

Chicago White Sox - 1970

Batter	1	2	3	4	5	6	7	8	9	AB	R	H	RBI	BB	SO	LOB	TOP								
Tommy Harper, R OBP: 0.368, SLG: 0.412	5-3		FC5-4		FC5-4			F8	K	5	0	0	0	0	1	5									
Russ Snyder, L OBP: 0.353, SLG: 0.471	F5		K					1-3	2B	5	2	2	1	0	1	1									
Steve Hovley, L OBP: 0.500, SLG: 0.588	1B				F6			HR	2B	5	1	3	2	0	0	1									
Danny Walton, R OBP: 0.444, SLG: 0.889	F9				2B			HR	5-3	5	2	3	4	0	0	2									
Jerry McNertney, R OBP: 0.333, SLG: 0.267			F7		L6			HR	6-3	5	0	1	0	0	0	1									
Greg Goossen, R OBP: 0.400, SLG: 0.143	F6				5-3			K		4	0	0	0	0	2	1									
Max Alvis, R OBP: 0.200, SLG: 0.143	6-3				E			F7	SH	4	1	2	0	0	0	0									
Ted Kubiak, S OBP: 0.267, SLG: 0.154			F5		E4			SH	SH	3	1	1	0	0	0	1									
Bobby Bolin, R Wayne Comer, R Bob Meyer, R Sandy Valdespino, L John O'Donoghue, R Rich Rollins, R Bob Locker, S			FC5-4		F8			G1-6-3	2B	0	0	0	0	0	1	0									
Inning Stats	R: 0 E: 0 K: 0 S: 4	H: 1 LOB: 1 BB: 0 P: 4	R: 0 E: 0 K: 0 S: 3	H: 0 LOB: 0 BB: 0 P: 3	R: 0 E: 0 K: 1 S: 5	H: 0 LOB: 1 BB: 1 P: 9	R: 0 E: 0 K: 0 S: 3	H: 1 LOB: 0 BB: 0 P: 3	R: 0 E: 1 K: 0 S: 5	H: 1 LOB: 2 BB: 0 P: 5	R: 2 E: 0 K: 1 S: 7	H: 2 LOB: 0 BB: 0 P: 7	R: 0 E: 0 K: 0 S: 3	H: 1 LOB: 0 BB: 0 P: 3	R: 2 E: 0 K: 1 S: 8	H: 3 LOB: 1 BB: 0 P: 8	R: 4 E: 1 K: 1 S: 10	H: 4 LOB: 1 BB: 0 P: 10	1B: 7 2B: 4 3B: 0 HR: 2	SF: 0 SAC: 1 DP: 1 HBP: 0	WP: 0 PB: 0 SB: 2 CS: 0	PA: 41			
PITCHER	IP	WLS	BF	H	R	ER	SO	BB	IBB	HBP	BLK	WP	HR	S	P	ERA	WHIP								
Billy Wynne, R ERA: 4.7	(1, 1)	7.2	32	9	4	4	2	1	0	0	0	0	2	35	39	4.70	1.304								
Gene Rounsaville, R ERA: 8.1	(8, 1)	0.1	L	4	2	3	3	1	0	0	0	0	0	6	6	81.00	6.000								
Danny Murphy, R ERA: 108.0	(9, 1)	0.1		2	1	0	0	1	0	0	0	0	0	4	4	0.00	3.000								
Don Secrist, L ERA:	(9, 1)	0.2		3	1	1	1	0	0	0	0	0	0	3	3	13.50	1.500								

Milwaukee Brewers @ Chicago White Sox
Comiskey Park, Chicago, IL
Sat Apr 11 1970, 4:33 AM EST
Alt. 2,696 - Unknown - 39 F

AB	39
R	8
H	13
RBI	8
BB	1
SO	4
LOB	15

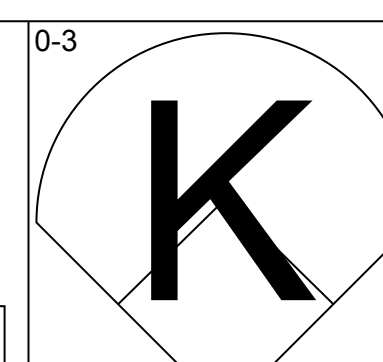
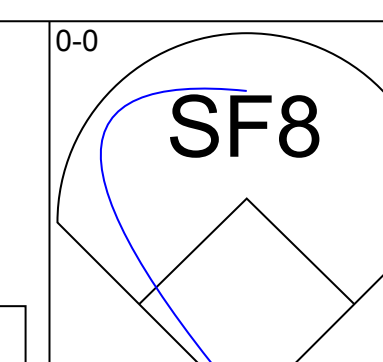
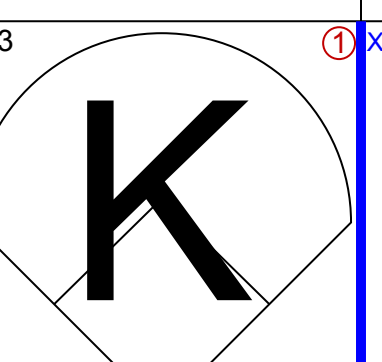
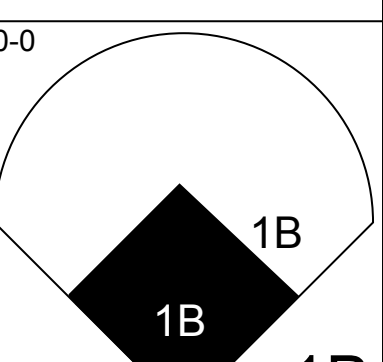
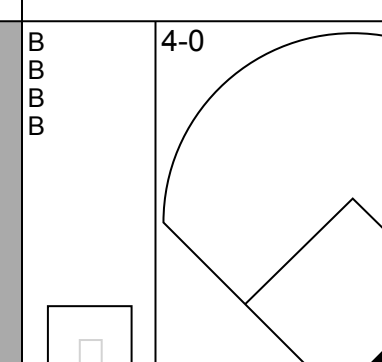
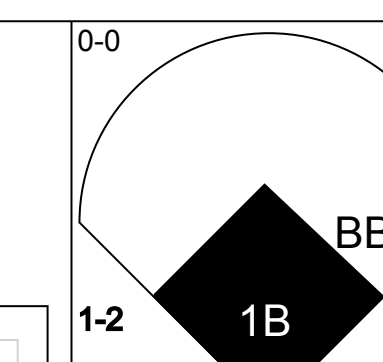
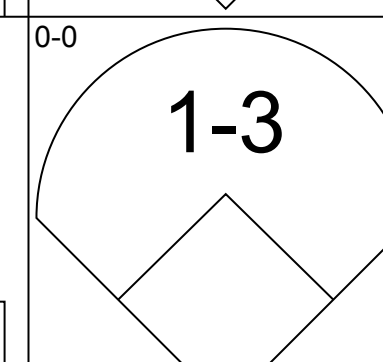
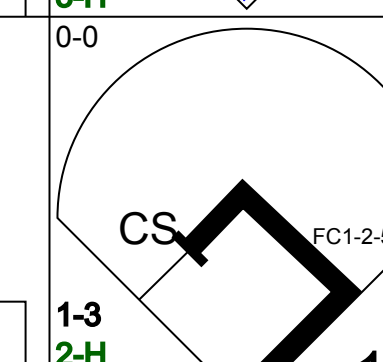
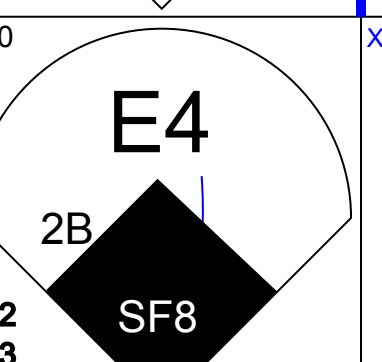
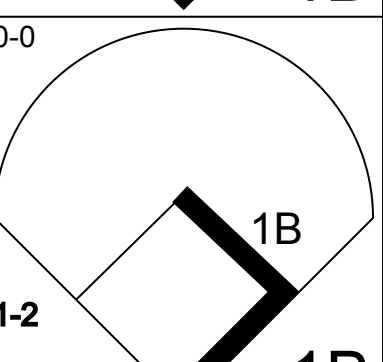
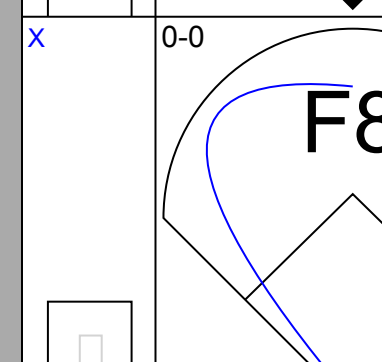
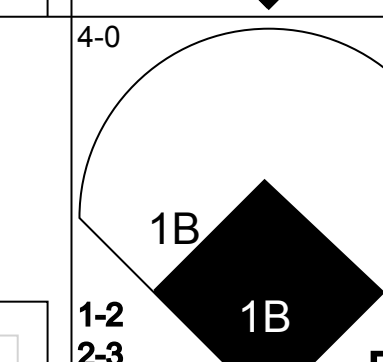
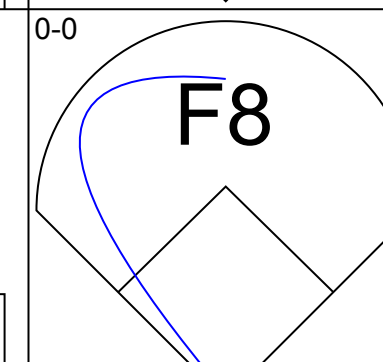
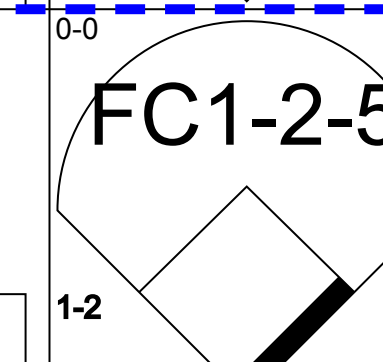
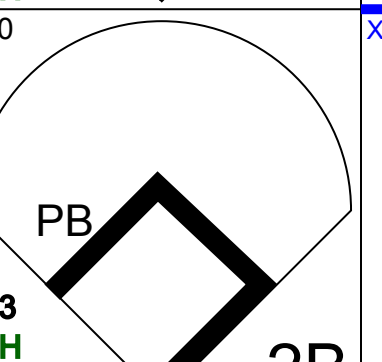
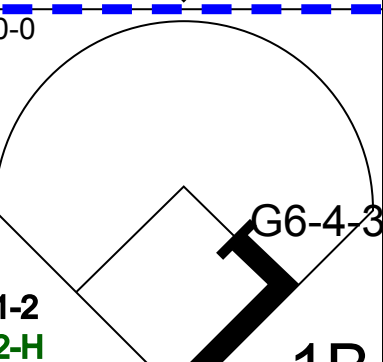
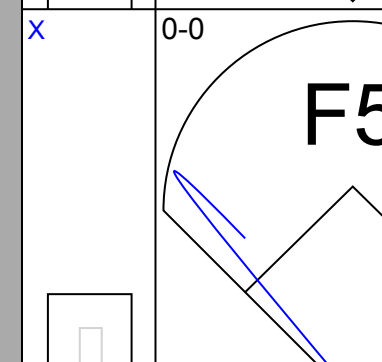
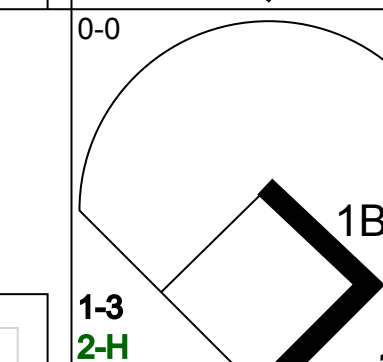
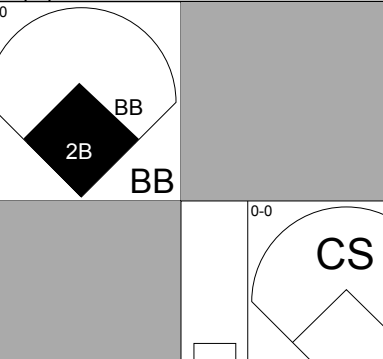
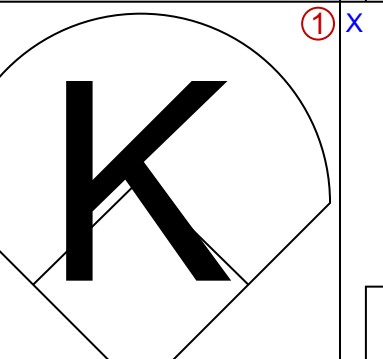
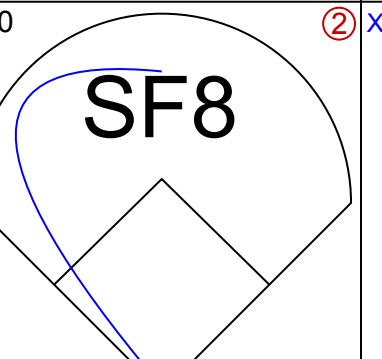
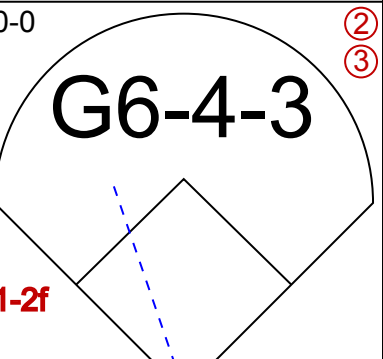
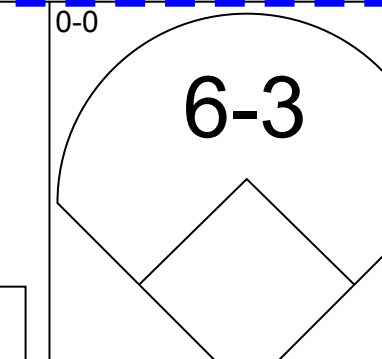
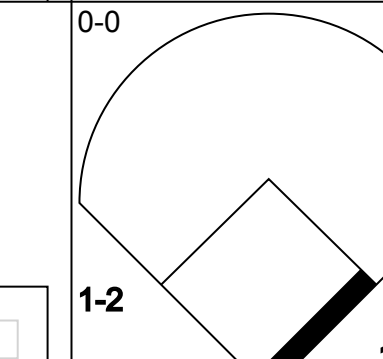
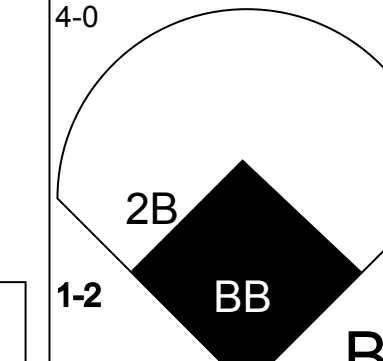
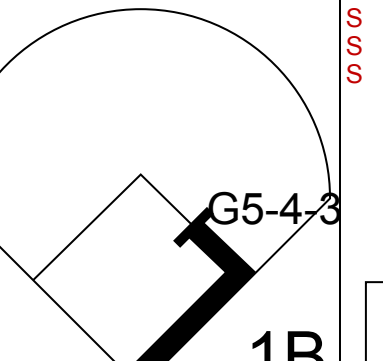
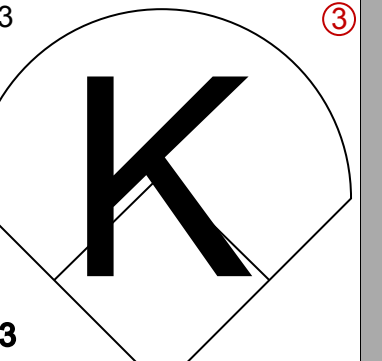
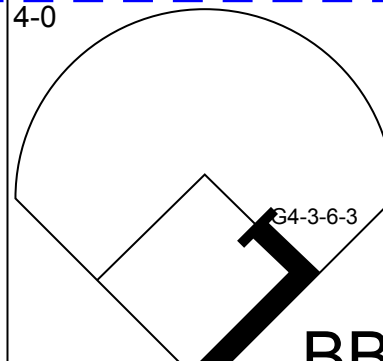
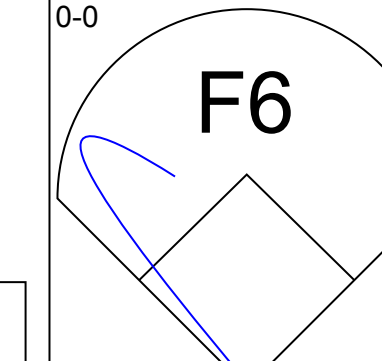
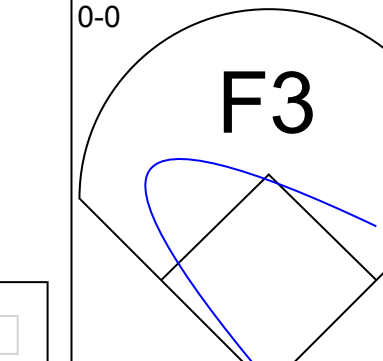
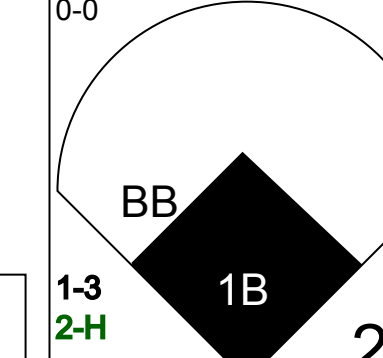
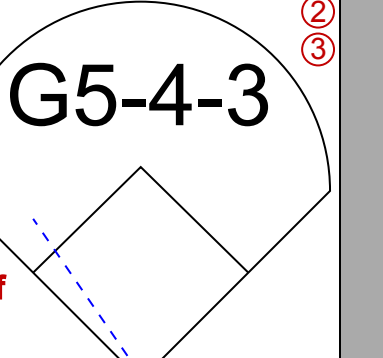
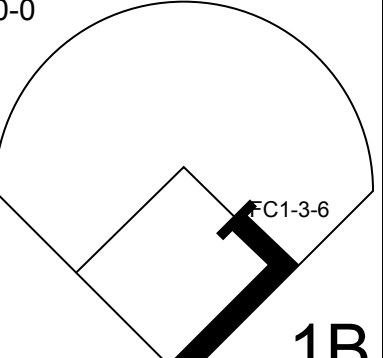
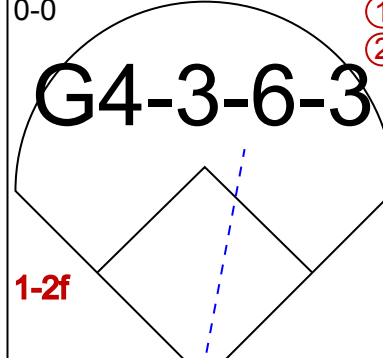
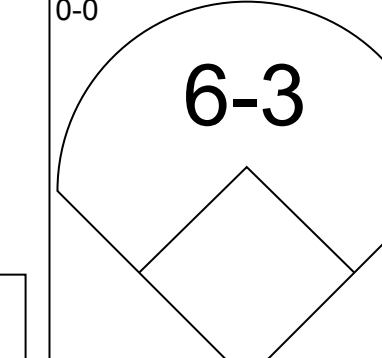
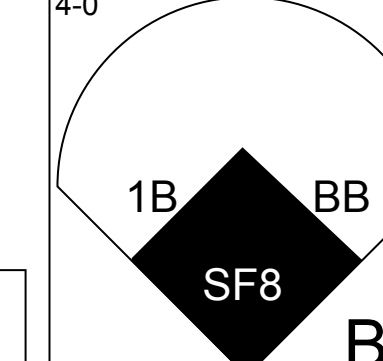
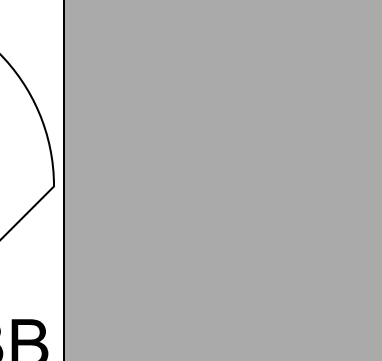
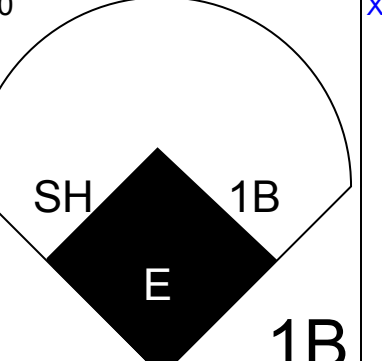
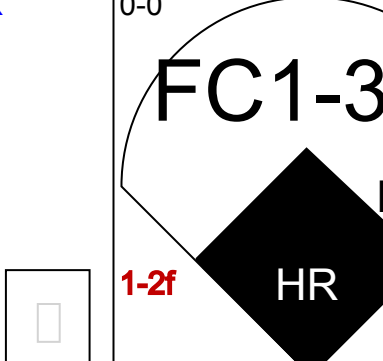
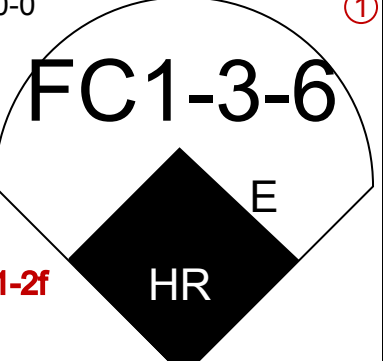
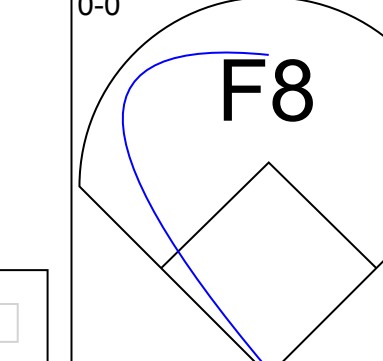
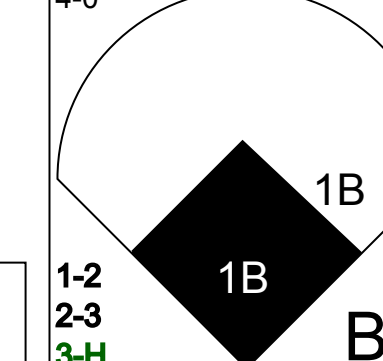
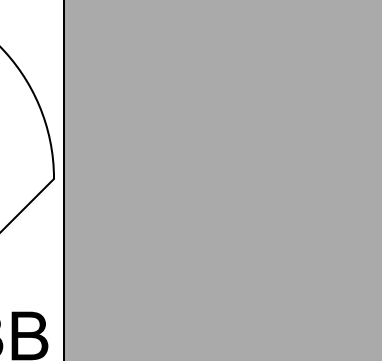
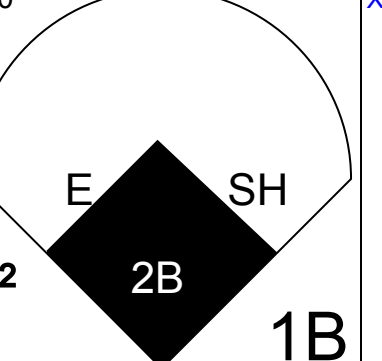
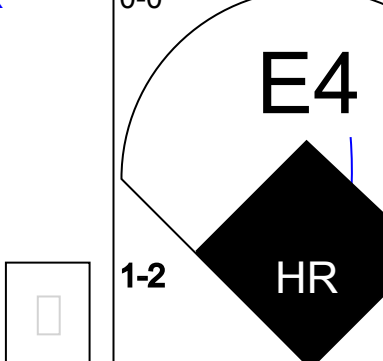
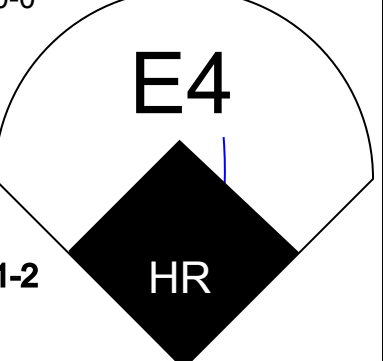
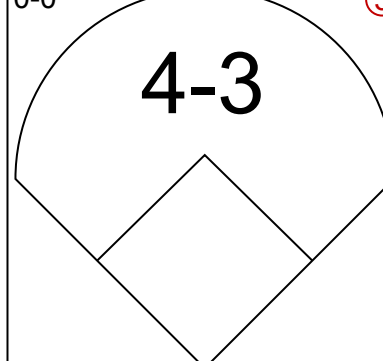
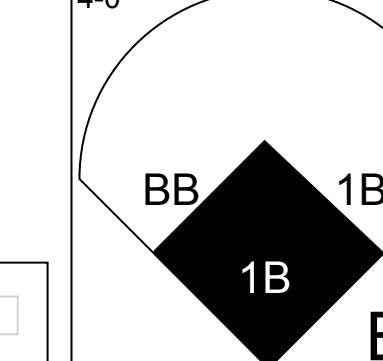
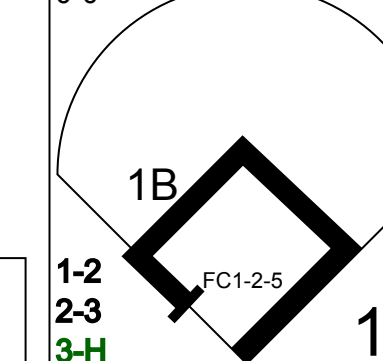
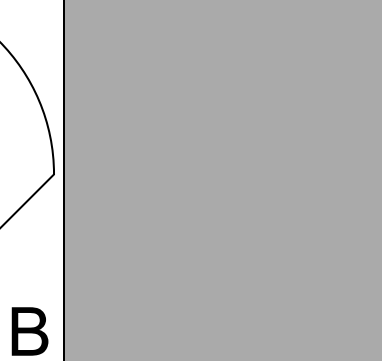
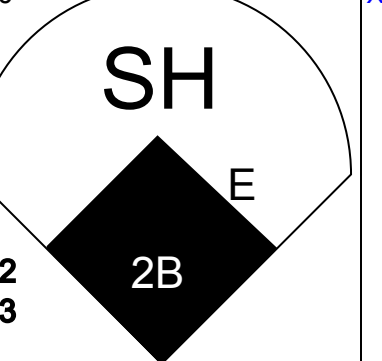
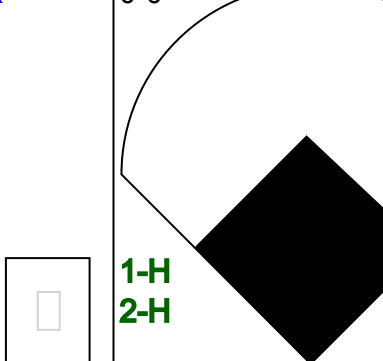
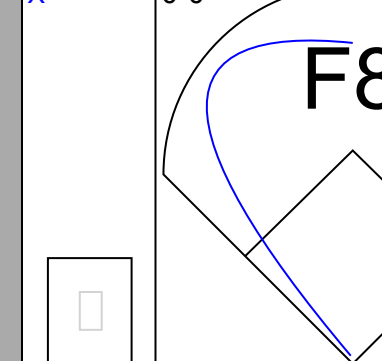
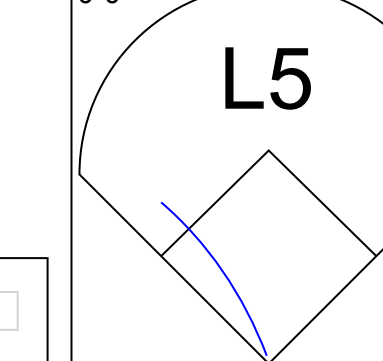


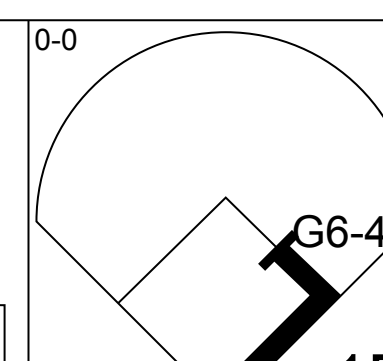
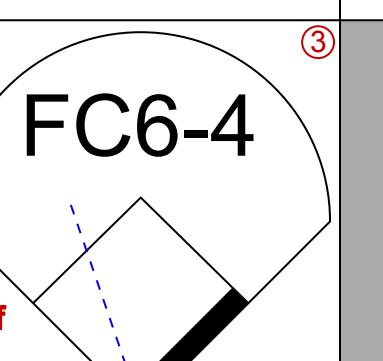
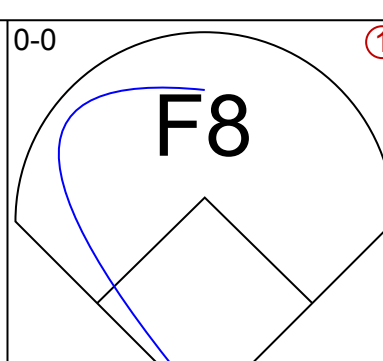
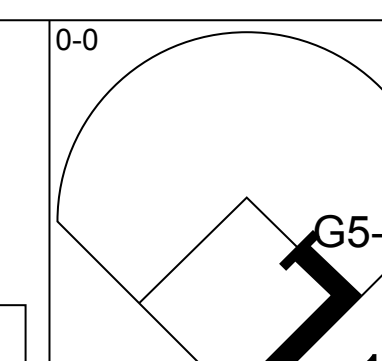
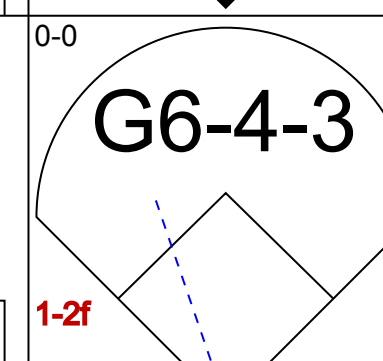
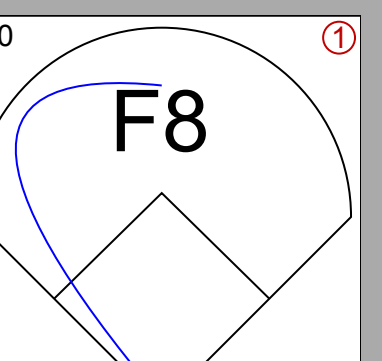
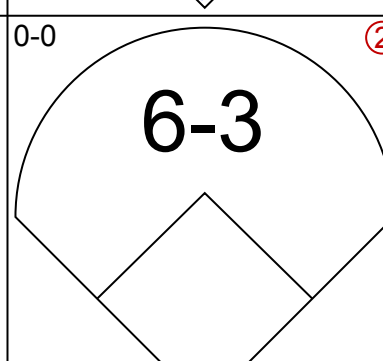
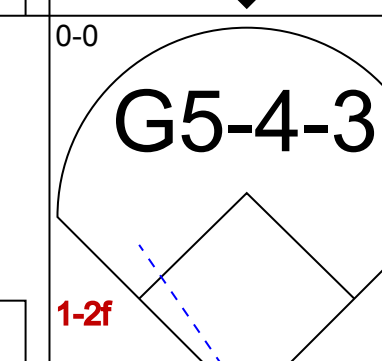
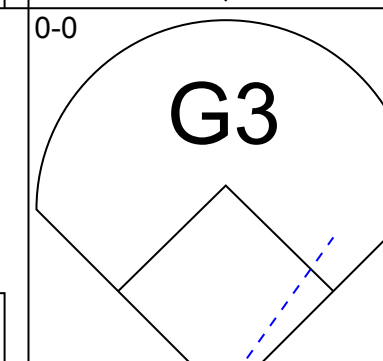
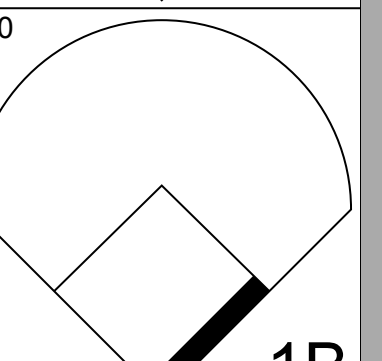
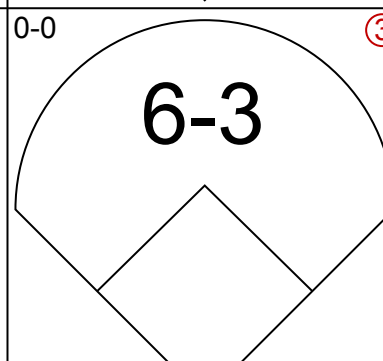
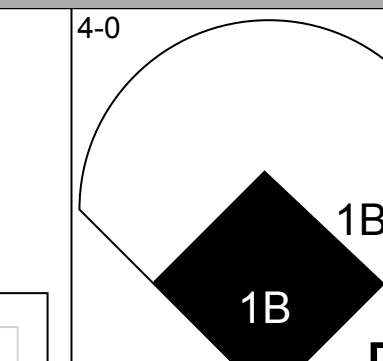
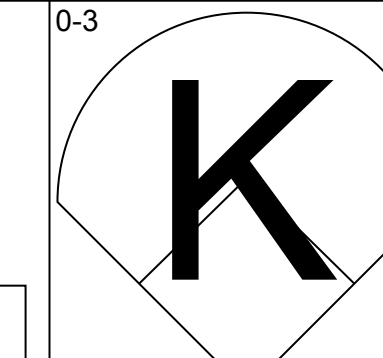

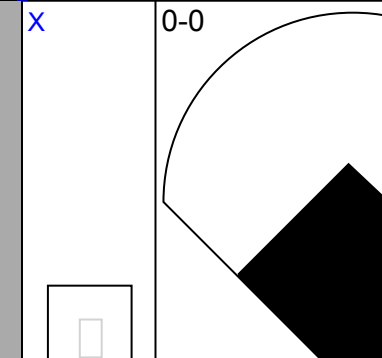
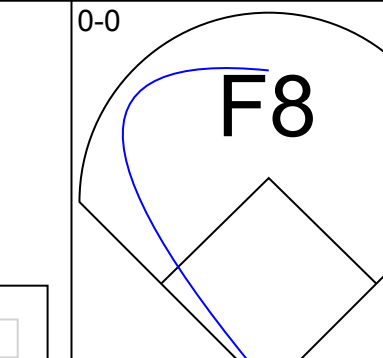
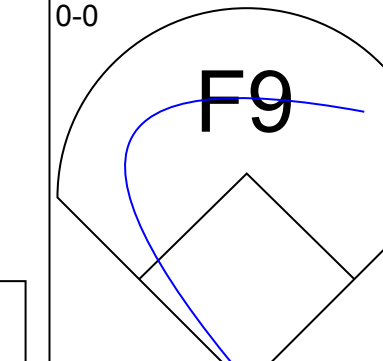
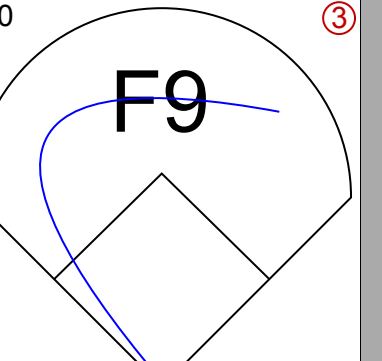
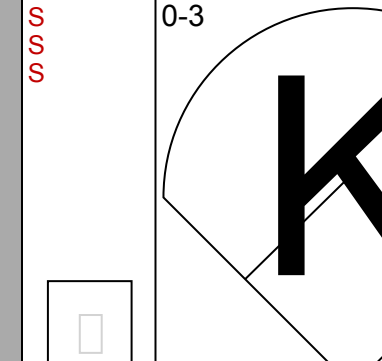
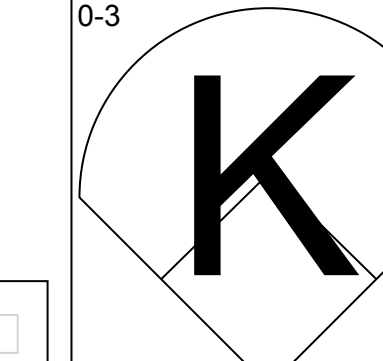
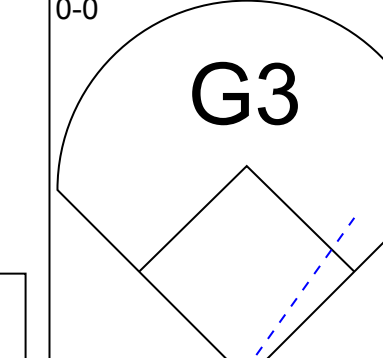
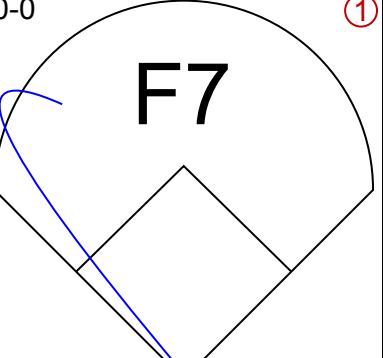
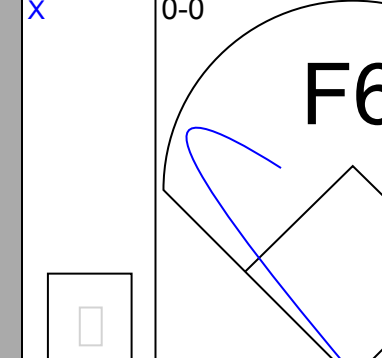
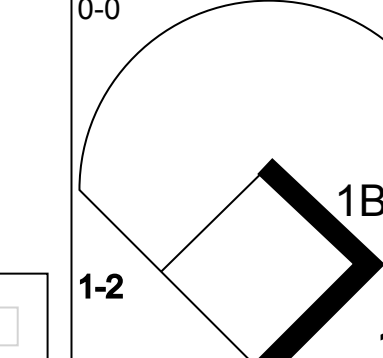
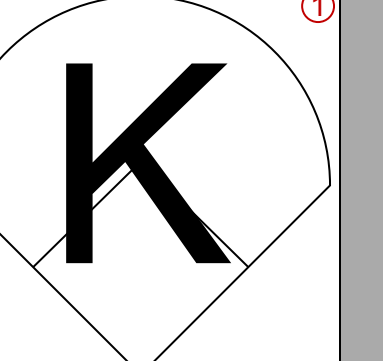
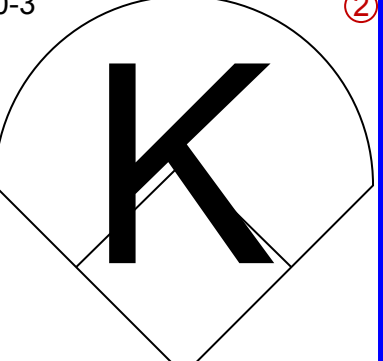
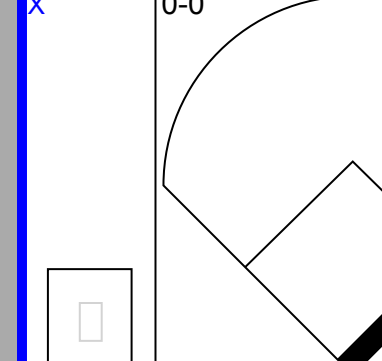
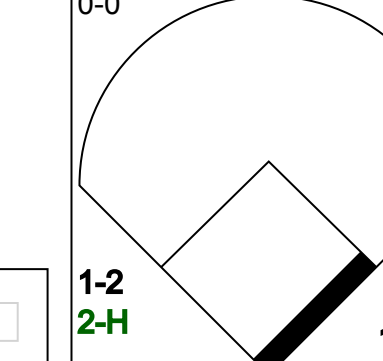
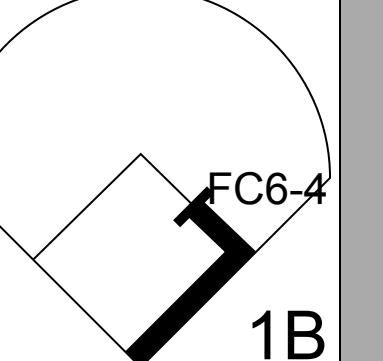
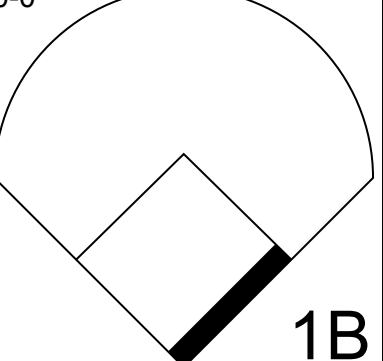
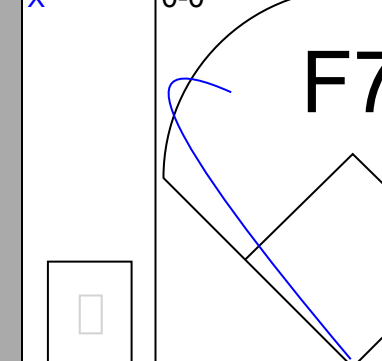
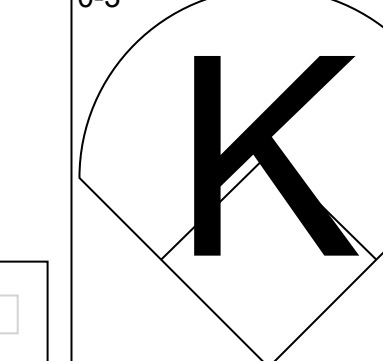
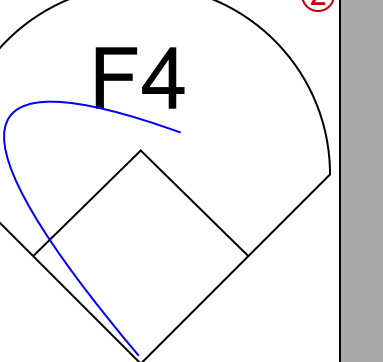
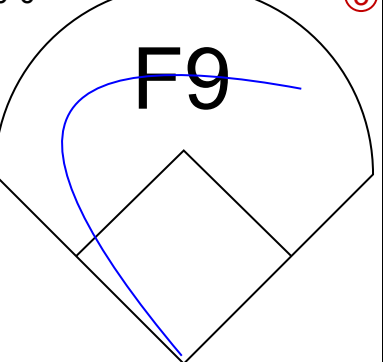
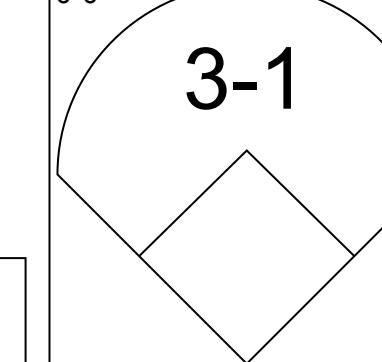
Batter	1	2	3	4	5	6	7	8	9	AB	R	H	RBI	BB	SO	LOB	BOTTOM								
Walt Williams, R OBP: 0.313, SLG: 0.231	F9		1B		6-3			B1-3		3	1	0	0	1	0	0									
Luis Aparicio, R OBP: 0.529, SLG: 0.800	HR		3B		BB			E5		4	2	3	1	0	0	0									
Carlos May, L OBP: 0.412, SLG: 0.467	4-3		SF9		K			K		4	1	1	2	0	2	2									
Bill Melton, R OBP: 0.588, SLG: 0.643	BB		F6		BB			1-3		2	0	0	0	2	0	1									
Duane Josephson, R OBP: 0.214, SLG: 0.167	F4		SF9		K			L4		3	0	0	1	0	1	3									
Tom McCraw, L			F5		K			K		4	0	0	0	0	2	0									
Ken Berry, R OBP: 0.286, SLG: 0.429			1B		6-3			F9		4	0	1	0	0	0	0									
Bobby Knoop, R OBP: 0.286, SLG: 0.667			6-3		5-3			1-3		3	0	0	0	0	0	1									
John Mattas, L OBP: 0.111, SLG: 0.111			1-2							1	0	0	0	0	0	0									
Billy Wynne, L Gene Rounsaville, R Danny Murphy, L Don Secrist, L Gail Hopkins, L			K		F9			K		3	0	0	0	0	2	1									
Inning Stats	R: 1 E: 0 K: 0 S: 4	H: 1 LOB: 1 BB: 1 P: 8	R: 0 E: 0 K: 1 S: 6	H: 1 LOB: 0 BB: 0 P: 6	R: 3 E: 0 K: 1 S: 7	H: 2 LOB: 0 BB: 1 P: 11	R: 0 E: 0 K: 0 S: 3	H: 0 LOB: 0 BB: 0 P: 3	R: 0 E: 1 K: 2 S: 8	H: 0 LOB: 1 BB: 0 P: 8	R: 0 E: 0 K: 1 S: 5	H: 0 LOB: 0 BB: 0 P: 5	R: 0 E: 0 K: 0 S: 3	H: 0 LOB: 0 BB: 0 P: 3	R: 0 E: 0 K: 0 S: 3	H: 0 LOB: 0 BB: 0 P: 3	1B: 3 2B: 0 3B: 1 HR: 1	SF: 1 SAC: 0 DP: 0 HBP: 0	WP: 0 PB: 0 SB: 3 CS: 0	PA: 36					
PITCHER	IP	WLS	BF	H	R	ER	SO	BB	IBB	HBP	BLK	WP	HR	S	P	ERA	WHIP								
Bobby Bolin, R ERA: 9.0	(1, 1)	4.0	18	4	4	4	2	2	0	0	0	0	0	11	15	9.00	1.500								
Bob Meyer, L ERA: 5.75	(5, 1)	2.0	8	1	0	0	2	1	0	0	0	0	0	11	15	0.00	1.000								
John O'Donoghue, L ERA: 7.71	(7, 1)	2.0	W	7	0	0	3	0	0	0	0	0	0	13	13	0.00	0.000								
Bob Locker, R ERA:	(9, 1)	1.0	S	3	0	0	0	0	0	0	0	0	0	3	3	0.00	0.000								

Milwaukee Brewers @ Chicago White Sox
Comiskey Park, Chicago, IL
Sat Apr 11 1970, 4:33 AM EST
Alt. 2,696 - Unknown - 39 F

AB	32
R	4
H	5
RBI	4
BB	3
SO	7
LOB	8



Batter	1	2	3	4	5	6	7	8	9	AB	R	H	RBI	BB	SO	LOB	TOP																					
Tommy Harper, R (1,4) OBP: 0.266, SLG: 0.304 John Kennedy, R (4,4) OBP: 0.750, SLG: 0.667										2	0	1	0	2	3		Milwaukee Brewers @ Chicago White Sox Comiskey Park, Chicago, IL Sun Apr 12 1970, 4:38 AM EST Att: 6,220 - Unknown AB 38 R 16 H 15 RBI 15 BB 9 SO 4 LOB 20																					
Ted Kubiak, S (1,6) OBP: 0.320, SLG: 0.227										5	2	2	1	1	0	3																						
Steve Hovley, L (1,9) OBP: 0.464, SLG: 0.556										6	0	3	5	0	0	3																						
Danny Walton, R (1,7) OBP: 0.464, SLG: 0.880										4	1	1	2	1	1	2																						
Greg Goossen, R (1,3) OBP: 0.400, SLG: 0.200										4	1	1	0	2	1	3																						
Max Alvis, R (1,5) OBP: 0.250, SLG: 0.261										5	1	2	1	0	0	2																						
Phil Roof, R (1,2) OBP: 0.600, SLG: 0.333										3	3	1	0	2	0	1																						
Russ Snyder, L (1,8) OBP: 0.385, SLG: 0.417										3	4	1	1	2	0	2																						
George Lauzerique, R (1,1) OBP: 0.500, SLG: 1.250										4	2	2	4	0	0	1																						
Inning Stats	R: 0 E: 0 K: 1 S: 5	H: 0 LOB: 0 BB: 0 P: 5	R: 5 E: 0 K: 0 S: 5	H: 3 LOB: 1 BB: 4 P: 21	R: 0 E: 0 K: 1 S: 5	H: 1 LOB: 0 BB: 0 P: 5	R: 4 E: 2 K: 2 S: 12	H: 3 LOB: 1 BB: 0 P: 12	R: 4 E: 1 K: 0 S: 8	H: 5 LOB: 1 BB: 0 P: 8	R: 0 E: 0 K: 0 S: 2	H: 0 LOB: 1 BB: 2 P: 10	R: 0 E: 0 K: 0 S: 3	H: 0 LOB: 1 BB: 1 P: 7	R: 0 E: 0 K: 0 S: 3	H: 0 LOB: 0 BB: 0 P: 3	R: 3 E: 0 K: 0 S: 6	H: 3 LOB: 2 BB: 2 P: 14	1B: 12 2B: 2 3B: 0 HR: 1	SF: 2 SAC: 1 DP: 3 HBP: 0	WP: 0 PB: 1 CS: 0	PA: 51																
PITCHER	IP	WLS	BF	H	R	ER	SO	BB	IBB	HBP	BLK	WP	HR	S	P	ERA	WHIP	PITCHER				IP	WLS	BF	H	R	ER	SO	BB	IBB	HBP	BLK	WP	HR	S	P	ERA	WHIP
Gerry Arrigo, L (1,1) ERA: 33.75	1.1	L	11	3	5	5	1	4	0	0	0	0	0	9	25	33.75	5.250	Gerry Arrigo, L (1,1) ERA: 33.75				1.1	L	11	3	5	5	1	4	0	0	0	0	9	25	33.75	5.250	
Tommie Sisk, R (2,1) ERA: 9.53	3.0		18	8	8	3	3	0	0	0	0	0	1	24	24	9.00	2.667	Tommie Sisk, R (2,1) ERA: 9.53				3.0		18	8	8	3	3	0	0	0	0	1	24	24	9.00	2.667	
Gene Rounsaville, R (5,1) ERA: 6.75	0.2		1	0	0	0	0	0	0	0	0	0	0	2	2	0.00	1.500	Gene Rounsaville, R (5,1) ERA: 6.75				0.2		1	0	0	0	0	0	0	0	2	2	0.00	1.500			
Don Secrist, L (6,1) ERA:	2.0		8	0	0	0	0	3	0	0	0	0	0	5	17	0.00	1.500	Don Secrist, L (6,1) ERA:				2.0		8	0	0	0	0	3	0	0	0	5	17	0.00	1.500		
Danny Murphy, R (8,1) ERA: 14.54	2.0		11	3	3	3	0	2	0	0	0	0	0	9	17	13.50	2.500	Danny Murphy, R (8,1) ERA: 14.54				2.0		11	3	3	3	0	2	0	0	0	9	17	13.50	2.500		

Batter	1	2	3	4	5	6	7	8	9	AB	R	H	RBI	BB	SO	LOB	BOTTOM																					
Syd O'Brien, R (1,4) OBP: 0.429, SLG: 0.462										4	0	2	0	0	0	1	Milwaukee Brewers @ Chicago White Sox Comiskey Park, Chicago, IL Sun Apr 12 1970, 4:38 AM EST Att: 6,220 - Unknown AB 34 R 2 H 9 RBI 2 BB 1 SO 7 LOB 12																					
Luis Aparicio, R (1,6) OBP: 0.458, SLG: 0.619 Rich Morales, R (7,6)										3	0	0	0	0	0	1																						
Carlos May, L (1,7) OBP: 0.417, SLG: 0.636 Bob Christian, R (7,7)										3	0	1	0	0	0	0																						
Bill Melton, R (1,5) OBP: 0.480, SLG: 0.636										4	1	1	1	0	2	2																						
John Matias, L (1,9) OBP: 0.133, SLG: 0.133										4	0	0	0	0	2	2																						
Gail Hopkins, L (1,3) OBP: 0.143, SLG: 0.143										4	0	1	0	0	0	0																						
Ed Herrmann, L (1,2) Don Secrist, L (6,1) Buddy Bradford, R (7,PH) OBP: 0.364, SLG: 0.222										2	0	0	0	0	2	0																						
Ken Berry, R (1,8) OBP: 0.429, SLG: 0.462 Danny Murphy, L (8,1) Walt Williams, R (9,PH) OBP: 0.238, SLG: 0.167										3	0	2	0	0	0	1																						
Gerry Arrigo, L (1,1) Tommie Sisk, R (2,1) Gene Rounsaville, R (5,1) Tom McCraw, L (5,PH) (6,3)										0	0	0	0	0	0	0																						
Inning Stats	R: 0 E: 0 K: 0 S: 3	H: 1 LOB: 0 BB: 0 P: 3	R: 0 E: 0 K: 1 S: 6	H: 0 LOB: 0 BB: 0 P: 5	R: 0 E: 0 K: 1 S: 6	H: 1 LOB: 1 BB: 0 P: 6	R: 0 E: 0 K: 1 S: 6	H: 1 LOB: 1 BB: 0 P: 6	R: 0 E: 0 K: 0 S: 3	H: 0 LOB: 0 BB: 0 P: 3	R: 1 E: 0 K: 1 S: 7	H: 2 LOB: 1 BB: 0 P: 7	R: 0 E: 0 K: 0 S: 3	H: 1 LOB: 0 BB: 0 P: 3	R: 1 E: 0 K: 2 S: 9	H: 2 LOB: 2 BB: 1 P: 13	1B: 8 2B: 0 3B: 0 HR: 1	SF: 0 SAC: 0 DP: 2 HBP: 0	WP: 0 PB: 0 CS: 0	PA: 35																		
PITCHER	IP	WLS	BF	H	R	ER	SO	BB	IBB	HBP	BLK	WP	HR	S	P	ERA	WHIP	PITCHER				IP	WLS	BF	H	R	ER	SO	BB	IBB	HBP	BLK	WP	HR	S	P	ERA	WHIP
George Lauzerique, R (1,1) ERA: 1.64	9.0	W	35	9	2	2	7	1	0	0	0	0	1	48	52	2.00	1.111	George Lauzerique, R (1,1) ERA: 1.64				9.0	W	35	9	2	2	7	1	0	0	0	1	48	52	2.00	1.111	

Batter	1	2	3	4	5	6	7	8	9	AB	R	H	RBI	BB	SO	LOB	TOP											
Ken Berry, R OBP: 0.474, SLG: 0.438 (1, 8)										3	1	1	0	2	2	2	Chicago White Sox @ California Angels Anaheim Stadium, Anaheim, CA Tue Apr 14 1970, 9:05 PM EST Att: 18,229 - Unknown											
Luis Aparicio, R OBP: 0.464, SLG: 0.583 Rich Morales, R (7, 6)										3	0	1	0	0	1	3												
Carlos May, L OBP: 0.357, SLG: 0.538 (1, 7)										4	1	0	0	0	0	5												
Bill Melton, R OBP: 0.448, SLG: 0.615 (1, 5)										4	1	1	1	0	0	2												
Duane Josephson, R OBP: 0.273, SLG: 0.211 (1, 2)										4	0	1	1	0	1	0												
Buddy Bradford, R OBP: 0.400, SLG: 0.333 (1, 9)										3	0	1	0	1	1	0												
John Matias, L OBP: 0.158, SLG: 0.158 (1, 3)										4	0	1	0	0	0	3												
Bobby Knoop, R OBP: 0.231, SLG: 0.364 (1, 4)										3	0	0	0	1	1	1												
Joe Horlen, R Wilbur Wood, R (1, 1) (8, 1)										2	0	0	0	0	0	2												
Inning Stats	R: 3 E: 1 K: 0 S: 6	H: 3 LOB: 1 BB: 1 P: 10	R: 0 E: 0 K: 0 S: 3	H: 1 LOB: 2 BB: 2 P: 11	R: 0 E: 0 K: 0 S: 3	H: 0 LOB: 0 BB: 0 P: 3	R: 0 E: 1 K: 2 S: 9	H: 1 LOB: 2 BB: 0 P: 9	R: 0 E: 0 K: 0 S: 3	H: 0 LOB: 0 BB: 1 P: 8	R: 0 E: 0 K: 2 S: 7	H: 0 LOB: 0 BB: 0 P: 7	R: 0 E: 0 K: 2 S: 7	H: 0 LOB: 0 BB: 0 P: 7	R: 0 E: 0 K: 2 S: 7	H: 0 LOB: 0 BB: 0 P: 7		1B: 4 2B: 2 3B: 0 HR: 0	SF: 0 SAC: 1 DP: 1 HBP: 1	WP: 0 PB: 1 CS: 0	PA: 37							
PITCHER	IP	WLS	BF	H	R	ER	SO	BB	IBB	HBP	BLK	WP	HR	S	P	ERA	WHIP											
Clyde Wright, L ERA: 4.15	(1, 1)	7.0	L	31	6	3	2	3	4	0	1	0	0	0	32	49	2.57	1.429										
Eddie Fisher, R ERA:	(8, 1)	2.0		6	0	0	0	4	0	0	0	0	0	0	14	14	0.00	0.000										

Batter	1	2	3	4	5	6	7	8	9	AB	R	H	RBI	BB	SO	LOB	BOTTOM										
Sandy Alomar Sr., S OBP: 0.448, SLG: 0.464 (1, 4)										4	0	1	0	0	0	0	Chicago White Sox @ California Angels Anaheim Stadium, Anaheim, CA Tue Apr 14 1970, 9:05 PM EST Att: 18,229 - Unknown										
Jim Fregosi, R OBP: 0.483, SLG: 0.615 (1, 6)										4	1	3	0	0	0	1											
Bill Voss, L OBP: 0.517, SLG: 0.682 (1, 9)										3	0	0	0	0	1	3											
Alex Johnson, R OBP: 0.360, SLG: 0.696 (1, 7)										4	0	1	0	0	0	3											
Jim Spencer, L OBP: 0.381, SLG: 0.500 Jay Johnstone, L OBP: 0.625, SLG: 0.750 (4, PR) (5, 8)										2	0	1	0	0	0	0											
Roger Repoz, L OBP: 0.360, SLG: 0.739 (5, 3) Billy Cowan, R (8, PH) (9, 3)										3	0	0	0	0	0	3											
Joe Azcue, R OBP: 0.192, SLG: 0.231 (1, 2)										4	0	1	0	0	1	2											
Aurelio Rodriguez, R OBP: 0.423, SLG: 0.542 (1, 5)										4	0	0	0	0	0	1											
Clyde Wright, R Jim Hicks, R Eddie Fisher, R Rick Reichardt, R (1, 1) (7, PH) (8, 1) (8, PH)										2	0	0	0	0	1	0											
Inning Stats	R: 0 E: 0 K: 1 S: 6	H: 1 LOB: 1 BB: 0 P: 6	R: 0 E: 0 K: 0 S: 4	H: 1 LOB: 1 BB: 0 P: 4	R: 0 E: 0 K: 1 S: 6	H: 1 LOB: 2 BB: 0 P: 6	R: 0 E: 0 K: 0 S: 4	H: 1 LOB: 0 BB: 0 P: 4	R: 0 E: 0 K: 0 S: 5	H: 2 LOB: 2 BB: 0 P: 5	R: 0 E: 0 K: 1 S: 5	H: 0 LOB: 0 BB: 0 P: 5	R: 1 E: 0 K: 0 S: 5	H: 2 LOB: 2 BB: 0 P: 6	R: 0 E: 0 K: 1 S: 5	H: 0 LOB: 0 BB: 0 P: 5		1B: 8 2B: 0 3B: 0 HR: 0	SF: 0 SAC: 0 DP: 0 HBP: 1	WP: 0 PB: 0 CS: 0	PA: 36						
PITCHER	IP	WLS	BF	H	R	ER	SO	BB	IBB	HBP	BLK	WP	HR	S	P	ERA	WHIP										
Joe Horlen, R ERA: 3.55	(1, 1)	7.2	W	32	8	1	1	3	8	1	0	0	0	37	38	1.17	1.043										
Wilbur Wood, L ERA: 4.5	(8, 1)	1.1	S	4	0	0	0	1	0	0	0	0	0	6	6	0.00	0.000										

Batter	1	2	3	4	5	6	7	8	9	AB	R	H	RBI	BB	SO	LOB	TOP					
Ken Berry, R OBP: 0.357, SLG: 0.360 (1, 8)	F7		K		6-3			2B		4	0	1	0	0	1	1	Chicago White Sox @ Oakland Athletics Oakland-Alameda County Coliseum, Oakland, CA Thu Apr 16 1970, 6:05 PM PST Att: 2,794 - Unknown					
Luis Aparicio, R OBP: 0.429, SLG: 0.500 (1, 6)	5-3		F9			F8		F9		4	0	0	0	0	0	1						
Carlos May, L OBP: 0.306, SLG: 0.471 (1, 7)	K			F8		K		K		4	0	0	0	0	3	1						
Bill Melton, R OBP: 0.459, SLG: 0.594 (1, 5)		1B		L6		F8		G3 WP	BB	3	0	1	0	1	0	0						
John Matias, L OBP: 0.185, SLG: 0.296 (1, 3)		1B		F9			4-3	G3	1-3	4	0	1	0	0	0	1						
Duane Josephson, R OBP: 0.333, SLG: 0.444 (1, 2)		F6			L5		2B	1-3		4	0	1	0	0	0	3						
Buddy Bradford, R OBP: 0.391, SLG: 0.632 (1, 9)		K			HR		K	BB		3	1	1	1	1	2	3						
Bobby Knoop, R OBP: 0.250, SLG: 0.389 Tom McCraw, L (9, PH)		K			SH1-4		K	K		3	0	1	0	0	2	3						
Tommy John, R Gene Rounsaville, R Gail Hopkins, L Wilbur Wood, R (8, PH)			2-3		SH1-4			F7		1	0	0	0	0	0	0						
Inning Stats	R: 0 E: 0 K: 1 S: 5	H: 0 LOB: 0 BB: 0 P: 5	R: 0 E: 0 K: 2 S: 9	H: 2 LOB: 2 BB: 0 P: 9	R: 0 E: 0 K: 1 S: 5	H: 0 LOB: 0 BB: 0 P: 5	R: 0 E: 0 K: 0 S: 3	H: 0 LOB: 0 BB: 0 P: 3	R: 1 E: 0 K: 0 S: 5	H: 2 LOB: 1 BB: 0 P: 5	R: 0 E: 0 K: 1 S: 5	H: 0 LOB: 1 BB: 0 P: 5	R: 0 E: 0 K: 2 S: 8	H: 1 LOB: 1 BB: 0 P: 8	R: 0 E: 0 K: 1 S: 6	H: 1 LOB: 1 BB: 2 P: 6	R: 0 E: 0 K: 1 S: 5	H: 0 LOB: 2 BB: 2 P: 13	1B: 3 2B: 2 3B: 0 HR: 1	SF: 0 SAC: 1 DP: 0 HBP: 0	WP: 1 PB: 0 CS: 1	PA: 35
PITCHER Blue Moon Odom, R ERA: 4.96	IP: 9.0 WLS: W BF: 35 H: 6 R: 1 ER: 1 SO: 9 BB: 2 IBB: 0 HBP: 0 BLK: 0 WP: 1 HR: 1 S: 51 P: 59 ERA: 1.00 WHIP: 0.889											PITCHER	IP: 9.0 WLS: W BF: 35 H: 6 R: 1 ER: 1 SO: 9 BB: 2 IBB: 0 HBP: 0 BLK: 0 WP: 1 HR: 1 S: 51 P: 59 ERA: 1.00 WHIP: 0.889									

Batter	1	2	3	4	5	6	7	8	9	AB	R	H	RBI	BB	SO	LOB	BOTTOM			
Bert Campaneris, R OBP: 0.194, SLG: 0.257 (1, 6)	F8			G4-6-3				F4		4	0	1	0	1	0	1	Chicago White Sox @ Oakland Athletics Oakland-Alameda County Coliseum, Oakland, CA Thu Apr 16 1970, 6:05 PM PST Att: 2,794 - Unknown			
Rick Monday, L OBP: 0.514, SLG: 0.724 (1, 8)	WP				1B			1B		4	1	3	1	0	0	2				
Felipe Alou, R OBP: 0.314, SLG: 0.303 (1, 7)					2B			1B		3	1	3	0	1	0	0				
Reggie Jackson, L OBP: 0.286, SLG: 0.214 (1, 9)					1B			BB		3	0	0	0	0	0	4				
Bob Johnson, R OBP: 0.286, SLG: 0.167 Don Mincher, L OBP: 0.286, SLG: 0.389 (8, 3)					1B			FC5-4	BB	4	0	0	0	0	1	6				
Dick Green, R OBP: 0.344, SLG: 0.250 (1, 4)					1B			FC5-4	S	0	0	0	0	0	0	0				
Roberto Pena, R OBP: 0.250, SLG: 0.313 (1, 5)					1B			1B		2	0	1	1	2	0	3				
Dave Duncan, R OBP: 0.182, SLG: 0.182 (1, 2)					1B			1B		4	0	0	0	0	2	6				
Blue Moon Odom, R OBP: 0.125, SLG: 0.125 (1, 1)					1B			F8		4	0	1	0	0	2	2				
Inning Stats	R: 0 E: 0 K: 1 S: 7	H: 2 LOB: 3 BB: 0 P: 8	R: 0 E: 1 K: 2 S: 8	H: 0 LOB: 2 BB: 1 P: 12	R: 1 E: 0 K: 1 S: 7	H: 2 LOB: 1 BB: 0 P: 7	R: 0 E: 0 K: 0 S: 3	H: 1 LOB: 0 BB: 0 P: 3	R: 1 E: 0 K: 0 S: 5	H: 2 LOB: 2 BB: 1 P: 9	R: 1 E: 0 K: 1 S: 6	H: 3 LOB: 3 BB: 0 P: 6	R: 0 E: 0 K: 0 S: 3	H: 0 LOB: 2 BB: 2 P: 11	R: 0 E: 0 K: 0 S: 3	H: 0 LOB: 0 BB: 0 P: 3	1B: 8 2B: 3 3B: 0 HR: 0	SF: 0 SAC: 0 DP: 2 HBP: 1	WP: 2 PB: 0 CS: 0	PA: 37
PITCHER Tommy John, L Gene Rounsaville, R Wilbur Wood, L ERA: 3.6	IP: 6.2 WLS: L BF: 33 H: 10 R: 3 ER: 3 SO: 5 BB: 4 IBB: 0 HBP: 0 BLK: 0 WP: 2 HR: 0 S: 38 P: 55 ERA: 4.05 WHIP: 2.100											PITCHER	IP: 6.2 WLS: L BF: 33 H: 10 R: 3 ER: 3 SO: 5 BB: 4 IBB: 0 HBP: 0 BLK: 0 WP: 2 HR: 0 S: 38 P: 55 ERA: 4.05 WHIP: 2.100							

Batter	1	2	3	4	5	6	7	8	9	AB	R	H	RBI	BB	SO	LOB	TOP								
Ken Berry, R OBP: 0.382, SLG: 0.387 (1, 8)										6	1	3	1	0	1	3									
Luis Aparicio, R OBP: 0.341, SLG: 0.474 (1, 6)										5	1	2	2	1	1	4									
Carlos May, L OBP: 0.341, SLG: 0.474 Danny Murphy, L (7, 1)										4	1	2	0	1	1	3									
Bill Melton, R OBP: 0.465, SLG: 0.595 (1, 5)										5	1	3	2	0	0	2									
Syd O'Brien, R OBP: 0.316, SLG: 0.333 (1, 4)										5	0	0	1	0	1	8									
Buddy Bradford, R OBP: 0.357, SLG: 0.542 (1, 9)										5	0	1	0	0	2	2									
John Matias, L OBP: 0.188, SLG: 0.281 (7, 7)										5	1	1	0	0	0	3									
Ed Herrmann, L OBP: 0.273, SLG: 0.364 (1, 2)										5	1	3	1	0	0	1									
Billy Wynne, L Gene Rounsaville, R Tom McCraw, L Tommie Sisk, R Bob Christian, R Wilbur Wood, R Gail Hopkins, L (1, 1) (2, 1) (3, PH) (3, 1) (6, PH) (6, 1) (7, PH) (7, 3)										0	0	0	0	1	0	0									
Inning Stats	R: 0 E: 0 K: 0 S: 4	H: 1 LOB: 2 BB: 1 P: 8	R: 0 E: 0 K: 2 S: 9	H: 2 LOB: 1 BB: 1 P: 13	R: 2 E: 1 K: 0 S: 7	H: 3 LOB: 2 BB: 0 P: 7	R: 1 E: 1 K: 0 S: 5	H: 2 LOB: 1 BB: 0 P: 5	R: 0 E: 0 K: 0 S: 3	H: 0 LOB: 0 BB: 0 P: 3	R: 1 E: 0 K: 1 S: 7	H: 2 LOB: 2 BB: 1 P: 11	R: 4 E: 0 K: 2 S: 13	H: 6 LOB: 2 BB: 0 P: 13	R: 0 E: 0 K: 1 S: 6	H: 1 LOB: 2 BB: 1 P: 10	R: 0 E: 0 K: 0 S: 3	H: 0 LOB: 0 BB: 0 P: 3	1B: 16 2B: 1 3B: 0 HR: 0	SF: 1 SAC: 0 DP: 0 HBP: 0	WP: 0 PB: 0 SB: 0 CS: 0	PA: 49			
PITCHER	IP	WLS	BF	H	R	ER	SO	BB	IBB	HBP	BLK	WP	HR	S	P	ERA	WHIP								
Bobby Bolin, R ERA: 5.79 (1, 1)	5.1		30	10	4	2	3	3	0	0	0	0	0	33	45	3.38	2.438								
John Geinar, R ERA: 9.72 (6, 1)	1.0	L	7	4	4	4	0	0	0	0	0	0	0	7	7	36.00	4.000								
Bob Locker, R ERA: (7, 1)	1.2		9	3	0	0	3	0	1	0	0	0	0	14	18	0.00	1.800								
John O'Donoghue, L ERA: 2.84 (9, 1)	1.0		3	0	0	0	0	0	0	0	0	0	0	3	3	0.00	0.000								

Chicago White Sox @ Milwaukee Brewers
Milwaukee County Stadium, Milwaukee, WI

AB 44
R 8
H 17
RBI 7
BB 4
SO 6
LOB 28




Sat Apr 18 1970, 4:33 AM EST
Att. 7,788 - Unknown - 36 F

Batter	1	2	3	4	5	6	7	8	9	AB	R	H	RBI	BB	SO	LOB	BOTTOM								
Tommy Harper, R OBP: 0.333, SLG: 0.351 John Kennedy, R OBP: 0.571, SLG: 0.500 (1, 4) (7, 4)										2	1	1	0	1	0	0									
Russ Snyder, L OBP: 0.324, SLG: 0.313 (1, 8)										3	0	0	1	0	0	2									
Steve Hovley, L OBP: 0.457, SLG: 0.512 (1, 9)										4	1	1	0	1	0	2									
Danny Walton, R OBP: 0.432, SLG: 0.744 (1, 7)										2	0	0	0	2	2	1									
Mike Hegan, L OBP: 0.176, SLG: 0.133 (1, 3)										3	0	1	2	1	0	0									
Max Alvis, R OBP: 0.231, SLG: 0.216 (1, 5)										4	0	1	0	0	0	5									
Phil Roof, R OBP: 0.444, SLG: 0.429 (1, 2)										4	1	1	0	0	0	3									
Ted Kubiak, S OBP: 0.341, SLG: 0.229 (1, 6)										3	1	1	0	1	0	1									
Bobby Bolin, R John Geinar, R Bob Locker, S Sandy Valdespino, L John O'Donoghue, R (1, 1) (6, 1) (7, 1) (8, PH) (9, 1)										2	1	0	0	0	1	2									
Inning Stats	R: 2 E: 0 K: 0 S: 4	H: 1 LOB: 3 BB: 2 P: 16	R: 2 E: 1 K: 0 S: 5	H: 1 LOB: 2 BB: 2 P: 14	R: 1 E: 1 K: 1 S: 6	H: 1 LOB: 0 BB: 0 P: 6	R: 0 E: 0 K: 1 S: 5	H: 1 LOB: 1 BB: 0 P: 5	R: 0 E: 0 K: 0 S: 4	H: 1 LOB: 2 BB: 1 P: 8	R: 0 E: 0 K: 0 S: 3	H: 1 LOB: 0 BB: 0 P: 3	R: 0 E: 0 K: 1 S: 5	H: 0 LOB: 0 BB: 0 P: 5	R: 0 E: 0 K: 0 S: 3	H: 0 LOB: 0 BB: 0 P: 3	R: 0 E: 0 K: 0 S: 3	H: 1 LOB: 0 BB: 0 P: 3	1B: 4 2B: 4 3B: 0 HR: 0	SF: 1 SAC: 2 DP: 2 HBP: 1	WP: 1 PB: 0 SB: 1 CS: 1	PA: 40			
PITCHER	IP	WLS	BF	H	R	ER	SO	BB	IBB	HBP	BLK	WP	HR	S	P	ERA	WHIP								
Billy Wynne, R ERA: 6.75 (1, 1)	1.2		13	2	4	3	0	4	0	1	0	0	0	8	25	16.20	3.600								
Gene Rounsaville, R ERA: 5.79 (2, 1)	0.1		2	0	0	0	0	1	0	0	0	0	0	1	5	0.00	3.000								
Tommie Sisk, R ERA: 7.27 (3, 1)	3.0		13	3	1	1	2	0	1	0	0	1	0	15	19	3.00	1.000								
Wilbur Wood, L ERA: 3.0 (6, 1)	1.0	W	3	1	0	0	0	0	0	0	0	0	0	3	3	0.00	1.000								
Danny Murphy, R ERA: 6.99 (7, 1)	3.0	S	9	1	0	0	1	0	0	0	0	0	0	11	11	0.00	0.333								

Chicago White Sox @ Milwaukee Brewers
Milwaukee County Stadium, Milwaukee, WI

AB 29
R 5
H 7
RBI 3
BB 6
SO 3
LOB 16



Sat Apr 18 1970, 4:33 AM EST
Att. 7,788 - Unknown - 36 F

Batter	1	2	3	4	5	6	7	8	9	AB	R	H	RBI	BB	SO	LOB	TOP			
Ken Berry, R OBP: 0.368, SLG: 0.371 (1, 8)										4	1	1	0	0	0	1				
Luis Aparicio, R OBP: 0.422, SLG: 0.462 (1, 6)										4	0	1	0	0	0	2				
Carlos May, L OBP: 0.356, SLG: 0.500 (1, 7)										4	1	2	1	0	0	1				
Bill Melton, R OBP: 0.447, SLG: 0.561 (1, 5)										4	0	1	1	0	1	3				
Duane Josephson, R OBP: 0.294, SLG: 0.387 (1, 2)										4	0	0	0	0	0	2				
Syd O'Brien, R OBP: 0.304, SLG: 0.318 (1, 4)										4	0	1	0	0	0	0				
Buddy Bradford, R OBP: 0.355, SLG: 0.519 (7, 9)										3	0	1	0	0	0	0	AB 34			
John Matias, L OBP: 0.194, SLG: 0.257 (1, 3)										3	0	0	0	0	1	1	R 3			
Tommy John, R OBP: 0.167, SLG: 0.167 (1, 1)										2	1	1	0	0	0	0	H 8			
Walt Williams, R OBP: 0.227, SLG: 0.158 (7, PH)										1	0	0	0	0	0	2	RBI 2			
Tommie Sisk, R OBP: 0.500, SLG: 0.333 (9, PH)										0	0	0	0	0	0	0	BB 0			
Bob Christian, R OBP: 0.500, SLG: 0.333 (9, PH)										1	0	0	0	0	0	1	SO 2			
Inning Stats	R: 1 E: 1 K: 0 S: 5	H: 2 LOB: 1 BB: 0 P: 5	R: 0 E: 0 K: 0 S: 3	H: 0 LOB: 0 BB: 0 P: 3	R: 0 E: 0 K: 0 S: 3	H: 0 LOB: 0 BB: 0 P: 3	R: 0 E: 0 K: 0 S: 3	H: 0 LOB: 0 BB: 0 P: 3	R: 0 E: 1 K: 1 S: 7	H: 2 LOB: 1 BB: 0 P: 7	R: 0 E: 0 K: 0 S: 4	H: 1 LOB: 2 BB: 0 P: 5	R: 1 E: 0 K: 0 S: 5	H: 2 LOB: 1 BB: 0 P: 5	R: 0 E: 0 K: 1 S: 6	H: 1 LOB: 1 BB: 0 P: 6	1B: 7 2B: 1 3B: 0 HR: 0	SF: 0 SAC: 1 DP: 1 HBP: 1	WP: 0 PB: 0 SB: 0 CS: 0	PA: 36
PITCHER	IP WLS BF H R ER SO BB IBB HBP BLK WP HR S P ERA WHIP																			
Jim Kaat, L ERA: 2.7 (1, 1)	7.2 W 31 7 3 1 1 0 0 0 0 0 0 32 33 1.17 0.913																			
Stan Williams, R ERA (8, 1)	0.2 3 1 0 0 0 0 0 0 0 0 0 3 3 0.00 1.500																			
Ron Perranoski, L ERA: 2.08 (9, 1)	0.2 S 2 0 0 0 1 0 0 0 0 0 0 4 4 0.00 0.000																			

Chicago White Sox @ Minnesota Twins
Metropolitan Stadium, Bloomington, MI
Tue Apr 21 1970, 4:33 AM EST
Att. 3,333 - Unknown - 42 F

AB 34
R 3
H 8
RBI 2
BB 0
SO 2
LOB 13





Batter	1	2	3	4	5	6	7	8	9	AB	R	H	RBI	BB	SO	LOB	BOTTOM			
Cesar Tovar, R OBP: 0.409, SLG: 0.600 (1, 8)										3	1	2	1	1	0	1				
Rod Carew, L OBP: 0.375, SLG: 0.436 (1, 4)										4	1	1	0	0	0	3				
Harmon Killebrew, R OBP: 0.447, SLG: 0.571 (1, 3)										4	1	2	3	0	0	1				
Rich Reese, L OBP: 0.276, SLG: 0.200 (9, 3)										0	0	0	0	0	0	0				
Tony Oliva, L OBP: 0.366, SLG: 0.641 (1, 9)										4	0	0	0	0	0	2				
Brant Aylea, R OBP: 0.483, SLG: 0.926 (1, 7)										3	0	1	0	0	0	1				
Jim Holt, L OBP: 0.333, SLG: 0.333 (8, 7)										1	0	0	0	0	1	0				
Rick Renick, R OBP: 0.333, SLG: 0.778 (1, 5)										3	0	1	0	0	1	1				
Frank Quilici, R OBP: 0.333, SLG: 0.333 (8, 5)										0	0	0	0	0	0	0				
Leo Cardenas, R OBP: 0.250, SLG: 0.353 (1, 6)										3	0	0	0	0	0	1	AB 30			
George Mitterwald, R OBP: 0.257, SLG: 0.219 (1, 2)										2	0	0	0	1	0	0	R 4			
Jim Kaat, L OBP: 0.286, SLG: 0.286 (1, 1)										3	1	1	0	0	0	2	H 8			
Stan Williams, R ERA: 5.55 (8, 1)										0	0	0	0	0	0	0	RBI 4			
Ron Perranoski, L ERA: 5.91 (9, 1)										0	0	0	0	0	0	0	BB 2			
Inning Stats	R: 0 E: 0 K: 0 S: 4	H: 1 LOB: 1 BB: 0 P: 4	R: 0 E: 0 K: 1 S: 5	H: 0 LOB: 0 BB: 0 P: 5	R: 0 E: 0 K: 0 S: 4	H: 1 LOB: 1 BB: 0 P: 4	R: 0 E: 0 K: 0 S: 3	H: 1 LOB: 0 BB: 0 P: 3	R: 0 E: 0 K: 0 S: 3	H: 1 LOB: 1 BB: 1 P: 7	R: 3 E: 0 K: 0 S: 5	H: 3 LOB: 0 BB: 1 P: 9	R: 1 E: 1 K: 0 S: 5	H: 1 LOB: 1 BB: 0 P: 5	R: 0 E: 0 K: 1 S: 5	H: 0 LOB: 0 BB: 0 P: 5	1B: 5 2B: 1 3B: 1 HR: 1	SF: 0 SAC: 0 DP: 3 HBP: 0	WP: 0 PB: 0 SB: 1 CS: 0	PA: 32
PITCHER	IP WLS BF H R ER SO BB IBB HBP BLK WP HR S P ERA WHIP																			
Tommy John, L ERA: 5.55 (1, 1)	6.0 L 24 7 3 3 1 2 0 0 0 0 0 0 24 32 4.50 1.500																			
Tommie Sisk, R ERA: 5.91 (7, 1)	2.0 8 1 1 0 1 0 0 0 0 0 0 10 10 0.00 0.500																			

Chicago White Sox @ Minnesota Twins
Metropolitan Stadium, Bloomington, MI
Tue Apr 21 1970, 4:33 AM EST
Att. 3,333 - Unknown - 42 F

AB 30
R 4
H 8
RBI 4
BB 2
SO 2
LOB 12



Batter	1	2	3	4	5	6	7	8	9	AB	R	H	RBI	BB	SO	LOB	TOP
Walt Williams, R OBP: 0.240, SLG: 0.182	F7			4-3	1B					3	0	1	0	0	0	0	Chicago White Sox @ Minnesota Twins Metropolitan Stadium, Bloomington, MI Wed Apr 22 1970, 4:33 AM EST Att. 3,248 - Unknown - 46 F AB 16 R 1 H 4 RBI 1 BB 2 SO 2 LOB 4 
Luis Aparicio, R OBP: 0.426, SLG: 0.463	4-3			2B	1B					2	1	1	0	0	0		
Carlos May, L OBP: 0.362, SLG: 0.523	F8			4-3	2B					2	0	1	1	0	0		
Bill Melton, R OBP: 0.449, SLG: 0.548		CS		4-3						1	0	0	0	1	0		
Gail Hopkins, L OBP: 0.333, SLG: 0.200	F5			BB						1	0	0	0	1	0		
Ken Berry, R OBP: 0.350, SLG: 0.351	F8			BB						2	0	0	0	0	2		
Bobby Knoop, R OBP: 0.227, SLG: 0.350			F3					K		2	0	0	0	0	1		
Ed Herrmann, L OBP: 0.308, SLG: 0.385			K					1B	SH3-4	2	0	1	0	0	1		
Joe Horlen, R OBP: 0.350, SLG: 0.351			F7					SH3-4		1	0	0	0	0	0		
Inning Stats	R: 0 E: 0 K: 0 S: 3	H: 0 LOB: 0 BB: 0 P: 3	R: 0 E: 0 K: 0 S: 2	H: 0 LOB: 0 BB: 1 P: 6	R: 0 E: 0 K: 1 S: 5	H: 0 LOB: 0 BB: 0 P: 5	R: 1 E: 0 K: 0 S: 5	H: 2 LOB: 2 BB: 1 P: 9	R: 0 E: 0 K: 1 S: 6	H: 2 LOB: 1 BB: 0 P: 6	PITCHER IP WLS BF H R ER SO BB IBB HBP BLK WP HR S P ERA WHIP Luis Tiant, R (1,1) 5.0 W 19 4 1 1 2 2 0 0 0 0 0 21 29 1.80 1.200						

Batter	1	2	3	4	5	6	7	8	9	AB	R	H	RBI	BB	SO	LOB	BOTTOM
Cesar Tovar, R OBP: 0.426, SLG: 0.674	6-3		K		HR					3	2	2	2	0	1	0	Chicago White Sox @ Minnesota Twins Metropolitan Stadium, Bloomington, MI Wed Apr 22 1970, 4:33 AM EST Att. 3,248 - Unknown - 46 F AB 19 R 3 H 7 RBI 3 BB 1 SO 1 LOB 6 
Rod Carew, L OBP: 0.372, SLG: 0.452	6-3		4-3		2B					3	0	1	0	0	0		
Tony Oliva, L OBP: 0.364, SLG: 0.619	G5-4-3		G3		4-3					3	0	1	1	0	0		
Harmon Killebrew, R OBP: 0.450, SLG: 0.567	G5-4-3				1B					2	0	1	0	0	0		
Rich Reese, L OBP: 0.258, SLG: 0.185		1-3		F8						2	0	0	0	0	0		
Brant Aleva, R OBP: 0.484, SLG: 0.897			1-3							2	0	1	0	0	0		
Paul Ratliff, L					L4					1	0	0	0	1	0		
Leo Cardenas, R OBP: 0.263, SLG: 0.361					SH3			HR	1B	2	1	1	0	0	0		
Luis Tiant, R OBP: 0.400, SLG: 0.400			6-3		SH3					1	0	0	0	0	0		
Inning Stats	R: 1 E: 0 K: 0 S: 4	H: 2 LOB: 0 BB: 0 P: 4	R: 0 E: 0 K: 0 S: 3	H: 1 LOB: 1 BB: 1 P: 7	R: 0 E: 0 K: 1 S: 5	H: 0 LOB: 0 BB: 0 P: 5	R: 0 E: 0 K: 0 S: 4	H: 1 LOB: 0 BB: 0 P: 4	R: 2 E: 0 K: 0 S: 6	H: 3 LOB: 1 BB: 0 P: 6	PITCHER IP WLS BF H R ER SO BB IBB HBP BLK WP HR S P ERA WHIP Joe Horlen, R (1,1) 5.0 L 21 7 3 3 1 1 0 0 0 0 1 22 26 5.40 1.600						

Batter	1	2	3	4	5	6	7	8	9	AB	R	H	RBI	BB	SO	LOB	TOP					
Walt Williams, R OBP: 0.241, SLG: 0.192										4	1	1	0	0	0	4	Chicago White Sox @ Minnesota Twins Metropolitan Stadium, Bloomington, MI Thu Apr 23 1970, 4:33 AM EST Alt. 4,372 - Unknown - 57 F					
Luis Aparicio, R OBP: 0.462, SLG: 0.489										4	1	3	2	1	0	0						
Carlos May, L OBP: 0.327, SLG: 0.479										4	0	0	1	0	2	5						
Bill Melton, R OBP: 0.407, SLG: 0.489										5	0	0	0	0	0	2						
Duane Josephson, R OBP: 0.333, SLG: 0.382										3	0	1	0	2	0	2						
Gail Hopkins, L OBP: 0.400, SLG: 0.385										3	1	2	0	0	0	2						
Bob Christian, R OBP: 0.400, SLG: 0.250										1	0	0	0	0	0	1						
Tom McCraw, L OBP: 0.156, SLG: 0.059										1	0	1	0	0	0	0						
Buddy Bradford, R OBP: 0.361, SLG: 0.500										5	1	2	1	0	2	3						
Bobby Knoop, R OBP: 0.296, SLG: 0.520										5	2	3	1	0	0	2						
Gerry Janeski, R OBP: 0.125, SLG: 0.125										1	0	0	0	0	1	2						
Tommie Sisk, R										0	0	0	0	0	0	0						
Syd O'Brien, R OBP: 0.333, SLG: 0.348										1	1	1	0	0	0	0						
Wilbur Wood, R										1	0	0	0	0	1	1						
Inning Stats	R: 0 E: 0 K: 1 S: 7	H: 2 LOB: 2 BB: 0 P: 7	R: 1 E: 0 K: 0 S: 5	H: 2 LOB: 1 BB: 0 P: 5	R: 0 E: 0 K: 0 S: 4	H: 1 LOB: 2 BB: 1 P: 8	R: 1 E: 1 K: 1 S: 8	H: 3 LOB: 2 BB: 0 P: 8	R: 0 E: 0 K: 1 S: 5	H: 1 LOB: 1 BB: 1 P: 9	R: 1 E: 0 K: 0 S: 7	H: 2 LOB: 1 BB: 0 P: 7	R: 0 E: 0 K: 0 S: 3	H: 0 LOB: 0 BB: 1 P: 7	R: 4 E: 1 K: 0 S: 7	H: 2 LOB: 0 BB: 0 P: 7	R: 0 E: 0 K: 2 S: 8	H: 1 LOB: 0 BB: 0 P: 8	1B: 12 SF: 1 2B: 1 3B: 0 HR: 1	SF: 1 SAC: 3 DP: 0 HBP: 0	WP: 0 PB: 0 SB: 1 CS: 2	PA: 45
PITCHER	IP WLS BF H R ER SO BB IBB HBP BLK WP HR S P ERA WHIP																					
Bill Zepp, R ERA: 2.25	(1, 1) 3.0 17 7 2 1 1 1 1 0 0 0 0 0 0 18 22 3.00 2.667																					
Steve Barber, R ERA: 4.5	(4, 1) 2.2 12 4 1 1 2 1 0 0 0 0 0 0 15 19 3.38 1.875																					
Tom Hall, L ERA:	(6, 1) 0.1 1 0 0 0 1 0 0 0 0 0 0 0 3 3 0.00 0.000																					
Ron Perranoski, L ERA: 2.53	(7, 1) 2.0 L 11 2 4 1 0 1 0 0 0 0 0 1 10 14 4.50 1.500																					
Stan Williams, R ERA:	(9, 1) 1.0 4 1 0 0 2 0 0 0 0 0 0 0 8 8 0.00 1.000																					

Batter	1	2	3	4	5	6	7	8	9	AB	R	H	RBI	BB	SO	LOB	BOTTOM			
Cesar Tovar, R OBP: 0.423, SLG: 0.660										4	1	2	1	0	0	0	Chicago White Sox @ Minnesota Twins Metropolitan Stadium, Bloomington, MI Thu Apr 23 1970, 4:33 AM EST Alt. 4,372 - Unknown - 57 F			
Rod Carew, L OBP: 0.372, SLG: 0.452										0	0	0	0	0	0	0				
Minnie Mendoza, R										5	0	0	0	0	0	3				
Tony Oliva, L OBP: 0.347, SLG: 0.574										5	0	1	0	0	1	2				
Harmon Killebrew, R OBP: 0.444, SLG: 0.529										4	1	1	0	1	1	3				
Rich Reese, L OBP: 0.257, SLG: 0.194										4	1	1	0	0	0	3				
Rick Renick, R OBP: 0.300, SLG: 0.700										1	0	0	0	0	0	1				
Brant Aleva, R OBP: 0.471, SLG: 0.839										2	0	0	0	1	0	3				
Jim Holt, L OBP: 0.300, SLG: 0.300										1	0	0	0	0	0	0				
Paul Ratliff, L OBP: 0.429, SLG: 0.333										3	2	2	1	0	1	1				
George Mitterwald, R OBP: 0.278, SLG: 0.219										0	0	0	0	1	0	0				
Leo Cardenas, R OBP: 0.286, SLG: 0.385										3	0	1	2	1	2	2				
Bill Zepp, R										1	0	0	0	0	1	0				
Steve Barber, R										0	0	0	0	0	0	0				
Tom Hall, L										0	0	0	0	0	0	0				
Charlie Manuel, L OBP: 0.369, SLG: 0.333										1	0	0	0	0	0	1				
Ron Perranoski, L										0	0	0	0	0	0	0				
Bob Allison, R										1	0	0	0	0	1	1				
Stan Williams, R										0	0	0	0	0	0	0				
Inning Stats	R: 0 E: 0 K: 1 S: 6	H: 1 LOB: 1 BB: 0 P: 6	R: 0 E: 0 K: 2 S: 7	H: 0 LOB: 1 BB: 1 P: 11	R: 0 E: 0 K: 1 S: 5	H: 0 LOB: 0 BB: 0 P: 5	R: 0 E: 0 K: 0 S: 4	H: 1 LOB: 1 BB: 0 P: 4	R: 3 E: 0 K: 1 S: 8	H: 3 LOB: 2 BB: 1 P: 12	R: 0 E: 1 K: 0 S: 5	H: 1 LOB: 2 BB: 0 P: 5	R: 0 E: 0 K: 2 S: 7	H: 0 LOB: 1 BB: 1 P: 11	R: 1 E: 1 K: 1 S: 7	H: 1 LOB: 1 BB: 0 P: 7	1B: 7 SF: 1 2B: 1 3B: 0 HR: 0	SF: 1 SAC: 1 DP: 0 HBP: 0	WP: 1 PB: 0 SB: 1 CS: 0	PA: 41
PITCHER	IP WLS BF H R ER SO BB IBB HBP BLK WP HR S P ERA WHIP																			
Gerry Janeski, R ERA: 2.86	(1, 1) 5.2 25 5 4 4 4 4 3 0 0 0 0 0 0 30 42 6.35 1.412																			
Tommie Sisk, R ERA: 5.25	(6, 1) 1.1 W 7 2 0 0 1 0 0 0 0 0 0 0 9 9 0.00 1.500																			
Wilbur Wood, L ERA: 2.25	(8, 1) 2.0 S 9 1 1 0 3 1 0 0 0 0 1 0 14 18 0.00 1.000																			

Batter	1	2	3	4	5	6	7	8	9	AB	R	H	RBI	BB	SO	LOB	TOP			
Walt Williams, R (1.9) OBP: 0.294, SLG: 0.267 Billy Wynne, L (8.1)	F9		FC6-4 BB		G6-3 1B			4-3		4	0	2	0	1	0	2	Chicago White Sox @ Cleveland Indians Cleveland Municipal Stadium, Cleveland, OH Fri Apr 24 1970, 6:05 PM EST Att: 3,871 - Unknown livebaseballscorecards.com			
Luis Aparicio, R (1.6) OBP: 0.439, SLG: 0.460	F7		FC6-4 G4-6-3 1-2		G6-3 1B		K		4-3	5	0	1	0	0	1	2				
Carlos May, L (1.7) OBP: 0.316, SLG: 0.442			G4-6-3 1-2		G6-3		K		K	4	0	0	0	1	2	4				
Bill Melton, R (1.5) OBP: 0.390, SLG: 0.462				6-3	F5		1-3		K	5	0	1	0	0	1	2				
Duane Josephson, R (1.2) OBP: 0.349, SLG: 0.395	G3			F4					FC4-6 1B 1B	4	1	2	0	0	0	2				
Buddy Bradford, R (1.8) OBP: 0.375, SLG: 0.528		6-3		BB	G4-6-3 1-2				FC4-6 1B	4	0	2	0	0	0	1				
Gail Hopkins, L (1.3) OBP: 0.474, SLG: 0.400				BB	BB				F9	2	0	1	0	2	0	2				
Bobby Knoop, R (1.4) OBP: 0.333, SLG: 0.500 (8, PH) John Mattias, L (8, PH) OBP: 0.189, SLG: 0.250 (8, 9)	F8			1-2 2-3 BB					FC4-6 1B	1	0	0	0	2	0	1				
Gerry Arrigo, L (1.1) Wilbur Wood, R (6.1) Tom McCraw, L (8, PH) OBP: 0.200, SLG: 0.111 Syd O'Brien, R (8.4) OBP: 0.333, SLG: 0.348	G3			K					1-2 3-H 1B	0	0	0	0	0	0	0				
Inning Stats	R: 0 E: 0 K: 0 S: 4	H: 1 LOB: 2 BB: 1 P: 8	R: 0 E: 0 K: 0 S: 4	H: 1 LOB: 1 BB: 0 P: 4	R: 0 E: 0 K: 0 S: 2	H: 0 LOB: 0 BB: 1 P: 6	R: 0 E: 0 K: 1 S: 6	H: 1 LOB: 3 BB: 2 P: 14	R: 0 E: 0 K: 1 S: 5	H: 2 LOB: 1 BB: 0 P: 13	R: 0 E: 0 K: 2 S: 8	H: 1 LOB: 1 BB: 0 P: 8	R: 0 E: 0 K: 0 S: 6	H: 3 LOB: 2 BB: 0 P: 6	R: 0 E: 0 K: 2 S: 7	H: 0 LOB: 0 BB: 0 P: 7		1B: 8 2B: 2 3B: 0 HR: 0	SF: 0 SAC: 0 DP: 3 HBP: 0	WP: 0 PB: 0 CS: 0
PITCHER	IP WLS BF H R ER SO BB IBB HBP BLK WP HR S P ERA WHIP	7.0 W 32 8 1 1 4 6 0 0 0 0 0 34 58 1.29 2.000	2.0 S 8 2 0 0 2 0 0 0 0 0 0 12 12 0.00 1.000																	

Batter	1	2	3	4	5	6	7	8	9	AB	R	H	RBI	BB	SO	LOB	BOTTOM			
Ted Uhlhaender, L (1.8) OBP: 0.238, SLG: 0.316	FC4-5 2B		K							4	2	3	1	0	1	0	Chicago White Sox @ Cleveland Indians Cleveland Municipal Stadium, Cleveland, OH Fri Apr 24 1970, 6:05 PM EST Att: 3,871 - Unknown livebaseballscorecards.com			
Graig Nettles, L (1.5) OBP: 0.395, SLG: 0.080	FC4-5 2-3			G3		2B WP BB				2	1	0	0	2	0	1				
Vada Pinson, L (1.9) OBP: 0.349, SLG: 0.436	F7			K		F4				4	0	1	0	0	1	3				
Tony Horton, R (1.3) OBP: 0.265, SLG: 0.355				K						4	0	1	2	0	1	2				
Roy Foster, R (1.7) OBP: 0.351, SLG: 0.424					5-3					4	0	0	0	0	1	3				
Ray Fosse, R (1.2) OBP: 0.476, SLG: 0.375						3-H				3	0	1	0	1	0	2				
Eddie Leon, R (1.4) OBP: 0.348, SLG: 0.463										2	0	0	0	1	1	2				
Jack Heidemann, R (1.6) OBP: 0.220, SLG: 0.211					5-3					3	1	1	0	0	0	1				
Barry Moore, L (1.1) Dennis Higgins, R (8.1)					F6					2	0	0	0	0	0	1				
Inning Stats	R: 0 E: 0 K: 0 S: 3	H: 1 LOB: 0 BB: 0 P: 3	R: 0 E: 0 K: 0 S: 3	H: 0 LOB: 1 BB: 1 P: 7	R: 0 E: 0 K: 1 S: 5	H: 0 LOB: 0 BB: 0 P: 5	R: 0 E: 0 K: 2 S: 7	H: 0 LOB: 0 BB: 0 P: 7	R: 0 E: 0 K: 1 S: 5	H: 1 LOB: 0 BB: 0 P: 5	R: 3 E: 0 K: 1 S: 8	H: 3 LOB: 1 BB: 1 P: 12	R: 0 E: 0 K: 0 S: 3	H: 0 LOB: 1 BB: 1 P: 7	R: 1 E: 0 K: 0 S: 5	H: 2 LOB: 2 BB: 1 P: 9		1B: 4 2B: 3 3B: 0 HR: 1	SF: 0 SAC: 1 DP: 1 HBP: 0	WP: 1 PB: 0 CS: 1
PITCHER	IP WLS BF H R ER SO BB IBB HBP BLK WP HR S P ERA WHIP	5.1 L 20 4 3 3 4 2 0 0 0 1 0 8 12 5.06 1.125	1.2 7 1 0 0 1 1 0 0 0 0 1 0 8 12 0.00 1.200	1.0 6 2 1 1 0 1 0 0 0 0 0 1 5 9 9.00 3.000																


Batter	1	2	3	4	5	6	7	8	9	AB	R	H	RBI	BB	SO	LOB	TOP				
Walt Williams, R (1.9) OBP: 0.308, SLG: 0.286	F3		G5-4-3 1B		G5-4-3 1B		FC5-4 BB BB	IBB		5	0	2	0	0	0	2	Chicago White Sox @ Cleveland Indians Cleveland Municipal Stadium, Cleveland, OH Sat Apr 25 1970, 3:33 AM EST Att: 3,981 - Unknown - 68 F				
Luis Aparicio, R (1.6) OBP: 0.435, SLG: 0.453	5-3		G5-4-3 1B				BB	SF8		3	0	1	1	1	0	1					
Carlos May, L (1.7) OBP: 0.339, SLG: 0.500	HR				4-3		BB	IBB		4	2	2	1	1	1	3					
Bill Melton, R (1.5) OBP: 0.391, SLG: 0.446	F9						BB	F5		4	0	1	0	1	0	3					
Buddy Bradford, R (1.8) OBP: 0.386, SLG: 0.513 Danny Murphy, L (7.1)					FC6-4 1B		BB			3	1	1	0	1	1	4					
John Matias, L (9. PH) OBP: 0.184, SLG: 0.243					1B		BB			0	0	0	0	0	0	0					
Gail Hopkins, L (1.3) OBP: 0.458, SLG: 0.400	F7				4-3		BB			1	0	0	0	0	1	0					
Bobby Knoop, R (1.4) OBP: 0.343, SLG: 0.467							BB	F9		4	0	1	1	1	1	3					
Ed Herrmann, L (1.2) OBP: 0.294, SLG: 0.353 Ken Berry, R (8. PR) OBP: 0.350, SLG: 0.351 Duane Josephson, R (8.2) OBP: 0.340, SLG: 0.395					F7			1B		4	0	1	0	0	0	4					
Tommy John, R (1.1) OBP: 0.250, SLG: 0.250 Gene Rounsaville, R (5.1) Tom McCraw, L (7. PH) OBP: 0.273, SLG: 0.200			K					1B		0	1	0	0	0	1	0					
								1B		0	0	0	0	0	0	0					
								1B		2	0	2	1	0	0	0					
Inning Stats	R: 1 E: 0 K: 0 S: 4	H: 1 LOB: 0 BB: 0 P: 4	R: 0 E: 0 K: 0 S: 3	H: 1 LOB: 1 BB: 1 P: 7	R: 0 E: 0 K: 1 S: 5	H: 1 LOB: 0 BB: 0 P: 5	R: 2 E: 1 K: 0 S: 6	H: 3 LOB: 1 BB: 0 P: 6	R: 0 E: 0 K: 0 S: 4	H: 1 LOB: 3 BB: 1 P: 8	R: 0 E: 0 K: 2 S: 8	H: 1 LOB: 2 BB: 2 P: 16	R: 2 E: 0 K: 1 S: 9	H: 4 LOB: 3 BB: 1 P: 13	R: 0 E: 0 K: 2 S: 7	H: 0 LOB: 0 BB: 0 P: 7		1B: 13 2B: 0 3B: 0 HR: 1	SF: 1 SAC: 0 DP: 2 HBP: 0	WP: 0 PB: 0 SB: 0 CS: 0	PA: 43
PITCHER	IP WLS BF H R ER SO BB IBB HBP BLK WP HR S P ERA WHIP																				
Steve Hargan, R (1.1) ERA: 3.75	5.1 W 24 9 3 3 1 2 0 0 0 0 0 1 24 32 5.06 2.062																				
Phil Hennigan, R (6.1) ERA: 12.27	1.0 5 1 0 0 0 0 1 0 0 0 0 0 4 8 0.00 2.000																				
Mike Paul, L (7.1) ERA: 6.23	0.1 1 0 0 0 1 0 0 0 0 0 0 0 3 3 0.00 0.000																				
Dennis Higgins, R (7.1) ERA: 6.52	2.1 S 13 4 2 2 4 1 1 0 0 0 0 0 19 27 7.71 2.143																				

Batter	1	2	3	4	5	6	7	8	9	AB	R	H	RBI	BB	SO	LOB	BOTTOM				
Ted Uhlhaender, L (1.8) OBP: 0.234, SLG: 0.286	E1 1B		FC4-6 BB	K		FC5-6 4-3		F8		4	1	0	0	1	1	2	Chicago White Sox @ Cleveland Indians Cleveland Municipal Stadium, Cleveland, OH Sat Apr 25 1970, 3:33 AM EST Att: 3,981 - Unknown - 68 F				
Graig Nettles, L (1.5) OBP: 0.381, SLG: 0.103	1B		FC4-6 1B	K		4-3				4	2	1	0	0	1	3					
Vada Pinson, L (1.9) OBP: 0.362, SLG: 0.442						4-3				4	1	2	1	0	1	1					
Tony Horton, R (1.3) OBP: 0.316, SLG: 0.486	G4-6-3		2B	1B						4	1	3	2	0	0	1					
Roy Foster, R (1.7) OBP: 0.341, SLG: 0.432	F9		2B							4	0	1	1	0	0	1					
Ray Fosse, R (1.2) OBP: 0.480, SLG: 0.526										3	1	1	1	1	2	1					
Eddie Leon, R (1.4) OBP: 0.340, SLG: 0.444										4	0	1	0	0	0	4					
Jack Heidemann, R (1.6) OBP: 0.244, SLG: 0.238										4	0	2	0	0	1	1					
Steve Hargan, R (1.1) Phil Hennigan, R (6.1) Mike Paul, L (7.1) Dennis Higgins, R (7.1)										1	0	0	0	0	1	1					
										0	0	0	0	1	0	0					
										0	0	0	0	0	0	0					
										1	0	0	0	0	0	0					
Inning Stats	R: 2 E: 1 K: 0 S: 5	H: 2 LOB: 0 BB: 0 P: 5	R: 0 E: 0 K: 2 S: 8	H: 1 LOB: 0 BB: 0 P: 8	R: 2 E: 0 K: 0 S: 5	H: 3 LOB: 2 BB: 2 P: 13	R: 0 E: 0 K: 2 S: 8	H: 1 LOB: 1 BB: 0 P: 8	R: 2 E: 0 K: 0 S: 10	H: 3 LOB: 1 BB: 0 P: 10	R: 0 E: 0 K: 0 S: 3	H: 0 LOB: 1 BB: 1 P: 7	R: 0 E: 0 K: 1 S: 6	H: 1 LOB: 0 BB: 0 P: 6	R: 0 E: 0 K: 0 S: 3	H: 0 LOB: 0 BB: 0 P: 3		1B: 8 2B: 1 3B: 0 HR: 2	SF: 0 SAC: 1 DP: 2 HBP: 0	WP: 0 PB: 0 SB: 0 CS: 0	PA: 37
PITCHER	IP WLS BF H R ER SO BB IBB HBP BLK WP HR S P ERA WHIP																				
Tommy John, L (1.1) ERA: 5.9	4.2 L 25 10 6 4 5 0 1 1 0 0 0 0 0 2 33 41 7.71 2.357																				
Gene Rounsaville, R (5.1) ERA: 4.5	1.1 5 0 0 0 1 1 0 0 0 0 0 0 6 10 0.00 0.750																				
Danny Murphy, R (7.1) ERA: 6.75	2.0 7 1 0 0 1 0 0 0 0 0 0 0 9 9 0.00 0.500																				

AB	37
R	5
H	14
RBI	4
BB	5
SO	6
LOB	22

AB	33
R	6
H	11
RBI	5
BB	3
SO	7
LOB	15



Batter	1	2	3	4	5	6	7	8	9	AB	R	H	RBI	BB	SO	LOB	TOP			
Tom McCraw, L (1, 9) OBP: 0.296, SLG: 0.208	4-3	FC4-6					4-3			4	0	1	0	1	0	2	Chicago White Sox @ Cleveland Indians Cleveland Municipal Stadium, Cleveland, OH Sun Apr 26 1970, 3:33 AM EDT Att: 12,009 - Unknown livebaseballscorecards.com			
Luis Aparicio, R (1, 6) OBP: 0.416, SLG: 0.431	6-3		2B SF8		6-3			K	4-3	5	1	1	0	0	1	3				
Carlos May, L (1, 7) OBP: 0.348, SLG: 0.517			SF8 CS		4-3			K		4	0	2	0	0	1	1				
Bill Melton, R (1, 5) OBP: 0.382, SLG: 0.424	5-3		F6		6-3			1B BB		3	0	0	0	1	0	4				
Gail Hopkins, L (1, 3) OBP: 0.536, SLG: 0.478		4-3 1B				FC6-4		FC6-4		3	1	3	0	1	0	0				
Buddy Bradford, R (1, 8) OBP: 0.354, SLG: 0.476	K		SF8		FC6-4			FC6-4		3	0	0	1	0	1	4				
Duane Josephson, R (1, 2) OBP: 0.362, SLG: 0.390	1B 4-3		CS		K			K SH3-4		3	0	1	0	1	2	1				
Bobby Knoop, R (1, 4) OBP: 0.308, SLG: 0.412	4-3				K			F8		4	0	0	0	0	1	3				
Joe Horlen, R (1, 1) OBP: 0.143, SLG: 0.143					F9			K		3	0	1	1	0	1	0				
Wilbur Wood, R (8, 1)		FC4-6			F9				SH3-4	0	0	0	0	0	0	0				
Inning Stats	R: 0 E: 0 K: 0 S: 4	H: 1 LOB: 1 BB: 0 P: 4	R: 1 E: 0 K: 1 S: 8	H: 3 LOB: 2 BB: 0 P: 8	R: 1 E: 0 K: 0 S: 4	H: 2 LOB: 1 BB: 1 P: 8	R: 0 E: 0 K: 2 S: 7	H: 0 LOB: 0 BB: 0 P: 7	R: 0 E: 0 K: 1 S: 5	H: 1 LOB: 1 BB: 0 P: 5	R: 0 E: 0 K: 1 S: 5	H: 0 LOB: 0 BB: 0 P: 5	R: 0 E: 0 K: 2 S: 8	H: 1 LOB: 2 BB: 1 P: 12	R: 0 E: 0 K: 0 S: 3	H: 0 LOB: 2 BB: 2 P: 11	1B: 8 2B: 2 3B: 0 HR: 0	SF: 1 SAC: 1 DP: 1 HBP: 0	WP: 0 PB: 0 SB: 1 CS: 2	PA: 39
PITCHER	IP WLS BF H R ER SO BB IBB HBP BLK WP HR S P ERA WHIP																			
Dean Chance, R (1, 1) ERA: 2.79	8.0 L 33 9 2 2 7 1 1 0 0 0 0 45 53 2.25 1.250																			
Bob Miller, R (9, 1) ERA: 6.0	1.0 5 0 0 0 0 1 1 0 0 0 0 3 11 0.00 1.000																			

Batter	1	2	3	4	5	6	7	8	9	AB	R	H	RBI	BB	SO	LOB	BOTTOM					
Ted Uhlhaender, L (1, 8) OBP: 0.255, SLG: 0.273	4-3		G1			4-3		K		2	0	0	0	2	1	0	Chicago White Sox @ Cleveland Indians Cleveland Municipal Stadium, Cleveland, OH Sun Apr 26 1970, 3:33 AM EDT Att: 12,009 - Unknown livebaseballscorecards.com					
Graig Nettles, L (1, 5) OBP: 0.356, SLG: 0.094	4-3		G1			4-3				3	0	0	0	0	0	2						
Chuck Hinton, R (9, PH) OBP: 0.333, SLG: 0.200			1-2							1	0	0	0	0	1	0						
Vada Pinson, L (1, 9) OBP: 0.373, SLG: 0.447			G3			4-3				4	0	2	0	0	0	2						
Tony Horton, R (1, 3) OBP: 0.310, SLG: 0.487	F8				G6-4-3	5-3				4	0	1	0	0	0	3						
Roy Foster, R (1, 7) OBP: 0.341, SLG: 0.410			F4		G6-4-3			F7		2	0	0	0	0	0	0						
Ray Fosse, R (1, 2) OBP: 0.494, SLG: 0.545					G6-4-3			F8		3	0	1	0	0	0	2						
Eddie Leon, R (1, 4) OBP: 0.321, SLG: 0.417			F3		2-1			5-3		3	0	0	0	0	0	1						
Jack Heidemann, R (1, 6) OBP: 0.229, SLG: 0.222			K			6-3				3	0	0	0	0	1	1						
Dean Chance, R (1, 1) ERA: 2.92										2	0	0	0	0	2	0						
Ted Ford, R (8, PH) OBP: 0.235, SLG: 0.400										1	0	0	0	0	1	0						
Bob Miller, R (9, 1) ERA: 1.54										0	0	0	0	0	0	0						
Inning Stats	R: 0 E: 0 K: 0 S: 4	H: 1 LOB: 1 BB: 0 P: 4	R: 0 E: 0 K: 1 S: 6	H: 1 LOB: 1 BB: 0 P: 6	R: 0 E: 0 K: 1 S: 5	H: 0 LOB: 1 BB: 1 P: 9	R: 0 E: 0 K: 0 S: 2	H: 1 LOB: 1 BB: 0 P: 3	R: 0 E: 0 K: 1 S: 5	H: 0 LOB: 0 BB: 0 P: 5	R: 0 E: 0 K: 0 S: 3	H: 0 LOB: 1 BB: 1 P: 7	R: 0 E: 0 K: 0 S: 3	H: 0 LOB: 0 BB: 0 P: 3	R: 0 E: 0 K: 2 S: 7	H: 0 LOB: 0 BB: 0 P: 7	R: 0 E: 0 K: 1 S: 5	H: 1 LOB: 0 BB: 0 P: 5	1B: 2 2B: 2 3B: 0 HR: 0	SF: 0 SAC: 0 DP: 2 HBP: 1	WP: 0 PB: 0 SB: 0 CS: 0	PA: 31
PITCHER	IP WLS BF H R ER SO BB IBB HBP BLK WP HR S P ERA WHIP																					
Joe Horlen, R (1, 1) ERA: 2.92	7.0 W 26 3 0 0 3 2 0 0 1 0 0 28 37 0.00 0.714																					
Wilbur Wood, L (8, 1) ERA: 1.54	2.0 S 6 1 0 0 3 0 0 0 0 0 0 0 12 12 0.00 0.500																					



Batter	1	2	3	4	5	6	7	8	9	AB	R	H	RBI	BB	SO	LOB	TOP		
Don Buford, S OBP: 0.328, SLG: 0.375 (1,7)	1-3		G1-4-3 1B HBP	FC6-4			6-3		5-3	4	0	0	0	0	0	2	Baltimore Orioles @ Chicago White Sox Comiskey Park, Chicago, IL Thu Apr 30 1970, 4:33 AM EDT Att: 1,469 - Unknown livebaseballscorecards.com		
Mark Belanger, R OBP: 0.277, SLG: 0.250 (1,6)	K		G1-4-3 1B		6-3		6-3		F3	5	0	1	0	0	1	0			
Frank Robinson, R OBP: 0.458, SLG: 0.683 (1,9)	K		G1-4-3				HR		3B	4	1	2	1	1	1	2			
Boog Powell, L OBP: 0.346, SLG: 0.470 (1,3)		1B E BB							F8	2	1	0	0	3	1	1			
Paul Blair, R OBP: 0.373, SLG: 0.500 (1,8)		1B E G6-4-3	1-3						6-3 BB	3	1	1	0	1	0	4			
Brooks Robinson, R OBP: 0.350, SLG: 0.514 (1,5)		1B E G6-4-3			5-3		FC6-4		6-3	4	0	1	0	0	0	3			
Davey Johnson, R OBP: 0.481, SLG: 0.615 (1,4)		G6-4-3								3	0	2	0	1	0	1			
Andy Etchebarren, R OBP: 0.379, SLG: 0.440 (8, PH)										2	0	1	0	1	0	1			
Terry Crowley, L OBP: 0.267, SLG: 0.286 (8, PH)										0	0	0	0	0	0	0			
Curt Molton, R OBP: 0.333, SLG: 0.421 (8, 2)										1	0	0	0	0	1	2			
Elrod Hendricks, L OBP: 0.333, SLG: 0.421 (8, 2)										0	0	0	0	0	0	0			
Tom Phoebus, R OBP: 0.222, SLG: 0.222 (1, 1)										3	0	0	0	0	1	3			
Jim Hardin, R OBP: 0.222, SLG: 0.222 (6, 1)										0	0	0	0	0	0	0			
Dave Leonhard, R OBP: 0.412, SLG: 0.333 (8, PH)										0	0	0	0	0	0	0			
Merv Rettenmund, R OBP: 0.412, SLG: 0.333 (8, PH)										1	0	0	0	0	0	2			
Marcelino Lopez, R OBP: 0.412, SLG: 0.333 (8, 1)										0	0	0	0	0	0	0			
Inning Stats	R: 0 E: 0 K: 2 S: 7	H: 0 LOB: 0 BB: 0 P: 7	R: 2 E: 1 K: 0 S: 5	H: 3 LOB: 1 BB: 1 P: 9	R: 0 E: 0 K: 0 S: 3	H: 1 LOB: 2 BB: 1 P: 8	R: 0 E: 0 K: 0 S: 4	H: 1 LOB: 2 BB: 1 P: 8	R: 0 E: 0 K: 1 S: 5	H: 0 LOB: 0 BB: 2 P: 11	R: 1 E: 0 K: 1 S: 6	H: 1 LOB: 0 BB: 0 P: 6	R: 0 E: 0 K: 1 S: 5	H: 0 LOB: 2 BB: 2 P: 13	R: 0 E: 0 K: 0 S: 4	H: 1 LOB: 1 BB: 0 P: 4	1B: 5 2B: 1 3B: 1 HR: 1	SF: 0 SAC: 0 DP: 3 HBP: 1	WP: 1 PA: 40 PB: 0 CS: 0
PITCHER	IP	WLS	BF	H	R	ER	SO	BB	IBB	HBP	BLK	WP	HR	S	P	ERA	WHIP		
Tommy John, L ERA: 5.5 (1, 1)	7.0	W	31	7	3	3	4	4	1	1	0	1	1	33	54	3.86	1.571		
Danny Murphy, R ERA: 5.91 (8, 1)	0.1		3	0	0	0	0	2	0	0	0	0	0	1	9	0.00	6.000		
Wilbur Wood, L ERA: 1.35 (8, 1)	1.2	S	6	1	0	0	1	0	0	0	0	0	0	8	8	0.00	0.600		

Batter	1	2	3	4	5	6	7	8	9	AB	R	H	RBI	BB	SO	LOB	BOTTOM			
Tom McCraw, L OBP: 0.344, SLG: 0.276 (1,9)	5-3		FC5-4 1B						F3	4	0	2	1	0	0	0	Baltimore Orioles @ Chicago White Sox Comiskey Park, Chicago, IL Thu Apr 30 1970, 4:33 AM EDT Att: 1,469 - Unknown livebaseballscorecards.com			
Buddy Bradford, R OBP: 0.316, SLG: 0.400 (8, PH)			FC5-4 1-3						4-3	1	0	0	0	0	0	0				
Luis Aparicio, R OBP: 0.405, SLG: 0.420 (1,6)	K		FC5-4 1-3							5	0	0	0	0	1	3				
Carlos May, L OBP: 0.342, SLG: 0.478 (1,7)		WP BB	1-3							3	2	1	0	1	0	1				
Bill Melton, R OBP: 0.413, SLG: 0.529 (1,5)	F9		F6							4	1	1	1	0	0	3				
Gail Hopkins, L OBP: 0.513, SLG: 0.471 (1,3)										4	1	2	0	0	0	1				
Duane Josephson, R OBP: 0.394, SLG: 0.396 (1,2)										3	1	1	2	1	0	1				
Danny Murphy, L OBP: 0.394, SLG: 0.396 (8, 1)										0	0	0	0	0	0	0				
Wilbur Wood, R OBP: 0.400, SLG: 0.359 (8, 1)										0	0	0	0	0	0	0				
Ken Berry, R OBP: 0.400, SLG: 0.359 (1,8)										1	1	1	0	3	0	0				
Bobby Knoop, R OBP: 0.240, SLG: 0.318 (1,4)										3	0	0	1	0	0	5				
Tommy John, R OBP: 0.273, SLG: 0.273 (1,1)										3	0	1	1	0	1	2				
Ed Herrmann, L OBP: 0.250, SLG: 0.300 (8, 2)										1	0	0	0	0	1	0				
Inning Stats	R: 0 E: 0 K: 1 S: 5	H: 0 LOB: 1 BB: 1 P: 9	R: 0 E: 0 K: 0 S: 5	H: 2 LOB: 0 BB: 0 P: 5	R: 0 E: 0 K: 0 S: 4	H: 1 LOB: 1 BB: 0 P: 4	R: 0 E: 0 K: 0 S: 3	H: 0 LOB: 1 BB: 1 P: 7	R: 0 E: 0 K: 1 S: 5	H: 0 LOB: 0 BB: 0 P: 5	R: 4 E: 1 K: 0 S: 7	H: 3 LOB: 2 BB: 2 P: 15	R: 2 E: 0 K: 0 S: 5	H: 3 LOB: 1 BB: 1 P: 9	R: 0 E: 0 K: 1 S: 5	H: 0 LOB: 0 BB: 0 P: 5		1B: 8 2B: 2 3B: 0 HR: 0	SF: 1 SAC: 0 DP: 1 HBP: 0	WP: 3 PA: 38 PB: 0 CS: 0
PITCHER	IP	WLS	BF	H	R	ER	SO	BB	IBB	HBP	BLK	WP	HR	S	P	ERA		WHIP		
Tom Phoebus, R ERA: 0.81 (1, 1)	5.1	L	24	4	3	0	2	3	0	0	0	0	0	7	11	0.00		1.312		
Jim Hardin, R ERA: 5.11 (6, 1)	1.0		8	4	3	2	0	1	0	0	0	0	0	7	11	18.00	5.000			
Dave Leonhard, R ERA: 10.8 (7, 1)	0.2		3	1	0	0	0	0	1	0	0	1	0	2	6	0.00	1.500			
Marcelino Lopez, L ERA: 1.59 (8, 1)	1.0		3	0	0	0	1	0	0	0	0	0	0	5	5	0.00	0.000			

Batter	1	2	3	4	5	6	7	8	9	AB	R	H	RBI	BB	SO	LOB	TOP				
Dick McAuliffe, L (1,4) OBP: 0.453, SLG: 0.473	BB 1B 1B		1B 1B		FC1-5 1B	F9			CS BB	4	0	3	0	1	0	3					
Mickey Stanley, R (1,8) OBP: 0.356, SLG: 0.407	K		L7		FC1-5 L6-4-3		E5 SH1-3 E		K	5	1	0	0	0	2	5					
Al Kaline, R (1,9) OBP: 0.419, SLG: 0.532	L5 BB 1B		L9		L6-4-3		SH1-3		L7	4	0	1	0	0	0	3					
Norm Cash, L (1,3) OBP: 0.322, SLG: 0.380	1-2 2-3 BB		1-3 1B		4-3		F7			3	0	1	0	1	0	0					
Willie Horton, R (1,7) OBP: 0.393, SLG: 0.408	L5 2-3		1-3		2B BB 1B					3	1	1	0	1	0	5					
Dalton Jones, L (1,5) OBP: 0.250, SLG: 0.267		L9		4-3		BB 2B	F7			4	0	1	0	0	0	1					
Don Wert, R (7,5) OBP: 0.372, SLG: 0.294										0	0	0	0	0	0	0					
Bill Freehan, R (1,2) OBP: 0.380, SLG: 0.400		F8		F8		5-3		6-3		4	0	0	0	0	0	2					
Ken Szotkiewicz, L (1,6) OBP: 0.375, SLG: 0.167								F4		3	0	1	0	1	1	0					
Cesar Gutierrez, R (8,6) OBP: 0.325, SLG: 0.358			K			BB IBB				0	0	0	0	0	0	0					
Joe Niekro, R (1,1) OBP: 0.278, SLG: 0.375			1-3		FC1-5 1B BB					2	0	0	1	2	1	1					
Fred Lasher, R (8,1)						1-2 2-3 3-H BB		K		0	0	0	0	0	0	0					
Inning Stats	R: 0 E: 0 K: 1 S: 6	H: 2 LOB: 2 BB: 1 P: 10	R: 0 E: 0 K: 0 S: 4	H: 1 LOB: 1 BB: 0 P: 4	R: 0 E: 0 K: 1 S: 5	H: 2 LOB: 2 BB: 0 P: 5	R: 0 E: 0 K: 1 S: 5	H: 0 LOB: 0 BB: 0 P: 5	R: 0 E: 0 K: 0 S: 3	H: 1 LOB: 1 BB: 1 P: 7	R: 1 E: 1 K: 0 S: 4	H: 0 LOB: 1 BB: 1 P: 8	R: 0 E: 0 K: 1 S: 5	H: 0 LOB: 0 BB: 0 P: 5	R: 0 E: 0 K: 1 S: 4	H: 0 LOB: 0 BB: 1 P: 8	1B: 7 2B: 2 3B: 0 HR: 0	SF: 0 SAC: 1 DP: 2 HBP: 0	WP: 0 PB: 0 SB: 0 CS: 1	PA: 39	
PITCHER	IP WLS BF H R ER SO BB IBB HBP BLK WP HR S P ERA WHIP	7.0 L 33 8 2 1 2 4 1 0 0 0 0 0 32 52 1.29 1.714	2.0 W 6 0 0 0 2 1 0 0 0 0 0 9 13 0.00 0.500																		

Detroit Tigers @ Chicago White Sox
 Comiskey Park, Chicago, IL
 Sat May 02 1970, 8:05 PM EDT
 Att: 4,712 - Unknown

AB	32
R	2
H	8
RBI	1
BB	6
SO	4
LOB	20



Batter	1	2	3	4	5	6	7	8	9	AB	R	H	RBI	BB	SO	LOB	BOTTOM			
Ken Berry, R (1,8) OBP: 0.370, SLG: 0.354	L9	6-3			F4		G4-6-3			4	0	0	0	0	0	2				
Tom McCraw, L (1,9) OBP: 0.381, SLG: 0.303	F4		4-3		1B 1B			4-3 1B		4	1	2	0	0	0	0				
Carlos May, L (1,7) OBP: 0.353, SLG: 0.474	E FC 1B		3-1		G6-4-3 1B			4-3		4	1	2	0	0	0	1				
Syd O'Brien, R (1,5) OBP: 0.313, SLG: 0.300	FC 1B		K		G6-4-3			K		4	0	0	0	0	2	4				
Gail Hopkins, L (1,3) OBP: 0.500, SLG: 0.452	1-2 3-H 1B			6-3		5-3		1B 1B IBB		3	1	1	1	1	0	0				
Ed Herrmann, L (1,2) OBP: 0.292, SLG: 0.333	1-3			1B 1B		L3		BB 1B 1B		4	0	2	1	0	0	2				
Bobby Knoop, R (1,4) OBP: 0.254, SLG: 0.377		5-3		1B 1B		K		1B 1B		4	0	2	1	0	1	0				
Rich Morales, R (1,6) OBP: 0.429, SLG: 0.333				F3				G4-6-3 1B		3	0	2	0	1	0	2				
Gerry Janeski, R (1,1) OBP: 0.083, SLG: 0.083										2	0	0	0	0	2	3				
John Matias, L (7,PH) OBP: 0.171, SLG: 0.225										1	0	0	0	0	0	1				
Wilbur Wood, R (8,1)										1	0	0	0	0	0	3				
Inning Stats	R: 1 E: 1 K: 0 S: 6	H: 2 LOB: 2 BB: 0 P: 6	R: 0 E: 0 K: 1 S: 6	H: 1 LOB: 0 BB: 0 P: 6	R: 0 E: 0 K: 1 S: 5	H: 0 LOB: 0 BB: 0 P: 5	R: 0 E: 0 K: 1 S: 7	H: 2 LOB: 2 BB: 0 P: 7	R: 0 E: 0 K: 1 S: 4	H: 2 LOB: 1 BB: 0 P: 4	R: 0 E: 0 K: 1 S: 5	H: 0 LOB: 0 BB: 0 P: 5	R: 0 E: 0 K: 0 S: 3	H: 1 LOB: 0 BB: 0 P: 3	R: 2 E: 0 K: 1 S: 8	H: 3 LOB: 3 BB: 2 P: 16	1B: 11 2B: 0 3B: 0 HR: 0	SF: 0 SAC: 0 DP: 2 HBP: 0	WP: 0 PB: 0 SB: 0 CS: 0	PA: 36
PITCHER	IP WLS BF H R ER SO BB IBB HBP BLK WP HR S P ERA WHIP	7.2 L 33 10 3 2 5 0 1 0 0 0 0 2 46 2.35 1.304	0.1 3 1 0 0 0 1 0 0 0 0 0 2 6 0.00 6.000																	

Detroit Tigers @ Chicago White Sox
 Comiskey Park, Chicago, IL
 Sat May 02 1970, 8:05 PM EDT
 Att: 4,712 - Unknown

AB	34
R	3
H	11
RBI	3
BB	2
SO	5
LOB	18



Batter	1	2	3	4	5	6	7	8	9	AB	R	H	RBI	BB	SO	LOB	TOP					
Ted Uhlhaender, L (1, 8) OBP: 0.311, SLG: 0.363	0-0 K2-3-2 1B		0-0 G3					0-0 1-3		3	0	1	0	1	0	0	Cleveland Indians @ Chicago White Sox Comiskey Park, Chicago, IL Tue May 05 1970, 8:05 PM EDT Att: 2,993 - Unknown					
Eddie Leon, R (1, 4) OBP: 0.244, SLG: 0.289	0-3 K2-3-2 1-1		0-0 6-3					0-0 6-3		4	0	0	0	0	2	3						
Vada Pinson, L (1, 9) OBP: 0.360, SLG: 0.468	0-0 F8		0-0 6-3					0-0 2B		4	0	1	0	0	0	2						
Tony Horton, R (1, 3) OBP: 0.329, SLG: 0.433		0-0 G3		0-0 5-3				4-0 G6-4-3 1B		3	0	1	0	1	0	0						
Ray Fosse, R (1, 2) OBP: 0.419, SLG: 0.423		0-0 1B E 1B		4-0 E BB				0-0 G6-4-3 1-2f		3	1	1	0	1	0	3						
Graig Nettles, L (1, 5) OBP: 0.329, SLG: 0.281		0-0 E 1B		0-0 E3 G6-4-3 1-2				0-0 F7		4	0	1	0	0	0	1						
Roy Foster, R (1, 7) OBP: 0.313, SLG: 0.333		0-0 E5 1-2 3-H		0-0 G6-4-3 1-2f				4-0 FC5-4 BB		3	0	0	1	1	1	3						
Jack Heidemann, R (1, 6) OBP: 0.200, SLG: 0.222		0-0 F8		0-0 SH2-4 PB 1B				0-0 FC5-4 G4-6-3 1-2f		4	0	1	0	0	1	3						
Dean Chance, R (1, 1) Chuck Hinton, R (7, PH) Rich Hand, R (7, 1)	0-3 K		0-0 SH2-4 1-3					0-0 G4-6-3 1-2f		1	0	0	0	0	1	2						
Inning Stats	R: 0 E: 0 K: 1 S: 5	H: 1 LOB: 0 BB: 0 P: 5	R: 1 E: 1 K: 1 S: 8	H: 2 LOB: 2 BB: 0 P: 8	R: 0 E: 0 K: 0 S: 3	H: 0 LOB: 0 BB: 0 P: 3	R: 0 E: 1 K: 0 S: 3	H: 0 LOB: 1 BB: 1 P: 7	R: 0 E: 0 K: 0 S: 6	H: 1 LOB: 2 BB: 1 P: 10	R: 0 E: 0 K: 0 S: 3	H: 1 LOB: 0 BB: 0 P: 3	R: 0 E: 0 K: 2 S: 2	H: 0 LOB: 0 BB: 1 P: 6	R: 0 E: 0 K: 0 S: 4	H: 1 LOB: 2 BB: 1 P: 8	R: 0 E: 0 K: 2 S: 7	H: 0 LOB: 0 BB: 0 P: 7	1B: 5 2B: 2 3B: 0 HR: 0	SF: 0 SAC: 1 DP: 4 HBP: 0	WP: 0 PB: 1 SB: 0 CS: 0	PA: 35
PITCHER Tommy John, L (1, 1) ERA: 4.6	IP: 9.0 WLS: W BF: 35 H: 6 R: 1 ER: 1 SO: 5 BB: 3 IBB: 1 HBP: 0 BLK: 0 WP: 0 HR: 0 S: 41 P: 57 ERA: 1.00 WHIP: 1.000															PITCHER						

AB 30
R 1
H 6
RBI 1
BB 4
SO 5
LOB 18



Batter	1	2	3	4	5	6	7	8	9	AB	R	H	RBI	BB	SO	LOB	BOTTOM					
Tom McCraw, L (1, 9) OBP: 0.429, SLG: 0.368	0-0 G6-4-3 1B		0-0 S 2H 1B		4-0 2B IBB			0-0 SH2-4 1B		3	0	3	1	1	0	0	Cleveland Indians @ Chicago White Sox Comiskey Park, Chicago, IL Tue May 05 1970, 8:05 PM EDT Att: 2,993 - Unknown					
Luis Aparicio, R (1, 6) OBP: 0.437, SLG: 0.446	0-0 G6-4-3 1-2f		4-0 G4-6-3 BB		1-3 2H 2B			0-0 SH2-4 1-2		2	0	1	1	1	0	1						
Carlos May, L (1, 7) OBP: 0.362, SLG: 0.451	4-0 S BB		0-0 G4-6-3 1-2f		4-0 IBB			0-3 K		2	0	0	0	2	1	3						
Bill Melton, R (1, 5) OBP: 0.389, SLG: 0.488	0-3 K		0-3 K		0-0 F8			0-3 K		4	0	0	0	0	3	5						
Gail Hopkins, L (1, 3) OBP: 0.439, SLG: 0.412		0-0 F5		0-0 2B				0-0 E6 BB 1B		4	0	1	0	0	1	3						
Ed Herrmann, L (1, 2) OBP: 0.321, SLG: 0.308		0-3 K		4-0 G6-4-3 BB				0-0 F8		2	0	0	0	1	1	1						
Ken Berry, R (1, 8) OBP: 0.359, SLG: 0.345		0-0 6-3		0-0 G6-4-3 1-2f				0-0 G6-3 HBP		4	0	1	0	0	0	3						
Bobby Knoop, R (1, 4) OBP: 0.324, SLG: 0.397			0-0 SH5-4 1B 1B		1-0 SH3-4 2B HBP			4-0 FC3-5 BB 1B		1	2	1	0	2	0	0						
Tommy John, R (1, 1) OBP: 0.231, SLG: 0.231			0-0 SH5-4 1-2		0-0 SH3-4 1-2			0-0 K		2	0	0	0	0	1	4						
Inning Stats	R: 0 E: 0 K: 1 S: 5	H: 1 LOB: 1 BB: 1 P: 9	R: 0 E: 0 K: 1 S: 5	H: 0 LOB: 0 BB: 0 P: 5	R: 1 E: 0 K: 0 S: 4	H: 2 LOB: 1 BB: 1 P: 8	R: 0 E: 0 K: 1 S: 5	H: 1 LOB: 1 BB: 1 P: 9	R: 1 E: 0 K: 1 S: 6	H: 1 LOB: 3 BB: 2 P: 15	R: 0 E: 0 K: 1 S: 4	H: 0 LOB: 1 BB: 1 P: 9	R: 0 E: 0 K: 2 S: 8	H: 1 LOB: 1 BB: 0 P: 8	R: 0 E: 1 K: 0 S: 4	H: 1 LOB: 2 BB: 1 P: 8	R: 0 E: 1 K: 0 S: 4	H: 1 LOB: 2 BB: 1 P: 8	1B: 5 2B: 3 3B: 0 HR: 0	SF: 0 SAC: 3 DP: 5 HBP: 2	WP: 0 PB: 0 SB: 2 CS: 0	PA: 36
PITCHER Dean Chance, R (1, 1) Rich Hand, R (7, 1)	IP: 6.0 WLS: L BF: 27 H: 5 R: 2 ER: 2 SO: 5 BB: 4 IBB: 2 HBP: 2 BLK: 0 WP: 0 HR: 0 S: 29 P: 55 ERA: 3.00 WHIP: 1.500															PITCHER						


AB 24
R 2
H 7
RBI 2
BB 7
SO 7
LOB 20



Batter	1	2	3	4	5	6	7	8	9	AB	R	H	RBI	BB	SO	LOB	TOP					
Ted Uhlhaender, L (1.8) OBP: 0.298, SLG: 0.345	F7		F3			G4-6-3		K		4	0	0	0	0	1	2						
Roy Foster, R (1.7) OBP: 0.298, SLG: 0.316	5-3			6-3			5-3		K	4	0	0	0	0	1	0						
Vada Pinson, L (1.9) OBP: 0.367, SLG: 0.494	1-3			5-3			1B 2B			4	0	2	0	0	0	0						
Tony Horton, R (1.3) OBP: 0.338, SLG: 0.420		1-3		CS BB			1B E BB		6-3	2	1	0	0	2	0	1						
Graig Nettles, L (1.5) OBP: 0.326, SLG: 0.279	K			CS	6-3		E		F3	4	0	1	0	0	1	1						
Ray Fosse, R (1.2) OBP: 0.400, SLG: 0.400	5-3				5-3		E5			3	0	0	0	0	0	1						
Eddie Leon, R (1.4) OBP: 0.235, SLG: 0.278			F5		5-3		4-3			3	0	0	0	0	0	2						
Jack Heidemann, R (1.6) OBP: 0.205, SLG: 0.227			6-3			G4-6-3 1B		6-3		3	0	1	0	0	0	0						
Sam McDowell, L (1.1) OBP: 0.261, SLG: 0.261						K		4-3		3	0	1	0	0	1	1						
Inning Stats	R: 0 E: 0 K: 0 S: 3	H: 0 LOB: 0 BB: 0 P: 3	R: 0 E: 0 K: 1 S: 5	H: 0 LOB: 0 BB: 0 P: 5	R: 0 E: 0 K: 0 S: 4	H: 1 LOB: 1 BB: 0 P: 4	R: 0 E: 0 K: 0 S: 2	H: 0 LOB: 0 BB: 1 P: 6	R: 0 E: 0 K: 0 S: 3	H: 0 LOB: 0 BB: 0 P: 3	R: 0 E: 0 K: 1 S: 5	H: 1 LOB: 0 BB: 0 P: 5	R: 1 E: 1 K: 0 S: 5	H: 2 LOB: 2 BB: 1 P: 9	R: 0 E: 0 K: 1 S: 5	H: 0 LOB: 0 BB: 0 P: 5	R: 0 E: 0 K: 1 S: 6	H: 1 LOB: 1 BB: 0 P: 6	1B: 3 2B: 2 3B: 0 HR: 0	SF: 0 SAC: 0 DP: 1 HBP: 0	WP: 0 PB: 0 SB: 0 CS: 1	PA: 33
PITCHER Joe Horlen, R (1.1) ERA: 3.1	IP: 9.0 WLS: W BF: 32 H: 5 R: 1 ER: 0 SO: 4 BB: 2 IBB: 0 HBP: 0 BLK: 0 WP: 0 HR: 0 S: 38 P: 46 ERA: 0.00 WHIP: 0.778															PITCHER						

Cleveland Indians @ Chicago White Sox
Comiskey Park, Chicago, IL
Wed May 06 1970, 8:05 PM EDT
Att: 2,983 - Unknown


AB 30
R 1
H 5
RBI 0
BB 2
SO 4
LOB 8

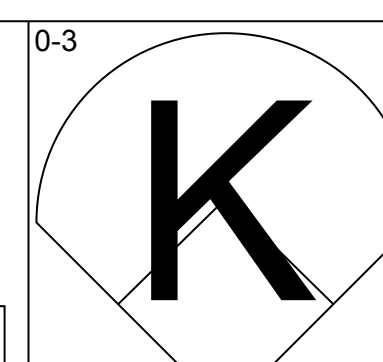
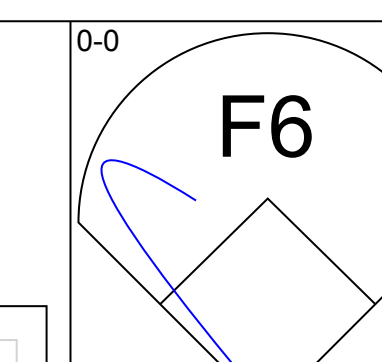
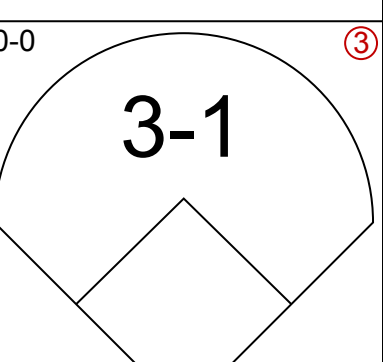
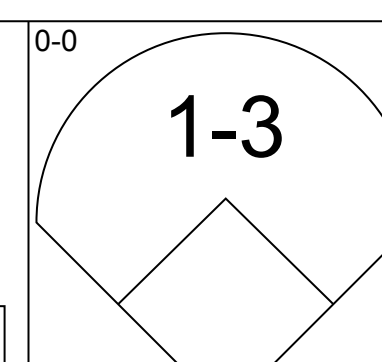
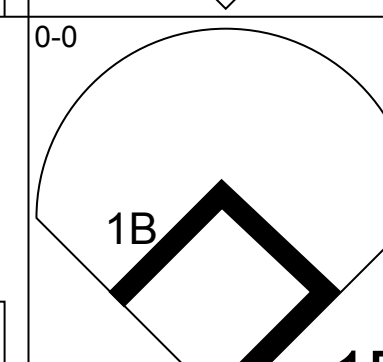
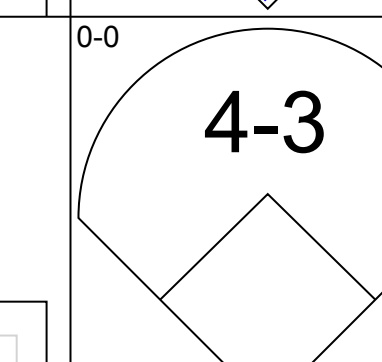
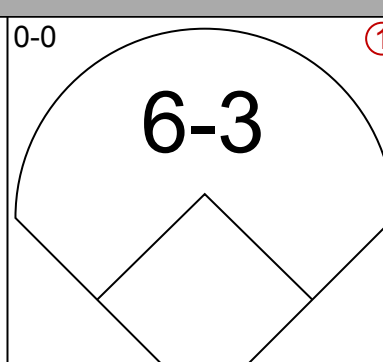
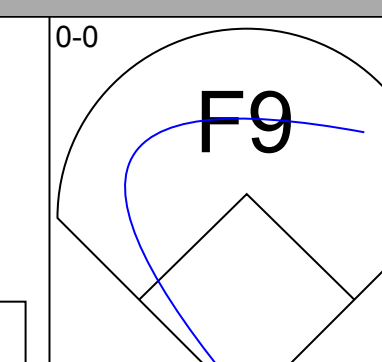
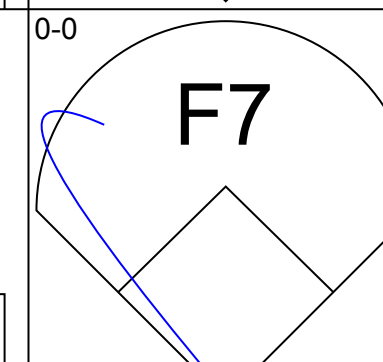
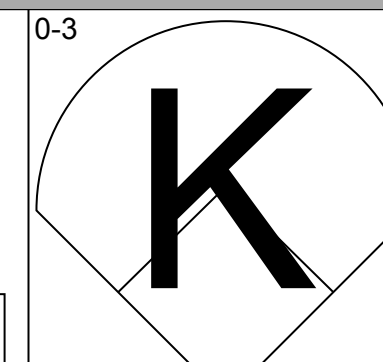
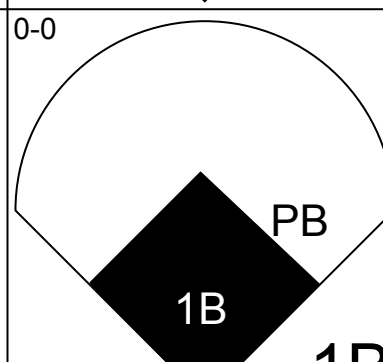
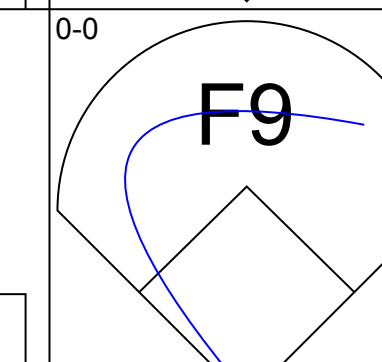
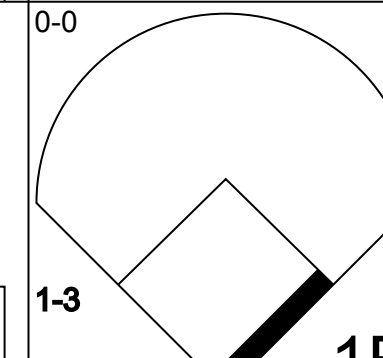
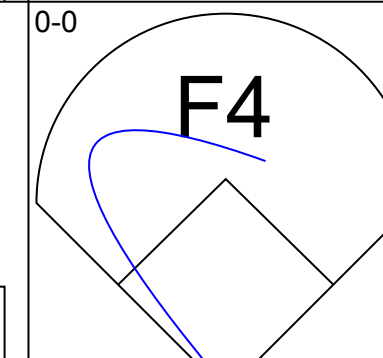
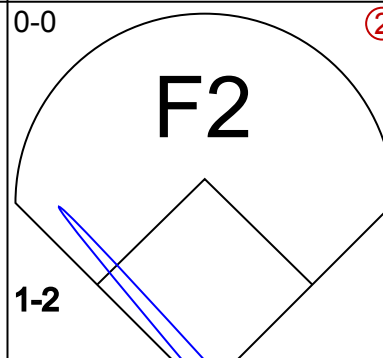
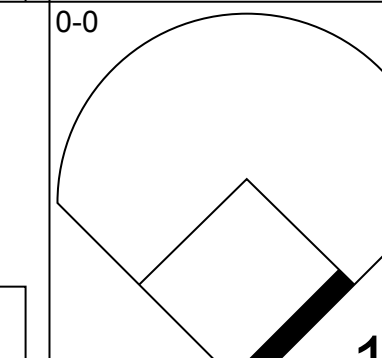
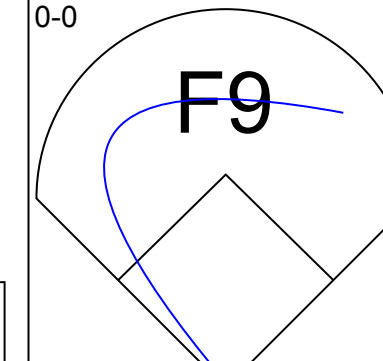
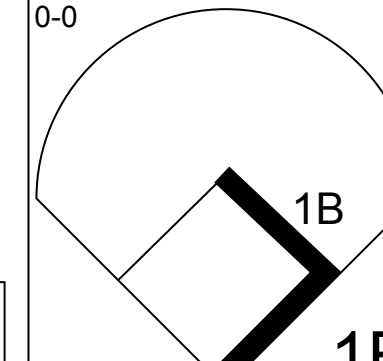
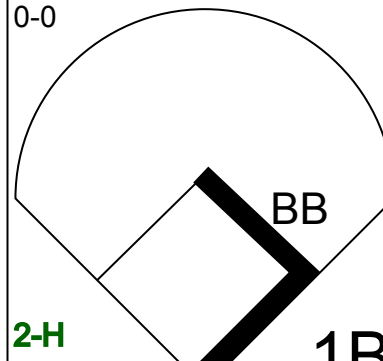
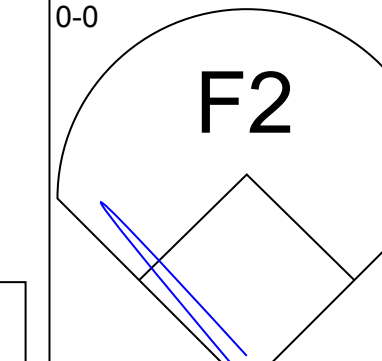
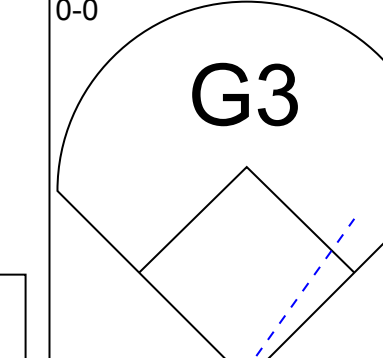
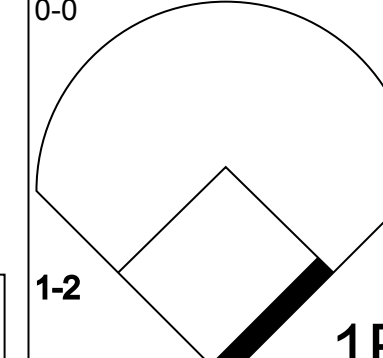
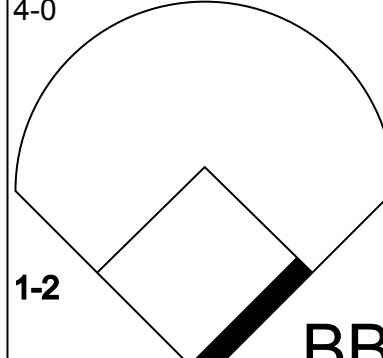
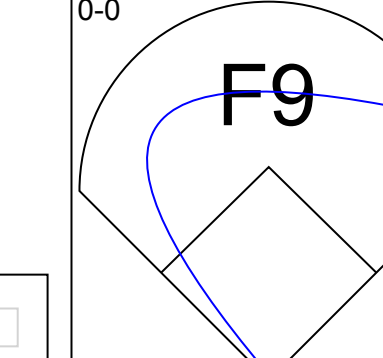
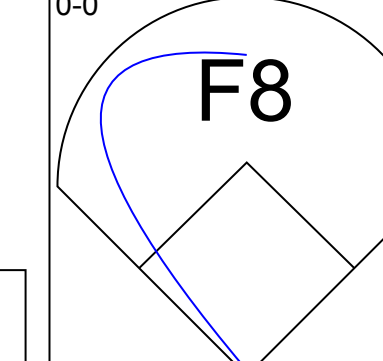
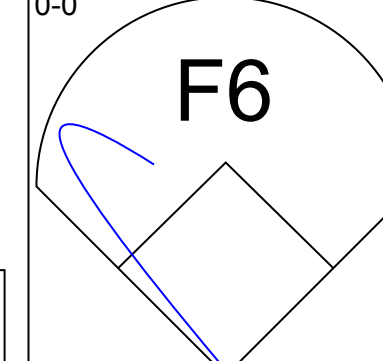
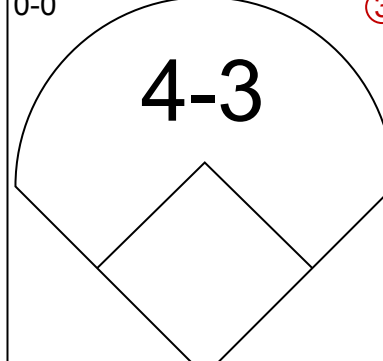
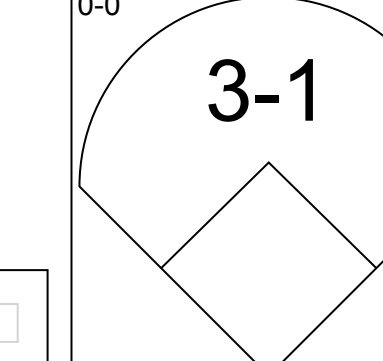
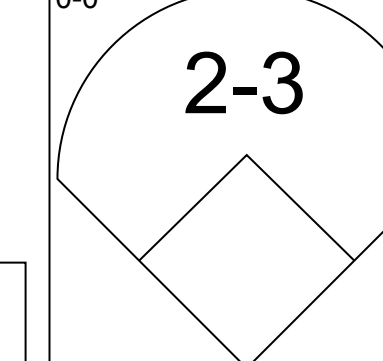
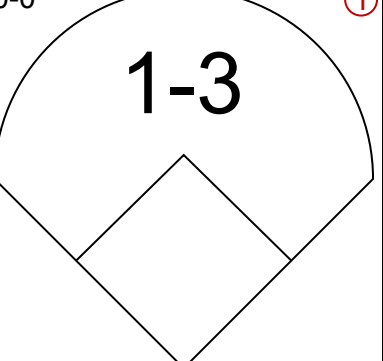
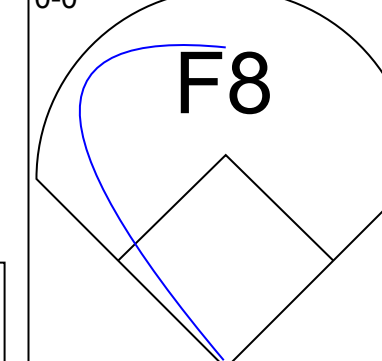
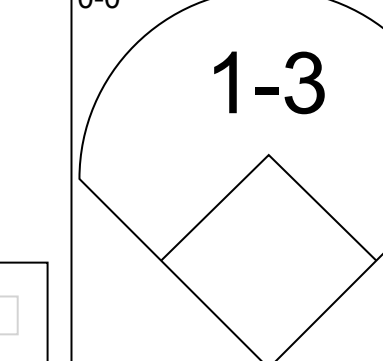
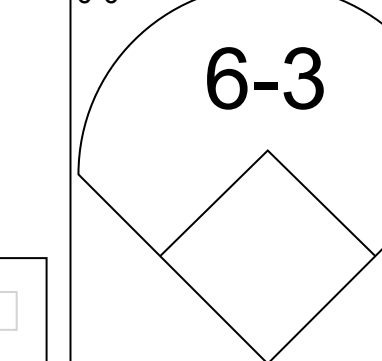
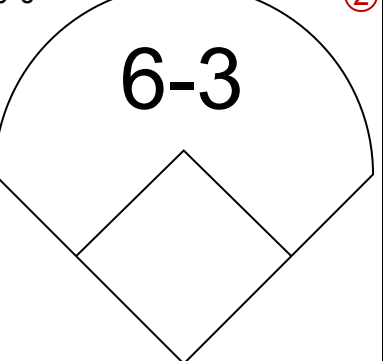
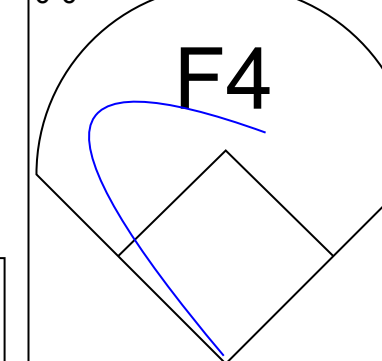


Batter	1	2	3	4	5	6	7	8	9	AB	R	H	RBI	BB	SO	LOB	BOTTOM			
Walt Williams, R (1.9) OBP: 0.371, SLG: 0.333	FC1-4 BB		1-3			K				3	0	1	0	1	1	0				
Luis Aparicio, R (1.6) OBP: 0.429, SLG: 0.436	FC1-4 PB			CS PB 1B			4-3	PO	K	4	0	1	0	0	1	1				
Carlos May, L (1.7) OBP: 0.367, SLG: 0.512	K			K			E			4	2	2	1	0	2	2				
Bill Melton, R (1.5) OBP: 0.387, SLG: 0.482	K			K			E1			3	0	1	0	0	2	1				
Duane Josephson, R (1.2) OBP: 0.373, SLG: 0.407		4-3			F9		5-3			2	0	0	0	0	0	0				
Ed Herrmann, L (6.2) OBP: 0.321, SLG: 0.308										0	0	0	0	0	0	0				
Syd O'Brien, R (7. PH) OBP: 0.314, SLG: 0.303										1	0	0	0	0	0	1				
John Matias, L (8.3) OBP: 0.171, SLG: 0.225										0	0	0	0	0	0	0				
Gail Hopkins, L (1.3) OBP: 0.433, SLG: 0.396	K				K					2	0	0	0	1	2	0				
Ken Berry, R (1.8) OBP: 0.343, SLG: 0.328	K				K					3	0	0	0	0	2	2				
Bobby Knoop, R (1.4) OBP: 0.310, SLG: 0.377			K			K			F3	3	0	0	0	0	2	0				
Joe Horlen, R (1.1) OBP: 0.143, SLG: 0.143			K			K			K	3	0	0	0	0	3	0				
Inning Stats	R: 0 E: 0 K: 2 S: 7	H: 0 LOB: 1 BB: 1 P: 11	R: 0 E: 0 K: 2 S: 7	H: 0 LOB: 0 BB: 0 P: 7	R: 0 E: 0 K: 2 S: 7	H: 0 LOB: 0 BB: 0 P: 7	R: 0 E: 0 K: 2 S: 7	H: 1 LOB: 0 BB: 0 P: 7	R: 0 E: 0 K: 3 S: 9	H: 0 LOB: 0 BB: 0 P: 9	R: 1 E: 1 K: 0 S: 5	H: 2 LOB: 2 BB: 1 P: 9	R: 0 E: 0 K: 1 S: 5	H: 1 LOB: 0 BB: 0 P: 5	R: 1 E: 0 K: 1 S: 4	H: 1 LOB: 0 BB: 0 P: 4	1B: 3 2B: 0 3B: 1 HR: 1	SF: 0 SAC: 0 DP: 0 HBP: 0	WP: 0 PB: 2 SB: 0 CS: 1	PA: 31
PITCHER Sam McDowell, L (1.1) ERA: 2.41	IP: 8.1 WLS: L BF: 30 H: 5 R: 2 ER: 1 SO: 15 BB: 2 IBB: 0 HBP: 0 BLK: 0 WP: 0 HR: 1 S: 58 P: 66 ERA: 1.08 WHIP: 0.840															PITCHER				

Cleveland Indians @ Chicago White Sox
Comiskey Park, Chicago, IL
Wed May 06 1970, 8:05 PM EDT
Att: 2,983 - Unknown


AB 28
R 2
H 5
RBI 1
BB 2
SO 15
LOB 7

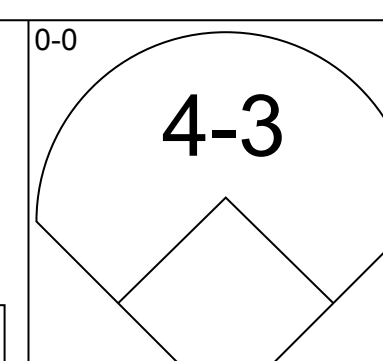
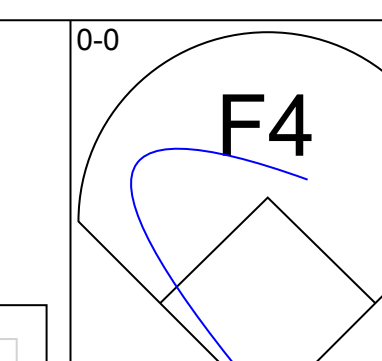
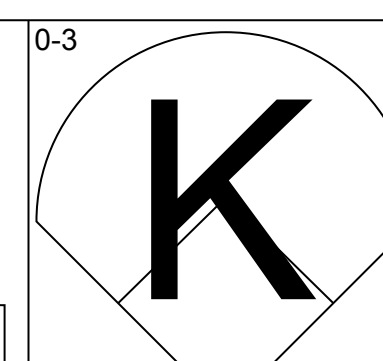
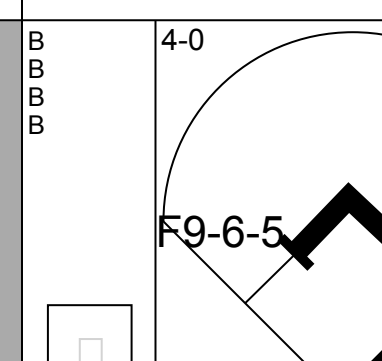
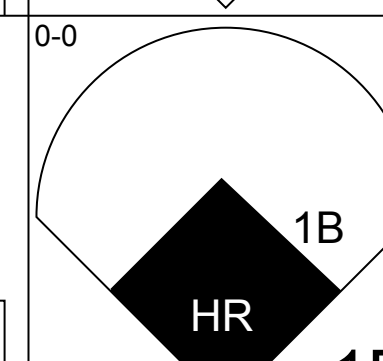
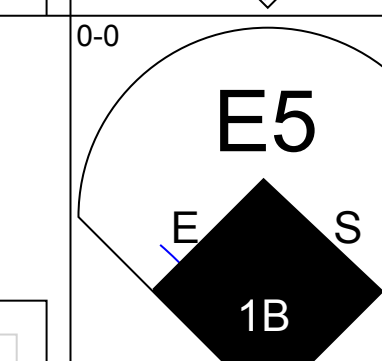
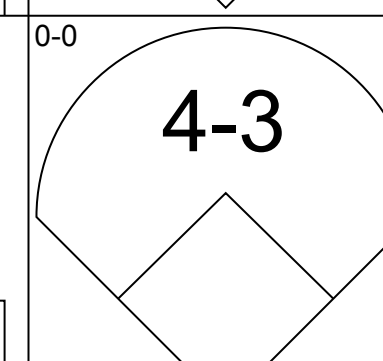
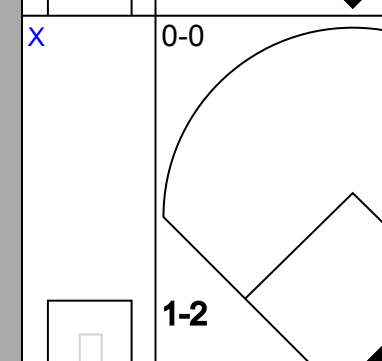
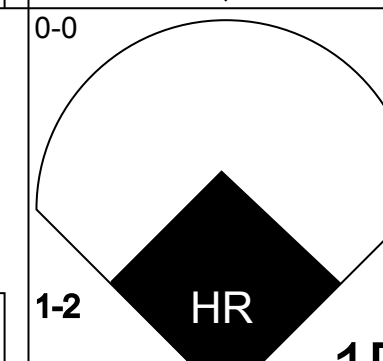
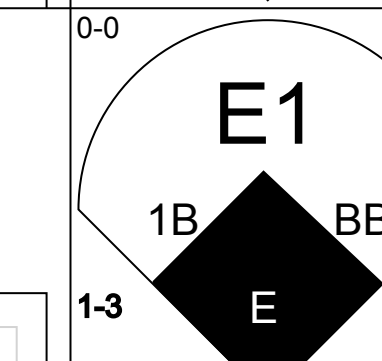
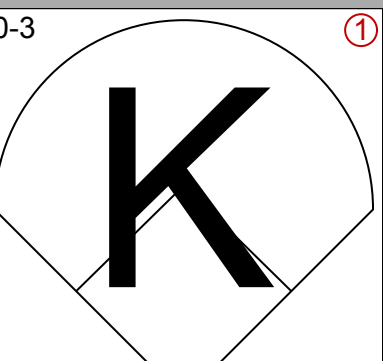
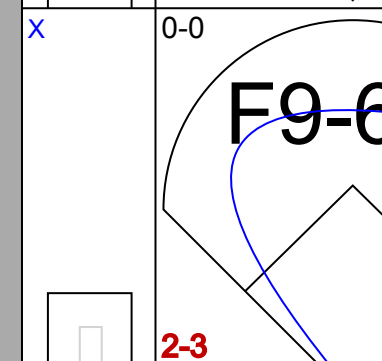
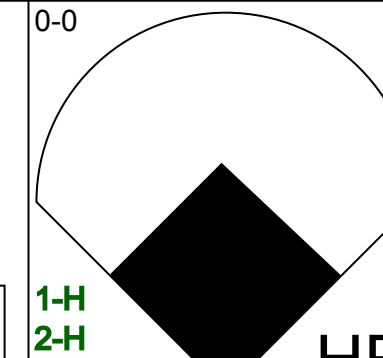
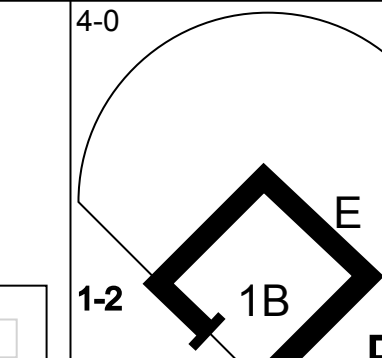
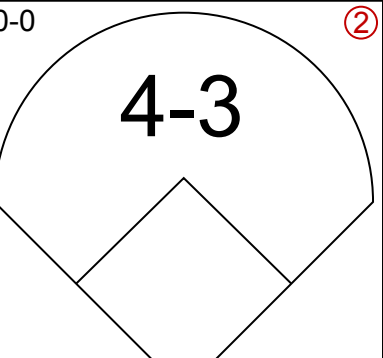
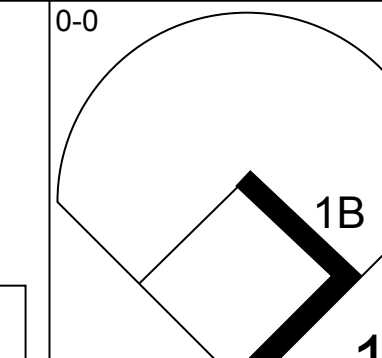
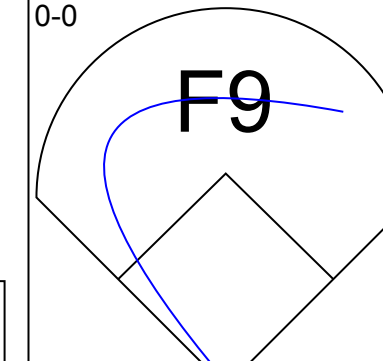
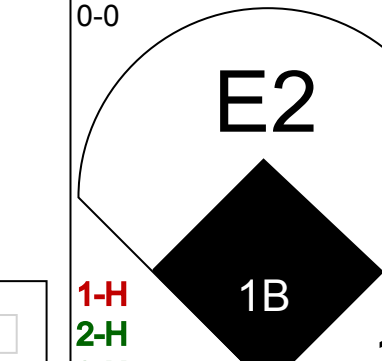
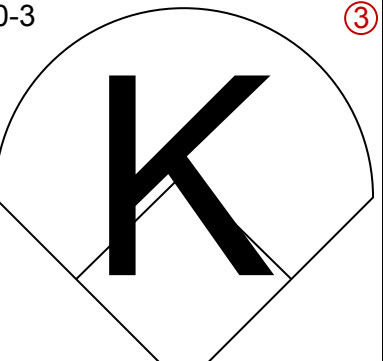
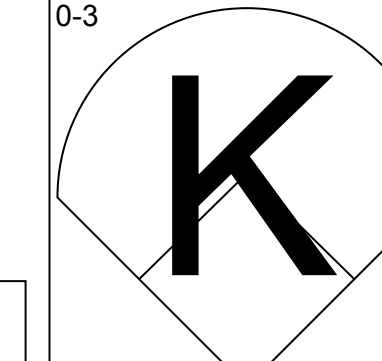
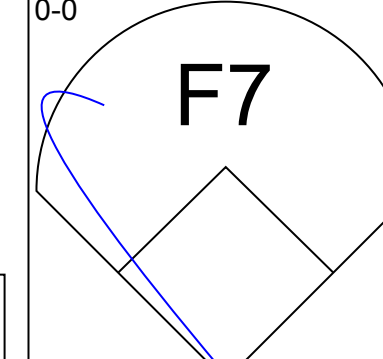
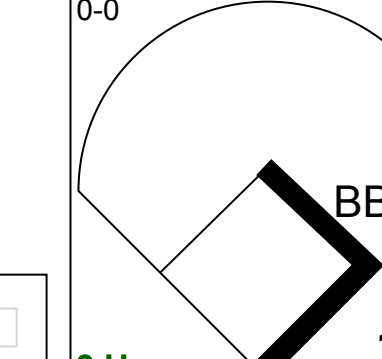
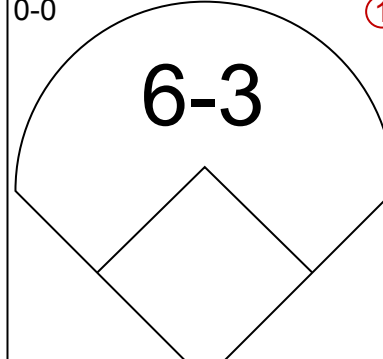
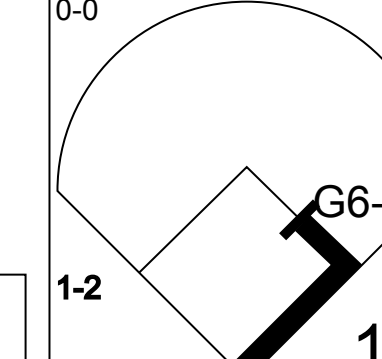
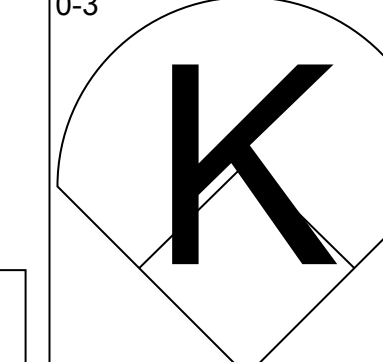
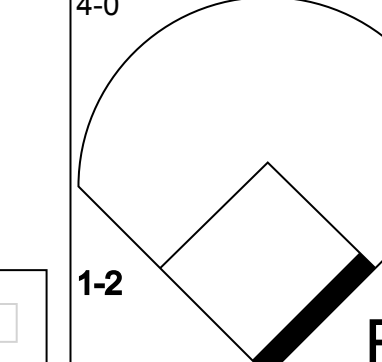
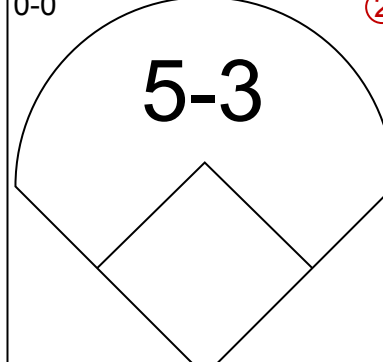
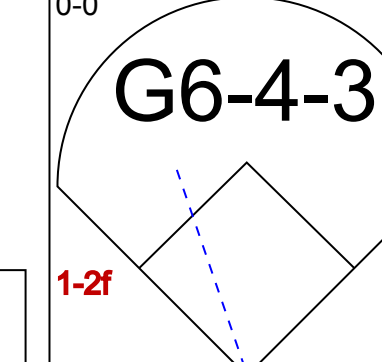
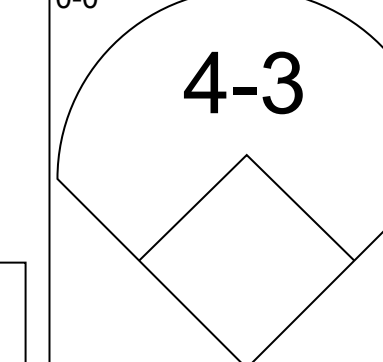
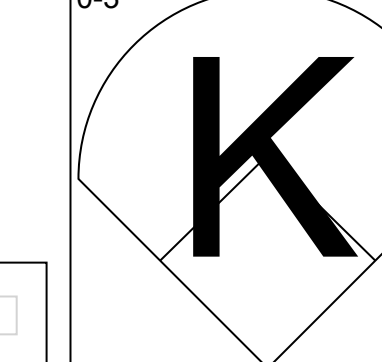
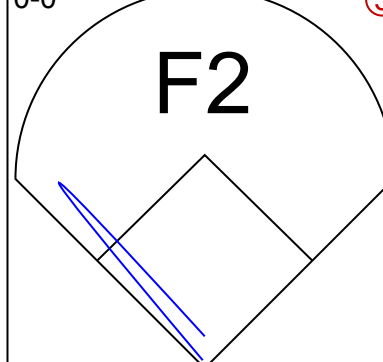
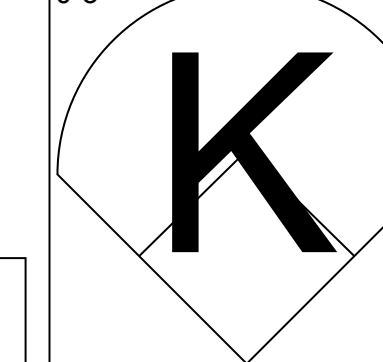
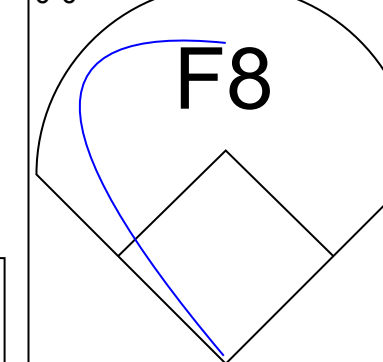
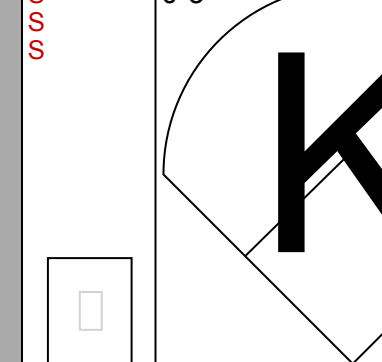


Batter	1	2	3	4	5	6	7	8	9	AB	R	H	RBI	BB	SO	LOB	TOP			
Tom McCraw, L OBP: 0.391, SLG: 0.333 Don Secrist, L (7, 1)										4	0	0	0	0	1	0				
Luis Aparicio, R OBP: 0.426, SLG: 0.432 Rich Morales, R OBP: 0.455, SLG: 0.333										3	0	1	0	0	0	0				
Carlos May, L OBP: 0.363, SLG: 0.500										4	1	1	0	0	1	1				
Bill Melton, R OBP: 0.385, SLG: 0.477 Syd O'Brien, R OBP: 0.333, SLG: 0.324										3	0	1	0	0	0	1				
Gail Hopkins, L OBP: 0.438, SLG: 0.404										4	0	2	1	0	0	3				
Buddy Bradford, R OBP: 0.339, SLG: 0.396										3	0	1	0	1	0	0				
Ed Herrmann, L OBP: 0.281, SLG: 0.267										4	0	0	0	0	0	4				
Bobby Knoop, R OBP: 0.293, SLG: 0.354										4	0	0	0	0	0	0				
Gerry Janeski, R OBP: 0.077, SLG: 0.077 Jerry Crider, R (3, 1)										1	0	0	0	0	0	0				
John Matias, L OBP: 0.167, SLG: 0.220 (7, PH) (7, 9)										1	0	0	0	0	0	0				
Inning Stats	R: 0 E: 0 K: 1 S: 7	H: 2 LOB: 2 BB: 0 P: 7	R: 0 E: 0 K: 0 S: 3	H: 0 LOB: 0 BB: 0 P: 3	R: 0 E: 0 K: 0 S: 3	H: 2 LOB: 2 BB: 0 P: 7	R: 0 E: 0 K: 0 S: 3	H: 0 LOB: 0 BB: 0 P: 3	R: 1 E: 0 K: 0 S: 5	H: 2 LOB: 2 BB: 1 P: 9	R: 0 E: 0 K: 0 S: 3	H: 0 LOB: 0 BB: 0 P: 3	R: 0 E: 0 K: 0 S: 4	H: 1 LOB: 1 BB: 0 P: 4	R: 0 E: 0 K: 0 S: 3	H: 0 LOB: 0 BB: 0 P: 3	1B: 7 2B: 0 3B: 0 HR: 0	SF: 0 SAC: 0 DP: 0 HBP: 0	WP: 0 PB: 1 CS: 0	PA: 35
PITCHER Jim Palmer, R ERA: 2.56 (1, 1)	IP: 9.0 WLS: W BF: 35 H: 7 R: 1 ER: 0 SO: 2 BB: 1 IBB: 0 HBP: 0 BLK: 0 WP: 0 HR: 0 S: 38 P: 42 ERA: 0.00 WHIP: 0.889																			

Chicago White Sox @ Baltimore Orioles
Memorial Stadium, Baltimore, MD
Fri May 08 1970, 7:05 PM EDT
Att: 6,913 - Unknown


AB 34
R 1
H 7
RBI 1
BB 1
SO 2
LOB 9



Batter	1	2	3	4	5	6	7	8	9	AB	R	H	RBI	BB	SO	LOB	BOTTOM			
Don Buford, S OBP: 0.343, SLG: 0.368 (1, 7)										3	0	0	0	1	1	0				
Mark Belanger, R OBP: 0.295, SLG: 0.265 (1, 6)										4	2	2	0	0	0	0				
Frank Robinson, R OBP: 0.443, SLG: 0.647 (1, 9)										4	2	1	0	0	1	3				
Boog Powell, L OBP: 0.382, SLG: 0.598 (1, 3)										3	1	2	3	1	0	0				
Paul Blair, R OBP: 0.339, SLG: 0.429 (1, 8)										4	1	1	1	0	2	1				
Brooks Robinson, R OBP: 0.358, SLG: 0.510 (1, 5)										4	0	2	1	0	0	0				
Davey Johnson, R OBP: 0.448, SLG: 0.573 (1, 4)										3	0	0	0	1	1	2				
Eliod Hendricks, L OBP: 0.286, SLG: 0.404 (1, 2)										3	0	0	0	0	1	2				
Jim Palmer, R OBP: 0.227, SLG: 0.190 (1, 1)										3	0	0	0	0	2	0				
Inning Stats	R: 3 E: 0 K: 0 S: 6	H: 3 LOB: 0 BB: 0 P: 6	R: 0 E: 0 K: 2 S: 7	H: 0 LOB: 0 BB: 0 P: 7	R: 3 E: 3 K: 1 S: 8	H: 2 LOB: 2 BB: 2 P: 16	R: 0 E: 0 K: 1 S: 5	H: 0 LOB: 0 BB: 0 P: 5	R: 0 E: 0 K: 2 S: 7	H: 0 LOB: 0 BB: 0 P: 7	R: 0 E: 0 K: 0 S: 3	H: 0 LOB: 0 BB: 0 P: 3	R: 0 E: 0 K: 1 S: 5	H: 1 LOB: 1 BB: 1 P: 9	R: 0 E: 0 K: 1 S: 6	H: 2 LOB: 1 BB: 0 P: 6	1B: 7 2B: 1 3B: 0 HR: 1	SF: 0 SAC: 0 DP: 2 HBP: 0	WP: 0 PB: 0 CS: 0	PA: 34
PITCHER Gerry Janeski, R ERA: 3.4 Jerry Crider, R ERA Don Secrist, L ERA: 3.0 (1, 1) (3, 1) (7, 1)	IP: 2.2 WLS: L BF: 15 H: 5 R: 6 ER: 3 SO: 2 BB: 1 IBB: 0 HBP: 0 BLK: 0 WP: 0 HR: 1 S: 18 P: 22 ERA: 10.12 WHIP: 2.250																			

Chicago White Sox @ Baltimore Orioles
Memorial Stadium, Baltimore, MD
Fri May 08 1970, 7:05 PM EDT
Att: 6,913 - Unknown

AB 31
R 6
H 8
RBI 5
BB 3
SO 8
LOB 8



Batter	1	2	3	4	5	6	7	8	9	AB	R	H	RBI	BB	SO	LOB	TOP									
Walt Williams, R OBP: 0.348, SLG: 0.310 Danny Murphy, L (7, 1)	0-0 6-3		0-0 6-3		0-0 F7		0-0 F7			4	0	0	0	0	0	1										
Luis Aparicio, R OBP: 0.416, SLG: 0.424	0-0 FC6-4 1B		0-0 F7		0-0 F9			0-3 K		4	0	1	0	0	1	1										
Carlos May, L OBP: 0.358, SLG: 0.521	0-0 F7			0-3 K		0-0 5-3		0-0 HR		4	1	1	1	0	1	1										
Syd O'Brien, R OBP: 0.300, SLG: 0.289	0-0 FC6-4 1-2			0-0 F8		0-3 K		0-0 F4		4	0	0	0	0	1	1										
Gail Hopkins, L OBP: 0.441, SLG: 0.433		0-0 4-3		0-0 HR 3B		4-0 WP BB		0-0 G3		3	1	1	0	1	0	0										
Ed Herrmann, L OBP: 0.306, SLG: 0.364		0-0 4-3		0-0 HR		4-0 1-2 BB			0-0 G3	3	1	1	2	1	0	0										
Ken Berry, R OBP: 0.352, SLG: 0.338		0-0 4-1		0-0 1B		0-3 K			0-0 1B	4	0	2	0	0	1	2	AB 33 R 3 H 7 RBI 3 BB 2 SO 6 LOB 9									
Bobby Knoop, R OBP: 0.291, SLG: 0.348			0-0 SH1-4 1B		0-3 K		0-0 5-3		0-3 K	4	0	1	0	0	2	2										
Tommy John, R OBP: 0.214, SLG: 0.214 Tom McCraw, L OBP: 0.375, SLG: 0.318 (7, PH) (7, 9)			0-0 SH1-4 1-2		0-0 F7		0-0 3-1		0-0 F8	1	0	0	0	0	0	0										
Inning Stats	R: 0 E: 0 K: 0 S: 4	H: 1 LOB: 1 BB: 0 P: 4	R: 0 E: 0 K: 0 S: 3	H: 0 LOB: 0 BB: 0 P: 3	R: 0 E: 0 K: 0 S: 4	H: 1 LOB: 1 BB: 0 P: 4	R: 2 E: 0 K: 2 S: 10	H: 3 LOB: 1 BB: 0 P: 10	R: 0 E: 0 K: 0 S: 3	H: 0 LOB: 0 BB: 0 P: 3	R: 0 E: 0 K: 0 S: 7	H: 0 LOB: 0 BB: 2 P: 15	R: 0 E: 0 K: 0 S: 3	H: 0 LOB: 0 BB: 0 P: 3	R: 1 E: 0 K: 1 S: 6	H: 1 LOB: 0 BB: 0 P: 6	R: 0 E: 0 K: 1 S: 6	H: 1 LOB: 1 BB: 0 P: 6	1B: 4 2B: 0 3B: 1 HR: 2	SF: 0 SAC: 1 DP: 0 HBP: 0	WP: 1 PB: 0 SB: 0 CS: 0	PA: 36				
PITCHER	IP WLS BF H R ER SO BB IBB HBP BLK WP HR S P ERA WHIP	8.1 W 34 7 3 3 5 2 0 0 0 1 2 42 50 3.24 1.080	0.2 S 2 0 0 0 1 0 0 0 0 0 0 4 4 0.00 0.000																							

Chicago White Sox @ Baltimore Orioles
Memorial Stadium, Baltimore, MD
Sat May 09 1970, 3:33 AM EDT
Att: 7,466 - Unknown

livebaseballscores.com



Batter	1	2	3	4	5	6	7	8	9	AB	R	H	RBI	BB	SO	LOB	BOTTOM									
Merv Rettenmund, R OBP: 0.379, SLG: 0.440 (1, 9) (7, 7)	4-0 FC4-6 BB		0-0 F9			0-0 E3 1B	0-3 K			3	1	0	0	1	1	0										
Mark Belanger, R OBP: 0.294, SLG: 0.255	0-0 FC4-6 3-1 HBP 1-2		0-0 6-3			0-0 F9		0-0 F8		4	0	0	0	0	0	2										
Curt Motton, R OBP: 0.375, SLG: 0.167 Dave May, L OBP: 0.333, SLG: 0.455 (1, 7) (7, 9)	1-0 3-1 HBP			0-0 5-3		0-0 BB 1B		0-0 F9		2	1	1	1	0	0	0										
Boog Powell, L OBP: 0.386, SLG: 0.585	0-0 3-1 1-2 2-3			0-0 F7		4-0 1B HR BB		1-0 HBP		2	1	0	0	1	0	2										
Paul Blair, R OBP: 0.336, SLG: 0.422	0-3 K			0-0 5-3		0-0 1B		0-0 F7		4	0	1	1	0	1	3										
Brooks Robinson, R OBP: 0.357, SLG: 0.533		0-0 F9			0-0 6-3	0-0 HR				3	1	1	2	0	0	0										
Davey Johnson, R OBP: 0.435, SLG: 0.554		0-0 F9			0-0 4-3	0-0 F8				3	0	0	0	0	0	0	AB 27 R 4 H 3 RBI 4 BB 3 SO 5 LOB 8									
Andy Etchebarren, R OBP: 0.300, SLG: 0.324		0-3 K			4-0 BB		0-3 K			2	0	0	0	1	2	0										
Tom Phoebus, R OBP: 0.250, SLG: 0.250 Eddie Watt, R OBP: 1.000, SLG: 1.000 (1, 1) (9, 1)			0-0 F8		0-3 K2-3		0-0 1-3			3	0	0	0	0	1	1										
Inning Stats	R: 0 E: 0 K: 1 S: 5	H: 0 LOB: 2 BB: 1 P: 10	R: 0 E: 0 K: 1 S: 5	H: 0 LOB: 0 BB: 0 P: 5	R: 0 E: 0 K: 0 S: 3	H: 0 LOB: 0 BB: 0 P: 3	R: 0 E: 0 K: 0 S: 3	H: 0 LOB: 0 BB: 0 P: 3	R: 0 E: 0 K: 0 S: 6	H: 3 LOB: 0 BB: 1 P: 10	R: 0 E: 0 K: 2 S: 7	H: 0 LOB: 0 BB: 0 P: 7	R: 0 E: 0 K: 0 S: 3	H: 0 LOB: 1 BB: 0 P: 4	1B: 2 2B: 0 3B: 0 HR: 1	SF: 0 SAC: 0 DP: 0 HBP: 2	WP: 0 PB: 0 SB: 0 CS: 0	PA: 32								
PITCHER	IP WLS BF H R ER SO BB IBB HBP BLK WP HR S P ERA WHIP	6.0 L 25 3 4 1 3 3 0 1 0 0 1 27 40 1.50 1.000	2.0 7 0 0 0 2 0 0 1 0 0 0 10 11 0.00 0.000																							


Chicago White Sox @ Baltimore Orioles
Memorial Stadium, Baltimore, MD
Sat May 09 1970, 3:33 AM EDT
Att: 7,466 - Unknown

livebaseballscores.com



Batter	1	2	3	4	5	6	7	8	9	AB	R	H	RBI	BB	SO	LOB	TOP					
Walt Williams, R (1, 9) OBP: 0.343, SLG: 0.323 Don Secrist, L (8, 1)	K		F3					FC1-6 BB 1B	F9	4	1	1	1	0	1	1	Chicago White Sox @ Baltimore Orioles Memorial Stadium, Baltimore, MD Sun May 10 1970, 3:33 AM EDT Unknown					
Rich Morales, R (9, PH) OBP: 0.417, SLG: 0.300										0	0	0	0	0	0	0						
Luis Aparicio, R (1, 6) OBP: 0.412, SLG: 0.409	FC1-6 BB BB		5-3					F8		3	0	0	0	1	0	2						
Carlos May, L (1, 7) OBP: 0.373, SLG: 0.521			K							2	0	1	0	2	1	0						
Syd O'Brien, R (1, 5) OBP: 0.295, SLG: 0.286	FC1-6			6-3						4	0	1	1	0	0	3						
Gail Hopkins, L (1, 3)	F8			1-3						4	0	0	0	0	0	4						
Buddy Bradford, R (1, 8) (8, 9)		K		K						4	0	0	0	0	2	0						
Bobby Knoop, R (1, 4) OBP: 0.313, SLG: 0.384										4	1	3	0	0	0	0						
Chuck Brinkman, R (1, 2)										4	0	0	0	0	0	3						
Gerry Arrigo, L (1, 1) Tommy Sisk, R (5, 1) OBP: 0.333, SLG: 0.333 Ken Berry, R (6, PH) OBP: 0.370, SLG: 0.348 (8, 8)		G3								1	0	0	0	0	0	1						
Inning Stats	R: 0 E: 0 K: 1 S: 5	H: 0 LOB: 2 BB: 2 P: 13	R: 0 E: 0 K: 1 S: 6	H: 1 LOB: 1 BB: 0 P: 6	R: 0 E: 0 K: 1 S: 5	H: 0 LOB: 0 BB: 0 P: 5	R: 0 E: 0 K: 1 S: 5	H: 0 LOB: 0 BB: 0 P: 5	R: 1 E: 0 K: 0 S: 5	H: 2 LOB: 1 BB: 0 P: 5	R: 0 E: 0 K: 0 S: 3	H: 1 LOB: 0 BB: 0 P: 3	R: 0 E: 0 K: 0 S: 3	H: 0 LOB: 0 BB: 0 P: 3	R: 1 E: 0 K: 0 S: 4	H: 1 LOB: 2 BB: 2 P: 12	R: 0 E: 0 K: 0 S: 5	H: 2 LOB: 2 BB: 0 P: 5	1B: 5 2B: 2 3B: 0 HR: 0	SF: 0 SAC: 1 DP: 1 HBP: 0	WP: 0 PB: 0 SB: 0 CS: 0	PA: 37
PITCHER Dave McNally, L (1, 1) ERA: 3.62	IP: 9.0 WLS: W BF: 37 H: 7 R: 2 ER: 2 SO: 4 BB: 4 IBB: 0 HBP: 0 BLK: 0 WP: 0 HR: 0 S: 41 P: 57 ERA: 2.00 WHIP: 1.222															PITCHER						

Batter	1	2	3	4	5	6	7	8	9	AB	R	H	RBI	BB	SO	LOB	BOTTOM					
Merv Rettenmund, R (1, 7) OBP: 0.394, SLG: 0.552	K									4	2	2	1	0	1	0	Chicago White Sox @ Baltimore Orioles Memorial Stadium, Baltimore, MD Sun May 10 1970, 3:33 AM EDT Unknown					
Mark Belanger, R (1, 6) OBP: 0.292, SLG: 0.275	F2									3	1	1	1	1	0	0						
Frank Robinson, R (1, 9) OBP: 0.436, SLG: 0.663	K									4	1	1	2	0	1	1						
Boog Powell, L (1, 3) OBP: 0.398, SLG: 0.619										3	2	2	1	1	0	2						
Paul Blair, R (1, 8) OBP: 0.333, SLG: 0.415										4	1	1	0	0	2	3						
Brooks Robinson, R (1, 5) OBP: 0.353, SLG: 0.523	K									4	0	1	0	0	1	4						
Davey Johnson, R (1, 4) OBP: 0.429, SLG: 0.552										4	0	1	1	0	1	1						
Andy Etchebarren, R (1, 2) OBP: 0.295, SLG: 0.316										4	0	1	1	0	0	1						
Dave McNally, R (1, 1) OBP: 0.227, SLG: 0.250	F6									3	0	0	0	0	1	1						
Inning Stats	R: 0 E: 0 K: 2 S: 7	H: 0 LOB: 0 BB: 0 P: 7	R: 2 E: 0 K: 1 S: 8	H: 4 LOB: 1 BB: 0 P: 8	R: 1 E: 1 K: 1 S: 7	H: 1 LOB: 2 BB: 1 P: 11	R: 0 E: 0 K: 1 S: 5	H: 0 LOB: 0 BB: 0 P: 5	R: 3 E: 0 K: 0 S: 5	H: 3 LOB: 0 BB: 1 P: 9	R: 0 E: 0 K: 0 S: 3	H: 0 LOB: 0 BB: 0 P: 3	R: 0 E: 0 K: 0 S: 3	H: 0 LOB: 0 BB: 0 P: 3	R: 1 E: 0 K: 2 S: 9	H: 2 LOB: 1 BB: 0 P: 9		R: 0 E: 0 K: 0 S: 5	H: 1 LOB: 1 BB: 0 P: 5	1B: 5 2B: 1 3B: 1 HR: 3	SF: 0 SAC: 0 DP: 1 HBP: 0	WP: 0 PB: 0 SB: 0 CS: 0
PITCHER Gerry Arrigo, L (1, 1) ERA: 10.66 Tommy Sisk, R (5, 1) ERA: 6.75 Don Secrist, L (8, 1) ERA: 3.6	IP: 4.0 WLS: L BF: 21 H: 8 R: 6 ER: 6 SO: 5 BB: 1 IBB: 0 HBP: 0 BLK: 0 WP: 1 HR: 2 S: 30 P: 34 ERA: 13.50 WHIP: 2.250															PITCHER						



Batter	1	2	3	4	5	6	7	8	9	AB	R	H	RBI	BB	SO	LOB	TOP								
John Matias, L OBP: 0.170, SLG: 0.200 (1, 9)	4-0 FC5-4 1B BB		0-0 F8		0-0 F3	0-3 K		0-3 K		4	1	0	0	1	2	3	Chicago White Sox @ Baltimore Orioles Memorial Stadium, Baltimore, MD Sun May 10 1970, 3:38 AM EDT Att: 14,725 - Unknown								
Luis Aparicio, R OBP: 0.421, SLG: 0.419 (1, 6)	0-0 FC5-4 1B		0-0 6-3		0-0 1B 2H		0-0 FC3-6 1B	0-0 F6		5	0	3	1	0	0	0									
Tom McCraw, L OBP: 0.358, SLG: 0.306 (1, 3)	0-0 FC5-4 1B 1-2 2-3		0-0 F8		0-0 1B S		0-3 K	0-0 6-3		5	0	1	0	0	1	3									
Carlos May, L OBP: 0.383, SLG: 0.525 (1, 7)	0-0 1-2 3-H 1B			0-3 K	0-3 K		0-0 FC3-6 1B	0-0 1B		5	0	3	1	0	2	2									
Syd O'Brien, R OBP: 0.306, SLG: 0.283 (1, 5)	0-3 K			0-0 1B	4-0 IBB		0-0 FC3-6	0-0 F4		4	0	1	0	1	1	5									
Ed Herrmann, L OBP: 0.300, SLG: 0.351 (1, 2)	0-0 3-1			0-0 1B	0-0 F8		0-0 F9			4	0	1	0	0	0	7									
Bobby Knoop, R OBP: 0.310, SLG: 0.377 (1, 4)		0-3 K		0-3 K		0-0 1B		0-0 F7		4	0	1	0	0	2	2									
Ken Berry, R OBP: 0.364, SLG: 0.333 (1, 8)		0-0 F3		0-0 F9		0-3 K		4-0 BB		3	0	0	0	1	1	3									
Joe Horlen, R OBP: 0.176, SLG: 0.235 Gail Hopkins, L OBP: 0.411, SLG: 0.400 Wilbur Wood, R (8, 1)	0-0 5-3				0-0 1B 2B		0-0 F7	0-0 F5		3	1	1	0	0	0	1									
Inning Stats	R: 1 E: 0 K: 1 S: 7	H: 2 LOB: 2 BB: 1 P: 11	R: 0 E: 0 K: 1 S: 5	H: 0 LOB: 0 BB: 0 P: 5	R: 0 E: 0 K: 0 S: 3	H: 0 LOB: 0 BB: 0 P: 3	R: 0 E: 0 K: 2 S: 9	H: 2 LOB: 2 BB: 0 P: 9	R: 1 E: 0 K: 1 S: 8	H: 3 LOB: 3 BB: 1 P: 12	R: 0 E: 0 K: 2 S: 8	H: 1 LOB: 1 BB: 0 P: 8	R: 0 E: 0 K: 1 S: 7	H: 2 LOB: 2 BB: 0 P: 7	R: 0 E: 0 K: 1 S: 5	H: 0 LOB: 1 BB: 1 P: 9	R: 0 E: 0 K: 0 S: 4	H: 1 LOB: 1 BB: 0 P: 4	1B: 10 2B: 1 3B: 0 HR: 0	SF: 0 SAC: 0 DP: 0 HBP: 0	WP: 0 PB: 0 SB: 1 CS: 0	PA: 41			
PITCHER	IP	WLS	BF	H	R	ER	SO	BB	IBB	HBP	BLK	WP	HR	S	P	ERA	WHIP								
Jim Hardin, R ERA: 5.3 (1, 1)	4.1		21	7	2	2	4	1	0	0	0	0	0	28	32	4.15	1.846								
Marcelino Lopez, L ERA: 1.0 (5, 1)	2.2		12	3	0	0	4	0	1	0	0	0	0	19	23	0.00	1.125								
Dick Hall, R ERA: 2.45 (8, 1)	2.0	W	8	1	0	0	1	1	0	0	0	0	0	9	13	0.00	1.000								

Batter	1	2	3	4	5	6	7	8	9	AB	R	H	RBI	BB	SO	LOB	BOTTOM									
Don Buford, S OBP: 0.358, SLG: 0.411 (1, 7)	0-0 G5-4-3 1B		0-0 F5		4-0 6-3 BB		0-0 HR			3	1	2	1	1	0	1	Chicago White Sox @ Baltimore Orioles Memorial Stadium, Baltimore, MD Sun May 10 1970, 3:38 AM EDT Att: 14,725 - Unknown									
Mark Belanger, R OBP: 0.290, SLG: 0.274 (1, 6)	0-0 G5-4-3 1-2		0-0 E2 BB 1-3 1B		0-0 6-3		0-0 4-3			4	0	1	0	0	0	2										
Terry Crowley, L OBP: 0.333, SLG: 0.391 Merv Rettenmund, R OBP: 0.382, SLG: 0.533 (8, PH) (9, 9)	0-0 4-3		4-0 BB		0-0 3-1			0-0 4-3		2	0	0	0	1	0	0										
Boog Powell, L OBP: 0.410, SLG: 0.616 (1, 3)		0-3 K	4-0 1-2 2-3 3-H BB		0-0 FC3-6 1B		4-0 1B BB			2	1	1	1	2	1	0										
Paul Blair, R OBP: 0.339, SLG: 0.418 (1, 8)		0-0 S 1B	0-0 F7		0-0 FC3-6 1B 1-2		0-0 1B 1B			4	1	2	0	0	0	4										
Brooks Robinson, R OBP: 0.350, SLG: 0.513 (1, 5)		0-0 F7		0-0 F7		0-0 F8		0-0 1B		4	0	1	1	0	0	2										
Chico Salmon, R OBP: 0.545, SLG: 0.778 Davey Johnson, R OBP: 0.429, SLG: 0.552 (9, 4)	0-0 F5			0-3 K		0-0 4-3		0-0 1B		4	0	1	1	0	1	2										
Clay Dalrymple, L OBP: 0.545, SLG: 0.571 Curt Milton, R OBP: 0.333, SLG: 0.143 Andy Etchebarren, R OBP: 0.255, SLG: 0.315 (1, 2) (8, PH) (9, 2)			0-0 E BB 1B		0-0 2B		0-0 3-1	0-0 F5		3	1	2	0	0	0	0										
Jim Hardin, R (1, 1) Marcelino Lopez, R (5, 1) Dave May, L OBP: 0.308, SLG: 0.417 Dick Hall, R (8, 1)			0-3 K		0-0 5-3		0-0 L1	0-0 6-3		2	0	0	0	0	1	2										
Inning Stats	R: 0 E: 0 K: 0 S: 3	H: 1 LOB: 0 BB: 0 P: 3	R: 0 E: 0 K: 1 S: 6	H: 1 LOB: 1 BB: 0 P: 6	R: 1 E: 1 K: 1 S: 7	H: 2 LOB: 2 BB: 2 P: 15	R: 0 E: 0 K: 1 S: 6	H: 1 LOB: 1 BB: 0 P: 6	R: 0 E: 0 K: 0 S: 2	H: 0 LOB: 0 BB: 1 P: 6	R: 0 E: 0 K: 0 S: 4	H: 1 LOB: 1 BB: 0 P: 4	R: 1 E: 0 K: 0 S: 4	H: 1 LOB: 0 BB: 0 P: 4	R: 2 E: 0 K: 0 S: 6	H: 3 LOB: 2 BB: 1 P: 10	1B: 8 2B: 1 3B: 0 HR: 1	SF: 0 SAC: 0 DP: 1 HBP: 0	WP: 0 PB: 0 SB: 2 CS: 0	PA: 36						
PITCHER	IP	WLS	BF	H	R	ER	SO	BB	IBB	HBP	BLK	WP	HR	S	P	ERA	WHIP									
Joe Horlen, R ERA: 3.02 (1, 1)	7.0		29	7	2	2	3	3	0	0	0	0	0	1	32	44	2.57	1.429								
Wilbur Wood, L ERA: 2.6 (8, 1)	1.0	L	7	3	2	2	0	1	0	0	0	0	0	6	10	18.00	4.000									

Batter	1	2	3	4	5	6	7	8	9	AB	R	H	RBI	BB	SO	LOB	TOP					
John Matias, L (1,9) OBP: 0.173, SLG: 0.220										5	0	1	0	0	0	0	Chicago White Sox @ Detroit Tigers Tiger Stadium, Detroit, MI Mon May 11 1970, 7:05 PM EDT Att: 17,879 - Unknown					
Luis Aparicio, R (1,6) OBP: 0.436, SLG: 0.458										3	3	2	1	2	0	1						
Tom McCraw, L (1,3) OBP: 0.379, SLG: 0.333										5	2	3	0	0	0	1						
Carlos May, L (1,7) OBP: 0.392, SLG: 0.529										3	2	1	1	2	1	2						
Syd O'Brien, R (1,5) OBP: 0.315, SLG: 0.300										4	1	2	3	0	0	4						
Ed Herrmann, L (1,2) OBP: 0.333, SLG: 0.452										5	1	3	3	0	1	0						
Bobby Knoop, R (1,4) OBP: 0.304, SLG: 0.370										4	0	1	1	0	0	1						
Ken Berry, R (1,8) OBP: 0.366, SLG: 0.329										4	0	1	0	1	2	1						
Billy Wynne, L (1,1) Jerry Crider, R (3,1) Wilbur Wood, R (7,1)										1	0	0	0	0	1	1						
Inning Stats	R: 0 E: 0 K: 0 S: 4	H: 1 LOB: 2 BB: 1 P: 8	R: 0 E: 0 K: 1 S: 6	H: 1 LOB: 1 BB: 0 P: 6	R: 4 E: 0 K: 0 S: 7	H: 4 LOB: 0 BB: 0 P: 7	R: 0 E: 0 K: 1 S: 5	H: 0 LOB: 0 BB: 0 P: 5	R: 2 E: 0 K: 1 S: 8	H: 3 LOB: 1 BB: 0 P: 8	R: 0 E: 0 K: 2 S: 7	H: 0 LOB: 0 BB: 0 P: 7	R: 3 E: 0 K: 0 S: 5	H: 3 LOB: 3 BB: 3 P: 17	R: 0 E: 0 K: 0 S: 4	H: 1 LOB: 2 BB: 1 P: 8	R: 0 E: 0 K: 2 S: 8	H: 1 LOB: 1 BB: 0 P: 8	1B: 10 2B: 2 3B: 0 HR: 2	SF: 2 SAC: 0 DP: 1 HBP: 0	WP: 1 PB: 0 SB: 1 CS: 0	PA: 45
PITCHER	IP WLS BF H R ER SO BB IBB HBP BLK WP HR S P ERA WHIP																					
Joe Niekro, R (1,1) ERA: 3.18	3.0 L 16 6 4 4 1 1 0 0 0 0 0 1 17 21 12.00 2.333																					
Fred Scherman, L (4,1) ERA: 5.4	3.0 12 3 2 2 4 0 0 0 0 0 0 1 20 20 6.00 1.000																					
Mike Kilkenny, L (7,1) ERA: 7.2	0.0 3 1 3 3 0 2 0 0 0 0 1 0 1 9 8 1.000																					
Fred Lasher, R (7,1) ERA: 2.45	0.0 2 2 0 0 0 0 0 0 0 0 0 0 2 2 1.000																					
Tom Timmermann, R (7,1) ERA: 6.43	2.0 8 1 0 0 0 1 1 0 0 0 0 0 6 14 0.00 1.000																					
PITCHER	IP WLS BF H R ER SO BB IBB HBP BLK WP HR S P ERA WHIP																					
Jerry Robertson, R (9,1) ERA: 2.45	1.0 4 1 0 0 2 0 0 0 0 0 0 1 4 8 0.00 1.000																					

Batter	1	2	3	4	5	6	7	8	9	AB	R	H	RBI	BB	SO	LOB	BOTTOM					
Dick McAuliffe, L (1,4) OBP: 0.421, SLG: 0.435										5	1	1	0	0	0	0	Chicago White Sox @ Detroit Tigers Tiger Stadium, Detroit, MI Mon May 11 1970, 7:05 PM EDT Att: 17,879 - Unknown					
Dalton Jones, L (1,5) OBP: 0.356, SLG: 0.417										3	1	2	1	2	1	0						
Al Kaline, R (1,9) OBP: 0.403, SLG: 0.533										4	0	0	1	0	1	3						
Norm Cash, L (1,3) OBP: 0.356, SLG: 0.473										4	0	2	0	0	0	2						
Willie Horton, R (1,7) OBP: 0.393, SLG: 0.514										4	0	2	1	0	0	2						
Jim Northrup, L (1,8) OBP: 0.394, SLG: 0.464										3	1	1	1	1	0	1						
Bill Freehan, R (1,2) OBP: 0.393, SLG: 0.516										4	1	1	1	0	0	4						
Ken Szotkiewicz, L (1,6) Gates Brown, L (6,PH) Mike Kilkenny, R (7,1) Fred Lasher, R (7,1) Tom Timmermann, R (7,1) Don Wert, R (6,PH) Jerry Robertson, S (8,1)										2	0	0	0	0	1	4						
Joe Niekro, R (1,1) OBP: 0.278, SLG: 0.375										0	0	0	0	0	0	0						
Ike Brown, R (3,PH) OBP: 0.600, SLG: 0.571										1	1	1	0	0	0	0						
Fred Scherman, L (4,1) Elliott Maddox, R (6,PH) OBP: 0.279, SLG: 0.289										1	0	0	0	0	0	0						
Inning Stats	R: 0 E: 0 K: 1 S: 6	H: 1 LOB: 0 BB: 0 P: 6	R: 0 E: 0 K: 0 S: 4	H: 1 LOB: 0 BB: 0 P: 4	R: 3 E: 0 K: 1 S: 10	H: 5 LOB: 3 BB: 1 P: 14	R: 0 E: 0 K: 1 S: 5	H: 0 LOB: 0 BB: 0 P: 5	R: 0 E: 0 K: 0 S: 3	H: 1 LOB: 0 BB: 0 P: 3	R: 2 E: 0 K: 0 S: 5	H: 2 LOB: 0 BB: 0 P: 5	R: 0 E: 0 K: 0 S: 3	H: 0 LOB: 1 BB: 1 P: 7	R: 0 E: 0 K: 0 S: 3	H: 0 LOB: 0 BB: 0 P: 3	R: 0 E: 0 K: 0 S: 3	H: 0 LOB: 1 BB: 1 P: 7	1B: 7 2B: 1 3B: 0 HR: 2	SF: 1 SAC: 0 DP: 1 HBP: 0	WP: 0 PB: 0 SB: 0 CS: 0	PA: 39
PITCHER	IP WLS BF H R ER SO BB IBB HBP BLK WP HR S P ERA WHIP																					
Billy Wynne, R (1,1) ERA: 5.95	2.1 13 6 3 3 1 0 0 0 0 0 0 0 15 15 11.57 2.571																					
Jerry Crider, R (3,1) ERA: 2.45	4.0 W 17 4 2 2 2 1 1 0 0 0 0 2 19 27 4.50 1.250																					
Wilbur Wood, L (7,1) ERA: 2.25	2.2 S 9 0 0 0 0 1 0 0 0 0 0 0 8 12 0.00 0.375																					

AB	38
R	9
H	14
RBI	9
BB	5
SO	7
LOB	15



AB	35
R	5
H	10
RBI	5
BB	3
SO	3
LOB	16



Batter	1	2	3	4	5	6	7	8	9	AB	R	H	RBI	BB	SO	LOB	TOP								
Walt Williams, R (1, 9) OBP: 0.347, SLG: 0.358	L9		FC5			2B		1B	5-3	5	1	2	1	0	0	1									
Luis Aparicio, R (1, 6) OBP: 0.453, SLG: 0.480	FC4-6 BB		G3			FC1-2 2B		1B	1B	4	2	3	0	1	0	1									
Tom McCraw, L (1, 3) OBP: 0.381, SLG: 0.339	FC4-6 1-2			G3		K		1B	E9	5	2	2	1	0	1	3									
Carlos May, L (1, 7) OBP: 0.400, SLG: 0.528	1-3			G5-4-3 1B		FC1-5-2		1B	1B	4	1	2	1	1	0	3									
Syd O'Brien, R (1, 5) OBP: 0.305, SLG: 0.291		5-3		G5-4-3 1-2		L6		E7	1B	5	0	1	1	0	0	4									
Buddy Bradford, R (1, 8) OBP: 0.310, SLG: 0.355		5-3				F9		K	1B	5	0	1	2	0	1	2									
Bobby Knoop, R (1, 4) OBP: 0.289, SLG: 0.349						5-3		L9	1-3 2B	5	0	0	0	0	1	4									
Ed Herrmann, L (1, 2) OBP: 0.360, SLG: 0.432			FC5 SH1-4 BB			E4		4-3	1-2 2-3 IBB	2	0	0	0	3	0	0									
Gerry Janeski, R (1, 1) OBP: 0.071, SLG: 0.071										1	0	0	0	0	1	1									
Ken Berry, R (8, PH) OBP: 0.369, SLG: 0.360			SH1-4							2	1	1	0	0	1	3									
Wilbur Wood, R (8, 1)										1	0	0	0	0	1	3									
Inning Stats	R: 0 E: 0 K: 0 S: 3	H: 0 LOB: 1 BB: 1 P: 7	R: 0 E: 0 K: 1 S: 5	H: 0 LOB: 0 BB: 0 P: 5	R: 0 E: 0 K: 0 S: 3	H: 0 LOB: 1 BB: 1 P: 7	R: 0 E: 0 K: 0 S: 3	H: 1 LOB: 0 BB: 0 P: 3	R: 0 E: 1 K: 1 S: 6	H: 0 LOB: 1 BB: 0 P: 6	R: 0 E: 0 K: 0 S: 7	H: 2 LOB: 2 BB: 0 P: 7	R: 0 E: 0 K: 0 S: 3	H: 0 LOB: 0 BB: 0 P: 3	R: 4 E: 1 K: 2 S: 13	H: 5 LOB: 3 BB: 1 P: 17	R: 3 E: 1 K: 1 S: 9	H: 4 LOB: 3 BB: 2 P: 17	1B: 8 2B: 3 3B: 1 HR: 0	SF: 0 SAC: 1 DP: 1 HBP: 0	WP: 0 PB: 0 SB: 1 CS: 0	PA: 45			
PITCHER	IP	WLS	BF	H	R	ER	SO	BB	IBB	HBP	BLK	WP	HR	S	P	ERA	WHIP								
Les Cain, L (1, 1) ERA: 4.71	7.0	L	29	6	3	3	3	2	0	0	0	0	0	33	41	3.86	1.143								
John Hiller, L (8, 1) ERA: 2.79	0.0		2	2	0	0	0	0	0	0	0	0	0	2	2	∞	∞								
Jerry Robertson, R (8, 1) ERA: 4.38	1.1		10	3	4	3	2	1	1	0	0	0	0	12	20	20.25	3.000								
Fred Lasher, R (9, 1) ERA: 2.25	0.2		4	1	0	0	1	0	1	0	0	0	0	5	9	0.00	1.500								

Chicago White Sox @ Detroit Tigers
Tiger Stadium, Detroit, MI
Tue May 12 1970, 7:05 PM EDT
Att: 7,803 - Unknown

AB 39
R 7
H 12
RBI 6
BB 5
SO 6
LOB 25



Batter	1	2	3	4	5	6	7	8	9	AB	R	H	RBI	BB	SO	LOB	BOTTOM								
Dick McAuliffe, L (1, 4) OBP: 0.416, SLG: 0.429	F8		CS 1B			F7		G3		4	0	1	0	0	0	1									
Dalton Jones, L (1, 5) OBP: 0.354, SLG: 0.395										2	0	0	0	1	0	2									
Don Wert, R (8, PH) OBP: 0.333, SLG: 0.262	BB		F7			4-3		1B	PB	1	1	1	0	0	0	0									
Al Kaline, R (1, 9) OBP: 0.398, SLG: 0.523	L7		K			L4		1B	1B	4	0	1	0	0	1	2									
Norm Cash, L (1, 3) OBP: 0.363, SLG: 0.487	F5					1B		G3		4	0	2	0	0	0	2									
Willie Horton, R (1, 7) OBP: 0.389, SLG: 0.500		1B SF7 BB				F3		F5		3	1	0	0	1	0	3									
Jim Northrup, L (1, 8) OBP: 0.386, SLG: 0.455			4-3 1B			K		3-1		4	0	1	0	0	2	2									
Bill Freehan, R (1, 2) OBP: 0.379, SLG: 0.500			SF7			5-3		F7		3	0	0	1	0	0	1									
Cesar Gutierrez, R (1, 6) OBP: 0.329, SLG: 0.363		4-3						5-3		3	0	0	0	1	0	1									
Les Cain, L (1, 1) OBP: 0.125, SLG: 0.125										2	0	0	0	0	0	1									
John Hiller, R (8, 1)										0	0	0	0	0	0	0									
Jerry Robertson, S (8, 1)										0	0	0	0	0	0	0									
Fred Lasher, R (9, 1)										0	0	0	0	0	0	0									
Inning Stats	R: 0 E: 0 K: 0 S: 3	H: 0 LOB: 1 BB: 1 P: 7	R: 1 E: 0 K: 0 S: 4	H: 1 LOB: 1 BB: 1 P: 8	R: 0 E: 0 K: 1 S: 5	H: 1 LOB: 0 BB: 0 P: 5	R: 0 E: 0 K: 1 S: 6	H: 1 LOB: 1 BB: 0 P: 6	R: 0 E: 0 K: 0 S: 3	H: 0 LOB: 1 BB: 1 P: 7	R: 0 E: 0 K: 0 S: 4	H: 1 LOB: 1 BB: 0 P: 4	R: 0 E: 0 K: 0 S: 3	H: 0 LOB: 0 BB: 0 P: 3	R: 1 E: 0 K: 0 S: 5	H: 2 LOB: 1 BB: 0 P: 5	R: 0 E: 0 K: 1 S: 5	H: 0 LOB: 0 BB: 0 P: 5	1B: 5 2B: 1 3B: 0 HR: 0	SF: 1 SAC: 1 DP: 0 HBP: 0	WP: 0 PB: 1 SB: 0 CS: 1	PA: 35			
PITCHER	IP	WLS	BF	H	R	ER	SO	BB	IBB	HBP	BLK	WP	HR	S	P	ERA	WHIP								
Gerry Janeski, R (1, 1) ERA: 3.09	7.0		27	4	1	1	2	3	0	0	0	0	0	28	40	1.29	1.000								
Wilbur Wood, L (8, 1) ERA: 2.05	2.0	S	8	2	1	0	1	0	0	0	0	0	0	10	10	0.00	1.000								

Chicago White Sox @ Detroit Tigers
Tiger Stadium, Detroit, MI
Tue May 12 1970, 7:05 PM EDT
Att: 7,803 - Unknown

AB 30
R 2
H 6
RBI 1
BB 3
SO 3
LOB 15



Batter	1	2	3	4	5	6	7	8	9	AB	R	H	RBI	BB	SO	LOB	TOP						
Pat Kelly, L OBP: 0.384, SLG: 0.314 (1, 9)	0-0 4-3		0-0 4-3		0-0 FC6-4 1B		0-0 4-3		0-0 4-3	5	0	1	2	0	0	2	Kansas City Royals @ Chicago White Sox Comiskey Park, Chicago, IL Fri May 15 1970, 8:05 PM EDT Att: 5,196 - Cloudy						
Jackie Hernandez, R OBP: 0.308, SLG: 0.319 (1, 6)	0-0 4-3			0-0 1-3	0-0 FC6-4		0-0 F3		0-0 FC6-4 1B	5	0	1	0	0	0	3							
Amos Otis, R OBP: 0.348, SLG: 0.448 (1, 8)	0-3 K			0-0 5-3		0-0 6-3		0-0 FC3-6 FC1-2 1B	0-0 FC6-4	5	0	1	0	0	1	1							
Bob Oliver, R OBP: 0.355, SLG: 0.579 (1, 5)		0-0 CS 1B		4-0 BB		0-3 K		0-0 FC3-6 1B		3	0	2	0	1	1	0							
Joe Keough, L OBP: 0.396, SLG: 0.500 (1, 7) (5, 3)	0-3 K			0-0 F8		0-0 1B		0-0 FC3-6 FC1-2 BB WP		4	1	1	0	0	1	4							
Mike Fiore, L OBP: 0.283, SLG: 0.159 Mike Hedlund, R (5, 1)	0-0 4-3				0-0 F7 1B	0-3 K		4-0 WP FC1-2 BB		2	1	1	0	0	0	0							
Paul Schaal, R OBP: 0.381, SLG: 0.421 Al Fitzmorris, S OBP: 0.500, SLG: 0.500 (8, PH) (8, 1)					0-0 1B			1-2 2-3		0	0	0	0	1	0	0							
Rich Severson, R OBP: 0.304, SLG: 0.318 (1, 4)			0-0 F8		0-0 FC5-4 1B		0-0 2B 4-3 1B	0-0 FC1-2		4	1	2	0	0	0	3							
Ed Kirkpatrick, L OBP: 0.294, SLG: 0.435 (1, 2) (5, 7)			0-0 4-3		0-0 F7		0-0 2B	0-0 F5		4	0	1	0	0	0	4							
Roger Nelson, R OBP: 0.242, SLG: 0.387 Jim Campanis, R (5, PH) (5, 2)			4-0 BB		0-0 FC5-4 1B		0-0 5-3		0-3 K	0	0	0	0	1	0	0							
Inning Stats	R: 0 E: 0 K: 1 S: 5	H: 0 LOB: 0 BB: 0 P: 5	R: 0 E: 0 K: 1 S: 5	H: 1 LOB: 0 BB: 0 P: 5	R: 0 E: 0 K: 0 S: 3	H: 0 LOB: 1 BB: 1 P: 7	R: 0 E: 0 K: 0 S: 3	H: 0 LOB: 1 BB: 1 P: 7	R: 1 E: 0 K: 0 S: 6	H: 3 LOB: 2 BB: 0 P: 6	R: 0 E: 0 K: 2 S: 8	H: 1 LOB: 1 BB: 0 P: 8	R: 1 E: 0 K: 0 S: 5	H: 2 LOB: 1 BB: 0 P: 5	R: 1 E: 0 K: 0 S: 5	H: 2 LOB: 2 BB: 1 P: 9		R: 0 E: 0 K: 1 S: 6	H: 1 LOB: 1 BB: 0 P: 6	1B: 9 2B: 2 3B: 0 HR: 0	SF: 0 SAC: 0 DP: 1 HBP: 0	WP: 1 PB: 0 SB: 0 CS: 1	PA: 39
PITCHER Joe Horlen, R ERA: 3.02 (1, 1)	IP: 9.0 WLS: W BF: 39 H: 10 R: 3 ER: 3 SO: 5 BB: 3 IBB: 0 HBP: 0 BLK: 0 WP: 1 HR: 0 S: 46 P: 58 ERA: 3.00 WHIP: 1.444															PITCHER		IP: 9.0 WLS: W BF: 39 H: 10 R: 3 ER: 3 SO: 5 BB: 3 IBB: 0 HBP: 0 BLK: 0 WP: 1 HR: 0 S: 46 P: 58 ERA: 3.00 WHIP: 1.444					

Batter	1	2	3	4	5	6	7	8	9	AB	R	H	RBI	BB	SO	LOB	BOTTOM				
Tom McCraw, L OBP: 0.368, SLG: 0.317 (1, 9) (7, 3)	0-0 F6		0-0 4-3		0-0 F8		4-0 4-3 1B BB		0-0 4-3	4	1	0	0	1	0	0	Kansas City Royals @ Chicago White Sox Comiskey Park, Chicago, IL Fri May 15 1970, 8:05 PM EDT Att: 5,196 - Cloudy				
Luis Aparicio, R OBP: 0.451, SLG: 0.476 (1, 6)	0-0 2B		0-0 6-3		0-0 WP 1B		0-0 F9		0-0 F7	5	2	2	0	0	0	1					
Gail Hopkins, L OBP: 0.429, SLG: 0.478 John Matias, L OBP: 0.173, SLG: 0.220 (1, 3) (7, 9)	0-0 1B			0-0 HR	0-0 1B		0-0 4-3		0-0 4-3	4	2	3	3	0	0	1					
Carlos May, L OBP: 0.403, SLG: 0.527 (1, 7)	0-0 1B		0-0 F6		0-0 4-3		0-0 FC6-4 1B			4	0	2	2	0	0	1					
Syd O'Brien, R OBP: 0.302, SLG: 0.322 (1, 5)	0-3 K		0-0 1-3		0-0 HR 3B		0-0 FC6-4			4	1	1	0	0	1	2					
Ed Herrmann, L OBP: 0.370, SLG: 0.438 (1, 2)	0-0 E4 HBP 1B		0-0 HR		0-0 F4		0-0 F8			4	1	2	0	0	0	1					
Ken Berry, R OBP: 0.386, SLG: 0.449 (1, 8)	1-0 FC4-6 HBP		0-0 HR		0-0 HR		0-0 F9			3	2	2	4	0	0	0					
Bobby Knoop, R OBP: 0.277, SLG: 0.333 (1, 4)	0-0 FC4-6		0-0 6-3		0-0 F8		0-0 F9			4	0	0	0	0	0	3					
Joe Horlen, R OBP: 0.143, SLG: 0.190 (1, 1)		0-0 F8		0-3 K		0-0 F2		0-0 F4		4	0	0	0	0	1	0					
Inning Stats	R: 2 E: 1 K: 1 S: 9	H: 4 LOB: 3 BB: 0 P: 10	R: 0 E: 0 K: 0 S: 3	H: 0 LOB: 0 BB: 0 P: 3	R: 3 E: 0 K: 0 S: 6	H: 3 LOB: 0 BB: 0 P: 6	R: 1 E: 0 K: 1 S: 7	H: 2 LOB: 1 BB: 0 P: 7	R: 2 E: 0 K: 0 S: 5	H: 2 LOB: 0 BB: 0 P: 5	R: 1 E: 0 K: 0 S: 4	H: 1 LOB: 1 BB: 1 P: 8	R: 0 E: 0 K: 0 S: 3	H: 0 LOB: 0 BB: 0 P: 3	R: 0 E: 0 K: 0 S: 3	H: 0 LOB: 0 BB: 0 P: 3		1B: 7 2B: 1 3B: 1 HR: 3	SF: 0 SAC: 0 DP: 0 HBP: 1	WP: 1 PB: 0 SB: 0 CS: 0	PA: 38
PITCHER Roger Nelson, R ERA: 10.38 Mike Hedlund, R ERA: 7.39 Al Fitzmorris, R ERA: 3.1 (1, 1) (5, 1) (8, 1)	IP: 4.0 WLS: L BF: 22 H: 9 R: 6 ER: 6 SO: 2 BB: 0 IBB: 0 HBP: 1 BLK: 0 WP: 1 HR: 2 S: 25 P: 26 ERA: 13.50 WHIP: 2.250															PITCHER		IP: 4.0 WLS: L BF: 22 H: 9 R: 6 ER: 6 SO: 2 BB: 0 IBB: 0 HBP: 1 BLK: 0 WP: 1 HR: 2 S: 25 P: 26 ERA: 13.50 WHIP: 2.250			

Batter	1	2	3	4	5	6	7	8	9	AB	R	H	RBI	BB	SO	LOB	TOP			
Pat Kelly, L OBP: 0.380, SLG: 0.306 (1, 9)	1-3		S BB		G3		4-3			3	0	0	0	1	0	2	Kansas City Royals @ Chicago White Sox Comiskey Park, Chicago, IL Sat May 16 1970, 4:33 AM EDT Att: 3,655 - Cloudy			
Jackie Hernandez, R OBP: 0.263, SLG: 0.201 (1, 6)	4-3		1-3		4-3			F8		4	0	0	0	0	0	1				
Amos Otis, R OBP: 0.352, SLG: 0.441 (1, 8)	BB BB		G4-6-3 BB		K			4-3		2	0	0	0	2	1	0				
Bob Oliver, R OBP: 0.352, SLG: 0.564 (1, 3)	1-2 BB		G4-6-3		1-3			6-3		3	0	0	0	1	0	2				
Joe Keough, L OBP: 0.385, SLG: 0.478 (1, 7)	1-3			G4-6-3 1B		F2			3-1	4	0	1	0	0	0	2				
Paul Schaaf, R OBP: 0.373, SLG: 0.410 (1, 5)		K		G4-6-3			SH1-3 1B		5-3	4	0	1	0	0	1	1				
Rich Severson, R OBP: 0.286, SLG: 0.298 (1, 4)		6-3		E6			SH1-3		K	3	0	0	0	0	1	0				
Ellie Rodriguez, R OBP: 0.294, SLG: 0.276 (1, 2)		HR		4-3			F6			3	1	1	1	0	0	2				
Bob Johnson, L Hawk Taylor, R Ken Wright, R Al Fitzmorris, S OBP: 0.500, SLG: 0.500 (7, 1)		K		1-3			IBB			2	0	0	0	0	1	0				
										0	0	0	0	0	1	0				
										0	0	0	0	0	0	0				
										0	0	0	0	0	0	0				
Inning Stats	R: 0 E: 0 K: 0 S: 3	H: 0 LOB: 2 BB: 2 P: 11	R: 1 E: 0 K: 2 S: 8	H: 1 LOB: 0 BB: 0 P: 8	R: 0 E: 0 K: 0 S: 2	H: 0 LOB: 1 BB: 2 P: 10	R: 0 E: 1 K: 0 S: 4	H: 1 LOB: 0 BB: 0 P: 4	R: 0 E: 0 K: 1 S: 5	H: 0 LOB: 0 BB: 0 P: 5	R: 0 E: 0 K: 0 S: 4	H: 1 LOB: 2 BB: 1 P: 8	R: 0 E: 0 K: 1 S: 3	H: 0 LOB: 0 BB: 0 P: 3	R: 0 E: 0 K: 1 S: 5	H: 0 LOB: 0 BB: 0 P: 5	1B: 2 2B: 0 3B: 0 HR: 1	SF: 0 SAC: 1 DP: 2 HBP: 0	WP: 0 PB: 0 SB: 1 CS: 0	PA: 34
PITCHER Tommy John, L ERA: 3.75 (1, 1)	IP: 9.0 WLS: W BF: 34 H: 3 R: 1 ER: 1 SO: 4 BB: 4 IBB: 1 HBP: 0 BLK: 0 WP: 0 HR: 1 S: 37 P: 57 ERA: 1.00 WHIP: 0.778																			

Batter	1	2	3	4	5	6	7	8	9	AB	R	H	RBI	BB	SO	LOB	BOTTOM			
Tom McCraw, L OBP: 0.384, SLG: 0.373 (1, 9)	F7							F6		4	1	2	1	1	0	0	Kansas City Royals @ Chicago White Sox Comiskey Park, Chicago, IL Sat May 16 1970, 4:33 AM EDT Att: 3,655 - Cloudy			
Luis Aparicio, R OBP: 0.441, SLG: 0.468 (1, 6)	F2	SF9			F8		1B 2B	6-3		4	1	1	1	0	0	1				
Gail Hopkins, L John Matias, L OBP: 0.170, SLG: 0.216 (7, 9)	1B	F3			1-3		1B HR	4-3		4	0	2	1	0	0	2				
Carlos May, L OBP: 0.414, SLG: 0.560 (1, 7)	1B						1B HR			4	1	3	3	0	0	0				
Syd O'Brien, R OBP: 0.299, SLG: 0.317 (1, 5)	1-3				K		F8			4	0	1	0	0	1	3				
Ed Herrmann, L OBP: 0.397, SLG: 0.490 (1, 2)		1B BB			F7		2B	BB		3	1	2	0	1	0	1				
Ken Berry, R OBP: 0.391, SLG: 0.444 (1, 8)		BB HBP			5-3		K	BB		3	1	1	0	1	1	2				
Bobby Knoop, R OBP: 0.267, SLG: 0.319 (1, 4)		K					K	K		4	0	0	0	0	3	5				
Tommy John, R OBP: 0.222, SLG: 0.176 (1, 1)		BB HBP			K		F7	F8		3	0	0	0	0	1	3				
Inning Stats	R: 0 E: 0 K: 0 S: 5	H: 2 LOB: 2 BB: 0 P: 5	R: 2 E: 0 K: 1 S: 7	H: 2 LOB: 1 BB: 1 P: 12	R: 0 E: 0 K: 0 S: 4	H: 2 LOB: 1 BB: 0 P: 4	R: 0 E: 0 K: 1 S: 6	H: 1 LOB: 0 BB: 0 P: 6	R: 0 E: 0 K: 2 S: 8	H: 1 LOB: 1 BB: 0 P: 8	R: 4 E: 0 K: 1 S: 9	H: 4 LOB: 2 BB: 2 P: 17	R: 0 E: 0 K: 0 S: 3	H: 0 LOB: 0 BB: 0 P: 3	R: 0 E: 0 K: 1 S: 5	H: 0 LOB: 0 BB: 0 P: 5	1B: 7 2B: 3 3B: 1 HR: 1	SF: 1 SAC: 0 DP: 0 HBP: 1	WP: 0 PB: 0 SB: 1 CS: 0	PA: 39
PITCHER Bob Johnson, R Ken Wright, R Al Fitzmorris, R ERA: 3.22 (1, 1)	IP: 6.0 WLS: L BF: 27 H: 8 R: 2 ER: 2 SO: 5 BB: 1 IBB: 1 HBP: 0 BLK: 0 WP: 0 HR: 0 S: 35 P: 40 ERA: 3.00 WHIP: 1.500																			

Batter	1	2	3	4	5	6	7	8	9	10	AB	R	H	RBI	BB	SO	LOB	TOP				
Pat Kelly, L OBP: 0.381, SLG: 0.304 (1, 9)	0-0 5-3 1B		4-0 CS BB		0-0 FC4-6			0-0 FC3-6 1B		0-3 K	4	0	1	0	1	1	3					
Mike Fiore, L OBP: 0.293, SLG: 0.184 (1, 3)	0-0 F3		0-0 CS		0-0 G3			0-0 1B		0-3 K	5	1	2	0	0	1	3					
Amos Otis, R OBP: 0.353, SLG: 0.447 (1, 8)	0-0 5-3							0-0 F7		0-0 E 2B	5	1	2	0	0	0	3					
Bob Oliver, R OBP: 0.338, SLG: 0.541 (1, 5)	0-0 6-3							0-0 1-3		0-0 E5 2B	5	0	0	0	0	0	6					
Joe Keough, L OBP: 0.421, SLG: 0.529 (1, 7)		0-0 G6-4-3 1B						0-0 F9		0-0 SH1-3 1B	5	1	4	2	0	0	0					
Rich Severson, R OBP: 0.264, SLG: 0.275 (1, 4)	0-0 G6-4-3							0-0 F3		0-0 SH1-3	4	0	0	0	0	1	5					
Jackie Hernandez, R OBP: 0.282, SLG: 0.289 Paul Schaaf, R OBP: 0.368, SLG: 0.403 (9, PH) (9, 6)	0-3 K							0-0 F4		0-3 K	3	0	0	0	0	1	0					
Ed Kirkpatrick, L OBP: 0.302, SLG: 0.438 (1, 2)								0-0 4-3		0-0 1B	4	0	2	1	0	0	0					
Dick Drago, R OBP: 0.143, SLG: 0.077 Hawk Taylor, L OBP: 0.117, SLG: 0.090 Luis Alcaraz, R OBP: 0.102, SLG: 0.213 Ken Wright, R (8, 1) Mike Hedlund, R (9, PH) Lou Piniella, R OBP: 0.198, SLG: 0.561 Al Fitzmorris, R OBP: 0.508, SLG: 0.800 (9, 1)								0-0 F7		0-0 FC3-6 1B	2	0	1	0	0	0	0					
Inning Stats	R: 0 E: 0 K: 0 S: 4	H: 1 LOB: 1 BB: 0 P: 4	R: 0 E: 0 K: 1 S: 5	H: 1 LOB: 0 BB: 0 P: 5	R: 0 E: 0 K: 0 S: 2	H: 0 LOB: 0 BB: 1 P: 6	R: 1 E: 0 K: 0 S: 5	H: 3 LOB: 1 BB: 0 P: 5	R: 0 E: 0 K: 0 S: 3	H: 0 LOB: 0 BB: 0 P: 3	R: 0 E: 0 K: 0 S: 3	H: 0 LOB: 0 BB: 0 P: 3	R: 0 E: 0 K: 0 S: 5	H: 2 LOB: 2 BB: 0 P: 5	R: 1 E: 0 K: 1 S: 7	H: 2 LOB: 1 BB: 0 P: 7	R: 1 E: 1 K: 3 S: 12	H: 2 LOB: 2 BB: 0 P: 12	1B: 11 2B: 3 3B: 0 HR: 0	SF: 0 SAC: 1 DP: 2 HBP: 0	WP: 0 PB: 0 SB: 0 CS: 1	PA: 43
PITCHER	IP 9.0	WLS L	BF 36	H 11	R 2	ER 2	SO 2	BB 1	IBB 0	HBP 0	BLK 0	WP 0	HR 0	S 39	P 43	ERA 2.00	WHIP 1.333					
Gerry Janeski, R ERA: 2.91 Wilbur Wood, L ERA: 1.96 (10, 1)	1.0	L	6	2	1	0	3	0	0	0	0	0	0	12	12	0.00	2.000					

Kansas City Royals @ Chicago White Sox
Comiskey Park, Chicago, IL
Sun May 17 1970, 4:33 AM EDT
Unknown - 53 F


AB	40
R	3
H	13
RBI	3
BB	1
SO	5
LOB	22

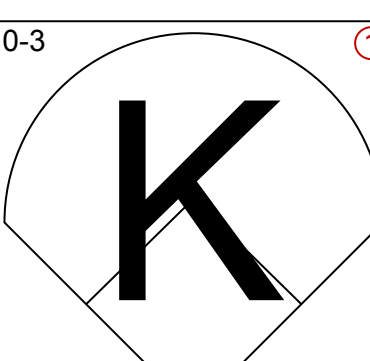
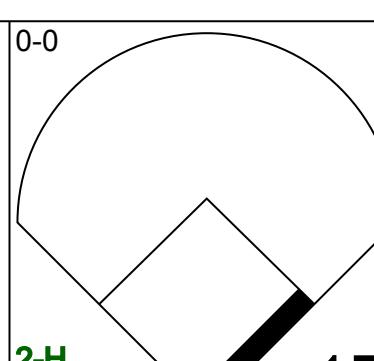
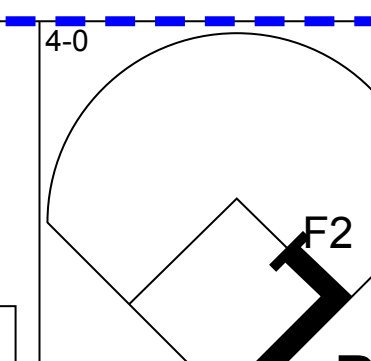
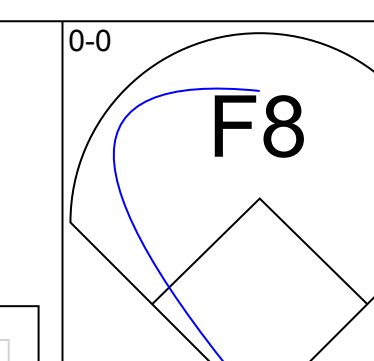
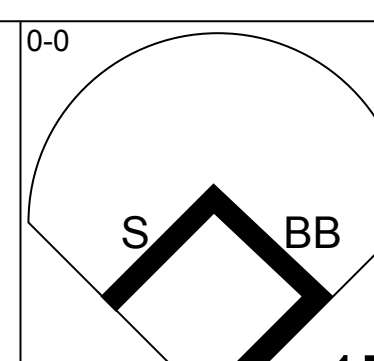
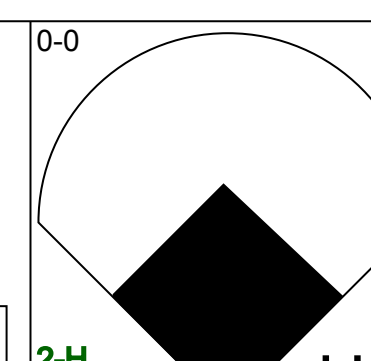
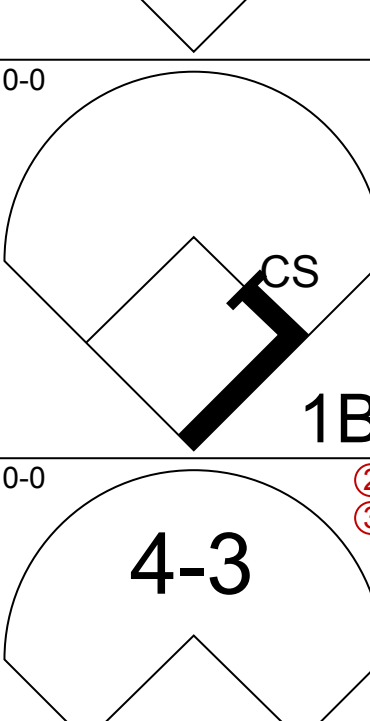
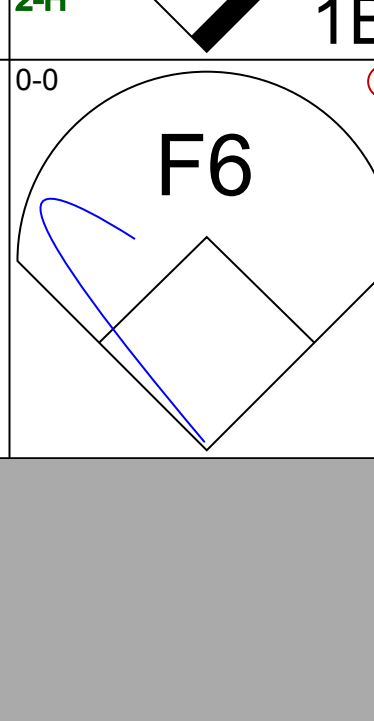
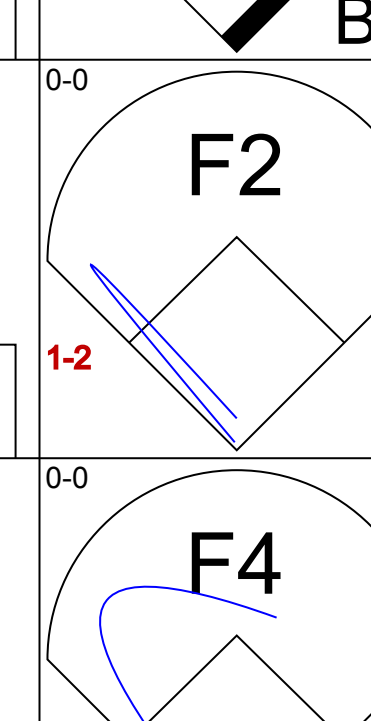
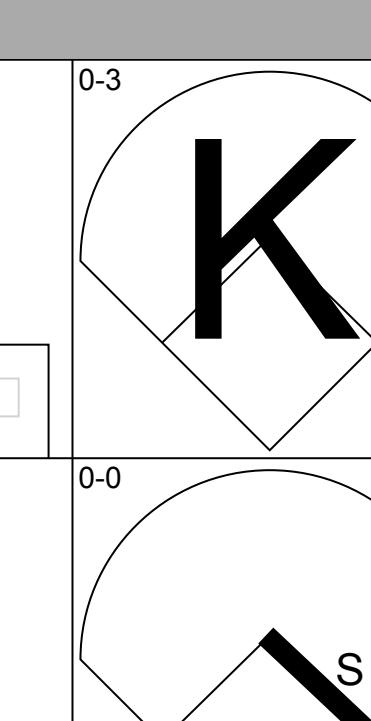
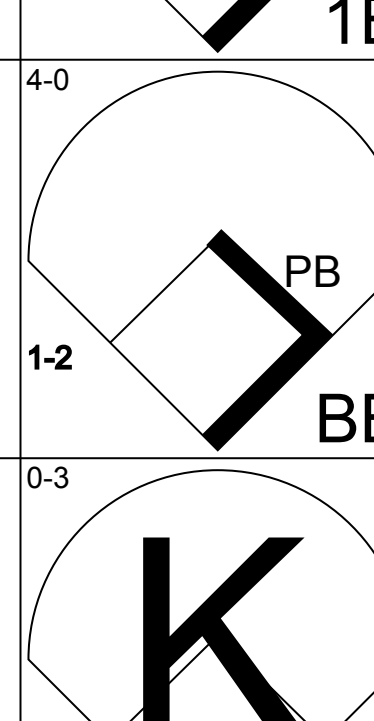
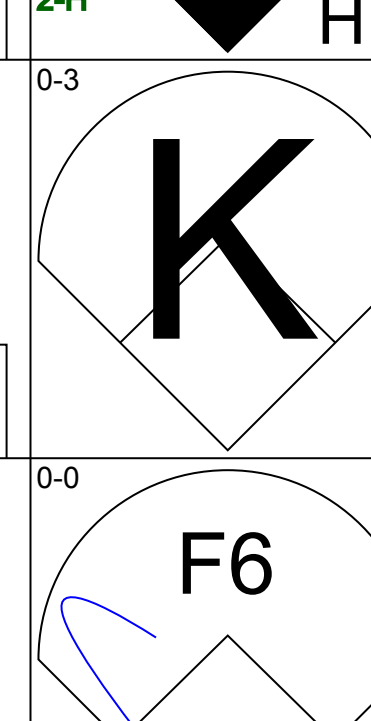
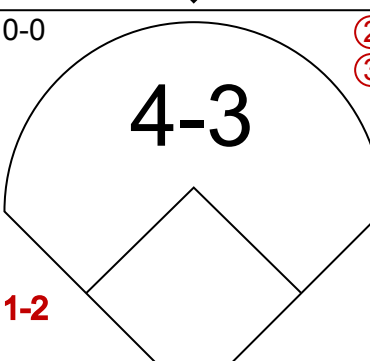
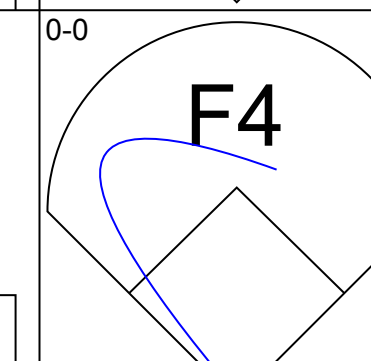
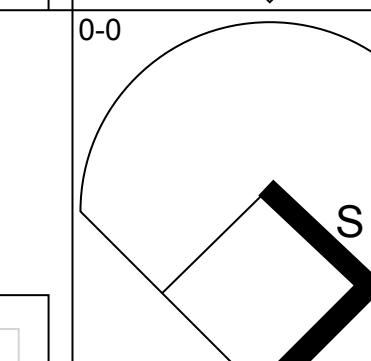
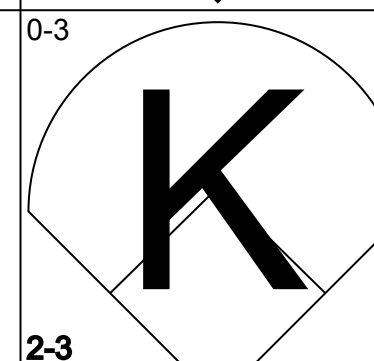
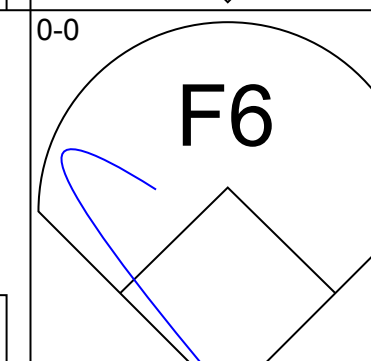
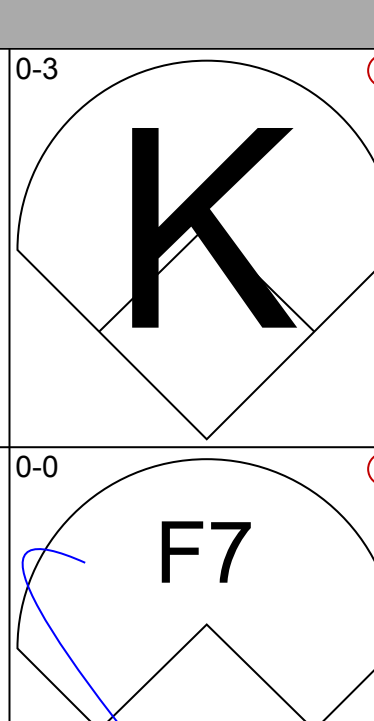
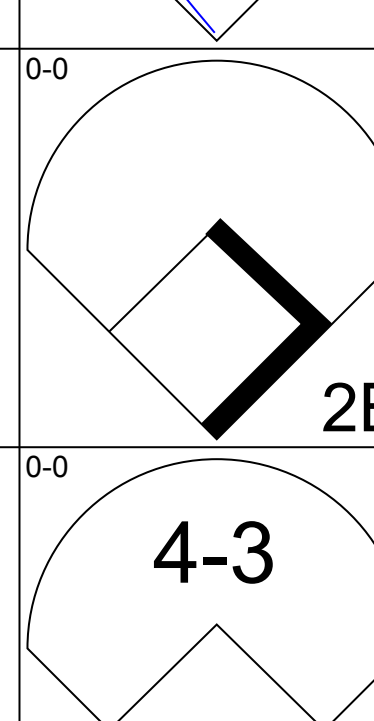
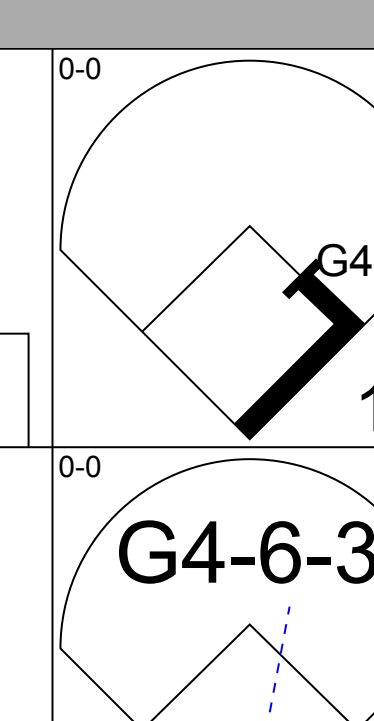
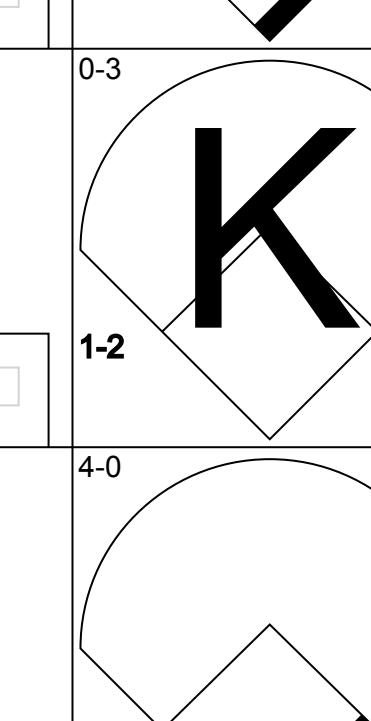
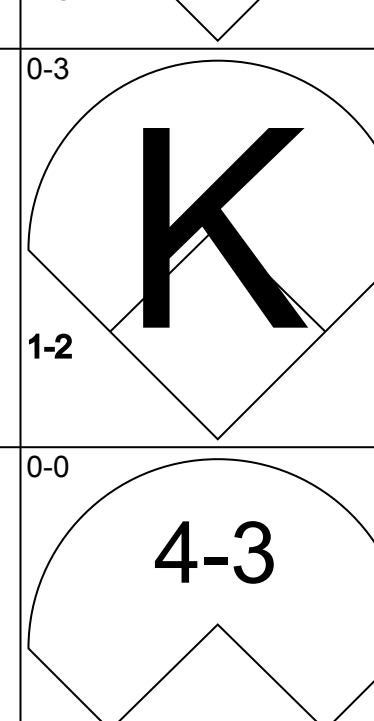
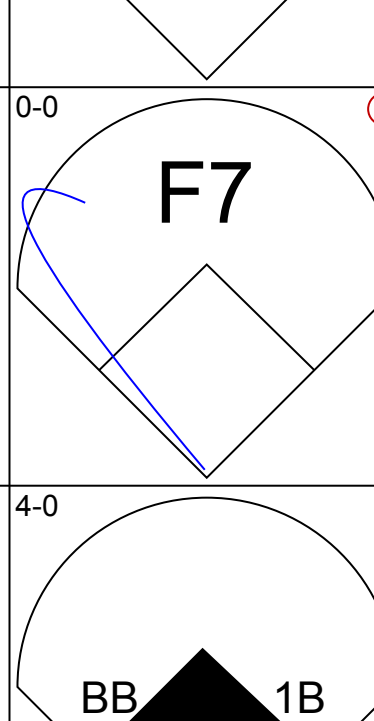
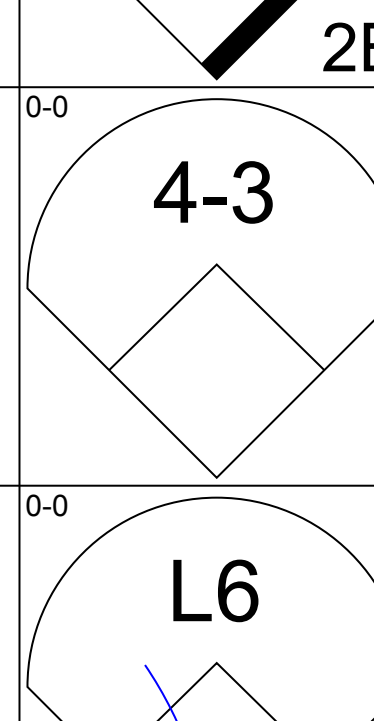
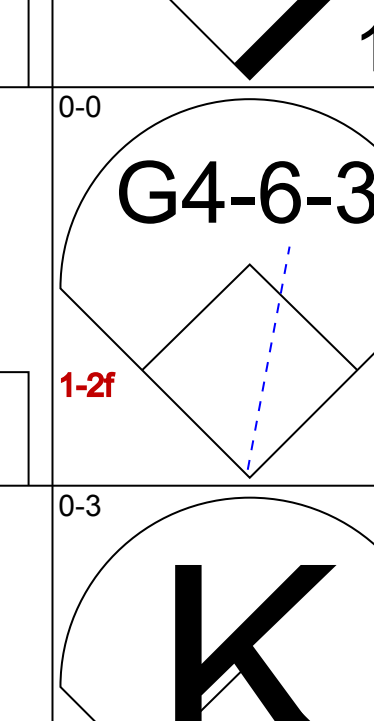
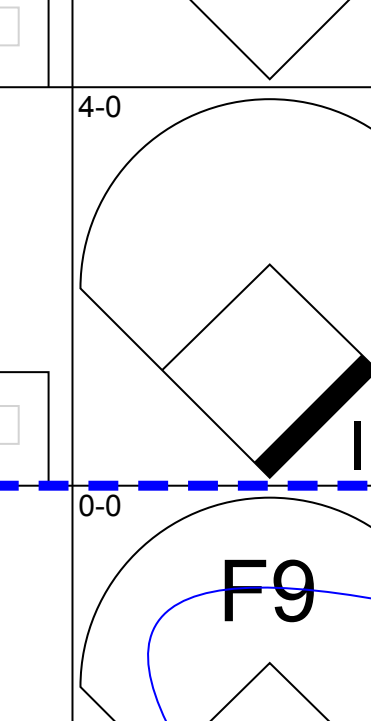
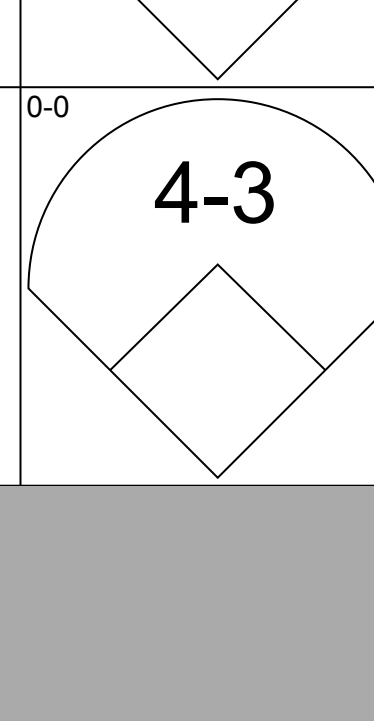
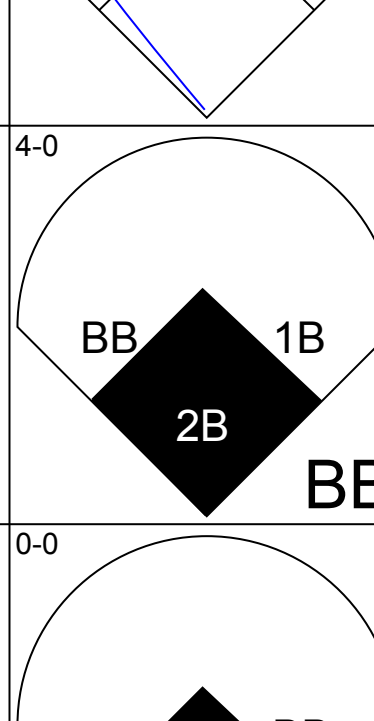
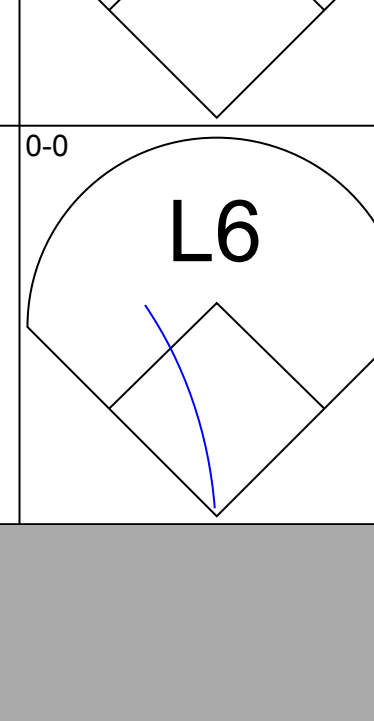
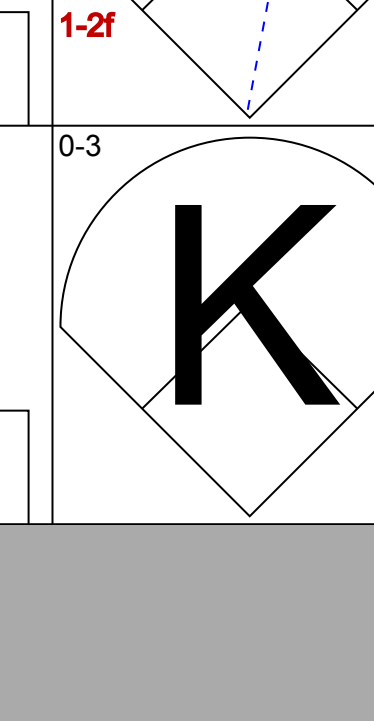
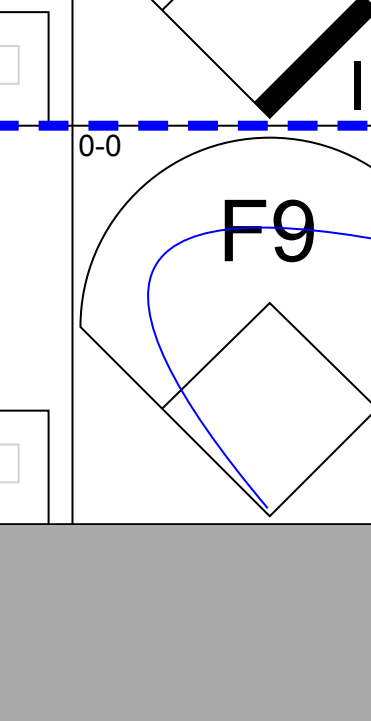
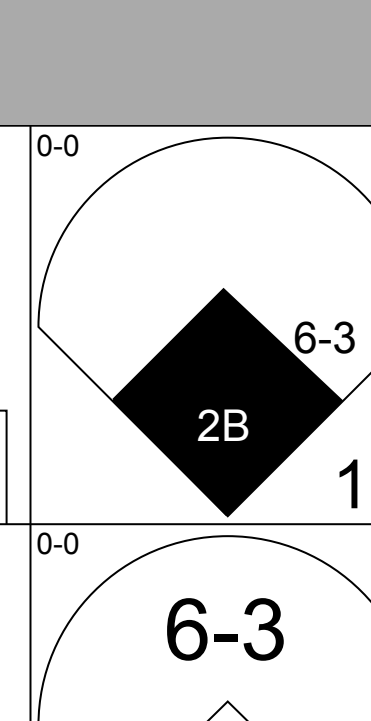
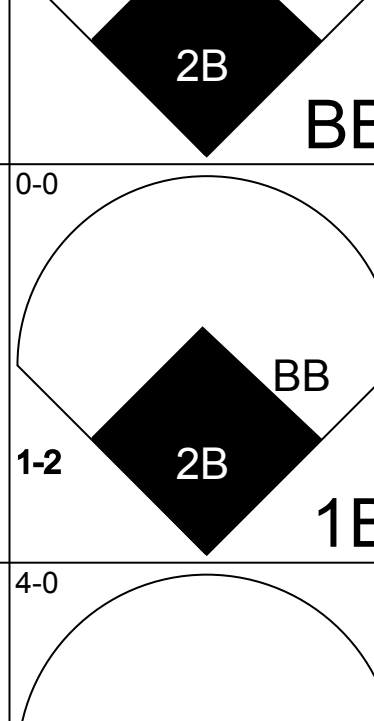
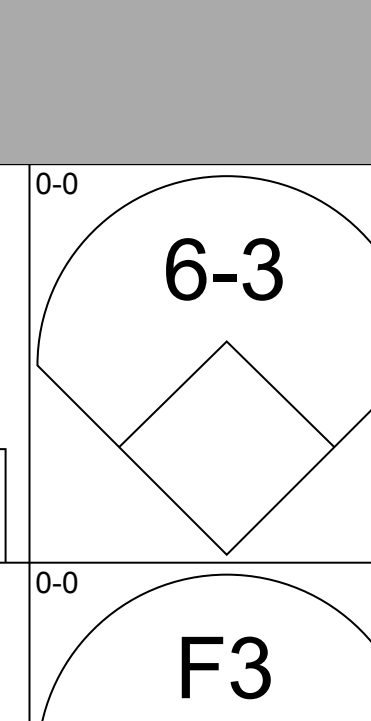
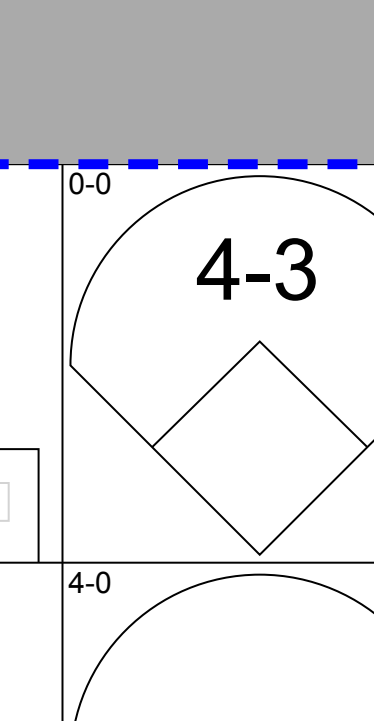
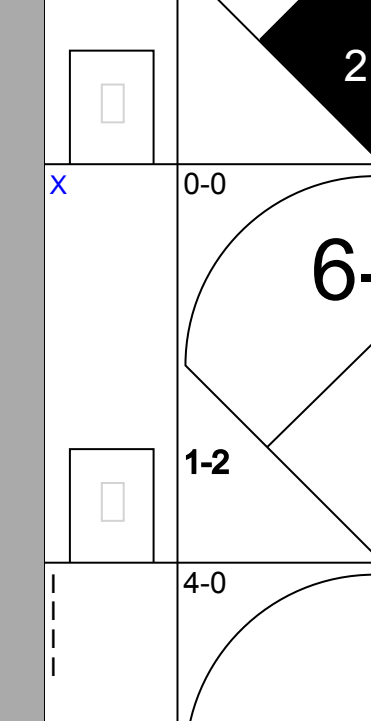
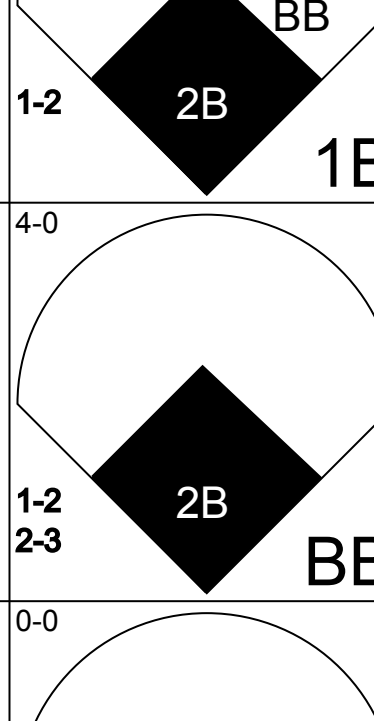
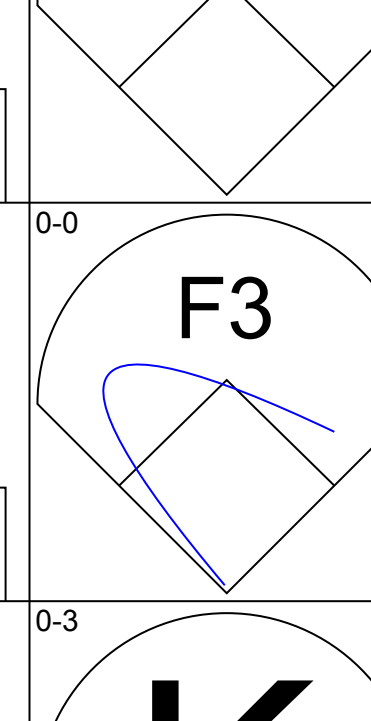
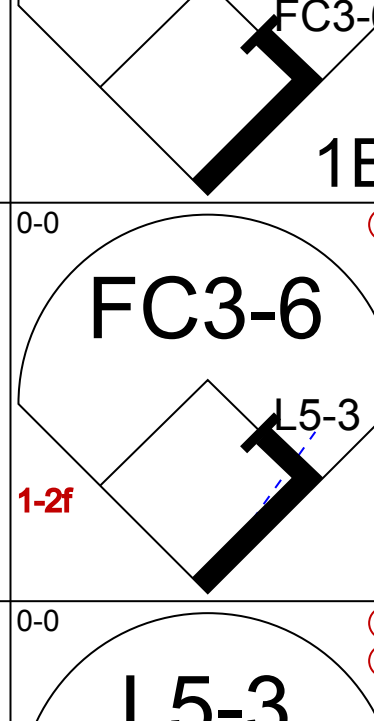
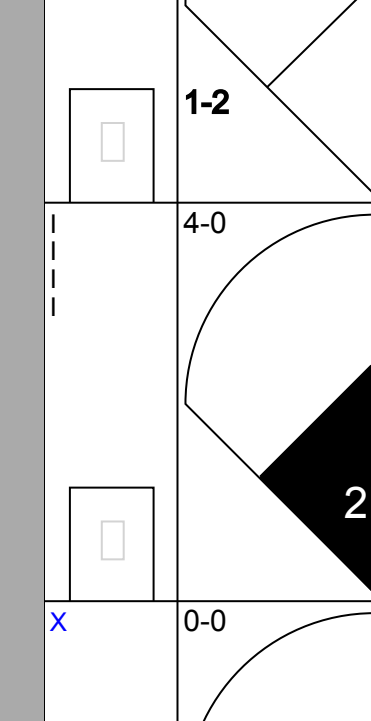
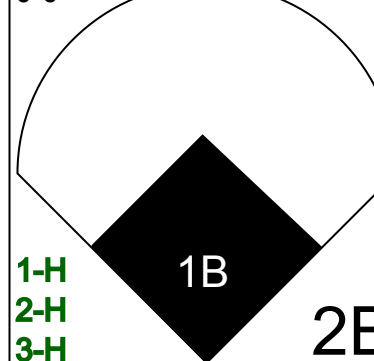
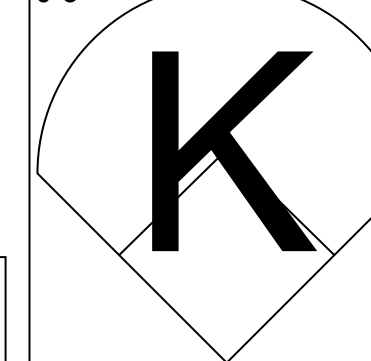
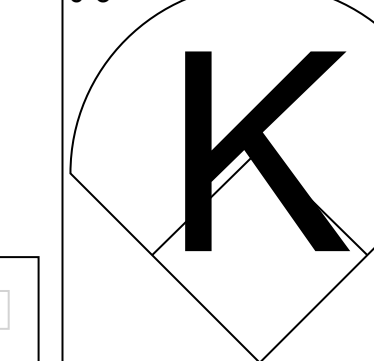
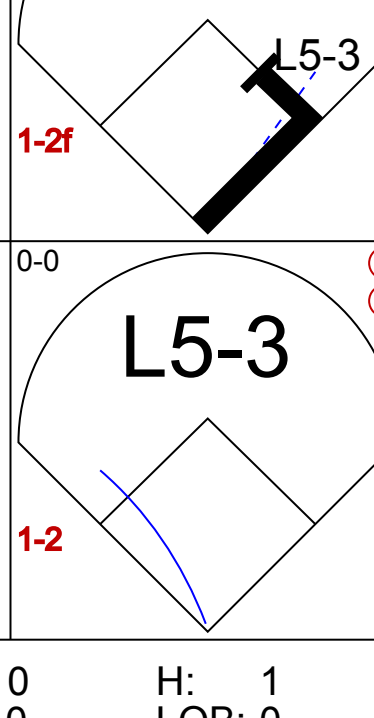


Batter	1	2	3	4	5	6	7	8	9	10	AB	R	H	RBI	BB	SO	LOB	BOTTOM						
Tom McCraw, L OBP: 0.372, SLG: 0.352 (1, 9) (10, 3)	0-0 F6							0-0 G3		0-0 G3	4	0	0	0	1	0	3							
Luis Aparicio, R OBP: 0.432, SLG: 0.451 (1, 6)	0-0 F6							0-0 F7		4-0 IBB	4	0	0	0	1	1	1							
Gail Hopkins, L OBP: 0.430, SLG: 0.461 Wilbur Wood, R (10, 1)	0-0 F5							4-0 BB 1B		0-0 3-1	3	0	0	0	2	0	3							
Carlos May, L OBP: 0.413, SLG: 0.550 (1, 7)		0-0 1-4-3						0-0 L4-6 BB		4-0 4-3	4	0	1	0	1	0	3							
Syd O'Brien, R OBP: 0.292, SLG: 0.299 (1, 5)		0-0 5-3						0-3 K		0-0 5-3	4	0	0	0	1	2	3							
Ed Herrmann, L OBP: 0.397, SLG: 0.589 (1, 2)		0-0 F7						4-0 BB 1B		1-2 2-3 BB	5	2	2	2	0	0	3							
Ken Berry, R OBP: 0.375, SLG: 0.424 (1, 8)			0-3 K					0-0 4-3		0-0 E3 G3 3-4	4	0	0	0	0	1	0							
Bobby Knoop, R OBP: 0.266, SLG: 0.309 (1, 4)			0-3 K					4-0 G3 BB		0-0 3-4	3	0	0	0	1	2	1							
Gerry Janeski, R OBP: 0.059, SLG: 0.059 John Matias, L OBP: 0.185, SLG: 0.216 (9, PH) (10, 9)			0-3 K					0-0 G3		4-0 G3 IBB	3	0	0	0	0	1	1							
Inning Stats	R: 0 E: 0 K: 0 S: 3	H: 0 LOB: 0 BB: 0 P: 3	R: 0 E: 0 K: 0 S: 3	H: 0 LOB: 0 BB: 0 P: 3	R: 0 E: 0 K: 3 S: 9	H: 0 LOB: 0 BB: 0 P: 9	R: 0 E: 1 K: 1 S: 5	H: 0 LOB: 2 BB: 2 P: 13	R: 1 E: 0 K: 0 S: 4	H: 1 LOB: 1 BB: 1 P: 8	R: 0 E: 0 K: 0 S: 7	H: 0 LOB: 1 BB: 1 P: 11	R: 1 E: 0 K: 1 S: 6	H: 1 LOB: 0 BB: 0 P: 6	R: 0 E: 0 K: 0 S: 4	H: 1 LOB: 3 BB: 2 P: 12	R: 0 E: 1 K: 0 S: 4	H: 0 LOB: 3 BB: 2 P: 12	R: 0 E: 0 K: 0 S: 3	H: 0 LOB: 0 BB: 0 P: 3	1B: 1 2B: 1 3B: 0 HR: 2	SF: 0 SAC: 0 DP: 1 HBP: 0	WP: 0 PB: 0 SB: 0 CS: 0	PA: 42
PITCHER	IP 7.0	WLS 0.2	BF 27	H 5	R 1	ER 0	SO 7	BB 2	IBB 0	HBP 0	BLK 0	WP 0	HR 0	S 37	P 53	ERA 2.57	WHIP 0.857							
Dick Drago, R ERA: 4.84 Ken Wright, R ERA: 3.72 Mike Hedlund, R ERA: 7.2 Al Fitzmorris, R ERA: 2.96 (8, 1) (8, 1) (9, 1)	0.2	0.1	2.0	1	0	0	0	0	0	0	0	0	0	0	7	15	0.00	0.000						

Kansas City Royals @ Chicago White Sox
Comiskey Park, Chicago, IL
Sun May 17 1970, 4:33 AM EDT
Unknown - 53 F

AB	34
R	2
H	3
RBI	2
BB	8
SO	7
LOB	18

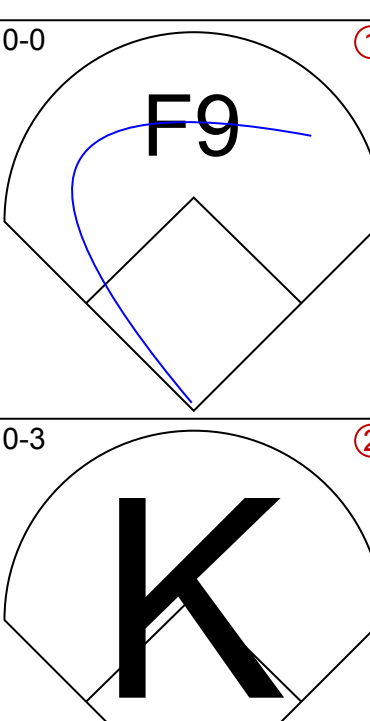
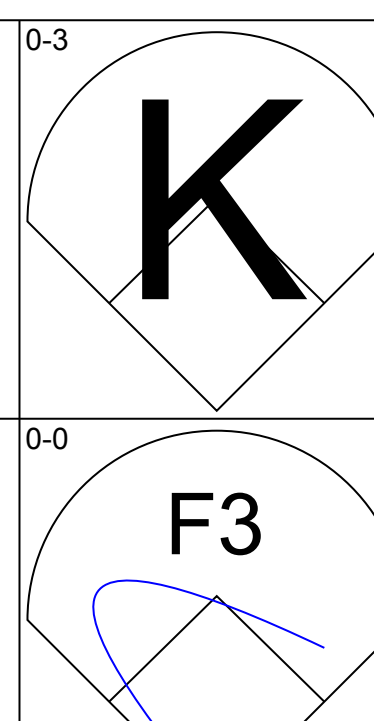
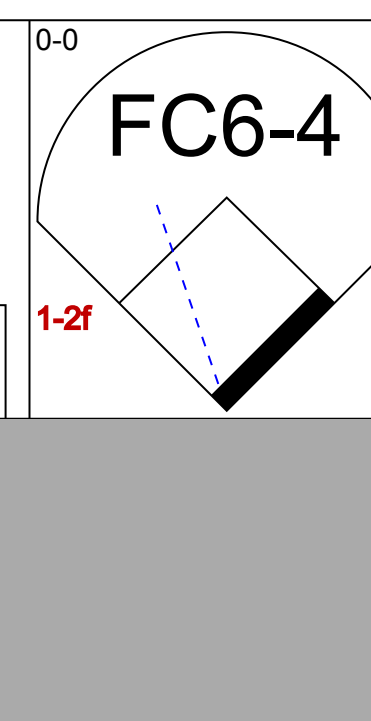
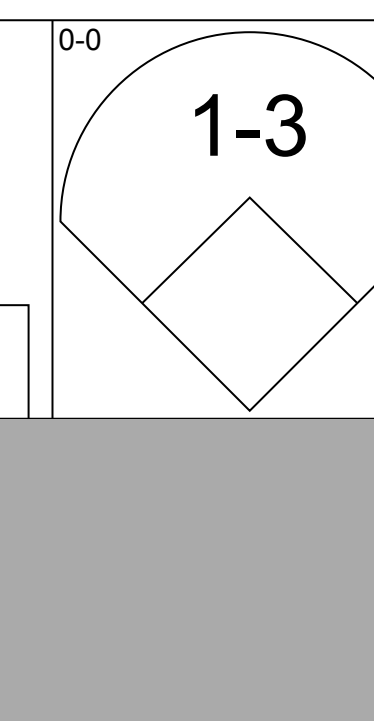
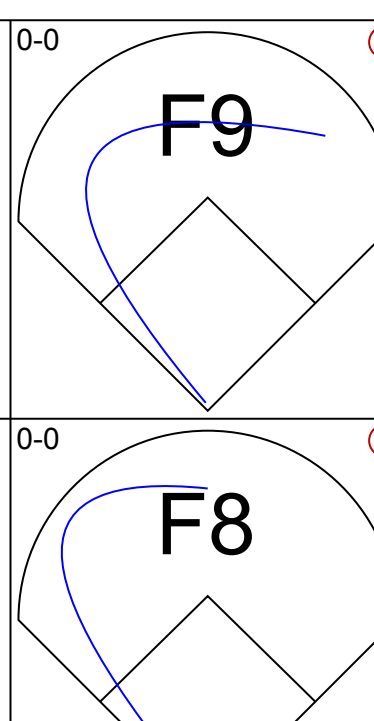
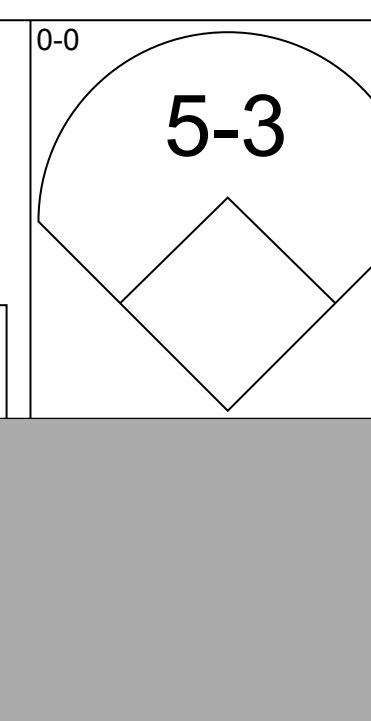
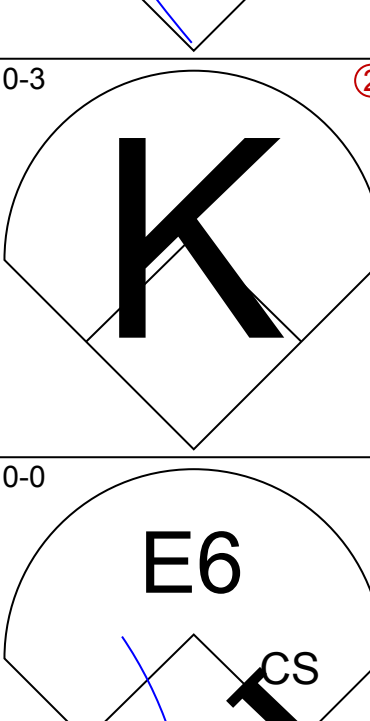
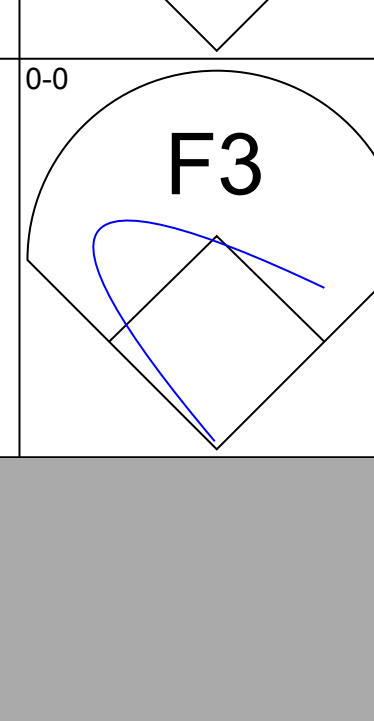
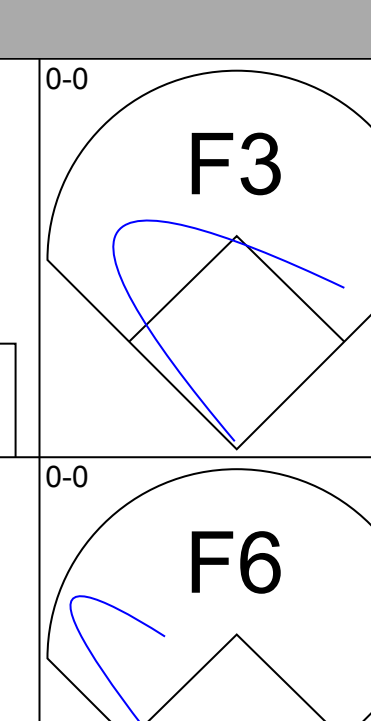
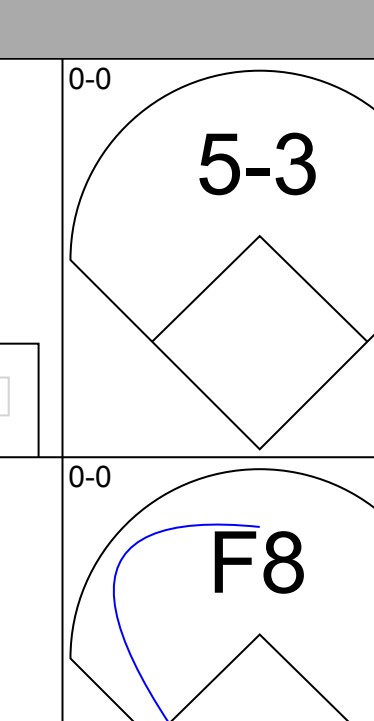
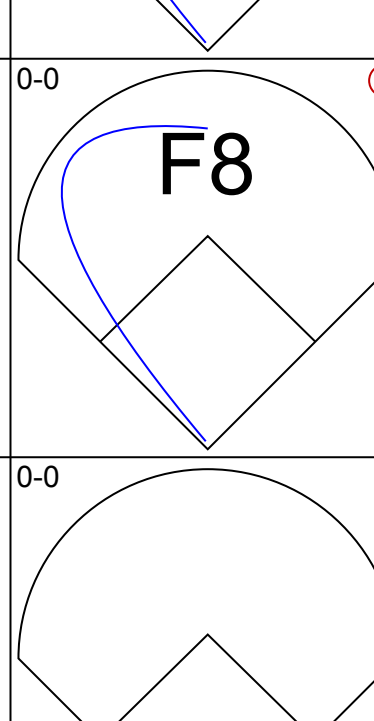
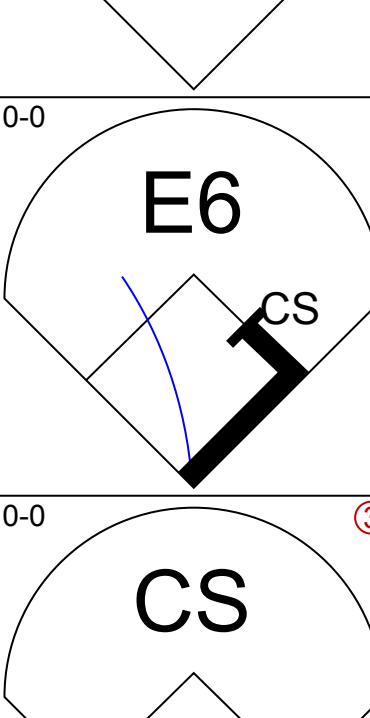
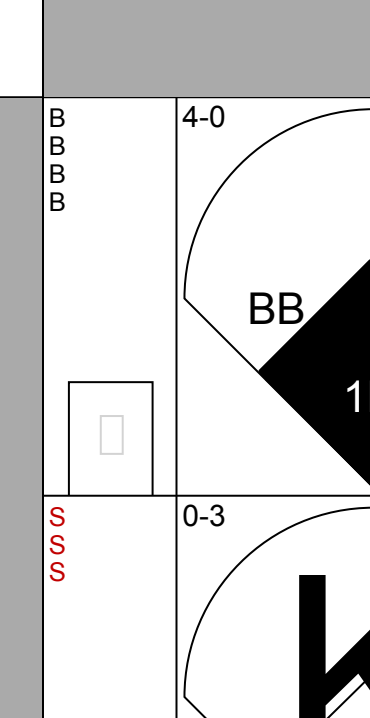
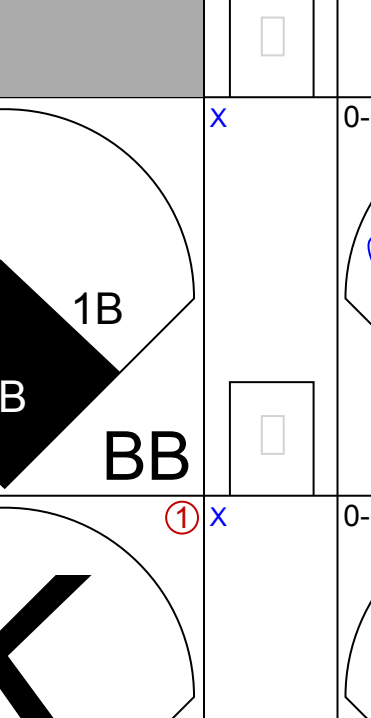
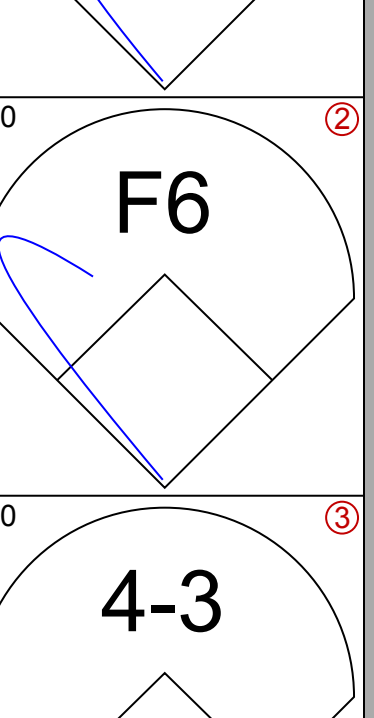
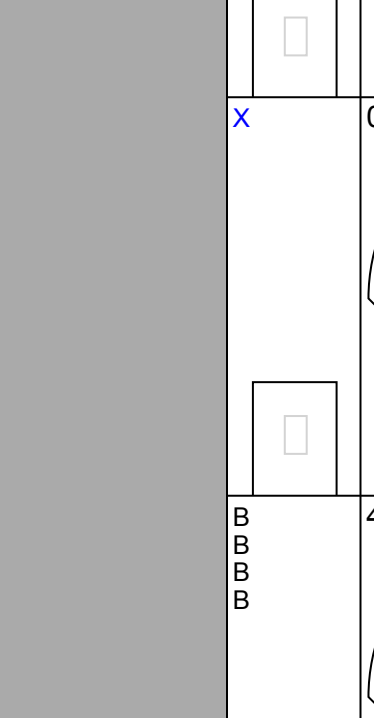
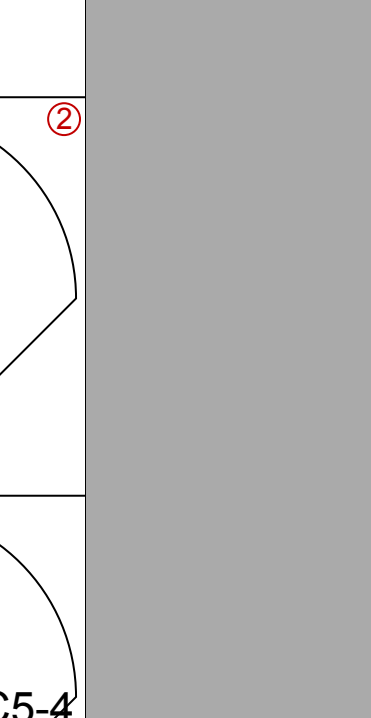
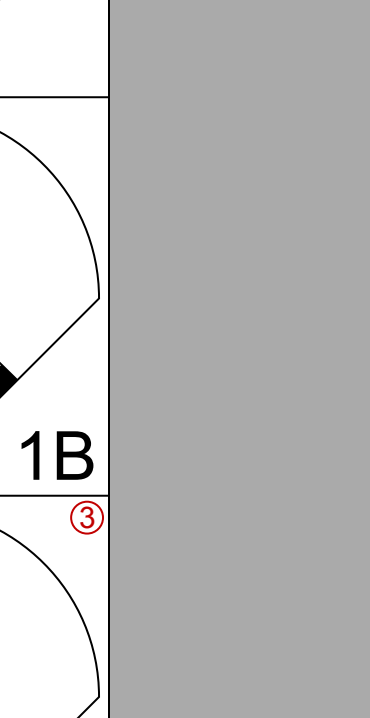
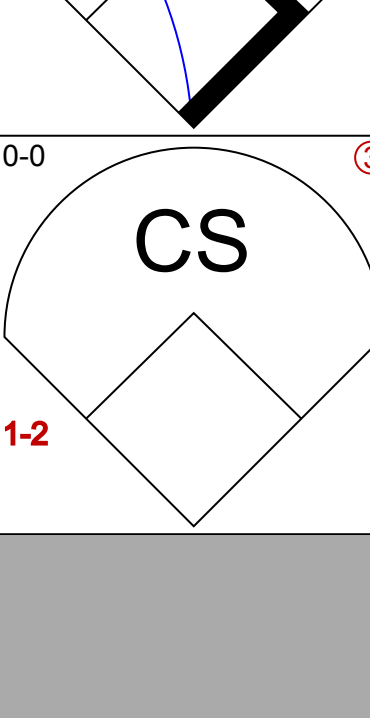
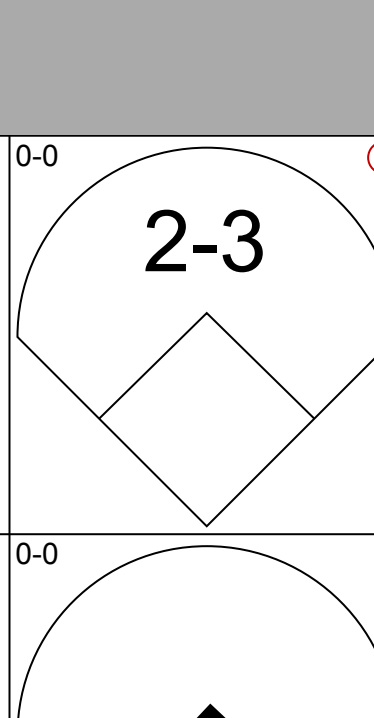
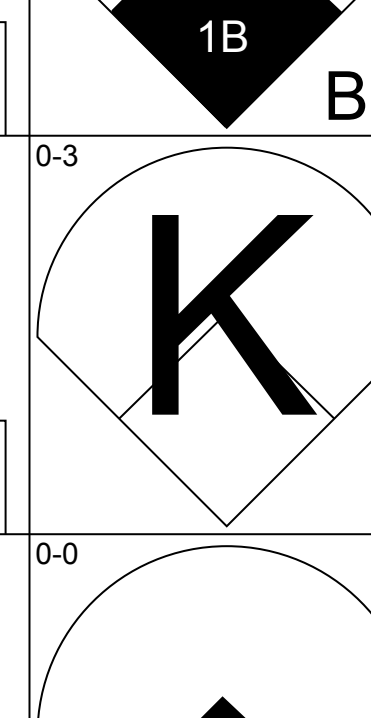
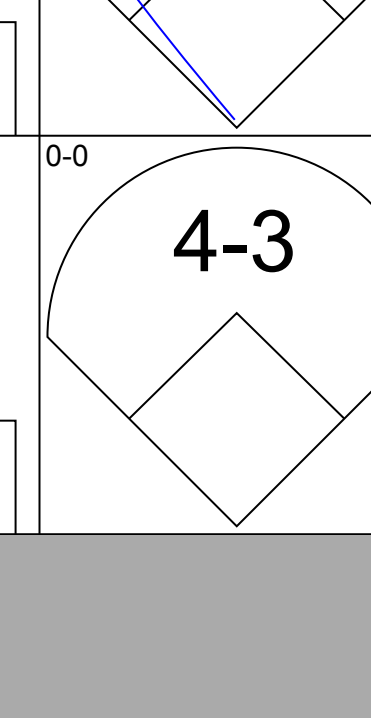
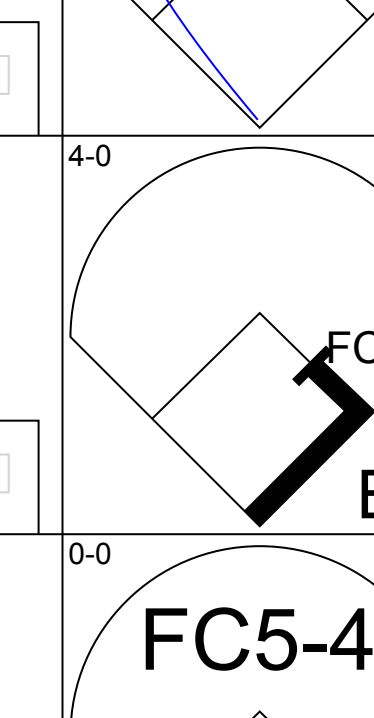

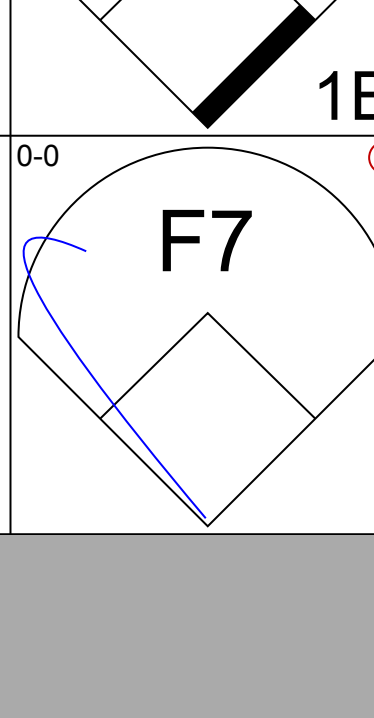
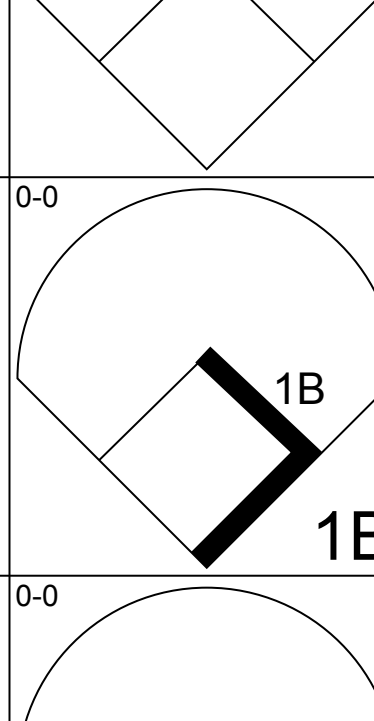
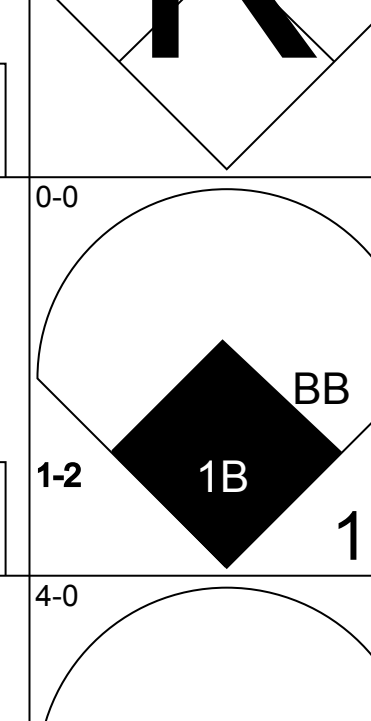
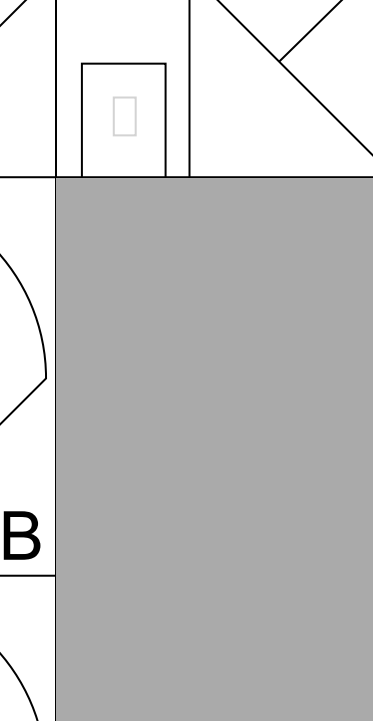
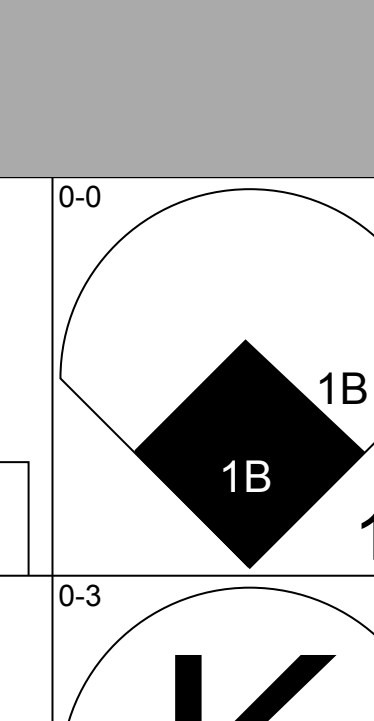
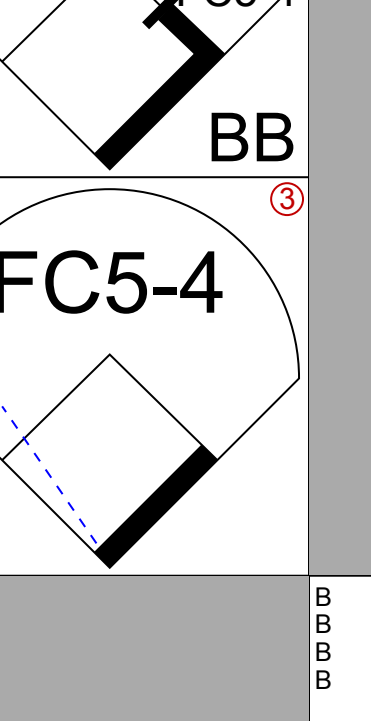

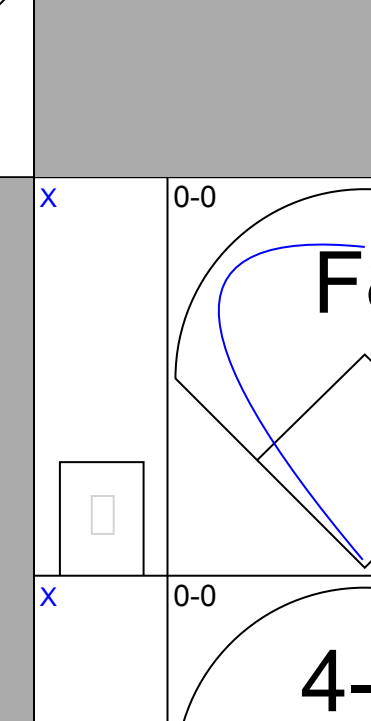
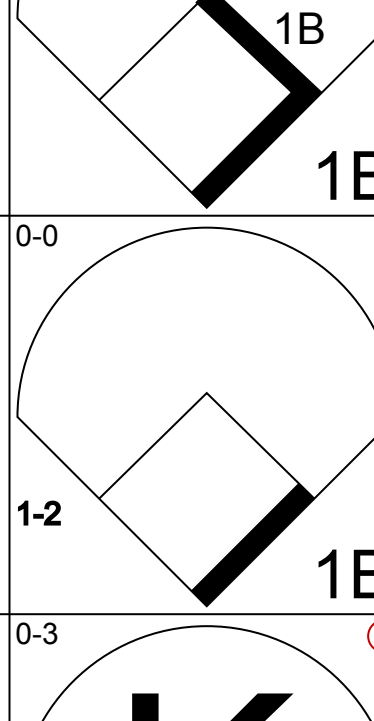
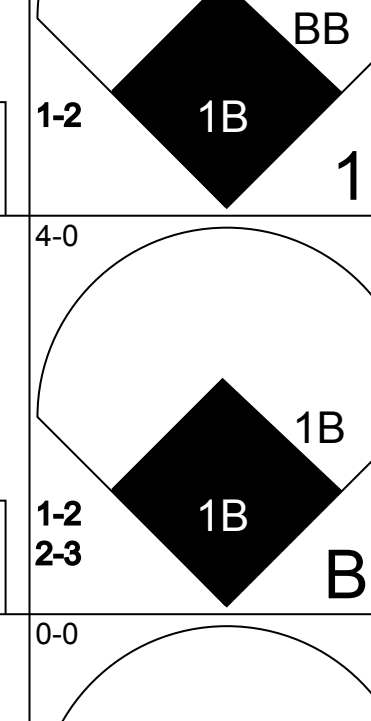
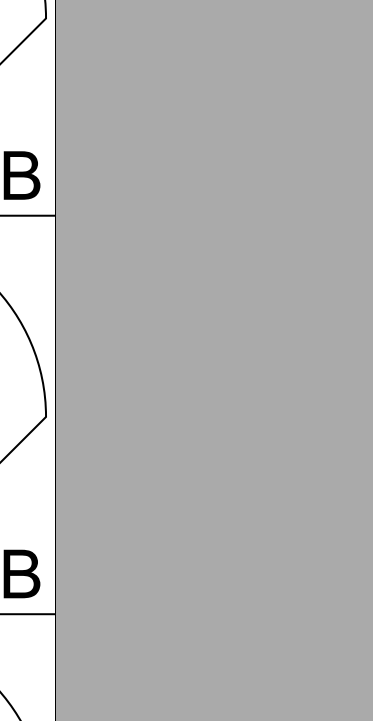
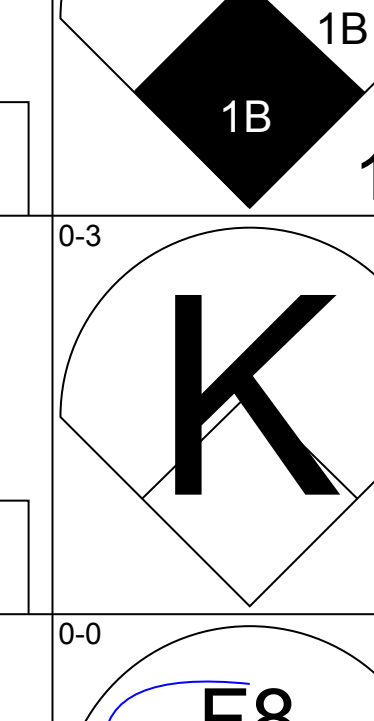
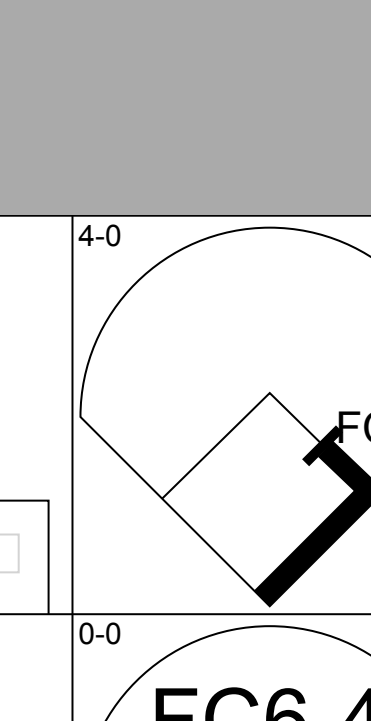
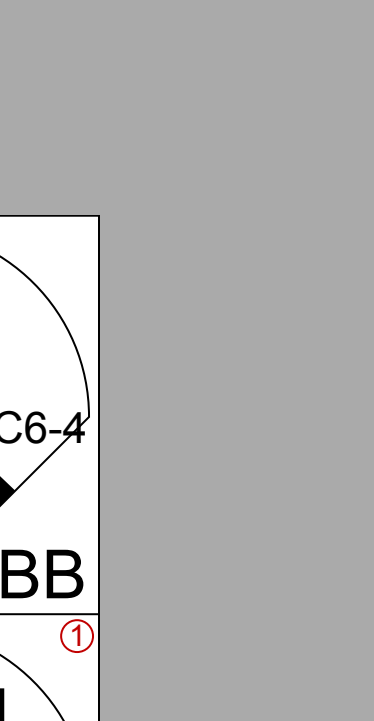
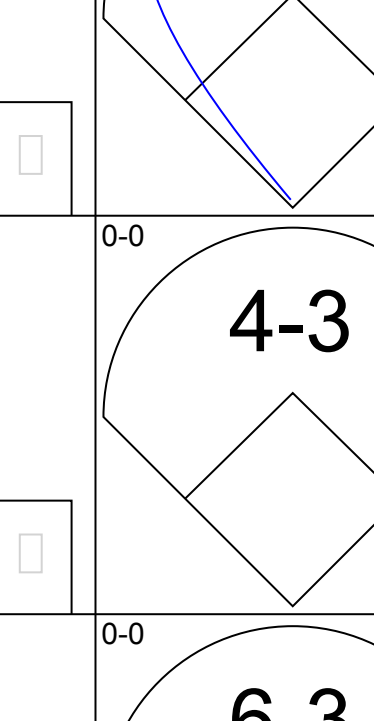
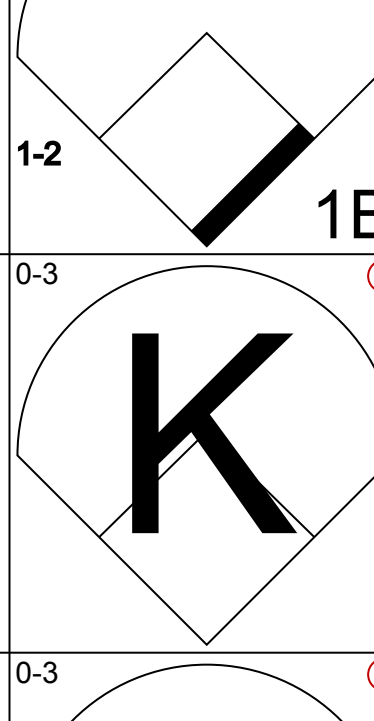
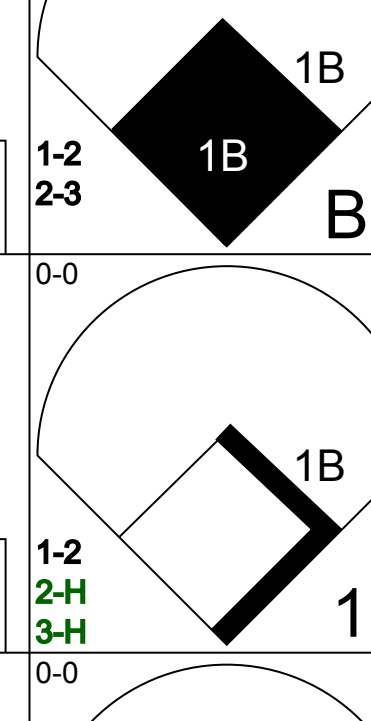
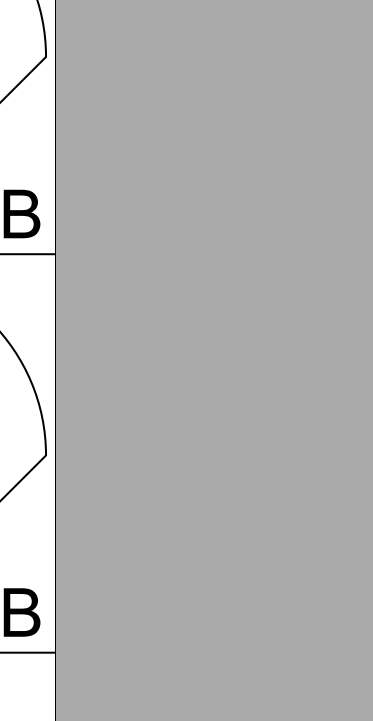
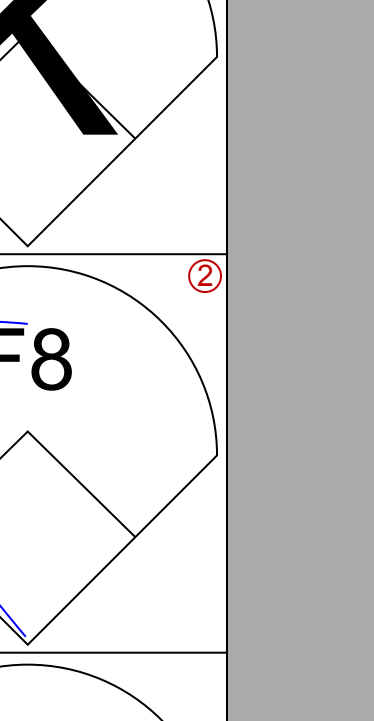
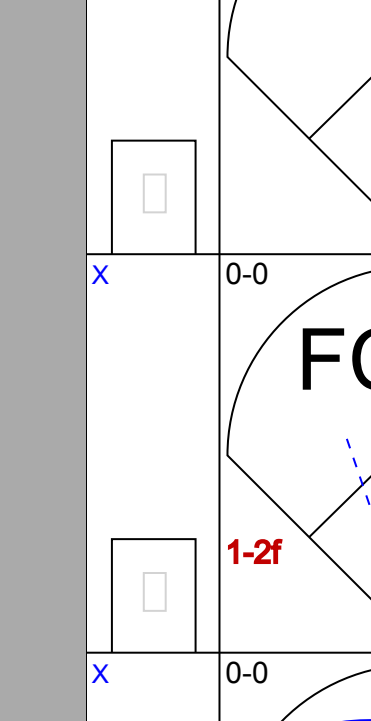

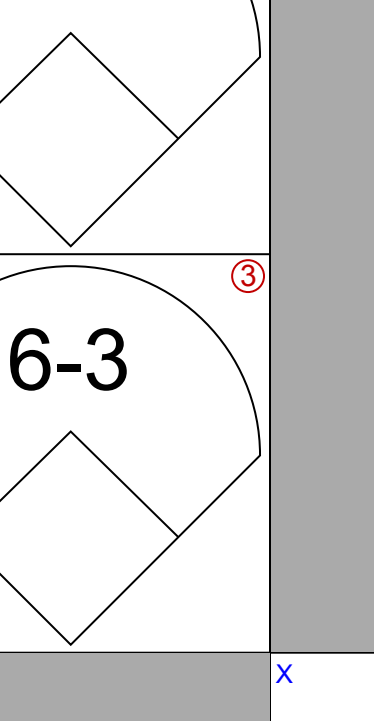
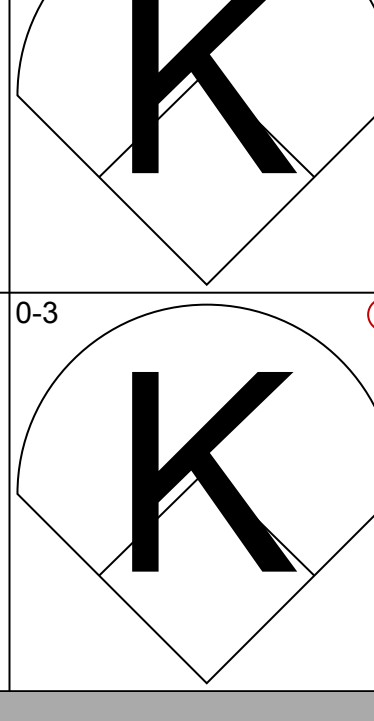
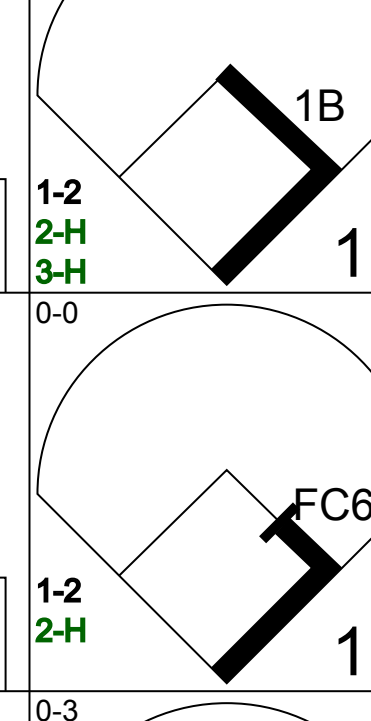
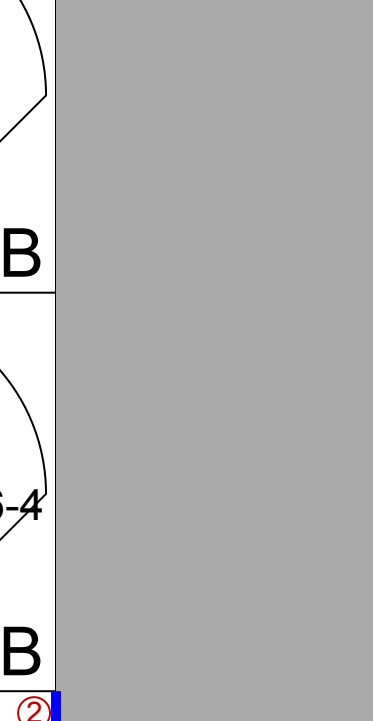
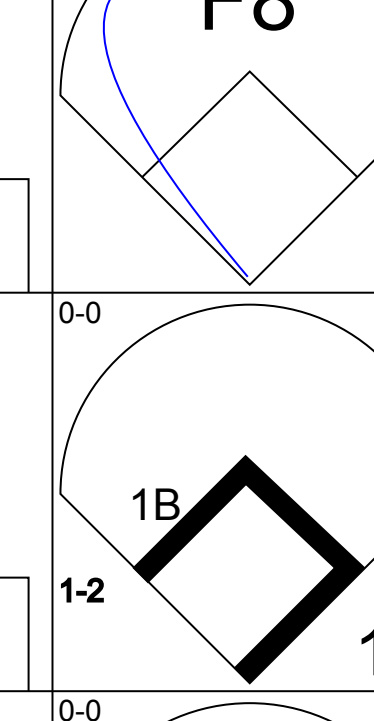
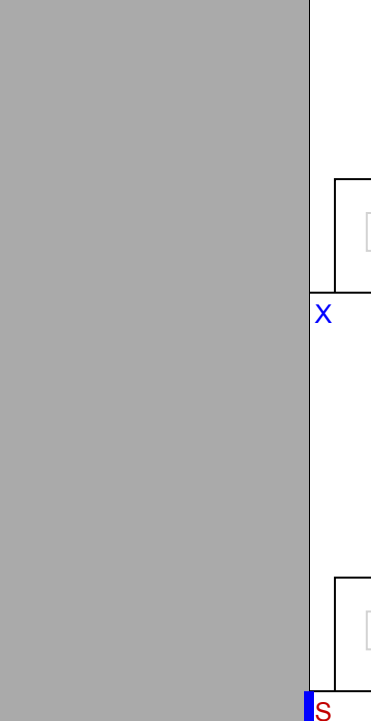
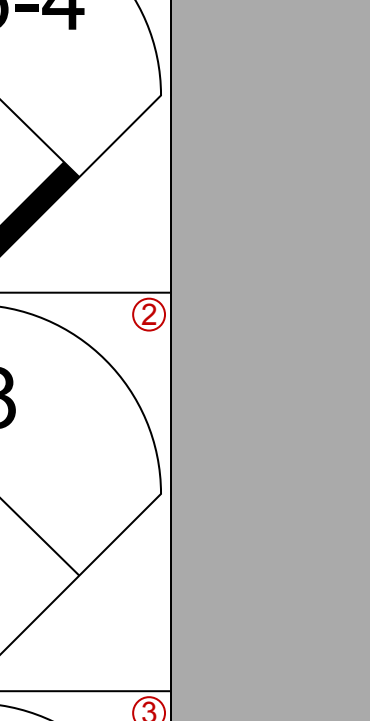
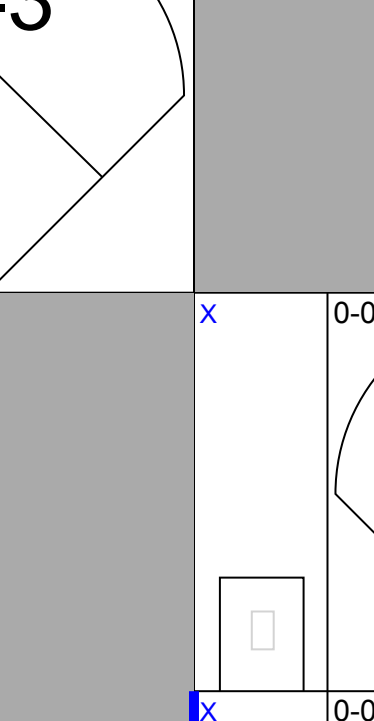


Batter	1	2	3	4	5	6	7	8	9	10	11	AB	R	H	RBI	BB	SO	LOB	TOP						
Pat Kelly, L OBP: 0.393, SLG: 0.342 (1, 9)												5	1	3	3	1	1	1							
Mike Fiore, L OBP: 0.297, SLG: 0.185 (1, 3)												5	0	1	0	1	2	2							
Amos Otis, R OBP: 0.346, SLG: 0.435 (1, 8)												6	0	1	0	0	1	3							
Bob Oliver, R OBP: 0.341, SLG: 0.543 (1, 5)												5	0	2	0	0	3	3							
Joe Keough, L OBP: 0.403, SLG: 0.491 (1, 7)												4	0	0	0	1	0	4							
Rich Saverson, R OBP: 0.288, SLG: 0.264 Ed Kirkpatrick, L OBP: 0.299, SLG: 0.433 Luis Alcaraz, R OBP: 0.143, SLG: 0.224 (1, 4)												2	1	0	0	1	1	1							
Jackie Hernandez, R OBP: 0.269, SLG: 0.286 (1, 6)												5	1	2	0	0	0	1							
Elie Rodriguez, R OBP: 0.315, SLG: 0.267 (1, 2)												2	2	0	0	3	0	1							
Jim Rooker, R OBP: 0.235, SLG: 0.313 (1, 1)												5	2	2	5	0	2	2							
Inning Stats	R: 0 E: 0 K: 1 S: 5	H: 1 LOB: 0 BB: 0 P: 5	R: 4 E: 0 K: 1 S: 8	H: 3 LOB: 1 BB: 2 P: 16	R: 0 E: 0 K: 2 S: 4	H: 1 LOB: 0 BB: 0 P: 4	R: 0 E: 0 K: 1 S: 5	H: 0 LOB: 0 BB: 0 P: 5	R: 0 E: 0 K: 0 S: 2	H: 1 LOB: 0 BB: 1 P: 6	R: 0 E: 0 K: 1 S: 5	H: 0 LOB: 1 BB: 1 P: 9	R: 0 E: 0 K: 2 S: 8	H: 1 LOB: 2 BB: 1 P: 12	R: 0 E: 0 K: 0 S: 3	H: 1 LOB: 0 BB: 0 P: 3	R: 0 E: 0 K: 2 S: 8	H: 1 LOB: 2 BB: 1 P: 12	R: 4 E: 0 K: 1 S: 8	H: 3 LOB: 0 BB: 1 P: 12	1B: 8 2B: 4 3B: 0 HR: 1	SF: 0 SAC: 0 DP: 2 HBP: 0	WP: 0 PB: 1 SB: 2 CS: 1	PA: 48	
PITCHER	IP WLS BF H R ER SO BB IBB HBP BLK WP HR S P ERA WHIP	IP WLS BF H R ER SO BB IBB HBP BLK WP HR S P ERA WHIP	IP WLS BF H R ER SO BB IBB HBP BLK WP HR S P ERA WHIP	IP WLS BF H R ER SO BB IBB HBP BLK WP HR S P ERA WHIP	IP WLS BF H R ER SO BB IBB HBP BLK WP HR S P ERA WHIP	IP WLS BF H R ER SO BB IBB HBP BLK WP HR S P ERA WHIP	IP WLS BF H R ER SO BB IBB HBP BLK WP HR S P ERA WHIP	IP WLS BF H R ER SO BB IBB HBP BLK WP HR S P ERA WHIP	IP WLS BF H R ER SO BB IBB HBP BLK WP HR S P ERA WHIP	IP WLS BF H R ER SO BB IBB HBP BLK WP HR S P ERA WHIP	IP WLS BF H R ER SO BB IBB HBP BLK WP HR S P ERA WHIP	IP WLS BF H R ER SO BB IBB HBP BLK WP HR S P ERA WHIP	IP WLS BF H R ER SO BB IBB HBP BLK WP HR S P ERA WHIP	IP WLS BF H R ER SO BB IBB HBP BLK WP HR S P ERA WHIP	IP WLS BF H R ER SO BB IBB HBP BLK WP HR S P ERA WHIP	IP WLS BF H R ER SO BB IBB HBP BLK WP HR S P ERA WHIP	IP WLS BF H R ER SO BB IBB HBP BLK WP HR S P ERA WHIP	IP WLS BF H R ER SO BB IBB HBP BLK WP HR S P ERA WHIP	IP WLS BF H R ER SO BB IBB HBP BLK WP HR S P ERA WHIP	IP WLS BF H R ER SO BB IBB HBP BLK WP HR S P ERA WHIP	IP WLS BF H R ER SO BB IBB HBP BLK WP HR S P ERA WHIP	IP WLS BF H R ER SO BB IBB HBP BLK WP HR S P ERA WHIP	IP WLS BF H R ER SO BB IBB HBP BLK WP HR S P ERA WHIP	IP WLS BF H R ER SO BB IBB HBP BLK WP HR S P ERA WHIP	IP WLS BF H R ER SO BB IBB HBP BLK WP HR S P ERA WHIP
Bart Johnson, R ERA: 9.0 Jerry Crider, R ERA: 1.93 Tommye Sisk, R ERA: 6.23 Wilbur Wood, L ERA: 3.08 (1, 1)	2.0	6	1	0	0	1	1	0	0	0	0	0	0	7	11	0.00	1.000								
(5, 1)	1.2	8	1	0	0	3	1	1	0	0	0	0	0	12	20	0.00	1.200								
(8, 1)	3.1	L	16	5	4	4	3	1	1	0	0	0	0	1	20	10.80	1.800								

Kansas City Royals @ Chicago White Sox
Comiskey Park, Chicago, IL
Sun May 17 1970, 4:38 AM EDT
Att: 18,145 - Unknown


AB 41
R 8
H 12
RBI 8
BB 7
SO 10
LOB 20



Batter	1	2	3	4	5	6	7	8	9	10	11	AB	R	H	RBI	BB	SO	LOB	BOTTOM						
Walt Williams, R OBP: 0.321, SLG: 0.329 (1, 9)												6	0	0	0	1	4								
Luis Aparicio, R OBP: 0.416, SLG: 0.432 (1, 6)												5	0	0	0	0	1	0							
Syd O'Brien, R OBP: 0.299, SLG: 0.296 (1, 4)												4	1	1	1	0	1	0	0						
Carlos May, L OBP: 0.406, SLG: 0.532 (1, 7)												4	0	0	0	1	1	2							
Bill Melton, R OBP: 0.390, SLG: 0.484 (1, 5)												5	2	3	0	0	0	1							
Tom McCraw, L OBP: 0.386, SLG: 0.351 (1, 3)												3	1	1	0	2	1	1							
Ken Berry, R OBP: 0.366, SLG: 0.411 (1, 8)												5	0	1	2	0	1	4							
Ed Herrmann, L OBP: 0.397, SLG: 0.574 (1, 2)												5	0	2	1	0	1	3							
Bart Johnson, R Buddy Brantley, R Jerry Crider, R Bob Christian, R Tommye Sisk, R Wilbur Wood, L Rich Morales, R (1, 1)	11.0	W	46	9	4	4	9	4	4	0	0	4	0	0	0	0	0	0	0						
(4, PH)	3.49																								
(8, PH)	0.256																								
(7, 1)	0.333																								
(8, 1)	0.333																								
(11, PH)	0.273																								
Inning Stats	R: 0 E: 1 K: 1 S: 5	H: 0 LOB: 0 BB: 0 P: 5	R: 0 E: 0 K: 2 S: 9	H: 2 LOB: 2 BB: 0 P: 9	R: 0 E: 0 K: 2 S: 7	H: 0 LOB: 0 BB: 0 P: 7	R: 3 E: 0 K: 2 S: 10	H: 3 LOB: 2 BB: 2 P: 18	R: 0 E: 0 K: 0 S: 3	H: 3 LOB: 2 BB: 0 P: 3	R: 1 E: 0 K: 1 S: 8	H: 2 LOB: 1 BB: 1 P: 8	R: 0 E: 0 K: 0 S: 3	H: 0 LOB: 1 BB: 0 P: 4	R: 0 E: 0 K: 0 S: 4	H: 1 LOB: 1 BB: 0 P: 4	R: 0 E: 0 K: 0 S: 3	H: 0 LOB: 0 BB: 0 P: 3	R: 0 E: 0 K: 0 S: 3	H: 0 LOB: 0 BB: 0 P: 3	1B: 9 2B: 0 3B: 0 HR: 0	SF: 0 SAC: 0 DP: 0 HBP: 0	WP: 0 PB: 0 SB: 0 CS: 1	PA: 47	
PITCHER	IP WLS BF H R ER SO BB IBB HBP BLK WP HR S P ERA WHIP	IP WLS BF H R ER SO BB IBB HBP BLK WP HR S P ERA WHIP	IP WLS BF H R ER SO BB IBB HBP BLK WP HR S P ERA WHIP	IP WLS BF H R ER SO BB IBB HBP BLK WP HR S P ERA WHIP	IP WLS BF H R ER SO BB IBB HBP BLK WP HR S P ERA WHIP	IP WLS BF H R ER SO BB IBB HBP BLK WP HR S P ERA WHIP	IP WLS BF H R ER SO BB IBB HBP BLK WP HR S P ERA WHIP	IP WLS BF H R ER SO BB IBB HBP BLK WP HR S P ERA WHIP	IP WLS BF H R ER SO BB IBB HBP BLK WP HR S P ERA WHIP	IP WLS BF H R ER SO BB IBB HBP BLK WP HR S P ERA WHIP	IP WLS BF H R ER SO BB IBB HBP BLK WP HR S P ERA WHIP	IP WLS BF H R ER SO BB IBB HBP BLK WP HR S P ERA WHIP	IP WLS BF H R ER SO BB IBB HBP BLK WP HR S P ERA WHIP	IP WLS BF H R ER SO BB IBB HBP BLK WP HR S P ERA WHIP	IP WLS BF H R ER SO BB IBB HBP BLK WP HR S P ERA WHIP	IP WLS BF H R ER SO BB IBB HBP BLK WP HR S P ERA WHIP	IP WLS BF H R ER SO BB IBB HBP BLK WP HR S P ERA WHIP	IP WLS BF H R ER SO BB IBB HBP BLK WP HR S P ERA WHIP	IP WLS BF H R ER SO BB IBB HBP BLK WP HR S P ERA WHIP	IP WLS BF H R ER SO BB IBB HBP BLK WP HR S P ERA WHIP	IP WLS BF H R ER SO BB IBB HBP BLK WP HR S P ERA WHIP	IP WLS BF H R ER SO BB IBB HBP BLK WP HR S P ERA WHIP	IP WLS BF H R ER SO BB IBB HBP BLK WP HR S P ERA WHIP	IP WLS BF H R ER SO BB IBB HBP BLK WP HR S P ERA WHIP	IP WLS BF H R ER SO BB IBB HBP BLK WP HR S P ERA WHIP


Kansas City Royals @ Chicago White Sox
Comiskey Park, Chicago, IL
Sun May 17 1970, 4:38 AM EDT
Att: 18,145 - Unknown


AB 42
R 4
H 9
RBI 4
BB 4
SO 9
LOB 18



Batter	1	2	3	4	5	6	7	8	9	AB	R	H	RBI	BB	SO	LOB	TOP								
Sandy Alomar Sr. S OBP: 0.311, SLG: 0.287 (1,4)	4-3		FC4-6 BB 1B	G3			1B SF8 BB		6-3	4	2	0	0	1	0	2	California Angels @ Chicago White Sox Comiskey Park, Chicago, IL Mon May 18 1970, 8:05 PM EDT Att: 4,124 - Unknown livebaseballscorecards.com								
Jim Fregosi R OBP: 0.383, SLG: 0.444 (1,6)	1B		1B BB	WP 2B			1B 1B	HR		4	3	4	1	1	0	0									
Roger Repoz L OBP: 0.364, SLG: 0.513 (1,8)	F7		1B BB	F3			SF8	F7		3	0	0	1	1	0	2									
Alex Johnson R OBP: 0.408, SLG: 0.507 (1,7)	F8		1B	6-3			3H 1B 1B			4	0	2	2	0	0	2									
Jim Spencer L OBP: 0.368, SLG: 0.453 (1,3)		F9	F8	3-1			1B			4	0	1	1	0	0	3									
Ken McMullen R OBP: 0.299, SLG: 0.331 (1,5)	K			HR			K	F8		4	1	1	1	0	2	0									
Bill Voss L OBP: 0.379, SLG: 0.385 (1,9)	F8			6-3 1B			F8	4-3		4	0	1	0	0	0	0									
Tom Egan R OBP: 0.229, SLG: 0.289 (1,2)			F9	K			F4	K		4	0	0	0	0	2	1									
Andy Messersmith R OBP: 0.185, SLG: 0.333 (1,1)			FC4-6 1B	6-3			K	6-3		4	0	1	0	0	1	1									
Inning Stats	R: 0 E: 0 K: 0 S: 4	H: 1 LOB: 1 BB: 0 P: 4	R: 0 E: 0 K: 1 S: 5	H: 0 LOB: 0 BB: 5	R: 2 E: 0 K: 0 S: 5	H: 2 LOB: 2 BB: 2 P: 13	R: 1 E: 0 K: 1 S: 7	H: 2 LOB: 1 BB: 0 P: 7	R: 0 E: 0 K: 0 S: 4	H: 1 LOB: 1 BB: 0 P: 4	R: 0 E: 0 K: 1 S: 5	H: 0 LOB: 0 BB: 0 P: 5	R: 2 E: 0 K: 1 S: 7	H: 3 LOB: 2 BB: 1 P: 11	R: 0 E: 0 K: 1 S: 5	H: 0 LOB: 0 BB: 0 P: 5	R: 1 E: 0 K: 0 S: 4	H: 1 LOB: 0 BB: 0 P: 4	1B: 7 2B: 1 3B: 0 HR: 2	SF: 1 SAC: 0 DP: 0 HBP: 0	WP: 1 PB: 0 CS: 0	PA: 39			
PITCHER	IP	WLS	BF	H	R	ER	SO	BB	IBB	HBP	BLK	WP	HR	S	P	ERA	WHIP								
Billy Wynne R ERA: 5.84 (1,1)	5.0	L	23	6	3	3	2	2	0	0	0	1	1	25	33	5.40	1.600								
Jerry Crider R ERA: 3.18 (6,1)	2.0		9	3	2	2	2	1	0	0	0	0	0	12	16	9.00	2.000								
Danny Murphy R ERA: 4.32 (8,1)	2.0		7	1	1	1	1	0	0	0	0	0	1	9	9	4.50	0.500								

Batter	1	2	3	4	5	6	7	8	9	AB	R	H	RBI	BB	SO	LOB	BOTTOM								
Tom McCraw L OBP: 0.379, SLG: 0.346 (1,9)	4-3		CS 1B		K		F6			4	0	1	0	0	1	4	California Angels @ Chicago White Sox Comiskey Park, Chicago, IL Mon May 18 1970, 8:05 PM EDT Att: 4,124 - Unknown livebaseballscorecards.com								
Danny Murphy L (8,1)										0	0	0	0	0	0	0									
Rich Morales R OBP: 0.294, SLG: 0.200 (1,6)	4-3		F5			5-3		F8		4	0	0	0	0	0	1									
Gail Hopkins L OBP: 0.433, SLG: 0.456 (1,3)	E BB			G4-3 1B		F7		G3		3	0	1	0	1	0	0									
Carlos May L OBP: 0.401, SLG: 0.520 (1,7)	E1			G4-3		K		BB		3	0	0	0	1	1	2									
Bill Melton R OBP: 0.381, SLG: 0.463 (1,5)	F4			6-3			F3	F8		4	0	0	0	0	0	3									
Syd O'Brien R OBP: 0.309, SLG: 0.307 (1,4)		4-3			6-3		HBP 1B 1B	1B		4	1	2	0	0	0	0									
Ed Herrmann L OBP: 0.389, SLG: 0.547 (1,2)		K			E BB		F9	K		3	0	0	0	1	2	2									
Ken Berry R OBP: 0.362, SLG: 0.398 (1,8)		6-3			F8		1B HBP	K		3	0	0	0	0	1	2									
Billy Wynne L (1,1)										1	0	0	0	0	1	0									
Buddy Bradford R OBP: 0.301, SLG: 0.344 (5,PH)					K			F9		1	0	0	0	0	0	1									
Jerry Crider R (6,1)										0	0	0	0	0	0	0									
John Matias L OBP: 0.196, SLG: 0.226 (7,PH)							1-2 1B			2	0	1	1	0	0	1									
Inning Stats	R: 0 E: 1 K: 0 S: 4	H: 0 LOB: 2 BB: 1 P: 8	R: 0 E: 0 K: 1 S: 5	H: 0 LOB: 0 BB: 0	R: 0 E: 0 K: 1 S: 3	H: 1 LOB: 0 BB: 0 P: 3	R: 0 E: 1 K: 1 S: 6	H: 0 LOB: 2 BB: 1 P: 10	R: 0 E: 0 K: 1 S: 5	H: 0 LOB: 0 BB: 0 P: 5	R: 1 E: 0 K: 0 S: 5	H: 2 LOB: 2 BB: 0 P: 6	R: 0 E: 0 K: 0 S: 3	H: 0 LOB: 1 BB: 1 P: 7	R: 0 E: 0 K: 2 S: 8	H: 1 LOB: 1 BB: 0 P: 8	1B: 5 2B: 0 3B: 0 HR: 0	SF: 0 SAC: 0 DP: 1 HBP: 1	WP: 0 PB: 0 CS: 1	PA: 36					
PITCHER	IP	WLS	BF	H	R	ER	SO	BB	IBB	HBP	BLK	WP	HR	S	P	ERA	WHIP								
Andy Messersmith R ERA: 3.09 (1,1)	9.0	W	36	5	1	1	6	3	0	1	0	0	0	44	57	1.00	0.889								

Batter	1	2	3	4	5	6	7	8	9	AB	R	H	RBI	BB	SO	LOB	TOP											
Sandy Alomar Sr. S OBP: 0.314, SLG: 0.290 (1,4)	F9		FC4-2 BB 1-3 1B				4-3		5-3	5	0	2	0	0	0	0	California Angels @ Chicago White Sox Comiskey Park, Chicago, IL Tue May 19 1970, 8:05 PM EDT Att. 4,059 - Unknown livebaseballscorecards.com AB 38 R 3 H 10 RBI 3 BB 2 SO 1 LOB 20 											
Jim Fregosi R OBP: 0.358, SLG: 0.436 (1,6)	F7		F5			F2	2B 1B		5-3	5	1	1	0	0	0	3												
Roger Repoz L OBP: 0.361, SLG: 0.564 (1,8)	HR		FC4-2 BB 1-2			F7	1-H 2B		2B	4	1	3	2	1	0	1												
Alex Johnson R OBP: 0.395, SLG: 0.490 (1,7)	5-3		FC4-2 1-2 2-3 3-H			F9	1-3		1-3	5	0	0	0	0	0	5												
Jim Spencer L OBP: 0.364, SLG: 0.455 (1,3)		E6 1-3	F9			F9			2B	4	0	1	0	0	0	3												
Ken McMullen R OBP: 0.298, SLG: 0.328 (1,5)	1-3			K 0-3		3B 1B			5-3	4	1	1	0	0	1	2												
Bill Voss L OBP: 0.374, SLG: 0.402 (1,9)	G3			1-3		1-H 3B			F6	4	0	1	1	0	0	2												
Joe Azcue R OBP: 0.299, SLG: 0.337 (1,2)	4-3			5-3		6-3			IBB	3	0	0	0	1	0	2												
Rudy May L OBP: 0.091, SLG: 0.048 (1,1)			1B FC4-2 1B			3-1			1-3	4	0	1	0	0	0	2												
Inning Stats	R: 1 E: 0 K: 0 S: 4	H: 1 LOB: 0 BB: 0 P: 4	R: 0 E: 1 K: 0 S: 4	H: 0 LOB: 1 BB: 0 P: 4	R: 0 E: 0 K: 1 S: 5	H: 2 LOB: 3 BB: 1 P: 9	R: 0 E: 0 K: 1 S: 5	H: 0 LOB: 0 BB: 0 P: 5	R: 0 E: 0 K: 0 S: 4	H: 1 LOB: 1 BB: 0 P: 4	R: 0 E: 0 K: 0 S: 5	H: 2 LOB: 1 BB: 0 P: 5	R: 1 E: 0 K: 0 S: 5	H: 2 LOB: 1 BB: 0 P: 5	R: 0 E: 0 K: 0 S: 4	H: 1 LOB: 2 BB: 1 P: 8		R: 0 E: 0 K: 0 S: 4	H: 1 LOB: 2 BB: 0 P: 4	1B: 5 2B: 3 3B: 1 HR: 1	SF: 0 SAC: 0 DP: 0 HBP: 0	WP: 0 PB: 0 SB: 0 CS: 0	PA: 40					
PITCHER	IP	WLS	BF	H	R	ER	SO	BB	IBB	HBP	BLK	WP	HR	S	P	ERA	WHIP											
Joe Horlen R ERA: 3.06 Wilbur Wood L ERA: 2.96	(1,1)	8.0	L	36	9	3	3	1	1	1	0	0	0	1	36	44	3.38	1.250										

Batter	1	2	3	4	5	6	7	8	9	AB	R	H	RBI	BB	SO	LOB	BOTTOM										
Walt Williams R OBP: 0.318, SLG: 0.325 (1,9)	E6 FC6-4		K 0-3			F9			1B	4	0	1	0	0	1	0	California Angels @ Chicago White Sox Comiskey Park, Chicago, IL Tue May 19 1970, 8:05 PM EDT Att. 4,059 - Unknown livebaseballscorecards.com AB 30 R 0 H 2 RBI 0 BB 1 SO 10 LOB 9 										
Tom McCraw L OBP: 0.383, SLG: 0.329 (1,3)	K		F8			6-3			K	4	0	0	0	0	2	2											
Syd O'Brien R OBP: 0.294, SLG: 0.291 (1,6)	FC6-4 1-2		K 0-3			F7			F9	4	0	0	0	0	1	2											
Carlos May L OBP: 0.391, SLG: 0.504 (1,7)	K					6-3			5-3	4	0	0	0	0	1	2											
Bill Melton R OBP: 0.370, SLG: 0.449 (1,5)		F2				6-3			K	3	0	0	0	0	1	0											
Ken Berry R OBP: 0.361, SLG: 0.396 (1,8)		S 1B				F7			K	3	0	1	0	0	1	0											
Bobby Knoop R OBP: 0.299, SLG: 0.300 (1,4)		K 1-2				F8			K	3	0	0	0	0	2	1											
Chuck Brinkman R (1,2)									F8	1	0	0	0	1	1	0											
Bob Christian R OBP: 0.300, SLG: 0.222 Ed Herrmann L OBP: 0.389, SLG: 0.547 (8, PH) (9, 2)									FC6-4 BB	1	0	0	0	0	0	0											
Joe Horlen R OBP: 0.130, SLG: 0.174 Buddy Bradford R OBP: 0.297, SLG: 0.338 Wilbur Wood R (8, PH) (9, 1)									FC6-4 1-2	2	0	0	0	0	0	2											
									G3	1	0	0	0	0	0	0											
Inning Stats	R: 0 E: 2 K: 2 S: 8	H: 0 LOB: 1 BB: 0 P: 8	R: 0 E: 0 K: 1 S: 6	H: 1 LOB: 2 BB: 1 P: 10	R: 0 E: 0 K: 2 S: 7	H: 0 LOB: 0 BB: 0 P: 7	R: 0 E: 0 K: 0 S: 3	H: 0 LOB: 0 BB: 0 P: 3	R: 0 E: 0 K: 1 S: 5	H: 0 LOB: 0 BB: 0 P: 5	R: 0 E: 0 K: 0 S: 3	H: 0 LOB: 0 BB: 0 P: 3	R: 0 E: 0 K: 2 S: 7	H: 0 LOB: 0 BB: 0 P: 7	R: 0 E: 0 K: 1 S: 5	H: 0 LOB: 0 BB: 0 P: 5	R: 0 E: 0 K: 1 S: 6	H: 1 LOB: 1 BB: 0 P: 6	1B: 2 2B: 0 3B: 0 HR: 0	SF: 0 SAC: 0 DP: 0 HBP: 0	WP: 0 PB: 0 SB: 1 CS: 0	PA: 31					
PITCHER	IP	WLS	BF	H	R	ER	SO	BB	IBB	HBP	BLK	WP	HR	S	P	ERA	WHIP										
Rudy May L ERA: 2.88	(1,1)	9.0	W	31	2	0	0	10	1	0	0	0	0	50	54	0.00	0.333										

Batter	1	2	3	4	5	6	7	8	9	AB	R	H	RBI	BB	SO	LOB	TOP		
Sandy Alomar Sr. S OBP: 0.307, SLG: 0.283 (1, 4)	5-3			5-3			4-3		F8	4	0	0	0	0	0	0			
Jarvis Tatum R OBP: 0.429, SLG: 0.419 (1, 8)	4-3			6-3			F8		1B E BB	3	1	0	0	1	0	0			
Jim Fregosi R OBP: 0.361, SLG: 0.438 (1, 6)	4-3			F4			2B 1B		1B E 1B	4	1	2	0	0	0	0			
Alex Johnson R OBP: 0.398, SLG: 0.497 (1, 7)		K			K				1-3 E 1B	4	0	2	0	0	2	0			
Ken McMullen R OBP: 0.297, SLG: 0.321 (1, 5)	5-3			6-3					1-2 2-3 1B	3	0	0	1	1	0	1			
Jim Spencer L OBP: 0.352, SLG: 0.439 (1, 3)	4-3			3-1			3-1		1-2 2-H 3-H G4-6-3	4	0	0	0	0	0	5			
Tommie Reynolds R (1, 9)			5-3			6-3			F7	3	0	0	0	0	0	0			
Joe Azcue R OBP: 0.290, SLG: 0.326 (1, 2)			4-3			1-3			5-3	3	0	0	0	0	0	0			
Tom Murphy R OBP: 0.080, SLG: 0.083 Ken Tatum R (9, 1) Greg Garrett S (9, 1)			K			K			1-3	3	0	0	0	0	2	0			
Inning Stats	R: 0 E: 0 K: 0 S: 3	H: 0 LOB: 0 BB: 0 P: 3	R: 0 E: 0 K: 1 S: 5	H: 0 LOB: 0 BB: 0 P: 5	R: 0 E: 0 K: 1 S: 5	H: 0 LOB: 0 BB: 0 P: 5	R: 0 E: 0 K: 0 S: 3	H: 0 LOB: 0 BB: 0 P: 3	R: 0 E: 0 K: 1 S: 5	H: 0 LOB: 0 BB: 0 P: 5	R: 0 E: 0 K: 0 S: 5	H: 2 LOB: 3 BB: 1 P: 9	R: 0 E: 0 K: 0 S: 3	H: 0 LOB: 0 BB: 0 P: 3	R: 2 E: 1 K: 0 S: 5	H: 2 LOB: 1 BB: 1 P: 9	1B: 3 2B: 1 3B: 0 HR: 0	SF: 0 SAC: 0 DP: 1 HBP: 0	WP: 0 PA: 33 CS: 0
PITCHER Tommy John L ERA: 3.39 (1, 1)	IP: 9.0 WLS: W BF: 33 H: 4 R: 2 ER: 1 SO: 4 BB: 1 IBB: 1 HBP: 0 BLK: 0 WP: 0 HR: 0 S: 39 P: 47 ERA: 1.00 WHIP: 0.556															PITCHER			

California Angels @ Chicago White Sox
Comiskey Park, Chicago, IL
Wed May 20 1970, 4:33 AM EDT
Att: 3,712 - Unknown

AB	31
R	2
H	4
RBI	1
BB	2
SO	4
LOB	6



Batter	1	2	3	4	5	6	7	8	9	AB	R	H	RBI	BB	SO	LOB	BOTTOM		
John Matias L OBP: 0.230, SLG: 0.259 (1, 9)	G3			G3		1B FC3-2 1B			1-3 BB 1B	5	0	3	0	0	0	0			
Syd O'Brien R OBP: 0.289, SLG: 0.277 (1, 6)	F4			F5		F3 FC6-4			1-2 BB	4	0	0	0	1	0	3			
Gail Hopkins L OBP: 0.432, SLG: 0.458 (1, 3)	4-3			1B		FC3-2 E 1B			F7 SF7	4	0	2	1	0	0	0			
Ed Herrmann L OBP: 0.368, SLG: 0.515 (1, 2)		K		G3		E3 FC3-2			F4 3-H	4	0	0	0	0	1	3			
Carlos May L OBP: 0.394, SLG: 0.504 (1, 7)						FC3-2			F5	4	0	2	0	0	0	3			
Bill Melton R OBP: 0.357, SLG: 0.431 (1, 5)						1-2 2-3 3-H 1B			F9	4	1	0	0	0	0	5			
Buddy Bradford R OBP: 0.282, SLG: 0.319 (1, 8)						5-3 1B			E6 HR	4	0	0	0	0	0	2			
Bobby Knoop R OBP: 0.270, SLG: 0.304 Bob Christian R (9, PH)						FC6-4 IBB			HR	2	0	1	0	1	0	0			
Tommy John R OBP: 0.190, SLG: 0.150 Tom McCraw L (9, PH) Walt Williams R (9, PR)						FC6-4 1-2			1B SF7 HBP	3	0	0	0	0	0	3			
Inning Stats	R: 0 E: 0 K: 0 S: 3	H: 1 LOB: 0 BB: 0 P: 3	R: 0 E: 0 K: 1 S: 5	H: 0 LOB: 0 BB: 0 P: 3	R: 0 E: 0 K: 0 S: 4	H: 1 LOB: 1 BB: 0 P: 4	R: 0 E: 0 K: 0 S: 4	H: 1 LOB: 2 BB: 1 P: 8	R: 0 E: 1 K: 0 S: 6	H: 2 LOB: 3 BB: 0 P: 6	R: 0 E: 0 K: 0 S: 5	H: 2 LOB: 2 BB: 0 P: 5	R: 0 E: 0 K: 0 S: 3	H: 0 LOB: 0 BB: 0 P: 3	R: 3 E: 1 K: 0 S: 5	H: 2 LOB: 2 BB: 1 P: 10	1B: 8 2B: 0 3B: 0 HR: 1	SF: 1 SAC: 0 DP: 1 HBP: 1	WP: 0 PA: 39 CS: 0
PITCHER Tom Murphy R ERA: 3.64 Ken Tatum R ERA: 0.99 Greg Garrett L ERA: 1.23 (1, 1) (9, 1) (9, 1)	IP: 8.1 WLS: L BF: 36 H: 8 R: 3 ER: 1 SO: 1 BB: 0 IBB: 1 HBP: 1 BLK: 0 WP: 0 HR: 1 S: 36 P: 41 ERA: 1.08 WHIP: 0.960															PITCHER			

California Angels @ Chicago White Sox
Comiskey Park, Chicago, IL
Wed May 20 1970, 4:33 AM EDT
Att: 3,712 - Unknown


AB	35
R	3
H	9
RBI	3
BB	2
SO	1
LOB	19



Batter	1	2	3	4	5	6	7	8	9	AB	R	H	RBI	BB	SO	LOB	TOP								
Bert Campaneris, R OBP: 0.305, SLG: 0.420 John Donaldson, L OBP: 0.286, SLG: 0.667	0-0 2B	0-3 K	0-0	0-0 5-3	0-0	0-0 HR	0-0	0-0 F8	0-3 K	3	0	1	0	0	1	3									
Reggie Jackson, L OBP: 0.320, SLG: 0.402	4-0 G4-3 BB		0-0 1B		4-0 1B BB	0-3 K		0-0 G3		3	0	1	0	2	1	1									
Rick Monday, L OBP: 0.368, SLG: 0.481	0-3 K		0-0 G3-6-3 1-2		0-0 F7	1-3 K		4-0 1B BB		4	1	0	0	1	1	4									
Sal Bando, R OBP: 0.386, SLG: 0.510	0-0 G4-3 1-2		4-0 1B BB		0-0 1-2 1B	0-0 F5		0-0 1-2 2H 1B		4	1	2	1	1	0	2									
Felipe Alou, R OBP: 0.398, SLG: 0.513		0-0 6-3	0-0 1-2 1B		0-0 F2		4-0 BB	0-0 1-1 2H E 2B		4	1	2	2	1	0	2									
Don Mincher, L OBP: 0.304, SLG: 0.549		0-0 BB 1B	0-0 L8		0-0 G3		0-3 K	0-0 E9 2H		5	1	1	0	0	1	5									
Dave Duncan, R OBP: 0.306, SLG: 0.481		0-0 F7		0-0 F5		0-0 1B 1B	0-3 K	0-3 K		5	1	1	0	0	2	3									
Tony La Russa, R OBP: 0.600, SLG: 0.500	4-0 1-2 BB		0-0 1B		0-0 1B	0-0 1-2 HR 1B	0-3 K		0-0 F8	4	1	2	0	1	1	1									
Blue Moon Odom, R Jim Roland, R Al Downing, L Marcel Lachemann, R Don Gray, R Paul Lindblad, L Jose Tamarit, L Larry Hermy, R Miguel Garcia, R	0-0 1-2 2H 1B		0-3 K		0-0 1-2 HR 1B		0-0 K	4-0 G3 1B BB	0-3 K	0	0	0	0	0	0	0									
Inning Stats	R: 0 E: 0 K: 1 S: 5	H: 1 LOB: 1 BB: 1 P: 9	R: 1 E: 0 K: 1 S: 7	H: 2 LOB: 2 BB: 1 P: 11	R: 0 E: 0 K: 0 S: 4	H: 2 LOB: 2 BB: 1 P: 8	R: 0 E: 0 K: 1 S: 6	H: 1 LOB: 1 BB: 0 P: 6	R: 0 E: 0 K: 0 S: 4	H: 1 LOB: 2 BB: 1 P: 8	R: 4 E: 0 K: 1 S: 9	H: 4 LOB: 0 BB: 0 P: 9	R: 0 E: 0 K: 3 S: 9	H: 0 LOB: 1 BB: 1 P: 13	R: 4 E: 1 K: 1 S: 8	H: 2 LOB: 1 BB: 2 P: 16	R: 0 E: 0 K: 2 S: 7	H: 0 LOB: 0 BB: 0 P: 7	1B: 10 2B: 2 3B: 0 HR: 1	SF: 0 SAC: 0 DP: 2 HBP: 0	WP: 0 PB: 0 SB: 0 CS: 0	PA: 46			
PITCHER	IP	WLS	BF	H	R	ER	SO	BB	IBB	HBP	BLK	WP	HR	S	P	ERA	WHIP								
Gerry Janeski, R ERA: 3.41	5.0		28	11	5	5	3	4	0	0	0	0	1	30	46	9.00	3.000								
Danny Murphy, R ERA: 4.65	2.2		11	0	2	2	4	3	0	0	0	0	0	16	28	6.75	1.125								
Wilbur Wood, L ERA: 3.14	1.1	L	7	2	2	1	3	0	0	0	0	0	0	13	13	6.75	1.500								

Oakland Athletics @ Chicago White Sox
Comiskey Park, Chicago, IL
Fri May 22 1970, 8:05 PM EDT
Att: 8,886 - Unknown


AB 39
R 9
H 13
RBI 8
BB 7
SO 10
LOB 23



Batter	1	2	3	4	5	6	7	8	9	AB	R	H	RBI	BB	SO	LOB	BOTTOM								
Syd O'Brien, R OBP: 0.295, SLG: 0.276	4-0 BB FC4-6 BB	0-0 1-3	0-0 FC6 1-2		0-0 1B			0-0 F2		4	1	1	0	1	0	3									
Luis Aparicio, R OBP: 0.415, SLG: 0.426	4-0 FC4-6 1-2 BB	0-0 5-3		0-0 5-3	0-0 L6			0-0 1B		4	1	1	0	1	0	1									
Gail Hopkins, L OBP: 0.430, SLG: 0.448	4-0 1-2 2-3 BB			0-0 E6 HR	0-0 F7			0-0 F9		4	1	1	0	1	0	2									
Carlos May, L OBP: 0.388, SLG: 0.514	0-0 FC4-6 1-2 2-3 3-H	0-3 K		0-0 1-1 HR		0-0 5-3		0-3 K		5	2	1	3	0	2	4									
Bill Melton, R OBP: 0.359, SLG: 0.430	0-0 1-2 HR 1B			0-0 K	0-0 2B L7-2 1B			0-0 K		5	1	2	1	0	2	0									
John Matias, L OBP: 0.258, SLG: 0.302	0-0 1-2 2H HR 1B		0-0 FC BB 1B	0-0 FC BB 1B	1-3 2B		0-3 K		0-0 F9	5	1	3	1	0	1	0									
Ed Herrmann, L ERA: 5.74 Walt Williams, R OBP: 0.318, SLG: 0.325	0-0 1-1 2H HR		4-0 FC BB	4-0 FC IBB		0-0 F3		0-0 1B		3	1	2	3	2	0	0									
Ken Berry, R OBP: 0.348, SLG: 0.380 Tom McCraw, L OBP: 0.356, SLG: 0.325	0-0 6-3		0-0 FC FC6 1-2 2-3	0-0 L7-2 3-H		0-0 5-3		0-0 F9		4	0	0	0	0	0	5									
Gerry Janeski, R OBP: 0.050, SLG: 0.050 Danny Murphy, L Wilbur Wood, R	0-3 K		0-3 K		0-3 K		0-3 K			3	0	0	0	0	3	3									
Inning Stats	R: 6 E: 0 K: 1 S: 8	H: 3 LOB: 3 BB: 3 P: 20	R: 0 E: 0 K: 1 S: 6	H: 1 LOB: 0 BB: 0 P: 6	R: 0 E: 0 K: 2 S: 9	H: 1 LOB: 3 BB: 1 P: 13	R: 2 E: 1 K: 0 S: 6	H: 3 LOB: 2 BB: 1 P: 10	R: 0 E: 0 K: 1 S: 7	H: 1 LOB: 1 BB: 0 P: 6	R: 0 E: 0 K: 2 S: 5	H: 0 LOB: 0 BB: 0 P: 7	R: 0 E: 0 K: 1 S: 5	H: 0 LOB: 0 BB: 0 P: 5	R: 0 E: 0 K: 1 S: 6	H: 1 LOB: 1 BB: 0 P: 6	R: 0 E: 0 K: 0 S: 4	H: 1 LOB: 1 BB: 0 P: 4	1B: 8 2B: 2 3B: 0 HR: 2	SF: 0 SAC: 0 DP: 1 HBP: 0	WP: 0 PB: 0 SB: 0 CS: 0	PA: 44			
PITCHER	IP	WLS	BF	H	R	ER	SO	BB	IBB	HBP	BLK	WP	HR	S	P	ERA	WHIP								
Blue Moon Odom, R ERA: 3.38	0.1		6	2	5	5	0	3	0	0	0	0	1	5	5	13.50	1.500								
Al Downing, L ERA: 3.63	2.0		10	2	0	0	3	1	0	0	0	0	0	15	19	0.00	1.500								
Marcel Lachemann, R ERA: 4.5	2.0		11	4	2	1	1	0	1	0	0	0	1	12	16	4.50	2.000								
Paul Lindblad, L ERA: 5.18	2.0	W	6	0	0	0	3	0	0	0	0	0	0	12	12	0.00	0.000								
Mudcat Grant, R ERA: 1.44	2.0		8	2	0	0	10	0	0	0	0	0	0	10	10	0.00	1.000								

Oakland Athletics @ Chicago White Sox
Comiskey Park, Chicago, IL
Fri May 22 1970, 8:05 PM EDT
Att: 8,886 - Unknown


AB 39
R 8
H 11
RBI 8
BB 5
SO 9
LOB 19



Batter	1	2	3	4	5	6	7	8	9	AB	R	H	RBI	BB	SO	LOB	TOP								
Rick Monday, L OBP: 0.391, SLG: 0.464 (1, 8)	0-0 4-3	0-0 4-3		0-3 K		0-0 1-4-3	4-0 BB		0-0 1-3	5	0	0	0	1	1	0									
Tony La Russa, R OBP: 0.394, SLG: 0.300 (1, 4)	0-0 BB 1B	0-0 F9		0-3 K		0-0 F7	0-0 F8		0-0 4-3	6	1	1	0	0	1	3									
Reggie Jackson, L OBP: 0.329, SLG: 0.400 (1, 9)	4-0 S 1B 1-2 BB	0-0 F8		0-0 1B HR		4-0 BB BB		0-3 K		3	2	1	0	2	1	0									
Sal Bando, R OBP: 0.402, SLG: 0.519 (1, 5)	0-0 1B S 1-2 2H 1B		0-0 FC3-6 1B 2B	1-2 HR 1B		4-0 BB 1-2 BB		0-0 6-3		4	3	3	1	1	0	0									
Felipe Alou, R OBP: 0.408, SLG: 0.541 (6, PH)	0-0 BB 1B		0-0 FC3-6 1B	0-0 HR		0-0 F6		0-0 E 1B		3	2	3	4	0	0	0									
Joe Rudi, R OBP: 0.409, SLG: 0.512 (6, 7)	1-3 2H 1B		1-2 1B	1-1H 2H HR						2	1	1	0	0	0	2									
Don Mincher, L OBP: 0.301, SLG: 0.532 (1, 3)	4-0 1B BB		0-0 FC3-6 2B	0-0 F8				0-0 L3	0-0 E9 1B	4	2	0	0	1	0	2									
Frank Fernandez, R OBP: 0.438, SLG: 0.444 (1, 2)	0-3 K		0-0 1B 2B		0-0 6-3		4-0 BB BB 1B	0-0 1B		4	1	2	3	1	1	3									
John Donaldson, L OBP: 0.417, SLG: 0.636 (1, 6)	0-0 1B		0-0 K2-4-2 1B		0-0 1-3		0-0 BB BB 1B	0-0 G3		5	0	3	3	0	0	1									
Caffish Hunter, R OBP: 0.200, SLG: 0.222 (1, 1)	0-3 K		0-3 K2-4-2		0-0 6-3		0-3 K		0-0 1-3	5	0	0	0	0	3	5									
Inning Stats	R: 4 E: 0 K: 2 S: 11	H: 4 LOB: 2 BB: 2 P: 19	R: 0 E: 0 K: 0 S: 3	H: 0 LOB: 0 BB: 0 P: 3	R: 3 E: 0 K: 1 S: 8	H: 4 LOB: 1 BB: 0 P: 8	R: 3 E: 0 K: 2 S: 10	H: 3 LOB: 0 BB: 0 P: 10	R: 0 E: 0 K: 0 S: 3	H: 0 LOB: 0 BB: 0 P: 3	R: 0 E: 0 K: 0 S: 3	H: 0 LOB: 0 BB: 0 P: 11	R: 0 E: 0 K: 1 S: 6	H: 1 LOB: 3 BB: 2 P: 14	R: 2 E: 1 K: 1 S: 8	H: 2 LOB: 1 BB: 0 P: 8	R: 0 E: 0 K: 0 S: 3	H: 0 LOB: 0 BB: 0 P: 3	1B: 12 2B: 2 3B: 0 HR: 1	SF: 0 SAC: 0 DP: 1 HBP: 0	WP: 0 PB: 0 SB: 2 CS: 0	PA: 47			
PITCHER	IP	WLS	BF	H	R	ER	SO	BB	IBB	HBP	BLK	WP	HR	S	P	ERA	WHIP								
Joe Horlen, R ERA: 3.9	(1, 1)	2.1	L	16	7	7	2	2	0	0	0	0	0	18	26	27.00	3.857								
Tommy Sisk, R ERA: 6.69	(3, 1)	2.2		11	4	3	3	0	0	0	0	0	1	17	17	10.12	1.500								
Billy Wynne, R ERA: 5.4	(6, 1)	2.0		11	1	0	0	1	4	0	0	0	0	9	25	0.00	2.500								
Wilbur Wood, L ERA: 2.93	(8, 1)	2.0		9	2	2	0	1	0	0	0	0	0	11	11	0.00	1.000								

Oakland Athletics @ Chicago White Sox
Comiskey Park, Chicago, IL
Sat May 23 1970, 4:33 AM EDT
Att: 7,395 - Unknown


AB 41
R 12
H 14
RBI 11
BB 6
SO 7
LOB 16



Batter	1	2	3	4	5	6	7	8	9	AB	R	H	RBI	BB	SO	LOB	BOTTOM								
Syd O'Brien, R OBP: 0.290, SLG: 0.272 (1, 4)	0-0 G3		0-0 F2			0-0 6-3 1B		0-0 6-3	0-0 FC6-4	5	0	1	0	0	0	1									
Luis Aparicio, R OBP: 0.407, SLG: 0.416 (1, 6)	0-0 F4		0-0 L6			0-0 F8		0-3 K		3	0	0	0	0	0	1									
Rich Morales, R OBP: 0.278, SLG: 0.188 (7, 6)										1	0	0	0	0	1	0									
Gail Hopkins, L OBP: 0.433, SLG: 0.444 (1, 3)	0-0 3-1					0-0 F7		4-0 2B BB		3	0	1	0	1	0	0									
Carlos May, L OBP: 0.380, SLG: 0.503 (1, 7)		0-0 4-3				0-3 K		0-0 6-3		3	0	0	0	0	1	2									
Buddy Bradford, R OBP: 0.291, SLG: 0.343 (8, 8)								1-2 2-3 1B		1	0	1	0	0	0	0									
Bill Melton, R OBP: 0.364, SLG: 0.455 (1, 5)		0-0 HR				0-0 6-3		4-0 BB		3	1	1	1	1	1	2									
John Matias, L OBP: 0.271, SLG: 0.358 (1, 9)		0-0 FC1-4 1B				0-0 F9		0-0 F3		4	1	2	1	0	0	3									
Ed Herrmann, L OBP: 0.386, SLG: 0.548 (1, 2)		0-0 F2				0-0 F4				2	0	0	0	0	0	1									
Billy Wynne, L (6, 1)										0	0	0	0	0	0	0									
Bob Christian, R OBP: 0.385, SLG: 0.583 (7, PH)										2	0	1	0	0	1	0									
Ken Berry, R OBP: 0.348, SLG: 0.379 (1, 8)		0-0 FC1-4				0-0 F2				3	0	1	0	0	0	1									
Wilbur Wood, R (8, 1)										0	0	0	0	0	0	0									
Tom McCraw, L OBP: 0.362, SLG: 0.321 (9, PH)		1-2				0-0 1B				1	0	0	0	0	0	1									
Joe Horlen, R OBP: 0.130, SLG: 0.174 (1, 1)						0-0 L6				0	0	0	0	0	0	0									
Tommy Sisk, R OBP: 0.250, SLG: 0.250 (3, 1)										1	0	0	0	0	1	0									
Walt Williams, R OBP: 0.307, SLG: 0.313 (6, 9)										3	0	0	0	0	1	2									
Inning Stats	R: 0 E: 0 K: 0 S: 3	H: 0 LOB: 0 BB: 0 P: 3	R: 1 E: 0 K: 0 S: 5	H: 2 LOB: 1 BB: 0 P: 5	R: 0 E: 0 K: 1 S: 5	H: 0 LOB: 0 BB: 0 P: 5	R: 0 E: 0 K: 1 S: 5	H: 0 LOB: 0 BB: 0 P: 5	R: 0 E: 0 K: 0 S: 4	H: 1 LOB: 1 BB: 0 P: 4	R: 0 E: 0 K: 0 S: 5	H: 2 LOB: 3 BB: 1 P: 9	R: 0 E: 0 K: 1 S: 5	H: 0 LOB: 0 BB: 0 P: 5	R: 0 E: 0 K: 2 S: 8	H: 1 LOB: 2 BB: 1 P: 12	R: 1 E: 0 K: 1 S: 7	H: 2 LOB: 1 BB: 0 P: 7	1B: 5 2B: 1 3B: 0 HR: 2	SF: 0 SAC: 0 DP: 0 HBP: 0	WP: 0 PB: 0 SB: 0 CS: 0	PA: 37			
PITCHER	IP	WLS	BF	H	R	ER	SO	BB	IBB	HBP	BLK	WP	HR	S	P	ERA	WHIP								
Caffish Hunter, R ERA: 2.91	(1, 1)	9.0	W	37	8	2	2	6	2	0	0	0	2	47	55	2.00	1.111								

Oakland Athletics @ Chicago White Sox
Comiskey Park, Chicago, IL
Sat May 23 1970, 4:33 AM EDT
Att: 7,395 - Unknown

AB 35
R 2
H 8
RBI 2
BB 2
SO 6
LOB 14



Batter	1	2	3	4	5	6	7	8	9	AB	R	H	RBI	BB	SO	LOB	TOP							
Bert Campaneris, R (1.6) OBP: 0.293, SLG: 0.403	5-3		5-3		F8		FC1-6		6-3	5	0	0	0	0	0	2								
Joe Rudi, R (1.7) OBP: 0.408, SLG: 0.522	K			1B		SH1-4	6-3		F2	5	2	2	0	0	1	1								
Rick Monday, L (1.8) OBP: 0.358, SLG: 0.465	1-3			K		SH1-4			3-1	4	1	1	0	0	1	1								
Sal Bando, R (1.5) OBP: 0.404, SLG: 0.518						F8			G3	4	0	2	1	0	0	2								
Felipe Alou, R (1.9) OBP: 0.410, SLG: 0.534						F8			BB	2	2	0	0	2	0	2								
Tito Francona, L (1.3) OBP: 0.433, SLG: 0.440									BB	4	0	2	2	0	0	2								
Jose Tartabull, L (8, PR) OBP: 0.375, SLG: 0.625									BB	0	0	0	0	0	0	0								
Don Mincher, L (8, 3) OBP: 0.301, SLG: 0.532									BB	0	0	0	0	0	0	0								
Frank Fernandez, R (1.2) OBP: 0.442, SLG: 0.436									BB	3	0	1	1	1	1	1								
Tony La Russa, R (1.4) OBP: 0.267, SLG: 0.231									SF7	3	0	0	1	0	0	2								
Chuck Dobson, R (1.1) OBP: 0.120, SLG: 0.160									FC5	4	0	1	0	0	0	2								
Inning Stats	R: 0 E: 0 K: 1 S: 5	H: 0 LOB: 0 BB: 0 P: 5	R: 0 E: 0 K: 0 S: 4	H: 1 LOB: 1 BB: 0 P: 4	R: 0 E: 0 K: 0 S: 3	H: 0 LOB: 0 BB: 0 P: 3	R: 1 E: 0 K: 1 S: 7	H: 2 LOB: 1 BB: 0 P: 7	R: 0 E: 0 K: 1 S: 6	H: 1 LOB: 1 BB: 0 P: 6	R: 2 E: 0 K: 0 S: 6	H: 3 LOB: 2 BB: 1 P: 10	R: 0 E: 1 K: 0 S: 3	H: 0 LOB: 0 BB: 0 P: 3	R: 2 E: 0 K: 0 S: 5	H: 2 LOB: 2 BB: 2 P: 13	R: 0 E: 0 K: 0 S: 3	H: 0 LOB: 0 BB: 0 P: 3	1B: 7 2B: 2 3B: 0 HR: 0	SF: 1 SAC: 1 DP: 0 HBP: 0	WP: 0 PB: 0 SB: 1 CS: 1	PA: 39		
PITCHER	IP	WLS	BF	H	R	ER	SO	BB	IBB	HBP	BLK	WP	HR	S	P	ERA	WHIP							
Tommy John, L (1.1) ERA: 3.66	7.1	L	33	9	5	5	3	0	2	0	0	0	0	37	45	6.14	1.227							
Danny Murphy, R (8, 1) ERA: 4.29	1.2		6	0	0	0	0	1	0	0	0	0	0	5	9	0.00	0.600							

Oakland Athletics @ Chicago White Sox
Comiskey Park, Chicago, IL
Sun May 24 1970, 4:33 AM EDT
Unknown

AB	34
R	5
H	9
RBI	5
BB	3
SO	3
LOB	15



Batter	1	2	3	4	5	6	7	8	9	AB	R	H	RBI	BB	SO	LOB	BOTTOM							
John Matias, L (1.9) OBP: 0.270, SLG: 0.343	F8		6-3			F6			BB	3	0	0	0	1	0	0								
Luis Aparicio, R (1.6) OBP: 0.403, SLG: 0.406	1B		6-3			F9			F2	3	1	0	0	1	0	1								
Gail Hopkins, L (1.3) OBP: 0.426, SLG: 0.436	1-3					F5			F6	4	0	1	0	0	0	1								
Bill Melton, R (1.5) OBP: 0.355, SLG: 0.446	SF9					K			L8	2	0	0	1	0	1	0								
Ed Herrmann, L (1.2) OBP: 0.372, SLG: 0.526	F8					F6			K	3	0	0	0	0	1	1								
Bob Christian, R (1.7) OBP: 0.313, SLG: 0.467			6-3			K			F4	3	0	0	0	0	1	0								
Ken Berry, R (1.8) OBP: 0.347, SLG: 0.371						4-3			G3	2	0	0	0	1	0	0								
Bobby Knoop, R (1.4) OBP: 0.263, SLG: 0.295						K			6-3	3	0	0	0	0	1	1								
Tommy John, R (1.1) OBP: 0.174, SLG: 0.136										2	0	0	0	0	0	0								
Danny Murphy, L (8, 1)										0	0	0	0	0	0	0								
Tom McCraw, L (9, PH) OBP: 0.358, SLG: 0.318									K	1	0	0	0	0	1	0								
Inning Stats	R: 1 E: 0 K: 0 S: 4	H: 1 LOB: 1 BB: 1 P: 8	R: 0 E: 0 K: 0 S: 2	H: 0 LOB: 0 BB: 1 P: 6	R: 0 E: 0 K: 0 S: 3	H: 0 LOB: 0 BB: 0 P: 3	R: 0 E: 0 K: 1 S: 5	H: 0 LOB: 0 BB: 0 P: 5	R: 0 E: 0 K: 2 S: 7	H: 0 LOB: 0 BB: 0 P: 7	R: 0 E: 0 K: 0 S: 3	H: 0 LOB: 0 BB: 0 P: 3	R: 0 E: 0 K: 1 S: 5	H: 0 LOB: 0 BB: 0 P: 5	R: 0 E: 0 K: 0 S: 3	H: 0 LOB: 1 BB: 1 P: 9	R: 0 E: 0 K: 1 S: 5	H: 0 LOB: 1 BB: 1 P: 9	1B: 1 2B: 0 3B: 0 HR: 0	SF: 1 SAC: 0 DP: 1 HBP: 0	WP: 0 PB: 0 SB: 0 CS: 0	PA: 30		
PITCHER	IP	WLS	BF	H	R	ER	SO	BB	IBB	HBP	BLK	WP	HR	S	P	ERA	WHIP							
Chuck Dobson, R (1.1) ERA: 4.07	9.0	W	30	1	1	1	5	3	0	0	0	0	0	37	49	1.00	0.444							

Oakland Athletics @ Chicago White Sox
Comiskey Park, Chicago, IL
Sun May 24 1970, 4:33 AM EDT
Unknown

AB	26
R	1
H	1
RBI	1
BB	3
SO	5
LOB	4



Batter	1	2	3	4	5	6	7	8	9	AB	R	H	RBI	BB	SO	LOB	TOP			
Rick Monday, L OBP: 0.399, SLG: 0.459 (1, 8)	0-3 K	4-0 S 1B BB		0-0 1B			0-0 4-3	0-0 4-3		4	1	1	0	1	1	3				
Tony La Russa, R OBP: 0.250, SLG: 0.222 (1, 4)	0-0 L6	0-0 1B		0-0 F7			0-0 L3		0-0 F9	5	0	1	1	0	0	1				
Reggie Jackson, L OBP: 0.331, SLG: 0.396 (1, 9)	4-0 S BB	0-0 F8		0-0 4-3			0-0 1B		0-3 K	4	0	1	0	1	1	2				
Sal Bando, R OBP: 0.397, SLG: 0.500 (1, 5)	4-0 1-2 BB		0-0 L6		0-0 F2		0-0 F8		0-3 K	4	0	0	0	1	1	1				
Felipe Alou, R OBP: 0.412, SLG: 0.530 (1, 7)	0-0 F9		4-0 HR BB		0-0 6-3			0-0 E1 2B 1B		3	1	1	0	1	0	2				
Don Mincher, L OBP: 0.313, SLG: 0.569 (1, 3)		0-0 HR 1B	0-0 HR		0-3 K			0-0 2B		4	2	3	2	0	1	0				
Dave Duncan, R OBP: 0.296, SLG: 0.463 (1, 2)		0-3 K	0-0 F9		0-0 6-3			0-0 6-4-3		4	0	0	0	0	1	3				
John Donaldson, L OBP: 0.333, SLG: 0.500 (8, PH)		0-0 F7	0-3 K		0-0 1-3			0-0 F3		3	0	0	0	0	1	1				
Bert Campaneris, R OBP: 0.291, SLG: 0.400 (8, 6)		0-0 F7	0-3 K		0-0 1-3			0-0 F3		1	0	0	0	0	0	2				
Blue Moon Odom, R OBP: 0.300, SLG: 0.421 Paul Lindblad, L (7, 1)		0-0 F8		0-0 F8		0-3 K		4-0 IBB		3	1	1	2	0	1	0				
Tito Francona, L OBP: 0.452, SLG: 0.440 (8, PH)		1-H HR								0	0	0	0	0	0	0				
Jose Tartabull, L OBP: 0.375, SLG: 0.625 (8, 1)										0	0	0	0	0	0	0				
Mudcat Grant, R (8, 1)										0	0	0	0	0	0	0				
Inning Stats	R: 0 E: 0 K: 1 S: 5	H: 0 LOB: 2 BB: 2 P: 13	R: 3 E: 0 K: 1 S: 8	H: 3 LOB: 1 BB: 1 P: 12	R: 2 E: 0 K: 1 S: 6	H: 1 LOB: 0 BB: 1 P: 10	R: 0 E: 0 K: 0 S: 4	H: 1 LOB: 1 BB: 0 P: 4	R: 0 E: 0 K: 1 S: 5	H: 0 LOB: 0 BB: 0 P: 5	R: 0 E: 0 K: 0 S: 4	H: 1 LOB: 1 BB: 0 P: 4	R: 0 E: 1 K: 0 S: 5	H: 2 LOB: 3 BB: 1 P: 9	R: 0 E: 0 K: 2 S: 7	H: 0 LOB: 0 BB: 0 P: 7	1B: 5 2B: 1 3B: 0 HR: 2	SF: 0 SAC: 0 DP: 0 HBP: 0	WP: 0 PB: 0 CS: 0	PA: 40
PITCHER	IP	WLS	BF	H	R	ER	SO	BB	IBB	HBP	BLK	WP	HR	S	P	ERA	WHIP			
Bart Johnson, R ERA: 7.36 (1, 1)	7.0	L	31	6	5	5	5	4	0	0	0	0	2	37	53	6.43	1.429			
Tommie Sisk, R ERA: 6.45 (8, 1)	0.2		5	2	0	0	0	0	1	0	0	0	0	4	8	0.00	3.000			
Wilbur Wood, L ERA: 2.81 (8, 1)	1.1		4	0	0	0	2	0	0	0	0	0	0	8	8	0.00	0.000			

Oakland Athletics @ Chicago White Sox
Comiskey Park, Chicago, IL
Sun May 24 1970, 8:05 PM EDT
Att: 23,196 - Unknown

AB 35
R 5
H 8
RBI 5
BB 5
SO 7
LOB 15



Batter	1	2	3	4	5	6	7	8	9	AB	R	H	RBI	BB	SO	LOB	BOTTOM					
Walt Williams, R OBP: 0.301, SLG: 0.318 (1, 9)	0-0 F2		0-0 5-3		0-0 5-3		0-0 F8		0-0 2B	5	0	1	0	0	0	1						
Luis Aparicio, R OBP: 0.405, SLG: 0.405 Bobby Knoop, R OBP: 0.261, SLG: 0.292 (1, 6) (8, 4)	0-3 K		0-0 F4		0-0 FC4-6 1B	4-0 1-2 BB		0-0 F6		3	0	1	0	1	1	0						
Gail Hopkins, L OBP: 0.411, SLG: 0.418 (1, 3)	0-0 5-3			0-0 F8		0-0 FC4-6 4-3	0-0 F2			4	0	0	0	0	0	3						
John Matias, L OBP: 0.269, SLG: 0.338 (1, 7)		0-0 G3		0-0 1B 1B		0-0 4-3		0-0 4-3		4	0	1	0	0	0	1						
Bill Melton, R OBP: 0.344, SLG: 0.431 (1, 5)		0-0 4-3		0-0 F8		0-3 K		0-0 6-3		4	0	0	0	0	1	2						
Ed Herrmann, L OBP: 0.400, SLG: 0.544 (1, 2)		4-0 1B BB		0-0 FC6-4 1B		0-0 1B 1B		0-0 1B		3	1	3	0	1	0	0						
Syd O'Brien, R OBP: 0.298, SLG: 0.281 (1, 4) (8, 6)		0-0 1-2 1B		0-0 FC6-4		0-0 1B WP 1B	0-0 F9			4	1	2	0	0	0	3						
Ken Berry, R OBP: 0.344, SLG: 0.367 (1, 8)		0-3 K			0-0 6-3		0-0 BB 1B		0-0 F6	4	0	1	1	0	1	2						
Bart Johnson, R (1, 1)			0-0 6-3		0-3 K		0-3 K		0-0 4-3	2	0	0	0	0	1	0						
Tom McCraw, L OBP: 0.354, SLG: 0.314 (7, PH)										1	0	0	0	0	1	1						
Tommie Sisk, R OBP: 0.250, SLG: 0.250 (8, 1)										0	0	0	0	0	0	0						
Wilbur Wood, R (8, 1)										0	0	0	0	0	0	0						
Carlos May, L OBP: 0.376, SLG: 0.500 (8, PH)										1	0	0	0	0	0	0						
Inning Stats	R: 0 E: 0 K: 1 S: 5	H: 0 LOB: 0 BB: 0 P: 5	R: 0 E: 0 K: 1 S: 6	H: 1 LOB: 2 BB: 1 P: 10	R: 0 E: 0 K: 0 S: 3	H: 0 LOB: 0 BB: 0 P: 3	R: 0 E: 0 K: 0 S: 5	H: 2 LOB: 2 BB: 0 P: 5	R: 0 E: 0 K: 1 S: 5	H: 0 LOB: 0 BB: 0 P: 5	R: 0 E: 0 K: 1 S: 6	H: 1 LOB: 1 BB: 0 P: 6	R: 2 E: 0 K: 1 S: 8	H: 3 LOB: 2 BB: 1 P: 12	R: 0 E: 0 K: 0 S: 4	H: 1 LOB: 1 BB: 0 P: 4	R: 0 E: 0 K: 0 S: 4	H: 1 LOB: 1 BB: 0 P: 4	1B: 8 2B: 1 3B: 0 HR: 0	SF: 0 SAC: 0 DP: 0 HBP: 0	WP: 1 PB: 0 CS: 0	PA: 38
PITCHER	IP	WLS	BF	H	R	ER	SO	BB	IBB	HBP	BLK	WP	HR	S	P	ERA	WHIP					
Blue Moon Odom, R ERA: 5.33 (1, 1)	6.2	W	29	7	2	2	5	2	0	0	0	0	0	37	45	2.70	1.350					
Paul Lindblad, L ERA: 5.09 (7, 1)	0.1		1	0	0	0	0	0	0	0	0	0	0	1	1	0.00	0.000					
Mudcat Grant, R ERA: 1.33 (8, 1)	2.0	S	8	2	0	0	0	0	0	0	0	0	0	8	8	0.00	1.000					

Oakland Athletics @ Chicago White Sox
Comiskey Park, Chicago, IL
Sun May 24 1970, 8:05 PM EDT
Att: 23,196 - Unknown

AB 36
R 2
H 9
RBI 1
BB 2
SO 5
LOB 14



Batter	1	2	3	4	5	6	7	8	9	AB	R	H	RBI	BB	SO	LOB	TOP	
Walt Williams, R (1, 9) OBP: 0.309, SLG: 0.326										4	1	2	0	0	0	0	Chicago White Sox @ Kansas City Royals Municipal Stadium, Kansas City, MO Mon May 25 1970, 8:05 PM EDT Att. 6,643 - Unknown - 74 F	
Luis Aparicio, R (1, 6) OBP: 0.401, SLG: 0.400										4	0	1	0	0	1	1		
Gail Hopkins, L (1, 3) OBP: 0.405, SLG: 0.412										4	0	1	0	0	0	0		
John Matias, L (1, 7) OBP: 0.256, SLG: 0.321										4	0	0	0	0	1	2		
Bill Melton, R (1, 5) OBP: 0.341, SLG: 0.425										4	0	1	0	0	1	2		
Ed Herrmann, L (1, 2) OBP: 0.387, SLG: 0.524										3	0	0	0	0	1	3		
Ken Berry, R (1, 8) OBP: 0.336, SLG: 0.357										3	0	0	0	0	0	1		
Bobby Knoop, R (1, 4) OBP: 0.256, SLG: 0.287 (8, PH)										2	0	0	0	0	2	0		
Syd O'Brien, R (8, 4) OBP: 0.295, SLG: 0.278 (8, 4)										1	0	0	0	0	0	0		
Jerry Crider, R (1, 1) Tom McCraw, L (8, PH) Danny Murphy, L (8, 1) Floyd Weaver, R (8, 1)										2	0	0	0	0	0	0		
Inning Stats	R: 1 E: 0 K: 3 S: 12	H: 3 LOB: 2 BB: 0 P: 12	R: 0 E: 0 K: 1 S: 5	H: 0 LOB: 0 BB: 0 P: 5	R: 0 E: 0 K: 0 S: 3	H: 0 LOB: 0 BB: 0 P: 3	R: 0 E: 0 K: 1 S: 5	H: 0 LOB: 0 BB: 0 P: 5	R: 0 E: 0 K: 0 S: 3	H: 1 LOB: 1 BB: 0 P: 4	R: 0 E: 0 K: 1 S: 6	H: 1 LOB: 1 BB: 0 P: 6	R: 0 E: 0 K: 0 S: 3	H: 0 LOB: 0 BB: 0 P: 3	1B: 5 2B: 0 3B: 0 HR: 0	SF: 0 SAC: 0 DP: 0 HBP: 0	WP: 0 PB: 1 SB: 0 CS: 0	PA: 32
PITCHER Dave Morehead, R (1, 1) ERA: 3.62	IP: 9.0 WLS: W BF: 32 H: 5 R: 1 ER: 0 SO: 7 BB: 0 IBB: 0 HBP: 0 BLK: 0 WP: 0 HR: 0 S: 46 P: 46 ERA: 0.00 WHIP: 0.556											PITCHER	IP: 9.0 WLS: W BF: 32 H: 5 R: 1 ER: 0 SO: 7 BB: 0 IBB: 0 HBP: 0 BLK: 0 WP: 0 HR: 0 S: 46 P: 46 ERA: 0.00 WHIP: 0.556					

AB	32
R	1
H	5
RBI	0
BB	0
SO	7
LOB	9



Batter	1	2	3	4	5	6	7	8	9	AB	R	H	RBI	BB	SO	LOB	BOTTOM			
Pat Kelly, L (1, 9) OBP: 0.393, SLG: 0.345										4	1	2	1	1	1	0	Chicago White Sox @ Kansas City Royals Municipal Stadium, Kansas City, MO Mon May 25 1970, 8:05 PM EDT Att. 6,643 - Unknown - 74 F			
Paul Schaaf, R (1, 5) OBP: 0.350, SLG: 0.392										5	1	1	0	0	0	4				
Amos Otis, R (1, 8) OBP: 0.351, SLG: 0.458										3	1	1	0	1	0	1				
Bob Oliver, R (1, 3) OBP: 0.313, SLG: 0.506										4	1	1	2	0	0	1				
Joe Keough, L (1, 7) OBP: 0.424, SLG: 0.506										3	0	0	0	1	1	0				
Luis Alcaraz, R (1, 4) OBP: 0.198, SLG: 0.250										3	2	2	1	1	1	0				
Jackie Hernandez, R (1, 6) OBP: 0.339, SLG: 0.333										3	0	0	1	1	1	2				
Ellie Rodriguez, R (1, 2) OBP: 0.361, SLG: 0.370										4	1	2	0	0	0	3				
Dave Morehead, R (1, 1) OBP: 0.238, SLG: 0.250										4	0	1	1	0	1	4				
Inning Stats	R: 0 E: 0 K: 1 S: 6	H: 1 LOB: 1 BB: 0 P: 6	R: 1 E: 0 K: 1 S: 7	H: 3 LOB: 2 BB: 0 P: 7	R: 0 E: 0 K: 0 S: 3	H: 0 LOB: 0 BB: 0 P: 3	R: 0 E: 0 K: 1 S: 6	H: 1 LOB: 1 BB: 0 P: 6	R: 1 E: 0 K: 0 S: 5	H: 2 LOB: 1 BB: 0 P: 5	R: 0 E: 0 K: 1 S: 5	H: 0 LOB: 0 BB: 0 P: 5	R: 0 E: 0 K: 0 S: 3	H: 0 LOB: 0 BB: 0 P: 3	R: 5 E: 0 K: 1 S: 8	H: 3 LOB: 3 BB: 5 P: 28		1B: 7 2B: 3 3B: 0 HR: 0	SF: 0 SAC: 0 DP: 0 HBP: 0	WP: 1 PB: 0 SB: 1 CS: 0
PITCHER Jerry Crider, R (1, 1) ERA: 2.95 Danny Murphy, R (8, 1) Floyd Weaver, R (8, 1)	IP: 7.0 WLS: L BF: 27 H: 7 R: 2 ER: 2 SO: 4 BB: 0 IBB: 0 HBP: 0 BLK: 0 WP: 0 HR: 0 S: 35 P: 35 ERA: 2.57 WHIP: 1.000											PITCHER	IP: 7.0 WLS: L BF: 27 H: 7 R: 2 ER: 2 SO: 4 BB: 0 IBB: 0 HBP: 0 BLK: 0 WP: 0 HR: 0 S: 35 P: 35 ERA: 2.57 WHIP: 1.000							

AB	33
R	7
H	10
RBI	6
BB	5
SO	5
LOB	15



Batter	1	2	3	4	5	6	7	8	9	AB	R	H	RBI	BB	SO	LOB	TOP																			
Walt Williams, R (1, 9) OBP: 0.314, SLG: 0.326 Danny Murphy, L (7, 1) Carlos May, L (9, PH) OBP: 0.376, SLG: 0.497	1-0 FC4 HBP		0-0 L9		0-0 F9		0-0 G6-3		0-3 K	3	0	0	0	0	0	3																				
Luis Aparicio, R (1, 6) OBP: 0.400, SLG: 0.406	0-0 FC4 FC6-4		0-0 HR		0-0 1B			0-0 F8		4	1	2	0	0	0	1																				
Tom McCraw, L (1, 7) OBP: 0.362, SLG: 0.358	0-0 FC6-4		0-0 HR		0-0 F7			0-0 4-3 1B		4	2	2	2	0	0	3																				
Ossie Blanco, R (1, 3) OBP: 0.125, SLG: 0.125	0-0 F8		0-0 F8				0-0 F9		0-0 4-3	4	0	0	0	0	0	2																				
Bill Melton, R (1, 5) OBP: 0.329, SLG: 0.406		0-0 F7		0-0 1-3		0-0 5-3		0-0 2H 1B		4	0	1	1	0	0	0																				
Syd O'Brien, R (1, 4) OBP: 0.277, SLG: 0.276		0-0 G3		0-0 1B		0-0 F9		0-0 4-3		4	0	1	0	0	0	1																				
Ken Berry, R (1, 8) OBP: 0.339, SLG: 0.354 Gail Hopkins, L (7, PH) OBP: 0.407, SLG: 0.423	4-0 FC6-4 BB		0-3 K		0-0 2B		0-0 4-3		0-0 4-3	1	0	0	0	1	1	1	AB 34 R 3 H 9 RBI 3 BB 2 SO 4 LOB 16																			
Chuck Brinkman, R (1, 2) Ed Herrmann, L (7, PH) OBP: 0.394, SLG: 0.512 Buddy Bradford, R (9, PR) OBP: 0.277, SLG: 0.324	0-0 FC6-4		0-0 K		0-0 6-3		4-0 BB		0-0 FC4-6 1B	2	0	0	0	0	0	1																				
Joe Horlen, R (1, 1) OBP: 0.160, SLG: 0.200 John Matias, L (7, PH) OBP: 0.250, SLG: 0.313			0-3 K		0-0 1B		0-0 K		0-0 FC4-6	2	0	1	0	0	1	0																				
Inning Stats	R: 0 E: 0 K: 0 S: 3	H: 0 LOB: 1 BB: 0 P: 4	R: 0 E: 0 K: 0 S: 3	H: 0 LOB: 1 BB: 1 P: 7	R: 2 E: 0 K: 1 S: 7	H: 2 LOB: 0 BB: 0 P: 7	R: 0 E: 0 K: 1 S: 5	H: 1 LOB: 1 BB: 0 P: 5	R: 0 E: 0 K: 0 S: 3	H: 0 LOB: 0 BB: 0 P: 3	R: 0 E: 0 K: 1 S: 5	H: 1 LOB: 1 BB: 1 P: 9	R: 1 E: 0 K: 0 S: 5	H: 2 LOB: 1 BB: 0 P: 5	R: 0 E: 0 K: 1 S: 6	H: 1 LOB: 1 BB: 0 P: 6	1B: 7 2B: 1 3B: 0 HR: 1	SF: 0 SAC: 0 DP: 1 HBP: 1	WP: 0 PA: 37 CS: 0																	
PITCHER	IP	WLS	BF	H	R	ER	SO	BB	IBB	HBP	BLK	WP	HR	S	P	ERA	WHIP	PITCHER		IP	WLS	BF	H	R	ER	SO	BB	IBB	HBP	BLK	WP	HR	S	P	ERA	WHIP
Dick Drago, R (1, 1) ERA: 4.55	7.2	W	32	8	3	3	3	2	0	1	0	0	1	35	44	3.52	1.304																			
Moe Drabowsky, R (8, 1) ERA: 3.67	1.1	S	5	1	0	0	1	0	0	0	0	0	0	7	7	0.00	0.750																			

Chicago White Sox @ Kansas City Royals
Municipal Stadium, Kansas City, MO
Wed May 27 1970, 8:05 PM EDT
Att: 11,054 - Unknown - 76 F

livebaseballscorecards.com



Batter	1	2	3	4	5	6	7	8	9	AB	R	H	RBI	BB	SO	LOB	BOTTOM																				
Pat Kelly, L (1, 9) OBP: 0.395, SLG: 0.347	0-0 S E 1B		0-0 G3		0-0 4-3		0-0 6-3			4	1	1	0	0	0	1																					
Paul Schaaf, R (1, 5) OBP: 0.364, SLG: 0.400	4-0 E SF7 BB		0-0 E7 1B		0-0 5-3		0-0 2B			3	2	1	0	1	0	0																					
Ed Kirkpatrick, L (1, 7) OBP: 0.289, SLG: 0.400	0-0 SF7 1-3 2H 1B		0-0 G3-1-5 1H 1B		0-3 K		0-0 4-3			4	0	2	2	0	1	1																					
Bob Oliver, R (1, 3) OBP: 0.316, SLG: 0.521	0-0 SF7		0-0 G3-1-5 1B		0-0 HR			0-0 SH5-3 1B		3	1	3	2	0	0	0																					
Joe Keough, L (1, 8) OBP: 0.414, SLG: 0.483	4-0 IBB		0-0 G3-1-5		0-0 G3			0-0 SH5-3		2	0	0	0	1	0	2																					
Luis Alcaraz, R (1, 4) OBP: 0.183, SLG: 0.231	0-0 F7		0-0 5-3		0-0 6-3		0-0 5-3		0-0 5-3	4	0	0	0	0	0	4																					
Jackie Hernandez, R (1, 6) OBP: 0.317, SLG: 0.310	0-0 6-3			0-0 6-3		0-0 F7		0-3 K		4	0	0	0	0	1	3	AB 28 R 4 H 7 RBI 4 BB 3 SO 3 LOB 11																				
Ellie Rodriguez, R (1, 2) OBP: 0.365, SLG: 0.372		0-0 4-3		4-0 SH1-4 BB		0-0 2-3				2	0	0	0	1	0	0																					
Dick Drago, R (1, 1) ERA: 3.95 Moe Drabowsky, R (8, 1) OBP: 0.250, SLG: 0.250	0-0 F8		0-0 SH1-4		0-3 K					2	0	0	0	0	1	0																					
Inning Stats	R: 2 E: 1 K: 0 S: 5	H: 2 LOB: 2 BB: 2 P: 13	R: 0 E: 0 K: 0 S: 3	H: 0 LOB: 0 BB: 0 P: 3	R: 1 E: 1 K: 0 S: 5	H: 2 LOB: 1 BB: 0 P: 5	R: 0 E: 0 K: 0 S: 3	H: 0 LOB: 1 BB: 1 P: 7	R: 1 E: 0 K: 1 S: 6	H: 1 LOB: 0 BB: 0 P: 6	R: 0 E: 0 K: 0 S: 3	H: 0 LOB: 0 BB: 0 P: 3	R: 0 E: 0 K: 1 S: 6	H: 1 LOB: 1 BB: 0 P: 6	R: 0 E: 0 K: 1 S: 6	H: 1 LOB: 1 BB: 0 P: 6	1B: 5 2B: 1 3B: 0 HR: 1	SF: 1 SAC: 2 DP: 1 HBP: 0	WP: 0 PA: 34 CS: 0																		
PITCHER	IP	WLS	BF	H	R	ER	SO	BB	IBB	HBP	BLK	WP	HR	S	P	ERA	WHIP	PITCHER		IP	WLS	BF	H	R	ER	SO	BB	IBB	HBP	BLK	WP	HR	S	P	ERA	WHIP	
Joe Horlen, R (1, 1) ERA: 3.95	6.0	L	26	5	4	3	1	2	1	0	0	0	1	25	37	4.50	1.167																				
Danny Murphy, R (7, 1) ERA: 5.87	2.0		8	2	0	0	2	0	0	0	0	0	0	12	12	0.00	1.000																				

Chicago White Sox @ Kansas City Royals
Municipal Stadium, Kansas City, MO
Wed May 27 1970, 8:05 PM EDT
Att: 11,054 - Unknown - 76 F

livebaseballscorecards.com



Batter	1	2	3	4	5	6	7	8	9	AB	R	H	RBI	BB	SO	LOB	TOP					
Tom McCraw, L (1,9) OBP: 0.364, SLG: 0.360	F7		F7		F2		2B 1B		1B	5	0	2	0	0	0	1	Chicago White Sox @ Boston Red Sox Fenway Park, Boston, MA Fri May 29 1970, 7:05 PM EDT Att: 22,737 - Unknown - 62 F					
Luis Aparicio, R (1,6) OBP: 0.394, SLG: 0.405	G5-3		F7		FC6-4		2B		G1-3	5	0	1	0	0	0	2						
Gail Hopkins, L (1,3) OBP: 0.410, SLG: 0.421										3	0	1	0	1	0	2						
Ken Berry, R (7,8) OBP: 0.339, SLG: 0.354			F5							0	0	0	0	0	0	0						
Carlos May, L (1,7) OBP: 0.379, SLG: 0.503	G4-3									4	1	2	0	0	1	3						
Duane Josephson, R (1,2) OBP: 0.366, SLG: 0.403			F9		G6-4-3				SF8	3	0	1	1	0	0	1						
Danny Murphy, L (9,1)										0	0	0	0	0	0	0						
Bill Melton, R (1,5) OBP: 0.333, SLG: 0.439										4	2	2	1	0	0	1						
Syd O'Brien, R (1,4) OBP: 0.299, SLG: 0.284										4	0	2	0	0	0	2						
Bobby Knoop, R (8,4) OBP: 0.256, SLG: 0.287	G5-3									0	0	0	0	0	0	0						
Buddy Bradford, R (1,8) OBP: 0.276, SLG: 0.321										4	0	1	1	0	2	1						
Tommy John, R (1,1) OBP: 0.185, SLG: 0.120										3	0	0	0	1	0	1						
Wilbur Wood, R (9,1)										0	0	0	0	0	0	0						
Ed Herrmann, L (9,2) OBP: 0.394, SLG: 0.512										0	0	0	0	0	0	0						
Inning Stats	R: 0 E: 0 K: 0 S: 4	H: 1 LOB: 1 BB: 0 P: 4	R: 1 E: 0 K: 0 S: 5	H: 2 LOB: 1 BB: 0 P: 5	R: 0 E: 0 K: 0 S: 3	H: 0 LOB: 0 BB: 0 P: 3	R: 1 E: 0 K: 1 S: 7	H: 3 LOB: 1 BB: 0 P: 7	R: 0 E: 0 K: 1 S: 5	H: 0 LOB: 2 BB: 2 P: 13	R: 0 E: 0 K: 0 S: 3	H: 1 LOB: 0 BB: 0 P: 3	R: 0 E: 0 K: 0 S: 5	H: 2 LOB: 2 BB: 0 P: 5	R: 1 E: 0 K: 0 S: 4	H: 2 LOB: 1 BB: 0 P: 4	R: 0 E: 0 K: 1 S: 6	H: 1 LOB: 1 BB: 0 P: 6	1B: 8 2B: 3 3B: 0 HR: 1	SF: 1 SAC: 0 DP: 2 HBP: 0	WP: 1 PB: 0 SB: 1 CS: 0	PA: 38
PITCHER	IP WLS BF H R ER SO BB IBB HBP BLK WP HR S P ERA WHIP	7.0 L 30 9 2 2 2 2 0 0 0 0 1 0 32 40 2.57 1.571	2.0 W 9 3 1 1 1 0 0 0 0 1 0 10 10 4.50 1.500	PITCHER	IP WLS BF H R ER SO BB IBB HBP BLK WP HR S P ERA WHIP	7.0 L 30 9 2 2 2 2 0 0 0 0 1 0 32 40 2.57 1.571	2.0 W 9 3 1 1 1 0 0 0 0 1 0 10 10 4.50 1.500															

Batter	1	2	3	4	5	6	7	8	9	AB	R	H	RBI	BB	SO	LOB	BOTTOM			
Mike Andrews, R (1,4) OBP: 0.276, SLG: 0.272	G6-3		FC4-6		K		G5-3		1B BB	4	1	0	0	1	1	1	Chicago White Sox @ Boston Red Sox Fenway Park, Boston, MA Fri May 29 1970, 7:05 PM EDT Att: 22,737 - Unknown - 62 F			
Reggie Smith, S (1,8) OBP: 0.408, SLG: 0.500										1	0	0	0	1	0	0				
Billy Conigliaro, R (4,8) OBP: 0.300, SLG: 0.481	G4-3				E4		L6		1B BB	3	0	1	2	0	0	0				
Carl Yastrzemski, L (1,7) OBP: 0.411, SLG: 0.513			F8		G6-3					4	1	2	0	1	0	3				
Tony Conigliaro, R (1,9) OBP: 0.379, SLG: 0.543										2	0	0	0	0	0	1				
Jerry Moses, R (4, PR) OBP: 0.338, SLG: 0.442	G1-3				E1		E4			3	0	1	1	0	0	1				
Rico Petrocelli, R (1,5) OBP: 0.263, SLG: 0.404			F9		F8		FC5-4		F8	3	0	0	1	0	0	2				
George Scott, R (1,3) OBP: 0.341, SLG: 0.500										2	0	0	0	2	1	0				
Luis Alvarado, R (1,6) OBP: 0.287, SLG: 0.313										3	1	0	0	1	0	4				
Tom Satriano, L (1,2) OBP: 0.208, SLG: 0.095										2	0	1	0	0	0	2				
Don Pavletich, R (6, PH) OBP: 0.000, SLG: 0.000										2	0	0	0	0	0	3				
Sonny Siebert, R (1,1) OBP: 0.182, SLG: 0.200										2	0	0	0	0	0	1				
Dick Schofield, S (7, PH) OBP: 0.268, SLG: 0.167										1	0	0	0	0	0	0				
Jim Lonborg, R (8,1) OBP: 0.444, SLG: 0.889										0	0	0	0	0	0	0				
Jose Santiago, R (9, PH) OBP: 1.000, SLG: 1.000										1	1	1	0	0	0	0				
Inning Stats	R: 0 E: 0 K: 0 S: 4	H: 1 LOB: 1 BB: 0 P: 4	R: 0 E: 0 K: 1 S: 5	H: 0 LOB: 0 BB: 0 P: 5	R: 0 E: 0 K: 0 S: 4	H: 0 LOB: 2 BB: 1 P: 8	R: 0 E: 1 K: 0 S: 6	H: 0 LOB: 1 BB: 0 P: 6	R: 0 E: 1 K: 0 S: 4	H: 0 LOB: 2 BB: 1 P: 8	R: 0 E: 0 K: 0 S: 3	H: 0 LOB: 0 BB: 0 P: 3	R: 1 E: 0 K: 0 S: 4	H: 1 LOB: 0 BB: 0 P: 4	R: 0 E: 0 K: 0 S: 4	H: 3 LOB: 3 BB: 3 P: 16	1B: 6 2B: 0 3B: 0 HR: 0	SF: 1 SAC: 0 DP: 0 HBP: 0	WP: 1 PB: 0 SB: 0 CS: 0	PA: 40
PITCHER	IP WLS BF H R ER SO BB IBB HBP BLK WP HR S P ERA WHIP	8.0 L 5 2 1 1 0 2 0 0 0 0 0 3 11 27.00 12.000	0.0 L 1 1 1 1 0 0 0 0 0 0 0 1 1 ∞ ∞	PITCHER	IP WLS BF H R ER SO BB IBB HBP BLK WP HR S P ERA WHIP	8.0 L 5 2 1 1 0 2 0 0 0 0 0 3 11 27.00 12.000	0.0 L 1 1 1 1 0 0 0 0 0 0 0 1 1 ∞ ∞													

Batter	1	2	3	4	5	6	7	8	9	AB	R	H	RBI	BB	SO	LOB	TOP																	
Tom McCraw, L (1,9) OBP: 0.365, SLG: 0.371	F7		G5-3 1B		SF7 2B	G3		L1		5	2	2	0	0	0	0																		
Luis Aparicio, R (1,6) OBP: 0.400, SLG: 0.418	G6-3 1B 2B		G5-3 BB 1B		G3-1 BB 1B		F8	G6-3		5	2	3	0	0	0	0																		
Gail Hopkins, L (1,3) OBP: 0.417, SLG: 0.418 Ken Berry, R (9, PR) OBP: 0.399, SLG: 0.354	G6-3 2-3		G5-3 BB 1-2 2-3		G3-1 1B BB		F7			3	1	1	0	2	0	1																		
Carlos May, L (1,7) OBP: 0.379, SLG: 0.510	1B		G5-3 1-2 2-3 3-H		SF7			F8		4	0	2	3	0	0	3																		
Ed Herrmann, L (1,2) OBP: 0.379, SLG: 0.489	G4-3		F7		G3-1		P4			4	0	0	0	0	0	6																		
Bill Melton, R (1,5) OBP: 0.331, SLG: 0.434		G5-3	G5-3					K		4	0	1	2	0	1	2																		
Buddy Bradford, R (1,8) OBP: 0.264, SLG: 0.305		G1-3		K	K			G3		4	0	0	0	0	2	1																		
Bobby Knoop, R (1,4) OBP: 0.258, SLG: 0.282 Ossie Blanco, R (8, PH) OBP: 0.222, SLG: 0.222 Syd O'Brien, R (8, 4) OBP: 0.299, SLG: 0.284				F3		K				2	0	0	0	1	1	0																		
Bart Johnson, R (1,1) Jerry Crider, R (5,1) John Matias, L (8, PH) OBP: 0.247, SLG: 0.309 Floyd Weaver, R (8,1)			BB			K			1B	1	0	1	0	0	0	0																		
	P4			G6-3		K			F9	2	0	0	0	0	0	1																		
										1	0	0	0	0	0	1																		
										0	0	0	0	0	0	0																		
Inning Stats	R: 1 E: 0 K: 0 S: 5	H: 2 LOB: 1 BB: 0 P: 5	R: 0 E: 0 K: 0 S: 3	H: 0 LOB: 1 BB: 1 P: 7	R: 1 E: 0 K: 0 S: 5	H: 2 LOB: 2 BB: 1 P: 9	R: 0 E: 0 K: 1 S: 5	H: 0 LOB: 0 BB: 0 P: 5	R: 3 E: 0 K: 2 S: 7	H: 3 LOB: 1 BB: 0 P: 12	R: 0 E: 0 K: 0 S: 4	H: 1 LOB: 1 BB: 0 P: 4	R: 0 E: 0 K: 1 S: 6	H: 1 LOB: 1 BB: 0 P: 6	R: 0 E: 0 K: 0 S: 4	H: 1 LOB: 1 BB: 0 P: 4	1B: 7 2B: 3 3B: 0 HR: 0	SF: 1 SAC: 0 DP: 0 HBP: 0	WP: 0 PB: 0 SB: 0 CS: 0	PA: 40														
PITCHER	IP WLS BF H R ER SO BB IBB HBP BLK WP HR S P ERA WHIP																																	
Mike Nagy, R (1,1) ERA: 2.87	4.2	W	24	7	5	5	1	3	0	0	0	0	0	0	23	35	9.64	2.143																
Vicente Romo, R (5,1) ERA: 3.71	4.0	L	15	3	0	0	4	0	0	0	0	0	0	0	23	23	0.00	0.750																
Sparky Lyle, L (9,1) ERA: 4.82	0.1	S	1	0	0	0	0	0	0	0	0	0	0	1	1	0.00	0.000																	

Chicago White Sox @ Boston Red Sox
Fenway Park, Boston, MA
Sat May 30 1970, 7:05 PM EDT
Att: 21,026 - Unknown - 75 F

AB 36
R 5
H 10
RBI 5
BB 3
SO 5
LOB 15



Batter	1	2	3	4	5	6	7	8	9	AB	R	H	RBI	BB	SO	LOB	BOTTOM																	
Mike Andrews, R (1,4) OBP: 0.291, SLG: 0.289	BB	1B 3B		FC4 BB		K		E BB		2	1	1	2	3	1	0																		
Mike Derrick, L (1,7) OBP: 0.238, SLG: 0.250	K	1B		FC4		E 1B		K		5	1	2	2	0	2	4																		
Carl Yastrzemski, L (1,8) OBP: 0.410, SLG: 0.503	BB	K		G4-3		G4-3		BB		3	0	0	0	2	1	4																		
Rico Petrocelli, R (1,5) OBP: 0.267, SLG: 0.410	K		G6-3		1B 2B	E6 1B		F8		5	1	2	0	0	1	4																		
George Scott, R (1,3) OBP: 0.339, SLG: 0.494	G3-1		G5-3		CS 1B	K				4	0	1	1	0	1	3																		
Billy Conigliaro, R (1,9) OBP: 0.324, SLG: 0.467		F8 3B 1B	K		K		G6-3 BB			3	1	1	0	1	2	1																		
Jerry Moses, R (1,2) OBP: 0.341, SLG: 0.443 Tom Satriano, L (5,2) OBP: 0.231, SLG: 0.174		FC 3B		1B FC4 1B		G6-3				2	2	1	0	0	0	1																		
Luis Alvarado, R (1,6) OBP: 0.286, SLG: 0.312		K		FC4 G1-3 1B		P6		F9		2	0	1	0	0	1	3																		
Mike Nagy, R (1,1) OBP: 0.167, SLG: 0.167 Vicente Romo, R (5,1) OBP: 0.167, SLG: 0.364 Sparky Lyle, L (9,1)		F8		G1-3		HR		G5-3		2	0	0	0	0	0	4																		
										2	1	1	1	0	0	0																		
										0	0	0	0	0	0	0																		
Inning Stats	R: 0 E: 0 K: 2 S: 7	H: 0 LOB: 2 BB: 2 P: 15	R: 3 E: 0 K: 2 S: 11	H: 3 LOB: 1 BB: 0 P: 11	R: 0 E: 0 K: 1 S: 5	H: 0 LOB: 0 BB: 0 P: 5	R: 1 E: 0 K: 0 S: 5	H: 2 LOB: 2 BB: 1 P: 9	R: 1 E: 0 K: 1 S: 7	H: 3 LOB: 1 BB: 0 P: 7	R: 2 E: 1 K: 2 S: 10	H: 3 LOB: 1 BB: 0 P: 10	R: 0 E: 0 K: 0 S: 2	H: 0 LOB: 0 BB: 1 P: 6	R: 0 E: 1 K: 1 S: 5	H: 0 LOB: 2 BB: 2 P: 13	1B: 7 2B: 3 3B: 1 HR: 1	SF: 0 SAC: 0 DP: 2 HBP: 0	WP: 0 PB: 0 SB: 0 CS: 1	PA: 40														
PITCHER	IP WLS BF H R ER SO BB IBB HBP BLK WP HR S P ERA WHIP																																	
Bart Johnson, R (1,1) ERA: 8.4	4.0	L	23	4	2	1	3	1	0	0	0	0	0	1	17	21	3.00	1.667																
Jerry Crider, R (5,1) ERA: 2.95	3.0	L	12	4	2	1	3	1	0	0	0	0	0	1	17	21	3.00	1.667																
Floyd Weaver, R (8,1) ERA:	1.0		5	0	0	0	1	2	0	0	0	0	0	0	5	13	0.00	2.000																

Chicago White Sox @ Boston Red Sox
Fenway Park, Boston, MA
Sat May 30 1970, 7:05 PM EDT
Att: 21,026 - Unknown - 75 F

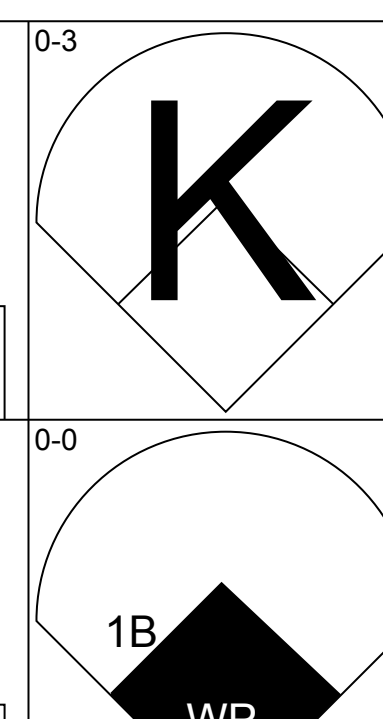
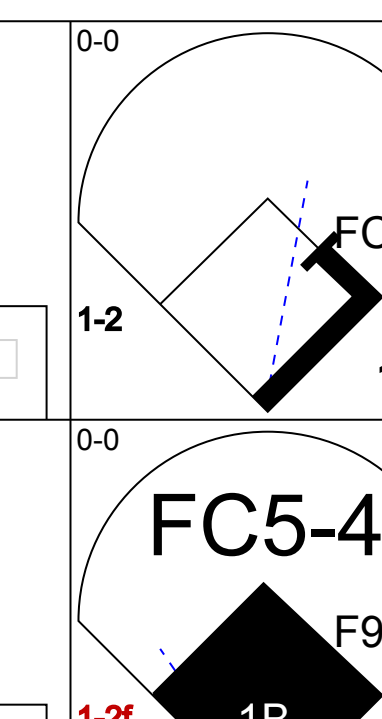
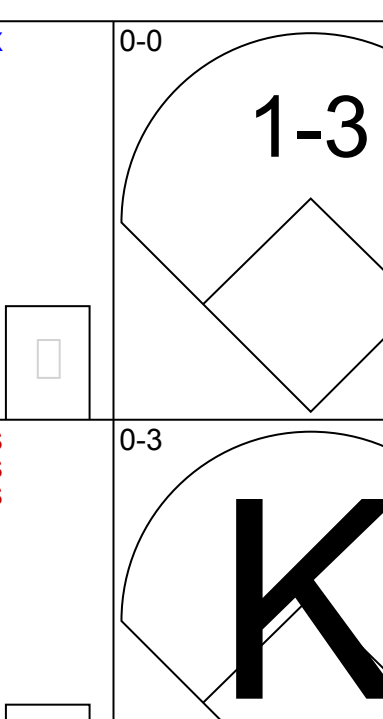
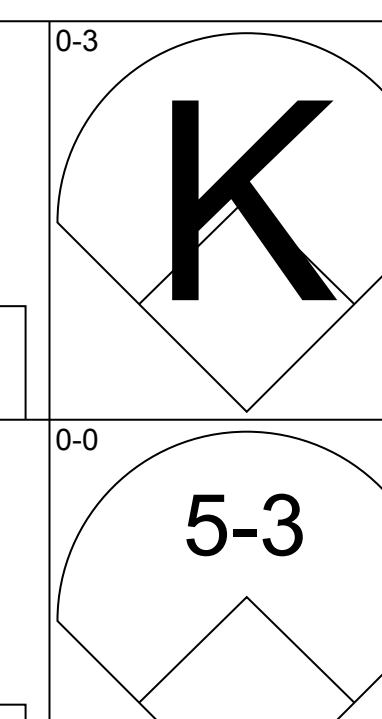
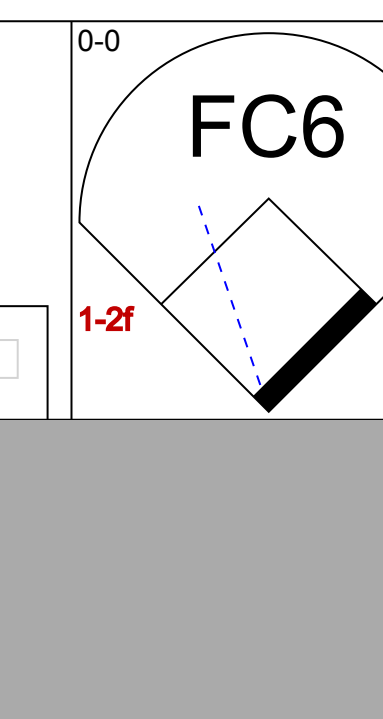
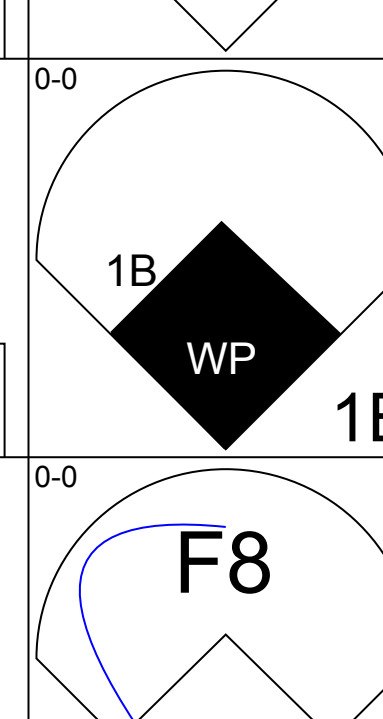
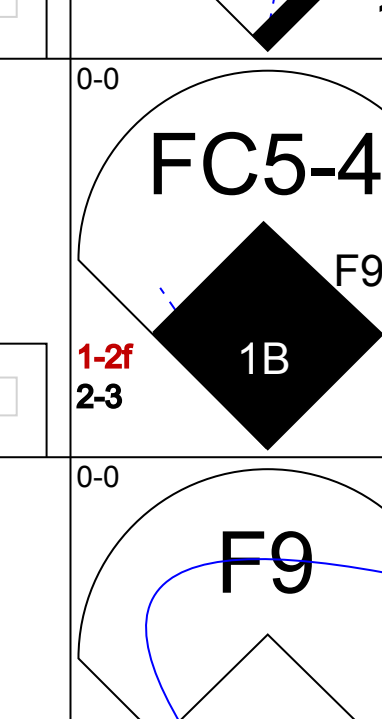
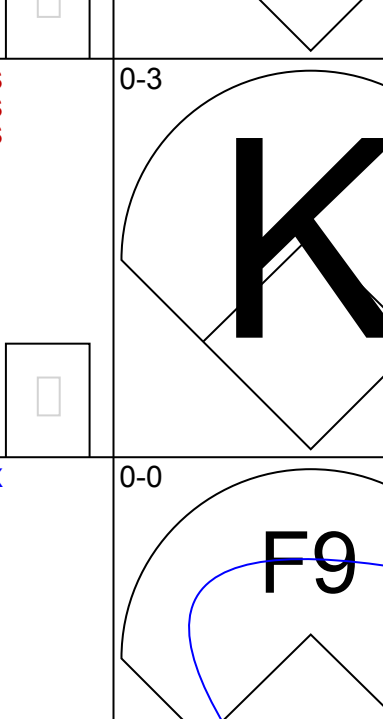
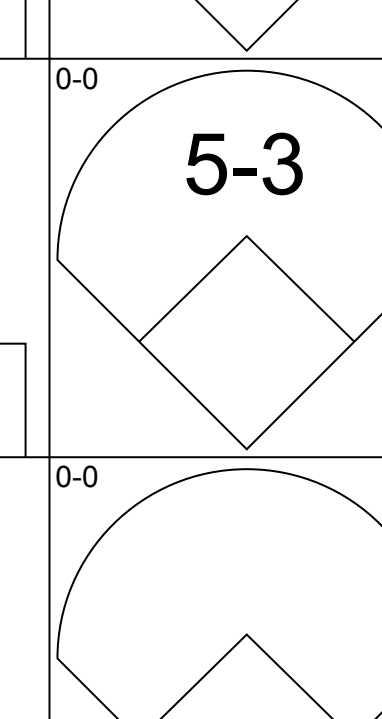
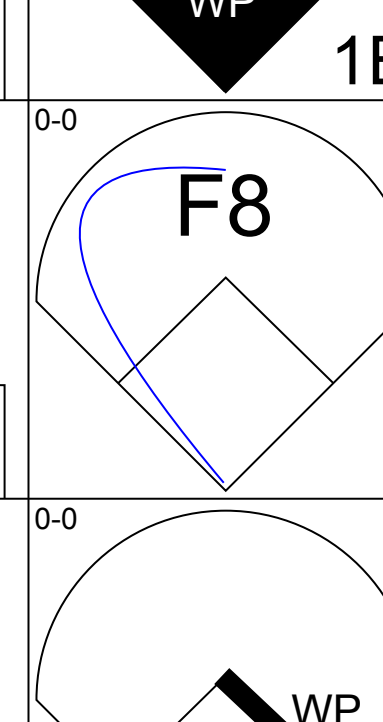
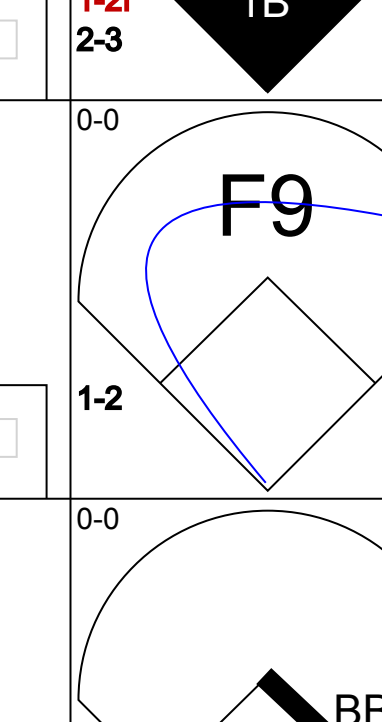
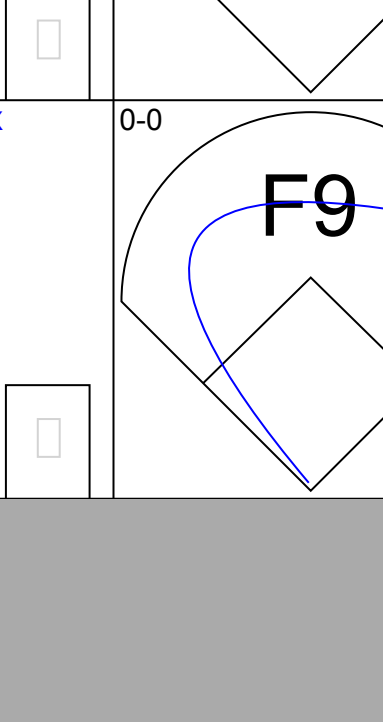
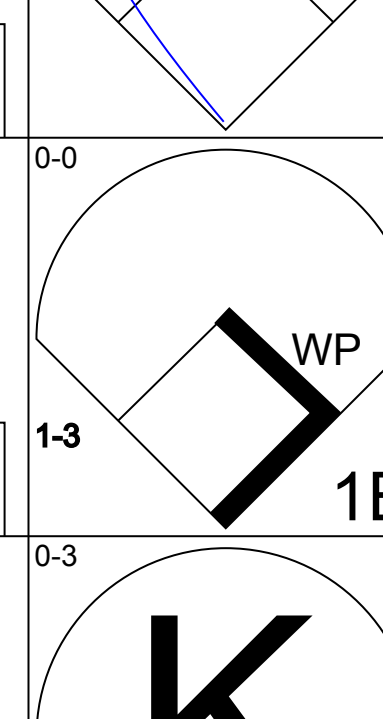
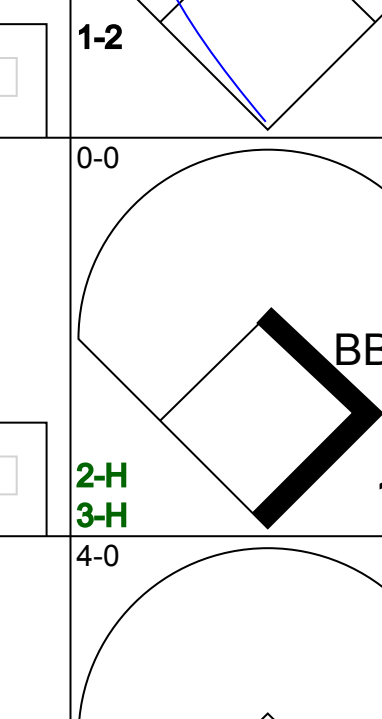

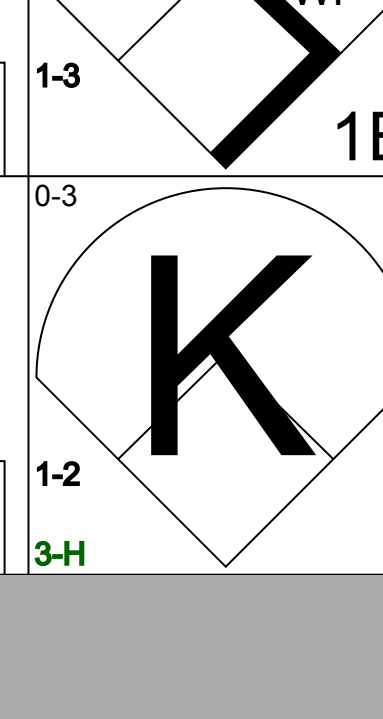
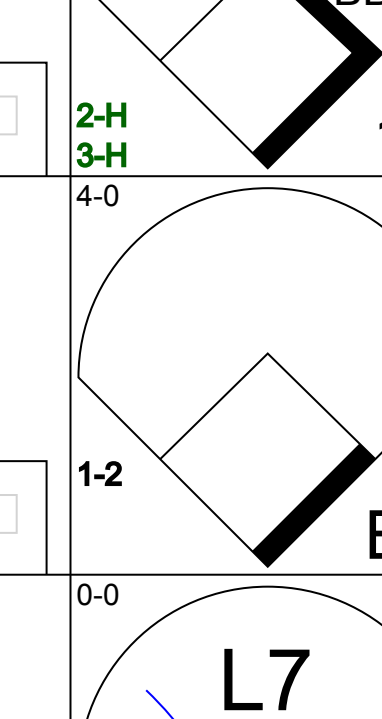


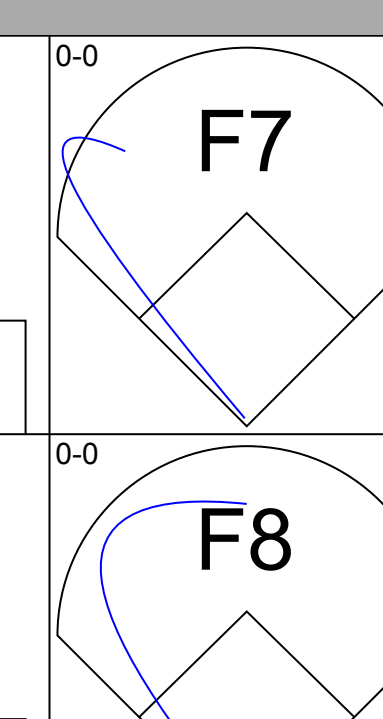
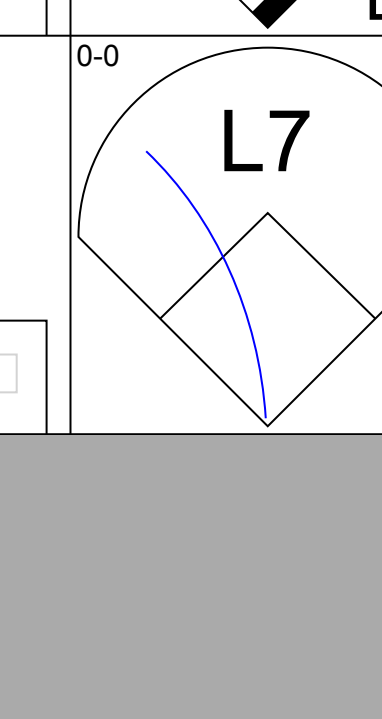


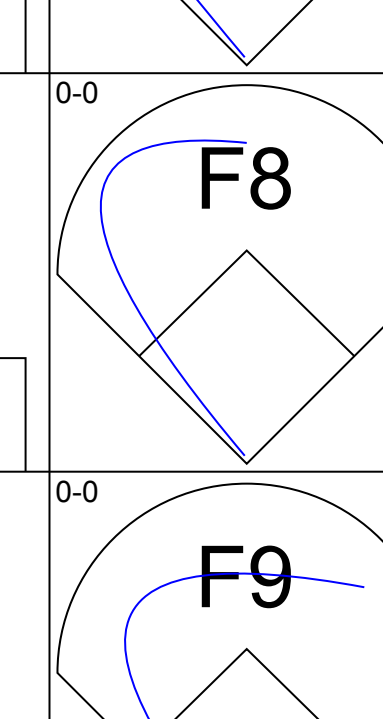
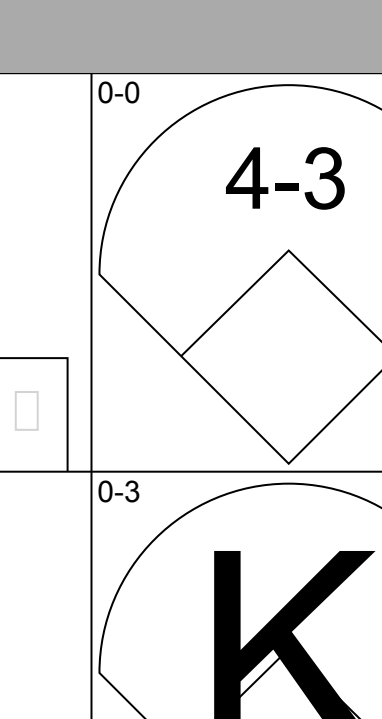


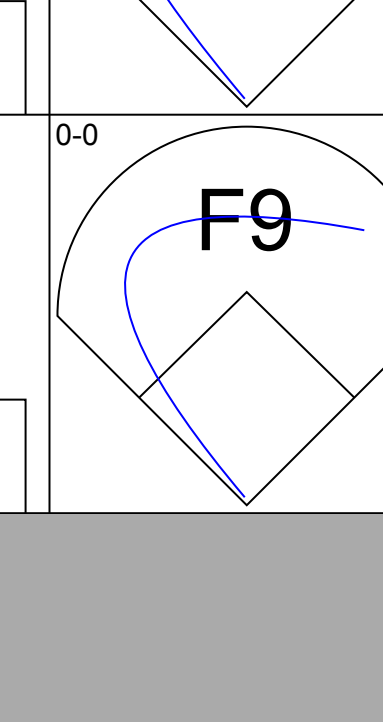
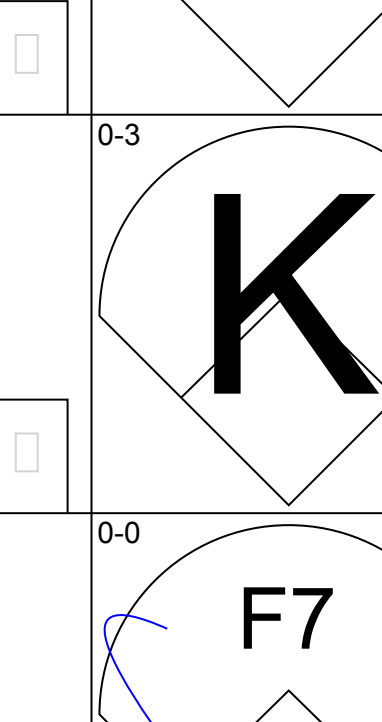


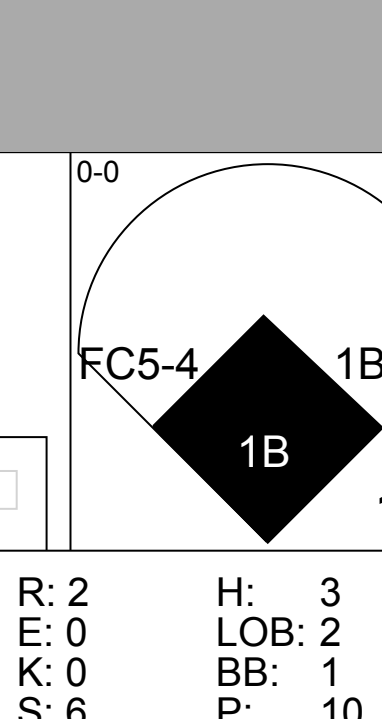
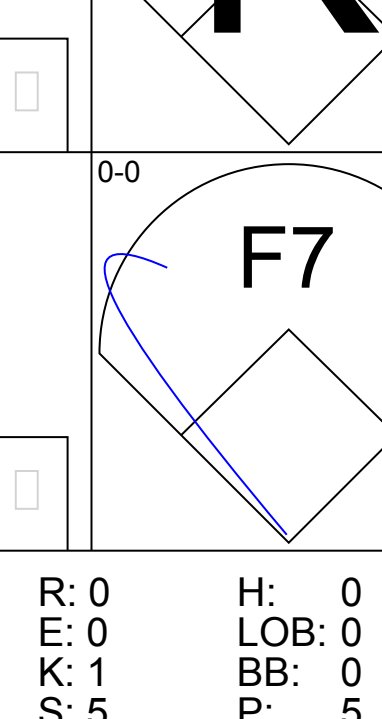


AB 34
R 7
H 11
RBI 6
BB 6
SO 9
LOB 25

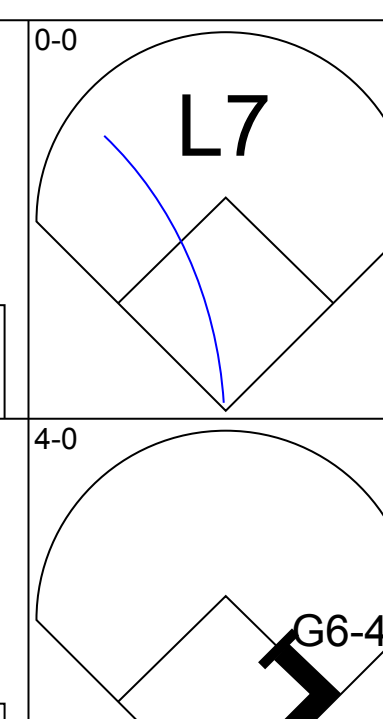
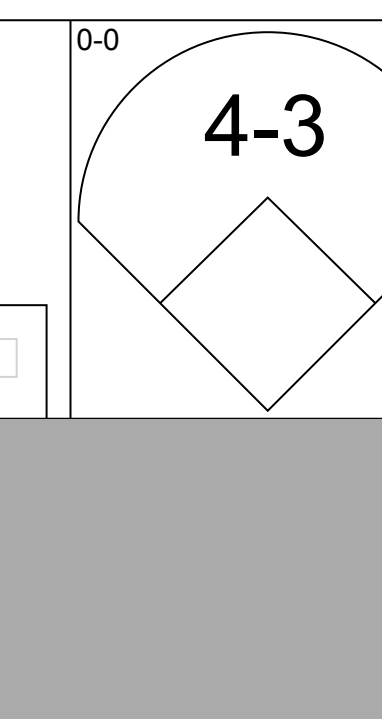
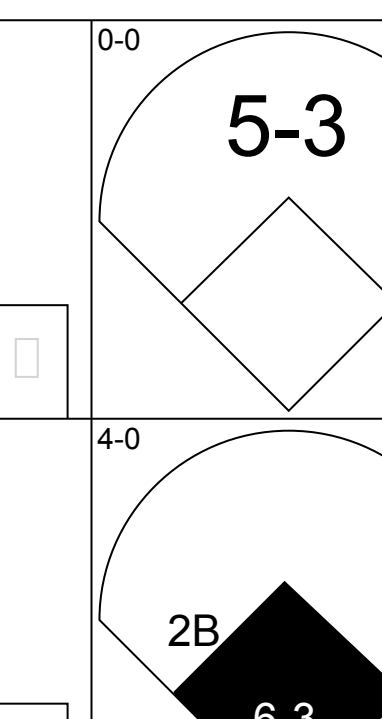
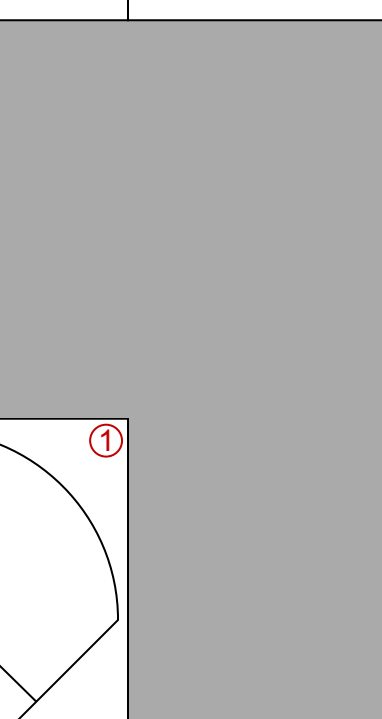
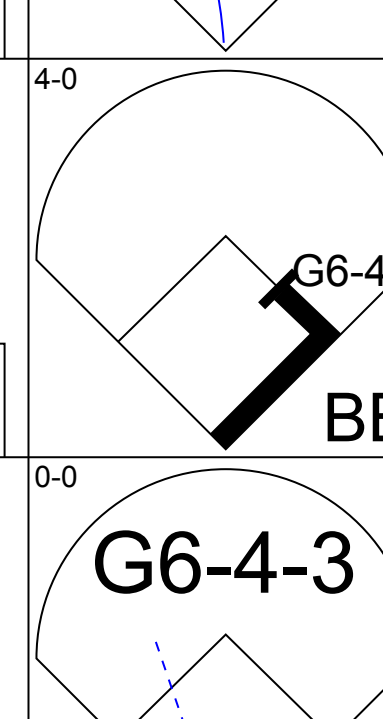
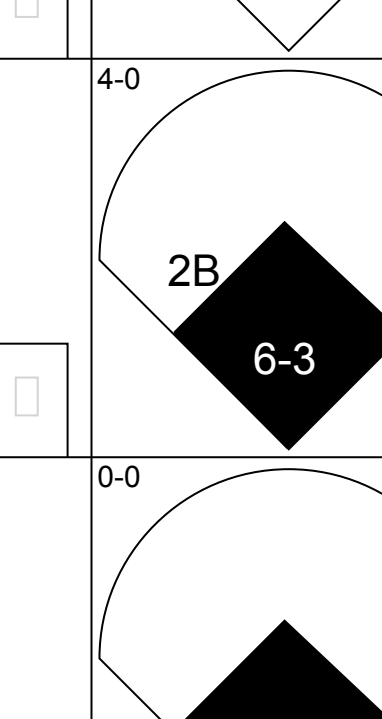
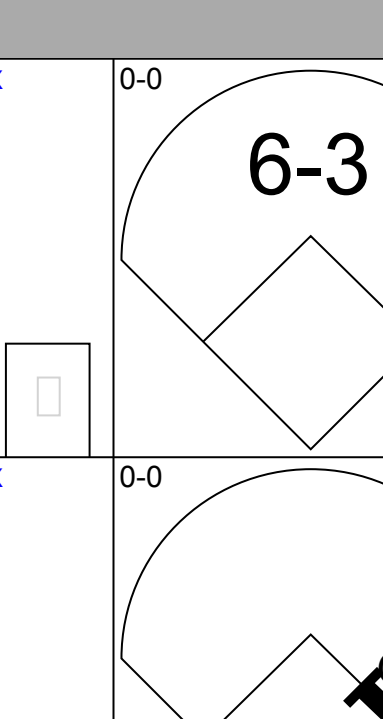
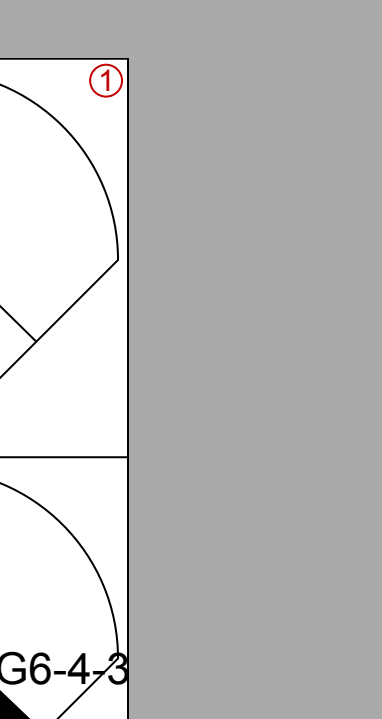
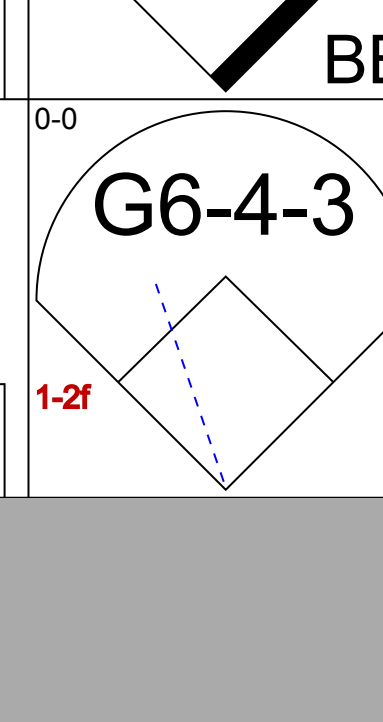
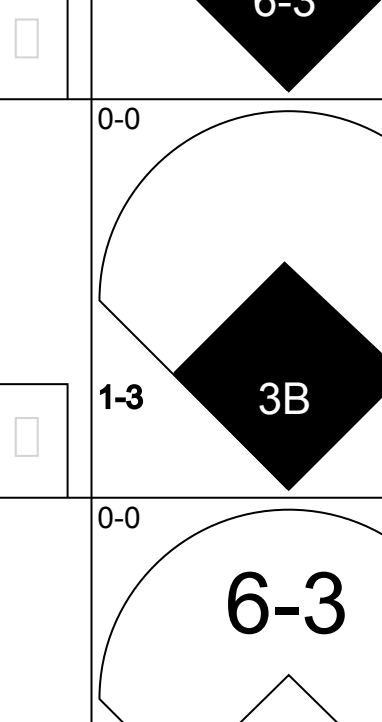
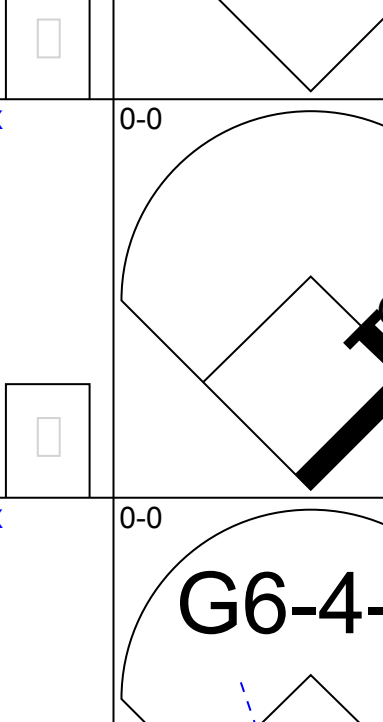
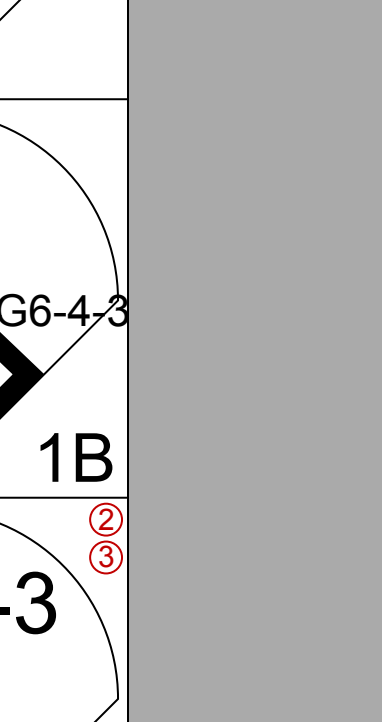
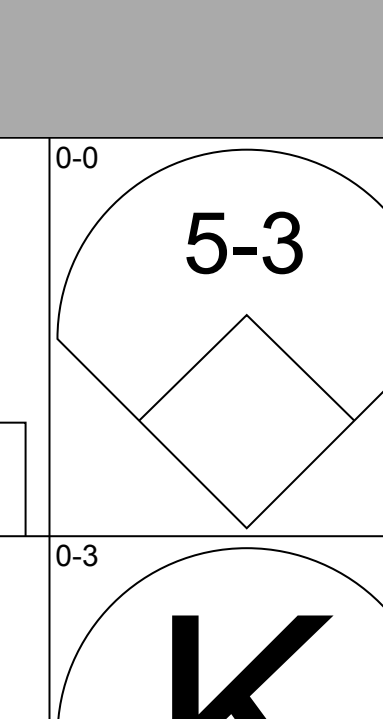
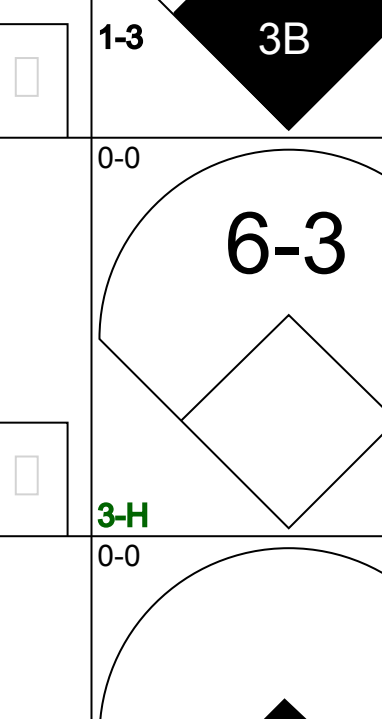
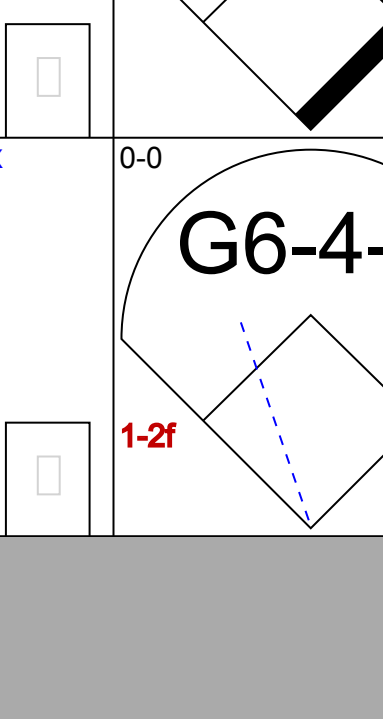
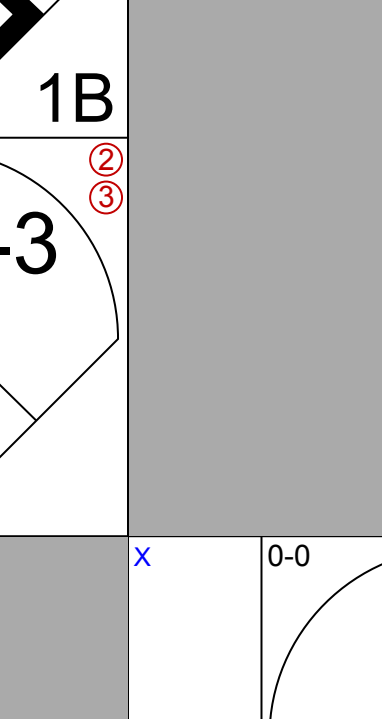

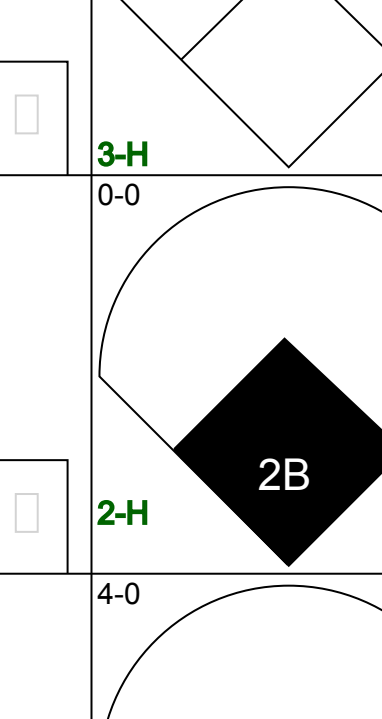

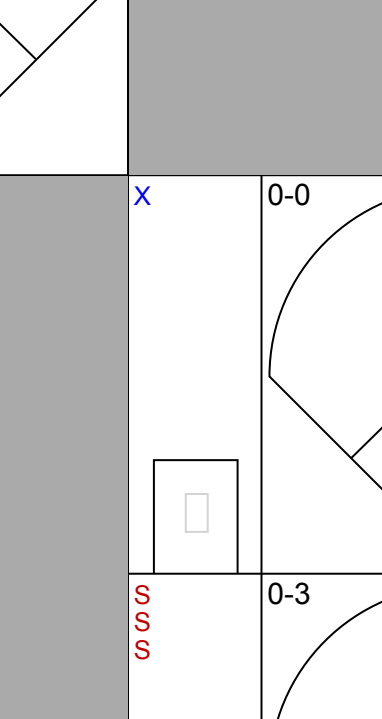
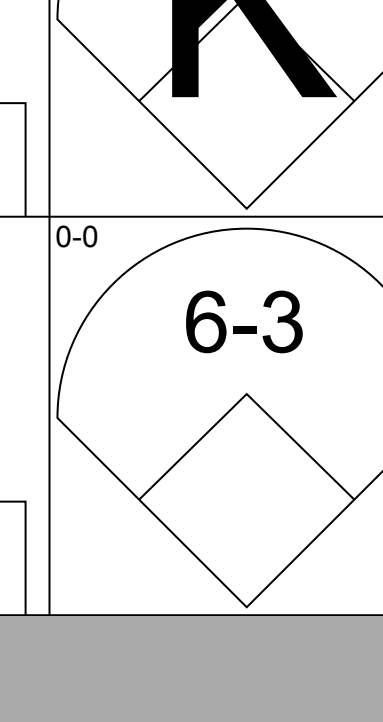
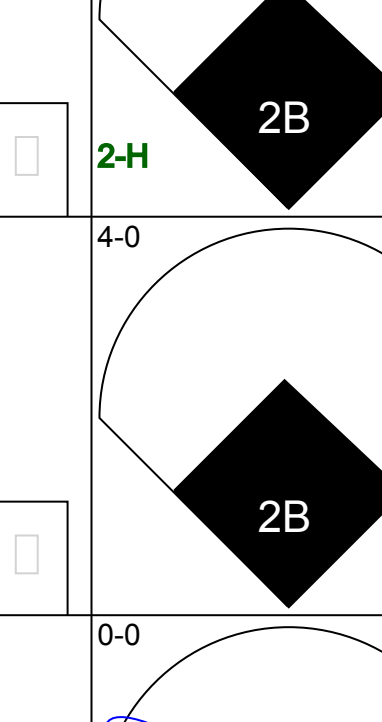

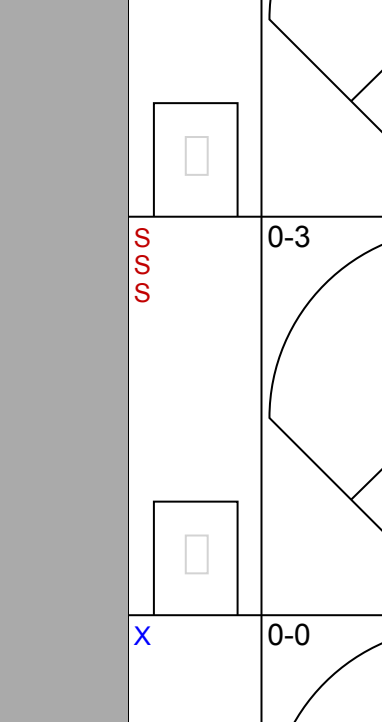
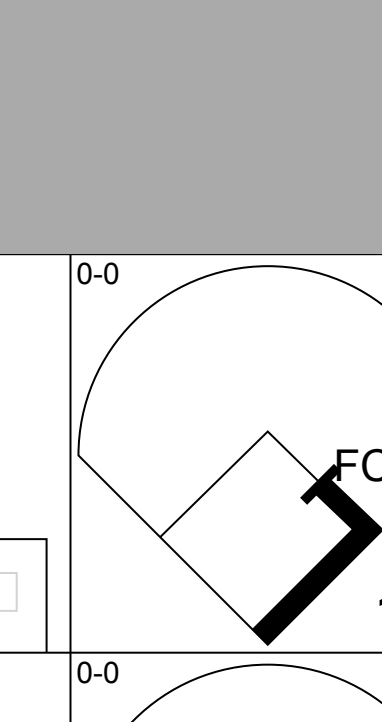
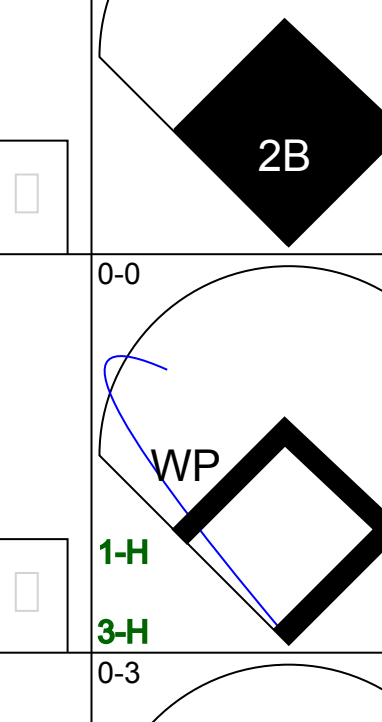

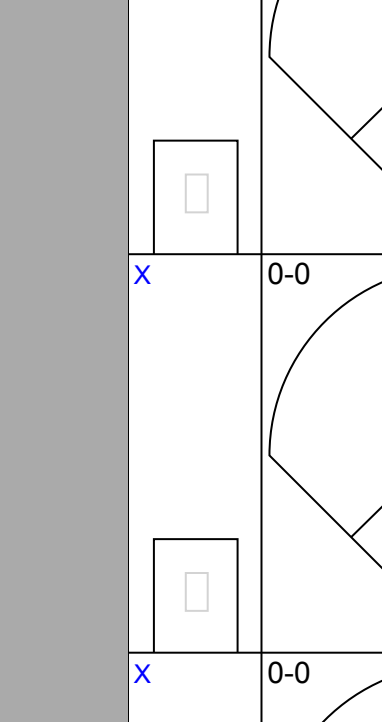
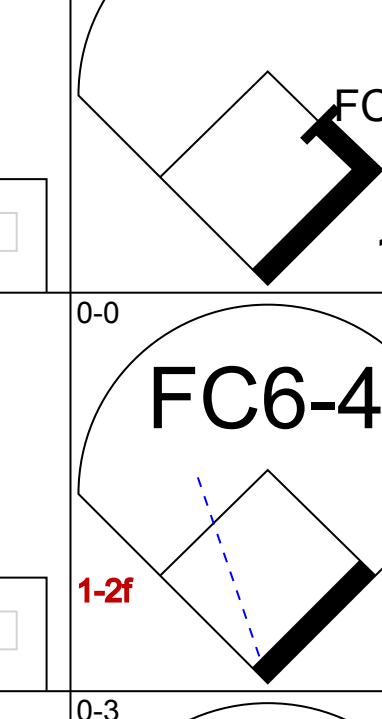
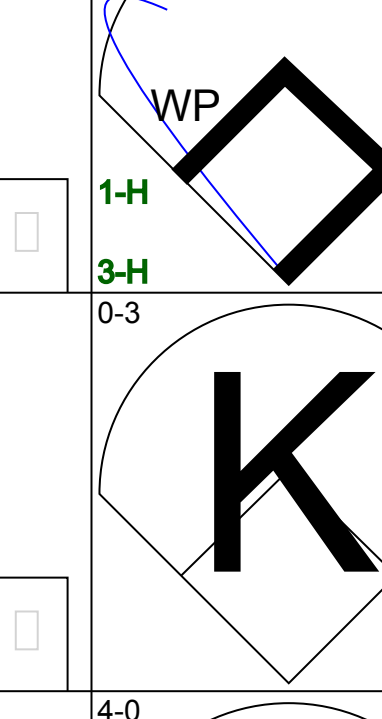

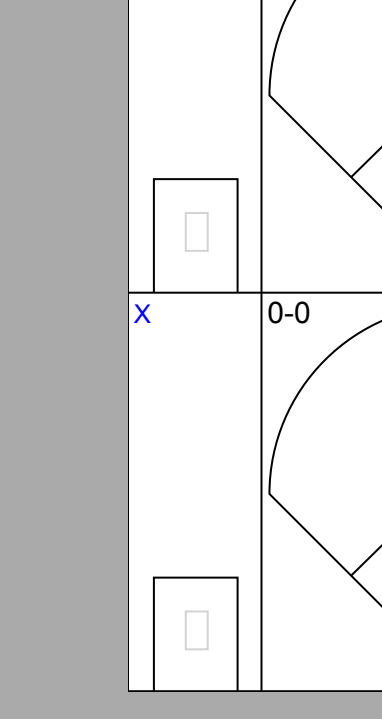
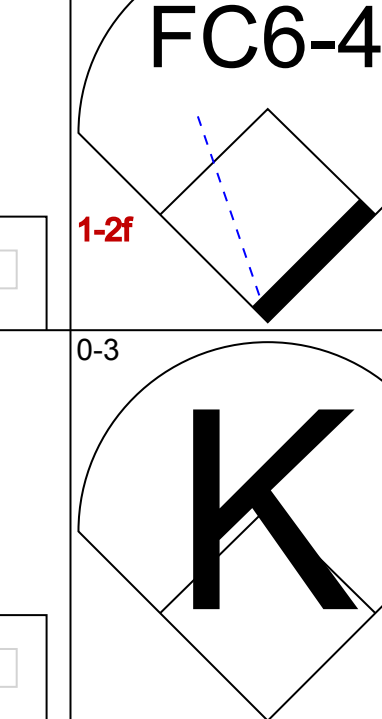
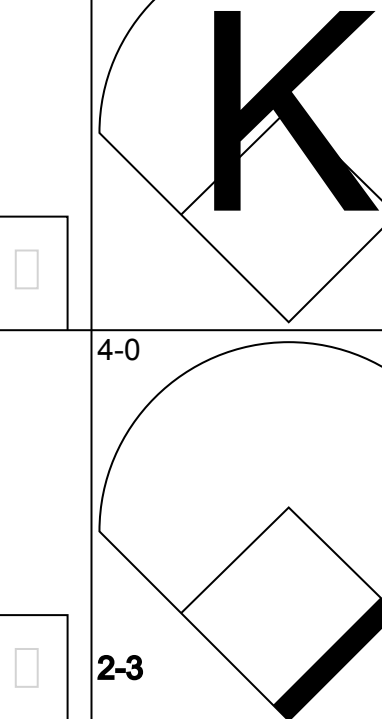




Batter	1	2	3	4	5	6	7	8	9	AB	R	H	RBI	BB	SO	LOB	TOP					
Walt Williams, R (1.9) <small>OBP: 0.339, SLG: 0.363</small>										7	5	5	2	0	0	1	Chicago White Sox @ Boston Red Sox Fenway Park, Boston, MA Sun May 31 1970, 3:33 AM EDT Att: 21,952 - Unknown - 84 F					
Luis Aparicio, R (1.6) <small>OBP: 0.417, SLG: 0.449</small> Syd O'Brien, R (7.6) <small>OBP: 0.305, SLG: 0.300</small>										5	3	5	3	0	0	0						
Ossie Blanco, R (1.3) <small>OBP: 0.286, SLG: 0.286</small> John Mattias, L (7.3) <small>OBP: 0.244, SLG: 0.305</small>										5	1	2	3	0	0	3						
Carlos May, L (1.7) <small>OBP: 0.383, SLG: 0.506</small>										5	2	2	1	1	2	4						
Duane Josephson, R (1.2) <small>OBP: 0.377, SLG: 0.441</small>										6	1	3	2	0	2	3						
Bill Melton, R (1.5) <small>OBP: 0.336, SLG: 0.465</small>										6	3	3	4	0	2	3						
Buddy Bradford, R (1.8) <small>OBP: 0.268, SLG: 0.291</small>										4	2	0	0	2	1	3						
Bobby Knoop, R (1.4) <small>OBP: 0.262, SLG: 0.293</small>										6	3	2	1	0	1	0						
Gerry Janeski, R (1.1) <small>OBP: 0.077, SLG: 0.077</small> Floyd Weaver, R (5.1)										3	0	1	1	0	1	0						
Inning Stats	R: 6 E: 2 K: 2 S: 13	H: 5 LOB: 1 BB: 1 P: 17	R: 0 E: 0 K: 0 S: 4	H: 1 LOB: 1 BB: 0 P: 4	R: 1 E: 0 K: 1 S: 6	H: 1 LOB: 0 BB: 0 P: 6	R: 3 E: 0 K: 1 S: 8	H: 3 LOB: 1 BB: 1 P: 12	R: 1 E: 0 K: 2 S: 9	H: 2 LOB: 1 BB: 0 P: 9	R: 7 E: 0 K: 1 S: 11	H: 7 LOB: 1 BB: 1 P: 15	R: 0 E: 0 K: 1 S: 5	H: 0 LOB: 0 BB: 0 P: 5	R: 4 E: 1 K: 1 S: 11	H: 5 LOB: 2 BB: 0 P: 11		R: 0 E: 0 K: 0 S: 3	H: 0 LOB: 0 BB: 0 P: 3	1B: 16 2B: 7 3B: 1 HR: 1	SF: 0 SAC: 1 DP: 1 HBP: 0	WP: 1 PB: 0 SB: 1 CS: 1
PITCHER	IP: 0.2 WLS: L BF: 9 H: 5 R: 6 ER: 2 SO: 2 BB: 1 IBB: 0 HBP: 0 BLK: 0 WP: 0 HR: 0 S: 12 P: 16 ERA: 27.00 WHIP: 9.000	IP: 2.0 WLS: L BF: 12 H: 5 R: 4 ER: 4 SO: 1 BB: 0 IBB: 0 HBP: 0 BLK: 0 WP: 0 HR: 0 S: 14 P: 14 ERA: 18.00 WHIP: 2.500																				
Gary Peters, L (1.1) <small>ERA: 5.97</small> Lee Stange, R (1.1) <small>ERA: 3.86</small> Ken Brett, L (4.1) <small>ERA: 4.12</small> Bill Lee, L (5.1) <small>ERA: 4.62</small> Jose Santiago, R (6.1) <small>ERA: 13.5</small>															Sparky Lyle, L (8.1) <small>ERA: 6.1</small>							
Mike Andrews, R (1.4) <small>OBP: 0.308, SLG: 0.327</small>										4	2	3	1	2	0	0	Chicago White Sox @ Boston Red Sox Fenway Park, Boston, MA Sun May 31 1970, 3:33 AM EDT Att: 21,952 - Unknown - 84 F					
Mike Derrick, L (1.7) <small>OBP: 0.259, SLG: 0.308</small>										6	2	2	2	0	1	3						
Carl Yastrzemski, L (1.8) <small>OBP: 0.415, SLG: 0.522</small>										4	1	2	2	1	1	2						
Rico Petrocelli, R (1.5) <small>OBP: 0.270, SLG: 0.406</small>										4	1	1	0	1	0	2						
George Scott, R (1.3) <small>OBP: 0.341, SLG: 0.506</small>										4	2	2	1	0	0	1						
Billy Conigliano, R (1.9) <small>OBP: 0.333, SLG: 0.457</small>										5	1	2	1	0	0	4						
Luis Alvarado, R (1.6) <small>OBP: 0.283, SLG: 0.310</small>										4	1	1	1	0	0	4						
Tom Satriano, L (1.2) <small>OBP: 0.323, SLG: 0.370</small>										4	3	3	3	1	0	0						
Gary Peters, L (1.1) <small>ERA: 5.97</small> Lee Stange, R (1.1) <small>ERA: 3.86</small> Ken Brett, L (4.1) <small>ERA: 4.12</small> Bill Lee, L (5.1) <small>ERA: 4.62</small> Jose Santiago, R (6.1) <small>ERA: 13.5</small> Sparky Lyle, L (8.1) <small>ERA: 6.1</small> Don Fawcett, R (5.1)															Sparky Lyle, L (8.1) <small>ERA: 6.1</small>							
Inning Stats	R: 2 E: 0 K: 0 S: 5	H: 2 LOB: 0 BB: 0 P: 5	R: 0 E: 0 K: 0 S: 3	H: 1 LOB: 0 BB: 0 P: 3	R: 0 E: 0 K: 1 S: 5	H: 0 LOB: 1 BB: 1 P: 9	R: 4 E: 0 K: 0 S: 6	H: 3 LOB: 0 BB: 1 P: 10	R: 1 E: 0 K: 0 S: 5	H: 2 LOB: 2 BB: 1 P: 9	R: 2 E: 0 K: 1 S: 7	H: 2 LOB: 1 BB: 1 P: 11	R: 1 E: 0 K: 0 S: 5	H: 2 LOB: 1 BB: 0 P: 5	R: 1 E: 0 K: 1 S: 7	H: 2 LOB: 1 BB: 0 P: 7		R: 2 E: 0 K: 0 S: 5	H: 2 LOB: 1 BB: 1 P: 9	1B: 8 2B: 5 3B: 1 HR: 2	SF: 2 SAC: 0 DP: 1 HBP: 0	WP: 2 PB: 0 SB: 0 CS: 0
PITCHER	IP: 4.0 WLS: W BF: 26 H: 9 R: 6 ER: 6 SO: 2 BB: 2 IBB: 0 HBP: 0 BLK: 0 WP: 2 HR: 1 S: 28 P: 36 ERA: 10.80 WHIP: 2.200																					

Batter	1	2	3	4	5	6	7	8	9	AB	R	H	RBI	BB	SO	LOB	TOP										
Walt Williams, R OBP: 0.345, SLG: 0.362 (1, 9)										3	1	1	0	1	0	2	Chicago White Sox @ Washington Senators Robert F. Kennedy Memorial Stadium, Washington, DC Tue Jun 02 1970, 7:05 PM EDT Att: 7,815 - Unknown										
Luis Aparicio, R OBP: 0.413, SLG: 0.441 (1, 6)										3	1	0	0	1	0	1											
Ossie Blanco, R OBP: 0.235, SLG: 0.235 Tom McCraw, L OBP: 0.371, SLG: 0.387 (1, 3)										3	0	0	0	0	0	2											
Carlos May, L OBP: 0.375, SLG: 0.494 (1, 7)										4	0	0	1	0	2	3											
Duane Josephson, R OBP: 0.358, SLG: 0.417 (1, 2)										4	0	0	1	0	0	2											
Bill Melton, R OBP: 0.326, SLG: 0.452 (1, 5)										4	0	0	0	0	1	1											
Buddy Bradford, R OBP: 0.270, SLG: 0.292 (1, 8)										3	0	1	0	0	1	0											
Bobby Knoop, R OBP: 0.263, SLG: 0.294 (1, 4)										3	0	1	0	0	0	0											
Joe Horlen, R OBP: 0.148, SLG: 0.185 John Matas, L OBP: 0.241, SLG: 0.301 Wilbur Wood, R OBP: 0.394, SLG: 0.255 Danny Murphy, L OBP: 0.394, SLG: 0.255 (8, 1)										2	0	0	0	0	2	2											
Inning Stats	R: 2 E: 1 K: 0 S: 4	H: 0 LOB: 1 BB: 2 P: 12	R: 0 E: 0 K: 1 S: 6	H: 2 LOB: 1 BB: 0 P: 6	R: 0 E: 0 K: 1 S: 5	H: 0 LOB: 0 BB: 0 P: 5	R: 0 E: 0 K: 2 S: 7	H: 0 LOB: 0 BB: 0 P: 7	R: 0 E: 0 K: 1 S: 6	H: 1 LOB: 1 BB: 0 P: 6	R: 0 E: 0 K: 1 S: 5	H: 0 LOB: 0 BB: 0 P: 5	R: 0 E: 0 K: 0 S: 3	H: 0 LOB: 0 BB: 0 P: 3	R: 0 E: 0 K: 0 S: 3	H: 0 LOB: 0 BB: 0 P: 3		R: 1 E: 0 K: 0 S: 4	H: 1 LOB: 0 BB: 0 P: 4	1B: 3 2B: 1 3B: 0 HR: 0	SF: 0 SAC: 0 DP: 1 HBP: 0	WP: 0 PB: 0 CS: 0	PA: 33				
PITCHER	IP	WLS	BF	H	R	ER	SO	BB	IBB	HBP	BLK	WP	HR	S	P	ERA	WHIP	PITCHER									
George Brunet, L ERA: 5.11 (1, 1)	7.0		26	3	2	1	6	2	0	0	0	0	0	36	44	1.29	0.714										
Horacio Pina, R ERA: 2.0 (8, 1)	1.0	W	3	0	0	0	0	0	0	0	0	0	0	3	3	0.00	0.000										
Joe Grzenda, L ERA: 3.16 (9, 1)	1.0	S	4	1	1	1	0	0	0	0	1	0	0	4	4	9.00	1.000										

Batter	1	2	3	4	5	6	7	8	9	AB	R	H	RBI	BB	SO	LOB	BOTTOM										
Del Unser, L OBP: 0.305, SLG: 0.297 (1, 9)										4	0	0	0	0	0	0	Chicago White Sox @ Washington Senators Robert F. Kennedy Memorial Stadium, Washington, DC Tue Jun 02 1970, 7:05 PM EDT Att: 7,815 - Unknown										
Ed Stroud, L OBP: 0.388, SLG: 0.408 (1, 8)										4	2	4	0	0	0	0											
Frank Howard, R OBP: 0.586 Davey Nelson, R OBP: 0.203, SLG: 0.135 (1, 7)										4	1	2	2	0	1	2											
Mike Epstein, L OBP: 0.373, SLG: 0.445 (1, 3)										3	0	1	1	1	0	0											
Bernie Allen, L OBP: 0.423, SLG: 0.472 Rick Reichardt, R OBP: 0.356, SLG: 0.595 (8, PH)										2	0	0	0	1	0	2											
Aurelio Rodriguez, R OBP: 0.322, SLG: 0.407 (1, 5)										3	0	1	1	0	0	1											
Ed Brinkman, R OBP: 0.338, SLG: 0.293 (1, 6)										4	0	0	0	0	1	3											
Jim French, L OBP: 0.321, SLG: 0.213 John Roseboro, L OBP: 0.394, SLG: 0.255 (7, PH)										2	0	0	0	0	0	0											
George Brunet, R OBP: 0.267, SLG: 0.467 Lee Maye, L OBP: 0.306, SLG: 0.394 Horacio Pina, R OBP: 0.394, SLG: 0.255 Joe Grzenda, R OBP: 0.394, SLG: 0.255 (8, 1)										2	0	0	0	0	1	0											
Inning Stats	R: 0 E: 0 K: 0 S: 4	H: 1 LOB: 2 BB: 1 P: 8	R: 0 E: 0 K: 0 S: 3	H: 0 LOB: 0 BB: 0 P: 3	R: 0 E: 0 K: 1 S: 6	H: 1 LOB: 1 BB: 0 P: 6	R: 0 E: 0 K: 0 S: 4	H: 1 LOB: 1 BB: 0 P: 4	R: 0 E: 0 K: 1 S: 5	H: 0 LOB: 0 BB: 0 P: 5	R: 2 E: 1 K: 0 S: 5	H: 2 LOB: 1 BB: 1 P: 9	R: 0 E: 0 K: 1 S: 5	H: 0 LOB: 0 BB: 0 P: 5	R: 2 E: 0 K: 2 S: 10	H: 3 LOB: 2 BB: 0 P: 10		1B: 7 2B: 0 3B: 0 HR: 1	SF: 1 SAC: 0 DP: 0 HBP: 0	WP: 0 PB: 0 CS: 0	PA: 34						
PITCHER	IP	WLS	BF	H	R	ER	SO	BB	IBB	HBP	BLK	WP	HR	S	P	ERA	WHIP	PITCHER									
Joe Horlen, R ERA: 3.83 (1, 1)	7.0		28	5	2	2	3	2	0	0	0	0	0	32	40	2.57	1.000										
Wilbur Wood, L ERA: 3.6 (8, 1)	0.0	L	3	3	2	2	0	0	0	0	0	0	0	3	3	∞	∞										
Danny Murphy, R ERA: 5.63 (8, 1)	1.0		3	0	0	0	2	0	0	0	0	0	0	7	7	0.00	0.000										

Batter	1	2	3	4	5	6	7	8	9	AB	R	H	RBI	BB	SO	LOB	TOP	
Tom McCraw, L (1, 9) OBP: 0.364, SLG: 0.378 (8, 3)										5	0	1	0	0	2	2	Chicago White Sox @ Washington Senators Robert F. Kennedy Memorial Stadium, Washington, DC Wed Jun 03 1970, 7:05 PM EDT Att. 4,678 - Unknown livebaseballscorecards.com	
Luis Aparicio, R (1, 6) OBP: 0.410, SLG: 0.436										4	2	1	0	0	1	2		
Gail Hopkins, L (1, 3) Ken Berry, R (6, PR) OBP: 0.399, SLG: 0.354 (8, 8)										4	0	1	0	0	0	3		
Ed Herrmann, L (1, 2) OBP: 0.383, SLG: 0.489										4	0	2	2	0	1	1		
Carlos May, L (1, 7) OBP: 0.378, SLG: 0.488										2	0	0	0	2	1	1		
Bill Melton, R (1, 5) OBP: 0.327, SLG: 0.460										4	1	1	0	0	0	3		
Buddy Bradford, R (1, 8) OBP: 0.269, SLG: 0.283 (8, 9)										3	0	0	0	1	1	0		
Bobby Knoop, R (1, 4) John Mattas, L (9, PH) Ossie Blanco, R (9, PH) OBP: 0.257, SLG: 0.287 OBP: 0.241, SLG: 0.301 OBP: 0.222, SLG: 0.222										3	0	0	0	0	1	0		
Tommy John, R (1, 1) Tommie Sisk, R (8, 1) Duane Josephson, R (9, PH) OBP: 0.200, SLG: 0.143 OBP: 0.250, SLG: 0.250 OBP: 0.366, SLG: 0.425										3	1	1	0	0	0	0		
Inning Stats	R: 1 E: 0 K: 2 S: 9	H: 2 LOB: 1 BB: 0 P: 9	R: 0 E: 0 K: 0 S: 3	H: 0 LOB: 0 BB: 0 P: 3	R: 2 E: 0 K: 0 S: 6	H: 3 LOB: 2 BB: 1 P: 10	R: 0 E: 0 K: 1 S: 5	H: 0 LOB: 0 BB: 0 P: 5	R: 0 E: 0 K: 1 S: 4	H: 0 LOB: 0 BB: 1 P: 8	R: 0 E: 0 K: 1 S: 5	H: 1 LOB: 1 BB: 0 P: 6	R: 1 E: 0 K: 1 S: 7	H: 2 LOB: 2 BB: 1 P: 11	1B: 7 2B: 2 3B: 1 HR: 0	SF: 0 SAC: 0 DP: 1 HBP: 0		WP: 1 PB: 0 CS: 0
PITCHER	IP WLS BF H R ER SO BB IBB HBP BLK WP HR S P ERA WHIP																	
Joe Coleman, R (1, 1) ERA: 3.31	8.1 W 34 7 4 4 7 3 0 0 0 0 1 0 45 57 4.32 1.200																	
Darold Knowles, L (9, 1) ERA: 1.93	0.2 S 3 1 0 0 1 0 0 0 0 0 0 0 5 5 0.00 1.500																	


Batter	1	2	3	4	5	6	7	8	9	AB	R	H	RBI	BB	SO	LOB	BOTTOM			
Ed Brinkman, R (1, 6) OBP: 0.332, SLG: 0.287										4	0	0	0	0	0	3	Chicago White Sox @ Washington Senators Robert F. Kennedy Memorial Stadium, Washington, DC Wed Jun 03 1970, 7:05 PM EDT Att. 4,678 - Unknown livebaseballscorecards.com			
Wayne Comer, R (1, 9) OBP: 0.232, SLG: 0.176										2	1	0	0	2	0	0				
Frank Howard, R (1, 3) Davey Nelson, R (6, PR) Mike Epstein, L (9, 3) OBP: 0.431, SLG: 0.594 OBP: 0.203, SLG: 0.135 OBP: 0.373, SLG: 0.445										3	1	2	0	1	0	1				
Rick Reichardt, R (1, 7) OBP: 0.352, SLG: 0.577										4	0	1	1	0	0	2				
Aurelio Rodriguez, R (1, 5) OBP: 0.325, SLG: 0.419										4	1	2	2	0	1	0				
Ed Stroud, L (1, 8) OBP: 0.385, SLG: 0.400										3	1	0	0	1	1	2				
Paul Casanova, R (1, 2) OBP: 0.264, SLG: 0.309										3	0	3	2	1	0	0				
Tim Cullen, R (1, 4) OBP: 0.289, SLG: 0.205										4	0	0	0	0	1	6				
Joe Coleman, R (1, 1) Darold Knowles, L (9, 1) OBP: 0.290, SLG: 0.160 ERA: 1.93										3	0	0	0	1	2	4				
Inning Stats	R: 0 E: 0 K: 0 S: 2	H: 0 LOB: 0 BB: 1 P: 6	R: 0 E: 0 K: 1 S: 5	H: 0 LOB: 0 BB: 0 P: 5	R: 0 E: 0 K: 1 S: 6	H: 1 LOB: 1 BB: 0 P: 6	R: 4 E: 0 K: 1 S: 8	H: 3 LOB: 2 BB: 3 P: 20	R: 0 E: 0 K: 1 S: 3	H: 1 LOB: 0 BB: 0 P: 3	R: 0 E: 0 K: 1 S: 6	H: 1 LOB: 1 BB: 0 P: 6	R: 0 E: 0 K: 1 S: 5	H: 0 LOB: 0 BB: 0 P: 5	R: 1 E: 0 K: 0 S: 5	H: 2 LOB: 2 BB: 2 P: 13		1B: 5 2B: 2 3B: 1 HR: 0	SF: 0 SAC: 0 DP: 2 HBP: 0	WP: 1 PB: 0 CS: 0
PITCHER	IP WLS BF H R ER SO BB IBB HBP BLK WP HR S P ERA WHIP																			
Tommy John, L (1, 1) ERA: 3.74	7.0 L 31 7 5 5 5 5 0 0 0 0 0 0 4 8 6.43 1.714																			
Tommie Sisk, R (8, 1) ERA: 6.23	1.0 5 1 0 0 0 0 0 1 0 0 0 0 0 4 8 0.00 1.000																			

Batter	1	2	3	4	5	6	7	8	9	AB	R	H	RBI	BB	SO	LOB	TOP				
Walt Williams, R OBP: 0.336, SLG: 0.395 Floyd Weaver, R (8, 1)	G6-3			G6-3		F8		G5-3		4	0	0	0	0	0	1					
Luis Aparicio, R OBP: 0.416, SLG: 0.436	G4-3			G6-3 1B		G4-6-3 BB		F8		3	0	1	0	1	0	1					
Carlos May, L OBP: 0.371, SLG: 0.474	F7			G6-3 1-2		G4-6-3 1-2		G4-3		4	0	0	0	0	0	2					
Bill Melton, R OBP: 0.329, SLG: 0.475		G5-3			1B FC6-2 1B		L5		K	4	0	1	0	0	1	0					
Ed Herrmann, L OBP: 0.357, SLG: 0.451	G3-1				K		F8		F8	4	0	0	0	0	1	1					
Tom McCraw, L OBP: 0.387, SLG: 0.385	G4-3				WP 1B					3	1	2	0	0	0	0					
Bobby Knoop, R OBP: 0.266, SLG: 0.297			F7		FC6-2 1B		F9			3	0	0	0	0	0	3					
Ken Berry, R OBP: 0.328, SLG: 0.342			F9					F9		3	0	1	1	0	0	0					
Gerry Janeski, R OBP: 0.074, SLG: 0.074 Gail Hopkins, L OBP: 0.409, SLG: 0.409 Gerry Arrigo, L (5, 1) Tommie Sisk, R OBP: 0.265, SLG: 0.250 John Matias, L OBP: 0.229, SLG: 0.229 (8, 9)			K		L6			E5 G5-3		1	0	0	0	0	1	0					
										1	0	0	0	0	0	2					
										0	0	0	0	0	0	0					
										0	0	0	0	0	0	0					
										1	0	0	0	0	0	0					
Inning Stats	R: 0 E: 0 K: 0 S: 3	H: 0 LOB: 0 BB: 0 P: 3	R: 0 E: 0 K: 0 S: 3	H: 0 LOB: 0 BB: 0 P: 3	R: 0 E: 0 K: 1 S: 5	H: 0 LOB: 0 BB: 0 P: 5	R: 0 E: 0 K: 0 S: 3	H: 1 LOB: 0 BB: 0 P: 3	R: 1 E: 0 K: 1 S: 8	H: 3 LOB: 2 BB: 0 P: 8	R: 0 E: 0 K: 0 S: 2	H: 0 LOB: 0 BB: 1 P: 6	R: 0 E: 0 K: 0 S: 4	H: 1 LOB: 1 BB: 0 P: 4	R: 0 E: 1 K: 0 S: 4	H: 0 LOB: 1 BB: 0 P: 4	R: 0 E: 0 K: 1 S: 5	H: 0 LOB: 0 BB: 0 P: 5	1B: 4 2B: 1 3B: 0 HR: 0	SF: 0 SAC: 0 DP: 2 HBP: 0	WP: 1 PA: 32 CS: 0
PITCHER Mel Stottlemyre, R ERA: 3.33	IP: 9.0 WLS: W BF: 32 H: 5 R: 1 ER: 1 SO: 3 BB: 1 IBB: 0 HBP: 0 BLK: 0 WP: 1 HR: 0 S: 37 P: 41 ERA: 1.00 WHIP: 0.667															PITCHER					

Chicago White Sox @ New York Yankees
Yankee Stadium, Bronx, NY
Fri Jun 05 1970, 7:05 PM EDT
Att: 11,772 - Unknown - 66 F

livebaseballscores.com

AB 31
R 1
H 5
RBI 1
BB 1
SO 3
LOB 10



Batter	1	2	3	4	5	6	7	8	9	AB	R	H	RBI	BB	SO	LOB	BOTTOM				
Horace Clarke, S OBP: 0.319, SLG: 0.325	F5	G1-3		K		G1-3		F8		5	0	0	0	0	1	4					
Jerry Kenney, L OBP: 0.298, SLG: 0.288	L7		L9		L9	F8		FC6-4 HR		5	1	0	0	0	0	1					
Bobby Murcer, L OBP: 0.370, SLG: 0.420	E9 1B 2B		L8		HR	K		HR		5	3	3	3	0	1	0					
Roy White, S OBP: 0.429, SLG: 0.545	S 1B		L9		2B WP 1B		HR	F8		5	2	3	2	0	0	0					
Danny Cater, R OBP: 0.347, SLG: 0.462	F9 1-2			G6-3	WP 1B 2B		G3 BB			3	1	1	0	1	0	1					
Curt Blefary, L OBP: 0.306, SLG: 0.240 Jim Lyttle, L (8, 9)		G6-3 1B BB		1B FC4-6 1B	L9		G3			3	2	1	0	1	0	3					
Thurman Munson, R OBP: 0.384, SLG: 0.325		G6-3 1-2		FC4-6 1B	WP 1B IBB		G5-3			3	1	1	0	1	0	2					
Gene Michael, S OBP: 0.310, SLG: 0.280		F2		FC4-6 BB			L7			4	0	1	3	0	0	3					
Mel Stottlemyre, R OBP: 0.286, SLG: 0.267					1-2 3-H		L7		FC6-4 BB	2	0	1	1	2	0	1					
Inning Stats	R: 1 E: 1 K: 0 S: 5	H: 2 LOB: 1 BB: 0 P: 5	R: 1 E: 0 K: 0 S: 4	H: 1 LOB: 1 BB: 1 P: 8	R: 0 E: 0 K: 0 S: 3	H: 0 LOB: 0 BB: 0 P: 3	R: 1 E: 0 K: 1 S: 7	H: 2 LOB: 2 BB: 1 P: 11	R: 4 E: 0 K: 0 S: 7	H: 4 LOB: 1 BB: 1 P: 11	R: 0 E: 0 K: 1 S: 5	H: 0 LOB: 0 BB: 0 P: 5	R: 1 E: 0 K: 0 S: 4	H: 1 LOB: 1 BB: 1 P: 8	R: 2 E: 0 K: 0 S: 4	H: 1 LOB: 0 BB: 1 P: 8	R: 0 E: 0 K: 0 S: 5	H: 0 LOB: 0 BB: 0 P: 5	1B: 6 2B: 2 3B: 0 HR: 3	SF: 0 SAC: 0 DP: 0 HBP: 0	WP: 1 PA: 40 CS: 0
PITCHER Gerry Janeski, R ERA: 4.08 Gerry Arrigo, L ERA: 12.93 Tommie Sisk, R ERA: 6.04 Floyd Weaver, R ERA: 9.0	IP: 4.0 WLS: L BF: 19 H: 5 R: 3 ER: 3 SO: 3 BB: 0 IBB: 0 HBP: 0 BLK: 0 WP: 0 HR: 0 S: 19 P: 27 ERA: 6.75 WHIP: 1.750															PITCHER					

Chicago White Sox @ New York Yankees
Yankee Stadium, Bronx, NY
Fri Jun 05 1970, 7:05 PM EDT
Att: 11,772 - Unknown - 66 F

livebaseballscores.com

AB 35
R 10
H 11
RBI 9
BB 5
SO 2
LOB 15



Batter	1	2	3	4	5	6	7	8	9	AB	R	H	RBI	BB	SO	LOB	TOP					
Walt Williams, R OBP: 0.333, SLG: 0.385 Wilbur Wood, R (7, 1)										3	1	0	0	1	0	2						
Luis Aparicio, R OBP: 0.413, SLG: 0.429										3	0	0	0	1	0	1						
Carlos May, L OBP: 0.373, SLG: 0.475										4	0	2	0	0	1	0						
Bill Melton, R OBP: 0.322, SLG: 0.466										3	0	0	1	0	1	2						
Duane Josephson, R OBP: 0.360, SLG: 0.416										4	0	1	0	0	0	1						
Tom McCraw, L OBP: 0.356, SLG: 0.372										4	0	0	0	0	0	1						
Bobby Knoop, R OBP: 0.272, SLG: 0.303										4	0	2	0	0	0	1						
Ken Berry, R OBP: 0.326, SLG: 0.339										4	0	1	0	0	1	2						
Joe Horlen, R OBP: 0.138, SLG: 0.172 Ossie Blanco, R OBP: 0.211, SLG: 0.211										2	0	0	0	0	0	2						
										1	0	0	0	0	1	0						
Inning Stats	R: 1 E: 0 K: 0 S: 4	H: 1 LOB: 1 BB: 1 P: 8	R: 0 E: 0 K: 0 S: 5	H: 2 LOB: 2 BB: 0 P: 5	R: 0 E: 0 K: 2 S: 7	H: 0 LOB: 0 BB: 0 P: 7	R: 0 E: 0 K: 1 S: 6	H: 1 LOB: 1 BB: 0 P: 6	R: 0 E: 0 K: 0 S: 4	H: 1 LOB: 2 BB: 1 P: 8	R: 0 E: 0 K: 0 S: 3	H: 0 LOB: 0 BB: 0 P: 3	R: 0 E: 0 K: 1 S: 5	H: 0 LOB: 0 BB: 0 P: 5	R: 0 E: 0 K: 0 S: 3	H: 0 LOB: 0 BB: 0 P: 3	R: 0 E: 0 K: 0 S: 4	H: 1 LOB: 1 BB: 0 P: 4	1B: 6 2B: 0 3B: 0 HR: 0	SF: 1 SAC: 0 DP: 0 HBP: 0	WP: 0 PB: 0 SB: 0 CS: 0	PA: 35
PITCHER John Cumberland, L ERA: 3.38	IP: 9.0 WLS: W BF: 35 H: 6 R: 1 ER: 1 SO: 4 BB: 2 IBB: 0 HBP: 0 BLK: 0 WP: 0 HR: 0 S: 41 P: 49 ERA: 1.00 WHIP: 0.889															PITCHER						

Chicago White Sox @ New York Yankees
Yankee Stadium, Bronx, NY
Sat Jun 06 1970, 3:33 AM EDT
Att: 10,384 - Overcast - 64 F

AB 32
R 1
H 6
RBI 1
BB 2
SO 4
LOB 12



Batter	1	2	3	4	5	6	7	8	9	AB	R	H	RBI	BB	SO	LOB	BOTTOM			
Horace Clarke, S OBP: 0.318, SLG: 0.324										4	0	1	0	0	0	2				
Jerry Kenney, L OBP: 0.297, SLG: 0.287										4	0	1	0	0	0	1				
Bobby Murcer, L OBP: 0.368, SLG: 0.416										4	1	1	0	0	0	1				
Roy White, S OBP: 0.426, SLG: 0.539										4	0	1	1	0	0	1				
Danny Cater, R OBP: 0.346, SLG: 0.460										3	1	1	0	0	0	1				
Curt Blefary, L OBP: 0.306, SLG: 0.242 Ron Woods, R OBP: 0.330, SLG: 0.412										3	1	1	0	0	0	1				
										0	0	0	0	0	0	0				
Thurman Munson, R OBP: 0.383, SLG: 0.325										3	0	1	1	0	0	0				
Gene Michael, S OBP: 0.311, SLG: 0.281 Ron Hansen, R OBP: 0.457, SLG: 0.286										2	0	1	1	0	0	0				
										1	0	0	0	0	1	0				
John Cumberland, R OBP: 0.071, SLG: 0.071										3	0	0	0	0	1	2				
Inning Stats	R: 0 E: 0 K: 0 S: 3	H: 0 LOB: 0 BB: 0 P: 3	R: 2 E: 0 K: 0 S: 7	H: 4 LOB: 2 BB: 0 P: 7	R: 1 E: 0 K: 0 S: 5	H: 2 LOB: 1 BB: 0 P: 5	R: 0 E: 0 K: 0 S: 3	H: 0 LOB: 0 BB: 0 P: 3	R: 0 E: 0 K: 2 S: 7	H: 0 LOB: 0 BB: 0 P: 7	R: 0 E: 0 K: 0 S: 4	H: 1 LOB: 1 BB: 0 P: 4	R: 0 E: 0 K: 0 S: 3	H: 0 LOB: 0 BB: 0 P: 3	R: 0 E: 0 K: 0 S: 4	H: 1 LOB: 1 BB: 0 P: 4	1B: 8 2B: 0 3B: 0 HR: 0	SF: 0 SAC: 0 DP: 1 HBP: 0	WP: 0 PB: 0 SB: 0 CS: 0	PA: 31
PITCHER Joe Horlen, R ERA: 3.87 Wilbur Wood, L ERA: 3.41	IP: 6.0 WLS: L BF: 24 H: 7 R: 3 ER: 3 SO: 2 BB: 0 IBB: 0 HBP: 0 BLK: 0 WP: 0 HR: 0 S: 24 P: 24 ERA: 4.50 WHIP: 1.167															PITCHER				

Chicago White Sox @ New York Yankees
Yankee Stadium, Bronx, NY
Sat Jun 06 1970, 3:33 AM EDT
Att: 10,384 - Overcast - 64 F

AB 31
R 3
H 8
RBI 3
BB 0
SO 2
LOB 9



Batter	1	2	3	4	5	6	7	8	9	AB	R	H	RBI	BB	SO	LOB	TOP			
Tom McCraw, L (1.9)	G4-3			G3		FC3-6 1B		G3-1		4	1	1	0	0	0	0	Chicago White Sox @ Milwaukee Brewers Milwaukee County Stadium, Milwaukee, WI Mon Jun 08 1970, 8:05 PM EDT Att. 7,697 - Unknown - 71 F			
Luis Aparicio, R (1.6)	G6-3			1B		FC3-6 1B		P6		4	0	2	0	0	0					
Carlos May, L (1.7)	G6-3			L5		FC3-6 1B		G1-3		4	0	0	0	0	3					
Bill Melton, R (1.5)		F2		K		1-2 3-H 1B		K		4	0	1	1	0	2					
Ed Herrmann, L (1.2)		P4				G3-4-1		G3		4	1	1	1	0	2					
Gail Hopkins, L (1.3)		G6-3				G6-3		P6		3	0	0	0	0	0					
Bobby Knoop, R (1.4)				G4-6-3 1B		F8		F7		3	0	1	0	0	0					
Ken Berry, R (1.8)				G4-6-3		K		G5-3		3	0	0	0	0	1					
Bart Johnson, R (1.1)				K				K		1	0	0	0	0	1					
Tommie Sisk, R (3.1)										0	0	0	0	0	0					
Walt Williams, R (6. Ph)										0	0	0	0	0	0					
Floyd Weaver, R (6. Ph)										0	0	0	0	0	0					
John Matias, L (8. Ph)										0	0	0	0	0	0					
Jerry Crider, R (8. Ph)										0	0	0	0	0	0					
Inning Stats	R: 0 E: 0 K: 0 S: 3	H: 0 LOB: 0 BB: 0 P: 3	R: 0 E: 0 K: 0 S: 3	H: 0 LOB: 0 BB: 0 P: 3	R: 0 E: 0 K: 1 S: 5	H: 1 LOB: 0 BB: 0 P: 5	R: 0 E: 0 K: 1 S: 6	H: 1 LOB: 1 BB: 0 P: 6	R: 1 E: 0 K: 0 S: 6	H: 3 LOB: 2 BB: 0 P: 6	R: 0 E: 0 K: 0 S: 3	H: 0 LOB: 0 BB: 0 P: 3	R: 0 E: 0 K: 1 S: 5	H: 0 LOB: 0 BB: 0 P: 5	R: 0 E: 0 K: 1 S: 5	H: 0 LOB: 0 BB: 0 P: 5	1B: 5 2B: 0 3B: 0 HR: 1	SF: 0 SAC: 0 DP: 1 HBP: 0	WP: 0 PB: 0 CS: 0	PA: 32
PITCHER Lew Krausse, R (1.1) ERA: 4.72	IP: 9.0 WLS: W BF: 32 H: 6 R: 2 ER: 2 SO: 5 BB: 0 IBB: 0 HBP: 0 BLK: 0 WP: 0 HR: 1 S: 42 P: 42 ERA: 2.00 WHIP: 0.667															PITCHER				

Batter	1	2	3	4	5	6	7	8	9	AB	R	H	RBI	BB	SO	LOB	BOTTOM			
Tommy Harper, R (1.5)	HR		F8	G4-3		K				4	1	1	1	0	1	1	Chicago White Sox @ Milwaukee Brewers Milwaukee County Stadium, Milwaukee, WI Mon Jun 08 1970, 8:05 PM EDT Att. 7,697 - Unknown - 71 F			
Russ Snyder, L (1.9)	G4-3		1B	G6-3		F7				4	1	1	0	0	1					
Ted Savage, R (1.8)	HBP		2B	1B		K				2	1	1	0	2	1					
Danny Walton, R (1.7)	FC6		K	FC5-4		G6-3				3	0	0	0	0	1					
Mike Hegan, L (1.3)	F7		1B	WP		K				4	1	2	1	0	1					
Ted Kubiak, S (1.6)	FC6		1B	S		G5-3				4	1	1	1	0	3					
Gus Gil, R (1.4)		L4	1B	1B		G5-3		P6		3	0	0	0	1	0					
Phil Roof, R (1.2)		F8	1B	1B		G5-3		G5-3		4	0	1	1	0	0					
Lew Krausse, R (1.1)		K	F7			K				3	0	0	0	1	2					
Inning Stats	R: 1 E: 0 K: 0 S: 4	H: 1 LOB: 2 BB: 1 P: 9	R: 0 E: 0 K: 1 S: 5	H: 0 LOB: 0 BB: 0 P: 5	R: 4 E: 0 K: 1 S: 9	H: 4 LOB: 2 BB: 2 P: 17	R: 0 E: 0 K: 0 S: 4	H: 1 LOB: 1 BB: 0 P: 4	R: 0 E: 0 K: 2 S: 7	H: 0 LOB: 1 BB: 1 P: 11	R: 0 E: 0 K: 1 S: 5	H: 0 LOB: 0 BB: 0 P: 5	R: 0 E: 0 K: 1 S: 5	H: 0 LOB: 0 BB: 0 P: 5	R: 0 E: 0 K: 1 S: 5	H: 0 LOB: 0 BB: 0 P: 5	1B: 5 2B: 1 3B: 0 HR: 1	SF: 0 SAC: 0 DP: 0 HBP: 1	WP: 1 PB: 0 CS: 0	PA: 36
PITCHER Bart Johnson, R (1.1) ERA: 9.68	IP: 2.2 WLS: L BF: 16 H: 4 R: 5 ER: 5 SO: 2 BB: 3 IBB: 0 HBP: 1 BLK: 0 WP: 1 HR: 1 S: 16 P: 29 ERA: 16.88 WHIP: 2.625															PITCHER				
PITCHER Tommie Sisk, R (3.1) ERA: 5.58	IP: 2.1 WLS: L BF: 10 H: 3 R: 0 ER: 0 SO: 0 BB: 0 IBB: 0 HBP: 0 BLK: 0 WP: 0 HR: 0 S: 10 P: 10 ERA: 0.00 WHIP: 1.286															PITCHER				
PITCHER Floyd Weaver, R (6.1) ERA: 7.2	IP: 2.0 WLS: L BF: 7 H: 0 R: 0 ER: 0 SO: 3 BB: 1 IBB: 0 HBP: 0 BLK: 0 WP: 0 HR: 0 S: 12 P: 16 ERA: 0.00 WHIP: 0.500															PITCHER				
PITCHER Jerry Crider, R (8.1) ERA: 2.86	IP: 1.0 WLS: L BF: 3 H: 0 R: 0 ER: 0 SO: 1 BB: 0 IBB: 0 HBP: 0 BLK: 0 WP: 0 HR: 0 S: 5 P: 5 ERA: 0.00 WHIP: 0.000															PITCHER				

Batter	1	2	3	4	5	6	7	8	9	AB	R	H	RBI	BB	SO	LOB	TOP
Mike Andrews, R OBP: 0.328, SLG: 0.354 (1, 4)										4	0	0	0	0	0	0	Boston Red Sox @ Chicago White Sox Comiskey Park, Chicago, IL Tue Jun 09 1970, 8:05 PM EDT Att: 6,981 - Unknown
Reggie Smith, S OBP: 0.405, SLG: 0.488 (1, 8)										4	1	2	0	0	0	0	
Carl Yastrzemski, L OBP: 0.429, SLG: 0.545 (1, 7)										4	1	2	2	0	0	1	
Tony Conigliaro, R OBP: 0.382, SLG: 0.524 (1, 9)										4	0	1	0	0	1	1	
Rico Petrocelli, R OBP: 0.271, SLG: 0.420 (7, 6)										4	0	0	0	0	2	1	
George Scott, R OBP: 0.335, SLG: 0.478 (1, 3)										4	0	1	0	0	0	0	
Tom Satirano, L OBP: 0.370, SLG: 0.342 (1, 2)										2	0	1	0	1	0	1	
Luis Alvarado, R OBP: 0.275, SLG: 0.300 Dick Schofield, S OBP: 0.293, SLG: 0.192 (7, PH)										2	0	0	0	0	0	2	
Sonny Siebert, R OBP: 0.148, SLG: 0.160 Mike Fiore, L OBP: 0.293, SLG: 0.192 Vicente Romo, R OBP: 0.167, SLG: 0.364 (8, PH)									1	0	0	0	0	0	0	0	
Inning Stats	R: 0 E: 0 K: 1 S: 6	H: 1 LOB: 1 BB: 0 P: 6	R: 0 E: 1 K: 1 S: 7	H: 1 LOB: 2 BB: 0 P: 7	R: 0 E: 0 K: 0 S: 3	H: 0 LOB: 0 BB: 0 P: 3	R: 0 E: 0 K: 0 S: 3	H: 1 LOB: 0 BB: 0 P: 3	R: 0 E: 0 K: 0 S: 4	H: 1 LOB: 1 BB: 0 P: 4	R: 0 E: 0 K: 0 S: 3	H: 0 LOB: 0 BB: 0 P: 3	1B: 5 2B: 1 3B: 0 HR: 1	SF: 0 SAC: 0 DP: 3 HBP: 0	WP: 0 PB: 0 SB: 0 CS: 0	PA: 33	
PITCHER Gerry Janeski, R ERA: 3.86 (1, 1)	IP: 9.0 WLS: W BF: 33	H: 7 R: 2 ER: 2 SO: 3	BB: 1 IBB: 0 HBP: 0 BLK: 0	WP: 0 HR: 1 S: 38 P: 42	ERA: 2.00 WHIP: 0.889											ERA: 2.00 WHIP: 0.889	

AB	32
R	2
H	7
RBI	2
BB	1
SO	3
LOB	10



Batter	1	2	3	4	5	6	7	8	9	AB	R	H	RBI	BB	SO	LOB	BOTTOM
Tom McCraw, L OBP: 0.352, SLG: 0.396 (1, 9)										4	0	1	2	0	1	2	Boston Red Sox @ Chicago White Sox Comiskey Park, Chicago, IL Tue Jun 09 1970, 8:05 PM EDT Att: 6,981 - Unknown
Luis Aparicio, R OBP: 0.402, SLG: 0.415 (1, 6)										4	0	0	0	0	1	3	
Carlos May, L OBP: 0.357, SLG: 0.450 (1, 7)										4	0	0	0	0	0	3	
Bill Melton, R OBP: 0.321, SLG: 0.486 (1, 5)										4	2	2	2	0	0	0	
Duane Josephson, R OBP: 0.358, SLG: 0.400 (1, 2)										3	1	1	0	1	0	0	
Gail Hopkins, L OBP: 0.404, SLG: 0.411 John Matias, L OBP: 0.233, SLG: 0.291 (8, FR)										4	0	2	0	0	1	1	
Bobby Knoop, R OBP: 0.277, SLG: 0.313 (1, 4)										4	1	2	0	0	1	3	
Ken Berry, R OBP: 0.336, SLG: 0.370 (1, 8)										3	0	1	0	0	0	3	
Gerry Janeski, R OBP: 0.069, SLG: 0.069 (1, 1)										2	0	0	0	0	1	4	
Inning Stats	R: 0 E: 0 K: 0 S: 3	H: 0 LOB: 0 BB: 0 P: 3	R: 0 E: 1 K: 1 S: 8	H: 0 LOB: 2 BB: 0 P: 8	R: 2 E: 1 K: 2 S: 10	H: 3 LOB: 2 BB: 1 P: 14	R: 1 E: 0 K: 0 S: 5	H: 2 LOB: 1 BB: 0 P: 5	R: 0 E: 0 K: 1 S: 5	H: 0 LOB: 0 BB: 0 P: 5	R: 0 E: 0 K: 0 S: 4	H: 1 LOB: 1 BB: 0 P: 4	1B: 5 2B: 3 3B: 0 HR: 2	SF: 0 SAC: 1 DP: 2 HBP: 0	WP: 0 PB: 0 SB: 0 CS: 0	PA: 34	
PITCHER Sonny Siebert, R ERA: 3.54 Vicente Romo, R ERA: 3.29 (8, 1)	IP: 7.0 WLS: L BF: 30	H: 8 R: 4 ER: 3 SO: 5	BB: 1 IBB: 0 HBP: 0 BLK: 0	WP: 0 HR: 2 S: 39 P: 43	ERA: 3.86 WHIP: 1.286											ERA: 3.86 WHIP: 1.286	

AB	32
R	4
H	9
RBI	4
BB	1
SO	5
LOB	19



Batter	1	2	3	4	5	6	7	8	9	10	11	12	13	14	AB	R	H	RBI	BB	SO	LOB	TOP					
Mike Andrews, R OBP: 0.327, SLG: 0.348 (1.4)	G6-3			F7	F7			F8					G5-3	L9	6	1	1	0	1	0	2						
Reggie Smith, S OBP: 0.393, SLG: 0.472 (1.8)	F7			K				L8					F2		6	0	0	0	0	1	2						
Carl Yastrzemski, L OBP: 0.431, SLG: 0.538 (1.7)	L8			HR				F8					G3	S	4	2	1	0	2	0	0						
Tony Conigliaro, R OBP: 0.380, SLG: 0.535 George Thomas, R (13.9)			G5-4-3	E5				G4-3			HR		F3	K	6	2	2	2	0	1	3						
Rico Petrocelli, R OBP: 0.269, SLG: 0.427 (7.6)			G5-4-3	HR				G5-3			HR		G6-3		6	1	1	4	0	1	1						
George Scott, R OBP: 0.335, SLG: 0.474 (1.3)	G5-3			G5-3				K					G5-3		6	1	2	0	0	1	0						
Tom Satriano, L OBP: 0.346, SLG: 0.318 (1.2)			G1-3	G1-3									G4-3	PB	6	0	1	0	0	0	2						
Luis Alvarado, R OBP: 0.272, SLG: 0.296 Dick Schofield, S OBP: 0.266, SLG: 0.148 (7.5)			G1-3					L1					G5-3		2	0	0	0	0	1	0						
Minny Huggins, R OBP: 0.272, SLG: 0.296 Dick Schofield, S OBP: 0.266, SLG: 0.148 (7.5)			K					K					K		3	0	0	0	1	1	2						
Minny Huggins, R OBP: 0.272, SLG: 0.296 Dick Schofield, S OBP: 0.266, SLG: 0.148 (7.5)			K					G3					K		0	0	0	0	0	0	0						
Inning Stats	R: 0 E: 0 K: 0 S: 3	H: 0 LOB: 0 BB: 0 P: 3	R: 0 E: 0 K: 0 S: 3	H: 1 LOB: 0 BB: 0 P: 3	R: 0 E: 0 K: 1 S: 5	H: 0 LOB: 0 BB: 0 P: 5	R: 0 E: 0 K: 1 S: 5	H: 0 LOB: 0 BB: 0 P: 5	R: 0 E: 0 K: 1 S: 5	H: 0 LOB: 0 BB: 0 P: 5	R: 2 E: 0 K: 1 S: 6	H: 1 LOB: 1 BB: 1 P: 10	R: 0 E: 0 K: 1 S: 5	H: 0 LOB: 1 BB: 1 P: 9	R: 0 E: 0 K: 1 S: 6	H: 1 LOB: 1 BB: 0 P: 6	R: 0 E: 0 K: 1 S: 6	H: 1 LOB: 1 BB: 0 P: 6	R: 1 E: 1 K: 0 S: 5	H: 1 LOB: 2 BB: 1 P: 9	1B: 6 2B: 0 3B: 0 HR: 2	SF: 0 SAC: 0 DP: 1 HBP: 0	WP: 0 PB: 2 CS: 0	PA: 55			
PITCHER	IP	WLS	BF	H	R	ER	SO	BB	IBB	HBP	BLK	WP	HR	S	P	ERA	WHIP										
Joe Horlen, R ERA: 3.98 (1.1)	9.0		34	5	6	5	6	2	0	0	0	0	0	44	52	5.00	0.778										
Danny Murphy, R ERA: 4.97 (10.1)	2.0		7	0	0	0	1	1	0	0	0	0	0	8	12	0.00	0.500										
Wilbur Wood, L ERA: 2.93 (12.1)	3.0	L	14	3	1	0	2	0	1	0	0	0	0	17	21	0.00	1.000										

Boston Red Sox @ Chicago White Sox
Comiskey Park, Chicago, IL
Wed Jun 10 1970, 8:05 PM EDT
Att. 6,887 - Unknown

AB 51
R 7
H 8
RBI 6
BB 4
SO 9
LOB 14





Batter	1	2	3	4	5	6	7	8	9	10	11	12	13	14	AB	R	H	RBI	BB	SO	LOB	BOTTOM					
Tom McCraw, L OBP: 0.342, SLG: 0.383 (9.3)	L4			K				K					L8		7	0	1	0	0	2	1						
Luis Aparicio, R OBP: 0.398, SLG: 0.412 (1.6)	F7			2B				F8					F3		6	1	1	0	1	0	1						
Carlos May, L OBP: 0.356, SLG: 0.451 (1.7)	K			E				K					K		6	1	2	1	0	3	1						
Bill Melton, R OBP: 0.326, SLG: 0.489 (1.5)			G5-3	2B				K					G3-6	BB	5	1	2	0	1	2	2						
Ed Herrmann, L OBP: 0.357, SLG: 0.459 (1.2)			G5-3	1B				L9					G3-6	1B	4	2	1	1	2	0	2						
Gail Hopkins, L OBP: 0.403, SLG: 0.409 (8.3)			G5-3	1B				G1-3					E5		3	0	1	0	0	0	0						
Ossie Blanco, R OBP: 0.250, SLG: 0.211 (8. PH)			G5-3	E				G1-3					F9		0	0	0	0	1	0	0						
Walt Williams, R OBP: 0.316, SLG: 0.363 (9.9)			G5-3	1B				K					F9		2	0	0	0	0	0	1						
Bobby Knoop, R OBP: 0.267, SLG: 0.300 (1.4)			G1-3	E1				K					CS		6	0	0	0	0	4	7						
Ken Berry, R OBP: 0.329, SLG: 0.383 (1.8)			G1-3	G1-3				K					K		6	1	1	2	0	0	5						
Joe Horlen, R ERA: 3.98 (1.1)			G5-4-3	G6-3				G6-3					G5-3		3	0	0	0	0	0	2						
Syd Goff, R ERA: 3.33 (8. PH)			G5-4-3	G6-3				G3					K		0	0	1	0	0	0	0						
Danny Murphy, R ERA: 4.97 (10.1)			G5-4-3	G6-3				G3					K		1	0	0	0	0	1	0						
John Montross, R ERA: 3.00 (12.1)			G5-4-3	G6-3				G3					K		0	0	0	0	0	0	0						
Wilbur Wood, L ERA: 2.93 (12.1)			G5-4-3	G6-3				G3					K		0	0	0	0	0	0	0						
Duane Josephson, R ERA: 3.12 (14. PH)			G5-4-3	G6-3				G3					K		1	0	0	0	0	0	0						
Inning Stats	R: 0 E: 0 K: 1 S: 5	H: 0 LOB: 0 BB: 0 P: 5	R: 2 E: 1 K: 0 S: 6	H: 3 LOB: 1 BB: 0 P: 6	R: 3 E: 1 K: 0 S: 6	H: 2 LOB: 1 BB: 1 P: 10	R: 0 E: 0 K: 1 S: 5	H: 0 LOB: 0 BB: 0 P: 5	R: 0 E: 0 K: 2 S: 7	H: 0 LOB: 0 BB: 0 P: 7	R: 0 E: 0 K: 1 S: 6	H: 1 LOB: 0 BB: 0 P: 6	R: 0 E: 0 K: 2 S: 8	H: 1 LOB: 3 BB: 2 P: 16	R: 0 E: 0 K: 0 S: 3	H: 1 LOB: 1 BB: 1 P: 7	R: 0 E: 0 K: 2 S: 7	H: 0 LOB: 0 BB: 0 P: 7	R: 0 E: 0 K: 1 S: 6	H: 1 LOB: 1 BB: 0 P: 6	R: 0 E: 0 K: 1 S: 6	H: 1 LOB: 1 BB: 0 P: 6	1B: 6 2B: 3 3B: 0 HR: 1	SF: 0 SAC: 0 DP: 2 HBP: 0	WP: 0 PB: 0 SB: 1 CS: 1	PA: 57	
PITCHER	IP	WLS	BF	H	R	ER	SO	BB	IBB	HBP	BLK	WP	HR	S	P	ERA	WHIP										
Mike Nagy, R ERA: 3.51 (3.1)	2.2		15	5	5	3	1	1	0	0	0	0	0	16	20	10.12	2.250										
Ken Brett, L ERA: 3.33 (8.1)	4.1		14	1	1	1	5	0	0	0	0	0	1	24	24	2.08	0.231										
Sparky Lyle, L ERA: 5.32 (10.1)	2.0		10	2	0	0	2	3	0	0	0	0	0	11	23	0.00	2.500										
Cal Koonce, R ERA: 3.0 (12.1)	2.0	W	7	1	0	0	2	0	0	0	0	0	0	9	13	0.00	0.500										
Vicente Romo, R ERA: 3.12 (14. PH)	2.0		7	1	0	0	2	0	0	0	0	0	0	11	11	0.00	0.500										

Boston Red Sox @ Chicago White Sox
Comiskey Park, Chicago, IL
Wed Jun 10 1970, 8:05 PM EDT
Att. 6,887 - Unknown

AB 51
R 6
H 10
RBI 4
BB 5
SO 13
LOB 22



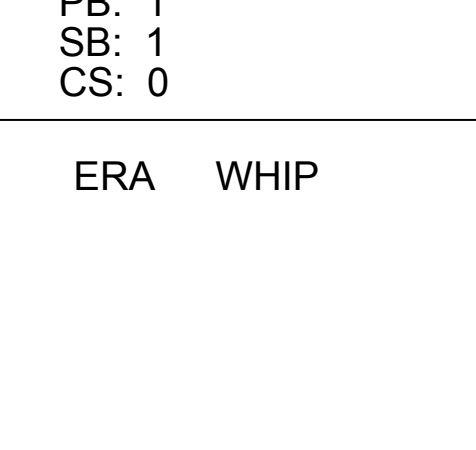
Batter	1	2	3	4	5	6	7	8	9	AB	R	H	RBI	BB	SO	LOB	TOP				
Ed Brinkman, R (1,6) OBP: 0.327, SLG: 0.278	5-3			F8		8-3			FC4-6 1B	4	0	1	0	0	0	1	Washington Senators @ Chicago White Sox Comiskey Park, Chicago, IL Fri Jun 12 1970, 8:05 PM EDT Att: 7,928 - Unknown 				
Del Unser, L (1,8) OBP: 0.280, SLG: 0.306	4-3			6-3			4-3		FC4-6 FC5-4	4	0	0	0	0	0	1					
Frank Howard, R (1,3) OBP: 0.428, SLG: 0.551	L4			F2			WP BB		K	3	0	0	0	1	1						
Aurelio Rodriguez, R (1,5) OBP: 0.329, SLG: 0.425									FC5-4	4	0	0	0	0	1	2					
Paul Casanova, R (1,2) OBP: 0.272, SLG: 0.320										2	0	0	0	1	0	0					
Wayne Comer, R (1,7) OBP: 0.250, SLG: 0.180										3	0	1	0	0	0	2					
Lee Maye, L (1,9) OBP: 0.336, SLG: 0.442										2	0	0	0	0	0	1					
Tim Cullen, R (1,4) OBP: 0.283, SLG: 0.178										2	0	0	0	1	0	1					
George Brunet, R (1,1) OBP: 0.211, SLG: 0.368										2	0	0	0	0	1	1					
Dick Such, L (7,1) OBP: 0.340, SLG: 0.538										0	0	0	0	0	0	0					
Rick Reichardt, R (8, PH) OBP: 0.143, SLG: 0.286										1	0	0	0	0	1	0					
Jim Shellenback, L (8,1) OBP: 0.143, SLG: 0.286										0	0	0	0	0	0	0					
Inning Stats	R: 0 E: 0 K: 0 S: 3	H: 0 LOB: 0 BB: 0 P: 3	R: 0 E: 0 K: 1 S: 5	H: 0 LOB: 0 BB: 0 P: 5	R: 0 E: 0 K: 0 S: 2	H: 0 LOB: 0 BB: 0 P: 3	R: 0 E: 0 K: 0 S: 3	H: 0 LOB: 1 BB: 0 P: 3	R: 0 E: 0 K: 0 S: 4	H: 1 LOB: 1 BB: 0 P: 4	R: 0 E: 0 K: 1 S: 4	H: 0 LOB: 0 BB: 1 P: 8	R: 0 E: 0 K: 0 S: 3	H: 0 LOB: 2 BB: 2 P: 11	R: 0 E: 0 K: 1 S: 5	H: 0 LOB: 0 BB: 0 P: 5	R: 0 E: 0 K: 1 S: 6	H: 1 LOB: 1 BB: 0 P: 6	1B: 2 2B: 1 3B: 0 HR: 0	SF: 0 SAC: 0 DP: 1 HBP: 1	WP: 1 PA: 31
PITCHER Tommy John, L (1,1) ERA: 3.38	IP: 9.0 WLS: W BF: 31 H: 2 R: 0 ER: 0 SO: 4 BB: 2 IBB: 1 HBP: 1 BLK: 0 WP: 1 HR: 0 S: 35 P: 48 ERA: 0.00 WHIP: 0.444											PITCHER	IP: 9.0 WLS: W BF: 31 H: 2 R: 0 ER: 0 SO: 4 BB: 2 IBB: 1 HBP: 1 BLK: 0 WP: 1 HR: 0 S: 35 P: 48 ERA: 0.00 WHIP: 0.444								

Batter	1	2	3	4	5	6	7	8	9	AB	R	H	RBI	BB	SO	LOB	BOTTOM		
Walt Williams, R (1,9) OBP: 0.307, SLG: 0.352	F8			1-3		6-3		4-3		4	0	0	0	0	0	0	Washington Senators @ Chicago White Sox Comiskey Park, Chicago, IL Fri Jun 12 1970, 8:05 PM EDT Att: 7,928 - Unknown 		
Luis Aparicio, R (1,6) OBP: 0.396, SLG: 0.409	F2							1-3		4	1	1	0	0	0	0			
Carlos May, L (1,7) OBP: 0.359, SLG: 0.452	K									4	1	2	0	0	1	0			
Bill Melton, R (1,5) OBP: 0.327, SLG: 0.486										3	0	1	0	0	2	0			
Ossie Blanco, R (1,3) OBP: 0.217, SLG: 0.182										3	0	0	0	0	0	2			
Tom McCraw, L (8,3) OBP: 0.340, SLG: 0.380										1	0	0	0	0	1	2			
Duane Josephson, R (1,2) OBP: 0.364, SLG: 0.398										2	1	1	2	1	0	0			
Syd O'Brien, R (1,4) OBP: 0.320, SLG: 0.342										3	2	2	1	0	1	1			
Ken Berry, R (1,8) OBP: 0.329, SLG: 0.403										3	1	1	3	0	0	0			
Tommy John, R (1,1) OBP: 0.171, SLG: 0.121										3	0	0	0	0	0	0			
Inning Stats	R: 0 E: 0 K: 1 S: 5	H: 0 LOB: 0 BB: 0 P: 5	R: 0 E: 0 K: 1 S: 5	H: 0 LOB: 0 BB: 0 P: 5	R: 1 E: 0 K: 0 S: 4	H: 1 LOB: 0 BB: 0 P: 4	R: 0 E: 0 K: 1 S: 5	H: 0 LOB: 0 BB: 0 P: 5	R: 0 E: 0 K: 0 S: 4	H: 0 LOB: 1 BB: 1 P: 8	R: 0 E: 0 K: 0 S: 3	H: 0 LOB: 0 BB: 0 P: 3	R: 5 E: 0 K: 0 S: 8	H: 5 LOB: 0 BB: 0 P: 8	R: 0 E: 1 K: 1 S: 7	H: 2 LOB: 2 BB: 0 P: 7	1B: 6 2B: 0 3B: 0 HR: 2	SF: 0 SAC: 1 DP: 0 HBP: 0	WP: 0 PA: 32
PITCHER George Brunet, L (1,1) ERA: 5.69	IP: 6.2 WLS: L BF: 25 H: 5 R: 5 ER: 5 SO: 4 BB: 1 IBB: 0 HBP: 0 BLK: 0 WP: 0 HR: 1 S: 32 P: 36 ERA: 6.75 WHIP: 0.900											PITCHER	IP: 6.2 WLS: L BF: 25 H: 5 R: 5 ER: 5 SO: 4 BB: 1 IBB: 0 HBP: 0 BLK: 0 WP: 0 HR: 1 S: 32 P: 36 ERA: 6.75 WHIP: 0.900						
Dick Such, R (7,1) ERA: 5.69	0.1	2	1	1	1	0	0	0	0	0	1	2	2	27.00	3.000				
Jim Shellenback, L (8,1) ERA: 4.64	1.0	5	2	0	0	1	0	0	0	0	0	7	7	0.00	2.000				

Batter	1	2	3	4	5	6	7	8	9	AB	R	H	RBI	BB	SO	LOB	TOP										
Del Unser, L OBP: 0.306, SLG: 0.367 (1, 8)	0-0 WP E 1B	0-0 4-3 1B		0-0 4-3 2-3 1B	0-0 FC6 2H 1B			0-0 HR		5	2	4	2	0	0	1											
Lee Mays, L OBP: 0.338, SLG: 0.432 (1, 9)	4-0 FC4-6 E 1-2 WP BB	0-0 4-3 1-2		4-0 HR BB	0-0 FC6 1-2			0-0 F9		3	2	0	0	2	0	2											
Frank Howard, R OBP: 0.423, SLG: 0.557 Wayne Comer, R OBP: 0.250, SLG: 0.180 (1, 7) (8, 7)	0-0 E6 1-2 2H 1B	0-3 K		0-0 HR			0-0 4-3	0-3 K		5	1	1	3	0	2	2											
Mike Epstein, L OBP: 0.364, SLG: 0.445 (1, 3)	0-0 FC4-6 1-2 1B			0-0 HR			0-3 K	0-3 K		5	1	2	1	0	2	0											
Bernie Allen, L OBP: 0.398, SLG: 0.436 Tim Cullen, R OBP: 0.283, SLG: 0.178 (1, 4) (9, 4)	0-0 FC4-6 WP HR			0-0 1B	0-0 2B		0-0 F8		0-0 P6	5	1	2	0	0	0	2											
Aurelio Rodriguez, R OBP: 0.328, SLG: 0.434 (1, 5)	0-0 HR			0-0 P6	0-0 5-3			0-3 K	0-3 K2-3	5	1	1	2	0	2	2											
Ed Brinkman, R OBP: 0.328, SLG: 0.282 (1, 6)	0-0 2B			0-0 5-3			0-0 4-3	0-3 K	4-0 PB S 1B BB	4	1	1	0	1	1	1											
Jim French, L OBP: 0.385, SLG: 0.328 (1, 2)	0-0 4-3			0-0 HR 2B	4-0 SH1-4 1B BB		0-0 HR		4-0 1B BB	3	3	2	1	2	0	1											
Joe Grzenda, R (1, 1)		0-3 K		0-3 K	0-0 SH1-4		0-3 K	0-3 K	0-0 1-3 BB	1	0	0	0	0	1	0											
Jim Hannan, R OBP: 0.333, SLG: 0.200 Darold Knowles, L OBP: 0.125, SLG: 0.125 (3, 1) (8, 1)		0-0 K		0-0 K	0-0 SH1-4		0-0 K	0-0 K	1-3 1B	2	0	0	0	0	2	1											
Inning Stats	R: 4 E: 1 K: 0 S: 7	H: 4 LOB: 1 BB: 1 P: 11	R: 0 E: 0 K: 2 S: 8	H: 1 LOB: 1 BB: 0 P: 8	R: 0 E: 0 K: 0 S: 4	H: 1 LOB: 1 BB: 0 P: 4	R: 4 E: 0 K: 1 S: 9	H: 4 LOB: 1 BB: 1 P: 13	R: 1 E: 0 K: 0 S: 4	H: 1 LOB: 1 BB: 0 P: 8	R: 0 E: 0 K: 1 S: 5	H: 0 LOB: 0 BB: 0 P: 5	R: 1 E: 0 K: 3 S: 10	H: 1 LOB: 0 BB: 0 P: 10	R: 1 E: 0 K: 2 S: 8	H: 1 LOB: 0 BB: 0 P: 8	R: 1 E: 0 K: 1 S: 5	H: 1 LOB: 2 BB: 2 P: 13	1B: 6 2B: 3 3B: 0 HR: 5	SF: 0 SAC: 1 DP: 0 HBP: 0	WP: 2 PB: 1 CS: 1	PA: 45					
PITCHER	IP	WLS	BF	H	R	ER	SO	BB	IBB	HBP	BLK	WP	HR	S	P	ERA	WHIP										
Gerry Janeski, R ERA: 4.11 (1, 1)	3.2	L	22	9	8	4	3	2	0	0	0	2	3	26	34	9.82	3.000										
Tommie Sisk, R ERA: 5.45 (4, 1)	2.1		10	2	1	1	1	1	0	0	0	0	0	11	15	3.86	1.286										
Floyd Weaver, R ERA: 7.5 (7, 1)	2.0		8	2	2	2	5	0	0	0	0	0	2	18	18	9.00	1.000										
Wilbur Wood, L ERA: 3.07 (9, 1)	1.0		5	1	1	1	1	2	0	0	0	0	0	5	13	9.00	3.000										
Batter	1	2	3	4	5	6	7	8	9	AB	R	H	RBI	BB	SO	LOB	BOTTOM										
Walt Williams, R OBP: 0.310, SLG: 0.376 (1, 9)	0-0 F8			0-0 2B 3-1 1B				0-0 4-3		5	2	2	1	0	0	1											
Luis Aparicio, R OBP: 0.396, SLG: 0.424 (1, 6)	0-0 P6			0-0 2B 3B	0-0 3-1 6-3 2B			0-0 P6		5	2	2	0	0	0	0											
Carlos May, L OBP: 0.355, SLG: 0.451 (1, 7)	0-0 1-3			0-0 1B 2B	0-0 3-1			0-0 5-3	0-3 K	5	1	1	2	0	1	1											
Bill Melton, R OBP: 0.328, SLG: 0.484 (1, 5)		0-0 F5		0-0 WP 1B	0-0 6-3			0-0 F8	0-0 FC6-4 1B	5	0	2	2	0	0	0											
Ossie Blanco, R OBP: 0.250, SLG: 0.192 (1, 3)		0-0 1B 5-3 1B		0-0 K	0-0 L1			4-0 1B BB	0-0 FC6-4 1-2 1B	4	1	1	0	1	1	2											
Duane Josephson, R OBP: 0.379, SLG: 0.413 (1, 2)		0-0 1B 5-3 1B		0-0 WP 1B	0-0 F7			0-0 1-2 1B		4	1	3	0	0	0	0											
Syd O'Brien, R OBP: 0.310, SLG: 0.331 (1, 4)		0-0 5-3		0-0 K	0-0 L6			0-0 F8		4	0	0	1	0	1	5											
Ken Berry, R OBP: 0.340, SLG: 0.408 (1, 8)		0-0 1B		0-0 1B	0-0 1-3			0-0 1-3	0-0 4-3 1B	3	0	2	1	1	0	0											
Gerry Janeski, R OBP: 0.365, SLG: 0.465 Tommie Sisk, R OBP: 0.290, SLG: 0.200 John Matlack, R OBP: 0.228, SLG: 0.294 Floyd Weaver, R OBP: 0.338, SLG: 0.378 Tom McCraw, L OBP: 0.379, SLG: 0.378 Wilbur Wood, R (1, 1) (4, 1) (6, PH) (7, 1) (8, PH) (9, 1)		0-0 6-3		0-0 K	0-0 F9			0-0 K		2	0	0	0	0	1	4											
Inning Stats	R: 0 E: 0 K: 0 S: 3	H: 0 LOB: 0 BB: 0 P: 3	R: 2 E: 0 K: 0 S: 6	H: 3 LOB: 1 BB: 0 P: 6	R: 3 E: 0 K: 3 S: 14	H: 5 LOB: 3 BB: 1 P: 18	R: 2 E: 0 K: 0 S: 5	H: 2 LOB: 0 BB: 0 P: 5	R: 0 E: 0 K: 0 S: 3	H: 0 LOB: 0 BB: 0 P: 3	R: 0 E: 0 K: 0 S: 4	H: 1 LOB: 2 BB: 1 P: 8	R: 0 E: 0 K: 1 S: 5	H: 1 LOB: 0 BB: 0 P: 5	R: 0 E: 0 K: 1 S: 6	H: 1 LOB: 1 BB: 0 P: 6	1B: 9 2B: 2 3B: 1 HR: 1	SF: 0 SAC: 0 DP: 0 HBP: 0	WP: 1 PB: 0 CS: 0	PA: 41							
PITCHER	IP	WLS	BF	H	R	ER	SO	BB	IBB	HBP	BLK	WP	HR	S	P	ERA	WHIP										
Joe Grzenda, L ERA: 4.88 (1, 1)	2.0	W	22	5	2	2	3	1	1	0	0	1	0	26	34	3.60	1.200										
Jim Hannan, R ERA: 4.79 (3, 1)	5.0		22	5	2	2	3	1	1	0	0	1	0	26	34	3.60	1.200										
Darold Knowles, L ERA: 1.7 (8, 1)	2.0	S	6	1	0	0	2	0	0	0	0	0	0	10	10	0.00	0.500										

Washington Senators @ Chicago White Sox
Comiskey Park, Chicago, IL
Sat Jun 13 1970, 4:33 AM EDT
Att: 8,281 - Unknown

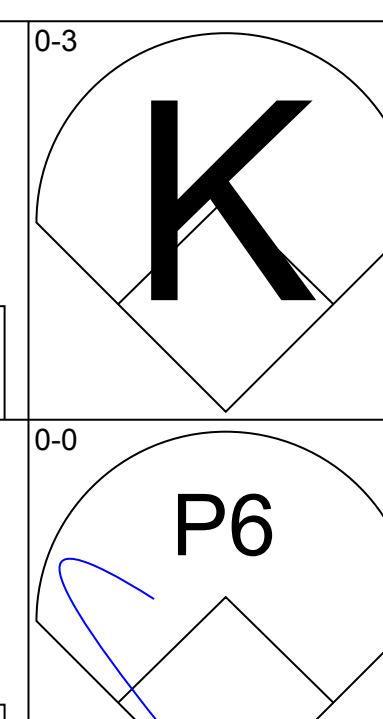
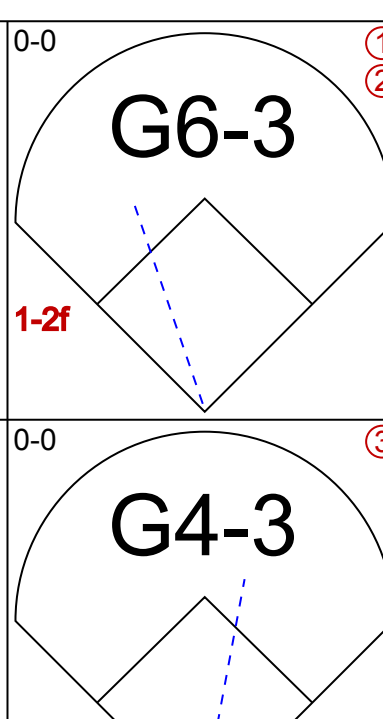
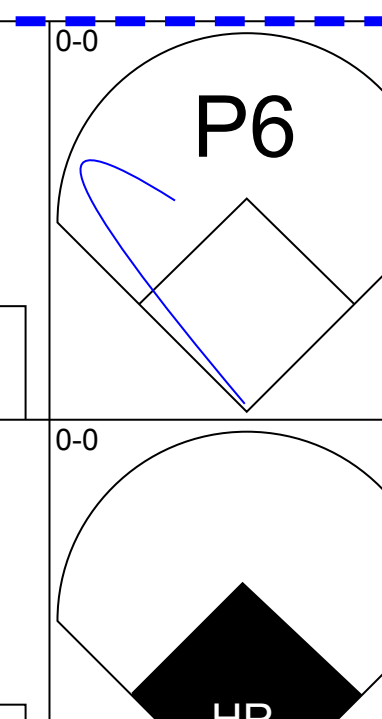
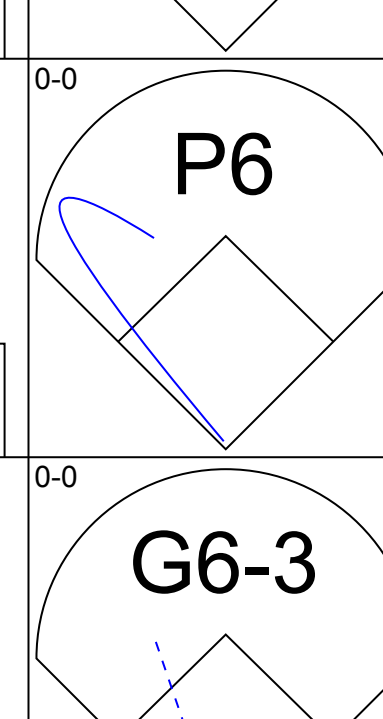
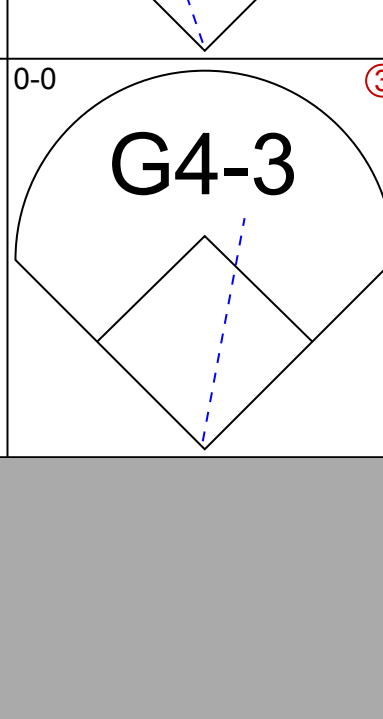
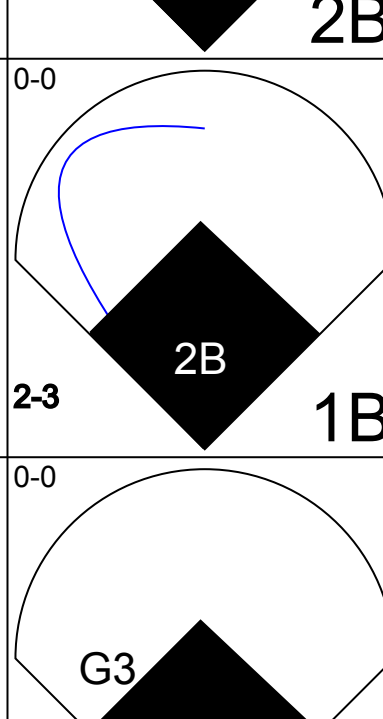
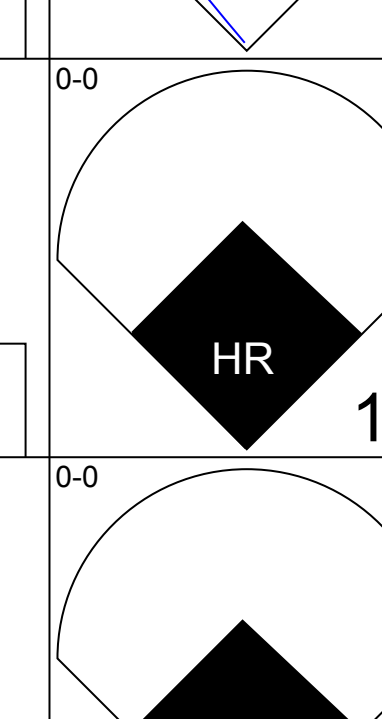
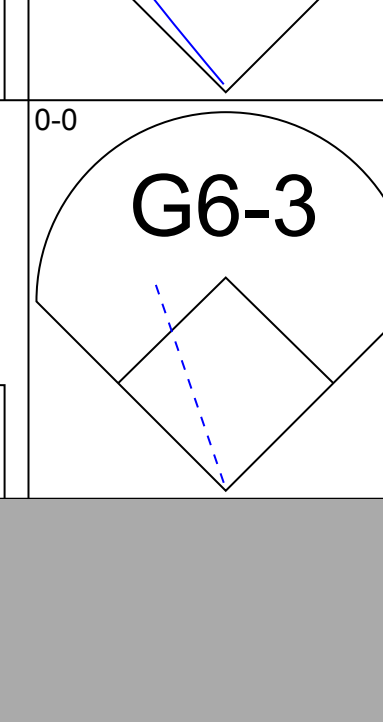
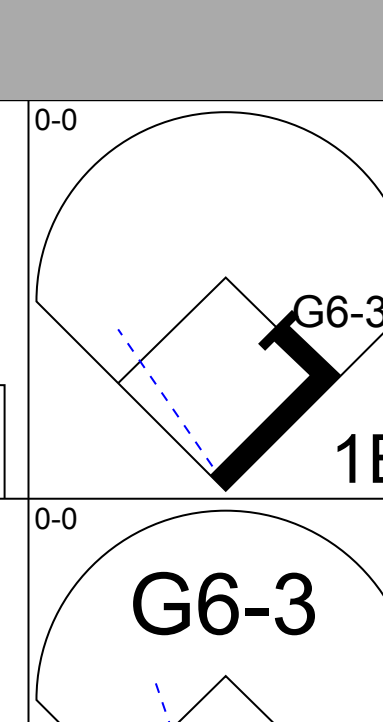
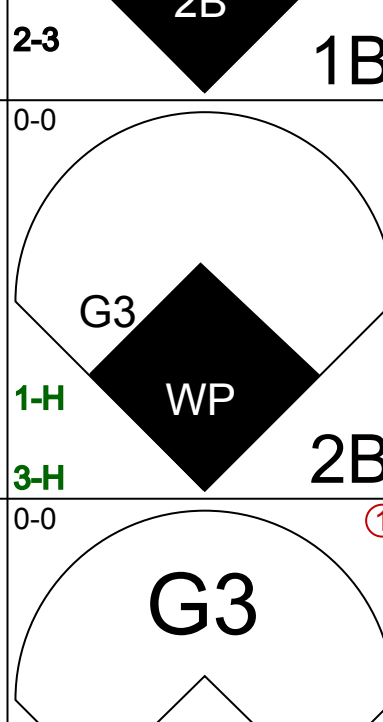
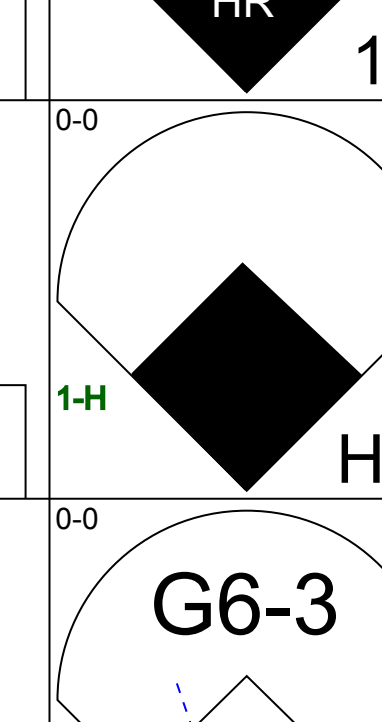
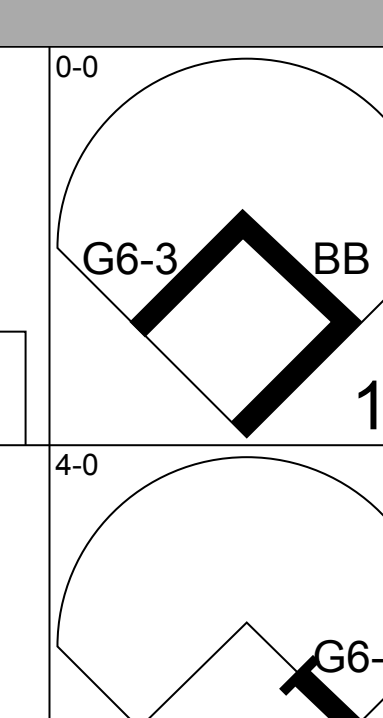
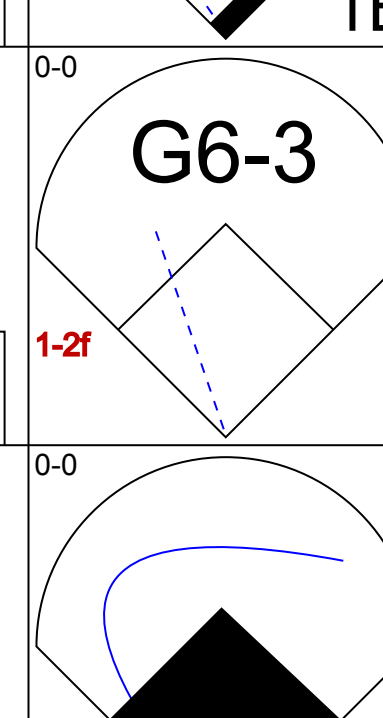
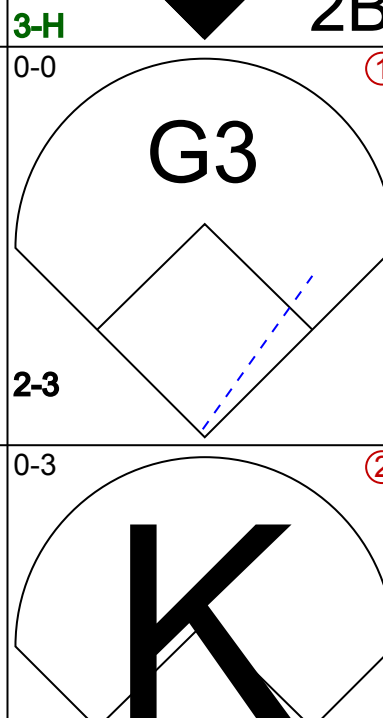
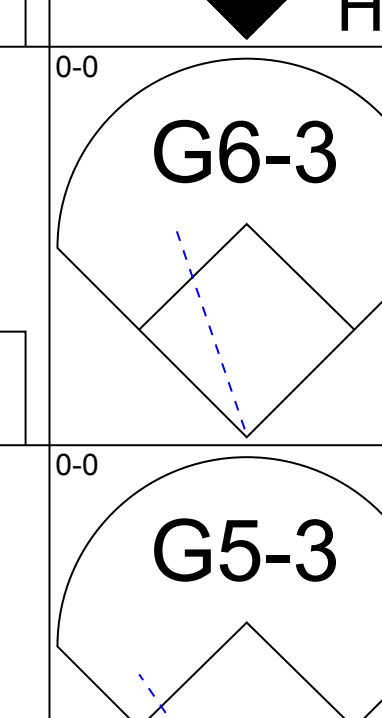
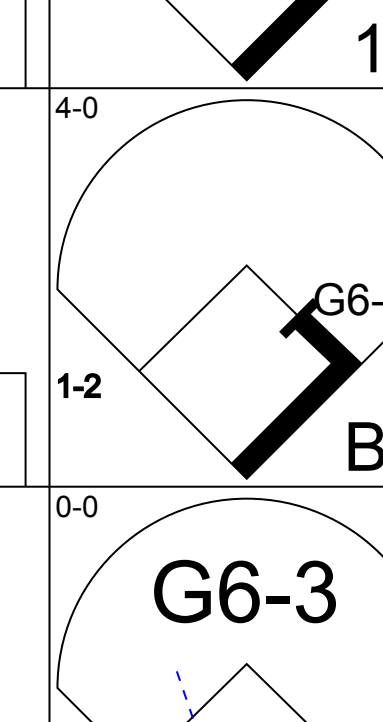
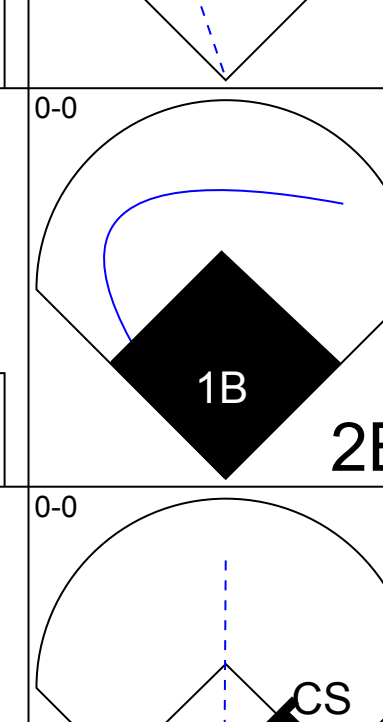
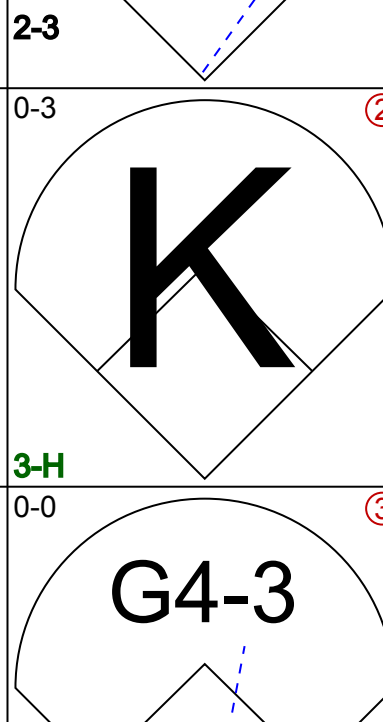
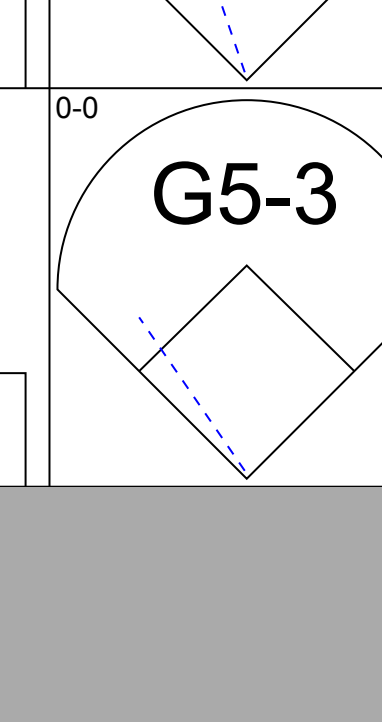
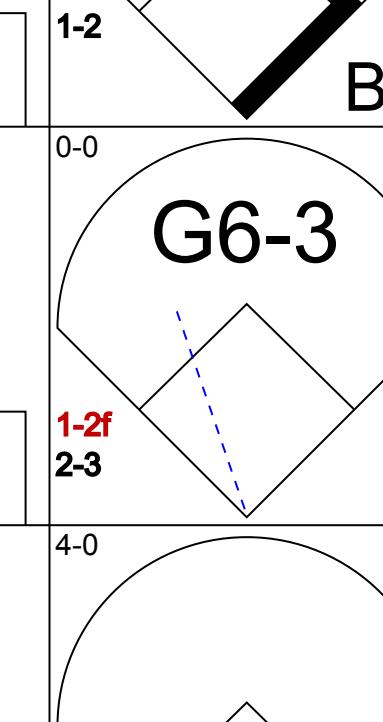
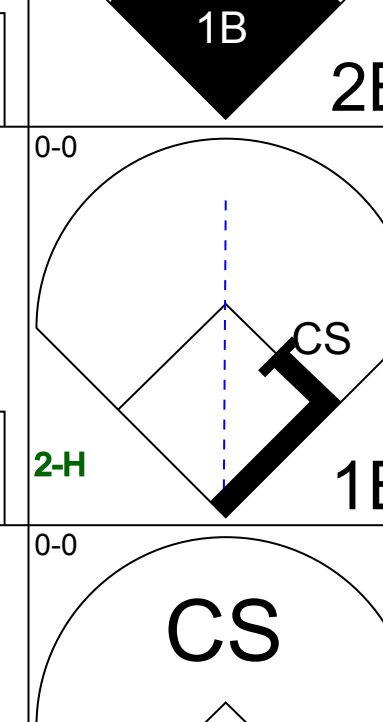
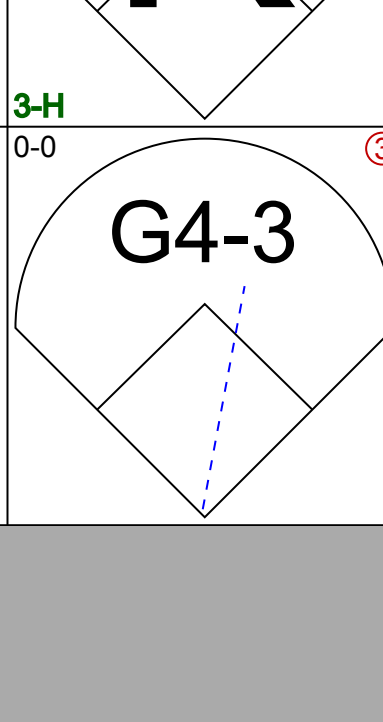
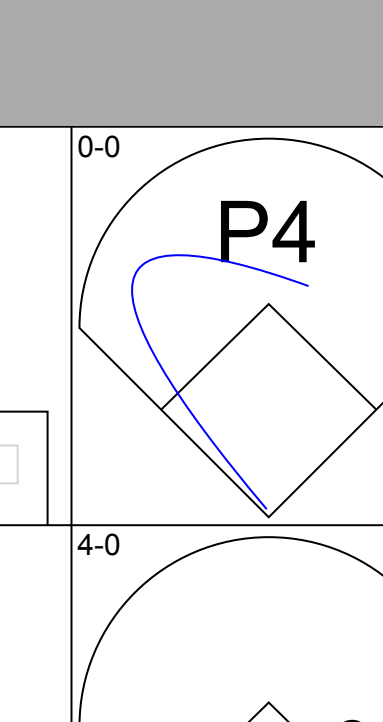
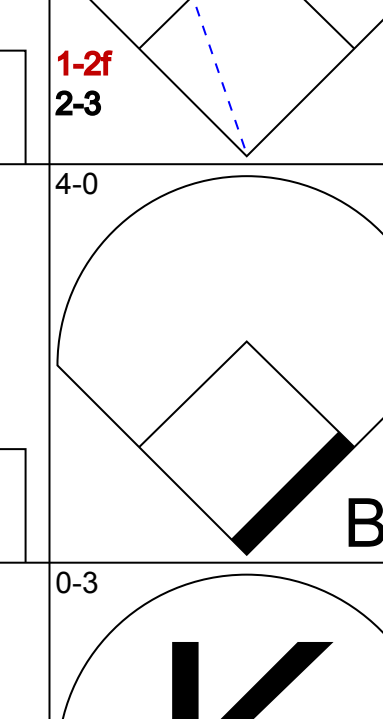
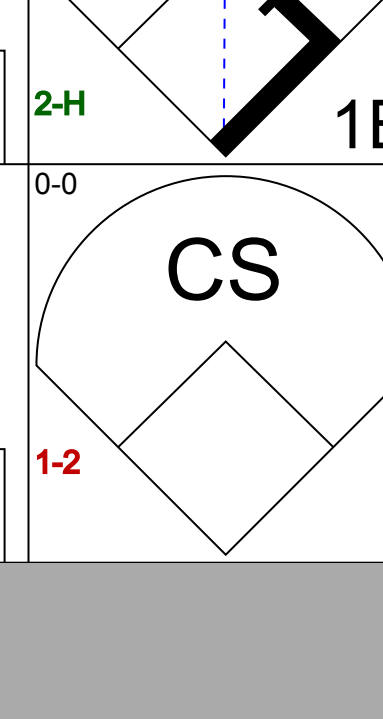
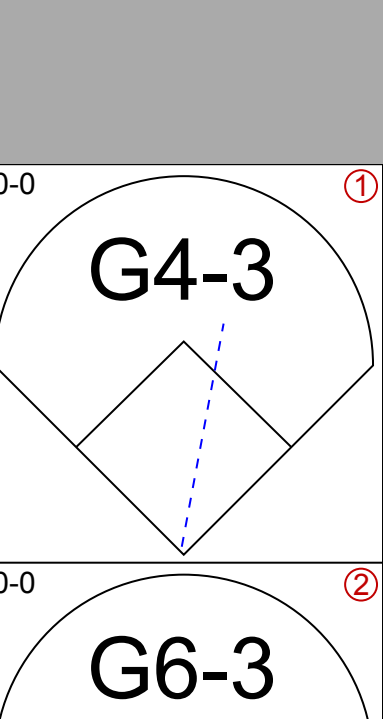
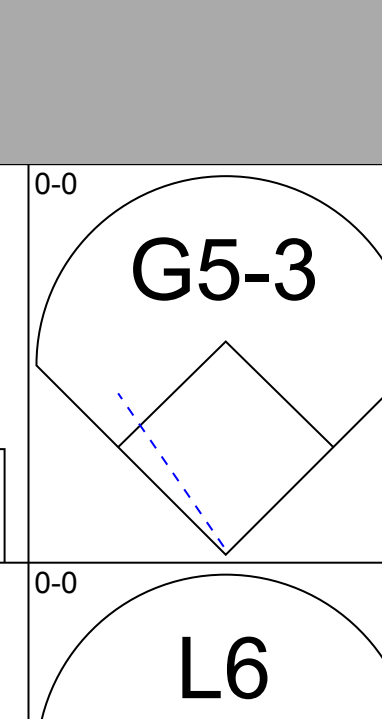
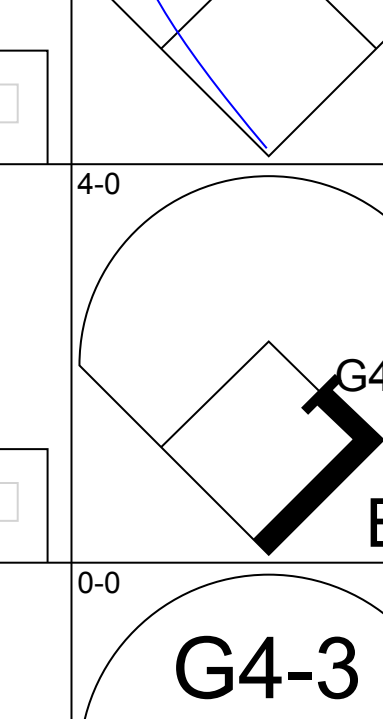

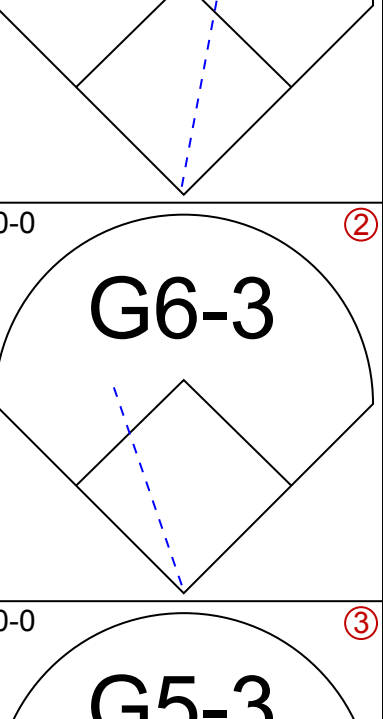
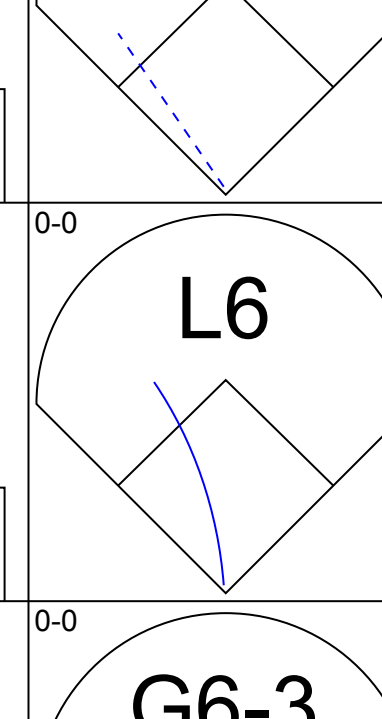
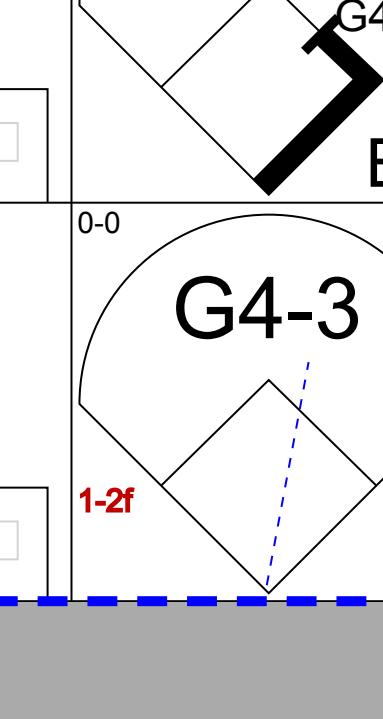
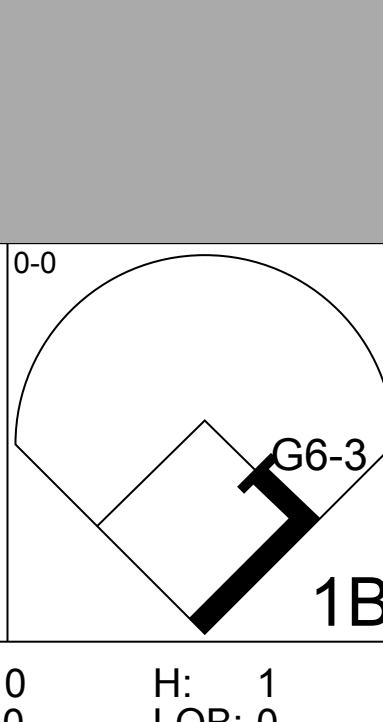
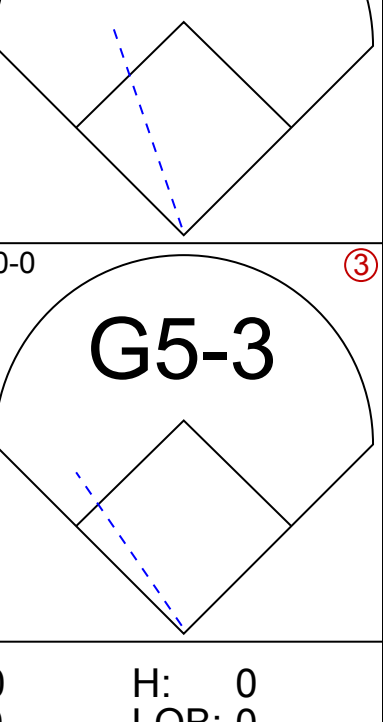
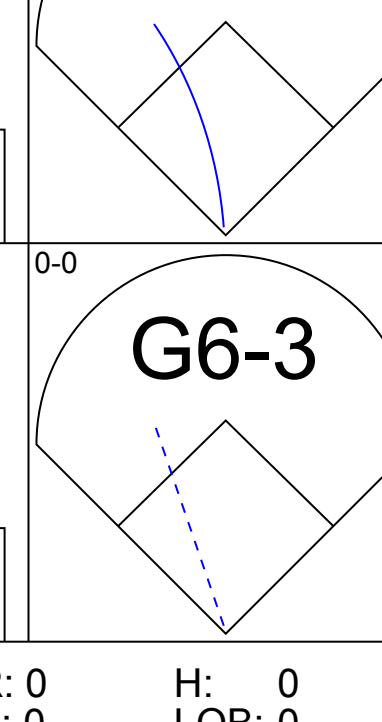
AB 39
R 12
H 14
RBI 10
BB 5
SO 10
LOB 12

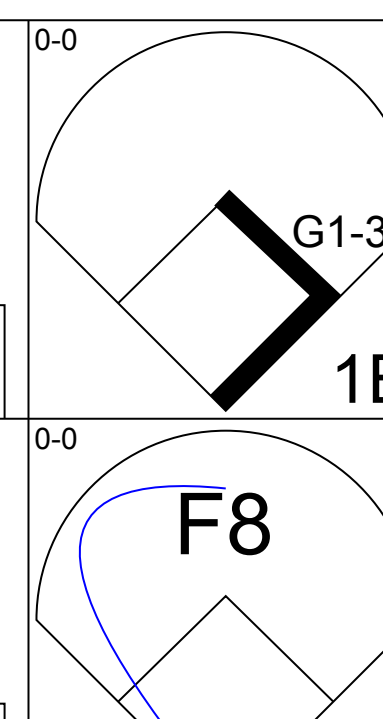
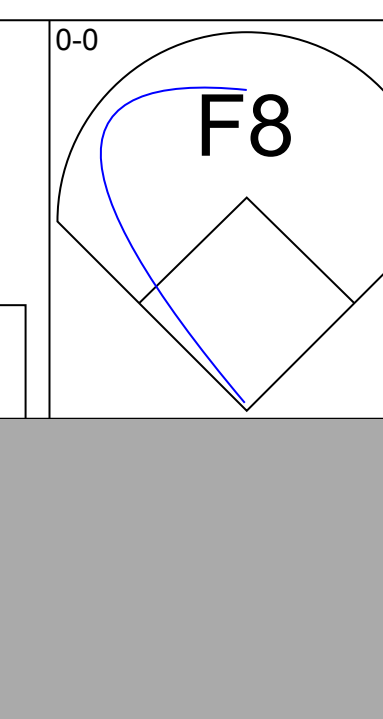
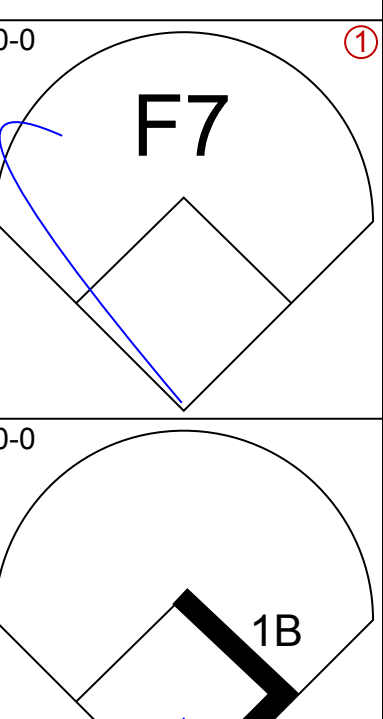
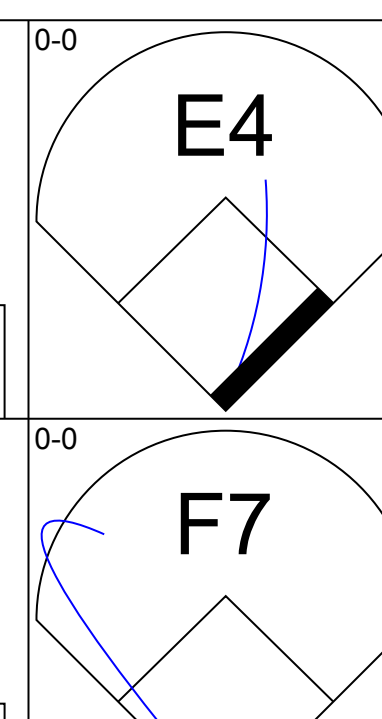
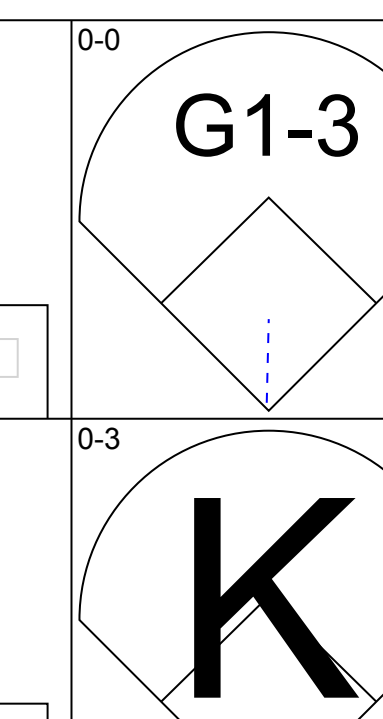
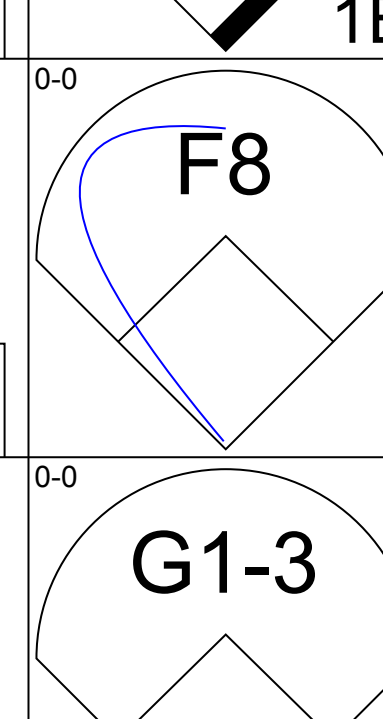
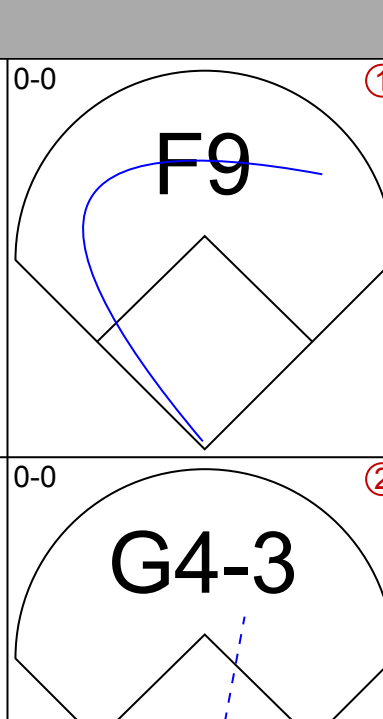
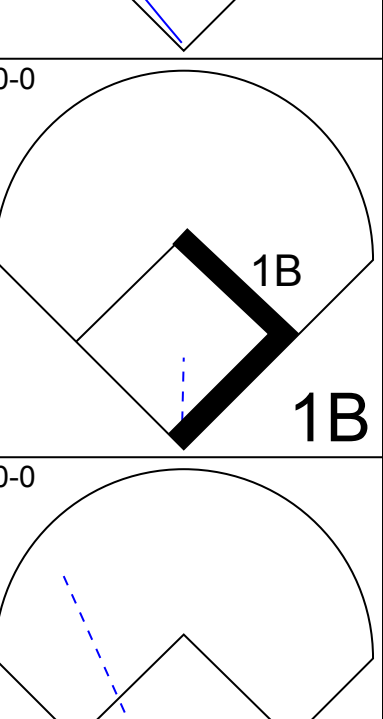
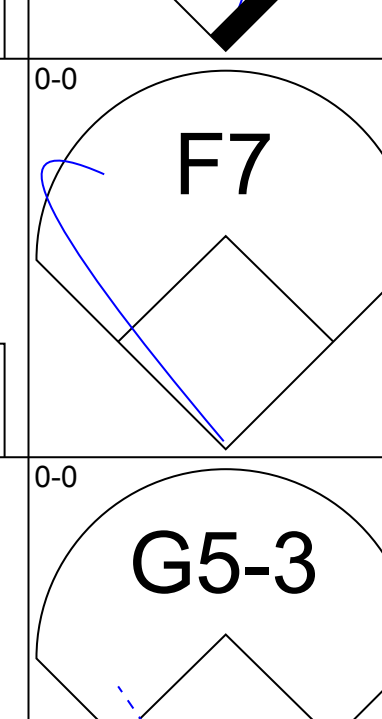
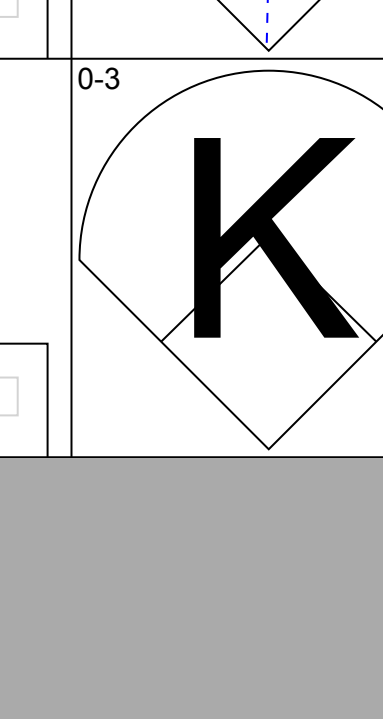
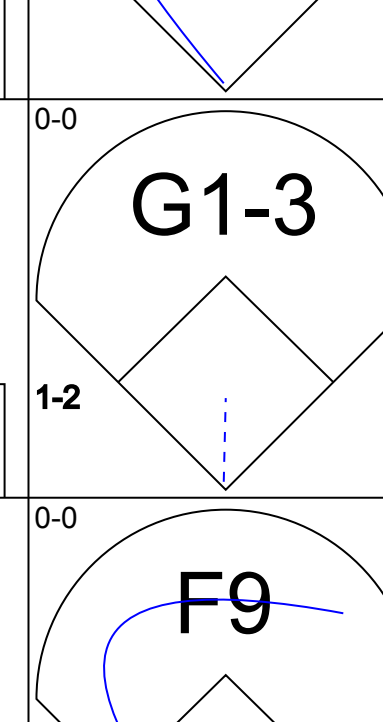
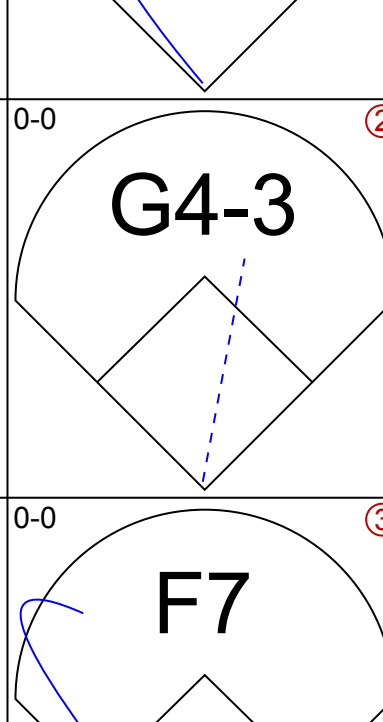
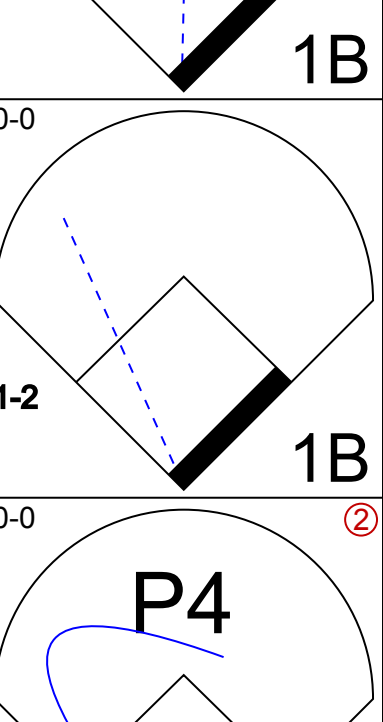
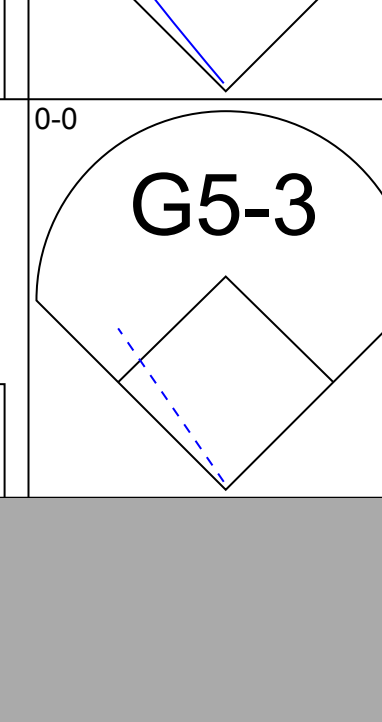
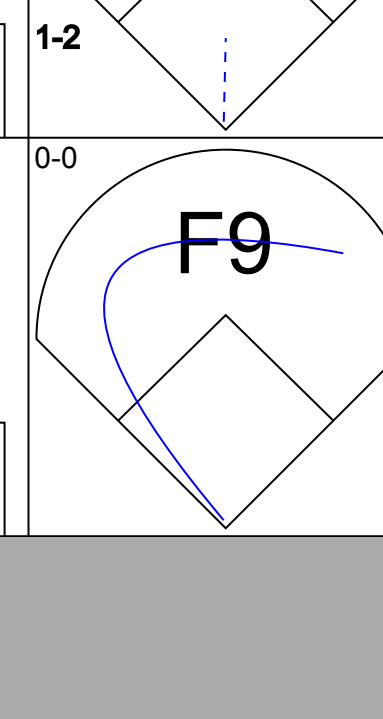
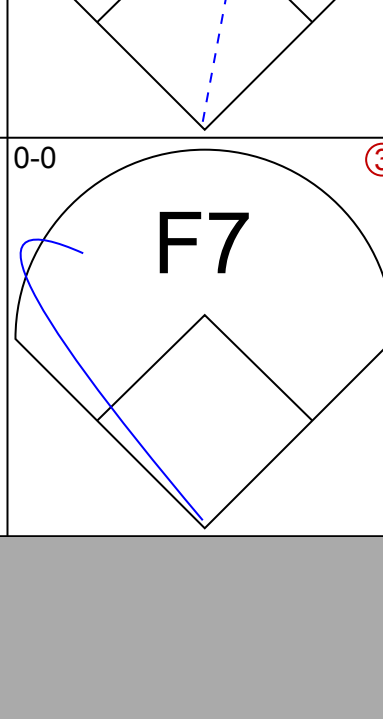
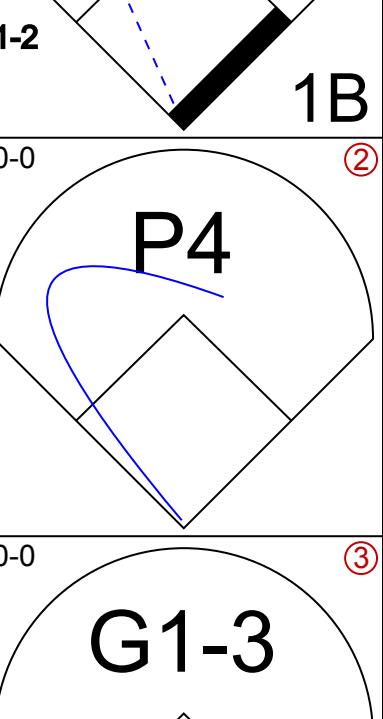
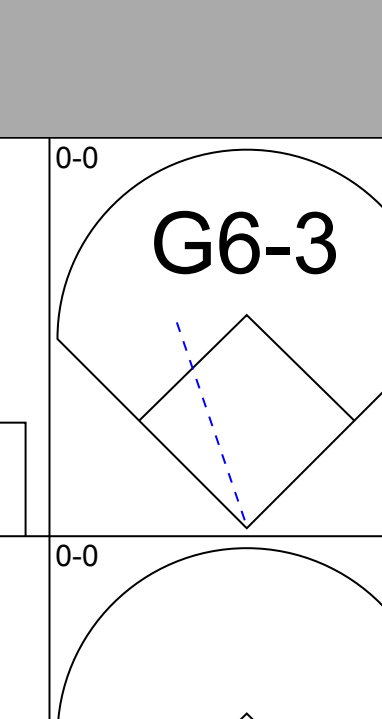
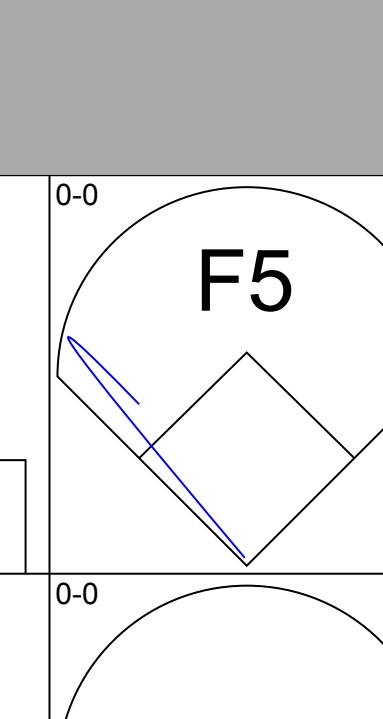
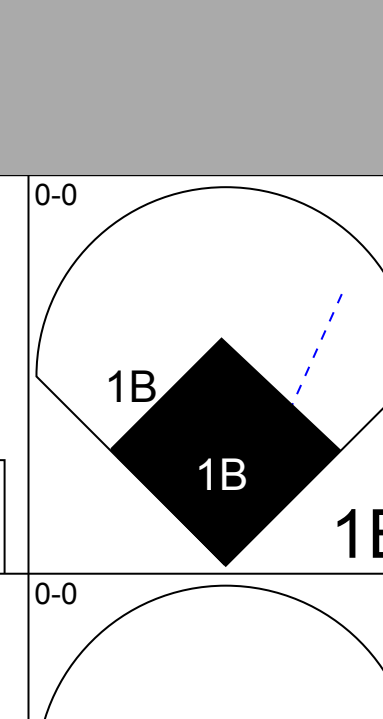
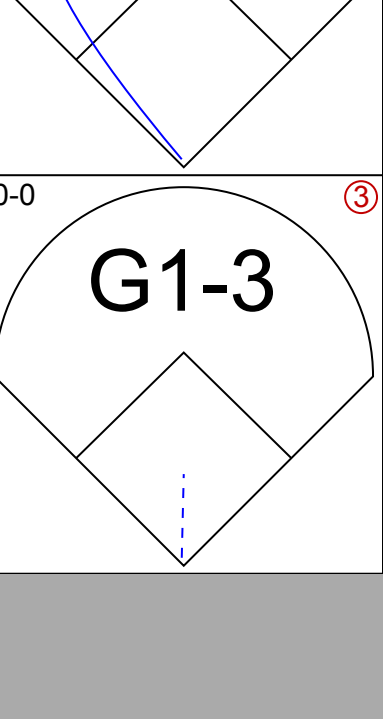
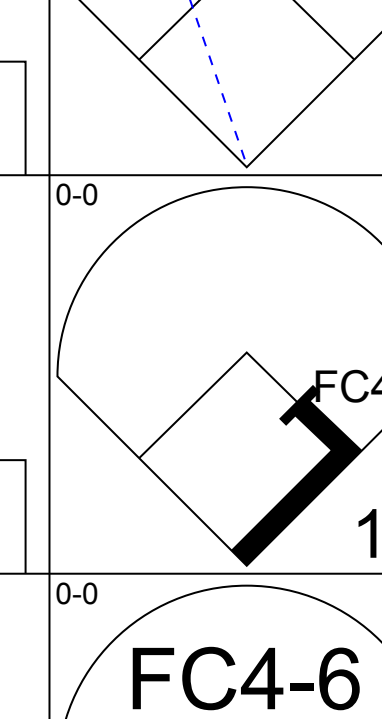

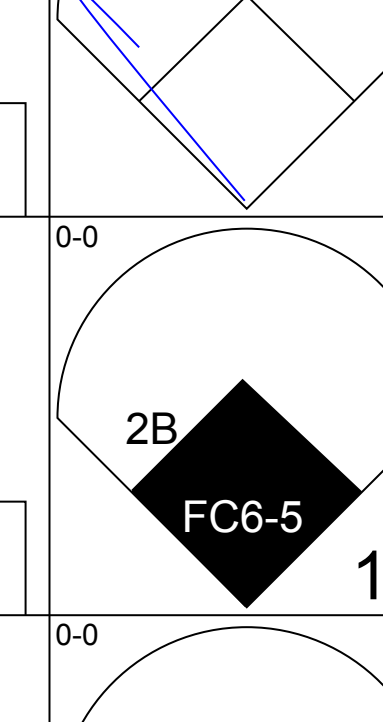
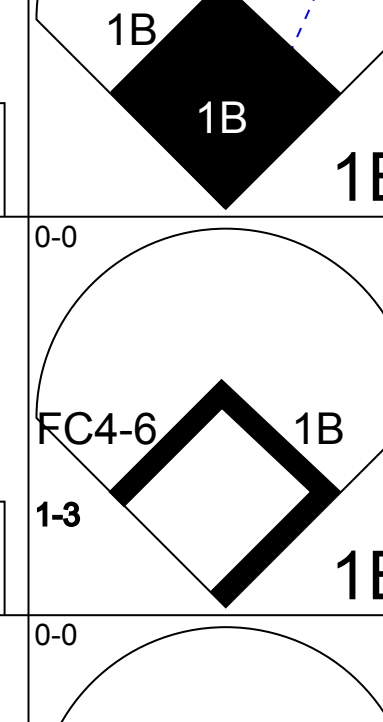
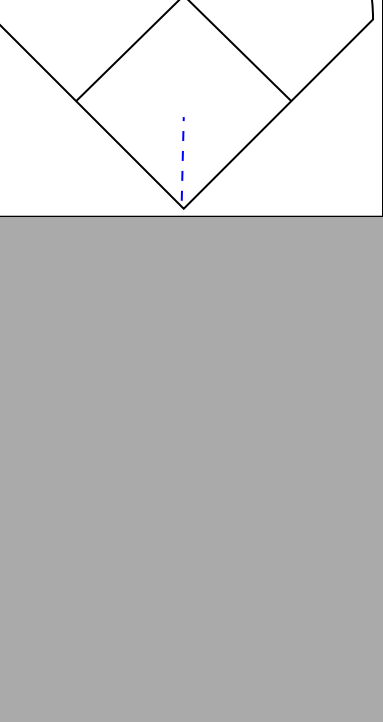
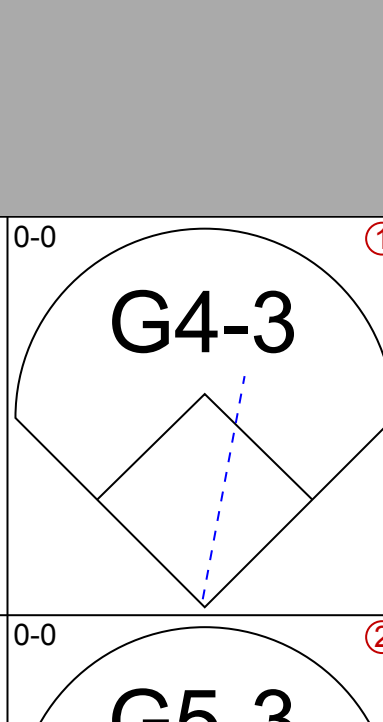
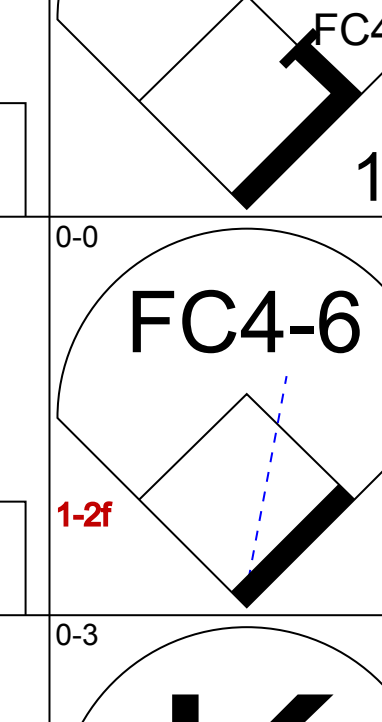

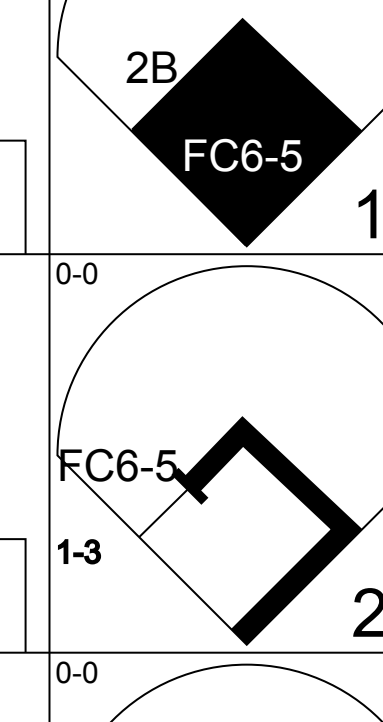
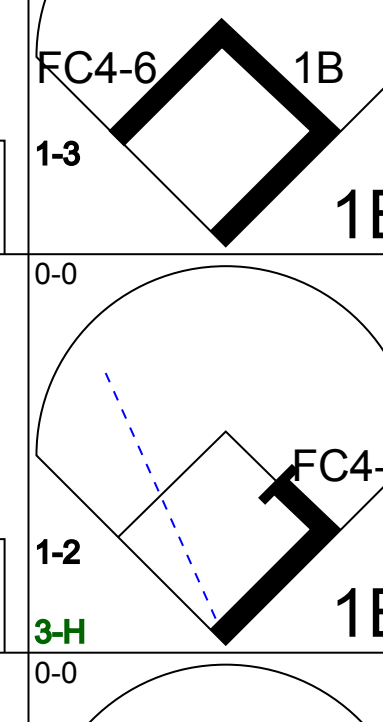

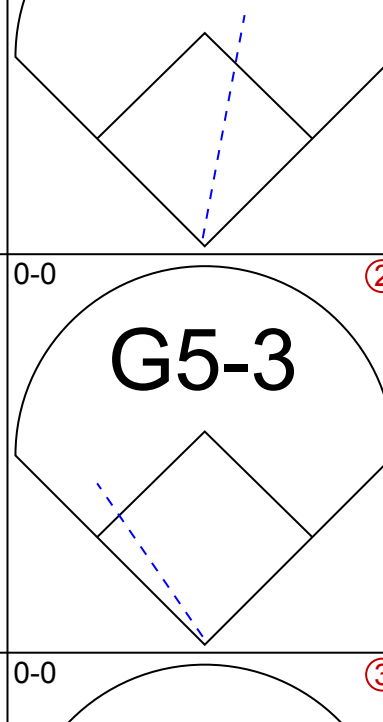
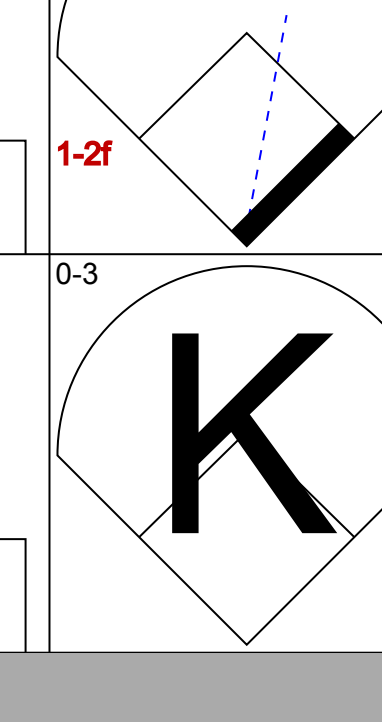
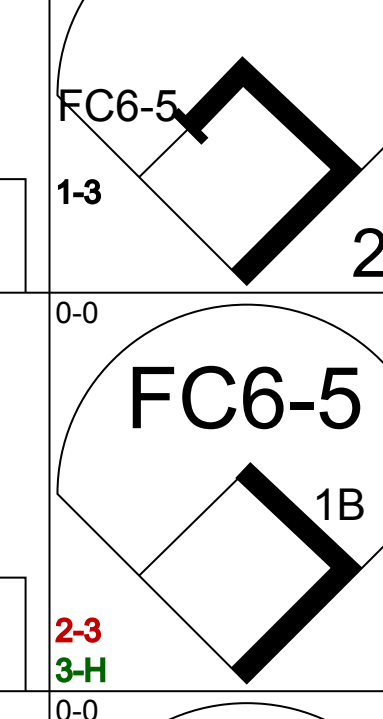
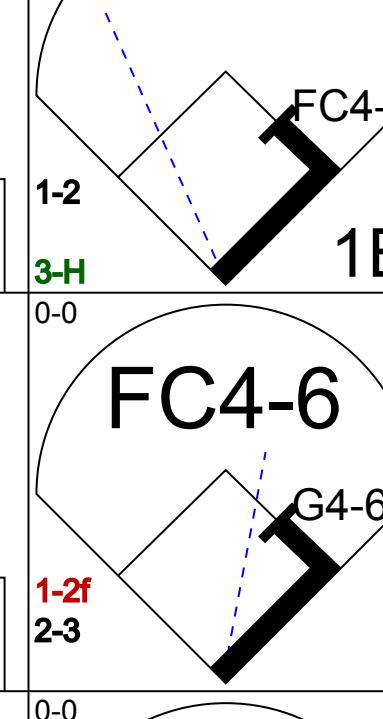

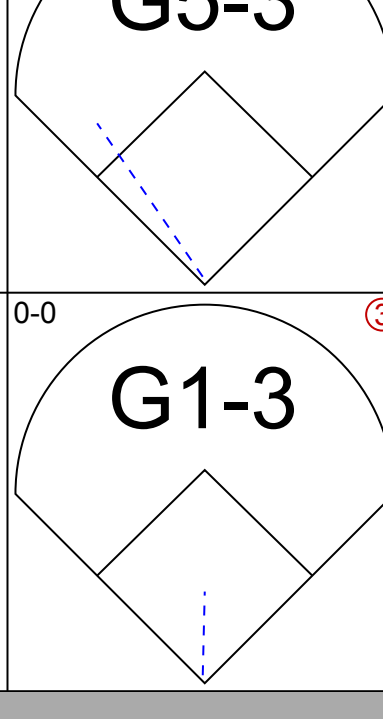
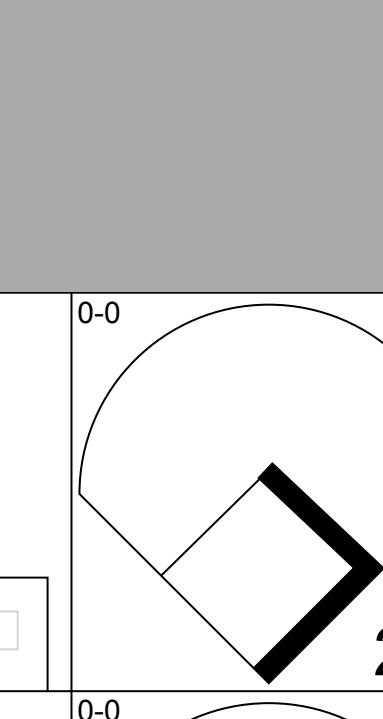
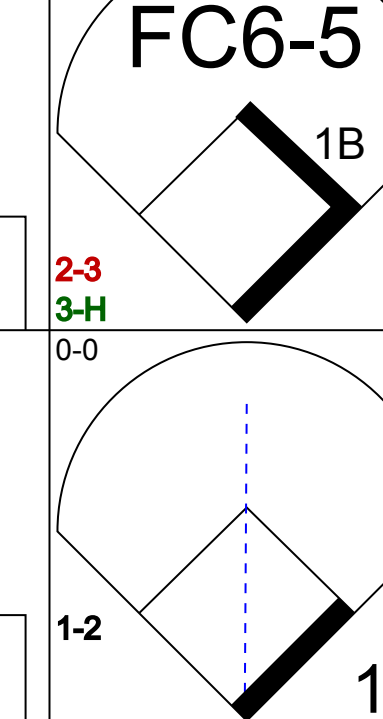
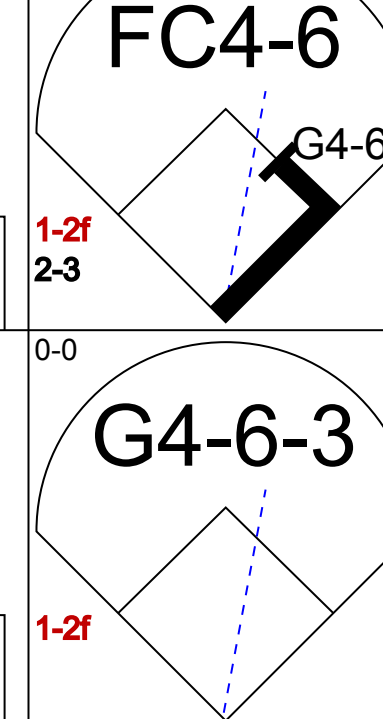
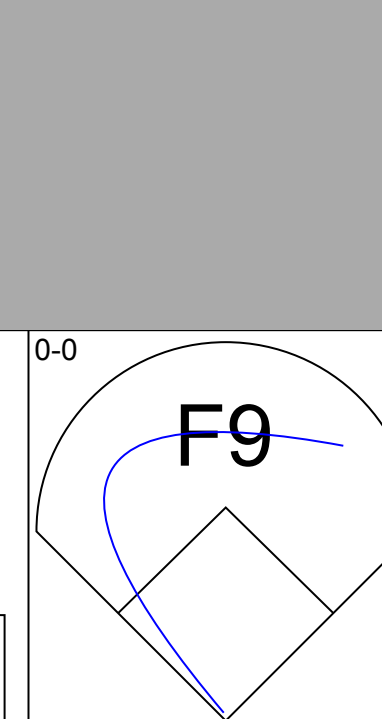
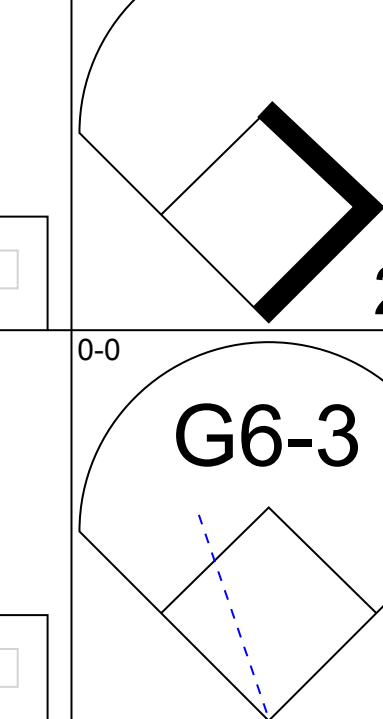


Washington Senators @ Chicago White Sox
Comiskey Park, Chicago, IL
Sat Jun 13 1970, 4:33 AM EDT
Att: 8,281 - Unknown

AB 39
R 7
H 13
RBI 7
BB 2
SO 5
LOB 14



Batter	1	2	3	4	5	6	7	8	9	AB	R	H	RBI	BB	SO	LOB	TOP					
Horace Clarke, S OBP: 0.311, SLG: 0.348 (1, 4)										4	1	1	0	0	1	1	New York Yankees @ Chicago White Sox Comiskey Park, Chicago, IL Tue Jun 16 1970, 8:05 PM EDT Att: 10,189 - Unknown - 80 F					
Bobby Murcer, L OBP: 0.372, SLG: 0.402 (1, 8)										4	2	2	0	0	0	0						
Roy White, S OBP: 0.442, SLG: 0.570 (1, 7)										4	2	3	4	0	0	0						
Danny Cater, R OBP: 0.341, SLG: 0.438 (1, 3)										4	0	1	0	0	0	2						
Thurman Munson, R OBP: 0.386, SLG: 0.337 (1, 2)										3	1	1	0	1	1	0						
Ron Woods, R OBP: 0.330, SLG: 0.381 (1, 9)										4	0	1	1	0	0	2						
Gene Michael, S OBP: 0.318, SLG: 0.274 (1, 6)										2	0	0	0	2	0	0						
Jerry Kenney, L OBP: 0.285, SLG: 0.295 (1, 5)										4	0	0	0	0	1	3						
Mel Stottlemyre, R OBP: 0.293, SLG: 0.278 (1, 1)										3	0	1	0	0	0	0						
Inning Stats	R: 0 E: 0 K: 1 S: 5	H: 0 LOB: 0 BB: 0 P: 5	R: 0 E: 0 K: 1 S: 5	H: 1 LOB: 2 BB: 2 P: 13	R: 0 E: 0 K: 0 S: 3	H: 1 LOB: 0 BB: 0 P: 3	R: 1 E: 0 K: 0 S: 4	H: 3 LOB: 0 BB: 0 P: 4	R: 0 E: 0 K: 0 S: 3	H: 0 LOB: 0 BB: 0 P: 3	R: 3 E: 0 K: 1 S: 8	H: 3 LOB: 0 BB: 0 P: 8	R: 0 E: 0 K: 0 S: 3	H: 0 LOB: 0 BB: 0 P: 3	R: 2 E: 0 K: 0 S: 5	H: 2 LOB: 0 BB: 0 P: 5		R: 0 E: 0 K: 0 S: 2	H: 0 LOB: 0 BB: 1 P: 6	1B: 6 2B: 3 3B: 0 HR: 1	SF: 0 SAC: 0 DP: 4 HBP: 0	WP: 1 PB: 0 CS: 1
PITCHER	IP	WLS	BF	H	R	ER	SO	BB	IBB	HBP	BLK	WP	HR	S	P	ERA	WHIP					
Tommy John, L ERA: 3.48 (1, 1)	7.0	L	27	8	4	4	3	2	0	0	0	1	0	31	39	5.14	1.429					
Danny Murphy, R ERA: 5.63 (8, 1)	2.0		8	2	2	2	0	1	0	0	0	0	1	7	11	9.00	1.500					

Batter	1	2	3	4	5	6	7	8	9	AB	R	H	RBI	BB	SO	LOB	BOTTOM				
Tom McCraw, L OBP: 0.327, SLG: 0.359 (1, 9)										5	0	1	0	0	0	3	New York Yankees @ Chicago White Sox Comiskey Park, Chicago, IL Tue Jun 16 1970, 8:05 PM EDT Att: 10,189 - Unknown - 80 F				
Luis Aparicio, R OBP: 0.391, SLG: 0.426 (1, 6)										5	0	1	0	0	1	3					
Carlos May, L OBP: 0.358, SLG: 0.460 (1, 7)										4	0	1	0	0	0	2					
Bill Melton, R OBP: 0.319, SLG: 0.465 (1, 5)										4	0	0	0	0	0	3					
Gail Hopkins, L OBP: 0.392, SLG: 0.397 (1, 3)										4	1	2	0	0	0	2					
Ed Herrmann, L OBP: 0.386, SLG: 0.458 (1, 2)										4	1	2	0	0	0	1					
Syd O'Brien, R OBP: 0.304, SLG: 0.331 (1, 4)										4	0	2	1	0	1	1					
Ken Berry, R OBP: 0.333, SLG: 0.405 (1, 8)										4	0	1	1	0	0	3					
Tommy John, R OBP: 0.189, SLG: 0.143 (1, 1)										2	0	1	0	0	0	2					
John Matias, L OBP: 0.223, SLG: 0.278 (7, PH)										1	0	0	0	0	0	0					
Danny Murphy, L OBP: 0.333, SLG: 0.333 (8, 1)										0	0	0	0	0	0	0					
Ossie Blanco, R OBP: 0.226, SLG: 0.172 (8, PH)										1	0	0	0	0	0	1					
Inning Stats	R: 0 E: 0 K: 0 S: 4	H: 1 LOB: 1 BB: 0 P: 4	R: 1 E: 0 K: 0 S: 6	H: 3 LOB: 2 BB: 0 P: 6	R: 0 E: 0 K: 0 S: 3	H: 0 LOB: 0 BB: 0 P: 3	R: 1 E: 0 K: 0 S: 5	H: 3 LOB: 1 BB: 0 P: 5	R: 0 E: 0 K: 0 S: 3	H: 2 LOB: 2 BB: 0 P: 3	R: 0 E: 0 K: 0 S: 4	H: 0 LOB: 1 BB: 0 P: 4	R: 0 E: 0 K: 1 S: 6	H: 1 LOB: 1 BB: 0 P: 6	R: 0 E: 0 K: 1 S: 6	H: 1 LOB: 1 BB: 0 P: 6	1B: 9 2B: 2 3B: 0 HR: 0	SF: 0 SAC: 0 DP: 1 HBP: 0	WP: 0 PB: 0 CS: 0	PA: 38	
PITCHER	IP	WLS	BF	H	R	ER	SO	BB	IBB	HBP	BLK	WP	HR	S	P	ERA	WHIP				
Mel Stottlemyre, R ERA: 3.03 (1, 1)	9.0	W	38	11	2	2	2	0	0	0	0	0	0	42	42	2.00	1.222				

Batter	1	2	3	4	5	6	7	8	9	AB	R	H	RBI	BB	SO	LOB	TOP					
Horace Clarke, S (1,4) OBP: 0.310, SLG: 0.344	G3-1		E 1B BB		G4-3			P6		3	1	0	0	1	0	1						
Jerry Kenney, L (1,5) OBP: 0.294, SLG: 0.294	G3		1B		G4-3			F5		4	0	1	1	0	0	0						
Bobby Murcer, L (1,8) OBP: 0.378, SLG: 0.424	PB 2B		G3			HR		1B 1B		4	1	3	1	0	0	1						
Roy White, S (1,7) OBP: 0.443, SLG: 0.569	F7				G3			1B 1B		4	0	2	0	0	0	1						
Danny Cater, R (1,3) OBP: 0.336, SLG: 0.431		G1-3			L5			G5-4-3 1B		4	0	0	0	0	0	3						
Curt Blefary, L (1,9) OBP: 0.302, SLG: 0.228		L9-3 BB			F8			F9		3	0	1	0	1	0	0						
Thurman Munson, R (1,2) OBP: 0.379, SLG: 0.330		L9-3				P6		F5		4	0	0	0	0	0	2						
Gene Michael, S (1,6) OBP: 0.325, SLG: 0.297			K			G3-1 1B		HR		4	1	3	1	0	1	0						
Fritz Peterson, S (1,1) OBP: 0.282, SLG: 0.447			G4-3			G3-1		G4-3		2	0	0	0	0	0	1						
Ron Klimkowski, R (5,1)						G3-1		G4-3		0	0	0	0	0	0	0						
Pete Ward, L (7, PH) OBP: 0.313, SLG: 0.444						G3-1		G4-3		1	0	0	0	0	0	0						
Mike Kekich, R (7,1) OBP: 0.214, SLG: 0.214						G3-1		G4-3		0	0	0	0	0	0	0						
Ron Woods, R (9, PH) OBP: 0.327, SLG: 0.378						G3-1		G4-3		1	0	0	0	0	1	1						
Inning Stats	R: 0 E: 0 K: 0 S: 4	H: 1 LOB: 1 BB: 0 P: 4	R: 0 E: 0 K: 0 S: 2	H: 0 LOB: 0 BB: 1 P: 6	R: 1 E: 1 K: 1 S: 6	H: 1 LOB: 1 BB: 1 P: 10	R: 0 E: 0 K: 0 S: 3	H: 0 LOB: 0 BB: 0 P: 3	R: 0 E: 0 K: 0 S: 4	H: 1 LOB: 1 BB: 0 P: 4	R: 1 E: 0 K: 0 S: 4	H: 2 LOB: 0 BB: 0 P: 4	R: 1 E: 0 K: 0 S: 4	H: 1 LOB: 0 BB: 0 P: 4	R: 0 E: 0 K: 1 S: 5	H: 2 LOB: 2 BB: 0 P: 5	R: 0 E: 0 K: 1 S: 6	H: 2 LOB: 1 BB: 0 P: 6	1B: 7 2B: 2 3B: 0 HR: 2	SF: 0 SAC: 0 DP: 3 HBP: 0	WP: 0 PB: 1 SB: 0 CS: 0	PA: 36
PITCHER	IP WLS BF H R ER SO BB IBB HBP BLK WP HR S P ERA WHIP																					
Gerry Janeski, R (1,1) ERA: 3.99	7.0 W 27 6 3 2 1 2 0 0 0 0 2 27 35 2.57 1.143																					
Wilbur Wood, L (8,1) ERA: 2.61	2.0 S 9 4 0 0 1 0 0 0 0 0 0 0 11 11 0.00 2.000																					

New York Yankees @ Chicago White Sox
Comiskey Park, Chicago, IL
Wed Jun 17 1970, 8:05 PM EDT
Alt. 8,472 - Unknown - 78 F

AB 34
R 3
H 10
RBI 3
BB 2
SO 2
LOB 10



Batter	1	2	3	4	5	6	7	8	9	AB	R	H	RBI	BB	SO	LOB	BOTTOM			
Walt Williams, R (1,9) OBP: 0.312, SLG: 0.387	F9	G1-3		2B		P6		F7		5	0	1	1	0	0	4				
Luis Aparicio, R (1,6) OBP: 0.385, SLG: 0.418	L8		G6-3	G5-3			K			4	0	0	0	0	1	1				
Carlos May, L (1,7) OBP: 0.352, SLG: 0.452	G4-3		G3-1		G1-3		G1-3			4	0	0	0	0	0	0				
Bill Melton, R (1,5) OBP: 0.323, SLG: 0.480		K		1B	HR		K			4	1	2	1	0	2	0				
Ossie Blanco, R (1,3) OBP: 0.235, SLG: 0.188		K		P5				P6		3	0	1	0	0	1	1				
Tom McCraw, L (5, PR) OBP: 0.325, SLG: 0.357								CS 1B		1	0	0	0	0	0	0				
Duane Josephson, R (1,2) OBP: 0.402, SLG: 0.470		HBP 1B 1B		G4-3 1B SH1-3	1B			PB 1B 2B		4	3	4	0	0	0	0				
Syd O'Brien, R (1,4) OBP: 0.317, SLG: 0.338				SH1-3 1B	G5-3			BB BB BB BB		3	2	2	0	1	0	1				
Bobby Knoop, R (9,4) OBP: 0.265, SLG: 0.298		HBP 1B 1B		SH1-3 2B 1B				BB BB BB BB		0	0	0	0	0	0	0				
Ken Berry, R (1,8) OBP: 0.337, SLG: 0.404		1B HBP		G4-3			L8			3	0	1	1	0	0	2				
Gerry Janeski, R (1,1) OBP: 0.091, SLG: 0.091				SH1-3			P4			2	0	1	3	0	0	0				
Wilbur Wood, R (8,1) ERA: 2.61		1-2 2-4 3-H			2-3 3-H					1	0	0	0	0	0	2				
Inning Stats	R: 0 E: 0 K: 0 S: 3	H: 0 LOB: 0 BB: 0 P: 3	R: 2 E: 0 K: 2 S: 10	H: 3 LOB: 2 BB: 0 P: 11	R: 0 E: 0 K: 0 S: 4	H: 1 LOB: 1 BB: 0 P: 4	R: 2 E: 0 K: 0 S: 6	H: 3 LOB: 1 BB: 0 P: 6	R: 1 E: 0 K: 0 S: 5	H: 3 LOB: 1 BB: 0 P: 5	R: 0 E: 0 K: 0 S: 3	H: 0 LOB: 0 BB: 0 P: 3	R: 0 E: 0 K: 2 S: 7	H: 0 LOB: 0 BB: 0 P: 7	R: 1 E: 0 K: 0 S: 5	H: 2 LOB: 2 BB: 1 P: 9	1B: 9 2B: 2 3B: 0 HR: 1	SF: 0 SAC: 1 DP: 0 HBP: 1	WP: 0 PB: 1 SB: 0 CS: 1	PA: 37
PITCHER	IP WLS BF H R ER SO BB IBB HBP BLK WP HR S P ERA WHIP																			
Fritz Peterson, L (1,1) ERA: 3.48	4.1 L 23 9 5 5 2 0 0 0 0 0 1 26 27 10.38 2.077																			
Ron Klimkowski, R (5,1) ERA: 2.97	1.2 5 1 0 0 0 0 0 0 0 0 0 5 5 0.00 0.600																			
Mike Kekich, L (7,1) ERA: 7.24	2.0 9 2 1 1 2 1 0 0 0 0 0 0 12 16 4.50 1.500																			

New York Yankees @ Chicago White Sox
Comiskey Park, Chicago, IL
Wed Jun 17 1970, 8:05 PM EDT
Alt. 8,472 - Unknown - 78 F

AB 34
R 6
H 12
RBI 6
BB 1
SO 4
LOB 11



Batter	1	2	3	4	5	6	7	8	9	AB	R	H	RBI	BB	SO	LOB	TOP				
Tom McCraw, L (1, 9) OBP: 0.324, SLG: 0.350	WP 1B BB	F7			4-3		F6			3	1	0	0	1	0	1					
Luis Aparicio, R (1, 6) OBP: 0.376, SLG: 0.411	F6		3-1		F7		1-3			4	0	0	0	0	0	1					
Carlos May, L (1, 7) OBP: 0.359, SLG: 0.457	1B 1B BB		1B	2B	1B BB		K			2	3	1	0	2	1	0					
Bill Melton, R (1, 5) OBP: 0.330, SLG: 0.485	K		1B	1B	1B			G5-4-3 1B		4	0	3	1	0	1	2					
Gail Hopkins, L (1, 3) OBP: 0.395, SLG: 0.400	FC4		F2		1B			F9		4	0	2	3	0	0	2					
John Matias, L (8, 3) OBP: 0.223, SLG: 0.278	1-H 2-H 1B				1B					0	0	0	0	0	0	0					
Duane Josephson, R (1, 2) OBP: 0.388, SLG: 0.452	FC4		F8		6-3			G5-4-3		4	0	0	0	0	0	5					
Syd O'Brien, R (1, 4) OBP: 0.315, SLG: 0.331		K			6-3			5-3		3	0	0	0	1	1	0					
Bobby Knoop, R (9, 4) OBP: 0.265, SLG: 0.298		G6-3 1B			G4-3 BB					0	0	0	0	0	0	0					
Ken Berry, R (1, 8) OBP: 0.335, SLG: 0.400					G4-3		K	1-3		4	0	1	0	0	1	1					
Joe Horlen, R (1, 1) OBP: 0.108, SLG: 0.135		G6-3			6-3		F9	K		4	0	0	0	0	1	2					
Inning Stats	R: 2 E: 0 K: 1 S: 6	H: 1 LOB: 1 BB: 2 P: 14	R: 0 E: 0 K: 1 S: 6	H: 1 LOB: 1 BB: 0 P: 6	R: 1 E: 0 K: 0 S: 5	H: 2 LOB: 1 BB: 0 P: 5	R: 0 E: 0 K: 0 S: 2	H: 0 LOB: 0 BB: 1 P: 6	R: 1 E: 0 K: 0 S: 5	H: 2 LOB: 2 BB: 1 P: 9	R: 0 E: 0 K: 1 S: 5	H: 0 LOB: 0 BB: 0 P: 5	R: 0 E: 0 K: 0 S: 3	H: 1 LOB: 0 BB: 0 P: 3	R: 0 E: 0 K: 1 S: 5	H: 0 LOB: 0 BB: 0 P: 5	1B: 6 2B: 1 3B: 0 HR: 0	SF: 0 SAC: 0 DP: 3 HBP: 0	WP: 1 PB: 1 SB: 0 CS: 0	PA: 36	
PITCHER	IP WLS BF H R ER SO BB IBB HBP BLK WP HR S P ERA WHIP	IP WLS BF H R ER SO BB IBB HBP BLK WP HR S P ERA WHIP	IP WLS BF H R ER SO BB IBB HBP BLK WP HR S P ERA WHIP	IP WLS BF H R ER SO BB IBB HBP BLK WP HR S P ERA WHIP	IP WLS BF H R ER SO BB IBB HBP BLK WP HR S P ERA WHIP	IP WLS BF H R ER SO BB IBB HBP BLK WP HR S P ERA WHIP	IP WLS BF H R ER SO BB IBB HBP BLK WP HR S P ERA WHIP	IP WLS BF H R ER SO BB IBB HBP BLK WP HR S P ERA WHIP	IP WLS BF H R ER SO BB IBB HBP BLK WP HR S P ERA WHIP	IP WLS BF H R ER SO BB IBB HBP BLK WP HR S P ERA WHIP	IP WLS BF H R ER SO BB IBB HBP BLK WP HR S P ERA WHIP	IP WLS BF H R ER SO BB IBB HBP BLK WP HR S P ERA WHIP	IP WLS BF H R ER SO BB IBB HBP BLK WP HR S P ERA WHIP	IP WLS BF H R ER SO BB IBB HBP BLK WP HR S P ERA WHIP	IP WLS BF H R ER SO BB IBB HBP BLK WP HR S P ERA WHIP	IP WLS BF H R ER SO BB IBB HBP BLK WP HR S P ERA WHIP	IP WLS BF H R ER SO BB IBB HBP BLK WP HR S P ERA WHIP	IP WLS BF H R ER SO BB IBB HBP BLK WP HR S P ERA WHIP	IP WLS BF H R ER SO BB IBB HBP BLK WP HR S P ERA WHIP	IP WLS BF H R ER SO BB IBB HBP BLK WP HR S P ERA WHIP	IP WLS BF H R ER SO BB IBB HBP BLK WP HR S P ERA WHIP

Chicago White Sox @ Oakland Athletics
Oakland-Alameda County Coliseum, Oakland, CA
Fri Jun 19 1970, 7:05 PM PDT
Att: 8,254 - Unknown

AB	32
R	4
H	7
RBI	4
BB	4
SO	5
LOB	14



Batter	1	2	3	4	5	6	7	8	9	AB	R	H	RBI	BB	SO	LOB	BOTTOM				
Bert Campaneris, R (1, 6) OBP: 0.309, SLG: 0.411	S FC6-4 1B	K			5-3		K		F3	5	1	1	0	0	2	1					
Jim Driscoll, L (1, 4) OBP: 0.200, SLG: 0.200	F8		4-3		4-3		1B			4	0	1	0	0	0	1					
Reggie Jackson, L (1, 8) OBP: 0.357, SLG: 0.455	FC6-4 S BB		FC1-4 1B		E3		F8			3	0	1	0	1	0	2					
Sal Bando, R (1, 5) OBP: 0.398, SLG: 0.492	FC6-4 2B		FC1-4 E		F5			F8		4	0	0	1	0	0	3					
Felipe Alou, R (1, 9) OBP: 0.370, SLG: 0.470	1-3 3-H 2B		E5		F8			6-3		4	0	1	0	0	0	1					
Don Mincher, L (1, 3) OBP: 0.333, SLG: 0.523	FC6-4 IBB		L3		4-3			HR		3	1	1	1	1	0	2					
Joe Rudi, R (1, 7) OBP: 0.342, SLG: 0.491	FC6-4		6-3		F8		F8	F9		4	0	0	0	0	0	3					
Frank Fernandez, R (1, 2) OBP: 0.355, SLG: 0.470		6-3			6-3		6-3	6-3		4	0	0	0	0	0	0					
Blue Moon Odom, R (1, 1) OBP: 0.241, SLG: 0.357		6-3			K		1B	5-3		2	0	0	0	0	1	0					
Marcel Lachemann, R (5, 1)										0	0	0	0	0	0	0					
Steve Hovley, L (7, PH) OBP: 0.385, SLG: 0.348										1	0	1	0	0	0	0					
Bob Locker, S (8, 1)										0	0	0	0	0	0	0					
Bob Johnson, R (9, PH) OBP: 0.240, SLG: 0.267										1	0	0	0	0	0	0					
Inning Stats	R: 1 E: 0 K: 0 S: 5	H: 2 LOB: 3 BB: 2 P: 13	R: 0 E: 0 K: 1 S: 5	H: 0 LOB: 0 BB: 0 P: 5	R: 0 E: 1 K: 0 S: 5	H: 1 LOB: 2 BB: 0 P: 5	R: 0 E: 0 K: 1 S: 5	H: 0 LOB: 0 BB: 0 P: 5	R: 0 E: 0 K: 0 S: 4	H: 0 LOB: 0 BB: 0 P: 4	R: 0 E: 0 K: 0 S: 3	H: 0 LOB: 0 BB: 0 P: 3	R: 0 E: 0 K: 0 S: 4	H: 1 LOB: 0 BB: 0 P: 4	R: 0 E: 0 K: 0 S: 3	H: 0 LOB: 0 BB: 0 P: 3	1B: 4 2B: 1 3B: 0 HR: 1	SF: 0 SAC: 0 DP: 0 HBP: 0	WP: 0 PB: 0 SB: 3 CS: 0	PA: 37	
PITCHER	IP WLS BF H R ER SO BB IBB HBP BLK WP HR S P ERA WHIP	IP WLS BF H R ER SO BB IBB HBP BLK WP HR S P ERA WHIP	IP WLS BF H R ER SO BB IBB HBP BLK WP HR S P ERA WHIP	IP WLS BF H R ER SO BB IBB HBP BLK WP HR S P ERA WHIP	IP WLS BF H R ER SO BB IBB HBP BLK WP HR S P ERA WHIP	IP WLS BF H R ER SO BB IBB HBP BLK WP HR S P ERA WHIP	IP WLS BF H R ER SO BB IBB HBP BLK WP HR S P ERA WHIP	IP WLS BF H R ER SO BB IBB HBP BLK WP HR S P ERA WHIP	IP WLS BF H R ER SO BB IBB HBP BLK WP HR S P ERA WHIP	IP WLS BF H R ER SO BB IBB HBP BLK WP HR S P ERA WHIP	IP WLS BF H R ER SO BB IBB HBP BLK WP HR S P ERA WHIP	IP WLS BF H R ER SO BB IBB HBP BLK WP HR S P ERA WHIP	IP WLS BF H R ER SO BB IBB HBP BLK WP HR S P ERA WHIP	IP WLS BF H R ER SO BB IBB HBP BLK WP HR S P ERA WHIP	IP WLS BF H R ER SO BB IBB HBP BLK WP HR S P ERA WHIP	IP WLS BF H R ER SO BB IBB HBP BLK WP HR S P ERA WHIP	IP WLS BF H R ER SO BB IBB HBP BLK WP HR S P ERA WHIP	IP WLS BF H R ER SO BB IBB HBP BLK WP HR S P ERA WHIP	IP WLS BF H R ER SO BB IBB HBP BLK WP HR S P ERA WHIP	IP WLS BF H R ER SO BB IBB HBP BLK WP HR S P ERA WHIP	IP WLS BF H R ER SO BB IBB HBP BLK WP HR S P ERA WHIP

Chicago White Sox @ Oakland Athletics
Oakland-Alameda County Coliseum, Oakland, CA
Fri Jun 19 1970, 7:05 PM PDT
Att: 8,254 - Unknown

AB	35
R	2
H	6
RBI	2
BB	2
SO	3
LOB	13



Batter	1	2	3	4	5	6	7	8	9	AB	R	H	RBI	BB	SO	LOB	TOP					
Tom McCraw, L (1, 9) OBP: 0.326, SLG: 0.366										4	1	1	1	0	0	2						
Luis Aparicio, R (1, 6) OBP: 0.375, SLG: 0.406										5	0	1	0	0	0	3						
Carlos May, L (1, 7) OBP: 0.360, SLG: 0.456										5	0	2	0	0	0	0						
Bill Melton, R (1, 5) OBP: 0.332, SLG: 0.478										3	1	0	0	2	1	3						
Gail Hopkins, L (1, 3) OBP: 0.395, SLG: 0.400										5	2	2	0	0	0	2						
Ed Herrmann, L (1, 2) OBP: 0.367, SLG: 0.459										4	0	1	0	1	0	4						
Syd O'Brien, R (1, 4) OBP: 0.320, SLG: 0.331										3	1	1	2	1	0	3						
Ken Berry, R (1, 8) OBP: 0.333, SLG: 0.396										4	0	1	1	0	1	4						
Barry Moore, L (1, 1) OBP: 0.130, SLG: 0.130										2	0	1	1	0	0	0						
Walt Williams, R (6, PH) OBP: 0.310, SLG: 0.385										1	0	0	0	0	1	0						
Jerry Crider, R (6, 1) OBP: 0.083, SLG: 0.167										0	0	0	0	0	0	0						
John Matias, L (7, PH) OBP: 0.221, SLG: 0.275										1	0	0	0	0	0	1						
Wilbur Wood, R (7, 1)										0	0	0	0	0	0	0						
Inning Stats	R: 0 E: 0 K: 0 S: 2	H: 0 LOB: 0 BB: 0 P: 3	R: 3 E: 0 K: 0 S: 7	H: 4 LOB: 2 BB: 1 P: 11	R: 0 E: 1 K: 1 S: 7	H: 1 LOB: 2 BB: 0 P: 7	R: 1 E: 0 K: 0 S: 4	H: 1 LOB: 0 BB: 0 P: 4	R: 0 E: 0 K: 0 S: 3	H: 0 LOB: 3 BB: 3 P: 15	R: 0 E: 0 K: 1 S: 7	H: 2 LOB: 1 BB: 0 P: 7	R: 1 E: 0 K: 1 S: 7	H: 2 LOB: 1 BB: 0 P: 7	R: 0 E: 0 K: 0 S: 3	H: 0 LOB: 0 BB: 0 P: 3	R: 0 E: 0 K: 0 S: 3	H: 0 LOB: 0 BB: 0 P: 3	1B: 8 2B: 1 3B: 0 HR: 1	SF: 0 SAC: 0 DP: 1 HBP: 1	WP: 0 PB: 0 SB: 0 CS: 0	PA: 42
PITCHER	IP	WLS	BF	H	R	ER	SO	BB	IBB	HBP	BLK	WP	HR	S	P	ERA	WHIP					
Chuck Dobson, R (1, 1) ERA: 4.14	4.0		20	6	4	4	1	1	0	1	0	0	1	20	25	9.00	1.750					
Jim Roland, L (5, 1) ERA: 3.16	0.2		5	0	0	0	0	3	0	0	0	0	0	2	14	0.00	4.500					
Marcel Lachemann, R (5, 1) ERA: 3.71	1.1		8	4	1	1	1	0	0	0	0	0	0	10	10	6.75	3.000					
Mudcat Grant, R (7, 1) ERA: 0.89	3.0	W	9	0	0	0	1	0	0	0	0	0	0	11	11	0.00	0.000					

Chicago White Sox @ Oakland Athletics
Oakland-Alameda County Coliseum, Oakland, CA

AB	37
R	5
H	10
RBI	5
BB	4
SO	3
LOB	22



WP	0	PA	42
PB	0		
SB	0		
CS	0		

Batter	1	2	3	4	5	6	7	8	9	AB	R	H	RBI	BB	SO	LOB	BOTTOM					
Bert Campaneris, R (1, 6) OBP: 0.313, SLG: 0.430										4	1	2	4	0	0	0						
Jim Driscoll, L (1, 4) OBP: 0.111, SLG: 0.111										4	0	0	0	0	2	1						
Dick Green, R (7, 4) OBP: 0.250, SLG: 0.269										0	0	0	0	0	0	0						
Reggie Jackson, L (1, 8) OBP: 0.355, SLG: 0.451										4	0	1	0	0	0	0						
Sal Bando, R (1, 5) OBP: 0.404, SLG: 0.492										2	1	1	0	2	1	1						
Felipe Alou, R (1, 9) OBP: 0.368, SLG: 0.467										4	2	1	0	0	0	2						
Joe Rudi, R (1, 7) OBP: 0.339, SLG: 0.508										4	1	1	2	0	0	3						
Don Mincher, L (1, 3) OBP: 0.332, SLG: 0.518										4	0	1	0	0	0	3						
Dave Duncan, R (1, 2) OBP: 0.301, SLG: 0.452										3	2	1	0	1	0	1						
Chuck Dobson, R (1, 1) OBP: 0.175, SLG: 0.200										0	0	0	0	0	0	0						
Bob Johnson, R (4, PH) OBP: 0.235, SLG: 0.261										1	1	0	0	0	0	1						
Jim Roland, R (5, 1) ERA: 3.09										0	0	0	0	0	0	0						
Marcel Lachemann, R (5, 1) ERA: 3.71										1	0	0	0	0	0	0						
Mudcat Grant, R (7, 1) ERA: 0.89										0	0	0	0	0	0	0						
Inning Stats	R: 0 E: 0 K: 0 S: 3	H: 0 LOB: 0 BB: 0 P: 3	R: 0 E: 0 K: 0 S: 3	H: 0 LOB: 1 BB: 1 P: 7	R: 2 E: 0 K: 0 S: 5	H: 2 LOB: 0 BB: 0 P: 5	R: 4 E: 1 K: 1 S: 8	H: 2 LOB: 1 BB: 2 P: 16	R: 2 E: 0 K: 0 S: 6	H: 3 LOB: 1 BB: 0 P: 6	R: 0 E: 0 K: 1 S: 5	H: 0 LOB: 0 BB: 0 P: 5	R: 0 E: 0 K: 1 S: 5	H: 1 LOB: 0 BB: 0 P: 5	R: 0 E: 0 K: 0 S: 3	H: 0 LOB: 0 BB: 0 P: 3	1B: 5 2B: 1 3B: 0 HR: 2	SF: 0 SAC: 1 DP: 0 HBP: 0	WP: 0 PB: 0 SB: 0 CS: 1	PA: 35		
PITCHER	IP	WLS	BF	H	R	ER	SO	BB	IBB	HBP	BLK	WP	HR	S	P	ERA	WHIP					
Barry Moore, L (1, 1) ERA: 4.42	5.0	L	26	7	8	4	1	3	0	0	0	0	0	2	25	37	7.20	2.000				
Jerry Crider, R (6, 1) ERA: 3.09	1.0		3	0	0	0	1	0	0	0	0	0	0	5	5	0.00	0.000					
Wilbur Wood, L (7, 1) ERA: 2.7	2.0		6	1	0	0	1	0	0	0	0	0	0	8	8	0.00	0.500					

Chicago White Sox @ Oakland Athletics
Oakland-Alameda County Coliseum, Oakland, CA

AB	31
R	8
H	8
RBI	6
BB	3
SO	3
LOB	12



WP	0	PA	35
PB	0		
SB	0		
CS	1		

Batter	1	2	3	4	5	6	7	8	9	AB	R	H	RBI	BB	SO	LOB	TOP		
Tom McCraw, L (1, 9) OBP: 0.324, SLG: 0.364										4	0	1	0	0	1	1	Chicago White Sox @ Oakland Athletics Oakland-Alameda County Coliseum, Oakland, CA Sun Jun 21 1970, 3:33 AM PDT Unknown		
Luis Aparicio, R (1, 6) OBP: 0.373, SLG: 0.401										3	0	0	0	1	0	1			
Carlos May, L (1, 7) OBP: 0.358, SLG: 0.452										4	0	1	0	0	0	2			
Bill Melton, R (1, 5) OBP: 0.330, SLG: 0.488										4	1	1	1	0	0	3			
Gail Hopkins, L (1, 3) OBP: 0.386, SLG: 0.389										4	0	0	0	0	0	1			
Ed Herrmann, L (1, 2) OBP: 0.371, SLG: 0.460										4	1	2	0	0	0	1			
Syd O'Brien, R (1, 4) OBP: 0.325, SLG: 0.357										4	1	2	2	0	0	2			
Ken Berry, R (1, 8) OBP: 0.330, SLG: 0.392										2	0	0	0	0	2	1			
Walt Williams, R (7, PH) OBP: 0.312, SLG: 0.386										2	0	1	0	0	0	0			
Tommy John, R (1, 1) OBP: 0.179, SLG: 0.135										2	0	0	0	0	2	0			
John Matias, L (7, PH) OBP: 0.219, SLG: 0.272										1	0	0	0	0	0	1			
Floyd Weaver, R (7, 1) OBP: 0.229, SLG: 0.182										0	0	0	0	0	0	0			
Ossie Blanco, R (9, PH)										1	0	0	0	0	1	0			
Inning Stats	R: 0 E: 0 K: 0 S: 3	H: 1 LOB: 1 BB: 1 P: 7	R: 0 E: 0 K: 1 S: 6	H: 1 LOB: 1 BB: 0 P: 6	R: 0 E: 0 K: 2 S: 7	H: 0 LOB: 0 BB: 0 P: 7	R: 3 E: 0 K: 1 S: 8	H: 3 LOB: 0 BB: 0 P: 8	R: 0 E: 0 K: 1 S: 5	H: 1 LOB: 2 BB: 0 P: 5	R: 0 E: 0 K: 0 S: 4	H: 1 LOB: 1 BB: 0 P: 4	R: 0 E: 1 K: 0 S: 4	H: 1 LOB: 1 BB: 0 P: 4	R: 0 E: 0 K: 1 S: 5	H: 0 LOB: 0 BB: 0 P: 5	1B: 6 2B: 0 3B: 0 HR: 2	SF: 0 SAC: 0 DP: 1 HBP: 0	WP: 0 PA: 36 CS: 0
PITCHER Caffish Hunter, R (1, 1) ERA: 3.23	IP: 9.0 WLS: W BF: 36 H: 8 R: 3 ER: 3 SO: 6 BB: 1 IBB: 0 HBP: 0 BLK: 0 WP: 0 HR: 2 S: 47 P: 51 ERA: 3.00 WHIP: 1.000															PITCHER			

Batter	1	2	3	4	5	6	7	8	9	AB	R	H	RBI	BB	SO	LOB	BOTTOM		
Bert Campaneris, R (1, 6) OBP: 0.316, SLG: 0.432										4	2	2	0	0	1	1	Chicago White Sox @ Oakland Athletics Oakland-Alameda County Coliseum, Oakland, CA Sun Jun 21 1970, 3:33 AM PDT Unknown		
Jim Driscoll, L (1, 4) OBP: 0.091, SLG: 0.091										2	0	0	0	0	0	1			
Dick Green, R (7, 4) OBP: 0.249, SLG: 0.267										1	0	0	0	0	0	1			
Reggie Jackson, L (1, 8) OBP: 0.361, SLG: 0.457										4	2	3	1	0	1	0			
Sal Bando, R (1, 5) OBP: 0.408, SLG: 0.500										3	1	2	1	0	0	0			
Felipe Alou, R (1, 9) OBP: 0.366, SLG: 0.464										4	1	1	1	0	0	2			
Joe Rudi, R (1, 7) OBP: 0.344, SLG: 0.508										4	0	2	2	0	1	1			
Don Mincher, L (1, 3) OBP: 0.330, SLG: 0.513										2	0	0	1	1	0	1			
Frank Fernandez, R (1, 2) OBP: 0.345, SLG: 0.455										4	0	0	0	0	2	3			
Caffish Hunter, R (1, 1) OBP: 0.204, SLG: 0.217										3	0	1	0	0	2	0			
Inning Stats	R: 4 E: 1 K: 1 S: 10	H: 5 LOB: 1 BB: 0 P: 10	R: 0 E: 0 K: 1 S: 5	H: 0 LOB: 0 BB: 0 P: 5	R: 0 E: 0 K: 1 S: 5	H: 0 LOB: 0 BB: 0 P: 5	R: 0 E: 0 K: 1 S: 5	H: 0 LOB: 0 BB: 0 P: 5	R: 1 E: 0 K: 0 S: 6	H: 2 LOB: 0 BB: 0 P: 6	R: 0 E: 0 K: 0 S: 4	H: 1 LOB: 1 BB: 0 P: 4	R: 0 E: 0 K: 2 S: 8	H: 1 LOB: 1 BB: 0 P: 8	R: 0 E: 0 K: 0 S: 5	H: 2 LOB: 2 BB: 1 P: 9	1B: 10 2B: 1 3B: 0 HR: 0	SF: 1 SAC: 2 DP: 0 HBP: 0	WP: 0 PA: 36 CS: 1
PITCHER Tommy John, L (1, 1) ERA: 3.68	IP: 6.0 WLS: L BF: 25 H: 8 R: 5 ER: 5 SO: 5 BB: 0 IBB: 0 HBP: 0 BLK: 0 WP: 0 HR: 0 S: 35 P: 35 ERA: 7.50 WHIP: 1.333															PITCHER			
Floyd Weaver, R (7, 1) ERA: 6.46	IP: 2.0 WLS: L BF: 10 H: 3 R: 1 ER: 1 SO: 2 BB: 0 IBB: 0 HBP: 0 BLK: 0 WP: 0 HR: 0 S: 13 P: 17 ERA: 4.50 WHIP: 1.500															PITCHER			

Batter	1	2	3	4	5	6	7	8	9	AB	R	H	RBI	BB	SO	LOB	TOP																					
Tom McCraw, L (1, 8) OBP: 0.321, SLG: 0.359	6-3		L6		4-3	1-2 3-H 1B		4-3		5	0	1	1	0	0	1																						
Luis Aparicio, R (1, 6) OBP: 0.374, SLG: 0.401	F8		6-3		FC6 1B	L5		1B FC5-4 1B		5	1	2	0	0	0	2																						
Carlos May, L (1, 7) OBP: 0.355, SLG: 0.447	5-3			4-3	FC6 1-2		4-3		FC5-4 1B	5	0	1	0	0	0	1																						
Bill Melton, R (1, 5) OBP: 0.336, SLG: 0.488		F9		1B 1B 1B		2B 1B BB		FC5-4 1B		4	1	2	1	1	0	1																						
Gail Hopkins, L (1, 3) OBP: 0.385, SLG: 0.395 Ossie Blanco, R (7, PH) OBP: 0.216, SLG: 0.171 (7, 3)	1-3			F7		1B FC4 2B		K		3	1	1	0	0	0	1																						
Ed Herrmann, L (1, 2) OBP: 0.378, SLG: 0.466	E 1B			1B		FC4 1B		K		5	0	3	1	0	1	2																						
Syd O'Brien, R (1, 4) OBP: 0.329, SLG: 0.361	E8 1B			1B		FC4 FC6-4 1B		4-3		4	1	2	1	0	0	1																						
Walt Williams, R (1, 9) OBP: 0.317, SLG: 0.389	K			F7		FC6-4 1B		E4 1B		4	0	2	0	0	1	5																						
Bob Miller, R (1, 1) OBP: 0.250, SLG: 0.143 Duane Josephson, R (6, PH) OBP: 0.385, SLG: 0.448 Wilbur Wood, R (6, 1) John Matias, L (8, PH) OBP: 0.216, SLG: 0.269 Danny Murphy, L (8, 1) OBP: 0.333, SLG: 0.333			F7		F8	FC6-4 1B		F9		2	0	0	0	0	0	0																						
Inning Stats	R: 0 E: 0 K: 0 S: 3	H: 0 LOB: 0 BB: 0 P: 3	R: 0 E: 1 K: 1 S: 7	H: 2 LOB: 2 BB: 0 P: 7	R: 0 E: 0 K: 0 S: 3	H: 0 LOB: 0 BB: 0 P: 3	R: 0 E: 0 K: 0 S: 6	H: 3 LOB: 3 BB: 0 P: 6	R: 0 E: 0 K: 0 S: 4	H: 1 LOB: 1 BB: 0 P: 4	R: 3 E: 0 K: 0 S: 7	H: 4 LOB: 2 BB: 1 P: 11	R: 0 E: 0 K: 2 S: 8	H: 1 LOB: 1 BB: 0 P: 8	R: 0 E: 1 K: 0 S: 4	H: 1 LOB: 1 BB: 0 P: 4	R: 1 E: 1 K: 1 S: 7	H: 2 LOB: 1 BB: 0 P: 7	1B: 13 2B: 1 3B: 0 HR: 0	SF: 0 SAC: 0 DP: 0 HBP: 0	WP: 0 PB: 0 SB: 0 CS: 0	PA: 42																
PITCHER	IP	WLS	BF	H	R	ER	SO	BB	IBB	HBP	BLK	WP	HR	S	P	ERA	WHIP	PITCHER	IP	WLS	BF	H	R	ER	SO	BB	IBB	HBP	BLK	WP	HR	S	P	ERA	WHIP			
Rollie Fingers, R (1, 1) ERA: 3.39	5.0	W	24	8	3	3	1	1	0	0	0	0	0	25	29	5.40	1.800																					
Bob Locker, R (6, 1) ERA: 3.09	1.1		7	3	0	0	0	0	0	0	0	0	0	7	7	0.00	2.250																					
Paul Lindblad, L (7, 1) ERA: 4.56	0.2		2	0	0	0	2	0	0	0	0	0	0	6	6	0.00	0.000																					
Mudcat Grant, R (8, 1) ERA: 1.03	2.0	S	9	3	1	1	1	0	0	0	0	0	0	11	11	4.50	1.500																					

Chicago White Sox @ Oakland Athletics
Oakland-Alameda County Coliseum, Oakland, CA
Sun Jun 21 1970, 3:38 AM PDT
Att: 20,139 - Unknown

AB	41
R	4
H	14
RBI	4
BB	1
SO	4
LOB	19



Batter	1	2	3	4	5	6	7	8	9	AB	R	H	RBI	BB	SO	LOB	BOTTOM																				
Bert Campaneris, R (1, 6) OBP: 0.319, SLG: 0.446	HR	5-3		1B			K			4	1	2	1	0	1	1																					
Steve Howley, L (1, 9) OBP: 0.388, SLG: 0.359	HR			6-3			F9			4	1	2	0	0	0	2																					
Reggie Jackson, L (1, 8) OBP: 0.360, SLG: 0.450	K		6-3	1B		SH1-3 1B BB	K			3	1	0	0	1	2	2																					
Sal Bando, R (1, 5) OBP: 0.411, SLG: 0.533	HR		F4		SH1-3			HR		3	2	2	3	0	0	1																					
Don Mincher, L (1, 3) OBP: 0.333, SLG: 0.510	F5			BB		CS 1B	F4			3	0	1	1	1	0	0																					
Joe Rudi, R (1, 7) OBP: 0.333, SLG: 0.492	F6		F6		K		F2			4	0	0	0	0	1	3																					
Jim Driscoll, L (1, 4) OBP: 0.071, SLG: 0.071 Dick Green, R (7, 4) OBP: 0.247, SLG: 0.266		F7		K			K		6-3	3	0	0	0	0	2	0																					
Dave Duncan, R (1, 2) OBP: 0.302, SLG: 0.449		SH1-4 1B		K			K			3	0	1	0	0	2	0																					
Rollie Fingers, R (1, 1) OBP: 0.190, SLG: 0.150 Bob Locker, S (6, 1) Paul Lindblad, L (7, 1) Mudcat Grant, R (8, 1)		SH1-4		1B			K			1	0	1	0	0	0	0																					
Inning Stats	R: 3 E: 0 K: 1 S: 8	H: 3 LOB: 0 BB: 0 P: 8	R: 0 E: 0 K: 0 S: 4	H: 1 LOB: 1 BB: 0 P: 4	R: 0 E: 0 K: 2 S: 9	H: 2 LOB: 2 BB: 0 P: 9	R: 1 E: 0 K: 1 S: 5	H: 1 LOB: 0 BB: 1 P: 9	R: 0 E: 0 K: 3 S: 9	H: 0 LOB: 0 BB: 0 P: 9	R: 0 E: 0 K: 2 S: 7	H: 0 LOB: 0 BB: 0 P: 7	R: 1 E: 0 K: 0 S: 4	H: 1 LOB: 0 BB: 0 P: 4	R: 1 E: 1 K: 0 S: 4	H: 1 LOB: 1 BB: 0 P: 4	1B: 5 2B: 1 3B: 0 HR: 3	SF: 0 SAC: 2 DP: 0 HBP: 0	WP: 0 PB: 0 SB: 0 CS: 1	PA: 34																	
PITCHER	IP	WLS	BF	H	R	ER	SO	BB	IBB	HBP	BLK	WP	HR	S	P	ERA	WHIP	PITCHER	IP	WLS	BF	H	R	ER	SO	BB	IBB	HBP	BLK	WP	HR	S	P	ERA	WHIP		
Bob Miller, R (1, 1) ERA: 4.64	5.0	L	24	8	4	4	4	2	0	0	0	0	0	30	38	7.20	2.000																				
Wilbur Wood, L (6, 1) ERA: 2.5	2.0		6	0	0	0	5	0	0	0	0	0	0	16	16	0.00	0.000																				
Danny Murphy, R (8, 1) ERA: 5.73	1.0		4	1	1	1	0	0	0	0	0	0	1	4	4	9.00	1.000																				

Chicago White Sox @ Oakland Athletics
Oakland-Alameda County Coliseum, Oakland, CA
Sun Jun 21 1970, 3:38 AM PDT
Att: 20,139 - Unknown

AB	30
R	5
H	9
RBI	5
BB	2
SO	9
LOB	9



Batter	1	2	3	4	5	6	7	8	9	AB	R	H	RBI	BB	SO	LOB	TOP								
Syd O'Brien, R (1.5) OBP: 0.325, SLG: 0.362	F8			K		K		K		5	0	1	3	0	3	2	Chicago White Sox @ California Angels Anaheim Stadium, Anaheim, CA Tue Jun 23 1970, 10:05 PM EDT Att: 9,006 - Unknown								
Luis Aparicio, R (1.6) OBP: 0.370, SLG: 0.398	G4-3			F8			HR	SF8	G6-3	4	1	1	1	0	0	1									
Carlos May, L (1.7) OBP: 0.357, SLG: 0.443	K			G6-3			HR	BB	IBB	2	1	0	0	2	1	0									
Bill Melton, R (1.9) OBP: 0.335, SLG: 0.498		G4-3			G6-3			HR	P5	4	1	1	3	0	0	2									
Ed Herrmann, L (1.2) OBP: 0.375, SLG: 0.467		K			K		F8		1B	4	1	1	0	0	2	0									
Gail Hopkins, L (1.3) OBP: 0.378, SLG: 0.387							F8		2B	3	0	0	0	0	1	0									
Tom McCraw, L (7.3) OBP: 0.324, SLG: 0.363		K			E6		F8		2B	1	1	1	0	0	0	0									
Bobby Knoop, R (1.4) OBP: 0.265, SLG: 0.297				G6-3			K		G6-3	4	0	1	0	0	1	2									
Ken Berry, R (1.8) OBP: 0.339, SLG: 0.393							F8		1B	2	2	1	0	2	0	0									
Gerry Janeski, R (1.1) OBP: 0.086, SLG: 0.086									2B	2	0	0	0	0	1	1									
John Matias, L (8. PH) OBP: 0.224, SLG: 0.277				G3-6-4			K		K	1	0	1	0	0	0	0									
Wilbur Wood, R (8.1) OBP: 0.324, SLG: 0.363									1B	1	0	0	0	0	1	3									
Inning Stats	R: 0 E: 0 K: 1 S: 5	H: 0 LOB: 0 BB: 0 P: 5	R: 0 E: 0 K: 2 S: 7	H: 0 LOB: 0 BB: 0 P: 7	R: 0 E: 0 K: 0 S: 3	H: 1 LOB: 0 BB: 0 P: 3	R: 0 E: 0 K: 1 S: 5	H: 0 LOB: 0 BB: 0 P: 5	R: 0 E: 1 K: 1 S: 6	H: 1 LOB: 1 BB: 0 P: 6	R: 0 E: 0 K: 2 S: 7	H: 0 LOB: 0 BB: 0 P: 7	R: 3 E: 0 K: 1 S: 7	H: 2 LOB: 0 BB: 1 P: 11	R: 1 E: 0 K: 1 S: 6	H: 1 LOB: 2 BB: 2 P: 14	R: 3 E: 0 K: 1 S: 8	H: 3 LOB: 1 BB: 1 P: 12	1B: 5 2B: 2 3B: 0 HR: 1	SF: 1 SAC: 0 DP: 1 HBP: 0	WP: 0 PB: 0 SB: 1 CS: 0	PA: 38			
PITCHER	IP	WLS	BF	H	R	ER	SO	BB	IBB	HBP	BLK	WP	HR	S	P	ERA	WHIP								
Andy Messersmith, R (1.1) ERA: 3.14	7.0	L	25	4	3	3	8	1	0	0	0	0	1	40	44	3.86	0.714								
Steve Kestley, R (8.1) ERA: 2.38	1.0		6	1	1	1	1	1	1	0	0	0	0	6	14	9.00	2.000								
Paul Doyle, L (9.1) ERA: 4.98	1.0		7	3	3	3	1	0	1	0	0	0	0	8	12	27.00	3.000								

AB	33
R	7
H	8
RBI	7
BB	4
SO	10
LOB	11



Batter	1	2	3	4	5	6	7	8	9	AB	R	H	RBI	BB	SO	LOB	BOTTOM								
Sandy Alomar Sr., S (1.4) OBP: 0.300, SLG: 0.291	K		G4-3			SH1-4	G4-3		G4-3	5	0	1	0	0	1	1	Chicago White Sox @ California Angels Anaheim Stadium, Anaheim, CA Tue Jun 23 1970, 10:05 PM EDT Att: 9,006 - Unknown								
Roger Repoz, L (1.9) OBP: 0.335, SLG: 0.460	E1			G1-6-3		SH1-4		B1-3		4	0	2	0	0	0	0									
Jim Fregosi, R (1.6) OBP: 0.353, SLG: 0.472	K			K		SH1-4		G6-3		2	0	0	0	1	2	2									
Alex Johnson, R (1.7) OBP: 0.382, SLG: 0.471	G4-3			G1-6-3		IBB		G6-3		3	0	0	0	1	0	3									
Jim Spencer, L (1.3) OBP: 0.319, SLG: 0.404			G1-3			F7-2		G3-1		4	0	0	0	0	0	4									
Jay Johnstone, L (1.8) OBP: 0.279, SLG: 0.404	F9					L4				4	1	2	0	0	0	0									
Joe Azcue, R (1.2) OBP: 0.305, SLG: 0.331	F8					G5-3				4	0	2	1	0	0	0									
Giraldo Ruiz, S (1.5) OBP: 0.229, SLG: 0.257						E3		G6-3		3	1	1	0	0	0	2									
Steve Kestley, R (8.1) OBP: 0.333, SLG: 0.333			P4			HR				0	0	0	0	0	0	0									
Paul Doyle, L (9.1) OBP: 0.349, SLG: 0.320						1B				1	0	0	0	0	0	1									
Andy Messersmith, R (1.1) OBP: 0.130, SLG: 0.239			G1-3							2	0	0	0	0	0	2									
Billy Cowan, R (7. PH) OBP: 0.352, SLG: 0.638						HR		F8		2	1	1	2	0	0	1									
Inning Stats	R: 0 E: 1 K: 2 S: 8	H: 0 LOB: 1 BB: 0 P: 8	R: 0 E: 0 K: 0 S: 3	H: 0 LOB: 0 BB: 0 P: 3	R: 0 E: 0 K: 0 S: 3	H: 0 LOB: 0 BB: 0 P: 3	R: 0 E: 0 K: 1 S: 5	H: 1 LOB: 0 BB: 0 P: 5	R: 0 E: 0 K: 0 S: 5	H: 2 LOB: 2 BB: 0 P: 5	R: 0 E: 0 K: 0 S: 4	H: 2 LOB: 0 BB: 1 P: 8	R: 2 E: 1 K: 0 S: 5	H: 2 LOB: 0 BB: 0 P: 5	R: 0 E: 0 K: 0 S: 3	H: 0 LOB: 1 BB: 1 P: 7	R: 1 E: 0 K: 0 S: 5	H: 2 LOB: 1 BB: 0 P: 5	1B: 7 2B: 2 3B: 0 HR: 1	SF: 0 SAC: 1 DP: 2 HBP: 0	WP: 0 PB: 0 SB: 0 CS: 0	PA: 37			
PITCHER	IP	WLS	BF	H	R	ER	SO	BB	IBB	HBP	BLK	WP	HR	S	P	ERA	WHIP								
Gerry Janeski, R (1.1) ERA: 3.9	7.0		28	7	2	2	3	0	1	0	0	0	0	33	37	2.57	1.000								
Wilbur Wood, L (8.1) ERA: 2.07	2.0	S	9	2	1	1	0	1	0	0	0	0	0	8	12	4.50	1.500								

AB	34
R	3
H	9
RBI	3
BB	2
SO	3
LOB	16



Batter	1	2	3	4	5	6	7	8	9	AB	R	H	RBI	BB	SO	LOB	TOP	
Syd O'Brien, R OBP: 0.323, SLG: 0.365 (1, 5)										4	1	1	0	0	0	1		
Luis Aparicio, R OBP: 0.365, SLG: 0.392 (1, 6)										4	0	0	0	0	0	1		
Gail Hopkins, L OBP: 0.381, SLG: 0.386 (9, PR)										3	0	1	0	1	0	0		
Walt Williams, R OBP: 0.317, SLG: 0.389 (9, PR)										0	0	0	0	0	0	0		
Bill Melton, R OBP: 0.333, SLG: 0.493 (1, 9)										4	0	1	1	0	0	1		
Ed Herrmann, L OBP: 0.365, SLG: 0.453 (1, 2)										4	0	0	0	0	0	3		
Tom McCraw, L OBP: 0.324, SLG: 0.358 (1, 7)										2	0	0	0	1	1	2		
Bobby Knoop, R OBP: 0.266, SLG: 0.293 (1, 4)										2	0	0	0	1	0	1	AB 28	
Ken Berry, R OBP: 0.338, SLG: 0.389 (1, 8)										2	0	0	0	1	0	1	R 1	
Joe Horlen, R OBP: 0.103, SLG: 0.128 (8, PH)										2	0	0	0	0	1	0	H 3	
John Matias, L OBP: 0.222, SLG: 0.274 (8, PH)										1	0	0	0	0	1	1	RBI 1	
Wilbur Wood, R (8, 1)										0	0	0	0	0	0	0	BB 4	
																	SO 3	
																	LOB 11	
Inning Stats	R: 1 E: 0 K: 1 S: 7	H: 2 LOB: 2 BB: 1 P: 11	R: 0 E: 0 K: 1 S: 5	H: 0 LOB: 0 BB: 0 P: 5	R: 0 E: 0 K: 0 S: 3	H: 0 LOB: 0 BB: 0 P: 3	R: 0 E: 0 K: 0 S: 3	H: 0 LOB: 0 BB: 0 P: 3	R: 0 E: 0 K: 0 S: 3	H: 0 LOB: 0 BB: 1 P: 7	R: 0 E: 0 K: 1 S: 4	H: 0 LOB: 0 BB: 1 P: 8	R: 0 E: 0 K: 0 S: 4	H: 1 LOB: 1 BB: 0 P: 4	1B: 2 2B: 2 3B: 0 HR: 0	SF: 0 SAC: 0 DP: 2 HBP: 0	WP: 0 PB: 0 SB: 0 CS: 0	PA: 32
PITCHER Tom Murphy, R ERA: 3.65 (1, 1)	IP: 9.0 WLS: W BF: 32	H: 3 R: 1 ER: 1 SO: 3	BB: 4 IBB: 0 HBP: 0 BLK: 0	WP: 0 HR: 0 S: 34 P: 50	ERA: 1.00 WHIP: 0.778	PITCHER												

Chicago White Sox @ California Angels
Anaheim Stadium, Anaheim, CA
Wed Jun 24 1970, 10:05 PM EDT
Unknown - 86 F


AB 28
R 1
H 3
RBI 1
BB 4
SO 3
LOB 11

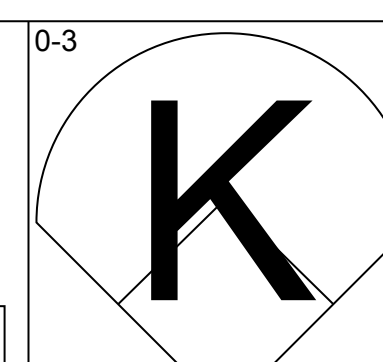
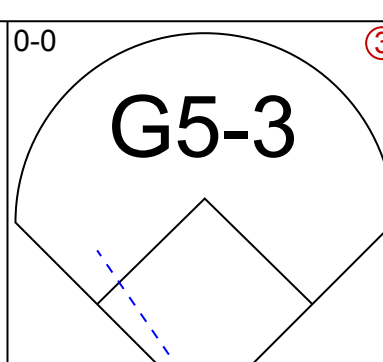
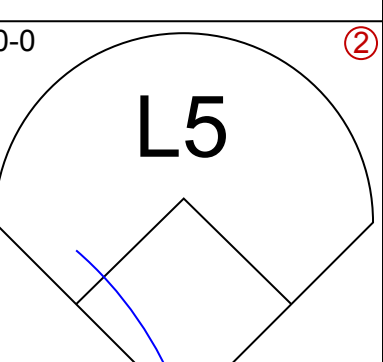
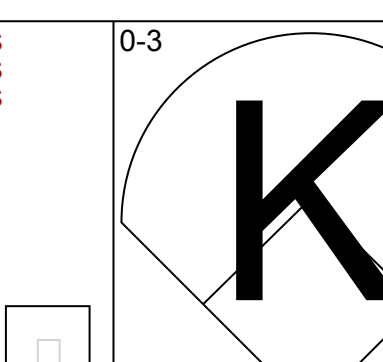
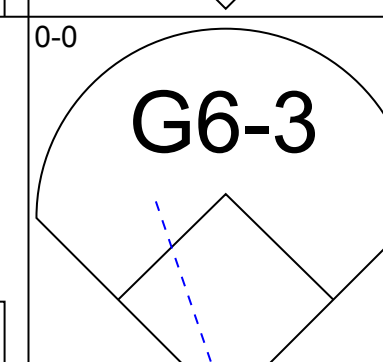
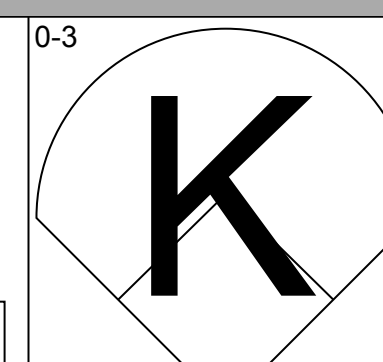
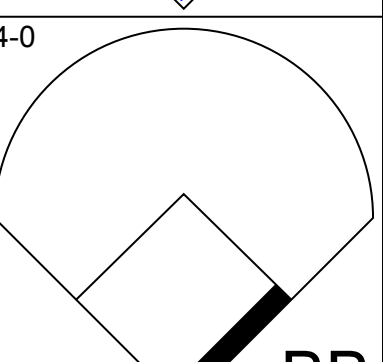
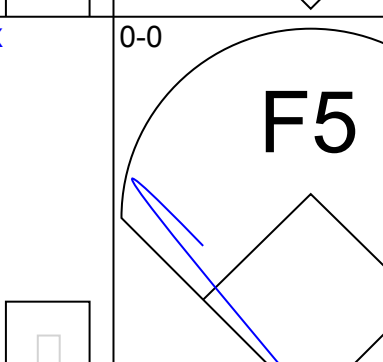
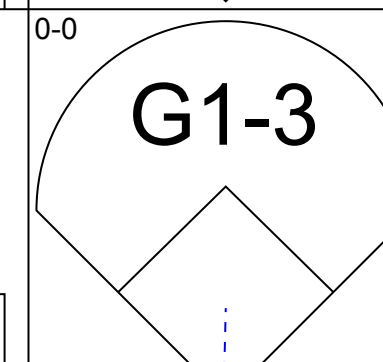
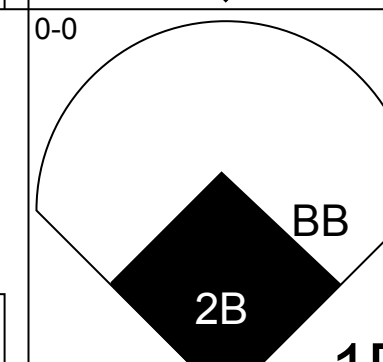
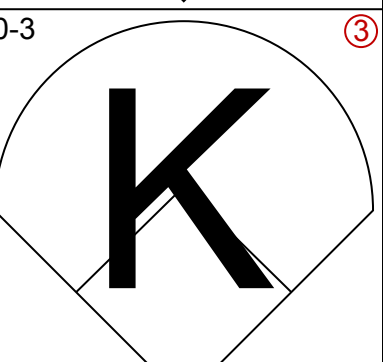
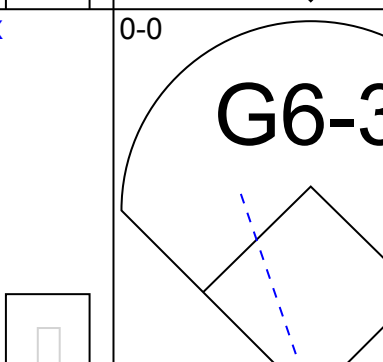
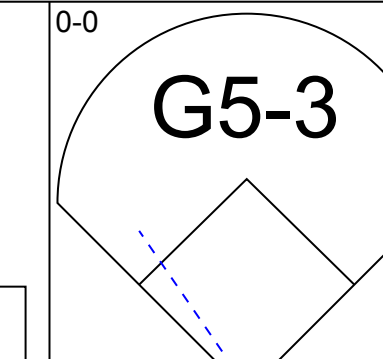
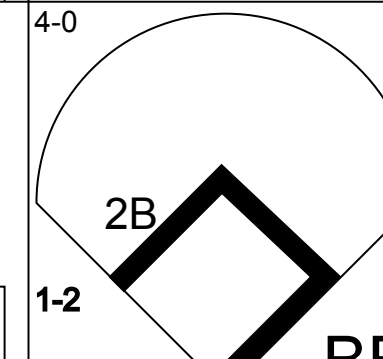
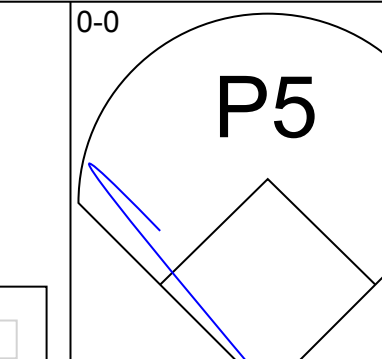
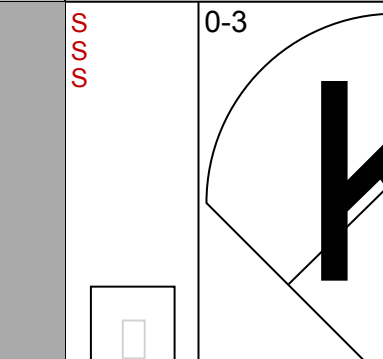
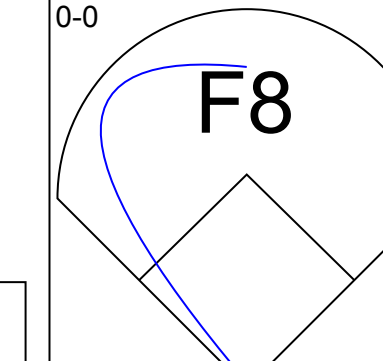
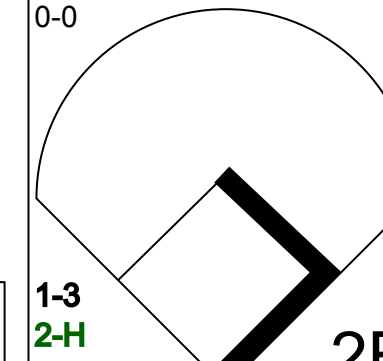
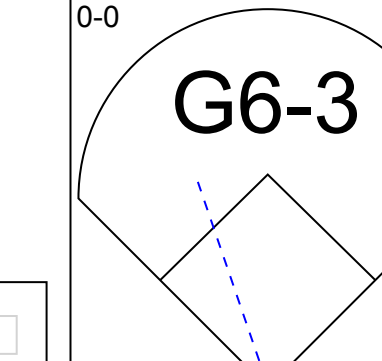
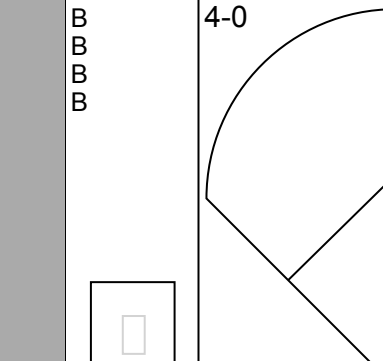

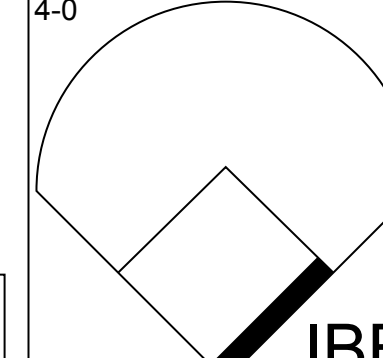
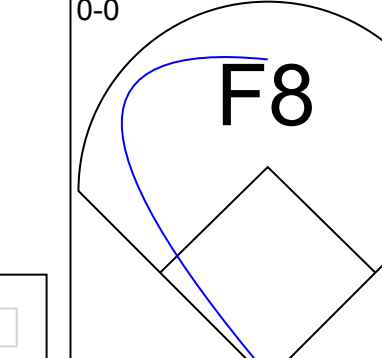
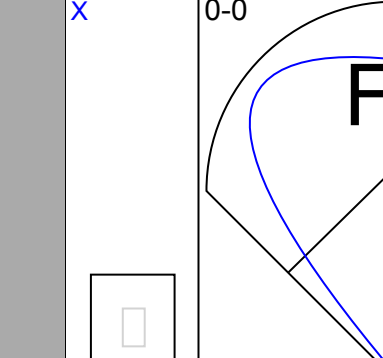
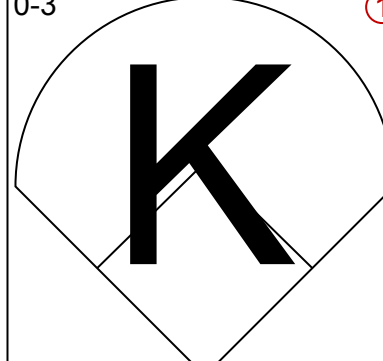
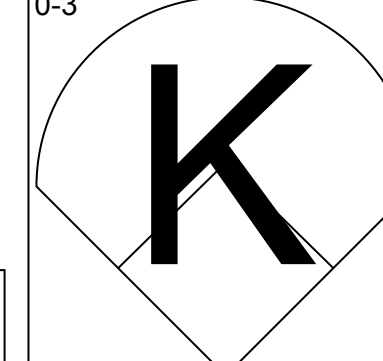
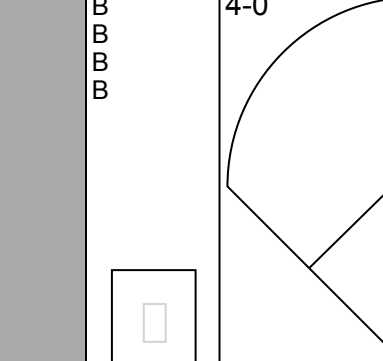
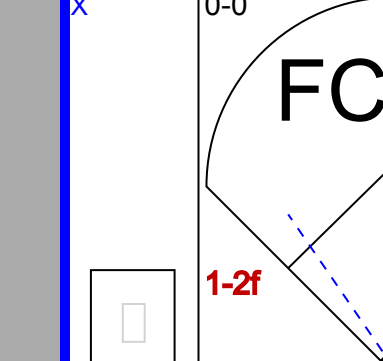
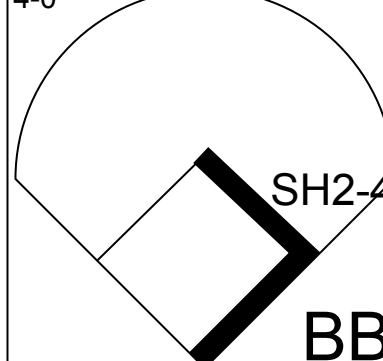
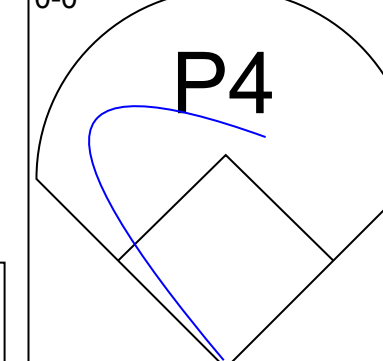
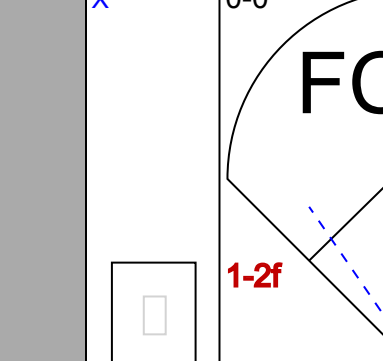
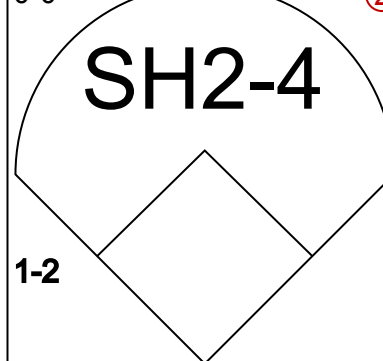
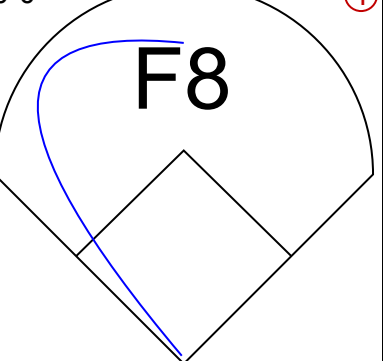
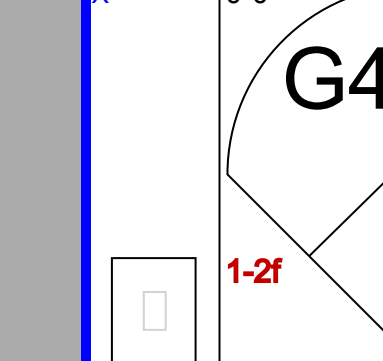


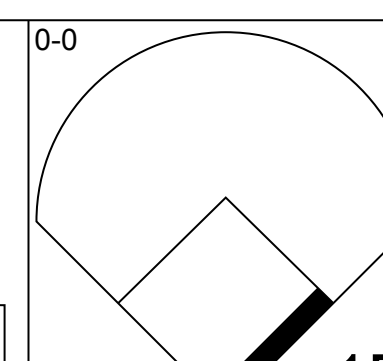
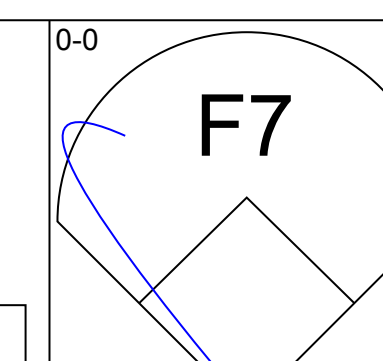
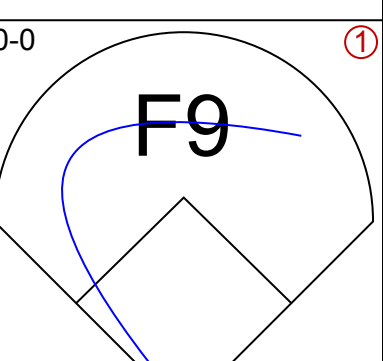
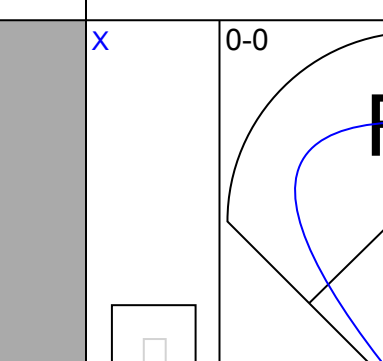
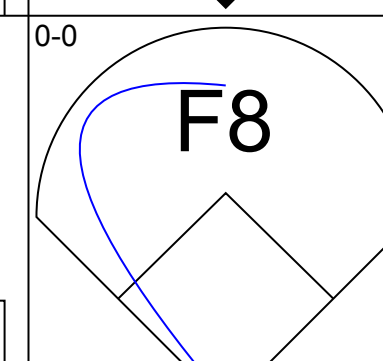
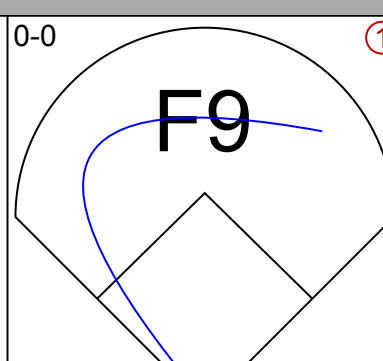
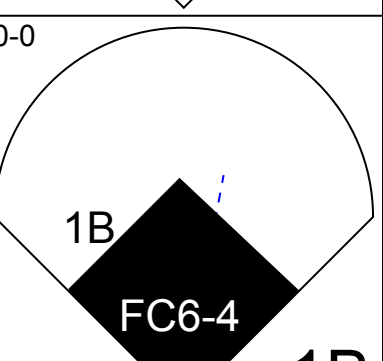
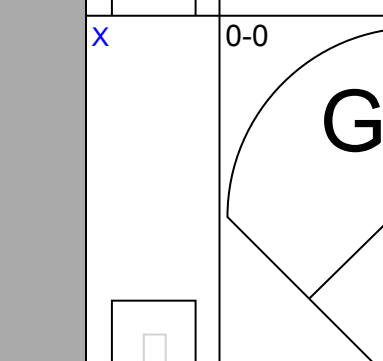
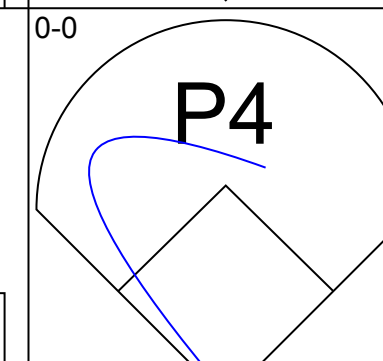

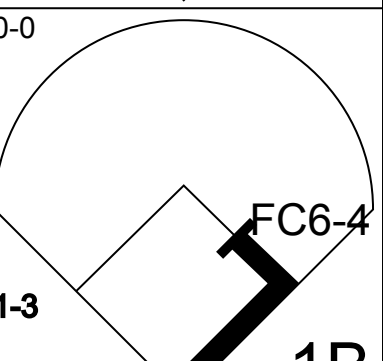
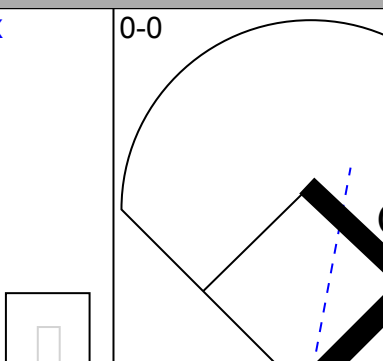
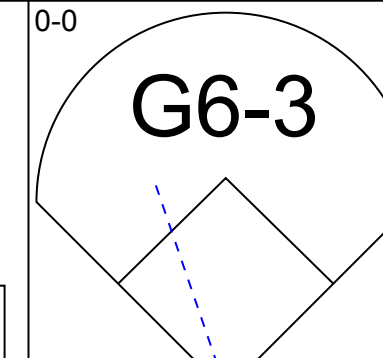
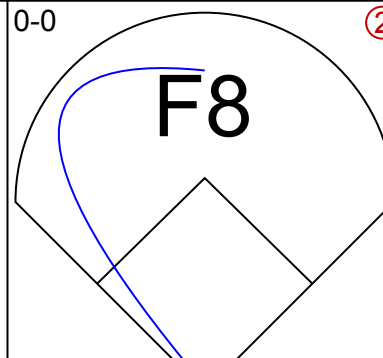
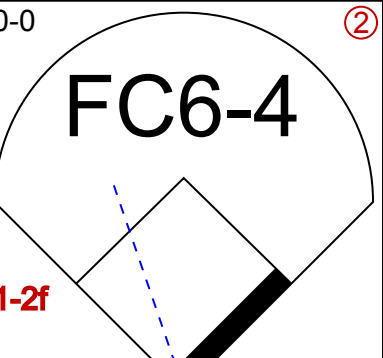
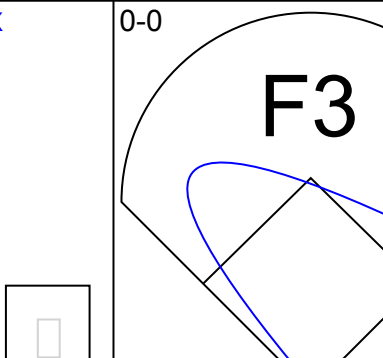
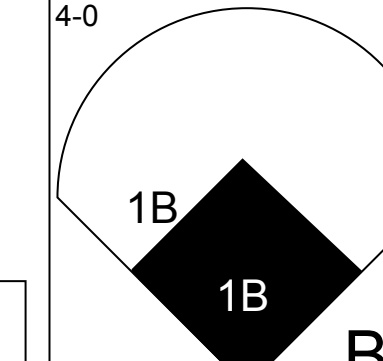
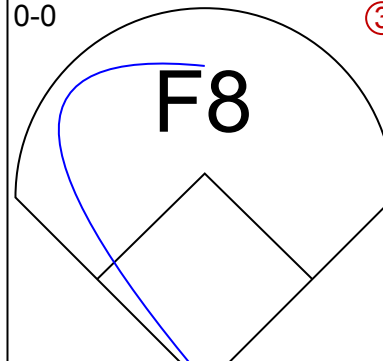
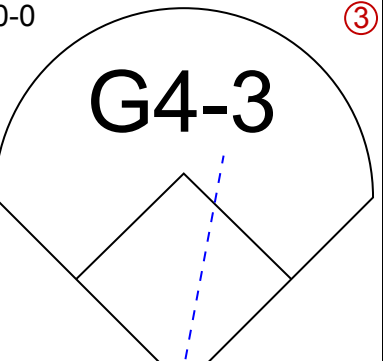
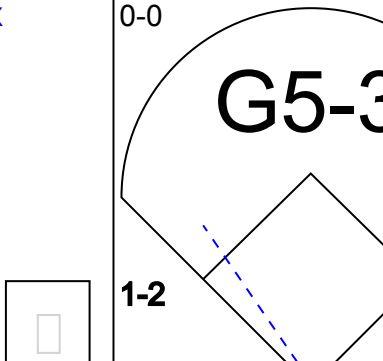
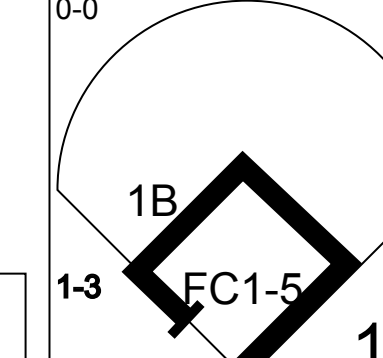
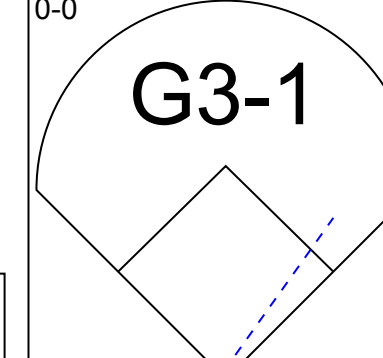
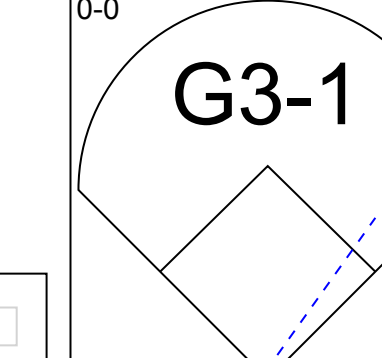
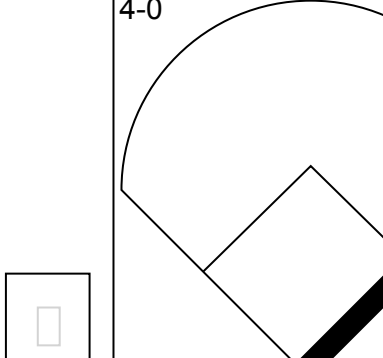
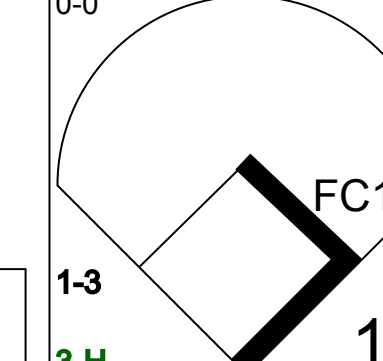
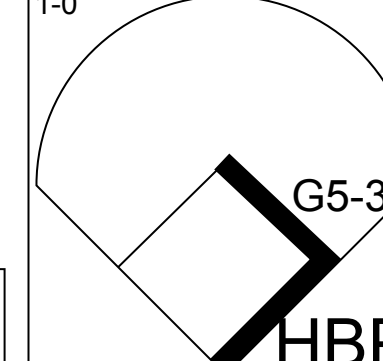
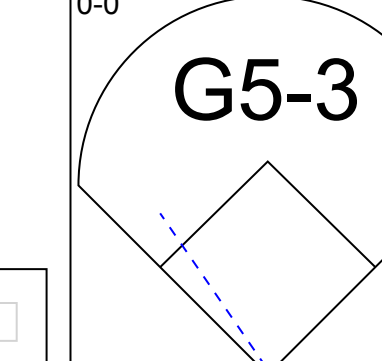
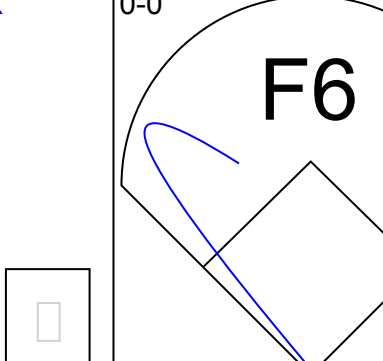
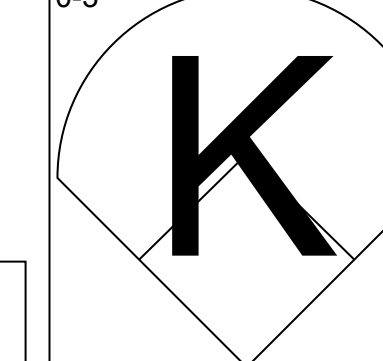
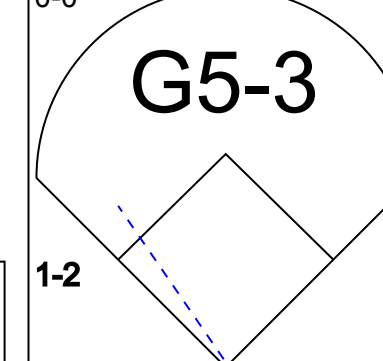
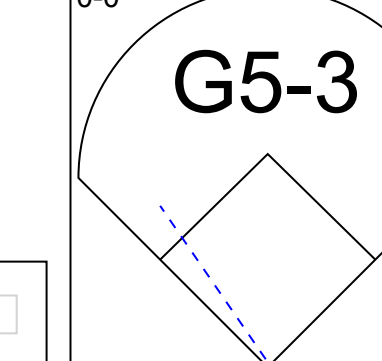
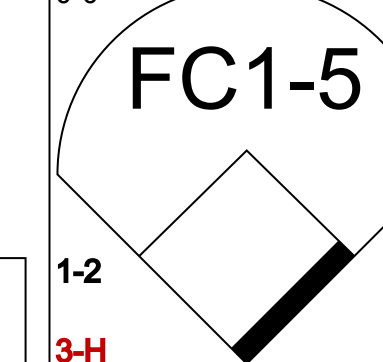
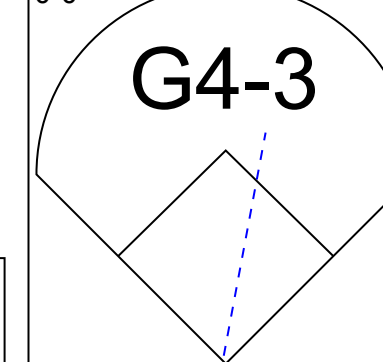
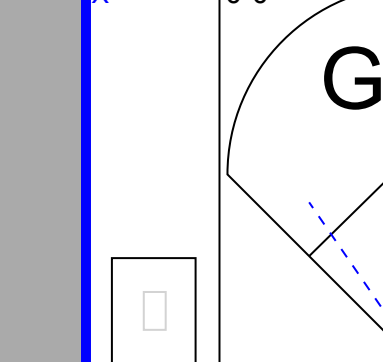
Batter	1	2	3	4	5	6	7	8	9	AB	R	H	RBI	BB	SO	LOB	BOTTOM			
Sandy Alomar Sr., S OBP: 0.299, SLG: 0.290 (1, 4)										4	0	1	1	0	0	2				
Roger Repoz, L OBP: 0.338, SLG: 0.458 (1, 9)										3	0	1	1	1	1	0				
Jim Fregosi, R OBP: 0.352, SLG: 0.473 (1, 6)										4	0	1	0	0	1	3				
Alex Johnson, R OBP: 0.376, SLG: 0.464 (1, 7)										4	0	0	0	0	0	2				
Jim Spencer, L OBP: 0.313, SLG: 0.396 (1, 3)										4	0	0	0	0	0	0				
Jay Johnstone, L OBP: 0.291, SLG: 0.410 (1, 8)										3	1	2	0	1	0	0				
Joe Azcue, R OBP: 0.310, SLG: 0.335 (1, 2)										4	0	2	0	0	0	1	AB 33			
Giraldo Ruiz, S OBP: 0.282, SLG: 0.289 (8, PR)										3	1	2	0	1	0	2	R 3			
Ken McMullen, R OBP: 0.331, SLG: 0.398 (9, 5)										0	0	0	0	0	0	0	H 10			
Tom Murphy, R OBP: 0.152, SLG: 0.136 (1, 1)										4	1	1	0	0	2	5	RBI 2			
																	BB 3			
																	SO 4			
																	LOB 15			
Inning Stats	R: 0 E: 0 K: 1 S: 6	H: 1 LOB: 1 BB: 0 P: 6	R: 0 E: 1 K: 1 S: 7	H: 2 LOB: 2 BB: 0 P: 7	R: 0 E: 0 K: 0 S: 3	H: 0 LOB: 0 BB: 0 P: 3	R: 0 E: 0 K: 0 S: 3	H: 0 LOB: 0 BB: 0 P: 3	R: 1 E: 0 K: 1 S: 7	H: 2 LOB: 2 BB: 1 P: 11	R: 0 E: 0 K: 0 S: 4	H: 1 LOB: 1 BB: 1 P: 8	R: 1 E: 0 K: 1 S: 7	H: 2 LOB: 2 BB: 0 P: 7	R: 1 E: 1 K: 0 S: 5	H: 2 LOB: 2 BB: 1 P: 9	1B: 9 2B: 1 3B: 0 HR: 0	SF: 0 SAC: 1 DP: 0 HBP: 0	WP: 0 PB: 2 SB: 3 CS: 0	PA: 37
PITCHER Joe Horlen, R ERA: 3.99 (1, 1)	IP: 7.0 WLS: L BF: 31	H: 8 R: 2 ER: 2 SO: 4	BB: 2 IBB: 0 HBP: 0 BLK: 0	WP: 0 HR: 0 S: 37 P: 45	ERA: 2.57 WHIP: 1.429	PITCHER														
Wilbur Wood, L ERA: 2.62 (8, 1)	IP: 1.0 WLS: L BF: 6	H: 2 R: 1 ER: 0 SO: 0	BB: 1 IBB: 0 HBP: 0 BLK: 0	WP: 0 HR: 0 S: 5 P: 9	ERA: 0.00 WHIP: 3.000	PITCHER														

Chicago White Sox @ California Angels
Anaheim Stadium, Anaheim, CA
Wed Jun 24 1970, 10:05 PM EDT
Unknown - 86 F

AB 33
R 3
H 10
RBI 2
BB 3
SO 4
LOB 15



Batter	1	2	3	4	5	6	7	8	9	AB	R	H	RBI	BB	SO	LOB	TOP			
Walt Williams, R (1, 7) OBP: 0.309, SLG: 0.379										4	0	0	0	0	2	1	Chicago White Sox @ California Angels Anaheim Stadium, Anaheim, CA Wed Jun 24 1970, 10:05 PM EDT Att: 38,956 - Unknown - 79 F			
Luis Aparicio, R (1, 6) OBP: 0.363, SLG: 0.387										3	0	0	0	1	1	0				
Syd O'Brien, R (1, 5) OBP: 0.322, SLG: 0.363				 2B 1B						4	1	1	0	0	1	1				
Bill Melton, R (1, 9) OBP: 0.332, SLG: 0.487				 2B 1-2						3	0	0	0	1	1	0				
Duane Josephson, R (1, 2) OBP: 0.398, SLG: 0.454				 1-3 2-H 2B				 BB		3	0	1	1	1	0	0				
Tom McCraw, L (1, 3) OBP: 0.323, SLG: 0.352										3	0	0	0	1	1	1				
Bobby Knoop, R (1, 4) Ed Herrmann, L (9, PH) OBP: 0.287, SLG: 0.289 OBP: 0.379, SLG: 0.384							 BB	 1-2		2	0	0	0	1	2	3				
Ken Berry, R (1, 8) OBP: 0.338, SLG: 0.384			 BB				 1-2 G4-6-3		2	0	0	0	1	0	4					
Barry Moore, L (1, 1) Gail Hopkins, L (7, PH) Jerry Crider, R (7, 1) OBP: 0.125, SLG: 0.125 OBP: 0.379, SLG: 0.384 OBP: 0.083, SLG: 0.167			 1-2				 1-2		1	0	0	0	0	0	0	0				
										1	0	0	0	0	0	1				
										0	0	0	0	0	0	0				
Inning Stats	R: 0 E: 0 K: 1 S: 5	H: 0 LOB: 0 BB: 0 P: 5	R: 0 E: 0 K: 1 S: 5	H: 0 LOB: 0 BB: 0 P: 5	R: 0 E: 0 K: 1 S: 5	H: 0 LOB: 1 BB: 1 P: 9	R: 1 E: 0 K: 2 S: 9	H: 2 LOB: 3 BB: 2 P: 17	R: 0 E: 0 K: 0 S: 3	H: 0 LOB: 0 BB: 0 P: 3	R: 0 E: 0 K: 0 S: 2	H: 0 LOB: 0 BB: 1 P: 6	R: 0 E: 0 K: 1 S: 5	H: 0 LOB: 0 BB: 1 P: 9	R: 0 E: 0 K: 1 S: 5	H: 0 LOB: 1 BB: 1 P: 9	1B: 1 2B: 1 3B: 0 HR: 0	SF: 0 SAC: 1 DP: 1 HBP: 0	WP: 0 PB: 0 SB: 0 CS: 0	PA: 34
PITCHER	IP WLS BF H R ER SO BB IBB HBP BLK WP HR S P ERA WHIP																			
Mel Queen, R (1, 1) ERA: 3.26	6.0 W 24 2 1 1 6 3 1 0 0 0 0 0 32 48 1.50 0.833																			
Eddie Fisher, R (7, 1) ERA: 1.93	3.0 S 10 0 0 0 2 2 0 0 0 0 0 0 12 20 0.00 0.667																			

Batter	1	2	3	4	5	6	7	8	9	AB	R	H	RBI	BB	SO	LOB	BOTTOM			
Sandy Alomar Sr., S (1, 4) OBP: 0.298, SLG: 0.290										4	0	1	0	0	0	2	Chicago White Sox @ California Angels Anaheim Stadium, Anaheim, CA Wed Jun 24 1970, 10:05 PM EDT Att: 38,956 - Unknown - 79 F			
Jarvis Tatum, R (1, 8) OBP: 0.344, SLG: 0.316					 FC6-4 1B					4	1	1	0	0	0	1				
Jim Fregosi, R (1, 6) OBP: 0.357, SLG: 0.477					 1-3 1B			 1B		4	0	3	0	0	0	1				
Alex Johnson, R (1, 7) OBP: 0.371, SLG: 0.457					 1-2 3-H					4	0	0	1	0	0	4				
Billy Cowan, R (1, 9) Roger Repoz, L (9, 9) OBP: 0.382, SLG: 0.600 OBP: 0.338, SLG: 0.458		 1B BB						 1-2		3	1	0	0	1	0	3				
										0	0	0	0	0	0	0				
Jim Spencer, L (1, 3) OBP: 0.317, SLG: 0.395	 1-3 FC1-5 1B									3	0	1	0	1	0	0				
Giraldo Ruiz, S (1, 5) OBP: 0.302, SLG: 0.293		 1-3 3-H 1B		 HBP						3	0	1	1	0	0	2				
Tom Egan, R (1, 2) OBP: 0.267, SLG: 0.286				 1-2						3	0	0	0	0	1	3				
Mel Queen, L (1, 1) Eddie Fisher, R (7, 1) OBP: 0.250, SLG: 0.250		 1-2 3-H								2	0	0	0	0	0	3				
										1	0	0	0	0	0	0				
Inning Stats	R: 0 E: 0 K: 0 S: 4	H: 1 LOB: 1 BB: 0 P: 4	R: 1 E: 0 K: 1 S: 7	H: 2 LOB: 2 BB: 1 P: 11	R: 0 E: 0 K: 0 S: 4	H: 1 LOB: 1 BB: 0 P: 4	R: 0 E: 0 K: 0 S: 3	H: 0 LOB: 1 BB: 0 P: 4	R: 1 E: 0 K: 0 S: 5	H: 2 LOB: 1 BB: 0 P: 5	R: 0 E: 0 K: 0 S: 3	H: 0 LOB: 0 BB: 0 P: 3	R: 0 E: 0 K: 0 S: 3	H: 0 LOB: 0 BB: 0 P: 3	R: 0 E: 0 K: 0 S: 4	H: 1 LOB: 2 BB: 1 P: 8	1B: 7 2B: 0 3B: 0 HR: 0	SF: 0 SAC: 0 DP: 0 HBP: 1	WP: 0 PB: 0 SB: 0 CS: 0	PA: 34
PITCHER	IP WLS BF H R ER SO BB IBB HBP BLK WP HR S P ERA WHIP																			
Barry Moore, L (1, 1) ERA: 4.32	6.0 L 26 6 2 2 1 0 0 1 0 0 0 0 26 31 3.00 1.167																			
Jerry Crider, R (7, 1) ERA: 2.92	2.0 8 1 0 0 0 0 0 1 0 0 0 0 7 11 0.00 0.500																			

Batter	1	2	3	4	5	6	7	8	9	AB	R	H	RBI	BB	SO	LOB	TOP			
Walt Williams, R (1,7) OBP: 0.314, SLG: 0.382	G5-3		1B			F7		G6-3 HR		4	1	2	0	0	0	0	Chicago White Sox @ California Angels Anaheim Stadium, Anaheim, CA Thu Jun 25 1970, 10:05 PM EDT Att: 10,160 - Unknown - 83 F			
Luis Aparicio, R (1,6) OBP: 0.382, SLG: 0.385 Rich Morales, R (8,6) OBP: 0.278, SLG: 0.188	1B		G5-3			F7		G6-3		4	0	1	0	0	0	2				
Syd O'Brien, R (1,5) OBP: 0.326, SLG: 0.366	1B					1B		P3		4	0	2	0	0	1	1				
Bill Melton, R (1,9) OBP: 0.331, SLG: 0.496	P4					P3		HR		4	1	1	2	0	0	2				
Duane Josephson, R (1,2) OBP: 0.394, SLG: 0.446		G4-3				P4		G1-3		4	0	1	0	0	0	0				
Tom McCraw, L (1,3) OBP: 0.321, SLG: 0.367		G4-3				HR		F7		4	1	1	1	0	0	1				
Bobby Knoop, R (1,4) OBP: 0.288, SLG: 0.288 John Mattias, L (9, PH) OBP: 0.230, SLG: 0.281			F7			G4-6-3 BB		F8		2	0	0	0	1	0	0				
Ken Berry, R (1,8) OBP: 0.337, SLG: 0.381			G3			G4-6-3		F9		4	0	1	0	0	0	2				
Tommy John, R (1,1) OBP: 0.171, SLG: 0.128 Danny Murphy, L (6,1) OBP: 0.333, SLG: 0.333 Ossie Blanco, R (7, PH) OBP: 0.211, SLG: 0.167 Don Secrist, L (7,1) Gail Hopkins, L (9, PH) OBP: 0.376, SLG: 0.381			G6-3			F9		G5-3		2	0	0	0	0	0	0				
										0	0	0	0	0	0	0				
										1	0	0	0	0	0	0				
										1	0	0	0	0	0	1				
Inning Stats	R: 0 E: 0 K: 0 S: 4	H: 2 LOB: 1 BB: 0 P: 4	R: 0 E: 0 K: 0 S: 3	H: 0 LOB: 0 BB: 0 P: 3	R: 0 E: 0 K: 0 S: 4	H: 1 LOB: 1 BB: 0 P: 4	R: 0 E: 0 K: 1 S: 6	H: 1 LOB: 0 BB: 0 P: 6	R: 0 E: 0 K: 0 S: 4	H: 1 LOB: 1 BB: 0 P: 4	R: 1 E: 0 K: 0 S: 5	H: 2 LOB: 1 BB: 0 P: 5	R: 2 E: 0 K: 0 S: 5	H: 2 LOB: 0 BB: 0 P: 5	R: 0 E: 0 K: 0 S: 4	H: 1 LOB: 1 BB: 0 P: 4		1B: 8 2B: 0 3B: 0 HR: 2	SF: 0 SAC: 0 DP: 1 HBP: 0	WP: 1 PB: 0 SB: 0 CS: 0
PITCHER	IP WLS BF H R ER SO BB IBB HBP BLK WP HR S P ERA WHIP																			
Clyde Wright, L (1,1) ERA: 3.05 Ken Tatum, R (8,1) ERA: 1.66	7.2 W 31 9 3 3 1 1 0 0 0 0 2 32 36 3.52 1.304																			
8.1 S 5 1 0 0 0 0 0 0 0 0 0 5 5 0.00 0.750																				

Batter	1	2	3	4	5	6	7	8	9	AB	R	H	RBI	BB	SO	LOB	BOTTOM				
Sandy Alomar Sr., S (1,4) OBP: 0.300, SLG: 0.292	G5-3 1B	G4-3 1B	K		L5			G6-3		5	0	2	0	0	1	2	Chicago White Sox @ California Angels Anaheim Stadium, Anaheim, CA Thu Jun 25 1970, 10:05 PM EDT Att: 10,160 - Unknown - 83 F				
Jarvis Tatum, R (1,8) OBP: 0.337, SLG: 0.310	G5-3 1B	G4-3			K		L7	G5-3		5	0	1	0	0	1	2					
Jim Fregosi, R (1,6) OBP: 0.351, SLG: 0.468	G5-3	P4			F8		L5	F9		5	0	0	0	0	0	4					
Alex Johnson, R (1,7) OBP: 0.373, SLG: 0.455	IBB				G1-3		L9			3	1	1	0	1	0	0					
Billy Cowan, R (1,9) OBP: 0.379, SLG: 0.623 Roger Repoz, L (7,9) OBP: 0.342, SLG: 0.458	P4		E4		K		1B BB			3	1	1	1	0	1	3					
Joe Azcue, R (1,2) OBP: 0.314, SLG: 0.335	F9		K		K		1B BB			0	1	0	0	1	0	0					
Giraldo Ruiz, S (1,5) OBP: 0.319, SLG: 0.333		G3 1B	G3		G6-3		G6-4-3 1B			4	1	2	1	0	0	1					
Jim Spencer, L (1,3) OBP: 0.311, SLG: 0.387		G3	E1 1B		E4 2B		F8			4	2	0	0	0	0	4					
Clyde Wright, R (1,1) OBP: 0.234, SLG: 0.283 Ken Tatum, R (8,1)	G4-3 1B				WP 1B		G6-4-3			4	0	3	4	0	0	2					
										0	0	0	0	0	0	0					
										1B: 8 2B: 2 3B: 1 HR: 0	SF: 0 SAC: 0 DP: 1 HBP: 0	WP: 3 PB: 0 SB: 0 CS: 0	PA: 39								
Inning Stats	R: 0 E: 0 K: 0 S: 5	H: 3 LOB: 2 BB: 0 P: 6	R: 3 E: 2 K: 2 S: 11	H: 3 LOB: 1 BB: 0 P: 11	R: 0 E: 0 K: 1 S: 5	H: 0 LOB: 0 BB: 0 P: 5	R: 2 E: 1 K: 1 S: 7	H: 1 LOB: 1 BB: 1 P: 11	R: 0 E: 0 K: 0 S: 3	H: 0 LOB: 0 BB: 0 P: 3	R: 1 E: 0 K: 0 S: 4	H: 2 LOB: 1 BB: 1 P: 8	R: 0 E: 0 K: 0 S: 3	H: 0 LOB: 0 BB: 0 P: 3	R: 0 E: 0 K: 0 S: 5	H: 0 LOB: 0 BB: 0 P: 9		1B: 8 2B: 2 3B: 1 HR: 0	SF: 0 SAC: 0 DP: 1 HBP: 0	WP: 3 PB: 0 SB: 0 CS: 0	PA: 39
PITCHER	IP WLS BF H R ER SO BB IBB HBP BLK WP HR S P ERA WHIP																				
Tommy John, L (1,1) ERA: 3.88 Danny Murphy, R (6,1) ERA: 5.56 Don Secrist, L (7,1) ERA: 3.95	5.0 L 28 9 6 2 4 0 0 0 0 0 0 3 3 3.60 2.000																				
2.0 R 8 2 1 1 0 1 0 0 0 0 0 7 11 4.50 1.500																					


Batter	1	2	3	4	5	6	7	8	9	AB	R	H	RBI	BB	SO	LOB	TOP			
Cesar Tovar, R OBP: 0.347, SLG: 0.471 (1, 8)										3	0	2	0	0	1	0	Minnesota Twins @ Chicago White Sox Comiskey Park, Chicago, IL Fri Jun 26 1970, 8:05 PM EDT Att: 9,486 - Unknown			
Jim Holt, L OBP: 0.276, SLG: 0.307 (1, 7)										4	0	0	0	0	1	4				
Tony Oliva, L OBP: 0.347, SLG: 0.486 (1, 9)										4	0	0	1	0	0	3				
Harmon Killebrew, R OBP: 0.447, SLG: 0.605 (1, 5)										4	0	3	0	0	1	1				
Rich Reese, L OBP: 0.306, SLG: 0.377 (1, 3)										3	1	1	1	1	0	3				
Leo Cardenas, R OBP: 0.331, SLG: 0.413 (1, 6)										4	0	0	0	0	0	2				
George Mitterwald, R OBP: 0.244, SLG: 0.325 (9, PH)										3	0	0	0	0	0	2				
Paul Ratliff, L OBP: 0.355, SLG: 0.434 (9, PH)										1	0	1	0	0	0	0				
Danny Thompson, R (1, 4)										3	0	0	0	0	1	2				
Rick Renick, R OBP: 0.326, SLG: 0.492 (9, PH)										1	0	0	0	0	0	1				
Jim Kaat, L OBP: 0.222, SLG: 0.171 (6, 1)										1	1	1	0	0	0	0				
Bill Zepp, R (7, PH)										0	0	0	0	0	0	0				
Herman Hill, L (7, PH)										1	0	0	0	0	1	0				
Dick Woodson, R (7, 1)										0	0	0	0	0	0	0				
Bob Allison, R OBP: 0.385, SLG: 0.281 (9, PH)										1	0	0	0	0	1	0				
Inning Stats	R: 0 E: 0 K: 0 S: 5	H: 2 LOB: 2 BB: 0 P: 5	R: 0 E: 0 K: 0 S: 3	H: 0 LOB: 0 BB: 0 P: 3	R: 1 E: 0 K: 1 S: 6	H: 1 LOB: 1 BB: 0 P: 7	R: 1 E: 0 K: 1 S: 6	H: 1 LOB: 0 BB: 0 P: 6	R: 0 E: 0 K: 0 S: 4	H: 1 LOB: 2 BB: 1 P: 8	R: 0 E: 0 K: 3 S: 9	H: 0 LOB: 0 BB: 0 P: 9	R: 0 E: 0 K: 0 S: 3	H: 1 LOB: 1 BB: 0 P: 3	R: 0 E: 0 K: 0 S: 4	H: 1 LOB: 1 BB: 0 P: 4	1B: 6 2B: 1 3B: 0 HR: 1	SF: 0 SAC: 1 DP: 1 HBP: 1	WP: 0 PB: 1 CS: 0	PA: 36
PITCHER	IP WLS BF H R ER SO BB IBB HBP BLK WP HR S P ERA WHIP																			
Bob Miller, R ERA: 4.5 (1, 1)	5.0 W 23 6 2 2 2 1 0 1 0 0 1 25 30 3.60 1.400																			
Jerry Crider, R ERA: 2.63 (6, 1)	4.0 S 13 2 0 0 3 0 0 0 0 0 0 0 19 19 0.00 0.500																			

AB	33
R	2
H	8
RBI	2
BB	1
SO	5
LOB	19



Batter	1	2	3	4	5	6	7	8	9	AB	R	H	RBI	BB	SO	LOB	BOTTOM			
Walt Williams, R OBP: 0.306, SLG: 0.375 (1, 7)										3	0	0	1	0	0	2	Minnesota Twins @ Chicago White Sox Comiskey Park, Chicago, IL Fri Jun 26 1970, 8:05 PM EDT Att: 9,486 - Unknown			
Luis Aparicio, R OBP: 0.367, SLG: 0.388 (1, 6)										3	2	2	0	1	0	1				
Syd O'Brien, R OBP: 0.324, SLG: 0.369 (1, 4)										4	0	1	0	0	0	1				
Bill Melton, R OBP: 0.333, SLG: 0.496 (8, 5)										2	0	1	1	1	0	0				
Duane Josephson, R OBP: 0.380, SLG: 0.443 (1, 2)										3	0	1	1	0	0	2				
Rich McKinney, R OBP: 0.250, SLG: 0.250 (1, 5)										4	1	1	0	0	1	2				
Tom McCraw, L OBP: 0.321, SLG: 0.367 (8, 9)										0	0	0	0	0	0	0				
Bob Spence, L (1, 3)										4	0	0	0	0	2	3				
Ken Berry, R OBP: 0.340, SLG: 0.380 (1, 8)										3	1	1	0	1	1	0				
Bob Miller, R OBP: 0.400, SLG: 0.250 (1, 1)										1	0	1	1	1	0	0				
Jerry Crider, R OBP: 0.077, SLG: 0.154 (6, 1)										1	0	0	0	0	0	0				
Inning Stats	R: 1 E: 0 K: 0 S: 5	H: 2 LOB: 1 BB: 0 P: 5	R: 2 E: 1 K: 1 S: 7	H: 1 LOB: 1 BB: 1 P: 11	R: 0 E: 0 K: 1 S: 6	H: 1 LOB: 1 BB: 0 P: 6	R: 0 E: 0 K: 0 S: 3	H: 0 LOB: 1 BB: 1 P: 7	R: 1 E: 0 K: 0 S: 4	H: 1 LOB: 2 BB: 2 P: 12	R: 0 E: 0 K: 0 S: 4	H: 2 LOB: 0 BB: 0 P: 4	R: 0 E: 0 K: 0 S: 4	H: 1 LOB: 1 BB: 0 P: 4	R: 0 E: 0 K: 2 S: 7	H: 0 LOB: 0 BB: 0 P: 7	1B: 7 2B: 1 3B: 0 HR: 0	SF: 3 SAC: 1 DP: 0 HBP: 0	WP: 1 PB: 0 SB: 2 CS: 0	PA: 36
PITCHER	IP WLS BF H R ER SO BB IBB HBP BLK WP HR S P ERA WHIP																			
Jim Kaat, L ERA: 3.69 (6, 1)	5.1 L 27 6 4 2 2 3 1 0 0 0 0 27 43 3.38 1.688																			
Bill Zepp, R ERA: 2.7 (7, 1)	0.2 2 1 0 0 0 0 0 0 0 0 0 0 2 2 0.00 1.500																			
Dick Woodson, R ERA: 1.86 (7, 1)	2.0 7 1 0 0 0 2 0 0 0 0 0 0 0 11 11 0.00 0.500																			

AB	28
R	4
H	8
RBI	4
BB	4
SO	4
LOB	11



Batter	1	2	3	4	5	6	7	8	9	AB	R	H	RBI	BB	SO	LOB	TOP		
Cesar Tovar, R OBP: 0.351, SLG: 0.485 (1, 8)										5	2	3	2	0	2	3	Minnesota Twins @ Chicago White Sox Comiskey Park, Chicago, IL Sat Jun 27 1970, 4:33 AM EDT Att: 19,113 - Sunny		
Leo Cardenas, R OBP: 0.330, SLG: 0.410 (1, 6)										4	1	1	0	0	0	3			
Tony Oliva, L OBP: 0.351, SLG: 0.500 (1, 9)										5	3	3	3	0	0	1			
Harmon Killebrew, R OBP: 0.439, SLG: 0.591 Frank Quilici, R OBP: 0.284, SLG: 0.172 (1, 5) (9, 4)										5	0	0	0	0	1	2			
Rich Reese, L OBP: 0.317, SLG: 0.384 (1, 3)										4	1	3	1	1	0	0			
Bob Allison, R OBP: 0.357, SLG: 0.257 Jim Holt, L OBP: 0.280, SLG: 0.310 (1, 7) (6, 7)										3	0	0	0	0	1	2			
George Mitterwald, R OBP: 0.254, SLG: 0.329 (1, 2)										4	0	2	1	1	1	1			
Danny Thompson, R OBP: 0.167, SLG: 0.167 (1, 4) (9, 5)										5	1	2	1	0	1	4			
Bert Blyleven, R OBP: 0.214, SLG: 0.214 (1, 1)										4	0	1	0	0	2	3			
Inning Stats	R: 3 E: 1 K: 1 S: 8	H: 3 LOB: 0 BB: 0 P: 8	R: 0 E: 0 K: 1 S: 7	H: 2 LOB: 2 BB: 0 P: 7	R: 1 E: 1 K: 0 S: 6	H: 2 LOB: 2 BB: 0 P: 6	R: 1 E: 0 K: 1 S: 5	H: 2 LOB: 1 BB: 0 P: 7	R: 0 E: 0 K: 2 S: 9	H: 1 LOB: 1 BB: 1 P: 13	R: 0 E: 0 K: 2 S: 9	H: 0 LOB: 1 BB: 1 P: 13	R: 3 E: 0 K: 1 S: 9	H: 4 LOB: 2 BB: 1 P: 13	1B: 14 2B: 0 3B: 0 HR: 2	SF: 0 SAC: 2 DP: 2 HBP: 0		WP: 1 PA: 45 PB: 0 CS: 1	
PITCHER	IP WLS BF H R ER SO BB IBB HBP BLK WP HR S P ERA WHIP																		
Gerry Janeski, R ERA: 4.2 (1, 1)	3.1 L 20 9 5 5 3 0 0 0 0 0 0 2 26 26 13.50 2.700																		
Danny Murphy, R ERA: 5.4 (4, 1)	2.2 9 2 1 1 2 0 0 0 0 0 0 0 13 13 3.38 0.750																		
Floyd Weaver, R ERA: 5.71 (7, 1)	2.0 8 1 0 0 3 1 0 0 0 0 1 0 13 17 0.00 1.000																		
Don Secrist, L ERA: 5.52 (9, 1)	1.0 8 4 3 3 1 1 0 0 0 0 0 0 9 13 27.00 5.000																		
Batter	1	2	3	4	5	6	7	8	9	AB	R	H	RBI	BB	SO	LOB	BOTTOM		
Tom McCraw, L OBP: 0.320, SLG: 0.364 (1, 7)										4	0	1	0	0	1	0	Minnesota Twins @ Chicago White Sox Comiskey Park, Chicago, IL Sat Jun 27 1970, 4:33 AM EDT Att: 19,113 - Sunny		
Rich Morales, R OBP: 0.227, SLG: 0.150 (1, 6)										4	0	0	0	0	1	1			
Syd O'Brien, R OBP: 0.317, SLG: 0.360 (1, 4)										4	0	0	0	0	0	1			
Bill Melton, R OBP: 0.333, SLG: 0.492 (1, 9)										2	0	0	0	1	1	1			
Ed Herrmann, L OBP: 0.356, SLG: 0.441 Don Secrist, L (1, 2) (9, 1)										3	0	0	0	0	1	1			
Rich McKinney, R OBP: 0.143, SLG: 0.143 (1, 5)										3	0	0	0	0	2	0			
Bob Spence, L OBP: 0.143, SLG: 0.571 (1, 3)										3	1	1	1	0	2	0			
Ken Berry, R OBP: 0.335, SLG: 0.374 (1, 8)										3	0	0	0	0	0	0			
Gerry Janeski, R OBP: 0.283, SLG: 0.083 Danny Murphy, L OBP: 0.335, SLG: 0.333 Walt Williams, R OBP: 0.326, SLG: 0.373 Floyd Weaver, R Gail Hopkins, L OBP: 0.374, SLG: 0.379 (1, 1) (4, 1) (6, PH) (7, 1) (8, PH) (9, 2)										1	0	0	0	0	0	0			
Inning Stats	R: 0 E: 0 K: 1 S: 6	H: 1 LOB: 1 BB: 0 P: 6	R: 0 E: 0 K: 3 S: 9	H: 0 LOB: 0 BB: 0 P: 9	R: 0 E: 0 K: 1 S: 5	H: 0 LOB: 0 BB: 0 P: 5	R: 0 E: 0 K: 1 S: 5	H: 0 LOB: 1 BB: 1 P: 9	R: 0 E: 0 K: 0 S: 3	H: 0 LOB: 0 BB: 0 P: 3	R: 0 E: 0 K: 0 S: 3	H: 0 LOB: 0 BB: 0 P: 3	R: 1 E: 0 K: 1 S: 6	H: 1 LOB: 0 BB: 0 P: 6	R: 0 E: 0 K: 0 S: 3	H: 0 LOB: 0 BB: 0 P: 3		1B: 1 2B: 0 3B: 0 HR: 1	SF: 0 SAC: 0 DP: 0 HBP: 0
PITCHER	IP WLS BF H R ER SO BB IBB HBP BLK WP HR S P ERA WHIP																		
Bert Blyleven, R ERA: 2.82 (1, 1)	9.0 W 30 2 1 1 8 1 0 0 0 0 1 45 49 1.00 0.333																		

AB 41
R 9
H 16
RBI 9
BB 2
SO 8
LOB 20



AB 29
R 1
H 2
RBI 1
BB 1
SO 8
LOB 4



Batter	1	2	3	4	5	6	7	8	9	AB	R	H	RBI	BB	SO	LOB	TOP					
Cesar Tovar, R OBP: 0.355, SLG: 0.487 (1, 8)	G5-3	CS	G6-3	1B	1B		F8		1B	5	1	3	0	0	0	0	Minnesota Twins @ Chicago White Sox Comiskey Park, Chicago, IL Sun Jun 28 1970, 4:33 AM EDT Sunny					
Leo Cardenas, R OBP: 0.335, SLG: 0.414 (1, 6)	FC3-6		G6-3	1B	1B		K		G6-4-3	5	0	3	1	0	1	1						
Tony Oliva, L OBP: 0.352, SLG: 0.509 Herman Hill, L (9, PR) (9, 9)	FC3-6		HR	1B			F8		FC1	5	2	2	2	0	0	2						
Harmon Killebrew, R OBP: 0.440, SLG: 0.616 Frank Quilici, R OBP: 0.279, SLG: 0.169 (1, 5) (8, 4)	F9		HR	1B			G6-3		G6-4-3	4	2	2	3	0	0	1						
Rich Reese, L OBP: 0.314, SLG: 0.377 (1, 3)		G3-1	F8				G4-3		G3-1	4	0	0	0	1	0	0						
Paul Ratliff, L OBP: 0.357, SLG: 0.425 (1, 2)	1B			1B			F7		1B	4	2	1	0	1	2	2						
Jim Holt, L OBP: 0.295, SLG: 0.325 (1, 7)	1B			1B			L7			4	1	3	0	0	0	0						
Danny Thompson, R OBP: 0.188, SLG: 0.200 (1, 4) (8, 5)	E8			G4-3			F2		SF9	3	0	1	2	0	0	1						
Tom Hall, L OBP: 0.200, SLG: 0.200 Bill Zepp, R (7, 1)	G3			1B			P6		K	3	1	1	1	0	0	2						
Inning Stats	R: 0 E: 0 K: 0 S: 4	H: 1 LOB: 1 BB: 0 P: 4	R: 1 E: 1 K: 0 S: 5	H: 3 LOB: 1 BB: 0 P: 5	R: 2 E: 0 K: 1 S: 5	H: 3 LOB: 0 BB: 0 P: 5	R: 2 E: 0 K: 1 S: 8	H: 4 LOB: 2 BB: 0 P: 8	R: 1 E: 0 K: 0 S: 4	H: 1 LOB: 0 BB: 0 P: 4	R: 0 E: 0 K: 1 S: 5	H: 0 LOB: 0 BB: 0 P: 3	R: 0 E: 0 K: 1 S: 5	H: 0 LOB: 0 BB: 0 P: 5	R: 2 E: 0 K: 1 S: 7	H: 2 LOB: 1 BB: 1 P: 11		R: 1 E: 0 K: 1 S: 7	H: 2 LOB: 2 BB: 1 P: 11	1B: 13 2B: 9 3B: 0 HR: 3	SF: 1 SAC: 0 DP: 2 HBP: 0	WP: 0 PB: 0 CS: 1
PITCHER	IP	WLS	BF	H	R	ER	SO	BB	IBB	HBP	BLK	WP	HR	S	P	ERA	WHIP					
Joe Horlen, R ERA: 4.28 (1, 1)	5.0	L	24	12	6	6	1	0	0	0	0	0	2	26	26	10.80	2.400					
Jim Magnuson, L ERA: (6, 1)	2.0		6	0	0	0	1	0	0	0	0	0	0	8	8	0.00	0.000					
Bob Miller, R ERA: 4.95 (8, 1)	2.0		12	4	3	3	2	2	0	0	0	0	1	14	22	13.50	3.000					


Batter	1	2	3	4	5	6	7	8	9	AB	R	H	RBI	BB	SO	LOB	BOTTOM				
Walt Williams, R OBP: 0.307, SLG: 0.373 (1, 7)	1B		F7		FC5-4		2B		G1-3	5	0	2	0	0	0	3	Minnesota Twins @ Chicago White Sox Comiskey Park, Chicago, IL Sun Jun 28 1970, 4:33 AM EDT Sunny				
Luis Aparicio, R OBP: 0.389, SLG: 0.394 (1, 6)	1B		K		K		1B			4	0	2	1	0	2	2					
Syd O'Brien, R OBP: 0.316, SLG: 0.358 (1, 4)	P3		F7				L7			4	0	1	0	0	0	4					
Bill Melton, R OBP: 0.332, SLG: 0.488 (1, 9)	F9			K			F7		G5-4-3	4	0	1	0	0	1	3					
Duane Josephson, R OBP: 0.368, SLG: 0.429 (1, 2)	K			F7			F8		G5-4-3	4	0	0	0	0	1	4					
Rich McKinney, R OBP: 0.091, SLG: 0.091 (1, 5)		F8		F3			K		F7	4	0	0	0	0	1	1					
Bob Spence, L OBP: 0.273, SLG: 0.500 (1, 3)	F9				FC5-4		K		G4-3	3	0	1	0	1	1	0					
Ken Berry, R OBP: 0.338, SLG: 0.374 (1, 8)					F7		1B		G3	3	1	1	0	1	0	2					
Joe Horlen, R OBP: 0.100, SLG: 0.125 Bobby Kirtman, R OBP: 0.272, SLG: 0.280 Jim Magnuson, R (1, 1) (5, PR) (8, 1)	K				FC5-4		L8		G4-3	1	0	0	0	0	1	1					
Tom McCraw, L OBP: 0.149, SLG: 0.302 Bob Miller, R OBP: 0.260, SLG: 0.250 Gail Hopkins, L OBP: 0.372, SLG: 0.377 (7, PR) (8, 1) (8, PR)					1B		1B		2-3	1	0	0	0	0	0	1					
Inning Stats	R: 0 E: 0 K: 1 S: 7	H: 2 LOB: 2 BB: 0 P: 7	R: 0 E: 0 K: 1 S: 5	H: 0 LOB: 1 BB: 1 P: 9	R: 0 E: 0 K: 1 S: 5	H: 0 LOB: 0 BB: 0 P: 5	R: 0 E: 0 K: 1 S: 6	H: 0 LOB: 0 BB: 0 P: 5	R: 0 E: 0 K: 1 S: 6	H: 1 LOB: 1 BB: 0 P: 6	R: 1 E: 0 K: 1 S: 8	H: 3 LOB: 2 BB: 0 P: 8	R: 0 E: 0 K: 0 S: 3	H: 1 LOB: 0 BB: 0 P: 3	R: 0 E: 0 K: 0 S: 4	H: 1 LOB: 1 BB: 0 P: 4	1B: 8 2B: 1 3B: 0 HR: 0	SF: 0 SAC: 0 DP: 1 HBP: 0	WP: 0 PB: 0 CS: 0	PA: 37	
PITCHER	IP	WLS	BF	H	R	ER	SO	BB	IBB	HBP	BLK	WP	HR	S	P	ERA	WHIP				
Tom Hall, L ERA: 2.23 (1, 1)	6.2	W	29	7	1	1	7	2	0	0	0	0	0	41	49	1.35	1.350				
Bill Zepp, R ERA: 2.55 (7, 1)	2.1	S	8	2	0	0	0	0	0	0	0	0	0	8	8	0.00	0.857				

Batter	1	2	3	4	5	6	7	8	9	AB	R	H	RBI	BB	SO	LOB	TOP
Cesar Tovar, R OBP: 0.358, SLG: 0.485 (1, 8)										5	1	2	0	0	0	3	Minnesota Twins @ Chicago White Sox Comiskey Park, Chicago, IL Sun Jun 28 1970, 4:38 AM EDT Att: 24,288 - Sunny
Leo Cardenas, R OBP: 0.331, SLG: 0.408 (1, 6)										6	0	1	0	0	2	3	
Harmon Killebrew, R OBP: 0.439, SLG: 0.699 (1, 5)										4	2	1	1	1	1	4	
Tony Oliva, L OBP: 0.357, SLG: 0.522 (1, 9)										5	3	3	2	0	0	2	
Brant Aylea, R OBP: 0.366, SLG: 0.484 (7, PH)										1	2	0	0	1	0	0	
Jim Holt, L OBP: 0.298, SLG: 0.322 (7, 8)										1	1	0	0	1	0	0	
George Mitterwald, R OBP: 0.284, SLG: 0.356 (1, 2)										5	1	3	4	0	0	3	
Rich Reese, L OBP: 0.320, SLG: 0.373 (1, 3)										2	0	0	1	3	0	2	
Danny Thompson, R OBP: 0.288, SLG: 0.188 (3, PH)										1	0	0	0	0	0	1	
Paul Rattiff, L OBP: 0.326, SLG: 0.425 (7, PH)										2	0	1	1	0	0	2	
Ron Perranoski, L OBP: 0.200, SLG: 0.200 (8, PH)										0	0	0	0	0	0	0	
Tom Tschinski, R OBP: 0.200, SLG: 0.200 (8, 5)										0	0	0	0	0	0	0	
Dave Rowell, R OBP: 0.200, SLG: 0.200 (8, 5)										0	0	0	0	0	0	0	
Dave Rowell, R OBP: 0.200, SLG: 0.200 (8, 5)										0	0	0	0	0	0	0	
Dave Rowell, R OBP: 0.200, SLG: 0.200 (8, 5)										0	0	0	0	0	0	0	
Dave Rowell, R OBP: 0.200, SLG: 0.200 (8, 5)										0	0	0	0	0	0	0	
Dave Rowell, R OBP: 0.200, SLG: 0.200 (8, 5)										0	0	0	0	0	0	0	
Dave Rowell, R OBP: 0.200, SLG: 0.200 (8, 5)										0	0	0	0	0	0	0	
Dave Rowell, R OBP: 0.200, SLG: 0.200 (8, 5)										0	0	0	0	0	0	0	
Dave Rowell, R OBP: 0.200, SLG: 0.200 (8, 5)										0	0	0	0	0	0	0	
Dave Rowell, R OBP: 0.200, SLG: 0.200 (8, 5)										0	0	0	0	0	0	0	
Dave Rowell, R OBP: 0.200, SLG: 0.200 (8, 5)										0	0	0	0	0	0	0	
Dave Rowell, R OBP: 0.200, SLG: 0.200 (8, 5)										0	0	0	0	0	0	0	
Dave Rowell, R OBP: 0.200, SLG: 0.200 (8, 5)										0	0	0	0	0	0	0	
Dave Rowell, R OBP: 0.200, SLG: 0.200 (8, 5)										0	0	0	0	0	0	0	
Dave Rowell, R OBP: 0.200, SLG: 0.200 (8, 5)										0	0	0	0	0	0	0	
Dave Rowell, R OBP: 0.200, SLG: 0.200 (8, 5)										0	0	0	0	0	0	0	
Dave Rowell, R OBP: 0.200, SLG: 0.200 (8, 5)										0	0	0	0	0	0	0	
Dave Rowell, R OBP: 0.200, SLG: 0.200 (8, 5)										0	0	0	0	0	0	0	
Dave Rowell, R OBP: 0.200, SLG: 0.200 (8, 5)										0	0	0	0	0	0	0	
Dave Rowell, R OBP: 0.200, SLG: 0.200 (8, 5)										0	0	0	0	0	0	0	
Dave Rowell, R OBP: 0.200, SLG: 0.200 (8, 5)										0	0	0	0	0	0	0	
Dave Rowell, R OBP: 0.200, SLG: 0.200 (8, 5)										0	0	0	0	0	0	0	
Dave Rowell, R OBP: 0.200, SLG: 0.200 (8, 5)										0	0	0	0	0	0	0	
Dave Rowell, R OBP: 0.200, SLG: 0.200 (8, 5)										0	0	0	0	0	0	0	
Dave Rowell, R OBP: 0.200, SLG: 0.200 (8, 5)										0	0	0	0	0	0	0	
Dave Rowell, R OBP: 0.200, SLG: 0.200 (8, 5)										0	0	0	0	0	0	0	
Dave Rowell, R OBP: 0.200, SLG: 0.200 (8, 5)										0	0	0	0	0	0	0	
Dave Rowell, R OBP: 0.200, SLG: 0.200 (8, 5)										0	0	0	0	0	0	0	
Dave Rowell, R OBP: 0.200, SLG: 0.200 (8, 5)										0	0	0	0	0	0	0	
Dave Rowell, R OBP: 0.200, SLG: 0.200 (8, 5)										0	0	0	0	0	0	0	
Dave Rowell, R OBP: 0.200, SLG: 0.200 (8, 5)										0	0	0	0	0	0	0	
Dave Rowell, R OBP: 0.200, SLG: 0.200 (8, 5)										0	0	0	0	0	0	0	
Dave Rowell, R OBP: 0.200, SLG: 0.200 (8, 5)										0	0	0	0	0	0	0	
Dave Rowell, R OBP: 0.200, SLG: 0.200 (8, 5)										0	0	0	0	0	0	0	
Dave Rowell, R OBP: 0.200, SLG: 0.200 (8, 5)										0	0	0	0	0	0	0	
Dave Rowell, R OBP: 0.200, SLG: 0.200 (8, 5)										0	0	0	0	0	0	0	
Dave Rowell, R OBP: 0.200, SLG: 0.200 (8, 5)										0	0	0	0	0	0	0	
Dave Rowell, R OBP: 0.200, SLG: 0.200 (8, 5)										0	0	0	0	0	0	0	
Dave Rowell, R OBP: 0.200, SLG: 0.200 (8, 5)										0	0	0	0	0	0	0	
Dave Rowell, R OBP: 0.200, SLG: 0.200 (8, 5)										0	0	0	0	0	0	0	
Dave Rowell, R OBP: 0.200, SLG: 0.200 (8, 5)										0	0	0	0	0	0	0	
Dave Rowell, R OBP: 0.200, SLG: 0.200 (8, 5)										0	0	0	0	0	0	0	
Dave Rowell, R OBP: 0.200, SLG: 0.200 (8, 5)										0	0	0	0	0	0	0	
Dave Rowell, R OBP: 0.200, SLG: 0.200 (8, 5)										0	0	0	0	0	0	0	
Dave Rowell, R OBP: 0.200, SLG: 0.200 (8, 5)										0	0	0	0	0	0	0	
Dave Rowell, R OBP: 0.200, SLG: 0.200 (8, 5)										0	0	0	0	0	0	0	
Dave Rowell, R OBP: 0.200, SLG: 0.200 (8, 5)										0	0	0	0	0	0	0	
Dave Rowell, R OBP: 0.200, SLG: 0.200 (8, 5)																	

Batter	1	2	3	4	5	6	7	8	9	AB	R	H	RBI	BB	SO	LOB	TOP																					
Bert Campaneris, R OBP: 0.302, SLG: 0.432 (1, 6)	0-0 1-3		0-0 HR		0-0 F8		0-0 1B		0-0 F9	5	1	2	3	0	0	1																						
Felipe Alou, R OBP: 0.354, SLG: 0.444 (1, 9) (8, 7)	0-0 4-3		0-0 WP 1B		0-0 F6		0-0 1B			4	0	2	0	0	0	0																						
Reggie Jackson, L OBP: 0.347, SLG: 0.443 (1, 8) (8, 9)	0-0 F6		0-3 K		0-0 1B		0-0 F8			4	1	1	0	0	1	3																						
Sal Bando, R OBP: 0.409, SLG: 0.527 (1, 5)		0-0 6-3	0-0 4-3		0-0 F9			0-0 1-3		4	0	0	0	0	0	2																						
Tommy Davis, R OBP: 0.315, SLG: 0.402 Steve Hovley, L OBP: 0.360, SLG: 0.350 (8, PR) (8, 8)	0-0 F4			0-0 2B		0-0 1B IBB		0-0 1B	0-0 G6-4-3 1B	3	0	2	0	1	0	0																						
Joe Rudi, R OBP: 0.346, SLG: 0.519 (1, 3)	0-0 F4			0-0 G4-3 1B		0-0 1B		0-0 G6-4-3 1B		4	0	2	1	0	0	1																						
Dave Duncan, R OBP: 0.302, SLG: 0.450 (1, 2)			0-0 HR 1B	0-0 G4-3		0-0 F7		0-0 SH2-4 1B		4	1	2	0	0	0	3																						
Dick Green, R OBP: 0.248, SLG: 0.261 (1, 4)			0-0 HR 1B		0-0 5-3		0-0 F8		0-0 SH2-4	3	1	1	0	0	0	0																						
Caffish Hunter, R OBP: 0.185, SLG: 0.196 Paul Lindblad, L (8, 1) Don Mincher, L OBP: 0.313, SLG: 0.466 (9, PH) Mudcat Grant, R (9, 1)			0-3 K		0-0 5-3		0-0 K		0-0 F7	3	0	0	0	0	2	2																						
Inning Stats	R: 0 E: 0 K: 0 S: 3	H: 0 LOB: 0 BB: 0 P: 3	R: 0 E: 0 K: 0 S: 3	H: 0 LOB: 0 BB: 0 P: 3	R: 3 E: 0 K: 2 S: 11	H: 4 LOB: 1 BB: 0 P: 11	R: 0 E: 0 K: 0 S: 3	H: 2 LOB: 0 BB: 0 P: 3	R: 0 E: 0 K: 0 S: 5	H: 0 LOB: 0 BB: 1 P: 9	R: 0 E: 0 K: 1 S: 7	H: 2 LOB: 2 BB: 0 P: 7	R: 0 E: 0 K: 0 S: 3	H: 1 LOB: 1 BB: 0 P: 3	R: 0 E: 0 K: 0 S: 4	H: 1 LOB: 1 BB: 0 P: 4	1B: 10 2B: 1 3B: 0 HR: 1	SF: 0 SAC: 1 DP: 2 HBP: 0	WP: 1 PB: 0 SB: 1 CS: 0	PA: 37																		
PITCHER	IP	WLS	BF	H	R	ER	SO	BB	IBB	HBP	BLK	WP	HR	S	P	ERA	WHIP	PITCHER				IP	WLS	BF	H	R	ER	SO	BB	IBB	HBP	BLK	WP	HR	S	P	ERA	WHIP
Tommy John, L ERA: 3.72	(1, 1)	8.0	L	33	11	4	4	3	0	1	0	0	1	1	38	42	4.50	1.375																				
Jerry Crider, R ERA: 2.57	(9, 1)	1.0		4	1	0	0	0	0	0	0	0	0	0	4	4	0.00	1.000																				

Oakland Athletics @ Chicago White Sox
Comiskey Park, Chicago, IL
Tue Jun 30 1970, 8:05 PM EDT
Att: 5,751 - Unknown


AB 35
R 4
H 12
RBI 4
BB 1
SO 3
LOB 13





Batter	1	2	3	4	5	6	7	8	9	AB	R	H	RBI	BB	SO	LOB	BOTTOM																					
Syd O'Brien, R OBP: 0.323, SLG: 0.380 (1, 4)	0-0 WP SF8 2B		0-0 6-3 2B		0-3 K			0-0 4-3		4	1	2	0	0	1	0																						
Luis Aparicio, R OBP: 0.371, SLG: 0.402 (1, 6)	0-0 F8		0-0 6-3		0-0 6-3		0-0 HR 1B			4	1	1	0	0	0	2																						
Carlos May, L OBP: 0.354, SLG: 0.449 (1, 7)	0-0 SF8		0-3 K		0-0 F7		0-0 HR 1B			3	1	1	3	0	1	1																						
Bill Melton, R OBP: 0.335, SLG: 0.496 Tom McCraw, L OBP: 0.314, SLG: 0.356 (8, 9)	1-0 WP HBP		0-0 5-3		0-0 4-1		0-0 F2			1	0	0	0	0	0	1																						
Duane Josephson, R OBP: 0.358, SLG: 0.415 (1, 2)	0-0 F3			0-0 F8		0-0 1-4-3		0-0 6-3		4	0	0	0	0	0	1																						
Bob Spence, L OBP: 0.283, SLG: 0.389 (1, 3)		0-0 1B		0-0 F6		0-0 4-3		0-0 F8		4	0	1	0	0	0	0																						
Rich McKinney, R OBP: 0.211, SLG: 0.263 (1, 5)		0-0 1B		0-0 1B		0-0 L5		0-0 6-3		4	0	2	0	0	0	0																						
Ken Berry, R OBP: 0.336, SLG: 0.386 (1, 8)		0-0 F9		0-3 K		0-0 F8				3	0	0	0	0	1	2																						
Tommy John, R OBP: 0.163, SLG: 0.122 Gail Hopkins, L OBP: 0.370, SLG: 0.374 (8, PH) Jerry Crider, R OBP: 0.077, SLG: 0.154 (9, 1)		0-0 F8			0-3 K		0-0 F4			2	0	0	0	0	1	1																						
Inning Stats	R: 1 E: 0 K: 0 S: 4	H: 1 LOB: 1 BB: 0 P: 5	R: 0 E: 0 K: 0 S: 4	H: 2 LOB: 1 BB: 0 P: 4	R: 0 E: 0 K: 1 S: 6	H: 1 LOB: 1 BB: 0 P: 6	R: 0 E: 0 K: 1 S: 6	H: 1 LOB: 1 BB: 0 P: 6	R: 0 E: 0 K: 2 S: 7	H: 0 LOB: 0 BB: 0 P: 7	R: 0 E: 0 K: 0 S: 3	H: 0 LOB: 0 BB: 0 P: 3	R: 0 E: 0 K: 0 S: 3	H: 0 LOB: 0 BB: 0 P: 3	R: 2 E: 0 K: 0 S: 5	H: 2 LOB: 2 BB: 0 P: 5	R: 0 E: 0 K: 0 S: 3	H: 0 LOB: 0 BB: 0 P: 3	1B: 4 2B: 2 3B: 0 HR: 1	SF: 1 SAC: 0 DP: 0 HBP: 1	WP: 2 PB: 0 SB: 0 CS: 0	PA: 34																
PITCHER	IP	WLS	BF	H	R	ER	SO	BB	IBB	HBP	BLK	WP	HR	S	P	ERA	WHIP	PITCHER				IP	WLS	BF	H	R	ER	SO	BB	IBB	HBP	BLK	WP	HR	S	P	ERA	WHIP
Caffish Hunter, R ERA: 3.21	(1, 1)	7.2	W	30	7	3	3	4	0	1	0	0	0	1	37	38	3.52	0.913																				
Paul Lindblad, L ERA: 3.92	(8, 1)	0.1		1	0	0	0	0	0	0	0	0	0	0	1	1	0.00	0.000																				
Mudcat Grant, R ERA: 0.93	(9, 1)	1.0	S	3	0	0	0	0	0	0	0	0	0	0	3	3	0.00	0.000																				

Oakland Athletics @ Chicago White Sox
Comiskey Park, Chicago, IL
Tue Jun 30 1970, 8:05 PM EDT
Att: 5,751 - Unknown

AB 32
R 3
H 7
RBI 3
BB 0
SO 4
LOB 8



Batter	1	2	3	4	5	6	7	8	9	AB	R	H	RBI	BB	SO	LOB	TOP										
Bert Campaneris, R OBP: 0.300, SLG: 0.439	5-3		6-3			5-3	FC4-6		HR	5	1	2	0	0	2		Oakland Athletics @ Chicago White Sox Comiskey Park, Chicago, IL Wed Jul 01 1970, 8:05 PM EDT Att: 7,842 - Unknown AB 34 R 3 H 9 RBI 3 BB 3 SO 2 LOB 16 										
Felipe Alou, R OBP: 0.355, SLG: 0.443	6-3			6-3		4-3		SH1-4	K	5	1	2	0	0	1												
Tommy Davis, R OBP: 0.315, SLG: 0.401 Steve Howley, L OBP: 0.360, SLG: 0.350	5-3				4-3			SH1-4		3	0	1	0	0	0	1											
Sal Bando, R OBP: 0.410, SLG: 0.527										4	0	2	1	0	0	2											
Don Mincher, L OBP: 0.312, SLG: 0.460										3	0	0	0	1	0	2											
Joe Rudi, R OBP: 0.343, SLG: 0.519										4	0	1	0	0	0	3											
Dave Duncan, R OBP: 0.301, SLG: 0.444										4	0	1	0	0	0	2											
John Donaldson, L OBP: 0.386, SLG: 0.436 Dick Green, R OBP: 0.246, SLG: 0.259										2	0	0	0	1	0	1											
Rollie Fingers, R OBP: 0.192, SLG: 0.125 Paul Lindblad, L ERA: 4.94										2	0	0	0	1	0	2											
Frank Fernandez, R OBP: 0.338, SLG: 0.455 Jose Tartabull, L OBP: 0.231, SLG: 0.385 Mudcat Grant, R ERA: 3.09										0	0	0	0	0	0	0											
Inning Stats	R: 0 E: 0 K: 0 S: 3	H: 0 LOB: 0 BB: 0 P: 3	R: 0 E: 0 K: 0 S: 4	H: 1 LOB: 1 BB: 0 P: 4	R: 0 E: 0 K: 0 S: 3	H: 0 LOB: 0 BB: 0 P: 3	R: 0 E: 0 K: 0 S: 3	H: 1 LOB: 0 BB: 0 P: 3	R: 0 E: 0 K: 0 S: 4	H: 1 LOB: 2 BB: 1 P: 8	R: 1 E: 0 K: 0 S: 5	H: 2 LOB: 1 BB: 0 P: 5	R: 0 E: 0 K: 0 S: 4	H: 1 LOB: 2 BB: 1 P: 8	R: 0 E: 0 K: 0 S: 4	H: 1 LOB: 2 BB: 0 P: 8		R: 2 E: 0 K: 2 S: 9	H: 2 LOB: 1 BB: 0 P: 9	1B: 7 2B: 1 3B: 0 HR: 1	SF: 0 SAC: 1 DP: 1 HBP: 0	WP: 0 PB: 0 CS: 0	PA: 38				
PITCHER	IP	WLS	BF	H	R	ER	SO	BB	IBB	HBP	BLK	WP	HR	S	P	ERA		WHIP									
Gerry Janeski, R ERA: 4.05	6.0	L	23	5	1	1	0	0	1	0	0	0	0	22	26	1.50	0.833										
Danny Murphy, R ERA: 4.94	2.0		10	2	0	0	0	1	1	0	0	0	0	8	16	0.00	1.500										
Wilbur Wood, L ERA: 3.09	1.0		5	2	2	2	2	0	0	0	0	0	1	9	9	18.00	2.000										

Batter	1	2	3	4	5	6	7	8	9	AB	R	H	RBI	BB	SO	LOB	BOTTOM											
Syd O'Brien, R OBP: 0.317, SLG: 0.372	5-3		6-3			4-3			F4	4	0	0	0	0	0	0	Oakland Athletics @ Chicago White Sox Comiskey Park, Chicago, IL Wed Jul 01 1970, 8:05 PM EDT Att: 7,842 - Unknown AB 29 R 0 H 4 RBI 0 BB 1 SO 8 LOB 7 											
Luis Aparicio, R OBP: 0.380, SLG: 0.413	1B		WP							3	0	3	0	1	0	0												
Carlos May, L OBP: 0.353, SLG: 0.445			K			G4-6-3				4	0	1	0	0	1	3												
Bill Melton, R OBP: 0.331, SLG: 0.490	F5									3	0	0	0	0	1	2												
Ed Herrmann, L OBP: 0.345, SLG: 0.424	G3									3	0	0	0	0	1	2												
Bob Spence, L OBP: 0.227, SLG: 0.333			K			G1				3	0	0	0	0	1	0												
Rich McKinney, R OBP: 0.182, SLG: 0.227										3	0	0	0	0	1	0												
Ken Berry, R OBP: 0.332, SLG: 0.380										3	0	0	0	0	1	0												
Gerry Janeski, R OBP: 0.079, SLG: 0.079 Danny Murphy, L OBP: 0.500, SLG: 1.250 Walt Williams, R OBP: 0.306, SLG: 0.371 Wilbur Wood, R OBP: 0.100, SLG: 0.200										2	0	0	0	0	2	0												
Inning Stats	R: 0 E: 0 K: 0 S: 4	H: 1 LOB: 2 BB: 1 P: 8	R: 0 E: 0 K: 1 S: 5	H: 0 LOB: 0 BB: 0 P: 5	R: 0 E: 0 K: 2 S: 8	H: 1 LOB: 1 BB: 0 P: 8	R: 0 E: 0 K: 0 S: 3	H: 0 LOB: 0 BB: 0 P: 3	R: 0 E: 0 K: 2 S: 7	H: 0 LOB: 0 BB: 0 P: 7	R: 0 E: 0 K: 0 S: 3	H: 1 LOB: 0 BB: 0 P: 3	R: 0 E: 0 K: 2 S: 7	H: 0 LOB: 0 BB: 0 P: 7	R: 0 E: 0 K: 1 S: 5	H: 0 LOB: 0 BB: 0 P: 5		R: 0 E: 0 K: 0 S: 3	H: 1 LOB: 0 BB: 0 P: 3	1B: 3 2B: 1 3B: 0 HR: 0	SF: 0 SAC: 0 DP: 2 HBP: 0	WP: 1 PB: 0 CS: 0	PA: 30					
PITCHER	IP	WLS	BF	H	R	ER	SO	BB	IBB	HBP	BLK	WP	HR	S	P	ERA		WHIP										
Rollie Fingers, R ERA: 3.25	6.1	W	22	3	0	0	6	1	0	0	0	0	0	33	37	0.00		0.632										
Paul Lindblad, L ERA: 3.02	1.2		5	0	0	0	2	0	0	0	0	0	0	9	9	0.00	0.000											
Mudcat Grant, R ERA: 0.92	1.0	S	3	1	0	0	0	0	0	0	0	0	0	3	3	0.00	1.000											

Batter	1	2	3	4	5	6	7	8	9	AB	R	H	RBI	BB	SO	LOB	TOP										
Bert Campaneris, R OBP: 0.298, SLG: 0.440 (1, 6)										4	1	1	1	0	1	2											
Felipe Alou, R OBP: 0.353, SLG: 0.445 Steve Hovley, L OBP: 0.363, SLG: 0.350 (1, 9) (6, 8)										3	1	1	1	0	0	0											
Reggie Jackson, L OBP: 0.348, SLG: 0.453 (1, 8) (6, 9)										4	2	1	2	1	0	1											
Sal Bando, R OBP: 0.413, SLG: 0.528 (1, 5)										3	1	1	1	2	1	0											
Tommy Davis, R OBP: 0.321, SLG: 0.405 Jose Tartabull, L OBP: 0.231, SLG: 0.385 (1, 7) (8, 7)										5	1	3	1	0	0	1											
Joe Rudi, R OBP: 0.345, SLG: 0.515 (1, 3)										5	2	2	0	0	1	2											
Frank Fernandez, R OBP: 0.340, SLG: 0.453 (1, 2)										5	0	2	1	0	0	3											
Dick Green, R OBP: 0.260, SLG: 0.271 (1, 4)										3	1	2	1	1	1	0											
Diego Segui, R OBP: 0.100, SLG: 0.100 Marcel Lachemann, R Bob Locker, S (1, 1) (2, 1) (7, 1)										0	1	0	0	0	0	0											
Inning Stats	R: 1 E: 0 K: 0 S: 4	H: 1 LOB: 1 BB: 1 P: 8	R: 3 E: 2 K: 0 S: 5	H: 1 LOB: 0 BB: 1 P: 9	R: 1 E: 1 K: 0 S: 5	H: 1 LOB: 3 BB: 1 P: 10	R: 1 E: 0 K: 0 S: 3	H: 4 LOB: 2 BB: 0 P: 8	R: 3 E: 1 K: 1 S: 10	H: 5 LOB: 2 BB: 0 P: 10	R: 0 E: 0 K: 0 S: 2	H: 0 LOB: 0 BB: 0 P: 6	R: 0 E: 0 K: 2 S: 7	H: 0 LOB: 0 BB: 0 P: 7	R: 0 E: 0 K: 2 S: 7	H: 0 LOB: 0 BB: 0 P: 7	1B: 8 2B: 4 3B: 0 HR: 1	SF: 2 SAC: 1 DP: 1 HBP: 1	WP: 1 PB: 0 SB: 1 CS: 1	PA: 45							
PITCHER	IP	WLS	BF	H	R	ER	SO	BB	IBB	HBP	BLK	WP	HR	S	P	ERA	WHIP										
Barry Moore, L ERA: 5.2 (1, 1)	4.1	L	24	6	7	5	0	4	0	1	0	1	0	19	36	10.38	2.308										
Lee Stange, R ERA: 6.29 (5, 1)	1.1		11	7	3	3	1	0	0	0	0	0	1	13	13	20.25	5.250										
Floyd Weaver, R ERA: 5.3 (6, 1)	1.1		4	0	0	0	1	1	0	0	0	0	0	5	9	0.00	0.750										
Jim Magnuson, L ERA: (8, 1)	2.0		6	0	0	0	4	0	0	0	0	0	0	14	14	0.00	0.000										

Oakland Athletics @ Chicago White Sox
Comiskey Park, Chicago, IL
Thu Jul 02 1970, 4:33 AM EDT
Att: 4,697 - Unknown

livebaseballscorecards.com

AB 36
R 10
H 13
RBI 8
BB 5
SO 6
LOB 16

Batter	1	2	3	4	5	6	7	8	9	AB	R	H	RBI	BB	SO	LOB	BOTTOM										
Syd O'Brien, R OBP: 0.324, SLG: 0.375 (1, 4)										4	0	2	0	1	1	1											
Luis Aparicio, R OBP: 0.378, SLG: 0.410 Rich Morales, R OBP: 0.261, SLG: 0.150 (1, 6) (8, 6)										2	2	0	1	1	0	2											
Carlos May, L OBP: 0.353, SLG: 0.456 (1, 7)										5	1	2	2	0	0	2											
Bill Melton, R OBP: 0.332, SLG: 0.492 (1, 9)										5	0	2	1	0	0	1											
Duane Josephson, R OBP: 0.357, SLG: 0.413 Floyd Weaver, R (1, 2) (6, 1)										3	0	1	0	0	0	1											
Tom McCraw, L OBP: 0.312, SLG: 0.354 Jim Magnuson, R (7, PH) (8, 1)										1	0	0	0	0	0	2											
Walt Williams, R OBP: 0.304, SLG: 0.369 (9, PH)										1	0	0	0	0	0	1											
Bob Spence, L OBP: 0.289, SLG: 0.333 (1, 3)										3	0	1	0	1	0	1											
Rich McKinney, R OBP: 0.231, SLG: 0.208 (1, 5)										2	2	0	0	2	1	2											
Ken Berry, R OBP: 0.326, SLG: 0.373 (1, 8)										4	0	0	0	0	1	3											
Barry Moore, L OBP: 0.214, SLG: 0.185 Lee Stange, R (1, 1) (5, 1)										2	1	1	0	0	1	0											
Gail Hopkins, L OBP: 0.372, SLG: 0.376 (6, 2)										2	0	1	1	0	0	0											
Inning Stats	R: 2 E: 1 K: 0 S: 5	H: 2 LOB: 1 BB: 1 P: 9	R: 2 E: 1 K: 0 S: 5	H: 2 LOB: 1 BB: 1 P: 9	R: 0 E: 0 K: 0 S: 4	H: 1 LOB: 1 BB: 0 P: 4	R: 0 E: 0 K: 2 S: 8	H: 1 LOB: 0 BB: 0 P: 3	R: 0 E: 0 K: 1 S: 4	H: 0 LOB: 0 BB: 1 P: 8	R: 1 E: 0 K: 0 S: 5	H: 2 LOB: 2 BB: 1 P: 9	R: 1 E: 0 K: 1 S: 6	H: 1 LOB: 1 BB: 1 P: 10	R: 0 E: 0 K: 0 S: 3	H: 0 LOB: 1 BB: 1 P: 7	1B: 8 2B: 1 3B: 0 HR: 1	SF: 1 SAC: 0 DP: 2 HBP: 0	WP: 1 PB: 1 SB: 0 CS: 0	PA: 41							
PITCHER	IP	WLS	BF	H	R	ER	SO	BB	IBB	HBP	BLK	WP	HR	S	P	ERA	WHIP										
Diego Segui, R ERA: 3.08 (1, 1)	3		17	4	0	0	3	1	0	0	0	0	0	22	26	0.00	1.071										
Marcel Lachemann, R ERA: 2.22 (2, 1)	4.2	W	17	4	0	0	3	1	0	0	0	0	0	22	26	0.00	1.071										
Bob Locker, R ERA: 3.0 (7, 1)	3.0	S	15	3	2	2	1	3	0	0	0	1	0	14	26	6.00	2.000										

Oakland Athletics @ Chicago White Sox
Comiskey Park, Chicago, IL
Thu Jul 02 1970, 4:33 AM EDT
Att: 4,697 - Unknown

livebaseballscorecards.com

AB 34
R 6
H 10
RBI 5
BB 6
SO 4
LOB 16

Batter	1	2	3	4	5	6	7	8	9	AB	R	H	RBI	BB	SO	LOB	TOP			
Syd O'Brien, R OBP: 0.322, SLG: 0.372 (1, 4)	F8	F9			FC5-4 1B		P5			4	0	1	0	0	0	2				
Luis Aparicio, R OBP: 0.376, SLG: 0.407 (1, 6)	1B PB		G1-3		FC5-4 1-2		L8			4	1	1	0	0	0	1				
Carlos May, L OBP: 0.352, SLG: 0.453 (1, 7)	1B PB		F5			G6-3	L4			4	1	1	0	0	0	0				
Bill Melton, R OBP: 0.327, SLG: 0.484 (1, 9)	K		F9			P6	K			4	0	0	0	0	2	1				
Duane Josephson, R OBP: 0.364, SLG: 0.419 Floyd Weaver, R (6, 1)			F8				P6			3	0	2	1	0	0	0				
Tom McCraw, L OBP: 0.311, SLG: 0.353 (9, PH)	2H 1B					1B				0	0	0	0	0	0	0				
Bob Spence, L OBP: 0.233, SLG: 0.286 (1, 3)	K					G3				4	0	0	0	0	3	2				
Rich McKinney, R OBP: 0.200, SLG: 0.179 (1, 5)			F9		G4-3		K			4	0	0	0	0	1	0				
Ken Berry, R OBP: 0.326, SLG: 0.372 (1, 8)					G5-3		G3			3	0	1	0	0	0	0				
Joe Horlen, R OBP: 0.098, SLG: 0.122 Gail Hopkins, L OBP: 0.375, SLG: 0.376 (6, 2)	1-2 SH3-4				L9					1	0	0	0	0	0	0				
										0	0	0	0	1	0	0				
Inning Stats	R: 2 E: 0 K: 2 S: 10	H: 3 LOB: 1 BB: 0 P: 10	R: 0 E: 0 K: 0 S: 4	H: 1 LOB: 1 BB: 0 P: 4	R: 0 E: 0 K: 0 S: 3	H: 0 LOB: 0 BB: 0 P: 3	R: 0 E: 0 K: 1 S: 5	H: 0 LOB: 0 BB: 0 P: 5	R: 0 E: 0 K: 0 S: 4	H: 1 LOB: 1 BB: 0 P: 4	R: 0 E: 0 K: 0 S: 5	H: 0 LOB: 1 BB: 1 P: 9	R: 0 E: 0 K: 1 S: 5	H: 0 LOB: 0 BB: 0 P: 5	R: 0 E: 0 K: 1 S: 5	H: 0 LOB: 0 BB: 0 P: 5	1B: 6 2B: 0 3B: 0 HR: 0	SF: 0 SAC: 1 DP: 0 HBP: 0	WP: 0 PB: 1 SB: 0 CS: 0	PA: 34
PITCHER Jim Perry, R ERA: 3.03 (1, 1)	IP: 9.0 WLS: W BF: 34 H: 6 R: 2 ER: 1 SO: 6 BB: 1 IBB: 0 HBP: 0 BLK: 0 WP: 0 HR: 0 S: 45 P: 49 ERA: 1.00 WHIP: 0.778															PITCHER				

Chicago White Sox @ Minnesota Twins
Metropolitan Stadium, Bloomington, MI
Fri Jul 03 1970, 8:05 PM EDT
Att: 13,286 - Unknown - 66 F

AB 32
R 2
H 6
RBI 1
BB 1
SO 6
LOB 6

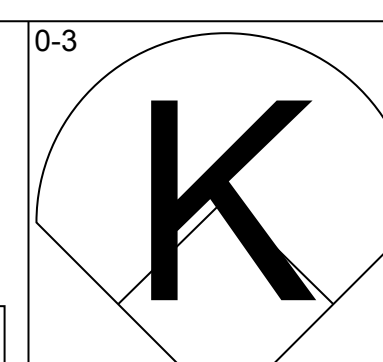
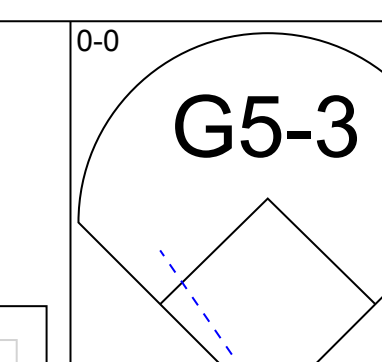
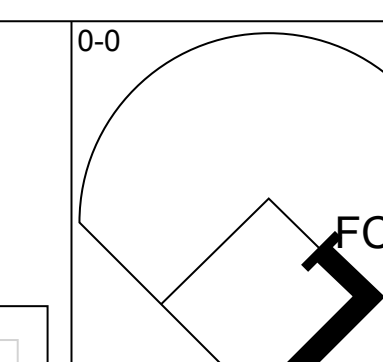
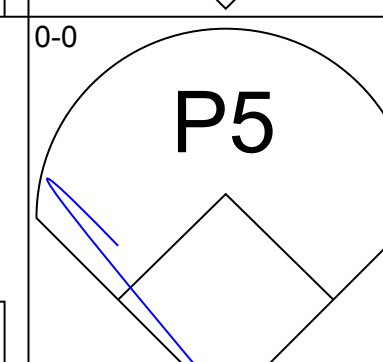
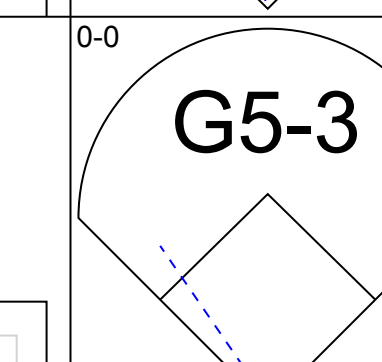
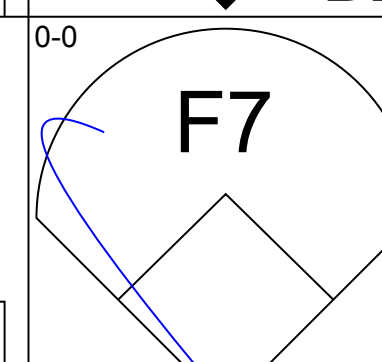
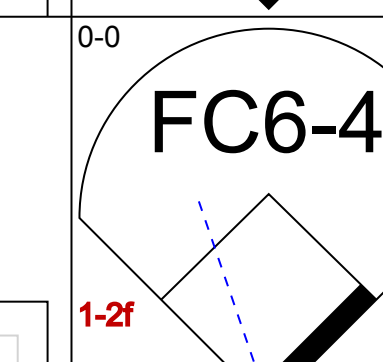
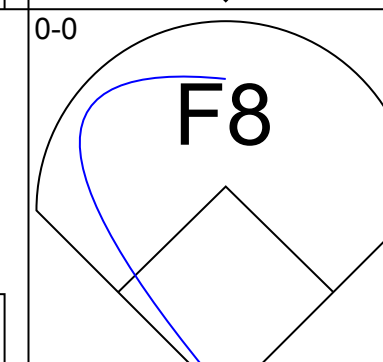
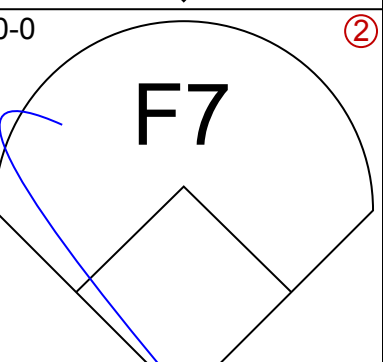
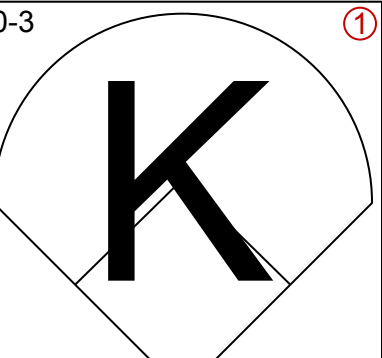
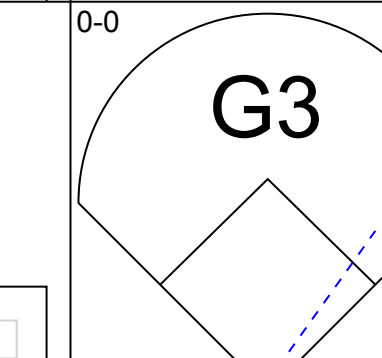
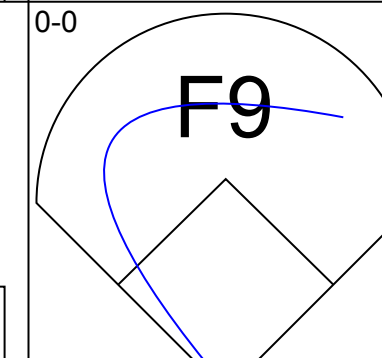
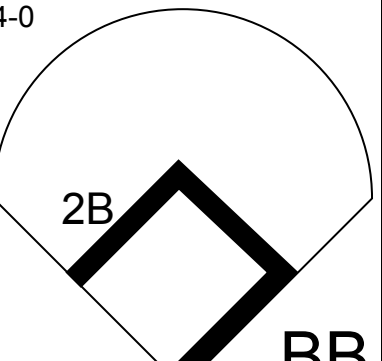
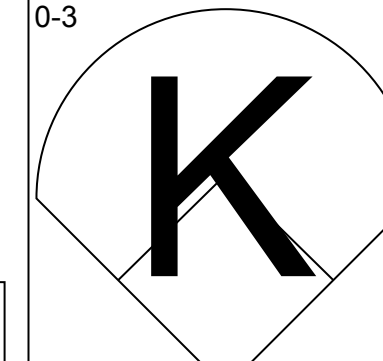
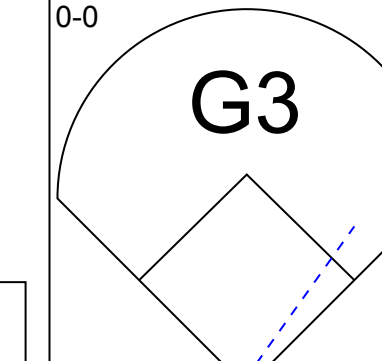
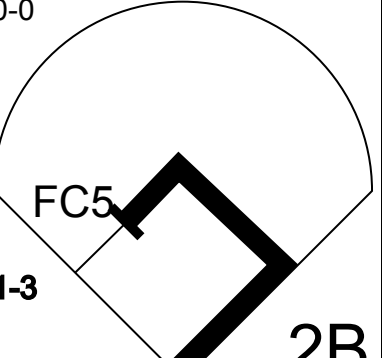
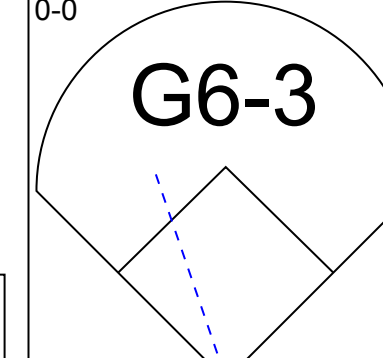
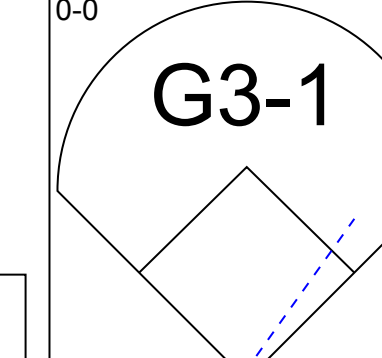
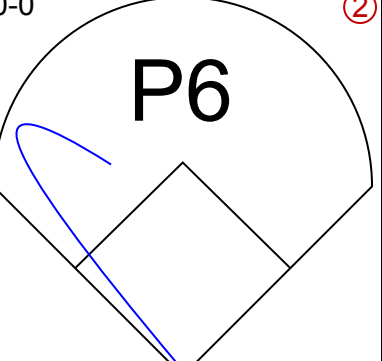
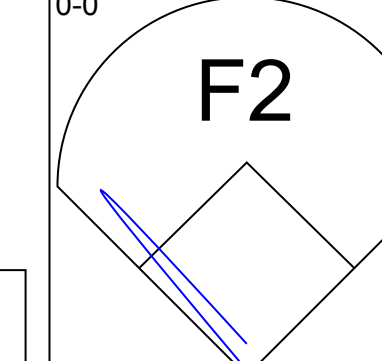
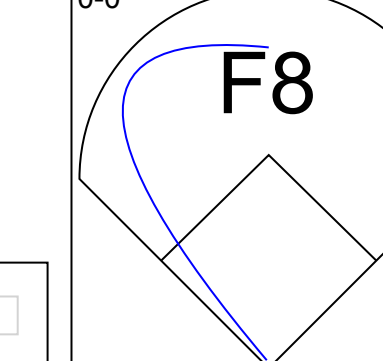
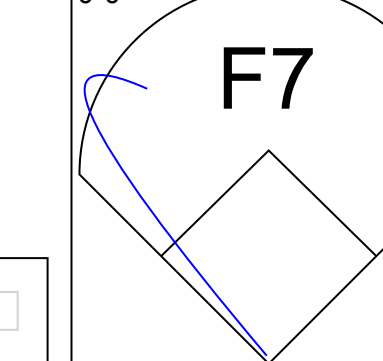
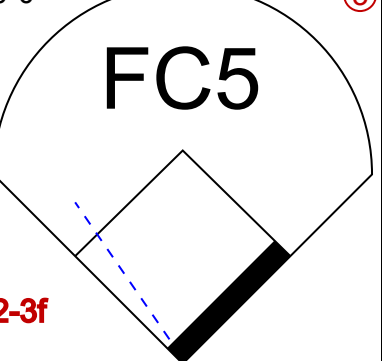
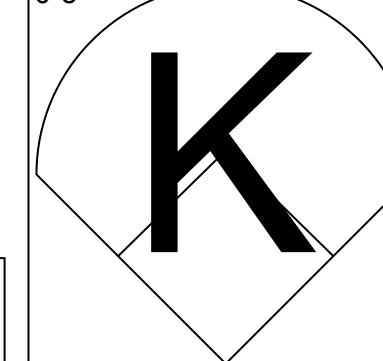


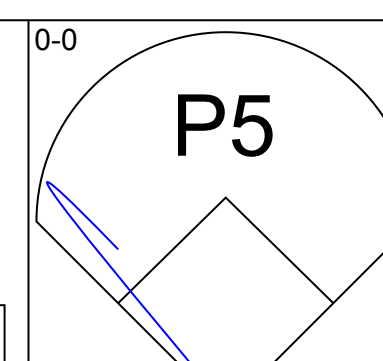
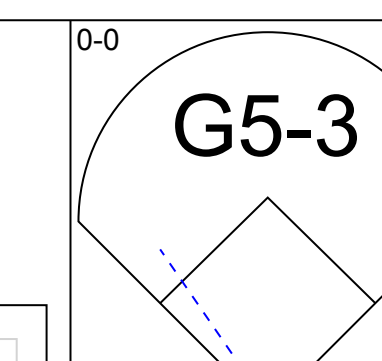

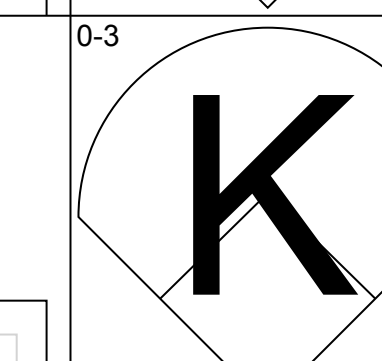
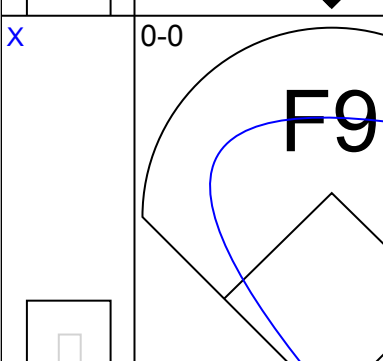
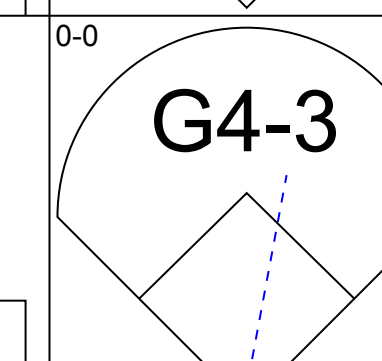
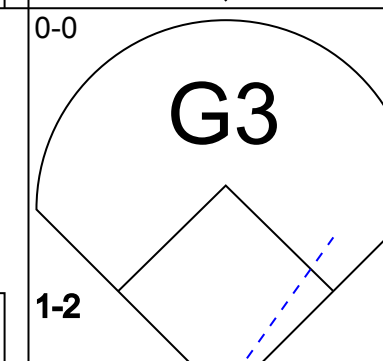
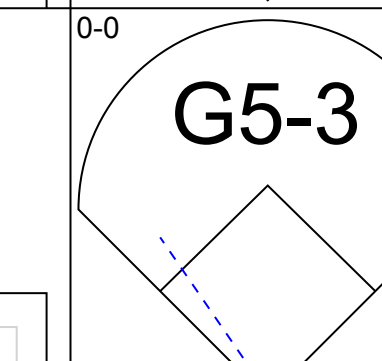
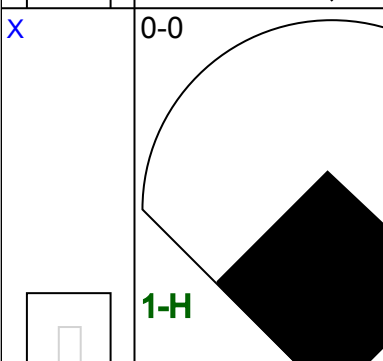
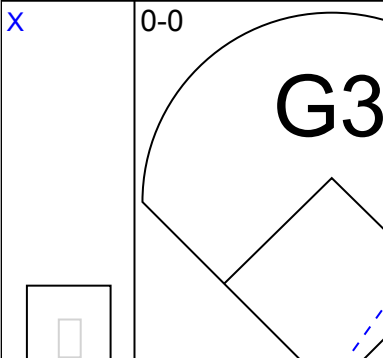
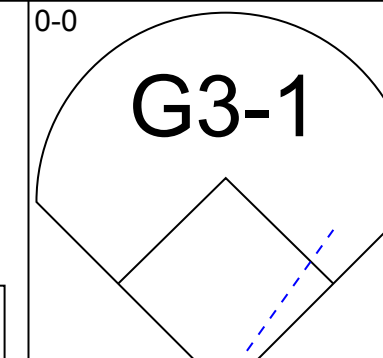
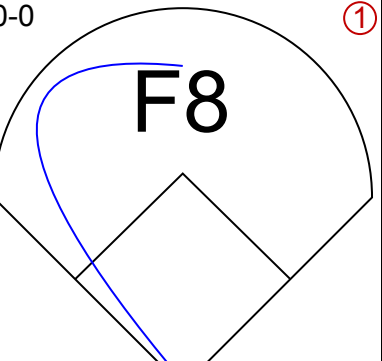
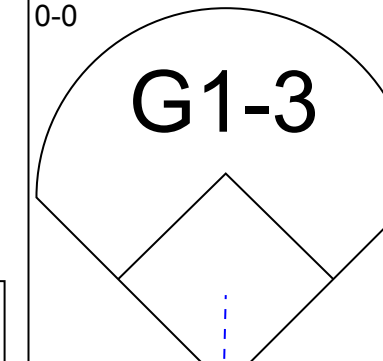
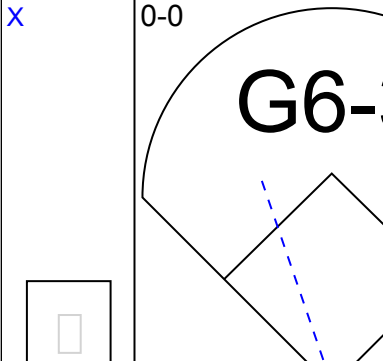
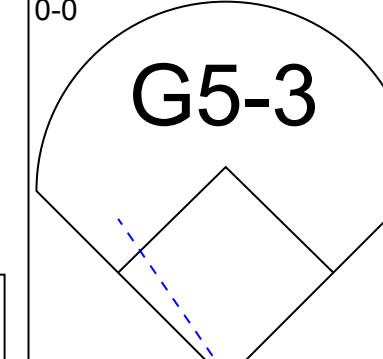
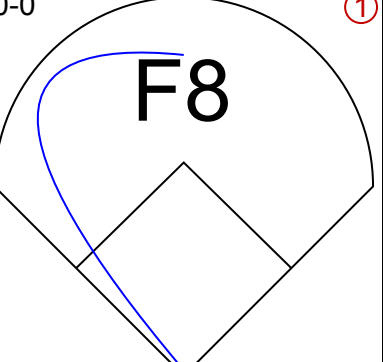
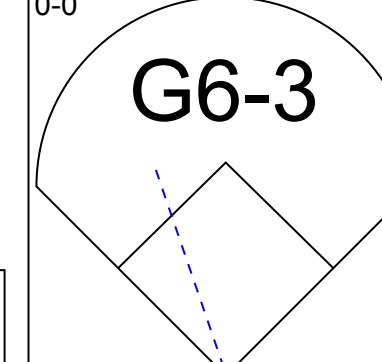
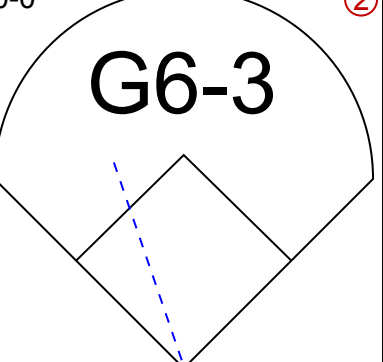
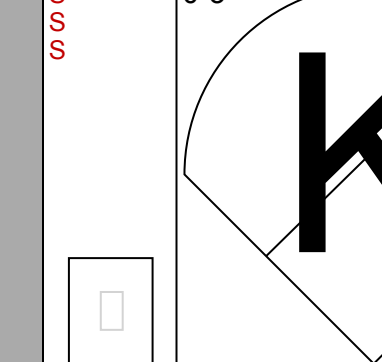
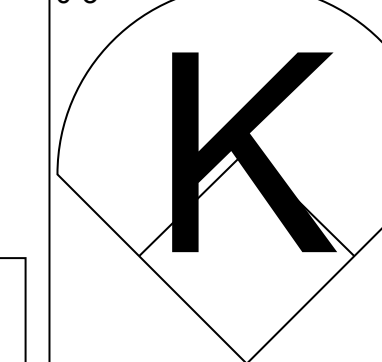
Batter	1	2	3	4	5	6	7	8	9	AB	R	H	RBI	BB	SO	LOB	BOTTOM			
Cesar Tovar, R OBP: 0.373, SLG: 0.508 (1, 8)	1B WP	1B		G1-3		BB				3	2	2	0	1	0	0				
Danny Thompson, R OBP: 0.276, SLG: 0.296 (6, 6)	2B WP	1B			1B HR	K				4	2	3	1	0	1	1				
Tony Oliva, L OBP: 0.353, SLG: 0.510 (1, 9)	1B 1-H 3-H	2B	F8		1B HR		K			4	2	2	1	0	1	1				
Harmon Killebrew, R OBP: 0.443, SLG: 0.635 (1, 3)	1B E	BB	FC5-4		1B 1-H 3-H	HR	L5			3	2	1	3	1	0	1				
Jim Holt, L OBP: 0.301, SLG: 0.341 (1, 7)	1B 1-3 2-H			G3	G4-3		K			4	0	1	1	0	1	0				
Rick Renick, R OBP: 0.338, SLG: 0.556 (1, 5)	G5-4-3			G4-3-6	F8		G6-4-3	1B		4	0	2	0	0	0	2				
Leo Cardenas, R OBP: 0.332, SLG: 0.413 Frank Quilici, R OBP: 0.282, SLG: 0.194 (6, 4)	E3			G4-3-6	G5-3		G6-4-3	1-2		3	0	0	0	0	0	1				
George Mitterwald, R OBP: 0.289, SLG: 0.333 (1, 2)	K				F8		K			3	0	0	0	1	2	1				
Jim Perry, S OBP: 0.319, SLG: 0.370 (1, 1)		G4-3		G4-1		F8		G3-1		4	0	0	0	0	0	1				
Inning Stats	R: 4 E: 1 K: 1 S: 9	H: 4 LOB: 1 BB: 1 P: 13	R: 1 E: 0 K: 0 S: 5	H: 2 LOB: 1 BB: 0 P: 5	R: 0 E: 0 K: 0 S: 3	H: 1 LOB: 0 BB: 0 P: 3	R: 0 E: 0 K: 0 S: 3	H: 0 LOB: 0 BB: 0 P: 3	R: 3 E: 0 K: 2 S: 7	H: 3 LOB: 1 BB: 1 P: 11	R: 0 E: 0 K: 2 S: 7	H: 0 LOB: 0 BB: 0 P: 7	R: 0 E: 0 K: 0 S: 3	H: 1 LOB: 1 BB: 1 P: 7	R: 0 E: 0 K: 0 S: 3	H: 1 LOB: 1 BB: 1 P: 7	1B: 8 2B: 2 3B: 0 HR: 1	SF: 0 SAC: 0 DP: 3 HBP: 0	WP: 1 PB: 0 SB: 0 CS: 0	PA: 36
PITCHER Joe Horlen, R ERA: 4.61 Floyd Weaver, R ERA: 4.57 (6, 1)	IP: 5.0 WLS: L BF: 25 H: 10 R: 8 ER: 7 SO: 1 BB: 1 IBB: 0 HBP: 0 BLK: 0 WP: 1 HR: 1 S: 26 P: 30 ERA: 12.60 WHIP: 2.200															PITCHER				

Chicago White Sox @ Minnesota Twins
Metropolitan Stadium, Bloomington, MI
Fri Jul 03 1970, 8:05 PM EDT
Att: 13,286 - Unknown - 66 F

AB 33
R 8
H 11
RBI 6
BB 3
SO 5
LOB 9



Batter	1	2	3	4	5	6	7	8	9	AB	R	H	RBI	BB	SO	LOB	TOP					
Walt Williams, R (1, 9) OBP: 0.311, SLG: 0.370										4	1	2	0	1	1	0	Chicago White Sox @ Milwaukee Brewers Milwaukee County Stadium, Milwaukee, WI Mon Jul 06 1970, 8:05 PM EDT Att: 11,364 - Unknown - 75 F					
Luis Aparicio, R (1, 6) OBP: 0.368, SLG: 0.400										5	0	1	1	1	0	2						
Syd O'Brien, R (1, 4) OBP: 0.319, SLG: 0.373										4	0	1	0	0	0	1						
Carlos May, L (1, 7) OBP: 0.349, SLG: 0.446										4	0	1	0	0	1	2						
Ed Herrmann, L (1, 2) OBP: 0.345, SLG: 0.434										3	0	0	0	1	1	1						
Bob Spence, L (1, 3) OBP: 0.278, SLG: 0.333										4	0	2	0	0	0	0						
Rich McKinney, R (1, 5) OBP: 0.194, SLG: 0.206										4	0	1	0	0	0	3						
Ken Berry, R (1, 8) OBP: 0.329, SLG: 0.364										2	0	0	0	2	0	1						
Gerry Janeski, R (1, 1) OBP: 0.073, SLG: 0.073										3	0	0	0	0	2	6						
Tom McCraw, L (9, PH) OBP: 0.304, SLG: 0.350										1	0	0	0	0	0	0						
Inning Stats	R: 0 E: 0 K: 1 S: 5	H: 0 LOB: 0 BB: 0 P: 5	R: 0 E: 0 K: 1 S: 6	H: 1 LOB: 3 BB: 2 P: 14	R: 0 E: 0 K: 0 S: 4	H: 1 LOB: 1 BB: 0 P: 4	R: 0 E: 0 K: 2 S: 8	H: 1 LOB: 2 BB: 1 P: 12	R: 1 E: 0 K: 0 S: 5	H: 3 LOB: 1 BB: 0 P: 5	R: 0 E: 0 K: 1 S: 6	H: 1 LOB: 1 BB: 0 P: 6	R: 0 E: 0 K: 0 S: 3	H: 0 LOB: 1 BB: 1 P: 7	R: 0 E: 0 K: 0 S: 3	H: 0 LOB: 0 BB: 0 P: 3	R: 0 E: 0 K: 0 S: 4	H: 1 LOB: 1 BB: 0 P: 4	1B: 3 2B: 5 3B: 0 HR: 0	SF: 0 SAC: 0 DP: 0 HBP: 0	WP: 0 PB: 0 SB: 1 CS: 0	PA: 38
PITCHER Gene Brabender, R (1, 1) ERA: 4.74	IP: 9.0 WLS: W BF: 38 H: 8 R: 1 ER: 1 SO: 5 BB: 2 IBB: 2 HBP: 0 BLK: 0 WP: 0 HR: 0 S: 44 P: 60 ERA: 1.00 WHIP: 1.111															PITCHER	IP: 9.0 WLS: W BF: 38 H: 8 R: 1 ER: 1 SO: 5 BB: 2 IBB: 2 HBP: 0 BLK: 0 WP: 0 HR: 0 S: 44 P: 60 ERA: 1.00 WHIP: 1.111					

Batter	1	2	3	4	5	6	7	8	9	AB	R	H	RBI	BB	SO	LOB	BOTTOM			
Tommy Harper, R (1, 5) OBP: 0.378, SLG: 0.552										4	1	1	0	0	0	0	Chicago White Sox @ Milwaukee Brewers Milwaukee County Stadium, Milwaukee, WI Mon Jul 06 1970, 8:05 PM EDT Att: 11,364 - Unknown - 75 F			
Mike Hegan, L (1, 3) OBP: 0.349, SLG: 0.412										4	0	1	0	0	1	1				
Dave May, L (1, 8) OBP: 0.359, SLG: 0.308										3	1	1	2	0	0	1				
Bob Burda, L (1, 9) OBP: 0.375, SLG: 0.347										3	0	0	0	0	0	1				
Mike Hershberger, R (8, 9) OBP: 0.310, SLG: 0.267										0	0	0	0	0	0	0				
Roberto Pena, R (1, 6) OBP: 0.300, SLG: 0.320										3	0	0	0	0	0	0				
Danny Walton, R (1, 7) OBP: 0.362, SLG: 0.478										3	1	1	0	0	1	0				
Phil Roof, R (1, 2) OBP: 0.320, SLG: 0.434										3	0	0	0	0	0	1				
Gus Gil, R (1, 4) OBP: 0.310, SLG: 0.246										2	0	0	0	1	0	0				
Gene Brabender, R (1, 1) OBP: 0.094, SLG: 0.156										3	0	1	1	0	2	0				
Inning Stats	R: 0 E: 0 K: 0 S: 4	H: 1 LOB: 1 BB: 0 P: 4	R: 1 E: 0 K: 0 S: 4	H: 2 LOB: 2 BB: 1 P: 8	R: 0 E: 0 K: 0 S: 3	H: 0 LOB: 0 BB: 0 P: 3	R: 0 E: 0 K: 0 S: 5	H: 0 LOB: 0 BB: 0 P: 5	R: 2 E: 0 K: 0 S: 5	H: 2 LOB: 0 BB: 0 P: 5	R: 0 E: 0 K: 1 S: 5	H: 0 LOB: 0 BB: 0 P: 5	R: 0 E: 0 K: 1 S: 5	H: 0 LOB: 0 BB: 0 P: 5	R: 0 E: 0 K: 1 S: 5	H: 0 LOB: 0 BB: 0 P: 5	1B: 2 2B: 2 3B: 0 HR: 1	SF: 0 SAC: 0 DP: 0 HBP: 0	WP: 0 PB: 0 SB: 0 CS: 0	PA: 29
PITCHER Gerry Janeski, R (1, 1) ERA: 4.01	IP: 8.0 WLS: L BF: 29 H: 5 R: 3 ER: 3 SO: 4 BB: 0 IBB: 1 HBP: 0 BLK: 0 WP: 0 HR: 1 S: 36 P: 40 ERA: 3.38 WHIP: 0.625															PITCHER	IP: 8.0 WLS: L BF: 29 H: 5 R: 3 ER: 3 SO: 4 BB: 0 IBB: 1 HBP: 0 BLK: 0 WP: 0 HR: 1 S: 36 P: 40 ERA: 3.38 WHIP: 0.625			

Batter	1	2	3	4	5	6	7	8	9	10	11	12	AB	R	H	RBI	BB	SO	LOB	TOP						
Walt Williams, R OBP: 0.312, SLG: 0.369													6	1	2	0	0	1	2							
Luis Aparicio, R OBP: 0.370, SLG: 0.403													5	1	2	1	1	0	3							
Carlos May, L OBP: 0.352, SLG: 0.443													4	0	1	2	2	0	2							
Bob Spence, L OBP: 0.275, SLG: 0.324													4	0	1	0	0	1	5							
Danny Murphy, L OBP: 0.500, SLG: 1.250													0	0	0	0	0	0	0							
Gail Hopkins, L OBP: 0.372, SLG: 0.373													1	0	0	0	0	0	0							
Wilbur Wood, R OBP: 0.100, SLG: 0.200													0	0	0	0	0	0	0							
Duane Josephson, R OBP: 0.355, SLG: 0.420													5	0	0	0	0	0	4							
Syd O'Brien, R OBP: 0.317, SLG: 0.369													5	0	1	0	0	1	0							
Rich McKinney, R OBP: 0.171, SLG: 0.179													5	0	0	0	0	2	2							
Ken Berry, R OBP: 0.335, SLG: 0.370													5	1	3	0	0	0								
Jim Magnuson, R OBP: 0.306, SLG: 0.351													2	0	0	0	0	1	1							
Tom McCraw, L OBP: 0.306, SLG: 0.351													2	0	1	0	0	0	1							
Inning Stats	R: 0 E: 0 K: 7 S: 7	H: 0 LOB: 2 BB: 2 P: 15	R: 0 E: 0 K: 1 S: 6	H: 1 LOB: 1 BB: 0 P: 6	R: 0 E: 0 K: 0 S: 3	H: 1 LOB: 0 BB: 0 P: 3	R: 0 E: 0 K: 0 S: 3	H: 1 LOB: 0 BB: 0 P: 3	R: 0 E: 0 K: 2 S: 7	H: 0 LOB: 0 BB: 0 P: 7	R: 2 E: 0 K: 0 S: 7	H: 4 LOB: 2 BB: 1 P: 7	R: 1 E: 0 K: 0 S: 5	H: 2 LOB: 2 BB: 1 P: 9	R: 0 E: 0 K: 1 S: 5	H: 0 LOB: 0 BB: 0 P: 5	R: 0 E: 0 K: 0 S: 4	H: 1 LOB: 1 BB: 0 P: 4	R: 0 E: 0 K: 0 S: 3	H: 0 LOB: 0 BB: 0 P: 3	R: 0 E: 0 K: 0 S: 4	H: 1 LOB: 1 BB: 0 P: 4	1B: 10 2B: 1 3B: 0 HR: 0	SF: 0 SAC: 1 DP: 2 HBP: 0	WP: 0 PB: 0 SB: 0 CS: 0	PA: 48
PITCHER Marty Pattin, R ERA: 4.45	IP: 12.0 WLS: 7 BF: 48 H: 11 R: 3 ER: 3 SO: 6 BB: 2 IBB: 1 HBP: 0 BLK: 0 WP: 0 HR: 0 S: 57 P: 69 ERA: 2.25 WHIP: 1.083											PITCHER	IP: 12.0 WLS: 7 BF: 48 H: 11 R: 3 ER: 3 SO: 6 BB: 2 IBB: 1 HBP: 0 BLK: 0 WP: 0 HR: 0 S: 57 P: 69 ERA: 2.25 WHIP: 1.083													

Chicago White Sox @ Milwaukee Brewers
Milwaukee County Stadium, Milwaukee, WI
Tue Jul 07 1970, 4:33 AM EDT
Unknown - 84 F

AB 44
R 3
H 11
RBI 3
BB 3
SO 6
LOB 20



Batter	1	2	3	4	5	6	7	8	9	10	11	12	AB	R	H	RBI	BB	SO	LOB	BOTTOM						
Tommy Harper, R OBP: 0.379, SLG: 0.546													3	1	0	0	2	0	0							
Mike Hegan, L OBP: 0.344, SLG: 0.404													4	0	0	0	0	2	1							
Mike Hershberger, R OBP: 0.315, SLG: 0.313													5	1	2	3	0	1	0							
Danny Walton, R OBP: 0.362, SLG: 0.473													3	0	0	0	2	1	2							
Roberto Pena, R OBP: 0.288, SLG: 0.317													5	0	1	0	0	0	4							
Dave May, L OBP: 0.364, SLG: 0.315													4	0	2	0	0	1	0							
Jerry McNertney, R OBP: 0.300, SLG: 0.317													5	0	0	0	0	1	4							
Gus Gil, R OBP: 0.314, SLG: 0.254													2	0	1	0	0	0	0							
Tito Francona, L OBP: 0.324, SLG: 0.259													1	0	0	0	0	0	0							
Ted Kubiak, S OBP: 0.339, SLG: 0.312													1	0	0	0	1	0	0							
Marty Pattin, R OBP: 0.192, SLG: 0.208													4	1	1	0	0	0	3							
Ted Savage, R OBP: 0.368, SLG: 0.455													1	1	1	1	0	0	0							
Inning Stats	R: 0 E: 0 K: 1 S: 6	H: 1 LOB: 2 BB: 1 P: 10	R: 0 E: 0 K: 0 S: 3	H: 0 LOB: 0 BB: 0 P: 3	R: 3 E: 0 K: 0 S: 4	H: 2 LOB: 0 BB: 2 P: 12	R: 0 E: 0 K: 0 S: 4	H: 2 LOB: 1 BB: 0 P: 4	R: 0 E: 0 K: 0 S: 5	H: 0 LOB: 0 BB: 0 P: 5	R: 0 E: 0 K: 0 S: 3	H: 1 LOB: 2 BB: 1 P: 7	R: 0 E: 0 K: 0 S: 5	H: 0 LOB: 0 BB: 0 P: 5	R: 0 E: 0 K: 0 S: 4	H: 1 LOB: 2 BB: 1 P: 8	R: 0 E: 0 K: 1 S: 5	H: 0 LOB: 0 BB: 0 P: 5	R: 0 E: 0 K: 1 S: 5	H: 0 LOB: 0 BB: 0 P: 5	R: 0 E: 0 K: 1 S: 5	H: 1 LOB: 0 BB: 0 P: 6	1B: 6 2B: 0 3B: 0 HR: 2	SF: 0 SAC: 2 DP: 3 HBP: 0	WP: 1 PB: 0 SB: 0 CS: 0	PA: 45
PITCHER Jim Magnuson, L ERA: 2.7	IP: 6.0 WLS: 2 BF: 25 H: 6 R: 3 ER: 3 SO: 2 BB: 4 IBB: 0 HBP: 0 BLK: 0 WP: 1 HR: 1 S: 25 P: 41 ERA: 4.50 WHIP: 1.667											PITCHER	IP: 6.0 WLS: 2 BF: 25 H: 6 R: 3 ER: 3 SO: 2 BB: 4 IBB: 0 HBP: 0 BLK: 0 WP: 1 HR: 1 S: 25 P: 41 ERA: 4.50 WHIP: 1.667													
PITCHER Danny Murphy, R ERA: 4.24	IP: 3.0 WLS: 11 BF: 11 H: 1 R: 0 ER: 0 SO: 1 BB: 0 IBB: 0 HBP: 0 BLK: 0 WP: 0 HR: 0 S: 12 P: 16 ERA: 0.00 WHIP: 0.333											PITCHER	IP: 3.0 WLS: 11 BF: 11 H: 1 R: 0 ER: 0 SO: 1 BB: 0 IBB: 0 HBP: 0 BLK: 0 WP: 0 HR: 0 S: 12 P: 16 ERA: 0.00 WHIP: 0.333													
PITCHER Wilbur Wood, L ERA: 3.02	IP: 2.2 WLS: 9 BF: 9 H: 1 R: 1 ER: 1 SO: 3 BB: 0 IBB: 0 HBP: 0 BLK: 0 WP: 0 HR: 1 S: 15 P: 15 ERA: 3.38 WHIP: 0.375											PITCHER	IP: 2.2 WLS: 9 BF: 9 H: 1 R: 1 ER: 1 SO: 3 BB: 0 IBB: 0 HBP: 0 BLK: 0 WP: 0 HR: 1 S: 15 P: 15 ERA: 3.38 WHIP: 0.375													

Chicago White Sox @ Milwaukee Brewers
Milwaukee County Stadium, Milwaukee, WI
Tue Jul 07 1970, 4:33 AM EDT
Unknown - 84 F

AB 38
R 4
H 8
RBI 4
BB 5
SO 6
LOB 14



Batter	1	2	3	4	5	6	7	8	9	AB	R	H	RBI	BB	SO	LOB	TOP			
Walt Williams, R OBP: 0.311, SLG: 0.372 (1, 9)										4	0	1	0	0	0	1	Chicago White Sox @ Milwaukee Brewers Milwaukee County Stadium, Milwaukee, WI Tue Jul 07 1970, 8:05 PM EDT Att: 15,280 - Unknown - 77 F livebaseballscorecards.com			
Luis Aparicio, R OBP: 0.366, SLG: 0.398 (1, 6)										4	0	0	0	0	0	1				
Gail Hopkins, L OBP: 0.375, SLG: 0.376 (1, 3)										4	0	2	0	0	0	0				
Carlos May, L OBP: 0.347, SLG: 0.437 (1, 7)										4	0	0	0	0	1	2				
Tom McCraw, L OBP: 0.306, SLG: 0.351 (1, 8)										3	0	1	0	0	2	0				
Syd O'Brien, R OBP: 0.312, SLG: 0.364 (1, 5)										3	0	0	0	0	0	1				
Ed Herrmann, L OBP: 0.344, SLG: 0.429 Rich McKinney, R OBP: 0.171, SLG: 0.179 Duane Josephson, R OBP: 0.355, SLG: 0.420 (8, PR)										2	0	0	0	1	1	0				
Bobby Knoop, R OBP: 0.271, SLG: 0.283 (1, 4)										3	0	0	0	0	1	1				
Joe Horlen, R OBP: 0.093, SLG: 0.116 Bob Spence, L OBP: 0.268, SLG: 0.316 Floyd Weaver, R (8, 1)										2	0	0	0	0	0	0				
										1	0	0	0	0	1	1				
										0	0	0	0	0	0	0				
Inning Stats	R: 0 E: 0 K: 1 S: 6	H: 1 LOB: 1 BB: 0 P: 6	R: 0 E: 0 K: 1 S: 5	H: 0 LOB: 0 BB: 0 P: 5	R: 0 E: 0 K: 0 S: 4	H: 1 LOB: 1 BB: 0 P: 4	R: 0 E: 0 K: 1 S: 5	H: 0 LOB: 0 BB: 0 P: 5	R: 0 E: 0 K: 0 S: 3	H: 0 LOB: 0 BB: 0 P: 3	R: 0 E: 0 K: 0 S: 4	H: 1 LOB: 1 BB: 0 P: 4	R: 0 E: 0 K: 2 S: 7	H: 0 LOB: 1 BB: 1 P: 11	R: 0 E: 0 K: 0 S: 3	H: 1 LOB: 0 BB: 0 P: 3	1B: 3 2B: 1 3B: 0 HR: 0	SF: 0 SAC: 0 DP: 1 HBP: 0	WP: 0 PB: 1 SB: 0 CS: 0	PA: 31
PITCHER Lew Krausse, R ERA: 4.57 (1, 1)	IP: 9.0 WLS: W BF: 31 H: 4 R: 0 ER: 0 SO: 6 BB: 1 IBB: 0 HBP: 0 BLK: 0 WP: 0 HR: 0 S: 42 P: 46 ERA: 0.00 WHIP: 0.556															PITCHER Lew Krausse, R ERA: 4.57 (1, 1)	IP: 9.0 WLS: W BF: 31 H: 4 R: 0 ER: 0 SO: 6 BB: 1 IBB: 0 HBP: 0 BLK: 0 WP: 0 HR: 0 S: 42 P: 46 ERA: 0.00 WHIP: 0.556			

Batter	1	2	3	4	5	6	7	8	9	AB	R	H	RBI	BB	SO	LOB	BOTTOM
Tommy Harper, R OBP: 0.375, SLG: 0.541 (1, 5)										3	0	0	0	0	0	1	Chicago White Sox @ Milwaukee Brewers Milwaukee County Stadium, Milwaukee, WI Tue Jul 07 1970, 8:05 PM EDT Att: 15,280 - Unknown - 77 F livebaseballscorecards.com
Mike Hegan, L OBP: 0.344, SLG: 0.408 (1, 3)										3	1	1	0	0	0	0	
Dave May, L OBP: 0.358, SLG: 0.309 (1, 8)										2	0	0	0	0	0	0	
Bob Burda, L OBP: 0.374, SLG: 0.359 (1, 9)										3	0	1	0	0	1	1	
Roberto Pena, R OBP: 0.298, SLG: 0.317 (1, 6)										3	0	1	0	0	0	2	
Danny Walton, R OBP: 0.359, SLG: 0.468 (1, 7)										3	0	0	0	0	1	3	
Phil Roof, R OBP: 0.314, SLG: 0.424 (1, 2)										3	0	0	0	0	1	1	
Ted Kubiak, S OBP: 0.338, SLG: 0.312 (1, 4)										3	0	1	0	0	0	0	
Lew Krausse, R OBP: 0.250, SLG: 0.194 (1, 1)										3	0	0	0	0	1	1	
										1B: 2 2B: 2 3B: 0 HR: 0	SF: 0 SAC: 1 DP: 1 HBP: 0	WP: 0 PB: 0 SB: 0 CS: 1	PA: 27				
Inning Stats	R: 0 E: 0 K: 0 S: 3	H: 0 LOB: 0 BB: 0 P: 3	R: 0 E: 0 K: 1 S: 5	H: 1 LOB: 0 BB: 0 P: 5	R: 0 E: 0 K: 0 S: 3	H: 0 LOB: 0 BB: 0 P: 3	R: 0 E: 0 K: 0 S: 3	H: 0 LOB: 0 BB: 0 P: 3	R: 0 E: 0 K: 2 S: 7	H: 0 LOB: 0 BB: 0 P: 7	R: 1 E: 1 K: 1 S: 7	H: 1 LOB: 1 BB: 0 P: 7	R: 0 E: 0 K: 2 S: 7	H: 0 LOB: 0 BB: 0 P: 7	R: 0 E: 0 K: 0 S: 3	H: 0 LOB: 0 BB: 0 P: 7	
PITCHER Joe Horlen, R ERA: 4.43 Floyd Weaver, R ERA: 4.21 (8, 1)	IP: 7.0 WLS: L BF: 24 H: 4 R: 1 ER: 1 SO: 2 BB: 0 IBB: 0 HBP: 0 BLK: 0 WP: 0 HR: 0 S: 28 P: 28 ERA: 1.29 WHIP: 0.571															PITCHER Joe Horlen, R ERA: 4.43 Floyd Weaver, R ERA: 4.21 (8, 1)	IP: 7.0 WLS: L BF: 24 H: 4 R: 1 ER: 1 SO: 2 BB: 0 IBB: 0 HBP: 0 BLK: 0 WP: 0 HR: 0 S: 28 P: 28 ERA: 1.29 WHIP: 0.571

Batter	1	2	3	4	5	6	7	8	9	AB	R	H	RBI	BB	SO	LOB	TOP			
Tom McCraw, L (1, 3) OBP: 0.310, SLG: 0.351										3	1	1	0	1	0	0	Chicago White Sox @ Milwaukee Brewers Milwaukee County Stadium, Milwaukee, WI Wed Jul 08 1970, 8:05 PM EDT Att: 12,119 - Unknown			
Luis Aparicio, R (1, 6) OBP: 0.362, SLG: 0.393										4	0	0	0	0	0	4				
Carlos May, L (1, 7) OBP: 0.349, SLG: 0.436										3	0	1	1	1	0	2				
Bill Melton, R (1, 9) Watt Williams, R (1, 9) OBP: 0.326, SLG: 0.483 OBP: 0.311, SLG: 0.371										1	0	0	0	0	0	2				
Duane Josephson, R (1, 2) OBP: 0.346, SLG: 0.408										4	0	0	0	0	0	2				
Rich McKinney, R (1, 5) Rich Morales, R (7, 5) OBP: 0.182, SLG: 0.190 OBP: 0.250, SLG: 0.143										3	0	1	0	0	0	0				
Ken Berry, R (1, 8) OBP: 0.329, SLG: 0.363										4	0	0	0	0	2	1				
Bobby Knoop, R (1, 4) OBP: 0.276, SLG: 0.288										4	1	2	0	0	1	0				
Tommy John, R (1, 1) OBP: 0.146, SLG: 0.109										1	0	0	0	0	0	0				
Inning Stats	R: 0 E: 0 K: 0 S: 3	H: 1 LOB: 1 BB: 1 P: 7	R: 0 E: 0 K: 1 S: 5	H: 0 LOB: 0 BB: 0 P: 5	R: 0 E: 0 K: 0 S: 3	H: 0 LOB: 0 BB: 0 P: 3	R: 0 E: 0 K: 0 S: 3	H: 0 LOB: 0 BB: 0 P: 3	R: 0 E: 0 K: 1 S: 5	H: 1 LOB: 2 BB: 1 P: 8	R: 0 E: 0 K: 1 S: 6	H: 1 LOB: 1 BB: 0 P: 6	R: 2 E: 1 K: 0 S: 7	H: 3 LOB: 2 BB: 0 P: 7	R: 0 E: 0 K: 1 S: 5	H: 0 LOB: 0 BB: 0 P: 5		1B: 6 2B: 0 3B: 0 HR: 0	SF: 0 SAC: 2 DP: 1 HBP: 0	WP: 0 PB: 0 SB: 1 CS: 0
PITCHER	IP WLS BF H R ER SO BB IBB HBP BLK WP HR S P ERA WHIP																			
Al Downing, L (1, 1) ERA: 4.11	7.2 L 31 6 2 0 3 2 0 0 0 0 0 0 35 43 0.00 1.043																			
Ken Sanders, R (8, 1) ERA: 1.51	0.1 1 0 0 0 0 0 0 0 0 0 0 0 1 1 0.00 0.000																			
Dave Baldwin, R (9, 1) ERA: 2.57	1.0 3 0 0 0 1 0 0 0 0 0 0 0 5 5 0.00 0.000																			

Batter	1	2	3	4	5	6	7	8	9	AB	R	H	RBI	BB	SO	LOB	BOTTOM	
Tommy Harper, R (1, 5) OBP: 0.380, SLG: 0.544										4	0	3	0	0	0	0	Chicago White Sox @ Milwaukee Brewers Milwaukee County Stadium, Milwaukee, WI Wed Jul 08 1970, 8:05 PM EDT Att: 12,119 - Unknown	
Tito Francona, L (1, 3) Gus Gil, R (8, PH) Dave Baldwin, R (9, 1) OBP: 0.314, SLG: 0.250 OBP: 0.310, SLG: 0.250										2	0	0	0	0	0	1		
Mike Hershberger, R (1, 9) OBP: 0.301, SLG: 0.296										4	0	0	0	0	0	2		
Danny Walton, R (1, 7) OBP: 0.361, SLG: 0.467										3	0	1	0	1	1	0		
Roberto Pena, R (1, 6) OBP: 0.293, SLG: 0.311										4	0	0	0	0	0	3		
Dave May, L (1, 8) OBP: 0.350, SLG: 0.301										3	1	0	0	0	0	0		
Phil Roof, R (1, 2) OBP: 0.314, SLG: 0.423										3	0	1	0	0	1	0		
Ted Kubiak, S (1, 4) OBP: 0.335, SLG: 0.309										3	0	0	0	0	0	2		
Al Downing, R (1, 1) Ken Sanders, R (8, 1) Ted Savage, R (8, PH) Russ Snyder, L (8, PR) Mike Hegan, L (9, 3) OBP: 0.133, SLG: 0.133 OBP: 0.365, SLG: 0.451 OBP: 0.297, SLG: 0.353 OBP: 0.344, SLG: 0.408										2	0	0	0	0	2	0		
Inning Stats	R: 0 E: 0 K: 0 S: 3	H: 1 LOB: 0 BB: 0 P: 3	R: 0 E: 0 K: 2 S: 7	H: 0 LOB: 0 BB: 0 P: 7	R: 0 E: 0 K: 0 S: 4	H: 1 LOB: 2 BB: 1 P: 8	R: 0 E: 0 K: 1 S: 5	H: 0 LOB: 0 BB: 0 P: 5	R: 0 E: 0 K: 0 S: 3	H: 0 LOB: 0 BB: 0 P: 3	R: 1 E: 1 K: 0 S: 6	H: 2 LOB: 2 BB: 0 P: 6	R: 0 E: 0 K: 1 S: 5	H: 0 LOB: 0 BB: 0 P: 5	1B: 5 2B: 0 3B: 0 HR: 0	SF: 0 SAC: 1 DP: 2 HBP: 0		WP: 0 PB: 0 SB: 0 CS: 0
PITCHER	IP WLS BF H R ER SO BB IBB HBP BLK WP HR S P ERA WHIP																	
Tommy John, L (1, 1) ERA: 3.48	9.0 W 32 5 1 0 4 1 0 0 0 0 0 0 39 43 0.00 0.667																	

Batter	1	2	3	4	5	6	7	8	9	AB	R	H	RBI	BB	SO	LOB	TOP			
Tom McCraw, L (1, 3) OBP: 0.307, SLG: 0.344	G3		F8		F9	G3		HBP		4	0	0	0	0	0	0	Chicago White Sox @ Milwaukee Brewers Milwaukee County Stadium, Milwaukee, WI Thu Jul 09 1970, 8:05 PM EDT Att: 14,288 - Unknown			
Luis Aparicio, R (1, 6) OBP: 0.368, SLG: 0.403	G5-3 1B		FC5-4 1B		1B HR	2B		G5-3		5	1	4	0	0	0	1				
Walt Williams, R (1, 9) OBP: 0.308, SLG: 0.367	G5-3		FC5-4		1B HR				F8	5	1	1	0	0	0	3				
Carlos May, L (1, 7) OBP: 0.356, SLG: 0.454	K			BB SF9 1B	HR				1B HBP	4	2	3	3	0	1	1				
Rich McKinney, R (1, 5) OBP: 0.188, SLG: 0.178 Rich Morales, R (7, 5) OBP: 0.273, SLG: 0.172		G6-3		SF9 BB 1-2	G6-3			F9	1B HBP	3	1	0	0	0	1	0				
Ed Herrmann, L (1, 2) OBP: 0.353, SLG: 0.451	PO 1B			BB 1-2 2-3	HR			F9	1B	3	1	2	1	1	0	1				
Ken Berry, R (1, 8) OBP: 0.328, SLG: 0.363	P4			SF9	1B			F9		3	0	1	1	0	0	2				
Bobby Knoop, R (1, 4) OBP: 0.275, SLG: 0.289	1B			SF9	L4			K		3	0	1	1	0	1	1				
Jerry Crider, R (1, 1) OBP: 0.063, SLG: 0.125 Wilbur Wood, R (7, 1) OBP: 0.091, SLG: 0.182 Danny Murphy, L (8, 1) OBP: 0.500, SLG: 1.250	PO 2-3	G5-3	G4-3		K			K		3	0	0	0	0	1	1				
Inning Stats	R: 0 E: 0 K: 1 S: 6	H: 1 LOB: 1 BB: 0 P: 6	R: 0 E: 0 K: 0 S: 4	H: 2 LOB: 1 BB: 0 P: 4	R: 0 E: 0 K: 0 S: 4	H: 1 LOB: 1 BB: 0 P: 4	R: 2 E: 0 K: 0 S: 4	H: 1 LOB: 1 BB: 2 P: 12	R: 4 E: 0 K: 1 S: 8	H: 5 LOB: 1 BB: 0 P: 8	R: 0 E: 0 K: 0 S: 4	H: 1 LOB: 1 BB: 0 P: 4	R: 0 E: 0 K: 2 S: 7	H: 0 LOB: 1 BB: 0 P: 8	R: 0 E: 0 K: 0 S: 2	H: 1 LOB: 1 BB: 0 P: 3		1B: 9 2B: 2 3B: 0 HR: 2	SF: 2 SAC: 0 DP: 0 HBP: 2	WP: 0 PB: 0 CS: 0
PITCHER	IP WLS BF H R ER SO BB IBB HBP BLK WP HR S P ERA WHIP																			
Skip Lockwood, R (1, 1) ERA: 4.57	4.2 L 25 10 6 6 1 2 0 0 0 0 0 2 25 33 11.57 2.571																			
John Geinar, R (5, 1) ERA: 5.24	1.1 5 1 0 0 1 0 0 0 0 0 0 0 7 7 0.00 0.750																			
Bob Humphreys, R (7, 1) ERA: 3.27	2.0 8 1 0 0 2 0 0 0 1 0 0 0 11 12 0.00 0.500																			
Ken Sanders, R (9, 1) ERA: 1.55	1.0 3 1 0 0 0 0 0 0 1 0 0 0 2 3 0.00 1.000																			

Batter	1	2	3	4	5	6	7	8	9	AB	R	H	RBI	BB	SO	LOB	BOTTOM					
Tommy Harper, R (1, 5) OBP: 0.380, SLG: 0.540	F8		BB		P6		FC5-4		BB 1B	4	1	1	1	1	0	1	Chicago White Sox @ Milwaukee Brewers Milwaukee County Stadium, Milwaukee, WI Thu Jul 09 1970, 8:05 PM EDT Att: 14,288 - Unknown					
Mike Hegan, L (1, 3) OBP: 0.345, SLG: 0.409	F3		K		2B		G3		1B WP BB	4	1	1	0	1	1	3						
Dave May, L (1, 8) OBP: 0.359, SLG: 0.314	1B		G6-3		G3			2B 1B	WP 1-2 2-H	5	0	3	1	0	0	3						
Bob Burda, L (1, 9) OBP: 0.372, SLG: 0.370 Mike Hershberger, R (8, PH) OBP: 0.309, SLG: 0.318 Russ Snyder, L (9, PH) OBP: 0.296, SLG: 0.351	F9			WP G4-3	2B		G3		G3	3	1	1	0	0	0	1						
Roberto Pena, R (1, 6) OBP: 0.286, SLG: 0.304		L3		G4-3			F9		F8	1	0	0	1	0	0	3						
Phil Roof, R (1, 2) OBP: 0.210, SLG: 0.417 John Geinar, R (5, 1) OBP: 0.309, SLG: 0.318 Max Alvis, R (8, PH) OBP: 0.213, SLG: 0.382 Bob Humphreys, R (7, 1) OBP: 0.309, SLG: 0.318 Ted Savage, R (8, PH) OBP: 0.296, SLG: 0.451 Mary Feltner, R (8, PH) OBP: 0.210, SLG: 0.318 Gus Gil, L (9, 4) OBP: 0.310, SLG: 0.290	F8			2-H	F5		G1-3		FC6-4 BB	2	0	0	0	0	0	0						
Danny Walton, R (1, 7) OBP: 0.359, SLG: 0.467	F8				P4			1B FC5-4	F3	4	1	1	0	0	0	3						
Ted Kubiak, S (1, 4) OBP: 0.332, SLG: 0.306 Tito Francona, L (8, PH) OBP: 0.210, SLG: 0.246 Ken Sanders, R (9, 1)			K		G4-3		F7		FC6-4	3	0	0	0	0	1	1						
Skip Lockwood, R (1, 1) OBP: 0.250, SLG: 0.391 Jerry McNertney, R (5, 2) OBP: 0.306, SLG: 0.339			BB 1B		HR			FC5-4	G4-3	1	0	1	0	0	0	0						
Inning Stats	R: 0 E: 0 K: 0 S: 4	H: 1 LOB: 0 BB: 0 P: 4	R: 0 E: 0 K: 0 S: 3	H: 0 LOB: 0 BB: 0 P: 3	R: 0 E: 0 K: 2 S: 8	H: 1 LOB: 2 BB: 1 P: 12	R: 1 E: 0 K: 0 S: 4	H: 1 LOB: 0 BB: 0 P: 4	R: 1 E: 0 K: 0 S: 5	H: 2 LOB: 1 BB: 0 P: 5	R: 0 E: 0 K: 0 S: 3	H: 0 LOB: 0 BB: 0 P: 3	R: 1 E: 0 K: 0 S: 5	H: 2 LOB: 1 BB: 0 P: 5	R: 0 E: 0 K: 0 S: 5	H: 2 LOB: 3 BB: 1 P: 9		R: 2 E: 0 K: 0 S: 5	H: 2 LOB: 1 BB: 1 P: 9	1B: 6 2B: 4 3B: 0 HR: 1	SF: 0 SAC: 0 DP: 0 HBP: 0	WP: 3 PB: 0 CS: 0
PITCHER	IP WLS BF H R ER SO BB IBB HBP BLK WP HR S P ERA WHIP																					
Jerry Crider, R (1, 1) ERA: 2.74	6.1 W 27 7 3 3 3 1 0 0 0 0 0 1 30 34 0.00 1.263																					
Wilbur Wood, L (7, 1) ERA: 2.97	1.0 6 2 0 0 0 1 0 0 0 0 0 0 5 9 0.00 3.000																					
Danny Murphy, R (8, 1) ERA: 4.47	1.2 S 8 2 2 2 0 1 0 0 0 0 1 0 7 11 10.80 1.800																					

Batter	1	2	3	4	5	6	7	8	9	AB	R	H	RBI	BB	SO	LOB	TOP								
Ken Berry, R (1, 8) OBP: 0.326, SLG: 0.357	0-3 K	1-0 HBP			0-0 P6		0-0 G6-3		0-0 F7	4	0	0	0	0	1	0									
Luis Aparicio, R (1, 6) OBP: 0.369, SLG: 0.403	0-0 CS 1B	0-0 P6			0-0 F5		0-0 L7		0-0 BB 1B	5	1	2	0	0	0	3									
Walt Williams, R (1, 9) OBP: 0.306, SLG: 0.360	0-3 K		0-0 G6-3		0-0 G5-3		0-0 G5-3		4-0 BB 1B G4-3 BB	4	1	0	0	1	1	1									
Carlos May, L (1, 7) OBP: 0.363, SLG: 0.458		4-0 E S 1B BB	0-0 G5-3		0-0 FC5-4 1B 1B		0-0 BB BB SF9 1B		4-0 G4-3 BB 1B	4	3	3	1	1	0	0									
Ed Herrmann, L (1, 2) OBP: 0.360, SLG: 0.449	0-3 K	0-0 F9			0-0 FC5-4 1B		0-0 SF9 BB BB		4-0 G4-3 BB	3	0	1	0	2	1	1									
Rich Morales, R (9, PR) OBP: 0.273, SLG: 0.172		0-3 K			0-0 F8		0-0 SF9 BB BB		4-0 G4-3 BB	0	0	0	0	0	0	0									
Bob Spence, L (1, 3) OBP: 0.273, SLG: 0.300	0-3 K			4-0 BB		0-3 K		4-0 BB BB	0-0 G4-3	2	0	0	0	1	2	3									
Barry Moore, L (6, 1) OBP: 0.214, SLG: 0.185									0-0 G4-3	0	0	0	0	0	0	0									
Lee Stange, R (7, 1)									0-0 G4-3	0	0	0	0	0	0	0									
Gail Hopkins, L (8, PH) OBP: 0.376, SLG: 0.374	1-3 K								1-2 2-3 BB	1	0	0	1	1	0	2									
Rich McKinney, R (1, 5) OBP: 0.093, SLG: 0.093	0-0 E S 1B				0-0 F8		0-0 FC5-4 1B		0-0 K	3	1	1	2	0	0	3									
Duane Josephson, R (9, PH) OBP: 0.344, SLG: 0.406	0-0 E S 1B				1-2 2-3 1B		0-0 K		0-3 K	1	0	0	0	0	1	3									
Bobby Knoop, R (1, 4) OBP: 0.279, SLG: 0.290	4-0 HBP 1B BB				0-0 F9		0-0 K		0-0 K	3	0	1	1	1	1	3									
Gerry Janeski, R (1, 1) OBP: 0.093, SLG: 0.093	0-0 HBP 1B				0-0 F9		0-0 K		0-0 K	2	0	1	1	0	0	1									
Tom McCraw, L (6, PH) OBP: 0.305, SLG: 0.341	0-0 HBP 1B				0-0 G5-3		0-0 K		0-0 K	2	0	0	0	0	2	4									
Floyd Weaver, R (8, 1)	1-2 3H 1B				0-0 G5-3		0-0 K		0-0 K	0	0	0	0	0	0	0									
Inning Stats	R: 0 E: 0 K: 2 S: 7	H: 1 LOB: 1 BB: 0 P: 7	R: 2 E: 0 K: 2 S: 9	H: 2 LOB: 3 BB: 2 P: 18	R: 0 E: 0 K: 0 S: 3	H: 0 LOB: 1 BB: 0 P: 3	R: 0 E: 0 K: 0 S: 3	H: 0 LOB: 1 BB: 1 P: 7	R: 0 E: 0 K: 0 S: 3	H: 0 LOB: 0 BB: 0 P: 3	R: 1 E: 0 K: 2 S: 10	H: 3 LOB: 2 BB: 0 P: 10	R: 0 E: 0 K: 0 S: 3	H: 0 LOB: 0 BB: 0 P: 3	R: 1 E: 0 K: 2 S: 8	H: 1 LOB: 2 BB: 2 P: 16	R: 2 E: 0 K: 1 S: 7	H: 2 LOB: 3 BB: 2 P: 15	1B: 9 2B: 1 3B: 0 HR: 0	SF: 1 SAC: 0 DP: 1 HBP: 1	WP: 0 PB: 0 SB: 2 CS: 1	PA: 43			
PITCHER	IP	WLS	BF	H	R	ER	SO	BB	IBB	HBP	BLK	WP	HR	S	P	ERA	WHIP	PITCHER							
Bob Johnson, R (1, 1) ERA: 3.45	7.0	W	32	7	4	4	6	4	0	1	0	0	0	39	56	5.14	1.571								
Ken Wright, R (8, 1) ERA: 5.27	1.1		7	1	2	2	2	2	0	0	0	0	0	9	17	13.50	2.250								
Ted Abernathy, R (9, 1) ERA: 2.39	0.2	S	4	1	0	0	1	1	0	0	0	0	0	5	9	0.00	3.000								

Chicago White Sox @ Kansas City Royals
Municipal Stadium, Kansas City, MO
Fri Jul 10 1970, 4:33 AM EDT
Unknown - 85 F

AB 34
R 6
H 9
RBI 6
BB 7
SO 9
LOB 24



Batter	1	2	3	4	5	6	7	8	9	AB	R	H	RBI	BB	SO	LOB	BOTTOM								
Pat Kelly, L (1, 9) OBP: 0.367, SLG: 0.375	0-0 G4-3		0-0 HR	0-0 1B		0-0 G1-3		0-3 K		5	1	2	4	0	1	2									
Cookie Rojas, R (1, 4) OBP: 0.282, SLG: 0.284	0-0 G6-3		0-0 G6-3	0-0 G6-3			0-0 SF9 3B	0-3 K		4	1	1	0	0	0	1									
Jackie Hernandez, R (8, 6) OBP: 0.293, SLG: 0.293										1	0	0	0	0	1	0									
Amos Otis, R (1, 8) OBP: 0.373, SLG: 0.458	0-0 G6-3		0-0 2B 1B		0-0 L6		0-0 SF9			3	1	1	1	0	0	0									
Ed Kirkpatrick, L (1, 2) OBP: 0.317, SLG: 0.438		0-0 G4-3	0-0 1B 2B		0-0 P6		0-0 HR			4	2	2	2	0	0	0									
Lou Piniella, R (1, 7) OBP: 0.341, SLG: 0.475		0-0 F9	0-0 1B		0-0 G6-3		0-0 E5 FC5-4 1B			4	0	2	1	0	0	0									
Bob Oliver, R (1, 3) OBP: 0.331, SLG: 0.487	0-3 K		0-3 K			0-0 G6-3	4-0 FC5-4 BB			3	0	0	0	1	2	1									
Bill Sorrell, L (1, 5) OBP: 0.394, SLG: 0.379			0-0 P4	0-0 F7		0-0 HBP 1B	0-0 FC5-4			2	0	0	0	0	0	0									
Paul Schaal, R (6, PH) OBP: 0.337, SLG: 0.330							1-2 2-3			2	0	1	0	0	0	2									
Tom Matchick, L (1, 6) OBP: 0.263, SLG: 0.264			0-0 HR 3B	0-0 SH5-4 1B 1B		1-0 HBP	0-0 G1-3			3	2	2	0	0	0	2									
Bob Johnson, L (1, 1)			4-0 HR BB	0-0 SH5-4		0-3 K		0-0 F8		1	1	0	0	1	1	2									
Ken Wright, R (8, 1)										1	0	0	0	0	0	0									
Ted Abernathy, R (9, 1)										0	0	0	0	0	0	0									
Inning Stats	R: 0 E: 0 K: 0 S: 3	H: 0 LOB: 0 BB: 0 P: 3	R: 0 E: 0 K: 1 S: 5	H: 0 LOB: 0 BB: 0 P: 5	R: 5 E: 0 K: 1 S: 10	H: 5 LOB: 1 BB: 1 P: 14	R: 1 E: 0 K: 0 S: 5	H: 2 LOB: 1 BB: 0 P: 5	R: 0 E: 0 K: 0 S: 3	H: 0 LOB: 0 BB: 0 P: 3	R: 0 E: 0 K: 1 S: 6	H: 1 LOB: 2 BB: 0 P: 7	R: 2 E: 0 K: 0 S: 6	H: 3 LOB: 2 BB: 1 P: 10	R: 0 E: 0 K: 2 S: 7	H: 0 LOB: 0 BB: 0 P: 7	1B: 6 2B: 1 3B: 2 HR: 2	SF: 1 SAC: 1 DP: 0 HBP: 1	WP: 0 PB: 0 SB: 0 CS: 0	PA: 38					
PITCHER	IP	WLS	BF	H	R	ER	SO	BB	IBB	HBP	BLK	WP	HR	S	P	ERA	WHIP	PITCHER							
Gerry Janeski, R (1, 1) ERA: 4.28	5.0	L	23	7	6	6	2	1	0	1	0	0	1	10	15	13.50	3.750								
Barry Moore, L (6, 1) ERA: 5.63	1.1		10	4	2	2	1	1	0	1	0	0	1	10	15	13.50	3.750								
Lee Stange, R (7, 1) ERA: 6.14	0.2		2	0	0	0	0	0	0	0	0	0	0	2	2	0.00	0.000								
Floyd Weaver, R (8, 1) ERA: 4.05	1.0		3	0	0	0	2	0	0	0	0	0	0	7	7	0.00	0.000								

Chicago White Sox @ Kansas City Royals
Municipal Stadium, Kansas City, MO
Fri Jul 10 1970, 4:33 AM EDT
Unknown - 85 F

AB 33
R 8
H 11
RBI 8
BB 2
SO 5
LOB 10



Batter	1	2	3	4	5	6	7	8	9	AB	R	H	RBI	BB	SO	LOB	TOP			
Tom McCraw, L (1, 3) OBP: 0.300, SLG: 0.335	F8		K		L1-3			B1-3		4	0	0	0	0	1	1				
Luis Aparicio, R (1, 6) OBP: 0.370, SLG: 0.404	G6-4-3 1B		G6-3			G6-3		1B 1B		4	0	2	0	0	0	0				
Walt Williams, R (1, 9) OBP: 0.305, SLG: 0.357	G6-4-3 1-2			G5-3		G4-3		1-2 1B		4	0	1	0	0	0	1				
Carlos May, L (1, 7) OBP: 0.368, SLG: 0.459		FC4-6 BB		FC6-4 1B		FC6-4 BB		FC6-4 K		2	0	1	0	2	1	2				
Duane Josephson, R (1, 2) OBP: 0.342, SLG: 0.401	FC4-6 1B 1-2		FC6-4 FC5-4		FC6-4 FC5-4		F9		1B 1B	4	0	1	0	0	0	3				
Syd O'Brien, R (1, 5) OBP: 0.307, SLG: 0.357	F8		FC5-4 1-2				F9		F3	4	0	0	0	0	0	3				
Ken Berry, R (1, 8) OBP: 0.328, SLG: 0.359	FC6-4 1B 1-2				G5-3		K		1-2 1B	4	0	2	0	0	1	0				
Bobby Knoop, R (1, 4) OBP: 0.279, SLG: 0.285	FC6-4 1-2					F7			L8	3	0	0	0	1	0	4				
Bob Miller, R (1, 1) OBP: 0.308, SLG: 0.182			G6-3		F7					2	0	0	0	0	0	1				
Rich McKinney, R (8, PH) OBP: 0.189, SLG: 0.184								K		1	0	0	0	0	1	0				
Wilbur Wood, R (8, PH) OBP: 0.091, SLG: 0.182										0	0	0	0	0	0	0				
Rich Morales, R (8, PH) OBP: 0.265, SLG: 0.167										1	0	0	0	0	0	2				
Inning Stats	R: 0 E: 0 K: 0 S: 3	H: 1 LOB: 0 BB: 0 P: 3	R: 0 E: 0 K: 0 S: 4	H: 1 LOB: 2 BB: 1 P: 8	R: 0 E: 0 K: 1 S: 5	H: 0 LOB: 0 BB: 0 P: 5	R: 0 E: 0 K: 0 S: 4	H: 1 LOB: 1 BB: 0 P: 4	R: 0 E: 0 K: 0 S: 3	H: 0 LOB: 1 BB: 1 P: 7	R: 0 E: 0 K: 1 S: 5	H: 0 LOB: 0 BB: 0 P: 5	R: 0 E: 0 K: 2 S: 9	H: 2 LOB: 2 BB: 0 P: 9	R: 0 E: 0 K: 0 S: 5	H: 2 LOB: 2 BB: 0 P: 5	1B: 7 2B: 0 3B: 0 HR: 0	SF: 0 SAC: 0 DP: 1 HBP: 0	WP: 0 PB: 0 CS: 0	PA: 36
PITCHER Jim Rooker, L (1, 1) ERA: 3.23	IP: 9.0 WLS: W BF: 36 H: 7 R: 0 ER: 0 SO: 4 BB: 3 IBB: 0 HBP: 0 BLK: 0 WP: 0 HR: 0 S: 41 P: 53 ERA: 0.00 WHIP: 1.111																			

Chicago White Sox @ Kansas City Royals
Municipal Stadium, Kansas City, MO

AB 33
R 0
H 7
RBI 0
BB 3
SO 4
LOB 17



livebaseballscorecards.com

Fri Jul 10 1970, 8:05 PM EDT
Att: 12,463 - Unknown

Batter	1	2	3	4	5	6	7	8	9	AB	R	H	RBI	BB	SO	LOB	BOTTOM			
Pat Kelly, L (1, 9) OBP: 0.366, SLG: 0.373	B1-3		G4-3 1B		G4-3			P4		4	0	1	0	0	0	0				
Cookie Rojas, R (1, 4) OBP: 0.283, SLG: 0.285	G4-3		G4-3 1-2			CS 1B				3	0	1	0	0	0	1				
Amos Otis, R (1, 8) OBP: 0.370, SLG: 0.454	G6-3			F8		G5-3 1-2				3	0	0	0	0	0	1				
Ed Kirkpatrick, L (1, 2) OBP: 0.317, SLG: 0.450		F8		HR		K				3	1	1	1	0	1	0				
Lou Piniella, R (1, 7) OBP: 0.341, SLG: 0.471		G4-3 BB BB		G4-3			P4			2	0	0	0	1	0	0				
Bob Oliver, R (1, 3) OBP: 0.331, SLG: 0.484		G4-3 BB 1-2		K			G6-3			2	0	0	0	1	1	0				
Bill Sorrell, L (1, 5) OBP: 0.333, SLG: 0.344		G4-3			G3-1					3	0	0	0	0	1	2				
Paul Schaal, R (8, 5) OBP: 0.337, SLG: 0.330							K			0	0	0	0	0	0	0				
Tom Matchick, L (1, 6) OBP: 0.266, SLG: 0.293		L1-3						F3		3	1	1	0	0	0	2				
Jim Rooker, R (1, 1) OBP: 0.200, SLG: 0.256			G1-3			SF8 3B		K		2	0	0	1	0	1	0				
Inning Stats	R: 0 E: 0 K: 0 S: 3	H: 0 LOB: 0 BB: 0 P: 3	R: 0 E: 0 K: 0 S: 3	H: 0 LOB: 2 BB: 2 P: 11	R: 0 E: 0 K: 0 S: 3	H: 1 LOB: 0 BB: 0 P: 3	R: 1 E: 0 K: 1 S: 6	H: 1 LOB: 0 BB: 0 P: 6	R: 1 E: 0 K: 0 S: 4	H: 1 LOB: 0 BB: 0 P: 4	R: 0 E: 0 K: 1 S: 5	H: 1 LOB: 0 BB: 0 P: 5	R: 0 E: 0 K: 1 S: 5	H: 0 LOB: 0 BB: 0 P: 5	R: 0 E: 0 K: 1 S: 5	H: 0 LOB: 0 BB: 0 P: 5	1B: 2 2B: 0 3B: 1 HR: 1	SF: 1 SAC: 0 DP: 1 HBP: 0	WP: 0 PB: 0 CS: 1	PA: 28
PITCHER Bob Miller, R (1, 1) ERA: 5.33 Wilbur Wood, L (8, 1) ERA: 2.92	IP: 7.0 WLS: L BF: 25 H: 4 R: 2 ER: 2 SO: 2 BB: 2 IBB: 0 HBP: 0 BLK: 0 WP: 0 HR: 1 S: 29 P: 37 ERA: 2.57 WHIP: 0.857																			

Chicago White Sox @ Kansas City Royals
Municipal Stadium, Kansas City, MO

AB 25
R 2
H 4
RBI 2
BB 2
SO 4
LOB 6



livebaseballscorecards.com

Fri Jul 10 1970, 8:05 PM EDT
Att: 12,463 - Unknown

Batter	1	2	3	4	5	6	7	8	9	AB	R	H	RBI	BB	SO	LOB	TOP			
Walt Williams, R OBP: 0.300, SLG: 0.351 (1, 9)	F9		K		FC1-4 1B			F9		4	0	0	0	0	1	2	Chicago White Sox @ Kansas City Royals Municipal Stadium, Kansas City, MO Sat Jul 11 1970, 8:05 PM EDT Att: 10,494 - Unknown			
Luis Aparicio, R OBP: 0.369, SLG: 0.402 (1, 6)	F2		F9					G4-3		4	0	1	0	0	0	1				
Syd O'Brien, R OBP: 0.306, SLG: 0.352 (1, 5)	G5-3							G5-3		3	0	0	0	1	0	2				
Carlos May, L OBP: 0.369, SLG: 0.455 (1, 7)		BB	F7					G4-3		2	0	0	0	2	0	2				
Duane Josephson, R OBP: 0.339, SLG: 0.393 (1, 2)		BB			F7			L8		3	0	0	0	1	0	1				
Gail Hopkins, L OBP: 0.374, SLG: 0.371 (1, 3)								L4		4	0	1	0	0	0	2				
Ken Berry, R OBP: 0.325, SLG: 0.354 (1, 8)										3	0	0	0	0	0	3				
Bobby Knoop, R OBP: 0.275, SLG: 0.280 (1, 4)										3	0	0	0	0	0	2				
Joe Horlen, R OBP: 0.133, SLG: 0.136 (7, PH)										1	0	1	0	1	0	0				
Rich McKinney, R OBP: 0.165, SLG: 0.160 (7, 1)										1	0	0	0	0	0	0				
Floyd Weaver, R (7, 1)										0	0	0	0	0	0	0				
Inning Stats	R: 0 E: 0 K: 0 S: 3	H: 0 LOB: 0 BB: 0 P: 3	R: 0 E: 0 K: 0 S: 3	H: 0 LOB: 2 BB: 2 P: 11	R: 0 E: 1 K: 1 S: 5	H: 0 LOB: 2 BB: 2 P: 13	R: 0 E: 0 K: 0 S: 3	H: 1 LOB: 0 BB: 0 P: 3	R: 0 E: 0 K: 0 S: 5	H: 2 LOB: 2 BB: 0 P: 5	R: 0 E: 0 K: 0 S: 2	H: 0 LOB: 0 BB: 1 P: 6	R: 0 E: 0 K: 0 S: 3	H: 0 LOB: 0 BB: 0 P: 3	R: 0 E: 0 K: 0 S: 3	H: 0 LOB: 0 BB: 0 P: 3	1B: 3 2B: 0 3B: 0 HR: 0	SF: 0 SAC: 0 DP: 2 HBP: 0	WP: 0 PB: 0 CS: 0	PA: 33
PITCHER Bill Butler, L ERA: 3.57 (1, 1)	IP: 9.0 WLS: W BF: 33 H: 3 R: 0 ER: 0 SO: 1 BB: 5 IBB: 0 HBP: 0 BLK: 0 WP: 0 HR: 0 S: 30 P: 50 ERA: 0.00 WHIP: 0.889																			

Batter	1	2	3	4	5	6	7	8	9	AB	R	H	RBI	BB	SO	LOB	BOTTOM			
Pat Kelly, L OBP: 0.361, SLG: 0.367 (1, 9)	L8	G3			G3		K			4	0	0	0	0	1	2	Chicago White Sox @ Kansas City Royals Municipal Stadium, Kansas City, MO Sat Jul 11 1970, 8:05 PM EDT Att: 10,494 - Unknown			
Cookie Rojas, R OBP: 0.226, SLG: 0.277 (1, 4)	G6-3		F8		G5-3			G4-3		4	0	0	0	0	0	0				
Amos Otis, R OBP: 0.371, SLG: 0.458 (1, 8)					G1-3			G5-3		4	1	2	0	0	0	0				
Ed Kirkpatrick, L OBP: 0.320, SLG: 0.455 (1, 2)	G4-3						K			4	1	2	1	0	1	1				
Lou Piniella, R OBP: 0.344, SLG: 0.475 (1, 7)							G4-3			4	1	2	1	0	0	1				
Bob Oliver, R OBP: 0.326, SLG: 0.479 (1, 3)							K			3	0	0	0	0	1	2				
Bill Sorrell, L OBP: 0.308, SLG: 0.314 (1, 5)								F7		3	0	0	0	0	0	1				
Tom Matchick, L OBP: 0.280, SLG: 0.321 (1, 6)										3	1	2	1	0	0	0				
Bill Butler, L OBP: 0.135, SLG: 0.059 (1, 1)										2	0	1	1	0	1	0				
Inning Stats	R: 0 E: 0 K: 0 S: 4	H: 1 LOB: 1 BB: 0 P: 4	R: 2 E: 0 K: 0 S: 6	H: 3 LOB: 1 BB: 0 P: 6	R: 2 E: 0 K: 0 S: 5	H: 3 LOB: 0 BB: 0 P: 5	R: 0 E: 0 K: 1 S: 5	H: 0 LOB: 0 BB: 0 P: 5	R: 0 E: 0 K: 2 S: 7	H: 0 LOB: 0 BB: 0 P: 7	R: 0 E: 0 K: 1 S: 6	H: 1 LOB: 1 BB: 0 P: 6	R: 0 E: 0 K: 0 S: 4	H: 1 LOB: 1 BB: 0 P: 4	R: 0 E: 0 K: 0 S: 4	H: 0 LOB: 0 BB: 0 P: 4	1B: 5 2B: 5 3B: 0 HR: 0	SF: 0 SAC: 1 DP: 1 HBP: 0	WP: 0 PB: 0 CS: 0	PA: 32
PITCHER Joe Horlen, R ERA: 4.5 Floyd Weaver, R ERA: 3.77 (7, 1)	IP: 6.0 WLS: L BF: 24 H: 7 R: 4 ER: 4 SO: 3 BB: 0 IBB: 0 HBP: 0 BLK: 0 WP: 0 HR: 0 S: 30 P: 30 ERA: 6.00 WHIP: 1.167																			

AB	28
R	0
H	3
RBI	0
BB	5
SO	1
LOB	15



AB	31
R	4
H	9
RBI	4
BB	0
SO	4
LOB	7



Batter	1	2	3	4	5	6	7	8	9	AB	R	H	RBI	BB	SO	LOB	TOP										
Mickey Stanley, R OBP: 0.336, SLG: 0.423	G6-3	P4		BB			F9-2-5 3B		1B IBB	3	0	1	0	2	0	0											
Dick McAuliffe, L OBP: 0.393, SLG: 0.397	G6-3	K		G6-3			F8		1-3 2-H 1B	5	0	1	1	0	1	3											
Al Kaline, R OBP: 0.382, SLG: 0.486	1B 3B			F8			F9-2-5 3-H		L6	5	1	1	0	0	0	3											
Willie Horton, R OBP: 0.360, SLG: 0.509	1B 1B			F9			G6-4-3 1B		F7	4	1	2	1	0	0	0											
Bill Freehan, R OBP: 0.322, SLG: 0.437	1B FC1-2 1B			HR			G6-4-3 1-2		L7	4	1	2	1	0	0	1											
Don Wert, R OBP: 0.329, SLG: 0.319	1-3 2-H 1B			G6-3			G5-3		G6-3	4	0	1	1	0	0	0											
Elliott Maddox, R OBP: 0.327, SLG: 0.393	BB						BB		FC1-6 BB	1	0	1	0	3	0	0											
Cesar Gutierrez, R OBP: 0.262, SLG: 0.289	FC1-2 3-H			G1-3			P4		FC1-6 1-2 1B	4	1	0	0	0	0	6											
Denny McLain, R ERA: 3.55				G6-3			G6-3		1-2 K	3	0	0	0	0	0	1											
Mike Kilkenny, L ERA: 5.4										0	0	0	0	0	0	0											
Tom Timmermann, R ERA: 2.42										0	0	0	0	0	0	0											
Ike Brown, R ERA: 4.81										1	0	0	0	0	0	1											
Daryl Patterson, R ERA: 4.81										0	0	0	0	0	0	0											
John Hiller, R ERA: 3.13										0	0	0	0	0	0	0											
Inning Stats	R: 2 E: 0 K: 0 S: 7	H: 4 LOB: 3 BB: 1 P: 11	R: 0 E: 0 K: 2 S: 7	H: 0 LOB: 0 BB: 0 P: 7	R: 1 E: 0 K: 0 S: 4	H: 1 LOB: 0 BB: 1 P: 4	R: 0 E: 0 K: 0 S: 4	H: 1 LOB: 2 BB: 1 P: 8	R: 0 E: 0 K: 0 S: 3	H: 0 LOB: 1 BB: 1 P: 7	R: 0 E: 0 K: 0 S: 3	H: 1 LOB: 0 BB: 0 P: 3	R: 0 E: 0 K: 0 S: 3	H: 0 LOB: 0 BB: 0 P: 3	R: 1 E: 0 K: 1 S: 6	H: 1 LOB: 2 BB: 2 P: 14	1B: 5 2B: 1 3B: 3 HR: 1	SF: 0 SAC: 0 DP: 2 HBP: 0	WP: 0 PB: 0 SB: 1 CS: 0	PA: 39							
PITCHER	IP	WLS	BF	H	R	ER	SO	BB	IBB	HBP	BLK	WP	HR	S	P	ERA	WHIP										
Tommy John, L ERA: 3.55	6.0		27	7	3	3	2	3	0	0	0	0	1	28	40	4.50	1.667										
Jerry Crider, R ERA: 2.55	2.0		6	1	0	0	0	0	0	0	0	0	0	6	6	0.00	0.500										
Wilbur Wood, L ERA: 3.02	1.0	L	6	1	1	1	1	1	1	0	0	0	0	6	14	9.00	2.000										

Detroit Tigers @ Chicago White Sox
 Comiskey Park, Chicago, IL
 Fri Jul 17 1970, 8:05 PM EDT
 Att: 13,473 - Unknown

AB	34
R	4
H	9
RBI	4
BB	5
SO	3
LOB	16

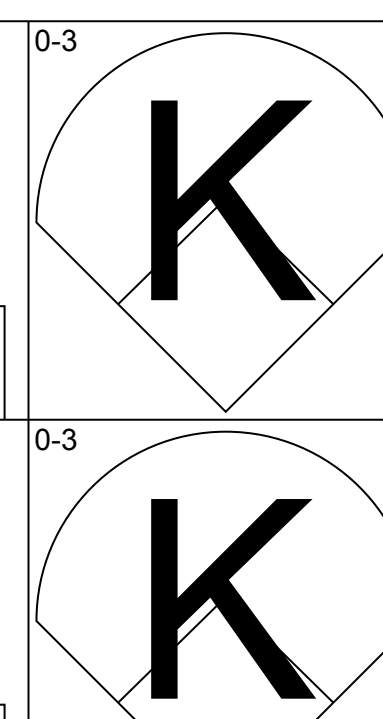
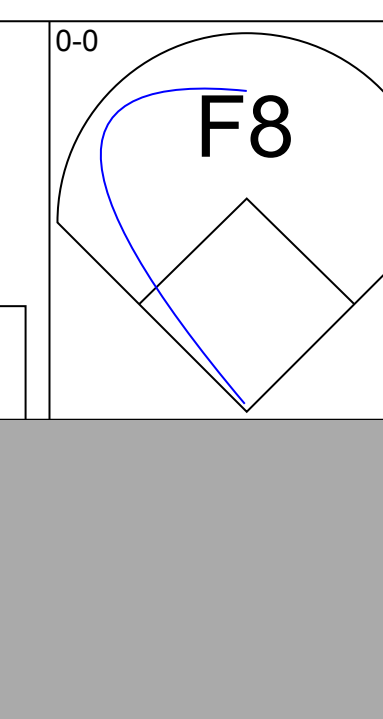
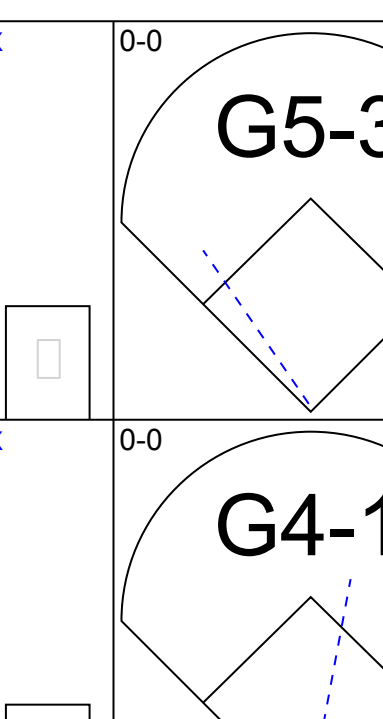
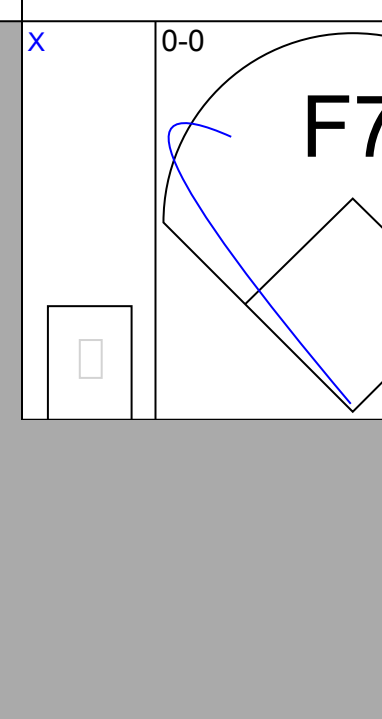
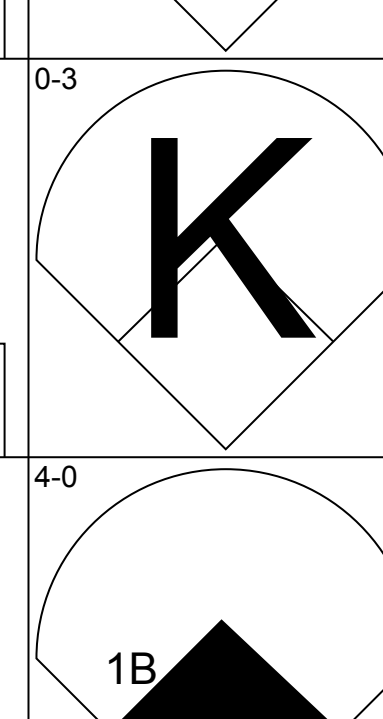
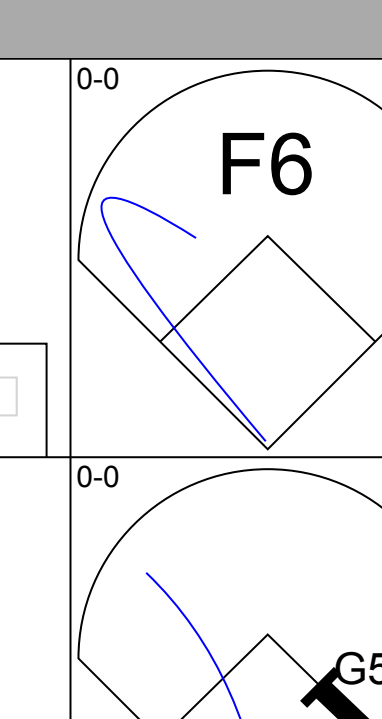
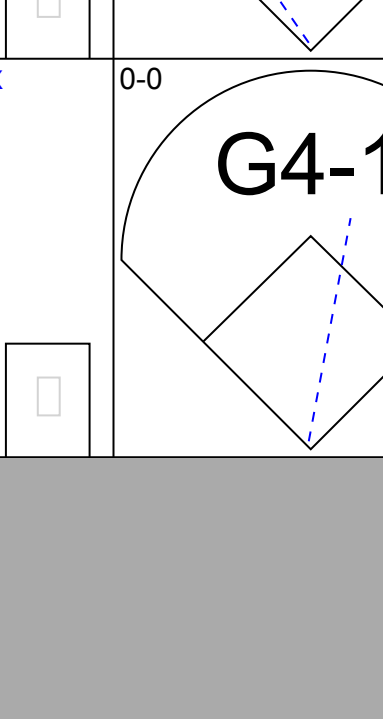
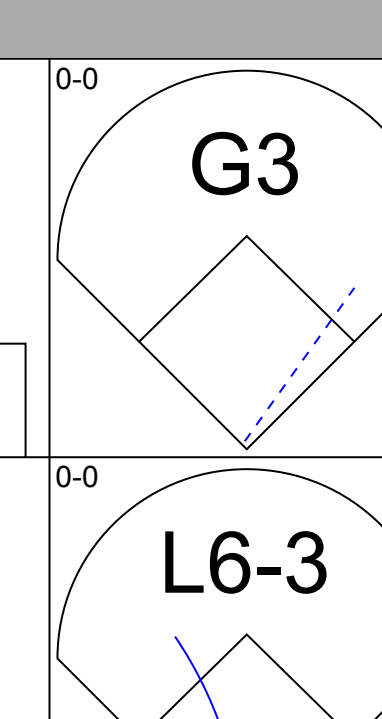
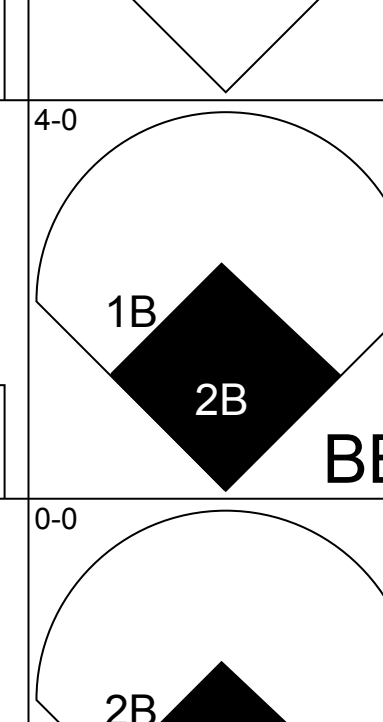
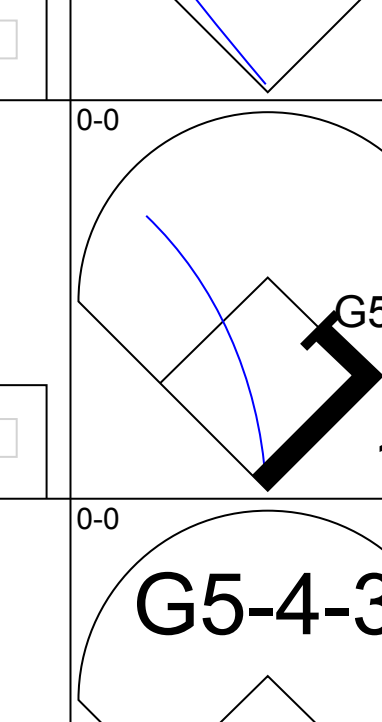

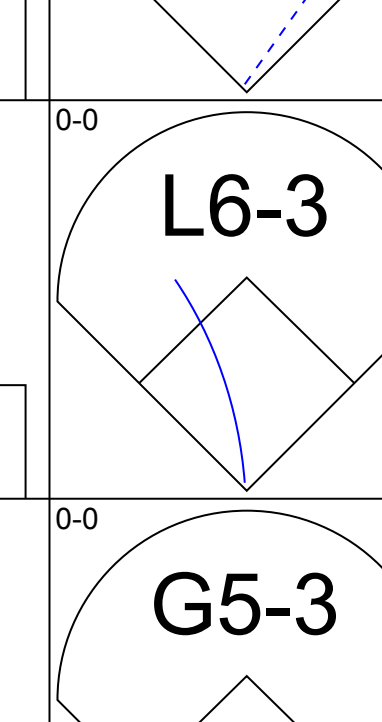
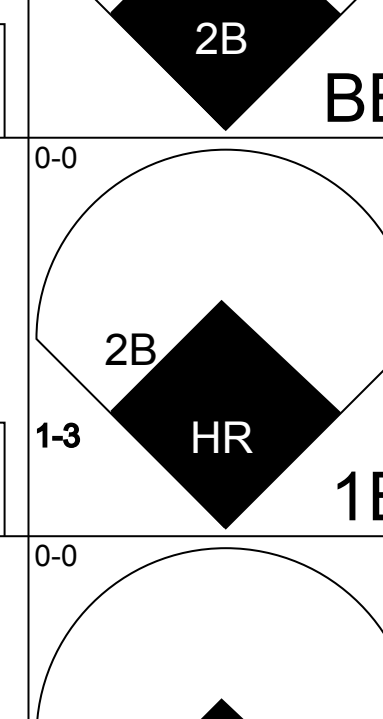
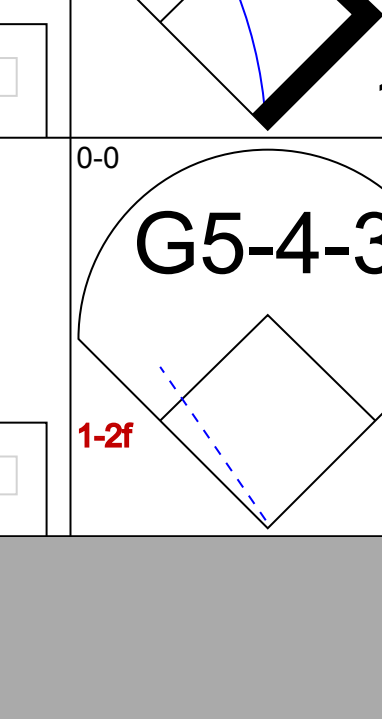

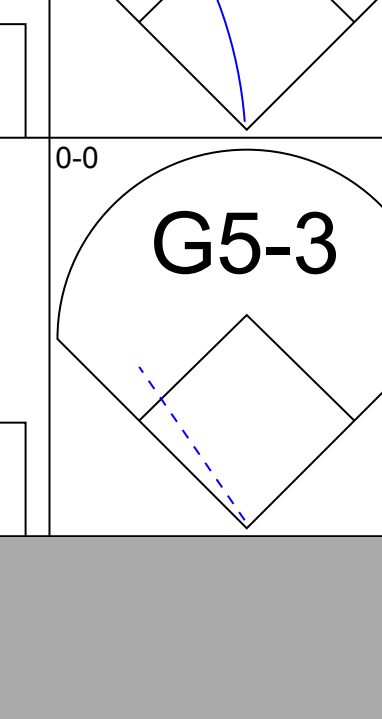
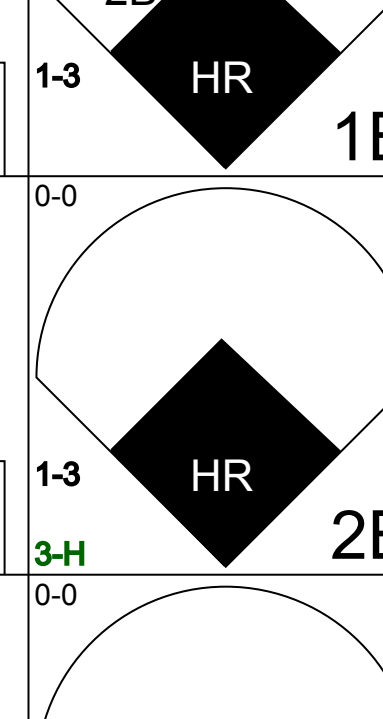
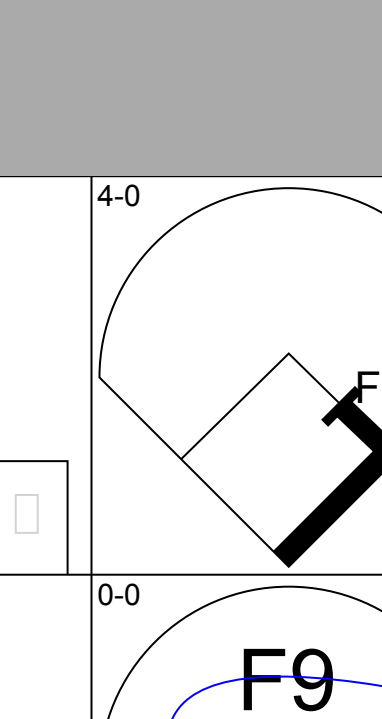

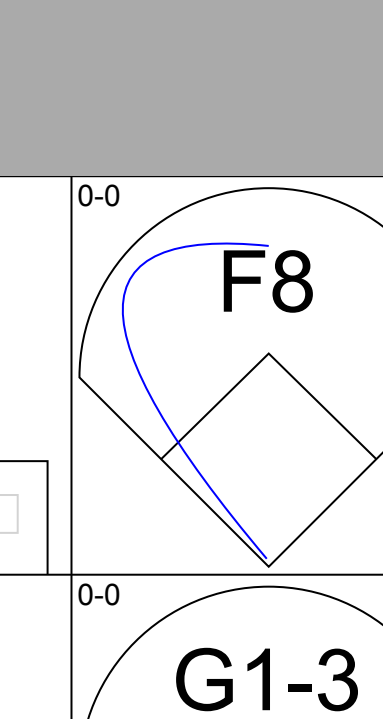
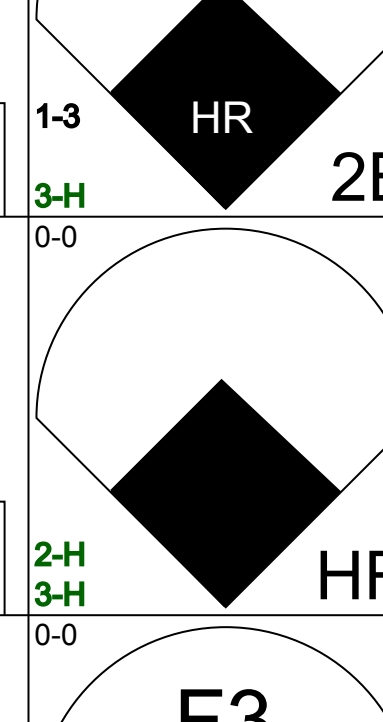
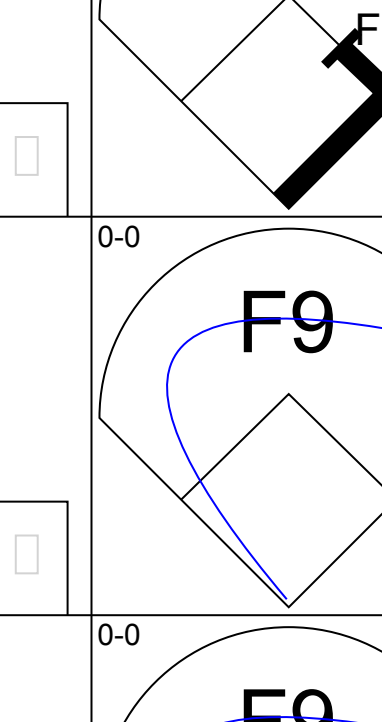

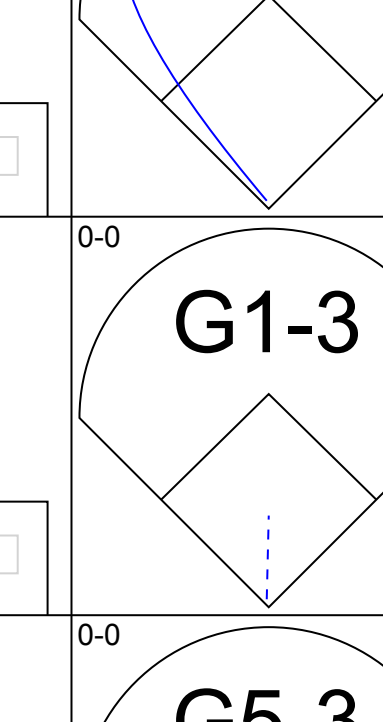
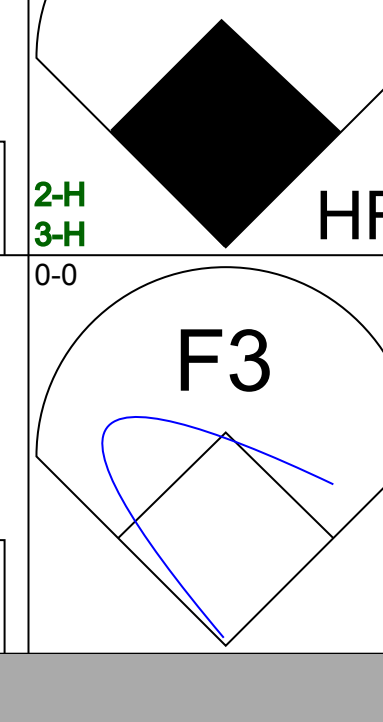
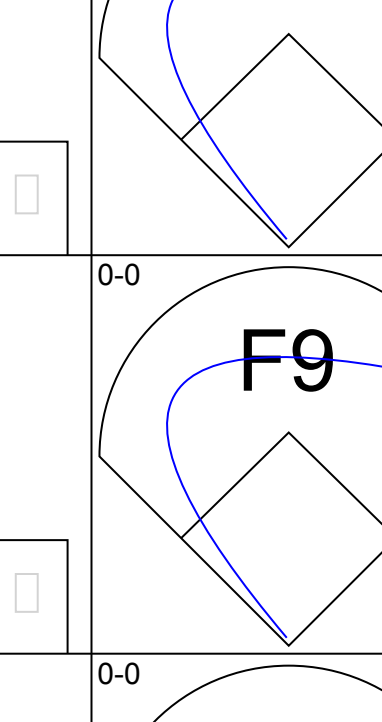

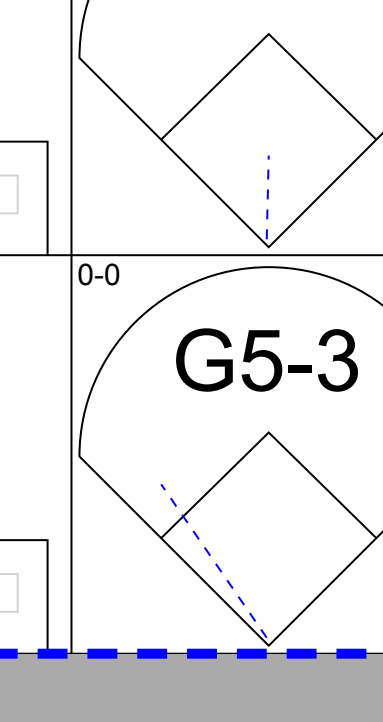

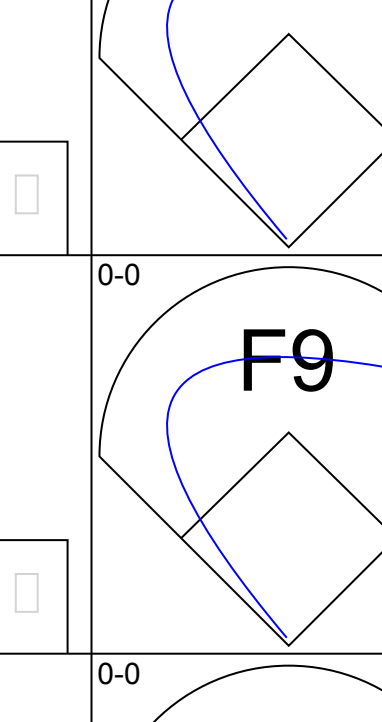

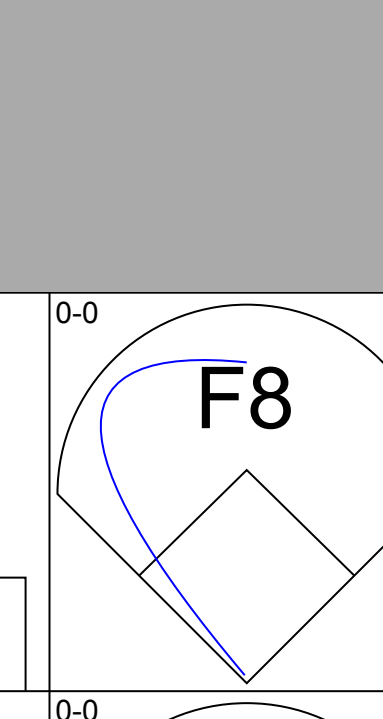

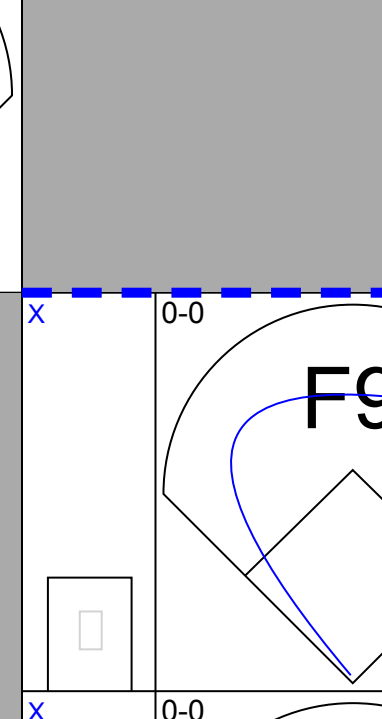


Batter	1	2	3	4	5	6	7	8	9	AB	R	H	RBI	BB	SO	LOB	BOTTOM										
Syd O'Brien, R OBP: 0.316, SLG: 0.354	L1-3	L1-3		F6			F8		BB SH1-4 1B	5	0	1	0	0	0	2											
Luis Aparicio, R OBP: 0.388, SLG: 0.404	FC2 E 1B			K			L4-3		SH1-4 1-2	4	1	1	0	0	1	0											
Carlos May, L OBP: 0.374, SLG: 0.456	E 1-2 1B						F7		BB BB	4	0	2	0	1	0	0											
Bill Melton, R OBP: 0.329, SLG: 0.500	FC2 1-3 2-H			F7			L7		F8	5	1	1	1	0	0	4											
Gail Hopkins, L OBP: 0.367, SLG: 0.379	F9			F5			L1-3		SH1-4 1B	4	0	1	0	0	0	3											
Walt Williams, R OBP: 0.298, SLG: 0.349									SH1-4 1-2 2-3 BB	0	0	0	0	0	0	0											
Wilbur Wood, R OBP: 0.091, SLG: 0.182									1-2 2-3 BB	0	0	0	0	0	0	0											
Duane Josephson, R OBP: 0.351, SLG: 0.396									1-2 2-3 BB	0	0	0	0	1	0	0											
Ed Herrmann, L OBP: 0.384, SLG: 0.466	L3								SH1-4 1-2 1B	4	1	2	1	0	0	5											
Ken Berry, R OBP: 0.315, SLG: 0.351				P6					SH1-4 1B	4	0	0	0	0	1	3											
Bobby Knoop, R OBP: 0.299, SLG: 0.318				F5					F7	3	0	1	0	1	1	0											
Tommy John, R OBP: 0.176, SLG: 0.143										2	0	2	0	0	0	0											
Tom McCraw, L OBP: 0.284, SLG: 0.326										1	0	0	0	0	1	2											
Jerry Crider, R OBP: 0.118, SLG: 0.176										0	0	0	0	0	0	0											
Bob Spence, L OBP: 0.286, SLG: 0.318										1	0	0	0	0	0	2											
Inning Stats	R: 1 E: 1 K: 0 S: 6	H: 2 LOB: 2 BB: 0 P: 6	R: 0 E: 0 K: 0 S: 4	H: 1 LOB: 1 BB: 0 P: 4	R: 0 E: 0 K: 1 S: 6	H: 1 LOB: 1 BB: 0 P: 6	R: 1 E: 0 K: 1 S: 7	H: 2 LOB: 1 BB: 0 P: 7	R: 0 E: 0 K: 0 S: 3	H: 2 LOB: 2 BB: 0 P: 9	R: 0 E: 0 K: 0 S: 3	H: 0 LOB: 0 BB: 0 P: 3	R: 0 E: 0 K: 0 S: 5	H: 2 LOB: 2 BB: 1 P: 9	R: 0 E: 0 K: 0 S: 4	H: 1 LOB: 3 BB: 2 P: 12	1B: 8 2B: 1 3B: 0 HR: 2	SF: 0 SAC: 2 DP: 0 HBP: 0	WP: 0 PB: 0 SB: 0 CS: 0	PA: 42							
PITCHER	IP	WLS	BF	H	R	ER	SO	BB	IBB	HBP	BLK	WP	HR	S	P	ERA	WHIP										
Denny McLain, R ERA: 5.28	7.0		32	10	3	2	4	0	0	0	0	0	0	1	1	0.00	0.000										
Mike Kilkenny, L ERA: 5.4	0.1		1	0	0	0	0	0	0	0	0	0	0	1	1	0.00	0.000										
Tom Timmermann, R ERA: 2.42	0.2	W	3	0	0	0	0	0	1	0	0	0	0	2	6	0.00	0.000										
Daryl Patterson, R ERA: 4.81	0.2		5	1	0	0	0	2	0	0	0	0	0	3	11	0.00	4.500										
John Hiller, L ERA: 3.13	0.1	S	1	0	0	0	0	0	0	0	0	0	0	1	1	0.00	0.000										

Detroit Tigers @ Chicago White Sox
 Comiskey Park, Chicago, IL
 Fri Jul 17 1970, 8:05 PM EDT
 Att: 13,473 - Unknown

AB	37
R	3
H	11
RBI	2
BB	3
SO	4
LOB	21

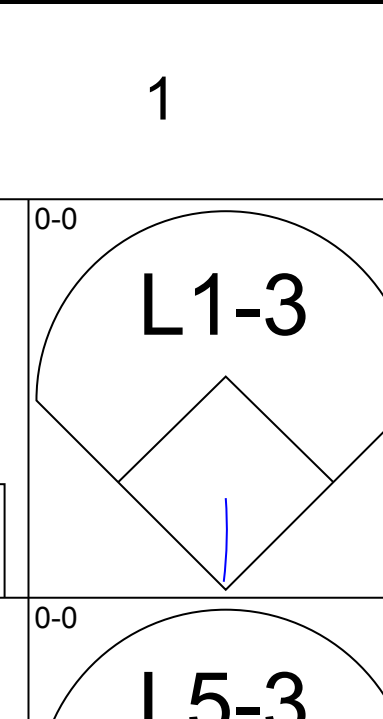
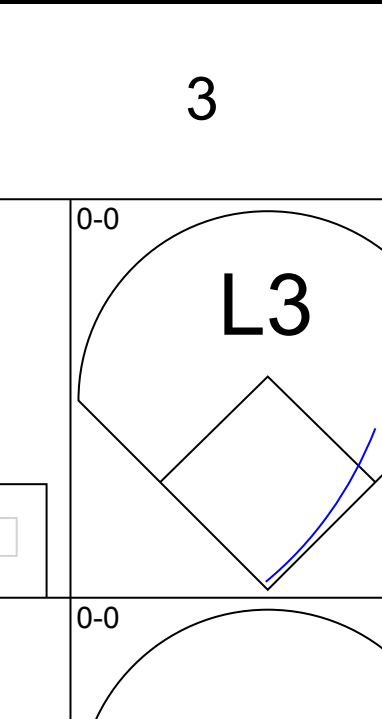
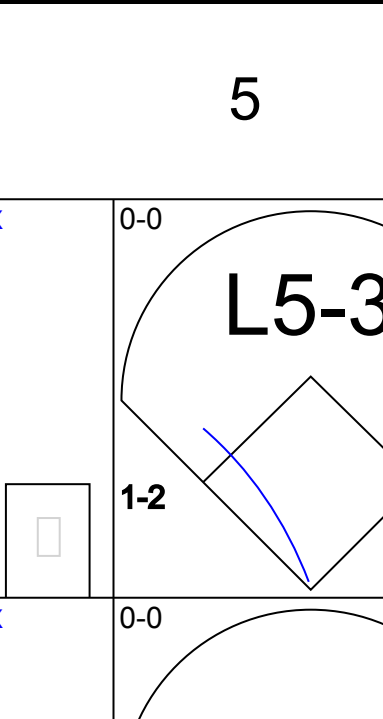
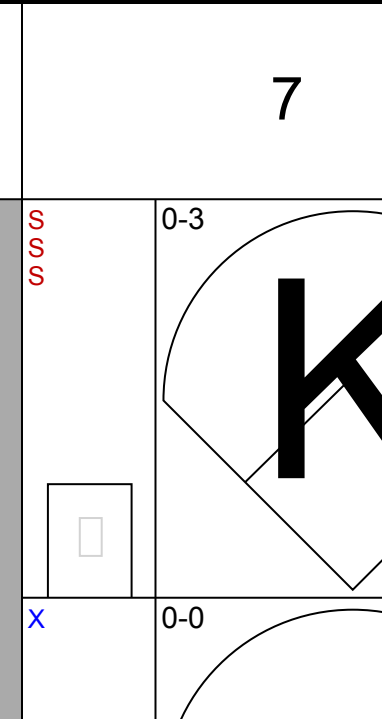
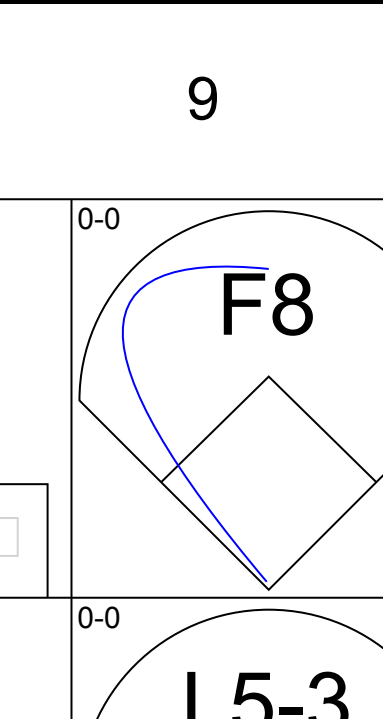
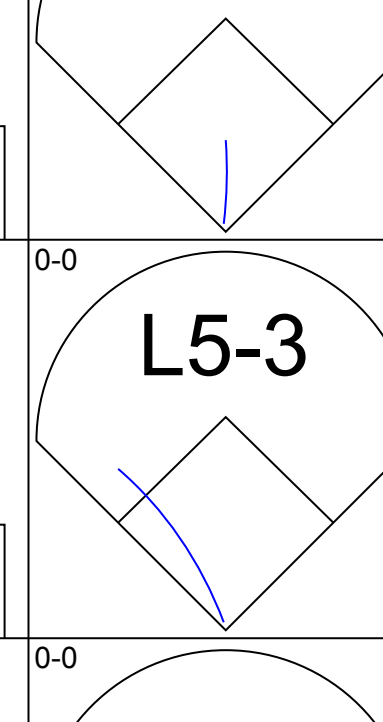
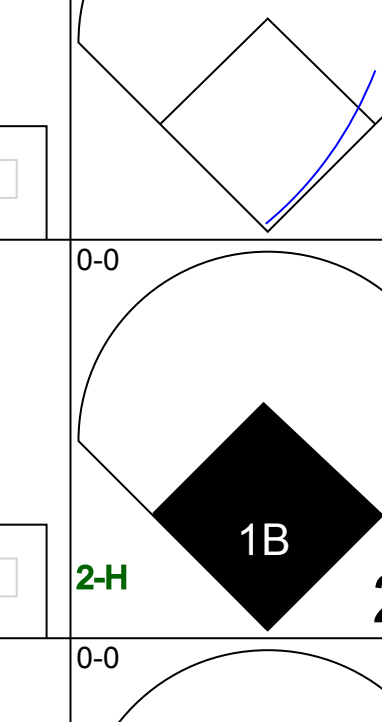
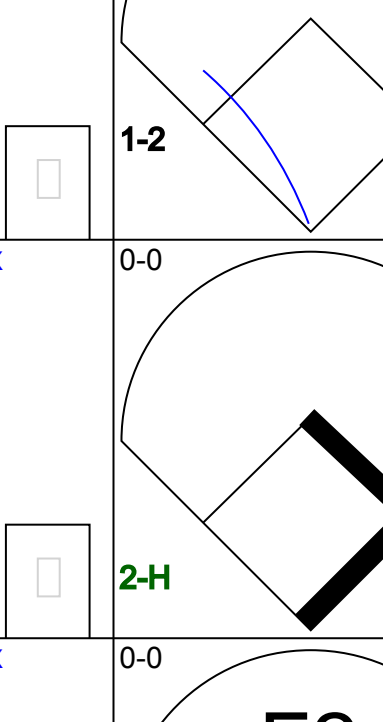
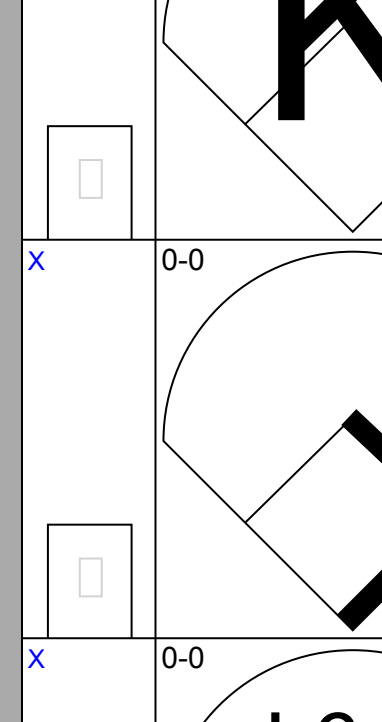
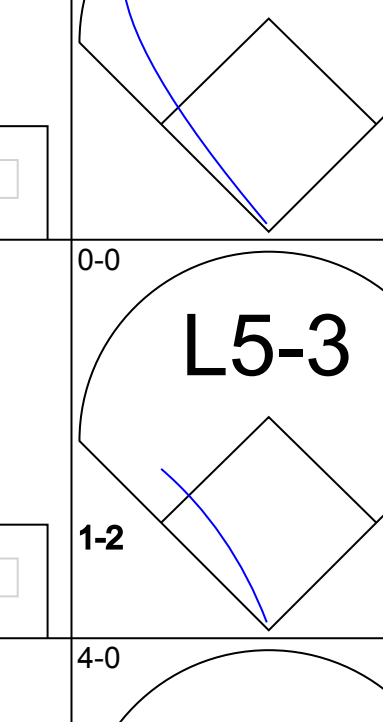
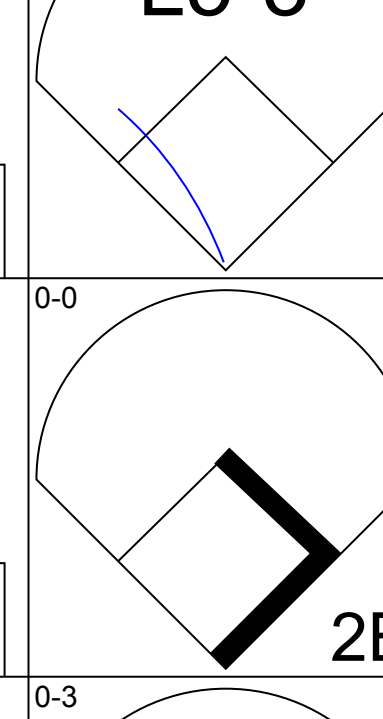
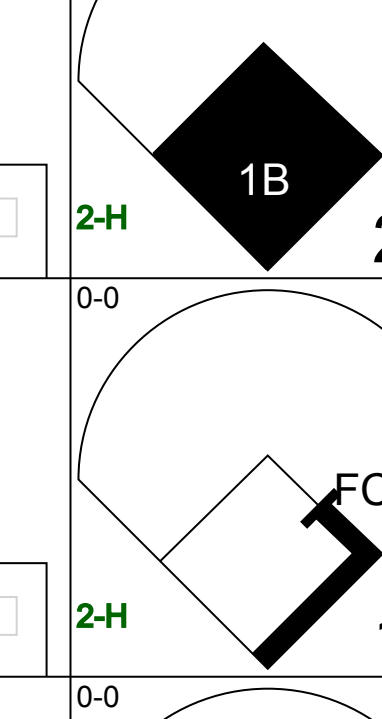
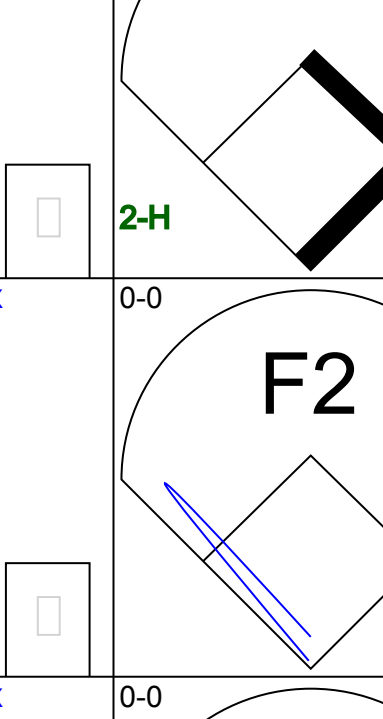
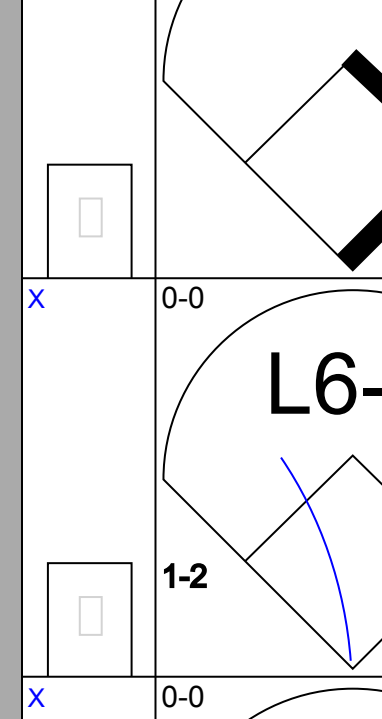
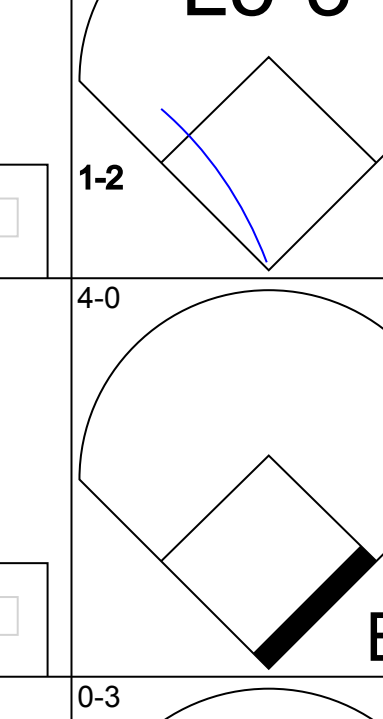
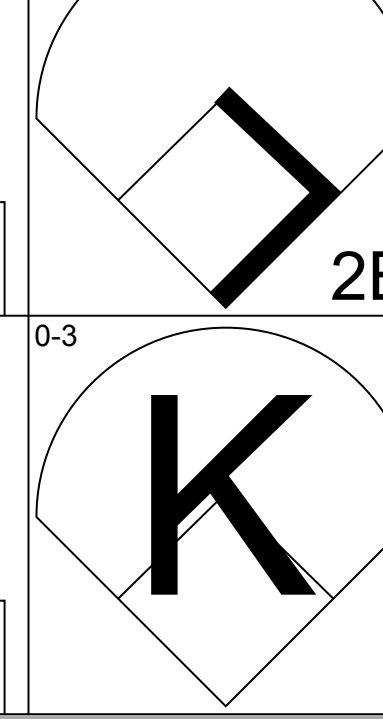
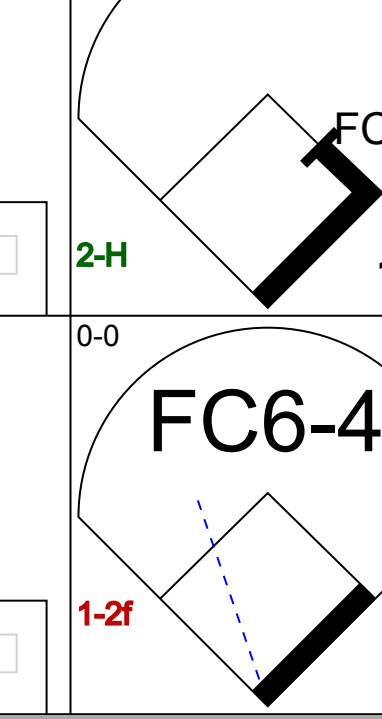
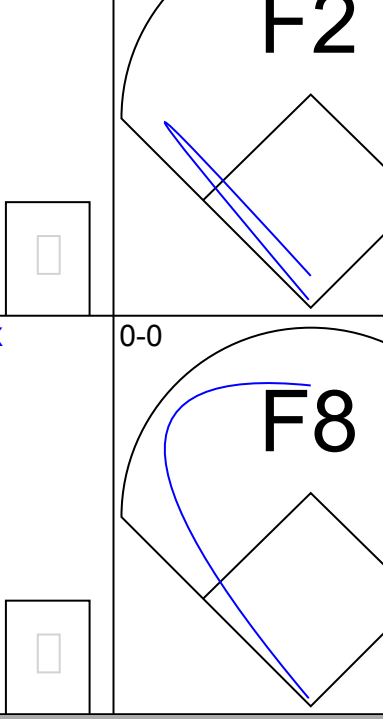
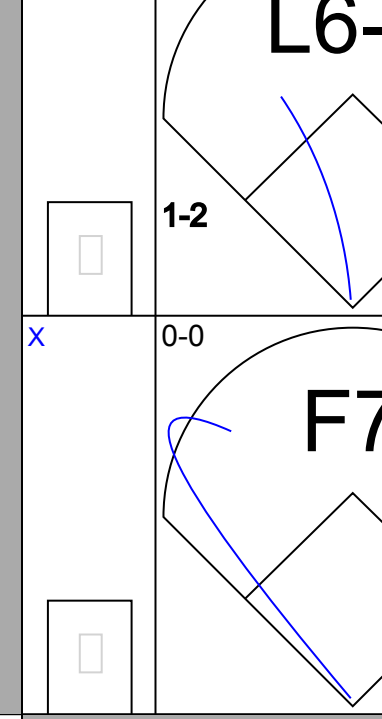
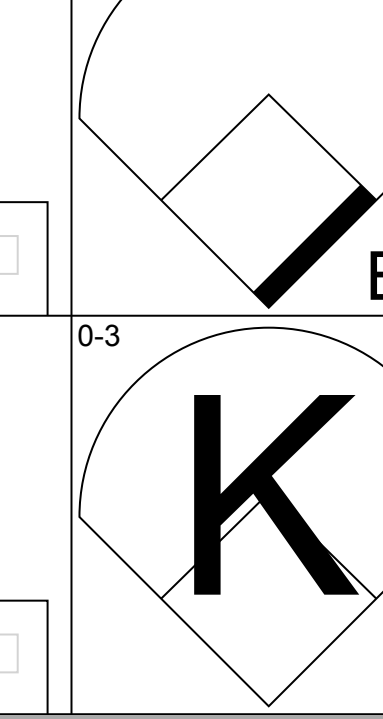
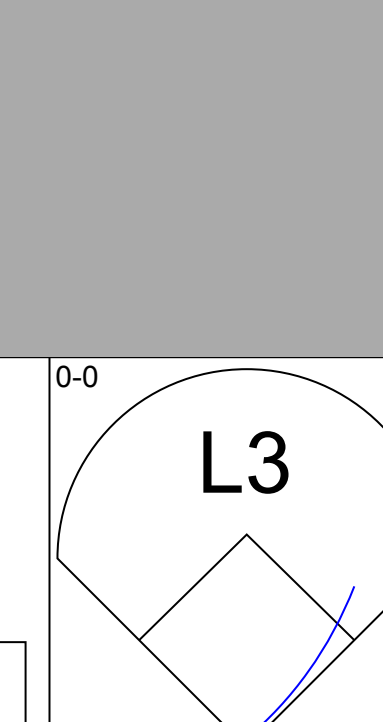
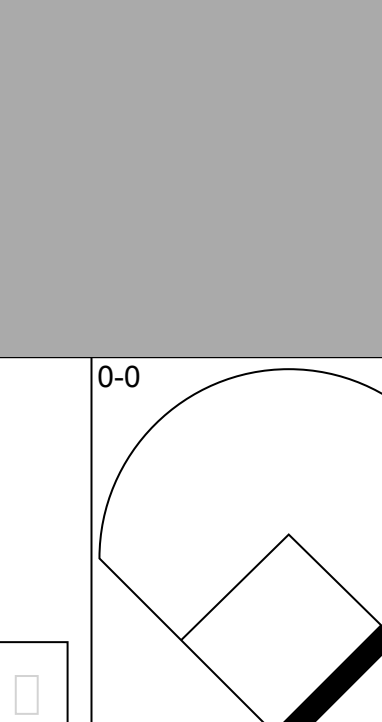
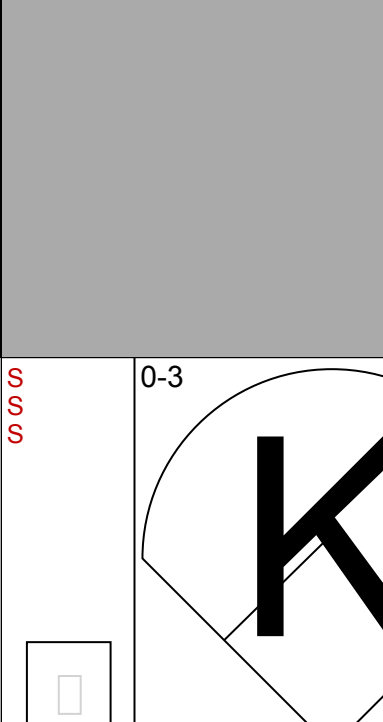
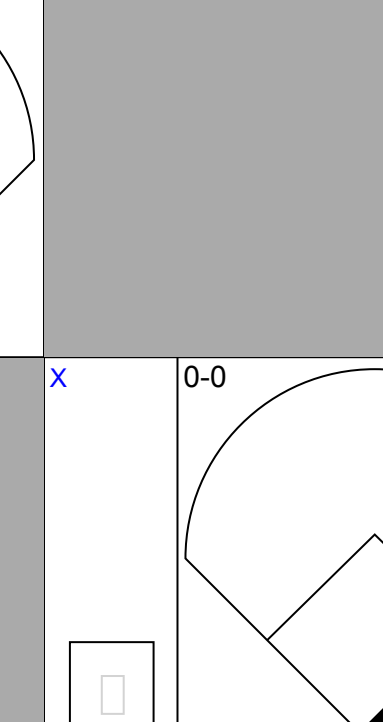
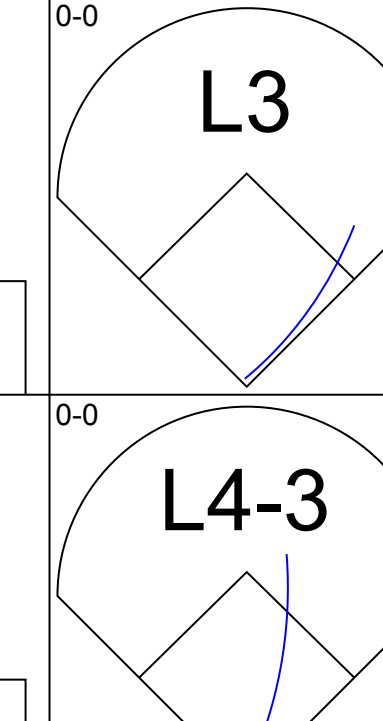
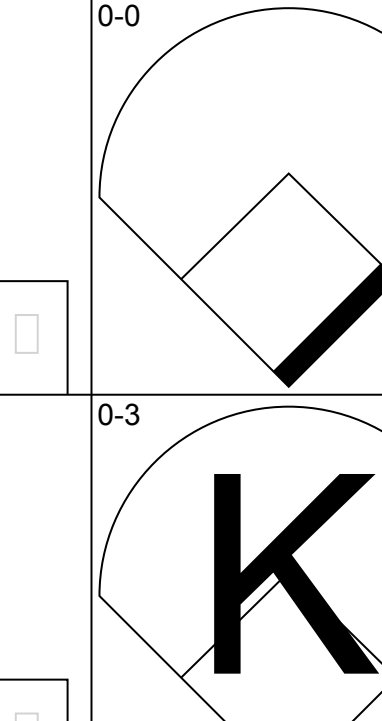
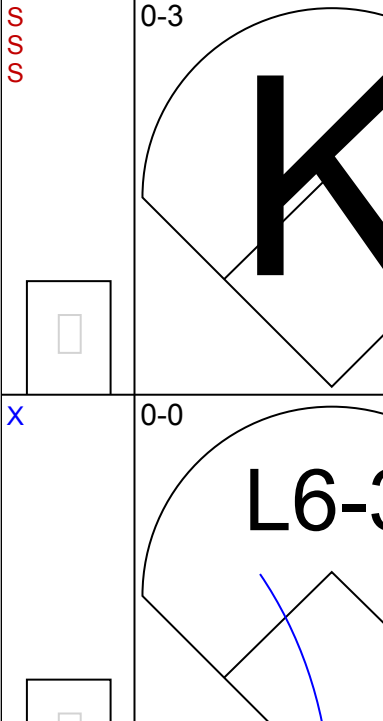
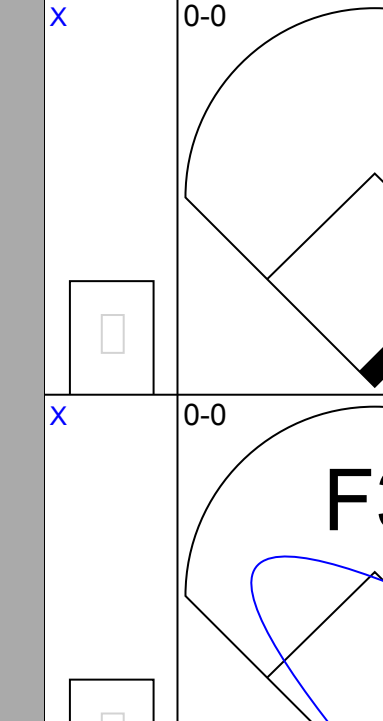
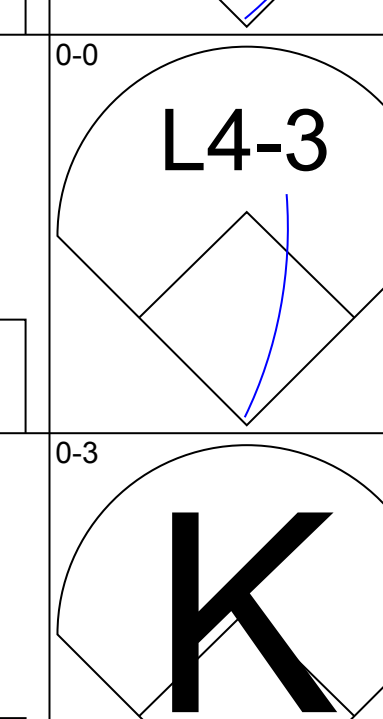
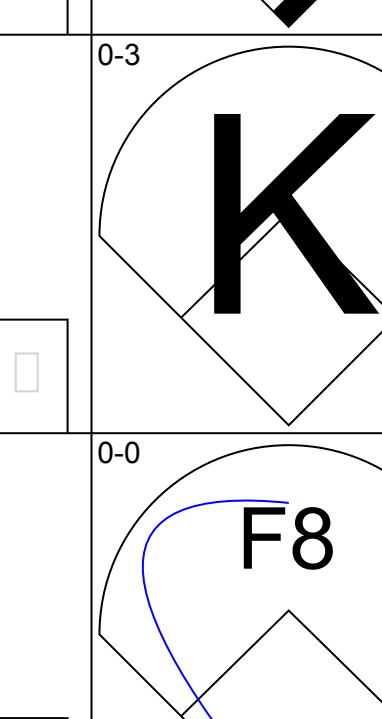
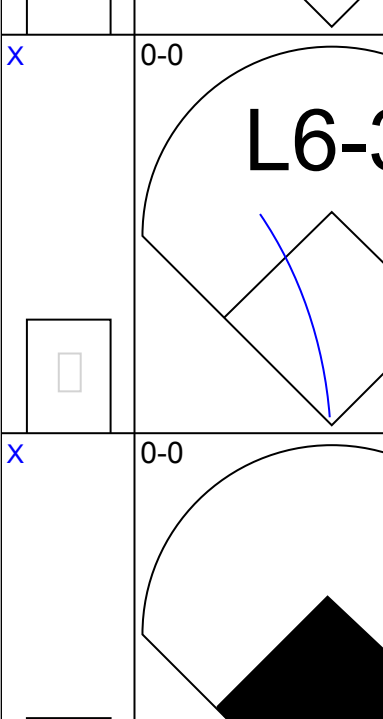
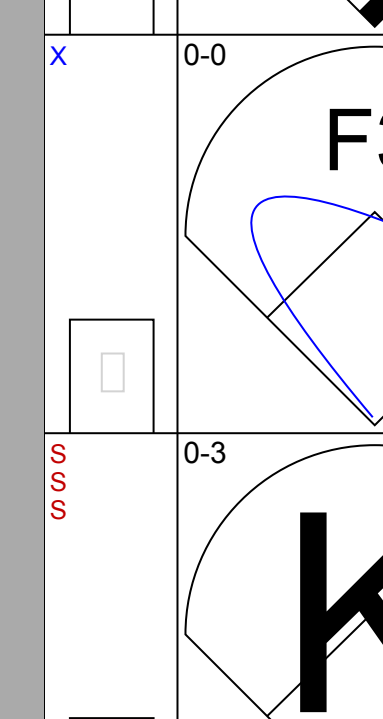
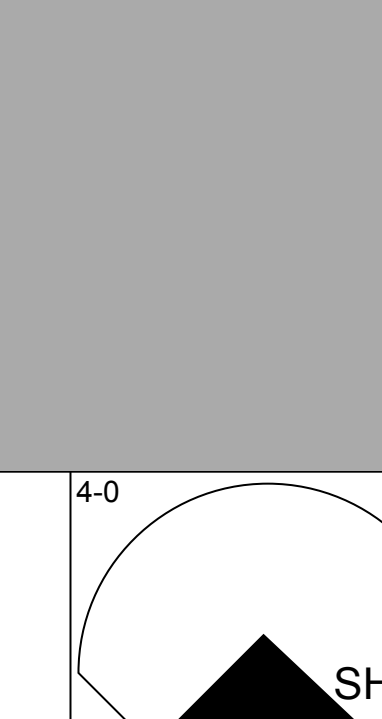



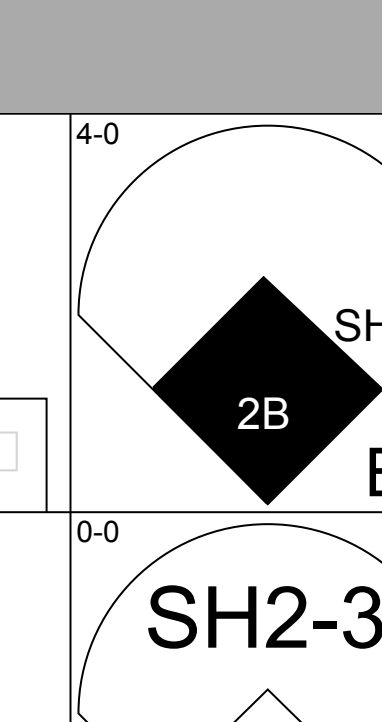
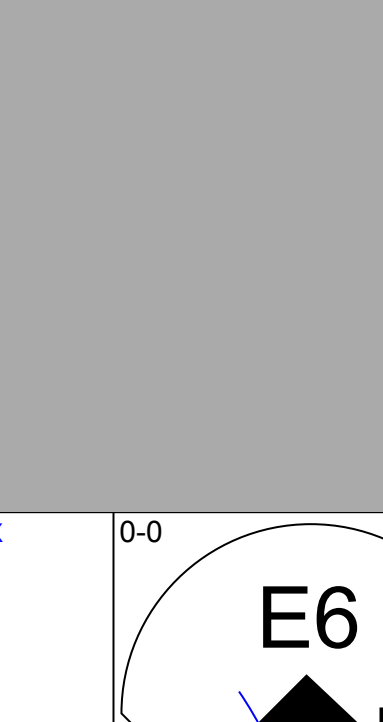

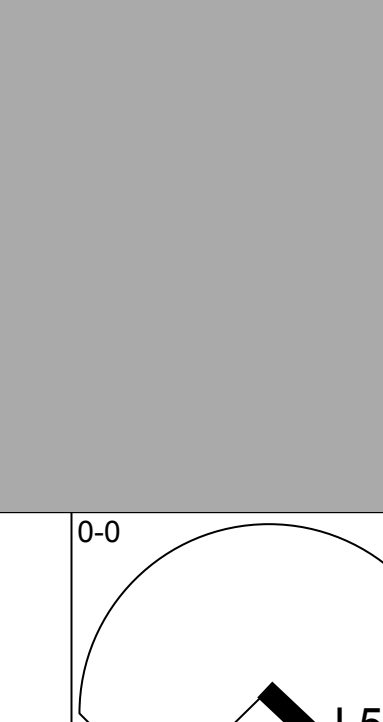


Batter	1	2	3	4	5	6	7	8	9	AB	R	H	RBI	BB	SO	LOB	TOP				
Mickey Stanley, R (1, 8) OBP: 0.331, SLG: 0.417										4	0	0	0	0	1	0					
Dick McAuliffe, L (1, 4) OBP: 0.389, SLG: 0.393										4	0	0	0	0	1	0					
Al Kaline, R (1, 3) OBP: 0.387, SLG: 0.489										3	1	2	0	1	0	0					
Willie Horton, R (1, 7) OBP: 0.359, SLG: 0.506										4	2	1	0	0	0	2					
Bill Freehan, R (1, 2) OBP: 0.327, SLG: 0.451										3	1	2	2	1	0	0					
Don Wert, R (1, 5) OBP: 0.327, SLG: 0.338										4	1	1	3	0	0	2					
Elliott Maddox, R (1, 9) OBP: 0.320, SLG: 0.383										4	0	0	0	0	0	2					
Cesar Gutierrez, R (1, 6) OBP: 0.259, SLG: 0.285										3	0	0	0	0	0	1					
Mickey Lolich, S (1, 1) OBP: 0.276, SLG: 0.143										3	0	0	0	0	0	0					
Inning Stats	R: 4 E: 0 K: 2 S: 10	H: 3 LOB: 0 BB: 1 P: 14	R: 0 E: 0 K: 0 S: 3	H: 0 LOB: 0 BB: 0 P: 3	R: 0 E: 0 K: 0 S: 3	H: 1 LOB: 0 BB: 0 P: 3	R: 0 E: 0 K: 0 S: 3	H: 0 LOB: 1 BB: 1 P: 7	R: 0 E: 0 K: 0 S: 3	H: 0 LOB: 0 BB: 0 P: 3	R: 1 E: 0 K: 0 S: 5	H: 2 LOB: 1 BB: 0 P: 5	R: 0 E: 0 K: 0 S: 3	H: 0 LOB: 0 BB: 0 P: 3	R: 0 E: 0 K: 0 S: 3	H: 0 LOB: 0 BB: 0 P: 3	1B: 3 2B: 1 3B: 1 HR: 1	SF: 0 SAC: 0 DP: 1 HBP: 0	WP: 0 PB: 0 CS: 0	PA: 34	
PITCHER	IP	WLS	BF	H	R	ER	SO	BB	IBB	HBP	BLK	WP	HR	S	P	ERA	WHIP				
Jim Magnuson, L (1, 1) ERA: 4.5	6.0	L	25	6	5	5	2	2	0	0	0	0	1	27	35	7.50	1.333				
Wilbur Wood, L (7, 1) ERA: 2.88	3.0		9	0	0	0	0	0	0	0	0	0	0	9	9	0.00	0.000				

Detroit Tigers @ Chicago White Sox
 Comiskey Park, Chicago, IL
 Sat Jul 18 1970, 4:33 AM EDT
 Att: 10,288 - Unknown

AB	32
R	5
H	6
RBI	5
BB	2
SO	2
LOB	7



Batter	1	2	3	4	5	6	7	8	9	AB	R	H	RBI	BB	SO	LOB	BOTTOM				
Syd O'Brien, R (1, 5) OBP: 0.309, SLG: 0.346										5	0	0	0	0	1	3					
Luis Aparicio, R (1, 6) OBP: 0.371, SLG: 0.410										5	1	3	2	0	0	1					
Carlos May, L (1, 7) OBP: 0.377, SLG: 0.460										4	0	2	1	1	0	2					
Bill Melton, R (1, 9) OBP: 0.323, SLG: 0.491										5	0	0	0	0	2	6					
Duane Josephson, R (1, 2) OBP: 0.354, SLG: 0.399										4	0	2	0	0	1	0					
Gail Hopkins, L (1, 3) OBP: 0.360, SLG: 0.371										4	0	0	0	0	1	2					
Ken Berry, R (1, 8) OBP: 0.314, SLG: 0.361										4	1	1	1	0	2	2					
Bobby Knoop, R (1, 4) OBP: 0.298, SLG: 0.314										3	1	0	0	1	0	2					
Jim Magnuson, R (1, 1) Walt Williams, R (6, PH) OBP: 0.297, SLG: 0.347 Wilbur Wood, R (7, 1) OBP: 0.091, SLG: 0.182 Rich Morales, R (8, PH) OBP: 0.286, SLG: 0.194										1	1	0	0	0	0	0					
Inning Stats	R: 0 E: 0 K: 1 S: 6	H: 1 LOB: 0 BB: 0 P: 6	R: 0 E: 0 K: 1 S: 5	H: 0 LOB: 0 BB: 0 P: 5	R: 2 E: 0 K: 0 S: 5	H: 2 LOB: 1 BB: 1 P: 9	R: 0 E: 0 K: 1 S: 6	H: 1 LOB: 0 BB: 0 P: 6	R: 1 E: 1 K: 0 S: 5	H: 1 LOB: 1 BB: 0 P: 5	R: 1 E: 1 K: 1 S: 7	H: 1 LOB: 1 BB: 0 P: 7	R: 0 E: 0 K: 1 S: 6	H: 1 LOB: 1 BB: 0 P: 6	R: 0 E: 0 K: 1 S: 6	H: 1 LOB: 2 BB: 1 P: 10	1B: 6 2B: 2 3B: 0 HR: 1	SF: 0 SAC: 1 DP: 0 HBP: 0	WP: 0 PB: 0 CS: 0	PA: 40	
PITCHER	IP	WLS	BF	H	R	ER	SO	BB	IBB	HBP	BLK	WP	HR	S	P	ERA	WHIP				
Mickey Lolich, L (1, 1) ERA: 3.6	9.0	W	40	9	4	3	7	2	0	0	0	0	1	52	60	3.00	1.222				

Detroit Tigers @ Chicago White Sox
 Comiskey Park, Chicago, IL
 Sat Jul 18 1970, 4:33 AM EDT
 Att: 10,288 - Unknown

AB	37
R	4
H	9
RBI	4
BB	2
SO	7
LOB	19




Batter	1	2	3	4	5	6	7	8	9	AB	R	H	RBI	BB	SO	LOB	TOP					
Mark Belanger, R OBP: 0.276, SLG: 0.229 (1, 6)	5-3	1B	1-3		G2			1B	FC6	5	0	2	1	1	0	1	Baltimore Orioles @ Chicago White Sox Comiskey Park, Chicago, IL Sun Jul 19 1970, 4:33 AM EDT Unknown					
Mery Rettenmund, R OBP: 0.342, SLG: 0.541 (1, 8)	HBP	1B		HR		F5		K	FC6	5	1	2	1	0	1	3						
Boog Powell, L OBP: 0.420, SLG: 0.591 (1, 3)	K	F7		F8		3-1		BB	1B	5	0	1	0	0	1	4						
Frank Robinson, R OBP: 0.405, SLG: 0.560 (1, 9)	1-3		5-3	4-3		4-3		K		5	0	0	0	0	1	3						
Terry Crowley, L OBP: 0.393, SLG: 0.394 (1, 7)		1B	1B	BB			3-1		BB	2	2	1	0	3	0	0						
Brooks Robinson, R OBP: 0.344, SLG: 0.456 (1, 5)	1B	1B	1B	F4		HR		F6		5	3	3	1	0	0	4						
Chico Salmon, R OBP: 0.354, SLG: 0.434 (1, 4)	F8	1-3	2B		F7		K		1B	4	1	1	1	1	1	2						
Eliot Hendricks, L OBP: 0.301, SLG: 0.381 (1, 2)	K	1-3	2B		HR			F6		5	1	3	2	0	1	3						
Jim Palmer, R OBP: 0.197, SLG: 0.231 (1, 1)	1B	1-3		K		F9		K		5	0	1	2	0	2	3						
Inning Stats	R: 0 E: 0 K: 1 S: 5	H: 0 LOB: 1 BB: 0 P: 6	R: 2 E: 0 K: 1 S: 10	H: 5 LOB: 3 BB: 0 P: 10	R: 3 E: 0 K: 0 S: 6	H: 3 LOB: 1 BB: 1 P: 10	R: 1 E: 0 K: 0 S: 4	H: 1 LOB: 1 BB: 1 P: 8	R: 1 E: 0 K: 1 S: 6	H: 1 LOB: 0 BB: 0 P: 6	R: 0 E: 0 K: 0 S: 3	H: 0 LOB: 0 BB: 0 P: 3	R: 1 E: 0 K: 1 S: 7	H: 2 LOB: 1 BB: 0 P: 7	R: 0 E: 0 K: 2 S: 8	H: 1 LOB: 3 BB: 2 P: 16		R: 0 E: 0 K: 1 S: 6	H: 1 LOB: 2 BB: 1 P: 10	1B: 10 2B: 1 3B: 0 HR: 3	SF: 0 SAC: 0 DP: 0 HBP: 1	WP: 0 PB: 0 CS: 0
PITCHER	IP	WLS	BF	H	R	ER	SO	BB	IBB	HBP	BLK	WP	HR	S	P	ERA	WHIP					
Joe Horlen, R ERA: 4.75 (1, 1)	2.1	L	17	8	5	5	2	1	0	1	0	0	0	19	24	19.29	3.857					
Barry Moore, L ERA: 5.51 (3, 1)	3.2		14	2	2	2	1	1	0	0	0	0	2	15	19	4.91	0.818					
Lee Stange, R ERA: 5.81 (7, 1)	2.0		11	3	1	1	3	2	0	0	0	0	1	15	23	4.50	2.500					
Floyd Weaver, R ERA: 4.11 (9, 1)	1.0		5	1	0	0	1	1	0	0	0	0	0	6	10	0.00	2.000					

AB	41
R	8
H	14
RBI	8
BB	5
SO	7
LOB	23



Batter	1	2	3	4	5	6	7	8	9	AB	R	H	RBI	BB	SO	LOB	BOTTOM					
Rich Morales, R OBP: 0.256, SLG: 0.171 (1, 5)	F8		K			F9		F9		4	0	0	0	0	1	2	Baltimore Orioles @ Chicago White Sox Comiskey Park, Chicago, IL Sun Jul 19 1970, 4:33 AM EDT Unknown					
Luis Aparicio, R OBP: 0.373, SLG: 0.411 (1, 6)	6-3				F8					4	0	2	0	0	0	0						
Carlos May, L OBP: 0.276, SLG: 0.457 (1, 7)	4-0				4-3			1B		2	0	0	0	1	0	2						
Lee Stange, R OBP: 0.207, SLG: 0.179 (7, 1)	FC6-4					F8		K		0	0	0	0	0	0	0						
Tom McCraw, L OBP: 0.293, SLG: 0.324 (8, PH)	BB									1	0	0	0	0	1	2						
Floyd Weaver, R OBP: 0.319, SLG: 0.484 (9, 1)	FC6-4				F5			F5		4	0	0	0	0	1	3						
Bill Melton, R OBP: 0.319, SLG: 0.484 (1, 9)	1-2						K			4	0	0	0	0	1	3						
Gail Hopkins, L OBP: 0.358, SLG: 0.384 (1, 3)		F8			F4				4-3	4	1	1	1	0	0	0						
Ed Herrmann, L OBP: 0.381, SLG: 0.461 (1, 2)		F9			G1-6-3		F8		F8	4	0	1	0	0	0	0						
Ken Berry, R OBP: 0.310, SLG: 0.355 (1, 8)			6-3		G1-6-3		K		K	4	0	0	0	0	2	1						
Bobby Knoop, R OBP: 0.299, SLG: 0.319 (1, 4)				F4		1-3				3	1	1	0	0	0	0						
Joe Horlen, R OBP: 0.133, SLG: 0.136 (1, 1)								1B		0	0	0	0	0	0	0						
Barry Moore, L OBP: 0.207, SLG: 0.179 (3, 1)										1	0	0	0	0	0	0						
Walt Williams, R OBP: 0.303, SLG: 0.353 (6, PH)						1B		1B		2	0	2	1	0	0	0						
Inning Stats	R: 0 E: 0 K: 0 S: 3	H: 0 LOB: 1 BB: 1 P: 7	R: 0 E: 0 K: 0 S: 3	H: 0 LOB: 0 BB: 0 P: 3	R: 0 E: 0 K: 1 S: 5	H: 0 LOB: 0 BB: 0 P: 5	R: 0 E: 0 K: 0 S: 3	H: 0 LOB: 0 BB: 0 P: 3	R: 0 E: 0 K: 0 S: 5	H: 1 LOB: 2 BB: 0 P: 5	R: 1 E: 0 K: 2 S: 8	H: 1 LOB: 0 BB: 0 P: 8	R: 1 E: 0 K: 1 S: 8	H: 3 LOB: 2 BB: 0 P: 8	R: 0 E: 0 K: 1 S: 5	H: 0 LOB: 0 BB: 0 P: 5	1B: 5 2B: 1 3B: 0 HR: 1	SF: 0 SAC: 0 DP: 1 HBP: 0	WP: 0 PB: 0 CS: 0	PA: 34		
PITCHER	IP	WLS	BF	H	R	ER	SO	BB	IBB	HBP	BLK	WP	HR	S	P	ERA	WHIP					
Jim Palmer, R ERA: 2.7 (1, 1)	9.0	W	34	7	2	2	5	1	0	0	0	0	1	43	47	2.00	0.889					



Batter	1	2	3	4	5	6	7	8	9	AB	R	H	RBI	BB	SO	LOB	TOP
Don Buford, S OBP: 0.421, SLG: 0.445 (1, 7)										4	0	2	1	1	0	1	<p>Baltimore Orioles @ Chicago White Sox Comiskey Park, Chicago, IL Sun Jul 19 1970, 4:38 AM EDT Att: 18,587 - Unknown</p> <p>livebaseballscorecards.com</p> <p>AB 34 R 3 H 9 RBI 3 BB 4 SO 7 LOB 21</p>
Paul Blair, R OBP: 0.323, SLG: 0.397 (1, 8)										5	0	1	0	0	1	6	
Brooks Robinson, R OBP: 0.340, SLG: 0.450 (1, 5)										4	0	0	0	0	0	4	
Boog Powell, L OBP: 0.421, SLG: 0.599 (1, 3)										4	2	2	1	0	0	2	
Merv Rettenmund, R OBP: 0.345, SLG: 0.538 (1, 9)										3	0	1	0	1	2	1	
Davey Johnson, R OBP: 0.386, SLG: 0.420 (1, 4)										4	0	1	1	0	1	2	
Andy Etchebarren, R Eliud Hendricks, L OBP: 0.299, SLG: 0.377 (7, PH) (7, 2)										2	0	0	0	0	0	1	
Mark Belanger, R OBP: 0.282, SLG: 0.233 (1, 6)										3	0	2	0	1	0	0	
Tom Phoebus, R Marcelino Lopez, R Curt Motton, R Dick Hall, R Terry Crowley, L Fred Beene, S Eddie Watt, R Frank Robinson, R OBP: 0.175, SLG: 0.179 OBP: 0.290, SLG: 0.143 OBP: 0.310, SLG: 0.333 OBP: 0.294, SLG: 0.394 OBP: 0.200, SLG: 0.200 OBP: 0.406, SLG: 0.259 (1, 1) (1, 1) (6, PH) (6, 1) (7, PH) (7, 1) (7, 1) (9, PH)										0	0	0	0	0	0	0	
Inning Stats	R: 0 E: 0 K: 0 S: 4	H: 2 LOB: 1 BB: 0 P: 4	R: 0 E: 0 K: 0 S: 2	H: 0 LOB: 0 BB: 1 P: 6	R: 0 E: 0 K: 1 S: 5	H: 0 LOB: 0 BB: 0 P: 5	R: 0 E: 0 K: 1 S: 5	H: 2 LOB: 2 BB: 0 P: 7	R: 2 E: 0 K: 1 S: 8	H: 3 LOB: 3 BB: 2 P: 16	R: 1 E: 0 K: 1 S: 7	H: 2 LOB: 1 BB: 0 P: 7	R: 0 E: 0 K: 1 S: 5	H: 0 LOB: 1 BB: 1 P: 9	1B: 7 2B: 1 3B: 0 HR: 1	SF: 0 SAC: 0 DP: 2 HBP: 0	
PITCHER	IP WLS BF H R ER SO BB IBB HBP BLK WP HR S P ERA WHIP																
Bob Miller, R ERA: 5.07 (1, 1)	6.0 W 23 6 2 2 4 1 0 0 0 0 1 30 34 3.00 1.167																
Jerry Crider, R ERA: 2.67 (7, 1)	3.0 S 15 3 1 1 3 3 0 0 0 0 0 0 18 30 3.00 2.000																

Batter	1	2	3	4	5	6	7	8	9	AB	R	H	RBI	BB	SO	LOB	BOTTOM
Rich Morales, R OBP: 0.273, SLG: 0.179 (1, 5)										4	1	1	0	1	0	1	<p>Baltimore Orioles @ Chicago White Sox Comiskey Park, Chicago, IL Sun Jul 19 1970, 4:38 AM EDT Att: 18,587 - Unknown</p> <p>livebaseballscorecards.com</p> <p>AB 35 R 7 H 13 RBI 7 BB 4 SO 4 LOB 12</p>
Luis Aparicio, R OBP: 0.373, SLG: 0.414 (1, 6)										5	0	2	1	0	0	1	
Carlos May, L OBP: 0.377, SLG: 0.459 (1, 7)										5	2	2	0	0	0	3	
Bill Melton, R OBP: 0.321, SLG: 0.493 (1, 9)										3	1	1	2	1	0	1	
Gail Hopkins, L OBP: 0.360, SLG: 0.383 (1, 3)										3	2	1	0	1	0	1	
Duane Josephson, R OBP: 0.369, SLG: 0.420 (1, 2)										4	1	4	2	0	0	0	
Ken Berry, R OBP: 0.309, SLG: 0.351 (1, 8)										3	0	0	0	1	2	3	
Bobby Knoop, R OBP: 0.298, SLG: 0.322 (1, 4)										4	0	1	2	0	1	0	
Bob Miller, R ERA: 3.05 Marcelino Lopez, L ERA: 1.95 Dick Hall, R ERA: 2.83 Fred Beene, R ERA: 40.5 Eddie Watt, R ERA: 5.09 (1, 1) (1, 1) (6, 1) (7, 1) (7, 1)										3	0	1	0	0	1	0	
Inning Stats	R: 3 E: 0 K: 1 S: 9	H: 4 LOB: 1 BB: 0 P: 9	R: 1 E: 0 K: 0 S: 5	H: 2 LOB: 1 BB: 0 P: 5	R: 0 E: 0 K: 1 S: 6	H: 1 LOB: 1 BB: 0 P: 6	R: 0 E: 0 K: 0 S: 4	H: 1 LOB: 2 BB: 1 P: 8	R: 0 E: 0 K: 2 S: 7	H: 0 LOB: 0 BB: 0 P: 7	R: 3 E: 0 K: 0 S: 6	H: 3 LOB: 2 BB: 2 P: 14	R: 0 E: 0 K: 0 S: 3	H: 1 LOB: 0 BB: 0 P: 3	1B: 8 2B: 4 3B: 0 HR: 1	SF: 0 SAC: 0 DP: 2 HBP: 0	
PITCHER	IP WLS BF H R ER SO BB IBB HBP BLK WP HR S P ERA WHIP																
Tom Phoebus, R ERA: 3.05 (1, 1)	4.1 L 19 5 1 1 2 2 0 0 0 0 0 0 21 29 2.08 1.615																
Dick Hall, R ERA: 2.83 (6, 1)	1.0 3 0 0 0 2 0 0 0 0 0 0 0 7 7 0.00 0.000																
Fred Beene, R ERA: 40.5 (7, 1)	0.2 6 2 3 3 0 0 0 2 0 0 0 0 4 12 40.50 3.000																
Eddie Watt, R ERA: 5.09 (7, 1)	1.1 5 2 0 0 0 0 0 0 0 0 0 0 5 5 0.00 1.500																

Batter	1	2	3	4	5	6	7	8	9	AB	R	H	RBI	BB	SO	LOB	TOP																				
Don Buford, S OBP: 0.422, SLG: 0.443 (1, 7)	G3	1B 2B HBP		K			FC6-4		2B 1B	4	2	1	3	0	1	1	Baltimore Orioles @ Chicago White Sox Comiskey Park, Chicago, IL Mon Jul 20 1970, 8:05 PM EDT Att: 5,130 - Unknown																				
Paul Blair, R OBP: 0.327, SLG: 0.401 (1, 8)	G4-6-3 BB	2B 1B		K		F8		F9	2B	5	1	2	3	1	1	3																					
Boog Powell, L OBP: 0.419, SLG: 0.598 (1, 3)	G4-6-3	2B					F5	K	F8	6	0	2	2	0	1	2																					
Frank Robinson, R OBP: 0.407, SLG: 0.561 (1, 9)							G6-3 1B	WP HR 2B	FC5-4 BB	4	2	2	0	1	1	2																					
Brooks Robinson, R OBP: 0.341, SLG: 0.451 (1, 5)		F9	F8				WP HBP 2B	HR BB	FC5-4	4	2	1	0	1	0	2																					
Davey Johnson, R OBP: 0.389, SLG: 0.419 (1, 4)		2B BB	F6				5-3	HR BB	4-3 BB 1B	3	3	1	0	2	0	1																					
Eliot Hendricks, L OBP: 0.310, SLG: 0.402 (1, 2)		1B 2B	F8				HBP BB	HR	4-3 BB 1B	3	3	2	6	2	0	0																					
Mark Belanger, R OBP: 0.287, SLG: 0.232 (1, 6)		HBP 1B HBP		F9			HBP BB	FC6-4 BB	F9	2	1	0	0	2	0	2																					
Mike Cuellar, L OBP: 0.118, SLG: 0.194 (1, 1)		B1		F3			F5	K	4-3	5	0	0	0	0	1	8																					
Inning Stats	R: 0 E: 0 K: 0 S: 2	H: 0 LOB: 0 BB: 1 P: 6	R: 6 E: 0 K: 1 S: 9	H: 4 LOB: 1 BB: 1 P: 15	R: 0 E: 0 K: 0 S: 3	H: 0 LOB: 0 BB: 0 P: 3	R: 0 E: 0 K: 1 S: 5	H: 0 LOB: 0 BB: 0 P: 5	R: 0 E: 0 K: 0 S: 5	H: 1 LOB: 0 BB: 0 P: 5	R: 1 E: 0 K: 0 S: 4	H: 1 LOB: 3 BB: 2 P: 13	R: 4 E: 0 K: 1 S: 7	H: 2 LOB: 1 BB: 3 P: 19	R: 0 E: 0 K: 1 S: 5	H: 0 LOB: 1 BB: 1 P: 9	R: 3 E: 0 K: 0 S: 6	H: 3 LOB: 1 BB: 1 P: 10	1B: 5 2B: 5 3B: 0 HR: 1	SF: 0 SAC: 0 DP: 2 HBP: 3	WP: 2 PA: 48 PB: 1 SB: 0 CS: 0																
PITCHER	IP	WLS	BF	H	R	ER	SO	BB	IBB	HBP	BLK	WP	HR	S	P	ERA	WHIP	PITCHER		IP	WLS	BF	H	R	ER	SO	BB	IBB	HBP	BLK	WP	HR	S	P	ERA	WHIP	
Gerry Janeski, R ERA: 4.91 (1, 1)	1.2	L	12	4	6	6	0	2	0	2	0	0	0	8	18	32.40	3.600																				
Danny Murphy, R ERA: 4.85 (2, 1)	2.1		7	0	0	0	2	0	0	0	0	0	0	11	11	0.00	0.000																				
Barry Moore, L ERA: 5.83 (5, 1)	2.1		16	4	5	5	1	5	0	1	0	2	1	12	33	19.29	3.857																				
Floyd Weaver, R ERA: 3.9 (7, 1)	1.2		6	0	0	0	2	1	0	0	0	0	0	9	13	0.00	0.600																				
Wilbur Wood, L ERA: 3.1 (9, 1)	1.0		7	3	3	2	0	1	0	0	0	0	0	6	10	18.00	4.000																				

AB	36
R	14
H	11
RBI	14
BB	9
SO	5
LOB	21



Batter	1	2	3	4	5	6	7	8	9	AB	R	H	RBI	BB	SO	LOB	BOTTOM																			
Walt Williams, R OBP: 0.309, SLG: 0.364 (1, 8)	PB 1B 2B		FC3 SF8 1B WP		L9				1B	5	2	3	0	0	0	1	Baltimore Orioles @ Chicago White Sox Comiskey Park, Chicago, IL Mon Jul 20 1970, 8:05 PM EDT Att: 5,130 - Unknown																			
Luis Aparicio, R OBP: 0.373, SLG: 0.414 (1, 6)	F6		WP 1B		G4-6-3 1B		F3		F2	5	0	2	0	0	0	3																				
Carlos May, L OBP: 0.377, SLG: 0.458 (1, 7)	K		F7		G4-6-3 1B				1B 1B	5	1	2	0	0	1	5																				
Bill Melton, R OBP: 0.323, SLG: 0.504 (1, 9)			SF8				HR		K 1B	4	1	2	3	0	1	3																				
Duane Josephson, R OBP: 0.366, SLG: 0.416 (1, 2)	1-3		6-3				F4		2B 1B	4	0	1	0	0	0	2																				
Gail Hopkins, L OBP: 0.354, SLG: 0.376 (1, 3)			G3		4-1		F6		F8	4	0	0	0	0	0	2																				
Syd O'Brien, R OBP: 0.306, SLG: 0.342 (1, 5)			K		6-3		F3			3	0	0	0	0	0	1																				
Floyd Weaver, R (7, 1)										0	0	0	0	0	0	0																				
Tom McCraw, L OBP: 0.296, SLG: 0.332 (8, PH)			K							1	0	1	1	0	0	0																				
Wilbur Wood, R OBP: 0.091, SLG: 0.182 (9, 1)									1-3 2-H	0	0	0	0	0	0	0																				
Bobby Knoop, R OBP: 0.297, SLG: 0.318 (1, 4)			F8						1-4-3 F8	3	0	0	0	1	0	2																				
Gerry Janeski, R OBP: 0.093, SLG: 0.093 (1, 1)										0	0	0	0	0	0	0																				
Danny Murphy, L OBP: 0.600, SLG: 1.250 (2, 1)										0	1	0	0	1	0	0																				
Rich Morales, R OBP: 0.267, SLG: 0.175 (4, PH)										1	0	0	0	0	0	1																				
Barry Moore, L OBP: 0.207, SLG: 0.179 (5, 1)										0	0	0	0	0	0	0																				
Rich McKinney, R OBP: 0.175, SLG: 0.170 (7, 5)										2	0	0	0	0	0	0																				
Inning Stats	R: 1 E: 0 K: 1 S: 7	H: 2 LOB: 1 BB: 0 P: 7	R: 0 E: 0 K: 1 S: 5	H: 0 LOB: 0 BB: 0 P: 5	R: 2 E: 1 K: 0 S: 5	H: 1 LOB: 1 BB: 1 P: 9	R: 0 E: 0 K: 0 S: 3	H: 0 LOB: 0 BB: 1 P: 7	R: 0 E: 0 K: 0 S: 3	H: 1 LOB: 0 BB: 0 P: 3	R: 1 E: 0 K: 0 S: 4	H: 1 LOB: 1 BB: 0 P: 4	R: 0 E: 0 K: 0 S: 4	H: 1 LOB: 1 BB: 0 P: 4	R: 1 E: 0 K: 1 S: 8	H: 3 LOB: 2 BB: 0 P: 8	R: 0 E: 0 K: 0 S: 5	H: 2 LOB: 2 BB: 0 P: 5	1B: 8 2B: 2 3B: 0 HR: 1	SF: 1 SAC: 0 DP: 1 HBP: 0	WP: 1 PA: 40 PB: 1 SB: 0 CS: 0															
PITCHER	IP	WLS	BF	H	R	ER	SO	BB	IBB	HBP	BLK	WP	HR	S	P	ERA	WHIP	PITCHER		IP	WLS	BF	H	R	ER	SO	BB	IBB	HBP	BLK	WP	HR	S	P	ERA	WHIP
Mike Cuellar, L ERA: 3.77 (1, 1)	9.0	W	40	11	5	2	3	2	0	0	0	1	1	44	52	2.00	1.444																			



Batter	1	2	3	4	5	6	7	8	9	AB	R	H	RBI	BB	SO	LOB	TOP										
Walt Williams, R (1, 8) Ken Berry, R (7, 8) Luis Aparicio, R (1, 6) Carlos May, L (1, 7) Bill Melton, R (1, 9) Gail Hopkins, L (1, 3) Ed Herrmann, L (1, 2) Duane Josephson, R (6, 2) Rich McKinney, R (1, 5) Rich Morales, R (9, 5) Bobby Knoop, R (1, 4) Tommy John, R (1, 1)	F9 BB 1B		G4-3 HBP 1B		FC5-4 1B 1-2 1B		1B PB BB		G4-6-3 SH 1B	3	1	1	0	1	0	0	Chicago White Sox @ Cleveland Indians Cleveland Municipal Stadium, Cleveland, OH Tue Jul 21 1970, 7:05 PM EDT Att: 12,011 - Unknown livebaseballscorecards.com										
										4	2	3	0	0	0	2											
										3	0	1	1	1	0	3											
										4	0	1	0	0	1	5											
										3	0	1	2	0	0	4											
										3	1	1	1	0	0	2											
										1	0	0	0	0	0	1											
										4	0	0	0	0	1	0											
										0	0	0	0	0	0	0											
										4	0	0	0	0	0	0											
										4	0	0	0	0	0	0											
										4	1	1	0	0	2	0											
										4	1	1	0	0	2	0											
Inning Stats	R: 0 E: 0 K: 1 S: 6	H: 1 LOB: 2 BB: 1 P: 10	R: 1 E: 0 K: 0 S: 4	H: 1 LOB: 0 BB: 0 P: 4	R: 0 E: 0 K: 0 S: 4	H: 1 LOB: 2 BB: 0 P: 5	R: 0 E: 0 K: 1 S: 5	H: 0 LOB: 0 BB: 0 P: 5	R: 2 E: 0 K: 0 S: 7	H: 4 LOB: 2 BB: 0 P: 7	R: 0 E: 0 K: 1 S: 5	H: 0 LOB: 0 BB: 0 P: 5	R: 2 E: 0 K: 0 S: 5	H: 2 LOB: 1 BB: 1 P: 9	R: 0 E: 0 K: 1 S: 5	H: 0 LOB: 0 BB: 0 P: 5	R: 0 E: 1 K: 0 S: 4	H: 1 LOB: 1 BB: 0 P: 4	1B: 9 2B: 0 3B: 0 HR: 1	SF: 2 SAC: 1 DP: 1 HBP: 1	WP: 0 PB: 1 CS: 0	PA: 40					
PITCHER	IP	WLS	BF	H	R	ER	SO	BB	IBB	HBP	BLK	WP	HR	S	P	ERA	WHIP	PITCHER									
Steve Dunning, R (1, 1) Fred Lasher, R (7, 1) Dennis Higgins, R (8, 1) Dick Ellsworth, L (9, 1) Dean Chance, R (9, 1)	6.0	L	30	9	5	5	3	2	0	1	0	0	1	33	42	7.50	1.833										

AB	34
R	5
H	10
RBI	4
BB	2
SO	4
LOB	17



Batter	1	2	3	4	5	6	7	8	9	AB	R	H	RBI	BB	SO	LOB	BOTTOM										
Vada Pinson, L (1, 9) Graig Nettles, L (1, 5) Roy Foster, R (1, 7) Ray Fosse, R (1, 2) Tony Horton, R (1, 3) Buddy Bradford, R (1, 8) Eddie Leon, R (1, 4) Jack Heidemann, R (1, 6) Steve Dunning, R (1, 1) Fred Lasher, R (7, 1) Larry Brown, R (7, PH) Dennis Higgins, R (8, 1) Dick Ellsworth, L (9, 1) Dean Chance, R (9, 1) Rich Rollins, R (9, PH)	P6 G5-3 1B		G1-3		F8 G3		HR G4-3		G4-3	5	1	1	1	0	0	1	Chicago White Sox @ Cleveland Indians Cleveland Municipal Stadium, Cleveland, OH Tue Jul 21 1970, 7:05 PM EDT Att: 12,011 - Unknown livebaseballscorecards.com										
										4	1	2	0	0	0	1											
										4	1	2	2	0	1	1											
										4	0	2	0	0	0	2											
										4	0	1	0	0	1	3											
										4	0	1	0	0	1	3											
										2	0	0	0	2	0	2											
										4	0	0	0	0	1	6											
										4	0	1	0	0	0	0											
										2	0	0	0	0	1	1											
										0	0	0	0	0	0	0											
										0	0	0	0	0	0	0											
										0	0	0	0	0	0	0											
										1	0	0	0	0	0	0											
Inning Stats	R: 0 E: 0 K: 0 S: 4	H: 1 LOB: 1 BB: 0 P: 4	R: 0 E: 1 K: 0 S: 3	H: 1 LOB: 0 BB: 0 P: 3	R: 0 E: 0 K: 0 S: 3	H: 0 LOB: 0 BB: 0 P: 3	R: 2 E: 0 K: 1 S: 8	H: 3 LOB: 1 BB: 0 P: 8	R: 0 E: 0 K: 1 S: 6	H: 1 LOB: 2 BB: 1 P: 10	R: 1 E: 0 K: 0 S: 4	H: 1 LOB: 0 BB: 0 P: 4	R: 0 E: 0 K: 1 S: 6	H: 1 LOB: 2 BB: 1 P: 10	R: 0 E: 0 K: 0 S: 3	H: 0 LOB: 0 BB: 0 P: 3	1B: 6 2B: 2 3B: 0 HR: 2	SF: 0 SAC: 0 DP: 1 HBP: 0	WP: 1 PB: 0 CS: 0	PA: 37							
PITCHER	IP	WLS	BF	H	R	ER	SO	BB	IBB	HBP	BLK	WP	HR	S	P	ERA	WHIP	PITCHER									
Tommy John, L (1, 1)	9.0	W	37	9	3	3	4	2	0	0	0	1	2	43	51	3.00	1.222										



Batter	1	2	3	4	5	6	7	8	9	AB	R	H	RBI	BB	SO	LOB	TOP					
Walt Williams, R OBP: 0.308, SLG: 0.358	F3		G1-3			G1-3	FC2			3	0	0	0	0	0	0	Chicago White Sox @ Cleveland Indians Cleveland Municipal Stadium, Cleveland, OH Wed Jul 22 1970, 7:05 PM EDT Att: 5,590 - Unknown					
Danny Murphy, L OBP: 0.600, SLG: 1.250										0	0	0	0	0	0							
Syl O'Brien, R OBP: 0.306, SLG: 0.342										0	0	0	0	0	0							
Ed Herrmann, L OBP: 0.359, SLG: 0.473										1	0	0	0	0	3							
Wilbur Wood, R OBP: 0.091, SLG: 0.182										0	0	0	0	0	0							
Luis Aparicio, R OBP: 0.376, SLG: 0.416						G4-3		P4		4	0	1	0	0	0							
Carlos May, L OBP: 0.376, SLG: 0.453	FC4-6			K			G3-1 1B BB	F8		3	1	0	0	1	1							
Bill Melton, R OBP: 0.326, SLG: 0.500	K			K			BB G3-1 BB 1B			4	1	2	0	0	2							
Gail Hopkins, L OBP: 0.355, SLG: 0.374		G6-4-3 BB				FC6-4 1B	G3-1	F8		3	0	1	0	1	0	3						
Duane Josephson, R OBP: 0.362, SLG: 0.409		F8				F8	BB FC2 1B		G5-3	4	0	1	1	0	0	2						
Rich McKinney, R OBP: 0.169, SLG: 0.150		G6-4-3				FC6-4 FC5-4	BB BB		K	3	0	0	0	1	1	2						
Bobby Knoop, R OBP: 0.290, SLG: 0.309			G5-3			FC5-4			G1-3	2	0	0	0	0	0	1						
Bob Spence, L OBP: 0.280, SLG: 0.311										1	0	0	0	0	1	3						
Rich Morales, R OBP: 0.261, SLG: 0.171							K			1	0	0	0	0	0	0						
Jim Magnuson, R OBP: 0.297, SLG: 0.330			K							1	0	0	0	0	1	0						
Lee Stange, R						L7				0	0	0	0	0	0	0						
Tom McCraw, L										1	0	0	1	1	0	0						
Inning Stats	R: 0 E: 0 K: 1 S: 6	H: 1 LOB: 1 BB: 0 P: 6	R: 0 E: 0 K: 0 S: 2	H: 0 LOB: 0 BB: 1 P: 6	R: 0 E: 0 K: 1 S: 5	H: 0 LOB: 0 BB: 0 P: 5	R: 0 E: 0 K: 2 S: 7	H: 0 LOB: 0 BB: 0 P: 7	R: 0 E: 0 K: 0 S: 4	H: 1 LOB: 1 BB: 0 P: 4	R: 0 E: 0 K: 0 S: 3	H: 0 LOB: 0 BB: 0 P: 3	R: 2 E: 0 K: 1 S: 7	H: 2 LOB: 3 BB: 3 P: 19	R: 0 E: 0 K: 0 S: 4	H: 1 LOB: 0 BB: 0 P: 4	R: 0 E: 0 K: 1 S: 5	H: 0 LOB: 0 BB: 0 P: 5	1B: 5 2B: 0 3B: 0 HR: 0	SF: 0 SAC: 0 DP: 1 HBP: 0	WP: 0 PB: 0 CS: 0	PA: 35
PITCHER	IP WLS BF H R ER SO BB IBB HBP BLK WP HR S P ERA WHIP																					
Steve Hargan, R ERA: 3.13	(1, 1) 6.2 W 26 4 2 2 5 3 0 0 0 0 0 0 33 45 2.70 1.050																					
Dick Ellsworth, L ERA: 3.99	(7, 1) 0.0 1 0 0 0 0 1 0 0 0 0 0 0 0 4 ∞ ∞																					
Fred Lasher, R ERA: 3.27	(7, 1) 2.1 S 8 1 0 0 1 0 0 0 0 0 0 0 10 10 0.00 0.429																					

Batter	1	2	3	4	5	6	7	8	9	AB	R	H	RBI	BB	SO	LOB	BOTTOM	
Vada Pinson, L OBP: 0.331, SLG: 0.433	G3-1	E8	G4-3			F8		1B 1B		5	1	2	1	0	0	1	Chicago White Sox @ Cleveland Indians Cleveland Municipal Stadium, Cleveland, OH Wed Jul 22 1970, 7:05 PM EDT Att: 5,590 - Unknown	
Graig Nettles, L OBP: 0.351, SLG: 0.401	P6				F7		G1-3 1B	1B 1B		4	0	2	1	1	0	0		
Roy Foster, R OBP: 0.361, SLG: 0.465										4	0	2	1	1	0	4		
Chuck Hinton, R OBP: 0.398, SLG: 0.398	1B	P5			E	G1-3		FC3-6 1B		0	0	0	0	0	0	0		
Ray Fosse, R OBP: 0.367, SLG: 0.511					F9	F2		FC3-6		5	1	2	0	0	0	4		
Tony Horton, R OBP: 0.320, SLG: 0.432										5	0	0	0	0	0	6		
Ted Uhaender, L OBP: 0.295, SLG: 0.343	F8		F7		G1-3		L9	G1-3		0	0	0	0	0	0	0		
Buddy Bradford, R OBP: 0.287, SLG: 0.356		FC1-4 1B	E4			G6-3		K2-3		4	2	2	1	0	1	0		
Eddie Leon, R OBP: 0.292, SLG: 0.332		L9						G4-3		4	1	2	1	0	0	1		
Jack Heidemann, R OBP: 0.259, SLG: 0.274		FC1-4 1B	SH1-3 1B			P6		1B SH1-4 1B		4	1	3	1	0	0	1		
Steve Hargan, R										2	0	0	0	0	0	3		
Dick Ellsworth, L		FC1-4	SH1-3			F9				0	0	0	0	0	0	0		
Fred Lasher, R										0	0	0	0	0	0	0		
Inning Stats	R: 0 E: 0 K: 0 S: 4	H: 1 LOB: 2 BB: 1 P: 8	R: 1 E: 1 K: 0 S: 6	H: 3 LOB: 3 BB: 1 P: 10	R: 3 E: 1 K: 0 S: 7	H: 4 LOB: 1 BB: 0 P: 7	R: 0 E: 1 K: 0 S: 4	H: 1 LOB: 1 BB: 0 P: 4	R: 0 E: 0 K: 0 S: 4	H: 1 LOB: 1 BB: 0 P: 4	R: 0 E: 0 K: 1 S: 5	H: 0 LOB: 0 BB: 0 P: 5	R: 2 E: 0 K: 0 S: 7	H: 4 LOB: 2 BB: 0 P: 7	1B: 13 2B: 2 3B: 0 HR: 0	SF: 0 SAC: 2 DP: 0 HBP: 0	WP: 0 PB: 0 CS: 0	PA: 41
PITCHER	IP WLS BF H R ER SO BB IBB HBP BLK WP HR S P ERA WHIP																	
Jim Magnuson, L ERA: 5.89	(1, 1) 2.1 L 17 8 4 4 0 0 2 0 0 0 0 0 0 10 10 0.00 0.750																	
Lee Stange, R ERA: 5.2	(3, 1) 2.2 10 2 0 0 0 0 0 0 0 0 0 0 4 4 0.00 1.000																	
Danny Murphy, R ERA: 4.75	(6, 1) 1.0 4 1 0 0 0 0 0 0 0 0 0 0 4 4 0.00 1.000																	
Wilbur Wood, L ERA: 3.27	(7, 1) 2.0 10 4 2 2 2 1 0 0 0 0 0 0 12 12 9.00 2.000																	



Batter	1	2	3	4	5	6	7	8	9	AB	R	H	RBI	BB	SO	LOB	TOP							
Syd O'Brien, R OBP: 0.311, SLG: 0.347 (1, 5)										5	0	3	0	0	1	1	Chicago White Sox @ Cleveland Indians Cleveland Municipal Stadium, Cleveland, OH Thu Jul 23 1970, 7:05 PM EDT Att: 7,369 - Unknown							
Luis Aparicio, R OBP: 0.372, SLG: 0.411 (1, 6)										4	0	0	0	0	5									
Carlos May, L OBP: 0.372, SLG: 0.447 (1, 7)										4	0	0	0	0	3									
Bill Melton, R OBP: 0.328, SLG: 0.503 (1, 9)										4	1	2	0	0	2									
Duane Josephson, R OBP: 0.365, SLG: 0.408 (1, 2)										3	1	1	0	1	0									
Gail Hopkins, L OBP: 0.348, SLG: 0.367 (1, 3)										4	0	0	0	0	1									
Ken Berry, R OBP: 0.314, SLG: 0.356 (1, 8)										4	0	2	2	0	0									
Bobby Knoop, R OBP: 0.289, SLG: 0.308 (1, 4)										4	0	1	0	0	1									
Joe Horlen, R OBP: 0.149, SLG: 0.152 (7, PH)										2	0	1	0	0	0									
Walt Williams, R OBP: 0.307, SLG: 0.357 (7, PH)										1	0	0	0	0	0									
Danny Murphy, L OBP: 0.600, SLG: 1.250 (9, PH)										0	0	0	0	0	0									
Rich McKinney, R OBP: 0.167, SLG: 0.148 (9, PH)										1	0	0	0	0	1									
Inning Stats	R: 0 E: 0 K: 1 S: 5	H: 0 LOB: 0 BB: 0 P: 5	R: 0 E: 0 K: 2 S: 7	H: 0 LOB: 0 BB: 0 P: 7	R: 0 E: 0 K: 0 S: 5	H: 2 LOB: 2 BB: 0 P: 5	R: 2 E: 0 K: 1 S: 7	H: 2 LOB: 1 BB: 1 P: 11	R: 0 E: 0 K: 0 S: 3	H: 1 LOB: 0 BB: 0 P: 3	R: 0 E: 0 K: 1 S: 6	H: 1 LOB: 1 BB: 0 P: 6	R: 0 E: 0 K: 1 S: 7	H: 2 LOB: 2 BB: 0 P: 7	R: 0 E: 0 K: 1 S: 6	H: 1 LOB: 1 BB: 0 P: 6	R: 0 E: 0 K: 2 S: 8	H: 1 LOB: 1 BB: 0 P: 8	R: 0 E: 0 K: 1 S: 8	H: 1 LOB: 1 BB: 0 P: 8	1B: 9 2B: 1 3B: 0 HR: 0	SF: 0 SAC: 0 DP: 0 HBP: 0	WP: 2 PB: 0 CS: 1	PA: 37
PITCHER Sam McDowell, L ERA: 2.53 (1, 1)	IP: 9.0 WLS: W BF: 37 H: 10 R: 2 ER: 2 SO: 9 BB: 1 IBB: 0 HBP: 0 BLK: 0 WP: 2 HR: 0 S: 54 P: 58 ERA: 2.00 WHIP: 1.222											PITCHER	IP: 9.0 WLS: W BF: 37 H: 10 R: 2 ER: 2 SO: 9 BB: 1 IBB: 0 HBP: 0 BLK: 0 WP: 2 HR: 0 S: 54 P: 58 ERA: 2.00 WHIP: 1.222											

Batter	1	2	3	4	5	6	7	8	9	AB	R	H	RBI	BB	SO	LOB	BOTTOM			
Vada Pinson, L OBP: 0.336, SLG: 0.447 (1, 9)										4	1	3	2	0	0	0	Chicago White Sox @ Cleveland Indians Cleveland Municipal Stadium, Cleveland, OH Thu Jul 23 1970, 7:05 PM EDT Att: 7,369 - Unknown			
Graig Nettles, L OBP: 0.347, SLG: 0.395 (1, 5)										4	0	0	0	0	2					
Roy Foster, R OBP: 0.359, SLG: 0.460 (7, PH)										3	1	0	0	1	0					
Chuck Hinton, R OBP: 0.398, SLG: 0.398 (8, 3)										0	0	0	0	0	0					
Ray Fosse, R OBP: 0.368, SLG: 0.511 (1, 2)										4	1	2	1	0	0					
Duke Sims, L OBP: 0.383, SLG: 0.548 (8, 8)										4	0	2	0	0	0					
Buddy Bradford, R OBP: 0.287, SLG: 0.356 (8, 8)										0	0	0	0	0	0					
Ted Uhlhaender, L OBP: 0.297, SLG: 0.345 (8, 7)										4	0	2	1	0	0					
Eddie Leon, R OBP: 0.291, SLG: 0.341 (1, 4)										4	1	1	1	0	1					
Jack Heidemann, R OBP: 0.259, SLG: 0.274 (1, 6)										4	1	1	0	0	2					
Sam McDowell, L OBP: 0.169, SLG: 0.200 (1, 1)										2	0	0	0	0	2					
Inning Stats	R: 0 E: 0 K: 0 S: 3	H: 1 LOB: 0 BB: 0 P: 3	R: 0 E: 0 K: 0 S: 3	H: 0 LOB: 0 BB: 0 P: 3	R: 1 E: 0 K: 1 S: 7	H: 2 LOB: 1 BB: 0 P: 7	R: 0 E: 0 K: 0 S: 5	H: 2 LOB: 2 BB: 0 P: 5	R: 2 E: 0 K: 0 S: 5	H: 2 LOB: 0 BB: 0 P: 5	R: 1 E: 0 K: 2 S: 10	H: 3 LOB: 2 BB: 0 P: 10	R: 1 E: 0 K: 0 S: 4	H: 1 LOB: 1 BB: 1 P: 8	R: 0 E: 0 K: 0 S: 3	H: 0 LOB: 0 BB: 0 P: 3	1B: 9 2B: 0 3B: 0 HR: 2	SF: 0 SAC: 1 DP: 1 HBP: 0	WP: 2 PB: 0 CS: 0	PA: 35
PITCHER Joe Horlen, R ERA: 4.8 (7, 1)	IP: 6.0 WLS: L BF: 27 H: 10 R: 4 ER: 4 SO: 3 BB: 0 IBB: 0 HBP: 0 BLK: 0 WP: 1 HR: 2 S: 33 P: 33 ERA: 6.00 WHIP: 1.667											PITCHER Danny Murphy, R ERA: 4.75 (7, 1)	IP: 2.0 WLS: L BF: 8 H: 1 R: 1 ER: 1 SO: 0 BB: 1 IBB: 0 HBP: 0 BLK: 0 WP: 1 HR: 0 S: 7 P: 11 ERA: 4.50 WHIP: 1.000							

Batter	1	2	3	4	5	6	7	8	9	AB	R	H	RBI	BB	SO	LOB	TOP						
Syd O'Brien, R OBP: 0.313, SLG: 0.348 (1, 5)										5	0	2	2	0	0	1	Chicago White Sox @ Detroit Tigers Tiger Stadium, Detroit, MI Fri Jul 24, 1970, 7:05 PM EDT Unknown - 78 F						
Luis Aparicio, R OBP: 0.373, SLG: 0.414 (1, 6)										5	0	2	1	0	0	2							
Carlos May, L OBP: 0.375, SLG: 0.458 (1, 7)										5	0	3	0	0	0	2							
Bill Melton, R OBP: 0.326, SLG: 0.497 Wilbur Wood, R OBP: 0.091, SLG: 0.182 (9, 1)										4	0	0	0	1	4	6							
Duane Josephson, R OBP: 0.362, SLG: 0.404 Tom McCraw, L OBP: 0.297, SLG: 0.330 (9, 3)										4	0	1	0	0	0	4							
Bob Spence, L OBP: 0.278, SLG: 0.306 Walt Williams, R OBP: 0.307, SLG: 0.357 (9, 9)										4	0	1	0	0	2	2							
Ken Berry, R OBP: 0.313, SLG: 0.354 (1, 8)										4	1	1	1	0	0	1							
Bobby Knoop, R OBP: 0.289, SLG: 0.307 (1, 4)										4	1	1	0	0	2	0							
Bob Miller, R OBP: 0.316, SLG: 0.235 Lee Stange, R (8, 1)										3	0	1	0	0	1	0							
Ed Herrmann, L OBP: 0.362, SLG: 0.476 (9, 2)										1	1	1	1	0	0	0							
Inning Stats	R: 0 E: 0 K: 1 S: 7	H: 2 LOB: 2 BB: 0 P: 7	R: 0 E: 0 K: 1 S: 5	H: 0 LOB: 0 BB: 0 P: 5	R: 0 E: 0 K: 0 S: 4	H: 2 LOB: 1 BB: 0 P: 4	R: 0 E: 0 K: 0 S: 3	H: 0 LOB: 1 BB: 1 P: 7	R: 0 E: 0 K: 2 S: 8	H: 1 LOB: 1 BB: 0 P: 8	R: 0 E: 0 K: 1 S: 5	H: 0 LOB: 0 BB: 0 P: 5	R: 0 E: 0 K: 1 S: 6	H: 1 LOB: 1 BB: 0 P: 6	R: 5 E: 0 K: 1 S: 11	H: 6 LOB: 2 BB: 0 P: 11	1B: 10 2B: 2 3B: 1 HR: 0	SF: 0 SAC: 0 DP: 1 HBP: 0	WP: 0 PB: 1 SB: 0 CS: 0	PA: 40			
PITCHER	IP WLS BF H R ER SO BB IBB HBP BLK WP HR S P ERA WHIP	8.0 L 4 4 2 2 0 0 0 0 0 0 4 4 2.25 1.250	0.0 L 4 4 2 2 0 0 0 0 0 0 4 4 ∞ ∞	1.0 S 3 0 1 1 1 0 0 0 0 0 5 5 9.00 0.000																			

AB 39
R 5
H 13
RBI 5
BB 1
SO 9
LOB 18



Batter	1	2	3	4	5	6	7	8	9	AB	R	H	RBI	BB	SO	LOB	BOTTOM						
Dick McAuliffe, L OBP: 0.382, SLG: 0.380 (1, 4)										4	0	0	0	0	0	0	Chicago White Sox @ Detroit Tigers Tiger Stadium, Detroit, MI Fri Jul 24, 1970, 7:05 PM EDT Unknown - 78 F						
Mickey Stanley, R OBP: 0.325, SLG: 0.406 (1, 8)										4	1	3	0	0	0	0							
Al Kaline, R OBP: 0.372, SLG: 0.466 (1, 3)										4	0	1	1	0	0	2							
Willie Horton, R OBP: 0.355, SLG: 0.501 (1, 7)										4	0	0	0	0	3	3							
Jim Northrup, L OBP: 0.343, SLG: 0.528 Norm Cash, L OBP: 0.369, SLG: 0.459 (9, 3)										3	1	1	1	1	2	1							
Bill Freehan, R OBP: 0.322, SLG: 0.430 (1, 2)										4	0	1	0	0	0	1							
Don Wert, R OBP: 0.330, SLG: 0.354 (1, 5)										2	0	1	0	1	0	0							
Cesar Gutierrez, R OBP: 0.258, SLG: 0.282 Jim Price, R OBP: 0.315, SLG: 0.304 (9, PH)										3	0	1	0	0	0	2							
Les Cain, L OBP: 0.100, SLG: 0.175 Tom Timmermann, R (9, 1)										1	0	0	0	0	0	1							
Daryl Patterson, L (9, 1)										3	0	0	0	0	1	2							
Inning Stats	R: 0 E: 0 K: 1 S: 6	H: 1 LOB: 1 BB: 0 P: 6	R: 0 E: 0 K: 1 S: 5	H: 0 LOB: 1 BB: 1 P: 9	R: 0 E: 0 K: 0 S: 3	H: 0 LOB: 0 BB: 0 P: 3	R: 0 E: 0 K: 0 S: 3	H: 0 LOB: 0 BB: 1 P: 7	R: 0 E: 0 K: 0 S: 3	H: 1 LOB: 0 BB: 0 P: 3	R: 1 E: 0 K: 1 S: 7	H: 2 LOB: 1 BB: 0 P: 7	R: 1 E: 0 K: 2 S: 9	H: 2 LOB: 1 BB: 0 P: 9	R: 0 E: 0 K: 0 S: 3	H: 1 LOB: 0 BB: 0 P: 3	1B: 6 2B: 0 3B: 1 HR: 1	SF: 0 SAC: 1 DP: 2 HBP: 0	WP: 0 PB: 0 SB: 0 CS: 0	PA: 35			
PITCHER	IP WLS BF H R ER SO BB IBB HBP BLK WP HR S P ERA WHIP	7.0 W 5 2 1 1 2 0 0 0 0 0 9 9 9.00 2.000	1.0 S 3 1 0 0 0 0 0 0 0 0 3 3 0.00 1.000																				

AB 32
R 2
H 8
RBI 2
BB 2
SO 6
LOB 12



Batter	1	2	3	4	5	6	7	8	9	AB	R	H	RBI	BB	SO	LOB	TOP											
Walt Williams, R OBP: 0.301, SLG: 0.349										5	1	0	0	0	0	3	Chicago White Sox @ Detroit Tigers Tiger Stadium, Detroit, MI Sun Jul 26 1970, 4:33 AM EDT Att: 49,631 - Unknown											
Luis Aparicio, R OBP: 0.377, SLG: 0.419										3	1	2	0	0	0	1												
Carlos May, L OBP: 0.375, SLG: 0.451										3	1	1	1	1	0	1												
Duane Josephson, R OBP: 0.366, SLG: 0.403										3	1	1	0	0	0	3												
Syd O'Brien, R OBP: 0.312, SLG: 0.344										3	0	0	1	0	2	3												
Bob Spence, L OBP: 0.289, SLG: 0.290										4	0	1	1	0	2	3												
Ken Berry, R OBP: 0.315, SLG: 0.352										4	0	0	1	0	0	1												
Bobby Knoop, R OBP: 0.280, SLG: 0.297										4	0	0	0	0	1	0												
Tommy John, R OBP: 0.220, SLG: 0.179										3	0	2	0	1	0	0												
Inning Stats	R: 0 E: 1 K: 0 S: 4	H: 1 LOB: 1 BB: 0 P: 4	R: 0 E: 0 K: 2 S: 7	H: 0 LOB: 0 BB: 0 P: 7	R: 0 E: 0 K: 2 S: 3	H: 0 LOB: 1 BB: 1 P: 7	R: 0 E: 1 K: 2 S: 8	H: 0 LOB: 1 BB: 0 P: 8	R: 0 E: 0 K: 1 S: 5	H: 0 LOB: 0 BB: 0 P: 5	R: 1 E: 1 K: 0 S: 6	H: 2 LOB: 2 BB: 0 P: 6	R: 0 E: 0 K: 0 S: 4	H: 1 LOB: 1 BB: 0 P: 4	R: 3 E: 0 K: 0 S: 5	H: 2 LOB: 0 BB: 1 P: 9		R: 0 E: 0 K: 0 S: 3	H: 1 LOB: 0 BB: 0 P: 3	1B: 7 2B: 1 3B: 0 HR: 0	SF: 1 SAC: 2 DP: 2 HBP: 0	WP: 1 PB: 0 CS: 1	PA: 38					
PITCHER	IP	WLS	BF	H	R	ER	SO	BB	IBB	HBP	BLK	WP	HR	S	P	ERA	WHIP											
Mickey Lolich, L ERA: 3.42	(1, 1)	7.0	L	28	4	1	0	5	1	0	0	0	1	0	37	41	0.00	0.714										
Tom Timmermann, R ERA: 3.53	(8, 1)	0.1		4	1	3	3	0	1	0	0	0	0	0	3	7	81.00	6.000										
John Hiller, L ERA: 2.94	(8, 1)	1.2		5	2	0	0	0	0	0	0	0	0	0	5	5	0.00	1.200										

Batter	1	2	3	4	5	6	7	8	9	AB	R	H	RBI	BB	SO	LOB	BOTTOM										
Mickey Stanley, R OBP: 0.326, SLG: 0.403										3	0	0	0	1	1	0	Chicago White Sox @ Detroit Tigers Tiger Stadium, Detroit, MI Sun Jul 26 1970, 4:33 AM EDT Att: 49,631 - Unknown										
Dick McAuliffe, L OBP: 0.385, SLG: 0.384										4	0	0	0	0	0	3											
Al Kaline, R OBP: 0.379, SLG: 0.478										4	0	1	0	0	1	3											
Bill Freehan, R OBP: 0.326, SLG: 0.430										3	0	1	0	1	0	0											
Don Wert, R OBP: 0.322, SLG: 0.335										4	0	0	0	0	0	3											
Dalton Jones, L OBP: 0.319, SLG: 0.321										4	0	1	0	0	0	0											
Ike Brown, R OBP: 0.391, SLG: 0.550										4	0	2	0	0	0	1											
Cesar Gutierrez, R OBP: 0.271, SLG: 0.303										4	0	2	0	0	0	0											
Mickey Lolich, S OBP: 0.262, SLG: 0.135	(1, 1)									1	0	0	0	0	1	0											
Jim Price, R OBP: 0.322, SLG: 0.314	(7, PH)									1	0	0	0	0	0	2											
Tom Timmermann, R ERA: 3.53	(8, 1)									0	0	0	0	0	0	0											
John Hiller, R ERA: 2.94	(8, 1)									0	0	0	0	0	0	0											
Inning Stats	R: 0 E: 0 K: 0 S: 3	H: 0 LOB: 0 BB: 0 P: 3	R: 0 E: 0 K: 0 S: 3	H: 0 LOB: 0 BB: 0 P: 3	R: 0 E: 0 K: 0 S: 5	H: 2 LOB: 3 BB: 1 P: 9	R: 0 E: 0 K: 0 S: 4	H: 1 LOB: 1 BB: 0 P: 4	R: 0 E: 0 K: 2 S: 7	H: 0 LOB: 0 BB: 0 P: 7	R: 0 E: 0 K: 1 S: 6	H: 1 LOB: 1 BB: 0 P: 6	R: 0 E: 0 K: 0 S: 4	H: 2 LOB: 1 BB: 0 P: 4	R: 0 E: 0 K: 0 S: 4	H: 1 LOB: 2 BB: 1 P: 8	R: 0 E: 0 K: 0 S: 3	H: 0 LOB: 0 BB: 0 P: 3	1B: 5 2B: 2 3B: 0 HR: 0	SF: 0 SAC: 1 DP: 1 HBP: 0	WP: 0 PB: 0 CS: 0	PA: 35					
PITCHER	IP	WLS	BF	H	R	ER	SO	BB	IBB	HBP	BLK	WP	HR	S	P	ERA	WHIP										
Tommy John, L ERA: 3.35	(1, 1)	9.0	W	35	7	0	0	3	2	0	0	0	0	39	47	0.00	1.000										

Batter	1	2	3	4	5	6	7	8	9	AB	R	H	RBI	BB	SO	LOB	TOP		
Syd O'Brien, R OBP: 0.307, SLG: 0.338 (1, 5)	F3		6-3			F3		1-6-3		4	0	0	0	0	0	0			
Luis Aparicio, R OBP: 0.374, SLG: 0.415 (1, 6)	F7			5-3		5-3			L6	4	0	0	0	0	0	0			
Carlos May, L OBP: 0.377, SLG: 0.450 (1, 7)				F6		K			FC5-4 1B	3	0	1	0	1	1	0			
Bill Melton, R OBP: 0.321, SLG: 0.485 (1, 9)	K			K			K		F7	4	0	0	0	0	3	2			
Duane Josephson, R OBP: 0.359, SLG: 0.395 (1, 2)		6-3			6-3		5-3		FC5-4	4	0	0	0	0	0	1			
Bob Spence, L OBP: 0.286, SLG: 0.313 (1, 3)		4-3			E 2B					2	1	1	0	1	0	0			
Ken Berry, R OBP: 0.315, SLG: 0.352 (1, 8)			F3		E5 6-3 1B		F9			3	1	1	0	0	0	1			
Bobby Knoop, R OBP: 0.277, SLG: 0.293 (1, 4)			K		6-3			5-3		3	0	0	1	0	1	0			
Joe Horlen, R OBP: 0.143, SLG: 0.146 Walt Williams, R OBP: 0.300, SLG: 0.348 Danny Murphy, L OBP: 0.600, SLG: 1.250 (8, PH)			K		1-4-3			K2-3		2	0	0	0	0	1	0			
										1	0	0	0	0	1	0			
										0	0	0	0	0	0	0			
Inning Stats	R: 0 E: 0 K: 1 S: 5	H: 0 LOB: 1 BB: 1 P: 9	R: 0 E: 0 K: 0 S: 3	H: 0 LOB: 0 BB: 0 P: 3	R: 0 E: 0 K: 2 S: 7	H: 0 LOB: 0 BB: 0 P: 7	R: 0 E: 0 K: 1 S: 5	H: 0 LOB: 0 BB: 0 P: 5	R: 2 E: 0 K: 0 S: 5	H: 2 LOB: 0 BB: 0 P: 5	R: 0 E: 0 K: 1 S: 5	H: 0 LOB: 1 BB: 1 P: 9	R: 0 E: 0 K: 1 S: 5	H: 0 LOB: 0 BB: 0 P: 5	R: 0 E: 0 K: 0 S: 4	H: 1 LOB: 1 BB: 0 P: 4	1B: 2 2B: 1 3B: 0 HR: 0	SF: 0 SAC: 0 DP: 0 HBP: 0	WP: 0 PA: 32
PITCHER Mike Cuellar, L ERA: 3.78 (1, 1)	IP: 9.0 WLS: W BF: 32 H: 3 R: 2 ER: 0 SO: 7 BB: 2 IBB: 0 HBP: 0 BLK: 0 WP: 0 HR: 0 S: 44 P: 52 ERA: 0.00 WHIP: 0.556																		

Chicago White Sox @ Baltimore Orioles
Memorial Stadium, Baltimore, MD
Tue Jul 28 1970, 7:05 PM EDT
Att: 23,913 - Unknown

AB 30
R 2
H 3
RBI 1
BB 2
SO 7
LOB 4



Batter	1	2	3	4	5	6	7	8	9	AB	R	H	RBI	BB	SO	LOB	BOTTOM		
Don Buford, S OBP: 0.410, SLG: 0.437 (1, 7)	6-3		K		G3		4-3	F9		5	0	0	0	0	1	3			
Mery Rettenmund, R OBP: 0.352, SLG: 0.526 (6, 9)	K			WP 1B 2B	K		K			4	1	1	0	0	3	0			
Boog Powell, L OBP: 0.423, SLG: 0.599 (1, 3)				K2-3	BB 1B					2	1	1	0	2	1	1			
Brooks Robinson, R OBP: 0.347, SLG: 0.450 (1, 5)	F9			BB 1B 1B	1B BB		F8			3	1	1	1	1	0	2			
Terry Crowley, L OBP: 0.406, SLG: 0.400 Paul Blair, R OBP: 0.323, SLG: 0.385 (6, 8)		6-3		BB 1B BB	1-3 2-H 1B			CS 1B		2	1	1	1	1	0	0			
Davey Johnson, R OBP: 0.390, SLG: 0.417 (1, 4)	F7			F8	4-3			E2 BB BB		4	0	0	0	0	0	5			
Eliot Hendricks, L OBP: 0.300, SLG: 0.374 (1, 2)	F8			1B BB		4-3		BB BB		2	0	0	0	2	0	0			
Bobby Grich, R OBP: 0.316, SLG: 0.353 (1, 6)			4-3		1-3 2-H 1B		6-3	BB		3	0	1	2	1	0	0			
Mike Cuellar, L OBP: 0.108, SLG: 0.178 (1, 1)			1-3		K		G3	B1		4	0	0	0	0	1	5			
Inning Stats	R: 0 E: 0 K: 1 S: 5	H: 0 LOB: 1 BB: 1 P: 9	R: 0 E: 0 K: 0 S: 3	H: 0 LOB: 0 BB: 0 P: 3	R: 0 E: 0 K: 1 S: 5	H: 0 LOB: 0 BB: 0 P: 5	R: 3 E: 0 K: 2 S: 10	H: 3 LOB: 2 BB: 2 P: 18	R: 1 E: 0 K: 1 S: 7	H: 2 LOB: 1 BB: 1 P: 11	R: 0 E: 0 K: 0 S: 3	H: 0 LOB: 0 BB: 0 P: 3	R: 0 E: 0 K: 1 S: 5	H: 0 LOB: 1 BB: 1 P: 9	R: 0 E: 1 K: 0 S: 4	H: 1 LOB: 3 BB: 2 P: 12	1B: 5 2B: 1 3B: 0 HR: 0	SF: 0 SAC: 0 DP: 0 HBP: 0	WP: 1 PA: 37
PITCHER Joe Horlen, R ERA: 4.81 Danny Murphy, R ERA: 4.66 (8, 1)	IP: 7.0 WLS: L BF: 31 H: 5 R: 4 ER: 4 SO: 6 BB: 5 IBB: 0 HBP: 0 BLK: 0 WP: 1 HR: 0 S: 38 P: 58 ERA: 5.14 WHIP: 1.429																		

Chicago White Sox @ Baltimore Orioles
Memorial Stadium, Baltimore, MD
Tue Jul 28 1970, 7:05 PM EDT
Att: 23,913 - Unknown

AB 30
R 4
H 6
RBI 4
BB 7
SO 6
LOB 16



Batter	1	2	3	4	5	6	7	8	9	AB	R	H	RBI	BB	SO	LOB	TOP																			
Syd O'Brien, R (1, 5) OBP: 0.303, SLG: 0.333 Rich Morales, R (8, 5) OBP: 0.240, SLG: 0.156	F4		G3			F2		K		4	0	0	0	0	1	1	Chicago White Sox @ Baltimore Orioles Memorial Stadium, Baltimore, MD Wed Jul 29 1970, 7:05 PM EDT Att: 15,302 - Unknown																			
Luis Aparicio, R (1, 6) OBP: 0.370, SLG: 0.410	F8		4-3			5-3		F8		4	0	0	0	0	0	0																				
Carlos May, L (1, 7) OBP: 0.378, SLG: 0.452	2B			CS BB		3-1		F8		3	0	1	0	1	0	0																				
Bill Melton, R (1, 9) OBP: 0.324, SLG: 0.489	F6			F8			1B 2B	1B SF7		4	2	2	0	0	0	2																				
Duane Josephson, R (1, 2) OBP: 0.366, SLG: 0.407		4-3 2B		F6		SH4-3 9-2 1B		1B		4	0	3	1	0	0	0																				
Bob Spence, L (1, 3) OBP: 0.274, SLG: 0.303	K				F2		SH4-3 2-3 1B	SF7		2	0	0	1	0	1	1																				
Ken Berry, R (1, 8) OBP: 0.318, SLG: 0.352	4-3						IBB	F9		3	0	1	0	1	0	2																				
Bobby Knoop, R (1, 4) OBP: 0.274, SLG: 0.290	5-3				F9		9-2			3	0	0	0	0	0	4																				
Bob Miller, R (1, 1) OBP: 0.286, SLG: 0.211 Tom McCraw, L (8, PH) OBP: 0.306, SLG: 0.353 Wilbur Wood, R (8, 1) OBP: 0.083, SLG: 0.167			K					CS 1B		2	0	0	0	0	2	1																				
										1	0	1	0	0	0	0																				
										0	0	0	0	0	0	0																				
Inning Stats	R: 0 E: 0 K: 0 S: 4	H: 1 LOB: 1 BB: 0 P: 4	R: 0 E: 0 K: 1 S: 6	H: 1 LOB: 1 BB: 0 P: 6	R: 0 E: 0 K: 1 S: 5	H: 0 LOB: 0 BB: 1 P: 5	R: 0 E: 0 K: 0 S: 2	H: 0 LOB: 0 BB: 1 P: 6	R: 0 E: 0 K: 1 S: 6	H: 1 LOB: 1 BB: 0 P: 6	R: 0 E: 0 K: 0 S: 3	H: 0 LOB: 0 BB: 0 P: 3	R: 1 E: 0 K: 0 S: 4	H: 2 LOB: 1 BB: 1 P: 8	R: 0 E: 0 K: 1 S: 5	H: 1 LOB: 1 BB: 0 P: 5	R: 1 E: 0 K: 0 S: 5	H: 2 LOB: 1 BB: 0 P: 5	1B: 5 2B: 4 3B: 0 HR: 0	SF: 1 SAC: 1 DP: 1 HBP: 0	WP: 0 PB: 0 SB: 0 CS: 2	PA: 34														
PITCHER	IP	WLS	BF	H	R	ER	SO	BB	IBB	HBP	BLK	WP	HR	S	P	ERA	WHIP	PITCHER		IP	WLS	BF	H	R	ER	SO	BB	IBB	HBP	BLK	WP	HR	S	P	ERA	WHIP
Jim Hardin, R (1, 1) ERA: 3.78	8.1	L	32	8	2	2	4	1	1	0	0	0	0	0	38	46	2.16	1.080	Pete Richert, L (9, 1) ERA: 2.27		0.2	W	2	0	0	0	0	0	0	0	0	0	2	2	0.00	0.000

Batter	1	2	3	4	5	6	7	8	9	AB	R	H	RBI	BB	SO	LOB	BOTTOM																			
Don Buford, S (1, 7) OBP: 0.408, SLG: 0.432	F9		F7		L6-3				K	4	0	0	0	1	1	2	Chicago White Sox @ Baltimore Orioles Memorial Stadium, Baltimore, MD Wed Jul 29 1970, 7:05 PM EDT Att: 15,302 - Unknown																			
Mery Rettenmund, R (1, 8) OBP: 0.349, SLG: 0.519	K		K		BB 1B		6-3		5-3	5	0	1	0	0	2	2																				
Boog Powell, L (1, 3) OBP: 0.426, SLG: 0.607	6-3			HR	FC6-4 BB					2	1	1	1	2	0	0																				
Frank Robinson, R (1, 9) OBP: 0.403, SLG: 0.545		K		1B BB	FC6-4		F6			3	0	0	0	1	1	4																				
Eliot Hendricks, L (1, 2) OBP: 0.297, SLG: 0.369 Andy Etchebarren, R (8, PH) OBP: 0.307, SLG: 0.303		F2			F2		G3		F5	3	0	0	0	0	0	1																				
Brooks Robinson, R (1, 5) OBP: 0.346, SLG: 0.448					F9		F9		F2	4	0	1	0	0	0	1																				
Davey Johnson, R (1, 4) OBP: 0.394, SLG: 0.417					FC6-4 1B				BB	2	0	1	0	2	0	1																				
Bobby Grich, R (1, 6) OBP: 0.310, SLG: 0.342					SH1-4 1B		1-3		K2-3	4	0	1	0	0	1	4																				
Jim Hardin, R (1, 1) OBP: 0.057, SLG: 0.029 Pete Richert, L (9, 1) Paul Blair, R (9, PH) OBP: 0.322, SLG: 0.384					SH1-4		L6-3 BB		K	1	0	0	0	1	1	0																				
										0	0	0	0	0	0	0																				
										1	0	0	0	0	0	0																				
Inning Stats	R: 0 E: 0 K: 1 S: 5	H: 0 LOB: 0 BB: 0 P: 5	R: 0 E: 0 K: 1 S: 6	H: 1 LOB: 1 BB: 0 P: 6	R: 0 E: 0 K: 1 S: 6	H: 1 LOB: 1 BB: 0 P: 6	R: 1 E: 0 K: 0 S: 5	H: 2 LOB: 2 BB: 1 P: 9	R: 0 E: 0 K: 0 S: 3	H: 1 LOB: 2 BB: 2 P: 11	R: 0 E: 0 K: 0 S: 3	H: 0 LOB: 1 BB: 1 P: 7	R: 0 E: 0 K: 1 S: 5	H: 0 LOB: 1 BB: 1 P: 13	R: 0 E: 0 K: 1 S: 5	H: 0 LOB: 1 BB: 1 P: 9	R: 0 E: 0 K: 1 S: 5	H: 0 LOB: 0 BB: 0 P: 5	1B: 4 2B: 1 3B: 0 HR: 1	SF: 0 SAC: 1 DP: 1 HBP: 0	WP: 0 PB: 0 SB: 0 CS: 0	PA: 38														
PITCHER	IP	WLS	BF	H	R	ER	SO	BB	IBB	HBP	BLK	WP	HR	S	P	ERA	WHIP	PITCHER		IP	WLS	BF	H	R	ER	SO	BB	IBB	HBP	BLK	WP	HR	S	P	ERA	WHIP
Bob Miller, R (1, 1) ERA: 4.3	7.0		31	5	1	1	4	5	1	0	0	0	0	1	33	57	1.29	1.429	Wilbur Wood, L (8, 1) ERA: 3.16		2.0	W	7	0	0	0	2	1	0	0	0	0	10	14	0.00	0.500

AB 30
R 2
H 8
RBI 2
BB 2
SO 4
LOB 11



AB 30
R 1
H 5
RBI 1
BB 7
SO 6
LOB 15



Batter	1	2	3	4	5	6	7	8	9	AB	R	H	RBI	BB	SO	LOB	TOP				
Eddie Leon, R OBP: 0.305, SLG: 0.355 (1, 4)	G1-3		HBP 1B	K		F9		1-2 2-H 1B		5	0	2	1	0	1	3	Cleveland Indians @ Chicago White Sox Comiskey Park, Chicago, IL Fri Jul 31 1970, 4:33 AM EDT Att: 5,467 - Unknown				
Larry Brown, R OBP: 0.363, SLG: 0.329 Graig Nettles, L OBP: 0.346, SLG: 0.406 (8, PH) (8, 5)	1B		F9		G5-3		G5-3	K		4	0	1	0	0	0	1					
Roy Foster, R OBP: 0.365, SLG: 0.469 (1, 7)	L4		1-2 HBP		G5-3		G6-3		HR	4	1	1	1	0	0	1					
Ray Fosse, R OBP: 0.363, SLG: 0.494 (1, 2)	1-2 1B		F9		K			1B	FC5-4 1B	5	0	3	0	0	1	2					
Tony Horton, R OBP: 0.318, SLG: 0.443 (1, 3)	G1-3		G1-3			4-0 FC6-4 1B BB	G4-3		FC5-4 BB	4	1	0	0	1	0	6					
Buddy Bradford, R OBP: 0.291, SLG: 0.342 (1, 8)		G1-3		2B SF9 BB		FC6-4 1B		G6-3	P6	4	1	1	0	1	0	1					
Chuck Hinton, R OBP: 0.426, SLG: 0.467 Ted Uhlaender, L OBP: 0.300, SLG: 0.349 (8, PR) (8, 9)			FC6-4 1B	SF9 FC5-6 2B		FC6-4 1B 1-2 2-3		FC3-6 1B	BB	4	0	3	0	0	0	2					
Jack Heidemann, R OBP: 0.255, SLG: 0.269 (1, 6)		FC6-4		SF9		1B 3-H 1B		FC3-6 1B	K	4	1	1	2	0	1	4					
Steve Dunning, R OBP: 0.136, SLG: 0.130 Rick Austin, L OBP: 0.231, SLG: 0.250 Rich Nettles, L OBP: 0.246, SLG: 0.344 Steve Hagen, R OBP: 0.165, SLG: 0.197 Dick Ellsworth, L OBP: 0.191 Fred Lasher, R OBP: 0.191 Phil Hennigan, R OBP: 0.333 (1, 1) (8, 1) (8, PH) (8, PH) (8, 1) (9, 1) (9, 1)			F9	FC5-2-6		1-3 3-H 1B			1B 1-2 1B	3	0	1	0	0	0	2					
Inning Stats	R: 0 E: 0 K: 0 S: 5	H: 2 LOB: 2 BB: 0 P: 5	R: 0 E: 0 K: 0 S: 4	H: 1 LOB: 1 BB: 0 P: 4	R: 0 E: 0 K: 0 S: 4	H: 1 LOB: 1 BB: 0 P: 5	R: 1 E: 0 K: 1 S: 6	H: 1 LOB: 1 BB: 1 P: 10	R: 0 E: 0 K: 1 S: 5	H: 0 LOB: 0 BB: 0 P: 5	R: 1 E: 0 K: 0 S: 5	H: 3 LOB: 2 BB: 1 P: 9	R: 0 E: 0 K: 0 S: 4	H: 1 LOB: 1 BB: 0 P: 4	R: 1 E: 0 K: 1 S: 8	H: 3 LOB: 2 BB: 1 P: 8		R: 1 E: 0 K: 1 S: 7	H: 2 LOB: 2 BB: 1 P: 11	1B: 12 2B: 1 3B: 0 HR: 1	SF: 1 SAC: 0 DP: 0 HBP: 1
PITCHER	IP WLS BF H R ER SO BB IBB HBP BLK WP HR S P ERA WHIP	IP WLS BF H R ER SO BB IBB HBP BLK WP HR S P ERA WHIP	IP WLS BF H R ER SO BB IBB HBP BLK WP HR S P ERA WHIP	IP WLS BF H R ER SO BB IBB HBP BLK WP HR S P ERA WHIP	IP WLS BF H R ER SO BB IBB HBP BLK WP HR S P ERA WHIP	IP WLS BF H R ER SO BB IBB HBP BLK WP HR S P ERA WHIP	IP WLS BF H R ER SO BB IBB HBP BLK WP HR S P ERA WHIP	IP WLS BF H R ER SO BB IBB HBP BLK WP HR S P ERA WHIP	IP WLS BF H R ER SO BB IBB HBP BLK WP HR S P ERA WHIP	IP WLS BF H R ER SO BB IBB HBP BLK WP HR S P ERA WHIP	IP WLS BF H R ER SO BB IBB HBP BLK WP HR S P ERA WHIP	IP WLS BF H R ER SO BB IBB HBP BLK WP HR S P ERA WHIP	IP WLS BF H R ER SO BB IBB HBP BLK WP HR S P ERA WHIP	IP WLS BF H R ER SO BB IBB HBP BLK WP HR S P ERA WHIP	IP WLS BF H R ER SO BB IBB HBP BLK WP HR S P ERA WHIP	IP WLS BF H R ER SO BB IBB HBP BLK WP HR S P ERA WHIP	IP WLS BF H R ER SO BB IBB HBP BLK WP HR S P ERA WHIP	IP WLS BF H R ER SO BB IBB HBP BLK WP HR S P ERA WHIP	IP WLS BF H R ER SO BB IBB HBP BLK WP HR S P ERA WHIP	IP WLS BF H R ER SO BB IBB HBP BLK WP HR S P ERA WHIP	IP WLS BF H R ER SO BB IBB HBP BLK WP HR S P ERA WHIP

AB	39
R	4
H	14
RBI	4
BB	3
SO	4
LOB	24



Batter	1	2	3	4	5	6	7	8	9	AB	R	H	RBI	BB	SO	LOB	BOTTOM				
Syd O'Brien, R OBP: 0.308, SLG: 0.349 (1, 5)	G5-3				K		WP 1B		1B SF8 1B	5	3	3	2	0	1	0	Cleveland Indians @ Chicago White Sox Comiskey Park, Chicago, IL Fri Jul 31 1970, 4:33 AM EDT Att: 5,467 - Unknown				
Luis Aparicio, R OBP: 0.373, SLG: 0.413 (1, 6)	P6		2-H HR P4		FC6-4 1B		1-H 1B		1-2 2-3 1B	5	0	3	1	0	0	0					
Carlos May, L OBP: 0.378, SLG: 0.450 Walt Williams, R OBP: 0.298, SLG: 0.345 Gail Hopkins, L OBP: 0.355, SLG: 0.388 (8, PH) (8, PH) (8, PH) (9, PH)	K				FC6-4 1B		G4-3		1-2 2-3 3-H 1B	1	0	0	0	1	1	0					
Bill Melton, R OBP: 0.325, SLG: 0.489 (1, 9)		F9		K		FC3-6 1B		SH1-4 1B	SF8	4	0	2	1	0	1	1					
Ed Herrmann, L OBP: 0.357, SLG: 0.482 (1, 2)		F9		G4-3		K		SH1-4		3	0	0	0	0	1	1					
Bob Spence, L OBP: 0.273, SLG: 0.300 (1, 3)				P5		FC3-6		F8		4	0	1	0	0	0	2					
Ken Berry, R OBP: 0.320, SLG: 0.352 (1, 8)						G1-3		FC6-4 BB		3	0	1	0	1	0	2					
Bobby Knoop, R OBP: 0.274, SLG: 0.289 (1, 4)				SH3-4 HR 1B	P3			G6-3	FC6-4	4	1	1	0	0	0	3					
Tommy John, R OBP: 0.213, SLG: 0.172 Danny Murphy, L OBP: 0.600, SLG: 1.250 Duane Josephson, R OBP: 0.369, SLG: 0.410 Tom McCraw, L OBP: 0.306, SLG: 0.353 (1, 1) (8, 1) (8, PH) (8, PH) (9, PR)				SH3-4	P4			G6-3	1B 1B 1B	2	0	0	0	0	0	0					
Inning Stats	R: 0 E: 0 K: 1 S: 5	H: 0 LOB: 0 BB: 0 P: 5	R: 0 E: 0 K: 0 S: 4	H: 1 LOB: 1 BB: 0 P: 4	R: 2 E: 0 K: 1 S: 7	H: 2 LOB: 1 BB: 1 P: 11	R: 0 E: 0 K: 0 S: 4	H: 1 LOB: 1 BB: 0 P: 4	R: 0 E: 0 K: 1 S: 6	H: 1 LOB: 1 BB: 0 P: 6	R: 0 E: 0 K: 1 S: 5	H: 2 LOB: 1 BB: 0 P: 5	R: 0 E: 0 K: 0 S: 4	H: 1 LOB: 2 BB: 1 P: 8	R: 2 E: 0 K: 0 S: 5	H: 4 LOB: 2 BB: 0 P: 5		1B: 12 2B: 0 3B: 0 HR: 1	SF: 1 SAC: 2 DP: 0 HBP: 0	WP: 1 PA: 40	
PITCHER	IP WLS BF H R ER SO BB IBB HBP BLK WP HR S P ERA WHIP	IP WLS BF H R ER SO BB IBB HBP BLK WP HR S P ERA WHIP	IP WLS BF H R ER SO BB IBB HBP BLK WP HR S P ERA WHIP	IP WLS BF H R ER SO BB IBB HBP BLK WP HR S P ERA WHIP	IP WLS BF H R ER SO BB IBB HBP BLK WP HR S P ERA WHIP	IP WLS BF H R ER SO BB IBB HBP BLK WP HR S P ERA WHIP	IP WLS BF H R ER SO BB IBB HBP BLK WP HR S P ERA WHIP	IP WLS BF H R ER SO BB IBB HBP BLK WP HR S P ERA WHIP	IP WLS BF H R ER SO BB IBB HBP BLK WP HR S P ERA WHIP	IP WLS BF H R ER SO BB IBB HBP BLK WP HR S P ERA WHIP	IP WLS BF H R ER SO BB IBB HBP BLK WP HR S P ERA WHIP	IP WLS BF H R ER SO BB IBB HBP BLK WP HR S P ERA WHIP	IP WLS BF H R ER SO BB IBB HBP BLK WP HR S P ERA WHIP	IP WLS BF H R ER SO BB IBB HBP BLK WP HR S P ERA WHIP	IP WLS BF H R ER SO BB IBB HBP BLK WP HR S P ERA WHIP	IP WLS BF H R ER SO BB IBB HBP BLK WP HR S P ERA WHIP	IP WLS BF H R ER SO BB IBB HBP BLK WP HR S P ERA WHIP	IP WLS BF H R ER SO BB IBB HBP BLK WP HR S P ERA WHIP	IP WLS BF H R ER SO BB IBB HBP BLK WP HR S P ERA WHIP	IP WLS BF H R ER SO BB IBB HBP BLK WP HR S P ERA WHIP	IP WLS BF H R ER SO BB IBB HBP BLK WP HR S P ERA WHIP

AB	35
R	5
H	13
RBI	5
BB	2
SO	4
LOB	11



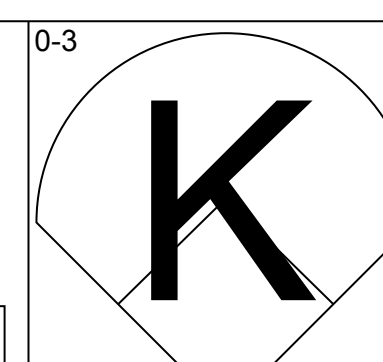
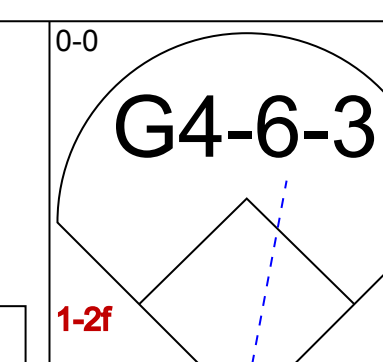
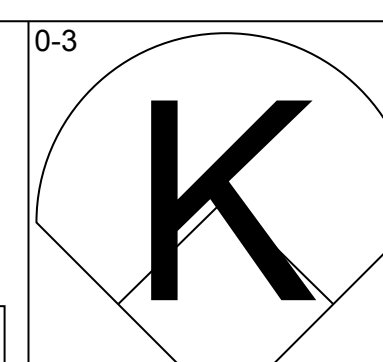
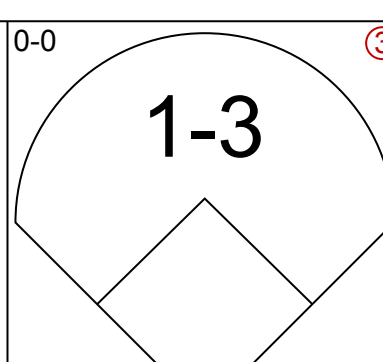
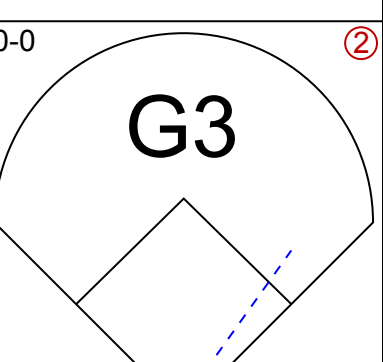
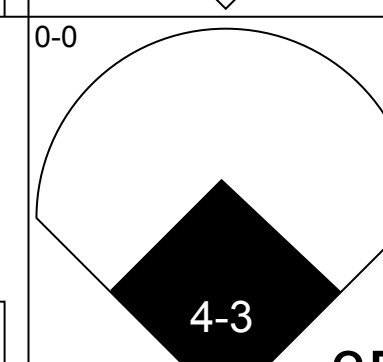
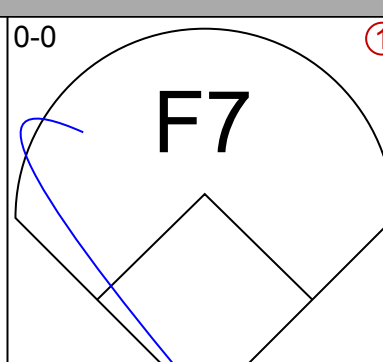
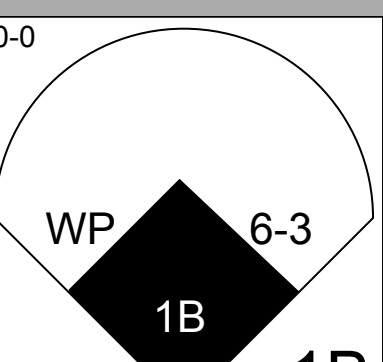
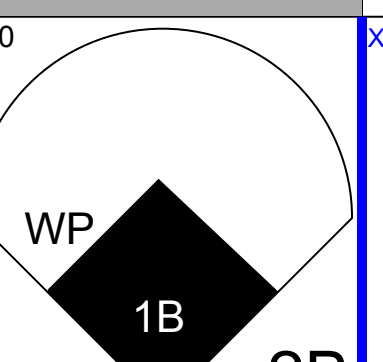
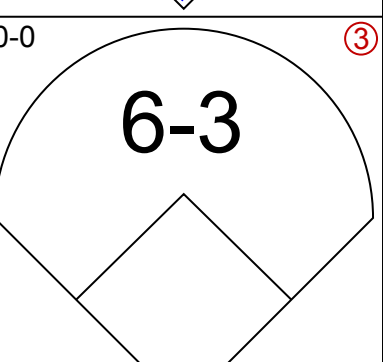
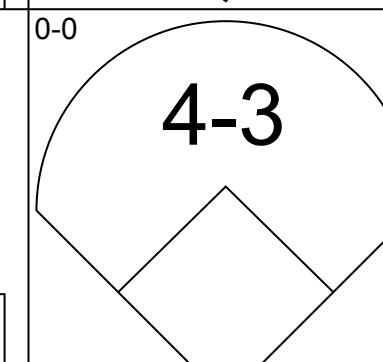
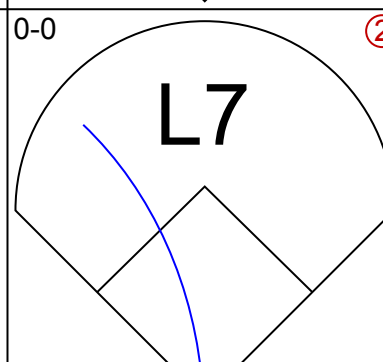
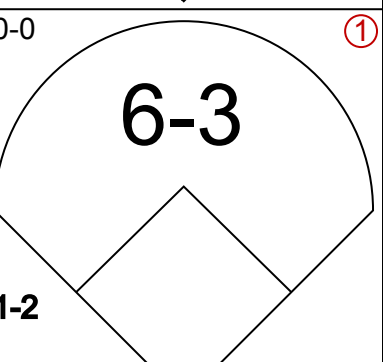
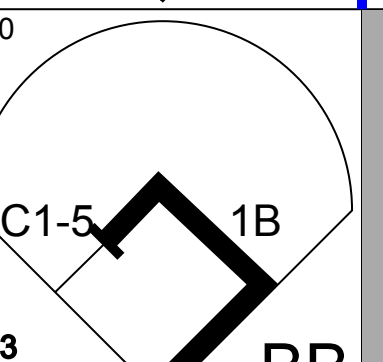

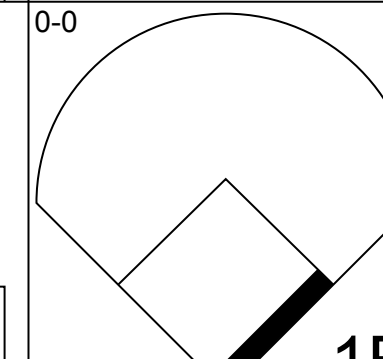
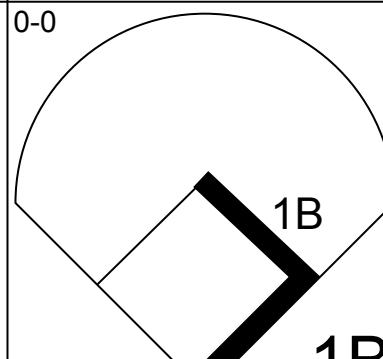
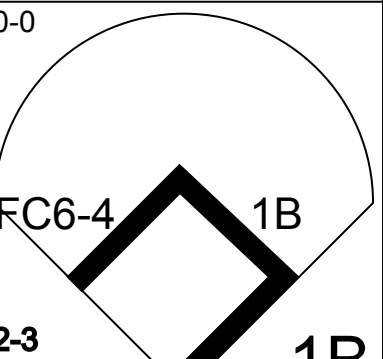
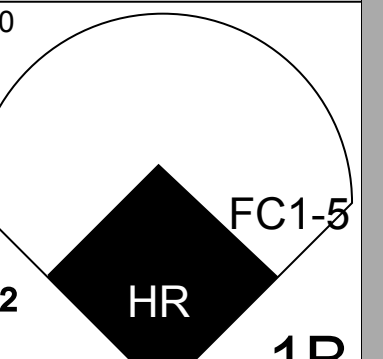

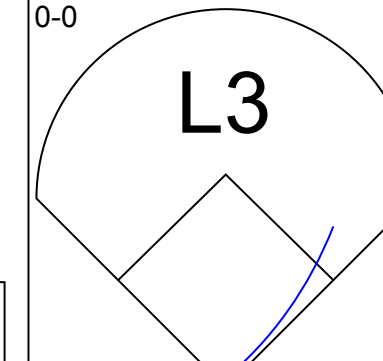
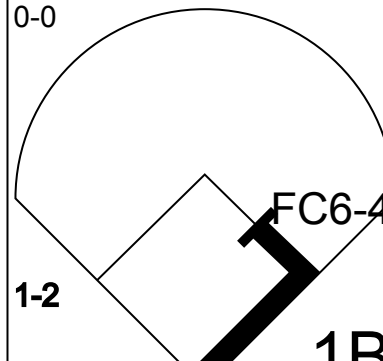
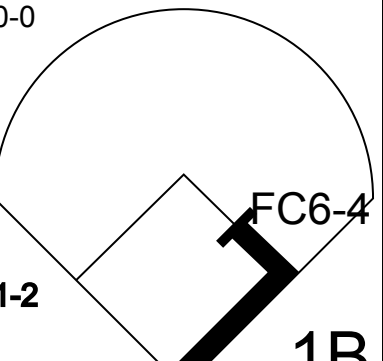
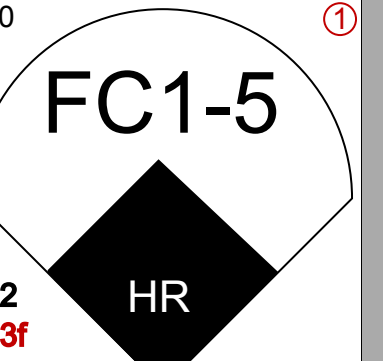

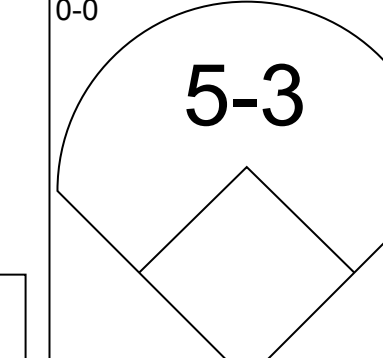
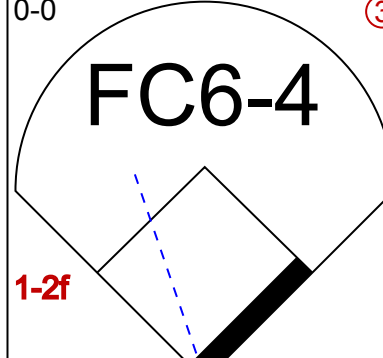
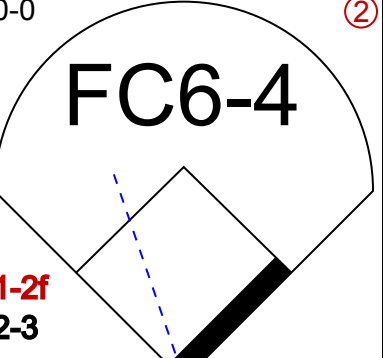
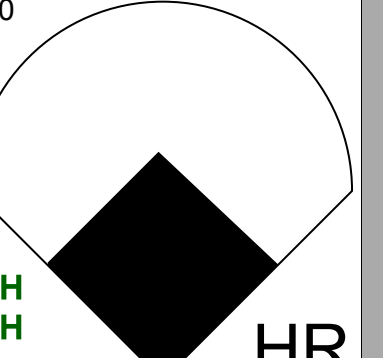

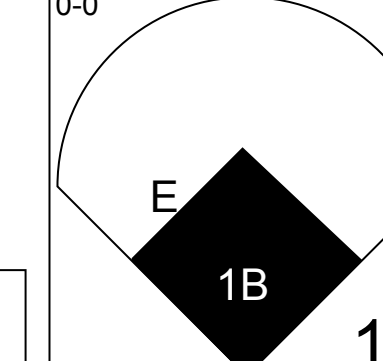
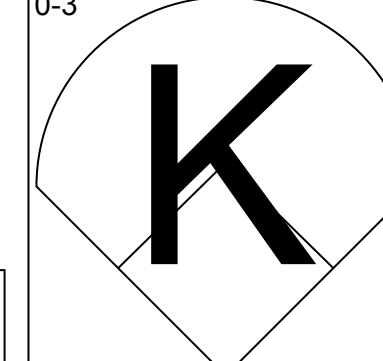
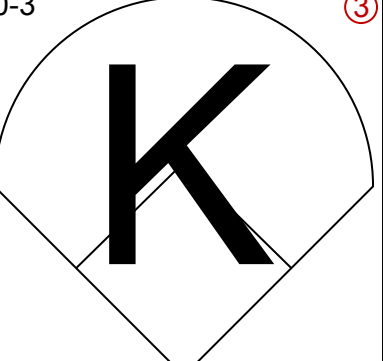
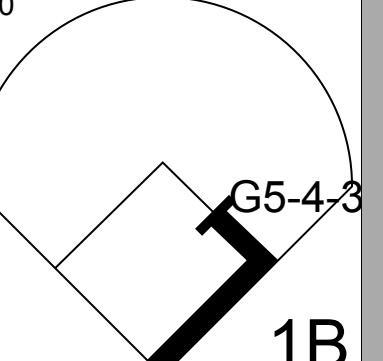
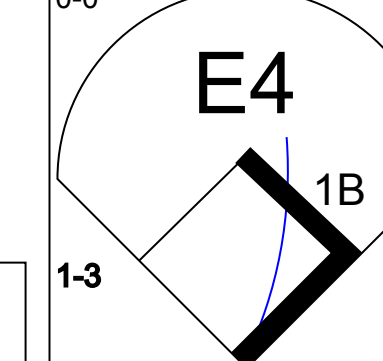
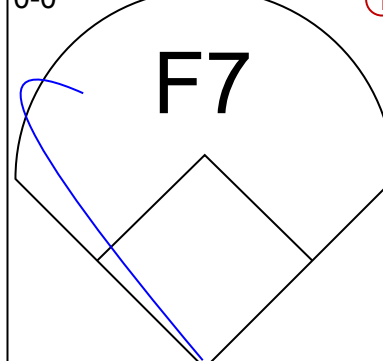
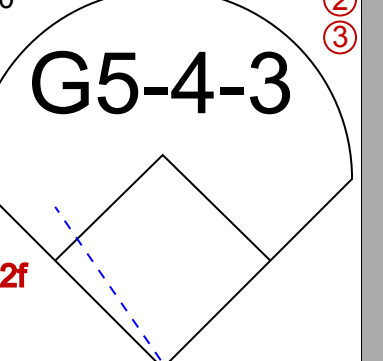
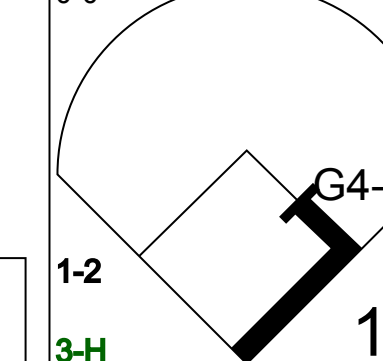
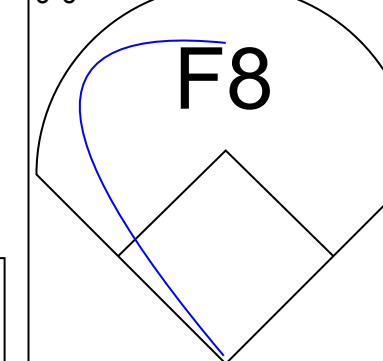

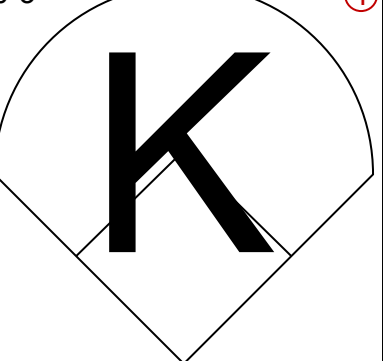
Batter	1	2	3	4	5	6	7	8	9	AB	R	H	RBI	BB	SO	LOB	TOP			
Vada Pinson, L OBP: 0.327, SLG: 0.461 (1, 9)										4	1	1	0	0	1	1	Cleveland Indians @ Chicago White Sox Comiskey Park, Chicago, IL Sat Aug 01 1970, 4:33 AM EDT Att: 4,945 - Unknown			
Graig Nettles, L OBP: 0.345, SLG: 0.402 (1, 5)										3	1	0	0	1	0					
Roy Foster, R OBP: 0.366, SLG: 0.471 Buddy Bradford, R OBP: 0.291, SLG: 0.342 (8, 8)										3	1	1	1	1	0					
Ray Fosse, R OBP: 0.364, SLG: 0.494 (1, 2)										4	0	2	1	0	0					
Duke Sims, L OBP: 0.367, SLG: 0.503 Tony Horton, R OBP: 0.317, SLG: 0.442 (9, PH) (9, 3)										3	0	0	0	0	0					
Ted Uhlhaender, L OBP: 0.303, SLG: 0.352 (8, 7)										3	0	2	1	0	0					
Eddie Leon, R OBP: 0.304, SLG: 0.354 (1, 4)										4	0	1	0	0	0					
Jack Heidemann, R OBP: 0.253, SLG: 0.267 (1, 6)										3	0	0	0	0	0					
Sam McDowell, L OBP: 0.171, SLG: 0.200 (1, 1)										3	0	1	0	0	0					
Inning Stats	R: 3 E: 0 K: 0 S: 6	H: 3 LOB: 1 BB: 1 P: 10	R: 0 E: 0 K: 0 S: 3	H: 0 LOB: 0 BB: 0 P: 3	R: 0 E: 0 K: 0 S: 4	H: 1 LOB: 1 BB: 0 P: 4	R: 0 E: 0 K: 0 S: 3	H: 1 LOB: 0 BB: 0 P: 3	R: 0 E: 0 K: 0 S: 5	H: 0 LOB: 0 BB: 0 P: 3	R: 0 E: 0 K: 0 S: 4	H: 1 LOB: 1 BB: 0 P: 4	R: 0 E: 0 K: 0 S: 3	H: 0 LOB: 1 BB: 1 P: 7	R: 0 E: 0 K: 0 S: 3	H: 1 LOB: 0 BB: 0 P: 3		1B: 6 2B: 3 3B: 0 HR: 0	SF: 1 SAC: 0 DP: 2 HBP: 0	WP: 0 PB: 0 SB: 1 CS: 1
PITCHER	IP WLS BF H R ER SO BB IBB HBP BLK WP HR S P ERA WHIP	8.0 L 31 7 3 3 1 2 0 0 0 0 0 0 3 3 3.38 1.125	1.0 3 1 0 0 0 0 0 0 0 0 0 0 3 3 0.00 1.000	PITCHER																

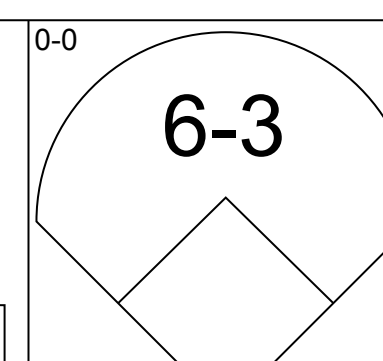
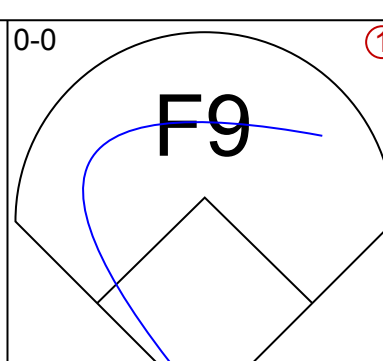
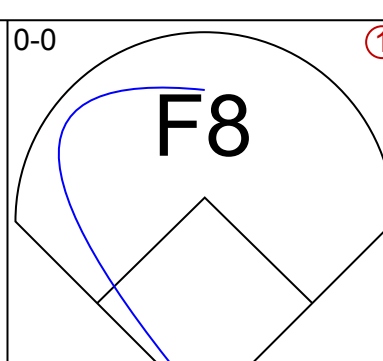
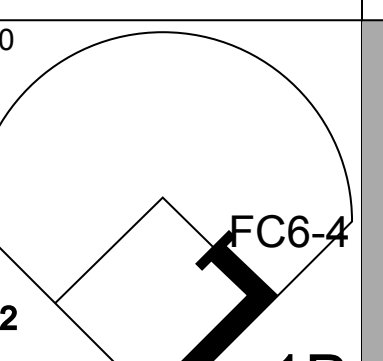

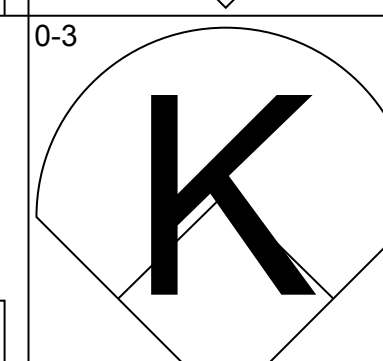
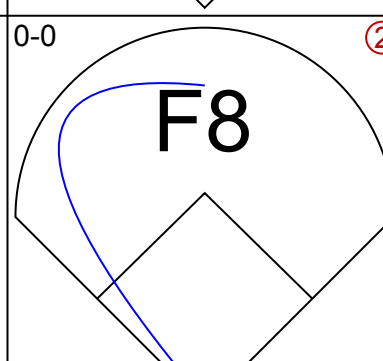
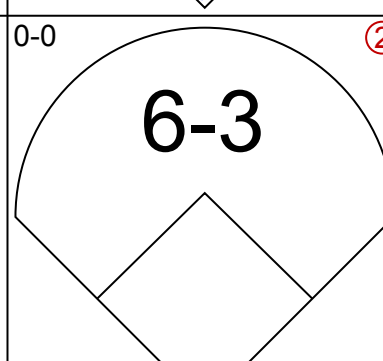
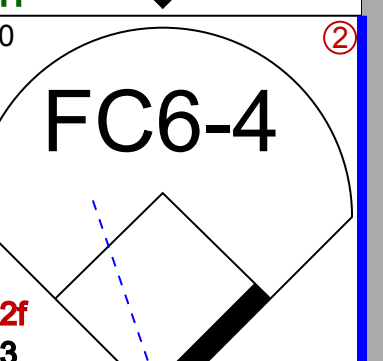
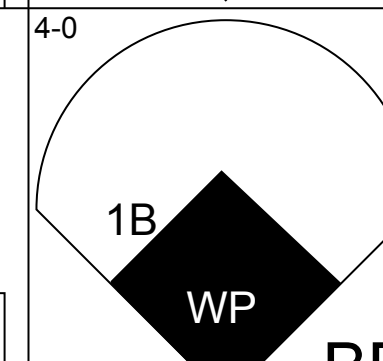
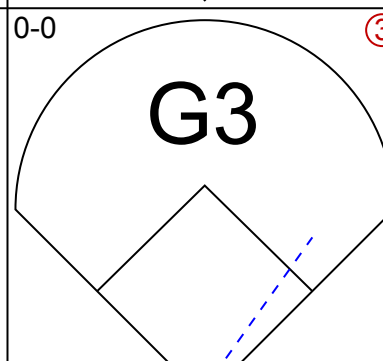
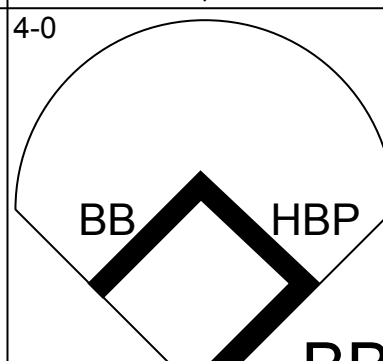
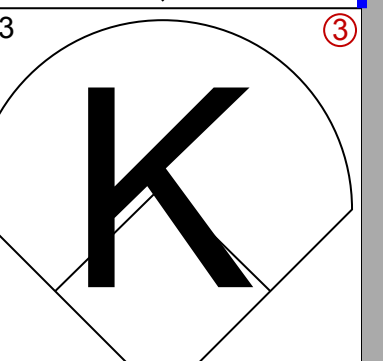
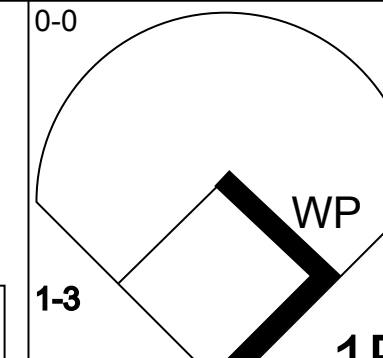
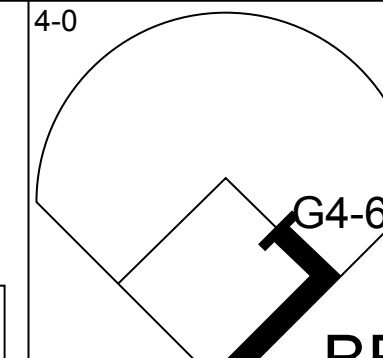
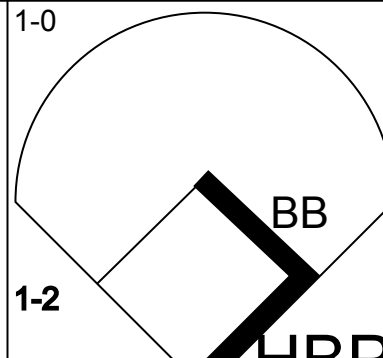
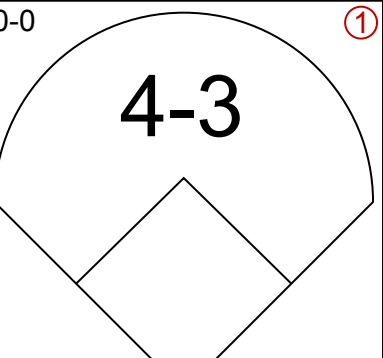
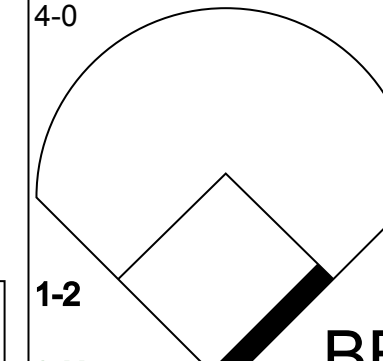

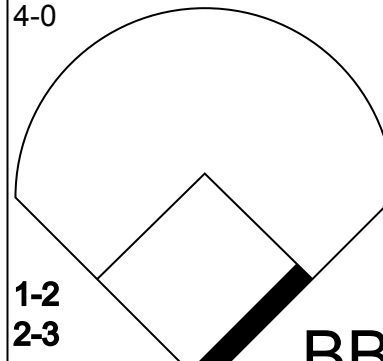
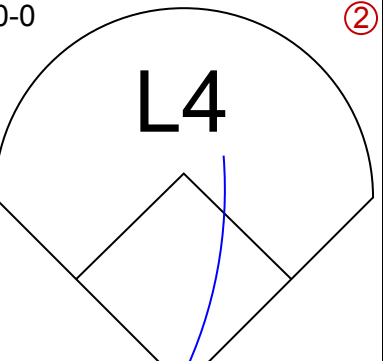
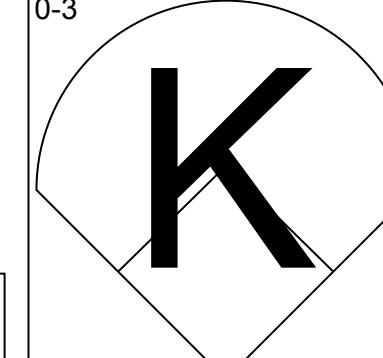

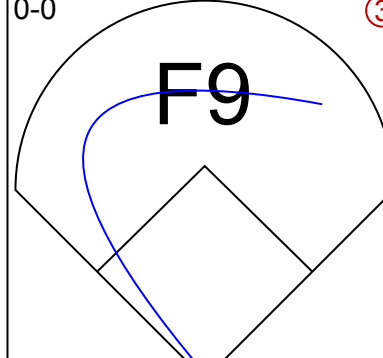
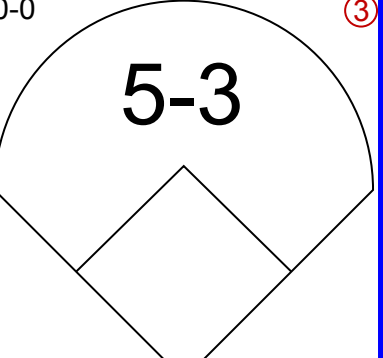
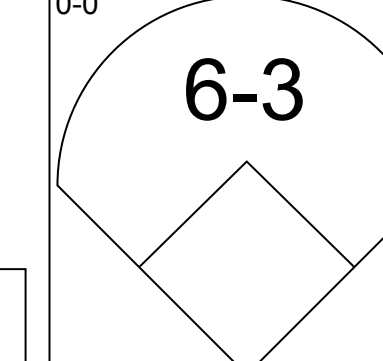
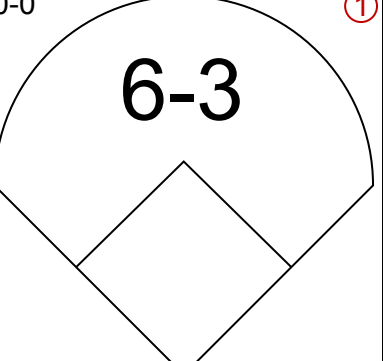
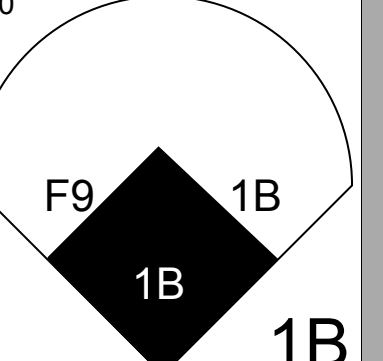

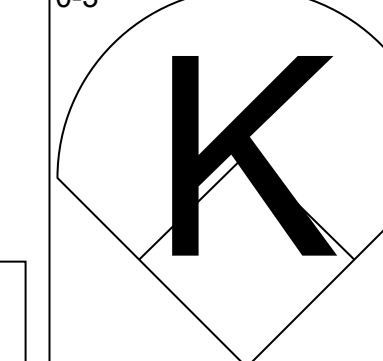

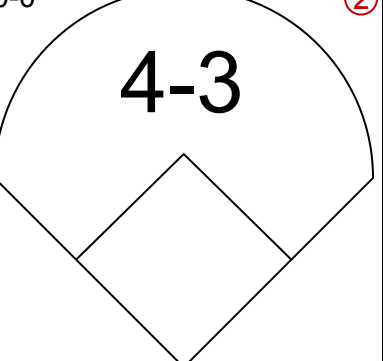
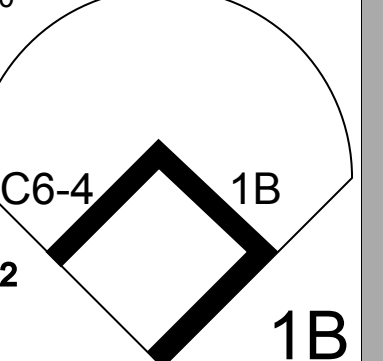

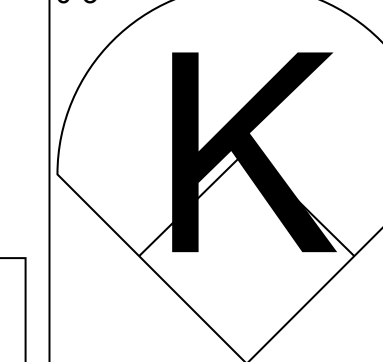
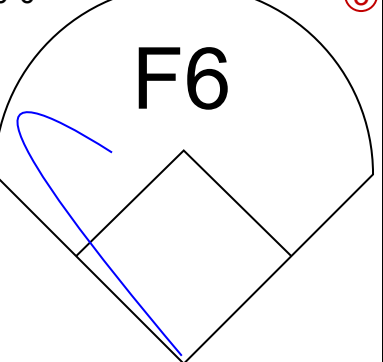
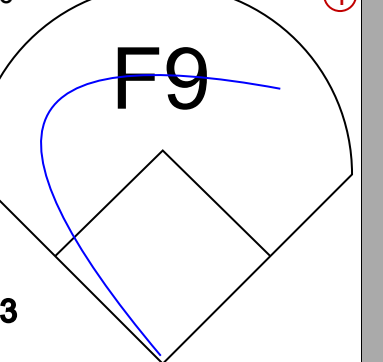

AB	31
R	3
H	8
RBI	3
BB	2
SO	1
LOB	11



Batter	1	2	3	4	5	6	7	8	9	AB	R	H	RBI	BB	SO	LOB	BOTTOM					
Walt Williams, R OBP: 0.296, SLG: 0.342 (1, 7)										5	0	1	0	0	1	5	Cleveland Indians @ Chicago White Sox Comiskey Park, Chicago, IL Sat Aug 01 1970, 4:33 AM EDT Att: 4,945 - Unknown					
Luis Aparicio, R OBP: 0.374, SLG: 0.414 (1, 6)										4	0	2	1	0	0							
Syd O'Brien, R OBP: 0.304, SLG: 0.344 (1, 5)										4	0	0	0	0	1							
Bill Melton, R OBP: 0.321, SLG: 0.483 (1, 9)										4	0	0	0	0	0							
Duane Josephson, R OBP: 0.362, SLG: 0.402 (1, 2)										4	0	0	0	0	2							
Gail Hopkins, L OBP: 0.350, SLG: 0.381 (1, 3)										4	1	0	0	0	1							
Ken Berry, R OBP: 0.322, SLG: 0.354 (1, 8)										4	0	2	0	0	1							
Bobby Knoop, R OBP: 0.277, SLG: 0.290 (1, 4)										3	0	1	1	1	1							
Gerry Janeski, R OBP: 0.106, SLG: 0.087 Rich Morales, R OBP: 0.255, SLG: 0.156 Wilbur Wood, R OBP: 0.083, SLG: 0.167 Bob Miller, R OBP: 0.318, SLG: 0.211 (8, PH) (9, PH)										2	0	0	0	0	1							
Inning Stats	R: 0 E: 1 K: 0 S: 3	H: 0 LOB: 0 BB: 0 P: 3	R: 0 E: 0 K: 2 S: 7	H: 0 LOB: 0 BB: 0 P: 7	R: 0 E: 0 K: 1 S: 7	H: 2 LOB: 3 BB: 1 P: 11	R: 0 E: 0 K: 1 S: 5	H: 0 LOB: 0 BB: 0 P: 5	R: 0 E: 0 K: 1 S: 4	H: 1 LOB: 1 BB: 0 P: 4	R: 0 E: 0 K: 1 S: 5	H: 0 LOB: 0 BB: 0 P: 5	R: 0 E: 0 K: 1 S: 5	H: 0 LOB: 0 BB: 0 P: 5	R: 1 E: 0 K: 1 S: 6	H: 1 LOB: 1 BB: 1 P: 10		R: 1 E: 1 K: 1 S: 8	H: 2 LOB: 3 BB: 1 P: 12	1B: 6 2B: 0 3B: 0 HR: 0	SF: 0 SAC: 0 DP: 1 HBP: 0	WP: 0 PB: 1 SB: 0 CS: 0
PITCHER	IP WLS BF H R ER SO BB IBB HBP BLK WP HR S P ERA WHIP	9.0 W 37 6 2 0 8 3 0 0 0 0 0 50 62 0.00 1.000	PITCHER																			



Batter	1	2	3	4	5	6	7	8	9	AB	R	H	RBI	BB	SO	LOB	TOP					
Pat Kelly, L OBP: 0.351, SLG: 0.332 (1, 9)										5	0	0	0	0	2	3	Kansas City Royals @ Chicago White Sox Comiskey Park, Chicago, IL Mon Aug 03 1970, 8:05 PM EDT Att: 3,587 - Unknown					
Cookie Rojas, R OBP: 0.272, SLG: 0.302 Jackie Hernandez, R OBP: 0.284, SLG: 0.288 (1, 4) (7, 6)										4	3	3	0	0	0	0						
Amos Otis, R OBP: 0.353, SLG: 0.443 (1, 8)										4	0	0	1	1	0	1						
Lou Piniella, R OBP: 0.354, SLG: 0.465 (1, 7)										5	1	4	1	0	0	0						
Ed Kirkpatrick, L OBP: 0.323, SLG: 0.409 (1, 2)										5	1	3	1	0	0	3						
Bob Oliver, R OBP: 0.323, SLG: 0.489 (1, 3)										5	1	1	3	0	1	5						
Paul Schaal, R OBP: 0.333, SLG: 0.317 (1, 5)										4	1	2	0	0	2	2						
Rich Severson, R OBP: 0.276, SLG: 0.282 (1, 6) (7, 4)										4	0	1	0	0	0	2						
Bob Johnson, L OBP: 0.211, SLG: 0.091 (1, 1)										4	0	1	1	0	2	1						
Inning Stats	R: 1 E: 0 K: 1 S: 7	H: 2 LOB: 1 BB: 0 P: 7	R: 1 E: 1 K: 0 S: 5	H: 2 LOB: 1 BB: 0 P: 5	R: 0 E: 0 K: 0 S: 5	H: 2 LOB: 2 BB: 0 P: 5	R: 0 E: 0 K: 2 S: 8	H: 1 LOB: 1 BB: 0 P: 8	R: 1 E: 0 K: 1 S: 8	H: 3 LOB: 2 BB: 0 P: 8	R: 0 E: 0 K: 1 S: 5	H: 0 LOB: 0 BB: 0 P: 5	R: 4 E: 0 K: 0 S: 6	H: 4 LOB: 0 BB: 1 P: 10	R: 0 E: 0 K: 1 S: 5	H: 0 LOB: 0 BB: 0 P: 5	R: 0 E: 0 K: 1 S: 6	H: 1 LOB: 1 BB: 0 P: 6	1B: 11 2B: 2 3B: 1 HR: 1	SF: 0 SAC: 0 DP: 2 HBP: 0	WP: 2 PB: 0 CS: 0	PA: 42
PITCHER	IP	WLS	BF	H	R	ER	SO	BB	IBB	HBP	BLK	WP	HR	S	P	ERA	WHIP					
Bob Miller, R ERA: 4.42 (1, 1)	4.1	L	23	10	3	3	3	0	0	0	0	1	0	29	29	6.23	2.308					
Barry Moore, L ERA: 5.92 (5, 1)	2.0		9	2	3	3	2	1	0	0	0	1	0	12	16	13.50	1.500					
Danny Murphy, R ERA: 4.65 (7, 1)	1.2		6	2	1	1	1	0	0	0	0	0	1	8	8	5.40	1.200					
Bart Johnson, R ERA: 8.27 (9, 1)	1.0		4	1	0	0	1	0	0	0	0	0	0	6	6	0.00	1.000					

Batter	1	2	3	4	5	6	7	8	9	AB	R	H	RBI	BB	SO	LOB	BOTTOM					
Syd O'Brien, R OBP: 0.296, SLG: 0.334 (1, 5)										5	0	1	1	0	0	1	Kansas City Royals @ Chicago White Sox Comiskey Park, Chicago, IL Mon Aug 03 1970, 8:05 PM EDT Att: 3,587 - Unknown					
Luis Aparicio, R OBP: 0.370, SLG: 0.409 Rich Morales, R OBP: 0.255, SLG: 0.156 (1, 6) (8, 6)										4	0	0	0	0	1	2						
Carlos May, L OBP: 0.380, SLG: 0.448 (1, 7)										2	1	0	0	2	1	2						
Bill Melton, R OBP: 0.329, SLG: 0.486 (1, 9)										2	0	1	0	1	0	0						
Duane Josephson, R OBP: 0.362, SLG: 0.397 Ed Herrmann, L OBP: 0.361, SLG: 0.492 (1, 2) (6, PH) (7, 2)										1	0	0	0	1	0	1						
Bob Spence, L OBP: 0.259, SLG: 0.284 Danny Murphy, L OBP: 0.600, SLG: 1.250 Walt Williams, R OBP: 0.299, SLG: 0.346 Bart Johnson, R (1, 3) (7, 1) (8, PH) (9, 1)										3	0	0	0	0	1	5						
Ken Berry, R OBP: 0.328, SLG: 0.355 (1, 8)										3	1	1	0	1	0	0						
Bobby Knoop, R OBP: 0.276, SLG: 0.292 (1, 4)										4	0	1	0	0	1	1						
Bob Miller, R OBP: 0.304, SLG: 0.200 Barry Moore, L OBP: 0.200, SLG: 0.172 Gail Hopkins, L OBP: 0.344, SLG: 0.379 (1, 1) (5, 1) (7, 3)										1	0	0	0	0	1	0						
Inning Stats	R: 1 E: 0 K: 2 S: 8	H: 1 LOB: 2 BB: 2 P: 16	R: 0 E: 0 K: 2 S: 7	H: 0 LOB: 0 BB: 0 P: 7	R: 0 E: 0 K: 0 S: 3	H: 0 LOB: 0 BB: 0 P: 3	R: 0 E: 0 K: 0 S: 2	H: 0 LOB: 0 BB: 1 P: 6	R: 0 E: 0 K: 0 S: 3	H: 0 LOB: 0 BB: 0 P: 3	R: 0 E: 0 K: 0 S: 3	H: 0 LOB: 3 BB: 2 P: 12	R: 1 E: 0 K: 1 S: 8	H: 3 LOB: 2 BB: 0 P: 8	R: 0 E: 0 K: 0 S: 3	H: 0 LOB: 0 BB: 0 P: 3	R: 0 E: 0 K: 0 S: 3	H: 0 LOB: 1 BB: 1 P: 7	1B: 4 2B: 0 3B: 0 HR: 0	SF: 0 SAC: 0 DP: 1 HBP: 1	WP: 1 PB: 0 CS: 0	PA: 37
PITCHER	IP	WLS	BF	H	R	ER	SO	BB	IBB	HBP	BLK	WP	HR	S	P	ERA	WHIP					
Bob Johnson, R ERA: 3.35 (1, 1)	9.0	W	37	4	2	2	5	6	0	1	0	1	0	40	65	2.00	1.111					

Batter	1	2	3	4	5	6	7	8	9	AB	R	H	RBI	BB	SO	LOB	TOP			
Pat Kelly, L OBP: 0.346, SLG: 0.328 (1, 9)	4-3		K		4-3		G3		FC4-6	5	0	0	0	0	1	3				
Cookie Rojas, R OBP: 0.297, SLG: 0.297 (1, 4)	6-3			6-3		F4		F7		4	0	0	0	0	0	0				
Amos Otis, R OBP: 0.354, SLG: 0.442 (1, 8)	5-3			E 1B		K		BB BB		3	1	1	0	1	1	0				
Lou Piniella, R OBP: 0.358, SLG: 0.467 (1, 7)		K2-4-2 1B		F9				1B		3	0	2	0	1	0	1				
Bob Oliver, R OBP: 0.321, SLG: 0.484 (1, 3)		K2-4-2 1-2		E5 1B		K		BB		4	0	0	0	0	2	5				
Paul Schaaf, R OBP: 0.340, SLG: 0.321 (1, 5)								5-3 BB		3	0	2	1	1	0	2				
Rich Severson, R OBP: 0.276, SLG: 0.281 (1, 6)				K						4	0	1	0	0	2	4				
Elie Rodriguez, R OBP: 0.315, SLG: 0.322 (1, 2)				K						4	0	0	0	0	1	2				
Jackie Hernandez, R OBP: 0.284, SLG: 0.288 (9, PR)										0	0	0	0	0	0	0				
Bill Butler, L OBP: 0.140, SLG: 0.051 (1, 1)				1-3						2	0	0	0	0	1	0				
Hawk Taylor, R OBP: 0.269, SLG: 0.244 (7, PH)										0	0	0	0	1	0	0				
Al Fitzmorris, S OBP: 0.333, SLG: 0.533 (7, 1)										0	0	0	0	0	0	0				
Jim Campanis, R OBP: 0.208, SLG: 0.265 (9, PH)										1	0	0	0	0	0	1				
Ed Kirkpatrick, L OBP: 0.323, SLG: 0.409 (9, PR)										0	0	0	0	0	0	0				
Inning Stats	R: 0 E: 0 K: 0 S: 3	H: 0 LOB: 0 BB: 0 P: 3	R: 0 E: 0 K: 2 S: 8	H: 2 LOB: 1 BB: 0 P: 8	R: 0 E: 0 K: 2 S: 7	H: 0 LOB: 0 BB: 0 P: 7	R: 1 E: 1 K: 1 S: 8	H: 2 LOB: 2 BB: 0 P: 8	R: 0 E: 0 K: 1 S: 5	H: 1 LOB: 1 BB: 0 P: 5	R: 0 E: 0 K: 0 S: 3	H: 0 LOB: 2 BB: 2 P: 11	R: 0 E: 0 K: 0 S: 3	H: 0 LOB: 2 BB: 2 P: 11	R: 0 E: 0 K: 0 S: 4	H: 1 LOB: 1 BB: 0 P: 4	1B: 6 2B: 1 3B: 0 HR: 0	SF: 0 SAC: 0 DP: 1 HBP: 0	WP: 0 PB: 0 SB: 0 CS: 0	PA: 37
PITCHER Tommy John, L ERA: 3.21 (1, 1)	IP: 9.0 WLS: W BF: 37 H: 6 R: 1 ER: 0 SO: 8 BB: 3 IBB: 1 HBP: 0 BLK: 0 WP: 0 HR: 0 S: 49 P: 65 ERA: 0.00 WHIP: 1.000															PITCHER Tommy John, L ERA: 3.21 (1, 1)	IP: 9.0 WLS: W BF: 37 H: 6 R: 1 ER: 0 SO: 8 BB: 3 IBB: 1 HBP: 0 BLK: 0 WP: 0 HR: 0 S: 49 P: 65 ERA: 0.00 WHIP: 1.000			

Kansas City Royals @ Chicago White Sox
Comiskey Park, Chicago, IL
Tue Aug 04 1970, 8:05 PM EDT
Att: 4,533 - Unknown

livebaseballscorecards.com

AB 33
R 1
H 6
RBI 1
BB 4
SO 8
LOB 18



Batter	1	2	3	4	5	6	7	8	9	AB	R	H	RBI	BB	SO	LOB	BOTTOM	
Syd O'Brien, R OBP: 0.299, SLG: 0.347 (1, 5)	4-3		F7							4	1	2	1	0	0	1		
Luis Aparicio, R OBP: 0.371, SLG: 0.407 (1, 6)	F2			BB 1B						2	1	0	0	2	0	1		
Carlos May, L OBP: 0.378, SLG: 0.444 (1, 7)	K			F8						3	0	0	0	1	1	2		
Bill Melton, R OBP: 0.328, SLG: 0.482 (1, 9)		6-3		1B BB						3	0	0	0	1	0	3		
Duane Josephson, R OBP: 0.360, SLG: 0.394 (1, 2)		6-3		1-2 2-H 1B						4	0	1	1	0	0	0		
Bob Spence, L OBP: 0.299, SLG: 0.282 (1, 3)		F8		F2						4	0	1	0	0	0	2		
Ken Berry, R OBP: 0.327, SLG: 0.354 (1, 8)			F8	F3						4	0	1	0	0	0	3		
Bobby Knoop, R OBP: 0.280, SLG: 0.296 (1, 4)										3	0	2	0	0	0	0		
Tommy John, R OBP: 0.203, SLG: 0.164 (1, 1)			FC2-6 1B							3	0	0	0	0	0	3		
Inning Stats	R: 0 E: 0 K: 1 S: 5	H: 0 LOB: 0 BB: 0 P: 5	R: 0 E: 0 K: 0 S: 4	H: 0 LOB: 0 BB: 0 P: 3	R: 0 E: 0 K: 0 S: 4	H: 1 LOB: 1 BB: 0 P: 4	R: 1 E: 0 K: 0 S: 4	H: 1 LOB: 2 BB: 2 P: 12	R: 1 E: 0 K: 0 S: 4	H: 1 LOB: 2 BB: 2 P: 12	R: 0 E: 0 K: 0 S: 4	H: 1 LOB: 1 BB: 0 P: 4	R: 0 E: 0 K: 0 S: 3	H: 1 LOB: 0 BB: 0 P: 3	1B: 6 2B: 1 3B: 0 HR: 1	SF: 0 SAC: 0 DP: 1 HBP: 0	WP: 0 PB: 0 SB: 0 CS: 0	PA: 34
PITCHER Bill Butler, L ERA: 3.84 (1, 1)	IP: 6.0 WLS: L BF: 27 H: 5 R: 2 ER: 2 SO: 1 BB: 4 IBB: 0 HBP: 0 BLK: 0 WP: 0 HR: 1 S: 25 P: 41 ERA: 3.00 WHIP: 1.500															PITCHER Al Fitzmorris, R ERA: 3.64 (7, 1)	IP: 2.0 WLS: 7 BF: 2 H: 2 R: 0 ER: 0 SO: 0 BB: 0 IBB: 0 HBP: 0 BLK: 0 WP: 0 HR: 0 S: 7 P: 7 ERA: 0.00 WHIP: 1.000	

Kansas City Royals @ Chicago White Sox
Comiskey Park, Chicago, IL
Tue Aug 04 1970, 8:05 PM EDT
Att: 4,533 - Unknown

livebaseballscorecards.com

AB 30
R 2
H 7
RBI 2
BB 4
SO 1
LOB 15



Batter	1	2	3	4	5	6	7	8	9	AB	R	H	RBI	BB	SO	LOB	TOP								
Russ Snyder, L (1,7) OBP: 0.297, SLG: 0.346 (8,8)	6-3			2B 1B	4-3		1-2 2-H 1B			4	1	2	1	0	0	1									
Ted Kubiak, S (1,6) OBP: 0.338, SLG: 0.320	G4-6-3 1B			4-3 1-H FC3-2 2B		4-3	F8			4	0	2	1	0	0	2									
Ted Savage, R (1,9) OBP: 0.404, SLG: 0.481	G4-6-3 1-2			4-3 2-3		1-3		L3		4	0	0	0	0	0	2									
Bob Burda, L (1,3) OBP: 0.318, SLG: 0.327 Roberto Pena, R (8,PH) OBP: 0.293, SLG: 0.293 (8,3)	G4-6-3 BB			FC3-2 1B		5-3		1B 1B		2	0	0	0	1	0	1									
Dave May, L (1,8) OBP: 0.342, SLG: 0.338 Danny Walton, R (8,PH) OBP: 0.344, SLG: 0.440 (8,7)	G4-6-3 1-2			3-H 1-2 1B			G4-6-3 BB 1B	G6-4-3 1B		3	1	2	0	0	0	1									
Phil Roof, R (1,2) OBP: 0.318, SLG: 0.411	6-3			F7			G4-6-3 BB 1-2	G6-4-3 1-2		3	0	0	0	1	0	4									
Gus Gil, R (1,4) OBP: 0.280, SLG: 0.261			6-3		4-3		G4-6-3 1-2 2-3	6-3		4	0	0	0	0	0	2									
Max Alvis, R (1,5) OBP: 0.228, SLG: 0.302			1-3				1B 1B	F6		4	1	2	1	0	0	0									
Al Downing, R (1,1) OBP: 0.095, SLG: 0.095 John Gelnar, R (5,1)			K		F3		3-H 1-2 1B	F7		2	0	0	0	0	1	1									
Tito Francona, L (7,PH) OBP: 0.321, SLG: 0.297 Gene Brabender, R (7,1) OBP: 0.079, SLG: 0.132 Jerry McNertney, R (9,PH) OBP: 0.316, SLG: 0.383							1-2 1B			1	0	0	0	0	0	0									
Inning Stats	R: 0 E: 0 K: 0 S: 3	H: 1 LOB: 0 BB: 0 P: 3	R: 0 E: 0 K: 0 S: 2	H: 0 LOB: 0 BB: 1 P: 6	R: 0 E: 0 K: 1 S: 5	H: 0 LOB: 0 BB: 0 P: 5	R: 1 E: 0 K: 0 S: 6	H: 3 LOB: 2 BB: 0 P: 6	R: 0 E: 0 K: 0 S: 4	H: 1 LOB: 1 BB: 0 P: 4	R: 0 E: 0 K: 0 S: 3	H: 0 LOB: 0 BB: 0 P: 3	R: 2 E: 0 K: 0 S: 6	H: 4 LOB: 2 BB: 1 P: 10	R: 0 E: 0 K: 0 S: 4	H: 2 LOB: 1 BB: 0 P: 4	R: 0 E: 0 K: 0 S: 3	H: 0 LOB: 0 BB: 0 P: 3	1B: 10 2B: 1 3B: 0 HR: 0	SF: 0 SAC: 0 DP: 4 HBP: 0	WP: 0 PB: 0 SB: 0 CS: 0	PA: 36			
PITCHER	IP WLS BF H R ER SO BB IBB HBP BLK WP HR S P ERA WHIP	6.2 W 28 9 3 3 1 2 0 0 0 0 0 0 28 36 4.05 1.650	2.1 S 8 2 0 0 0 0 0 0 0 0 0 0 8 8 0.00 0.857																						

Milwaukee Brewers @ Chicago White Sox
Comiskey Park, Chicago, IL
Thu Aug 06 1970, 4:33 AM EDT
Att: 4,725 - Unknown

AB 34
R 3
H 11
RBI 3
BB 2
SO 1
LOB 14





Batter	1	2	3	4	5	6	7	8	9	AB	R	H	RBI	BB	SO	LOB	BOTTOM							
Syd O'Brien, R (1,5) OBP: 0.305, SLG: 0.364	BB BB		SF7 3B		K 1B	1-3		FC6-4 BB		3	2	1	0	2	1	0								
Luis Aparicio, R (1,6) OBP: 0.370, SLG: 0.402	K		SF7		1B 1-2 1B	F7		FC6-4 1-2		3	1	0	1	1	1	3								
Carlos May, L (1,7) OBP: 0.381, SLG: 0.447	F5		5-3		1B 1-3 2-H 1B	K				4	1	1	1	0	1	1								
Bill Melton, R (1,9) OBP: 0.334, SLG: 0.490	FC5-4 BB		HR		K		K			3	1	1	1	1	2	2								
Duane Josephson, R (1,2) OBP: 0.358, SLG: 0.392	FC5-4 1-2		F9		1B 1-2 3-H 1B	6-3				4	1	1	1	0	0	2								
Bob Spence, L (1,3) OBP: 0.247, SLG: 0.267	FC4-6 1B				F8	F9		G3		4	0	1	0	0	0	2								
Ken Berry, R (1,8) OBP: 0.334, SLG: 0.359	FC4-6 1-2				1B	1B 1-2 2-H 1B		BB BB BB BB		3	1	2	1	1	0	1								
Bobby Knoop, R (1,4) OBP: 0.276, SLG: 0.291	F3				F9	E8 1-H 2-H 1B		F2		4	0	1	1	0	0	3								
Gerry Janeski, R (1,1) OBP: 0.100, SLG: 0.082 Wilbur Wood, R (7,1) OBP: 0.077, SLG: 0.154	K				F4	6-3		K		3	0	0	0	0	1	3								
Inning Stats	R: 0 E: 0 K: 1 S: 5	H: 0 LOB: 2 BB: 2 P: 13	R: 0 E: 0 K: 1 S: 6	H: 1 LOB: 1 BB: 0 P: 6	R: 2 E: 0 K: 0 S: 5	H: 2 LOB: 0 BB: 0 P: 5	R: 0 E: 0 K: 0 S: 4	H: 1 LOB: 1 BB: 0 P: 4	R: 5 E: 1 K: 2 S: 12	H: 4 LOB: 1 BB: 1 P: 16	R: 0 E: 0 K: 1 S: 5	H: 0 LOB: 0 BB: 0 P: 5	R: 0 E: 0 K: 1 S: 5	H: 0 LOB: 0 BB: 0 P: 5	R: 0 E: 0 K: 1 S: 5	H: 0 LOB: 2 BB: 2 P: 13	1B: 6 2B: 0 3B: 1 HR: 1	SF: 1 SAC: 0 DP: 0 HBP: 0	WP: 0 PB: 1 SB: 0 CS: 0	PA: 38				
PITCHER	IP WLS BF H R ER SO BB IBB HBP BLK WP HR S P ERA WHIP	4.2 L 25 7 7 0 3 4 0 0 0 0 0 0 7 7 0.00 0.750	1.1 5 1 0 0 1 0 0 0 0 0 0 0 0 7 7 0.00 0.750	2.0 8 0 0 0 2 2 0 0 0 0 0 0 10 18 0.00 1.000																				

Milwaukee Brewers @ Chicago White Sox
Comiskey Park, Chicago, IL
Thu Aug 06 1970, 4:33 AM EDT
Att: 4,725 - Unknown

AB 32
R 7
H 8
RBI 6
BB 5
SO 7
LOB 18



Batter	1	2	3	4	5	6	7	8	9	AB	R	H	RBI	BB	SO	LOB	TOP				
Sandy Alomar Sr. S OBP: 0.297, SLG: 0.298 Giraldo Ruiz S OBP: 0.310, SLG: 0.288	(1,4) X 0-0 F9		X 0-0 1B		X 0-0 1B		X 0-0 4-3		X 0-0 1B	4	0	2	0	0	0	1	California Angels @ Chicago White Sox Comiskey Park, Chicago, IL Sat Aug 08 1970, 4:33 AM EDT Att: 2,679 - Unknown AB 35 R 1 H 8 RBI 1 BB 3 SO 2 LOB 15 				
Bill Voss L OBP: 0.329, SLG: 0.354	(1,9) X 0-0 1B		X 0-0 F8		X 0-0 F9		X 0-0 F7		X 0-0 4-3	5	0	1	0	0	0	3					
Jim Fregosi R OBP: 0.365, SLG: 0.493 Ray Oyler R OBP: 0.286, SLG: 0.091	(1,6) X 0-0 F8		X 0-0 1-2 1B		X 0-0 F6		X 0-0 4-3			4	0	1	0	0	0	1					
Jim Spencer L OBP: 0.322, SLG: 0.414	(1,3) X 0-0 G3		X 0-0 G3		X 0-0 1B		X 0-0 BB 1B			4	0	2	0	0	0	3					
Ken McMullen R OBP: 0.329, SLG: 0.388		X 0-0 F8		X 0-3 K		X 0-0 F8		X 4-0 BB 1B		3	0	0	0	1	1	1					
Roger Repoz L OBP: 0.328, SLG: 0.458		X 0-0 HR		X 0-0 3-1		X 0-0 4-3		X 4-0 1-2 2-3 BB		3	1	1	1	1	0	1					
Tommie Reynolds R OBP: 0.293, SLG: 0.295		X 0-0 F8		X 0-0 F8		X 4-0 BB		X 0-0 F8		3	0	0	0	1	0	3					
Joe Azcue R OBP: 0.301, SLG: 0.320		X 0-0 F9			X 0-0 6-3		X 0-0 F8		X 0-0 1-3	4	0	0	0	0	0	1					
Rudy May L OBP: 0.319, SLG: 0.125 Mickey Rivers L (7, PH) Paul Doyle L (7, PH) Jarvis Tatum R OBP: 0.331, SLG: 0.295	(1,1) (7, PH) (7, PH) (9, PH)		X 0-0 1-3		X 0-3 K		X 0-0 P3		X 0-0 5-3	2	0	0	0	0	1	0					
Inning Stats	R: 0 E: 0 K: 0 S: 4	H: 1 LOB: 1 BB: 0 P: 4	R: 1 E: 0 K: 0 S: 4	H: 1 LOB: 0 BB: 0 P: 4	R: 0 E: 0 K: 1 S: 5	H: 2 LOB: 2 BB: 0 P: 5	R: 0 E: 0 K: 1 S: 5	H: 0 LOB: 0 BB: 0 P: 5	R: 0 E: 0 K: 1 S: 6	H: 1 LOB: 1 BB: 0 P: 6	R: 0 E: 0 K: 0 S: 3	H: 0 LOB: 1 BB: 1 P: 7	R: 0 E: 0 K: 0 S: 4	H: 1 LOB: 3 BB: 2 P: 12	R: 0 E: 0 K: 0 S: 4	H: 1 LOB: 1 BB: 0 P: 4		1B: 7 2B: 0 3B: 0 HR: 1	SF: 0 SAC: 0 DP: 0 HBP: 0	WP: 0 PB: 0 SB: 0 CS: 0	PA: 38
PITCHER	IP WLS BF H R ER SO BB IBB HBP BLK WP HR S P ERA WHIP	7.2 W 33 7 1 1 2 3 0 0 0 0 1 34 46 1.17 1.304	1.1 S 5 1 0 0 0 0 0 0 0 0 0 0 5 5 0.00 0.750	PITCHER																	

Batter	1	2	3	4	5	6	7	8	9	AB	R	H	RBI	BB	SO	LOB	BOTTOM			
Syd O'Brien R OBP: 0.308, SLG: 0.361	(1,5) X 0-0 F8		X 0-0 1-2 3-H 1B		X 0-0 5-3		X 0-0 FC5-4 1B		X 0-3 K2-5-4-6-2	5	0	2	3	0	1	2	California Angels @ Chicago White Sox Comiskey Park, Chicago, IL Sat Aug 08 1970, 4:33 AM EDT Att: 2,679 - Unknown AB 36 R 8 H 15 RBI 7 BB 2 SO 5 LOB 20 			
Luis Aparicio R OBP: 0.371, SLG: 0.406 Rich Morales R OBP: 0.250, SLG: 0.152	(1,6) X 0-0 1B 2B		X 0-0 G5-3		X 0-0 6-3		X 0-0 FC5-4 BB		X 0-0 F9	4	1	1	0	0	0	3				
Carlos May L OBP: 0.386, SLG: 0.449	(1,7) X 0-0 2B 1-2 1B		X 0-0 G3 E 2B		X 0-0 6-3		X 4-0 1-2 BB		X 0-3 K	4	1	2	0	1	1	0				
Bill Melton R OBP: 0.331, SLG: 0.480	(1,9) X 0-3 K		X 0-0 F7		X 0-0 5-3		X 0-3 K		X 0-3 K	5	0	0	0	0	3	5				
Duane Josephson R OBP: 0.367, SLG: 0.402	(1,2) X 0-0 1-3 2-H 2B		X 4-0 E G3 1B IBB		X 0-0 FC4-6 1B		X 1-0 1B HBP			2	2	2	1	1	0	0				
Gail Hopkins L OBP: 0.342, SLG: 0.377	(1,3) X 0-0 6-3		X 0-0 G3		X 0-0 FC4-6		X 0-0 1B 1B		X 0-0 1B 1B	4	1	1	0	0	0	5				
Ken Berry R OBP: 0.344, SLG: 0.366		X 0-0 1B FC5-2-5-1 1B		X 0-0 E 2B		X 0-0 SH3-4 1B 1B		X 0-0 1B 1B		4	1	4	2	0	0	0				
Bobby Knoop R OBP: 0.278, SLG: 0.291	(1,4) X 0-0 FC5-2-5-1 1B 1B		X 0-0 F7		X 0-0 SH3-4 1B 1B		X 0-0 P3			4	2	2	0	0	0	3				
Bob Miller R OBP: 0.308, SLG: 0.217 Wilbur Wood R OBP: 0.077, SLG: 0.154	(1,1) (8,1)		X 0-0 FC5-2-5-1 G5-3 1B		X 0-0 P6		X 0-0 SH3-4		X 0-0 1-3 3-H 1B	3	0	1	1	0	0	2				
Inning Stats	R: 1 E: 0 K: 1 S: 8	H: 3 LOB: 2 BB: 0 P: 8	R: 1 E: 0 K: 0 S: 5	H: 3 LOB: 1 BB: 0 P: 5	R: 2 E: 1 K: 0 S: 5	H: 2 LOB: 1 BB: 1 P: 9	R: 0 E: 0 K: 0 S: 3	H: 0 LOB: 0 BB: 0 P: 3	R: 0 E: 0 K: 1 S: 4	H: 1 LOB: 1 BB: 0 P: 4	R: 2 E: 0 K: 1 S: 7	H: 3 LOB: 2 BB: 1 P: 8	R: 0 E: 0 K: 2 S: 7	H: 0 LOB: 0 BB: 0 P: 7	1B: 13 2B: 3 3B: 0 HR: 0	SF: 0 SAC: 1 DP: 2 HBP: 1		WP: 0 PB: 0 SB: 0 CS: 0	PA: 40	
PITCHER	IP WLS BF H R ER SO BB IBB HBP BLK WP HR S P ERA WHIP	6.0 L 31 12 6 5 2 12 6 0 0 0 0 14 15 7.50 2.167	2.0 9 3 2 2 3 0 0 1 0 0 0 14 15 9.00 1.500	PITCHER																

Batter	1	2	3	4	5	6	7	8	9	AB	R	H	RBI	BB	SO	LOB	TOP					
Sandy Alomar Sr. S OBP: 0.296, SLG: 0.296	4-0 CS BB		0-0 6-3		0-0 5-3		0-0 5-3		0-0 F8	4	0	0	0	1	0	0						
Jarvis Tatum R OBP: 0.323, SLG: 0.287	0-0 F9		0-3 K			0-0 6-3		0-0 5-3		4	0	0	0	0	1	1						
Jim Fregosi R OBP: 0.366, SLG: 0.494 Ray Oyler R OBP: 0.286, SLG: 0.091	4-0 BB			0-0 1B 2B		0-0 5-3		0-0 L4		3	1	1	0	1	0	0						
Alex Johnson R OBP: 0.364, SLG: 0.443	0-0 F9			0-0 FC6-5 2H 1B		1-0 E HBP		0-0 HR		3	1	2	2	0	0	1						
Ken McMullen R OBP: 0.328, SLG: 0.384		0-0 P6		0-0 5-3		4-0 BB		0-0 P3		3	0	0	0	1	0	1						
Tommie Reynolds R OBP: 0.282, SLG: 0.284 Roger Repoz L OBP: 0.329, SLG: 0.459	0-0 5-3		0-0 FC6-5		0-0 P4			0-0 2B 1B		3	0	0	0	0	0	3						
Jim Spencer L OBP: 0.324, SLG: 0.421	0-0 2B		0-0 F7			0-0 L4		0-0 WP 2B		4	1	2	1	0	0	1						
Tom Egan R OBP: 0.302, SLG: 0.362	0-3 K			0-0 6-3		0-0 HR		0-3 K		4	1	1	1	0	2	1						
Clyde Wright R OBP: 0.211, SLG: 0.286 Mel Queen L (7, 1)			0-0 6-3		0-0 6-3		0-0 4-3		0-3 K	3	0	0	0	0	0	0						
Inning Stats	R: 0 E: 0 K: 0 S: 2	H: 0 LOB: 1 BB: 2 P: 10	R: 0 E: 0 K: 1 S: 6	H: 1 LOB: 1 BB: 0 P: 6	R: 0 E: 0 K: 1 S: 5	H: 0 LOB: 0 BB: 0 P: 5	R: 1 E: 0 K: 0 S: 5	H: 2 LOB: 1 BB: 0 P: 5	R: 0 E: 0 K: 0 S: 3	H: 0 LOB: 0 BB: 0 P: 3	R: 0 E: 1 K: 0 S: 4	H: 0 LOB: 2 BB: 1 P: 8	R: 1 E: 0 K: 0 S: 4	H: 1 LOB: 0 BB: 0 P: 4	R: 1 E: 0 K: 0 S: 4	H: 1 LOB: 0 BB: 0 P: 4	R: 2 E: 0 K: 2 S: 9	H: 2 LOB: 0 BB: 0 P: 9	1B: 2 2B: 3 3B: 0 HR: 2	SF: 0 SAC: 0 DP: 0 HBP: 1	WP: 2 PB: 0 SB: 0 CS: 1	PA: 37
PITCHER	IP WLS BF H R ER SO BB IBB HBP BLK WP HR S P ERA WHIP																					
Tommy John L ERA: 3.21	(1, 1) 8.0 L 32 5 3 3 2 3 0 1 0 0 2 32 45 3.38 1.000																					
Lee Stange R ERA: 5.83	(9, 1) 1.0 5 2 2 2 2 0 0 0 0 1 0 9 9 18.00 2.000																					

California Angels @ Chicago White Sox
Comiskey Park, Chicago, IL
Sun Aug 09 1970, 4:33 AM EDT
Unknown

AB 33
R 5
H 7
RBI 4
BB 3
SO 4
LOB 8



Batter	1	2	3	4	5	6	7	8	9	AB	R	H	RBI	BB	SO	LOB	BOTTOM	
Syd O'Brien R OBP: 0.304, SLG: 0.357	0-0 6-3		0-0 5-3			0-0 3-1		0-0 P5		4	0	0	0	0	0	0		
Luis Aparicio R OBP: 0.370, SLG: 0.403	4-0 1B BB		0-0 F7			0-0 6-3		0-0 F8		3	0	0	0	1	0	0		
Carlos May L OBP: 0.384, SLG: 0.447	0-0 F8		0-0 L5			0-0 F9			0-0 1B	4	0	1	0	0	0	1		
Bill Melton R OBP: 0.330, SLG: 0.477	0-0 1B			0-0 F9		0-0 5-3			0-0 P4	4	0	1	0	0	0	1		
Duane Josephson R OBP: 0.365, SLG: 0.396		0-0 5-3		0-0 5-3		4-0 1-3 BB			0-0 P3	3	0	0	0	1	0	1		
Ossie Blanco R OBP: 0.190, SLG: 0.150		0-0 P3		0-0 6-3		0-0 1-3			0-0 F9	4	0	0	0	0	0	2		
Ken Berry R OBP: 0.349, SLG: 0.368		4-0 FC5 BB BB			0-0 G4-6-3 1B		4-0 BB			1	0	1	0	2	0	0		
Bobby Knoop R OBP: 0.280, SLG: 0.290 Gail Hopkins L OBP: 0.341, SLG: 0.376 Rich Morales R OBP: 0.250, SLG: 0.152	4-0 BB		0-0 F9		0-0 K					1	0	0	0	1	0	1		
Tommy John R OBP: 0.197, SLG: 0.159 Ed Herrmann L OBP: 0.354, SLG: 0.490 Lee Stange R ERA: 3.18	0-0 FC5		0-0 G4-6-3		0-0 F9					2	0	0	0	0	0	3		
Inning Stats	R: 0 E: 0 K: 0 S: 3	H: 1 LOB: 2 BB: 1 P: 7	R: 0 E: 0 K: 0 S: 3	H: 0 LOB: 2 BB: 2 P: 11	R: 0 E: 0 K: 0 S: 3	H: 0 LOB: 0 BB: 0 P: 3	R: 0 E: 0 K: 0 S: 3	H: 0 LOB: 0 BB: 0 P: 3	R: 0 E: 0 K: 0 S: 3	H: 0 LOB: 2 BB: 2 P: 13	R: 0 E: 0 K: 0 S: 3	H: 0 LOB: 0 BB: 0 P: 3	R: 0 E: 0 K: 0 S: 4	H: 1 LOB: 1 BB: 0 P: 4	1B: 3 2B: 0 3B: 0 HR: 0	SF: 0 SAC: 0 DP: 1 HBP: 0	WP: 0 PB: 0 SB: 0 CS: 0	PA: 33
PITCHER	IP WLS BF H R ER SO BB IBB HBP BLK WP HR S P ERA WHIP																	
Clyde Wright L ERA: 3.04	(1, 1) 6.2 W 25 2 0 0 0 5 0 0 0 0 0 0 10 10 0.00 0.429																	
Mel Queen R ERA: 3.18	(7, 1) 2.1 S 8 1 0 0 1 0 0 0 0 0 0 0 10 10 0.00 0.429																	

California Angels @ Chicago White Sox
Comiskey Park, Chicago, IL
Sun Aug 09 1970, 4:33 AM EDT
Unknown

AB 28
R 0
H 3
RBI 0
BB 5
SO 1
LOB 11



Batter	1	2	3	4	5	6	7	8	9	AB	R	H	RBI	BB	SO	LOB	TOP			
Sandy Alomar Sr. S OBP: 0.297, SLG: 0.297 (1.4)	F8	F6		K			S SF8 1B			5	1	2	0	0	1	3	California Angels @ Chicago White Sox Comiskey Park, Chicago, IL Sun Aug 09 1970, 4:38 AM EDT Att: 8,502 - Unknown livebaseballscorecards.com			
Roger Repoz L OBP: 0.328, SLG: 0.455 (1.8)	P4	K		4-3			SF8 S SH1-4 1B		K	5	1	1	0	0	2	3				
Jim Fregosi R OBP: 0.362, SLG: 0.490 (1.6)	F8	K			5-3		SF8		K	4	0	0	1	0	2	3				
Alex Johnson R OBP: 0.366, SLG: 0.443 (1.7)		1B BB 1B		2B 4-3 1B		K	SH1-4 IBB		F9	4	2	2	0	1	1	0				
Jim Spencer L OBP: 0.327, SLG: 0.424 (1.3)		BB 1B BB		4-3 2B		P6	SH1-4			2	1	1	1	1	0	0				
Ken McMullen R OBP: 0.328, SLG: 0.383 (1.5)		BB BB 1B		5-3		K	5-3			4	1	1	0	0	1	3				
Bill Voss L OBP: 0.339, SLG: 0.356 (1.9)		BB BB BB		4-3			1B		1B SH1 BB	2	0	1	2	2	0	1				
Tom Egan R OBP: 0.301, SLG: 0.355 (1.2)		BB BB		F8		K			P6	3	0	0	1	1	1	3				
Tom Murphy R OBP: 0.230, SLG: 0.164 Dave LaRoche L OBP: 0.429, SLG: 0.500 Eddie Fisher R OBP: 0.125, SLG: 0.125 (1.1) (6.1) (7.1)		BB BB		4-3		1-3			SH1	2	0	0	1	1	0	1				
Inning Stats	R: 0 E: 0 K: 0 S: 3	H: 0 LOB: 0 BB: 0 P: 3	R: 3 E: 0 K: 2 S: 9	H: 2 LOB: 3 BB: 4 P: 25	R: 1 E: 0 K: 0 S: 5	H: 2 LOB: 1 BB: 0 P: 5	R: 0 E: 0 K: 1 S: 5	H: 0 LOB: 0 BB: 0 P: 5	R: 0 E: 0 K: 1 S: 8	H: 1 LOB: 1 BB: 0 P: 8	R: 2 E: 0 K: 0 S: 5	H: 2 LOB: 1 BB: 1 P: 9	R: 0 E: 0 K: 0 S: 3	H: 1 LOB: 2 BB: 1 P: 7	R: 0 E: 0 K: 2 S: 7	H: 0 LOB: 0 BB: 0 P: 7	1B: 7 2B: 1 3B: 0 HR: 0	SF: 1 SAC: 2 DP: 0 HBP: 0	WP: 0 PB: 0 CS: 0	PA: 40
PITCHER	IP WLS BF H R ER SO BB IBB HBP BLK WP HR S P ERA WHIP	IP WLS BF H R ER SO BB IBB HBP BLK WP HR S P ERA WHIP																		
Jerry Crider R ERA: 3.93 (1.1)	1.0 L 8 2 3 3 0 3 0 0 0 0 0 0 5 17 27.00 5.000																			
Barry Moore L ERA: 5.73 (2.1)	5.0 19 3 1 1 6 1 0 0 0 0 0 0 30 34 1.80 0.800																			
Wilbur Wood L ERA: 3.0 (7.1)	1.0 6 2 2 2 0 0 1 0 0 0 0 0 5 9 18.00 2.000																			
Floyd Weaver R ERA: 4.32 (8.1)	2.0 7 1 0 0 2 1 0 0 0 0 0 0 10 14 0.00 1.000																			

Batter	1	2	3	4	5	6	7	8	9	AB	R	H	RBI	BB	SO	LOB	BOTTOM			
Syd O'Brien R OBP: 0.304, SLG: 0.355 Floyd Weaver R (8.1)	K		6-3			BB 1B	6-3		F7	4	1	1	0	0	1	1	California Angels @ Chicago White Sox Comiskey Park, Chicago, IL Sun Aug 09 1970, 4:38 AM EDT Att: 8,502 - Unknown livebaseballscorecards.com			
Walt Williams R OBP: 0.297, SLG: 0.343 (9, PH)						1B BB				0	0	0	0	0	0	0				
Luis Aparicio R OBP: 0.371, SLG: 0.402 (1.6)		1B		6-3		1B BB			5-3	3	0	1	0	1	0	0				
Carlos May L OBP: 0.388, SLG: 0.449 (1.7)		G5-4-3 1B		F8		1B 2-H			1B BB	3	0	2	1	1	0	0				
Bill Melton R OBP: 0.329, SLG: 0.483 (1.9)		G5-4-3				K			F8	4	1	1	1	0	1	5				
Gail Hopkins L OBP: 0.338, SLG: 0.372 Ossie Blanco R OBP: 0.188, SLG: 0.167 (6, PH) (7.3)		F8		4-3		F9			1B	2	0	0	0	0	0	0				
Ed Herrmann L OBP: 0.348, SLG: 0.481 (1.2)		4-3			L3	5-3			F9	4	0	0	0	0	0	4				
Ken Berry R OBP: 0.348, SLG: 0.370 (1.8)		F9			F9		WP 2B		L5	4	0	1	0	0	0	0				
Bobby Knoop R OBP: 0.279, SLG: 0.300 (1.4)			5-3			HR	6-3		F7	4	1	1	1	0	0	1				
Jerry Crider R OBP: 0.100, SLG: 0.150 Barry Moore L OBP: 0.188, SLG: 0.161 Wilbur Wood R OBP: 0.077, SLG: 0.154 Rich Morales R OBP: 0.259, SLG: 0.167 (1.1) (2.1) (7.1) (7, PH) (8.5)		F8			4-3		P6			0	0	0	0	0	0	0				
Inning Stats	R: 0 E: 0 K: 1 S: 6	H: 2 LOB: 1 BB: 0 P: 6	R: 0 E: 0 K: 0 S: 3	H: 0 LOB: 0 BB: 0 P: 3	R: 0 E: 0 K: 0 S: 3	H: 0 LOB: 0 BB: 0 P: 3	R: 1 E: 0 K: 0 S: 4	H: 1 LOB: 0 BB: 0 P: 4	R: 1 E: 0 K: 0 S: 4	H: 1 LOB: 2 BB: 1 P: 11	R: 0 E: 0 K: 0 S: 4	H: 1 LOB: 1 BB: 0 P: 4	R: 0 E: 0 K: 0 S: 4	H: 1 LOB: 2 BB: 1 P: 8	R: 0 E: 0 K: 0 S: 4	H: 1 LOB: 0 BB: 0 P: 4	1B: 6 2B: 1 3B: 0 HR: 2	SF: 0 SAC: 0 DP: 1 HBP: 0	WP: 1 PB: 0 CS: 0	PA: 37
PITCHER	IP WLS BF H R ER SO BB IBB HBP BLK WP HR S P ERA WHIP	IP WLS BF H R ER SO BB IBB HBP BLK WP HR S P ERA WHIP																		
Tom Murphy R ERA: 3.88 (1.1)	5.0 W 20 5 3 3 1 0 0 0 0 0 0 2 21 25 5.40 1.200																			
Dave LaRoche L ERA: 4.3 (6.1)	1.0 4 1 0 0 1 0 0 0 0 0 0 0 6 6 0.00 1.000																			
Eddie Fisher R ERA: 2.86 (7.1)	3.0 S 13 3 0 0 0 1 0 0 0 0 1 0 12 16 0.00 1.333																			

Batter	1	2	3	4	5	6	7	8	9	AB	R	H	RBI	BB	SO	LOB	TOP			
Rich Morales, R OBP: 0.259, SLG: 0.157 (1, 5)	F2		F8			FC1-6 1B BB		FC4-6 G5-4-3		3	0	0	0	1	0	1				
Luis Aparicio, R OBP: 0.370, SLG: 0.401 (1, 6)	F9			4-3		FC1-6 1-2 1B		G5-4-3		4	0	1	0	0	0	1				
Carlos May, L OBP: 0.387, SLG: 0.446 (1, 7)	4-3			4-3		FC1-6 1-2 2-3			FC6-4 1B	4	0	1	0	0	0	2				
Bill Melton, R OBP: 0.326, SLG: 0.477 (1, 9)		K		K		K			FC6-4 1B	4	0	0	0	0	3	3				
Duane Josephson, R OBP: 0.359, SLG: 0.389 (1, 2)		P6			6-3	6-3			K	4	0	0	0	0	1	3				
Gail Hopkins, L OBP: 0.345, SLG: 0.380 (1, 3)						1B 2B		4-3	FC6-4 1-2 1B	3	1	2	0	1	0	0				
Ken Berry, R OBP: 0.350, SLG: 0.372 (1, 8)		BB		1-3		FC6-4 2H 1B			FC6-4 G4-6-3 1B	4	0	2	1	0	0	3				
Bobby Knoop, R OBP: 0.277, SLG: 0.297 (1, 4)				6-3		L9			G4-6-3 1-2	3	0	0	0	0	0	2				
Gerry Janeski, R OBP: 0.096, SLG: 0.078 (1, 1)										2	0	0	0	0	0	1				
Danny Murphy, L OBP: 0.697, SLG: 1.250 (5, 1)										0	0	0	0	0	0	0				
Floyd Weaver, R (6, 1)										0	0	0	0	0	0	0				
Ossie Blanco, R (8, PH)										1	0	1	0	0	0	0				
Wilbur Wood, R OBP: 0.077, SLG: 0.154 (8, 1)										0	0	0	0	0	0	0				
Inning Stats	R: 0 E: 0 K: 0 S: 3	H: 0 LOB: 0 BB: 0 P: 3	R: 0 E: 0 K: 1 S: 5	H: 0 LOB: 0 BB: 1 P: 9	R: 0 E: 0 K: 0 S: 3	H: 0 LOB: 0 BB: 0 P: 3	R: 0 E: 0 K: 1 S: 5	H: 0 LOB: 0 BB: 0 P: 5	R: 1 E: 0 K: 0 S: 6	H: 2 LOB: 1 BB: 0 P: 5	R: 0 E: 0 K: 1 S: 6	H: 1 LOB: 2 BB: 1 P: 10	R: 0 E: 0 K: 0 S: 3	H: 1 LOB: 0 BB: 0 P: 3	R: 0 E: 0 K: 1 S: 7	H: 2 LOB: 2 BB: 0 P: 7	1B: 6 2B: 1 3B: 0 HR: 0	SF: 0 SAC: 0 DP: 2 HBP: 0	WP: 0 PB: 0 SB: 0 CS: 0	PA: 34
PITCHER Mel Stottlemyre, R ERA: 2.97 (1, 1)	IP: 9.0 WLS: W BF: 34 H: 7 R: 1 ER: 1 SO: 4 BB: 2 IBB: 0 HBP: 0 BLK: 0 WP: 0 HR: 0 S: 40 P: 48 ERA: 1.00 WHIP: 1.000																			

Chicago White Sox @ New York Yankees
Yankee Stadium, Bronx, NY
Tue Aug 11 1970, 3:33 AM EDT
Att: 13,454 - Overcast - 80 F

AB 32
R 1
H 7
RBI 1
BB 2
SO 4
LOB 16



Batter	1	2	3	4	5	6	7	8	9	AB	R	H	RBI	BB	SO	LOB	BOTTOM			
Horace Clarke, S OBP: 0.296, SLG: 0.324 (1, 4)	4-3			P6		1B 1-2 1B		PB 1B		5	1	3	0	0	0	0				
Frank Baker, L OBP: 0.615, SLG: 0.700 (1, 6)	1B BB			CS BB		1B G5-2-3 2H 1B		4-3		4	0	3	2	1	0	1				
Roy White, S OBP: 0.395, SLG: 0.469 (1, 7)	1B 1-2 BB			CS	F5	BB 1B		F4		4	0	1	0	1	0	2				
Bobby Murcer, L OBP: 0.354, SLG: 0.418 (1, 8)	P6			L8		1B BB		K		3	1	0	0	2	1	3				
Danny Cater, R OBP: 0.346, SLG: 0.420 (1, 3)				K		1B BB		G5-2-3		4	0	2	0	0	1	3				
Jim Lytle, L OBP: 0.391, SLG: 0.526 (1, 9)	L8			HR		PB 1B		P4		4	1	2	2	0	0	3				
Jerry Kenney, L OBP: 0.292, SLG: 0.314 (1, 5)				L8	F2	BB		6-3		3	0	0	0	1	0	0				
Jake Gibbs, L OBP: 0.311, SLG: 0.519 (1, 2)				HR		G3		1-3		4	2	2	2	0	0	2				
Mel Stottlemyre, R OBP: 0.288, SLG: 0.317 (1, 1)				F9	6-3	1B BB		HR		3	2	1	1	1	0	0				
Inning Stats	R: 0 E: 0 K: 0 S: 5	H: 2 LOB: 3 BB: 1 P: 9	R: 2 E: 0 K: 0 S: 6	H: 3 LOB: 1 BB: 0 P: 6	R: 1 E: 0 K: 1 S: 6	H: 1 LOB: 0 BB: 0 P: 6	R: 1 E: 0 K: 0 S: 3	H: 1 LOB: 1 BB: 1 P: 7	R: 1 E: 0 K: 0 S: 4	H: 2 LOB: 2 BB: 2 P: 12	R: 1 E: 0 K: 0 S: 4	H: 3 LOB: 2 BB: 2 P: 12	R: 0 E: 0 K: 0 S: 3	H: 0 LOB: 0 BB: 0 P: 3	R: 1 E: 0 K: 1 S: 7	H: 2 LOB: 1 BB: 0 P: 7	1B: 10 2B: 0 3B: 0 HR: 4	SF: 0 SAC: 0 DP: 1 HBP: 0	WP: 0 PB: 2 SB: 2 CS: 1	PA: 41
PITCHER Gerry Janeski, R ERA: 4.86 (1, 1)	IP: 4.2 WLS: L BF: 24 H: 9 R: 5 ER: 5 SO: 1 BB: 3 IBB: 0 HBP: 0 BLK: 0 WP: 0 HR: 3 S: 23 P: 35 ERA: 9.64 WHIP: 2.571																			
Danny Murphy, R ERA: 4.92 (5, 1)	0.2	7	3	1	1	0	3	0	0	0	0	0	4	16	13.50	9.000				
Floyd Weaver, R ERA: 4.15 (6, 1)	1.2	4	0	0	0	0	0	0	0	0	0	4	4	0.00	0.000					
Wilbur Wood, L ERA: 3.07 (8, 1)	1.0	5	2	1	1	1	0	0	0	0	1	7	7	9.00	2.000					

Chicago White Sox @ New York Yankees
Yankee Stadium, Bronx, NY
Tue Aug 11 1970, 3:33 AM EDT
Att: 13,454 - Overcast - 80 F

AB 34
R 7
H 14
RBI 7
BB 6
SO 2
LOB 14



Batter	1	2	3	4	5	6	7	8	9	AB	R	H	RBI	BB	SO	LOB	TOP					
Syd O'Brien, R OBP: 0.303, SLG: 0.354 Wilbur Wood, R OBP: 0.072, SLG: 0.154	G6-4-3 1B		G4-6-3 1-2		FC5-4 1B BB		B2	SH1-4		4	0	1	0	0	0	3						
Luis Aparicio, R OBP: 0.372, SLG: 0.399	G6-4-3 1-2		1B BB		1B BB		FC4 1B BB	4-3		2	1	0	0	3	0	2						
Carlos May, L OBP: 0.387, SLG: 0.446	K		1-2 1B		1-2 1B		FC4 1B 1B	4-3		5	1	2	0	0	1	2						
Bill Melton, R OBP: 0.327, SLG: 0.476		1B 1B	F9		F7		1B 1B	F7		5	0	2	2	0	0	5						
Gail Hopkins, L OBP: 0.346, SLG: 0.381		FC6 1B		4-3		4-3	G4-6-3 1B	L9		5	0	2	1	0	0	0						
Ed Herrmann, L OBP: 0.346, SLG: 0.491	K			3-1		HR	G4-6-3 1-2			4	1	1	1	0	1	4						
Ken Berry, R OBP: 0.346, SLG: 0.367	F8			4-3		6-3		6-3		4	0	0	0	0	0	2						
Bobby Knoop, R OBP: 0.276, SLG: 0.294	FC6 1-2				K	F7		1B SH1-4 BB		3	1	0	0	1	1	2						
Bart Johnson, R OBP: 0.364, SLG: 0.300 Rich Morales, R OBP: 0.271, SLG: 0.173			G4-6-3 1B		FC5-4 1B		FC4 B2 1B 1B	SH1-4 1B		3	1	3	0	0	0	0						
Inning Stats	R: 0 E: 0 K: 1 S: 5	H: 1 LOB: 0 BB: 0 P: 5	R: 0 E: 0 K: 1 S: 7	H: 2 LOB: 2 BB: 0 P: 7	R: 0 E: 0 K: 0 S: 4	H: 2 LOB: 2 BB: 1 P: 8	R: 0 E: 0 K: 0 S: 3	H: 0 LOB: 0 BB: 0 P: 3	R: 0 E: 0 K: 1 S: 7	H: 2 LOB: 3 BB: 1 P: 11	R: 1 E: 0 K: 0 S: 4	H: 1 LOB: 0 BB: 0 P: 4	R: 3 E: 0 K: 0 S: 6	H: 3 LOB: 1 BB: 1 P: 10	R: 1 E: 0 K: 0 S: 4	H: 1 LOB: 1 BB: 1 P: 8	R: 0 E: 0 K: 0 S: 3	H: 0 LOB: 0 BB: 0 P: 3	1B: 11 2B: 0 3B: 0 HR: 1	SF: 0 SAC: 1 DP: 3 HBP: 0	WP: 0 PB: 0 CS: 0	PA: 41
PITCHER	IP	WLS	BF	H	R	ER	SO	BB	IBB	HBP	BLK	WP	HR	S	P	ERA	WHIP					
Stan Bahnsen, R ERA: 3.42	6.1	L	29	9	3	3	3	3	0	0	0	0	1	32	44	4.26	1.895					
Lindy McDaniel, R ERA: 1.95	0.2		4	2	1	1	0	0	0	0	0	0	0	4	4	13.50	3.000					
Ron Klimkowski, R ERA: 3.31	2.0		8	1	1	1	0	1	0	0	0	0	0	7	11	4.50	1.000					

Chicago White Sox @ New York Yankees
Yankee Stadium, Bronx, NY
Wed Aug 12 1970, 7:05 PM EDT
Att: 12,440 - Unknown - 82 F

AB 36
R 5
H 12
RBI 5
BB 4
SO 3
LOB 20



Batter	1	2	3	4	5	6	7	8	9	AB	R	H	RBI	BB	SO	LOB	BOTTOM					
Horace Clarke, S OBP: 0.294, SLG: 0.321	1-3		F7		P6		K			4	0	0	0	0	1	2						
Thurman Munson, R OBP: 0.383, SLG: 0.399	L9		F8			1B		E5 FC6-4		4	0	1	0	0	0	0						
Roy White, S OBP: 0.394, SLG: 0.474	3-1			3-1		HR		FC6-4 1-2		4	1	1	1	0	0	1						
Bobby Murcer, L OBP: 0.355, SLG: 0.418		G5-4-3 BB		L7		WP S FC1-2-3 1B		K		3	0	1	0	1	1	1						
Danny Cater, R OBP: 0.345, SLG: 0.419	G5-4-3 1-2				1B	FC1-5-2 1-H		F7		4	0	1	0	0	0	3						
Jim Lytle, L OBP: 0.370, SLG: 0.455		S BB		G3		F9			K	3	0	0	0	1	1	2						
Frank Baker, L OBP: 0.586, SLG: 0.583		FC6-4 HBP			F8		F9			2	0	0	0	1	0	0						
Jerry Kenney, L OBP: 0.291, SLG: 0.311		FC6-4 1-2			6-3		6-3 BB		F7	3	0	0	0	1	0	3						
Stan Bahnsen, R OBP: 0.196, SLG: 0.204 Lindy McDaniel, R OBP: 0.159, SLG: 0.158 Ron Woods, R OBP: 0.328, SLG: 0.363 Ron Klimkowski, R OBP: 0.303, SLG: 0.388			5-3			1B			F3	2	0	1	0	0	0	0						
Inning Stats	R: 0 E: 0 K: 0 S: 3	H: 0 LOB: 0 BB: 0 P: 3	R: 0 E: 0 K: 0 S: 2	H: 0 LOB: 2 BB: 2 P: 11	R: 0 E: 0 K: 0 S: 3	H: 0 LOB: 0 BB: 0 P: 3	R: 0 E: 0 K: 0 S: 4	H: 1 LOB: 1 BB: 0 P: 4	R: 0 E: 0 K: 0 S: 4	H: 1 LOB: 1 BB: 0 P: 4	R: 1 E: 0 K: 0 S: 5	H: 3 LOB: 1 BB: 0 P: 5	R: 0 E: 0 K: 1 S: 5	H: 0 LOB: 1 BB: 1 P: 9	R: 0 E: 1 K: 1 S: 6	H: 0 LOB: 1 BB: 0 P: 6	R: 0 E: 0 K: 1 S: 5	H: 0 LOB: 1 BB: 1 P: 9	1B: 4 2B: 0 3B: 0 HR: 1	SF: 0 SAC: 0 DP: 1 HBP: 1	WP: 1 PB: 0 CS: 0	PA: 36
PITCHER	IP	WLS	BF	H	R	ER	SO	BB	IBB	HBP	BLK	WP	HR	S	P	ERA	WHIP					
Bart Johnson, R ERA: 6.06	6.0	W	24	5	1	1	0	2	0	0	0	0	0	21	30	1.50	1.167					
Wilbur Wood, L ERA: 2.97	3.0	S	12	0	0	0	3	2	0	0	0	0	0	16	24	0.00	0.667					

Chicago White Sox @ New York Yankees
Yankee Stadium, Bronx, NY
Wed Aug 12 1970, 7:05 PM EDT
Att: 12,440 - Unknown - 82 F

AB 31
R 1
H 5
RBI 1
BB 4
SO 3
LOB 14



Batter	1	2	3	4	5	6	7	8	9	AB	R	H	RBI	BB	SO	LOB	TOP					
Tom McCraw, L (1, 3) OBP: 0.304, SLG: 0.359	3-1		FC6-4 BB			HR		F8		3	1	1	1	1	0	0						
Luis Aparicio, R (1, 6) OBP: 0.369, SLG: 0.394	6-3		FC6-4 1-2			6-3		F8		4	0	0	0	0	0	1						
Carlos May, L (1, 7) OBP: 0.380, SLG: 0.436	5-3			4-3		G3		L5		4	0	0	0	0	0	0						
Bill Melton, R (1, 9) OBP: 0.329, SLG: 0.469		1B BB		K		BB		K		2	0	0	0	2	2	0						
Ed Herrmann, L (1, 2) OBP: 0.352, SLG: 0.500		K		FC6-4 BB		G1		HR		3	1	1	1	1	1	2						
Syd O'Brien, R (1, 5) OBP: 0.297, SLG: 0.345		L3 1B		FC6-4 1-2			5-3	K		4	0	1	0	0	1	1						
Ken Berry, R (1, 8) OBP: 0.343, SLG: 0.363		L3 1-2			1B		6-3	4-3		4	0	1	0	0	0	2						
Bobby Knoop, R (1, 4) OBP: 0.277, SLG: 0.296			L6		K		BB			2	0	0	0	1	1	1						
Barry Moore, L (1, 1) OBP: 0.176, SLG: 0.152			F8		K					2	0	0	0	0	1	0						
Jerry Crider, R (5, 1) OBP: 0.095, SLG: 0.143					K		F7			1	0	0	0	0	0	1						
Inning Stats	R: 0 E: 0 K: 0 S: 3	H: 0 LOB: 0 BB: 0 P: 3	R: 0 E: 0 K: 1 S: 5	H: 1 LOB: 1 BB: 1 P: 9	R: 0 E: 0 K: 0 S: 3	H: 0 LOB: 1 BB: 1 P: 7	R: 0 E: 0 K: 1 S: 5	H: 0 LOB: 1 BB: 1 P: 9	R: 0 E: 0 K: 2 S: 7	H: 1 LOB: 0 BB: 0 P: 7	R: 1 E: 0 K: 0 S: 4	H: 1 LOB: 1 BB: 1 P: 8	R: 0 E: 0 K: 0 S: 3	H: 0 LOB: 1 BB: 1 P: 7	R: 0 E: 0 K: 0 S: 3	H: 0 LOB: 0 BB: 0 P: 3	R: 1 E: 0 K: 2 S: 8	H: 1 LOB: 0 BB: 0 P: 8	1B: 2 2B: 1 3B: 0 HR: 2	SF: 0 SAC: 0 DP: 1 HBP: 0	WP: 0 PB: 0 SB: 0 CS: 0	PA: 34
PITCHER Jackie Brown, R (1, 1) ERA: 3.58	IP: 9.0 WLS: W BF: 34 H: 4 R: 2 ER: 2 SO: 6 BB: 5 IBB: 0 HBP: 0 BLK: 0 WP: 0 HR: 2 S: 41 P: 61 ERA: 2.00 WHIP: 1.000															PITCHER						

Chicago White Sox @ Washington Senators
Robert F. Kennedy Memorial Stadium, Washington, DC
Sat Aug 15 1970, 7:05 PM EDT
Att: 8,610 - Unknown

AB 29
R 2
H 4
RBI 2
BB 5
SO 6
LOB 8



Batter	1	2	3	4	5	6	7	8	9	AB	R	H	RBI	BB	SO	LOB	BOTTOM					
Ed Brinkman, R (1, 6) OBP: 0.337, SLG: 0.316	FC4-6 BB	FC5 2-3			K		6-3			3	0	0	0	1	1	3						
Wayne Comer, R (1, 9) OBP: 0.321, SLG: 0.254	FC4-6 1-2 BB		FC5-4 BB		HBP BB 1B		HR 1B			2	1	2	0	2	0	0						
Frank Howard, R (1, 3) OBP: 0.435, SLG: 0.551	FC4-6 1-2 2-3		FC5-4 1-2		HBP BB		HR			3	1	1	2	1	0	3						
Rick Reichardt, R (1, 7) OBP: 0.354, SLG: 0.518	F2		P6		HBP BB		HR			3	1	1	2	0	0	3						
Del Unser, L (8, 7) OBP: 0.303, SLG: 0.312					G5-4-3 HBP		HR			0	0	0	0	0	0	0						
Aurelio Rodriguez, R (1, 5) OBP: 0.296, SLG: 0.410	FC5-4 1-2		F7		G5-4-3 1-2		F8			4	0	0	0	0	0	6						
Ed Stroud, L (1, 8) OBP: 0.345, SLG: 0.354		6-3		G6-3 1B		4-3	CS 1B			4	0	2	0	0	0	0						
Paul Casanova, R (1, 2) OBP: 0.279, SLG: 0.402		E5 FC5 1B		F7		1B	CS	F8		4	0	1	0	0	0	1						
Tim Cullen, R (1, 4) OBP: 0.282, SLG: 0.250		F7		G6-3 1-2		K		F2		4	0	0	0	0	1	3						
Jackie Brown, R (1, 1) OBP: 0.286, SLG: 0.286					BB HBP 1B	K		F7		4	1	2	0	0	1	1						
Inning Stats	R: 0 E: 0 K: 0 S: 3	H: 0 LOB: 2 BB: 2 P: 11	R: 0 E: 1 K: 0 S: 5	H: 1 LOB: 2 BB: 0 P: 5	R: 0 E: 0 K: 0 S: 3	H: 0 LOB: 1 BB: 1 P: 7	R: 0 E: 0 K: 0 S: 3	H: 1 LOB: 0 BB: 0 P: 3	R: 1 E: 0 K: 1 S: 6	H: 2 LOB: 2 BB: 1 P: 11	R: 0 E: 0 K: 2 S: 8	H: 1 LOB: 1 BB: 0 P: 8	R: 3 E: 0 K: 0 S: 6	H: 4 LOB: 0 BB: 0 P: 6	R: 0 E: 0 K: 0 S: 3	H: 0 LOB: 0 BB: 0 P: 3	R: 0 E: 0 K: 0 S: 3	H: 0 LOB: 0 BB: 0 P: 3	1B: 7 2B: 0 3B: 0 HR: 2	SF: 0 SAC: 0 DP: 2 HBP: 1	WP: 0 PB: 0 SB: 0 CS: 1	PA: 37
PITCHER Barry Moore, L (1, 1) ERA: 5.59	IP: 4.1 WLS: L BF: 14 H: 5 R: 3 ER: 3 SO: 2 BB: 0 IBB: 0 HBP: 0 BLK: 0 WP: 0 HR: 0 S: 19 P: 36 ERA: 2.08 WHIP: 1.846															PITCHER						
Jerry Crider, R (5, 1) ERA: 4.11	IP: 3.2 WLS: L BF: 14 H: 5 R: 3 ER: 3 SO: 2 BB: 0 IBB: 0 HBP: 0 BLK: 0 WP: 0 HR: 2 S: 18 P: 18 ERA: 7.36 WHIP: 1.364															PITCHER						

Chicago White Sox @ Washington Senators
Robert F. Kennedy Memorial Stadium, Washington, DC
Sat Aug 15 1970, 7:05 PM EDT
Att: 8,610 - Unknown

AB 31
R 4
H 9
RBI 4
BB 4
SO 3
LOB 20



Batter	1	2	3	4	5	6	7	8	9	AB	R	H	RBI	BB	SO	LOB	TOP			
Tom McCraw, L (1, 3) OBP: 0.303, SLG: 0.355	4-3		G3-6-3			4-3			G3 SH2-3 BB	3	0	0	0	1	0	1				
Luis Aparicio, R (1, 6) OBP: 0.369, SLG: 0.394	F7			K					SH2-3	3	0	1	0	0	1	0				
Carlos May, L (1, 7) OBP: 0.379, SLG: 0.437				P6					G3	4	0	1	0	0	0	2				
Bill Melton, R (1, 9) OBP: 0.325, SLG: 0.464	5-3			L1					P4	4	0	0	0	0	0	2				
Ed Herrmann, L (1, 2) OBP: 0.352, SLG: 0.511									F9	3	1	1	1	0	0	0				
Syd O'Brien, R (1, 5) OBP: 0.294, SLG: 0.342									F8	3	0	0	0	0	0	0				
Ken Berry, R (1, 8) OBP: 0.340, SLG: 0.360									F3	3	0	0	0	0	0	0				
Bobby Knoop, R (1, 4) OBP: 0.278, SLG: 0.296									F7	3	0	0	0	0	0	0				
Gerry Janeski, R (1, 1) OBP: 0.109, SLG: 0.093									P4	3	0	0	0	0	0	0				
Wilbur Wood, R (8, 1) OBP: 0.077, SLG: 0.154									G3	3	0	1	0	0	0	0				
									F9	3	0	1	0	0	0	0				
									L8	3	0	1	0	0	0	0				
									P1	3	0	1	0	0	1	1				
									1B	0	0	0	0	0	0	0				
Inning Stats	R: 0 E: 0 K: 0 S: 4	H: 1 LOB: 1 BB: 0 P: 4	R: 0 E: 0 K: 0 S: 3	H: 0 LOB: 0 BB: 0 P: 3	R: 0 E: 0 K: 1 S: 5	H: 1 LOB: 0 BB: 0 P: 5	R: 0 E: 0 K: 1 S: 5	H: 0 LOB: 0 BB: 0 P: 5	R: 1 E: 0 K: 0 S: 4	H: 1 LOB: 0 BB: 0 P: 4	R: 0 E: 0 K: 0 S: 4	H: 2 LOB: 1 BB: 0 P: 4	R: 0 E: 0 K: 0 S: 3	H: 0 LOB: 0 BB: 0 P: 3	R: 0 E: 0 K: 0 S: 3	H: 0 LOB: 1 BB: 1 P: 7	1B: 3 2B: 1 3B: 0 HR: 1	SF: 0 SAC: 1 DP: 1 HBP: 0	WP: 0 PB: 0 CS: 0	PA: 31
PITCHER	IP WLS BF H R ER SO BB IBB HBP BLK WP HR S P ERA WHIP																			
Casey Cox, R (1, 1) ERA: 4.6	8.0 W 27 5 1 1 2 0 0 0 0 0 1 31 31 1.12 0.625																			
Darold Knowles, L (9, 1) ERA: 1.99	1.0 S 4 0 0 0 0 1 0 0 0 0 0 0 3 7 0.00 1.000																			

Chicago White Sox @ Washington Senators
Robert F. Kennedy Memorial Stadium, Washington, DC
Sun Aug 16 1970, 3:33 AM EDT
Att: 8,457 - Unknown

AB 29
R 1
H 5
RBI 1
BB 1
SO 2
LOB 6



Batter	1	2	3	4	5	6	7	8	9	AB	R	H	RBI	BB	SO	LOB	BOTTOM	
Ed Stroud, L (1, 8) OBP: 0.344, SLG: 0.362			1-3			4-3		F8		4	1	1	1	0	0	2		
Lee Maye, L (1, 9) OBP: 0.331, SLG: 0.402										3	0	1	0	0	0	0		
Rick Reichardt, R (8, PH) OBP: 0.352, SLG: 0.515	4-3					F8		FC5-4		1	0	0	0	0	0	2		
Darold Knowles, L (9, 1) OBP: 0.059, SLG: 0.059										0	0	0	0	0	0	0		
Frank Howard, R (1, 7) OBP: 0.434, SLG: 0.550										3	0	1	0	0	1	0		
Mike Epstein, L (1, 3) OBP: 0.355, SLG: 0.438										3	0	0	0	0	1	2		
Aurelio Rodriguez, R (1, 5) OBP: 0.295, SLG: 0.407										3	0	0	0	0	1	1		
Ed Brinkman, R (1, 6) OBP: 0.337, SLG: 0.316										3	1	1	0	0	0	0		
Jim French, L (1, 2) OBP: 0.358, SLG: 0.244										3	0	1	0	0	0	0		
Tim Cullen, R (1, 4) OBP: 0.277, SLG: 0.246										3	0	0	0	0	0	2		
Casey Cox, R (1, 1) OBP: 0.140, SLG: 0.122										2	0	0	0	0	1	0		
Del Unser, L (8, PH) OBP: 0.306, SLG: 0.315										1	0	1	1	0	0	0		
Inning Stats	R: 1 E: 0 K: 0 S: 4	H: 1 LOB: 0 BB: 0 P: 4	R: 0 E: 0 K: 0 S: 3	H: 0 LOB: 0 BB: 0 P: 3	R: 0 E: 0 K: 1 S: 5	H: 0 LOB: 0 BB: 0 P: 5	R: 0 E: 0 K: 1 S: 6	H: 2 LOB: 1 BB: 0 P: 6	R: 0 E: 0 K: 0 S: 3	H: 0 LOB: 0 BB: 0 P: 3	R: 0 E: 0 K: 2 S: 7	H: 0 LOB: 0 BB: 0 P: 7	R: 1 E: 0 K: 0 S: 6	H: 3 LOB: 2 BB: 0 P: 6	1B: 5 2B: 0 3B: 0 HR: 1	SF: 0 SAC: 0 DP: 1 HBP: 0	WP: 0 PB: 0 CS: 0	PA: 29
PITCHER	IP WLS BF H R ER SO BB IBB HBP BLK WP HR S P ERA WHIP																	
Gerry Janeski, R (1, 1) ERA: 4.75	7.1 L 27 6 2 2 4 0 0 0 0 0 0 1 35 35 2.46 0.818																	
Wilbur Wood, L (8, 1) ERA: 2.99	0.2 2 0 0 0 0 0 0 0 0 0 0 0 2 2 0.00 0.000																	

Chicago White Sox @ Washington Senators
Robert F. Kennedy Memorial Stadium, Washington, DC
Sun Aug 16 1970, 3:33 AM EDT
Att: 8,457 - Unknown

AB 29
R 2
H 6
RBI 2
BB 0
SO 4
LOB 9



Batter	1	2	3	4	5	6	7	8	9	AB	R	H	RBI	BB	SO	LOB	TOP					
Syd O'Brien, R OBP: 0.295, SLG: 0.344 (1, 5)	F4		6-3		1B E 2B	3-1			6-3	5	1	1	2	0	0	1	Chicago White Sox @ Boston Red Sox Fenway Park, Boston, MA Tue Aug 18 1970, 7:05 PM EDT Att: 25,592 - Unknown - 81 F					
Tom McCraw, L OBP: 0.302, SLG: 0.353 Ossie Blanco, R OBP: 0.222, SLG: 0.176 (7, PH) (7, 3)	G3 1B		F5		2-3 E 1B		K		K	3	1	2	0	0	0	0						
Carlos May, L OBP: 0.379, SLG: 0.437 (1, 7)	G3			F6	F7		1-3			4	0	0	0	0	0	3						
Bill Melton, R OBP: 0.331, SLG: 0.472 (1, 9)	BB			1B	BB		K			2	0	1	0	2	1	0						
Duane Josephson, R OBP: 0.370, SLG: 0.397 (1, 2)	6-3			F2	E8 1B				PB 1B	4	0	2	2	0	0	3						
Ken Berry, R OBP: 0.343, SLG: 0.360 (1, 8)		6-3		1-3	4-3				F9	4	0	0	0	0	0	4						
Bobby Knoop, R OBP: 0.274, SLG: 0.295 (1, 4)		K			SH1-4 2B		K		K	4	1	1	0	0	3	1						
Rich Morales, R OBP: 0.269, SLG: 0.169 (1, 6)		K			SH1-4 2B 1B				5-3	3	1	1	0	0	1	1						
Bob Miller, R OBP: 0.276, SLG: 0.192 Floyd Weaver, R (5, 1)			L7		SH1-4		K		F5	1	0	0	0	0	0	0						
Walt Williams, R OBP: 0.297, SLG: 0.340 Barry Moore, L OBP: 0.176, SLG: 0.152 Gail Hopkins, L OBP: 0.342, SLG: 0.373 (6, PH) (6, 1) (9, PH)					1-2 2-3					1	0	0	0	0	0	0						
Inning Stats	R: 0 E: 0 K: 0 S: 4	H: 1 LOB: 2 BB: 1 P: 8	R: 0 E: 0 K: 2 S: 7	H: 0 LOB: 0 BB: 0 P: 7	R: 0 E: 0 K: 0 S: 3	H: 0 LOB: 0 BB: 0 P: 3	R: 0 E: 0 K: 0 S: 4	H: 1 LOB: 1 BB: 0 P: 4	R: 4 E: 1 K: 0 S: 8	H: 5 LOB: 2 BB: 1 P: 12	R: 0 E: 0 K: 2 S: 7	H: 0 LOB: 0 BB: 0 P: 8	R: 0 E: 0 K: 1 S: 6	H: 1 LOB: 1 BB: 0 P: 6	R: 0 E: 0 K: 1 S: 5	H: 0 LOB: 0 BB: 0 P: 5	1B: 6 2B: 2 3B: 0 HR: 0	SF: 0 SAC: 1 DP: 0 HBP: 1	WP: 0 PB: 1 SB: 0 CS: 0	PA: 38		
PITCHER	IP WLS BF H R ER SO BB IBB HBP BLK WP HR S P ERA WHIP	4.2 L 23 7 4 4 2 2 0 0 0 0 0 25 33 7.71 1.929	5.1 W 15 1 0 0 6 0 0 1 0 0 0 26 27 0.00 0.231																			

Chicago White Sox @ Boston Red Sox
 Fenway Park, Boston, MA
 Tue Aug 18 1970, 7:05 PM EDT
 Att: 25,592 - Unknown - 81 F

AB 34
 R 4
 H 8
 RBI 4
 BB 2
 SO 8
 LOB 14



Batter	1	2	3	4	5	6	7	8	9	AB	R	H	RBI	BB	SO	LOB	BOTTOM					
Mike Andrews, R OBP: 0.330, SLG: 0.382 (1, 4)	K		BB 1B		1B E 1B	HR			5-3	5	2	3	2	0	1	2	Chicago White Sox @ Boston Red Sox Fenway Park, Boston, MA Tue Aug 18 1970, 7:05 PM EDT Att: 25,592 - Unknown - 81 F					
Reggie Smith, S OBP: 0.375, SLG: 0.524 (1, 8)	4-3		3-H 1B		1B E 1B	HR			6-3	5	1	3	0	0	0	0						
Carl Yastrzemski, L OBP: 0.494, SLG: 0.618 (1, 3)	G3		FC5 1B		1-2 2-3 E 1B	G3 2B			4-3	4	1	1	1	1	0	1						
Tony Conigliaro, R OBP: 0.324, SLG: 0.474 (1, 9)		4-3	FC5		1-2 2-3 E 1B	K			6-3	5	1	0	1	0	1	5						
Rico Petrocelli, R OBP: 0.323, SLG: 0.454 Dick Schofield, S OBP: 0.294, SLG: 0.238 (8, 6)		K		4-3 2B	1B E 1B	5-3				3	1	1	0	1	1	1						
Billy Conigliaro, R OBP: 0.354, SLG: 0.527 (1, 7)	5-3			6-3	1-2 2-3 E 1B	FC7-5 BB 1B				4	0	2	1	0	0	1						
John Kennedy, R OBP: 0.307, SLG: 0.436 (1, 5)			2-3 1B	4-3	1-3 2-3 3-H 1B	FC7-5 BB				3	1	2	1	1	0	1						
Jerry Moses, R OBP: 0.309, SLG: 0.390 (1, 2)			4-3	F8	K	FC7-5				4	0	0	0	0	1	6						
Vicente Romo, R OBP: 0.130, SLG: 0.238 Ken Brett, L OBP: 0.280, SLG: 0.318 (5, 1)			2-3		1B HBP F9-2	K				1	0	0	0	0	0	1						
Inning Stats	R: 0 E: 0 K: 1 S: 5	H: 0 LOB: 0 BB: 0 P: 5	R: 0 E: 0 K: 1 S: 5	H: 0 LOB: 0 BB: 0 P: 5	R: 1 E: 0 K: 0 S: 6	H: 3 LOB: 3 BB: 1 P: 10	R: 0 E: 0 K: 0 S: 4	H: 1 LOB: 1 BB: 0 P: 4	R: 6 E: 2 K: 1 S: 10	H: 5 LOB: 1 BB: 1 P: 15	R: 1 E: 0 K: 1 S: 7	H: 2 LOB: 1 BB: 0 P: 7	R: 0 E: 0 K: 1 S: 6	H: 1 LOB: 2 BB: 1 P: 10	R: 0 E: 0 K: 0 S: 3	H: 0 LOB: 0 BB: 0 P: 3		1B: 9 2B: 3 3B: 0 HR: 1	SF: 0 SAC: 0 DP: 1 HBP: 1	WP: 0 PB: 0 SB: 0 CS: 0	PA: 40	
PITCHER	IP WLS BF H R ER SO BB IBB HBP BLK WP HR S P ERA WHIP	4.0 L 21 7 5 5 2 1 0 1 0 0 0 7 11 0.00 2.000	5.1 L 13 3 1 1 2 1 0 0 0 0 1 16 20 3.00 1.333																			

Chicago White Sox @ Boston Red Sox
 Fenway Park, Boston, MA
 Tue Aug 18 1970, 7:05 PM EDT
 Att: 25,592 - Unknown - 81 F


AB 36
 R 8
 H 12
 RBI 6
 BB 3
 SO 5
 LOB 22



Batter	1	2	3	4	5	6	7	8	9	AB	R	H	RBI	BB	SO	LOB	TOP								
Horace Clarke, S OBP: 0.290, SLG: 0.313 (1, 4)	G3		E 3-1 1B		G4-6-3		L3			4	1	1	0	0	0	2									
Frank Baker, L OBP: 0.391, SLG: 0.400 (1, 6)	4-3		3-1			6-3		4-3		4	0	0	1	0	0	0									
Roy White, S OBP: 0.393, SLG: 0.477 (1, 7)	F7		F7			4-3 1B BB		1-3		3	1	0	0	1	0	0									
Bobby Murcer, L OBP: 0.351, SLG: 0.419 (1, 8)		K	6-3			4-3		F5		4	0	0	0	0	1	1									
Danny Cater, R OBP: 0.342, SLG: 0.416 (1, 3)		2B 1B			1-3			1-3		4	1	2	1	0	0	0									
Jim Lytle, L OBP: 0.388, SLG: 0.500 (1, 9)		1B 2B			F8			F5		4	1	1	1	0	1	1									
Jake Gibbs, L OBP: 0.333, SLG: 0.552 (1, 2)		FC5-4 1B			F9			4-3 1B		4	0	3	1	0	0	0									
Jerry Kenney, L OBP: 0.293, SLG: 0.301 (1, 5)		FC5-4 FC6			L7			4-3		4	0	1	0	0	0	2									
Steve Kline, R OBP: 0.385, SLG: 0.333 Ron Klimkowski, R Lindy McDaniel, R OBP: 0.190, SLG: 0.238 (6, 1) (9, 1)		FC6			G4-6-3 BB			1-3		1	0	0	0	1	0	1									
Inning Stats	R: 0 E: 0 K: 0 S: 3	H: 0 LOB: 0 BB: 0 P: 3	R: 2 E: 0 K: 1 S: 8	H: 3 LOB: 1 BB: 0 P: 8	R: 1 E: 1 K: 0 S: 4	H: 1 LOB: 0 BB: 0 P: 4	R: 0 E: 0 K: 0 S: 3	H: 0 LOB: 0 BB: 0 P: 3	R: 0 E: 0 K: 1 S: 2	H: 0 LOB: 0 BB: 1 P: 6	R: 1 E: 0 K: 0 S: 6	H: 1 LOB: 1 BB: 1 P: 10	R: 0 E: 0 K: 0 S: 4	H: 1 LOB: 1 BB: 0 P: 4	R: 0 E: 0 K: 0 S: 3	H: 0 LOB: 0 BB: 0 P: 3	R: 0 E: 0 K: 1 S: 7	H: 2 LOB: 2 BB: 0 P: 7	1B: 7 2B: 1 3B: 0 HR: 0	SF: 0 SAC: 0 DP: 1 HBP: 0	WP: 0 PB: 0 CS: 0	PA: 36			
PITCHER	IP	WLS	BF	H	R	ER	SO	BB	IBB	HBP	BLK	WP	HR	S	P	ERA	WHIP	PITCHER							
Gerry Janeski, R ERA: 4.71 Barry Moore, L ERA: 5.43	(1, 1)	7.0	L	28	6	4	3	2	2	0	0	0	0	30	38	3.86	1.143								
	(8, 1)	2.0		8	2	0	0	1	0	0	0	0	0	10	10	0.00	1.000								

New York Yankees @ Chicago White Sox
Comiskey Park, Chicago, IL
Fri Aug 21 1970, 8:05 PM EDT
Att: 12,263 - Unknown - 72 F


AB 34
R 4
H 8
RBI 4
BB 2
SO 3
LOB 10



Batter	1	2	3	4	5	6	7	8	9	AB	R	H	RBI	BB	SO	LOB	BOTTOM									
Tom McCraw, L OBP: 0.297, SLG: 0.346 Barry Moore, L OBP: 0.176, SLG: 0.152 Walt Williams, R OBP: 0.296, SLG: 0.339 (1, 3) (8, 1) (9, PH)	L6	F9			L3-1		F8		F8	4	0	0	0	0	0	1										
Luis Aparicio, R OBP: 0.372, SLG: 0.400 (1, 6)	FC5-4 1B BB		E 1B		5-3			E6 1-3		4	1	2	0	0	0	0										
Carlos May, L OBP: 0.376, SLG: 0.430 (1, 7)	FC5-4 1B BB		E6 1-3		L3-1			1-3		3	0	0	0	1	0	2										
Bill Melton, R OBP: 0.333, SLG: 0.487 (1, 9)	FC5-4 1B 1-2 2-3		K				HR	F8		4	1	1	1	0	1	5										
Ed Herrmann, L OBP: 0.354, SLG: 0.506 (1, 2)	1-3 3-H 1B		L6				CS 1B 1B	F2		4	0	2	1	0	0	3										
Syd O'Brien, R OBP: 0.290, SLG: 0.338 (1, 5)	F6		K				G3-6 1B	F5		4	0	1	0	0	1	4										
Ken Berry, R OBP: 0.351, SLG: 0.367 (1, 8)			S 1B		5-3		G3-6 1-2 2-3	1B 1B		4	0	2	0	0	0	2										
Bobby Knoop, R OBP: 0.276, SLG: 0.295 Duane Josephson, R OBP: 0.373, SLG: 0.400 (1, 4) (9, PH)	F9		L1-6-4 1B				5-3	1B 1B		3	0	1	0	0	0	1										
Gerry Janeski, R OBP: 0.105, SLG: 0.089 Gail Hopkins, L OBP: 0.343, SLG: 0.374 (7, PH) (8, 3)	B1		L1-6-4 1-2				K	1B		2	0	0	0	0	0	2										
Inning Stats	R: 1 E: 0 K: 0 S: 5	H: 2 LOB: 2 BB: 1 P: 9	R: 0 E: 0 K: 0 S: 4	H: 1 LOB: 1 BB: 0 P: 4	R: 0 E: 1 K: 2 S: 9	H: 1 LOB: 2 BB: 0 P: 9	R: 0 E: 0 K: 0 S: 3	H: 0 LOB: 0 BB: 0 P: 3	R: 0 E: 0 K: 0 S: 4	H: 3 LOB: 0 BB: 0 P: 4	R: 0 E: 0 K: 1 S: 5	H: 0 LOB: 0 BB: 0 P: 5	R: 0 E: 1 K: 0 S: 4	H: 0 LOB: 1 BB: 0 P: 4	R: 0 E: 0 K: 0 S: 5	H: 3 LOB: 2 BB: 0 P: 5	1B: 10 2B: 0 3B: 0 HR: 1	SF: 0 SAC: 0 DP: 2 HBP: 0	WP: 0 PB: 0 CS: 1	PA: 37						
PITCHER	IP	WLS	BF	H	R	ER	SO	BB	IBB	HBP	BLK	WP	HR	S	P	ERA	WHIP	PITCHER								
Steve Kline, R ERA: 5.54 Ron Klimkowski, R ERA: 2.99 Lindy McDaniel, R ERA: 1.74	(1, 1)	5.0	W	24	8	2	2	2	1	0	0	0	0	1	27	31	3.60	1.800								
	(6, 1)	3.1		11	2	0	0	1	0	0	0	0	0	13	13	0.00	0.600									
	(9, 1)	0.2	S	2	1	0	0	0	0	0	0	0	0	2	2	0.00	1.500									

New York Yankees @ Chicago White Sox
Comiskey Park, Chicago, IL
Fri Aug 21 1970, 8:05 PM EDT
Att: 12,263 - Unknown - 72 F

AB 36
R 2
H 11
RBI 2
BB 1
SO 3
LOB 22



Batter	1	2	3	4	5	6	7	8	9	AB	R	H	RBI	BB	SO	LOB	TOP										
Horace Clarke, S (1,4) OBP: 0.288, SLG: 0.311	6-3		L6		P6			6-3		4	0	0	0	0	0	3	New York Yankees @ Chicago White Sox Comiskey Park, Chicago, IL Sat Aug 22 1970, 4:33 AM EDT Att: 5,367 - Overcast - 70 F										
Thurman Munson, R (1,2) OBP: 0.379, SLG: 0.397	L6			5-3		6-3		4-3		4	0	0	0	0	0	0											
Roy White, S (1,7) OBP: 0.394, SLG: 0.476	G3			HR	1B			6-3		3	1	1	0	1	0	0											
Bobby Murcer, L (1,8) OBP: 0.352, SLG: 0.428		4-3		HR		K			6-3	4	1	2	2	0	1	1											
Danny Cater, R (1,3) OBP: 0.341, SLG: 0.414				5-3		F9		E6		4	0	1	0	0	0	2											
Jim Lyttle, L (1,9) OBP: 0.365, SLG: 0.468				4-3						3	0	0	0	0	0	1											
Ron Woods, R (9, PH) OBP: 0.321, SLG: 0.361	FC6-4							F9		1	0	0	0	0	0	2											
Frank Baker, L (1,6) OBP: 0.400, SLG: 0.389										1	0	0	0	0	0	0											
John Ellis, R (9, PH) OBP: 0.310, SLG: 0.428	CS			PB	BB			G3		1	0	0	0	0	0	2											
Jerry Kenney, L (1,5) OBP: 0.293, SLG: 0.299				L6	PB			K		2	0	0	0	1	2	1											
Stan Bahnsen, R (1,1) OBP: 0.186, SLG: 0.193				K						1	0	0	0	0	1	2											
Pete Ward, L (8, PH) OBP: 0.333, SLG: 0.394										1	0	0	0	0	1	0											
Mike McCormick, L (8,1) OBP: 0.194, SLG: 0.200										0	0	0	0	0	0	0											
Inning Stats	R: 0 E: 0 K: 0 S: 3	H: 0 LOB: 0 BB: 0 P: 3	R: 0 E: 0 K: 0 S: 3	H: 1 LOB: 0 BB: 0 P: 3	R: 0 E: 0 K: 1 S: 4	H: 0 LOB: 1 BB: 2 P: 12	R: 2 E: 0 K: 0 S: 5	H: 2 LOB: 0 BB: 0 P: 5	R: 0 E: 0 K: 1 S: 5	H: 0 LOB: 1 BB: 1 P: 9	R: 0 E: 0 K: 1 S: 5	H: 0 LOB: 0 BB: 0 P: 5	R: 0 E: 0 K: 1 S: 5	H: 0 LOB: 0 BB: 0 P: 5	R: 0 E: 1 K: 0 S: 5	H: 1 LOB: 2 BB: 0 P: 5	1B: 2 2B: 2 3B: 0 HR: 1	SF: 0 SAC: 1 DP: 1 HBP: 0	WP: 0 SB: 1 CS: 1	PA: 35							
PITCHER	IP	WLS	BF	H	R	ER	SO	BB	IBB	HBP	BLK	WP	HR	S	P	ERA	WHIP										
Bart Johnson, R (1,1) ERA: 5.8	8.1	W	32	4	2	2	5	4	0	0	0	0	1	38	54	2.16	0.960										
Wilbur Wood, L (9,1) ERA: 2.91	0.2	S	2	0	0	0	0	0	0	0	0	0	0	2	2	0.00	0.000										

AB	29
R	2
H	4
RBI	2
BB	4
SO	5
LOB	14



Batter	1	2	3	4	5	6	7	8	9	AB	R	H	RBI	BB	SO	LOB	BOTTOM										
Syd O'Brien, R (1,5) OBP: 0.290, SLG: 0.337	K			E	1B			1-3		4	1	1	0	0	1	2	New York Yankees @ Chicago White Sox Comiskey Park, Chicago, IL Sat Aug 22 1970, 4:33 AM EDT Att: 5,367 - Overcast - 70 F										
Luis Aparicio, R (1,6) OBP: 0.369, SLG: 0.396	F9			P6		6-3		F9		4	0	0	0	0	0	1											
Carlos May, L (1,7) OBP: 0.377, SLG: 0.429	P6			E1	1B			L7		3	1	1	0	1	0	0											
Bill Melton, R (1,9) OBP: 0.330, SLG: 0.482		F4		P4		FC6-4		L7		4	0	0	0	0	0	3											
Duane Josephson, R (1,2) OBP: 0.372, SLG: 0.399		4-3				F4				3	0	1	2	0	0	1											
Gail Hopkins, L (1,3) OBP: 0.339, SLG: 0.370		F2						F6		3	0	0	0	0	0	1											
Ken Berry, R (1,8) OBP: 0.350, SLG: 0.367				5-3				FC6-4		3	0	1	0	0	0	0											
Bobby Knoop, R (1,4) OBP: 0.277, SLG: 0.295				5-3				FC6-4		3	1	1	0	0	0	1											
Bart Johnson, R (1,1) OBP: 0.333, SLG: 0.357				1-3						3	0	1	1	0	0	1											
Wilbur Wood, R (9,1) OBP: 0.133, SLG: 0.200										0	0	0	0	0	0	0											
Inning Stats	R: 0 E: 0 K: 1 S: 5	H: 0 LOB: 0 BB: 0 P: 5	R: 0 E: 0 K: 0 S: 3	H: 0 LOB: 0 BB: 0 P: 3	R: 0 E: 0 K: 0 S: 3	H: 0 LOB: 0 BB: 0 P: 3	R: 2 E: 1 K: 0 S: 6	H: 3 LOB: 1 BB: 0 P: 6	R: 0 E: 0 K: 0 S: 4	H: 1 LOB: 1 BB: 0 P: 4	R: 0 E: 0 K: 0 S: 3	H: 0 LOB: 1 BB: 1 P: 7	R: 1 E: 0 K: 0 S: 5	H: 2 LOB: 1 BB: 0 P: 5	R: 0 E: 0 K: 0 S: 3	H: 0 LOB: 0 BB: 0 P: 3	1B: 5 2B: 1 3B: 0 HR: 0	SF: 0 SAC: 0 DP: 0 HBP: 0	WP: 0 SB: 0 CS: 0	PA: 31							
PITCHER	IP	WLS	BF	H	R	ER	SO	BB	IBB	HBP	BLK	WP	HR	S	P	ERA	WHIP										
Stan Bahnsen, R (1,1) ERA: 3.27	7.0	L	28	6	3	2	1	0	0	0	0	0	0	29	33	2.57	1.000										
Mike McCormick, L (8,1) ERA: 6.41	1.0		3	0	0	0	0	0	0	0	0	0	0	3	3	0.00	0.000										



Batter	1	2	3	4	5	6	7	8	9	AB	R	H	RBI	BB	SO	LOB	TOP			
Horace Clarke, S (1,4) OBP: 0.286, SLG: 0.308	5-3		P4		G6-4-3			K		4	0	0	0	0	1	2	New York Yankees @ Chicago White Sox Comiskey Park, Chicago, IL Sun Aug 23 1970, 4:33 AM EDT Sunny - 70 F livebaseballscores.com			
Thurman Munson, R (1,2) OBP: 0.376, SLG: 0.395	G3		6-3			F5		1B		4	0	1	0	0	0	0				
Roy White, S (1,7) OBP: 0.393, SLG: 0.473	6-3			1-3		FC4-6 BB		4-3		3	0	0	0	1	0	1				
Danny Cater, R (1,5) OBP: 0.338, SLG: 0.411		5-3		5-3		FC4-6 BB			6-3	4	0	0	0	0	0	1				
Bobby Murcer, L (1,8) OBP: 0.353, SLG: 0.429		S 1B		1B		K			1-3	4	0	2	0	0	1	1				
John Ellis, R (1,3) OBP: 0.302, SLG: 0.417		K		6-3			6-3		3-1	4	0	0	0	0	1	2				
Ron Woods, R (1,9) OBP: 0.327, SLG: 0.359		BB			4-0 1B BB		F8			1	0	0	0	2	0	0				
Gene Michael, S (1,6) OBP: 0.297, SLG: 0.265		K			0-0 1-2 1B		1-3			3	0	1	0	0	1	2				
Fritz Peterson, S (1,1) OBP: 0.200, SLG: 0.294			5-3							2	0	0	0	0	1	2				
Curt Blefary, L (8, PH) OBP: 0.323, SLG: 0.333										1	0	0	0	0	1	0				
Gary Waslewski, R (8, 1) OBP: 0.118, SLG: 0.063										0	0	0	0	0	0	0				
Inning Stats	R: 0 E: 0 K: 0 S: 3	H: 0 LOB: 0 BB: 0 P: 3	R: 0 E: 0 K: 2 S: 8	H: 1 LOB: 2 BB: 1 P: 12	R: 0 E: 0 K: 0 S: 3	H: 0 LOB: 0 BB: 0 P: 3	R: 0 E: 0 K: 0 S: 4	H: 1 LOB: 1 BB: 0 P: 4	R: 0 E: 0 K: 1 S: 5	H: 0 LOB: 1 BB: 1 P: 9	R: 0 E: 0 K: 0 S: 3	H: 0 LOB: 0 BB: 0 P: 3	R: 0 E: 0 K: 2 S: 8	H: 1 LOB: 1 BB: 0 P: 8	R: 0 E: 0 K: 0 S: 3	H: 0 LOB: 0 BB: 0 P: 3	1B: 4 2B: 0 3B: 0 HR: 0	SF: 0 SAC: 0 DP: 1 HBP: 0	WP: 0 PB: 0 CS: 1	PA: 33
PITCHER Tommy John, L (1,1) ERA: 3.22	IP: 9.0 WLS: W BF: 33 H: 4 R: 0 ER: 0 SO: 6 BB: 3 IBB: 0 HBP: 0 BLK: 0 WP: 0 HR: 0 S: 42 P: 54 ERA: 0.00 WHIP: 0.778																			

Batter	1	2	3	4	5	6	7	8	9	AB	R	H	RBI	BB	SO	LOB	BOTTOM			
Syd O'Brien, R (1,5) OBP: 0.287, SLG: 0.333	5-3		E5 1B SF7		4-3			5-3		4	1	0	0	0	0	2	New York Yankees @ Chicago White Sox Comiskey Park, Chicago, IL Sun Aug 23 1970, 4:33 AM EDT Sunny - 70 F livebaseballscores.com			
Luis Aparicio, R (1,6) OBP: 0.374, SLG: 0.401	G1-6-3 1B		1-3 1B			FC3-6 1B		FC3-5 BB 1B		4	0	4	0	0	0	0				
Carlos May, L (1,7) OBP: 0.376, SLG: 0.427	G1-6-3 1-2		SF7			FC3-6 1-2		BB FC3-5 HBP BB		2	1	0	1	1	0	2				
Bill Melton, R (1,9) OBP: 0.330, SLG: 0.480		4-3 1B	F8			F8		FC3-5 HBP BB		4	0	1	0	0	0	4				
Ossie Blanco, R (1,3) OBP: 0.210, SLG: 0.172		4-3			F4			F7		3	0	0	0	0	0	2				
Tom McCraw, L (8, 3) OBP: 0.296, SLG: 0.345		1-2				4-3				1	0	0	0	0	0	2				
Ed Herrmann, L (1,2) OBP: 0.356, SLG: 0.504		FC6-5-4-6-4 1B 2-3			G4-6-3 1B			4-3		3	0	1	0	1	0	1				
Ken Berry, R (1,8) OBP: 0.352, SLG: 0.367		1-2 1B			G4-6-3 1-2			1-3		3	0	1	1	0	0	1				
Bobby Knoop, R (1,4) OBP: 0.277, SLG: 0.294		K				F8		F8		4	0	1	0	0	1	5				
Tommy John, R (1,1) OBP: 0.192, SLG: 0.171			1-3			F9		E5		3	0	0	0	0	0	1				
Inning Stats	R: 0 E: 0 K: 0 S: 3	H: 1 LOB: 0 BB: 0 P: 3	R: 0 E: 0 K: 1 S: 7	H: 2 LOB: 2 BB: 0 P: 7	R: 1 E: 1 K: 0 S: 5	H: 1 LOB: 1 BB: 0 P: 5	R: 0 E: 0 K: 0 S: 3	H: 1 LOB: 0 BB: 0 P: 3	R: 0 E: 0 K: 0 S: 4	H: 0 LOB: 0 BB: 0 P: 4	R: 0 E: 0 K: 0 S: 5	H: 1 LOB: 2 BB: 0 P: 5	R: 1 E: 0 K: 0 S: 4	H: 1 LOB: 3 BB: 2 P: 13	R: 0 E: 0 K: 0 S: 3	H: 0 LOB: 0 BB: 0 P: 13	1B: 8 2B: 0 3B: 0 HR: 0	SF: 1 SAC: 0 DP: 2 HBP: 1	WP: 0 PB: 0 CS: 0	PA: 35
PITCHER Fritz Peterson, L (1,1) ERA: 3.23	IP: 7.0 WLS: L BF: 28 H: 7 R: 1 ER: 1 SO: 0 BB: 0 IBB: 0 HBP: 0 BLK: 0 WP: 0 HR: 0 S: 30 P: 30 ERA: 0.00 WHIP: 1.000																			
Gary Waslewski, R (8, 1) ERA: 4.07	IP: 1.0 WLS: L BF: 7 H: 1 R: 1 ER: 1 SO: 0 BB: 2 IBB: 0 HBP: 0 BLK: 0 WP: 0 HR: 0 S: 4 P: 13 ERA: 9.00 WHIP: 3.000																			

Batter	1	2	3	4	5	6	7	8	9	AB	R	H	RBI	BB	SO	LOB	TOP										
Frank Baker, L OBP: 0.440, SLG: 0.410 (1, 6)	4-0 G3 BB	4-0 BB		0-0 6-3		0-0 2B 1B		0-0 FC4-6 1B		3	0	2	0	2	0	0											
Jake Gibbs, L OBP: 0.336, SLG: 0.555 (1, 2)	0-0 G3 1-2	0-0 4-3			0-0 WP 2B 1B	0-0 1-3 2B		0-0 FC4-6 K2-5-2 1B 1-2		5	1	2	0	0	0	4											
Roy White, S OBP: 0.393, SLG: 0.471 (1, 7)	0-0 4-3 2-3		4-0 1B BB		0-0 E3 WP 2B 1-2	0-0 F9		0-0 1-2 1B		4	2	1	0	1	0	4											
Bobby Murcer, L OBP: 0.353, SLG: 0.427 (1, 8)	4-0 BB		0-0 E SF8 1B 1-H		0-0 F3 1-2 2-3		0-0 F8	0-3 K2-5-2 2-3		4	1	1	1	1	1	4											
Pete Ward, L OBP: 0.338, SLG: 0.386 (1, 3)	0-3 K		0-0 E3 G1-6-3 1-3		0-3 K		4-0 FC3-6 1B BB		0-0 1B SF9 1B	4	2	1	0	1	2	5											
Jim Lytle, L OBP: 0.404, SLG: 0.529 (1, 9)		0-0 1B G1		0-0 SF8		0-0 2B	0-0 FC3-6 1B		0-0 1-3 1B	4	1	4	3	0	0	0											
Gene Michael, S OBP: 0.296, SLG: 0.265 (1, 4)		0-0 FC1-5-2 1B 1-3		0-0 G1-6-3 1-2		0-0 6-3	0-0 FC3-6 1B		0-0 SF9 1B 1-2 3-H	4	0	1	1	0	0	4											
Jerry Kenney, L OBP: 0.295, SLG: 0.301 (1, 5)		0-0 FC1-5-2 G1 1-3			0-0 1B		0-0 F4		0-0 L7	5	0	2	1	0	0	3											
Mike Kekich, R OBP: 0.160, SLG: 0.125 Lindy McDaniel, R OBP: 0.182, SLG: 0.227 (8, 1)		0-0 G1 2-3 3-H			0-0 1-3		0-0 4-3		0-0 F9	4	0	0	1	0	0	3											
Inning Stats	R: 0 E: 0 K: 1 S: 5	H: 0 LOB: 2 BB: 2 P: 13	R: 1 E: 0 K: 0 S: 5	H: 2 LOB: 2 BB: 1 P: 9	R: 2 E: 1 K: 0 S: 4	H: 1 LOB: 0 BB: 1 P: 8	R: 0 E: 0 K: 0 S: 3	H: 1 LOB: 0 BB: 0 P: 3	R: 2 E: 1 K: 1 S: 8	H: 2 LOB: 1 BB: 0 P: 8	R: 0 E: 0 K: 0 S: 5	H: 2 LOB: 2 BB: 0 P: 5	R: 1 E: 0 K: 0 S: 5	H: 2 LOB: 2 BB: 1 P: 9	R: 0 E: 0 K: 1 S: 6	H: 2 LOB: 2 BB: 0 P: 6	R: 1 E: 0 K: 0 S: 5	H: 2 LOB: 1 BB: 0 P: 5	1B: 12 2B: 3 3B: 0 HR: 0	SF: 2 SAC: 0 DP: 2 HBP: 0	WP: 1 PB: 0 CS: 2	PA: 45					
PITCHER	IP	WLS	BF	H	R	ER	SO	BB	IBB	HBP	BLK	WP	HR	S	P	ERA	WHIP										
Bob Miller, R ERA: 4.48 Jerry Crider, R ERA: 4.11 Wilbur Wood, L ERA: 2.88 Floyd Weaver, R ERA: 4.1	4.2	L	24	6	5	2	2	4	0	0	0	1	0	24	40	3.86	2.143										

New York Yankees @ Chicago White Sox
Comiskey Park, Chicago, IL
Sun Aug 23 1970, 4:38 AM EDT
Att: 17,200 - Sunny - 70 F

AB 38
R 7
H 14
RBI 7
BB 5
SO 3
LOB 28



Batter	1	2	3	4	5	6	7	8	9	AB	R	H	RBI	BB	SO	LOB	BOTTOM										
Tom McCraw, L OBP: 0.292, SLG: 0.340 Wilbur Wood, R OBP: 0.133, SLG: 0.200 Gail Hopkins, L OBP: 0.338, SLG: 0.368 Floyd Weaver, R (8, 1)	0-0 5-3		0-0 P6		0-0 4-3		0-0 F8	0-0 F7		4	0	0	0	0	0	1											
Luis Aparicio, R OBP: 0.376, SLG: 0.406 (1, 6)	0-0 F3		0-0 1B		0-0 1B		0-0 1-3 2B		4-0 1B HR BB	4	1	3	0	1	0	0											
Carlos May, L OBP: 0.376, SLG: 0.427 (1, 7)	0-0 P6		0-0 1B		0-0 F9		0-0 4-3		0-0 1-2 HR 1B	5	1	2	0	0	0	3											
Bill Melton, R OBP: 0.328, SLG: 0.484 (1, 9)		0-3 K	0-0 P4		0-0 F2		0-0 HR		0-0 P6	5	1	1	1	0	1	5											
Duane Josephson, R OBP: 0.373, SLG: 0.412 (1, 2)		0-0 HR		0-0 F3		0-0 F8		0-0 1B 1B	0-0 P6	5	1	2	1	0	0	2											
Syd O'Brien, R OBP: 0.288, SLG: 0.342 (1, 5)		0-0 5-3		0-0 F9		0-0 G6-4-3 1B		0-3 K	0-0 1-2 HR	5	1	2	3	0	1	1											
Ken Berry, R OBP: 0.353, SLG: 0.365 (1, 8)		4-0 FC6-4 BB		0-0 BB 1B		0-0 G6-4-3 1-2		0-0 F9	0-0 5-3	4	0	1	0	1	0	2											
Bobby Knoop, R OBP: 0.282, SLG: 0.298 (1, 4)		0-0 FC6-4 1-2		0-0 BB		4-0 1-2 BB		0-0 2B 1B	0-0 1-2 1B	3	0	2	0	1	0	1											
Bob Miller, R OBP: 0.258, SLG: 0.179 Jerry Crider, R OBP: 0.095, SLG: 0.143 Ossie Blanco, R OBP: 0.219, SLG: 0.183 (7, 3)			0-0 F8		0-0 1-3		0-0 F5		0-0 1-2 2-3 1B	2	0	0	0	0	0	2											
Inning Stats	R: 0 E: 0 K: 0 S: 3	H: 0 LOB: 0 BB: 0 P: 3	R: 1 E: 0 K: 1 S: 6	H: 1 LOB: 1 BB: 1 P: 10	R: 0 E: 0 K: 0 S: 5	H: 2 LOB: 2 BB: 0 P: 5	R: 0 E: 0 K: 0 S: 4	H: 1 LOB: 2 BB: 1 P: 8	R: 0 E: 0 K: 0 S: 3	H: 1 LOB: 0 BB: 0 P: 3	R: 0 E: 0 K: 0 S: 5	H: 2 LOB: 2 BB: 0 P: 5	R: 1 E: 0 K: 1 S: 9	H: 4 LOB: 3 BB: 0 P: 9	R: 3 E: 0 K: 0 S: 5	H: 2 LOB: 0 BB: 1 P: 9	1B: 10 2B: 1 3B: 0 HR: 3	SF: 0 SAC: 0 DP: 1 HBP: 0	WP: 0 PB: 0 CS: 0	PA: 43							
PITCHER	IP	WLS	BF	H	R	ER	SO	BB	IBB	HBP	BLK	WP	HR	S	P	ERA	WHIP										
Mike Kekich, L ERA: 6.01 Lindy McDaniel, R ERA: 2.0	7.2	W	35	11	2	2	2	2	0	0	0	0	2	37	45	2.35	1.696										

New York Yankees @ Chicago White Sox
Comiskey Park, Chicago, IL
Sun Aug 23 1970, 4:38 AM EDT
Att: 17,200 - Sunny - 70 F

AB 40
R 5
H 14
RBI 5
BB 3
SO 2
LOB 21



Batter	1	2	3	4	5	6	7	8	9	AB	R	H	RBI	BB	SO	LOB	TOP																					
Ed Brinkman, R (1, 6) OBP: 0.334, SLG: 0.311	5-3		6-3		F8		6-3			4	0	0	0	0	0	1	Washington Senators @ Chicago White Sox Comiskey Park, Chicago, IL Tue Aug 25 1970, 8:05 PM EDT Att: 6,774 - Unknown																					
Wayne Comer, R (1, 8) OBP: 0.317, SLG: 0.248 Ed Stroud, L (8, PH) OBP: 0.354, SLG: 0.362	K		F7			1B SF9 1B		6-3		3	1	1	0	0	1	0																						
Frank Howard, R (1, 3) OBP: 0.432, SLG: 0.561	5-3			4-3		FC6-4 1B		G6-3 1B		4	0	2	0	0	0	0																						
Rick Reichardt, R (1, 7) OBP: 0.352, SLG: 0.515	K			BB E 1B		SF9 1B		G6-3 1B		3	0	1	1	0	1	1																						
Aurelio Rodriguez, R (1, 5) OBP: 0.296, SLG: 0.411	2B		E5 BB			K		K		4	1	1	0	0	2	2																						
Tom Grieve, R (1, 9) OBP: 0.290, SLG: 0.387	L7			G6-4-3 BB		FC6-4 1B		P4		3	0	0	0	1	0	2																						
Paul Casanova, R (1, 2) OBP: 0.269, SLG: 0.394	2B		G6-4-3 1B					K		4	1	1	1	0	1	3																						
Tim Cullen, R (1, 4) OBP: 0.296, SLG: 0.283	2B		F8					WP 1B		3	0	2	1	0	0	0																						
Joe Coleman, R (1, 1) OBP: 0.262, SLG: 0.120 Lee Maye, L (7, PH) OBP: 0.330, SLG: 0.411 Jim Shellenback, L (7, 1) OBP: 0.087, SLG: 0.130 Horacio Pina, R (8, 1) Darold Knowles, L (8, 1) OBP: 0.059, SLG: 0.059	5-3		5-3		F2		F8			2	0	0	0	0	0	0																						
Inning Stats	R: 0 E: 0 K: 1 S: 5	H: 0 LOB: 0 BB: 0 P: 5	R: 2 E: 0 K: 1 S: 7	H: 3 LOB: 1 BB: 0 P: 7	R: 0 E: 0 K: 0 S: 3	H: 0 LOB: 0 BB: 0 P: 3	R: 0 E: 1 K: 0 S: 4	H: 1 LOB: 2 BB: 1 P: 8	R: 0 E: 0 K: 0 S: 3	H: 0 LOB: 0 BB: 0 P: 3	R: 1 E: 0 K: 1 S: 7	H: 2 LOB: 1 BB: 0 P: 7	R: 0 E: 0 K: 0 S: 4	H: 1 LOB: 1 BB: 0 P: 4	R: 0 E: 0 K: 0 S: 3	H: 1 LOB: 0 BB: 0 P: 3		R: 0 E: 0 K: 2 S: 7	H: 0 LOB: 0 BB: 0 P: 7	1B: 5 2B: 3 3B: 0 HR: 0	SF: 1 SAC: 0 DP: 2 HBP: 0	WP: 1 PA: 34 RBI: 0 CS: 0																
PITCHER	IP	WLS	BF	H	R	ER	SO	BB	IBB	HBP	BLK	WP	HR	S	P	ERA	WHIP	PITCHER				IP	WLS	BF	H	R	ER	SO	BB	IBB	HBP	BLK	WP	HR	S	P	ERA	WHIP
Barry Moore, L (1, 1) ERA: 5.39	6.0		24	6	3	3	3	1	0	0	0	0	0	29	33	4.50	1.167																					
Danny Murphy, R (7, 1) ERA: 4.75	2.0		7	2	0	0	0	0	0	0	0	1	0	7	7	0.00	1.000																					
Wilbur Wood, L (9, 1) ERA: 2.85	1.0	W	3	0	0	0	2	0	0	0	0	0	0	7	7	0.00	0.000																					

Batter	1	2	3	4	5	6	7	8	9	AB	R	H	RBI	BB	SO	LOB	BOTTOM																					
Syd O'Brien, R (1, 5) OBP: 0.290, SLG: 0.344	K		CS 1B		F7			E 1B SF8 1B		4	1	2	1	0	1	1	Washington Senators @ Chicago White Sox Comiskey Park, Chicago, IL Tue Aug 25 1970, 8:05 PM EDT Att: 6,774 - Unknown																					
Luis Aparicio, R (1, 6) OBP: 0.377, SLG: 0.405	6-3		G3 1B			F7		E 1B		4	0	1	0	0	0	1																						
Carlos May, L (1, 7) OBP: 0.375, SLG: 0.425	K			1B		E6		E5		4	0	1	0	0	1	2																						
Bill Melton, R (1, 9) OBP: 0.325, SLG: 0.480	5-3			K		K		SF8		3	0	0	1	0	2	2																						
Ed Herrmann, L (1, 2) OBP: 0.352, SLG: 0.498 Duane Josephson, R (8, PH) OBP: 0.371, SLG: 0.410	F7			F5		G3		1-3		3	0	0	0	0	0	2																						
Gail Hopkins, L (1, 3) OBP: 0.337, SLG: 0.366 Tom McCraw, L (9, FR) OBP: 0.292, SLG: 0.340	F5			F8			4-3		E5 1B SF9 1B	4	0	1	0	0	0	1																						
Ken Berry, R (1, 8) OBP: 0.359, SLG: 0.369			3B 1B		1-4-3 BB			1B		2	1	2	0	2	0	0																						
Bobby Knoop, R (1, 4) OBP: 0.284, SLG: 0.306			1B 3B		K		K2-4-3-2			4	1	2	1	0	2	2																						
Barry Moore, L (1, 1) OBP: 0.167, SLG: 0.143 Danny Murphy, L (7, 1) OBP: 0.067, SLG: 1.250 Walt Williams, R (8, PH) OBP: 0.295, SLG: 0.337 Wilbur Wood, R (9, 1) OBP: 0.133, SLG: 0.200 Rich Morales, R (9, PH) OBP: 0.254, SLG: 0.161	5-3			5-3		1-4-3		3-1		2	0	0	0	0	0	2																						
Inning Stats	R: 0 E: 0 K: 2 S: 7	H: 0 LOB: 0 BB: 0 P: 7	R: 0 E: 0 K: 0 S: 3	H: 0 LOB: 0 BB: 0 P: 3	R: 2 E: 0 K: 0 S: 5	H: 3 LOB: 0 BB: 0 P: 5	R: 0 E: 0 K: 1 S: 6	H: 1 LOB: 1 BB: 0 P: 6	R: 0 E: 0 K: 1 S: 5	H: 0 LOB: 1 BB: 1 P: 9	R: 0 E: 1 K: 1 S: 6	H: 0 LOB: 1 BB: 0 P: 6	R: 0 E: 0 K: 1 S: 5	H: 1 LOB: 1 BB: 0 P: 5	R: 1 E: 1 K: 0 S: 6	H: 2 LOB: 2 BB: 0 P: 6		R: 0 E: 0 K: 0 S: 3	H: 2 LOB: 2 BB: 1 P: 7	1B: 8 2B: 1 3B: 1 HR: 0	SF: 2 SAC: 0 DP: 1 HBP: 0	WP: 0 PA: 36 RBI: 0 CS: 1																
PITCHER	IP	WLS	BF	H	R	ER	SO	BB	IBB	HBP	BLK	WP	HR	S	P	ERA	WHIP	PITCHER				IP	WLS	BF	H	R	ER	SO	BB	IBB	HBP	BLK	WP	HR	S	P	ERA	WHIP
Joe Coleman, R (1, 1) ERA: 3.8	6.0		23	4	2	2	5	1	0	0	0	0	0	9	9	0.00	2.250																					
Jim Shellenback, L (7, 1) ERA: 3.02	1.1		7	3	1	0	1	0	0	0	0	0	0	9	9	0.00	2.250																					
Horacio Pina, R (8, 1) ERA: 2.14	0.1		1	0	0	0	0	0	0	0	0	0	0	1	1	0.00	0.000																					
Darold Knowles, L (8, 1) ERA: 2.02	0.2	L	5	2	1	1	0	0	1	0	0	0	0	4	8	13.50	3.000																					



Batter	1	2	3	4	5	6	7	8	9	AB	R	H	RBI	BB	SO	LOB	TOP			
Ed Stroud, L (1, 8) OBP: 0.355, SLG: 0.362	0-0 G4-6-3 1B		4-0 G4-6-3 BB			0-3 K		0-3 K		3	0	1	0	1	2	0	<p>Washington Senators @ Chicago White Sox</p> <p>Comiskey Park, Chicago, IL</p> <p>Wed Aug 26 1970, 4:33 AM EDT</p> <p>Att: 3,742 - Unknown</p> <p>livebaseballscorecards.com</p>			
Del Unser, L (1, 9) OBP: 0.317, SLG: 0.328	0-0 G4-6-3 1-2		0-0 G4-6-3 1-2			0-0 F8		0-0 F5		4	0	0	0	0	0	2				
Frank Howard, R (1, 7) OBP: 0.430, SLG: 0.559	0-0 1-3			0-3 K		0-0 F7		0-0 1B		4	0	1	0	0	1	0				
Mike Epstein, L (1, 3) OBP: 0.359, SLG: 0.443		0-0 F7		0-0 1B			0-0 G3	0-3 K		4	0	1	0	0	1	1				
Aurelio Rodriguez, R (1, 5) OBP: 0.298, SLG: 0.418		0-0 1B FC3-2 1B		0-0 F8			0-0 HR		0-0 5-3	4	1	2	1	0	0	1				
Ed Brinkman, R (1, 6) OBP: 0.387, SLG: 0.315		0-0 FC3-2 1B		0-0 F8			0-0 1B		0-0 1B	4	0	3	0	0	0	1				
Jim French, L (1, 2) OBP: 0.260, SLG: 0.260		0-0 FC3-2		0-0 1B			0-0 1B		0-0 F8	3	0	2	0	0	0	2				
Rick Reichardt, R (9, PH) OBP: 0.350, SLG: 0.512		1-2 3-H		0-0 1B			1-3 1B		0-0 F8	1	0	0	0	0	0	1				
Tim Cullen, R (1, 4) OBP: 0.294, SLG: 0.280		0-0 6-3					0-0 F2		0-3 K	2	0	0	0	0	0	3				
Bernie Allen, L (7, PH) OBP: 0.341, SLG: 0.380		0-0 6-3				0-0 G4-6-3 1B			0-0 K	1	0	0	0	0	0	2				
Greg Goossen, R (9, PH) OBP: 0.387, SLG: 0.360						1-2			0-0 K	1	0	0	0	0	1	1				
Casey Cox, R (1, 1) OBP: 0.127, SLG: 0.111				0-3 K			0-0 P6			2	0	0	0	0	1	0				
Lee Maye, L (7, PH) OBP: 0.328, SLG: 0.410						0-0 4-3				1	0	0	0	0	0	2				
Horacio Pina, R (7, 1)										0	0	0	0	0	0	0				
Inning Stats	R: 0 E: 0 K: 0 S: 3	H: 1 LOB: 0 BB: 0 P: 3	R: 0 E: 0 K: 0 S: 5	H: 2 LOB: 2 BB: 0 P: 5	R: 0 E: 0 K: 1 S: 4	H: 0 LOB: 0 BB: 1 P: 8	R: 0 E: 0 K: 1 S: 6	H: 1 LOB: 1 BB: 0 P: 6	R: 0 E: 0 K: 0 S: 5	H: 0 LOB: 0 BB: 0 P: 5	R: 1 E: 0 K: 0 S: 6	H: 3 LOB: 2 BB: 0 P: 6	R: 0 E: 0 K: 2 S: 8	H: 1 LOB: 1 BB: 0 P: 8	R: 0 E: 0 K: 1 S: 6	H: 1 LOB: 1 BB: 0 P: 6	1B: 9 2B: 0 3B: 0 HR: 1	SF: 0 SAC: 0 DP: 3 HBP: 0	WP: 0 PB: 0 CS: 1	PA: 35
PITCHER	IP WLS BF H R ER SO BB IBB HBP BLK WP HR S P ERA WHIP																			
Gerry Janeski, R (1, 1) ERA: 4.58	7.0 W 27 8 1 1 3 1 0 0 0 0 1 32 36 1.29 1.286																			
Wilbur Wood, L (8, 1) ERA: 2.6	2.0 S 8 2 0 0 3 0 0 0 0 0 0 14 14 0.00 1.000																			

Batter	1	2	3	4	5	6	7	8	9	AB	R	H	RBI	BB	SO	LOB	BOTTOM			
Syd O'Brien, R (1, 5) OBP: 0.293, SLG: 0.354	0-0 HR		0-0 F8			0-0 G4-6-3 1B	0-0 FC5-4			4	1	2	1	0	0	2	<p>Washington Senators @ Chicago White Sox</p> <p>Comiskey Park, Chicago, IL</p> <p>Wed Aug 26 1970, 4:33 AM EDT</p> <p>Att: 3,742 - Unknown</p> <p>livebaseballscorecards.com</p>			
Luis Aparicio, R (1, 6) OBP: 0.374, SLG: 0.402	0-0 1-3		0-0 G3			0-0 G4-6-3 1-2		0-0 P6		4	0	0	0	0	0	1				
Carlos May, L (1, 7) OBP: 0.376, SLG: 0.431	0-0 P6		0-0 P6			0-0 HR		4-0 CS BB		3	1	1	1	1	0	0				
Bill Melton, R (1, 9) OBP: 0.327, SLG: 0.479	0-0 1B 1B			0-0 L6		0-0 F2		4-0 FC4 BB		3	0	1	0	1	0	0				
Duane Josephson, R (1, 2) OBP: 0.369, SLG: 0.407	0-0 1-3 1B			0-0 F8			0-0 5-3	0-0 FC4 1-2		4	0	1	0	0	0	1				
Gail Hopkins, L (1, 3) OBP: 0.333, SLG: 0.362	0-3 K			0-0 G3			0-0 L4			3	0	0	0	0	1	2				
Wilbur Wood, R (8, 1) OBP: 0.133, SLG: 0.200										0	0	0	0	0	0	0				
Ken Berry, R (1, 8) OBP: 0.358, SLG: 0.374		0-0 5-3			0-0 F9		0-0 1B 3B			3	1	1	0	0	0	0				
Bobby Knoop, R (1, 4) OBP: 0.285, SLG: 0.304		0-0 P3			0-0 6-3		4-0 1B IBB			2	0	0	0	1	0	0				
Gerry Janeski, R (1, 1) OBP: 0.102, SLG: 0.086		0-3 K			0-0 F8		0-0 FC5-4 1-2 3-H 1B			2	0	0	0	0	1	0				
Tom McCraw, L (7, PH) OBP: 0.295, SLG: 0.342										1	0	1	1	0	0	0				
Inning Stats	R: 1 E: 0 K: 1 S: 8	H: 3 LOB: 2 BB: 0 P: 8	R: 0 E: 0 K: 1 S: 5	H: 0 LOB: 0 BB: 0 P: 5	R: 0 E: 0 K: 0 S: 3	H: 0 LOB: 0 BB: 0 P: 3	R: 0 E: 0 K: 0 S: 3	H: 0 LOB: 0 BB: 0 P: 3	R: 1 E: 0 K: 0 S: 4	H: 2 LOB: 0 BB: 0 P: 4	R: 1 E: 0 K: 0 S: 5	H: 2 LOB: 2 BB: 1 P: 9	R: 0 E: 0 K: 0 S: 2	H: 0 LOB: 1 BB: 2 P: 10	R: 0 E: 0 K: 1 S: 2	H: 0 LOB: 2 BB: 0 P: 10		1B: 4 2B: 0 3B: 1 HR: 2	SF: 0 SAC: 0 DP: 1 HBP: 0	WP: 0 PB: 0 CS: 1
PITCHER	IP WLS BF H R ER SO BB IBB HBP BLK WP HR S P ERA WHIP																			
Casey Cox, R (1, 1) ERA: 4.58	6.0 L 22 5 2 2 2 2 0 0 0 0 0 2 26 26 3.00 0.833																			
Horacio Pina, R (7, 1) ERA: 2.21	2.0 10 2 1 1 0 2 1 0 0 0 0 7 19 4.50 2.000																			

Batter	1	2	3	4	5	6	7	8	9	AB	R	H	RBI	BB	SO	LOB	TOP					
Mike Andrews, R (1,4) OBP: 0.324, SLG: 0.373	L4	FC5			6-3			5-3		5	0	1	1	0	0	4						
Reggie Smith, S (1,8) OBP: 0.377, SLG: 0.535	5-3		K		K	K			HR	5	1	1	1	0	3	3						
Carl Yastrzemski, L (1,3) OBP: 0.441, SLG: 0.591	G3					K	4-1		E4	5	0	1	0	0	1	0						
Tony Conigliaro, R (1,9) OBP: 0.318, SLG: 0.469		6-3	FC			1B	4-3		FC5-4	4	1	0	0	1	0	2						
Rico Petrocelli, R (1,6) OBP: 0.325, SLG: 0.460		HR	G5-4-3			1B			1B	5	2	4	1	0	0	2						
George Scott, R (1,5) OBP: 0.353, SLG: 0.452		2B			F9	1B			K	4	1	1	0	0	2	3						
Billy Conigliaro, R (1,7) OBP: 0.597, SLG: 0.907		FC5			6-3	E7			F7	5	0	2	2	0	0	2						
Jerry Moses, R (1,2) OBP: 0.313, SLG: 0.384					K					2	0	1	0	2	1	0						
Gary Peters, L (1,1) OBP: 0.315, SLG: 0.338										4	0	0	0	0	2	7						
Gary Wagner, R (9,1) OBP: 0.200, SLG: 0.200	K				6-3	K			4-3	0	0	0	0	0	0	0						
Inning Stats	R: 0 E: 0 K: 0 S: 3	H: 0 LOB: 0 BB: 0 P: 3	R: 1 E: 0 K: 1 S: 8	H: 3 LOB: 3 BB: 1 P: 12	R: 0 E: 1 K: 1 S: 6	H: 1 LOB: 1 BB: 0 P: 6	R: 0 E: 0 K: 1 S: 5	H: 0 LOB: 0 BB: 0 P: 5	R: 0 E: 0 K: 1 S: 5	H: 0 LOB: 0 BB: 0 P: 5	R: 3 E: 1 K: 3 S: 12	H: 3 LOB: 3 BB: 2 P: 21	R: 0 E: 0 K: 1 S: 6	H: 1 LOB: 1 BB: 0 P: 6	R: 0 E: 0 K: 0 S: 4	H: 1 LOB: 1 BB: 0 P: 4	R: 1 E: 1 K: 1 S: 8	H: 2 LOB: 2 BB: 0 P: 8	1B: 8 2B: 1 3B: 0 HR: 2	SF: 0 SAC: 0 DP: 1 HBP: 1	WP: 0 PB: 0 SB: 0 CS: 0	PA: 43
PITCHER	IP	WLS	BF	H	R	ER	SO	BB	IBB	HBP	BLK	WP	HR	S	P	ERA	WHIP					
Tommy John, L (1,1) ERA: 3.26	8.0	L	37	9	4	4	8	1	2	1	0	0	1	49	62	4.50	1.250					
Lee Stange, R (9,1) ERA: 5.59	1.0		6	2	1	1	1	0	0	0	0	0	1	8	8	9.00	2.000					

Boston Red Sox @ Chicago White Sox
Comiskey Park, Chicago, IL
Fri Aug 28 1970, 8:05 PM EDT
Att: 12,479 - Unknown

AB 39
R 5
H 11
RBI 5
BB 3
SO 9
LOB 23



Batter	1	2	3	4	5	6	7	8	9	AB	R	H	RBI	BB	SO	LOB	BOTTOM					
Syd O'Brien, R (1,5) OBP: 0.290, SLG: 0.350	K		F9			F8		F5		4	0	0	0	0	1	2						
Luis Aparicio, R (1,6) OBP: 0.371, SLG: 0.398	K		4-3			F7			6-3	4	0	0	0	0	1	1						
Carlos May, L (1,7) OBP: 0.375, SLG: 0.430	4-3				F3	K			HR	4	1	1	0	0	1	1						
Bill Melton, R (1,9) OBP: 0.330, SLG: 0.488		1B							1B	3	2	2	2	1	1	0						
Duane Josephson, R (1,2) OBP: 0.371, SLG: 0.409		SF9			F8				6-3	4	1	2	0	0	0	1						
Gail Hopkins, L (1,3) OBP: 0.332, SLG: 0.362		SF9								3	0	1	1	0	1	1						
Tom McCraw, L (9, FR) OBP: 0.295, SLG: 0.342		SF9			CS					0	0	0	0	0	0	0						
Ken Berry, R (1,8) OBP: 0.355, SLG: 0.371		SF9				6-3			L9	3	0	0	1	0	0	1						
Bobby Knoop, R (1,4) OBP: 0.282, SLG: 0.302		5-3				K			5-3	3	0	0	0	0	1	0						
Tommy John, R (1,1) OBP: 0.200, SLG: 0.181										2	0	1	0	0	0	0						
Walt Williams, R (8, PH) OBP: 0.297, SLG: 0.340										1	0	1	0	0	0	0						
Lee Stange, R (9,1) ERA: 2.87					4-3					0	0	0	0	0	0	0						
Inning Stats	R: 0 E: 0 K: 2 S: 7	H: 0 LOB: 0 BB: 0 P: 7	R: 2 E: 0 K: 0 S: 4	H: 1 LOB: 0 BB: 1 P: 8	R: 0 E: 0 K: 0 S: 3	H: 0 LOB: 0 BB: 0 P: 3	R: 0 E: 0 K: 0 S: 3	H: 1 LOB: 0 BB: 0 P: 3	R: 0 E: 0 K: 1 S: 6	H: 1 LOB: 1 BB: 0 P: 6	R: 0 E: 0 K: 1 S: 5	H: 1 LOB: 0 BB: 0 P: 5	R: 0 E: 0 K: 0 S: 4	H: 1 LOB: 1 BB: 0 P: 4	R: 2 E: 0 K: 0 S: 6	H: 3 LOB: 1 BB: 0 P: 6	1B: 7 2B: 0 3B: 0 HR: 1	SF: 2 SAC: 0 DP: 1 HBP: 0	WP: 1 PB: 0 SB: 0 CS: 1	PA: 35		
PITCHER	IP	WLS	BF	H	R	ER	SO	BB	IBB	HBP	BLK	WP	HR	S	P	ERA	WHIP					
Gary Peters, L (1,1) ERA: 4.11	8.1	W	31	7	4	4	6	1	0	0	0	0	1	42	46	4.32	0.960					
Gary Wagner, R (9,1) ERA: 2.87	0.2	S	3	1	0	0	0	0	0	0	0	0	0	3	3	0.00	1.500					

Boston Red Sox @ Chicago White Sox
Comiskey Park, Chicago, IL
Fri Aug 28 1970, 8:05 PM EDT
Att: 12,479 - Unknown

AB 31
R 4
H 8
RBI 4
BB 1
SO 6
LOB 7



Batter	1	2	3	4	5	6	7	8	9	AB	R	H	RBI	BB	SO	LOB	TOP										
Mike Andrews, R OBP: 0.326, SLG: 0.379 (1, 4)	0-0 HR		4-0 BB		0-0 F7	4-0 1B HBP BB	0-0 FC5-4		0-0 L5	4	2	1	1	2	0	4											
Reggie Smith, S OBP: 0.378, SLG: 0.533 (1, 8)	0-0 6-3		0-0 F7		0-0 1B	0-0 HBP 1B		0-0 6-3		5	0	2	2	0	0	1											
Carl Yastrzemski, L OBP: 0.444, SLG: 0.600 (1, 3)	0-0 1B			0-0 HR	0-0 1B	0-0 HBP IBB		0-3 K		4	1	3	2	1	1	0											
Tony Conigliaro, R OBP: 0.321, SLG: 0.471 (1, 9)	0-0 L6-4-3			0-0 1B	0-0 FC3-2-5	1-0 HBP		0-0 2B		4	1	2	1	0	0	3											
Rico Petrocelli, R OBP: 0.322, SLG: 0.455 (1, 6)		0-0 5-3		0-0 1-3	0-0 F8	0-0 5-3		0-0 F3		5	0	0	0	0	0	7											
George Scott, R OBP: 0.351, SLG: 0.457 (1, 5)		0-3 K		0-0 L9		0-0 4-3		0-0 HR		5	1	1	1	0	1	1											
Billy Conigliaro, R OBP: 0.361, SLG: 0.507 (1, 7)		0-0 3-1		0-0 1B		4-0 2B 1B BB		0-0 F2		4	2	2	1	1	0	0											
Tom Satriano, L OBP: 0.329, SLG: 0.381 (1, 2)			0-0 F4	0-0 6-3		0-0 1B 2B		4-0 FC5-4 BB		4	1	2	0	1	0	1											
Cal Koonce, R OBP: 0.182, SLG: 0.056 (5, 1)			0-0 4-3		4-0 1B BB	0-0 F9		0-0 F8		2	1	0	0	1	0	2											
Ken Brett, L OBP: 0.296, SLG: 0.333 (5, 1)										0	0	0	0	0	0	0											
Chuck Hartenstein, R OBP: 0.000, SLG: 0.000 (5, 1)										0	0	0	0	0	0	0											
Sparky Lyle, L OBP: 0.000, SLG: 0.000 (5, 1)										0	0	0	0	0	0	0											
Dick Schofield, S OBP: 0.000, SLG: 0.000 (7, 1)										0	0	0	0	0	0	0											
Ed Phillips, R OBP: 0.000, SLG: 0.000 (7, 1)										0	0	0	0	0	0	0											
George Thomas, R OBP: 0.000, SLG: 0.000 (9, 1)										1	0	1	1	0	0	0											
Inning Stats	R: 1 E: 0 K: 0 S: 4	H: 2 LOB: 0 BB: 0 P: 4	R: 0 E: 0 K: 1 S: 5	H: 0 LOB: 0 BB: 0 P: 5	R: 0 E: 0 K: 0 S: 3	H: 0 LOB: 1 BB: 1 P: 7	R: 2 E: 0 K: 0 S: 6	H: 3 LOB: 1 BB: 0 P: 6	R: 1 E: 0 K: 0 S: 5	H: 2 LOB: 2 BB: 1 P: 9	R: 3 E: 0 K: 0 S: 5	H: 2 LOB: 3 BB: 3 P: 18	R: 1 E: 0 K: 0 S: 4	H: 1 LOB: 1 BB: 1 P: 8	R: 0 E: 0 K: 1 S: 6	H: 1 LOB: 1 BB: 0 P: 6	R: 1 E: 0 K: 0 S: 5	H: 3 LOB: 1 BB: 0 P: 5	1B: 9 2B: 4 3B: 0 HR: 3	SF: 0 SAC: 0 DP: 2 HBP: 1	WP: 0 PA: 46 PB: 0 SB: 0 CS: 0						
PITCHER	IP	WLS	BF	H	R	ER	SO	BB	IBB	HBP	BLK	WP	HR	S	P	ERA	WHIP										
Bart Johnson, R ERA: 6.02 (1, 1)	4.1		21	7	4	4	1	2	0	0	0	0	2	21	29	8.31	2.077										
Bob Miller, R ERA: 4.69 (5, 1)	1.2	W	11	2	3	3	0	2	1	1	0	0	0	7	20	16.20	2.400										
Danny Murphy, R ERA: 4.83 (7, 1)	1.0		5	1	1	1	0	1	0	0	0	0	1	4	8	9.00	2.000										
Wilbur Wood, L ERA: 2.83 (8, 1)	2.0	S	9	4	1	1	1	0	0	0	0	0	0	11	11	4.50	2.000										

Boston Red Sox @ Chicago White Sox
Comiskey Park, Chicago, IL
Sat Aug 29 1970, 4:33 AM EDT
Att: 6,032 - Unknown

AB 39
R 9
H 14
RBI 9
BB 6
SO 2
LOB 20



Batter	1	2	3	4	5	6	7	8	9	AB	R	H	RBI	BB	SO	LOB	BOTTOM										
Syd O'Brien, R OBP: 0.293, SLG: 0.354 (1, 4)	1-0 2B HBP	0-0 6-3		0-0 5-3		0-0 BB HR 2B	0-0 1-3 3H HR 1B			4	2	2	2	0	0	3											
Luis Aparicio, R OBP: 0.370, SLG: 0.398 (1, 6)	0-0 1-3 2B		0-0 F8		0-0 1-3	0-0 L1	0-3 K			5	0	1	0	0	1	4											
Carlos May, L OBP: 0.377, SLG: 0.437 (1, 7)	0-3 K		0-0 1B		0-0 L9	4-0 HR BB	0-0 1H 3H HR			4	2	2	3	1	1	2											
Bill Melton, R OBP: 0.329, SLG: 0.483 (1, 9)	0-0 FC1-5-2-5		0-0 F4		0-0 F5	4-0 HR BB	0-0 6-3			4	1	0	1	1	0	3											
Ed Herrmann, L OBP: 0.353, SLG: 0.508 (1, 2)	0-0 4-3		0-0 4-3			2-3 2B HR	0-0 F6			5	2	2	4	0	0	3											
Bob Spence, L OBP: 0.248, SLG: 0.290 (1, 3)		0-0 6-3		0-0 HR		0-0 F6 BB	0-3 K			4	2	1	1	1	1	0											
Ken Berry, R OBP: 0.356, SLG: 0.371 (1, 8)		0-0 1B		0-0 FC5-4 1B		0-0 2-3	0-3 K		0-0 5-3	5	0	2	0	0	1	2											
Rich McKinney, R OBP: 0.192, SLG: 0.167 (1, 5)		0-0 L4		0-0 FC5-4		0-0 1B 2B 2B	4-0 HBP 1B BB			3	2	1	2	1	0	2											
Bobby Knoop, R OBP: 0.282, SLG: 0.302 (8, 4)			0-0 FC1-6		1-2 FC5-4	2-3 2B 2B	0-0 HR			0	0	0	0	0	0	0											
Bart Johnson, R OBP: 0.393, SLG: 0.375 (5, 1)										2	0	1	0	0	0	1											
Bob Miller, R OBP: 0.296, SLG: 0.179 (5, 1)										0	0	0	0	0	0	0											
Tom McCraw, R OBP: 0.296, SLG: 0.343 (5, 1)										0	0	0	0	0	0	0											
Walt Williams, R OBP: 0.000, SLG: 0.000 (5, 1)										0	0	0	0	0	0	0											
Danny Murphy, L OBP: 0.000, SLG: 0.000 (7, 1)										0	0	0	0	0	0	0											
Gail Hopkins, L OBP: 0.000, SLG: 0.000 (7, 1)										0	0	0	0	0	0	0											
Ed Phillips, R OBP: 0.000, SLG: 0.000 (8, 1)										0	0	0	0	0	0	0											
Wilbur Wood, R OBP: 0.133, SLG: 0.200 (8, 1)										0	0	0	0	0	0	0											
Inning Stats	R: 0 E: 0 K: 1 S: 6	H: 1 LOB: 2 BB: 0 P: 7	R: 0 E: 0 K: 0 S: 5	H: 2 LOB: 2 BB: 0 P: 5	R: 0 E: 0 K: 0 S: 4	H: 1 LOB: 1 BB: 0 P: 4	R: 1 E: 0 K: 0 S: 5	H: 2 LOB: 1 BB: 0 P: 5	R: 0 E: 0 K: 0 S: 3	H: 0 LOB: 0 BB: 0 P: 3	R: 8 E: 0 K: 0 S: 8	H: 5 LOB: 0 BB: 3 P: 20	R: 4 E: 0 K: 2 S: 9	H: 2 LOB: 0 BB: 1 P: 14	R: 0 E: 0 K: 1 S: 5	H: 0 LOB: 0 BB: 0 P: 5	1B: 7 2B: 3 3B: 0 HR: 3	SF: 0 SAC: 0 DP: 0 HBP: 2	WP: 0 PA: 43 PB: 0 SB: 0 CS: 0								
PITCHER	IP	WLS	BF	H	R	ER	SO	BB	IBB	HBP	BLK	WP	HR	S	P	ERA	WHIP										
Cal Koonce, R ERA: 3.35 (1, 1)	5.1		26	8	4	4	1	1	0	1	0	0	0	3	7	0.00	9.000										
Ken Brett, L ERA: 4.44 (6, 1)	0.1		4	2	0	0	0	1	0	0	0	0	0	3	7	0.00	9.000										
Chuck Hartenstein, R ERA: 0.69 (6, 1)	0.0	L	2	1	5	5	0	1	0	0	0	0	1	1	5	∞	∞										
Sparky Lyle, L ERA: 4.64 (6, 1)	0.1		1	0	0	0	0	0	0	0	0	0	0	1	1	0.00	0.000										
Ed Phillips, R ERA: 5.32 (7, 1)	2.0		10	2	4	4	3	1	0	1	0	0	1	14	19	18.00	1.500										

Boston Red Sox @ Chicago White Sox
Comiskey Park, Chicago, IL
Sat Aug 29 1970, 4:33 AM EDT
Att: 6,032 - Unknown

AB 37
R 13
H 13
RBI 13
BB 4
SO 4
LOB 20



Batter	1	2	3	4	5	6	7	8	9	AB	R	H	RBI	BB	SO	LOB	TOP		
Mike Andrews, R OBP: 0.331, SLG: 0.382 (1, 4)										6	3	4	4	1	0	0			
Reggie Smith, S OBP: 0.380, SLG: 0.540 (1, 8)										7	3	4	4	0	0	3			
Carl Yastrzemski, L OBP: 0.444, SLG: 0.602 (1, 3)										5	3	1	3	2	0	1			
Tony Conigliaro, R OBP: 0.325, SLG: 0.474 (1, 9)										4	2	2	3	2	1	0			
Rico Petrocelli, R OBP: 0.323, SLG: 0.453 John Kennedy, R OBP: 0.302, SLG: 0.424 (7, 6)										4	1	1	0	1	0	1			
George Scott, R OBP: 0.356, SLG: 0.472 (1, 5)										6	3	4	4	0	1	3			
Billy Conigliaro, R OBP: 0.370, SLG: 0.518 (1, 7)										4	1	3	2	2	0	0			
Tom Satriano, L OBP: 0.335, SLG: 0.382 (1, 2)										5	3	2	0	1	1	6			
Vicente Romo, R OBP: 0.192, SLG: 0.292 Ken Brett, L OBP: 0.267, SLG: 0.296 Sparky Lyle, L (8, 1)										2	1	1	0	0	0	1			
Inning Stats	R: 2 E: 0 K: 0 S: 5	H: 2 LOB: 1 BB: 1 P: 9	R: 8 E: 0 K: 0 S: 10	H: 7 LOB: 1 BB: 2 P: 18	R: 3 E: 0 K: 1 S: 9	H: 4 LOB: 2 BB: 1 P: 13	R: 0 E: 0 K: 1 S: 5	H: 1 LOB: 0 BB: 0 P: 5	R: 0 E: 0 K: 1 S: 6	H: 0 LOB: 0 BB: 0 P: 5	R: 0 E: 0 K: 1 S: 5	H: 0 LOB: 0 BB: 0 P: 5	R: 2 E: 0 K: 0 S: 5	H: 3 LOB: 1 BB: 1 P: 9	R: 6 E: 0 K: 0 S: 7	H: 4 LOB: 1 BB: 3 P: 19	1B: 14 2B: 6 3B: 1 HR: 2	SF: 0 SAC: 0 DP: 2 HBP: 0	WP: 1 PA: 57 PB: 0 SB: 2 CS: 0
PITCHER	IP WLS BF H R ER SO BB IBB HBP BLK WP HR S P ERA WHIP																		
Gerry Janeski, R ERA: 4.95 Jerry Crider, R ERA: 4.32 Barry Moore, L ERA: 5.43 Bob Miller, R ERA: 4.78 Danny Murphy, R ERA: 5.53	(1, 1) (2, 1) (3, 1) (7, 1) (9, 1)	1.1 0.2 4.0 2.0 1.0	L 5 2 9 10	13 2 6 3 4	7 2 2 3 6	8 2 3 2 6	8 2 3 2 6	0 0 4 1 0	0 1 3 0 3	0 0 0 0 0	0 0 0 0 0	0 1 1 0 0	0 4 8 14 19	54.00 27.00 6.75 9.00 54.00	6.000 4.500 2.250 2.000 7.000				

Boston Red Sox @ Chicago White Sox
Comiskey Park, Chicago, IL
Sun Aug 30 1970, 4:33 AM EDT
Unknown

AB 47
R 21
H 22
RBI 21
BB 10
SO 5
LOB 18



Batter	1	2	3	4	5	6	7	8	9	AB	R	H	RBI	BB	SO	LOB	BOTTOM		
Syd O'Brien, R OBP: 0.292, SLG: 0.350 (1, 4)										4	1	0	0	1	1	1			
Luis Aparicio, R OBP: 0.306, SLG: 0.398 Walt Williams, R OBP: 0.184, SLG: 0.162 Bob Miller, R OBP: 0.299, SLG: 0.341 Dwight Gooden, R OBP: 0.258, SLG: 0.179 Dwaine Gooden, R OBP: 0.374, SLG: 0.411 (8, 1) (8, 2)										1	0	0	0	0	0	0			
Carlos May, L OBP: 0.382, SLG: 0.449 (1, 7)										4	3	3	2	1	0	0			
Bill Melton, R OBP: 0.330, SLG: 0.484 (1, 9)										5	2	2	1	0	2	4			
Ed Herrmann, L OBP: 0.357, SLG: 0.520 Danny Murphy, L OBP: 0.667, SLG: 1.250 (9, 1)										4	2	2	3	1	1	2			
Bob Spence, L OBP: 0.274, SLG: 0.337 (1, 3)										5	1	4	3	0	1	0			
Ken Berry, R OBP: 0.352, SLG: 0.366 (1, 8)										5	0	0	0	0	2	4			
Rich McKinney, R OBP: 0.179, SLG: 0.155 (1, 5)										5	0	0	0	0	3	3			
Gerry Janeski, R OBP: 0.102, SLG: 0.086 Jerry Crider, R OBP: 0.095, SLG: 0.143 Rich Morales, R OBP: 0.253, SLG: 0.182 (2, PH) (3, 6)										0	0	0	0	0	0	0			
Inning Stats	R: 3 E: 0 K: 1 S: 9	H: 4 LOB: 1 BB: 0 P: 9	R: 0 E: 0 K: 1 S: 5	H: 0 LOB: 0 BB: 0 P: 5	R: 3 E: 0 K: 3 S: 14	H: 5 LOB: 2 BB: 0 P: 14	R: 4 E: 0 K: 2 S: 9	H: 2 LOB: 2 BB: 0 P: 17	R: 0 E: 0 K: 3 S: 9	H: 0 LOB: 0 BB: 0 P: 9	R: 0 E: 0 K: 0 S: 3	H: 1 LOB: 1 BB: 0 P: 4	R: 1 E: 0 K: 2 S: 9	H: 2 LOB: 2 BB: 1 P: 13	R: 0 E: 0 K: 1 S: 5	H: 0 LOB: 0 BB: 0 P: 5	1B: 8 2B: 3 3B: 1 HR: 2	SF: 0 SAC: 0 DP: 0 HBP: 0	WP: 2 PA: 44 PB: 0 SB: 0 CS: 0
PITCHER	IP WLS BF H R ER SO BB IBB HBP BLK WP HR S P ERA WHIP																		
Vicente Romo, R ERA: 4.42 Ken Brett, L ERA: 4.29 Sparky Lyle, L ERA: 4.5	(1, 1) (3, 1) (8, 1)	2.0 5.1 1.2	W 6 S	24 6 6	6 5 0	1 1 0	8 8 3	2 0 1	0 0 0	0 0 0	0 2 0	0 38 11	46 15	1.69 0.00	1.500 0.600				

Boston Red Sox @ Chicago White Sox
Comiskey Park, Chicago, IL
Sun Aug 30 1970, 4:33 AM EDT
Unknown

AB 41
R 11
H 14
RBI 10
BB 3
SO 13
LOB 17




Batter	1	2	3	4	5	6	7	8	9	AB	R	H	RBI	BB	SO	LOB	TOP								
Mike Andrews, R (1.4) OBP: 0.332, SLG: 0.390	5-3		F7					FC6-4 1B		4	1	2	2	0	0	0	Boston Red Sox @ Chicago White Sox Comiskey Park, Chicago, IL Sun Aug 30 1970, 4:38 AM EDT Att: 8,552 - Unknown								
Reggie Smith, S (1.8) OBP: 0.377, SLG: 0.535	K			5-3		5-3		FC6-4 FC3-6 1-2		4	0	0	0	0	1	1									
Carl Yastrzemski, L (1.3) OBP: 0.443, SLG: 0.599	K			K		1B SF8 1B		FC3-6 CS 1-2		4	1	1	0	0	2	1									
Tony Conigliaro, R (1.9) OBP: 0.324, SLG: 0.472		K		6-3		SF8 1-3 1B		CS 1-2	F8	4	0	1	0	0	1	0									
Rico Petrocelli, R (1.6) OBP: 0.324, SLG: 0.460		HR			K	SF8			PB HBP	2	1	1	2	0	1	0									
Billy Conigliaro, R (1.7) OBP: 0.368, SLG: 0.514		F9				FC6-4 1B	5-3		K 1-2	4	0	1	0	0	1	2									
John Kennedy, R (1.5) OBP: 0.296, SLG: 0.414		5-3			F8		F8		F9	4	0	0	0	0	0	2									
Don Pavletich, R (1.2) OBP: 0.232, SLG: 0.163			K			FC6-4 1-2				3	0	0	0	0	1	1									
Mike Nagy, R (1.1) OBP: 0.200, SLG: 0.200			K				HR 1B	F3		3	1	1	0	0	1	0									
Inning Stats	R: 0 E: 0 K: 2 S: 7	H: 0 LOB: 0 BB: 0 P: 7	R: 1 E: 0 K: 1 S: 6	H: 1 LOB: 0 BB: 0 P: 6	R: 0 E: 0 K: 2 S: 7	H: 0 LOB: 0 BB: 0 P: 7	R: 0 E: 0 K: 1 S: 5	H: 0 LOB: 0 BB: 0 P: 5	R: 0 E: 0 K: 1 S: 6	H: 1 LOB: 1 BB: 0 P: 6	R: 3 E: 0 K: 0 S: 7	H: 4 LOB: 1 BB: 0 P: 7	R: 0 E: 0 K: 0 S: 3	H: 0 LOB: 0 BB: 0 P: 3	R: 0 E: 0 K: 0 S: 3	H: 1 LOB: 0 BB: 0 P: 3	R: 0 E: 0 K: 1 S: 5	H: 0 LOB: 1 BB: 0 P: 6	1B: 5 2B: 0 3B: 0 HR: 2	SF: 1 SAC: 0 DP: 0 HBP: 1	WP: 0 PB: 1 SB: 0 CS: 1	PA: 35			
PITCHER	IP	WLS	BF	H	R	ER	SO	BB	IBB	HBP	BLK	WP	HR	S	P	ERA	WHIP								
Jim Magnuson, L (1.1) ERA: 5.34	7.0	L	27	6	4	4	7	0	0	0	0	0	2	41	41	5.14	0.857								
Wilbur Wood, L (8.1) ERA: 2.78	2.0		7	1	0	0	1	0	0	1	0	0	0	8	9	0.00	0.500								

Batter	1	2	3	4	5	6	7	8	9	AB	R	H	RBI	BB	SO	LOB	BOTTOM								
Tom McCraw, L (1.8) OBP: 0.291, SLG: 0.337	F4		F4			4-3	4-3			4	0	0	0	0	0	2	Boston Red Sox @ Chicago White Sox Comiskey Park, Chicago, IL Sun Aug 30 1970, 4:38 AM EDT Att: 8,552 - Unknown								
Luis Aparicio, R (1.6) OBP: 0.370, SLG: 0.397	F9		BB			5-3 BB 1B		F8		3	0	1	0	1	0	0									
Carlos May, L (1.7) OBP: 0.380, SLG: 0.446	K		L4			4-0 5-3 BB		4-3		3	0	0	0	1	1	1									
Bill Melton, R (1.9) OBP: 0.327, SLG: 0.480		L8			5-3	5-3		6-3		4	0	0	0	0	0	2									
Duane Josephson, R (1.2) OBP: 0.375, SLG: 0.422		HR			4-0 BB	5-3			F8	3	1	1	1	1	0	2									
Bob Spence, L (1.3) OBP: 0.273, SLG: 0.333			FC5-4 1B		G6-4-3 BB				3-1	4	0	1	0	0	0	1									
Syd O'Brien, R (1.4) OBP: 0.292, SLG: 0.349		FC5-4 1-2			6-3			1B 1B	K	4	0	1	0	0	1	1									
Rich McKinney, R (1.5) OBP: 0.185, SLG: 0.162		L4			F5			1B 1B		3	0	1	0	0	0	1									
Jim Magnuson, R (1.1) Gail Hopkins, L (7, PH) Wilbur Wood, R (8.1) OBP: 0.133, SLG: 0.200			1-3		K			L4		2	0	0	0	0	1	0									
Inning Stats	R: 0 E: 0 K: 1 S: 5	H: 0 LOB: 0 BB: 0 P: 5	R: 1 E: 0 K: 0 S: 5	H: 2 LOB: 1 BB: 0 P: 5	R: 0 E: 0 K: 0 S: 3	H: 0 LOB: 1 BB: 1 P: 7	R: 0 E: 0 K: 0 S: 2	H: 0 LOB: 0 BB: 1 P: 6	R: 0 E: 0 K: 1 S: 5	H: 0 LOB: 0 BB: 0 P: 5	R: 0 E: 0 K: 0 S: 4	H: 1 LOB: 2 BB: 1 P: 8	R: 0 E: 0 K: 0 S: 5	H: 2 LOB: 2 BB: 0 P: 5	R: 0 E: 0 K: 0 S: 3	H: 0 LOB: 0 BB: 0 P: 3	R: 0 E: 0 K: 1 S: 5	H: 0 LOB: 0 BB: 0 P: 5	1B: 4 2B: 0 3B: 0 HR: 1	SF: 0 SAC: 0 DP: 1 HBP: 0	WP: 0 PB: 0 SB: 0 CS: 0	PA: 34			
PITCHER	IP	WLS	BF	H	R	ER	SO	BB	IBB	HBP	BLK	WP	HR	S	P	ERA	WHIP								
Mike Nagy, R (1.1) ERA: 4.96	9.0	W	34	5	1	1	3	3	0	0	0	0	1	37	49	1.00	0.889								

Batter	1	2	3	4	5	6	7	8	9	AB	R	H	RBI	BB	SO	LOB	TOP										
Syd O'Brien, R OBP: 0.289, SLG: 0.346 Bobby Knoop, R OBP: 0.282, SLG: 0.301	6-3		K	E5 FC6-4			F8		6-3	4	0	0	0	0	1	2											
Luis Aparicio, R OBP: 0.370, SLG: 0.397	BB 1B 1B		6-3	FC6-4			F8		1B	5	1	2	0	0	0	3											
Carlos May, L OBP: 0.381, SLG: 0.445	BB 1B				6-3		K		G3	5	1	2	0	0	1	1											
Bill Melton, R OBP: 0.326, SLG: 0.477	1B CS BB		F4		L6				F4	3	0	0	0	1	0	1											
Ed Herrmann, L OBP: 0.359, SLG: 0.524				K					4-3	4	0	2	2	0	1	0											
Bob Spence, L OBP: 0.272, SLG: 0.330	K			FC5-4 1B	4-3				F8	4	1	1	0	0	1	3											
Ken Berry, R OBP: 0.353, SLG: 0.368		5-3		FC5-4 1B		6-3			FC1-6 1B	4	0	2	0	0	0	0											
Rich McKinney, R OBP: 0.179, SLG: 0.156 Tom McCraw, L OBP: 0.290, SLG: 0.336 Rich Morales, R OBP: 0.253, SLG: 0.182	F8		FC5-4 1B			F8			FC1-6 HR	3	0	0	0	0	0	2											
Tommy John, R OBP: 0.205, SLG: 0.187 Gail Hopkins, L OBP: 0.336, SLG: 0.374 Wilbur Wood, R OBP: 0.133, SLG: 0.200	F4					K			HR	3	0	1	1	0	1	0											
Inning Stats	R: 2 E: 0 K: 1 S: 7	H: 3 LOB: 2 BB: 1 P: 11	R: 0 E: 0 K: 0 S: 3	H: 0 LOB: 0 BB: 0 P: 3	R: 0 E: 0 K: 1 S: 6	H: 1 LOB: 1 BB: 0 P: 6	R: 1 E: 1 K: 1 S: 9	H: 3 LOB: 3 BB: 0 P: 9	R: 0 E: 0 K: 0 S: 4	H: 0 LOB: 0 BB: 0 P: 4	R: 0 E: 0 K: 1 S: 5	H: 0 LOB: 0 BB: 0 P: 5	R: 0 E: 0 K: 0 S: 3	H: 0 LOB: 0 BB: 0 P: 3	R: 2 E: 0 K: 0 S: 6	H: 3 LOB: 1 BB: 0 P: 6	1B: 9 2B: 2 3B: 0 HR: 1	SF: 0 SAC: 0 DP: 1 HBP: 0	WP: 0 PB: 0 SB: 0 CS: 1	PA: 39							
PITCHER	IP	WLS	BF	H	R	ER	SO	BB	IBB	HBP	BLK	WP	HR	S	P	ERA	WHIP										
Chuck Dobson, R ERA: 3.64	(1, 1)	6.0	27	8	3	3	4	1	0	0	0	0	0	34	38	4.50	1.500										
Mudcat Grant, R ERA: 1.75	(7, 1)	2.2	11	3	2	2	1	0	0	0	0	0	1	13	13	6.75	1.125										
Paul Lindblad, L ERA: 3.16	(9, 1)	0.1	W	1	0	0	0	0	0	0	0	0	0	1	1	0.00	0.000										

Chicago White Sox @ Oakland Athletics
Oakland-Alameda County Coliseum, Oakland, CA
Tue Sep 01 1970, 7:05 PM PDT
Att: 10,604 - Unknown


AB 38
R 5
H 11
RBI 5
BB 1
SO 5
LOB 13



Batter	1	2	3	4	5	6	7	8	9	AB	R	H	RBI	BB	SO	LOB	BOTTOM										
Bert Campaneris, R OBP: 0.318, SLG: 0.445	FC6-4 E 1B BB		1B WP 1B	F9		G3		F5		4	2	1	0	1	0	4											
Joe Rudi, R OBP: 0.320, SLG: 0.452	E4 FC6-4		FC6-4 1B		F8		K	K		5	0	1	0	0	2	1											
Felipe Alou, R OBP: 0.322, SLG: 0.392	FC6-4 1B		FC6-4 1B		G6-3 BB		1B 3B	CS BB		3	1	2	1	2	0	2											
Tommy Davis, R OBP: 0.311, SLG: 0.388 Rick Monday, L OBP: 0.397, SLG: 0.459	FC6-4 1B		F3		G6-3		E 1B	CS	1B BB	4	1	2	2	0	0	3											
Gene Tenace, R OBP: 0.500, SLG: 0.667	K		FC6-4			WP 2B	E2 BB 1-3		SH3-4 1B 1B	5	1	2	0	0	1	4											
Sal Bando, R OBP: 0.393, SLG: 0.443	FC6-4		F9			F8	1-3		1B SH3-4 1B	5	0	1	1	0	0	6											
Don Mincher, L OBP: 0.332, SLG: 0.480		4-3		4-3		K			SH3-4	3	0	0	0	1	1	1											
Dick Green, R OBP: 0.256, SLG: 0.259 Frank Fernandez, R OBP: 0.205, SLG: 0.142 Blue Moon Odum, R OBP: 0.250, SLG: 0.250 Mudcat Grant, R OBP: 0.250, SLG: 0.250 Paul Lindblad, L OBP: 0.133, SLG: 0.200 Reggie Jackson, L OBP: 0.346, SLG: 0.434	K					BB BB			1B IBB	1	0	0	0	1	1	0											
Chuck Dobson, R OBP: 0.148, SLG: 0.150 Dave Duncan, R OBP: 0.305, SLG: 0.412 Tony La Russa, R OBP: 0.269, SLG: 0.237	6-3			K			F3		1B	2	0	0	0	0	1	1											
Inning Stats	R: 1 E: 1 K: 1 S: 7	H: 1 LOB: 2 BB: 1 P: 11	R: 0 E: 0 K: 1 S: 5	H: 0 LOB: 0 BB: 0 P: 5	R: 1 E: 0 K: 0 S: 6	H: 3 LOB: 2 BB: 0 P: 6	R: 0 E: 0 K: 1 S: 5	H: 0 LOB: 1 BB: 1 P: 9	R: 0 E: 0 K: 0 S: 2	H: 0 LOB: 0 BB: 1 P: 6	R: 0 E: 0 K: 1 S: 6	H: 1 LOB: 3 BB: 2 P: 14	R: 2 E: 1 K: 1 S: 8	H: 2 LOB: 3 BB: 2 P: 16	R: 0 E: 0 K: 1 S: 4	H: 0 LOB: 0 BB: 1 P: 8	R: 2 E: 0 K: 0 S: 4	H: 3 LOB: 3 BB: 2 P: 12	1B: 8 2B: 1 3B: 1 HR: 0	SF: 0 SAC: 1 DP: 1 HBP: 0	WP: 2 PB: 0 SB: 0 CS: 1	PA: 46					
PITCHER	IP	WLS	BF	H	R	ER	SO	BB	IBB	HBP	BLK	WP	HR	S	P	ERA	WHIP										
Tommy John, L ERA: 3.23	(1, 1)	8.0	39	7	4	2	0	7	1	0	0	0	0	43	75	2.25	1.750										
Wilbur Wood, L ERA: 2.93	(9, 1)	0.1	L	6	3	2	0	1	1	0	0	0	0	4	12	54.00	12.000										

Chicago White Sox @ Oakland Athletics
Oakland-Alameda County Coliseum, Oakland, CA
Tue Sep 01 1970, 7:05 PM PDT
Att: 10,604 - Unknown

AB 34
R 6
H 10
RBI 5
BB 10
SO 6
LOB 25



Batter	1	2	3	4	5	6	7	8	9	AB	R	H	RBI	BB	SO	LOB	TOP			
Tom McCraw, L (1, 3) OBP: 0.286, SLG: 0.331	F9		G3		3-1		K			4	0	0	0	0	1	0	Chicago White Sox @ Oakland Athletics Oakland-Alameda County Coliseum, Oakland, CA Wed Sep 02 1970, 7:05 PM PDT Att: 9,932 - Unknown			
Luis Aparicio, R (1, 6) OBP: 0.371, SLG: 0.397	FC4 BB		6-3		E5			G6-3 1B		3	0	1	0	1	0					
Carlos May, L (1, 7) OBP: 0.380, SLG: 0.442	FC4 1-2			4-3				G6-3 1-2		3	0	0	0	1	0	2				
Bill Melton, R (1, 9) OBP: 0.328, SLG: 0.476	5-3			FC1-6 1B HBP						3	0	1	0	0	0	3				
Duane Josephson, R (1, 2) OBP: 0.377, SLG: 0.424		FC6-4 1B		FC1-6 1-2 1B				F9		4	0	2	0	0	0	1				
Ken Berry, R (1, 8) OBP: 0.352, SLG: 0.365		FC6-4 WP E 1-2		FC1-6 BB 1-2 2-3			G5-4-3 HBP			3	1	0	0	0	0	3				
Rich McKinney, R (1, 5) OBP: 0.182, SLG: 0.150		E6 G6-4-3 1-H		FC4 BB 1-2			G5-4-3 1-2			3	0	0	1	1	0	2				
Bobby Knoop, R (1, 4) OBP: 0.279, SLG: 0.298 Gail Hopkins, L (9, PH) OBP: 0.334, SLG: 0.373		G6-4-3 1-2		FC4 1-2			5-3			3	0	0	0	0	0	4				
Bart Johnson, R (1, 1) OBP: 0.300, SLG: 0.316 Ed Herrmann, L (9, PH) OBP: 0.358, SLG: 0.522			1-3		F8		F7			3	0	0	0	0	0	0				
										1	0	0	0	0	1	1				
Inning Stats	R: 0 E: 0 K: 0 S: 3	H: 0 LOB: 1 BB: 1 P: 7	R: 1 E: 1 K: 0 S: 4	H: 1 LOB: 0 BB: 0 P: 4	R: 0 E: 0 K: 0 S: 3	H: 0 LOB: 0 BB: 0 P: 3	R: 0 E: 0 K: 0 S: 4	H: 1 LOB: 3 BB: 1 P: 9	R: 0 E: 1 K: 0 S: 4	H: 0 LOB: 2 BB: 1 P: 8	R: 0 E: 0 K: 1 S: 5	H: 0 LOB: 0 BB: 0 P: 5	R: 0 E: 0 K: 0 S: 4	H: 2 LOB: 1 BB: 0 P: 4	R: 0 E: 1 K: 1 S: 6	H: 0 LOB: 1 BB: 0 P: 6	1B: 4 2B: 0 3B: 0 HR: 0	SF: 0 SAC: 0 DP: 3 HBP: 2	WP: 2 PB: 0 CS: 0	PA: 36
PITCHER	IP WLS BF H R ER SO BB IBB HBP BLK WP HR S P ERA WHIP																			
Blue Moon Odom, R (1, 1) ERA: 4.33	7.0 W 28 2 1 1 1 3 0 2 0 1 0 25 39 1.29 0.714																			
Mudcat Grant, R (8, 1) ERA: 1.72	2.0 S 8 2 0 0 1 0 0 0 0 0 0 10 10 0.00 1.000																			

AB	31
R	1
H	4
RBI	1
BB	3
SO	2
LOB	17



Batter	1	2	3	4	5	6	7	8	9	AB	R	H	RBI	BB	SO	LOB	BOTTOM			
Bert Campaneris, R (1, 6) OBP: 0.319, SLG: 0.448	K		6-3							3	0	1	1	1	1	0	Chicago White Sox @ Oakland Athletics Oakland-Alameda County Coliseum, Oakland, CA Wed Sep 02 1970, 7:05 PM PDT Att: 9,932 - Unknown			
Rick Monday, L (1, 8) OBP: 0.383, SLG: 0.454	K		K		F7		F9			4	0	0	0	0	2	2				
Felipe Alou, R (1, 9) OBP: 0.324, SLG: 0.391			F7			FC3-5 1B		6-3		3	0	1	0	1	0	0				
Tommy Davis, R (1, 7) OBP: 0.311, SLG: 0.388 Tony La Russa, R (8, 4) OBP: 0.297, SLG: 0.234				F5			FC3-5 1B			3	0	1	0	0	0	1				
Don Mincher, L (1, 3) OBP: 0.329, SLG: 0.475		G3		F8		FC3-5 G1-6-3		F8		4	0	0	0	0	0	2				
Sal Bando, R (1, 5) OBP: 0.395, SLG: 0.444						G1-6-3 1-2				2	0	1	0	1	0	2				
Gene Tenace, R (1, 2) OBP: 0.469, SLG: 0.619		K		K				F8		3	0	0	0	0	2	2				
Dick Green, R (1, 4) OBP: 0.249, SLG: 0.229 Steve Howley, L (7, PH) OBP: 0.327, SLG: 0.306 Mudcat Grant, R (8, 1) OBP: 0.538, SLG: 0.250										2	0	0	0	0	1	1				
Blue Moon Odom, R (1, 1) OBP: 0.286, SLG: 0.450 Reggie Jackson, L (7, PH) OBP: 0.346, SLG: 0.432										2	1	1	0	0	1	0				
										1	0	0	0	0	1	1				
Inning Stats	R: 0 E: 0 K: 2 S: 7	H: 0 LOB: 1 BB: 1 P: 11	R: 0 E: 0 K: 1 S: 6	H: 1 LOB: 0 BB: 0 P: 6	R: 1 E: 0 K: 1 S: 6	H: 1 LOB: 0 BB: 0 P: 6	R: 0 E: 0 K: 1 S: 5	H: 0 LOB: 1 BB: 1 P: 9	R: 0 E: 0 K: 2 S: 7	H: 0 LOB: 1 BB: 1 P: 11	R: 0 E: 0 K: 0 S: 4	H: 2 LOB: 1 BB: 0 P: 4	R: 1 E: 0 K: 1 S: 6	H: 1 LOB: 1 BB: 1 P: 10	R: 0 E: 0 K: 1 S: 5	H: 0 LOB: 0 BB: 0 P: 5	1B: 3 2B: 1 3B: 1 HR: 0	SF: 0 SAC: 0 DP: 1 HBP: 0	WP: 0 PB: 0 CS: 0	PA: 32
PITCHER	IP WLS BF H R ER SO BB IBB HBP BLK WP HR S P ERA WHIP																			
Bart Johnson, R (1, 1) ERA: 5.34	8.0 L 32 5 2 1 9 4 0 0 0 0 0 46 62 1.12 1.125																			

AB	28
R	2
H	5
RBI	1
BB	4
SO	9
LOB	11




Batter	1	2	3	4	5	6	7	8	9	AB	R	H	RBI	BB	SO	LOB	TOP										
Rich Morales, R OBP: 0.253, SLG: 0.174 (1, 5)	0-0 4-3		4-0 L6-3 BB		0-0 6-3			0-0 1-3		3	0	0	0	1	0	1											
Luis Aparicio, R OBP: 0.369, SLG: 0.394 (1, 6)	0-0 F9		0-0 L6-3 1-2			0-0 F6		0-0 5-3		4	0	0	0	0	0	1											
Ken Berry, R OBP: 0.349, SLG: 0.361 (1, 8)	0-3 K			0-0 L9		0-0 F3		0-0 4-3		4	0	0	0	0	1	0											
Carlos May, L OBP: 0.379, SLG: 0.443 (1, 7)		0-3 K		0-0 F6		0-3 K			0-0 2B	4	1	1	0	0	2	0											
Bill Melton, R OBP: 0.333, SLG: 0.483 (1, 9)		4-0 WP HR BB		0-0 2B		4-0 1B BB		0-0 1-3 2B 2H		2	1	2	1	2	0	0											
Ed Herrmann, L OBP: 0.357, SLG: 0.518 (1, 2)		0-0 G3 1-2		0-0 4-3		0-0 1B		0-0 F8		4	0	1	0	0	0	3											
Bob Spence, L OBP: 0.282, SLG: 0.361 Duane Josephson, R OBP: 0.379, SLG: 0.424 Tom McCraw, L OBP: 0.286, SLG: 0.331 (9, FR) (9, 3)		0-0 HR		1-0 SH3 HBP		0-3 K		4-0 1-3 IBB		2	1	1	2	0	1	2											
Bobby Knoop, R OBP: 0.276, SLG: 0.295 (1, 4)	0-0 4-3		0-0 F9		0-0 F7		0-0 F7		0-0 1-3	4	0	0	0	0	0	5											
Jerry Crider, R OBP: 0.087, SLG: 0.130 Wilbur Wood, R OBP: 0.125, SLG: 0.168 (7, 1)			0-0 F7		0-0 SH3		0-0 F8		0-3 K	2	0	0	0	0	0	2											
Inning Stats	R: 0 E: 0 K: 1 S: 5	H: 0 LOB: 0 BB: 0 P: 5	R: 2 E: 0 K: 1 S: 6	H: 1 LOB: 0 BB: 1 P: 10	R: 0 E: 0 K: 0 S: 2	H: 0 LOB: 0 BB: 1 P: 6	R: 0 E: 0 K: 0 S: 4	H: 1 LOB: 1 BB: 0 P: 4	R: 0 E: 0 K: 1 S: 5	H: 0 LOB: 0 BB: 0 P: 5	R: 0 E: 0 K: 1 S: 6	H: 1 LOB: 2 BB: 1 P: 10	R: 0 E: 0 K: 0 S: 3	H: 0 LOB: 0 BB: 0 P: 3	R: 1 E: 0 K: 1 S: 7	H: 2 LOB: 3 BB: 1 P: 11	1B: 1 2B: 4 3B: 0 HR: 1	SF: 0 SAC: 1 DP: 1 HBP: 1	WP: 1 PB: 0 SB: 0 CS: 0	PA: 36							
PITCHER	IP	WLS	BF	H	R	ER	SO	BB	IBB	HBP	BLK	WP	HR	S	P	ERA	WHIP										
Diego Segui, R ERA: 2.69 (1, 1)	7.0		27	3	2	2	4	3	0	1	0	1	1	31	44	2.57	0.857										
Rollie Fingers, R ERA: 3.95 (8, 1)	1.0		5	2	1	1	0	0	0	0	0	0	0	5	5	9.00	2.000										
Paul Lindblad, L ERA: 3.12 (9, 1)	0.2		3	0	0	0	0	0	1	0	0	0	0	2	6	0.00	0.000										
Bob Locker, R ERA: 2.93 (9, 1)	0.1	W	1	0	0	0	1	0	0	0	0	0	0	3	3	0.00	0.000										

Chicago White Sox @ Oakland Athletics
Oakland-Alameda County Coliseum, Oakland, CA
Thu Sep 03 1970, 7:05 PM PDT
Att: 9,692 - Unknown

livebaseballscorecards.com

AB 30
R 3
H 5
RBI 3
BB 4
SO 5
LOB 17




Batter	1	2	3	4	5	6	7	8	9	AB	R	H	RBI	BB	SO	LOB	BOTTOM										
Bert Campaneris, R OBP: 0.318, SLG: 0.449 (1, 6)	0-0 5-3		0-0 F8		0-0 F7			0-0 FC1-5 2B		4	0	1	0	0	0	0											
Rick Monday, L OBP: 0.394, SLG: 0.456 (1, 8)	4-0 BB E BB		0-0 F7			0-0 2B		0-0 FC1-5 2-3		3	0	1	0	1	0	1											
Felipe Alou, R OBP: 0.321, SLG: 0.388 (7, 7)	0-0 E4 1-2 BB		0-0 L7			0-0 4-3		0-0 5-3 1-2		4	0	0	0	0	0	3											
Tommy Davis, R OBP: 0.312, SLG: 0.387 Reggie Jackson, L OBP: 0.345, SLG: 0.431 (7, 9)	0-3 K			0-0 BB 1B		0-0 L6		0-0 F8		3	0	1	0	0	1	3											
Don Mincher, L OBP: 0.328, SLG: 0.472 (1, 3)	4-0 FC6-4 1-2 2-3 BB			0-0 F8		0-0 F9			0-0 4-1	3	0	0	0	1	0	2											
Sal Bando, R OBP: 0.396, SLG: 0.443 (1, 5)	0-0 FC6-4 1-2			4-0 G5-4-3 BB			0-0 F7		0-0 1B HR 1B	3	1	1	0	1	0	3											
Gene Tenace, R OBP: 0.453, SLG: 0.652 (1, 2)		0-0 6-3		0-0 G5-4-3 1-2			0-0 HR		0-0 F8	4	1	1	1	0	0	3											
Dick Green, R OBP: 0.249, SLG: 0.230 Dave Duncan, R OBP: 0.308, SLG: 0.415 Allan Lewis, S (9, FR)		0-0 6-3			0-0 5-3			0-0 G1-4-3 1B		3	0	1	0	0	0	0											
Diego Segui, R OBP: 0.300, SLG: 0.100 Steve Harvey, L OBP: 0.307, SLG: 0.306 Joe Rudi, R OBP: 0.316, SLG: 0.450 Rollie Fingers, R OBP: 0.379, SLG: 0.394 Paul Lindblad, L OBP: 0.143, SLG: 0.143 Bob Locker, S OBP: 0.320, SLG: 0.415 (7, PH) (7, PH) (8, 1) (9, 1) (9, 1) (9, PH)		0-3 K			0-0 F8			0-0 G1-4-3 1-2		2	0	0	0	0	1	0											
Inning Stats	R: 0 E: 1 K: 1 S: 6	H: 0 LOB: 3 BB: 2 P: 14	R: 0 E: 0 K: 1 S: 5	H: 0 LOB: 0 BB: 0 P: 5	R: 0 E: 0 K: 0 S: 3	H: 0 LOB: 0 BB: 0 P: 3	R: 0 E: 0 K: 0 S: 3	H: 1 LOB: 1 BB: 0 P: 7	R: 0 E: 0 K: 0 S: 4	H: 1 LOB: 0 BB: 0 P: 4	R: 1 E: 0 K: 0 S: 4	H: 2 LOB: 0 BB: 0 P: 4	R: 0 E: 0 K: 0 S: 4	H: 1 LOB: 1 BB: 0 P: 4	R: 3 E: 0 K: 0 S: 5	H: 3 LOB: 1 BB: 0 P: 5	1B: 4 2B: 2 3B: 0 HR: 2	SF: 0 SAC: 0 DP: 2 HBP: 0	WP: 0 PB: 0 SB: 1 CS: 0	PA: 36							
PITCHER	IP	WLS	BF	H	R	ER	SO	BB	IBB	HBP	BLK	WP	HR	S	P	ERA	WHIP										
Jerry Crider, R ERA: 4.08 (1, 1)	6.1		26	4	1	1	2	3	0	0	0	0	1	27	39	1.42	1.105										
Wilbur Wood, L ERA: 3.12 (7, 1)	2.1	L	10	4	3	3	0	0	0	0	0	0	1	10	10	11.57	1.714										

Chicago White Sox @ Oakland Athletics
Oakland-Alameda County Coliseum, Oakland, CA
Thu Sep 03 1970, 7:05 PM PDT
Att: 9,692 - Unknown

livebaseballscorecards.com

AB 33
R 4
H 8
RBI 4
BB 3
SO 2
LOB 17



Batter	1	2	3	4	5	6	7	8	9	10	AB	R	H	RBI	BB	SO	LOB	TOP	
Syd O'Brien, R OBP: 0.287, SLG: 0.343 Gail Hopkins, L OBP: 0.233, SLG: 0.371 Rich McKinney, R OBP: 0.180, SLG: 0.148	(1.5) 0-3 K		(2) 0-0 F8		(2) 0-0 5-3		(2) 0-0 FC		(2) 0-0 G3		3	0	0	0	0	1	2		
Ken Berry, R OBP: 0.347, SLG: 0.359	(1.8) 0-0 G6-4-3 1B		(3) 0-0 F3		(3) 0-0 F8		(3) 0-0 F8		(3) 0-0 E6		5	0	1	0	0	0	3		
Carlos May, L OBP: 0.379, SLG: 0.441	(1.7) 0-0 G6-4-3			(1) 0-0 1-3		(1) 4-0 WP BB		(1) 0-0 E 5-3 1B	(3) 0-3 K		4	1	1	0	1	1	2		
Duane Josephson, R OBP: 0.380, SLG: 0.421	(1.2)	(1) 0-0 L4		(1) 4-0 BB		(1) 0-0 6-3		(1) 0-0 5-3 E 1B	(1) 0-0 L9		4	0	1	0	1	0	1		
Bill Melton, R OBP: 0.332, SLG: 0.479	(1.9)	(2) 0-0 HBP 1B		(2) 0-3 K		(2) 0-0 F5		(2) 0-0 E9 5-3	(2) 0-0 6-3		5	0	1	0	0	1	4		
Bob Spence, L OBP: 0.270, SLG: 0.345	(1.3)	(2) 0-0 F8		(3) 0-0 F6		(3) 0-0 4-3		(1) 0-0 5-3	(3) 0-0 G3		5	0	0	1	0	0	5		
Bobby Knoop, R OBP: 0.279, SLG: 0.296 Luis Aparicio, R OBP: 0.368, SLG: 0.393	(1.4) (8. PH) (8. 6)	(1-0) HBP 1B		(1) 0-0 SH2-4 1B		(1) 0-0 5-3		(2) 0-0 K			2	0	1	0	0	0	0		
Rich Morales, R OBP: 0.285, SLG: 0.192	(1.6) (8. 4)	(3) 0-0 1-3		(1) 0-0 SH2-4 1B		(3) 0-0 F8 E 1B		(3) 0-0 F9			4	1	2	0	0	0	4		
Gerry Janeski, R OBP: 0.100, SLG: 0.085 Tom McCraw, L OBP: 0.285, SLG: 0.330 Danny Murphy, L OBP: 0.571, SLG: 1.000	(1.1) (7. PH) (7. 1)		(1) 0-0 5-3		(1) 0-0 SH2-4		(2) 0-0 F8		(1) 0-3 K		1	0	0	0	0	0	0		
Inning Stats	R: 0 E: 0 K: 1 S: 5	H: 1 LOB: 0 BB: 0 P: 5	R: 0 E: 0 K: 0 S: 4	H: 1 LOB: 2 BB: 0 P: 5	R: 0 E: 0 K: 1 S: 3	H: 0 LOB: 0 BB: 0 P: 3	R: 0 E: 0 K: 0 S: 5	H: 0 LOB: 1 BB: 1 P: 7	R: 1 E: 1 K: 0 S: 5	H: 1 LOB: 1 BB: 0 P: 5	R: 1 E: 1 K: 1 S: 8	H: 2 LOB: 2 BB: 0 P: 8	R: 0 E: 1 K: 2 S: 8	H: 0 LOB: 1 BB: 0 P: 8	R: 0 E: 0 K: 0 S: 3	H: 0 LOB: 0 BB: 0 P: 3	1B: 7 2B: 0 3B: 0 HR: 0	SF: 0 SAC: 1 DP: 1 HBP: 1	WP: 1 PA: 42
PITCHER	IP WLS BF H R ER SO ERA WHIP	IP WLS BF H R ER SO ERA WHIP	IP WLS BF H R ER SO ERA WHIP	IP WLS BF H R ER SO ERA WHIP	IP WLS BF H R ER SO ERA WHIP	IP WLS BF H R ER SO ERA WHIP	IP WLS BF H R ER SO ERA WHIP	IP WLS BF H R ER SO ERA WHIP	IP WLS BF H R ER SO ERA WHIP	IP WLS BF H R ER SO ERA WHIP	IP WLS BF H R ER SO ERA WHIP	IP WLS BF H R ER SO ERA WHIP	IP WLS BF H R ER SO ERA WHIP	IP WLS BF H R ER SO ERA WHIP	IP WLS BF H R ER SO ERA WHIP	IP WLS BF H R ER SO ERA WHIP	IP WLS BF H R ER SO ERA WHIP	IP WLS BF H R ER SO ERA WHIP	
Skip Lockwood, R ERA: 4.62 Ken Sanders, R ERA: 1.56	(1.1) (8.1)	7.0 W 31 7 2 1 2 4.62	3.0 W 11 0 0 0 3 1.56																

Chicago White Sox @ Milwaukee Brewers
Milwaukee County Stadium, Milwaukee, WI
Fri Sep 04 1970, 8:05 PM EDT
Att. 11,953 - Unknown

AB 38
R 2
H 7
RBI 1
BB 2
SO 5
LOB 24



Batter	1	2	3	4	5	6	7	8	9	10	AB	R	H	RBI	BB	SO	LOB	BOTTOM			
Tommy Harper, R OBP: 0.371, SLG: 0.517	(1.5) 0-0 5-3		(2) 0-3 K		(2) 0-0 1B			(1) 0-0 1-3 1B		(1) 4-0 SH1-4 1B BB	4	1	2	0	1	1	0				
Russ Snyder, L OBP: 0.281, SLG: 0.331	(1.7) 0-0 1-3		(1) 0-0 1B		(2) 0-0 SF9		(1) 0-0 F8		(1) 0-0 SH1-4		3	0	1	1	0	0	1				
Dave May, L OBP: 0.309, SLG: 0.316	(1.8) 0-0 E4 1B		(3) 0-0 4-3		(3) 0-3 K		(2) 0-0 1-3		(2) 0-0 1B		4	0	0	0	1	1	3				
Bob Burda, L OBP: 0.309, SLG: 0.316 Bernie Smith, R OBP: 0.347, SLG: 0.444 Floyd Wicker, L OBP: 0.500, SLG: 0.500	(1.9) (8. 9) (9. 9)	(1-0) 1B		(1) 0-0 4-3		(1) 0-0 F3		(3) 0-0 1-3		(1) 0-0 1B	3	0	1	0	0	0	0				
Mike Hegan, L OBP: 0.330, SLG: 0.381	(1.3) 0-0 1-3		(2) 0-0 F9		(2) 0-0 4-3		(2) 0-0 4-3		(1) 0-0 1-3 SH3-4 1B		4	0	1	0	0	0	2				
Roberto Pena, R OBP: 0.283, SLG: 0.319	(1.6)	(1) 0-0 4-3		(3) 0-0 1-4-3		(3) 0-0 6-3		(1) 0-0 SH3-4		3	0	0	0	0	0	0	0				
Phil Roof, R OBP: 0.324, SLG: 0.390	(1.2)	(2) 0-3 K			(1) 0-0 1B 2B		(1) 0-0 5-3		(1) 0-0 1-3 BB		3	1	1	0	1	1	0				
Ted Kubiak, S OBP: 0.342, SLG: 0.325	(1.4)	(3) 0-0 1-3			(1) 0-0 1B SH3-1 1B		(2) 0-0 F9		(2) 0-0 1-3		4	1	1	1	0	0	2				
Skip Lockwood, R OBP: 0.267, SLG: 0.364 Ken Sanders, R OBP: 0.364, SLG: 0.125	(1.1) (8. 1)		(1) 0-0 F7		(1) 0-0 SH3-1		(3) 0-0 1-3		(3) 0-3 K		2	0	0	0	0	0	0				
Inning Stats	R: 0 E: 1 K: 0 S: 5	H: 1 LOB: 2 BB: 0 P: 5	R: 0 E: 0 K: 1 S: 5	H: 0 LOB: 0 BB: 0 P: 5	R: 0 E: 0 K: 1 S: 6	H: 1 LOB: 1 BB: 0 P: 6	R: 0 E: 0 K: 0 S: 3	H: 0 LOB: 0 BB: 0 P: 3	R: 2 E: 0 K: 1 S: 8	H: 3 LOB: 1 BB: 0 P: 8	R: 0 E: 0 K: 0 S: 3	H: 0 LOB: 0 BB: 0 P: 3	R: 0 E: 0 K: 0 S: 4	H: 1 LOB: 1 BB: 0 P: 4	R: 0 E: 0 K: 1 S: 6	H: 1 LOB: 2 BB: 1 P: 10	R: 1 E: 0 K: 0 S: 2	H: 1 LOB: 2 BB: 2 P: 10	1B: 7 2B: 1 3B: 0 HR: 0	SF: 1 SAC: 3 DP: 0 HBP: 0	WP: 0 PA: 40
PITCHER	IP WLS BF H R ER SO ERA WHIP	IP WLS BF H R ER SO ERA WHIP	IP WLS BF H R ER SO ERA WHIP	IP WLS BF H R ER SO ERA WHIP	IP WLS BF H R ER SO ERA WHIP	IP WLS BF H R ER SO ERA WHIP	IP WLS BF H R ER SO ERA WHIP	IP WLS BF H R ER SO ERA WHIP	IP WLS BF H R ER SO ERA WHIP	IP WLS BF H R ER SO ERA WHIP	IP WLS BF H R ER SO ERA WHIP	IP WLS BF H R ER SO ERA WHIP	IP WLS BF H R ER SO ERA WHIP	IP WLS BF H R ER SO ERA WHIP	IP WLS BF H R ER SO ERA WHIP	IP WLS BF H R ER SO ERA WHIP	IP WLS BF H R ER SO ERA WHIP	IP WLS BF H R ER SO ERA WHIP			
Gerry Janeski, R ERA: 4.89 Danny Murphy, R ERA: 5.4	(1.1) (7. 1)	6.0 L 16 3 1 1 1 4.89	3.1 L 16 3 1 1 1 5.4																		

Chicago White Sox @ Milwaukee Brewers
Milwaukee County Stadium, Milwaukee, WI
Fri Sep 04 1970, 8:05 PM EDT
Att. 11,953 - Unknown

AB 33
R 3
H 8
RBI 3
BB 3
SO 4
LOB 11



Batter	1	2	3	4	5	6	7	8	9	AB R H RBI BB SO LOB	TOP											
Bert Campaneris, R OBP: 0.319, SLG: 0.444 (1, 6)	0-0 4-3 G3 1B		0-3 K	0-0 F7		0-0 F7		0-0 FC1-5 1B	5 1 2 0 0 1 1	Oakland Athletics @ Chicago White Sox Comiskey Park, Chicago, IL Mon Sep 07 1970, 4:33 AM EDT Unknown												
Rick Monday, L OBP: 0.397, SLG: 0.464 (1, 8)	0-0 4-3 1-3		0-0 CS 1B	0-0 G4-6-3 1B		0-0 6-3		0-0 FC1-5 WP 1-3	5 0 2 0 0 0 2													
Joe Rudi, R OBP: 0.324, SLG: 0.475 Don Mincher, L OBP: 0.328, SLG: 0.476 (9, 3)	0-0 G3		0-0 HR	0-0 G4-6-3		0-0 5-3		0-3 K 1-2	5 1 1 2 0 1 2 0 0 0 0 0 0 0													
Felipe Alou, R OBP: 0.321, SLG: 0.386 (1, 7)	0-0 6-3		0-0 F S 1B		0-0 5-3		0-0 F4	0-0 6-3	5 0 1 0 0 0 1													
Sal Bando, R OBP: 0.395, SLG: 0.445 (1, 5)		0-0 HR	4-0 1-3 BB		0-3 K		0-0 F4		3 1 1 1 1 1 0													
Reggie Jackson, L OBP: 0.352, SLG: 0.450 (1, 9)		4-0 6-3 BB	0-0 F8		0-0 3-1		4-0 S 1B BB		2 1 0 0 2 0 2													
Gene Tenace, R OBP: 0.435, SLG: 0.683 (1, 2)		0-0 6-3 1-2		4-0 1B HR BB		0-0 F6		0-3 K 1-2	3 1 0 0 1 1 2													
Dick Green, R OBP: 0.263, SLG: 0.239 (1, 4)		0-0 F7		0-0 HR 1B		4-0 FC5-4 1B BB		0-0 FC5-4 1B 2H	3 1 2 1 1 0 1													
Vida Blue, S OBP: 0.500, SLG: 2.000 Rollie Fingers, R OBP: 0.139, SLG: 0.088 (5, 1)	0-0 L8		0-0 HR		0-3 K		0-0 FC5-4 1B 1-2		2 1 1 3 0 0 1 2 0 0 0 0 1 2													
Inning Stats	R: 1 E: 0 K: 0 S: 4	H: 1 LOB: 0 BB: 0 P: 4	R: 1 E: 0 K: 0 S: 4	H: 1 LOB: 1 BB: 1 P: 8	R: 1 E: 0 K: 1 S: 7	H: 3 LOB: 2 BB: 1 P: 11	R: 3 E: 0 K: 0 S: 5	H: 3 LOB: 0 BB: 1 P: 9	R: 0 E: 0 K: 1 S: 5	H: 0 LOB: 0 BB: 0 P: 5	R: 0 E: 0 K: 1 S: 5	H: 0 LOB: 1 BB: 1 P: 9	R: 0 E: 0 K: 0 S: 3	H: 0 LOB: 0 BB: 0 P: 3	R: 1 E: 0 K: 1 S: 6	H: 1 LOB: 1 BB: 0 P: 10	R: 0 E: 0 K: 1 S: 6	H: 1 LOB: 1 BB: 0 P: 6	1B: 7 2B: 0 3B: 0 HR: 3	SF: 0 SAC: 0 DP: 1 HBP: 0	WP: 1 PB: 0 SB: 4 CS: 1	PA: 40
PITCHER	IP WLS BF H R ER SO BB IBB HBP BLK WP HR S P ERA WHIP											PITCHER	IP WLS BF H R ER SO BB IBB HBP BLK WP HR S P ERA WHIP									
Tommy John, L ERA: 3.29	(1, 1) 1.0 L 6 2 2 2 0 1 0 0 0 0 0 1 5 9 18.00 3.000																					
Jerry Crider, R ERA: 4.41	(2, 1) 2.1 14 6 4 4 1 2 0 0 0 0 0 2 14 22 15.43 3.429																					
Floyd Weaver, R ERA: 3.96	(4, 1) 1.2 4 0 0 0 1 0 0 0 0 0 0 0 6 6 0.00 0.000																					
Jim Magnuson, L ERA: 5.03	(6, 1) 2.0 7 0 0 0 1 1 0 0 0 0 0 0 8 12 0.00 0.500																					
Joe Horlen, R ERA: 4.81	(8, 1) 2.0 9 2 1 1 2 1 0 0 0 0 1 0 12 16 4.50 1.500																					

Batter	1	2	3	4	5	6	7	8	9	AB R H RBI BB SO LOB	BOTTOM											
Syd O'Brien, R OBP: 0.286, SLG: 0.342 (1, 5)	0-3 K		0-0 G4-3 BB 1B		0-0 6-3	0-0 FC6-4		0-0 4-3	5 0 1 1 0 1 2	Oakland Athletics @ Chicago White Sox Comiskey Park, Chicago, IL Mon Sep 07 1970, 4:33 AM EDT Unknown												
Luis Aparicio, R OBP: 0.372, SLG: 0.394 (1, 6)	4-0 5-3 BB		4-0 G4-3 BB		0-0 1B WP 1B		0-0 4-3	0-0 G4-6-3 1B	3 1 2 0 2 0 0													
Carlos May, L OBP: 0.377, SLG: 0.439 (1, 7)	0-0 5-3 1-2		0-0 G4-3 1-2 2-3		0-0 1-3 WP 1B		0-0 4-3	0-0 G4-6-3 1-2	5 0 1 1 0 0 4													
Bill Melton, R OBP: 0.333, SLG: 0.477 (1, 9)	0-0 F8		0-0 F8		0-0 1-3 BB		4-0 BB		2 0 0 0 2 0 2													
Duane Josephson, R OBP: 0.376, SLG: 0.416 Jim Magnuson, R (6, 1)		0-3 K		0-0 4-3	0-0 1-3		4-0 BB		3 0 0 0 0 1 2 0 0 0 0 0 0 0 0 0 0 0 1 0 0 0 0 0 0 0 0 0													
Gail Hopkins, L OBP: 0.336, SLG: 0.371 Jose Ortiz, R (7, PH)					1-2 2-3		1-2 BB		0 0 0 0 0 0 0 0 0 0 0 0 0 0													
Joe Horlen, R OBP: 0.143, SLG: 0.146 (8, 1)		0-0 1B 2B		0-0 1-3	0-3 K		0-0 4-3		0 0 0 0 0 0 0 4 1 1 0 0 1 4													
Ken Berry, R OBP: 0.346, SLG: 0.361 (1, 8)		0-3 K		0-0 F9		0-0 F2		0-0 G3	4 0 0 0 0 1 1													
John Matias, L OBP: 0.221, SLG: 0.270 (1, 3)																						
Bobby Knoop, R OBP: 0.284, SLG: 0.301 (1, 4)		0-0 2H 1B			0-0 2B 6-3 1B	0-0 FC6-4 1B		0-0 F8	4 1 3 1 0 0 0													
Tommy John, R OBP: 0.205, SLG: 0.187 Jerry Crider, R OBP: 0.283, SLG: 0.125 Floyd Weaver, R OBP: 0.330, SLG: 0.330 Tom McCraw, L OBP: 0.301, SLG: 0.348 Walt Williams, R OBP: 0.304, SLG: 0.514 (8, 2)		0-3 K		0-0 1B 1B 2B		0-0 F7		0-0 F3	0 0 0 0 0 0 0 1 0 0 0 0 0 1 0 0 0 0 0 0 0 0 0 0 0 0 0 0 1 1 1 0 0 0 0 2 0 0 0 0 0 1													
Inning Stats	R: 0 E: 0 K: 1 S: 5	H: 0 LOB: 1 BB: 1 P: 9	R: 1 E: 0 K: 3 S: 11	H: 2 LOB: 1 BB: 0 P: 11	R: 0 E: 0 K: 0 S: 3	H: 1 LOB: 1 BB: 1 P: 7	R: 0 E: 0 K: 0 S: 3	H: 0 LOB: 0 BB: 0 P: 3	R: 3 E: 0 K: 1 S: 9	H: 4 LOB: 2 BB: 1 P: 13	R: 0 E: 0 K: 0 S: 4	H: 1 LOB: 1 BB: 0 P: 4	R: 0 E: 0 K: 0 S: 3	H: 0 LOB: 2 BB: 2 P: 11	R: 0 E: 0 K: 0 S: 3	H: 0 LOB: 0 BB: 0 P: 3	R: 0 E: 0 K: 0 S: 3	H: 1 LOB: 0 BB: 0 P: 3	1B: 7 2B: 2 3B: 0 HR: 0	SF: 0 SAC: 0 DP: 2 HBP: 0	WP: 1 PB: 0 SB: 0 CS: 0	PA: 39
PITCHER	IP WLS BF H R ER SO BB IBB HBP BLK WP HR S P ERA WHIP											PITCHER	IP WLS BF H R ER SO BB IBB HBP BLK WP HR S P ERA WHIP									
Vida Blue, L ERA: 8.31	(1, 1) 4.1 W 18 2 0 0 1 3 0 0 0 0 1 0 17 29 0.00 1.071																					
Rollie Fingers, R ERA: 3.81	(5, 1) 4.2 W 18 2 0 0 1 3 0 0 0 0 1 0 17 29 0.00 1.071																					



Batter	1	2	3	4	5	6	7	8	9	AB	R	H	RBI	BB	SO	LOB	TOP	
Sandy Alomar Sr. S OBP: 0.303, SLG: 0.303 (1,4)	F7		F8				F7		E2	4	0	0	0	1	0	3	California Angels @ Chicago White Sox Comiskey Park, Chicago, IL Wed Sep 09 1970, 8:05 PM EDT Unknown livebaseballscorecards.com	
Jay Johnstone L OBP: 0.292, SLG: 0.419 (1,9)	1B		K				P6		SF9	4	1	2	2	0	1	2		
Jim Fregosi R OBP: 0.355, SLG: 0.458 Terry Cox R (8, 1)	G6-3		K				F9			4	0	1	1	0	1	3		
Mickey Rivers L OBP: 0.143, SLG: 0.143 (9, FH)	G6-3						G6-3			0	0	0	0	0	0	0		
Alex Johnson R OBP: 0.360, SLG: 0.446 (1, 7)	G6-3								F8	5	0	2	0	0	0	2		
Tony Gonzalez L OBP: 0.342, SLG: 0.361 (1, 8)	G6-3						G4-3		F7	5	0	1	0	0	0	5		
Ken McMullen R OBP: 0.318, SLG: 0.351 (1, 5)	K						L3			4	0	1	0	0	1	4		
Roger Repoz L OBP: 0.322, SLG: 0.454 (1, 3)			F5				FC3-6		G4-3	4	0	0	0	0	0	3		
Joe Azcue R OBP: 0.287, SLG: 0.297 Tom Egan R OBP: 0.294, SLG: 0.320 (6, 2)	G6-3						G5-3		F7	2	0	0	0	0	0	0		
Tom Murphy R OBP: 0.203, SLG: 0.147 Steve Kesley R OBP: 0.250, SLG: 0.250 Mel Queen L OBP: 0.083, SLG: 0.083 (5, FH)	K								E3	1	0	0	0	0	1	0		
Ray Oyler R OBP: 0.238, SLG: 0.111 (8, 6)							BB		SF9	2	1	1	0	0	0	0		
Inning Stats	R: 1 E: 0 K: 1 S: 8	H: 3 LOB: 2 BB: 0 P: 8	R: 0 E: 0 K: 1 S: 5	H: 0 LOB: 0 BB: 0 P: 5	R: 0 E: 0 K: 0 S: 4	H: 1 LOB: 1 BB: 0 P: 4	R: 0 E: 0 K: 0 S: 4	H: 1 LOB: 1 BB: 0 P: 4	R: 1 E: 1 K: 0 S: 5	H: 1 LOB: 1 BB: 0 P: 5	R: 0 E: 0 K: 0 S: 4	H: 1 LOB: 1 BB: 0 P: 4	R: 2 E: 1 K: 0 S: 7	H: 3 LOB: 2 BB: 0 P: 7	1B: 9 2B: 0 3B: 2 HR: 0	SF: 1 SAC: 0 DP: 0 HBP: 0		WP: 0 PA: 41 PB: 0 SB: 0 CS: 0
PITCHER Gerry Janeski R ERA: 4.8 (1, 1)	IP: 9.0 WLS: W BF: 41 H: 11 R: 4 ER: 3 SO: 4 BB: 1 IBB: 0 HBP: 0 BLK: 0 WP: 0 HR: 0 S: 48 P: 52 ERA: 3.00 WHIP: 1.333											PITCHER	IP: 9.0 WLS: W BF: 41 H: 11 R: 4 ER: 3 SO: 4 BB: 1 IBB: 0 HBP: 0 BLK: 0 WP: 0 HR: 0 S: 48 P: 52 ERA: 3.00 WHIP: 1.333					

AB 39
R 4
H 11
RBI 4
BB 1
SO 4
LOB 22



Batter	1	2	3	4	5	6	7	8	9	AB	R	H	RBI	BB	SO	LOB	BOTTOM			
Syd O'Brien R OBP: 0.286, SLG: 0.339 (1, 5)	G5-3	K			F8		G6-3			5	0	1	0	0	1	0	California Angels @ Chicago White Sox Comiskey Park, Chicago, IL Wed Sep 09 1970, 8:05 PM EDT Unknown livebaseballscorecards.com			
Luis Aparicio R OBP: 0.373, SLG: 0.395 Rich Morales R OBP: 0.267, SLG: 0.197 (8, 6)	G5-3						G5-3		F7	3	2	1	0	1	0	0				
Carlos May L OBP: 0.378, SLG: 0.438 Walt Williams R OBP: 0.303, SLG: 0.349 (9, 7)	G6-3						P6			4	2	2	0	0	0	1				
Bill Melton R OBP: 0.336, SLG: 0.491 Jose Ortiz R (9, 9)		F3								4	2	3	5	0	0	0				
Ed Herrmann L OBP: 0.357, SLG: 0.509 (1, 2)										0	0	0	0	0	0	0				
Ed Herrmann L OBP: 0.357, SLG: 0.509 (1, 2)										4	1	3	1	0	0	0				
Bob Spence L OBP: 0.273, SLG: 0.370 (1, 3)										4	1	1	2	0	0	2				
Ken Berry R OBP: 0.346, SLG: 0.363 (1, 8)										4	2	2	0	0	0	1				
Bobby Knoop R OBP: 0.288, SLG: 0.309 (1, 4)										4	1	2	3	0	0	0				
Gerry Janeski R OBP: 0.094, SLG: 0.079 (1, 1)										4	0	0	0	0	3	1				
Inning Stats	R: 0 E: 0 K: 0 S: 3	H: 0 LOB: 0 BB: 0 P: 3	R: 4 E: 0 K: 2 S: 11	H: 4 LOB: 0 BB: 0 P: 11	R: 3 E: 0 K: 0 S: 6	H: 4 LOB: 0 BB: 0 P: 6	R: 0 E: 0 K: 1 S: 5	H: 0 LOB: 0 BB: 0 P: 5	R: 1 E: 0 K: 0 S: 4	H: 2 LOB: 1 BB: 1 P: 8	R: 0 E: 0 K: 0 S: 3	H: 0 LOB: 0 BB: 0 P: 3	R: 2 E: 0 K: 0 S: 5	H: 2 LOB: 0 BB: 0 P: 5	R: 1 E: 0 K: 1 S: 8	H: 3 LOB: 2 BB: 0 P: 8		1B: 10 2B: 1 3B: 0 HR: 4	SF: 0 SAC: 0 DP: 1 HBP: 0	WP: 0 PA: 38 PB: 0 SB: 0 CS: 0
PITCHER Tom Murphy R ERA: 4.27 (1, 1) Steve Kesley R ERA: 4.34 (3, 1) Mel Queen R ERA: 3.81 (5, 1) Terry Cox R ERA: 6.75 (8, 1)	IP: 2.0 WLS: L BF: 12 H: 6 R: 6 ER: 6 SO: 2 BB: 0 IBB: 0 HBP: 0 BLK: 0 WP: 0 HR: 2 S: 16 P: 16 ERA: 27.00 WHIP: 3.000											PITCHER	IP: 2.0 WLS: L BF: 12 H: 6 R: 6 ER: 6 SO: 2 BB: 0 IBB: 0 HBP: 0 BLK: 0 WP: 0 HR: 2 S: 16 P: 16 ERA: 27.00 WHIP: 3.000							

AB 37
R 11
H 15
RBI 11
BB 1
SO 4
LOB 7



Batter	1	2	3	4	5	6	7	8	9	AB	R	H	RBI	BB	SO	LOB	TOP	
Sandy Alomar Sr. S OBP: 0.301, SLG: 0.301 (1,4)	F5		F8		G4-3		K			4	0	0	0	0	1	2	California Angels @ Chicago White Sox Comiskey Park, Chicago, IL Wed Sep 09 1970, 8:05 PM EDT Att: 3,735 - Unknown livebaseballscorecards.com	
Tony Gonzalez L OBP: 0.339, SLG: 0.357 (1,8)	G4-3		G4-3			F8		G4-3		4	0	0	0	0	0	0		
Jim Fregosi R OBP: 0.354, SLG: 0.459 (1,6)	G1-3			2B		K		G6-3		4	0	1	0	0	1	0		
Alex Johnson R OBP: 0.360, SLG: 0.452 (1,7)		S 1B 1B	G1-3			HR		G6-3		4	1	2	1	0	0	1		
Jay Johnstone L OBP: 0.293, SLG: 0.418 (1,9)		S 1B 1-2			F9	F8				3	0	1	0	0	0	0		
Ken McMullen R OBP: 0.318, SLG: 0.351 Mickey Rivers L (7, PR) Tom Egan R (7, 2) OBP: 0.143, SLG: 0.143 OBP: 0.284, SLG: 0.320	P4				F3			1B 1B		3	0	1	0	0	0	2		
Roger Repoz L OBP: 0.324, SLG: 0.454 (1,3)		1-2 2-3	IBB		F8			1B 1B		2	0	1	0	1	0	0		
Joe Azcue R (1,2) Giraldo Ruiz S (7, PH) OBP: 0.285, SLG: 0.295 OBP: 0.287, SLG: 0.259	K				P6			B2		2	0	0	0	0	1	3		
Clyde Wright R (1,1) Ken Tatum R (6, 1) Billy Cowan R (7, PH) Andy Messersmith R (7, 1) OBP: 0.284, SLG: 0.297 OBP: 0.152, SLG: 0.455 OBP: 0.333, SLG: 0.487 OBP: 0.157, SLG: 0.243	F3				G6-3			F9		1	0	0	0	0	0	0		
Inning Stats	R: 0 E: 0 K: 0 S: 3	H: 0 LOB: 0 BB: 0 P: 3	R: 0 E: 0 K: 1 S: 7	H: 2 LOB: 3 BB: 1 P: 11	R: 0 E: 0 K: 0 S: 4	H: 1 LOB: 1 BB: 0 P: 4	R: 0 E: 0 K: 0 S: 3	H: 0 LOB: 0 BB: 0 P: 3	R: 1 E: 0 K: 1 S: 6	H: 1 LOB: 0 BB: 0 P: 6	R: 0 E: 0 K: 1 S: 7	H: 2 LOB: 2 BB: 0 P: 7	R: 0 E: 0 K: 0 S: 3	H: 0 LOB: 0 BB: 0 P: 3				1B: 4 SF: 0 2B: 1 SAC: 0 3B: 0 DP: 0 HR: 1 HBP: 0
PITCHER	IP WLS BF H R ER SO BB IBB HBP BLK WP HR S P ERA WHIP	IP WLS BF H R ER SO BB IBB HBP BLK WP HR S P ERA WHIP																
Billy Wynne R (1,1) ERA: 4.68	6.0 W 25 6 1 1 2 0 1 0 0 0 1 28 32 1.50 1.000																	
Wilbur Wood L (7,1) ERA: 3.04	2.0 S 6 0 0 0 1 0 0 0 0 0 0 0 8 8 0.00 0.000																	

Batter	1	2	3	4	5	6	7	8	9	AB	R	H	RBI	BB	SO	LOB	BOTTOM	
Rich Morales R OBP: 0.256, SLG: 0.188 (1,5)	G5-3		F7		F7		F5			4	0	0	0	0	0	0	California Angels @ Chicago White Sox Comiskey Park, Chicago, IL Wed Sep 09 1970, 8:05 PM EDT Att: 3,735 - Unknown livebaseballscorecards.com	
Luis Aparicio R OBP: 0.376, SLG: 0.403 (1,6)		HBP 1B	K			2B 1B		HR		4	2	3	1	0	1	0		
Carlos May L OBP: 0.381, SLG: 0.440 (1,7)	F8			BB		2B 1-H		2B BB		2	1	1	1	2	0	1		
Bill Melton R OBP: 0.335, SLG: 0.488 (1,9)		FC6-4 HBP	F9			K		P6		3	0	0	0	0	1	3		
Duane Josephson R OBP: 0.376, SLG: 0.419 (1,2)	FC6-4				G5-3			K		4	0	1	1	0	1	3		
Ossie Blanco R (1,3) Gail Hopkins L (5,3) Tom McCraw L (6, PR) OBP: 0.239, SLG: 0.206 OBP: 0.340, SLG: 0.374 OBP: 0.289, SLG: 0.336			FC4-6 1B		F8		G6-4-3 IBB			2	0	1	0	0	0	0		
Ken Berry R OBP: 0.343, SLG: 0.359 (1,8)		FC4-6 G1-3			G4-3		G6-4-3	F7		4	0	0	0	0	0	5		
Bobby Knoop R OBP: 0.286, SLG: 0.307 (1,4)		G1-3			G1-3			G6-3		3	0	0	0	0	0	1		
Billy Wynne L (1,1) Wilbur Wood R (7,1) OBP: 0.118, SLG: 0.176			K		G4-3			K		2	0	0	0	0	1	1		
Inning Stats	R: 0 E: 0 K: 0 S: 4	H: 1 LOB: 2 BB: 0 P: 5	R: 0 E: 0 K: 1 S: 6	H: 1 LOB: 1 BB: 0 P: 6	R: 0 E: 0 K: 1 S: 5	H: 0 LOB: 1 BB: 1 P: 9	R: 0 E: 0 K: 0 S: 3	H: 0 LOB: 0 BB: 0 P: 3	R: 2 E: 0 K: 1 S: 7	H: 3 LOB: 2 BB: 1 P: 11	R: 0 E: 0 K: 1 S: 5	H: 0 LOB: 0 BB: 0 P: 5	R: 1 E: 0 K: 1 S: 7	H: 2 LOB: 2 BB: 1 P: 11				1B: 3 SF: 0 2B: 3 SAC: 0 3B: 0 DP: 1 HR: 1 HBP: 1
PITCHER	IP WLS BF H R ER SO BB IBB HBP BLK WP HR S P ERA WHIP	IP WLS BF H R ER SO BB IBB HBP BLK WP HR S P ERA WHIP																
Clyde Wright L (1,1) ERA: 3.0	5.1 L 23 2 0 0 0 0 1 0 1 0 0 0 27 32 3.38 1.125																	
Ken Tatum R (6,1) ERA: 3.16	0.2 2 0 0 0 0 0 0 1 0 0 0 0 1 5 0.00 0.000																	
Andy Messersmith R (7,1) ERA: 3.01	2.0 9 2 1 1 2 1 0 0 0 0 0 1 12 16 4.50 1.500																	

Batter	1	2	3	4	5	6	7	8	9	AB	R	H	RBI	BB	SO	LOB	TOP		
Syd O'Brien, R OBP: 0.288, SLG: 0.340 (1, 5)	G6-3			FC6-4 1B		E FC6 1B		G6-4-3		4	0	2	0	0	0	1			
Luis Aparicio, R OBP: 0.375, SLG: 0.402 (1, 6)	G4-6-3 1B			FC6-4 G4-6-3 1-2		FC6 1-3		G6-3		4	0	1	0	0	0	2			
Carlos May, L OBP: 0.380, SLG: 0.438 (1, 7)	G4-6-3 1-2			G4-6-3 1-2		K			G5-4-3 1B	4	0	1	0	0	1	4			
Bill Melton, R OBP: 0.335, SLG: 0.485 (1, 9)		F8			G3 BB BB	P6			G5-4-3 1-2	3	0	0	0	1	0	3			
Ed Herrmann, L OBP: 0.355, SLG: 0.506 (1, 2)	F9				P5		F8		BB 1B	4	0	1	0	0	0	1			
Gail Hopkins, L OBP: 0.345, SLG: 0.372 (1, 3)	G6-3				G3 BB 1-2		WP BB		BB 1-2	1	0	0	0	3	0	0			
Ken Berry, R OBP: 0.343, SLG: 0.359 Tom McCraw, L OBP: 0.286, SLG: 0.331 (1, 8) (2, 8)			G4-3		G3		F9		P6	0	0	0	0	0	0	0	AB 29 R 0 H 5 RBI 0 BB 5 SO 4 LOB 19		
Bobby Knoop, R OBP: 0.284, SLG: 0.304 (1, 4)			G6-3		K		K			3	0	0	0	0	2	3			
Barry Moore, L OBP: 0.206, SLG: 0.179 Floyd Weaver, R OBP: 0.355, SLG: 0.340 Jose Ortiz, R OBP: 0.375, SLG: 0.402 Lee Stange, R OBP: 0.380, SLG: 0.438 Wall Williams, R OBP: 0.355, SLG: 0.340 Danny Murphy, L OBP: 0.375, SLG: 0.402 (1, 1) (4, 1) (6, PH) (6, 1) (8, PH) (8, 1)			K				F8		G6-4-3 BB	1	0	0	0	0	1	0			
Inning Stats	R: 0 E: 0 K: 0 S: 3	H: 1 LOB: 0 BB: 0 P: 3	R: 0 E: 0 K: 0 S: 3	H: 0 LOB: 0 BB: 0 P: 3	R: 0 E: 0 K: 1 S: 5	H: 0 LOB: 0 BB: 0 P: 5	R: 0 E: 0 K: 0 S: 3	H: 1 LOB: 2 BB: 2 P: 13	R: 0 E: 1 K: 1 S: 7	H: 1 LOB: 2 BB: 1 P: 7	R: 0 E: 0 K: 0 S: 5	H: 0 LOB: 1 BB: 1 P: 9	R: 0 E: 0 K: 0 S: 2	H: 0 LOB: 0 BB: 1 P: 6	R: 0 E: 0 K: 0 S: 4	H: 2 LOB: 2 BB: 1 P: 8	1B: 5 2B: 0 3B: 0 HR: 0	SF: 0 SAC: 0 DP: 4 HBP: 0	WP: 1 PA: 34 CS: 0
PITCHER Bill Zepp, R ERA: 3.01 (1, 1)	IP: 9.0 WLS: W BF: 34 H: 5 R: 0 ER: 0 SO: 4 BB: 5 IBB: 0 HBP: 0 BLK: 0 WP: 1 HR: 0 S: 37 P: 57 ERA: 0.00 WHIP: 1.111															PITCHER			

Chicago White Sox @ Minnesota Twins
Metropolitan Stadium, Bloomington, MI

AB 29
R 0
H 5
RBI 0
BB 5
SO 4
LOB 19



WP: 1 PA: 34
CS: 0

Batter	1	2	3	4	5	6	7	8	9	AB	R	H	RBI	BB	SO	LOB	BOTTOM		
Cesar Tovar, R OBP: 0.350, SLG: 0.440 (1, 8) (6, 9) (8, 7)	F9			CS 1B		F8		P3		5	0	2	0	0	0	2			
Leo Cardenas, R OBP: 0.300, SLG: 0.379 (1, 6)	G6-3			1-2 2B		P5				4	0	1	0	0	0	2			
Harmon Killebrew, R OBP: 0.423, SLG: 0.590 (1, 3) (6, 5) Jim Nettles, L (8, 9)	HR			G5-3 E6 1-3		G6-3				4	1	1	1	0	0	2			
Tony Oliva, L OBP: 0.359, SLG: 0.507 Jim Holt, L OBP: 0.293, SLG: 0.328 (1, 9) (6, 8)	2B HBP			BB F7		G4-3				1	1	0	0	1	0	2			
Brant Aylea, R OBP: 0.378, SLG: 0.563 Danny Thompson, R OBP: 0.251, SLG: 0.264 (1, 7) (8, 5)	2B			K CS 3B		L9				4	0	2	1	0	1	2			
Rick Renick, R OBP: 0.322, SLG: 0.415 Rich Reese, L OBP: 0.335, SLG: 0.371 (1, 5) (5, PH) (6, 3)	G5-3			BB HR 1B		K		G6-3		2	1	1	0	0	0	1			
George Mitterwald, R OBP: 0.274, SLG: 0.372 (1, 2)				HR BB 1-2		K		HR		3	2	2	1	1	1	1			
Frank Quilici, R OBP: 0.295, SLG: 0.288 (1, 4)	K			HR 1-2		BB		K		3	1	1	3	1	2	1			
Bill Zepp, R OBP: 0.146, SLG: 0.146 (1, 1)	K			HR 1-2		BB		1B		4	0	1	0	0	3	1			
Inning Stats	R: 2 E: 0 K: 0 S: 5	H: 2 LOB: 1 BB: 0 P: 6	R: 0 E: 0 K: 2 S: 7	H: 1 LOB: 0 BB: 0 P: 7	R: 0 E: 1 K: 1 S: 6	H: 2 LOB: 1 BB: 1 P: 10	R: 3 E: 1 K: 1 S: 9	H: 3 LOB: 2 BB: 1 P: 13	R: 0 E: 0 K: 2 S: 7	H: 1 LOB: 0 BB: 0 P: 7	R: 0 E: 0 K: 1 S: 5	H: 0 LOB: 1 BB: 1 P: 9	R: 0 E: 0 K: 0 S: 3	H: 0 LOB: 0 BB: 0 P: 3	R: 1 E: 0 K: 1 S: 7	H: 2 LOB: 1 BB: 0 P: 7	1B: 5 2B: 3 3B: 1 HR: 3	SF: 0 SAC: 0 DP: 1 HBP: 1	WP: 0 PA: 37 CS: 3
PITCHER Barry Moore, L ERA: 5.49 Floyd Weaver, R ERA: 3.83 Lee Stange, R ERA: 5.26 Danny Murphy, R ERA: 5.42 (1, 1) (4, 1) (6, 1) (8, 1)	IP: 3.1 WLS: L BF: 19 H: 8 R: 5 ER: 5 SO: 4 BB: 2 IBB: 0 HBP: 1 BLK: 0 WP: 0 HR: 2 S: 24 P: 33 ERA: 13.50 WHIP: 3.000															PITCHER			

Chicago White Sox @ Minnesota Twins
Metropolitan Stadium, Bloomington, MI

AB 33
R 6
H 11
RBI 6
BB 3
SO 8
LOB 15



WP: 0 PA: 37
CS: 3

Batter	1	2	3	4	5	6	7	8	9	AB	R	H	RBI	BB	SO	LOB	TOP											
Syd O'Brien, R OBP: 0.290, SLG: 0.348 Rich Morales, R OBP: 0.253, SLG: 0.185	G5-3		HR	FC6-4 BB			P4		G4-3	3	1	2	1	0	0	0												
Luis Aparicio, R OBP: 0.373, SLG: 0.399	K		G6-3	FC6-4 BB			F7		WP S BB	4	0	0	0	1	1	3												
Carlos May, L OBP: 0.380, SLG: 0.439	E6		F8				F7		BB BB	4	0	1	0	1	0	0												
Bill Melton, R OBP: 0.337, SLG: 0.482	F8		FC6-4 BB				G4-3		BB BB BB BB BB BB	2	1	0	0	3	0	2												
Duane Josephson, R OBP: 0.370, SLG: 0.412	K		FC6-4 BB				K		BB BB BB BB BB BB	5	0	0	0	0	3	5												
Gail Hopkins, L OBP: 0.345, SLG: 0.383 Ken Berry, R OBP: 0.342, SLG: 0.358	HR			F7	G4-3				E5 BB BB	3	1	1	1	0	0	1												
Tom McCraw, L OBP: 0.285, SLG: 0.330	F8			1B	1B		K		F7	4	0	1	0	0	1	2												
Bobby Knoop, R OBP: 0.283, SLG: 0.306	G5-3			P6			L7		BB BB BB BB BB BB	4	0	1	2	0	0	1												
Bart Johnson, R OBP: 0.333, SLG: 0.348 Wilbur Wood, R OBP: 0.116, SLG: 0.176			HR	1B	1B		G6-3		P4	4	1	2	0	0	0	1												
										0	0	0	0	0	0	0												
Inning Stats	R: 0 E: 1 K: 1 S: 6	H: 0 LOB: 1 BB: 0 P: 6	R: 1 E: 0 K: 1 S: 6	H: 1 LOB: 0 BB: 0 P: 6	R: 2 E: 0 K: 0 S: 5	H: 2 LOB: 1 BB: 1 P: 9	R: 0 E: 0 K: 0 S: 5	H: 2 LOB: 3 BB: 1 P: 9	R: 0 E: 0 K: 1 S: 6	H: 1 LOB: 0 BB: 0 P: 6	R: 0 E: 0 K: 1 S: 3	H: 0 LOB: 0 BB: 0 P: 3	R: 0 E: 1 K: 1 S: 7	H: 1 LOB: 1 BB: 1 P: 11	R: 0 E: 0 K: 0 S: 2	H: 0 LOB: 2 BB: 3 P: 14	1B: 3 2B: 2 3B: 0 HR: 2	SF: 0 SAC: 0 DP: 0 HBP: 0	WP: 1 PB: 0 SB: 2 CS: 0	PA: 41								
PITCHER	IP	WLS	BF	H	R	ER	SO	BB	IBB	HBP	BLK	WP	HR	S	P	ERA	WHIP											
Bert Blyleven, R ERA: 3.25	(1, 1)	7.0	L	30	6	3	3	4	2	0	0	0	0	2	36	44	3.86	1.143										
Stan Williams, R ERA: 2.05	(8, 1)	1.0		6	1	2	0	1	1	0	0	0	0	0	7	11	0.00	2.000										
Hal Haydel, R ERA: 3.0	(9, 1)	1.0		5	0	0	0	0	3	0	0	0	1	0	2	14	0.00	3.000										

Chicago White Sox @ Minnesota Twins
Metropolitan Stadium, Bloomington, MI
Sat Sep 12 1970, 4:33 AM EDT
Att: 14,181 - Unknown - 55 F

livebaseballscorecards.com

AB 35
R 5
H 7
RBI 5
BB 6
SO 5
LOB 16



Batter	1	2	3	4	5	6	7	8	9	AB	R	H	RBI	BB	SO	LOB	BOTTOM											
Cesar Tovar, R OBP: 0.354, SLG: 0.442	FC3-6 1B		CS BB BB				WP 1B		F8	4	0	3	0	1	0	2												
Jim Nettles, L OBP: 0.400, SLG: 0.250 Danny Thompson, R OBP: 0.250, SLG: 0.263	FC3-6 BB		BB				K		E5 WP	3	0	1	0	1	1	2												
Harmon Killebrew, R OBP: 0.423, SLG: 0.587 Bob Allison, R OBP: 0.347, SLG: 0.295	BB		BB				K		2-3 3-H 4-0	3	0	0	0	2	2	5												
Brant Alyea, R OBP: 0.375, SLG: 0.568	L7						HR		BB	5	1	1	1	0	2	4												
Rich Reese, L OBP: 0.334, SLG: 0.370	K			G6-3					BB	4	0	1	0	0	1	2												
Leo Cardenas, R OBP: 0.300, SLG: 0.378			G6-4-3 1B				G5-3			4	0	1	0	0	1	1												
Paul Ratliff, L OBP: 0.353, SLG: 0.397			G6-4-3							4	1	2	0	0	1	2												
Frank Quilici, R OBP: 0.291, SLG: 0.283 Jim Holt, L OBP: 0.295, SLG: 0.330							L7			2	0	0	0	0	0	1												
Bert Blyleven, R OBP: 0.183, SLG: 0.143 Charlie Minton, L OBP: 0.280, SLG: 0.280 Stan Williams, R OBP: 0.250, SLG: 0.263 Hal Haydel, R OBP: 0.347, SLG: 0.295 Herman Hill, R OBP: 0.102, SLG: 0.100 Rick Ranick, R OBP: 0.320, SLG: 0.413			K							2	0	0	0	0	2	0												
Inning Stats	R: 0 E: 0 K: 1 S: 6	H: 1 LOB: 2 BB: 1 P: 10	R: 0 E: 0 K: 0 S: 3	H: 1 LOB: 0 BB: 0 P: 3	R: 0 E: 0 K: 2 S: 6	H: 0 LOB: 2 BB: 2 P: 14	R: 0 E: 0 K: 0 S: 5	H: 2 LOB: 1 BB: 0 P: 5	R: 0 E: 0 K: 3 S: 10	H: 1 LOB: 1 BB: 0 P: 10	R: 0 E: 0 K: 2 S: 8	H: 1 LOB: 2 BB: 0 P: 8	R: 0 E: 0 K: 1 S: 7	H: 2 LOB: 2 BB: 0 P: 7	R: 0 E: 0 K: 1 S: 5	H: 0 LOB: 0 BB: 0 P: 5	R: 2 E: 1 K: 2 S: 10	H: 2 LOB: 2 BB: 1 P: 14	1B: 8 2B: 2 3B: 0 HR: 1	SF: 0 SAC: 0 DP: 2 HBP: 0	WP: 2 PB: 1 SB: 0 CS: 1	PA: 40						
PITCHER	IP	WLS	BF	H	R	ER	SO	BB	IBB	HBP	BLK	WP	HR	S	P	ERA	WHIP											
Bart Johnson, R ERA: 5.51	(1, 1)	8.0	W	35	10	3	1	10	3	0	0	0	1	52	64	1.12	1.625											
Wilbur Wood, L ERA: 3.02	(9, 1)	1.0	S	5	0	0	0	2	1	0	0	0	1	0	8	12	0.00	1.000										

Chicago White Sox @ Minnesota Twins
Metropolitan Stadium, Bloomington, MI
Sat Sep 12 1970, 4:33 AM EDT
Att: 14,181 - Unknown - 55 F

livebaseballscorecards.com

AB 36
R 3
H 10
RBI 1
BB 4
SO 12
LOB 22




Batter	1	2	3	4	5	6	7	8	9	AB	R	H	RBI	BB	SO	LOB	TOP			
Syd O'Brien, R OBP: 0.288, SLG: 0.345 Rich Morales, R OBP: 0.258, SLG: 0.229	G4-3		L9		FC6-4	HR		G6-3		3	1	0	1	0	0	1				
Luis Aparicio, R OBP: 0.375, SLG: 0.401	F7			F8	E9				G4-6-3	5	1	3	0	0	0	0				
Carlos May, L OBP: 0.435, SLG: 0.435 Tom McCraw, L OBP: 0.285, SLG: 0.330	G4-3			K	E	G4-3			G4-6-3	4	1	0	0	0	1	2				
Bill Melton, R OBP: 0.340, SLG: 0.483 Jose Ortiz, R OBP: 0.283, SLG: 0.306		F8		G1-3	E5				FC6-4	4	0	2	2	1	0	0				
Gail Hopkins, L OBP: 0.346, SLG: 0.384 Ossie Blanco, R OBP: 0.235, SLG: 0.206 John Mattias, L OBP: 0.215, SLG: 0.262 Walt Williams, R OBP: 0.304, SLG: 0.348		F9					L1-3		FC6-4	2	1	1	0	0	0	0				
Ed Herrmann, L OBP: 0.381, SLG: 0.513							G1-3			4	1	3	0	0	0	0				
Ken Berry, R OBP: 0.344, SLG: 0.360										4	1	2	1	0	0	3				
Bobby Knoop, R OBP: 0.283, SLG: 0.306			K			G5-3			G3	4	1	1	1	0	1	1				
Billy Wynne, L OBP: 0.299, SLG: 0.302 Charlie Manuel, L OBP: 0.288, SLG: 0.275 Danny Thompson, R OBP: 0.250, SLG: 0.263 Rick Renick, R OBP: 0.324, SLG: 0.413 Herman Hill, L OBP: 0.100, SLG: 0.100			F9						G6-3	1	0	0	0	0	0	0				
Jim Perry, R ERA: 3.07 Stan Williams, R ERA: 2.13 Jim Kaat, L ERA: 3.74 Ron Perranoski, L ERA: 2.08										1	0	0	0	0	0	0				
Inning Stats	R: 0 E: 0 K: 0 S: 3	H: 0 LOB: 0 BB: 0 P: 3	R: 0 E: 0 K: 0 S: 4	H: 1 LOB: 1 BB: 0 P: 4	R: 0 E: 0 K: 1 S: 5	H: 0 LOB: 0 BB: 0 P: 5	R: 0 E: 0 K: 1 S: 5	H: 1 LOB: 2 BB: 1 P: 9	R: 7 E: 2 K: 0 S: 11	H: 8 LOB: 2 BB: 1 P: 15	R: 1 E: 0 K: 0 S: 5	H: 2 LOB: 1 BB: 0 P: 5	R: 0 E: 0 K: 0 S: 3	H: 1 LOB: 0 BB: 0 P: 3	R: 0 E: 0 K: 0 S: 4	H: 1 LOB: 1 BB: 1 P: 7	1B: 12 2B: 2 3B: 0 HR: 1	SF: 1 SAC: 0 DP: 2 HBP: 0	WP: 0 PB: 0 SB: 0 CS: 0	PA: 41

Chicago White Sox @ Minnesota Twins
Metropolitan Stadium, Bloomington, MI
Sun Sep 13 1970, 4:33 AM EDT
Att: 21,191 - Unknown - 48 F

livebaseballscorecards.com

AB	38
R	8
H	14
RBI	8
BB	2
SO	2
LOB	11




Batter	1	2	3	4	5	6	7	8	9	AB	R	H	RBI	BB	SO	LOB	BOTTOM		
Cesar Tovar, R OBP: 0.352, SLG: 0.439	SH1-3	G4-3	P4		FC5			F3	G4-3	6	1	1	0	0	0	6			
Leo Cardenas, R OBP: 0.301, SLG: 0.379	SH1-3			F9				G1-3		4	0	2	1	0	0	0			
Tony Oliva, L OBP: 0.361, SLG: 0.510							P5			5	0	3	0	0	0	1			
Harmon Killebrew, R OBP: 0.423, SLG: 0.583		F3					G5-4-3		G5-3	3	0	0	0	2	0	3			
Brant Aylva, R OBP: 0.368, SLG: 0.556	E5	G5-3						G6-3		5	0	0	1	0	2	6			
Rich Reese, L OBP: 0.335, SLG: 0.370	F2		E6							5	2	2	0	0	1	3			
Paul Ratliff, L OBP: 0.361, SLG: 0.415	G3									4	2	2	2	1	0	3			
Frank Quilici, R OBP: 0.299, SLG: 0.302 Charlie Manuel, L OBP: 0.288, SLG: 0.275 Danny Thompson, R OBP: 0.250, SLG: 0.263 Rick Renick, R OBP: 0.324, SLG: 0.413 Herman Hill, L OBP: 0.100, SLG: 0.100										2	1	2	1	0	0	0			
Jim Perry, R ERA: 3.07 Stan Williams, R ERA: 2.13 Jim Kaat, L ERA: 3.74 Ron Perranoski, L ERA: 2.08 Bob Allison, R OBP: 0.350, SLG: 0.323										1	1	0	0	0	0	0			
Inning Stats	R: 1 E: 1 K: 0 S: 6	H: 2 LOB: 3 BB: 1 P: 10	R: 2 E: 1 K: 0 S: 7	H: 3 LOB: 2 BB: 0 P: 7	R: 2 E: 1 K: 0 S: 5	H: 1 LOB: 0 BB: 0 P: 5	R: 0 E: 0 K: 1 S: 5	H: 1 LOB: 2 BB: 1 P: 9	R: 0 E: 0 K: 0 S: 3	H: 1 LOB: 0 BB: 0 P: 3	R: 0 E: 0 K: 1 S: 6	H: 1 LOB: 2 BB: 1 P: 10	R: 0 E: 0 K: 0 S: 3	R: 2 E: 0 K: 1 S: 8	H: 3 LOB: 3 BB: 1 P: 12	1B: 9 2B: 4 3B: 1 HR: 0	SF: 1 SAC: 2 DP: 2 HBP: 0	WP: 1 PB: 0 SB: 0 CS: 1	PA: 46

Chicago White Sox @ Minnesota Twins
Metropolitan Stadium, Bloomington, MI
Sun Sep 13 1970, 4:33 AM EDT
Att: 21,191 - Unknown - 48 F

livebaseballscorecards.com

AB	39
R	7
H	13
RBI	6
BB	4
SO	4
LOB	27



Batter	1	2	3	4	5	6	7	8	9	AB	R	H	RBI	BB	SO	LOB	TOP			
Cesar Tovar, R OBP: 0.358, SLG: 0.445 (1, 5)										4	1	2	0	0	0	0				
Leo Cardenas, R OBP: 0.302, SLG: 0.384 (1, 6)										3	1	1	0	1	0	1				
Tony Oliva, L OBP: 0.361, SLG: 0.508 (1, 9)										4	1	2	1	0	0	1				
Rich Reese, L OBP: 0.332, SLG: 0.374 (1, 3)										2	1	0	0	2	1	3				
Brant Aylea, R OBP: 0.371, SLG: 0.549 Steve Brye, R OBP: 0.250, SLG: 0.143 (1, 7)										2	1	0	0	1	0	3				
Jim Holt, L OBP: 0.293, SLG: 0.331 (1, 8)										3	0	2	2	1	1	1				
George Mitterwald, R OBP: 0.277, SLG: 0.372 (1, 2)										4	0	1	2	0	1	2				
Danny Thompson, R OBP: 0.246, SLG: 0.262 (1, 4)										4	0	0	0	0	1	2				
Bill Zepp, R OBP: 0.156, SLG: 0.136 Ron Perranoski, L OBP: 0.043, SLG: 0.043 (7, 1)										3	0	0	0	0	2	0				
Inning Stats	R: 3 E: 0 K: 2 S: 10	H: 3 LOB: 1 BB: 1 P: 14	R: 0 E: 0 K: 1 S: 5	H: 0 LOB: 0 BB: 0 P: 5	R: 2 E: 0 K: 0 S: 4	H: 2 LOB: 2 BB: 3 P: 16	R: 0 E: 0 K: 1 S: 5	H: 1 LOB: 0 BB: 0 P: 5	R: 0 E: 0 K: 0 S: 3	H: 1 LOB: 0 BB: 0 P: 3	R: 0 E: 0 K: 0 S: 3	H: 0 LOB: 0 BB: 0 P: 3	R: 0 E: 0 K: 2 S: 7	H: 0 LOB: 1 BB: 1 P: 11	R: 0 E: 0 K: 2 S: 7	H: 0 LOB: 0 BB: 0 P: 7	1B: 7 2B: 0 3B: 1 HR: 0	SF: 0 SAC: 0 DP: 3 HBP: 0	WP: 0 PB: 0 SB: 0 CS: 1	PA: 36
PITCHER	IP WLS BF H R ER SO BB IBB HBP BLK WP HR S P ERA WHIP	IP WLS BF H R ER SO BB IBB HBP BLK WP HR S P ERA WHIP																		
Bart Johnson, R ERA: 5.35 Don Eddy, L ERA:	(1, 1) 7.0 L 29 8 5 3 4 4 0 0 0 0 0 0 33 49 3.86 1.714	(8, 1) 2.0 7 0 0 0 4 1 0 0 0 0 0 0 14 18 0.00 0.500																		

Minnesota Twins @ Chicago White Sox
Comiskey Park, Chicago, IL
Fri Sep 18 1970, 8:05 PM EDT
Att: 5,403 - Unknown

AB	31
R	5
H	8
RBI	5
BB	5
SO	8
LOB	14



Batter	1	2	3	4	5	6	7	8	9	AB	R	H	RBI	BB	SO	LOB	BOTTOM					
Tom McCraw, L OBP: 0.286, SLG: 0.330 Duane Josephson, R OBP: 0.369, SLG: 0.410 Don Eddy, R OBP: 0.307, SLG: 0.350 (7, PH)										3	0	1	0	0	1	0						
Luis Aparicio, R OBP: 0.374, SLG: 0.403 (1, 6)										5	1	1	0	0	0	3						
Carlos May, L OBP: 0.376, SLG: 0.432 (1, 7)										4	0	0	1	0	1	1						
Bill Melton, R OBP: 0.341, SLG: 0.488 (1, 9)										3	2	1	1	0	2	1						
Ed Herrmann, L OBP: 0.357, SLG: 0.507 Rich McKinney, R OBP: 0.189, SLG: 0.159 Jose Ortiz, R Chuck Brinkman, R (8, PH)										3	0	0	0	0	0	1						
Syd O'Brien, R OBP: 0.288, SLG: 0.347 (1, 5)										4	1	1	0	0	0	1						
Ken Berry, R OBP: 0.343, SLG: 0.361 (1, 8)										4	0	1	1	0	0	3						
Bobby Knoop, R OBP: 0.287, SLG: 0.309 (1, 4)										3	0	2	1	1	0	0						
Bart Johnson, R OBP: 0.308, SLG: 0.320 Lee Maye, L OBP: 0.323, SLG: 0.401 John Mattias, L OBP: 0.215, SLG: 0.262 Rich Morales, R OBP: 0.255, SLG: 0.226 (8, PH)										2	0	0	0	0	0	3						
Inning Stats	R: 0 E: 0 K: 0 S: 3	H: 0 LOB: 0 BB: 0 P: 3	R: 2 E: 0 K: 0 S: 5	H: 2 LOB: 1 BB: 0 P: 6	R: 1 E: 0 K: 2 S: 8	H: 1 LOB: 0 BB: 0 P: 8	R: 0 E: 0 K: 0 S: 4	H: 1 LOB: 2 BB: 1 P: 8	R: 0 E: 0 K: 1 S: 6	H: 1 LOB: 1 BB: 0 P: 6	R: 0 E: 0 K: 0 S: 3	H: 0 LOB: 0 BB: 0 P: 3	R: 0 E: 1 K: 1 S: 6	H: 1 LOB: 1 BB: 0 P: 6	R: 1 E: 0 K: 1 S: 7	H: 2 LOB: 2 BB: 0 P: 7	R: 0 E: 0 K: 0 S: 4	H: 1 LOB: 1 BB: 0 P: 4	1B: 5 2B: 2 3B: 1 HR: 1	SF: 0 SAC: 0 DP: 0 HBP: 1	WP: 0 PB: 0 SB: 0 CS: 0	PA: 38
PITCHER	IP WLS BF H R ER SO BB IBB HBP BLK WP HR S P ERA WHIP	IP WLS BF H R ER SO BB IBB HBP BLK WP HR S P ERA WHIP																				
Bill Zepp, R ERA: 3.24 Ron Perranoski, L ERA: 2.3	(1, 1) 6.1 W 27 6 3 3 3 0 0 0 0 0 0 31 36 4.26 0.947	(7, 1) 2.2 S 11 3 1 1 2 0 0 0 0 0 1 15 15 3.38 1.125																				

Minnesota Twins @ Chicago White Sox
Comiskey Park, Chicago, IL
Fri Sep 18 1970, 8:05 PM EDT
Att: 5,403 - Unknown

AB	36
R	4
H	9
RBI	4
BB	1
SO	5
LOB	15



Batter	1	2	3	4	5	6	7	8	9	AB	R	H	RBI	BB	SO	LOB	TOP										
Cesar Tovar, R OBP: 0.395, SLG: 0.441 (1, 8)	G1-3		F8			G6-3		FC5 G3 BB 1B	K	5	1	0	0	0	1	2											
Leo Cardenas, R OBP: 0.301, SLG: 0.382 (1, 6)	G6-3			G1-3		L6		1B G3 1-2 BB		3	0	0	0	1	0	0											
Harmon Killebrew, R OBP: 0.419, SLG: 0.568 Rich Reese, L OBP: 0.332, SLG: 0.374 (1, 3) (8, 3)	F8			G5-3		G5-3		SF8		3	0	0	1	0	0	0											
Tony Oliva, L OBP: 0.360, SLG: 0.506 (1, 9)		G4-3		G6-3			G4-6-3 1B	G3		4	0	1	0	0	0	2											
Brant Aylea, R OBP: 0.376, SLG: 0.554 Jim Holt, L OBP: 0.293, SLG: 0.331 (1, 7) (8, PR) (8, 8)		1B 2B			G1-6-3 BB		G4-6-3 1-2	1B		3	1	2	1	1	0	1											
Rick Renick, R OBP: 0.321, SLG: 0.405 Stan Williams, R (1, 5) (8, 1)		G5-4-3 2-H 1B		G1-6-3 1-2		K		K		4	0	1	1	0	2	3											
George Mitterwald, R OBP: 0.230, SLG: 0.371 Rick Dempsey, R (1, 2) (8, PR)		G5-4-3 1-2			1B BB			FC5 1B BB	F7	1	0	0	0	2	0	1											
Frank Quilici, R OBP: 0.295, SLG: 0.293 (8, 5)										1	0	0	0	0	0	0											
Danny Thompson, R OBP: 0.250, SLG: 0.263 (1, 4)			G6-3					FC5 1B E BB	F8	3	1	1	0	1	0	0											
Tom Hall, L OBP: 0.158, SLG: 0.158 Bob Allison, R OBP: 0.350, SLG: 0.318 Herman Hill, L OBP: 0.100, SLG: 0.100 Tom Tischinski, R OBP: 0.333, SLG: 0.267 (1, 1) (8, PH) (8, PR) (8, 2)			G1-4-3			F8		E SF8 1B		2	0	0	0	0	0	2											
Inning Stats	R: 0 E: 0 K: 0 S: 3	H: 0 LOB: 0 BB: 0 P: 3	R: 1 E: 0 K: 0 S: 4	H: 2 LOB: 0 BB: 0 P: 4	R: 0 E: 0 K: 0 S: 3	H: 0 LOB: 0 BB: 0 P: 3	R: 0 E: 0 K: 0 S: 3	H: 1 LOB: 2 BB: 0 P: 11	R: 0 E: 0 K: 0 S: 3	H: 0 LOB: 0 BB: 0 P: 3	R: 0 E: 0 K: 1 S: 5	H: 1 LOB: 0 BB: 0 P: 5	R: 4 E: 1 K: 1 S: 8	H: 2 LOB: 2 BB: 3 P: 20	R: 0 E: 0 K: 1 S: 6	H: 1 LOB: 1 BB: 0 P: 6	1B: 6 2B: 1 3B: 0 HR: 0	SF: 1 SAC: 0 DP: 3 HBP: 0	WP: 0 PB: 0 SB: 0 CS: 0	PA: 37							
PITCHER	IP	WLS	BF	H	R	ER	SO	BB	IBB	HBP	BLK	WP	HR	S	P	ERA	WHIP										
Tommy John, L ERA: 3.3 Wilbur Wood, L ERA: 2.96 (1, 1) (8, 1)	7.0	L	27	5	4	3	1	4	0	0	0	0	0	25	41	3.86	1.286										

Minnesota Twins @ Chicago White Sox
Comiskey Park, Chicago, IL
Sat Sep 19 1970, 8:05 PM EDT
Att: 4,183 - Unknown

AB 31
R 5
H 7
RBI 4
BB 5
SO 3
LOB 11





Batter	1	2	3	4	5	6	7	8	9	AB	R	H	RBI	BB	SO	LOB	BOTTOM										
Syd O'Brien, R OBP: 0.288, SLG: 0.345 Rich Morales, R OBP: 0.253, SLG: 0.224 (1, 5) (6, 5)	L6		HR BB			F2		L9		2	1	0	0	1	0	0											
Luis Aparicio, R OBP: 0.375, SLG: 0.409 (1, 6)	BB 1B		1-H HR			F7		L1		4	1	2	2	0	0	0											
Carlos May, L OBP: 0.377, SLG: 0.430 (1, 7)	FC5-4 BB		WP BB			G4-3		F8		2	0	0	0	2	0	0											
Bill Melton, R OBP: 0.338, SLG: 0.484 (1, 9)	K		K			G6-3		F8		4	0	0	0	0	2	3											
Duane Josephson, R OBP: 0.370, SLG: 0.413 Jose Ortiz, R (9, PR) (1, 2)	FC5-4 1-2		K			G6-3 1B 2B		PB HBP		3	1	1	0	0	1	3											
Ossie Blanco, R OBP: 0.225, SLG: 0.197 Tom McCraw, L OBP: 0.285, SLG: 0.329 (1, 3) (7, 3)		K		F3		G6-3		K		3	0	0	0	0	1	1											
Ken Berry, R OBP: 0.342, SLG: 0.360 (1, 8)		K		G4-3			CS 1B	L8		4	0	1	1	0	1	1											
Bobby Knoop, R OBP: 0.288, SLG: 0.309 Lee Maye, L OBP: 0.321, SLG: 0.359 (1, 4) (9, PH)		K				CS		K		3	0	1	0	0	2	0											
Tommy John, R OBP: 0.198, SLG: 0.179 Wilbur Wood, R OBP: 0.116, SLG: 0.176 (1, 1) (8, 1)			G5-3					K		3	0	0	0	0	2	1											
Inning Stats	R: 0 E: 0 K: 1 S: 6	H: 1 LOB: 2 BB: 1 P: 10	R: 0 E: 0 K: 3 S: 9	H: 0 LOB: 0 BB: 0 P: 9	R: 2 E: 0 K: 2 S: 8	H: 1 LOB: 1 BB: 2 P: 16	R: 0 E: 0 K: 1 S: 6	H: 1 LOB: 1 BB: 0 P: 6	R: 0 E: 0 K: 0 S: 3	H: 0 LOB: 0 BB: 0 P: 3	R: 1 E: 0 K: 0 S: 4	H: 2 LOB: 0 BB: 0 P: 4	R: 0 E: 0 K: 2 S: 7	H: 0 LOB: 0 BB: 0 P: 7	R: 0 E: 0 K: 0 S: 3	H: 0 LOB: 2 BB: 0 P: 3	R: 0 E: 0 K: 1 S: 5	H: 0 LOB: 2 BB: 0 P: 6	1B: 3 2B: 1 3B: 0 HR: 1	SF: 0 SAC: 0 DP: 0 HBP: 1	WP: 2 PB: 1 SB: 0 CS: 1	PA: 36					
PITCHER	IP	WLS	BF	H	R	ER	SO	BB	IBB	HBP	BLK	WP	HR	S	P	ERA	WHIP										
Tom Hall, L ERA: 2.58 Stan Williams, R ERA: 1.99 (1, 1) (8, 1)	7.0	S	7	0	0	0	1	0	0	1	0	0	0	8	9	0.00	0.000										

Minnesota Twins @ Chicago White Sox
Comiskey Park, Chicago, IL
Sat Sep 19 1970, 8:05 PM EDT
Att: 4,183 - Unknown

AB 31
R 3
H 5
RBI 3
BB 3
SO 10
LOB 12



Batter	1	2	3	4	5	6	7	8	9	AB	R	H	RBI	BB	SO	LOB	TOP					
Cesar Tovar, R OBP: 0.397, SLG: 0.444 (1, 7)	G5-3		G6-3 PB S 1B		SH 1B 2B			L7		5	2	3	0	0	0	0	Minnesota Twins @ Chicago White Sox Comiskey Park, Chicago, IL Sun Sep 20 1970, 4:33 AM EDT Att: 5,313 - Sunny AB 40 R 8 H 15 RBI 7 BB 2 SO 6 LOB 16 					
Leo Cardenas, R OBP: 0.299, SLG: 0.379 (1, 6)	K		G6-3 1-H		SH 1B FC6-4		F9	F7		4	1	0	1	0	1	0						
Tony Oliva, L OBP: 0.362, SLG: 0.507 (1, 9)			F7		FC6-4 1B		G6-3			5	0	3	1	0	0	0						
Harmon Killebrew, R OBP: 0.416, SLG: 0.566 (1, 5)					FC6-4 1B		FC6-4 1B			3	2	1	1	1	0	2						
Frank Quilici, R OBP: 0.300, SLG: 0.299 (7, 5)	F9				FC6-4 1B		FC6-4 1B			1	0	1	0	0	0	0						
Rich Reese, L OBP: 0.333, SLG: 0.374 (1, 3)		F5			FC6-4 1B		FC6-4 1B			5	1	2	0	0	1	3						
Jim Holt, L OBP: 0.298, SLG: 0.339 (1, 8)		B1			FC6-4 2B		FC6-4 1B			5	1	3	1	0	1	2						
Paul Ratliff, L OBP: 0.369, SLG: 0.439 (1, 2)					FC6-4 IBB		K			4	1	2	2	1	1	4						
Danny Thompson, R OBP: 0.246, SLG: 0.259 (1, 4)		G4-3			FC6-4		G4-3			4	0	0	1	0	0	3						
Bert Blyleven, R OBP: 0.143, SLG: 0.125 (1, 1)			K		K		G6-3		G6-3	4	0	0	0	0	2	2						
Inning Stats	R: 0 E: 0 K: 1 S: 6	H: 1 LOB: 1 BB: 0 P: 6	R: 1 E: 0 K: 0 S: 4	H: 1 LOB: 0 BB: 0 P: 4	R: 1 E: 0 K: 1 S: 6	H: 1 LOB: 0 BB: 0 P: 6	R: 1 E: 0 K: 2 S: 9	H: 2 LOB: 2 BB: 1 P: 13	R: 2 E: 0 K: 1 S: 9	H: 4 LOB: 2 BB: 0 P: 9	R: 0 E: 0 K: 0 S: 3	H: 1 LOB: 1 BB: 0 P: 3	R: 3 E: 1 K: 0 S: 6	H: 3 LOB: 1 BB: 1 P: 10	R: 0 E: 0 K: 0 S: 3	H: 0 LOB: 0 BB: 0 P: 3	R: 0 E: 0 K: 1 S: 7	H: 2 LOB: 2 BB: 0 P: 7	1B: 12 2B: 2 3B: 0 HR: 1	SF: 0 SAC: 1 DP: 0 HBP: 0	WP: 0 PB: 1 SB: 1 CS: 0	PA: 43
PITCHER	IP WLS BF H R ER SO BB IBB HBP BLK WP HR S P ERA WHIP																					
Gerry Janeski, R ERA: 4.88 (1, 1)	4.1 L 23 8 5 4 4 0 1 0 0 0 0 1 30 34 8.31 1.846																					
Barry Moore, L ERA: 5.43 (5, 1)	1.2 5 2 0 0 1 0 0 0 0 0 0 0 7 7 0.00 1.200																					
Don Eddy, L ERA: 5.4 (7, 1)	2.0 10 3 3 0 1 0 0 0 0 0 0 0 9 13 13.50 2.000																					
Richie Moloney, R ERA: (9, 1)	1.0 5 2 0 0 1 0 0 0 0 0 0 0 7 7 0.00 2.000																					

Batter	1	2	3	4	5	6	7	8	9	AB	R	H	RBI	BB	SO	LOB	BOTTOM			
Syd O'Brien, R OBP: 0.286, SLG: 0.342 (1, 5)	G5-3		G5-3-6 2-3f			G4-3			G6-3	4	0	0	0	0	0	2	Minnesota Twins @ Chicago White Sox Comiskey Park, Chicago, IL Sun Sep 20 1970, 4:33 AM EDT Att: 5,313 - Sunny AB 27 R 1 H 3 RBI 1 BB 1 SO 4 LOB 6 			
Tom McCraw, L OBP: 0.281, SLG: 0.324 (1, 3)	K				F5	G4-3			K	4	0	0	0	0	2	1				
Carlos May, L OBP: 0.375, SLG: 0.427 (1, 7)	G1-4-3				F7		G4-3			3	0	0	0	0	0	0				
Bill Melton, R OBP: 0.338, SLG: 0.485 (1, 9)					F9		F8			3	1	1	0	0	0	0				
Ed Herrmann, L OBP: 0.360, SLG: 0.509 (1, 2)					FC6-4 2-H		F9			3	0	2	1	0	0	0				
Ken Berry, R OBP: 0.340, SLG: 0.357 (1, 8)					FC6-4 1-6		G6-4-3 1B			3	0	0	0	0	1	2				
Rich McKinney, R OBP: 0.183, SLG: 0.153 (1, 6)							G6-4-3			3	0	0	0	0	0	1				
Luis Aparicio, R OBP: 0.375, SLG: 0.409 (9, 6)					P4		P6		G6-3	0	0	0	0	0	0	0				
Rich Morales, R OBP: 0.245, SLG: 0.216 (1, 4)					1-6		E1 SH1-4		F8	3	0	0	0	0	1	0				
Gerry Janeski, R ERA: 4.88 (1, 1)										0	0	0	0	0	0	0				
Barry Moore, L ERA: 5.43 (5, 1)										0	0	0	0	0	0	0				
Don Eddy, L ERA: 5.4 (7, 1)										0	0	0	0	0	0	0				
Richie Moloney, R ERA: (9, 1)										0	0	0	0	0	0	0				
John Matias, L ERA: (9, PH)										1	0	0	0	0	0	0				
Inning Stats	R: 0 E: 0 K: 1 S: 5	H: 0 LOB: 0 BB: 0 P: 5	R: 1 E: 0 K: 0 S: 4	H: 2 LOB: 1 BB: 0 P: 4	R: 0 E: 1 K: 0 S: 3	H: 0 LOB: 0 BB: 0 P: 3	R: 0 E: 0 K: 0 S: 3	H: 0 LOB: 0 BB: 0 P: 3	R: 0 E: 0 K: 1 S: 5	H: 1 LOB: 1 BB: 1 P: 9	R: 0 E: 0 K: 0 S: 3	H: 0 LOB: 0 BB: 0 P: 3	R: 0 E: 0 K: 1 S: 5	H: 0 LOB: 0 BB: 0 P: 5	R: 0 E: 0 K: 1 S: 5	H: 0 LOB: 0 BB: 0 P: 5	1B: 2 2B: 2 3B: 0 HR: 0	SF: 0 SAC: 1 DP: 2 HBP: 0	WP: 0 PB: 0 SB: 0 CS: 0	PA: 29
PITCHER	IP WLS BF H R ER SO BB IBB HBP BLK WP HR S P ERA WHIP																			
Bert Blyleven, R ERA: 3.1 (1, 1)	9.0 W 30 3 1 1 4 1 0 0 0 0 0 0 36 40 1.00 0.444																			

Batter	1	2	3	4	5	6	7	8	9	AB	R	H	RBI	BB	SO	LOB	TOP																
George Spriggs, L (1, 9) OBP: 0.315, SLG: 0.354	K2-3		HR		G1-3			G3-1		4	1	1	2	0	1	0	Kansas City Royals @ Chicago White Sox Comiskey Park, Chicago, IL Mon Sep 21 1970, 4:33 AM EDT Unknown																
Amos Otis, R (1, 8) OBP: 0.353, SLG: 0.423	G5-3		F9		G6-3			FC6-5 BB		3	0	0	0	1	0	0																	
Lou Piniella, R (1, 7) OBP: 0.339, SLG: 0.430	BB		HBP		G5-3			FC6-5 1-3		2	0	0	0	1	0	1																	
Ed Kirkpatrick, L (1, 2) OBP: 0.328, SLG: 0.416	G1-6-3		P5		P6			G3		4	0	0	0	0	0	3																	
Bob Oliver, R (1, 3) OBP: 0.309, SLG: 0.448	K		E6 G4-3 1B		G5-3			G5-3		4	1	0	0	0	1	0																	
Paul Schaaf, R (1, 5) OBP: 0.344, SLG: 0.356	G5-3		G4-3		HR			G6-3		4	1	1	1	0	0	1																	
Cookie Rojas, R (1, 4) OBP: 0.271, SLG: 0.292	G4-3		G6-4-3 1B		HR			2B		3	0	2	1	1	0	0																	
Rich Severson, R (1, 6) OBP: 0.300, SLG: 0.321			G6-4-3 HR 2B		G4-3-6			F9		4	1	1	0	0	0	3																	
Jim Rooker, R (1, 1) OBP: 0.239, SLG: 0.313			K		K					1	0	0	0	0	1	1																	
Dave Morehead, R (3, 1) OBP: 0.194, SLG: 0.200										1	0	0	0	0	1	0																	
Hawk Taylor, R (7, PH) OBP: 0.282, SLG: 0.222										1	0	0	0	0	0	0																	
Aurelio Monteaugudo, R (7, 1) OBP: 0.283, SLG: 0.327										0	0	0	0	0	0	0																	
Tom Burgmeier, L (8, 1) OBP: 0.250, SLG: 0.143										0	0	0	0	0	0	0																	
Inning Stats	R: 0 E: 0 K: 1 S: 5	H: 0 LOB: 1 BB: 1 P: 9	R: 0 E: 0 K: 1 S: 5	H: 0 LOB: 0 BB: 0 P: 5	R: 2 E: 0 K: 1 S: 7	H: 2 LOB: 1 BB: 0 P: 8	R: 1 E: 1 K: 0 S: 4	H: 1 LOB: 0 BB: 0 P: 4	R: 0 E: 0 K: 1 S: 5	H: 0 LOB: 0 BB: 0 P: 5	R: 1 E: 0 K: 0 S: 3	H: 1 LOB: 0 BB: 1 P: 7	R: 0 E: 0 K: 0 S: 3	H: 0 LOB: 1 BB: 1 P: 7	R: 0 E: 0 K: 0 S: 4	H: 1 LOB: 1 BB: 0 P: 4	1B: 1 2B: 3 3B: 0 HR: 2	SF: 0 SAC: 0 DP: 2 HBP: 1	WP: 0 PB: 0 SB: 2 CS: 0	PA: 35													
PITCHER	IP WLS BF H R ER SO BB IBB HBP BLK WP HR S P ERA WHIP																																
Joe Horlen, R (1, 1) ERA: 4.72	6.0	23	3	3	2	4	1	0	1	0	0	0	1	29	34	3.00	0.667																
Lee Stange, R (7, 1) ERA: 5.44	0.0	2	1	1	1	0	1	0	0	0	0	0	1	1	5	∞	∞																
Wilbur Wood, L (7, 1) ERA: 2.88	3.0	W	10	1	0	0	0	1	0	0	0	0	0	9	13	0.00	0.667																

Batter	1	2	3	4	5	6	7	8	9	AB	R	H	RBI	BB	SO	LOB	BOTTOM															
Walt Williams, R (1, 9) OBP: 0.309, SLG: 0.349	G5-3	F2		F7		2B BB		WP 1B		4	1	1	0	1	0	3	Kansas City Royals @ Chicago White Sox Comiskey Park, Chicago, IL Mon Sep 21 1970, 4:33 AM EDT Unknown															
Luis Aparicio, R (1, 6) OBP: 0.373, SLG: 0.409	G4-3		F7		E6 G4-3 WP	2B		F3		5	0	1	2	0	0	1																
Carlos May, L (1, 7) OBP: 0.375, SLG: 0.425	G6-3		S BB		G4-3			G4-3		3	1	0	0	2	0	1																
Bill Melton, R (1, 5) OBP: 0.341, SLG: 0.491		1B BB SF8		BB		F3		HR		2	2	1	1	2	0	1																
Ed Herrmann, L (8, 2) OBP: 0.362, SLG: 0.509		1B BB		BB		F3		HR		0	0	0	0	1	0	0																
Duane Josephson, R (1, 2) OBP: 0.372, SLG: 0.410		1B BB SF8		K		G1-3		S		2	1	0	0	1	1	3																
Tom McCraw, L (7, PR) OBP: 0.283, SLG: 0.327		1B BB E		K		G1-3		S		1	0	1	2	0	0	0																
Ken Berry, R (1, 8) OBP: 0.341, SLG: 0.358		BB 1B		F8		WP 1B 2B		F7		5	1	2	0	0	0	5																
Bob Spence, L (1, 3) ERA: 3.54		SF8		G4-3		F5		G4-3		3	0	0	1	0	0	2																
Rich Morales, R (8, 5) OBP: 0.245, SLG: 0.216		2-3 3-H		G4-3		F5		G4-3		0	0	0	0	0	0	0																
Bobby Knoop, R (1, 4) OBP: 0.290, SLG: 0.312		SH1-4 BB		K		F9		FC1-5		3	0	1	0	1	1	1																
Joe Horlen, R (1, 1) OBP: 0.194, SLG: 0.140		SH1-4				WP 2B 1B		FC1-5		0	0	0	0	1	0	0																
Gail Hopkins, L (6, PH) OBP: 0.349, SLG: 0.386								1B WP		1	0	1	0	0	0	0																
Jose Ortiz, R (6, PR)										0	1	0	0	0	0	0																
Lee Stange, R (7, 1)										0	0	0	0	0	0	0																
Wilbur Wood, R (7, 1) OBP: 0.311, SLG: 0.167										1	1	0	0	0	0	1																
Inning Stats	R: 0 E: 0 K: 0 S: 3	H: 0 LOB: 0 BB: 0 P: 3	R: 2 E: 0 K: 0 S: 4	H: 1 LOB: 2 BB: 3 P: 16	R: 0 E: 0 K: 1 S: 5	H: 0 LOB: 2 BB: 2 P: 13	R: 0 E: 0 K: 1 S: 5	H: 0 LOB: 1 BB: 1 P: 9	R: 0 E: 1 K: 0 S: 4	H: 0 LOB: 1 BB: 0 P: 4	R: 2 E: 0 K: 0 S: 5	H: 3 LOB: 3 BB: 1 P: 9	R: 1 E: 0 K: 0 S: 4	H: 1 LOB: 2 BB: 0 P: 5	R: 3 E: 0 K: 0 S: 6	H: 3 LOB: 2 BB: 2 P: 14	1B: 5 2B: 2 3B: 0 HR: 1	SF: 1 SAC: 1 DP: 0 HBP: 1	WP: 4 PB: 0 SB: 4 CS: 0	PA: 42												
PITCHER	IP WLS BF H R ER SO BB IBB HBP BLK WP HR S P ERA WHIP																															
Jim Rooker, L (1, 1) ERA: 3.59	2.1	11	1	2	1	0	3	0	0	0	2	0	18	34	4.91	1.909																
Dave Morehead, R (3, 1) ERA: 3.59	3.2	18	3	2	2	2	4	0	0	0	2	0	18	34	4.91	1.909																
Aurelio Monteaugudo, R (7, 1) ERA: 2.96	1.2	L	10	3	4	4	1	0	1	0	1	1	8	13	21.60	2.400																
Tom Burgmeier, L (8, 1) ERA: 2.96	0.1	3	1	0	0	0	1	0	0	0	0	0	2	6	0.00	6.000																



Batter	1	2	3	4	5	6	7	8	9	AB	R	H	RBI	BB	SO	LOB	TOP					
Amos Otis, R OBP: 0.353, SLG: 0.423 (1, 8)										5	1	2	0	0	0	1	Kansas City Royals @ Chicago White Sox Comiskey Park, Chicago, IL Mon Sep 21 1970, 4:38 AM EDT Att: 672 - Unknown					
George Springs, L OBP: 0.302, SLG: 0.337 (1, 9)										5	0	0	0	0	2	2						
Lou Piniella, R OBP: 0.341, SLG: 0.430 (1, 7)										4	1	2	1	1	0	1						
Bill Sorrell, L OBP: 0.315, SLG: 0.387 Bob Oliver, R OBP: 0.306, SLG: 0.447 (6, 3)										2	1	1	0	1	0	0						
Paul Schaaf, R OBP: 0.348, SLG: 0.364 (1, 5)										3	2	2	2	1	0	0						
Elie Rodriguez, R OBP: 0.281, SLG: 0.305 (1, 2)										2	1	0	1	2	1	0						
Tom Matchick, L OBP: 0.233, SLG: 0.238 Cookie Rojas, R OBP: 0.272, SLG: 0.292 (8, PH)										3	0	0	0	0	1	1						
Bobby Floyd, R OBP: 0.222, SLG: 0.188 (1, 6)										4	0	2	3	0	0	1						
Bill Butler, L OBP: 0.125, SLG: 0.045 Jim York, R (5, 1)										2	0	0	0	0	2	2						
										2	0	0	0	0	1	1						
Inning Stats	R: 1 E: 0 K: 1 S: 6	H: 2 LOB: 2 BB: 1 P: 10	R: 0 E: 0 K: 1 S: 5	H: 0 LOB: 1 BB: 1 P: 9	R: 0 E: 0 K: 0 S: 3	H: 1 LOB: 0 BB: 0 P: 3	R: 0 E: 0 K: 1 S: 5	H: 0 LOB: 0 BB: 0 P: 5	R: 0 E: 0 K: 2 S: 8	H: 1 LOB: 1 BB: 0 P: 8	R: 3 E: 0 K: 0 S: 6	H: 3 LOB: 0 BB: 0 P: 6	R: 0 E: 0 K: 0 S: 3	H: 0 LOB: 0 BB: 0 P: 3	R: 4 E: 0 K: 1 S: 6	H: 1 LOB: 1 BB: 4 P: 22	R: 0 E: 0 K: 1 S: 6	H: 1 LOB: 1 BB: 0 P: 6	1B: 7 2B: 1 3B: 1 HR: 0	SF: 0 SAC: 0 DP: 1 HBP: 0	WP: 0 PB: 0 SB: 3 CS: 0	PA: 40
PITCHER	IP WLS BF H R ER SO BB IBB HBP BLK WP HR S P ERA WHIP																					
Floyd Weaver, R ERA: 4.11 (1, 1)	5.1 L 23 7 4 4 5 2 0 0 0 0 0 0 0 31 39 6.75 1.688																					
Jerry Crider, R ERA: 4.27 (6, 1)	0.2 2 0 0 0 0 0 0 0 0 0 0 0 0 2 2 0.00 0.000																					
Danny Murphy, R ERA: 5.66 (7, 1)	1.2 8 0 3 3 0 3 0 0 0 0 0 0 0 5 17 16.20 1.800																					
Steve Hamilton, L ERA: 2.96 (8, 1)	0.1 3 1 1 1 1 1 0 0 0 0 0 0 0 4 8 27.00 6.000																					
Dennis O'Toole, R ERA: (9, 1)	1.0 4 1 0 0 1 0 0 0 0 0 0 0 0 6 6 0.00 1.000																					
Batter	1	2	3	4	5	6	7	8	9	AB	R	H	RBI	BB	SO	LOB	BOTTOM					
Jose Ortiz, R OBP: 0.333, SLG: 0.333 (1, 8)										5	0	2	0	0	1	0	Kansas City Royals @ Chicago White Sox Comiskey Park, Chicago, IL Mon Sep 21 1970, 4:38 AM EDT Att: 672 - Unknown					
Walt Williams, R OBP: 0.310, SLG: 0.350 (1, 9)										5	0	2	0	0	0	2						
Carlos May, L OBP: 0.375, SLG: 0.425 (1, 7)										5	0	2	0	0	0	3						
Bill Melton, R OBP: 0.343, SLG: 0.493 (1, 5)										3	1	1	0	1	1	2						
Rich McKinney, R OBP: 0.196, SLG: 0.202 Luis Aparicio, R OBP: 0.373, SLG: 0.409 (9, 6)										4	1	2	2	0	2	3						
Art Kusnyer, R (1, 2)										4	0	0	0	0	2	4						
Bob Spence, L OBP: 0.283, SLG: 0.125 Tom McCraw, L OBP: 0.285, SLG: 0.125 Danny Murphy, L OBP: 0.279, SLG: 0.000 Steve Hamilton, L OBP: 0.211, SLG: 0.257 Dennis O'Toole, R ERA: Lee Maye, L OBP: 0.320, SLG: 0.398 (9, PH)										1	0	0	0	2	0	0						
Rich Morales, R OBP: 0.245, SLG: 0.228 (1, 4)										1	0	0	0	0	0	0						
										4	0	1	0	0	1	1						
Inning Stats	R: 0 E: 0 K: 1 S: 6	H: 1 LOB: 1 BB: 0 P: 6	R: 0 E: 0 K: 1 S: 5	H: 0 LOB: 1 BB: 1 P: 9	R: 0 E: 0 K: 0 S: 4	H: 1 LOB: 1 BB: 0 P: 4	R: 1 E: 0 K: 1 S: 7	H: 3 LOB: 2 BB: 1 P: 11	R: 0 E: 0 K: 2 S: 9	H: 2 LOB: 3 BB: 1 P: 13	R: 0 E: 0 K: 0 S: 3	H: 0 LOB: 0 BB: 0 P: 3	R: 0 E: 0 K: 0 S: 4	H: 1 LOB: 1 BB: 0 P: 4	R: 1 E: 0 K: 2 S: 8	H: 1 LOB: 0 BB: 0 P: 8		R: 0 E: 0 K: 1 S: 6	H: 1 LOB: 1 BB: 0 P: 6	1B: 7 2B: 2 3B: 0 HR: 1	SF: 0 SAC: 0 DP: 0 HBP: 0	WP: 0 PB: 0 SB: 0 CS: 1
PITCHER	IP WLS BF H R ER SO BB IBB HBP BLK WP HR S P ERA WHIP																					
Bill Butler, L ERA: 3.77 Jim York, R ERA: 1.93 (5, 1)	4.1 W 18 3 1 1 5 2 0 0 0 0 0 1 27 31 2.08 0.857																					

Batter	1	2	3	4	5	6	7	8	9	AB	R	H	RBI	BB	SO	LOB	TOP					
Amos Otis, R OBP: 0.354, SLG: 0.424 (1, 8)										3	1	1	0	1	0	2	Kansas City Royals @ Chicago White Sox Comiskey Park, Chicago, IL Tue Sep 22 1970, 8:05 PM EDT Overcast livebaseballscorecards.com					
George Springs, L OBP: 0.300, SLG: 0.333 (1, 9)										4	0	1	0	0	1	1						
Lou Piniella, R OBP: 0.341, SLG: 0.429 (1, 7)										4	0	1	1	0	0	2						
Ed Kirkpatrick, L OBP: 0.327, SLG: 0.422 (1, 2)										4	1	1	1	0	1	3						
Bill Sorrell, L OBP: 0.315, SLG: 0.380 Bob Oliver, R OBP: 0.308, SLG: 0.446 (1, 3) (8, 3)										2	0	0	0	1	1	2						
Paul Schaaf, R OBP: 0.345, SLG: 0.360 (1, 5)										4	0	0	0	0	0	2						
Cookie Rojas, R OBP: 0.272, SLG: 0.291 (1, 4)										4	0	1	0	0	0	0						
Bobby Floyd, R OBP: 0.238, SLG: 0.211 (1, 6)										3	0	1	0	0	1	1						
Dick Drago, R OBP: 0.079, SLG: 0.054 Ted Abernathy, R OBP: 0.133, SLG: 0.133 (1, 1) (9, 1)										2	0	1	0	0	0	0						
										0	0	0	0	0	0	0						
Inning Stats	R: 0 E: 0 K: 1 S: 6	H: 1 LOB: 2 BB: 1 P: 10	R: 0 E: 0 K: 0 S: 3	H: 0 LOB: 0 BB: 0 P: 3	R: 0 E: 0 K: 1 S: 5	H: 1 LOB: 0 BB: 0 P: 5	R: 1 E: 0 K: 1 S: 6	H: 1 LOB: 0 BB: 0 P: 6	R: 0 E: 0 K: 1 S: 5	H: 1 LOB: 0 BB: 0 P: 5	R: 1 E: 0 K: 0 S: 5	H: 2 LOB: 2 BB: 1 P: 9	R: 0 E: 0 K: 0 S: 4	H: 1 LOB: 1 BB: 0 P: 4	R: 0 E: 0 K: 0 S: 3	H: 0 LOB: 0 BB: 0 P: 3	R: 0 E: 0 K: 0 S: 3	H: 0 LOB: 0 BB: 0 P: 3	1B: 5 2B: 1 3B: 0 HR: 1	SF: 0 SAC: 1 DP: 1 HBP: 0	WP: 0 PB: 0 CS: 1	PA: 34
PITCHER	IP WLS BF H R ER SO BB IBB HBP BLK WP HR S P ERA WHIP	IP WLS BF H R ER SO BB IBB HBP BLK WP HR S P ERA WHIP																				
Billy Wynne, R ERA: 4.75 (1, 1)	7.0 L 28 7 2 2 4 1 1 0 2 0 1 34 42 2.57 1.143																					
Barry Moore, L ERA: 5.35 (8, 1)	2.0 6 0 0 0 0 0 0 0 0 0 0 6 6 0.00 0.000																					

Batter	1	2	3	4	5	6	7	8	9	AB	R	H	RBI	BB	SO	LOB	BOTTOM			
Walt Williams, R OBP: 0.309, SLG: 0.352 (1, 9)										4	0	1	0	0	2	0	Kansas City Royals @ Chicago White Sox Comiskey Park, Chicago, IL Tue Sep 22 1970, 8:05 PM EDT Overcast livebaseballscorecards.com			
Luis Aparicio, R OBP: 0.373, SLG: 0.407 (1, 6)										3	0	0	0	1	0	2				
Carlos May, L OBP: 0.376, SLG: 0.425 (1, 7)										4	0	2	0	0	1	3				
Bill Melton, R OBP: 0.342, SLG: 0.491 (1, 5)										4	0	1	0	0	0	3				
Ed Herrmann, L OBP: 0.362, SLG: 0.511 Syd O'Brien, R OBP: 0.296, SLG: 0.342 Barry Moore, L OBP: 0.200, SLG: 0.179 Bob Spence, L OBP: 0.285, SLG: 0.363 Osste Blanco, R OBP: 0.225, SLG: 0.197 (1, 2) (7, PR) (8, PH) (9, PR)										3	0	1	0	0	0	1				
Tom McCraw, L OBP: 0.280, SLG: 0.322 (1, 3)										3	0	0	0	0	0	2				
Ken Berry, R OBP: 0.340, SLG: 0.356 (1, 8)										3	0	0	1	1	0	2				
Bobby Knoop, R OBP: 0.288, SLG: 0.310 Gail Hopkins, L OBP: 0.350, SLG: 0.388 Rich Morales, R OBP: 0.245, SLG: 0.228 (1, 4) (7, PH) (7, PR) (8, 4)										2	0	0	0	0	1	0				
John Matias, L OBP: 0.209, SLG: 0.255 (9, PH)										1	0	0	0	0	0	2				
Billy Wynne, L OBP: 0.154, SLG: 0.083 Lee Maye, L OBP: 0.319, SLG: 0.396 Chuck Brinkman, R OBP: 0.371, SLG: 0.409 (1, 1) (7, PH) (8, 2) (9, PH)										2	0	1	0	0	1	0				
										1	0	0	0	0	0	2				
Inning Stats	R: 0 E: 0 K: 2 S: 7	H: 0 LOB: 1 BB: 1 P: 11	R: 0 E: 0 K: 0 S: 3	H: 0 LOB: 0 BB: 0 P: 3	R: 0 E: 0 K: 1 S: 7	H: 2 LOB: 2 BB: 0 P: 7	R: 0 E: 0 K: 0 S: 4	H: 1 LOB: 1 BB: 0 P: 4	R: 0 E: 0 K: 2 S: 7	H: 0 LOB: 0 BB: 0 P: 7	R: 0 E: 0 K: 0 S: 3	H: 1 LOB: 2 BB: 0 P: 5	R: 0 E: 0 K: 0 S: 4	H: 1 LOB: 1 BB: 0 P: 4	R: 0 E: 0 K: 0 S: 4	H: 1 LOB: 2 BB: 1 P: 8	1B: 6 2B: 2 3B: 0 HR: 0	SF: 0 SAC: 1 DP: 0 HBP: 0	WP: 0 PB: 0 CS: 1	PA: 37
PITCHER	IP WLS BF H R ER SO BB IBB HBP BLK WP HR S P ERA WHIP	IP WLS BF H R ER SO BB IBB HBP BLK WP HR S P ERA WHIP																		
Dick Drago, R ERA: 3.82 (1, 1)	8.1 W 33 8 1 1 5 1 0 0 0 0 0 0 2 6 0.00 1.500																			
Ted Abernathy, R ERA: 2.32 (9, 1)	0.2 S 3 0 0 0 0 1 0 0 0 0 0 0 2 6 0.00 1.500																			

Batter	1	2	3	4	5	6	7	8	9	AB	R	H	RBI	BB	SO	LOB	TOP					
Amos Otis, R OBP: 0.353, SLG: 0.424 (1, 8)	F9		G5-3		FC4-6 1B		SH1-4 G4-3 2B		K	5	1	1	0	0	1	1	Kansas City Royals @ Chicago White Sox Comiskey Park, Chicago, IL Tue Sep 22 1970, 8:05 PM EDT Att: 2,369 - Unknown livebaseballscorecards.com					
Cookie Rojas, R OBP: 0.277, SLG: 0.296 (1, 4)	G5-3						SH1-4			4	1	3	0	0	0	0						
Lou Piniella, R OBP: 0.341, SLG: 0.429 (1, 7)							G4-3		F9	5	0	2	1	0	0	1						
Bob Oliver, R OBP: 0.310, SLG: 0.450 (1, 3)	FC6-4									4	1	2	1	1	0	3						
Paul Schaaf, R OBP: 0.346, SLG: 0.361 (1, 5)										4	2	2	0	0	0	1						
Elie Rodriguez, R OBP: 0.315, SLG: 0.299 (1, 2)										4	1	0	0	0	1	3						
George Spriggs, L OBP: 0.295, SLG: 0.327 (6, PH)										2	0	0	1	0	0	0						
Hawk Taylor, R OBP: 0.258, SLG: 0.218 (6, PH)										1	0	0	0	0	1	3						
Pat Kelly, L OBP: 0.349, SLG: 0.315 (6, 9)										0	0	0	0	0	0	0						
Bobby Floyd, R OBP: 0.280, SLG: 0.261 (1, 6)										4	0	2	2	0	0	1						
AJ Fitzmorris, S OBP: 0.353, SLG: 0.419 (1, 1)										4	0	1	1	0	1	2						
Inning Stats	R: 0 E: 0 K: 0 S: 4	H: 1 LOB: 1 BB: 0 P: 4	R: 1 E: 0 K: 1 S: 6	H: 1 LOB: 0 BB: 0 P: 6	R: 0 E: 0 K: 0 S: 5	H: 2 LOB: 2 BB: 0 P: 5	R: 0 E: 0 K: 0 S: 3	H: 0 LOB: 0 BB: 0 P: 3	R: 0 E: 0 K: 0 S: 4	H: 2 LOB: 2 BB: 0 P: 4	R: 3 E: 1 K: 1 S: 8	H: 3 LOB: 2 BB: 1 P: 12	R: 1 E: 0 K: 0 S: 5	H: 2 LOB: 1 BB: 0 P: 5	R: 0 E: 0 K: 1 S: 5	H: 0 LOB: 1 BB: 0 P: 6	R: 1 E: 0 K: 1 S: 6	H: 2 LOB: 1 BB: 0 P: 6	1B: 10 2B: 3 3B: 0 HR: 0	SF: 0 SAC: 1 DP: 0 HBP: 1	WP: 0 PB: 2 SB: 0 CS: 0	PA: 40
PITCHER	IP WLS BF H R ER SO BB IBB HBP BLK WP HR S P ERA WHIP																					
Jim Magnuson, L ERA: 4.46 (1, 1)	5.1 L 23 7 3 0 1 1 0 0 0 0 0 0 24 28 0.00 1.500																					
Wilbur Wood, L ERA: 2.97 (6, 1)	0.2 4 2 1 0 1 0 0 0 0 0 0 0 6 6 0.00 3.000																					
Jerry Crider, R ERA: 4.33 (7, 1)	3.0 13 4 2 2 2 0 0 1 0 0 0 0 16 17 6.00 1.333																					

Batter	1	2	3	4	5	6	7	8	9	AB	R	H	RBI	BB	SO	LOB	BOTTOM					
Walt Williams, R OBP: 0.311, SLG: 0.356 (1, 9)	G6-3									5	0	2	0	0	0	0	Kansas City Royals @ Chicago White Sox Comiskey Park, Chicago, IL Tue Sep 22 1970, 8:05 PM EDT Att: 2,369 - Unknown livebaseballscorecards.com					
Tom McCraw, L OBP: 0.277, SLG: 0.318 (1, 8)	P6									4	0	0	0	0	1	2						
Carlos May, L OBP: 0.375, SLG: 0.423 (1, 7)	G3									3	0	0	0	1	2	1						
Bill Melton, R OBP: 0.340, SLG: 0.488 (1, 5)										3	0	0	0	0	0	2						
Bobby Knoop, R OBP: 0.298, SLG: 0.309 (6, 4)										1	0	0	0	0	0	0						
Ed Herrmann, L OBP: 0.364, SLG: 0.510 (1, 2)										4	1	2	0	0	0	0						
Bob Spence, L OBP: 0.291, SLG: 0.370 (1, 3)										3	0	1	0	1	1	1						
Rich McKinney, R OBP: 0.212, SLG: 0.244 (1, 6)										1	1	1	2	1	0	0						
Luis Aparicio, R OBP: 0.373, SLG: 0.407 (5, 6)										2	0	1	0	0	0	1						
Rich Morales, R OBP: 0.245, SLG: 0.229 (1, 4)										4	0	1	0	0	0	2						
Jim Magnuson, R (1, 1)										2	0	0	0	0	0	0						
Wilbur Wood, R OBP: 0.111, SLG: 0.167 (6, 1)										0	0	0	0	0	0	0						
Gail Hopkins, L OBP: 0.349, SLG: 0.387 (6, PH)										1	0	0	0	1	2							
Jerry Crider, R OBP: 0.083, SLG: 0.125 (7, 1)										0	0	0	0	0	0	0						
Lee Maye, L OBP: 0.316, SLG: 0.395 (9, PH)										1	0	0	0	0	1	0						
Inning Stats	R: 0 E: 0 K: 0 S: 3	H: 0 LOB: 0 BB: 0 P: 3	R: 2 E: 0 K: 1 S: 7	H: 2 LOB: 0 BB: 0 P: 7	R: 0 E: 0 K: 1 S: 6	H: 1 LOB: 1 BB: 0 P: 6	R: 0 E: 0 K: 0 S: 3	H: 0 LOB: 2 BB: 2 P: 11	R: 0 E: 0 K: 0 S: 4	H: 1 LOB: 2 BB: 1 P: 8	R: 0 E: 0 K: 1 S: 7	H: 2 LOB: 2 BB: 0 P: 7	R: 0 E: 0 K: 2 S: 7	H: 0 LOB: 0 BB: 0 P: 7	R: 0 E: 0 K: 0 S: 4	H: 2 LOB: 1 BB: 0 P: 4	R: 0 E: 0 K: 1 S: 5	H: 0 LOB: 0 BB: 0 P: 5	1B: 5 2B: 2 3B: 0 HR: 1	SF: 0 SAC: 0 DP: 0 HBP: 0	WP: 1 PB: 1 SB: 0 CS: 0	PA: 37
PITCHER	IP WLS BF H R ER SO BB IBB HBP BLK WP HR S P ERA WHIP																					
AJ Fitzmorris, R ERA: 4.44 (1, 1)	9.0 W 37 8 2 2 6 3 0 0 0 0 1 1 46 58 2.00 1.222																					

Batter	1	2	3	4	5	6	7	8	9	AB	R	H	RBI	BB	SO	LOB	TOP	
Amos Otis, R (1,8) OBP: 0.354, SLG: 0.423										2	0	0	0	2	0	2	Kansas City Royals @ Chicago White Sox Comiskey Park, Chicago, IL Wed Sep 23 1970, 4:33 AM EDT Att: 693 - Unknown - G3 F	
George Springs, L (1,9) OBP: 0.302, SLG: 0.321										2	0	0	0	2	1	1		
Lou Piniella, R (1,7) OBP: 0.341, SLG: 0.427										4	0	1	0	0	1	5		
Ed Kirkpatrick, L (1,2) OBP: 0.327, SLG: 0.419										3	0	0	0	1	0	1		
Bill Sorrell, L (1,3) OBP: 0.313, SLG: 0.376										4	0	1	0	0	0	3		
Paul Schaaf, R (1,5) OBP: 0.345, SLG: 0.360										4	0	1	0	0	1	0		
Cookie Rojas, R (1,4) OBP: 0.276, SLG: 0.294										3	0	0	0	1	0	2		
Bobby Floyd, R (1,6) OBP: 0.286, SLG: 0.269										3	0	1	0	0	1	1		
Paul Spittorff, L (1,1) OBP: 0.500, SLG: 0.500 (8, PH)										2	0	1	0	0	0	1		
Pat Kelly, L (8, PH) OBP: 0.349, SLG: 0.315										1	0	0	0	0	1	0		
Ken Wright, R (8,1)										0	0	0	0	0	0	0		
Inning Stats	R: 0 E: 0 K: 0 S: 2	H: 0 LOB: 2 BB: 3 P: 14	R: 0 E: 0 K: 1 S: 4	H: 0 LOB: 0 BB: 1 P: 8	R: 0 E: 0 K: 1 S: 4	H: 1 LOB: 1 BB: 0 P: 4	R: 0 E: 0 K: 1 S: 5	H: 0 LOB: 0 BB: 0 P: 5	R: 0 E: 0 K: 1 S: 3	H: 0 LOB: 0 BB: 0 P: 3	R: 0 E: 0 K: 2 S: 7	H: 0 LOB: 2 BB: 2 P: 15	R: 0 E: 0 K: 0 S: 4	H: 2 LOB: 1 BB: 0 P: 4	1B: 5 2B: 0 3B: 0 HR: 0	SF: 0 SAC: 0 DP: 3 HBP: 0	WP: 1 PB: 0 SB: 1 CS: 0	PA: 35
PITCHER Bart Johnson, R (1,1) ERA: 4.77	IP: 9.0 WLS: W BF: 34 H: 5 R: 0 ER: 0 SO: 5 BB: 6 IBB: 0 HBP: 0 BLK: 0 WP: 1 HR: 0 S: 38 P: 62 ERA: 0.00 WHIP: 1.222																	

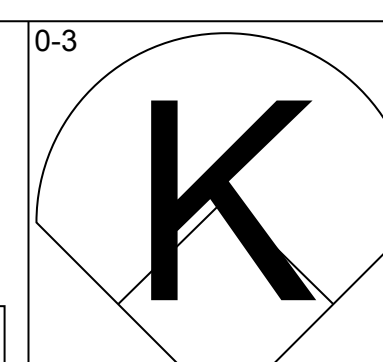
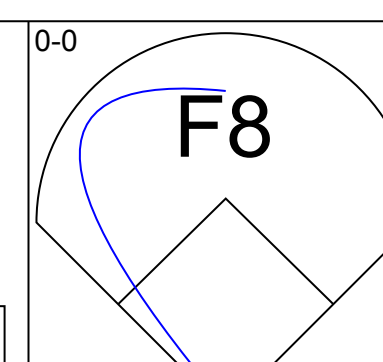
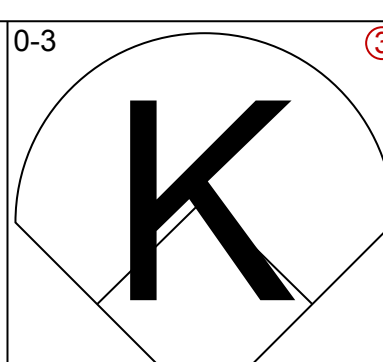
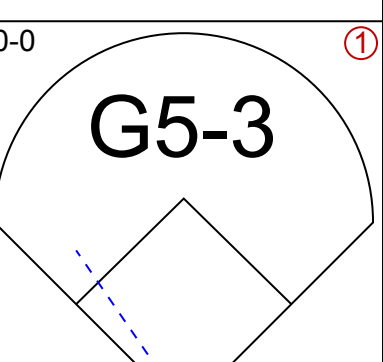
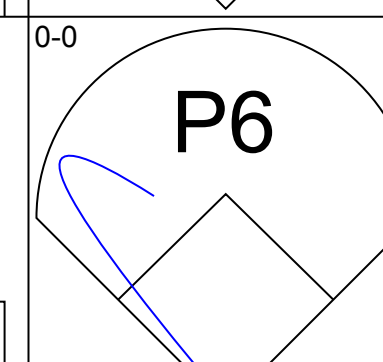
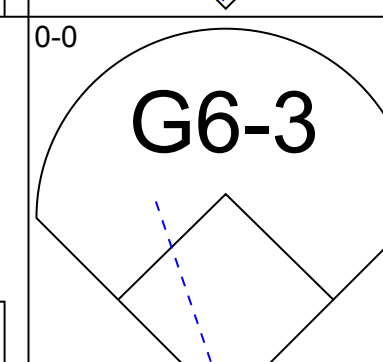
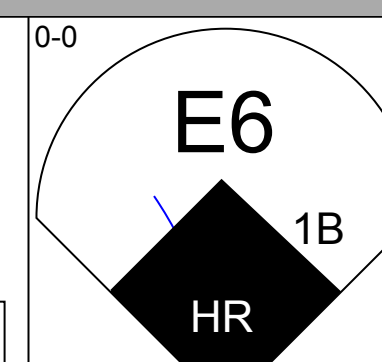
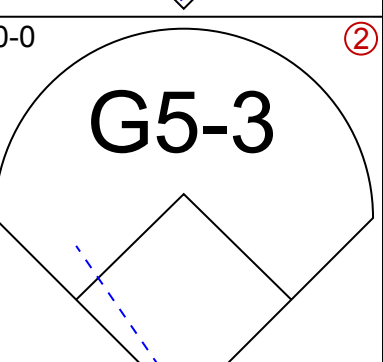
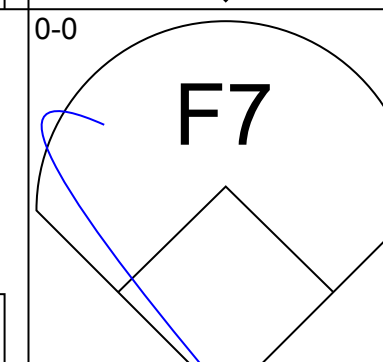
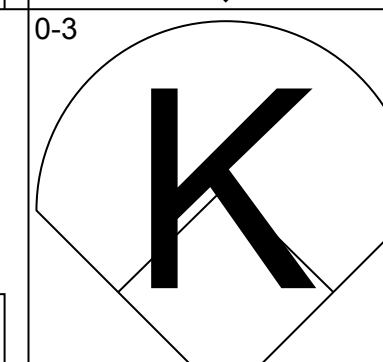
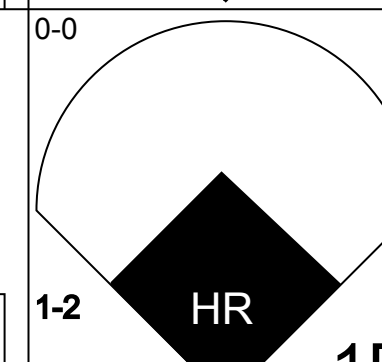
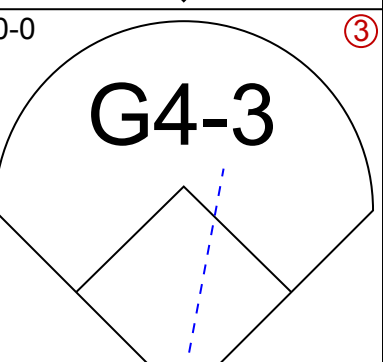
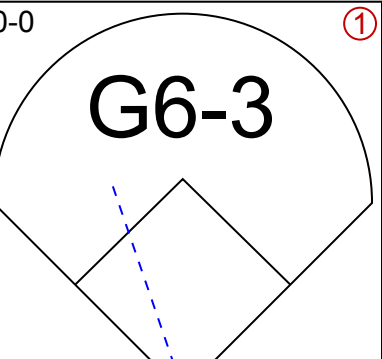
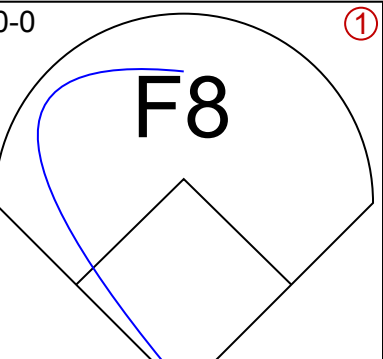
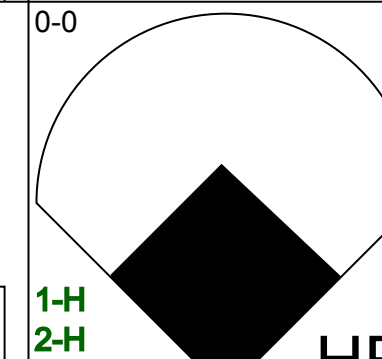
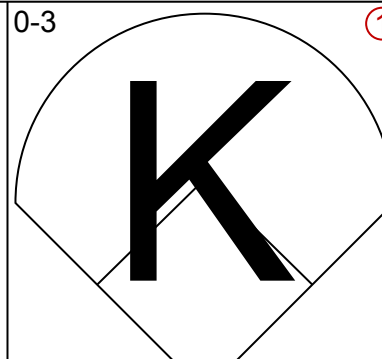
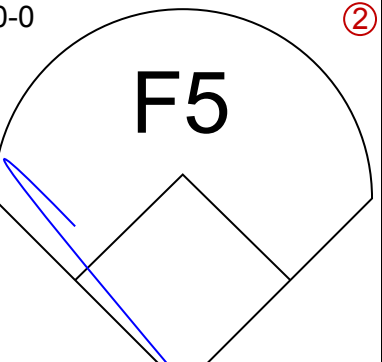
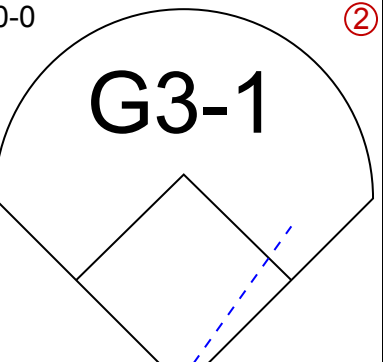
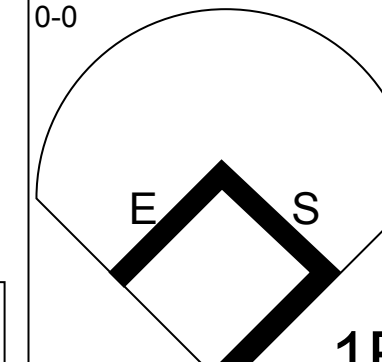
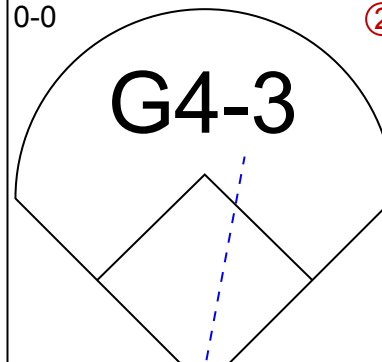

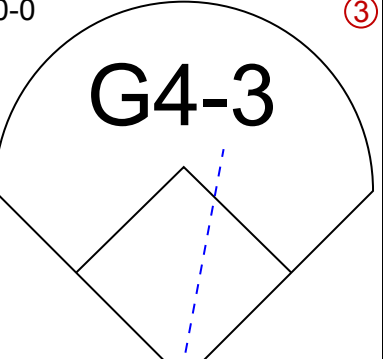
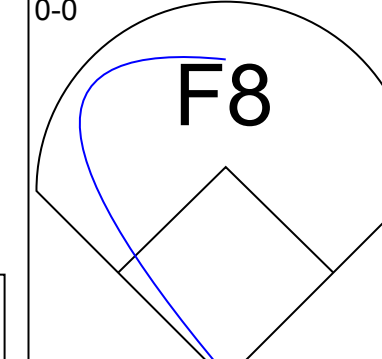
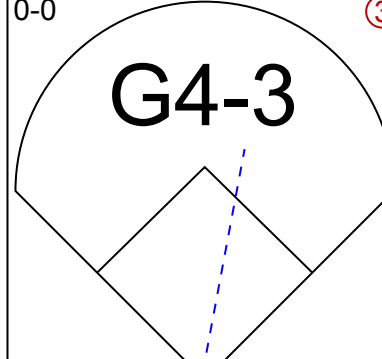
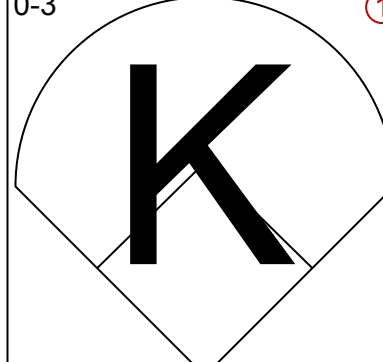
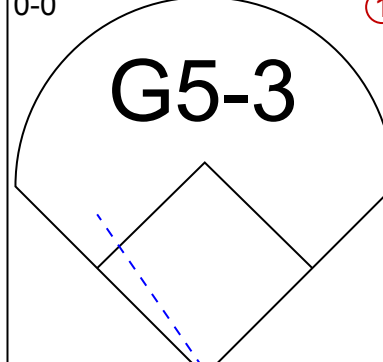
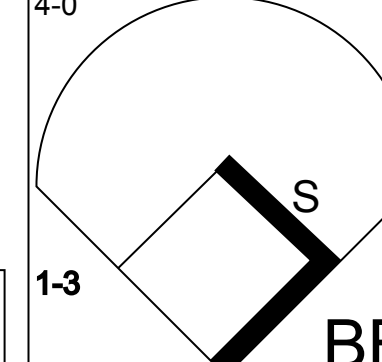
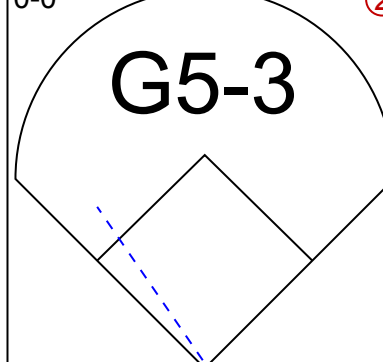
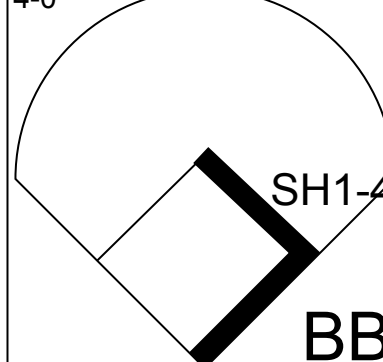
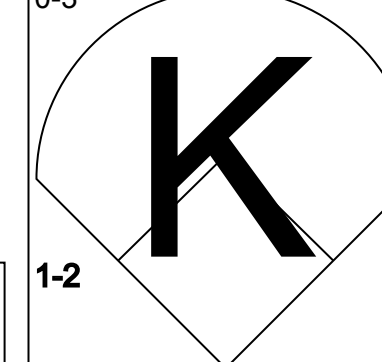
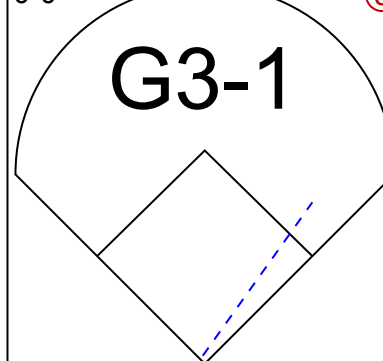
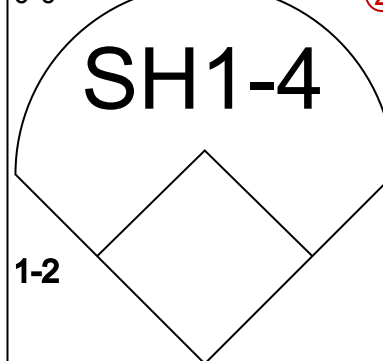
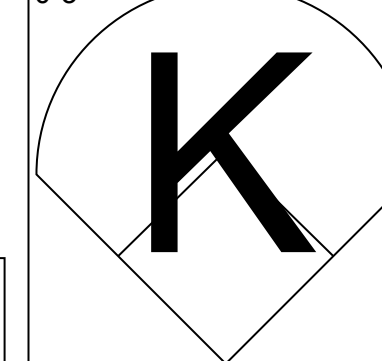
Batter	1	2	3	4	5	6	7	8	9	AB	R	H	RBI	BB	SO	LOB	BOTTOM			
Walt Williams, R (1,9) OBP: 0.312, SLG: 0.357										5	1	2	0	0	0	3	Kansas City Royals @ Chicago White Sox Comiskey Park, Chicago, IL Wed Sep 23 1970, 4:33 AM EDT Att: 693 - Unknown - G3 F			
Tom McCraw, L (1,3) OBP: 0.275, SLG: 0.316										5	0	1	0	0	1	2				
Carlos May, L (1,7) OBP: 0.377, SLG: 0.423										4	1	2	0	1	0	3				
Bill Melton, R (1,5) OBP: 0.341, SLG: 0.486										4	0	1	1	1	0	3				
Luis Aparicio, R (1,6) OBP: 0.374, SLG: 0.407										0	0	0	0	1	0	0				
Rich McKinney, R (2,6) OBP: 0.223, SLG: 0.280										3	1	1	2	1	1	5				
Ken Berry, R (1,8) OBP: 0.341, SLG: 0.359										4	1	2	0	0	1	4				
Bobby Knoop, R (1,4) OBP: 0.285, SLG: 0.306										4	0	0	0	0	3	2				
Chuck Brinkman, R (1,2) OBP: 0.250, SLG: 0.200										3	2	1	0	1	1	0				
Bart Johnson, R (1,1) OBP: 0.310, SLG: 0.357										3	0	1	1	0	1	1				
Inning Stats	R: 1 E: 0 K: 0 S: 5	H: 3 LOB: 2 BB: 1 P: 9	R: 0 E: 0 K: 2 S: 7	H: 0 LOB: 1 BB: 1 P: 11	R: 0 E: 1 K: 3 S: 11	H: 1 LOB: 2 BB: 0 P: 11	R: 0 E: 0 K: 2 S: 7	H: 0 LOB: 0 BB: 0 P: 7	R: 0 E: 0 K: 0 S: 4	H: 1 LOB: 1 BB: 0 P: 4	R: 2 E: 1 K: 0 S: 5	H: 2 LOB: 1 BB: 1 P: 9	R: 2 E: 0 K: 1 S: 8	H: 3 LOB: 1 BB: 0 P: 8	R: 1 E: 1 K: 0 S: 5	H: 1 LOB: 3 BB: 2 P: 13	1B: 7 2B: 3 3B: 0 HR: 1	SF: 0 SAC: 1 DP: 0 HBP: 0	WP: 1 PB: 0 SB: 1 CS: 3	PA: 41
PITCHER Paul Spittorff, L (1,1) ERA: 3.86	IP: 7.0 WLS: L BF: 34 H: 10 R: 5 ER: 3 SO: 8 BB: 3 IBB: 0 HBP: 0 BLK: 0 WP: 0 HR: 1 S: 47 P: 59 ERA: 3.86 WHIP: 1.857																			
Ken Wright, R (8,1) ERA: 5.4	IP: 1.0 WLS: 7 BF: 7 H: 1 R: 1 ER: 1 SO: 0 BB: 2 IBB: 0 HBP: 0 BLK: 0 WP: 1 HR: 0 S: 5 P: 13 ERA: 9.00 WHIP: 3.000																			

Batter	1	2	3	4	5	6	7	8	9	AB	R	H	RBI	BB	SO	LOB	TOP					
Tommy Harper, R OBP: 0.368, SLG: 0.519 (1, 5)										5	0	1	0	0	0	4	Milwaukee Brewers @ Chicago White Sox Comiskey Park, Chicago, IL Fri Sep 25 1970, 4:33 AM EDT Unknown livebaseballscorecards.com					
Bernie Smith, R OBP: 0.397, SLG: 0.400 Dick Ellsworth, L (7, 1)										3	0	1	0	1	0	1						
Dave May, L OBP: 0.318, SLG: 0.327 (1, 8)										4	0	0	0	0	3	5						
Ted Savage, R OBP: 0.400, SLG: 0.475 (1, 7)										4	0	0	0	0	0	2						
Roberto Pena, R OBP: 0.280, SLG: 0.304 (6, 3)										4	0	2	0	0	0	0						
Phil Roof, R OBP: 0.309, SLG: 0.388 (1, 2)										4	0	0	0	0	1	2						
Mike Hegan, L OBP: 0.337, SLG: 0.368 Hank Allen, R OBP: 0.304, SLG: 0.283 (7, 9)										1	0	0	0	2	0	0						
Ted Kubiak, S OBP: 0.341, SLG: 0.315 (6, 6)										4	0	2	0	0	0	2						
Skip Lockwood, R OBP: 0.231, SLG: 0.314 Dave Baldwin, R (6, 1)										2	0	0	0	0	0	2						
Gus Gil, R OBP: 0.303, SLG: 0.244 Pete Koegel, R (9, FH) OBP: 0.375, SLG: 0.714										0	0	0	0	0	0	0						
										1	1	1	1	0	0	0						
Inning Stats	R: 0 E: 0 K: 1 S: 5	H: 0 LOB: 0 BB: 0 P: 5	R: 0 E: 0 K: 1 S: 5	H: 0 LOB: 0 BB: 0 P: 5	R: 0 E: 1 K: 0 S: 4	H: 1 LOB: 3 BB: 2 P: 12	R: 0 E: 0 K: 0 S: 4	H: 1 LOB: 2 BB: 1 P: 8	R: 0 E: 0 K: 1 S: 7	H: 2 LOB: 2 BB: 0 P: 7	R: 0 E: 0 K: 0 S: 3	H: 0 LOB: 0 BB: 0 P: 3	R: 0 E: 0 K: 0 S: 4	H: 1 LOB: 1 BB: 0 P: 4	R: 0 E: 0 K: 1 S: 6	H: 1 LOB: 1 BB: 0 P: 6		R: 1 E: 0 K: 1 S: 6	H: 1 LOB: 0 BB: 0 P: 6	1B: 6 2B: 0 3B: 0 HR: 1	SF: 0 SAC: 0 DP: 1 HBP: 0	WP: 0 PB: 0 CS: 0
PITCHER Tommy John, L ERA: 3.22 (1, 1)	IP: 9.0 WLS: W BF: 37 H: 7 R: 1 ER: 1 SO: 5 BB: 2 IBB: 1 HBP: 0 BLK: 0 WP: 0 HR: 1 S: 44 P: 56 ERA: 1.00 WHIP: 1.000															PITCHER Tommy John, L ERA: 3.22 (1, 1)	IP: 9.0 WLS: W BF: 37 H: 7 R: 1 ER: 1 SO: 5 BB: 2 IBB: 1 HBP: 0 BLK: 0 WP: 0 HR: 1 S: 44 P: 56 ERA: 1.00 WHIP: 1.000					

Batter	1	2	3	4	5	6	7	8	9	AB	R	H	RBI	BB	SO	LOB	BOTTOM				
Walt Williams, R OBP: 0.315, SLG: 0.357 (1, 9)										3	0	1	0	1	0	2	Milwaukee Brewers @ Chicago White Sox Comiskey Park, Chicago, IL Fri Sep 25 1970, 4:33 AM EDT Unknown livebaseballscorecards.com				
Luis Aparicio, R OBP: 0.372, SLG: 0.404 (1, 6)										4	0	0	0	0	1	4					
Carlos May, L OBP: 0.380, SLG: 0.426 (1, 7)										2	1	1	0	2	0	0					
Bill Melton, R OBP: 0.340, SLG: 0.484 (1, 5)										4	1	1	0	0	0	2					
Ed Herrmann, L OBP: 0.362, SLG: 0.517 (1, 2)										4	1	1	3	0	0	0					
Tom McCraw, L OBP: 0.275, SLG: 0.318 (1, 3)										4	1	1	0	0	0	0					
Ken Berry, R OBP: 0.345, SLG: 0.360 (1, 8)										2	1	1	0	2	0	0					
Bobby Knoop, R OBP: 0.289, SLG: 0.309 (1, 4)										3	0	2	1	1	0	0					
Tommy John, R OBP: 0.214, SLG: 0.198 (1, 1)										3	0	2	1	0	1	2					
										3	0	2	1	0	1	2					
Inning Stats	R: 1 E: 0 K: 1 S: 5	H: 2 LOB: 1 BB: 1 P: 10	R: 0 E: 0 K: 0 S: 4	H: 2 LOB: 1 BB: 0 P: 4	R: 1 E: 0 K: 0 S: 4	H: 2 LOB: 2 BB: 1 P: 8	R: 3 E: 0 K: 0 S: 4	H: 2 LOB: 0 BB: 1 P: 12	R: 0 E: 0 K: 0 S: 3	H: 0 LOB: 0 BB: 1 P: 8	R: 0 E: 0 K: 0 S: 3	H: 0 LOB: 0 BB: 0 P: 3	R: 0 E: 0 K: 0 S: 3	H: 0 LOB: 0 BB: 0 P: 3	R: 0 E: 0 K: 0 S: 3	H: 0 LOB: 0 BB: 0 P: 3		1B: 7 2B: 3 3B: 0 HR: 1	SF: 0 SAC: 0 DP: 1 HBP: 0	WP: 0 PB: 0 CS: 2	PA: 35
PITCHER Skip Lockwood, R ERA: 4.41 Dave Baldwin, R ERA: 2.6 Dick Ellsworth, L ERA: 4.02 (1, 1)	IP: 5.0 WLS: L BF: 26 H: 9 R: 5 ER: 5 SO: 2 BB: 6 IBB: 0 HBP: 0 BLK: 0 WP: 0 HR: 1 S: 24 P: 48 ERA: 9.00 WHIP: 3.000															PITCHER Skip Lockwood, R ERA: 4.41 Dave Baldwin, R ERA: 2.6 Dick Ellsworth, L ERA: 4.02 (1, 1)		IP: 5.0 WLS: L BF: 26 H: 9 R: 5 ER: 5 SO: 2 BB: 6 IBB: 0 HBP: 0 BLK: 0 WP: 0 HR: 1 S: 24 P: 48 ERA: 9.00 WHIP: 3.000			

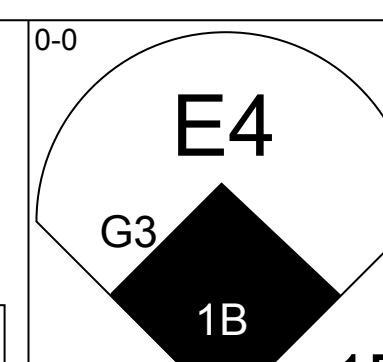
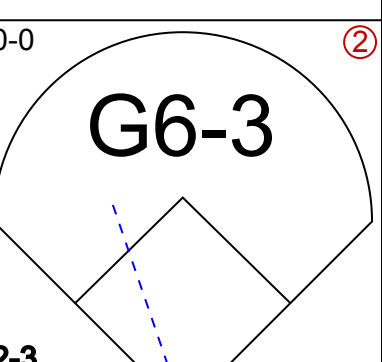
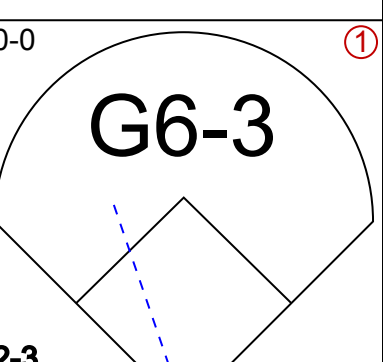
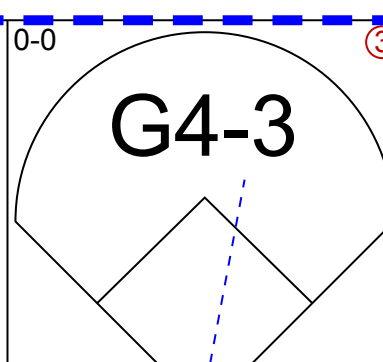
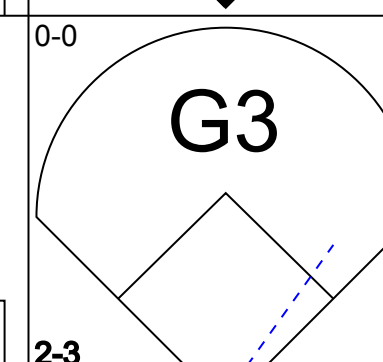
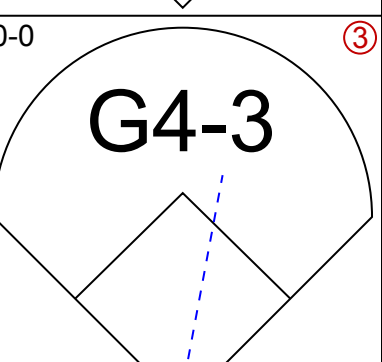
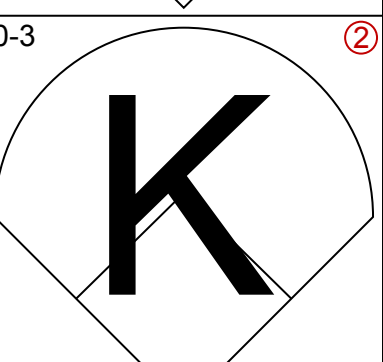
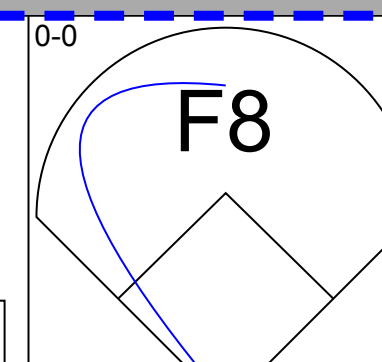
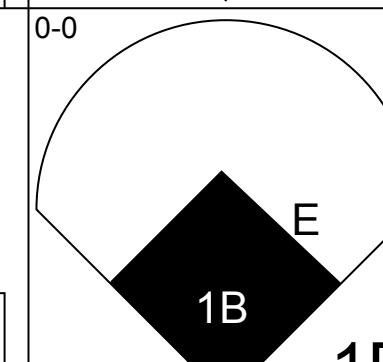
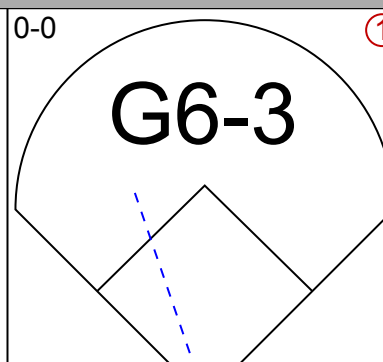
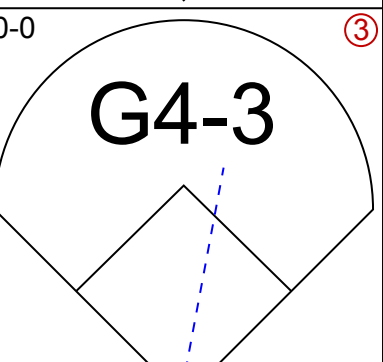
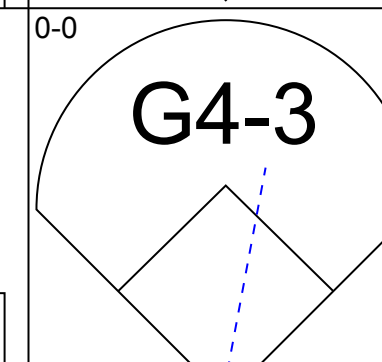
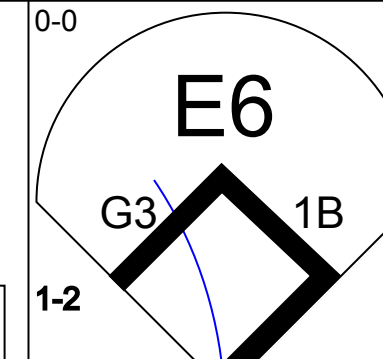
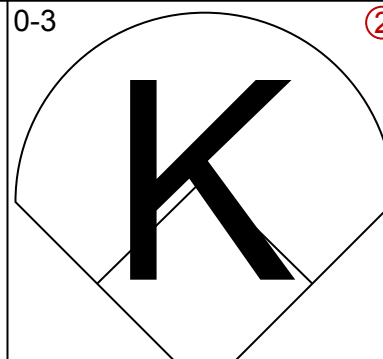
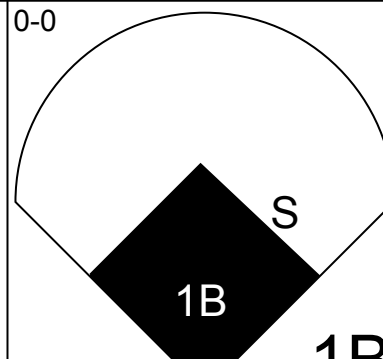
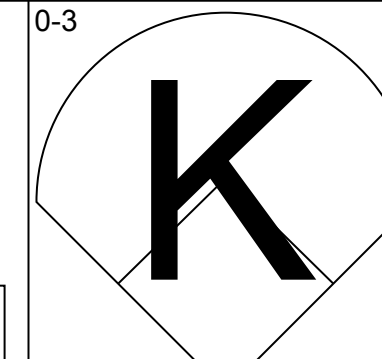
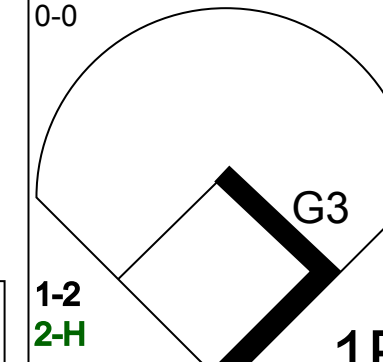
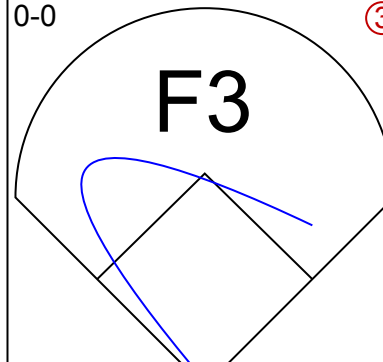
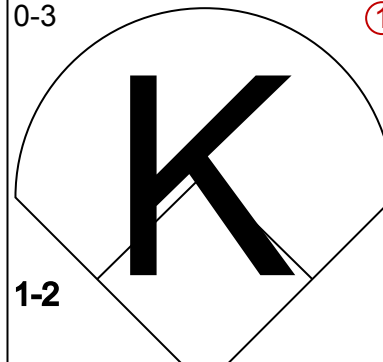
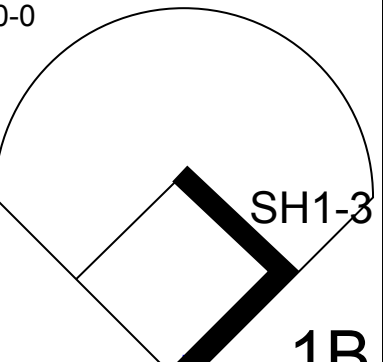
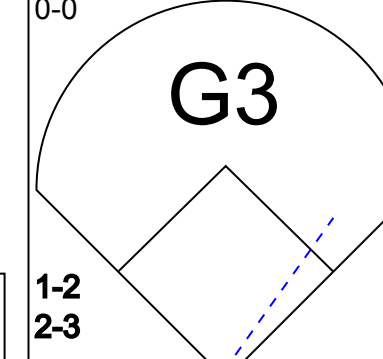
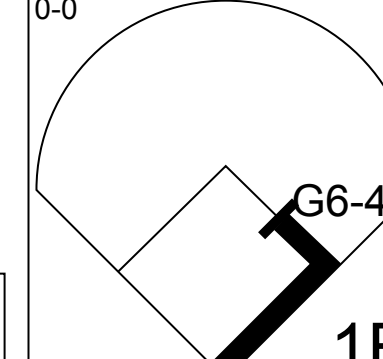
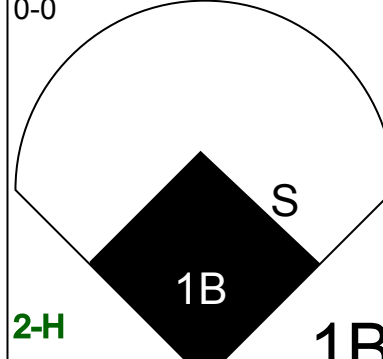
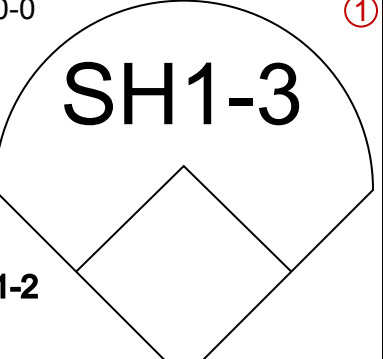
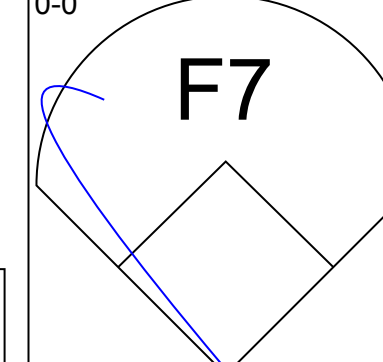
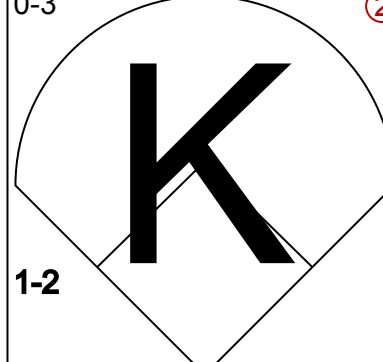
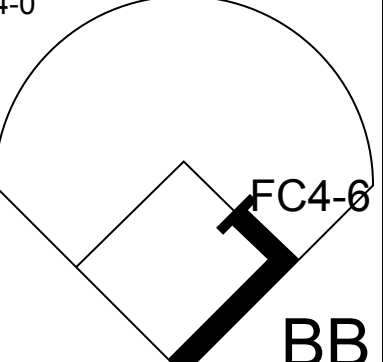
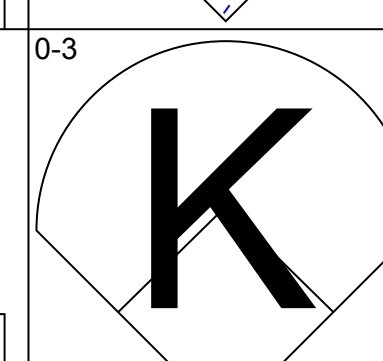
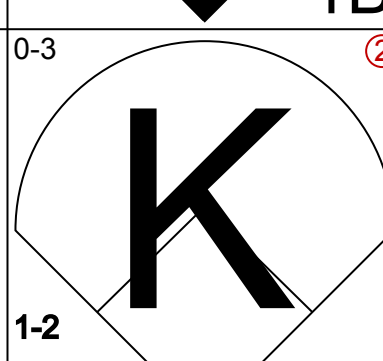
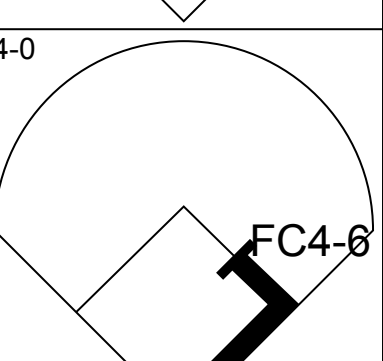
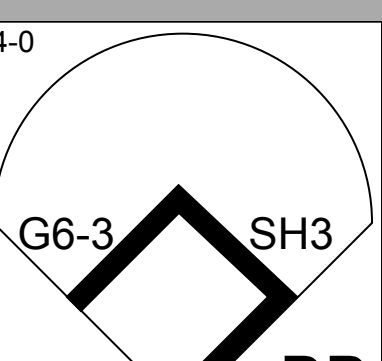
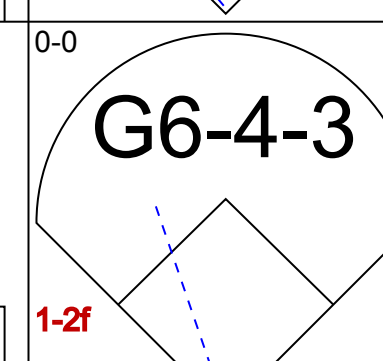
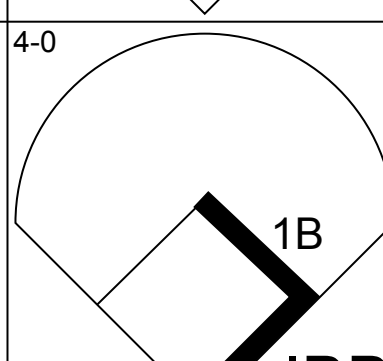
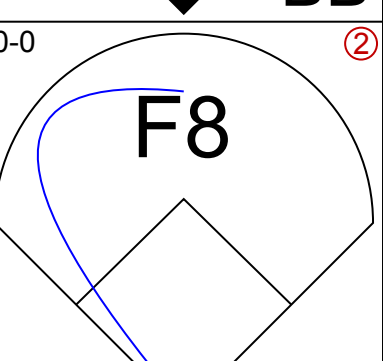
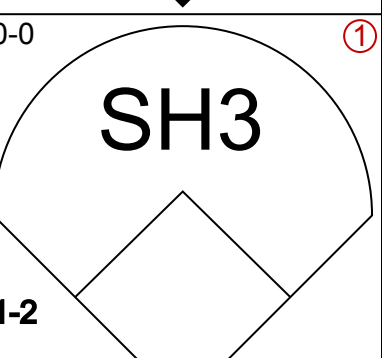
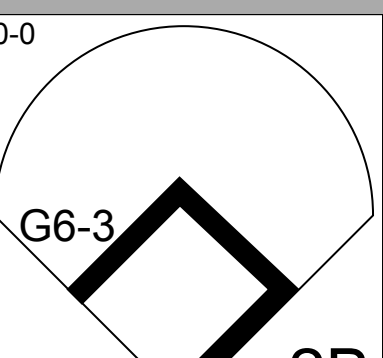
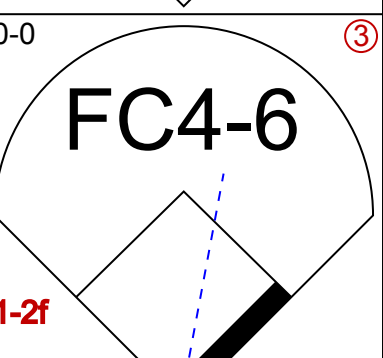
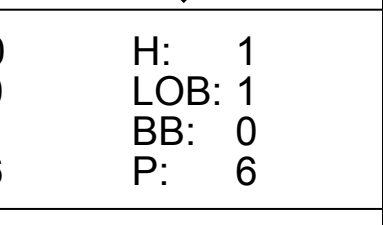
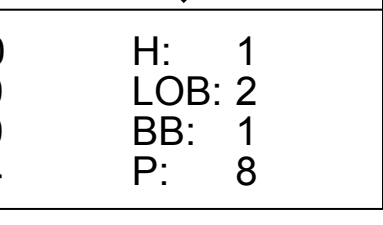
Batter	1	2	3	4	5	6	7	8	9	AB R H RBI BB SO LOB	TOP												
Tommy Harper, R (1,5) OBP: 0.374, SLG: 0.521 Max Alvis, R (2,5) OBP: 0.217, SLG: 0.278										1 0 1 0 0 0 0 4 1 1 0 0 0 2 1	Milwaukee Brewers @ Chicago White Sox Comiskey Park, Chicago, IL Sun Sep 27 1970, 4:33 AM EDT Att: 3,094 - Unknown livebaseballscorecards.com												
Floyd Wicker, L (1,7) OBP: 0.214, SLG: 0.293 Bernie Smith, R (7,PH) OBP: 0.400, SLG: 0.403										3 0 0 0 0 0 2 2 1 0 0 0 0 2													
Dave May, L (1,8) OBP: 0.325, SLG: 0.327										5 2 3 1 0 2 3													
Bob Burda, L (1,9) OBP: 0.311, SLG: 0.336 Ted Savage, R (7,PH) OBP: 0.407, SLG: 0.477										3 0 0 0 0 0 3 1 1 1 0 1 0 0													
Mike Hegan, L (1,3) OBP: 0.337, SLG: 0.368										5 1 3 4 0 1 0													
Roberto Pena, R (1,6) OBP: 0.282, SLG: 0.305										3 1 2 0 2 0 1													
Phil Roof, R (1,2) OBP: 0.307, SLG: 0.383 Tito Francona, L (7,PH) OBP: 0.327, SLG: 0.299 Jerry McNertney, R (7,2) OBP: 0.303, SLG: 0.349										2 0 0 0 0 1 2 2 1 1 1 0 0 3 1 0 0 0 0 0 1													
Ted Kubiak, S (1,4) OBP: 0.341, SLG: 0.313										4 1 1 1 0 0 1													
Marty Pattin, R (1,1) OBP: 0.145, SLG: 0.149										4 0 2 1 0 2 0													
Inning Stats	R: 0 E: 1 K: 1 S: 6	H: 1 LOB: 1 BB: 0 P: 6	R: 0 E: 0 K: 1 S: 6	H: 1 LOB: 1 BB: 0 P: 6	R: 0 E: 0 K: 2 S: 7	H: 0 LOB: 0 BB: 0 P: 7	R: 0 E: 0 K: 1 S: 5	H: 1 LOB: 0 BB: 0 P: 5	R: 0 E: 0 K: 0 S: 3	H: 1 LOB: 0 BB: 0 P: 3		R: 0 E: 0 K: 1 S: 6	H: 1 LOB: 1 BB: 0 P: 6	R: 7 E: 1 K: 0 S: 10	H: 7 LOB: 3 BB: 3 P: 22	R: 0 E: 0 K: 2 S: 7	H: 0 LOB: 0 BB: 0 P: 7	R: 2 E: 0 K: 0 S: 6	H: 3 LOB: 1 BB: 0 P: 6	1B: 13 2B: 2 3B: 0 HR: 0	SF: 0 SAC: 0 DP: 3 HBP: 0	WP: 0 PB: 0 CS: 1	PA: 43
PITCHER	IP WLS BF H R ER SO BB IBB HBP BLK WP HR S P ERA WHIP											PITCHER	IP WLS BF H R ER SO BB IBB HBP BLK WP HR S P ERA WHIP										
Joe Horlen, R (1,1) ERA: 4.86	6.1 L 28 10 6 6 6 1 0 0 0 0 0 0 39 43 8.53 1.737																						
Steve Hamilton, L (7,1) ERA: 2.98	0.1 2 1 0 0 0 0 0 0 0 0 0 0 2 2 0.00 3.000																						
Dennis O'Toole, R (7,1) ERA: 2.98	1.1 7 1 1 1 2 2 0 0 0 0 0 0 9 17 6.75 2.250																						
Jim Magnuson, L (9,1) ERA: 4.79	1.0 6 3 2 2 0 0 0 0 0 0 0 0 6 6 18.00 3.000																						

Batter	1	2	3	4	5	6	7	8	9	AB R H RBI BB SO LOB	BOTTOM												
Walt Williams, R (1,9) OBP: 0.306, SLG: 0.346										4 0 0 0 0 2 1	Milwaukee Brewers @ Chicago White Sox Comiskey Park, Chicago, IL Sun Sep 27 1970, 4:33 AM EDT Att: 3,094 - Unknown livebaseballscorecards.com												
Tom McCraw, L (1,7) OBP: 0.276, SLG: 0.324										4 1 2 1 0 0 0													
Carlos May, L (1,3) OBP: 0.378, SLG: 0.422										4 1 1 0 0 0 1													
Bill Melton, R (1,5) OBP: 0.342, SLG: 0.485										4 0 0 0 0 0 2													
Duane Josephson, R (1,2) OBP: 0.370, SLG: 0.407										4 0 2 1 0 0 0													
Rich McKinney, R (1,6) OBP: 0.252, SLG: 0.337										3 0 1 1 1 0 1													
Ken Berry, R (1,8) OBP: 0.344, SLG: 0.356 Gail Hopkins, L (9,PH) OBP: 0.346, SLG: 0.384										3 0 0 0 0 1 2 1 0 0 0 0 0 2													
Bobby Knoop, R (1,4) OBP: 0.290, SLG: 0.308										4 1 1 0 0 0 2													
Joe Horlen, R (1,1) OBP: 0.148, SLG: 0.135 Steve Hamilton, L (7,1) Dennis O'Toole, R (7,1) Bob Spence, L (8,PH) OBP: 0.287, SLG: 0.364 Jim Magnuson, R (9,1)										2 0 0 0 0 0 1 0 0 0 0 0 0 0 0 0 0 0 0 0 0 1 0 0 0 0 0 0 0 0 0 0 0 0 0													
Inning Stats	R: 0 E: 0 K: 0 S: 3	H: 0 LOB: 0 BB: 1 P: 3	R: 0 E: 0 K: 0 S: 3	H: 0 LOB: 1 BB: 1 P: 7	R: 1 E: 0 K: 1 S: 7	H: 2 LOB: 1 BB: 0 P: 7	R: 0 E: 0 K: 0 S: 3	H: 0 LOB: 0 BB: 0 P: 3	R: 0 E: 0 K: 1 S: 5	H: 0 LOB: 0 BB: 0 P: 5		R: 0 E: 0 K: 1 S: 4	H: 1 LOB: 1 BB: 0 P: 4	R: 0 E: 0 K: 0 S: 3	H: 0 LOB: 0 BB: 0 P: 3	R: 2 E: 0 K: 0 S: 7	H: 4 LOB: 2 BB: 0 P: 7	1B: 6 2B: 0 3B: 1 HR: 0	SF: 0 SAC: 0 DP: 0 HBP: 0	WP: 0 PB: 0 CS: 0	PA: 35		
PITCHER	IP WLS BF H R ER SO BB IBB HBP BLK WP HR S P ERA WHIP											PITCHER	IP WLS BF H R ER SO BB IBB HBP BLK WP HR S P ERA WHIP										
Marty Pattin, R (1,1) ERA: 3.39	9.0 W 35 7 3 3 3 1 0 0 0 0 0 0 40 44 3.00 0.889																						

Batter	1	2	3	4	5	6	7	8	9	AB	R	H	RBI	BB	SO	LOB	TOP			
Walt Williams, R OBP: 0.302, SLG: 0.341 (1, 9)										4	0	0	0	0	2	1	Chicago White Sox @ California Angels Anaheim Stadium, Anaheim, CA Mon Sep 28 1970, 10:05 PM EDT Att. 4,170 - Unknown - 85 F			
Jose Ortiz, R OBP: 0.357, SLG: 0.385 (1, 8)										4	1	0	0	0	0	0				
Tom McCraw, L OBP: 0.276, SLG: 0.323 (1, 7)										4	1	1	0	0	1	0				
Bill Melton, R OBP: 0.341, SLG: 0.489 (1, 5)										4	1	1	3	0	1	0				
Carlos May, L OBP: 0.377, SLG: 0.421 (1, 3)										4	0	1	0	0	0	0				
Ed Herrmann, L OBP: 0.356, SLG: 0.505 (1, 2)										4	0	0	0	0	1	1				
Rich McKinney, R OBP: 0.254, SLG: 0.330 (1, 6)										2	0	0	0	1	1	0				
Rich Morales, R OBP: 0.237, SLG: 0.214 (1, 4)										2	0	0	0	1	1	2				
Bart Johnson, R OBP: 0.300, SLG: 0.345 (1, 1)										1	0	0	0	0	0	0				
Barry Moore, L OBP: 0.195, SLG: 0.175 (6, 1)										0	0	0	0	0	0	0				
Gail Hopkins, L OBP: 0.345, SLG: 0.382 (7, PH)										1	0	0	0	0	1	2				
Don Eddy, R (7, 1)										0	0	0	0	0	0	0				
Inning Stats	R: 0 E: 0 K: 1 S: 5	H: 0 LOB: 0 BB: 0 P: 5	R: 0 E: 0 K: 1 S: 5	H: 0 LOB: 0 BB: 0 P: 5	R: 0 E: 0 K: 1 S: 5	H: 0 LOB: 0 BB: 0 P: 5	R: 0 E: 0 K: 1 S: 3	H: 0 LOB: 0 BB: 0 P: 3	R: 0 E: 0 K: 1 S: 5	H: 0 LOB: 1 BB: 1 P: 9	R: 3 E: 1 K: 2 S: 11	H: 3 LOB: 2 BB: 1 P: 15	R: 0 E: 0 K: 0 S: 3	H: 0 LOB: 0 BB: 0 P: 3	R: 0 E: 0 K: 1 S: 5	H: 0 LOB: 0 BB: 0 P: 5	1B: 2 2B: 0 3B: 0 HR: 1	SF: 0 SAC: 1 DP: 0 HBP: 0	WP: 0 PB: 0 CS: 0	PA: 33
PITCHER	IP	WLS	BF	H	R	ER	SO	BB	IBB	HBP	BLK	WP	HR	S	P	ERA	WHIP			
Tom Murphy, R ERA: 4.24 (1, 1)	6.0	W	23	3	3	2	5	1	0	0	0	0	1	32	36	3.00	0.667			
Eddie Fisher, R ERA: 2.95 (7, 1)	3.0	S	10	0	0	0	3	1	0	0	0	0	0	15	19	0.00	0.333			

AB	30
R	3
H	3
RBI	3
BB	2
SO	8
LOB	6



Batter	1	2	3	4	5	6	7	8	9	AB	R	H	RBI	BB	SO	LOB	BOTTOM			
Sandy Alomar Sr., S OBP: 0.304, SLG: 0.295 (1, 6)										4	1	1	0	0	0	4	Chicago White Sox @ California Angels Anaheim Stadium, Anaheim, CA Mon Sep 28 1970, 10:05 PM EDT Att. 4,170 - Unknown - 85 F			
Giraldo Ruiz, S OBP: 0.282, SLG: 0.250 (1, 5)										4	0	0	0	0	1	3				
Tony Gonzalez, L OBP: 0.340, SLG: 0.361 (1, 8)										4	1	1	1	0	0	1				
Alex Johnson, R OBP: 0.368, SLG: 0.459 (1, 7)										4	1	1	0	0	2	1				
Jim Spencer, L OBP: 0.308, SLG: 0.396 (1, 3)										4	0	2	1	0	1	1				
Mickey Rivers, L OBP: 0.286, SLG: 0.231 (1, 9)										3	1	2	1	0	0	2				
Tom Egan, R OBP: 0.278, SLG: 0.307 (1, 2)										3	0	0	0	0	2	4				
Joe Azcue, R OBP: 0.294, SLG: 0.304 (7, 2)										0	0	0	0	1	0	0				
Doug Griffin, R OBP: 0.208, SLG: 0.116 (1, 4)										2	0	0	0	2	0	3				
Tom Murphy, R OBP: 0.232, SLG: 0.237 (1, 1)										2	0	2	1	0	0	0				
Eddie Fisher, R OBP: 0.091, SLG: 0.091 (7, 1)										1	0	0	0	0	0	2				
Inning Stats	R: 2 E: 2 K: 1 S: 9	H: 3 LOB: 2 BB: 0 P: 9	R: 0 E: 0 K: 0 S: 3	H: 0 LOB: 1 BB: 1 P: 7	R: 0 E: 0 K: 1 S: 5	H: 0 LOB: 0 BB: 0 P: 5	R: 0 E: 0 K: 0 S: 3	H: 1 LOB: 0 BB: 0 P: 3	R: 0 E: 0 K: 1 S: 6	H: 1 LOB: 1 BB: 0 P: 6	R: 2 E: 0 K: 2 S: 10	H: 3 LOB: 2 BB: 1 P: 14	R: 0 E: 0 K: 1 S: 5	H: 0 LOB: 0 BB: 0 P: 5	R: 0 E: 0 K: 0 S: 4	H: 1 LOB: 2 BB: 1 P: 8	1B: 8 2B: 1 3B: 0 HR: 0	SF: 0 SAC: 2 DP: 1 HBP: 0	WP: 0 PB: 0 CS: 0	PA: 36
PITCHER	IP	WLS	BF	H	R	ER	SO	BB	IBB	HBP	BLK	WP	HR	S	P	ERA	WHIP			
Bart Johnson, R ERA: 4.87 (1, 1)	5.2	L	27	8	4	4	5	1	0	0	0	0	0	35	43	6.35	1.588			
Barry Moore, L ERA: 5.37 (6, 1)	0.1		1	0	0	0	0	0	0	0	0	0	0	1	1	0.00	0.000			
Don Eddy, L ERA: 2.79 (7, 1)	2.0		8	1	0	0	1	1	0	0	0	0	0	9	13	0.00	1.000			

AB	31
R	4
H	9
RBI	4
BB	3
SO	6
LOB	21




Batter	1	2	3	4	5	6	7	8	9	AB	R	H	RBI	BB	SO	LOB	TOP		
Walt Williams, R OBP: 0.299, SLG: 0.338 (1, 9)										3	0	0	1	0	0	1	Chicago White Sox @ California Angels Anaheim Stadium, Anaheim, CA Tue Sep 29 1970, 10:05 PM EDT Att. 4,506 - Unknown - 84 F		
Jose Ortiz, R OBP: 0.389, SLG: 0.375 (1, 8)										3	0	1	1	1	0	1			
Rich McKinney, R OBP: 0.246, SLG: 0.318 (1, 6)										4	0	0	0	0	0	2			
Bill Melton, R OBP: 0.339, SLG: 0.485 (1, 5)										4	0	0	0	0	1	1			
Carlos May, L OBP: 0.374, SLG: 0.418 (1, 3)										4	0	0	0	0	2	0			
Syd O'Brien, R OBP: 0.286, SLG: 0.342 (1, 4)										3	0	1	0	0	0	0			
Tom McCraw, L OBP: 0.274, SLG: 0.320 (1, 7)										3	0	0	0	0	1	1			
Chuck Brinkman, R OBP: 0.389, SLG: 0.333 (1, 2)										3	1	2	0	0	0	0			
Billy Wynne, L Jery Crider, R John Wallis, R Jim Magnuson, L Art Kusnyer, R Dennis O'Toole, R (1, 1) (3, 1) (6, Ph) (6, 1) (8, Ph) (8, 1)										1	0	0	0	0	0	0			
Inning Stats	R: 0 E: 0 K: 0 S: 3	H: 0 LOB: 1 BB: 1 P: 7	R: 0 E: 0 K: 2 S: 7	H: 0 LOB: 0 BB: 0 P: 7	R: 0 E: 0 K: 0 S: 3	H: 0 LOB: 0 BB: 0 P: 3	R: 0 E: 0 K: 0 S: 3	H: 0 LOB: 0 BB: 0 P: 3	R: 2 E: 1 K: 0 S: 5	H: 3 LOB: 0 BB: 0 P: 5	R: 0 E: 0 K: 0 S: 4	H: 1 LOB: 1 BB: 0 P: 4	R: 0 E: 0 K: 1 S: 6	H: 1 LOB: 1 BB: 0 P: 6	R: 0 E: 0 K: 2 S: 7	H: 0 LOB: 0 BB: 0 P: 7		1B: 5 2B: 0 3B: 0 HR: 0	SF: 1 SAC: 0 DP: 1 HBP: 0
PITCHER Clyde Wright, L ERA: 2.83 (1, 1)	IP: 9.0 WLS: W BF: 32 H: 5 R: 2 ER: 1 SO: 5 BB: 1 IBB: 0 HBP: 0 BLK: 0 WP: 0 HR: 0 S: 41 P: 45 ERA: 1.00 WHIP: 0.667															PITCHER IP: WLS: BF: H: R: ER: SO: BB: IBB: HBP: BLK: WP: HR: S: P: ERA: WHIP			

Batter	1	2	3	4	5	6	7	8	9	AB	R	H	RBI	BB	SO	LOB	BOTTOM		
Mickey Rivers, L OBP: 0.421, SLG: 0.375 (1, 9)										3	2	2	0	1	0	0	Chicago White Sox @ California Angels Anaheim Stadium, Anaheim, CA Tue Sep 29 1970, 10:05 PM EDT Att. 4,506 - Unknown - 84 F		
Sandy Alomar Sr., S OBP: 0.303, SLG: 0.294 (1, 6)										5	1	1	0	0	0	4			
Tony Gonzalez, L OBP: 0.342, SLG: 0.364 (1, 8)										4	1	2	3	1	0	0			
Alex Johnson, R OBP: 0.368, SLG: 0.459 (1, 7)										5	1	2	0	0	0	3			
Jim Spencer, L OBP: 0.308, SLG: 0.402 (1, 3)										5	2	2	2	0	0	2			
Giraldo Ruiz, S OBP: 0.287, SLG: 0.270 (1, 5)										4	1	2	2	0	0	0			
Tom Egan, R OBP: 0.290, SLG: 0.328 (1, 2)										5	1	4	0	0	0	1			
Doug Griffin, R OBP: 0.226, SLG: 0.128 (1, 4)										4	0	1	2	1	0	3			
Clyde Wright, R OBP: 0.187, SLG: 0.267 (1, 1)										4	0	0	0	0	0	4			
Inning Stats	R: 0 E: 0 K: 0 S: 3	H: 0 LOB: 1 BB: 1 P: 7	R: 0 E: 0 K: 0 S: 4	H: 1 LOB: 2 BB: 1 P: 8	R: 5 E: 0 K: 0 S: 9	H: 6 LOB: 1 BB: 0 P: 9	R: 1 E: 0 K: 0 S: 5	H: 2 LOB: 1 BB: 0 P: 5	R: 1 E: 0 K: 0 S: 5	H: 2 LOB: 1 BB: 0 P: 5	R: 0 E: 0 K: 0 S: 3	H: 0 LOB: 1 BB: 0 P: 4	R: 1 E: 0 K: 0 S: 6	H: 3 LOB: 2 BB: 0 P: 6	R: 1 E: 0 K: 0 S: 6	H: 0 LOB: 0 BB: 0 P: 6		1B: 10 2B: 5 3B: 0 HR: 1	SF: 1 SAC: 0 DP: 0 HBP: 1
PITCHER Billy Wynne, R ERA: 5.32 Jery Crider, R ERA: 4.45 Jim Magnuson, L ERA: 4.78 Dennis O'Toole, R ERA: 2.7 (1, 1) (3, 1) (6, 1) (8, 1)	IP: 2.1 WLS: L BF: 14 H: 5 R: 4 ER: 4 SO: 4 BB: 2 IBB: 0 HBP: 0 BLK: 0 WP: 1 HR: 1 S: 12 P: 20 ERA: 15.43 WHIP: 3.000															PITCHER IP: WLS: BF: H: R: ER: SO: BB: IBB: HBP: BLK: WP: HR: S: P: ERA: WHIP			

Batter	1	2	3	4	5	6	7	8	9	AB	R	H	RBI	BB	SO	LOB	TOP			
Walt Williams, R (1.9) OBP: 0.298, SLG: 0.337	G5-3		G4-3 SH5-4 1-2 1B		G4-3			G6-3		4	0	1	0	0	0	0	Chicago White Sox @ California Angels Anaheim Stadium, Anaheim, CA Wed Sep 30 1970, 10:05 PM EDT Att: 4,530 - Unknown			
Jose Ortiz, R (1.8) OBP: 0.381, SLG: 0.368	L4		SH5-4		F8			1B		3	0	1	0	0	0	0				
John Matias, L (1.7) OBP: 0.226, SLG: 0.270	K		G4-3					1B		4	0	2	1	0	1	1				
Bill Melton, R (1.5) OBP: 0.340, SLG: 0.484			F8					1B		3	0	1	0	1	0	2				
Carlos May, L (1.3) OBP: 0.372, SLG: 0.415	FC4-6 G3 HBP 1-2				K			BB		4	0	0	0	0	2	4				
Rich McKinney, R (1.6) OBP: 0.254, SLG: 0.327	G3 HBP 1-2									3	0	1	0	0	0	0				
Art Kusnyer, R (1.2) OBP: 0.100, SLG: 0.100	G3 1-2 2-3				F9			1B		4	0	1	0	0	0	3				
Rich Morales, R (1.4) OBP: 0.229, SLG: 0.206	G4-3				G6-3					4	0	0	0	0	0	4				
Tommy John, R (1.1) OBP: 0.230, SLG: 0.214										2	1	1	0	0	1	0				
Gail Hopkins, L (8, PH) OBP: 0.344, SLG: 0.381			SH5-4 G4-3 1B		K					1	0	0	0	0	0	0				
Danny Murphy, L (8, PH) OBP: 0.500, SLG: 0.833										0	0	0	0	0	0	0				
Syd O'Brien, R (8, PH) OBP: 0.285, SLG: 0.341										1	0	0	0	0	0	1				
Inning Stats	R: 0 E: 0 K: 1 S: 5	H: 0 LOB: 0 BB: 0 P: 5	R: 0 E: 0 K: 0 S: 4	H: 1 LOB: 2 BB: 0 P: 5	R: 1 E: 0 K: 0 S: 5	H: 2 LOB: 1 BB: 0 P: 5	R: 0 E: 0 K: 1 S: 6	H: 1 LOB: 1 BB: 0 P: 6	R: 0 E: 0 K: 1 S: 5	H: 0 LOB: 0 BB: 0 P: 5	R: 0 E: 0 K: 0 S: 3	H: 0 LOB: 0 BB: 0 P: 3	R: 0 E: 0 K: 0 S: 5	H: 2 LOB: 3 BB: 1 P: 9	R: 0 E: 0 K: 0 S: 4	H: 1 LOB: 1 BB: 0 P: 4	1B: 7 2B: 1 3B: 0 HR: 0	SF: 0 SAC: 1 DP: 1 HBP: 1	WP: 0 PB: 0 SB: 0 CS: 0	PA: 36
PITCHER	IP WLS BF H R ER SO BB IBB HBP BLK WP HR S P ERA WHIP																			
Lloyd Allen, R (1.1) ERA: 2.63	7.2 W 31 7 1 1 4 1 0 1 0 0 0 0 0 37 42 1.17 1.043																			
Dave LaRoche, L (8.1) ERA: 3.44	1.1 S 5 1 0 0 0 0 0 0 0 0 0 0 0 5 5 0.00 0.750																			

Batter	1	2	3	4	5	6	7	8	9	AB	R	H	RBI	BB	SO	LOB	BOTTOM			
Mickey Rivers, L (1.8) OBP: 0.391, SLG: 0.350	K2-3		G3							4	1	1	0	0	2	0	Chicago White Sox @ California Angels Anaheim Stadium, Anaheim, CA Wed Sep 30 1970, 10:05 PM EDT Att: 4,530 - Unknown			
Sandy Alomar Sr., S (1.6) OBP: 0.293, SLG: 0.294	G1-3 1B		G6-3		F7			1B		4	1	1	0	0	0	1				
Alex Johnson, R (1.7) OBP: 0.369, SLG: 0.458	G1-3 1-2				PB S 3B 1B			BB		3	2	1	0	1	0	2				
Billy Cowan, R (1.9) OBP: 0.331, SLG: 0.459					F3					3	0	1	1	0	0	2				
Jay Johnstone, L (7.9) OBP: 0.290, SLG: 0.404	2H 1B				F8					0	0	0	1	0	0	0				
Jim Spencer, L (1.3) OBP: 0.310, SLG: 0.401	G3-1				3B BB					3	1	1	1	1	1	2				
Giraldo Ruiz, S (1.5) OBP: 0.286, SLG: 0.291			G1-3							3	0	1	2	0	0	1				
Tom Egan, R (1.2) OBP: 0.286, SLG: 0.324	F8				FC6-2-5 FC6-4					3	0	0	0	0	0	1				
Doug Griffin, R (1.4) OBP: 0.214, SLG: 0.120	G1-6-3				FC6-4					3	0	0	0	0	0	1				
Lloyd Allen, R (1.1) OBP: 0.333, SLG: 0.375	G6-3				G6-3					3	0	0	0	0	0	0				
Inning Stats	R: 1 E: 0 K: 1 S: 7	H: 2 LOB: 1 BB: 0 P: 7	R: 0 E: 0 K: 0 S: 3	H: 0 LOB: 0 BB: 0 P: 3	R: 0 E: 0 K: 0 S: 3	H: 0 LOB: 0 BB: 0 P: 3	R: 2 E: 0 K: 0 S: 5	H: 2 LOB: 1 BB: 1 P: 9	R: 0 E: 0 K: 1 S: 5	H: 0 LOB: 0 BB: 0 P: 5	R: 1 E: 0 K: 0 S: 3	H: 1 LOB: 1 BB: 1 P: 7	R: 0 E: 0 K: 0 S: 3	H: 0 LOB: 0 BB: 0 P: 3	R: 1 E: 1 K: 1 S: 7	H: 1 LOB: 1 BB: 0 P: 7	1B: 5 2B: 0 3B: 1 HR: 0	SF: 1 SAC: 0 DP: 1 HBP: 0	WP: 0 PB: 1 SB: 1 CS: 0	PA: 32
PITCHER	IP WLS BF H R ER SO BB IBB HBP BLK WP HR S P ERA WHIP																			
Tommy John, L (1.1) ERA: 3.27	7.0 L 27 5 4 4 2 2 0 0 0 0 0 0 0 29 37 5.14 1.000																			
Danny Murphy, R (8.1) ERA: 5.69	1.0 5 1 1 0 1 0 0 0 0 0 0 0 0 7 7 0.00 1.000																			

AB	33
R	1
H	8
RBI	1
BB	1
SO	4
LOB	15



AB	29
R	5
H	6
RBI	5
BB	2
SO	3
LOB	10

