

Chicago White Sox - 1971

Batter	1	2	3	4	5	6	7	8	9	AB R H RBI BB SO LOB	TOP											
Lee Richard, R (1, 6) OBP: 0.500, SLG: 0.500	0-3 K			0-0 HR	0-0 CS 1B		0-0 G3			4 1 2 1 0 1 1												
Jay Johnstone, L (1, 8)	0-0 F8			0-0 F5	0-0 CS 1-2		0-0 F9		0-0 F7	4 0 0 0 0 0 1												
Mike Andrews, R (1, 4)	0-0 F7			0-0 F5			0-0 F9		0-0 L5	4 0 0 0 0 0 1												
Bill Melton, R (1, 5) OBP: 0.250, SLG: 1.000			0-0 F4						0-0 F7	4 1 1 2 0 1 0												
Rich Morales, R (8, 5)				1-H HR			0-3 K			0 0 0 0 0 0 0												
Carlos May, L (1, 3) OBP: 0.250, SLG: 0.250			0-0 FC1-4 1B		0-0 F8		0-0 F8		0-0 4-3	4 0 1 0 0 0 0												
Rick Reichardt, R (1, 7) OBP: 0.250, SLG: 0.250			0-0 FC1-4 CS 1-2f		0-0 F6		0-0 FC4-6 1B		0-0 5-3	4 0 1 0 0 0 1												
Walt Williams, R (1, 9) OBP: 0.250, SLG: 1.000			0-0 CS 1-2	0-0 F8		0-0 HR	0-0 FC4-6 BB 1B		0-0 4-3	4 2 1 1 0 0 1												
Ed Herrmann, L (1, 2)					4-0 SH1-4 1B BB		4-0 E BB			1 2 0 0 2 0 0												
Tommy John, R (1, 1)			0-0 3-1		0-0 SH1-4		0-0 E8 1-2 1B			1 0 0 0 0 0 0												
Lee Maye, L (7, PH)										0 0 0 0 0 0 0												
Rich McKinney, R (7, PH) OBP: 1.000, SLG: 1.000										1 0 1 1 0 0 0												
Vicente Romo, R (7, 1)										0 0 0 0 0 0 0												
Inning Stats	R: 0 E: 0 K: 1 S: 5	H: 0 LOB: 0 BB: 0 P: 5	R: 0 E: 0 K: 0 S: 3	H: 1 LOB: 0 BB: 0 P: 3	R: 0 E: 0 K: 0 S: 3	H: 0 LOB: 0 BB: 0 P: 3	R: 2 E: 0 K: 0 S: 5	H: 2 LOB: 0 BB: 0 P: 5	R: 2 E: 0 K: 0 S: 4	H: 2 LOB: 0 BB: 1 P: 8	R: 0 E: 0 K: 1 S: 5	H: 0 LOB: 0 BB: 0 P: 5	R: 2 E: 1 K: 0 S: 5	H: 2 LOB: 1 BB: 1 P: 9	R: 0 E: 0 K: 0 S: 3	H: 0 LOB: 0 BB: 0 P: 3	R: 0 E: 0 K: 0 S: 3	H: 0 LOB: 0 BB: 0 P: 3	1B: 5 2B: 0 3B: 0 HR: 2	SF: 0 SAC: 1 DP: 0 HBP: 0	WP: 0 PB: 0 SB: 0 CS: 2	PA: 36
PITCHER	IP WLS BF H R ER SO BB IBB HBP BLK WP HR S P ERA WHIP																					
Catfish Hunter, R (1, 1) ERA: 6.75	6.2 L 26 6 6 5 2 2 0 0 0 0 0 2 28 36 6.75 1.200																					
Paul Lindblad, L (7, 1) ERA:	2.1 8 1 0 0 0 0 0 0 0 0 0 0 8 8 0.00 0.429																					

Chicago White Sox @ Oakland Athletics
 Oakland-Alameda County Coliseum, Oakland, CA
 Wed Apr 07 1971, 3:33 AM PST
 Unknown

livebaseballscorecards.com

AB	31
R	6
H	7
RBI	5
BB	2
SO	2
LOB	5



Batter	1	2	3	4	5	6	7	8	9	AB R H RBI BB SO LOB
--------	---	---	---	---	---	---	---	---	---	----------------------

Bert Campaneris, R OBP: 0.222, SLG: 0.222 (1, 6)	0-0 1B SF8 1B		0-0 SH3-4 HR 1B		0-0 E3 1B		0-0 F9		0-3 K	5 2 2 0 0 1 2
Felipe Alou, R OBP: 0.250, SLG: 0.375 (1, 7)	0-0 L4-3 1B		0-0 SH3-4		0-0 F8		0-0 F6		0-3 K	4 0 1 0 0 1 3
Reggie Jackson, L OBP: 0.250, SLG: 0.429 (1, 9)	0-0 SF8		0-3 K		0-0 1B		0-3 K			3 0 1 1 0 2 2
Sal Bando, R OBP: 0.375, SLG: 0.714 (1, 5)	0-0 L4-3 1-2		0-0 HR		0-0 E 1B		0-3 K			4 2 2 3 0 1 1
Joe Rudi, R (1, 3)		0-0 F8	0-0 5-3		0-0 F9		0-0 F7			4 0 0 0 0 0 1
Rick Monday, L OBP: 0.500, SLG: 0.333 (1, 8)		4-0 1B BB		0-3 K		0-3 K		0-0 F7		3 0 0 0 1 2 1
Dave Duncan, R OBP: 0.571, SLG: 0.571 Steve Hovley, L OBP: 1.000, SLG: 1.000 (9, PH)		0-0 K2-4-2 1B		0-0 1-3		0-0 BB 1B		0-0 SH2-4 1B		3 0 2 1 0 0 0 1 0 1 0 0 0 0
Dick Green, R (1, 4)		0-3 K2-4-2 1-2f		0-0 5-3		4-0 BB		0-0 SH2-4		2 0 0 0 1 1 2
Catfish Hunter, R OBP: 0.333, SLG: 0.333 Paul Lindblad, L Don Mincher, L Tony La Russa, R (9, PH)			0-0 SH3-4 HR 1B		0-3 K		0-0 F9		4-0 BB	3 1 1 0 0 1 2 0 0 0 0 0 0 0 0 0 0 0 1 0 0 0 0 0 0 0 0 0

Inning Stats	R: 1	H: 2	R: 0	H: 1	R: 3	H: 3	R: 0	H: 0	R: 0	H: 1	R: 1	H: 2	R: 0	H: 0	R: 0	H: 0	R: 0	H: 1	R: 0	H: 1	1B: 9	SF: 1	WP: 0	PA: 38
	E: 0	LOB: 0	E: 0	LOB: 2	E: 0	LOB: 0	E: 0	LOB: 0	E: 1	LOB: 2	E: 1	LOB: 2	E: 0	LOB: 0	E: 0	LOB: 0	E: 0	LOB: 2	E: 0	LOB: 2	2B: 2	SAC: 2	PB: 0	
	K: 0	BB: 0	K: 1	BB: 1	K: 1	BB: 0	K: 1	BB: 0	K: 1	BB: 1	K: 1	BB: 1	K: 1	BB: 0	K: 2	BB: 1	K: 1	BB: 1	K: 2	BB: 1	3B: 0	DP: 2	SB: 0	
	S: 4	P: 4	S: 5	P: 9	S: 8	P: 8	S: 5	P: 5	S: 6	P: 6	S: 7	P: 11	S: 5	P: 5	S: 5	P: 5	S: 8	P: 12	S: 8	P: 12	HR: 1	HBP: 0	CS: 0	

PITCHER	IP	WLS	BF	H	R	ER	SO	BB	IBB	HBP	BLK	WP	HR	S	P	ERA	WHIP
Tommy John, L ERA: 6.0 (1, 1)	6.0	W	27	9	5	4	5	2	0	0	0	0	1	35	43	6.00	1.833
Vicente Romo, R ERA: (7, 1)	3.0	S	11	1	0	0	4	1	0	0	0	0	0	18	22	0.00	0.667

BOTTOM

Chicago White Sox @ Oakland Athletics
Oakland-Alameda County Coliseum, Oakland, CA

livebaseballscorecards.com

AB	32
R	5
H	10
RBI	5
BB	3
SO	9
LOB	14



WP	PA	ERA	WHIP
0	38		

Wed Apr 07 1971, 3:33 AM PST
Unknown

Batter	1	2	3	4	5	6	7	8	9	AB R H RBI BB SO LOB	TOP																									
Lee Richard, R OBP: 0.375, SLG: 0.500 (1, 6) X	0-0 3-1	0-0 1-3			0-0 SH5-3	0-0 BB HR 2B		0-0 F8		4 1 1 1 0 0 1																										
Jay Johnstone, L OBP: 0.444, SLG: 0.875 (1, 8) X	0-0 HR		0-0 4-3		0-0 2B 1B	4-0 BB HR IBB		0-0 HR 2B		4 4 3 1 1 0 0																										
Mike Andrews, R OBP: 0.444, SLG: 0.875 (1, 4) X	0-0 1B 3B 1B		0-0 F8		0-0 1-H 2B	4-0 1-2 2-3 HR BB		0-0 2-H HR		4 3 3 4 1 0 0																										
Bill Melton, R OBP: 0.500, SLG: 1.286 Rich Morales, R (6, 5)	0-0 1-2 3B 1B		4-0 BB		0-3 K	0-0 1-H 2-H 3-H HR		0-0 F7		3 2 2 4 1 1 1 1 0 0 0 0 0 0																										
Carlos May, L OBP: 0.333, SLG: 0.500 (1, 3) X	0-0 1-H 2-H 3B		0-0 F8		4-0 IBB	0-0 1-3		0-0 L4		4 0 1 2 1 0 1																										
Rick Reichardt, R OBP: 0.111, SLG: 0.111 (1, 7) X	0-0 4-3		0-0 5-3		0-0 F7		0-0 6-3		0-0 6-3	5 0 0 0 0 0 2																										
Walt Williams, R OBP: 0.222, SLG: 0.556 (1, 9)		0-0 F9		0-0 4-3		0-0 F8	0-0 6-3		0-0 1B	5 0 1 0 0 0 0																										
Tom Egan, R OBP: 0.400, SLG: 0.250 (1, 2)		0-0 1B		0-3 K		4-0 SH3-4 2B BB	0-3 K		0-3 K	4 1 1 0 1 3 1																										
Bart Johnson, R OBP: 0.333, SLG: 0.333 (1, 1)		0-3 K		0-0 1B SH5-3 2B 1B		0-0 SH3-4		0-0 F8		3 1 1 0 0 1 1																										
Inning Stats	R: 3 E: 0 K: 0 S: 6	H: 4 LOB: 0 BB: 0 P: 6	R: 0 E: 0 K: 1 S: 6	H: 1 LOB: 1 BB: 0 P: 6	R: 0 E: 0 K: 0 S: 3	H: 0 LOB: 1 BB: 1 P: 7	R: 0 E: 0 K: 1 S: 5	H: 0 LOB: 0 BB: 0 P: 5	R: 2 E: 0 K: 1 S: 8	H: 3 LOB: 2 BB: 1 P: 12	R: 5 E: 0 K: 0 S: 5	H: 2 LOB: 0 BB: 3 P: 17	R: 0 E: 0 K: 1 S: 5	H: 0 LOB: 0 BB: 0 P: 5	R: 2 E: 0 K: 0 S: 5	H: 2 LOB: 0 BB: 0 P: 5	R: 0 E: 0 K: 1 S: 6	H: 1 LOB: 1 BB: 0 P: 6	1B: 6 2B: 3 3B: 1 HR: 3	SF: 0 SAC: 2 DP: 0 HBP: 0	WP: 0 PB: 0 SB: 0 CS: 0	PA: 44														
PITCHER	IP WLS BF H R ER SO BB IBB HBP BLK WP HR S P ERA WHIP																																			
Rollie Fingers, R ERA: 6.75 (1, 1)	4.0		17	5	3	3	2	1	0	0	0	0	1	20	24	6.75	1.500																			
Jim Panther, R ERA: 27.0 (5, 1)	1.2	L	13	4	6	6	1	2	2	0	0	0	0	11	27	32.40	3.600																			
Bob Locker, R ERA: 8.1 (6, 1)	0.1		2	1	1	1	0	0	0	0	0	0	1	2	2	27.00	3.000																			
Jim Roland, L ERA: 9.0 (7, 1)	2.0		8	2	2	2	1	0	0	0	0	0	1	10	10	9.00	1.000																			
Paul Lindblad, L ERA: (9, 1)	1.0		4	1	0	0	1	0	0	0	0	0	0	6	6	0.00	1.000																			

Chicago White Sox @ Oakland Athletics
Oakland-Alameda County Coliseum, Oakland, CA

Wed Apr 07 1971, 3:38 AM PST
Att: 23,838 - Unknown

AB	37
R	12
H	13
RBI	12
BB	5
SO	5
LOB	7



WP: 0	PA: 44
PB: 0	
SB: 0	
CS: 0	

Batter	1	2	3	4	5	6	7	8	9	AB R H RBI BB SO LOB
Bert Campaneris, R (1, 6) OBP: 0.286, SLG: 0.357	0-0 F4		0-0 4-3	0-0 E6 2B			0-0 1B		0-0 F5	5 0 2 2 0 0 0
Steve Hovley, L (1, 7) OBP: 0.714, SLG: 0.750	1-0 BB HBP		4-0 1B BB	0-3 K			0-0 F7		0-0 2B	3 0 1 0 1 1 2
Reggie Jackson, L (1, 9) OBP: 0.231, SLG: 0.333	0-3 K		0-0 1B				0-3 K		0-3 K	5 0 1 0 0 4 3
Don Mincher, L (1, 3)	4-0 FC6-4 BB		0-3 K				0-0 F6		0-0 4-3	4 0 0 0 1 1 4
Sal Bando, R (1, 5) OBP: 0.333, SLG: 0.636	0-0 FC6-4			0-0 1-3			0-0 F4		0-0 2B 2B	4 1 1 0 0 0 2
Rick Monday, L (1, 8) OBP: 0.500, SLG: 0.600			0-3 K	0-0 1B 6-3 2B			0-0 5-3		0-0 F9 2B	4 1 2 1 0 1 0
Gene Tenace, R (1, 2)			0-0 F3	4-0 6-3 1B E BB			0-0 E5 FC5-4		0-0 F9	3 1 0 0 1 0 1
Dick Green, R (1, 4) OBP: 0.200, SLG: 0.111			0-3 K	0-0 6-3 E 1B			0-3 K		0-0 6-3	4 1 1 0 0 2 2
Rollie Fingers, R (1, 1) Tommy Davis, R (4, PH) Jim Panther, R (5, 1) Bob Locker, S (6, 1) Joe Rudi, R (6, PH) Jim Roland, R (7, 1) Angel Mangual, R (8, PH) Paul Lindblad, L (9, 1)			0-0 B2-3	0-0 6-3			0-0 FC5-4		0-0 3-4-1	1 0 0 0 0 0 0 1 0 0 1 0 0 2 0 0 0 0 0 0 0 0 0 0 0 0 0 0 1 0 0 0 0 0 1 0 0 0 0 0 0 0 1 0 0 0 0 0 1 0 0 0 0 0 0 0

Inning Stats	R: 0 E: 0 K: 1 S: 5	H: 0 LOB: 2 BB: 1 P: 10	R: 0 E: 0 K: 2 S: 7	H: 0 LOB: 0 BB: 0 P: 7	R: 0 E: 0 K: 1 S: 6	H: 1 LOB: 2 BB: 1 P: 10	R: 3 E: 1 K: 1 S: 8	H: 3 LOB: 1 BB: 1 P: 12	R: 0 E: 0 K: 1 S: 5	H: 0 LOB: 0 BB: 0 P: 5	R: 0 E: 1 K: 1 S: 6	H: 0 LOB: 1 BB: 0 P: 6	R: 0 E: 0 K: 1 S: 6	H: 1 LOB: 1 BB: 0 P: 6	R: 1 E: 0 K: 0 S: 5	H: 2 LOB: 1 BB: 0 P: 5	R: 0 E: 0 K: 1 S: 6	H: 1 LOB: 1 BB: 0 P: 6	1B: 3 2B: 5 3B: 0 HR: 0	SF: 0 SAC: 0 DP: 0 HBP: 1
--------------	------------------------------	----------------------------------	------------------------------	---------------------------------	------------------------------	----------------------------------	------------------------------	----------------------------------	------------------------------	---------------------------------	------------------------------	---------------------------------	------------------------------	---------------------------------	------------------------------	---------------------------------	------------------------------	---------------------------------	----------------------------------	------------------------------------

PITCHER	IP	WLS	BF	H	R	ER	SO	BB	IBB	HBP	BLK	WP	HR	S	P	ERA	WHIP
Bart Johnson, R (1, 1) ERA: 4.0	9.0	W	40	8	4	4	9	3	0	1	0	0	0	54	67	4.00	1.222

BOTTOM

Chicago White Sox @ Oakland Athletics
Oakland-Alameda County Coliseum, Oakland, CA

Wed Apr 07 1971, 3:38 AM PST
Att. 23,838 - Unknown

livebaseballscorecards.com

AB	36
R	4
H	8
RBI	4
BB	3
SO	9
LOB	18



WP: 0	PA: 40
PB: 0	
SB: 0	
CS: 0	

Batter	1	2	3	4	5	6	7	8	9	AB R H RBI BB SO LOB	TOP																								
Cesar Tovar, R (1, 7) OBP: 0.500, SLG: 0.538	0-0 F8		0-0 WP 3-1 1B		0-0 1-2 1B			0-3 K	0-3 K	5 0 2 0 0 2 2																									
Rod Carew, L (1, 4)	0-0 5-3		0-0 3-1 1-2		0-0 1-3			0-3 K	0-0 F8	5 0 0 0 0 1 5																									
Tony Oliva, L (1, 9) OBP: 0.583, SLG: 0.636	0-0 1B		0-0 6-3 2-3				0-0 4-1	0-0 2B 1B		4 1 2 0 0 0 1																									
Harmon Killebrew, R (1, 5) OBP: 0.583, SLG: 0.909 Paul Powell, R (8, PR) Danny Thompson, R (8, 5)	0-3 K			0-0 G4-3 1B		0-3 K		0-0 1-3 1B 2B		4 0 2 0 0 2 1 0 1 0 0 0 0 0 0 0 0 0 0 0 0																									
Rich Reese, L (1, 3) OBP: 0.167, SLG: 0.167		0-3 K		0-0 F7		0-0 F7		0-0 2-H 3-H 1B		4 0 1 2 0 1 1																									
Jim Holt, L (1, 8) OBP: 0.222, SLG: 0.333		0-0 1-3		0-0 G4-3 1-2f			0-0 F3	0-0 5-3		4 0 0 0 0 0 3																									
Leo Cardenas, R (1, 6) OBP: 0.250, SLG: 0.182		4-0 BB			0-0 6-3		0-0 5-3		0-0 FC4-6 1B	3 0 1 0 1 0 0																									
Paul Ratliff, L (1, 2) Jim Kaat, L (7, PR) Stan Williams, R (7, 1) Charlie Manuel, L (9, PH) George Mitterwald, R (9, 2) OBP: 0.250, SLG: 0.250		0-3 K			0-3 K		4-0 BB		0-0 FC4-6 1-2f	2 0 0 0 0 1 2 1 0 0 0 0 0 0 0 0 1 0 0 0 0 0 0 1 0 0 0 0 0 0 0 0																									
Tom Hall, L (1, 1) OBP: 0.500, SLG: 0.500 Sal Campisi, R (6, 1) Steve Braun, L (7, PH) Tom Tischinski, R (7, 2) Brant Alyea, R (9, PH) Steve Barber, R (9, PR) Ron Perranoski, L (9, 1)			0-3 K		0-0 1B 1B		0-0 4-1		4-0 BB	2 0 1 0 0 0 1 0 0 0 0 0 0 0 0 0 1 0 0 0 0 0 0 1 0																									
Inning Stats	R: 0 E: 0 K: 1 S: 6	H: 1 LOB: 1 BB: 0 P: 6	R: 0 E: 0 K: 2 S: 7	H: 0 LOB: 1 BB: 1 P: 11	R: 0 E: 0 K: 1 S: 6	H: 1 LOB: 1 BB: 0 P: 6	R: 0 E: 0 K: 0 S: 3	H: 1 LOB: 0 BB: 0 P: 3	R: 0 E: 0 K: 1 S: 7	H: 2 LOB: 2 BB: 0 P: 7	R: 0 E: 0 K: 1 S: 5	H: 0 LOB: 0 BB: 0 P: 5	R: 0 E: 0 K: 0 S: 3	H: 0 LOB: 1 BB: 1 P: 7	R: 2 E: 0 K: 2 S: 10	H: 3 LOB: 2 BB: 0 P: 10	R: 0 E: 1 K: 1 S: 6	H: 1 LOB: 2 BB: 1 P: 10	1B: 8 2B: 1 3B: 0 HR: 0	SF: 0 SAC: 0 DP: 1 HBP: 0	WP: 1 PB: 0 SB: 0 CS: 0	PA: 38													
PITCHER	IP WLS BF H R ER SO BB IBB HBP BLK WP HR S P ERA WHIP																				ERA WHIP														
Tom Bradley, R (1, 1) ERA: 2.25	8.0	34	9	2	2	8	2	0	0	0	1	0	48	56	2.25	1.375																			
Vicente Romo, R (9, 1) ERA:	1.0	W	4	0	0	0	1	1	0	0	0	0	5	9	0.00	1.000																			

Minnesota Twins @ Chicago White Sox
Comiskey Park, Chicago, IL
Fri Apr 09 1971, 4:33 AM EST
Att. 43,253 - Unknown - 53 F

livebaseballscorecards.com

AB	35
R	2
H	9
RBI	2
BB	3
SO	9
LOB	16



Batter	1	2	3	4	5	6	7	8	9	AB R H RBI BB SO LOB
Lee Richard, R OBP: 0.308, SLG: 0.333 (1, 6) BB	4-0 BB		0-0 F7		0-3 K		0-0 F9		0-3 K	4 0 0 0 1 2 3
Jay Johnstone, L OBP: 0.308, SLG: 0.583 (1, 8) Rich McKinney, R OBP: 1.000, SLG: 1.000 (9, PH) 1-2	0-3 K		0-0 3-1			0-0 F4	0-0 F8		0-0 1B	4 0 0 0 0 1 3 1 0 1 1 0 0 0
Mike Andrews, R OBP: 0.538, SLG: 0.909 (1, 4) 2B	0-0 2B		0-0 1B			4-0 1B BB	0-0 F5			3 1 2 0 1 0 2
Bill Melton, R OBP: 0.384, SLG: 0.900 (1, 5) Ed Herrmann, L OBP: 0.500, SLG: 0.500 (8, 2) L5	0-0 L5		0-3 K			0-3 K		0-0 F6		3 0 0 0 0 2 3 1 0 0 0 0 0 0
Carlos May, L OBP: 0.462, SLG: 0.545 (1, 3)		0-0 2B 1B		0-3 K		0-0 1B 2-H		4-0 6-3 BB		3 1 2 1 1 1 0
Rick Reichardt, R OBP: 0.154, SLG: 0.154 (1, 7)		0-0 F7		0-0 5-3		0-0 1B		0-0 6-3		4 0 1 0 0 0 2
Walt Williams, R OBP: 0.250, SLG: 0.583 (1, 9) Ed Stroud, L OBP: 0.500, SLG: 0.500 (8, PH) (9, 9) 1-H		0-0 2B		0-0 1-3		0-0 F9		0-0 F6		3 0 1 1 0 0 2 1 0 0 0 0 0 1
Tom Egan, R OBP: 0.375, SLG: 0.429 (1, 2) Rich Morales, R OBP: 0.500, SLG: 0.500 (7, PR) (8, 5) K		0-3 K		0-0 F2			0-0 PB 2B		0-0 WP SH1-4 1B	3 0 1 0 0 1 1 1 1 1 0 0 0 0
Tom Bradley, R Vicente Romo, R OBP: 0.500, SLG: 0.500 (1, 1) (9, 1) K		0-3 K		0-3 K			4-0 PB BB		0-0 SH1-4	2 0 0 0 1 2 1 0 0 0 0 0 0 0

BOTTOM

Minnesota Twins @ Chicago White Sox
Comiskey Park, Chicago, IL
Fri Apr 09 1971, 4:33 AM EST
Att: 43,253 - Unknown - 53 F

livebaseballscorecards.com

AB	33
R	3
H	9
RBI	3
BB	4
SO	9
LOB	18



Inning Stats	R: 0	H: 1	E: 0	K: 1	S: 5	H: 1	LOB: 1	BB: 1	P: 9	R: 1	H: 2	E: 0	K: 2	S: 9	R: 0	H: 1	E: 0	K: 1	S: 6	R: 0	H: 0	E: 0	K: 1	S: 5	R: 0	H: 0	E: 0	K: 2	S: 7	R: 1	H: 2	E: 0	K: 1	S: 7	R: 0	H: 1	E: 0	K: 0	S: 4	R: 0	H: 0	E: 0	K: 0	S: 3	R: 1	H: 2	E: 0	K: 1	S: 6	1B: 6	SF: 0	2B: 3	SAC: 1	3B: 0	DP: 0	HR: 0	HBP: 0	WP: 1	PA: 38
--------------	------	------	------	------	------	------	--------	-------	------	------	------	------	------	------	------	------	------	------	------	------	------	------	------	------	------	------	------	------	------	------	------	------	------	------	------	------	------	------	------	------	------	------	------	------	------	------	------	------	------	-------	-------	-------	--------	-------	-------	-------	--------	-------	--------

PITCHER	IP	WLS	BF	H	R	ER	SO	BB	IBB	HBP	BLK	WP	HR	S	P	ERA	WHIP
Tom Hall, L ERA: 3.18 (1, 1)	5.2		24	6	2	2	8	2	0	0	0	0	0	38	46	3.18	1.412
Sal Campisi, R ERA: (6, 1)	0.1		1	0	0	0	0	0	0	0	0	0	0	1	1	0.00	0.000
Stan Williams, R ERA: (7, 1)	2.0		9	1	0	0	0	2	0	0	0	0	0	7	15	0.00	1.500
Ron Perranoski, L ERA: 13.5 (9, 1)	0.2	L	4	2	1	1	1	0	0	0	0	1	0	6	6	13.50	3.000

Batter	1	2	3	4	5	6	7	8	9	AB R H RBI BB SO LOB	TOP	
Cesar Tovar, R (1, 7) OBP: 0.474, SLG: 0.500	0-0 E SH3 1B		0-0 F8		0-0 WP S 1B		0-0 6-3		0-0 L9	5 1 2 0 0 0 1		
Rod Carew, L (1, 4) OBP: 0.176, SLG: 0.188	0-0 SH3 1-2		0-0 E 2B		0-0 F8 1-H		0-0 1B			3 1 2 0 0 0 0		
Harmon Killebrew, R (1, 5) OBP: 0.563, SLG: 0.769 Danny Thompson, R (7, 5)	4-0 E BB		4-0 E BB		0-0 F8		0-0 5-3			2 0 0 0 2 0 1 0 0 0 0 0 0 0		
Tony Oliva, L (1, 9) OBP: 0.500, SLG: 0.733	0-0 E6 1-2 2-3 G4-6-3		0-0 E3 1-3 2-H 3-H		0-0 HR		0-0 F8			4 1 1 1 0 0 3		
Paul Powell, R (1, 8) OBP: 0.500, SLG: 1.333	0-0 G4-6-3 1-2f		4-0 G4-6-3 BB		0-0 1-3		0-0 HR			3 1 1 1 1 0 3		
Rich Reese, L (1, 3) OBP: 0.125, SLG: 0.125		0-0 1-3	0-0 G4-6-3 1-2f		0-3 K		0-0 4-3			4 0 0 0 0 1 3		
Leo Cardenas, R (1, 6) OBP: 0.188, SLG: 0.133		0-0 6-3		0-0 6-3		0-0 1-3		0-0 L5		4 0 0 0 0 0 0		
George Mitterwald, R (1, 2) OBP: 0.167, SLG: 0.167		0-0 1-3		0-3 K		0-0 6-3		0-0 F3		4 0 0 0 0 1 0		
Jim Perry, S (1, 1) OBP: 0.333, SLG: 0.333 Rick Renick, R (7, PH) Stan Williams, R (7, 1)			0-0 E 2B 1B		0-0 5-3		0-0 F8		0-3 K	2 1 1 0 0 0 0 1 0 0 0 0 0 0 1 0 0 0 0 1 0		
Inning Stats	R: 0 H: 1 E: 1 LOB: 2 K: 0 BB: 1 S: 4 P: 8	R: 0 H: 0 E: 0 LOB: 0 K: 0 BB: 0 S: 3 P: 3	R: 2 H: 2 E: 1 LOB: 2 K: 0 BB: 2 S: 5 P: 13	R: 0 H: 0 E: 0 LOB: 0 K: 1 BB: 0 S: 5 P: 5	R: 2 H: 2 E: 0 LOB: 0 K: 0 BB: 0 S: 5 P: 5	R: 0 H: 0 E: 0 LOB: 0 K: 1 BB: 0 S: 5 P: 5	R: 0 H: 1 E: 0 LOB: 1 K: 0 BB: 0 S: 4 P: 4	R: 1 H: 1 E: 0 LOB: 0 K: 0 BB: 0 S: 4 P: 4	R: 0 H: 0 E: 0 LOB: 0 K: 1 BB: 0 S: 5 P: 5	1B: 4 SF: 0 2B: 1 SAC: 1 3B: 0 DP: 2 HR: 2 HBP: 0	WP: 2 PA: 37 PB: 0 SB: 1 CS: 0	
PITCHER	IP WLS BF H R ER SO BB IBB HBP BLK WP HR S P ERA WHIP											
Tommy John, L (1, 1) ERA: 4.85	7.0 L 30 6 4 3 2 3 0 0 0 0 1 1 31 43 3.86 1.286											
Don Eddy, L (8, 1) ERA: 4.5	2.0 7 1 1 1 1 0 0 0 0 0 0 1 9 9 4.50 0.500											

Minnesota Twins @ Chicago White Sox
Comiskey Park, Chicago, IL
Sat Apr 10 1971, 4:33 AM EST
Att. 12,499 - Unknown - 65 F

AB	33
R	5
H	7
RBI	2
BB	3
SO	3
LOB	11



Batter	1	2	3	4	5	6	7	8	9	AB R H RBI BB SO LOB	TOP												
Cesar Tovar, R (1, 7) OBP: 0.500, SLG: 0.565	0-0 G4-6-3 1B		0-3 K	0-0 L9		0-0 1B		0-0 E 2B		5 0 3 2 0 1 3													
Rod Carew, L (1, 4) OBP: 0.227, SLG: 0.238	0-0 G4-6-3 1-2f		0-0 1B	0-0 F7		0-0 1B		0-0 E6 FC4-6		5 1 2 1 0 0 4													
Tony Oliva, L (1, 9) OBP: 0.476, SLG: 0.700	0-0 2B		0-0 FC6-4 1B		0-0 F5	0-0 F5		0-0 FC4-6 1-2f		5 0 2 1 0 0 4													
Harmon Killebrew, R (1, 5) OBP: 0.524, SLG: 0.667 Danny Thompson, R (9, 5)	0-0 6-3		0-0 FC6-4 1-2f		0-0 1B		0-0 G6-4-3 1B		0-0 5-3	5 0 2 0 0 0 2 0 0 0 0 0 0 0													
Rich Reese, L (1, 3) OBP: 0.095, SLG: 0.095		0-0 3-1		0-0 4-3	0-0 F8		0-3 K		0-0 1-3	5 0 0 0 0 1 2													
Jim Holt, L (1, 8) OBP: 0.286, SLG: 0.357		0-0 4-3		0-0 WP 1B	0-0 F7		0-0 G6-4-3 1-2f		0-0 1B	5 1 2 0 0 0 2													
Leo Cardenas, R (1, 6) OBP: 0.286, SLG: 0.222		0-0 1-3		4-0 BB 1B BB		0-0 1B 2B		4-0 SH S 2B BB	0-0 L6	3 3 1 0 2 0 1													
George Mitterwald, R (1, 2) OBP: 0.200, SLG: 0.143			0-0 5-3	4-0 1B BB		0-3 K 2B		0-0 SH L4-3		2 0 0 0 1 1 1													
Jim Kaat, L (1, 1) OBP: 0.500, SLG: 0.750			0-0 1B 2B	0-0 1B		0-3 K		0-0 L4-3		4 1 2 2 0 1 3													
Inning Stats	R: 0 E: 0 K: 0 S: 4	H: 2 LOB: 1 BB: 0 P: 4	R: 0 E: 0 K: 1 S: 3	H: 0 LOB: 0 BB: 0 P: 3	R: 2 E: 0 K: 1 S: 8	H: 3 LOB: 1 BB: 0 P: 8	R: 2 E: 0 K: 0 S: 5	H: 2 LOB: 2 BB: 2 P: 13	R: 0 E: 0 K: 0 S: 4	H: 1 LOB: 1 BB: 0 P: 4	R: 1 E: 0 K: 2 S: 10	H: 3 LOB: 2 BB: 0 P: 10	R: 0 E: 0 K: 1 S: 5	H: 1 LOB: 0 BB: 0 P: 5	R: 1 E: 2 K: 0 S: 5	H: 1 LOB: 2 BB: 1 P: 9	R: 0 E: 0 K: 0 S: 4	H: 1 LOB: 1 BB: 0 P: 4	1B: 10 2B: 5 3B: 0 HR: 0	SF: 0 SAC: 1 DP: 3 HBP: 0	WP: 1 PB: 0 SB: 2 CS: 0	PA: 43	
PITCHER Bart Johnson, R (1, 1) ERA: 5.52 Terry Forster, L (6, 1) ERA: Steve Kealey, R (8, 1) ERA: 9.0 Jim Magnuson, L (9, 1) ERA:	IP WLS BF H R ER SO BB IBB HBP BLK WP HR S P ERA WHIP	5.2 L 29 11 5 5 3 2 0 0 0 1 0 33 41 7.94 2.294	1.1 4 1 0 0 1 0 0 0 0 0 0 0 6 6 0.00 0.750	1.0 6 1 1 1 0 1 0 0 0 0 0 0 5 9 9.00 2.000	1.0 4 1 0 0 0 0 0 0 0 0 0 0 4 4 0.00 1.000		PITCHER IP WLS BF H R ER SO BB IBB HBP BLK WP HR S P ERA WHIP																

Minnesota Twins @ Chicago White Sox
Comiskey Park, Chicago, IL
Sun Apr 11 1971, 4:33 AM EST
Att: 10,548 - Unknown

AB	39
R	6
H	14
RBI	6
BB	3
SO	4
LOB	22




Batter	1	2	3	4	5	6	7	8	9
Lee Richard, R (1,6) Steve Kealey, R (8,1) Jim Magnuson, R (9,1)	0-0 1-3 ①		0-0 G4-6-3 1B		0-0 1-3 ③		0-0 6-3 ③		
Jay Johnstone, L (1,8) OBP: 0.333, SLG: 0.474	0-0 3-1 ②		0-0 G4-6-3 1-2f ②			0-0 1B 1B		0-0 1B	
Mike Andrews, R (1,4) OBP: 0.429, SLG: 0.667	0-0 L3 ③			0-0 G4-6-3 1B 1B		0-0 F6 ①		0-0 F8 ①	
Bill Melton, R (1,5) OBP: 0.368, SLG: 0.778		0-0 1B 1B		0-0 G4-6-3 1-2 1B		0-0 F3 ②		0-0 F7 ②	
Carlos May, L (1,3) OBP: 0.476, SLG: 0.526		0-0 FC4-6 1-3 1B		0-0 G4-6-3 1-2f 2-3		0-0 1-3 1B		0-0 3-1	
Rick Reichardt, R (1,7) OBP: 0.190, SLG: 0.200		4-0 FC4-6 BB		0-3 K ③		0-0 F9 ③		0-0 5-3 ①	
Walt Williams, R (1,9) OBP: 0.150, SLG: 0.350		0-0 FC4-6 1-2f 2-3			0-0 F7 ①		0-0 F8 ①		0-0 F7 ②
Tom Egan, R (1,2) OBP: 0.417, SLG: 0.636		0-3 K ③			0-0 6-3 ②		0-0 2B		0-0 2B
Bart Johnson, R (1,1) Terry Forster, L (6,1) Luis Alvarado, R (7,PH) (8,6)			0-3 K ①			0-0 1B		0-0 1-3 ②	

AB	R	H	RBI	BB	SO	LOB
4	0	1	0	0	0	2
0	0	0	0	0	0	0
0	0	0	0	0	0	0
4	0	2	0	0	0	1
4	0	1	0	0	0	2
4	0	2	0	0	0	2
4	0	2	0	0	0	3
3	0	0	0	1	1	3
4	0	0	0	0	0	2
4	0	2	0	0	1	2
2	0	1	0	0	1	0
0	0	0	0	0	0	0
2	0	0	0	0	0	2

BOTTOM

Minnesota Twins @ Chicago White Sox
 Comiskey Park, Chicago, IL
 Sun Apr 11 1971, 4:33 AM EST
 Att. 10,548 - Unknown

AB	35
R	0
H	11
RBI	0
BB	1
SO	3
LOB	19
	

WP	HR	S	P	ERA	WHIP
0	0	41	45	0.00	1.333

Inning Stats	R	H	E	K	S	R	H	E	K	S	R	H	E	K	S	R	H	E	K	S	1B	2B	3B	HR	SF	SAC	DP	HBP	
	0	0	0	0	3	0	0	0	1	10	0	1	0	1	5	0	2	0	1	6	0	0	0	0	0	0	0	0	0
	0	0	0	1	6	0	2	0	1	6	0	2	0	0	4	0	2	0	0	5	0	0	0	0	0	0	0	0	
	0	0	0	0	4	0	1	0	0	4	0	1	0	0	4	0	1	0	0	4	0	0	0	0	0	0	0	0	
	0	0	0	0	3	0	1	0	0	4	0	1	0	0	4	0	1	0	0	4	9	2	0	0	0	2	0	0	
	0	0	0	0	3	0	0	0	0	3	0	0	0	0	3	0	0	0	0	3	0	0	0	0	0	0	0	0	

PITCHER	IP	WLS	BF	H	R	ER	SO	BB	IBB	HBP	BLK	WP	HR	S	P	ERA	WHIP
Jim Kaat, L (1,1) ERA: 1.93	9.0	W	36	11	0	0	3	1	0	0	0	0	0	41	45	0.00	1.333

Batter	1	2	3	4	5	6	7	8	9	AB	R	H	RBI	BB	SO	LOB	TOP			
Sandy Alomar Sr., S OBP: 0.269, SLG: 0.174 (1, 4)	0-3 K		0-3 K			x 0-0 F8		x 0-0 2-H 1B		4	0	1	1	0	2	1	California Angels @ Chicago White Sox Comiskey Park, Chicago, IL Mon Apr 12 1971, 4:33 AM EST Att. 8,356 - Unknown			
Ken Berry, R OBP: 0.143, SLG: 0.150 (1, 8)	0-0 P3			x 0-0 E 2B		x 0-0 G6-4-3		x 0-0 F7		4	1	1	0	0	0	3				
Alex Johnson, R OBP: 0.333, SLG: 0.304 (1, 7)	0-0 5-3			x 0-0 2-H		x 0-0 F3		x 0-0 F9		4	0	0	0	0	0	0				
Tony Conigliaro, R OBP: 0.208, SLG: 0.292 (1, 9)		x 0-0 F7		x 0-3 K		x 0-0 F7		x 0-0 P4		4	0	0	0	0	1	0				
Ken McMullen, R OBP: 0.273, SLG: 0.333 (1, 5)		x 0-0 E8		x 0-3 K		x 0-0 F8		x 0-0 P5		4	0	0	0	0	1	0				
Jim Spencer, L OBP: 0.318, SLG: 0.389 (1, 3)		x 0-3 K			x 0-0 F9		B B B B 4-0 2B BB		2	0	0	0	1	1	1					
Roger Repoz, L (8, PR)									0	1	0	0	0	0	0					
8, 3)																				
Syd O'Brien, R (1, 6)		x 0-0 4-3		x 0-0 5-3		x 0-0 5-3		x 0-0 P6		3	0	0	0	0	0	2				
Jeff Torborg, R (1, 2)			x 0-0 F9		x 0-0 2-3		x 0-0 F9		2	0	0	0	0	0	0	0				
Billy Cowan, R (8, PH)									1	0	0	0	0	0	0	1				
Jerry Moses, R OBP: 0.286, SLG: 0.357 (8, 2)									0	0	0	0	0	0	0	0				
Rudy May, L (1, 1)			x 0-3 K			x 0-0 G6-4-3 1B		x 0-0 1-H 1B 2B		0	0	0	0	0	0	0				
Lloyd Allen, R (2, 1)									1	0	0	0	0	0	1	0				
Giraldo Ruiz, S OBP: 1.000, SLG: 1.000 (6, PH)									1	0	1	0	0	0	0	0				
Eddie Fisher, R (6, 1)									0	0	0	0	0	0	0	0				
Jim Fregosi, R OBP: 0.333, SLG: 0.412 (8, PH)									1	0	1	1	0	0	0	0				
Clyde Wright, R (8, PR)									0	1	0	0	0	0	0	0				
Mel Queen, L (8, 1)									0	0	0	0	0	0	0	0				
Inning Stats	R: 0 E: 0 K: 1 S: 5	H: 0 LOB: 0 BB: 0 P: 5	R: 0 E: 1 K: 1 S: 6	H: 0 LOB: 1 BB: 0 P: 6	R: 0 E: 0 K: 2 S: 7	H: 0 LOB: 0 BB: 0 P: 7	R: 1 E: 1 K: 2 S: 8	H: 1 LOB: 0 BB: 0 P: 8	R: 0 E: 0 K: 0 S: 3	H: 0 LOB: 0 BB: 0 P: 3	R: 0 E: 0 K: 0 S: 3	H: 1 LOB: 0 BB: 0 P: 3	R: 0 E: 0 K: 0 S: 3	H: 0 LOB: 0 BB: 0 P: 3	R: 2 E: 0 K: 0 S: 5	H: 2 LOB: 2 BB: 1 P: 9	R: 0 E: 0 K: 0 S: 3	H: 0 LOB: 0 BB: 0 P: 3	1B: 2 SF: 0 2B: 2 SAC: 0 3B: 0 DP: 1 HR: 0 HBP: 0	WP: 0 PA: 32 PB: 0 SB: 0 CS: 0
PITCHER	IP	WLS	BF	H	R	ER	SO	BB	IBB	HBP	BLK	WP	HR	S	P	ERA	WHIP			
Wilbur Wood, L ERA: 2.35 (1, 1)	7.2	L	27	3	3	2	6	1	0	0	0	0	0	38	42	2.35	0.522			
Vicente Romo, R ERA: (8, 1)	1.1		5	1	0	0	0	0	0	0	0	0	0	5	5	0.00	0.750			

livebaseballscorecards.com



Batter	1	2	3	4	5	6	7	8	9	AB R H RBI BB SO LOB	BOTTOM											
Lee Richard, R OBP: 0.240, SLG: 0.333 (1, 6)	0-0 F9 1-2	0-0 P3 1-2			0-0 5-3 SS	0-3 K SS			0-0 SH2-4 1-2	4 0 0 0 0 1 3	California Angels @ Chicago White Sox Comiskey Park, Chicago, IL Mon Apr 12 1971, 4:33 AM EST Att. 8,356 - Unknown livebaseballscorecards.com											
Jay Johnstone, L OBP: 0.346, SLG: 0.583 (1, 8)	0-0 HBP BB 1B		0-0 G3 1-2		0-0 HR		0-0 F8 1-2	0-0 L9-6 2-3	5 1 2 1 0 0 1													
Mike Andrews, R OBP: 0.440, SLG: 0.600 (1, 4)	4-0 BB 1-2 BB		0-0 6-3 1-2		4-0 BB		0-0 5-3 1-2		2 0 0 0 2 0 0													
Bill Melton, R OBP: 0.348, SLG: 0.667 (1, 5) Rich Morales, R OBP: 0.500, SLG: 0.500 (8, 5)	0-0 F7 1-2		4-0 BB		0-3 K SS		0-0 5-3 SS		3 0 0 0 1 1 3 0 0 0 0 0 0 0													
Carlos May, L OBP: 0.440, SLG: 0.455 (1, 3)	1-0 1-2 2-3 HBP		0-0 4-3 1-2		0-0 F8 1-2			0-0 4-3 1-2	3 0 0 0 0 0 2													
Rick Reichardt, R OBP: 0.240, SLG: 0.375 (1, 7)	0-0 F9 1-2			0-0 HR		0-0 FC1-5 1B		0-0 P4 1-2	4 1 2 1 0 0 3													
Walt Williams, R OBP: 0.174, SLG: 0.318 (1, 9) Lee Maye, L (8, PH) Luis Alvarado, R (8, PR) Ed Stroud, L (9, 9)		4-0 BB SS		0-0 P4 1-2		0-0 L5 1-2		4-0 BB 1-2	2 0 0 0 1 0 1 0 0 0 0 1 0 0 0 0 0 0 0 0 0													
Tom Egan, R OBP: 0.400, SLG: 0.571 (1, 2) Ed Herrmann, L (8, PH) OBP: 0.500, SLG: 0.800 (9, 2)		0-3 K 1-2		0-3 K 1-2		0-0 FC1-5 1B 1-2		0-0 F7 1-2	3 0 1 0 0 2 1 1 0 0 0 0 0 1													
Wilbur Wood, R (1, 1) Vicente Romo, R (8, 1) Rich McKinney, R (9, PH) OBP: 1.000, SLG: 1.000		0-3 K SS		0-3 K SS		0-0 FC1-5 1B 1-2 2-3f		0-0 L9-6 SH2-4 1B	3 0 0 0 0 2 3 0 0 0 0 0 0 0 1 0 1 0 0 0 0													
Inning Stats	R: 0 E: 0 K: 4 S: 4	H: 1 LOB: 3 BB: 1 P: 9	R: 0 E: 0 K: 2 S: 7	H: 0 LOB: 1 BB: 1 P: 11	R: 0 E: 0 K: 3 S: 3	H: 0 LOB: 1 BB: 1 P: 7	R: 1 E: 0 K: 2 S: 8	H: 1 LOB: 0 BB: 0 P: 8	R: 1 E: 0 K: 1 S: 6	H: 1 LOB: 1 BB: 1 P: 10		R: 0 E: 0 K: 1 S: 7	H: 2 LOB: 2 BB: 0 P: 7	R: 0 E: 0 K: 0 S: 3	H: 0 LOB: 0 BB: 0 P: 3	R: 0 E: 0 K: 0 S: 3	H: 0 LOB: 1 BB: 1 P: 7	R: 0 E: 0 K: 0 S: 3	H: 1 LOB: 0 BB: 0 P: 3	1B: 4 2B: 1 3B: 0 HR: 2	SF: 0 SAC: 1 DP: 1 HBP: 1	WP: 0 PB: 0 SB: 1 CS: 0

PITCHER	IP	WLS	BF	H	R	ER	SO	BB	IBB	HBP	BLK	WP	HR	S	P	ERA	WHIP
Rudy May, L ERA: 1.1	(1, 1)	1.1	8	1	0	0	1	2	0	0	0	0	0	7	16	0.00	2.250
Lloyd Allen, R ERA: 4.5	(2, 1)	3.2	15	2	2	2	4	2	0	0	0	0	2	21	29	4.91	1.091
Eddie Fisher, R ERA: 1.8	(6, 1)	2.0	W 8	2	0	0	1	0	0	0	0	0	0	10	10	0.00	1.000
Mel Queen, R ERA: 2.0	(8, 1)	2.0	S 7	1	0	0	0	1	0	0	0	0	0	6	10	0.00	1.000

PITCHER	IP	WLS	BF	H	R	ER	SO	BB	IBB	HBP	BLK	WP	HR	S	P	ERA	WHIP



Batter	1	2	3	4	5	6	7	8	9	10	AB R H RBI BB SO LOB	TOP
Sandy Alomar Sr., S OBP: 0.290, SLG: 0.222 (1, 4) X	0-0 5-3 ①		X 0-0 1-3 ③			X 0-0 S 2B ②		X 0-0 FC4-6 1-2f S ②		X 4-0 1B IBB ②	4 0 1 1 1 0 1	
Ken Berry, R OBP: 0.125, SLG: 0.130 (1, 8) X	0-0 5-3 ②			X 0-0 P4 ①		X 0-0 P4 ②		X 0-0 4-3 ③		X 0-3 S 1B IBB ②	3 0 0 0 0 0 1	
Jim Fregosi, R OBP: 0.316, SLG: 0.389 (8, PH)											1 0 0 0 0 0 1	
Jerry Moses, R OBP: 0.267, SLG: 0.333 (8, 2)											1 0 0 0 0 1 3	
Alex Johnson, R OBP: 0.310, SLG: 0.286 (1, 7) X	0-0 5-3 ③					X 0-3 K ②			X 0-0 6-3 ①	X 0-0 FC4 1B ③	5 0 1 1 0 2 1	
Tony Conigliaro, R OBP: 0.172, SLG: 0.241 (1, 9)		X 0-0 F2 ①			X 0-0 5-3 ③				X 0-0 6-3 ②	X 0-0 1-2 2-3 3-H 1B IBB ③	5 0 0 0 0 1 3	
Jim Spencer, L OBP: 0.308, SLG: 0.333 (1, 3)		B 4-0 BB 3-1 BB ②			X 0-0 F7 ①		X 0-0 P4 ②		X 0-0 F8 ③		3 0 0 0 1 0 0	
Ken McMullen, R OBP: 0.308, SLG: 0.409 (1, 5)		X 0-0 3-1 ②			X 0-0 6-3 ②		X 0-0 ②			X 0-0 ③	4 0 2 0 0 0 1	
Giraldo Ruiz, S OBP: 1.000, SLG: 1.000 (10, PR) (10, 5)		1-2 ②									0 1 0 0 0 0 0	
Syd O'Brien, R OBP: 0.091, SLG: 0.091 (1, 6)		X 0-0 4-3 ③			X 0-3 K ③		X 0-0 6-3 ③			X 0-0 ③	4 1 1 0 0 1 2	
Jeff Torborg, R (1, 2)			X 0-0 F7 ①			X 0-0 E3 6-3 WP 2B ①		X 0-0 L6 ①		X 0-0 ①	2 1 0 0 0 0 0	
Tony Gonzalez, L (8, PH) (8, 8)											1 0 0 0 0 0 0	
Billy Cowan, R (10, PH) (10, 8)										X 1-3 1B ③	1 0 1 1 0 0 0	
Roger Repoz, L (10, 8)										3-H 1B ①	0 0 0 0 0 0 0	
Andy Messersmith, R (1, 1)			X 0-0 F7 ②			X 0-0 6-3 ①		X 0-0 FC4-6 1B ①		X 0-0 ①	2 0 0 0 0 0 1	
Dave LaRoche, L (6, 1)											2 0 1 0 0 0 2	

Inning Stats	R: 0 E: 0 K: 0 S: 3	H: 0 LOB: 0 BB: 0 P: 3	R: 0 E: 0 K: 0 S: 3	H: 0 LOB: 1 BB: 1 P: 7	R: 0 E: 0 K: 0 S: 3	H: 0 LOB: 0 BB: 0 P: 3	R: 0 E: 0 K: 1 S: 5	H: 0 LOB: 0 BB: 0 P: 5	R: 0 E: 0 K: 1 S: 5	H: 0 LOB: 0 BB: 0 P: 5	R: 0 E: 0 K: 0 S: 4	H: 1 LOB: 1 BB: 0 P: 4	R: 0 E: 0 K: 0 S: 5	H: 1 LOB: 1 BB: 0 P: 4	R: 0 E: 0 K: 1 S: 5	H: 0 LOB: 0 BB: 0 P: 5	R: 2 E: 0 K: 1 S: 9	H: 4 LOB: 3 BB: 1 P: 13	1B: 5 2B: 2 3B: 0 HR: 0	SF: 0 SAC: 0 DP: 0 HBP: 0	WP: 1 PB: 0 SB: 2 CS: 0	PA: 40
--------------	------------------------------	---------------------------------	------------------------------	---------------------------------	------------------------------	---------------------------------	------------------------------	---------------------------------	------------------------------	---------------------------------	------------------------------	---------------------------------	------------------------------	---------------------------------	------------------------------	---------------------------------	------------------------------	----------------------------------	----------------------------------	------------------------------------	----------------------------------	--------

PITCHER	IP	WLS	BF	H	R	ER	SO	BB	IBB	HBP	BLK	WP	HR	S	P	ERA	WHIP
Tom Bradley, R (1, 1) ERA: 1.06	9.0		32	3	1	0	4	1	0	0	0	1	0	39	43	0.00	0.444
Vicente Romo, R (10, 1) ERA: 3.38	0.0	L	2	2	2	2	0	0	0	0	0	0	0	2	2	∞	∞
Don Eddy, L (10, 1) ERA: 3.38	0.2		4	1	0	0	1	0	1	0	0	0	0	5	9	0.00	1.500
Steve Kealey, R (10, 1) ERA: 6.75	0.1		2	1	0	0	0	0	0	0	0	0	0	2	2	0.00	3.000


California Angels @ Chicago White Sox
Comiskey Park, Chicago, IL
Tue Apr 13 1971, 4:33 AM EST
Att: 2,693 - Unknown

livebaseballscorecards.com

AB	38
R	3
H	7
RBI	3
BB	2
SO	5
LOB	16



Batter	1	2	3	4	5	6	7	8	9	10	AB	R	H	RBI	BB	SO	LOB
Ed Stroud, L (1.7) OBP: 0.355, SLG: 0.519	4-0 BB G3		X 0-0 4-3		X 0-0 E2 S		S S S 0-3 K		X 0-0 G4-6-3 1-2f		4	0	0	0	1	1	2
Jay Johnstone, L (1.8) OBP: 0.355, SLG: 0.519	0-0 G3 1-2		B B B B 4-0 BB		B B B B 4-0 BB		X 0-0 4-3		S S S 0-3 K	0-3 K	3	0	0	0	2	1	1
Mike Andrews, R (1.4) OBP: 0.367, SLG: 0.480	0-3 K		X 0-0 P4		X 0-0 F8		S S S 0-3 K		X 0-0 6-3	0-0 K	5	0	0	0	0	2	4
Bill Melton, R (1.5) OBP: 0.393, SLG: 0.609	4-0 BB			B B B B 4-0 BB		B B B B 4-0 E BB		S S S 0-3 K		S S S 0-3 K	2	1	0	0	3	2	0
Carlos May, L (1.3)	0-0 4-3		X 0-0 F9		X 0-0 P4		X 0-0 4-3		X 0-0 4-3		4	0	0	0	0	0	4
Lee Maye, L (1.9) OBP: 0.500, SLG: 0.667		X 0-0 F8		X 0-0 F8		X 0-0 E9 FC1-2 2B		X 0-0 CS 1B			3	0	1	1	0	0	1
Lee Richard, R (6, PR) OBP: 0.269, SLG: 0.380											1	0	1	0	0	0	0
Ed Herrmann, L (1.2) OBP: 0.455, SLG: 0.571		X 0-0 F7		S S S 0-3 K		B B B B 4-0 FC1-2 BB		0-0 CS 1-2	0-0 F3		2	0	0	0	1	1	1
Walt Williams, R (9, PH) OBP: 0.167, SLG: 0.304											1	0	0	0	0	0	0
Tom Egan, R (10, 2) OBP: 0.400, SLG: 0.571											0	0	0	0	0	0	0
Luis Alvarado, R (1.6) OBP: 0.259, SLG: 0.423		S S S 0-3 K				X 0-0 4-3	X 0-0 FC1-2 1-2		X 0-0 2B		2	0	0	0	0	1	0
Rick Reichardt, R (6, PH) OBP: 0.259, SLG: 0.423											2	0	1	0	0	0	2
Tom Bradley, R (1.1) OBP: 1.000, SLG: 1.000			S S S 0-3 K		S S S 0-3 K	S S S 0-3 K	S S S 0-3 K		4-0 IBB		3	0	0	0	0	3	3
Rich McKinney, R (9, PH)											0	0	0	0	1	0	0
Vicente Romo, R (10, 1)											0	0	0	0	0	0	0
Don Eddy, R (10, 1)											0	0	0	0	0	0	0
Steve Kealey, R (10, 1)											0	0	0	0	0	0	0

BOTTOM	
California Angels @ Chicago White Sox Comiskey Park, Chicago, IL Tue Apr 13 1971, 4:33 AM EST Att. 2,693 - Unknown	
livebaseballscorecards.com	
AB 32 R 1 H 3 RBI 1 BB 8 SO 11 LOB 18	

Inning Stats		Pitcher													ERA			WHIP																																									
		R: 0	H: 0	E: 0	K: 1	S: 5	R: 0	H: 0	E: 0	K: 1	S: 5	R: 0	H: 0	E: 0	K: 1	S: 5	R: 0	H: 0	E: 0	K: 1	S: 5	R: 0	H: 0	E: 0	K: 1	S: 5	R: 1	H: 1	E: 1	K: 1	S: 6	R: 0	H: 0	E: 0	K: 2	S: 7	R: 0	H: 1	E: 0	K: 1	S: 5	R: 0	H: 1	E: 0	K: 0	S: 3	R: 0	H: 0	E: 0	K: 2	S: 7	1B: 1	2B: 2	3B: 0	HR: 0	SF: 0	SAC: 0	DP: 1	HBP: 0
PITCHER		IP	WLS	BF	H	R	ER	SO	BB	IBB	HBP	BLK	WP	HR	S	P	ERA	WHIP	PITCHER		IP	WLS	BF	H	R	ER	SO	BB	IBB	HBP	BLK	WP	HR	S	P	ERA	WHIP																						
Andy Messersmith, R (1.1) ERA: 0.66		5.2		26	1	1	1	5	7	0	0	0	0	0	29	57	1.59	1.412	Dave LaRoche, L (6.1) ERA:		4.1	W	14	2	0	0	6	0	1	0	0	0	0	25	29	0.00	0.462																						

Batter	1	2	3	4	5	6	7	8	9	AB R H RBI BB SO LOB	TOP											
Tommy Harper, R (1, 5) OBP: 0.267, SLG: 0.222	0-0 4-3 2B		4-0 1B BB		4-0 BB BB BB BB E BB		0-0 1-2 2-H 1B		0-3 K	3 0 2 1 2 1 2												
Dave May, L (1, 8) OBP: 0.286, SLG: 0.240	0-3 K		0-0 1-3 1B		0-3 K		0-0 F6		0-0 F9	5 0 1 0 0 2 6												
Ted Savage, R (1, 7) OBP: 0.167, SLG: 0.167	0-0 4-3 2-3		0-0 F8		0-0 F7 1-2		0-0 6-3		0-0 BB 1-2 2-H 1B	5 0 1 1 0 0 6												
Pete Koegel, R (1, 3) Mike Hegan, L (8, 3) OBP: 0.455, SLG: 0.333	4-0 BB		0-0 F7		0-3 K		4-0 BB BB BB BB BB G4-3 BB		4-0 BB 1-2 2-3 BB	2 0 0 0 2 1 2 0 0 0 0 1 0 0												
Bernie Smith, R (1, 9) Ken Sanders, R (8, 1) OBP: 0.185, SLG: 0.333	0-0 5-3		0-3 K		0-0 F3		0-0 G4-3 1-2f		0-0 F8	4 0 0 0 0 1 5 1 0 0 0 0 0 3												
Ted Kubiak, S (1, 4) OBP: 0.360, SLG: 0.435		0-0 2B		0-0 1-3		0-0 6-3		0-0 3B		4 0 2 0 0 0 0												
Phil Roof, R (1, 2) OBP: 0.308, SLG: 0.182		0-0 5-3		0-0 6-3		0-0 6-3		0-0 5-3		4 0 0 0 0 0 2												
Rick Auerbach, R (1, 6) OBP: 0.429, SLG: 0.200		0-3 K		0-3 K		0-0 BB 1B 1B		4-0 BB BB BB BB BB 1B BB		3 2 1 0 1 2 1												
Jim Slaton, R (1, 1) Danny Walton, R (7, PH) Ron Theobald, R (7, PR) Marcelino Lopez, R (7, 1) Bill Voss, L (8, 9) OBP: 0.500, SLG: 0.556		0-0 5-3		0-3 K		4-0 BB BB BB BB BB 1B BB		4-0 BB BB BB BB BB BB BB BB		2 0 0 0 0 1 1 0 0 0 0 1 0 1 0 0												
Inning Stats	R: 0 E: 0 K: 1 S: 6	H: 1 LOB: 2 BB: 1 P: 10	R: 0 E: 0 K: 1 S: 6	H: 1 LOB: 1 BB: 0 P: 6	R: 0 E: 0 K: 1 S: 6	H: 1 LOB: 2 BB: 1 P: 10	R: 0 E: 0 K: 1 S: 5	H: 0 LOB: 0 BB: 0 P: 5	R: 0 E: 1 K: 2 S: 7	H: 0 LOB: 1 BB: 1 P: 11	R: 0 E: 0 K: 1 S: 5	H: 0 LOB: 0 BB: 0 P: 5	R: 1 E: 0 K: 0 S: 5	H: 2 LOB: 2 BB: 1 P: 9	R: 0 E: 0 K: 0 S: 3	H: 1 LOB: 1 BB: 1 P: 7	R: 1 E: 0 K: 1 S: 6	H: 1 LOB: 3 BB: 3 P: 18	1B: 4 2B: 2 3B: 1 HR: 0	SF: 0 SAC: 0 DP: 1 HBP: 0	WP: 0 PB: 0 SB: 0 CS: 0	PA: 41
PITCHER	IP WLS BF H R ER SO BB IBB HBP BLK WP HR S P ERA WHIP																					
Tommy John, L (1, 1) ERA: 3.43	8.0 L 34 6 1 1 7 5 0 0 0 0 0 0 43 63 1.12 1.375																					
Steve Kealey, R (9, 1) ERA: 13.5	0.0 2 0 1 1 0 2 0 0 0 0 0 0 0 8 ∞ ∞																					
Don Eddy, L (9, 1) ERA: 2.7	0.2 4 1 0 0 1 1 0 0 0 0 0 0 5 9 0.00 3.000																					
Vicente Romo, R (9, 1) ERA: 3.18	0.1 1 0 0 0 0 0 0 0 0 0 0 0 0 1 1 0.00 0.000																					

Milwaukee Brewers @ Chicago White Sox
Comiskey Park, Chicago, IL
Wed Apr 14 1971, 4:33 AM EST
Att. 4,336 - Unknown

AB	33
R	2
H	7
RBI	2
BB	8
SO	8
LOB	28



Batter	1	2	3	4	5	6	7	8	9	AB	R	H	RBI	BB	SO	LOB
Ed Stroud, L (1, 9) OBP: 0.200, SLG: 0.111 Lee Richard, R (8, PH) OBP: 0.259, SLG: 0.346 (9, 8)	0-0 F8 ①		0-0 6-3 ②			0-0 CS 1B		0-0 F8 ②		3	0	1	0	0	0	0
Jay Johnstone, L (1, 8) OBP: 0.324, SLG: 0.467 Rich McKinney, R (8, PH) OBP: 1.000, SLG: 1.000 Steve Kealey, R (9, 1) Don Eddy, R (9, 1) Vicente Romo, R (9, 1)	0-0 4-3 ②		0-0 F9 ③			0-0 F8 ①		0-0 1-2 1B		3	0	0	0	0	0	1
Mike Andrews, R (1, 4) OBP: 0.412, SLG: 0.481	4-0 BB				0-0 CS 1B		4-0 1-2 BB		0-0 F4 ③	2	0	1	0	2	0	2
Bill Melton, R (1, 5) OBP: 0.344, SLG: 0.519	0-0 L5 ③				0-3 K ①		0-0 F9 ③		0-0 F7 ①	4	0	0	0	0	1	3
Carlos May, L (1, 3) OBP: 0.333, SLG: 0.333		0-0 6-3 ①			0-0 F8 ②		0-0 6-3 ①		0-0 G3 ②	4	0	0	0	0	0	1
Rick Reichardt, R (1, 7) OBP: 0.258, SLG: 0.379		4-0 BB			0-0 CS 1-2 ③		0-0 F4 ②		0-0 1-3 ③	3	0	0	0	1	0	0
Ed Herrmann, L (1, 2) OBP: 0.462, SLG: 0.556 Tom Egan, R (7, PH) OBP: 0.375, SLG: 0.533 (8, 2)		0-3 K ②				0-0 1B		0-0 F4 ③		2	0	1	0	0	1	1
Luis Alvarado, R (1, 6)		0-3 K ③				0-0 F3 ②		0-0 6-3 ①		3	0	0	0	0	1	2
Tommy John, R (1, 1) Walt Williams, R (8, PH) OBP: 0.200, SLG: 0.304 (9, 9)			0-3 K ①			0-0 F3 ③		4-0 1B BB		2	0	0	0	0	1	1
										0	0	0	0	1	0	0

Inning Stats	R: 0	H: 0	E: 0	K: 3	S: 3	R: 0	H: 0	E: 0	K: 2	S: 7	R: 0	H: 0	E: 0	K: 1	S: 5	R: 0	H: 1	E: 0	K: 1	S: 5	R: 0	H: 1	E: 0	K: 0	S: 4	R: 0	H: 1	E: 0	K: 0	S: 3	R: 0	H: 0	E: 0	K: 0	S: 3	R: 0	H: 1	E: 0	K: 0	S: 4	R: 0	H: 0	E: 0	K: 0	S: 3	R: 0	H: 0	E: 0	K: 0	S: 3	R: 0	H: 0	E: 0	K: 0	S: 3
	LOB: 1	BB: 1	P: 7	LOB: 1	BB: 1	P: 11	LOB: 0	BB: 0	P: 5	LOB: 0	BB: 0	P: 5	LOB: 1	BB: 0	P: 4	LOB: 1	BB: 1	P: 7	LOB: 0	BB: 0	P: 3	LOB: 2	BB: 1	P: 8	LOB: 0	BB: 0	P: 3	LOB: 0	BB: 0	P: 3	LOB: 0	BB: 0	P: 3	LOB: 0	BB: 0	P: 3	LOB: 0	BB: 0	P: 3	LOB: 0	BB: 0	P: 3	LOB: 0	BB: 0	P: 3	LOB: 0	BB: 0	P: 3							

PITCHER	IP	WLS	BF	H	R	ER	SO	BB	IBB	HBP	BLK	WP	HR	S	P	ERA	WHIP
Jim Slaton, R (1, 1) ERA: 6.0	6.0	W	22	3	0	0	4	3	0	0	0	0	0	27	39	0.00	1.000
Marcelino Lopez, L (7, 1) ERA: 1.2	1.2		7	1	0	0	0	1	0	0	0	0	0	6	10	0.00	1.200
Ken Sanders, R (8, 1) ERA: 6.0	1.1	S	4	0	0	0	0	0	0	0	0	0	0	4	4	0.00	0.000

BOTTOM

Milwaukee Brewers @ Chicago White Sox
Comiskey Park, Chicago, IL
Wed Apr 14 1971, 4:33 AM EST
Att. 4,336 - Unknown

AB	29
R	0
H	4
RBI	0
BB	4
SO	4
LOB	12



WP	PA	ERA	WHIP
0	34		

Batter	1	2	3	4	5	6	7	8	9	AB R H RBI BB SO LOB	TOP									
Tommy Harper, R (1, 5) OBP: 0.257, SLG: 0.194	0-0 F2	0-0 6-3			4-0 E SH G4-6-3 BB		0-0 F7		0-0 F8	4 1 0 1 1 0 3										
Mike Hegan, L (1, 3) OBP: 0.500, SLG: 0.364	0-0 E4 1B	0-0			0-0 SH G4-6-3			4-0 2B BB		2 1 1 1 1 0 0										
Dave May, L (1, 8) OBP: 0.313, SLG: 0.310	0-0 F8				0-0 G4-6-3 1B			0-0 CS 2B		4 0 2 1 0 0 2										
Andy Kosco, R (1, 7) OBP: 0.333, SLG: 0.417	0-0 1B				0-0 G5-4-3 1B			0-0 F4		4 0 1 0 0 0 2										
Bill Voss, L (1, 9) OBP: 0.429, SLG: 0.200	0-0 F7				4-0 WP BB			0-0 4-3		3 0 1 0 1 0 3										
Ted Kubiak, S (1, 4) OBP: 0.379, SLG: 0.423					0-0 F7			4-0 BB		3 1 1 0 1 0 2										
Phil Roof, R (1, 2) OBP: 0.294, SLG: 0.200					0-0 F7			0-0 CS		4 0 1 0 0 0 2										
Rick Auerbach, R (1, 6) OBP: 0.400, SLG: 0.250					0-0 F7			0-0 SH3 1B		3 1 1 0 0 1 0										
Skip Lockwood, R (1, 1)					0-3 K			0-0 5-3		3 0 0 0 0 2 1										
Inning Stats	R: 0 E: 1 K: 0 S: 5	H: 1 LOB: 2 BB: 0 P: 5	R: 2 E: 0 K: 0 S: 6	H: 3 LOB: 2 BB: 0 P: 6	R: 0 E: 0 K: 1 S: 3	H: 1 LOB: 1 BB: 1 P: 7	R: 0 E: 0 K: 1 S: 5	H: 0 LOB: 0 BB: 0 P: 5	R: 1 E: 1 K: 0 S: 3	H: 0 LOB: 0 BB: 1 P: 7	R: 0 E: 0 K: 2 S: 7	H: 0 LOB: 0 BB: 0 P: 7	R: 1 E: 0 K: 0 S: 3	H: 1 LOB: 1 BB: 2 P: 11	R: 0 E: 0 K: 0 S: 4	H: 1 LOB: 1 BB: 0 P: 4	1B: 7 2B: 1 3B: 0 HR: 0	SF: 0 SAC: 3 DP: 3 HBP: 0	WP: 1 PB: 0 SB: 0 CS: 1	PA: 38
PITCHER	IP WLS BF H R ER SO BB IBB HBP BLK WP HR S P ERA WHIP																			
Bart Johnson, R (1, 1) ERA: 4.91	7.1 L 31 7 4 3 3 3 0 0 0 1 0 34 46 3.68 1.364																			
Don Eddy, L (8, 1) ERA: 2.25	0.2 2 0 0 0 0 1 0 0 0 0 0 1 5 0.00 1.500																			
Steve Kealey, R (9, 1) ERA: 7.71	1.0 4 1 0 0 0 0 0 0 0 0 0 0 4 4 0.00 1.000																			

Milwaukee Brewers @ Chicago White Sox
 Comiskey Park, Chicago, IL
 Thu Apr 15 1971, 4:33 AM EST
 Att. 5,302 - Unknown

livebaseballscorecards.com

AB	30
R	4
H	8
RBI	3
BB	4
SO	3
LOB	15



Batter	1	2	3	4	5	6	7	8	9	AB R H RBI BB SO LOB
--------	---	---	---	---	---	---	---	---	---	----------------------

BOTTOM

<p>Lee Richard, R (1, 6) OBP: 0.258, SLG: 0.333</p> <p>0-0 4-3 ①</p>			<p>0-0 6-3 ①</p>			<p>0-0 F9 BB 1B</p>		<p>0-3 K ②</p>		4 0 1 0 0 1 0
--	--	--	-------------------------	--	--	-----------------------------------	--	-----------------------	--	---------------

<p>Mike Andrews, R (1, 4) OBP: 0.395, SLG: 0.433</p> <p>0-0 F8 ②</p>			<p>0-0 F8 ②</p>			<p>4-0 BB BB BB FC5-4 BB 1-2</p>		<p>0-0 F8 ③</p>		3 0 0 0 1 0 0
--	--	--	------------------------	--	--	--	--	------------------------	--	---------------

<p>Carlos May, L (1, 3) OBP: 0.324, SLG: 0.303</p> <p>4-0 BB BB 1B BB 1B</p>			<p>0-3 K ③</p>			<p>0-0 F9 ①</p>		<p>0-0 L4 ①</p>		3 1 0 0 1 1 2
---	--	--	-----------------------	--	--	------------------------	--	------------------------	--	---------------

<p>Bill Melton, R (1, 5) OBP: 0.333, SLG: 0.484</p> <p>0-0 1-2 1B 1B</p>			<p>0-0 5-3 ①</p>			<p>0-0 F5 ②</p>		<p>0-0 F4 ②</p>		4 0 1 0 0 0 2
--	--	--	-------------------------	--	--	------------------------	--	------------------------	--	---------------

<p>Rich McKinney, R (1, 9) OBP: 0.778, SLG: 0.750</p> <p>0-0 1-2 2-H 1B</p>			<p>0-0 F8 ②</p>			<p>0-0 FC5-4 ③</p>		<p>0-0 1B</p>		4 0 2 1 0 0 2
---	--	--	------------------------	--	--	---------------------------	--	----------------------	--	---------------

<p>Rick Reichardt, R (1, 7) OBP: 0.229, SLG: 0.333</p> <p>0-0 6-3 ③</p>			<p>0-0 F8 ③</p>			<p>0-0 5-3 ①</p>		<p>0-3 K ③</p>		4 0 0 0 0 1 3
---	--	--	------------------------	--	--	-------------------------	--	-----------------------	--	---------------

<p>Jay Johnstone, L (1, 8) OBP: 0.297, SLG: 0.424</p> <p>0-0 F2 ①</p>						<p>0-0 F4 ①</p>		<p>0-0 B2-3 ②</p>		3 0 0 0 0 0 0
---	--	--	--	--	--	------------------------	--	--------------------------	--	---------------

<p>Ed Herrmann, L (1, 2) OBP: 0.375, SLG: 0.417</p> <p>0-0 F7 ②</p>						<p>0-0 F8 ②</p>		<p>0-0 F7 ③</p>		3 0 0 0 0 0 0
---	--	--	--	--	--	------------------------	--	------------------------	--	---------------


<p>Bart Johnson, R (1, 1) OBP: 0.286, SLG: 0.286</p> <p>Don Eddy, R (8, 1)</p> <p>Ed Stroud, L (8, PH) OBP: 0.182, SLG: 0.100</p> <p>Steve Kealey, R (9, 1)</p> <p>0-0 F8 ③</p>						<p>0-0 6-3 ③</p>		<p>0-0 2-3 ①</p>		2 0 0 0 0 0 0 0 0 0 0 0 0 0 1 0 0 0 0 0 0 0 0 0 0 0 0 0
--	--	--	--	--	--	-------------------------	--	-------------------------	--	--

Inning Stats	R: 1 E: 0 K: 0 S: 5	H: 2 LOB: 2 BB: 1 P: 9	R: 0 E: 0 K: 0 S: 3	H: 0 LOB: 0 BB: 0 P: 3	R: 0 E: 0 K: 1 S: 5	H: 0 LOB: 0 BB: 0 P: 5	R: 0 E: 0 K: 0 S: 3	H: 0 LOB: 0 BB: 0 P: 3	R: 0 E: 0 K: 0 S: 3	H: 0 LOB: 0 BB: 0 P: 3	R: 0 E: 0 K: 0 S: 4	H: 1 LOB: 2 BB: 1 P: 8	R: 0 E: 0 K: 0 S: 3	H: 0 LOB: 0 BB: 0 P: 3	R: 0 E: 0 K: 1 S: 5	H: 0 LOB: 0 BB: 0 P: 5	R: 0 E: 0 K: 1 S: 6	H: 1 LOB: 1 BB: 0 P: 6	1B: 4 2B: 0 3B: 0 HR: 0	SF: 0 SAC: 0 DP: 0 HBP: 0	WP: 0 PB: 0 SB: 0 CS: 0	PA: 33
---------------------	------------------------------	---------------------------------	------------------------------	---------------------------------	------------------------------	---------------------------------	------------------------------	---------------------------------	------------------------------	---------------------------------	------------------------------	---------------------------------	------------------------------	---------------------------------	------------------------------	---------------------------------	------------------------------	---------------------------------	----------------------------------	------------------------------------	----------------------------------	--------

<p>PITCHER Skip Lockwood, R (1, 1) ERA: 2.25</p>	IP 9.0 WLS W BF 33 H 4 R 1 ER 1 SO 3 BB 2 IBB 0 HBP 0 BLK 0 WP 0 HR 0 S 37 P 45 ERA 1.00 WHIP 0.667	<p>PITCHER</p>	IP WLS BF H R ER SO BB IBB HBP BLK WP HR S P ERA WHIP
--	---	-----------------------	---

Milwaukee Brewers @ Chicago White Sox
Comiskey Park, Chicago, IL
Thu Apr 15 1971, 4:33 AM EST
Att. 5,302 - Unknown

AB	31
R	1
H	4
RBI	1
BB	2
SO	3
LOB	9



Batter	1	2	3	4	5	6	7	8	9	10	AB R H RBI BB SO LOB
Bert Campaneris, R (1, 6) OBP: 0.192, SLG: 0.180	0-0 E5 HR	0-0 4-3			0-0 F2		0-0 F7			0-0 F7	5 1 0 0 0 0 2
Joe Rudi, R (1, 7) OBP: 0.375, SLG: 0.514	0-0 HR		0-0 4-3		0-0 L4-3			0-0 F9		0-0 5-3	5 1 1 2 0 0 1
Reggie Jackson, L (1, 9) OBP: 0.184, SLG: 0.404	0-0 F9		0-3 K			0-0 6-3		0-0 F8		0-0 HR	5 1 1 1 0 1 0
Don Mincher, L (1, 3) OBP: 0.356, SLG: 0.395	0-0 FC5-2 1B		4-0 FC5-4 BB			0-0 E4 WP 6-3 1B		0-0 1B		0-0 F8	4 1 2 0 1 0 0
Sal Bando, R (1, 5) OBP: 0.356, SLG: 0.389	4-0 PB FC5-2 BB		0-0 FC5-4			0-0 6-3		0-0 F7			3 0 0 0 1 0 3
Rick Monday, L (1, 8) OBP: 0.489, SLG: 0.657	0-0 FC5-2 PB			0-0 F7		0-0 CS 1B			0-0 HR		4 1 2 2 0 0 2
Dave Duncan, R (1, 2) OBP: 0.375, SLG: 0.314	0-0 1-3			0-0 F8		0-0 CS	0-0 F9		0-0 F8		4 0 0 0 0 0 2
Dick Green, R (1, 4) OBP: 0.390, SLG: 0.424		0-0 F9		0-0 F5			0-0 5-3		0-3 K		4 0 0 0 0 1 0
Rob Gardner, R (1, 1) OBP: 0.500, SLG: 0.500		0-0 5-3			0-0 L4-3 1B		0-0 1B		0-0 F6		2 0 1 0 0 0 0
Paul Lindblad, L (6, 1) OBP: 0.500, SLG: 0.500											2 0 1 0 0 0 0
Bob Locker, S (10, 1)											0 0 0 0 0 0 0

Inning Stats	R: 2 E: 1 K: 0 S: 6	H: 2 LOB: 2 BB: 1 P: 10	R: 0 E: 0 K: 0 S: 3	H: 0 LOB: 0 BB: 0 P: 3	R: 0 E: 0 K: 1 S: 5	H: 0 LOB: 1 BB: 1 P: 9	R: 0 E: 0 K: 0 S: 3	H: 0 LOB: 0 BB: 0 P: 3	R: 0 E: 0 K: 0 S: 3	H: 1 LOB: 0 BB: 0 P: 3	R: 1 E: 1 K: 0 S: 4	H: 1 LOB: 0 BB: 0 P: 4	R: 0 E: 0 K: 0 S: 4	H: 1 LOB: 1 BB: 0 P: 4	R: 0 E: 0 K: 0 S: 4	H: 1 LOB: 1 BB: 0 P: 4	R: 1 E: 0 K: 1 S: 6	H: 1 LOB: 0 BB: 0 P: 6	R: 1 E: 0 K: 0 S: 4	H: 1 LOB: 0 BB: 0 P: 4	1B: 5 2B: 1 3B: 0 HR: 3	SF: 0 SAC: 0 DP: 1 HBP: 0	WP: 2 PB: 1 SB: 2 CS: 1	PA: 41
--------------	------------------------------	----------------------------------	------------------------------	---------------------------------	------------------------------	---------------------------------	------------------------------	---------------------------------	------------------------------	---------------------------------	------------------------------	---------------------------------	------------------------------	---------------------------------	------------------------------	---------------------------------	------------------------------	---------------------------------	------------------------------	---------------------------------	----------------------------------	------------------------------------	----------------------------------	--------

PITCHER	IP	WLS	BF	H	R	ER	SO	BB	IBB	HBP	BLK	WP	HR	S	P	ERA	WHIP
Wilbur Wood, L (1, 1) ERA: 1.84	7.0		28	5	3	1	1	2	0	0	0	2	1	28	36	1.29	1.000
Vicente Romo, R (8, 1) ERA: 3.52	2.0		8	2	1	1	1	0	0	0	0	0	1	10	10	4.50	1.000
Don Eddy, L (10, 1) ERA: 3.6	1.0	L	4	1	1	1	0	0	0	0	0	0	1	4	4	9.00	1.000

PITCHER	IP	WLS	BF	H	R	ER	SO	BB	IBB	HBP	BLK	WP	HR	S	P	ERA	WHIP
---------	----	-----	----	---	---	----	----	----	-----	-----	-----	----	----	---	---	-----	------

TOP

Oakland Athletics @ Chicago White Sox

Comiskey Park, Chicago, IL

Fri Apr 16 1971, 7:05 PM EST
Att. 15,808 - Unknown

AB	38
R	5
H	8
RBI	5
BB	2
SO	2
LOB	10

Batter	1	2	3	4	5	6	7	8	9	AB R H RBI BB SO LOB	TOP																													
Bert Campaneris, R (1, 6) OBP: 0.179, SLG: 0.167	0-0 F4		0-0 G3			0-0 4-3	0-0 FC5			4 0 0 0 0 0 3																														
Joe Rudi, R (1, 7) OBP: 0.341, SLG: 0.462	0-0 G1		0-0 5-3			0-0 F8		0-0 6-3		4 0 0 0 0 0 0																														
Reggie Jackson, L (1, 9) OBP: 0.189, SLG: 0.392	0-3 K			0-3 K		0-0 1B		0-3 K		4 0 1 0 0 3 0																														
Don Mincher, L (1, 3) OBP: 0.388, SLG: 0.400		4-0 FC1-6 1B BB		4-0 BB		0-0 G1		0-0 1B		2 0 1 0 2 0 1																														
Sal Bando, R (1, 5) OBP: 0.347, SLG: 0.375		0-0 FC1-6 1B		0-0 F4			0-3 K	0-0 F4		4 0 1 0 0 1 2																														
Steve Hovley, L (1, 8) OBP: 0.500, SLG: 0.500		0-0 FC1-6 S		0-0 F9			4-0 BB 1B BB		0-0 F6	3 0 0 0 1 0 3																														
Dave Duncan, R (1, 2) OBP: 0.364, SLG: 0.308		0-3 K		0-3 K		0-3 K	0-0 FC5 BB 1B		0-0 4-3	4 0 1 0 0 2 2																														
Dick Green, R (1, 4) OBP: 0.356, SLG: 0.378		0-3 K		0-3 K		0-3 K	0-3 K		0-0 5-3	4 0 0 0 0 3 4																														
Rollie Fingers, R (1, 1) OBP: 0.143, SLG: 0.143			0-0 4-3		0-3 K		4-0 1B BB			2 0 0 0 0 1 0																														
Jim Panther, R (5, 1)										0 0 0 0 0 0 0																														
Jim Roland, R (5, 1)										0 0 0 0 0 0 0																														
Tommy Davis, R (7, PH) OBP: 0.500, SLG: 0.667										0 0 0 0 1 0 0																														
Ron Klimkowski, R (7, 1)							1-2 2-3 BB			0 0 0 0 0 0 0																														
Inning Stats	R: 0 E: 0 K: 1 S: 5	H: 0 LOB: 0 BB: 0 P: 5	R: 0 E: 0 K: 2 S: 8	H: 1 LOB: 2 BB: 1 P: 12	R: 0 E: 0 K: 0 S: 3	H: 0 LOB: 0 BB: 0 P: 3	R: 0 E: 0 K: 1 S: 5	H: 0 LOB: 1 BB: 1 P: 9	R: 0 E: 0 K: 3 S: 9	H: 0 LOB: 0 BB: 0 P: 9	R: 0 E: 0 K: 0 S: 4	H: 1 LOB: 1 BB: 0 P: 4	R: 0 E: 0 K: 2 S: 8	H: 1 LOB: 3 BB: 2 P: 16	R: 0 E: 0 K: 1 S: 6	H: 1 LOB: 1 BB: 0 P: 6	R: 0 E: 0 K: 0 S: 3	H: 0 LOB: 0 BB: 0 P: 3	1B: 4 2B: 0 3B: 0 HR: 0	SF: 0 SAC: 0 DP: 0 HBP: 0	WP: 0 PB: 0 SB: 1 CS: 0	PA: 35																		
PITCHER Tom Bradley, R (1, 1) ERA: 0.69	IP 9.0	WLS W	BF 35	H 4	R 0	ER 0	SO 10	BB 4	IBB 0	HBP 0	BLK 0	WP 0	HR 0	S 51	P 67	ERA 0.00	WHIP 0.889						PITCHER	IP 9.0	WLS W	BF 35	H 4	R 0	ER 0	SO 10	BB 4	IBB 0	HBP 0	BLK 0	WP 0	HR 0	S 51	P 67	ERA 0.00	WHIP 0.889

Oakland Athletics @ Chicago White Sox
Comiskey Park, Chicago, IL
Sat Apr 17 1971, 4:33 AM EST
Att. 5,357 - Unknown

livebaseballscorecards.com

AB	31
R	0
H	4
RBI	0
BB	4
SO	10
LOB	15



Batter	1	2	3	4	5	6	7	8	9	AB R H RBI BB SO LOB	TOP		
Bert Campaneris, R (1, 6) OBP: 0.210, SLG: 0.186	E3 2B			WP 1B BB	1-3 2-H 1B		3-1 1B	F7		5 1 2 1 1 0 3			
Joe Rudi, R (1, 7) OBP: 0.360, SLG: 0.500	G3 2B 2-H	F9		G3 1B 1-2	SF8		3-1 1B 1-2	5-3		5 1 3 2 0 0 0			
Reggie Jackson, L (1, 9) OBP: 0.186, SLG: 0.386	G3 2-3	F6		G3 1B 1-2 2-3	6-3		3-1 1B 1-2 2-3	3-1 2B PB		6 1 1 0 0 0 6			
Don Mincher, L (1, 3) OBP: 0.382, SLG: 0.391	4-3 3-H			F8 1B			K 1B BB FC5	3-1 2-3		6 1 2 0 0 1 5			
Sal Bando, R (1, 5) OBP: 0.345, SLG: 0.341	E5 1B	6-3		FC6-4 IBB			K 1B BB FC6-4	1-3 3-H		4 1 0 0 2 1 3			
Angel Mangual, R (1, 8) OBP: 0.375, SLG: 0.429	E6 1B 1-2			FC6-4 1B 1B WP G6-4-3 1-2f			FC6-4 1B BB FC5 1-2f	2B 2B		5 3 2 0 0 0 6			
Gene Tenace, R (1, 2) OBP: 0.556, SLG: 0.571	1B 2B 1B 1-3 2-H			G6-4-3 1B 1-3			5-3 1B BB E 1-2 2-3	2B 2B 2-H		4 1 3 2 1 0 0			
Dick Green, R (1, 4) OBP: 0.360, SLG: 0.381	2B 1B 1-2 3-H			G6-4-3 1B 1-2f 3-H			FC5 1B 1B 1-3 2-3f 3-H	F8		5 1 2 2 0 0 4			
Vida Blue, S (1, 1) OBP: 0.250, SLG: 0.375	2B 1-3 2-H			G3			K 1B 1B 1-2 SF8	K		5 1 2 1 0 2 3			
Inning Stats	R: 5 E: 3 K: 0 S: 10 H: 4 LOB: 2 BB: 0 P: 10	R: 0 E: 0 K: 0 S: 4 H: 1 LOB: 1 BB: 0 P: 4	R: 1 E: 0 K: 0 S: 4 H: 2 LOB: 0 BB: 0 P: 4	R: 0 E: 0 K: 0 S: 4 H: 1 LOB: 3 BB: 2 P: 12	R: 2 E: 0 K: 1 S: 6 H: 3 LOB: 1 BB: 0 P: 6	R: 1 E: 1 K: 1 S: 6 H: 1 LOB: 2 BB: 2 P: 14	R: 0 E: 0 K: 2 S: 9 H: 2 LOB: 2 BB: 0 P: 9	R: 1 E: 0 K: 1 S: 7 H: 2 LOB: 1 BB: 0 P: 7	R: 1 E: 0 K: 0 S: 4 H: 1 LOB: 0 BB: 0 P: 4	1B: 12 2B: 5 3B: 0 HR: 0 SF: 1 SAC: 0 DP: 1 HBP: 0	WP: 3 PB: 1 SB: 1 CS: 0 PA: 50		
PITCHER	IP WLS BF H R ER SO BB IBB HBP BLK WP HR S P ERA WHIP											PITCHER	IP WLS BF H R ER SO BB IBB HBP BLK WP HR S P ERA WHIP
Tommy John, L (1, 1) ERA: 4.26	4.1 L 27 10 8 4 0 1 1 0 0 3 0 25 33 8.31 2.538												
Pat Jacquez, R (5, 1) ERA: 5.4	1.2 11 4 1 1 1 2 0 0 0 0 0 11 19 5.40 3.600												
Jim Magnuson, L (7, 1) ERA: 2.25	3.0 12 3 2 1 3 0 0 0 0 0 0 18 18 3.00 1.000												

Oakland Athletics @ Chicago White Sox
Comiskey Park, Chicago, IL
Sun Apr 18 1971, 4:33 AM EST
Unknown

AB	45
R	11
H	17
RBI	8
BB	4
SO	4
LOB	30



WP	3
PB	1
SB	1
CS	0

Batter	1	2	3	4	5	6	7	8	9	AB R H RBI BB SO LOB
Lee Richard, R OBP: 0.267, SLG: 0.286 (1, 6)	4-0 FC6-4 BB		4-0 BB			4-1 1B	0-0 WP 1B		0-0 F9	3 1 1 0 2 0 0
Mike Andrews, R OBP: 0.373, SLG: 0.405 (1, 4)	0-3 K		0-0 5-3			0-0 1B 2B	0-0 1B 1-H 1B		0-0 3-1	5 1 2 1 0 1 2
Carlos May, L OBP: 0.360, SLG: 0.286 (1, 3)	0-0 FC6-4 1-2f				0-3 K	0-0 HBP 1B 2-3 1B	0-0 1-3 1B			4 0 2 0 0 1 1
Bill Melton, R OBP: 0.326, SLG: 0.425 (1, 5)	0-3 K				0-3 K	0-0 HBP 1B	0-0 F9			2 0 0 0 0 2 1
Rich Morales, R OBP: 0.500, SLG: 0.500 (6, 5)	0-3 K				0-3 K	1-2 3-H 1B				2 0 1 1 0 0 2
Rich McKinney, R OBP: 0.500, SLG: 0.450 (1, 9)		0-0 6-3			0-0 G3	1-0 HBP		0-0 E6		3 0 0 0 0 0 0
Walt Williams, R OBP: 0.233, SLG: 0.296 (1, 7)		0-0 L5			1-0 FC1-6 HBP	0-0 F3		0-3 K		3 0 0 0 0 1 4
Jay Johnstone, L OBP: 0.327, SLG: 0.432 (1, 8)		0-3 K			0-0 FC1-6 1-2f	0-3 K		0-0 F2		4 0 0 0 0 2 5
Chuck Brinkman, R (1, 2)			0-3 K		0-0 F9		0-0 6-3	0-0 F9		4 0 0 0 0 1 2
Tommy John, R (1, 1)			0-0 F8		0-3 K		0-3 K		0-3 K	1 0 0 0 0 0 0
Pat Jacquez, R (5, 1)										1 0 0 0 0 1 1
Jim Magnuson, R (7, 1)										1 0 0 0 0 1 0
Tom Egan, R OBP: 0.333, SLG: 0.500 (9, PH)										1 0 0 0 0 1 0

Inning Stats	R: 0	H: 0	E: 0	K: 2	S: 7	LOB: 1	BB: 1	P: 11	R: 0	H: 0	E: 0	K: 1	S: 5	LOB: 0	BB: 0	P: 5	R: 0	H: 0	E: 0	K: 2	S: 7	LOB: 0	BB: 0	P: 7	R: 0	H: 3	E: 0	K: 1	S: 5	LOB: 1	BB: 0	P: 6	R: 1	H: 3	E: 0	K: 1	S: 8	LOB: 3	BB: 0	P: 9	R: 1	H: 3	E: 0	K: 1	S: 8	LOB: 2	BB: 0	P: 8	R: 0	H: 0	E: 1	K: 1	S: 6	LOB: 1	BB: 0	P: 6	R: 0	H: 0	E: 0	K: 1	S: 5	LOB: 0	BB: 0	P: 5	1B: 5	SF: 0	2B: 1	SAC: 0	3B: 0	DP: 0	HR: 0	HBP: 2	WP: 1	PA: 38
--------------	------	------	------	------	------	--------	-------	-------	------	------	------	------	------	--------	-------	------	------	------	------	------	------	--------	-------	------	------	------	------	------	------	--------	-------	------	------	------	------	------	------	--------	-------	------	------	------	------	------	------	--------	-------	------	------	------	------	------	------	--------	-------	------	------	------	------	------	------	--------	-------	------	-------	-------	-------	--------	-------	-------	-------	--------	-------	--------

PITCHER	IP	WLS	BF	H	R	ER	SO	BB	IBB	HBP	BLK	WP	HR	S	P	ERA	WHIP	PITCHER	IP	WLS	BF	H	R	ER	SO	BB	IBB	HBP	BLK	WP	HR	S	P	ERA	WHIP																		
Vida Blue, L ERA: 1.05 (1, 1)	9.0	W	38	6	2	2	11	2	0	2	0	1	0	56	66	2.00	0.889																																				

BOTTOM

Oakland Athletics @ Chicago White Sox
Comiskey Park, Chicago, IL
Sun Apr 18 1971, 4:33 AM EST
Unknown

livebaseballscorecards.com

AB	34
R	2
H	6
RBI	2
BB	2
SO	11
LOB	18



Batter	1	2	3	4	5	6	7	8	9	AB R H RBI BB SO LOB	TOP											
Bert Campaneris, R (1, 6) OBP: 0.224, SLG: 0.206	0-0 5-3		0-0 F8			0-0 F9 BLK 2B		4-0 BB SH1-4 2B BB	0-0 E6 FC6-4	4 2 1 0 1 0 0												
Joe Rudi, R (1, 7) OBP: 0.333, SLG: 0.458	0-0 1-3			0-0 F8		0-0 F9 2-3		0-0 SH1-4 1-2	0-0 FC6-4 1-2f	4 0 0 0 0 0 2												
Reggie Jackson, L (1, 9) OBP: 0.206, SLG: 0.373	0-0 3-1			4-0 5-3 BB		0-3 K		4-0 BB 2B IBB		2 1 0 0 2 1 1												
Tommy Davis, R (1, 3) OBP: 0.375, SLG: 0.333 Tony La Russa, R (8, PR) Don Mincher, L (8, 3) OBP: 0.382, SLG: 0.391		0-0 6-3		0-0 5-3 1-2		0-0 6-3 3-H		4-0 2B WP BB		3 0 0 0 1 0 1 0 1 0 0 0 0 0 0 0 0 0 0 0 0												
Sal Bando, R (1, 5) OBP: 0.356, SLG: 0.438		0-0 4-3		0-3 K			0-0 HR	0-0 WP SF8 2B		4 2 2 3 0 1 1												
Angel Mangual, R (1, 8) OBP: 0.250, SLG: 0.300		0-0 E4		0-0 6-3		0-0 6-3	0-0 F8	0-0 SF8		3 0 0 1 0 0 0												
Frank Fernandez, R (1, 2)		0-3 K		4-0 BB		0-0 F3	0-0 F5			3 0 0 0 1 1 2												
Dick Green, R (1, 4) OBP: 0.352, SLG: 0.370			0-0 6-3		0-0 F7		0-0 1B		0-0 F5	4 0 1 0 0 0 1												
Diego Segui, R (1, 1) OBP: 0.111, SLG: 0.444			0-3 K		0-0 F6		0-3 K		0-3 K	4 0 0 0 0 3 2												
Inning Stats	R: 0 E: 0 K: 0 S: 3	H: 0 LOB: 0 BB: 0 P: 3	R: 0 E: 1 K: 1 S: 6	H: 0 LOB: 1 BB: 0 P: 6	R: 0 E: 0 K: 1 S: 5	H: 0 LOB: 0 BB: 0 P: 5	R: 0 E: 0 K: 1 S: 5	H: 0 LOB: 1 BB: 1 P: 9	R: 0 E: 0 K: 0 S: 3	H: 0 LOB: 1 BB: 1 P: 7	R: 1 E: 0 K: 1 S: 6	H: 1 LOB: 0 BB: 0 P: 6	R: 1 E: 0 K: 1 S: 7	H: 2 LOB: 1 BB: 0 P: 7	R: 4 E: 0 K: 0 S: 4	H: 1 LOB: 1 BB: 3 P: 16	R: 0 E: 1 K: 1 S: 6	H: 0 LOB: 1 BB: 0 P: 6	1B: 1 2B: 2 3B: 0 HR: 1	SF: 1 SAC: 1 DP: 0 HBP: 0	WP: 1 PB: 0 SB: 0 CS: 0	PA: 38
PITCHER	IP WLS BF H R ER SO BB IBB HBP BLK WP HR S P ERA WHIP																					
Terry Forster, L (1, 1) ERA: 2.35	6.1 L 24 2 2 2 4 2 0 0 0 1 0 1 30 38 2.84 0.632																					
Don Eddy, L (7, 1) ERA: 3.18	0.2 3 1 0 0 1 0 0 0 0 0 0 5 5 0.00 1.500																					
Vicente Romo, R (8, 1) ERA: 6.52	2.0 11 1 4 4 1 2 1 0 0 1 0 10 22 18.00 1.500																					

Oakland Athletics @ Chicago White Sox
Comiskey Park, Chicago, IL
Sun Apr 18 1971, 4:38 AM EST
Att. 18,540 - Unknown

livebaseballscorecards.com

AB	31
R	6
H	4
RBI	4
BB	5
SO	6
LOB	10



Batter	1	2	3	4	5	6	7	8	9	AB R H RBI BB SO LOB
Lee Richard, R OBP: 0.280, SLG: 0.319 (1, 6)	0-0 SH3 3-1 2B	0-0 FC6-4 1-2f			0-0 F8		0-3 K		0-0 1B	5 1 2 0 0 1 4
Ed Stroud, L OBP: 0.211, SLG: 0.118 (1, 7)	0-0 SH3 2-3		0-0 G4-3 1B		0-3 K			0-0 F7	0-0 1-3	4 0 1 0 0 1 2
Carlos May, L OBP: 0.333, SLG: 0.261 (1, 3)	0-0 3-1		0-0 G4-3 1-2f		0-0 F6			0-0 F7		4 0 0 1 0 0 1
Bill Melton, R OBP: 0.320, SLG: 0.395 (1, 5)	0-0 F7 3-H		0-3 K		0-3 K			4-0 1B BB		3 0 0 0 1 2 0
Rich McKinney, R OBP: 0.538, SLG: 0.455 (1, 9)		4-0 1B 1B BB		0-0 F4		4-0 BB BB		0-0 1-2 1B		2 0 1 0 2 0 0
Mike Andrews, R OBP: 0.364, SLG: 0.391 (1, 4)		0-0 1B 1-2 1B		0-0 F9		0-0 F7		0-0 F3		4 0 1 0 0 0 3
Jay Johnstone, L OBP: 0.340, SLG: 0.426 (1, 8)		0-0 FC6-4 1-2 2-3 1B		4-0 BB BB BB		0-3 K		0-0 4-3		3 0 1 0 1 1 0
Ed Herrmann, L OBP: 0.333, SLG: 0.400 (1, 2)		0-0 F9		0-0 F6		0-0 1-3		0-0 F4		4 0 0 0 0 0 4
Terry Forster, L OBP: 0.600, SLG: 0.750 (7, PH) Don Eddy, R OBP: 0.258, SLG: 0.321 (9, PH) Lee Mays, L Luis Alvarado, R Vicente Romo, R Walt Williams, R		0-3 K		0-0 L5		0-0 1B		0-0 1B		2 0 0 0 0 0 1 3 0 0 0 0 0 0 0 0 1 0 1 0 1 0 1 0 0 0 0 0

BOTTOM

Oakland Athletics @ Chicago White Sox
Comiskey Park, Chicago, IL
Sun Apr 18 1971, 4:38 AM EST
Att. 18,540 - Unknown

livebaseballscorecards.com

AB	33
R	1
H	8
RBI	1
BB	4
SO	6
LOB	17



Inning Stats	R: 1	H: 1	E: 0	K: 0	S: 4	LOB: 0	BB: 0	P: 4	R: 0	H: 2	E: 0	K: 1	S: 7	LOB: 3	BB: 1	P: 11	R: 0	H: 1	E: 0	K: 1	S: 5	LOB: 0	BB: 0	P: 5	R: 0	H: 0	E: 0	K: 1	S: 3	LOB: 1	BB: 1	P: 7	R: 0	H: 0	E: 0	K: 1	S: 5	LOB: 0	BB: 0	P: 5	R: 0	H: 0	E: 0	K: 1	S: 5	LOB: 1	BB: 1	P: 9	R: 0	H: 1	E: 0	K: 2	S: 8	LOB: 1	BB: 0	P: 8	R: 0	H: 1	E: 0	K: 0	S: 4	LOB: 2	BB: 1	P: 8	R: 0	H: 2	E: 0	K: 0	S: 5	LOB: 2	BB: 0	P: 5	1B: 7	SF: 0	2B: 1	SAC: 1	3B: 0	DP: 1	HR: 0	HBP: 0	WP: 0	PA: 38
--------------	------	------	------	------	------	--------	-------	------	------	------	------	------	------	--------	-------	-------	------	------	------	------	------	--------	-------	------	------	------	------	------	------	--------	-------	------	------	------	------	------	------	--------	-------	------	------	------	------	------	------	--------	-------	------	------	------	------	------	------	--------	-------	------	------	------	------	------	------	--------	-------	------	------	------	------	------	------	--------	-------	------	-------	-------	-------	--------	-------	-------	-------	--------	-------	--------

PITCHER Diego Segui, R ERA: 2.35 (1, 1)	IP 9.0	WLS W	BF 38	H 8	R 1	ER 1	SO 6	BB 4	IBB 0	HBP 0	BLK 0	WP 0	HR 0	S 46	P 62	ERA 1.00	WHIP 1.333	PITCHER	IP	WLS	BF	H	R	ER	SO	BB	IBB	HBP	BLK	WP	HR	S	P	ERA	WHIP
---	--------	-------	-------	-----	-----	------	------	------	-------	-------	-------	------	------	------	------	----------	------------	----------------	----	-----	----	---	---	----	----	----	-----	-----	-----	----	----	---	---	-----	------

Batter	1	2	3	4	5	6	7	8	9	AB R H RBI BB SO LOB	TOP									
Ed Stroud, L (1, 7) OBP: 0.208, SLG: 0.095	0-0 6-3	0-0 3-1			0-0 G3		4-0 1B 1B BB	0-0 F6		4 1 0 0 1 0 2										
Mike Andrews, R (1, 4) OBP: 0.367, SLG: 0.392	0-0 4-3		0-0 F7		0-0 G4-6-3 1B		0-0 E 1B 1B	0-0 5-3		5 1 2 0 0 0 0										
Carlos May, L (1, 3) OBP: 0.322, SLG: 0.255	0-0 3-1		0-0 G3		0-0 G4-6-3 1-2f		0-0 E 1B	0-3 K		5 1 1 1 0 1 1										
Bill Melton, R (1, 5) OBP: 0.327, SLG: 0.404		1-0 S 1B HBP	0-0 F4			0-0 G3 2B	0-0 L5	0-0 F9		4 1 1 0 0 0 2										
Rich McKinney, R (1, 9) OBP: 0.500, SLG: 0.462		0-0 F3		0-0 2B		0-0 6-3	0-0 6-3			4 0 1 0 0 0 2										
Jay Johnstone, L (1, 8) OBP: 0.333, SLG: 0.400		0-0 E2 FC6-4 1B 1-2		0-0 F4		0-0 G3	4-0 SH3 BB 5-3 BB			3 2 0 0 1 0 3										
Ed Herrmann, L (1, 2) OBP: 0.429, SLG: 0.429		0-0 FC6-4 1B 1-2 2-H		4-0 IBB		4-0 IBB	4-0 5-3 SH3 BB			1 0 1 1 3 0 0										
Luis Alvarado, R (1, 6) OBP: 0.273, SLG: 0.364		0-0 FC6-4 E 1-2f 2-3		0-3 K		0-0 6-3	0-0 SH3			3 1 0 0 0 1 6										
Bart Johnson, R (1, 1) OBP: 0.273, SLG: 0.364		0-0 E6 1-H 3-H		0-3 K		0-3 K	0-0 5-3			4 0 1 3 0 2 3										
Inning Stats	R: 0 E: 0 K: 0 S: 3	H: 0 LOB: 0 BB: 0 P: 3	R: 3 E: 2 K: 0 S: 6	H: 2 LOB: 1 BB: 0 P: 7	R: 0 E: 0 K: 0 S: 3	H: 0 LOB: 0 BB: 0 P: 3	R: 0 E: 0 K: 2 S: 8	H: 1 LOB: 2 BB: 1 P: 12	R: 0 E: 0 K: 0 S: 4	H: 1 LOB: 2 BB: 1 P: 8	R: 3 E: 2 K: 1 S: 7	H: 2 LOB: 0 BB: 1 P: 11	R: 1 E: 0 K: 0 S: 3	H: 0 LOB: 1 BB: 2 P: 11	R: 0 E: 0 K: 1 S: 5	H: 0 LOB: 0 BB: 0 P: 5	1B: 4 2B: 3 3B: 0 HR: 0	SF: 0 SAC: 1 DP: 1 HBP: 1	WP: 0 PB: 0 SB: 1 CS: 0	PA: 40
PITCHER	IP WLS BF H R ER SO BB IBB HBP BLK WP HR S P ERA WHIP																			
Skip Lockwood, R (1, 1) ERA: 2.42	6.1 L 29 6 5 2 3 1 2 1 0 0 0 31 44 2.84 1.105																			
Marcelino Lopez, L (7, 1) ERA:	0.0 1 1 0 0 0 0 0 0 0 0 0 1 1 ∞ ∞																			
Jim Staton, R (7, 1) ERA:	0.2 2 0 1 0 0 0 0 0 0 0 0 2 2 0.00 0.000																			
Dick Ellsworth, L (8, 1) ERA: 4.15	2.0 8 0 1 1 1 2 0 0 0 0 0 8 16 4.50 1.000																			

Chicago White Sox @ Milwaukee Brewers
 Milwaukee County Stadium, Milwaukee, WI

Tue Apr 20 1971, 4:33 AM EST
 Att: 3,907 - Sunny - 58 F

AB	33
R	7
H	7
RBI	5
BB	5
SO	4
LOB	19



livebaseballscorecards.com

Batter	1	2	3	4	5	6	7	8	9	AB R H RBI BB SO LOB											
Tommy Harper, R OBP: 0.283, SLG: 0.229 (1, 5) X	0-0 1B 1B	0-0 FC5 2-3f			0-0 S 1-3 1B		0-3 K 0-0			4 0 2 0 0 1 2											
Mike Hegan, L OBP: 0.400, SLG: 0.538 (1, 3) X	0-0 F8		0-0 4-3 FC6-2-5-2-4 2B		0-3 K 1-2		0-0 4-3			4 0 1 0 0 1 3											
Dave May, L OBP: 0.265, SLG: 0.267 (1, 8) X	0-0 1-3 1B		0-0 4-3 2-3		0-0 4-3			0-0 F7		4 0 1 0 0 0 3											
Danny Walton, R OBP: 0.379, SLG: 0.500 (1, 7) S S S	0-3 K		0-0 FC6-2-5-2-4 3-H		0-0 HR			0-0 F7		4 1 1 1 0 1 3											
Bill Voss, L OBP: 0.318, SLG: 0.400 (1, 9) X	0-0 F8			0-0 6-3		0-0 G3		0-0 4-3		4 0 0 0 0 0 2											
Ted Kubiak, S OBP: 0.304, SLG: 0.326 (1, 4) X		0-0 1-3		0-0 F9		0-0 WP 5-3 1B		0-0 L4		4 0 1 0 0 0 0											
Phil Roof, R OBP: 0.250, SLG: 0.172 (1, 2) X		0-0 FC5 6-3 1B		0-3 K		0-0 5-3 1-2		0-0 F8		4 0 1 0 0 1 1											
Rick Auerbach, R OBP: 0.348, SLG: 0.250 Roberto Pena, R OBP: 0.286, SLG: 0.222 (9, PH)		0-0 6-3 1-2			0-0 1B 1B		0-0 5-3 2-3		0-0 4-3	3 0 1 0 0 0 2 1 0 0 0 0 0 0											
Skip Lockwood, R Marcelino Lopez, R Jim Slaton, R Bernie Smith, R OBP: 0.161, SLG: 0.290 Dick Ellsworth, L (8, 1)		4-0 BB BB BB BB			0-3 K		0-0 F4			1 0 0 0 1 1 1 0 0 0 0 0 0 0 0 0 0 0 0 0 0 1 0 0 0 0 0 0 0 0 0 0 0 0 0											
Inning Stats	R: 0 E: 0 K: 1 S: 7	H: 2 LOB: 2 BB: 0 P: 7	R: 0 E: 0 K: 0 S: 4	H: 1 LOB: 2 BB: 1 P: 8	R: 0 E: 0 K: 0 S: 3	H: 1 LOB: 0 BB: 0 P: 3	R: 0 E: 0 K: 1 S: 5	H: 0 LOB: 0 BB: 0 P: 5	R: 1 E: 0 K: 0 S: 5	H: 2 LOB: 1 BB: 0 P: 5	R: 0 E: 0 K: 1 S: 5	H: 0 LOB: 0 BB: 0 P: 5	R: 0 E: 0 K: 0 S: 3	H: 0 LOB: 0 BB: 0 P: 3	R: 0 E: 0 K: 0 S: 3	H: 0 LOB: 0 BB: 0 P: 3	1B: 6 2B: 2 3B: 0 HR: 1	SF: 0 SAC: 0 DP: 1 HBP: 0	WP: 1 PB: 0 SB: 1 CS: 0	PA: 35	
PITCHER Bart Johnson, R ERA: 3.77 (1, 1)	IP 9.0	WLS W	BF 35	H 8	R 1	ER 1	SO 5	BB 1	IBB 0	HBP 0	BLK 0	WP 1	HR 1	S 44	P 48	ERA 1.00	WHIP 1.000				

Chicago White Sox @ Milwaukee Brewers

Milwaukee County Stadium, Milwaukee, WI

Tue Apr 20 1971, 4:33 AM EST
Att. 3,907 - Sunny - 58 F

livebaseballscorecards.com

AB	34
R	1
H	8
RBI	1
BB	1
SO	5
LOB	17



Batter	1	2	3	4	5	6	7	8	9	AB R H RBI BB SO LOB	TOP											
Ed Stroud, L (1, 7) OBP: 0.179, SLG: 0.080	0-0 F4		0-3 K		0-0 4-3			0-0 F8		4 0 0 0 0 1 2												
Mike Andrews, R (1, 4) OBP: 0.359, SLG: 0.382	0-0 2-3		0-0 6-3			0-0 F9		0-0 HR 1B		4 1 1 0 0 0 0												
Carlos May, L (1, 3) OBP: 0.333, SLG: 0.327	0-0 1B 1B		0-3 K			0-0 G1		0-0 HR		4 1 2 3 0 1 0												
Bill Melton, R (1, 5) OBP: 0.339, SLG: 0.400	0-0 1-2 1B			0-0 F7		0-0 F8		4-0 CS BB		3 0 1 0 1 0 0												
Rich McKinney, R (1, 9) OBP: 0.471, SLG: 0.433	0-0 F9			0-0 F8			0-3 K	0-0 CS 1-2	0-0 G1 SH1-4 1B	4 0 1 0 0 1 2												
Jay Johnstone, L (1, 8) OBP: 0.317, SLG: 0.377		0-0 F8		0-3 K			0-0 F8		0-0 SH1-4 1-2	3 0 0 0 0 1 0												
Ed Herrmann, L (1, 2) OBP: 0.438, SLG: 0.560		0-0 HR			0-0 FC6-4 1B		0-0 4-3		0-0 G1 2-3	4 1 2 1 0 0 1												
Luis Alvarado, R (1, 6) Walt Williams, R (8, PH) Wilbur Wood, R (8, 1)		0-0 4-3			0-0 FC6-4 SH2-4 1-2f			0-0 F3	0-0 4-3	2 0 0 0 0 0 1 1 0 0 0 0 0 0 1 0 0 0 0 0 1												
Tom Bradley, R (1, 1) Lee Maye, L (8, PH) Lee Richard, R (8, PR)		0-3 K			0-0 SH2-4 1-2			0-0 1B HR 1B		1 0 0 0 0 1 0 1 0 1 0 0 0 0 0 1 0 0 0 0 0												
Inning Stats	R: 0 E: 0 K: 0 S: 5	H: 2 LOB: 2 BB: 0 P: 5	R: 1 E: 0 K: 1 S: 6	H: 1 LOB: 0 BB: 0 P: 6	R: 0 E: 0 K: 2 S: 7	H: 0 LOB: 0 BB: 0 P: 7	R: 0 E: 0 K: 1 S: 5	H: 0 LOB: 0 BB: 0 P: 5	R: 0 E: 0 K: 0 S: 4	H: 1 LOB: 1 BB: 0 P: 4	R: 0 E: 0 K: 0 S: 3	H: 0 LOB: 0 BB: 0 P: 3	R: 0 E: 0 K: 1 S: 5	H: 0 LOB: 0 BB: 0 P: 5	R: 3 E: 0 K: 0 S: 5	H: 3 LOB: 1 BB: 1 P: 9	R: 0 E: 0 K: 0 S: 4	H: 1 LOB: 1 BB: 0 P: 4	1B: 6 2B: 0 3B: 0 HR: 2	SF: 0 SAC: 2 DP: 0 HBP: 0	WP: 0 PB: 0 SB: 0 CS: 1	PA: 36
PITCHER	IP WLS BF H R ER SO BB IBB HBP BLK WP HR S P ERA WHIP												PITCHER	IP WLS BF H R ER SO BB IBB HBP BLK WP HR S P ERA WHIP								
Marty Pattin, R (1, 1) ERA: 2.7	8.0 L 31 7 4 4 5 1 0 0 0 0 0 2 40 44 4.50 1.000																					
Marcelino Lopez, L (9, 1) ERA:	1.0 4 1 0 0 0 0 0 0 0 0 0 0 4 4 0.00 1.000																					

Chicago White Sox @ Milwaukee Brewers
 Milwaukee County Stadium, Milwaukee, WI
 Thu Apr 22 1971, 4:33 AM EST
 Att: 3,127 - Sunny - 42 F

livebaseballscorecards.com

AB 32
 R 4
 H 8
 RBI 4
 BB 1
 SO 5
 LOB 7



Batter	1	2	3	4	5	6	7	8	9	AB	R	H	RBI	BB	SO	LOB
Tommy Harper, R OBP: 0.310, SLG: 0.235 (1, 5)	0-0 1-6-3 1B		4-0 3-1 SH1-3 BB	0-0 6-3		0-3 K		4-0 1-2 BB		3	0	1	0	2	1	3
Mike Hegan, L OBP: 0.394, SLG: 0.500 Danny Walton, R OBP: 0.367, SLG: 0.480 Marcelino Lopez, R (8, PH) (9, 1)	0-3 K		0-0 SH1-3 1-2		0-0 F6		4-0 E 1B BB	0-0 G5-3 2-3f		2	1	0	0	1	1	1
Bill Voss, L OBP: 0.308, SLG: 0.375 Bernie Smith, R OBP: 0.156, SLG: 0.281 (1, 9) (9, PH)	0-0 1-6-3 1-2		0-0 3-1 2-3		0-0 1B 1B		0-0 SH1-4 1-3 1B		0-3 K	4	0	1	0	0	0	3
Dave May, L OBP: 0.296, SLG: 0.286 (1, 8)	0-0 F8		4-0 S BB		0-0 1B		0-0 SH1-4 1-2 1B		0-0 1-3	4	0	2	1	1	0	1
Andy Kosco, R OBP: 0.313, SLG: 0.357 (1, 7) (9, 3)		0-3 K	0-3 K		0-0 F9		0-0 SH1-4 1-2 2-3		0-0 5-3	4	0	0	0	0	2	4
Roberto Pena, R OBP: 0.280, SLG: 0.227 (1, 6)		0-0 G3 3B 1B		0-0 E4 E 1B		0-3 K		0-0 2-3		4	1	1	0	0	1	4
Phil Roof, R OBP: 0.250, SLG: 0.182 (1, 2)		0-0 G3 1-2		0-0 E 1B		0-0 F7		0-0 5-3		4	0	1	0	0	0	3
Ted Kubiak, S OBP: 0.320, SLG: 0.383 (1, 4)		0-0 2-H 3B		0-0 F7		0-0 4-3		0-0 G5-3 BB 1B		4	0	2	1	0	0	2
Marty Pattin, R OBP: 0.333, SLG: 0.111 Ted Savage, R OBP: 0.300, SLG: 0.125 (8, PH) (9, 7)		0-0 F7		0-0 6-3 1-2 2-3		4-0 BB		0-0 F6		2	0	0	0	1	0	3
										1	0	0	0	0	0	1

Inning Stats	R: 0	H: 1	E: 0	K: 1	S: 6	LOB: 1	BB: 0	P: 6
	R: 1	H: 2	E: 0	K: 1	S: 7	LOB: 1	BB: 0	P: 7
	R: 0	H: 0	E: 0	K: 1	S: 5	LOB: 2	BB: 2	P: 13
	R: 0	H: 1	E: 2	K: 0	S: 5	LOB: 2	BB: 0	P: 5
	R: 0	H: 2	E: 0	K: 1	S: 7	LOB: 2	BB: 0	P: 7
	R: 0	H: 0	E: 0	K: 1	S: 5	LOB: 1	BB: 1	P: 9
	R: 1	H: 1	E: 1	K: 0	S: 5	LOB: 2	BB: 1	P: 9
	R: 0	H: 1	E: 0	K: 0	S: 3	LOB: 1	BB: 1	P: 7
	R: 0	H: 0	E: 0	K: 1	S: 5	LOB: 0	BB: 0	P: 5
	R: 0	H: 0	E: 0	K: 1	S: 5	LOB: 0	BB: 0	P: 5

BOTTOM

Chicago White Sox @ Milwaukee Brewers
Milwaukee County Stadium, Milwaukee, WI

Thu Apr 22 1971, 4:33 AM EST
 Att. 3,127 - Sunny - 42 F

AB	34
R	2
H	8
RBI	2
BB	5
SO	6
LOB	27

livebaseballscorecards.com



WP: 0	PA: 41
PB: 0	
SB: 1	
CS: 0	

Batter	1	2	3	4	5	6	7	8	9	AB R H RBI BB SO LOB	TOP											
Jay Johnstone, L (1, 8) OBP: 0.313, SLG: 0.368	0-0 1B 1B	0-0 F7			0-0 F9			0-0 B1-3		4 1 1 0 0 0 2												
Mike Andrews, R (1, 4) OBP: 0.353, SLG: 0.373	0-0 1B 1B		0-0 F7			0-3 K		0-0 6-3		4 0 1 0 0 1 0												
Carlos May, L (1, 3) OBP: 0.343, SLG: 0.339	0-0 1B		0-0 4-3			0-0 G3		0-0 1B		4 0 2 1 0 0 0												
Bill Melton, R (1, 5) OBP: 0.333, SLG: 0.389	0-3 K		0-3 K			0-0 FC5-4 1B		0-0 1-3		4 0 1 0 0 2 3												
Rich McKinney, R (1, 9) OBP: 0.421, SLG: 0.382	0-0 F9			0-0 F8		0-0 FC5-4			0-0 6-3	4 0 0 0 0 0 3												
Rick Reichardt, R (1, 7) OBP: 0.273, SLG: 0.341		0-3 K		0-0 G3-6-3 1B			0-0 1B		0-0 1B 1B	4 0 3 0 0 1 0												
Ed Herrmann, L (1, 2) OBP: 0.417, SLG: 0.517		0-0 SH5-3 1B 1B		0-0 G3-6-3 1-2f			0-0 F8		0-0 F5	4 0 1 0 0 0 3												
Luis Alvarado, R (1, 6) OBP: 0.071, SLG: 0.071		0-0 SH5-3			0-0 B3		0-0 F9		0-0 1B	2 0 1 0 0 0 0												
Ed Stroud, L (7, PH) OBP: 0.172, SLG: 0.077		1-2 SH5-3 1B			0-0 6-3		0-0 F4		0-3 K	1 0 0 0 0 0 1												
Rich Morales, R (7, 6) OBP: 0.600, SLG: 0.600		1-2 2-3								1 0 1 0 0 0 0												
Tommy John, R (1, 1) Steve Kealey, R (5, 1) Walt Williams, R (7, PH) Terry Forster, L (7, 1) Jim Magnuson, R (8, 1) Lee Maye, L (9, PH) OBP: 0.571, SLG: 0.667		0-0 SH5-3								1 0 0 0 0 0 0												
Inning Stats	R: 1 E: 0 K: 1 S: 7	H: 3 LOB: 1 BB: 0 P: 7	R: 0 E: 0 K: 1 S: 7	H: 2 LOB: 2 BB: 0 P: 7	R: 0 E: 0 K: 1 S: 5	H: 0 LOB: 0 BB: 0 P: 5	R: 0 E: 0 K: 0 S: 3	H: 1 LOB: 0 BB: 0 P: 3	R: 0 E: 0 K: 0 S: 3	H: 0 LOB: 0 BB: 0 P: 3	R: 0 E: 0 K: 1 S: 6	H: 1 LOB: 1 BB: 0 P: 6	R: 0 E: 0 K: 0 S: 4	H: 1 LOB: 1 BB: 0 P: 4	R: 0 E: 0 K: 0 S: 4	H: 1 LOB: 1 BB: 0 P: 4	R: 0 E: 0 K: 1 S: 7	H: 2 LOB: 2 BB: 0 P: 7	1B: 11 2B: 0 3B: 0 HR: 0	SF: 0 SAC: 1 DP: 1 HBP: 0	WP: 0 PB: 0 SB: 0 CS: 0	PA: 36
PITCHER Sonny Siebert, R (1, 1) ERA: 0.54	IP: 9.0 WLS: W BF: 36 H: 11 R: 1 ER: 1 SO: 5 BB: 0 IBB: 0 HBP: 0 BLK: 0 WP: 0 HR: 0 S: 46 P: 46 ERA: 1.00 WHIP: 1.222																				PITCHER IP: WLS: BF: H: R: ER: SO: BB: IBB: HBP: BLK: WP: HR: S: P: ERA: WHIP	

Chicago White Sox @ Boston Red Sox
 Fenway Park, Boston, MA
 Fri Apr 23 1971, 3:33 AM EST
 Att: 12,261 - Unknown

livebaseballscorecards.com

AB	35
R	1
H	11
RBI	1
BB	0
SO	5
LOB	15



Batter	1	2	3	4	5	6	7	8	9	AB R H RBI BB SO LOB	BOTTOM										
John Kennedy, R OBP: 0.417, SLG: 0.600 (1, 6) X	0-0 SF9 3B	0-0 5-3			4-0 2B SF8 BB	0-0 1B				3 2 2 0 1 0 1	Chicago White Sox @ Boston Red Sox Fenway Park, Boston, MA Fri Apr 23 1971, 3:33 AM EST Att. 12,261 - Unknown livebaseballscorecards.com AB 28 R 7 H 7 RBI 7 BB 4 SO 4 LOB 7										
Reggie Smith, S OBP: 0.391, SLG: 0.426 (1, 9) BBB	4-0 SF9 HR BB	0-0 6-3			0-3 K	0-3 K				3 1 0 0 1 2 4											
Carl Yastrzemski, L OBP: 0.468, SLG: 0.647 (1, 7) BBB	4-0 HR BB		0-0 4-3		0-0 1B 2B		0-0 F7			3 2 1 1 1 0 0											
Rico Petrocelli, R OBP: 0.400, SLG: 0.327 (1, 5) X	0-0 SF9		0-0 5-3		0-0 SF8		0-3 K			2 0 0 2 0 1 0											
George Scott, R OBP: 0.349, SLG: 0.386 (1, 3) X	0-0 HR		0-3 K		4-0 1B IBB		0-0 F9			3 1 1 3 1 1 0											
Duane Josephson, R OBP: 0.356, SLG: 0.333 (1, 2) X	0-0 5-3		0-0 5-3	0-0 5-3	0-0 1B		0-0 L9			4 0 1 1 0 0 0											
Billy Conigliaro, R OBP: 0.322, SLG: 0.392 (1, 8) X	0-0 6-3		0-0 5-3	0-0 5-3	0-0 5-3		0-0 L8			4 0 0 0 0 0 2											
Doug Griffin, R OBP: 0.278, SLG: 0.217 (1, 4) X		0-0 SH2-3 1B		0-0 L8		0-0 6-3		0-0 4-3		4 0 1 0 0 0 0											
Sonny Siebert, R OBP: 0.250, SLG: 0.455 (1, 1) X		0-0 SH2-3		0-0 L7	0-0 2B 1B	0-0 L7				2 1 1 0 0 0 0											
Inning Stats	R: 4 E: 0 K: 0 S: 5	H: 2 LOB: 0 BB: 2 P: 13	R: 0 E: 0 K: 0 S: 4	H: 1 LOB: 1 BB: 0 P: 4	R: 0 E: 0 K: 1 S: 5	H: 0 LOB: 0 BB: 0 P: 5	R: 0 E: 0 K: 0 S: 3	H: 0 LOB: 0 BB: 0 P: 3	R: 3 E: 0 K: 1 S: 8	H: 3 LOB: 2 BB: 2 P: 16	R: 0 E: 0 K: 1 S: 6	H: 1 LOB: 1 BB: 0 P: 6	R: 0 E: 0 K: 1 S: 5	H: 0 LOB: 0 BB: 0 P: 5	R: 0 E: 0 K: 0 S: 3	H: 0 LOB: 0 BB: 0 P: 3	1B: 4 2B: 1 3B: 1 HR: 1	SF: 2 SAC: 1 DP: 0 HBP: 0	WP: 0 PB: 0 SB: 0 CS: 0	PA: 35	
PITCHER	IP WLS BF H R ER SO BB IBB HBP BLK WP HR S P ERA WHIP																				
Tommy John, L ERA: 5.76 (1, 1)	4.1 L	21	5	7	7	2	3	0	0	0	0	1	22	34	14.54	1.846					
Steve Kealey, R ERA: 4.5 (5, 1)	1.2	8	2	0	0	1	0	1	0	0	0	0	9	13	0.00	1.200					
Terry Forster, L ERA: 2.08 (7, 1)	1.0	3	0	0	0	1	0	0	0	0	0	0	5	5	0.00	0.000					
Jim Magnuson, L ERA: 1.8 (8, 1)	1.0	3	0	0	0	0	0	0	0	0	0	0	3	3	0.00	0.000					

Chicago White Sox @ Boston Red Sox
 Fenway Park, Boston, MA
 Fri Apr 23 1971, 3:33 AM EST
 Att. 12,261 - Unknown



Batter	1	2	3	4	5	6	7	8	9	AB	R	H	RBI	BB	SO	LOB	BOTTOM
--------	---	---	---	---	---	---	---	---	---	----	---	---	-----	----	----	-----	--------

John Kennedy, R OBP: 0.438, SLG: 0.538 (1, 6)	0-0 F3		0-0 G4-6-3 1B		0-0 5-3		4-0 BB BB			3	0	1	0	1	0	0	<div style="text-align: center;"> <p>Chicago White Sox @ Boston Red Sox</p> <p>Fenway Park, Boston, MA</p> <p>Sat Apr 24 1971, 3:33 AM EST</p> <p>Att. 17,386 - Unknown</p> </div>
Reggie Smith, S OBP: 0.397, SLG: 0.421 (1, 9)	0-0 WP 1B		0-0 G4-6-3 1-2f		0-0 3-1		4-0 BB BB			3	0	1	0	1	0	1	
Carl Yastrzemski, L OBP: 0.455, SLG: 0.618 (1, 7)	0-0 F6 1-2			0-0 HR 1B	0-0 F9		0-0 L8			4	1	1	0	0	0	3	
Rico Petrocelli, R OBP: 0.406, SLG: 0.385 (1, 5)	0-3 K			0-0 1-H HR		4-0 FC6-4 BB		0-3 K		3	1	1	2	1	2	1	
George Scott, R OBP: 0.343, SLG: 0.426 (1, 3)		0-0 F4		0-0 F4		0-3 K		0-0 HR		4	1	1	1	0	1	1	
Duane Josephson, R OBP: 0.365, SLG: 0.345 (1, 2)		0-0 5-3 1B		0-0 1B		0-3 K		0-0 6-3		4	0	2	0	0	1	1	
Billy Conigliaro, R OBP: 0.333, SLG: 0.473 (1, 8)		0-0 5-3 1-2		0-0 2B		0-0 FC6-4 1-2f		0-0 HR		4	1	2	1	0	0	2	
Doug Griffin, R OBP: 0.310, SLG: 0.271 (1, 4)		0-0 5-3		4-0 IBB		4-0 BB BB		0-0 3B		2	0	1	0	2	0	1	
Mike Nagy, R OBP: 0.111, SLG: 0.222 (1, 1)			0-3 K	0-0 6-3		0-0 B1-6-3 1-2f		0-0 1-3		4	0	0	0	0	1	4	
Ken Tatum, R (9, 1)										0	0	0	0	0	0	0	

Inning Stats	R: 0	H: 1	E: 0	K: 1	S: 6	LOB: 1	BB: 0	P: 6	R: 0	H: 1	E: 0	K: 0	S: 4	LOB: 1	BB: 0	P: 4	R: 0	H: 1	E: 0	K: 1	S: 5	LOB: 0	BB: 0	P: 5	R: 2	H: 4	E: 0	K: 0	S: 6	LOB: 2	BB: 1	P: 10	R: 0	H: 0	E: 0	K: 0	S: 3	LOB: 0	BB: 0	P: 3	R: 0	H: 0	E: 0	K: 2	S: 7	LOB: 1	BB: 1	P: 11	R: 0	H: 0	E: 0	K: 0	S: 2	LOB: 2	BB: 3	P: 14	R: 2	H: 3	E: 0	K: 1	S: 8	LOB: 1	BB: 0	P: 8	1B: 5	2B: 1	3B: 1	HR: 3	SF: 0	SAC: 0	DP: 2	HBP: 0	WP: 1	PB: 0	SB: 0	CS: 0	PA: 36
--------------	------	------	------	------	------	--------	-------	------	------	------	------	------	------	--------	-------	------	------	------	------	------	------	--------	-------	------	------	------	------	------	------	--------	-------	-------	------	------	------	------	------	--------	-------	------	------	------	------	------	------	--------	-------	-------	------	------	------	------	------	--------	-------	-------	------	------	------	------	------	--------	-------	------	-------	-------	-------	-------	-------	--------	-------	--------	-------	-------	-------	-------	--------

PITCHER	IP	WLS	BF	H	R	ER	SO	BB	IBB	HBP	BLK	WP	HR	S	P	ERA	WHIP	PITCHER	IP	WLS	BF	H	R	ER	SO	BB	IBB	HBP	BLK	WP	HR	S	P	ERA	WHIP																								
Bart Johnson, R ERA: 3.65 (1, 1)	6.0		25	7	2	2	4	1	1	0	0	1	1	31	39	3.00	1.333																																										
Vicente Romo, R ERA: 6.94 (7, 1)	2.0	L	11	3	2	2	1	3	0	0	0	0	2	10	22	9.00	3.000																																										

AB	31
R	4
H	10
RBI	4
BB	5
SO	5
LOB	14



Batter	1	2	3	4	5	6	7	8	9	AB	R	H	RBI	BB	SO	LOB	TOP
Lee Richard, R (1, 8) OBP: 0.273, SLG: 0.308	0-0 B1-3		0-0 5-3		0-0 F9		0-0 HR		0-0 1-3	5	1	1	0	0	0	1	
Mike Andrews, R (1, 4) OBP: 0.338, SLG: 0.412	0-0 2B			0-0 6-3	0-0 FC5-4		0-0 HR		0-0 F2	5	1	2	2	0	0	1	
Carlos May, L (1, 3) OBP: 0.347, SLG: 0.333	0-0 L8			0-0 1B		0-3 K	0-0 BB		0-0 4-3	4	0	1	0	1	1	1	
Bill Melton, R (1, 5) OBP: 0.324, SLG: 0.361	0-0 5-3			0-0 L8	0-0 BB	0-0 BB	0-0 BB		0-0 F5	3	0	0	0	1	0	3	
Rick Reichardt, R (1, 7) OBP: 0.280, SLG: 0.340		0-3 K		0-0 F8		0-0 BB		0-0 6-3		2	0	0	0	0	1	1	
Rich McKinney, R (6, PH)										1	0	0	0	1	0	0	
Walt Williams, R (1, 9) OBP: 0.263, SLG: 0.324	0-0 5-3				0-0 HR	0-0 BB	0-0 F8		0-0 1B	3	1	1	0	1	0	2	
Tom Egan, R (1, 2) OBP: 0.308, SLG: 0.560	0-3 K			0-0 HR	0-3 K		0-0 F8		0-0 F8	4	1	1	2	0	2	3	
Luis Alvarado, R (1, 6) OBP: 0.182, SLG: 0.182			0-0 4-3		0-0 F7		0-0 5-3	0-0 1B		4	0	1	0	0	0	0	
Wilbur Wood, R (1, 1)			0-3 K		1-0 FC5-4		0-3 K	0-0 4-3		1	0	0	0	0	1	0	
Pat Jacquez, R (4, 1)										0	0	0	0	0	0	0	
Jim Magnuson, R (4, 1)										0	0	0	0	0	0	0	
Rich Morales, R (5, PH)										1	0	0	0	0	1	0	
Steve Kealey, R (5, 1)										1	0	0	0	0	0	2	
Ed Herrmann, L (8, PH)										0	0	0	0	0	0	0	
Don Eddy, R (8, 1)										0	0	0	0	0	0	0	
Vicente Romo, R (8, 1)										0	0	0	0	0	0	0	
Inning Stats	R: 0 H: 1 E: 0 LOB: 1 K: 0 BB: 0 S: 4 P: 4	R: 0 H: 0 E: 0 LOB: 0 K: 2 BB: 0 S: 7 P: 7	R: 0 H: 0 E: 0 LOB: 0 K: 1 BB: 0 S: 5 P: 5	R: 0 H: 1 E: 0 LOB: 1 K: 0 BB: 0 S: 4 P: 4	R: 2 H: 2 E: 0 LOB: 1 K: 0 BB: 0 S: 5 P: 6	R: 0 H: 0 E: 0 LOB: 2 K: 2 BB: 2 S: 7 P: 15	R: 2 H: 2 E: 0 LOB: 1 K: 1 BB: 1 S: 7 P: 11	R: 0 H: 1 E: 0 LOB: 2 K: 0 BB: 1 S: 4 P: 8	R: 0 H: 0 E: 0 LOB: 0 K: 0 BB: 0 S: 3 P: 3	1B: 3 SF: 0 2B: 2 SAC: 0 3B: 0 DP: 0 HR: 2 HBP: 1	WP: 0 PA: 39 PB: 0 SB: 0 CS: 0						
PITCHER	IP	WLS	BF	H	R	ER	SO	BB	IBB	HBP	BLK	WP	HR	S	P	ERA	WHIP
Gary Peters, L (1, 1) ERA: 4.18	6.2		30	6	4	4	6	3	0	1	0	0	2	38	51	5.40	1.350
Bobby Bolin, R (7, 1) ERA: 6.35	1.0		5	1	0	0	0	1	0	0	0	0	0	4	8	0.00	2.000
Sparky Lyle, L (8, 1) ERA:	0.1	W	1	0	0	0	0	0	0	0	0	0	0	1	1	0.00	0.000
Ken Tatum, R (9, 1) ERA: 2.7	1.0	S	3	0	0	0	0	0	0	0	0	0	0	3	3	0.00	0.000

Chicago White Sox @ Boston Red Sox
Fenway Park, Boston, MA
Sun Apr 25 1971, 3:33 AM EDT
Att. 13,112 - Unknown

AB	34
R	4
H	7
RBI	4
BB	4
SO	6
LOB	14



BOTTOM

Chicago White Sox @ Washington Senators
Robert F. Kennedy Memorial Stadium, Washington, DC

Thu Apr 29 1971, 7:05 PM EDT
Att. 3,681 - Unknown

livebaseballscorecards.com

AB	32
R	4
H	5
RBI	4
BB	3
SO	8
LOB	7



AB	R	H	RBI	BB	SO	LOB
4	1	1	0	0	0	0
4	0	0	0	0	1	1
4	1	1	2	0	1	0
4	0	0	0	0	1	0
4	1	1	0	0	1	0
3	1	2	2	1	0	0
3	0	0	0	1	1	2
2	0	0	0	1	1	1
1	0	0	0	0	1	0
2	0	0	0	0	1	2
0	0	0	0	0	0	0
0	0	0	0	0	0	0
0	0	0	0	0	0	0
0	0	0	0	0	0	0
0	0	0	0	0	0	0
1	0	0	0	0	0	1
0	0	0	0	0	0	0

WP:	0	PA:	35
PB:	0	SB:	1
CS:	0		

Batter	1	2	3	4	5	6	7	8	9
Del Unser, L OBP: 0.360, SLG: 0.478 (1, 8) X	0-0 F7 ①		0-0 G3 ③			0-0 HR 1B		0-0 F5 ①	
Tim Cullen, R OBP: 0.264, SLG: 0.268 (1, 4) X	0-0 4-3 ②			0-0 6-3 ①		0-3 K ①		0-0 6-3 ②	
Mike Epstein, L OBP: 0.388, SLG: 0.358 (1, 3) X	0-0 G3 ③			0-0 P6 ②		0-0 HR 1-H		0-3 K ③	
Frank Howard, R OBP: 0.344, SLG: 0.395 (1, 7)		0-3 K ①		0-0 5-3 ③		0-0 6-3 ②		0-0 F5 ①	
Tom McCraw, L OBP: 0.455, SLG: 0.718 (1, 9)		0-3 K ②			0-0 F7 ①	0-0 4-3 ③		0-0 HR 1B	
Bernie Allen, L OBP: 0.500, SLG: 0.750 (1, 5)		0-0 1B ①			0-0 F9 ②		4-0 BB ①	0-0 HR 1-H	
Jim French, L OBP: 0.270, SLG: 0.219 (1, 2)		0-3 K ③			4-0 BB ①		0-0 P4 ①	0-0 4-3 ②	
Toby Harrah, R OBP: 0.263, SLG: 0.194 Joe Foy, R OBP: 0.347, SLG: 0.344 (9, PH)			0-0 L4 ①		4-0 BB ①		0-3 K ②	0-3 K ③	
Dick Bosman, R Darold Knowles, L Horacio Pina, R Denny Riddleberger, R Bill Gogolewski, L Richie Scheinblum, S Jim Shellenback, L (8, 1)			0-3 K ②		0-0 4-3 ③		0-0 P6 ③		

Inning Stats	R: 0	H: 0	E: 0	K: 0	S: 3	LOB: 0	BB: 0	P: 3
	R: 0	H: 1	E: 0	K: 3	S: 10	LOB: 1	BB: 0	P: 10
	R: 0	H: 0	E: 0	K: 1	S: 5	LOB: 0	BB: 0	P: 5
	R: 0	H: 0	E: 0	K: 0	S: 3	LOB: 0	BB: 0	P: 3
	R: 0	H: 0	E: 0	K: 0	S: 3	LOB: 2	BB: 2	P: 11
	R: 2	H: 2	E: 0	K: 1	S: 7	LOB: 0	BB: 0	P: 7
	R: 0	H: 0	E: 0	K: 1	S: 5	LOB: 1	BB: 1	P: 9
	R: 0	H: 0	E: 0	K: 1	S: 5	LOB: 0	BB: 0	P: 5
	R: 2	H: 2	E: 0	K: 1	S: 7	LOB: 0	BB: 0	P: 7

PITCHER	IP	WLS	BF	H	R	ER	SO	BB	IBB	HBP	BLK	WP	HR	S	P	ERA	WHIP
Tom Bradley, R ERA: 1.15 (1, 1)	6.0	W	23	3	2	2	5	2	0	0	0	0	1	31	39	3.00	0.833
Steve Kealey, R ERA: 3.0 (7, 1)	3.0	S	12	2	2	2	3	1	0	0	0	0	1	17	21	6.00	1.000

Batter	1	2	3	4	5	6	7	8	9	AB R H RBI BB SO LOB	TOP											
Lee Richard, R (1, 6) OBP: 0.296, SLG: 0.328	0-0 1-3		0-0 6-3		0-3 K	0-0 L4		0-0 G4-6-3		5 1 1 0 0 0 0	Chicago White Sox @ Washington Senators Robert F. Kennedy Memorial Stadium, Washington, DC Fri Apr 30 1971, 7:05 PM EDT Att. 6,502 - Unknown livebaseballscorecards.com											
Ed Stroud, L (1, 9) OBP: 0.256, SLG: 0.184	0-0 1B		0-0 WP 1B		0-0 1B 2B		0-0 F9	0-0 6-3		4 2 2 0 1 0 0												
Carlos May, L (1, 3) OBP: 0.374, SLG: 0.405	0-0 F8		0-0 WP 1-3		4-0 1B 1B BB		0-0 4-3	0-0 E3 2B SF7		5 2 2 2 0 0 2												
Rick Reichardt, R (1, 7) OBP: 0.262, SLG: 0.355	0-0 F9			0-0 4-3	0-0 1B 1-H 2-H		1-0 1B S HBP	0-0 SF7 1B 2B		5 2 2 1 0 0 4												
Bill Melton, R (1, 5) OBP: 0.369, SLG: 0.438		0-0 P6		0-0 HR	0-0 5-3		0-0 1B S 1B	0-0 5-3		3 0 1 0 0 1 0												
Rich Morales, R (6, 5) OBP: 0.667, SLG: 0.600							1-3 1B			1 0 1 1 1 0 0												
Mike Andrews, R (1, 4) OBP: 0.364, SLG: 0.427		0-0 4-3 2B		0-0 5-3 1B		0-3 K	0-0 1B 1B	4-0 1B IBB		4 0 2 1 0 0 1												
Ed Herrmann, L (1, 2) OBP: 0.400, SLG: 0.465		0-0 4-3 2-3		0-0 5-3 1-2		0-0 F3	0-0 1B 1B	0-0 SF7		5 1 2 1 0 0 4												
Jay Johnstone, L (1, 8) OBP: 0.304, SLG: 0.366		0-0 F9		0-0 4-3		0-0 2B 1B	0-0 4-3	0-0 2-3 3-H 1B		5 0 2 1 0 0 3												
Bart Johnson, R (1, 1) OBP: 0.176, SLG: 0.235			0-0 6-3		0-0 F9	0-0 2B		0-0 G4-6-3 1B	0-0 4-3	4 0 0 0 0 1 2												
Inning Stats	R: 0 E: 0 K: 0 S: 4	H: 1 LOB: 1 BB: 0 P: 4	R: 0 E: 0 K: 0 S: 4	H: 1 LOB: 1 BB: 0 P: 4	R: 0 E: 0 K: 0 S: 3	H: 1 LOB: 0 BB: 0 P: 3	R: 1 E: 0 K: 0 S: 5	H: 2 LOB: 1 BB: 0 P: 5	R: 2 E: 0 K: 1 S: 7	H: 2 LOB: 1 BB: 1 P: 11	R: 1 E: 0 K: 1 S: 7	H: 2 LOB: 1 BB: 0 P: 7	R: 2 E: 0 K: 0 S: 6	H: 3 LOB: 2 BB: 0 P: 7	R: 0 E: 0 K: 0 S: 3	H: 1 LOB: 0 BB: 0 P: 3	R: 2 E: 1 K: 0 S: 6	H: 2 LOB: 2 BB: 1 P: 10	1B: 10 2B: 4 3B: 0 HR: 1	SF: 1 SAC: 0 DP: 1 HBP: 1	WP: 1 PB: 0 SB: 2 CS: 0	PA: 45
PITCHER	IP WLS BF H R ER SO BB IBB HBP BLK WP HR S P ERA WHIP																					
Gerry Janeski, R (1, 1) ERA: 3.98	5.0 L 23 7 3 3 1 1 0 0 0 0 1 1 23 27 5.40 1.600																					
Bill Gogolewski, R (6, 1) ERA: 4.76	2.0 12 5 3 3 1 0 0 1 0 0 0 13 14 13.50 2.500																					
Joe Grzenda, L (8, 1) ERA: 0.96	2.0 10 3 2 0 0 0 0 1 0 0 0 9 13 0.00 1.500																					



Batter	1	2	3	4	5	6	7	8	9	AB	R	H	RBI	BB	SO	LOB
Del Unser, L (1, 8) OBP: 0.352, SLG: 0.480	0-3 K		0-0 1-H 2B		0-0 F9		0-0 F2			4	0	1	1	0	1	1
Tim Cullen, R (1, 4) OBP: 0.253, SLG: 0.256	0-3 K		0-0 6-3		0-0 4-3			0-0 F9		4	0	0	0	0	1	2
Mike Epstein, L (1, 3) OBP: 0.393, SLG: 0.348	4-0 FC5-4 BB		4-0 BB		0-0 G3			0-3 K		2	0	0	0	2	1	1
Frank Howard, R (1, 7) OBP: 0.340, SLG: 0.381	0-0 FC5-4		0-3 K			4-0 BB		0-0 L6		3	0	0	0	1	1	3
Elliott Maddox, R (9, 7) OBP: 0.324, SLG: 0.233	1-2f									0	0	0	0	0	0	0
Tom McCraw, L (1, 9) OBP: 0.417, SLG: 0.651		0-0 4-3		0-0 F8		0-0 F8		0-0 4-3		4	0	0	0	0	0	1
Bernie Allen, L (1, 5) OBP: 0.464, SLG: 0.667		0-0 F8		0-0 G3		0-0 F8		0-0 1B 1B		4	0	1	0	0	0	1
Don Wert, R (1, 6) OBP: 0.333, SLG: 0.200		0-3 K		4-0 BB		0-0 F8		0-3 K		3	0	0	0	1	2	2
Paul Casanova, R (1, 2) OBP: 0.304, SLG: 0.422			0-0 L4		0-3 K		0-0 5-3		0-0 1B	4	0	1	0	0	1	1
Gerry Janeski, R (1, 1) OBP: 0.250, SLG: 0.250			0-0 2B 1B		0-0 2B		0-0 F8		0-3 K	1	1	1	0	0	0	0
Richie Scheinbum, S (5, PH) OBP: 0.306, SLG: 0.207										1	0	1	0	0	0	0
Bill Gogolewski, L (6, 1) OBP: 0.162, SLG: 0.200										0	0	0	0	0	0	0
Dick Billings, R (7, PH) OBP: 0.162, SLG: 0.200										1	0	0	0	0	0	0
Joe Grzenda, R (8, 1) OBP: 0.342, SLG: 0.338										0	0	0	0	0	0	0
Joe Foy, R (9, PH) OBP: 0.342, SLG: 0.338										1	0	0	0	0	1	2

Inning Stats	R: 0	H: 0	E: 0	LOB: 1	K: 2	S: 7	P: 11	R: 0	H: 0	E: 0	LOB: 0	K: 1	S: 5	P: 5	R: 0	H: 0	E: 0	LOB: 1	K: 1	S: 5	P: 9	R: 0	H: 1	E: 0	LOB: 1	K: 0	S: 4	P: 4	R: 0	H: 0	E: 0	LOB: 1	K: 0	S: 3	P: 7	R: 0	H: 0	E: 0	LOB: 0	K: 0	S: 3	P: 3	R: 0	H: 0	E: 0	LOB: 0	K: 1	S: 5	P: 5	R: 0	H: 2	E: 0	LOB: 2	K: 2	S: 9	P: 9	1B: 3	SF: 0	2B: 2	SAC: 0	3B: 0	DP: 0	HR: 0	HBP: 0	WP: 0	PA: 36
PITCHER Bart Johnson, R (1, 1) ERA: 3.13	IP	WLS	BF	H	R	ER	SO	BB	IBB	HBP	BLK	WP	HR	S	P	ERA	WHIP	IP	WLS	BF	H	R	ER	SO	BB	IBB	HBP	BLK	WP	HR	S	P	ERA	WHIP	IP	WLS	BF	H	R	ER	SO	BB	IBB	HBP	BLK	WP	HR	S	P	ERA	WHIP															


BOTTOM

Chicago White Sox @ Washington Senators
Robert F. Kennedy Memorial Stadium, Washington, DC

Fri Apr 30 1971, 7:05 PM EDT
Att. 6,502 - Unknown

livebaseballscorecards.com

AB	32
R	1
H	5
RBI	1
BB	4
SO	8
LOB	14



Batter	1	2	3	4	5	6	7	8	9	AB R H RBI BB SO LOB	TOP											
Lee Richard, R (1, 6) OBP: 0.289, SLG: 0.319	0-3 K		0-0 CS 2-H 1B		0-0 F2		0-0 F8	0-3 K		5 0 1 1 0 2 1												
Ed Stroud, L (1, 9) OBP: 0.250, SLG: 0.186	0-0 4-3		0-0 G3		0-0 3-1		0-0 1B 1B		0-3 K	5 1 1 0 0 1 1												
Carlos May, L (1, 3) OBP: 0.385, SLG: 0.452	0-0 P6			0-0 BB S 1B		0-0 HR	0-0 FC6-4 1B 1B		0-3 K	5 1 3 1 0 1 0												
Rick Reichardt, R (1, 7) OBP: 0.271, SLG: 0.373		0-0 6-3		0-3 K		0-0 2B 2B	0-0 FC6-4 1B		0-0 4-3	5 1 2 1 0 1 1												
Bill Melton, R (1, 5) OBP: 0.375, SLG: 0.447		4-0 FC6-4 BB		0-0 F7		0-0 SH1 E 2B	0-0 FC6-4 S			3 1 1 1 1 0 3												
Mike Andrews, R (1, 4) OBP: 0.363, SLG: 0.416		0-0 FC6-4 1-2f		4-0 BB BB		0-0 SH1 2-3	0-3 K			2 0 0 0 1 1 3												
Ed Herrmann, L (1, 2) OBP: 0.389, SLG: 0.435		0-0 F7		4-0 BB BB		0-0 F2		0-0 4-3		3 0 0 0 1 0 2												
Jay Johnstone, L (1, 8) OBP: 0.325, SLG: 0.370			0-0 SH1-4 1B 1B		0-3 K	4-0 E4 IBB		4-0 BB		2 1 1 0 2 1 3												
Tommy John, R (1, 1)			0-0 SH1-4		0-0 F2	0-0 E4		0-0 F2		2 0 0 0 0 0 1												
Don Eddy, R (6, 1)										0 0 0 0 0 0 0												
Steve Kealey, R (7, 1)										1 0 0 0 0 0 1												
Terry Forster, L (9, 1)										0 0 0 0 0 0 0												
Inning Stats	R: 0 E: 0 K: 1 S: 5	H: 0 LOB: 0 BB: 0 P: 5	R: 0 E: 0 K: 0 S: 3	H: 0 LOB: 1 BB: 1 P: 7	R: 1 E: 0 K: 0 S: 4	H: 2 LOB: 0 BB: 0 P: 4	R: 0 E: 0 K: 2 S: 8	H: 1 LOB: 3 BB: 2 P: 16	R: 0 E: 0 K: 0 S: 3	H: 0 LOB: 0 BB: 0 P: 3	R: 3 E: 1 K: 0 S: 6	H: 3 LOB: 1 BB: 1 P: 10	R: 1 E: 0 K: 1 S: 8	H: 3 LOB: 2 BB: 0 P: 8	R: 0 E: 0 K: 1 S: 5	H: 0 LOB: 1 BB: 1 P: 9	R: 0 E: 0 K: 2 S: 7	H: 0 LOB: 0 BB: 0 P: 7	1B: 6 2B: 2 3B: 0 HR: 1	SF: 0 SAC: 2 DP: 0 HBP: 0	WP: 0 PB: 0 SB: 2 CS: 1	PA: 40
PITCHER	IP WLS BF H R ER SO BB IBB HBP BLK WP HR S P ERA WHIP											PITCHER	IP WLS BF H R ER SO BB IBB HBP BLK WP HR S P ERA WHIP									
Denny McLain, R (1, 1) ERA: 3.15	7.0 L 33 9 5 4 4 3 1 0 0 0 1 37 53 5.14 1.714																					
Darold Knowles, L (8, 1) ERA: 2.7	2.0 L 7 0 0 0 3 1 0 0 0 0 0 12 16 0.00 0.500																					

Chicago White Sox @ Washington Senators
Robert F. Kennedy Memorial Stadium, Washington, DC

Sat May 01 1971, 7:05 PM EDT
Att: 12,073 - Unknown

livebaseballscorecards.com

AB	33
R	5
H	9
RBI	4
BB	5
SO	7
LOB	16



Batter	1	2	3	4	5	6	7	8	9	AB	R	H	RBI	BB	SO	LOB
Tim Cullen, R (1, 4) OBP: 0.242, SLG: 0.244 Bernie Allen, L (9, PH) OBP: 0.448, SLG: 0.640	0-0 6-3		0-0 5-3		0-0 F9		0-0 F8		0-3 K	4	0	0	0	0	0	1
Elliott Maddox, R (1, 8) OBP: 0.317, SLG: 0.212	0-0 1-3		0-0 E6 FC4			0-0 E6 2B 6-3		4-0 BB		3	1	0	0	1	0	0
Frank Howard, R (1, 3) OBP: 0.337, SLG: 0.386	0-0 F7		0-0 FC4 1-2f			0-0 2B 1-3		0-3 K		4	1	1	0	0	1	2
Joe Foy, R (1, 5) OBP: 0.325, SLG: 0.319		0-0 6-3		0-0 6-3		0-0 P4		0-0 F7		4	0	0	0	0	0	2
Richie Scheinblum, S (1, 7) OBP: 0.275, SLG: 0.182		0-0 5-3		0-3 K		0-0 6-3		0-0 F5		4	0	0	1	0	1	1
Paul Casanova, R (1, 2) OBP: 0.320, SLG: 0.417		0-0 E 1B		0-3 K		3-H 4-0 2B BB		0-0 1-3		3	1	1	0	1	1	0
Don Wert, R (1, 6) OBP: 0.300, SLG: 0.333		0-0 E6 1-2		0-0 6-3		0-0 2B		0-0 F9		4	0	1	2	0	0	1
Del Unser, L (1, 9) OBP: 0.362, SLG: 0.519		0-0 F3		0-0 3B		0-0 4-3		0-0 1B		4	0	2	0	0	0	3
Denny McLain, R (1, 1) Dick Billings, R (7, PH) OBP: 0.167, SLG: 0.182 Darold Knowles, L (8, 1) Tom McCraw, L (9, PH) OBP: 0.408, SLG: 0.636		0-0 4-1		0-3 K		0-3 K		0-0 F5		2	0	0	0	0	1	1

Inning Stats	R: 0	H: 0	E: 0	K: 3	S: 3	R: 0	H: 1	E: 1	K: 0	S: 5	R: 0	H: 0	E: 1	K: 0	S: 4	R: 0	H: 0	E: 0	K: 2	S: 7	R: 0	H: 1	E: 0	K: 1	S: 6	R: 3	H: 2	E: 1	K: 0	S: 6	R: 0	H: 0	E: 0	K: 2	S: 7	R: 0	H: 0	E: 0	K: 0	S: 3	R: 0	H: 1	E: 0	K: 1	S: 6	1B: 2	2B: 2	3B: 1	HR: 0	SF: 0	SAC: 0	DP: 0	HBP: 0	WP: 0	PA: 37
PITCHER	IP	WLS	BF	H	R	ER	SO	BB	IBB	HBP	BLK	WP	HR	S	P	ERA	WHIP																																						
Tommy John, L (1, 1) ERA: 5.31	5.2		25	4	3	0	3	1	0	0	0	0	0	30	34	0.00	0.882																																						
Don Eddy, L (6, 1) ERA: 3.24	1.0		4	0	0	0	1	1	0	0	0	0	0	5	9	0.00	1.000																																						
Steve Kealey, R (7, 1) ERA: 2.57	2.0		7	1	0	0	1	0	0	0	0	0	0	9	9	0.00	0.500																																						
Terry Forster, L (9, 1) ERA: 2.61	0.1	S	1	0	0	0	1	0	0	0	0	0	0	3	3	0.00	0.000																																						

BOTTOM

Chicago White Sox @ Washington Senators
Robert F. Kennedy Memorial Stadium, Washington, DC

Sat May 01 1971, 7:05 PM EDT
Att. 12,073 - Unknown

livebaseballscorecards.com

AB 35
R 3
H 5
RBI 3
BB 2
SO 6
LOB 13



Batter	1	2	3	4	5	6	7	8	9	AB R H RBI BB SO LOB	TOP																								
Lee Richard, R (1, 6) OBP: 0.300, SLG: 0.329	0-0 1-3		0-0 1B			0-0 4-3 S 1B			0-0 F7	4 0 2 0 0 0 0	Chicago White Sox @ Washington Senators Robert F. Kennedy Memorial Stadium, Washington, DC Sun May 02 1971, 3:33 AM EDT Att. 8,684 - Unknown livebaseballscorecards.com																								
Ed Stroud, L (1, 9) Walt Williams, R (9, PH) OBP: 0.235, SLG: 0.174 OBP: 0.286, SLG: 0.342	0-0 6-3		0-0 4-3			0-0 4-3 1-3			0-0 HR 1B	3 0 0 0 0 0 2 1 1 1 0 0 0 0																									
Carlos May, L (1, 3) OBP: 0.370, SLG: 0.432	0-0 4-3					0-3 K			0-3 K	4 0 0 0 0 2 2																									
Rick Reichardt, R (1, 7) OBP: 0.284, SLG: 0.423		0-0 F9				0-0 F9			0-0 CS 1B HR	4 1 2 2 0 0 0																									
Bill Melton, R (1, 5) OBP: 0.359, SLG: 0.425		0-0 F8				0-0 5-3			0-3 K	4 0 0 0 0 1 1																									
Mike Andrews, R (1, 4) OBP: 0.351, SLG: 0.400		0-0 F8				0-0 F8			0-0 F8 1-2	3 0 0 0 0 0 1																									
Ed Herrmann, L (1, 2) OBP: 0.368, SLG: 0.408			0-0 F8			0-0 F9			0-0 F9	3 0 0 0 0 0 0																									
Jay Johnstone, L (1, 8) OBP: 0.326, SLG: 0.408			0-0 HR			0-0 F9			0-0 6-3	3 1 1 1 0 0 0																									
Wilbur Wood, R (1, 1) Vicente Romo, R (9, 1)			0-3 K			0-3 K			0-0 F8	3 0 0 0 0 2 0 0 0 0 0 0 0 0																									
Inning Stats	R: 0 E: 0 K: 0 S: 3	H: 0 LOB: 0 BB: 0 P: 3	R: 0 E: 0 K: 0 S: 3	H: 0 LOB: 0 BB: 0 P: 3	R: 1 E: 0 K: 1 S: 7	H: 2 LOB: 1 BB: 0 P: 7	R: 0 E: 0 K: 0 S: 3	H: 0 LOB: 0 BB: 0 P: 3	R: 0 E: 0 K: 2 S: 8	H: 1 LOB: 1 BB: 0 P: 8	R: 0 E: 0 K: 0 S: 3	H: 1 LOB: 0 BB: 0 P: 3	R: 0 E: 0 K: 0 S: 3	H: 0 LOB: 0 BB: 0 P: 3	R: 2 E: 0 K: 2 S: 9	H: 2 LOB: 0 BB: 0 P: 9	1B: 4 2B: 0 3B: 0 HR: 2	SF: 0 SAC: 0 DP: 0 HBP: 0	WP: 0 PB: 0 SB: 1 CS: 1	PA: 32															
PITCHER	IP WLS BF H R ER SO BB IBB HBP BLK WP HR S P ERA WHIP																																		
Casey Cox, R (1, 1) ERA: 2.63	8.0	27	4	1	1	3	0	0	0	0	0	1	33	33	1.12	0.500																			
Darold Knowles, L (9, 1) ERA: 3.77	1.0	L	5	2	2	2	0	0	0	0	0	1	9	9	18.00	2.000																			



Batter	1	2	3	4	5	6	7	8	9	AB	R	H	RBI	BB	SO	LOB
Del Unser, L OBP: 0.371, SLG: 0.526 (1, 9)	0-3 K		0-0 4-3		0-0 PB 2-H 2B			4-0 CS BB		3	0	1	1	1	1	0
Elliott Maddox, R OBP: 0.311, SLG: 0.216 (1, 8)	0-0 G5-4-3 1B			0-0 P6	0-0 5-3			0-3 K 1-2		4	0	1	0	0	1	2
Frank Howard, R OBP: 0.333, SLG: 0.380 (1, 7)	0-0 G5-4-3 1-2f			0-0 BB 1B			0-0 F2		0-0 6-3	4	0	1	0	0	0	1
Joe Foy, R OBP: 0.321, SLG: 0.306 (1, 5)		0-3 K		4-0 1-2 BB		0-0 5-3		0-0 6-3		3	0	0	0	1	1	0
Mike Epstein, L OBP: 0.398, SLG: 0.347 (1, 3)		4-0 E BB		0-3 K		0-3 K		0-0 1B 1B		3	0	1	0	1	2	2
Paul Casanova, R OBP: 0.315, SLG: 0.404 (1, 2)		0-0 E6 G5-4-3 1-3		0-0 F9			0-0 6-3		0-0 1B	4	0	1	0	0	0	3
Don Wert, R OBP: 0.231, SLG: 0.250 (1, 6)		0-0 G5-4-3 1-2f			0-0 5-3		0-0 P6		0-0 F9	3	0	0	0	0	0	2
Tom McCraw, L OBP: 0.400, SLG: 0.622 (9, PH)										1	0	0	0	0	0	2
Tim Cullen, R OBP: 0.245, SLG: 0.247 (1, 4)			0-0 P5		0-0 PB SH1-4 2B 1B		0-0 F7			3	1	1	0	0	0	0
Casey Cox, R (1, 1)			0-3 K					0-0 L6		1	0	0	0	0	1	0
Dick Billings, R OBP: 0.154, SLG: 0.167 (8, PH)										1	0	0	0	0	0	0
Darold Knowles, L (9, 1)										0	0	0	0	0	0	0

Inning Stats	R: 0	H: 1	E: 0	K: 1	S: 5	LOB: 0	BB: 0	P: 5	R: 0	H: 0	E: 1	K: 1	S: 5	LOB: 1	BB: 1	P: 9	R: 0	H: 0	E: 0	K: 1	S: 5	LOB: 0	BB: 0	P: 5	R: 0	H: 1	E: 0	K: 1	S: 6	LOB: 2	BB: 1	P: 10	R: 1	H: 2	E: 0	K: 0	S: 5	LOB: 1	BB: 0	P: 5	R: 0	H: 0	E: 0	K: 1	S: 5	LOB: 0	BB: 0	P: 5	R: 0	H: 0	E: 0	K: 0	S: 3	LOB: 0	BB: 0	P: 3	R: 0	H: 0	E: 0	K: 1	S: 4	LOB: 0	BB: 1	P: 8	R: 0	H: 2	E: 0	K: 0	S: 5	LOB: 2	BB: 0	P: 5	1B: 5	SF: 0	2B: 1	SAC: 1	3B: 0	DP: 2	HR: 0	HBP: 0	WP: 0	PA: 34
PITCHER	IP	WLS	BF	H	R	ER	SO	BB	IBB	HBP	BLK	WP	HR	S	P	ERA	WHIP																																																																	
Wilbur Wood, L ERA: 2.51 (1, 1)	8.2	W	33	6	1	1	6	3	0	0	0	0	0	42	54	1.04	1.038																																																																	
Vicente Romo, R ERA: 5.79 (9, 1)	0.1	S	1	0	0	0	0	0	0	0	0	0	0	1	1	0.00	0.000																																																																	

BOTTOM

Chicago White Sox @ Washington Senators
Robert F. Kennedy Memorial Stadium, Washington, DC

Sun May 02 1971, 3:33 AM EDT
Att. 8,684 - Unknown

livebaseballscores.com

AB	30
R	1
H	6
RBI	1
BB	3
SO	6
LOB	12



Batter	1	2	3	4	5	6	7	8	9	AB R H RBI BB SO LOB	TOP											
Luis Aparicio, R (1, 6) OBP: 0.281, SLG: 0.370	0-0 6-3		0-0 6-3			0-0 6-3	0-3 K		0-3 K	5 0 0 0 0 2 4												
Reggie Smith, S (1, 9) OBP: 0.385, SLG: 0.527	0-0 F7			0-0 FC5-4 1B		0-3 K	0-0 F3			4 0 1 0 0 1 3												
Carl Yastrzemski, L (1, 7) OBP: 0.465, SLG: 0.588	0-0 F7			0-0 FC5-4 G5-4-3 1B		0-0 CS 1B		0-3 K		4 0 1 0 0 1 1												
Rico Petrocelli, R (1, 5) OBP: 0.398, SLG: 0.342		0-0 5-3		0-0 G5-4-3 1B		0-0 CS 1B	0-0 2B E 1B	4-0 BB		3 1 1 0 1 0 1												
George Scott, R (1, 3) OBP: 0.382, SLG: 0.462		0-0 6-3			0-0 2B 6-3 1B		0-0 1B 1B 2B	0-0 F9		4 2 2 0 0 0 1												
Billy Conigliaro, R (1, 8) OBP: 0.364, SLG: 0.468		0-0 F5			0-0 1-3 2B		0-0 1B 1B	0-3 K		4 0 2 1 0 1 1												
Duane Josephson, R (1, 2) OBP: 0.314, SLG: 0.359			0-0 HR		0-0 6-3		0-3 K		0-0 SH1-3 2B	4 1 2 2 0 1 3												
Doug Griffin, R (1, 4) OBP: 0.294, SLG: 0.270			0-3 K		0-3 3-H K		4-0 1B IBB		0-3 K	2 0 0 0 0 2 1												
Mike Fiore, L (7, PH)										0 0 0 0 1 0 0												
John Kennedy, R (7, 4) OBP: 0.444, SLG: 0.500										1 0 0 0 0 1 1												
Mike Nagy, R (1, 1) OBP: 0.083, SLG: 0.167			0-3 K2-3		0-0 6-3		0-0 1B		0-0 SH1-3	2 0 0 0 0 1 1												
Bill Lee, L (6, 1)										0 0 0 0 0 0 0												
Joe Lahoud, L (7, PH) OBP: 0.421, SLG: 0.333										0 0 0 0 0 0 0												
Phil Gagliano, R (7, PH) OBP: 1.000, SLG: 1.000										1 0 1 1 0 0 0												
Sparky Lyle, L (7, 1)							1-2 2-3 3-H 1B		2-3	0 0 0 0 0 0 0												
Inning Stats	R: 0 E: 0 K: 0 S: 3	H: 0 LOB: 0 BB: 0 P: 3	R: 0 E: 0 K: 0 S: 3	H: 0 LOB: 0 BB: 0 P: 3	R: 1 E: 0 K: 2 S: 8	H: 1 LOB: 0 BB: 0 P: 8	R: 0 E: 0 K: 0 S: 3	H: 1 LOB: 0 BB: 0 P: 3	R: 1 E: 0 K: 1 S: 7	H: 2 LOB: 1 BB: 0 P: 7	R: 0 E: 0 K: 1 S: 5	H: 1 LOB: 0 BB: 0 P: 5	R: 2 E: 1 K: 2 S: 11	H: 4 LOB: 3 BB: 1 P: 15	R: 0 E: 0 K: 2 S: 7	H: 0 LOB: 1 BB: 1 P: 11	R: 0 E: 0 K: 2 S: 8	H: 1 LOB: 1 BB: 0 P: 8	1B: 6 2B: 3 3B: 0 HR: 1	SF: 0 SAC: 1 DP: 1 HBP: 0	WP: 0 PB: 0 SB: 0 CS: 1	PA: 38
PITCHER	IP WLS BF H R ER SO BB IBB HBP BLK WP HR S P ERA WHIP																					
Tom Bradley, R (1, 1) ERA: 1.8	6.0 L 24 8 4 4 4 0 0 0 0 0 0 1 32 32 6.00 1.333																					
Vicente Romo, R (7, 1) ERA: 5.65	0.1 2 0 0 0 1 0 1 0 0 0 0 0 3 7 0.00 0.000																					
Terry Forster, L (7, 1) ERA: 2.45	0.2 3 1 0 0 1 0 0 0 0 0 0 0 5 5 0.00 1.500																					
Joe Herten, R (8, 1) ERA:	2.0 8 1 0 0 4 1 0 0 0 0 0 0 15 19 0.00 1.000																					

Boston Red Sox @ Chicago White Sox
Comiskey Park, Chicago, IL
Tue May 04 1971, 8:05 PM EDT
Att. 4,998 - Unknown

livebaseballscorecards.com

AB 34
R 4
H 10
RBI 4
BB 2
SO 10
LOB 17



Batter	1	2	3	4	5	6	7	8	9	AB	R	H	RBI	BB	SO	LOB
Lee Richard, R OBP: 0.298, SLG: 0.325 (1, 6)	0-0 WP 4-3 1B		0-0 F9			0-0 6-3	0-3 K			4	1	1	0	0	1	2
Ed Stroud, L OBP: 0.236, SLG: 0.163 (1, 9) (8, 8)	0-0 4-3 1-2		0-0 G3			4-0 1B SF9 BB		0-0 6-3		3	1	0	0	1	0	2
Carlos May, L OBP: 0.365, SLG: 0.424 (1, 3)	0-0 6-3 2-H			0-0 4-3		0-0 1B 1-3 1B		0-0 5-3		4	1	1	0	0	0	0
Rick Reichardt, R OBP: 0.282, SLG: 0.419 (1, 7)	0-0 CS 1B			0-0 F5		0-0 SF9		0-0 L9		3	0	1	1	0	0	0
Bill Melton, R OBP: 0.365, SLG: 0.440 (1, 5)	0-0 CS 1-2	0-0 6-3		0-0 2B		0-0 1B 1-3 1B			0-0 6-3	4	0	2	0	0	0	0
Mike Andrews, R OBP: 0.357, SLG: 0.417 (1, 4)		0-0 F7		0-0 F5		0-0 1B			0-0 1B 2B	4	0	2	1	0	0	1
Luis Alvarado, R OBP: 0.214, SLG: 0.185 (9, PR)						1-2 3-H 1B				0	0	0	0	0	0	0
Ed Herrmann, L OBP: 0.367, SLG: 0.404 (1, 2)		0-3 K				0-0 FC4-6 1B			0-0 1B 2B	3	0	1	0	0	2	2
Rich McKinney, R OBP: 0.442, SLG: 0.395 (9, PH)						0-0 K			0-0 1B	1	0	1	0	0	0	0
Jay Johnstone, L OBP: 0.330, SLG: 0.403 (1, 8)			4-0 SH1-4 BB			0-0 FC4-6 L7-3 1-2f		0-0 CS 1B	0-3 K	1	0	0	0	1	0	1
Walt Williams, R OBP: 0.295, SLG: 0.350 (7, PH) (8, 9)						1-2 3				2	0	1	0	0	1	2
Tom Bradley, R OBP: 0.143, SLG: 0.077 (1, 1)			0-0 SH1-4			0-0 L7-3		0-3 K		1	0	0	0	0	0	1
Vicente Romo, R (7, 1)										0	0	0	0	0	0	0
Terry Forster, L (7, 1)										0	0	0	0	0	0	0
Rich Morales, R OBP: 0.615, SLG: 0.545 (7, PH)										1	0	0	0	0	1	1
Joe Horlen, R (8, 1)										0	0	0	0	0	0	0

Inning Stats	R: 1	H: 2	E: 0	K: 0	S: 4	LOB: 0	BB: 0	P: 4	R: 0	H: 0	E: 0	K: 1	S: 5	LOB: 0	BB: 0	P: 5	R: 0	H: 0	E: 0	K: 0	S: 3	LOB: 1	BB: 1	P: 7	R: 0	H: 1	E: 0	K: 0	S: 4	LOB: 1	BB: 0	P: 4	R: 0	H: 1	E: 0	K: 0	S: 3	LOB: 0	BB: 0	P: 3	R: 2	H: 3	E: 0	K: 1	S: 8	LOB: 2	BB: 1	P: 12	R: 0	H: 1	E: 0	K: 2	S: 7	LOB: 1	BB: 0	P: 7	R: 0	H: 0	E: 0	K: 0	S: 3	LOB: 0	BB: 0	P: 3	R: 0	H: 2	E: 0	K: 1	S: 6	LOB: 2	BB: 0	P: 6	1B: 8	SF: 1	2B: 4	SAC: 1	3B: 0	DP: 2	HR: 0	HBP: 0	WP: 2	PA: 36
--------------	------	------	------	------	------	--------	-------	------	------	------	------	------	------	--------	-------	------	------	------	------	------	------	--------	-------	------	------	------	------	------	------	--------	-------	------	------	------	------	------	------	--------	-------	------	------	------	------	------	------	--------	-------	-------	------	------	------	------	------	--------	-------	------	------	------	------	------	------	--------	-------	------	------	------	------	------	------	--------	-------	------	-------	-------	-------	--------	-------	-------	-------	--------	-------	--------

PITCHER	IP	WLS	BF	H	R	ER	SO	BB	IBB	HBP	BLK	WP	HR	S	P	ERA	WHIP
Mike Nagy, R (1, 1) ERA: 3.86	5.2		24	7	3	3	1	2	0	0	0	1	0	24	32	4.76	1.588
Bill Lee, L (6, 1) ERA: 3.72	0.1	W	1	0	0	0	1	0	0	0	0	0	0	3	3	0.00	0.000
Sparky Lyle, L (7, 1) ERA:	3.0	S	10	3	0	0	3	0	0	0	0	0	0	16	16	0.00	1.000

BOTTOM

Boston Red Sox @ Chicago White Sox
Comiskey Park, Chicago, IL

Tue May 04 1971, 8:05 PM EDT
Att. 4,998 - Unknown

AB	31
R	3
H	10
RBI	2
BB	2
SO	5
LOB	12



PITCHER	IP	WLS	BF	H	R	ER	SO	BB	IBB	HBP	BLK	WP	HR	S	P	ERA	WHIP
Mike Nagy, R (1, 1) ERA: 3.86	5.2		24	7	3	3	1	2	0	0	0	1	0	24	32	4.76	1.588
Bill Lee, L (6, 1) ERA: 3.72	0.1	W	1	0	0	0	1	0	0	0	0	0	0	3	3	0.00	0.000
Sparky Lyle, L (7, 1) ERA:	3.0	S	10	3	0	0	3	0	0	0	0	0	0	16	16	0.00	1.000

Batter	1	2	3	4	5	6	7	8	9	AB R H RBI BB SO LOB	TOP	
Luis Aparicio, R (1, 6) OBP: 0.287, SLG: 0.384	0-0 2B 2B		0-0 F7		0-0 F8		0-0 5-3	0-0 1B 1B		5 2 2 2 0 0 1		
Reggie Smith, S (1, 9) OBP: 0.385, SLG: 0.510	0-3 K		0-0 L9		0-3 K		4-0 E S BB	4-0 1B FC6-4 BB		3 1 0 0 2 2 1		
Carl Yastrzemski, L (1, 7) OBP: 0.472, SLG: 0.578	4-0 2B BB		0-0 L8		0-0 L4		4-0 E 1-2 IBB	0-0 FC6-4 1-3 2-H 1B		3 1 1 1 2 0 0		
Rico Petrocelli, R (1, 5) OBP: 0.389, SLG: 0.345	0-0 2B			0-3 K		0-0 F8	0-0 E5	0-0 FC6-4		5 0 1 3 0 1 3		
George Scott, R (1, 3) OBP: 0.390, SLG: 0.495 Mike Fiore, L (6, 3)	0-3 K			0-0 HR		4-0 BB	0-3 K	0-0 L9		2 1 1 1 1 1 0 2 0 0 0 0 1 4		
Billy Conigliaro, R (1, 8) OBP: 0.368, SLG: 0.463		0-0 E6 FC5-4		0-0 2B 1B		0-3 K	0-0 F3		0-0 G6-4-3 1B	5 1 2 0 0 1 4		
Duane Josephson, R (1, 2) OBP: 0.297, SLG: 0.337		0-0 FC5-4		0-0 F3		0-0 L9		0-0 E5 SH1-4 1B 1B	0-0 G6-4-3	5 1 0 0 0 0 4		
Doug Griffin, R (1, 4) OBP: 0.311, SLG: 0.304		0-3 K		0-0 2B			0-0 E 1B	0-0 SH1-4 1B 1B	0-3 K	5 2 3 1 0 2 1		
Gary Peters, L (1, 1) OBP: 0.368, SLG: 0.389		0-0 4-3		0-0 G3			0-0 E7 E 1B	0-0 SH1-4		3 1 1 0 0 0 2		
Inning Stats	R: 2 H: 2 E: 0 LOB: 0 K: 2 BB: 1 S: 8 P: 12	R: 0 H: 0 E: 2 LOB: 1 K: 1 BB: 0 S: 6 P: 6	R: 0 H: 0 E: 0 LOB: 0 K: 0 BB: 0 S: 3 P: 3	R: 2 H: 3 E: 0 LOB: 1 K: 1 BB: 0 S: 8 P: 8	R: 0 H: 0 E: 0 LOB: 0 K: 1 BB: 0 S: 5 P: 5	R: 0 H: 0 E: 0 LOB: 1 K: 1 BB: 1 S: 5 P: 9	R: 2 H: 2 E: 3 LOB: 3 K: 1 BB: 2 S: 8 P: 16	R: 4 H: 3 E: 1 LOB: 1 K: 0 BB: 1 S: 7 P: 11	R: 0 H: 1 E: 0 LOB: 0 K: 1 BB: 0 S: 5 P: 5	1B: 7 SF: 0 2B: 3 SAC: 1 3B: 0 DP: 1 HR: 1 HBP: 0	WP: 0 PA: 44 PB: 0 SB: 1 CS: 0	
PITCHER	IP WLS BF H R ER SO BB IBB HBP BLK WP HR S P ERA WHIP											
Bart Johnson, R (1, 1) ERA: 3.63	6.0 L 27 7 6 5 6 2 0 0 0 0 0 1 37 45 7.50 1.500											
Joe Herten, R (7, 1) ERA:	1.0 6 0 0 0 1 1 1 0 0 0 0 6 14 0.00 1.000											
Steve Kealey, R (8, 1) ERA: 3.77	0.1 5 2 4 2 0 1 0 0 0 0 0 4 8 54.00 9.000											
Don Eddy, L (8, 1) ERA: 2.7	1.2 6 2 0 0 1 0 0 0 0 0 0 8 8 0.00 1.200											

Boston Red Sox @ Chicago White Sox
 Comiskey Park, Chicago, IL
 Thu May 06 1971, 4:33 AM EDT
 Att. 511 - Unknown

livebaseballscorecards.com

AB	38
R	10
H	11
RBI	8
BB	5
SO	8
LOB	20




Batter	1	2	3	4	5	6	7	8	9	AB	R	H	RBI	BB	SO	LOB	BOTTOM					
Lee Richard, R OBP: 0.307, SLG: 0.333 (1, 6)	0-0 G6-4-3 1B		0-0 SH5-3 1B		0-0 F8		0-0 L8			4	0	2	0	0	0	0	Boston Red Sox @ Chicago White Sox Comiskey Park, Chicago, IL Thu May 06 1971, 4:33 AM EDT Att. 511 - Unknown					
Walt Williams, R OBP: 0.298, SLG: 0.349 (1, 9)	0-0 G6-4-3 1-2f		0-0 SH5-3			0-0 1B FC6-4 1B		0-0 5-3		3	1	1	0	0	0	1						
Carlos May, L OBP: 0.352, SLG: 0.406 (1, 3)	0-0 4-3		0-3 K			0-0 F6		0-0 L8		4	0	0	0	0	1	3						
Rick Reichardt, R OBP: 0.293, SLG: 0.416 (1, 7)		0-3 K	0-3 K			0-0 FC6-4 1B 1-2		4-0 BB		3	0	1	0	1	2	2						
Bill Melton, R OBP: 0.360, SLG: 0.432 (1, 5)		0-0 F7		0-0 F9		0-0 FC6-4 1B 1-2 2-3		0-3 K		4	0	1	0	0	1	1						
Mike Andrews, R OBP: 0.363, SLG: 0.414 (1, 4)		0-0 BB 1B		4-0 L5-3 BB		0-0 FC6-4			0-0 L4	3	0	1	1	1	0	2						
Tom Egan, R OBP: 0.300, SLG: 0.500 (1, 2)		4-0 BB 1B		0-0 L5-3 1-2		0-0 K			0-0 F7	3	0	0	0	1	1	3						
Jay Johnstone, L OBP: 0.315, SLG: 0.383 (1, 8)		0-0 F5		0-0 F4		0-0 L1		0-0 F8		4	0	0	0	0	0	2						
Bart Johnson, R OBP: 0.211, SLG: 0.263 (1, 1)			0-0 SH5-3 1B		0-0 L1		0-0 F6			2	0	1	0	0	0	0						
Joe Horlen, R (7, 1)										0	0	0	0	0	0	0						
Luis Alvarado, R OBP: 0.207, SLG: 0.179 (7, PH)										1	0	0	0	0	0	0						
Steve Kealey, R (8, 1)										0	0	0	0	0	0	0						
Don Eddy, R (8, 1)										0	0	0	0	0	0	0						
Inning Stats	R: 0 E: 0 K: 0 S: 3	H: 1 LOB: 0 BB: 0 P: 3	R: 0 E: 0 K: 1 S: 6	H: 1 LOB: 2 BB: 1 P: 10	R: 0 E: 0 K: 2 S: 9	H: 2 LOB: 2 BB: 0 P: 9	R: 0 E: 0 K: 0 S: 2	H: 0 LOB: 0 BB: 1 P: 6	R: 0 E: 0 K: 0 S: 3	H: 0 LOB: 0 BB: 0 P: 3	R: 1 E: 0 K: 1 S: 8	H: 3 LOB: 2 BB: 0 P: 8	R: 0 E: 0 K: 0 S: 3	H: 0 LOB: 0 BB: 0 P: 3	R: 0 E: 0 K: 1 S: 5	H: 0 LOB: 1 BB: 1 P: 9	R: 0 E: 0 K: 0 S: 3	H: 0 LOB: 0 BB: 0 P: 3	1B: 7 2B: 1 3B: 0 HR: 0	SF: 0 SAC: 1 DP: 2 HBP: 0	WP: 0 PB: 0 SB: 0 CS: 0	PA: 35
PITCHER Gary Peters, L ERA: 4.32 (1, 1)	IP 9.0	WLS W	BF 35	H 7	R 1	ER 1	SO 5	BB 3	IBB 0	HBP 0	BLK 0	WP 0	HR 0	S 42	P 54	ERA 1.00	WHIP 1.111					
PITCHER	IP	WLS	BF	H	R	ER	SO	BB	IBB	HBP	BLK	WP	HR	S	P	ERA	WHIP					

livebaseballscorecards.com

AB	31
R	1
H	7
RBI	1
BB	3
SO	5
LOB	14



Batter	1	2	3	4	5	6	7	8	9	AB R H RBI BB SO LOB	TOP											
Horace Clarke, S OBP: 0.397, SLG: 0.340 (1, 4) X	0-0 1B	0-0 F5			0-0 FC1-6-5 1B		0-0 6-3		0-3 K	5 0 2 0 0 1 0												
Bobby Murcer, L OBP: 0.417, SLG: 0.527 (1, 8) X	0-0 3B 1B	0-0 1-3			0-0 L8		0-0 F7			4 1 1 0 0 0 1												
Roy White, S OBP: 0.378, SLG: 0.557 (1, 7) X	0-0 FC5-4 3B	0-0 F9			0-0 FC1-6-5 2-3		0-0 FC4 1B			4 1 2 1 0 0 1												
Danny Cater, R OBP: 0.257, SLG: 0.295 (1, 3) X	0-0 FC1 FC5-4		0-0 F9		0-0 6-3		0-0 FC4 1-2f			4 0 0 0 0 0 3												
Felipe Alou, R OBP: 0.337, SLG: 0.462 (1, 9) X	0-0 FC5-4 BB 1B 1-2f 3-H		0-0 1-3		0-0 3B 2B		0-0 G3			4 2 1 1 0 0 1												
Thurman Munson, R OBP: 0.324, SLG: 0.309 (1, 2) B B B B	4-0 BB 1B BB 1-2		0-0 6-3		0-0 3B		4-0 CS BB			2 0 1 1 2 0 0												
Ron Hansen, R OBP: 0.292, SLG: 0.227 Jerry Kenney, L OBP: 0.320, SLG: 0.214 (1, 5) X (8, 5)	0-0 BB 1B 1-2 2-H			0-0 F8		0-3 K		0-0 F7 1-2		4 0 1 1 0 1 2 0 0 0 0 0 0 0	AB 34 R 4 H 8 RBI 4 BB 3 SO 5 LOB 13											
Gene Michael, S OBP: 0.368, SLG: 0.306 (1, 6) B B B B	4-0 1-2 2-3 BB			0-0 4-3		0-3 K		0-0 F5		3 0 0 0 1 1 1												
Fritz Peterson, S OBP: 0.231, SLG: 0.091 Lindy McDaniel, R OBP: 0.333, SLG: 0.333 (1, 1) X (7, 1)	0-0 5-3			0-3 K		0-0 F9		0-3 K		3 0 0 0 0 1 4 1 0 0 0 0 1 0												
Inning Stats	R: 3 E: 0 K: 0 S: 7	H: 4 LOB: 3 BB: 2 P: 15	R: 0 E: 0 K: 0 S: 3	H: 0 LOB: 0 BB: 0 P: 3	R: 0 E: 0 K: 1 S: 5	H: 0 LOB: 0 BB: 0 P: 5	R: 0 E: 0 K: 0 S: 4	H: 1 LOB: 1 BB: 0 P: 4	R: 1 E: 0 K: 2 S: 9	H: 2 LOB: 1 BB: 0 P: 9	R: 0 E: 0 K: 0 S: 4	H: 1 LOB: 1 BB: 0 P: 4	R: 0 E: 0 K: 0 S: 2	H: 0 LOB: 0 BB: 1 P: 6	R: 0 E: 0 K: 2 S: 7	H: 0 LOB: 0 BB: 0 P: 7	1B: 5 2B: 1 3B: 2 HR: 0	SF: 0 SAC: 0 DP: 0 HBP: 0	WP: 0 PB: 0 SB: 1 CS: 1	PA: 37		
PITCHER	IP WLS BF H R ER SO BB IBB HBP BLK WP HR S P ERA WHIP																				PITCHER	IP WLS BF H R ER SO BB IBB HBP BLK WP HR S P ERA WHIP
Tommy John, L ERA: 5.88 (1, 1)	0.2 L 6 3 3 3 0 1 0 0 0 0 0 5 9 40.50 6.000																					
Vicente Romo, R ERA: 4.34 (1, 1)	4.1 16 2 0 0 1 1 1 0 0 0 0 0 17 21 0.00 0.692																					
Terry Forster, L ERA: 2.77 (6, 1)	2.0 9 3 1 1 2 0 0 0 0 0 0 0 13 13 4.50 1.500																					
Joe Horten, R ERA: (8, 1)	2.0 6 0 0 0 0 2 1 0 0 0 0 0 9 13 0.00 0.500																					

New York Yankees @ Chicago White Sox
Comiskey Park, Chicago, IL
Fri May 07 1971, 8:05 PM EDT
Att. 12,101 - Unknown - 51 F

livebaseballscorecards.com

BOTTOM

New York Yankees @ Chicago White Sox
Comiskey Park, Chicago, IL
Fri May 07 1971, 8:05 PM EDT
Att: 12,101 - Unknown - 51 F

livebaseballscores.com

AB 38
R 3
H 12
RBI 3
BB 0
SO 5
LOB 15



WP: 0 PA: 38
PB: 0
SB: 0
CS: 0

AB	R	H	RBI	BB	SO	LOB
3	0	0	0	0	0	1
1	0	1	2	0	0	0
0	0	0	0	0	0	0
1	0	0	0	0	0	0
5	0	3	0	0	0	0
4	0	0	0	0	0	4
4	0	1	0	0	0	3
4	0	2	0	0	1	1
4	0	1	0	0	0	3
3	0	0	0	0	3	1
1	0	0	0	0	0	1
4	2	2	0	0	0	1
0	0	0	0	0	0	0
1	0	0	0	0	1	0
1	0	1	1	0	0	0
0	0	0	0	0	0	0
2	1	1	0	0	0	0

Batter	1	2	3	4	5	6	7	8	9
Lee Richard, R (1, 8) OBP: 0.297, SLG: 0.322 Lee Maye, L (7, PH) OBP: 0.571, SLG: 0.636 Joe Horlen, R (8, 1) Rick Reichardt, R (9, PH) OBP: 0.289, SLG: 0.410	0-0 F7		0-0 6-3		0-0 F6		0-0 1B 2B		0-0 1-3
Walt Williams, R (1, 7) OBP: 0.327, SLG: 0.375	0-0 L8			0-0 FC3-6 1B		0-0 G4-6-3 1B	0-0 2-3 1B		0-0 4-3
Carlos May, L (1, 3) OBP: 0.339, SLG: 0.390	0-0 4-3			0-0 FC3-6 1-2f		0-0 G4-6-3 1-2f	0-0 F6		
Bill Melton, R (1, 5) OBP: 0.356, SLG: 0.424		0-0 F8		0-0 F3		0-0 2B 1B	0-0 F7		
Rich McKinney, R (1, 9) OBP: 0.447, SLG: 0.429		0-0 L7		0-3 K		0-0 1-3 2B		0-0 FC4-6 1B	
Rich Morales, R (1, 6) OBP: 0.529, SLG: 0.533		0-0 2B			0-0 6-3	0-0 F8		0-0 FC4-6 1-3 1-2f	
Tom Egan, R (1, 2) OBP: 0.273, SLG: 0.452 Ed Herrmann, L (8, PH) OBP: 0.361, SLG: 0.396		0-3 K			0-3 K		0-3 K	0-0 1-3 1-2	
Luis Alvarado, R (1, 4) OBP: 0.242, SLG: 0.219			0-0 5-3		0-0 2B 1B		0-0 2B 1B	0-0 F3	
Tommy John, R (1, 1) Vicente Romo, R (1, 1) Mike Andrews, R (5, PH) OBP: 0.369, SLG: 0.432 Terry Forster, L (6, 1) Ed Stroud, L (7, PH) OBP: 0.246, SLG: 0.196			0-3 K		0-0 1-3 2B		0-0 1-3 2B 2B		0-0 1-3

Inning	R	H	E	K	S	P	BB	IBB	HBP	BLK	WP	HR	S	P	ERA	WHIP
1	0	0	0	0	3	6	0	0	0	0	0	0	37	37	4.26	1.421
2	0	1	0	1	6	6	0	0	0	0	0	0	11	11	0.00	1.125
3	0	0	0	1	5	5	0	0	0	0	0	0	11	11	0.00	1.125
4	0	1	0	0	6	6	0	0	0	0	0	0	11	11	0.00	1.125
5	1	2	0	1	7	7	0	0	0	0	0	0	11	11	0.00	1.125
6	0	3	0	0	5	5	0	0	0	0	0	0	11	11	0.00	1.125
7	2	4	0	1	9	9	0	0	0	0	0	0	11	11	0.00	1.125
8	0	1	0	0	4	4	0	0	0	0	0	0	11	11	0.00	1.125
9	0	0	0	0	3	3	0	0	0	0	0	0	11	11	0.00	1.125


PITCHER	IP	WLS	BF	H	R	ER	SO	BB	IBB	HBP	BLK	WP	HR	S	P	ERA	WHIP
Fritz Peterson, L (1, 1) ERA: 4.23	6.1	W	27	9	3	3	5	0	0	0	0	0	0	37	37	4.26	1.421
Lindy McDaniel, R (7, 1) ERA: 3.38	2.2	S	11	3	0	0	0	0	0	0	0	0	0	11	11	0.00	1.125

Batter	1	2	3	4	5	6	7	8	9	10	11	AB	R	H	RBI	BB	SO	LOB	TOP								
Horace Clarke, S OBP: 0.389, SLG: 0.327 (1, 4)	0-0 6-3 ①		0-0 F7 ③		4-0 BB 2-4			0-0 4-3 ①		0-0 F9 ③		4	0	0	0	1	0	1									
Thurman Munson, R OBP: 0.342, SLG: 0.367 (1, 2)	0-0 1B			0-0 BB E 1B	0-0 2-4 ③	0-0 F8 ①		0-0 4-3 ②			0-0 1B 3B	5	2	3	0	0	0	0	0								
Roy White, S OBP: 0.369, SLG: 0.548 (1, 7)	0-0 F9 ②			0-0 F8 ①		0-0 2B		0-0 F6 ③			0-0 6-3 ①	5	0	1	0	0	0	3									
Bobby Murcer, L OBP: 0.425, SLG: 0.521 (1, 8)	0-0 4-3 ③			4-0 BB E 1-2		4-0 IBB		0-3 K ①			0-0 1B 3-H	3	0	1	1	2	1	1									
Danny Cater, R OBP: 0.263, SLG: 0.300 (1, 3)		0-0 FC5-4 1B		0-0 E5 1-2 2-H		0-0 F9 ②		0-0 1B G4-6-3			0-0 F8 ②	5	0	2	0	0	0	4									
Felipe Alou, R OBP: 0.319, SLG: 0.434 (1, 9)		0-0 F4 ①		0-0 F4 ②		0-0 F3 ③		0-0 1B G4-6-3 1-2f			0-0 6-3 ③	5	0	0	0	0	0	7									
Jerry Kenney, L OBP: 0.296, SLG: 0.196 (1, 5)		0-0 FC5-4 CS 1-2f		0-3 K ③		0-0 F6 ①				0-0 6-3 ①		4	0	0	0	0	1	3									
Gene Michael, S OBP: 0.352, SLG: 0.289 (1, 6)		0-0 CS 1-2	0-0 L9 ①		0-0 4-3 ①		0-0 F8 ②		0-3 K2-3 ②			4	0	0	0	0	1	0									
Steve Kline, R OBP: 0.250, SLG: 0.250 (1, 1)			0-3 K ②		0-0 F9 ②		0-0 L4-3 ③			0-0 1B		4	0	1	0	0	1	0									
Inning Stats	R: 0 E: 0 K: 0 S: 4	H: 1 LOB: 1 BB: 0 P: 4	R: 0 E: 0 K: 0 S: 3	H: 1 LOB: 0 BB: 0 P: 3	R: 0 E: 0 K: 1 S: 5	H: 0 LOB: 0 BB: 0 P: 5	R: 1 E: 1 K: 1 S: 7	H: 1 LOB: 2 BB: 1 P: 11	R: 0 E: 0 K: 0 S: 2	H: 0 LOB: 1 BB: 1 P: 6	R: 0 E: 0 K: 0 S: 4	H: 1 LOB: 2 BB: 1 P: 8	R: 0 E: 0 K: 0 S: 3	H: 0 LOB: 0 BB: 0 P: 3	R: 0 E: 0 K: 0 S: 3	H: 0 LOB: 0 BB: 0 P: 3	R: 0 E: 0 K: 1 S: 5	H: 1 LOB: 0 BB: 0 P: 5	R: 0 E: 0 K: 1 S: 6	H: 1 LOB: 1 BB: 0 P: 6	R: 1 E: 0 K: 0 S: 5	H: 2 LOB: 1 BB: 0 P: 5	1B: 6 2B: 1 3B: 1 HR: 0	SF: 0 SAC: 0 DP: 1 HBP: 0	WP: 0 PB: 0 SB: 1 CS: 1	PA: 43	
PITCHER	IP	WLS	BF	H	R	ER	SO	BB	IBB	HBP	BLK	WP	HR	S	P	ERA	WHIP										
Tom Bradley, R ERA: 1.47 (1, 1)	10.0		38	6	1	0	4	2	1	0	0	0	0	42	54	0.00	0.800										
Joe Horlen, R ERA: 1.69 (11, 1)	0.1	L	2	1	1	1	0	0	0	0	0	0	0	2	2	27.00	3.000										
Terry Forster, L ERA: 2.63 (11, 1)	0.2		3	1	0	0	0	0	0	0	0	0	0	3	3	0.00	1.500										

New York Yankees @ Chicago White Sox
 Comiskey Park, Chicago, IL
 Sat May 08 1971, 8:05 PM EDT
 Att: 10,477 - Unknown - 60 F

livebaseballscorecards.com

AB	39
R	2
H	8
RBI	1
BB	3
SO	4
LOB	19



Batter	1	2	3	4	5	6	7	8	9	AB R H RBI BB SO LOB	TOP											
Horace Clarke, S (1, 4) OBP: 0.392, SLG: 0.333	0-0 5-3		0-0 FC5-4			0-0 SF7	0-0 1B			4 1 2 2 0 0 1												
Bobby Murcer, L (1, 8) OBP: 0.410, SLG: 0.500	0-0 4-3			0-0 F8		0-0 F6				4 0 0 0 0 0 1												
Roy White, S (1, 7) OBP: 0.364, SLG: 0.575	0-0 F8			0-0 5-3		0-0 SF7				3 1 1 2 0 0 0												
Danny Cater, R (1, 3) OBP: 0.263, SLG: 0.298		0-0 5-3		0-0 F3		0-0 6-3				4 0 1 0 0 0 0												
Thurman Munson, R (1, 2) OBP: 0.338, SLG: 0.359		0-0 4-3			0-0 SF7		0-0 6-3	0-3 K		4 1 1 0 0 1 1												
Felipe Alou, R (1, 9) OBP: 0.316, SLG: 0.425		0-0 6-3			0-0 1-3		0-0 1B	0-0 L7		4 1 1 0 0 0 2												
Ron Hansen, R (1, 5) OBP: 0.286, SLG: 0.240			0-0 6-3		0-0 SF7		0-0 SH5-4		0-0 6-3	3 1 1 1 0 0 0												
Gene Michael, S (1, 6) OBP: 0.358, SLG: 0.300			0-0 5-3		0-0 1B		0-0 SH5-4		0-0 4-3	4 1 2 1 0 0 0												
Mike Kekich, R (1, 1) OBP: 0.143, SLG: 0.143			0-0 FC5-4		0-0 4-3		0-0 SH5-4		0-3 K	2 0 1 0 0 0 1												
Jack Aker, R (6, 1)										1 0 0 0 0 1 0												
Inning Stats	R: 0 E: 0 K: 0 S: 3	H: 0 LOB: 0 BB: 0 P: 3	R: 0 E: 0 K: 0 S: 3	H: 0 LOB: 0 BB: 0 P: 3	R: 0 E: 0 K: 0 S: 4	H: 1 LOB: 1 BB: 0 P: 4	R: 0 E: 0 K: 0 S: 3	H: 0 LOB: 0 BB: 0 P: 3	R: 1 E: 0 K: 0 S: 5	H: 2 LOB: 1 BB: 0 P: 5	R: 1 E: 0 K: 0 S: 4	H: 1 LOB: 0 BB: 0 P: 4	R: 3 E: 0 K: 0 S: 6	H: 4 LOB: 1 BB: 0 P: 6	R: 1 E: 0 K: 1 S: 7	H: 2 LOB: 1 BB: 0 P: 7	R: 0 E: 0 K: 1 S: 5	H: 0 LOB: 0 BB: 0 P: 5	1B: 9 2B: 0 3B: 0 HR: 1	SF: 2 SAC: 1 DP: 0 HBP: 0	WP: 0 PB: 2 SB: 1 CS: 0	PA: 36
PITCHER	IP WLS BF H R ER SO BB IBB HBP BLK WP HR S P ERA WHIP																					
Wilbur Wood, L (1, 1) ERA: 2.08	6.0 L 22 4 2 0 0 0 0 0 0 0 0 0 0 22 22 0.00 0.667																					
Tommy John, L (7, 1) ERA: 6.38	1.0 6 4 3 3 0 0 0 0 0 0 0 0 0 6 6 27.00 4.000																					
Steve Kealey, R (8, 1) ERA: 3.86	2.0 8 2 1 1 2 0 0 0 0 0 0 0 1 12 12 4.50 1.000																					

New York Yankees @ Chicago White Sox
 Comiskey Park, Chicago, IL
 Sun May 09 1971, 4:33 AM EDT
 Att. 10,401 - Unknown - 50 F

AB	33
R	6
H	10
RBI	6
BB	0
SO	2
LOB	6



WP: 0	PA: 36
-------	--------

ERA	WHIP
-----	------

Batter	1	2	3	4	5	6	7	8	9	AB	R	H	RBI	BB	SO	LOB						
Lee Richard, R OBP: 0.270, SLG: 0.292 (1, 6)	0-0 F9 ①		0-0 1-3 ②			0-0 B5-3 ②		0-3 K ①		4	0	0	0	0	1	1						
Mike Hershberger, R (1, 8)	0-0 F9 ②		0-0 F8 ③			4-0 BB 1B BB		0-0 6-3 ②		3	0	0	0	1	0	1						
Rick Reichardt, R OBP: 0.287, SLG: 0.402 (1, 7)	0-3 K ③			0-3 K ①		0-0 1-2 BB 1B		0-0 L5 ③		4	0	1	0	0	2	0						
Rich McKinney, R OBP: 0.446, SLG: 0.408 (1, 9)		0-3 K ①		0-3 K ②		4-0 1-2 2-3 BB		4-0 2B BB		2	1	0	0	2	2	0						
Bill Melton, R OBP: 0.366, SLG: 0.440 (1, 5)		0-0 1B 1B		0-0 F8 ③		0-0 1-3 ③		0-0 L6-4 2B		4	0	2	1	0	0	3						
Carlos May, L OBP: 0.339, SLG: 0.385 (1, 3)		0-0 1-2 1B G6-4-3			0-0 F2 ①		0-0 1B		0-0 F9 ①		4	0	2	0	0	1						
Luis Alvarado, R OBP: 0.244, SLG: 0.225 (1, 4)		0-0 G6-4-3 1-2 ② ③			0-0 1-3 ②		0-0 F8 ①		0-0 L6-4 ② ③		4	0	0	0	0	4						
Chuck Brinkman, R OBP: 0.111, SLG: 0.111 (1, 2)			0-0 E4 WP 1B		0-0 F3 ③		0-0 F7 ②			2	0	1	0	0	0	0						
Walt Williams, R OBP: 0.309, SLG: 0.353 (7, PH)										1	0	0	0	0	0	1						
Steve Kealey, R (8, 1)										0	0	0	0	0	0	0						
Wilbur Wood, R (1, 1)			0-3 K ①			0-0 L6		0-0 4-3 ③		1	0	0	0	0	1	1						
Rich Morales, R OBP: 0.450, SLG: 0.444 (6, PH)										1	0	0	0	0	0	0						
Tommy John, R (7, 1)										0	0	0	0	0	0	0						
Ed Herrmann, L OBP: 0.364, SLG: 0.439 (7, PH)			2-3							1	0	0	0	0	0	1						
Inning Stats	R: 0 E: 0 K: 1 S: 5	H: 0 LOB: 0 BB: 0 P: 5	R: 0 E: 0 K: 1 S: 6	H: 2 LOB: 1 BB: 0 P: 6	R: 0 E: 1 K: 1 S: 6	H: 1 LOB: 1 BB: 0 P: 6	R: 0 E: 0 K: 2 S: 7	H: 0 LOB: 0 BB: 0 P: 7	R: 0 E: 0 K: 0 S: 3	H: 0 LOB: 0 BB: 0 P: 3	R: 0 E: 0 K: 0 S: 4	H: 1 LOB: 3 BB: 2 P: 12	R: 0 E: 0 K: 0 S: 4	H: 1 LOB: 1 BB: 0 P: 4	R: 0 E: 0 K: 1 S: 5	H: 0 LOB: 0 BB: 0 P: 5	R: 1 E: 0 K: 0 S: 3	H: 1 LOB: 0 BB: 1 P: 7	1B: 5 2B: 2 3B: 0 HR: 0	SF: 0 SAC: 0 DP: 2 HBP: 0	WP: 1 PB: 0 SB: 0 CS: 0	PA: 34

NEW YORK YANKEES @ CHICAGO WHITE SOX

Comiskey Park, Chicago, IL

Sun May 09 1971, 4:33 AM EDT

Att: 10,401 - Unknown - 50 F

AB	31
R	1
H	6
RBI	1
BB	3
SO	6
LOB	13



PITCHER	IP	WLS	BF	H	R	ER	SO	BB	IBB	HBP	BLK	WP	HR	S	P	ERA	WHIP
Mike Kekich, L ERA: 5.47 (1, 1)	5.2	W	22	4	0	0	5	2	0	0	0	1	0	30	38	0.00	1.059
Jack Aker, R ERA: 1.76 (6, 1)	3.1	S	12	2	1	1	1	1	0	0	0	0	0	13	17	2.70	0.900

PITCHER	IP	WLS	BF	H	R	ER	SO	BB	IBB	HBP	BLK	WP	HR	S	P	ERA	WHIP
Mike Kekich, L ERA: 5.47 (1, 1)	5.2	W	22	4	0	0	5	2	0	0	0	1	0	30	38	0.00	1.059
Jack Aker, R ERA: 1.76 (6, 1)	3.1	S	12	2	1	1	1	1	0	0	0	0	0	13	17	2.70	0.900

Batter	1	2	3	4	5	6	7	8	9	AB R H RBI BB SO LOB	TOP									
Del Unser, L (1, 8) OBP: 0.352, SLG: 0.500	0-0 F8		0-0 FC5-6		0-0 WP 3-1 1B		0-0 4-3			4 0 1 0 0 0 1	Washington Senators @ Chicago White Sox Comiskey Park, Chicago, IL Wed May 12 1971, 8:05 PM EDT Unknown									
Tom McCraw, L (1, 9) OBP: 0.310, SLG: 0.477	0-0 F8		0-3 K		0-0 3-1			0-3 K		4 0 0 0 0 2 2										
Frank Howard, R (1, 7) OBP: 0.356, SLG: 0.404	4-0 1B BB		0-0 6-3		0-0 6-3			0-3 K		3 0 0 0 1 1 2										
Don Mincher, L (1, 3) OBP: 0.379, SLG: 0.396	0-0 1-3 1B			0-0 BB 1B		0-0 F8		0-0 G3		4 0 2 0 0 0 0										
Joe Foy, R (1, 5) OBP: 0.327, SLG: 0.289	0-0 F2			0-0 F8		0-0 1B			0-0 6-3	4 0 1 0 0 0 3										
Paul Casanova, R (1, 2) OBP: 0.300, SLG: 0.418		0-0 F9		4-0 1-2 BB		0-0 P4			0-0 6-3	3 0 0 0 1 0 1										
Don Wert, R (1, 6) OBP: 0.167, SLG: 0.176		0-0 6-3		0-3 K		0-0 4-3			0-0 F9	4 0 0 0 0 1 3										
Tim Cullen, R (1, 4) OBP: 0.233, SLG: 0.246		0-0 6-3		0-0 F8			0-3 K			2 0 0 0 0 0 2										
Bernie Allen, L (7, PH) OBP: 0.333, SLG: 0.447										1 0 0 0 0 1 0										
Dick Bosman, R (1, 1) OBP: 0.150, SLG: 0.056			0-0 FC5-6 1B		0-0 6-3		0-0 4-3			2 0 1 0 0 0 0										
Jim Shellenback, L (5, 1)										0 0 0 0 0 0 0										
Richie Scheinblum, S (7, PH) OBP: 0.269, SLG: 0.182										1 0 0 0 0 0 0										
Bill Gogolewski, L (7, 1)										0 0 0 0 0 0 0										
Inning Stats	R: 0 E: 0 K: 0 S: 4	H: 1 LOB: 2 BB: 1 P: 8	R: 0 E: 0 K: 0 S: 3	H: 0 LOB: 0 BB: 0 P: 3	R: 0 E: 0 K: 1 S: 6	H: 1 LOB: 1 BB: 0 P: 6	R: 0 E: 0 K: 1 S: 6	H: 1 LOB: 2 BB: 1 P: 10	R: 0 E: 0 K: 1 S: 4	H: 1 LOB: 1 BB: 0 P: 4	R: 0 E: 0 K: 0 S: 5	H: 0 LOB: 0 BB: 0 P: 5	R: 0 E: 0 K: 2 S: 7	H: 0 LOB: 0 BB: 0 P: 7	R: 0 E: 0 K: 0 S: 3	H: 0 LOB: 0 BB: 0 P: 3	1B: 5 2B: 0 3B: 0 HR: 0	SF: 0 SAC: 0 DP: 0 HBP: 0	WP: 1 PB: 0 SB: 0 CS: 0	PA: 34
PITCHER Tom Bradley, R (1, 1) ERA: 1.27	IP: 9.0 WLS: W BF: 34 H: 5 R: 0 ER: 0 SO: 5 BB: 2 IBB: 0 HBP: 0 BLK: 0 WP: 1 HR: 0 S: 42 P: 50 ERA: 0.00 WHIP: 0.778																			

AB	32
R	0
H	5
RBI	0
BB	2
SO	5
LOB	14



Batter	1	2	3	4	5	6	7	8	9	AB	R	H	RBI	BB	SO	LOB				
Lee Richard, R OBP: 0.276, SLG: 0.297 (1, 6)	F8		FC5-4 FC6-4 1-2f	S 1B			F7			5	0	2	1	0	0	2				
Ed Stroud, L OBP: 0.239, SLG: 0.217 (1, 9)	P5		FC6-4 2B	1-2 BB			F7	1B 3B		4	2	1	0	1	0	4				
Carlos May, L OBP: 0.349, SLG: 0.404 (1, 3)	1B		1B 2B	1-H			1-3	1B 1B		5	1	3	2	0	1	2				
Bill Melton, R OBP: 0.376, SLG: 0.442 (1, 5)	P4		BB 1B BB				SH2-4 1B 1B	P3		4	1	2	0	1	0	2				
Rick Reichardt, R OBP: 0.293, SLG: 0.402 (1, 7)			K BB 1B	1-2 2-H			1B SH2-4 1B 1B	F8		5	1	2	1	0	1	2				
Mike Andrews, R OBP: 0.380, SLG: 0.435 (1, 4)	1B		1-2 2-3 BB				SH2-4 1-2 2-3	F9		3	0	2	0	1	0	1				
Ed Herrmann, L OBP: 0.352, SLG: 0.410 (1, 2)	F9		F7				1B 1B IBB	G3		4	0	0	0	1	0	6				
Jay Johnstone, L OBP: 0.309, SLG: 0.373 (1, 8)	4-3						1B 1B			2	0	0	0	0	1	1				
Rich McKinney, R OBP: 0.456, SLG: 0.420 (5, PH)							1-2 2-3 3-H	SH1-4 1B		1	0	1	1	0	0	0				
Mike Hershberger, R OBP: 0.400, SLG: 0.250 (5, PR)										1	0	1	0	0	0	0				
Tom Bradley, R OBP: 0.150, SLG: 0.105 (1, 1)			FC5-4 1B				5-3	SH1-4 1-2		3	0	1	0	0	1	3				
Inning Stats	R: 0 E: 0 K: 0 S: 4	H: 1 LOB: 1 BB: 0 P: 4	R: 0 E: 0 K: 1 S: 6	H: 1 LOB: 1 BB: 0 P: 6	R: 2 E: 0 K: 0 S: 6	H: 3 LOB: 3 BB: 2 P: 14	R: 0 E: 0 K: 2 S: 8	H: 1 LOB: 2 BB: 1 P: 12	R: 2 E: 0 K: 1 S: 9	H: 4 LOB: 3 BB: 1 P: 13	R: 0 E: 0 K: 0 S: 4	H: 1 LOB: 1 BB: 0 P: 4	R: 0 E: 0 K: 0 S: 4	H: 1 LOB: 1 BB: 0 P: 4	R: 1 E: 0 K: 0 S: 6	H: 3 LOB: 2 BB: 0 P: 6	1B: 13 2B: 1 3B: 1 HR: 0	SF: 0 SAC: 2 DP: 0 HBP: 0	WP: 0 PB: 0 SB: 1 CS: 0	PA: 43
PITCHER	IP WLS BF H R ER SO	IP WLS BF H R ER SO	IP WLS BF H R ER SO	IP WLS BF H R ER SO	IP WLS BF H R ER SO	IP WLS BF H R ER SO	IP WLS BF H R ER SO	IP WLS BF H R ER SO	IP WLS BF H R ER SO	IP WLS BF H R ER SO	IP WLS BF H R ER SO	IP WLS BF H R ER SO	IP WLS BF H R ER SO	IP WLS BF H R ER SO	IP WLS BF H R ER SO	IP WLS BF H R ER SO	ERA WHIP	ERA WHIP	ERA WHIP	ERA WHIP
Dick Bosman, R ERA: 3.81 (1, 1)	4.1	L	25	8	4	4	3										8.31	2.538		
Jim Shellenback, L ERA: 5.28 (5, 1)	1.2		8	3	0	0	1										0.00	1.800		
Bill Gogolewski, R ERA: 3.48 (7, 1)	2.0		10	4	1	1	0										4.50	2.000		


Washington Senators @ Chicago White Sox
Comiskey Park, Chicago, IL
Wed May 12 1971, 8:05 PM EDT
Unknown

AB	37
R	5
H	15
RBI	5
BB	4
SO	4
LOB	23



WP	0	PA	43
ERA		WHIP	

livebaseballscorecards.com

Batter	1	2	3	4	5	6	7	8	9	AB R H RBI BB SO LOB	TOP																								
Del Unser, L (1, 8) OBP: 0.359, SLG: 0.494 Horacio Pina, R (7, 1) Frank Fernandez, R (9, PH)	4-0 E G6-4-3 BB	0-0 E 1B		0-3 K			0-3 K		0-3 K	3 2 1 2 1 2 1 0 0 0 0 0 0 0 1 0 0 0 0 1 1																									
Tom McCraw, L (1, 9) OBP: 0.311, SLG: 0.471 Elliott Maddox, R (7, PH) OBP: 0.293, SLG: 0.204	0-0 E6 G6-4-3 1-3	0-0 E8 1B			0-0 F8		0-0 6-3			3 0 1 1 0 0 1 1 0 0 0 0 0 1																									
Frank Howard, R (1, 7) OBP: 0.344, SLG: 0.389	0-0 G6-4-3 1-2f 3-H	0-0 P4 1B			0-3 K		0-0 6-3			4 0 0 0 0 1 3																									
Don Mincher, L (1, 3) OBP: 0.383, SLG: 0.404	4-0 BB	0-0 4-3 1B			0-0 2B			0-0 F8		3 0 1 0 1 0 1																									
Joe Foy, R (1, 5) OBP: 0.314, SLG: 0.276	0-0 F9		0-3 K		0-0 6-3			0-0 5-3		4 0 0 0 0 1 2																									
Paul Casanova, R (1, 2) OBP: 0.297, SLG: 0.408		0-0 FC1-6 1B	0-0 P5			0-0 F9		0-3 K		4 0 1 0 0 1 0																									
Don Wert, R (1, 6) OBP: 0.136, SLG: 0.143		0-0 FC1-6 1B 1-2f	0-3 K			0-0 F3			0-0 F9	4 1 0 0 0 1 1	AB 34 R 5 H 7 RBI 3 BB 3 SO 9 LOB 12																								
Tim Cullen, R (1, 4) OBP: 0.236, SLG: 0.241 Dick Billings, R (9, PH) OBP: 0.235, SLG: 0.250		4-0 1B 1B BB		0-0 6-3		0-0 F8			0-0 1B	2 1 0 0 1 0 0 1 0 1 0 0 0 0																									
Casey Cox, R (1, 1) OBP: 0.154, SLG: 0.083 Denny Riddleberger, R (6, 1) Gerry Janeski, R (6, 1) Joe Grzenda, R (6, 1) Richie Scheinblum, S (7, PH) OBP: 0.278, SLG: 0.217		0-0 1B 1B		0-3 K			0-0 6-3 2B		0-3 K	2 1 1 0 0 1 0 2 0 1 0 0 1 1																									
Inning Stats	R: 1 E: 1 K: 0 S: 3	H: 0 LOB: 1 BB: 2 P: 11	R: 4 E: 1 K: 0 S: 7	H: 4 LOB: 1 BB: 1 P: 11	R: 0 E: 0 K: 2 S: 7	H: 0 LOB: 0 BB: 0 P: 7	R: 0 E: 0 K: 2 S: 7	H: 0 LOB: 0 BB: 0 P: 7	R: 0 E: 0 K: 1 S: 6	H: 1 LOB: 1 BB: 0 P: 6	R: 0 E: 0 K: 0 S: 3	H: 0 LOB: 0 BB: 0 P: 3	R: 0 E: 0 K: 1 S: 6	H: 1 LOB: 1 BB: 0 P: 6	R: 0 E: 0 K: 1 S: 5	H: 0 LOB: 0 BB: 0 P: 5	R: 0 E: 0 K: 2 S: 8	H: 1 LOB: 1 BB: 0 P: 8	1B: 5 2B: 2 3B: 0 HR: 0	SF: 0 SAC: 0 DP: 1 HBP: 0	WP: 0 PB: 0 SB: 0 CS: 0	PA: 37													
PITCHER	IP WLS BF H R ER SO BB IBB HBP BLK WP HR S P ERA WHIP																			ERA WHIP															
Bart Johnson, R (1, 1) ERA: 4.05	1.1		11	4	5	3	0	3	0	0	0	0	0	8	20	20.25	5.250																		
Vicente Romo, R (2, 1) ERA: 3.8	2.2		8	0	0	0	4	0	0	0	0	0	0	16	16	0.00	0.000																		
Steve Kealey, R (5, 1) ERA: 3.44	2.0	W	7	1	0	0	1	0	0	0	0	0	0	9	9	0.00	0.500																		
Terry Forster, L (7, 1) ERA: 2.57	0.1		2	1	0	0	1	0	0	0	0	0	0	4	4	0.00	3.000																		
Joe Horlen, R (7, 1) ERA: 1.13	2.2	S	9	1	0	0	3	0	0	0	0	0	0	15	15	0.00	0.375																		

Washington Senators @ Chicago White Sox
Comiskey Park, Chicago, IL
Wed May 12 1971, 8:05 PM EDT
Att. 7,333 - Unknown

livebaseballscorecards.com

BOTTOM

Washington Senators @ Chicago White Sox
Comiskey Park, Chicago, IL
Wed May 12 1971, 8:05 PM EDT
Att. 7,333 - Unknown

AB 35
R 9
H 14
RBI 9
BB 5
SO 2
LOB 17




WP: 0 PA: 43
PB: 0
SB: 1
CS: 0

Batter	1	2	3	4	5	6	7	8	9	AB	R	H	RBI	BB	SO	LOB
Lee Richard, R OBP: 0.266, SLG: 0.286 (1, 6)	0-3 K (1)		0-0 6-3 (1)	0-0 P4 (3)		0-0 SH5-4 (1)	0-0 1-3 (2)			4	0	0	0	0	1	4
Ed Stroud, L OBP: 0.229, SLG: 0.206 (1, 9) Rich McKinney, R OBP: 0.475, SLG: 0.442 (6, PH) (7, 9)	0-0 F7 (2)		0-0 5-3 (2)		0-0 F8 (1)	0-0 FC5-4 1B (1) 2-3 1B	0-0 2B 1B			3	0	0	0	0	0	0
Carlos May, L OBP: 0.366, SLG: 0.432 (1, 3)	4-0 2B BB		0-0 P6 (3)		0-0 1B 2B	0-0 FC5-4 1B 1-2 3-H	0-0 1B 2B 1-H			4	2	3	2	1	0	0
Bill Melton, R OBP: 0.369, SLG: 0.431 (1, 5)	0-0 E5 2B 1-2			0-0 F8 (1)	0-0 1B 1B 2-H	0-0 FC5-4 1B 1-2 2-3		0-0 F7 (1)		5	0	1	1	0	0	3
Rick Reichardt, R OBP: 0.330, SLG: 0.478 (1, 7)	0-0 2B 1-3 2-H			0-0 HR	0-0 1B	0-0 1B 1-2 3-H		0-0 PO 1B		5	1	5	3	0	0	0
Mike Andrews, R OBP: 0.372, SLG: 0.417 (1, 4)	0-0 6-3 (3)		0-0 1B BB	4-0 P4 (2)	0-0 6-3 (3)		0-0 F4 (2)			4	0	0	0	1	0	7
Ed Herrmann, L OBP: 0.347, SLG: 0.415 (1, 2) Rich Morales, R OBP: 0.450, SLG: 0.444 (7, PR) Chuck Brinkman, R OBP: 0.111, SLG: 0.111 (8, 2)		0-3 K (1)		0-0 F7 (2)	0-0 F8 (3)		0-0 2B 2B 1-2	0-0 PO (3)		4	0	1	0	0	1	3
Jay Johnstone, L OBP: 0.313, SLG: 0.376 (1, 8) Mike Hershberger, R OBP: 0.571, SLG: 0.600 (6, PH) (7, 8)		0-0 F8 (2)		0-0 BB 1B 1-3		4-0 SH5-4 1B BB BB	0-0 SF7 2B 2-H			2	0	1	0	0	0	0
Bart Johnson, R OBP: 0.271, SLG: 0.263 (1, 1) Vicente Romo, R OBP: 0.321, SLG: 0.353 (2, 1) Walt Williams, R OBP: 0.321, SLG: 0.353 (4, PH) Steve Kealey, R OBP: 0.282, SLG: 0.225 (5, 1) Luis Alvarado, R OBP: 0.282, SLG: 0.225 (6, PH) Terry Forster, L OBP: 0.282, SLG: 0.225 (7, 1) Joe Horlen, R OBP: 0.282, SLG: 0.225 (7, 1)		0-0 4-3 (3)		4-0 1B BB 1-2		4-0 1B SH5-4 1B BB	0-0 SF7 (1) 2-H			0	0	0	0	0	0	0

Inning Stats	R: 1	H: 1	LOB: 2	K: 1	P: 11	R: 0	H: 0	LOB: 0	K: 1	P: 5	R: 0	H: 0	LOB: 0	K: 0	P: 3	R: 1	H: 2	LOB: 3	K: 0	P: 13	R: 1	H: 3	LOB: 2	K: 0	P: 6	R: 3	H: 3	LOB: 2	K: 0	P: 14	R: 3	H: 4	LOB: 1	K: 0	P: 6	R: 0	H: 1	LOB: 0	K: 0	P: 3
1B: 8	SF: 1	2B: 5	SAC: 1	3B: 0	DP: 0	HR: 1	HBP: 0																																	

PITCHER	IP	WLS	BF	H	R	ER	SO	BB	IBB	HBP	BLK	WP	HR	S	P	ERA	WHIP
Casey Cox, R ERA: 3.4 (1, 1)	5.0		25	6	3	2	2	3	0	0	0	0	1	26	38	3.60	1.800
Denny Riddleberger, L ERA: 9.0 (6, 1)	0.0		1	0	1	1	0	1	0	0	0	0	0	0	4	∞	∞
Gerry Janeski, R ERA: 4.03 (6, 1)	0.1		2	0	0	0	0	1	0	0	0	0	0	1	5	0.00	3.000
Joe Grzenda, L ERA: 1.74 (6, 1)	0.2	L	5	3	2	2	0	0	0	0	0	0	0	5	5	27.00	4.500
Horacio Pina, R ERA: 3.38 (7, 1)	2.0		9	5	3	3	0	0	0	0	0	0	0	9	9	13.50	2.500

Batter	1	2	3	4	5	6	7	8	9	AB R H RBI BB SO LOB	TOP																	
Lee Richard, R (1, 6) OBP: 0.281, SLG: 0.300	0-0 F9		0-0 S 1B		0-0 FC6-4 1B		0-0 HBP S 1B		0-0 4-3	5 1 3 0 0 0 0	 Chicago White Sox @ Minnesota Twins Metropolitan Stadium, Bloomington , MI Fri May 14 1971, 8:05 PM EDT Att. 8,322 - Unknown - 79 F																	
Mike Hershberger, R (1, 8) OBP: 0.500, SLG: 0.444	0-0 L8		0-0 1-H 1B		0-0 F7		4-0 HBP BB		0-0 F4	4 0 1 1 1 0 1																		
Mike Andrews, R (1, 4) OBP: 0.368, SLG: 0.404	4-0 BB		0-0 5-3		0-0 FC6-4 1-2f		0-0 F8			3 0 0 0 1 0 4																		
Bill Melton, R (1, 5) OBP: 0.373, SLG: 0.423	0-0 F8		0-3 K			4-0 BB G6-4-3	1-0 HBP 1-2 2-3			2 0 0 0 1 1 2																		
Rick Reichardt, R (1, 7) OBP: 0.327, SLG: 0.479		0-3 K		0-0 2B		0-0 G6-4-3 1-2f	0-0 F4			4 0 1 0 0 1 4																		
Carlos May, L (1, 3) OBP: 0.363, SLG: 0.426		0-0 F8		0-0 L6		0-0 3-1		0-0 CS 1B		4 0 1 0 0 0 1																		
Rich McKinney, R (1, 9) OBP: 0.476, SLG: 0.500		0-0 1B		0-0 L7			0-0 HR	0-3 K		4 1 2 1 0 1 2																		
Steve Kealey, R (8, 1)										0 0 0 0 0 0 0																		
Terry Forster, L (9, 1)										0 0 0 0 0 0 0																		
Chuck Brinkman, R (1, 2) OBP: 0.091, SLG: 0.091		0-0 F8		0-0 F9			0-0 5-3	0-0 F9 1-2		2 0 0 0 0 0 2																		
Walt Williams, R (7, PH) OBP: 0.316, SLG: 0.346										1 0 0 0 0 0 0																		
Vicente Romo, R (7, 1)										0 0 0 0 0 0 0																		
Ed Stroud, L (8, PH) OBP: 0.225, SLG: 0.203										1 0 0 0 0 0 1																		
Wilbur Wood, R (1, 1)			0-3 K		0-0 4-3				0-0 F3	2 0 0 0 0 1 0																		
Tom Egan, R (7, PH) OBP: 0.286, SLG: 0.545										2 1 1 1 0 0 0																		
Inning Stats	R: 0 E: 0 K: 0 S: 3	H: 0 LOB: 1 BB: 1 P: 7	R: 0 E: 0 K: 1 S: 6	H: 1 LOB: 1 BB: 0 P: 6	R: 1 E: 0 K: 2 S: 9	H: 2 LOB: 1 BB: 0 P: 9	R: 0 E: 0 K: 0 S: 4	H: 1 LOB: 1 BB: 0 P: 4	R: 0 E: 0 K: 0 S: 2	H: 0 LOB: 0 BB: 1 P: 6	R: 2 E: 0 K: 0 S: 6	H: 3 LOB: 3 BB: 1 P: 11	R: 0 E: 0 K: 1 S: 5	H: 1 LOB: 0 BB: 0 P: 5	R: 0 E: 0 K: 0 S: 3	H: 0 LOB: 0 BB: 0 P: 3	1B: 6 2B: 1 3B: 0 HR: 2	SF: 0 SAC: 0 DP: 1 HBP: 1	WP: 0 PB: 0 SB: 2 CS: 1	PA: 38								
PITCHER	IP WLS BF H R ER SO BB IBB HBP BLK WP HR S P ERA WHIP																											
Jim Kaat, L (1, 1) ERA: 2.83	6.1	28	8	3	3	3	2	0	0	0	0	2	32	40	4.26	1.579												
Ray Corbin, R (7, 1) ERA: 0.54	2.2	W	10	1	0	0	1	1	0	1	0	0	0	10	15	0.00	0.750											

livebaseballscorecards.com



Batter	1	2	3	4	5	6	7	8	9	AB	R	H	RBI	BB	SO	LOB
Cesar Tovar, R (1, 9) OBP: 0.388, SLG: 0.402 (8, 7)	x 0-0 1B	x 0-0 5-3			x 0-0 1B		x 0-0 F9		x 0-0 FC 3B	5	1	3	0	0	0	2
Rod Carew, L (1, 4) OBP: 0.263, SLG: 0.310	x 0-0 F8		0-3 K		0-3 K		0-3 K		4-0 FC 1BB IBB	4	0	0	0	1	3	2
Harmon Killebrew, R (1, 3) OBP: 0.410, SLG: 0.479	0-3 K		0-3 K		0-0 5-3		0-0 BB 1B		4-0 FC IBB	4	0	1	0	1	2	2
Brant Alyea, R (1, 7) OBP: 0.380, SLG: 0.439 Paul Powell, R (7, PR) OBP: 0.242, SLG: 0.267 Rich Reese, L (9, PH) OBP: 0.250, SLG: 0.184	x 0-0 5-3		x 0-0 HR		0-3 K		4-0 BB		x 0-0 FC	3	1	1	1	1	1	2
Leo Cardenas, R (1, 6) OBP: 0.336, SLG: 0.385		4-0 WP 1B 1B BB	x 0-0 F8		x 0-0 2B		4-0 1-2 2-3 BB			2	2	1	0	2	0	0
Rick Renick, R (1, 5) OBP: 0.348, SLG: 0.368		x 0-0 1B 1B		x 0-0 5-3		x 0-0 L4		0-3 K		4	0	1	0	0	1	4
Jim Holt, L (1, 8) OBP: 0.370, SLG: 0.487 (8, 9)		x 0-0 1-3 2-H 1B		x 0-0 F3		x 0-0 2B		x 0-0 6-3		4	0	2	2	0	0	0
George Mitterwald, R (1, 2) OBP: 0.299, SLG: 0.260		x 0-0 F8		4-0 BB		x 0-0 4-3		0-3 K		3	0	0	0	1	1	3
Jim Kaat, L (1, 1) OBP: 0.208, SLG: 0.292 Ray Corbin, R (7, 1) OBP: 0.200, SLG: 0.200		x 0-0 F5		x 0-0 L7		x 0-0 6-3		0-3 K		3	0	0	0	0	0	4
										1	0	0	0	0	1	0

Inning Stats	R: 0	H: 1	E: 0	K: 1	S: 6	L: 0	LOB: 1	P: 6	R: 1	H: 2	E: 0	K: 0	S: 5	R: 1	H: 1	E: 0	K: 2	S: 8	R: 0	H: 0	E: 0	K: 0	S: 3	R: 1	H: 2	E: 0	K: 2	S: 8	R: 1	H: 1	E: 0	K: 2	S: 7	R: 0	H: 0	E: 0	K: 2	S: 7	R: 1	H: 1	E: 0	K: 0	S: 2	1B: 5	SF: 0	2B: 2	SAC: 0	3B: 1	DP: 0	HR: 1	HBP: 0	WP: 1	PA: 40
--------------	------	------	------	------	------	------	--------	------	------	------	------	------	------	------	------	------	------	------	------	------	------	------	------	------	------	------	------	------	------	------	------	------	------	------	------	------	------	------	------	------	------	------	------	-------	-------	-------	--------	-------	-------	-------	--------	-------	--------

PITCHER	IP	WLS	BF	H	R	ER	SO	BB	IBB	HBP	BLK	WP	HR	S	P	ERA	WHIP
Wilbur Wood, L (1, 1) ERA: 2.43	6.0		27	7	3	3	5	2	0	0	0	1	1	35	43	4.50	1.500
Vicente Romo, R (7, 1) ERA: 3.63	1.0		6	1	0	0	2	2	0	0	0	0	0	8	16	0.00	3.000
Steve Kealey, R (8, 1) ERA: 3.72	1.0	L	6	1	1	1	2	0	2	0	0	0	0	8	16	9.00	1.000
Terry Forster, L (9, 1) ERA: 2.57	0.0		1	0	0	0	0	0	0	0	0	0	0	1	1	∞	∞

BOTTOM

Chicago White Sox @ Minnesota Twins
Metropolitan Stadium, Bloomington, MI

AB	34
R	4
H	9
RBI	4
BB	6
SO	9
LOB	21



PITCHER	IP	WLS	BF	H	R	ER	SO	BB	IBB	HBP	BLK	WP	HR	S	P	ERA	WHIP
---------	----	-----	----	---	---	----	----	----	-----	-----	-----	----	----	---	---	-----	------

Fri May 14 1971, 8:05 PM EDT
Att. 8,322 - Unknown - 79 F

livebaseballscorecards.com

Batter	1	2	3	4	5	6	7	8	9	AB R H RBI BB SO LOB	TOP	
Lee Richard, R (1, 6) OBP: 0.286, SLG: 0.292	4-0 BB G1-6-3		4-0 BB S	0-0 1-2f G4-3			0-3 K	0-0 F5		3 0 0 0 2 1 2		
Ed Stroud, L (1, 9) OBP: 0.230, SLG: 0.209	0-0 1-2f G1-6-3		0-0 1-3 4-3		0-0 1B F9-3		0-0 1B HR	0-0 1B		3 0 1 0 0 0 2 2 1 2 0 0 0 0		
Mike Hershberger, R (7, PH) OBP: 0.571, SLG: 0.545												
Carlos May, L (1, 3) OBP: 0.357, SLG: 0.417	0-0 4-3		0-0 4-3		0-0 1-2 F9-3		0-0 1-2 HR	0-0 F8		5 1 1 0 0 0 3		
Bill Melton, R (1, 5) OBP: 0.374, SLG: 0.443		0-0 5-3	0-0 5-3		4-0 1B BB		0-0 1-H 2-H HR	0-3 K		4 1 1 3 1 1 2		
Rick Reichardt, R (1, 7) OBP: 0.349, SLG: 0.540		0-0 6-3		0-0 HR	0-0 1-3 1B		0-0 1B 3B	4-0 1B BB		4 2 3 1 1 0 0		
Ed Herrmann, L (1, 2) OBP: 0.363, SLG: 0.486		0-0 HR		0-0 4-3 1B 2B	0-0 F4		0-0 1B 1B	0-3 K		5 3 3 2 0 1 3		
Mike Andrews, R (1, 4) OBP: 0.361, SLG: 0.404		0-0 2B		0-0 4-3		0-0 5-3	0-3 K	0-0 F7		5 0 1 0 0 1 3		
Jay Johnstone, L (1, 8) OBP: 0.337, SLG: 0.386		4-0 1B IBB		4-0 1B IBB		0-0 F9	0-0 1B 1B	0-0 1B		3 0 2 0 2 0 0		
Bart Johnson, R (1, 1) OBP: 0.250, SLG: 0.292		0-0 F3		0-0 1-2 3-H G4-3 1B		0-3 K	0-0 1-3 2-H 1B	0-0 F8		5 0 2 2 0 1 4 0 0 0 0 0 0 0		
Joe Horten, R (9, 1)												
Inning Stats	R: 0 H: 0 E: 0 LOB: 0 K: 0 BB: 1 S: 2 P: 6	R: 1 H: 2 E: 0 LOB: 2 K: 0 BB: 1 S: 5 P: 9	R: 0 H: 0 E: 0 LOB: 1 K: 0 BB: 1 S: 3 P: 7	R: 2 H: 3 E: 0 LOB: 1 K: 0 BB: 1 S: 5 P: 9	R: 0 H: 2 E: 0 LOB: 2 K: 0 BB: 1 S: 4 P: 8	R: 0 H: 0 E: 0 LOB: 0 K: 1 BB: 0 S: 5 P: 5	R: 5 H: 7 E: 0 LOB: 2 K: 2 BB: 0 S: 13 P: 13	R: 0 H: 1 E: 0 LOB: 1 K: 1 BB: 0 S: 6 P: 6	R: 0 H: 1 E: 0 LOB: 2 K: 1 BB: 1 S: 6 P: 10	1B: 10 SF: 0 2B: 3 SAC: 0 3B: 1 DP: 3 HR: 3 HBP: 0	WP: 0 PA: 45 PB: 0 SB: 1 CS: 0	
PITCHER	IP WLS BF H R ER SO BB IBB HBP BLK WP HR S P ERA WHIP											
Jim Perry, R (1, 1) ERA: 3.88	6.0 L 27 7 3 3 1 3 2 0 0 0 0 2 24 44 4.50 1.667											
Ron Perranoski, L (7, 1) ERA: 8.22	0.1 6 5 5 5 1 0 0 0 0 0 0 1 8 8 135.00 15.000											
Stan Williams, R (7, 1) ERA: 3.21	2.2 12 4 0 0 3 1 0 0 0 0 0 0 17 21 0.00 1.875											

Chicago White Sox @ Minnesota Twins
 Metropolitan Stadium, Bloomington, MI
 Sat May 15 1971, 4:33 AM EDT
 Att: 9,874 - Unknown - 74 F

AB	39
R	8
H	16
RBI	8
BB	6
SO	5
LOB	19



Batter	1	2	3	4	5	6	7	8	9	AB R H RBI BB SO LOB
Cesar Tovar, R OBP: 0.388, SLG: 0.397 (1, 9) BBB	4-0 BB K		0-0 6-3		0-0 1B		0-3 K		0-3 K	4 0 1 0 1 2 2
Rod Carew, L OBP: 0.260, SLG: 0.305 (1, 4) SSS	0-3 K 1-2		0-0 HR 1B		0-0 L8		0-0 6-3		0-0 G4-6-3 1-2f	5 1 1 0 0 1 4
Harmon Killebrew, R OBP: 0.413, SLG: 0.504 (1, 5) X	0-0 F9		0-0 HR 1-H		0-0 F6		0-0 1B			4 1 2 2 0 0 2
Jim Holt, L OBP: 0.353, SLG: 0.463 (1, 8) X	0-0 5-3		0-0 F6		0-0 6-3		0-0 6-3			4 0 0 0 0 0 3
Brant Alyea, R OBP: 0.360, SLG: 0.410 (1, 7) X		0-0 5-3	0-0 5-3			0-0 5-3		0-3 K		4 0 0 0 0 1 0
Rich Reese, L OBP: 0.250, SLG: 0.187 (1, 3) X		0-0 BB 1B		0-0 F8		0-0 E3		0-0 F5		4 0 1 0 0 0 0
Leo Cardenas, R OBP: 0.341, SLG: 0.378 (1, 6) BBB		4-0 1-2 BB		4-0 BB		0-0 F9		0-0 6-3		2 0 0 0 2 0 1
George Mitterwald, R OBP: 0.308, SLG: 0.253 (1, 2) SSS		0-3 K		0-0 F8		4-0 FC6 BB		4-0 1B BB		2 0 0 0 2 1 3
Jim Perry, S OBP: 0.375, SLG: 0.286 (1, 1) X		0-0 F5		0-0 4-3		0-0 FC6 1-2f		0-0 1B		2 0 0 0 0 0 3
Charlie Manuel, L OBP: 0.250, SLG: 0.143 (6, PH) Ron Perranoski, L (7, 1) Stan Williams, R (7, 1) Steve Braun, L OBP: 0.462, SLG: 0.395 (9, PH) X										1 0 0 0 0 0 2
										0 0 0 0 0 0 0
										0 0 0 0 0 0 0
										1 0 1 0 0 0 0


BOTTOM

Chicago White Sox @ Minnesota Twins
Metropolitan Stadium, Bloomington, MI

Sat May 15 1971, 4:33 AM EDT
Att. 9,874 - Unknown - 74 F

livebaseballscorecards.com

AB	33
R	2
H	6
RBI	2
BB	5
SO	5
LOB	20



WP: 0	PA: 38
PB: 0	ERA: 2.25
SB: 2	WHIP: 1.375
CS: 0	

Inning Stats	R: 0	H: 0	E: 0	K: 5	S: 5	H: 1	LOB: 1	BB: 1	P: 9	R: 0	H: 2	E: 0	K: 0	S: 6	R: 2	H: 2	E: 0	K: 1	S: 6	R: 0	H: 0	E: 0	K: 0	S: 3	R: 0	H: 1	E: 1	K: 0	S: 4	R: 0	H: 1	E: 0	K: 1	S: 6	R: 0	H: 0	E: 0	K: 1	S: 5	R: 0	H: 1	E: 0	K: 1	S: 5	R: 0	H: 1	E: 0	K: 1	S: 5	R: 0	H: 1	E: 0	K: 1	S: 9	1B: 5	SF: 0	2B: 0	3B: 0	HR: 1	SAC: 0	DP: 1	HBP: 0	WP: 0	PA: 38	ERA: 2.25	WHIP: 1.375
	PITCHER	IP	WLS	BF	H	R	ER	SO	BB	IBB	HBP	BLK	WP	HR	S	P	ERA	WHIP																																																
Bart Johnson, R ERA: 3.82 (1, 1)	8.0	W	36	6	2	2	4	5	0	0	0	0	0	39	59	2.25	1.375																																																	
Joe Horlen, R ERA: 1.0 (9, 1)	1.0	S	2	0	0	0	1	0	0	0	0	0	0	4	4	0.00	0.000																																																	

Batter	1	2	3	4	5	6	7	8	9	AB R H RBI BB SO LOB	TOP									
Lee Richard, R (1, 6) OBP: 0.276, SLG: 0.282	0-3 K		0-0 F2			0-0 4-3	0-3 K			4 0 0 0 0 2 2	Chicago White Sox @ Minnesota Twins Metropolitan Stadium, Bloomington, MI Sun May 16 1971, 4:33 AM EDT Att. 10,878 - Unknown - 74 F									
Ed Stroud, L (1, 9) OBP: 0.231, SLG: 0.225	0-0 6-3		0-0 4-3			0-0 1B 2B		0-3 K		4 1 1 0 0 1 0										
Carlos May, L (1, 3) OBP: 0.354, SLG: 0.408	4-0 BB		0-0 F2			0-3 K		0-0 4-3		3 0 0 0 1 1 1										
Bill Melton, R (1, 5) OBP: 0.385, SLG: 0.444	0-0 F7			4-0 FC5-4 BB		1-0 1B HBP		0-0 1B		2 0 1 0 1 0 1										
Rick Reichardt, R (1, 7) OBP: 0.355, SLG: 0.538		0-0 1B 1B		0-0 FC5-4 G4-6-3		0-0 1B		0-3 K		4 1 2 1 0 1 2										
Ed Hermann, L (1, 2) OBP: 0.357, SLG: 0.473		0-0 1B 1B		0-0 G4-6-3		0-0 F7		0-0 G3		4 0 1 0 0 0 3										
Mike Andrews, R (1, 4) OBP: 0.368, SLG: 0.406		0-0 1B			0-0 F8		4-0 4-3 BB		0-0 F8	2 0 1 1 1 0 0										
Luis Alvarado, R (7, PR) OBP: 0.256, SLG: 0.220		1-3 3-H 1B							0-0 F8	1 0 0 0 0 0 0										
Jay Johnstone, L (1, 8) OBP: 0.324, SLG: 0.370		0-0 F4			0-3 K		0-0 4-3		0-0 4-3	4 0 0 0 0 1 2										
Tom Bradley, R (1, 1) OBP: 0.136, SLG: 0.095		0-0 F6			0-0 F3				0-0 6-3	2 0 0 0 0 0 1										
Vicente Romo, R (6, 1)										0 0 0 0 0 0 0										
Terry Forster, L (6, 1)										0 0 0 0 0 0 0										
Wait Williams, R (7, PH) OBP: 0.310, SLG: 0.340										1 0 0 0 0 0 2										
Steve Kealey, R (7, 1)										0 0 0 0 0 0 0										
Don Eddy, R (8, 1)										0 0 0 0 0 0 0										
Joe Horlen, R (8, 1)										0 0 0 0 0 0 0										
Inning Stats	R: 0 E: 0 K: 1 S: 5	H: 0 LOB: 1 BB: 1 P: 9	R: 1 E: 0 K: 0 S: 5	H: 3 LOB: 1 BB: 0 P: 5	R: 0 E: 0 K: 0 S: 3	H: 0 LOB: 0 BB: 1 P: 3	R: 0 E: 0 K: 1 S: 5	H: 0 LOB: 0 BB: 0 P: 5	R: 1 E: 0 K: 1 S: 7	H: 2 LOB: 2 BB: 0 P: 8	R: 0 E: 0 K: 1 S: 5	H: 0 LOB: 2 BB: 1 P: 9	R: 0 E: 0 K: 2 S: 8	H: 1 LOB: 1 BB: 0 P: 8	R: 0 E: 0 K: 0 S: 3	H: 0 LOB: 0 BB: 0 P: 3	1B: 5 2B: 1 3B: 0 HR: 0	SF: 0 SAC: 0 DP: 1 HBP: 1	WP: 0 PB: 0 SB: 0 CS: 0	PA: 35
PITCHER	IP WLS BF H R ER SO BB IBB HBP BLK WP HR S P ERA WHIP																			
Pete Hamm, R (1, 1) ERA: 3.0	6.0 W 24 5 2 2 3 2 0 1 0 0 0 0 27 36 3.00 1.167																			
Ray Corbin, R (7, 1) ERA: 0.46	3.0 S 11 1 0 0 3 1 0 0 0 0 0 0 16 20 0.00 0.667																			

AB	31
R	2
H	6
RBI	2
BB	3
SO	6
LOB	14



Batter	1	2	3	4	5	6	7	8	9
Cesar Tovar, R (1, 9) OBP: 0.381, SLG: 0.388 (7, 7)	0-0 6-3		0-0 4-3			0-0 SH 1B BLK 2-3	0-0 F4		
Rich Reese, L (1, 3) OBP: 0.250, SLG: 0.189	0-3 K			0-0 F2		0-0 BLK BB 1-3 FC5-2-5 1B 3-H	0-0 4-3		
Harmon Killebrew, R (1, 5) OBP: 0.415, SLG: 0.508	0-0 F7			0-0 F3		0-0 BLK BB 1-2 4-0	0-0 1B FC4-2 2B		
Jim Holt, L (1, 8) OBP: 0.348, SLG: 0.453 (7, 9)		0-0 L4		0-0 4-3		0-0 L6 1-2 2-3 3-H	0-0 FC4-2 SH 1B 1B		
Brant Aleya, R (1, 7) OBP: 0.346, SLG: 0.391 Jim Kaat, L (6, PR) OBP: 0.208, SLG: 0.292 Ray Corbin, R (7, 1) OBP: 0.200, SLG: 0.200		0-3 K			0-3 K	0-0 FC5-2-5 3-H	0-0 SH FC4-2 1B 1-2		
Rod Carew, L (1, 4) OBP: 0.260, SLG: 0.320		0-0 3B			0-0 F7	0-3 K	0-0 FC4-2 E 1B 1-2 2-3 3-H		
Leo Cardenas, R (1, 6) OBP: 0.338, SLG: 0.398		0-0 5-3			0-0 L7		0-0 F4 HR		
George Mitterwald, R (1, 2) OBP: 0.326, SLG: 0.280			0-0 L7			0-0 2B 2B	0-0 SH3 BB 1-3 2-H 3-H	0-0 E4 1B	
Pete Hamm, R (1, 1) Charlie Manuel, L (6, PH) OBP: 0.333, SLG: 0.375 Paul Powell, R (7, 8) OBP: 0.235, SLG: 0.258		0-3 K				0-0 SH 1B 2B 2-H	0-0 SH3 1-2	0-0 F8	

Inning Stats	R: 0 E: 0 K: 1 S: 5	H: 0 LOB: 0 BB: 0 P: 5	R: 0 E: 0 K: 1 S: 6	H: 1 LOB: 1 BB: 0 P: 6	R: 0 E: 0 K: 1 S: 5	H: 0 LOB: 0 BB: 0 P: 5	R: 0 E: 0 K: 0 S: 3	H: 0 LOB: 0 BB: 0 P: 3	R: 0 E: 0 K: 1 S: 5	H: 0 LOB: 0 BB: 0 P: 5	R: 3 E: 1 K: 1 S: 9	H: 3 LOB: 2 BB: 1 P: 13	R: 1 E: 0 K: 0 S: 4	H: 1 LOB: 1 BB: 1 P: 8	R: 2 E: 2 K: 0 S: 7	H: 3 LOB: 2 BB: 0 P: 7	
PITCHER	IP	WLS	BF	H	R	ER	SO	BB	IBB	HBP	BLK	WP	HR	S	P	ERA	WHIP
Tom Bradley, R (1, 1) ERA: 1.43	5.0	L	20	4	3	2	4	0	0	0	0	0	0	28	28	3.60	0.800
Vicente Romo, R (6, 1) ERA: 3.52	0.2		3	0	0	0	0	1	0	0	1	0	0	2	6	0.00	1.500
Terry Forster, L (6, 1) ERA: 2.51	0.1		1	0	0	0	1	0	0	0	0	0	0	3	3	0.00	0.000
Steve Kealey, R (7, 1) ERA: 3.98	1.0		8	3	3	1	0	1	0	0	0	0	1	7	11	9.00	4.000
Don Eddy, L (8, 1) ERA: 2.61	0.1		1	0	0	0	0	0	0	0	0	0	0	1	1	0.00	0.000

BOTTOM

Chicago White Sox @ Minnesota Twins
Metropolitan Stadium, Bloomington, MI

Sun May 16 1971, 4:33 AM EDT
Att: 10,878 - Unknown - 74 F

AB	R	H	RBI	BB	SO	LOB
3	1	0	0	0	0	1
4	0	1	1	0	1	1
3	0	1	0	1	0	0
4	1	1	0	0	0	2
3	0	0	0	0	2	2
0	0	0	0	0	0	0
0	1	0	0	0	0	0
4	0	1	0	0	1	5
4	1	1	1	0	0	4
3	1	2	2	1	0	0
1	0	0	0	0	1	0
1	1	1	1	0	0	0
1	0	0	0	0	0	2

1B	3	SF	0	WP	0	PA	36
2B	3	SAC	3	PB	0		
3B	1	DP	0	SB	0		
HR	1	HBP	0	CS	0		

AB	31
R	6
H	8
RBI	5
BB	2
SO	5
LOB	17

livebaseballscorecards.com

Batter	1	2	3	4	5	6	7	8	9	AB R H RBI BB SO LOB	TOP											
Lee Richard, R (1, 6) OBP: 0.276, SLG: 0.281	0-0 F3		0-0 L3 1B		0-0 G6-4-3 1-2f		0-0 F6			4 0 1 0 0 0 3	Chicago White Sox @ Kansas City Royals Municipal Stadium, Kansas City, MO Wed May 19 1971, 8:05 PM EDT Att: 7,015 - Unknown - 67 F											
Jay Johnstone, L (1, 8) OBP: 0.312, SLG: 0.354	0-0 4-3		0-0 L3 1-2			0-0 F8		0-0 F4		4 0 0 0 0 0 1												
Carlos May, L (1, 3) OBP: 0.351, SLG: 0.398	0-0 F8		0-0 F7			B B B B 4-0 FC6-4 BB BB		0-0 L9		3 0 0 0 1 0 0												
Rich McKinney, R (1, 9) OBP: 0.463, SLG: 0.475		0-0 F8		0-0 6-3		B B B B 4-0 1-2 FC6-4 BB		0-0 L8		3 0 0 0 1 0 0												
Bill Melton, R (1, 5) OBP: 0.374, SLG: 0.430		0-0 F8		0-0 F7		0-0 FC6-4 1-2f 2-3		0-0 L4		4 0 0 0 0 0 2												
Rick Reichardt, R (1, 7) OBP: 0.351, SLG: 0.528		0-0 BB 1B 1B		0-3 K		0-0 F8		0-0 6-3		4 0 1 0 0 1 2												
Ed Herrmann, L (1, 2) OBP: 0.364, SLG: 0.474		0-0 BB 1B 1B			0-0 F7		0-0 G3		0-0 1B 1B 1B	4 0 2 0 0 0 0 0 0 0 0 0 0 0												
Luis Alvarado, R (9, PR) OBP: 0.256, SLG: 0.220		0-0 BB 1B 1B			0-0 E6 E		0-0 1B		0-0 1B 1B 1B	3 0 2 0 1 0 0												
Mike Andrews, R (1, 4) OBP: 0.380, SLG: 0.413		4-0 BB 1B 1B			0-0 E6 G6-4-3		0-0 L8		0-0 F4	2 0 0 0 0 0 4 1 0 0 0 0 0 1 0 0 0 0 0 0 0 1 0 0 0 0 0 2												
Bart Johnson, R (1, 1) OBP: 0.231, SLG: 0.269		0-0 G3																				
Ed Stroud, L (7, PH) OBP: 0.228, SLG: 0.222																						
Joe Herten, R (7, 1)																						
Walt Williams, R (9, PH) OBP: 0.305, SLG: 0.333																						
Inning Stats	R: 0 E: 0 K: 0 S: 3	H: 0 LOB: 0 BB: 0 P: 3	R: 0 E: 0 K: 0 S: 5	H: 2 LOB: 3 BB: 1 P: 9	R: 0 E: 0 K: 0 S: 3	H: 1 LOB: 0 BB: 0 P: 3	R: 0 E: 0 K: 1 S: 5	H: 0 LOB: 0 BB: 0 P: 5	R: 0 E: 2 K: 0 S: 4	H: 0 LOB: 1 BB: 0 P: 4	R: 0 E: 0 K: 0 S: 3	H: 0 LOB: 2 BB: 2 P: 11	R: 0 E: 0 K: 0 S: 4	H: 1 LOB: 1 BB: 0 P: 4	R: 0 E: 0 K: 0 S: 3	H: 0 LOB: 0 BB: 0 P: 3	R: 0 E: 0 K: 0 S: 5	H: 2 LOB: 2 BB: 0 P: 5	1B: 6 2B: 1 3B: 0 HR: 0	SF: 0 SAC: 0 DP: 2 HBP: 0	WP: 0 PB: 0 SB: 0 CS: 0	PA: 36
PITCHER	IP WLS BF H R ER SO BB IBB HBP BLK WP HR S P ERA WHIP																					
Mike Hedlund, R (1, 1) ERA: 2.17	8.2 W 35 6 0 0 1 3 0 0 0 0 0 0 34 46 0.00 1.038																					
Ted Abernathy, R (9, 1) ERA: 1.8	0.1 S 1 0 0 0 0 0 0 0 0 0 0 0 1 1 0.00 0.000																					


Chicago White Sox @ California Angels
Anaheim Stadium, Anaheim, CA
 Fri May 21 1971, 10:05 PM EDT
 Att. 10,018 - Unknown

AB	32
R	3
H	8
RBI	3
BB	2
SO	7
LOB	11



Batter	1	2	3	4	5	6	7	8	9	AB R H RBI BB SO LOB	TOP	
Lee Richard, R (1, 6) X OBP: 0.275, SLG: 0.280	0-0 F9 S 1B		0-3 K		0-0 4-3		0-0 F8			4 0 1 0 0 1 1		
Mike Hershberger, R (1, 8) X OBP: 0.500, SLG: 0.429	0-0 F9 1-3			0-0 6-3		4-0 FC6-4 BB	0-3 K2-3			3 0 0 0 1 1 2		
Mike Andrews, R (1, 4) X OBP: 0.376, SLG: 0.402	0-0 P6			4-0 HR BB		0-0 FC6-4 1B 1-2f		0-0 4-3		3 1 0 0 1 0 1		
Bill Melton, R (1, 5) OBP: 0.378, SLG: 0.456		0-3 K		0-0 HR		0-0 1B 1-2		0-0 F5		4 1 2 2 0 1 0		
Rick Reichardt, R (1, 7) OBP: 0.356, SLG: 0.527		0-0 2B 1B		0-3 K		0-0 1B 1-2 2-3		0-0 F9		4 0 2 0 0 1 0		
Carlos May, L (1, 3) OBP: 0.349, SLG: 0.401		0-0 1-H 2B		0-0 3-1		0-0 F5		0-0 F9		4 0 1 0 0 0 3		
Rich McKinney, R (1, 9) OBP: 0.443, SLG: 0.452		0-0 6-3		0-3 K		0-0 F7		0-0 F7		3 0 0 0 0 1 4		
Ed Stroud, L (6, 9) OBP: 0.225, SLG: 0.219										1 0 0 0 0 0 0		
Tom Egan, R (1, 2) OBP: 0.308, SLG: 0.622			0-0 P3		0-0 HR		0-0 SH3-4 1B		0-0 F3		4 1 2 1 0 0 0	
Tom Bradley, R (1, 1) OBP: 0.125, SLG: 0.087			0-3 K		0-3 K		0-0 SH3-4			2 0 0 0 0 2 0		
Inning Stats	R: 0 H: 1 E: 0 LOB: 0 K: 0 BB: 0 S: 3 P: 3	R: 0 H: 2 E: 0 LOB: 1 K: 1 BB: 0 S: 6 P: 6	R: 0 H: 0 E: 0 LOB: 0 K: 2 BB: 0 S: 7 P: 7	R: 2 H: 1 E: 0 LOB: 0 K: 1 BB: 1 S: 6 P: 10	R: 1 H: 1 E: 0 LOB: 0 K: 2 BB: 0 S: 8 P: 8	R: 0 H: 2 E: 0 LOB: 3 K: 0 BB: 1 S: 5 P: 9	R: 0 H: 1 E: 0 LOB: 1 K: 1 BB: 0 S: 6 P: 6	R: 0 H: 0 E: 0 LOB: 0 K: 0 BB: 0 S: 3 P: 3	R: 0 H: 0 E: 0 LOB: 0 K: 0 BB: 0 S: 3 P: 3	1B: 5 SF: 0 2B: 1 SAC: 1 3B: 0 DP: 0 HR: 2 HBP: 0	WP: 0 PA: 35 PB: 0 SB: 1 CS: 0	
PITCHER	IP WLS BF H R ER SO BB IBB HBP BLK WP HR S P ERA WHIP											
Rudy May, L (1, 1) ERA: 3.28	5.1 L 22 6 3 3 6 2 0 0 0 0 0 2 32 40 5.06 1.500											
Mel Queen, R (6, 1) ERA: 0.98	0.2 3 1 0 0 0 0 0 0 0 0 0 0 3 3 0.00 1.500											
Lloyd Allen, R (7, 1) ERA: 3.97	2.0 7 1 0 0 1 0 0 0 0 0 0 0 9 9 0.00 0.500											
Eddie Fisher, R (9, 1) ERA: 2.13	1.0 3 0 0 0 0 0 0 0 0 0 0 0 3 3 0.00 0.000											

livebaseballscorecards.com

Batter	1	2	3	4	5	6	7	8	9	AB	R	H	RBI	BB	SO	LOB	BOTTOM																	
Sandy Alomar Sr., S (1, 4) OBP: 0.250, SLG: 0.246	0-0 5-3			0-0 F8		0-0 1B		0-0 L6		4	0	1	0	0	0	0	Chicago White Sox @ California Angels Anaheim Stadium, Anaheim, CA Fri May 21 1971, 10:05 PM EDT Att. 10,018 - Unknown AB 31 R 0 H 5 RBI 0 BB 1 SO 6 LOB 9 																	
Jim Fregosi, R (1, 7) OBP: 0.304, SLG: 0.305 Eddie Fisher, R (9, 1)	0-0 1-3			0-0 5-3		0-3 K		0-0 5-3		4	0	0	0	0	1	1																		
Tony Conigliaro, R (1, 9) OBP: 0.338, SLG: 0.394	0-3 K			4-0 BB		0-0 1-3			0-0 5-3	3	0	0	0	1	1	1																		
John Stephenson, L (1, 2) OBP: 0.433, SLG: 0.518		0-0 4-3		0-0 4-3			0-3 K		0-0 G4-6-3 1B	4	0	1	0	0	1	1																		
Ken McMullen, R (1, 5) OBP: 0.323, SLG: 0.397		0-0 F5			0-3 K		0-0 FC5-6 1B		0-0 G4-6-3 1-2f	4	0	1	0	0	1	1																		
Roger Repoz, L (1, 8) OBP: 0.451, SLG: 0.493		0-3 K			0-0 1B		0-0 FC5-6 1B 1-2f			3	0	1	0	0	1	1																		
Jim Spencer, L (1, 3) OBP: 0.235, SLG: 0.297			0-0 F2		0-0 F7		0-0 FC6-4 1B			3	0	1	0	0	0	1																		
Syd O'Brien, R (1, 6) OBP: 0.291, SLG: 0.439			0-0 F9		0-0 5-3		0-0 FC6-4 1-2f			3	0	0	0	0	0	3																		
Rudy May, L (1, 1) OBP: 0.235, SLG: 0.235 Mel Queen, L (6, 1) Alex Johnson, R (6, PH) OBP: 0.266, SLG: 0.280 Lloyd Allen, R (7, 1) Tony Gonzalez, L (8, PH) OBP: 0.333, SLG: 0.267 (9, 7)			0-3 K			0-0 F7		0-0 F7		1	0	0	0	0	1	0																		
Inning Stats	R: 0 E: 0 K: 1 S: 5	H: 0 LOB: 0 BB: 0 P: 5	R: 0 E: 0 K: 1 S: 5	H: 0 LOB: 0 BB: 0 P: 5	R: 0 E: 0 K: 1 S: 5	H: 0 LOB: 0 BB: 0 P: 5	R: 0 E: 0 K: 0 S: 3	H: 1 LOB: 1 BB: 1 P: 7	R: 0 E: 0 K: 1 S: 6	H: 1 LOB: 1 BB: 0 P: 6	R: 0 E: 0 K: 1 S: 7	H: 2 LOB: 2 BB: 0 P: 7	R: 0 E: 0 K: 0 S: 3	H: 0 LOB: 0 BB: 0 P: 3	R: 0 E: 0 K: 0 S: 3	H: 1 LOB: 0 BB: 0 P: 3	1B: 5 2B: 0 3B: 0 HR: 0	SF: 0 SAC: 0 DP: 1 HBP: 0	WP: 0 PB: 0 SB: 1 CS: 0	PA: 32														
PITCHER Tom Bradley, R (1, 1) ERA: 1.27	IP 9.0	WLS W	BF 32	H 5	R 0	ER 0	SO 6	BB 1	IBB 0	HBP 0	BLK 0	WP 0	HR 0	S 43	P 47	ERA 0.00	WHIP 0.667																	
																	PITCHER	IP	WLS	BF	H	R	ER	SO	BB	IBB	HBP	BLK	WP	HR	S	P	ERA	WHIP

Batter	1	2	3	4	5	6	7	8	9	AB R H RBI BB SO LOB	TOP											
Lee Richard, R OBP: 0.287, SLG: 0.289 (1, 6)	0-0 2B 1B	0-0 F9			0-0 SF8	0-0 1B		4-0 HBP BB BB		3 2 2 3 1 0 0												
Jay Johnstone, L OBP: 0.316, SLG: 0.366 (1, 9)	0-0 E G6-4-3 2B		0-0 P4		0-3 K	0-3 K		0-0 BB HBP SF8 1B		5 2 2 1 0 2 1												
Carlos May, L OBP: 0.357, SLG: 0.404 (1, 3)	0-0 E6 G6-4-3 2-3 1B 1B		0-0 F7			0-0 4-3	0-0 HR 1B	1-0 SF8 BB HBP		4 2 2 0 0 0 0												
Bill Melton, R OBP: 0.392, SLG: 0.492 (1, 5)	4-0 G6-4-3 BB		0-3 K			0-0 1B 2B	0-0 1-H HR	4-0 1-2 2-3 3-H BB		3 2 2 3 2 1 0												
Rick Reichardt, R OBP: 0.358, SLG: 0.522 (1, 7)	0-0 G6-4-3 1-2f 2-3 3-H			0-0 5-3		0-0 1B 1B	4-0 BB	0-0 SF8		3 1 1 1 1 0 2												
Ed Herrmann, L OBP: 0.376, SLG: 0.482 (1, 2)	0-0 FC5-4 3-H 1B			0-0 G6-4-3 1B		0-0 1-3 2-H 1B 1B	0-0 F8	0-0 G3		5 1 3 2 0 0 3												
Mike Andrews, R OBP: 0.370, SLG: 0.388 (1, 4)	0-0 FC5-4 1-2f			0-0 G6-4-3 1-2f		4-0 1B IBB	0-0 P6		0-0 P5	4 1 0 0 1 0 3												
Mike Hershberger, R OBP: 0.478, SLG: 0.421 (1, 8)		0-0 6-3			0-0 S SF8 SH3-4 1B	0-0 1-3 2-H 3-H 1B 1B	0-0 F3		0-0 1-3	5 2 2 2 0 0 1												
Wilbur Wood, R (1, 1)		0-3 K			0-0 SH3-4	0-0 SH1-3		0-0 1-3	0-3 K	3 0 0 0 0 2 0												
Inning Stats	R: 3 E: 1 K: 0 S: 6	H: 4 LOB: 1 BB: 1 P: 10	R: 0 E: 0 K: 1 S: 5	H: 0 LOB: 0 BB: 0 P: 5	R: 0 E: 0 K: 1 S: 5	H: 0 LOB: 0 BB: 0 P: 5	R: 0 E: 0 K: 0 S: 3	H: 1 LOB: 0 BB: 0 P: 3	R: 1 E: 0 K: 1 S: 6	H: 1 LOB: 0 BB: 0 P: 6	R: 5 E: 0 K: 1 S: 10	H: 5 LOB: 1 BB: 1 P: 14	R: 2 E: 0 K: 0 S: 5	H: 2 LOB: 1 BB: 1 P: 9	R: 2 E: 0 K: 0 S: 4	H: 1 LOB: 2 BB: 2 P: 13	R: 0 E: 0 K: 1 S: 5	H: 0 LOB: 0 BB: 0 P: 5	1B: 11 2B: 2 3B: 0 HR: 1	SF: 2 SAC: 2 DP: 2 HBP: 1	WP: 0 PB: 0 SB: 1 CS: 0	PA: 45
PITCHER	IP WLS BF H R ER SO BB IBB HBP BLK WP HR S P ERA WHIP																					
Tom Murphy, R ERA: 4.33 (1, 1)	5.1 L 25 9 8 8 3 1 1 0 0 0 0 0 29 37 13.50 1.875																					
Archie Reynolds, R ERA: 4.91 (6, 1)	0.2 4 2 1 1 1 0 0 0 0 0 0 0 6 6 13.50 3.000																					
Jim Maloney, R ERA: 6.75 (7, 1)	2.0 13 3 4 4 0 3 0 1 0 0 1 9 22 18.00 3.000																					
Mel Queen, R ERA: 0.93 (9, 1)	1.0 3 0 0 0 0 1 0 0 0 0 0 0 5 5 0.00 0.000																					

Chicago White Sox @ California Angels
 Anaheim Stadium, Anaheim, CA
 Sat May 22 1971, 10:05 PM EDT
 Att: 11,279 - Unknown

livebaseballscorecards.com

AB 35
 R 13
 H 14
 RBI 12
 BB 5
 SO 5
 LOB 10



BOTTOM

Chicago White Sox @ California Angels
Anaheim Stadium, Anaheim, CA

Sat May 22 1971, 10:05 PM EDT
 Att. 11,279 - Unknown

livebaseballscorecards.com

AB	31
R	0
H	6
RBI	0
BB	1
SO	1
LOB	11



AB	R	H	RBI	BB	SO	LOB
4	0	0	0	0	0	0
4	0	1	0	0	0	0
4	0	2	0	0	0	1
4	0	2	0	0	0	1
4	0	0	0	0	0	4
2	0	1	0	1	0	1
0	0	0	0	0	0	0
3	0	0	0	0	0	3
3	0	0	0	0	1	1
1	0	0	0	0	0	0
0	0	0	0	0	0	0
1	0	0	0	0	0	0
1	0	0	0	0	0	0
0	0	0	0	0	0	0

1B: 6	SF: 0
2B: 0	SAC: 0
3B: 0	DP: 2
HR: 0	HBP: 0

WP: 0	PA: 32
PB: 0	
SB: 0	
CS: 0	

WP	HR	S	P	ERA	WHIP
0	0	33	37	0.00	0.778

Batter	1	2	3	4	5	6	7	8	9
Sandy Alomar Sr., S OBP: 0.245, SLG: 0.240 (1, 4)	0-0 6-3 ①		0-0 G3 ③			0-0 6-3 ②			0-0 P5 ①
Syd O'Brien, R OBP: 0.289, SLG: 0.430 (1, 6)	0-0 G6-4-3 1B			0-0 4-3 ①		0-0 F8 ③			0-0 P6 ②
Alex Johnson, R OBP: 0.272, SLG: 0.285 (1, 7)	0-0 G6-4-3 1-2f			0-0 F8 ②			0-0 FC6-4 1B		0-0 1B 1B
Tony Conigliaro, R OBP: 0.342, SLG: 0.397 (1, 9)		0-0 BB 1B		0-0 6-3 ③		0-0 FC6-4 1-2f		0-0 FC6-4 1-2	0-0 FC6-4 1B
Ken McMullen, R OBP: 0.315, SLG: 0.387 (1, 5)		0-0 F8 ①			0-0 5-3 ①	0-0 6-3 ②		0-0 FC6-4 ③	0-0 FC6-4 1-2f
Jim Fregosi, R OBP: 0.316, SLG: 0.310 Jim Spencer, L OBP: 0.235, SLG: 0.297 (1, 3) (8, 3)		4-0 BB BB BB 1-2 G6-4-3 BB			0-0 FC6-4 1B	0-0 F2 ③			
Jerry Moses, R OBP: 0.247, SLG: 0.368 (1, 2)		0-0 G6-4-3 1-2f			0-0 FC6-4 FC5-4 1-2f			0-0 6-3 ①	
Ken Berry, R OBP: 0.231, SLG: 0.289 (1, 8)			0-0 F8 ①		0-0 FC5-4 1-2f			0-3 K ②	
Tom Murphy, R OBP: 0.087, SLG: 0.130 Archie Reynolds, R (6, 1) Jeff Torborg, R OBP: 0.083, SLG: 0.067 (6, PH) Jim Maloney, L (7, 1) Billy Cowan, R OBP: 0.276, SLG: 0.235 (8, PH) Mel Queen, L (9, 1)			0-0 6-3 ②			0-0 5-3 ①		0-0 F2 ③	

Inning	R	H	E	K	S	H	LOB	BB	P
1	0	1	0	0	3	1	0	0	3
2	0	1	0	0	3	1	1	1	7
3	0	0	0	0	3	0	0	0	3
4	0	0	0	0	3	0	0	0	3
5	0	1	0	0	4	1	1	0	4
6	0	0	0	0	3	0	0	0	3
7	0	1	1	0	4	1	1	0	4
8	0	0	0	1	5	0	0	0	5
9	0	2	0	0	5	2	2	0	5

PITCHER	IP	WLS	BF	H	R	ER	SO	BB	IBB	HBP	BLK	WP	HR	S	P	ERA	WHIP
Wilbur Wood, L ERA: 1.99 (1, 1)	9.0	W	32	6	0	0	1	1	0	0	0	0	0	33	37	0.00	0.778

Batter	1	2	3	4	5	6	7	8	9	AB	R	H	RBI	BB	SO	LOB	BOTTOM			
Sandy Alomar Sr., S OBP: 0.260, SLG: 0.279 (1, 6)	0-0 1B 2B	0-0 SH1-3	0-0 WP 1B			0-0 6-3 HR 1B		0-0 HR		4	3	4	2	0	0	0	Chicago White Sox @ California Angels Anaheim Stadium, Anaheim, CA Sun May 23 1971, 6:33 AM EDT Att. 10,252 - Unknown livebaseballscorecards.com			
Roger Repoz, L OBP: 0.448, SLG: 0.479 (1, 7)	4-0 1B BB	0-0 SF9	0-3 K			0-0 6-3		4-0 BB		2	1	0	1	2	1	3				
Tony Conigliaro, R OBP: 0.344, SLG: 0.400 (1, 9)	0-3 K	0-0 2B				4-0 HR BB		0-3 K		4	1	1	1	1	2	3				
John Stephenson, L OBP: 0.431, SLG: 0.557 (1, 2)	0-0 P4	0-0 4-3				0-0 G6-4-3 1B		0-0 4-3		5	1	2	3	0	0	4				
Jerry Moses, R OBP: 0.247, SLG: 0.368 (9, 2)										0	0	0	0	0	0	0				
Ken McMullen, R OBP: 0.320, SLG: 0.409 (1, 5)	0-0 1B 1-2 2-H 1B					0-0 HR 1-2f		0-3 HR K		4	1	2	2	0	1	1				
Jim Spencer, L OBP: 0.242, SLG: 0.298 (1, 3)	0-0 FC4-6 1-3 2-H 1B					4-0 G5-4-3 BB		0-0 P4 3-1		3	0	1	1	1	0	0				
Syd O'Brien, R OBP: 0.277, SLG: 0.411 (1, 4)	0-0 FC4-6 1-2f					0-0 G5-4-3 1-2f		0-0 L4 1-3		4	0	0	0	0	0	3				
Ken Berry, R OBP: 0.241, SLG: 0.307 (1, 8)						0-0 SH SF9 2B		0-3 K		4	2	2	0	0	1	0				
Andy Messersmith, R OBP: 0.217, SLG: 0.286 (1, 1)						0-0 SH SH1-3 2B		0-0 F7		2	1	1	0	0	0	0				
Eddie Fisher, R (7, 1)						0-0 WP 1B 1-2 1B				1	0	0	0	0	1	0				
Inning Stats	R: 2 E: 0 K: 1 S: 8	H: 3 LOB: 2 BB: 1 P: 12	R: 2 E: 0 K: 0 S: 6	H: 2 LOB: 1 BB: 0 P: 6	R: 2 E: 0 K: 1 S: 8	H: 4 LOB: 2 BB: 1 P: 12	R: 0 E: 0 K: 0 S: 3	H: 1 LOB: 0 BB: 0 P: 3	R: 0 E: 0 K: 0 S: 3	H: 0 LOB: 0 BB: 0 P: 3	R: 3 E: 0 K: 1 S: 7	H: 2 LOB: 0 BB: 1 P: 11	R: 0 E: 0 K: 1 S: 5	H: 0 LOB: 0 BB: 0 P: 5	R: 1 E: 0 K: 2 S: 8	H: 1 LOB: 1 BB: 1 P: 12	1B: 7 2B: 3 3B: 0 HR: 3	SF: 1 SAC: 2 DP: 2 HBP: 0	WP: 1 PB: 0 SB: 0 CS: 0	PA: 40 ERA WHIP
PITCHER	IP WLS BF H R ER SO	IP WLS BF H R ER SO	IP WLS BF H R ER SO	IP WLS BF H R ER SO	IP WLS BF H R ER SO	IP WLS BF H R ER SO	IP WLS BF H R ER SO	IP WLS BF H R ER SO	IP WLS BF H R ER SO	IP WLS BF H R ER SO	IP WLS BF H R ER SO	IP WLS BF H R ER SO	IP WLS BF H R ER SO	IP WLS BF H R ER SO	IP WLS BF H R ER SO	IP WLS BF H R ER SO	ERA WHIP	ERA WHIP		
Bart Johnson, R ERA: 4.15 (1, 1)	2.0	2.0	2.0	2.0	2.0	2.0	2.0	2.0	2.0	27.00	4.000									
Tommy John, L ERA: 6.15 (3, 1)	3.0	3.0	3.0	3.0	3.0	3.0	3.0	3.0	3.0	0.00	1.333									
Steve Kealey, R ERA: 5.06 (6, 1)	1.0	1.0	1.0	1.0	1.0	1.0	1.0	1.0	1.0	27.00	3.000									
Don Eddy, L ERA: 2.92 (7, 1)	2.0	2.0	2.0	2.0	2.0	2.0	2.0	2.0	2.0	4.50	1.000									

Batter	1	2	3	4	5	6	7	8	9	AB R H RBI BB SO LOB	TOP											
Freddie Patek, R OBP: 0.321, SLG: 0.333 (1, 6)	0-0 FC5-4 2B	0-0 FC5-4 2B		0-0 6-3		0-0 6-3			0-0 1B 2B	5 2 2 0 0 0 1												
Paul Schaal, R OBP: 0.414, SLG: 0.463 (1, 5)	4-0 FC5-4 BB	0-0 1-H 2B			0-0 5-3		0-0 HR		0-0 F3	4 1 2 2 1 0 1												
Amos Otis, R OBP: 0.335, SLG: 0.487 (1, 8)	0-0 FC5-4 1B	0-0 1-3			0-3 K		0-0 CS 4-3 1B		0-0 1B 1B	5 2 2 1 0 1 3												
Gail Hopkins, L OBP: 0.302, SLG: 0.521 (1, 3)	0-0 FC1-2-5 1B		0-0 4-3		0-0 HR		0-0 4-3		0-0 1B 2B	4 1 1 1 0 0 3												
Bob Oliver, R OBP: 0.261, SLG: 0.326 (7, 3)	1-3 3-H									1 1 1 0 0 0 0												
Ed Kirkpatrick, L OBP: 0.343, SLG: 0.333 (1, 7)	0-0 BB 1B		0-0 1B 1B		4-0 E S BB		0-3 K		0-0 1-2 2B 1B	4 1 3 2 1 1 1												
Cookie Rojas, R OBP: 0.352, SLG: 0.396 (1, 4)	4-0 FC6-4 BB		0-0 WP 1B		4-0 1-3 BB			0-0 4-3	0-0 1-H 2-H 2B	3 0 2 2 2 0 0												
Jerry May, R OBP: 0.315, SLG: 0.348 (1, 2)	0-0 FC6-4 1-2f		0-3 K		0-0 F9			0-0 5-3	0-0 5-3	5 0 0 0 0 1 7												
Joe Keough, L OBP: 0.328, SLG: 0.262 (1, 9)		0-0 4-3		0-3 K		0-0 4-3		0-0 1B	4-0 IBB	4 0 1 0 1 1 0												
Dick Drago, R OBP: 0.263, SLG: 0.067 (1, 1)		4-0		0-3 K		0-3 K		0-0 F6	0-3 K	1 0 0 0 1 1 0												
Jim York, R (5, 1)										1 0 0 0 0 1 0												
Tom Burgmeier, L OBP: 0.400, SLG: 0.250 (7, 1)		FC5-4 BB								0 0 0 0 0 0 0												
Ted Abernathy, R (7, 1)										2 0 0 0 0 1 3												
Inning Stats	R: 1 E: 0 K: 0 S: 5	H: 2 LOB: 3 BB: 2 P: 13	R: 1 E: 0 K: 0 S: 4	H: 1 LOB: 1 BB: 1 P: 8	R: 0 E: 0 K: 1 S: 6	H: 2 LOB: 1 BB: 0 P: 6	R: 0 E: 0 K: 2 S: 7	H: 0 LOB: 0 BB: 0 P: 7	R: 1 E: 0 K: 1 S: 6	H: 1 LOB: 2 BB: 2 P: 14	R: 0 E: 0 K: 1 S: 5	H: 0 LOB: 0 BB: 0 P: 5	R: 1 E: 0 K: 1 S: 6	H: 2 LOB: 1 BB: 0 P: 6	R: 0 E: 0 K: 0 S: 4	H: 1 LOB: 1 BB: 0 P: 4	R: 4 E: 0 K: 1 S: 10	H: 5 LOB: 2 BB: 1 P: 14	1B: 8 2B: 5 3B: 0 HR: 2	SF: 0 SAC: 0 DP: 1 HBP: 0	WP: 1 PB: 0 SB: 2 CS: 1	PA: 45
PITCHER	IP WLS BF H R ER SO BB IBB HBP BLK WP HR S P ERA WHIP																					
Tommy John, L ERA: 6.08 (6, 1)	5.0 L 25 6 3 3 4 5 0 0 0 1 1 28 48 5.40 2.200																					
Joe Horlen, R ERA: 3.95 (8, 1)	2.0 7 2 1 1 2 0 0 0 0 0 1 11 11 4.50 1.000																					
	2.0 13 6 4 4 1 0 1 0 0 0 0 14 18 18.00 3.000																					

Kansas City Royals @ Chicago White Sox
 Comiskey Park, Chicago, IL
 Tue May 25 1971, 8:05 PM EDT
 Att. 2,241 - Unknown

AB	39
R	8
H	14
RBI	8
BB	6
SO	7
LOB	19



Batter	1	2	3	4	5	6	7	8	9	AB R H RBI BB SO LOB
Ed Stroud, L (1, 8) OBP: 0.233, SLG: 0.244	0-0 G3		0-3 K		0-0 FC4-6		4-0 BB BB		0-0 4-3	4 0 0 1 1 1 2
Lee Maye, L (1, 9) OBP: 0.474, SLG: 0.500 Mike Hershberger, R (7, PH) Joe Horlen, R (8, 1) Rich McKinney, R (9, PH) OBP: 0.464, SLG: 0.391	0-3 K		0-0 4-3		0-0 SF8		0-0 L7		0-0 F2	2 0 0 1 0 1 0 1 0 0 0 0 0 1 0 0 0 0 0 0 0 1 0 0 0 0 0 0
Carlos May, L (1, 3) OBP: 0.371, SLG: 0.416	0-0 1B		0-0 1B		0-0 1B		4-0 BB BB		0-3 K	4 0 3 0 1 1 0
Bill Melton, R (1, 5) OBP: 0.382, SLG: 0.467	0-0 F8			0-0 5-3	0-3 K		4-0 BB BB			3 0 0 0 1 1 3
Rick Reichardt, R (1, 7) OBP: 0.344, SLG: 0.496		0-0 6-3		0-0 F7		0-0 F4	0-0 L6			4 0 0 0 0 0 3
Ed Herrmann, L (1, 2) OBP: 0.356, SLG: 0.462		0-0 2B		0-0 F6		0-0 F9		0-0 1-3		4 0 1 0 0 0 0
Mike Andrews, R (1, 4) OBP: 0.377, SLG: 0.385		4-0 FC6-4 BB			0-0 1B FC4-6 1B	0-0 L6		0-0 F6		3 1 1 0 1 0 0
Lee Richard, R (1, 6) OBP: 0.287, SLG: 0.289		0-0 F4			0-0 FC4-6 1B SF8 1B		0-3 K	0-0 S 1B		4 1 2 0 0 1 2
Tom Bradley, R (1, 1) OBP: 0.120, SLG: 0.083 Walt Williams, R (5, PH) Tommy John, R (6, 1) Jay Johnstone, L (7, PH) OBP: 0.325, SLG: 0.396		0-0 FC6-4			0-0 1-2 FC4-6 1B		0-0 HR	0-0 F9		1 0 0 0 0 0 2 1 0 1 0 0 0 0 0 0 0 0 0 0 0 2 1 1 1 0 0 1

Inning Stats	R: 0 E: 0 K: 1 S: 6	H: 1 LOB: 1 BB: 0 P: 6	R: 0 E: 0 K: 0 S: 4	H: 1 LOB: 2 BB: 1 P: 8	R: 0 E: 0 K: 1 S: 5	H: 1 LOB: 1 BB: 0 P: 5	R: 0 E: 0 K: 0 S: 3	H: 0 LOB: 0 BB: 0 P: 3	R: 2 E: 0 K: 1 S: 9	H: 4 LOB: 2 BB: 0 P: 9	R: 0 E: 0 K: 0 S: 3	H: 0 LOB: 0 BB: 0 P: 3	R: 1 E: 0 K: 1 S: 6	H: 1 LOB: 3 BB: 3 P: 18	R: 0 E: 0 K: 0 S: 4	H: 1 LOB: 1 BB: 0 P: 4	R: 0 E: 0 K: 1 S: 5	H: 0 LOB: 0 BB: 0 P: 5	1B: 7 2B: 1 3B: 0 HR: 1	SF: 1 SAC: 0 DP: 0 HBP: 0	WP: 0 PB: 0 SB: 1 CS: 0	PA: 39
--------------	------------------------------	---------------------------------	------------------------------	---------------------------------	------------------------------	---------------------------------	------------------------------	---------------------------------	------------------------------	---------------------------------	------------------------------	---------------------------------	------------------------------	----------------------------------	------------------------------	---------------------------------	------------------------------	---------------------------------	----------------------------------	------------------------------------	----------------------------------	--------

PITCHER	IP	WLS	BF	H	R	ER	SO	BB	IBB	HBP	BLK	WP	HR	S	P	ERA	WHIP
Dick Drago, R (1, 1) ERA: 2.4	4.2		21	7	2	2	2	1	0	0	0	0	0	24	28	3.86	1.714
Jim York, R (5, 1) ERA: 4.03	1.2	W	7	1	1	1	2	1	0	0	0	0	1	10	14	5.40	1.200
Tom Burgmeier, L (7, 1) ERA: 1.48	0.1		2	0	0	0	0	1	0	0	0	0	0	1	5	0.00	3.000
Ted Abernathy, R (7, 1) ERA: 1.9	2.1	S	9	1	0	0	1	1	0	0	0	0	0	10	14	0.00	0.857

BOTTOM

Kansas City Royals @ Chicago White Sox
Comiskey Park, Chicago, IL
Tue May 25 1971, 8:05 PM EDT
Att. 2,241 - Unknown

livebaseballscorecards.com

AB	34
R	3
H	9
RBI	3
BB	4
SO	5
LOB	14

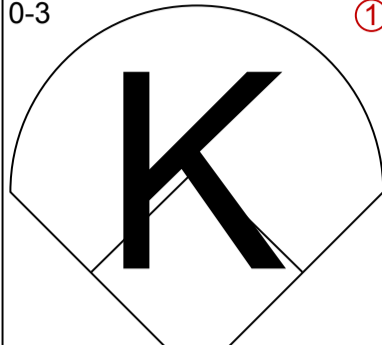
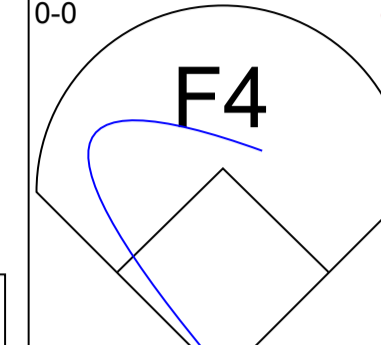
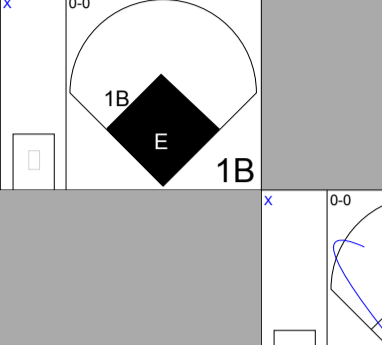
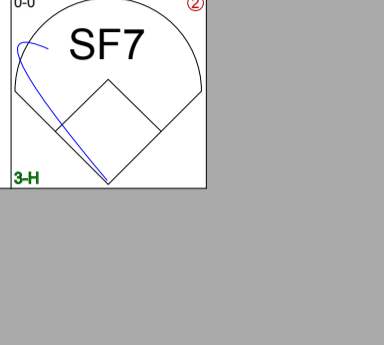
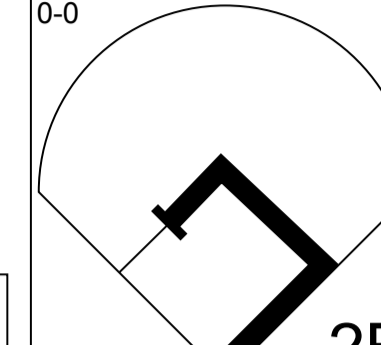
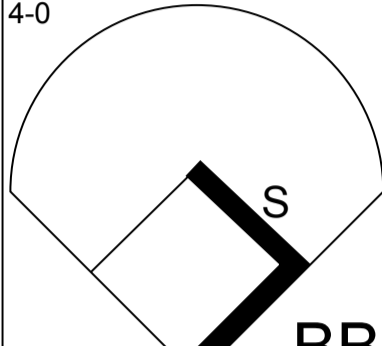
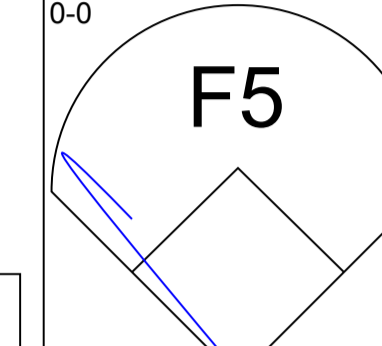
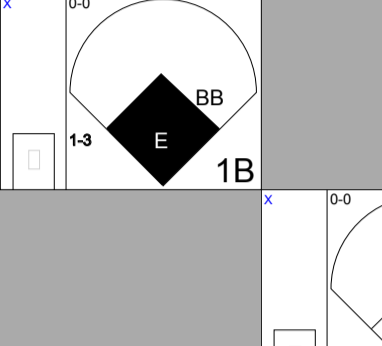
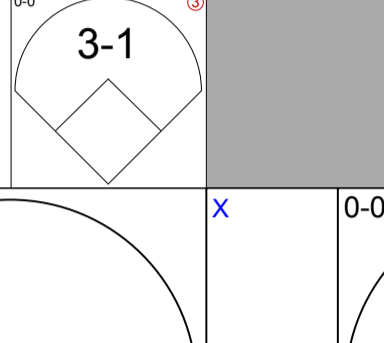
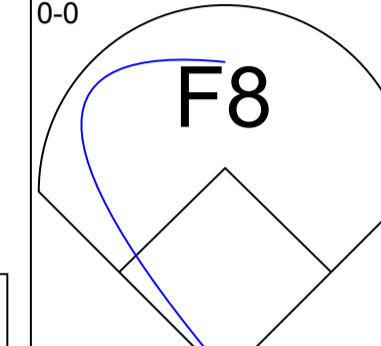
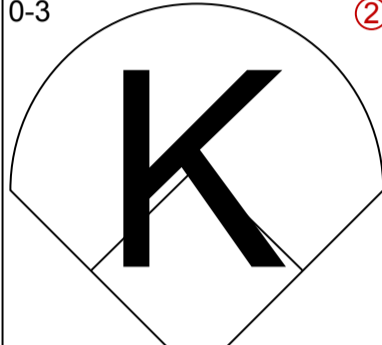
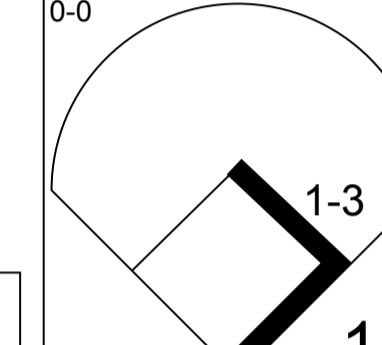
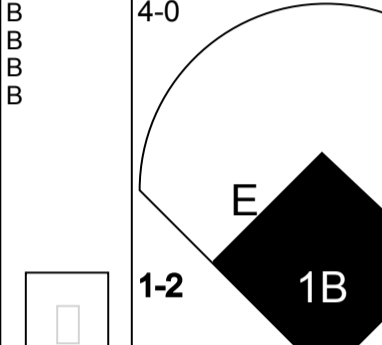
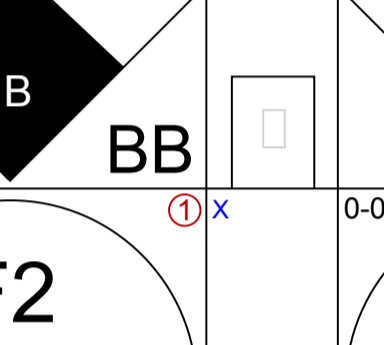
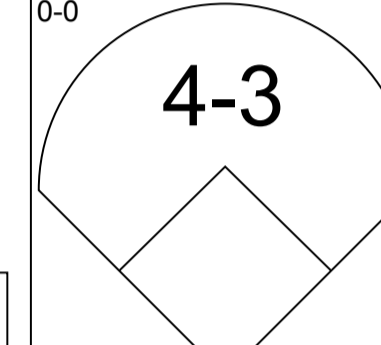

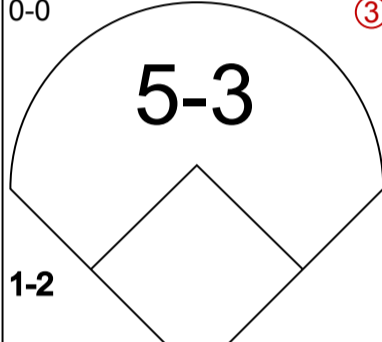
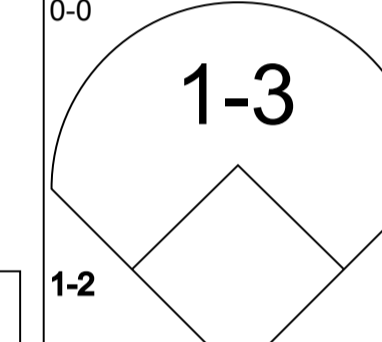
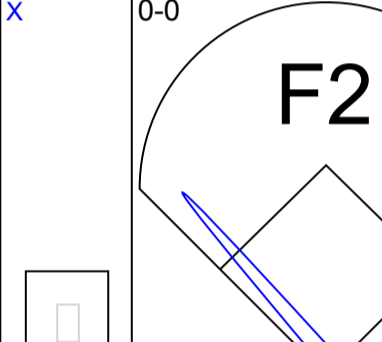
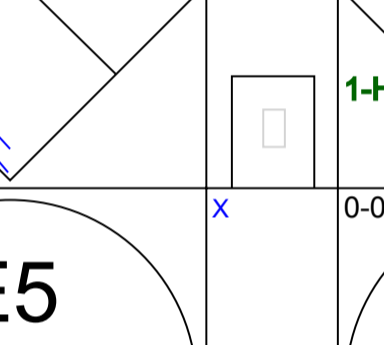

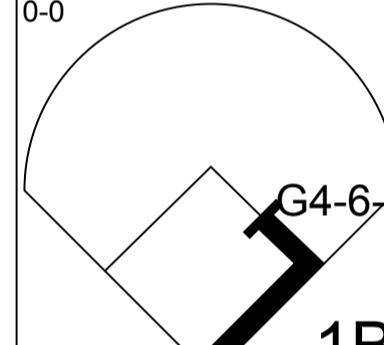
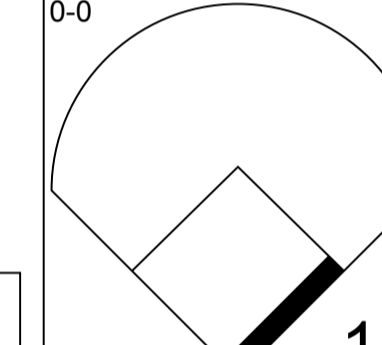
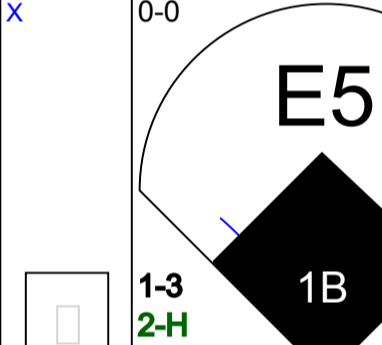
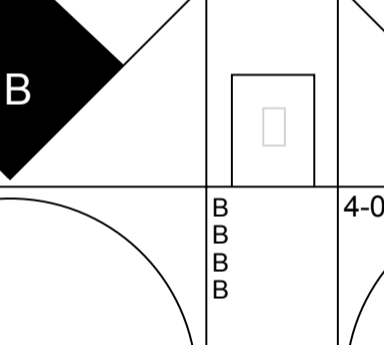

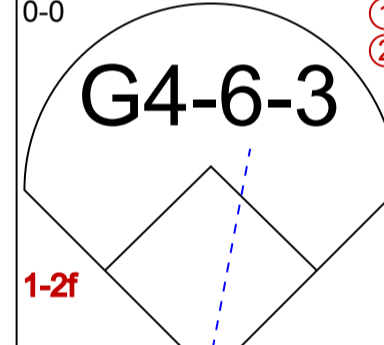
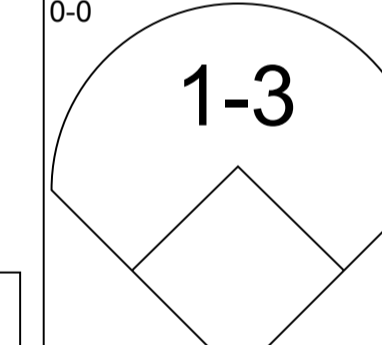
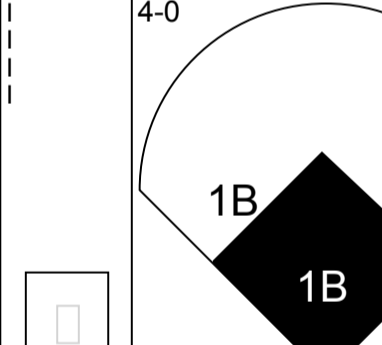
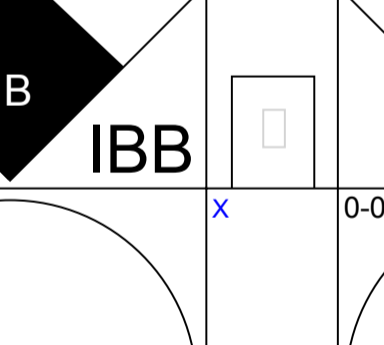

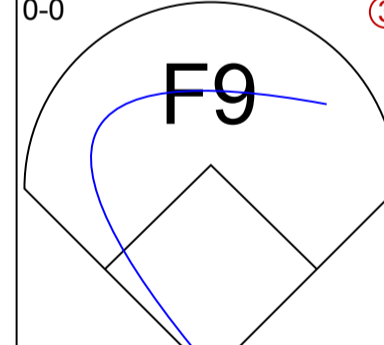
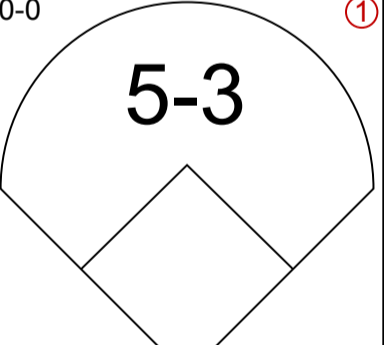
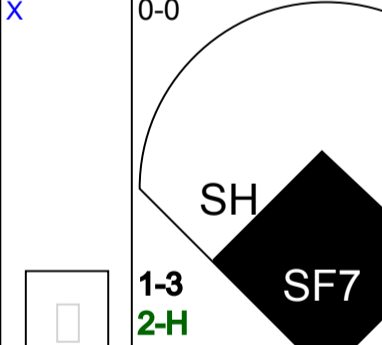
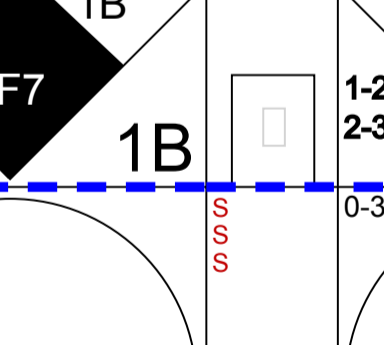

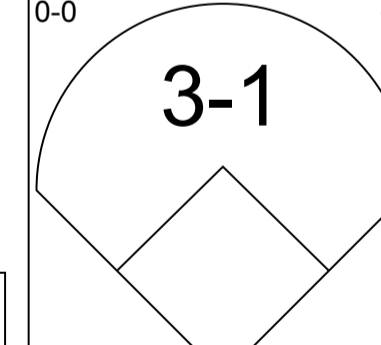
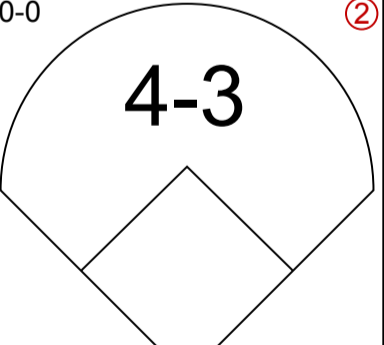
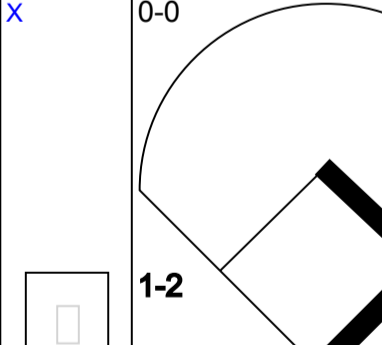
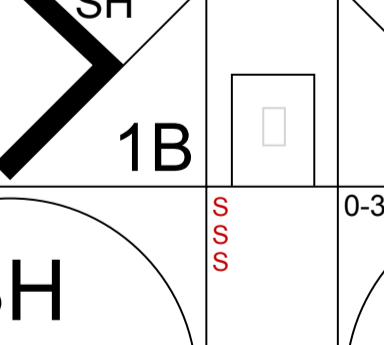

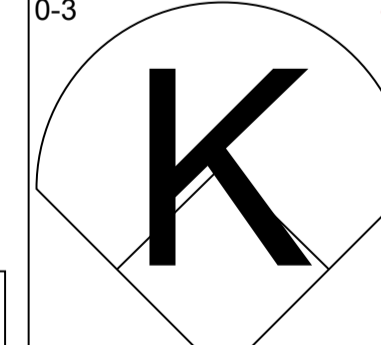
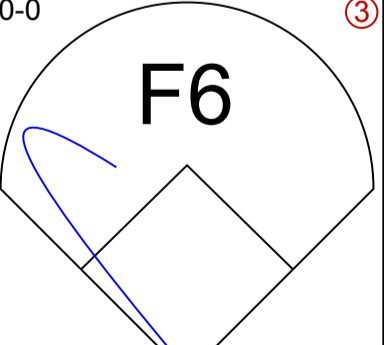
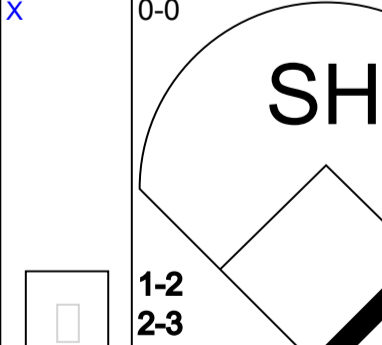
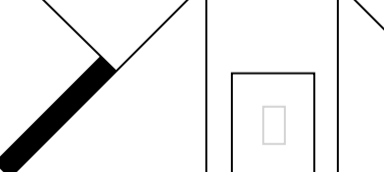



Batter	1	2	3	4	5	6	7	8	9	AB R H RBI BB SO LOB	TOP									
Freddie Patek, R (1, 6) OBP: 0.314, SLG: 0.326	0-0 F7		0-0 F3			0-0 1-3		0-0 4-3		4 0 0 0 0 0 2	Kansas City Royals @ Chicago White Sox Comiskey Park, Chicago, IL Wed May 26 1971, 8:05 PM EDT Att. 2,605 - Unknown									
Paul Schaal, R (1, 5) OBP: 0.410, SLG: 0.457	0-0 6-3			0-0 F2		0-0 1B		0-0 F2		4 0 1 0 0 0 1										
Amos Otis, R (1, 8) OBP: 0.333, SLG: 0.481	0-0 F8			0-0 1B		0-3 K		0-0 L5		4 0 1 0 0 1 2										
Bob Oliver, R (1, 3) OBP: 0.268, SLG: 0.331		0-0 1B		0-3 K		0-0 1B		0-0 4-3		4 0 2 0 0 1 1										
Cookie Rojas, R (1, 4) OBP: 0.373, SLG: 0.386		0-0 F3		0-0 L7		0-0 FC1-6 HR		0-0 6-3		4 1 0 0 0 0 3										
Dennis Paepke, R (1, 7) OBP: 0.306, SLG: 0.435		0-0 G1-6-3			0-0 6-3		0-0 HR		0-0 5-3	4 1 1 2 0 0 1										
Ted Savage, R (1, 9) OBP: 0.270, SLG: 0.156			0-3 K		0-3 K		0-3 K			3 0 0 0 0 3 0										
Jerry May, R (1, 2) OBP: 0.316, SLG: 0.362			0-0 2B		0-0 6-3		0-0 5-3			3 0 1 0 0 0 0										
Mike Hedlund, R (1, 1) OBP: 0.095, SLG: 0.050			0-3 K			0-0 F3		0-0 E5		2 0 0 0 0 1 1										
Jim York, R (6, 1)										0 0 0 0 0 0 0										
Al Fitzmorris, S (7, 1) OBP: 0.200, SLG: 0.200										0 0 0 0 0 0 0										
Carl Taylor, R (8, PH) OBP: 0.267, SLG: 0.184										1 0 0 0 0 0 0										
Wally Bunker, R (8, 1)										0 0 0 0 0 0 0										
Inning Stats	R: 0 E: 0 K: 0 S: 3	H: 0 LOB: 0 BB: 0 P: 3	R: 0 E: 0 K: 0 S: 3	H: 1 LOB: 0 BB: 0 P: 3	R: 0 E: 0 K: 2 S: 8	H: 1 LOB: 1 BB: 0 P: 8	R: 0 E: 0 K: 1 S: 6	H: 1 LOB: 1 BB: 0 P: 6	R: 0 E: 0 K: 1 S: 5	H: 0 LOB: 0 BB: 0 P: 5	R: 2 E: 1 K: 1 S: 7	H: 2 LOB: 0 BB: 0 P: 7	R: 0 E: 1 K: 0 S: 4	H: 0 LOB: 1 BB: 0 P: 4	R: 0 E: 0 K: 0 S: 3	H: 0 LOB: 0 BB: 0 P: 3	1B: 4 2B: 1 3B: 0 HR: 1	SF: 0 SAC: 0 DP: 1 HBP: 0	WP: 0 PB: 0 SB: 1 CS: 0	PA: 33
PITCHER Wilbur Wood, L (1, 1) ERA: 1.99	IP: 9.0 WLS: W BF: 33 H: 6 R: 2 ER: 2 SO: 6 BB: 0 IBB: 0 HBP: 0 BLK: 0 WP: 0 HR: 1 S: 45 P: 45 ERA: 2.00 WHIP: 0.667																			

AB	33
R	2
H	6
RBI	2
BB	0
SO	6
LOB	11



livebaseballscorecards.com

Batter	1	2	3	4	5	6	7	8	9
Lee Richard, R (1, 6) OBP: 0.291, SLG: 0.302	0-3 		0-0 F4 			 1B SF7 		0-0 2B 	
Jay Johnstone, L (1, 9) OBP: 0.328, SLG: 0.391	4-0 BB 			0-0 F5 		 1B 3-1 		0-0 F8 	
Carlos May, L (1, 3) OBP: 0.378, SLG: 0.418	0-3 			0-0 1-3 1B 		 1B BB 	0-0 S 2B 1B 	0-0 4-3 	
Bill Melton, R (1, 5) OBP: 0.379, SLG: 0.468	0-0 1-2 5-3 			0-0 1-3 1B 		 1B F2 	0-0 1-H 2B 1B 		
Rick Reichardt, R (1, 7) OBP: 0.348, SLG: 0.496		0-0 G4-6-3 1B 		0-0 1B 		 1B E5 	0-0 6-3 		
Ed Herrmann, L (1, 2) OBP: 0.362, SLG: 0.452		0-0 G4-6-3 1-2 		0-0 1-3 1B 		 1B 1B IBB 	4-0 BB BB BB 1B 		
Mike Andrews, R (1, 4) OBP: 0.380, SLG: 0.389		0-0 F9 			0-0 5-3 	 1B SH SF7 	0-0 1-2 2-3 1B 		
Mike Hershberger, R (1, 8) OBP: 0.438, SLG: 0.370			0-0 3-1 		0-0 4-3 	 1B SH 1B 	0-3 S S S K 		
Wilbur Wood, R (1, 1)			0-3 		0-0 F6 	 1B SH 1-2 2-3 	0-3 S S S K 		

AB	R	H	RBI	BB	SO	LOB
4	1	2	1	0	1	0
4	1	1	0	1	0	2
4	2	2	0	1	1	1
4	0	1	1	0	0	5
4	1	2	0	0	0	2
2	1	0	0	2	0	3
4	1	2	2	0	0	0
4	0	1	1	0	1	3
3	0	0	0	0	2	3

BOTTOM

Kansas City Royals @ Chicago White Sox
 Comiskey Park, Chicago, IL
 Wed May 26 1971, 8:05 PM EDT
 Att. 2,605 - Unknown

AB	33
R	7
H	11
RBI	5
BB	4
SO	5
LOB	19



1B: 9	SF: 1
2B: 2	SAC: 1
3B: 0	DP: 1
HR: 0	HBP: 0

WP: 0	PA: 39
PB: 0	
SB: 2	
CS: 0	

Inning Stats	R: 0	H: 0	E: 0	K: 2	S: 7	R: 0	H: 1	E: 0	K: 0	S: 3	R: 0	H: 0	E: 0	K: 1	S: 5	R: 0	H: 2	E: 0	K: 0	S: 5	R: 0	H: 0	E: 0	K: 0	S: 3	R: 6	H: 4	E: 2	K: 0	S: 9	R: 1	H: 3	E: 0	K: 2	S: 10	R: 0	H: 1	E: 0	K: 0	S: 3
	LOB: 1	BB: 1	P: 11	LOB: 0	BB: 0	P: 3	LOB: 0	BB: 0	P: 3	LOB: 2	BB: 0	P: 5	LOB: 0	BB: 0	P: 3	LOB: 2	BB: 2	P: 17	LOB: 3	BB: 1	P: 14	LOB: 0	BB: 0	P: 3																
PITCHER	IP	WLS	BF	H	R	ER	SO	BB	IBB	HBP	BLK	WP	HR	S	P	ERA	WHIP																							
Mike Hedlund, R (1, 1) ERA: 2.58	5.1	L	25	6	6	4	3	2	1	0	0	0	0	28	40	6.75	1.500																							
Jim York, R (6, 1) ERA: 4.2	1.0		9	4	1	1	0	1	0	0	0	0	0	8	12	9.00	5.000																							
Al Fitzmorris, R (7, 1) ERA: 5.61	0.2		2	0	0	0	2	0	0	0	0	0	0	6	6	0.00	0.000																							
Wally Bunker, R (8, 1) ERA: 5.01	1.0		3	1	0	0	0	0	0	0	0	0	0	3	3	0.00	1.000																							

WP	HR	S	P	ERA	WHIP
0	0	1	1	0	0

Batter	1	2	3	4	5	6	7	8	9	AB R H RBI BB SO LOB	TOP		
Graig Nettles, L OBP: 0.341, SLG: 0.354 (1, 5) BB	4-0 2B 1B BB	0-0 6-3			0-0 F7		0-0 F7		0-0 E S 1B	4 1 1 0 1 0 0			
Vada Pinson, L OBP: 0.292, SLG: 0.354 (1, 8) X	0-0 1-3 1B 2B		0-0 E FC6-4 2B		0-0 F9		0-0 F9		0-3 K	5 2 2 0 0 1 1			
Roy Foster, R OBP: 0.321, SLG: 0.460 (1, 9) X	0-0 BB 1B 2-H 3-H		0-0 E6 FC6-4		0-0 4-3		0-0 2B		0-3 K	5 0 2 2 0 1 2			
Ken Harrelson, R OBP: 0.319, SLG: 0.314 Ted Ford, R OBP: 0.233, SLG: 0.265 (1, 3) (9, PR) (9, 7) S S S	0-3 K		0-3 K			0-0 WP BB 1B	4-0 IBB		4-0 E IBB	3 1 1 0 2 2 3 0 0 0 0 0 0 0			
Ted Uhlaender, L OBP: 0.340, SLG: 0.345 Chuck Hinton, R OBP: 0.367, SLG: 0.395 (1, 7) (9, PH) (9, 3) S S S	0-3 K		0-0 FC6-4 1-2f 3-H			4-0 1B BB	0-0 5-3		0-0 E6 1-2 2-3	3 0 0 1 1 1 4 1 0 0 0 0 0 2			
Ray Fosse, R OBP: 0.345, SLG: 0.380 (1, 2) B B B B	4-0 1-2 BB		0-0 5-3			0-0 1-3 2-H S 1B		0-0 4-3 BLK 1B	0-0 F9 1-2	4 0 2 1 1 0 4			
Eddie Leon, R OBP: 0.305, SLG: 0.314 (1, 4) S S S	0-3 K			0-0 4-3		0-3 K		0-0 F9 1-2		4 0 0 0 0 2 5			
Fred Stanley, R OBP: 0.429, SLG: 0.143 Chris Chambliss, L (8, PH) Jack Heidemann, R OBP: 0.254, SLG: 0.207 (8, 6) B B B B		4-0 K2-6-2 BB		0-0 F7		0-0 1-3		0-0 4-3 2-3		2 0 0 0 1 0 2 1 0 0 0 0 0 1 0 0 0 0 0 0 0			
Sam McDowell, L OBP: 0.231, SLG: 0.231 (1, 1) 0.5 0.5 0.5 0.5		0-3 K2-6-2 1-2f		0-0 F7		0-0 F9		0-3 K		4 0 0 0 0 2 4			
Inning Stats	R: 2 E: 0 K: 3 S: 11 H: 2 LOB: 2 BB: 2 P: 19	R: 0 E: 0 K: 1 S: 4 H: 0 LOB: 0 BB: 1 P: 8	R: 1 E: 1 K: 1 S: 7 H: 1 LOB: 1 BB: 0 P: 7	R: 0 E: 0 K: 0 S: 3 H: 0 LOB: 0 BB: 0 P: 3	R: 0 E: 0 K: 0 S: 3 H: 0 LOB: 0 BB: 0 P: 3	R: 1 E: 0 K: 1 S: 7 H: 2 LOB: 2 BB: 1 P: 11	R: 0 E: 0 K: 0 S: 4 H: 1 LOB: 2 BB: 1 P: 8	R: 0 E: 0 K: 1 S: 6 H: 1 LOB: 1 BB: 0 P: 6	R: 0 E: 1 K: 2 S: 9 H: 1 LOB: 3 BB: 1 P: 13	1B: 5 2B: 4 3B: 0 HR: 0 SF: 0 SAC: 0 DP: 1 HBP: 0	WP: 1 PB: 0 SB: 2 CS: 0 PA: 42		
PITCHER	IP WLS BF H R ER SO BB IBB HBP BLK WP HR S P ERA WHIP											PITCHER	IP WLS BF H R ER SO BB IBB HBP BLK WP HR S P ERA WHIP
Bart Johnson, R ERA: 4.2 (1, 1)	5.2 L 26 5 4 3 6 4 0 0 0 1 0 34 50 4.76 1.588												
Don Eddy, L ERA: 2.63 (6, 1)	1.1 6 1 0 0 0 0 1 0 0 0 0 5 9 0.00 0.750												
Vicente Romo, R ERA: 3.47 (8, 1)	0.1 2 1 0 0 0 0 0 0 0 1 0 0 2 2 0.00 3.000												
Terry Forster, L ERA: 2.3 (8, 1)	1.1 7 1 0 0 3 0 1 0 0 0 0 12 16 0.00 0.750												
Steve Kealey, R ERA: 4.98 (9, 1)	0.1 1 0 0 0 0 0 0 0 0 0 0 0 1 1 0.00 0.000												

Cleveland Indians @ Chicago White Sox
Comiskey Park, Chicago, IL
Fri May 28 1971, 8:05 PM EDT
Att. 10,005 - Unknown

AB	36
R	4
H	8
RBI	4
BB	6
SO	9
LOB	28



livebaseballscorecards.com

Batter	1	2	3	4	5	6	7	8	9	AB R H RBI BB SO LOB
Lee Richard, R OBP: 0.294, SLG: 0.296 (1, 6) X	0-0 F8	4-0 BB		0-0 5-3			4-0 BB		0-3 K	3 0 0 0 2 1 1
Mike Hershberger, R OBP: 0.444, SLG: 0.345 (1, 8) B B B B	4-0 BB 1B BB	0-3 K			4-0 WP BB		0-0 F7			2 0 0 0 2 1 3
Rick Reichardt, R OBP: 0.345, SLG: 0.489 (1, 7) X	0-0 BB 1B		0-3 K		0-3 K		0-0 5-3			4 0 1 0 0 2 2
Bill Melton, R OBP: 0.380, SLG: 0.464 (1, 5) B B B B	4-0 BB		0-3 K		0-3 K			4-0 G4-3 BB		1 0 0 0 1 1 0 1 0 0 0 1 1 1
Rich Morales, R OBP: 0.458, SLG: 0.429 (4, 5) B B B B	1-2 2-3 BB									
Rich McKinney, R OBP: 0.427, SLG: 0.433 (1, 9) X	0-0 F2		0-0 BB 1B		0-0 6-3			0-3 K		4 0 1 0 0 1 5
Carlos May, L OBP: 0.375, SLG: 0.410 (1, 3) X	0-0 5-3		4-0 BB			0-0 G3		0-0 G4-3		3 0 0 0 1 0 4
Mike Andrews, R OBP: 0.370, SLG: 0.377 (1, 4) X		0-0 F7	0-0 P6			0-3 K			0-0 5-3	4 0 0 0 0 1 2
Tom Egan, R OBP: 0.326, SLG: 0.590 (1, 2) B B B B		4-0 BB BB		0-3 K		0-0 F7			4-0 BB	2 0 0 0 2 1 0
Bart Johnson, R OBP: 0.257, SLG: 0.241 (1, 1) Don Eddy, R (6, 1) Luis Alvarado, R OBP: 0.250, SLG: 0.214 (7, PH) Vicente Romo, R (8, 1) Terry Forster, L (8, 1) Steve Kealey, R (9, 1) Walt Williams, R OBP: 0.306, SLG: 0.333 (9, PH)		0-0 F3		0-0 F8			0-3 K		0-3 K	2 0 0 0 0 0 1 0 0 0 0 0 0 0 1 0 0 0 0 1 0 1 0 0 0 0 1 1


Inning Stats	R: 0 H: 1 E: 0 LOB: 3 K: 0 BB: 2 S: 4	R: 0 H: 0 E: 0 LOB: 2 K: 1 BB: 2 S: 5	R: 0 H: 1 E: 0 LOB: 2 K: 2 BB: 1 S: 8	R: 0 H: 0 E: 0 LOB: 0 K: 1 BB: 0 S: 5	R: 0 H: 0 E: 0 LOB: 1 K: 2 BB: 1 S: 7	R: 0 H: 0 E: 0 LOB: 0 K: 1 BB: 0 P: 5	R: 0 H: 0 E: 0 LOB: 1 K: 1 BB: 1 P: 9	R: 0 H: 0 E: 0 LOB: 0 K: 1 BB: 1 P: 8	R: 0 H: 0 E: 0 LOB: 1 K: 2 BB: 1 P: 11	1B: 2 SF: 0 2B: 0 SAC: 0 3B: 0 DP: 1 HR: 0 HBP: 0
PITCHER Sam McDowell, L (1, 1) ERA: 3.33	IP 9.0 WLS W BF 37 H 2 R 0 ER 0 SO 11 BB 9 IBB 0 HBP 0 BLK 0 WP 1 HR 0 S 50 P 86 ERA 0.00 WHIP 1.222	PITCHER								IP WLS BF H R ER SO BB IBB HBP BLK WP HR S P ERA WHIP

BOTTOM

Cleveland Indians @ Chicago White Sox
Comiskey Park, Chicago, IL
Fri May 28 1971, 8:05 PM EDT
Att. 10,005 - Unknown

livebaseballscorecards.com

AB	28
R	0
H	2
RBI	0
BB	9
SO	11
LOB	20



WP: 1 PA: 37
PB: 0
SB: 0
CS: 0

Batter	1	2	3	4	5	6	7	8	9	AB R H RBI BB SO LOB	TOP											
Graig Nettles, L (1, 5) OBP: 0.337, SLG: 0.349	0-0 P6		0-3 K		0-0 1B		0-0 4-3		0-0 F7	5 1 1 0 0 1 0												
Vada Pinson, L (1, 8) OBP: 0.289, SLG: 0.350	0-0 F7		0-3 K		0-0 1B		0-3 K		0-0 F5	5 1 1 0 0 2 0												
Roy Foster, R (1, 9) OBP: 0.319, SLG: 0.447	0-0 5-3		0-0 P6		4-0 1B			0-0 5-3		3 0 0 0 1 0 0												
Chris Chambliss, L (1, 3) OBP: 0.200, SLG: 0.200		0-0 6-3		0-0 P6		0-0 1B		0-0 1-3		4 0 1 2 0 0 0												
Ray Fosse, R (1, 2) OBP: 0.348, SLG: 0.389		0-0 1B		0-0 1-3		0-0 F8		0-0 2B		4 0 2 0 0 0 2												
Ted Uhlaender, L (1, 7) OBP: 0.347, SLG: 0.344		0-0 P5		0-0 1B		0-0 6-3		4-0 IBB		3 0 1 0 1 0 1												
Eddie Leon, R (1, 4) OBP: 0.311, SLG: 0.315		0-0 1B		0-3 K		0-0 F7		4-0 BB		3 0 1 0 1 1 1												
Fred Stanley, R (1, 6) OBP: 0.417, SLG: 0.125		4-0 1B			0-0 6-3		0-3 K		0-0 6-3	2 0 0 0 1 1 0												
Gomer Hodge, S (8, PH) OBP: 0.316, SLG: 0.303		1-2 BB								1 0 0 0 0 0 3												
Jack Heidemann, R (8, 6) OBP: 0.254, SLG: 0.207		1-2 BB								0 0 0 0 0 0 0												
Ray Lamb, R (1, 1) OBP: 0.254, SLG: 0.207		0-0 FC4-6			0-0 6-3		0-0 P4		0-3 K	4 0 0 0 0 1 3												
Inning Stats	R: 0 E: 0 K: 0 S: 3	H: 0 LOB: 0 BB: 0 P: 3	R: 0 E: 0 K: 0 S: 5	H: 2 LOB: 3 BB: 1 P: 9	R: 0 E: 0 K: 2 S: 7	H: 0 LOB: 0 BB: 0 P: 7	R: 0 E: 0 K: 1 S: 6	H: 1 LOB: 1 BB: 0 P: 6	R: 2 E: 0 K: 0 S: 6	H: 3 LOB: 2 BB: 1 P: 10	R: 0 E: 0 K: 1 S: 5	H: 0 LOB: 0 BB: 0 P: 5	R: 0 E: 0 K: 1 S: 5	H: 0 LOB: 0 BB: 0 P: 5	R: 0 E: 0 K: 0 S: 4	H: 1 LOB: 3 BB: 2 P: 12	R: 0 E: 0 K: 1 S: 5	H: 0 LOB: 0 BB: 0 P: 5	1B: 6 2B: 1 3B: 0 HR: 0	SF: 0 SAC: 0 DP: 0 HBP: 0	WP: 0 PB: 0 SB: 0 CS: 0	PA: 38
PITCHER	IP WLS BF H R ER SO BB IBB HBP BLK WP HR S P ERA WHIP												PITCHER	IP WLS BF H R ER SO BB IBB HBP BLK WP HR S P ERA WHIP								
Tom Bradley, R (1, 1) ERA: 1.58	8.0 L 35 7 2 2 5 3 1 0 0 0 0 41 57 2.25 1.250																					
Terry Forster, L (9, 1) ERA: 2.16	1.0 3 0 0 0 1 0 0 0 0 0 0 5 5 0.00 0.000																					

Cleveland Indians @ Chicago White Sox
Comiskey Park, Chicago, IL
 Sat May 29 1971, 8:05 PM EDT
 Att: 10,231 - Unknown

AB	34
R	2
H	7
RBI	2
BB	4
SO	6
LOB	10



Batter	1	2	3	4	5	6	7	8	9	AB	R	H	RBI	BB	SO	LOB
Lee Richard, R (1, 6) OBP: 0.293, SLG: 0.290	0-3 K ①		4-0 1B BB		0-0 F9 ③			0-0 P6 ②		3	0	0	0	1	1	0
Jay Johnstone, L (1, 9) Terry Forster, L (9, 1) OBP: 0.333, SLG: 0.395	0-3 K ②		0-0 1-3 1B			0-0 P6 ①		0-0 1B		4	0	2	0	0	1	0
Carlos May, L (1, 3) OBP: 0.367, SLG: 0.400	0-3 K ③		0-0 F2 ③			0-0 G3 ②		0-0 G3 ③		4	0	0	0	0	1	3
Rich McKinney, R (1, 5) OBP: 0.405, SLG: 0.408		0-3 K ①		0-0 6-3 ①		0-0 F8 ③			0-0 L3 ①	4	0	0	0	0	1	0
Rick Reichardt, R (1, 7) OBP: 0.350, SLG: 0.489		0-0 FC4-6 1B		0-0 5-3 ②			0-0 FC5-4 1B		0-0 F8 ②	4	0	2	0	0	0	0
Ed Herrmann, L (1, 2) OBP: 0.349, SLG: 0.433		0-0 FC4-6 FC6-4 1-2f		0-0 6-3 ③			0-0 F2 ①		0-0 1-3 ③	4	0	0	0	0	0	2
Mike Andrews, R (1, 4) OBP: 0.369, SLG: 0.398		0-0 FC6-4 1-2f			0-0 HR			0-0 FC5-4 FC6-4 1-2f		3	1	1	1	0	0	2
Mike Hershberger, R (1, 8) OBP: 0.410, SLG: 0.313			0-0 F9 ①		0-0 F2 ①			0-0 FC6-4 1-2f		3	0	0	0	0	0	1
Tom Bradley, R (1, 1) Ed Stroud, L (8, PH) OBP: 0.111, SLG: 0.077 OBP: 0.230, SLG: 0.241			0-3 K ②		0-3 K ②			0-0 6-3 ①		2	0	0	0	0	2	0
										1	0	0	0	0	0	0

Inning Stats	R: 0	H: 0	E: 0	K: 3	S: 9	R: 0	H: 1	E: 0	K: 1	S: 6	R: 0	H: 1	E: 0	K: 1	S: 6	R: 0	H: 0	E: 0	K: 0	S: 3	R: 1	H: 1	E: 0	K: 1	S: 6	R: 0	H: 0	E: 0	K: 0	S: 3	R: 0	H: 1	E: 0	K: 0	S: 4	R: 0	H: 1	E: 0	K: 0	S: 4	R: 0	H: 0	E: 0	K: 0	S: 3	R: 0	H: 0	E: 0	K: 0	S: 3	1B: 4	2B: 0	3B: 0	HR: 1	SF: 0	SAC: 0	DP: 0	HBP: 0	WP: 0	PB: 0	SB: 0	CS: 0	PA: 33
PITCHER Ray Lamb, R (1, 1) ERA: 2.7	IP	WLS	BF	H	R	ER	SO	BB	IBB	HBP	BLK	WP	HR	S	P	ERA	WHIP																			IP	WLS	BF	H	R	ER	SO	BB	IBB	HBP	BLK	WP	HR	S	P	ERA	WHIP											

BOTTOM

Cleveland Indians @ Chicago White Sox
Comiskey Park, Chicago, IL
Sat May 29 1971, 8:05 PM EDT
Att. 10,231 - Unknown

AB	32
R	1
H	5
RBI	1
BB	1
SO	6
LOB	8



WP: 0	PB: 0	SB: 0	CS: 0
-------	-------	-------	-------

Batter	1	2	3	4	5	6	7	8	9	10	AB R H RBI BB SO LOB	TOP														
Graig Nettles, L (1, 5) OBP: 0.333, SLG: 0.344	0-0 1B	0-0 3-1			0-0 F9			0-0 G3		0-3 K	5 0 1 0 0 1 1	Cleveland Indians @ Chicago White Sox Comiskey Park, Chicago, IL Sun May 30 1971, 4:33 AM EDT Att. 12,295 - Unknown														
Vada Pinson, L (1, 8) OBP: 0.288, SLG: 0.343	0-0 F9		0-0 1-3			4-0 CS BB		0-0 F7			3 0 0 0 0 1 0 1															
Roy Foster, R (1, 9) OBP: 0.316, SLG: 0.434	0-0 F9		0-0 6-3			0-3 K		4-0 BB			3 0 0 0 0 1 1 2 0 0 0 0 0 0 0 0															
Phil Hennigan, R (10, 1)						1-2 K		BB BB																		
Ken Harrelson, R (1, 7) OBP: 0.313, SLG: 0.307	0-3 K		0-0 6-3			0-3 K		0-0 F9			3 0 0 0 0 0 2 1 1 0 0 0 0 0 0 1															
Jack Heidemann, R (7, 6) OBP: 0.250, SLG: 0.203																										
Ray Fosse, R (1, 2) OBP: 0.346, SLG: 0.386		0-0 G3 1B 1B			0-0 F7			0-0 5-3		0-0 F9	4 1 1 0 0 0 0 0															
Chris Chambliss, L (1, 3) OBP: 0.222, SLG: 0.222		0-0 G3			0-0 F7			0-0 1B 1B		0-3 K	4 0 1 0 0 1 1															
Eddie Leon, R (1, 4) OBP: 0.317, SLG: 0.320		0-0 F9			0-0 CS 1B			0-0 1-3 1B		0-0 4-3	4 0 2 0 0 0 0 1															
Fred Stanley, R (1, 6) OBP: 0.423, SLG: 0.167		0-0 1B 1B			0-0 CS			0-0 F8		0-0 6-3	2 1 1 1 0 0 0 0 1 0 0 0 0 0 0 2 1 0 0 0 0 0 0 0															
Chuck Hinton, R (7, PH) OBP: 0.360, SLG: 0.386		2-H 1B 1B			1-2 F3																					
Ted Uhlaender, L (7, 7) OBP: 0.343, SLG: 0.341																										
Alan Foster, R (1, 1) OBP: 0.176, SLG: 0.200		0-0 1B			0-0 6-3			0-0 5-3		0-0 6-3	3 0 1 1 0 0 0 2 0 0 0 0 0 0 0 0 1 0 0 0 0 0 0 0															
Steve Mingori, L (8, 1) OBP: 0.500, SLG: 0.500		2-H 1B																								
Ted Ford, R (8, 9) OBP: 0.231, SLG: 0.263																										
Inning Stats	R: 0 E: 0 K: 1 S: 6	H: 1 LOB: 1 BB: 0 P: 6	R: 2 E: 0 K: 0 S: 6	H: 3 LOB: 1 BB: 0 P: 6	R: 0 E: 0 K: 0 S: 3	H: 0 LOB: 0 BB: 0 P: 3	R: 0 E: 0 K: 0 S: 3	H: 1 LOB: 0 BB: 0 P: 3	R: 0 E: 0 K: 2 S: 6	H: 0 LOB: 0 BB: 1 P: 10	R: 0 E: 0 K: 0 S: 5	H: 2 LOB: 2 BB: 0 P: 5	R: 0 E: 0 K: 0 S: 3	H: 0 LOB: 1 BB: 1 P: 7	R: 0 E: 0 K: 1 S: 5	H: 0 LOB: 0 BB: 0 P: 5	R: 0 E: 0 K: 1 S: 5	H: 0 LOB: 0 BB: 0 P: 5	R: 0 E: 0 K: 1 S: 5	H: 0 LOB: 0 BB: 0 P: 5	1B: 7 2B: 0 3B: 0 HR: 0	SF: 0 SAC: 0 DP: 0 HBP: 0	WP: 0 PB: 0 SB: 0 CS: 2	PA: 38		
PITCHER	IP WLS BF H R ER SO BB IBB HBP BLK WP HR S P ERA WHIP																									
Wilbur Wood, L (1, 1) ERA: 2.08	6.1																									
Steve Kealey, R (7, 1) ERA: 4.84	0.2																									
Don Eddy, L (8, 1) ERA: 2.45	1.0																									
Terry Forster, L (9, 1) ERA: 1.93	2.0	W																								

AB	35
R	2
H	7
RBI	2
BB	2
SO	5
LOB	12



BOTTOM

Cleveland Indians @ Chicago White Sox
Comiskey Park, Chicago, IL
Sun May 30 1971, 4:33 AM EDT
Att: 12,295 - Unknown

livebaseballscorecards.com

AB 38
R 3
H 9
RBI 3
BB 8
SO 6
LOB 21




WP: 0 PA: 47
PB: 0
SB: 0
CS: 0

AB R H RBI BB SO LOB

4	1	1	0	0	0	5
1	0	0	0	0	1	2
0	0	0	0	0	0	0
1	0	1	0	0	0	0
4	0	1	1	2	0	1
5	1	1	0	0	1	2
3	0	1	2	2	0	1
5	0	0	0	0	1	5
4	0	2	0	0	0	0
1	0	0	0	0	0	0
4	1	1	0	1	1	1
3	0	0	0	1	1	1
0	0	0	0	0	0	0
2	0	1	0	0	1	3
0	0	0	0	0	0	0
1	0	0	0	0	0	0
0	0	0	0	0	0	0
0	0	0	0	2	0	0
1B: 7	SF: 0					
2B: 2	SAC: 1					
3B: 0	DP: 0					
HR: 0	HBP: 0					

Batter	1	2	3	4	5	6	7	8	9	10							
Ed Stroud, L (1, 8) OBP: 0.231, SLG: 0.241	0-0 4-3	0-0 G3		0-0 4-3			0-0 1B 2B 1B	0-3 K		0-0 BB 1B							
Rich Morales, R (8, PH) OBP: 0.440, SLG: 0.409																	
Terry Forster, L (9, 1)																	
Tom Egan, R (10, PH) OBP: 0.341, SLG: 0.600																	
Jay Johnstone, L (1, 9) OBP: 0.341, SLG: 0.390	4-0 BB G3		0-0 F9		0-0 F9		0-0 F8		0-0 BB 1B	4-0 BB 1B							
Carlos May, L (1, 3) OBP: 0.362, SLG: 0.394	0-0 G3		0-0 F9		0-0 4-3		0-0 1B 2B 1B		0-3 K								
Rich McKinney, R (1, 5) OBP: 0.417, SLG: 0.419	4-0 BB		0-0 F2		4-0 BB		0-0 1B 2B		0-0 F9								
Rick Reichardt, R (1, 7) OBP: 0.338, SLG: 0.471	0-0 4-3			0-0 6-3		0-0 G3		0-3 K	0-0 F9								
Ed Hermann, L (1, 2) OBP: 0.354, SLG: 0.446		0-0 F7		0-0 BB 1B 1B		0-0 G3		0-0 BB 2B		0-0 P4							
Luis Alvarado, R (8, PR) OBP: 0.244, SLG: 0.209																	
Mike Andrews, R (1, 4) OBP: 0.370, SLG: 0.394		0-0 6-3		0-0 BB 1B		0-0 P4		0-3 K		4-0 BB SH2-3 BB							
Lee Richard, R (1, 6) OBP: 0.292, SLG: 0.284		0-0 E6		4-0 BB 1B		0-0 F8		0-3 K		0-0 SH2-3							
Chuck Brinkman, R (9, 2) OBP: 0.091, SLG: 0.091										1-2 BB							
Wilbur Wood, R (1, 1) OBP: 0.050, SLG: 0.050		0-0		0-3 K		0-0 6-3		4-0		4-0 BB 1B IBB							
Steve Kealey, R (7, 1)																	
Walt Williams, R (7, PH) OBP: 0.392, SLG: 0.328																	
Don Eddy, R (8, 1)																	
Mike Hershberger, R (8, PH) OBP: 0.439, SLG: 0.313		1-2															
Inning Stats	R: 0 H: 0 E: 0 K: 3 S: 3	R: 0 H: 1 E: 1 K: 0 S: 5	R: 0 H: 0 E: 0 K: 0 S: 3	R: 0 H: 2 E: 0 K: 1 S: 7	R: 0 H: 0 E: 0 K: 0 S: 3	R: 0 H: 0 E: 0 K: 0 S: 3	R: 2 H: 3 E: 0 K: 1 S: 8	R: 0 H: 1 E: 0 K: 3 S: 10	R: 0 H: 1 E: 0 K: 1 S: 6	R: 1 H: 1 E: 0 K: 0 S: 3	R: 1 H: 1 E: 0 K: 0 S: 3						
PITCHER	IP WLS BF H R ER SO BB IBB HBP BLK WP HR S P ERA WHIP	IP WLS BF H R ER SO BB IBB HBP BLK WP HR S P ERA WHIP	IP WLS BF H R ER SO BB IBB HBP BLK WP HR S P ERA WHIP	IP WLS BF H R ER SO BB IBB HBP BLK WP HR S P ERA WHIP	IP WLS BF H R ER SO BB IBB HBP BLK WP HR S P ERA WHIP	IP WLS BF H R ER SO BB IBB HBP BLK WP HR S P ERA WHIP	IP WLS BF H R ER SO BB IBB HBP BLK WP HR S P ERA WHIP	IP WLS BF H R ER SO BB IBB HBP BLK WP HR S P ERA WHIP	IP WLS BF H R ER SO BB IBB HBP BLK WP HR S P ERA WHIP	IP WLS BF H R ER SO BB IBB HBP BLK WP HR S P ERA WHIP	IP WLS BF H R ER SO BB IBB HBP BLK WP HR S P ERA WHIP						
Alan Foster, R (1, 1) ERA: 3.54	7.0	33	7	2	2	2	4	0	0	0	0	0	0	33	49	2.57	1.571
Steve Mingo, L (8, 1) ERA: 2.57	2.0	8	1	0	0	4	0	1	0	0	0	0	0	15	19	0.00	0.500
Phil Hennigan, R (10, 1) ERA: 0.64	0.2	L 6	1	1	1	0	2	1	0	0	0	0	0	3	15	13.50	4.500

Batter	1	2	3	4	5	6	7	8	9	AB R H RBI BB SO LOB	TOP														
Paul Blair, R (1, 8) OBP: 0.277, SLG: 0.344	0-0 1B			0-0 6-3		0-0 FC6-2 2B		0-3 K		4 0 2 0 0 1 0	<p>Baltimore Orioles @ Chicago White Sox Comiskey Park, Chicago, IL Mon May 31 1971, 4:33 AM EDT Unknown</p> <p>livebaseballscorecards.com</p> <table border="1"> <tr><td>AB</td><td>29</td></tr> <tr><td>R</td><td>0</td></tr> <tr><td>H</td><td>5</td></tr> <tr><td>RBI</td><td>0</td></tr> <tr><td>BB</td><td>1</td></tr> <tr><td>SO</td><td>6</td></tr> <tr><td>LOB</td><td>9</td></tr> </table> 	AB	29	R	0	H	5	RBI	0	BB	1	SO	6	LOB	9
AB	29																								
R	0																								
H	5																								
RBI	0																								
BB	1																								
SO	6																								
LOB	9																								
Davey Johnson, R (1, 4) OBP: 0.364, SLG: 0.460	0-0 6-3			0-0 F7		0-0 FC6-2 BB		0-0 F9		4 0 0 0 0 0 2															
Frank Robinson, R (1, 3) OBP: 0.361, SLG: 0.416	0-0 F8			0-3 K		4-0 1-2 BB		0-3 K		3 0 0 0 1 2 0															
Merv Rettenmund, R (1, 9) OBP: 0.400, SLG: 0.345		0-0 L8			0-0 F9	0-3 K		0-0 5-3		4 0 0 0 0 1 3															
Brooks Robinson, R (1, 5) OBP: 0.370, SLG: 0.427		0-0 6-3			0-0 1B		0-0 6-3 SH5-3 1B		0-0 F8	4 0 2 0 0 0 0															
Curt Motton, R (1, 7)		0-0 5-3			0-3 K		0-0 SH5-3			2 0 0 0 0 1 1															
Andy Etchebarren, R (1, 2) OBP: 0.288, SLG: 0.315			0-0 4-3		0-0 L9		0-0 6-3			3 0 0 0 0 0 2															
Mark Belanger, R (1, 6) OBP: 0.388, SLG: 0.350			0-0 1-3			0-0 2B FC6-2 SH5-4 1B		0-0 5-3		3 0 1 0 0 0 1															
Jim Palmer, R (1, 1) OBP: 0.235, SLG: 0.212 Chico Salmon, R (8, PH) OBP: 0.111, SLG: 0.059 Eddie Watt, R (8, 1)			0-3 K			0-0 SH5-4		0-0 6-3		1 0 0 0 0 1 0 1 0 0 0 0 0 0 0 0 0 0 0 0 0															
Inning Stats	R: 0 E: 0 K: 0 S: 3	H: 1 LOB: 0 BB: 0 P: 3	R: 0 E: 0 K: 0 S: 3	H: 0 LOB: 0 BB: 0 P: 3	R: 0 E: 0 K: 1 S: 5	H: 0 LOB: 0 BB: 0 P: 5	R: 0 E: 0 K: 1 S: 6	H: 1 LOB: 1 BB: 0 P: 6	R: 0 E: 0 K: 1 S: 7	H: 2 LOB: 3 BB: 1 P: 11	R: 0 E: 0 K: 0 S: 4	H: 1 LOB: 1 BB: 0 P: 4	R: 0 E: 0 K: 1 S: 5	H: 0 LOB: 0 BB: 0 P: 5	R: 0 E: 0 K: 1 S: 5	H: 0 LOB: 0 BB: 0 P: 5	1B: 4 2B: 1 3B: 0 HR: 0	SF: 0 SAC: 2 DP: 0 HBP: 0	WP: 0 PB: 0 SB: 0 CS: 0	PA: 32					
PITCHER Tommy John, L (1, 1) ERA: 5.11	IP: 9.0 WLS: W BF: 32 H: 5 R: 0 ER: 0 SO: 6 BB: 1 IBB: 0 HBP: 0 BLK: 0 WP: 0 HR: 0 S: 43 P: 47 ERA: 0.00 WHIP: 0.667																								

Batter	1	2	3	4	5	6	7	8	9
Ed Stroud, L OBP: 0.221, SLG: 0.230 (1, 8) S S (7, 9)	0-3 K ①		0-0 5-3 ②		0-0 E6 ②		0-0 B1 ②		
Jay Johnstone, L OBP: 0.338, SLG: 0.380 (1, 7) X	0-0 P6 ②		4-0 FC4-6 BB ③		0-0 F7 ③		0-0 F9 ③		
Carlos May, L OBP: 0.360, SLG: 0.387 (1, 3) X	0-0 F7 ③		0-0 FC4-6 1-2f ③		0-0 F8 ①		4-0 FC5-4 BB ①		
Rich McKinney, R OBP: 0.409, SLG: 0.410 (1, 5)		0-0 6-3 ①		0-3 K ①		0-0 E 1B ①		0-3 K ①	
Lee Maye, L OBP: 0.455, SLG: 0.471 Mike Hershberger, R OBP: 0.429, SLG: 0.303 (1, 9) (7, 8)		0-0 F8 ②		0-0 1B ②		0-0 E3 1B 1-2 ②		0-0 FC5-4 1B 1-2f ②	
Ed Herrmann, L OBP: 0.368, SLG: 0.452 (1, 2)		4-0 BB ③		0-0 F8 ②		0-0 1B 1-3 2-H ②		0-0 1B 1-2 ②	
Mike Andrews, R OBP: 0.361, SLG: 0.383 (1, 4)		0-0 L9 ③		0-3 K ③		0-0 P4 ③		0-3 K ③	
Luis Alvarado, R OBP: 0.250, SLG: 0.239 (1, 6)			0-0 SH5-3 2B ①		0-0 F9 ①		0-0 F5 ①		
Tommy John, R OBP: 0.071, SLG: 0.071 (1, 1)			0-0 SH5-3 2-3 ①		0-0 F8 ②		0-0 1B ②		

AB	R	H	RBI	BB	SO	LOB
4	0	0	0	0	1	2
3	0	0	0	1	0	2
3	0	0	0	1	0	2
4	1	1	0	0	2	1
3	0	1	0	0	0	1
1	0	0	0	0	0	1
3	0	2	1	1	0	1
4	0	0	0	0	2	5
3	0	1	0	0	0	0
2	0	1	0	0	0	0

BOTTOM

Baltimore Orioles @ Chicago White Sox
Comiskey Park, Chicago, IL
Mon May 31 1971, 4:33 AM EDT
Unknown

livebaseballscorecards.com

AB	30
R	1
H	6
RBI	1
BB	3
SO	5
LOB	15



Inning Stats	R: 0	H: 0	E: 0	LOB: 0	K: 1	S: 5	R: 0	H: 0	E: 0	LOB: 1	K: 0	S: 3	R: 0	H: 1	E: 0	LOB: 2	K: 0	S: 4	R: 0	H: 1	E: 0	LOB: 1	K: 2	S: 8	R: 0	H: 0	E: 1	LOB: 1	K: 0	S: 4	R: 1	H: 2	E: 1	LOB: 1	K: 0	S: 5	R: 0	H: 1	E: 0	LOB: 1	K: 0	S: 4	R: 0	H: 1	E: 0	LOB: 2	K: 2	S: 8
--------------	------	------	------	--------	------	------	------	------	------	--------	------	------	------	------	------	--------	------	------	------	------	------	--------	------	------	------	------	------	--------	------	------	------	------	------	--------	------	------	------	------	------	--------	------	------	------	------	------	--------	------	------

PITCHER	IP	WLS	BF	H	R	ER	SO	BB	IBB	HBP	BLK	WP	HR	S	P	ERA	WHIP
Jim Palmer, R ERA: 2.23 (1, 1)	7.0	L	29	5	1	0	3	2	0	0	0	0	0	33	41	0.00	1.000
Eddie Watt, R ERA: 2.19 (8, 1)	1.0		5	1	0	0	2	1	0	0	0	0	0	8	12	0.00	2.000

PITCHER	IP	WLS	BF	H	R	ER	SO	BB	IBB	HBP	BLK	WP	HR	S	P	ERA	WHIP
---------	----	-----	----	---	---	----	----	----	-----	-----	-----	----	----	---	---	-----	------

WP	PA
0	34

1B	2B	3B	HR	SF	SAC	DP	HBP
5	1	0	0	0	1	0	0

WP	HR	S	P	ERA	WHIP
----	----	---	---	-----	------

Batter	1	2	3	4	5	6	7	8	9	AB R H RBI BB SO LOB	TOP
Don Buford, S (1, 7) <small>H</small> OBP: 0.415, SLG: 0.489 Terry Crowley, L (9, PH) <small>H</small> OBP: 0.667, SLG: 0.500 (9, 7)	1-0 G4-6-3 1B		0-0 HR		4-0 1B 2B BB	0-0 HR		1-0 S HBP	0-0 1B 2-H	2 4 2 3 1 0 0 1 0 1 1 0 0 0	
Paul Blair, R (1, 8) <small>X</small> OBP: 0.285, SLG: 0.345	0-0 G4-6-3 1-2 1B		0-0 F8		0-0 P4	4-0 BB		0-0 6-3	0-0 1-2 1B	5 0 2 0 1 0 3	
Boog Powell, L (1, 3) <small>X</small> OBP: 0.337, SLG: 0.394	0-0 G4-6-3 1-2f 2-3		0-0 5-3		0-0 2B 1-3 2-H 1B	0-3 K		0-0 SH2-3 1B BB	0-0 1-3	5 1 1 1 1 1 5	
Merv Rettenmund, R (1, 9) <small>X</small> OBP: 0.410, SLG: 0.368	0-0 S 3-H 1B		0-0 F9		0-0 1-3 3-H 2B		0-0 S 1B	0-0 SH2-3	0-0 1-2	4 0 3 2 0 0 0	
Brooks Robinson, R (1, 5) <small>S</small> OBP: 0.371, SLG: 0.423	0-3 K 1-2			0-0 5-3		4-0 BB		0-0 F9	0-0 1B 2-H 1B	4 1 1 1 1 1 2	
Davey Johnson, R (1, 4) <small>B</small> OBP: 0.365, SLG: 0.451		4-0 G5-4-3 BB		1-0 FC5-4 HBP		0-0 L5		0-0 F7 1-2	0-0 F8	3 0 0 0 1 0 5	
Mark Belanger, R (1, 6) <small>X</small> OBP: 0.383, SLG: 0.345		0-0 G5-4-3 1-2f		0-0 FC5-4 CS 1-2f			0-3 K	0-0 F3	0-0 1B 1-3 2B 1B	5 1 1 0 0 1 3	
Clay Dalrymple, L (1, 2) <small>B</small> OBP: 0.444, SLG: 0.286		4-0 BB		0-0 CS 1-2	0-0 BB 1B	0-0 HR 1B		0-3 K	0-0 1-2 2B 1B	4 3 3 1 1 1 0	
Dave McNally, R (1, 1) <small>S</small> OBP: 0.156, SLG: 0.129 Tom Dukes, R (8, 1) <small>S</small> OBP: 0.250, SLG: 0.500		0-3 K			0-3 K	0-3 K		0-0 5-3	0-0 1-H 2-H 1B 2B	4 0 0 0 0 3 3 1 1 1 2 0 0 0	
Inning Stats	R: 1 H: 2 E: 0 LOB: 1 K: 1 BB: 0 S: 6 P: 7	R: 0 H: 0 E: 0 LOB: 1 K: 1 BB: 2 S: 4 P: 12	R: 1 H: 1 E: 0 LOB: 0 K: 0 BB: 0 S: 4 P: 4	R: 0 H: 0 E: 0 LOB: 0 K: 0 BB: 0 S: 2 P: 3	R: 2 H: 3 E: 0 LOB: 3 K: 1 BB: 2 S: 8 P: 16	R: 2 H: 2 E: 0 LOB: 1 K: 3 BB: 1 S: 11 P: 15	R: 0 H: 1 E: 0 LOB: 1 K: 0 BB: 0 S: 4 P: 4	R: 0 H: 0 E: 0 LOB: 1 K: 1 BB: 0 S: 5 P: 6	R: 5 H: 6 E: 0 LOB: 2 K: 0 BB: 1 S: 9 P: 13	1B: 11 SF: 0 2B: 2 SAC: 1 3B: 0 DP: 2 HR: 2 HBP: 3	WP: 0 PA: 49 PB: 0 SB: 3 CS: 1
PITCHER Joe Horlen, R (1, 1) <small>H</small> ERA: 4.91 Bart Johnson, R (5, 1) <small>H</small> ERA: 4.25 Don Eddy, L (9, 1) <small>H</small> ERA: 3.6 Vicente Romo, R (9, 1) <small>H</small> ERA: 4.5	IP WLS BF H R ER SO BB IBB HBP BLK WP HR S P ERA WHIP 4.2 L 22 6 4 4 3 3 0 2 0 0 1 23 37 7.71 1.929 3.1 16 3 2 2 4 2 0 1 0 0 1 21 30 5.40 1.500 0.1 3 1 2 2 0 1 0 0 0 0 0 2 6 54.00 6.000 0.2 7 5 3 3 0 0 0 0 0 0 0 7 7 40.50 7.500	PITCHER IP WLS BF H R ER SO BB IBB HBP BLK WP HR S P ERA WHIP									

Baltimore Orioles @ Chicago White Sox
 Comiskey Park, Chicago, IL
 Mon May 31 1971, 4:38 AM EDT
 Att: 19,588 - Unknown

livebaseballscorecards.com

AB	38
R	11
H	15
RBI	11
BB	6
SO	7
LOB	21



Batter	1	2	3	4	5	6	7	8	9	AB	R	H	RBI	BB	SO	LOB
Mike Hershberger, R (1, 8) OBP: 0.435, SLG: 0.351	0-0 F8		0-0 FC1-5 1B		0-3 K			0-0 WP 2B		4	0	2	0	0	1	0
Mike Andrews, R (1, 4) OBP: 0.365, SLG: 0.396	0-0 F9 HR 2B		0-0 CS FC1-5 1B			0-0 5-3		0-0 SF7		3	1	2	1	0	0	0
Rick Reichardt, R (1, 7) Jay Johnstone, L (8, PR) (9, 7) OBP: 0.338, SLG: 0.380	0-0 F9		0-0 FC1-5			0-0 F8		3-H 1-0 G5-4-3 HBP		3	0	0	0	0	0	3
Bill Melton, R (1, 5) OBP: 0.377, SLG: 0.479	0-0 HR		0-3 K			0-3 K		0-0 G5-4-3		4	1	1	2	0	2	4
Rich McKinney, R (1, 9) OBP: 0.402, SLG: 0.415	0-0 F9			0-0 L5			0-0 5-3		0-0 F9 2B	4	0	1	0	0	0	0
Carlos May, L (1, 3) OBP: 0.358, SLG: 0.384		0-0 1-3		0-0 6-3			0-0 FC4-6 1B		0-0 F5	4	0	1	0	0	0	1
Tom Egan, R (1, 2) Chuck Brinkman, R (2, PR) (3, 2) Lee Maye, L (9, PH) OBP: 0.435, SLG: 0.444		0-0 WP 1B		0-0 F9			0-0 FC4-6 FC5-4		0-0 F9	1	0	1	0	0	0	0
Luis Alvarado, R (1, 6) OBP: 0.231, SLG: 0.220		0-0 6-3			0-0 L6		0-0 FC5-4		0-0 F5	2	0	0	0	0	0	1
Joe Horten, R (1, 1) Bart Johnson, R (5, 1) Walt Williams, R (8, PH) Don Eddy, R (9, 1) Vicente Romo, R (9, 1)		0-0 5-3			0-3 K			0-0 2B SF7 1B		1	0	0	0	0	0	2

Inning Stats	R: 2	H: 2	E: 0	LOB: 0	K: 0	BB: 0	S: 5	P: 5	R: 0	H: 1	E: 0	LOB: 2	K: 0	BB: 0	S: 4	P: 4	R: 0	H: 2	E: 0	LOB: 2	K: 1	BB: 0	S: 6	P: 6	R: 0	H: 0	E: 0	LOB: 0	K: 0	BB: 0	S: 3	P: 3	R: 0	H: 0	E: 0	LOB: 0	K: 2	BB: 0	S: 7	P: 7	R: 0	H: 1	E: 0	LOB: 1	K: 0	BB: 0	S: 4	P: 4	R: 1	H: 2	E: 0	LOB: 2	K: 0	BB: 0	S: 4	P: 5	R: 0	H: 1	E: 0	LOB: 1	K: 0	BB: 0	S: 4	P: 4	1B: 5	SF: 1	2B: 4	SAC: 0	3B: 0	DP: 2	HR: 1	HBP: 1	WP: 2	PA: 35
--------------	------	------	------	--------	------	-------	------	------	------	------	------	--------	------	-------	------	------	------	------	------	--------	------	-------	------	------	------	------	------	--------	------	-------	------	------	------	------	------	--------	------	-------	------	------	------	------	------	--------	------	-------	------	------	------	------	------	--------	------	-------	------	------	------	------	------	--------	------	-------	------	------	-------	-------	-------	--------	-------	-------	-------	--------	-------	--------

PITCHER	IP	WLS	BF	H	R	ER	SO	BB	IBB	HBP	BLK	WP	HR	S	P	ERA	WHIP
Dave McNally, L (1, 1) ERA: 3.32	7.1	W	29	8	3	3	4	0	0	0	0	1	1	37	37	3.68	1.091
Tom Dukes, R (8, 1) ERA: 3.18	1.2	S	6	1	0	0	0	0	0	1	0	1	0	5	6	0.00	0.600


BOTTOM

Baltimore Orioles @ Chicago White Sox

Comiskey Park, Chicago, IL

Mon May 31 1971, 4:38 AM EDT
Att. 19,588 - Unknown

AB	33
R	3
H	9
RBI	3
BB	0
SO	4
LOB	15



PITCHER	IP	WLS	BF	H	R	ER	SO	BB	IBB	HBP	BLK	WP	HR	S	P	ERA	WHIP
---------	----	-----	----	---	---	----	----	----	-----	-----	-----	----	----	---	---	-----	------

Batter	1	2	3	4	5	6	7	8	9	10	11	12	AB R H RBI BB SO LOB	TOP										
Don Buford, S OBP: 0.402, SLG: 0.472 (1, 7)	0-0 4-3 ①		0-0 F8 ③			0-0 L6 ①		0-0 F9 ③		0-0 F3 ②		0-0 SH3-4 ①	5 0 0 0 0 0 0											
Davey Johnson, R OBP: 0.369, SLG: 0.453 (1, 4)	0-0 FC4-6 1B			0-3 K ①		0-0 6-3 ②			0-0 1B BLK 1B		0-0 1B	0-0 FC5 WP BB FC6-2 ②	6 1 3 0 0 1 1											
Boog Powell, L OBP: 0.337, SLG: 0.384 (1, 3)	0-0 FC4-6 ②			4-0 BB		0-0 F7 ③			0-0 F7 ①		0-0 F8 ③	4-0 FC6-2 WP 1-2 BB ②	4 0 0 0 2 0 3											
Frank Robinson, R OBP: 0.360, SLG: 0.408 Tom Dukes, R OBP: 0.250, SLG: 0.500 (1, 9) (12, 1)	0-0 F9 ③			0-3 K ②		0-0 6-3 ①			4-0 1B BB 1B		0-0 SH1-4 1B	0-0 FC6-2 ②	5 1 1 0 1 1 4 0 0 0 0 0 0 0											
Merv Rettenmund, R OBP: 0.403, SLG: 0.361 (1, 8) (12, 9)		0-0 F9 ①		0-0 F9 ③		0-0 4-3 ②			0-0 1B 1B		0-0 SH1-4 1B	0-0 F8 ③	5 0 1 0 0 0 3											
Brooks Robinson, R OBP: 0.376, SLG: 0.425 (1, 5)		0-0 F7 ②			0-0 4-3 ①		0-0 1B		0-0 1B 1B		4-0 1B IBB		4 0 2 2 1 0 0											
Mark Belanger, R OBP: 0.372, SLG: 0.333 (1, 6)		0-0 F2 ③			0-0 F2 ②		0-0 F3 ③		0-0 F7 ②		0-0 P5 ②		5 0 0 0 0 0 5											
Clay Dalrymple, L OBP: 0.391, SLG: 0.263 (1, 2)			0-0 5-3 ①		0-0 1B			0-3 K ①	0-0 F9 ③		0-0 1-3 ③		5 0 1 0 0 1 4											
Pat Dobson, R OBP: 0.160, SLG: 0.087 Terry Crowley, L OBP: 0.500, SLG: 0.333 Grant Jackson, S (8, PH) (8, 1) Eddie Watt, R (9, 1) Elrod Hendricks, L OBP: 0.274, SLG: 0.287 Dick Hall, R OBP: 0.560, SLG: 0.500 Paul Blair, R OBP: 0.289, SLG: 0.345 (10, PH) (10, 1) (12, PH) (12, 8)			0-0 5-3 ②		0-0 6-3 ③			0-3 K ②		0-0 3-1 ①		4-0 FC5 SH3-4 WP BB ②	2 0 0 0 0 0 1 1 0 0 0 0 0 1 0 0 0 0 0 0 0 1 0 0 0 0 0 0 0 0 0 0 0 0 0 0 1 0 0 1 0 0											
Inning Stats	R: 0 E: 0 K: 0 S: 4	H: 1 LOB: 1 BB: 0 P: 4	R: 0 E: 0 K: 0 S: 3	H: 0 LOB: 0 BB: 0 P: 3	R: 0 E: 0 K: 2 S: 7	H: 0 LOB: 1 BB: 1 P: 11	R: 0 E: 0 K: 0 S: 4	H: 1 LOB: 1 BB: 0 P: 4	R: 0 E: 0 K: 0 S: 3	H: 0 LOB: 0 BB: 0 P: 7	R: 2 E: 0 K: 0 S: 6	H: 3 LOB: 2 BB: 1 P: 10	R: 0 E: 0 K: 0 S: 4	H: 1 LOB: 1 BB: 0 P: 4	R: 0 E: 0 K: 0 S: 4	H: 1 LOB: 2 BB: 1 P: 8	R: 1 E: 0 K: 0 S: 4	H: 0 LOB: 2 BB: 2 P: 12	1B: 8 2B: 0 3B: 0 HR: 0	SF: 0 SAC: 2 DP: 0 HBP: 0	WP: 1 PB: 0 SB: 0 CS: 0	PA: 50		
PITCHER	IP WLS BF H R ER SO BB IBB HBP BLK WP HR S P ERA WHIP																							
Tom Bradley, R ERA: 1.63 (1, 1)	8.1		33	6	2	2	4	2	0	0	0	0	0	0	39	47	2.16	0.960						
Steve Kealey, R ERA: 4.5 (9, 1)	1.2		6	1	0	0	0	0	0	0	0	0	0	6	6	0.00	0.600							
Vicente Romo, R ERA: 4.62 (11, 1)	1.1	L	8	1	1	1	0	1	1	0	0	0	0	6	14	6.75	1.500							
Terry Forster, L ERA: 1.86 (12, 1)	0.2		3	0	0	0	0	1	0	0	0	0	1	0	2	6	0.00	1.500						

Baltimore Orioles @ Chicago White Sox
Comiskey Park, Chicago, IL
Wed Jun 02 1971, 8:05 PM EDT
Att: 9,547 - Unknown

AB	43
R	3
H	8
RBI	2
BB	5
SO	4
LOB	21



livebaseballscorecards.com

Batter	1	2	3	4	5	6	7	8	9	10	11	12
Ed Stroud, L OBP: 0.230, SLG: 0.250 (1, 8) (8, 9)	0-0 G3 1B 2B		0-0 G4-6-3 1-2f 3-H		0-0 6-3			0-0 F8		0-0 CS 1B		
Jay Johnstone, L OBP: 0.326, SLG: 0.365 (1, 7)	0-0 G3 2-3		0-0 P6			0-0 L8		0-0 1-3		0-0 CS 1-2	0-0 F9	
Carlos May, L OBP: 0.359, SLG: 0.381 (1, 3)	0-0 CS 1B 3-H			4-0 1B BB		0-3 K			0-0 5-3		0-0 6-3	
Bill Melton, R OBP: 0.372, SLG: 0.470 (1, 5)	0-0 6-3 1-2			0-0 FC3-6 1B 1-3		0-3 K			0-0 F8		0-3 K	
Lee Maye, L OBP: 0.385, SLG: 0.381 (8, 8)		0-0 1-3		0-0 FC3-6 G4-6-3 1-2f		0-0 G3			0-0 2B			0-0 6-3
Ed Herrmann, L OBP: 0.358, SLG: 0.439 (9, PH)		0-3 K		0-0 G4-6-3 1-2f		0-3 K			4-0 FC5-4 BB			0-0 FC5-4 1B
Tom Egan, R OBP: 0.370, SLG: 0.610 (9, PR)												
Rich Morales, R OBP: 0.440, SLG: 0.409 (10, 2)												
Chuck Brinkman, R OBP: 0.143, SLG: 0.143												
Mike Andrews, R OBP: 0.380, SLG: 0.389 (1, 4)		0-3 K				0-0 F8			0-0 FC6-4 1B			0-3 K
Luis Alvarado, R OBP: 0.246, SLG: 0.255 (1, 6)			0-0 SH G4-6-3 2B			0-0 6-3 1B			0-0 FC6-4 1-2f			0-3 K
Tom Bradley, R OBP: 0.103, SLG: 0.071 (9, 1)			0-0 SH G4-6-3			0-0 6-3						
Steve Kealey, R (10, PH)												
Walt Williams, R OBP: 0.308, SLG: 0.333 (11, 1)												
Vicente Romo, R (12, 1)												
Terry Forster, L (12, 1)												

AB	R	H	RBI	BB	SO	LOB
5	1	2	0	0	0	2
5	0	0	0	0	0	1
4	0	1	1	1	1	0
5	0	1	0	0	2	1
3	0	0	0	0	0	2
2	0	1	0	0	0	0
3	0	0	0	0	2	2
0	0	0	0	1	0	0
0	0	0	0	0	0	0
1	0	1	0	0	0	0
5	0	1	0	0	2	3
5	1	2	0	0	1	2
2	0	0	0	0	0	1
0	0	0	0	0	0	0
1	0	0	0	0	0	0
0	0	0	0	0	0	0
0	0	0	0	0	0	0

AB	41
R	2
H	9
RBI	1
BB	2
SO	8
LOB	14
WP: 0	PA: 45
PB: 0	
SB: 0	
CS: 2	

Inning Stats	R: 1	H: 2	E: 0	LOB: 0	K: 0	P: 4	R: 0	H: 0	E: 0	LOB: 0	K: 2	P: 7	R: 1	H: 1	E: 0	LOB: 0	K: 0	P: 4	R: 0	H: 1	E: 0	LOB: 1	K: 0	P: 7	R: 0	H: 1	E: 0	LOB: 1	K: 2	P: 6	R: 0	H: 0	E: 0	LOB: 0	K: 2	P: 7	R: 0	H: 1	E: 0	LOB: 0	K: 1	P: 6	R: 0	H: 0	E: 0	LOB: 0	K: 0	P: 3	R: 0	H: 0	E: 0	LOB: 0	K: 0	P: 5	R: 0	H: 1	E: 0	LOB: 0	K: 1	P: 5	R: 0	H: 0	E: 0	LOB: 0	K: 1	P: 6	R: 0	H: 1	E: 0	LOB: 1	K: 1	P: 6	1B: 6	SF: 0	2B: 3	SAC: 1	3B: 0	DP: 2	HR: 0	HBP: 0
PITCHER	IP	WLS	BF	H	R	ER	SO	BB	IBB	HBP	BLK	WP	HR	S	P	ERA	WHIP																																																															
Pat Dobson, R ERA: 3.63	(1, 1)	7.0	26	6	2	2	5	1	0	0	0	0	0	35	39	2.57	1.000																																																															
Grant Jackson, L ERA: 1.5	(8, 1)	1.2	6	1	0	0	0	0	0	0	0	0	0	6	6	0.00	0.600																																																															
Eddie Watt, R ERA: 2.13	(9, 1)	0.1	2	0	0	0	0	1	0	0	0	0	0	1	5	0.00	3.000																																																															
Dick Hall, R ERA: 4.61	(10, 1)	2.0	W	6	1	0	2	0	0	0	0	0	0	10	10	0.00	0.500																																																															
Tom Dukes, R ERA: 3.0	(12, 1)	1.0	S	4	1	0	1	0	0	0	0	0	0	6	6	0.00	1.000																																																															

Baltimore Orioles @ Chicago White Sox
Comiskey Park, Chicago, IL
Wed Jun 02 1971, 8:05 PM EDT
Att. 9,547 - Unknown

livebaseballscorecards.com



Batter	1	2	3	4	5	6	7	8	9	AB R H RBI BB SO LOB	TOP	
Ike Brown, R OBP: 0.382, SLG: 0.633 (1, 4) (1, 5)	0-0 HR	0-0 P4			0-0 PB E 1B		0-0 6-3		0-3 K2-3	5 2 2 1 0 1 1		
Aurelio Rodriguez, R OBP: 0.289, SLG: 0.365 Dick McAuliffe, L OBP: 0.264, SLG: 0.351 (1, 5) (1, 4)	0-0 3B		0-0 F8		0-0 P6		4-0 FC5-4 BB			1 0 1 0 0 0 0 2 0 0 0 1 0 1		
Al Kaline, R OBP: 0.444, SLG: 0.444 (1, 9)	4-0 FC4-6 1B BB		0-0 L9		4-0 FC5-4 BB		0-0 FC5-4 1-2f			2 0 0 0 2 0 1		
Willie Horton, R OBP: 0.312, SLG: 0.500 (1, 7)	0-0 FC4-6 1-2 1B		0-0 1B		0-0 FC5-4 1-2f 2-H		0-0 F2			4 0 2 0 0 0 1		
Bill Freehan, R OBP: 0.333, SLG: 0.405 (1, 2)	0-0 FC4-6 1-2f 2-3		0-0 P3		0-0 F8		0-0 F7			4 0 0 0 0 0 4		
Norm Cash, L OBP: 0.384, SLG: 0.618 (1, 3)	0-3 K			0-0 FC5-4 1B		0-0 F9		4-0 FC6-4 BB		3 0 1 0 1 1 2		
Mickey Stanley, R OBP: 0.293, SLG: 0.348 (1, 8)		0-0 F9		0-0 FC5-4 1-2f		0-3 K		0-0 FC6-4 1-2f		4 0 0 0 0 1 2		
Ed Brinkman, R OBP: 0.268, SLG: 0.254 (1, 6)		0-0 SH3 1B		0-3 K		0-0 F9		0-0 1-3		4 0 1 0 0 1 1		
Mickey Lolich, S OBP: 0.311, SLG: 0.162 Tom Timmermann, R (8, 1) Dalton Jones, L OBP: 0.410, SLG: 0.595 (9, PH)		0-0 SH3		0-0 P1		0-3 K		0-0 P3		2 0 0 0 0 1 1 0 0 0 0 0 0 0 1 0 0 0 0 0 0		
Inning Stats	R: 1 H: 3 E: 0 LOB: 2 K: 1 BB: 1 S: 7 P: 11	R: 0 H: 1 E: 0 LOB: 1 K: 0 BB: 0 S: 4 P: 4	R: 0 H: 1 E: 0 LOB: 1 K: 0 BB: 0 S: 4 P: 4	R: 0 H: 1 E: 0 LOB: 1 K: 1 BB: 0 S: 6 P: 6	R: 1 H: 1 E: 1 LOB: 1 K: 0 BB: 1 S: 4 P: 8	R: 0 H: 0 E: 0 LOB: 0 K: 1 BB: 0 S: 5 P: 5	R: 0 H: 0 E: 0 LOB: 1 K: 1 BB: 1 S: 5 P: 9	R: 0 H: 0 E: 0 LOB: 1 K: 0 BB: 1 S: 3 P: 7	R: 0 H: 0 E: 0 LOB: 0 K: 1 BB: 0 S: 5 P: 5	1B: 5 SF: 0 2B: 0 SAC: 1 3B: 1 DP: 0 HR: 1 HBP: 0	WP: 0 PA: 37 PB: 1 SB: 0 CS: 0	
PITCHER Wilbur Wood, L ERA: 1.95 (1, 1)	IP WLS BF H R ER SO BB IBB HBP BLK WP HR S P ERA WHIP	9.0 W 37 7 2 1 5 4 0 0 0 0 0 1 43 59 1.00 1.222										

Detroit Tigers @ Chicago White Sox
 Comiskey Park, Chicago, IL
 Fri Jun 04 1971, 8:05 PM EDT
 Att. 17,168 - Unknown

livebaseballscorecards.com

AB 32
R 2
H 7
RBI 1
BB 4
SO 5
LOB 14



Batter	1	2	3	4	5	6	7	8	9
Luis Alvarado, R OBP: 0.242, SLG: 0.250 (1, 6)	0-0 CS 1B	0-3 K		0-3 K			0-0 F8	0-0 FC5-4	
Mike Hershberger, R OBP: 0.442, SLG: 0.381 (1, 8)	0-3 K		0-0 1B 1B		0-0 L9		4-0 HBP BB		
Mike Andrews, R OBP: 0.369, SLG: 0.391 (1, 4)	4-0 BB 1B 1-2 BB		0-0 1B 1-2 1B		0-3 K		1-0 FC4 HBP		
Bill Melton, R OBP: 0.369, SLG: 0.464 (1, 5)	0-0 BB 1-2 1B		0-0 F7		0-0 F8		0-0 FC4		
Rich McKinney, R OBP: 0.417, SLG: 0.417 (1, 9)	4-0 1B 1-2 2-3 BB		0-0 F8		0-0 1B		4-0 S 1B BB		
Ed Stroud, L OBP: 0.230, SLG: 0.250 (8, PR) (9, 9)			0-0 FC5-4 1-3 2-H 3-H 1B		0-3 K		0-0 S 1-2 1B		
Carlos May, L OBP: 0.366, SLG: 0.389 (1, 3)	0-0 FC5-4 1-2 1B		0-0 1B		0-3 K		0-0 F8		
Walt Williams, R OBP: 0.304, SLG: 0.344 (1, 7)	0-0 FC5-4 1-2 1B		0-0 2B		0-3 K		0-0 F8		
Jay Johnstone, L OBP: 0.326, SLG: 0.365 (9, 7)			0-3 K		0-0 F8		0-3 K		
Ed Herrmann, L OBP: 0.347, SLG: 0.423 (1, 2)		0-0 P3	0-3 K		0-0 F8		0-3 K		
Wilbur Wood, R OBP: 0.125, SLG: 0.045 (1, 1)		0-0 G3	4-0 BB		0-3 K		4-0 FC5-4 BB		

AB	R	H	RBI	BB	SO	LOB
5	0	1	0	0	2	4
3	1	1	0	1	1	1
2	1	1	0	1	1	0
4	1	1	0	0	0	4
2	0	1	0	2	0	2
0	0	0	0	0	0	0
4	0	3	3	0	1	1
4	0	1	0	0	1	5
0	0	0	0	0	0	0
4	0	0	0	0	2	3
2	0	0	0	2	1	0


BOTTOM

Detroit Tigers @ Chicago White Sox
Comiskey Park, Chicago, IL

Fri Jun 04 1971, 8:05 PM EDT
Att. 17,168 - Unknown

livebaseballscorecards.com

AB	30
R	3
H	9
RBI	3
BB	6
SO	9
LOB	20



Inning Stats	R	H	E	K	S	R	H	E	K	S	R	H	E	K	S	R	H	E	K	S	R	H	E	K	S
	2	3	0	1	7	0	0	0	1	5	0	3	0	2	5	0	1	0	2	8	0	0	0	0	0
	0	2	0	0	0	0	0	0	0	0	0	0	0	0	0	0	0	0	0	0	0	0	0	0	0
	0	0	0	0	0	0	0	0	0	0	0	0	0	0	0	0	0	0	0	0	0	0	0	0	0
	0	0	0	0	0	0	0	0	0	0	0	0	0	0	0	0	0	0	0	0	0	0	0	0	0
	0	0	0	0	0	0	0	0	0	0	0	0	0	0	0	0	0	0	0	0	0	0	0	0	0
	0	0	0	0	0	0	0	0	0	0	0	0	0	0	0	0	0	0	0	0	0	0	0	0	0

WP	HR	S	P	ERA	WHIP
0	0	0	0	0.00	0.000
0	0	0	0	3.52	1.957
0	0	0	0	0.00	0.000

Batter	1	2	3	4	5	6	7	8	9	AB R H RBI BB SO LOB	TOP											
Mickey Stanley, R (1, 8) OBP: 0.287, SLG: 0.347	0-0 5-3		0-0 E1 1B	0-0 1-3	0-0 2-3	0-0 1-3 2B	0-0 FC3-6		0-0 F6	6 1 1 1 0 0 4												
Cesar Gutierrez, R (1, 4) Dick McAuliffe, L (5, PH) OBP: 0.265, SLG: 0.347	0-0 5-3		0-0 E6 1B	0-0 6-3	0-0 3-H 4-0 BB	0-0 BB	0-0 F8	0-0 F8	0-3 K	3 1 0 1 0 0 2 2 0 0 0 1 1 2												
Al Kaline, R (1, 9) OBP: 0.449, SLG: 0.445	0-0 1B		0-0 1B	4-0 1B	0-0 BB	0-0 L7		0-0 L7		4 1 2 1 1 0 3												
Willie Horton, R (1, 7) OBP: 0.314, SLG: 0.503	0-0 F4		0-0 F8	0-0 FC5-4 1B	0-0 1-2 3-H	0-0 1B 2B		0-3 K		5 0 2 1 0 1 3												
Ike Brown, R (1, 5) OBP: 0.385, SLG: 0.686		0-0 5-3	0-0 6-3	0-0 FC5-4	0-0 1-2 2-3	0-0 G4-6-3 1B		0-0 HR		5 1 2 1 0 0 4												
Bill Freehan, R (1, 2) OBP: 0.341, SLG: 0.407		0-0 6-3	4-0 1B IBB		0-0 F9 1B	0-0 L4		0-0 1B		4 1 2 0 1 0 2												
Norm Cash, L (1, 3) OBP: 0.391, SLG: 0.617		0-0 1B	0-0 FC5-4 1B		0-0 2B 1B	0-0 G4-6-3		0-3 K		5 0 3 2 0 1 3												
Ed Brinkman, R (1, 6) OBP: 0.271, SLG: 0.258	0-3 K	0-3 FC5-4			0-3 K		0-0 E1 1B		0-0 SH1-4 1B	5 0 2 0 0 2 5												
Les Cain, L (1, 1) Bill Zepp, R (7, 1) Fred Scherman, L (7, 1) OBP: 0.154, SLG: 0.167			0-0 E4	0-0 1-3 1B 2B	0-0 F9		0-0 E1 FC3-6		0-0 SH1-4	4 2 1 0 0 0 3 0 0 0 0 0 0 0 0 0 0 0 0 0 0												
Inning Stats	R: 0 E: 0 K: 0 S: 4	H: 1 LOB: 1 BB: 0 P: 4	R: 0 E: 0 K: 1 S: 6	H: 1 LOB: 1 BB: 0 P: 6	R: 4 E: 3 K: 0 S: 8	H: 2 LOB: 2 BB: 1 P: 12	R: 1 E: 0 K: 0 S: 5	H: 2 LOB: 2 BB: 1 P: 9	R: 1 E: 0 K: 1 S: 8	H: 3 LOB: 3 BB: 1 P: 12	R: 0 E: 0 K: 0 S: 4	H: 2 LOB: 1 BB: 0 P: 4	R: 0 E: 1 K: 0 S: 4	H: 1 LOB: 1 BB: 0 P: 4	R: 1 E: 0 K: 2 S: 9	H: 2 LOB: 1 BB: 0 P: 9	R: 0 E: 0 K: 1 S: 6	H: 1 LOB: 1 BB: 0 P: 6	1B: 11 2B: 3 3B: 0 HR: 1	SF: 0 SAC: 1 DP: 1 HBP: 0	WP: 0 PB: 0 SB: 0 CS: 0	PA: 47
PITCHER	IP WLS BF H R ER SO BB IBB HBP BLK WP HR S P ERA WHIP																				IP WLS BF H R ER SO BB IBB HBP BLK WP HR S P ERA WHIP	
Tommy John, L (1, 1) ERA: 5.02	4.2 L 28 9 6 2 2 1 1 0 0 0 0 30 38 3.86 2.143																					
Bart Johnson, R (5, 1) ERA: 4.13	2.1 10 3 0 0 0 0 1 0 0 0 0 0 9 13 0.00 1.714																					
Steve Kealey, R (8, 1) ERA: 4.5	2.0 9 3 1 1 3 0 0 0 0 0 0 1 15 4.50 1.500																					

Detroit Tigers @ Chicago White Sox
 Comiskey Park, Chicago, IL
 Sat Jun 05 1971, 4:33 AM EDT
 Att. 23,075 - Unknown

livebaseballscorecards.com

AB	43
R	7
H	15
RBI	7
BB	3
SO	5
LOB	31



Batter	1	2	3	4	5	6	7	8	9	AB	R	H	RBI	BB	SO	LOB
Lee Richard, R OBP: 0.285, SLG: 0.276 (1, 8) (8, 6)	0-0 L9		0-0 FC5-4			0-0 F7	0-3 K			4	0	0	0	0	1	4
Mike Hershberger, R OBP: 0.429, SLG: 0.356 (1, 9) (8, 8)	0-3 K		0-0 F7			0-0 L6		1-0 G5-4-3 HBP		3	0	0	0	0	1	1
Mike Andrews, R OBP: 0.366, SLG: 0.383 (1, 4)	0-0 G3			0-0 L9			4-0 1B 1B BB	0-0 G5-4-3 1-2f		3	1	0	0	1	0	1
Bill Melton, R OBP: 0.361, SLG: 0.452 (1, 5)		0-3 K		0-0 6-3			0-0 F8	0-0 F8		4	0	0	0	0	1	1
Tom Egan, R OBP: 0.360, SLG: 0.578 (1, 2)		0-3 K		0-0 F7			0-0 1B 1-3 SF7 1B		0-0 L9	4	1	1	0	0	1	0
Carlos May, L OBP: 0.369, SLG: 0.388 (1, 3)			0-0 1-3		4-0 BB BB BB	0-0 G1-4-3 BB	0-0 1B 1-3 3-H 1B		0-0 3-1	3	0	1	1	1	0	0
Walt Williams, R OBP: 0.301, SLG: 0.343 (1, 7) (8, 9)			0-0 E5 1B 1B		0-0 G1-4-3	0-0 1-2f	0-0 SF7		0-0 F7	3	1	1	1	0	0	1
Luis Alvarado, R OBP: 0.234, SLG: 0.242 Lee Maye, L (7, PH) OBP: 0.407, SLG: 0.409 Steve Kealey, R (8, 1)			0-0 F8		0-3 K		0-0 HBP 1-3 1B			2	0	0	0	0	1	1
Tommy John, R OBP: 0.133, SLG: 0.133 Bart Johnson, R (5, 1) OBP: 0.194, SLG: 0.226 Ed Stroud, L (7, PH) OBP: 0.230, SLG: 0.250 Rick Reichardt, R (7, PH) OBP: 0.340, SLG: 0.462 (8, 7)			0-0 FC5-4 1B			0-0 F3	1-0 HBP			1	0	1	1	0	0	0

Inning Stats	R: 0	H: 0	E: 0	K: 1	S: 5	R: 0	H: 0	E: 0	K: 2	S: 7	R: 1	H: 2	E: 1	K: 0	S: 5	R: 0	H: 0	E: 0	K: 0	S: 3	R: 0	H: 0	E: 0	K: 1	S: 4	R: 0	H: 0	E: 0	K: 0	S: 3	R: 2	H: 3	E: 0	K: 1	S: 8	R: 0	H: 0	E: 0	K: 0	S: 2	R: 0	H: 0	E: 0	K: 0	S: 3	1B: 5	SF: 1	2B: 0	SAC: 0	3B: 0	DP: 2	HR: 0	HBP: 2	WP: 0	PA: 34
--------------	------	------	------	------	------	------	------	------	------	------	------	------	------	------	------	------	------	------	------	------	------	------	------	------	------	------	------	------	------	------	------	------	------	------	------	------	------	------	------	------	------	------	------	------	------	-------	-------	-------	--------	-------	-------	-------	--------	-------	--------

PITCHER	IP	WLS	BF	H	R	ER	SO	BB	IBB	HBP	BLK	WP	HR	S	P	ERA	WHIP
Les Cain, L ERA: 1.35 (1, 1)	6.1	W	24	4	3	2	4	2	0	0	0	0	0	30	38	2.84	0.947
Bill Zepp, R ERA: 3.9 (7, 1)	0.1		2	1	0	0	0	0	0	0	0	0	0	2	2	0.00	3.000
Fred Scherman, L ERA: 1.75 (7, 1)	2.1	S	8	0	0	0	1	0	0	2	0	0	0	8	10	0.00	0.000

DETROIT TIGERS @ CHICAGO WHITE SOX
Comiskey Park, Chicago, IL
 Sat Jun 05 1971, 4:33 AM EDT
 Att. 23,075 - Unknown

AB	29
R	3
H	5
RBI	3
BB	2
SO	5
LOB	9



Batter	1	2	3	4	5	6	7	8	9	AB R H RBI BB SO LOB	TOP	
Dick McAuliffe, L (1, 4) OBP: 0.269, SLG: 0.365	0-0 HR		0-0 4-3			0-0 1B		0-0 G4-6-3 1-2f		4 1 2 1 0 0 1		
Al Kaline, R (1, 9) OBP: 0.455, SLG: 0.456	4-0 G5-4-3 BB			0-0 2B		0-0 L3		0-0 G4-6-3 1B		3 0 2 0 1 0 1		
Dalton Jones, L (1, 5) OBP: 0.372, SLG: 0.537	0-0 F5			0-0 F2		0-0 B5		0-0 G4-6-3 1-2f		4 0 0 0 0 0 4		
Willie Horton, R (1, 7) OBP: 0.313, SLG: 0.497	0-0 G5-4-3 1-2f			0-0 F7		0-0 F3		0-0 1B 1B		4 1 1 0 0 0 3		
Norm Cash, L (1, 3) OBP: 0.387, SLG: 0.606		0-3 K		0-0 4-3		0-3 K		0-0 1B 1B 1B		4 0 1 0 0 2 1		
Bill Freehan, R (1, 2) OBP: 0.344, SLG: 0.409		0-0 F8			0-0 F7		0-0 G6-4-3 1B		0-0 1B 1B 1-2 2-H	4 0 2 1 0 0 0		
Mickey Stanley, R (1, 8) OBP: 0.286, SLG: 0.344		0-0 4-3		0-0 6-3		0-0 G6-4-3 1-2f		0-0 1B		4 0 1 0 0 0 1		
Ed Brinkman, R (1, 6) OBP: 0.274, SLG: 0.266			0-0 6-3		0-0 2B			0-0 E3 FC6-4		2 0 1 0 0 0 0		
Cesar Gutierrez, R (7, 6)								0-0 F5		2 0 0 0 0 0 3		
Joe Coleman, R (1, 1) OBP: 0.200, SLG: 0.179			0-3 K		0-3 K			0-0 FC6-4 G4-6-3 1-2f		0 0 0 0 0 0 0		
Mike Kilkenny, R (1, 1)										1 0 0 0 0 1 0		
Kevin Collins, L (5, PH) OBP: 0.333, SLG: 0.533										1 0 0 0 0 1 1		
Joe Niekro, R (5, 1) OBP: 0.333, SLG: 0.308										0 0 0 0 0 0 0		
Gates Brown, L (8, PH) OBP: 0.345, SLG: 0.407										1 0 0 0 0 0 1		
Bill Denchey, S (8, 1)										0 0 0 0 0 0 0		
Inning Stats	R: 1 H: 1 E: 0 LOB: 0 K: 0 BB: 1 S: 3 P: 7	R: 0 H: 0 E: 0 LOB: 0 K: 1 BB: 0 S: 5 P: 5	R: 0 H: 0 E: 0 LOB: 0 K: 1 BB: 0 S: 5 P: 5	R: 0 H: 1 E: 0 LOB: 1 K: 0 BB: 0 S: 4 P: 4	R: 0 H: 1 E: 0 LOB: 1 K: 1 BB: 0 S: 6 P: 6	R: 0 H: 1 E: 0 LOB: 1 K: 0 BB: 0 S: 4 P: 4	R: 0 H: 1 E: 0 LOB: 0 K: 1 BB: 0 S: 5 P: 5	R: 0 H: 0 E: 1 LOB: 0 K: 0 BB: 0 S: 3 P: 3	R: 1 H: 5 E: 0 LOB: 3 K: 0 BB: 0 S: 7 P: 7	1B: 7 SF: 0 2B: 2 SAC: 0 3B: 0 DP: 4 HR: 1 HBP: 0	WP: 0 PA: 35 PB: 0 SB: 0 CS: 0	
PITCHER	IP WLS BF H R ER SO BB IBB HBP BLK WP HR S P ERA WHIP											
Tom Bradley, R (1, 1) ERA: 1.67	8.2 W 33 9 2 2 4 1 0 0 0 0 1 40 44 2.08 1.154											
Steve Kealey, R (9, 1) ERA: 4.44	0.1 S 2 1 0 0 0 0 0 0 0 0 0 0 2 2 0.00 3.000											

Detroit Tigers @ Chicago White Sox
 Comiskey Park, Chicago, IL
 Sun Jun 06 1971, 4:33 AM EDT
 Att. 25,356 - Unknown

livebaseballscorecards.com

AB	34
R	2
H	10
RBI	2
BB	1
SO	4
LOB	16



Batter	1	2	3	4	5	6	7	8	9
Lee Richard, R OBP: 0.294, SLG: 0.282 (1, 6)	0-0 E1 BB FC3-6 1B	4-0 3B BB		0-0 F8		0-0 FC5-4 1B		0-0 F2	
Ed Stroud, L OBP: 0.248, SLG: 0.281 (1, 8) (3, 9)	4-0 FC3-6 BB 2B BB	0-0 1-H 3B		0-0 F8		0-0 FC5-4 1-2f		0-0 1-2 1B	
Carlos May, L OBP: 0.365, SLG: 0.380 (1, 3)	4-0 1-2 2-3 FC3-6 BB	0-0 4-3		0-0 L9		0-0 F6		0-0 F7	
Bill Melton, R OBP: 0.364, SLG: 0.469 (1, 5)	0-0 F4	4-0 IBB			0-0 F2		0-0 HR		
Lee Mays, L OBP: 0.393, SLG: 0.391 (1, 9) Mike Hershberger, R OBP: 0.407, SLG: 0.333 (2, PH) (3, 8)	0-0 FC3-6 2B 1-2f 2-3 3-H	0-0 F8			0-0 L1		0-0 F7		
Tom Egan, R OBP: 0.370, SLG: 0.592 (1, 2)	0-0 1-H 3-H HR 2B		0-0 6-3		0-0 1-3		0-0 1B		
Jay Johnstone, L OBP: 0.331, SLG: 0.415 (1, 7)	0-0 2-H HR		0-0 G3			0-0 HR	0-0 F4		
Luis Alvarado, R OBP: 0.235, SLG: 0.258 (1, 4)	0-0 5-3		0-0 2B		0-0 6-3		0-0 F7		
Tom Bradley, R OBP: 0.121, SLG: 0.094 (1, 1) Steve Kealey, R (9, 1)		0-0 4-3	0-0 F6		0-3 K		0-0 1B 1B		

AB	R	H	RBI	BB	SO	LOB
4	2	2	0	1	0	1
4	1	2	1	1	0	1
4	0	0	0	1	0	3
3	1	1	1	1	0	3
1	1	0	1	0	0	2
3	0	0	0	0	0	2
4	1	2	2	0	0	0
4	2	2	3	0	0	1
4	0	1	0	0	0	0
4	0	1	0	0	1	1
0	0	0	0	0	0	0

BOTTOM

Detroit Tigers @ Chicago White Sox
Comiskey Park, Chicago, IL
Sun Jun 06 1971, 4:33 AM EDT
Att. 25,356 - Unknown

AB	35
R	8
H	11
RBI	8
BB	4
SO	1
LOB	14



1B: 5	SF: 0	WP: 0	PA: 39
2B: 2	SAC: 0	PB: 0	
3B: 1	DP: 0	SB: 0	
HR: 3	HBP: 0	CS: 0	

Inning Stats															PITCHER																	
R	H	E	K	S	WLS	BF	H	R	ER	SO	BB	IBB	HBP	BLK	IP	WLS	BF	H	R	ER	SO	BB	IBB	HBP	BLK	WP	HR	S	P	ERA	WHIP	
5	3	1	6	14	0	7	3	5	5	0	2	0	0	0	0.2	L	7	3	5	5	0	2	0	0	0	0	0	1	5	13	67.50	7.500
1	1	0	0	4	14	2	1	1	0	1	1	0	0	0	3.1		14	2	1	1	0	1	1	0	0	0	0	0	12	20	2.70	0.900
0	0	0	0	2	13	4	2	2	1	0	0	0	0	0	3.0		13	4	2	2	1	0	0	0	0	0	0	2	15	15	6.00	1.333
0	0	0	0	0	5	2	0	0	0	0	0	0	0	0	1.0		5	2	0	0	0	0	0	0	0	0	0	0	5	5	0.00	2.000

Batter	1	2	3	4	5	6	7	8	9	AB R H RBI BB SO LOB	TOP																						
Lee Richard, R (1, 6) OBP: 0.293, SLG: 0.281	0-0 F9		0-0 1B BB	0-0 P3			0-0 F5			4 1 1 0 0 0 3																							
Mike Hershberger, R (1, 8) OBP: 0.397, SLG: 0.314	0-3 K		4-0 1B BB		0-3 K		0-0 F8			3 0 0 0 1 2 1																							
Rick Reichardt, R (1, 7) OBP: 0.338, SLG: 0.456	0-0 6-3		0-0 FC6-4 1B		0-0 1-3			0-0 F9		4 0 1 2 0 0 0																							
Bill Melton, R (1, 5) OBP: 0.356, SLG: 0.457		0-3 K	0-0 P5		0-3 K			0-0 5-3		4 0 0 0 0 2 2																							
Rich McKinney, R (1, 9) OBP: 0.400, SLG: 0.398		0-0 5-3	0-0 FC6-4			0-0 6-3		0-0 1-3		4 0 0 0 0 0 2																							
Carlos May, L (1, 3) OBP: 0.367, SLG: 0.379		4-0 BB		0-0 1B 1B		0-0 F8		0-0 F9		3 0 1 0 1 0 0																							
Tom Egan, R (1, 2) OBP: 0.379, SLG: 0.642		0-3 K		0-0 1-2 1B		0-3 K			0-0 HR	4 1 2 1 0 2 1																							
Luis Alvarado, R (1, 4) OBP: 0.222, SLG: 0.243			0-3 K	0-3 K			0-3 K		0-3 K	4 0 0 0 0 4 2																							
Wilbur Wood, R (1, 1) OBP: 0.154, SLG: 0.043			4-0 BB 1B		0-0 F5		0-0 1B		0-0 F2	1 1 0 0 1 0 2																							
Walt Williams, R (7, PH) OBP: 0.311, SLG: 0.353										1 0 1 0 0 0 0																							
Terry Forster, L (7, 1)										0 0 0 0 0 0 0																							
Steve Kealey, R (8, 1)										0 0 0 0 0 0 0																							
Mike Andrews, R (9, PH) OBP: 0.364, SLG: 0.381										1 0 0 0 0 0 0																							
Inning Stats	R: 0 E: 0 K: 1 S: 5	H: 0 LOB: 0 BB: 0 P: 5	R: 0 E: 0 K: 2 S: 7	H: 0 LOB: 1 BB: 1 P: 11	R: 2 E: 0 K: 1 S: 7	H: 2 LOB: 2 BB: 2 P: 15	R: 0 E: 0 K: 1 S: 7	H: 2 LOB: 2 BB: 0 P: 7	R: 0 E: 0 K: 2 S: 7	H: 0 LOB: 0 BB: 0 P: 7	R: 0 E: 0 K: 1 S: 5	H: 0 LOB: 0 BB: 0 P: 5	R: 0 E: 0 K: 1 S: 6	H: 1 LOB: 1 BB: 0 P: 6	R: 0 E: 0 K: 0 S: 3	H: 0 LOB: 0 BB: 0 P: 3	R: 1 E: 0 K: 1 S: 6	H: 1 LOB: 0 BB: 0 P: 6	1B: 5 2B: 0 3B: 0 HR: 1	SF: 0 SAC: 0 DP: 0 HBP: 0	WP: 0 PB: 0 SB: 0 CS: 0	PA: 36											
PITCHER Sam McDowell, L (1, 1) ERA: 3.2	IP 9.0	WLS W	BF 36	H 6	R 3	ER 3	SO 10	BB 3	IBB 0	HBP 0	BLK 0	WP 0	HR 1	S 53	P 65	ERA 3.00	WHIP 1.000																
											PITCHER	IP	WLS	BF	H	R	ER	SO	BB	IBB	HBP	BLK	WP	HR	S	P	ERA	WHIP					

Chicago White Sox @ Cleveland Indians
Cleveland Municipal Stadium, Cleveland, OH

Tue Jun 08 1971, 7:05 PM EDT
Att: 3,238 - Unknown - 57 F

livebaseballscorecards.com

AB	33
R	3
H	6
RBI	3
BB	3
SO	10
LOB	13



Batter	1	2	3	4	5	6	7	8	9	AB	R	H	RBI	BB	SO	LOB
Graig Nettles, L (1, 5) OBP: 0.335, SLG: 0.380	0-0 4-3		0-3 K		4-0 G4-6-3 BB		0-0 SF9			2	0	0	1	1	1	0
Vada Pinson, L (1, 8) OBP: 0.299, SLG: 0.358	0-0 4-3		4-0 PB S E BB		0-0 G4-6-3 1-2f		0-0 3-H 1-2 1B			3	1	1	0	1	0	1
Ray Fosse, R (1, 2) OBP: 0.325, SLG: 0.379	0-0 5-3		0-3 K 6-3 E 1-3		0-0 P6		0-0 F8			4	0	0	0	0	1	3
Chris Chambliss, L (1, 3) OBP: 0.333, SLG: 0.421		0-0 1B HR 1B	0-0 6-3 1-3 3-H		0-0 4-3		4-0 FC6-4 1B BB			3	1	1	0	1	0	1
Ken Harrelson, R (1, 9) OBP: 0.306, SLG: 0.299		0-0 1B HR 1B	0-0 6-3		0-0 F7		0-0 FC6-4 1-2 1B			3	1	1	0	0	0	1
Ted Uhlaender, L (7, 9) OBP: 0.347, SLG: 0.342		1-2 HR 1B	0-0 6-3		0-0 K		0-0 FC6-4 1-2f 2-3			1	0	1	0	0	0	0
Roy Foster, R (1, 7) OBP: 0.320, SLG: 0.459		0-0 HR		0-0 1B		0-3 K		0-0 FC6-4		4	1	2	3	0	1	2
Eddie Leon, R (1, 4) OBP: 0.347, SLG: 0.355		0-0 5-3		0-3 K		4-0 1B SH1-3 SF9 BB		0-3 K		3	1	0	0	1	2	3
Jack Heidemann, R (1, 6) OBP: 0.234, SLG: 0.171		0-0 4-3		0-0 F8		0-0 SH1-3 1-2		0-0 F9		3	0	0	0	0	0	3
Sam McDowell, L (1, 1) OBP: 0.235, SLG: 0.235		0-3 K		0-3 K		0-0 1B 2-3 1B				3	0	1	0	0	2	1

Inning Stats	R: 0	H: 0	E: 0	K: 0	S: 3	H: 0	LOB: 0	BB: 0	P: 3	R: 3	H: 3	E: 0	K: 1	S: 8	H: 0	LOB: 0	BB: 0	P: 8	R: 1	H: 0	E: 1	K: 2	S: 8	H: 0	LOB: 1	BB: 1	P: 12	R: 0	H: 1	E: 0	K: 2	S: 8	R: 0	H: 0	E: 0	K: 0	S: 2	H: 0	LOB: 0	BB: 0	P: 5	R: 1	H: 2	E: 0	K: 0	S: 5	H: 1	LOB: 2	BB: 1	P: 10	R: 0	H: 1	E: 0	K: 1	S: 6	H: 1	LOB: 2	BB: 1	P: 10	1B: 6	SF: 1	2B: 0	SAC: 1	3B: 0	DP: 1	HR: 1	HBP: 0	WP: 0	PA: 35
--------------	------	------	------	------	------	------	--------	-------	------	------	------	------	------	------	------	--------	-------	------	------	------	------	------	------	------	--------	-------	-------	------	------	------	------	------	------	------	------	------	------	------	--------	-------	------	------	------	------	------	------	------	--------	-------	-------	------	------	------	------	------	------	--------	-------	-------	-------	-------	-------	--------	-------	-------	-------	--------	-------	--------

PITCHER	IP	WLS	BF	H	R	ER	SO	BB	IBB	HBP	BLK	WP	HR	S	P	ERA	WHIP
Wilbur Wood, L (1, 1) ERA: 2.14	6.0	L	24	4	4	3	6	2	0	0	0	0	1	34	42	4.50	1.000
Terry Forster, L (7, 1) ERA: 2.21	1.0		8	3	1	1	0	2	0	0	0	0	0	6	14	9.00	5.000
Steve Kealey, R (8, 1) ERA: 4.28	1.0		3	0	0	0	1	0	0	0	0	0	0	5	5	0.00	0.000

Chicago White Sox @ Cleveland Indians
Cleveland Municipal Stadium, Cleveland, OH

Tue Jun 08 1971, 7:05 PM EDT
Att. 3,238 - Unknown - 57 F

AB	29
R	5
H	7
RBI	4
BB	4
SO	7
LOB	15



Batter	1	2	3	4	5	6	7	8	9	AB R H RBI BB SO LOB	TOP														
Lee Richard, R (1, 6) OBP: 0.287, SLG: 0.274	0-0 4-3		0-0 F5			0-3 K		0-0 5-3		4 0 0 0 0 1 2															
Ed Stroud, L (1, 8) OBP: 0.257, SLG: 0.283	0-0 6-3			0-3 K		0-0 G5-4-3 1B			4-0 1B BB	3 1 1 0 1 1 0															
Carlos May, L (1, 3) OBP: 0.365, SLG: 0.381	0-3 K			0-0 F8 2B		0-0 G5-4-3 1-2f			0-3 K	4 0 1 0 0 2 2															
Bill Melton, R (1, 5) OBP: 0.349, SLG: 0.446		0-0 5-3		0-0 F8 2-3			0-0 6-3		0-3 K	4 0 0 0 0 1 2															
Rick Reichardt, R (1, 7) OBP: 0.335, SLG: 0.450		0-3 K		0-0 6-3			0-0 F8		0-0 WP 1B 1-3 1B	4 0 1 0 0 1 1															
Jay Johnstone, L (1, 9) OBP: 0.329, SLG: 0.410		0-0 L3			0-3 K		0-0 1-3		0-0 WP 1-2 1B 3-H	4 0 1 1 0 1 0															
Tom Egan, R (1, 2) OBP: 0.371, SLG: 0.614			0-0 1B FC5-6-2 1B		0-0 F8		0-0 F8		0-0 F8 1-2 2-3 K	4 0 1 0 0 1 2															
Luis Alvarado, R (1, 4) OBP: 0.240, SLG: 0.250			0-0 1-3 FC5-6-2 1B		4-0 BB		0-0 E5 FC3-6			2 0 1 0 1 0 0															
Tommy John, R (1, 1) OBP: 0.118, SLG: 0.118			0-0 FC5-6-2 1-2 3-H		0-0 F9		0-0 FC3-6 1-2f			2 0 0 0 0 0 3															
Vicente Romo, R (6, 1)										0 0 0 0 0 0 0															
Lee Maye, L (8, PH) OBP: 0.379, SLG: 0.375										1 0 0 0 0 0 1															
Don Eddy, R (8, 1)										0 0 0 0 0 0 0															
Inning Stats	R: 0 E: 0 K: 1 S: 5	H: 0 LOB: 0 BB: 0 P: 5	R: 0 E: 0 K: 1 S: 5	H: 0 LOB: 0 BB: 0 P: 5	R: 0 E: 0 K: 0 S: 4	H: 2 LOB: 1 BB: 0 P: 4	R: 0 E: 0 K: 1 S: 6	H: 1 LOB: 1 BB: 0 P: 6	R: 0 E: 0 K: 1 S: 5	H: 0 LOB: 1 BB: 1 P: 9	R: 0 E: 0 K: 1 S: 5	H: 1 LOB: 0 BB: 0 P: 5	R: 0 E: 0 K: 0 S: 3	H: 0 LOB: 0 BB: 0 P: 3	R: 0 E: 1 K: 0 S: 4	H: 0 LOB: 1 BB: 0 P: 4	R: 1 E: 0 K: 3 S: 11	H: 2 LOB: 2 BB: 1 P: 15	1B: 5 2B: 2 3B: 0 HR: 0	SF: 0 SAC: 0 DP: 2 HBP: 0	WP: 1 PB: 0 SB: 0 CS: 0	PA: 34			
PITCHER	IP	WLS	BF	H	R	ER	SO	BB	IBB	HBP	BLK	WP	HR	S	P	ERA	WHIP								
Alan Foster, R (1, 1) ERA: 3.2	8.2	W	33	6	1	1	7	2	0	0	0	0	0	45	53	1.04	0.923								
Ed Farmer, R (9, 1) ERA:	0.1	S	1	0	0	0	1	0	0	0	0	1	0	3	3	0.00	0.000								

Chicago White Sox @ Cleveland Indians
Cleveland Municipal Stadium, Cleveland, OH

Wed Jun 09 1971, 7:05 PM EDT
Att: 3,951 - Unknown - 65 F

AB	32
R	1
H	6
RBI	1
BB	2
SO	8
LOB	13



Batter	1	2	3	4	5	6	7	8	9	AB	R	H	RBI	BB	SO	LOB
--------	---	---	---	---	---	---	---	---	---	----	---	---	-----	----	----	-----

Graig Nettles, L <small>(1, 5) OBP: 0.342, SLG: 0.394</small>	 <small>0-0</small>		 <small>0-0</small>			 <small>0-0</small>		 <small>0-0</small>		4	2	3	0	0	0	0
Eddie Leon, R <small>(1, 4) OBP: 0.357, SLG: 0.361</small>	 <small>0-0</small>		 <small>0-0</small>			 <small>0-0</small>		 <small>4-0</small>		3	1	2	0	1	0	1
Ray Fosse, R <small>(1, 2) OBP: 0.329, SLG: 0.378</small>	 <small>0-0</small>			 <small>0-0</small>		 <small>0-0</small>		 <small>4-0</small>		3	0	1	1	1	0	1
Chris Chambliss, L <small>(1, 3) OBP: 0.326, SLG: 0.405</small>	 <small>0-0</small>			 <small>0-0</small>		 <small>0-0</small>		 <small>0-0</small>		4	0	1	1	0	0	3
Ken Harrelson, R <small>(1, 7) OBP: 0.301, SLG: 0.293</small> Ted Uhlaender, L <small>(7, 7) OBP: 0.344, SLG: 0.339</small>	 <small>0-0</small>			 <small>0-0</small>		 <small>0-0</small>		 <small>0-0</small>		3	0	0	0	0	0	3
										1	0	0	0	0	0	2
Roy Foster, R <small>(1, 9) OBP: 0.312, SLG: 0.447</small>		 <small>0-3</small>			 <small>0-0</small>	 <small>0-0</small>				3	0	0	0	0	1	2
Ted Ford, R <small>(1, 8) OBP: 0.258, SLG: 0.302</small> Vada Pinson, L <small>(7, PH) OBP: 0.298, SLG: 0.356</small> <small>(8, 8)</small>		 <small>0-0</small>			 <small>0-0</small>		 <small>0-0</small>			2	0	1	0	0	0	0
										1	0	0	0	0	0	0
Jack Heidemann, R <small>(1, 6) OBP: 0.225, SLG: 0.164</small>		 <small>0-0</small>			 <small>0-0</small>		 <small>0-3</small>			3	0	0	0	0	1	1
Alan Foster, R <small>(1, 1) OBP: 0.136, SLG: 0.150</small> Ed Farmer, R <small>(9, 1)</small>			 <small>0-3</small>			 <small>0-0</small>	 <small>0-3</small>			3	0	0	0	0	2	0
										0	0	0	0	0	0	0

Inning Stats	R: 1	H: 2	E: 1	K: 0	S: 5	LOB: 1	BB: 0	P: 5	R: 0	H: 0	E: 0	K: 1	S: 5	LOB: 0	BB: 0	P: 5	R: 0	H: 1	E: 0	K: 1	S: 5	LOB: 0	BB: 0	P: 5	R: 0	H: 0	E: 0	K: 0	S: 3	LOB: 0	BB: 0	P: 3	R: 0	H: 4	E: 1	K: 0	S: 7	LOB: 2	BB: 0	P: 7	R: 0	H: 0	E: 0	K: 2	S: 7	LOB: 0	BB: 0	P: 7	R: 0	H: 0	E: 1	K: 0	S: 3	LOB: 2	BB: 2	P: 11
--------------	------	------	------	------	------	--------	-------	------	------	------	------	------	------	--------	-------	------	------	------	------	------	------	--------	-------	------	------	------	------	------	------	--------	-------	------	------	------	------	------	------	--------	-------	------	------	------	------	------	------	--------	-------	------	------	------	------	------	------	--------	-------	-------

PITCHER	IP	WLS	BF	H	R	ER	SO	BB	IBB	HBP	BLK	WP	HR	S	P	ERA	WHIP
Tommy John, L <small>ERA: 5.02</small>	5.1	L	22	8	3	3	2	0	0	0	0	1	0	26	26	5.06	1.500
Vicente Romo, R <small>ERA: 4.33</small>	1.2		5	0	0	0	2	0	0	0	0	0	0	9	9	0.00	0.000
Don Eddy, L <small>ERA: 3.38</small>	1.0		5	0	0	0	0	2	0	0	0	0	0	3	11	0.00	2.000


BOTTOM

Chicago White Sox @ Cleveland Indians
Cleveland Municipal Stadium, Cleveland, OH
 Wed Jun 09 1971, 7:05 PM EDT
 Att. 3,951 - Unknown - 65 F

AB	30
R	3
H	8
RBI	2
BB	2
SO	4
LOB	13



WP	PA	3B	DP	HR	HBP	SF	SAC	CS
1	32	0	2	0	0	0	0	0

Batter	1	2	3	4	5	6	7	8	9	AB R H RBI BB SO LOB	TOP	
Lee Richard, R (1, 6) <small>OBP: 0.282, SLG: 0.269</small> Lee Maye, L (7, PH) <small>OBP: 0.367, SLG: 0.360</small> Rich McKinney, R (7, 4) <small>OBP: 0.400, SLG: 0.398</small>	0-0 F2		0-3 K		0-0 F7		0-0 FC5-2 PB			3 0 0 0 0 1 1 1 0 0 0 0 0 2 0 0 0 0 0 0 0	Chicago White Sox @ Cleveland Indians Cleveland Municipal Stadium, Cleveland, OH Thu Jun 10 1971, 7:05 PM EDT Att: 4,265 - Unknown - 69 F AB 32 R 0 H 5 RBI 0 BB 3 SO 6 LOB 18 	
Ed Stroud, L (1, 8) <small>OBP: 0.257, SLG: 0.282</small> Jim Magnuson, R (7, 1)	0-0 WP 4-3 1B			0-3 K	0-0 F7		0-3 K			4 0 1 0 0 2 3 0 0 0 0 0 0 0		
Carlos May, L (1, 3) <small>OBP: 0.363, SLG: 0.376</small>	0-0 4-3 1-2			4-0 BB 1B BB		0-0 F8		0-0 F8		3 0 0 0 1 0 1		
Bill Melton, R (1, 5) <small>OBP: 0.352, SLG: 0.448</small>	0-0 P5 2-3			0-0 BB 1-2 1B		0-0 1B		0-0 P4		4 0 2 0 0 0 1		
Rick Reichardt, R (1, 7) <small>OBP: 0.327, SLG: 0.439</small>		0-0 F8		0-3 K		0-3 K		0-0 F8		4 0 0 0 0 2 3		
Jay Johnstone, L (1, 9) <small>OBP: 0.327, SLG: 0.401</small>		0-0 F2		4-0 1-2 2-3 BB		0-0 L3		0-0 P4		3 0 0 0 1 0 1		
Tom Egan, R (1, 2) <small>OBP: 0.364, SLG: 0.583</small>		0-0 F9		0-0 5-3			4-0 2B FC5-2 BB		0-0 6-3	3 0 0 0 1 0 3		
Luis Alvarado, R (1, 4) <small>OBP: 0.253, SLG: 0.276</small> (7, 6)			0-0 6-3		0-0 FC6-4 1B		0-0 PB 1-3 2B		0-0 6-3	4 0 2 0 0 0 0		
Tom Bradley, R (1, 1) <small>OBP: 0.121, SLG: 0.094</small> Walt Williams, R (3, PH) <small>OBP: 0.307, SLG: 0.348</small> Bart Johnson, R (3, 1) <small>OBP: 0.188, SLG: 0.219</small> Mike Hershberger, R (7, PH) <small>OBP: 0.391, SLG: 0.308</small> (7, 8)			0-0 5-3		0-0 FC6-4 1-2f		0-3 K			0 0 0 0 0 0 0 1 0 0 0 0 0 0 1 0 0 0 0 0 1 1 0 0 0 0 1 2		
Inning Stats	R: 0 H: 1 E: 0 LOB: 1 K: 0 BB: 0 S: 4 P: 4	R: 0 H: 0 E: 0 LOB: 0 K: 0 BB: 0 S: 3 P: 3	R: 0 H: 0 E: 0 LOB: 0 K: 1 BB: 0 S: 5 P: 5	R: 0 H: 1 E: 0 LOB: 3 K: 2 BB: 2 S: 8 P: 16	R: 0 H: 1 E: 0 LOB: 1 K: 0 BB: 0 S: 4 P: 4	R: 0 H: 1 E: 0 LOB: 1 K: 1 BB: 0 S: 6 P: 6	R: 0 H: 1 E: 0 LOB: 2 K: 2 BB: 1 S: 8 P: 12	R: 0 H: 0 E: 0 LOB: 0 K: 0 BB: 0 S: 3 P: 3	R: 0 H: 0 E: 0 LOB: 0 K: 0 BB: 0 S: 3 P: 3	1B: 4 SF: 0 2B: 1 SAC: 0 3B: 0 DP: 0 HR: 0 HBP: 0	WP: 1 PA: 35 PB: 1 SB: 0 CS: 0	
PITCHER Ray Lamb, R (1, 1) <small>ERA: 2.29</small>	IP WLS BF H R ER SO BB IBB HBP BLK WP HR S P ERA WHIP	9.0 W 35 5 0 0 6 3 0 0 0 1 0 44 56 0.00 0.889										

Batter	1	2	3	4	5	6	7	8	9	AB	R	H	RBI	BB	SO	LOB
Graig Nettles, L OBP: 0.348, SLG: 0.396 (1, 5)	0-0 F8	0-0 HR 1B		0-3 K		0-0 FC6-4 1B		4-0 2B BB		4	2	2	0	1	1	0
Vada Pinson, L OBP: 0.305, SLG: 0.383 (1, 8)	0-0 1B FC6 2B	0-0 F5		0-0 3B		0-0 FC6-4 1-2f		0-0 2B 2B		5	2	3	1	0	0	3
Ray Fosse, R OBP: 0.330, SLG: 0.393 (1, 2)	0-0 FC6 2B 1B	0-0 HR		0-3 K		0-0 F9		0-0 F3		5	2	2	3	0	1	3
Chris Chambliss, L OBP: 0.313, SLG: 0.404 (1, 3)	0-0 FC6 2B	0-0 F7			0-0 6-3	0-3 K		0-0 2B		5	1	1	2	0	1	2
Roy Foster, R OBP: 0.308, SLG: 0.445 (1, 9)	0-3 K			0-0 P5		0-0 1B 2B		0-3 K		5	1	1	0	0	2	3
Ted Uhlaender, L OBP: 0.364, SLG: 0.353 (1, 7)	0-0 2B			4-0 BB BB		4-0 1B IBB		4-0 FC6-4 BB		1	0	1	2	3	0	0
Eddie Leon, R OBP: 0.354, SLG: 0.354 (1, 4)	0-3 K			4-0 BB		0-3 K		0-0 FC6-4 FC6-4		3	0	0	0	1	2	4
Jack Heidemann, R OBP: 0.226, SLG: 0.169 (1, 6)				0-0 K		0-0 G6-4-3 1B		0-0 FC6-4		4	0	1	1	0	1	3
Ray Lamb, R OBP: 0.087, SLG: 0.045 (1, 1)		4-0 1B HR BB		0-3 K		0-3 K		0-0 4-3		3	1	0	0	1	2	2

Inning Stats	R: 3	H: 3	E: 0	K: 2	S: 11	LOB: 1	BB: 0	P: 11	R: 3	H: 2	E: 0	K: 1	S: 7	LOB: 0	BB: 0	P: 11	R: 0	H: 0	E: 0	K: 0	S: 2	LOB: 1	BB: 2	P: 10	R: 0	H: 1	E: 0	K: 3	S: 10	LOB: 1	BB: 0	P: 10	R: 1	H: 2	E: 0	K: 2	S: 9	LOB: 2	BB: 1	P: 13	R: 0	H: 1	E: 0	K: 1	S: 6	LOB: 1	BB: 0	P: 6	R: 0	H: 0	E: 0	K: 0	S: 3	LOB: 1	BB: 1	P: 7	R: 2	H: 2	E: 0	K: 1	S: 7	LOB: 1	BB: 1	P: 11
--------------	------	------	------	------	-------	--------	-------	-------	------	------	------	------	------	--------	-------	-------	------	------	------	------	------	--------	-------	-------	------	------	------	------	-------	--------	-------	-------	------	------	------	------	------	--------	-------	-------	------	------	------	------	------	--------	-------	------	------	------	------	------	------	--------	-------	------	------	------	------	------	------	--------	-------	-------

PITCHER	IP	WLS	BF	H	R	ER	SO	BB	IBB	HBP	BLK	WP	HR	S	P	ERA	WHIP
Tom Bradley, R ERA: 2.13 (1, 1)	2.0	L	13	5	6	6	3	1	0	0	0	0	1	18	22	27.00	3.000
Bart Johnson, R ERA: 4.04 (3, 1)	4.0		18	4	1	1	6	2	1	0	0	0	0	27	39	2.25	1.500
Jim Magnuson, L ERA: 3.68 (7, 1)	2.0		10	2	2	2	1	2	0	0	0	0	0	10	18	9.00	2.000

BOTTOM

Chicago White Sox @ Cleveland Indians
Cleveland Municipal Stadium, Cleveland, OH

Thu Jun 10 1971, 7:05 PM EDT
 Att. 4,265 - Unknown - 69 F

AB	R	H	RBI	BB	SO	LOB
4	2	2	0	1	1	0
5	2	3	1	0	0	3
5	2	2	3	0	1	3
5	1	1	2	0	1	2
5	1	1	0	0	2	3
1	0	1	2	3	0	0
3	0	0	0	1	2	4
4	0	1	1	0	1	3
3	1	0	0	1	2	2

AB	35
R	9
H	11
RBI	9
BB	6
SO	10
LOB	20

C

WP	PA
0	41

WP	PA	ERA	WHIP
0	41		

Chicago White Sox @ Baltimore Orioles
Memorial Stadium, Baltimore, MD

Fri Jun 11 1971, 7:05 PM EDT
 Att. 15,959 - Unknown

AB	40
R	5
H	13
RBI	5
BB	4
SO	4
LOB	25



TOP

Batter	1	2	3	4	5	6	7	8	9	AB	R	H	RBI	BB	SO	LOB
Walt Williams, R (1, 9) OBP: 0.313, SLG: 0.351	0-0 6-3		0-0 4-3 1B		0-0 P6		0-0 1B BB FC4-6 1B	0-0 F8		5	1	2	0	0	0	1
Mike Hershberger, R (1, 8) OBP: 0.420, SLG: 0.327	0-0 1B 1B		0-0 4-3 1-2		4-0 2B BB		4-0 1-2 FC4-6 SF7 BB		0-0 HR 1B	3	2	2	0	2	0	1
Rick Reichardt, R (1, 7) OBP: 0.341, SLG: 0.475	0-0 1-3 1B		0-0 6-3		0-0 1-3 2B		0-0 1-2 2-3 FC4-6 1B		0-0 1-H HR	5	1	4	2	0	0	1
Rich McKinney, R (1, 4) OBP: 0.390, SLG: 0.387	0-0 G5-4-3 1-2f				0-0 4-3		0-0 F8		0-0 FC4-6	5	0	1	1	0	0	6
Bill Melton, R (1, 5) OBP: 0.348, SLG: 0.460		0-0 5-3		0-0 HR		0-0 F9		0-0 SF7		0-0 F7	4	1	1	2	0	1
Carlos May, L (1, 3) OBP: 0.364, SLG: 0.373		4-0 BB		0-0 F8		0-0 E5 1B		0-3 K		0-0 FC5 1B 1-2	4	0	1	0	1	1
Tom Egan, R (1, 2) OBP: 0.380, SLG: 0.578		0-0 F8		4-0 BB		0-0 1-2 1B				0-0 K	4	0	2	0	1	1
Tom Bradley, R (9, PR) OBP: 0.121, SLG: 0.094										0-0 1-2 2-3 1B	0	0	0	0	0	0
Luis Alvarado, R (1, 6) OBP: 0.241, SLG: 0.263		0-0 6-3		0-0 F8		0-0 F9				0-3 E7	4	0	0	0	0	4
Lee Maye, L (9, PH) OBP: 0.355, SLG: 0.346										0-3 K	1	0	0	0	0	1
Joe Horlen, R (1, 1) OBP: 0.362, SLG: 0.378			0-0 6-3		0-0 6-3		0-0 4-3			0-3 K	2	0	0	0	0	0
Steve Kealey, R (6, PH) OBP: 0.362, SLG: 0.378										0-0 FC5	1	0	0	0	0	0
Terry Forster, L (7, 1) OBP: 0.325, SLG: 0.399										2-3f	0	0	0	0	0	0
Jay Johnstone, L (8, PH) OBP: 0.325, SLG: 0.399											1	0	0	0	0	1
Don Eddy, R (8, 1) OBP: 0.423, SLG: 0.391											0	0	0	0	0	0
Rich Morales, R (9, PH) OBP: 0.423, SLG: 0.391											1	0	0	0	0	3

Inning Stats	R: 0 E: 0 K: 0 S: 4	H: 2 LOB: 1 BB: 0 P: 4	R: 0 E: 0 K: 0 S: 3	H: 0 LOB: 1 BB: 1 P: 7	R: 0 E: 0 K: 0 S: 4	H: 1 LOB: 1 BB: 0 P: 4	R: 1 E: 0 K: 0 S: 4	H: 1 LOB: 1 BB: 1 P: 8	R: 0 E: 0 K: 0 S: 4	H: 1 LOB: 2 BB: 0 P: 5	R: 2 E: 0 K: 1 S: 7	H: 2 LOB: 1 BB: 1 P: 11	R: 0 E: 1 K: 2 S: 8	H: 0 LOB: 1 BB: 0 P: 8	R: 2 E: 0 K: 1 S: 10	H: 5 LOB: 3 BB: 0 P: 10	1B: 10 2B: 1 3B: 0 HR: 2	SF: 1 SAC: 0 DP: 1 HBP: 0	WP: 0 PB: 0 SB: 0 CS: 0	PA: 45
--------------	------------------------------	---------------------------------	------------------------------	---------------------------------	------------------------------	---------------------------------	------------------------------	---------------------------------	------------------------------	---------------------------------	------------------------------	----------------------------------	------------------------------	---------------------------------	-------------------------------	----------------------------------	-----------------------------------	------------------------------------	----------------------------------	--------

PITCHER	IP	WLS	BF	H	R	ER	SO	BB	IBB	HBP	BLK	WP	HR	S	P	ERA	WHIP
Dave McNally, L (1, 1) ERA: 3.2	6.0	W	29	7	3	3	0	4	0	0	0	0	1	25	41	4.50	1.833
Tom Dukes, R (7, 1) ERA: 3.54	2.1		13	5	2	2	3	0	0	0	0	0	1	19	19	7.71	2.143
Eddie Watt, R (9, 1) ERA: 2.08	0.0		1	1	0	0	0	0	0	0	0	0	0	1	1	∞	∞
Pete Richert, L (9, 1) ERA: 3.6	0.2	S	2	0	0	0	1	0	0	0	0	0	0	4	4	0.00	0.000

Chicago White Sox @ Baltimore Orioles
 Memorial Stadium, Baltimore, MD

Sat Jun 12 1971, 7:05 PM EDT
 Att. 21,586 - Unknown

livebaseballscorecards.com

AB	36
R	7
H	9
RBI	7
BB	4
SO	6
LOB	10




AB	R	H	RBI	BB	SO	LOB
5	0	1	0	0	0	0
4	1	1	0	1	0	1
5	1	2	0	0	0	2
4	2	1	0	1	0	2
3	1	2	5	1	0	0
3	1	0	0	1	0	2
4	1	1	2	0	2	1
4	0	1	0	0	1	1
4	0	0	0	0	3	1
0	0	0	0	0	0	0

Batter	1	2	3	4	5	6	7	8	9
Ed Stroud, L (1, 8) OBP: 0.254, SLG: 0.278	0-0 F9		0-0 F7		0-0 E4		0-0 CS 1B		0-0 4-3
Mike Andrews, R (1, 4) OBP: 0.363, SLG: 0.375	0-0 1-3		0-0 1B		0-0 F4		4-0 BB 1B 2B BB		0-0 P6
Carlos May, L (1, 3) OBP: 0.365, SLG: 0.374	0-0 F7		0-0 F7		0-0 G3		0-0 BB 2B 1B		0-0 FC5-4 1B
Bill Melton, R (1, 5) OBP: 0.350, SLG: 0.461		0-0 F3	0-0 1-3			0-0 HR 2B	4-0 BB 2B BB		0-0 FC5-4 1B
Rick Reichardt, R (1, 7) OBP: 0.351, SLG: 0.503		0-0 5-3		4-0 FC4-6 BB		0-0 HR 2B	0-0 1-H 2-H 3-H 2B		
Jay Johnstone, L (1, 9) OBP: 0.323, SLG: 0.390		4-0 HR BB		0-0 F7		0-0 F2	0-0 F7		
Tom Egan, R (1, 2) OBP: 0.373, SLG: 0.603		0-0 HR		0-3 K		0-0 6-3		0-3 K	
Luis Alvarado, R (1, 6) OBP: 0.241, SLG: 0.262		0-0 1B		0-0 FC4-6		0-3 K		0-0 5-3	
Wilbur Wood, R (1, 1) OBP: 0.133, SLG: 0.037		0-3 K			0-0 F9		0-3 K	0-3 K	
Vicente Romo, R (9, 1)									

Inning Stats	R: 0	H: 0	E: 0	K: 0	S: 3	P: 3	R: 2	H: 2	E: 0	K: 1	S: 7	P: 11	R: 0	H: 1	E: 0	K: 0	S: 4	P: 4	R: 0	H: 0	E: 1	K: 0	S: 4	P: 4	R: 2	H: 2	E: 0	K: 1	S: 7	P: 7	R: 3	H: 3	E: 0	K: 1	S: 7	P: 15	R: 0	H: 0	E: 0	K: 2	S: 7	P: 7	R: 0	H: 1	E: 0	K: 0	S: 4	P: 4	R: 0	H: 0	E: 0	K: 0	S: 4	P: 4	1B: 5	SF: 0	2B: 2	SAC: 0	3B: 0	DP: 0	HR: 2	HBP: 0	WP: 0	PA: 40
--------------	------	------	------	------	------	------	------	------	------	------	------	-------	------	------	------	------	------	------	------	------	------	------	------	------	------	------	------	------	------	------	------	------	------	------	------	-------	------	------	------	------	------	------	------	------	------	------	------	------	------	------	------	------	------	------	-------	-------	-------	--------	-------	-------	-------	--------	-------	--------

PITCHER	IP	WLS	BF	H	R	ER	SO	BB	IBB	HBP	BLK	WP	HR	S	P	ERA	WHIP
Pat Dobson, R (1, 1) ERA: 3.7	6.2	L	30	7	6	6	4	3	0	0	0	0	2	35	47	8.10	1.500
Dave Boswell, R (7, 1) ERA: 7.5	0.0		2	1	1	1	0	1	0	0	0	0	0	1	5	∞	∞
Grant Jackson, L (7, 1) ERA: 1.46	0.1		1	0	0	0	0	0	0	0	0	0	0	1	1	0.00	0.000
Tom Dukes, R (8, 1) ERA: 3.22	2.0		7	1	0	0	2	0	0	0	0	0	0	11	11	0.00	0.500

Batter	1	2	3	4	5	6	7	8	9	AB R H RBI BB SO LOB	TOP									
Ed Stroud, L (1, 8) OBP: 0.254, SLG: 0.277	0-0 4-3		0-3 K		0-0 1B		0-0 3-1			4 0 1 0 0 1 1										
Mike Andrews, R (1, 4) OBP: 0.366, SLG: 0.378 Lee Richard, R (8, PR) OBP: 0.282, SLG: 0.269 (8, 6)	0-0 F7		0-3 K		0-0 1B			0-0 1B		4 0 2 0 0 1 1 0 0 0 0 0 0 0										
Carlos May, L (1, 3) OBP: 0.359, SLG: 0.367	0-0 F8		0-3 K		0-0 P6			0-0 L8		4 0 0 0 0 1 4										
Bill Melton, R (1, 5) OBP: 0.348, SLG: 0.457		0-0 FC1-6 1B		0-0 6-3		0-0 F8		0-0 F9		4 0 1 0 0 0 1										
Rick Reichardt, R (1, 7) OBP: 0.343, SLG: 0.491		0-0 FC1-6 1B		0-3 K		0-0 E6 L8-3		0-0 F9		4 0 0 0 0 1 2										
Jay Johnstone, L (1, 9) OBP: 0.327, SLG: 0.389		0-0 FC6-4 1B		4-0 1B CS BB		0-0 L8-3			0-3 K	3 0 1 0 1 1 1										
Tom Egan, R (1, 2) OBP: 0.380, SLG: 0.639		0-3 K		0-0 1B			0-0 HR		0-3 K	4 1 2 1 0 2 2	AB 34 R 1 H 8 RBI 1 BB 1 SO 8 LOB 14									
Luis Alvarado, R (1, 6) OBP: 0.233, SLG: 0.253 Lee Maye, L (9, PH) OBP: 0.344, SLG: 0.333		0-0 FC6-4		0-0 CS		0-0 F3		0-0 F2	0-0 4-3	3 0 0 0 0 0 2 1 0 0 0 0 0 0										
Tommy John, R (1, 1) OBP: 0.150, SLG: 0.150			0-0 1B		0-0 F8		0-3 K			3 0 1 0 0 1 0										
Inning Stats	R: 0 E: 0 K: 0 S: 3	H: 0 LOB: 0 BB: 0 P: 3	R: 0 E: 0 K: 1 S: 7	H: 2 LOB: 2 BB: 0 P: 7	R: 0 E: 0 K: 3 S: 10	H: 1 LOB: 1 BB: 0 P: 10	R: 0 E: 0 K: 1 S: 5	H: 1 LOB: 1 BB: 1 P: 9	R: 0 E: 0 K: 0 S: 3	H: 0 LOB: 0 BB: 0 P: 3	R: 1 E: 0 K: 1 S: 6	H: 1 LOB: 0 BB: 0 P: 6	R: 0 E: 0 K: 0 S: 4	H: 1 LOB: 1 BB: 0 P: 4	R: 0 E: 0 K: 2 S: 7	H: 0 LOB: 0 BB: 0 P: 7	1B: 7 2B: 1 3B: 0 HR: 1	SF: 0 SAC: 0 DP: 1 HBP: 0	WP: 0 PB: 0 SB: 0 CS: 1	PA: 36
PITCHER Mike Cuellar, L (1, 1) ERA: 2.67	IP 9.0 WLS W BF 35 H 8 R 1 ER 1 SO 8 BB 1 IBB 0 HBP 0 BLK 0 WP 0 HR 1 S 50 P 54 ERA 1.00 WHIP 1.000																			

Chicago White Sox @ Baltimore Orioles
 Memorial Stadium, Baltimore, MD
 Sun Jun 13 1971, 3:33 AM EDT
 Att. 14,418 - Unknown

livebaseballscorecards.com

Batter	1	2	3	4	5	6	7	8	9
Don Buford, S (1, 7) OBP: 0.413, SLG: 0.509	0-0 G5-4-3 1B		0-0 FC5-4 1-2f 2-H			0-3 K		0-0 5-3	
Paul Blair, R (1, 8) OBP: 0.294, SLG: 0.361	0-0 B2		0-0 P4			0-0 G6-4-3 1B		0-0 G6-4-3 1B	
Davey Johnson, R (1, 4) OBP: 0.380, SLG: 0.433	0-0 G5-4-3 1-2f				0-0 5-3	0-0 G6-4-3 1-2f		0-0 G6-4-3 1-2f	
Brooks Robinson, R (1, 5) OBP: 0.366, SLG: 0.396		0-0 5-3		0-0 F9			0-0 FC4-6 BB 1B		
Merv Rettenmund, R (1, 9) OBP: 0.389, SLG: 0.356		0-0 6-3		0-0 3-1			4-0 BB BB BB BB FC4-6 BB		
Boog Powell, L (1, 3) OBP: 0.343, SLG: 0.380		0-0 6-3			0-0 G5-4-3 1B		0-0 P5		
Andy Etchebarren, R (1, 2) OBP: 0.271, SLG: 0.308			0-0 F9		0-0 G5-4-3 1-2f		0-0 FC4-6 1B 1-2f 2-3		
Mark Belanger, R (1, 6) OBP: 0.394, SLG: 0.341			0-0 S FC5-4 1B		4-0 BB BB BB BB BB		0-0 1-2 3-H 1B		
Mike Cuellar, L (1, 1) OBP: 0.106, SLG: 0.133			0-0 FC5-4 1-2 1B		0-3 K		0-3 K		

Inning Stats	R: 0 E: 0 K: 0 S: 3	H: 1 LOB: 0 BB: 0 P: 3	R: 0 E: 0 K: 0 S: 3	H: 0 LOB: 0 BB: 0 P: 3	R: 1 E: 0 K: 0 S: 5	H: 2 LOB: 1 BB: 0 P: 5	R: 0 E: 0 K: 0 S: 3	H: 0 LOB: 0 BB: 0 P: 3	R: 0 E: 0 K: 1 S: 5	H: 1 LOB: 1 BB: 1 P: 9	R: 0 E: 0 K: 1 S: 5	H: 1 LOB: 0 BB: 0 P: 5	R: 1 E: 0 K: 1 S: 7	H: 2 LOB: 2 BB: 1 P: 11	R: 0 E: 0 K: 0 S: 3	H: 1 LOB: 0 BB: 0 P: 3
1B: 8 2B: 0 3B: 0 HR: 0	SF: 0 SAC: 0 DP: 4 HBP: 0	WP: 0 PA: 30 PB: 0 SB: 1 CS: 0														

PITCHER	IP	WLS	BF	H	R	ER	SO	BB	IBB	HBP	BLK	WP	HR	S	P	ERA	WHIP
Tommy John, L (1, 1) ERA: 4.72	8.0	L	30	8	2	2	3	2	0	0	0	0	0	34	42	2.25	1.250

BOTTOM

Chicago White Sox @ Baltimore Orioles
Memorial Stadium, Baltimore, MD

Sun Jun 13 1971, 3:33 AM EDT
Att. 14,418 - Unknown

livebaseballscorecards.com

AB	28
R	2
H	8
RBI	2
BB	2
SO	3
LOB	14



Batter	1	2	3	4	5	6	7	8	9	10	AB R H RBI BB SO LOB	TOP												
Ed Stroud, L (1, 8) OBP: 0.260, SLG: 0.282	0-0 FC6-4 1B HR 1B	0-0 G3			0-0 P6		0-0 1B 1B		0-3 K		5 1 2 0 0 1 1	<p>Chicago White Sox @ Detroit Tigers</p> <p>Tiger Stadium, Detroit, MI</p> <p>Mon Jun 14 1971, 7:05 PM EDT</p> <p>Att. 25,495 - Unknown</p>												
Mike Andrews, R (1, 4) OBP: 0.374, SLG: 0.383	0-0 FC6-4 1B	0-3 K			4-0 BB		0-0 1B		0-0 F2		3 0 2 0 1 1 1													
Rich Morales, R (7, PR) OBP: 0.407, SLG: 0.375	1-2 1B						1-3 1B				1 0 0 0 0 0 0													
Carlos May, L (1, 3) OBP: 0.355, SLG: 0.360	0-0 FC6-4 HR 1-2f 2-3			4-0 BB BB BB	0-3 K		0-0 4-3		0-0 1-3		4 1 0 0 1 1 5													
Bill Melton, R (1, 5) OBP: 0.349, SLG: 0.468	0-0 HR			0-0 F8		4-0 FC3-6 BB		0-0 L9		0-0 6-3	4 1 1 3 1 0 1													
Rick Reichardt, R (1, 7) OBP: 0.344, SLG: 0.488	0-0 1B			0-0 G5-4-3 1-2f		0-0 F8		0-0 2B 1B		0-0 5-3	5 0 2 0 0 0 2													
Jay Johnstone, L (1, 9) OBP: 0.329, SLG: 0.396	0-0 F7			0-0 F5		0-0 FC3-6 1-2f		0-0 2B		0-0 1B	5 0 2 0 0 0 2													
Tom Egan, R (1, 2) OBP: 0.369, SLG: 0.605	0-0 F8			0-0 F7		0-3 K		4-0 FC6-4 BB		0-0 F7	4 0 0 0 1 1 3													
Luis Alvarado, R (1, 6) OBP: 0.237, SLG: 0.278		0-0 3B		0-3 K			0-0 F2		0-0 F3		3 0 1 0 0 1 0													
Lee Mays, L (8, PH) OBP: 0.344, SLG: 0.333											0 0 0 0 0 0 0													
Rich McKinney, R (8, PH) OBP: 0.387, SLG: 0.383											1 0 0 0 0 0 3													
Tom Bradley, R (1, 1) OBP: 0.114, SLG: 0.088		0-0 1-3		0-3 K			0-0 L9		0-0 FC6-4		2 0 0 0 0 1 1													
Terry Forster, L (6, 1)											0 0 0 0 0 0 0													
Bart Johnson, R (6, 1) OBP: 0.162, SLG: 0.212											1 0 0 0 0 0 0													
Mike Hershberger, R (8, PH) OBP: 0.414, SLG: 0.321											1 0 0 0 0 0 3													
Vicente Romo, R (8, 1)											0 0 0 0 0 0 0													
Don Eddy, R (10, 1)											0 0 0 0 0 0 0													
Steve Kealey, R (10, 1)											0 0 0 0 0 0 0													
Inning Stats	R: 3 E: 0 K: 0 S: 7	H: 4 LOB: 1 BB: 0 P: 7	R: 0 E: 0 K: 1 S: 6	H: 1 LOB: 1 BB: 0 P: 6	R: 0 E: 0 K: 0 S: 2	H: 0 LOB: 0 BB: 1 P: 6	R: 0 E: 0 K: 1 S: 5	H: 0 LOB: 0 BB: 0 P: 5	R: 0 E: 0 K: 2 S: 7	H: 0 LOB: 1 BB: 1 P: 11	R: 0 E: 0 K: 1 S: 5	H: 0 LOB: 1 BB: 1 P: 9	R: 0 E: 0 K: 0 S: 5	H: 2 LOB: 2 BB: 0 P: 5	R: 0 E: 0 K: 0 S: 5	H: 2 LOB: 3 BB: 1 P: 9	R: 0 E: 0 K: 1 S: 5	H: 0 LOB: 0 BB: 0 P: 5	R: 0 E: 0 K: 0 S: 4	H: 1 LOB: 1 BB: 0 P: 4	1B: 7 2B: 1 3B: 1 HR: 1	SF: 0 SAC: 0 DP: 1 HBP: 0	WP: 0 PB: 0 SB: 0 CS: 0	PA: 43
PITCHER	IP WLS BF H R ER SO BB IBB HBP BLK WP HR S P ERA WHIP																							
Joe Coleman, R (1, 1) ERA: 4.22	6.0		5	3	3	5	3	0	0	0	0	0	0	0	0	4.50	1.333							
Bill Zepp, R (7, 1) ERA: 3.73	1.1	W	9	4	0	0	0	1	0	0	0	0	0	8	12	0.00	3.750							
Fred Scherman, L (8, 1) ERA: 1.88	2.2		9	1	0	0	1	0	0	0	0	0	0	11	11	0.00	0.375							

livebaseballscores.com

AB	39
R	3
H	10
RBI	3
BB	4
SO	6
LOB	22



BOTTOM

Chicago White Sox @ Detroit Tigers
Tiger Stadium, Detroit, MI
Mon Jun 14 1971, 7:05 PM EDT
Att: 25,495 - Unknown

livebaseballscorecards.com

AB 37
R 4
H 11
RBI 4
BB 8
SO 12
LOB 20



WP: 0 PA: 47
PB: 0
SB: 0
CS: 0

AB	4	0	1	1	0	2	0
R	0	0	0	0	0	0	0
H	1	0	0	0	0	1	2
RBI	0	0	0	0	0	0	0
BB	0	0	0	0	1	0	0
SO	0	0	0	0	1	0	0
LOB	0	0	0	0	0	0	0

AB	3	2	3	0	0	0	0
R	3	0	2	1	0	0	2
H	3	0	2	1	0	0	2
RBI	0	0	0	0	0	0	0
BB	0	0	0	0	0	0	0
SO	0	0	0	0	0	0	0
LOB	0	0	0	0	0	0	0

AB	3	0	1	0	0	1	2
R	2	0	0	0	0	0	1
H	2	0	0	0	0	0	1
RBI	0	0	0	0	0	0	1
BB	0	0	0	0	0	0	1
SO	0	0	0	0	0	0	1
LOB	0	0	0	0	0	0	1

AB	3	0	1	2	1	1	0
R	3	0	1	2	1	1	0
H	3	0	1	2	1	1	0
RBI	0	0	0	0	0	0	0
BB	0	0	0	0	0	0	0
SO	0	0	0	0	0	0	0
LOB	0	0	0	0	0	0	0

AB	2	0	1	0	3	0	2
R	2	0	1	0	3	0	2
H	2	0	1	0	3	0	2
RBI	0	0	0	0	0	0	0
BB	0	0	0	0	0	0	0
SO	0	0	0	0	0	0	0
LOB	0	0	0	0	0	0	0

AB	5	0	1	0	0	1	6
R	5	0	1	0	0	1	6
H	5	0	1	0	0	1	6
RBI	0	0	0	0	0	0	0
BB	0	0	0	0	0	0	0
SO	0	0	0	0	0	0	0
LOB	0	0	0	0	0	0	0

AB	4	0	0	0	1	2	1
R	4	0	0	0	1	2	1
H	4	0	0	0	1	2	1
RBI	0	0	0	0	0	0	0
BB	0	0	0	0	0	0	0
SO	0	0	0	0	0	0	0
LOB	0	0	0	0	0	0	0

AB	4	1	1	0	0	0	1
R	4	1	1	0	0	0	1
H	4	1	1	0	0	0	1
RBI	0	0	0	0	0	0	0
BB	0	0	0	0	0	0	0
SO	0	0	0	0	0	0	0
LOB	0	0	0	0	0	0	0

AB	2	0	0	0	0	2	1
R	1	1	0	0	2	1	1
H	1	1	0	0	2	1	1
RBI	0	0	0	0	0	0	0
BB	0	0	0	0	0	0	0
SO	0	0	0	0	0	0	0
LOB	0	0	0	0	0	0	0

1B	7	SF	1
2B	4	SAC	1
3B	0	DP	1
HR	0	HBP	0

Batter	1	2	3	4	5	6	7	8	9	10
Dick McAuliffe, L OBP: 0.272, SLG: 0.369 Bill Zepp, R (7, 1) Fred Scherman, L OBP: 0.222, SLG: 0.222 Gates Brown, L OBP: 0.313, SLG: 0.367 Ike Brown, R OBP: 0.435, SLG: 0.775	G3		K		K	1B		K		2B
Jim Northrup, L OBP: 0.361, SLG: 0.428 Tony Taylor, R OBP: 0.315, SLG: 0.333	1B	2B	FC5-4	1B	1B	SF8	2B	4-3		1-2
Dalton Jones, L OBP: 0.323, SLG: 0.508 Aurelio Rodriguez, R OBP: 0.286, SLG: 0.361	K		FC5-4	1B	1B	1B	K		5-3	
Willie Horton, R OBP: 0.332, SLG: 0.529	BB	1B	1-2f	BB	SF8		K		5-3	
Norm Cash, L OBP: 0.400, SLG: 0.623	1-2	BB	F8	1B	3-H	FC6-4	G6-4-3	BB		BB
Bill Freehan, R OBP: 0.343, SLG: 0.431	5-3			1B	1-2f	FC6-4	G6-4-3			K
Mickey Stanley, R OBP: 0.333, SLG: 0.385			K	L4		K		SH1-4		BB
Ed Brinkman, R OBP: 0.269, SLG: 0.267	1-3			P4		1B	2B	SH1-4		F8
Joe Coleman, R OBP: 0.200, SLG: 0.156 Al Kaline, R OBP: 0.468, SLG: 0.438	K		K		K		K	IBB		BB

Inning Stats	R: 1	H: 2	E: 0	K: 1	S: 7	R: 0	H: 0	E: 0	K: 2	S: 7	R: 0	H: 1	E: 0	K: 1	S: 6	R: 0	H: 3	E: 0	K: 1	S: 8	R: 1	H: 3	E: 0	K: 3	S: 12	R: 0	H: 0	E: 0	K: 1	S: 4	R: 0	H: 0	E: 0	K: 5	S: 5	R: 0	H: 1	E: 0	K: 0	S: 3
--------------	------	------	------	------	------	------	------	------	------	------	------	------	------	------	------	------	------	------	------	------	------	------	------	------	-------	------	------	------	------	------	------	------	------	------	------	------	------	------	------	------

PITCHER	IP	WLS	BF	H	R	ER	SO	BB	IBB	HBP	BLK	WP	HR	S	P	ERA	WHIP
Tom Bradley, R ERA: 2.26	(1, 1)	5.2	28	9	3	3	8	2	0	0	0	0	0	42	50	4.76	1.941
Terry Forster, L ERA: 2.11	(6, 1)	0.0	1	1	0	0	0	0	0	0	0	0	0	1	1	∞	∞
Bart Johnson, R ERA: 3.98	(6, 1)	1.1	4	0	0	0	2	1	0	0	0	0	0	7	11	0.00	0.750
Vicente Romo, R ERA: 4.2	(8, 1)	2.2	L	12	0	1	1	2	3	1	0	0	0	12	28	3.38	1.125
Don Eddy, L ERA: 3.18	(10, 1)	0.0	1	0	0	0	0	1	0	0	0	0	0	0	4	∞	∞

PITCHER	IP	WLS	BF	H	R	ER	SO	BB	IBB	HBP	BLK	WP	HR	S	P	ERA	WHIP
Steve Kealey, R ERA: 5.72	(10, 1)	0.0	1	1	0	0	0	0	0	0	0	0	0	1	1	∞	∞

Batter	1	2	3	4	5	6	7	8	9	AB R H RBI BB SO LOB	TOP											
Walt Williams, R (1, 9) OBP: 0.306, SLG: 0.342 Jay Johnstone, L (9, 9) OBP: 0.329, SLG: 0.396	0-0 1-3			0-3 K		0-0 E HR 1B			0-0 6-3	5 1 1 0 0 1 2 0 0 0 0 0 0 0												
Mike Hershberger, R (1, 8) OBP: 0.427, SLG: 0.383	0-3 K			0-0 HR		0-0 E HR 1B		0-0 F9	4-0 FC6-4 BB	4 2 2 1 1 1 0												
Rick Reichardt, R (1, 7) OBP: 0.340, SLG: 0.480	0-3 K			0-0 6-3		0-0 E6 HR		0-0 FC5-4 BB 1B	0-0 F9	5 1 1 0 0 1 3												
Bill Melton, R (1, 5) OBP: 0.355, SLG: 0.484		0-3 K		0-0 FC5-4 1B		0-0 HR		4-0 BB FC5-4-2	0-0 FC6-4	4 1 2 4 1 1 1												
Rich McKinney, R (1, 4) OBP: 0.382, SLG: 0.408		0-3 K		0-0 FC5-4		0-0 HR		0-0 FC5-4-2		4 1 1 1 0 1 3												
Carlos May, L (1, 3) OBP: 0.350, SLG: 0.353		0-0 6-3			0-3 K	0-0 F8		0-0 G2		4 0 0 0 0 1 0												
Tom Egan, R (1, 2) OBP: 0.375, SLG: 0.595			0-0 5-3		4-0 BB	0-0 2B 1B		0-0 F7		3 0 1 0 1 0 0												
Luis Alvarado, R (1, 6) OBP: 0.247, SLG: 0.309			0-0 F9		0-0 F9	0-0 2B		0-0 2B		4 0 2 0 0 0 1												
Joe Horlen, R (1, 1) OBP: 0.329, SLG: 0.396			0-0 1-3		0-3 K	0-0 P6		0-0 G3		4 0 0 0 0 1 4												
Inning Stats	R: 0 E: 0 K: 2 S: 7	H: 0 LOB: 0 BB: 0 P: 7	R: 0 E: 0 K: 2 S: 7	H: 0 LOB: 0 BB: 0 P: 7	R: 0 E: 0 K: 0 S: 3	H: 0 LOB: 0 BB: 0 P: 3	R: 1 E: 0 K: 1 S: 7	H: 2 LOB: 1 BB: 0 P: 7	R: 0 E: 0 K: 2 S: 7	H: 0 LOB: 1 BB: 1 P: 11	R: 5 E: 1 K: 0 S: 10	H: 6 LOB: 2 BB: 0 P: 10	R: 0 E: 0 K: 0 S: 3	H: 1 LOB: 1 BB: 1 P: 7	R: 0 E: 0 K: 0 S: 4	H: 1 LOB: 1 BB: 0 P: 4	R: 0 E: 0 K: 0 S: 3	H: 0 LOB: 1 BB: 1 P: 7	1B: 5 2B: 3 3B: 0 HR: 3	SF: 0 SAC: 0 DP: 1 HBP: 0	WP: 0 PB: 0 SB: 0 CS: 0	PA: 40
PITCHER	IP WLS BF H R ER SO BB IBB HBP BLK WP HR S P ERA WHIP																					
Mike Kilkenny, L (1, 1) ERA: 6.23	5.1 L 25 7 6 5 7 1 0 0 0 0 0 3 38 42 8.44 1.500																					
Bill Denehy, R (6, 1) ERA: 1.76	0.2 3 1 0 0 0 0 0 0 0 0 0 0 3 3 0.00 1.500																					
Joe Niekro, R (7, 1) ERA: 4.75	2.0 8 2 0 0 0 1 0 0 0 0 0 0 7 11 0.00 1.500																					
Tom Timmermann, R (9, 1) ERA: 2.96	1.0 4 0 0 0 0 1 0 0 0 0 0 0 3 7 0.00 1.000																					

Chicago White Sox @ Detroit Tigers
Tiger Stadium, Detroit, MI
Tue Jun 15 1971, 7:05 PM EDT
Att. 18,143 - Unknown

livebaseballscorecards.com

AB	37
R	6
H	10
RBI	6
BB	3
SO	7
LOB	14




Batter	1	2	3	4	5	6	7	8	9	AB	R	H	RBI	BB	SO	LOB
Dick McAuliffe, L OBP: 0.268, SLG: 0.363 (1, 4)	0-0 F5			0-0 F5		0-3 K		0-0 F8		4	0	0	0	0	1	2
Mickey Stanley, R OBP: 0.338, SLG: 0.388 (1, 8)	0-0 G4-6-3 1B			0-3 K			0-0 2B 1B		0-0 1-3	4	1	2	0	0	1	0
Jim Northrup, L OBP: 0.359, SLG: 0.424 (1, 9)	0-0 G4-6-3 1-2f			0-0 4-3			0-3 K		0-0 1B	4	0	1	0	0	1	2
Willie Horton, R OBP: 0.335, SLG: 0.533 (1, 7)		0-0 CS 1B			0-0 F9		0-0 1-H 2B		0-0 F9	4	0	2	1	0	0	1
Norm Cash, L OBP: 0.392, SLG: 0.608 (1, 3)		0-3 K			0-0 F3		0-3 K		0-0 4-3	4	0	0	0	0	2	3
Dalton Jones, L OBP: 0.309, SLG: 0.485 (1, 5)			0-0 F7		0-0 F7		0-0 4-3			3	0	0	0	0	0	2
Bill Freehan, R OBP: 0.342, SLG: 0.430 (1, 2)		0-0 CS 1-2	0-0 G6-4-3 1B			0-0 P3		0-0 F7		3	0	1	0	0	0	0
Ed Brinkman, R OBP: 0.266, SLG: 0.264 (1, 6)			0-0 G6-4-3			0-0 5-3		0-0 6-3		2	0	0	0	0	0	1
Ike Brown, R OBP: 0.426, SLG: 0.756 (8, PH)			1-2f							1	0	0	0	0	0	0
Cesar Gutierrez, R OBP: 0.083, SLG: 0.083 (9, 6)										0	0	0	0	0	0	0
Mike Kilkenny, R (1, 1)			0-0 6-3			0-0 1B		0-0 3B		1	0	0	0	0	0	0
Bill Deneyh, S (6, 1)										0	0	0	0	0	0	0
Aurelio Rodriguez, R (6, PH)										0	0	0	0	0	0	0
Joe Niegro, R (7, 1)										0	0	0	0	0	0	0
Gates Brown, L (8, PH)										1	0	1	0	0	0	0
Tom Timmermann, R (9, 1)										0	0	0	0	0	0	0

Inning Stats	R: 0	H: 1	E: 0	LOB: 0	K: 0	BB: 0	S: 3	P: 3	R: 0	H: 1	E: 0	LOB: 0	K: 1	BB: 0	S: 5	P: 5	R: 0	H: 0	E: 0	LOB: 0	K: 1	BB: 0	S: 5	P: 5	R: 0	H: 0	E: 0	LOB: 0	K: 0	BB: 0	S: 3	P: 3	R: 0	H: 1	E: 0	LOB: 1	K: 1	BB: 0	S: 6	P: 6	R: 1	H: 2	E: 0	LOB: 1	K: 2	BB: 0	S: 9	P: 9	R: 0	H: 1	E: 0	LOB: 1	K: 0	BB: 0	S: 4	P: 4	R: 0	H: 1	E: 0	LOB: 1	K: 0	BB: 0	S: 4	P: 4	R: 0	H: 1	E: 0	LOB: 1	K: 0	BB: 0	S: 4	P: 4
Joe Horlen, R ERA: 3.9 (1, 1)	IP	WLS	BF	H	R	ER	SO	BB	IBB	HBP	BLK	WP	HR	S	P	ERA	WHIP	IP	WLS	BF	H	R	ER	SO	BB	IBB	HBP	BLK	WP	HR	S	P	ERA	WHIP	IP	WLS	BF	H	R	ER	SO	BB	IBB	HBP	BLK	WP	HR	S	P	ERA	WHIP																					

BOTTOM

Chicago White Sox @ Detroit Tigers
Tiger Stadium, Detroit, MI
Tue Jun 15 1971, 7:05 PM EDT
Att. 18,143 - Unknown

AB	32
R	1
H	8
RBI	1
BB	0
SO	5
LOB	11



1B: 6	SF: 0	WP: 0	PA: 33
2B: 1	SAC: 0	PB: 0	
3B: 1	DP: 2	SB: 0	
HR: 0	HBP: 0	CS: 1	

Batter	1	2	3	4	5	6	7	8	9
Aurelio Rodriguez, R (1, 5) OBP: 0.294, SLG: 0.367	0-0 2B E 1B	0-3 K		0-0 1B		0-0 F8		0-0 SH3-4	
Tony Taylor, R (1, 4) OBP: 0.310, SLG: 0.336	0-0 E2 HR 2B	0-3 K		0-0 G3			0-0 4-3	0-0 P3	
Al Kaline, R (1, 9) (9, 8) OBP: 0.473, SLG: 0.480	0-0 HR 3-H	0-0 2B			0-0 SF9 3B		0-0 L3		
Willie Horton, R (1, 7) (9, 9) OBP: 0.329, SLG: 0.525	0-0 F2	0-0 6-3			0-0 SF9		0-3 K		
Ike Brown, R (1, 3) Norm Cash, L (5, PH) (6, 3) OBP: 0.449, SLG: 0.762 OBP: 0.398, SLG: 0.608	4-0 1B		0-0 CS 1B		4-0 BB		4-0 1B SF8 BB		
Cesar Gutierrez, R (8, PR) Fred Scherman, L (9, 1) OBP: 0.083, SLG: 0.083 OBP: 0.222, SLG: 0.222	0-0 BB		0-0 1B		0-0 BB		0-0 1B SH3-4 1B		
Bill Freehan, R (1, 2) Gates Brown, L (8, PH) (9, 7) OBP: 0.342, SLG: 0.429 OBP: 0.353, SLG: 0.469	0-0 1B		0-0 5-3		0-0 F7		0-0 1B SH3-4 BB		
Mickey Stanley, R (1, 8) Jim Northrup, L (8, PH) (9, 3) OBP: 0.337, SLG: 0.383 OBP: 0.362, SLG: 0.427	4-0 BB		0-3 K		0-3 K		0-0 1B SH3-4 BB		
Ed Brinkman, R (1, 6) OBP: 0.262, SLG: 0.260	0-3 K			0-0 6-3		0-0 G3		0-0 SF8	
Mickey Lolich, S (1, 1) Jim Price, R (8, PH) (9, 2) OBP: 0.273, SLG: 0.130 OBP: 0.286, SLG: 0.217	0-3 K			0-3 K		0-3 K		4-0 SH3-4 BB	

Inning Stats	R: 3 E: 1 K: 2 S: 11	H: 4 LOB: 3 BB: 2 P: 19	R: 0 E: 0 K: 2 S: 8	H: 1 LOB: 1 BB: 0 P: 8	R: 0 E: 0 K: 1 S: 5	H: 1 LOB: 0 BB: 0 P: 5	R: 0 E: 0 K: 1 S: 6	H: 1 LOB: 1 BB: 0 P: 6	R: 1 E: 0 K: 1 S: 6	H: 1 LOB: 1 BB: 1 P: 10	R: 0 E: 0 K: 1 S: 5	H: 0 LOB: 0 BB: 0 P: 5	R: 0 E: 0 K: 1 S: 5	H: 0 LOB: 0 BB: 0 P: 5	R: 2 E: 0 K: 0 S: 5	H: 2 LOB: 3 BB: 2 P: 13
--------------	-------------------------------	----------------------------------	------------------------------	---------------------------------	------------------------------	---------------------------------	------------------------------	---------------------------------	------------------------------	----------------------------------	------------------------------	---------------------------------	------------------------------	---------------------------------	------------------------------	----------------------------------

PITCHER	IP	WLS	BF	H	R	ER	SO	BB	IBB	HBP	BLK	WP	HR	S	P	ERA	WHIP
Terry Forster, L (1, 1) ERA: 2.91	0.1		5	3	3	2	0	1	0	0	0	0	1	4	8	54.00	12.000
Bart Johnson, R (1, 1) ERA: 3.88	6.2		27	5	2	2	9	3	0	0	0	0	0	42	54	2.70	1.200
Vicente Romo, R (8, 1) ERA: 4.5	0.0	L	1	1	0	0	0	0	0	0	0	0	0	1	1	∞	∞
Don Eddy, L (8, 1) ERA: 3.12	0.1		2	1	0	0	0	0	0	0	0	0	0	2	2	0.00	3.000
Steve Kealey, R (8, 1) ERA: 5.59	0.2		3	0	1	1	0	1	0	0	0	0	0	2	6	13.50	1.500

BOTTOM

Chicago White Sox @ Detroit Tigers
Tiger Stadium, Detroit, MI
Wed Jun 16 1971, 7:05 PM EDT
Att. 18,799 - Unknown


AB	R	H	RBI	BB	SO	LOB
4	1	2	1	0	1	0
5	1	1	0	0	1	4
4	2	3	2	0	0	0
3	0	0	1	0	1	1
1	0	1	0	1	0	0
0	0	0	0	2	0	0
0	1	0	0	0	0	0
0	0	0	0	0	0	0
3	0	1	0	0	0	2
1	1	1	0	0	0	0
2	0	0	0	1	2	1
1	0	1	0	0	0	0
3	0	0	1	0	1	3
3	0	0	0	0	3	3
0	0	0	0	1	0	0

livebaseballscorecards.com

AB	30
R	6
H	10
RBI	5
BB	5
SO	9
LOB	14

D

WP: 0	PA: 38
PB: 0	
SB: 0	
CS: 1	

Batter	1	2	3	4	5	6	7	8	9	10	11	AB R H RBI BB SO LOB	TOP														
Lee Richard, R OBP: 0.282, SLG: 0.277 (1, 6)	F3 BB	4-0 BB			6-3		6-3		F7		0-0 BLK 2-H 3B	5 1 1 1 1 0 1	Chicago White Sox @ Minnesota Twins Metropolitan Stadium, Bloomington, MI Thu Jun 17 1971, 8:05 PM EDT Att. 11,072 - Unknown - 89 F AB 40 R 6 H 10 RBI 5 BB 4 SO 10 LOB 14 														
Ed Stroud, L OBP: 0.261, SLG: 0.282 (1, 8)	WP 1B 1B	0-0 L8			0-0 FC4-6 1B		F8		0-3 K	0-3 K	6 1 2 0 0 2 2																
Carlos May, L OBP: 0.341, SLG: 0.342 (1, 3)	0-3 K				0-0 FC4-6 HR		0-3 K		0-3 K	4-0 L9-4-6 HBP BB	4 1 0 0 1 2 2																
Bill Melton, R OBP: 0.367, SLG: 0.525 (1, 5)	0-0 BB 2-H 1B				0-0 HR		0-0 1-3		1-0 H	1-0 1-2 HBP	4 1 2 3 0 0 0																
Rick Reichardt, R OBP: 0.338, SLG: 0.486 Lee Maye, L OBP: 0.324, SLG: 0.310 (1, 7) (5, 7)	4-0 BB 1-2 BB				0-3 K		0-0 L9		0-0 L9-4-6 2-3	0-0 L9-4-6 2-3	2 0 0 0 1 2 0 2 0 0 0 0 0 2																
Jay Johnstone, L OBP: 0.326, SLG: 0.390 (1, 9)	0-0 3-1				0-0 L3		0-0 G3		0-0 G3	0-0 F9	5 0 1 0 0 0 2																
Tom Egan, R OBP: 0.361, SLG: 0.557 (1, 2)					0-0 F7		0-3 K		0-3 K	0-0 2B 1B	5 1 1 0 0 3 1																
Luis Alvarado, R OBP: 0.274, SLG: 0.333 (1, 4)					0-0 SH3-4 1B		0-0 F6 1-2		4-0 SH1-4 BB	0-0 F8	4 0 2 0 1 0 2																
Tommy John, R OBP: 0.136, SLG: 0.136 Mike Andrews, R OBP: 0.375, SLG: 0.391 Vicente Romo, R Terry Forster, L Joe Horlen, R (1, 1) (11, PH) (11, 1) (11, 1) (11, 1)					0-0 SH3-4		0-3 K		0-0 SH1-4	0-0 3B 2B	2 0 0 0 0 1 2 1 1 1 1 0 0 0 0 0 0 0 0 0 0 0 0 0 0 0 0 0																
Inning Stats	R: 1 E: 0 K: 1 S: 7	H: 2 LOB: 2 BB: 1 P: 11	R: 0 E: 0 K: 1 S: 6	H: 1 LOB: 2 BB: 1 P: 10	R: 0 E: 0 K: 1 S: 5	H: 0 LOB: 0 BB: 0 P: 5	R: 0 E: 0 K: 0 S: 4	H: 1 LOB: 1 BB: 0 P: 4	R: 2 E: 0 K: 1 S: 7	H: 2 LOB: 0 BB: 0 P: 7	R: 0 E: 0 K: 2 S: 8	H: 1 LOB: 1 BB: 0 P: 8		R: 0 E: 0 K: 1 S: 5	H: 0 LOB: 0 BB: 0 P: 5	R: 0 E: 0 K: 0 S: 3	H: 0 LOB: 0 BB: 0 P: 3	R: 0 E: 0 K: 1 S: 5	H: 0 LOB: 1 BB: 1 P: 9	R: 0 E: 0 K: 1 S: 4	H: 0 LOB: 1 BB: 1 P: 9	R: 3 E: 0 K: 1 S: 8	H: 3 LOB: 0 BB: 0 P: 8	1B: 7 2B: 2 3B: 1 HR: 1	SF: 0 SAC: 2 DP: 1 HBP: 1	WP: 1 PB: 0 SB: 1 CS: 0	PA: 47
PITCHER	IP	WLS	BF	H	R	ER	SO	BB	IBB	HBP	BLK	WP		HR	S	P	ERA	WHIP									
Ray Corbin, R ERA: 3.71 (1, 1)	6.0		27	7	3	3	6	2	0	0	0	1	1	37	45	4.50	1.500										
Tom Hall, L ERA: 3.2 (7, 1)	3.0		10	0	0	0	2	1	0	0	0	0	0	13	17	0.00	0.333										
Stan Williams, R ERA: 4.09 (10, 1)	1.2		9	3	3	3	1	1	0	1	0	0	0	9	14	16.20	2.400										
Ron Perranoski, L ERA: 7.36 (11, 1)	0.1	W	1	0	0	0	1	0	0	0	1	0	0	3	3	0.00	0.000										

Batter	1	2	3	4	5	6	7	8	9	10	11	AB R H RBI BB SO LOB
Cesar Tovar, R OBP: 0.370, SLG: 0.377 (1, 7)	0-0 E 1B		0-0 5-3		0-0 F7		0-0 6-3		0-0 SH3-4		4-0 1B BB	4 1 1 0 1 0 0
Rod Carew, L OBP: 0.278, SLG: 0.305 (1, 4)	0-3 K		4-0 HR BB		0-0 5-3		0-0 1-3		0-0 6-3		0-3 K	5 1 0 0 1 2 5
Harmon Killebrew, R OBP: 0.375, SLG: 0.455 (1, 5)	0-0 E5 G4-6-3		0-0 HR		4-0 BB		4-0 BB		4-0 IBB		0-0 1B SF9 1B	3 1 2 2 3 0 1 0 1 0 0 0 0 0
Jim Kaat, L OBP: 0.205, SLG: 0.256 (11, PR)	1-2 G4-6-3		1-H HR 1B		0-0 BB		0-3 K		0-0 F4		1-2 2-3 1B 1B	6 1 2 2 0 1 6
Tony Oliva, L OBP: 0.407, SLG: 0.658 (1, 9)	0-0 G4-6-3		0-0 1B 1B		0-0 4-3		0-0 K		0-0 F4		1-2 2-H 3-H 1B 1B	5 0 2 0 1 0 0
Leo Cardenas, R OBP: 0.351, SLG: 0.443 (1, 6)		0-0 5-3	0-0 1B		0-0 6-3		0-0 6-3		0-0 6-3		4-0 FC5-6 BB 1B 1B	5 0 2 0 1 0 0
Rich Reese, L OBP: 0.242, SLG: 0.237 (1, 3)		0-0 4-3	0-3 K		0-0 G3		0-0 6-3		0-0 FC5-6 E 1-2		0-0 SF9 3-H	5 0 0 1 0 1 3
George Mitterwald, R OBP: 0.365, SLG: 0.419 (1, 2)		0-0 1B		0-0 F6 HR		0-0 HR		0-0 1B		0-0 L6 1-2	0-0 1B 1-2 2-H 1B	6 1 4 2 0 0 1
Jim Holt, L OBP: 0.285, SLG: 0.355 (1, 8)		0-0 6-3		0-0 1-3		0-0 S 1B		0-0 4-3		0-0 F8		5 0 1 0 0 0 3
Ray Corbin, R OBP: 0.100, SLG: 0.100 (6, PH)			0-0 F2		0-3 K2-3		0-3 K		4-0 SH3-4 BB		0-0 1B 1B 2B	2 0 0 0 0 0 1 0 1 0 0 0 0 0 1 1 0 0 0 0 0 0 0 0 0 0 0 0 0 1 0 0 0 0 0 0 0 0 0 0 0 0 0 0 0 0 0 0 1 1 1 0 0 0 0 0
Rick Renteria, R OBP: 0.324, SLG: 0.286 (7, 1)												
Tom Hall, L OBP: 0.350, SLG: 0.368 (9, PH)												
Brant Alyea, R OBP: 0.319, SLG: 0.333 (9, PR)												
Jim Nettles, L OBP: 0.307, SLG: 0.482 (10, 1)												
Stan Williams, R OBP: 0.337, SLG: 0.482 (11, 1)												
Ron Perranoski, L OBP: 0.343, SLG: 0.373 (11, PH)												

BOTTOM

Chicago White Sox @ Minnesota Twins
Metropolitan Stadium, Bloomington, MI
Thu Jun 17 1971, 8:05 PM EDT
Att. 11,072 - Unknown - 89 F

livebaseballscorecards.com

AB	43
R	7
H	13
RBI	7
BB	7
SO	6
LOB	20



Inning Stats	R: 0	H: 1	R: 0	H: 1	R: 2	H: 3	R: 0	H: 0	R: 1	H: 2	R: 0	H: 0	R: 0	H: 1	R: 0	H: 0	R: 4	H: 5
	E: 1	LOB: 1	E: 0	LOB: 1	E: 0	LOB: 2	E: 0	LOB: 0	E: 0	LOB: 1	E: 0	LOB: 1	E: 0	LOB: 1	E: 0	LOB: 2	E: 1	LOB: 2
	K: 1	BB: 0	K: 0	BB: 0	K: 1	BB: 1	K: 1	BB: 0	K: 1	BB: 1	K: 0	BB: 1	K: 0	BB: 0	K: 0	BB: 2	K: 1	BB: 1
	S: 6	P: 6	S: 4	P: 4	S: 8	P: 12	S: 5	P: 5	S: 7	P: 7	S: 3	P: 7	S: 4	P: 4	S: 3	P: 11	S: 9	P: 13

PITCHER	IP	WLS	BF	H	R	ER	SO	BB	IBB	HBP	BLK	WP	HR	S	P	ERA	WHIP
Tommy John, L ERA: 4.48 (1, 1)	10.0		44	8	3	3	5	5	1	0	0	0	2	48	72	2.70	1.300
Vicente Romo, R ERA: 5.1 (11, 1)	0.0		2	1	2	2	0	1	0	0	0	0	0	1	5	∞	∞
Terry Forster, L ERA: 2.86 (11, 1)	0.1		1	0	0	0	1	0	0	0	0	0	0	3	3	0.00	0.000
Joe Horlen, R ERA: 4.41 (11, 1)	0.1	L	5	4	2	2	0	0	0	0	0	0	0	5	5	54.00	12.000

PITCHER	IP	WLS	BF	H	R	ER	SO	BB	IBB	HBP	BLK	WP	HR	S	P	ERA	WHIP

WP: 0	PA: 52
PB: 0	
SB: 1	
CS: 0	

Batter	1	2	3	4	5	6	7	8	9	AB R H RBI BB SO LOB	TOP													
Lee Richard, R (1, 6) OBP: 0.286, SLG: 0.282	0-0 E7 HR		0-0 1B		0-0 1-2		0-0 FC3-6 1B			4 1 2 0 0 0 1														
Ed Stroud, L (1, 8) OBP: 0.254, SLG: 0.273	0-0 B1		0-3 K		0-0 F6		0-0 FC3-6 CS			4 0 0 0 0 1 3														
Lee Maye, L (1, 7) OBP: 0.316, SLG: 0.394	0-0 HR		0-3 K			0-0 F5	0-0 CS	0-3 K		4 1 1 2 0 2 0														
Bill Melton, R (1, 5) OBP: 0.361, SLG: 0.515	0-0 L9			0-0 F9		0-0 F7		0-0 F8		4 0 0 0 0 0 0														
Carlos May, L (1, 3) OBP: 0.344, SLG: 0.358	0-0 G3			0-0 F8 2B		0-0 2B 3B		0-3 K		4 1 2 0 0 1 0														
Jay Johnstone, L (1, 9) OBP: 0.326, SLG: 0.395		0-0 F2		0-0 F8		0-0 2B		0-0 F8		3 0 1 1 0 0 1														
Rich McKinney, R (9, PH) OBP: 0.383, SLG: 0.408			2-3	0-0 2B		3-H 2B				1 0 0 0 0 0 0														
Tom Egan, R (1, 2) OBP: 0.366, SLG: 0.549		0-0 FC6 1B		0-3 K		4-0 BB		0-0 4-3		3 0 1 0 1 1 1														
Luis Alvarado, R (1, 4) OBP: 0.269, SLG: 0.327		0-0 L8			0-3 K		0-0 F2		0-0 1-3	2 0 0 0 0 1 1														
Mike Andrews, R (6, PH) OBP: 0.371, SLG: 0.386										2 0 0 0 0 0 2														
Tom Bradley, R (1, 1) OBP: 0.111, SLG: 0.086		0-0 FC6			0-0 E6 1-3			0-0 L4		1 0 0 0 0 0 1														
Terry Forster, L (4, 1)										1 0 0 0 0 0 0														
Walt Williams, R (7, PH) OBP: 0.308, SLG: 0.353										1 0 0 0 0 0 0														
Bart Johnson, R (7, 1) OBP: 0.194, SLG: 0.222										0 0 0 0 0 0 0														
Inning Stats	R: 2 E: 1 K: 0 S: 5	H: 1 LOB: 0 BB: 0 P: 5	R: 0 E: 0 K: 0 S: 4	H: 1 LOB: 1 BB: 0 P: 4	R: 0 E: 0 K: 2 S: 7	H: 1 LOB: 0 BB: 0 P: 7	R: 0 E: 0 K: 1 S: 6	H: 1 LOB: 1 BB: 0 P: 6	R: 0 E: 1 K: 1 S: 6	H: 0 LOB: 1 BB: 0 P: 6	R: 1 E: 0 K: 0 S: 5	H: 2 LOB: 2 BB: 1 P: 9	R: 0 E: 0 K: 2 S: 7	H: 1 LOB: 0 BB: 0 P: 3	R: 0 E: 0 K: 2 S: 7	H: 0 LOB: 0 BB: 0 P: 7	R: 0 E: 0 K: 0 S: 3	H: 0 LOB: 0 BB: 0 P: 3	R: 0 E: 0 K: 0 S: 3	H: 0 LOB: 0 BB: 0 P: 3	1B: 3 2B: 2 3B: 1 HR: 1	SF: 0 SAC: 0 DP: 0 HBP: 0	WP: 0 PB: 0 SB: 0 CS: 1	PA: 36
PITCHER	IP WLS BF H R ER SO BB IBB HBP BLK WP HR S P ERA WHIP																							
Jim Perry, R (1, 1) ERA: 4.04	7.0 W 29 7 3 2 4 1 0 0 0 0 0 1 36 40 2.57 1.143																							
Ron Perranoski, L (8, 1) ERA: 6.89	2.0 S 6 0 0 0 2 0 0 0 0 0 0 0 10 10 0.00 0.000																							

Chicago White Sox @ Minnesota Twins
Metropolitan Stadium, Bloomington, MI

Fri Jun 18 1971, 8:05 PM EDT
Att. 12,781 - Unknown - 84 F

livebaseballscorecards.com

AB	34
R	3
H	7
RBI	3
BB	1
SO	6
LOB	10



Batter	1	2	3	4	5	6	7	8	9	AB	R	H	RBI	BB	SO	LOB
Cesar Tovar, R OBP: 0.372, SLG: 0.381 (1, 7)	4-0 2B BB	0-0 FC6 1-2f		0-0 1B 2B		0-3 K				3	1	1	1	1	1	1
Rod Carew, L OBP: 0.286, SLG: 0.317 (1, 4)	0-0 1-3 2B		0-0 4-3	0-0 1B 1B			0-0 S	1B		4	0	3	1	0	0	0
Tony Oliva, L OBP: 0.408, SLG: 0.655 (1, 9)	0-0 F6		0-0 S 1B	0-0 1-3 1B			0-0 F7			4	0	2	0	0	0	3
Harmon Killebrew, R OBP: 0.369, SLG: 0.446 (1, 5)	0-0 L6		0-0 F9	0-0 6-3			0-0 F3			4	0	0	0	0	0	6
Rich Reese, L OBP: 0.235, SLG: 0.230 (1, 3)	0-0 3-1		0-0 F8		0-0 F4		0-0 6-3			4	0	0	0	0	0	4
Leo Cardenas, R OBP: 0.353, SLG: 0.458 (1, 6)		0-0 HR		0-0 E6 1B SH5-3	0-0 G6-4-3 1B			0-3 K		4	2	2	1	0	1	0
Jim Holt, L OBP: 0.290, SLG: 0.355 (1, 8)		0-3 K		0-0 SH5-3 2B 1B	0-0 G6-4-3			4-0 BB		3	1	1	0	1	1	1
George Mitterwald, R OBP: 0.362, SLG: 0.415 (1, 2)		0-0 FC6 1B		0-3 K		0-3 K		0-0 F9		4	0	1	0	0	2	3
Jim Perry, S OBP: 0.300, SLG: 0.222 (1, 1)		0-3 K		0-0 SH5-3		0-3 K		0-0 L5		2	0	0	1	0	2	1
Ron Perranoski, L (8, 1)				1-2 3-H						1	0	0	0	0	0	1

Inning Stats	R: 0	H: 1	E: 0	K: 0	S: 4	R: 1	H: 2	E: 0	K: 2	S: 9	R: 0	H: 1	E: 0	K: 0	S: 4	R: 3	H: 4	E: 1	K: 1	S: 10	R: 0	H: 1	E: 0	K: 0	S: 3	R: 0	H: 0	E: 0	K: 3	S: 9	R: 0	H: 1	E: 0	K: 0	S: 4	R: 0	H: 0	E: 0	K: 1	S: 5	R: 0	H: 0	E: 0	K: 1	S: 5
	LOB: 2	BB: 1	P: 8	LOB: 1	BB: 0	P: 9	LOB: 1	BB: 0	P: 4		LOB: 2	BB: 0	P: 10	LOB: 0	BB: 0	P: 3	LOB: 0	BB: 0	P: 9		LOB: 1	BB: 1	P: 9	LOB: 1	BB: 1	P: 4	LOB: 1	BB: 1	P: 9	LOB: 0	BB: 0	P: 4	LOB: 0	BB: 0	P: 4	LOB: 1	BB: 1	P: 9	LOB: 0	BB: 0	P: 9				

PITCHER	IP	WLS	BF	H	R	ER	SO	BB	IBB	HBP	BLK	WP	HR	S	P	ERA	WHIP
Tom Bradley, R ERA: 2.26 (1, 1)	3.2	L	20	7	4	1	3	1	0	0	0	0	1	25	29	2.46	2.182
Terry Forster, L ERA: 2.59 (4, 1)	2.1		8	2	0	0	3	0	0	0	0	0	0	14	14	0.00	0.857
Bart Johnson, R ERA: 3.8 (7, 1)	2.0		8	1	0	0	1	1	0	0	0	0	0	9	13	0.00	1.000


BOTTOM

Chicago White Sox @ Minnesota Twins
Metropolitan Stadium, Bloomington, MI

Fri Jun 18 1971, 8:05 PM EDT
Att: 12,781 - Unknown - 84 F

livebaseballscorecards.com

AB	33
R	4
H	10
RBI	4
BB	2
SO	7
LOB	20



WP: 0	PA: 36
PB: 0	
SB: 2	
CS: 0	

Chicago White Sox @ Minnesota Twins
 Metropolitan Stadium, Bloomington, MI

Sat Jun 19 1971, 4:33 AM EDT
 Att. 11,862 - Unknown - 75 F

AB	33
R	1
H	6
RBI	0
BB	5
SO	7
LOB	16



WP:	2	PA:	39
PB:	0		
SB:	2		
CS:	0		

Batter	1	2	3	4	5	6	7	8	9	10	AB	R	H	RBI	BB	SO	LOB
Ed Stroud, L (1, 8) OBP: 0.245, SLG: 0.263	0-0 1-3		0-0 F7		0-0 2-3			0-0 4-3		0-0 F7	5	0	0	0	0	0	2
Mike Andrews, R (1, 4) OBP: 0.382, SLG: 0.391	4-0 WP BB		0-0 F3			0-0 G4-3 1B		0-0 1B		4-0 BB	3	0	2	0	2	0	0
Lee Maye, L (1, 9) OBP: 0.279, SLG: 0.342	0-3 K 1-3		0-3 K			0-0 G4-3 1-2f		0-0 G3		0-0 F8	5	0	0	0	0	2	5
Bill Melton, R (1, 5) OBP: 0.363, SLG: 0.514	0-3 K			0-0 G4-6-3 1B		0-3 K			0-0 B2-6-4 1B		4	0	2	0	0	2	1
Carlos May, L (1, 3) OBP: 0.342, SLG: 0.353		4-0 S E BB		0-0 G4-6-3 1-2f			0-0 L8		0-0 B2-6-4 1-2f		3	1	0	0	1	0	2
Jay Johnstone, L (1, 7) OBP: 0.330, SLG: 0.394		0-0 L9		0-0 L3			0-0 1B		4-0 FC4 BB		3	0	1	0	1	0	1
Tom Egan, R (1, 2) OBP: 0.352, SLG: 0.526		0-3 K 1-2			0-0 5-3		0-3 K		0-0 FC4 1-2f		4	0	0	0	0	2	3
Luis Alvarado, R (1, 6) OBP: 0.268, SLG: 0.324		0-0 E8 2-H			0-0 SH3-4 1B		0-0 F3			0-0 F8	4	0	1	0	0	0	1
Wilbur Wood, R (1, 1) OBP: 0.125, SLG: 0.034		0-3 K			0-0 SH3-4 1-2			0-0 6-3		4-0 S BB	2	0	0	0	0	1	1
Bart Johnson, R (9, 1) OBP: 0.194, SLG: 0.222											0	0	0	0	0	0	0
Rich McKinney, R (10, PH) OBP: 0.388, SLG: 0.408											0	0	0	0	1	0	0
Lee Richard, R (10, PR) OBP: 0.286, SLG: 0.282											0	0	0	0	0	0	0
Terry Forster, L (10, 1)											0	0	0	0	0	0	0

Inning Stats	R: 0 E: 0 K: 2 S: 7	H: 0 LOB: 1 BB: 1 P: 11	R: 1 E: 1 K: 2 S: 8	H: 0 LOB: 1 BB: 1 P: 12	R: 0 E: 0 K: 1 S: 5	H: 0 LOB: 0 BB: 0 P: 5	R: 0 E: 0 K: 0 S: 3	H: 1 LOB: 0 BB: 0 P: 3	R: 0 E: 0 K: 0 S: 4	H: 1 LOB: 1 BB: 0 P: 4	R: 0 E: 0 K: 1 S: 5	H: 1 LOB: 0 BB: 0 P: 5	R: 0 E: 0 K: 1 S: 6	H: 1 LOB: 1 BB: 0 P: 6	R: 0 E: 0 K: 0 S: 4	H: 1 LOB: 1 BB: 0 P: 4	R: 0 E: 0 K: 0 S: 3	H: 1 LOB: 1 BB: 1 P: 7	R: 0 E: 0 K: 0 S: 3	H: 0 LOB: 2 BB: 2 P: 11	1B: 6 2B: 0 3B: 0 HR: 0	SF: 0 SAC: 1 DP: 3 HBP: 0	WP: 2 PB: 0 SB: 2 CS: 0	PA: 39
--------------	------------------------------	----------------------------------	------------------------------	----------------------------------	------------------------------	---------------------------------	------------------------------	---------------------------------	------------------------------	---------------------------------	------------------------------	---------------------------------	------------------------------	---------------------------------	------------------------------	---------------------------------	------------------------------	---------------------------------	------------------------------	----------------------------------	----------------------------------	------------------------------------	----------------------------------	--------

PITCHER	IP	WLS	BF	H	R	ER	SO	BB	IBB	HBP	BLK	WP	HR	S	P	ERA	WHIP
Bert Blyleven, R (1, 1) ERA: 2.64	8.0		30	5	1	0	7	2	0	0	0	1	0	42	50	0.00	0.875
Ron Perranoski, L (9, 1) ERA: 6.68	1.0		4	1	0	0	0	1	0	0	0	0	0	3	7	0.00	2.000
Stan Williams, R (10, 1) ERA: 4.0	1.0	W	5	0	0	0	0	2	0	0	0	0	0	3	11	0.00	2.000

Batter	1	2	3	4	5	6	7	8	9	10	AB R H RBI BB SO LOB		
Cesar Tovar, R OBP: 0.369, SLG: 0.377 (1, 7) X	0-0 SH5-3 1B				0-0 5-3				0-0 F7	0-0 F8	0-0 4-3	5 0 1 0 0 0 4	
Rod Carew, L OBP: 0.289, SLG: 0.321 (1, 4) X	0-0 SH5-3 1-2				0-0 L7				0-3 K	0-0 PB 1B	0-0 FC6-4 1B	4 0 2 0 0 1 1	
Harmon Killebrew, R OBP: 0.369, SLG: 0.441 (1, 5) B B B	4-0 BB				4-0 FC4-6 1B BB				0-0 6-3	0-3 K	0-0 F6	3 0 0 0 2 1 2	
Tony Oliva, L OBP: 0.408, SLG: 0.662 (1, 9) X	0-0 L7				0-0 FC4-6 1-2 1B				0-0 F8	0-0 HR	0-0 FC6-4 BB 1-2f 1B	5 2 2 1 0 0 3	
Leo Cardenas, R OBP: 0.350, SLG: 0.450 (1, 6) X	0-0 F7				0-3 K				0-0 F8	0-3 K2-3	4-0 1B BB IBB	4 0 0 0 1 2 4	
Rich Reese, L OBP: 0.241, SLG: 0.231 (1, 3) X				0-0 4-3	0-0 FC4-6 1-2f 2-3				0-3 K	0-0 BB 1B 1B	4-0 1B BB	4 0 1 0 1 1 2	
George Mitterwald, R OBP: 0.358, SLG: 0.409 (1, 2) S S S				0-3 K	0-0 1-3				0-3 K2-3	0-0 L9	0-0 1-2 2-3 3-H 1B	5 0 1 1 0 2 3	
Jim Holt, L OBP: 0.294, SLG: 0.358 (1, 8) X				0-0 F7				0-0 F9	0-0 BB 1-2 1B			4 0 2 0 0 0 0	
Bert Blyleven, R OBP: 0.114, SLG: 0.093 (8, PH)				0-0 F9				0-3 K	0-3 K2-3	4-0 BB 1-2 2-3 BB			2 0 0 0 0 1 1
Steve Braun, L OBP: 0.341, SLG: 0.370 (9, 1)													1 0 0 0 0 1 0
Ron Ferrantowski, L (9, 1)													0 0 0 0 0 0 0
Brant Aylea, R OBP: 0.325, SLG: 0.333 (9, PH)													0 0 0 0 1 0 0
Jim Kasal, L OBP: 0.205, SLG: 0.256 (9, PR)													0 0 0 0 0 0 0
Stan Williams, R (10, 1)													0 0 0 0 0 0 0

BOTTOM

Chicago White Sox @ Minnesota Twins
 Metropolitan Stadium, Bloomington, MI
 Sat Jun 19 1971, 4:33 AM EDT
 Att. 11,862 - Unknown - 75 F

livebaseballscorecards.com

AB	37
R	2
H	9
RBI	2
BB	5
SO	9
LOB	20



Inning Stats		R: 0	H: 1	R: 0	H: 0	R: 0	H: 0	R: 0	H: 1	R: 0	H: 0	R: 0	H: 0	R: 0	H: 1	R: 0	H: 1	R: 0	H: 0	R: 0	H: 1	R: 1	H: 3	R: 1	H: 2	1B: 8	SF: 0	WP: 0	PA: 43			
		E: 0	LOB: 2	E: 0	LOB: 0	E: 0	LOB: 0	E: 0	LOB: 2	E: 0	LOB: 0	E: 0	LOB: 0	E: 0	LOB: 0	E: 0	LOB: 1	E: 0	LOB: 1	E: 0	LOB: 0	E: 1	LOB: 3	E: 1	LOB: 3	2B: 0	SAC: 1	FB: 1				
		K: 0	BB: 1	K: 1	BB: 0	K: 0	BB: 0	K: 1	BB: 1	K: 2	BB: 0	K: 2	BB: 0	K: 2	BB: 0	K: 2	BB: 0	K: 1	BB: 1	K: 1	BB: 0	K: 0	BB: 2	K: 0	BB: 2	3B: 0	DP: 0	SB: 0				
		S: 4	P: 8	S: 5	P: 5	S: 3	P: 3	S: 6	P: 10	S: 8	P: 8	S: 7	P: 7	S: 8	P: 8	S: 8	P: 8	S: 8	P: 12	S: 8	P: 12	S: 4	P: 12	S: 4	P: 12	HR: 1	HBP: 0	CS: 0				
PITCHER		IP	WLS	BF	H	R	ER	SO	BB	IBB	HBP	BLK	WP	HR	S	P	ERA	WHIP														
Wilbur Wood, L ERA: 2.04 (1, 1)		8.1		33	6	1	1	9	2	0	0	0	0	1	49	57	1.08	0.960														
Bart Johnson, R ERA: 3.78 (9, 1)		0.2		4	1	0	0	0	1	0	0	0	0	0	3	7	0.00	3.000														
Terry Forster, L ERA: 2.88 (10, 1)		0.2	L	6	2	1	1	0	1	1	0	0	0	0	4	12	13.50	4.500														

Chicago White Sox @ Minnesota Twins
Metropolitan Stadium, Bloomington, MI

Sun Jun 20 1971, 4:33 AM EDT
Att. 15,809 - Unknown - 78 F

AB	40
R	18
H	13
RBI	14
BB	7
SO	5
LOB	12



WP:	0	PA:	50
PB:	0		
SB:	0		
CS:	1		

AB	R	H	RBI	BB	SO	LOB
4	4	2	1	2	2	0
5	4	4	3	1	0	0
5	2	2	4	0	1	2
4	1	1	2	0	0	2
1	0	0	0	0	0	0
5	1	2	1	0	0	2
3	2	0	0	2	0	1
4	1	2	2	1	1	0
2	0	0	0	0	0	1
3	2	0	1	0	0	3
2	0	0	0	0	0	0
0	1	0	0	1	0	0
1	0	0	0	0	1	1
1	0	0	0	0	0	0

Batter	1	2	3	4	5	6	7	8	9								
Lee Richard, R OBP: 0.298, SLG: 0.293 (1, 8) (6, 6)	0-3 K		0-3 K			0-0 1B 1B	4-0 HR BB		4-0 1B E BB								
Walt Williams, R OBP: 0.340, SLG: 0.422 (1, 7) X	0-0 2B		0-0 L7			0-0 1B HBP	4-0 HR BB		0-0 E 1B								
Rick Reichardt, R OBP: 0.343, SLG: 0.500 (1, 3) (6, 8) S S S	0-3 K			0-0 F8		1-0 1B HBP	0-0 HR		0-0 F3								
Bill Melton, R OBP: 0.364, SLG: 0.509 Rich Morales, R OBP: 0.393, SLG: 0.360 (1, 5) (8, 5) X	0-0 6-3			0-0 F9		0-0 1B HBP	1-0 CS HBP		0-0 L7								
Rich McKinney, R OBP: 0.388, SLG: 0.444 (1, 9) X		0-0 F3		0-0 2B		0-0 5-3	0-0 F8 CS		0-0 HR								
Mike Andrews, R OBP: 0.382, SLG: 0.384 (1, 4) X		0-0 L8		0-0 F9		4-0 1B FC4-6 BB	4-0 E BB		0-0 6-3								
Tom Egan, R OBP: 0.364, SLG: 0.525 (1, 2) X		0-0 1B			0-0 F8	0-0 FC4-6 1B	4-0 E BB		0-3 K								
Luis Alvarado, R OBP: 0.263, SLG: 0.318 Carlos May, L OBP: 0.338, SLG: 0.349 (1, 6) (6, PH) (6, 3) X		0-0 1-3			0-0 5-3	0-0 FC4-6 2B BB	0-0 E3 HR		0-0 F8								
Joe Horten, R Lee Maye, L OBP: 0.295, SLG: 0.342 Stan Perzanowski, S Steve Kealey, R (1, 1) (6, PH) (6, 1) (7, 1) X			0-0 5-3		0-0 F9	4-0 2B HR BB	0-3 K		0-0 F5								
Inning Stats	R: 0 E: 0 K: 2 S: 8 H: 1 LOB: 1 BB: 0 P: 8	R: 0 E: 0 K: 0 S: 4 H: 1 LOB: 1 BB: 0 P: 4	R: 0 E: 0 K: 1 S: 5 H: 0 LOB: 0 BB: 0 P: 5	R: 0 E: 0 K: 0 S: 4 H: 1 LOB: 1 BB: 0 P: 4	R: 0 E: 0 K: 0 S: 3 H: 0 LOB: 0 BB: 0 P: 3	R: 9 E: 1 K: 0 S: 10 H: 7 LOB: 1 BB: 2 P: 19	R: 6 E: 2 K: 1 S: 6 H: 1 LOB: 0 BB: 4 P: 23	R: 1 E: 0 K: 1 S: 6 H: 1 LOB: 0 BB: 0 P: 6	R: 2 E: 2 K: 0 S: 4 H: 1 LOB: 0 BB: 1 P: 8								
PITCHER	IP	WLS	BF	H	R	ER	SO	BB	IBB	HBP	BLK	WP	HR	S	P	ERA	WHIP
Jim Kaat, L ERA: 3.6 (1, 1)	5.1	L	25	7	6	6	3	1	0	1	0	0	0	29	34	10.12	1.500
Pete Hamm, R ERA: 7.71 (6, 1)	0.1		5	3	3	3	0	1	0	0	0	0	1	4	8	81.00	12.000
Jim Strickland, L ERA: (6, 1)	1.1		10	1	6	0	1	4	0	1	0	0	1	7	24	0.00	3.750
Stan Williams, R ERA: 4.02 (8, 1)	2.0		9	2	3	1	1	1	0	0	0	0	1	10	14	4.50	1.500

livebaseballscorecards.com

Batter	1	2	3	4	5	6	7	8	9	AB	R	H	RBI	BB	SO	LOB
Cesar Tovar, R (1, 7) OBP: 0.364, SLG: 0.372	0-0 1-3 1-3		0-0 FC6-4 3B		0-0 SH1-3 1-2		0-0 E5 1B	0-0 F4		4	2	0	1	0	0	2
Rod Carew, L (1, 4) OBP: 0.295, SLG: 0.335	0-0 1-3 1-3		0-0 WP 3B		0-0 FC5-4 1B		0-0 1B 1B		0-3 K	5	2	3	2	0	1	0
Tony Oliva, L (1, 9) OBP: 0.408, SLG: 0.660	0-0 F9		0-0 WP 1B		0-0 SF9		0-0 1B 1B		0-0 F8	4	1	2	2	0	0	0
Harmon Killebrew, R (1, 5) OBP: 0.374, SLG: 0.442 Danny Thompson, R (9, PR) OBP: 0.297, SLG: 0.242		0-0 4-3	4-0 1-2 BB		0-0 FC5-4 1-2		0-0 1B 1B		0-0 1B	4	0	2	1	1	0	1
Rich Reese, L (1, 3) OBP: 0.239, SLG: 0.230		0-0 B1	0-0 L9			0-0 4-3		0-0 1B	0-0 4-3	5	0	1	1	0	0	3
Leo Cardenas, R (1, 6) OBP: 0.345, SLG: 0.442		0-0 6-3		0-3 K		0-0 6-3	0-3 K			4	0	0	0	0	2	2
Jim Holt, L (1, 8) OBP: 0.293, SLG: 0.356 Stan Williams, R (8, 1)			0-0 E8 1B FC6-4 1B	0-3 K		0-0 L6	0-0 F9			4	1	1	0	0	1	2
George Mitterwald, R (1, 2) OBP: 0.351, SLG: 0.399			0-0 F4	0-0 F7			0-0 F4	0-3 K		4	0	0	0	0	1	1
Jim Kaat, L (1, 1) OBP: 0.244, SLG: 0.293 Pete Hamm, R (6, 1) Jim Strickland, L (6, 1) Jim Nettles, L (7, PH) OBP: 0.375, SLG: 0.467			0-0 FC6-4 1B		0-0 SH1-3 SF9 1B		0-0 E 1B 1B	0-0 5-3		2	1	2	0	0	0	0

Inning Stats	R: 0	H: 0	E: 0	LOB: 0	K: 0	BB: 0	S: 3	R: 0	H: 0	E: 0	LOB: 0	K: 0	BB: 0	S: 3	R: 3	H: 4	E: 1	LOB: 2	K: 0	BB: 1	S: 7	R: 0	H: 0	E: 0	LOB: 0	K: 2	BB: 0	S: 7	R: 1	H: 2	E: 0	LOB: 1	K: 0	BB: 0	S: 5	R: 0	H: 0	E: 0	LOB: 0	K: 0	BB: 0	S: 3	R: 4	H: 5	E: 1	LOB: 2	K: 1	BB: 0	S: 11	R: 0	H: 0	E: 0	LOB: 0	K: 1	BB: 0	S: 5	R: 0	H: 1	E: 0	LOB: 1	K: 1	BB: 0	S: 6	1B: 11	SF: 1	2B: 0	SAC: 1	3B: 1	DP: 0	HR: 0	HBP: 0
--------------	------	------	------	--------	------	-------	------	------	------	------	--------	------	-------	------	------	------	------	--------	------	-------	------	------	------	------	--------	------	-------	------	------	------	------	--------	------	-------	------	------	------	------	--------	------	-------	------	------	------	------	--------	------	-------	-------	------	------	------	--------	------	-------	------	------	------	------	--------	------	-------	------	--------	-------	-------	--------	-------	-------	-------	--------

PITCHER	IP	WLS	BF	H	R	ER	SO	BB	IBB	HBP	BLK	WP	HR	S	P	ERA	WHIP
Joe Horlen, R (1, 1) ERA: 4.78	5.0	W	22	6	4	4	2	1	0	0	0	2	0	25	29	7.20	1.400
Stan Perzanowski, R (6, 1) ERA: 20.25	1.1		10	5	4	3	0	0	0	0	0	0	0	10	10	20.25	3.750
Steve Keasley, R (7, 1) ERA: 5.12	2.2	S	9	1	0	0	3	0	0	0	0	0	0	15	15	0.00	0.375


BOTTOM

Chicago White Sox @ Minnesota Twins
Metropolitan Stadium, Bloomington, MI

Sun Jun 20 1971, 4:33 AM EDT
Att: 15,809 - Unknown - 78 F

livebaseballscorecards.com

AB	38
R	8
H	12
RBI	7
BB	1
SO	5
LOB	11



WP	PA	ERA	WHIP
2	41		
0			
1			
0			

Batter	1	2	3	4	5	6	7	8	9	AB R H RBI BB SO LOB	TOP											
Freddie Patek, R OBP: 0.327, SLG: 0.341 (1, 6) X	0-0 HR		0-0 FC2-6 1-2f			0-0 1-3		0-0 F7		4 1 1 1 0 0 1	Kansas City Royals @ Chicago White Sox Comiskey Park, Chicago, IL Mon Jun 21 1971, 8:05 PM EDT Att. 7,821 - Unknown											
Paul Schaal, R OBP: 0.427, SLG: 0.450 (1, 5) B B B	4-0 FC4-6 BB		4-0 G6-4-3 1-2 BB			0-3 K		0-0 2B		2 0 1 0 2 1 0												
Amos Otis, R OBP: 0.354, SLG: 0.525 (1, 8) X	0-0 L8		0-0 G6-4-3 1-2f			0-0 WP S 1B		0-0 F7		4 0 1 0 0 0 4												
Chuck Harrison, R OBP: 0.291, SLG: 0.298 (1, 3) S S	0-3 K			0-0 F2		0-0 5-3		0-0 4-3		4 0 0 0 0 1 3												
Cookie Rojas, R OBP: 0.373, SLG: 0.442 (1, 4) X	0-0 FC4-6 1-2f			0-0 6-3			0-0 FC4-6 1B		0-0 5-3	4 0 1 0 0 0 1												
Lou Piniella, R OBP: 0.307, SLG: 0.307 (1, 7) X		0-0 G5-4-3 1B		0-0 L8			0-0 FC4-6 1B 1-2f		0-0 6-3	4 0 1 0 0 0 1												
Bob Oliver, R OBP: 0.280, SLG: 0.317 (1, 9) X		0-0 G5-4-3 1-2f		0-3 K			0-0 F9		0-0 6-3	4 0 0 0 0 1 2												
Jerry May, R OBP: 0.329, SLG: 0.348 (1, 2) X		0-0 6-3		0-0 6-3			0-0 1-2 1B			3 0 1 0 0 0 0												
Jim Rooker, R (1, 1)			4-0 FC2-6 BB		0-0 4-3		0-0 5-3			1 0 0 0 1 0 0												
Ted Savage, R OBP: 0.277, SLG: 0.150 (7, PH)										1 0 0 0 0 0 2												
Jim York, R (7, 1)										0 0 0 0 0 0 0												
Al Fitzmorris, S OBP: 0.167, SLG: 0.167 (8, 1)										0 0 0 0 0 0 0												
Inning Stats	R: 1 E: 0 K: 1 S: 6	H: 1 LOB: 1 BB: 1 P: 10	R: 0 E: 0 K: 0 S: 3	H: 1 LOB: 0 BB: 0 P: 3	R: 0 E: 0 K: 0 S: 2	H: 0 LOB: 1 BB: 2 P: 10	R: 0 E: 0 K: 0 S: 3	H: 0 LOB: 0 BB: 0 P: 3	R: 0 E: 0 K: 0 S: 5	H: 0 LOB: 0 BB: 0 P: 5	R: 0 E: 0 K: 1 S: 6	H: 1 LOB: 1 BB: 0 P: 6	R: 0 E: 0 K: 0 S: 5	H: 2 LOB: 2 BB: 0 P: 5	R: 0 E: 0 K: 0 S: 4	H: 1 LOB: 1 BB: 0 P: 4	R: 0 E: 0 K: 0 S: 3	H: 0 LOB: 0 BB: 0 P: 3	1B: 4 2B: 1 3B: 0 HR: 1	SF: 0 SAC: 0 DP: 2 HBP: 0	WP: 1 PB: 0 SB: 2 CS: 0	PA: 34
PITCHER Tommy John, L ERA: 4.15 (1, 1)	IP: 9.0 WLS: W BF: 34 H: 6 R: 1 ER: 1 SO: 3 BB: 3 IBB: 0 HBP: 0 BLK: 0 WP: 1 HR: 1 S: 37 P: 49 ERA: 1.00 WHIP: 1.000											PITCHER	IP: 9.0 WLS: W BF: 34 H: 6 R: 1 ER: 1 SO: 3 BB: 3 IBB: 0 HBP: 0 BLK: 0 WP: 1 HR: 1 S: 37 P: 49 ERA: 1.00 WHIP: 1.000									

livebaseballscorecards.com

AB	31
R	1
H	6
RBI	1
BB	3
SO	3
LOB	14



Batter	1	2	3	4	5	6	7	8	9	AB R H RBI BB SO LOB	TOP											
Freddie Patek, R (1, 6) OBP: 0.325, SLG: 0.339	0-0 6-3		0-0 F7 SF8 1B	0-0 FC5-4		0-3 K		0-0 FC6-4		5 1 1 1 0 1 4												
Paul Schaal, R (1, 5) OBP: 0.430, SLG: 0.449	4-0 1B BB		4-0 1-2 BB	0-0 4-3		0-3 K		0-0 E 1B		3 1 1 0 2 1 3												
Amos Otis, R (1, 8) OBP: 0.355, SLG: 0.522	0-0 1-3 S 1B		0-0 F7		0-0 5-3		0-0 4-3 1B		0-0 E6 G4-6-3	5 1 2 0 0 0 3												
Ed Kirkpatrick, L (1, 7) OBP: 0.346, SLG: 0.390	0-0 G3-6-3 1-2 1B		0-0 SF8		0-0 L7		0-0 4-3		0-3 K	4 0 1 3 0 1 3												
Gail Hopkins, L (1, 3) OBP: 0.297, SLG: 0.517	0-0 G3-6-3 1-2f		0-0 4-3		0-0 F8		0-0 L8		0-0 G4-6-3	5 0 0 0 0 0 5												
Cookie Rojas, R (1, 4) OBP: 0.367, SLG: 0.435		0-0 G3		0-0 F9		0-0 4-3		0-3 K		4 0 0 0 0 1 1												
Joe Keough, L (1, 9) OBP: 0.317, SLG: 0.283		0-0 5-3		0-0 2B E 1B		0-0 1B 1B		0-0 1-3		4 2 2 0 0 0 0												
Jerry May, R (1, 2) OBP: 0.342, SLG: 0.370		0-0		0-0 E FC5-4 2B		0-0 1B 1B		0-0 FC6-4 1B		3 1 3 0 0 0 0												
Dennis Paepke, R (6, 2) OBP: 0.316, SLG: 0.415		0-0		1-3 E FC5-4 2B		1-3 1B 1B		1-3 FC6-4 1B		1 0 1 0 0 0 0												
Dick Drago, R (1, 1) OBP: 0.200, SLG: 0.077		0-3 K		0-0 E6 FC5-4		0-0 1B		0-0 F9		1 0 0 0 0 0 1 1												
Tom Burmeier, L (2, 1) OBP: 0.250, SLG: 0.143				2-3 3-H		1-2 3-H				1 0 0 0 0 0 0 1												
Jim York, R (4, 1)										0 0 0 0 0 0 0 0												
Lou Piniella, R (6, PH) OBP: 0.312, SLG: 0.313										1 0 1 1 0 0 0 0												
Al Fitzmorris, S (6, 1) OBP: 0.167, SLG: 0.167										0 0 0 0 0 0 0 0												
Ted Savage, R (8, PH) OBP: 0.271, SLG: 0.146										1 0 0 0 0 0 0 1												
Jim Rooker, R (8, 1)										0 0 0 0 0 0 0 0												
Inning Stats	R: 2 E: 0 K: 0 S: 4	H: 2 LOB: 0 BB: 1 P: 8	R: 0 E: 0 K: 1 S: 6	H: 1 LOB: 1 BB: 0 P: 6	R: 1 E: 0 K: 0 S: 4	H: 1 LOB: 1 BB: 1 P: 8	R: 2 E: 1 K: 0 S: 6	H: 2 LOB: 1 BB: 0 P: 6	R: 0 E: 0 K: 0 S: 3	H: 0 LOB: 0 BB: 0 P: 3	R: 1 E: 0 K: 2 S: 10	H: 3 LOB: 2 BB: 0 P: 10	R: 0 E: 0 K: 1 S: 6	H: 1 LOB: 1 BB: 0 P: 6	R: 0 E: 0 K: 0 S: 4	H: 1 LOB: 1 BB: 0 P: 4	R: 0 E: 1 K: 1 S: 6	H: 1 LOB: 1 BB: 0 P: 6	1B: 11 2B: 1 3B: 0 HR: 0	SF: 1 SAC: 0 DP: 2 HBP: 0	WP: 0 PB: 0 SB: 2 CS: 0	PA: 41
PITCHER	IP WLS BF H R ER SO BB IBB HBP BLK WP HR S P ERA WHIP																					
Tom Bradley, R (1, 1) ERA: 2.45	5.1 W 26 8 6 4 1 2 0 0 0 0 0 0 26 34 6.75 1.875																					
Bart Johnson, R (6, 1) ERA: 3.64	3.2 S 15 4 0 0 4 0 0 0 0 0 0 0 23 23 0.00 1.091																					

Kansas City Royals @ Chicago White Sox
 Comiskey Park, Chicago, IL
 Tue Jun 22 1971, 8:05 PM EDT
 Att: 9,105 - Unknown - 81 F

livebaseballscorecards.com

AB	38
R	6
H	12
RBI	5
BB	2
SO	5
LOB	22



Batter	1	2	3	4	5	6	7	8	9	AB	R	H	RBI	BB	SO	LOB
Walt Williams, R OBP: 0.356, SLG: 0.443 (1, 9)	0-0 1B 1B 1B	0-0 2B 1B 1-2 2-3 3-H	0-0 F8		0-0 6-3		0-0 SH5-3 1-2			4	1	2	1	0	0	0
Jay Johnstone, L OBP: 0.324, SLG: 0.392 (1, 8)	0-0 F9	0-0 1B 2B 1-3 2-H 3-H	0-0 G3		0-0 F6		0-0 F9			5	1	1	2	0	0	2
Rich McKinney, R OBP: 0.385, SLG: 0.436 (1, 4)	0-0 L6-4 1B 1-2	0-0 1B HR 2-H 3-H		0-0 BB 1B	0-0 F9		0-3 K			5	2	3	2	0	1	1
Bill Melton, R OBP: 0.375, SLG: 0.527 (1, 5)	0-0 1B 1-2 2-3	0-0 HR 1-H		4-0 1B BB 1-2		0-3 K		0-0 2B 1B		4	2	3	2	1	1	0
Rick Reichardt, R OBP: 0.349, SLG: 0.508 (1, 7)	0-0 L6-4 2-3	0-0 5-3		0-0 1B 1-3 2-H		4-0 PB BB BB		0-0 2B 2B 1-3		4	0	2	1	1	0	3
Ed Stroud, L OBP: 0.245, SLG: 0.263 (8, PR) (9, 7)										0	1	0	0	0	0	0
Carlos May, L OBP: 0.349, SLG: 0.357 (1, 3)		1B BB HBP		4-0 BB		4-0 PB BB 1-2		0-0 2B 2-H 3-H		2	1	1	2	2	0	0
Tom Egan, R OBP: 0.361, SLG: 0.500 (1, 2)		1B BB FC4-6 1B		0-3 K		0-3 K		0-0 F9 2-3		4	1	1	0	1	2	6
Luis Alvarado, R OBP: 0.254, SLG: 0.305 (1, 6)		1B BB FC4-6		0-3 K		0-0 G3		0-0 F8		5	1	1	0	0	1	8
Tom Bradley, R OBP: 0.103, SLG: 0.079 (1, 1)		0-0 E6 1B 1-2 2-3 3-H	0-0 1-3	0-3 K2-3				0-0 SH5-3 1B		3	1	0	1	0	1	5
Bart Johnson, R OBP: 0.211, SLG: 0.237 (6, 1)								0-0 F8		2	0	1	0	0	0	2

Inning Stats	R: 0	H: 3	E: 0	K: 5	S: 5	LOB: 2	BB: 0	P: 5	R: 8	H: 6	E: 1	K: 10	S: 10	LOB: 1	BB: 1	P: 15	R: 0	H: 0	E: 0	K: 3	S: 3	LOB: 0	BB: 0	P: 3	R: 1	H: 2	E: 0	K: 3	S: 11	LOB: 3	BB: 2	P: 19	R: 0	H: 0	E: 0	K: 0	S: 3	LOB: 0	BB: 0	P: 3	R: 0	H: 0	E: 0	K: 2	S: 7	LOB: 2	BB: 2	P: 15	R: 0	H: 1	E: 0	K: 1	S: 6	LOB: 1	BB: 0	P: 6	R: 2	H: 3	E: 0	K: 0	S: 6	LOB: 2	BB: 0	P: 6
--------------	------	------	------	------	------	--------	-------	------	------	------	------	-------	-------	--------	-------	-------	------	------	------	------	------	--------	-------	------	------	------	------	------	-------	--------	-------	-------	------	------	------	------	------	--------	-------	------	------	------	------	------	------	--------	-------	-------	------	------	------	------	------	--------	-------	------	------	------	------	------	------	--------	-------	------

PITCHER	IP	WLS	BF	H	R	ER	SO	BB	IBB	HBP	BLK	WP	HR	S	P	ERA	WHIP
Dick Drago, R ERA: 3.06 (1, 1)	1.0	L	13	8	8	7	0	1	0	1	0	0	1	11	16	63.00	9.000
Tom Burgmeier, L ERA: 1.63 (2, 1)	2.0		11	3	1	1	0	2	0	0	0	0	9	17	4.50	2.500	
Jim York, R ERA: 3.32 (4, 1)	2.0		6	0	0	0	3	0	0	0	0	0	12	12	0.00	0.000	
Al Fitzmorris, R ERA: 5.55 (6, 1)	2.0		9	1	0	0	3	2	0	0	0	0	13	21	0.00	1.500	
Jim Rooker, L ERA: 6.68 (8, 1)	1.0		6	3	2	2	0	0	0	0	0	0	6	6	18.00	3.000	


BOTTOM

Kansas City Royals @ Chicago White Sox
Comiskey Park, Chicago, IL

Tue Jun 22 1971, 8:05 PM EDT
Att. 9,105 - Unknown - 81 F

AB	38
R	11
H	15
RBI	11
BB	5
SO	6
LOB	27

WP: 0 PA: 45
PB: 1
SB: 0
CS: 0



PITCHER	IP	WLS	BF	H	R	ER	SO	BB	IBB	HBP	BLK	WP	HR	S	P	ERA	WHIP
---------	----	-----	----	---	---	----	----	----	-----	-----	-----	----	----	---	---	-----	------

Batter	1	2	3	4	5	6	7	8	9	AB R H RBI BB SO LOB	TOP
Freddie Patek, R (1, 6) <small>OBP: 0.325, SLG: 0.338</small> Rich Severson, R (6, 6) <small>OBP: 0.333, SLG: 0.167</small>	0-0 F3		0-0 1B		0-0 F2			0-0 6-3		3 1 1 0 0 0 1 1 0 0 0 0 0 0	Kansas City Royals @ Chicago White Sox Comiskey Park, Chicago, IL Wed Jun 23 1971, 4:33 AM EDT Att. 5,910 - Cloudy
Cookie Rojas, R (1, 4) <small>OBP: 0.371, SLG: 0.450</small> Tom Burgmeier, L (6, 1) <small>OBP: 0.250, SLG: 0.143</small> Amos Otis, R (8, PH) <small>OBP: 0.353, SLG: 0.520</small> Ted Abernathy, R (8, 1)	0-0 HR		0-0 1B		0-0 F7			0-0 F3		3 1 2 2 0 0 1 0 0 0 0 0 0 0 1 0 0 0 0 0 0 0 0 0 0 0 0 0	
Paul Schaal, R (1, 5) <small>OBP: 0.434, SLG: 0.451</small> Bob Oliver, R (6, PH) <small>OBP: 0.282, SLG: 0.335</small>	0-0 F8-3 1B		4-0 1-2 BB		0-0 HR			0-0 F4		1 0 1 0 1 0 0 2 1 1 1 0 0 0	
Chuck Harrison, R (1, 3) <small>OBP: 0.271, SLG: 0.275</small>	0-0 F8-3 1-2		0-0 F8		0-0 F9			0-0 6-3		4 0 0 0 0 0 3	
Lou Piniella, R (1, 7) <small>OBP: 0.303, SLG: 0.303</small>		0-0 1-3		0-0 E6 G4-6-3		0-0 5-3		0-0 F8		4 0 0 0 0 0 0	
Dennis Paepke, R (1, 9) <small>OBP: 0.295, SLG: 0.386</small>		0-3 K		0-3 K		0-0 5-3		0-0 F3		4 0 0 0 0 2 1	
Ed Kirkpatrick, L (1, 8) <small>OBP: 0.346, SLG: 0.389</small>		0-0 F5		0-0 G4-6-3 1-2f						3 0 1 0 0 0 1	
Buck Martinez, R (1, 2) <small>OBP: 0.222, SLG: 0.143</small>			0-3 K		0-0 G3			0-3 K		3 0 0 0 0 2 1	
Paul Splittorf, L (1, 1) <small>OBP: 0.222, SLG: 0.125</small> Ted Savage, R (5, PH) <small>OBP: 0.286, SLG: 0.146</small> Dick Drago, R (5, 1) <small>OBP: 0.200, SLG: 0.077</small> Al Fitzmorris, S (5, 1) <small>OBP: 0.167, SLG: 0.167</small> Bobby Knoop, R (6, 4) <small>OBP: 0.300, SLG: 0.278</small>			0-3 K		4-0 BB			0-0 G6-4-3		1 0 0 0 0 1 0 0 0 0 0 1 0 0 0 0 0 0 0 0 0 0 0 0 0 0 0 0 1 0 0 0 0 0 1	
Inning Stats	R: 1 H: 2 E: 0 LOB: 0 K: 0 BB: 0 S: 4 P: 4	R: 0 H: 0 E: 0 LOB: 0 K: 1 BB: 0 S: 5 P: 5	R: 1 H: 2 E: 0 LOB: 2 K: 2 BB: 1 S: 9 P: 13	R: 0 H: 0 E: 1 LOB: 0 K: 1 BB: 0 S: 5 P: 5	R: 0 H: 0 E: 0 LOB: 1 K: 0 BB: 1 S: 3 P: 7	R: 1 H: 1 E: 0 LOB: 0 K: 0 BB: 0 S: 4 P: 4	R: 0 H: 1 E: 0 LOB: 0 K: 1 BB: 0 S: 5 P: 5	R: 0 H: 0 E: 0 LOB: 0 K: 0 BB: 0 S: 3 P: 3	R: 0 H: 0 E: 0 LOB: 0 K: 0 BB: 0 S: 3 P: 3	1B: 4 SF: 0 2B: 1 SAC: 0 3B: 0 DP: 3 HR: 2 HBP: 0	
PITCHER Wilbur Wood, L (1, 1) <small>ERA: 2.12</small>	IP WLS BF H R ER SO BB IBB HBP BLK WP HR S P ERA WHIP 9.0 W 33 6 3 3 5 2 0 0 0 0 0 2 41 49 3.00 0.889										

AB	31
R	3
H	6
RBI	3
BB	2
SO	5
LOB	9



Batter	1	2	3	4	5	6	7	8	9	AB	R	H	RBI	BB	SO	LOB
Lee Richard, R OBP: 0.301, SLG: 0.298 (1, 8)	0-0 4-3		0-0 1B 2B	0-3 K	0-0 2B 1B		0-0 E5 1-3			5	2	2	0	0	1	1
Walt Williams, R OBP: 0.358, SLG: 0.461 (1, 9)	0-0 6-3		0-0 B3	0-0 2B	0-0 1B 2B		0-0 1-3			5	0	2	2	0	0	2
Rich McKinney, R OBP: 0.385, SLG: 0.434 (1, 4)	0-0 F8		0-0 WP 1B 1B	0-0 F9	0-0 WP 1B		0-0 F9			5	1	2	1	0	0	2
Bill Melton, R OBP: 0.387, SLG: 0.545 (1, 5)		0-0 FC5-4 1B	4-0 WP 1B BB		4-0 HR		4-0 BB	4-0 BB		2	2	2	1	3	0	0
Rick Reichardt, R OBP: 0.347, SLG: 0.503 (1, 7)		0-0 FC5-4 2B	0-3 K		0-0 BB 1B		0-3 K			4	2	1	0	0	1	5
Ed Stroud, L OBP: 0.243, SLG: 0.261 (8, PH) (9, 7)		1-2 2B	1-2 2-3		0-0 FC5-4		0-0 K			1	0	0	0	0	1	1
Carlos May, L OBP: 0.350, SLG: 0.355 (1, 3)		0-0 L9	0-0 1B		4-0 2B BB		0-0 F8			4	1	1	2	1	0	2
Tom Egan, R OBP: 0.363, SLG: 0.514 (1, 2)		0-0 1B 2B	0-0 F7		0-0 1B 2B		0-3 K			5	2	2	3	0	1	2
Luis Alvarado, R OBP: 0.270, SLG: 0.320 (1, 6)		0-0 1B		0-0 SH3-4 2B 1B	0-0 1B WP 1B		0-3 K			4	2	3	2	0	1	0
Wilbur Wood, R OBP: 0.114, SLG: 0.031 (1, 1)		0-3 K		0-0 SH3-4	0-3 K		0-3 K			3	0	0	0	0	3	2

Inning Stats	R: 0	H: 0	E: 0	K: 0	S: 3	LOB: 0	BB: 0	P: 3	R: 2	H: 3	E: 0	K: 1	S: 8	LOB: 1	BB: 0	P: 8	R: 3	H: 3	E: 0	K: 1	S: 8	LOB: 1	BB: 1	P: 12	R: 1	H: 2	E: 0	K: 1	S: 7	LOB: 1	BB: 0	P: 7	R: 6	H: 7	E: 0	K: 1	S: 11	LOB: 2	BB: 2	P: 19	R: 0	H: 0	E: 0	K: 2	S: 7	LOB: 0	BB: 0	P: 7	R: 0	H: 0	E: 1	K: 1	S: 6	LOB: 1	BB: 0	P: 6	R: 0	H: 0	E: 0	K: 1	S: 5	LOB: 1	BB: 1	P: 9
1B: 9	SF: 0	2B: 5	SAC: 1	3B: 0	DP: 0	HR: 1	HBP: 0	WP: 3	PA: 43																																																							


PITCHER	IP	WLS	BF	H	R	ER	SO	BB	IBB	HBP	BLK	WP	HR	S	P	ERA	WHIP
Paul Splittorf, L ERA: 4.07 (1, 1)	4.0	L	21	8	6	6	3	1	0	0	0	1	0	26	30	13.50	2.250
Dick Drago, R ERA: 3.65 (5, 1)	0.1		7	5	6	6	1	1	0	0	0	0	1	8	12	162.00	18.000
Al Fitzmorris, R ERA: 5.45 (5, 1)	0.2		4	2	0	0	0	1	0	0	0	2	0	3	7	0.00	4.500
Tom Burgmeier, L ERA: 1.55 (6, 1)	2.0		7	0	0	0	3	0	0	0	0	0	0	13	13	0.00	0.000
Ted Abernathy, R ERA: 2.25 (8, 1)	1.0		4	0	0	0	1	1	0	0	0	0	0	5	9	0.00	1.000

BOTTOM

Kansas City Royals @ Chicago White Sox
 Comiskey Park, Chicago, IL
 Wed Jun 23 1971, 4:33 AM EDT
 Att. 5,910 - Cloudy

livebaseballscorecards.com

AB	38
R	12
H	15
RBI	11
BB	4
SO	8
LOB	17



Batter	1	2	3	4	5	6	7	8	9	AB R H RBI BB SO LOB	TOP		
Sandy Alomar Sr., S (1, 4) OBP: 0.282, SLG: 0.285	0-0 FC3-6 1B		0-0 F2			0-0 FC6-4 1B			0-0 BB 1B	4 0 3 0 0 0 0			
Jim Spencer, L (1, 3) OBP: 0.305, SLG: 0.388 Syd O'Brien, R (9, PH) OBP: 0.262, SLG: 0.387	0-0 FC3-6 F8-6-5 1-2f			0-0 3-1 1B		0-0 P6			4-0 FC6-4 BB 1-2	3 0 1 0 0 0 2 0 0 0 0 1 0 0			
Jim Fregosi, R (1, 6) OBP: 0.278, SLG: 0.309	0-0 F8-6-5 1-2			0-3 K		0-0 FC6-4 1-2f			0-3 K	4 0 0 0 0 2 5			
Tony Conigliaro, R (1, 9) OBP: 0.307, SLG: 0.366		0-3 K		0-0 3-1 1-2		0-0 6-3			0-0 F9	4 0 0 0 0 1 3			
Ken McMullen, R (1, 5) OBP: 0.300, SLG: 0.380		0-0 1B		0-0 F9		0-0 P4			0-0 FC6-4 1-2f	4 0 1 0 0 0 3			
Billy Cowan, R (1, 7) OBP: 0.316, SLG: 0.432		0-0 P4			0-0 G3-6-3 1B		0-0 L6			3 0 1 0 0 0 1			
Tony Gonzalez, L (1, 8) OBP: 0.317, SLG: 0.264		0-0 4-3			0-0 G3-6-3 1-2f			0-3 K		3 0 0 0 0 1 2			
Jerry Moses, R (1, 2) OBP: 0.252, SLG: 0.346			0-0 4-3		0-0 1-3			0-0 F8		3 0 0 0 0 0 0			
Tom Murphy, R (1, 1) OBP: 0.079, SLG: 0.132 Dave LaRoche, L (6, 1) OBP: 0.333, SLG: 0.200 Giraldo Ruiz, S (8, PH) OBP: 0.316, SLG: 0.235 Mel Queen, L (8, 1)			0-0 F9		0-3 K			0-3 K		2 0 0 0 0 1 0 0 0 0 0 0 0 0 1 0 0 0 0 1 0 0 0 0 0 0 0 0			
Inning Stats	R: 0 H: 1 E: 0 LOB: 0 K: 0 BB: 0 S: 3 P: 3	R: 0 H: 1 E: 0 LOB: 1 K: 1 BB: 0 S: 6 P: 6	R: 0 H: 0 E: 0 LOB: 0 K: 0 BB: 0 S: 3 P: 3	R: 0 H: 1 E: 0 LOB: 1 K: 1 BB: 0 S: 6 P: 6	R: 0 H: 1 E: 0 LOB: 0 K: 0 BB: 0 S: 3 P: 3	R: 0 H: 1 E: 0 LOB: 1 K: 1 BB: 0 S: 6 P: 6	R: 0 H: 0 E: 0 LOB: 0 K: 0 BB: 0 S: 3 P: 3	R: 0 H: 0 E: 0 LOB: 0 K: 2 BB: 0 S: 7 P: 7	R: 0 H: 1 E: 0 LOB: 2 K: 1 BB: 1 S: 6 P: 10	1B: 6 SF: 0 2B: 1 SAC: 0 3B: 0 DP: 2 HR: 0 HBP: 0	WP: 0 PA: 32 PB: 0 SB: 0 CS: 0		
PITCHER	IP WLS BF H R ER SO BB IBB HBP BLK WP HR S P ERA WHIP											PITCHER	IP WLS BF H R ER SO BB IBB HBP BLK WP HR S P ERA WHIP
Tommy John, L (1, 1) ERA: 3.82 Bart Johnson, R (9, 1) ERA: 3.6	8.0 W 29 6 0 0 5 1 0 0 0 0 0 0 38 42 0.00 0.875												

California Angels @ Chicago White Sox
Comiskey Park, Chicago, IL
Fri Jun 25 1971, 8:05 PM EDT
Att. 15,513 - Unknown

livebaseballscorecards.com



Batter	1	2	3	4	5	6	7	8	9	AB	R	H	RBI	BB	SO	LOB
Walt Williams, R OBP: 0.363, SLG: 0.462 (1, 9)	0-0 FC6-4 1B	0-0 P4		0-0 6-3		0-0 FC4-6 1B				4	0	2	0	0	0	1
Jay Johnstone, L OBP: 0.323, SLG: 0.388 (1, 8)	0-3 K	0-0 P3		0-0 1B		0-0 FC4-6 1-2f				4	0	1	0	0	1	4
Rich McKinney, R OBP: 0.381, SLG: 0.429 (1, 4)	0-0 FC6-4 1B		0-0 BB 1B	0-0 F8			0-0 G3			4	1	1	0	0	0	2
Rick Reichardt, R OBP: 0.355, SLG: 0.505 (1, 7)	4-0 1B 1-2 BB		0-0 F9		0-0 CS 1B		0-0 1B			3	1	2	0	1	0	1
Carlos May, L OBP: 0.349, SLG: 0.354 (1, 3)	0-0 1B 1-3 2-H		0-0 F8		0-0 F9		0-0 F8			4	0	1	1	0	0	3
Tom Egan, R OBP: 0.367, SLG: 0.513 (1, 2)	0-0 1B 1-2 3-H		0-0 BB 1B		0-0 4-3 1-2		0-3 K			4	0	2	1	0	1	2
Rich Morales, R OBP: 0.375, SLG: 0.321 (1, 5)	0-0 1-3		4-0 BB 1-2 2-3		0-0 5-3		0-0 F2			3	0	0	0	1	0	2
Luis Alvarado, R OBP: 0.262, SLG: 0.310 (1, 6)		0-0 6-3	0-0 5-3		0-0 5-3		0-0 L6			4	0	0	0	0	0	3
Tommy John, R OBP: 0.207, SLG: 0.148 (1, 1)		0-0 1B		0-0 5-3		4-0 BB 1B		0-0 F8		3	0	1	0	1	0	0
Bart Johnson, R OBP: 0.211, SLG: 0.237 (9, 1)										0	0	0	0	0	0	0


Inning Stats	R: 2	H: 3	E: 0	K: 1	S: 8	LOB: 2	BB: 1	P: 12	R: 0	H: 1	E: 0	K: 0	S: 4	LOB: 1	BB: 0	P: 4	R: 0	H: 2	E: 0	K: 0	S: 5	LOB: 3	BB: 1	P: 9	R: 0	H: 1	E: 0	K: 0	S: 4	LOB: 1	BB: 1	P: 4	R: 0	H: 1	E: 0	K: 0	S: 3	LOB: 0	BB: 0	P: 3	R: 0	H: 1	E: 0	K: 0	S: 4	LOB: 2	BB: 1	P: 8	R: 0	H: 1	E: 0	K: 1	S: 6	LOB: 1	BB: 0	P: 6	R: 0	H: 0	E: 0	K: 0	S: 3	LOB: 0	BB: 0	P: 3
--------------	------	------	------	------	------	--------	-------	-------	------	------	------	------	------	--------	-------	------	------	------	------	------	------	--------	-------	------	------	------	------	------	------	--------	-------	------	------	------	------	------	------	--------	-------	------	------	------	------	------	------	--------	-------	------	------	------	------	------	------	--------	-------	------	------	------	------	------	------	--------	-------	------

PITCHER	IP	WLS	BF	H	R	ER	SO	BB	IBB	HBP	BLK	WP	HR	S	P	ERA	WHIP
Tom Murphy, R ERA: 4.51 (1, 1)	5.2	L	28	9	2	2	1	3	0	0	0	0	0	27	39	3.18	2.118
Dave LaRoche, L ERA: 2.23 (6, 1)	1.1		5	1	0	0	1	0	0	0	0	0	0	7	7	0.00	0.750
Mel Queen, R ERA: 1.45 (8, 1)	1.0		3	0	0	0	0	0	0	0	0	0	0	3	3	0.00	0.000

BOTTOM

California Angels @ Chicago White Sox
Comiskey Park, Chicago, IL
 Fri Jun 25 1971, 8:05 PM EDT
 Att. 15,513 - Unknown

AB	33
R	2
H	10
RBI	2
BB	3
SO	2
LOB	18



WP	PA	ERA	WHIP
0	36		

Batter	1	2	3	4	5	6	7	8	9	10	AB R H RBI BB SO LOB
Sandy Alomar Sr., S <small>(1, 4) OBP: 0.287, SLG: 0.288</small>	0-0 1B S SF9 1B	0-0 4-3			0-0 5-3			4-0 1B SH2-3 BB		0-0 BB 1B	4 2 2 0 1 0 0
Jim Fregosi, R <small>(1, 6) OBP: 0.278, SLG: 0.303</small>	0-3 K 1-2		0-3 K		0-3 K			0-0 SH2-3 1-2		4-0 BB 1-2	3 0 0 0 1 3 1
Tony Gonzalez, L <small>(1, 7) OBP: 0.323, SLG: 0.273</small>	0-0		0-0 F7		0-0 P6			0-0 CS 1B		0-0 F3	4 1 2 1 0 0 0 1 0 0 0 0 0 2 0 0 0 0 0 0 0
Ken McMullen, R <small>(10, PH) OBP: 0.299, SLG: 0.379</small>	2-3 1B E							2-H 1B			
Eddie Fisher, R <small>(10, 1)</small>											
Jim Spencer, L <small>(1, 3) OBP: 0.299, SLG: 0.382</small>	0-0 SF9		0-0 4-3				0-0 F9			0-0 F7	4 0 0 1 0 0 3
Tony Conigliaro, R <small>(1, 9) OBP: 0.302, SLG: 0.359</small>	0-0 E6 1B				0-3 K		0-3 K			0-0 F9	4 0 0 0 0 2 1
John Stephenson, L <small>(1, 2) OBP: 0.346, SLG: 0.405</small>	0-0				0-0		0-0 3-1			0-0 1-3	4 0 2 1 0 0 0
Roger Repoz, L <small>(1, 8) OBP: 0.371, SLG: 0.328</small>	0-3 K				4-0 BB			0-0 F8		4-0 BB	2 0 0 0 2 1 2
Syd O'Brien, R <small>(1, 5) OBP: 0.255, SLG: 0.377</small>			0-3 K		0-3 K			0-0 G3		0-0 F3	4 0 0 0 0 2 3
Rudy May, L <small>(1, 1) OBP: 0.261, SLG: 0.227</small>											
Tom Silverio, L <small>(7, PH) OBP: 0.333, SLG: 0.333</small>			0-0 4-3		0-3 K			0-0 G1		0-0 5-3	2 0 0 0 0 1 2 1 0 0 0 0 0 0 0 0 0 0 0 0 0 1 0 0 0 0 0 0
Lloyd Allen, R <small>(7, 1) OBP: 0.167, SLG: 0.167</small>											
Billy Cowan, R <small>(10, PH) OBP: 0.308, SLG: 0.421</small>											

Inning Stats	R: 2 E: 1 K: 2 S: 11	H: 3 LOB: 2 BB: 0 P: 11	R: 0 E: 0 K: 1 S: 5	H: 0 LOB: 0 BB: 0 P: 5	R: 0 E: 0 K: 1 S: 5	H: 0 LOB: 0 BB: 0 P: 5	R: 0 E: 0 K: 3 S: 10	H: 1 LOB: 2 BB: 1 P: 14	R: 0 E: 0 K: 1 S: 5	H: 0 LOB: 0 BB: 0 P: 5	R: 0 E: 0 K: 1 S: 3	H: 0 LOB: 0 BB: 0 P: 3	R: 1 E: 0 K: 0 S: 3	H: 1 LOB: 0 BB: 1 P: 7	R: 0 E: 0 K: 0 S: 3	H: 0 LOB: 1 BB: 1 P: 7	R: 0 E: 0 K: 0 S: 4	H: 1 LOB: 2 BB: 1 P: 8	1B: 5 2B: 1 3B: 0 HR: 0	SF: 1 SAC: 1 DP: 0 HBP: 0	WP: 0 PB: 0 SB: 1 CS: 1	PA: 40
--------------	-------------------------------	----------------------------------	------------------------------	---------------------------------	------------------------------	---------------------------------	-------------------------------	----------------------------------	------------------------------	---------------------------------	------------------------------	---------------------------------	------------------------------	---------------------------------	------------------------------	---------------------------------	------------------------------	---------------------------------	----------------------------------	------------------------------------	----------------------------------	--------

PITCHER	IP	WLS	BF	H	R	ER	SO	BB	IBB	HBP	BLK	WP	HR	S	P	ERA	WHIP
Tom Bradley, R <small>(1, 1) ERA: 2.45</small>	7.1		29	4	3	2	9	2	0	0	0	0	0	45	53	2.46	0.818
Bart Johnson, R <small>(8, 1) ERA: 3.53</small>	2.0		9	2	0	0	0	2	0	0	0	0	0	7	15	0.00	2.000
Terry Forster, L <small>(10, 1) ERA: 2.81</small>	0.2	W	2	0	0	0	0	0	0	0	0	0	0	2	2	0.00	0.000

PITCHER	IP	WLS	BF	H	R	ER	SO	BB	IBB	HBP	BLK	WP	HR	S	P	ERA	WHIP

California Angels @ Chicago White Sox
 Comiskey Park, Chicago, IL
 Sat Jun 26 1971, 4:33 AM EDT
 Att: 8,001 - Unknown

AB	34
R	3
H	6
RBI	3
BB	4
SO	9
LOB	14



Batter	1	2	3	4	5	6	7	8	9	10	AB	R	H	RBI	BB	SO	LOB
Lee Richard, R OBP: 0.306, SLG: 0.300 Ed Stroud, L OBP: 0.240, SLG: 0.257	4-0 CS BB		x 0-0 F9		x 0-0 E1 1-H			x 0-0 5-3		x 0-3 K	2	0	1	0	1	0	0
Walt Williams, R OBP: 0.364, SLG: 0.450	0-0 F2			4-0 2B BB		x 0-0 5-3		x 0-0 F7		4-0 1B 1-2 IBB	3	1	0	0	2	0	1
Rich McKinney, R OBP: 0.382, SLG: 0.427	0-0 F8			0-0 F9		x 0-0 SH1-3 1B		x 0-3 K		0-0 1B 1-2 2-H	5	1	2	1	0	1	2
Rick Reichardt, R OBP: 0.359, SLG: 0.510	0-0 CS	0-0 5-3		x 0-0 2B		x 0-0 SH1-3			4-0 FC3-6 BB		2	0	1	1	1	0	0
Carlos May, L OBP: 0.347, SLG: 0.352		0-0 6-3		x 0-0 1-3		x 0-0 FC6-4 1B			0-0 FC3-6 1-2f		4	0	1	1	0	0	2
Tom Egan, R OBP: 0.356, SLG: 0.496		0-0 L6		x 0-3 K		x 0-0 FC6-4 1-2f			0-3 K		4	0	0	0	0	2	3
Rich Morales, R OBP: 0.389, SLG: 0.355			x 0-0 1-3 6-3 2B		4-0 1B 1B BB		x 0-3 K		x 0-0 4-3		3	1	1	0	1	1	1
Luis Alvarado, R OBP: 0.254, SLG: 0.300			x 0-0 1-3 2-3		x 0-3 K		x 0-3 K		x 0-3 K		4	0	0	0	0	3	2
Tom Bradley, R OBP: 0.095, SLG: 0.073 Bart Johnson, R OBP: 0.211, SLG: 0.237 Terry Forster, L Lee Maye, L OBP: 0.304, SLG: 0.350			x 0-0 6-3 3-H		x 0-0 F9		x 0-0 6-3		x 0-0 WP 1B		3	0	0	1	0	0	1

Inning Stats	R: 0 E: 0 K: 0 S: 2	H: 0 LOB: 0 BB: 1 P: 6	R: 0 E: 0 K: 0 S: 3	H: 0 LOB: 0 BB: 0 P: 3	R: 1 E: 0 K: 0 S: 4	H: 1 LOB: 0 BB: 0 P: 4	R: 1 E: 0 K: 1 S: 6	H: 1 LOB: 1 BB: 1 P: 10	R: 0 E: 0 K: 0 S: 5	H: 2 LOB: 1 BB: 0 P: 5	R: 0 E: 0 K: 2 S: 7	H: 0 LOB: 0 BB: 0 P: 7	R: 0 E: 0 K: 1 S: 5	H: 0 LOB: 0 BB: 0 P: 5	R: 0 E: 0 K: 1 S: 5	H: 0 LOB: 1 BB: 1 P: 9	R: 0 E: 0 K: 2 S: 8	H: 2 LOB: 2 BB: 1 P: 12	1B: 5 2B: 2 3B: 0 HR: 0	SF: 0 SAC: 1 DP: 0 HBP: 0
---------------------	------------------------------	---------------------------------	------------------------------	---------------------------------	------------------------------	---------------------------------	------------------------------	----------------------------------	------------------------------	---------------------------------	------------------------------	---------------------------------	------------------------------	---------------------------------	------------------------------	---------------------------------	------------------------------	----------------------------------	----------------------------------	------------------------------------

PITCHER	IP	WLS	BF	H	R	ER	SO	BB	IBB	HBP	BLK	WP	HR	S	P	ERA	WHIP
Rudy May, L ERA: 3.4	(1, 1)	6.0	24	5	3	3	2	3	0	0	0	0	0	25	37	4.50	1.333
Lloyd Allen, R ERA: 3.83	(7, 1)	3.0	10	0	0	0	4	1	0	0	0	0	0	17	21	0.00	0.333
Eddie Fisher, R ERA: 2.57	(10, 1)	0.2	L 5	2	1	1	2	0	1	0	0	1	0	8	12	13.50	3.000

WP: 1	PA: 40
PB: 0	
SB: 0	
CS: 1	

California Angels @ Chicago White Sox
 Comiskey Park, Chicago, IL
 Sat Jun 26 1971, 4:33 AM EDT
 Att. 8,001 - Unknown



Batter	1	2	3	4	5	6	7	8	9	AB R H RBI BB SO LOB	TOP									
Sandy Alomar Sr., S OBP: 0.290, SLG: 0.291 (1, 4)	0-0 G6-4-3 1B		0-0 1-3		0-0 SH FC5-4		0-0 1B			3 0 2 0 0 0 0	California Angels @ Chicago White Sox Comiskey Park, Chicago, IL Sun Jun 27 1971, 4:33 AM EDT Unknown									
Syd O'Brien, R OBP: 0.255, SLG: 0.373 (1, 3)	0-0 G6-4-3 1-2f		0-0 CS 1B		0-0 FC5-4 E		0-0 F2			4 1 1 0 0 0 4										
Jim Fregosi, R OBP: 0.282, SLG: 0.309 (1, 6)	0-0 2B		4-0 1B BB		0-0 F8		0-3 K			3 0 1 0 1 1 3										
Billy Cowan, R OBP: 0.326, SLG: 0.452 (1, 7)	0-3 K		0-0 1B		0-0 E8 1-H 3-H		0-0 5-3			4 0 2 2 0 1 1										
Tony Conigliaro, R OBP: 0.301, SLG: 0.362 (1, 9)		0-0 FC5-2 2B	0-0 P4		0-0 6-3		0-0 P6			4 0 1 0 0 0 3										
Ken McMullen, R OBP: 0.295, SLG: 0.373 (1, 5)		0-0 3-1 2-3		0-0 F7		0-0 P5		0-0 F8		4 0 0 0 0 0 1										
Jerry Moses, R OBP: 0.243, SLG: 0.333 (1, 2)		0-0 FC5-2 1B		0-0 6-3		0-3 K2-3		0-0 F8		4 0 0 0 0 1 1										
Tony Gonzalez, L OBP: 0.320, SLG: 0.272 (1, 8)		0-0 3-H		0-0 4-3		0-0 4-3		0-0 6-3		4 0 1 0 0 0 0										
Andy Messersmith, R OBP: 0.225, SLG: 0.243 (1, 1)		0-0 F8		0-0 FC5-4 SH E		0-0 1B		0-0 6-3		2 1 1 0 0 0 2										
Mel Queen, L (6, 1)										1 0 0 0 0 0 0										
Dave LaRoche, L OBP: 0.286, SLG: 0.167 (8, 1)										1 0 0 0 0 0 0										
Inning Stats	R: 0 E: 0 K: 1 S: 6	H: 2 LOB: 1 BB: 0 P: 6	R: 0 E: 0 K: 0 S: 5	H: 2 LOB: 2 BB: 0 P: 5	R: 0 E: 0 K: 0 S: 4	H: 0 LOB: 0 BB: 0 P: 3	R: 2 E: 2 K: 0 S: 6	H: 2 LOB: 1 BB: 0 P: 6	R: 0 E: 0 K: 1 S: 5	H: 0 LOB: 0 BB: 0 P: 5	R: 0 E: 0 K: 1 S: 6	H: 1 LOB: 1 BB: 0 P: 6	R: 0 E: 0 K: 0 S: 3	H: 0 LOB: 0 BB: 0 P: 3	R: 0 E: 0 K: 0 S: 3	H: 0 LOB: 0 BB: 0 P: 3	1B: 6 2B: 3 3B: 0 HR: 0	SF: 0 SAC: 1 DP: 1 HBP: 0	WP: 0 PB: 0 SB: 0 CS: 1	PA: 36
PITCHER	IP WLS BF H R ER SO BB IBB HBP BLK WP HR S P ERA WHIP																			
Wilbur Wood, L ERA: 1.97 (1, 1)	8.0 L 33 9 2 0 3 1 0 0 0 0 0 0 38 42 0.00 1.250																			
Jim Magnuson, L ERA: 3.24 (9, 1)	1.0 3 0 0 0 0 0 0 0 0 0 0 0 3 3 0.00 0.000																			

livebaseballscorecards.com

AB	34
R	2
H	9
RBI	2
BB	1
SO	3
LOB	15



Batter	1	2	3	4	5	6	7	8	9	AB	R	H	RBI	BB	SO	LOB
Walt Williams, R (1, 9) OBP: 0.369, SLG: 0.446	0-0 6-3 1-3 1B		0-0 F7		0-0 5-3			4-0 BB		3	0	1	0	1	0	2
Jay Johnstone, L (1, 8) OBP: 0.318, SLG: 0.382 Mike Andrews, R (8, PH) OBP: 0.387, SLG: 0.392 Jim Magnuson, R (9, 1)	0-0 1-3 1-2		0-0 G3			0-0 F5		0-0 P4		3	0	0	0	0	0	1
Rich McKinney, R (1, 4) OBP: 0.372, SLG: 0.415	0-0 6-3 2-3			0-0 5-3		0-3 K		0-3 K		4	0	0	0	0	2	2
Bill Melton, R (1, 5) OBP: 0.381, SLG: 0.535	0-0 5-3			0-3 K		0-3 K			0-3 K	4	0	0	0	0	3	1
Rick Reichardt, R (1, 7) OBP: 0.357, SLG: 0.519		0-0 F8		0-3 K			0-0 HR		0-3 K	4	1	1	1	0	2	0
Carlos May, L (1, 3) OBP: 0.349, SLG: 0.354		0-0 F7			0-0 1B 1B		0-0 G6-3 1B		0-0 F9	4	0	2	0	0	0	0
Tom Egan, R (1, 2) OBP: 0.356, SLG: 0.488		1-0 HBP		0-3 K		0-3 K		0-0 F9		2	0	0	0	0	1	2
Luis Alvarado, R (1, 6) OBP: 0.250, SLG: 0.295 Lee Maye, L (7, PH) OBP: 0.298, SLG: 0.341 Lee Richard, R (8, 6) OBP: 0.306, SLG: 0.300		0-0 L6		0-3 K		0-3 K		0-0 G6-3 1-2		2	0	0	0	0	1	2
Wilbur Wood, R (1, 1) OBP: 0.135, SLG: 0.059 Ed Stroud, L (8, PH) OBP: 0.238, SLG: 0.255 (9, 8)			0-3 K		0-0 1B			0-0 G3		1	0	0	0	0	0	0


Inning Stats	R: 0	H: 1	E: 0	K: 4	S: 4	LOB: 1	BB: 0	P: 4	R: 0	H: 0	E: 0	K: 0	S: 3	LOB: 1	BB: 0	P: 4	R: 0	H: 0	E: 0	K: 1	S: 5	LOB: 0	BB: 0	P: 5	R: 0	H: 0	E: 0	K: 2	S: 7	LOB: 0	BB: 0	P: 7	R: 0	H: 2	E: 0	K: 2	S: 9	LOB: 2	BB: 0	P: 9	R: 1	H: 2	E: 0	K: 0	S: 4	LOB: 0	BB: 0	P: 4	R: 0	H: 0	E: 0	K: 1	S: 5	LOB: 1	BB: 1	P: 9	R: 0	H: 0	E: 0	K: 2	S: 7	LOB: 0	BB: 0	P: 7	1B: 4	2B: 0	3B: 0	HR: 1	SF: 0	SAC: 0	DP: 1	HBP: 1	WP: 0	PB: 0	SB: 0	CS: 0	PA: 33
PITCHER	IP	WLS	BF	H	R	ER	SO	BB	IBB	HBP	BLK	WP	HR	S	P	ERA	WHIP																																																												
Andy Messersmith, R (1, 1) ERA: 3.71	5.0	W	19	3	0	0	5	0	0	0	0	0	0	28	29	0.00	0.600																																																												
Mel Queen, R (6, 1) ERA: 1.62	2.1		9	2	1	1	2	1	0	0	0	0	1	12	16	3.86	1.286																																																												
Dave LaRoche, L (8, 1) ERA: 2.13	1.2	S	5	0	0	0	3	0	0	0	0	0	0	11	11	0.00	0.000																																																												

BOTTOM

California Angels @ Chicago White Sox
Comiskey Park, Chicago, IL
Sun Jun 27 1971, 4:33 AM EDT
Unknown

livebaseballscorecards.com

AB	31
R	1
H	5
RBI	1
BB	1
SO	10
LOB	12



Batter	1	2	3	4	5	6	7	8	9	AB R H RBI BB SO LOB	TOP											
Sandy Alomar Sr., S OBP: 0.291, SLG: 0.298 (1, 4)	0-0 5-3		0-0 E3			0-0 E3		0-0 1B 1B	0-0 L4	6 2 2 1 0 0 0												
Tony Gonzalez, L OBP: 0.316, SLG: 0.269 (1, 7)	0-3 K		0-0 1-3			0-0 1B		0-3 K		5 1 1 1 0 3 3												
Tony Conigliaro, R OBP: 0.307, SLG: 0.367 (1, 9)	0-0 5-3			0-0 5-3		0-0 1B SH	0-0 HR	0-0 1B 1B		5 3 3 0 0 0 0												
Jim Spencer, L OBP: 0.301, SLG: 0.380 (1, 3)		0-0 P6		4-0 FC6-4 BB		0-0 SH	0-0 B1	0-0 F7		4 1 1 1 1 0 3												
John Stephenson, L OBP: 0.341, SLG: 0.398 (1, 2)		0-0 G3		0-0 FC6-4		0-3 K	0-0 HR	0-0 1B		2 0 0 0 0 0 1												
Billy Cowan, R OBP: 0.318, SLG: 0.442 (6, PH)				1-2f FC5-4		1-2 K	1-H HR	1-2 1B		1 0 0 0 0 1 2												
Jerry Moses, R OBP: 0.256, SLG: 0.372 (6, 2)				1-2f FC5-4		1-2 SH		1-3 1B		2 1 2 2 0 0 0												
Ken McMullen, R OBP: 0.301, SLG: 0.393 (1, 5)		0-0 2B		1-2f FC5-4		1-2 HR	HR	1-3 1B		4 2 3 4 0 0 1												
Roger Repoz, L OBP: 0.372, SLG: 0.348 (1, 8)		0-0 F9			4-0 CS BB	1-2 HR	0-3 K	0-3 K		4 1 1 3 1 2 3												
Syd O'Brien, R OBP: 0.259, SLG: 0.381 (1, 6)			0-0 P6		0-0 6-3	0-0 FC6-4 1B			0-0 4-3	5 0 2 0 0 0 1												
Rickey Clark, R (1, 1)			0-0 6-3		0-3 K	0-0 FC6-4 3B			0-3 K	4 1 0 0 0 1 2												
Eddie Fisher, R (8, 1)					0-3 K		0-0 6-3			1 0 0 0 0 1 0												
Inning Stats	R: 0 E: 0 K: 1 S: 5	H: 0 LOB: 0 BB: 0 P: 5	R: 0 E: 0 K: 0 S: 4	H: 1 LOB: 1 BB: 0 P: 4	R: 0 E: 2 K: 0 S: 4	H: 0 LOB: 1 BB: 1 P: 4	R: 0 E: 0 K: 0 S: 3	H: 0 LOB: 0 BB: 1 P: 7	R: 0 E: 0 K: 1 S: 4	H: 0 LOB: 0 BB: 1 P: 8	R: 7 E: 1 K: 2 S: 15	H: 6 LOB: 1 BB: 0 P: 15	R: 3 E: 0 K: 1 S: 9	H: 4 LOB: 1 BB: 0 P: 9	R: 2 E: 0 K: 2 S: 11	H: 4 LOB: 2 BB: 0 P: 11	R: 0 E: 0 K: 1 S: 5	H: 0 LOB: 0 BB: 0 P: 5	1B: 9 2B: 2 3B: 1 HR: 3	SF: 0 SAC: 1 DP: 0 HBP: 0	WP: 0 PB: 0 SB: 1 CS: 1	PA: 46
PITCHER	IP WLS BF H R ER SO BB IBB HBP BLK WP HR S P ERA WHIP																					
Joe Horlen, R (1, 1) ERA: 4.85	5.0 L 22 4 4 3 2 2 0 0 0 0 0 0 24 32 5.40 1.200																					
Terry Forster, L (6, 1) ERA: 4.33	1.1 10 5 5 5 2 0 0 0 0 0 0 2 14 14 33.75 3.750																					
Stan Perzanowski, R (7, 1) ERA: 20.25	1.1 9 5 3 3 2 0 0 0 0 0 0 1 13 13 20.25 3.750																					
Steve Kealey, R (8, 1) ERA: 4.91	1.1 5 1 0 0 2 0 0 0 0 0 0 0 9 9 0.00 0.750																					

California Angels @ Chicago White Sox
Comiskey Park, Chicago, IL
Sun Jun 27 1971, 4:38 AM EDT
Att. 23,190 - Unknown

livebaseballscorecards.com

AB	43
R	12
H	15
RBI	12
BB	2
SO	8
LOB	16



Batter	1	2	3	4	5	6	7	8	9	AB R H RBI BB SO LOB	TOP
Lee Richard, R OBP: 0.306, SLG: 0.320 (1, 6) x	0-0 P6			0-3 K		0-0 F8	0-0 1B		0-0 F5	5 0 1 0 0 1 2	Chicago White Sox @ Milwaukee Brewers Milwaukee County Stadium, Milwaukee, WI Mon Jun 28 1971, 8:05 PM EDT Att. 7,140 - Unknown livebaseballscorecards.com
Jay Johnstone, L OBP: 0.323, SLG: 0.389 Mike Hershberger, R OBP: 0.418, SLG: 0.375 Bart Johnson, R OBP: 0.211, SLG: 0.237 Mike Andrews, R OBP: 0.385, SLG: 0.390 (1, 8) x	0-0 F7			1-0 G6-4-3 HBP		0-0 HR	0-0 1B		0-3 K	2 1 1 0 0 0 0 1 0 1 0 0 0 0 0 0 0 0 0 0 0 1 0 0 0 0 1 2	
Rich McKinney, R OBP: 0.363, SLG: 0.424 (1, 4) x	0-0 4-3			0-0 G6-4-3 1-2f		0-0 HR	0-0 F4		0-0 4-3	5 1 1 2 0 0 5	
Bill Melton, R OBP: 0.381, SLG: 0.545 (1, 5) x						0-0 1B	0-0 HR		0-3 K	4 2 2 1 0 1 2	
Rick Reichardt, R OBP: 0.353, SLG: 0.509 (1, 7) x						0-0 1B	0-0 1B		0-0 5-3	4 0 2 1 0 0 0	
Carlos May, L OBP: 0.350, SLG: 0.352 (1, 3) x						0-0 1B	0-0 1B		0-0 F7	4 0 1 0 0 0 1	
Walt Williams, R OBP: 0.377, SLG: 0.471 (1, 9) x						4-0 BB	0-0 F7		0-0 F3	3 0 1 0 1 0 2	
Tom Egan, R OBP: 0.353, SLG: 0.488 (1, 2) x						0-3 K	0-0 6-3		0-0 1B	4 0 1 0 0 2 5	
Vicente Romo, R Steve Kealey, R Lee Maye, L Jim Magnuson, R Rich Morales, R (1, 1) (1, 1) (5, PH) (5, 1) (7, PH) (7, 6) x						0-0 G6-3 1-2f	0-0 G3		0-0 F9	0 0 0 0 0 0 0 1 0 0 0 0 0 1 1 0 0 0 0 0 2 0 0 0 0 0 0 0 2 0 1 0 0 0 0	
Inning Stats	R: 0 H: 0 E: 0 LOB: 0 K: 0 BB: 0 S: 3 P: 3	R: 0 H: 0 E: 0 LOB: 0 K: 0 BB: 0 S: 3 P: 3	R: 0 H: 1 E: 0 LOB: 0 K: 1 BB: 0 S: 5 P: 5	R: 0 H: 0 E: 0 LOB: 0 K: 1 BB: 0 S: 4 P: 5	R: 1 H: 2 E: 0 LOB: 2 K: 1 BB: 1 S: 7 P: 11	R: 3 H: 5 E: 0 LOB: 2 K: 0 BB: 0 S: 8 P: 8	R: 0 H: 2 E: 0 LOB: 2 K: 1 BB: 0 S: 7 P: 7	R: 0 H: 0 E: 0 LOB: 0 K: 0 BB: 0 S: 3 P: 3	R: 0 H: 2 E: 0 LOB: 2 K: 1 BB: 0 S: 7 P: 7	1B: 7 SF: 0 2B: 3 SAC: 0 3B: 0 DP: 2 HR: 2 HBP: 1	WP: 0 PA: 39 PB: 1 SB: 0 CS: 0
PITCHER	IP WLS BF H R ER SO BB IBB HBP BLK WP HR S P ERA WHIP										
Jim Hannan, R ERA: 4.05 (1, 1)	5.1 W 21 5 3 3 3 1 0 1 0 0 0 1 25 30 5.06 1.125										
John Morris, L ERA: 2.67 (6, 1)	1.0 8 5 1 1 0 0 0 0 0 0 0 1 8 8 9.00 5.000										
Ken Sanders, R ERA: 1.95 (7, 1)	2.2 S 10 2 0 0 2 0 0 0 0 0 0 0 14 14 0.00 0.750										

Chicago White Sox @ Milwaukee Brewers
Milwaukee County Stadium, Milwaukee, WI

Mon Jun 28 1971, 8:05 PM EDT
Att. 7,140 - Unknown

AB	37
R	4
H	12
RBI	4
BB	1
SO	5
LOB	22



Batter	1	2	3	4	5	6	7	8	9	AB R H RBI BB SO LOB	BOTTOM
Tommy Harper, R (1, 5) OBP: 0.299, SLG: 0.332	0-0 FC 1B	0-0 5-3		0-0 F8			0-0 4-3			4 1 1 0 0 0 1	<p>Chicago White Sox @ Milwaukee Brewers Milwaukee County Stadium, Milwaukee, WI Mon Jun 28 1971, 8:05 PM EDT Att. 7,140 - Unknown</p>
Ron Theobald, R (1, 4) OBP: 0.360, SLG: 0.337	0-0 4-3 1-2	0-0 6-3		0-0 FC5-4 1-2f			0-0 B1			4 0 0 0 0 0 2	
Dave May, L (1, 8) OBP: 0.355, SLG: 0.391	0-0 FC E 2-3	0-0 WP 2B				0-0 4-3	0-0 F8			4 2 2 0 0 0 0	
John Briggs, L (1, 7) OBP: 0.378, SLG: 0.459	4-0 E 1B BB	0-0 4-3 2-H				4-0 BB 31-4-6-3		0-0 SH1-3 G6-3 1B		2 2 1 0 2 0 0	
Rob Ellis, R (1, 9) OBP: 0.348, SLG: 0.364	0-0 FC 1B 1-3 2-H 3-H		0-0 4-3			0-0 G1-4-6-3 1-2f		0-0 SH1-3		3 1 0 1 0 0 2	
Roberto Pena, R (1, 3) OBP: 0.295, SLG: 0.379	0-0 1B 2-H 3-H		0-0 F6			0-0 CS 1B		4-0 G6-3 IBB		3 1 2 2 1 0 0	
Elie Rodriguez, R (1, 2) OBP: 0.329, SLG: 0.286	0-0 1B 2-H		0-3 K			0-0 F2		0-0 G6-3 1-2 2-H		4 0 1 2 0 1 2	
Ted Kubiak, S (1, 6) OBP: 0.308, SLG: 0.259	0-3 K			0-0 FC3-6 1B		4-0 FC6-4 1-2 BB		0-3 K		3 0 1 0 1 2 2	
Jim Hannan, R (1, 1) John Morris, R (6, 1) Ken Sanders, R (7, 1)	0-3 K			0-0 FC3-6 FC5-4 1-2f		0-0 FC6-4 1-2f				2 0 0 0 0 1 2 1 0 0 0 0 0 1 0 0 0 0 0 0 0	

Inning Stats	R: 5 E: 1 K: 2 S: 12	H: 4 LOB: 1 BB: 1 P: 16	R: 1 E: 0 K: 0 S: 4	H: 1 LOB: 0 BB: 0 P: 4	R: 0 E: 0 K: 1 S: 5	H: 0 LOB: 0 BB: 0 P: 5	R: 0 E: 0 K: 0 S: 4	H: 1 LOB: 1 BB: 0 P: 4	R: 0 E: 0 K: 0 S: 2	H: 0 LOB: 0 BB: 1 P: 6	R: 0 E: 0 K: 0 S: 3	H: 1 LOB: 1 BB: 1 P: 7	R: 0 E: 0 K: 0 S: 3	H: 0 LOB: 0 BB: 0 P: 3	R: 1 E: 0 K: 1 S: 6	H: 1 LOB: 1 BB: 1 P: 10	1B: 7 2B: 1 3B: 0 HR: 0	SF: 0 SAC: 1 DP: 1 HBP: 0	WP: 2 PB: 0 SB: 0 CS: 1	PA: 35
--------------	-------------------------------	----------------------------------	------------------------------	---------------------------------	------------------------------	---------------------------------	------------------------------	---------------------------------	------------------------------	---------------------------------	------------------------------	---------------------------------	------------------------------	---------------------------------	------------------------------	----------------------------------	----------------------------------	------------------------------------	----------------------------------	--------

PITCHER	IP	WLS	BF	H	R	ER	SO	BB	IBB	HBP	BLK	WP	HR	S	P	ERA	WHIP
Vicente Romo, R (1, 1) ERA: 6.53	0.1	L	7	4	5	5	0	1	0	0	0	0	0	6	10	135.00	15.000
Steve Kealey, R (1, 1) ERA: 4.66	3.2		13	2	1	1	3	0	0	0	0	1	0	19	19	2.46	0.545
Jim Magnuson, L (5, 1) ERA: 2.61	2.0		7	1	0	0	0	2	0	0	0	0	0	5	13	0.00	1.500
Bart Johnson, R (7, 1) ERA: 3.55	2.0		8	1	1	1	1	0	1	0	0	0	0	9	13	4.50	0.500

Chicago White Sox @ Milwaukee Brewers
Milwaukee County Stadium, Milwaukee, WI
 Mon Jun 28 1971, 8:05 PM EDT
 Att. 7,140 - Unknown

AB	30
R	7
H	8
RBI	5
BB	4
SO	4
LOB	12



Batter	1	2	3	4	5	6	7	8	9	AB R H RBI BB SO LOB	TOP
Walt Williams, R (1, 9) OBP: 0.381, SLG: 0.496	0-0 1B		0-0 F7			0-0 HR	0-0 6-3			4 1 2 1 0 0 0	
Jay Johnstone, L (1, 8) OBP: 0.322, SLG: 0.385	0-0 F8		0-3 K			0-0 E9		0-0 G6-4-3 1B		4 0 1 0 0 1 1	
Rich McKinney, R (1, 4) OBP: 0.360, SLG: 0.419	0-0 F9		0-0 1B			0-0 F8		0-0 G6-4-3 1-2f		4 0 1 0 0 0 3	
Bill Melton, R (1, 5) OBP: 0.379, SLG: 0.553	0-0 F8		0-0 F3			0-0 HR		0-3 K		4 1 1 1 0 1 2	
Rick Reichardt, R (1, 7) OBP: 0.347, SLG: 0.500		0-0 6-3		0-0 6-3		0-0 F4		0-0 F7		4 0 0 0 0 0 0	
Carlos May, L (1, 3) OBP: 0.349, SLG: 0.351		0-0 2B 1B		0-0 1-3		0-0 F8		0-0 4-3		4 0 1 0 0 0 0	
Tom Egan, R (1, 2) OBP: 0.350, SLG: 0.481		0-3 K		0-0 6-3		0-0 6-3		0-0 1B 1B		4 0 1 0 0 1 1	
Luis Alvarado, R (1, 6) OBP: 0.252, SLG: 0.304		0-0 K		0-0 F8		0-0 6-3		0-0 K		3 0 1 0 0 0 0	
Mike Andrews, R (9, PH) OBP: 0.388, SLG: 0.393		1-3 2B		0-0 F8		0-0 6-3		0-0 1-3 1B		1 0 1 0 0 0 0	
Tommy John, R (1, 1) OBP: 0.194, SLG: 0.138		0-0 F3		0-3 K		0-0 F4		0-0 F7		2 0 0 0 0 1 2	
Ed Stroud, L (7, PH) OBP: 0.237, SLG: 0.248										1 0 0 0 0 0 0	
Steve Kealey, R (7, 1)										0 0 0 0 0 0 0	
Lee Maye, L (9, PH) OBP: 0.280, SLG: 0.318										1 0 0 0 0 0 2	
Inning Stats	R: 0 H: 1 E: 0 LOB: 1 K: 0 BB: 0 S: 4 P: 4	R: 0 H: 2 E: 0 LOB: 2 K: 1 BB: 0 S: 7 P: 7	R: 0 H: 1 E: 0 LOB: 1 K: 1 BB: 0 S: 6 P: 6	R: 0 H: 0 E: 0 LOB: 0 K: 0 BB: 0 S: 3 P: 3	R: 1 H: 1 E: 1 LOB: 1 K: 1 BB: 0 S: 7 P: 7	R: 1 H: 1 E: 0 LOB: 0 K: 0 BB: 0 S: 4 P: 4	R: 0 H: 0 E: 0 LOB: 0 K: 0 BB: 0 S: 3 P: 3	R: 0 H: 1 E: 0 LOB: 0 K: 1 BB: 0 S: 5 P: 5	R: 0 H: 2 E: 0 LOB: 2 K: 0 BB: 0 S: 5 P: 5	1B: 6 SF: 0 2B: 1 SAC: 0 3B: 0 DP: 1 HR: 2 HBP: 0	WP: 0 PA: 36 PB: 0 SB: 0 CS: 0
PITCHER	IP WLS BF H R ER SO BB IBB HBP BLK WP HR S P ERA WHIP										
Jim Slaton, R (1, 1) ERA: 4.41	8.2 W 35 9 2 2 4 0 0 0 0 0 2 43 43 2.08 1.038										
Ken Sanders, R (9, 1) ERA: 1.94	0.1 S 1 0 0 0 0 0 0 0 0 0 0 0 1 1 0.00 0.000										

Chicago White Sox @ Milwaukee Brewers
 Milwaukee County Stadium, Milwaukee, WI
 Tue Jun 29 1971, 8:05 PM EDT
 Att. 8,460 - Unknown

livebaseballscorecards.com

AB	36
R	2
H	9
RBI	2
BB	0
SO	4
LOB	11



Batter	1	2	3	4	5	6	7	8	9
Tommy Harper, R OBP: 0.298, SLG: 0.328 (1, 5)	0-3 K			4-0 1B E BB	0-0 4-3		0-0 F4		
Ron Theobald, R OBP: 0.365, SLG: 0.344 (1, 4)	0-0 4-3			0-0 3B 1B	0-0 1-3		0-0 1-2 2-H 1B		
Roberto Pena, R OBP: 0.294, SLG: 0.375 (1, 3)	0-3 K			0-0 E4 3B		0-0 L5-3 1B	0-0 F7		
Andy Kosco, R OBP: 0.320, SLG: 0.354 John Briggs, L OBP: 0.376, SLG: 0.456 (8, PH) (9, 7)		0-0 1-3		0-0 1B 3B		0-0 L5-3		0-0 L6	
Rob Ellis, R OBP: 0.333, SLG: 0.346 (1, 9)		0-3 K		0-3 K		0-0 1B		0-3 K	
Elie Rodriguez, R OBP: 0.321, SLG: 0.278 (1, 2)		0-3 K		0-3 K		0-3 K		0-0 F8	
Dave May, L OBP: 0.358, SLG: 0.395 (1, 8)			0-0 4-3	0-0 1B			0-0 SH5-3 1B		
Ted Kubiak, S OBP: 0.305, SLG: 0.256 (1, 6)			0-0 6-3	0-0 1-3			0-0 SH5-3		
Jim Slaton, R OBP: 0.250, SLG: 0.100 Ken Sanders, R (9, 1)			0-3 K		0-3 K		4-0 1B BB		

Inning Stats	R: 0	H: 0	E: 0	K: 2	S: 7	LOB: 0	BB: 0	P: 7
	R: 0	H: 0	E: 0	K: 2	S: 7	LOB: 0	BB: 0	P: 7
	R: 0	H: 0	E: 0	K: 1	S: 5	LOB: 0	BB: 0	P: 5
	R: 4	H: 3	E: 1	K: 2	S: 11	LOB: 1	BB: 1	P: 15
	R: 0	H: 0	E: 0	K: 1	S: 5	LOB: 0	BB: 0	P: 5
	R: 0	H: 2	E: 0	K: 1	S: 6	LOB: 1	BB: 0	P: 6
	R: 1	H: 2	E: 0	K: 0	S: 5	LOB: 2	BB: 1	P: 9
	R: 0	H: 0	E: 0	K: 1	S: 5	LOB: 0	BB: 0	P: 5

PITCHER	IP	WLS	BF	H	R	ER	SO	BB	IBB	HBP	BLK	WP	HR	S	P	ERA	WHIP
Tommy John, L ERA: 3.77 (1, 1)	6.0	L	24	5	4	2	9	1	0	0	0	0	0	41	45	3.00	1.000
Steve Kealey, R ERA: 4.66 (7, 1)	2.0		9	2	1	1	1	1	0	0	0	0	0	10	14	4.50	1.500

AB R H RBI BB SO LOB

BOTTOM

3	1	0	0	1	1	2
4	1	2	1	0	0	0
4	1	1	1	0	1	3
3	1	1	2	0	0	1
1	0	0	0	0	0	0
4	0	1	0	0	3	1
4	0	0	0	0	3	2
3	1	2	1	0	0	0
2	0	0	0	0	0	1
2	0	0	0	1	2	0
0	0	0	0	0	0	0

AB	30
R	5
H	7
RBI	5
BB	2
SO	10
LOB	10



WP	HR	S	P	ERA	WHIP
0	0	1	33	0	0

Chicago White Sox @ Milwaukee Brewers
Milwaukee County Stadium, Milwaukee, WI
 Tue Jun 29 1971, 8:05 PM EDT
 Att. 8,460 - Unknown

livebaseballscorecards.com

Batter	1	2	3	4	5	6	7	8	9	AB R H RBI BB SO LOB	TOP													
Walt Williams, R OBP: 0.381, SLG: 0.488 (1, 9) X	0-0 5-3		0-3 K	4-0 1-2 BB		0-0 1B		0-0 F4		4 0 1 0 1 1 1	Chicago White Sox @ Milwaukee Brewers Milwaukee County Stadium, Milwaukee, WI Wed Jun 30 1971, 8:05 PM EDT Unknown - 78 F													
Jay Johnstone, L OBP: 0.319, SLG: 0.380 (1, 8) X	0-0 F8		0-0 F9	0-0 F7		0-0 1B		0-0 F8		5 0 1 0 0 0 3														
Carlos May, L OBP: 0.350, SLG: 0.357 (1, 3) X	0-0 1B		4-0 1-2 E BB		0-0 F8	0-0 4-3		0-0 F8		4 2 1 0 1 0 2														
Bill Melton, R OBP: 0.379, SLG: 0.562 (1, 5) X	0-0 1B		0-0 E5 1B		0-0 HR		0-3 K		0-3 K	5 2 2 2 0 2 0														
Rick Reichardt, R OBP: 0.344, SLG: 0.493 (1, 7) X	0-0 4-3		0-0 FC5-4 1B		0-0 6-3		0-3 K		0-3 K2-3	5 0 1 1 0 2 1														
Mike Andrews, R OBP: 0.388, SLG: 0.387 (1, 4) X		0-0 6-3	0-0 FC5-4 1-2		4-0 BB		4-0 1B 2B BB		0-0 E7 HR	3 2 0 0 2 0 1														
Ed Herrmann, L OBP: 0.339, SLG: 0.412 Tom Egan, R OBP: 0.359, SLG: 0.511 (7, PH) (7, 2)		0-0 F9		0-3 K		0-0 F4		0-0 2B 1-2 1B		3 0 0 0 0 1 1 2 1 2 2 0 0 0														
Luis Alvarado, R OBP: 0.246, SLG: 0.297 Rich McKinney, R OBP: 0.364, SLG: 0.430 Bart Johnson, R OBP: 0.205, SLG: 0.231 (1, 6) (7, PH) (7, 1)		0-0 5-3		0-0 F8		0-0 F7		0-0 2B 1-3 2-H		3 0 0 0 0 0 0 1 0 1 1 0 0 0 1 0 0 0 0 0 0														
Tom Bradley, R OBP: 0.133, SLG: 0.114 Rich Morales, R OBP: 0.385, SLG: 0.353 (1, 1) (7, PH) (7, 6)			0-0 BB E 1B		0-0 BB 1B		0-0 F7		0-0 F7	3 1 2 0 0 0 0 1 0 0 0 0 0 2														
Inning Stats	R: 1 E: 0 K: 0 S: 5	H: 2 LOB: 1 BB: 0 P: 5	R: 0 E: 0 K: 1 S: 3	H: 0 LOB: 0 BB: 0 P: 3	R: 3 E: 1 K: 1 S: 8	H: 2 LOB: 1 BB: 1 P: 12	R: 0 E: 0 K: 1 S: 6	H: 1 LOB: 2 BB: 1 P: 10	R: 1 E: 0 K: 0 S: 4	H: 1 LOB: 1 BB: 1 P: 8	R: 0 E: 0 K: 0 S: 5	H: 2 LOB: 2 BB: 0 P: 5	R: 1 E: 0 K: 2 S: 9	H: 2 LOB: 2 BB: 1 P: 13	R: 0 E: 0 K: 0 S: 3	H: 0 LOB: 0 BB: 0 P: 3	R: 2 E: 1 K: 2 S: 9	H: 1 LOB: 0 BB: 0 P: 9	1B: 7 2B: 1 3B: 1 HR: 2	SF: 0 SAC: 0 DP: 0 HBP: 0	WP: 0 PB: 0 SB: 1 CS: 0	PA: 44		
PITCHER	IP WLS BF H R ER SO BB IBB HBP BLK WP HR S P ERA WHIP																							
Skip Lockwood, R ERA: 2.91 (1, 1)	5.2		29	8	5	2	2	3	0	0	0	0	1	30	42	3.18	1.941							
John Morris, L ERA: 2.86 (6, 1)	1.0	L	6	2	1	1	2	1	0	0	0	0	0	9	13	9.00	3.000							
Lew Krausse, R ERA: 3.65 (7, 1)	0.1		1	0	0	0	0	0	0	0	0	0	0	1	1	0.00	0.000							
Ken Sanders, R ERA: 1.88 (8, 1)	2.0		8	1	2	0	2	0	0	0	0	0	1	12	12	0.00	0.500							

AB	40
R	8
H	11
RBI	6
BB	4
SO	6
LOB	11



BOTTOM

Chicago White Sox @ Milwaukee Brewers
Milwaukee County Stadium, Milwaukee, WI

Wed Jun 30 1971, 8:05 PM EDT
Unknown - 78 F

livebaseballscores.com

AB	33
R	5
H	10
RBI	5
BB	9
SO	7
LOB	24



WP	0	PA	46
PB	0		
SB	2		
CS	1		

AB R H RBI BB SO LOB

5	1	3	1	1	2	2
4	1	0	0	1	1	4
5	0	1	1	0	1	1
2	1	1	1	2	0	0
4	0	2	0	0	1	2
4	1	1	1	1	1	3
2	0	1	0	0	0	2
1	0	0	0	0	1	2
1	0	0	0	0	0	0
1	0	0	0	0	0	3
0	0	0	0	0	0	0
0	0	0	0	0	0	0
0	0	0	0	0	0	0
0	0	0	0	1	0	0

Batter	1	2	3	4	5	6	7	8	9
Tommy Harper, R OBP: 0.306, SLG: 0.341 (1, 5)	0-0 S 1B	0-0 2-H 3B		4-0 BB		0-3 K		0-0 3-1 1B	0-3 K
Ron Theobald, R OBP: 0.358, SLG: 0.330 (1, 4)	4-0 1B SF7 BB	0-0 F2		0-3 K		0-0 F4		0-0 F3	
Dave May, L OBP: 0.356, SLG: 0.391 (1, 8)	0-0 CS 1B 1-3 2-H 1B		0-0 F9		0-0 3-1	0-3 K		0-0 3-1	
John Briggs, L OBP: 0.382, SLG: 0.457 (1, 7)	0-0 SF7		0-0 F9		4-0 1B 2B BB		0-0 SH3-4 1B	4-0 BB	
Roberto Pena, R OBP: 0.299, SLG: 0.378 (1, 3)	0-0 1B		0-3 K		0-0 2B 1B		0-0 SH3-4	0-0 F6	
Bill Voss, L OBP: 0.317, SLG: 0.389 (1, 9)	0-3 K 2-3			4-0 4-3 2B SH1-3 BB	0-0 2B		0-0 E1 S 2-3	0-0 F9	
Phil Roof, R OBP: 0.243, SLG: 0.234 (1, 2)									
Frank Tepedino, L OBP: 0.162, SLG: 0.250 (7, PH)									
Elie Rodriguez, R OBP: 0.319, SLG: 0.276 (8, 2)									
Ted Kubiak, S OBP: 0.313, SLG: 0.253 (1, 6)									
Skip Lockwood, R OBP: 0.287, SLG: 0.192 (1, 1)									
John Morris, R OBP: 0.167, SLG: 0.200 (6, 1)									
Lew Krausse, R OBP: 0.357, SLG: 0.188 (7, PH)									
Gus Gil, R OBP: 0.357, SLG: 0.188 (7, PH)									
Ken Sanders, R OBP: 0.324, SLG: 0.354 (8, 1)									
Andy Kosco, R OBP: 0.324, SLG: 0.354 (9, PH)									

Inning Stats	R: 2 E: 0 K: 1 S: 7	H: 3 LOB: 1 BB: 1 P: 11	R: 1 E: 1 K: 0 S: 5	H: 2 LOB: 1 BB: 0 P: 5	R: 0 E: 0 K: 1 S: 5	H: 0 LOB: 0 BB: 0 P: 5	R: 1 E: 0 K: 1 S: 6	H: 1 LOB: 2 BB: 2 P: 14	R: 0 E: 0 K: 0 S: 5	H: 0 LOB: 3 BB: 2 P: 13	R: 0 E: 1 K: 1 S: 7	H: 1 LOB: 3 BB: 1 P: 11	R: 0 E: 0 K: 0 S: 4	H: 1 LOB: 2 BB: 1 P: 8	R: 0 E: 0 K: 1 S: 5	H: 0 LOB: 2 BB: 2 P: 13	1B: 7 2B: 2 3B: 1 HR: 0	SF: 1 SAC: 3 DP: 0 HBP: 0
---------------------	------------------------------	----------------------------------	------------------------------	---------------------------------	------------------------------	---------------------------------	------------------------------	----------------------------------	------------------------------	----------------------------------	------------------------------	----------------------------------	------------------------------	---------------------------------	------------------------------	----------------------------------	----------------------------------	------------------------------------

PITCHER	IP	WLS	BF	H	R	ER	SO	BB	IBB	HBP	BLK	WP	HR	S	P	ERA	WHIP
Tom Bradley, R ERA: 2.61 (1, 1)	6.0	W	30	8	5	4	5	4	1	0	0	0	0	35	55	6.00	2.000
Bart Johnson, R ERA: 3.45 (7, 1)	3.0	S	16	2	0	0	2	4	0	0	0	0	0	16	32	0.00	2.000

Batter	1	2	3	4	5	6	7	8	9	AB R H RBI BB SO LOB	TOP																
Walt Williams, R OBP: 0.386, SLG: 0.481 (1, 9)	0-0 F7	0-0 F9		4-0 1B BB		0-0 SH5-4 1B		1-0 HR HBP	0-0 4-3	4 1 1 1 1 0 3																	
Mike Hershberger, R OBP: 0.446, SLG: 0.403 Jay Johnstone, L OBP: 0.319, SLG: 0.380 (1, 8) (8, 8)	0-0 1B		0-0 WP S FC6-5-4-5 1B	0-0 1-2 2-H 1B		0-0 SH5-4		4-0 HR BB		3 2 3 0 1 0 0 0 0 0 0 0 0 0																	
Rich McKinney, R OBP: 0.371, SLG: 0.451 (1, 4)	0-0 1-2 1B		4-0 FC6-5-4-5 WP BB	0-0 F8		0-0 8-2		0-0 1-H HR		4 1 2 3 1 0 4																	
Bill Melton, R OBP: 0.376, SLG: 0.567 (1, 5)	0-3 K		0-0 FC6-5-4-5 1-3 1-3 2-H		0-0 F7		0-0 HR	0-3 K		5 1 1 2 0 2 3																	
Rick Reichardt, R OBP: 0.341, SLG: 0.487 (1, 7)	0-0 F8		0-0 1-3 1-2		0-3 K		0-0 2B 1B	0-0 5-3		5 1 1 0 0 1 3																	
Carlos May, L OBP: 0.354, SLG: 0.366 (1, 3)		0-0 FC1-5 2B	4-0 BB		0-0 4-3		0-0 1-H 2B	0-0 1-3		4 0 2 1 1 0 0																	
Tom Egan, R OBP: 0.360, SLG: 0.504 (1, 2)		4-0 FC1-5 BB	0-0 F7			0-0 E 1B	0-0 6-3		0-0 5-3	4 1 1 0 1 0 3																	
Rich Morales, R OBP: 0.364, SLG: 0.359 (1, 6)		0-3 K		0-0 F8		0-0 E5 BB 1B	0-0 6-3		0-0 S 2B	5 1 1 0 0 1 3																	
Wilbur Wood, R OBP: 0.167, SLG: 0.054 (1, 1)		0-0 FC1-5 1-2 2-3f		4-0 WP 1B BB		4-0 SH5-4 1B BB	0-3 K		0-3 K	3 0 0 0 2 2 4																	
Inning Stats	R: 0 E: 0 K: 1 S: 7	H: 2 LOB: 2 BB: 0 P: 7	R: 0 E: 0 K: 1 S: 6	H: 1 LOB: 2 BB: 1 P: 10	R: 1 E: 0 K: 0 S: 4	H: 1 LOB: 2 BB: 2 P: 12	R: 0 E: 0 K: 0 S: 3	H: 1 LOB: 2 BB: 2 P: 11	R: 0 E: 0 K: 1 S: 5	H: 0 LOB: 0 BB: 0 P: 5	R: 2 E: 1 K: 0 S: 5	H: 2 LOB: 1 BB: 1 P: 9	R: 2 E: 0 K: 1 S: 8	H: 3 LOB: 1 BB: 0 P: 8	R: 3 E: 0 K: 1 S: 6	H: 1 LOB: 0 BB: 1 P: 11	R: 0 E: 0 K: 1 S: 6	H: 1 LOB: 1 BB: 0 P: 6	1B: 7 2B: 4 3B: 0 HR: 2	SF: 0 SAC: 1 DP: 1 HBP: 1	WP: 2 PB: 0 SB: 3 CS: 0	PA: 46					
PITCHER	IP	WLS	BF	H	R	ER	SO	BB	IBB	HBP	BLK	WP	HR	S	P	ERA	WHIP										
Marcelino Lopez, L ERA: 4.58 (1, 1)	3.2		20	5	1	1	2	5	0	0	0	2	0	19	39	2.46	2.727										
Lew Krausse, R ERA: 3.84 (4, 1)	2.1	L	13	5	4	3	1	1	0	0	0	0	1	14	18	11.57	2.571										
Skip Lockwood, R ERA: 2.88 (7, 1)	1.0		3	0	0	0	1	0	0	0	0	0	0	5	5	0.00	0.000										
John Morris, L ERA: 3.44 (8, 1)	2.0		10	2	3	3	2	1	0	1	0	0	1	12	17	13.50	1.500										

Chicago White Sox @ Milwaukee Brewers
Milwaukee County Stadium, Milwaukee, WI

Wed Jun 30 1971, 8:05 PM EDT
Att. 15,224 - Unknown - 73 F

AB	37
R	8
H	12
RBI	7
BB	7
SO	6
LOB	23



livebaseballscorecards.com

Batter	1	2	3	4	5	6	7	8	9	AB	R	H	RBI	BB	SO	LOB
Tommy Harper, R (1, 5) OBP: 0.305, SLG: 0.351	0-0 HR		0-0 1-3		0-0 F8		0-0 1-3			4	1	1	1	0	0	2
Ron Theobald, R (1, 4) OBP: 0.354, SLG: 0.327	0-3 K		0-0 S 1B		0-0 5-3		0-0 F9			4	0	1	0	0	1	2
Roberto Pena, R (1, 3) OBP: 0.298, SLG: 0.382	0-0 1-3		0-3 S K 1-2		0-0 F9		0-0 2B			4	0	1	0	0	1	1
Andy Kosco, R (1, 7) OBP: 0.322, SLG: 0.351	0-0 4-3			0-0 F7		0-0 CS 1B		0-3 K		4	0	1	0	0	1	1
Rob Ellis, R (1, 9) OBP: 0.355, SLG: 0.345		0-0 1B		0-0 5-3		4-0 BB 1-2		0-3 K		3	0	1	0	1	1	1
Elie Rodriguez, R (1, 2) OBP: 0.312, SLG: 0.268		0-3 K		0-0 5-3		0-0 5-3		0-0 4-3		4	0	0	0	0	1	3
Dave May, L (1, 8) OBP: 0.350, SLG: 0.385		0-3 K			0-3 K 1B		0-3 K 2B SF9		0-0 1-3	4	2	0	0	0	3	1
Ted Kubiak, S (1, 6) OBP: 0.321, SLG: 0.270		0-0 F4			0-0 SH5-4 1B		0-0 1-3 2B		0-0 G4-6-3 1B	4	0	3	1	0	0	1
Marcelino Lopez, R (1, 1) OBP: 0.143, SLG: 0.143			0-3 K		0-0 SH5-4		0-0 SF9		0-0 G4-6-3	1	0	0	0	0	1	0
Lew Krausse, R (4, 1)										0	0	0	0	0	0	0
Skip Lockwood, R (7, 1) OBP: 0.267, SLG: 0.192										0	0	0	0	0	0	0
Al Yates, R (7, PH) OBP: 0.262, SLG: 0.316										0	0	0	1	0	0	0
John Morris, R (8, 1) OBP: 0.167, SLG: 0.200										0	0	0	0	0	0	0
Bob Heise, R (9, PH) OBP: 0.154, SLG: 0.192									1-2f	1	0	0	0	0	0	1

BOTTOM

Chicago White Sox @ Milwaukee Brewers
Milwaukee County Stadium, Milwaukee, WI

Wed Jun 30 1971, 8:05 PM EDT
Att: 15,224 - Unknown - 73 F

livebaseballscorecards.com

AB	33
R	3
H	8
RBI	3
BB	1
SO	9
LOB	13



Inning Stats	R: 1	H: 1	E: 0	LOB: 0	K: 1	P: 6	R: 0	H: 1	E: 0	LOB: 1	K: 2	P: 8	R: 0	H: 1	E: 0	LOB: 1	K: 2	P: 8	R: 0	H: 0	E: 0	LOB: 0	K: 0	P: 3	R: 1	H: 1	E: 0	LOB: 1	K: 1	P: 7	R: 0	H: 1	E: 0	LOB: 1	K: 0	P: 7	R: 0	H: 1	E: 0	LOB: 1	K: 2	P: 8	R: 0	H: 1	E: 0	LOB: 0	K: 0	P: 3	1B: 5	SF: 1	2B: 2	SAC: 1	3B: 0	DP: 1	HR: 1	HBP: 0	WP: 0	PA: 36
PITCHER Wilbur Wood, L (1, 1) ERA: 1.9	IP	WLS	BF	H	R	ER	SO	BB	IBB	HBP	BLK	WP	HR	S	P	ERA	WHIP	IP	WLS	BF	H	R	ER	SO	BB	IBB	HBP	BLK	WP	HR	S	P	ERA	WHIP																								

Batter	1	2	3	4	5	6	7	8	9	AB R H RBI BB SO LOB	TOP	
Walt Williams, R (1, 7) OBP: 0.393, SLG: 0.507	0-0 F6		0-0 1B BB SF7 1B	0-0 CS 2B			0-0 3B		0-0 1-3	5 1 3 0 0 0 0		
Pat Kelly, L (1, 9) Mike Hershberger, R (7, 8) OBP: 1.000, SLG: 1.000 OBP: 0.452, SLG: 0.412	0-0 2B 1B		4-0 1B BB 1-2 2-3	4-0 CS BB 2-3			4-0 BB		0-0 G6-4-3 1B	1 2 1 0 3 0 0 1 0 1 0 0 0 0		
Rich McKinney, R (1, 4) OBP: 0.360, SLG: 0.437	0-3 K		0-3 K	0-0 CS 1-2	0-0 F9		0-0 F4		0-0 G6-4-3 1-2f	5 0 0 0 0 2 7		
Bill Melton, R (1, 5) OBP: 0.378, SLG: 0.570	0-0 1-H 2B		0-0 1B 1B 1-2 2-3 3-H		0-0 F6		0-0 F7			4 0 2 2 0 0 2		
Carlos May, L (1, 3) OBP: 0.349, SLG: 0.362	0-0 4-3		0-0 SF7 3-H		0-0 F4			0-0 G3		3 0 0 1 0 0 1		
Jay Johnstone, L (1, 8) OBP: 0.327, SLG: 0.388 (7, 9)		0-0 6-3 1B	0-0 1-2 2-H 1B		0-0 F7			0-0 1B SH5-3 1B		4 1 3 1 0 0 0		
Ed Herrmann, L (1, 2) OBP: 0.336, SLG: 0.407		0-3 K	0-0 F5		0-0 F4			0-0 SH5-3 1B		4 0 1 0 0 1 3		
Rich Morales, R (1, 6) OBP: 0.362, SLG: 0.429		0-0 6-3 1-2f		0-0 HR		0-0 F6		0-0 SH5-3 1-2 3-H		3 1 1 2 0 0 1		
Joe Horlen, R (1, 1) Bart Johnson, R (7, 1) OBP: 0.067, SLG: 0.071 OBP: 0.200, SLG: 0.225			0-0 BB 1B 1B		0-0 F9		0-0 L6		0-0 4-3	3 1 1 0 0 0 0 1 0 0 0 0 0 1		
Inning Stats	R: 1 H: 2 E: 0 LOB: 1 K: 1 BB: 0 S: 7 P: 7	R: 0 H: 1 E: 0 LOB: 0 K: 1 BB: 0 S: 5 P: 5	R: 3 H: 4 E: 0 LOB: 2 K: 1 BB: 1 S: 9 P: 13	R: 1 H: 2 E: 0 LOB: 0 K: 0 BB: 1 S: 3 P: 7	R: 0 H: 0 E: 0 LOB: 0 K: 0 BB: 0 S: 3 P: 3	R: 0 H: 0 E: 0 LOB: 0 K: 0 BB: 0 S: 3 P: 3	R: 0 H: 1 E: 0 LOB: 2 K: 0 BB: 1 S: 4 P: 8	R: 1 H: 2 E: 0 LOB: 1 K: 0 BB: 0 S: 5 P: 5	R: 0 H: 1 E: 0 LOB: 0 K: 0 BB: 0 S: 3 P: 3	1B: 9 SF: 1 2B: 3 SAC: 1 3B: 1 DP: 2 HR: 1 HBP: 0	WP: 0 PA: 40 PB: 0 SB: 0 CS: 2	
PITCHER	IP WLS BF H R ER SO BB IBB HBP BLK WP HR S P ERA WHIP											
Marty Pattin, R (1, 1) ERA: 3.09	7.1 L 34 12 6 6 3 3 0 0 0 0 0 1 37 49 7.36 2.045											
Ken Sanders, R (8, 1) ERA: 1.83	1.2 5 1 0 0 0 0 0 0 0 0 0 0 5 5 0.00 0.600											

Chicago White Sox @ Milwaukee Brewers
Milwaukee County Stadium, Milwaukee, WI

Thu Jul 01 1971, 8:05 PM EDT
Att: 6,744 - Unknown - 77 F

AB	34
R	6
H	13
RBI	6
BB	3
SO	3
LOB	15



Batter	1	2	3	4	5	6	7	8	9	AB	R	H	RBI	BB	SO	LOB
Tommy Harper, R OBP: 0.310, SLG: 0.355 (1, 5)	F8		5-3		1B 2B 1B		1B 1B		1B	5	2	3	0	0	0	0
Ron Theobald, R OBP: 0.350, SLG: 0.324 (1, 4)	L5			6-3	1B 2B 1B		F9		K	4	0	1	0	0	0	1
Andy Kosco, R OBP: 0.320, SLG: 0.348 (9, PH)										1	0	0	0	0	1	1
Dave May, L OBP: 0.355, SLG: 0.402 (1, 8)	HR			BB SF8 BB	1B 2B		1-3		F7	4	2	2	2	1	0	2
John Briggs, L OBP: 0.385, SLG: 0.458 (1, 3) (8, 7)	K			BB	1B		2-H			4	0	2	1	0	2	2
Rob Ellis, R OBP: 0.343, SLG: 0.313 (1, 9)		6-3		BB BB			BB		K	3	0	0	0	1	2	1
Ken Sanders, R (8, 1)				1-2 2-3	BB		BB		K	0	0	0	0	0	0	0
Bill Voss, L OBP: 0.311, SLG: 0.383 (1, 7) (8, 9)	F7			SF8			L4		L8	3	0	0	1	0	0	0
Elie Rodriguez, R OBP: 0.312, SLG: 0.270 (1, 2)				3-H						3	0	1	0	0	1	2
Frank Tepedino, L OBP: 0.158, SLG: 0.243 (8, PH)				6-3			1B		4-3	1	0	0	0	0	0	0
Phil Roof, R OBP: 0.243, SLG: 0.234 (9, 2)	K						1B			0	0	0	0	0	0	0
Ted Kubiak, S OBP: 0.319, SLG: 0.269 (1, 6)			4-3				F7		F7	4	0	1	0	0	0	0
Marty Pattin, R OBP: 0.239, SLG: 0.195 (1, 1)			5-3				K			3	0	0	0	0	2	2
Roberto Pena, R OBP: 0.296, SLG: 0.379 (8, 3)							K		6-3	1	0	0	0	0	0	0

Inning Stats	R: 1	H: 1	E: 0	K: 1	S: 6	L: 1	LOB: 0	BB: 0	P: 6	R: 0	H: 0	E: 0	K: 1	S: 5	R: 0	H: 0	E: 0	K: 0	S: 3	R: 1	H: 1	E: 0	K: 0	S: 4	R: 1	H: 3	E: 0	K: 2	S: 10	R: 0	H: 2	E: 0	K: 2	S: 9	R: 1	H: 2	E: 0	K: 1	S: 7	R: 0	H: 0	E: 0	K: 0	S: 3	R: 0	H: 1	E: 0	K: 1	S: 6	1B: 8	SF: 1	2B: 1	3B: 0	HR: 1
PITCHER	IP	WLS	BF	H	R	ER	SO	BB	IBB	HBP	BLK	WP	HR	S	P	ERA	WHIP																																					
Joe Horlen, R ERA: 4.93 (1, 1)	6.2	W	31	9	4	4	6	2	0	0	0	0	0	41	49	5.40	1.650																																					
Bart Johnson, R ERA: 3.38 (7, 1)	2.1	S	8	1	0	0	2	0	0	0	0	0	0	12	12	0.00	0.429																																					

BOTTOM

Chicago White Sox @ Milwaukee Brewers
Milwaukee County Stadium, Milwaukee, WI

Thu Jul 01 1971, 8:05 PM EDT
Att. 6,744 - Unknown - 77 F

AB	36
R	4
H	10
RBI	4
BB	2
SO	8
LOB	11

WP: 0 PA: 39
PB: 0
SB: 0
CS: 0



Batter	1	2	3	4	5	6	7	8	9	AB R H RBI BB SO LOB	TOP
Walt Williams, R (1, 9) OBP: 0.392, SLG: 0.504 Jay Johnstone, L (7, PH) OBP: 0.325, SLG: 0.386 (7, 9)	0-0 1B		0-0 F7			0-0 4-3	0-0 2-1	0-0 F4		3 0 1 0 0 0 1 1 0 0 0 0 0 0	Chicago White Sox @ Kansas City Royals Municipal Stadium, Kansas City, MO Fri Jul 02 1971, 8:05 PM EDT Att: 11,050 - Unknown livebaseballscorecards.com
Mike Hershberger, R (1, 8) OBP: 0.443, SLG: 0.394	4-0 BB		0-0 F8			0-3 K	3-H 0-0 F9		3 0 0 0 1 1 1		
Rich McKinney, R (1, 4) OBP: 0.352, SLG: 0.426	0-0 G5-4-3 1-2f 2-3			0-0 5-3			0-0 F8	0-0 F4		4 0 0 0 0 0 2	
Bill Melton, R (1, 5) OBP: 0.379, SLG: 0.569	0-0 F6			0-0 F8			0-0 FC5-4 1B	0-0 SH2-4 1B		4 0 2 0 0 0 1	
Rick Reichardt, R (1, 7) OBP: 0.337, SLG: 0.481		0-0 F7		0-0 5-3			0-0 FC5-4 1B E	0-0 SH2-4		3 1 0 0 0 0 1	
Carlos May, L (1, 3) OBP: 0.351, SLG: 0.362		0-0 6-3			0-0 F7		0-0 BB 1B	4-0 IBB		3 1 1 0 1 0 0	
Tom Egan, R (1, 2) OBP: 0.351, SLG: 0.489		0-0 F7			0-3 K		0-0 E4 BB BB	0-3 K		4 0 0 0 0 2 3	
Rich Morales, R (1, 6) OBP: 0.373, SLG: 0.422			0-0 FC1-6 1B			0-0 6-3		4-0 BB BB	0-0 6-3	3 0 1 0 1 0 2	
Jim Magnuson, R (1, 1) Mike Andrews, R (7, PH) OBP: 0.391, SLG: 0.387 Tom Bradley, R (7, 1) OBP: 0.133, SLG: 0.114 Terry Forster, L (9, 1) Bart Johnson, R (9, 1) OBP: 0.200, SLG: 0.225			0-0 FC1-6			0-3 K	4-0 BB	0-0 BB		2 0 0 0 0 1 1 0 0 0 1 1 0	
Inning Stats	R: 0 H: 1 E: 0 LOB: 1 K: 0 BB: 1 S: 3 P: 7	R: 0 H: 0 E: 0 LOB: 0 K: 0 BB: 0 S: 3 P: 3	R: 0 H: 1 E: 0 LOB: 1 K: 0 BB: 0 S: 4 P: 4	R: 0 H: 0 E: 0 LOB: 0 K: 0 BB: 0 S: 3 P: 3	R: 0 H: 0 E: 0 LOB: 0 K: 1 BB: 0 S: 5 P: 5	R: 0 H: 0 E: 0 LOB: 0 K: 2 BB: 0 S: 7 P: 7	R: 2 H: 2 E: 1 LOB: 3 K: 0 BB: 2 S: 5 P: 13	R: 0 H: 0 E: 0 LOB: 0 K: 0 BB: 0 S: 3 P: 3	R: 0 H: 1 E: 0 LOB: 2 K: 1 BB: 1 S: 6 P: 10	1B: 5 SF: 0 2B: 0 SAC: 1 3B: 0 DP: 1 HR: 0 HBP: 0	
PITCHER Bill Butler, L (1, 1) ERA: 1.98 Jim York, R (7, 1) ERA: 3.27 Al Fitzmorris, R (8, 1) ERA: 5.03	IP WLS BF H R ER SO BB IBB HBP BLK WP HR S P ERA WHIP 6.2 L 27 4 2 0 3 3 0 0 0 0 0 0 30 42 0.00 1.050 0.1 1 0 0 0 0 0 0 0 0 0 0 0 0 0.00 0.000 2.0 8 1 0 0 1 0 1 0 0 0 0 0 9 13 0.00 0.500	PITCHER IP WLS BF H R ER SO BB IBB HBP BLK WP HR S P ERA WHIP									



Batter	1	2	3	4	5	6	7	8	9	AB	R	H	RBI	BB	SO	LOB
Freddie Patek, R (1, 6) OBP: 0.322, SLG: 0.332	0-0 F9		0-0 1B		0-0 1-3		0-0 1-3 1B		0-0 F2	5	1	2	0	0	0	3
Paul Schaal, R (1, 5) OBP: 0.419, SLG: 0.432	0-0 F8		0-0 5-3		0-0 F8		0-0 G3		0-0 F3	5	0	0	0	0	0	6
Amos Otis, R (1, 8) OBP: 0.356, SLG: 0.519	0-0 5-3		0-0 1B		0-0 1B		0-0 F7		0-3 K	4	0	1	1	0	1	0
Lou Piniella, R (1, 7) OBP: 0.308, SLG: 0.337		0-0 F9	0-0 1B		0-0 2B		0-0 K		0-3 K	4	0	2	0	0	1	0
Dennis Paepke, R (1, 2) OBP: 0.300, SLG: 0.369		0-0 1B	0-0 1B		0-0 BB		0-0 5-3		0-0 5-3	3	0	1	0	1	0	2
Bob Oliver, R (1, 3) OBP: 0.280, SLG: 0.325		0-0 FC6-4	0-0 F8		0-0 G6-4-3		0-0 G6-4-3		0-0 SH1-4	4	0	1	0	0	0	3
Ted Savage, R (1, 9) OBP: 0.288, SLG: 0.159		0-0 BB	0-0 1-3		0-0 1-3		0-0 F6		0-0 SH1-4	2	0	1	0	0	0	0
Joe Keough, L (7, PH) OBP: 0.332, SLG: 0.291		0-0 1B	0-0 1-3		0-0 1-3		0-0 F8		0-0 BB	1	0	0	0	0	0	0
Al Fitzmorris, S (8, 1) OBP: 0.167, SLG: 0.167		0-0 1B	0-0 1-3		0-0 1-3		0-0 F8		0-0 BB	0	0	0	0	0	0	0
Bobby Knoop, R (1, 4) OBP: 0.324, SLG: 0.241		0-0 BB	0-0 5-3		0-0 5-3		0-0 F8		0-0 BB	1	0	0	0	0	1	0
Gail Hopkins, L (7, PH) OBP: 0.318, SLG: 0.462		0-0 BB	0-0 5-3		0-0 5-3		0-0 F8		0-0 BB	1	0	0	0	0	0	0
Bobby Floyd, R (8, 4) OBP: 0.313, SLG: 0.154		0-0 BB	0-0 5-3		0-0 5-3		0-0 F8		0-0 BB	0	0	0	0	0	0	0
Cookie Rojas, R (9, PH) OBP: 0.371, SLG: 0.449		0-0 BB	0-0 5-3		0-0 5-3		0-0 F8		0-0 BB	0	0	0	0	0	1	0
Tom Burgmeier, L (9, PR) OBP: 0.250, SLG: 0.143		0-0 BB	0-0 5-3		0-0 5-3		0-0 F8		0-0 BB	0	0	0	0	0	0	0
Bill Butler, L (1, 1) OBP: 0.342, SLG: 0.385		0-3 K	0-3 K		0-3 K		0-3 K		0-3 K	2	0	0	0	0	2	3
Jim York, R (7, 1) OBP: 0.342, SLG: 0.385		0-3 K	0-3 K		0-3 K		0-3 K		0-3 K	0	0	0	0	0	0	0
Ed Kirkpatrick, L (7, PH) OBP: 0.342, SLG: 0.385		0-3 K	0-3 K		0-3 K		0-3 K		0-3 K	0	0	0	0	0	2	0

Inning Stats	R: 0	H: 0	E: 0	K: 0	S: 3	R: 0	H: 2	E: 0	K: 1	S: 7	R: 1	H: 3	E: 0	K: 0	S: 5	R: 0	H: 0	E: 0	K: 0	S: 3	R: 0	H: 1	E: 0	K: 0	S: 5	R: 0	H: 1	E: 0	K: 0	S: 4	R: 0	H: 0	E: 0	K: 2	S: 7	R: 0	H: 1	E: 0	K: 0	S: 4	R: 0	H: 1	E: 0	K: 0	S: 4	1B: 7	2B: 1	3B: 0	SF: 0	SAC: 1	DP: 2	HBP: 0	WP: 0	PB: 0	SB: 1	CS: 0	PA: 38
--------------	------	------	------	------	------	------	------	------	------	------	------	------	------	------	------	------	------	------	------	------	------	------	------	------	------	------	------	------	------	------	------	------	------	------	------	------	------	------	------	------	------	------	------	------	------	-------	-------	-------	-------	--------	-------	--------	-------	-------	-------	-------	--------

PITCHER	IP	WLS	BF	H	R	ER	SO	BB	IBB	HBP	BLK	WP	HR	S	P	ERA	WHIP
Jim Magnuson, L (1, 1) ERA: 2.2	6.0		24	6	1	1	2	2	0	0	0	0	0	26	34	1.50	1.333
Tom Bradley, R (7, 1) ERA: 2.57	2.1		11	2	0	0	2	2	0	0	0	0	0	13	21	0.00	1.714
Terry Forster, L (9, 1) ERA: 4.33	0.0	S	1	0	0	0	0	1	0	0	0	0	0	4		∞	∞
Bart Johnson, R (9, 1) ERA: 3.35	0.2		2	0	0	0	0	0	0	0	0	0	0	2	2	0.00	0.000

Chicago White Sox @ Kansas City Royals
 Municipal Stadium, Kansas City, MO
 Fri Jul 02 1971, 8:05 PM EDT
 Att. 11,050 - Unknown

AB	32
R	1
H	8
RBI	1
BB	5
SO	4
LOB	17

Batter	1	2	3	4	5	6	7	8	9	AB R H RBI BB SO LOB	TOP									
Walt Williams, R (1, 9) OBP: 0.395, SLG: 0.517	0-0 1-3			0-0 F7		0-0 2B 1B		0-0 FC4-2-5-4 3B		4 0 2 0 0 0 0	Chicago White Sox @ Kansas City Royals Municipal Stadium, Kansas City, MO Sat Jul 03 1971, 8:05 PM EDT Att. 11,520 - Unknown livebaseballscorecards.com									
Mike Hershberger, R (1, 8) OBP: 0.446, SLG: 0.413	0-0 F9			0-0 S 1B		0-0 1-3 2B		0-0 FC4-2-5-4 3B		4 1 2 0 0 0 1										
Rich McKinney, R (1, 4) OBP: 0.356, SLG: 0.436	0-0 F8			0-0 F8		4-0 BB		0-0 3-H 3B		3 0 1 1 1 0 1										
Bill Melton, R (1, 5) OBP: 0.374, SLG: 0.560				0-3 K		0-3 K		0-0 5-3		4 0 0 0 0 2 5										
Rick Reichardt, R (1, 7) OBP: 0.336, SLG: 0.477						0-0 6-3		0-3 K		4 0 1 0 0 2 0										
Carlos May, L (1, 3) OBP: 0.350, SLG: 0.360						0-0 PO 1B		0-0 1-3		4 0 1 0 0 0 1										
Tom Egan, R (1, 2) OBP: 0.348, SLG: 0.483						0-3 K		0-0 FC5-4 1B		4 0 1 0 0 3 1										
Rich Morales, R (1, 6) OBP: 0.370, SLG: 0.417						0-0 PO 1B		0-0 F2		3 0 1 0 0 0 1										
Tommy John, R (1, 1) OBP: 0.176, SLG: 0.125						0-0 F8		0-0 F9		3 0 0 0 0 1 0										
Inning Stats	R: 0 E: 0 K: 0 S: 3	H: 0 LOB: 0 BB: 0 P: 3	R: 0 E: 0 K: 0 S: 3	H: 1 LOB: 0 BB: 0 P: 3	R: 0 E: 0 K: 1 S: 6	H: 1 LOB: 1 BB: 0 P: 6	R: 0 E: 0 K: 1 S: 5	H: 1 LOB: 0 BB: 0 P: 5	R: 0 E: 0 K: 2 S: 9	H: 2 LOB: 3 BB: 1 P: 13	R: 0 E: 0 K: 1 S: 6	H: 1 LOB: 1 BB: 0 P: 6	R: 1 E: 0 K: 0 S: 5	H: 2 LOB: 1 BB: 0 P: 5	R: 0 E: 0 K: 2 S: 7	H: 0 LOB: 0 BB: 0 P: 7	1B: 6 2B: 1 3B: 2 HR: 0	SF: 0 SAC: 0 DP: 1 HBP: 0	WP: 0 PB: 0 SB: 1 CS: 0	PA: 35
PITCHER	IP WLS BF H R ER SO BB IBB HBP BLK WP HR S P ERA WHIP																			
Paul Splittorff, L (1, 1) ERA: 2.63	7.2 L 30 9 1 1 6 1 0 0 0 0 0 0 41 45 1.17 1.304																			
Jim York, R (8, 1) ERA: 3.18	1.1 4 0 0 0 2 0 0 0 0 0 0 0 8 8 0.00 0.000																			



Batter	1	2	3	4	5	6	7	8	9	AB R H RBI BB SO LOB
Freddie Patek, R OBP: 0.317, SLG: 0.326 (1, 6)	0-3 K		0-0 E6		0-0 F8		0-0 G3		0-0 F8	5 0 0 0 0 1 1
Paul Schaal, R OBP: 0.417, SLG: 0.429 (1, 5)	0-0 FC6-4 HBP 1B		0-3 K		0-3 K		0-0 F8			4 0 1 0 0 2 1
Cookie Rojas, R OBP: 0.376, SLG: 0.449 (1, 4)	1-0 FC6-4 1-2 HBP		1-0 HBP		0-0 1B		0-0 5-3			2 0 1 0 0 0 0
Amos Otis, R OBP: 0.352, SLG: 0.512 (1, 8)	0-0 FC6-4 FC4-6 1-2f 2-3		0-0 F6		0-0 F8		0-0 F7			4 0 0 0 0 0 5
Lou Piniella, R OBP: 0.301, SLG: 0.329 (1, 7)	0-0 FC4-6 1-2f		0-0 1-3		0-0 5-3		0-0 5-3			4 0 0 0 0 0 4
Ed Kirkpatrick, L OBP: 0.336, SLG: 0.378 (1, 2)		0-3 K		0-3 K		0-0 G3		0-0 F7		4 0 0 0 0 2 0
Bob Oliver, R OBP: 0.284, SLG: 0.329 (1, 3) (6, 9)		0-3 K		0-0 FC5-4 1B		0-0 BB 1B		0-0 5-3		4 0 2 0 0 1 0
Ted Savage, R OBP: 0.296, SLG: 0.174 Chuck Harrison, R OBP: 0.236, SLG: 0.222 (1, 9) (6, 3)		0-0 1B		0-0 FC5-4 1-2f		4-0 1-2 BB		0-0 4-3		2 0 1 0 0 0 1 1 0 0 0 1 0 0
Paul Splittorf, L OBP: 0.125, SLG: 0.067 Jim York, R (8, 1) Gail Hopkins, L OBP: 0.326, SLG: 0.468 Bobby Floyd, R OBP: 0.313, SLG: 0.154 (9, PH) (9, PR)		0-0 4-3		0-0 4-3		0-0 F7		0-0 E8 1B		3 0 0 0 0 0 4 0 0 0 0 0 0 0 1 0 1 0 0 0 0 0 0 0 0 0 0 0

Inning Stats	R: 0	H: 1	E: 0	LOB: 2	K: 1	BB: 0	S: 6	P: 7	R: 0	H: 1	E: 0	LOB: 1	K: 2	BB: 0	S: 8	P: 8	R: 0	H: 0	E: 1	LOB: 2	K: 1	BB: 0	S: 6	P: 7	R: 0	H: 1	E: 0	LOB: 1	K: 1	BB: 0	S: 6	P: 6	R: 0	H: 1	E: 0	LOB: 2	K: 0	BB: 1	S: 4	P: 8	R: 0	H: 0	E: 0	LOB: 0	K: 0	BB: 0	S: 3	P: 3	R: 0	H: 0	E: 1	LOB: 1	K: 0	BB: 0	S: 4	P: 4	1B: 6	SF: 0	2B: 0	SAC: 0	3B: 0	DP: 0	HR: 0	HBP: 2	WP: 0	PA: 37
PITCHER Tommy John, L ERA: 3.48 (1, 1)	IP	WLS	BF	H	R	ER	SO	BB	IBB	HBP	BLK	WP	HR	S	P	ERA	WHIP	IP	WLS	BF	H	R	ER	SO	BB	IBB	HBP	BLK	WP	HR	S	P	ERA	WHIP	IP	WLS	BF	H	R	ER	SO	BB	IBB	HBP	BLK	WP	HR	S	P	ERA	WHIP															

BOTTOM

Chicago White Sox @ Kansas City Royals
Municipal Stadium, Kansas City, MO

Sat Jul 03 1971, 8:05 PM EDT
Att. 11,520 - Unknown

livebaseballscorecards.com

AB	34
R	0
H	6
RBI	0
BB	1
SO	6
LOB	16



Batter	1	2	3	4	5	6	7	8	9	AB R H RBI BB SO LOB	TOP
Walt Williams, R (1, 9) OBP: 0.398, SLG: 0.514	4-0 1B BB		x 0-0 F8		x 0-0 1B			x 0-0 6-3		3 0 1 0 1 0 1	
Jay Johnstone, L (1, 8) OBP: 0.324, SLG: 0.383	x 0-0 1-3 1B		x 0-0 F7		0-3 K			x 0-0 G3		4 0 1 0 0 1 2	
Rich McKinney, R (1, 4) OBP: 0.353, SLG: 0.432	0-3 K			x 0-0 5-3		x 0-0 F9		x 0-0 1B		4 0 1 0 0 1 1	
Bill Melton, R (1, 5) OBP: 0.372, SLG: 0.559	x 0-0 F5			x 0-0 1B 1B 2B		x 0-0 F5		x 0-0 F8		4 1 1 0 0 0 2	
Rick Reichardt, R (1, 7) OBP: 0.339, SLG: 0.477		x 0-0 6-3		x 0-0 1B 1B		x 0-0 F3		x 0-0 G3 WP 1B		4 0 2 0 0 0 0	
Carlos May, L (1, 3) OBP: 0.352, SLG: 0.362		x 0-0 L3		x 0-0 1-2 3-H 1B		x 0-0 S 1B		0-3 K		4 0 2 1 0 1 1	
Ed Herrmann, L (1, 2) OBP: 0.326, SLG: 0.393		0-3 K		x 0-0 G4-6-3 1-2f		0-3 K		x 0-0 G3		4 0 0 0 0 2 4	
Rich Morales, R (1, 6) OBP: 0.379, SLG: 0.412			x 0-0 FC3-6 1B		x 0-0 L5		x 0-0 6-3	4-0 S IBB		3 0 1 0 1 0 1	
Wilbur Wood, R (1, 1) OBP: 0.152, SLG: 0.049			x 0-0 FC3-6 1-2f		0-3 K		x 0-0 6-3	0-3 K		4 0 0 0 0 2 4	
Inning Stats	R: 0 H: 1 E: 0 LOB: 1 K: 1 BB: 1 S: 5 P: 9	R: 0 H: 0 E: 0 LOB: 0 K: 1 BB: 0 S: 5 P: 5	R: 0 H: 1 E: 0 LOB: 1 K: 0 BB: 0 S: 4 P: 4	R: 1 H: 3 E: 0 LOB: 1 K: 0 BB: 0 S: 5 P: 5	R: 0 H: 1 E: 0 LOB: 1 K: 2 BB: 0 S: 8 P: 8	R: 0 H: 0 E: 0 LOB: 0 K: 0 BB: 0 S: 3 P: 3	R: 0 H: 1 E: 0 LOB: 1 K: 1 BB: 0 S: 6 P: 6	R: 0 H: 1 E: 0 LOB: 1 K: 0 BB: 0 S: 4 P: 4	R: 0 H: 1 E: 0 LOB: 2 K: 2 BB: 1 S: 8 P: 12	1B: 8 SF: 0 2B: 1 SAC: 0 3B: 0 DP: 1 HR: 0 HBP: 0	WP: 1 PA: 36 PB: 0 SB: 2 CS: 0
PITCHER	IP WLS BF H R ER SO BB IBB HBP BLK WP HR S P ERA WHIP										
Mike Hedlund, R (1, 1) ERA: 2.69	8.0 L 31 8 1 1 5 1 0 0 0 0 0 0 40 44 1.12 1.125										
Tom Burgmeier, L (9, 1) ERA: 1.47	1.0 5 1 0 0 2 0 1 0 0 1 0 8 12 0.00 1.000										

Chicago White Sox @ Kansas City Royals
Municipal Stadium, Kansas City, MO
Sun Jul 04 1971, 4:33 AM EDT
Att. 12,146 - Unknown

livebaseballscorecards.com



Batter	1	2	3	4	5	6	7	8	9	AB R H RBI BB SO LOB
Freddie Patek, R OBP: 0.316, SLG: 0.325 (1, 6) x	0-0 F9 ①		0-0 F5 ③			0-0 5-3 ③			0-0 FC1-6 1B	4 0 1 0 0 0 0
Paul Schaal, R OBP: 0.415, SLG: 0.424 (1, 5) x	0-0 F8 ②			4-0 F7 BB			0-0 F7 ①		0-0 FC1-6 6-3 1-2f	3 0 0 0 1 0 1
Cookie Rojas, R OBP: 0.371, SLG: 0.443 (1, 4) x	0-0 6-3 ③			0-0 F7 1-2 ① ②			0-0 F3 ②		0-0 6-3 1-2 ②	4 0 0 0 0 0 2
Amos Otis, R OBP: 0.350, SLG: 0.509 (1, 8)		0-3 K ①		0-0 5-3 ③			0-0 1B S		0-0 F4 ③	4 0 1 0 0 1 1
Lou Piniella, R OBP: 0.296, SLG: 0.324 (1, 7) x		0-0 6-3 ②			0-0 F9 ①		0-0 F9 1-2 ③			3 0 0 0 0 0 1
Gail Hopkins, L OBP: 0.326, SLG: 0.463 (1, 3) x		0-0 1B			0-0 F2 ②			0-0 F9 ①		3 0 1 0 0 0 0
Bob Oliver, R OBP: 0.284, SLG: 0.329 (1, 9) x		0-0 F6 ③			0-3 K ③			0-0 1B		3 0 1 0 0 1 1
Ed Kirkpatrick, L OBP: 0.332, SLG: 0.373 (1, 2) x			0-0 F5 ①			0-0 L9 ①		0-0 F8 ②		3 0 0 0 0 0 1
Mike Hedlund, R OBP: 0.086, SLG: 0.059 (1, 1) x			0-0 5-3 ②			0-3 K ②		0-0 L6 ③		2 0 0 0 0 1 0
Chuck Harrison, R OBP: 0.233, SLG: 0.219 (8, PH)										1 0 0 0 0 0 1
Tom Burgmeier, L OBP: 0.250, SLG: 0.143 (9, 1)										0 0 0 0 0 0 0

Inning Stats	R: 0	H: 0	E: 0	K: 0	S: 3	R: 0	H: 1	E: 0	K: 1	S: 6	R: 0	H: 0	E: 0	K: 0	S: 3	R: 0	H: 0	E: 0	K: 0	S: 3	R: 0	H: 0	E: 0	K: 1	S: 5	R: 0	H: 0	E: 0	K: 1	S: 5	R: 0	H: 1	E: 0	K: 0	S: 4	R: 0	H: 1	E: 0	K: 0	S: 4	R: 0	H: 1	E: 0	K: 0	S: 4	R: 0	H: 1	E: 0	K: 0	S: 4
	LOB: 0	BB: 0	P: 3	LOB: 1	BB: 0	P: 6	LOB: 0	BB: 1	P: 3		LOB: 0	BB: 0	P: 3	LOB: 0	BB: 0	P: 6	LOB: 0	BB: 1	P: 5		LOB: 1	BB: 0	P: 4	LOB: 1	BB: 0	P: 4	LOB: 1	BB: 1	P: 4	LOB: 1	BB: 0	P: 4	LOB: 1	BB: 0	P: 4	LOB: 1	BB: 0	P: 4	LOB: 1	BB: 0	P: 4	LOB: 1	BB: 0	P: 4	LOB: 1	BB: 0	P: 4			
PITCHER Wilbur Wood, L ERA: 1.77 (1, 1)	IP: 9.0	WLS: W	BF: 31	H: 4	R: 0	ER: 0	SO: 3	BB: 1	IBB: 0	HBP: 0	BLK: 0	WP: 0	HR: 0	S: 36	P: 40	ERA: 0.00	WHIP: 0.556																																	

BOTTOM

Chicago White Sox @ Kansas City Royals
Municipal Stadium, Kansas City, MO

Sun Jul 04 1971, 4:33 AM EDT
Att. 12,146 - Unknown

livebaseballscorecards.com

AB	30
R	0
H	4
RBI	0
BB	1
SO	3
LOB	8

WP: 0 PA: 31
PB: 0 SB: 1 CS: 0



Batter	1	2	3	4	5	6	7	8	9	AB R H RBI BB SO LOB	TOP	
Walt Williams, R (1, 9) OBP: 0.392, SLG: 0.503	0-0 5-3		0-0 F8		0-0 F6		0-0 G3		0-0 1B	5 0 1 0 0 0 2		
Jay Johnstone, L (1, 8) Lee Richard, R (3, 8) Steve Kealey, R (7, 1) Mike Andrews, R (9, PH) OBP: 0.326, SLG: 0.381 OBP: 0.308, SLG: 0.332 OBP: 0.389, SLG: 0.385	4-0 1B BB		0-0 L3		0-0 E4 3B		0-0 F9		0-3 K	1 0 0 0 1 0 1 2 1 1 0 0 0 1 0 0 0 0 0 0 0 1 0 0 0 0 0 1		
Rich McKinney, R (1, 4) OBP: 0.354, SLG: 0.431	0-0 1-2 1B		0-0 F4		0-0 1B 1B		0-0 E5 2B		0-0 F8	5 0 2 0 0 0 3		
Bill Melton, R (1, 5) OBP: 0.368, SLG: 0.551	0-0 F3		0-0 5-3		0-0 F4		0-0 F7			4 0 0 0 0 0 3		
Rick Reichardt, R (1, 7) OBP: 0.341, SLG: 0.482		0-0 FC2-6 1B		0-0 F3		0-3 K		0-0 1-3 2B		4 0 2 0 0 1 1		
Carlos May, L (1, 3) OBP: 0.353, SLG: 0.371		0-0 FC2-6 FC5-4 1-2f		0-0 3B		0-0 1B		0-0 G3		4 0 2 0 0 0 3		
Ed Herrmann, L (1, 2) Tom Egan, R (8, PH) OBP: 0.319, SLG: 0.384 OBP: 0.346, SLG: 0.479		0-0 L9		0-0 G3		0-0 L1		0-0 1-3		3 0 0 0 0 0 4 1 0 0 0 0 0 2		
Rich Morales, R (1, 6) OBP: 0.355, SLG: 0.382		0-0 FC5-4 1-2f		0-0 L5		0-0 F7		0-0 5-3		4 0 0 0 0 0 1		
Tom Bradley, R (1, 1) Vicente Romo, R (2, 1) Terry Forster, L (6, 1) Mike Hershberger, R (7, PH) OBP: 0.133, SLG: 0.114 OBP: 0.457, SLG: 0.421		4-0 BB		0-0 L6		0-0 G3 1B		4-0 1B BB		0 0 0 0 0 0 0 1 0 0 0 1 0 0 0 0 0 0 0 0 0 1 0 1 0 1 0 0		
Inning Stats	R: 0 H: 1 E: 0 LOB: 1 K: 0 BB: 1 S: 3 P: 7	R: 0 H: 1 E: 0 LOB: 1 K: 0 BB: 0 S: 4 P: 4	R: 0 H: 0 E: 0 LOB: 1 K: 0 BB: 1 S: 3 P: 7	R: 0 H: 1 E: 0 LOB: 1 K: 0 BB: 0 S: 4 P: 4	R: 0 H: 0 E: 0 LOB: 0 K: 0 BB: 0 S: 3 P: 3	R: 1 H: 3 E: 1 LOB: 2 K: 1 BB: 0 S: 8 P: 8	R: 0 H: 1 E: 0 LOB: 1 K: 0 BB: 0 S: 4 P: 4	R: 0 H: 1 E: 1 LOB: 2 K: 0 BB: 0 S: 5 P: 5	R: 0 H: 1 E: 0 LOB: 2 K: 1 BB: 1 S: 6 P: 10	1B: 6 SF: 0 2B: 1 SAC: 0 3B: 2 DP: 0 HR: 0 HBP: 0	WP: 0 PA: 39 PB: 0 SB: 0 CS: 0	
PITCHER	IP WLS BF H R ER SO BB IBB HBP BLK WP HR S P ERA WHIP											
Bruce Dal Canton, R (1, 1) ERA: 2.89	7.1 W 32 8 1 1 1 1 2 0 0 0 0 0 0 32 40 1.23 1.364											
Tom Burgmeier, L (8, 1) ERA: 1.41	1.2 S 7 1 0 0 1 1 0 0 0 0 0 0 0 8 12 0.00 1.200											

Chicago White Sox @ Kansas City Royals
Municipal Stadium, Kansas City, MO
Mon Jul 05 1971, 4:33 AM EDT
Unknown

AB	36
R	1
H	9
RBI	0
BB	3
SO	2
LOB	23



ERA	1.23	0.00
WHIP	1.364	1.200

Batter	1	2	3	4	5	6	7	8	9
Freddie Patek, R OBP: 0.315, SLG: 0.328 (1, 6)	0-3 K	0-0 6-3	0-0 6-3			0-0 BB 2B		0-0 SH1-3	
Paul Schaal, R OBP: 0.417, SLG: 0.433 (1, 5)	0-0 1B 2B	0-0 1B 2B			0-0 F8	4-0 BB BB		0-0 1-3	
Amos Otis, R OBP: 0.354, SLG: 0.512 (1, 8)	0-0 F3	0-0 CS 1B 2-H			0-0 F7	4-0 BB 1-2 2-3		0-0 2B 3-H	
Ed Kirkpatrick, L OBP: 0.333, SLG: 0.370 (1, 2)	0-0 1B S 2-H	4-0 BB 1-2			0-0 4-3	0-0 F9		0-3 K	
Gail Hopkins, L OBP: 0.333, SLG: 0.459 (1, 3)	0-0 1B S 1-3	0-0 F4			0-0 F8	4-0 FC6-5 BB 1-3			
Cookie Rojas, R OBP: 0.373, SLG: 0.444 (1, 4)	0-0 1B 1-H 3-H				0-0 1-3	0-0 1-3		0-0 1-3	
Lou Piniella, R OBP: 0.295, SLG: 0.322 (1, 7)	0-0 1B 1-3				0-0 F9	0-0 FC6-5 2-3			
Joe Keough, L OBP: 0.335, SLG: 0.296 (1, 9)	0-0 1B 1-2 3-H				0-0 FC1-5 1B 1-2	0-0 F4		0-0 F8	
Bruce Dal Canton, R OBP: 0.103, SLG: 0.103 Tom Burgmeier, L OBP: 0.333, SLG: 0.250 (1, 1) (8, 1)	0-3 K				0-0 FC1-5	0-0 F9		0-0 SH1-3 WP 2B 1B	

AB	R	H	RBI	BB	SO	LOB
4	0	1	0	0	1	2
4	2	2	0	1	0	1
4	0	2	2	1	0	1
4	1	1	1	1	1	4
3	1	1	0	1	0	1
4	1	2	1	0	0	1
4	0	1	0	0	1	2
4	0	2	1	0	0	1
3	0	0	0	0	1	4
1	1	1	0	0	0	0

AB	R	H	RBI	BB	SO	LOB
35	6	13	5	4	4	17


WP: 1 PA: 40
PB: 0
SB: 2
CS: 1

Inning	R	H	E	K	S	H	LOB	BB	P
1	4	6	0	2	13	1	2	0	4
2	0	1	0	0	4	1	1	0	3
3	0	2	0	1	7	0	2	1	3
4	0	0	0	0	3	0	0	0	3
5	0	0	0	0	3	0	0	0	3
6	0	1	0	2	12	1	3	2	7
7	0	0	0	0	7	0	1	1	7
8	1	2	0	1	7	0	1	0	7

PITCHER	IP	WLS	BF	H	R	ER	SO	BB	IBB	HBP	BLK	WP	HR	S	P	ERA	WHIP
Tom Bradley, R ERA: 2.86 (1, 1)	1.1	L	12	8	5	5	2	0	0	0	0	0	0	16	16	33.75	6.000
Vicente Romo, R ERA: 5.71 (2, 1)	4.1		18	3	0	0	1	3	0	0	0	0	0	17	29	0.00	1.385
Terry Forster, L ERA: 4.28 (6, 1)	0.1		1	0	0	0	0	0	0	0	0	0	0	1	1	0.00	0.000
Steve Kealey, R ERA: 4.65 (7, 1)	2.0		9	2	1	1	1	1	0	0	0	1	0	10	14	4.50	1.500

Chicago White Sox @ Kansas City Royals
Municipal Stadium, Kansas City, MO
Mon Jul 05 1971, 4:33 AM EDT
Unknown

livebaseballscorecards.com



Batter	1	2	3	4	5	6	7	8	9	AB R H RBI BB SO LOB	TOP											
Walt Williams, R (1, 9) OBP: 0.382, SLG: 0.490	0-0 F8		0-0 6-3			0-0 F8		0-0 F9		4 0 0 0 0 0 3	Chicago White Sox @ Kansas City Royals Municipal Stadium, Kansas City, MO Mon Jul 05 1971, 4:38 AM EDT Att. 13,296 - Unknown livebaseballscorecards.com											
Mike Hershberger, R (1, 8) OBP: 0.449, SLG: 0.405	0-0 F8			0-0 F6		4-0 BB		0-0 6-3		3 0 0 0 1 0 2												
Mike Andrews, R (1, 4) OBP: 0.387, SLG: 0.387	0-0 2B			0-0 F4		0-0 F8			0-0 6-3	4 0 1 0 0 0 2												
Bill Melton, R (1, 5) OBP: 0.363, SLG: 0.542	0-3 K			0-0 F8			0-0 F7		0-0 F6	4 0 0 0 0 1 1												
Rick Reichardt, R (1, 7) OBP: 0.340, SLG: 0.478		0-0 F9			0-0 5-3		0-0 FC6-4 1B		0-0 F6	4 0 1 0 0 0 0												
Carlos May, L (1, 3) OBP: 0.353, SLG: 0.369		0-0 F7			4-0 G6-4-3 BB		0-0 FC6-4 1-2f			2 0 0 0 1 0 1												
Tom Egan, R (1, 2) OBP: 0.340, SLG: 0.469		0-3 K			0-0 G6-4-3 1-2f		0-3 K			3 0 0 0 0 2 2												
Rich Morales, R (1, 6) OBP: 0.369, SLG: 0.386			0-0 F6					4-0 E S BB		2 0 1 0 1 0 0												
Pat Kelly, L (8, PR) OBP: 1.000, SLG: 1.000						0-0 SH3-4 1B				0 0 0 0 0 0 0												
Bart Johnson, R (8, 1) OBP: 0.200, SLG: 0.225								0-3 K		0 0 0 0 0 0 0												
Joe Herten, R (1, 1) OBP: 0.063, SLG: 0.067			0-0 6-3			0-0 SH3-4 1-2				1 0 0 0 0 0 0												
Lee Richard, R (8, PH) OBP: 0.306, SLG: 0.330										1 0 0 0 0 1 1												
Inning Stats	R: 0 E: 0 K: 1 S: 6	H: 1 LOB: 1 BB: 0 P: 6	R: 0 E: 0 K: 1 S: 5	H: 0 LOB: 0 BB: 0 P: 5	R: 0 E: 0 K: 0 S: 3	H: 0 LOB: 0 BB: 0 P: 3	R: 0 E: 0 K: 0 S: 3	H: 0 LOB: 0 BB: 0 P: 3	R: 0 E: 0 K: 0 S: 2	H: 0 LOB: 0 BB: 1 P: 6	R: 0 E: 0 K: 1 S: 6	H: 1 LOB: 2 BB: 1 P: 8	R: 0 E: 0 K: 1 S: 6	H: 1 LOB: 1 BB: 0 P: 6	R: 0 E: 0 K: 1 S: 5	H: 0 LOB: 2 BB: 1 P: 9	R: 0 E: 0 K: 0 S: 3	H: 0 LOB: 0 BB: 0 P: 3	1B: 2 2B: 1 3B: 0 HR: 0	SF: 0 SAC: 1 DP: 1 HBP: 0	WP: 0 PB: 0 SB: 1 CS: 0	PA: 32
PITCHER Jim Rooker, L (1, 1) ERA: 5.18	IP: 9.0 WLS: W BF: 32 H: 3 R: 0 ER: 0 SO: 4 BB: 3 IBB: 0 HBP: 0 BLK: 0 WP: 0 HR: 0 S: 37 P: 49 ERA: 0.00 WHIP: 0.667											PITCHER	IP: WLS: BF: H: R: ER: SO: BB: IBB: HBP: BLK: WP: HR: S: P: ERA: WHIP:									



Batter	1	2	3	4	5	6	7	8	9	AB	R	H	RBI	BB	SO	LOB
Freddie Patek, R OBP: 0.315, SLG: 0.331 (1, 6)	0-0 1B 2B		0-0 5-3			0-0 F7				3	1	1	0	0	0	0
Paul Schaal, R OBP: 0.414, SLG: 0.428 (1, 5)	0-0 F9			0-3 K		0-3 K				3	0	0	0	0	2	1
Amos Otis, R OBP: 0.354, SLG: 0.510 (1, 8)	0-0 CS 2-H 1B			0-0 5-3			0-0 6-3			3	0	1	1	0	0	0
Ed Kirkpatrick, L OBP: 0.329, SLG: 0.365 (1, 2)	0-0 F4 1-2			0-0 F8			0-0 3-1			3	0	0	0	0	0	1
Gail Hopkins, L OBP: 0.323, SLG: 0.443 (1, 3)		0-0 F8			0-0 G3		0-0 F7			3	0	0	0	0	0	0
Cookie Rojas, R OBP: 0.369, SLG: 0.439 (1, 4)		0-0 F9			0-0 5-3		0-0 F9			3	0	0	0	0	0	0
Lou Piniella, R OBP: 0.296, SLG: 0.322 (1, 7)		0-0 F8			0-0 1B		0-0 6-3			3	0	1	0	0	0	0
Joe Keough, L OBP: 0.330, SLG: 0.291 (1, 9)			0-0 F7		0-0 F8		0-0 4-3			3	0	0	0	0	0	1
Jim Rooker, R (1, 1)			0-0 5-3			0-0 5-3				2	0	0	0	0	0	0

Inning Stats	R: 1	H: 2	E: 0	LOB: 0	K: 0	S: 4	P: 4	R: 0	H: 0	E: 0	LOB: 0	K: 0	S: 3	P: 3	R: 0	H: 0	E: 0	LOB: 0	K: 1	S: 5	P: 5	R: 0	H: 1	E: 0	LOB: 1	K: 0	S: 4	P: 4	R: 0	H: 0	E: 0	LOB: 0	K: 1	S: 5	P: 5	R: 0	H: 0	E: 0	LOB: 0	K: 0	S: 3	P: 3	R: 0	H: 0	E: 0	LOB: 0	K: 0	S: 3	P: 3
1B: 2	SF: 0	2B: 1	SAC: 0	3B: 0	DP: 0	HR: 0	HBP: 0	1B: 2	SF: 0	2B: 1	SAC: 0	3B: 0	DP: 0	HR: 0	HBP: 0	WP: 0	PA: 26	PB: 0	SB: 0	CS: 1																													

PITCHER	IP	WLS	BF	H	R	ER	SO	BB	IBB	HBP	BLK	WP	HR	S	P	ERA	WHIP
Joe Horlen, R ERA: 4.47 (1, 1)	7.0	L	23	3	1	1	2	0	0	0	0	0	0	27	27	1.29	0.429
Bart Johnson, R ERA: 3.32 (8, 1)	1.0		3	0	0	0	0	0	0	0	0	0	0	3	3	0.00	0.000

BOTTOM

Chicago White Sox @ Kansas City Royals
Municipal Stadium, Kansas City, MO
Mon Jul 05 1971, 4:38 AM EDT
Att. 13,296 - Unknown

AB	26
R	1
H	3
RBI	1
BB	0
SO	2
LOB	3



WP	PA	ERA	WHIP
0	26		

livebaseballscorecards.com

Batter	1	2	3	4	5	6	7	8	9	AB R H RBI BB SO LOB	TOP		
Angel Mangual, R (1, 8) OBP: 0.354, SLG: 0.415	4-0 3B BB		0-0 F8		0-0 1B 2B	6-3		0-0 F9 PB 1-3 1B		4 3 2 0 1 0 0			
Joe Rudi, R (1, 7) OBP: 0.307, SLG: 0.432	0-0 1-H 9-2 3B		0-0 5-3		0-0 E 1B FC 1B	F1		0-0 1-3		5 1 2 1 0 0 1			
Reggie Jackson, L (1, 9) OBP: 0.376, SLG: 0.530	0-3 K		0-0		0-0 FC 6-3 1B			0-0 F9		4 2 3 2 0 1 1			
Curt Blefary, L (6, 9) OBP: 0.323, SLG: 0.431			1B		1-3 3-H	HR		2-3		1 0 0 0 0 0 1			
Tommy Davis, R (1, 3) OBP: 0.367, SLG: 0.416	4-0 BB		0-0 1-3		0-0 FC 6-3 2B	2B		0-0 F7		3 1 1 1 1 0 2			
Mike Hegan, L (6, 3) OBP: 0.350, SLG: 0.357					2-3 3-H			3-H		1 0 0 0 0 0 0			
Sal Bando, R (1, 5) OBP: 0.370, SLG: 0.431	0-0 9-2			0-0 5-3	0-0 6-3	4-3			0-3 K	5 0 0 1 0 1 4			
Dave Duncan, R (1, 2) OBP: 0.298, SLG: 0.441				4-0 BB	0-0 2-H 1B 2B			0-0 F7		4 1 2 1 1 0 0			
Larry Brown, R (1, 6) OBP: 0.270, SLG: 0.252				0-3 K	0-0 2-H 1B 1B	6-3		0-0 F2		4 1 1 1 1 1 2			
Dick Green, R (1, 4) OBP: 0.346, SLG: 0.398				0-0 CS BB	0-0 2-H 1B 1B			0-0 F3		3 0 2 1 0 0 1			
Tony La Russa, R (7, PH) (7, 4)				1-3 CS 1B	2-H 1B					1 0 0 0 0 0 1			
Diego Segui, R (1, 1) OBP: 0.115, SLG: 0.200				0-0 5-3				0-3 K		4 0 0 0 0 3 4			
Bob Locker, S (9, 1)				1-2 3-H						0 0 0 0 0 0 0			
Inning Stats	R: 1 H: 1 E: 0 LOB: 1 K: 1 BB: 2 S: 5 P: 13	R: 0 H: 1 E: 0 LOB: 1 K: 0 BB: 1 S: 3 P: 7	R: 0 H: 1 E: 0 LOB: 1 K: 0 BB: 0 S: 4 P: 4	R: 0 H: 0 E: 0 LOB: 1 K: 1 BB: 1 S: 5 P: 9	R: 6 H: 6 E: 1 LOB: 1 K: 2 BB: 0 S: 14 P: 14	R: 1 H: 2 E: 0 LOB: 1 K: 0 BB: 0 S: 5 P: 5	R: 0 H: 1 E: 0 LOB: 1 K: 1 BB: 0 S: 6 P: 6	R: 1 H: 1 E: 0 LOB: 0 K: 0 BB: 0 S: 4 P: 4	R: 0 H: 0 E: 0 LOB: 0 K: 1 BB: 0 S: 5 P: 5	1B: 7 SF: 0 2B: 5 SAC: 0 3B: 1 DP: 1 HR: 1 HBP: 0	WP: 0 PA: 43 PB: 1 SB: 0 CS: 2		
PITCHER	IP WLS BF H R ER SO BB IBB HBP BLK WP HR S P ERA WHIP											PITCHER	IP WLS BF H R ER SO BB IBB HBP BLK WP HR S P ERA WHIP
Jim Magnuson, L (1, 1) ERA: 2.61	4.1 L 21 6 4 2 3 4 0 0 0 0 0 0 23 39 4.15 2.308												
Tom Bradley, R (5, 1) ERA: 2.87	2.2 15 6 4 1 2 0 0 0 0 0 0 1 19 19 3.38 2.250												
Steve Kealey, R (8, 1) ERA: 4.43	2.0 7 1 1 0 1 0 0 0 0 0 0 0 9 9 0.00 0.500												

Oakland Athletics @ Chicago White Sox
Comiskey Park, Chicago, IL
Tue Jul 06 1971, 8:05 PM EDT
Att. 11,936 - Unknown

AB	39
R	9
H	13
RBI	8
BB	4
SO	6
LOB	17



Batter	1	2	3	4	5	6	7	8	9	AB	R	H	RBI	BB	SO	LOB
Walt Williams, R OBP: 0.377, SLG: 0.481 (1, 9)	0-0 1-3		0-0 6-3		0-0 1B		0-0 F7		0-3 K	5	0	1	0	0	1	3
Jay Johnstone, L OBP: 0.323, SLG: 0.379 (1, 8)	0-3 K		0-0 1B		0-0 F7			0-0 F8	0-0 SF9	4	0	1	1	0	1	1
Rich McKinney, R OBP: 0.351, SLG: 0.425 (1, 4)	0-0 1-3		0-0 F7		0-3 K			0-0 F8	0-0 FC6-4 1B	5	0	1	1	0	1	2
Bill Melton, R OBP: 0.363, SLG: 0.540 (1, 5)		0-0 F8	0-0 F7		0-0 FC6-4 1B			0-0 1B WP	0-0 FC6-4	5	1	2	0	0	0	3
Rick Reichardt, R OBP: 0.342, SLG: 0.476 (1, 7)		4-0 HBP S BB		0-0 F9		0-0 F4		0-0 1B 1-H		3	0	1	1	1	0	1
Carlos May, L OBP: 0.352, SLG: 0.365 (1, 3)		4-0 HBP BB		0-0 G3		0-0 F4		0-0 F8		3	0	0	0	1	0	2
Tom Egan, R OBP: 0.343, SLG: 0.467 (1, 2)		1-0 HBP		0-0 F7		0-0 FC6-4			0-0 1B E SF9	3	1	1	0	0	0	1
Rich Morales, R OBP: 0.348, SLG: 0.361 (1, 6)		0-0 F7		0-0 F7		0-3 K		0-0 E4 1B		4	1	0	0	0	1	4
Jim Magnuson, R (1, 1)	0-3 K				0-0 HR		0-0 L6		0-0 1B	1	0	0	0	0	1	3
Tom Bradley, R (5, 1)									1-2 2-3 1B	1	1	1	1	0	0	0
Luis Alvarado, R (7, PH)										1	0	0	0	0	0	0
Steve Kealey, R (8, 1)										0	0	0	0	0	0	0
Pat Kelly, L (9, PH)										1	0	1	0	0	0	0

Inning Stats	R: 0	H: 0	E: 0	LOB: 0	K: 1	BB: 0	S: 5	P: 5	R: 0	H: 0	E: 0	LOB: 3	K: 1	BB: 2	S: 5	P: 14	R: 0	H: 1	E: 0	LOB: 1	K: 0	BB: 0	S: 4	P: 4	R: 0	H: 0	E: 0	LOB: 0	K: 0	BB: 0	S: 3	P: 3	R: 1	H: 2	E: 0	LOB: 1	K: 1	BB: 0	S: 7	P: 7	R: 0	H: 1	E: 0	LOB: 1	K: 0	BB: 0	S: 4	P: 4	R: 0	H: 0	E: 0	LOB: 0	K: 1	BB: 0	S: 5	P: 5	R: 1	H: 2	E: 0	LOB: 1	K: 0	BB: 0	S: 5	P: 5	R: 2	H: 3	E: 1	LOB: 2	K: 1	BB: 0	S: 9	P: 9	1B: 8	SF: 1	2B: 0	SAC: 0	3B: 0	DP: 0	HR: 1	HBP: 1	WP: 1	PA: 40
PITCHER	IP	WLS	BF	H	R	ER	SO	BB	IBB	HBP	BLK	WP	HR	S	P	ERA	WHIP																																																																	
Diego Segui, R (1, 1)	8.0	W	33	6	2	2	4	2	0	1	0	1	1	38	47	2.25	1.000																																																																	
Bob Locker, R (9, 1)	1.0	S	7	3	2	0	1	0	0	0	0	0	0	9	9	0.00	3.000																																																																	

BOTTOM

Oakland Athletics @ Chicago White Sox

Comiskey Park, Chicago, IL

Tue Jul 06 1971, 8:05 PM EDT

Att. 11,936 - Unknown

livebaseballscorecards.com

AB	36
R	4
H	9
RBI	4
BB	2
SO	5
LOB	20



Batter	1	2	3	4	5	6	7	8	9	AB R H RBI BB SO LOB	TOP
Angel Mangual, R (1, 8) OBP: 0.354, SLG: 0.413 Rick Monday, L (8, PH) OBP: 0.344, SLG: 0.385 (8, 8)	0-0 G6-4-3 1B		0-0 4-3			0-0 F8		4-0 CS BB		3 0 1 0 0 0 0 0 0 0 0 1 0 0	
Joe Rudi, R (1, 7) OBP: 0.307, SLG: 0.429	0-0 G6-4-3 1-2f			0-0 5-3			0-0 G3-6-3 1B	0-0 CS 1-2	0-0 6-3	4 0 1 0 0 0 1	
Reggie Jackson, L (1, 9) OBP: 0.374, SLG: 0.525	0-0 4-3			0-0 L7			0-0 G3-6-3 1-2f		4-0 G6-4-3 BB	3 0 0 0 1 0 1	
Tommy Davis, R (1, 3) OBP: 0.363, SLG: 0.409		0-0 1-3		0-0 4-3			0-0 BB S 1B		0-0 G6-4-3 1-2f	4 0 1 0 0 0 1	
Sal Bando, R (1, 5) OBP: 0.376, SLG: 0.443		0-0 HR			4-0 G5-4-3 BB		4-0 BB 1-2 IBB			1 1 1 1 2 0 0	
Gene Tenace, R (1, 2) OBP: 0.339, SLG: 0.300		0-0 6-3			0-0 F8		4-0 FC6-4 BB 1-2 2-3			2 0 0 0 1 0 1	
Larry Brown, R (1, 6) OBP: 0.263, SLG: 0.245		0-0 6-3			0-0 G5-4-3 1-2f		0-0 FC6-4 1-2f			3 0 0 0 0 0 4	
Dick Green, R (1, 4) OBP: 0.342, SLG: 0.393			0-0 6-3			0-0 6-3		0-0 L5		3 0 0 0 0 0 0	
Blue Moon Odom, R (1, 1) Mike Epstein, L (8, PH) OBP: 0.374, SLG: 0.481 Darold Knowles, L (8, 1) OBP: 0.250, SLG: 0.250			0-3 K			0-3 K		0-0 4-3		2 0 0 0 0 2 0 1 0 0 0 0 0 0 0 0 0 0 0 0 0	
Inning Stats	R: 0 H: 1 E: 0 LOB: 0 K: 0 BB: 0 S: 3 P: 3	R: 1 H: 1 E: 0 LOB: 0 K: 0 BB: 0 S: 4 P: 4	R: 0 H: 0 E: 0 LOB: 0 K: 1 BB: 0 S: 5 P: 5	R: 0 H: 0 E: 0 LOB: 0 K: 0 BB: 0 S: 3 P: 3	R: 0 H: 0 E: 0 LOB: 0 K: 0 BB: 1 S: 2 P: 6	R: 0 H: 0 E: 0 LOB: 0 K: 1 BB: 0 S: 5 P: 5	R: 0 H: 2 E: 0 LOB: 3 K: 0 BB: 2 S: 4 P: 12	R: 0 H: 0 E: 0 LOB: 0 K: 0 BB: 1 S: 2 P: 6	R: 0 H: 0 E: 0 LOB: 0 K: 0 BB: 1 S: 2 P: 6	1B: 3 SF: 0 2B: 0 SAC: 0 3B: 0 DP: 4 HR: 1 HBP: 0	WP: 0 PA: 32 PB: 0 SB: 1 CS: 1
PITCHER	IP WLS BF H R ER SO BB IBB HBP BLK WP HR S P ERA WHIP	IP WLS BF H R ER SO BB IBB HBP BLK WP HR S P ERA WHIP	IP WLS BF H R ER SO BB IBB HBP BLK WP HR S P ERA WHIP	IP WLS BF H R ER SO BB IBB HBP BLK WP HR S P ERA WHIP	IP WLS BF H R ER SO BB IBB HBP BLK WP HR S P ERA WHIP	IP WLS BF H R ER SO BB IBB HBP BLK WP HR S P ERA WHIP	IP WLS BF H R ER SO BB IBB HBP BLK WP HR S P ERA WHIP	IP WLS BF H R ER SO BB IBB HBP BLK WP HR S P ERA WHIP	IP WLS BF H R ER SO BB IBB HBP BLK WP HR S P ERA WHIP	ERA WHIP	ERA WHIP
Tommy John, L (1, 1) ERA: 3.36	7.0 W 25 4 1 1 2 2 1 0 0 0 0 1 26 38 1.29 0.857										
Bart Johnson, R (8, 1) ERA: 3.27	2.0 S 6 0 0 0 0 2 0 0 0 0 0 0 4 12 0.00 1.000										

Oakland Athletics @ Chicago White Sox

Comiskey Park, Chicago, IL

Wed Jul 07 1971, 8:05 PM EDT

Att: 12,043 - Unknown

livebaseballscorecards.com



Batter	1	2	3	4	5	6	7	8	9	AB R H RBI BB SO LOB	TOP		
Angel Mangual, R (1, 8) OBP: 0.355, SLG: 0.413	0-0 5-3	0-0 2-H 1B		0-0 7-6-4 1B			0-0 F3		0-0 F2	5 0 2 1 0 0 1			
Joe Rudi, R (1, 7) OBP: 0.308, SLG: 0.429	0-0 4-3	0-0 1-2 1B		0-0 7-6-4 1-2f			0-0 1B		0-0 F8	5 0 2 0 0 0 2			
Reggie Jackson, L (1, 9) OBP: 0.370, SLG: 0.518	0-3 K	0-0 G3			0-3 K		0-3 K			4 0 0 0 0 3 3			
Tommy Davis, R (1, 3) Mike Hegan, L (7, 3) OBP: 0.358, SLG: 0.402 OBP: 0.350, SLG: 0.357		0-0 E5 1B 1B	0-0 G4-6-3 1B		0-0 6-3		0-0 4-3			4 1 1 0 0 0 1 0 0 0 0 0 0 0			
Sal Bando, R (1, 5) OBP: 0.374, SLG: 0.440		0-0 1-3 2B 1B	0-0 G4-6-3 1-2f		0-0 F8			0-0 F8		4 1 1 0 0 0 1			
Dave Duncan, R (1, 2) OBP: 0.301, SLG: 0.442		0-0 1-2 2B SF9 1B	0-0 1B 1B			0-0 F8		0-0 1-3		4 1 2 1 0 0 0			
Larry Brown, R (1, 6) OBP: 0.288, SLG: 0.282		0-0 1-3 2-H 1B 2B	0-0 1-3 1B			0-0 1B		0-0 CS 1B		4 1 4 1 0 0 0			
Dick Green, R (1, 4) OBP: 0.338, SLG: 0.389		0-0 SF9	0-0 5-3			0-0 F8		0-0 CS	0-0 F4	3 0 0 1 0 0 3			
Chuck Dobson, R (1, 1) OBP: 0.286, SLG: 0.412		0-0 6-3		0-0 F7		0-0 F4			0-0 2B	4 0 1 0 0 0 2			
Inning Stats	R: 0 E: 0 K: 1 S: 5 H: 0 LOB: 0 BB: 0 P: 5	R: 4 E: 1 K: 0 S: 9 H: 5 LOB: 2 BB: 0 P: 9	R: 0 E: 0 K: 0 S: 5 H: 3 LOB: 2 BB: 0 P: 5	R: 0 E: 0 K: 0 S: 3 H: 1 LOB: 0 BB: 0 P: 3	R: 0 E: 0 K: 1 S: 5 H: 0 LOB: 0 BB: 0 P: 5	R: 0 E: 0 K: 0 S: 4 H: 1 LOB: 1 BB: 0 P: 4	R: 0 E: 0 K: 1 S: 6 H: 1 LOB: 1 BB: 0 P: 6	R: 0 E: 0 K: 0 S: 3 H: 1 LOB: 0 BB: 0 P: 3	R: 0 E: 0 K: 0 S: 4 H: 1 LOB: 1 BB: 0 P: 4	1B: 11 2B: 3 3B: 0 HR: 0 SF: 1 SAC: 0 DP: 2 HBP: 0	WP: 0 PB: 0 SB: 0 CS: 1 PA: 39		
PITCHER	IP WLS BF H R ER SO BB IBB HBP BLK WP HR S P ERA WHIP											PITCHER	IP WLS BF H R ER SO BB IBB HBP BLK WP HR S P ERA WHIP
Wilbur Wood, L (1, 1) ERA: 1.8	8.0 L 34 12 4 2 3 0 0 0 0 0 0 0 40 40 2.25 1.500												
Vicente Romo, R (9, 1) ERA: 5.55	1.0 4 1 0 0 0 0 0 0 0 0 0 0 4 4 0.00 1.000												

Oakland Athletics @ Chicago White Sox
Comiskey Park, Chicago, IL
Thu Jul 08 1971, 4:33 AM EDT
Att: 10,178 - Unknown

livebaseballscorecards.com

AB 37
R 4
H 13
RBI 4
BB 0
SO 3
LOB 13



Batter	1	2	3	4	5	6	7	8	9	AB	R	H	RBI	BB	SO	LOB
Walt Williams, R (1, 7) OBP: 0.366, SLG: 0.464	0-0 F8		0-0 L5			0-0 F4		0-0 4-3		4	0	0	0	0	0	0
Pat Kelly, L (1, 9) OBP: 0.583, SLG: 0.444	0-0 F7		0-0 1-3			0-0 F7		0-0 F7		4	0	0	0	0	0	0
Carlos May, L (1, 3) OBP: 0.353, SLG: 0.364	4-0 FC6-4 BB				0-0 F8				0-0 1B	3	0	2	0	1	0	0
Bill Melton, R (1, 5) OBP: 0.361, SLG: 0.542	0-0 FC6-4				0-0 HR		0-3 K		0-0 F8	4	1	1	1	0	1	3
Jay Johnstone, L (1, 8) OBP: 0.322, SLG: 0.373		0-0 F5			0-0 F6				0-0 F8	4	0	1	0	0	0	1
Mike Andrews, R (1, 4) OBP: 0.380, SLG: 0.394		0-0 HR			0-0 F4				0-3 K	4	1	1	1	0	1	2
Ed Herrmann, L (1, 2) OBP: 0.319, SLG: 0.377		0-0 F6				0-0 F8				3	0	0	0	0	0	1
Luis Alvarado, R (1, 6) OBP: 0.245, SLG: 0.294		0-3 K				0-0 5-3				2	0	0	0	0	1	0
Rick Reichardt, R (7, PH) OBP: 0.341, SLG: 0.474										1	0	0	0	0	0	1
Rich Morales, R (8, 6) OBP: 0.348, SLG: 0.361										0	0	0	0	0	0	0
Wilbur Wood, R (1, 1) OBP: 0.146, SLG: 0.047			0-3 K							2	0	0	0	0	1	0
Mike Hershberger, R (8, PH) OBP: 0.440, SLG: 0.395										1	0	0	0	0	0	0
Vicente Romo, R (9, 1)										0	0	0	0	0	0	0

Inning Stats	R: 0	H: 0	E: 0	K: 0	S: 3	R: 1	H: 1	E: 0	K: 1	S: 6	R: 0	H: 0	E: 0	K: 1	S: 5	R: 1	H: 1	E: 0	K: 0	S: 4	R: 0	H: 0	E: 0	K: 0	S: 3	R: 0	H: 1	E: 0	K: 1	S: 6	R: 0	H: 1	E: 0	K: 0	S: 4	R: 0	H: 0	E: 0	K: 0	S: 3	R: 0	H: 1	E: 0	K: 1	S: 6	R: 0	H: 1	E: 0	K: 0	S: 3	R: 0	H: 1	E: 0	K: 1	S: 6
LOB: 1	BB: 1	LOB: 0	BB: 0	P: 7	LOB: 0	BB: 0	P: 6	LOB: 0	BB: 0	P: 5	LOB: 0	BB: 0	P: 3	LOB: 1	BB: 0	LOB: 1	BB: 0	P: 6	LOB: 0	BB: 0	P: 4	LOB: 1	BB: 0	P: 4	LOB: 0	BB: 0	P: 3	LOB: 0	BB: 0	P: 3	LOB: 0	BB: 0	P: 3	LOB: 0	BB: 0	P: 6	LOB: 0	BB: 0	P: 6	LOB: 0	BB: 0	P: 6	LOB: 0	BB: 0	P: 6										
1B: 3	2B: 0	3B: 0	HR: 2	SF: 0	SAC: 0	DP: 0	HBP: 0	WP: 0	HR: 2	S: 44	ERA: 2.00	WHIP: 0.667																																											

BOTTOM

Oakland Athletics @ Chicago White Sox
Comiskey Park, Chicago, IL

Thu Jul 08 1971, 4:33 AM EDT
Att. 10,178 - Unknown

livebaseballscorecards.com

AB	32
R	2
H	5
RBI	2
BB	1
SO	4
LOB	8



WP: 0	PA: 33
PB: 0	
SB: 0	
CS: 0	

Batter	1	2	3	4	5	6	7	8	9	AB R H RBI BB SO LOB	TOP									
Tommy Harper, R (1, 7) OBP: 0.306, SLG: 0.357	0-0 F8		0-0 2B		0-0 F9			0-0 FC5-4		4 0 1 0 0 0 1										
Ron Theobald, R (1, 4) OBP: 0.365, SLG: 0.357	0-0 6-3		0-0 5-3		0-0 4-3			0-3 K		4 0 0 0 0 1 2										
Dave May, L (1, 8) OBP: 0.364, SLG: 0.435	0-0 1B		0-0 4-3					0-0 F9		4 0 1 0 0 0 2										
Frank Tepedino, L (1, 3) OBP: 0.163, SLG: 0.238	0-3 K			0-0 1B					0-0 F7	3 1 1 0 0 1 1										
John Morris, R (6, 1) OBP: 0.167, SLG: 0.200				E 1B						0 0 0 0 0 0 0										
Paul Ratliff, L (9, PH) OBP: 0.220, SLG: 0.311										1 0 0 0 0 0 0										
Rob Ellis, R (1, 5) OBP: 0.299, SLG: 0.267		0-0 FC4-6 1B		0-3 K					0-0 1-4-3	4 0 1 0 0 1 1										
Bill Voss, L (1, 9) OBP: 0.314, SLG: 0.374		0-0 FC4-6 E 1-2f K 1B		0-0 FC5-4 1-2 1B				0-0 L6		4 0 1 0 0 0 1										
Ted Kubiak, S (1, 6) OBP: 0.331, SLG: 0.282		0-0 E4 1-3 1B		0-0 FC5-4 1-2f 2-H				0-0 G3		3 0 1 0 0 0 1										
Ellie Rodriguez, R (1, 2) OBP: 0.290, SLG: 0.243		0-3 K 3-H		0-0 1-3				0-0 1-3		3 0 0 0 0 1 3										
Jim Slaton, R (1, 1) OBP: 0.200, SLG: 0.077			0-0 F7						0-0 FC5-4 1B	0 0 0 0 0 0 0										
Lew Krausse, R (2, 1)										1 0 0 0 0 0 0										
Roberto Pena, R (5, PH) OBP: 0.293, SLG: 0.380										1 0 0 0 0 0 0										
Jim Hannan, R (5, 1)										0 0 0 0 0 0 0										
John Briggs, L (6, 3) OBP: 0.374, SLG: 0.433										1 0 1 0 0 0 0										
Inning Stats	R: 0 E: 0 K: 1 S: 6	H: 1 LOB: 1 BB: 0 P: 6	R: 0 E: 1 K: 1 S: 6	H: 2 LOB: 1 BB: 0 P: 6	R: 0 E: 0 K: 0 S: 4	H: 1 LOB: 1 BB: 0 P: 4	R: 1 E: 1 K: 1 S: 7	H: 2 LOB: 1 BB: 0 P: 7	R: 0 E: 0 K: 0 S: 3	H: 0 LOB: 0 BB: 0 P: 3	R: 0 E: 0 K: 0 S: 3	H: 0 LOB: 0 BB: 0 P: 3	R: 0 E: 0 K: 0 S: 6	H: 1 LOB: 1 BB: 0 P: 6	R: 0 E: 0 K: 0 S: 3	H: 0 LOB: 0 BB: 0 P: 3	1B: 6 2B: 1 3B: 0 HR: 0	SF: 0 SAC: 0 DP: 0 HBP: 0	WP: 0 PB: 0 SB: 0 CS: 0	PA: 33
PITCHER Joe Horlen, R (1, 1) ERA: 3.86	IP: 9.0 WLS: W BF: 33 H: 7 R: 1 ER: 0 SO: 4 BB: 0 IBB: 0 HBP: 0 BLK: 0 WP: 0 HR: 0 S: 41 P: 41 ERA: 0.00 WHIP: 0.778																			

Milwaukee Brewers @ Chicago White Sox
Comiskey Park, Chicago, IL
Fri Jul 09 1971, 8:05 PM EDT
Att. 13,917 - Unknown - 70 F

AB	33
R	1
H	7
RBI	0
BB	0
SO	4
LOB	12



Batter	1	2	3	4	5	6	7	8	9
Walt Williams, R OBP: 0.372, SLG: 0.465 (1, 7)	0-0 2B 1B	1-0 2B 1B HBP	0-0 F7			0-0 BB 4-3 1B		0-0 F9	
Pat Kelly, L OBP: 0.471, SLG: 0.357 (1, 9)	0-0 F6	0-0 2B 1B 1B			0-0 L3	0-0 4-3		0-0 4-3	
Jay Johnstone, L OBP: 0.322, SLG: 0.373 (9, 9)									
Rick Reichardt, R OBP: 0.343, SLG: 0.477 (1, 8)	0-0 F8	0-0 1B 2B			0-0 F4	4-0 BB BB			
Mike Hershberger, R OBP: 0.440, SLG: 0.395 (7, 8)									
Bill Melton, R OBP: 0.368, SLG: 0.547 (1, 5)	0-0 2B	4-0 1B IBB			4-0 BB	4-0 1-2 2-3 BB			
Carlos May, L OBP: 0.354, SLG: 0.364 (1, 3)	4-0 IBB	0-0 1B FC5-4			0-3 K	0-3 K			
Mike Andrews, R OBP: 0.378, SLG: 0.391 (1, 4)	0-0 L5	0-0 FC5-4			0-0 L5-3 1B			0-0 F3	
Ed Herrmann, L OBP: 0.324, SLG: 0.371 (1, 2)		4-0 1B HBP BB			0-0 F4			0-3 K	
Luis Alvarado, R OBP: 0.238, SLG: 0.286 (1, 6)		0-0 F8	0-0 FC6-4		0-0 L5-3			0-0 F8	
Joe Herten, R OBP: 0.050, SLG: 0.053 (1, 1)		0-0 L6	0-0 F8					0-0 F4	

Inning Stats	R: 0 E: 0 K: 0 S: 5	H: 2 LOB: 3 BB: 1 P: 9	R: 4 E: 0 K: 0 S: 6	H: 3 LOB: 2 BB: 2 P: 15	R: 0 E: 0 K: 0 S: 3	H: 0 LOB: 1 BB: 1 P: 7	R: 0 E: 0 K: 1 S: 5	H: 0 LOB: 1 BB: 1 P: 9	R: 0 E: 0 K: 0 S: 3	H: 1 LOB: 0 BB: 0 P: 3	R: 0 E: 0 K: 1 S: 6	H: 1 LOB: 3 BB: 2 P: 14	R: 0 E: 0 K: 1 S: 5	H: 0 LOB: 0 BB: 0 P: 5	R: 0 E: 0 K: 0 S: 3	H: 0 LOB: 0 BB: 0 P: 3
--------------	------------------------------	---------------------------------	------------------------------	----------------------------------	------------------------------	---------------------------------	------------------------------	---------------------------------	------------------------------	---------------------------------	------------------------------	----------------------------------	------------------------------	---------------------------------	------------------------------	---------------------------------

PITCHER	IP	WLS	BF	H	R	ER	SO	BB	IBB	HBP	BLK	WP	HR	S	P	ERA	WHIP
Jim Slaton, R ERA: 4.17 (1, 1)	1.2	L	14	5	4	4	0	1	2	0	0	0	0	10	23	21.60	3.600
Lew Krausse, R ERA: 3.71 (2, 1)	2.1		9	0	0	0	1	2	0	0	0	0	0	9	17	0.00	0.857
Jim Hannan, R ERA: 3.86 (5, 1)	1.2		8	2	0	0	0	2	0	0	0	0	0	6	14	0.00	2.400
John Morris, L ERA: 3.23 (6, 1)	2.1		7	0	0	0	2	0	0	0	0	0	0	11	11	0.00	0.000


BOTTOM

Milwaukee Brewers @ Chicago White Sox
Comiskey Park, Chicago, IL

Fri Jul 09 1971, 8:05 PM EDT
Att: 13,917 - Unknown - 70 F

AB	R	H	RBI	BB	SO	LOB
4	1	2	0	0	0	1
5	1	1	1	0	0	2
0	0	0	0	0	0	0
3	1	1	1	1	0	1
0	0	0	0	0	0	0
1	0	1	0	3	0	0
3	0	1	2	1	2	4
4	0	1	0	0	0	5
2	1	0	0	2	1	1
4	0	0	0	0	0	3
4	0	0	0	0	0	2

AB	30
R	4
H	7
RBI	4
BB	7
SO	3
LOB	19



WP	PA
0	38

Batter	1	2	3	4	5	6	7	8	9	AB R H RBI BB SO LOB	TOP					
Tommy Harper, R (1, 7) OBP: 0.303, SLG: 0.353	0-3 K		0-0 5-3		0-3 K		0-0 F4			4 0 0 0 0 2 0	Milwaukee Brewers @ Chicago White Sox Comiskey Park, Chicago, IL Sat Jul 10 1971, 4:33 AM EDT Att. 6,969 - Unknown					
Ron Theobald, R (1, 4) OBP: 0.362, SLG: 0.353	0-0 F9		0-0 WP 1-3 1B		0-0 5-3			0-0 6-3		4 0 1 0 0 0 0						
Dave May, L (1, 8) OBP: 0.359, SLG: 0.429	0-0 1-3		0-0 1-3			0-0 F9		0-0 4-3		4 0 0 0 0 0 1						
John Briggs, L (1, 3) OBP: 0.372, SLG: 0.426 Ken Sanders, R (8, 1)		4-0 FC6-4 BB	0-3 K			0-0 F5		0-0 F6		3 0 0 0 1 1 1 0 0 0 0 0 0 0						
Rob Ellis, R (1, 5) OBP: 0.296, SLG: 0.266		0-0 FC6-4 4-3 1B 1-2f 1B		0-0 G3 1B		0-0 5-3		0-0 G1		4 1 1 0 0 0 1						
Bill Voss, L (1, 9) OBP: 0.317, SLG: 0.390		0-0 1B 1-2 4-3 1B		0-0 F8				0-0 4-3		4 1 2 1 0 0 1						
Ted Kubiak, S (1, 6) OBP: 0.329, SLG: 0.290		0-0 4-3		0-0 G3				0-0 HR		4 1 1 0 0 1 3						
Ellie Rodriguez, R (1, 2) OBP: 0.291, SLG: 0.246		0-0 2-3 3-H 1B		0-0 L7			0-0 SF7 3B			2 0 1 2 0 0 1						
Skip Lockwood, R (1, 1) OBP: 0.229, SLG: 0.161 Frank Tepedino, L (8, 3) OBP: 0.163, SLG: 0.238		0-3 K		0-3 K			0-0 F7			3 0 0 0 0 2 2 0 0 0 0 0 0 0						
Inning Stats	R: 0 H: 0 E: 0 LOB: 0 K: 1 BB: 0 S: 5 P: 5	R: 1 H: 2 E: 0 LOB: 2 K: 1 BB: 1 S: 7 P: 11	R: 0 H: 1 E: 0 LOB: 1 K: 1 BB: 0 S: 6 P: 6	R: 0 H: 1 E: 0 LOB: 1 K: 0 BB: 0 S: 4 P: 4	R: 0 H: 0 E: 0 LOB: 0 K: 2 BB: 0 S: 7 P: 7	R: 0 H: 0 E: 0 LOB: 0 K: 0 BB: 0 S: 3 P: 3	R: 2 H: 2 E: 0 LOB: 0 K: 0 BB: 0 S: 5 P: 5	R: 0 H: 0 E: 0 LOB: 0 K: 0 BB: 0 S: 3 P: 3	R: 0 H: 0 E: 0 LOB: 0 K: 1 BB: 0 S: 5 P: 5	1B: 4 SF: 1 2B: 0 SAC: 0 3B: 1 DP: 0 HR: 1 HBP: 0	WP: 1 PA: 34 PB: 0 SB: 0 CS: 0					
PITCHER	IP WLS BF H R ER SO BB IBB HBP BLK WP HR S P ERA WHIP															
Tom Bradley, R (1, 1) ERA: 2.93	6.0	25	6	3	3	5	1	0	0	0	1	1	34	38	4.50	1.167
Bart Johnson, R (7, 1) ERA: 3.18	3.0	W	9	0	0	0	1	0	0	0	0	0	11	11	0.00	0.000

livebaseballscorecards.com

AB	32
R	3
H	6
RBI	3
BB	1
SO	6
LOB	10



Batter	1	2	3	4	5	6	7	8	9	AB	R	H	RBI	BB	SO	LOB
Walt Williams, R OBP: 0.373, SLG: 0.480 (1, 7)	0-0 HR		0-0 F8		0-0 1B 1-2		0-0 6-3		0-0 F9	5	1	2	1	0	0	1
Pat Kelly, L OBP: 0.455, SLG: 0.333 (1, 9)	0-0 6-3		0-0 E3 CS		0-0 1B 1-2 2-3		0-3 K		4-0 1B IBB	4	0	1	0	1	1	0
Rick Reichardt, R OBP: 0.348, SLG: 0.477 (1, 8)	0-3 K		0-3 K 1-2		0-0 1B 1-2 2-3 3-H		4-0 BB		0-0 1B 1-2 2-H	4	0	2	2	1	2	1
Bill Melton, R OBP: 0.367, SLG: 0.554 (1, 5)	0-0 HR			0-3 K	0-3 K		0-0 F8			4	1	1	1	0	2	4
Carlos May, L OBP: 0.353, SLG: 0.362 (1, 3)	0-0 6-3			0-0 1B CS	0-0 F9			0-0 F9		4	0	1	0	0	0	3
Mike Andrews, R OBP: 0.384, SLG: 0.398 Lee Richard, R OBP: 0.306, SLG: 0.330 (1, 4) (8, PR) (9, 6)		0-0 G1-6-3 1B		0-0 1B 1-3		0-0 F3		0-0 FC6-4 1B		4	0	3	0	0	0	0
Ed Herrmann, L OBP: 0.322, SLG: 0.363 (1, 2)		0-0 G1-6-3 1-2f		0-0 F6		4-0 BB		0-0 FC6-4 PO 1-2f		3	0	0	0	1	0	4
Luis Alvarado, R OBP: 0.240, SLG: 0.287 (1, 6) (9, 4)		0-0	0-0 CS		0-3 K	0-3 K		0-0 PO 1-2	4-0 SH1 1B BB	3	0	1	0	0	2	1
Jay Johnstone, L OBP: 0.325, SLG: 0.373 (9, PH)		0-0 1B		0-0 K		0-0 E6 1B 1B			0-0 SH1	0	1	0	0	1	0	0
Tom Bradley, R OBP: 0.143, SLG: 0.188 Bart Johnson, R OBP: 0.200, SLG: 0.225 (1, 1) (7, 1)		0-3 K			0-0 L5				0-0 1-2	3	1	0	0	0	1	2
										0	0	0	0	0	0	0

Inning Stats	R: 2	H: 2	E: 0	LOB: 0	K: 1	BB: 0	S: 7	P: 7
	R: 0	H: 2	E: 0	LOB: 1	K: 1	BB: 0	S: 6	P: 6
	R: 0	H: 0	E: 1	LOB: 0	K: 1	BB: 0	S: 5	P: 5
	R: 0	H: 2	E: 0	LOB: 1	K: 1	BB: 0	S: 6	P: 6
	R: 1	H: 3	E: 1	LOB: 3	K: 2	BB: 0	S: 11	P: 11
	R: 0	H: 0	E: 0	LOB: 1	K: 1	BB: 1	S: 5	P: 9
	R: 0	H: 0	E: 0	LOB: 1	K: 1	BB: 1	S: 5	P: 9
	R: 0	H: 1	E: 0	LOB: 1	K: 0	BB: 0	S: 3	P: 3
	R: 1	H: 1	E: 0	LOB: 2	K: 0	BB: 2	S: 3	P: 11
	1B: 9	SF: 0	2B: 0	SAC: 1	3B: 0	DP: 1	HR: 2	HBP: 0

PITCHER	IP	WLS	BF	H	R	ER	SO	BB	IBB	HBP	BLK	WP	HR	S	P	ERA	WHIP
Skip Lockwood, R ERA: 2.75 (1, 1)	7.1		32	9	3	2	8	2	0	0	0	0	2	46	54	2.46	1.500
Ken Sanders, R ERA: 1.83 (8, 1)	1.1	L	7	2	1	1	0	1	1	0	0	0	0	5	13	6.75	2.250

BOTTOM

Milwaukee Brewers @ Chicago White Sox
Comiskey Park, Chicago, IL

Sat Jul 10 1971, 4:33 AM EDT
Att. 6,969 - Unknown

AB	34
R	4
H	11
RBI	4
BB	4
SO	8
LOB	16



Batter	1	2	3	4	5	6	7	8	9	AB R H RBI BB SO LOB	TOP																						
Tommy Harper, R OBP: 0.299, SLG: 0.348 (1, 8) (9, 7)	0-3 K		0-3 K			0-0 5-3		0-0 6-3		4 0 0 0 0 2 0	Milwaukee Brewers @ Chicago White Sox Comiskey Park, Chicago, IL Sun Jul 11 1971, 4:33 AM EDT Unknown livebaseballscorecards.com																						
Ron Theobald, R OBP: 0.365, SLG: 0.358 (1, 4)	0-0 5-3		0-0 5-3			0-0 1B		0-0 SH1-4 1B	4 1 2 0 0 0 0																								
Roberto Pena, R OBP: 0.294, SLG: 0.379 (1, 3)	0-0 1B			0-0 5-3		0-3 K		0-0 SH1-4	3 0 1 0 0 1 1																								
Andy Kosco, R OBP: 0.306, SLG: 0.320 Dave May, L OBP: 0.359, SLG: 0.429 (1, 7) (9, 8)	0-0 F9			0-3 K			0-0 F7	4-0 1B IBB	3 0 0 0 1 1 1 0 0 0 0 0 0 0																								
Rob Ellis, R OBP: 0.333, SLG: 0.299 (1, 9)		4-0 1-3 BB		0-0 CS 1B			0-0 FC1-6 1B	0-0 FC6-4 1B	3 0 3 0 1 0 0																								
Ted Kubiak, S OBP: 0.328, SLG: 0.291 (1, 6)		0-0 1-3 1-2		0-0 CS 1-2	0-0 G1-6-3 1B		0-0 FC1-6 1-2f	0-0 SF9	3 0 1 1 0 0 2																								
Ellie Rodriguez, R OBP: 0.285, SLG: 0.240 (1, 2)		0-0 1-3			0-0 G1-6-3 1-2f		0-0 5-3	0-0 FC6-4 1-2f	4 0 0 0 0 0 5																								
Bob Heise, R OBP: 0.161, SLG: 0.194 (1, 5)		0-0 5-3			0-0 6-3			0-3 K	3 0 0 0 0 1 1																								
Marty Pattin, R OBP: 0.216, SLG: 0.174 John Morris, R OBP: 0.167, SLG: 0.200 (1, 1) (9, 1)			0-0 5-3			0-3 K		0-0 4-3	3 0 0 0 0 1 0 0 0 0 0 0 0 0																								
Inning Stats	R: 0 E: 0 K: 1 S: 6	H: 1 LOB: 1 BB: 0 P: 6	R: 0 E: 0 K: 0 S: 3	H: 0 LOB: 1 BB: 1 P: 7	R: 0 E: 0 K: 1 S: 5	H: 0 LOB: 0 BB: 0 P: 5	R: 0 E: 0 K: 1 S: 5	H: 1 LOB: 0 BB: 0 P: 5	R: 0 E: 0 K: 1 S: 3	H: 1 LOB: 0 BB: 0 P: 3	R: 0 E: 0 K: 2 S: 8	H: 1 LOB: 1 BB: 0 P: 8	R: 0 E: 0 K: 0 S: 4	H: 1 LOB: 1 BB: 0 P: 4	R: 0 E: 0 K: 1 S: 5	H: 0 LOB: 0 BB: 0 P: 5	R: 1 E: 0 K: 0 S: 5	H: 2 LOB: 2 BB: 1 P: 9	1B: 7 2B: 0 3B: 0 HR: 0	SF: 1 SAC: 1 DP: 1 HBP: 0	WP: 0 PB: 0 SB: 0 CS: 1	PA: 35											
PITCHER Tommy John, L ERA: 3.2 (1, 1)	IP 9.0	WLS L	BF 34	H 7	R 1	ER 1	SO 6	BB 1	IBB 1	HBP 0	BLK 0	WP 0	HR 0	S 44	P 52	ERA 1.00	WHIP 0.889																
											PITCHER	IP	WLS	BF	H	R	ER	SO	BB	IBB	HBP	BLK	WP	HR	S	P	ERA	WHIP					



Batter	1	2	3	4	5	6	7	8	9	AB R H RBI BB SO LOB
Walt Williams, R (1, 9) OBP: 0.374, SLG: 0.478 Mike Hershberger, R (4, PR) OBP: 0.431, SLG: 0.386 (5, 8)	0-3 K ①			H 1-0 CS HBP		S 0-3 K ③			S 0-3 K ①	1 0 0 0 0 1 0 2 0 0 0 0 2 0
Jay Johnstone, L (1, 8) OBP: 0.319, SLG: 0.365 (5, 9)	0-3 K ②			X 0-0 F5 ①			X 0-0 4-3 ①		X 0-0 5-3 ②	4 0 0 0 0 1 1
Rick Reichardt, R (1, 7) OBP: 0.350, SLG: 0.475	0-3 K ③			X 0-0 F9 ②			B 4-0 BB ②		X 0-0 1B 1B	3 0 1 0 1 1 1
Bill Melton, R (1, 5) OBP: 0.366, SLG: 0.549		X 0-0 1-3 ①		0-0 CS ③	X 0-0 F9 ①		S 0-3 K ②		X 0-0 1B 1B	4 0 1 0 0 1 1
Carlos May, L (1, 3) OBP: 0.356, SLG: 0.367 Rich McKinney, R (9, PH) OBP: 0.347, SLG: 0.422		B 4-0 CS BB		1-2	X 0-0 2B		X 0-0 4-3 ③		X 0-0 6-3 ③	2 0 1 0 1 0 1 1 0 0 0 0 0 2
Mike Andrews, R (1, 4) OBP: 0.383, SLG: 0.397		X 0-0 L5 ② ③			X 0-0 F7 ②			X 0-0 1B		3 0 1 0 0 0 2
Tom Egan, R (1, 2) OBP: 0.337, SLG: 0.458			S 0-3 K ①		S 0-3 K ③			S 0-3 K ①		3 0 0 0 0 3 2
Luis Alvarado, R (1, 6) OBP: 0.237, SLG: 0.283 Ed Hermann, L (8, PH) OBP: 0.320, SLG: 0.360 Lee Richard, R (9, 6) OBP: 0.306, SLG: 0.330			X 0-0 6-3 ②			X 0-0 F8 ①		S 0-3 K ②		2 0 0 0 0 0 0 1 0 0 0 0 1 1 0 0 0 0 0 0 0
Tommy John, R (1, 1) OBP: 0.154, SLG: 0.108			X 0-0 5-3 ③			X 0-0 6-3 ②		X 0-0 F6 ③		3 0 0 0 0 0 1

Inning Stats	R: 0 E: 0 K: 3 S: 9	H: 0 LOB: 0 BB: 0 P: 9	R: 0 E: 0 K: 0 S: 2	H: 0 LOB: 0 BB: 1 P: 6	R: 0 E: 0 K: 1 S: 5	H: 0 LOB: 0 BB: 0 P: 5	R: 0 E: 0 K: 0 S: 2	H: 0 LOB: 1 BB: 0 P: 3	R: 0 E: 0 K: 1 S: 6	H: 1 LOB: 1 BB: 0 P: 6	R: 0 E: 0 K: 1 S: 5	H: 0 LOB: 0 BB: 0 P: 5	R: 0 E: 0 K: 1 S: 5	H: 0 LOB: 1 BB: 1 P: 9	R: 0 E: 0 K: 2 S: 8	H: 1 LOB: 1 BB: 0 P: 8	R: 0 E: 0 K: 1 S: 7	H: 2 LOB: 2 BB: 0 P: 7	1B: 3 2B: 1 3B: 0 HR: 0	SF: 0 SAC: 0 DP: 0 HBP: 1
--------------	------------------------------	---------------------------------	------------------------------	---------------------------------	------------------------------	---------------------------------	------------------------------	---------------------------------	------------------------------	---------------------------------	------------------------------	---------------------------------	------------------------------	---------------------------------	------------------------------	---------------------------------	------------------------------	---------------------------------	----------------------------------	------------------------------------

PITCHER	IP	WLS	BF	H	R	ER	SO	BB	IBB	HBP	BLK	WP	HR	S	P	ERA	WHIP
Marty Pattin, R (1, 1) ERA: 2.81	8.2	W	31	4	0	0	10	2	0	1	0	0	0	48	57	0.00	0.692
John Morris, L (9, 1) ERA: 3.2	0.1	S	1	0	0	0	0	0	0	0	0	0	0	1	1	0.00	0.000

BOTTOM

Milwaukee Brewers @ Chicago White Sox
Comiskey Park, Chicago, IL
Sun Jul 11 1971, 4:33 AM EDT
Unknown

AB	29
R	0
H	4
RBI	0
BB	2
SO	10
LOB	12



WP	PA	ERA	WHIP
0	33		

Batter	1	2	3	4	5	6	7	8	9	AB R H RBI BB SO LOB	TOP	
Tommy Harper, R (1, 8) OBP: 0.301, SLG: 0.353	0-0 PB 1B		0-0 F8			0-0 F9			0-0 2B	4 0 2 0 0 0 0		
Ron Theobald, R (1, 4) OBP: 0.356, SLG: 0.348	0-3 K 1-2			0-0 6-3		0-0 6-3			0-0 6-3	4 0 0 0 0 1 2		
Roberto Pena, R (1, 3) OBP: 0.289, SLG: 0.372	0-0 L9			0-3 K		0-0 F8				3 0 0 0 0 1 1		
Andy Kosco, R (1, 7) OBP: 0.301, SLG: 0.314	0-0 6-3			0-0 F8		0-0 F8				3 0 0 0 0 0 1		
Rob Ellis, R (1, 9) OBP: 0.321, SLG: 0.286		0-0 F9			0-0 F7			0-3 K		3 0 0 0 0 1 0		
Ted Kubiak, S (1, 6) OBP: 0.336, SLG: 0.301		0-0 CS 1B			0-0 1B			0-0 1B G6-4-3		3 0 3 0 0 0 0		
Elie Rodriguez, R (1, 2) OBP: 0.281, SLG: 0.236		0-0 F9			0-0 5-3			0-0 G6-4-3 1-2f		3 0 0 0 0 0 2		
Bob Heise, R (1, 5) OBP: 0.147, SLG: 0.176		0-0 CS 1-2	0-0 6-3			0-0 F8			0-0 6-3	3 0 0 0 0 0 0		
Bill Parsons, R (1, 1) OBP: 0.195, SLG: 0.216			0-0 1-3			0-0 5-3			0-3 K	2 0 0 0 0 0 0		
Bill Voss, L (9, PH) OBP: 0.316, SLG: 0.389										1 0 0 0 0 1 0		
Inning Stats	R: 0 H: 1 E: 0 LOB: 1 K: 1 BB: 0 S: 6 P: 6	R: 0 H: 1 E: 0 LOB: 0 K: 0 BB: 0 S: 3 P: 3	R: 0 H: 0 E: 0 LOB: 0 K: 0 BB: 0 S: 3 P: 3	R: 0 H: 0 E: 0 LOB: 0 K: 1 BB: 0 S: 5 P: 5	R: 0 H: 1 E: 0 LOB: 0 K: 0 BB: 0 S: 3 P: 3	R: 0 H: 0 E: 0 LOB: 0 K: 0 BB: 0 S: 3 P: 3	R: 0 H: 0 E: 0 LOB: 0 K: 0 BB: 0 S: 3 P: 3	R: 0 H: 1 E: 0 LOB: 0 K: 1 BB: 0 S: 5 P: 5	R: 0 H: 1 E: 0 LOB: 1 K: 1 BB: 0 S: 6 P: 6	1B: 4 SF: 0 2B: 1 SAC: 0 3B: 0 DP: 1 HR: 0 HBP: 0	WP: 0 PA: 30 PB: 1 SB: 0 CS: 1	
PITCHER Wilbur Wood, L (1, 1) ERA: 1.69	IP WLS BF H R ER SO BB IBB HBP BLK WP HR S P ERA WHIP	9.0 W 29 5 0 0 4 0 0 0 0 0 0 0 37 37 0.00 0.556										

Milwaukee Brewers @ Chicago White Sox
Comiskey Park, Chicago, IL
Sun Jul 11 1971, 4:38 AM EDT
Att. 24,022 - Unknown

AB	29
R	0
H	5
RBI	0
BB	0
SO	4
LOB	6



Batter	1	2	3	4	5	6	7	8	9
Lee Richard, R OBP: 0.301, SLG: 0.324 (1, 6) X	0-0 2-3 ①		0-3 K ①		0-0 G1 ③		0-0 G5-4-3 ② ⑤		
Jay Johnstone, L OBP: 0.314, SLG: 0.358 (1, 8) X (9, 9)	0-0 G3 ②		0-0 F6 ②			0-0 F8 ①		0-3 K ①	
Rich McKinney, R Mike Hershberger, R OBP: 0.431, SLG: 0.386 (1, 9) X (9, 8)	0-0 BB 1B 1B		0-0 6-3 ③			4-0 BB 1B BB		0-0 F3 ②	
Bill Melton, R OBP: 0.364, SLG: 0.545 (1, 5) X	0-0 BB 1B 1-2			0-0 F8 ①		0-0 F6 ②		0-0 6-3 ③	
Carlos May, L OBP: 0.358, SLG: 0.367 (1, 3) B B B B	4-0 BB 1-2 2-3 BB			0-0 F6 ②		0-0 BB 1B 1-2			
Rick Reichardt, R OBP: 0.350, SLG: 0.472 (1, 7) X	0-0 F6 ③			0-0 F8 ③		4-0 BB 1-2 2-3 BB			
Mike Andrews, R OBP: 0.378, SLG: 0.392 (1, 4)		0-3 K ①			0-0 F4 ① X	0-0 F9 ③			
Ed Herrmann, L OBP: 0.327, SLG: 0.388 (1, 2)		0-3 K ②			0-0 HR		0-0 FC3-6 1B		
Wilbur Wood, R OBP: 0.137, SLG: 0.043 (1, 1) X		0-0 F7 ③			0-0 F9 ②		0-0 FC3-6 G5-4-3 ①		

Inning Stats	R: 0	H: 2	E: 0	LOB: 3	K: 0	BB: 1	S: 5	P: 9
	R: 0	H: 0	E: 0	LOB: 0	K: 2	BB: 0	S: 7	P: 7
	R: 0	H: 0	E: 0	LOB: 0	K: 1	BB: 0	S: 5	P: 5
	R: 0	H: 0	E: 0	LOB: 0	K: 0	BB: 0	S: 3	P: 3
	R: 1	H: 1	E: 0	LOB: 0	K: 0	BB: 0	S: 4	P: 4
	R: 0	H: 1	E: 0	LOB: 3	K: 0	BB: 2	S: 4	P: 12
	R: 0	H: 1	E: 0	LOB: 0	K: 0	BB: 0	S: 3	P: 3
	R: 0	H: 0	E: 0	LOB: 0	K: 1	BB: 0	S: 5	P: 5

PITCHER	IP	WLS	BF	H	R	ER	SO	BB	IBB	HBP	BLK	WP	HR	S	P	ERA	WHIP
Bill Parsons, R ERA: 2.27 (1, 1)	8.0	L	31	5	1	1	4	3	0	0	0	0	1	36	48	1.12	1.000

AB R H RBI BB SO LOB

4	0	0	0	0	1	1
4	0	0	0	0	1	0
3	0	1	0	1	0	0
0	0	0	0	0	0	0
4	0	1	0	0	0	1
2	0	1	0	1	0	0
2	0	0	0	1	0	3
3	0	0	0	0	1	3
3	1	2	1	0	1	0
3	0	0	0	0	0	1

AB	28
R	1
H	5
RBI	1
BB	3
SO	4
LOB	9




Milwaukee Brewers @ Chicago White Sox
Comiskey Park, Chicago, IL
Sun Jul 11 1971, 4:38 AM EDT
Att. 24,022 - Unknown

WP: 0 PA: 31
PB: 0
SB: 0
CS: 0

livebaseballscorecards.com

1B: 4 SF: 0
2B: 0 SAC: 0
3B: 0 DP: 1
HR: 1 HBP: 0

Batter	1	2	3	4	5	6	7	8	9	AB R H RBI BB SO LOB	TOP														
Lee Richard, R (1, 6) OBP: 0.294, SLG: 0.316	0-3 K	0-0 PO 1-2 3-H	0-0 5-3		0-3 K		0-0 F9		0-0 4-3	5 0 0 0 0 2 0	<p>Chicago White Sox @ Washington Senators Robert F. Kennedy Memorial Stadium, Washington, DC</p> <p>Thu Jul 15 1971, 7:05 PM EDT Att. 7,526 - Unknown</p> <p>livebaseballscorecards.com</p> <table border="1"> <tr><td>AB</td><td>34</td></tr> <tr><td>R</td><td>3</td></tr> <tr><td>H</td><td>10</td></tr> <tr><td>RBI</td><td>2</td></tr> <tr><td>BB</td><td>2</td></tr> <tr><td>SO</td><td>8</td></tr> <tr><td>LOB</td><td>9</td></tr> </table> 	AB	34	R	3	H	10	RBI	2	BB	2	SO	8	LOB	9
AB	34																								
R	3																								
H	10																								
RBI	2																								
BB	2																								
SO	8																								
LOB	9																								
Pat Kelly, L (1, 9) OBP: 0.444, SLG: 0.318	0-0 6-3		0-0 4-3		4-0 K BB		0-0 FC5 HBP 1B		0-0 6-3	4 0 1 0 1 0 0															
Rick Reichardt, R (1, 7) OBP: 0.355, SLG: 0.474	0-0 FC6-4 1B		0-0 S 1B 1B		0-3 K 1-2		1-0 HBP			3 1 2 0 0 1 1															
Bill Melton, R (1, 5) OBP: 0.363, SLG: 0.542	0-0 FC6-4 1-2f		0-0 1B 1-H				0-0 FC5 2-3f			4 0 1 1 0 0 3															
Carlos May, L (1, 3) OBP: 0.357, SLG: 0.366		0-0 F7	0-3 K		0-0 1B SF8 1B		0-3 K			4 1 1 0 0 2 1															
Mike Andrews, R (1, 4) OBP: 0.380, SLG: 0.394		0-0 1B E 1B		0-3 K		0-0 1B 1-3		0-0 6-3		4 1 2 0 0 1 0															
Ed Herrmann, L (1, 2) OBP: 0.325, SLG: 0.387		0-3 K		0-0 F8		0-0 SF8		0-0 1B		3 0 1 1 0 1 1															
Jay Johnstone, L (1, 8) OBP: 0.317, SLG: 0.361		0-0 E9 1-H PO 1B		0-0 1B		0-3 K 3-H		0-0 F4		4 0 2 0 0 1 2															
Wilbur Wood, R (1, 1) OBP: 0.151, SLG: 0.043 Bart Johnson, R (6, 1) OBP: 0.200, SLG: 0.225 Bob Spence, L (7, PH) Vicente Romo, R (7, 1) Terry Forster, L (8, 1) Rich McKinney, R (9, PH) OBP: 0.348, SLG: 0.418		4-0 S BB		0-0 F4			0-0 G3		0-0 F4	1 0 0 0 0 1 0 1 0 0 0 0 0 0 0 0 1 0 1 0 0 0 0 0 0 0															
Inning Stats	R: 0 E: 0 K: 1 S: 6	H: 1 LOB: 1 BB: 0 P: 6	R: 1 E: 1 K: 1 S: 6	H: 2 LOB: 1 BB: 1 P: 10	R: 1 E: 0 K: 1 S: 7	H: 2 LOB: 1 BB: 0 P: 7	R: 0 E: 0 K: 1 S: 6	H: 1 LOB: 1 BB: 0 P: 6	R: 0 E: 0 K: 2 S: 6	H: 0 LOB: 0 BB: 1 P: 10	R: 1 E: 0 K: 1 S: 7	H: 2 LOB: 1 BB: 0 P: 7	R: 0 E: 0 K: 0 S: 4	H: 1 LOB: 2 BB: 0 P: 5	R: 0 E: 0 K: 1 S: 6	H: 1 LOB: 1 BB: 0 P: 6	R: 0 E: 0 K: 0 S: 3	H: 0 LOB: 0 BB: 0 P: 3	1B: 10 2B: 0 3B: 0 HR: 0	SF: 1 SAC: 0 DP: 0 HBP: 1	WP: 0 PB: 0 SB: 2 CS: 0	PA: 39			
PITCHER	IP WLS BF H R ER SO BB IBB HBP BLK WP HR S P ERA WHIP	IP WLS BF H R ER SO BB IBB HBP BLK WP HR S P ERA WHIP	(1, 1) Dick Bosman, R ERA: 4.1	(7, 1) Casey Cox, R ERA: 3.11	(1, 1) Dick Bosman, R ERA: 4.1	(7, 1) Casey Cox, R ERA: 3.11	(1, 1) Dick Bosman, R ERA: 4.1	(7, 1) Casey Cox, R ERA: 3.11	(1, 1) Dick Bosman, R ERA: 4.1	(7, 1) Casey Cox, R ERA: 3.11	(1, 1) Dick Bosman, R ERA: 4.1	(7, 1) Casey Cox, R ERA: 3.11	(1, 1) Dick Bosman, R ERA: 4.1	(7, 1) Casey Cox, R ERA: 3.11	(1, 1) Dick Bosman, R ERA: 4.1	(7, 1) Casey Cox, R ERA: 3.11	(1, 1) Dick Bosman, R ERA: 4.1	(7, 1) Casey Cox, R ERA: 3.11							

Batter	1	2	3	4	5	6	7	8	9	AB	R	H	RBI	BB	SO	LOB
Davey Nelson, R OBP: 0.351, SLG: 0.527 (1, 5)	0-0 HR	0-3 K			0-0 F4	0-0 CS 1B				4	1	2	3	0	1	0
Lenny Randle, S OBP: 0.321, SLG: 0.357 (1, 4)	4-0 1B 5-3 BB		0-3 K			0-0 1B 1B	0-0 F9			3	2	1	0	1	1	0
Frank Howard, R OBP: 0.369, SLG: 0.497 Larry Bittner, L OBP: 0.314, SLG: 0.269 (1, 7) (8, 7)	0-0 F3		0-3 K			0-0 1B 1B 1B	0-0 F5			4	1	1	0	0	1	1
Dick Billings, R OBP: 0.276, SLG: 0.322 (1, 2)	0-0 5-3 1-2		0-0 F9			0-0 BB 1B FC4-6 1B	0-0 1-3			4	1	1	1	0	0	1
Don Mincher, L OBP: 0.409, SLG: 0.435 (1, 3)	0-0 1B 2-H			0-0 4-3		0-0 FC4-6 BB WP 1B	0-0 4-3 1B			4	1	3	1	0	0	0
Elliott Maddox, R OBP: 0.296, SLG: 0.238 Tom McCraw, L OBP: 0.294, SLG: 0.427 (1, 8) (6, PH) (7, 9)	0-0 FC6 1B		0-3 K			4-0 FC4-6 BB	0-3 K			2	0	1	0	0	1	0
Del Unser, L OBP: 0.349, SLG: 0.391 (1, 9) (7, 8)	0-0 FC6 1-2f		0-0 1-3			0-0 FC4-6 4-3 WP 1B	0-0 4-3			4	1	0	1	0	0	5
Toby Harrah, R OBP: 0.312, SLG: 0.306 (1, 6)		0-0 6-3			0-0 6-3	4-0 4-3 1B BB	4-0 IBB			2	1	0	0	2	0	0
Dick Bosman, R OBP: 0.190, SLG: 0.081 Bernie Allen, L OBP: 0.324, SLG: 0.364 Casey Cox, R OBP: 0.120, SLG: 0.083 (1, 1) (6, PH) (7, 1)		0-0 P3			0-0 F9	0-0 4-3	0-3 K			2	0	0	0	0	0	0

Inning Stats	R: 2	H: 3	E: 0	K: 0	S: 6	LOB: 2	BB: 1	P: 10	R: 0	H: 0	E: 0	K: 1	S: 5	LOB: 0	BB: 0	P: 5	R: 0	H: 0	E: 0	K: 2	S: 7	LOB: 0	BB: 0	P: 7	R: 0	H: 0	E: 0	K: 0	S: 3	LOB: 0	BB: 0	P: 3	R: 6	H: 5	E: 0	K: 0	S: 7	LOB: 0	BB: 2	P: 15	R: 0	H: 0	E: 0	K: 0	S: 3	LOB: 0	BB: 0	P: 3	R: 0	H: 1	E: 0	K: 2	S: 8	LOB: 2	BB: 1	P: 12
--------------	------	------	------	------	------	--------	-------	-------	------	------	------	------	------	--------	-------	------	------	------	------	------	------	--------	-------	------	------	------	------	------	------	--------	-------	------	------	------	------	------	------	--------	-------	-------	------	------	------	------	------	--------	-------	------	------	------	------	------	------	--------	-------	-------


PITCHER	IP	WLS	BF	H	R	ER	SO	BB	IBB	HBP	BLK	WP	HR	S	P	ERA	WHIP
Wilbur Wood, L ERA: 1.99 (1, 1)	5.0	L	23	7	6	6	4	1	0	0	0	0	1	30	34	10.80	1.600
Bart Johnson, R ERA: 3.31 (6, 1)	1.0		5	1	2	2	0	2	0	0	0	1	0	3	11	18.00	3.000
Vicente Romo, R ERA: 5.4 (7, 1)	1.0		3	0	0	0	0	0	0	0	0	0	0	3	3	0.00	0.000
Terry Forster, L ERA: 4.13 (8, 1)	1.0		5	1	0	0	2	0	1	0	0	0	0	8	12	0.00	1.000

BOTTOM

Chicago White Sox @ Washington Senators
Robert F. Kennedy Memorial Stadium, Washington, DC

Thu Jul 15 1971, 7:05 PM EDT
Att. 7,526 - Unknown

AB	32
R	8
H	9
RBI	7
BB	4
SO	6
LOB	12



WP	PA	1B	2B	3B	HR	SF	SAC	DP	HBP	WP	HR	S	P	ERA	WHIP
1	37	8	0	0	1	0	0	0	0	1	0	12			

Batter	1	2	3	4	5	6	7	8	9	AB R H RBI BB SO LOB	TOP											
Lee Richard, R (1, 6) OBP: 0.294, SLG: 0.315	0-0 L4		0-0 6-3		0-3 K		0-0 CS 1B			4 0 1 0 0 1 0	Chicago White Sox @ Washington Senators Robert F. Kennedy Memorial Stadium, Washington, DC Fri Jul 16 1971, 7:05 PM EDT Att. 6,671 - Unknown livebaseballscorecards.com											
Pat Kelly, L (1, 9) OBP: 0.452, SLG: 0.423	0-0 1B		0-3 K			0-0 HR 3B	0-0 CS 1-2	0-0 F7		4 1 2 0 0 1 0												
Rick Reichardt, R (1, 7) OBP: 0.354, SLG: 0.471	0-0 1B			0-3 K		0-3 K		0-0 5-3		4 0 1 0 0 2 1												
Bill Melton, R (1, 5) OBP: 0.364, SLG: 0.551	0-0 F8			0-0 FC4 1B		0-0 HR 3-H		0-3 K		4 1 2 2 0 1 1												
Carlos May, L (1, 3) OBP: 0.359, SLG: 0.366		0-0 F9 S 1B		0-0 FC4 1B 1-2f		0-0 4-3		4-0 SH5-3 BB		3 0 1 0 1 0 1												
Mike Andrews, R (1, 4) OBP: 0.384, SLG: 0.394		0-3 K 1-2		0-0 1B 1-3		4-0 BB		0-0 SH5-3 1-2		2 0 1 0 1 1 1												
Ed Herrmann, L (1, 2) OBP: 0.323, SLG: 0.379		0-0 F9 2-3		0-0 F9		0-0 F4		4-0 IBB IBB		3 0 0 0 1 0 4												
Mike Hershberger, R (1, 8) OBP: 0.434, SLG: 0.376		0-0 F9			0-0 L9		4-0 CS BB	4-0 IBB 1-2		2 0 0 0 2 0 1												
Tommy John, R (1, 1) OBP: 0.140, SLG: 0.098			0-0 6-3		0-0 6-3		0-0 5-3 1-2	0-0 G3		4 0 0 0 0 0 3												
Inning Stats	R: 0 E: 0 K: 0 S: 4	H: 2 LOB: 1 BB: 0 P: 4	R: 0 E: 0 K: 1 S: 6	H: 1 LOB: 1 BB: 0 P: 6	R: 0 E: 0 K: 1 S: 5	H: 0 LOB: 0 BB: 0 P: 5	R: 0 E: 0 K: 1 S: 5	H: 2 LOB: 2 BB: 0 P: 7	R: 0 E: 0 K: 1 S: 5	H: 0 LOB: 0 BB: 0 P: 5	R: 2 E: 0 K: 1 S: 7	H: 2 LOB: 1 BB: 1 P: 11	R: 0 E: 0 K: 0 S: 2	H: 1 LOB: 0 BB: 1 P: 6	R: 0 E: 0 K: 1 S: 5	H: 0 LOB: 0 BB: 0 P: 5	R: 0 E: 0 K: 0 S: 2	H: 0 LOB: 2 BB: 3 P: 14	1B: 6 2B: 0 3B: 1 HR: 1	SF: 0 SAC: 1 DP: 0 HBP: 0	WP: 0 PB: 0 SB: 1 CS: 2	PA: 37
PITCHER	IP WLS BF H R ER SO BB IBB HBP BLK WP HR S P ERA WHIP	IP WLS BF H R ER SO BB IBB HBP BLK WP HR S P ERA WHIP											IP WLS BF H R ER SO BB IBB HBP BLK WP HR S P ERA WHIP									
Pete Broberg, R (1, 1) ERA: 3.43	7.0 L 28 8 2 2 5 2 0 0 0 0 1 36 44 2.57 1.429											Horacio Pina, R (8, 1) ERA: 3.38	2.0 8 0 0 0 1 1 2 0 0 0 0 7 19 0.00 0.500									



Batter	1	2	3	4	5	6	7	8	9	AB R H RBI BB SO LOB
Davey Nelson, R OBP: 0.328, SLG: 0.492 (1, 5)	0-0 5-3		0-0 1-3			0-3 K		0-0 F8		4 0 0 0 0 1 0
Lenny Randle, S OBP: 0.310, SLG: 0.343 (1, 4)	0-0 E5		0-0 P4			0-0 F8		0-3 K		4 0 0 0 0 1 0
Frank Howard, R OBP: 0.371, SLG: 0.497 (1, 7)	0-0 4-3			0-0 4-3		0-0 1B		0-0 1B		4 0 2 0 0 0 1
Dick Billings, R OBP: 0.276, SLG: 0.320 (1, 2)	0-0 6-3			0-0 1B		0-0 6-3		0-0 5-3		4 0 1 0 0 0 3
Don Mincher, L OBP: 0.407, SLG: 0.432 (1, 3)		0-0 G3		0-0 1B		0-0 F8		0-0 F2		4 0 1 0 0 0 0
Elliott Maddox, R OBP: 0.295, SLG: 0.244 (1, 8)		0-0 4-3		0-0 F9		0-0 F9		0-0 F9		4 0 1 0 0 0 1
Del Unser, L OBP: 0.345, SLG: 0.385 (1, 9)		0-0 4-3			0-3 K		0-0 E6		0-0 3-1	4 0 0 0 0 1 1
Toby Harrah, R OBP: 0.308, SLG: 0.303 (1, 6)		0-3 K			0-0 F3		0-0 E6			3 0 0 0 0 1 2
Pete Broberg, R Paul Casanova, R (7, PH) Horacio Pina, R (8, 1)			0-3 K		0-3 K		0-0 F8			2 0 0 0 0 2 0 1 0 0 0 0 0 2 0 0 0 0 0 0 0

Inning Stats	R: 0 H: 0 E: 1 LOB: 1 K: 0 BB: 0 S: 4 P: 4	R: 0 H: 1 E: 0 LOB: 1 K: 1 BB: 0 S: 6 P: 6	R: 0 H: 0 E: 0 LOB: 0 K: 1 BB: 0 S: 5 P: 5	R: 0 H: 2 E: 0 LOB: 1 K: 0 BB: 0 S: 4 P: 4	R: 0 H: 0 E: 0 LOB: 0 K: 2 BB: 0 S: 7 P: 7	R: 0 H: 1 E: 0 LOB: 1 K: 1 BB: 0 S: 6 P: 6	R: 0 H: 0 E: 2 LOB: 2 K: 0 BB: 0 S: 5 P: 5	R: 0 H: 1 E: 0 LOB: 1 K: 1 BB: 0 S: 6 P: 6	R: 0 H: 0 E: 0 LOB: 0 K: 0 BB: 0 S: 3 P: 3	1B: 4 SF: 0 2B: 1 SAC: 0 3B: 0 DP: 0 HR: 0 HBP: 0
--------------	---	---	---	---	---	---	---	---	---	--

PITCHER	Tommy John, L (1, 1) ERA: 2.99	IP 9.0 WLS W BF 34 H 5 R 0 ER 0 SO 6 BB 0 IBB 0 HBP 0 BLK 0 WP 0 HR 0 S 46 P 46 ERA 0.00 WHIP 0.556
---------	-----------------------------------	---

BOTTOM

Chicago White Sox @ Washington Senators
Robert F. Kennedy Memorial Stadium, Washington, DC
 Fri Jul 16 1971, 7:05 PM EDT
 Att. 6,671 - Unknown

AB	34
R	0
H	5
RBI	0
BB	0
SO	6
LOB	10



WP: 0 PA: 34	ERA 0.00 WHIP 0.556
PB: 0	
SB: 0	
CS: 0	

Batter	1	2	3	4	5	6	7	8	9	AB R H RBI BB SO LOB	TOP									
Pat Kelly, L (1, 9) OBP: 0.400, SLG: 0.367	0-0 F7			0-0 4-3		0-0 L3-1		0-0 G4-3		4 0 0 1 0 0 2										
Mike Andrews, R (1, 4) OBP: 0.378, SLG: 0.387	0-3 K			0-0 F9		0-0 P4			0-0 F2	4 0 0 0 0 1 1										
Rick Reichardt, R (1, 7) OBP: 0.359, SLG: 0.482	0-0 6-3			0-0 CS 1B			0-0 FC1-5 1B		0-0 SF8 3B	4 1 3 0 0 0 0										
Bill Melton, R (1, 5) OBP: 0.363, SLG: 0.549		0-0 4-3		0-0 CS 1-2	0-0 F2		0-0 FC1-5 1B		0-0 SF8	3 0 1 1 0 0 0										
Carlos May, L (1, 3) OBP: 0.355, SLG: 0.361		0-0 L3-1			0-3 K		0-0 FC1-5 FC6-4		0-0 4-3	4 0 0 0 0 1 2										
Ed Herrmann, L (1, 2) OBP: 0.317, SLG: 0.372		0-0 F6			0-0 4-3		0-0 F7			3 0 0 0 0 0 2										
Mike Hershberger, R (1, 8) OBP: 0.431, SLG: 0.375			0-0 P6			0-0 FC1-5 1B	0-0 FC6-4			3 0 1 0 0 0 2										
Luis Alvarado, R (1, 6) OBP: 0.239, SLG: 0.284		0-0 6-3				0-0 E L3-1 1B		0-0 F9		3 1 1 0 0 0 0										
Joe Herten, R (1, 1) OBP: 0.045, SLG: 0.048			0-0 4-3			0-0 FC1-5		0-0 G4-3 1B		2 0 0 0 0 0 2										
Terry Forster, L (7, 1)										0 0 0 0 0 0 0										
Tony Muser, L (8, PH) OBP: 1.000, SLG: 1.000										1 0 1 0 0 0 0										
Rich Hinton, L (8, 1)										0 0 0 0 0 0 0										
Inning Stats	R: 0 E: 0 K: 1 S: 5	H: 0 LOB: 0 BB: 0 P: 5	R: 0 E: 0 K: 0 S: 3	H: 0 LOB: 0 BB: 0 P: 3	R: 0 E: 0 K: 0 S: 3	H: 1 LOB: 0 BB: 0 P: 3	R: 0 E: 0 K: 1 S: 5	H: 0 LOB: 0 BB: 0 P: 5	R: 1 E: 1 K: 0 S: 5	H: 2 LOB: 1 BB: 0 P: 5	R: 0 E: 0 K: 0 S: 5	H: 2 LOB: 2 BB: 0 P: 5	R: 0 E: 0 K: 0 S: 3	H: 1 LOB: 0 BB: 0 P: 3	R: 1 E: 0 K: 0 S: 4	H: 1 LOB: 0 BB: 0 P: 4	1B: 6 2B: 0 3B: 1 HR: 0	SF: 1 SAC: 0 DP: 1 HBP: 0	WP: 0 PB: 0 SB: 0 CS: 1	PA: 33
PITCHER Steve Kline, R (1, 1) ERA: 3.14	IP: 9.0 WLS: W BF: 32 H: 7 R: 2 ER: 1 SO: 2 BB: 0 IBB: 0 HBP: 0 BLK: 0 WP: 0 HR: 0 S: 36 P: 36 ERA: 1.00 WHIP: 0.778																			

Chicago White Sox @ New York Yankees
Yankee Stadium, Bronx, NY
Sat Jul 17 1971, 3:33 AM EDT
Att. 8,614 - Cloudy

livebaseballscorecards.com

AB	31
R	2
H	7
RBI	2
BB	0
SO	2
LOB	11



Batter	1	2	3	4	5	6	7	8	9	AB R H RBI BB SO LOB	TOP													
Mike Hershberger, R (1, 8) OBP: 0.425, SLG: 0.380	0-3 K		0-0 G6-4-3 1-2f			0-0 2B		0-3 K		4 0 1 0 0 2 1														
Ron Lolich, R (1, 9) OBP: 0.250, SLG: 0.500 Pat Kelly, L (9, 9) OBP: 0.400, SLG: 0.367	0-0 2B			0-3 K		0-0 F3		0-0 F3	4 0 1 0 0 1 1 0 0 0 0 0 0 0															
Rick Reichardt, R (1, 7) OBP: 0.354, SLG: 0.475	0-0 F8			0-3 K		0-0 5-3		0-0 6-3	4 0 0 0 0 1 1															
Bill Melton, R (1, 5) OBP: 0.362, SLG: 0.543		1-0 HBP		0-0 F9			0-0 L5	0-0 6-3	3 0 0 0 0 0 0															
Carlos May, L (1, 3) OBP: 0.357, SLG: 0.364		0-0 G1-6-3 1-2f			0-0 1B G6-4-3		0-0 1B		3 1 2 0 0 0 1															
Mike Andrews, R (1, 4) OBP: 0.377, SLG: 0.387		0-0 G3			0-0 1B G6-4-3		0-0 F6		3 0 1 0 0 0 1															
Tom Egan, R (1, 2) OBP: 0.337, SLG: 0.468				0-0 WP 3B		0-0 G6-4-3 1-2f		0-0 5-3	3 1 1 0 0 0 2															
Luis Alvarado, R (1, 6) OBP: 0.235, SLG: 0.278			0-3 K		0-3 K			0-0 5-3	3 0 0 0 0 2 1															
Wilbur Wood, R (1, 1) OBP: 0.161, SLG: 0.041			4-0 BB G6-4-3			0-0 F9		0-3 K	2 0 0 0 1 1 0															
Inning Stats	R: 0 E: 0 K: 1 S: 5	H: 1 LOB: 0 BB: 0 P: 5	R: 0 E: 0 K: 0 S: 2	H: 0 LOB: 0 BB: 0 P: 3	R: 1 E: 0 K: 1 S: 5	H: 1 LOB: 0 BB: 1 P: 9	R: 0 E: 0 K: 2 S: 7	H: 0 LOB: 0 BB: 0 P: 7	R: 1 E: 0 K: 1 S: 6	H: 2 LOB: 0 BB: 0 P: 6	R: 0 E: 0 K: 0 S: 4	H: 1 LOB: 1 BB: 0 P: 4	R: 0 E: 0 K: 0 S: 4	H: 1 LOB: 1 BB: 0 P: 4	R: 0 E: 0 K: 2 S: 7	H: 0 LOB: 0 BB: 0 P: 7	R: 0 E: 0 K: 0 S: 3	H: 0 LOB: 0 BB: 0 P: 3	R: 0 E: 0 K: 0 S: 3	H: 0 LOB: 0 BB: 0 P: 3	1B: 3 2B: 2 3B: 1 HR: 0	SF: 0 SAC: 0 DP: 3 HBP: 1	WP: 1 PB: 0 SB: 0 CS: 0	PA: 31
PITCHER Fritz Peterson, L (1, 1) ERA: 3.38	IP: 9.0 WLS: W BF: 31 H: 6 R: 2 ER: 2 SO: 7 BB: 1 IBB: 0 HBP: 1 BLK: 0 WP: 1 HR: 0 S: 43 P: 48 ERA: 2.00 WHIP: 0.778											PITCHER	IP: 9.0 WLS: W BF: 31 H: 6 R: 2 ER: 2 SO: 7 BB: 1 IBB: 0 HBP: 1 BLK: 0 WP: 1 HR: 0 S: 43 P: 48 ERA: 2.00 WHIP: 0.778											

Chicago White Sox @ New York Yankees
 Yankee Stadium, Bronx, NY
 Sun Jul 18 1971, 3:33 AM EDT
 Sunny

AB	29
R	2
H	6
RBI	0
BB	1
SO	7
LOB	8



Batter	1	2	3	4	5	6	7	8	9	AB R H RBI BB SO LOB
Jerry Kenney, L (1, 6) Felipe Alou, R (9, PH) OBP: 0.360, SLG: 0.299 OBP: 0.316, SLG: 0.389	0-0 6-3		0-0 F7			0-3 K			0-0 SH5-4 1B	3 0 0 0 0 1 1 1 1 1 0 0 0 0
Thurman Munson, R (1, 2) OBP: 0.337, SLG: 0.365	0-0 1B			0-0 F8		0-0 5-3			0-0 SH5-4	3 0 1 0 0 0 1
Bobby Murcer, L (1, 8) OBP: 0.445, SLG: 0.580	0-0 1B			0-0 4-3			0-0 F8		0-0 1B	4 1 2 2 0 0 0
Roy White, S (1, 7) OBP: 0.368, SLG: 0.495	0-0 G5-4-3			0-0 F1		0-3 K			0-0 F6	4 0 0 0 0 1 3
Danny Cater, R (1, 5) OBP: 0.277, SLG: 0.312		0-0 1B			0-0 1-3		0-0 4-3		4-0 1B	3 0 1 0 1 0 0
Ron Swoboda, R (1, 9) OBP: 0.399, SLG: 0.378		0-3 K			0-3 K			0-0 G3	0-0 1B	4 0 1 1 0 2 1
John Ellis, R (1, 3) OBP: 0.336, SLG: 0.373		0-0 G6-4-3			0-0 6-3			0-3 K		3 0 0 0 0 1 1
Ron Hansen, R (1, 4) OBP: 0.208, SLG: 0.239			0-0 F8			0-0 SH2-4 1B		0-0 F7		3 0 1 0 0 0 0
Fritz Peterson, S (1, 1) Horace Clarke, S (9, PH) OBP: 0.163, SLG: 0.047 OBP: 0.324, SLG: 0.306			0-0 6-3			0-0 SH2-4			0-0 SH5-4 1B	1 0 0 0 0 0 0 1 1 1 0 0 0 0

BOTTOM

Chicago White Sox @ New York Yankees
 Yankee Stadium, Bronx, NY
 Sun Jul 18 1971, 3:33 AM EDT
 Sunny

AB	30
R	3
H	8
RBI	3
BB	1
SO	5
LOB	7



Inning Stats	R: 0	H: 2	E: 0	LOB: 1	K: 0	BB: 0	S: 4	P: 4	R: 0	H: 1	E: 0	LOB: 0	K: 1	BB: 0	S: 5	P: 5	R: 0	H: 0	E: 0	LOB: 0	K: 0	BB: 0	S: 3	P: 3	R: 0	H: 0	E: 0	LOB: 0	K: 1	BB: 0	S: 5	P: 5	R: 0	H: 1	E: 0	LOB: 1	K: 1	BB: 0	S: 6	P: 6	R: 0	H: 0	E: 0	LOB: 0	K: 1	BB: 0	S: 5	P: 5	R: 0	H: 0	E: 0	LOB: 0	K: 1	BB: 0	S: 5	P: 5	R: 3	H: 4	E: 0	LOB: 2	K: 0	BB: 1	S: 6	P: 10	1B: 8	SF: 0	2B: 0	SAC: 2	3B: 0	DP: 2	HR: 0	HBP: 0	WP: 0	PA: 33	PB: 0	SB: 1	CS: 0	ERA	WHIP
PITCHER Wilbur Wood, L (1, 1) ERA: 2.05	IP	WLS	BF	H	R	ER	SO	BB	IBB	HBP	BLK	WP	HR	S	P	ERA	WHIP																																																														
	8.2	L	33	8	3	3	5	0	1	0	0	0	0	42	46	3.12	0.923																																																														
																			PITCHER	IP	WLS	BF	H	R	ER	SO	BB	IBB	HBP	BLK	WP	HR	S	P	ERA	WHIP																																											

Batter	1	2	3	4	5	6	7	8	9	AB R H RBI BB SO LOB	TOP									
Mike Hershberger, R (1, 8) OBP: 0.419, SLG: 0.368	0-0 4-3		0-0 5-3			4-0 BB		0-0 FC6-4 1-2f		3 0 0 0 1 0 1										
Ron Lolich, R (1, 9) OBP: 0.125, SLG: 0.250	0-3 K			0-0 F9		0-0 L8		0-0 F8		4 0 0 0 0 1 1										
Rick Reichardt, R (1, 7) OBP: 0.350, SLG: 0.468	0-0 E5			0-0 F8		0-0 F4		0-0 5-3		4 0 0 0 0 0 1										
Bill Melton, R (1, 5) OBP: 0.358, SLG: 0.537	0-0 L6			0-3 K			0-3 K	0-3 K		4 0 0 0 0 3 1										
Carlos May, L (1, 3) OBP: 0.354, SLG: 0.361		0-0 F7			0-0 G3		0-0 F8			3 0 0 0 0 0 0										
Mike Andrews, R (1, 4) OBP: 0.377, SLG: 0.399		0-0 F8			0-0 HR		0-0 5-3			3 1 1 1 0 0 0										
Tom Egan, R (1, 2) OBP: 0.331, SLG: 0.459		0-0 F7			0-3 K			0-0 F7		3 0 0 0 0 1 0										
Luis Alvarado, R (1, 6) OBP: 0.230, SLG: 0.273			0-0 F9		0-0 F9			0-0 6-3		3 0 0 0 0 0 0										
Tom Bradley, R (1, 1) OBP: 0.137, SLG: 0.180			0-0 4-3			0-0 F6		1-0 FC6-4 HBP		2 0 0 0 0 0 0										
Rich Hinton, L (6, 1)										0 0 0 0 0 0 0										
Rich Morales, R (8, PH) OBP: 0.357, SLG: 0.361										0 0 0 0 0 0 0										
Terry Forster, L (8, 1)										0 0 0 0 0 0 0										
Bart Johnson, R (8, 1) OBP: 0.200, SLG: 0.225										0 0 0 0 0 0 0										
Inning Stats	R: 0 E: 1 K: 1 S: 6	H: 0 LOB: 1 BB: 0 P: 6	R: 0 E: 0 K: 0 S: 3	H: 0 LOB: 0 BB: 0 P: 3	R: 0 E: 0 K: 0 S: 3	H: 0 LOB: 0 BB: 0 P: 3	R: 0 E: 0 K: 1 S: 5	H: 0 LOB: 0 BB: 0 P: 5	R: 1 E: 0 K: 1 S: 6	H: 1 LOB: 0 BB: 0 P: 6	R: 0 E: 0 K: 0 S: 3	H: 0 LOB: 1 BB: 1 P: 7	R: 0 E: 0 K: 1 S: 5	H: 0 LOB: 0 BB: 0 P: 5	R: 0 E: 0 K: 1 S: 5	H: 0 LOB: 0 BB: 0 P: 5	1B: 0 2B: 0 3B: 0 HR: 1	SF: 0 SAC: 0 DP: 0 HBP: 1	WP: 0 PB: 0 SB: 0 CS: 0	PA: 31
PITCHER Mike Kekich, L (1, 1) ERA: 3.7	IP: 9.0 WLS: W BF: 31 H: 1 R: 1 ER: 1 SO: 5 BB: 1 IBB: 0 HBP: 1 BLK: 0 WP: 0 HR: 1 S: 39 P: 44 ERA: 1.00 WHIP: 0.222																			
PITCHER	IP	WLS	BF	H	R	ER	SO	BB	IBB	HBP	BLK	WP	HR	S	P	ERA	WHIP			

Chicago White Sox @ New York Yankees
 Yankee Stadium, Bronx, NY
 Sun Jul 18 1971, 3:38 AM EDT
 Att. 35,004 - Sunny - 84 F

AB	29
R	1
H	1
RBI	1
BB	1
SO	5
LOB	4



Batter	1	2	3	4	5	6	7	8	9	AB	R	H	RBI	BB	SO	LOB
Horace Clarke, S OBP: 0.321, SLG: 0.303 (1, 4)	0-3 K		0-0 F9		0-0 1-3		0-0 F8			4	0	0	0	0	1	1
Jerry Kenney, L OBP: 0.367, SLG: 0.305 (1, 5)	4-0 S HR BB		0-0 6-3			0-0 HBP BB 1B		0-0 HBP BB 1B		3	1	2	0	1	0	0
Bobby Murcer, L OBP: 0.445, SLG: 0.577 (1, 8)	0-0 F7 1-2		0-0 6-3			4-0 HBP BB		4-0 FC4-2 HBP BB		2	1	0	0	2	0	1
Roy White, S OBP: 0.376, SLG: 0.512 (1, 7)	0-0 HR			0-0 SH1-3 S 2B		1-0 G4-6-3 HBP		1-0 WP FC4-2 1B HBP		2	3	2	2	0	0	0
Ron Blomberg, L OBP: 0.431, SLG: 0.544 Ron Swoboda, R OBP: 0.393, SLG: 0.372 (1, 9) (6, PH) (7, 9)	0-0 2B			0-0 SH1-3 2-3		0-3 K		0-0 FC4-2 WP 1B		1	0	1	0	0	0	0
Felipe Alou, R OBP: 0.315, SLG: 0.387 (1, 3)	0-0 F3			0-3 K		0-0 G4-6-3 1-2f		0-0 S 1B		2	1	0	0	0	1	6
Jake Gibbs, L OBP: 0.272, SLG: 0.323 (1, 2)		0-0 4-3		0-0 F8 3-H			0-3 K2-3	0-0 F7		4	0	0	0	0	1	1
Frank Baker, L OBP: 0.300, SLG: 0.132 (1, 6)		0-3 K			0-0 4-3		4-0 SH1-4 BB	4-0 FC6 IBB		2	0	0	0	2	1	0
Mike Kekich, R OBP: 0.190, SLG: 0.190 (1, 1)		0-0 4-3			0-3 K		0-0 SH1-4 1-2	0-0 FC6 1-2f		3	0	0	0	0	1	2

Inning Stats	R: 2	H: 2	E: 0	K: 1	S: 7	LOB: 1	BB: 1	P: 11	R: 0	H: 0	E: 0	K: 1	S: 5	LOB: 0	BB: 0	P: 5	R: 0	H: 0	E: 0	K: 0	S: 3	LOB: 0	BB: 0	P: 3	R: 1	H: 1	E: 0	K: 1	S: 6	LOB: 0	BB: 0	P: 6	R: 0	H: 0	E: 0	K: 1	S: 5	LOB: 0	BB: 0	P: 5	R: 0	H: 1	E: 0	K: 1	S: 5	LOB: 2	BB: 1	P: 10	R: 0	H: 0	E: 0	K: 1	S: 5	LOB: 1	BB: 1	P: 9	R: 3	H: 2	E: 0	K: 0	S: 5	LOB: 2	BB: 2	P: 14
--------------	------	------	------	------	------	--------	-------	-------	------	------	------	------	------	--------	-------	------	------	------	------	------	------	--------	-------	------	------	------	------	------	------	--------	-------	------	------	------	------	------	------	--------	-------	------	------	------	------	------	------	--------	-------	-------	------	------	------	------	------	--------	-------	------	------	------	------	------	------	--------	-------	-------

PITCHER	IP	WLS	BF	H	R	ER	SO	BB	IBB	HBP	BLK	WP	HR	S	P	ERA	WHIP
Tom Bradley, R ERA: 3.01 (1, 1)	5.0	L	22	4	3	3	4	2	0	0	0	0	1	27	36	5.40	1.200
Rich Hinton, L ERA: (6, 1)	2.0		6	0	0	0	2	1	0	0	0	0	0	9	13	0.00	0.500
Terry Forster, L ERA: 4.91 (8, 1)	0.0		3	1	3	3	0	1	0	1	0	0	0	1	6	∞	∞
Bart Johnson, R ERA: 3.28 (8, 1)	1.0		5	1	0	0	0	0	1	0	0	1	0	4	8	0.00	1.000

BOTTOM

Chicago White Sox @ New York Yankees
 Yankee Stadium, Bronx, NY
 Sun Jul 18 1971, 3:38 AM EDT
 Att: 35,004 - Sunny - 84 F

AB	27
R	6
H	6
RBI	4
BB	5
SO	6
LOB	16



1B: 3	SF: 0	WP: 1	PA: 36
2B: 2	SAC: 2	PB: 0	
3B: 0	DP: 1	SB: 3	
HR: 1	HBP: 2	CS: 0	

PITCHER	IP	WLS	BF	H	R	ER	SO	BB	IBB	HBP	BLK	WP	HR	S	P	ERA	WHIP
---------	----	-----	----	---	---	----	----	----	-----	-----	-----	----	----	---	---	-----	------

Batter	1	2	3	4	5	6	7	8	9	10	AB R H RBI BB SO LOB	TOP								
Pat Kelly, L (1, 9) OBP: 0.425, SLG: 0.382	0-0 1-3	4-0 1B BB			0-0 1-2 1B		0-0 F7			0-0 1-2 1B 1B	4 2 2 0 1 0 0	Chicago White Sox @ New York Yankees Yankee Stadium, Bronx, NY Mon Jul 19 1971, 7:05 PM EDT Overcast - 78 F								
Mike Hershberger, R (1, 8) OBP: 0.429, SLG: 0.375 Lee Richard, R (2, PR) OBP: 0.290, SLG: 0.311	4-0 2B BB	0-0 1B CS			0-3 K			0-0 6-3		0-0 B1	1 1 1 1 1 0 0 3 0 0 0 0 1 4									
Carlos May, L (1, 7) OBP: 0.355, SLG: 0.364	0-0 1B 2B	0-0 CS	0-0 3-1		0-0 F8			0-0 4-3		0-0 FC6-4 1B 1B	5 2 2 1 0 0 2									
Bill Melton, R (1, 5) OBP: 0.364, SLG: 0.541	0-0 BB 1B			0-0 G6-4-3 1B	0-0 F7			0-0 1B		0-0 FC6-4 1B	5 0 4 3 0 0 2									
Mike Andrews, R (1, 4) OBP: 0.370, SLG: 0.391	0-0 F6			0-0 G6-4-3	0-3 K			0-0 F8		0-0 FC6-4 HR	5 1 0 0 0 1 5									
Ed Hermann, L (1, 2) OBP: 0.320, SLG: 0.388	4-0 1-2 BB			0-0 4-3	0-0 F9			0-0 4-3		0-0 HR	4 1 1 3 1 0 0									
Bob Spence, L (1, 3) OBP: 0.167, SLG: 0.167	0-0 4-3			0-0 L9	0-0 1-4-3			0-0 G3-6 1B		0-0 G3	5 0 1 0 0 0 2									
Luis Alvarado, R (1, 6) OBP: 0.226, SLG: 0.268 Jay Johnstone, L (9, PH) OBP: 0.316, SLG: 0.359		0-0 6-3			0-0 F7			0-0 6-3		0-0 G3-6	3 0 0 0 0 0 0 1 0 0 0 0 0 1									
Jim Magnuson, R (1, 1) Vicente Romo, R (1, 1) OBP: 0.286, SLG: 0.167 Rich Hinton, L (8, 1) Rich McKinney, R (10, PH) OBP: 0.351, SLG: 0.422 Bart Johnson, R (10, 1) OBP: 0.200, SLG: 0.225		0-0 F8			0-0 1B 1B			0-0 P5		0-0 1B 1B 1B 1B	0 0 0 0 0 0 0 3 0 1 0 0 0 0 0 0 0 0 0 0 0 1 1 1 0 0 0 0 0 0 0 0 0 0 0									
Inning Stats	R: 2 E: 0 K: 0 S: 5	H: 2 LOB: 2 BB: 2 P: 13	R: 1 E: 0 K: 0 S: 3	H: 1 LOB: 1 BB: 1 P: 7	R: 0 E: 0 K: 0 S: 3	H: 1 LOB: 0 BB: 0 P: 3	R: 0 E: 0 K: 1 S: 7	H: 2 LOB: 2 BB: 0 P: 7	R: 0 E: 0 K: 1 S: 5	H: 0 LOB: 0 BB: 0 P: 5	R: 0 E: 0 K: 0 S: 4		H: 1 LOB: 1 BB: 0 P: 4	R: 0 E: 0 K: 0 S: 3	H: 1 LOB: 0 BB: 0 P: 3	R: 5 E: 0 K: 0 S: 8	H: 5 LOB: 0 BB: 0 P: 8	1B: 11 2B: 1 3B: 0 HR: 1	SF: 0 SAC: 0 DP: 2 HBP: 0	WP: 0 PB: 0 SB: 1 CS: 1
PITCHER Mel Stottlemyre, R (1, 1) ERA: 3.06	IP 10.0 WLS L BF 43 H 13 R 8 ER 8 SO 2 BB 3 IBB 0 HBP 0 BLK 0 WP 0 HR 1 S 44 P 56 ERA 7.20 WHIP 1.600																			

livebaseballscorecards.com


AB 40
R 8
H 13
RBI 8
BB 3
SO 2
LOB 16



Batter	1	2	3	4	5	6	7	8	9	10	AB R H RBI BB SO LOB	BOTTOM										
Horace Clarke, S (1.4) OBP: 0.320, SLG: 0.299	F7	L7			4-3		4-3			BB	4 0 0 0 1 0 0	Chicago White Sox @ New York Yankees Yankee Stadium, Bronx, NY Mon Jul 19 1971, 7:05 PM EDT Overcast - 78 F livebaseballscorecards.com										
Thurman Munson, R (1.2) OBP: 0.338, SLG: 0.374	1B	4-3			4-3		K			BB	5 1 2 0 0 2 1											
Bobby Murcer, L (1.8) OBP: 0.442, SLG: 0.571	2B			1-3	F7		F5			F4	5 1 1 1 0 0 2											
Roy White, S (1.7) OBP: 0.380, SLG: 0.512	2B			F9	F9		CS			1B	2 1 1 0 2 0 0											
Danny Cater, R (1.5) Gene Michael, S (7.6) OBP: 0.331, SLG: 0.305	1B			1-3	L7		K			1-2	2 0 1 1 1 0 2 1 0 0 0 0 1 1											
Ron Swoboda, R (1.9) OBP: 0.383, SLG: 0.363	SF8			5-3	5-3		K			6-3	3 0 0 1 0 1 1											
John Ellis, R (1.3) Jim Lytle, L (9, PR) Ron Hansen, R (10, 5) OBP: 0.208, SLG: 0.239	1B			6-3	6-3		F2			G5-4-3	4 0 2 0 0 0 0 0 0 0 0 0 0 0 0 0 0 0 0 0 0											
Jerry Kenney, L (1.6) Felipe Alou, R (9, PH) OBP: 0.314, SLG: 0.386	6-3			6-3	6-3		5-3			G5-4-3	3 0 0 0 0 0 2 1 0 0 0 0 0 1											
Mel Stottlemyre, R (1.1) Ron Blomberg, L (10, PH) OBP: 0.424, SLG: 0.534	F9			L4	L4		K			K	3 0 0 0 0 1 0 1 0 0 0 0 1 0											
Inning Stats	R: 3 E: 0 K: 0 S: 7	H: 4 LOB: 2 BB: 1 P: 11	R: 0 E: 0 K: 0 S: 3	H: 0 LOB: 0 BB: 0 P: 3	R: 0 E: 0 K: 0 S: 3	H: 0 LOB: 1 BB: 1 P: 7	R: 0 E: 0 K: 0 S: 3	H: 0 LOB: 0 BB: 0 P: 3	R: 0 E: 0 K: 1 S: 5	H: 0 LOB: 0 BB: 0 P: 5	R: 0 E: 0 K: 2 S: 7		H: 0 LOB: 0 BB: 0 P: 7	R: 0 E: 0 K: 1 S: 5	H: 1 LOB: 1 BB: 0 P: 5	R: 0 E: 0 K: 0 S: 3	H: 1 LOB: 1 BB: 0 P: 3	R: 0 E: 0 K: 2 S: 7	H: 0 LOB: 1 BB: 1 P: 11	1B: 5 2B: 2 3B: 1 HR: 0	SF: 1 SAC: 0 DP: 2 HBP: 0	WP: 0 PB: 0 SB: 1 CS: 1
PITCHER	IP WLS BF H R ER SO BB IBB HBP BLK WP HR S P ERA WHIP																					
Jim Magnuson, L (1.1) ERA: 3.86	0.1	5	3	3	3	0	0	1	0	0	0	0	0	4	8	81.00	12.000					
Vicente Romo, R (1.1) ERA: 4.57	6.2	24	2	0	0	3	1	1	0	0	0	0	0	28	36	0.00	0.450					
Rich Hinton, L (8.1) ERA:	2.0	W 6	2	0	0	1	0	0	0	0	0	0	0	8	8	0.00	1.000					
Bart Johnson, R (10.1) ERA: 3.25	1.0	S 4	0	0	0	2	1	0	0	0	0	0	0	7	11	0.00	1.000					

Chicago White Sox @ New York Yankees
Yankee Stadium, Bronx, NY
Mon Jul 19 1971, 7:05 PM EDT
Overcast - 78 F



Batter	1	2	3	4	5	6	7	8	9	AB R H RBI BB SO LOB	TOP	
Pat Kelly, L (1, 9) OBP: 0.444, SLG: 0.361	0-0 6-3		4-0 BB		4-0 1B BB		4-0 CS E BB		0-0 4-3	2 1 0 0 3 0 1		
Rich McKinney, R (1, 4) OBP: 0.354, SLG: 0.423	0-0 G4-6-3 1B		0-3 K		0-0 1B 1B		0-0 F7			4 0 2 0 0 1 3		
Carlos May, L (1, 7) OBP: 0.359, SLG: 0.376	0-0 G4-6-3 1-2f			0-0 HR	0-0 1B		4-0 CS BB			3 1 2 3 1 0 1		
Bill Melton, R (1, 5) OBP: 0.360, SLG: 0.534		0-0 F4		0-0 F7	0-3 K		0-0 CS	0-3 K		4 0 0 0 0 2 2		
Rick Reichardt, R (1, 8) OBP: 0.345, SLG: 0.462		0-3 K		0-0 F9		0-0 F4		0-3 K		4 0 0 0 0 2 0		
Ed Herrmann, L (1, 2) OBP: 0.318, SLG: 0.385		0-0 F9		0-0 F9		1B 1B		0-3 K		4 0 1 0 0 1 0		
Bob Spence, L (1, 3) OBP: 0.200, SLG: 0.200			0-0 F6		0-0 F5	1-3 1B			0-0 F9	4 0 1 0 0 0 0	AB 31 R 3 H 9 RBI 3 BB 4 SO 6 LOB 12	
Rich Morales, R (1, 6) OBP: 0.378, SLG: 0.385			0-0 SH3 1B		0-0 1B SH3 1B		0-0 F4		0-0 PB 1B	4 1 3 0 0 0 2		
Tommy John, R (1, 1) OBP: 0.133, SLG: 0.093			0-0 SH3		0-0 SH3	0-0 5-3			0-0 F8	2 0 0 0 0 0 3		
Inning Stats	R: 0 E: 0 K: 0 S: 3 H: 1 LOB: 0 BB: 0 P: 3	R: 0 E: 0 K: 1 S: 5 H: 0 LOB: 0 BB: 0 P: 5	R: 0 E: 0 K: 1 S: 6 H: 1 LOB: 2 BB: 1 P: 10	R: 1 E: 0 K: 0 S: 4 H: 1 LOB: 0 BB: 0 P: 4	R: 2 E: 0 K: 1 S: 8 H: 3 LOB: 2 BB: 1 P: 12	R: 0 E: 0 K: 0 S: 5 H: 2 LOB: 2 BB: 0 P: 5	R: 0 E: 1 K: 0 S: 1 H: 0 LOB: 0 BB: 2 P: 9	R: 0 E: 0 K: 3 S: 9 H: 0 LOB: 0 BB: 0 P: 9	R: 0 E: 0 K: 0 S: 4 H: 1 LOB: 1 BB: 0 P: 4	1B: 8 2B: 0 3B: 0 HR: 1 SF: 0 SAC: 2 DP: 1 HBP: 0	WP: 0 PB: 1 SB: 0 CS: 2 PA: 38	
PITCHER	IP WLS BF H R ER SO BB IBB HBP BLK WP HR S P ERA WHIP											
Jim Hardin, R (1, 1) ERA: 4.5	5.0 L 22 6 3 3 3 2 0 0 0 0 0 1 26 34 5.40 1.600											
Al Closter, L (6, 1) ERA:	3.0 11 2 0 0 3 2 0 0 0 0 0 0 15 23 0.00 1.333											
Roger Hambright, R (9, 1) ERA:	1.0 4 1 0 0 0 0 0 0 0 0 0 0 4 4 0.00 1.000											

Chicago White Sox @ New York Yankees
 Yankee Stadium, Bronx, NY
 Mon Jul 19 1971, 7:05 PM EDT
 Att. 10,231 - Overcast - 78 F

livebaseballscorecards.com

Batter	1	2	3	4	5	6	7	8	9	AB	R	H	RBI	BB	SO	LOB
Jerry Kenney, L (1, 5) OBP: 0.356, SLG: 0.295	0-0 5-3		0-0 6-3		0-0 6-3			0-0 3-1		4	0	0	0	0	0	0
Thurman Munson, R (1, 2) OBP: 0.333, SLG: 0.368	0-0 5-3		0-0 6-3			0-0 6-3		0-0 5-3		4	0	0	0	0	0	0
Felipe Alou, R (1, 8) OBP: 0.313, SLG: 0.384	0-0 1B			0-0 E7 1B		0-3 K			0-0 6-3	4	1	1	0	0	1	0
Roy White, S (1, 7) OBP: 0.382, SLG: 0.512	0-0 F7			0-0 6-3 1B		0-0 G3			0-0 1B 1B	4	0	2	1	0	0	1
Ron Swoboda, R (1, 9) OBP: 0.379, SLG: 0.359		0-0 6-3		0-0 6-3			0-0 L4		0-0 G6-4-3 1B	4	0	1	0	0	0	1
John Ellis, R (1, 3) OBP: 0.338, SLG: 0.373		0-0 1B		0-0 F8			0-0 F3		0-0 G6-4-3	4	0	1	0	0	0	3
Ron Hansen, R (1, 4) OBP: 0.213, SLG: 0.243		0-0 F9		0-3 K			0-0 1B			3	0	1	0	0	1	2
Gene Michael, S (1, 6) OBP: 0.328, SLG: 0.302		0-0 6-3			0-0 F9		0-0 F7			3	0	0	0	0	0	2
Jim Hardin, R (1, 1) Horace Clarke, S (5, PH) Al Closter, L (6, 1) Bobby Murcer, L (8, PH) Roger Hambricht, R (9, 1)			0-3 K		0-3 K			0-0 4-3		1	0	0	0	0	1	0
										1	0	0	0	0	1	0
										0	0	0	0	0	0	0
										1	0	0	0	0	0	0
										0	0	0	0	0	0	0

Inning Stats	R: 0	H: 1	R: 0	H: 1	R: 0	H: 0	R: 1	H: 1	R: 0	H: 0	R: 0	H: 1	R: 0	H: 0	R: 0	H: 2	1B: 6	SF: 0	WP: 0	PA: 33
	E: 0	LOB: 1	E: 0	LOB: 1	E: 0	LOB: 0	E: 1	LOB: 1	E: 0	LOB: 0	E: 0	LOB: 1	E: 0	LOB: 0	E: 0	LOB: 1	2B: 0	SAC: 0	PB: 0	
	K: 0	BB: 0	K: 0	BB: 0	K: 1	BB: 0	K: 1	BB: 0	K: 1	BB: 0	K: 0	BB: 0	K: 0	BB: 0	K: 0	BB: 0	3B: 0	DP: 1	SB: 0	
	S: 4	P: 4	S: 4	P: 4	S: 5	P: 5	S: 7	P: 7	S: 5	P: 5	S: 4	P: 4	S: 3	P: 3	S: 4	P: 4	HR: 0	HBP: 0	CS: 0	

PITCHER	IP	WLS	BF	H	R	ER	SO	BB	IBB	HBP	BLK	WP	HR	S	P	ERA	WHIP	PITCHER	IP	WLS	BF	H	R	ER	SO	BB	IBB	HBP	BLK	WP	HR	S	P	ERA	WHIP	
Tommy John, L (1, 1) ERA: 2.81	9.0	W	33	6	1	0	4	0	0	0	0	0	0	41	41	0.00	0.667																			

BOTTOM

Chicago White Sox @ New York Yankees
 Yankee Stadium, Bronx, NY
 Mon Jul 19 1971, 7:05 PM EDT
 Att. 10,231 - Overcast - 78 F

livebaseballscorecards.com

AB	33
R	1
H	6
RBI	1
BB	0
SO	4
LOB	9



Batter	1	2	3	4	5	6	7	8	9	AB R H RBI BB SO LOB																											
Pat Kelly, L (1, 9) OBP: 0.420, SLG: 0.325	0-0 4-3		0-0 F8	4-0 1B 1B BB		0-3 K			0-3 K	4 1 0 1 1 2 1																											
Rich McKinney, R (1, 4) OBP: 0.360, SLG: 0.428	0-0 1B 1B		0-0 1B	0-0 1B 1B		0-3 K			0-3 K	5 0 3 2 0 2 1																											
Carlos May, L (1, 7) OBP: 0.367, SLG: 0.385	0-0 1-2 1B		0-0 1-2 1B	0-0 1-3 2-H 3-H 1B			0-0 FC6-4 1B		0-0 1B	5 0 5 1 0 0 0																											
Bill Melton, R (1, 5) OBP: 0.355, SLG: 0.526	0-3 K		0-3 K	0-0 F4			0-0 FC6-4 1-2f		0-3 K	5 0 0 0 0 3 8																											
Rick Reichardt, R (1, 8) OBP: 0.341, SLG: 0.455	0-3 K			0-3 K	0-0 6-3		0-0 F9			4 0 0 0 0 2 3																											
Bob Spence, L (1, 3) OBP: 0.214, SLG: 0.154		0-0 4-3		4-0 1B BB BB	0-0 4-3		0-3 K			3 1 0 0 1 1 1																											
Tom Egan, R (1, 2) OBP: 0.330, SLG: 0.451		0-3 K		4-0 BB 1B BB	0-3 K			0-0 5-3		3 1 0 0 1 2 0																											
Rich Morales, R (1, 6) OBP: 0.385, SLG: 0.391		0-0 5-3		0-0 1-2 2-3 1B 1B			0-0 FC5-4 1B		0-0 F9	4 1 2 0 0 0 0																											
Steve Kealey, R (1, 1) Mike Hershberger, R (6, PH) Joe Horlen, R (6, PR) Tom Bradley, R (6, 1)			0-3 K	0-3 K			0-0 FC5-4 1-2f		0-3 K	2 0 0 0 0 2 3 1 0 0 0 0 0 1 0 0 0 0 0 0 0 1 0 0 0 0 1 0																											
Inning Stats	R: 0 E: 0 K: 2 S: 9	H: 2 LOB: 2 BB: 0 P: 9	R: 0 E: 0 K: 1 S: 5	H: 0 LOB: 0 BB: 0 P: 5	R: 0 E: 0 K: 2 S: 9	H: 2 LOB: 2 BB: 0 P: 9	R: 4 E: 0 K: 2 S: 10	H: 3 LOB: 2 BB: 3 P: 22	R: 0 E: 0 K: 1 S: 5	H: 0 LOB: 0 BB: 0 P: 5	R: 0 E: 0 K: 2 S: 8	H: 1 LOB: 1 BB: 0 P: 8	R: 0 E: 0 K: 1 S: 6	H: 1 LOB: 1 BB: 0 P: 6	R: 0 E: 0 K: 1 S: 5	H: 0 LOB: 0 BB: 0 P: 5	R: 0 E: 0 K: 3 S: 10	H: 1 LOB: 1 BB: 0 P: 10	1B: 10 2B: 0 3B: 0 HR: 0	SF: 0 SAC: 0 DP: 0 HBP: 0	WP: 0 PB: 0 SB: 0 CS: 0	PA: 40															
PITCHER	IP WLS BF H R ER SO BB IBB HBP BLK WP HR S P ERA WHIP																					PITCHER	IP WLS BF H R ER SO BB IBB HBP BLK WP HR S P ERA WHIP														
Luis Tiant, R (1, 1) ERA: 5.19	3.2		7	4	4	7	3	0	0	0	0	0	0	32	44	9.82	2.727																				
Bill Lee, L (4, 1) ERA: 2.55	4.1		15	2	0	5	0	0	0	0	0	0	0	25	25	0.00	0.462																				
Bobby Bolin, R (9, 1) ERA: 3.5	1.0	W	4	1	0	3	0	0	0	0	0	0	0	10	10	0.00	1.000																				

Chicago White Sox @ Boston Red Sox
Fenway Park, Boston, MA
 Tue Jul 20 1971, 7:05 PM EDT
 Att. 23,373 - Unknown

livebaseballscorecards.com

AB	37
R	4
H	10
RBI	4
BB	3
SO	15
LOB	18



Batter	1	2	3	4	5	6	7	8	9	AB R H RBI BB SO LOB
Phil Gagliano, R (1, 4) OBP: 0.556, SLG: 0.609	0-0 F8 6-3 1B	0-0 3-1 1-2		0-0 L6			0-0 SH 2B		4-0 PB 1B BB	4 1 2 0 1 0 2
Luis Aparicio, R (1, 6) OBP: 0.291, SLG: 0.300	0-0 6-3 1-2		0-3 K		0-0 F8		0-0 SH 2B		0-3 K	4 0 0 0 0 2 2
Reggie Smith, S (1, 8) OBP: 0.360, SLG: 0.513	0-0 F8 2-3		0-0 F8		0-0 F9		0-0 F2 1-2		0-0 F9	5 0 0 0 0 0 4
Carl Yastrzemski, L (1, 7) OBP: 0.409, SLG: 0.453	4-0 BB		0-0 4-3		0-0 F8		4-0 G6-4-3 IBB		4-0 1B IBB	2 0 0 0 3 0 0
Rico Petrocelli, R (1, 5) OBP: 0.353, SLG: 0.473	0-0 F8			0-0 HR		0-0 4-3 E 2B		0-0 G6-4-3 1-2	0-0 1B 2-H	5 2 3 2 0 0 5
George Scott, R (1, 3) OBP: 0.320, SLG: 0.435		4-0 1B SF8 BB		0-0 E G3 1B		0-0 4-3 2-3		0-0 F8		3 2 1 0 1 0 1
Joe Lahoud, L (1, 9) OBP: 0.358, SLG: 0.557		0-0 S 1B		0-0 G3 1-2		0-0 E3 3-H		0-3 K		4 0 1 0 0 1 1
Duane Josephson, R (1, 2) OBP: 0.287, SLG: 0.368		0-0 SF8 3-H		0-0 E6 4-3 2-H 1B		0-0 L6		0-0 1B		3 0 2 1 0 0 1
Luis Tiant, R (1, 1) OBP: 0.222, SLG: 0.333		0-3 K		0-0 4-3		0-0 F8		0-0 F8		1 0 0 0 0 1 1
Bill Lee, L (4, 1) OBP: 0.188, SLG: 0.133										2 0 0 0 0 0 2
Mike Fiore, L (8, PH) OBP: 0.237, SLG: 0.094										1 0 0 0 0 0 1
Bobby Bolin, R (9, 1) OBP: 0.250, SLG: 0.250										0 0 0 0 0 0 0

Inning Stats	R: 0 E: 0 K: 0 S: 4	H: 1 LOB: 2 BB: 1 P: 8	R: 1 E: 0 K: 1 S: 6	H: 1 LOB: 1 BB: 1 P: 10	R: 0 E: 0 K: 1 S: 5	H: 0 LOB: 0 BB: 0 P: 5	R: 2 E: 1 K: 0 S: 6	H: 3 LOB: 1 BB: 0 P: 6	R: 0 E: 0 K: 0 S: 3	H: 0 LOB: 0 BB: 0 P: 3	R: 1 E: 1 K: 0 S: 5	H: 1 LOB: 1 BB: 0 P: 5	R: 0 E: 1 K: 0 S: 4	H: 1 LOB: 2 BB: 1 P: 8	R: 0 E: 0 K: 1 S: 6	H: 1 LOB: 1 BB: 0 P: 6	R: 1 E: 0 K: 1 S: 5	H: 1 LOB: 2 BB: 2 P: 13	1B: 6 2B: 2 3B: 0 HR: 1	SF: 1 SAC: 1 DP: 1 HBP: 0	WP: 0 PB: 1 SB: 2 CS: 0	PA: 41
--------------	------------------------------	---------------------------------	------------------------------	----------------------------------	------------------------------	---------------------------------	------------------------------	---------------------------------	------------------------------	---------------------------------	------------------------------	---------------------------------	------------------------------	---------------------------------	------------------------------	---------------------------------	------------------------------	----------------------------------	----------------------------------	------------------------------------	----------------------------------	--------

PITCHER	IP	WLS	BF	H	R	ER	SO	BB	IBB	HBP	BLK	WP	HR	S	P	ERA	WHIP
Steve Kealey, R (1, 1) ERA: 4.34	5.0		22	5	3	2	2	2	0	0	0	0	1	24	32	3.60	1.400
Tom Bradley, R (6, 1) ERA: 3.0	3.2	L	19	4	2	1	2	1	2	0	0	0	0	20	32	2.46	1.364

BOTTOM

Chicago White Sox @ Boston Red Sox
Fenway Park, Boston, MA
Tue Jul 20 1971, 7:05 PM EDT
Att. 23,373 - Unknown

livebaseballscorecards.com

AB	34
R	5
H	9
RBI	3
BB	5
SO	4
LOB	20



Batter	1	2	3	4	5	6	7	8	9	AB R H RBI BB SO LOB	TOP									
Pat Kelly, L (1, 9) OBP: 0.426, SLG: 0.341	0-0 E8 1B		0-0 6-3 1B		0-0 F7			0-0 F7		4 0 2 0 0 0 0	Chicago White Sox @ Boston Red Sox Fenway Park, Boston, MA Wed Jul 21 1971, 7:05 PM EDT Att. 24,946 - Unknown									
Rich McKinney, R (1, 4) OBP: 0.358, SLG: 0.439	0-0 F8		0-0 6-3 1-2			0-0 F8		0-0 HR		4 1 1 1 0 0 2										
Carlos May, L (1, 7) OBP: 0.366, SLG: 0.382	0-0 1-3		4-0 BB			0-0 6-3		0-0 F8		3 0 0 0 1 0 1										
Bill Melton, R (1, 5) OBP: 0.351, SLG: 0.520	0-3 K		0-0 L7			0-0 F2			0-0 5-3	4 0 0 0 0 1 3										
Rick Reichardt, R (1, 8) OBP: 0.343, SLG: 0.456		0-0 5-3		0-0 F8			0-0 G3-6 1B		0-0 BB 1B	4 0 2 0 0 0 0										
Ed Herrmann, L (1, 2) OBP: 0.317, SLG: 0.377		0-0 1-3		0-0 F9			0-0 G3-6 1-2f		4-0 BB G3-6-3	3 0 0 0 1 0 1 0 0 0 0 0 0 0										
Luis Alvarado, R (9, PR) OBP: 0.226, SLG: 0.268																				
Bob Spence, L (1, 3) OBP: 0.278, SLG: 0.133		4-0 BB		0-0 L9			4-0 1B BB		0-0 G3-6-3 1-2f	2 0 0 0 2 0 2										
Rich Morales, R (1, 6) OBP: 0.383, SLG: 0.389		0-0 5-3			0-0 F4		0-0 1-3 1B			3 0 1 0 0 0 1										
Joe Horlen, R (1, 1) OBP: 0.042, SLG: 0.043			0-0 5-3		0-0 6-3			0-0 F8		2 0 0 0 0 0 0										
Vicente Romo, R (7, 1) OBP: 0.286, SLG: 0.167										0 0 0 0 0 0 0										
Jay Johnstone, L (8, PH) OBP: 0.314, SLG: 0.358										1 0 0 0 0 0 0										
Rich Hinton, L (8, 1)										0 0 0 0 0 0 0										
Inning Stats	R: 0 E: 1 K: 1 S: 6	H: 1 LOB: 1 BB: 0 P: 6	R: 0 E: 0 K: 0 S: 3	H: 0 LOB: 1 BB: 1 P: 7	R: 0 E: 0 K: 0 S: 4	H: 1 LOB: 2 BB: 1 P: 8	R: 0 E: 0 K: 0 S: 3	H: 0 LOB: 0 BB: 0 P: 3	R: 0 E: 0 K: 0 S: 3	H: 0 LOB: 0 BB: 0 P: 3	R: 0 E: 0 K: 0 S: 3	H: 2 LOB: 2 BB: 1 P: 7	R: 1 E: 0 K: 0 S: 4	H: 1 LOB: 0 BB: 0 P: 4	R: 0 E: 0 K: 0 S: 3	H: 1 LOB: 2 BB: 1 P: 7	1B: 5 2B: 0 3B: 0 HR: 1	SF: 0 SAC: 0 DP: 2 HBP: 0	WP: 0 PB: 0 SB: 0 CS: 0	PA: 34
PITCHER Sonny Siebert, R (1, 1) ERA: 2.85	IP: 9.0 WLS: W BF: 34 H: 6 R: 1 ER: 1 SO: 1 BB: 4 IBB: 0 HBP: 0 BLK: 0 WP: 0 HR: 1 S: 32 P: 48 ERA: 1.00 WHIP: 1.111																			

livebaseballscorecards.com

AB	30
R	1
H	6
RBI	1
BB	4
SO	1
LOB	10



Batter	1	2	3	4	5	6	7	8	9	AB	R	H	RBI	BB	SO	LOB
Phil Gagliano, R OBP: 0.500, SLG: 0.519 (1, 4)	0-0 F7	0-0 1-3		0-0 5-3		4-0 BB		0-0 6-3		4	0	0	0	1	0	3
Luis Aparicio, R OBP: 0.290, SLG: 0.296 (1, 6)	0-0 F9		4-0 BB		0-0 F9	0-0 FC5		0-0 1-3		4	1	0	0	1	0	3
Reggie Smith, S OBP: 0.361, SLG: 0.514 (1, 8)	0-0 E4		4-0 BB		0-0 F7		0-0 G3			3	1	1	0	1	0	0
Carl Yastrzemski, L OBP: 0.410, SLG: 0.454 (1, 7)	0-0 4-3		0-0 BB		0-0 1-3		0-0 SF9			4	1	2	1	0	0	1
Rico Petrocelli, R OBP: 0.357, SLG: 0.478 (1, 5)		0-0 BB	0-0 BB		4-0 BB	0-0 BB	0-0 BB	0-0 BB		3	2	2	0	1	0	1
George Scott, R OBP: 0.324, SLG: 0.440 (1, 3)		0-0 BB	0-0 BB		0-0 BB	0-0 BB	0-0 BB	0-0 BB		3	1	3	2	0	0	0
Joe Lahoud, L OBP: 0.355, SLG: 0.546 (1, 9)		0-0 BB	0-0 BB		0-0 BB	0-0 BB	0-0 BB	0-0 BB		4	0	1	1	0	0	3
Bob Montgomery, R OBP: 0.356, SLG: 0.415 (1, 2)		0-0 BB	0-0 BB		0-0 BB	0-0 BB	0-0 BB	0-0 BB		3	0	2	1	0	0	0
Sonny Siebert, R OBP: 0.259, SLG: 0.474 (1, 1)		0-3 BB	0-0 BB		0-0 BB	0-0 BB	0-0 BB	0-0 BB		3	0	0	0	0	1	3


Inning Stats	R: 0	H: 1	E: 1	K: 0	S: 4	LOB: 1	BB: 0	P: 4	R: 1	H: 3	E: 0	K: 1	S: 8	LOB: 2	BB: 0	P: 8	R: 2	H: 2	E: 0	K: 0	S: 4	LOB: 1	BB: 2	P: 12	R: 0	H: 0	E: 0	K: 0	S: 3	LOB: 0	BB: 0	P: 3	R: 0	H: 0	E: 0	K: 0	S: 3	LOB: 0	BB: 0	P: 3	R: 2	H: 2	E: 1	K: 0	S: 5	LOB: 2	BB: 2	P: 13	R: 1	H: 2	E: 0	K: 0	S: 5	LOB: 1	BB: 0	P: 5	R: 0	H: 1	E: 0	K: 0	S: 4	LOB: 1	BB: 0	P: 4
--------------	------	------	------	------	------	--------	-------	------	------	------	------	------	------	--------	-------	------	------	------	------	------	------	--------	-------	-------	------	------	------	------	------	--------	-------	------	------	------	------	------	------	--------	-------	------	------	------	------	------	------	--------	-------	-------	------	------	------	------	------	--------	-------	------	------	------	------	------	------	--------	-------	------

PITCHER	IP	WLS	BF	H	R	ER	SO	BB	IBB	HBP	BLK	WP	HR	S	P	ERA	WHIP
Joe Horlen, R ERA: 4.06 (1, 1)	6.1	L	32	10	6	5	1	4	0	0	0	0	0	30	46	7.11	2.211
Vicente Romo, R ERA: 4.5 (7, 1)	0.2		2	0	0	0	0	0	0	0	0	0	0	2	2	0.00	0.000
Rich Hinton, L ERA: (8, 1)	1.0		4	1	0	0	0	0	0	0	0	0	0	4	4	0.00	1.000

BOTTOM

Chicago White Sox @ Boston Red Sox
Fenway Park, Boston, MA
 Wed Jul 21 1971, 7:05 PM EDT
 Att. 24,946 - Unknown

AB	31
R	6
H	11
RBI	5
BB	4
SO	1
LOB	14



WP	PA	ERA	WHIP
0	38	0	0

Chicago White Sox @ Boston Red Sox
 Fenway Park, Boston, MA
 Thu Jul 22 1971, 3:33 AM EDT
 Att. 28,268 - Unknown

livebaseballscorecards.com

AB	34
R	4
H	10
RBI	4
BB	6
SO	8
LOB	23



WP:	0	PA:	43
PB:	0		
SB:	0		
CS:	2		

AB	R	H	RBI	BB	SO	LOB
5	0	1	0	0	0	1
4	1	2	0	1	0	0
4	0	2	0	1	1	1
4	1	2	0	0	1	3
5	1	1	1	0	1	5
3	1	1	1	1	0	6
1	0	0	0	0	1	1
4	0	1	1	0	3	1
1	0	0	1	3	0	0
3	0	0	0	0	1	5
0	0	0	0	0	0	0

Batter	1	2	3	4	5	6	7	8	9
Pat Kelly, L OBP: 0.407, SLG: 0.327 (1, 9)	0-0 4-3		0-0 CS 1B	0-0 1-3		0-0 L6		0-0 6-3	
Rich McKinney, R OBP: 0.364, SLG: 0.441 (1, 4)	4-0 1B 1B BB		0-0 HBP 1-2 1B		0-0 1B E 1B	0-0 F8		0-0 F8	
Carlos May, L OBP: 0.369, SLG: 0.383 (1, 7)	0-0 1-2 1B		0-0 HBP 1-2 1B		0-3 K	4-0 BB		0-0 4-3	
Bill Melton, R OBP: 0.354, SLG: 0.522 (1, 5)	0-3 K		1-0 FC6-4 HBP 1-2 2-3		0-0 1-3 1B E 1B	0-0 F6		0-0 2B	
Rick Reichardt, R OBP: 0.341, SLG: 0.452 (1, 8)	0-0 1-2 2-3 1B		0-0 F6		0-0 HBP 1-2 BB E4 1B		0-0 F9		0-3 K
Mike Andrews, R OBP: 0.372, SLG: 0.390 (1, 3)	0-0 5-3		0-0 FC6-4		0-0 BB HBP CS 1B		4-0 2B BB		0-3 K
Bob Spence, L OBP: 0.263, SLG: 0.125 (7, 3)					1-2 2-H 1B				0-3 K
Tom Egan, R OBP: 0.332, SLG: 0.452 (1, 2)					0-3 K		0-0 6-3 1-H 2B		0-3 K
Rich Morales, R OBP: 0.400, SLG: 0.384 (1, 6)					4-0 SH1-4 BB		4-0 FC6-4 BB		
Wilbur Wood, R OBP: 0.153, SLG: 0.038 (1, 1)					0-0 SH1-4		0-0 FC6-4		
Bart Johnson, R OBP: 0.200, SLG: 0.225 (8, 1)					1-2 3-H 1B		0-0 6-3		

Inning	R	H	E	K	S	P	WLS	BF	H	R	ER	SO	BB	IBB	HBP	BLK	WP	HR	S	P	ERA	WHIP	
1	0	2	0	1	7	11																	
2	0	0	0	2	7	7																	
3	0	3	0	0	5	6																	
4	3	3	1	1	8	13																	
5	0	0	0	0	3	7																	
6	1	1	0	0	3	11																	
7	0	0	0	0	3	3																	
8	0	0	0	0	3	3																	
9	0	1	0	3	10	10																	

PITCHER	IP	WLS	BF	H	R	ER	SO	BB	IBB	HBP	BLK	WP	HR	S	P	ERA	WHIP
Jim Lonborg, R ERA: 4.85 (1, 1)	4.1	L	26	8	3	2	5	3	0	2	0	0	0	31	45	4.15	2.538
Ken Brett, L ERA: 3.8 (5, 1)	0.2		1	0	0	0	0	0	0	0	0	0	0	1	1	0.00	0.000
Ken Tatum, R ERA: 3.62 (6, 1)	1.0		4	0	0	0	0	1	0	0	0	0	0	3	7	0.00	1.000
Bill Lee, L ERA: 2.61 (7, 1)	2.0		8	1	1	1	0	1	1	0	0	0	0	6	14	4.50	1.000
Sparky Lyle, L ERA: 2.75 (9, 1)	1.0		4	1	0	0	3	0	0	0	0	0	0	10	10	0.00	1.000

BOTTOM

Chicago White Sox @ Boston Red Sox
 Fenway Park, Boston, MA
 Thu Jul 22 1971, 3:33 AM EDT
 Att. 28,268 - Unknown

livebaseballscorecards.com

AB	37
R	2
H	9
RBI	2
BB	1
SO	4
LOB	20



AB R H RBI BB SO LOB

5 0 1 1 0 0 3

4 0 1 0 1 1 3

5 0 1 0 0 1 3

5 0 0 0 0 0 5

4 0 0 0 0 1 0

4 1 2 0 0 0 0

4 0 2 0 0 1 2

2 1 0 0 0 0 2

1 0 1 0 0 0 0
 0 0 0 0 0 0 0
 1 0 0 0 0 0 0
 0 0 0 0 0 0 0
 1 0 1 1 0 0 0
 0 0 0 0 0 0 0
 1 0 0 0 0 0 2
 0 0 0 0 0 0 0

1B: 9 SF: 0
 2B: 0 SAC: 1
 3B: 0 DP: 0
 HR: 0 HBP: 1

WP: 0 PA: 40
 PB: 1
 SB: 1
 CS: 0

Batter	1	2	3	4	5	6	7	8	9
John Kennedy, R (1, 4) OBP: 0.351, SLG: 0.449	0-0 F8		0-0 F7		0-0 E4	0-0		0-0 L3	
Luis Aparicio, R (1, 6) OBP: 0.291, SLG: 0.296	4-0 BB		0-0 B2		0-0	0-0 5-3			0-3 K
Reggie Smith, S (1, 9) OBP: 0.359, SLG: 0.510	0-0 F8		0-0		0-3 K			0-0	0-0 G3
Carl Yastrzemski, L (1, 7) OBP: 0.405, SLG: 0.447	0-0 F6		0-0 F7		0-0 F8			0-0	0-0 6-3
Rico Petrocelli, R (1, 5) OBP: 0.354, SLG: 0.472		0-0 6-3		0-0 F3		0-0 4-3		0-3	
George Scott, R (1, 3) OBP: 0.326, SLG: 0.441		0-0		0-0 4-3		0-0 E6		0-0	0-0 SH5-4
Billy Conigliaro, R (1, 8) OBP: 0.328, SLG: 0.464		0-0 FC5-4		0-0		0-3 K		0-0	0-0 SH5-4
Bob Montgomery, R (1, 2) OBP: 0.355, SLG: 0.405		0-0 FC1-4-6		0-0 F7		1-0 1B		0-0	0-0 SH5-4
Jim Lonborg, R (1, 1) OBP: 0.240, SLG: 0.136			0-0		0-0 F8	0-0		0-0	0-0 F5
Ken Brett, L (5, 1) OBP: 0.222, SLG: 0.222									
Buddy Hunter, R (5, PH) OBP: 0.384, SLG: 0.333									
Ken Tatum, R (6, 1) OBP: 0.250, SLG: 0.250			1B						
Phil Gagliano, R (6, PH) OBP: 0.188, SLG: 0.133									
Bill Lee, L (7, 1) OBP: 0.353, SLG: 0.542									
Joe Lahoud, L (8, PH) OBP: 1.000, SLG: 1.000									

Inning Stats	R: 0	H: 0	E: 0	K: 0	S: 3	LOB: 1	BB: 1	P: 7	R: 0	H: 1	E: 0	K: 0	S: 4	LOB: 1	BB: 0	P: 4	R: 0	H: 2	E: 0	K: 0	S: 5	LOB: 2	BB: 0	P: 5	R: 0	H: 1	E: 1	K: 1	S: 7	LOB: 2	BB: 0	P: 7	R: 2	H: 2	E: 1	K: 1	S: 8	LOB: 2	BB: 0	P: 9	R: 0	H: 0	E: 0	K: 1	S: 5	LOB: 0	BB: 0	P: 5	R: 0	H: 2	E: 0	K: 0	S: 5	LOB: 2	BB: 0	P: 5	R: 0	H: 0	E: 0	K: 1	S: 5	LOB: 0	BB: 0	P: 5
--------------	------	------	------	------	------	--------	-------	------	------	------	------	------	------	--------	-------	------	------	------	------	------	------	--------	-------	------	------	------	------	------	------	--------	-------	------	------	------	------	------	------	--------	-------	------	------	------	------	------	------	--------	-------	------	------	------	------	------	------	--------	-------	------	------	------	------	------	------	--------	-------	------

PITCHER	IP	WLS	BF	H	R	ER	SO	BB	IBB	HBP	BLK	WP	HR	S	P	ERA	WHIP
Wilbur Wood, L (1, 1) ERA: 1.96	7.0	W	34	9	2	0	3	1	0	1	0	0	0	38	43	0.00	1.429
Bart Johnson, R (8, 1) ERA: 3.2	2.0	S	6	0	0	0	1	0	0	0	0	0	0	8	8	0.00	0.000

PITCHER	IP	WLS	BF	H	R	ER	SO	BB	IBB	HBP	BLK	WP	HR	S	P	ERA	WHIP
---------	----	-----	----	---	---	----	----	----	-----	-----	-----	----	----	---	---	-----	------

Batter	1	2	3	4	5	6	7	8	9	10	AB	R	H	RBI	BB	SO	LOB	TOP																		
Davey Nelson, R (1, 5) OBP: 0.348, SLG: 0.466	0-0 6-3		0-0 F9		0-0 FC6-4		0-3 K		0-0 1B		5	0	1	0	0	1	3	<p>Washington Senators @ Chicago White Sox</p> <p>Comiskey Park, Chicago, IL</p> <p>Sat Jul 24 1971, 4:33 AM EDT</p> <p>Unknown</p>																		
Lenny Randle, S (1, 4) OBP: 0.294, SLG: 0.305	0-0 PB HR 1B		0-3 K2-3			4-0 1B FC1-4-6 BB		4-0 2B 1B BB	0-3 K		3	3	1	0	2	2	1																			
Frank Howard, R (1, 3) OBP: 0.383, SLG: 0.507	0-0 1B HR			0-0 1-3		0-0 1B FC1-4-6		0-0 1B 2B		0-0 1B 1B	5	2	4	2	0	0	0																			
Toby Harrah, R (10, PR) OBP: 0.309, SLG: 0.298											0	0	0	0	0	0	0																			
Joe Grzenda, R (10, 1)											0	0	0	0	0	0	0																			
Dick Billings, R (1, 2) OBP: 0.276, SLG: 0.331	0-0 F9			0-0 6-3		0-3 K		0-0 1B CS		0-0 1B 1-3	5	0	2	2	0	1	2																			
Jeff Burroughs, R (1, 7) OBP: 0.375, SLG: 0.286	0-0 6-3				0-3 K		0-0 FC1-4-6		0-0 1B 1-2		4	0	1	1	0	1	1																			
Casey Cox, R (8, 1) OBP: 0.120, SLG: 0.083											0	0	0	0	0	0	0																			
Horacio Pina, R (8, 1)											0	0	0	0	0	0	0																			
Don Mincher, L (10, PH) OBP: 0.410, SLG: 0.437											1	0	0	0	0	1	2																			
Elliott Maddox, R (1, 8) OBP: 0.298, SLG: 0.244		0-0 F8			4-0 SH3-4 1B CS BB		0-3 K		0-0 F8		4	0	0	0	1	1	5																			
Del Unser, L (1, 9) OBP: 0.352, SLG: 0.382		0-0 1-3			0-0 CS SH3-4 1B 1-2		0-0 E5 6-3 1B		0-3 K		5	0	2	0	0	1	4																			
Tim Cullen, R (1, 6) OBP: 0.254, SLG: 0.260		0-0 6-3			0-0 SH3-4 1B 1-2 2-3		0-0 6-3		0-0 CS	0-0 3-1	3	0	0	0	0	0	1																			
Bill Gogolewski, L (1, 1) OBP: 0.222, SLG: 0.125			0-3 K		4-0 SH3-4 1B FC6-4 BB 2-3 3-H		0-0 5-3		0-0 6-3		2	0	0	0	1	1	1																			
Paul Lindblad, L (7, 1) OBP: 0.250, SLG: 0.375											0	0	0	0	0	0	0																			
Tom McCraw, L (8, 7) OBP: 0.279, SLG: 0.407											1	0	0	0	0	0	0																			
Inning Stats	R: 2 E: 0 K: 0 S: 5	H: 2 LOB: 0 BB: 0 P: 5	R: 0 E: 0 K: 0 S: 3	H: 0 LOB: 0 BB: 0 P: 3	R: 0 E: 0 K: 2 S: 7	H: 0 LOB: 0 BB: 0 P: 7	R: 0 E: 0 K: 1 S: 5	H: 0 LOB: 0 BB: 0 P: 5	R: 0 E: 0 K: 0 S: 3	H: 1 LOB: 2 BB: 2 P: 11	R: 1 E: 0 K: 2 S: 8	H: 1 LOB: 1 BB: 1 P: 12	R: 0 E: 1 K: 1 S: 6	H: 1 LOB: 1 BB: 0 P: 6	R: 2 E: 0 K: 1 S: 7	H: 3 LOB: 1 BB: 1 P: 11	R: 0 E: 0 K: 1 S: 6	H: 1 LOB: 1 BB: 0 P: 6	R: 0 E: 0 K: 1 S: 7	H: 2 LOB: 2 BB: 0 P: 7	R: 0 E: 0 K: 1 S: 7	H: 2 LOB: 2 BB: 0 P: 7	1B: 9 2B: 1 3B: 0 HR: 1	SF: 0 SAC: 1 DP: 0 HBP: 0	WP: 0 PB: 1 SB: 0 CS: 3	PA: 44										
PITCHER	IP WLS BF H R ER SO BB IBB HBP BLK WP HR S P ERA WHIP																																			
Tommy John, L (1, 1) ERA: 2.86	7.0																																			
Steve Kealey, R (8, 1) ERA: 4.72	0.0		4	3	2	2	0	1	0	0	0	0	0	0	0	0	0	0	0	0	0	0	0	0	0	0	0	0	0	0	0	0	0	0	0	
Rich Hinton, L (8, 1) ERA:	1.0		2	0	0	0	1	0	0	0	0	0	0	0	0	0	0	0	0	0	0	0	0	0	0	0	0	0	0	0	0	0	0	0	0	0
Bart Johnson, R (9, 1) ERA: 3.15	2.0	W	9	3	0	0	2	0	0	0	0	0	0	0	0	0	0	0	0	0	0	0	0	0	0	0	0	0	0	0	0	0	0	0	0	0

AB	38
R	5
H	11
RBI	5
BB	4
SO	9
LOB	20



Batter	1	2	3	4	5	6	7	8	9	10	AB	R	H	RBI	BB	SO	LOB
Pat Kelly, L (1, 9) OBP: 0.357, SLG: 0.308 Tom Egan, R (7, PH) OBP: 0.335, SLG: 0.452 Bill Melton, R (7, PR) OBP: 0.354, SLG: 0.522 Steve Kealey, R (8, 1) Rich Hinton, L (8, 1) Mike Hershberger, R (8, PH) OBP: 0.421, SLG: 0.367 Bart Johnson, R (9, 1) OBP: 0.200, SLG: 0.225	X 0-0 F8		X 0-0 G3		X 0-0 F7		X 4-0 1B BB	0-3 K			3	0	0	0	0	0	2
Mike Andrews, R (1, 4) OBP: 0.372, SLG: 0.394	X 0-0 5-3		X 0-0 F4			X 0-0 2B	X 0-0 1B		X 0-0 5-3		5	0	2	1	0	0	0
Carlos May, L (1, 3) OBP: 0.365, SLG: 0.377	X 0-0 4-3			X 0-3 K		X 0-0 1-3	X 0-0 4-3		X 0-0 F7		5	0	0	0	0	1	3
Rich McKinney, R (1, 5) OBP: 0.360, SLG: 0.435		X 0-3 K		X 0-0 6-3		X 0-0 F8		X 0-0 1B 1B	X 0-0 F2		5	1	1	0	0	1	1
Rick Reichardt, R (1, 7) OBP: 0.341, SLG: 0.451		X 0-0 FC5 BB 1B		X 0-0 F9		X 0-0 F6		X 0-0 1B 1B	X 0-0 3B 1B		5	2	2	0	0	0	2
Ed Hermann, L (1, 2) OBP: 0.326, SLG: 0.401 Tom Bradley, R (8, PR) OBP: 0.135, SLG: 0.176 Chuck Brinkman, R (9, 2) OBP: 0.263, SLG: 0.176		X 0-0 F5		X 4-0 FC5 BB BB		X 0-0 FC5 BB BB		X 0-0 HR	X 0-0 1B 1B		3	1	2	2	1	0	1
Jay Johnstone, L (1, 8) OBP: 0.320, SLG: 0.369		X 4-0 BB BB BB		X 0-0 F4		X 0-0 K		X 0-0 1B 1B	X 0-0 3B		4	1	2	2	1	1	1
Rich Morales, R (1, 6) OBP: 0.404, SLG: 0.373		X 0-0 FC5		X 4-0 FC5 BB		X 0-3 K		X 4-0 FC5-2 CS BB			2	0	0	0	2	1	2
Tommy John, R (1, 1) OBP: 0.128, SLG: 0.089 Bob Spence, L (7, PH) OBP: 0.300, SLG: 0.125 Luis Alvarado, R (7, PR) OBP: 0.225, SLG: 0.267		X 0-0 1-3		X 0-0 FC5		X 4-0 BB BB		X 0-0 FC5-2			2	0	0	0	0	0	2

Inning Stats	R: 0	H: 0	E: 0	K: 0	S: 3	P: 3	R: 0	H: 1	E: 0	K: 1	S: 6	P: 10	R: 0	H: 0	E: 0	K: 0	S: 3	P: 3	R: 0	H: 0	E: 0	K: 1	S: 5	P: 5	R: 0	H: 1	E: 0	K: 0	S: 4	P: 4	R: 2	H: 2	E: 0	K: 2	S: 9	P: 17	R: 3	H: 3	E: 1	K: 1	S: 8	P: 12	R: 0	H: 0	E: 0	K: 0	S: 3	P: 3	R: 1	H: 2	E: 0	K: 0	S: 3	P: 3	1B: 6	SF: 0	2B: 1	SAC: 0	3B: 1	DP: 0	HR: 1	HBP: 0	WP: 0	PA: 43
--------------	------	------	------	------	------	------	------	------	------	------	------	-------	------	------	------	------	------	------	------	------	------	------	------	------	------	------	------	------	------	------	------	------	------	------	------	-------	------	------	------	------	------	-------	------	------	------	------	------	------	------	------	------	------	------	------	-------	-------	-------	--------	-------	-------	-------	--------	-------	--------

PITCHER	IP	WLS	BF	H	R	ER	SO	BB	IBB	HBP	BLK	WP	HR	S	P	ERA	WHIP
Bill Gogolewski, R (1, 1) ERA: 2.76	6.2		27	3	2	2	4	4	0	0	0	0	1	31	47	2.70	1.050
Paul Lindblad, L (7, 1) ERA: 2.57	0.1		3	1	0	0	0	1	0	0	0	0	0	2	6	0.00	6.000
Casey Cox, R (8, 1) ERA: 3.13	0.0		4	3	3	2	0	0	0	0	0	0	0	4	4	∞	∞
Horacio Pina, R (8, 1) ERA: 3.16	2.0		6	0	0	0	1	1	0	0	0	0	0	7	11	0.00	0.500
Joe Grzenda, L (10, 1) ERA: 1.44	0.1	L	3	2	1	1	0	0	0	0	0	0	0	3	3	27.00	6.000

Washington Senators @ Chicago White Sox
Comiskey Park, Chicago, IL
Sat Jul 24 1971, 4:33 AM EDT
Unknown

AB	37
R	6
H	9
RBI	6
BB	6
SO	5
LOB	20



Batter	1	2	3	4	5	6	7	8	9	AB R H RBI BB SO LOB	TOP																
Del Unser, L OBP: 0.352, SLG: 0.385 (1, 8) (9, 9)	0-0 F7		0-0 4-3		0-0 4-3		0-0 2B		0-0 SH3 2B 1B	5 2 2 1 0 0 2																	
Lenny Randle, S OBP: 0.293, SLG: 0.311 (1, 4) (9, 9)	0-3 K			0-3 K		0-0 F9	0-0 2B		0-0 SH3	4 0 1 1 0 2 0																	
Don Mincher, L OBP: 0.419, SLG: 0.444 Elliott Maddox, R OBP: 0.298, SLG: 0.244 (1, 3) (9, PR) (9, 8)	0-0 1B			0-0 1B		0-0 FC4-6 1B	4-0 WP BB		4-0 2B BB	3 0 3 0 2 0 0 0 1 0 0 0 0 0																	
Frank Howard, R OBP: 0.386, SLG: 0.510 Jeff Burroughs, R OBP: 0.375, SLG: 0.286 (1, 7) (9, PR) (9, 7)	0-3 K		0-0 6-3		0-0 FC4-6 1B	1-2 1B	4-0 BB		0-0 BB 2B	4 0 2 2 1 1 1 0 0 0 0 0 0 0																	
Tom McCraw, L OBP: 0.283, SLG: 0.403 (1, 9) (9, 3)		0-0 5-3			0-0 1B 1B	0-0 FC4-6 FC6-4	0-0 F7		4-0 BB IBB	4 1 1 0 1 0 5																	
Dick Billings, R OBP: 0.279, SLG: 0.333 (1, 2) (9, 9)		0-3 K			0-0 1B 1B	0-0 FC6-4			0-0 F2	5 0 2 0 0 1 4																	
Davey Nelson, R OBP: 0.340, SLG: 0.446 (1, 5) (9, 9)		0-0 F7			0-0 F7				4-0 FC1-6 BB	4 0 0 0 1 1 3																	
Tim Cullen, R OBP: 0.253, SLG: 0.258 Bernie Allen, L OBP: 0.331, SLG: 0.370 Toby Harrah, R OBP: 0.306, SLG: 0.295 (1, 6) (7, PH) (7, PR) (7, 6)			0-0 5-3		0-0 F7				0-0 F9	2 0 0 0 0 0 2 1 0 1 0 0 0 0 2 1 0 0 0 0 4																	
Mike Thompson, R OBP: 0.200, SLG: 0.200 Larry Bittner, L OBP: 0.315, SLG: 0.274 Paul Lindblad, L OBP: 0.222, SLG: 0.333 (1, 1) (5, PH) (5, 1)		0-3 K			0-0 1B				0-0 G3	1 0 0 0 0 1 0 1 0 1 1 0 0 0 2 0 0 0 0 0 2																	
Inning Stats	R: 0 E: 0 K: 2 S: 8	H: 1 LOB: 1 BB: 0 P: 8	R: 0 E: 0 K: 1 S: 5	H: 0 LOB: 0 BB: 0 P: 5	R: 0 E: 0 K: 1 S: 5	H: 1 LOB: 0 BB: 0 P: 5	R: 1 E: 0 K: 0 S: 6	H: 3 LOB: 2 BB: 0 P: 6	R: 0 E: 0 K: 0 S: 5	H: 2 LOB: 2 BB: 0 P: 5	R: 2 E: 0 K: 1 S: 8	H: 3 LOB: 3 BB: 2 P: 16	R: 0 E: 0 K: 0 S: 4	H: 1 LOB: 1 BB: 0 P: 4	R: 2 E: 0 K: 0 S: 5	H: 2 LOB: 3 BB: 3 P: 17	1B: 10 2B: 3 3B: 0 HR: 0	SF: 0 SAC: 1 DP: 0 HBP: 0	WP: 1 PB: 0 SB: 0 CS: 0	PA: 44							
PITCHER	IP	WLS	BF	H	R	ER	SO	BB	IBB	HBP	BLK	WP	HR	S	P	ERA	WHIP										
Tom Bradley, R ERA: 3.04 (1, 1)	6.2		29	10	3	3	6	0	0	0	0	0	0	41	41	4.05	1.500										
Terry Forster, L ERA: 4.91 (7, 1)	0.0		1	0	0	0	0	1	0	0	0	0	0	4	4	∞	∞										
Vicente Romo, R ERA: 4.37 (7, 1)	1.1		6	1	0	0	0	1	0	0	0	1	0	5	9	0.00	1.500										
Rich Hinton, L ERA: 2.45 (9, 1)	0.1	L	3	1	2	2	0	1	0	0	0	0	0	2	6	54.00	6.000										
Steve Kealey, R ERA: 4.66 (9, 1)	0.2		5	1	0	0	0	1	1	0	0	0	0	3	11	0.00	3.000										

Washington Senators @ Chicago White Sox
Comiskey Park, Chicago, IL
Sat Jul 24 1971, 4:38 AM EDT
Att: 10,397 - Unknown

AB	38
R	5
H	13
RBI	5
BB	5
SO	6
LOB	23



Batter	1	2	3	4	5	6	7	8	9	AB	R	H	RBI	BB	SO	LOB	BOTTOM	
Pat Kelly, L (1, 9) OBP: 0.369, SLG: 0.291 Mike Hershberger, R (8, PH) OBP: 0.413, SLG: 0.364 Rich Hinton, L (9, 1) Steve Kealey, R (9, 1)	0-0 1-3			0-0 1-3	0-0 4-3			0-3 K		3	0	0	0	0	0	1	Washington Senators @ Chicago White Sox Comiskey Park, Chicago, IL Sat Jul 24 1971, 4:38 AM EDT Att. 10,397 - Unknown	
Mike Andrews, R (1, 4) OBP: 0.374, SLG: 0.391	0-0 6-3			4-0 1B FC6-4 BB		4-0 G6-4-3 BB		0-0 F8		2	1	0	0	2	0	0		
Carlos May, L (1, 3) OBP: 0.363, SLG: 0.376	0-0 G3			0-0 1-3 E 1B		0-3 K		0-3 K		4	1	1	0	0	2	1		
Rich McKinney, R (1, 5) OBP: 0.358, SLG: 0.429 (9, 9)		0-3 K		4-0 1-2 FC6-4 BB		0-0 G6-4-3 1-2f		0-0 F8		3	0	0	0	1	1	1		
Rick Reichardt, R (1, 7) OBP: 0.340, SLG: 0.448		0-0 6-3		0-0 1-2f 2-H 3-H 1B		0-0 6-3		0-0 1B 1B		4	1	1	1	0	0	1		
Ed Herrmann, L (1, 2) OBP: 0.326, SLG: 0.400 Tom Egan, R (9, PH) OBP: 0.339, SLG: 0.455 Bill Melton, R (9, PR) OBP: 0.354, SLG: 0.522		0-0 F7		0-0 2-H 1B		0-3 K		0-0 1-2 1B		3	0	1	1	0	1	0		
Jay Johnstone, L (1, 8) OBP: 0.327, SLG: 0.373			0-0 1-3 1B		0-0 PB 1B		1-0 FC5-4 HBP		0-3 K		3	0	2	0	0	1		2
Rich Morales, R (1, 6) OBP: 0.391, SLG: 0.359 (9, 5)			0-0 1-3		0-3 K		0-0 FC5-4 1-2f				3	0	0	0	0	1		3
Tom Bradley, R (1, 1) OBP: 0.130, SLG: 0.170 Terry Forster, L (7, 1) Vicente Romo, R (7, 1) OBP: 0.286, SLG: 0.167 Luis Alvarado, R (8, PH) OBP: 0.224, SLG: 0.265 (9, 6)			0-3 K		0-0 F8			0-3 K		2	0	0	0	0	1	1		
Inning Stats	R: 0 H: 0 E: 0 LOB: 0 K: 0 BB: 0 S: 3 P: 3	R: 0 H: 0 E: 0 LOB: 0 K: 1 BB: 0 S: 5 P: 5	R: 0 H: 1 E: 0 LOB: 0 K: 1 BB: 0 S: 5 P: 5	R: 3 H: 2 E: 1 LOB: 1 K: 0 BB: 2 S: 4 P: 12	R: 0 H: 1 E: 0 LOB: 1 K: 1 BB: 0 S: 6 P: 6	R: 0 H: 0 E: 0 LOB: 0 K: 1 BB: 1 S: 4 P: 8	R: 0 H: 0 E: 0 LOB: 1 K: 1 BB: 0 S: 5 P: 6	R: 0 H: 0 E: 0 LOB: 0 K: 2 BB: 0 S: 7 P: 7	R: 0 H: 2 E: 0 LOB: 2 K: 2 BB: 0 S: 9 P: 9	1B: 6 SF: 0 2B: 0 SAC: 0 3B: 0 DP: 1 HR: 0 HBP: 1	WP: 0 PA: 34 PB: 1 SB: 0 CS: 0							
PITCHER Mike Thompson, R (1, 1) ERA: 4.34 Paul Lindblad, L (5, 1) ERA: 2.38	IP WLS BF H R ER SO BB IBB HBP BLK WP HR S P ERA WHIP 4.0 0 15 3 3 2 2 2 0 0 0 0 0 0 4.50 1.250 5.0 W 19 3 0 0 7 1 0 1 0 0 0 0 31 36 0.00 0.800	PITCHER IP WLS BF H R ER SO BB IBB HBP BLK WP HR S P ERA WHIP																

livebaseballscorecards.com

AB 30
R 3
H 6
RBI 2
BB 3
SO 9
LOB 10



Batter	1	2	3	4	5	6	7	8	9	AB R H RBI BB SO LOB	TOP											
Davey Nelson, R OBP: 0.347, SLG: 0.448 (1, 5) X	0-0 SH3 1B		0-0 F7			0-0 5-3		0-0 FC5-4 1B		4 0 2 0 0 0 0												
Lenny Randle, S OBP: 0.293, SLG: 0.311 (1, 4) X	0-0 SH3 1-2			0-0 G5-4-3 1B		0-0 1-3		0-0 FC5-4 1-2f		3 0 1 0 0 0 1												
Frank Howard, R OBP: 0.384, SLG: 0.507 (1, 3) S S S	0-3 K			0-0 G5-4-3 1-2f		0-0 FC6-4 HBP 1B		0-0 L6		4 0 1 0 0 1 2												
Dick Billings, R OBP: 0.278, SLG: 0.328 (1, 2) X	0-0 F4			0-3 K		1-0 FC6-4 HBP 1-2		0-0 6-3		3 0 0 0 0 1 1												
Jeff Burroughs, R OBP: 0.250, SLG: 0.182 (1, 7) X		0-0 F6			0-0 F8		0-3 K		0-0 6-3	4 0 0 0 0 1 2												
Elliott Maddox, R OBP: 0.294, SLG: 0.240 (1, 8) X		0-0 F7			0-0 6-3		0-0 FC6-4 1-2f 2-3			3 0 0 0 0 0 2												
Del Unser, L OBP: 0.352, SLG: 0.393 Jim Shellenback, L OBP: 0.136, SLG: 0.136 (1, 9) (7, 1) X		0-0 F4				0-0 HR		0-0 F8		3 1 1 1 0 0 2 0 0 0 0 0 0 0												
Tim Cullen, R OBP: 0.251, SLG: 0.256 Denny Riddleberger, R OBP: 0.281, SLG: 0.400 Horacio Pina, R OBP: 0.304, SLG: 0.293 (1, 6) (5, 1) (7, 9) (7, 1) X			0-0 4-3		0-0 5-3		0-3 K			2 0 0 0 0 0 0 0 0 0 0 0 0 0 1 0 0 0 0 1 0 0 0 0 0 0 0 0												
Dick Bosman, R OBP: 0.213, SLG: 0.143 Toby Harrah, R OBP: 0.304, SLG: 0.293 (1, 1) (5, 6) X			0-0 1-3			0-0 F3		0-0 F9		1 0 0 0 0 0 0 2 0 0 0 0 0 0												
Inning Stats	R: 0 E: 0 K: 1 S: 6	H: 1 LOB: 1 BB: 0 P: 6	R: 0 E: 0 K: 0 S: 3	H: 0 LOB: 0 BB: 0 P: 3	R: 0 E: 0 K: 0 S: 3	H: 1 LOB: 0 BB: 0 P: 5	R: 1 E: 0 K: 0 S: 4	H: 1 LOB: 0 BB: 0 P: 4	R: 0 E: 0 K: 0 S: 3	H: 0 LOB: 0 BB: 0 P: 3	R: 0 E: 0 K: 1 S: 6	H: 1 LOB: 2 BB: 0 P: 7	R: 0 E: 0 K: 1 S: 6	H: 1 LOB: 1 BB: 0 P: 6	R: 0 E: 0 K: 0 S: 3	H: 0 LOB: 0 BB: 0 P: 3	1B: 4 2B: 0 3B: 0 HR: 1	SF: 0 SAC: 1 DP: 1 HBP: 1	WP: 0 PB: 0 SB: 0 CS: 0	PA: 32		
PITCHER Wilbur Wood, L ERA: 1.91 (1, 1)	IP 9.0	WLS W	BF 32	H 5	R 1	ER 1	SO 4	BB 0	IBB 0	HBP 1	BLK 0	WP 0	HR 1	S 39	P 40	ERA 1.00	WHIP 0.556					PITCHER IP WLS BF H R ER SO BB IBB HBP BLK WP HR S P ERA WHIP

Washington Senators @ Chicago White Sox
Comiskey Park, Chicago, IL
Sun Jul 25 1971, 4:33 AM EDT
Unknown

livebaseballscores.com

AB	30
R	1
H	5
RBI	1
BB	0
SO	4
LOB	10



Batter	1	2	3	4	5	6	7	8	9	AB	R	H	RBI	BB	SO	LOB	BOTTOM
Pat Kelly, L OBP: 0.386, SLG: 0.322 (1, 9)	0-0 1B 1B	4-0 S IBB		0-0 2-H 3-H 2B		0-0 F7		0-0 F8		4	0	2	2	1	0	0	Washington Senators @ Chicago White Sox Comiskey Park, Chicago, IL Sun Jul 25 1971, 4:33 AM EDT Unknown livebaseballscorecards.com
Rich McKinney, R OBP: 0.356, SLG: 0.425 (1, 4)	0-0 FC5-4 1B	0-0 6-3 3-H		0-0 6-3		0-0 F4				4	0	1	0	0	0	2	
Carlos May, L OBP: 0.362, SLG: 0.375 (1, 3)	0-3 K		0-0 F5		0-0 F8		0-0 FC3-6 6-3 1B			4	0	1	0	0	1	2	
Bill Melton, R OBP: 0.353, SLG: 0.528 (1, 5)	0-3 K		0-0 F8		0-0 HR		0-0 6-3 1-2			4	1	1	1	0	1	3	
Rick Reichardt, R OBP: 0.342, SLG: 0.446 (1, 7)	0-0 FC5-4 1-2f		0-0 F4		1-0 6-3 1B HBP		4-0 FC3-6 BB			2	0	0	0	1	0	2	
Ed Herrmann, L OBP: 0.330, SLG: 0.395 (1, 2)		4-0 2B 1B BB		4-0 SH1-4 2B BB		0-0 6-3 1-2	0-0 FC3-6 1-2f 2-3			2	2	0	0	2	0	3	
Jay Johnstone, L OBP: 0.333, SLG: 0.379 (1, 8)		0-0 1B S 2B		4-0 SH1-4 2B BB		4-0 1B BB	0-0 F9			2	2	1	0	2	0	2	
Rich Morales, R OBP: 0.396, SLG: 0.366 (1, 6)		0-0 1B 2-3 3-H		0-0 F9		0-0 1B 1-2 2-H		0-0 L4		4	0	2	1	0	0	2	
Wilbur Wood, R OBP: 0.145, SLG: 0.036 (1, 1)		0-3 K		0-0 SH1-4		0-0 L3		0-3 K		3	0	0	0	0	2	1	

Inning Stats	R: 0	H: 2	E: 0	LOB: 2	K: 2	BB: 0	S: 9	P: 9	R: 2	H: 2	E: 0	LOB: 1	K: 1	BB: 2	S: 6	P: 14	R: 0	H: 0	E: 0	LOB: 0	K: 0	BB: 0	S: 3	P: 3	R: 2	H: 1	E: 1	LOB: 1	K: 0	BB: 2	S: 4	P: 12	R: 1	H: 2	E: 0	LOB: 2	K: 0	BB: 1	S: 4	P: 9	R: 0	H: 0	E: 0	LOB: 0	K: 0	BB: 0	S: 3	P: 3	R: 0	H: 1	E: 0	LOB: 2	K: 0	BB: 1	S: 4	P: 8	R: 0	H: 0	E: 0	LOB: 0	K: 1	BB: 0	S: 5	P: 5	1B: 5	SF: 0	2B: 2	SAC: 1	3B: 0	DP: 0	HR: 1	HBP: 1	WP: 0	PA: 37
--------------	------	------	------	--------	------	-------	------	------	------	------	------	--------	------	-------	------	-------	------	------	------	--------	------	-------	------	------	------	------	------	--------	------	-------	------	-------	------	------	------	--------	------	-------	------	------	------	------	------	--------	------	-------	------	------	------	------	------	--------	------	-------	------	------	------	------	------	--------	------	-------	------	------	-------	-------	-------	--------	-------	-------	-------	--------	-------	--------

PITCHER	IP	WLS	BF	H	R	ER	SO	BB	IBB	HBP	BLK	WP	HR	S	P	ERA	WHIP
Dick Bosman, R ERA: 4.09 (1, 1)	4.1	L	23	6	5	5	3	3	1	1	0	0	1	24	41	10.38	2.077
Denny Riddleberger, L ERA: 4.43 (5, 1)	1.2		7	2	0	0	0	1	0	0	0	0	0	6	10	0.00	1.800
Horacio Pina, R ERA: 3.14 (7, 1)	0.1		2	0	0	0	0	1	0	0	0	0	0	1	5	0.00	3.000
Jim Shellenback, L ERA: 3.43 (7, 1)	1.2		5	0	0	0	1	0	0	0	0	0	0	7	7	0.00	0.000

AB	29
R	5
H	8
RBI	4
BB	6
SO	4
LOB	17



Batter	1	2	3	4	5	6	7	8	9	AB R H RBI BB SO LOB	TOP	
Del Unser, L OBP: 0.347, SLG: 0.388 (1, 8) (8, 9)	0-0 F9		0-0 3-1			0-0 4-3	0-0 FC6-4		0-0 6-3	5 0 0 0 0 0 1		
Lenny Randle, S OBP: 0.310, SLG: 0.350 (1, 4)	0-0 2B 1B			0-3 K		0-0 HR 1B		0-0 1B 1B	0-0 HR	5 2 4 1 0 1 0		
Don Mincher, L OBP: 0.419, SLG: 0.458 (1, 3)	0-0 1-H 2B			0-0 4-3		0-0 HR		0-0 F8	0-0 L5	5 1 2 2 0 0 1		
Frank Howard, R OBP: 0.385, SLG: 0.515 Elliott Maddox, R OBP: 0.294, SLG: 0.240 (1, 7) (8, 8)	0-0 F8			0-0 HR		0-0 FC5-4 1B		0-3 K		4 1 2 1 0 1 2 0 0 0 0 0 0 0		
Larry Bittner, L OBP: 0.321, SLG: 0.289 (1, 9) (8, 7)		0-0 G3		0-0 2B		0-0 FC5-4		0-0 1-2 1B		4 0 2 0 0 0 1		
Davey Nelson, R OBP: 0.333, SLG: 0.430 (1, 5)		0-0 F3		0-3 K		0-3 K		0-0 4-3		4 0 0 0 0 2 4		
Paul Casanova, R OBP: 0.223, SLG: 0.283 (1, 2)		0-0 5-3			0-0 F3		0-0 L6		0-0 F8	4 0 0 0 0 0 0		
Tim Cullen, R OBP: 0.251, SLG: 0.256 (1, 6)			0-3 K		0-0 6-3		0-0 F8		0-0 E7 HR 1B	4 1 1 0 0 1 0		
Jackie Brown, R OBP: 0.154, SLG: 0.154 Casey Cox, R OBP: 0.115, SLG: 0.080 Bernie Allen, L OBP: 0.336, SLG: 0.370 Joe Grzenda, R Horacio Pina, R Tom McCraw, L OBP: 0.286, SLG: 0.426 (1, 1) (3, 1) (7, PH) (7, 1) (8, 1) (9, PH)			0-3 K		0-3 K		4-0 FC6-4 BB		0-0 HR 2-H	1 0 0 0 0 0 1 0 1 0 0 0 0 0 1 0 0 0 0 0 0 1 0 0 0 0 0 0 0 0 0 0 0 0 0 0 0 0 0 0 1 1 1 2 0 0 0 0		
Inning Stats	R: 0 E: 0 K: 0 S: 4 H: 2 LOB: 1 BB: 0 P: 4	R: 0 E: 0 K: 0 S: 3 H: 0 LOB: 0 BB: 0 P: 3	R: 0 E: 0 K: 2 S: 7 H: 0 LOB: 0 BB: 0 P: 7	R: 1 E: 0 K: 2 S: 9 H: 2 LOB: 1 BB: 0 P: 9	R: 0 E: 0 K: 1 S: 5 H: 0 LOB: 0 BB: 0 P: 5	R: 2 E: 0 K: 1 S: 8 H: 3 LOB: 1 BB: 0 P: 8	R: 0 E: 0 K: 0 S: 3 H: 0 LOB: 1 BB: 1 P: 7	R: 0 E: 0 K: 1 S: 7 H: 2 LOB: 2 BB: 0 P: 7	R: 3 E: 1 K: 0 S: 6 H: 3 LOB: 0 BB: 0 P: 6	1B: 6 2B: 2 3B: 0 HR: 4 SF: 0 SAC: 0 DP: 0 HBP: 0	WP: 0 PB: 0 SB: 0 CS: 0 PA: 39	
PITCHER	IP WLS BF H R ER SO BB IBB HBP BLK WP HR S P ERA WHIP											
Joe Horlen, R ERA: 4.12 (1, 1)	5.1 W 22 7 3 3 5 0 0 0 0 0 2 32 32 5.06 1.312											
Bart Johnson, R ERA: 3.27 (6, 1)	3.2 S 17 5 3 3 2 1 0 0 0 0 0 2 20 24 7.36 1.636											

Washington Senators @ Chicago White Sox
Comiskey Park, Chicago, IL
Sun Jul 25 1971, 4:38 AM EDT
Att. 24,318 - Unknown

AB	38
R	6
H	12
RBI	6
BB	1
SO	7
LOB	9



BOTTOM

Washington Senators @ Chicago White Sox
Comiskey Park, Chicago, IL

livebaseballscorecards.com

AB	35
R	9
H	14
RBI	9
BB	5
SO	4
LOB	12



WP: 0	PA: 42
PB: 0	
SB: 0	
CS: 0	

ERA	WHIP
-----	------

Sun Jul 25 1971, 4:38 AM EDT
Att. 24,318 - Unknown

AB R H RBI BB SO LOB

4 0 1 0 1 0 1

5 0 1 0 0 0 4

4 0 1 0 1 0 1

2 1 1 0 0 0 0

2 1 0 0 0 1 2

4 2 3 3 1 1 1

4 2 1 1 1 1 2

4 2 3 3 0 0 0

3 1 2 1 1 1 0

1 0 0 0 0 0 1

2 0 1 1 0 0 0

1B: 7	SF: 0
2B: 4	SAC: 1
3B: 0	DP: 1
HR: 3	HBP: 1

Batter	1	2	3	4	5	6	7	8	9
Pat Kelly, L OBP: 0.387, SLG: 0.317 (1, 9)	0-0 G6-4-3 1B	4-0 IBB		0-0 1-3		0-0 L4	0-0 FC6-4 1-2f		
Rich McKinney, R OBP: 0.353, SLG: 0.420 (1, 4)	0-0 G6-4-3 1-2f	0-0 F8		0-0 F8		0-0 5-3		0-0 BB 1B	
Carlos May, L OBP: 0.363, SLG: 0.376 (1, 3)	0-0 5-3		0-0 4-3	0-0 1B 2B			4-0 FC1-6 BB	0-0 F8	
Bill Melton, R OBP: 0.356, SLG: 0.531 Luis Alvarado, R OBP: 0.221, SLG: 0.262 (1, 5) (5, 6)		0-0 2B 2B	0-0 F3	1-0 1B HBP			0-0 FC1-6 1-2f HR	0-3 K	
Rick Reichardt, R OBP: 0.349, SLG: 0.468 (1, 7)		0-3 K	0-0 HR	0-0 1B 1-2 2-H			0-0 1-H HR	4-0 1-2 BB	
Jay Johnstone, L OBP: 0.335, SLG: 0.381 (1, 8)		0-0 1B 2B 2-H	4-0 HR BB		0-0 F4		0-3 K	0-0 4-3	
Tom Egan, R OBP: 0.347, SLG: 0.485 (1, 2)		0-0 SH5-4 BB 1B 2-H	0-0 1-H HR		0-0 F9		0-0 1B 2B		
Rich Morales, R OBP: 0.410, SLG: 0.376 (1, 6) (5, 5)		4-0 SH5-4 BB 1B 1-2	0-0 1B		0-3 K		0-0 2-H 1B 1B		
Joe Horlen, R OBP: 0.040, SLG: 0.042 Bart Johnson, R OBP: 0.214, SLG: 0.238 (1, 1) (6, 1)		0-0 SH5-4	0-0 F3			0-0 1-3	0-0 FC6-4 2-H 1B		

Inning Stats	R: 0	H: 1	E: 0	LOB: 0	K: 0	P: 3	R: 2	H: 3	E: 0	LOB: 3	K: 1	P: 3	R: 3	H: 3	E: 0	LOB: 1	K: 0	P: 10	R: 0	H: 2	E: 0	LOB: 2	K: 0	P: 5	R: 0	H: 0	E: 0	LOB: 0	K: 1	P: 5	R: 0	H: 0	E: 0	LOB: 0	K: 0	P: 3	R: 4	H: 4	E: 0	LOB: 1	K: 1	P: 13	R: 0	H: 1	E: 0	LOB: 2	K: 1	P: 10
--------------	------	------	------	--------	------	------	------	------	------	--------	------	------	------	------	------	--------	------	-------	------	------	------	--------	------	------	------	------	------	--------	------	------	------	------	------	--------	------	------	------	------	------	--------	------	-------	------	------	------	--------	------	-------

PITCHER	IP	WLS	BF	H	R	ER	SO	BB	IBB	HBP	BLK	WP	HR	S	P	ERA	WHIP
Jackie Brown, R ERA: 5.4 (1, 1)	2.2	L	16	6	5	5	1	2	1	0	0	0	2	15	27	16.88	3.000
Casey Cox, R ERA: 3.02 (3, 1)	3.1		13	3	0	0	1	0	0	1	0	0	0	14	15	0.00	0.900
Joe Grzenda, L ERA: 2.22 (7, 1)	1.0		8	4	4	4	1	1	0	0	0	0	1	9	13	36.00	5.000
Horacio Pina, R ERA: 3.07 (8, 1)	1.0		5	1	0	0	1	1	0	0	0	0	0	6	10	0.00	2.000

WP: 0 PA: 42
PB: 0
SB: 0
CS: 0
ERA WHIP

Batter	1	2	3	4	5	6	7	8	9	10	11	12	AB	R	H	RBI	BB	SO	LOB	TOP					
Gene Michael, S OBP: 0.329, SLG: 0.304 (1, 6)	4-0 1B BB SF9 BB		x 0-0 F9	x 0-0 4-3			x 0-3 K		x 0-3 K		x 0-3 K		5	1	0	0	1	3	5						
Thurman Munson, R OBP: 0.336, SLG: 0.387 (1, 2) (12, 9)	4-0 SF9 1B 1-2 1B BB		x 0-0 7-4 BB 1B		x 0-0 6-3		x 0-0 G3		x 0-0 P4		x 0-0 FC4-6		5	1	1	0	1	0	2						
Bobby Murcer, L OBP: 0.445, SLG: 0.573 (1, 8)	0-0 1B 1-2 2-3 1B		x 4-0 1-2 BB		x 0-0 HR		x 0-0 F8		x 4-0 E BB		x 4-0 FC5 BB BB		3	1	2	1	3	0	0						
Roy White, S OBP: 0.391, SLG: 0.484 (1, 7)	0-0 SF9		x 0-0 7-4		x 0-0 6-3		x 0-0 CS 1B		x 0-3 K		x 4-0 FC5 BB BB		4	1	1	1	1	1	3						
Felipe Alou, R OBP: 0.324, SLG: 0.390 (1, 3)	0-0 G4-3 1-2 3-H 1B		x 0-0 L8		x 0-0 L8		x 0-0 F3		x 0-0 E5		x 0-0 P6		6	0	1	1	0	0	4						
Ron Swoboda, R OBP: 0.376, SLG: 0.343 (1, 9) Ron Blomberg, L OBP: 0.388, SLG: 0.461 (9, PH) John Ellis, R OBP: 0.336, SLG: 0.378 (12, PH) (12, 2)	0-0 G4-3 1-2		x 4-0 WP 1B 1B BB		x 0-0 F3		x 0-0 CS		x 0-0 FC1-6 1B		x 0-0 L4		2	1	0	0	1	0	2						
Danny Cater, R OBP: 0.279, SLG: 0.314 Jerry Kenney, L OBP: 0.369, SLG: 0.308 (9, PR) (9, 5)		x 0-0 4-3	x 0-0 WP 1-2 1B 1B		x 0-0 6-3		x 0-0 6-3		x 0-0 FC1-6 BB		x 4-0 SH5-4 BB		4	1	1	0	0	0	1						
Horace Clarke, S OBP: 0.320, SLG: 0.308 (1, 4)		x 0-3 K	x 0-0 FC6-4 1-2 2-H 1B		x 0-0 6-3		x 0-0 6-3		x 0-0 F8		x 0-0 SH5-4		4	0	1	2	0	1	1						
Mel Stottlemyre, R OBP: 0.214, SLG: 0.219 Lindy McDaniel, R OBP: 0.111, SLG: 0.111 Jake Gibbs, L OBP: 0.276, SLG: 0.338 Al Closter, L Jack Aker, R Jim Lytle, L OBP: 0.265, SLG: 0.229 Roger Hambricht, R (11, 1)		x 0-3 K	x 0-0 FC6-4 1-2		x 0-0 F8		x 0-0 F8		x 4-0 BB		x 4-0 FC4-6 IBB		3	0	0	0	0	1	1						
Inning Stats	R: 2 E: 0 K: 0 S: 4	H: 2 LOB: 1 BB: 2 P: 12	R: 0 E: 0 K: 2 S: 7	H: 0 LOB: 0 BB: 0 P: 7	R: 0 E: 0 K: 0 S: 3	H: 1 LOB: 1 BB: 1 P: 7	R: 2 E: 0 K: 0 S: 5	H: 2 LOB: 1 BB: 1 P: 9	R: 1 E: 0 K: 0 S: 4	H: 1 LOB: 0 BB: 0 P: 4	R: 0 E: 0 K: 0 S: 3	H: 0 LOB: 0 BB: 0 P: 3	R: 0 E: 0 K: 1 S: 6	H: 0 LOB: 2 BB: 1 P: 10	R: 0 E: 1 K: 1 S: 6	H: 0 LOB: 2 BB: 1 P: 10	R: 0 E: 0 K: 1 S: 5	H: 0 LOB: 2 BB: 2 P: 13	R: 1 E: 1 K: 0 S: 3	H: 0 LOB: 1 BB: 2 P: 11	1B: 7 2B: 1 3B: 0 HR: 1	SF: 1 SAC: 1 DP: 2 HBP: 0	WP: 1 PB: 0 SB: 0 CS: 1	PA: 53	
PITCHER	IP	WLS	BF	H	R	ER	SO	BB	IBB	HBP	BLK	WP	HR	S	P	ERA	WHIP								
Tommy John, L ERA: 3.01	7.0		29	6	5	5	3	4	0	0	0	1	1	31	47	6.43	1.429								
Vicente Romo, R ERA: 4.27	1.0		3	1	0	0	0	0	0	0	0	0	0	3	3	0.00	1.000								
Bart Johnson, R ERA: 3.19	3.0		16	1	1	0	3	4	1	0	0	0	0	17	37	0.00	1.667								
Rich Hinton, L ERA: 2.16	1.0	W	4	0	0	0	0	1	0	0	0	0	0	3	7	0.00	1.000								

New York Yankees @ Chicago White Sox
 Comiskey Park, Chicago, IL
 Tue Jul 27 1971, 8:05 PM EDT
 Att. 13,346 - Unknown - 72 F

AB	40
R	6
H	8
RBI	5
BB	10
SO	6
LOB	23




Batter	1	2	3	4	5	6	7	8	9	10	11	12	AB	R	H	RBI	BB	SO	LOB							
Pat Kelly, L OBP: 0.378, SLG: 0.329 (1, 9)	0-3 K		0-3 K		0-0 F7		0-0 4-3	0-0 4-3		0-0 1B		0-0 HR	7	1	2	1	0	2	3							
Jay Johnstone, L OBP: 0.341, SLG: 0.400 Rick Reichardt, R OBP: 0.349, SLG: 0.465 (9, PH) (10, 8) (11, 7)	0-0 3-1			0-0 HR	0-0 1B		0-0 1B		0-0 SH5-4 BB	0-3 K		0-0 5-3	4	1	3	1	0	0	0							
Carlos May, L OBP: 0.362, SLG: 0.376 (1, 7) (11, 3)	0-3 K			0-0 HR	0-0 L3		0-0 4-3		0-0 SH5-4		0-0 1-3	4-0 HR	5	2	1	0	1	1	2							
Bill Melton, R OBP: 0.357, SLG: 0.536 (1, 5)		0-0 F3		0-0 4-3		0-0 FC4-6 1B		0-3 K	4-0 IBB		0-0 5-3	0-0 HR	6	1	2	3	1	1	1							
Rich McKinney, R OBP: 0.352, SLG: 0.422 (1, 4)		0-0 F3		0-0 1B		0-0 FC4-6 1B SF7		0-0 F8	0-0 F9		0-0 2B		6	1	2	1	0	0	3							
Ed Herrmann, L OBP: 0.338, SLG: 0.404 Luis Alvarado, R OBP: 0.221, SLG: 0.262 Tom Egan, R OBP: 0.349, SLG: 0.483 (1, 2) (8, PR) (9, 2)	0-3 K			0-0 1B		0-0 1B		0-0 E 1B	0-3 K		4-0 IBB		4	0	3	0	0	1	0							
Bob Spence, L OBP: 0.320, SLG: 0.200 Lee Richard, R OBP: 0.289, SLG: 0.309 (1, 3) (10, PR) (11, 8)			0-0 L8		0-3 K		0-0 SF7	0-0 E8 1B		0-0 CS 1B	0-0 F9		1	0	0	0	0	0	2							
Rich Morales, R OBP: 0.425, SLG: 0.382 (1, 6)			0-0 SH3-4 1B		0-0 F7		0-0 F5	0-0 1B		4-0 1B BB		4-0 SH5-3 2B BB	4	1	2	1	2	0	3							
Tommy John, R OBP: 0.126, SLG: 0.097 Mike Herberger, R OBP: 0.115, SLG: 0.360 Vicente Poma, R OBP: 0.288, SLG: 0.167 Mike Andrews, R OBP: 0.376, SLG: 0.393 Bart Johnson, R OBP: 0.209, SLG: 0.233 Rich Hinton, L (1, 1) (7, PH) (8, 1) (8, PH) (8, 1) (12, 1)			0-0 SH3-4		0-0 6-3		0-3 K	0-0 1B		0-0 B1		0-0 SH5-3	1	0	0	0	0	0	0							
Inning Stats	R: 0 E: 0 K: 2 S: 7	H: 0 LOB: 0 BB: 0 P: 7	R: 0 E: 0 K: 1 S: 5	H: 0 LOB: 0 BB: 0 P: 5	R: 0 E: 0 K: 1 S: 6	H: 1 LOB: 1 BB: 6	R: 2 E: 0 K: 1 S: 9	H: 4 LOB: 2 BB: 0 P: 9	R: 0 E: 0 K: 0 S: 4	H: 1 LOB: 1 BB: 0 P: 4	R: 1 E: 0 K: 0 S: 5	H: 2 LOB: 1 BB: 0 P: 6	R: 2 E: 1 K: 1 S: 9	H: 4 LOB: 2 BB: 0 P: 9	R: 0 E: 0 K: 1 S: 5	H: 0 LOB: 2 BB: 2 P: 13	R: 0 E: 0 K: 1 S: 6	H: 2 LOB: 2 BB: 1 P: 10	R: 0 E: 0 K: 0 S: 4	H: 1 LOB: 2 BB: 1 P: 8	R: 4 E: 0 K: 0 S: 4	H: 2 LOB: 0 BB: 2 P: 12	1B: 13 2B: 3 3B: 0 HR: 2	SF: 1 SAC: 3 DP: 0 HBP: 0	WP: 0 PB: 0 SB: 0 CS: 1	PA: 58

PITCHER	IP	WLS	BF	H	R	ER	SO	BB	IBB	HBP	BLK	WP	HR	S	P	ERA	WHIP
Mel Stottlemyre, R ERA: 2.98 (1, 1)	7.2		36	13	5	4	7	0	0	0	0	0	1	50	50	4.70	1.696
Lindy McDaniel, R ERA: 5.07 (8, 1)	0.1		1	0	0	0	0	0	0	0	0	0	0	1	1	0.00	0.000
Al Closter, L ERA: 2.0 (9, 1)	0.1		2	0	0	0	0	1	0	0	0	0	0	1	5	0.00	3.000
Jack Aker, R ERA: 2.41 (9, 1)	1.2		8	2	0	0	2	1	1	0	0	0	0	10	18	0.00	1.800
Roger Hambricht, R ERA: 7.71 (11, 1)	1.2	L	11	3	4	4	0	1	2	0	0	0	1	8	20	21.60	2.400

NEW YORK YANKEES @ CHICAGO WHITE SOX
Comiskey Park, Chicago, IL
Tue Jul 27 1971, 8:05 PM EDT
Att: 13,346 - Unknown - 72 F

AB	48
R	9
H	18
RBI	9
BB	6
SO	9
LOB	22



Batter	1	2	3	4	5	6	7	8	9	AB R H RBI BB SO LOB	TOP	
Gene Michael, S OBP: 0.325, SLG: 0.300 (1, 6) X	0-0 5-3	0-3 K		0-3 K			0-3 K			4 0 0 0 0 3 0		
Thurman Munson, R OBP: 0.335, SLG: 0.385 (1, 2) X	0-0 BB 1B HBP 1B	0-0 F5			0-0 L7			0-3 K		4 1 1 0 0 1 0		
Bobby Murcer, L OBP: 0.443, SLG: 0.569 (1, 8) X	0-0 HBP BB 1-2 PB 1B			0-3 K	0-3 K			0-0 F9		4 1 1 0 0 2 0		
Roy White, S OBP: 0.379, SLG: 0.480 (1, 7) B B B	4-0 HBP 1-2 2-3 PB BB		0-0 F3		0-0 F7			0-3 K		3 1 0 0 1 1 0		
Danny Cater, R OBP: 0.279, SLG: 0.313 (1, 5) S S S (9, 3)	0-3 K		0-0 1B 1B		0-0 6-3			0-0 4-3		4 0 1 0 0 1 3		
John Ellis, R OBP: 0.340, SLG: 0.377 Jerry Kenney, L OBP: 0.369, SLG: 0.308 (1, 3) H (9, 5)	1-0 PB 1-2 2-3 3-H HBP		0-0 1B		0-3 K			0-3 K		3 0 1 1 0 2 0 0 0 0 0 0 0 0		
Ron Swoboda, R OBP: 0.379, SLG: 0.364 (1, 9) B B B	4-0 FC6-4 1-3 2-H 3-H BB		0-0 1-3		0-0 5-3			0-0 HR		3 1 1 1 1 0 2		
Horace Clarke, S OBP: 0.319, SLG: 0.307 (1, 4) X	0-0 FC6-4 1-2f			0-0 6-3			0-0 P3		0-0 1B	4 0 1 0 0 0 2		
Fritz Peterson, S OBP: 0.158, SLG: 0.080 Lindy McDaniel, R OBP: 0.111, SLG: 0.111 (1, 1) (9, 1)		0-0 1-3		0-0 6-3			0-0 6-3		0-0 F5	4 0 0 0 0 0 1 0 0 0 0 0 0 0		
Inning Stats	R: 3 H: 2 E: 0 LOB: 2 K: 1 BB: 2 S: 7 P: 16	R: 0 H: 0 E: 0 LOB: 0 K: 1 BB: 0 S: 5 P: 5	R: 0 H: 2 E: 0 LOB: 2 K: 1 BB: 0 S: 7 P: 7	R: 0 H: 0 E: 0 LOB: 0 K: 1 BB: 0 S: 5 P: 5	R: 0 H: 0 E: 0 LOB: 0 K: 1 BB: 0 S: 5 P: 5	R: 0 H: 0 E: 0 LOB: 0 K: 1 BB: 0 S: 5 P: 5	R: 0 H: 0 E: 0 LOB: 0 K: 1 BB: 0 S: 5 P: 5	R: 0 H: 0 E: 0 LOB: 0 K: 2 BB: 0 S: 7 P: 7	R: 1 H: 2 E: 0 LOB: 1 K: 1 BB: 0 S: 7 P: 7	1B: 5 SF: 0 2B: 0 SAC: 0 3B: 0 DP: 0 HR: 1 HBP: 1	WP: 0 PA: 36 PB: 2 SB: 0 CS: 0	
PITCHER Wilbur Wood, L ERA: 1.97 (1, 1)	IP WLS BF H R ER SO BB IBB HBP BLK WP HR S P ERA WHIP											
	9.0 W 36 6 4 3 10 2 0 1 0 0 1 53 62 3.00 0.889											

New York Yankees @ Chicago White Sox
 Comiskey Park, Chicago, IL
 Wed Jul 28 1971, 8:05 PM EDT
 Att. 10,217 - Unknown - 70 F

AB	33
R	4
H	6
RBI	2
BB	2
SO	10
LOB	8



Batter	1	2	3	4	5	6	7	8	9	AB R H RBI BB SO LOB	TOP																													
Jerry Kenney, L (1, 5) OBP: 0.373, SLG: 0.312	0-0 5-3		4-0 4-3 BB		0-0 1B		0-3 K		0-0 1-2 1B	4 0 2 0 1 1 1																														
Jake Gibbs, L (1, 2) OBP: 0.274, SLG: 0.333	0-0 1B S 1B		0-0 4-3		0-0 F2		0-0 FC4-6		0-0 F5	5 0 1 0 0 0 5																														
Bobby Murcer, L (1, 8) OBP: 0.439, SLG: 0.563	0-3 K		0-0 6-3		0-0 4-3				0-0 F6	4 0 0 0 0 1 3																														
Roy White, S (1, 7) OBP: 0.381, SLG: 0.486	0-0 1B			0-0 4-3		0-3 K		0-0 3B		4 0 2 0 0 1 0																														
Ron Blomberg, L (1, 9) OBP: 0.393, SLG: 0.463	0-0 4-3			0-0 HBP 1B		0-0 1B		0-3 K		4 0 2 0 0 1 3																														
Felipe Alou, R (1, 3) OBP: 0.320, SLG: 0.386		0-0 6-3		0-0 F7		0-0 F8		0-0 F9		4 0 0 0 0 0 3																														
Horace Clarke, S (1, 4) OBP: 0.319, SLG: 0.305		0-0 1-3		1-0 HBP		0-0 F7			0-0 6-3	3 0 0 0 0 0 1																														
Frank Baker, L (1, 6) OBP: 0.283, SLG: 0.146		0-3 K		0-0 F6		0-3 K			0-0 1B 1B	1 0 0 0 0 0 1 0 1 0 0 0 0 0 2 2 0 1 0 0 1 0																														
John Ellis, R (4, PH) OBP: 0.338, SLG: 0.374																																								
Gene Michael, S (4, 6) OBP: 0.326, SLG: 0.302																																								
Mike Kekich, R (1, 1) OBP: 0.200, SLG: 0.200			0-0 L9		0-3 K		0-0 FC4-6 1B		0-3 K	1 0 0 0 0 0 0 0 1 0 0 0 0 0 1 0 0 0 0 0 0 0 0 0 1 0 0 1 0 0 0 0 0 0 0 0 0 0 0 0 1 0 0 0 0 0 1 1																														
Jim Lyttle, L (5, PH) OBP: 0.262, SLG: 0.295																																								
Jim Hardin, R (5, 1) OBP: 0.281, SLG: 0.315																																								
Danny Cater, R (7, PH) OBP: 0.281, SLG: 0.315																																								
Roger Hambricht, R (7, 1) OBP: 0.281, SLG: 0.315																																								
Ron Swoboda, R (8, PH) OBP: 0.376, SLG: 0.362																																								
Inning Stats	R: 0 E: 0 K: 1 S: 7	H: 2 LOB: 2 BB: 0 P: 7	R: 0 E: 0 K: 1 S: 5	H: 0 LOB: 0 BB: 0 P: 5	R: 0 E: 0 K: 0 S: 3	H: 0 LOB: 1 BB: 1 P: 7	R: 0 E: 0 K: 0 S: 4	H: 1 LOB: 2 BB: 0 P: 5	R: 0 E: 0 K: 1 S: 6	H: 1 LOB: 1 BB: 0 P: 6	R: 0 E: 0 K: 2 S: 8	H: 1 LOB: 1 BB: 0 P: 8	R: 0 E: 0 K: 1 S: 6	H: 1 LOB: 1 BB: 0 P: 6	R: 0 E: 0 K: 1 S: 7	H: 2 LOB: 2 BB: 0 P: 7	1B: 8 2B: 0 3B: 1 HR: 0	SF: 0 SAC: 0 DP: 0 HBP: 1	WP: 0 PB: 0 SB: 1 CS: 0	PA: 38																				
PITCHER Tom Bradley, R (1, 1) ERA: 2.89	IP 9.0	WLS W	BF 38	H 9	R 0	ER 0	SO 8	BB 1	IBB 0	HBP 1	BLK 0	WP 0	HR 0	S 52	P 57	ERA 0.00	WHIP 1.111																							
PITCHER																					IP	WLS	BF	H	R	ER	SO	BB	IBB	HBP	BLK	WP	HR	S	P	ERA	WHIP			

New York Yankees @ Chicago White Sox
 Comiskey Park, Chicago, IL
 Thu Jul 29 1971, 8:05 PM EDT
 Att. 10,124 - Overcast - 68 F

AB	36
R	0
H	9
RBI	0
BB	1
SO	8
LOB	19



WP: 0	PA: 38
-------	--------

livebaseballscorecards.com

Batter	1	2	3	4	5	6	7	8	9	AB	R	H	RBI	BB	SO	LOB
Walt Williams, R OBP: 0.369, SLG: 0.473 (1, 9) (7, 7)	0-0 6-3		0-0 F7	0-0 F8			0-0 F9			4	0	0	0	0	0	3
Mike Hershberger, R OBP: 0.397, SLG: 0.343 (1, 8)	0-0 F8		0-3 K			0-0 P6	0-0 6-3			4	0	0	0	0	1	1
Rich McKinney, R OBP: 0.349, SLG: 0.416 (1, 4)	0-0 5-3		0-0 L7			0-0 1B	0-0 5-3			4	0	1	0	0	0	1
Bill Melton, R OBP: 0.355, SLG: 0.537 (1, 5)		0-3 K		0-0 HR		0-0 F3		0-0 6-3		4	1	1	1	0	1	1
Rick Reichardt, R OBP: 0.353, SLG: 0.477 (1, 7)		0-0 F9		0-0 1B		0-0 5-3		0-3 K		3	1	1	0	0	0	1
Carlos May, L OBP: 0.363, SLG: 0.377 (7, 3)				1B				0-3 K		1	0	0	0	0	1	0
Mike Andrews, R OBP: 0.381, SLG: 0.403 (1, 3)		4-0 HR		4-0 1B		0-0 F6		0-3 K		1	1	0	0	2	0	0
Jay Johnstone, L OBP: 0.340, SLG: 0.398 (7, 9)		BB		BB						1	0	0	0	0	1	0
Tom Egan, R OBP: 0.354, SLG: 0.494 (1, 2)		0-0 HR		0-3 K		4-0 5-3		BB		2	1	1	2	1	1	2
Rich Morales, R OBP: 0.411, SLG: 0.368 (1, 6)		0-0 F6		0-0 1B		0-0 5-3		0-0 5-3		3	0	1	1	0	0	1
Tom Bradley, R OBP: 0.140, SLG: 0.179 (1, 1)			0-0 1B	0-0 1B		0-3 K				3	0	1	0	0	1	3

Inning Stats	R: 0	H: 0	E: 0	K: 0	S: 3	R: 2	H: 1	E: 0	K: 1	S: 6	R: 0	H: 1	E: 0	K: 1	S: 6	R: 2	H: 3	E: 0	K: 1	S: 8	R: 0	H: 1	E: 0	K: 0	S: 4	R: 0	H: 0	E: 0	K: 0	S: 3	R: 0	H: 0	E: 0	K: 2	S: 7	R: 0	H: 0	E: 0	K: 0	S: 7			
	LOB: 0	BB: 0	P: 3			LOB: 0	BB: 1				LOB: 1	BB: 0				LOB: 1	BB: 0				LOB: 1	BB: 0				LOB: 1	BB: 1			LOB: 0	BB: 0			LOB: 0	BB: 0			LOB: 0	BB: 0			LOB: 0	BB: 7

PITCHER	IP	WLS	BF	H	R	ER	SO	BB	IBB	HBP	BLK	WP	HR	S	P	ERA	WHIP
Mike Kekich, L ERA: 3.96 (1, 1)	4.0	L	19	5	4	4	3	2	0	0	0	0	2	23	31	9.00	1.750
Jim Hardin, R ERA: 4.35 (5, 1)	2.0		8	1	0	0	1	1	0	0	0	0	0	9	13	0.00	1.000
Roger Hambright, R ERA: 5.4 (7, 1)	2.0		6	0	0	0	2	0	0	0	0	0	0	10	10	0.00	0.000

BOTTOM


New York Yankees @ Chicago White Sox
Comiskey Park, Chicago, IL

Thu Jul 29 1971, 8:05 PM EDT
Att. 10,124 - Overcast - 68 F

AB	30
R	4
H	6
RBI	4
BB	3
SO	6
LOB	13

livebaseballscorecards.com

WP : 0	PA : 33
PB : 0	
SB : 0	
CS : 0	



Batter	1	2	3	4	5	6	7	8	9	AB R H RBI BB SO LOB	TOP											
John Kennedy, R (1, 4) OBP: 0.338, SLG: 0.441	0-3 K		0-0 G5-4-3		0-0 1-3			0-0 5-3		4 0 0 0 0 1 1												
Luis Aparicio, R (1, 6) OBP: 0.283, SLG: 0.282	0-0 5-3		0-0 F4		0-0 L9			0-0 6-3		4 0 0 0 0 0 0												
Reggie Smith, S (1, 8) OBP: 0.362, SLG: 0.508	0-0 1B			0-0 F7		0-0 FC4-6 1B		0-0 F7		4 0 2 0 0 0 0												
Carl Yastrzemski, L (1, 7) OBP: 0.392, SLG: 0.418	0-0 4-3			0-0 1B 1B		0-0 FC4-6 E S 1-2f		0-0 3-1		4 0 1 0 0 0 2												
Rico Petrocelli, R (1, 5) OBP: 0.350, SLG: 0.469		0-0 1B 1B		0-0 BB 1B		0-3 K		0-0 HR		4 1 3 1 0 1 1												
Joe Lahoud, L (1, 9) OBP: 0.351, SLG: 0.507	0-3 K		0-0 F2		0-0 F5			0-0 G3 2B		4 0 1 0 0 1 4												
Mike Fiore, L (1, 3) OBP: 0.261, SLG: 0.128		0-0 G4-6-3 1B		4-0 BB		0-0 F7		0-0 G3		3 0 1 0 1 0 1												
Bob Montgomery, R (1, 2) OBP: 0.308, SLG: 0.358		0-0 G4-6-3		0-0 F3		0-0 F9		0-3 K		4 0 0 0 0 1 6												
Sonny Siebert, R (1, 1) OBP: 0.254, SLG: 0.443			1-0 G5-4-3 HBP		0-0 4-3		0-3 K			0 0 0 0 0 0 0												
Doug Griffin, R (5, PH) OBP: 0.299, SLG: 0.308										1 0 0 0 0 0 0												
Bill Lee, L (5, 1) OBP: 0.188, SLG: 0.133										0 0 0 0 0 0 0												
George Scott, R (7, PH) OBP: 0.320, SLG: 0.430										1 0 0 0 0 1 0												
Cal Koonce, R (7, 1)										0 0 0 0 0 0 0												
Inning Stats	R: 0 E: 0 K: 1 S: 6	H: 1 LOB: 1 BB: 0 P: 6	R: 0 E: 0 K: 1 S: 6	H: 2 LOB: 1 BB: 0 P: 6	R: 0 E: 0 K: 0 S: 2	H: 0 LOB: 0 BB: 0 P: 3	R: 0 E: 0 K: 0 S: 5	H: 2 LOB: 3 BB: 1 P: 9	R: 0 E: 0 K: 0 S: 3	H: 0 LOB: 0 BB: 0 P: 3	R: 0 E: 0 K: 1 S: 6	H: 1 LOB: 1 BB: 0 P: 6	R: 0 E: 0 K: 1 S: 5	H: 0 LOB: 0 BB: 0 P: 5	R: 0 E: 0 K: 0 S: 3	H: 0 LOB: 0 BB: 0 P: 3	R: 1 E: 0 K: 1 S: 7	H: 2 LOB: 1 BB: 0 P: 7	1B: 6 2B: 1 3B: 0 HR: 1	SF: 0 SAC: 0 DP: 2 HBP: 1	WP: 0 PB: 0 SB: 1 CS: 0	PA: 35
PITCHER Joe Horlen, R (1, 1) ERA: 3.82	IP: 9.0 WLS: W BF: 35 H: 8 R: 1 ER: 1 SO: 5 BB: 1 IBB: 0 HBP: 1 BLK: 0 WP: 0 HR: 1 S: 43 P: 48 ERA: 1.00 WHIP: 1.000																					

Boston Red Sox @ Chicago White Sox
Comiskey Park, Chicago, IL
Fri Jul 30 1971, 8:05 PM EDT
Att. 19,693 - Unknown

livebaseballscorecards.com

AB	33
R	1
H	8
RBI	1
BB	1
SO	5
LOB	15



Batter	1	2	3	4	5	6	7	8	9	AB	R	H	RBI	BB	SO	LOB
Walt Williams, R OBP: 0.367, SLG: 0.468 (1, 7)	L7	5-3		FC6-4						4	0	1	0	0	0	1
Pat Kelly, L OBP: 0.379, SLG: 0.333 (1, 9)	HR		G3	6-3						4	1	1	0	0	1	2
Rich McKinney, R OBP: 0.352, SLG: 0.418 (1, 4)	F8		1B	F4						4	1	2	0	0	0	2
Bill Melton, R OBP: 0.356, SLG: 0.544 (1, 5)	HR		1B		5-3					4	2	2	2	0	0	2
Carlos May, L OBP: 0.367, SLG: 0.379 (1, 3)	2B		1B		K					3	1	2	0	1	1	0
Ed Herrmann, L OBP: 0.335, SLG: 0.403 (1, 2)	2B		K		F5					4	0	1	1	0	1	4
Jay Johnstone, L OBP: 0.338, SLG: 0.396 (1, 8)	K		FC6-4				G3			4	0	1	2	0	1	1
Rich Morales, R OBP: 0.400, SLG: 0.357 (1, 6)			1-3	FC6-4			K			3	0	0	0	0	1	2
Joe Horten, R OBP: 0.071, SLG: 0.074 (1, 1)			F8				5-3			3	0	1	0	0	0	0

Inning Stats	R: 3	H: 3	LOB: 1	K: 1	S: 8	P: 12	R: 0	H: 0	LOB: 0	K: 0	S: 3	R: 0	H: 4	LOB: 2	K: 1	S: 9	R: 0	H: 1	LOB: 1	K: 0	S: 4	R: 0	H: 0	LOB: 0	K: 1	S: 5	R: 0	H: 2	LOB: 1	K: 1	S: 6	R: 0	H: 1	LOB: 0	K: 0	S: 3
--------------	------	------	--------	------	------	-------	------	------	--------	------	------	------	------	--------	------	------	------	------	--------	------	------	------	------	--------	------	------	------	------	--------	------	------	------	------	--------	------	------

PITCHER	IP	WLS	BF	H	R	ER	SO	BB	IBB	HBP	BLK	WP	HR	S	P	ERA	WHIP
Sonny Siebert, R ERA: 3.01 (1, 1)	4.0	L	21	8	5	5	2	1	0	0	0	0	1	24	28	11.25	2.250
Bill Lee, L ERA: 2.64 (5, 1)	2.0		6	0	0	0	2	0	0	0	0	0	0	10	10	0.00	0.000
Cal Koonce, R ERA: 4.91 (7, 1)	2.0		7	3	0	0	1	0	0	0	0	0	0	9	9	0.00	1.500

BOTTOM

Boston Red Sox @ Chicago White Sox
Comiskey Park, Chicago, IL
Fri Jul 30 1971, 8:05 PM EDT
Att. 19,693 - Unknown

AB	33
R	5
H	11
RBI	5
BB	1
SO	5
LOB	14



1B:	9	SF:	0	WP:	0	PA:	34
2B:	2	SAC:	0	PB:	0		
3B:	0	DP:	2	SB:	0		
HR:	1	HBP:	0	CS:	0		

livebaseballscorecards.com

Batter	1	2	3	4	5	6	7	8	9	AB R H RBI BB SO LOB	TOP											
John Kennedy, R (1, 4) OBP: 0.340, SLG: 0.440	0-0 5-3		0-0 G3		0-0 1B 1B		0-0 2B 1B		0-3 K2-3	5 1 2 0 0 1 0												
Luis Aparicio, R (1, 6) OBP: 0.280, SLG: 0.279	0-0 6-3		0-3 K		0-0 SF8		0-0 6-3		0-0 5-3	4 0 0 1 0 1 1												
Reggie Smith, S (1, 8) OBP: 0.369, SLG: 0.515	0-0 PB 1B 1B			0-0 G6-4-3 1B		0-0 1-2 1B		0-0 2B	4-0 BB	4 0 4 1 1 0 0												
Rico Petrocelli, R (1, 5) OBP: 0.349, SLG: 0.466	0-0 PB 1-2 1B		0-0 G6-4-3 1-2f		0-3 K		0-0 5-3		0-3 K	5 0 1 0 0 2 5												
George Scott, R (1, 3) OBP: 0.317, SLG: 0.426	0-3 K 1-2 2-3		0-3 K		0-0 6-3			0-0 4-3		4 0 0 0 0 2 4												
Phil Gagliano, R (1, 7) OBP: 0.463, SLG: 0.441		0-0 5-3			4-0 BB HR BB		0-0 1-3		0-0 F7	3 1 0 0 1 0 0												
Joe Lahoud, L (1, 9) OBP: 0.355, SLG: 0.500		0-3 K			4-0 1-2 HR BB		0-0 F2		1-0 2B HBP	2 2 0 0 1 1 0												
Duane Josephson, R (1, 2) OBP: 0.288, SLG: 0.381		0-0 5-3			0-0 1-H 2-H HR		0-0 5-3		0-0 1-H 2B	4 1 2 4 0 0 0												
Jim Lonborg, R (1, 1) OBP: 0.226, SLG: 0.143			0-3 K		0-0 1B SF8 1B		0-0 4-3		0-0 F9	4 1 1 0 0 1 1												
Inning Stats	R: 0 E: 0 K: 1 S: 7	H: 2 LOB: 2 BB: 0 P: 7	R: 0 E: 0 K: 1 S: 5	H: 0 LOB: 0 BB: 0 P: 5	R: 0 E: 0 K: 2 S: 7	H: 0 LOB: 0 BB: 0 P: 7	R: 0 E: 0 K: 1 S: 5	H: 1 LOB: 0 BB: 0 P: 5	R: 4 E: 0 K: 1 S: 9	H: 4 LOB: 2 BB: 2 P: 17	R: 0 E: 0 K: 0 S: 3	H: 0 LOB: 0 BB: 0 P: 3	R: 1 E: 0 K: 0 S: 5	H: 2 LOB: 1 BB: 0 P: 5	R: 1 E: 0 K: 0 S: 4	H: 1 LOB: 1 BB: 0 P: 5	R: 0 E: 0 K: 2 S: 7	H: 0 LOB: 1 BB: 1 P: 11	1B: 7 2B: 2 3B: 0 HR: 1	SF: 1 SAC: 0 DP: 1 HBP: 1	WP: 0 PB: 1 SB: 0 CS: 0	PA: 40
PITCHER	IP WLS BF H R ER SO BB IBB HBP BLK WP HR S P ERA WHIP																					
Tommy John, L (1, 1) ERA: 3.15	4.1 L 21 7 4 4 5 2 0 0 0 0 0 1 29 37 8.31 2.077																					
Steve Kealey, R (5, 1) ERA: 4.5	1.2 5 0 0 0 1 0 0 0 0 0 0 0 7 7 0.00 0.000																					
Jim Magnuson, L (7, 1) ERA: 4.3	2.0 10 3 2 2 0 0 0 0 1 0 0 0 9 10 9.00 1.500																					
Terry Forster, L (9, 1) ERA: 4.75	1.0 4 0 0 0 0 2 1 0 0 0 0 0 7 11 0.00 1.000																					

Boston Red Sox @ Chicago White Sox
Comiskey Park, Chicago, IL
Sat Jul 31 1971, 4:33 AM EDT
Att. 9,618 - Unknown

livebaseballscorecards.com

AB	35
R	6
H	10
RBI	6
BB	3
SO	8
LOB	11



Batter	1	2	3	4	5	6	7	8	9	AB R H RBI BB SO LOB
--------	---	---	---	---	---	---	---	---	---	----------------------

Walt Williams, R <small>OBP: 0.360, SLG: 0.459</small> (1, 7) X 0-0 ① 			X 0-0 ③ 			X 0-0 ③ 			X 0-0 ① 	4 0 0 0 0 0 0
--	--	--	-------------	--	--	-------------	--	--	-------------	---------------

Pat Kelly, L <small>OBP: 0.374, SLG: 0.329</small> (1, 9) X 0-0 ② 				X 0-0 ① 			SSS 0-3 ② 		X 0-0 	4 0 1 0 0 1 0
--	--	--	--	-------------	--	--	---------------	--	-----------	---------------

Mike Andrews, R <small>OBP: 0.379, SLG: 0.398</small> (1, 4) BBBB 4-0 				SSS 0-3 ② 			X 0-0 ② 		X 0-0 ② ③ 	3 0 0 0 1 1 1
--	--	--	--	---------------	--	--	-------------	--	---------------	---------------

Bill Melton, R <small>OBP: 0.356, SLG: 0.543</small> (1, 5) X 0-0 ③ 				X 0-0 ③ 			X 0-0 			3 0 1 0 0 0 1
--	--	--	--	-------------	--	--	-----------	--	--	---------------

Bob Spence, L <small>OBP: 0.286, SLG: 0.174</small> (1, 3) 0-0 ① 		SSS 0-3 ① 		X 0-0 ① 			SSS 0-3 ③ 			3 0 0 0 0 2 1
---	--	---------------	--	-------------	--	--	---------------	--	--	---------------

Ed Herrmann, L <small>OBP: 0.330, SLG: 0.397</small> (1, 2) X 0-0 ② 				X 0-0 ② 			X 0-0 ① 			3 0 0 0 0 0 0
--	--	--	--	-------------	--	--	-------------	--	--	---------------

Jay Johnstone, L <small>OBP: 0.335, SLG: 0.391</small> (1, 8) X 0-0 ③ 				X 0-0 ③ 			X 0-0 ② 			3 0 0 0 0 0 0
--	--	--	--	-------------	--	--	-------------	--	--	---------------

Rich Morales, R <small>OBP: 0.398, SLG: 0.356</small> (1, 6) X 0-0 ① 						X 0-0 ① 		X 0-0 		3 0 1 0 0 0 0
---	--	--	--	--	--	-------------	--	-----------	--	---------------

Tommy John, R <small>OBP: 0.172, SLG: 0.085</small> (5, 1) Steve Kealey, R <small>OBP: 0.218, SLG: 0.259</small> (6, PH) Luis Alvarado, R <small>OBP: 0.394, SLG: 0.339</small> (7, 1) Jim Magnuson, R (8, PH) Mike Hershberger, R (9, 1) Terry Forster, L			X 0-0 ② 			X 0-0 ② 		X 0-0 ③ 		1 0 0 0 0 0 0 0 0 0 0 0 0 0 1 0 0 0 0 0 0 0 0 0 0 0 0 0 1 0 0 0 0 0 1 0 0 0 0 0 0 0
---	--	--	-------------	--	--	-------------	--	-------------	--	--

Inning Stats	R: 0 H: 0 E: 0 LOB: 1 K: 0 BB: 1 S: 3 P: 7	R: 0 H: 0 E: 0 LOB: 0 K: 1 BB: 0 S: 5 P: 5	R: 0 H: 0 E: 0 LOB: 0 K: 0 BB: 0 S: 3 P: 3	R: 0 H: 0 E: 0 LOB: 0 K: 1 BB: 0 S: 5 P: 5	R: 0 H: 0 E: 0 LOB: 0 K: 0 BB: 0 S: 3 P: 3	R: 0 H: 0 E: 0 LOB: 0 K: 0 BB: 0 S: 3 P: 3	R: 0 H: 1 E: 0 LOB: 1 K: 2 BB: 0 S: 8 P: 8	R: 0 H: 1 E: 0 LOB: 1 K: 0 BB: 0 S: 4 P: 4	R: 0 H: 1 E: 0 LOB: 0 K: 0 BB: 0 S: 3 P: 3	1B: 3 SF: 0 2B: 0 SAC: 0 3B: 0 DP: 1 HR: 0 HBP: 0	WP: 0 PA: 30 PB: 0 SB: 0 CS: 0
--------------	---	---	---	---	---	---	---	---	---	--	---

PITCHER Jim Lonborg, R <small>ERA: 4.31</small> (1, 1)	IP 9.0	WLS W	BF 30	H 3	R 0	ER 0	SO 4	BB 1	IBB 0	HBP 0	BLK 0	WP 0	HR 0	S 37	P 41	ERA 0.00	WHIP 0.444	PITCHER IP WLS BF H R ER SO BB IBB HBP BLK WP HR S P ERA WHIP
---	--------	-------	-------	-----	-----	------	------	------	-------	-------	-------	------	------	------	------	----------	------------	---


BOTTOM

Boston Red Sox @ Chicago White Sox
 Comiskey Park, Chicago, IL
 Sat Jul 31 1971, 4:33 AM EDT
 Att. 9,618 - Unknown

livebaseballscorecards.com

AB	29
R	0
H	3
RBI	0
BB	1
SO	4
LOB	4



Batter	1	2	3	4	5	6	7	8	9	AB R H RBI BB SO LOB	TOP														
John Kennedy, R (1, 6) OBP: 0.336, SLG: 0.439	0-0 E 2B	0-0 5-3		0-0 4-3 2-3		0-0 F7			0-0 6-3	5 1 1 0 0 0 2	<p>Boston Red Sox @ Chicago White Sox Comiskey Park, Chicago, IL</p> <p>Sun Aug 01 1971, 4:33 AM EDT Unknown</p> <p>livebaseballscorecards.com</p> <table border="1"> <tr><td>AB</td><td>36</td></tr> <tr><td>R</td><td>5</td></tr> <tr><td>H</td><td>11</td></tr> <tr><td>RBI</td><td>3</td></tr> <tr><td>BB</td><td>1</td></tr> <tr><td>SO</td><td>6</td></tr> <tr><td>LOB</td><td>13</td></tr> </table> 	AB	36	R	5	H	11	RBI	3	BB	1	SO	6	LOB	13
AB	36																								
R	5																								
H	11																								
RBI	3																								
BB	1																								
SO	6																								
LOB	13																								
Doug Griffin, R (1, 4) OBP: 0.295, SLG: 0.304	0-0 SH 1B 2-H		0-0 F2	0-0 F6		0-0 F7		0-0 L1	4 1 0 0 0 0 1																
Reggie Smith, S (1, 8) OBP: 0.370, SLG: 0.512	0-0 B1		0-0 5-3		0-0 5-3		0-0 1B	4-0 BB	4 0 1 0 1 0 1																
Rico Petrocelli, R (1, 5) OBP: 0.353, SLG: 0.470 Carl Yastrzemski, L (6, 7) OBP: 0.390, SLG: 0.416	0-0 E 2-3 1B		0-0 1B 1B		0-0 1B	0-3 K	0-3 K	0-3 K	3 2 3 0 0 0 0 2 0 0 0 0 2 2																
George Scott, R (1, 3) OBP: 0.319, SLG: 0.432	0-0 E4 1-H 3-H 3B		0-0 1B 1B		0-3 K	0-3 K			4 1 2 2 0 2 2																
Phil Gagliano, R (1, 7) OBP: 0.444, SLG: 0.421	0-0 F7		0-0 1B 2-H		0-0 6-3		0-3 K		4 0 1 1 0 1 1																
Joe Lahoud, L (1, 9) OBP: 0.352, SLG: 0.493	0-0 F8		0-0 F9		0-0 G3		0-0 FC4-8 1B		4 0 1 0 0 0 2																
Bob Montgomery, R (1, 2) OBP: 0.314, SLG: 0.364		0-0 5-3		0-0 4-3 SH3 1B		0-0 SH1-4 1B	0-3 K		4 0 2 0 0 1 1																
Ray Culp, R (1, 1) OBP: 0.232, SLG: 0.157		0-0 6-3		0-0 SH3 1-2		0-0 SH1-4	0-0 FC4-6 1-2f		2 0 0 0 0 0 1																
Inning Stats	R: 4 E: 2 K: 0 S: 7 H: 3 LOB: 0 BB: 0 P: 7	R: 0 E: 0 K: 0 S: 3 H: 0 LOB: 0 BB: 0 P: 3	R: 1 E: 0 K: 0 S: 6 H: 3 LOB: 2 BB: 0 P: 6	R: 0 E: 0 K: 0 S: 4 H: 1 LOB: 1 BB: 0 P: 4	R: 0 E: 0 K: 1 S: 6 H: 1 LOB: 1 BB: 0 P: 6	R: 0 E: 0 K: 0 S: 4 H: 1 LOB: 1 BB: 0 P: 4	R: 0 E: 0 K: 2 S: 8 H: 1 LOB: 1 BB: 0 P: 8	R: 0 E: 0 K: 2 S: 8 H: 1 LOB: 1 BB: 0 P: 8	R: 0 E: 0 K: 1 S: 5 H: 0 LOB: 1 BB: 1 P: 9	1B: 9 2B: 1 3B: 1 HR: 0 SF: 0 SAC: 3 DP: 0 HBP: 0	WP: 0 PB: 0 SB: 0 CS: 0 PA: 40														
PITCHER	IP WLS BF H R ER SO BB IBB HBP BLK WP HR S P ERA WHIP												PITCHER	IP WLS BF H R ER SO BB IBB HBP BLK WP HR S P ERA WHIP											
Wilbur Wood, L (1, 1) ERA: 2.03	7.0 L 32 10 5 3 3 0 0 0 0 0 0 0 38 38 3.86 1.429																								
Terry Forster, L (8, 1) ERA: 4.45	2.0 8 1 0 0 3 1 0 0 0 0 0 0 13 17 0.00 1.000																								

Batter	1	2	3	4	5	6	7	8	9	AB R H RBI BB SO LOB
Walt Williams, R (1, 7) OBP: 0.358, SLG: 0.455	0-0 BB BB 1B		0-0 F8		0-0 5-3		0-0 F7			4 0 1 0 0 0 0
Pat Kelly, L (1, 9) OBP: 0.389, SLG: 0.341	4-0 BB BB 1-2		0-0 F4		0-0 FC5-4 1B			0-0 WP 1B		3 0 2 0 1 0 0
Rick Reichardt, R (1, 3) OBP: 0.352, SLG: 0.483	0-0 F7		0-0 HR		0-3 K			0-0 F5 1-2		4 1 1 1 0 1 4
Bill Melton, R (1, 5) OBP: 0.355, SLG: 0.540	0-0 F3		0-0 1B		0-0 FC5-4 1-2f			0-3 K		4 0 1 0 0 1 4
Mike Andrews, R (1, 4) OBP: 0.377, SLG: 0.394	4-0 1-2 2-3 BB		0-3 K		0-0 4-3			0-3 K		3 0 0 0 1 2 2
Ed Herrmann, L (1, 2) OBP: 0.324, SLG: 0.388	0-0 F7			0-0 F9		0-0 F9		0-3 K		4 0 0 0 0 1 3
Jay Johnstone, L (1, 8) OBP: 0.330, SLG: 0.385		0-0 G3		0-0 F8		0-3 K		0-0 L7		4 0 0 0 0 1 0
Rich Morales, R (1, 6) OBP: 0.402, SLG: 0.371		0-0 F2		0-0 1B			0-0 5-3		0-0 2B	4 0 2 0 0 0 0
Wilbur Wood, R (1, 1) OBP: 0.136, SLG: 0.034 Mike Hershberger, R (7, PH) OBP: 0.391, SLG: 0.336 Terry Forster, L (8, 1) Bob Spence, L (9, PH) OBP: 0.276, SLG: 0.167		0-0 F4		0-0 F9			0-0 F7		0-0 F7	2 0 0 0 0 0 1 1 0 0 0 0 0 0 0 0 0 0 0 0 0 1 0 0 0 0 0 1

Inning Stats	R: 0 E: 0 K: 0 S: 4	H: 1 LOB: 3 BB: 2 P: 12	R: 0 E: 0 K: 0 S: 3	H: 0 LOB: 0 BB: 0 P: 3	R: 1 E: 0 K: 1 S: 7	H: 2 LOB: 1 BB: 0 P: 7	R: 0 E: 0 K: 0 S: 4	H: 1 LOB: 1 BB: 0 P: 4	R: 0 E: 0 K: 1 S: 6	H: 1 LOB: 1 BB: 0 P: 6	R: 0 E: 0 K: 1 S: 5	H: 0 LOB: 0 BB: 0 P: 5	R: 0 E: 0 K: 0 S: 3	H: 0 LOB: 0 BB: 0 P: 3	R: 0 E: 0 K: 2 S: 8	H: 1 LOB: 1 BB: 0 P: 8	R: 0 E: 0 K: 1 S: 6	H: 1 LOB: 1 BB: 0 P: 6	1B: 5 2B: 1 3B: 0 HR: 1	SF: 0 SAC: 0 DP: 0 HBP: 0	WP: 1 PB: 0 SB: 0 CS: 0	PA: 36
--------------	------------------------------	----------------------------------	------------------------------	---------------------------------	------------------------------	---------------------------------	------------------------------	---------------------------------	------------------------------	---------------------------------	------------------------------	---------------------------------	------------------------------	---------------------------------	------------------------------	---------------------------------	------------------------------	---------------------------------	----------------------------------	------------------------------------	----------------------------------	--------

PITCHER	IP	WLS	BF	H	R	ER	SO	BB	IBB	HBP	BLK	WP	HR	S	P	ERA	WHIP
Ray Culp, R (1, 1) ERA: 3.21	9.0	W	36	7	1	1	6	2	0	0	0	1	1	46	54	1.00	1.000


BOTTOM

Boston Red Sox @ Chicago White Sox
Comiskey Park, Chicago, IL

Sun Aug 01 1971, 4:33 AM EDT
Unknown

livebaseballscorecards.com

AB	34
R	1
H	7
RBI	1
BB	2
SO	6
LOB	15



Batter	1	2	3	4	5	6	7	8	9	AB R H RBI BB SO LOB	TOP											
John Kennedy, R (1, 6) OBP: 0.338, SLG: 0.438	0-3 K			0-0 HR	0-0 6-3		0-3 K		0-0 FC6-4	5 1 2 0 0 2 2												
Doug Griffin, R (1, 4) OBP: 0.293, SLG: 0.302	0-0 F8			0-0 HR		0-0 5-3	0-0 FC6-4		0-0 FC6-4	5 1 1 1 0 0 2												
Reggie Smith, S (1, 8) OBP: 0.369, SLG: 0.517	0-0 1-3			0-0 HR		0-0 6-3	0-0 F9			4 1 1 3 0 0 1												
Carl Yastrzemski, L (1, 7) OBP: 0.391, SLG: 0.415		0-0 4-3		4-0 CS		0-0 1B		0-3 K		3 0 1 0 1 1 0												
Rico Petrocelli, R (1, 5) OBP: 0.355, SLG: 0.473	0-3 K			0-0 F9		0-0 FC6-4		0-0 2B		4 0 2 0 0 1 1												
George Scott, R (1, 3) OBP: 0.318, SLG: 0.438	0-3 K			0-0 HR		0-0 FC6-4		0-0 F8		4 1 1 1 0 1 3												
Joe Lahoud, L (1, 9) OBP: 0.350, SLG: 0.484			0-0 F9	0-0 F2		4-0 1B		0-0 4-3		3 1 0 0 1 0 1												
Duane Josephson, R (1, 2) OBP: 0.288, SLG: 0.378		0-3 K			0-0 F8		0-0 FC6-4		0-0 5-3	4 1 1 0 0 1 0												
Gary Peters, L (1, 1) OBP: 0.280, SLG: 0.324		0-0 F8			0-0 F8		0-0 FC6-4		0-0 4-3	4 0 1 1 0 0 0												
Inning Stats	R: 0 E: 0 K: 1 S: 5	H: 0 LOB: 0 BB: 0 P: 5	R: 0 E: 0 K: 2 S: 7	H: 0 LOB: 0 BB: 0 P: 7	R: 0 E: 0 K: 1 S: 5	H: 0 LOB: 0 BB: 0 P: 5	R: 4 E: 0 K: 0 S: 6	H: 4 LOB: 0 BB: 1 P: 10	R: 0 E: 0 K: 0 S: 3	H: 0 LOB: 0 BB: 0 P: 3	R: 0 E: 0 K: 0 S: 5	H: 2 LOB: 2 BB: 0 P: 5	R: 2 E: 0 K: 1 S: 7	H: 2 LOB: 1 BB: 1 P: 11	R: 0 E: 0 K: 1 S: 6	H: 1 LOB: 1 BB: 0 P: 6	R: 0 E: 0 K: 0 S: 4	H: 1 LOB: 1 BB: 0 P: 4	1B: 7 2B: 1 3B: 0 HR: 2	SF: 0 SAC: 0 DP: 0 HBP: 0	WP: 0 PB: 0 SB: 0 CS: 1	PA: 38
PITCHER	IP WLS BF H R ER SO BB IBB HBP BLK WP HR S P ERA WHIP																					
Vicente Romo, R (1, 1) ERA: 4.65	4.0 L 16 4 4 4 4 1 0 0 0 0 2 23 27 9.00 1.250																					
Steve Kealey, R (5, 1) ERA: 4.41	1.0 3 0 0 0 0 0 0 0 0 0 0 3 3 0.00 0.000																					
Jim Magnuson, L (6, 1) ERA: 4.68	2.0 11 4 2 2 1 1 0 0 0 0 0 12 16 9.00 2.500																					
Rich Hinton, L (8, 1) ERA: 1.74	2.0 8 2 0 0 0 1 0 0 0 0 0 10 10 0.00 1.000																					

Boston Red Sox @ Chicago White Sox
Comiskey Park, Chicago, IL
Sun Aug 01 1971, 4:38 AM EDT
Att. 19,354 - Unknown

AB	36
R	6
H	10
RBI	6
BB	2
SO	6
LOB	10



livebaseballscorecards.com

Batter	1	2	3	4	5	6	7	8	9	AB R H RBI BB SO LOB
Luis Alvarado, R OBP: 0.223, SLG: 0.269 (1, 4) (8, 6)	0-0 G6-4-3 1B		0-0 B1		0-0 4-3		0-0 4-3 1-3 2B		0-0 F8	5 0 2 0 0 0 0
Mike Hershberger, R OBP: 0.387, SLG: 0.333 Rich Hinton, L (1, 8) (8, 1)	0-0 G6-4-3 1-2f		0-0 1B 1B		0-0 F8		0-0 5-3			4 0 1 0 0 0 3 0 0 0 0 0 0 0
Walt Williams, R OBP: 0.361, SLG: 0.453 (1, 9)	0-0 L5		0-0 1-2 1B		4-0 BB		0-0 4-3 2-3 3-H			3 0 1 1 1 0 1
Bill Melton, R OBP: 0.354, SLG: 0.537 Steve Kealey, R Chuck Brinkman, R OBP: 0.289, SLG: 0.167 Jim Magnuson, R Rich McKinney, R OBP: 0.350, SLG: 0.416 (1, 5) (5, 1) (5, PH) (6, 1) (7, PH) (8, 4)		0-0 5-3	0-0 F3		0-3 K2-3		0-3 K			2 0 0 0 0 0 2 0 0 0 0 0 0 0 1 0 0 0 0 0 1 0 0 0 0 0 0 0 1 0 0 0 0 0 1
Rick Reichardt, R OBP: 0.354, SLG: 0.483 (1, 7)		0-0 PB 1B		0-0 4-3 BB 1B		0-0 6-3		0-0 F8		4 0 2 0 0 0 0
Mike Andrews, R OBP: 0.379, SLG: 0.391 (1, 3)		4-0 1-2 BB		4-0 1-2 BB		0-0 F8		0-0 5-3		2 0 0 0 2 0 0
Tom Egan, R OBP: 0.351, SLG: 0.486 (1, 2)		0-0 F4		0-0 4-3 1-2 2-3 BB		4-0 BB		0-0 F8		3 0 0 0 1 0 4
Rich Morales, R OBP: 0.389, SLG: 0.358 (1, 6) (5, 5)		0-3 K		0-0 F4		0-0 F7		0-0 F7		4 0 0 0 0 1 5
Vicente Romo, R OBP: 0.250, SLG: 0.143 Lee Richard, R OBP: 0.289, SLG: 0.306 (1, 1) (4, PH) (5, 6) (8, 8)			0-0 F9		0-0 5-3		4-0 2B 4-3 BB		0-0 6-3	1 0 0 0 0 0 0 2 1 0 0 1 0 2


Inning Stats	R: 0 E: 0 K: 0 S: 3	H: 1 LOB: 0 BB: 0 P: 3	R: 0 E: 0 K: 1 S: 6	H: 1 LOB: 2 BB: 1 P: 10	R: 0 E: 0 K: 0 S: 5	H: 2 LOB: 2 BB: 0 P: 5	R: 0 E: 0 K: 0 S: 4	H: 1 LOB: 2 BB: 1 P: 8	R: 0 E: 0 K: 1 S: 5	H: 0 LOB: 1 BB: 1 P: 9	R: 0 E: 0 K: 0 S: 3	H: 0 LOB: 1 BB: 1 P: 7	R: 1 E: 0 K: 1 S: 6	H: 1 LOB: 1 BB: 1 P: 10	R: 0 E: 0 K: 0 S: 3	H: 0 LOB: 0 BB: 0 P: 3	R: 0 E: 0 K: 0 S: 3	H: 0 LOB: 0 BB: 0 P: 3	1B: 5 2B: 1 3B: 0 HR: 0	SF: 0 SAC: 0 DP: 1 HBP: 0	WP: 0 PB: 1 SB: 0 CS: 0	PA: 37
PITCHER Gary Peters, L ERA: 4.56 (1, 1)	IP 9.0 WLS W BF 37 H 6 R 1 ER 1 SO 3 BB 5 IBB 0 HBP 0 BLK 0 WP 0 HR 0 S 38 P 58 ERA 1.00 WHIP 1.222																					

BOTTOM

Boston Red Sox @ Chicago White Sox
Comiskey Park, Chicago, IL

Sun Aug 01 1971, 4:38 AM EDT
Att. 19,354 - Unknown

AB	32
R	1
H	6
RBI	1
BB	5
SO	3
LOB	19



livebaseballscorecards.com

Batter	1	2	3	4	5	6	7	8	9	AB R H RBI BB SO LOB	TOP																												
Cesar Tovar, R (1, 7) OBP: 0.365, SLG: 0.363	0-3 K		0-0 1B		0-0 F7		0-0 G5-4-3 1B		4-0 1B	4 1 2 0 1 1 0																													
Rod Carew, L (1, 4) OBP: 0.320, SLG: 0.354	0-0 1B		0-0 1B		0-3 K		0-0 G5-4-3		0-0 1B	5 2 3 2 0 1 2																													
Harmon Killebrew, R (1, 5) OBP: 0.382, SLG: 0.418 Jim Kaat, L (9, PR) OBP: 0.254, SLG: 0.279	0-0 6-3		0-0 1B		0-0 F4			0-3 K	0-0 1B	5 0 2 1 0 1 1 0 0 0 0 0 0 0																													
Tony Oliva, L (1, 9) OBP: 0.393, SLG: 0.623	0-0 1B		0-0 SF7		0-0 F8			0-0 1B	0-0 F7	4 0 2 2 0 0 3																													
Rich Reese, L (1, 3) OBP: 0.266, SLG: 0.339	0-0 1-3		0-0 F2		0-3 K			0-0 FC3-6	0-0 F2	5 0 0 0 0 1 6																													
Leo Cardenas, R (1, 6) OBP: 0.354, SLG: 0.455		0-3 K	0-0 F6		0-0 1B			0-0 5-3		4 0 1 0 0 1 2																													
Jim Holt, L (1, 8) OBP: 0.293, SLG: 0.333		0-0 1B		0-0 6-3		0-0 1B			0-0 1B	4 1 3 0 0 0 0																													
George Mitterwald, R (1, 2) OBP: 0.325, SLG: 0.408		0-3 K		0-0 4-3			0-0 1B		0-0 F8	4 0 1 0 0 1 2																													
Jim Perry, S (1, 1) OBP: 0.269, SLG: 0.197 Jim Nettles, L (7, PH) OBP: 0.313, SLG: 0.461 Bob Gebhard, R (7, 1) Steve Braun, L (9, PH) OBP: 0.347, SLG: 0.341		0-3 K		0-3 K			0-3 K		0-0 1B	2 0 0 0 0 2 1 1 0 0 0 0 1 1 0 0 0 0 0 0 0 1 1 1 0 0 0 0																													
Inning Stats	R: 1 E: 0 K: 1 S: 7	H: 2 LOB: 1 BB: 0 P: 7	R: 0 E: 0 K: 3 S: 10	H: 1 LOB: 1 BB: 0 P: 10	R: 2 E: 0 K: 0 S: 6	H: 3 LOB: 1 BB: 0 P: 6	R: 0 E: 0 K: 1 S: 5	H: 0 LOB: 0 BB: 0 P: 5	R: 0 E: 0 K: 1 S: 5	H: 0 LOB: 0 BB: 0 P: 5	R: 0 E: 0 K: 1 S: 6	H: 2 LOB: 2 BB: 0 P: 6	R: 0 E: 0 K: 1 S: 6	H: 2 LOB: 1 BB: 0 P: 6	R: 0 E: 0 K: 1 S: 6	H: 1 LOB: 1 BB: 0 P: 6	R: 2 E: 0 K: 0 S: 7	H: 4 LOB: 3 BB: 1 P: 11	1B: 15 2B: 0 3B: 0 HR: 0	SF: 1 SAC: 0 DP: 1 HBP: 0	WP: 1 PB: 0 SB: 1 CS: 0	PA: 41																	
PITCHER Tom Bradley, R (1, 1) ERA: 3.0 Bart Johnson, R (9, 1) ERA: 3.18	IP 8.1	WLS W	BF 36	H 13	R 5	ER 5	SO 9	BB 0	IBB 0	HBP 0	BLK 0	WP 1	HR 0	S 54	P 54	ERA 5.40	WHIP 1.560						PITCHER IP 0.2	WLS S	BF 5	H 2	R 0	ER 0	SO 0	BB 1	IBB 0	HBP 0	BLK 0	WP 0	HR 0	S 4	P 8	ERA 0.00	WHIP 4.500

Minnesota Twins @ Chicago White Sox
Comiskey Park, Chicago, IL
Mon Aug 02 1971, 8:05 PM EDT
Att: 8,852 - Unknown - 66 F

livebaseballscorecards.com

AB	39
R	5
H	15
RBI	5
BB	1
SO	9
LOB	18



Batter	1	2	3	4	5	6	7	8	9	AB	R	H	RBI	BB	SO	LOB
Luis Alvarado, R OBP: 0.217, SLG: 0.261 (1, 6)	0-0 L6		0-0 F7	0-0 F8		0-0 F2		0-0 F8		5	0	0	0	0	0	2
Pat Kelly, L OBP: 0.400, SLG: 0.414 (1, 9)	0-0 5-3		HR		FC6-4 1B	3B		6-3		5	1	3	1	0	0	0
Walt Williams, R OBP: 0.354, SLG: 0.444 (1, 7)	0-0 5-3		1-3		FC6-4 1B	5-3				4	1	0	0	0	0	2
Rick Reichardt, R OBP: 0.355, SLG: 0.482 (1, 8)		0-0 3B 1B	4-0 BB		5-3			0-0 F7		3	1	1	0	1	0	1
Rich McKinney, R OBP: 0.356, SLG: 0.427 (1, 4)		0-0 FC5-4 3B	0-3 K		0-0 1B HR 1B			1-0 FC5 BB HBP		3	2	2	2	0	1	1
Ed Herrmann, L OBP: 0.322, SLG: 0.385 (1, 2)		0-0 F5		0-0 F3	0-0 HR 1B			0-0 F9		4	1	1	0	0	0	2
Mike Andrews, R OBP: 0.387, SLG: 0.407 (1, 3)		4-0 FC5-4 BB		0-0 BB 1B	0-0 HR 1B			4-0 BB		2	1	2	3	2	0	0
Rich Morales, R OBP: 0.385, SLG: 0.348 (1, 5)		0-0 FC5-4		4-0 BB	0-3 K			0-0 FC5		3	0	0	1	1	1	3
Tom Bradley, R OBP: 0.131, SLG: 0.167 (1, 1)		0-0 F5		0-3 K				0-0 5-3		4	0	0	0	0	2	3
Bart Johnson, R OBP: 0.209, SLG: 0.233 (9, 1)										0	0	0	0	0	0	0

Inning Stats	R: 0	H: 0	E: 0	K: 0	S: 3	R: 2	H: 2	E: 1	K: 0	S: 5	R: 1	H: 1	E: 0	K: 1	S: 6	R: 0	H: 1	E: 0	K: 1	S: 6	R: 4	H: 4	E: 1	K: 1	S: 9	R: 0	H: 1	E: 0	K: 1	S: 6	R: 0	H: 0	E: 0	K: 0	S: 3	R: 0	H: 0	E: 0	K: 0	S: 3
	LOB: 0	BB: 0	P: 3	LOB: 1	BB: 1	P: 9	LOB: 2	BB: 1	P: 10	LOB: 0	BB: 0	P: 9	LOB: 1	BB: 0	P: 6	LOB: 2	BB: 1	P: 8	LOB: 0	BB: 0	P: 3	LOB: 0	BB: 0	P: 3	LOB: 0	BB: 0	P: 3	LOB: 0	BB: 0	P: 3	LOB: 0	BB: 0	P: 3	LOB: 0	BB: 0	P: 3	LOB: 0	BB: 0	P: 3	


PITCHER	IP	WLS	BF	H	R	ER	SO	BB	IBB	HBP	BLK	WP	HR	S	P	ERA	WHIP
Jim Perry, R ERA: 4.15 (1, 1)	6.0	L	30	9	7	7	4	3	0	0	0	0	2	35	47	10.50	2.000
Bob Gebhard, R ERA: (7, 1)	2.0		8	0	0	0	0	1	0	1	0	0	0	6	11	0.00	0.500

BOTTOM

Minnesota Twins @ Chicago White Sox
Comiskey Park, Chicago, IL

Mon Aug 02 1971, 8:05 PM EDT
Att. 8,852 - Unknown - 66 F

AB	33
R	7
H	9
RBI	7
BB	4
SO	4
LOB	14



WP	HR	S	P	ERA	WHIP
0	0	0	0	0	0

Batter	1	2	3	4	5	6	7	8	9	10	AB	R	H	RBI	BB	SO	LOB	TOP				
Cesar Tovar, R OBP: 0.367, SLG: 0.366 (1, 7) X	0-0 FC4-6 1B		0-0 FC4-6 1B			0-0 5-3		0-0 2B 1B		0-0 F9	5	1	3	1	0	0	0					
Rod Carew, L OBP: 0.318, SLG: 0.352 (1, 4) X	0-0 FC4-6 1-2f G5-4-3		0-0 FC4-6 1-2f			0-3 K		0-0 F7		0-0 2B 1B	5	1	1	0	0	1	4					
Harmon Killebrew, R OBP: 0.380, SLG: 0.413 (1, 5) X	0-0 G5-4-3 1-2f			0-3 K			4-0 1B BB	0-0 F3		0-3 K	4	0	0	0	1	2	4					
Tony Oliva, L OBP: 0.396, SLG: 0.629 (1, 9) X		0-0 4-3		0-0 L4-3 1B			0-0 F7	0-0 2B		0-0 2B	5	0	3	3	0	0	1					
Rich Reese, L OBP: 0.264, SLG: 0.336 (1, 3) X		0-0 CS 1B		0-0 L4-3 1-2			0-0 F8	0-0 G3		0-3 K	5	0	1	0	0	1	4					
Leo Cardenas, R OBP: 0.357, SLG: 0.456 (1, 6) X		4-0 PO 1B BB		0-0 F8			0-0 1B		0-0 FC1-6 1B		3	0	2	0	1	0	0					
Jim Holt, L OBP: 0.293, SLG: 0.332 (1, 8) X		0-0 1-2 1B		0-3 K			0-0 G3		0-0 FC1-6 1-2f		4	0	1	0	0	1	3					
George Mitterwald, R OBP: 0.324, SLG: 0.406 (1, 2) X		0-0 PO 2-3	0-3 K		0-3 K			0-0 1B 1B		0-3 K	4	1	1	0	0	3	1					
Jim Kaat, L OBP: 0.246, SLG: 0.270 (1, 1) X			0-0 1-3			0-3 K		0-0 1B 2B 1B		0-3 K	2	0	0	0	0	1	0					
Steve Braun, L OBP: 0.349, SLG: 0.344 (8, PH)											1	1	1	0	0	0	0					
Stan Williams, R (8, 1)											1	0	0	0	0	1	1					
Inning Stats	R: 0 E: 0 K: 0 S: 3	H: 1 LOB: 0 BB: 0 P: 3	R: 0 E: 0 K: 0 S: 3	H: 2 LOB: 1 BB: 1 P: 7	R: 0 E: 0 K: 1 S: 6	H: 1 LOB: 1 BB: 0 P: 6	R: 0 E: 0 K: 1 S: 5	H: 1 LOB: 0 BB: 0 P: 5	R: 0 E: 0 K: 2 S: 7	H: 0 LOB: 0 BB: 0 P: 7	R: 0 E: 0 K: 2 S: 7	H: 1 LOB: 2 BB: 1 P: 8	R: 3 E: 0 K: 0 S: 7	H: 4 LOB: 1 BB: 0 P: 7	R: 0 E: 0 K: 2 S: 8	H: 1 LOB: 1 BB: 0 P: 8	R: 1 E: 0 K: 2 S: 9	H: 2 LOB: 1 BB: 0 P: 9	1B: 11 2B: 3 3B: 0 HR: 0	SF: 0 SAC: 0 DP: 2 HBP: 0	WP: 0 PB: 0 SB: 0 CS: 1	PA: 42
PITCHER	IP WLS BF H R ER SO BB IBB HBP BLK WP HR S P ERA WHIP																					
Joe Horlen, R ERA: 3.82 (1, 1)	7.0	28	9	3	3	6	2	0	0	0	0	0	0	0	0	0	0	0	0	0	3.86	1.571
Rich Hinton, L ERA: 1.46 (8, 1)	2.0	8	2	0	0	2	0	0	0	0	0	0	0	0	0	0	0	0	0	0	0.00	1.000
Bart Johnson, R ERA: 3.22 (10, 1)	1.0	L 5	2	1	1	2	0	0	0	0	0	0	0	0	0	0	0	0	0	0	9.00	2.000

Minnesota Twins @ Chicago White Sox
Comiskey Park, Chicago, IL
Tue Aug 03 1971, 8:05 PM EDT
Att: 10,284 - Unknown - 64 F

livebaseballscorecards.com

AB 39
R 4
H 13
RBI 4
BB 2
SO 10
LOB 18



BOTTOM

Minnesota Twins @ Chicago White Sox
Comiskey Park, Chicago, IL
Tue Aug 03 1971, 8:05 PM EDT
Att. 10,284 - Unknown - 64 F

livebaseballscorecards.com

AB 34
R 3
H 8
RBI 3
BB 4
SO 5
LOB 11



WP: 0 PA: 42
PB: 0
SB: 0
CS: 1

AB R H RBI BB SO LOB

5 0 1 0 0 1 2

1 1 0 1 1 0 0
2 0 0 0 0 1 0

4 0 1 0 1 1 2

4 0 1 0 1 1 1
0 0 0 0 0 0 0

4 1 2 2 0 1 2

4 0 1 0 0 0 3

3 0 0 0 0 0 0
0 0 0 0 0 0 0

3 1 1 0 0 0 0
1 0 0 0 0 0 1
0 0 0 0 0 0 0

3 0 1 0 0 0 0
0 0 0 0 0 0 0
0 0 0 0 1 0 0

1B: 7 SF: 2
2B: 0 SAC: 1
3B: 0 DP: 0
HR: 1 HBP: 0

Batter	1	2	3	4	5	6	7	8	9	10
Luis Alvarado, R (1, 6) OBP: 0.217, SLG: 0.259	0-0 5-3		0-3 K		0-0 1-2 2-3 1B		0-0 5-3		0-0 F7	
Mike Hershberger, R (1, 9) OBP: 0.386, SLG: 0.330	4-0 BB SF7 BB		0-0 6-3		0-0 SF9			0-3 K		0-0 F6
Pat Kelly, L (8, PH) OBP: 0.392, SLG: 0.404										
Walt Williams, R (1, 7) OBP: 0.355, SLG: 0.440	4-0 1-2 BB BB		0-0 F3		0-3 3-H K			0-0 1B		0-0 F7
Rick Reichardt, R (1, 8) OBP: 0.356, SLG: 0.479	4-0 FC6-4 BB			0-0 5-3				0-3 K		0-0 1B
Lee Richard, R (10, PR) OBP: 0.289, SLG: 0.306										
Rich McKinney, R (1, 4) OBP: 0.357, SLG: 0.441	0-0 SF7			0-0 FC3-6 1B				0-3 K		0-0 F3
Mike Andrews, R (1, 3) OBP: 0.385, SLG: 0.405	0-0 FC6-4			0-0 FC3-6 CS					0-0 SH3 1B	
Tom Egan, R (1, 2) OBP: 0.346, SLG: 0.478		0-0 5-3		0-0 CS		0-0 F8		0-0 F9		0-0 SH3
Jay Johnstone, L (9, PH) OBP: 0.330, SLG: 0.385									0-0 1-2 SH3	
Rich Morales, R (1, 5) OBP: 0.383, SLG: 0.348		0-0 F8						0-0 F7		0-0 F2
Bob Spence, L (9, PH) OBP: 0.267, SLG: 0.160										
Bart Johnson, R (10, 1) OBP: 0.209, SLG: 0.233										
Joe Horlen, R (1, 1) OBP: 0.097, SLG: 0.100		0-0 L1						0-0 5-3		4-0 IBB
Rich Hinton, L (8, 1) OBP: 0.325, SLG: 0.385										
Ed Hermann, L (9, PH) OBP: 0.325, SLG: 0.385										

Inning Stats	R: 1	H: 0	E: 0	K: 0	S: 3	R: 0	H: 0	E: 0	K: 0	S: 3	R: 0	H: 0	E: 0	K: 1	S: 5	R: 0	H: 1	E: 0	K: 0	S: 3	R: 1	H: 3	E: 0	K: 1	S: 8	R: 1	H: 1	E: 0	K: 0	S: 4	R: 0	H: 0	E: 0	K: 0	S: 3	R: 0	H: 1	E: 0	K: 3	S: 10	R: 0	H: 1	E: 0	K: 0	S: 4	R: 0	H: 1	E: 0	K: 0	S: 4	R: 0	H: 1	E: 0	K: 0	S: 4
	LOB: 2	BB: 3	P: 15	LOB: 0	BB: 0	P: 3	LOB: 0	BB: 0	P: 3	LOB: 0	BB: 0	P: 3	LOB: 0	BB: 0	P: 3	LOB: 2	BB: 0	P: 4	LOB: 0	BB: 0	P: 3	LOB: 0	BB: 0	P: 8	LOB: 0	BB: 0	P: 4	LOB: 1	BB: 0	P: 10	LOB: 2	BB: 1	P: 8	LOB: 1	BB: 0	P: 4	LOB: 1	BB: 0	P: 4	LOB: 1	BB: 0	P: 4	LOB: 0	BB: 0	P: 4	LOB: 0	BB: 0	P: 4	LOB: 1	BB: 1	P: 4	LOB: 1	BB: 0	P: 4	

PITCHER	IP	WLS	BF	H	R	ER	SO	BB	IBB	HBP	BLK	WP	HR	S	P	ERA	WHIP
Jim Kaat, L (1, 1) ERA: 3.38	7.0		28	5	3	3	2	3	0	0	0	0	1	29	41	3.86	1.143
Stan Williams, R (8, 1) ERA: 3.63	3.0	W	13	3	0	0	3	0	1	0	0	0	0	18	22	0.00	1.000

Batter	1	2	3	4	5	6	7	8	9	AB	R	H	RBI	BB	SO	LOB	TOP										
Pat Kelly, L OBP: 0.398, SLG: 0.398 (1, 9)	4-0 1B 1B BB	4-0 S 1B BB	0-0 6-3		0-0 1B	0-3 K		0-0 L4		4	2	1	0	2	1	5											
Jay Johnstone, L OBP: 0.330, SLG: 0.383 (1, 8)	0-0 1B WP 1B	0-0 F7		0-0 BB S WP 1B	0-0 P6		0-0 3-1		0-0 P6	6	2	2	0	0	0	2											
Rich McKinney, R OBP: 0.357, SLG: 0.438 (1, 4)	0-0 WP 1B 1B	0-0 HBP 1B 1B		0-0 F8	0-0 G3		0-0 6-3		0-0 F8	6	2	2	2	0	0	2											
Bill Melton, R OBP: 0.358, SLG: 0.535 (1, 5)	4-0 1B 1-2 FC5-4 BB	1-0 1B HBP		4-0 WP BB BB		0-0 1B 2B 1B		0-0 F9		0-0 F9	3	2	1	0	2	0											
Rick Reichardt, R OBP: 0.357, SLG: 0.478 (1, 7)	0-0 F7	0-0 1-2 2-H 1B		0-0 F9		0-0 2B FC5-2 1B		0-0 P4		5	0	2	1	0	0	4											
Ed Herrmann, L OBP: 0.332, SLG: 0.384 (1, 2)	0-0 FC5-4 1-3 2-H 1B	0-0 G3		4-0 WP BB		0-3 K		4-0 BB 1B BB		3	1	1	1	2	1	4											
Mike Andrews, R OBP: 0.392, SLG: 0.409 (1, 3)	0-0 FC5-4 1-2 3-H 1B		4-0 5-3 1B BB	4-0 1-2 2-3 3-H BB		0-0 FC5-2 1-3 2-H 1B 2B		4-0 1B BB BB		2	1	1	2	3	0	1											
Rich Morales, R OBP: 0.377, SLG: 0.342 (1, 6)	0-0 5-3		0-0 5-3	0-0 F7		0-0 FC5-2 2-3 3-H 1B		0-0 1B BB		5	0	1	1	0	0	7											
Tommy John, R OBP: 0.167, SLG: 0.118 (1, 1)		0-0 1-3	0-0 2-H 1B		0-0 F3		0-0 1-2 3-H 1B		4-0 BB		4	0	2	1	1	0											
Inning Stats	R: 4 E: 1 K: 0 S: 6	H: 3 LOB: 1 BB: 2 P: 14	R: 2 E: 0 K: 0 S: 5	H: 2 LOB: 2 BB: 1 P: 10	R: 0 E: 0 K: 0 S: 3	H: 1 LOB: 1 BB: 1 P: 7	R: 1 E: 0 K: 0 S: 4	H: 1 LOB: 3 BB: 3 P: 16	R: 0 E: 0 K: 0 S: 4	H: 1 LOB: 1 BB: 0 P: 4	R: 2 E: 0 K: 2 S: 11	H: 4 LOB: 2 BB: 0 P: 11	R: 0 E: 0 K: 0 S: 3	H: 0 LOB: 0 BB: 0 P: 3	R: 1 E: 0 K: 0 S: 3	H: 1 LOB: 2 BB: 3 P: 15	R: 0 E: 0 K: 0 S: 3	H: 0 LOB: 0 BB: 0 P: 3	1B: 12 2B: 1 3B: 0 HR: 0	SF: 0 SAC: 0 DP: 0 HBP: 1	WP: 2 PB: 0 SB: 2 CS: 0	PA: 49					
PITCHER	IP	WLS	BF	H	R	ER	SO	BB	IBB	HBP	BLK	WP	HR	S	P	ERA	WHIP										
Andy Messersmith, R ERA: 3.74 (1, 1)	1.2	L	14	5	6	6	0	3	0	1	0	1	0	10	23	32.40	4.800										
Mel Queen, R ERA: 1.84 (2, 1)	3.1		16	3	1	1	0	4	0	0	0	1	0	12	28	2.70	2.100										
Eddie Fisher, R ERA: 2.21 (6, 1)	2.0		10	4	2	2	2	0	0	0	0	0	0	14	14	9.00	2.000										
Jim Maloney, R ERA: 6.04 (8, 1)	2.0		9	1	1	1	0	3	0	0	0	0	0	6	18	4.50	2.000										

Chicago White Sox @ California Angels
 Anaheim Stadium, Anaheim, CA
 Wed Aug 04 1971, 10:05 PM EDT
 Att. 8,443 - Unknown

AB	38
R	10
H	13
RBI	8
BB	10
SO	2
LOB	25



livebaseballscorecards.com

Batter	1	2	3	4	5	6	7	8	9	AB R H RBI BB SO LOB	TOP																													
Walt Williams, R OBP: 0.349, SLG: 0.432 (1, 9) X	0-0 4-3 ①		0-0 F8 ③			0-0 F2 ②		0-0 F8 ②		4 0 0 0 0 0 0																														
Mike Hershberger, R OBP: 0.382, SLG: 0.328 (1, 8) S S S	0-3 K ②			0-0 G1-4-3 1B		0-0 F3 ③		0-0 L1 ③		4 0 1 0 0 1 0																														
Rich McKinney, R OBP: 0.351, SLG: 0.431 (1, 4) X	0-0 5-3 ③			0-0 F8 ①			0-0 F8 ①		0-0 F7 ①	4 0 0 0 0 0 1																														
Bill Melton, R OBP: 0.359, SLG: 0.535 (1, 5) X		0-0 L6-4 1B		0-0 G1-4-3 1-2f			0-0 FC6-4 1B		0-0 5-3 ②	4 0 2 0 0 0 1																														
Rick Reichardt, R OBP: 0.355, SLG: 0.476 (1, 7) X		0-0 1-2 1B			0-0 F7 ①		0-0 FC6-4 1-2f 1B S		0-0 6-3 ③	4 1 1 0 0 0 1																														
Mike Andrews, R OBP: 0.394, SLG: 0.410 (1, 3) X		0-0 F3 ①			0-0 1B		4-0 1-2 1B BB			2 0 1 0 1 0 2																														
Tom Egan, R OBP: 0.346, SLG: 0.476 (1, 2) X		0-0 L6-4 2-3			0-0 F9 ②		0-0 1-2 2-H 1B			3 0 1 1 0 0 3																														
Rich Morales, R OBP: 0.369, SLG: 0.333 (1, 6) X			0-0 F8 ①			0-0 4-3 ③		0-0 F7 ③		3 0 0 0 0 0 3																														
Wilbur Wood, R OBP: 0.130, SLG: 0.032 (1, 1) S S S			0-3 K ②			0-0 4-3 ①		0-3 K ①		3 0 0 0 0 2 0																														
Inning Stats	R: 0 E: 0 K: 1 S: 5	H: 0 LOB: 0 BB: 0 P: 5	R: 0 E: 0 K: 0 S: 4	H: 2 LOB: 1 BB: 0 P: 4	R: 0 E: 0 K: 1 S: 5	H: 0 LOB: 0 BB: 0 P: 5	R: 0 E: 0 K: 0 S: 3	H: 1 LOB: 0 BB: 0 P: 3	R: 0 E: 0 K: 0 S: 4	H: 1 LOB: 1 BB: 0 P: 4	R: 0 E: 0 K: 0 S: 3	H: 0 LOB: 0 BB: 0 P: 3	R: 1 E: 0 K: 0 S: 5	H: 2 LOB: 2 BB: 1 P: 9	R: 0 E: 0 K: 1 S: 5	H: 0 LOB: 0 BB: 0 P: 5	R: 0 E: 0 K: 0 S: 3	H: 0 LOB: 0 BB: 0 P: 3	1B: 6 2B: 1 3B: 0 HR: 0	SF: 0 SAC: 0 DP: 2 HBP: 0	WP: 0 PB: 0 SB: 1 CS: 0	PA: 32																		
PITCHER Clyde Wright, L ERA: 3.17 (1, 1)	IP 9.0	WLS L	BF 32	H 6	R 1	ER 1	SO 3	BB 1	IBB 0	HBP 0	BLK 0	WP 0	HR 0	S 37	P 41	ERA 1.00	WHIP 0.778						PITCHER	IP 9.0	WLS L	BF 32	H 6	R 1	ER 1	SO 3	BB 1	IBB 0	HBP 0	BLK 0	WP 0	HR 0	S 37	P 41	ERA 1.00	WHIP 0.778

Chicago White Sox @ California Angels
Anaheim Stadium, Anaheim, CA
Thu Aug 05 1971, 10:05 PM EDT
Att. 7,457 - Unknown

livebaseballscorecards.com

AB 31
R 1
H 6
RBI 1
BB 1
SO 3
LOB 11



Batter	1	2	3	4	5	6	7	8	9	AB	R	H	RBI	BB	SO	LOB
Sandy Alomar Sr., S OBP: 0.314, SLG: 0.326 (1, 4)	0-0 6-3 ①		0-0 6-3 ②		4-0 5-3 1-2 BB		0-3 K 1-2 ② ③			3	0	0	0	1	1	1
Ken Berry, R OBP: 0.260, SLG: 0.300 (1, 8)	0-0 5-3 ②		0-0 P6 ③		0-0 5-3 1-2 2-3 ②			0-0 F7 ①		4	0	0	0	0	0	2
Ken McMullen, R OBP: 0.314, SLG: 0.398 (1, 5)	0-0 PB 1B 1B			0-0 5-3 ①	4-0 BB BB BB			0-0 2B 1B		3	0	2	0	1	0	0
Billy Cowan, R OBP: 0.331, SLG: 0.475 (1, 7)	0-0 PB 1-2 1B			0-3 K ②	0-3 K ③			0-0 1-3 2B		4	0	2	0	0	2	3
Tommie Reynolds, R OBP: 0.308, SLG: 0.311 (1, 9)	0-3 K2-3 1-2 2-3 ③			4-0 1B BB		0-0 F8 ①		0-0 5-3 ②		3	0	0	0	1	1	4
Jim Spencer, L OBP: 0.306, SLG: 0.397 (1, 3)		4-0 BB BB BB		0-0 1-3 1B		0-0 4-3 ②		0-0 F2 ③		3	0	1	0	1	0	2
Jerry Moses, R OBP: 0.279, SLG: 0.381 (1, 2)		0-0 G5-4-3 1-2 ① ②		0-0 L3 ③		0-0 F7 ③			0-0 6-3 ①	4	0	0	0	0	0	3
Bruce Christensen, L OBP: 0.310, SLG: 0.237 Syd O'Brien, R OBP: 0.249, SLG: 0.307 (9, PH)		0-0 L4 ③			0-0 5-3 BB 1B		0-0 F9 ①		0-3 K ②	3	0	1	0	0	0	0
Clyde Wright, R OBP: 0.246, SLG: 0.254 Jim Fregosi, R OBP: 0.273, SLG: 0.294 (9, PH)			0-0 P6 ①		0-0 F3 ①		0-0 CS 1B		0-0 L5 ③	3	0	1	0	0	0	1

Inning Stats	R: 0 E: 0 K: 1 S: 7	H: 2 LOB: 2 BB: 0 P: 7	R: 0 E: 0 K: 0 S: 2	H: 0 LOB: 0 BB: 1 P: 6	R: 0 E: 0 K: 0 S: 3	H: 0 LOB: 0 BB: 0 P: 3	R: 0 E: 0 K: 1 S: 6	H: 1 LOB: 2 BB: 1 P: 10	R: 0 E: 0 K: 1 S: 6	H: 1 LOB: 3 BB: 2 P: 14	R: 0 E: 0 K: 0 S: 3	H: 0 LOB: 0 BB: 0 P: 3	R: 0 E: 0 K: 1 S: 5	H: 1 LOB: 0 BB: 0 P: 5	R: 0 E: 0 K: 0 S: 5	H: 2 LOB: 2 BB: 0 P: 5	R: 0 E: 0 K: 1 S: 5	H: 0 LOB: 0 BB: 0 P: 5	1B: 6 2B: 1 3B: 0 HR: 0	SF: 0 SAC: 0 DP: 1 HBP: 0	WP: 0 PB: 1 SB: 0 CS: 1	PA: 36												
PITCHER Wilbur Wood, L ERA: 1.94 (1, 1)	IP 9.0	WLS W	BF 36	H 7	R 0	ER 0	SO 5	BB 4	IBB 0	HBP 0	BLK 0	WP 0	HR 0	S 42	P 58	ERA 0.00	WHIP 1.222																	
																	PITCHER	IP	WLS	BF	H	R	ER	SO	BB	IBB	HBP	BLK	WP	HR	S	P	ERA	WHIP

BOTTOM

Chicago White Sox @ California Angels
Anaheim Stadium, Anaheim, CA

Thu Aug 05 1971, 10:05 PM EDT
Att. 7,457 - Unknown

AB	32
R	0
H	7
RBI	0
BB	4
SO	5
LOB	16



WP: 0	PA: 36
PB: 1	
SB: 0	
CS: 1	

Batter	1	2	3	4	5	6	7	8	9	AB R H RBI BB SO LOB	TOP											
Luis Alvarado, R OBP: 0.216, SLG: 0.263 (1, 4) X	0-0 F6		0-0 1B 2B		0-0 F7		0-0 6-3		0-0 F9	5 1 1 0 0 0 0												
Pat Kelly, L OBP: 0.398, SLG: 0.408 (1, 9) SSS	0-3 K		0-0 3-1			0-0 1-3 S HR 1B	0-3 K		0-0 1B 2B	5 2 2 0 0 2 1												
Walt Williams, R OBP: 0.359, SLG: 0.442 (1, 7) X	0-0 F7		0-0 2-H 1B			4-0 1-2 HR BB	0-0 WP 2B		0-0 2-H 1B	4 1 3 2 1 0 0												
Bill Melton, R OBP: 0.357, SLG: 0.529 (1, 5) X		0-0 F2	0-0 F3			0-0 1-3 1-2 2-3	1-0 HBP		0-0 F9	4 0 0 0 0 0 4												
Ed Herrmann, L OBP: 0.329, SLG: 0.376 (1, 2) X		0-0 3-1		0-0 F6		4-0 HR IBB	0-0 F8		0-3 K	4 1 0 0 1 1 3												
Mike Andrews, R OBP: 0.396, SLG: 0.422 (1, 3) X		0-0 1B 1B		0-0 F7		0-0 1-H 2-H 3-H HR		0-0 F8		4 1 2 4 0 0 0												
Jay Johnstone, L OBP: 0.336, SLG: 0.405 (1, 8) X		0-0 1-2 1B		0-0 4-3		0-0 HR		0-0 2B		4 1 3 1 0 0 0												
Rich Morales, R OBP: 0.366, SLG: 0.339 (1, 6) X		0-0 L9			0-3 K	0-0 CS 2B		0-0 6-3		4 0 1 0 0 1 3												
Tom Bradley, R OBP: 0.123, SLG: 0.156 (1, 1) X			0-0 6-3		0-0 6-3	0-3 K		0-0 6-3		4 0 0 0 0 1 2												
Inning Stats	R: 0 E: 0 K: 1 S: 5	H: 0 LOB: 0 BB: 0 P: 5	R: 0 E: 0 K: 0 S: 5	H: 2 LOB: 2 BB: 0 P: 5	R: 1 E: 0 K: 0 S: 5	H: 2 LOB: 1 BB: 0 P: 5	R: 0 E: 0 K: 0 S: 3	H: 0 LOB: 0 BB: 0 P: 3	R: 0 E: 0 K: 1 S: 5	H: 0 LOB: 0 BB: 0 P: 5	R: 5 E: 0 K: 1 S: 8	H: 4 LOB: 1 BB: 2 P: 16	R: 0 E: 0 K: 1 S: 6	H: 1 LOB: 2 BB: 0 P: 7	R: 0 E: 0 K: 0 S: 4	H: 1 LOB: 1 BB: 0 P: 4	R: 1 E: 0 K: 1 S: 7	H: 2 LOB: 1 BB: 0 P: 7	1B: 5 2B: 6 3B: 0 HR: 2	SF: 0 SAC: 0 DP: 1 HBP: 1	WP: 1 PB: 0 SB: 1 CS: 1	PA: 41
PITCHER Blue Moon Odom, R ERA: 3.38 Jim Roland, L ERA: 2.94 Ron Klimkowski, R ERA: 4.26 Darold Knowles, L ERA: 4.6	IP 5.1 WLS L BF 26 H 8 R 6 ER 6 SO 2 BB 1 IBB 1 HBP 0 BLK 0 WP 0 HR 2 S 28 P 36 ERA 10.12 WHIP 1.688																				PITCHER IP 0.2 WLS L BF 9 H 2 R 0 ER 0 SO 1 BB 0 IBB 0 HBP 1 BLK 0 WP 1 HR 0 S 10 P 11 ERA 0.00 WHIP 1.000	IP 1.0 WLS L BF 5 H 2 R 1 ER 1 SO 1 BB 0 IBB 0 HBP 0 BLK 0 WP 0 HR 0 S 7 P 7 ERA 9.00 WHIP 2.000

Chicago White Sox @ Oakland Athletics
Oakland-Alameda County Coliseum, Oakland, CA

Fri Aug 06 1971, 7:05 PM PDT
Att. 7,357 - Unknown

livebaseballscorecards.com

AB	38
R	7
H	12
RBI	7
BB	2
SO	5
LOB	13



Batter	1	2	3	4	5	6	7	8	9	AB R H RBI BB SO LOB
--------	---	---	---	---	---	---	---	---	---	----------------------

Bert Campaneris, R <small>(1, 6) OBP: 0.277, SLG: 0.333</small>	0-0 P1 		0-0 1-3 			0-0 3B		0-0 5-3 	4 0 1 0 0 0 0
Rick Monday, L <small>(1, 8) OBP: 0.338, SLG: 0.429</small>	0-3 K 			0-0 1-3 		0-0 F9 		0-0 4-3 	4 0 0 0 0 1 1
Reggie Jackson, L <small>(1, 9) OBP: 0.351, SLG: 0.473</small>	0-3 K 			0-0 F7 			0-3 K 	0-0 F6 	4 0 0 0 0 2 0
Mike Epstein, L <small>(1, 3) OBP: 0.370, SLG: 0.431</small>		0-0 4-3 		0-0 F7 			0-0 G3 		3 0 0 0 0 0 0
Sal Bando, R <small>(1, 5) OBP: 0.384, SLG: 0.461</small>		0-0 FC6-4 1B			0-0 F6 		4-0 BB		2 0 1 0 1 0 0
Angel Mangual, R <small>(1, 7) OBP: 0.348, SLG: 0.391</small>		0-0 FC6-4 		0-0 F4 		0-0 F3 			3 0 0 0 0 0 2
Gene Tenace, R <small>(1, 2) OBP: 0.410, SLG: 0.466</small>		0-3 K 			0-0 F4 			0-0 F9 	3 0 0 0 0 1 1
Dick Green, R <small>(1, 4) OBP: 0.333, SLG: 0.357</small> Mike Hegan, L <small>(8, PH) OBP: 0.361, SLG: 0.370</small> Tony La Russa, R <small>(9, 4)</small>			0-0 5-3 			0-0 F5 		0-0 F7 	2 0 0 0 0 0 0 1 0 0 0 0 0 0 0 0 0 0 0 0 0
Blue Moon Odom, R <small>(1, 1) OBP: 0.118, SLG: 0.182</small> Jim Roland, R <small>(6, 1)</small> George Hendrick, R <small>(6, PH) OBP: 0.286, SLG: 0.348</small> Ron Kinnikowski, R <small>(7, 1) OBP: 0.500, SLG: 0.333</small> Curt Blefary, L <small>(8, PH) OBP: 0.310, SLG: 0.382</small> Darold Knowles, L <small>(9, 1) OBP: 0.200, SLG: 0.200</small>			0-3 K 			0-3 K 		0-0 F3 	1 0 0 0 0 0 1 0 0 0 0 0 0 0 0 0 1 0 0 0 0 0 1 0 0 0 0 0 0 0 0 0 1 0 0 0 0 0 0 0 0 0 0 0 0 0 0 0

BOTTOM

Chicago White Sox @ Oakland Athletics
 Oakland-Alameda County Coliseum, Oakland, CA

AB	29
R	0
H	2
RBI	0
BB	1
SO	6
LOB	4



WP: 0	PA: 30
PB: 0	
SB: 0	
CS: 0	

Inning Stats R: 0 H: 0 E: 0 LOB: 0 K: 2 BB: 0 S: 7 P: 7	R: 0 H: 1 E: 0 LOB: 1 K: 1 BB: 0 S: 6 P: 6	R: 0 H: 0 E: 0 LOB: 0 K: 1 BB: 0 S: 5 P: 5	R: 0 H: 0 E: 0 LOB: 0 K: 0 BB: 0 S: 3 P: 3	R: 0 H: 0 E: 0 LOB: 0 K: 0 BB: 0 S: 3 P: 3	R: 0 H: 1 E: 0 LOB: 1 K: 1 BB: 0 S: 6 P: 6	R: 0 H: 0 E: 0 LOB: 1 K: 1 BB: 1 S: 5 P: 9	R: 0 H: 0 E: 0 LOB: 0 K: 0 BB: 0 S: 3 P: 3	R: 0 H: 0 E: 0 LOB: 0 K: 0 BB: 0 S: 3 P: 3	1B: 1 SF: 0 2B: 0 SAC: 0 3B: 1 DP: 0 HR: 0 HBP: 0
PITCHER Tom Bradley, R <small>(1, 1) ERA: 2.86</small>	IP 9.0 WLS W BF 30 H 2 R 0 ER 0 SO 6 BB 1 IBB 0 HBP 0 BLK 0 WP 0 HR 0 S 41 P 45 ERA 0.00 WHIP 0.333	PITCHER IP WLS BF H R ER SO BB IBB HBP BLK WP HR S P ERA WHIP							

Fri Aug 06 1971, 7:05 PM PDT
 Att. 7,357 - Unknown

livebaseballscorecards.com

Batter	1	2	3	4	5	6	7	8	9	AB R H RBI BB SO LOB	TOP	
Luis Alvarado, R (1, 4) OBP: 0.217, SLG: 0.263	0-0 6-3		0-0 F8		0-0 F4			0-0 BB 1B		4 0 1 0 0 0 0	Chicago White Sox @ Oakland Athletics Oakland-Alameda County Coliseum, Oakland, CA Sat Aug 07 1971, 3:33 AM PDT Att: 17,751 - Unknown livebaseballscorecards.com	
Mike Hershberger, R (1, 8) OBP: 0.392, SLG: 0.325	1-0 2B HBP		1-0 G3-6-3 HBP		0-0 F8			4-0 BB 1-2		1 0 0 0 1 0 0		
Walt Williams, R (1, 9) OBP: 0.357, SLG: 0.443	0-0 1-3 2B		0-0 G3-6-3 1-2f		0-0 F7			0-0 P5		4 0 1 0 0 0 3		
Bill Melton, R (1, 5) OBP: 0.356, SLG: 0.529	0-0 F4			0-0 F4		0-0 2B		0-0 F9		4 0 1 0 0 0 4		
Rick Reichardt, R (1, 7) OBP: 0.357, SLG: 0.474	4-0 BB			0-0 5-3 1B		0-0 F4		0-3 K		3 0 1 0 1 1 3		
Mike Andrews, R (1, 3) OBP: 0.394, SLG: 0.420	0-0 F4			0-0 5-3 1B		0-0 4-3		0-3 K		4 0 1 0 0 1 4		
Tom Egan, R (1, 2) OBP: 0.340, SLG: 0.466		0-3 K		0-0 5-3 1-2 2-3		0-0 L8		0-3 K		4 0 0 0 0 2 2		
Rich Morales, R (1, 6) OBP: 0.356, SLG: 0.328		0-0 F7		0-0 F9		0-0 6-3		0-0 F9		4 0 0 0 0 0 2		
Joe Horlen, R (1, 1) OBP: 0.091, SLG: 0.094 Steve Huntz, S (7, PH) Bart Johnson, R (7, 1) OBP: 0.209, SLG: 0.233		0-3 K		0-0 F8		0-3 K				2 0 0 0 0 1 0 1 0 0 0 0 1 0 0 0 0 0 0 0 0		
Inning Stats	R: 0 H: 1 E: 0 LOB: 3 K: 0 BB: 1 S: 4 P: 9	R: 0 H: 0 E: 0 LOB: 0 K: 2 BB: 0 S: 7 P: 7	R: 0 H: 0 E: 0 LOB: 0 K: 0 BB: 0 S: 2 P: 3	R: 0 H: 2 E: 0 LOB: 2 K: 0 BB: 0 S: 5 P: 5	R: 0 H: 0 E: 0 LOB: 0 K: 0 BB: 0 S: 3 P: 3	R: 0 H: 1 E: 0 LOB: 1 K: 0 BB: 0 S: 4 P: 4	R: 0 H: 0 E: 0 LOB: 0 K: 1 BB: 0 S: 5 P: 5	R: 0 H: 1 E: 0 LOB: 2 K: 1 BB: 1 S: 6 P: 10	R: 0 H: 0 E: 0 LOB: 0 K: 2 BB: 0 S: 7 P: 7	1B: 3 SF: 0 2B: 2 SAC: 0 3B: 0 DP: 1 HR: 0 HBP: 2	WP: 0 PA: 35 PB: 0 SB: 0 CS: 0	
PITCHER Vida Blue, L (1, 1) ERA: 1.56	IP WLS BF H R ER SO BB IBB HBP BLK WP HR S P ERA WHIP	9.0 W 35 5 0 0 6 2 0 2 0 0 0 0 43 53 0.00 0.778										



Batter	1	2	3	4	5	6	7	8	9
Bert Campaneris, R (1, 6) OBP: 0.276, SLG: 0.332	0-0 F7		0-0 1B		0-0 2-3			0-0 F4	
Rick Monday, L (1, 8) OBP: 0.337, SLG: 0.424	0-0 2-3		4-0 BB		0-3 K			0-0 F5	
Reggie Jackson, L (1, 9) OBP: 0.348, SLG: 0.468	0-0 4-3		0-0 G3					0-0 F5	
Mike Epstein, L (1, 3) OBP: 0.370, SLG: 0.428		4-0 BB		0-3 K				0-0 F9	
Mike Hegan, L (7, 3) OBP: 0.361, SLG: 0.370									
Sal Bando, R (1, 5) OBP: 0.383, SLG: 0.462		0-0 F9		0-0 2B				0-0 L9	
Gene Tenace, R (1, 2) OBP: 0.400, SLG: 0.453		0-0 F7		0-0 L5				0-3 K	
Angel Mangual, R (1, 7) OBP: 0.348, SLG: 0.390		0-0 F7		0-0 5-3				0-0 1B	
Dick Green, R (1, 4) OBP: 0.333, SLG: 0.360			0-3 K		0-0 BLK			0-0 F4	
Vida Blue, S (1, 1) OBP: 0.159, SLG: 0.117			0-3 K		0-0 B2-3			0-3 K	

Inning Stats	R: 0	H: 0	E: 0	K: 0	S: 3	LOB: 0	BB: 0	P: 3	R: 0	H: 0	E: 0	K: 0	S: 3	LOB: 0	BB: 0	P: 3	R: 0	H: 1	E: 0	K: 2	S: 8	LOB: 2	BB: 1	P: 7	R: 0	H: 1	E: 0	K: 1	S: 6	LOB: 1	BB: 0	P: 6	R: 1	H: 1	E: 0	K: 1	S: 6	LOB: 0	BB: 0	P: 6	R: 0	H: 0	E: 0	K: 0	S: 3	LOB: 0	BB: 0	P: 3	R: 0	H: 1	E: 0	K: 2	S: 8	LOB: 1	BB: 0	P: 8	R: 0	H: 0	E: 0	K: 0	S: 3	LOB: 0	BB: 0	P: 3
Joe Herten, R (1, 1) ERA: 3.69	6.0	WLS: L	BF: 23	H: 3	R: 1	ER: 1	SO: 4	BB: 2	IBB: 0	HBP: 0	BLK: 1	WP: 0	HR: 0	S: 29	P: 37	ERA: 1.50	WHIP: 0.833																																															
Bart Johnson, R (7, 1) ERA: 3.17	2.0		7	1	0	0	2	0	0	0	0	0	0	11	11	0.00	0.500																																															

BOTTOM

Chicago White Sox @ Oakland Athletics
Oakland-Alameda County Coliseum, Oakland, CA

Sat Aug 07 1971, 3:33 AM PDT
Att. 17,751 - Unknown

livebaseballscorecards.com

AB	28
R	1
H	4
RBI	0
BB	2
SO	6
LOB	11



1B: 2	SF: 0	WP: 0	PA: 30
2B: 2	SAC: 0	PB: 0	
3B: 0	DP: 0	SB: 1	
HR: 0	HBP: 0	CS: 0	

Batter	1	2	3	4	5	6	7	8	9	AB R H RBI BB SO LOB	TOP											
Pat Kelly, L (1, 9) OBP: 0.407, SLG: 0.417	0-0 G3		0-0 CS 1B		0-0 2B 1B 1B	0-3 K		0-0 2-H 1B		5 1 3 1 0 1 2												
Jay Johnstone, L (1, 8) OBP: 0.333, SLG: 0.401	0-0 F3		0-0 CS 1-2	0-0 FC5 SH1-3 1B	0-0 F8	0-3 K		0-0 4-3		5 0 1 0 0 1 5												
Walt Williams, R (1, 7) OBP: 0.363, SLG: 0.458	0-0 1B			0-0 SH1-3 1-2	0-0 1B 1B 2B		0-0 1-6-3 SF9 2B		0-3 K	4 2 3 2 0 1 0												
Rick Reichardt, R (1, 3) OBP: 0.355, SLG: 0.471		0-0 6-3		0-0 F7	0-0 BB 1B 1B		0-0 1-6-3		0-3 K	5 1 1 1 0 1 2												
Ed Herrmann, L (1, 2) OBP: 0.335, SLG: 0.393		0-0 1-3		4-0 BB BB BB BB	4-0 1B E BB		0-0 SF9		0-0 HR	2 2 1 2 2 0 0												
Mike Andrews, R (1, 4) OBP: 0.394, SLG: 0.419		0-0 FC4-6 1B		0-0 FC5 2-3f	0-0 E7 1-1 2-H 3-H 1B		0-0 5-3		0-3 K	5 0 2 2 0 1 2												
Steve Huntz, S (1, 5) OBP: 0.400, SLG: 0.400		0-0 FC4-6 1-2f			1B 2B 1B 6-3			0-0 S 1B 1B		4 2 2 0 0 0 2												
Rich Morales, R (1, 6) OBP: 0.353, SLG: 0.321			0-0 F8		0-0 F9 H	1-0 1B HBP		0-3 K		3 0 0 0 0 1 2												
Tommy John, R (1, 1) OBP: 0.164, SLG: 0.115 Tony Muser, L (5, PH) OBP: 1.000, SLG: 1.000 Steve Kealey, R (5, 1) OBP: 0.143, SLG: 0.143 Terry Forster, L (7, 1) Tom Egan, R (8, PH) OBP: 0.338, SLG: 0.463 Vicente Romo, R (8, 1) OBP: 0.250, SLG: 0.143 Bart Johnson, R (8, 1) OBP: 0.209, SLG: 0.233			0-0 6-3		0-0 1B 2B 1B	1-3 K 1B		0-3 K		1 0 0 0 0 0 0 1 1 1 0 0 0 0 1 0 1 0 0 0 0 0 0 0 0 0 0 0 1 0 0 0 0 1 1 0 0 0 0 0 0 0 0 0 0 0 0 0 0												
Inning Stats	R: 0 E: 0 K: 0 S: 3	H: 1 LOB: 1 BB: 0 P: 3	R: 0 E: 0 K: 0 S: 4	H: 1 LOB: 1 BB: 0 P: 4	R: 0 E: 0 K: 0 S: 3	H: 1 LOB: 0 BB: 0 P: 3	R: 0 E: 0 K: 0 S: 4	H: 1 LOB: 2 BB: 1 P: 8	R: 6 E: 1 K: 0 S: 9	H: 6 LOB: 1 BB: 1 P: 13	R: 0 E: 0 K: 2 S: 7	H: 1 LOB: 1 BB: 0 P: 8	R: 1 E: 0 K: 0 S: 4	H: 1 LOB: 0 BB: 0 P: 4	R: 1 E: 0 K: 2 S: 9	H: 2 LOB: 1 BB: 0 P: 9	R: 1 E: 0 K: 3 S: 10	H: 1 LOB: 0 BB: 0 P: 10	1B: 12 2B: 2 3B: 0 HR: 1	SF: 1 SAC: 1 DP: 0 HBP: 1	WP: 0 PB: 0 SB: 1 CS: 1	PA: 43
PITCHER	IP WLS BF H R ER SO BB IBB HBP BLK WP HR S P ERA WHIP												PITCHER	IP WLS BF H R ER SO BB IBB HBP BLK WP HR S P ERA WHIP								
Chuck Dobson, R (1, 1) ERA: 3.47	4.2 L 24 10 6 5 0 2 0 0 0 0 0 22 30 9.64 2.571																					
Darold Knowles, L (5, 1) ERA: 4.65	3.1 14 4 2 2 4 0 0 1 0 0 0 21 22 5.40 1.200																					
Rollie Fingers, R (9, 1) ERA: 2.73	1.0 4 1 1 1 3 0 0 0 0 0 1 10 10 9.00 1.000																					

Chicago White Sox @ Oakland Athletics
Oakland-Alameda County Coliseum, Oakland, CA

Sun Aug 08 1971, 3:33 AM PDT
Unknown

livebaseballscorecards.com

AB	37
R	9
H	15
RBI	8
BB	2
SO	7
LOB	16



Batter	1	2	3	4	5	6	7	8	9	AB	R	H	RBI	BB	SO	LOB
Bert Campaneris, R OBP: 0.278, SLG: 0.332 (1, 6)	0-3 K	0-0 F9		0-0 1B 1B		0-0 F6		1-0 HBP		4	1	1	0	0	1	3
Angel Mangual, R OBP: 0.344, SLG: 0.385 (1, 8) (6, 7)	0-0 6-3		0-0 1B 1B	0-0 1B SF7		0-3 K		0-0 5-3		5	1	1	1	0	1	2
Reggie Jackson, L OBP: 0.353, SLG: 0.472 (1, 9)	0-0 1B		0-0 1B 1B	0-0 FC5-4 1B			0-0 3-1		0-0 2B 1B	5	1	4	1	0	0	0
Tommy Davis, R OBP: 0.368, SLG: 0.398 (1, 3)	0-3 K		0-0 F8	0-0 SF7			0-0 HR 1B		0-0 2B	4	1	2	2	0	1	2
Sal Bando, R OBP: 0.383, SLG: 0.459 (1, 5)		1-0 FC6-4 HBP	4-0 FC4-6 BB	0-0 FC5-4 1-2f			0-3 K		0-0 1-3	3	0	0	0	1	1	3
Gene Tenace, R OBP: 0.400, SLG: 0.473 (1, 2)		0-0 F8	0-0 FC4-6		4-0 CS BB		0-0 HR		0-0 F2	4	1	1	2	1	0	4
George Hendrick, R OBP: 0.292, SLG: 0.352 Rick Monday, L OBP: 0.333, SLG: 0.419 (5, PH) (6, 8)		0-0 FC6-4 BB 1-2f		0-0 1B SF8 1B		0-0 F6		0-0 F8		2	1	1	0	0	0	1
Dick Green, R OBP: 0.334, SLG: 0.359 (1, 4)		4-0 BB BB		0-0 1B E 1B		0-3 K		0-0 6-3		3	1	1	0	1	1	1
Chuck Dobson, R OBP: 0.271, SLG: 0.364 Darold Knowles, L OBP: 0.167, SLG: 0.167 Mike Epstein, L OBP: 0.369, SLG: 0.427 Rollie Fingers, R OBP: 0.226, SLG: 0.200 (1, 1) (5, 1) (8, PH) (9, 1)		4-0 BB BB		0-0 SF8		0-0 4-3		0-3 K		0	0	0	1	1	0	0

Inning Stats	R: 0	H: 1	E: 0	K: 2	S: 8	LOB: 1	BB: 0	P: 8	R: 0	H: 0	E: 1	K: 0	S: 3	LOB: 3	BB: 2	P: 12	R: 0	H: 2	E: 0	K: 0	S: 4	LOB: 2	BB: 1	P: 8	R: 4	H: 4	E: 1	K: 0	S: 8	LOB: 1	BB: 0	P: 8	R: 0	H: 0	E: 0	K: 1	S: 4	LOB: 1	BB: 1	P: 8	R: 0	H: 0	E: 0	K: 1	S: 5	LOB: 0	BB: 0	P: 5	R: 2	H: 2	E: 0	K: 1	S: 7	LOB: 0	BB: 0	P: 7	R: 0	H: 0	E: 0	K: 1	S: 5	LOB: 1	BB: 0	P: 6	R: 1	H: 2	E: 0	K: 0	S: 5	LOB: 1	BB: 0	P: 5	1B: 9	SF: 2	2B: 2	SAC: 0	3B: 0	DP: 1	HR: 1	HBP: 2	WP: 0	PA: 43
--------------	------	------	------	------	------	--------	-------	------	------	------	------	------	------	--------	-------	-------	------	------	------	------	------	--------	-------	------	------	------	------	------	------	--------	-------	------	------	------	------	------	------	--------	-------	------	------	------	------	------	------	--------	-------	------	------	------	------	------	------	--------	-------	------	------	------	------	------	------	--------	-------	------	------	------	------	------	------	--------	-------	------	-------	-------	-------	--------	-------	-------	-------	--------	-------	--------

PITCHER	IP	WLS	BF	H	R	ER	SO	BB	IBB	HBP	BLK	WP	HR	S	P	ERA	WHIP
Tommy John, L ERA: 3.12 (1, 1)	4.0		23	7	4	2	2	3	0	0	0	0	0	23	36	4.50	2.500
Steve Kealey, R ERA: 4.53 (5, 1)	2.2	W	10	2	2	2	3	1	0	0	0	0	1	15	19	6.75	1.125
Terry Forster, L ERA: 4.41 (7, 1)	0.1		1	0	0	0	0	0	0	0	0	0	0	1	1	0.00	0.000
Vicente Romo, R ERA: 4.59 (8, 1)	0.2		2	0	0	0	1	0	0	0	0	0	0	4	4	0.00	0.000
Bart Johnson, R ERA: 3.21 (8, 1)	1.1	S	7	2	1	1	0	0	0	1	0	0	0	6	7	6.75	1.500

BOTTOM

Chicago White Sox @ Oakland Athletics
Oakland-Alameda County Coliseum, Oakland, CA
Sun Aug 08 1971, 3:33 AM PDT
Unknown

livebaseballscores.com

AB	35
R	7
H	11
RBI	7
BB	4
SO	6
LOB	18



Batter	1	2	3	4	5	6	7	8	9	AB R H RBI BB SO LOB	TOP
Pat Kelly, L (1, 9) OBP: 0.410, SLG: 0.434	0-0 B5		0-0 1B 3B		4-0 1B BB			0-0 5-3		3 1 1 1 1 0 0	
Jay Johnstone, L (1, 8) OBP: 0.336, SLG: 0.400	0-0 G3		0-0 1B		0-0 F7			4-0 S BB		3 0 1 1 1 0 2	
Walt Williams, R (1, 7) OBP: 0.360, SLG: 0.454 Mike Hershberger, R (3, 8) OBP: 0.393, SLG: 0.328	0-0 F9		0-0 F6		0-0 1B			0-0 F8		2 0 0 0 0 0 1 2 0 1 1 0 0 1	
Rick Reichardt, R (1, 3) OBP: 0.352, SLG: 0.467 Tony Muser, L (6, 3) OBP: 0.667, SLG: 0.667		0-0 5-3		0-0 4-3			0-0 1-3		0-0 4-3	3 0 0 0 0 0 0 1 0 0 0 0 0 1	
Ed Herrmann, L (1, 2) OBP: 0.329, SLG: 0.385		0-0 F5		0-3 K			0-0 F7		0-3 K	4 0 0 0 0 2 0	
Mike Andrews, R (1, 4) OBP: 0.395, SLG: 0.418		0-0 5-3		0-0 1B			0-3 K		4-0 G6-4-3 BB	3 0 1 0 1 1 0	
Steve Huntz, S (1, 5) OBP: 0.333, SLG: 0.333			0-0 SH3-4 3B 1B		0-0 F2			0-0 4-3	0-0 G6-4-3	4 1 1 0 0 0 2	
Rich Morales, R (1, 6) OBP: 0.353, SLG: 0.321			0-3 K		0-0 SH3-4 1B 1B			0-0 6-3		3 1 1 0 0 1 1	
Wilbur Wood, R (1, 1) OBP: 0.129, SLG: 0.032			0-0 SH3-4		0-0 SH3-4			0-3 K		1 0 0 0 0 1 0	
Inning Stats	R: 0 H: 0 E: 0 LOB: 0 K: 0 BB: 0 S: 3 P: 3	R: 0 H: 0 E: 0 LOB: 0 K: 0 BB: 0 S: 3 P: 3	R: 2 H: 3 E: 0 LOB: 1 K: 1 BB: 0 S: 8 P: 8	R: 0 H: 1 E: 0 LOB: 1 K: 1 BB: 0 S: 6 P: 6	R: 1 H: 2 E: 0 LOB: 2 K: 0 BB: 1 S: 4 P: 8	R: 0 H: 0 E: 0 LOB: 0 K: 1 BB: 0 S: 5 P: 5	R: 0 H: 0 E: 0 LOB: 0 K: 1 BB: 0 S: 5 P: 5	R: 0 H: 0 E: 0 LOB: 1 K: 0 BB: 1 S: 3 P: 7	R: 0 H: 0 E: 0 LOB: 0 K: 1 BB: 1 S: 4 P: 8	1B: 5 SF: 0 2B: 0 SAC: 2 3B: 1 DP: 1 HR: 0 HBP: 0	WP: 0 PA: 34 PB: 0 SB: 1 CS: 0
PITCHER	IP WLS BF H R ER SO BB IBB HBP BLK WP HR S P ERA WHIP										
Diego Segui, R (1, 1) ERA: 3.34	5.0 L 21 6 3 3 2 1 0 0 0 0 0 0 24 28 5.40 1.400										
Bob Locker, R (6, 1) ERA: 3.13	3.0 10 0 0 0 2 1 0 0 0 0 0 0 13 17 0.00 0.333										
Jim Roland, L (9, 1) ERA: 2.86	1.0 3 0 0 0 1 1 0 0 0 0 0 0 4 8 0.00 1.000										

Chicago White Sox @ Oakland Athletics
Oakland-Alameda County Coliseum, Oakland, CA
Sun Aug 08 1971, 3:38 AM PDT
Att: 12,110 - Unknown

livebaseballscorecards.com



Batter	1	2	3	4	5	6	7	8	9	AB	R	H	RBI	BB	SO	LOB
--------	---	---	---	---	---	---	---	---	---	----	---	---	-----	----	----	-----

Bert Campaneris, R OBP: 0.280, SLG: 0.332 (1, 6)	0-0 3-1 ①		4-0 BB BBB		0-0 1B 1B			0-0 6-3 ①		3	0	1	0	1	0	0
Angel Mangual, R OBP: 0.344, SLG: 0.384 Rick Monday, L OBP: 0.332, SLG: 0.417 (1, 8) (6, 8)	0-0 F7 ②		0-0 F2 ③		0-0 FC6-4 1B 1-3			0-0 F7 ②		3	0	1	0	0	0	1
Reggie Jackson, L OBP: 0.351, SLG: 0.469 Bob Locker, S Dick Green, R OBP: 0.333, SLG: 0.358 Jim Roland, R (1, 9) (6, 1) (8, PH) (9, 1)	0-0 4-1 ③			0-0 3-1 ①	0-0 FC6-4 ③ 1-2f			0-0 F9 ③		3	0	0	0	0	0	2
Tommy Davis, R OBP: 0.360, SLG: 0.388 (1, 3)		0-0 F8 ①		0-0 F6 ②		0-0 F9 ①		0-0 1-3 ①		4	0	0	0	0	0	0
Sal Bando, R OBP: 0.384, SLG: 0.458 Joe Rudi, R OBP: 0.293, SLG: 0.403 (1, 5) (6, 7)		0-0 4-1 ②		4-0 1B BB BBB		0-0 F6 ②		0-0 6-3 ②		1	0	0	0	1	0	0
Gene Tenace, R OBP: 0.410, SLG: 0.504 (1, 2)		4-0 FC6-4 BB BBB		0-0 1-2 1B BB		0-3 K ③		0-0 HR		3	1	2	1	1	1	0
George Hendrick, R OBP: 0.289, SLG: 0.347 (1, 7) (6, 9)		0-0 FC6-4 ③ 1-2f		0-0 5-3 ③			0-0 F4 ①		0-0 1B	4	0	1	0	0	0	3
Larry Brown, R OBP: 0.240, SLG: 0.233 (1, 4)			0-0 F8 ①		0-3 K ①		0-0 6-3 ②		0-0 F8 ③	4	0	0	0	0	1	1
Diego Segui, R OBP: 0.091, SLG: 0.156 Tony La Russa, R (1, 1) (5, PH) (6, 5)			0-0 1-3 ②		0-0 F5 ②		0-3 K ③			1	0	0	0	0	0	0
										2	0	0	0	0	1	0

Inning Stats	R: 0 E: 0 K: 0 S: 3	H: 0 LOB: 0 BB: 0 P: 3	R: 0 E: 0 K: 0 S: 3	H: 0 LOB: 1 BB: 1 P: 7	R: 0 E: 0 K: 0 S: 3	H: 0 LOB: 1 BB: 1 P: 7	R: 0 E: 0 K: 0 S: 4	H: 1 LOB: 2 BB: 1 P: 8	R: 0 E: 0 K: 1 S: 7	H: 2 LOB: 2 BB: 0 P: 7	R: 0 E: 0 K: 1 S: 5	H: 0 LOB: 0 BB: 0 P: 5	R: 0 E: 0 K: 1 S: 5	H: 0 LOB: 0 BB: 0 P: 5	R: 0 E: 0 K: 0 S: 3	H: 0 LOB: 0 BB: 0 P: 3	R: 1 E: 0 K: 0 S: 5	H: 2 LOB: 1 BB: 0 P: 5	1B: 4 2B: 0 3B: 0 HR: 1	SF: 0 SAC: 0 DP: 0 HBP: 0	WP: 0 PB: 0 SB: 0 CS: 0	PA: 35 ERA WHIP	
PITCHER Wilbur Wood, L ERA: 1.9 (1, 1)	IP 9.0	WLS W	BF 35	H 5	R 1	ER 1	SO 3	BB 3	IBB 0	HBP 0	BLK 0	WP 0	HR 1	S 38	P 50	ERA 1.00	WHIP 0.889						ERA WHIP

BOTTOM

Chicago White Sox @ Oakland Athletics
Oakland-Alameda County Coliseum, Oakland, CA

livebaseballscorecards.com

AB	32
R	1
H	5
RBI	1
BB	3
SO	3
LOB	7



Sun Aug 08 1971, 3:38 AM PDT
Att. 12,110 - Unknown

Batter	1	2	3	4	5	6	7	8	9	AB R H RBI BB SO LOB	TOP	
Ted Uhlaender, L (1, 7) OBP: 0.327, SLG: 0.305	0-0 4-3		0-0 1B 1B	0-0 3-1			0-0 1B 1B	0-0 4-1		5 2 2 0 0 0 2	Cleveland Indians @ Chicago White Sox Comiskey Park, Chicago, IL Tue Aug 10 1971, 8:05 PM EDT Att: 17,337 - Unknown livebaseballscorecards.com	
Vada Pinson, L (1, 8) OBP: 0.296, SLG: 0.367	0-0 1B		0-0 F8			0-0 4-3	0-0 1B 1B	0-0 SH2-4 1B	5 1 3 0 0 0 1			
Chris Chambliss, L (1, 3) OBP: 0.368, SLG: 0.426	0-0 F7		0-0 1B 1B			0-3 K	0-0 1B 1B	0-0 SH2-4	4 1 2 1 0 1 1			
Graig Nettles, L (1, 5) OBP: 0.368, SLG: 0.460	0-0 6-3		0-0 1B 1B			0-0 1B	0-0 L5-3 1B	0-0 F7	5 0 3 2 0 0 2			
Frank Baker, L (1, 9) OBP: 0.275, SLG: 0.341 Roy Foster, R (7, PH) OBP: 0.302, SLG: 0.383		0-0 CS 1B	0-0 1-2 2-H 1B			0-0 F6	0-0 F8	0-3 K	3 0 2 1 0 0 1 2 0 0 0 0 1 3			
John Lowenstein, L (1, 4) OBP: 0.260, SLG: 0.302 Kurt Bevacqua, R (7, PH) OBP: 0.200, SLG: 0.225		0-3 K	0-3 K			0-0 F7	0-0 L5-3		3 0 0 0 0 2 3 1 0 0 0 0 0 2			
Ray Fosse, R (1, 2) OBP: 0.309, SLG: 0.338		0-0 E6		4-0 SH1-4 BB		4-0 BB		0-0 F9	2 0 0 0 2 0 0			
Eddie Leon, R (1, 6) OBP: 0.316, SLG: 0.326		0-0 F9		0-0 SH1-4		0-3 K		0-0 1B	3 0 1 0 0 1 2			
Sam McDowell, L (1, 1) OBP: 0.203, SLG: 0.190 Alan Foster, R (7, 1) OBP: 0.079, SLG: 0.083 Phil Hennigan, R (7, 1)			0-0 5-3	0-3 K		0-0 F9		0-3 K	3 0 0 0 0 1 2 0 0 0 0 0 0 0 1 0 0 0 0 1 1			
Inning Stats	R: 0 H: 1 E: 0 LOB: 1 K: 0 BB: 0 S: 4 P: 4	R: 0 H: 1 E: 1 LOB: 1 K: 1 BB: 0 S: 6 P: 6	R: 2 H: 4 E: 0 LOB: 2 K: 1 BB: 0 S: 9 P: 9	R: 0 H: 0 E: 0 LOB: 1 K: 1 BB: 1 S: 5 P: 9	R: 0 H: 1 E: 0 LOB: 1 K: 1 BB: 0 S: 6 P: 6	R: 0 H: 0 E: 0 LOB: 1 K: 1 BB: 1 S: 5 P: 9	R: 2 H: 4 E: 0 LOB: 1 K: 0 BB: 0 S: 6 P: 6	R: 0 H: 1 E: 0 LOB: 1 K: 1 BB: 0 S: 6 P: 6	R: 0 H: 1 E: 0 LOB: 1 K: 1 BB: 0 S: 6 P: 6	1B: 13 SF: 0 2B: 1 SAC: 2 3B: 0 DP: 1 HR: 0 HBP: 0		WP: 0 PA: 41 PB: 0 SB: 0 CS: 1
PITCHER	IP WLS BF H R ER SO BB IBB HBP BLK WP HR S P ERA WHIP											
Tom Bradley, R (1, 1) ERA: 2.95	6.0 L 30 10 4 4 5 2 0 0 0 0 0 0 38 46 6.00 2.000											
Terry Forster, L (7, 1) ERA: 4.38	0.1 2 1 0 0 0 0 0 0 0 0 0 0 2 2 0.00 3.000											
Steve Kealey, R (7, 1) ERA: 4.47	0.2 1 0 0 0 0 0 0 0 0 0 0 0 1 1 0.00 0.000											
Rich Hinton, L (8, 1) ERA: 1.26	2.0 8 2 0 0 0 2 0 0 0 0 0 0 12 12 0.00 1.000											

AB	37
R	4
H	13
RBI	4
BB	2
SO	7
LOB	20



Batter	1	2	3	4	5	6	7	8	9	AB	R	H	RBI	BB	SO	LOB	BOTTOM										
Lee Richard, R (1, 6) OBP: 0.294, SLG: 0.308 Pat Kelly, L (7, PH) OBP: 0.419, SLG: 0.434 (8, 9)	0-0 FC5-4 1B		4-0 CS BB		0-0 1-3		4-0 1-2 2-3 BB		4-0 BB BB	2	0	1	0	1	0	0	Cleveland Indians @ Chicago White Sox Comiskey Park, Chicago, IL Tue Aug 10 1971, 8:05 PM EDT Att. 17,337 - Unknown										
Walt Williams, R (1, 9) OBP: 0.359, SLG: 0.448 Rich Hinton, L (8, 1) Ed Herrmann, L (9, PH) OBP: 0.328, SLG: 0.383	0-0 F6		4-0 FC5-4 BB 1-2		0-3 K	0-0 6-3		0-3 K	3	0	0	0	1	1	4	0			0	0	0						
Mike Andrews, R (1, 3) OBP: 0.391, SLG: 0.413 (8, 4)	0-0 F4		0-0 FC5-4 BB 1-2f		0-0 6-3			0-0 F8	4	0	0	0	0	0	2												
Rick Reichardt, R (1, 7) OBP: 0.354, SLG: 0.470 (8, 3)	0-0 FC5-4 1-2f			0-0 WP 6-3 1B		0-0 2B		0-3 K	4	0	2	0	0	1	1												
Tom Egan, R (1, 2) OBP: 0.336, SLG: 0.456		0-3 K		0-3 K		0-3 K		4-0 BB	3	0	0	0	1	3	2												
Mike Hershberger, R (1, 8) OBP: 0.390, SLG: 0.325		0-0 F4		0-0 6-3		0-0 1-2	0-0 BB BB 1B	0-0 F7	4	0	1	0	0	0	2												
Steve Huntz, S (1, 5) OBP: 0.385, SLG: 0.538		0-0 1B		0-3 K 2-3		0-0 F4			4	1	2	0	0	1	2												
Rich Morales, R (1, 4) OBP: 0.344, SLG: 0.312 (8, 6)		0-0 F9		0-0 F7		0-3 K		0-3 K	4	0	0	1	0	1	2												
Tom Bradley, R (1, 1) OBP: 0.119, SLG: 0.152 Terry Forster, L (7, 1) Steve Kealey, R (7, 1) OBP: 0.143, SLG: 0.143 Jay Johnstone, L (7, PH) OBP: 0.337, SLG: 0.398 (8, 7)			0-3 K		0-3 K		4-0 BB BB	0-0 3-H F6	2	0	0	0	0	2	0												
Inning Stats	R: 0 E: 0 K: 4	H: 1 LOB: 1 BB: 0 P: 4	R: 0 E: 0 K: 1 S: 6	H: 1 LOB: 1 BB: 0 P: 6	R: 0 E: 0 K: 1 S: 4	H: 0 LOB: 1 BB: 2 P: 12	R: 0 E: 0 K: 2 S: 8	H: 1 LOB: 1 BB: 0 P: 8	R: 0 E: 0 K: 1 S: 5	H: 0 LOB: 0 BB: 0 P: 5	R: 0 E: 0 K: 2 S: 8	H: 1 LOB: 1 BB: 0 P: 8	R: 0 E: 0 K: 1 S: 6	H: 1 LOB: 3 BB: 2 P: 14	R: 0 E: 0 K: 1 S: 5	H: 0 LOB: 1 BB: 1 P: 9			R: 1 E: 0 K: 1 S: 6	H: 1 LOB: 1 BB: 1 P: 10	1B: 4 2B: 1 3B: 1 HR: 0	SF: 0 SAC: 0 DP: 0 HBP: 0	WP: 1 PB: 0 SB: 0 CS: 1	PA: 38			
PITCHER	IP	WLS	BF	H	R	ER	SO	BB	IBB	HBP	BLK	WP	HR	S	P	ERA	WHIP	PITCHER									
Sam McDowell, L (1, 1) ERA: 2.87	6.0	W	23	4	0	0	7	2	0	0	0	1	0	35	43	0.00	1.000										
Alan Foster, R (7, 1) ERA: 4.13	0.2		5	1	0	0	1	2	0	0	0	0	0	5	13	0.00	4.500										
Phil Hennigan, R (7, 1) ERA: 4.24	2.1	S	10	1	1	1	2	2	0	0	0	0	0	12	20	3.86	1.286										

AB	32
R	1
H	6
RBI	1
BB	6
SO	10
LOB	16



Batter	1	2	3	4	5	6	7	8	9	10	11	12	AB R H RBI BB SO LOB	TOP																		
Ted Uhlaender, L (1, 7) OBP: 0.331, SLG: 0.323	0-0 HR		0-0 F8			0-0 WP G3 2B		0-0 5-3 1B		0-0 6-3			5 2 3 1 0 0 1																			
Vada Pinson, L (1, 8) OBP: 0.295, SLG: 0.365	0-0 4-3		0-0 G3			0-0 F5		0-0 5-3 1B		0-3 K			5 0 1 0 0 0 1 2																			
Chris Chambliss, L (1, 3) OBP: 0.361, SLG: 0.417	0-0 4-3			0-0 6-3		0-0 G3		0-0 5-3		0-0 5-3			5 0 0 1 0 0 2																			
Graig Nettles, L (1, 5) OBP: 0.367, SLG: 0.457	0-0 4-3			0-0 G3		0-0 E 1B		0-0 F5		0-0 F9			5 0 1 0 0 0 2																			
Frank Baker, L (1, 9) OBP: 0.268, SLG: 0.331		0-3 K		0-0 F9		0-0 F8		0-3 K				0-0 6-3	4 0 0 0 0 0 2 1																			
Roy Foster, R (12, PH) OBP: 0.301, SLG: 0.382													1 0 0 0 0 0 0																			
Ray Fosse, R (1, 2) OBP: 0.307, SLG: 0.345		0-3 K				0-3 K		0-0 F8		0-0 5-3		0-0 HR	5 1 1 1 0 2 0																			
John Lowenstein, L (1, 4) OBP: 0.265, SLG: 0.307		0-0 F7				0-0 1B		0-3 K		0-0 F9		0-0 5-3	2 0 1 0 0 0 0																			
Kurt Bevacqua, R (7, PH) OBP: 0.193, SLG: 0.217													3 0 0 0 0 0 1 0																			
Eddie Leon, R (1, 6) OBP: 0.314, SLG: 0.324			0-3 K			0-0 F4		0-0 4-1		0-0 5-3		0-0 1B	5 0 1 0 0 0 1 1																			
Ray Lamb, R (1, 1) OBP: 0.154, SLG: 0.108								0-0 F4				0-3 K	2 0 0 0 0 1 0 1																			
Steve Hargan, R (9, 1) OBP: 0.074, SLG: 0.074													0 0 0 0 0 0 0 0																			
Chuck Hinton, R (10, PH) OBP: 0.336, SLG: 0.442													1 0 0 0 0 0 0 0																			
Ed Farmer, R (10, 1) OBP: 0.336, SLG: 0.442													1 0 0 0 0 0 1 1																			
Inning Stats	R: 1 E: 0 K: 0 S: 4	H: 1 LOB: 0 BB: 0 P: 4	R: 0 E: 0 K: 2 S: 7	H: 0 LOB: 0 BB: 0 P: 7	R: 0 E: 0 K: 1 S: 5	H: 0 LOB: 1 BB: 1 P: 9	R: 0 E: 0 K: 0 S: 3	H: 0 LOB: 0 BB: 0 P: 3	R: 0 E: 0 K: 1 S: 6	H: 1 LOB: 1 BB: 0 P: 6	R: 1 E: 1 K: 0 S: 5	H: 2 LOB: 1 BB: 0 P: 5	R: 0 E: 0 K: 1 S: 5	H: 0 LOB: 0 BB: 0 P: 5	R: 0 E: 0 K: 1 S: 5	H: 0 LOB: 0 BB: 0 P: 5	R: 0 E: 0 K: 1 S: 5	H: 0 LOB: 0 BB: 0 P: 5	R: 0 E: 0 K: 1 S: 5	H: 0 LOB: 0 BB: 0 P: 5	R: 1 E: 0 K: 1 S: 7	H: 2 LOB: 1 BB: 0 P: 7	1B: 5 2B: 1 3B: 0 HR: 2	SF: 0 SAC: 0 DP: 0 HBP: 0	WP: 1 PB: 0 SB: 0 CS: 0	PA: 45						
PITCHER	IP WLS BF H R ER SO BB IBB HBP BLK WP HR S P ERA WHIP																															
Joe Horlen, R (1, 1) ERA: 3.65	6.0		23	4	2	2	4	1	0	0	0	0	0	0	0	0	3.00	0.833														
Terry Forster, L (7, 1) ERA: 4.11	2.0		8	2	0	0	1	0	0	0	0	0	0	0	0	0	0.00	1.000														
Steve Keasley, R (9, 1) ERA: 4.31	2.0		6	0	0	0	1	0	0	0	0	0	0	0	0	0	0.00	0.000														
Rich Hinton, L (11, 1) ERA: 1.65	2.0	L	8	2	1	1	2	0	0	0	0	0	0	0	1	12	4.50	1.000														

Cleveland Indians @ Chicago White Sox
Comiskey Park, Chicago, IL
 Wed Aug 11 1971, 8:05 PM EDT
 Att: 8,826 - Unknown

AB	44
R	3
H	8
RBI	3
BB	1
SO	8
LOB	11



WP	1	PA	45
PB	0		
SB	0		
CS	0		

Batter	1	2	3	4	5	6	7	8	9	10	11	12	AB	R	H	RBI	BB	SO	LOB
Walt Williams, R OBP: 0.355, SLG: 0.440 (1, 7)	0-0 6-3		0-0 5-3			0-0 6-3			0-0 SH5-4 1B BB	0-0 FC6-5-4-1			4	1	0	0	1	0	2
Pat Kelly, L OBP: 0.419, SLG: 0.422 (1, 9)	4-0 S BB			0-0 5-3		0-0 F8			4-0 SH5-4 1B BB	0-3 K			3	1	0	0	2	1	1
Mike Andrews, R OBP: 0.386, SLG: 0.407 (1, 4)	0-0 F5			0-0 P4		0-0 F7			0-0 SH5-4		0-0 F8		4	0	0	0	0	0	1
Rick Reichardt, R OBP: 0.352, SLG: 0.466 (1, 3)	0-0 6-3			0-3 K		0-0 6-3			0-0 3-1 1B		0-0 6-3		5	0	1	2	0	1	1
Ed Herrmann, L OBP: 0.321, SLG: 0.374 (1, 2)		0-3 K			0-0 G3			0-3 K	0-0 3-1		0-0 G3		5	0	0	0	0	2	1
Jay Johnstone, L OBP: 0.338, SLG: 0.396 (1, 8)		0-0 G3			0-0 1B			0-3 K	4-0 BB			0-0 4-3	4	0	1	0	1	1	0
Steve Huntz, S OBP: 0.389, SLG: 0.500 (1, 5)		0-0 G3			0-0 1B			0-0 1B	0-0 G3			0-0 F4	5	0	2	0	0	0	2
Rich Morales, R OBP: 0.341, SLG: 0.310 (1, 6)			0-0 F7		0-0 G5-4-3			0-3 K		0-0 SH2-4 1B		0-0 6-3	4	0	1	0	0	1	3
Lee Richard, R OBP: 0.293, SLG: 0.307 (10, PR) (11, 6)					1-2r								1	0	0	0	0	0	0
Joe Horlen, R OBP: 0.088, SLG: 0.091 (6, PH)			0-3 K			0-0 G3		0-0 F7		0-0 SH2-4			1	0	0	0	0	0	1
Tony Muser, L OBP: 0.500, SLG: 0.500 (7, 1)													1	0	0	0	0	0	0
Terry Forster, L (8, PH)													0	0	0	0	0	0	0
Mike Hershberger, R OBP: 0.397, SLG: 0.323 (8, 1)													1	0	0	0	0	0	1
Steve Kestley, R OBP: 0.143, SLG: 0.143 (10, PH)													0	0	0	0	0	0	0
Rich Hinton, L (11, 1)													0	0	0	0	0	0	0

Inning Stats	R: 0	H: 0	E: 0	K: 0	LOB: 1	BB: 1	P: 7	R: 0	H: 0	E: 0	K: 1	LOB: 0	BB: 0	P: 5	R: 0	H: 0	E: 0	K: 1	LOB: 0	BB: 0	P: 5	R: 0	H: 0	E: 0	K: 1	LOB: 0	BB: 0	P: 5	R: 0	H: 2	E: 0	K: 0	LOB: 1	BB: 0	P: 4	R: 0	H: 0	E: 0	K: 0	LOB: 0	BB: 0	P: 3	R: 0	H: 1	E: 0	K: 2	LOB: 1	BB: 0	P: 8	R: 2	H: 1	E: 0	K: 0	LOB: 2	BB: 3	P: 16	R: 0	H: 1	E: 0	K: 1	LOB: 1	BB: 0	P: 6	R: 0	H: 0	E: 0	K: 0	LOB: 0	BB: 0	P: 3	R: 0	H: 0	E: 0	K: 0	LOB: 0	BB: 0	P: 3	R: 0	H: 0	E: 0	K: 0	LOB: 0	BB: 0	P: 3	1B: 5	2B: 0	3B: 0	HR: 0	SF: 0	SAC: 2	DP: 1	HBP: 0	WP: 0	PA: 44
--------------	------	------	------	------	--------	-------	------	------	------	------	------	--------	-------	------	------	------	------	------	--------	-------	------	------	------	------	------	--------	-------	------	------	------	------	------	--------	-------	------	------	------	------	------	--------	-------	------	------	------	------	------	--------	-------	------	------	------	------	------	--------	-------	-------	------	------	------	------	--------	-------	------	------	------	------	------	--------	-------	------	------	------	------	------	--------	-------	------	------	------	------	------	--------	-------	------	-------	-------	-------	-------	-------	--------	-------	--------	-------	--------

PITCHER	IP	WLS	BF	H	R	ER	SO	BB	IBB	HBP	BLK	WP	HR	S	P	ERA	WHIP
Ray Lamb, R ERA: 2.85 (1, 1)	8.0		29	3	2	2	6	3	0	0	0	0	0	38	50	2.25	0.750
Steve Hargan, R ERA: 6.78 (9, 1)	1.0		5	1	0	0	0	1	0	0	0	0	0	4	8	0.00	2.000
Ed Farmer, R ERA: 2.06 (10, 1)	3.0	W	10	1	0	0	1	0	0	0	0	0	0	12	12	0.00	0.333


BOTTOM

Cleveland Indians @ Chicago White Sox
Comiskey Park, Chicago, IL

Wed Aug 11 1971, 8:05 PM EDT
Att. 8,826 - Unknown

livebaseballscorecards.com

AB	38
R	2
H	5
RBI	2
BB	4
SO	7
LOB	12



Batter	1	2	3	4	5	6	7	8	9	AB R H RBI BB SO LOB	TOP		
Ted Uhlaender, L (1, 7) OBP: 0.335, SLG: 0.330	0-0 FC4-6 1B	0-0 PB 1B		0-0 PB 1-3 2B			0-0 L7 1		0-0 1-3 3	5 0 3 1 0 0 0	Cleveland Indians @ Chicago White Sox Comiskey Park, Chicago, IL Thu Aug 12 1971, 4:33 AM EDT Att. 8,836 - Unknown livebaseballscorecards.com		
Vada Pinson, L (1, 8) OBP: 0.292, SLG: 0.361	0-0 FC4-6 E S 1B 1-2f	0-0 6-3 1-2		0-0 4-3 2-3 3-H			0-0 1-3 2		0-0 1-3 3	4 1 0 0 0 0 3			
Ray Fosse, R (1, 2) OBP: 0.307, SLG: 0.344	0-0 F8 1B 1-H		0-0 F9 1		0-0 5-3 1		0-0 F2 3			4 0 1 1 0 0 0			
Graig Nettles, L (1, 5) OBP: 0.364, SLG: 0.453	0-0 F8 1-2		0-0 G3 2		0-0 F9 2		0-0 G3 1			4 0 0 0 0 0 1			
Chuck Hinton, R (1, 3) OBP: 0.333, SLG: 0.436		0-0 F9 1	0-0 6-3 3		0-0 F8 3		0-0 1B 2			4 0 1 0 0 0 0			
Roy Foster, R (1, 9) OBP: 0.300, SLG: 0.380		0-0 WP E 1B 1B		0-0 5-3 1		0-0 P3 1		0-0 L5 2		4 1 1 0 0 0 1			
Eddie Leon, R (1, 6) OBP: 0.314, SLG: 0.324		0-0 E6 WP E 1-2		0-0 6-3 2		0-0 1B 2		0-0 L4 3		4 1 1 0 0 0 2			
Kurt Bevacqua, R (1, 4) OBP: 0.207, SLG: 0.264		0-0 E8 1B 1B 1-H 2-H		0-0 HR		0-3 K 2		0-0 1-5-3 1		4 2 2 2 0 1 1			
Mike Paul, L (1, 1) OBP: 0.167, SLG: 0.091 Alan Foster, R (4, 1) OBP: 0.075, SLG: 0.079		0-0 F5 2		0-0 2B PB 1B		0-3 K 3		0-0 F9 2		2 1 1 0 0 0 1 2 0 0 0 0 1 1			
Inning Stats	R: 1 H: 2 E: 0 LOB: 1 K: 0 BB: 0 S: 4 P: 4	R: 3 H: 3 E: 2 LOB: 1 K: 0 BB: 0 S: 7 P: 7	R: 0 H: 0 E: 0 LOB: 0 K: 0 BB: 0 S: 3 P: 3	R: 2 H: 3 E: 0 LOB: 1 K: 0 BB: 0 S: 6 P: 6	R: 0 H: 0 E: 0 LOB: 0 K: 0 BB: 0 S: 3 P: 3	R: 0 H: 1 E: 0 LOB: 1 K: 2 BB: 0 S: 8 P: 8	R: 0 H: 0 E: 0 LOB: 0 K: 0 BB: 0 S: 3 P: 3	R: 0 H: 1 E: 0 LOB: 1 K: 0 BB: 0 S: 4 P: 4	R: 0 H: 0 E: 0 LOB: 0 K: 0 BB: 0 S: 3 P: 3	1B: 8 SF: 0 2B: 1 SAC: 0 3B: 0 DP: 0 HR: 1 HBP: 0	WP: 1 PA: 37 PB: 2 SB: 1 CS: 0		
PITCHER	IP WLS BF H R ER SO BB IBB HBP BLK WP HR S P ERA WHIP											PITCHER	IP WLS BF H R ER SO BB IBB HBP BLK WP HR S P ERA WHIP
Wilbur Wood, L (1, 1) ERA: 1.99	4.0 L 20 8 6 3 0 0 0 0 0 0 1 1 20 20 6.75 2.000												
Vicente Romo, R (5, 1) ERA: 4.33	3.0 10 1 0 0 2 0 0 0 0 0 0 0 14 14 0.00 0.333												
Steve Kealey, R (8, 1) ERA: 4.17	2.0 7 1 0 0 0 0 0 0 0 0 0 0 7 7 0.00 0.500												

AB	37
R	6
H	10
RBI	4
BB	0
SO	2
LOB	10



Batter	1	2	3	4	5	6	7	8	9	AB	R	H	RBI	BB	SO	LOB
Lee Richard, R OBP: 0.291, SLG: 0.301 (1, 6)	0-0 4-3		0-0 F9		4-0 G6-4-3 BB		0-0 F9		0-0 G6-4-3 1-2f	4	0	0	0	1	0	2
Mike Hershberger, R OBP: 0.384, SLG: 0.315 (1, 8)	0-0 E4		0-0 F7		0-0 G6-4-3 1-2f		4-0 FC5-4 BB			3	0	0	0	1	0	1
Walt Williams, R OBP: 0.354, SLG: 0.437 Steve Kealey, R OBP: 0.143, SLG: 0.143 (1, 9) (8, 1)	0-0 F8			0-0 1B SF7 1B	0-0 L5		0-0 FC5-4 1-2f			4	1	1	0	0	0	3
Rick Reichardt, R OBP: 0.353, SLG: 0.466 (1, 7) (5, 3) (8, 7)	0-0 F9			0-0 BB 1B 1B		0-0 FC4-6 1B		0-0 P4		4	1	2	0	0	0	1
Mike Andrews, R OBP: 0.387, SLG: 0.406 (1, 3) (5, 4)		0-0 4-3		4-0 1B BB		0-0 FC4-6 PB 1-2f		0-0 1B		3	0	1	0	1	0	1
Steve Huntz, S OBP: 0.364, SLG: 0.450 (1, 5)		4-0 FC5-4 BB		0-0 SF7		0-0 L4		0-0 F8		2	0	0	1	1	0	2
Tom Egan, R OBP: 0.335, SLG: 0.452 (1, 2)		0-0 F7		0-0 3-H 0-0 1-3 2-H 1B		0-3 K 1-2		0-0 5-3		4	0	1	1	0	1	3
Rich Morales, R OBP: 0.339, SLG: 0.308 Jay Johnstone, L OBP: 0.334, SLG: 0.392 (1, 4) (4, PH) (5, 7) (8, 9)		0-0 FC5-4 1-2f		0-0 P6		0-0 F2		0-0 5-3		1	0	0	0	0	0	1
Wilbur Wood, R OBP: 0.127, SLG: 0.031 Pat Kelly, L OBP: 0.415, SLG: 0.418 Vicente Romo, R OBP: 0.250, SLG: 0.143 Tony Muser, L OBP: 0.667, SLG: 0.600 (1, 1) (4, PH) (5, 1) (7, PH) (8, 3)			0-3 K	0-0 F8		4-0 BB BB		0-0 G6-4-3 1B		3	0	0	0	0	0	2

Inning Stats	R: 0	H: 0	E: 1	LOB: 1	K: 0	BB: 0	S: 4	P: 4	R: 0	H: 0	E: 0	LOB: 1	K: 0	BB: 1	S: 3	P: 7	R: 0	H: 0	E: 0	LOB: 0	K: 1	BB: 0	S: 5	P: 5	R: 2	H: 3	E: 0	LOB: 2	K: 0	BB: 1	S: 6	P: 10	R: 0	H: 1	E: 0	LOB: 1	K: 1	BB: 0	S: 6	P: 6	R: 0	H: 0	E: 0	LOB: 0	K: 0	BB: 1	S: 2	P: 6	R: 0	H: 0	E: 0	LOB: 2	K: 0	BB: 2	S: 3	P: 11	R: 0	H: 1	E: 0	LOB: 1	K: 0	BB: 0	S: 4	P: 4	R: 0	H: 1	E: 0	LOB: 0	K: 0	BB: 0	S: 3	P: 3	1B: 6	SF: 1	2B: 0	SAC: 0	3B: 0	DP: 2	HR: 0	HBP: 0	WP: 0	PA: 37
PITCHER	IP	WLS	BF	H	R	ER	SO	BB	IBB	HBP	BLK	WP	HR	S	P	ERA	WHIP																																																																	
Mike Paul, L ERA: 5.74 Alan Foster, R ERA: 3.96	(1, 1) (4, 1)	3.1 5.2	W 21	3 3	2 0	2 0	1 1	2 3	0 0	0 0	0 0	0 0	0 0	16 20	24 32	5.40 0.00	1.500 1.059																																																																	

BOTTOM

Cleveland Indians @ Chicago White Sox
Comiskey Park, Chicago, IL
Thu Aug 12 1971, 4:33 AM EDT
Att. 8,836 - Unknown

livebaseballscorecards.com

AB	31
R	2
H	6
RBI	2
BB	5
SO	2
LOB	18



Batter	1	2	3	4	5	6	7	8	9	AB R H RBI BB SO LOB	TOP			
Mark Belanger, R (1, 6) OBP: 0.361, SLG: 0.303	0-0 1-3		0-0 WP 1B	0-0 S 1B		0-0 6-3		0-0 FC4-6 S 1B		5 3 2 0 0 0 2				
Paul Blair, R (1, 8) OBP: 0.296, SLG: 0.371	0-0 4-3		0-0 FC6-4 1-H 2B	0-0 G4-3 1-H 1B			0-3 K	0-0 1B HR		5 2 3 3 0 1 0				
Merv Rettenmund, R (1, 7) OBP: 0.416, SLG: 0.454	0-0 F9		0-0 F8	0-0 G4-3 1-2f			0-0 BB 1B	0-0 1-2 HR		5 2 2 0 0 0 2				
Frank Robinson, R (1, 9) OBP: 0.393, SLG: 0.502		0-3 K	4-0 FC6-4 1-2 BB		0-3 K		4-0 1B 1-2 SF8 BB	0-0 1-H 2-H HR		3 2 1 3 2 2 0				
Boog Powell, L (1, 3) OBP: 0.371, SLG: 0.440		0-0 1B	0-0 FC6-4 1-2f 2-3 2B		0-3 K		0-0 1-3 2-H SF8 1B	0-0 L4		5 2 2 1 0 1 2				
Brooks Robinson, R (1, 5) OBP: 0.350, SLG: 0.415		0-0 1B	0-0 1-H 3-H 2B		0-0 F7		0-0 1-2 3-H SF8		0-3 K	4 0 2 3 0 1 0				
Davey Johnson, R (1, 4) OBP: 0.351, SLG: 0.439		0-0 1-2 2-H 1B	0-0 6-3			0-0 F7	0-3 K		0-0 F8	5 0 1 1 0 1 2				
Andy Etchebarren, R (1, 2) OBP: 0.306, SLG: 0.367		0-0 F8		0-0 HR		0-0 SH3 1B		0-0 F8	0-0 1B	5 1 3 1 0 0 2				
Dave McNally, R (1, 1) OBP: 0.179, SLG: 0.200		0-0 FC6-4		0-3 K		0-0 SH3		0-0 FC4-6 1B	0-3 K	2 0 0 0 0 1 2				
Dave Leonhard, R (7, 1) OBP: 0.333, SLG: 0.333										2 0 1 0 0 1 1				
Inning Stats	R: 0 E: 0 K: 0 S: 3 H: 0 LOB: 0 BB: 0 P: 3	R: 1 E: 0 K: 1 S: 8 H: 3 LOB: 2 BB: 0 P: 8	R: 3 E: 0 K: 0 S: 6 H: 3 LOB: 1 BB: 1 P: 10	R: 2 E: 0 K: 1 S: 7 H: 3 LOB: 0 BB: 0 P: 7	R: 0 E: 0 K: 2 S: 7 H: 0 LOB: 0 BB: 0 P: 7	R: 0 E: 0 K: 0 S: 4 H: 1 LOB: 1 BB: 0 P: 4	R: 2 E: 0 K: 2 S: 9 H: 2 LOB: 1 BB: 1 P: 13	R: 4 E: 0 K: 0 S: 7 H: 4 LOB: 0 BB: 0 P: 7	R: 0 E: 0 K: 2 S: 8 H: 1 LOB: 1 BB: 0 P: 8	1B: 14 2B: 1 3B: 0 HR: 2 SF: 1 SAC: 1 DP: 1 HBP: 0	WP: 1 PB: 0 SB: 2 CS: 0 PA: 45			
PITCHER	IP WLS BF H R ER SO BB IBB HBP BLK WP HR S P ERA WHIP												PITCHER	IP WLS BF H R ER SO BB IBB HBP BLK WP HR S P ERA WHIP
Tommy John, L (1, 1) ERA: 3.27	3.0 L 16 6 4 4 1 1 0 0 0 0 1 0 17 21 12.00 2.333													
Joe Herten, R (4, 1) ERA: 3.71	3.0 12 4 2 2 3 0 0 0 0 0 0 1 18 18 6.00 1.333													
Terry Forster, L (7, 1) ERA: 5.35	2.0 13 6 6 6 2 1 0 0 0 0 0 1 16 20 27.00 3.500													
Steve Kealey, R (9, 1) ERA: 4.1	1.0 4 1 0 0 2 0 0 0 0 0 0 0 8 8 0.00 1.000													

Baltimore Orioles @ Chicago White Sox
Comiskey Park, Chicago, IL
Fri Aug 13 1971, 8:05 PM EDT
Att: 28,977 - Unknown

livebaseballscorecards.com

AB 41
R 12
H 17
RBI 12
BB 2
SO 8
LOB 13



BOTTOM

Baltimore Orioles @ Chicago White Sox
 Comiskey Park, Chicago, IL
 Fri Aug 13 1971, 8:05 PM EDT
 Att. 28,977 - Unknown

livebaseballscorecards.com

AB	30
R	1
H	6
RBI	1
BB	3
SO	2
LOB	16



WP:	1	PA:	34
PB:	0		
SB:	0		
CS:	0		

AB R H RBI BB SO LOB

4 0 3 1 0 0 0

4 0 0 0 0 0 5

2 0 0 0 2 0 3

3 0 0 0 1 0 4

4 0 0 0 0 0 2

4 0 1 0 0 0 0

3 0 0 0 0 2 0

3 0 0 0 0 0 2

0 0 0 0 0 0 0
 1 0 0 0 0 0 0
 0 0 0 0 0 0 0
 1 0 1 0 0 0 0
 0 1 0 0 0 0 0
 0 0 0 0 0 0 0
 1 0 1 0 0 0 0
 0 0 0 0 0 0 0

1B: 5 SF: 0
 2B: 1 SAC: 0
 3B: 0 DP: 3
 HR: 0 HBP: 1

Batter	1	2	3	4	5	6	7	8	9
Walt Williams, R (1, 9) OBP: 0.360, SLG: 0.442	0-0 G5-4-3 1B		0-0 F8			0-0 G6-4-3 1B		0-0 6-3 1B	
Mike Hershberger, R (1, 8) OBP: 0.374, SLG: 0.306	0-0 G5-4-3 1-2f			0-0 F7		0-0 G6-4-3 1-2f		0-0 6-3 1-2 2-3	
Mike Andrews, R (1, 3) OBP: 0.369, SLG: 0.403	4-0 BB			4-0 FC6-4 BB		0-0 F6		0-0 F9	
Bill Melton, R (1, 5) OBP: 0.356, SLG: 0.525	0-0 F7			0-0 F8		4-0 G6-4-3 BB		0-0 6-3	
Rick Reichardt, R (1, 7) OBP: 0.350, SLG: 0.462		0-0 F8		0-0 FC6-4 1-2f		0-0 G6-4-3 1-2f		0-0 F7	
Steve Huntz, S (1, 4) OBP: 0.346, SLG: 0.417		0-0 F2			0-0 F6		0-0 HBP 1B	0-0 F4	
Tom Egan, R (1, 2) OBP: 0.333, SLG: 0.445		0-3 K			0-0 F7		1-0 FC5-4 HBP	0-3 K	
Rich Morales, R (1, 6) OBP: 0.333, SLG: 0.302			0-0 6-3		0-0 6-3		0-0 FC5-4 1-2f		
Tommy John, R (1, 1) Luis Alvarado, R (3, PH) Joe Horlen, R (4, 1) Pat Kelly, L (6, PH) Tom Bradley, R (6, PR) Terry Forster, L (7, 1) Jay Johnstone, L (8, PH) Steve Kesley, R (9, 1)			0-0 F9			0-0 WP 1B 2B		0-0 6-3 1B	

Inning Stats	R: 0	H: 1	E: 0	LOB: 1	K: 0	P: 7	R: 0	H: 0	E: 0	LOB: 0	K: 1	P: 5	R: 0	H: 0	E: 0	LOB: 0	K: 0	P: 3	R: 0	H: 0	E: 0	LOB: 1	K: 0	P: 7	R: 0	H: 0	E: 0	LOB: 0	K: 0	P: 3	R: 1	H: 2	E: 0	LOB: 1	K: 0	P: 4	R: 0	H: 1	E: 0	LOB: 2	K: 0	P: 8	R: 0	H: 2	E: 0	LOB: 2	K: 0	P: 5	R: 0	H: 0	E: 0	LOB: 0	K: 1	P: 5	1B: 5	SF: 0	2B: 1	SAC: 0	3B: 0	DP: 3	HR: 0	HBP: 1	WP: 1	PA: 34
--------------	------	------	------	--------	------	------	------	------	------	--------	------	------	------	------	------	--------	------	------	------	------	------	--------	------	------	------	------	------	--------	------	------	------	------	------	--------	------	------	------	------	------	--------	------	------	------	------	------	--------	------	------	------	------	------	--------	------	------	-------	-------	-------	--------	-------	-------	-------	--------	-------	--------

PITCHER	IP	WLS	BF	H	R	ER	SO	BB	IBB	HBP	BLK	WP	HR	S	P	ERA	WHIP
Dave McNally, L (1, 1) ERA: 2.97	6.0	W	21	3	1	1	1	2	0	0	0	1	0	21	29	1.50	0.833
Dave Leonhard, R (7, 1) ERA: 1.76	3.0	S	13	3	0	0	1	1	0	1	0	0	0	13	18	0.00	1.333

Batter	1	2	3	4	5	6	7	8	9	AB	R	H	RBI	BB	SO	LOB	TOP
--------	---	---	---	---	---	---	---	---	---	----	---	---	-----	----	----	-----	-----

Don Buford, S (1, 7)
 OBP: 0.420, SLG: 0.479

Paul Blair, R (1, 8)
 OBP: 0.296, SLG: 0.370

Merv Rettenmund, R (1, 9)
 OBP: 0.414, SLG: 0.450

Boog Powell, L (1, 3)
 OBP: 0.369, SLG: 0.437

Brooks Robinson, R (1, 5)
 OBP: 0.356, SLG: 0.419

Davey Johnson, R (1, 4)
 OBP: 0.348, SLG: 0.434

Clay Dalrymple, L (1, 2)
 OBP: 0.411, SLG: 0.326

Mark Belanger, R (1, 6)
 OBP: 0.364, SLG: 0.306

Mike Cuellar, L (1, 1)
 OBP: 0.078, SLG: 0.093
Tom Shopay, L (8, PH)
 OBP: 0.326, SLG: 0.300
Tom Dukes, R (8, 1)
 OBP: 0.143, SLG: 0.286
Frank Robinson, R (9, PH)
 OBP: 0.392, SLG: 0.500

Inning Stats	R: 0 E: 0 K: 1 S: 5	H: 0 LOB: 0 BB: 0 P: 5	R: 0 E: 0 K: 0 S: 3	H: 1 LOB: 0 BB: 0 P: 3	R: 0 E: 0 K: 0 S: 4	H: 1 LOB: 1 BB: 0 P: 4	R: 0 E: 0 K: 1 S: 6	H: 1 LOB: 2 BB: 1 P: 10	R: 0 E: 0 K: 1 S: 5	H: 0 LOB: 1 BB: 1 P: 9	R: 0 E: 0 K: 1 S: 5	H: 0 LOB: 0 BB: 0 P: 5	R: 0 E: 0 K: 1 S: 5	H: 1 LOB: 0 BB: 0 P: 5	R: 0 E: 0 K: 1 S: 7	H: 2 LOB: 3 BB: 1 P: 11	R: 0 E: 0 K: 1 S: 6	H: 1 LOB: 2 BB: 1 P: 10
--------------	------------------------------	---------------------------------	------------------------------	---------------------------------	------------------------------	---------------------------------	------------------------------	----------------------------------	------------------------------	---------------------------------	------------------------------	---------------------------------	------------------------------	---------------------------------	------------------------------	----------------------------------	------------------------------	----------------------------------

PITCHER	IP	WLS	BF	H	R	ER	SO	BB	IBB	HBP	BLK	WP	HR	S	P	ERA	WHIP
Tom Bradley, R (1, 1) ERA: 2.84	7.2	W	30	6	0	0	5	3	0	0	0	0	0	37	49	0.00	1.174
Bart Johnson, R (8, 1) ERA: 3.18	1.1	S	6	1	0	0	2	1	0	0	0	0	0	9	13	0.00	1.500

G3

K

F4

3-1

G6-4-3, 1B

G6-4-3

F9

SH5-3, 1B

SH5-3

K

K

G3

BB, 1B

BB, 1-2, BB

F9

F9

F4

SH5-3

K

K

G3

BB, 1B

BB, 1-2, BB

F9

BB, 4-0, BB

F4

L6

6-3

6-3

K

F8

G6-4-3, 1B

G6-4-3

K

FC6-4, 1B

FC6-4, BB, 1B

F8

BB, 1B

BB

K

BB, 1B

F8

F9

FC6-4, 1B

K

AB	R	H	RBI	BB	SO	LOB	WP	HR	S	P	ERA	WHIP
4	0	0	0	0	1	3	0	0	37	49	0.00	1.174
4	0	1	0	0	2	0	0	0	9	13	0.00	1.500
3	0	0	0	1	1	0	0	0	0	0	0.00	0.000
4	0	1	0	0	1	3	0	0	3	4	0.00	1.174
3	0	3	0	1	0	0	0	0	0	0	0.00	0.000
4	0	0	0	0	0	5	0	0	0	0	0.00	0.000
3	0	0	0	0	0	0	0	0	0	0	0.00	0.000
3	0	0	0	1	1	1	0	0	0	0	0.00	0.000
4	0	0	0	0	0	5	0	0	0	0	0.00	0.000
3	0	2	0	1	0	1	0	0	0	0	0.00	0.000
1	0	0	0	0	0	1	0	0	0	0	0.00	0.000
1	0	0	0	0	0	1	0	0	0	0	0.00	0.000
0	0	0	0	0	0	0	0	0	0	0	0.00	0.000
1	0	0	0	0	1	2	0	0	0	0	0.00	0.000

Baltimore Orioles @ Chicago White Sox
 Comiskey Park, Chicago, IL
 Sat Aug 14 1971, 8:05 PM EDT
 Att: 10,148 - Unknown

AB	31
R	0
H	7
RBI	0
BB	4
SO	7
LOB	17



WP	0	PA	36
PB	0		
SB	0		
CS	0		

Batter	1	2	3	4	5	6	7	8	9	AB	R	H	RBI	BB	SO	LOB
Walt Williams, R OBP: 0.358, SLG: 0.439 (1, 9)	0-0 F8		0-0 1B		0-0 5-3		0-0 5-3			4	1	1	0	0	0	0
Jay Johnstone, L OBP: 0.342, SLG: 0.403 (1, 8)	0-0 1B		0-0 F8		0-0 2B		0-0 1B			4	0	3	0	0	0	1
Mike Andrews, R OBP: 0.390, SLG: 0.403 (1, 3)	0-0 L4-3		0-0 1B		4-0 BB		0-0 6-3			3	0	1	1	1	0	2
Bill Melton, R OBP: 0.355, SLG: 0.521 (1, 5)		4-0 SH1-4 BB	0-0 F7		0-0 F7		0-0 F7			3	0	0	0	1	0	3
Rick Reichardt, R OBP: 0.351, SLG: 0.459 (1, 7)		4-0 SH1-4 BB		0-3 K		4-0 5-3 WP		0-0 F6		2	1	0	0	2	1	0
Steve Huntz, S OBP: 0.345, SLG: 0.444 (1, 4)		0-0 SH1-4		0-0 G3		0-0 5-3		0-0 1-3		3	0	1	0	0	0	1
Ed Herrmann, L OBP: 0.321, SLG: 0.370 (1, 2)		0-3 K		0-0 G3		4-0 G5-4-3				2	0	0	0	1	1	3
Rich Morales, R OBP: 0.327, SLG: 0.296 (1, 6)		0-0 F4		0-0 5-3		0-0 G5-4-3				3	0	0	0	0	0	4
Tom Bradley, R OBP: 0.114, SLG: 0.145 (1, 1)			0-0 F8		0-0 6-3		0-0 1-3			3	0	0	0	0	0	0
Bart Johnson, R OBP: 0.209, SLG: 0.233 (8, 1)										0	0	0	0	0	0	0


Inning Stats	R: 0	H: 1	E: 0	K: 0	S: 3	R: 0	H: 0	E: 0	K: 1	S: 5	R: 1	H: 2	E: 0	K: 0	S: 5	R: 0	H: 1	E: 0	K: 1	S: 6	R: 0	H: 1	E: 0	K: 0	S: 4	R: 1	H: 0	E: 0	K: 0	S: 2	R: 0	H: 1	E: 0	K: 0	S: 4	R: 0	H: 0	E: 0	K: 0	S: 3										
PITCHER	IP	WLS	BF	H	R	ER	SO	BB	IBB	HBP	BLK	WP	HR	S	P	ERA	WHIP													PITCHER	IP	WLS	BF	H	R	ER	SO	BB	IBB	HBP	BLK	WP	HR	S	P	ERA	WHIP			
Mike Cuellar, L ERA: 3.34 (1, 1)	7.0	L	30	6	2	2	2	5	0	0	0	1	0	29	49	2.57	1.571																																	
Tom Dukes, R ERA: 3.58 (8, 1)	1.0		3	0	0	0	0	0	0	0	0	0	0	3	3	0.00	0.000																																	

BOTTOM

Baltimore Orioles @ Chicago White Sox
Comiskey Park, Chicago, IL

Sat Aug 14 1971, 8:05 PM EDT
Att. 10,148 - Unknown

AB	27
R	2
H	6
RBI	1
BB	5
SO	2
LOB	14



1B: 4	SF: 0	WP: 1	PA: 33
2B: 3	SAC: 1	PB: 0	
3B: 0	DP: 2	SB: 2	
HR: 0	HBP: 0	CS: 0	

Batter	1	2	3	4	5	6	7	8	9	AB R H RBI BB SO LOB	TOP																				
Don Buford, S (1, 7) OBP: 0.420, SLG: 0.476 BB BB BB	4-0 1B BB		4-0 F9 1-3 BB		0-3 K		0-0 L6			2 0 0 0 2 1 0	Baltimore Orioles @ Chicago White Sox Comiskey Park, Chicago, IL Sun Aug 15 1971, 4:33 AM EDT Att. 18,246 - Unknown livebaseballscorecards.com																				
Merv Rettenmund, R (1, 8) OBP: 0.410, SLG: 0.445 SS SS	0-3 K		0-0 1-3 1-2		0-0 1-3		0-0 F9			4 0 0 0 0 1 2																					
Frank Robinson, R (1, 9) OBP: 0.393, SLG: 0.500 X	0-0 1-2 1B		0-0 F9 2-3		0-0 WP 2B 1B		0-3 K2-3			4 1 2 0 0 1 1																					
Boog Powell, L (1, 3) OBP: 0.371, SLG: 0.439 SS SS	0-3 K		0-3 K		0-0 PB 1-H 2B		4-0 FC5-4 BB			3 0 1 1 1 2 3																					
Brooks Robinson, R (1, 5) OBP: 0.353, SLG: 0.416 X	0-0 F6				0-0 F3 2-3		0-3 K			4 0 0 0 0 1 4																					
Davey Johnson, R (1, 4) OBP: 0.347, SLG: 0.432 X		0-0 5-3			0-0 S 1B		0-0 F5			4 0 1 0 0 0 1																					
Andy Etchebarren, R (1, 2) OBP: 0.299, SLG: 0.358 SS SS		0-3 K			0-0 F9		0-0 F9			4 0 0 0 0 1 1																					
Mark Belanger, R (1, 6) OBP: 0.365, SLG: 0.306 X		0-0 1B			4-0 FC6-4 1-2 BB BB		0-0 F3			3 0 1 0 1 0 0																					
Pat Dobson, R (1, 1) OBP: 0.169, SLG: 0.132 Tom Shopay, L (7, PH) OBP: 0.318, SLG: 0.293 Dick Hall, R (7, 1) OBP: 0.333, SLG: 0.333 Curt Motton, R (9, PH) OBP: 0.214, SLG: 0.270 SS SS		0-3 K2-3			0-0 FC6-4 1-2f		0-0 1-3			2 0 0 0 0 1 3 1 0 0 0 0 0 0 0 0 0 0 0 0 0 1 0 0 0 0 0 0																					
Inning Stats	R: 0 E: 0 K: 2 S: 8	H: 1 LOB: 2 BB: 1 P: 12	R: 0 E: 0 K: 2 S: 8	H: 1 LOB: 1 BB: 0 P: 8	R: 0 E: 0 K: 1 S: 5	H: 0 LOB: 1 BB: 1 P: 9	R: 0 E: 0 K: 0 S: 4	H: 1 LOB: 2 BB: 1 P: 8	R: 1 E: 0 K: 1 S: 7	H: 2 LOB: 1 BB: 0 P: 7	R: 0 E: 0 K: 0 S: 3	H: 0 LOB: 0 BB: 0 P: 3	R: 0 E: 0 K: 0 S: 3	H: 0 LOB: 0 BB: 0 P: 3	R: 0 E: 0 K: 2 S: 7	H: 0 LOB: 1 BB: 1 P: 11	R: 0 E: 0 K: 0 S: 3	H: 0 LOB: 0 BB: 0 P: 3	1B: 4 2B: 1 3B: 0 HR: 0	SF: 0 SAC: 0 DP: 0 HBP: 0	WP: 1 PB: 1 SB: 1 CS: 0	PA: 36									
PITCHER Wilbur Wood, L (1, 1) ERA: 1.95	IP 9.0	WLS W	BF 36	H 5	R 1	ER 1	SO 8	BB 4	IBB 0	HBP 0	BLK 0	WP 1	HR 0	S 48	P 64	ERA 1.00	WHIP 1.000														
											PITCHER	IP	WLS	BF	H	R	ER	SO	BB	IBB	HBP	BLK	WP	HR	S	P	ERA	WHIP			


Batter	1	2	3	4	5	6	7	8	9	AB	R	H	RBI	BB	SO	LOB
Walt Williams, R OBP: 0.360, SLG: 0.446 (1, 9) BB	4-0 FC5-4 BB		0-0 4-3		0-0 6-3 1-2 2-3		0-0 3B			3	0	1	0	1	0	2
Jay Johnstone, L OBP: 0.341, SLG: 0.404 (1, 8) X	0-0 FC5-4 1-2f 3B		0-0 F8			0-0 SH2-3 1B 2B	0-0 F7			4	2	1	0	0	0	2
Mike Andrews, R OBP: 0.387, SLG: 0.399 (1, 3) X	0-0 F7			0-3 K		0-0 SH2-3 2-3		0-3 K		3	0	0	0	0	2	1
Bill Melton, R OBP: 0.356, SLG: 0.525 (1, 5) X	0-0 1-H 3B			0-0 G3		0-0 6-3		0-0 SH1-3 1B		4	0	2	1	0	0	1
Rick Reichardt, R OBP: 0.351, SLG: 0.457 (1, 7) X	0-0 5-3			0-3 K		4-0 1B BB		0-0 SH1-3 1-2		2	0	0	0	1	1	1
Steve Huntz, S OBP: 0.333, SLG: 0.419 (1, 4) X		0-0 G3			0-0 F8	0-0 1-3 3-H 1B		0-3 K		4	0	1	1	0	1	1
Ed Herrmann, L OBP: 0.317, SLG: 0.365 (1, 2) X		0-0 4-1			0-0 F7	0-0 F4				3	0	0	0	0	0	2
Rich Morales, R OBP: 0.328, SLG: 0.297 (1, 6) S		0-3 K			0-0 WP 1B 1B		0-3 K			3	0	1	0	0	2	0
Wilbur Wood, R OBP: 0.135, SLG: 0.045 (1, 1) X			0-0 6-3		0-0 1-2 WP 1B		0-3 K			3	0	1	0	0	1	0

Inning Stats	R: 1	H: 1	E: 0	LOB: 1	K: 0	P: 8	R: 0	H: 0	E: 0	LOB: 0	K: 1	P: 5	R: 0	H: 0	E: 0	LOB: 0	K: 0	P: 3	R: 0	H: 0	E: 0	LOB: 0	K: 2	P: 7	R: 0	H: 2	E: 0	LOB: 2	K: 0	P: 5	R: 1	H: 2	E: 0	LOB: 2	K: 0	P: 9	R: 0	H: 1	E: 0	LOB: 1	K: 2	P: 8	R: 0	H: 1	E: 0	LOB: 1	K: 2	P: 8
	SO: 3	BB: 0	S: 5	SO: 0	BB: 0	S: 5	SO: 3	BB: 0	S: 5	SO: 0	BB: 0	S: 5	SO: 0	BB: 0	S: 5	SO: 0	BB: 0	S: 5	SO: 0	BB: 0	S: 5	SO: 0	BB: 0	S: 5	SO: 0	BB: 0	S: 5	SO: 0	BB: 0	S: 5	SO: 0	BB: 0	S: 5	SO: 0	BB: 0	S: 5	SO: 0	BB: 0	S: 5	SO: 0	BB: 0	S: 5	SO: 0	BB: 0	S: 5	SO: 0	BB: 0	S: 5
PITCHER	IP	WLS	BF	H	R	ER	SO	BB	IBB	HBP	BLK	WP	HR	S	P	ERA	WHIP																															
Pat Dobson, R ERA: 2.93 (1, 1)	6.0	L	25	5	2	2	3	2	0	0	0	1	0	29	37	3.00	1.167																															
Dick Hall, R ERA: 3.89 (7, 1)	2.0		8	2	0	0	4	0	0	0	0	0	0	16	16	0.00	1.000																															

BOTTOM

Baltimore Orioles @ Chicago White Sox
Comiskey Park, Chicago, IL
Sun Aug 15 1971, 4:33 AM EDT
Att. 18,246 - Unknown

AB	29
R	2
H	7
RBI	2
BB	2
SO	7
LOB	10



1B: 4	SF: 0	WP: 1	PA: 33
2B: 1	SAC: 2	PB: 0	
3B: 2	DP: 0	SB: 0	
HR: 0	HBP: 0	CS: 0	

livebaseballscorecards.com

Batter	1	2	3	4	5	6	7	8	9	AB	R	H	RBI	BB	SO	LOB	TOP										
Aurelio Rodriguez, R OBP: 0.285, SLG: 0.394 (1, 5)	0-3 K		0-0 6-3	0-0 F7		0-3 K		0-0 2B		5	0	1	0	0	2	0											
Tony Taylor, R OBP: 0.307, SLG: 0.335 (1, 4)	0-0 L6-4-3 1B		0-0 HBP 1B	0-0 5-3			0-3 K	0-0 4-3		5	1	2	0	0	1	2											
Al Kaline, R OBP: 0.424, SLG: 0.450 (1, 9) (3, 3)	0-0 L6-4-3 1-2		1-0 1B HBP		0-0 L8		0-0 BB E 1B	0-3 K		4	1	1	0	0	1	3											
Willie Horton, R OBP: 0.353, SLG: 0.511 (1, 7)		0-0 L6	0-0 1B 1B		0-0 F9		0-3 K		0-0 5-3	5	1	1	1	0	1	1											
Bill Freehan, R OBP: 0.367, SLG: 0.488 (1, 2)		4-0 1B BB	0-0 1B E 1B		4-0 BB BB		4-0 BB BB		0-0 F9	2	2	1	1	3	0	0											
Mickey Stanley, R OBP: 0.330, SLG: 0.358 Gates Brown, L OBP: 0.471, SLG: 0.651 (1, 8) (9, PH)	0-0 5-3		0-0 E8 1B		4-0 BB BB		4-0 BB BB		0-3 K	2	0	1	1	2	0	1											
Ike Brown, R OBP: 0.379, SLG: 0.488 Jim Northrup, L OBP: 0.364, SLG: 0.444 (1, 3) (3, PH) (3, 9)	0-0 1B		4-0 IBB		0-0 F6		0-0 F2			1	0	1	1	0	0	0											
Ed Brinkman, R OBP: 0.290, SLG: 0.275 (1, 6)	0-0 6-3		0-0 F5		0-0 F6		0-0 F6		0-0 F6	4	0	0	0	0	0	3											
Mickey Lolich, S OBP: 0.225, SLG: 0.092 (1, 1)			0-3 K	0-0 4-3		0-0 G3		4-0 2B BB		3	0	0	0	1	1	0											
Inning Stats	R: 0 E: 0 K: 1 S: 5	H: 1 LOB: 0 BB: 0 P: 5	R: 1 E: 0 K: 0 S: 4	H: 1 LOB: 1 BB: 1 P: 8	R: 4 E: 1 K: 1 S: 9	H: 4 LOB: 2 BB: 1 P: 14	R: 0 E: 0 K: 0 S: 3	H: 0 LOB: 0 BB: 0 P: 3	R: 0 E: 0 K: 0 S: 3	H: 0 LOB: 2 BB: 2 P: 11	R: 0 E: 0 K: 1 S: 5	H: 0 LOB: 0 BB: 0 P: 5	R: 0 E: 1 K: 2 S: 8	H: 1 LOB: 3 BB: 2 P: 16	R: 0 E: 0 K: 1 S: 6	H: 1 LOB: 2 BB: 1 P: 10	R: 0 E: 0 K: 1 S: 5	H: 0 LOB: 0 BB: 0 P: 5	1B: 7 2B: 1 3B: 0 HR: 0	SF: 0 SAC: 0 DP: 1 HBP: 1	WP: 0 PB: 0 SB: 0 CS: 0	PA: 42					
PITCHER	IP	WLS	BF	H	R	ER	SO	BB	IBB	HBP	BLK	WP	HR	S	P	ERA	WHIP										
Tommy John, L ERA: 3.41 (1, 1)	2.2		15	6	5	4	2	1	0	1	0	0	0	17	22	13.50	2.625										
Vicente Romo, R ERA: 4.03 (3, 1)	4.0		18	1	0	0	3	4	1	0	0	0	0	19	39	0.00	1.250										
Rich Hinton, L ERA: 1.62 (7, 1)	0.1		1	0	0	0	0	0	0	0	0	0	0	1	1	0.00	0.000										
Steve Kealey, R ERA: 4.07 (8, 1)	0.1		3	1	0	0	0	1	0	0	0	0	0	2	6	0.00	6.000										
Bart Johnson, R ERA: 3.14 (8, 1)	1.2	W	5	0	0	0	2	0	0	0	0	0	0	9	9	0.00	0.000										

Detroit Tigers @ Chicago White Sox
 Comiskey Park, Chicago, IL
 Tue Aug 17 1971, 8:05 PM EDT
 Unknown

livebaseballscorecards.com

AB	34
R	5
H	8
RBI	4
BB	7
SO	7
LOB	15



Batter	1	2	3	4	5	6	7	8	9
Walt Williams, R OBP: 0.357, SLG: 0.445 (1, 9)	0-0 F3		0-0 L6-3 SF8 2B		0-3 K		0-0 F4	0-3 K	
Mike Hershberger, R OBP: 0.371, SLG: 0.312 (1, 8)	0-0 2B		0-0 L6-3		0-3 K		0-0 F6		
Mike Andrews, R OBP: 0.363, SLG: 0.395 (1, 3)	0-3 K		0-0 SF8		0-0 F4			0-0 L7	
Bill Melton, R OBP: 0.359, SLG: 0.526 (1, 5)	4-0 BB		0-0 1B		0-0 F9			0-0 HR 1B	
Rick Reichardt, R OBP: 0.350, SLG: 0.455 (1, 7)	0-3 K		0-0 F8		0-3 K			0-0 HR 1B	
Steve Huntz, S OBP: 0.351, SLG: 0.600 (1, 4)		0-3 K		0-0 F9		0-0 HR		0-0 HR	
Tom Egan, R OBP: 0.332, SLG: 0.441 (1, 2)		0-3 K		0-3 K		0-0 1B		0-0 F2	
Rich Morales, R OBP: 0.326, SLG: 0.291 (1, 6)		0-0 F7		0-0 F8		0-3 K		4-0 1B BB	
Tommy John, R OBP: 0.184, SLG: 0.115 (3, 1)			0-0 2B 1B		0-0 1B		0-0 L6-3	0-0 1B	
Vicente Romo, R OBP: 0.400, SLG: 0.333 (7, 1)									
Rich Hinton, L OBP: 0.143, SLG: 0.143 (8, 1)									
Luis Alvarado, R OBP: 0.215, SLG: 0.260 (7, PH)									
Steve Kealey, R OBP: 0.143, SLG: 0.143 (8, 1)									
Bart Johnson, R OBP: 0.227, SLG: 0.250 (8, 1)									

Inning Stats	R: 0	H: 1	E: 0	LOB: 2	K: 2	BB: 1	S: 8	P: 12
	R: 0	H: 0	E: 0	LOB: 0	K: 2	BB: 0	S: 7	P: 7
	R: 2	H: 3	E: 0	LOB: 1	K: 0	BB: 0	S: 6	P: 6
	R: 0	H: 0	E: 0	LOB: 0	K: 1	BB: 0	S: 5	P: 5
	R: 0	H: 1	E: 0	LOB: 1	K: 2	BB: 0	S: 8	P: 8
	R: 1	H: 2	E: 0	LOB: 1	K: 2	BB: 0	S: 9	P: 9
	R: 0	H: 0	E: 0	LOB: 0	K: 0	BB: 0	S: 3	P: 3
	R: 3	H: 4	E: 0	LOB: 2	K: 1	BB: 1	S: 9	P: 13

PITCHER	IP	WLS	BF	H	R	ER	SO	BB	IBB	HBP	BLK	WP	HR	S	P	ERA	WHIP
Mickey Litch, L ERA: 3.04 (1, 1)	8.0	L	37	11	6	6	10	2	0	0	0	0	2	55	63	6.75	1.625

BOTTOM

AB	R	H	RBI	BB	SO	LOB
5	1	1	1	0	2	3
4	0	1	0	0	1	2
3	0	0	1	0	1	2
3	1	2	0	1	0	0
4	1	1	0	0	2	3
4	2	2	4	0	1	0
4	0	1	0	0	2	0
3	0	0	0	1	1	1
0	0	0	0	0	0	0
2	1	2	0	0	0	0
0	0	0	0	0	0	0
1	0	0	0	0	0	0
0	0	0	0	0	0	0
1	0	1	0	0	0	0

AB	34
R	6
H	11
RBI	6
BB	2
SO	10
LOB	11



WP	PA
0	37
0	0
0	0
0	0

WP: 0 PA: 37

Detroit Tigers @ Chicago White Sox
Comiskey Park, Chicago, IL
 Tue Aug 17 1971, 8:05 PM EDT
 Unknown

livebaseballscorecards.com

Batter	1	2	3	4	5	6	7	8	9	AB R H RBI BB SO LOB	TOP									
Dick McAuliffe, L (1, 4) OBP: 0.291, SLG: 0.362	0-0 F2			x 0-0 F8		x 0-0 F9			x 0-0 4-3	4 0 0 0 0 0 1										
Gates Brown, L (1, 7) OBP: 0.463, SLG: 0.633	0-0 F6			x 0-0 4-3			x 0-0 F5		4-0 BB	3 0 0 0 1 0 0										
Willie Horton, R (1, 9) OBP: 0.352, SLG: 0.510	0-0 4-3			x 0-0 1-4-3			x 0-0 3-1 2B		0-3 K	4 0 1 0 0 1 1										
Norm Cash, L (1, 3) OBP: 0.375, SLG: 0.557		x 0-0 4-3			x 0-0 G4-6-3 1B		x 0-0 3-1		0-3 K	4 0 1 0 0 1 2										
Jim Northrup, L (1, 8) OBP: 0.361, SLG: 0.440		x 0-0 3-1			x 0-0 F7		x 0-0 4-3			3 0 0 0 0 0 2										
Aurelio Rodriguez, R (1, 5) OBP: 0.285, SLG: 0.400		x 0-0 6-3			x 0-0 G4-6-3 1-2f					3 1 1 1 0 0 1										
Jim Price, R (1, 2) OBP: 0.314, SLG: 0.326			x 0-3 K2-3		x 0-0 1-3			x 0-0 5-3		3 0 0 0 0 1 0										
Ed Brinkman, R (1, 6) OBP: 0.290, SLG: 0.275			x 0-0 F3		x 0-0 1B			x 0-0 5-3		3 0 1 0 0 0 0										
Les Cain, L (1, 1) OBP: 0.146, SLG: 0.150			x 0-3 K		x 0-0 F7			x 0-3 K		2 0 0 0 0 1 1										
Dalton Jones, L (8, PH) OBP: 0.304, SLG: 0.389										1 0 0 0 0 1 0										
Bill Denehy, S (8, 1)										0 0 0 0 0 0 0										
Inning Stats	R: 0 E: 0 K: 0 S: 3	H: 0 LOB: 0 BB: 0 P: 3	R: 0 E: 0 K: 0 S: 3	H: 0 LOB: 0 BB: 0 P: 3	R: 0 E: 0 K: 2 S: 7	H: 0 LOB: 0 BB: 0 P: 7	R: 0 E: 0 K: 0 S: 3	H: 0 LOB: 0 BB: 0 P: 3	R: 0 E: 0 K: 0 S: 4	H: 1 LOB: 1 BB: 0 P: 4	R: 0 E: 0 K: 0 S: 4	H: 1 LOB: 1 BB: 0 P: 4	R: 1 E: 0 K: 1 S: 6	H: 1 LOB: 0 BB: 0 P: 6	R: 0 E: 0 K: 2 S: 7	H: 0 LOB: 1 BB: 1 P: 11	1B: 2 2B: 1 3B: 0 HR: 1	SF: 0 SAC: 0 DP: 1 HBP: 0	WP: 0 PB: 0 SB: 0 CS: 0	PA: 31
PITCHER	IP WLS BF H R ER SO BB IBB HBP BLK WP HR S P ERA WHIP																			
Joe Horlen, R (1, 1) ERA: 3.57	7.0 W 24 4 1 1 2 0 0 0 0 0 0 1 28 28 1.29 0.571																			
Tom Bradley, R (8, 1) ERA: 2.82	2.0 S 7 0 0 0 3 1 0 0 0 0 0 0 12 16 0.00 0.500																			

Detroit Tigers @ Chicago White Sox
 Comiskey Park, Chicago, IL
 Tue Aug 17 1971, 8:05 PM EDT
 Att: 17,887 - Unknown

livebaseballscorecards.com

AB	30
R	1
H	4
RBI	1
BB	1
SO	5
LOB	8



Batter	1	2	3	4	5	6	7	8	9	AB	R	H	RBI	BB	SO	LOB
Walt Williams, R OBP: 0.356, SLG: 0.453 (1, 9) X	0-0 L1			0-0 HR	0-3 K			0-0 F8		4	1	1	1	0	1	1
Jay Johnstone, L OBP: 0.340, SLG: 0.400 (1, 8) X	0-0 6-3			0-3 K		0-0 4-3		4-0 HR BB		3	1	0	0	1	1	0
Mike Andrews, R OBP: 0.386, SLG: 0.407 (1, 3) X	0-0 F9			4-0 1B BB		0-0 1B 1B		0-0 1-H HR		3	1	2	2	1	0	0
Bill Melton, R OBP: 0.361, SLG: 0.526 (1, 5)		0-3 K		0-0 1-2 1B G6-4-3		0-0 1-3 1B		0-3 K		4	0	2	0	0	2	0
Rick Reichardt, R OBP: 0.347, SLG: 0.450 (1, 7)		0-0 4-3		0-0 1-2 1B G6-4-3		0-3 K		0-0 F9		4	0	0	0	0	1	4
Steve Huntz, S OBP: 0.350, SLG: 0.605 (1, 4)		0-3 K			0-0 1-3 WP 2B	0-3 K				3	1	1	0	0	2	2
Tom Egan, R OBP: 0.328, SLG: 0.435 (1, 2)			0-3 K		0-0 1-3		0-0 5-3			3	0	0	0	0	1	1
Rich Morales, R OBP: 0.326, SLG: 0.288 (1, 6)			4-0 CS BB		0-0 2-3	0-0 F7		0-0 F8		2	0	0	0	1	0	0
Joe Horten, R OBP: 0.108, SLG: 0.111 (1, 1)			0-0 F7		0-0 1-2 1B		0-0 P4			3	0	1	0	0	0	1
Tom Bradley, R OBP: 0.114, SLG: 0.145 (8, 1)										0	0	0	0	0	0	0
Inning Stats	R: 0 H: 0 E: 0 K: 0 S: 3	H: 0 LOB: 0 BB: 0 P: 3	R: 0 H: 0 E: 0 K: 2 S: 7	H: 0 LOB: 0 BB: 0 P: 7	R: 0 H: 0 E: 0 K: 1 S: 4	H: 0 LOB: 0 BB: 1 P: 8	R: 1 H: 2 E: 0 K: 1 S: 6	H: 2 LOB: 1 BB: 0 P: 7	R: 0 H: 2 E: 0 K: 2 S: 9	H: 2 LOB: 2 BB: 0 P: 9	R: 0 H: 0 E: 0 K: 0 S: 3	H: 0 LOB: 0 BB: 0 P: 3	R: 2 H: 1 E: 0 K: 1 S: 6	H: 1 LOB: 0 BB: 1 P: 10	1B: 4 2B: 1 3B: 0 HR: 2	SF: 0 SAC: 0 DP: 1 HBP: 0

BOTTOM

Detroit Tigers @ Chicago White Sox
 Comiskey Park, Chicago, IL
 Tue Aug 17 1971, 8:05 PM EDT
 Att. 17,887 - Unknown

livebaseballscorecards.com

AB	29
R	4
H	7
RBI	3
BB	3
SO	8
LOB	9



PITCHER	IP	WLS	BF	H	R	ER	SO	BB	IBB	HBP	BLK	WP	HR	S	P	ERA	WHIP
Les Cain, L ERA: 4.46 (1, 1)	7.0	L	27	6	2	2	7	2	0	0	0	1	1	39	47	2.57	1.143
Bill Denehy, R ERA: 4.0 (8, 1)	1.0		5	1	2	2	1	1	0	0	0	0	1	6	10	18.00	2.000

WP: 1	PA: 32
PB: 0	
SB: 0	
CS: 1	

Batter	1	2	3	4	5	6	7	8	9	AB R H RBI BB SO LOB	TOP											
Aurelio Rodriguez, R (1, 5) OBP: 0.283, SLG: 0.396	0-0 L6	0-0 6-3			0-3 K		0-0 FC6-4			4 0 0 0 0 1 1												
Tony Taylor, R (1, 4) OBP: 0.310, SLG: 0.335	4-0 HBP FC 1B BB		0-0 1B		0-0 6-3			0-0 F9		3 1 1 0 1 0 0												
Al Kaline, R (1, 9) OBP: 0.423, SLG: 0.447	0-0 FC 1B HBP 1-2		0-3 K		0-0 1B		0-0 L5			4 0 1 0 0 1 1												
Willie Horton, R (1, 7) OBP: 0.351, SLG: 0.507	1-0 1B 1-2 2-3 HBP		0-3 K		0-0 F8		0-3 K			3 0 0 0 0 2 0												
Bill Freehan, R (1, 2) OBP: 0.368, SLG: 0.489	0-0 1B 1-2 2-3 3-H			0-0 F8		0-3 K2-3			0-0 G6-3 BB 1B	4 0 2 1 0 1 0												
Mickey Stanley, R (1, 8) OBP: 0.336, SLG: 0.368	0-3 K			0-0 1B					4-0 G6-3 BB 1-2	3 1 2 0 1 1 3												
Ike Brown, R (1, 3) OBP: 0.364, SLG: 0.464	0-0 F7			0-0 F9		0-3 K2-3			0-0 G6-3 1-2 2-3	4 0 0 0 0 1 7												
Ed Brinkman, R (1, 6) OBP: 0.288, SLG: 0.273		0-3 K		0-0 5-3		0-0 L5			0-3 K	3 0 0 0 0 1 2												
Norm Cash, L (9, PH) OBP: 0.374, SLG: 0.555										1 0 0 0 0 1 1												
Joe Coleman, R (1, 1) OBP: 0.145, SLG: 0.127		0-0 L9			0-0 F9		0-0 FC6-4 1B			2 0 0 0 0 0 0												
Tom Timmermann, R (6, 1) OBP: 0.167, SLG: 0.091										0 0 0 0 0 0 0												
Jim Northrup, L (7, PH) OBP: 0.363, SLG: 0.442										1 0 1 1 0 0 0												
Ron Perranoski, L (7, 1)										0 0 0 0 0 0 0												
Inning Stats	R: 1 E: 0 K: 1 S: 7	H: 1 LOB: 3 BB: 1 P: 12	R: 0 E: 0 K: 1 S: 5	H: 0 LOB: 0 BB: 0 P: 5	R: 0 E: 0 K: 2 S: 7	H: 1 LOB: 0 BB: 0 P: 7	R: 0 E: 0 K: 0 S: 4	H: 1 LOB: 1 BB: 0 P: 4	R: 0 E: 0 K: 1 S: 5	H: 0 LOB: 0 BB: 0 P: 5	R: 0 E: 0 K: 1 S: 5	H: 1 LOB: 0 BB: 0 P: 5	R: 1 E: 0 K: 1 S: 7	H: 2 LOB: 1 BB: 0 P: 7	R: 0 E: 0 K: 1 S: 5	H: 0 LOB: 0 BB: 0 P: 5	R: 0 E: 0 K: 1 S: 5	H: 1 LOB: 1 BB: 1 P: 9	1B: 6 2B: 0 3B: 1 HR: 0	SF: 0 SAC: 0 DP: 1 HBP: 1	WP: 0 PB: 0 SB: 0 CS: 0	PA: 35
PITCHER Wilbur Wood, L (1, 1) ERA: 1.96	IP: 9.0 WLS: W BF: 35 H: 7 R: 2 ER: 2 SO: 9 BB: 2 IBB: 0 HBP: 1 BLK: 0 WP: 0 HR: 0 S: 50 P: 59 ERA: 2.00 WHIP: 1.000											PITCHER	IP: 9.0 WLS: W BF: 35 H: 7 R: 2 ER: 2 SO: 9 BB: 2 IBB: 0 HBP: 1 BLK: 0 WP: 0 HR: 0 S: 50 P: 59 ERA: 2.00 WHIP: 1.000									

Detroit Tigers @ Chicago White Sox
 Comiskey Park, Chicago, IL
 Wed Aug 18 1971, 8:05 PM EDT
 Att: 14,059 - Unknown

livebaseballscorecards.com

AB	32
R	2
H	7
RBI	2
BB	2
SO	9
LOB	15



Batter	1	2	3	4	5	6	7	8	9
Walt Williams, R OBP: 0.354, SLG: 0.448 (1, 7)	4-0 1B CS BB		0-3 K		0-0 F3	0-0 1-3			
Pat Kelly, L OBP: 0.422, SLG: 0.439 (1, 9)	0-3 K		0-0 2B 2-H			4-0 1B E BB	0-0 4-3		
Mike Andrews, R OBP: 0.390, SLG: 0.410 (1, 3)	0-0 1-3 1B		0-0 6-3			0-0 1B E7 HR	4-0 BB		
Bill Melton, R OBP: 0.362, SLG: 0.533 (1, 5)	0-3 K 3-H			0-0 1B		0-0 HR 2-H	0-0 L9		
Steve Huntz, S OBP: 0.318, SLG: 0.548 (1, 4)		0-0 F5		0-0 F4		0-0 4-3	0-0 L9		
Jay Johnstone, L OBP: 0.338, SLG: 0.398 (1, 8)		0-0 4-3		0-3 K		0-0 1B	0-0 4-3		
Ed Herrmann, L OBP: 0.316, SLG: 0.363 (1, 2)		0-0 F3		0-3 K		0-0 1B BB	0-0 F8		
Rich Morales, R OBP: 0.328, SLG: 0.290 (1, 6)			0-0 SH1-4 2B 1B		0-3 K	4-0 1-2 BB	0-0 5-3		
Carlos May, L OBP: 0.368, SLG: 0.379 (6, PH)									
Luis Alvarado, R OBP: 0.214, SLG: 0.259 (7, 6)									
Wilbur Wood, R OBP: 0.132, SLG: 0.043 (1, 1)			0-0 SH1-4		0-3 K	0-3 K			

AB	R	H	RBI	BB	SO	LOB
3	0	0	0	1	1	4
3	1	1	1	1	1	1
3	1	2	0	1	0	1
4	1	2	2	0	1	3
4	0	0	0	0	0	2
4	0	1	0	0	1	1
4	0	1	0	0	1	1
2	1	1	0	0	1	0
0	0	0	0	1	0	0
1	0	0	0	0	0	0
2	0	0	0	0	2	3

DETROIT TIGERS @ CHICAGO WHITE SOX
Comiskey Park, Chicago, IL
 Wed Aug 18 1971, 8:05 PM EDT
 Att. 14,059 - Unknown

AB	30
R	4
H	8
RBI	3
BB	4
SO	8
LOB	16



Inning Stats		R	H	E	K	S	IP		WLS	BF	H	R	ER	SO	BB	IBB	HBP	BLK	WP	HR	S	P	ERA	WHIP
Joe Coleman, R (1, 1)		0	1	0	2	7	5.1	L		25	8	4	4	7	2	0	0	0	0	1	37	45	6.75	1.875
Tom Timmermann, R (6, 1)		0	0	0	0	1	0.2		3	0	0	0	0	1	0	0	0	0	0	4	8	0.00	1.500	
Ron Perranoski, L (7, 1)		0	0	0	0	1	2.0		7	0	0	0	0	0	0	0	0	0	0	6	10	0.00	0.500	

PITCHER		R	H	E	K	S	IP		WLS	BF	H	R	ER	SO	BB	IBB	HBP	BLK	WP	HR	S	P	ERA	WHIP
Joe Coleman, R (1, 1)		0	1	0	2	7	5.1	L		25	8	4	4	7	2	0	0	0	0	1	37	45	6.75	1.875
Tom Timmermann, R (6, 1)		0	0	0	0	1	0.2		3	0	0	0	0	1	0	0	0	0	0	4	8	0.00	1.500	
Ron Perranoski, L (7, 1)		0	0	0	0	1	2.0		7	0	0	0	0	0	0	0	0	0	0	6	10	0.00	0.500	

Batter	1	2	3	4	5	6	7	8	9	AB R H RBI BB SO LOB	TOP											
Pat Kelly, L (1, 9) OBP: 0.421, SLG: 0.437	0-0 HR 1B	0-3 K			0-0 G3		0-0 F5		0-0 HR 1B	5 2 2 0 0 1 0												
Jay Johnstone, L (1, 8) OBP: 0.345, SLG: 0.423	0-0 1-H HR		0-0 S 1B		4-0 2B SF7 BB		0-3 K		0-0 1-H HR	4 3 3 4 1 1 0												
Mike Andrews, R (1, 3) OBP: 0.393, SLG: 0.424	4-0 HR BB		0-0 F8		0-0 1-3 2B			0-0 HR	0-0 F7	4 2 2 1 1 0 1												
Bill Melton, R (1, 5) OBP: 0.360, SLG: 0.538	0-0 1-H HR		0-0 F7		0-0 1-2 SF7			0-0 F6	0-0 1-4-3	4 1 1 3 0 0 1												
Carlos May, L (1, 7) OBP: 0.368, SLG: 0.378	0-3 K		0-0 F5		0-0 3-H 6-3			0-0 2B 1B	1-0 1B HBP	4 1 1 0 0 1 2												
Steve Huntz, S (1, 4) OBP: 0.306, SLG: 0.511	0-0 G3			0-0 F8		0-0 5-3		0-0 F7	0-0 1-3 1B	5 0 1 0 0 0 1												
Ed Herrmann, L (1, 2) OBP: 0.317, SLG: 0.358	0-0 4-3			4-0 FC5-4 BB		0-3 K		4-0 2B 1-2 BB	0-3 K	3 0 0 0 2 2 2												
Rich Morales, R (1, 6) OBP: 0.324, SLG: 0.287		0-0 L7		0-0 FC5-4		0-0 6-3		0-0 1-3 2-H 2B		2 0 0 0 0 0 1												
Luis Alvarado, R (4, 6) OBP: 0.217, SLG: 0.266				1-2						2 0 1 1 0 0 0												
Tom Bradley, R (1, 1) OBP: 0.108, SLG: 0.137		0-0 F9		0-0 1-4-3			0-0 F7		0-0 6-3	4 0 0 0 0 0 3												
Bart Johnson, R (8, 1) OBP: 0.227, SLG: 0.250										0 0 0 0 0 0 0												
Inning Stats	R: 4 E: 0 K: 1 S: 8	H: 3 LOB: 0 BB: 1 P: 12	R: 0 E: 0 K: 1 S: 5	H: 0 LOB: 0 BB: 0 P: 5	R: 0 E: 0 K: 0 S: 4	H: 1 LOB: 1 BB: 0 P: 4	R: 0 E: 1 K: 0 S: 3	H: 0 LOB: 1 BB: 1 P: 7	R: 1 E: 0 K: 0 S: 4	H: 1 LOB: 1 BB: 1 P: 8	R: 0 E: 0 K: 1 S: 5	H: 0 LOB: 0 BB: 0 P: 5	R: 0 E: 0 K: 1 S: 5	H: 0 LOB: 0 BB: 0 P: 5	R: 2 E: 0 K: 0 S: 6	H: 3 LOB: 2 BB: 1 P: 10	R: 2 E: 0 K: 1 S: 8	H: 3 LOB: 2 BB: 0 P: 9	1B: 5 2B: 2 3B: 0 HR: 4	SF: 1 SAC: 0 DP: 0 HBP: 1	WP: 0 PB: 0 SB: 1 CS: 0	PA: 43
PITCHER	IP WLS BF H R ER SO BB IBB HBP BLK WP HR S P ERA WHIP																					
Vince Colbert, R (1, 1) ERA: 4.58	0.0 L 4 3 4 4 0 0 1 0 0 0 0 2 3 7 ∞ ∞																					
Alan Foster, R (1, 1) ERA: 3.98	7.1 28 4 3 3 4 2 0 0 0 0 1 34 42 3.68 0.818																					
Phil Hennigan, R (8, 1) ERA: 4.07	0.2 4 1 0 0 0 1 0 0 0 0 0 3 7 0.00 3.000																					
Steve Hargan, R (9, 1) ERA: 7.53	1.0 7 3 2 2 1 0 0 0 1 0 0 1 8 9 18.00 3.000																					

Chicago White Sox @ Cleveland Indians
Cleveland Municipal Stadium, Cleveland, OH

Fri Aug 20 1971, 7:05 PM EDT
Att: 7,256 - Unknown - 84 F

AB	37
R	9
H	11
RBI	9
BB	4
SO	5
LOB	11



WP: 0	PA: 43
-------	--------

Chicago White Sox @ Cleveland Indians
 Cleveland Municipal Stadium, Cleveland, OH

Sat Aug 21 1971, 3:33 AM EDT
 Att. 11,078 - Unknown - 80 F

livebaseballscorecards.com

AB	36
R	4
H	11
RBI	4
BB	8
SO	5
LOB	29



Batter	1	2	3	4	5	6	7	8	9	AB R H RBI BB SO LOB	TOP		
Walt Williams, R (1, 7) OBP: 0.355, SLG: 0.447	0-0 FC6-4 1B		0-0 5-3		0-0 4-3		0-0 1B BB BB 1B	0-0 6-3		5 1 2 0 0 0 0			
Pat Kelly, L (1, 9) OBP: 0.421, SLG: 0.439	0-0 F7		0-0 F8		0-0 2B		4-0 BB 1B 1-2 FC3-2 BB	0-0 L4		4 0 1 0 1 0 1			
Mike Andrews, R (1, 3) (6, 4) OBP: 0.398, SLG: 0.424	0-0 FC6-4 1B 1-2f		4-0 BB		4-0 BB G6-4-3		0-0 FC3-2 BB 1-2 2-3 1B	4-0 1B 1B 1B BB		2 1 1 0 3 0 1			
Bill Melton, R (1, 5) OBP: 0.363, SLG: 0.538	0-0 1-2 1B		0-0 F8		0-0 G6-4-3 1-2f		4-0 FC3-2 BB 1-2 2-3 3-H BB	0-0 1-2 1B 1B 1B		4 1 2 1 1 0 3			
Steve Huntz, S (1, 4) (6, 6) OBP: 0.315, SLG: 0.480	0-0 4-3			4-0 1B BB		4-0 SH2-3 BB	0-0 FC3-2 1-2 2-3 3-H	0-0 F9		3 0 0 0 2 0 7			
Jay Johnstone, L (1, 8) OBP: 0.344, SLG: 0.421		0-0 F8		0-0 F7		0-0 SH2-3 1-2	0-3 K	0-0 1B 1B 1-2 2-3		4 1 1 0 0 1 4			
Ed Herrmann, L (1, 2) OBP: 0.319, SLG: 0.359		0-0		0-0 F6		0-0 F7		0-0 1B 1-3 2-H 3-H		2 0 1 0 0 0 1			
Jim Magnuson, R (4, 1)										0 0 0 0 0 0 0			
Carlos May, L (6, PH) (6, 3) OBP: 0.368, SLG: 0.378		B5-3 1B								3 0 1 2 0 0 4			
Luis Alvarado, R (1, 6) OBP: 0.223, SLG: 0.269		0-0 B5-3		0-0		4-0 BB		0-0 F9		2 0 1 0 1 0 1			
Steve Kealey, R (6, 1) OBP: 0.143, SLG: 0.143										0 0 0 0 0 0 0			
Mike Hershberger, R (8, PH) OBP: 0.369, SLG: 0.309										1 0 0 0 0 0 0			
Terry Forster, L (8, 1)										0 0 0 0 0 0 0			
Rick Reichardt, R (9, PH) OBP: 0.348, SLG: 0.451		1-2 1B		1-2 1B				1-2 3-H 1B		1 0 1 1 0 0 0			
Tommy John, R (1, 1) OBP: 0.164, SLG: 0.115		0-0 5-3		0-3 K		0-3 K		0-3 K		0 0 0 0 0 0 0			
Rich Morales, R (2, PH) OBP: 0.323, SLG: 0.285										1 0 0 0 0 0 1			
Joe Horten, R (2, 1) OBP: 0.108, SLG: 0.111										0 0 0 0 0 0 0			
Tom Egan, R (4, PH) (4, 2) OBP: 0.322, SLG: 0.427										4 0 0 0 0 4 6			
Inning Stats	R: 0 H: 2 E: 0 LOB: 2 K: 0 BB: 0 S: 5 P: 5	R: 0 H: 1 E: 0 LOB: 1 K: 0 BB: 0 S: 4 P: 4	R: 0 H: 0 E: 0 LOB: 1 K: 0 BB: 1 S: 3 P: 7	R: 0 H: 1 E: 0 LOB: 2 K: 1 BB: 1 S: 6 P: 10	R: 0 H: 1 E: 0 LOB: 1 K: 0 BB: 1 S: 3 P: 7	R: 0 H: 0 E: 0 LOB: 2 K: 1 BB: 2 S: 5 P: 13	R: 1 H: 2 E: 0 LOB: 3 K: 1 BB: 2 S: 7 P: 15	R: 0 H: 0 E: 0 LOB: 0 K: 1 BB: 0 S: 5 P: 5	R: 3 H: 4 E: 0 LOB: 2 K: 1 BB: 1 S: 9 P: 13	1B: 10 SF: 0 2B: 1 SAC: 1 3B: 0 DP: 1 HR: 0 HBP: 0	WP: 0 PA: 45 PB: 0 SB: 0 CS: 0		
PITCHER	IP WLS BF H R ER SO BB IBB HBP BLK WP HR S P ERA WHIP											PITCHER	IP WLS BF H R ER SO BB IBB HBP BLK WP HR S P ERA WHIP
Ray Lamb, R (1, 1) ERA: 2.93	6.0 W 30 7 1 1 2 6 0 0 0 0 0 0 28 52 1.50 2.167												
Ed Farmer, R (7, 1) ERA: 2.48	3.0 S 15 4 3 3 3 2 0 0 0 0 0 0 19 27 9.00 2.000												

Batter	1	2	3	4	5	6	7	8	9	AB	R	H	RBI	BB	SO	LOB
Ted Uhlaender, L OBP: 0.338, SLG: 0.340 (1, 7)	0-0 1B 1B	0-0 1B E	0-0 2-3 1-2 2-3			0-0 2B		0-0 6-3		5	1	3	0	0	0	2
Vada Pinson, L OBP: 0.295, SLG: 0.376 Frank Baker, L OBP: 0.267, SLG: 0.323 (1, 8) (9, 8)	0-0 1B S HR	0-0 E8 1B 1-H	0-0 4-3			0-0 5-3		0-0 1-3		5	1	2	0	0	0	3
Ray Fosse, R OBP: 0.307, SLG: 0.345 (1, 2)	0-0 1B HR 1-2 2-H	0-0 5-3				0-0 5-3		0-0 6-3		5	1	1	0	0	0	2
Graig Nettles, L OBP: 0.369, SLG: 0.454 (1, 5)	4-0 1B HR 1-2 2-3					0-0 F7		0-0 F8		2	2	0	0	2	0	1
Roy Foster, R OBP: 0.301, SLG: 0.387 (1, 9)	0-0 HR 1-H 2-H 3-H					0-0 HR 1B		0-0 F8		3	3	2	4	1	0	0
Chris Chambliss, L OBP: 0.361, SLG: 0.416 (1, 3)	0-0 3-1					0-0 HR 1-H 2-H		0-0 F8		4	1	1	3	0	1	1
Eddie Leon, R OBP: 0.315, SLG: 0.326 Kurt Bevacqua, R OBP: 0.192, SLG: 0.245 (1, 4) (8, 4)	0-0 F9					0-0 2-3 1B 1B		0-0 K		4	0	2	1	0	1	0
Fred Stanley, R OBP: 0.419, SLG: 0.232 (1, 6)						0-0 2-3 1B		0-0 F4		3	0	1	0	1	0	1
Ray Lamb, R OBP: 0.140, SLG: 0.098 Ed Farmer, R (7, 1)						0-0 K		0-0 5-3		3	0	0	0	0	2	3
						0-0 K				1	0	0	0	0	0	1

Inning Stats	R: 4	H: 4	E: 0	LOB: 0	K: 0	S: 6	P: 10	R: 1	H: 2	E: 1	LOB: 1	K: 1	S: 7	P: 7	R: 3	H: 4	E: 0	LOB: 2	K: 1	S: 9	P: 13	R: 0	H: 0	E: 0	LOB: 0	K: 0	S: 3	R: 0	H: 0	E: 0	LOB: 1	K: 1	S: 5	P: 9	R: 0	H: 1	E: 0	LOB: 1	K: 0	S: 4	R: 1	H: 1	E: 0	LOB: 1	K: 1	S: 6	P: 10	R: 0	H: 0	E: 0	LOB: 0	K: 0	S: 3	R: 0	H: 0	E: 0	LOB: 0	K: 0	S: 3
--------------	------	------	------	--------	------	------	-------	------	------	------	--------	------	------	------	------	------	------	--------	------	------	-------	------	------	------	--------	------	------	------	------	------	--------	------	------	------	------	------	------	--------	------	------	------	------	------	--------	------	------	-------	------	------	------	--------	------	------	------	------	------	--------	------	------

PITCHER	IP	WLS	BF	H	R	ER	SO	BB	IBB	HBP	BLK	WP	HR	S	P	ERA	WHIP
Tommy John, L ERA: 3.58 (1, 1)	1.0	L	7	4	4	4	0	1	0	0	0	0	1	6	10	36.00	5.000
Joe Horlen, R ERA: 3.73 (2, 1)	2.0		13	6	4	3	2	1	0	0	0	0	1	16	20	13.50	3.500
Jim Magnuson, L ERA: 4.33 (4, 1)	2.0		7	0	0	0	1	1	0	0	0	0	0	8	12	0.00	0.500
Steve Kealey, R ERA: 4.09 (6, 1)	2.0		9	2	1	1	1	1	0	0	0	0	0	10	14	4.50	1.500
Terry Forster, L ERA: 5.21 (8, 1)	1.0		3	0	0	0	0	0	0	0	0	0	0	3	3	0.00	0.000


BOTTOM

Chicago White Sox @ Cleveland Indians
Cleveland Municipal Stadium, Cleveland, OH

Sat Aug 21 1971, 3:33 AM EDT
Att: 11,078 - Unknown - 80 F

AB	35
R	9
H	12
RBI	8
BB	4
SO	4
LOB	14

WP: 0 PA: 39
PB: 0
SB: 2
CS: 0



PITCHER	IP	WLS	BF	H	R	ER	SO	BB	IBB	HBP	BLK	WP	HR	S	P	ERA	WHIP
---------	----	-----	----	---	---	----	----	----	-----	-----	-----	----	----	---	---	-----	------

Batter	1	2	3	4	5	6	7	8	9	AB R H RBI BB SO LOB	TOP											
Pat Kelly, L (1, 9) OBP: 0.420, SLG: 0.457	0-0 HR		4-0 BB		0-0 6-3	0-0 G3			0-0 6-3	4 1 1 1 1 0 1												
Jay Johnstone, L (1, 8) OBP: 0.339, SLG: 0.414	0-0 6-3		0-0 G3-6-3		0-0 F4			0-0 G3	0-0 4-3	5 0 0 0 0 0 1												
Mike Andrews, R (1, 3) OBP: 0.401, SLG: 0.434	4-0 1B		0-0 F9		0-0 HR			0-0 F8	4-0 BB	2 1 1 1 1 0 0												
Rick Reichardt, R (6, 7) OBP: 0.349, SLG: 0.450	BB							BB		1 0 0 0 1 0 0												
Bill Melton, R (1, 5) OBP: 0.363, SLG: 0.535	0-0 1-2 1B				0-0 F9	4-0 HR		0-0 L6	0-3 K	4 1 1 0 1 1 1												
Carlos May, L (1, 7) OBP: 0.372, SLG: 0.388	0-3 K				4-0 1B	0-0 HR		0-0 IBB		3 2 2 2 1 1 2												
Steve Huntz, S (1, 4) OBP: 0.310, SLG: 0.463	0-0 F9				0-0 E8	0-0 4-3		0-0 5-3		4 0 1 0 0 0 3												
Ed Herrmann, L (1, 2) OBP: 0.322, SLG: 0.359		0-0 F7			0-0 BB			4-0 IBB		3 0 1 1 1 0 0												
Luis Alvarado, R (1, 6) OBP: 0.233, SLG: 0.271		0-0 F8			2-3 3-H 1B			4-0 IBB		2 0 1 0 2 0 0												
Wilbur Wood, R (1, 1) OBP: 0.128, SLG: 0.042		0-3 K			1-2 BB			1-2 2-3 IBB														
Bart Johnson, R (6, 1) OBP: 0.222, SLG: 0.244					0-0 G3-2-3			0-3 K		2 0 0 0 0 1 3												
					3-Hf					1 0 0 0 0 1 2												
Inning Stats	R: 1 E: 0 K: 1 S: 7	H: 2 LOB: 2 BB: 1 P: 11	R: 0 E: 0 K: 1 S: 5	H: 0 LOB: 0 BB: 0 P: 5	R: 0 E: 0 K: 0 S: 2	H: 0 LOB: 0 BB: 1 P: 6	R: 1 E: 1 K: 0 S: 4	H: 2 LOB: 2 BB: 2 P: 12	R: 3 E: 0 K: 0 S: 5	H: 2 LOB: 0 BB: 1 P: 9	R: 0 E: 0 K: 0 S: 4	H: 1 LOB: 1 BB: 0 P: 4	R: 0 E: 0 K: 0 S: 3	H: 0 LOB: 0 BB: 0 P: 3	R: 0 E: 0 K: 1 S: 5	H: 1 LOB: 2 BB: 2 P: 13	R: 0 E: 0 K: 1 S: 5	H: 0 LOB: 1 BB: 1 P: 9	1B: 5 2B: 0 3B: 0 HR: 3	SF: 0 SAC: 1 DP: 2 HBP: 0	WP: 1 PB: 0 SB: 0 CS: 0	PA: 40
PITCHER	IP WLS BF H R ER SO BB IBB HBP BLK WP HR S P ERA WHIP																					
Steve Dunning, R (1, 1) ERA: 4.47	5.0 L 24 6 5 5 2 5 0 0 0 0 0 3 23 43 9.00 2.200																					
Mark Ballinger, R (6, 1) ERA: 3.0	2.0 7 1 0 0 0 0 0 0 0 0 1 0 7 7 0.00 0.500																					
Vince Colbert, R (8, 1) ERA: 4.48	2.0 9 1 0 0 0 2 1 2 0 0 0 0 10 22 0.00 1.000																					

Chicago White Sox @ Cleveland Indians
Cleveland Municipal Stadium, Cleveland, OH

Sun Aug 22 1971, 3:33 AM EDT
Att: 5,124 - Unknown - 76 F

AB	31
R	5
H	8
RBI	5
BB	8
SO	4
LOB	13



BOTTOM

Chicago White Sox @ Cleveland Indians
Cleveland Municipal Stadium, Cleveland, OH

Sun Aug 22 1971, 3:33 AM EDT
Att. 5,124 - Unknown - 76 F

livebaseballscorecards.com

AB	33
R	3
H	8
RBI	3
BB	2
SO	9
LOB	7



WP:	1	PA:	35
PB:	0		
SB:	1		
CS:	0		

AB R H RBI BB SO LOB

4 1 1 0 0 2 1

4 0 1 0 0 1 2

4 0 1 1 0 1 0

4 0 3 1 0 0 0

3 1 1 1 1 0 2

4 0 0 0 0 2 2

4 0 0 0 0 1 0

2 0 0 0 0 0 0

0 0 0 0 0 0 0

1 0 0 0 0 0 0

1 1 1 0 1 0 0

1B: 7 SF: 0
2B: 0 SAC: 0
3B: 0 DP: 0
HR: 1 HBP: 0

1B: 7 SF: 0
2B: 0 SAC: 0
3B: 0 DP: 0
HR: 1 HBP: 0

1B: 7 SF: 0
2B: 0 SAC: 0
3B: 0 DP: 0
HR: 1 HBP: 0

4 1 1 0 0 2 1

4 0 1 0 0 1 2

4 0 1 1 0 1 0

4 0 3 1 0 0 0

3 1 1 1 1 0 2

4 0 0 0 0 2 2

4 0 0 0 0 1 0

2 0 0 0 0 0 0

0 0 0 0 0 0 0

1 0 0 0 0 0 0

1 1 1 0 1 0 0

1B: 7 SF: 0
2B: 0 SAC: 0
3B: 0 DP: 0
HR: 1 HBP: 0

1B: 7 SF: 0
2B: 0 SAC: 0
3B: 0 DP: 0
HR: 1 HBP: 0

1B: 7 SF: 0
2B: 0 SAC: 0
3B: 0 DP: 0
HR: 1 HBP: 0

Batter	1	2	3	4	5	6	7	8	9
Ted Uhlaender, L (1, 7) OBP: 0.337, SLG: 0.339	0-3 K ①		0-3 K ③			0-0 1B 1B	0-0 L8 ③		
Vada Pinson, L (1, 8) OBP: 0.295, SLG: 0.375	0-3 K ②			0-0 1B ①		0-0 F4 ①		0-0 F7 ①	
Ray Fosse, R (1, 2) OBP: 0.306, SLG: 0.344	0-0 F8 ③			0-3 K ②		0-0 1B BB 1B		0-0 F7 ②	
Graig Nettles, L (1, 5) OBP: 0.372, SLG: 0.456		0-0 F8 ①		0-0 S 1B		0-0 WP BB 1B		0-0 FC6-4 1B	
Roy Foster, R (1, 9) OBP: 0.304, SLG: 0.397		0-0 HR		0-0 6-3 ③		4-0 BB ②		0-0 FC6-4 ③	
Chris Chambliss, L (1, 3) OBP: 0.356, SLG: 0.410		0-0 6-3 ②		0-3 K ①	0-3 K ③	0-3 K ③		0-0 6-3 ①	
Eddie Leon, R (1, 4) OBP: 0.312, SLG: 0.322 (6, 6)		0-0 5-3 ③		0-0 1-3 ②		0-3 K ①		0-0 F9 ②	
Fred Stanley, R (1, 6) OBP: 0.406, SLG: 0.224			0-0 F7 ①		0-0 6-3 ③	0-3 K ②		0-3 K ③	
Mark Ballinger, R (6, 1) OBP: 0.333, SLG: 0.333									
Frank Baker, L (7, PH) OBP: 0.266, SLG: 0.321									
Vince Colbert, R (8, 1) OBP: 0.143, SLG: 0.214									
John Lowenstein, L (9, PH) OBP: 0.248, SLG: 0.284									
Steve Dunning, R (1, 1) OBP: 0.216, SLG: 0.255			0-0 F9 ②			0-0 1B 1B			
Kurt Bevacqua, R (6, 4) OBP: 0.208, SLG: 0.253									

Inning Stats	R: 0	H: 0	R: 1	H: 1	R: 0	H: 0	R: 0	H: 2	R: 0	H: 0	R: 2	H: 4	R: 0	H: 0	R: 0	H: 1	R: 0	H: 0
	E: 0	LOB: 0	E: 0	LOB: 0	E: 0	LOB: 0	E: 0	LOB: 1	E: 0	LOB: 0	E: 0	LOB: 2	E: 0	LOB: 1	E: 0	LOB: 1	E: 0	LOB: 0
	K: 2	BB: 0	K: 0	BB: 0	K: 1	BB: 0	K: 1	BB: 0	K: 1	BB: 0	K: 2	BB: 1	K: 0	BB: 0	K: 1	BB: 0	K: 1	BB: 0
	S: 7	P: 7	S: 4	P: 4	S: 5	P: 5	S: 6	P: 6	S: 5	P: 5	S: 8	P: 12	S: 7	P: 11	S: 4	P: 4	S: 5	P: 5

PITCHER	IP	WLS	BF	H	R	ER	SO	BB	IBB	HBP	BLK	WP	HR	S	P	ERA	WHIP
Wilbur Wood, L (1, 1) ERA: 2.03	5.1	W	22	7	3	3	5	0	0	0	0	0	1	32	32	5.06	1.312
Bart Johnson, R (6, 1) ERA: 3.03	3.2	S	13	1	0	0	4	2	0	0	0	1	0	19	27	0.00	0.818

PITCHER	IP	WLS	BF	H	R	ER	SO	BB	IBB	HBP	BLK	WP	HR	S	P	ERA	WHIP
Wilbur Wood, L (1, 1) ERA: 2.03	5.1	W	22	7	3	3	5	0	0	0	0	0	1	32	32	5.06	1.312
Bart Johnson, R (6, 1) ERA: 3.03	3.2	S	13	1	0	0	4	2	0	0	0	1	0	19	27	0.00	0.818

Chicago White Sox @ Baltimore Orioles
 Memorial Stadium, Baltimore, MD

Tue Aug 24 1971, 7:05 PM EDT
 Att: 13,164 - Unknown

AB	29
R	0
H	4
RBI	0
BB	5
SO	5
LOB	12



AB	R	H	RBI	BB	SO	LOB
4	0	0	0	0	0	2
0	0	0	0	0	0	0
4	0	1	0	0	0	2
2	0	1	0	2	0	0
4	0	0	0	0	1	4
3	0	0	0	1	0	0
4	0	1	0	0	0	0
3	0	0	0	1	3	2
2	0	0	0	0	0	1
0	0	0	0	1	0	0
2	0	1	0	0	1	0
1	0	0	0	0	0	1
0	0	0	0	0	0	0

Batter	1	2	3	4	5	6	7	8	9
Walt Williams, R (1, 9) OBP: 0.350, SLG: 0.441 Vicente Romo, R (8, 1) OBP: 0.400, SLG: 0.333	0-0 5-3		0-0 FC6-4 CS 1-2f			0-0 F3		0-0 F7	
Jay Johnstone, L (1, 8) OBP: 0.338, SLG: 0.412	0-0 F8		0-0 F9 1-2			0-0 BB 1B		0-0 G3	
Carlos May, L (1, 3) OBP: 0.375, SLG: 0.388	4-0 S BB			0-0 L1-3 1B		4-0 1-2 BB			0-0 4-3
Bill Melton, R (1, 5) OBP: 0.360, SLG: 0.530	0-3 K 1-2			0-0 L1-3 1-2		0-0 L5			0-0 5-3
Rick Reichardt, R (1, 7) OBP: 0.348, SLG: 0.447		0-0 F6		0-0 5-3		0-0 F9		4-0 1B BB	
Steve Huntz, S (1, 4) OBP: 0.306, SLG: 0.448		0-0 3-1			0-0 6-3		0-0 F6		0-0 1-3 1B
Tom Egan, R (1, 2) OBP: 0.321, SLG: 0.421		4-0 BB			0-3 K		0-3 K		0-3 K
Luis Alvarado, R (1, 6) OBP: 0.231, SLG: 0.268 Pat Kelly, L (8, PH) OBP: 0.424, SLG: 0.457 (8, 9)		0-0 F6			0-0 F8			4-0 BB	
Tom Bradley, R (1, 1) OBP: 0.118, SLG: 0.147 Rich McKinney, R (8, PH) OBP: 0.350, SLG: 0.430 Rich Morales, R (8, 6) OBP: 0.323, SLG: 0.285			0-0 FC6-4 1B			0-3 K		0-0 F7	

Inning Stats	R: 0	H: 0	E: 0	K: 1	S: 5	P: 9	R: 0	H: 0	E: 0	K: 0	S: 3	P: 7	R: 0	H: 1	E: 0	K: 0	S: 3	P: 3	R: 0	H: 1	E: 0	K: 0	S: 3	P: 3	R: 0	H: 0	E: 0	K: 1	S: 5	P: 5	R: 0	H: 1	E: 0	K: 0	S: 6	P: 10	R: 0	H: 0	E: 0	K: 1	S: 5	P: 5	R: 0	H: 0	E: 0	K: 0	S: 3	P: 7	R: 0	H: 1	E: 0	K: 1	S: 6	P: 10	1B: 4	SF: 0	2B: 1	SAC: 0	3B: 0	DP: 1	HR: 0	HBP: 0	WP: 0	PA: 34
--------------	------	------	------	------	------	------	------	------	------	------	------	------	------	------	------	------	------	------	------	------	------	------	------	------	------	------	------	------	------	------	------	------	------	------	------	-------	------	------	------	------	------	------	------	------	------	------	------	------	------	------	------	------	------	-------	-------	-------	-------	--------	-------	-------	-------	--------	-------	--------

PITCHER	IP	WLS	BF	H	R	ER	SO	BB	IBB	HBP	BLK	WP	HR	S	P	ERA	WHIP
Mike Cuellar, L (1, 1) ERA: 3.2	9.0	W	34	4	0	0	5	5	0	0	0	0	0	39	59	0.00	1.000

Batter	1	2	3	4	5	6	7	8	9	AB	R	H	RBI	BB	SO	LOB	BOTTOM		
Don Buford, S (1, 7) OBP: 0.421, SLG: 0.483	4-0 1B 2B BB		X 0-0 2B		X 0-0 F7		X 0-0 4-3			3	1	1	0	1	0	1	Chicago White Sox @ Baltimore Orioles Memorial Stadium, Baltimore, MD Tue Aug 24 1971, 7:05 PM EDT Att. 13,164 - Unknown		
Paul Blair, R (1, 8) OBP: 0.295, SLG: 0.375	X 0-0 F9		X 0-0 B2		X 0-0 L7		X 0-3 K2-3			4	0	0	0	0	1	3			
Frank Robinson, R (1, 3) OBP: 0.390, SLG: 0.508	S 0-3 K		X 0-0 F7		X 0-0 4-3			X 0-0 F9		4	0	0	0	0	1	2			
Brooks Robinson, R (1, 5) OBP: 0.353, SLG: 0.406	X 0-0 2B 1-3 1B		X 0-0 5-3		S 0-3 K			X 0-0 BB 1B		4	0	2	0	0	1	1			
Merv Rettenmund, R (1, 9) OBP: 0.413, SLG: 0.443	X 0-0 1-3 3-H 2B			B 4-0 S BB		X 0-0 1B		S 0-3 K		3	0	2	1	1	1	1			
Davey Johnson, R (1, 4) OBP: 0.345, SLG: 0.434	S 0-3 K		X 0-0 F3		X 0-0 F7		B 4-0 BB BB	X 1-2 BB		3	0	0	0	1	1	4			
Elrod Hendricks, L (1, 2) OBP: 0.331, SLG: 0.360		X 0-0 G3		X 0-0 F9		S 0-3 K		X 0-0 F8		4	0	0	0	0	1	4			
Mark Belanger, R (1, 6) OBP: 0.366, SLG: 0.313		X 0-0 F8		B 4-0 BB BB		X 0-0 6-3				2	0	0	0	1	0	0			
Mike Cuellar, L (1, 1) OBP: 0.083, SLG: 0.098		X 0-0 4-3		S 0-3 K		X 0-0 4-3 1B				3	0	1	0	0	1	2			
Inning Stats	R: 1 E: 0 K: 2 S: 9	H: 2 LOB: 2 BB: 1 P: 13	R: 0 E: 0 K: 0 S: 3	H: 0 LOB: 0 BB: 0 P: 3	R: 0 E: 0 K: 0 S: 4	H: 1 LOB: 1 BB: 0 P: 4	R: 0 E: 0 K: 1 S: 5	H: 0 LOB: 2 BB: 2 P: 13	R: 0 E: 0 K: 2 S: 8	H: 1 LOB: 1 BB: 0 P: 8	R: 0 E: 0 K: 1 S: 6	H: 1 LOB: 2 BB: 1 P: 10	R: 0 E: 0 K: 1 S: 6	H: 1 LOB: 2 BB: 1 P: 10	1B: 4 2B: 2 3B: 0 HR: 0	SF: 0 SAC: 0 DP: 0 HBP: 0	WP: 0 PB: 0 SB: 1 CS: 0	PA: 34	
PITCHER	IP	WLS	BF	H	R	ER	SO	BB	IBB	HBP	BLK	WP	HR	S	P	ERA	WHIP		
Tom Bradley, R (1, 1) ERA: 2.71	7.0	L	29	5	1	1	6	3	0	0	0	0	0	38	50	1.29	1.143		
Vicente Romo, R (8, 1) ERA: 3.97	1.0		5	1	0	0	1	1	0	0	0	0	0	6	10	0.00	2.000		

livebaseballscores.com

AB 30
R 1
H 6
RBI 1
BB 4
SO 7
LOB 18



Batter	1	2	3	4	5	6	7	8	9	AB R H RBI BB SO LOB	TOP											
Pat Kelly, L (1, 9) OBP: 0.419, SLG: 0.450	0-0 G3		0-0 F8			0-0 G3			0-0 2B 2B 1B	4 1 1 0 0 0 0	Chicago White Sox @ Baltimore Orioles Memorial Stadium, Baltimore, MD Wed Aug 25 1971, 7:05 PM EDT Att: 13,797 - Unknown livebaseballscorecards.com											
Jay Johnstone, L (1, 8) OBP: 0.343, SLG: 0.429	0-0 F8			0-0 HR		0-0 G5-4-3 1B			0-0 1-3 2B 2B	4 2 3 1 0 0 0												
Rich McKinney, R (1, 4) OBP: 0.349, SLG: 0.427	0-0 1B			0-0 F9		0-0 G5-4-3 1-2f			0-3 K	4 0 1 0 0 1 3												
Bill Melton, R (1, 5) OBP: 0.359, SLG: 0.527	0-0 F8			0-0 G6-3 1B			0-0 F9		0-3 K	4 0 1 0 0 1 3												
Carlos May, L (1, 3) OBP: 0.374, SLG: 0.389		0-0 6-3		0-0 G6-3 1-2f			0-0 4-3		0-0 2B 2-H 3-H	4 0 1 2 0 0 1												
Rick Reichardt, R (1, 7) OBP: 0.345, SLG: 0.442		0-3 K			0-0 6-3		0-0 F7		0-0 F8	4 0 0 0 0 1 1												
Ed Herrmann, L (1, 2) OBP: 0.326, SLG: 0.360		0-3 K			4-0 FC6-4 BB			0-0 G6-4-3 1B		2 0 1 0 1 1 0												
Luis Alvarado, R (1, 6) OBP: 0.229, SLG: 0.266 Steve Huntz, S (8, PH) OBP: 0.302, SLG: 0.441			0-3 K		0-0 FC6-4 1-2f			0-0 F9		2 0 0 0 0 1 1 1 0 0 0 0 0 1												
Wilbur Wood, R (1, 1) OBP: 0.125, SLG: 0.041 Walt Williams, R (8, PH) OBP: 0.349, SLG: 0.439 Steve Kealey, R (8, 1) OBP: 0.143, SLG: 0.143			0-3 K		0-3 K			0-0 G6-4-3 1-2f		2 0 0 0 0 2 1 1 0 0 0 0 0 1 0 0 0 0 0 0 0												
Inning Stats	R: 0 E: 0 K: 0 S: 4	H: 1 LOB: 1 BB: 0 P: 4	R: 0 E: 0 K: 2 S: 7	H: 0 LOB: 0 BB: 0 P: 7	R: 0 E: 0 K: 2 S: 7	H: 0 LOB: 0 BB: 0 P: 7	R: 1 E: 0 K: 0 S: 4	H: 2 LOB: 0 BB: 0 P: 4	R: 0 E: 0 K: 1 S: 5	H: 0 LOB: 1 BB: 1 P: 9		R: 0 E: 0 K: 0 S: 3	H: 1 LOB: 0 BB: 0 P: 3	R: 0 E: 0 K: 0 S: 3	H: 0 LOB: 0 BB: 0 P: 3	R: 0 E: 0 K: 0 S: 3	H: 1 LOB: 0 BB: 0 P: 3	R: 2 E: 0 K: 2 S: 10	H: 3 LOB: 1 BB: 0 P: 10	1B: 5 2B: 2 3B: 0 HR: 1	SF: 0 SAC: 0 DP: 3 HBP: 0	WP: 0 PB: 0 SB: 0 CS: 0
PITCHER Pat Dobson, R (1, 1) ERA: 2.96	IP: 9.0 WLS: W BF: 33 H: 8 R: 3 ER: 3 SO: 7 BB: 1 IBB: 0 HBP: 0 BLK: 0 WP: 0 HR: 1 S: 46 P: 50 ERA: 3.00 WHIP: 1.000											PITCHER	IP: WLS: BF: H: R: ER: SO: BB: IBB: HBP: BLK: WP: HR: S: P: ERA: WHIP:									



Batter	1	2	3	4	5	6	7	8	9	AB R H RBI BB SO LOB
--------	---	---	---	---	---	---	---	---	---	----------------------

Don Buford, S <small>OBP: 0.422, SLG: 0.484</small> (1, 7) X 										3 2 1 0 1 0 0
Paul Blair, R <small>OBP: 0.294, SLG: 0.373</small> (1, 8) X 										3 1 0 0 1 1 1
Frank Robinson, R <small>OBP: 0.369, SLG: 0.507</small> (1, 3) X 										3 1 1 0 0 1 2
Merv Rettenmund, R <small>OBP: 0.412, SLG: 0.446</small> (1, 9) X 										4 0 1 2 0 1 3
Brooks Robinson, R <small>OBP: 0.352, SLG: 0.403</small> (1, 5) X 										3 1 0 0 1 0 2
Davey Johnson, R <small>OBP: 0.344, SLG: 0.435</small> (1, 4) X 										4 1 1 2 0 0 0
Andy Etchebarren, R <small>OBP: 0.318, SLG: 0.417</small> (1, 2) X 										4 0 2 2 0 0 0
Mark Belanger, R <small>OBP: 0.365, SLG: 0.312</small> (1, 6) X 										4 0 1 0 0 0 1
Pat Dobson, R <small>OBP: 0.158, SLG: 0.123</small> (1, 1) X 										3 0 0 0 0 1 3

Inning Stats	R: 1	H: 1	E: 1	K: 0	S: 5	LOB: 1	BB: 0	P: 5	R: 0	H: 0	E: 0	K: 0	S: 3	LOB: 0	BB: 0	P: 3	R: 0	H: 0	E: 0	K: 1	S: 5	LOB: 0	BB: 0	P: 5	R: 0	H: 0	E: 0	K: 1	S: 5	LOB: 0	BB: 0	P: 5	R: 0	H: 0	E: 0	K: 0	S: 4	LOB: 1	BB: 0	P: 4	R: 4	H: 3	E: 0	K: 1	S: 8	LOB: 2	BB: 3	P: 20	R: 1	H: 2	E: 0	K: 1	S: 7	LOB: 1	BB: 0	P: 7	R: 0	H: 0	E: 0	K: 0	S: 3	LOB: 0	BB: 0	P: 3
--------------	------	------	------	------	------	--------	-------	------	------	------	------	------	------	--------	-------	------	------	------	------	------	------	--------	-------	------	------	------	------	------	------	--------	-------	------	------	------	------	------	------	--------	-------	------	------	------	------	------	------	--------	-------	-------	------	------	------	------	------	--------	-------	------	------	------	------	------	------	--------	-------	------

PITCHER	IP	WLS	BF	H	R	ER	SO	BB	IBB	HBP	BLK	WP	HR	S	P	ERA	WHIP
Wilbur Wood, L <small>ERA: 2.15</small>	(1, 1)	7.0	L	32	7	6	5	4	2	1	0	0	0	37	49	6.43	1.286
Steve Kealey, R <small>ERA: 4.02</small>	(8, 1)	1.0		3	0	0	0	0	0	0	0	0	0	3	3	0.00	0.000

BOTTOM

Chicago White Sox @ Baltimore Orioles
 Memorial Stadium, Baltimore, MD
 Wed Aug 25 1971, 7:05 PM EDT
 Att. 13,797 - Unknown

livebaseballscorecards.com

AB	31
R	6
H	7
RBI	6
BB	3
SO	4
LOB	12



1B: 4	SF: 0	WP: 1	PA: 35
2B: 2	SAC: 1	PB: 0	
3B: 1	DP: 0	SB: 0	
HR: 0	HBP: 0	CS: 0	

Batter	1	2	3	4	5	6	7	8	9	AB R H RBI BB SO LOB	TOP
Walt Williams, R OBP: 0.351, SLG: 0.451 (1, 7) x (7, 9)	0-0 F3 		0-3 K 				0-0 1-H 2-H HR 			4 2 2 3 0 1 0	
Pat Kelly, L OBP: 0.421, SLG: 0.448 Bart Johnson, R OBP: 0.222, SLG: 0.244 (1, 9) x (7, 1)	0-0 4-3 			0-0 3-1 			0-0 1-2 2-3 1B 			3 0 1 1 1 0 0 0 0 0 0 0 0 0	
Rich McKinney, R OBP: 0.347, SLG: 0.426 (1, 4) x	0-0 1B 			0-3 K 			0-0 F2 			3 0 1 1 0 1 1	
Bill Melton, R OBP: 0.356, SLG: 0.523 (1, 5) x	0-0 F8 			0-3 K 			0-0 F9 			3 0 0 1 0 1 1	
Carlos May, L OBP: 0.375, SLG: 0.387 (1, 3) x		0-0 4-3 				4-0 BB BB BB FC3-6 BB 				2 0 0 0 2 0 1	
Jay Johnstone, L OBP: 0.342, SLG: 0.427 (1, 8) x		0-0 F9 				0-0 F8 				4 0 1 0 0 0 1	
Steve Huntz, S OBP: 0.284, SLG: 0.413 (1, 6) x		0-3 K 				0-0 FC3-6 1B 1-2f 1B 				4 1 0 0 0 1 3	
Ed Herrmann, L OBP: 0.330, SLG: 0.361 Luis Alvarado, R OBP: 0.229, SLG: 0.266 Tom Egan, R OBP: 0.324, SLG: 0.423 (1, 2) x (7, PR) (7, 2)			0-0 F8 			0-0 1B 1-3 HR 1B 				2 1 1 0 0 0 0 0 1 0 0 0 0 0 1 0 1 0 0 0 0	
Joe Horten, R OBP: 0.105, SLG: 0.108 Mike Hershberger, R OBP: 0.373, SLG: 0.314 Vicente Romo, R OBP: 0.400, SLG: 0.333 Rick Reichardt, R OBP: 0.346, SLG: 0.443 (1, 1) x (5, PH) (5, 1) (7, PH) (7, 7)			0-0 F9 			0-0 1B 1-2 3-H HR 1B 				1 0 0 0 0 0 0 1 1 1 1 0 0 0 0 0 0 0 0 0 0 2 1 1 0 0 1 1	
Inning Stats	R: 0 E: 0 K: 0 S: 4 H: 1 LOB: 1 BB: 0 P: 4	R: 0 E: 0 K: 1 S: 5 H: 0 LOB: 0 BB: 0 P: 5	R: 0 E: 0 K: 1 S: 5 H: 0 LOB: 0 BB: 0 P: 5	R: 0 E: 0 K: 2 S: 7 H: 0 LOB: 0 BB: 0 P: 7	R: 4 E: 0 K: 0 S: 6 H: 3 LOB: 1 BB: 2 P: 14	R: 0 E: 0 K: 0 S: 3 H: 1 LOB: 1 BB: 1 P: 7	R: 3 E: 0 K: 0 S: 6 H: 3 LOB: 1 BB: 0 P: 7	R: 0 E: 0 K: 1 S: 6 H: 1 LOB: 1 BB: 0 P: 6		1B: 8 2B: 1 3B: 0 HR: 1 SF: 2 SAC: 0 DP: 1 HBP: 1	WP: 0 PB: 0 SB: 0 CS: 0 PA: 36

Chicago White Sox @ Baltimore Orioles
Memorial Stadium, Baltimore, MD
Thu Aug 26 1971, 7:05 PM EDT
Att. 13,600 - Unknown

AB	30
R	7
H	9
RBI	7
BB	3
SO	5
LOB	8



PITCHER																	
	IP	WLS	BF	H	R	ER	SO	BB	IBB	HBP	BLK	WP	HR	S	P	ERA	WHIP
Jim Palmer, R ERA: 2.77 (1, 1)	5.1		24	5	4	4	4	3	0	0	0	0	1	29	41	6.75	1.500
Grant Jackson, L ERA: 3.48 (6, 1)	0.2		3	1	2	2	0	0	0	1	0	0	0	2	3	27.00	1.500
Dick Hall, R ERA: 4.58 (7, 1)	2.0	W	9	3	1	1	1	0	0	0	0	0	0	11	11	4.50	1.500

Batter	1	2	3	4	5	6	7	8	9
Don Buford, S (1, 7) OBP: 0.417, SLG: 0.478	0-3 K	0-3 K		0-3 K		0-3 K		0-3 K	
Paul Blair, R (1, 8) OBP: 0.293, SLG: 0.370	0-0 F2	0-0 F6		0-3 K		0-0 L4-3		0-0 S 1B	
Merv Rettenmund, R (1, 9) OBP: 0.416, SLG: 0.451	0-0 F9		0-0 CS 1B	0-0 1-H 2-H 2B		4-0 S 1B BB	4-0 S 1B BB	4-0 1-2 BB	
Frank Robinson, R (1, 3) OBP: 0.387, SLG: 0.503		0-0 SH3 1B 1B	0-0 F7	0-0 F7		0-3 K	0-3 K	0-3 K	
Brooks Robinson, R (1, 5) OBP: 0.352, SLG: 0.402		0-0 1B SH3 1B	0-0 F4		0-0 F2	0-0 F7			
Andy Etchebarren, R (1, 2) OBP: 0.324, SLG: 0.415		0-0 SH3		1-0 1B 1B 1B HBP	0-0 5-3	4-0 1B BB			
Davey Johnson, R (1, 4) OBP: 0.348, SLG: 0.437		4-0 1B 1B BB		0-0 1B 1B	0-0 5-3	0-0 1B	1-2 2-H 1B		
Mark Belanger, R (1, 6) OBP: 0.371, SLG: 0.322		0-0 1B 1B		0-0 1B 2B 1B		0-0 1B 3B	4-0 SH1-3 1B BB		
Jim Palmer, R (1, 1) OBP: 0.253, SLG: 0.225		0-0 1B		0-0 2B 1B		0-0 1B		0-0 SH1-3	
Grant Jackson, S (6, 1) OBP: 0.143, SLG: 0.250				1-2 2-H 3-H 2B 1B		3-H 1B		1-2	
Dick Hall, R (7, 1) OBP: 0.333, SLG: 0.333									
Tom Shopay, L (8, PH) OBP: 0.304, SLG: 0.279									

AB	R	H	RBI	BB	SO	LOB
5	0	0	0	0	5	7
5	0	1	1	0	1	6
3	0	2	2	2	0	0
5	1	1	0	0	2	5
4	1	1	0	0	0	2
1	1	0	0	1	0	0
3	1	2	0	1	0	0
3	3	3	1	1	0	0
2	1	2	3	0	0	0
1	0	1	1	0	0	0
0	0	0	0	0	0	0
0	0	0	0	0	0	0

AB	R	H	RBI	BB	SO	LOB
32	8	13	8	5	8	20

Inning Stats	R: 0	H: 0	E: 0	K: 1	S: 5	LOB: 0	BB: 0	P: 5					
R: 2 E: 0 K: 1 S: 9	H: 4 LOB: 3 BB: 1 P: 13	R: 0 E: 0 K: 0 S: 3	H: 1 LOB: 0 BB: 0 P: 3	R: 4 E: 0 K: 2 S: 11	H: 4 LOB: 1 BB: 0 P: 12	R: 0 E: 0 K: 0 S: 3	H: 0 LOB: 0 BB: 0 P: 3	R: 1 E: 0 K: 1 S: 6	H: 2 LOB: 0 BB: 0 P: 6	R: 0 E: 0 K: 1 S: 5	H: 1 LOB: 2 BB: 2 P: 13	R: 1 E: 0 K: 2 S: 8	H: 1 LOB: 2 BB: 2 P: 16

WP	HR	S	P	ERA	WHIP
0	0	0	0	13.50	2.500
0	0	9	9	4.50	1.000
0	0	13	29	4.50	3.000

Chicago White Sox @ Baltimore Orioles
Memorial Stadium, Baltimore, MD
 Thu Aug 26 1971, 7:05 PM EDT
 Att. 13,600 - Unknown

AB	32
R	8
H	13
RBI	8
BB	5
SO	8
LOB	20



Batter	1	2	3	4	5	6	7	8	9	AB R H RBI BB SO LOB	TOP
Pat Kelly, L (1, 9) OBP: 0.417, SLG: 0.438	0-0 F8		4-0 BB 1B 1-2 BB		0-0 4-3		0-0 L9			3 0 0 0 1 0 1	
Jay Johnstone, L (1, 8) OBP: 0.344, SLG: 0.435	4-0 L6-4 1B BB		0-3 K		0-0 F5			0-0 HR		3 1 1 1 1 1 2	
Rich McKinney, R (1, 4) OBP: 0.349, SLG: 0.427	0-0 1-2 1B		0-0 BB 1B 1-2 2-H		0-0 F6			0-3 K		4 0 2 1 0 1 0	
Bill Melton, R (1, 5) OBP: 0.355, SLG: 0.520	0-0 L6-4 2-3		4-0 BB 1-2 2-3		0-3 K			0-0 5-3		3 0 0 0 1 1 2	
Carlos May, L (1, 3) OBP: 0.372, SLG: 0.383		0-0 5-3	0-0 1-3		0-3 K			0-3 K		4 0 0 0 0 2 3	
Rick Reichardt, R (1, 7) OBP: 0.342, SLG: 0.438		0-3 K		0-0 6-3		0-3 K		0-0 F8		4 0 0 0 0 2 0	
Steve Huntz, S (1, 6) OBP: 0.268, SLG: 0.388		0-0 F6		0-0 4-1		0-0 4-3		0-0 F7		4 0 0 0 0 0 0	
Ed Herrmann, L (1, 2) OBP: 0.336, SLG: 0.365			0-0 FC1-6 1B		0-0 1B		4-0 BB	0-0 F8		3 0 2 0 1 0 0	
Rich Hinton, L (1, 1) Vicente Romo, R (3, 1) Mike Hershberger, R (7, PH) Steve Keasley, R (7, 1) OBP: 0.143, SLG: 0.143			0-0 FC1-6 1B		0-3 K		0-0 L9			1 1 0 0 0 0 1 1 0 0 0 0 1 1 1 0 0 0 0 0 1 0 0 0 0 0 0 0	
Inning Stats	R: 0 H: 1 E: 0 LOB: 1 K: 0 BB: 1 S: 3 P: 7	R: 0 H: 0 E: 0 LOB: 0 K: 1 BB: 0 S: 5 P: 5	R: 1 H: 2 E: 0 LOB: 3 K: 1 BB: 2 S: 7 P: 15	R: 0 H: 1 E: 0 LOB: 1 K: 1 BB: 0 S: 6 P: 6	R: 0 H: 0 E: 0 LOB: 0 K: 3 BB: 0 S: 9 P: 9	R: 0 H: 0 E: 0 LOB: 1 K: 0 BB: 1 S: 3 P: 7	R: 1 H: 1 E: 0 LOB: 0 K: 2 BB: 0 S: 8 P: 8	R: 0 H: 0 E: 0 LOB: 0 K: 0 BB: 0 S: 3 P: 3	1B: 4 SF: 0 2B: 1 SAC: 0 3B: 0 DP: 1 HR: 1 HBP: 0	WP: 0 PA: 35 PB: 0 SB: 1 CS: 0	
PITCHER Joe Coleman, R (1, 1) ERA: 3.51	IP WLS BF H R ER SO BB IBB HBP BLK WP HR S P ERA WHIP										

Chicago White Sox @ Detroit Tigers
Tiger Stadium, Detroit, MI
Fri Aug 27 1971, 7:05 PM EDT
Att. 14,903 - Unknown

livebaseballscorecards.com

AB 31
R 2
H 5
RBI 2
BB 4
SO 8
LOB 11



BOTTOM

Chicago White Sox @ Detroit Tigers
 Tiger Stadium, Detroit, MI
 Fri Aug 27 1971, 7:05 PM EDT
 Att. 14,903 - Unknown

livebaseballscorecards.com

AB	31
R	4
H	11
RBI	3
BB	2
SO	4
LOB	12



WP: 0	PA: 35
PB: 0	
SB: 0	
CS: 0	

AB	R	H	RBI	BB	SO	LOB
3	1	1	0	1	0	1
4	1	2	1	0	0	1
4	0	2	1	0	1	1
1	0	0	0	0	0	1
1	0	0	0	1	0	1
4	0	2	0	0	0	0
4	1	1	1	0	0	5
1	0	0	0	0	0	0
3	0	1	0	0	1	0
4	1	2	0	0	0	1
2	0	0	0	0	2	1
1B: 8	SF: 0					
2B: 2	SAC: 1					
3B: 0	DP: 2					
HR: 1	HBP: 1					

Batter	1	2	3	4	5	6	7	8	9							
Aurelio Rodriguez, R OBP: 0.287, SLG: 0.397 (1, 5) X	0-0 G1-4-3 1B		4-0 1B E BB	0-0 5-3			0-0 5-3									
Tony Taylor, R OBP: 0.312, SLG: 0.336 (1, 4) X	0-0 G1-4-3 1-2f		0-0 E3 2B 1B			0-0 6-3	0-0 E5 1B									
Al Kaline, R OBP: 0.423, SLG: 0.470 (1, 9) X	0-0 1B		0-0 2B			0-0 L5	0-3 K									
Willie Horton, R OBP: 0.353, SLG: 0.505 Jim Northrup, L OBP: 0.361, SLG: 0.433 (1, 7) X (3, PR) (4, 7) X	0-0 F6		1-0 2B HBP			4-0 1B BB	0-0 F8									
Bill Freehan, R OBP: 0.363, SLG: 0.477 (1, 2) X		0-0 L5	0-0 2B			0-0 FC6-4 1B	0-0 F8									
Mickey Stanley, R OBP: 0.328, SLG: 0.369 (1, 8) X		0-0 F8	0-0 6-3			0-0 FC6-4	0-0 HR									
Ike Brown, R OBP: 0.350, SLG: 0.443 Norm Cash, L OBP: 0.371, SLG: 0.538 (1, 3) X (4, 3) X		0-0 1-3				0-3 K	0-0 G6-3 1B									
Ed Brinkman, R OBP: 0.291, SLG: 0.273 (1, 6) X			0-0 SH3-4 1B 1B			0-0 5-3	0-0 G6-3									
Joe Coleman, R OBP: 0.136, SLG: 0.118 (1, 1) X			0-0 SH3-4 1-2			0-3 K	0-3 K									
Inning Stats	R: 0 E: 0 K: 0 S: 4	H: 2 LOB: 1 BB: 0 P: 4	R: 0 E: 0 K: 0 S: 3	H: 0 LOB: 0 BB: 0 P: 3	R: 3 E: 1 K: 0 S: 6	H: 4 LOB: 3 BB: 1 P: 11	R: 0 E: 0 K: 1 S: 6	H: 1 LOB: 1 BB: 0 P: 6	R: 0 E: 0 K: 0 S: 4	H: 1 LOB: 2 BB: 1 P: 8	R: 0 E: 0 K: 2 S: 7	H: 0 LOB: 0 BB: 0 P: 7	R: 0 E: 1 K: 1 S: 6	H: 1 LOB: 1 BB: 0 P: 6	R: 1 E: 0 K: 0 S: 4	H: 2 LOB: 0 BB: 0 P: 4

PITCHER	IP	WLS	BF	H	R	ER	SO	BB	IBB	HBP	BLK	WP	HR	S	P	ERA	WHIP
Rich Hinton, L ERA: 2.79 (1, 1)	2.2	L	13	5	3	3	0	1	0	0	0	0	0	11	16	10.12	2.250
Vicente Romo, R ERA: 3.78 (3, 1)	3.1		14	3	0	0	3	1	0	0	0	0	0	19	23	0.00	1.200
Steve Kealey, R ERA: 4.04 (7, 1)	2.0		8	3	1	1	1	0	0	0	0	0	1	10	10	4.50	1.500

PITCHER	IP	WLS	BF	H	R	ER	SO	BB	IBB	HBP	BLK	WP	HR	S	P	ERA	WHIP
Rich Hinton, L ERA: 2.79 (1, 1)	2.2	L	13	5	3	3	0	1	0	0	0	0	0	11	16	10.12	2.250
Vicente Romo, R ERA: 3.78 (3, 1)	3.1		14	3	0	0	3	1	0	0	0	0	0	19	23	0.00	1.200
Steve Kealey, R ERA: 4.04 (7, 1)	2.0		8	3	1	1	1	0	0	0	0	0	1	10	10	4.50	1.500

Batter	1	2	3	4	5	6	7	8	9	AB	R	H	RBI	BB	SO	LOB	TOP										
Walt Williams, R (1, 9) OBP: 0.352, SLG: 0.448 (8, 7)	0-3 K	0-0 F4		4-0 FC5-4 BB		0-0 1B		0-0 F7		4	0	1	2	1	1	3											
Mike Hershberger, R (1, 8) OBP: 0.368, SLG: 0.310 Jay Johnstone, L (8, PH) Vicente Romo, R (8, 1) OBP: 0.364, SLG: 0.300	0-0 3-1		0-0 S 1B	0-0 FC5-4		0-0 L6		0-0 L9		4	0	1	0	0	0	3											
Rich McKinney, R (1, 4) OBP: 0.350, SLG: 0.424	0-0 BB 1B		0-0 F4		0-0 5-3		4-0 G5-4-3 BB		0-0 6-3	4	1	1	0	1	0	1											
Bill Melton, R (1, 5) OBP: 0.356, SLG: 0.517	4-0 1B BB		0-3 K		0-3 K		0-0 G5-4-3		0-0 G6-4-3 1B	4	0	1	0	1	2	2											
Rick Reichardt, R (1, 7) OBP: 0.343, SLG: 0.436 (8, 8)	0-0 FC6-4 1B		0-0 6-3		0-0 F9		4-0 BB		0-0 G6-4-3	4	0	1	1	1	0	2											
Mike Andrews, R (1, 3) OBP: 0.399, SLG: 0.435	0-0 FC6-4			0-0 1B 2B		0-0 F5		0-0 F6		4	1	1	0	0	0	3											
Tom Egan, R (1, 2) OBP: 0.322, SLG: 0.420		0-3 K		0-0 BB 1B		0-0 E3 1B		0-0 1-3		4	1	1	1	0	1	0											
Luis Alvarado, R (1, 6) OBP: 0.230, SLG: 0.267 Pat Kelly, L (8, PH) (8, 9)		0-0 6-3		0-0 F8		0-0 1B 1B		4-0 1B BB		3	1	1	0	0	0	1											
Tom Bradley, R (1, 1) OBP: 0.128, SLG: 0.156 Steve Huntz, S (8, PH) Bart Johnson, R (6, 1) Steve Kealey, R (7, 1) Carlos May, L (8, PH) Rich Morales, R (8, 6) OBP: 0.373, SLG: 0.385 OBP: 0.323, SLG: 0.285		0-0 1B		0-3 K		0-0 F9		0-0 1B		2	0	1	0	0	1	1											
Inning Stats	R: 1 E: 0 K: 1 S: 7	H: 2 LOB: 2 BB: 1 P: 11	R: 0 E: 0 K: 1 S: 6	H: 1 LOB: 1 BB: 0 P: 6	R: 0 E: 0 K: 1 S: 6	H: 1 LOB: 1 BB: 0 P: 6	R: 1 E: 0 K: 1 S: 7	H: 2 LOB: 2 BB: 1 P: 11	R: 0 E: 0 K: 1 S: 5	H: 0 LOB: 0 BB: 0 P: 5	R: 2 E: 1 K: 0 S: 6	H: 2 LOB: 1 BB: 0 P: 6	R: 0 E: 0 K: 0 S: 2	H: 0 LOB: 1 BB: 2 P: 10	R: 0 E: 0 K: 0 S: 4	H: 1 LOB: 2 BB: 1 P: 8	R: 0 E: 0 K: 0 S: 3	H: 1 LOB: 0 BB: 0 P: 3	1B: 9 2B: 1 3B: 0 HR: 0	SF: 0 SAC: 0 DP: 2 HBP: 0	WP: 0 PB: 0 SB: 1 CS: 0	PA: 41					
PITCHER	IP	WLS	BF	H	R	ER	SO	BB	IBB	HBP	BLK	WP	HR	S	P	ERA	WHIP										
Les Cain, L (1, 1) ERA: 4.15	7.0	W	33	8	4	2	5	4	0	0	0	0	0	39	55	2.57	1.714										
Tom Timmermann, R (8, 1) ERA: 4.1	0.2		4	1	0	0	0	1	0	0	0	0	0	3	7	0.00	3.000										
Fred Scherman, L (8, 1) ERA: 2.71	1.1	S	4	1	0	0	0	0	0	0	0	0	0	4	4	0.00	0.750										

Chicago White Sox @ Detroit Tigers
Tiger Stadium, Detroit, MI
Sat Aug 28 1971, 4:33 AM EDT
Att: 11,417 - Unknown

livebaseballscorecards.com

AB 36
R 4
H 10
RBI 4
BB 5
SO 5
LOB 20



Batter	1	2	3	4	5	6	7	8	9
Dick McAuliffe, L OBP: 0.295, SLG: 0.383 (1, 4)	0-0 F8		0-0 1B 1B		0-0 3-1		4-0 BB BB FC3-2 BB	0-0 6-3	
Aurelio Rodriguez, R OBP: 0.288, SLG: 0.397 (1, 5)	0-0 1B 1B		0-0 1B 1B 1-2 2-H		0-3 K		0-0 F9		
Gates Brown, L OBP: 0.447, SLG: 0.611 Tom Timmermann, R OBP: 0.167, SLG: 0.091 Fred Scherman, L OBP: 0.333, SLG: 0.250 (1, 7) (8, 1) (8, 1)	0-0 F5		0-0 1B 1-3 2-H		0-0 S 1B		4-0 BB E BB		
Norm Cash, L OBP: 0.375, SLG: 0.538 (1, 3)	0-0 FC6-4 1B		4-0 L5-3 BB		0-0 L3		4-0 E BB		
Jim Northrup, L OBP: 0.358, SLG: 0.429 (1, 9) (8, 7)	0-0 FC6-4		0-0 L5-3			0-0 F7	0-0 FC3-2		
Bill Freehan, R OBP: 0.360, SLG: 0.473 (1, 2)		0-0 4-3		0-0 F7		0-0 F7	0-0 F3		
Mickey Stanley, R OBP: 0.327, SLG: 0.368 (1, 8)		0-3 K		0-0 6-3		0-0 1B		0-0 L7	
Ed Brinkman, R OBP: 0.288, SLG: 0.271 (1, 6)		0-3 K		0-0 F8		0-3 K		0-3 K	
Les Cain, L OBP: 0.178, SLG: 0.250 Dalton Jones, L OBP: 0.300, SLG: 0.377 Al Kaline, R OBP: 0.424, SLG: 0.470 (1, 1) (7, PH) (8, 9)			0-0 1B 1B		0-0 HR		4-0 BB BB BB	4-0 BB	

Inning Stats	R: 0 E: 0 K: 5 S: 5	H: 2 LOB: 2 BB: 0 P: 5	R: 0 E: 0 K: 2 S: 7	H: 0 LOB: 0 BB: 0 P: 7	R: 2 E: 0 K: 0 S: 5	H: 4 LOB: 1 BB: 1 P: 9	R: 0 E: 0 K: 0 S: 3	H: 0 LOB: 0 BB: 0 P: 3	R: 1 E: 0 K: 1 S: 7	H: 2 LOB: 1 BB: 0 P: 7	R: 0 E: 0 K: 1 S: 6	H: 1 LOB: 1 BB: 0 P: 6	R: 2 E: 1 K: 0 S: 3	H: 0 LOB: 2 BB: 4 P: 19	R: 0 E: 0 K: 1 S: 5	H: 0 LOB: 1 BB: 1 P: 9
--------------	------------------------------	---------------------------------	------------------------------	---------------------------------	------------------------------	---------------------------------	------------------------------	---------------------------------	------------------------------	---------------------------------	------------------------------	---------------------------------	------------------------------	----------------------------------	------------------------------	---------------------------------

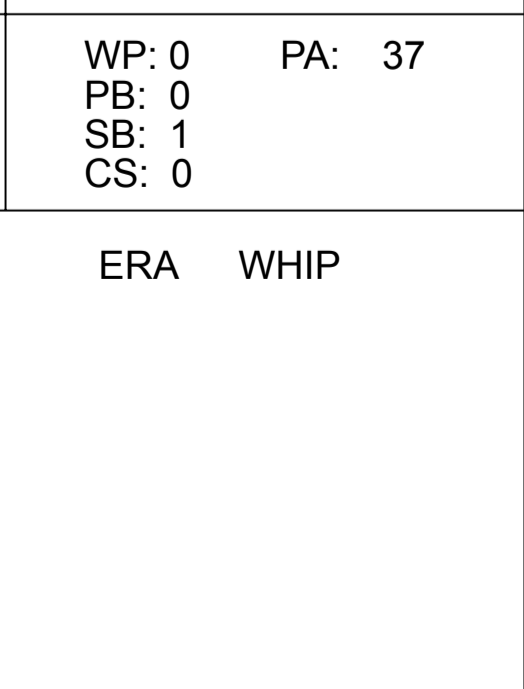
PITCHER														PITCHER																			
IP	WLS	BF	H	R	ER	SO	BB	IBB	HBP	BLK	WP	HR	S	P	ERA	WHIP	IP	WLS	BF	H	R	ER	SO	BB	IBB	HBP	BLK	WP	HR	S	P	ERA	WHIP
Tom Bradley, R ERA: 2.77 (1, 1)	5.0		8	3	3	3	1	0	0	0	0	1	27	31	5.40	1.800																	
Bart Johnson, R ERA: 3.08 (6, 1)	1.1	L	9	1	1	1	4	0	0	0	0	0	7	23	6.75	3.750																	
Steve Kealey, R ERA: 3.99 (7, 1)	0.2		2	0	0	0	0	0	0	0	0	0	2	2	0.00	0.000																	
Vicente Romo, R ERA: 3.72 (8, 1)	1.0		4	0	0	1	1	0	0	0	0	0	5	9	0.00	1.000																	

BOTTOM

Chicago White Sox @ Detroit Tigers
Tiger Stadium, Detroit, MI
Sat Aug 28 1971, 4:33 AM EDT
Att. 11,417 - Unknown

AB	R	H	RBI	BB	SO	LOB
4	1	1	0	1	0	1
4	0	2	1	0	1	2
3	1	2	1	1	0	1
0	0	0	0	0	0	0
0	0	0	0	0	0	0
2	0	1	1	2	0	1
4	0	0	0	0	0	6
4	0	0	0	0	0	2
4	0	1	0	0	1	0
4	0	0	0	0	3	1
2	2	2	1	0	0	0
0	1	0	0	1	0	0
0	0	0	0	1	0	0

1B:	8	SF:	0
2B:	1	SAC:	0
3B:	0	DP:	1
HR:	1	HBP:	0
WP:	0	PA:	37
PB:	0		
SB:	1		
CS:	0		



Batter	1	2	3	4	5	6	7	8	9	AB R H RBI BB SO LOB	TOP											
Walt Williams, R OBP: 0.350, SLG: 0.444 (1, 9)			0-0 1-3		0-0 6-3			0-3 K		5 1 1 0 0 1 6												
Mike Hershberger, R OBP: 0.363, SLG: 0.313 (1, 8)	0-0 F7	0-0 L8		0-0 2B		0-0 F6		0-0 F7		5 0 1 0 0 0 2												
Rich McKinney, R OBP: 0.344, SLG: 0.417 (1, 4)	0-0 L9	0-0 5-3		0-3 K		0-0 F7		0-3 K		5 0 0 0 0 2 3												
Bill Melton, R OBP: 0.358, SLG: 0.517 (1, 5)	4-0 1B 1-2 HR BB	0-0 1B		0-0 F8		0-0 F2			0-0 1-3 1B 1B	4 1 2 0 1 0 1												
Rick Reichardt, R OBP: 0.346, SLG: 0.438 (1, 7)	0-0 HR 1-3 2-H 1B	0-3 K		0-0 F8			0-0 CS 1B		0-0 1-2 1-3 1B	5 1 3 1 0 1 2												
Mike Andrews, R OBP: 0.402, SLG: 0.443 (1, 3)	0-0 HR 1-H 3-H		4-0 1B BB		4-0 HR BB		0-0 5-3 1-2		0-3 K	3 2 1 3 2 1 3												
Ed Herrmann, L OBP: 0.341, SLG: 0.378 (1, 2)	4-0 BB 1B BB		0-0 L9		0-0 HR		4-0 BB		0-0 1-3 1-2 2-3	3 1 1 2 2 0 3												
Luis Alvarado, R OBP: 0.234, SLG: 0.270 (1, 6)	0-0 BB 1-2 1B		0-0 1B		0-0 F4		0-0 L6		0-0 F7	5 0 2 0 0 0 3												
Wilbur Wood, R OBP: 0.143, SLG: 0.053 (1, 1)	4-0 1-2 2-3 BB		0-0 B5		0-3 K			0-0 1B		3 0 1 0 1 1 2												
Inning Stats	R: 4 E: 0 K: 0 S: 7	H: 4 LOB: 3 BB: 3 P: 19	R: 0 E: 0 K: 1 S: 6	H: 1 LOB: 1 BB: 0 P: 6	R: 0 E: 0 K: 0 S: 4	H: 1 LOB: 2 BB: 1 P: 8	R: 0 E: 0 K: 1 S: 6	H: 1 LOB: 1 BB: 0 P: 6	R: 2 E: 0 K: 1 S: 6	H: 1 LOB: 0 BB: 1 P: 10	R: 0 E: 0 K: 0 S: 3	H: 0 LOB: 0 BB: 0 P: 3	R: 0 E: 0 K: 0 S: 3	H: 1 LOB: 1 BB: 1 P: 7	R: 0 E: 0 K: 2 S: 8	H: 1 LOB: 1 BB: 0 P: 8	R: 0 E: 0 K: 1 S: 7	H: 2 LOB: 2 BB: 0 P: 7	1B: 9 2B: 1 3B: 0 HR: 2	SF: 0 SAC: 0 DP: 0 HBP: 0	WP: 0 PB: 0 SB: 0 CS: 1	PA: 44
PITCHER	IP WLS BF H R ER SO BB IBB HBP BLK WP HR S P ERA WHIP																					
Mickey Lolich, L ERA: 3.11 (1, 1)	5.0 L 28 8 6 6 3 5 0 0 0 0 0 2 29 49 10.80 2.600																					
Jack Whillock, R ERA: (6, 1)	3.0 11 2 0 0 2 1 0 0 0 0 0 0 14 18 0.00 1.000																					
Tom Timmermann, R ERA: 4.03 (9, 1)	1.0 5 2 0 0 0 1 0 0 0 0 0 0 7 7 0.00 2.000																					

Chicago White Sox @ Detroit Tigers
Tiger Stadium, Detroit, MI
Sun Aug 29 1971, 4:33 AM EDT
Att: 20,822 - Unknown

livebaseballscorecards.com

AB 38
R 6
H 12
RBI 6
BB 6
SO 6
LOB 25



Batter	1	2	3	4	5	6	7	8	9	AB	R	H	RBI	BB	SO	LOB
Aurelio Rodriguez, R (1, 5) OBP: 0.288, SLG: 0.394	0-0 4-3		0-3 K		0-0 5-3			0-0 5-3		4	0	0	0	0	1	1
Tony Taylor, R (1, 4) OBP: 0.307, SLG: 0.331	0-0 1-3			0-3 K		0-0 4-3		0-0 1-3		4	0	0	0	0	1	0
Al Kaline, R (1, 9) OBP: 0.425, SLG: 0.479	0-0 L7			0-0 HR		0-0 F2		0-0 FC6-4 1B		4	1	2	1	0	0	0
Bill Freehan, R (1, 2) OBP: 0.357, SLG: 0.468		0-3 K2-3		0-0 E3		0-0 F8		0-0 FC6-4 FC3-6 1-2f		4	0	0	0	0	1	1
Norm Cash, L (1, 3) OBP: 0.374, SLG: 0.533		0-3 K		0-0 F7		4-0 BB		0-0 FC3-6 1-2f		3	0	0	0	1	1	2
Jim Northrup, L (1, 7) OBP: 0.355, SLG: 0.424		0-0 4-3		0-0 4-3		0-0 F9		0-3 K		4	0	0	0	0	1	3
Mickey Stanley, R (1, 8) OBP: 0.324, SLG: 0.364			0-3 K		0-3 K		0-0 F7			3	0	0	0	0	2	1
Ed Brinkman, R (1, 6) OBP: 0.286, SLG: 0.269			0-0 6-3		0-0 F6		0-0 F6			3	0	0	0	0	0	1
Mickey Lolich, S (1, 1) OBP: 0.236, SLG: 0.128			0-0		0-0		0-0			1	0	1	0	0	0	0
Ike Brown, R (5, PH) OBP: 0.356, SLG: 0.483										1	1	1	1	0	0	0
Jack Whillock, R (6, 1)										0	0	0	0	0	0	0
Dalton Jones, L (8, PH) OBP: 0.298, SLG: 0.374										1	0	0	0	0	0	0
Tom Timmermann, R (9, 1) OBP: 0.167, SLG: 0.091					2B		HR			0	0	0	0	0	0	0

Inning Stats	R: 0	H: 0	E: 0	K: 0	S: 3	R: 0	H: 0	E: 0	K: 2	S: 7	R: 0	H: 1	E: 0	K: 2	S: 8	R: 1	H: 1	E: 1	K: 1	S: 7	R: 1	H: 1	E: 0	K: 1	S: 6	R: 0	H: 0	E: 0	K: 0	S: 3	R: 0	H: 0	E: 0	K: 0	S: 3	R: 0	H: 0	E: 0	K: 1	S: 6	R: 0	H: 1	E: 0	K: 1	S: 6	1B: 1	SF: 0	2B: 1	SAC: 0	3B: 0	DP: 0	HR: 2	HBP: 0	WP: 0	PA: 33
PITCHER Wilbur Wood, L (1, 1) ERA: 2.14	IP	WLS	BF	H	R	ER	SO	BB	IBB	HBP	BLK	WP	HR	S	P	ERA	WHIP																																						
	9.0	W	33	4	2	2	7	1	0	0	0	0	2	46	50	2.00	0.556																																						

Chicago White Sox @ Detroit Tigers
Tiger Stadium, Detroit, MI
Sun Aug 29 1971, 4:33 AM EDT
Att. 20,822 - Unknown

AB	32
R	2
H	4
RBI	2
BB	1
SO	7
LOB	9



BOTTOM

Chicago White Sox @ Minnesota Twins
Metropolitan Stadium, Bloomington, MI

Tue Aug 31 1971, 8:05 PM EDT
Att. 5,640 - Unknown - 58 F

livebaseballscorecards.com

AB	33
R	4
H	9
RBI	4
BB	3
SO	8
LOB	9



WP	0	PA	40
PB	0		
SB	0		
CS	0		

AB R H RBI BB SO LOB

4	0	0	0	0	1	1
5	0	2	0	0	1	0
4	1	1	0	1	0	2
4	0	1	1	0	2	0
3	1	2	0	1	0	0
3	1	2	2	0	0	1
3	0	0	1	0	0	4
4	0	1	0	0	2	0
2	0	0	0	0	1	0
0	0	0	0	0	0	0
1	0	0	0	0	1	1
0	0	0	0	0	0	0
0	1	0	0	1	0	0

Batter	1	2	3	4	5	6	7	8	9	10
Cesar Tovar, R OBP: 0.351, SLG: 0.361 (1, 7)	0-0 6-3		0-0 F2		0-0 5-3			0-3 K		0-0 SH3
Rod Carew, L OBP: 0.345, SLG: 0.366 (1, 4)	0-0 6-3			0-3 K		0-0 4-3		0-0 1-3 1B		0-0 2-3 IBB 1B
Tony Oliva, L OBP: 0.382, SLG: 0.581 (1, 9)	0-0 6-3			0-0 BB SF8 1B		0-0 F8		0-0 L6		4-0 1-2 IBB
Harmon Killebrew, R OBP: 0.375, SLG: 0.426 (1, 5)		0-0 L6		0-0 BB 1B		0-3 K		0-3 K		0-0 SF7
Rich Reese, L OBP: 0.272, SLG: 0.360 (1, 3)		0-0 2B		4-0 1-2 2-3 BB		0-0 4-3		0-0 3B 1B		
Steve Braun, L OBP: 0.359, SLG: 0.349 (1, 6)		0-0 F6		0-0 SF8		0-0 G4-6-3 1B		0-0 1-H SF7 3B		
Jim Nettles, L OBP: 0.310, SLG: 0.394 (1, 8)		0-0 6-3		0-0 F6		0-0 G4-6-3 1-2f		0-0 SF7		
George Mitterwald, R OBP: 0.316, SLG: 0.382 (1, 2)			0-3 K		0-0 F7		0-0 1B 1B	0-3 K		
Jim Kaat, L OBP: 0.213, SLG: 0.231 (1, 1)			0-0 5-3		0-3 K		0-3 K			4-0 1B SH3 SF7 BB
Hal Haydel, R (7, 1)										
Jim Holt, L OBP: 0.296, SLG: 0.324 (8, PH)										
Bob Gebhard, R (9, 1)										
Danny Thompson, R OBP: 0.356, SLG: 0.314 (10, PH)										

Inning Stats	R: 0	H: 0	E: 0	K: 0	S: 3	R: 0	H: 1	E: 0	K: 0	S: 4	R: 0	H: 0	E: 0	K: 1	S: 5	R: 1	H: 2	E: 0	K: 1	S: 7	R: 0	H: 0	E: 0	K: 1	S: 5	R: 0	H: 1	E: 0	K: 0	S: 3	R: 0	H: 2	E: 0	K: 2	S: 9	R: 2	H: 2	E: 0	K: 2	S: 9	R: 1	H: 1	E: 0	K: 0	S: 3	1B: 7	SF: 3	2B: 1	SAC: 1	3B: 1	DP: 1	HR: 0	HBP: 0	WP: 0	PA: 40
--------------	------	------	------	------	------	------	------	------	------	------	------	------	------	------	------	------	------	------	------	------	------	------	------	------	------	------	------	------	------	------	------	------	------	------	------	------	------	------	------	------	------	------	------	------	------	-------	-------	-------	--------	-------	-------	-------	--------	-------	--------

PITCHER	IP	WLS	BF	H	R	ER	SO	BB	IBB	HBP	BLK	WP	HR	S	P	ERA	WHIP
Tom Bradley, R ERA: 2.79 (1, 1)	8.1		33	8	3	3	7	1	0	0	0	0	0	46	50	3.24	1.080
Bart Johnson, R ERA: 3.13 (9, 1)	0.2	L	3	0	1	1	1	1	0	0	0	0	0	4	8	13.50	1.500
Rich Hinton, L ERA: 2.75 (10, 1)	0.1		3	1	0	0	0	0	1	0	0	0	0	2	6	0.00	3.000
Steve Kealey, R ERA: 3.97 (10, 1)	0.1		1	0	0	0	0	0	0	0	0	0	0	1	1	0.00	0.000

Batter	1	2	3	4	5	6	7	8	9	10	11	AB R H RBI BB SO LOB	TOP				
Pat Kelly, L OBP: 0.420, SLG: 0.433 (1, 9)												4 1 1 0 1 1 0	Chicago White Sox @ Minnesota Twins Metropolitan Stadium, Bloomington, MI Wed Sep 01 1971, 8:05 PM EDT Att. 8,511 - Unknown - 79 F				
Jay Johnstone, L OBP: 0.343, SLG: 0.433 (1, 8)												5 1 2 0 0 0 2					
Rich McKinney, R OBP: 0.344, SLG: 0.414 (1, 4)												4 0 1 0 0 0 2					
Bill Melton, R OBP: 0.355, SLG: 0.509 (1, 5)												4 0 1 0 1 0 2					
Carlos May, L OBP: 0.370, SLG: 0.382 (3, 3)												5 0 1 1 0 1 2					
Mike Andrews, R OBP: 0.400, SLG: 0.439 Walt Williams, R OBP: 0.343, SLG: 0.435 (3, 7)												1 0 0 0 0 0 0 3 0 0 1 0 0 1					
Ed Herrmann, L OBP: 0.339, SLG: 0.376 Lee Richard, R OBP: 0.291, SLG: 0.301 Tom Egan, R OBP: 0.328, SLG: 0.419 (10, 2)												4 0 1 0 0 0 1 0 0 0 0 0 0 0 1 0 0 0 0 0 2					
Luis Alvarado, R OBP: 0.236, SLG: 0.270 Steve Huntz, S OBP: 0.257, SLG: 0.371 (10, 6)												3 0 1 0 0 0 0 1 0 0 0 0 0 1					
Wilbur Wood, R OBP: 0.138, SLG: 0.051 Rick Reichardt, R OBP: 0.350, SLG: 0.443 Bart Johnson, R OBP: 0.222, SLG: 0.244 Vicente Romo, R OBP: 0.364, SLG: 0.300 (11, 1)												3 0 0 0 0 3 1 1 0 0 0 0 1 2 0 0 0 0 0 0 0 0 0 0 0 0 0 0					
Inning Stats	R: 0 H: 0 E: 1 LOB: 1 K: 0 BB: 0 S: 4 P: 4	R: 0 H: 0 E: 0 LOB: 0 K: 0 BB: 0 S: 3 P: 3	R: 0 H: 0 E: 0 LOB: 1 K: 1 BB: 1 S: 5 P: 9	R: 0 H: 0 E: 0 LOB: 0 K: 1 BB: 0 S: 5 P: 5	R: 0 H: 1 E: 0 LOB: 1 K: 1 BB: 0 S: 6 P: 6	R: 0 H: 1 E: 0 LOB: 0 K: 0 BB: 0 S: 3 P: 3	R: 0 H: 1 E: 1 LOB: 1 K: 0 BB: 0 S: 4 P: 4	R: 0 H: 0 E: 0 LOB: 0 K: 2 BB: 0 S: 7 P: 7	R: 0 H: 1 E: 0 LOB: 1 K: 0 BB: 0 S: 4 P: 4	R: 0 H: 1 E: 0 LOB: 2 K: 1 BB: 0 S: 6 P: 6	R: 2 H: 3 E: 0 LOB: 2 K: 0 BB: 1 S: 6 P: 10	1B: 8 SF: 1 2B: 0 SAC: 1 3B: 0 DP: 0 HR: 0 HBP: 0		WP: 0 PA: 43 PB: 0 SB: 1 CS: 1			
PITCHER	IP WLS BF H R ER SO BB IBB HBP BLK WP HR S P ERA WHIP																
Bert Blyleven, R ERA: 3.08 (1, 1)	10.0	36	5	0	0	6	1	0	0	0	0	0	0	47	51	0.00	0.600
Bob Gebhard, R ERA: 3.27 (11, 1)	0.1	L	4	2	2	0	0	1	0	0	0	0	0	3	7	54.00	6.000
Jim Strickland, L ERA: 1.42 (11, 1)	0.1		2	1	0	0	0	0	0	0	0	0	0	2	2	0.00	3.000
Hal Haydel, R ERA: 5.16 (11, 1)	0.1		1	0	0	0	0	0	0	0	0	0	0	1	1	0.00	0.000

livebaseballscores.com

AB	39
R	2
H	8
RBI	2
BB	2
SO	6
LOB	16



Batter	1	2	3	4	5	6	7	8	9	10	11	AB	R	H	RBI	BB	SO	LOB						
Cesar Tovar, R OBP: 0.353, SLG: 0.363 (1, 7) 												5	0	3	0	0	0	0						
Rod Carew, L OBP: 0.345, SLG: 0.363 (1, 4) 												3	0	0	0	1	1	2						
Harmon Killebrew, R OBP: 0.376, SLG: 0.425 (1, 5) 												4	0	1	0	1	0	2						
Tony Oliva, L OBP: 0.378, SLG: 0.574 (1, 9) 												5	0	0	0	0	3	4						
Rich Reese, L OBP: 0.274, SLG: 0.357 (1, 3) 												3	0	0	0	1	2	0						
Steve Braun, L OBP: 0.360, SLG: 0.347 (1, 6) 												4	0	1	0	1	0	3						
Phil Roof, R OBP: 0.273, SLG: 0.272 Danny Thompson, R OBP: 0.350, SLG: 0.308 (1, 2) Danny Thompson, R OBP: 0.350, SLG: 0.308 (11, PH)												4	0	1	0	0	1	1						
Jim Nettles, L OBP: 0.302, SLG: 0.382 (1, 8) 												4	0	0	0	0	0	3						
Bert Blyleven, R OBP: 0.147, SLG: 0.137 Jim Holt, L OBP: 0.295, SLG: 0.323 Bob Gebhard, R (11, 1) Jim Strickland, L (11, 1) Hal Haydel, R (11, 1)												3	0	0	0	0	1	2						
Inning Stats	R: 0 E: 0 K: 1 S: 6	H: 1 LOB: 3 BB: 1 P: 11	R: 0 E: 0 K: 0 S: 3	H: 0 LOB: 0 BB: 0 P: 3	R: 0 E: 0 K: 1 S: 6	H: 1 LOB: 1 BB: 0 P: 6	R: 0 E: 1 K: 0 S: 5	H: 1 LOB: 2 BB: 0 P: 5	R: 0 E: 0 K: 1 S: 6	H: 1 LOB: 1 BB: 0 P: 6	R: 0 E: 0 K: 2 S: 7	H: 1 LOB: 0 BB: 0 P: 7	R: 0 E: 0 K: 1 S: 5	H: 0 LOB: 0 BB: 0 P: 5	R: 0 E: 0 K: 1 S: 5	H: 0 LOB: 0 BB: 0 P: 5	R: 0 E: 0 K: 1 S: 5	H: 0 LOB: 1 BB: 1 P: 9	R: 0 E: 0 K: 0 S: 2	H: 0 LOB: 1 BB: 2 P: 10	1B: 6 2B: 0 3B: 0 HR: 0	SF: 0 SAC: 1 DP: 1 HBP: 1	WP: 0 PB: 0 SB: 1 CS: 1	PA: 43

BOTTOM

Chicago White Sox @ Minnesota Twins

Metropolitan Stadium, Bloomington, MI

Wed Sep 01 1971, 8:05 PM EDT

Att: 8,511 - Unknown - 79 F

livebaseballscorecards.com

AB	37
R	0
H	6
RBI	0
BB	4
SO	9
LOB	19



PITCHER																PITCHER																																	
IP	WLS	BF	H	R	ER	SO	BB	IBB	HBP	BLK	WP	HR	S	P	ERA	WHIP	IP	WLS	BF	H	R	ER	SO	BB	IBB	HBP	BLK	WP	HR	S	P	ERA	WHIP																
9.0		35	6	0	0	8	1	0	1	0	0	0	49	54	0.00	0.778	1.1	W	7	0	0	0	1	3	0	0	0	0	0	6	18	0.00	2.250	0.2	S	1	0	0	0	0	0	0	0	0	0	1	1	0.00	0.000

Batter	1	2	3	4	5	6	7	8	9	AB R H RBI BB SO LOB	TOP		
Freddie Patek, R OBP: 0.336, SLG: 0.387 (1, 6) X	0-0 F9 ① X	0-0 5-3 ③			0-0 4-3 ① X		0-0 1B 3B X		0-0 F8 ③ X	5 1 1 0 0 0 1	Kansas City Royals @ Chicago White Sox Comiskey Park, Chicago, IL Fri Sep 03 1971, 8:05 PM EDT Unknown - 83 F		
Paul Schaal, R OBP: 0.382, SLG: 0.387 (1, 5) X	0-0 6-3 ②		0-0 4-3 1B X		0-0 F2 ② X		0-0 3-H 1B X			4 0 2 1 0 0 0			
Amos Otis, R OBP: 0.350, SLG: 0.459 (1, 8) X	0-0 1B E 1B X		0-0 4-3 ① X		0-0 1B X		0-0 F4 ② X			4 1 2 0 0 0 2			
Lou Piniella, R OBP: 0.296, SLG: 0.363 (1, 7) X	0-0 1B E 1-2 X		0-0 5-3 ② X		0-0 5-3 ③ X		0-0 L5 ③ X			4 0 1 0 0 0 3			
Bob Oliver, R OBP: 0.290, SLG: 0.351 (1, 9) X	0-0 1B E 1-3 2-H X		0-0 F9 ③ X			0-0 F8 SF9 2B X		0-3 K ① S S X		4 1 2 1 0 1 1			
Chuck Harrison, R OBP: 0.278, SLG: 0.307 (1, 3) X	0-0 F3 ③ X			0-0 G1 ① X		0-0 F8 ① X		0-0 F5 ② X		4 0 0 0 0 0 3			
Bobby Knoop, R OBP: 0.316, SLG: 0.327 (1, 4) X		0-0 1B X		4-0 1B BB X		0-0 SF9 ② X		0-0 F8 ③ X		2 0 1 1 1 0 0			
Jerry May, R OBP: 0.336, SLG: 0.353 (1, 2) X		0-3 K ① X		0-0 1B G1-6-3 1-3 X		0-0 6-3 ③ X		0-3 K ① X		4 0 1 0 0 2 1			
Dick Drago, R OBP: 0.208, SLG: 0.169 (1, 1) X		0-3 K ② X		0-0 1B G1-6-3 1-2f ② ③ X		0-0 6-3 ① X		0-3 K ② X		4 0 0 0 0 2 3			
Inning Stats	R: 1 H: 3 E: 1 LOB: 2 K: 0 BB: 0 S: 6 P: 6	R: 0 H: 1 E: 0 LOB: 1 K: 2 BB: 0 S: 8 P: 8	R: 0 H: 1 E: 0 LOB: 1 K: 0 BB: 0 S: 4 P: 4	R: 0 H: 1 E: 0 LOB: 1 K: 0 BB: 1 S: 3 P: 7	R: 0 H: 1 E: 0 LOB: 1 K: 0 BB: 0 S: 4 P: 4	R: 1 H: 1 E: 0 LOB: 0 K: 0 BB: 0 S: 4 P: 4	R: 1 H: 2 E: 0 LOB: 1 K: 0 BB: 0 S: 5 P: 5	R: 0 H: 0 E: 0 LOB: 0 K: 1 BB: 0 S: 5 P: 5	R: 0 H: 0 E: 0 LOB: 0 K: 2 BB: 0 S: 7 P: 7	1B: 8 SF: 1 2B: 1 SAC: 0 3B: 1 DP: 1 HR: 0 HBP: 0	WP: 0 PA: 37 PB: 0 SB: 0 CS: 0		
PITCHER	IP WLS BF H R ER SO BB IBB HBP BLK WP HR S P ERA WHIP											PITCHER	IP WLS BF H R ER SO BB IBB HBP BLK WP HR S P ERA WHIP
Tommy John, L ERA: 3.61 (1, 1)	6.1 L 28 9 3 3 2 1 0 0 0 0 0 0 31 35 4.26 1.579												
Vicente Romo, R ERA: 3.59 (7, 1)	1.2 6 1 0 0 1 0 0 0 0 0 0 0 8 8 0.00 0.600												
Steve Kealey, R ERA: 3.92 (9, 1)	1.0 3 0 0 0 0 2 0 0 0 0 0 0 7 7 0.00 0.000												

livebaseballscores.com

AB	35
R	3
H	10
RBI	3
BB	1
SO	5
LOB	14



Batter	1	2	3	4	5	6	7	8	9	AB R H RBI BB SO LOB	BOTTOM
--------	---	---	---	---	---	---	---	---	---	----------------------	--------

Pat Kelly, L <small>(1, 9) OBP: 0.428, SLG: 0.438</small>										3 0 2 0 1 0 0	Kansas City Royals @ Chicago White Sox Comiskey Park, Chicago, IL Fri Sep 03 1971, 8:05 PM EDT Unknown - 83 F	
Jay Johnstone, L <small>(1, 8) OBP: 0.340, SLG: 0.428</small>										4 0 0 0 0 0 3		
Rich McKinney, R <small>(1, 4) OBP: 0.343, SLG: 0.412</small>										4 0 1 0 0 0 3		
Bill Melton, R <small>(1, 5) OBP: 0.356, SLG: 0.508</small>										3 0 1 0 1 0 2		
Carlos May, L <small>(1, 3) OBP: 0.367, SLG: 0.378</small>										4 0 0 0 0 0 4		
Rick Reichardt, R <small>(1, 7) OBP: 0.349, SLG: 0.441</small>										4 1 1 0 0 0 1		
Ed Herrmann, L <small>(1, 2) OBP: 0.338, SLG: 0.375</small>										3 0 1 1 0 1 1		
Luis Alvarado, R <small>(1, 6) OBP: 0.234, SLG: 0.268</small> Walt Williams, R <small>(7, PH) OBP: 0.342, SLG: 0.433</small> Rich Morales, R <small>(8, 6) OBP: 0.323, SLG: 0.285</small>										2 0 0 0 0 0 1		
Tommy John, R <small>(1, 1) OBP: 0.158, SLG: 0.111</small> Vicente Romo, R <small>(7, 1) OBP: 0.364, SLG: 0.300</small> Steve Huntz, S <small>(8, PH) OBP: 0.253, SLG: 0.366</small> Steve Kealey, R <small>(9, 1) OBP: 0.143, SLG: 0.143</small>										0 0 0 0 0 0 0		
Inning Stats	R: 0 H: 1 E: 0 LOB: 2 K: 0 BB: 1 S: 4 P: 8	R: 0 H: 0 E: 0 LOB: 0 K: 1 BB: 0 S: 5 P: 5	R: 0 H: 0 E: 0 LOB: 0 K: 1 BB: 0 S: 5 P: 5	R: 0 H: 1 E: 0 LOB: 0 K: 0 BB: 0 S: 3 P: 3	R: 0 H: 1 E: 0 LOB: 1 K: 1 BB: 0 S: 6 P: 6	R: 0 H: 1 E: 0 LOB: 1 K: 0 BB: 0 S: 4 P: 4	R: 1 H: 1 E: 1 LOB: 0 K: 0 BB: 0 S: 4 P: 4	R: 0 H: 0 E: 0 LOB: 1 K: 0 BB: 1 S: 3 P: 7	R: 0 H: 1 E: 0 LOB: 1 K: 0 BB: 0 S: 4 P: 4	1B: 6 SF: 1 2B: 0 SAC: 0 3B: 0 DP: 1 HR: 0 HBP: 0		WP: 0 PA: 34 PB: 0 SB: 1 CS: 0

PITCHER Dick Drago, R <small>(1, 1) ERA: 2.97</small>	IP 9.0 WLS W BF 34 H 6 R 1 ER 0 SO 3 BB 2 IBB 0 HBP 0 BLK 0 WP 0 HR 0 S 38 P 46 ERA 0.00 WHIP 0.889	PITCHER	IP WLS BF H R ER SO BB IBB HBP BLK WP HR S P ERA WHIP
---	---	----------------	---

livebaseballscorecards.com

AB	31
R	1
H	6
RBI	1
BB	2
SO	3
LOB	16



Batter	1	2	3	4	5	6	7	8	9	AB	R	H	RBI	BB	SO	LOB	TOP					
Freddie Patek, R (1, 6) OBP: 0.339, SLG: 0.385	4-0 FC6-5 1B BB		4-0 2B 1B BB	0-0 5-3 1-2 2-3		0-0 6-3		4-0 1B BB		2	2	0	0	3	0	2						
Sandy Valdespino, L (1, 7) OBP: 0.600, SLG: 0.667	0-0 F2		0-0 1B 1B 2B	0-0 1B		0-0 F8		0-0 PB 1B		5	1	3	4	0	0	1						
Ted Abernathy, R (8, 1) OBP: 0.111, SLG: 0.111				2-H 3-H				1-H 3-H		0	0	0	0	0	0	0						
Gail Hopkins, L (1, 3) OBP: 0.374, SLG: 0.432	0-0 FC6-5 1B		0-0 1B 1B	0-0 1B			0-0 4-3	1-0 HBP		4	1	3	1	0	0	0						
Buck Martinez, R (8, 2) OBP: 0.238, SLG: 0.278			2-3 3-H	1-2						0	0	0	0	0	0	0						
Ed Kirkpatrick, L (1, 8) OBP: 0.300, SLG: 0.329	0-0 FC6-5 1-2 2-3f		0-0 FC6-4 1B	0-3 K			0-3 K	0-3 K		5	0	1	2	0	3	6						
Joe Keough, L (1, 9) OBP: 0.332, SLG: 0.334	0-0 F7		0-0 F8			0-0 F6		0-0 F7		5	0	0	0	0	0	3						
Paul Schaal, R (1, 5) OBP: 0.381, SLG: 0.385		0-0 F9	0-0 FC6-4 1-2f			0-0 1B		0-0 L8	0-0 F7	5	0	1	0	0	0	1						
Bobby Floyd, R (1, 4) OBP: 0.292, SLG: 0.150																						
Amos Otis, R (8, PH) OBP: 0.350, SLG: 0.459						0-0 F3		4-0 1B S BB	0-3 K	3	0	1	0	0	0	1						
Jerry May, R (1, 2) OBP: 0.339, SLG: 0.355						0-0 K				1	1	0	0	1	1	0						
Bobby Knoop, R (8, PR) OBP: 0.316, SLG: 0.327						0-0 K		0-0 PB S 1B		4	1	2	0	0	1	1						
Lance Clemons, L (1, 1) OBP: 0.286, SLG: 1.000						0-0 K		0-3 K		0	1	0	0	0	0	0						
Jim York, R (4, 1) OBP: 0.167, SLG: 0.353										0	0	0	0	0	0	0						
Tom Burgmeier, L (7, 1) OBP: 0.300, SLG: 0.368										0	0	0	0	0	0	0						
Bob Oliver, R (8, PH) OBP: 0.289, SLG: 0.350										1	0	0	0	0	1	1						
Inning Stats	R: 0 E: 0 K: 0 S: 4	H: 1 LOB: 2 BB: 1 P: 8	R: 0 E: 0 K: 0 S: 3	H: 0 LOB: 0 BB: 0 P: 3	R: 3 E: 0 K: 0 S: 6	H: 3 LOB: 1 BB: 1 P: 10	R: 2 E: 0 K: 1 S: 9	H: 4 LOB: 2 BB: 0 P: 9	R: 0 E: 0 K: 1 S: 6	H: 1 LOB: 1 BB: 0 P: 6	R: 0 E: 0 K: 0 S: 3	H: 0 LOB: 0 BB: 0 P: 3	R: 0 E: 0 K: 1 S: 5	H: 0 LOB: 0 BB: 0 P: 5	R: 3 E: 0 K: 2 S: 9	H: 2 LOB: 2 BB: 2 P: 18	R: 0 E: 0 K: 1 S: 5	H: 0 LOB: 0 BB: 0 P: 5	1B: 10 2B: 1 3B: 0 HR: 0	SF: 0 SAC: 0 DP: 0 HBP: 1	WP: 0 PB: 2 SB: 3 CS: 0	PA: 43
PITCHER	IP	WLS	BF	H	R	ER	SO	BB	IBB	HBP	BLK	WP	HR	S	P	ERA	WHIP					
Joe Horlen, R (1, 1) ERA: 4.29	3.0		17	6	5	5	0	2	0	0	0	0	0	15	23	15.00	2.667					
Rich Hinton, L (4, 1) ERA: 2.61	1.0		5	2	0	0	1	0	0	0	0	0	0	7	7	0.00	2.000					
Steve Kealey, R (5, 1) ERA: 3.99	3.1	L	13	2	2	2	2	1	0	0	0	0	0	16	20	5.40	0.900					
Bart Johnson, R (8, 1) ERA: 3.09	0.1		4	1	1	0	1	1	0	1	0	0	0	4	9	0.00	6.000					
Terry Forster, L (8, 1) ERA: 5.17	0.1		1	0	0	0	1	0	0	0	0	0	0	3	3	0.00	0.000					
PITCHER	IP	WLS	BF	H	R	ER	SO	BB	IBB	HBP	BLK	WP	HR	S	P	ERA	WHIP					
Vicente Romo, R (9, 1) ERA: 3.54	1.0		3	0	0	0	1	0	0	0	0	0	0	5	5	0.00	0.000					

Kansas City Royals @ Chicago White Sox
 Comiskey Park, Chicago, IL
 Fri Sep 03 1971, 8:05 PM EDT
 Att. 21,138 - Unknown

AB	38
R	8
H	11
RBI	7
BB	4
SO	6
LOB	18



Batter	1	2	3	4	5	6	7	8	9	AB	R	H	RBI	BB	SO	LOB
Walt Williams, R OBP: 0.349, SLG: 0.441 (1, 9)	4-0 SH1-4 1B BB BB	0-0 F9		0-0 BB BB 1B		0-0 BB BB 2B		0-0 BB 1B		4	1	3	0	1	0	0
Mike Hershberger, R OBP: 0.366, SLG: 0.329 Jay Johnstone, L OBP: 0.341, SLG: 0.427 (1, 8) (6, PH) (7, 8)	4-0 1B SH1-4 P4 BB		0-0 5-3	4-0 BB BB 1B		0-0 F8		4-0 FC6-4 BB		1	1	0	1	2	0	0
Rich McKinney, R OBP: 0.342, SLG: 0.408 (1, 4)	0-0 SH1-4 1-2 2-3		0-0 F4	4-0 BB BB BB 1-2 2-3 3-H		0-0 F7		0-0 FC6-4 1-2f		3	0	0	1	1	0	2
Bill Melton, R OBP: 0.357, SLG: 0.507 (1, 5)	0-0 HR 1B 2-3 3-H		0-0 1B	0-0 F6		0-0 F8		0-0 F2		5	1	2	1	0	0	3
Rick Reichardt, R OBP: 0.350, SLG: 0.438 (1, 7)	0-0 P4		0-3 K		4-0 CS 6-3 BB		4-0 BB BB		0-3 K	3	0	0	1	2	2	2
Carlos May, L OBP: 0.372, SLG: 0.387 (1, 3)	0-0 HR		0-0 1B BB 1B		0-0 6-3		4-0 BB BB		4-0 BB	3	2	2	2	2	0	1
Tom Egan, R OBP: 0.324, SLG: 0.413 Pat Kelly, L OBP: 0.428, SLG: 0.438 Steve Huntz, S OBP: 0.250, SLG: 0.361 Ed Herrmann, L OBP: 0.337, SLG: 0.373 (1, 2) (7, PH) (7, PH) (8, 2)	0-0 6-3		0-0 F8		0-0 6-3		0-0 F9		0-0 F6	3	0	0	0	0	0	2
Rich Morales, R OBP: 0.321, SLG: 0.280 (1, 6)		0-0 F8		4-0 BB 1B BB BB		0-0 F7		0-3 K		3	1	0	0	1	1	0
Joe Horlen, R OBP: 0.183, SLG: 0.105 Rich Hinton, L OBP: 0.290, SLG: 0.300 Lee Richard, R OBP: 0.125, SLG: 0.125 Steve Kealey, R OBP: 0.222, SLG: 0.244 Bart Johnson, R OBP: 0.258, SLG: 0.154 Terry Forster, L OBP: 0.364, SLG: 0.300 (1, 1) (4, 1) (4, PH) (5, 1) (8, 1) (8, 1) (8, PH) (9, 1)		0-0 F8		0-3 K		0-0 F3		0-3 K		1	0	0	0	0	0	0

Inning Stats	R: 4	H: 2	E: 0	LOB: 0	K: 0	P: 13	R: 0	H: 0	E: 0	LOB: 0	K: 0	P: 3	R: 0	H: 1	E: 0	LOB: 1	K: 1	P: 6	R: 2	H: 2	E: 0	LOB: 3	K: 1	P: 19	R: 0	H: 0	E: 0	LOB: 0	K: 0	P: 6	R: 0	H: 1	E: 0	LOB: 1	K: 0	P: 4	R: 0	H: 0	E: 0	LOB: 2	K: 0	P: 11	R: 0	H: 1	E: 0	LOB: 2	K: 2	P: 12	R: 0	H: 0	E: 0	LOB: 1	K: 1	P: 9	1B: 5	SF: 0	2B: 1	SAC: 1	3B: 0	DP: 0	HR: 1	HBP: 0	WP: 0	PA: 43
PITCHER	IP	WLS	BF	H	R	ER	SO	BB	IBB	HBP	BLK	WP	HR	S	P	ERA	WHIP																																															
Lance Clemons, L ERA: 3.93 (1, 1)	3.2		20	5	6	4	2	4	0	0	0	0	0	9	25	0.00	1.667																																															
Jim York, R ERA: 2.67 (4, 1)	3.0		13	1	0	0	0	4	0	0	0	0	0	1	1	0.00	0.000																																															
Tom Burgmeier, L ERA: 1.85 (7, 1)	0.1	W	1	0	0	0	0	0	0	0	0	0	0	0	13	0.00	1.500																																															
Ted Abernathy, R ERA: 2.48 (8, 1)	2.0	S	9	1	0	0	3	2	0	0	0	0	0	0	13	0.00	1.500																																															

BOTTOM

Kansas City Royals @ Chicago White Sox
Comiskey Park, Chicago, IL
Fri Sep 03 1971, 8:05 PM EDT
Att. 21,138 - Unknown

livebaseballscorecards.com

AB	32
R	6
H	7
RBI	6
BB	10
SO	5
LOB	16



Batter	1	2	3	4	5	6	7	8	9	AB R H RBI BB SO LOB	TOP											
Freddie Patek, R (1, 6) OBP: 0.336, SLG: 0.381	0-3 K		0-0 1-3		0-0 4-3		0-0 4-3		0-0 6-3	5 0 0 0 0 1 1	Kansas City Royals @ Chicago White Sox Comiskey Park, Chicago, IL Sat Sep 04 1971, 8:05 PM EDT Att: 21,092 - Unknown AB 34 R 3 H 8 RBI 3 BB 2 SO 2 LOB 12											
Sandy Valdespino, L (1, 7) OBP: 0.571, SLG: 0.615	0-0 4-3		0-0 HR 1B		0-0 4-3		0-0 1B			4 1 2 0 0 0 0												
Ed Kirkpatrick, L (9, 7) OBP: 0.300, SLG: 0.329										0 0 0 0 0 0 0												
Amos Otis, R (1, 8) OBP: 0.350, SLG: 0.458	0-0 5-3		0-0 SF9		0-0 S 1B		0-0 F7			3 0 1 1 0 0 1												
Gail Hopkins, L (1, 3) OBP: 0.376, SLG: 0.445		0-0 4-3 4-3 1B	0-0 1-H HR		0-0 F7			0-0 4-3		4 1 2 2 0 0 1												
Bob Oliver, R (9, 3) OBP: 0.289, SLG: 0.350					0-0 1-2					0 0 0 0 0 0 0												
Paul Schaal, R (1, 5) OBP: 0.362, SLG: 0.385		0-0 4-3	4-0 BB		0-0 6-3			0-0 FC4-6 1B		3 0 1 0 1 0 1												
Joe Keough, L (1, 9) OBP: 0.331, SLG: 0.333		0-0 4-3	0-0 F9		0-0 E 1B			0-0 FC4-6		4 0 1 0 0 0 3												
Bobby Knoop, R (1, 4) OBP: 0.314, SLG: 0.318		4-0 BB		0-0 6-3		0-0 6-3		0-0 F8		3 0 0 0 1 0 2												
Jerry May, R (1, 2) OBP: 0.333, SLG: 0.349	0-0 5-3			0-0 G3		0-0 F8		0-3 K		4 0 0 0 0 1 3												
Al Fitzmorris, S (1, 1) OBP: 0.212, SLG: 0.219			0-0 1B SF9 1B		0-0 F7		0-0 F7		0-0 F9	3 1 1 0 0 0 0												
Ted Abernathy, R (7, 1) OBP: 0.100, SLG: 0.100										1 0 0 0 0 0 0												
Inning Stats	R: 0 E: 0 K: 1 S: 5	H: 0 LOB: 0 BB: 0 P: 5	R: 0 E: 0 K: 0 S: 4	H: 1 LOB: 2 BB: 1 P: 8	R: 3 E: 0 K: 0 S: 6	H: 3 LOB: 1 BB: 1 P: 10	R: 0 E: 0 K: 0 S: 3	H: 0 LOB: 0 BB: 0 P: 3	R: 0 E: 1 K: 0 S: 4	H: 1 LOB: 1 BB: 0 P: 4	R: 0 E: 0 K: 0 S: 4	H: 1 LOB: 1 BB: 0 P: 4	R: 0 E: 0 K: 0 S: 4	H: 1 LOB: 1 BB: 0 P: 4	R: 0 E: 0 K: 1 S: 5	H: 0 LOB: 0 BB: 0 P: 5	R: 0 E: 0 K: 1 S: 5	H: 0 LOB: 0 BB: 0 P: 5	1B: 7 2B: 0 3B: 0 HR: 1	SF: 1 SAC: 0 DP: 0 HBP: 0	WP: 0 PB: 0 SB: 1 CS: 0	PA: 37
PITCHER	IP WLS BF H R ER SO BB IBB HBP BLK WP HR S P ERA WHIP																					
Tom Bradley, R (1, 1) ERA: 2.82	7.0 L 30 7 3 3 1 2 0 0 0 0 0 1 30 38 3.86 1.286																					
Terry Forster, L (8, 1) ERA: 4.91	2.0 7 1 0 0 1 0 0 0 0 0 0 0 9 9 0.00 0.500																					

Batter	1	2	3	4	5	6	7	8	9	AB	R	H	RBI	BB	SO	LOB
Walt Williams, R OBP: 0.347, SLG: 0.437 (1, 7)	0-3 K		0-0 5-3		0-0 2-H 1B		0-0 5-3		0-0 F2	5	0	1	1	0	1	4
Pat Kelly, L OBP: 0.416, SLG: 0.423 (1, 9)	0-3 K		0-0 F6		0-0 L8			0-3 K	0-0 1-3	5	0	0	0	0	2	2
Rich McKinney, R OBP: 0.341, SLG: 0.409 (1, 4)	0-0 6-3			0-0 5-3		0-0 5-3		0-0 FC4-6 2B		4	0	1	0	0	0	0
Bill Melton, R OBP: 0.358, SLG: 0.505 (1, 5)		0-0 F8		0-0 L5		0-0 G6-4-3 1B		4-0 FC4-6 BB		3	0	1	0	1	0	0
Carlos May, L OBP: 0.373, SLG: 0.391 (1, 3)		0-0 2B		0-0 1B		0-0 G6-4-3 1-2f		0-0 FC4-6 FC6-4 1-2f 2-3		4	0	2	0	0	0	3
Jay Johnstone, L OBP: 0.340, SLG: 0.425 (1, 8)		0-3 K		0-0 1-3 1B			0-0 F4	0-0 FC6-4 1-2f		4	0	1	0	0	1	3
Ed Herrmann, L OBP: 0.336, SLG: 0.369 (1, 2)		4-0 BB		0-3 K			0-0 F6		0-3 K	3	0	0	0	1	2	2
Rich Morales, R OBP: 0.330, SLG: 0.278 (1, 6)		0-0 F4			4-0 SH2-4 1B BB		4-0 WP BB		1-0 BB HBP	1	1	0	0	2	0	2
Tom Bradley, R OBP: 0.157, SLG: 0.183 (1, 1)			0-0 F4				4-0 BB		4-0 BB	1	0	0	0	0	0	0
Bob Spence, L OBP: 0.281, SLG: 0.154 (7, PH)										0	0	0	0	0	1	0
Lee Richards, R OBP: 0.290, SLG: 0.300 (7, PR)										0	0	0	0	0	0	0
Terry Forster, L OBP: 0.260, SLG: 0.361 (8, 1)										0	0	0	0	0	0	0
Steve Huntz, S OBP: 0.234, SLG: 0.288 (9, PH)										0	0	0	0	1	0	0
Luis Alvarado, R OBP: 0.234, SLG: 0.288 (9, PR)										0	0	0	0	0	0	0

Inning Stats	R: 0	H: 0	E: 0	K: 2	S: 7	R: 0	H: 1	E: 0	K: 1	S: 6	R: 0	H: 0	E: 0	K: 0	S: 3	R: 0	H: 2	E: 0	K: 1	S: 7	R: 1	H: 1	E: 0	K: 0	S: 3	R: 0	H: 1	E: 0	K: 0	S: 3	R: 0	H: 0	E: 0	K: 1	S: 6	R: 0	H: 0	E: 0	K: 1	S: 5	R: 0	H: 0	E: 0	K: 1	S: 5	1B: 4	2B: 2	3B: 0	HR: 0	SF: 0	SAC: 1	DP: 1	HBP: 1	WP: 1	PB: 0	SB: 0	CS: 0	PA: 38
PITCHER	IP	WLS	BF	H	R	ER	SO	BB	IBB	HBP	BLK	WP	HR	S	P	ERA	WHIP																																									
Al Fitzmorris, R ERA: 4.22 (1, 1)	6.2	W	27	5	1	1	4	4	0	0	0	1	0	31	47	1.35	1.350																																									
Ted Abernathy, R ERA: 2.4 (7, 1)	2.1	S	11	1	0	0	2	2	0	1	0	0	0	12	21	0.00	1.286																																									

BOTTOM

Kansas City Royals @ Chicago White Sox
 Comiskey Park, Chicago, IL
 Sat Sep 04 1971, 8:05 PM EDT
 Att. 21,092 - Unknown

livebaseballscorecards.com

AB	30
R	1
H	6
RBI	1
BB	6
SO	6
LOB	16



Batter	1	2	3	4	5	6	7	8	9	AB R H RBI BB SO LOB	TOP	
Bobby Floyd, R OBP: 0.286, SLG: 0.167 (1, 6) X	0-0 FC5-4 1B		0-3 K			0-0 F2		0-0 F3		4 0 1 0 0 1 1		
Paul Schaal, R OBP: 0.379, SLG: 0.381 (1, 5) X	0-0 FC5-4 PB 1-2f		0-0 6-3			0-0 5-3			0-0 1-3	4 0 0 0 0 0 1		
Amos Otis, R OBP: 0.347, SLG: 0.454 (1, 8) X	0-0 L6 1-2		0-0 F7			0-0 F4			0-0 6-3	4 0 0 0 0 0 1		
Lou Piniella, R OBP: 0.295, SLG: 0.360 (1, 7) B B B	4-0 FC5-4 BB			0-0 2-3			0-0 F9		0-0 F8	3 0 0 0 1 0 0		
Bob Oliver, R OBP: 0.286, SLG: 0.347 (1, 9) X	0-0 FC5-4 1-2f			0-0 5-3			0-0 F3			3 0 0 0 0 0 2		
Chuck Harrison, R OBP: 0.279, SLG: 0.308 (1, 3) X		0-0 1B		0-3 K			0-0 F4			3 0 1 0 0 1 0		
Bobby Knoop, R OBP: 0.306, SLG: 0.309 (1, 4) X					0-0 5-3			0-3 K		3 0 0 0 0 1 1		
Jerry May, R OBP: 0.329, SLG: 0.344 (1, 2) X					0-0 F9				0-0 F3	3 0 0 0 0 1 1		
Ken Wright, R OBP: 0.130, SLG: 0.091 (8, 1)					0-3 K				0-0 6-3	0 0 0 0 0 0 0		
Paul Splittorff, L OBP: 0.174, SLG: 0.140 (1, 1) X					0-0 4-3				0-0 F5	2 0 0 0 0 0 1		
Jim York, R OBP: 0.167, SLG: 0.353 (7, 1)										0 0 0 0 0 0 0		
Dennis Paepke, R OBP: 0.254, SLG: 0.307 (8, PH) (8, 2) X									0-0 1B	1 0 1 0 0 0 0		
Inning Stats	R: 0 H: 1 E: 0 LOB: 2 K: 0 BB: 1 S: 4 P: 8	R: 0 H: 1 E: 0 LOB: 1 K: 0 BB: 0 S: 4 P: 4	R: 0 H: 0 E: 0 LOB: 0 K: 1 BB: 0 S: 5 P: 5	R: 0 H: 0 E: 0 LOB: 0 K: 1 BB: 0 S: 5 P: 5	R: 0 H: 0 E: 0 LOB: 0 K: 1 BB: 0 S: 5 P: 5	R: 0 H: 0 E: 0 LOB: 0 K: 1 BB: 0 S: 5 P: 5	R: 0 H: 0 E: 0 LOB: 0 K: 0 BB: 0 S: 3 P: 3	R: 0 H: 0 E: 0 LOB: 0 K: 0 BB: 0 S: 3 P: 3	R: 0 H: 1 E: 0 LOB: 1 K: 1 BB: 0 S: 6 P: 6	R: 0 H: 0 E: 0 LOB: 0 K: 0 BB: 0 S: 3 P: 3	1B: 3 SF: 0 2B: 0 SAC: 0 3B: 0 DP: 0 HR: 0 HBP: 0	WP: 0 PA: 31 PB: 1 SB: 0 CS: 0
PITCHER Wilbur Wood, L ERA: 2.0 (1, 1)	IP WLS BF H R ER SO BB IBB HBP BLK WP HR S P ERA WHIP	9.0 W 31 3 0 0 4 1 0 0 0 0 0 0 38 42 0.00 0.444										
PITCHER	IP WLS BF H R ER SO BB IBB HBP BLK WP HR S P ERA WHIP											

Kansas City Royals @ Chicago White Sox
Comiskey Park, Chicago, IL
Sun Sep 05 1971, 4:33 AM EDT
Att. 9,367 - Overcast

AB	30
R	0
H	3
RBI	0
BB	1
SO	4
LOB	8



livebaseballscorecards.com

Batter	1	2	3	4	5	6	7	8	9	AB R H RBI BB SO LOB	TOP											
Jim Nettles, L (1, 8) <small>OBP: 0.301, SLG: 0.384</small> Harmon Killebrew, R (6, PH) <small>OBP: 0.371, SLG: 0.423</small> Ray Corbin, R (6, 1) <small>OBP: 0.273, SLG: 0.226</small> Danny Thompson, R (9, PH) <small>OBP: 0.355, SLG: 0.315</small>	0-0 F8		0-0 BB SF9 1B		0-3 K	0-0 6-3			0-0 E FC6-4 1B	3 1 1 0 0 1 1 1 0 0 0 0 0 3 0 0 0 0 0 0 0 1 1 1 0 0 0 0												
Rod Carew, L (1, 4) <small>OBP: 0.359, SLG: 0.380</small>	0-0 1-3		0-0 BB 1-2 1B		0-0 BB 1-2 1B			4-0 FC4-6 BB	0-0 FC6-4 E 1-2 1B 1B	4 1 3 0 1 0 0												
Tony Oliva, L (1, 9) <small>OBP: 0.376, SLG: 0.564</small>	0-0 2B		4-0 BB 1-2 2-3 BB		4-0 BB 1-2 2-3 BB			0-0 FC4-6 2B FC3-2 1-2f	0-0 E4 FC6-4	3 0 1 0 2 0 3												
Rich Reese, L (1, 3) <small>OBP: 0.271, SLG: 0.352</small> George Thomas, R (7, PH) <small>OBP: 0.292, SLG: 0.233</small> (7, 3)	0-0 F5		0-0 SF9		0-0 G4-6-3 BB 1-2f			0-0 FC3-2 1-3 2B	0-0 FC6-4 1B 5-3 1-2f 2-3 3-H	2 0 0 1 0 0 4 2 0 1 1 0 0 2												
Steve Braun, L (1, 6) <small>OBP: 0.358, SLG: 0.348</small> Leo Cardenas, R (7, PH) <small>OBP: 0.333, SLG: 0.435</small> (7, 6)		0-3 K	0-0 F7		0-0 1-3			0-0 FC3-2 2-3 3-H	0-0 5-3 1-2	3 0 0 0 0 1 2 2 0 0 0 0 0 4												
Steve Brye, R (1, 7) <small>OBP: 0.381, SLG: 0.650</small>		0-0 1B		0-0 5-3		4-0 HBP BB BB		0-3 K	0-0 1B 2-3 3-H	4 0 2 1 1 1 2												
Eric Soderholm, R (1, 5) <small>OBP: 0.350, SLG: 0.333</small>		0-0 F8		0-0 F9		4-0 HBP BB 1-2		0-0 F4	0-0 F8	4 0 0 0 1 0 3												
George Mitterwald, R (1, 2) <small>OBP: 0.313, SLG: 0.384</small>		0-0 5-3		0-3 K		0-3 K		0-0 F8		4 0 0 0 0 2 3												
Tom Hall, L (1, 1) <small>OBP: 0.281, SLG: 0.290</small> Steve Luebber, R (4, 1) <small>OBP: 0.059, SLG: 0.059</small> Bob Gebhard, R (4, 1) Jim Holt, L (5, PH) <small>OBP: 0.297, SLG: 0.323</small> Hal Haydel, R (5, 1) Cesar Tovar, R (6, PH) <small>OBP: 0.350, SLG: 0.360</small> (6, 8)			0-3 K		4-0 BB 1B BB	1-0 HBP		0-0 F8		1 0 0 0 0 0 1 0 1 0 0 0 0 0 0 0 0 0 0 0 1 0 0 0 0 0 0 0												
Inning Stats	R: 0 E: 0 K: 0 S: 4	H: 1 LOB: 1 BB: 0 P: 4	R: 0 E: 0 K: 1 S: 6	H: 1 LOB: 1 BB: 1 P: 6	R: 1 E: 0 K: 1 S: 7	H: 2 LOB: 2 BB: 1 P: 11	R: 0 E: 0 K: 1 S: 5	H: 0 LOB: 0 BB: 0 P: 5	R: 0 E: 0 K: 1 S: 5	H: 1 LOB: 2 BB: 2 P: 13	R: 0 E: 0 K: 1 S: 5	H: 0 LOB: 3 BB: 2 P: 14	R: 0 E: 0 K: 1 S: 6	H: 1 LOB: 2 BB: 1 P: 10	R: 0 E: 0 K: 0 S: 3	H: 0 LOB: 0 BB: 0 P: 3	R: 2 E: 1 K: 0 S: 7	H: 3 LOB: 2 BB: 0 P: 7	1B: 7 2B: 2 3B: 0 HR: 0	SF: 1 SAC: 0 DP: 1 HBP: 1	WP: 0 PB: 0 SB: 0 CS: 0	PA: 43
PITCHER	IP WLS BF H R ER SO BB IBB HBP BLK WP HR S P ERA WHIP																					
Bart Johnson, R (1, 1) <small>ERA: 3.03</small>	6.0 W 29 5 1 1 5 6 0 1 0 0 0 0 32 57 1.50 1.833																					
Terry Forster, L (7, 1) <small>ERA: 4.87</small>	0.1 2 1 0 0 0 0 0 0 0 0 0 0 2 2 0.00 3.000																					
Steve Kealey, R (7, 1) <small>ERA: 3.96</small>	2.2 S 12 3 2 1 1 0 0 0 0 0 0 0 14 14 3.38 1.125																					

Minnesota Twins @ Chicago White Sox
 Comiskey Park, Chicago, IL
 Mon Sep 06 1971, 4:33 AM EDT
 Unknown - 80 F

livebaseballscorecards.com

AB	35
R	3
H	9
RBI	3
BB	6
SO	6
LOB	27



Batter	1	2	3	4	5	6	7	8	9
Walt Williams, R OBP: 0.348, SLG: 0.434 (1, 9)	0-0 1B	0-0 4-3		4-0 BB			0-3 K	0-0 1B	
Mike Hershberger, R OBP: 0.372, SLG: 0.337 (1, 8)	0-0 F6		0-0 F8	4-0 FC6-4 BB			0-0 F7	0-0 1B	
Rich McKinney, R OBP: 0.339, SLG: 0.401 (1, 4)	4-0 HR BB		0-0 F8	0-0 FC6-4			4-0 BB	0-0 F6	
Bill Melton, R OBP: 0.359, SLG: 0.509 (1, 5)	0-0 HR		4-0 FC6-4 BB		0-0 F8		0-0 F7		
Rick Reichardt, R OBP: 0.351, SLG: 0.436 (1, 7)	0-3 K		0-0 FC6-4		4-0 BB			0-3 K	
Carlos May, L OBP: 0.373, SLG: 0.391 (1, 3)		0-0 F7		0-0 4-3	0-0 G4-6-3			0-0 HR 1B	
Tom Egan, R OBP: 0.323, SLG: 0.408 (1, 2)		0-3 K 2B		4-0 2B 5-3 BB		0-0 6-3		0-3 K 1-2	
Rich Morales, R OBP: 0.342, SLG: 0.307 (1, 6)		0-0 2B		0-0 5-3 2B		0-0 5-3		4-0 HR IBB	
Bart Johnson, R OBP: 0.208, SLG: 0.229 (1, 1) Terry Forster, L (7, 1) Steve Kealey, R (7, 1) OBP: 0.222, SLG: 0.556		0-3 K		0-0 5-3		0-0 4-3		0-0 HR	

Inning Stats	R: 2	H: 2	E: 0	K: 1	S: 6	LOB: 0	BB: 1	P: 10
	R: 0	H: 1	E: 0	K: 2	S: 9	LOB: 2	BB: 0	P: 9
	R: 0	H: 0	E: 0	K: 0	S: 3	LOB: 1	BB: 1	P: 7
	R: 1	H: 1	E: 0	K: 0	S: 4	LOB: 3	BB: 3	P: 16
	R: 0	H: 0	E: 0	K: 0	S: 2	LOB: 0	BB: 1	P: 6
	R: 0	H: 0	E: 0	K: 1	S: 5	LOB: 1	BB: 1	P: 9
	R: 3	H: 4	E: 0	K: 2	S: 11	LOB: 2	BB: 1	P: 15


PITCHER	IP	WLS	BF	H	R	ER	SO	BB	IBB	HBP	BLK	WP	HR	S	P	ERA	WHIP
Tom Hall, L (1, 1) ERA: 3.43	3.0	L	14	3	2	2	3	2	0	0	0	0	1	18	26	6.00	1.667
Steve Luebber, R (4, 1) ERA: 5.6	0.2		5	1	1	1	0	2	0	0	0	0	0	3	11	13.50	4.500
Bob Gebhard, R (4, 1) ERA: 3.65	0.1		2	0	0	0	0	1	0	0	0	0	0	1	5	0.00	3.000
Hal Haydel, R (5, 1) ERA: 4.23	1.0		3	0	0	0	0	1	0	0	0	0	0	2	6	0.00	1.000
Ray Corbin, R (6, 1) ERA: 3.96	3.0		15	4	3	3	3	1	1	0	0	0	1	19	27	9.00	1.667

BOTTOM

Minnesota Twins @ Chicago White Sox
Comiskey Park, Chicago, IL
Mon Sep 06 1971, 4:33 AM EDT
Unknown - 80 F

AB	R	H	RBI	BB	SO	LOB
4	0	2	0	1	1	2
4	0	1	0	1	0	0
3	1	0	0	2	0	5
3	1	1	2	1	0	1
3	0	0	0	1	2	1
4	1	1	0	0	0	1
3	1	0	0	1	2	1
3	1	2	0	1	0	0
3	0	0	1	0	1	3
0	0	0	0	0	0	0
1	1	1	3	0	0	0

AB	31
R	6
H	8
RBI	6
BB	8
SO	6
LOB	14



WP	PA	31
0	39	
1		
1		
0		

Batter	1	2	3	4	5	6	7	8	9	AB R H RBI BB SO LOB	TOP																
Cesar Tovar, R OBP: 0.352, SLG: 0.361 (1, 9) X	0-0 BB 2B 1B	0-0 L6		0-0 CS 1B		4-0 FC5-4 BB		0-0 F9		4 1 2 1 1 0 0																	
Rod Carew, L OBP: 0.362, SLG: 0.381 (1, 4) B B B	4-0 2B 1B BB	0-0 FC5-4 1B		0-0 1-2 HR 1B		0-0 FC5-4		0-0 1-3		4 2 2 0 1 0 2																	
Harmon Killebrew, R OBP: 0.371, SLG: 0.433 (1, 3) X	0-0 1B 2B	0-3 K		0-0 1-H HR		0-0 SF8			0-0 6-3	4 2 2 4 0 1 1 0 0 0 0 0 0 0																	
Rich Reese, L OBP: 0.271, SLG: 0.352 (9, 3)	1-3 2-H																										
Steve Brye, R OBP: 0.346, SLG: 0.542 (1, 7) X	0-0 F9	0-0 FC5-4		4-0 BB		0-3 K			0-0 5-3	4 0 0 0 1 1 4																	
Leo Cardenas, R OBP: 0.334, SLG: 0.433 (1, 6) S S S	0-3 K		0-0 CS 1B	0-3 K		0-3 K			4-0 BB 1B HBP BB	4 1 1 0 1 3 3																	
Eric Soderholm, R OBP: 0.400, SLG: 0.368 (1, 5) X	0-0 WP 2B 1B		0-3 K		0-0 F7		0-0 1B		1-0 BB 1B HBP	4 2 2 2 0 1 1																	
Phil Roof, R OBP: 0.278, SLG: 0.279 (1, 2) X	0-0 1-H 2B		0-0 4-3		0-0 5-3		0-0 F9		4-0 1B BB	4 0 1 1 1 0 1																	
Jim Nettles, L OBP: 0.311, SLG: 0.394 (1, 8) B B B B	4-0 BB			0-0 SH1-4 1B 2B		0-0 3-1		0-3 K	0-0 BB 1B	4 1 2 2 1 1 1																	
Pete Hamm, R OBP: 0.125, SLG: 0.125 (1, 1) S S S	0-3 K		0-0 SH1-4	0-0 2-3		0-0 FC5-4 BB SF8 1B		0-0 F9		3 1 1 0 0 1 2																	
Inning Stats	R: 4 E: 0 K: 2 S: 11	H: 4 LOB: 2 BB: 2 P: 19	R: 0 E: 0 K: 1 S: 6	H: 1 LOB: 1 BB: 0 P: 6	R: 0 E: 0 K: 1 S: 5	H: 1 LOB: 0 BB: 0 P: 5	R: 3 E: 0 K: 1 S: 8	H: 4 LOB: 1 BB: 1 P: 12	R: 0 E: 0 K: 0 S: 3	H: 0 LOB: 0 BB: 0 P: 3	R: 1 E: 0 K: 1 S: 6	H: 1 LOB: 1 BB: 1 P: 10	R: 0 E: 0 K: 2 S: 8	H: 1 LOB: 1 BB: 0 P: 8	R: 0 E: 0 K: 0 S: 3	H: 0 LOB: 0 BB: 0 P: 3	R: 2 E: 0 K: 0 S: 3	H: 1 LOB: 2 BB: 2 P: 12	1B: 9 2B: 4 3B: 0 HR: 1	SF: 1 SAC: 1 DP: 1 HBP: 1	WP: 1 PB: 0 SB: 0 CS: 2	PA: 44					
PITCHER	IP	WLS	BF	H	R	ER	SO	BB	IBB	HBP	BLK	WP	HR	S	P	ERA	WHIP										
Rich Hinton, L ERA: 4.22 (1, 1)	0.2	L	8	4	4	4	1	2	0	0	0	1	0	8	16	54.00	9.000										
Joe Horlen, R ERA: 4.4 (1, 1)	3.0		14	6	3	3	3	1	0	0	0	0	1	19	23	9.00	2.333										
Stan Perzanowski, R ERA: 12.6 (4, 1)	2.1		9	1	1	1	2	1	0	0	0	0	0	12	16	3.86	0.857										
Don Eddy, L ERA: 2.79 (7, 1)	2.0		7	1	0	0	2	0	0	0	0	0	0	11	11	0.00	0.500										
Jim Magnuson, L ERA: 4.82 (9, 1)	1.0		6	1	2	2	0	2	0	1	0	0	0	3	12	18.00	3.000										

Minnesota Twins @ Chicago White Sox
Comiskey Park, Chicago, IL
Mon Sep 06 1971, 4:38 AM EDT
Att. 16,197 - Overcast

AB	35
R	10
H	13
RBI	10
BB	6
SO	8
LOB	15




Batter	1	2	3	4	5	6	7	8	9	AB	R	H	RBI	BB	SO	LOB
Pat Kelly, L (1, 9) OBP: 0.412, SLG: 0.438	0-0 5-3			0-0 F6		0-0 G4-6-3		0-0 HR		4	1	1	2	0	0	1
Jay Johnstone, L (1, 8) OBP: 0.340, SLG: 0.442	0-0 1-3			0-3 K		0-0 G3		0-0 HR		4	1	1	1	0	1	0
Rich McKinney, R (1, 4) OBP: 0.335, SLG: 0.396 Jim Magnuson, R (9, 1)	0-0 6-3			0-0 1-3			0-0 5-3	0-0 6-3		4	0	0	0	0	0	0
Bill Melton, R (1, 5) OBP: 0.358, SLG: 0.505		0-0 5-3			4-0 1B BB		0-3 K		0-0 5-3	3	0	0	0	1	1	0
Carlos May, L (1, 3) OBP: 0.374, SLG: 0.392		0-0 F7			0-0 F4		0-0 1B		0-0 G5-4-3 1B	4	0	2	0	0	0	1
Rick Reichardt, R (1, 7) OBP: 0.350, SLG: 0.434		0-3 K			0-0 1-2 1B		0-0 F8		0-0 G5-4-3	4	0	1	0	0	1	2
Ed Herrmann, L (1, 2) OBP: 0.338, SLG: 0.365			0-0 3-1		0-0 F6		0-0 F6		0-0 HR 1B	3	1	1	0	0	0	2
Rich Morales, R (1, 6) OBP: 0.340, SLG: 0.305 Bob Spence, L (5, PH) OBP: 0.273, SLG: 0.148 Lee Richard, R (6, 6) OBP: 0.289, SLG: 0.299			0-0 F6		0-0 F9		0-0 F9		0-3 K	1	0	0	0	0	0	0
Rich Hinton, L (1, 1) Joe Horlen, R (1, 1) OBP: 0.190, SLG: 0.193 Stan Perzackowski, S (4, 1) Walt Williams, R (6, PH) OBP: 0.350, SLG: 0.435 Don Eddy, R (7, 1) Steve Huntz, S (8, PH) OBP: 0.296, SLG: 0.356			0-0 F8			0-0 G4-6-3 1B		0-0 F7		0	0	0	0	0	0	0

Inning Stats	R: 0	H: 0	E: 0	LOB: 0	K: 0	BB: 0	S: 3	P: 3	R: 0	H: 0	E: 0	LOB: 0	K: 0	BB: 0	S: 3	P: 3	R: 0	H: 0	E: 0	LOB: 0	K: 1	BB: 0	S: 5	P: 5	R: 0	H: 0	E: 0	LOB: 0	K: 1	BB: 0	S: 5	P: 5	R: 0	H: 1	E: 0	LOB: 2	K: 0	BB: 1	S: 4	P: 8	R: 0	H: 1	E: 0	LOB: 0	K: 0	BB: 0	S: 3	P: 3	R: 0	H: 1	E: 0	LOB: 1	K: 1	BB: 0	S: 6	P: 6	R: 3	H: 3	E: 0	LOB: 0	K: 1	BB: 0	S: 8	P: 8	R: 0	H: 1	E: 0	LOB: 0	K: 0	BB: 0	S: 3	P: 3	1B: 5	SF: 0	2B: 0	SAC: 0	3B: 0	DP: 2	HR: 2	HBP: 0	WP: 0	PA: 33
PITCHER Pete Hamm, R (1, 1) ERA: 6.4	IP	WLS	BF	H	R	ER	SO	BB	IBB	HBP	BLK	WP	HR	S	P	ERA	WHIP	IP	WLS	BF	H	R	ER	SO	BB	IBB	HBP	BLK	WP	HR	S	P	ERA	WHIP	IP	WLS	BF	H	R	ER	SO	BB	IBB	HBP	BLK	WP	HR	S	P	ERA	WHIP																															

MINNESOTA TWINS @ CHICAGO WHITE SOX
 Comiskey Park, Chicago, IL
 Mon Sep 06 1971, 4:38 AM EDT
 Att. 16,197 - Overcast

AB	32
R	3
H	7
RBI	3
BB	1
SO	4
LOB	10



livebaseballscorecards.com

Batter	1	2	3	4	5	6	7	8	9	AB R H RBI BB SO LOB	TOP											
Cesar Tovar, R (1, 8) OBP: 0.351, SLG: 0.359	0-3 K2-3		0-0 1-3		0-0 1B 2B 1B		0-0 6-3		0-0 1-4-3	5 1 1 0 0 1 0												
Rod Carew, L (1, 4) OBP: 0.361, SLG: 0.380	0-0 E5 4-3 1B		0-0 G3		0-0 F9		0-0 6-3			4 1 1 0 0 0 1												
Harmon Killebrew, R (1, 3) OBP: 0.374, SLG: 0.449	0-0 4-3 2-3 1B			0-0 HR	0-0 2B 1-3 1B			0-0 HR		4 2 3 2 0 0 1												
Tony Oliva, L (1, 9) OBP: 0.379, SLG: 0.568	0-0 FC6-4 1B			0-0 HR	0-0 1-3 2B		0-0 4-3			4 1 3 2 0 0 0												
Leo Cardenas, R (1, 6) OBP: 0.333, SLG: 0.438	0-0 FC6-4 1-2f			0-0 1-H HR	0-0 F8		0-0 F7		0-0 F9	4 1 1 2 0 0 3												
Steve Brye, R (1, 7) OBP: 0.300, SLG: 0.464		0-0 L3		0-0 F8		0-3 K		0-0 F9		4 0 0 0 0 1 0												
Eric Soderholm, R (1, 5) OBP: 0.379, SLG: 0.391		0-3 K		0-0 F8		0-0 5-3		0-0 PB SF8 2B		4 1 1 0 0 1 0												
Phil Roof, R (1, 2) OBP: 0.274, SLG: 0.274		0-0 F3		0-3 K		0-3 K		0-0 F8		3 0 0 0 0 2 0												
Rich Reese, L (9, PH) OBP: 0.270, SLG: 0.351								2-3		1 0 0 0 0 0 1												
Jim Perry, S (1, 1) OBP: 0.293, SLG: 0.198			0-3 K		0-3 K		0-0 G3		0-0 SF8	1 0 0 0 0 1 0												
Danny Thompson, R (5, PH) OBP: 0.349, SLG: 0.309								3-H		1 0 0 0 0 0 1 0												
Jim Strickland, L (5, 1)										0 0 0 0 0 0 0 0												
Steve Braun, L (7, PH) OBP: 0.357, SLG: 0.346										1 0 0 0 0 0 0 0												
Bob Gebhard, R (7, 1)										0 0 0 0 0 0 0 0												
Jim Holt, L (9, PH) OBP: 0.296, SLG: 0.323										0 0 0 1 0 0 0 0												
Inning Stats	R: 1 E: 1 K: 1 S: 7	H: 2 LOB: 1 BB: 0 P: 7	R: 0 E: 0 K: 1 S: 5	H: 0 LOB: 0 BB: 0 P: 5	R: 0 E: 0 K: 1 S: 5	H: 0 LOB: 0 BB: 0 P: 5	R: 3 E: 0 K: 1 S: 8	H: 3 LOB: 0 BB: 0 P: 8	R: 1 E: 0 K: 1 S: 8	H: 3 LOB: 2 BB: 0 P: 8	R: 0 E: 0 K: 2 S: 7	H: 0 LOB: 0 BB: 0 P: 7	R: 0 E: 0 K: 0 S: 3	H: 0 LOB: 0 BB: 0 P: 3	R: 1 E: 0 K: 0 S: 4	H: 1 LOB: 0 BB: 0 P: 4	R: 1 E: 0 K: 0 S: 4	H: 1 LOB: 0 BB: 0 P: 4	1B: 5 2B: 2 3B: 0 HR: 3	SF: 1 SAC: 0 DP: 0 HBP: 0	WP: 0 PB: 1 SB: 0 CS: 0	PA: 37
PITCHER	IP WLS BF H R ER SO BB IBB HBP BLK WP HR S P ERA WHIP																					
Tommy John, L (1, 1) ERA: 3.7	5.0 W 23 8 5 4 5 0 0 0 0 0 2 33 33 7.20 1.600																					
Tom Bradley, R (6, 1) ERA: 2.81	4.0 S 14 2 2 1 2 0 0 0 0 0 1 18 18 2.25 0.500																					

Minnesota Twins @ Chicago White Sox
Comiskey Park, Chicago, IL
Tue Sep 07 1971, 8:05 PM EDT
Att: 3,707 - Unknown - 82 F

livebaseballscorecards.com

AB	36
R	7
H	10
RBI	7
BB	0
SO	7
LOB	6



BOTTOM

Minnesota Twins @ Chicago White Sox
Comiskey Park, Chicago, IL
Tue Sep 07 1971, 8:05 PM EDT
Att. 3,707 - Unknown - 82 F

livebaseballscorecards.com

AB	30
R	8
H	8
RBI	6
BB	6
SO	3
LOB	12



WP:	1	PA:	37
PB:	0		
SB:	1		
CS:	0		

AB R H RBI BB SO LOB

3 1 0 0 2 0 3

4 0 0 0 0 1 2

4 0 1 0 0 1 1

4 0 0 0 0 0 1

3 3 2 0 1 0 0

2 2 1 0 2 0 1

3 2 2 5 1 1 2

3 0 0 1 0 0 1

1B:	5	SF:	1
2B:	1	SAC:	0
3B:	0	DP:	0
HR:	2	HBP:	0

Batter	1	2	3	4	5	6	7	8	9							
Pat Kelly, L OBP: 0.412, SLG: 0.429 (1, 9)	4-0 E 1B WP BB	0-0 F8		0-0 L4			4-0 S BB	0-0 FC6-4 1-2f								
Jay Johnstone, L OBP: 0.337, SLG: 0.437 (1, 8)	0-0 F5		0-0 F8		0-0 F9		0-3 K 1-2									
Rick Reichardt, R OBP: 0.349, SLG: 0.433 (1, 7)	0-0 E8 1-3 1B		0-0 5-3		0-3 K		0-0 F4									
Bill Melton, R OBP: 0.356, SLG: 0.501 (1, 5)	0-0 F8 3-H		0-0 F8		0-0 F8		0-0 F8									
Carlos May, L OBP: 0.377, SLG: 0.394 (1, 3)		0-0 BB HR 1B		0-0 G3		4-0 2B SF9 BB		0-0 BB E 1B								
Steve Huntz, S OBP: 0.280, SLG: 0.373 (1, 4)		4-0 BB BB BB BB 1-2 HR BB		4-0 BB BB BB BB HR BB		0-0 X SF9 1-3 2B		0-0 X F8								
Ed Herrmann, L OBP: 0.343, SLG: 0.393 (1, 2)		0-0 X 1-H 2-H HR		0-0 X 1-H HR		0-3 SF9 K		4-0 BB BB BB 1-2 FC5-4 BB								
Luis Alvarado, R OBP: 0.230, SLG: 0.264 (1, 6)		0-0 X 5-3		0-0 X F7		0-0 X SF9		0-0 X FC5-4 1B								
Tommy John, R OBP: 0.169, SLG: 0.125 Tom Bradley, R OBP: 0.165, SLG: 0.190 (1, 1) (6, 1)		0-0 X F9		0-0 X 1B		0-0 X 3-1		0-0 X FC6-4 1B								
Inning Stats	R: 1 E: 1 K: 0 S: 3	H: 1 LOB: 0 BB: 1 P: 7	R: 3 E: 0 K: 0 S: 5	H: 2 LOB: 0 BB: 1 P: 9	R: 0 E: 0 K: 0 S: 3	H: 0 LOB: 0 BB: 0 P: 3	R: 2 E: 0 K: 0 S: 5	H: 2 LOB: 1 BB: 1 P: 9	R: 0 E: 0 K: 1 S: 5	H: 0 LOB: 0 BB: 0 P: 5	R: 1 E: 0 K: 1 S: 6	H: 1 LOB: 1 BB: 1 P: 10	R: 0 E: 0 K: 1 S: 5	H: 0 LOB: 1 BB: 1 P: 9	R: 1 E: 1 K: 0 S: 5	H: 2 LOB: 2 BB: 1 P: 9

PITCHER	IP	WLS	BF	H	R	ER	SO	BB	IBB	HBP	BLK	WP	HR	S	P	ERA	WHIP
Jim Perry, R ERA: 4.41 (1, 1)	4.0	L	19	5	6	5	0	3	0	0	0	1	2	16	28	11.25	2.000
Jim Strickland, L ERA: 1.65 (5, 1)	2.0		8	1	1	1	2	1	0	0	0	0	0	11	15	4.50	1.000
Bob Gebhard, R ERA: 3.77 (7, 1)	2.0		10	2	1	1	1	2	0	0	0	0	0	10	18	4.50	2.000

Batter	1	2	3	4	5	6	7	8	9	AB R H RBI BB SO LOB	TOP							
Cesar Tovar, R OBP: 0.352, SLG: 0.360 (1, 8) (9, 9)	0-0 F9		0-0 1B		0-0 BB 1B		0-0 F3		0-0 4-3	5 1 2 1 0 0 0								
Steve Braun, L OBP: 0.355, SLG: 0.344 (1, 4) SS	0-3 K		0-0 CS 1B		0-0 F9		0-0 E3 1B		0-0 1-3	5 0 1 1 0 1 1								
Harmon Killebrew, R OBP: 0.376, SLG: 0.450 Rich Reese, L OBP: 0.270, SLG: 0.351 (1, 3) (9, 3)	0-0 1B		0-0 F8		4-0 BB 1-2 BB		0-0 1-3 1B		0-0 6-3	4 0 2 0 1 0 1 0 0 0 0 0 0 0								
Tony Oliva, L OBP: 0.378, SLG: 0.564 Jim Nettles, L OBP: 0.311, SLG: 0.394 (1, 9) (9, 8) SS	0-3 K		0-0 CS	1-0 2B SF8 HBP	0-0 FC4-6		0-0 F3		0-0 F3	3 1 0 0 0 1 5 0 0 0 0 0 0 0								
Leo Cardenas, R OBP: 0.335, SLG: 0.441 (1, 6)		0-0 1-3		0-0 1-3 2B		0-0 SH1-3 FC5-2 1B		0-0 F4		4 0 2 0 0 0 2								
Steve Brye, R OBP: 0.294, SLG: 0.452 (1, 7)		0-0 6-3		0-0 SF8		0-0 FC5-2 SH1-3 FC1-2 1B		0-3 K		3 0 1 1 0 1 0								
Eric Soderholm, R OBP: 0.344, SLG: 0.346 (1, 5)		0-0 F6		0-0 F6		0-0 SH1-3		0-0 F7		3 0 0 0 0 0 1								
George Mitterwald, R OBP: 0.315, SLG: 0.386 (1, 2)			0-0 SH1-4 1B	0-3 K		0-0 FC5-2 FC1-2		0-0 1B		4 1 2 0 0 1 3								
Jim Kaat, L OBP: 0.202, SLG: 0.220 (1, 1)			0-0 SH1-4		0-0 F8	0-0 FC1-2		0-0 F8		3 0 0 0 0 0 3								
Inning Stats	R: 0 E: 0 K: 2 S: 8 H: 1 LOB: 1 BB: 0 P: 8	R: 0 E: 0 K: 0 S: 3 H: 0 LOB: 0 BB: 0 P: 3	R: 2 E: 0 K: 0 S: 5 H: 3 LOB: 0 BB: 0 P: 5	R: 1 E: 0 K: 1 S: 6 H: 1 LOB: 1 BB: 0 P: 7	R: 0 E: 0 K: 0 S: 4 H: 1 LOB: 2 BB: 1 P: 8	R: 0 E: 0 K: 0 S: 5 H: 2 LOB: 2 BB: 0 P: 5	R: 0 E: 1 K: 0 S: 5 H: 1 LOB: 2 BB: 0 P: 5	R: 0 E: 0 K: 1 S: 6 H: 1 LOB: 1 BB: 0 P: 6	R: 0 E: 0 K: 0 S: 3 H: 0 LOB: 0 BB: 0 P: 3	1B: 9 2B: 1 3B: 0 HR: 0 SF: 1 SAC: 2 DP: 0 HBP: 1	WP: 0 PB: 0 SB: 0 CS: 1 PA: 40							
PITCHER Wilbur Wood, L ERA: 2.04 (1, 1)	IP 9.0	WLS L	BF 39	H 10	R 3	ER 3	SO 4	BB 1	IBB 0	HBP 1	BLK 0	WP 0	HR 0	S 45	P 50	ERA 3.00	WHIP 1.222	PITCHER IP WLS BF H R ER SO BB IBB HBP BLK WP HR S P ERA WHIP

Minnesota Twins @ Chicago White Sox
Comiskey Park, Chicago, IL
Wed Sep 08 1971, 8:05 PM EDT
Att: 7,888 - Unknown - 85 F

livebaseballscorecards.com

AB 34
R 3
H 10
RBI 3
BB 1
SO 4
LOB 16



Batter	1	2	3	4	5	6	7	8	9	AB	R	H	RBI	BB	SO	LOB
Walt Williams, R OBP: 0.349, SLG: 0.433 (1, 9)	0-0 F6			0-0 4-3		0-0 1B			0-0 F9	4	0	1	0	0	0	1
Mike Hershberger, R OBP: 0.365, SLG: 0.329 (1, 8)	0-0 F8			0-0 6-3		0-0 F9			0-0 3-4-1	4	0	0	0	0	0	2
Carlos May, L OBP: 0.376, SLG: 0.392 (1, 3)	0-0 6-3			0-3 K			0-0 6-3		0-0 2-H 1B	4	0	1	1	0	1	0
Bill Melton, R OBP: 0.353, SLG: 0.497 (1, 5)		0-0 5-3			0-0 F7		0-3 K		0-3 K	4	0	0	0	0	2	1
Rick Reichardt, R OBP: 0.347, SLG: 0.430 (1, 7)		0-0 F8			0-0 G3		0-0 5-3			3	0	0	0	0	0	0
Steve Huntz, S OBP: 0.282, SLG: 0.372 (1, 4)		0-0 F3			0-0 1B			0-0 F4		3	0	1	0	0	0	0
Ed Herrmann, L OBP: 0.340, SLG: 0.388 (1, 2)			0-3 K		0-0 G3			0-0 F8		3	0	0	0	0	1	1
Luis Alvarado, R OBP: 0.227, SLG: 0.261 (1, 6)			0-0 6-3			0-0 1-3		0-0 5-3		3	0	0	0	0	0	0
Wilbur Wood, R OBP: 0.132, SLG: 0.048 (1, 1) Rich McKinney, R (9, PH) OBP: 0.337, SLG: 0.398			0-3 K			0-0 F9			0-0 3-4-1 1B	2	0	0	0	0	1	0
										1	1	1	0	0	0	0

Inning Stats	R: 0	H: 0	E: 0	LOB: 0	K: 0	BB: 0	S: 3	P: 3	R: 0	H: 0	E: 0	LOB: 0	K: 2	BB: 0	S: 7	P: 7	R: 0	H: 0	E: 0	LOB: 0	K: 1	BB: 0	S: 5	P: 5	R: 0	H: 1	E: 0	LOB: 1	K: 0	BB: 0	S: 4	P: 4	R: 0	H: 1	E: 0	LOB: 1	K: 0	BB: 0	S: 4	P: 4	R: 0	H: 0	E: 0	LOB: 0	K: 1	BB: 0	S: 5	P: 5	R: 0	H: 0	E: 0	LOB: 0	K: 0	BB: 0	S: 3	P: 3	R: 1	H: 2	E: 0	LOB: 1	K: 1	BB: 0	S: 7	P: 7	1B: 4	SF: 0	2B: 0	SAC: 0	3B: 0	DP: 0	HR: 0	HBP: 0	WP: 0	PA: 31
PITCHER Jim Kaat, L ERA: 3.59 (1, 1)	IP	WLS	BF	H	R	ER	SO	BB	IBB	HBP	BLK	WP	HR	S	P	ERA	WHIP	IP	WLS	BF	H	R	ER	SO	BB	IBB	HBP	BLK	WP	HR	S	P	ERA	WHIP	IP	WLS	BF	H	R	ER	SO	BB	IBB	HBP	BLK	WP	HR	S	P	ERA	WHIP																							

MINNESOTA TWINS @ CHICAGO WHITE SOX
 Comiskey Park, Chicago, IL
 Wed Sep 08 1971, 8:05 PM EDT
 Att. 7,888 - Unknown - 85 F

AB	31
R	1
H	4
RBI	1
BB	0
SO	5
LOB	5



Batter	1	2	3	4	5	6	7	8	9	AB R H RBI BB SO LOB	TOP							
Walt Williams, R (1, 9) OBP: 0.345, SLG: 0.428	0-0 G3		0-0 5-3		0-0 5-3			0-0 5-3		4 0 0 0 0 0 0	Chicago White Sox @ Kansas City Royals Municipal Stadium, Kansas City, MO Fri Sep 10 1971, 8:05 PM EDT Att: 7,158 - Unknown - 91 F livebaseballscorecards.com							
Mike Hershberger, R (1, 8) OBP: 0.363, SLG: 0.327	0-0 F8 E 1B		0-0 5-3		0-0 4-3			0-0 F8		4 0 1 0 0 0 0								
Rich McKinney, R (1, 4) OBP: 0.333, SLG: 0.393	0-0 E5 1-2 BB		0-0 G3				0-0 F8	0-0 F8		4 0 0 0 0 0 1								
Bill Melton, R (1, 5) OBP: 0.354, SLG: 0.503	0-0 F8 2-3			0-0 HR		0-0 FC6-4 1B		0-0 F2		4 1 2 1 0 0 2								
Rick Reichardt, R (1, 7) OBP: 0.348, SLG: 0.428	4-0 1-2 BB			1-0 5-3 HBP		0-0 FC6-4 1-2f		0-0 1-3		2 0 0 0 1 0 1								
Carlos May, L (1, 3) OBP: 0.373, SLG: 0.389	0-0 F8			0-0 F8		0-0 4-3		0-0 F7		4 0 0 0 0 0 5								
Tom Egan, R (1, 2) OBP: 0.323, SLG: 0.407		0-3 K		0-0 5-3 1-2		0-0 G1-6-3 1B				3 0 1 0 0 1 1								
Rich Morales, R (1, 6) OBP: 0.335, SLG: 0.300		0-3 K		0-0 F6		0-0 G1-6-3 1-2f				3 0 0 0 0 1 2								
Tom Bradley, R (1, 1) OBP: 0.161, SLG: 0.186		0-0 F8			0-0 3-1		0-3 K			2 0 0 0 0 0 0								
Terry Forster, L (6, 1)										0 0 0 0 0 0 0								
Lee Richard, R (7, PH) OBP: 0.287, SLG: 0.297										1 0 0 0 0 1 0								
Don Eddy, R (7, 1)										0 0 0 0 0 0 0								
Steve Kealey, R (8, 1) OBP: 0.222, SLG: 0.556										0 0 0 0 0 0 0								
Inning Stats	R: 0 E: 1 K: 0 S: 5	H: 1 LOB: 3 BB: 1 P: 9	R: 0 E: 0 K: 2 S: 7	H: 0 LOB: 0 BB: 0 P: 7	R: 0 E: 0 K: 0 S: 3	H: 0 LOB: 0 BB: 0 P: 3	R: 1 E: 0 K: 0 S: 4	H: 1 LOB: 1 BB: 0 P: 5	R: 0 E: 0 K: 1 S: 3	H: 1 LOB: 0 BB: 0 P: 5	R: 0 E: 0 K: 0 S: 3	H: 0 LOB: 0 BB: 0 P: 3	R: 0 E: 0 K: 0 S: 3	H: 0 LOB: 0 BB: 0 P: 3	1B: 3 2B: 0 3B: 0 HR: 1	SF: 0 SAC: 0 DP: 1 HBP: 1	WP: 0 PB: 0 SB: 0 CS: 0	PA: 33
PITCHER Paul Splittorff, L (1, 1) ERA: 2.19	IP: 9.0 WLS: W BF: 33 H: 4 R: 1 ER: 1 SO: 3 BB: 1 IBB: 0 HBP: 1 BLK: 0 WP: 0 HR: 1 S: 37 P: 42 ERA: 1.00 WHIP: 0.556																	



Batter	1	2	3	4	5	6	7	8	9	AB R H RBI BB SO LOB	TOP
Walt Williams, R (1, 7) OBP: 0.343, SLG: 0.424	0-0 5-3		0-0 5-3		0-0 1B 1-2		0-0 F8		0-0 F4	5 0 1 0 0 0 2	Chicago White Sox @ Kansas City Royals Municipal Stadium, Kansas City, MO Sat Sep 11 1971, 8:05 PM EDT Att: 8,665 - Unknown - 84 F
Pat Kelly, L (1, 9) OBP: 0.419, SLG: 0.434	0-0 WP 1B		4-0 BB		0-0 G1-6-3 1B		0-0 G3			3 0 2 1 1 0 0	
Rich McKinney, R (1, 4) OBP: 0.332, SLG: 0.389	4-0 BB		0-0 F3		0-0 G1-6-3 1B		0-3 K			3 0 0 0 1 1 3	
Bill Melton, R (1, 5) OBP: 0.352, SLG: 0.499	0-0 F8		0-0 F8		0-0 E5 4-3 6-3		0-0 6-3			4 0 0 0 0 0 3	
Carlos May, L (1, 3) OBP: 0.372, SLG: 0.387	0-0 F8		0-0 4-3		0-0 6-3 1-2		0-0 6-3 1B			4 1 1 0 0 0 3	
Rick Reichardt, R (1, 8) OBP: 0.346, SLG: 0.424		0-3 K	0-0 F9		0-0 4-3 2-3		0-0 6-3 1-2			4 0 0 0 0 1 2	
Ed Herrmann, L (1, 2) OBP: 0.337, SLG: 0.384		0-0 4-3	0-0 4-3		0-3 K		0-0 F6			3 0 0 0 0 1 1	
Ken Hottman, R (9, PH)										1 0 0 0 0 0 1	
Luis Alvarado, R (1, 6) OBP: 0.228, SLG: 0.262		0-0 1B	0-3 K		0-0 K		0-0 F6			3 0 1 0 0 1 0	
Steve Huntz, S (9, PH) OBP: 0.291, SLG: 0.372								4-0 1B BB		0 0 0 0 1 0 0	
Tommy John, R (1, 1) OBP: 0.177, SLG: 0.136		0-0 6-3	0-0 1B 1B		0-0 1B 1B		0-0 1-3			3 1 1 0 0 0 1	
Vicente Romo, R (7, 1) OBP: 0.364, SLG: 0.300										0 0 0 0 0 0 0	
Joe Horlen, R (8, 1) OBP: 0.100, SLG: 0.103										0 0 0 0 0 0 0	
Mike Hershberger, R (9, PH) OBP: 0.366, SLG: 0.331								1-2 2-H 1B		1 0 1 1 0 0 0	
Inning Stats	R: 0 H: 1 E: 0 LOB: 2 K: 0 BB: 1 S: 4 P: 8	R: 0 H: 1 E: 0 LOB: 1 K: 1 BB: 0 S: 6 P: 6	R: 0 H: 0 E: 0 LOB: 1 K: 0 BB: 1 S: 3 P: 7	R: 0 H: 0 E: 0 LOB: 0 K: 0 BB: 0 S: 3 P: 3	R: 1 H: 3 E: 0 LOB: 1 K: 1 BB: 0 S: 7 P: 7	R: 0 H: 0 E: 1 LOB: 1 K: 1 BB: 0 S: 6 P: 6	R: 0 H: 0 E: 0 LOB: 0 K: 0 BB: 0 S: 3 P: 3	R: 0 H: 0 E: 0 LOB: 0 K: 1 BB: 0 S: 5 P: 5	R: 1 H: 2 E: 0 LOB: 2 K: 0 BB: 1 S: 5 P: 9	1B: 7 SF: 0 2B: 0 SAC: 0 3B: 0 DP: 1 HR: 0 HBP: 0	WP: 1 PA: 37 PB: 0 SB: 0 CS: 0
PITCHER	IP WLS BF H R ER SO BB IBB HBP BLK WP HR S P ERA WHIP										
Mike Hedlund, R (1, 1) ERA: 2.77	7.0 W 28 5 1 1 3 2 0 0 0 1 0 32 40 1.29 1.000										
Tom Burgmeier, L (8, 1) ERA: 1.79	2.0 S 9 2 1 1 1 1 0 0 0 0 0 10 14 4.50 1.500										

AB	34
R	2
H	7
RBI	2
BB	3
SO	4
LOB	16



Batter	1	2	3	4	5	6	7	8	9
Freddie Patek, R OBP: 0.333, SLG: 0.383 (1, 6)	0-0 F7		0-0 F9		0-0 FC5-4		0-0 1B 2B		
Paul Schaal, R OBP: 0.383, SLG: 0.398 (1, 5)	0-0 WP 2B		0-0 1-3 2B		0-0 F8		0-0 F8		
Amos Otis, R OBP: 0.353, SLG: 0.460 (1, 8)	0-0 6-3		0-0 5-3		0-0 F9		0-0 1B 2B		
Lou Piniella, R OBP: 0.301, SLG: 0.365 (1, 7)	0-0 F8			0-0 E9 SF8 2B		0-0 1-3	0-0 1-3 FC6 1B		
Bob Oliver, R OBP: 0.275, SLG: 0.332 (1, 9)		0-3 K		0-0 5-3		0-0 6-3	0-0 FC6		
Chuck Harrison, R OBP: 0.263, SLG: 0.290 (1, 3)		0-0 6-3		0-0 SF8		0-0 6-3		0-0 F8	
Bobby Knoop, R OBP: 0.297, SLG: 0.295 (1, 4)		0-3 K		0-0 E6			0-0 1B 2B	0-0 F7	
Buck Martinez, R OBP: 0.250, SLG: 0.226 (1, 2)			0-0 2B 1B	0-3 K			0-0 L6	0-0 6-3	
Mike Hedlund, R OBP: 0.133, SLG: 0.103 (1, 1)			0-3 K		0-0 FC5-4 1B		0-0 2B 1B		
Tom Burgmeier, L OBP: 0.286, SLG: 0.350 (8, 1)									

Inning Stats	R: 0	H: 1	E: 0	LOB: 1	K: 0	BB: 0	S: 4	P: 4
	R: 0	H: 0	E: 0	LOB: 0	K: 2	BB: 0	S: 7	P: 7
	R: 0	H: 2	E: 0	LOB: 2	K: 1	BB: 0	S: 7	P: 7
	R: 1	H: 1	E: 2	LOB: 1	K: 1	BB: 0	S: 7	P: 7
	R: 0	H: 1	E: 0	LOB: 1	K: 0	BB: 0	S: 4	P: 4
	R: 0	H: 0	E: 0	LOB: 0	K: 0	BB: 0	S: 3	P: 3
	R: 3	H: 5	E: 0	LOB: 2	K: 0	BB: 0	S: 8	P: 8
	R: 0	H: 0	E: 0	LOB: 0	K: 0	BB: 0	S: 3	P: 3

PITCHER	IP	WLS	BF	H	R	ER	SO	BB	IBB	HBP	BLK	WP	HR	S	P	ERA	WHIP
Tommy John, L ERA: 3.71 (1, 1)	6.1	L	28	8	4	3	4	0	0	0	0	1	0	36	36	4.26	1.263
Vicente Romo, R ERA: 3.5 (7, 1)	0.2		4	2	0	0	0	0	0	0	0	0	0	4	4	0.00	3.000
Joe Horlen, R ERA: 4.37 (8, 1)	1.0		3	0	0	0	0	0	0	0	0	0	0	3	3	0.00	0.000

AB R H RBI BB SO LOB

4	1	1	1	0	0	2
4	0	2	0	0	0	2
4	0	1	1	0	0	4
4	1	2	0	0	0	1
4	0	0	0	0	1	3
3	0	0	1	0	0	0
4	1	1	0	0	1	0
4	0	1	0	0	1	2
3	1	2	1	0	1	1
0	0	0	0	0	0	0

1B: 5	SF: 1	WP: 1	PA: 35
2B: 5	SAC: 0	PB: 0	
3B: 0	DP: 0	SB: 0	
HR: 0	HBP: 0	CS: 0	

AB	R	H	RBI	BB	SO	LOB
34	4	10	4	0	4	15

Chicago White Sox @ Kansas City Royals
Municipal Stadium, Kansas City, MO

Sat Sep 11 1971, 8:05 PM EDT
Att. 8,665 - Unknown - 84 F

livebaseballscorecards.com



Batter	1	2	3	4	5	6	7	8	9	AB R H RBI BB SO LOB	TOP	
Walt Williams, R OBP: 0.344, SLG: 0.424 (1, 7) (6, 9)	0-0 6-3		0-0 6-3		0-0 E S 1B	0-0 E6 1-2 2-3		0-0 FC4-6 SF7 1B	5 2 2 0 0 0 2			
Pat Kelly, L OBP: 0.418, SLG: 0.432 Mike Hershberger, R OBP: 0.367, SLG: 0.329 (1, 9) (6, PH) (6, 8)	0-3 K		0-0 4-3		0-0 1-H 3B 1B	0-0 6-3		4-0 FC4-6 1-2 BB	3 1 1 1 0 1 0 1 0 0 0 1 0 3			
Carlos May, L OBP: 0.374, SLG: 0.391 (1, 3) BB BB BB	4-0 BB		4-0 S BB		0-0 1-H 3B		0-0 G3	0-0 FC4-6 1-2f 2-3 CS	3 0 1 1 2 0 2			
Bill Melton, R OBP: 0.350, SLG: 0.496 (1, 5) X	0-0 F6		0-0 F3 1-2		1-0 HBP		0-0 F8	0-0 SF7 3-H	3 0 0 1 0 0 2			
Rick Reichardt, R OBP: 0.345, SLG: 0.421 (1, 8) (6, 7)		4-0 BB BB BB 1B SH5-3 BB		0-0 5-3	0-0 F8		0-0 F4	0-0 CS 1-2	3 0 0 0 1 0 2			
Steve Huntz, S OBP: 0.261, SLG: 0.358 (1, 4)		0-0 SH5-3 1-2		0-0 6-3		0-0 F7		0-0 5-3	3 0 0 0 0 0 0			
Ed Herrmann, L OBP: 0.332, SLG: 0.378 (1, 2)		0-0 F5		0-0 L9		0-0 4-3		0-0 F3	4 0 0 0 0 0 1			
Luis Alvarado, R OBP: 0.237, SLG: 0.271 (1, 6)		0-0 2-3 1B		0-0 F7	0-0 F7	0-0 E 2B		4-0 BB	3 0 2 0 1 0 0			
Wilbur Wood, R OBP: 0.137, SLG: 0.047 (1, 1)		0-3 K		0-3 K	0-3 K	4-0 E BB		0-3 K	3 0 0 0 1 3 3			
Inning Stats	R: 0 E: 0 K: 1 S: 5 H: 0 LOB: 1 BB: 1 P: 9	R: 0 E: 0 K: 1 S: 6 H: 1 LOB: 2 BB: 1 P: 10	R: 0 E: 0 K: 0 S: 3 H: 0 LOB: 1 BB: 1 P: 7	R: 0 E: 0 K: 0 S: 3 H: 0 LOB: 0 BB: 0 P: 3	R: 2 E: 0 K: 1 S: 8 H: 3 LOB: 2 BB: 0 P: 9	R: 0 E: 1 K: 0 S: 5 H: 1 LOB: 3 BB: 1 P: 9	R: 0 E: 0 K: 0 S: 3 H: 0 LOB: 0 BB: 0 P: 3	R: 0 E: 0 K: 1 S: 5 H: 0 LOB: 1 BB: 1 P: 9	R: 1 E: 0 K: 0 S: 3 H: 1 LOB: 0 BB: 1 P: 7	1B: 4 2B: 1 3B: 1 HR: 0 SF: 1 SAC: 1 DP: 0 HBP: 1	WP: 1 PB: 0 SB: 2 CS: 1 PA: 41	
PITCHER	IP WLS BF H R ER SO BB IBB HBP BLK WP HR S P ERA WHIP											
Dick Drago, R ERA: 3.01 (1, 1)	5.2 L 28 5 2 2 3 4 0 1 0 0 0 29 46 3.18 1.588											
Bill Butler, L ERA: 3.69 (6, 1)	1.1 4 0 0 0 0 0 0 0 0 0 0 4 4 0.00 0.000											
Lance Clemons, L ERA: 4.5 (8, 1)	1.1 7 1 1 1 1 2 0 0 0 1 0 7 15 6.75 2.250											
Ted Abernathy, R ERA: 2.53 (9, 1)	0.2 1 0 0 0 0 0 0 0 0 0 0 1 1 0.00 0.000											

Chicago White Sox @ Kansas City Royals
Municipal Stadium, Kansas City, MO

Sun Sep 12 1971, 4:33 AM EDT
Att. 10,880 - Unknown - 86 F

livebaseballscorecards.com

AB	31
R	3
H	6
RBI	3
BB	6
SO	4
LOB	15



Batter	1	2	3	4	5	6	7	8	9	AB R H RBI BB SO LOB
Freddie Patek, R OBP: 0.331, SLG: 0.380 (1, 6)	0-0 F7		0-0 FC1-6 F9 S 1-2f		0-0 L3		0-0 5-3			4 0 0 0 0 0 1
Paul Schaal, R OBP: 0.384, SLG: 0.399 (1, 5)	0-0 1B		0-0 F9 1-3		0-0 FC6-4 1B			0-0 4-3		4 0 2 0 0 0 1
Amos Otis, R OBP: 0.354, SLG: 0.459 (1, 8)	0-0 1-2 1B		4-0 S BB		0-3 K			0-0 6-3		3 0 1 0 1 1 1
Lou Piniella, R OBP: 0.300, SLG: 0.363 (1, 7)	0-3 K		4-0 FC6 BB 1-2		0-0 FC6-4 1-2f			0-3 K		3 0 0 0 1 2 3
Bob Oliver, R OBP: 0.272, SLG: 0.328 (1, 9)	0-3 K		0-0 FC6 1-2f		0-3 K			0-0 F9		4 0 0 0 0 2 5
Chuck Harrison, R OBP: 0.262, SLG: 0.289 (1, 3)		0-0 L5-3 1B		0-3 K		0-0 F9		0-0 1-3		4 0 1 0 0 1 0
Bobby Floyd, R OBP: 0.275, SLG: 0.229 (1, 4)		0-3 K		0-3 K		0-3 K		0-0 F8		4 0 0 0 0 3 1
Buck Martinez, R OBP: 0.256, SLG: 0.212 (1, 2)		0-0 L5-3 1-2		4-0 BB			0-0 6-3			2 0 0 0 1 0 1
Dick Drago, R OBP: 0.221, SLG: 0.186 (1, 1)			0-0 FC1-6 1B		0-0 4-3		0-0 5-3			2 0 1 0 0 0 1
Bill Butler, L OBP: 0.083, SLG: 0.091 (6, 1)										0 0 0 0 0 0 0
Bobby Knoop, R OBP: 0.295, SLG: 0.292 (7, PH)										1 0 0 0 0 0 0
Lance Clemons, L OBP: 0.375, SLG: 1.000 (8, 1)										0 0 0 0 0 0 0
Ted Abernathy, R OBP: 0.091, SLG: 0.091 (9, 1)										0 0 0 0 0 0 0

Inning Stats	R: 0 E: 0 K: 2 S: 9	H: 2 LOB: 2 BB: 0 P: 9	R: 0 E: 0 K: 1 S: 5	H: 1 LOB: 0 BB: 0 P: 5	R: 0 E: 0 K: 0 S: 4	H: 1 LOB: 3 BB: 2 P: 12	R: 0 E: 0 K: 2 S: 7	H: 0 LOB: 1 BB: 1 P: 11	R: 0 E: 0 K: 1 S: 6	H: 1 LOB: 1 BB: 0 P: 6	R: 0 E: 0 K: 2 S: 7	H: 0 LOB: 0 BB: 0 P: 7	R: 0 E: 0 K: 0 S: 3	H: 0 LOB: 0 BB: 0 P: 3	R: 0 E: 0 K: 1 S: 5	H: 0 LOB: 0 BB: 0 P: 5	R: 0 E: 0 K: 0 S: 3	H: 0 LOB: 0 BB: 0 P: 3	1B: 5 2B: 1 3B: 0 HR: 0	SF: 0 SAC: 0 DP: 1 HBP: 0	WP: 0 PB: 0 SB: 2 CS: 0	PA: 34	
PITCHER Wilbur Wood, L ERA: 1.97 (1, 1)	IP 9.0	WLS W	BF 34	H 5	R 0	ER 0	SO 9	BB 3	IBB 0	HBP 0	BLK 0	WP 0	HR 0	S 49	P 61	ERA 0.00	WHIP 0.889						

BOTTOM

Chicago White Sox @ Kansas City Royals
Municipal Stadium, Kansas City, MO

Sun Sep 12 1971, 4:33 AM EDT
Att: 10,880 - Unknown - 86 F

livebaseballscorecards.com

AB	31
R	0
H	5
RBI	0
BB	3
SO	9
LOB	14



Batter	1	2	3	4	5	6	7	8	9	AB R H RBI BB SO LOB	TOP											
Pat Kelly, L (1, 9) OBP: 0.412, SLG: 0.425	0-0 F7		0-3 K		0-0 3-1		0-0 S 1B		0-0 4-3	5 0 1 0 0 1 0	Chicago White Sox @ Milwaukee Brewers Milwaukee County Stadium, Milwaukee, WI Mon Sep 13 1971, 8:05 PM EDT Att. 4,417 - Unknown livebaseballscorecards.com											
Jay Johnstone, L (1, 8) OBP: 0.333, SLG: 0.432	0-0 F9		0-0 F8			0-0 4-3	0-0 F9			4 0 0 0 0 0 1												
Rich McKinney, R (1, 4) OBP: 0.331, SLG: 0.388	0-3 K		0-0 FC5-4 1B			0-0 F8	0-0 6-3			4 0 1 0 0 1 1												
Bill Melton, R (1, 5) OBP: 0.349, SLG: 0.493		0-0 4-3	0-0 FC5-4 1-2f			4-0 1B HR BB		0-0 6-3		3 1 0 0 1 0 1												
Carlos May, L (1, 3) OBP: 0.375, SLG: 0.391		4-0 HR BB		0-3 K		0-0 1-2 HR 1B		0-3 K		3 2 1 0 1 2 0												
Rick Reichardt, R (1, 7) OBP: 0.348, SLG: 0.436		0-0 1-H HR		0-0 6-3		0-0 1-H 2-H HR		4-0 BB		3 2 2 5 1 0 0												
Ed Herrmann, L (1, 2) OBP: 0.328, SLG: 0.372		0-0 3-1		0-0 F2		0-0 6-3		0-0 4-3		4 0 0 0 0 0 1												
Rich Morales, R (1, 6) OBP: 0.338, SLG: 0.321		0-0 1B			0-0 F8		0-0 HR		0-3 K	4 1 2 1 0 1 0												
Bart Johnson, R (1, 1) OBP: 0.196, SLG: 0.216		0-0 F9			0-3 K		0-0 6-3		0-3 K	3 0 0 0 0 1 1												
Steve Kealey, R (7, 1) OBP: 0.200, SLG: 0.500									0-3 K	1 0 0 0 0 1 0												
Inning Stats	R: 0 E: 0 K: 1 S: 5	H: 0 LOB: 0 BB: 0 P: 5	R: 2 E: 0 K: 0 S: 5	H: 2 LOB: 1 BB: 1 P: 9	R: 0 E: 0 K: 1 S: 6	H: 1 LOB: 1 BB: 0 P: 6	R: 0 E: 0 K: 1 S: 5	H: 0 LOB: 0 BB: 0 P: 5	R: 0 E: 0 K: 1 S: 5	H: 0 LOB: 0 BB: 0 P: 5	R: 3 E: 0 K: 0 S: 5	H: 2 LOB: 0 BB: 1 P: 9	R: 1 E: 0 K: 0 S: 5	H: 2 LOB: 1 BB: 0 P: 5	R: 0 E: 0 K: 1 S: 5	H: 0 LOB: 1 BB: 1 P: 9	R: 0 E: 0 K: 2 S: 7	H: 0 LOB: 0 BB: 0 P: 7	1B: 4 2B: 0 3B: 0 HR: 3	SF: 0 SAC: 0 DP: 0 HBP: 0	WP: 0 PB: 0 SB: 1 CS: 0	PA: 37
PITCHER	IP WLS BF H R ER SO BB IBB HBP BLK WP HR S P ERA WHIP																					
Jim Slaton, R (1, 1) ERA: 4.22	6.1 L 28 7 6 6 4 2 0 0 0 0 0 3 34 42 8.53 1.421																					
Lew Krausse, R (7, 1) ERA: 2.79	0.2 2 0 0 0 0 0 0 0 0 0 0 0 2 2 0.00 0.000																					
Jerry Bell, R (8, 1) ERA: 1.04	2.0 7 0 0 0 0 3 1 0 0 0 0 0 0 12 16 0.00 0.500																					



Batter	1	2	3	4	5	6	7	8	9	AB	R	H	RBI	BB	SO	LOB
Rick Auerbach, R OBP: 0.276, SLG: 0.233 (1, 6)	0-0 4-3 CS	0-0 FC5-4 CS			0-0 E BB 8-5-2 1B		0-0 F8		0-0 F3	5	0	1	0	0	0	4
Ron Theobald, R OBP: 0.342, SLG: 0.328 Jerry Bell, S (1, 4) (8, 1)	4-0 BB BB FC4-6 1B BB	0-0 CS	4-0 CS BB		0-0 F8		0-0 F8	1-3 2-H 2B		2	1	1	1	2	0	1
Jose Cardenal, R OBP: 0.311, SLG: 0.380 (1, 8)	0-0 BB 1-2 E 1B		0-0 E6 PB 1-2 1B		4-0 BB BB E 1-2 BB		0-3 K			3	1	2	0	1	1	2
John Briggs, L OBP: 0.379, SLG: 0.454 (1, 3)	4-0 BB BB FC4-6 1-2 2-3 BB		0-3 K		0-0 8-5-2	0-0 3-1		0-3 K		3	0	0	0	1	2	1
Dave May, L OBP: 0.345, SLG: 0.428 (1, 9)	0-0 FC4-6 1-2f 2-H 3-H		0-0 6-3		0-0 6-3		0-0 4-3			4	0	0	1	0	0	2
Darrell Porter, L OBP: 0.345, SLG: 0.320 (1, 2)	4-0 BB		0-0 P4		0-0 F5		0-0 1-3			3	0	0	0	1	0	0
Rob Ellis, R OBP: 0.280, SLG: 0.218 (1, 7)	0-3 K		0-3 K		0-3 K		4-0 BB BB 2B BB		0-0 F4	3	1	0	0	1	2	2
Tom Matchick, L OBP: 0.299, SLG: 0.297 (1, 5)		0-3 K		0-3 K		0-3 K		0-0 1B		4	0	1	0	0	3	1
Jim Slaton, R OBP: 0.190, SLG: 0.105 (1, 1)		0-0 1B			0-0 1-3		4-0 BB BB 2B 1-2 BB		0-3 K	2	0	1	0	0	0	0
Lew Krausse, R OBP: 0.114, SLG: 0.025 (7, 1)										0	0	0	0	0	0	0
Frank Tepedino, L OBP: 0.213, SLG: 0.243 (7, PH)										0	0	0	0	0	1	0
Dick Schofield, S OBP: 0.337, SLG: 0.299 (8, 4)										1	0	0	0	0	1	1

Inning Stats	R: 2	H: 1	E: 1	K: 1	S: 6	LOB: 2	BB: 3	P: 18	R: 0	H: 1	E: 0	K: 1	S: 5	LOB: 0	BB: 0	P: 5	R: 0	H: 1	E: 1	K: 1	S: 5	LOB: 1	BB: 1	P: 9	R: 0	H: 0	E: 0	K: 2	S: 7	LOB: 0	BB: 0	P: 7	R: 0	H: 1	E: 1	K: 0	S: 3	LOB: 2	BB: 1	P: 7	R: 0	H: 0	E: 0	K: 0	S: 3	LOB: 0	BB: 0	P: 3	R: 1	H: 1	E: 0	K: 2	S: 8	LOB: 2	BB: 2	P: 16	R: 0	H: 0	E: 0	K: 1	S: 5	LOB: 0	BB: 0	P: 5	R: 0	H: 1	E: 0	K: 1	S: 6	LOB: 1	BB: 0	P: 6	1B: 5	SF: 0	2B: 1	SAC: 0	3B: 0	DP: 0	HR: 0	HBP: 0	WP: 0	PA: 38
PITCHER	IP	WLS	BF	H	R	ER	SO	BB	IBB	HBP	BLK	WP	HR	S	P	ERA	WHIP																																																																	
Bart Johnson, R ERA: 3.02 (1, 1)	6.2	W	30	5	3	2	6	7	0	0	0	0	0	34	62	2.70	1.800																																																																	
Steve Kealey, R ERA: 3.81 (7, 1)	2.1	S	8	1	0	0	3	0	0	0	0	0	0	14	14	0.00	0.429																																																																	

BOTTOM

Chicago White Sox @ Milwaukee Brewers
Milwaukee County Stadium, Milwaukee, WI

Mon Sep 13 1971, 8:05 PM EDT
Att. 4,417 - Unknown

livebaseballscorecards.com

AB	30
R	3
H	6
RBI	2
BB	7
SO	9
LOB	14



Batter	1	2	3	4	5	6	7	8	9	AB R H RBI BB SO LOB	TOP																													
Bert Campaneris, R OBP: 0.287, SLG: 0.327 (1, 6) ^H	1-0 S 1B HBP		0-0 F9		0-0 2-5 S 1B		0-0 6-3		0-3 K	4 1 1 0 0 1 2																														
Joe Rudi, R OBP: 0.300, SLG: 0.386 (1, 3) (8, 7) ^X	0-0 1B 1B		0-0 F7		0-0 F9			0-0 5-3	0-0 F3	5 0 1 1 0 0 2																														
Reggie Jackson, L OBP: 0.361, SLG: 0.510 (1, 9) ^{S S S}	0-3 K		0-0 S 1B		0-0 2-5	0-0 G3		0-0 S HR 2B		4 1 2 0 0 1 1																														
Sal Bando, R OBP: 0.382, SLG: 0.449 (1, 5) ^X	0-0 G5-4-3 1B		4-0 1B BB		4-0 BB BB			0-0 2-H HR		2 1 2 2 2 0 0																														
Gene Tenace, R OBP: 0.383, SLG: 0.442 (1, 2) ^X	0-0 G5-4-3		0-3 K		0-0 F2			0-3 K		4 0 0 0 0 2 5																														
Angel Mangual, R OBP: 0.330, SLG: 0.379 (1, 8)		0-0 G1-4-3 1B		0-0 2-3		0-0 L8		0-0 1B		4 0 2 0 0 0 1																														
George Hendrick, R OBP: 0.269, SLG: 0.308 Mike Hegan, L OBP: 0.351, SLG: 0.358 (1, 7) (8, 3)		0-0 G1-4-3		0-0 1-3			0-0 1-3 2B	0-0 L9		4 0 1 0 0 0 2 0 0 0 0 0 0 0																														
Larry Brown, R OBP: 0.241, SLG: 0.236 (1, 4)		0-0 FC5-4 1B		0-0 1-3			0-0 1-3		0-0 SH1-4 1B	4 0 2 0 0 0 1																														
Chuck Dobson, R OBP: 0.229, SLG: 0.277 Tommy Davis, R OBP: 0.357, SLG: 0.407 Mudcat Grant, R OBP: 0.364, SLG: 0.400 (1, 1) (7, PH) (7, 1)		0-0 FC5-4		0-0 F6			0-0 F8		0-0 SH1-4	2 0 0 0 0 0 1 1 0 0 0 0 0 1 0 0 0 0 0 0 0																														
Inning Stats	R: 1 E: 0 K: 1 S: 6	H: 2 LOB: 1 BB: 0 P: 7	R: 0 E: 0 K: 0 S: 4	H: 2 LOB: 1 BB: 0 P: 4	R: 0 E: 0 K: 1 S: 6	H: 1 LOB: 2 BB: 1 P: 10	R: 0 E: 0 K: 0 S: 3	H: 0 LOB: 0 BB: 0 P: 3	R: 0 E: 0 K: 0 S: 3	H: 1 LOB: 1 BB: 0 P: 3	R: 0 E: 0 K: 0 S: 3	H: 0 LOB: 1 BB: 1 P: 7	R: 0 E: 0 K: 0 S: 4	H: 1 LOB: 1 BB: 0 P: 4	R: 2 E: 0 K: 1 S: 8	H: 3 LOB: 1 BB: 0 P: 8	R: 0 E: 0 K: 1 S: 6	H: 1 LOB: 1 BB: 0 P: 6	1B: 8 2B: 2 3B: 0 HR: 1	SF: 0 SAC: 1 DP: 2 HBP: 1	WP: 0 PB: 0 SB: 4 CS: 0	PA: 38																		
PITCHER Wilbur Wood, L ERA: 2.0 (1, 1)	IP 9.0	WLS L	BF 39	H 11	R 3	ER 3	SO 4	BB 2	IBB 0	HBP 1	BLK 0	WP 0	HR 1	S 43	P 52	ERA 3.00	WHIP 1.444						PITCHER	IP 9.0	WLS L	BF 39	H 11	R 3	ER 3	SO 4	BB 2	IBB 0	HBP 1	BLK 0	WP 0	HR 1	S 43	P 52	ERA 3.00	WHIP 1.444

Oakland Athletics @ Chicago White Sox
 Comiskey Park, Chicago, IL
 Wed Sep 15 1971, 8:05 PM EDT
 Unknown

livebaseballscorecards.com

AB	34
R	3
H	11
RBI	3
BB	2
SO	4
LOB	16



Batter	1	2	3	4	5	6	7	8	9	AB	R	H	RBI	BB	SO	LOB
Pat Kelly, L OBP: 0.399, SLG: 0.408 (1, 9)	0-3 K		0-0 L7			0-0 F8		0-0 6-3		4	0	0	0	0	1	0
Rich McKinney, R OBP: 0.330, SLG: 0.380 (1, 4)	4-0 FC6-4 BB		0-0 F8			0-0 F8		0-0 6-3		3	0	0	0	1	0	0
Carlos May, L OBP: 0.371, SLG: 0.386 (1, 3)	0-0 F8			0-0 L4		0-0 6-3		0-0 F8		4	0	0	0	0	0	1
Bill Melton, R OBP: 0.352, SLG: 0.498 (1, 5)	0-0 FC6-4 1-2f			0-0 HR			0-0 1B 1B		0-3 K	4	1	2	1	0	1	1
Rick Reichardt, R OBP: 0.347, SLG: 0.432 (1, 7)		0-3 K		0-0 6-3			0-0 F3		0-0 4-3	4	0	0	0	0	1	1
Jay Johnstone, L OBP: 0.328, SLG: 0.432 (1, 8)		0-0 HR		0-0 4-3			0-0 F8		0-0 F8	4	1	1	1	0	0	1
Ed Herrmann, L OBP: 0.324, SLG: 0.368 (1, 2)		0-3 K			0-0 4-3		0-0 BB 1-3 1B			3	0	1	0	0	1	0
Luis Alvarado, R OBP: 0.246, SLG: 0.277 (1, 6)		0-0 6-3			0-0 F9		4-0 BB 1-2 FC6 BB			2	0	0	0	1	0	0
Wilbur Wood, R OBP: 0.133, SLG: 0.045 (1, 1)			0-3 K		0-3 K		0-0 FC6 1-2f			3	0	0	0	0	2	3

Inning Stats	R: 0	H: 0	E: 0	K: 1	S: 5	LOB: 1	BB: 1	P: 9	R: 1	H: 1	E: 0	K: 2	S: 8	LOB: 0	BB: 0	P: 8	R: 0	H: 0	E: 0	K: 1	S: 5	LOB: 0	BB: 0	P: 5	R: 1	H: 1	E: 0	K: 0	S: 4	LOB: 0	BB: 0	P: 4	R: 0	H: 0	E: 0	K: 1	S: 5	LOB: 0	BB: 0	P: 5	R: 0	H: 0	E: 0	K: 0	S: 3	LOB: 0	BB: 0	P: 3	R: 0	H: 2	E: 0	K: 0	S: 5	LOB: 3	BB: 1	P: 9	R: 0	H: 0	E: 0	K: 1	S: 5	LOB: 0	BB: 0	P: 5	R: 0	H: 0	E: 0	K: 1	S: 5	LOB: 0	BB: 0	P: 5	1B: 2	SF: 0	2B: 0	SAC: 0	3B: 0	DP: 0	HR: 2	HBP: 0	WP: 0	PA: 33
--------------	------	------	------	------	------	--------	-------	------	------	------	------	------	------	--------	-------	------	------	------	------	------	------	--------	-------	------	------	------	------	------	------	--------	-------	------	------	------	------	------	------	--------	-------	------	------	------	------	------	------	--------	-------	------	------	------	------	------	------	--------	-------	------	------	------	------	------	------	--------	-------	------	------	------	------	------	------	--------	-------	------	-------	-------	-------	--------	-------	-------	-------	--------	-------	--------

PITCHER	IP	WLS	BF	H	R	ER	SO	BB	IBB	HBP	BLK	WP	HR	S	P	ERA	WHIP
Chuck Dobson, R ERA: 3.55 (1, 1)	6.0		21	2	2	2	5	1	0	0	0	0	2	30	34	3.00	0.500
Mudcat Grant, R ERA: 3.22 (7, 1)	3.0	W	12	2	0	0	1	1	0	0	0	0	0	13	17	0.00	1.000

BOTTOM

Oakland Athletics @ Chicago White Sox
 Comiskey Park, Chicago, IL
 Wed Sep 15 1971, 8:05 PM EDT
 Unknown

livebaseballscorecards.com

AB	31
R	2
H	4
RBI	2
BB	2
SO	6
LOB	7



Batter	1	2	3	4	5	6	7	8	9	AB R H RBI BB SO LOB	TOP
Bert Campaneris, R (1, 6) OBP: 0.286, SLG: 0.325 Dwain Anderson, R (5, 6) OBP: 0.462, SLG: 0.455	0-0 F8		0-3 K		0-3 K			1-0 BB HBP		3 0 0 0 0 2 0 0 0 0 0 0 0 0	
Joe Rudi, R (1, 3) OBP: 0.302, SLG: 0.387	0-0 FC5-4 1B			0-0 1B FC4-6		0-0 6-3		0-0 F9		4 1 2 0 0 0 1	
Angel Mangual, R (1, 9) OBP: 0.332, SLG: 0.378	0-0 FC5-4 FC6-4 1-2f			0-0 1B FC4-6		0-0 4-3		4-0 BB 1-2		3 0 1 0 1 0 1	
Sal Bando, R (1, 5) OBP: 0.380, SLG: 0.447 Jim Roland, R (6, 1)	0-0 FC6-4 1-2f			0-0 1B FC4-6 1-2f 3-H		0-0 F8		0-3 K		3 0 0 1 0 0 2 1 0 0 0 0 1 2	
George Hendrick, R (1, 7) OBP: 0.268, SLG: 0.306		0-0 F9		0-0 F8		0-0 4-3		0-0 1B SF8 1B		4 1 1 0 0 0 1	
Dave Duncan, R (1, 2) OBP: 0.313, SLG: 0.427		0-3 K		0-0 1B 1-2		0-3 K		0-0 G6-3 1B		4 0 2 0 0 2 0	
Rick Monday, L (1, 8) OBP: 0.332, SLG: 0.445		0-3 K		0-0 F7		0-0 HR		0-0 SF8		3 1 1 2 0 1 2	
Larry Brown, R (1, 4) OBP: 0.237, SLG: 0.231			0-0 F8		0-0 F9		0-0 L7	0-0 G6-3 1-2f		4 0 0 0 0 0 1	
Blue Moon Odom, R (1, 1) OBP: 0.196, SLG: 0.265 Curt Blefary, L (6, 5) OBP: 0.301, SLG: 0.380			0-3 K		0-0 5-3			0-0 G3		2 0 0 0 0 1 0 1 0 0 0 0 0 0	
Inning Stats	R: 0 H: 1 E: 0 LOB: 1 K: 0 BB: 0 S: 4 P: 4	R: 0 H: 0 E: 0 LOB: 0 K: 2 BB: 0 S: 7 P: 7	R: 0 H: 0 E: 0 LOB: 0 K: 2 BB: 0 S: 7 P: 7	R: 1 H: 3 E: 0 LOB: 2 K: 0 BB: 0 S: 6 P: 6	R: 0 H: 0 E: 0 LOB: 0 K: 1 BB: 0 S: 5 P: 5	R: 0 H: 0 E: 0 LOB: 0 K: 0 BB: 0 S: 3 P: 3	R: 1 H: 1 E: 0 LOB: 0 K: 1 BB: 0 S: 6 P: 6	R: 0 H: 0 E: 0 LOB: 2 K: 1 BB: 1 S: 5 P: 10	R: 1 H: 2 E: 0 LOB: 0 K: 0 BB: 0 S: 4 P: 4	1B: 6 SF: 1 2B: 0 SAC: 0 3B: 0 DP: 1 HR: 1 HBP: 1	WP: 0 PA: 35 PB: 0 SB: 0 CS: 0
PITCHER Tommy John, L (1, 1) ERA: 3.68	IP WLS BF H R ER SO BB IBB HBP BLK WP HR S P ERA WHIP										
	9.0 W 35 7 3 3 7 1 0 1 0 0 0 1 47 52 3.00 0.889										
PITCHER	IP WLS BF H R ER SO BB IBB HBP BLK WP HR S P ERA WHIP										

Oakland Athletics @ Chicago White Sox
Comiskey Park, Chicago, IL
Wed Sep 15 1971, 8:05 PM EDT
Att: 10,891 - Unknown

livebaseballscorecards.com

AB 32
R 3
H 7
RBI 3
BB 1
SO 7
LOB 10



Batter	1	2	3	4	5	6	7	8	9
Walt Williams, R OBP: 0.347, SLG: 0.429 (1, 7)	0-3 K	0-0 CS 1B		0-0 E5 PO 1B		0-0 2B		0-0 5-3	
Pat Kelly, L OBP: 0.394, SLG: 0.402 (1, 9)	0-0 5-3	0-0 CS 1-2	0-0 1-3 2B 1B	0-0 E6 2-3		0-0 F6		0-0 5-3	
Rich McKinney, R OBP: 0.329, SLG: 0.377 (1, 4)	4-0 BB		0-0 1-3 1-2	0-0 PO 3-H	0-0 6-3	0-0 1-3			
Bill Melton, R OBP: 0.351, SLG: 0.496 (1, 5)	0-0 L4		0-0 F9		4-0 1B WP BB		0-0 F6		
Steve Huntz, S OBP: 0.278, SLG: 0.354 (6, 5)									
Carlos May, L OBP: 0.376, SLG: 0.394 (1, 3)		0-0 E HR 1B	0-0 2-H 2B		0-0 E WP 1B		0-0 4-3 WP 1B		
Jay Johnstone, L OBP: 0.325, SLG: 0.427 (1, 8)		0-0 E3 HR 1-2	0-0 4-3		0-0 F5		0-0 4-3 1-3		
Tom Egan, R OBP: 0.326, SLG: 0.421 (1, 2)		0-0 1-H 2-H HR		0-0 5-3	0-3 K E		0-0 FC6-4 1B		
Luis Alvarado, R OBP: 0.242, SLG: 0.272 (1, 6)		0-3 K		0-0 F8	0-0 4-3		0-0 FC6-4 1-2 2-3		
Tommy John, R OBP: 0.182, SLG: 0.143 (1, 1)		0-3 K		0-0 1B E 1B		0-3 K		0-3 K	

Inning Stats	R: 0	H: 0	E: 0	K: 1	S: 5	LOB: 1	BB: 1	P: 9
	R: 3	H: 3	E: 1	K: 2	S: 10	LOB: 0	BB: 0	P: 10
	R: 1	H: 2	E: 0	K: 0	S: 5	LOB: 1	BB: 0	P: 5
	R: 1	H: 2	E: 2	K: 0	S: 5	LOB: 1	BB: 0	P: 5
	R: 1	H: 1	E: 1	K: 1	S: 7	LOB: 2	BB: 1	P: 11
	R: 0	H: 1	E: 0	K: 1	S: 6	LOB: 1	BB: 0	P: 6
	R: 1	H: 2	E: 0	K: 0	S: 5	LOB: 1	BB: 0	P: 5
	R: 0	H: 0	E: 0	K: 1	S: 5	LOB: 0	BB: 0	P: 5

PITCHER	IP	WLS	BF	H	R	ER	SO	BB	IBB	HBP	BLK	WP	HR	S	P	ERA	WHIP
Blue Moon Odom, R ERA: 4.02 (1, 1)	5.0	L	26	8	6	4	4	2	0	0	0	1	1	32	40	7.20	2.000
Jim Roland, L ERA: 3.24 (6, 1)	3.0		12	3	1	1	2	0	0	0	0	1	0	16	16	3.00	1.000

BOTTOM

Oakland Athletics @ Chicago White Sox
Comiskey Park, Chicago, IL
Wed Sep 15 1971, 8:05 PM EDT
Att. 10,891 - Unknown

AB	R	H	RBI	BB	SO	LOB
5	0	3	0	0	1	0
5	1	1	0	0	0	2
3	0	0	0	1	0	2
2	1	0	0	1	0	2
1	0	0	0	0	0	0
4	2	4	1	0	0	0
4	1	0	0	0	0	5
4	1	2	4	0	1	1
4	0	0	0	0	1	3
4	1	1	0	0	3	0

AB	36
R	7
H	11
RBI	5
BB	2
SO	6
LOB	15



1B	2B	3B	HR	SF	SAC	DP	HBP	WP	HR	S	P	ERA	WHIP
8	2	0	1	0	0	0	0	2	0	0	0	7.20	2.000
2	0	0	0	0	0	0	0	1	0	0	0	3.00	1.000

Batter	1	2	3	4	5	6	7	8	9	AB R H RBI BB SO LOB	TOP									
Sandy Alomar Sr., S OBP: 0.295, SLG: 0.304 (1, 6) X	0-0 BB FC6-4 1B	0-0 G3 1B		0-0 F2		4-0 BB			0-0 F8	4 1 2 0 1 0 0										
Mickey Rivers, L OBP: 0.333, SLG: 0.353 (1, 8) X	0-0 F8	0-0 G3		4-0 WP BB		0-3 K			0-0 F7	4 0 0 0 1 1 3										
Jim Fregosi, R OBP: 0.316, SLG: 0.319 (1, 3) X	0-0 FC6-4 BB 1-2 1B	0-3 K		0-3 K			0-0 4-3		0-0 1B WP 1B	5 1 2 0 0 2 2										
Ken McMullen, R OBP: 0.315, SLG: 0.389 (1, 5) B B B	4-0 FC6-4 1-2 2-3 BB		0-0 HR		4-0 BB		0-3 K		0-0 1B	3 1 2 1 2 1 0										
Roger Repoz, L OBP: 0.332, SLG: 0.367 (1, 9) X	0-0 FC6-4 BB 1B 1-2f 2-3 3-H WP		0-0 2B		0-3 K		0-0 L6		0-3 K	5 1 1 1 0 2 5										
Billy Parker, R OBP: 0.273, SLG: 0.344 (1, 4) X	0-0 WP BB 1-2 3-H 1B		0-3 K		0-3 K		0-0 6-3			4 0 1 1 0 2 2										
Ken Berry, R OBP: 0.269, SLG: 0.304 (1, 7) B B B	4-0 WP 1-2 2-3 BB		0-3 K		0-0 L7		0-0 1-3			3 0 0 0 1 1 2										
Jeff Torborg, R OBP: 0.243, SLG: 0.272 (1, 2) S S S	0-3 K		0-0 F9		0-0 L4		4-0 BB			3 0 0 0 1 1 3										
Rudy May, L OBP: 0.197, SLG: 0.175 (1, 1)		0-0 5-3		0-3 K		0-0 6-3		0-3 K		1 0 0 0 0 0 0										
Mel Queen, L OBP: 0.187, SLG: 0.063 (2, 1)										0 0 0 0 0 0 0										
Rudy Meoli, L OBP: 0.338, SLG: 0.288 (4, PH)										1 0 0 0 0 0 1										
Eddie Fisher, R OBP: 0.206, SLG: 0.200 (4, 1)										0 0 0 0 0 0 0										
Bruce Christensen, L OBP: 0.307, SLG: 0.402 (6, PH)										1 0 0 0 0 0 0										
Jim Maloney, L OBP: 0.297, SLG: 0.267 (6, 1)										0 0 0 0 0 0 0										
Jim Spencer, L OBP: 0.200, SLG: 0.200 (8, PH)										1 0 0 0 0 1 1										
Rickey Clark, R OBP: 0.297, SLG: 0.267 (8, 1)										0 0 0 0 0 0 0										
Inning Stats	R: 3 E: 0 K: 1 S: 8	H: 3 LOB: 2 BB: 2 P: 16	R: 0 E: 0 K: 1 S: 6	H: 1 LOB: 1 BB: 0 P: 6	R: 1 E: 0 K: 2 S: 9	H: 2 LOB: 1 BB: 0 P: 9	R: 0 E: 0 K: 2 S: 7	H: 0 LOB: 1 BB: 1 P: 11	R: 0 E: 0 K: 1 S: 5	H: 0 LOB: 1 BB: 1 P: 9	R: 0 E: 0 K: 1 S: 5	H: 0 LOB: 0 BB: 0 P: 5	R: 0 E: 0 K: 1 S: 5	H: 0 LOB: 1 BB: 1 P: 9	R: 0 E: 0 K: 1 S: 7	H: 2 LOB: 2 BB: 0 P: 7	1B: 6 2B: 1 3B: 0 HR: 1	SF: 0 SAC: 0 DP: 0 HBP: 0	WP: 3 PB: 0 SB: 0 CS: 0	PA: 41
PITCHER Bart Johnson, R ERA: 3.07 (1, 1)	IP: 9.0 WLS: W BF: 41 H: 8 R: 4 ER: 4 SO: 12 BB: 6 IBB: 0 HBP: 0 BLK: 0 WP: 3 HR: 1 S: 59 P: 83 ERA: 4.00 WHIP: 1.556																			
PITCHER	IP: 9.0 WLS: W BF: 41 H: 8 R: 4 ER: 4 SO: 12 BB: 6 IBB: 0 HBP: 0 BLK: 0 WP: 3 HR: 1 S: 59 P: 83 ERA: 4.00 WHIP: 1.556																			

California Angels @ Chicago White Sox
Comiskey Park, Chicago, IL
Fri Sep 17 1971, 8:05 PM EDT
Att. 8,149 - Unknown

livebaseballscorecards.com

AB	35
R	4
H	8
RBI	3
BB	6
SO	12
LOB	18



Batter	1	2	3	4	5	6	7	8	9	AB	R	H	RBI	BB	SO	LOB
Walt Williams, R OBP: 0.351, SLG: 0.430 (1, 9)	0-0 BB 1B	0-0 SF8 1B 1-2 3-H	0-3 K		0-0 P6		4-0 S BB			4	1	2	1	1	1	1
Mike Hershberger, R OBP: 0.377, SLG: 0.345 (1, 8)	0-0 F8	4-0 1B SF8 2B 1-2 2-3	0-0 2B		0-0 1B		0-0 G4-3 1B			4	1	3	1	1	0	1
Rich McKinney, R OBP: 0.330, SLG: 0.377 (1, 4)	4-0 BB	0-0 SF8	0-0 F7		0-0 1B		0-0 P5			3	0	1	1	1	0	3
Bill Melton, R OBP: 0.350, SLG: 0.493 (1, 5)	0-0 P5	0-0 2B 1B 2-3 3-H		0-0 F7	0-3 K		0-0 G4-3			5	0	1	1	0	1	6
Rick Reichardt, R OBP: 0.345, SLG: 0.436 (1, 7)	0-0 P4	0-0 L6		0-0 HR	0-3 K			0-0 6-3		5	1	1	1	0	1	6
Carlos May, L OBP: 0.378, SLG: 0.397 (1, 3)		0-0 BB 1B		0-0 S 2B 1B	0-3 K		0-0 4-3			4	2	2	1	1	1	0
Tom Egan, R OBP: 0.327, SLG: 0.423 (1, 2)		0-0 BB 1B		0-0 2B	0-3 K		0-0 F7			4	1	1	1	1	1	2
Luis Alvarado, R OBP: 0.246, SLG: 0.280 (1, 6)		0-0 1B 1B 1-2 2-H	0-0 6-3	0-0 F2	0-0 2B		0-0 2B			4	1	2	1	0	0	1
Bart Johnson, R OBP: 0.218, SLG: 0.222 (1, 1)		0-0 BB 1B 1-3 2-H	1-0 WP 2B HBP	0-0 6-3	0-0 6-3		0-0 6-3			3	2	1	1	0	0	2

Inning Stats	R: 0	H: 1	E: 0	K: 0	S: 4	H: 1	LOB: 2	BB: 1	P: 8	R: 6	H: 5	E: 0	K: 0	S: 8	H: 1	LOB: 2	BB: 3	P: 20	R: 1	H: 1	E: 0	K: 1	S: 6	R: 2	H: 3	E: 0	K: 0	S: 6	R: 0	H: 2	E: 0	K: 2	S: 9	R: 0	H: 1	E: 0	K: 0	S: 8	R: 0	H: 1	E: 0	K: 0	S: 3	R: 0	H: 0	E: 0	K: 0	S: 3	R: 0	H: 0	E: 0	K: 0	S: 3
--------------	------	------	------	------	------	------	--------	-------	------	------	------	------	------	------	------	--------	-------	-------	------	------	------	------	------	------	------	------	------	------	------	------	------	------	------	------	------	------	------	------	------	------	------	------	------	------	------	------	------	------	------	------	------	------	------

PITCHER	IP	WLS	BF	H	R	ER	SO	BB	IBB	HBP	BLK	WP	HR	S	P	ERA	WHIP
Rudy May, L ERA: 3.11 (1, 1)	1.0	L	10	4	5	5	0	3	0	0	0	0	0	7	19	45.00	7.000
Mel Queen, R ERA: 1.94 (2, 1)	2.0		11	3	2	2	1	1	0	1	0	1	0	11	16	9.00	2.000
Eddie Fisher, R ERA: 2.84 (4, 1)	2.0		11	5	2	2	2	0	0	0	0	0	1	15	15	9.00	2.500
Jim Maloney, R ERA: 5.22 (6, 1)	2.0		8	2	0	0	2	1	0	0	0	0	0	11	15	0.00	1.500
Rickey Clark, R ERA: 2.86 (8, 1)	1.0		3	0	0	0	0	0	0	0	0	0	0	3	3	0.00	0.000

BOTTOM

California Angels @ Chicago White Sox
Comiskey Park, Chicago, IL

Fri Sep 17 1971, 8:05 PM EDT
Att. 8,149 - Unknown

livebaseballscorecards.com

AB	36
R	9
H	14
RBI	9
BB	5
SO	5
LOB	22



WP	HR	S	P	ERA	WHIP
1	1	3	3	0.00	0.000

Batter	1	2	3	4	5	6	7	8	9	AB R H RBI BB SO LOB	TOP											
Sandy Alomar Sr., S OBP: 0.296, SLG: 0.304 (1, 6)	0-3 K		0-0 P6			0-0 1B		4-0 2B BB		3 1 1 0 1 1 2												
Mickey Rivers, L OBP: 0.332, SLG: 0.355 (1, 8)	0-0 F2		0-0 G3			0-0 F7		0-0 2B		4 0 1 1 0 0 3												
Jim Fregosi, R OBP: 0.313, SLG: 0.315 (1, 3)	0-0 1-3				0-0 F8		0-0 P5		0-0 5-3	4 0 0 0 0 0 2												
Ken McMullen, R OBP: 0.313, SLG: 0.386 (1, 5)		0-0 6-3			0-0 F2		0-0 F7		0-0 6-3	4 0 0 0 0 0 1												
Roger Repoz, L OBP: 0.328, SLG: 0.362 (1, 9)		0-0 P6			0-0 G3			0-0 F2	0-0 G3	4 0 0 0 0 0 0												
Billy Parker, R OBP: 0.270, SLG: 0.333 (1, 4)		0-0 F8					0-0 2-3		0-0 6-3	4 0 1 0 0 0 0												
Ken Berry, R OBP: 0.269, SLG: 0.304 (1, 7)			0-0 3-1		0-0 F7		0-0 1-3			0 0 0 0 0 0 0												
Tony Gonzalez, L OBP: 0.310, SLG: 0.317 (1, 7)										3 0 0 0 0 0 1	AB 32 R 1 H 5 RBI 1 BB 1 SO 3 LOB 11											
Art Kusnyer, R OBP: 0.286, SLG: 0.286 (1, 2)			0-0 1B		0-0 K			0-0 F7		3 0 1 0 0 1 1												
Tom Murphy, R OBP: 0.197, SLG: 0.216 (1, 1)			0-0 1B		0-3 K			0-0 1-3		2 0 1 0 0 1 1												
Rudy Meoli, L (8, PH)										1 0 0 0 0 0 0												
Eddie Fisher, R OBP: 0.167, SLG: 0.063 (8, 1)			1-2 1B							0 0 0 0 0 0 0												
Inning Stats	R: 0 E: 0 K: 1 S: 5	H: 0 LOB: 0 BB: 0 P: 5	R: 0 E: 0 K: 0 S: 3	H: 0 LOB: 0 BB: 0 P: 3	R: 0 E: 0 K: 0 S: 5	H: 2 LOB: 2 BB: 0 P: 5	R: 0 E: 0 K: 0 S: 3	H: 0 LOB: 0 BB: 0 P: 3	R: 0 E: 0 K: 2 S: 8	H: 1 LOB: 1 BB: 0 P: 8	R: 0 E: 0 K: 0 S: 4	H: 1 LOB: 1 BB: 0 P: 4	R: 0 E: 0 K: 0 S: 3	H: 0 LOB: 0 BB: 0 P: 3	R: 1 E: 0 K: 0 S: 4	H: 1 LOB: 1 BB: 1 P: 8	R: 0 E: 0 K: 0 S: 3	H: 0 LOB: 0 BB: 0 P: 3	1B: 4 2B: 1 3B: 0 HR: 0	SF: 0 SAC: 0 DP: 0 HBP: 0	WP: 0 PB: 0 SB: 1 CS: 0	PA: 33
PITCHER Tom Bradley, R ERA: 3.0 (1, 1)	IP 9.0 WLS W BF 33 H 5 R 1 ER 1 SO 3 BB 1 IBB 0 HBP 0 BLK 0 WP 0 HR 0 S 38 P 42 ERA 1.00 WHIP 0.667											PITCHER	IP WLS BF H R ER SO BB IBB HBP BLK WP HR S P ERA WHIP									

California Angels @ Chicago White Sox
Comiskey Park, Chicago, IL
Sat Sep 18 1971, 4:33 AM EDT
Att. 4,612 - Unknown

livebaseballscorecards.com



Batter	1	2	3	4	5	6	7	8	9	AB	R	H	RBI	BB	SO	LOB
--------	---	---	---	---	---	---	---	---	---	----	---	---	-----	----	----	-----

Pat Kelly, L <small>(1, 9)</small> <small>OBP: 0.401, SLG: 0.403</small> 										2	1	1	0	1	1	0
Jay Johnstone, L <small>(1, 8)</small> <small>OBP: 0.327, SLG: 0.427</small> 										3	2	1	0	0	1	1
Rich McKinney, R <small>(1, 4)</small> <small>OBP: 0.327, SLG: 0.373</small> 										3	0	0	0	0	0	1
Bill Melton, R <small>(1, 5)</small> <small>OBP: 0.350, SLG: 0.491</small> 										2	1	0	0	1	0	1
Carlos May, L <small>(1, 3)</small> <small>OBP: 0.380, SLG: 0.404</small> 										2	1	1	4	1	0	0
Rick Reichardt, R <small>(1, 7)</small> <small>OBP: 0.343, SLG: 0.433</small> 										3	0	0	0	0	1	1
Ed Herrmann, L <small>(1, 2)</small> <small>OBP: 0.321, SLG: 0.364</small> 										3	0	0	0	0	0	0
Luis Alvarado, R <small>(1, 6)</small> <small>OBP: 0.243, SLG: 0.277</small> 										3	0	0	0	0	1	0
Tom Bradley, R <small>(1, 1)</small> <small>OBP: 0.163, SLG: 0.187</small> 										3	0	0	0	0	0	0

Inning Stats	R: 4	H: 2	E: 0	K: 0	S: 5	LOB: 0	BB: 2	P: 13	R: 0	H: 0	E: 0	K: 0	S: 2	LOB: 0	BB: 0	P: 3	R: 0	H: 0	E: 0	K: 0	S: 3	LOB: 0	BB: 0	P: 3	R: 0	H: 0	E: 0	K: 2	S: 7	LOB: 0	BB: 0	P: 7	R: 1	H: 0	E: 0	K: 1	S: 5	LOB: 1	BB: 1	P: 10	R: 0	H: 0	E: 0	K: 0	S: 3	LOB: 0	BB: 0	P: 3	R: 0	H: 1	E: 0	K: 1	S: 5	LOB: 0	BB: 0	P: 5
--------------	------	------	------	------	------	--------	-------	-------	------	------	------	------	------	--------	-------	------	------	------	------	------	------	--------	-------	------	------	------	------	------	------	--------	-------	------	------	------	------	------	------	--------	-------	-------	------	------	------	------	------	--------	-------	------	------	------	------	------	------	--------	-------	------

PITCHER	IP	WLS	BF	H	R	ER	SO	BB	IBB	HBP	BLK	WP	HR	S	P	ERA	WHIP	IP	WLS	BF	H	R	ER	SO	BB	IBB	HBP	BLK	WP	HR	S	P	ERA	WHIP																			
Tom Murphy, R <small>ERA: 3.73</small>	(1, 1)	7.0	L	27	2	5	5	3	2	1	0	2	0	28	42	6.43	0.571																																				
Eddie Fisher, R <small>ERA: 2.82</small>	(8, 1)	1.0		3	1	0	0	1	0	0	0	0	0	5	5	0.00	1.000																																				

BOTTOM

California Angels @ Chicago White Sox
 Comiskey Park, Chicago, IL
 Sat Sep 18 1971, 4:33 AM EDT
 Att. 4,612 - Unknown

livebaseballscorecards.com

AB	24
R	5
H	3
RBI	4
BB	3
SO	4
LOB	4



1B: 2	SF: 0	WP: 2	PA: 31
2B: 0	SAC: 1	PB: 0	
3B: 0	DP: 0	SB: 1	
HR: 1	HBP: 2	CS: 2	

California Angels @ Chicago White Sox
Comiskey Park, Chicago, IL
Sun Sep 19 1971, 4:33 AM EDT
Att. 3,854 - Unknown

livebaseballscorecards.com

AB	30
R	2
H	4
RBI	1
BB	1
SO	8
LOB	6



Batter	1	2	3	4	5	6	7	8	9	AB	R	H	RBI	BB	SO	LOB
Sandy Alomar Sr., S OBP: 0.296, SLG: 0.309 (1, 6)	0-0 6-3		0-0 HR			0-0 F8		0-0 F7		4	1	1	1	0	0	2
Mickey Rivers, L OBP: 0.327, SLG: 0.349 (1, 9) (9, 8)	0-3 K		0-3 K			0-3 K		0-3 K2-3		4	0	0	0	0	4	2
Jim Fregosi, R OBP: 0.312, SLG: 0.317 (1, 3)	0-0 2B			0-3 K2-3		0-3 K			0-0 6-3	4	0	1	0	0	2	1
Ken McMullen, R OBP: 0.311, SLG: 0.383 (1, 5)	0-0 5-3			0-0 5-3			0-3 K		0-0 F2	4	0	0	0	0	1	1
Billy Cowan, R OBP: 0.311, SLG: 0.408 Roger Repoz, L OBP: 0.328, SLG: 0.362 (1, 7) (9, 9)		0-0 F8		0-0 F8			0-0 F8		0-0 F9	4	0	0	0	0	0	0
Billy Parker, R OBP: 0.250, SLG: 0.308 (1, 4)		0-0 F2			0-0 P4		0-3 K			3	0	0	0	0	1	0
Ken Berry, R OBP: 0.270, SLG: 0.308 (1, 8) (9, 7)		0-0 F2			0-0 1-3			0-0 SH3-4 PB 2B		3	1	1	0	0	0	0
Jeff Torborg, R OBP: 0.239, SLG: 0.267 (1, 2)			0-0 F8		0-0 F3			0-0 SH3-4 2-3		2	0	0	0	0	0	0
Andy Messersmith, R OBP: 0.220, SLG: 0.267 Rudy Meoli, L (8, PR) Dave LaRoche, L OBP: 0.167, SLG: 0.091 (8, 1)			0-0 F7			0-0 1B		4-0 BB BB BB 3-H BB		2	0	1	0	1	0	0
										0	0	0	0	0	0	0
										0	0	0	0	0	0	0

Inning Stats	R: 0	H: 1	E: 0	K: 1	S: 6	P: 6
--------------	------	------	------	------	------	------

R: 0	H: 0	E: 0	K: 0	S: 3	P: 3
------	------	------	------	------	------

R: 1	H: 1	E: 0	K: 1	S: 6	P: 6
------	------	------	------	------	------

R: 0	H: 0	E: 0	K: 1	S: 5	P: 5
------	------	------	------	------	------

R: 0	H: 0	E: 0	K: 0	S: 3	P: 3
------	------	------	------	------	------

R: 0	H: 1	E: 0	K: 2	S: 8	P: 8
------	------	------	------	------	------

R: 0	H: 0	E: 0	K: 2	S: 7	P: 7
------	------	------	------	------	------

R: 1	H: 1	E: 0	K: 1	S: 6	P: 10
------	------	------	------	------	-------

R: 0	H: 0	E: 0	K: 0	S: 3	P: 3
------	------	------	------	------	------

1B: 1	2B: 2	3B: 0	HR: 1	SF: 0	SAC: 1	DP: 0	HBP: 0
-------	-------	-------	-------	-------	--------	-------	--------

WP: 0	PA: 32	PB: 1	SB: 0	CS: 0
-------	--------	-------	-------	-------

PITCHER	IP	WLS	BF	H	R	ER	SO	BB	IBB	HBP	BLK	WP	HR	S	P	ERA	WHIP
Wilbur Wood, L ERA: 2.0 (1, 1)	9.0	L	32	4	2	2	8	1	0	0	0	0	1	47	51	2.00	0.556

PITCHER	IP	WLS	BF	H	R	ER	SO	BB	IBB	HBP	BLK	WP	HR	S	P	ERA	WHIP
---------	----	-----	----	---	---	----	----	----	-----	-----	-----	----	----	---	---	-----	------

Batter	1	2	3	4	5	6	7	8	9	AB	R	H	RBI	BB	SO	LOB
--------	---	---	---	---	---	---	---	---	---	----	---	---	-----	----	----	-----

Walt Williams, R <small>OBP: 0.347, SLG: 0.425</small> (1, 9)	0-0 P3 		0-0 6-3 			0-0 F6 			0-0 F3 	4	0	0	0	0	0	1
Jay Johnstone, L <small>OBP: 0.327, SLG: 0.424</small> (1, 8)	0-3 K 			0-0 L4 			4-0 BB 			2	0	0	0	1	1	0
Rich McKinney, R <small>OBP: 0.328, SLG: 0.377</small> (1, 4)	0-0 2B 			0-0 F9 			0-0 SH5-4-2 			2	0	1	0	0	0	0
Bill Melton, R <small>OBP: 0.348, SLG: 0.488</small> (1, 5)	0-3 K 			0-0 F9 			0-0 F8 			3	0	0	0	0	1	1
Carlos May, L <small>OBP: 0.378, SLG: 0.401</small> (1, 3)		0-3 K 			0-0 3-1 			0-0 4-3 		3	0	0	0	0	1	0
Rick Reichardt, R <small>OBP: 0.343, SLG: 0.432</small> (1, 7)		0-3 K 			0-0 CS 1B 			0-3 K 		3	0	1	0	0	2	0
Ed Herrmann, L <small>OBP: 0.318, SLG: 0.360</small> (1, 2)		0-0 L4 			0-3 K 			0-0 F2 		3	0	0	0	0	1	1
Luis Alvarado, R <small>OBP: 0.242, SLG: 0.275</small> Steve Huntz, S <small>OBP: 0.275, SLG: 0.349</small> (9, PH)			0-0 5-3 			0-0 P6 			0-3 K 	2	0	0	0	0	0	0
Wilbur Wood, R <small>OBP: 0.130, SLG: 0.044</small> Tom Egan, R <small>OBP: 0.330, SLG: 0.425</small> Lee Richard, R <small>OBP: 0.287, SLG: 0.297</small> (9, PR)			0-3 K 			0-3 K 			0-0 F3 1B 	1	0	0	0	0	1	0
Walt Williams, R <small>OBP: 0.347, SLG: 0.425</small> (1, 9)										2	0	0	0	0	0	0
										1	0	0	0	0	1	0
										2	0	0	0	0	2	0
										1	0	1	0	0	0	0
										0	0	0	0	0	0	0

Inning Stats	R: 0	H: 1	E: 0	K: 2	S: 8	R: 0	H: 0	E: 0	K: 2	S: 7	R: 0	H: 0	E: 0	K: 1	S: 5	R: 0	H: 0	E: 0	K: 0	S: 3	R: 0	H: 1	E: 0	K: 1	S: 5	R: 0	H: 0	E: 0	K: 0	S: 2	R: 0	H: 0	E: 0	K: 1	S: 5	R: 0	H: 1	E: 0	K: 1	S: 5	R: 0	H: 0	E: 0	K: 0	S: 5	R: 0	H: 0	E: 0	K: 1	S: 5	R: 0	H: 1	E: 0	K: 1	S: 5	1B: 2	2B: 2	3B: 0	HR: 0	SF: 0	SAC: 1	DP: 1	HBP: 0	WP: 0	PB: 0	SB: 0	CS: 1	PA: 28
PITCHER Andy Messersmith, R <small>ERA: 3.13</small> Dave LaRoche, L <small>ERA: 1.66</small>	IP	WLS	BF	H	R	ER	SO	BB	IBB	HBP	BLK	WP	HR	S	P	ERA	WHIP																																																			
	(1, 1)	7.0	W	22	2	0	7	1	0	0	0	0	0	35	39	0.00	0.429																																																			
	(8, 1)	2.0	S	6	1	0	2	0	0	0	0	0	0	10	10	0.00	0.500																																																			


BOTTOM

California Angels @ Chicago White Sox
 Comiskey Park, Chicago, IL
 Sun Sep 19 1971, 4:33 AM EDT
 Att. 3,854 - Unknown

livebaseballscorecards.com

AB	26
R	0
H	3
RBI	0
BB	1
SO	9
LOB	3



Batter	1	2	3	4	5	6	7	8	9	AB R H RBI BB SO LOB	TOP											
Pat Kelly, L (1, 9) OBP: 0.405, SLG: 0.405	0-0 F7		0-0 6-3			0-0 5-3 SH5-3 1B		4-0 1B S BB	0-0 2-H 1B	4 1 2 1 1 0 0												
Jay Johnstone, L (1, 8) OBP: 0.326, SLG: 0.421	0-0 F9		0-0 F8			0-0 SH5-3		4-0 1B 1B SF9 BB	0-0 F5	3 1 0 0 1 0 1												
Rich McKinney, R (1, 4) OBP: 0.330, SLG: 0.387	0-0 HR			0-0 5-3		0-0 5-3		0-0 1B 1B		4 1 2 2 0 0 1												
Bill Melton, R (1, 5) OBP: 0.353, SLG: 0.489	4-0 BB			4-0 2B BB		4-0 S IBB		0-0 1B		1 1 1 0 3 0 0												
Carlos May, L (1, 3) OBP: 0.377, SLG: 0.403	0-0 L6			0-0 1-H 2B		0-3 K		0-0 SF9		3 0 1 2 0 1 3												
Rick Reichardt, R (1, 7) OBP: 0.340, SLG: 0.429		0-3 K		0-0 F8		0-0 5-3		0-3 K		4 0 0 0 0 2 2												
Ed Herrmann, L (1, 2) OBP: 0.317, SLG: 0.356		0-0 4-3			0-3 K		0-3 K		1-0 FC4-6 HBP	3 0 0 0 0 2 0	AB 29 R 5 H 6 RBI 5 BB 5 SO 6 LOB 8											
Luis Alvarado, R (1, 6) OBP: 0.238, SLG: 0.270		0-0 F5			0-0 4-3		0-0 5-3		0-0 FC4-6 1B SH3	4 1 0 0 0 0 1												
Bart Johnson, R (1, 1) OBP: 0.207, SLG: 0.211			0-0 6-3		0-0 4-3			0-3 K	0-0 SH3	3 0 0 0 0 1 0												
Steve Kealey, R (9, 1) OBP: 0.200, SLG: 0.500									1-2	0 0 0 0 0 0 0												
Inning Stats	R: 1 E: 0 K: 0 S: 4	H: 1 LOB: 1 BB: 1 P: 8	R: 0 E: 0 K: 1 S: 5	H: 0 LOB: 0 BB: 0 P: 5	R: 0 E: 0 K: 0 S: 3	H: 0 LOB: 0 BB: 0 P: 3	R: 1 E: 0 K: 0 S: 3	H: 1 LOB: 0 BB: 1 P: 7	R: 0 E: 0 K: 1 S: 5	H: 0 LOB: 0 BB: 0 P: 5	R: 0 E: 0 K: 1 S: 6	H: 1 LOB: 2 BB: 1 P: 10	R: 0 E: 0 K: 1 S: 5	H: 0 LOB: 0 BB: 0 P: 5	R: 2 E: 0 K: 2 S: 9	H: 2 LOB: 2 BB: 2 P: 17	R: 1 E: 0 K: 0 S: 4	H: 1 LOB: 1 BB: 0 P: 5	1B: 4 2B: 1 3B: 0 HR: 1	SF: 1 SAC: 2 DP: 0 HBP: 1	WP: 0 PB: 0 SB: 3 CS: 0	PA: 38
PITCHER	IP WLS BF H R ER SO BB IBB HBP BLK WP HR S P ERA WHIP																					
Chuck Dobson, R (1, 1) ERA: 3.55	5.0 L 18 2 2 2 2 2 2 0 0 0 0 1 20 28 3.60 0.800																					
Darold Knowles, L (6, 1) ERA: 3.74	2.0 8 1 0 0 2 0 1 0 0 0 0 0 11 15 0.00 0.500																					
Rollie Fingers, R (8, 1) ERA: 2.79	2.0 12 3 3 3 2 2 0 1 0 0 0 0 13 22 13.50 2.500																					

Chicago White Sox @ Oakland Athletics
Oakland-Alameda County Coliseum, Oakland, CA
Tue Sep 21 1971, 7:05 PM PDT
Unknown

livebaseballscorecards.com

Batter	1	2	3	4	5	6	7	8	9	AB	R	H	RBI	BB	SO	LOB
Bert Campaneris, R (1, 6) OBP: 0.288, SLG: 0.324	4-0 BB S BB		0-0 5-3			4-0 BB 1B BB	0-0 FC6-4 1-2f		0-0 1-2 2-H 1B	3	0	1	1	2	0	2
Joe Rudi, R (1, 7) OBP: 0.303, SLG: 0.389	0-3 K		0-3 K			0-0 1-2 1B		0-3 K	0-0 F9	5	0	1	0	0	3	3
Reggie Jackson, L (1, 9) OBP: 0.358, SLG: 0.511	0-3 K 1-2			0-3 K		0-3 K		0-3 K		4	0	0	0	0	4	3
Mike Epstein, L (1, 3) OBP: 0.369, SLG: 0.411	0-3 K			4-0 BB		0-0 L8		1-0 HBP		2	0	0	0	1	1	3
Mike Hegan, L (9, 3) OBP: 0.347, SLG: 0.353	0-3 K			4-0 BB		0-0 F7		0-0 F8		0	0	0	0	0	0	0
Sal Bando, R (1, 5) OBP: 0.376, SLG: 0.444		4-0 BB CS BB		0-0 F7		0-0 F3		0-0 F8		3	0	0	0	1	0	4
Rick Monday, L (1, 8) OBP: 0.338, SLG: 0.439		0-3 K		0-0 F7		0-0 3-1		0-0 1B 1B		4	1	1	0	0	1	2
Dave Duncan, R (1, 2) OBP: 0.311, SLG: 0.421		4-0 BB 1-2 BB		0-0 F8		0-3 K		0-3 K		3	0	0	0	1	2	1
Larry Brown, R (1, 4) OBP: 0.239, SLG: 0.234		0-3 K		0-0 L7		0-0 1B 1B		0-0 1B 1B		4	0	2	0	0	1	1
Chuck Dobson, R (1, 1) OBP: 0.225, SLG: 0.273			0-0 F3		0-3 K		0-0 FC6-4 1-2 1B		0-0 F5	1	0	0	0	0	0	0
Curt Blefary, L (5, PH) OBP: 0.253, SLG: 0.354										1	0	0	0	0	0	1
Darold Knowles, L (6, 1) OBP: 0.100, SLG: 0.100										0	0	0	0	0	0	0
Tommy Davis, R (7, PH) OBP: 0.363, SLG: 0.413										1	0	1	0	0	0	0
George Hendrick, R (7, PR) OBP: 0.263, SLG: 0.300										0	0	0	0	0	0	0
Rollie Fingers, R (8, 1) OBP: 0.235, SLG: 0.212										0	0	0	0	0	0	0
Adrian Garrett, L (9, PH) OBP: 0.318, SLG: 0.333										1	0	0	0	0	0	2

Inning Stats	R: 0	H: 0	E: 0	K: 3	S: 9	LOB: 1	BB: 1	P: 13	R: 0	H: 0	E: 0	K: 2	S: 6	LOB: 1	BB: 2	P: 14	R: 0	H: 0	E: 0	K: 1	S: 5	LOB: 0	BB: 0	P: 5	R: 0	H: 0	E: 0	K: 1	S: 5	LOB: 1	BB: 1	P: 9	R: 0	H: 0	E: 0	K: 1	S: 5	LOB: 0	BB: 0	P: 5	R: 0	H: 1	E: 0	K: 1	S: 6	LOB: 2	BB: 1	P: 10	R: 0	H: 2	E: 0	K: 1	S: 7	LOB: 2	BB: 0	P: 7	R: 0	H: 0	E: 0	K: 2	S: 7	LOB: 1	BB: 0	P: 8	R: 1	H: 3	E: 0	K: 1	S: 8	LOB: 2	BB: 0	P: 8	1B: 6	2B: 0	3B: 0	HR: 0	SF: 0	SAC: 0	DP: 0	HBP: 1	WP: 0	PB: 0	SB: 1	CS: 1	PA: 38
--------------	------	------	------	------	------	--------	-------	-------	------	------	------	------	------	--------	-------	-------	------	------	------	------	------	--------	-------	------	------	------	------	------	------	--------	-------	------	------	------	------	------	------	--------	-------	------	------	------	------	------	------	--------	-------	-------	------	------	------	------	------	--------	-------	------	------	------	------	------	------	--------	-------	------	------	------	------	------	------	--------	-------	------	-------	-------	-------	-------	-------	--------	-------	--------	-------	-------	-------	-------	--------

PITCHER	IP	WLS	BF	H	R	ER	SO	BB	IBB	HBP	BLK	WP	HR	S	P	ERA	WHIP
Bart Johnson, R (1, 1) ERA: 2.93	8.0	W	32	3	0	0	12	5	0	1	0	0	0	50	71	0.00	1.000
Steve Kealey, R (9, 1) ERA: 3.87	1.0	S	6	3	1	1	1	0	0	0	0	0	0	8	8	9.00	3.000

BOTTOM

Chicago White Sox @ Oakland Athletics
Oakland-Alameda County Coliseum, Oakland, CA
 Tue Sep 21 1971, 7:05 PM PDT
 Unknown

livebaseballscorecards.com

AB	32
R	1
H	6
RBI	1
BB	5
SO	13
LOB	21



Batter	1	2	3	4	5	6	7	8	9	AB R H RBI BB SO LOB
Dwain Anderson, R (1, 6) OBP: 0.419, SLG: 0.481	0-0 F9		0-0 3-1		0-0 1-3		0-0 FC4-6		0-0	5 0 1 0 0 0 1
Joe Rudi, R (1, 7) OBP: 0.306, SLG: 0.393	0-0 4-3		0-0 1B		0-0 1B		0-0		0-3	5 0 3 0 0 1 2
Reggie Jackson, L (1, 9) OBP: 0.356, SLG: 0.508	0-0 F8		0-3 K		0-3 K		0-3 K		0-0	3 0 0 0 0 2 2
George Hendrick, R (6, 9) OBP: 0.259, SLG: 0.295										2 0 0 0 0 1 4
Tommy Davis, R (1, 3) OBP: 0.366, SLG: 0.419		0-0 6-3		0-0		0-0	0-3 K			4 1 2 0 0 1 2
Sal Bando, R (1, 5) OBP: 0.378, SLG: 0.452		0-0		0-0		0-0			0-0	4 1 3 1 0 0 0
Gene Tenace, R (1, 2) OBP: 0.380, SLG: 0.433		0-0		0-0		0-0	0-3 K		0-3	4 0 1 0 0 1 2
Angel Mangual, R (1, 8) OBP: 0.328, SLG: 0.373		0-0		0-0		0-0	0-3 K		0-3	4 0 0 0 0 1 5
Larry Brown, R (1, 4) OBP: 0.239, SLG: 0.235		0-0		0-0		0-3			0-0	4 0 1 0 0 1 4
Blue Moon Odom, R (1, 1) OBP: 0.192, SLG: 0.260			0-0 6-3		0-3 K		0-0		0-3	1 0 0 0 0 0 0
Bob Locker, S (5, 1)										1 0 0 0 0 1 0
Bert Campaneris, R (7, PH) OBP: 0.289, SLG: 0.325							0-0 FC4-6			1 0 1 0 0 0 0
Mudcat Grant, R (8, 1) OBP: 0.333, SLG: 0.364										0 0 0 0 0 0 0
Mike Hegan, L (9, PH) OBP: 0.345, SLG: 0.351										1 0 0 0 0 1 1

Inning Stats	R: 0	H: 0	E: 0	K: 0	S: 3	P: 3	R: 1	H: 1	E: 1	K: 0	S: 5	P: 5	R: 0	H: 1	E: 0	K: 1	S: 6	R: 1	H: 3	E: 0	K: 0	S: 5	P: 5	R: 0	H: 1	E: 0	K: 2	S: 8	P: 8	R: 0	H: 2	E: 0	K: 1	S: 7	P: 7	R: 0	H: 2	E: 0	K: 2	S: 9	P: 9	R: 0	H: 0	E: 0	K: 2	S: 7	P: 7	R: 0	H: 2	E: 0	K: 2	S: 9	P: 9	1B: 9	SF: 0	2B: 2	SAC: 0	3B: 0	DP: 1	HR: 1	HBP: 0	WP: 0	PA: 39
PITCHER	IP	WLS	BF	H	R	ER	SO	BB	IBB	HBP	BLK	WP	HR	S	P	ERA	WHIP																																														
Tommy John, L (1, 1) ERA: 3.66	6.1	W	29	10	2	2	4	0	0	0	0	0	0	37	37	2.84	1.579																																														
Vicente Romo, R (7, 1) ERA: 3.38	2.2	S	10	2	0	0	6	0	0	0	0	0	0	22	22	0.00	0.750																																														

BOTTOM

Chicago White Sox @ Oakland Athletics
Oakland-Alameda County Coliseum, Oakland, CA

Tue Sep 21 1971, 7:05 PM PDT
Att. 3,810 - Unknown

livebaseballscorecards.com

AB	39
R	2
H	12
RBI	1
BB	0
SO	10
LOB	23



Batter	1	2	3	4	5	6	7	8	9	AB R H RBI BB SO LOB	TOP																									
Lee Richard, R (1, 6) OBP: 0.288, SLG: 0.298	0-0 4-3		0-3 K			0-0 E4 1B		0-0 SH5-4 1-2		3 0 1 0 0 1 0	<p>Chicago White Sox @ Oakland Athletics</p> <p>Oakland-Alameda County Coliseum, Oakland, CA</p> <p>Wed Sep 22 1971, 7:05 PM PDT</p> <p>Att. 3,497 - Unknown</p> <p>livebaseballscorecards.com</p>																									
Walt Williams, R (1, 9) OBP: 0.344, SLG: 0.420	0-0 F4			0-0 F3		0-0 F9		0-0 F9		4 0 0 0 0 0 2																										
Rich McKinney, R (1, 4) OBP: 0.330, SLG: 0.382	0-0 F9			0-0 F8		4-0 BB		0-0 1B 1B		3 1 1 1 1 0 0																										
Bill Melton, R (1, 5) OBP: 0.354, SLG: 0.488		0-0 1B		0-0 F7		0-0 F6		0-0 1B		4 0 2 1 0 0 2																										
Rick Reichardt, R (1, 8) OBP: 0.340, SLG: 0.433		0-3 K		0-3 K		0-0 HR		0-3 K		4 1 1 1 0 3 1																										
Carlos May, L (1, 3) OBP: 0.375, SLG: 0.405		0-0 F6		0-0 F7		0-0 5-3		0-3 K		4 0 0 0 0 1 1																										
Ken Hottman, R (1, 7) OBP: 0.200, SLG: 0.200		0-0 5-3		0-0 1B		0-3 K		0-0 6-3		4 0 1 0 0 1 1																										
Tom Egan, R (1, 2) OBP: 0.321, SLG: 0.413			0-0 5-3		0-0 F4		0-3 K			3 0 0 0 0 1 1																										
Tom Bradley, R (1, 1) OBP: 0.168, SLG: 0.191			0-0 6-3		0-3 K		0-0 SH5-4 1B 1B			3 1 1 0 0 1 0																										
Inning Stats	R: 0 E: 0 K: 0 S: 3	H: 0 LOB: 0 BB: 0 P: 3	R: 0 E: 0 K: 1 S: 6	H: 1 LOB: 1 BB: 0 P: 6	R: 0 E: 0 K: 1 S: 5	H: 0 LOB: 0 BB: 0 P: 5	R: 0 E: 0 K: 0 S: 3	H: 0 LOB: 0 BB: 0 P: 3	R: 0 E: 0 K: 1 S: 6	H: 1 LOB: 1 BB: 0 P: 6	R: 1 E: 0 K: 2 S: 8	H: 1 LOB: 0 BB: 0 P: 8	R: 2 E: 0 K: 0 S: 5	H: 3 LOB: 1 BB: 0 P: 5	R: 0 E: 0 K: 2 S: 7	H: 0 LOB: 0 BB: 0 P: 7	1B: 6 2B: 0 3B: 0 HR: 1	SF: 0 SAC: 1 DP: 0 HBP: 0	WP: 0 PB: 0 SB: 0 CS: 0	PA: 34																
PITCHER	IP WLS BF H R ER SO BB IBB HBP BLK WP HR S P ERA WHIP																																			
Vida Blue, L (1, 1) ERA: 1.86	5.0		17	2	0	0	3	0	0	0	0	0	0	23	23	0.00	0.400																			
Jim Roland, L (6, 1) ERA: 3.15	2.0	L	9	2	1	1	3	1	0	0	0	0	1	14	18	4.50	1.500																			
Mudcat Grant, R (8, 1) ERA: 3.24	1.0		5	3	2	2	0	0	0	0	0	0	0	5	5	18.00	3.000																			
Ron Klimkowski, R (9, 1) ERA: 3.69	1.0		3	0	0	0	2	0	0	0	0	0	0	7	7	0.00	0.000																			

AB	32
R	3
H	7
RBI	3
BB	1
SO	8
LOB	8



Batter	1	2	3	4	5	6	7	8	9	AB	R	H	RBI	BB	SO	LOB
Bert Campaneris, R OBP: 0.289, SLG: 0.325 (1, 6)	0-0 5-3 1B		0-0 S 1B		0-0 L9			0-0 5-3		4	0	1	0	0	0	1
Curt Blefary, L OBP: 0.291, SLG: 0.351 (1, 7)	0-0 F6		0-0 F5			0-0 3-1			0-0 G3 1B	4	0	1	0	0	0	1
Reggie Jackson, L OBP: 0.355, SLG: 0.506 (1, 9)	0-0 1B		0-0 4-3 1-2			0-0 F5			0-0 F6	4	0	1	0	0	0	2
Tommy Davis, R OBP: 0.361, SLG: 0.413 Mike Hegan, L OBP: 0.343, SLG: 0.349 (1, 3) (7, 3)	0-0 2-3			0-0 5-3		0-0 F3			0-0 G3 1-2	3	0	0	0	0	0	1
Rick Monday, L OBP: 0.334, SLG: 0.434 (1, 8)		0-0 F8		0-3 K			0-0 1-3		0-0 4-3	4	0	0	0	0	1	1
Dave Duncan, R OBP: 0.309, SLG: 0.418 (1, 2)		0-0 5-3		0-3 K			0-0 F4			3	0	0	0	0	1	0
Larry Brown, R OBP: 0.241, SLG: 0.236 (1, 5)		0-0 1B			0-0 E3		0-0 F9			3	0	1	0	0	0	0
Dwain Anderson, R OBP: 0.382, SLG: 0.433 (1, 4)		0-0 6-3			0-3 K			0-0 6-3		3	0	0	0	0	1	2
Vida Blue, S OBP: 0.188, SLG: 0.129 Adrian Garrett, L OBP: 0.394, SLG: 0.316 Jim Roland, R OBP: 0.364, SLG: 0.364 Mudcat Grant, R OBP: 0.333, SLG: 0.364 Mike Epstein, L OBP: 0.366, SLG: 0.410 Ron Klimkowski, R OBP: 0.500, SLG: 0.333 (1, 1) (5, PH) (6, 1) (8, 1) (8, PH) (9, 1)			0-3 K		0-3 K		0-3 K		0-3 K	1	0	0	0	0	1	0

Inning Stats	R: 0	H: 1	E: 0	LOB: 1	K: 0	BB: 0	S: 4	P: 4	R: 0	H: 1	E: 0	LOB: 1	K: 1	BB: 0	S: 6	P: 6	R: 0	H: 0	E: 0	LOB: 0	K: 2	BB: 0	S: 7	P: 7	R: 0	H: 0	E: 1	LOB: 1	K: 2	BB: 0	S: 8	P: 8	R: 0	H: 0	E: 0	LOB: 0	K: 0	BB: 0	S: 3	P: 3	R: 0	H: 0	E: 0	LOB: 0	K: 0	BB: 0	S: 3	P: 3	R: 0	H: 0	E: 0	LOB: 0	K: 1	BB: 0	S: 5	P: 5	R: 0	H: 1	E: 0	LOB: 1	K: 0	BB: 0	S: 4	P: 4	1B: 4	SF: 0	2B: 0	SAC: 0	3B: 0	DP: 0	HR: 0	HBP: 0	WP: 0	PA: 32
PITCHER Tom Bradley, R ERA: 2.9 (1, 1)	IP	WLS	BF	H	R	ER	SO	BB	IBB	HBP	BLK	WP	HR	S	P	ERA	WHIP	IP	WLS	BF	H	R	ER	SO	BB	IBB	HBP	BLK	WP	HR	S	P	ERA	WHIP	IP	WLS	BF	H	R	ER	SO	BB	IBB	HBP	BLK	WP	HR	S	P	ERA	WHIP																							

BOTTOM

Chicago White Sox @ Oakland Athletics
Oakland-Alameda County Coliseum, Oakland, CA

Wed Sep 22 1971, 7:05 PM PDT
Att. 3,497 - Unknown

livebaseballscorecards.com

AB	32
R	0
H	4
RBI	0
BB	0
SO	6
LOB	10



Batter	1	2	3	4	5	6	7	8	9	AB R H RBI BB SO LOB	TOP	
Lee Richard, R (1, 6) OBP: 0.294, SLG: 0.314	0-0 F8 WP 1B		0-0 4-3		0-0 HR			0-0 F8	1-0 FC4-6 HBP	4 1 2 3 0 0 0		
Pat Kelly, L (1, 9) OBP: 0.407, SLG: 0.407	0-0 F8 1-3			0-0 F7	0-0 1B			0-0 P6	0-0 FC4-6	5 0 1 0 0 0 4		
Rich McKinney, R (1, 4) OBP: 0.329, SLG: 0.379	0-3 K			0-0 1-3	0-0 L4			4-0 BB		3 0 0 0 1 1 2		
Bill Melton, R (1, 5) OBP: 0.352, SLG: 0.485	0-0 6-3			0-0 F9				0-0 F9		4 0 0 0 0 0 2		
Carlos May, L (1, 3) OBP: 0.376, SLG: 0.410		4-0 BB L3 BB			0-0 HR			0-0 3-1	0-0 F8	3 1 1 1 1 0 0		
Rick Reichardt, R (1, 7) OBP: 0.339, SLG: 0.431		0-3 K		0-0 4-3	0-0 CS BB			0-0 E6 BB 1B CS		3 0 0 0 1 1 1		
Jay Johnstone, L (1, 8) OBP: 0.327, SLG: 0.418		0-0 L3 1-2		4-0 1B HR BB	0-0 CS		0-0 G5-6-3 1B	0-0 CS BB S 1B		3 2 2 0 1 0 1		
Ed Herrmann, L (1, 2) OBP: 0.319, SLG: 0.356			0-0 3-1		0-0 SH1-3 HR 1B		0-0 G5-6-3	4-0 HBP S BB		3 1 1 0 1 0 1		
Wilbur Wood, R (1, 1) OBP: 0.136, SLG: 0.043			0-3 K		0-0 SH1-3		0-0 6-3	4-0 HBP BB		2 0 0 0 1 1 0		
Inning Stats	R: 0 E: 0 K: 1 S: 6 H: 1 LOB: 1 BB: 0 P: 6	R: 0 E: 0 K: 1 S: 4 H: 0 LOB: 0 BB: 1 P: 8	R: 0 E: 0 K: 1 S: 5 H: 0 LOB: 0 BB: 0 P: 5	R: 0 E: 0 K: 0 S: 3 H: 0 LOB: 0 BB: 0 P: 3	R: 4 E: 0 K: 0 S: 7 H: 4 LOB: 1 BB: 1 P: 11	R: 0 E: 0 K: 0 S: 2 H: 0 LOB: 0 BB: 1 P: 6	R: 0 E: 0 K: 0 S: 3 H: 1 LOB: 0 BB: 0 P: 3	R: 0 E: 0 K: 0 S: 3 H: 0 LOB: 1 BB: 1 P: 7	R: 1 E: 1 K: 0 S: 4 H: 1 LOB: 3 BB: 2 P: 13	1B: 5 2B: 1 3B: 0 HR: 2 SF: 0 SAC: 1 DP: 2 HBP: 1	WP: 1 PB: 0 SB: 2 CS: 3 PA: 39	
PITCHER	IP WLS BF H R ER SO BB IBB HBP BLK WP HR S P ERA WHIP											
Tom Murphy, R (1, 1) ERA: 3.79	6.0 L 24 5 4 4 3 3 0 0 0 1 2 27 39 6.00 1.333											
Eddie Fisher, R (7, 1) ERA: 2.77	2.0 7 1 0 0 0 1 0 0 0 0 0 6 10 0.00 1.000											
Dave LaRoche, L (9, 1) ERA: 2.26	1.0 7 1 1 1 0 2 0 1 0 0 0 4 13 9.00 3.000											

Chicago White Sox @ California Angels
Anaheim Stadium, Anaheim, CA

livebaseballscorecards.com

AB	30
R	5
H	7
RBI	4
BB	6
SO	3
LOB	11



Thu Sep 23 1971, 10:05 PM EDT
Att: 5,234 - Unknown - 76 F

Batter	1	2	3	4	5	6	7	8	9	AB	R	H	RBI	BB	SO	LOB	BOTTOM									
Sandy Alomar Sr., S OBP: 0.295, SLG: 0.309 (1, 6) X	0-0 6-3 ①		0-0 1B			0-0 4-3 ②		0-0 F9		4	0	1	0	0	0	1	Chicago White Sox @ California Angels Anaheim Stadium, Anaheim, CA Thu Sep 23 1971, 10:05 PM EDT Att. 5,234 - Unknown - 76 F livebaseballscorecards.com									
Ken Berry, R OBP: 0.272, SLG: 0.311 (1, 8) X	0-0 6-3 ②		0-0 F9			0-3 K			0-0 4-3	4	0	1	0	0	1	1										
Jim Fregosi, R OBP: 0.313, SLG: 0.317 (1, 3) X	0-0 6-3 ③						4-0 BB		0-0 6-3 ①	3	0	0	0	1	0	1										
Ken McMullen, R OBP: 0.308, SLG: 0.384 (1, 5) X		0-0 F8		0-0 4-3 ②		0-3 K			0-0 4-3 ②	4	0	0	0	0	1	2										
Billy Cowan, R OBP: 0.310, SLG: 0.404 (1, 7) X		0-0 CS		0-0 6-3 ③		0-3 K			0-3 K	4	0	1	0	0	2	2										
Billy Parker, R OBP: 0.294, SLG: 0.380 (1, 4) X		0-0 1B			0-3 K			0-0 L9		3	0	1	0	0	1	1										
Tommie Reynolds, R OBP: 0.294, SLG: 0.297 (1, 9) X		0-0 F9			0-3 K				0-0 1B	3	0	1	0	0	1	1										
Art Kusnyer, R OBP: 0.154, SLG: 0.154 (1, 2) X			0-0 F3		0-0 F9			0-0 F7		2	0	0	0	0	0	0										
Jerry Moses, R OBP: 0.266, SLG: 0.359 (8, PH) (9, 2)										1	0	0	0	0	0	1										
Tom Murphy, R OBP: 0.195, SLG: 0.213 (1, 1) X			0-0 G3			0-0 4-3		0-3 K		1	0	0	0	0	0	0										
Bruce Christensen, L OBP: 0.333, SLG: 0.283 (6, PH)										1	0	0	0	0	0	0										
Eddie Fisher, R OBP: 0.167, SLG: 0.063 (7, 1)										0	0	0	0	0	0	0										
Syd O'Brien, R OBP: 0.245, SLG: 0.297 (8, PH)										1	0	0	0	0	1	1										
Dave LaRoche, L OBP: 0.167, SLG: 0.091 (9, 1)										0	0	0	0	0	0	0										
Inning Stats	R: 0 E: 0 K: 0 S: 3	H: 0 LOB: 0 BB: 0 P: 3	R: 0 E: 0 K: 0 S: 4	H: 2 LOB: 1 BB: 0 P: 4	R: 0 E: 0 K: 0 S: 4	H: 1 LOB: 1 BB: 0 P: 4	R: 0 E: 0 K: 0 S: 3	H: 0 LOB: 0 BB: 0 P: 3	R: 0 E: 0 K: 2 S: 7	H: 0 LOB: 0 BB: 0 P: 7	R: 0 E: 0 K: 1 S: 5	H: 0 LOB: 0 BB: 0 P: 5	R: 0 E: 0 K: 2 S: 7	H: 0 LOB: 1 BB: 1 P: 11	R: 0 E: 0 K: 1 S: 6	H: 1 LOB: 1 BB: 0 P: 6		R: 0 E: 0 K: 1 S: 6	H: 1 LOB: 1 BB: 0 P: 6	1B: 4 2B: 1 3B: 0 HR: 0	SF: 0 SAC: 0 DP: 0 HBP: 0	WP: 0 PB: 0 SB: 1 CS: 1	PA: 32			
PITCHER Wilbur Wood, L ERA: 1.95 (1, 1)	IP 9.0	WLS W	BF 32	H 5	R 0	ER 0	SO 7	BB 1	IBB 0	HBP 0	BLK 0	WP 0	HR 0	S 45	P 49	ERA 0.00	WHIP 0.667									
					PITCHER					IP	WLS	BF	H	R	ER	SO	BB	IBB	HBP	BLK	WP	HR	S	P	ERA	WHIP



Batter	1	2	3	4	5	6	7	8	9	AB R H RBI BB SO LOB	TOP										
Lee Richard, R (1, 6) OBP: 0.289, SLG: 0.309	0-0 F5		0-0 E9 1B		0-0 F8		0-0 P4			4 1 0 0 0 0 2											
Pat Kelly, L (1, 9) OBP: 0.404, SLG: 0.404	0-3 K		0-3 K		0-0 S 1B			0-0 4-3		4 0 1 0 0 2 2											
Rich McKinney, R (1, 4) OBP: 0.336, SLG: 0.385	4-0 BB		0-0 1B		4-0 1-2 BB			0-0 F8 1B 2B		2 1 2 2 2 0 0											
Bill Melton, R (1, 5) OBP: 0.349, SLG: 0.481	0-3 K		0-0 F7		0-0 F5			0-0 F8 2-3		4 0 0 0 0 1 6											
Carlos May, L (1, 3) OBP: 0.377, SLG: 0.411		0-0 K 1B		0-3 K		0-0 4-3		0-0 3-H 1B		4 0 2 1 0 1 0											
Jay Johnstone, L (1, 8) OBP: 0.326, SLG: 0.416		0-3 K 1-2		0-0 1-3		0-3 K		0-0 SH5-3 1B		4 0 1 0 0 2 1											
Walt Williams, R (1, 7) OBP: 0.341, SLG: 0.416		0-3 K		0-0 F7		0-0 F8		0-0 SH5-3 1-2		3 0 0 0 0 1 0											
Ed Herrmann, L (1, 2) OBP: 0.318, SLG: 0.352			0-3 K		0-0 F8		0-0 4-3	4-0 G4-3 IBB		3 0 0 0 1 1 0											
Terry Forster, L (1, 1) OBP: 0.400, SLG: 0.600			0-0 E 1B		0-0 1B 2B		0-0 F7	0-0 G4-3 1-2f		2 1 2 0 0 0 0											
Joe Horlen, R (6, 1) OBP: 0.098, SLG: 0.100										1 0 0 0 0 0 0											
Rich Hinton, L (7, 1)										0 0 0 0 0 0 0											
Steve Kealey, R (8, 1) OBP: 0.200, SLG: 0.500										0 0 0 0 0 0 0											
Tony Muser, L (9, PH) OBP: 0.500, SLG: 0.429										1 0 0 0 0 0 2											
Stan Perzanowski, S (9, 1)										0 0 0 0 0 0 0											
Inning Stats	R: 0 E: 0 K: 2 S: 7	H: 0 LOB: 1 BB: 1 P: 11	R: 0 E: 0 K: 2 S: 7	H: 1 LOB: 0 BB: 0 P: 7	R: 2 E: 2 K: 2 S: 10	H: 2 LOB: 1 BB: 0 P: 10	R: 0 E: 0 K: 1 S: 5	H: 0 LOB: 0 BB: 0 P: 5	R: 0 E: 0 K: 1 S: 5	H: 0 LOB: 0 BB: 0 P: 5	R: 0 E: 0 K: 0 S: 3	H: 0 LOB: 0 BB: 0 P: 3	R: 1 E: 0 K: 0 S: 4	H: 2 LOB: 1 BB: 0 P: 4	R: 0 E: 0 K: 0 S: 3	H: 1 LOB: 1 BB: 1 P: 7	1B: 6 2B: 2 3B: 0 HR: 0	SF: 0 SAC: 1 DP: 1 HBP: 0	WP: 0 PB: 0 SB: 1 CS: 0	PA: 36	
PITCHER Andy Messersmith, R (1, 1) ERA: 3.06	IP: 9.0 WLS: W BF: 36 H: 8 R: 3 ER: 1 SO: 8 BB: 2 IBB: 1 HBP: 0 BLK: 0 WP: 0 HR: 0 S: 49 P: 61 ERA: 1.00 WHIP: 1.111																				

Chicago White Sox @ California Angels
Anaheim Stadium, Anaheim, CA

livebaseballscorecards.com

AB	32
R	3
H	8
RBI	3
BB	3
SO	8
LOB	13



Fri Sep 24 1971, 10:05 PM EDT
Att. 14,563 - Unknown - 79 F

Batter	1	2	3	4	5	6	7	8	9	AB R H RBI BB SO LOB	TOP
Lee Richard, R OBP: 0.289, SLG: 0.308 (1, 6) X	0-0 4-3 1B		0-0 HR 1B		0-3 K		0-3 K			4 1 1 0 0 2 1	
Walt Williams, R OBP: 0.343, SLG: 0.426 (1, 9) X (6, 7)	0-0 P3-6 BB 1B		0-0 1-H HR		0-3 K			0-0 F9		4 1 2 2 0 1 1	
Rich McKinney, R OBP: 0.338, SLG: 0.388 (1, 4) B B B	4-0 1-2 BB		0-0 F8		0-0 2B			0-0 4-3		3 0 1 0 1 0 0	
Bill Melton, R OBP: 0.349, SLG: 0.479 (1, 5) X	0-0 P3-6 2-3f			0-0 CS 1B		0-0 F7		0-0 5-3		4 0 1 0 0 0 3	
Rick Reichardt, R OBP: 0.336, SLG: 0.427 (1, 8)		0-0 6-3		0-3 1-2 K		0-0 6-3		0-3 K		4 0 0 0 0 2 2	
Carlos May, L OBP: 0.378, SLG: 0.409 (1, 3)		0-0 4-3		4-0 BB		4-0 BB		0-0 4-3		2 0 0 0 2 0 0	
Ken Hottman, R OBP: 0.143, SLG: 0.143 Pat Kelly, L OBP: 0.401, SLG: 0.400 (6, PH) (6, 9)		0-0 F8		0-0 F7		0-0 6-3		0-3 K		2 0 0 0 0 0 1 2 0 0 0 0 1 2	
Tom Egan, R OBP: 0.321, SLG: 0.412 (1, 2)			0-0 F9		0-0 FC1-6 1B		0-0 P3			3 0 1 0 0 0 0	
Tommy John, R OBP: 0.181, SLG: 0.145 (1, 1)			0-3 K		0-0 FC1-6 1-2f		0-0 6-3			3 0 0 0 0 1 1	
Inning Stats	R: 0 H: 1 E: 0 LOB: 1 K: 0 BB: 1 S: 3 P: 7	R: 0 H: 0 E: 0 LOB: 0 K: 0 BB: 0 S: 3 P: 3	R: 2 H: 2 E: 0 LOB: 0 K: 1 BB: 0 S: 7 P: 7	R: 0 H: 1 E: 0 LOB: 1 K: 1 BB: 1 S: 5 P: 9	R: 0 H: 1 E: 0 LOB: 1 K: 2 BB: 0 S: 8 P: 8	R: 0 H: 1 E: 0 LOB: 2 K: 0 BB: 1 S: 4 P: 8	R: 0 H: 0 E: 0 LOB: 0 K: 1 BB: 0 S: 5 P: 5	R: 0 H: 0 E: 0 LOB: 0 K: 0 BB: 0 S: 3 P: 3	R: 0 H: 0 E: 0 LOB: 0 K: 2 BB: 0 S: 7 P: 7	1B: 4 SF: 0 2B: 3 SAC: 0 3B: 0 DP: 2 HR: 1 HBP: 0	WP: 0 PA: 34 PB: 0 SB: 0 CS: 1
PITCHER Clyde Wright, L ERA: 3.05 Lloyd Allen, R ERA: 2.46	IP WLS BF H R ER SO BB IBB HBP BLK WP HR S P ERA WHIP	IP WLS BF H R ER SO BB IBB HBP BLK WP HR S P ERA WHIP	IP WLS BF H R ER SO BB IBB HBP BLK WP HR S P ERA WHIP	IP WLS BF H R ER SO BB IBB HBP BLK WP HR S P ERA WHIP	IP WLS BF H R ER SO BB IBB HBP BLK WP HR S P ERA WHIP	IP WLS BF H R ER SO BB IBB HBP BLK WP HR S P ERA WHIP	IP WLS BF H R ER SO BB IBB HBP BLK WP HR S P ERA WHIP	IP WLS BF H R ER SO BB IBB HBP BLK WP HR S P ERA WHIP	IP WLS BF H R ER SO BB IBB HBP BLK WP HR S P ERA WHIP	ERA WHIP	ERA WHIP

Chicago White Sox @ California Angels
Anaheim Stadium, Anaheim, CA
Sat Sep 25 1971, 10:05 PM EDT
Att: 6,502 - Unknown - 70 F

livebaseballscorecards.com

AB 31
R 2
H 6
RBI 2
BB 3
SO 7
LOB 11



Batter	1	2	3	4	5	6	7	8	9
Sandy Alomar Sr., S OBP: 0.295, SLG: 0.309 (1, 6)	0-0 S E 1B 1B	0-0 6-3			0-0 P4			0-3 K	
Ken Berry, R OBP: 0.270, SLG: 0.308 (1, 8)	0-0 E S 1B 1B		0-0 P6			0-0 6-3		0-0 5-3	
Jim Fregosi, R OBP: 0.314, SLG: 0.316 (1, 3)	0-0 E4 1B E		0-3 K			0-0 6-3			
Ken McMullen, R OBP: 0.311, SLG: 0.392 (1, 5)	0-0 FC6 1B		0-0 6-3			0-0 3B			
Billy Cowan, R OBP: 0.306, SLG: 0.398 (1, 7)	0-0 FC6 3-1		0-0 6-3			0-3 K			
Billy Parker, R OBP: 0.276, SLG: 0.339 (1, 4)	0-0 3-1		0-3 K			0-3 K			
Tommie Reynolds, R OBP: 0.289, SLG: 0.282 Roger Repoz, L OBP: 0.331, SLG: 0.368 (1, 9) (9, 9)	0-0 1-3		0-0 6-3			0-0 5-3			
Jeff Torborg, R OBP: 0.233, SLG: 0.259 (1, 2)		0-0 6-3			0-0 F9		0-0 6-3		
Clyde Wright, R OBP: 0.189, SLG: 0.193 Lloyd Allen, R OBP: 0.294, SLG: 0.471 (1, 1) (6, 1)		0-0 L8			0-0 6-3			0-0 F9	

Inning Stats	R: 3	H: 3	E: 2	LOB: 1	K: 0	BB: 0	S: 7	P: 7
	R: 0	H: 0	E: 0	LOB: 0	K: 0	BB: 0	S: 3	P: 3
	R: 0	H: 0	E: 0	LOB: 0	K: 1	BB: 0	S: 5	P: 5
	R: 0	H: 0	E: 0	LOB: 0	K: 0	BB: 0	S: 3	P: 3
	R: 0	H: 1	E: 0	LOB: 1	K: 1	BB: 0	S: 6	P: 6
	R: 0	H: 0	E: 0	LOB: 0	K: 1	BB: 0	S: 5	P: 5
	R: 0	H: 0	E: 0	LOB: 0	K: 1	BB: 0	S: 5	P: 5

PITCHER	IP	WLS	BF	H	R	ER	SO	BB	IBB	HBP	BLK	WP	HR	S	P	ERA	WHIP
Tommy John, L ERA: 3.61 (1, 1)	8.0	L	29	4	3	2	5	0	0	0	0	0	0	39	39	2.25	0.500

BOTTOM

AB	R	H	RBI	BB	SO	LOB
4	1	1	0	0	1	0
4	1	1	0	0	0	0
3	1	0	1	0	1	1
3	0	2	1	0	0	0
3	0	0	0	0	1	2
3	0	0	0	0	2	1
3	0	0	0	0	0	1
0	0	0	0	0	0	0
3	0	0	0	0	0	0
2	0	0	0	0	0	0
1	0	0	0	0	0	0

AB	29
R	3
H	4
RBI	2
BB	0
SO	5
LOB	5



WP	PA
0	29
PB: 0	SB: 2
CS: 0	

Chicago White Sox @ California Angels
Anaheim Stadium, Anaheim, CA
 Sat Sep 25 1971, 10:05 PM EDT
 Att. 6,502 - Unknown - 70 F

livebaseballscorecards.com

Batter	1	2	3	4	5	6	7	8	9	10	AB	R	H	RBI	BB	SO	LOB	TOP						
Lee Richard, R (1, 6) S <small>OBP: 0.286, SLG: 0.307</small> Tom Bradley, R (7, 1) S <small>OBP: 0.168, SLG: 0.191</small> Steve Kealey, R (8, 1) S <small>OBP: 0.207, SLG: 0.500</small> Terry Forster, L (8, 1) S <small>OBP: 0.493, SLG: 0.660</small> Tony Muser, L (9, PH) S <small>OBP: 0.444, SLG: 0.375</small> Joe Horlen, R (9, 1) S <small>OBP: 0.098, SLG: 0.100</small>	0-3 K			0-3 K		0-3 K	0-0 1B BLK 1B		0-0 P6		4	1	1	2	0	3	1	Chicago White Sox @ California Angels Anaheim Stadium, Anaheim, CA Sun Sep 26 1971, 6:33 AM EDT Att. 6,319 - Unknown - 78 F						
Walt Williams, R (1, 9) X <small>OBP: 0.340, SLG: 0.422</small> Pat Kelly, L (7, PH) X <small>OBP: 0.402, SLG: 0.401</small>	0-0 4-3			0-0 F9		0-0 F8	0-0 FC5 BLK 1B		0-0 F7		3	0	0	0	0	0	1							
Rich McKinney, R (1, 4) X <small>OBP: 0.338, SLG: 0.386</small>	0-0 F7			0-0 BB 1B		4-0 BB 1-2 BB	0-0 FC5 BB		0-0 F9		4	0	1	0	1	0	1							
Bill Melton, R (1, 5) X <small>OBP: 0.352, SLG: 0.478</small>		4-0 G3-6-3 BB		4-0 FC6-4 BB		0-0 P5	4-0 FC6-4 BB			4-0 FC3-6 1B PB BB	1	1	0	0	4	0	2							
Rick Reichardt, R (1, 8) X <small>OBP: 0.337, SLG: 0.433</small>		0-0 F9		0-0 FC6-4						0-0 FC3-6 1B	5	1	2	1	0	0	5							
Carlos May, L (1, 3) X <small>OBP: 0.376, SLG: 0.407</small>		0-0 G3-6-3				0-3 K	0-0 BB 1B		0-0 F9		5	1	1	0	0	1	3							
Ken Hottman, R (1, 7) X <small>OBP: 0.200, SLG: 0.111</small> Jay Johnstone, L (7, 8) X <small>OBP: 0.327, SLG: 0.417</small>			0-3 K		0-0 P4	0-0 P4	4-0 BB 1B BB		0-0 P4		2	1	0	0	1	1	0							
Ed Hermann, L (1, 2) X <small>OBP: 0.317, SLG: 0.349</small> Luis Alvarado, R (7, PH) X <small>OBP: 0.246, SLG: 0.277</small>			0-3 K		0-0 P4	0-0 P4	4-0 BB 1B BB		0-0 6-3		2	0	0	0	0	1	0							
Wilbur Wood, R (1, 1) X <small>OBP: 0.143, SLG: 0.043</small> Steve Huntz, S (7, PH) X <small>OBP: 0.272, SLG: 0.345</small> Tom Egan, R (7, 2) X <small>OBP: 0.320, SLG: 0.410</small>			0-0 G3			4-0 BB BB	0-3 K		0-3 K		1	0	0	0	1	0	0							
Inning Stats	R: 0 E: 0 K: 1 S: 5	H: 0 LOB: 0 BB: 0 P: 5	R: 0 E: 0 K: 0 S: 2	H: 0 LOB: 0 BB: 1 P: 6	R: 0 E: 0 K: 2 S: 7	H: 0 LOB: 0 BB: 0 P: 7	R: 0 E: 0 K: 1 S: 6	H: 1 LOB: 2 BB: 1 P: 10	R: 0 E: 0 K: 1 S: 5	H: 0 LOB: 0 BB: 0 P: 5	R: 0 E: 0 K: 1 S: 5	H: 0 LOB: 2 BB: 2 P: 13	R: 5 E: 0 K: 1 S: 9	H: 4 LOB: 2 BB: 3 P: 21	R: 0 E: 0 K: 1 S: 6	H: 2 LOB: 2 BB: 0 P: 6	R: 0 E: 0 K: 0 S: 3		H: 0 LOB: 0 BB: 0 P: 3	R: 1 E: 0 K: 0 S: 4	H: 1 LOB: 1 BB: 1 P: 8	1B: 7 2B: 1 3B: 0 HR: 1	SF: 0 SAC: 0 DP: 2 HBP: 0	WP: 0 PB: 1 SB: 0 CS: 1
PITCHER Rudy May, L (1, 1) ERA: 3.08 Dave LaRoche, L (7, 1) ERA: 2.5 Lloyd Allen, R (7, 1) ERA: 2.45 Tom Murphy, R (8, 1) ERA: 3.77 Eddie Fisher, R (9, 1) ERA: 2.72	IP	WLS	BF	H	R	ER	SO	BB	IBB	HBP	BLK	WP	HR	S	P	ERA	WHIP							
	6.0		25	3	3	3	6	5	0	0	0	0	0	4	52	4.50	1.333							
	0.1		3	1	0	0	1	1	0	0	0	0	0	4	8	0.00	6.000							
	0.2		4	1	2	2	0	1	0	0	1	0	0	3	7	27.00	3.000							
	1.0		4	2	0	0	1	0	0	0	0	0	0	6	6	0.00	2.000							
	2.0	L	8	1	1	0	0	1	0	0	0	0	0	7	11	0.00	1.000							

livebaseballscorecards.com

AB	36
R	6
H	8
RBI	4
BB	8
SO	8
LOB	20



Chicago White Sox @ California Angels
Anaheim Stadium, Anaheim, CA

Sun Sep 26 1971, 6:33 AM EDT
Att: 6,319 - Unknown - 78 F

livebaseballscorecards.com

AB	37
R	5
H	9
RBI	5
BB	2
SO	6
LOB	11



WP:	0	PA:	39
PB:	0		
SB:	3		
CS:	0		

Batter	1	2	3	4	5	6	7	8	9	10	AB	R	H	RBI	BB	SO	LOB
Sandy Alomar Sr. S OBP: 0.294, SLG: 0.308 (1, 6) (8, 4)	0-0 1-3			0-0 F7		0-0 F8		0-0 1B 1B		0-0 P6	5	1	1	0	0	0	0
Ken Berry, R OBP: 0.271, SLG: 0.308 Roger Repoz, L OBP: 0.331, SLG: 0.369 (1, 8) (8, PH) (9, 9)	0-0 F3			0-0 6-3 S HR 1B		0-0 P6		0-0 S 1B 1B		0-0 F3	3	1	1	0	0	0	0
Jim Fregosi, R OBP: 0.315, SLG: 0.317 (1, 3) (8, 7)	0-0 F8			0-0 6-3		0-0 FC6-4 1B		0-0 S 1B		0-0 1-3	5	0	2	1	0	0	1
Ken McMullen, R OBP: 0.310, SLG: 0.396 (1, 5)		0-0 6-3		0-0 HR		0-0 F9		0-3 K			4	1	1	2	0	1	3
Billy Cowan, R OBP: 0.309, SLG: 0.399 Jim Spencer, L OBP: 0.306, SLG: 0.395 (1, 7) (7, PH) (8, 3)		0-0 G6-3 1B		0-0 6-3		0-0 FC6-4 1-2f		4-0 FC6-4 IBB			2	0	1	0	0	0	0
Billy Parker, R OBP: 0.262, SLG: 0.322 Tom Murphy, R OBP: 0.195, SLG: 0.213 Tony Gonzalez, L OBP: 0.308, SLG: 0.315 Syd O'Brien, R OBP: 0.244, SLG: 0.296 Eddie Fisher, R OBP: 0.167, SLG: 0.063 (1, 4) (8, 1) (8, PH) (8, PH) (9, 1)		0-0 G6-3		0-3 K		0-3 K		0-0 FC6-4 1-2f			3	0	0	0	0	2	2
Tommie Reynolds, R OBP: 0.293, SLG: 0.288 Mickey Rivers, L OBP: 0.318, SLG: 0.338 (1, 9) (8, PH) (9, 8)			0-0 G5-4-3 1B		0-3 K		0-0 5-3		0-0 3-1		2	0	1	0	0	1	0
Jeff Torborg, R OBP: 0.229, SLG: 0.254 John Stephenson, L OBP: 0.282, SLG: 0.313 (1, 2) (8, PH) (9, 2)			0-0 G5-4-3		0-0 4-3		4-0 1B 1B BB		0-0 G3		2	0	0	0	0	0	1
Rudy May, L OBP: 0.200, SLG: 0.167 Dave LaRoche, L OBP: 0.167, SLG: 0.091 Lloyd Allen, R OBP: 0.294, SLG: 0.471 Bruce Christensen, L OBP: 0.338, SLG: 0.290 (1, 1) (7, 1) (7, 1) (8, 6)			0-3 K		0-3 K		0-0 1B 1B		0-0 4-3		2	0	0	0	0	2	0

Inning Stats	R: 0	H: 0	E: 0	K: 0	S: 3	P: 3	R: 0	H: 1	E: 0	K: 0	S: 3	P: 3	R: 0	H: 1	E: 0	K: 1	S: 5	R: 2	H: 2	E: 0	K: 0	S: 5	P: 5	R: 0	H: 0	E: 0	K: 2	S: 7	R: 0	H: 1	E: 0	K: 1	S: 6	R: 3	H: 4	E: 0	K: 1	S: 9	R: 0	H: 0	E: 0	K: 0	S: 3	R: 0	H: 0	E: 0	K: 0	S: 3	1B: 8	SF: 0	2B: 0	SAC: 0	3B: 0	DP: 2	HR: 1	HBP: 0	WP: 0	PA: 39
--------------	------	------	------	------	------	------	------	------	------	------	------	------	------	------	------	------	------	------	------	------	------	------	------	------	------	------	------	------	------	------	------	------	------	------	------	------	------	------	------	------	------	------	------	------	------	------	------	------	-------	-------	-------	--------	-------	-------	-------	--------	-------	--------

PITCHER	IP	WLS	BF	H	R	ER	SO	BB	IBB	HBP	BLK	WP	HR	S	P	ERA	WHIP
Wilbur Wood, L ERA: 1.97	(1, 1)	6.0	20	4	2	2	4	0	0	0	0	0	1	28	28	3.00	0.667
Tom Bradley, R ERA: 2.98	(7, 1)	1.1	10	5	3	3	1	1	0	0	0	0	0	11	15	20.25	4.500
Steve Kealey, R ERA: 3.84	(8, 1)	0.1	2	0	0	0	1	0	1	0	0	0	0	3	7	0.00	0.000
Terry Forster, L ERA: 4.07	(8, 1)	0.1	1	0	0	0	0	0	0	0	0	0	0	1	1	0.00	0.000
Joe Horlen, R ERA: 4.26	(9, 1)	2.0	W 6	0	0	0	0	0	0	0	0	0	0	6	6	0.00	0.000

Batter	1	2	3	4	5	6	7	8	9	AB R H RBI BB SO LOB	TOP	
Tommy Harper, R (1, 7) OBP: 0.334, SLG: 0.389	0-0 FC6-5-4 5-3 1B		0-0 F7		0-3 K		0-0 5-3			4 0 1 0 0 1 1		
Rick Auerbach, R (1, 6) OBP: 0.276, SLG: 0.259	0-0 5-3 1-2		0-0 2B			0-0 F9	0-0 6-3			4 0 1 0 0 0 2		
Dave May, L (1, 8) OBP: 0.345, SLG: 0.429	0-0 FC6-5-4 E 2-3		0-3 K			0-0 1B 2B		0-0 1-3		4 2 1 0 0 1 2		
John Briggs, L (1, 3) (7, 9) OBP: 0.381, SLG: 0.462	0-0 E6 1-H			0-0 5-3		0-0 F8		0-0 G3		4 0 0 0 0 0 1		
Jose Cardenal, R (1, 9) Roberto Pena, R (7, 3) OBP: 0.301, SLG: 0.370 OBP: 0.284, SLG: 0.331	0-0 5-3			0-0 6-3		0-0 2B 1B		0-3 K		3 1 1 1 0 0 1 1 0 0 0 0 1 0		
Darrell Porter, L (1, 2) OBP: 0.303, SLG: 0.343		0-3 K		0-0 1B		0-0 1-H 2B		0-3 K		4 0 2 1 0 2 0		
Tom Matchick, L (1, 5) OBP: 0.267, SLG: 0.257		0-0 G3		0-0 1-3		0-0 1-3		0-3 K		4 0 0 0 0 1 2		
Ron Theobald, R (1, 4) OBP: 0.341, SLG: 0.326		0-0 4-3			0-0 L6		4-0 5-3 BB		0-0 1B	3 0 1 0 1 0 0		
Marty Pattin, R (1, 1) Ken Sanders, R (9, 1) OBP: 0.148, SLG: 0.110			0-0 6-3		0-0 F8		0-3 K		0-3 K	4 0 0 0 0 2 2 0 0 0 0 0 0 0		
Inning Stats	R: 1 E: 1 K: 0 S: 5 H: 1 LOB: 1 BB: 0 P: 5	R: 0 E: 0 K: 1 S: 5 H: 0 LOB: 0 BB: 0 P: 5	R: 0 E: 0 K: 1 S: 6 H: 1 LOB: 1 BB: 0 P: 6	R: 0 E: 0 K: 0 S: 4 H: 1 LOB: 1 BB: 0 P: 4	R: 0 E: 0 K: 1 S: 5 H: 0 LOB: 0 BB: 0 P: 5	R: 2 E: 0 K: 0 S: 6 H: 3 LOB: 1 BB: 0 P: 6	R: 0 E: 0 K: 1 S: 5 H: 0 LOB: 1 BB: 1 P: 9	R: 0 E: 0 K: 1 S: 5 H: 0 LOB: 0 BB: 0 P: 5	R: 0 E: 0 K: 3 S: 10 H: 1 LOB: 1 BB: 0 P: 10	1B: 4 2B: 3 3B: 0 HR: 0 SF: 0 SAC: 0 DP: 0 HBP: 0	WP: 0 PB: 0 SB: 0 CS: 0 PA: 36	
PITCHER Tom Bradley, R (1, 1) ERA: 2.96 Terry Forster, L (9, 1) ERA: 3.99	IP WLS BF H R ER SO BB IBB HBP BLK WP HR S P ERA WHIP											
	8.0 L 32 6 3 2 5 1 0 0 0 0 0 0 41 45 2.25 0.875											
	1.0 4 1 0 0 3 0 0 0 0 0 0 0 10 10 0.00 1.000											

Milwaukee Brewers @ Chicago White Sox
Comiskey Park, Chicago, IL
Tue Sep 28 1971, 8:05 PM EDT
Att. 3,825 - Unknown

AB	35
R	3
H	7
RBI	2
BB	1
SO	8
LOB	11



Batter	1	2	3	4	5	6	7	8	9	AB	R	H	RBI	BB	SO	LOB
Lee Richard, R (1, 6) OBP: 0.285, SLG: 0.303 Steve Huntz, S (8, PH) OBP: 0.269, SLG: 0.341 (9, 6)	0-0 4-3		0-3 K			0-3 K		0-0 L4		3	0	0	0	0	2	0
Pat Kelly, L (1, 9) OBP: 0.399, SLG: 0.398	0-0 F7		0-0 CS 1B			0-0 4-3			0-3 K	4	0	1	0	0	1	0
Rich McKinney, R (1, 4) OBP: 0.337, SLG: 0.383 Luis Alvarado, R (9, PR) OBP: 0.246, SLG: 0.277	0-0 6-3		0-0 F3 1-2			0-0 4-3			4-0 FC6-4 BB	3	0	0	0	1	0	1
Bill Melton, R (1, 5) OBP: 0.350, SLG: 0.475		0-0 F3		0-0 6-3			0-0 F8		0-0 F9	4	0	0	0	0	0	1
Carlos May, L (1, 3) OBP: 0.375, SLG: 0.406		0-0 E 1B		0-0 F9			0-0 1-3		0-0 FC6-4 1-2f	4	1	1	0	0	0	1
Rick Reichardt, R (1, 7) OBP: 0.335, SLG: 0.430		0-0 F8		0-0 6-3			0-0 5-3			3	0	0	0	0	0	1
Jay Johnstone, L (1, 8) OBP: 0.329, SLG: 0.427		0-0 E4 1H 1B			0-0 6-3					3	1	2	1	0	0	0
Ed Herrmann, L (1, 2) OBP: 0.317, SLG: 0.347		4-0 S IBB			0-3 K			0-0 F9		2	0	0	0	1	1	0
Tom Bradley, R (1, 1) OBP: 0.165, SLG: 0.188 Tony Muser, L (8, PH) OBP: 0.400, SLG: 0.333 Terry Forster, L (9, 1) OBP: 0.400, SLG: 0.600		0-3 K 1-2			0-3 K			0-0 F8		2	0	0	0	0	2	2
										1	0	0	0	0	0	0
										0	0	0	0	0	0	0

Inning Stats	R: 0	H: 0	E: 0	K: 0	S: 3	R: 1	H: 2	E: 1	K: 1	S: 7	R: 0	H: 1	E: 0	K: 1	S: 5	R: 0	H: 0	E: 0	K: 2	S: 7	R: 0	H: 0	E: 0	K: 1	S: 5	R: 0	H: 0	E: 0	K: 0	S: 3	R: 1	H: 1	E: 0	K: 0	S: 4	R: 0	H: 0	E: 0	K: 1	S: 5	R: 0	H: 0	E: 0	K: 1	S: 9	1B: 3	2B: 0	3B: 0	HR: 1	SF: 0	SAC: 0	DP: 0	HBP: 0	WP: 0	PB: 0	SB: 1	CS: 1	PA: 32
--------------	------	------	------	------	------	------	------	------	------	------	------	------	------	------	------	------	------	------	------	------	------	------	------	------	------	------	------	------	------	------	------	------	------	------	------	------	------	------	------	------	------	------	------	------	------	-------	-------	-------	-------	-------	--------	-------	--------	-------	-------	-------	-------	--------

PITCHER	IP	WLS	BF	H	R	ER	SO	BB	IBB	HBP	BLK	WP	HR	S	P	ERA	WHIP
Marty Pattin, R (1, 1) ERA: 3.13	8.1	W	30	4	2	1	6	1	1	0	0	0	1	40	48	1.08	0.600
Ken Sanders, R (9, 1) ERA: 1.93	0.2	S	2	0	0	0	0	0	0	0	0	0	0	2	2	0.00	0.000

BOTTOM

Milwaukee Brewers @ Chicago White Sox
Comiskey Park, Chicago, IL

Tue Sep 28 1971, 8:05 PM EDT
Att. 3,825 - Unknown

livebaseballscorecards.com

AB	30
R	2
H	4
RBI	1
BB	2
SO	6
LOB	6



Batter	1	2	3	4	5	6	7	8	9	AB R H RBI BB SO LOB	TOP	
Tommy Harper, R (1, 7) OBP: 0.332, SLG: 0.386	0-0 F9		0-0 F8			0-0 FC6-4		0-0 F8		4 0 0 0 0 0 3	Milwaukee Brewers @ Chicago White Sox Comiskey Park, Chicago, IL Wed Sep 29 1971, 8:05 PM EDT Att. 5,106 - Unknown livebaseballscorecards.com	
Rick Auerbach, R (1, 6) OBP: 0.276, SLG: 0.263	0-0 E6 1B		0-0 F9			0-3 K		0-0 2B		4 0 1 1 0 1 2		
Dave May, L (1, 8) OBP: 0.344, SLG: 0.428	0-0 1B				0-3 K	0-3 K		0-0 F7		4 0 1 0 0 2 2		
Andy Kosco, R (1, 9) Bobby Mitchell, R (9, PR) OBP: 0.292, SLG: 0.380 OBP: 0.262, SLG: 0.345	0-0 6-3				0-3 K		0-0 2B	0-0 1B		4 0 2 0 0 1 1 0 0 0 0 0 0 0		
John Briggs, L (1, 3) OBP: 0.378, SLG: 0.457			0-3 K		0-0 3-1		0-0 6-3	0-0 F8		4 0 0 0 0 1 2		
Roberto Pena, R (1, 5) OBP: 0.280, SLG: 0.326			0-3 K		0-3 K		0-0 6-3	0-0 G1-6-3		4 0 0 0 0 2 2		
Ellie Rodriguez, R (1, 2) OBP: 0.311, SLG: 0.257			0-3 K		0-0 1-3		0-3 K2-3			3 0 0 0 0 2 1		
Ron Theobald, R (1, 4) OBP: 0.341, SLG: 0.324			4-0 SH3-4 BB		0-0 F7		0-3 K PB 2B			2 1 0 0 1 1 0		
Jim Slaton, R (1, 1) Jose Cardenal, R (8, PH) Jerry Bell, S (8, 1) OBP: 0.180, SLG: 0.109 OBP: 0.301, SLG: 0.370	0-0 SH3-4		0-0 SH3-4			0-0 FC6-4 1B		0-0 F5		1 0 1 0 0 0 0 1 0 0 0 0 0 1 0 0 0 0 0 0 0		
Inning Stats	R: 0 H: 1 E: 1 LOB: 1 K: 0 BB: 0 S: 4 P: 4	R: 0 H: 0 E: 0 LOB: 0 K: 3 BB: 0 S: 9 P: 9	R: 0 H: 0 E: 0 LOB: 1 K: 0 BB: 1 S: 3 P: 7	R: 0 H: 0 E: 0 LOB: 0 K: 2 BB: 0 S: 7 P: 7	R: 0 H: 0 E: 0 LOB: 0 K: 1 BB: 0 S: 5 P: 5	R: 0 H: 1 E: 0 LOB: 1 K: 2 BB: 0 S: 8 P: 8	R: 0 H: 1 E: 0 LOB: 1 K: 1 BB: 0 S: 6 P: 6	R: 1 H: 1 E: 0 LOB: 1 K: 1 BB: 0 S: 7 P: 7	R: 0 H: 1 E: 0 LOB: 1 K: 0 BB: 0 S: 3 P: 3	1B: 3 SF: 0 2B: 2 SAC: 1 3B: 0 DP: 1 HR: 0 HBP: 0	WP: 0 PA: 33 PB: 2 SB: 1 CS: 0	
PITCHER Wilbur Wood, L (1, 1) ERA: 1.91	IP WLS BF H R ER SO BB IBB HBP BLK WP HR S P ERA WHIP	9.0 W 33 5 1 0 10 1 0 0 0 0 0 0 52 56 0.00 0.667										



Batter	1	2	3	4	5	6	7	8	9	AB R H RBI BB SO LOB	TOP																										
Tommy Harper, R (1, 7) OBP: 0.333, SLG: 0.385	0-0 F7			x 0-0 F8		B B B B 4-0 S BB		B B B B 4-0 S BB		2 0 0 0 2 0 0	Milwaukee Brewers @ Chicago White Sox Comiskey Park, Chicago, IL Thu Sep 30 1971, 4:33 AM EDT Att. 2,814 - Unknown livebaseballscorecards.com																										
Rick Auerbach, R (1, 6) OBP: 0.271, SLG: 0.258	0-0 5-3		x 0-0 F8		x 0-0 F8		x 0-0 F8	x 0-0 5-3		4 0 0 0 0 0 2																											
Jose Cardenal, R (1, 9) OBP: 0.300, SLG: 0.369	0-0 4-3		x 0-0 4-3		x 0-0 F4				x 0-0 E E BB 1B	4 1 1 0 0 0 1																											
John Briggs, L (1, 3) OBP: 0.377, SLG: 0.453		x 0-0 G3		B B B B 4-0 1B BB BB		S S S 0-3 K		x 0-0 E E BB FC3-2		3 0 0 0 1 1 2																											
Dave May, L (1, 8) OBP: 0.343, SLG: 0.425		x 0-0 6-3		B B B B 4-0 1B 1-2 BB		x 0-0 F8		x 0-0 E E FC3-2 BB 1-2 2-3		3 0 0 0 1 0 2																											
Ron Theobald, R (1, 4) OBP: 0.342, SLG: 0.325		x 0-0 5-3		x 0-0 F2		S S S 0-3 K		S S S 0-3 K		2 0 1 0 0 0 0																											
Dick Schofield, S (6, 4) OBP: 0.301, SLG: 0.261				1-2 2-3 1B		x 0-0 4-3				1 0 0 0 0 1 0																											
Andy Kosco, R (9, PH) OBP: 0.291, SLG: 0.379				x 0-0 F7		x 0-0 F3				1 0 0 0 0 1 3																											
Darrell Porter, L (1, 2) OBP: 0.300, SLG: 0.329			S S S 0-3 K		x 0-0 F2		x 0-0 4-3		B B B B 4-0 FC3-2 1-2 2-3 3-H BB	3 0 0 1 1 1 3																											
Bob Heise, R (1, 5) OBP: 0.264, SLG: 0.275			x 0-0 F7		x 0-0 F3		S S S 0-3 K		x 0-0 FC3-2	2 0 0 0 0 0 3																											
Paul Ratliff, L (8, PH) OBP: 0.250, SLG: 0.365										1 0 0 0 0 1 0																											
Tom Matchick, L (8, 5) OBP: 0.264, SLG: 0.254										1 0 0 0 0 0 3																											
Bill Parsons, R (1, 1) OBP: 0.250, SLG: 0.250			x 0-0 1-3		x 0-0 F9			x 0-0 F8		1-2 2-3 3-H 0-0 L3	2 0 0 0 0 0 3																										
John Morris, R (6, 1) OBP: 0.167, SLG: 0.200										0 0 0 0 0 0 0																											
Lew Krausse, R (7, 1) OBP: 0.104, SLG: 0.023										0 0 0 0 0 0 0																											
Frank Tepedino, L (8, PH) OBP: 0.222, SLG: 0.250										1 0 0 0 0 0 0																											
Ken Sanders, R (8, 1)										0 0 0 0 0 0 0																											
Roberto Pena, R (9, PH) OBP: 0.279, SLG: 0.325										1 0 0 0 0 0 3																											
Inning Stats	R: 0 E: 0 K: 0 S: 3	H: 0 LOB: 0 BB: 0 P: 3	R: 0 E: 0 K: 0 S: 3	H: 0 LOB: 0 BB: 0 P: 3	R: 0 E: 0 K: 1 S: 5	H: 0 LOB: 0 BB: 0 P: 5	R: 0 E: 0 K: 0 S: 3	H: 0 LOB: 0 BB: 0 P: 3	R: 0 E: 0 K: 0 S: 4	H: 1 LOB: 3 BB: 2 P: 12	R: 0 E: 0 K: 1 S: 5	H: 0 LOB: 1 BB: 1 P: 9	R: 0 E: 0 K: 1 S: 5	H: 0 LOB: 0 BB: 0 P: 5	R: 0 E: 0 K: 1 S: 5	H: 0 LOB: 1 BB: 1 P: 9	R: 1 E: 2 K: 1 S: 8	H: 1 LOB: 3 BB: 1 P: 12	1B: 2 2B: 0 3B: 0 HR: 0	SF: 0 SAC: 0 DP: 0 HBP: 0	WP: 0 PB: 0 SB: 2 CS: 0	PA: 36															
PITCHER	IP WLS BF H R ER SO BB IBB HBP BLK WP HR S P ERA WHIP																																				
Jim Magnuson, L (1, 1) ERA: 4.5	2.0		6	0	0	0	0	0	0	0	0	0	0	6	6	0.00	0.000																				
Rich Hinton, L (3, 1) ERA: 4.44	2.0	W	6	0	0	0	1	0	0	0	0	0	0	8	8	0.00	0.000																				
Don Eddy, L (5, 1) ERA: 2.38	2.0		10	1	0	0	1	3	0	0	0	0	0	9	21	0.00	2.000																				
Dennis O'Toole, R (7, 1) ERA:	2.0		7	0	0	0	2	1	0	0	0	0	0	10	14	0.00	0.500																				
Stan Perzanowski, R (9, 1) ERA: 12.0	1.0	S	7	1	1	0	1	1	0	0	0	0	0	8	12	0.00	2.000																				



Batter	1	2	3	4	5	6	7	8	9
Bill Melton, R (1, 5) OBP: 0.352, SLG: 0.492 Walt Williams, R (4, 5) OBP: 0.344, SLG: 0.424 (9, 9)	0-0 6-3		0-0 HR		0-0 IBB 1B		4-0 BB G4-6-3		
Pat Kelly, L (1, 9) OBP: 0.394, SLG: 0.390 (9, 8)	0-0 CS 1B		0-3 K		4-0 FC6-4 IBB 1-2		0-0 G4-6-3 1-2f		
Rich McKinney, R (1, 4) OBP: 0.334, SLG: 0.377 (1, 4)	0-0 E5 1-2		0-0 L5		0-3 K		0-0 F7		
Ken Hottman, R (1, 7) OBP: 0.176, SLG: 0.125 (1, 7)	0-0 F7		0-0 F6		0-0 FC6-4 1-2f		0-0 1-3 1B		
Jay Johnstone, L (1, 8) OBP: 0.329, SLG: 0.425 Rich Morales, R (8, PH) OBP: 0.336, SLG: 0.319 (9, 5)		0-0 CS 1B		0-3 K		0-0 3-1		0-0 F4	
Tony Muser, L (1, 3) OBP: 0.353, SLG: 0.438 (1, 3)		0-0 1B 3B		0-3 K		0-0 SH1-3 1B		0-0 1-3 1-2	
Lee Richard, R (1, 6) OBP: 0.286, SLG: 0.304 (1, 6)		0-3 K		0-0 F7		0-0 SH1-3 1-2		0-0 F9	
Chuck Brinkman, R (1, 2) OBP: 0.304, SLG: 0.200 (1, 2)		0-0 1B		0-3 K		4-0 IBB			
Jim Magnuson, R (1, 1) Steve Huntz, S (2, PH) Rich Hinton, L (3, 1) Don Eddy, R (5, 1) Carlos May, L (6, PH) Rick Reichardt, R (6, PH) Dennis O'Toole, R (7, 1) Stan Perzanowski, S (9, 1)		0-0 G3		0-0 1B 2B		0-3 K			

AB	R	H	RBI	BB	SO	LOB
2	1	1	1	0	0	0
1	0	1	0	1	0	0
3	0	1	0	1	1	1
4	0	0	0	0	1	4
4	0	1	0	0	0	4
3	0	1	0	0	1	0
1	0	0	0	0	0	1
4	1	2	0	0	1	1
3	0	0	0	0	1	2
2	0	1	1	1	1	0
0	0	0	0	0	0	0
1	0	0	0	0	0	1
0	0	0	0	0	0	0
1	0	1	0	0	0	0
0	0	0	0	0	0	0
1	0	0	0	0	0	0
1	0	0	0	1	2	
0	0	0	0	0	0	0
0	0	0	0	0	0	0


BOTTOM

Milwaukee Brewers @ Chicago White Sox
 Comiskey Park, Chicago, IL

Thu Sep 30 1971, 4:33 AM EDT
 Att. 2,814 - Unknown

livebaseballscorecards.com

AB	30
R	2
H	9
RBI	2
BB	3
SO	7
LOB	16



Inning Stats	R: 0	H: 1	E: 1	LOB: 1	K: 0	BB: 0	S: 4	P: 4
	R: 1	H: 3	E: 0	LOB: 1	K: 1	BB: 0	S: 7	P: 7
	R: 1	H: 1	E: 0	LOB: 0	K: 1	BB: 0	S: 6	P: 6
	R: 0	H: 0	E: 0	LOB: 0	K: 2	BB: 0	S: 7	P: 7
	R: 0	H: 2	E: 0	LOB: 3	K: 2	BB: 1	S: 9	P: 13
	R: 0	H: 1	E: 0	LOB: 2	K: 1	BB: 1	S: 6	P: 10
	R: 0	H: 0	E: 0	LOB: 0	K: 0	BB: 1	S: 2	P: 6
	R: 0	H: 1	E: 0	LOB: 1	K: 0	BB: 0	S: 4	P: 4

1B	2B	3B	SF	SAC	DP	HBP	HR
6	1	1	0	1	1	0	1

WP	PA
0	34

PITCHER	IP	WLS	BF	H	R	ER	SO	BB	IBB	HBP	BLK	WP	HR	S	P	ERA	WHIP
Bill Parsons, R (1, 1) ERA: 3.2	5.2	L	26	8	2	2	6	0	2	0	0	0	1	36	44	3.18	1.412
John Morris, L (6, 1) ERA: 3.72	1.0		3	0	0	0	1	1	0	0	0	0	0	4	8	0.00	1.000
Lew Krausse, R (7, 1) ERA: 2.94	0.1		1	0	0	0	0	0	0	0	0	0	0	1	1	0.00	0.000
Ken Sanders, R (8, 1) ERA: 1.91	1.0		4	1	0	0	0	0	0	0	0	0	0	4	4	0.00	1.000