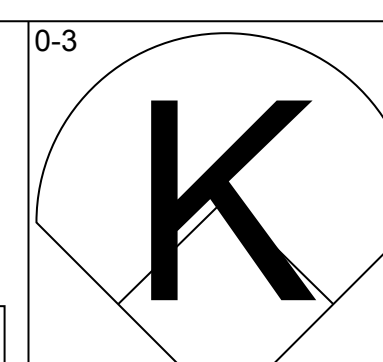
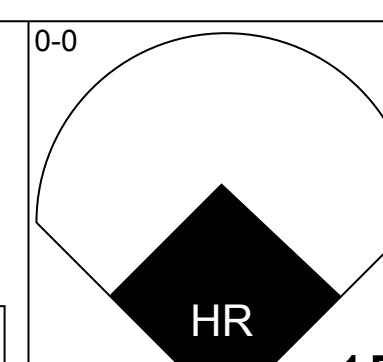
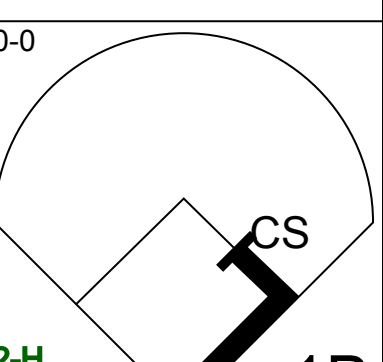
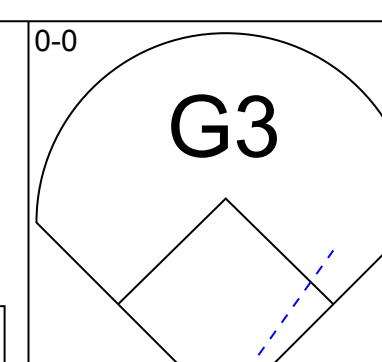
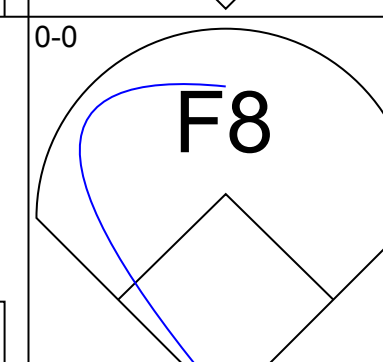
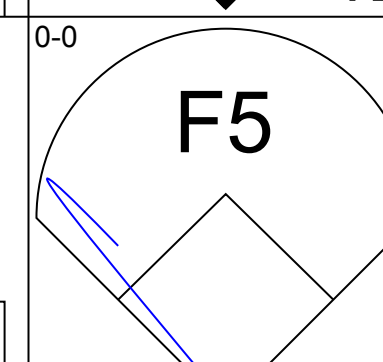
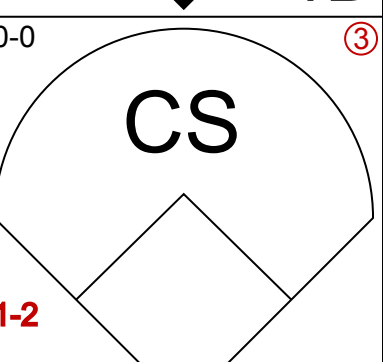
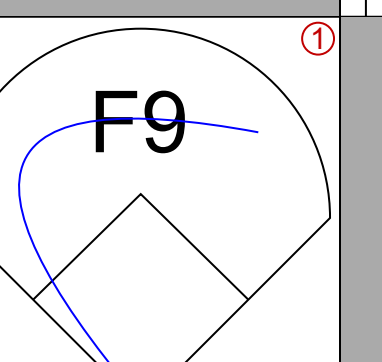
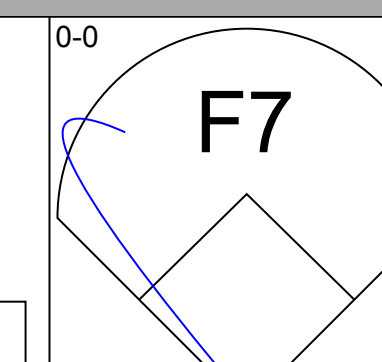
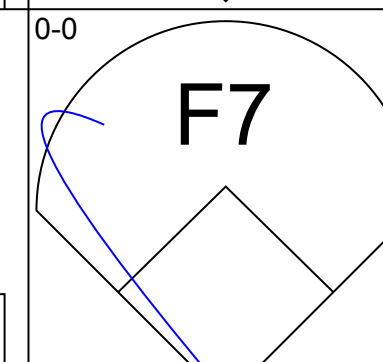
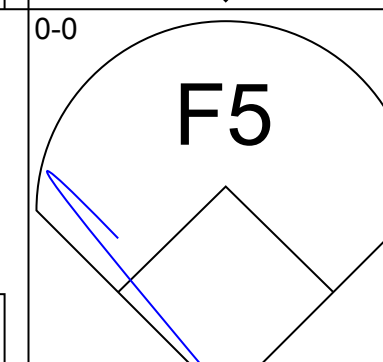
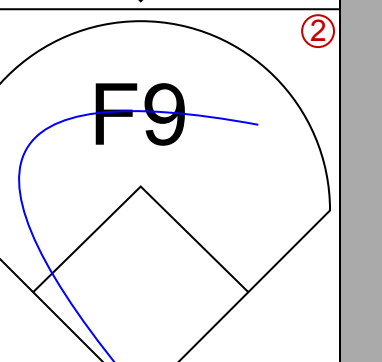
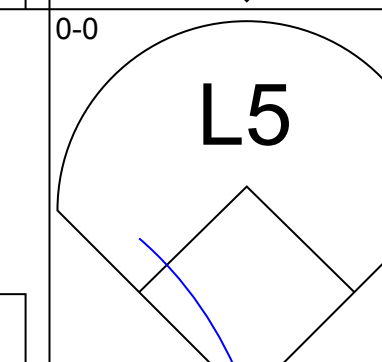
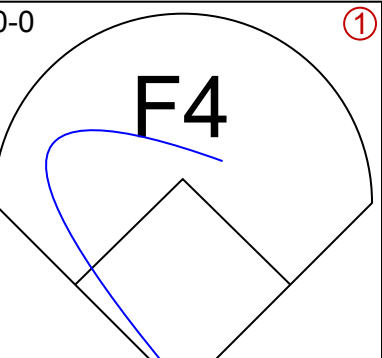
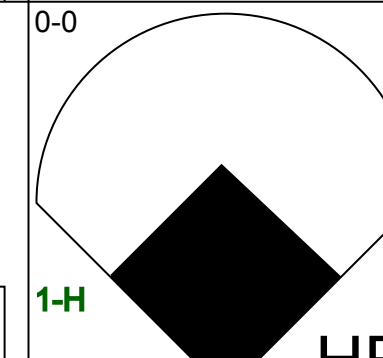
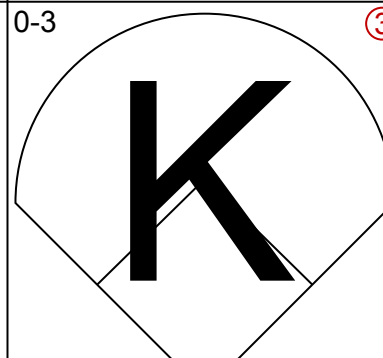
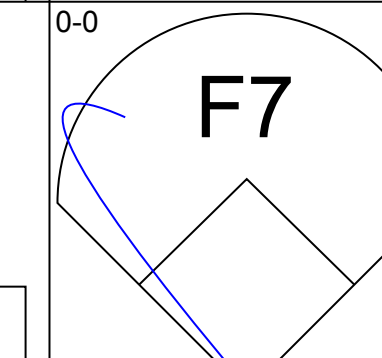
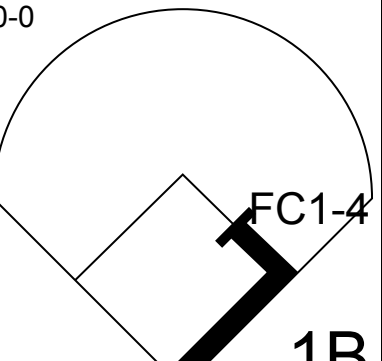
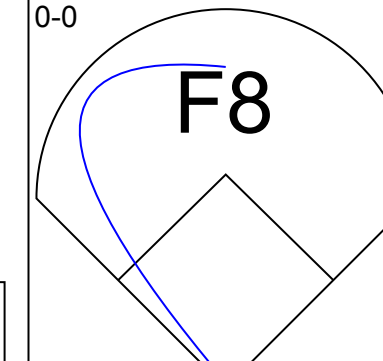
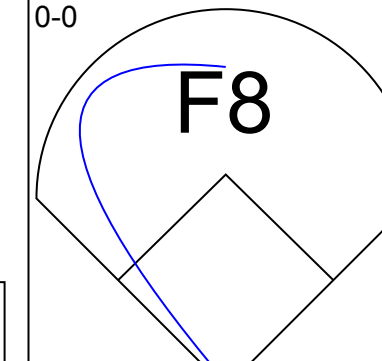
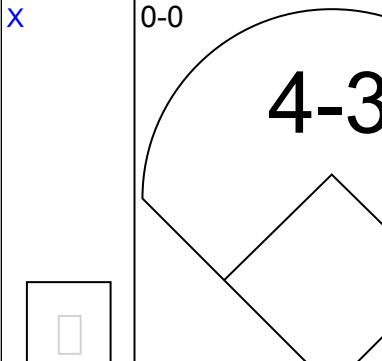
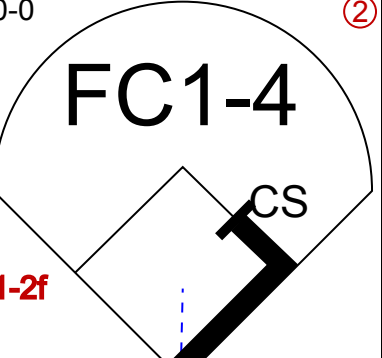
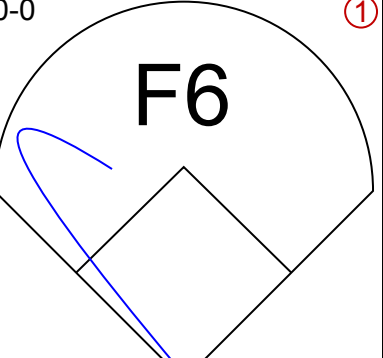
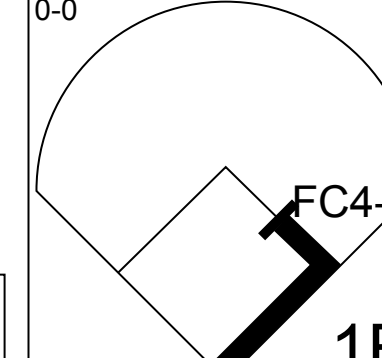
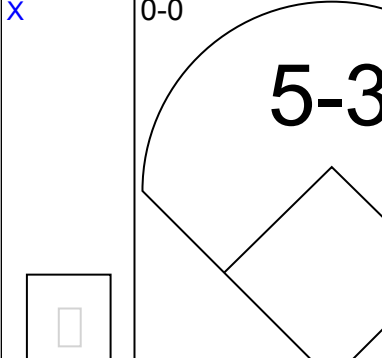
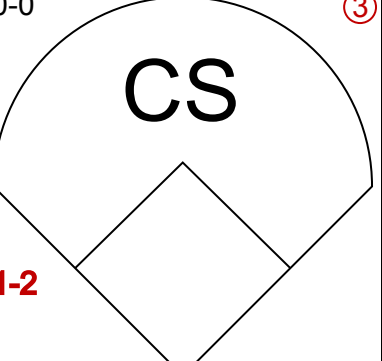
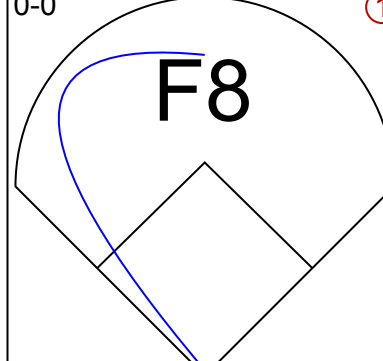
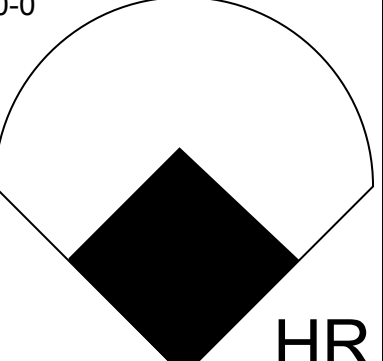
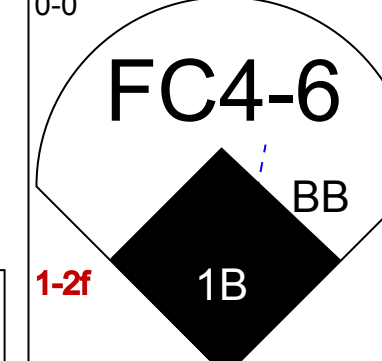
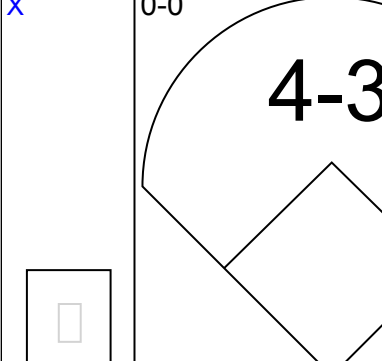
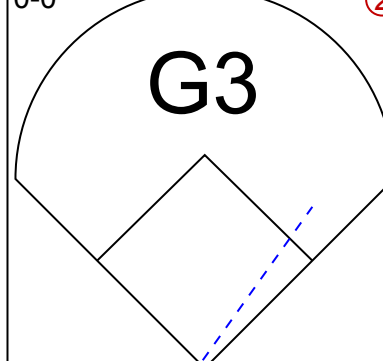
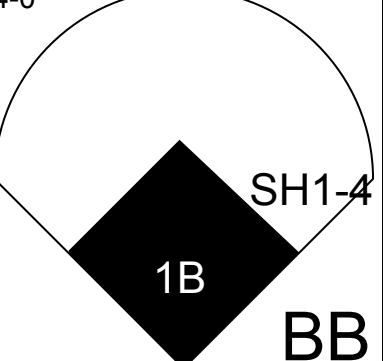
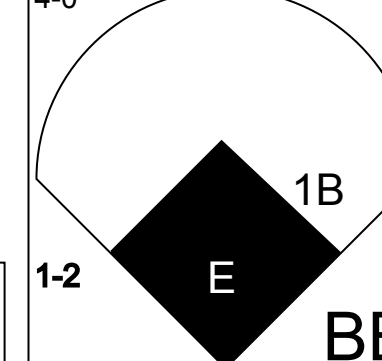
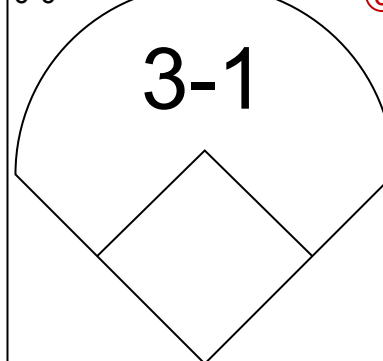
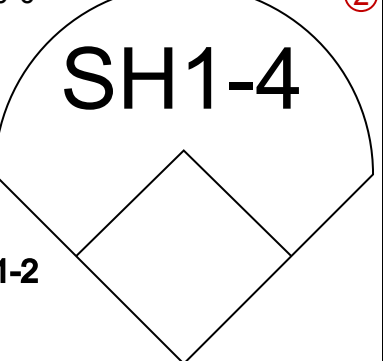
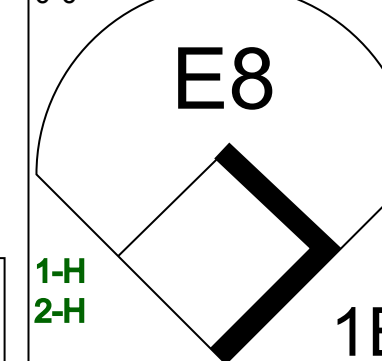
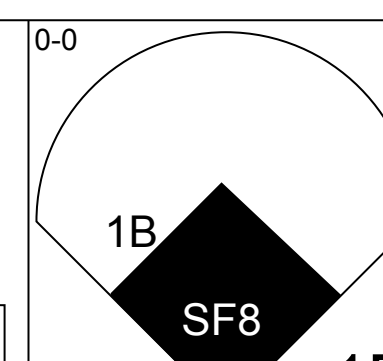
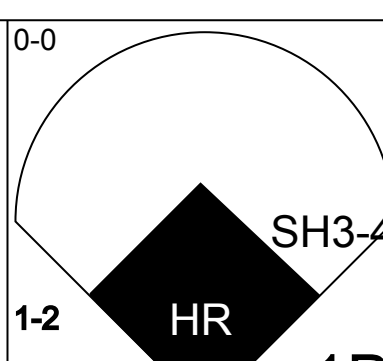
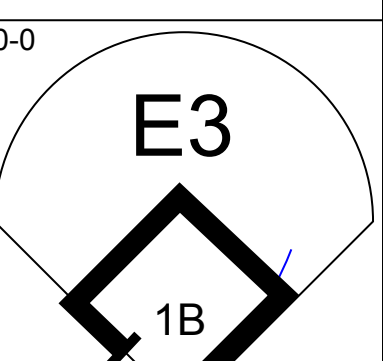
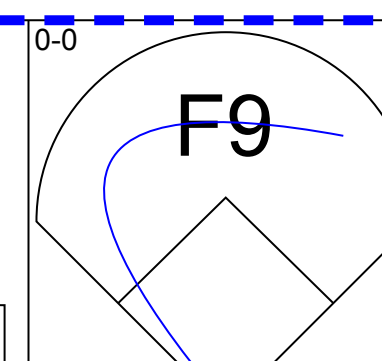
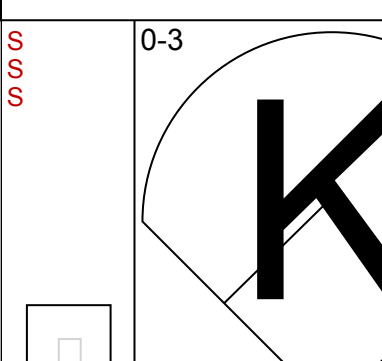
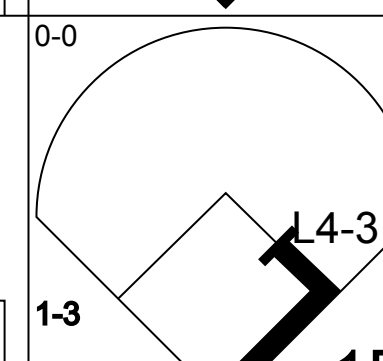
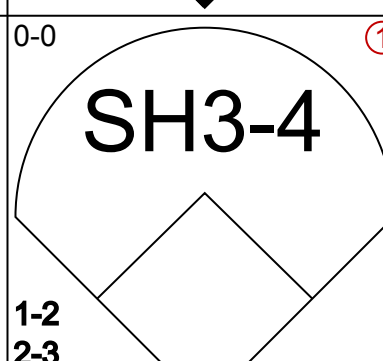
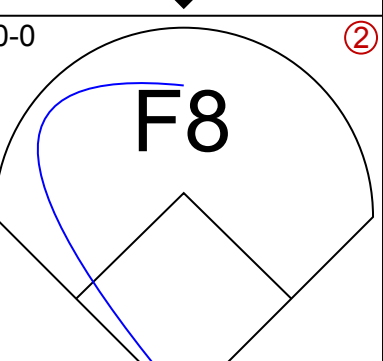
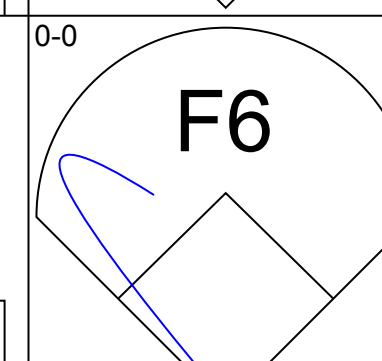
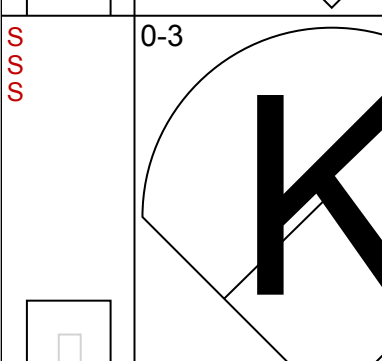
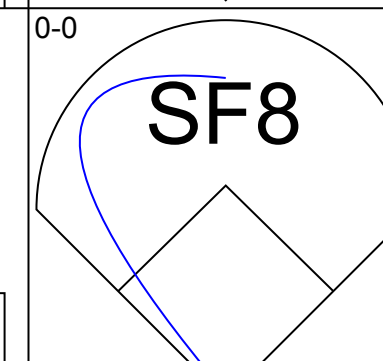
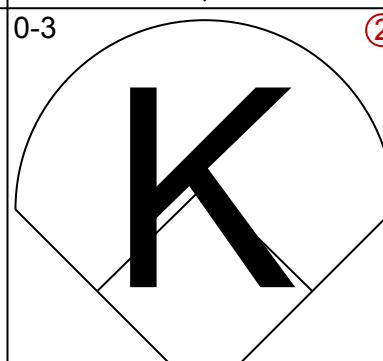
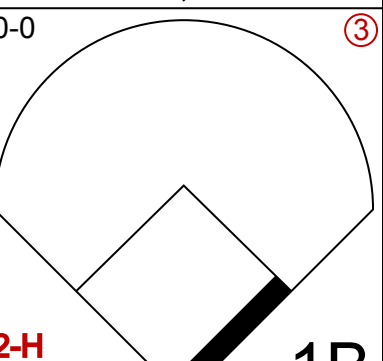
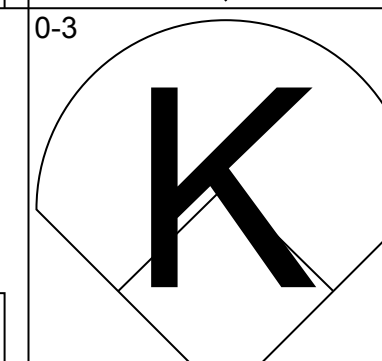
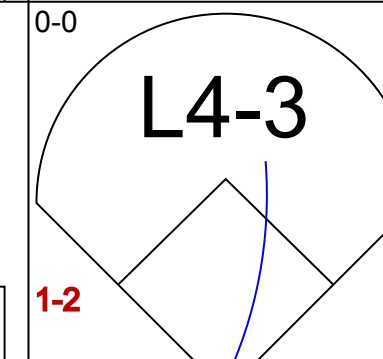
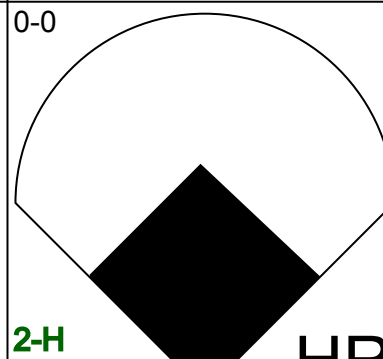
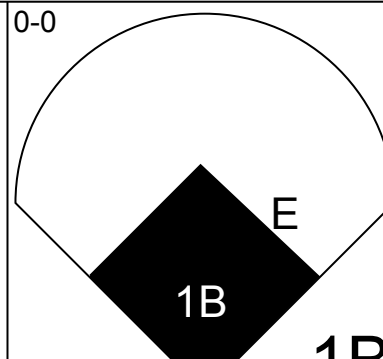
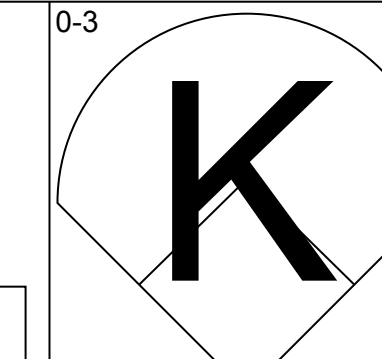
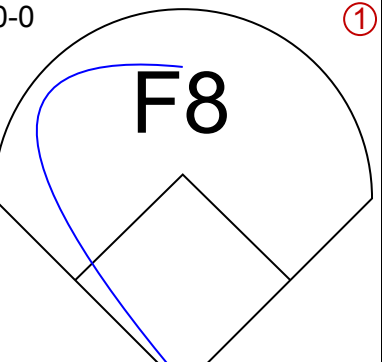
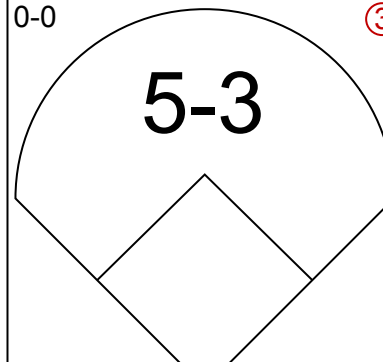
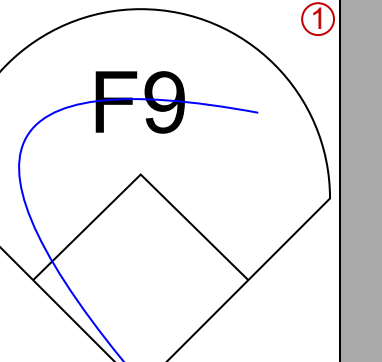
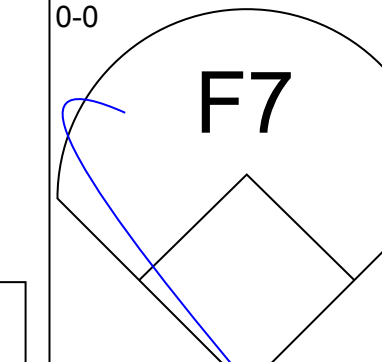
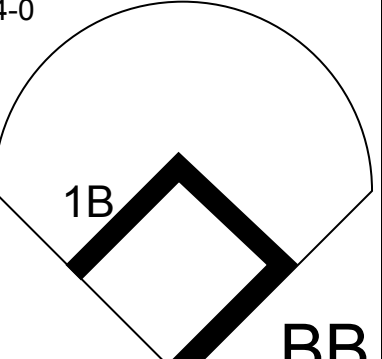
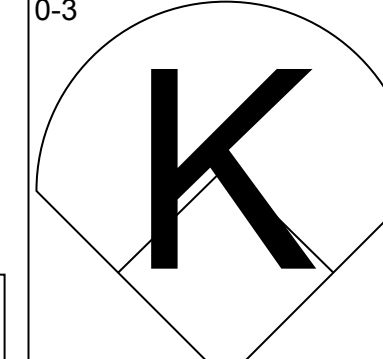
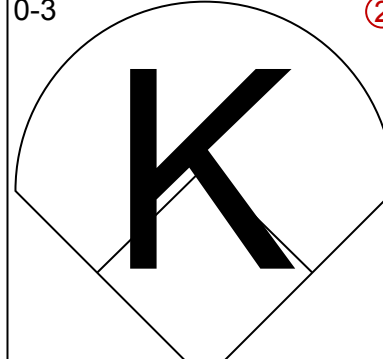
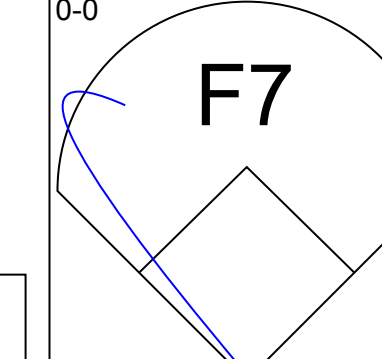
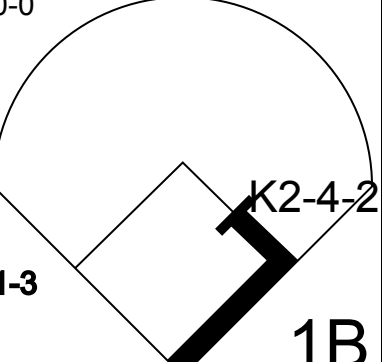
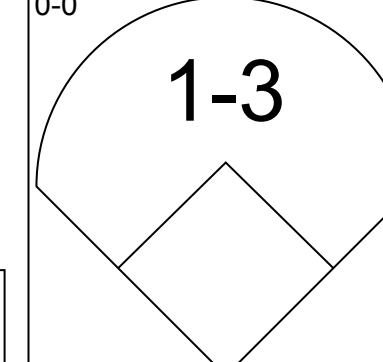
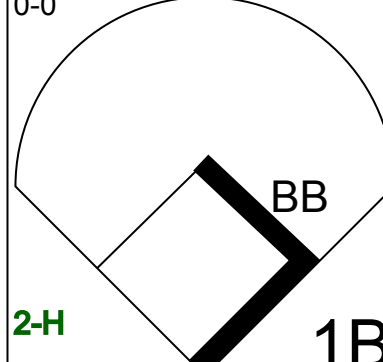
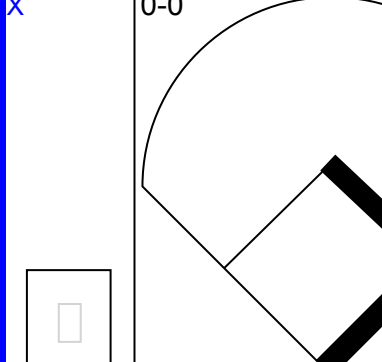
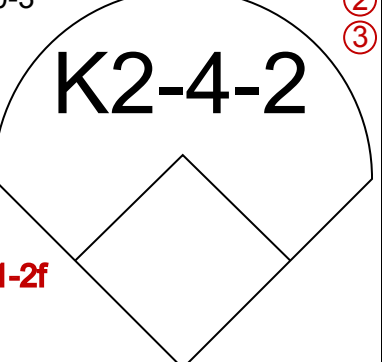
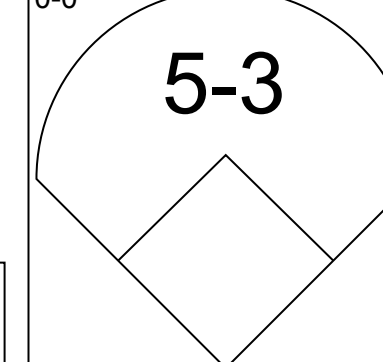
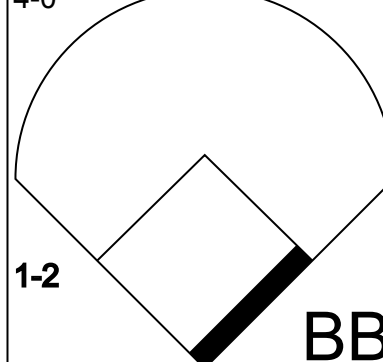
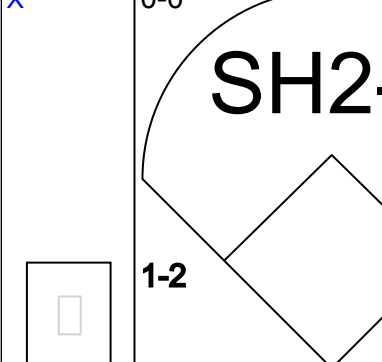
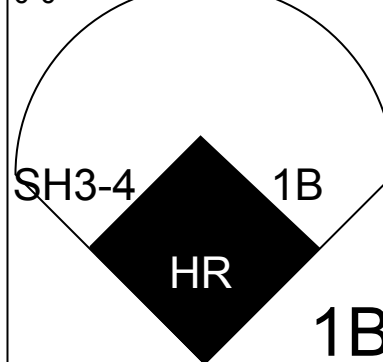
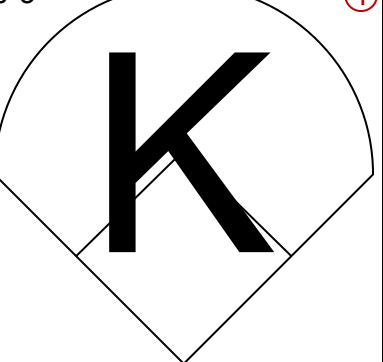

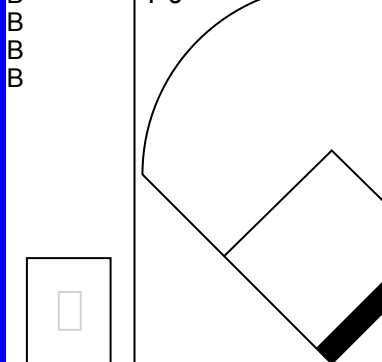


Chicago White Sox - 1971

Batter	1	2	3	4	5	6	7	8	9	AB	R	H	RBI	BB	SO	LOB	TOP				
Lee Richard, R OBP: 0.500, SLG: 0.500 (1, 6)										4	1	2	1	0	1	1	Chicago White Sox @ Oakland Athletics Oakland-Alameda County Coliseum, Oakland, CA Wed Apr 07 1971, 3:33 AM PST Unknown livebaseballscorecards.com				
Jay Johnstone, L (1, 8)										4	0	0	0	0	0	1					
Mike Andrews, R (1, 4)										4	0	0	0	0	0	1					
Bill Melton, R OBP: 0.250, SLG: 1.000 Rich Morales, R (8, 5)										4	1	1	2	0	1	0					
Carlos May, L OBP: 0.250, SLG: 0.250 (1, 3)										4	0	1	0	0	0	0					
Rick Reichardt, R OBP: 0.250, SLG: 0.250 (1, 7)										4	0	1	0	0	0	1					
Walt Williams, R OBP: 0.250, SLG: 1.000 (1, 9)										4	2	1	1	0	0	1					
Ed Herrmann, L (1, 2)										1	2	0	0	2	0	0					
Tommy John, R Lee Maye, L (7, PH) Rich McKinney, R OBP: 1.000, SLG: 1.000 Vicente Romo, R (7, 1)										1	0	0	0	0	0	0					
Inning Stats	R: 0 E: 0 K: 1 S: 5	H: 0 LOB: 0 BB: 0 P: 5	R: 0 E: 0 K: 0 S: 3	H: 1 LOB: 0 BB: 0 P: 3	R: 0 E: 0 K: 0 S: 3	H: 0 LOB: 0 BB: 0 P: 3	R: 2 E: 0 K: 0 S: 5	H: 2 LOB: 0 BB: 0 P: 5	R: 2 E: 0 K: 0 S: 4	H: 2 LOB: 0 BB: 1 P: 8	R: 0 E: 0 K: 1 S: 5	H: 0 LOB: 0 BB: 0 P: 5	R: 2 E: 1 K: 0 S: 5	H: 2 LOB: 1 BB: 1 P: 9	R: 0 E: 0 K: 0 S: 3	H: 0 LOB: 0 BB: 0 P: 3		R: 0 E: 0 K: 0 S: 3	H: 0 LOB: 0 BB: 0 P: 3	1B: 5 2B: 0 3B: 0 HR: 2	SF: 0 SAC: 1 DP: 0 HBP: 0
PITCHER	IP WLS BF H R ER SO BB IBB HBP BLK WP HR S P ERA WHIP	IP WLS BF H R ER SO BB IBB HBP BLK WP HR S P ERA WHIP															IP WLS BF H R ER SO BB IBB HBP BLK WP HR S P ERA WHIP				
Caffish Hunter, R ERA: 6.75 Paul Lindblad, L ERA:	(1, 1) 6.2 L 26 6 6 5 2 2 0 0 0 0 2 28 36 6.75 1.200	(7, 1) 2.1 8 1 0 0 0 0 0 0 0 0 0 0 8 8 0.00 0.429																			

Batter	1	2	3	4	5	6	7	8	9	AB	R	H	RBI	BB	SO	LOB	BOTTOM				
Bert Campaneris, R OBP: 0.222, SLG: 0.222 (1, 6)										5	2	2	0	0	1	2	Chicago White Sox @ Oakland Athletics Oakland-Alameda County Coliseum, Oakland, CA Wed Apr 07 1971, 3:33 AM PST Unknown livebaseballscorecards.com				
Felipe Alou, R OBP: 0.250, SLG: 0.375 (1, 7)										4	0	1	0	0	1	3					
Reggie Jackson, L OBP: 0.250, SLG: 0.429 (1, 9)										3	0	1	1	0	2	2					
Sal Bando, R OBP: 0.375, SLG: 0.714 (1, 5)										4	2	2	3	0	1	1					
Joe Rudi, R (1, 3)										4	0	0	0	0	0	1					
Rick Monday, L OBP: 0.500, SLG: 0.333 (1, 8)										3	0	0	0	1	2	1					
Dave Duncan, R OBP: 0.333, SLG: 0.333 Steve Howley, L OBP: 1.000, SLG: 1.000 (9, PH)										3	0	2	1	0	0	0					
Dick Green, R (1, 4)										2	0	0	0	1	1	2					
Caffish Hunter, R OBP: 0.333, SLG: 0.333 Paul Lindblad, L Don Mincher, L (9, PH) Tony La Russa, R (9, PR)										3	1	1	0	0	1	2					
Inning Stats	R: 1 E: 0 K: 0 S: 4	H: 2 LOB: 0 BB: 0 P: 4	R: 0 E: 0 K: 1 S: 5	H: 1 LOB: 2 BB: 1 P: 9	R: 3 E: 0 K: 1 S: 8	H: 3 LOB: 0 BB: 0 P: 8	R: 0 E: 0 K: 1 S: 5	H: 0 LOB: 0 BB: 0 P: 5	R: 0 E: 1 K: 1 S: 6	H: 1 LOB: 2 BB: 0 P: 6	R: 1 E: 1 K: 1 S: 7	H: 2 LOB: 2 BB: 1 P: 11	R: 0 E: 0 K: 1 S: 5	H: 0 LOB: 0 BB: 0 P: 5	R: 0 E: 0 K: 1 S: 5	H: 0 LOB: 0 BB: 0 P: 5		R: 0 E: 0 K: 2 S: 8	H: 1 LOB: 2 BB: 1 P: 12	1B: 9 2B: 2 3B: 0 HR: 1	SF: 1 SAC: 2 DP: 2 HBP: 0
PITCHER	IP WLS BF H R ER SO BB IBB HBP BLK WP HR S P ERA WHIP	IP WLS BF H R ER SO BB IBB HBP BLK WP HR S P ERA WHIP															IP WLS BF H R ER SO BB IBB HBP BLK WP HR S P ERA WHIP				
Tommy John, L ERA: 6.0 Vicente Romo, R ERA:	(1, 1) 6.0 W 27 9 5 4 5 2 0 0 0 0 1 35 43 6.00 1.833	(7, 1) 3.0 S 11 1 0 0 4 1 0 0 0 0 0 18 22 0.00 0.667																			

Batter	1	2	3	4	5	6	7	8	9	AB	R	H	RBI	BB	SO	LOB	TOP										
Lee Richard, R (1.6) OBP: 0.375, SLG: 0.500	3-1	1-3			SH5-3	BB HR 2B		F8		4	1	1	1	0	0	1	Chicago White Sox @ Oakland Athletics Oakland-Alameda County Coliseum, Oakland, CA Wed Apr 07 1971, 3:38 AM PST Att: 23,838 - Unknown livebaseballscorecards.com										
Jay Johnstone, L (1.8) OBP: 0.444, SLG: 0.875	HR		4-3		2B	BB HR IBB		HR		4	4	3	1	1	0	0											
Mike Andrews, R (1.4) OBP: 0.444, SLG: 0.875	1B 3B 1B		F8		2B	HR BB		HR		4	3	3	4	1	0	0											
Bill Melton, R (1.5) OBP: 0.500, SLG: 1.286 Rich Morales, R (6.5)	3B 1B		BB		K	HR		F7		3	2	2	4	1	1	1											
Carlos May, L (1.3) OBP: 0.333, SLG: 0.500	3B		F8		IBB	1-3		L4		4	0	1	2	1	0	1											
Rick Reichardt, R (1.7) OBP: 0.111, SLG: 0.111	4-3			5-3	F7		6-3			5	0	0	0	0	0	2											
Walt Williams, R (1.9) OBP: 0.222, SLG: 0.556		F9		4-3		F8	6-3			5	0	1	0	0	0	0											
Tom Egan, R (1.2) OBP: 0.400, SLG: 0.250				K		SH3-4 2B BB	K		K	4	1	1	0	1	3	1											
Bart Johnson, R (1.1) OBP: 0.333, SLG: 0.333			K		1B 2B 1B	SH3-4		F8		3	1	1	0	0	1	1											
Inning Stats	R: 3 E: 0 K: 0 S: 6	H: 4 LOB: 0 BB: 0 P: 6	R: 0 E: 0 K: 1 S: 6	H: 1 LOB: 1 BB: 0 P: 6	R: 0 E: 0 K: 0 S: 3	H: 0 LOB: 1 BB: 1 P: 7	R: 0 E: 0 K: 1 S: 5	H: 0 LOB: 0 BB: 0 P: 5	R: 2 E: 0 K: 1 S: 8	H: 3 LOB: 2 BB: 1 P: 12	R: 5 E: 0 K: 0 S: 5	H: 2 LOB: 0 BB: 3 P: 17	R: 0 E: 0 K: 1 S: 5	H: 0 LOB: 0 BB: 0 P: 5	R: 2 E: 0 K: 0 S: 5	H: 2 LOB: 0 BB: 0 P: 5		R: 0 E: 0 K: 1 S: 6	H: 1 LOB: 1 BB: 0 P: 6	1B: 6 2B: 3 3B: 1 HR: 3	SF: 0 SAC: 2 DP: 0 HBP: 0	WP: 0 PB: 0 CS: 0	PA: 44				
PITCHER	IP	WLS	BF	H	R	ER	SO	BB	IBB	HBP	BLK	WP	HR	S	P	ERA	WHIP										
Rollie Fingers, R (1.1) ERA: 6.75	4.0		17	5	3	3	2	1	0	0	0	0	1	20	24	6.75	1.500										
Jim Panther, R (5.1) ERA: 27.0	1.2	L	13	4	6	6	1	2	2	0	0	0	0	11	27	32.40	3.600										
Bob Locker, R (6.1) ERA: 8.1	0.1		2	1	1	1	0	0	0	0	0	0	1	2	2	27.00	3.000										
Jim Roland, L (7.1) ERA: 9.0	2.0		8	2	2	2	1	0	0	0	0	0	1	10	10	9.00	1.000										
Paul Lindblad, L (9.1) ERA:	1.0		4	1	0	0	1	0	0	0	0	0	0	6	6	0.00	1.000										
Batter	1	2	3	4	5	6	7	8	9	AB	R	H	RBI	BB	SO	LOB	BOTTOM										
Bert Campaneris, R (1.6) OBP: 0.286, SLG: 0.357	F4		4-3	E6 2B			1B		F5	5	0	2	2	0	0	0	Chicago White Sox @ Oakland Athletics Oakland-Alameda County Coliseum, Oakland, CA Wed Apr 07 1971, 3:38 AM PST Att: 23,838 - Unknown livebaseballscorecards.com										
Steve Hovley, L (1.7) OBP: 0.714, SLG: 0.750	BB HBP		1B BB	K			F7			3	0	1	0	1	1	2											
Reggie Jackson, L (1.9) OBP: 0.231, SLG: 0.333	K		1B		K		K		K	5	0	1	0	0	4	3											
Don Mincher, L (1.3) OBP: 0.333, SLG: 0.333	FC6-4 BB		K		F6		F8		4-3	4	0	0	0	1	1	4											
Sal Bando, R (1.5) OBP: 0.333, SLG: 0.636	FC6-4		1-3		F4			2B		4	1	1	0	0	0	2											
Rick Monday, L (1.8) OBP: 0.500, SLG: 0.600		K		1B 6-3 2B		5-3		F9 2B		4	1	2	1	0	1	0											
Gene Tenace, R (1.2) OBP: 0.333, SLG: 0.333	F3		6-3 1B BB		E5 FC5-4		F9			3	1	0	0	1	0	1											
Dick Green, R (1.4) OBP: 0.200, SLG: 0.111	K		6-3 1B		K		6-3			4	1	1	0	0	2	2											
Rollie Fingers, R (1.1) Tommy Davis, R (4.0) Jim Panther, R (5.1) Bob Locker, S (6.1) Joe Rudi, R (6.0) Jim Roland, R (7.1) Angel Mangual, R (8.0) Paul Lindblad, L (9.1)			B2-3		6-3		FC5-4		3-4-1	1	0	0	0	0	0	0											
Inning Stats	R: 0 E: 0 K: 1 S: 5	H: 0 LOB: 2 BB: 1 P: 10	R: 0 E: 0 K: 2 S: 7	H: 0 LOB: 0 BB: 0 P: 7	R: 0 E: 0 K: 1 S: 6	H: 1 LOB: 2 BB: 1 P: 10	R: 3 E: 1 K: 1 S: 8	H: 3 LOB: 1 BB: 1 P: 12	R: 0 E: 0 K: 1 S: 5	H: 0 LOB: 0 BB: 0 P: 5	R: 0 E: 0 K: 1 S: 6	H: 0 LOB: 1 BB: 0 P: 6	R: 0 E: 0 K: 1 S: 6	H: 1 LOB: 1 BB: 0 P: 6	R: 1 E: 0 K: 0 S: 5	H: 2 LOB: 1 BB: 0 P: 5		R: 0 E: 0 K: 1 S: 6	H: 1 LOB: 1 BB: 0 P: 6	1B: 3 2B: 5 3B: 0 HR: 0	SF: 0 SAC: 0 DP: 0 HBP: 1	WP: 0 PB: 0 CS: 0	PA: 40				
PITCHER	IP	WLS	BF	H	R	ER	SO	BB	IBB	HBP	BLK	WP	HR	S	P	ERA	WHIP										
Bart Johnson, R (1.1) ERA: 4.0	9.0	W	40	8	4	4	9	3	0	1	0	0	0	54	67	4.00	1.222										

Batter	1	2	3	4	5	6	7	8	9	AB	R	H	RBI	BB	SO	LOB	TOP						
Cesar Tovar, R OBP: 0.474, SLG: 0.500 (1, 7)										5	1	2	0	0	0	1							
Rod Carew, L OBP: 0.176, SLG: 0.188 (1, 4)										3	1	2	0	0	0	0							
Harmon Killebrew, R OBP: 0.563, SLG: 0.789 Danny Thompson, R (7, 5)										2	0	0	0	2	0	1							
Tony Oliva, L OBP: 0.500, SLG: 0.733 (1, 9)										4	1	1	1	0	0	3							
Paul Powell, R OBP: 0.500, SLG: 1.333 (1, 8)										3	1	1	1	1	0	3							
Rich Reese, L OBP: 0.125, SLG: 0.125 (1, 3)										4	0	0	0	0	1	3							
Leo Cardenas, R OBP: 0.188, SLG: 0.133 (1, 6)										4	0	0	0	0	0	0							
George Mitterwald, R OBP: 0.167, SLG: 0.167 (1, 2)										4	0	0	0	0	1	0							
Jim Perry, S OBP: 0.333, SLG: 0.333 Rick Renick, R (7, PH) Stan Williams, R (7, 1)										2	1	1	0	0	0	0							
Inning Stats	R: 0 E: 1 K: 0 S: 4	H: 1 LOB: 2 BB: 1 P: 8	R: 0 E: 0 K: 0 S: 3	H: 0 LOB: 0 BB: 0 P: 3	R: 2 E: 1 K: 0 S: 5	H: 2 LOB: 2 BB: 2 P: 13	R: 0 E: 0 K: 1 S: 5	H: 0 LOB: 0 BB: 0 P: 5	R: 2 E: 0 K: 0 S: 5	H: 2 LOB: 0 BB: 0 P: 5	R: 0 E: 0 K: 1 S: 5	H: 0 LOB: 0 BB: 0 P: 5	R: 0 E: 0 K: 0 S: 4	H: 1 LOB: 1 BB: 0 P: 4	R: 1 E: 0 K: 0 S: 4	H: 1 LOB: 0 BB: 0 P: 4	R: 0 E: 0 K: 1 S: 5	H: 0 LOB: 0 BB: 0 P: 5	1B: 4 2B: 1 3B: 0 HR: 2	SF: 0 SAC: 1 DP: 2 HBP: 0	WP: 2 PB: 0 SB: 1 CS: 0	PA: 37	
PITCHER	IP	WLS	BF	H	R	ER	SO	BB	IBB	HBP	BLK	WP	HR	S	P	ERA	WHIP					ERA	WHIP
Tommy John, L ERA: 4.85 (1, 1)	7.0	L	30	6	4	3	2	3	0	0	0	1	1	31	43	3.86	1.286						
Don Eddy, L ERA: 4.5 (8, 1)	2.0		7	1	1	1	1	0	0	0	0	0	1	9	9	4.50	0.500						

Minnesota Twins @ Chicago White Sox
Comiskey Park, Chicago, IL
Sat Apr 10 1971, 4:33 AM EST
Att: 12,499 - Unknown - 65 F

livebaseballscores.com

AB 33
R 5
H 7
RBI 2
BB 3
SO 3
LOB 11

Batter	1	2	3	4	5	6	7	8	9	AB	R	H	RBI	BB	SO	LOB	BOTTOM						
Lee Richard, R OBP: 0.294, SLG: 0.438 (1, 6)										4	1	1	0	0	0	0							
Jay Johnstone, L OBP: 0.294, SLG: 0.467 (1, 8)										3	0	0	0	1	1	1							
Mike Andrews, R OBP: 0.471, SLG: 0.786 (1, 4)										3	0	1	1	0	0	1							
Bill Melton, R OBP: 0.333, SLG: 0.857 (1, 5)										4	1	1	0	0	0	1							
Carlos May, L OBP: 0.471, SLG: 0.533 (1, 3)										4	0	2	0	0	0	1							
Rick Reichardt, R OBP: 0.176, SLG: 0.235 (1, 7)										4	0	1	1	0	0	2							
Walt Williams, R OBP: 0.188, SLG: 0.438 (1, 9)										4	0	0	0	0	1	2							
Ed Herrmann, L OBP: 0.571, SLG: 1.000 (1, 2)										2	1	1	1	1	0	0							
Tommy John, R Ed Stroud, L (7, PH) Don Eddy, R (8, 1)										2	0	0	0	0	0	2							
Inning Stats	R: 0 E: 0 K: 0 S: 4	H: 1 LOB: 1 BB: 0 P: 4	R: 0 E: 0 K: 1 S: 5	H: 1 LOB: 0 BB: 0 P: 5	R: 1 E: 0 K: 0 S: 4	H: 1 LOB: 1 BB: 1 P: 8	R: 1 E: 0 K: 0 S: 5	H: 2 LOB: 2 BB: 1 P: 9	R: 1 E: 0 K: 1 S: 6	H: 1 LOB: 0 BB: 0 P: 6	R: 0 E: 0 K: 0 S: 3	H: 1 LOB: 0 BB: 0 P: 3	R: 0 E: 0 K: 0 S: 3	H: 0 LOB: 0 BB: 0 P: 3	R: 0 E: 0 K: 0 S: 3	H: 0 LOB: 0 BB: 0 P: 3	R: 0 E: 0 K: 0 S: 3	H: 0 LOB: 0 BB: 0 P: 3	1B: 3 2B: 1 3B: 2 HR: 1	SF: 1 SAC: 0 DP: 1 HBP: 0	WP: 0 PB: 0 SB: 0 CS: 1	PA: 34	
PITCHER	IP	WLS	BF	H	R	ER	SO	BB	IBB	HBP	BLK	WP	HR	S	P	ERA	WHIP					ERA	WHIP
Jim Perry, R ERA: 5.06 (1, 1)	6.0	W	25	7	3	3	2	1	0	0	0	0	1	27	35	4.50	1.333						
Stan Williams, R ERA: (7, 1)	3.0	S	9	0	0	0	0	0	0	0	0	0	0	9	9	0.00	0.000						

Minnesota Twins @ Chicago White Sox
Comiskey Park, Chicago, IL
Sat Apr 10 1971, 4:33 AM EST
Att: 12,499 - Unknown - 65 F

livebaseballscores.com

AB 31
R 3
H 7
RBI 3
BB 2
SO 2
LOB 10

Batter	1	2	3	4	5	6	7	8	9	AB	R	H	RBI	BB	SO	LOB	TOP					
Cesar Tovar, R OBP: 0.500, SLG: 0.565 (1, 7)										5	0	3	2	0	1	3	Minnesota Twins @ Chicago White Sox Comiskey Park, Chicago, IL Sun Apr 11 1971, 4:33 AM EST Att: 10,548 - Unknown					
Rod Carew, L OBP: 0.227, SLG: 0.238 (1, 4)										5	1	2	1	0	0	4						
Tony Oliva, L OBP: 0.476, SLG: 0.700 (1, 9)										5	0	2	1	0	0	4						
Harmon Killebrew, R OBP: 0.524, SLG: 0.667 Danny Thompson, R (9, 5)										5	0	2	0	0	0	2						
Rich Reese, L OBP: 0.095, SLG: 0.095 (1, 3)										5	0	0	0	0	1	2						
Jim Holt, L OBP: 0.286, SLG: 0.357 (1, 8)										5	1	2	0	0	0	2						
Leo Cardenas, R OBP: 0.286, SLG: 0.222 (1, 6)										3	3	1	0	2	0	1						
George Mitterwald, R OBP: 0.200, SLG: 0.143 (1, 2)										2	0	0	0	1	1	1						
Jim Kaat, L OBP: 0.500, SLG: 0.750 (1, 1)										4	1	2	2	0	1	3						
Inning Stats	R: 0 E: 0 K: 0 S: 4	H: 2 LOB: 1 BB: 0 P: 4	R: 0 E: 0 K: 0 S: 3	H: 0 LOB: 0 BB: 0 P: 3	R: 2 E: 0 K: 1 S: 8	H: 3 LOB: 1 BB: 0 P: 8	R: 2 E: 0 K: 0 S: 5	H: 2 LOB: 2 BB: 2 P: 13	R: 0 E: 0 K: 0 S: 4	H: 1 LOB: 1 BB: 0 P: 4	R: 1 E: 0 K: 2 S: 10	H: 3 LOB: 2 BB: 0 P: 10	R: 0 E: 0 K: 1 S: 5	H: 1 LOB: 0 BB: 0 P: 5	R: 1 E: 2 K: 0 S: 5	H: 1 LOB: 2 BB: 1 P: 9		R: 0 E: 0 K: 0 S: 4	H: 1 LOB: 1 BB: 0 P: 4	1B: 10 2B: 5 3B: 0 HR: 0	SF: 0 SAC: 1 DP: 3 HBP: 0	WP: 1 PB: 0 SB: 2 CS: 0
PITCHER	IP WLS BF H R ER SO BB IBB HBP BLK WP HR S P ERA WHIP																					
Bart Johnson, R ERA: 5.52 (1, 1)	5.2 L 29 11 5 5 3 2 0 0 0 0 1 0 33 41 7.94 2.294																					
Terry Forster, L ERA: (6, 1)	1.1 4 1 0 0 1 0 0 0 0 0 0 0 6 6 0.00 0.750																					
Steve Kealey, R ERA: 9.0 (8, 1)	1.0 6 1 1 1 0 1 0 0 0 0 0 0 5 9 9.00 2.000																					
Jim Magnuson, L ERA: (9, 1)	1.0 4 1 0 0 0 0 0 0 0 0 0 0 4 4 0.00 1.000																					


Batter	1	2	3	4	5	6	7	8	9	AB	R	H	RBI	BB	SO	LOB	BOTTOM					
Lee Richard, R OBP: 0.286, SLG: 0.400 Steve Kealey, R (8, 1)										4	0	1	0	0	0	2	Minnesota Twins @ Chicago White Sox Comiskey Park, Chicago, IL Sun Apr 11 1971, 4:33 AM EST Att: 10,548 - Unknown					
Jim Magnuson, R (9, 1)										0	0	0	0	0	0	0						
Jay Johnstone, L OBP: 0.333, SLG: 0.474 (1, 8)										4	0	2	0	0	0	1						
Mike Andrews, R OBP: 0.429, SLG: 0.667 (1, 4)										4	0	1	0	0	0	2						
Bill Melton, R OBP: 0.368, SLG: 0.778 (1, 5)										4	0	2	0	0	0	2						
Carlos May, L OBP: 0.476, SLG: 0.526 (1, 3)										4	0	2	0	0	0	3						
Rick Reichardt, R OBP: 0.190, SLG: 0.200 (1, 7)										3	0	0	0	1	1	3						
Walt Williams, R OBP: 0.150, SLG: 0.350 (1, 9)											4	0	0	0	0	2						
Tom Egan, R OBP: 0.417, SLG: 0.636 (1, 2)											4	0	2	0	0	1		2				
Bart Johnson, R OBP: 0.400, SLG: 0.400 Terry Forster, L Luis Alvarado, R (7, PH) (8, 6)										2	0	1	0	0	1	0						
Inning Stats	R: 0 E: 0 K: 0 S: 3	H: 0 LOB: 0 BB: 0 P: 3	R: 0 E: 0 K: 1 S: 6	H: 2 LOB: 1 BB: 1 P: 10	R: 0 E: 0 K: 1 S: 5	H: 1 LOB: 0 BB: 0 P: 5	R: 0 E: 0 K: 1 S: 6	H: 2 LOB: 1 BB: 0 P: 6	R: 0 E: 0 K: 0 S: 4	H: 1 LOB: 1 BB: 0 P: 4	R: 0 E: 0 K: 0 S: 5	H: 2 LOB: 2 BB: 0 P: 5	R: 0 E: 0 K: 0 S: 4	H: 1 LOB: 1 BB: 0 P: 4	R: 0 E: 0 K: 0 S: 4	H: 1 LOB: 1 BB: 0 P: 4	R: 0 E: 0 K: 0 S: 4	H: 1 LOB: 1 BB: 0 P: 4	1B: 9 2B: 2 3B: 0 HR: 0	SF: 0 SAC: 0 DP: 2 HBP: 0	WP: 0 PB: 0 SB: 0 CS: 0	PA: 36
PITCHER	IP WLS BF H R ER SO BB IBB HBP BLK WP HR S P ERA WHIP																					
Jim Kaat, L ERA: 1.93 (1, 1)	9.0 W 36 11 0 0 3 1 0 0 0 0 0 0 41 45 0.00 1.333																					



Batter	1	2	3	4	5	6	7	8	9	10	AB	R	H	RBI	BB	SO	LOB			
Sandy Alomar Sr., S OBP: 0.290, SLG: 0.222	5-3		1-3					FC4-6			4	0	1	1	1	0	1			
Ken Berry, R OBP: 0.125, SLG: 0.130	5-3										3	0	0	0	0	0	1			
Jim Fregosi, R OBP: 0.316, SLG: 0.389	5-3										1	0	0	0	0	0	1			
Jerry Moses, R OBP: 0.267, SLG: 0.333	5-3										1	0	0	0	0	1	3			
Alex Johnson, R OBP: 0.310, SLG: 0.286	5-3										5	0	1	1	0	2	1			
Tony Conigliaro, R OBP: 0.172, SLG: 0.241		F2		5-3							5	0	0	0	0	1	3			
Jim Spencer, L OBP: 0.308, SLG: 0.333											3	0	0	0	1	0	0			
Ken McMullen, R OBP: 0.308, SLG: 0.409											4	0	2	0	0	0	1			
Giraldo Ruiz, S OBP: 1.000, SLG: 1.000											0	1	0	0	0	0	0			
Syd O'Brien, R OBP: 0.091, SLG: 0.091											4	1	1	0	0	1	2			
Jeff Torborg, R											2	1	0	0	0	0	0			
Tony Gonzalez, L											1	0	0	0	0	0	0			
Billy Cowan, R											1	0	1	1	0	0	0			
Roger Repoz, L											0	0	0	0	0	0	0			
Andy Messersmith, R											2	0	0	0	0	0	1			
Dave LaRoche, L											2	0	1	0	0	0	2			
Inning Stats	R: 0 E: 0 K: 0 S: 3	H: 0 LOB: 0 BB: 0 P: 3	R: 0 E: 0 K: 0 S: 3	H: 0 LOB: 1 BB: 1 P: 7	R: 0 E: 0 K: 0 S: 3	H: 0 LOB: 0 BB: 0 P: 3	R: 0 E: 0 K: 1 S: 5	H: 0 LOB: 0 BB: 0 P: 5	R: 0 E: 0 K: 1 S: 5	H: 0 LOB: 0 BB: 0 P: 5	R: 1 E: 1 K: 1 S: 7	H: 1 LOB: 1 BB: 0 P: 7	R: 0 E: 0 K: 0 S: 4	H: 1 LOB: 1 BB: 0 P: 4	R: 0 E: 0 K: 1 S: 5	H: 0 LOB: 0 BB: 0 P: 5	R: 2 E: 0 K: 1 S: 9	H: 4 LOB: 3 BB: 1 P: 13	1B: 5 2B: 2 3B: 0 HR: 0	SF: 0 SAC: 0 DP: 0 HBP: 0
PITCHER	IP 9.0	WLS L	BF 32	H 3	R 1	ER 0	SO 4	BB 1	IBB 0	HBP 0	BLK 0	WP 1	HR 0	S 39	P 43	ERA 0.00	WHIP 0.444			
Tom Bradley, R ERA: 1.08																				
Vicente Romo, R ERA: 3.38																				
Don Eddy, L ERA: 3.38																				
Steve Kealey, R ERA: 6.75																				

California Angels @ Chicago White Sox
Comiskey Park, Chicago, IL
Tue Apr 13 1971, 4:33 AM EST
Att: 2,693 - Unknown

AB 38
R 3
H 7
RBI 3
BB 2
SO 5
LOB 16




WP: 1 PA: 40
PB: 0
SB: 2
CS: 0

Batter	1	2	3	4	5	6	7	8	9	10	AB	R	H	RBI	BB	SO	LOB			
Ed Stroud, L	G3		4-3								4	0	0	0	1	1	2			
Jay Johnstone, L	G3										3	0	0	0	2	1	1			
Mike Andrews, R	K										5	0	0	0	0	2	4			
Bill Melton, R											2	1	0	0	3	2	0			
Carlos May, L	4-3										4	0	0	0	0	0	4			
Lee Maye, L											3	0	1	1	0	0	1			
Lee Richard, R											1	0	1	0	0	0	0			
Ed Herrmann, L											2	0	0	0	1	1	1			
Walt Williams, R											1	0	0	0	0	0	0			
Tom Egan, R											0	0	0	0	0	0	0			
Luis Alvarado, R											2	0	0	0	0	1	0			
Rick Reichardt, R											2	0	1	0	0	0	2			
Tom Bradley, R											3	0	0	0	0	3	3			
Rich McKinney, R											0	0	0	0	1	0	0			
Vicente Romo, R											0	0	0	0	0	0	0			
Don Eddy, R											0	0	0	0	0	0	0			
Steve Kealey, R											0	0	0	0	0	0	0			
Inning Stats	R: 0 E: 0 K: 1 S: 5	H: 0 LOB: 2 BB: 2 P: 13	R: 0 E: 0 K: 1 S: 5	H: 0 LOB: 0 BB: 0 P: 5	R: 0 E: 0 K: 1 S: 5	H: 0 LOB: 1 BB: 1 P: 9	R: 0 E: 0 K: 1 S: 5	H: 0 LOB: 1 BB: 1 P: 9	R: 0 E: 1 K: 1 S: 6	H: 0 LOB: 2 BB: 1 P: 10	R: 1 E: 1 K: 1 S: 6	H: 1 LOB: 3 BB: 2 P: 14	R: 0 E: 0 K: 2 S: 7	H: 0 LOB: 0 BB: 0 P: 7	R: 0 E: 0 K: 1 S: 5	H: 1 LOB: 0 BB: 0 P: 5	R: 0 E: 0 K: 0 S: 3	H: 1 LOB: 1 BB: 1 P: 7	1B: 1 2B: 2 3B: 0 HR: 0	SF: 0 SAC: 0 DP: 1 HBP: 0
PITCHER	IP 5.2	WLS W	BF 14	H 2	R 0	ER 0	SO 6	BB 0	IBB 1	HBP 0	BLK 0	WP 0	HR 0	S 29	P 57	ERA 1.59	WHIP 1.412			
Andy Messersmith, R ERA: 0.66																				
Dave LaRoche, L ERA:																				

California Angels @ Chicago White Sox
Comiskey Park, Chicago, IL
Tue Apr 13 1971, 4:33 AM EST
Att: 2,693 - Unknown

AB 32
R 1
H 3
RBI 1
BB 8
SO 11
LOB 18



WP: 0 PA: 41
PB: 0
SB: 1
CS: 1

Batter	1	2	3	4	5	6	7	8	9	AB	R	H	RBI	BB	SO	LOB	TOP					
Tommy Harper, R OBP: 0.267, SLG: 0.222 (1, 5)	0-0 4-3 2B		4-0 1B BB		4-0 E BB		0-0 1-2 2-H 1B		0-3 K	3	0	2	1	2	1	2	Milwaukee Brewers @ Chicago White Sox Comiskey Park, Chicago, IL Wed Apr 14 1971, 4:33 AM EST Att: 4,336 - Unknown livebaseballscorecards.com					
Dave May, L OBP: 0.286, SLG: 0.240 (1, 8)	0-3 K		0-0 1-3 1B		0-3 K		0-0 F6		0-0 F9	5	0	1	0	0	2	6						
Ted Savage, R OBP: 0.167, SLG: 0.167 (1, 7)	0-0 4-3 2-3		0-0 F8		0-0 F7		0-0 6-3		0-0 BB 1-2 2-H 1B	5	0	1	1	0	0	6						
Pete Koegel, R (1, 3)	4-0		0-0 F7				0-3 K		4-0 G4-3 BB	2	0	0	0	2	1	2						
Mike Hegan, L OBP: 0.455, SLG: 0.333 (8, 3)									4-0 1-2 2-3 BB	0	0	0	0	1	0	0						
Bernie Smith, R OBP: 0.185, SLG: 0.333 Ken Sanders, R (8, 1)	0-0 5-3		0-3 K		0-0 F3		0-0 G4-3 1-2		0-0 F8	4	0	0	0	0	1	5						
Ted Kubiak, S OBP: 0.360, SLG: 0.435 (1, 4)		0-0 2B		0-0 1-3		0-0 6-3		0-0 3B		4	0	2	0	0	0	0						
Phil Roof, R OBP: 0.308, SLG: 0.182 (1, 2)		0-0 5-3		0-0 6-3			0-0 6-3		0-0 5-3	4	0	0	0	0	0	2						
Rick Auerbach, R OBP: 0.425, SLG: 0.200 (1, 6)		0-3 K		0-3 K			0-0 BB 1B		4-0 BB 1B	3	2	1	0	1	2	1						
Jim Slaton, R Danny Walton, R (7, PH) Ron Theobald, R (7, PH) Marcelino Lopez, R (7, 1) Bill Voss, L (8, 9)	0-0 5-3				0-3 K		4-0 1-2 BB 1B		4-0 BB 1B	2	0	0	0	0	1	1						
Inning Stats	R: 0 E: 0 K: 1 S: 6	H: 1 LOB: 2 BB: 1 P: 10	R: 0 E: 0 K: 1 S: 6	H: 1 LOB: 1 BB: 0 P: 6	R: 0 E: 0 K: 1 S: 6	H: 1 LOB: 2 BB: 1 P: 10	R: 0 E: 0 K: 1 S: 5	H: 0 LOB: 0 BB: 0 P: 5	R: 0 E: 1 K: 2 S: 7	H: 0 LOB: 1 BB: 1 P: 11	R: 0 E: 0 K: 0 S: 5	H: 0 LOB: 0 BB: 0 P: 5	R: 1 E: 0 K: 0 S: 5	H: 2 LOB: 2 BB: 1 P: 9	R: 0 E: 0 K: 0 S: 3	H: 1 LOB: 1 BB: 1 P: 7	R: 1 E: 0 K: 1 S: 6	H: 1 LOB: 3 BB: 3 P: 18	1B: 4 2B: 2 3B: 1 HR: 0	SF: 0 SAC: 0 DP: 1 HBP: 0	WP: 0 PB: 0 CS: 0	PA: 41
PITCHER	IP WLS BF H R ER SO BB IBB HBP BLK WP HR S P ERA WHIP	8.0 L 34 6 1 1 7 5 0 0 0 0 0 0 43 63 1.12 1.375	0.0 2 0 1 1 0 2 0 0 0 0 0 0 0 8 ∞ ∞	0.2 4 1 0 0 1 1 0 0 0 0 0 0 5 9 0.00 3.000	0.1 1 0 0 0 0 0 0 0 0 0 0 0 1 1 0.00 0.000	PITCHER										IP WLS BF H R ER SO BB IBB HBP BLK WP HR S P ERA WHIP						


Batter	1	2	3	4	5	6	7	8	9	AB	R	H	RBI	BB	SO	LOB	BOTTOM					
Ed Stroud, L OBP: 0.200, SLG: 0.111 Lee Richard, R OBP: 0.259, SLG: 0.346 (1, 9) (8, 8)	0-0 F8		0-0 6-3			0-0 CS 1B		0-0 F8		3	0	1	0	0	0	0	Milwaukee Brewers @ Chicago White Sox Comiskey Park, Chicago, IL Wed Apr 14 1971, 4:33 AM EST Att: 4,336 - Unknown livebaseballscorecards.com					
Jay Johnstone, L OBP: 0.324, SLG: 0.467 Rich McKinney, R OBP: 1.000, SLG: 1.000 Steve Kealey, R Don Eddy, R Vicente Romo, R (1, 8) (8, PH) (9, 1) (9, 1) (9, 1)	0-0 4-3		0-0 F9			0-0 F8		0-0 1-2 1B		3	0	0	0	0	0	1						
Mike Andrews, R OBP: 0.412, SLG: 0.481 (1, 4)	4-0 BB			0-0 CS 1B		4-0 1-2 BB		0-0 F4		2	0	1	0	2	0	2						
Bill Melton, R OBP: 0.344, SLG: 0.519 (1, 5)	0-0 L5		0-3 K		0-0 F9			0-0 F7		4	0	0	0	0	1	3						
Carlos May, L OBP: 0.333, SLG: 0.333 (1, 3)		0-0 6-3		0-0 F8		0-0 6-3		0-0 G3		4	0	0	0	0	0	1						
Rick Reichardt, R OBP: 0.258, SLG: 0.379 (1, 7)		4-0 BB		0-0 CS	0-0 F2	0-0 F4		0-0 1-3		3	0	0	0	1	0	0						
Ed Herrmann, L OBP: 0.462, SLG: 0.556 Tom Egan, R OBP: 0.375, SLG: 0.533 (1, 2) (7, PH) (8, 2)	0-3 K		0-0 1B		0-0 F4		0-0 F4			2	0	1	0	0	1	1						
Luis Alvarado, R (1, 6)	0-3 K		0-0 F3				0-0 6-3			3	0	0	0	0	1	2						
Tommy John, R Walt Williams, R OBP: 0.200, SLG: 0.304 (1, 1) (8, PH) (9, 9)			0-3 K		0-0 F3		4-0 1B BB			2	0	0	0	0	1	1						
Inning Stats	R: 0 E: 0 K: 0 S: 3	H: 0 LOB: 1 BB: 1 P: 7	R: 0 E: 0 K: 2 S: 7	H: 0 LOB: 1 BB: 1 P: 11	R: 0 E: 0 K: 1 S: 5	H: 0 LOB: 0 BB: 0 P: 5	R: 0 E: 0 K: 1 S: 5	H: 1 LOB: 0 BB: 0 P: 5	R: 0 E: 0 K: 0 S: 4	H: 1 LOB: 1 BB: 0 P: 4	R: 0 E: 0 K: 0 S: 3	H: 1 LOB: 1 BB: 1 P: 7	R: 0 E: 0 K: 0 S: 3	H: 0 LOB: 0 BB: 0 P: 3	R: 0 E: 0 K: 0 S: 4	H: 1 LOB: 2 BB: 1 P: 8		R: 0 E: 0 K: 0 S: 3	H: 0 LOB: 0 BB: 0 P: 3	1B: 4 2B: 0 3B: 0 HR: 0	SF: 0 SAC: 0 DP: 0 HBP: 0	WP: 0 PB: 0 CS: 2
PITCHER	IP WLS BF H R ER SO BB IBB HBP BLK WP HR S P ERA WHIP	6.0 W 22 3 0 0 4 3 0 0 0 0 0 0 27 39 0.00 1.000	1.2 7 1 0 0 0 1 0 0 0 0 0 0 6 10 0.00 1.200	1.1 S 4 0 0 0 0 0 0 0 0 0 0 4 4 0.00 0.000	PITCHER										IP WLS BF H R ER SO BB IBB HBP BLK WP HR S P ERA WHIP							

Batter	1	2	3	4	5	6	7	8	9	AB	R	H	RBI	BB	SO	LOB	TOP					
Bert Campaneris, R (1,6) OBP: 0.179, SLG: 0.167	F4		G3			4-3	FC5			4	0	0	0	0	0	3						
Joe Rudi, R (1,7) OBP: 0.341, SLG: 0.462	G1		5-3			F8		6-3		4	0	0	0	0	0	0						
Reggie Jackson, L (1,9) OBP: 0.189, SLG: 0.392	K			K				K		4	0	1	0	0	3	0						
Don Mincher, L (1,3) OBP: 0.388, SLG: 0.400		FC1-6 1B BB								2	0	1	0	2	0	1						
Sal Bando, R (1,5) OBP: 0.347, SLG: 0.375		FC1-6 1-2 1B		F4				F4		4	0	1	0	0	1	2						
Steve Hovley, L (1,8) OBP: 0.500, SLG: 0.500		FC1-6 S 1-2 2-3		F9			BB 1B BB		F6	3	0	0	0	1	0	3						
Dave Duncan, R (1,2) OBP: 0.304, SLG: 0.308		K					FC5 1-2 1B		4-3	4	0	1	0	0	2	2						
Dick Green, R (1,4) OBP: 0.356, SLG: 0.378		K					K		5-3	4	0	0	0	0	3	4						
Rollie Fingers, R (1,1) OBP: 0.143, SLG: 0.143										2	0	0	0	0	1	0						
Jim Panther, R (5,1)										0	0	0	0	0	0	0						
Jim Roland, R (5,1)										0	0	0	0	0	0	0						
Tommy Davis, R (7,PH) OBP: 0.500, SLG: 0.667			4-3							0	0	0	0	1	0	0						
Ron Klimkowski, R (7,1)							1-2 2-3 BB			0	0	0	0	0	0	0						
Inning Stats	R: 0 E: 0 K: 1 S: 5	H: 0 LOB: 0 BB: 0 P: 5	R: 0 E: 0 K: 2 S: 8	H: 1 LOB: 2 BB: 1 P: 12	R: 0 E: 0 K: 0 S: 3	H: 0 LOB: 0 BB: 0 P: 3	R: 0 E: 0 K: 1 S: 5	H: 0 LOB: 1 BB: 1 P: 9	R: 0 E: 0 K: 3 S: 9	H: 0 LOB: 0 BB: 0 P: 9	R: 0 E: 0 K: 0 S: 4	H: 1 LOB: 1 BB: 0 P: 4	R: 0 E: 0 K: 2 S: 8	H: 1 LOB: 3 BB: 2 P: 16	R: 0 E: 0 K: 1 S: 6	H: 1 LOB: 1 BB: 0 P: 6	R: 0 E: 0 K: 0 S: 3	H: 0 LOB: 0 BB: 0 P: 3	1B: 4 2B: 0 3B: 0 HR: 0	SF: 0 SAC: 0 DP: 0 HBP: 0	WP: 0 PB: 0 SB: 1 CS: 0	PA: 35
PITCHER Tom Bradley, R (1,1) ERA: 0.69	IP: 9.0 WLS: W BF: 35 H: 4 R: 0 ER: 0 SO: 10 BB: 4 IBB: 0 HBP: 0 BLK: 0 WP: 0 HR: 0 S: 51 P: 67 ERA: 0.00 WHIP: 0.889											PITCHER	IP: 9.0 WLS: W BF: 35 H: 4 R: 0 ER: 0 SO: 10 BB: 4 IBB: 0 HBP: 0 BLK: 0 WP: 0 HR: 0 S: 51 P: 67 ERA: 0.00 WHIP: 0.889									

Oakland Athletics @ Chicago White Sox
Comiskey Park, Chicago, IL
Sat Apr 17 1971, 4:33 AM EST
Att: 5,357 - Unknown

livebaseballscores.com

AB 31
R 0
H 4
RBI 0
BB 4
SO 10
LOB 15




Batter	1	2	3	4	5	6	7	8	9	AB	R	H	RBI	BB	SO	LOB	BOTTOM			
Lee Richard, R (1,6) OBP: 0.225, SLG: 0.282	F4	F3			SH1 E 1B	6-3				4	1	1	0	0	0	1				
Mike Andrews, R (1,4) OBP: 0.370, SLG: 0.378	K		F8		SH1 1-2		SH1-4 S BB			2	0	0	0	1	1	0				
Carlos May, L (1,3) OBP: 0.348, SLG: 0.263	K		F9		L4 2-H		SH1-4 BB			3	0	0	0	1	1	0				
Bill Melton, R (1,5) OBP: 0.341, SLG: 0.447		FC1-5 1B 1B	F8		BB 1B 1B		SH1-4			3	0	2	0	0	0	0				
Rich McKinney, R (1,9) OBP: 0.556, SLG: 0.529		FC1-5 1-2 1B 1B		F2	BB 1B		F8			4	0	2	0	0	0	2				
Rick Reichardt, R (1,7) OBP: 0.225, SLG: 0.297		FC1-5 1-2 2B		4-3	BB 1B		F5			1	0	0	0	0	0	2				
Ed Stroud, L (2,FR) OBP: 0.200, SLG: 0.077		FC1-5 1-2 2-3			BB 1B					2	1	0	0	1	0	2				
Jay Johnstone, L (1,8) OBP: 0.356, SLG: 0.475		BB BB BB BB			F5					3	1	1	0	1	0	3				
Ed Herrmann, L (1,2) OBP: 0.400, SLG: 0.500		1-2 2-H 1B 2B								4	1	2	2	0	0	0				
Tom Bradley, R (1,1) OBP: 0.200, SLG: 0.111		2-H 1B								4	0	1	1	0	2	2				
Inning Stats	R: 0 E: 0 K: 2 S: 7	H: 0 LOB: 0 BB: 0 P: 7	R: 3 E: 0 K: 0 S: 7	H: 5 LOB: 1 BB: 0 P: 7	R: 0 E: 0 K: 0 S: 3	H: 0 LOB: 0 BB: 0 P: 3	R: 0 E: 0 K: 1 S: 6	H: 1 LOB: 2 BB: 1 P: 10	R: 1 E: 1 K: 0 S: 6	H: 3 LOB: 3 BB: 1 P: 10	R: 0 E: 0 K: 1 S: 5	H: 0 LOB: 0 BB: 0 P: 5	R: 0 E: 0 K: 0 S: 3	H: 0 LOB: 2 BB: 2 P: 11	R: 0 E: 0 K: 0 S: 3	H: 0 LOB: 0 BB: 0 P: 3	1B: 8 2B: 1 3B: 0 HR: 0	SF: 0 SAC: 2 DP: 0 HBP: 0	WP: 0 PB: 0 SB: 1 CS: 0	PA: 36
PITCHER Rollie Fingers, R (1,1) ERA: 3.57	IP: 4.2 WLS: L BF: 22 H: 8 R: 4 ER: 4 SO: 3 BB: 1 IBB: 0 HBP: 0 BLK: 0 WP: 0 HR: 0 S: 27 P: 31 ERA: 7.71 WHIP: 1.929											PITCHER	IP: 4.2 WLS: L BF: 22 H: 8 R: 4 ER: 4 SO: 3 BB: 1 IBB: 0 HBP: 0 BLK: 0 WP: 0 HR: 0 S: 27 P: 31 ERA: 7.71 WHIP: 1.929							
Jim Panther, R (5,1) ERA: 11.12	0.0	2	1	0	0	0	1	0	0	0	0	1	5							
Jim Roland, L (5,1) ERA: 7.36	1.1	4	0	0	0	1	0	0	0	0	0	6	6	0.00	0.000					
Ron Klimkowski, R (7,1) ERA:	2.0	8	0	0	0	0	2	0	0	0	0	6	14	0.00	1.000					

Oakland Athletics @ Chicago White Sox
Comiskey Park, Chicago, IL
Sat Apr 17 1971, 4:33 AM EST
Att: 5,357 - Unknown

livebaseballscores.com

AB 30
R 4
H 9
RBI 3
BB 4
SO 4
LOB 12



Batter	1	2	3	4	5	6	7	8	9	AB	R	H	RBI	BB	SO	LOB	TOP								
Bert Campaneris, R OBP: 0.224, SLG: 0.206 (1, 6)	5-3		F8			F9 BLK 2B		BB SH1-4 2B BB	E6 FC6-4	4	2	1	0	1	0	0									
Joe Rudi, R OBP: 0.333, SLG: 0.458 (1, 7)	1-3			F8		F9		SH1-4	FC6-4	4	0	0	0	0	0	2									
Reggie Jackson, L OBP: 0.206, SLG: 0.373 (1, 9)	3-1			5-3 BB		K		BB 2B IBB		2	1	0	0	2	1	1									
Tommy Davis, R OBP: 0.375, SLG: 0.333 Tony La Russa, R (8, PR) Don Mincher, L OBP: 0.382, SLG: 0.391 (8, 3)		6-3		5-3		6-3		2B WP BB		3	0	0	0	1	0	1									
Sal Bando, R OBP: 0.356, SLG: 0.438 (1, 5)		4-3		K				WP SF8 2B		4	2	2	3	0	1	1									
Angel Mangual, R OBP: 0.250, SLG: 0.300 (1, 8)		E4				6-3		F8	SF8	3	0	0	1	0	0	0									
Frank Fernandez, R (1, 2)				K		BB		F3	F5	3	0	0	0	1	1	2									
Dick Green, R OBP: 0.352, SLG: 0.370 (1, 4)				6-3		F7			F5	4	0	1	0	0	0	1									
Diego Segui, R OBP: 0.311, SLG: 0.444 (1, 1)				K		F6		K	K	4	0	0	0	0	3	2									
Inning Stats	R: 0 E: 0 K: 0 S: 3	H: 0 LOB: 0 BB: 0 P: 3	R: 0 E: 1 K: 1 S: 6	H: 0 LOB: 1 BB: 0 P: 6	R: 0 E: 0 K: 1 S: 5	H: 0 LOB: 0 BB: 0 P: 5	R: 0 E: 0 K: 1 S: 5	H: 0 LOB: 1 BB: 1 P: 9	R: 0 E: 0 K: 0 S: 3	H: 0 LOB: 0 BB: 1 P: 7	R: 1 E: 0 K: 1 S: 6	H: 1 LOB: 0 BB: 0 P: 6	R: 1 E: 0 K: 1 S: 7	H: 2 LOB: 1 BB: 0 P: 7	R: 4 E: 0 K: 0 S: 4	H: 1 LOB: 1 BB: 3 P: 16	R: 0 E: 1 K: 1 S: 6	H: 0 LOB: 0 BB: 0 P: 6	1B: 1 2B: 2 3B: 0 HR: 1	SF: 1 SAC: 1 DP: 0 HBP: 0	WP: 1 PB: 0 CS: 0	PA: 38			
PITCHER	IP	WLS	BF	H	R	ER	SO	BB	IBB	HBP	BLK	WP	HR	S	P	ERA	WHIP								
Terry Forster, L ERA: 2.35 Don Eddy, L ERA: 3.19 Vicente Romo, R ERA: 6.52	(1, 1)	6.1	L	24	2	2	4	2	0	0	1	0	1	30	38	2.84	0.632								
(7, 1)	0.2	3	1	0	0	1	0	0	0	0	0	0	0	5	5	0.00	1.500								
(8, 1)	2.0	11	1	4	4	1	2	1	0	0	0	1	0	10	22	18.00	1.500								

Oakland Athletics @ Chicago White Sox
Comiskey Park, Chicago, IL
Sun Apr 18 1971, 4:38 AM EST
Att: 18,540 - Unknown

AB	31
R	6
H	4
RBI	4
BB	5
SO	6
LOB	10



Batter	1	2	3	4	5	6	7	8	9	AB	R	H	RBI	BB	SO	LOB	BOTTOM								
Lee Richard, R OBP: 0.280, SLG: 0.319 (1, 6)	SH3 3-1 2B	FC6-4			F8		K		1-2 1B	5	1	2	0	0	1	4									
Ed Stroud, L OBP: 0.211, SLG: 0.118 (1, 7)	SH3			G4-3 1B	K			F7	1-3	4	0	1	0	0	1	2									
Carlos May, L OBP: 0.333, SLG: 0.261 (1, 3)	3-1			G4-3		F6		F7		4	0	0	1	0	0	1									
Bill Melton, R OBP: 0.320, SLG: 0.395 (1, 5)	3-H F7			K		K		1B BB		3	0	0	0	1	2	0									
Rich McKinney, R OBP: 0.538, SLG: 0.455 (1, 9)		1B 1B BB			F4			BB	1-2 1B	2	0	1	0	2	0	0									
Mike Andrews, R OBP: 0.384, SLG: 0.391 (1, 4)		1B			F9		F7		F3	4	0	1	0	0	0	3									
Jay Johnstone, L OBP: 0.340, SLG: 0.426 (1, 8)		FC6-4 1B						K	4-3	3	0	1	0	1	1	0									
Ed Herrmann, L OBP: 0.333, SLG: 0.400 (1, 2)		F9			F6		1-3		F4	4	0	0	0	0	0	4									
Terry Forster, L Don Eddy, R Lee Maye, L Luis Alvarado, R Vicente Romo, R Walt Williams, R (8, PR) (9, PR) (9, PR) (9, PR)	(1, 1)	0.3				L5		1B	1B	2	0	0	0	0	1	3									
Inning Stats	R: 1 E: 0 K: 0 S: 4	H: 1 LOB: 0 BB: 0 P: 4	R: 0 E: 0 K: 1 S: 7	H: 2 LOB: 3 BB: 1 P: 11	R: 0 E: 0 K: 1 S: 5	H: 1 LOB: 0 BB: 0 P: 5	R: 0 E: 0 K: 0 S: 3	H: 0 LOB: 1 BB: 1 P: 7	R: 0 E: 0 K: 1 S: 5	H: 0 LOB: 0 BB: 0 P: 5	R: 0 E: 0 K: 1 S: 5	H: 0 LOB: 1 BB: 1 P: 9	R: 0 E: 0 K: 2 S: 8	H: 1 LOB: 0 BB: 0 P: 8	R: 0 E: 0 K: 0 S: 4	H: 1 LOB: 2 BB: 1 P: 8	R: 0 E: 0 K: 0 S: 5	H: 2 LOB: 2 BB: 0 P: 5	1B: 7 2B: 1 3B: 0 HR: 0	SF: 0 SAC: 1 DP: 1 HBP: 0	WP: 0 PB: 0 CS: 0	PA: 38			
PITCHER	IP	WLS	BF	H	R	ER	SO	BB	IBB	HBP	BLK	WP	HR	S	P	ERA	WHIP								
Diego Segui, R ERA: 2.35	(1, 1)	9.0	W	38	8	1	1	6	4	0	0	0	0	46	62	1.00	1.333								

Oakland Athletics @ Chicago White Sox
Comiskey Park, Chicago, IL
Sun Apr 18 1971, 4:38 AM EST
Att: 18,540 - Unknown


AB	33
R	1
H	8
RBI	1
BB	4
SO	6
LOB	17



Batter	1	2	3	4	5	6	7	8	9	AB	R	H	RBI	BB	SO	LOB	TOP					
Ed Stroud, L OBP: 0.208, SLG: 0.095 (1,7)	6-3	3-1			G3		1B 1B BB	F6		4	1	0	0	1	0	2						
Mike Andrews, R OBP: 0.367, SLG: 0.392 (1,4)	4-3		F7		G4-6-3 1B		E 1B 1B	5-3		5	1	2	0	0	0	0						
Carlos May, L OBP: 0.322, SLG: 0.255 (1,3)	3-1		G3		G4-6-3 1-2		E E 1B	K		5	1	1	1	0	1	1						
Bill Melton, R OBP: 0.327, SLG: 0.404 (1,5)		S 1B HBP	F4			G3 2B	L5	F9		4	1	1	0	0	0	2						
Rich McKinney, R OBP: 0.500, SLG: 0.462 (1,9)		F3			2B		6-3	6-3		4	0	1	0	0	0	2						
Jay Johnstone, L OBP: 0.333, SLG: 0.400 (1,8)		E2 FC6-4 1B E			F4		G3	SH3 BB 5-3 BB		3	2	0	0	1	0	3						
Ed Herrmann, L OBP: 0.429, SLG: 0.429 (1,2)		FC6-4 1B			IBB		IBB	5-3 SH3 BB		1	0	1	1	3	0	0						
Luis Alvarado, R (1,6)		FC6-4 E			K		6-3	SH3		3	1	0	0	0	1	6						
Bart Johnson, R OBP: 0.273, SLG: 0.364 (1,1)		E6 1-H 3-H			K		K	5-3		4	0	1	3	0	2	3						
Inning Stats	R: 0 E: 0 K: 0 S: 3	H: 0 LOB: 0 BB: 0 P: 3	R: 3 E: 2 K: 0 S: 6	H: 2 LOB: 1 BB: 0 P: 7	R: 0 E: 0 K: 0 S: 3	H: 0 LOB: 0 BB: 0 P: 3	R: 0 E: 0 K: 2 S: 8	H: 1 LOB: 2 BB: 1 P: 12	R: 0 E: 0 K: 0 S: 3	H: 1 LOB: 0 BB: 0 P: 3	R: 0 E: 0 K: 0 S: 4	H: 1 LOB: 2 BB: 1 P: 8	R: 3 E: 2 K: 1 S: 7	H: 2 LOB: 0 BB: 1 P: 11	R: 1 E: 0 K: 0 S: 3	H: 0 LOB: 1 BB: 2 P: 11	R: 0 E: 0 K: 1 S: 5	H: 0 LOB: 0 BB: 0 P: 5	1B: 4 2B: 3 3B: 0 HR: 0	SF: 0 SAC: 1 DP: 1 HBP: 1	WP: 0 PB: 0 SB: 1 CS: 0	PA: 40
PITCHER	IP	WLS	BF	H	R	ER	SO	BB	IBB	HBP	BLK	WP	HR	S	P	ERA	WHIP					
Skip Lockwood, R ERA: 2.42 (1,1)	6.1	L	29	6	5	2	3	1	2	1	0	0	0	31	44	2.84	1.105					
Marcelino Lopez, L ERA: (7,1)	0.0	1	1	0	0	0	0	0	0	0	0	0	0	1	1	∞	∞					
Jim Slaton, R ERA: (7,1)	0.2	2	0	1	0	0	0	0	0	0	0	0	0	2	2	0.00	0.000					
Dick Ellsworth, L ERA: 4.15 (8,1)	2.0	8	0	1	1	1	1	2	0	0	0	0	0	8	16	4.50	1.000					

Chicago White Sox @ Milwaukee Brewers
 Milwaukee County Stadium, Milwaukee, WI
 Tue Apr 20 1971, 4:33 AM EST
 Att: 3,907 - Sunny - 58 F


AB 33
 R 7
 H 7
 RBI 5
 BB 5
 SO 4
 LOB 19



Batter	1	2	3	4	5	6	7	8	9	AB	R	H	RBI	BB	SO	LOB	BOTTOM				
Tommy Harper, R OBP: 0.283, SLG: 0.229 (1,5)	1B	FC5					K			4	0	2	0	0	1	2					
Mike Hegan, L OBP: 0.406, SLG: 0.538 (1,3)	F8		4-3 2B		K		4-3			4	0	1	0	0	1	3					
Dave May, L OBP: 0.265, SLG: 0.267 (1,8)	1B		4-3		4-3			F7		4	0	1	0	0	0	3					
Danny Walton, R OBP: 0.379, SLG: 0.500 (1,7)	K		FC6-2-5-2-4 3-H			HR		F7		4	1	1	1	0	1	3					
Bill Voss, L OBP: 0.318, SLG: 0.400 (1,9)	F8				6-3		G3	4-3		4	0	0	0	0	0	2					
Ted Kubiak, S OBP: 0.304, SLG: 0.326 (1,4)		1-3			F9		WP 5-3 1B	L4		4	0	1	0	0	0	0					
Phil Roof, R OBP: 0.250, SLG: 0.172 (1,2)		FC5 6-3 1B			K		5-3	F8		4	0	1	0	0	1	1					
Rick Auerbach, R OBP: 0.348, SLG: 0.250 (1,6)		6-3					5-3	4-3		3	0	1	0	0	0	2					
Roberto Pena, R OBP: 0.296, SLG: 0.222 (9,PH)					1B		5-3	4-3		1	0	0	0	0	0	0					
Skip Lockwood, R (1,1)					K					1	0	0	0	1	1	1					
Marcelino Lopez, R (7,1)										0	0	0	0	0	0	0					
Jim Slaton, R (7,1)										0	0	0	0	0	0	0					
Bernie Smith, R OBP: 0.161, SLG: 0.290 (7,PH)										1	0	0	0	0	0	0					
Dick Ellsworth, L (8,1)										0	0	0	0	0	0	0					
Inning Stats	R: 0 E: 0 K: 1 S: 7	H: 2 LOB: 2 BB: 0 P: 7	R: 0 E: 0 K: 0 S: 4	H: 1 LOB: 2 BB: 1 P: 8	R: 0 E: 0 K: 1 S: 5	H: 0 LOB: 0 BB: 0 P: 5	R: 0 E: 0 K: 2 S: 9	H: 2 LOB: 2 BB: 0 P: 9	R: 1 E: 0 K: 0 S: 5	H: 2 LOB: 1 BB: 0 P: 5	R: 0 E: 0 K: 1 S: 5	H: 0 LOB: 0 BB: 0 P: 5	R: 0 E: 0 K: 0 S: 3	H: 0 LOB: 0 BB: 0 P: 3	R: 0 E: 0 K: 0 S: 3	H: 0 LOB: 0 BB: 0 P: 3	1B: 6 2B: 2 3B: 0 HR: 1	SF: 0 SAC: 0 DP: 1 HBP: 0	WP: 1 PB: 0 SB: 1 CS: 0	PA: 35	
PITCHER	IP	WLS	BF	H	R	ER	SO	BB	IBB	HBP	BLK	WP	HR	S	P	ERA	WHIP				
Bart Johnson, R ERA: 3.77 (1,1)	9.0	W	35	8	1	1	5	1	0	0	0	1	1	44	48	1.00	1.000				

Chicago White Sox @ Milwaukee Brewers
 Milwaukee County Stadium, Milwaukee, WI
 Tue Apr 20 1971, 4:33 AM EST
 Att: 3,907 - Sunny - 58 F

AB 34
 R 1
 H 8
 RBI 1
 BB 1
 SO 5
 LOB 17




Batter	1	2	3	4	5	6	7	8	9	AB	R	H	RBI	BB	SO	LOB	TOP					
Ed Stroud, L OBP: 0.179, SLG: 0.080 (1, 7)	F4		K		4-3			F8		4	0	0	0	0	1	2	Chicago White Sox @ Milwaukee Brewers Milwaukee County Stadium, Milwaukee, WI Thu Apr 22 1971, 4:33 AM EST Att: 3,127 - Sunny - 42 F					
Mike Andrews, R OBP: 0.359, SLG: 0.382 (1, 4)	2-3		6-3					F9	HR	4	1	1	0	0	0	0						
Carlos May, L OBP: 0.333, SLG: 0.327 (1, 3)	1B		K					G1	HR	4	1	2	3	0	1	0						
Bill Melton, R OBP: 0.339, SLG: 0.400 (1, 5)	1B				F7			F8	CS	3	0	1	0	1	0	0						
Rich McKinney, R OBP: 0.471, SLG: 0.433 (1, 9)	F9				F8			K	CS	4	0	1	0	0	1	2						
Jay Johnstone, L OBP: 0.317, SLG: 0.377 (1, 8)		F8		K				F8		3	0	0	0	0	1	0						
Ed Herrmann, L OBP: 0.438, SLG: 0.560 (1, 2)		HR						4-3	G1	4	1	2	1	0	0	1						
Luis Alvarado, R (1, 6)																						
Walt Williams, R (8, PH) Wilbur Wood, R (8, 1)	4-3				FC6-4			F3	4-3	2	0	0	0	0	0	1						
Tom Bradley, R (1, 1) Lee Maye, L (8, PH) Lee Richard, R (8, PR)	K				SH2-4					1	0	0	0	0	1	0						
								1B	HR	1	0	1	0	0	0	0						
										0	1	0	0	0	0	0						
Inning Stats	R: 0 E: 0 K: 0 S: 5	H: 2 LOB: 2 BB: 0 P: 5	R: 1 E: 0 K: 1 S: 6	H: 1 LOB: 0 BB: 0 P: 6	R: 0 E: 0 K: 2 S: 7	H: 0 LOB: 0 BB: 0 P: 7	R: 0 E: 0 K: 1 S: 5	H: 0 LOB: 0 BB: 0 P: 5	R: 0 E: 0 K: 0 S: 4	H: 1 LOB: 1 BB: 0 P: 4	R: 0 E: 0 K: 0 S: 3	H: 0 LOB: 0 BB: 0 P: 3	R: 0 E: 0 K: 1 S: 5	H: 0 LOB: 0 BB: 0 P: 5	R: 3 E: 0 K: 0 S: 5	H: 3 LOB: 1 BB: 1 P: 9		R: 0 E: 0 K: 0 S: 4	H: 1 LOB: 1 BB: 0 P: 4	1B: 6 2B: 0 3B: 0 HR: 2	SF: 0 SAC: 2 DP: 0 HBP: 0	WP: 0 PB: 0 SB: 0 CS: 1
PITCHER	IP WLS BF H R ER SO BB IBB HBP BLK WP HR S P ERA WHIP																					
Marty Pattin, R (1, 1) ERA: 2.7	8.0 L 31 7 4 4 5 1 0 0 0 0 2 40 44 4.50 1.000																					
Marcelino Lopez, L (9, 1) ERA:	1.0 4 1 0 0 0 0 0 0 0 0 0 4 4 0.00 1.000																					

Batter	1	2	3	4	5	6	7	8	9	AB	R	H	RBI	BB	SO	LOB	BOTTOM					
Tommy Harper, R (1, 5) OBP: 0.310, SLG: 0.235	1-6-3		SH1-3	6-3		K				3	0	1	0	2	1	3	Chicago White Sox @ Milwaukee Brewers Milwaukee County Stadium, Milwaukee, WI Thu Apr 22 1971, 4:33 AM EST Att: 3,127 - Sunny - 42 F					
Mike Hegan, L (1, 3) OBP: 0.394, SLG: 0.500	1B		SH1-3							2	1	0	0	1	1	1						
Danny Walton, R (8, PH) Marcelino Lopez, R (9, 1)	K		SH1-3							1	0	0	0	0	0	2						
Bill Voss, L (1, 9) Bernie Smith, R (9, PH)	1-6-3		3-1							0	0	0	0	0	0	0						
Dave May, L (1, 8) OBP: 0.296, SLG: 0.286	F8		3-1							4	0	1	0	0	0	3						
Andy Kosco, R (1, 7) OBP: 0.313, SLG: 0.357 (9, 3)		K	K							1	0	0	0	0	2	4						
Roberto Pena, R (1, 6) OBP: 0.280, SLG: 0.227		G3		E4		K				4	1	1	0	0	1	4						
Phil Roof, R (1, 2) OBP: 0.250, SLG: 0.182		G3		E						4	0	1	0	0	0	3						
Ted Kubiak, S (1, 4) OBP: 0.320, SLG: 0.383										4	0	2	1	0	0	2						
Marty Pattin, R (1, 1) OBP: 0.333, SLG: 0.111										2	0	0	0	1	0	3						
Ted Savage, R (8, PH) Wilbur Wood, L (9, 7) ERA: 1.62	F7		6-3							1	0	0	0	0	0	1						
Inning Stats	R: 0 E: 0 K: 1 S: 6	H: 1 LOB: 1 BB: 0 P: 6	R: 1 E: 0 K: 1 S: 7	H: 2 LOB: 1 BB: 0 P: 7	R: 0 E: 0 K: 1 S: 5	H: 0 LOB: 2 BB: 2 P: 13	R: 0 E: 0 K: 0 S: 5	H: 1 LOB: 2 BB: 0 P: 5	R: 0 E: 0 K: 1 S: 5	H: 2 LOB: 2 BB: 0 P: 7	R: 0 E: 0 K: 1 S: 5	H: 0 LOB: 1 BB: 1 P: 9	R: 1 E: 1 K: 0 S: 5	H: 1 LOB: 2 BB: 1 P: 9	R: 0 E: 0 K: 0 S: 3	H: 1 LOB: 1 BB: 1 P: 7		R: 0 E: 0 K: 1 S: 5	H: 0 LOB: 0 BB: 0 P: 5	1B: 7 2B: 0 3B: 1 HR: 0	SF: 0 SAC: 2 DP: 1 HBP: 0	WP: 0 PB: 0 SB: 1 CS: 0
PITCHER	IP WLS BF H R ER SO BB IBB HBP BLK WP HR S P ERA WHIP																					
Tom Bradley, R (1, 1) ERA: 0.82	7.0 W 34 7 2 1 5 4 0 0 0 0 0 40 56 1.29 1.571																					
Wilbur Wood, L (8, 1) ERA: 1.62	2.0 S 7 1 0 0 1 1 0 0 0 0 0 8 12 0.00 1.000																					

Batter	1	2	3	4	5	6	7	8	9	AB	R	H	RBI	BB	SO	LOB	TOP					
Jay Johnstone, L (1, 8) OBP: 0.313, SLG: 0.368										4	1	1	0	0	0	2						
Mike Andrews, R (1, 4) OBP: 0.353, SLG: 0.373										4	0	1	0	0	1	0						
Carlos May, L (1, 3) OBP: 0.343, SLG: 0.339										4	0	2	1	0	0	0						
Bill Melton, R (1, 5) OBP: 0.333, SLG: 0.389										4	0	1	0	0	2	3						
Rich McKinney, R (1, 9) OBP: 0.421, SLG: 0.382										4	0	0	0	0	0	3						
Rick Reichardt, R (1, 7) OBP: 0.273, SLG: 0.341										4	0	3	0	0	1	0						
Ed Herrmann, L (1, 2) OBP: 0.417, SLG: 0.517										4	0	1	0	0	0	3						
Luis Alvarado, R (1, 6) OBP: 0.071, SLG: 0.071 (7, PH)										2	0	1	0	0	0	0						
Ed Stroud, L (7, PH) OBP: 0.172, SLG: 0.077										1	0	0	0	0	0	0						
Rich Morales, R (7, 6) OBP: 0.600, SLG: 0.600										1	0	0	0	0	0	0						
Tommy John, R (5, 1) Steve Kestley, R (5, 1) Walt Williams, R (7, PH) Terry Forster, L (7, 1) Jim Magnuson, R (8, 1) Lee Mays, L (8, PH) OBP: 0.071, SLG: 0.067										1	0	0	0	0	0	0						
Inning Stats	R: 1 E: 0 K: 1 S: 7	H: 3 LOB: 1 BB: 0 P: 7	R: 0 E: 0 K: 1 S: 7	H: 2 LOB: 2 BB: 0 P: 7	R: 0 E: 0 K: 1 S: 5	H: 0 LOB: 0 BB: 0 P: 5	R: 0 E: 0 K: 0 S: 3	H: 1 LOB: 0 BB: 0 P: 3	R: 0 E: 0 K: 0 S: 3	H: 0 LOB: 0 BB: 0 P: 3	R: 0 E: 0 K: 1 S: 6	H: 1 LOB: 1 BB: 0 P: 6	R: 0 E: 0 K: 0 S: 4	H: 1 LOB: 1 BB: 0 P: 4	R: 0 E: 0 K: 0 S: 4	H: 1 LOB: 1 BB: 0 P: 4	R: 0 E: 0 K: 1 S: 7	H: 2 LOB: 2 BB: 0 P: 7	1B: 11 2B: 0 3B: 0 HR: 0	SF: 0 SAC: 1 DP: 1 HBP: 0	WP: 0 PB: 0 SB: 0 CS: 0	PA: 36
PITCHER Sonny Siebert, R (1, 1) ERA: 0.54	IP: 9.0 WLS: W BF: 36 H: 11 R: 1 ER: 1 SO: 5 BB: 0 IBB: 0 HBP: 0 BLK: 0 WP: 0 HR: 0 S: 46 P: 46 ERA: 1.00 WHIP: 1.222											PITCHER	IP: 9.0 WLS: W BF: 36 H: 11 R: 1 ER: 1 SO: 5 BB: 0 IBB: 0 HBP: 0 BLK: 0 WP: 0 HR: 0 S: 46 P: 46 ERA: 1.00 WHIP: 1.222									

Chicago White Sox @ Boston Red Sox
Fenway Park, Boston, MA
Fri Apr 23 1971, 3:33 AM EST
Att: 12,261 - Unknown


AB 35
R 1
H 11
RBI 1
BB 0
SO 5
LOB 15



Batter	1	2	3	4	5	6	7	8	9	AB	R	H	RBI	BB	SO	LOB	BOTTOM					
John Kennedy, R (1, 6) OBP: 0.417, SLG: 0.600										3	2	2	0	1	0	1						
Reggie Smith, S (1, 9) OBP: 0.391, SLG: 0.426										3	1	0	0	1	2	4						
Carl Yastrzemski, L (1, 7) OBP: 0.469, SLG: 0.647										3	2	1	1	1	0	0						
Rico Petrocelli, R (1, 5) OBP: 0.400, SLG: 0.327										2	0	0	2	0	1	0						
George Scott, R (1, 3) OBP: 0.349, SLG: 0.386										3	1	1	3	1	1	0						
Duane Josephson, R (1, 2) OBP: 0.356, SLG: 0.333										4	0	1	1	0	0	0						
Billy Conigliaro, R (1, 8) OBP: 0.322, SLG: 0.392										4	0	0	0	0	0	2						
Doug Griffin, R (1, 4) OBP: 0.278, SLG: 0.217										4	0	1	0	0	0	0						
Sonny Siebert, R (1, 1) OBP: 0.250, SLG: 0.455										2	1	1	0	0	0	0						
Inning Stats	R: 4 E: 0 K: 0 S: 5	H: 2 LOB: 0 BB: 2 P: 13	R: 0 E: 0 K: 0 S: 4	H: 1 LOB: 1 BB: 0 P: 4	R: 0 E: 0 K: 1 S: 5	H: 0 LOB: 0 BB: 0 P: 5	R: 0 E: 0 K: 0 S: 3	H: 0 LOB: 0 BB: 0 P: 3	R: 3 E: 0 K: 1 S: 8	H: 3 LOB: 2 BB: 2 P: 16	R: 0 E: 0 K: 1 S: 6	H: 1 LOB: 1 BB: 0 P: 6	R: 0 E: 0 K: 1 S: 5	H: 0 LOB: 0 BB: 0 P: 5	R: 0 E: 0 K: 0 S: 3	H: 0 LOB: 0 BB: 0 P: 3	R: 0 E: 0 K: 1 S: 7	H: 2 LOB: 2 BB: 0 P: 7	1B: 4 2B: 1 3B: 1 HR: 1	SF: 2 SAC: 1 DP: 0 HBP: 0	WP: 0 PB: 0 SB: 0 CS: 0	PA: 35
PITCHER Tommy John, L (1, 1) ERA: 5.76 Steve Kestley, R (5, 1) ERA: 4.5 Terry Forster, L (7, 1) ERA: 2.08 Jim Magnuson, L (8, 1) ERA: 1.8	IP: 4.1 WLS: L BF: 21 H: 5 R: 7 ER: 7 SO: 2 BB: 3 IBB: 0 HBP: 0 BLK: 0 WP: 0 HR: 1 S: 22 P: 34 ERA: 14.54 WHIP: 1.846											PITCHER	IP: 4.1 WLS: L BF: 21 H: 5 R: 7 ER: 7 SO: 2 BB: 3 IBB: 0 HBP: 0 BLK: 0 WP: 0 HR: 1 S: 22 P: 34 ERA: 14.54 WHIP: 1.846									

Chicago White Sox @ Boston Red Sox
Fenway Park, Boston, MA
Fri Apr 23 1971, 3:33 AM EST
Att: 12,261 - Unknown

AB 28
R 7
H 7
RBI 7
BB 4
SO 4
LOB 7



Batter	1	2	3	4	5	6	7	8	9	AB	R	H	RBI	BB	SO	LOB	TOP										
Jay Johnstone, L (1, 8) OBP: 0.313, SLG: 0.367 Ed Stroud, L (5, 8) OBP: 0.194, SLG: 0.074	L9		G3		FC5-4 1B		BB		F8	3	0	1	0	0	0	0											
Mike Andrews, R (1, 4) OBP: 0.333, SLG: 0.349	L9		K		FC5-4 1-2		BB		F5	4	0	0	0	0	1	4											
Carlos May, L (1, 3) OBP: 0.343, SLG: 0.339 Tom Egan, R (6, 3) OBP: 0.318, SLG: 0.476	4-3		4-3				1B		F7	3	0	1	0	0	0	0											
Bill Melton, R (1, 5) OBP: 0.328, SLG: 0.379		G6-4-3 BB 1B		6-3					F9	4	1	1	0	0	0	0											
Lee Mays, L (1, 9) OBP: 0.545, SLG: 0.556		G6-4-3 BB 1-2		F9					F5	3	0	1	0	1	0	0											
Rick Reichardt, R (1, 7) OBP: 0.292, SLG: 0.356		G6-4-3 1-2 2-3							FC5-4 1B	4	0	2	0	0	0	3											
Ed Herrmann, L (1, 2) OBP: 0.436, SLG: 0.531 Lee Richard, R (7, PH) OBP: 0.280, SLG: 0.319 Chuck Brinkman, R (7, 2)		G6-4-3 BB 1B		4-3					BB FC3-5 1B	3	1	2	1	0	0	1	AB 35										
Rich Morales, R (9, PH) OBP: 0.667, SLG: 0.667		E 1B							G4-3 1B	0	0	0	0	0	0	0	R 2										
Luis Alvarado, R (1, 6) OBP: 0.167, SLG: 0.167		E9 1-H 1B							G4-3 1B	1	0	1	0	0	0	0	H 11										
Bart Johnson, R (1, 1) OBP: 0.231, SLG: 0.308 Rich McKinney, R (7, PH) OBP: 0.410, SLG: 0.371 Vicente Romo, R (7, 1) Walt Williams, R (9, PH) OBP: 0.235, SLG: 0.290		5-3							F7	4	0	2	0	0	0	2	RBI 1										
									FC3-5 BB 1-2 2-3	2	0	0	0	0	0	1	BB 2										
									F8	2	0	0	0	0	0	2	SO 1										
									F9	1	0	0	0	0	0	2	LOB 16										
									G4-3 1-2 2-3	2	0	0	0	0	0	1											
										2	0	0	0	0	0	1											
										1	0	0	0	0	0	2											
										0	0	0	0	0	0	0											
										1	0	0	0	0	0	2											
Inning Stats	R: 0 E: 0 K: 0 S: 3	H: 0 LOB: 0 BB: 0 P: 3	R: 2 E: 1 K: 0 S: 5	H: 3 LOB: 1 BB: 1 P: 9	R: 0 E: 0 K: 1 S: 5	H: 0 LOB: 0 BB: 0 P: 5	R: 0 E: 0 K: 0 S: 4	H: 1 LOB: 1 BB: 0 P: 4	R: 0 E: 0 K: 0 S: 4	H: 1 LOB: 0 BB: 0 P: 4	R: 0 E: 0 K: 0 S: 3	H: 1 LOB: 0 BB: 0 P: 3	R: 0 E: 0 K: 0 S: 5	H: 2 LOB: 2 BB: 1 P: 9	R: 0 E: 0 K: 0 S: 4	H: 1 LOB: 1 BB: 0 P: 4	R: 0 E: 0 K: 0 S: 4	H: 2 LOB: 1 BB: 0 P: 4	R: 0 E: 0 K: 0 S: 4	H: 2 LOB: 1 BB: 0 P: 4	1B: 11 2B: 0 3B: 0 HR: 0	SF: 0 SAC: 0 DP: 2 HBP: 0	WP: 0 PB: 0 SB: 0 CS: 0	PA: 37			
PITCHER	IP	WLS	BF	H	R	ER	SO	BB	IBB	HBP	BLK	WP	HR	S	P	ERA	WHIP										
Mike Nagy, R (1, 1) ERA: 3.43	8.0	W	34	10	2	1	1	2	0	0	0	0	0	34	42	1.12	1.500										
Ken Tatum, R (9, 1) ERA: 3.0	1.0	S	3	1	0	0	0	0	0	0	0	0	0	3	3	0.00	1.000										

Chicago White Sox @ Boston Red Sox
Fenway Park, Boston, MA
Sat Apr 24 1971, 3:33 AM EST
Att: 17,386 - Unknown

AB 35
R 2
H 11
RBI 1
BB 2
SO 1
LOB 16



Batter	1	2	3	4	5	6	7	8	9	AB	R	H	RBI	BB	SO	LOB	BOTTOM										
John Kennedy, R (1, 6) OBP: 0.438, SLG: 0.538	F3		G4-6-3 1B		5-3		BB			3	0	1	0	1	0	0											
Reggie Smith, S (1, 9) OBP: 0.397, SLG: 0.421	WP 1B		G4-6-3 1-2		3-1		BB			3	0	1	0	1	0	1											
Carl Yastrzemski, L (1, 7) OBP: 0.495, SLG: 0.618	F6 1-2				F9		HR 1B		L8	4	1	1	0	0	0	3											
Rico Petrocelli, R (1, 5) OBP: 0.406, SLG: 0.385	K				HR 1B		FC6-4 BB		K	3	1	1	2	1	2	1											
George Scott, R (1, 3) OBP: 0.343, SLG: 0.426			F4		F4		K		HR	4	1	1	1	0	1	1											
Duane Josephson, R (1, 2) OBP: 0.395, SLG: 0.345			5-3 1B		1B		K		6-3	4	0	2	0	0	1	1											
Billy Conigliaro, R (1, 8) OBP: 0.353, SLG: 0.473			5-3 1-2		2B		FC6-4 1-2		HR	4	1	2	1	0	0	2	AB 31										
Doug Griffin, R (1, 4) OBP: 0.310, SLG: 0.271			5-3		IBB				B1-6-3 BB	2	0	1	0	2	0	1	R 4										
Mike Nagy, R (1, 1) OBP: 0.111, SLG: 0.222 Ken Tatum, R (9, 1)			K		6-3				1-3	4	0	0	0	0	1	4	H 10										
										0	0	0	0	0	0	0	RBI 4										
										1B: 5 2B: 1 3B: 1 HR: 3	SF: 0 SAC: 0 DP: 2 HBP: 0	WP: 1 PB: 0 SB: 0 CS: 0	PA: 36														
PITCHER	IP	WLS	BF	H	R	ER	SO	BB	IBB	HBP	BLK	WP	HR	S	P	ERA	WHIP										
Bart Johnson, R (1, 1) ERA: 3.65	6.0	L	25	7	2	2	4	1	0	0	0	1	1	31	39	3.00	1.333										
Vicente Romo, R (7, 1) ERA: 6.94	2.0	L	11	3	2	2	1	3	0	0	0	0	2	10	22	9.00	3.000										

Chicago White Sox @ Boston Red Sox
Fenway Park, Boston, MA
Sat Apr 24 1971, 3:33 AM EST
Att: 17,386 - Unknown

AB 31
R 4
H 10
RBI 4
BB 5
SO 5
LOB 14



Batter	1	2	3	4	5	6	7	8	9	AB	R	H	RBI	BB	SO	LOB	TOP										
Lee Richard, R OBP: 0.273, SLG: 0.308 (1, 8)	B1-3		5-3		F9		HR		1-3	5	1	1	0	0	0	1											
Mike Andrews, R OBP: 0.338, SLG: 0.412 (1, 4)	2B			6-3	FC5-4		HR		F2	5	1	2	2	0	0	1											
Carlos May, L OBP: 0.347, SLG: 0.333 (1, 3)	L8								4-3	4	0	1	0	1	1	1											
Bill Melton, R OBP: 0.324, SLG: 0.361 (1, 5)	5-3			L8						3	0	0	0	1	0	3											
Rick Reichardt, R OBP: 0.280, SLG: 0.340 Rich McKinney, R OBP: 0.415, SLG: 0.361 (6, PH) (6, 9)		K		F8					6-3	2	0	0	0	0	1	1											
Walt Williams, R OBP: 0.263, SLG: 0.324 (6, 7)	5-3									3	1	1	0	1	0	2											
Tom Egan, R OBP: 0.308, SLG: 0.560 (1, 2)										4	1	1	2	0	2	3											
Luis Alvarado, R OBP: 0.182, SLG: 0.182 (1, 6)			4-3		F7				5-3	4	0	1	0	0	0	0											
Wilbur Wood, R Pat Jacquez, R Jim Magnuson, R Rich Morales, R Steve Kealey, R Ed Herrmann, L Don Eddy, R Vicente Romo, R (1, 1) (4, 1) (4, 1) (5, PH) (5, 1) (5, PH) (8, 1) (8, 1)			K							1	0	0	0	0	0	1	0										
Inning Stats	R: 0 E: 0 K: 0 S: 4	H: 1 LOB: 1 BB: 0 P: 4	R: 0 E: 0 K: 2 S: 7	H: 0 LOB: 0 BB: 0 P: 7	R: 0 E: 0 K: 1 S: 5	H: 0 LOB: 0 BB: 0 P: 5	R: 0 E: 0 K: 0 S: 4	H: 1 LOB: 1 BB: 0 P: 4	R: 2 E: 0 K: 0 S: 5	H: 2 LOB: 1 BB: 0 P: 6	R: 0 E: 0 K: 2 S: 7	H: 0 LOB: 2 BB: 2 P: 15	R: 2 E: 0 K: 1 S: 7	H: 2 LOB: 1 BB: 1 P: 11	R: 0 E: 0 K: 0 S: 4	H: 1 LOB: 2 BB: 1 P: 8	R: 0 E: 0 K: 0 S: 3	H: 0 LOB: 0 BB: 0 P: 3	1B: 3 2B: 2 3B: 0 HR: 2	SF: 0 SAC: 0 DP: 0 HBP: 1	WP: 0 PB: 0 SB: 0 CS: 0	PA: 39					
PITCHER	IP	WLS	BF	H	R	ER	SO	BB	IBB	HBP	BLK	WP	HR	S	P	ERA	WHIP										
Gary Peters, L ERA: 4.18 (1, 1)	6.2		30	6	4	4	6	3	0	1	0	0	2	38	51	5.40	1.350										
Bobby Bolin, R ERA: 6.35 (7, 1)	1.0	W	5	1	0	0	0	1	0	0	0	0	0	4	8	0.00	2.000										
Sparky Lyle, L ERA: (8, 1)	0.1		1	0	0	0	0	0	0	0	0	0	0	1	1	0.00	0.000										
Ken Tatum, R ERA: 2.7 (9, 1)	1.0	S	3	0	0	0	0	0	0	0	0	0	0	3	3	0.00	0.000										

Chicago White Sox @ Boston Red Sox
Fenway Park, Boston, MA
Sun Apr 25 1971, 3:33 AM EDT
Att: 13,112 - Unknown

AB 34
R 4
H 7
RBI 4
BB 4
SO 6
LOB 14



Batter	1	2	3	4	5	6	7	8	9	AB	R	H	RBI	BB	SO	LOB	BOTTOM										
Luis Aparicio, R OBP: 0.305, SLG: 0.385 (1, 6)	FC6-4 BB		K							4	0	2	1	1	1	0											
Reggie Smith, S OBP: 0.384, SLG: 0.403 (1, 8)	FC6-4 HR		6-3	1-3						5	1	1	0	0	0	3											
Carl Yastrzemski, L OBP: 0.479, SLG: 0.672 (1, 7)	HR			2B						3	2	2	3	2	0	0											
Rico Petrocelli, R OBP: 0.392, SLG: 0.386 (1, 5)	F7			F8						5	0	1	1	0	0	6											
George Scott, R OBP: 0.352, SLG: 0.431 (1, 3)	2B 1B		K							4	0	2	0	0	2	1											
Duane Josephson, R OBP: 0.358, SLG: 0.356 (1, 2)	2B		5-3		F5					4	0	1	0	0	0	2											
Joe Lahoud, L OBP: 0.417, SLG: 0.222 (1, 9)	K				4-3	F5				4	0	0	0	0	1	3											
Doug Griffin, R OBP: 0.323, SLG: 0.288 (1, 4)		6-3								4	1	2	0	0	0	0											
Gary Peters, L OBP: 0.357, SLG: 0.385 Bobby Bolin, R ERA: 4.5 Sparky Lyle, L Phil Gagliano, R Ken Tatum, R (1, 1) (7, 1) (8, 1) (8, PH) (9, 1)		G3								3	0	1	0	0	0	2											
Inning Stats	R: 2 E: 1 K: 1 S: 8	H: 3 LOB: 2 BB: 1 P: 12	R: 0 E: 0 K: 1 S: 5	H: 0 LOB: 0 BB: 0 P: 5	R: 1 E: 0 K: 1 S: 7	H: 2 LOB: 1 BB: 0 P: 7	R: 1 E: 0 K: 0 S: 6	H: 3 LOB: 3 BB: 1 P: 10	R: 0 E: 0 K: 0 S: 3	H: 0 LOB: 0 BB: 0 P: 3	R: 0 E: 0 K: 1 S: 5	H: 0 LOB: 0 BB: 0 P: 5	R: 0 E: 0 K: 0 S: 5	H: 0 LOB: 0 BB: 0 P: 5	R: 1 E: 0 K: 0 S: 5	H: 2 LOB: 3 BB: 2 P: 13	1B: 8 2B: 3 3B: 0 HR: 1	SF: 0 SAC: 0 DP: 0 HBP: 0	WP: 0 PB: 0 SB: 1 CS: 0	PA: 40							
PITCHER	IP	WLS	BF	H	R	ER	SO	BB	IBB	HBP	BLK	WP	HR	S	P	ERA	WHIP										
Wilbur Wood, L ERA: 3.15 (1, 1)	3.1		19	8	4	4	3	1	0	0	0	0	1	24	28	10.80	2.700										
Pat Jacquez, R ERA: 4.5 (4, 1)	0.1		1	0	0	0	0	0	0	0	0	0	0	1	1	0.00	0.000										
Jim Magnuson, L ERA: 1.69 (4, 1)	0.1		2	0	0	0	0	1	0	0	0	0	0	1	5	0.00	3.000										
Steve Kealey, R ERA: 2.57 (5, 1)	3.0	L	11	2	0	0	1	0	0	0	0	0	0	13	13	0.00	0.667										
Don Eddy, L ERA: 4.26 (8, 1)	0.2		6	2	1	1	0	2	0	0	0	0	0	4	12	13.50	6.000										
PITCHER	IP	WLS	BF	H	R	ER	SO	BB	IBB	HBP	BLK	WP	HR	S	P	ERA	WHIP										
Vicente Romo, R ERA: 6.75 (8, 1)	0.1		1	0	0	0	0	0	0	0	0	0	0	1	1	0.00	0.000										

Chicago White Sox @ Boston Red Sox
Fenway Park, Boston, MA
Sun Apr 25 1971, 3:33 AM EDT
Att: 13,112 - Unknown

AB 36
R 5
H 12
RBI 5
BB 4
SO 4
LOB 17



Batter	1	2	3	4	5	6	7	8	9	10	11	12	AB	R	H	RBI	BB	SO	LOB	TOP								
Lee Richard, R OBP: 0.295, SLG: 0.316 (1.6)	FC6-4 BB		1B	1B		L5			K		4-3		5	1	2	1	1	1	0									
Ed Stroud, L OBP: 0.200, SLG: 0.097 Mike Andrews, R OBP: 0.354, SLG: 0.412 (9.4)	FC6-4 CS		1B	1B		K			FC4-6 BB				4	0	1	0	0	1	3									
Carlos May, L OBP: 0.358, SLG: 0.352 (1.3)						L7			FC4-6 1B		F7		5	2	2	1	1	0	2									
Rick Reichardt, R OBP: 0.266, SLG: 0.321 (1.7)	F5		F3		6-3				1B		L4		6	0	1	0	0	0	5									
Bill Melton, R OBP: 0.351, SLG: 0.418 (1.5)			1-3										6	1	4	2	0	1	2									
Jay Johnstone, L OBP: 0.306, SLG: 0.359 (9.9)	F7								F9		SH4-3 1B		4	1	1	1	0	0	3									
Ed Herrmann, L OBP: 0.419, SLG: 0.500 Walt Williams, R OBP: 0.256, SLG: 0.314 Chuck Brinkman, R (8.2)	FC3-6 1B		L6						4-3				3	0	1	0	0	0	2									
Luis Alvarado, R OBP: 0.214, SLG: 0.185 (9.6)	F2								B1-3		F7		5	0	1	0	1	0	2									
Tommy John, R Vicente Romo, R Rich Morales, R Steve Kealey, R Lee Maye, L Don Eddy, R Terry Forster, L Wilbur Wood, R (11.1)			K						F4		G3		3	0	0	0	0	0	4									
Inning Stats	R: 0 E: 0 K: 0 S: 2	H: 0 LOB: 1 BB: 2 P: 10	R: 0 E: 0 K: 0 S: 4	H: 1 LOB: 1 BB: 0 P: 4	R: 1 E: 0 K: 1 S: 6	H: 3 LOB: 2 BB: 0 P: 6	R: 1 E: 0 K: 0 S: 6	H: 3 LOB: 2 BB: 0 P: 6	R: 2 E: 0 K: 0 S: 6	H: 3 LOB: 1 BB: 1 P: 10	R: 0 E: 0 K: 1 S: 5	H: 0 LOB: 0 BB: 0 P: 5	R: 0 E: 0 K: 0 S: 3	R: 1 E: 0 K: 1 S: 7	H: 2 LOB: 2 BB: 1 P: 11	R: 0 E: 0 K: 1 S: 5	H: 0 LOB: 0 BB: 0 P: 5	R: 0 E: 0 K: 0 S: 3	R: 0 E: 0 K: 0 S: 4	H: 0 LOB: 1 BB: 0 P: 7	R: 0 E: 0 K: 0 S: 4	H: 1 LOB: 1 BB: 0 P: 4	1B: 10 2B: 3 3B: 0 HR: 0	SF: 1 SAC: 1 DP: 0 HBP: 0	WP: 0 PB: 1 SB: 0 CS: 1	PA: 53		
PITCHER	IP WLS BF H R ER SO BB IBB HBP BLK WP HR S P ERA WHIP	PITCHER												IP WLS BF H R ER SO BB IBB HBP BLK WP HR S P ERA WHIP														
Mel Stottlemyre, R ERA: 3.62 Gary Waslewski, R ERA: 3.38 Mike Kekich, L ERA: 3.38 Jack Aker, R ERA: 2.25 Lindy McDaniel, R ERA: 3.09	4.2 0.1 3.2 0.0 3.1	26 1 13 0 12	9 0 1 1 1	5 0 1 1 0	1 0 1 0 0	1 0 0 0 0	0 0 0 0 0	0 0 0 0 0	0 0 0 0 0	0 0 0 0 0	0 0 0 0 0	0 0 0 0 0	0 0 0 0 0	0 0 0 0 0	0 0 0 0 0	0 0 0 0 0	0 0 0 0 0	0 0 0 0 0	0 0 0 0 0	0 0 0 0 0	0 0 0 0 0	0 0 0 0 0	0 0 0 0 0	0 0 0 0 0	0 0 0 0 0	0 0 0 0 0	0 0 0 0 0	0 0 0 0 0

Chicago White Sox @ New York Yankees
Yankee Stadium, Bronx, NY
Tue Apr 27 1971, 7:05 PM EDT
Att. 7,009 - Cloudy - 60 F

AB	46
R	5
H	13
RBI	5
BB	5
SO	5
LOB	24



Batter	1	2	3	4	5	6	7	8	9	10	11	12	AB	R	H	RBI	BB	SO	LOB	BOTTOM								
Horace Clarke, S OBP: 0.373, SLG: 0.324 (1.4)	FC4-6 1B		1B	2B					K		FC6-2		6	1	3	2	0	1	3									
Bobby Murcer, L OBP: 0.453, SLG: 0.636 (1.8)	FC4-6 CS		1B						SH5-3 1B		L8		5	1	3	1	0	0	4									
Thurman Munson, R OBP: 0.271, SLG: 0.240 (1.2)	6-3		1B						FC4-6 1B		CS		4	0	1	2	2	0	3									
Roy White, S OBP: 0.422, SLG: 0.623 (1.7)			1-3						F9				4	1	0	0	2	0	5									
Danny Cater, R OBP: 0.273, SLG: 0.280 (9.3)													6	0	2	0	0	1	2									
Felipe Alou, R OBP: 0.300, SLG: 0.429 (1.9)													6	0	2	1	0	1	2									
John Ellis, R OBP: 0.545, SLG: 0.524 Jerry Kenney, L OBP: 0.353, SLG: 0.267 (9.5)			E6						F8		L7		4	0	1	0	0	0	2									
Gene Michael, S OBP: 0.386, SLG: 0.354 (1.6)			5-3										4	1	1	0	1	0	3									
Mel Stottlemyre, R Gary Waslewski, R Ron Woods, R Mike Kekich, L Jack Aker, R Lindy McDaniel, R (11.1)			FC5-2										1	1	0	0	0	0	1									
Inning Stats	R: 0 E: 0 K: 0 S: 3	H: 1 LOB: 0 BB: 0 P: 3	R: 0 E: 0 K: 1 S: 4	H: 0 LOB: 0 BB: 1 P: 8	R: 3 E: 1 K: 0 S: 7	H: 4 LOB: 1 BB: 0 P: 7	R: 0 E: 0 K: 0 S: 3	H: 0 LOB: 0 BB: 0 P: 3	R: 2 E: 0 K: 0 S: 6	H: 3 LOB: 1 BB: 0 P: 6	R: 0 E: 0 K: 0 S: 4	H: 1 LOB: 1 BB: 0 P: 4	R: 0 E: 0 K: 0 S: 6	H: 1 LOB: 1 BB: 0 P: 8	R: 0 E: 0 K: 1 S: 6	H: 1 LOB: 1 BB: 0 P: 11	R: 0 E: 0 K: 0 S: 2	H: 0 LOB: 0 BB: 0 P: 6	R: 0 E: 0 K: 0 S: 4	H: 2 LOB: 2 BB: 1 P: 8	R: 1 E: 0 K: 0 S: 3	H: 2 LOB: 2 BB: 1 P: 7	1B: 14 2B: 2 3B: 0 HR: 0	SF: 0 SAC: 1 DP: 1 HBP: 0	WP: 0 PB: 0 SB: 1 CS: 3	PA: 52		
PITCHER	IP WLS BF H R ER SO BB IBB HBP BLK WP HR S P ERA WHIP	PITCHER												IP WLS BF H R ER SO BB IBB HBP BLK WP HR S P ERA WHIP														
Tommy John, L Vicente Romo, R Steve Kealey, R Don Eddy, L Terry Forster, L	5.1 1.2 2.0 1.0 1.1	24 7 8 6 5	9 1 2 2 1	5 0 0 0 1	5 0 0 0 0	1 0 0 0 0	0 0 0 0 0	0 0 0 0 0	0 0 0 0 0	0 0 0 0 0	0 0 0 0 0	0 0 0 0 0	0 0 0 0 0	0 0 0 0 0	0 0 0 0 0	0 0 0 0 0	0 0 0 0 0	0 0 0 0 0	0 0 0 0 0	0 0 0 0 0	0 0 0 0 0	0 0 0 0 0	0 0 0 0 0	0 0 0 0 0	0 0 0 0 0	0 0 0 0 0	0 0 0 0 0	0 0 0 0 0

Chicago White Sox @ New York Yankees
Yankee Stadium, Bronx, NY
Tue Apr 27 1971, 7:05 PM EDT
Att. 7,009 - Cloudy - 60 F

AB	45
R	6
H	16
RBI	6
BB	5
SO	3
LOB	25



Batter	1	2	3	4	5	6	7	8	9	AB	R	H	RBI	BB	SO	LOB	TOP				
Lee Richard, R (1.6) OBP: 0.296, SLG: 0.328	1-3		6-3		K	L4		G4-6-3		5	1	1	0	0	0	0	Chicago White Sox @ Washington Senators Robert F. Kennedy Memorial Stadium, Washington, DC Fri Apr 30 1971, 7:05 PM EDT Att: 6,502 - Unknown livebaseballscorecards.com				
Ed Stroud, L (1.9) OBP: 0.256, SLG: 0.184	1B		WP		1B	2B		6-3		4	2	2	0	1	0	0					
Carlos May, L (1.3) OBP: 0.374, SLG: 0.495	F8		WP		1B	1B		4-3		5	2	2	2	0	0	2					
Rick Reichardt, R (1.7) OBP: 0.262, SLG: 0.355	F9				4-3	1B		4-3		5	2	2	1	0	0	4					
Bill Melton, R (1.5) OBP: 0.369, SLG: 0.438		P6			5-3			5-3		3	0	1	0	0	1	0					
Rich Morales, R (6.5) OBP: 0.667, SLG: 0.600				HR				5-3		1	0	1	1	1	0	0					
Mike Andrews, R (1.4) OBP: 0.384, SLG: 0.427	4-3				5-3			1B		4	0	2	1	0	0	1					
Ed Herrmann, L (1.2) OBP: 0.400, SLG: 0.465	4-3				5-3			1B		5	1	2	1	0	0	4					
Jay Johnstone, L (1.8) OBP: 0.304, SLG: 0.366	F9				4-3			4-3		5	0	2	1	0	0	3					
Bart Johnson, R (1.1) OBP: 0.176, SLG: 0.235			6-3		F9			4-3		4	0	0	0	0	1	2					
Inning Stats	R: 0 E: 0 K: 0 S: 4	H: 1 LOB: 1 BB: 0 P: 4	R: 0 E: 0 K: 0 S: 4	H: 1 LOB: 1 BB: 0 P: 4	R: 0 E: 0 K: 0 S: 3	H: 1 LOB: 0 BB: 0 P: 3	R: 1 E: 0 K: 0 S: 5	H: 2 LOB: 1 BB: 0 P: 5	R: 2 E: 0 K: 1 S: 7	H: 2 LOB: 1 BB: 1 P: 7	R: 2 E: 0 K: 0 S: 6	H: 3 LOB: 2 BB: 0 P: 7	R: 0 E: 0 K: 0 S: 3	H: 1 LOB: 0 BB: 0 P: 3	R: 2 E: 1 K: 0 S: 6	H: 2 LOB: 2 BB: 1 P: 10	1B: 10 2B: 4 3B: 0 HR: 1	SF: 1 SAC: 0 DP: 1 HBP: 1	WP: 1 PB: 0 CS: 2	PA: 45	
PITCHER	IP	WLS	BF	H	R	ER	SO	BB	IBB	HBP	BLK	WP	HR	S	P	ERA	WHIP				
Gerry Janeski, R (1.1) ERA: 3.98	5.0	L	23	7	3	3	1	1	0	0	0	1	1	23	27	5.40	1.600				
Bill Gogolewski, R (6.1) ERA: 4.75	2.0		12	5	3	3	1	0	0	1	0	0	0	13	14	13.50	2.500				
Joe Grzenda, L (8.1) ERA: 0.96	2.0		10	3	2	0	0	0	1	0	0	0	0	9	13	0.00	1.500				

Batter	1	2	3	4	5	6	7	8	9	AB	R	H	RBI	BB	SO	LOB	BOTTOM				
Del Unser, L (1.8) OBP: 0.352, SLG: 0.480	K		2B		F9		F2			4	0	1	1	0	1	1	Chicago White Sox @ Washington Senators Robert F. Kennedy Memorial Stadium, Washington, DC Fri Apr 30 1971, 7:05 PM EDT Att: 6,502 - Unknown livebaseballscorecards.com				
Tim Cullen, R (1.4) OBP: 0.253, SLG: 0.256	K		6-3		4-3			F9		4	0	0	0	0	1	2					
Mike Epstein, L (1.3) OBP: 0.393, SLG: 0.348	FC5-4		BB		G3			K		2	0	0	0	2	1	1					
Frank Howard, R (1.7) OBP: 0.340, SLG: 0.381	FC5-4		K					L6		3	0	0	0	1	1	3					
Elliott Maddox, R (9.7) OBP: 0.324, SLG: 0.233	1-2									0	0	0	0	0	0	0					
Tom McCraw, L (1.9) OBP: 0.417, SLG: 0.651		4-3			F8		F8		4-3	4	0	0	0	0	0	1					
Bernie Allen, L (1.5) OBP: 0.484, SLG: 0.667	F8				G3		F8		1B	4	0	1	0	0	0	1					
Don Wert, R (1.6) OBP: 0.333, SLG: 0.200	K						F8		K	3	0	0	0	1	2	2					
Paul Casanova, R (1.2) OBP: 0.304, SLG: 0.422			L4		K			5-3		4	0	1	0	0	1	1					
Gerry Janeski, R (1.1) OBP: 0.296, SLG: 0.328										1	1	1	0	0	0	0					
Richie Schenck, L (5.9) OBP: 0.206, SLG: 0.207										1	0	1	0	0	0	0					
Bill Gogolewski, L (8.1) OBP: 0.304, SLG: 0.233										0	0	0	0	0	0	0					
Dick Billings, R (7.9) OBP: 0.182, SLG: 0.200										1	0	0	0	0	0	0					
Joe Grzenda, R (8.1) OBP: 0.304, SLG: 0.338										0	0	0	0	0	0	0					
Joe Foy, R (9.9) OBP: 0.342, SLG: 0.338										1	0	0	0	0	1	2					
Inning Stats	R: 0 E: 0 K: 2 S: 7	H: 0 LOB: 1 BB: 1 P: 11	R: 0 E: 0 K: 1 S: 5	H: 0 LOB: 0 BB: 0 P: 5	R: 1 E: 0 K: 1 S: 7	H: 2 LOB: 2 BB: 1 P: 11	R: 0 E: 0 K: 1 S: 5	H: 0 LOB: 1 BB: 1 P: 9	R: 0 E: 0 K: 0 S: 4	H: 1 LOB: 1 BB: 0 P: 4	R: 0 E: 0 K: 0 S: 3	H: 0 LOB: 1 BB: 1 P: 7	R: 0 E: 0 K: 0 S: 3	H: 0 LOB: 0 BB: 0 P: 3	R: 0 E: 0 K: 1 S: 5	H: 2 LOB: 2 BB: 0 P: 9	1B: 3 2B: 2 3B: 0 HR: 0	SF: 0 SAC: 0 DP: 0 HBP: 0	WP: 0 PB: 0 CS: 0	PA: 36	
PITCHER	IP	WLS	BF	H	R	ER	SO	BB	IBB	HBP	BLK	WP	HR	S	P	ERA	WHIP				
Bart Johnson, R (1.1) ERA: 3.13	9.0	W	36	5	1	1	8	4	0	0	0	0	0	48	64	1.00	1.000				

Batter	1	2	3	4	5	6	7	8	9	AB	R	H	RBI	BB	SO	LOB	TOP	
Lee Richard, R (1, 6) OBP: 0.300, SLG: 0.329	0-0 1-3		0-0 1B			0-0 4-3 S 1B			0-0 F7	4	0	2	0	0	0	0	Chicago White Sox @ Washington Senators Robert F. Kennedy Memorial Stadium, Washington, DC Sun May 02 1971, 3:33 AM EDT Att: 8,684 - Unknown livebaseballscorecards.com	
Ed Stroud, L (1, 9) OBP: 0.235, SLG: 0.174 Walt Williams, R (9, PH) OBP: 0.286, SLG: 0.342	0-0 6-3		0-0 4-3			0-0 4-3			0-0 HR 1B	3	0	0	0	0	0	2		
Carlos May, L (1, 3) OBP: 0.370, SLG: 0.432	0-0 4-3			0-0 F8		0-3 K			0-3 K	4	0	0	0	0	2	2		
Rick Reichardt, R (1, 7) OBP: 0.284, SLG: 0.423		0-0 F9		0-0 F9			0-0 CS 1B		0-0 HR	4	1	2	2	0	0	0		
Bill Melton, R (1, 5) OBP: 0.359, SLG: 0.425		0-0 F8		0-0 5-3			0-0 P4		0-3 K	4	0	0	0	0	1	1		
Mike Andrews, R (1, 4) OBP: 0.351, SLG: 0.400		0-0 F8			0-0 F8		0-0 F8			3	0	0	0	0	0	1		
Ed Herrmann, L (1, 2) OBP: 0.368, SLG: 0.408			0-0 F8		0-0 F9			0-0 F9		3	0	0	0	0	0	0		
Jay Johnstone, L (1, 8) OBP: 0.326, SLG: 0.408			0-0 HR		0-0 F9			0-0 6-3		3	1	1	1	0	0	0		
Wilbur Wood, R (1, 1) Vicente Romo, R (9, 1)			0-3 K			0-3 K		0-0 F8		3	0	0	0	0	2	0		
										0	0	0	0	0	0	0		
Inning Stats	R: 0 E: 0 K: 0 S: 3	H: 0 LOB: 0 BB: 0 P: 3	R: 0 E: 0 K: 0 S: 3	H: 0 LOB: 0 BB: 0 P: 3	R: 1 E: 0 K: 1 S: 7	H: 2 LOB: 1 BB: 0 P: 7	R: 0 E: 0 K: 0 S: 3	H: 0 LOB: 0 BB: 0 P: 3	R: 0 E: 0 K: 0 S: 3	H: 0 LOB: 0 BB: 0 P: 3	R: 0 E: 0 K: 0 S: 3	H: 0 LOB: 0 BB: 0 P: 3	R: 2 E: 0 K: 2 S: 9	H: 2 LOB: 0 BB: 0 P: 9	1B: 4 2B: 0 3B: 0 HR: 2	SF: 0 SAC: 0 DP: 0 HBP: 0	WP: 0 PB: 0 CS: 1	PA: 32
PITCHER	IP WLS BF H R ER SO BB IBB HBP BLK WP HR S P ERA WHIP																	
Casey Cox, R (1, 1) ERA: 2.63	8.0	27	4	1	1	3	0	0	0	0	0	0	0	1	33	33	1.12	0.500
Darold Knowles, L (9, 1) ERA: 3.77	1.0	L 5	2	2	2	2	0	0	0	0	0	0	0	1	9	9	18.00	2.000

Batter	1	2	3	4	5	6	7	8	9	AB	R	H	RBI	BB	SO	LOB	BOTTOM					
Del Unser, L (1, 9) OBP: 0.371, SLG: 0.526	0-3 K		0-0 4-3							3	0	1	1	1	1	0	Chicago White Sox @ Washington Senators Robert F. Kennedy Memorial Stadium, Washington, DC Sun May 02 1971, 3:33 AM EDT Att: 8,684 - Unknown livebaseballscorecards.com					
Elliott Maddox, R (1, 8) OBP: 0.311, SLG: 0.216	0-0 G5-4-3 1B			0-0 P6	0-0 5-3			0-3 K		4	0	1	0	0	1	2						
Frank Howard, R (1, 7) OBP: 0.333, SLG: 0.380	0-0 G5-4-3			0-0 BB 1B		0-0 F2			0-0 6-3	4	0	1	0	0	0	1						
Joe Foy, R (1, 5) OBP: 0.321, SLG: 0.306		0-3 K		4-0 BB 1B	0-0 5-3			0-0 6-3		3	0	0	0	1	1	0						
Mike Epstein, L (1, 3) OBP: 0.398, SLG: 0.347		4-0 E BB		0-3 K		0-3 K		0-0 1B		3	0	1	0	1	2	2						
Paul Casanova, R (1, 2) OBP: 0.315, SLG: 0.404		0-0 E6		0-0 F9			0-0 6-3		0-0 1B	4	0	1	0	0	0	3						
Don Wert, R (1, 6) OBP: 0.231, SLG: 0.250 Tom McCraw, L (9, PH) OBP: 0.400, SLG: 0.622	0-0 G5-4-3				0-0 5-3			0-0 P6	0-0 F9	3	0	0	0	0	0	2						
Tim Cullen, R (1, 4) OBP: 0.245, SLG: 0.247			0-0 P5		0-0 PB SH1-4 2B 1B		0-0 F7			3	1	1	0	0	0	0						
Casey Cox, R (1, 1) Dick Billings, R (9, PH) Darold Knowles, L (9, 1)			0-3 K		0-0 SH1-4			0-0 L6		1	0	0	0	0	1	0						
										0	0	0	0	0	0	0						
Inning Stats	R: 0 E: 0 K: 1 S: 5	H: 1 LOB: 0 BB: 0 P: 5	R: 0 E: 1 K: 1 S: 5	H: 0 LOB: 1 BB: 1 P: 9	R: 0 E: 0 K: 1 S: 5	H: 0 LOB: 0 BB: 0 P: 5	R: 0 E: 0 K: 1 S: 6	H: 1 LOB: 2 BB: 1 P: 10	R: 1 E: 0 K: 0 S: 5	H: 2 LOB: 1 BB: 0 P: 5	R: 0 E: 0 K: 1 S: 5	H: 0 LOB: 0 BB: 0 P: 5	R: 0 E: 0 K: 1 S: 3	H: 0 LOB: 0 BB: 0 P: 3	R: 0 E: 0 K: 1 S: 4	H: 0 LOB: 1 BB: 1 P: 8	R: 0 E: 0 K: 0 S: 5	H: 2 LOB: 2 BB: 0 P: 5	1B: 5 2B: 1 3B: 0 HR: 0	SF: 0 SAC: 1 DP: 2 HBP: 0	WP: 0 PB: 2 CS: 1	PA: 34
PITCHER	IP WLS BF H R ER SO BB IBB HBP BLK WP HR S P ERA WHIP																					
Wilbur Wood, L (1, 1) ERA: 2.51	8.2	W 33	6	1	1	6	3	0	0	0	0	0	0	0	42	54	1.04	1.038				
Vicente Romo, R (9, 1) ERA: 5.79	0.1	S 1	0	0	0	0	0	0	0	0	0	0	0	1	1	0.00	0.000					

Batter	1	2	3	4	5	6	7	8	9	AB	R	H	RBI	BB	SO	LOB	TOP			
Luis Aparicio, R OBP: 0.287, SLG: 0.384 (1, 6)										5	2	2	2	0	0	1	Boston Red Sox @ Chicago White Sox Comiskey Park, Chicago, IL Thu May 06 1971, 4:33 AM EDT Att: 511 - Unknown			
Reggie Smith, S OBP: 0.385, SLG: 0.510 (1, 9)										3	1	0	0	2	2	1				
Carl Yastrzemski, L OBP: 0.472, SLG: 0.578 (1, 7)										3	1	1	1	2	0	0				
Rico Petrocelli, R OBP: 0.389, SLG: 0.345 (1, 5)										5	0	1	3	0	1	3				
George Scott, R OBP: 0.390, SLG: 0.495 Mike Fiore, L (6, 3)										2	1	1	1	1	1	0				
Billy Conigliaro, R OBP: 0.366, SLG: 0.463 (1, 8)										5	1	2	0	0	1	4				
Duane Josephson, R OBP: 0.297, SLG: 0.337 (1, 2)										5	1	0	0	0	0	4				
Doug Griffin, R OBP: 0.311, SLG: 0.304 (1, 4)										5	2	3	1	0	2	1				
Gary Peters, L OBP: 0.368, SLG: 0.389 (1, 1)										3	1	1	0	0	0	2				
Inning Stats	R: 2 E: 0 K: 2 S: 8	H: 2 LOB: 0 BB: 1 P: 12	R: 0 E: 2 K: 1 S: 6	H: 0 LOB: 1 BB: 0 P: 6	R: 0 E: 0 K: 0 S: 3	H: 0 LOB: 0 BB: 0 P: 3	R: 2 E: 0 K: 1 S: 8	H: 3 LOB: 1 BB: 0 P: 8	R: 0 E: 0 K: 1 S: 5	H: 0 LOB: 0 BB: 1 P: 9	R: 2 E: 3 K: 1 S: 8	H: 2 LOB: 2 BB: 2 P: 16	R: 4 E: 1 K: 0 S: 7	H: 3 LOB: 1 BB: 1 P: 11	R: 0 E: 0 K: 1 S: 5	H: 1 LOB: 0 BB: 0 P: 5	1B: 7 2B: 3 3B: 0 HR: 1	SF: 0 SAC: 1 DP: 1 HBP: 0	WP: 0 PB: 0 SB: 1 CS: 0	PA: 44
PITCHER	IP WLS BF H R ER SO BB IBB HBP BLK WP HR S P ERA WHIP	IP WLS BF H R ER SO BB IBB HBP BLK WP HR S P ERA WHIP																		
Bart Johnson, R ERA: 3.63 (1, 1)	6.0 L 27 7 6 5 6 2 0 0 0 0 0 1 37 45 7.50 1.500																			
Joe Horlen, R ERA: (7, 1)	1.0 6 0 0 0 1 1 1 0 0 0 0 0 6 14 0.00 1.000																			
Steve Kealey, R ERA: 3.77 (8, 1)	0.1 5 2 4 2 0 1 0 0 0 0 0 0 4 8 54.00 9.000																			
Don Eddy, L ERA: 2.7 (8, 1)	1.2 6 2 0 0 1 0 0 0 0 0 0 0 8 8 0.00 1.200																			

Batter	1	2	3	4	5	6	7	8	9	AB	R	H	RBI	BB	SO	LOB	BOTTOM					
Lee Richard, R OBP: 0.307, SLG: 0.333 (1, 6)										4	0	2	0	0	0	0	Boston Red Sox @ Chicago White Sox Comiskey Park, Chicago, IL Thu May 06 1971, 4:33 AM EDT Att: 511 - Unknown					
Walt Williams, R OBP: 0.298, SLG: 0.349 (1, 9)										3	1	1	0	0	1							
Carlos May, L OBP: 0.352, SLG: 0.406 (1, 3)										4	0	0	0	0	1	3						
Rick Reichardt, R OBP: 0.293, SLG: 0.416 (1, 7)										3	0	1	0	1	2	2						
Bill Melton, R OBP: 0.360, SLG: 0.432 (1, 5)										4	0	1	0	0	1	1						
Mike Andrews, R OBP: 0.383, SLG: 0.414 (1, 4)										3	0	1	1	1	0	2						
Tom Egan, R OBP: 0.300, SLG: 0.500 (1, 2)										3	0	0	0	1	1	3						
Jay Johnstone, L OBP: 0.315, SLG: 0.383 (1, 8)										4	0	0	0	0	0	2						
Bart Johnson, R OBP: 0.211, SLG: 0.263 Joe Horlen, R (7, 1)										2	0	1	0	0	0	0						
Luis Alvarado, R OBP: 0.207, SLG: 0.179 Steve Kealey, R (8, 1)										1	0	0	0	0	0	0						
Don Eddy, R (8, 1)										0	0	0	0	0	0	0						
Inning Stats	R: 0 E: 0 K: 0 S: 3	H: 1 LOB: 0 BB: 0 P: 3	R: 0 E: 0 K: 1 S: 6	H: 1 LOB: 2 BB: 1 P: 10	R: 0 E: 0 K: 2 S: 9	H: 2 LOB: 2 BB: 0 P: 9	R: 0 E: 0 K: 0 S: 2	H: 0 LOB: 0 BB: 1 P: 6	R: 0 E: 0 K: 0 S: 3	H: 0 LOB: 0 BB: 0 P: 3	R: 1 E: 0 K: 1 S: 8	H: 3 LOB: 2 BB: 0 P: 8	R: 0 E: 0 K: 0 S: 3	H: 0 LOB: 0 BB: 0 P: 3	R: 0 E: 0 K: 1 S: 5	H: 0 LOB: 1 BB: 1 P: 9	R: 0 E: 0 K: 0 S: 3	H: 0 LOB: 0 BB: 0 P: 3	1B: 7 2B: 1 3B: 0 HR: 0	SF: 0 SAC: 1 DP: 2 HBP: 0	WP: 0 PB: 0 SB: 0 CS: 0	PA: 35
PITCHER	IP WLS BF H R ER SO BB IBB HBP BLK WP HR S P ERA WHIP	IP WLS BF H R ER SO BB IBB HBP BLK WP HR S P ERA WHIP																				
Gary Peters, L ERA: 4.32 (1, 1)	9.0 W 35 7 1 1 5 3 0 0 0 0 0 0 42 54 1.00 1.111																					

Batter	1	2	3	4	5	6	7	8	9	AB	R	H	RBI	BB	SO	LOB	TOP					
Horace Clarke, S OBP: 0.397, SLG: 0.340 (1, 4)										5	0	2	0	0	1	0						
Bobby Murcer, L OBP: 0.417, SLG: 0.527 (1, 8)										4	1	1	0	0	0	1						
Roy White, S OBP: 0.378, SLG: 0.557 (1, 7)										4	1	2	1	0	0	1						
Danny Cater, R OBP: 0.257, SLG: 0.295 (1, 3)										4	0	0	0	0	0	3						
Felipe Alou, R OBP: 0.337, SLG: 0.462 (1, 9)										4	2	1	1	0	0	1						
Thurman Munson, R OBP: 0.324, SLG: 0.309 (1, 2)										2	0	1	1	2	0	0						
Ron Hansen, R OBP: 0.292, SLG: 0.227 Jerry Kenney, L OBP: 0.320, SLG: 0.214 (1, 5) (8, 5)										4	0	1	1	0	1	2						
Gene Michael, S OBP: 0.368, SLG: 0.306 (1, 6)										3	0	0	0	1	1	1						
Fritz Peterson, S OBP: 0.231, SLG: 0.091 Lindy McDaniel, R OBP: 0.333, SLG: 0.333 (1, 1) (7, 1)										3	0	0	0	0	1	4						
Inning Stats	R: 3 E: 0 K: 0 S: 7	H: 4 LOB: 3 BB: 2 P: 15	R: 0 E: 0 K: 0 S: 3	H: 0 LOB: 0 BB: 0 P: 3	R: 0 E: 0 K: 0 S: 3	H: 0 LOB: 0 BB: 0 P: 3	R: 0 E: 0 K: 1 S: 5	H: 0 LOB: 0 BB: 0 P: 5	R: 0 E: 0 K: 0 S: 4	H: 1 LOB: 1 BB: 0 P: 4	R: 1 E: 0 K: 2 S: 9	H: 2 LOB: 1 BB: 0 P: 9	R: 0 E: 0 K: 0 S: 4	H: 1 LOB: 1 BB: 0 P: 4	R: 0 E: 0 K: 0 S: 2	H: 0 LOB: 0 BB: 1 P: 6	R: 0 E: 0 K: 2 S: 7	H: 0 LOB: 0 BB: 0 P: 7	1B: 5 2B: 1 3B: 2 HR: 0	SF: 0 SAC: 0 DP: 0 HBP: 0	WP: 0 PB: 0 SB: 1 CS: 1	PA: 37
PITCHER	IP WLS BF H R ER SO BB IBB HBP BLK WP HR S P ERA WHIP																					
Tommy John, L ERA: 5.88 (1, 1)	0.2 L 6 3 3 3 0 1 0 0 0 0 0 0 5 9 40.50 6.000																					
Vicente Romo, R ERA: 4.34 (1, 1)	4.1 16 2 0 0 1 1 0 0 0 0 0 0 17 21 0.00 0.692																					
Terry Forster, L ERA: 2.77 (6, 1)	2.0 9 3 1 1 2 0 0 0 0 0 0 0 13 13 4.50 1.500																					
Joe Horlen, R ERA: (8, 1)	2.0 6 0 0 0 2 1 0 0 0 0 0 0 9 13 0.00 0.500																					

New York Yankees @ Chicago White Sox
Comiskey Park, Chicago, IL
Fri May 07 1971, 8:05 PM EDT
Att: 12,101 - Unknown - 51 F

livebaseballscores.com

AB 34
R 4
H 8
RBI 4
BB 3
SO 5
LOB 13

Batter	1	2	3	4	5	6	7	8	9	AB	R	H	RBI	BB	SO	LOB	BOTTOM					
Lee Richard, R OBP: 0.297, SLG: 0.322 Lee Maye, L OBP: 0.571, SLG: 0.636 Joe Horlen, R OBP: 0.289, SLG: 0.410 (1, 8) (7, PH) (8, 1) (9, PH)										3	0	0	0	0	0	1						
Watt Williams, R OBP: 0.327, SLG: 0.375 (1, 7)										5	0	3	0	0	0	0						
Carlos May, L OBP: 0.339, SLG: 0.390 (1, 3)										4	0	0	0	0	0	4						
Bill Melton, R OBP: 0.356, SLG: 0.424 (1, 5)										4	0	1	0	0	0	3						
Rich McKinney, R OBP: 0.447, SLG: 0.429 (1, 9)										4	0	2	0	0	1	1						
Rich Morales, R OBP: 0.529, SLG: 0.533 (1, 6)										4	0	1	0	0	0	3						
Tom Egan, R OBP: 0.273, SLG: 0.452 Ed Herrmann, L OBP: 0.361, SLG: 0.396 (1, 2) (6, PH) (9, 2)										3	0	0	0	0	3	1						
Luis Alvarado, R OBP: 0.242, SLG: 0.219 (1, 4)										4	2	2	0	0	0	1						
Tommy John, R Vicente Romo, R Mike Andrews, R Terry Forster, L Ed Stroud, L (1, 1) (1, 1) (5, PH) (8, 1) (7, PH) (8, 8)										0	0	0	0	0	0	0						
Inning Stats	R: 0 E: 0 K: 0 S: 3	H: 0 LOB: 0 BB: 0 P: 3	R: 0 E: 0 K: 1 S: 6	H: 1 LOB: 1 BB: 0 P: 6	R: 0 E: 0 K: 1 S: 5	H: 0 LOB: 0 BB: 0 P: 5	R: 0 E: 0 K: 1 S: 6	H: 1 LOB: 1 BB: 0 P: 6	R: 1 E: 0 K: 1 S: 7	H: 2 LOB: 1 BB: 0 P: 7	R: 0 E: 0 K: 0 S: 5	H: 3 LOB: 2 BB: 0 P: 5	R: 2 E: 0 K: 1 S: 9	H: 4 LOB: 2 BB: 0 P: 9	R: 0 E: 0 K: 0 S: 4	H: 1 LOB: 1 BB: 0 P: 4	R: 0 E: 0 K: 0 S: 3	H: 0 LOB: 0 BB: 0 P: 3	1B: 7 2B: 5 3B: 0 HR: 0	SF: 0 SAC: 0 DP: 1 HBP: 0	WP: 0 PB: 0 SB: 0 CS: 0	PA: 38
PITCHER	IP WLS BF H R ER SO BB IBB HBP BLK WP HR S P ERA WHIP																					
Fritz Peterson, L ERA: 4.23 (1, 1)	6.1 W 27 9 3 3 5 0 0 0 0 0 0 0 37 37 4.26 1.421																					
Lindy McDaniel, R ERA: 3.35 (7, 1)	2.2 S 11 3 0 0 0 0 0 0 0 0 0 0 11 11 0.00 1.125																					

New York Yankees @ Chicago White Sox
Comiskey Park, Chicago, IL
Fri May 07 1971, 8:05 PM EDT
Att: 12,101 - Unknown - 51 F

livebaseballscores.com

AB 38
R 3
H 12
RBI 3
BB 0
SO 5
LOB 15


Batter	1	2	3	4	5	6	7	8	9	10	11	AB	R	H	RBI	BB	SO	LOB									
Horace Clarke, S OBP: 0.389, SLG: 0.327 (1.4)	6-3 ①		F7 ③					4-3 ①		F9 ③		4 0 0 0 1 0 1															
Thurman Munson, R OBP: 0.342, SLG: 0.367 (1.2)	1B ②			BB 1B ①	2-4 ③	F8 ①		4-3 ②			BB 1B 3B ①	5 2 3 0 0 0 0															
Roy White, S OBP: 0.389, SLG: 0.548 (1.7)	F9 ②							F6 ③				5 0 1 0 0 0 3															
Bobby Murcer, L OBP: 0.425, SLG: 0.521 (1.8)	4-3 ③											3 0 1 1 2 1 1															
Danny Cater, R OBP: 0.263, SLG: 0.300 (1.3)												5 0 2 0 0 0 4															
Felipe Alou, R OBP: 0.319, SLG: 0.434 (1.9)												5 0 0 0 0 0 7															
Jerry Kenney, L OBP: 0.296, SLG: 0.196 (1.5)												4 0 0 0 0 1 3															
Gene Michael, S OBP: 0.352, SLG: 0.289 (1.6)												4 0 0 0 0 1 0															
Steve Kline, R OBP: 0.250, SLG: 0.250 (1.1)												4 0 1 0 0 1 0															
Inning Stats	R: 0 E: 0 K: 0 S: 4	H: 1 LOB: 1 BB: 0 P: 4	R: 0 E: 0 K: 0 S: 3	H: 1 LOB: 0 BB: 0 P: 3	R: 0 E: 0 K: 1 S: 5	H: 0 LOB: 0 BB: 0 P: 5	R: 1 E: 1 K: 1 S: 7	H: 1 LOB: 2 BB: 1 P: 11	R: 0 E: 0 K: 0 S: 2	H: 0 LOB: 1 BB: 1 P: 6	R: 0 E: 0 K: 0 S: 4	H: 1 LOB: 2 BB: 1 P: 8	R: 0 E: 0 K: 0 S: 3	H: 0 LOB: 0 BB: 0 P: 3	R: 0 E: 0 K: 1 S: 5	H: 1 LOB: 0 BB: 0 P: 5	R: 0 E: 0 K: 1 S: 6	H: 1 LOB: 1 BB: 0 P: 6	R: 1 E: 0 K: 0 S: 5	H: 2 LOB: 1 BB: 1 P: 5	1B: 6 2B: 1 3B: 1 HR: 0	SF: 0 SAC: 0 DP: 1 HBP: 0	WP: 0 PB: 0 SB: 1 CS: 1	PA: 43			
PITCHER	IP 10.0	WLS 10.0	BF 38	H 6	R 1	ER 0	SO 4	BB 2	IBB 1	HBP 0	BLK 0	WP 0	HR 0	S 42	P 54	ERA 0.00	WHIP 0.800										
Tom Bradley, R ERA: 1.47 (1.1)																											
Joe Horlen, R ERA: 1.69 (11.1)	0.1	L	2	1	1	1	0	0	0	0	0	0	0	2	2	27.00	3.000										
Terry Forster, L ERA: 2.63 (11.1)	0.2		3	1	0	0	0	0	0	0	0	0	0	3	3	0.00	1.500										

TOP

New York Yankees @ Chicago White Sox
Comiskey Park, Chicago, IL
Sat May 08 1971, 8:05 PM EDT
Att. 10,477 - Unknown - 60 F

livebaseballscorecards.com

AB 39
R 2
H 8
RBI 1
BB 3
SO 4
LOB 19




Batter	1	2	3	4	5	6	7	8	9	10	11	AB	R	H	RBI	BB	SO	LOB									
Lee Richard, R OBP: 0.281, SLG: 0.304 (1.8)	4-3 ①		5-3 ③					6-3 ②				5 0 0 0 0 0 1															
Ed Stroud, L OBP: 0.226, SLG: 0.179 (1.7)	4-3 ②							4-3 ③				5 0 0 0 0 0 0															
Carlos May, L OBP: 0.333, SLG: 0.381 (1.3)	L1-3 ③											5 0 1 0 0 1 0															
Rich McKinney, R OBP: 0.442, SLG: 0.426 (1.9)												5 0 2 0 0 0 1															
Bill Melton, R OBP: 0.361, SLG: 0.427 (1.5)												4 0 2 0 0 0 2															
Ed Herrmann, L OBP: 0.389, SLG: 0.446 (1.2)												3 1 1 1 1 0 1															
Rich Morales, R OBP: 0.474, SLG: 0.471 (1.6)												2 0 0 0 0 1 1															
Walt Williams, R OBP: 0.315, SLG: 0.360 (7. PH) (8.7)												2 0 0 0 0 0 2															
Luis Alvarado, R OBP: 0.270, SLG: 0.250 (1.4)												4 0 2 0 0 0 1															
Tom Bradley, R OBP: 0.116, SLG: 0.063 (1.1)												3 0 0 0 0 0 1															
Mike Andrews, R OBP: 0.365, SLG: 0.427 (10. PH) (11.1)												1 0 0 0 0 0 1															
Joe Horlen, R (11.1)												0 0 0 0 0 0 0															
Terry Forster, L (11.1)												0 0 0 0 0 0 0															
Inning Stats	R: 0 E: 0 K: 0 S: 3	H: 0 LOB: 0 BB: 0 P: 3	R: 1 E: 0 K: 0 S: 4	H: 2 LOB: 0 BB: 0 P: 4	R: 0 E: 0 K: 0 S: 3	H: 0 LOB: 0 BB: 0 P: 3	R: 0 E: 0 K: 0 S: 3	H: 0 LOB: 0 BB: 0 P: 3	R: 0 E: 0 K: 0 S: 2	H: 1 LOB: 1 BB: 1 P: 6	R: 0 E: 0 K: 0 S: 3	H: 0 LOB: 0 BB: 0 P: 3	R: 0 E: 0 K: 1 S: 6	H: 1 LOB: 2 BB: 1 P: 10	R: 0 E: 0 K: 0 S: 3	H: 1 LOB: 1 BB: 0 P: 3	R: 0 E: 0 K: 0 S: 4	H: 1 LOB: 1 BB: 0 P: 4	R: 0 E: 0 K: 0 S: 4	H: 1 LOB: 1 BB: 0 P: 4	R: 0 E: 0 K: 0 S: 4	H: 1 LOB: 1 BB: 0 P: 4	1B: 7 2B: 1 3B: 0 HR: 1	SF: 0 SAC: 0 DP: 1 HBP: 0	WP: 0 PB: 0 SB: 0 CS: 1	PA: 40	
PITCHER	IP 11.0	WLS W	BF 40	H 8	R 1	ER 1	SO 2	BB 1	IBB 0	HBP 0	BLK 0	WP 0	HR 1	S 43	P 47	ERA 0.82	WHIP 0.818										

BOTTOM

New York Yankees @ Chicago White Sox
Comiskey Park, Chicago, IL
Sat May 08 1971, 8:05 PM EDT
Att. 10,477 - Unknown - 60 F

livebaseballscorecards.com

AB 39
R 1
H 8
RBI 1
BB 1
SO 2
LOB 11



Batter	1	2	3	4	5	6	7	8	9	AB	R	H	RBI	BB	SO	LOB	TOP								
Horace Clarke, S OBP: 0.392, SLG: 0.333 (1, 4)	0-0 5-3		0-0 FC5-4			0-0 PB SF7 1B	0-0 2H 3H 1B			4	1	2	2	0	0	1									
Bobby Murcer, L OBP: 0.410, SLG: 0.500 (1, 8)	0-0 4-3			0-0 F8		0-0 F6		0-0 4-3		4	0	0	0	0	0	1									
Roy White, S OBP: 0.364, SLG: 0.575 (1, 7)	0-0 F8			0-0 5-3		0-0 SF7 1H		0-0 HR		3	1	1	2	0	0	0									
Danny Cater, R OBP: 0.263, SLG: 0.298 (1, 3)		0-0 5-3		0-0 F3		0-0 6-3		0-0 1B		4	0	1	0	0	0	0									
Thurman Munson, R OBP: 0.338, SLG: 0.359 (1, 2)		0-0 4-3			0-0 PB SF7 1B		0-0 6-3	0-3 K		4	1	1	0	0	1	1									
Felipe Alou, R OBP: 0.316, SLG: 0.425 (1, 9)		0-0 6-3			0-0 1-3 1-2		0-0 1B 1B	0-0 L7		4	1	1	0	0	0	2									
Ron Hansen, R OBP: 0.286, SLG: 0.240 (1, 5)			0-0 6-3		0-0 SF7 2H		0-0 SH5-4 1B 1B	0-0 6-3		3	1	1	1	0	0	0									
Gene Michael, S OBP: 0.358, SLG: 0.300 (1, 6)			0-0 5-3		0-0 1B		0-0 SH5-4 1B 1B	0-0 4-3		4	1	2	1	0	0	0									
Mike Kekich, R OBP: 0.143, SLG: 0.143 Jack Aker, R (6, 1)			0-0 FC5-4 1B		0-0 4-3		0-0 SH5-4 1-2 2-3	0-3 K		2	0	1	0	0	0	1									
Inning Stats	R: 0 E: 0 K: 0 S: 3	H: 0 LOB: 0 BB: 0 P: 3	R: 0 E: 0 K: 0 S: 3	H: 0 LOB: 0 BB: 0 P: 3	R: 0 E: 0 K: 0 S: 4	H: 1 LOB: 1 BB: 0 P: 4	R: 0 E: 0 K: 0 S: 3	H: 0 LOB: 0 BB: 0 P: 3	R: 1 E: 0 K: 0 S: 5	H: 2 LOB: 1 BB: 0 P: 5	R: 1 E: 0 K: 0 S: 4	H: 1 LOB: 0 BB: 0 P: 4	R: 3 E: 0 K: 0 S: 6	H: 4 LOB: 1 BB: 0 P: 6	R: 1 E: 0 K: 1 S: 7	H: 2 LOB: 1 BB: 0 P: 7	R: 0 E: 0 K: 1 S: 5	H: 0 LOB: 0 BB: 0 P: 5	1B: 9 2B: 0 3B: 0 HR: 1	SF: 2 SAC: 1 DP: 0 HBP: 0	WP: 0 PB: 2 CS: 1	PA: 36			
PITCHER	IP	WLS	BF	H	R	ER	SO	BB	IBB	HBP	BLK	WP	HR	S	P	ERA	WHIP								
Wilbur Wood, L ERA: 2.08 Tommy John, L ERA: 6.39 Steve Kealey, R ERA: 3.86	(1, 1)	6.0	L	22	4	2	0	0	0	0	0	0	0	22	22	0.00	0.667								
	(7, 1)	1.0		6	4	3	3	0	0	0	0	0	0	6	6	27.00	4.000								
	(8, 1)	2.0		8	2	1	1	2	0	0	0	0	1	12	12	4.50	1.000								

New York Yankees @ Chicago White Sox
Comiskey Park, Chicago, IL
Sun May 09 1971, 4:33 AM EDT
Att: 10,401 - Unknown - 50 F

AB 33
R 6
H 10
RBI 6
BB 0
SO 2
LOB 6



Batter	1	2	3	4	5	6	7	8	9	AB	R	H	RBI	BB	SO	LOB	BOTTOM								
Lee Richard, R OBP: 0.270, SLG: 0.292 (1, 6)	0-0 F9		0-0 1-3			0-0 B5-3		0-3 K		4	0	0	0	0	1	1									
Mike Hershberger, R (1, 8)	0-0 F9		0-0 F8			4-0 BB 1B BB		0-0 6-3		3	0	0	0	1	0	1									
Rick Reichardt, R OBP: 0.287, SLG: 0.402 (1, 7)	0-3 K			0-3 K		0-0 BB 1B		0-0 L5		4	0	1	0	0	2	0									
Rich McKinney, R OBP: 0.446, SLG: 0.408 (1, 9)		0-3 K		0-3 K		4-0 1-2 2-3 BB		4-0 2B BB		2	1	0	0	2	2	0									
Bill Melton, R OBP: 0.366, SLG: 0.440 (1, 5)		0-0 1B 1B		0-0 F8		0-0 1-3		0-0 L6-4 1H 2B		4	0	2	1	0	0	3									
Carlos May, L OBP: 0.336, SLG: 0.385 (1, 3)		0-0 G6-4-3 1B			0-0 F2		0-0 1B	0-0 F9		4	0	2	0	0	0	1									
Luis Alvarado, R OBP: 0.244, SLG: 0.225 (1, 4)		0-0 G6-4-3 1-2			0-0 1-3		0-0 F8	0-0 L6-4 2-3		4	0	0	0	0	0	4									
Chuck Brinkman, R OBP: 0.111, SLG: 0.111 Watt Williams, R OBP: 0.309, SLG: 0.353 Steve Kealey, R (8, 1)			0-0 E4 WP 1B		0-0 F3		0-0 F7			2	0	1	0	0	0	0									
Wilbur Wood, R Rich Morales, R Tommy John, R Ed Herrmann, L (8, 2)			0-3 K			0-0 L6		0-0 4-3		1	0	0	0	0	1	1									
Inning Stats	R: 0 E: 0 K: 1 S: 5	H: 2 LOB: 1 BB: 0 P: 6	R: 0 E: 0 K: 1 S: 6	H: 2 LOB: 1 BB: 0 P: 6	R: 0 E: 0 K: 2 S: 7	H: 0 LOB: 0 BB: 0 P: 7	R: 0 E: 0 K: 0 S: 3	H: 0 LOB: 0 BB: 0 P: 3	R: 0 E: 0 K: 0 S: 4	H: 1 LOB: 3 BB: 2 P: 12	R: 0 E: 0 K: 0 S: 4	H: 1 LOB: 1 BB: 0 P: 4	R: 0 E: 0 K: 1 S: 5	H: 0 LOB: 0 BB: 0 P: 5	R: 1 E: 0 K: 0 S: 3	H: 1 LOB: 0 BB: 1 P: 7	1B: 5 2B: 2 3B: 0 HR: 0	SF: 0 SAC: 0 DP: 2 HBP: 0	WP: 1 PB: 0 CS: 0	PA: 34					
PITCHER	IP	WLS	BF	H	R	ER	SO	BB	IBB	HBP	BLK	WP	HR	S	P	ERA	WHIP								
Mike Kekich, L ERA: 5.47 Jack Aker, R ERA: 1.76	(1, 1)	5.2	W	22	4	0	0	5	2	0	0	0	0	30	38	0.00	1.059								
	(6, 1)	3.1	S	12	2	1	1	1	1	0	0	0	0	13	17	2.70	0.900								

New York Yankees @ Chicago White Sox
Comiskey Park, Chicago, IL
Sun May 09 1971, 4:33 AM EDT
Att: 10,401 - Unknown - 50 F

AB 31
R 1
H 6
RBI 1
BB 3
SO 6
LOB 13



Batter	1	2	3	4	5	6	7	8	9	AB	R	H	RBI	BB	SO	LOB	TOP		
Del Unser, L OBP: 0.352, SLG: 0.500 (1, 8)	F8		FC5-6		WP 3-1 1B		4-3			4	0	1	0	0	0	1	Washington Senators @ Chicago White Sox Comiskey Park, Chicago, IL Wed May 12 1971, 8:05 PM EDT Unknown		
Tom McCraw, L OBP: 0.310, SLG: 0.477 (1, 9)	F8		K		3-1			K		4	0	0	0	0	2	2			
Frank Howard, R OBP: 0.356, SLG: 0.404 (1, 7)	1B BB		6-3		6-3			K		3	0	0	0	1	1	2			
Don Mincher, L OBP: 0.379, SLG: 0.396 (1, 3)	1B			BB 1B				G3		4	0	2	0	0	0	0			
Joe Foy, R OBP: 0.327, SLG: 0.289 (1, 5)	F2			F8 1B				6-3		4	0	1	0	0	0	3			
Paul Casanova, R OBP: 0.300, SLG: 0.418 (1, 2)		F9		BB 1-2 BB			P4	6-3		3	0	0	0	1	0	1			
Don Wert, R OBP: 0.167, SLG: 0.176 (1, 6)		6-3		K			4-3			4	0	0	0	0	1	3			
Tim Cullen, R OBP: 0.233, SLG: 0.246 (7, PH)		6-3		F8						2	0	0	0	0	0	2			
Bernie Allen, L OBP: 0.333, SLG: 0.447 (7, 4)							K			1	0	0	0	0	1	0			
Dick Bosman, R OBP: 0.150, SLG: 0.056 (5, 1)					6-3					2	0	1	0	0	0	0			
Jim Shellenback, L OBP: 0.289, SLG: 0.162 (7, PH)							4-3			0	0	0	0	0	0	0			
Richie Scheinblum, S OBP: 0.289, SLG: 0.162 (7, 1)			FC5-6 1B							0	0	0	0	0	0	0			
Bill Gogolewski, L (7, 1)										0	0	0	0	0	0	0			
Inning Stats	R: 0 E: 0 K: 0 S: 4	H: 1 LOB: 2 BB: 1 P: 8	R: 0 E: 0 K: 0 S: 3	H: 0 LOB: 0 BB: 0 P: 3	R: 0 E: 0 K: 1 S: 6	H: 1 LOB: 1 BB: 0 P: 6	R: 0 E: 0 K: 1 S: 6	H: 1 LOB: 2 BB: 1 P: 10	R: 0 E: 0 K: 0 S: 4	H: 0 LOB: 0 BB: 0 P: 4	R: 0 E: 0 K: 1 S: 5	H: 0 LOB: 0 BB: 0 P: 5	R: 0 E: 0 K: 2 S: 7	H: 0 LOB: 0 BB: 0 P: 7	R: 0 E: 0 K: 0 S: 3	H: 0 LOB: 0 BB: 0 P: 3	1B: 5 2B: 0 3B: 0 HR: 0	SF: 0 SAC: 0 DP: 0 HBP: 0	WP: 1 PA: 34
PITCHER Tom Bradley, R ERA: 1.27 (1, 1)	IP: 9.0 WLS: W BF: 34 H: 5 R: 0 ER: 0 SO: 5 BB: 2 IBB: 0 HBP: 0 BLK: 0 WP: 1 HR: 0 S: 42 P: 50 ERA: 0.00 WHIP: 0.778															PITCHER			

Batter	1	2	3	4	5	6	7	8	9	AB	R	H	RBI	BB	SO	LOB	BOTTOM		
Lee Richard, R OBP: 0.276, SLG: 0.297 (1, 6)	F8		FC5-4 FC6-4	S 1B	1-2 2-3 1B				F7	5	0	2	1	0	0	2	Washington Senators @ Chicago White Sox Comiskey Park, Chicago, IL Wed May 12 1971, 8:05 PM EDT Unknown		
Ed Stroud, L OBP: 0.235, SLG: 0.217 (1, 9)	P5		FC6-4 2B	1-2 BB	F7			1B 3B		4	2	1	0	1	0	4			
Carlos May, L OBP: 0.349, SLG: 0.404 (1, 3)	1B		1B 2B	K			1-3	1B		5	1	3	2	0	1	2			
Bill Melton, R OBP: 0.376, SLG: 0.442 (1, 5)	P4		BB 1B BB		SH2-4 1B 1B			P3		4	1	2	0	1	0	2			
Rick Reichardt, R OBP: 0.293, SLG: 0.402 (1, 7)		K	1-2 2-H 1B	1B	1B SH2-4 1B 1B			F8		5	1	2	1	0	1	2			
Mike Andrews, R OBP: 0.380, SLG: 0.435 (1, 4)			1-2 2-3 BB		SH2-4			F9		3	0	2	0	1	0	1			
Ed Herrmann, L OBP: 0.352, SLG: 0.410 (1, 2)	F9		F7		1B 1B IBB			G3		4	0	0	0	1	0	6			
Jay Johnstone, L OBP: 0.309, SLG: 0.373 (5, PH)										2	0	0	0	0	1	1			
Rich McKinney, R OBP: 0.456, SLG: 0.420 (5, PR)										1	0	1	1	0	0	0			
Mike Hersheberger, R OBP: 0.400, SLG: 0.250 (6, 8)										1	0	1	0	0	0	0			
Tom Bradley, R OBP: 0.150, SLG: 0.105 (1, 1)				FC5-4 1B	5-3			SH1-4 1B		3	0	1	0	0	1	3			
Inning Stats	R: 0 E: 0 K: 0 S: 4	H: 1 LOB: 1 BB: 0 P: 4	R: 0 E: 0 K: 1 S: 6	H: 1 LOB: 1 BB: 0 P: 6	R: 2 E: 0 K: 0 S: 6	H: 3 LOB: 3 BB: 2 P: 14	R: 0 E: 0 K: 2 S: 8	H: 1 LOB: 2 BB: 1 P: 12	R: 2 E: 0 K: 1 S: 9	H: 4 LOB: 3 BB: 1 P: 13	R: 0 E: 0 K: 0 S: 4	H: 1 LOB: 1 BB: 0 P: 4	R: 0 E: 0 K: 0 S: 4	H: 1 LOB: 1 BB: 0 P: 4	R: 1 E: 0 K: 0 S: 6	H: 3 LOB: 2 BB: 0 P: 6	1B: 13 2B: 1 3B: 1 HR: 0	SF: 0 SAC: 2 DP: 0 HBP: 0	WP: 0 PA: 43
PITCHER Dick Bosman, R ERA: 3.81 (1, 1)	IP: 4.1 WLS: L BF: 25 H: 8 R: 4 ER: 4 SO: 3 BB: 3 IBB: 0 HBP: 0 BLK: 0 WP: 0 HR: 0 S: 27 P: 43 ERA: 8.31 WHIP: 2.538															PITCHER			
Jim Shellenback, L ERA: 5.29 (5, 1)	1.2 8 3 0 0 1 0 0 0 0 0 0 10 10 0.00 1.800																		
Bill Gogolewski, R ERA: 3.48 (7, 1)	2.0 10 4 1 1 0 0 0 0 0 0 0 10 10 4.50 2.000																		

Batter	1	2	3	4	5	6	7	8	9	AB	R	H	RBI	BB	SO	LOB	TOP										
Del Unser, L OBP: 0.359, SLG: 0.494 Horacio Pina, R (7, 1) Frank Fernandez, R (9, PH)	4-0 E G6-4-3 BB	0-0 E 1B 1B		0-3 K			0-3 K		0-3 K	3	2	1	2	1	2	1											
Tom McCraw, L OBP: 0.311, SLG: 0.471 Elliott Maddox, R OBP: 0.293, SLG: 0.204 (7, PH) (7, 8)	0-0 E6 G6-4-3	0-0 E8 1B			0-0 F8		0-0 6-3		0-0 6-3	3	0	1	1	0	0	1											
Frank Howard, R OBP: 0.344, SLG: 0.389 (1, 7)	0-0 G6-4-3	0-0 P4			0-3 K		0-0 6-3			4	0	0	0	0	1	3											
Don Mincher, L OBP: 0.383, SLG: 0.404 (1, 3)	4-0 BB	0-0 4-3			0-0 2B			0-0 F8		3	0	1	0	1	0	1											
Joe Foy, R OBP: 0.314, SLG: 0.276 (1, 5)	0-0 F9		0-3 K		0-0 6-3			0-0 5-3		4	0	0	0	0	1	2											
Paul Casanova, R OBP: 0.297, SLG: 0.408 (1, 2)		0-0 FC1-6 1B		0-0 P5		0-0 F9		0-3 K		4	0	1	0	0	1	0											
Don Wert, R OBP: 0.136, SLG: 0.143 (1, 6)		0-0 FC1-6 1B BB		0-3 K		0-0 F3		0-0 F9		4	1	0	0	0	1	1											
Tim Cullen, R OBP: 0.236, SLG: 0.241 Dick Billings, R OBP: 0.235, SLG: 0.250 (9, PH)		4-0 1B BB		0-0 6-3		0-0 F8		0-0 1B		2	1	0	0	1	0	0											
Casey Cox, R OBP: 0.154, SLG: 0.083 Denny Riddleberger, R Gerry Janeski, R Joe Grzenda, R Richie Scheinblum, S OBP: 0.176, SLG: 0.217 (7, 9)		0-0 1B 1B		0-3 K			0-0 6-3 2B		0-3 K	2	1	1	0	0	1	0											
Inning Stats	R: 1 E: 1 K: 0 S: 3	H: 0 LOB: 1 BB: 2 P: 11	R: 4 E: 1 K: 0 S: 7	H: 4 LOB: 1 BB: 1 P: 11	R: 0 E: 0 K: 2 S: 7	H: 0 LOB: 0 BB: 0 P: 7	R: 0 E: 0 K: 2 S: 7	H: 0 LOB: 0 BB: 0 P: 7	R: 0 E: 0 K: 1 S: 6	H: 1 LOB: 1 BB: 0 P: 6	R: 0 E: 0 K: 0 S: 3	H: 0 LOB: 0 BB: 0 P: 3	R: 0 E: 0 K: 1 S: 6	H: 1 LOB: 1 BB: 0 P: 6	R: 0 E: 0 K: 1 S: 5	H: 0 LOB: 0 BB: 0 P: 5	R: 0 E: 0 K: 2 S: 8	H: 1 LOB: 1 BB: 0 P: 8	1B: 5 2B: 2 3B: 0 HR: 0	SF: 0 SAC: 0 DP: 1 HBP: 0	WP: 0 PB: 0 CS: 0	PA: 37					
PITCHER	IP	WLS	BF	H	R	ER	SO	BB	IBB	HBP	BLK	WP	HR	S	P	ERA	WHIP										
Bart Johnson, R ERA: 4.05 Vicente Romo, R ERA: 3.8 Steve Kealey, R ERA: 3.44 Terry Forster, L ERA: 2.57 Joe Horlen, R ERA: 1.13	1.1		11	4	5	3	0	3	0	0	0	0	0	8	20	20.25	5.250										

Washington Senators @ Chicago White Sox
Comiskey Park, Chicago, IL
Wed May 12 1971, 8:05 PM EDT
Att: 7,333 - Unknown

livebaseballscorecards.com

AB 34
R 5
H 7
RBI 3
BB 3
SO 9
LOB 12



Batter	1	2	3	4	5	6	7	8	9	AB	R	H	RBI	BB	SO	LOB	BOTTOM										
Lee Richard, R OBP: 0.266, SLG: 0.286 (1, 6)	0-3 K		0-0 6-3	0-0 P4		0-0 SH5-4	0-0 1-3			4	0	0	0	0	1	4											
Ed Stroud, L OBP: 0.229, SLG: 0.206 Rich McKinney, R OBP: 0.475, SLG: 0.442 (6, PH) (7, 9)	0-0 F7		0-0 5-3		0-0 F8	0-0 FC5-4 1B	0-0 2B 1B			3	0	0	0	0	0	0											
Carlos May, L OBP: 0.366, SLG: 0.432 (1, 3)	4-0 E 2B BB		0-0 P6		0-0 1B 2B	0-0 FC5-4 1B	0-0 1B 2B			4	2	3	2	1	0	0											
Bill Melton, R OBP: 0.369, SLG: 0.431 (1, 5)	0-0 E5 2B			0-0 F8	0-0 1B 2B	0-0 FC5-4 1B		0-0 F7		5	0	1	1	0	0	3											
Rick Reichardt, R OBP: 0.330, SLG: 0.478 (1, 7)	0-0 2B			0-0 HR	0-0 1B	0-0 1B		0-0 PO 1B		5	1	5	3	0	0	0											
Mike Andrews, R OBP: 0.372, SLG: 0.417 (1, 4)	0-0 6-3			0-0 1B BB	0-0 P4	0-0 6-3		0-0 F4		4	0	0	0	1	0	7											
Ed Herrmann, L OBP: 0.211, SLG: 0.415 Rich Morales, R OBP: 0.450, SLG: 0.444 Chuck Brinkman, R OBP: 0.111, SLG: 0.111 (7, PR) (8, 2)		0-3 K		0-0 F7	0-0 F8		0-0 2B 2B	0-0 PO		4	0	1	0	0	1	3											
Jay Johnstone, L OBP: 0.313, SLG: 0.376 Mike Hershberger, R OBP: 0.571, SLG: 0.600 (6, PH) (7, 8)		0-0 F8		0-0 BB 1B	0-0 BB 1B	4-0 SH5-4 1B BB	0-0 S SF7 2B			2	0	1	0	0	0	0											
Bart Johnson, R Vicente Romo, R Walt Williams, R Steve Kealey, R Luis Alvarado, R Terry Forster, L Joe Horlen, R (1, 1) (2, 1) (4, PH) (5, 1) (5, PH) (7, 1) (7, 1)		0-0 4-3		4-0 BB 1B	0-0 BB 1B	4-0 1B SH5-4 BB	0-0 SF7			0	0	0	0	0	0	0											
Inning Stats	R: 1 E: 1 K: 1 S: 7	H: 1 LOB: 2 BB: 1 P: 11	R: 0 E: 0 K: 1 S: 5	H: 0 LOB: 0 BB: 0 P: 5	R: 0 E: 0 K: 0 S: 3	H: 0 LOB: 0 BB: 0 P: 3	R: 1 E: 0 K: 0 S: 5	H: 2 LOB: 2 BB: 2 P: 13	R: 1 E: 0 K: 0 S: 6	H: 3 LOB: 2 BB: 0 P: 6	R: 3 E: 0 K: 0 S: 6	H: 3 LOB: 2 BB: 2 P: 14	R: 3 E: 0 K: 0 S: 6	H: 4 LOB: 1 BB: 0 P: 6	R: 0 E: 0 K: 0 S: 3	H: 1 LOB: 0 BB: 0 P: 3	1B: 8 2B: 5 3B: 0 HR: 1	SF: 1 SAC: 1 DP: 0 HBP: 0	WP: 0 PB: 0 CS: 0	PA: 43							
PITCHER	IP	WLS	BF	H	R	ER	SO	BB	IBB	HBP	BLK	WP	HR	S	P	ERA	WHIP										
Casey Cox, R ERA: 3.4 Denny Riddleberger, L ERA: 9.0 Gerry Janeski, R ERA: 4.03 Joe Grzenda, L ERA: 1.74 Horacio Pina, R ERA: 3.38	5.0		25	6	3	2	2	3	0	0	0	0	0	26	38	3.60	1.800										

Washington Senators @ Chicago White Sox
Comiskey Park, Chicago, IL
Wed May 12 1971, 8:05 PM EDT
Att: 7,333 - Unknown

livebaseballscorecards.com

AB 35
R 9
H 14
RBI 9
BB 5
SO 2
LOB 17



Batter	1	2	3	4	5	6	7	8	9	AB	R	H	RBI	BB	SO	LOB	TOP			
Lee Richard, R OBP: 0.281, SLG: 0.300 (1, 6)	F9		1B		FC6-4		HBP		4-3	5	1	3	0	0	0	0	Chicago White Sox @ Minnesota Twins Metropolitan Stadium, Bloomington, MI Fri May 14 1971, 8:05 PM EDT Att: 8,322 - Unknown - 79 F livebaseballscorecards.com			
Mike Hershberger, R OBP: 0.500, SLG: 0.444 (1, 8)	L8		1B		F7		HBP		F4	4	0	1	1	1	0	1				
Mike Andrews, R OBP: 0.368, SLG: 0.404 (1, 4)	BB		5-3		FC6-4		F8			3	0	0	0	1	0	4				
Bill Melton, R OBP: 0.373, SLG: 0.423 (1, 5)	F8		K			G6-4-3	HBP			2	0	0	0	1	1	2				
Rick Reichardt, R OBP: 0.327, SLG: 0.479 (1, 7)		K			2B	G6-4-3	F4			4	0	1	0	0	1	4				
Carlos May, L OBP: 0.363, SLG: 0.426 (1, 3)	F8				L6	3-1		CS		4	0	1	0	0	0	1				
Rich McKinney, R OBP: 0.500 Steve Kealey, R Terry Forster, L (8, 1)					L7				K	4	1	2	1	0	1	2				
Chuck Brinkman, R OBP: 0.091, SLG: 0.091 Walt Williams, R Vicente Romo, R Ed Stroud, L Wilbur Wood, R Tom Egan, R (7, PH)	F8				F9		5-3	F9		2	0	0	0	0	0	2				
										1	0	0	0	0	0	0				
										1	0	0	0	0	0	1				
										2	0	0	0	0	1	0				
										2	1	1	1	0	0	0				
Inning Stats	R: 0 E: 0 K: 0 S: 3	H: 0 LOB: 1 BB: 1 P: 7	R: 0 E: 0 K: 1 S: 6	H: 1 LOB: 1 BB: 0 P: 6	R: 1 E: 0 K: 2 S: 9	H: 2 LOB: 1 BB: 0 P: 9	R: 0 E: 0 K: 0 S: 4	H: 1 LOB: 1 BB: 0 P: 4	R: 0 E: 0 K: 0 S: 2	H: 0 LOB: 0 BB: 1 P: 6	R: 2 E: 0 K: 0 S: 6	H: 3 LOB: 3 BB: 1 P: 11	R: 0 E: 0 K: 1 S: 5	H: 1 LOB: 0 BB: 0 P: 5	R: 0 E: 0 K: 0 S: 3	H: 0 LOB: 0 BB: 0 P: 3	1B: 6 2B: 1 3B: 0 HR: 2	SF: 0 SAC: 0 DP: 1 HBP: 1	WP: 0 PB: 0 SB: 2 CS: 1	PA: 38
PITCHER	IP WLS BF H R ER SO BB IBB HBP BLK WP HR S P ERA WHIP																			
Jim Kaat, L ERA: 2.83 Ray Corbin, R ERA: 0.54	(1, 1) (7, 1)	6.1 W 2.2	28 10	8 1	3 0	3 0	3 1	3 0	3 0	2 1	0 0	0 1	0 0	0 10	40 15	4.26 0.00	1.579 0.750			

Batter	1	2	3	4	5	6	7	8	9	AB	R	H	RBI	BB	SO	LOB	BOTTOM					
Cesar Tovar, R OBP: 0.388, SLG: 0.402 (1, 9)	S	5-3			S		F9		FC	5	1	3	0	0	0	2	Chicago White Sox @ Minnesota Twins Metropolitan Stadium, Bloomington, MI Fri May 14 1971, 8:05 PM EDT Att: 8,322 - Unknown - 79 F livebaseballscorecards.com					
Rod Carew, L OBP: 0.263, SLG: 0.310 (1, 4)	F8		K		K		K		FC	4	0	0	0	1	3	2						
Harmon Killebrew, R OBP: 0.410, SLG: 0.479 (1, 3)	K		K		5-3		BB		FC	4	0	1	0	1	2	2						
Brant Alyea, R OBP: 0.380, SLG: 0.439 Paul Powell, R Rich Reese, L (7, PR)	5-3				K		BB		FC	3	1	1	1	1	1	2						
							BB			0	0	0	0	0	0	0						
							BB			1	0	0	1	0	0	2						
Leo Cardenas, R OBP: 0.336, SLG: 0.385 (1, 6)		WP	F8			2B				2	2	1	0	2	0	0						
Rick Renick, R OBP: 0.348, SLG: 0.368 (1, 5)		1B			5-3		L4		K	4	0	1	0	0	1	4						
Jim Holt, L OBP: 0.370, SLG: 0.487 (1, 8)		1B			F3				6-3	4	0	2	2	0	0	0						
							2B			3	0	0	0	1	1	3						
George Mitterwald, R OBP: 0.299, SLG: 0.260 (1, 2)	F8					4-3			K	3	0	0	0	1	1	3						
Jim Kaat, L OBP: 0.208, SLG: 0.292 Ray Corbin, R OBP: 0.200, SLG: 0.200 (7, 1)	F5				L7		6-3		K	3	0	0	0	0	0	4						
										1	0	0	0	0	1	0						
Inning Stats	R: 0 E: 0 K: 1 S: 6	H: 1 LOB: 2 BB: 1 P: 6	R: 1 E: 0 K: 0 S: 5	H: 2 LOB: 2 BB: 1 P: 9	R: 1 E: 0 K: 2 S: 8	H: 1 LOB: 0 BB: 0 P: 8	R: 0 E: 0 K: 0 S: 3	H: 0 LOB: 1 BB: 1 P: 7	R: 0 E: 0 K: 2 S: 8	H: 1 LOB: 1 BB: 0 P: 8	R: 1 E: 0 K: 0 S: 5	H: 2 LOB: 1 BB: 0 P: 5	R: 0 E: 0 K: 2 S: 8	H: 1 LOB: 3 BB: 2 P: 16	R: 0 E: 0 K: 2 S: 7	H: 0 LOB: 0 BB: 0 P: 7	R: 1 E: 0 K: 0 S: 2	H: 1 LOB: 3 BB: 2 P: 10	1B: 5 2B: 2 3B: 1 HR: 1	SF: 0 SAC: 0 DP: 0 HBP: 0	WP: 1 PB: 0 SB: 3 CS: 0	PA: 40
PITCHER	IP WLS BF H R ER SO BB IBB HBP BLK WP HR S P ERA WHIP																					
Wilbur Wood, L ERA: 2.43 Vicente Romo, R Steve Kealey, R Terry Forster, L ERA: 2.57	(1, 1) (7, 1) (8, 1) (9, 1)	6.0 6 1.0 0.0	27 6 6 1	7 1 1 0	3 0 1 0	3 0 1 0	2 2 0 0	0 0 2 0	0 0 0 0	0 0 0 0	0 0 0 0	0 8 8 1	35 16 16 1	4 16 16 1	4.50 0.00 9.00 ∞	1.500 3.000 1.000 ∞						

Batter	1	2	3	4	5	6	7	8	9	AB	R	H	RBI	BB	SO	LOB	TOP								
Lee Richard, R OBP: 0.286, SLG: 0.292	4-0 BB		4-0 BB	G4-3			K	F5		3	0	0	0	2	1	2									
Ed Stroud, L Mike Hershberger, R OBP: 0.230, SLG: 0.209 OBP: 0.571, SLG: 0.545	0-0 G1-6-3		4-3 BB				1B HR			3	0	1	0	0	0	2									
Carlos May, L OBP: 0.357, SLG: 0.417	0-0 4-3		4-3				1B HR	F8		5	1	1	0	0	0	3									
Bill Melton, R OBP: 0.374, SLG: 0.443		0-0 5-3	0-0 5-3				1B BB	K		4	1	1	3	1	1	2									
Rick Reichardt, R OBP: 0.349, SLG: 0.540	0-0 6-3						1B 3B	1B BB		4	2	3	1	1	0	0									
Ed Herrmann, L OBP: 0.383, SLG: 0.486		HR					1B 1B	K		5	3	3	2	0	1	3									
Mike Andrews, R OBP: 0.361, SLG: 0.404							1B 1B	F7		5	0	1	0	0	1	3									
Jay Johnstone, L OBP: 0.337, SLG: 0.386							F9	1B 1B		3	0	2	0	2	0	0									
Bart Johnson, R Joe Horlen, R OBP: 0.250, SLG: 0.292 OBP: 0.374, SLG: 0.417			F3				K	F8		5	0	2	2	0	1	4									
Inning Stats	R: 0 E: 0 K: 0 S: 2	H: 0 LOB: 0 BB: 1 P: 6	R: 1 E: 0 K: 0 S: 5	H: 2 LOB: 2 BB: 1 P: 9	R: 0 E: 0 K: 0 S: 3	H: 0 LOB: 1 BB: 1 P: 7	R: 2 E: 0 K: 0 S: 5	H: 3 LOB: 1 BB: 1 P: 9	R: 0 E: 0 K: 0 S: 4	H: 2 LOB: 2 BB: 1 P: 8	R: 0 E: 0 K: 1 S: 5	H: 0 LOB: 0 BB: 0 P: 5	R: 5 E: 0 K: 2 S: 13	H: 7 LOB: 2 BB: 0 P: 13	R: 0 E: 0 K: 1 S: 6	H: 1 LOB: 1 BB: 0 P: 6	R: 0 E: 0 K: 1 S: 6	H: 1 LOB: 2 BB: 1 P: 10	1B: 10 2B: 3 3B: 1 HR: 3	SF: 0 SAC: 0 DP: 3 HBP: 0	WP: 0 PB: 0 SB: 1 CS: 0	PA: 45			
PITCHER	IP	WLS	BF	H	R	ER	SO	BB	IBB	HBP	BLK	WP	HR	S	P	ERA	WHIP								
Jim Perry, R ERA: 3.88	6.0	L	27	7	3	3	1	3	2	0	0	0	2	24	44	4.50	1.667								
Ron Perranoski, L ERA: 8.22	0.1		6	5	5	5	1	0	0	0	0	0	1	8	8	135.00	15.000								
Stan Williams, R ERA: 3.21	2.2		12	4	0	0	3	1	0	0	0	0	0	17	21	0.00	1.875								

Chicago White Sox @ Minnesota Twins
Metropolitan Stadium, Bloomington, MI
Sat May 15 1971, 4:33 AM EDT
Alt. 9,874 - Unknown - 74 F

AB 39
R 8
H 16
RBI 8
BB 6
SO 5
LOB 19

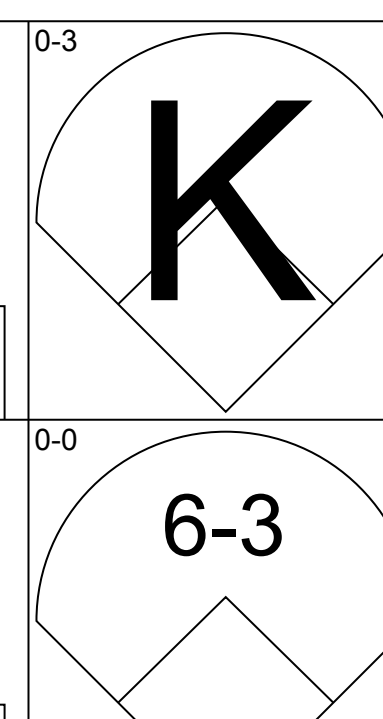
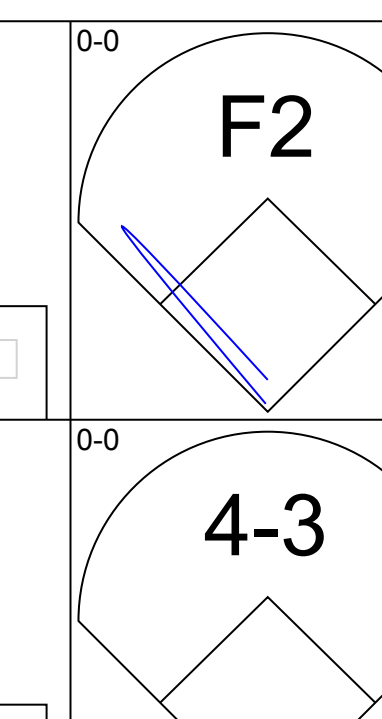
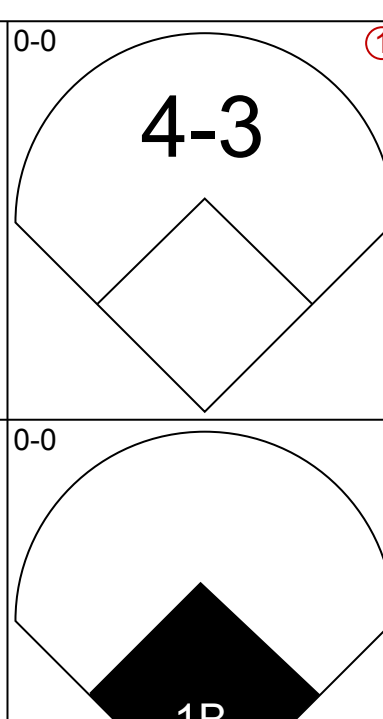

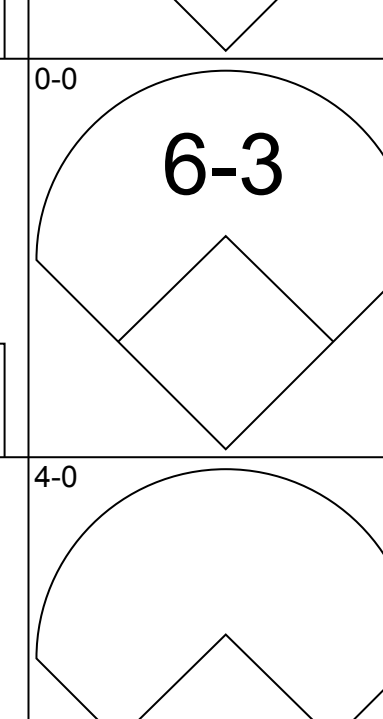
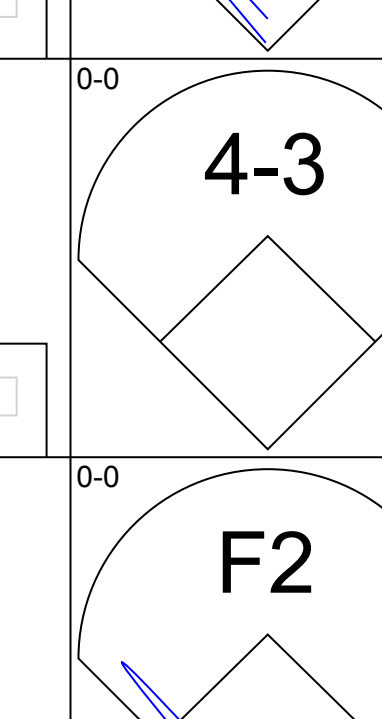
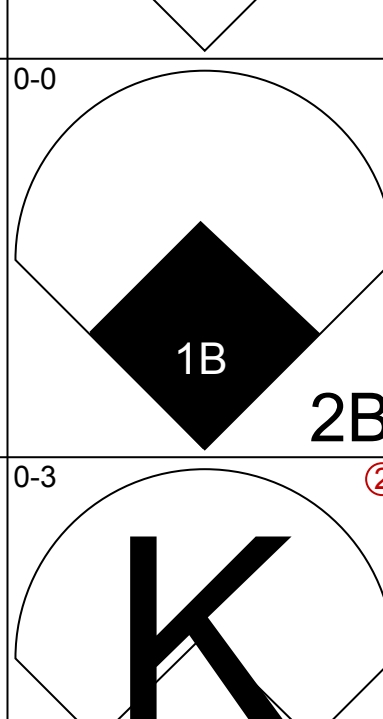
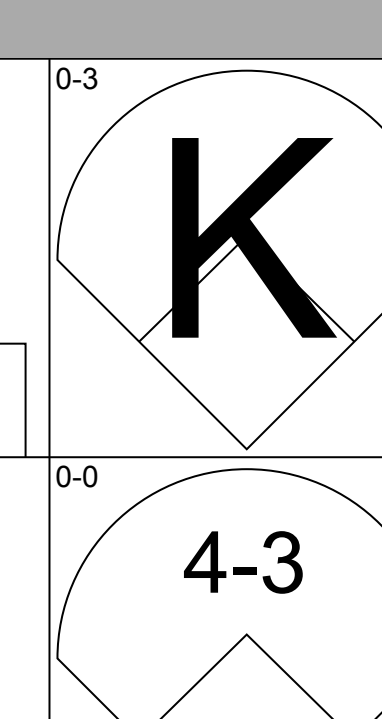
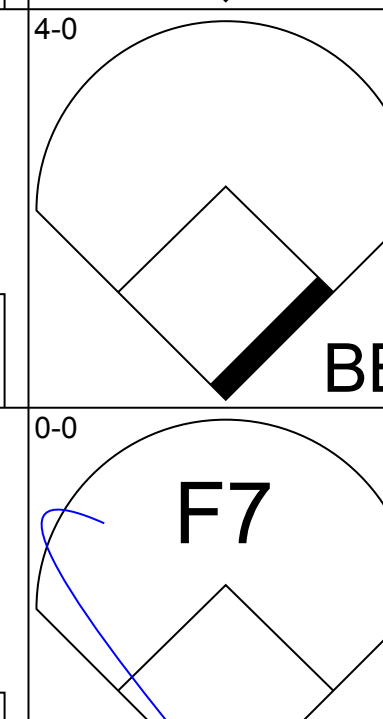
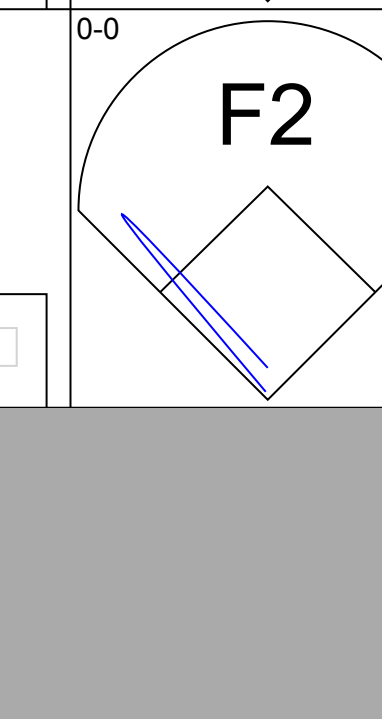
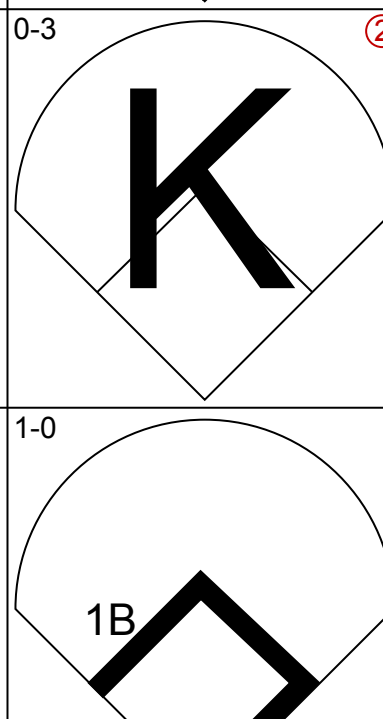
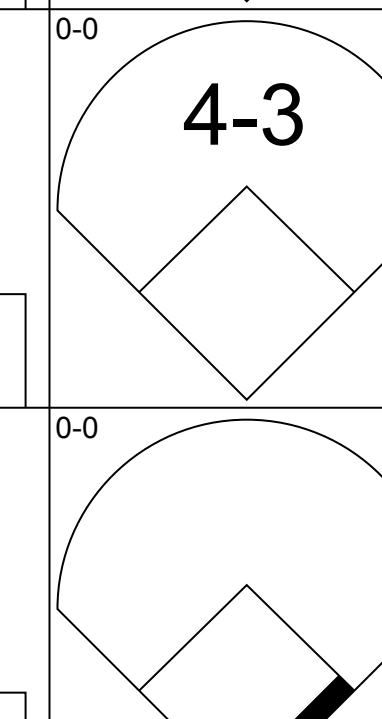
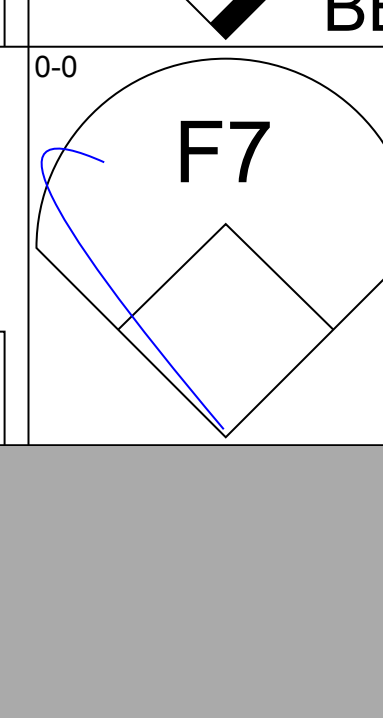
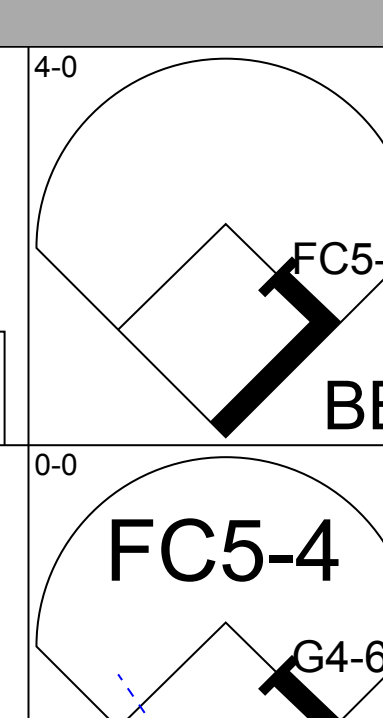
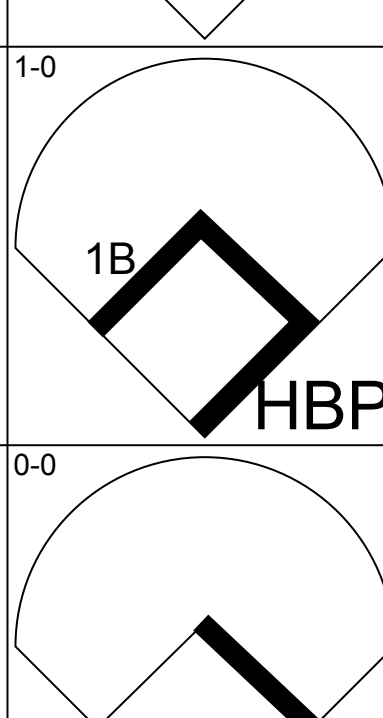
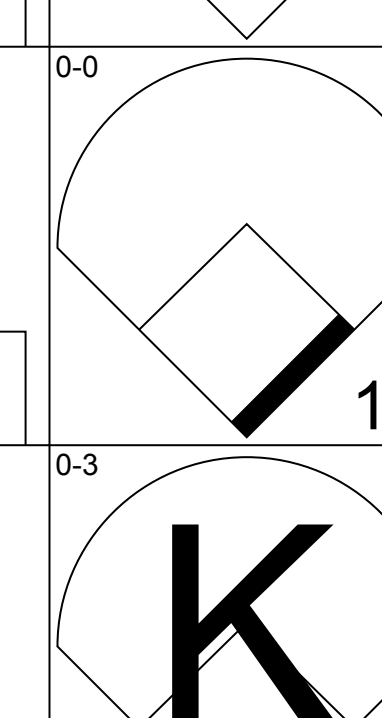
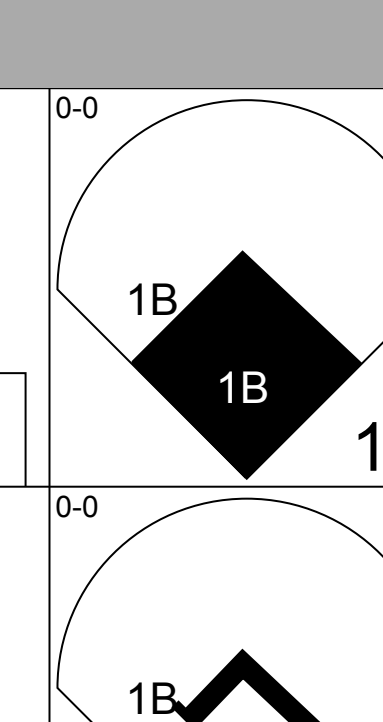
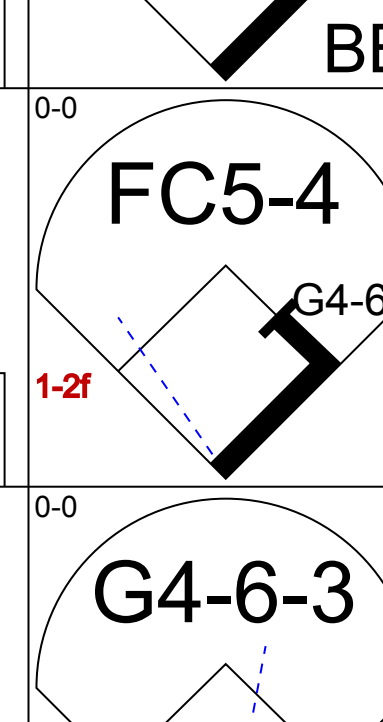
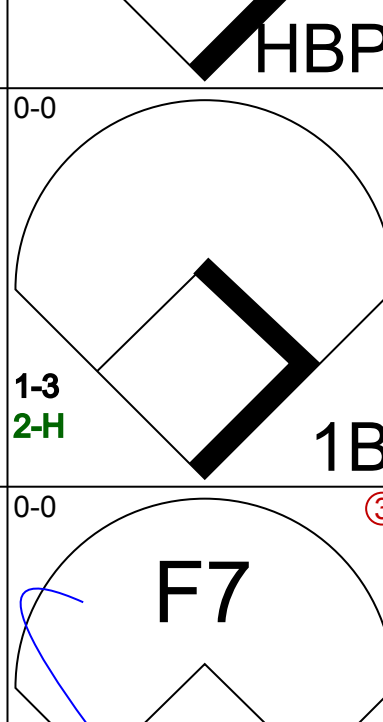
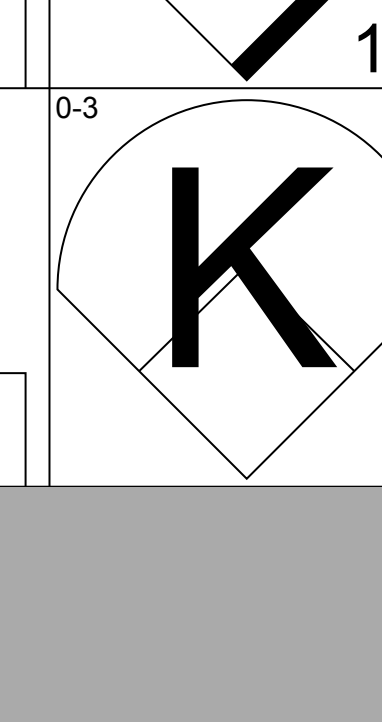
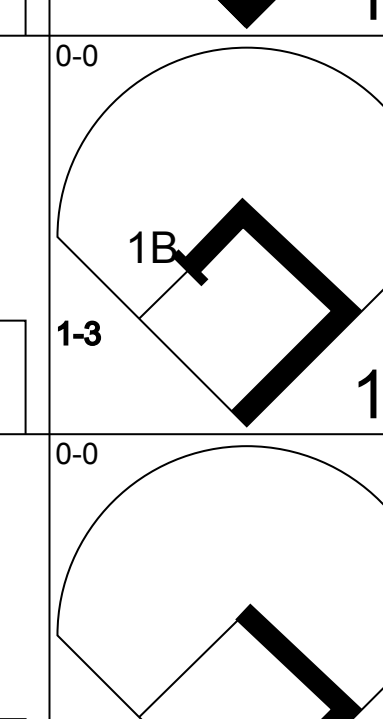
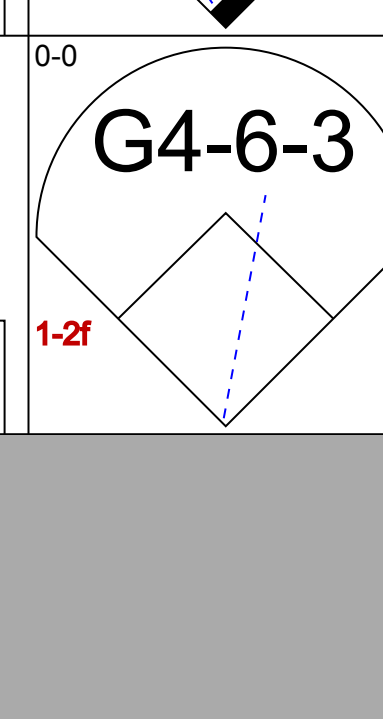
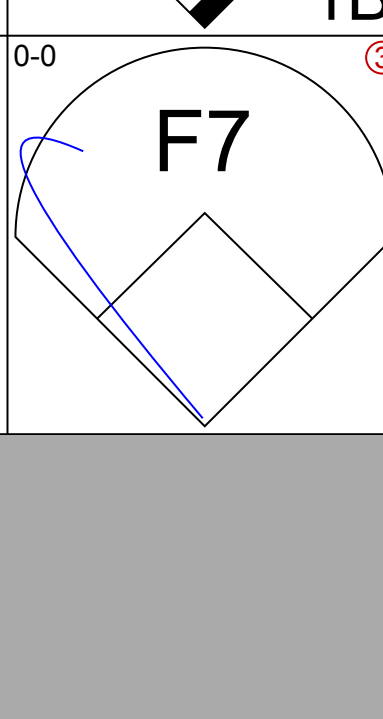
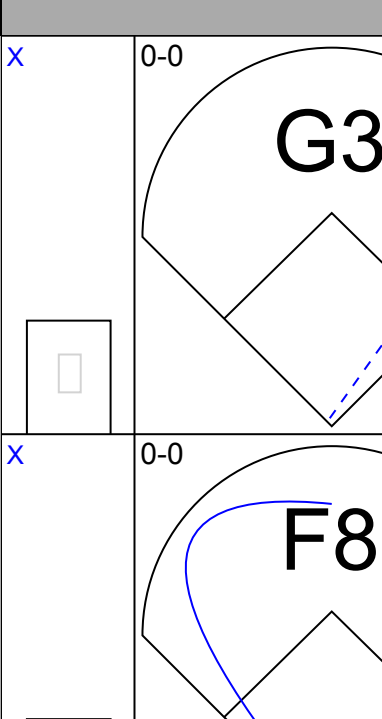
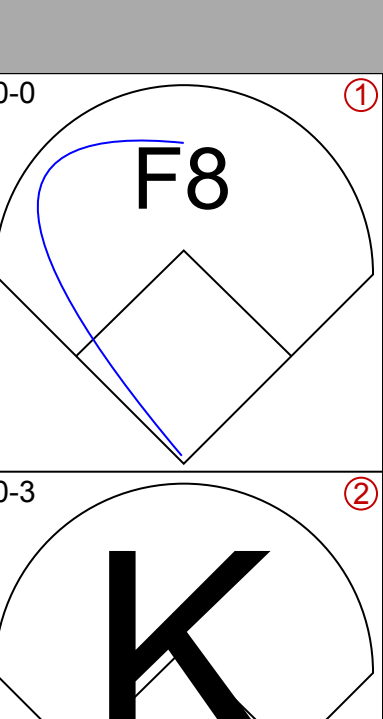
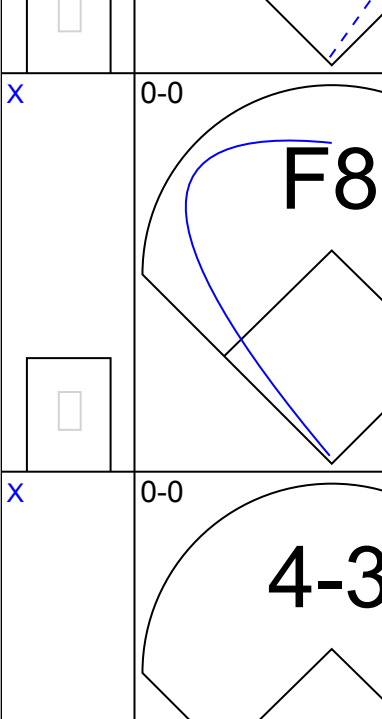
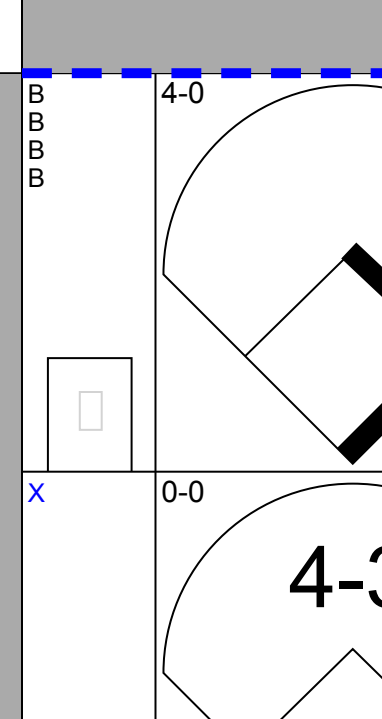
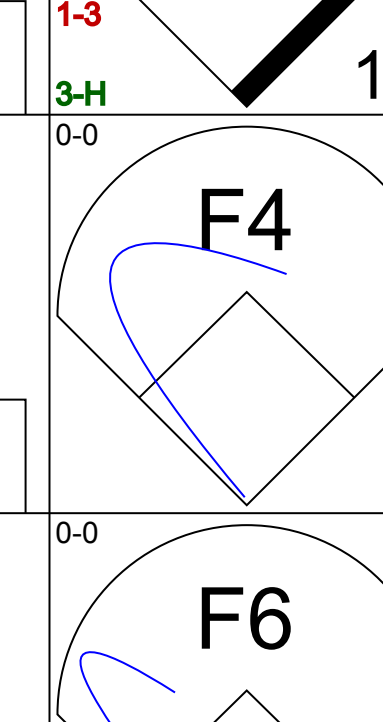
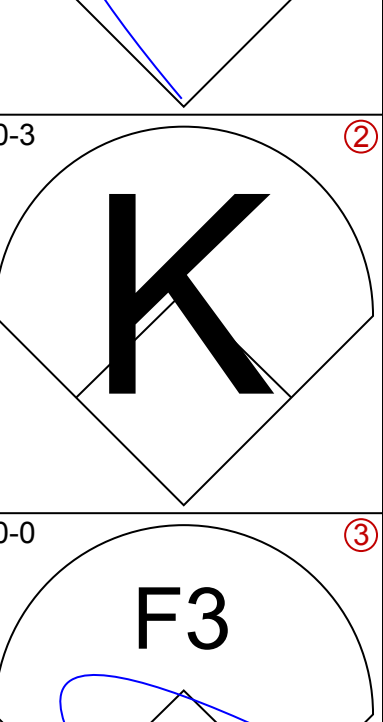

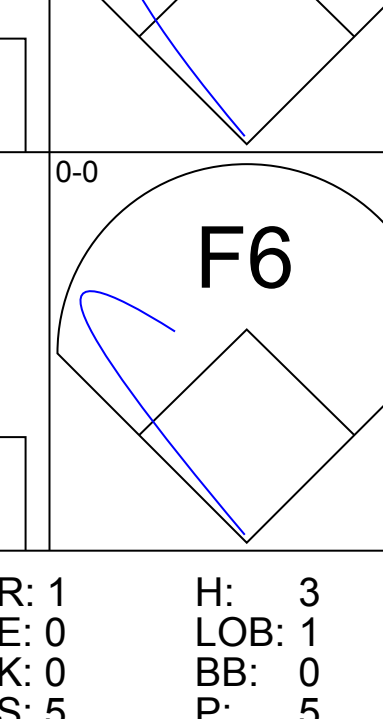
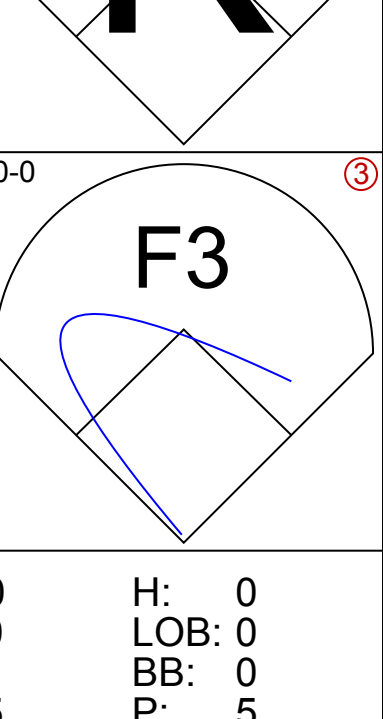
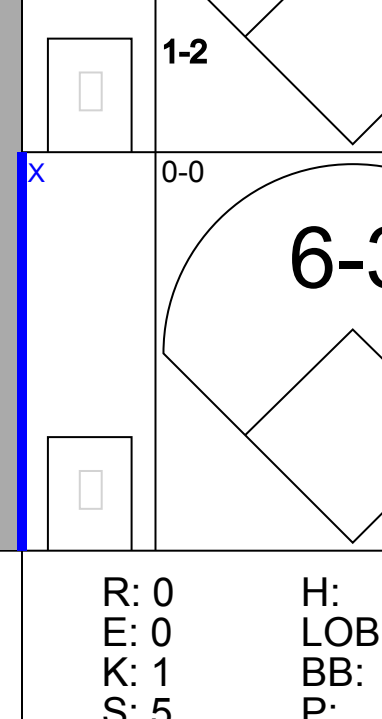


Batter	1	2	3	4	5	6	7	8	9	AB	R	H	RBI	BB	SO	LOB	BOTTOM								
Cesar Tovar, R OBP: 0.388, SLG: 0.397	4-0 BB		6-3				K		K	4	0	1	0	1	2	2									
Rod Carew, L OBP: 0.260, SLG: 0.305	0-3 K		HR				L8		G4-6-3	5	1	1	0	0	1	4									
Harmon Killebrew, R OBP: 0.413, SLG: 0.594	0-0 F9		1B HR				F6			4	1	2	2	0	0	2									
Jim Holt, L OBP: 0.353, SLG: 0.463	0-0 5-3		F6				6-3			4	0	0	0	0	0	3									
Brant Aleya, R OBP: 0.360, SLG: 0.410		0-0 5-3	0-0 5-3				5-3		K	4	0	0	0	0	1	0									
Rich Reese, L OBP: 0.250, SLG: 0.187							F8		F5	4	0	1	0	0	0	0									
Leo Cardenas, R OBP: 0.341, SLG: 0.378							F9		6-3	2	0	0	0	2	0	1									
George Mitterwald, R OBP: 0.308, SLG: 0.253							F8		1B BB	2	0	0	0	2	1	3									
Jim Perry, S Charlie Manuel, L Ron Perranoski, L Stan Williams, R Steve Braun, L OBP: 0.375, SLG: 0.286 OBP: 0.250, SLG: 0.143 OBP: 0.374, SLG: 0.417 OBP: 0.482, SLG: 0.395			F5				4-3		FC6 BB	2	0	0	0	0	0	3									
Inning Stats	R: 0 E: 0 K: 1 S: 5	H: 0 LOB: 1 BB: 1 P: 9	R: 0 E: 0 K: 1 S: 6	H: 1 LOB: 2 BB: 1 P: 10	R: 2 E: 0 K: 0 S: 5	H: 2 LOB: 0 BB: 0 P: 5	R: 0 E: 0 K: 0 S: 3	H: 0 LOB: 1 BB: 1 P: 7	R: 0 E: 0 K: 0 S: 4	H: 1 LOB: 1 BB: 0 P: 4	R: 0 E: 1 K: 0 S: 4	H: 0 LOB: 2 BB: 1 P: 8	R: 0 E: 0 K: 1 S: 6	H: 1 LOB: 1 BB: 0 P: 6	R: 0 E: 0 K: 1 S: 5	H: 0 LOB: 0 BB: 0 P: 5	R: 0 E: 0 K: 1 S: 5	H: 1 LOB: 1 BB: 1 P: 9	1B: 5 2B: 0 3B: 0 HR: 1	SF: 0 SAC: 0 DP: 1 HBP: 0	WP: 0 PB: 0 SB: 2 CS: 0	PA: 38			
PITCHER	IP	WLS	BF	H	R	ER	SO	BB	IBB	HBP	BLK	WP	HR	S	P	ERA	WHIP								
Bart Johnson, R ERA: 3.82	8.0	W	36	6	2	2	4	5	0	0	0	0	0	39	59	2.25	1.375								
Joe Horlen, R ERA: 1.0	1.0	S	2	0	0	0	1	0	0	0	0	0	0	4	4	0.00	0.000								

Chicago White Sox @ Minnesota Twins
Metropolitan Stadium, Bloomington, MI
Sat May 15 1971, 4:33 AM EDT
Alt. 9,874 - Unknown - 74 F

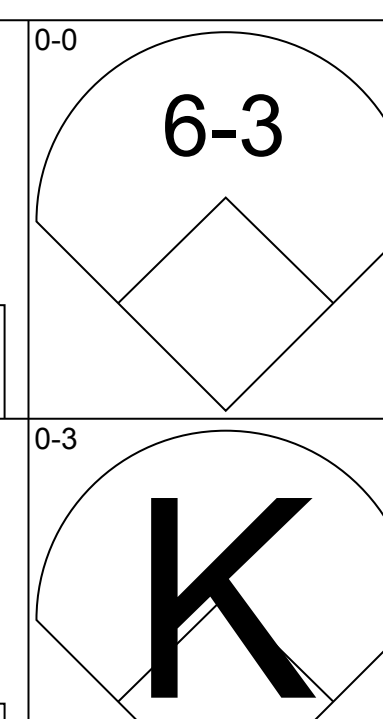
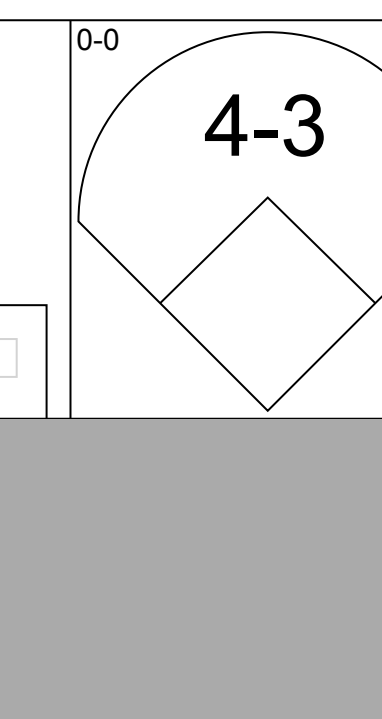
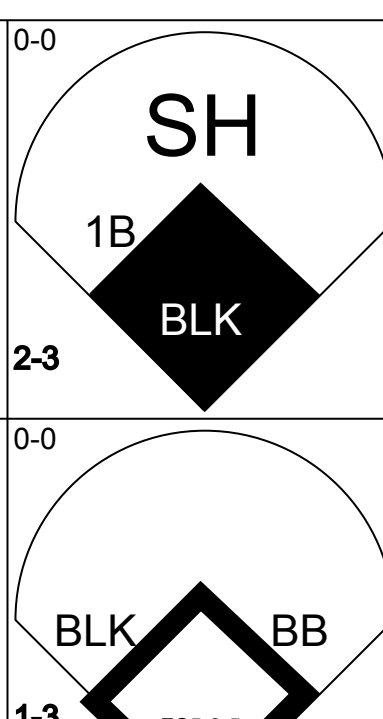
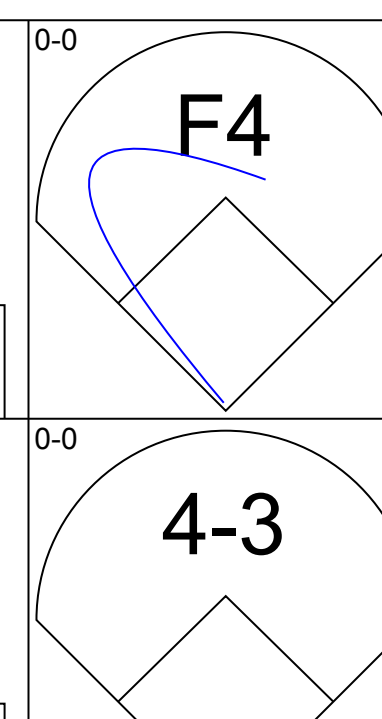
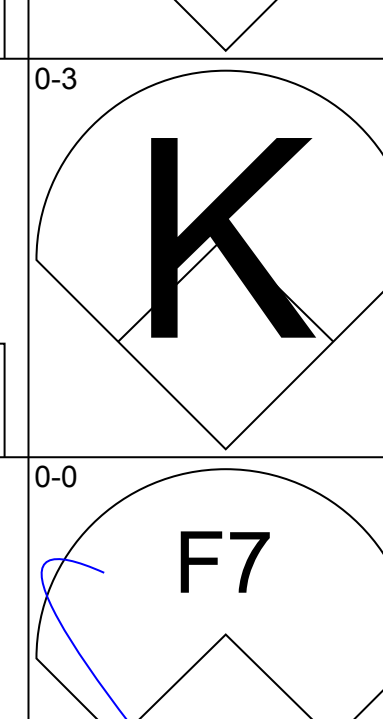
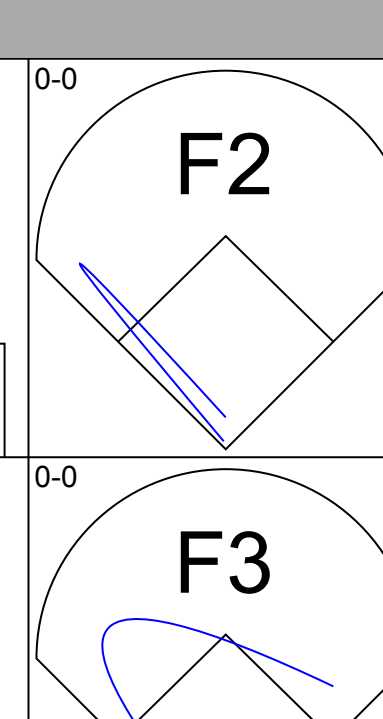
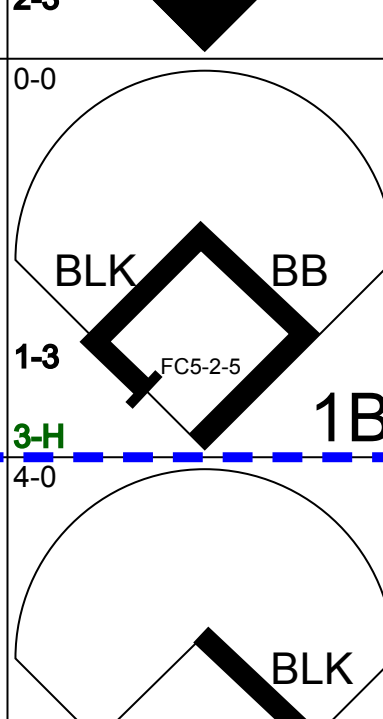
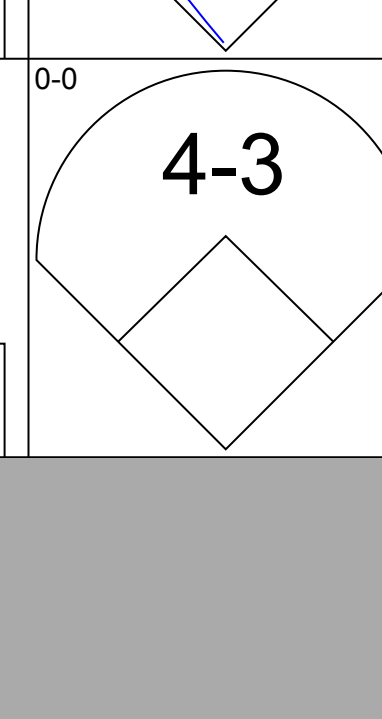
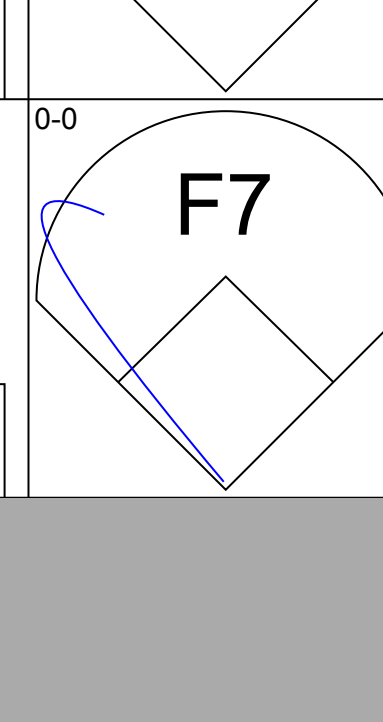
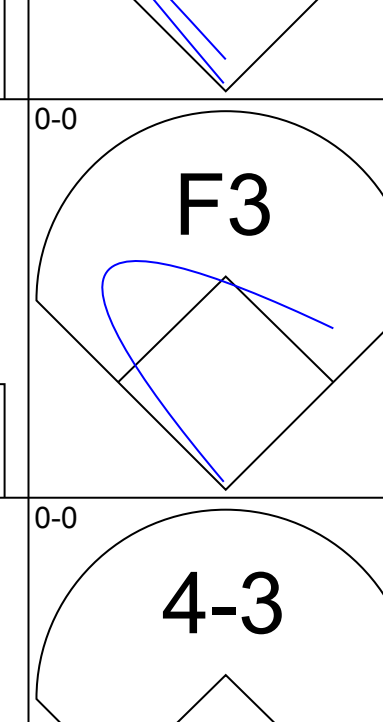
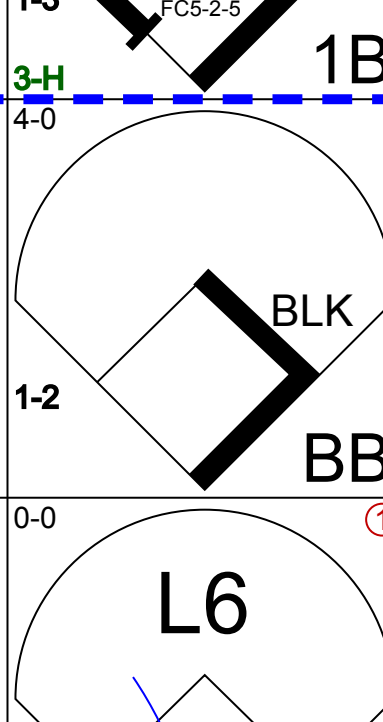
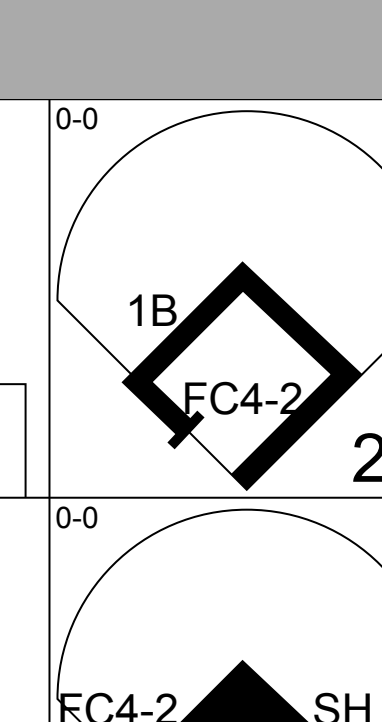
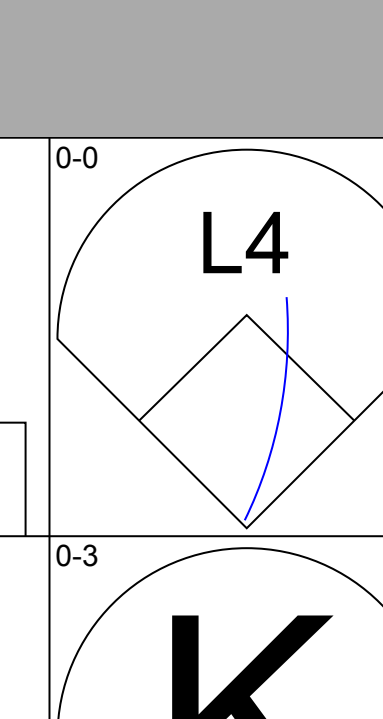
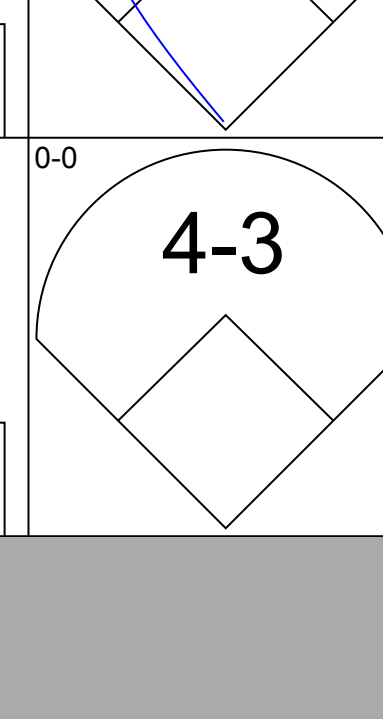
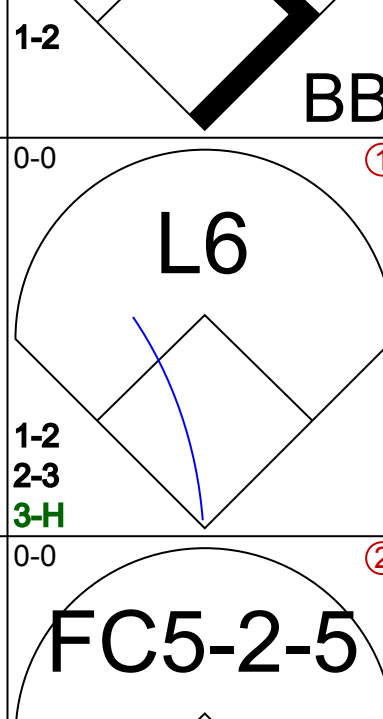
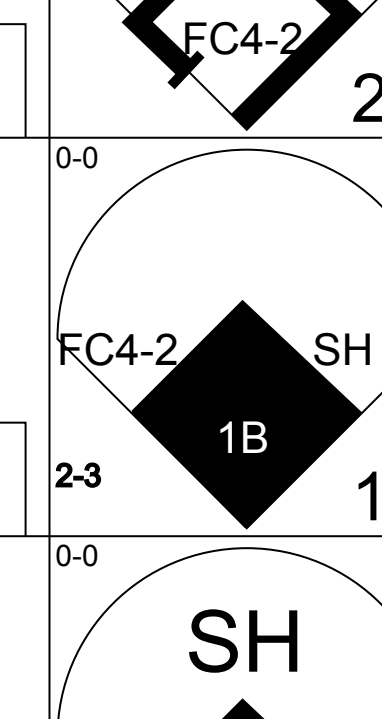
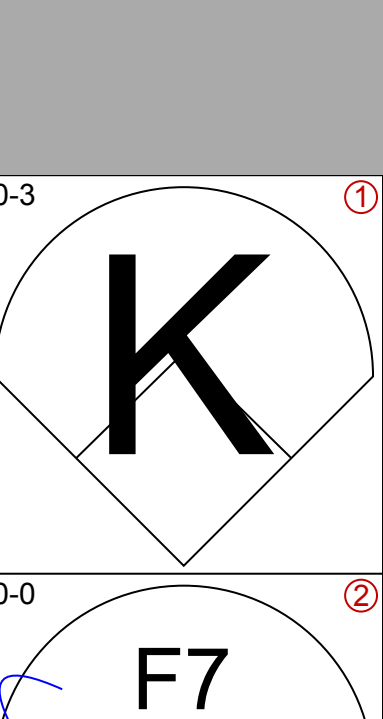
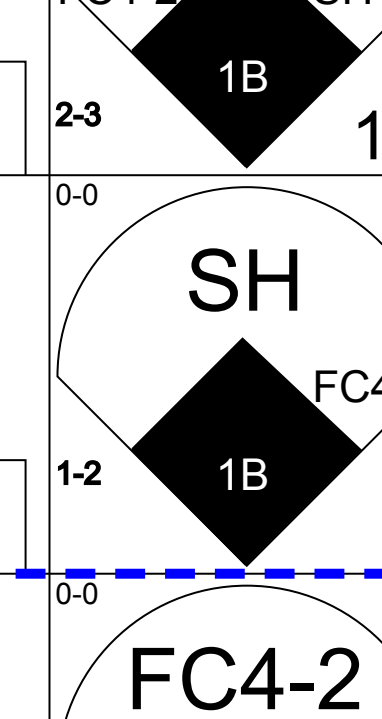
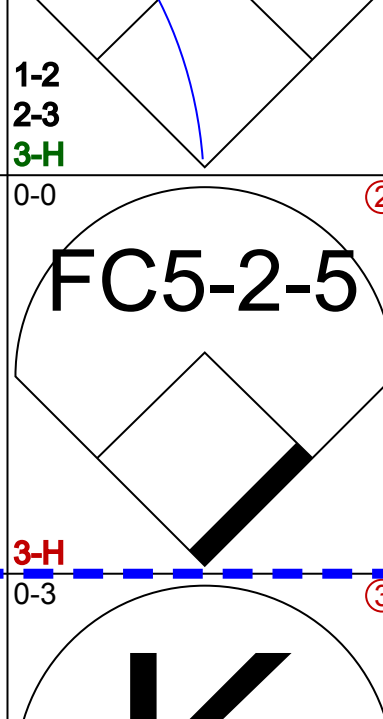
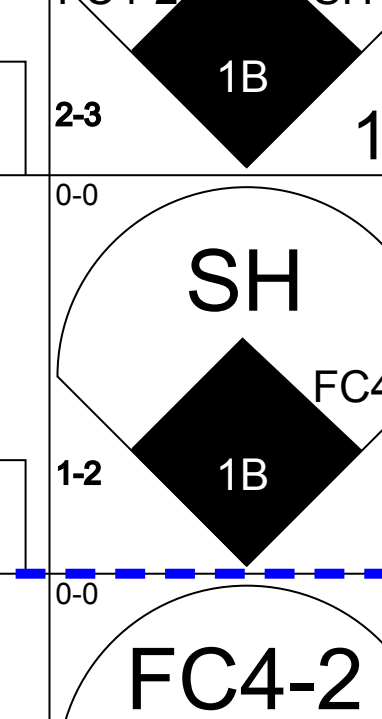
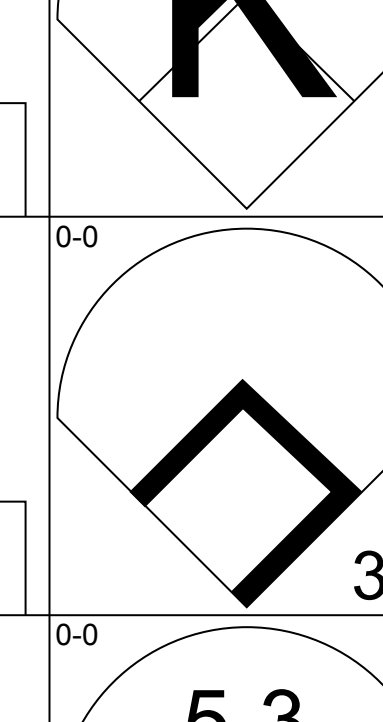
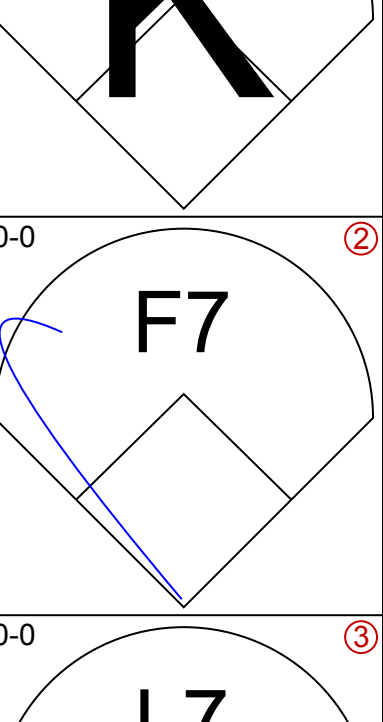
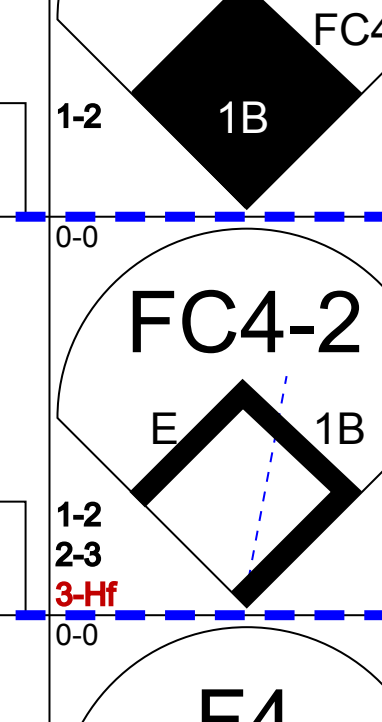
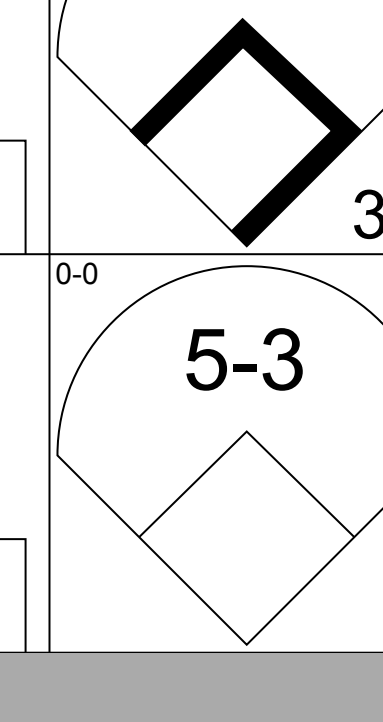
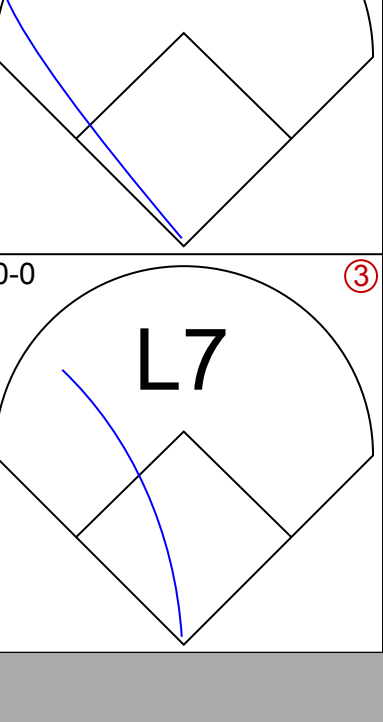
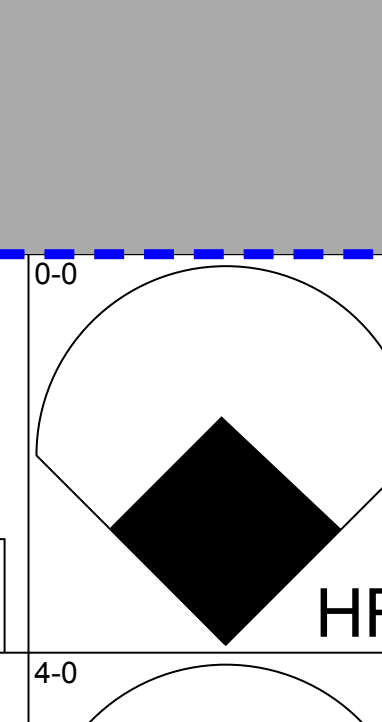
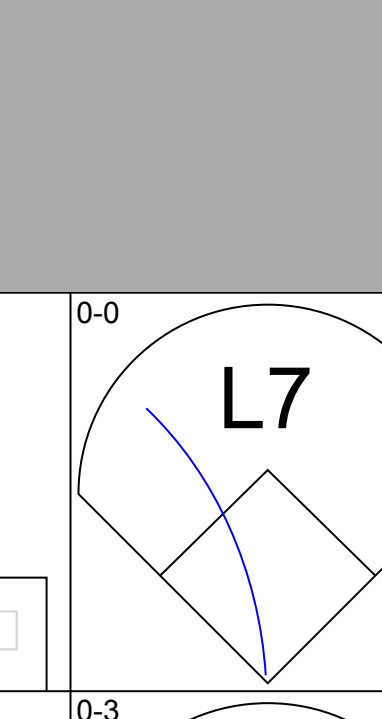
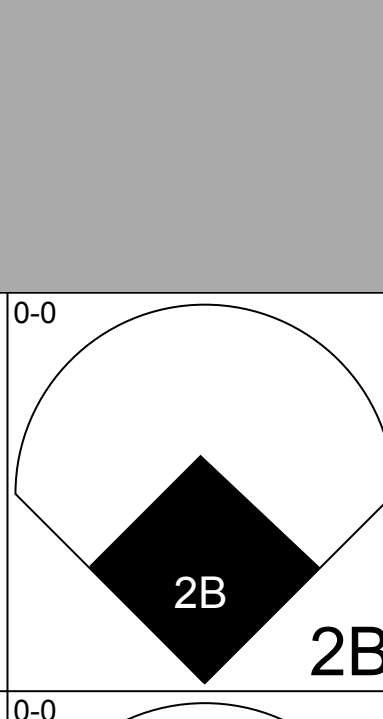
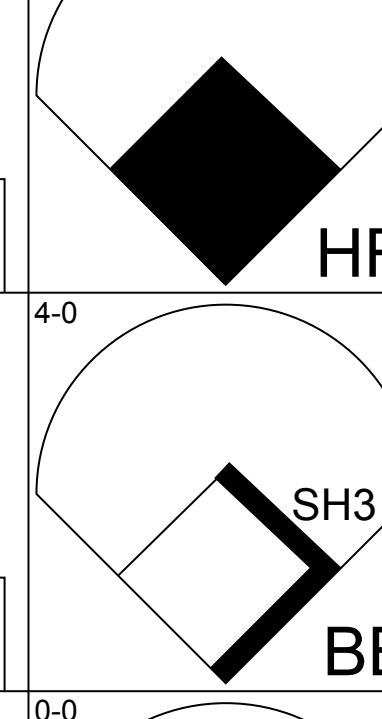
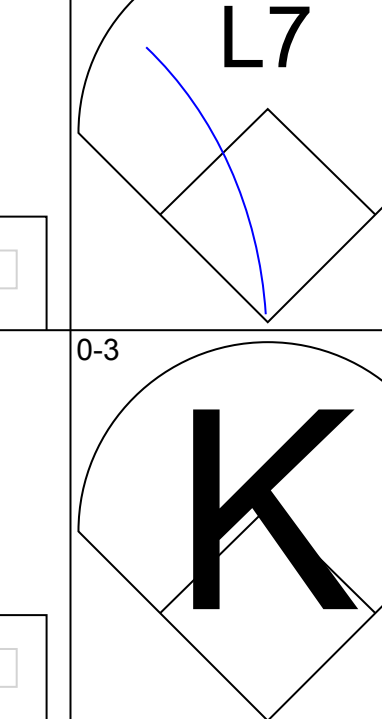
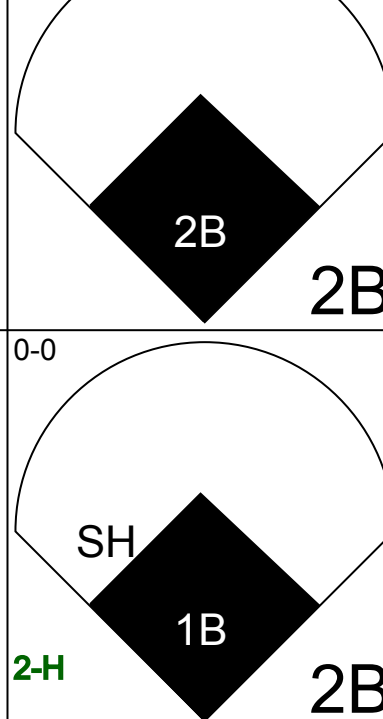
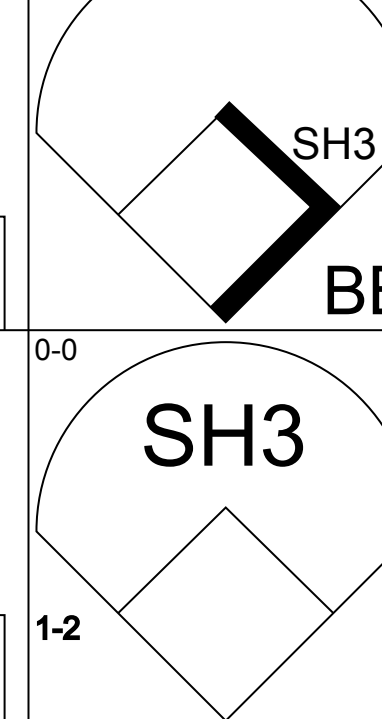
AB 33
R 2
H 6
RBI 2
BB 5
SO 5
LOB 20



Batter	1	2	3	4	5	6	7	8	9	AB	R	H	RBI	BB	SO	LOB	TOP					
Lee Richard, R OBP: 0.276, SLG: 0.282										4	0	0	0	0	2	2	Chicago White Sox @ Minnesota Twins Metropolitan Stadium, Bloomington, MI Sun May 16 1971, 4:33 AM EDT Att: 10,878 - Unknown - 74 F					
Ed Stroud, L OBP: 0.231, SLG: 0.225										4	1	1	0	0	1	0						
Carlos May, L OBP: 0.354, SLG: 0.408										3	0	0	0	1	1	1						
Bill Melton, R OBP: 0.385, SLG: 0.444										2	0	1	0	1	0	1						
Rick Reichardt, R OBP: 0.355, SLG: 0.538										4	1	2	1	0	1	2						
Ed Herrmann, L OBP: 0.357, SLG: 0.473										4	0	1	0	0	0	3						
Mike Andrews, R OBP: 0.368, SLG: 0.406										2	0	1	1	1	0	0						
Luis Alvarado, R OBP: 0.256, SLG: 0.220										1	0	0	0	0	0	0						
Jay Johnstone, L OBP: 0.324, SLG: 0.370										4	0	0	0	0	1	2						
Tom Bradley, R Vicente Romo, R Terry Forster, L Walt Williams, R Steve Kealey, R Don Eddy, R Joe Horlen, R										2	0	0	0	0	0	1						
Inning Stats	R: 0 E: 0 K: 1 S: 5	H: 0 LOB: 1 BB: 1 P: 9	R: 1 E: 0 K: 0 S: 5	H: 3 LOB: 1 BB: 0 P: 5	R: 0 E: 0 K: 0 S: 3	H: 0 LOB: 0 BB: 0 P: 3	R: 0 E: 0 K: 0 S: 2	H: 0 LOB: 0 BB: 1 P: 6	R: 0 E: 0 K: 1 S: 5	H: 0 LOB: 0 BB: 0 P: 5	R: 1 E: 0 K: 1 S: 7	H: 2 LOB: 2 BB: 0 P: 8	R: 0 E: 0 K: 1 S: 5	H: 0 LOB: 1 BB: 1 P: 9	R: 0 E: 0 K: 0 S: 8	H: 1 LOB: 1 BB: 0 P: 8	R: 0 E: 0 K: 0 S: 3	H: 0 LOB: 0 BB: 0 P: 3	1B: 5 2B: 1 3B: 0 HR: 0	SF: 0 SAC: 0 DP: 1 HBP: 1	WP: 0 PB: 0 SB: 0 CS: 0	PA: 35
PITCHER	IP WLS BF H R ER SO BB IBB HBP BLK WP HR S P ERA WHIP																					
Pete Hamm, R ERA: 3.0	(1, 1)	6.0 W 24 5 2 2 3 2 0 1 0 0 0 0 27 36 3.00 1.167																				
Ray Corbin, R ERA: 0.46	(7, 1)	3.0 S 11 1 0 0 3 1 0 0 0 0 0 0 16 20 0.00 0.667																				

AB 31
R 2
H 6
RBI 2
BB 3
SO 6
LOB 14



Batter	1	2	3	4	5	6	7	8	9	AB	R	H	RBI	BB	SO	LOB	BOTTOM					
Cesar Tovar, R OBP: 0.381, SLG: 0.388										3	1	0	0	0	0	1	Chicago White Sox @ Minnesota Twins Metropolitan Stadium, Bloomington, MI Sun May 16 1971, 4:33 AM EDT Att: 10,878 - Unknown - 74 F					
Rich Reese, L OBP: 0.250, SLG: 0.189										4	0	1	1	0	1	1						
Harmon Killebrew, R OBP: 0.415, SLG: 0.598										3	0	1	0	1	0	0						
Jim Holt, L OBP: 0.348, SLG: 0.453										4	1	1	0	0	0	2						
Brant Aylea, R OBP: 0.346, SLG: 0.391										3	0	0	0	0	2	2						
Jim Kaat, L OBP: 0.208, SLG: 0.292										0	0	0	0	0	0	0						
Ray Corbin, R OBP: 0.200, SLG: 0.200										0	1	0	0	0	0	0						
Rod Carew, L OBP: 0.260, SLG: 0.320										4	0	1	0	0	1	5						
Leo Cardenas, R OBP: 0.338, SLG: 0.398										4	1	1	1	0	0	4						
George Mitterwald, R OBP: 0.326, SLG: 0.280										3	1	2	2	1	0	0						
Pete Hamm, R Charlie Manuel, L Paul Powell, R										1	0	0	0	0	1	0						
Inning Stats	R: 0 E: 0 K: 1 S: 5	H: 0 LOB: 0 BB: 0 P: 5	R: 0 E: 0 K: 1 S: 6	H: 1 LOB: 0 BB: 0 P: 6	R: 0 E: 0 K: 1 S: 5	H: 0 LOB: 0 BB: 0 P: 5	R: 0 E: 0 K: 0 S: 3	H: 0 LOB: 0 BB: 0 P: 3	R: 0 E: 0 K: 1 S: 5	H: 0 LOB: 0 BB: 0 P: 5	R: 3 E: 1 K: 1 S: 9	H: 3 LOB: 1 BB: 1 P: 13	R: 1 E: 0 K: 0 S: 4	H: 1 LOB: 1 BB: 1 P: 8	R: 2 E: 2 K: 0 S: 7	H: 3 LOB: 2 BB: 0 P: 7	R: 0 E: 0 K: 0 S: 3	H: 0 LOB: 0 BB: 0 P: 3	1B: 3 2B: 3 3B: 1 HR: 1	SF: 0 SAC: 3 DP: 0 HBP: 0	WP: 0 PB: 0 SB: 0 CS: 0	PA: 36
PITCHER	IP WLS BF H R ER SO BB IBB HBP BLK WP HR S P ERA WHIP																					
Tom Bradley, R ERA: 1.43	(1, 1)	5.0 L 20 4 3 2 4 0 0 0 0 0 0 0 28 28 0.00 1.500																				
Vicente Romo, R ERA: 3.52	(6, 1)	0.2 3 0 0 0 0 1 0 0 0 1 0 0 2 6 0.00 1.500																				
Terry Forster, L ERA: 2.51	(6, 1)	0.1 1 0 0 0 1 0 0 0 0 0 0 0 3 3 0.00 0.000																				
Steve Kealey, R ERA: 3.98	(7, 1)	1.0 8 3 3 1 0 1 0 0 0 0 0 1 7 11 9.00 4.000																				
Don Eddy, L ERA: 2.61	(8, 1)	0.1 1 0 0 0 0 0 0 0 0 0 0 0 1 1 0.00 0.000																				

AB 31
R 6
H 8
RBI 5
BB 2
SO 5
LOB 17



Batter	1	2	3	4	5	6	7	8	9	AB	R	H	RBI	BB	SO	LOB	TOP					
Lee Richard, R OBP: 0.275, SLG: 0.280 (1, 6)										4	0	1	0	0	1	1	Chicago White Sox @ California Angels Anaheim Stadium, Anaheim, CA Fri May 21 1971, 10:05 PM EDT Att: 10,018 - Unknown					
Mike Hershberger, R OBP: 0.500, SLG: 0.429 (1, 8)										3	0	0	0	1	2							
Mike Andrews, R OBP: 0.376, SLG: 0.402 (1, 4)										3	1	0	0	1	0							
Bill Melton, R OBP: 0.378, SLG: 0.456 (1, 5)										4	1	2	2	0	1							
Rick Reichardt, R OBP: 0.356, SLG: 0.527 (1, 7)										4	0	2	0	0	1							
Carlos May, L OBP: 0.346, SLG: 0.401 (1, 3)										4	0	1	0	0	3							
Rich McKinney, R OBP: 0.443, SLG: 0.452 Ed Stroud, L OBP: 0.225, SLG: 0.219 (1, 9) (6, 9)										3	0	0	0	0	1	4						
Tom Egan, R OBP: 0.308, SLG: 0.622 (1, 2)										4	1	2	1	0	0							
Tom Bradley, R OBP: 0.125, SLG: 0.087 (1, 1)										2	0	0	0	0	2	0						
Inning Stats	R: 0 E: 0 K: 0 S: 3	H: 1 LOB: 0 BB: 0 P: 3	R: 0 E: 0 K: 1 S: 6	H: 2 LOB: 1 BB: 0 P: 6	R: 0 E: 0 K: 2 S: 7	H: 0 LOB: 0 BB: 0 P: 7	R: 2 E: 0 K: 1 S: 6	H: 1 LOB: 0 BB: 0 P: 10	R: 1 E: 0 K: 2 S: 8	H: 1 LOB: 0 BB: 0 P: 8	R: 0 E: 0 K: 1 S: 6	H: 1 LOB: 1 BB: 0 P: 6	R: 0 E: 0 K: 0 S: 3	H: 0 LOB: 0 BB: 0 P: 3	R: 0 E: 0 K: 0 S: 3	H: 0 LOB: 0 BB: 0 P: 3	1B: 5 2B: 1 3B: 0 HR: 2	SF: 0 SAC: 1 DP: 0 HBP: 0	WP: 0 PB: 0 SB: 1 CS: 0	PA: 35		
PITCHER	IP WLS BF H R ER SO BB IBB HBP BLK WP HR S P ERA WHIP	IP WLS BF H R ER SO BB IBB HBP BLK WP HR S P ERA WHIP	IP WLS BF H R ER SO BB IBB HBP BLK WP HR S P ERA WHIP	IP WLS BF H R ER SO BB IBB HBP BLK WP HR S P ERA WHIP	IP WLS BF H R ER SO BB IBB HBP BLK WP HR S P ERA WHIP	IP WLS BF H R ER SO BB IBB HBP BLK WP HR S P ERA WHIP	IP WLS BF H R ER SO BB IBB HBP BLK WP HR S P ERA WHIP	IP WLS BF H R ER SO BB IBB HBP BLK WP HR S P ERA WHIP	IP WLS BF H R ER SO BB IBB HBP BLK WP HR S P ERA WHIP	IP WLS BF H R ER SO BB IBB HBP BLK WP HR S P ERA WHIP	IP WLS BF H R ER SO BB IBB HBP BLK WP HR S P ERA WHIP	IP WLS BF H R ER SO BB IBB HBP BLK WP HR S P ERA WHIP	IP WLS BF H R ER SO BB IBB HBP BLK WP HR S P ERA WHIP	IP WLS BF H R ER SO BB IBB HBP BLK WP HR S P ERA WHIP	IP WLS BF H R ER SO BB IBB HBP BLK WP HR S P ERA WHIP	IP WLS BF H R ER SO BB IBB HBP BLK WP HR S P ERA WHIP	IP WLS BF H R ER SO BB IBB HBP BLK WP HR S P ERA WHIP	IP WLS BF H R ER SO BB IBB HBP BLK WP HR S P ERA WHIP	IP WLS BF H R ER SO BB IBB HBP BLK WP HR S P ERA WHIP	IP WLS BF H R ER SO BB IBB HBP BLK WP HR S P ERA WHIP	IP WLS BF H R ER SO BB IBB HBP BLK WP HR S P ERA WHIP	
Rudy May, L ERA: 3.28 Mel Queen, R ERA: 0.98 Lloyd Allen, R ERA: 3.97 Eddie Fisher, R ERA: 2.13 (1, 1) (6, 1) (7, 1) (9, 1)	5.1 L 3 1 0 0 0 0 0 0 0 0 0 2 32 40 5.06 1.500	0.2 3 1 0 0 0 0 0 0 0 0 0 0 0 3 3 0.00 1.500	2.0 7 1 0 0 1 0 0 0 0 0 0 0 0 9 9 0.00 0.500	1.0 3 0 0 0 0 0 0 0 0 0 0 0 0 3 3 0.00 0.000																		

AB	32
R	3
H	8
RBI	3
BB	2
SO	7
LOB	11



Batter	1	2	3	4	5	6	7	8	9	AB	R	H	RBI	BB	SO	LOB	BOTTOM				
Sandy Alomar Sr., S OBP: 0.250, SLG: 0.246 (1, 4)										4	0	1	0	0	0	0	Chicago White Sox @ California Angels Anaheim Stadium, Anaheim, CA Fri May 21 1971, 10:05 PM EDT Att: 10,018 - Unknown				
Jim Fregosi, R OBP: 0.304, SLG: 0.305 Eddie Fisher, R (1, 7) (9, 1)										4	0	0	0	0	1	1					
Tony Conigliaro, R OBP: 0.336, SLG: 0.394 (1, 9)										3	0	0	0	1	1						
John Stephenson, L OBP: 0.433, SLG: 0.518 (1, 2)										4	0	1	0	0	1	1					
Ken McMullen, R OBP: 0.323, SLG: 0.397 (1, 5)										4	0	1	0	0	1	1					
Roger Repoz, L OBP: 0.451, SLG: 0.493 (1, 8)										3	0	1	0	0	1	1					
Jim Spencer, L OBP: 0.235, SLG: 0.297 (1, 3)										3	0	1	0	0	0	1					
Syd O'Brien, R OBP: 0.291, SLG: 0.439 (1, 6)										3	0	0	0	0	0	3					
Rudy May, L OBP: 0.226, SLG: 0.235 Mel Queen, L Alex Johnson, R OBP: 0.286, SLG: 0.280 Lloyd Allen, R Tony Gonzalez, L OBP: 0.333, SLG: 0.297 (1, 1) (6, 1) (6, PH) (7, 1) (8, PH) (9, 7)	9.0 W 32 5 0 0 0 6 1 0 0 0 0 0 43 47 0.00 0.667																				

AB	31
R	0
H	5
RBI	0
BB	1
SO	6
LOB	9



Batter	1	2	3	4	5	6	7	8	9	AB	R	H	RBI	BB	SO	LOB	TOP					
Lee Richard, R (1.6) OBP: 0.287, SLG: 0.289										3	2	2	3	1	0	0	Chicago White Sox @ California Angels Anaheim Stadium, Anaheim, CA Sat May 22 1971, 10:05 PM EDT Att: 11,279 - Unknown					
Jay Johnstone, L (1.9) OBP: 0.316, SLG: 0.366										5	2	2	1	0	2	1						
Carlos May, L (1.3) OBP: 0.357, SLG: 0.404										4	2	2	0	0	0	0						
Bill Melton, R (1.5) OBP: 0.392, SLG: 0.492										3	2	2	3	2	1	0						
Rick Reichardt, R (1.7) OBP: 0.358, SLG: 0.522										3	1	1	1	1	0	2						
Ed Herrmann, L (1.2) OBP: 0.376, SLG: 0.482										5	1	3	2	0	0	3						
Mike Andrews, R (1.4) OBP: 0.370, SLG: 0.388										4	1	0	0	1	0	3						
Mike Hershberger, R (1.8) OBP: 0.478, SLG: 0.421										5	2	2	2	0	0	1						
Wilbur Wood, R (1.1)										3	0	0	0	0	2	0						
Inning Stats	R: 3 E: 1 K: 0 S: 6	H: 4 LOB: 1 BB: 1 P: 10	R: 0 E: 0 K: 1 S: 5	H: 0 LOB: 0 BB: 0 P: 5	R: 0 E: 0 K: 1 S: 5	H: 0 LOB: 0 BB: 0 P: 5	R: 0 E: 0 K: 0 S: 3	H: 1 LOB: 0 BB: 0 P: 3	R: 1 E: 0 K: 1 S: 6	H: 1 LOB: 0 BB: 0 P: 6	R: 5 E: 0 K: 1 S: 10	H: 5 LOB: 1 BB: 1 P: 14	R: 2 E: 0 K: 0 S: 5	H: 2 LOB: 1 BB: 1 P: 9	R: 2 E: 0 K: 0 S: 4	H: 1 LOB: 2 BB: 2 P: 13	R: 0 E: 0 K: 1 S: 5	H: 0 LOB: 0 BB: 0 P: 5	1B: 11 2B: 2 3B: 0 HR: 1	SF: 2 SAC: 2 DP: 2 HBP: 1	WP: 0 PB: 0 SB: 1 CS: 0	PA: 45
PITCHER	IP WLS BF H R ER SO BB IBB HBP BLK WP HR S P ERA WHIP																					
Tom Murphy, R (1.1) ERA: 4.33	5.1 L 25 9 8 8 3 1 1 0 0 0 0 0 29 37 13.50 1.875																					
Archie Reynolds, R (6.1) ERA: 4.91	0.2 4 2 1 1 1 0 0 0 0 0 0 0 6 6 13.50 3.000																					
Jim Maloney, R (7.1) ERA: 6.75	2.0 13 3 4 4 0 3 0 0 1 0 0 1 9 22 18.00 3.000																					
Mel Queen, R (9.1) ERA: 0.93	1.0 3 0 0 0 1 0 0 0 0 0 0 0 5 5 0.00 0.000																					

Batter	1	2	3	4	5	6	7	8	9	AB	R	H	RBI	BB	SO	LOB	BOTTOM					
Sandy Alomar Sr., S (1.4) OBP: 0.245, SLG: 0.240										4	0	0	0	0	0	0	Chicago White Sox @ California Angels Anaheim Stadium, Anaheim, CA Sat May 22 1971, 10:05 PM EDT Att: 11,279 - Unknown					
Syd O'Brien, R (1.6) OBP: 0.289, SLG: 0.430										4	0	1	0	0	0	0						
Alex Johnson, R (1.7) OBP: 0.272, SLG: 0.285										4	0	2	0	0	0	1						
Tony Conigliaro, R (1.9) OBP: 0.342, SLG: 0.397										4	0	2	0	0	0	1						
Ken McMullen, R (1.5) OBP: 0.315, SLG: 0.387										4	0	0	0	0	0	4						
Jim Fregosi, R (1.3) OBP: 0.316, SLG: 0.310										2	0	1	0	1	0	1						
Jim Spencer, L (8.3) OBP: 0.235, SLG: 0.297										0	0	0	0	0	0	0						
Jerry Moses, R (1.2) OBP: 0.247, SLG: 0.368										3	0	0	0	0	0	3						
Ken Berry, R (1.8) OBP: 0.231, SLG: 0.289										3	0	0	0	0	1	1						
Tom Murphy, R (1.1) ERA: 4.33										1	0	0	0	0	0	0	Chicago White Sox @ California Angels Anaheim Stadium, Anaheim, CA Sat May 22 1971, 10:05 PM EDT Att: 11,279 - Unknown					
Archie Reynolds, R (6.1) ERA: 4.91										0	0	0	0	0	0	0						
Jeff Torborg, R (6.1) OBP: 0.245, SLG: 0.240										1	0	0	0	0	0	0						
Jim Maloney, R (7.1) ERA: 6.75										0	0	0	0	0	0	0						
Billy Cowan, R (8.1) OBP: 0.229, SLG: 0.289										1	0	0	0	0	0	0						
Mel Queen, L (9.1) ERA: 0.93										0	0	0	0	0	0	0						
Inning Stats	R: 0 E: 0 K: 0 S: 3	H: 1 LOB: 0 BB: 0 P: 3	R: 0 E: 0 K: 0 S: 3	H: 1 LOB: 1 BB: 1 P: 7	R: 0 E: 0 K: 0 S: 3	H: 0 LOB: 0 BB: 0 P: 3	R: 0 E: 0 K: 0 S: 3	H: 0 LOB: 0 BB: 0 P: 3	R: 0 E: 0 K: 0 S: 4	H: 1 LOB: 1 BB: 0 P: 4	R: 0 E: 0 K: 0 S: 3	H: 0 LOB: 0 BB: 0 P: 3	R: 0 E: 1 K: 0 S: 4	H: 1 LOB: 1 BB: 0 P: 4	R: 0 E: 0 K: 1 S: 5	H: 0 LOB: 0 BB: 0 P: 5		R: 0 E: 0 K: 0 S: 5	H: 2 LOB: 2 BB: 0 P: 5	1B: 6 2B: 0 3B: 0 HR: 0	SF: 0 SAC: 0 DP: 2 HBP: 0	WP: 0 PB: 0 SB: 0 CS: 0
PITCHER	IP WLS BF H R ER SO BB IBB HBP BLK WP HR S P ERA WHIP																					
Wilbur Wood, L (1.1) ERA: 1.99	9.0 W 32 6 0 0 1 1 0 0 0 0 0 0 33 37 0.00 0.778																					


Batter	1	2	3	4	5	6	7	8	9	AB	R	H	RBI	BB	SO	LOB	TOP											
Freddie Patek, R OBP: 0.321, SLG: 0.333	FC5-4 2B	FC5-4 2B		6-3		6-3			1B 2B	5	2	2	0	0	0	1	Kansas City Royals @ Chicago White Sox Comiskey Park, Chicago, IL Tue May 25 1971, 8:05 PM EDT Att: 2,241 - Unknown livebaseballscorecards.com											
Paul Schaaf, R OBP: 0.414, SLG: 0.463	FC5-4 BB	FC5-4 2B			5-3		HR		F3	4	1	2	2	1	0	1												
Amos Otis, R OBP: 0.335, SLG: 0.487	FC5-4 1B	1-3			K		CS 4-3 1B		1B 1B	5	2	2	1	0	1	3												
Gail Hopkins, L OBP: 0.302, SLG: 0.521	FC1-2-5 1B			4-3					1B	4	1	1	1	0	0	3												
Bob Oliver, R OBP: 0.291, SLG: 0.326	1-3 3-H				HR		4-3		2B 1B	1	1	1	0	0	0	0												
Ed Kirkpatrick, L OBP: 0.343, SLG: 0.333	BB 1B			1B			K		2B 1B	4	1	3	2	1	1	1												
Cookie Rojas, R OBP: 0.382, SLG: 0.396	FC6-4 BB			WP 1-3			BB		1B	3	0	2	2	2	0	0												
Jerry May, R OBP: 0.315, SLG: 0.348	FC6-4 1-2			K			F9		5-3	5	0	0	0	0	1	7												
Joe Keough, L OBP: 0.328, SLG: 0.262				4-3		K			4-3	4	0	1	0	1	1	0												
Dick Drago, R OBP: 0.263, SLG: 0.067									1B	1	0	0	0	1	1	0												
Jim York, R OBP: 0.400, SLG: 0.250	FC5-4 BB			K					F6	1	0	0	0	0	1	0												
Tom Burgmeier, L OBP: 0.400, SLG: 0.250									K	0	0	0	0	0	0	0												
Ted Abernathy, R OBP: 0.328, SLG: 0.262									K	2	0	0	0	0	1	3												
Inning Stats	R: 1 E: 0 K: 0 S: 5	H: 2 LOB: 3 BB: 2 P: 13	R: 1 E: 0 K: 0 S: 4	H: 1 LOB: 1 BB: 1 P: 8	R: 0 E: 0 K: 1 S: 6	H: 2 LOB: 1 BB: 0 P: 6	R: 0 E: 0 K: 2 S: 7	H: 0 LOB: 0 BB: 0 P: 7	R: 1 E: 0 K: 1 S: 6	H: 1 LOB: 2 BB: 2 P: 14	R: 0 E: 0 K: 1 S: 5	H: 0 LOB: 0 BB: 0 P: 5	R: 1 E: 0 K: 1 S: 6	H: 2 LOB: 1 BB: 0 P: 6	R: 0 E: 0 K: 0 S: 4	H: 1 LOB: 1 BB: 0 P: 4	R: 4 E: 0 K: 1 S: 10	H: 5 LOB: 2 BB: 1 P: 14	1B: 8 2B: 5 3B: 0 HR: 2	SF: 0 SAC: 0 DP: 1 HBP: 0	WP: 1 PB: 0 SB: 2 CS: 1	PA: 45						
PITCHER	IP	WLS	BF	H	R	ER	SO	BB	IBB	HBP	BLK	WP	HR	S	P	ERA	WHIP											
Tom Bradley, R ERA: 1.52	5.0	L	25	6	3	3	4	5	0	0	0	1	1	28	48	5.40	2.200											
Tommy John, L ERA: 5.09	2.0		7	2	1	1	2	0	0	0	0	0	1	11	11	4.50	1.000											
Joe Horlen, R ERA: 3.95	2.0		13	6	4	4	1	0	1	0	0	0	0	14	18	18.00	3.000											
Batter	1	2	3	4	5	6	7	8	9	AB	R	H	RBI	BB	SO	LOB	BOTTOM											
Ed Stroud, L OBP: 0.233, SLG: 0.244	G3			K					4-3	4	0	0	1	1	1	2	Kansas City Royals @ Chicago White Sox Comiskey Park, Chicago, IL Tue May 25 1971, 8:05 PM EDT Att: 2,241 - Unknown livebaseballscorecards.com											
Lee Maye, L OBP: 0.474, SLG: 0.500									BB BB	2	0	0	1	0	1	0												
Mike Hershberger, R OBP: 0.494, SLG: 0.391	K			4-3					F2	2	0	0	1	0	1	0												
Joe Horlen, R OBP: 0.400, SLG: 0.250										0	0	0	0	0	0	0												
Rich McKinney, R OBP: 0.437, SLG: 0.444										1	0	0	0	0	0	0												
Carlos May, L OBP: 0.371, SLG: 0.416	1B			1B					K	4	0	3	0	1	1	0												
Bill Melton, R OBP: 0.382, SLG: 0.467	F8			5-3					BB	3	0	0	0	1	1	3												
Rick Reichardt, R OBP: 0.344, SLG: 0.496				F7					L6	4	0	0	0	0	0	3												
Ed Herrmann, L OBP: 0.356, SLG: 0.462				F6					1-3	4	0	1	0	0	0	0												
Mike Andrews, R OBP: 0.377, SLG: 0.385									L6	3	1	1	0	1	0	0												
Lee Richard, R OBP: 0.287, SLG: 0.289									F6	4	1	2	0	0	1	2												
Tom Bradley, R OBP: 0.120, SLG: 0.083									1B	1	0	0	0	0	0	2												
Walt Williams, R OBP: 0.311, SLG: 0.339	FC6-4 BB								F6	1	0	1	0	0	0	0												
Tommy John, R OBP: 0.311, SLG: 0.339										0	0	0	0	0	0	0												
Jay Johnstone, L OBP: 0.325, SLG: 0.396	1-2								F9	2	1	1	1	0	0	1												
Inning Stats	R: 0 E: 0 K: 1 S: 6	H: 1 LOB: 1 BB: 0 P: 6	R: 0 E: 0 K: 0 S: 4	H: 1 LOB: 2 BB: 1 P: 8	R: 0 E: 0 K: 1 S: 5	H: 1 LOB: 1 BB: 0 P: 5	R: 0 E: 0 K: 0 S: 3	H: 0 LOB: 0 BB: 0 P: 3	R: 0 E: 0 K: 1 S: 9	H: 4 LOB: 2 BB: 0 P: 9	R: 0 E: 0 K: 0 S: 3	H: 0 LOB: 0 BB: 0 P: 3	R: 1 E: 0 K: 1 S: 6	H: 1 LOB: 3 BB: 3 P: 18	R: 0 E: 0 K: 0 S: 4	H: 1 LOB: 1 BB: 0 P: 4	R: 0 E: 0 K: 1 S: 5	H: 0 LOB: 0 BB: 0 P: 5	1B: 7 2B: 1 3B: 0 HR: 1	SF: 1 SAC: 0 DP: 0 HBP: 0	WP: 0 PB: 0 SB: 1 CS: 0	PA: 39						
PITCHER	IP	WLS	BF	H	R	ER	SO	BB	IBB	HBP	BLK	WP	HR	S	P	ERA	WHIP											
Dick Drago, R ERA: 2.4	4.2		21	7	2	2	2	1	0	0	0	0	1	10	14	5.40	1.200											
Jim York, R ERA: 4.03	1.2	W	7	1	1	1	2	1	0	0	0	0	0	1	10	14	5.40	1.200										
Tom Burgmeier, L ERA: 1.48	0.1		2	0	0	0	0	1	0	0	0	0	0	1	5	0.00	3.000											
Ted Abernathy, R ERA: 1.9	2.1	S	9	1	0	0	1	1	0	0	0	0	0	10	14	0.00	0.857											

Batter	1	2	3	4	5	6	7	8	9	AB	R	H	RBI	BB	SO	LOB	TOP			
Freddie Patek, R OBP: 0.314, SLG: 0.326	F7		F3			1-3		4-3		4	0	0	0	0	0	2				
Paul Schaaf, R OBP: 0.410, SLG: 0.457	6-3			F2				F2		4	0	1	0	0	0	1				
Amos Otis, R OBP: 0.333, SLG: 0.481	F8			1B		K		L5		4	0	1	0	0	1	2				
Bob Oliver, R OBP: 0.268, SLG: 0.331				K				4-3		4	0	2	0	0	1	1				
Cookie Rojas, R OBP: 0.373, SLG: 0.386	F3			L7		FC1-6		6-3		4	1	0	0	0	0	3				
Dennis Paepke, R OBP: 0.305, SLG: 0.435	G1-6-3					6-3		5-3		4	1	1	2	0	0	1				
Ted Savage, R OBP: 0.270, SLG: 0.156				K		K		K		3	0	0	0	0	0	3				
Jerry May, R OBP: 0.316, SLG: 0.362						6-3		5-3		3	0	1	0	0	0	0				
Mike Hedlund, R OBP: 0.095, SLG: 0.050				K		F3		E5		2	0	0	0	0	1	1				
Jim York, R OBP: 0.200, SLG: 0.200										0	0	0	0	0	0	0				
Al Fitzmorris, S OBP: 0.267, SLG: 0.184										0	0	0	0	0	0	0				
Carl Taylor, R OBP: 0.267, SLG: 0.184										1	0	0	0	0	0	0				
Wally Bunker, R OBP: 0.267, SLG: 0.184										0	0	0	0	0	0	0				
Inning Stats	R: 0 E: 0 K: 0 S: 3	H: 0 LOB: 0 BB: 0 P: 3	R: 0 E: 0 K: 0 S: 3	H: 1 LOB: 0 BB: 0 P: 3	R: 0 E: 0 K: 2 S: 8	H: 1 LOB: 1 BB: 0 P: 8	R: 0 E: 0 K: 1 S: 6	H: 1 LOB: 0 BB: 0 P: 6	R: 0 E: 0 K: 1 S: 5	H: 0 LOB: 0 BB: 0 P: 5	R: 2 E: 1 K: 1 S: 7	H: 2 LOB: 0 BB: 0 P: 7	R: 0 E: 1 K: 0 S: 4	H: 0 LOB: 1 BB: 0 P: 4	R: 0 E: 0 K: 0 S: 3	H: 0 LOB: 0 BB: 0 P: 3	1B: 4 2B: 1 3B: 0 HR: 1	SF: 0 SAC: 0 DP: 1 HBP: 0	WP: 0 PB: 0 SB: 1 CS: 0	PA: 33
PITCHER	IP: 9.0 WLS: W BF: 33 ERA: 1.99	H: 6 R: 2 ER: 2 SO: 6	BB: 0 IBB: 0 HBP: 0 BLK: 0	WP: 0 HR: 1 S: 45 P: 45	ERA: 2.00 WHIP: 0.667	PITCHER	IP: 9.0 WLS: L BF: 33 ERA: 1.99	H: 6 R: 2 ER: 2 SO: 6	BB: 0 IBB: 0 HBP: 0 BLK: 0	WP: 0 HR: 1 S: 45 P: 45	ERA: 2.00 WHIP: 0.667									

Kansas City Royals @ Chicago White Sox
Comiskey Park, Chicago, IL
Wed May 26 1971, 8:05 PM EDT
Att: 2,605 - Unknown

livebaseballscorecards.com

AB 33
R 2
H 6
RBI 2
BB 0
SO 6
LOB 11



Batter	1	2	3	4	5	6	7	8	9	AB	R	H	RBI	BB	SO	LOB	BOTTOM			
Lee Richard, R OBP: 0.291, SLG: 0.302	K		F4			1B		2B		4	1	2	1	0	1	0				
Jay Johnstone, L OBP: 0.328, SLG: 0.391	S			F5		1B		F8		4	1	1	0	1	0	2				
Carlos May, L OBP: 0.378, SLG: 0.418	K			1-3		1B		4-3		4	2	2	0	1	1	1				
Bill Melton, R OBP: 0.379, SLG: 0.468	5-3			1-3		F2		2B		4	0	1	1	0	0	5				
Rick Reichardt, R OBP: 0.348, SLG: 0.496				1B		E5		6-3		4	1	2	0	0	0	2				
Ed Herrmann, L OBP: 0.382, SLG: 0.452				1-3		1B		1B		2	1	0	0	2	0	3				
Mike Andrews, R OBP: 0.380, SLG: 0.389						5-3		1B		4	1	2	2	0	0	0				
Mike Hershberger, R OBP: 0.438, SLG: 0.370				3-1		4-3		K		4	0	1	1	0	1	3				
Wilbur Wood, R OBP: 0.380, SLG: 0.389				K		F6		K		3	0	0	0	0	2	3				
Inning Stats	R: 0 E: 0 K: 2 S: 7	H: 0 LOB: 1 BB: 1 P: 11	R: 0 E: 0 K: 0 S: 3	H: 1 LOB: 0 BB: 0 P: 3	R: 0 E: 0 K: 1 S: 5	H: 0 LOB: 0 BB: 0 P: 5	R: 0 E: 0 K: 0 S: 5	H: 2 LOB: 2 BB: 0 P: 5	R: 0 E: 0 K: 0 S: 3	H: 0 LOB: 0 BB: 0 P: 3	R: 6 E: 2 K: 0 S: 9	H: 4 LOB: 2 BB: 2 P: 17	R: 1 E: 0 K: 2 S: 10	H: 3 LOB: 3 BB: 1 P: 14	R: 0 E: 0 K: 0 S: 3	H: 1 LOB: 0 BB: 0 P: 3	1B: 9 2B: 2 3B: 0 HR: 0	SF: 1 SAC: 1 DP: 1 HBP: 0	WP: 0 PB: 0 SB: 2 CS: 0	PA: 39
PITCHER	IP: 5.1 WLS: L BF: 25 ERA: 2.98	H: 6 R: 4 ER: 4 SO: 3	BB: 2 IBB: 1 HBP: 0 BLK: 0	WP: 0 HR: 0 S: 28 P: 40	ERA: 6.75 WHIP: 1.500	PITCHER	IP: 4.2 WLS: L BF: 20 ERA: 5.61	H: 4 R: 1 ER: 1 SO: 2	BB: 2 IBB: 0 HBP: 0 BLK: 0	WP: 0 HR: 0 S: 12 P: 12	ERA: 9.00 WHIP: 5.000									

Kansas City Royals @ Chicago White Sox
Comiskey Park, Chicago, IL
Wed May 26 1971, 8:05 PM EDT
Att: 2,605 - Unknown

livebaseballscorecards.com

AB 33
R 7
H 11
RBI 5
BB 4
SO 5
LOB 19



Batter	1	2	3	4	5	6	7	8	9	AB	R	H	RBI	BB	SO	LOB	TOP								
Graig Nettles, L (1, 5) OBP: 0.337, SLG: 0.349										5	1	1	0	0	1	0	Cleveland Indians @ Chicago White Sox Comiskey Park, Chicago, IL Sat May 29 1971, 8:05 PM EDT Att: 10,231 - Unknown								
Vada Pinson, L (1, 8) OBP: 0.289, SLG: 0.350										5	1	1	0	0	2	0									
Roy Foster, R (1, 9) OBP: 0.319, SLG: 0.447										3	0	0	0	1	0	0									
Chris Chambliss, L (1, 3)										4	0	1	2	0	0	0									
Ray Fosse, R (1, 2) OBP: 0.348, SLG: 0.389										4	0	2	0	0	0	2									
Ted Uhlhaender, L (1, 7) OBP: 0.347, SLG: 0.344										3	0	1	0	1	0	1									
Eddie Leon, R (1, 4) OBP: 0.311, SLG: 0.315										3	0	1	0	1	1	1									
Fred Stanley, R (1, 6) OBP: 0.417, SLG: 0.125										2	0	0	0	1	1	0									
Gomer Hodge, S (8, PH) OBP: 0.316, SLG: 0.303										1	0	0	0	0	0	3									
Jack Heidemann, R (8, 6) OBP: 0.254, SLG: 0.207										0	0	0	0	0	0	0									
Ray Lamb, R (1, 1) OBP: 0.254, SLG: 0.207										4	0	0	0	0	1	3									
Inning Stats	R: 0 E: 0 K: 0 S: 3	H: 0 LOB: 0 BB: 0 P: 3	R: 0 E: 0 K: 0 S: 5	H: 2 LOB: 3 BB: 1 P: 9	R: 0 E: 0 K: 2 S: 7	H: 0 LOB: 0 BB: 0 P: 7	R: 0 E: 0 K: 1 S: 6	H: 1 LOB: 1 BB: 0 P: 6	R: 2 E: 0 K: 0 S: 6	H: 3 LOB: 2 BB: 1 P: 10	R: 0 E: 0 K: 1 S: 5	H: 0 LOB: 0 BB: 0 P: 5	R: 0 E: 0 K: 1 S: 5	H: 0 LOB: 0 BB: 0 P: 5	R: 0 E: 0 K: 0 S: 4	H: 1 LOB: 3 BB: 2 P: 12	R: 0 E: 0 K: 1 S: 5	H: 0 LOB: 0 BB: 0 P: 5	1B: 6 2B: 1 3B: 0 HR: 0	SF: 0 SAC: 0 DP: 0 HBP: 0	WP: 0 PB: 0 SB: 0 CS: 0	PA: 38			
PITCHER	IP	WLS	BF	H	R	ER	SO	BB	IBB	HBP	BLK	WP	HR	S	P	ERA	WHIP								
Tom Bradley, R (1, 1) ERA: 1.58	8.0	L	35	7	2	2	5	3	1	0	0	0	0	41	57	2.25	1.250								
Terry Forster, L (9, 1) ERA: 2.16	1.0		3	0	0	0	1	0	0	0	0	0	0	5	5	0.00	0.000								



Batter	1	2	3	4	5	6	7	8	9	AB	R	H	RBI	BB	SO	LOB	BOTTOM								
Lee Richard, R (1, 6) OBP: 0.293, SLG: 0.290										3	0	0	0	1	1	0	Cleveland Indians @ Chicago White Sox Comiskey Park, Chicago, IL Sat May 29 1971, 8:05 PM EDT Att: 10,231 - Unknown								
Jay Johnstone, L (1, 9) OBP: 0.333, SLG: 0.395										4	0	2	0	0	1	0									
Terry Forster, L (9, 1)										0	0	0	0	0	0	0									
Carlos May, L (1, 3) OBP: 0.367, SLG: 0.400										4	0	0	0	0	1	3									
Rich McKinney, R (1, 5) OBP: 0.405, SLG: 0.408										4	0	0	0	0	1	0									
Rick Reichardt, R (1, 7) OBP: 0.350, SLG: 0.489										4	0	2	0	0	0	0									
Ed Herrmann, L (1, 2) OBP: 0.348, SLG: 0.433										4	0	0	0	0	0	2									
Mike Andrews, R (1, 4) OBP: 0.369, SLG: 0.398										3	1	1	1	0	0	2									
Mike Hershberger, R (1, 8) OBP: 0.410, SLG: 0.313										3	0	0	0	0	0	1									
Tom Bradley, R (1, 1) OBP: 0.111, SLG: 0.077										2	0	0	0	0	2	0									
Ed Stroud, L (8, PH) OBP: 0.230, SLG: 0.241										1	0	0	0	0	0	0									
Inning Stats	R: 0 E: 0 K: 3 S: 9	H: 0 LOB: 0 BB: 0 P: 9	R: 0 E: 0 K: 1 S: 6	H: 1 LOB: 1 BB: 0 P: 6	R: 0 E: 0 K: 1 S: 6	H: 1 LOB: 2 BB: 1 P: 10	R: 0 E: 0 K: 0 S: 3	H: 0 LOB: 0 BB: 0 P: 3	R: 1 E: 0 K: 1 S: 6	H: 1 LOB: 0 BB: 0 P: 6	R: 0 E: 0 K: 0 S: 3	H: 0 LOB: 0 BB: 0 P: 3	R: 0 E: 0 K: 0 S: 4	H: 1 LOB: 1 BB: 0 P: 4	R: 0 E: 0 K: 0 S: 4	H: 1 LOB: 1 BB: 0 P: 4	R: 0 E: 0 K: 0 S: 3	H: 0 LOB: 0 BB: 0 P: 3	1B: 4 2B: 0 3B: 0 HR: 1	SF: 0 SAC: 0 DP: 0 HBP: 0	WP: 0 PB: 0 SB: 0 CS: 0	PA: 33			
PITCHER	IP	WLS	BF	H	R	ER	SO	BB	IBB	HBP	BLK	WP	HR	S	P	ERA	WHIP								
Ray Lamb, R (1, 1) ERA: 2.7	9.0	W	33	5	1	1	6	1	0	0	0	0	1	44	48	1.00	0.667								



Batter	1	2	3	4	5	6	7	8	9	10	AB	R	H	RBI	BB	SO	LOB	TOP	
Graig Nettles, L OBP: 0.333, SLG: 0.344 (1, 5)											5	0	1	0	0	1	1		
Vada Pinson, L OBP: 0.288, SLG: 0.343 (1, 8)											3	0	0	0	1	0	1		
Roy Foster, R OBP: 0.316, SLG: 0.434 Phil Hennigan, R (10, 1)											3	0	0	0	1	1	2		
Ken Harrelson, R OBP: 0.313, SLG: 0.307 Jack Heidemann, R OBP: 0.250, SLG: 0.203 (7, 6)											3	0	0	0	0	2	1		
Ray Fosse, R OBP: 0.346, SLG: 0.386 (1, 2)											4	1	1	0	0	0	0		
Chris Chambliss, L OBP: 0.222, SLG: 0.222 (1, 3)											4	0	1	0	0	1	1		
Eddie Leon, R OBP: 0.317, SLG: 0.320 (1, 4)											4	0	2	0	0	0	1		
Fred Stanley, R OBP: 0.423, SLG: 0.167 Chuck Hinton, R OBP: 0.350, SLG: 0.386 Ted Uhlaender, L OBP: 0.343, SLG: 0.341 (7, 7)											2	1	1	1	0	0	0		
Alan Foster, R OBP: 0.176, SLG: 0.200 Steve Mingori, L OBP: 0.500, SLG: 0.500 Ted Ford, R OBP: 0.231, SLG: 0.263 (8, 9)											3	0	1	1	0	0	2		
Inning Stats	R: 0 E: 0 K: 1 S: 6	H: 1 LOB: 1 BB: 0 P: 6	R: 2 E: 0 K: 0 S: 6	H: 3 LOB: 1 BB: 0 P: 6	R: 0 E: 0 K: 0 S: 3	H: 0 LOB: 0 BB: 0 P: 3	R: 0 E: 0 K: 2 S: 6	H: 0 LOB: 0 BB: 1 P: 10	R: 0 E: 0 K: 1 S: 5	H: 2 LOB: 2 BB: 0 P: 5	R: 0 E: 0 K: 0 S: 3	H: 0 LOB: 1 BB: 1 P: 7	R: 0 E: 0 K: 1 S: 5	H: 0 LOB: 0 BB: 0 P: 5	R: 0 E: 0 K: 1 S: 5	H: 0 LOB: 0 BB: 0 P: 5	1B: 7 2B: 0 3B: 0 HR: 0	SF: 0 SAC: 0 DP: 0 HBP: 0	WP: 0 PA: 38 PB: 0 SB: 0 CS: 2
PITCHER	IP WLS BF H R ER SO ERA WHIP	IP WLS BF H R ER SO ERA WHIP	IP WLS BF H R ER SO ERA WHIP	IP WLS BF H R ER SO ERA WHIP	IP WLS BF H R ER SO ERA WHIP	IP WLS BF H R ER SO ERA WHIP	IP WLS BF H R ER SO ERA WHIP	IP WLS BF H R ER SO ERA WHIP	IP WLS BF H R ER SO ERA WHIP	IP WLS BF H R ER SO ERA WHIP	IP WLS BF H R ER SO ERA WHIP	IP WLS BF H R ER SO ERA WHIP	IP WLS BF H R ER SO ERA WHIP	IP WLS BF H R ER SO ERA WHIP	IP WLS BF H R ER SO ERA WHIP	IP WLS BF H R ER SO ERA WHIP	IP WLS BF H R ER SO ERA WHIP	IP WLS BF H R ER SO ERA WHIP	
Wilbur Wood, L ERA: 2.08 Steve Kealey, R ERA: 4.84 Don Eddy, L ERA: 2.45 Terry Forster, L ERA: 1.93 (9, 1)	6.1 0.2 1.0 2.0	25 2 4 6	7 0 0 0	2 0 0 0	3 0 0 2	30 2 3 10	34 0.00 1.000 0.000	2.84 0.000 1.000 0.000	2.84 0.000 1.000 0.000	2.84 0.000 1.000 0.000	2.84 0.000 1.000 0.000	2.84 0.000 1.000 0.000	2.84 0.000 1.000 0.000	2.84 0.000 1.000 0.000	2.84 0.000 1.000 0.000	2.84 0.000 1.000 0.000	2.84 0.000 1.000 0.000	2.84 0.000 1.000 0.000	2.84 0.000 1.000 0.000

Cleveland Indians @ Chicago White Sox
Comiskey Park, Chicago, IL
Sun May 30 1971, 4:33 AM EDT
Att: 12,295 - Unknown

AB 35
R 2
H 7
RBI 2
BB 2
SO 5
LOB 12





Batter	1	2	3	4	5	6	7	8	9	10	AB	R	H	RBI	BB	SO	LOB	BOTTOM			
Ed Stroud, L OBP: 0.231, SLG: 0.241 Rich Morales, R OBP: 0.440, SLG: 0.409 Terry Forster, L (9, 1) Tom Egan, R OBP: 0.341, SLG: 0.600 (10, PH)											4	1	1	0	0	0	5				
Jay Johnstone, L OBP: 0.341, SLG: 0.390 (1, 9)											4	0	1	1	2	0	1				
Carlos May, L OBP: 0.362, SLG: 0.394 (1, 3)											5	1	1	0	0	1	2				
Rich McKinney, R OBP: 0.417, SLG: 0.419 (1, 5)											3	0	1	2	2	0	1				
Rick Reichardt, R OBP: 0.338, SLG: 0.471 (1, 7)											5	0	0	0	0	1	5				
Ed Herrmann, L OBP: 0.354, SLG: 0.446 Luis Alvarado, R OBP: 0.244, SLG: 0.209 (8, PR) (9, 6)											4	0	2	0	0	0	0				
Mike Andrews, R OBP: 0.370, SLG: 0.394 (1, 4)											4	1	1	0	1	1	1				
Lee Richard, R OBP: 0.292, SLG: 0.284 Chuck Brinkman, R OBP: 0.091, SLG: 0.091 (9, 2)											3	0	0	0	1	1	1				
Wilbur Wood, R ERA: 2.08 Steve Kealey, R ERA: 4.84 Walt Williams, R ERA: 2.57 Don Eddy, R Mike Hershberger, R OBP: 0.426, SLG: 0.313 (8, 8)	7.0 2.0 0.2	33 8 6	2 1 1	2 0 1	2 4 1	33 15 15	49 19 15	2.57 0.00 13.50	1.571 0.500 4.500	1.571 0.500 4.500	2	0	1	0	0	1	3				
Inning Stats	R: 0 E: 0 K: 0 S: 3	H: 0 LOB: 2 BB: 2 P: 11	R: 0 E: 1 K: 0 S: 5	H: 1 LOB: 2 BB: 0 P: 5	R: 0 E: 0 K: 0 S: 3	H: 0 LOB: 0 BB: 0 P: 3	R: 0 E: 0 K: 1 S: 7	H: 2 LOB: 3 BB: 1 P: 11	R: 0 E: 0 K: 0 S: 3	H: 0 LOB: 0 BB: 0 P: 3	R: 2 E: 0 K: 1 S: 8	H: 3 LOB: 1 BB: 0 P: 8	R: 0 E: 0 K: 3 S: 10	H: 1 LOB: 2 BB: 1 P: 14	R: 0 E: 0 K: 1 S: 6	H: 1 LOB: 1 BB: 0 P: 6	R: 1 E: 0 K: 0 S: 3	H: 1 LOB: 3 BB: 3 P: 15	1B: 7 2B: 2 3B: 0 HR: 0	SF: 0 SAC: 1 DP: 0 HBP: 0	WP: 0 PA: 47 PB: 0 SB: 0 CS: 0
PITCHER	IP WLS BF H R ER SO ERA WHIP	IP WLS BF H R ER SO ERA WHIP	IP WLS BF H R ER SO ERA WHIP	IP WLS BF H R ER SO ERA WHIP	IP WLS BF H R ER SO ERA WHIP	IP WLS BF H R ER SO ERA WHIP	IP WLS BF H R ER SO ERA WHIP	IP WLS BF H R ER SO ERA WHIP	IP WLS BF H R ER SO ERA WHIP	IP WLS BF H R ER SO ERA WHIP	IP WLS BF H R ER SO ERA WHIP	IP WLS BF H R ER SO ERA WHIP	IP WLS BF H R ER SO ERA WHIP	IP WLS BF H R ER SO ERA WHIP	IP WLS BF H R ER SO ERA WHIP	IP WLS BF H R ER SO ERA WHIP	IP WLS BF H R ER SO ERA WHIP	IP WLS BF H R ER SO ERA WHIP			

Cleveland Indians @ Chicago White Sox
Comiskey Park, Chicago, IL
Sun May 30 1971, 4:33 AM EDT
Att: 12,295 - Unknown

AB 38
R 3
H 9
RBI 3
BB 8
SO 6
LOB 21



Batter	1	2	3	4	5	6	7	8	9	AB	R	H	RBI	BB	SO	LOB	TOP			
Paul Blair, R OBP: 0.277, SLG: 0.344 (1, 8)	0-0 1B			0-0 6-3		0-0 FC6-2 2B		0-3 K		4	0	2	0	0	1	0	Baltimore Orioles @ Chicago White Sox Comiskey Park, Chicago, IL Mon May 31 1971, 4:33 AM EDT Unknown livebaseballscorecards.com			
Davey Johnson, R OBP: 0.384, SLG: 0.460 (1, 4)	0-0 6-3			0-0 F7		0-0 FC6-2 BB		0-0 F9		4	0	0	0	0	0	2				
Frank Robinson, R OBP: 0.361, SLG: 0.416 (1, 3)	0-0 F8			0-3 K		0-0 1-2 BB			0-3 K	3	0	0	0	1	2	0				
Merv Rettenmund, R OBP: 0.400, SLG: 0.345 (1, 9)		0-0 L8			0-0 F9	0-3 K			0-0 5-3	4	0	0	0	0	1	3				
Brooks Robinson, R OBP: 0.370, SLG: 0.427 (1, 5)		0-0 6-3			0-0 1B		0-0 6-3 SH5-3 1B		0-0 F8	4	0	2	0	0	0	0				
Curt Motton, R (1, 7)		0-0 5-3			0-3 K		0-0 SH5-3 1-2			2	0	0	0	0	1	1				
Andy Etchebarren, R OBP: 0.289, SLG: 0.315 (1, 2)			0-0 4-3		0-0 L9		0-0 6-3 2-3			3	0	0	0	0	0	2				
Mark Belanger, R OBP: 0.388, SLG: 0.350 (1, 6)			0-0 1-3			0-0 2B FC6-2 1B	0-0 5-3			3	0	1	0	0	0	1				
Jim Palmer, R OBP: 0.235, SLG: 0.212 Chico Salmon, R OBP: 0.111, SLG: 0.059 Eddie Watt, R (8, 1)			0-3 K			0-0 SH5-4 1-2		0-0 6-3		1	0	0	0	0	1	0	AB 29 R 0 H 5 RBI 0 BB 1 SO 6 LOB 9 			
Inning Stats	R: 0 E: 0 K: 0 S: 3	H: 1 LOB: 0 BB: 0 P: 3	R: 0 E: 0 K: 0 S: 3	H: 0 LOB: 0 BB: 0 P: 3	R: 0 E: 0 K: 1 S: 5	H: 0 LOB: 0 BB: 0 P: 5	R: 0 E: 0 K: 1 S: 5	H: 1 LOB: 1 BB: 0 P: 6	R: 0 E: 0 K: 1 S: 7	H: 2 LOB: 3 BB: 1 P: 11	R: 0 E: 0 K: 0 S: 4	H: 1 LOB: 1 BB: 0 P: 4	R: 0 E: 0 K: 1 S: 5	H: 0 LOB: 0 BB: 0 P: 5	R: 0 E: 0 K: 1 S: 5	H: 0 LOB: 0 BB: 0 P: 5		1B: 4 2B: 1 3B: 0 HR: 0	SF: 0 SAC: 2 DP: 0 HBP: 0	WP: 0 PB: 0 CS: 0
PITCHER Tommy John, L ERA: 5.11 (1, 1)	IP: 9.0 WLS: W BF: 32 H: 5 R: 0 ER: 0 SO: 6 BB: 1 IBB: 0 HBP: 0 BLK: 0 WP: 0 HR: 0 S: 43 P: 47 ERA: 0.00 WHIP: 0.667															PITCHER	IP: WLS: BF: H: R: ER: SO: BB: IBB: HBP: BLK: WP: HR: S: P: ERA: WHIP:			

Batter	1	2	3	4	5	6	7	8	9	AB	R	H	RBI	BB	SO	LOB	BOTTOM			
Ed Stroud, L OBP: 0.221, SLG: 0.230 (1, 8) (7, 9)	0-3 K		0-0 5-3		0-0 E6		0-0 B1			4	0	0	0	0	1	2	Baltimore Orioles @ Chicago White Sox Comiskey Park, Chicago, IL Mon May 31 1971, 4:33 AM EDT Unknown livebaseballscorecards.com			
Jay Johnstone, L OBP: 0.338, SLG: 0.380 (1, 7)	0-0 P6		4-0 FC4-6 BB		0-0 F7		0-0 F9			3	0	0	0	1	0	2				
Carlos May, L OBP: 0.360, SLG: 0.387 (1, 3)	0-0 F7		0-0 FC4-6 1-2		0-0 F8		4-0 FC5-4 BB			3	0	0	0	1	0	2				
Rich McKinney, R OBP: 0.409, SLG: 0.410 (1, 5)		0-0 6-3		0-3 K		0-0 E 1B		0-3 K		4	1	1	0	0	2	1				
Lee Maye, L OBP: 0.455, SLG: 0.471 Mike Hershberger, R OBP: 0.429, SLG: 0.363 (1, 9) (7, 8)		0-0 F8		0-0 1B		0-0 E3 1B 1-2		0-0 FC5-4 1B 1-2		3	0	1	0	0	0	1				
Ed Herrmann, L OBP: 0.388, SLG: 0.452 (1, 2)		4-0 BB		0-0 F8		0-0 1-3 2-H 1B		0-0 1B		3	0	2	1	1	0	1				
Mike Andrews, R OBP: 0.361, SLG: 0.383 (1, 4)		0-0 L9		0-3 K		0-0 P4		0-3 K		4	0	0	0	0	2	5				
Luis Alvarado, R OBP: 0.250, SLG: 0.239 (1, 6)			0-0 SH5-3 2B		0-0 F9		0-0 F5			3	0	1	0	0	0	0				
Tommy John, R OBP: 0.071, SLG: 0.071 (1, 1)			0-0 SH5-3 2-3		0-0 F8		0-0 1B			2	0	1	0	0	0	0	AB 30 R 1 H 6 RBI 1 BB 3 SO 5 LOB 15 			
Inning Stats	R: 0 E: 0 K: 1 S: 5	H: 0 LOB: 0 BB: 0 P: 5	R: 0 E: 0 K: 0 S: 3	H: 0 LOB: 1 BB: 1 P: 7	R: 0 E: 0 K: 0 S: 4	H: 1 LOB: 2 BB: 1 P: 8	R: 0 E: 0 K: 2 S: 8	H: 1 LOB: 1 BB: 0 P: 8	R: 0 E: 1 K: 0 S: 4	H: 0 LOB: 1 BB: 0 P: 4	R: 1 E: 1 K: 0 S: 5	H: 2 LOB: 1 BB: 0 P: 5	R: 0 E: 0 K: 0 S: 4	H: 1 LOB: 1 BB: 0 P: 4	R: 0 E: 0 K: 2 S: 8	H: 1 LOB: 2 BB: 1 P: 12		1B: 5 2B: 1 3B: 0 HR: 0	SF: 0 SAC: 1 DP: 0 HBP: 0	WP: 0 PB: 0 CS: 0
PITCHER Jim Palmer, R ERA: 2.23 Eddie Watt, R ERA: 2.19 (1, 1) (8, 1)	IP: 7.0 WLS: L BF: 29 H: 5 R: 1 ER: 0 SO: 3 BB: 2 IBB: 0 HBP: 0 BLK: 0 WP: 0 HR: 0 S: 33 P: 41 ERA: 0.00 WHIP: 1.000															PITCHER	IP: WLS: BF: H: R: ER: SO: BB: IBB: HBP: BLK: WP: HR: S: P: ERA: WHIP:			

Batter	1	2	3	4	5	6	7	8	9	AB	R	H	RBI	BB	SO	LOB	TOP			
Dick McAuliffe, L OBP: 0.289, SLG: 0.365										4	1	2	1	0	0	1	Detroit Tigers @ Chicago White Sox Comiskey Park, Chicago, IL Sun Jun 06 1971, 4:33 AM EDT Att: 25,356 - Unknown			
Al Kaline, R OBP: 0.455, SLG: 0.456										3	0	2	0	1	0	1				
Dalton Jones, L OBP: 0.372, SLG: 0.537										4	0	0	0	0	0	4				
Willie Horton, R OBP: 0.313, SLG: 0.497										4	1	1	0	0	0	3				
Norm Cash, L OBP: 0.387, SLG: 0.606										4	0	1	0	0	2	1				
Bill Freehan, R OBP: 0.344, SLG: 0.409										4	0	2	1	0	0	0				
Mickey Stanley, R OBP: 0.286, SLG: 0.344										4	0	1	0	0	0	1				
Ed Brinkman, R OBP: 0.274, SLG: 0.266										2	0	1	0	0	0	0				
Cesar Gutierrez, R (7, 6)										2	0	0	0	0	0	3				
Joe Coleman, R OBP: 0.206, SLG: 0.179										0	0	0	0	0	0	0				
Mike Kilkenny, L OBP: 0.333, SLG: 0.533										1	0	0	0	0	1	1				
Kevin Collins, L OBP: 0.333, SLG: 0.533										1	0	0	0	0	0	1				
Joe Niekro, R OBP: 0.333, SLG: 0.533										1	0	0	0	0	0	1				
Gates Brown, L OBP: 0.344, SLG: 0.409										1	0	0	0	0	0	1				
Bill Denahy, S OBP: 0.344, SLG: 0.409										0	0	0	0	0	0	0				
Inning Stats	R: 1 E: 0 K: 0 S: 3	H: 1 LOB: 0 BB: 1 P: 7	R: 0 E: 0 K: 1 S: 5	H: 0 LOB: 0 BB: 0 P: 5	R: 0 E: 0 K: 1 S: 5	H: 0 LOB: 0 BB: 0 P: 5	R: 0 E: 0 K: 0 S: 4	H: 1 LOB: 1 BB: 0 P: 4	R: 0 E: 0 K: 1 S: 6	H: 1 LOB: 1 BB: 0 P: 6	R: 0 E: 0 K: 0 S: 4	H: 1 LOB: 0 BB: 0 P: 5	R: 0 E: 1 K: 0 S: 3	H: 0 LOB: 0 BB: 0 P: 3	R: 1 E: 0 K: 0 S: 7	H: 5 LOB: 3 BB: 0 P: 7	1B: 7 2B: 2 3B: 0 HR: 1	SF: 0 SAC: 0 DP: 4 HBP: 0	WP: 0 PB: 0 CS: 0	PA: 35
PITCHER	IP WLS BF H R ER SO BB IBB HBP BLK WP HR S P ERA WHIP																			
Tom Bradley, R ERA: 1.67	(1, 1)	8.2 W 33 9 2 2 4 1 0 0 0 0 1 40 44 2.08 1.154																		
Steve Kealey, R ERA: 4.44	(9, 1)	0.1 S 2 1 0 0 0 0 0 0 0 0 0 2 2 0.00 3.000																		

AB	34
R	2
H	10
RBI	2
BB	1
SO	4
LOB	16



Batter	1	2	3	4	5	6	7	8	9	AB	R	H	RBI	BB	SO	LOB	BOTTOM			
Lee Richard, R OBP: 0.294, SLG: 0.282										4	2	2	0	1	0	1	Detroit Tigers @ Chicago White Sox Comiskey Park, Chicago, IL Sun Jun 06 1971, 4:33 AM EDT Att: 25,356 - Unknown			
Ed Stroud, L OBP: 0.248, SLG: 0.281										4	1	2	1	1	0	1				
Carlos May, L OBP: 0.365, SLG: 0.380										4	0	0	0	1	0	3				
Bill Melton, R OBP: 0.364, SLG: 0.469										3	1	1	1	1	0	3				
Lee Maye, L OBP: 0.393, SLG: 0.391										1	1	0	1	0	0	2				
Mike Hershberger, R OBP: 0.407, SLG: 0.333										3	0	0	0	0	0	2				
Tom Egan, R OBP: 0.370, SLG: 0.592										4	1	2	2	0	0	0				
Jay Johnstone, L OBP: 0.331, SLG: 0.415										4	2	2	3	0	0	1				
Luis Alvarado, R OBP: 0.235, SLG: 0.258										4	0	1	0	0	0	0				
Tom Bradley, R OBP: 0.121, SLG: 0.094										4	0	1	0	0	1	1				
Steve Kealey, R ERA: 1.84										0	0	0	0	0	0	0				
Inning Stats	R: 5 E: 1 K: 0 S: 6	H: 3 LOB: 0 BB: 2 P: 14	R: 1 E: 0 K: 0 S: 4	H: 1 LOB: 2 BB: 2 P: 12	R: 0 E: 0 K: 0 S: 4	H: 1 LOB: 1 BB: 0 P: 4	R: 0 E: 0 K: 0 S: 3	H: 0 LOB: 0 BB: 0 P: 3	R: 0 E: 0 K: 1 S: 7	H: 2 LOB: 1 BB: 0 P: 7	R: 1 E: 0 K: 0 S: 5	H: 2 LOB: 1 BB: 0 P: 5	R: 0 E: 0 K: 0 S: 5	H: 2 LOB: 2 BB: 0 P: 5	R: 0 E: 0 K: 0 S: 5	H: 2 LOB: 2 BB: 0 P: 5	1B: 5 2B: 2 3B: 1 HR: 3	SF: 0 SAC: 0 DP: 0 HBP: 0	WP: 0 PB: 0 CS: 0	PA: 39
PITCHER	IP WLS BF H R ER SO BB IBB HBP BLK WP HR S P ERA WHIP																			
Joe Coleman, R ERA: 4.48	(1, 1)	0.2 L 7 3 5 5 0 0 1 1 0 0 0 0 12 20 2.70 0.900																		
Mike Kilkenny, L ERA: 8.44	(1, 1)	3.1 14 2 1 1 0 1 1 0 0 0 0 5 13 67.50 7.500																		
Joe Niekro, R ERA: 4.94	(5, 1)	3.0 13 4 2 2 1 0 0 0 0 0 2 15 15 6.00 1.333																		
Bill Denahy, R ERA: 1.84	(8, 1)	1.0 5 2 0 0 0 0 0 0 0 0 0 5 5 0.00 2.000																		

AB	35
R	8
H	11
RBI	8
BB	4
SO	1
LOB	14




Batter	1	2	3	4	5	6	7	8	9	AB	R	H	RBI	BB	SO	LOB	TOP		
Lee Richard, R OBP: 0.293, SLG: 0.281	F9		BB 1B	P3			F5			4	1	1	0	0	0	3	Chicago White Sox @ Cleveland Indians Cleveland Municipal Stadium, Cleveland, OH Tue Jun 08 1971, 7:05 PM EDT Att: 3,238 - Unknown - 57 F		
Mike Hershberger, R OBP: 0.397, SLG: 0.314	K		1B BB				F8			3	0	0	0	1	2	1			
Rick Reichardt, R OBP: 0.338, SLG: 0.456	6-3		FC6-4 1B				1-3			4	0	1	2	0	0	0			
Bill Melton, R OBP: 0.356, SLG: 0.457		K	P5				K			4	0	0	0	0	2	2			
Rich McKinney, R OBP: 0.400, SLG: 0.398		5-3	FC6-4 1-2				6-3			4	0	0	0	0	0	2			
Carlos May, L OBP: 0.367, SLG: 0.379							F8			3	0	1	0	1	0	0			
Tom Egan, R OBP: 0.379, SLG: 0.642		K					K			4	1	2	1	0	2	1			
Luis Alvarado, R OBP: 0.222, SLG: 0.243			K	K			K			4	0	0	0	0	4	2			
Wilbur Wood, R OBP: 0.154, SLG: 0.043										1	1	0	0	1	0	2			
Walt Williams, R (7, PH) OBP: 0.311, SLG: 0.353			BB 1B	F5						1	0	1	0	0	0	0			
Terry Forster, L (7, PH)										0	0	0	0	0	0	0			
Steve Kealey, R (8, 1)			BB 1B							0	0	0	0	0	0	0			
Mike Andrews, R (9, PH)							1B			1	0	0	0	0	0	0			
Inning Stats	R: 0 E: 0 K: 1 S: 5	H: 0 LOB: 0 BB: 0 P: 5	R: 0 E: 0 K: 2 S: 7	H: 0 LOB: 1 BB: 1 P: 11	R: 2 E: 0 K: 1 S: 7	H: 2 LOB: 2 BB: 2 P: 15	R: 0 E: 0 K: 1 S: 7	H: 2 LOB: 0 BB: 0 P: 7	R: 0 E: 0 K: 1 S: 5	H: 0 LOB: 0 BB: 0 P: 5	R: 0 E: 0 K: 1 S: 6	H: 1 LOB: 1 BB: 0 P: 6	R: 0 E: 0 K: 0 S: 3	H: 0 LOB: 0 BB: 0 P: 3	R: 1 E: 0 K: 1 S: 6	H: 1 LOB: 0 BB: 0 P: 6	1B: 5 2B: 0 3B: 0 HR: 1	SF: 0 SAC: 0 DP: 0 HBP: 0	WP: 0 PA: 36 CS: 0
PITCHER Sam McDowell, L ERA: 3.2	IP: 9.0 WLS: W BF: 36 H: 6 R: 3 ER: 3 SO: 10 BB: 3 IBB: 0 HBP: 0 BLK: 0 WP: 0 HR: 1 S: 53 P: 65 ERA: 3.00 WHIP: 1.000																		

Batter	1	2	3	4	5	6	7	8	9	AB	R	H	RBI	BB	SO	LOB	BOTTOM		
Graig Nettles, L OBP: 0.335, SLG: 0.380	4-3		K				SF9			2	0	0	1	1	1	0	Chicago White Sox @ Cleveland Indians Cleveland Municipal Stadium, Cleveland, OH Tue Jun 08 1971, 7:05 PM EDT Att: 3,238 - Unknown - 57 F		
Vada Pinson, L OBP: 0.295, SLG: 0.358	4-3		PB S E BB			G4-6-3 BB	3H			3	1	1	0	1	0	1			
Ray Fosse, R OBP: 0.325, SLG: 0.379	5-3		K E			P6	1-2			4	0	0	0	0	1	3			
Chris Chambliss, L OBP: 0.333, SLG: 0.421		HR 1B	6-3			4-3				3	1	1	0	1	0	1			
Ken Harrelson, R OBP: 0.306, SLG: 0.299		HR 1B	6-3			F7				3	1	1	0	0	0	1			
Ted Uhlhaender, L OBP: 0.347, SLG: 0.342		HR 1B	6-3							1	0	1	0	0	0	0			
Roy Foster, R OBP: 0.320, SLG: 0.459		HR				K				4	1	2	3	0	1	2			
Eddie Leon, R OBP: 0.347, SLG: 0.355		HR								3	1	0	0	1	2	3			
Jack Heidemann, R OBP: 0.234, SLG: 0.171		5-3				K	1B SH1-3 SF9 BB			3	0	0	0	0	0	3			
Sam McDowell, L OBP: 0.235, SLG: 0.235		4-3				F8	SH1-3			3	0	0	0	0	0	3			
		K				K				3	0	1	0	0	2	1			
Inning Stats	R: 0 E: 0 K: 0 S: 3	H: 0 LOB: 0 BB: 0 P: 3	R: 3 E: 0 K: 1 S: 8	H: 3 LOB: 0 BB: 0 P: 8	R: 1 E: 1 K: 2 S: 8	H: 0 LOB: 1 BB: 1 P: 12	R: 0 E: 0 K: 2 S: 8	H: 1 LOB: 1 BB: 0 P: 8	R: 0 E: 0 K: 0 S: 2	H: 0 LOB: 0 BB: 1 P: 6	R: 0 E: 0 K: 1 S: 5	H: 0 LOB: 0 BB: 0 P: 5	R: 1 E: 0 K: 0 S: 5	H: 2 LOB: 2 BB: 1 P: 9	R: 0 E: 0 K: 1 S: 6	H: 1 LOB: 2 BB: 1 P: 10	1B: 6 2B: 0 3B: 0 HR: 1	SF: 1 SAC: 1 DP: 1 HBP: 0	WP: 0 PA: 35 CS: 0
PITCHER Wilbur Wood, L ERA: 2.14	IP: 6.0 WLS: L BF: 24 H: 4 R: 4 ER: 3 SO: 6 BB: 2 IBB: 0 HBP: 0 BLK: 0 WP: 0 HR: 1 S: 34 P: 42 ERA: 4.50 WHIP: 1.000																		
Terry Forster, L ERA: 2.21	IP: 1.0 WLS: L BF: 8 H: 3 R: 1 ER: 1 SO: 0 BB: 2 IBB: 0 HBP: 0 BLK: 0 WP: 0 HR: 0 S: 6 P: 14 ERA: 9.00 WHIP: 5.000																		
Steve Kealey, R ERA: 4.28	IP: 1.0 WLS: L BF: 3 H: 0 R: 0 ER: 0 SO: 1 BB: 0 IBB: 0 HBP: 0 BLK: 0 WP: 0 HR: 0 S: 5 P: 5 ERA: 0.00 WHIP: 0.000																		

Batter	1	2	3	4	5	6	7	8	9	AB	R	H	RBI	BB	SO	LOB	TOP										
Lee Richard, R OBP: 0.287, SLG: 0.274 (1, 6)	0-0 4-3		0-0 F5			0-3 K		0-0 5-3		4	0	0	0	0	1	2											
Ed Stroud, L OBP: 0.257, SLG: 0.283 (1, 8)	0-0 6-3			0-3 K		0-0 G5-4-3 1B			4-0 1B BB	3	1	1	0	1	1	0											
Carlos May, L OBP: 0.365, SLG: 0.381 (1, 3)	0-3 K			0-0 F8 2B		0-0 G5-4-3 1-2			0-3 K	4	0	1	0	0	2	2											
Bill Melton, R OBP: 0.349, SLG: 0.446 (1, 5)		0-0 5-3		0-0 F8 2-3			0-0 6-3		0-3 K	4	0	0	0	0	1	2											
Rick Reichardt, R OBP: 0.335, SLG: 0.450 (1, 7)		0-3 K		0-0 6-3			0-0 F8		0-0 WP 1B 1-3	4	0	1	0	0	1	1											
Jay Johnstone, L OBP: 0.329, SLG: 0.410 (1, 9)	0-0 L3				0-3 K		0-0 1-3		0-0 WP 1B 1-2 3-H	4	0	1	1	0	1	0											
Tom Egan, R OBP: 0.371, SLG: 0.614 (1, 2)			0-0 1B FC5-6-2 1B		0-0 F8			0-0 F8	0-3 K 1-2 2-3	4	0	1	0	0	1	2											
Luis Alvarado, R OBP: 0.240, SLG: 0.250 (1, 4)			0-0 1B FC5-6-2 1B		4-0 BB BB			0-0 E5 FC3-6		2	0	1	0	1	0	0											
Tommy John, R OBP: 0.118, SLG: 0.118 Vicente Romo, R (6, 1) Lee Mays, L OBP: 0.379, SLG: 0.375 (8, PH) Don Eddy, R (8, 1)			0-0 FC5-6-2		0-0 F9			0-0 FC3-6 1-2		2	0	0	0	0	0	3											
Inning Stats	R: 0 E: 0 K: 1 S: 5	H: 0 LOB: 0 BB: 0 P: 5	R: 0 E: 0 K: 1 S: 5	H: 0 LOB: 0 BB: 0 P: 5	R: 0 E: 0 K: 0 S: 4	H: 2 LOB: 1 BB: 0 P: 4	R: 0 E: 0 K: 1 S: 6	H: 1 LOB: 1 BB: 0 P: 6	R: 0 E: 0 K: 1 S: 5	H: 0 LOB: 1 BB: 1 P: 9	R: 0 E: 0 K: 0 S: 3	H: 0 LOB: 0 BB: 0 P: 3	R: 0 E: 1 K: 0 S: 4	H: 0 LOB: 1 BB: 0 P: 4	R: 1 E: 0 K: 3 S: 11	H: 2 LOB: 2 BB: 1 P: 15	1B: 5 2B: 2 3B: 0 HR: 0	SF: 0 SAC: 0 DP: 2 HBP: 0	WP: 1 PB: 0 CS: 0	PA: 34							
PITCHER	IP	WLS	BF	H	R	ER	SO	BB	IBB	HBP	BLK	WP	HR	S	P	ERA	WHIP										
Alan Foster, R ERA: 3.2 Ed Farmer, R ERA:	(1, 1) (9, 1)	8.2 S	W 1	33 0	6 0	1 0	1 0	7 1	2 0	0 0	0 0	0 0	0 0	45 3	53 3	1.04 0.00	0.923 0.000										

Chicago White Sox @ Cleveland Indians
Cleveland Municipal Stadium, Cleveland, OH
Wed Jun 09 1971, 7:05 PM EDT
Att. 3,951 - Unknown - 65 F


AB 32
R 1
H 6
RBI 1
BB 2
SO 8
LOB 13



Batter	1	2	3	4	5	6	7	8	9	AB	R	H	RBI	BB	SO	LOB	BOTTOM										
Graig Nettles, L OBP: 0.342, SLG: 0.394 (1, 5)	0-0 E 2B		0-0 G4-6-3 1B			0-0 1B 1B		0-0 F9		4	2	3	0	0	0	0											
Eddie Leon, R OBP: 0.357, SLG: 0.361 (1, 4)	0-0 E9 FC6-4 2H 1B		0-0 G4-6-3 1-2			0-0 1B 1-2 1B		4-0 E BB		3	1	2	0	1	0	1											
Ray Fosse, R OBP: 0.329, SLG: 0.378 (1, 2)	0-0 FC6-4 6-3 WP 2-3 1B			0-0 1-3		0-0 E 1B 1-2 2H 1B		4-0 1B 1-2 BB		3	0	1	1	1	0	1											
Chris Chambliss, L OBP: 0.326, SLG: 0.405 (1, 3)	0-0 6-3 1-3 1B			0-0 F7		0-0 E7 1B 1-3 2H 1B		0-0 L8		4	0	1	1	0	0	3											
Ken Harrelson, R OBP: 0.301, SLG: 0.293 Ted Uhlhaender, L OBP: 0.344, SLG: 0.339 (7, 7)	0-0 1-3 1B			0-0 L3		0-0 1-3 1B		0-0 P5		3	0	0	0	0	0	3											
Roy Foster, R OBP: 0.312, SLG: 0.447 (1, 9)		0-3 K			0-0 5-3		0-0 L7			3	0	0	0	0	1	2											
Ted Ford, R OBP: 0.258, SLG: 0.302 Vada Pinson, L OBP: 0.298, SLG: 0.356 (7, PH) (8, 8)		0-0 5-3 1B			0-0 G4-6-3 1B		0-0 4-3			2	0	1	0	0	0	0											
Jack Heidemann, R OBP: 0.225, SLG: 0.164 (1, 6)		0-0 5-3 1B			0-0 G4-6-3 1-2		0-3 K			3	0	0	0	0	1	1											
Alan Foster, R OBP: 0.136, SLG: 0.150 Ed Farmer, R (9, 1)			0-3 K			0-0 2-3		0-3 K		3	0	0	0	0	2	0											
Inning Stats	R: 1 E: 1 K: 0 S: 5	H: 2 LOB: 1 BB: 0 P: 5	R: 0 E: 0 K: 1 S: 5	H: 0 LOB: 0 BB: 0 P: 5	R: 0 E: 0 K: 1 S: 5	H: 1 LOB: 0 BB: 0 P: 5	R: 0 E: 0 K: 0 S: 3	H: 0 LOB: 0 BB: 0 P: 3	R: 2 E: 1 K: 0 S: 7	H: 4 LOB: 2 BB: 0 P: 7	R: 0 E: 0 K: 2 S: 7	H: 0 LOB: 0 BB: 0 P: 7	R: 0 E: 1 K: 0 S: 3	H: 0 LOB: 2 BB: 2 P: 11	R: 0 E: 0 K: 0 S: 3	H: 0 LOB: 2 BB: 2 P: 11	1B: 7 2B: 1 3B: 0 HR: 0	SF: 0 SAC: 0 DP: 2 HBP: 0	WP: 1 PB: 0 CS: 0	PA: 32							
PITCHER	IP	WLS	BF	H	R	ER	SO	BB	IBB	HBP	BLK	WP	HR	S	P	ERA	WHIP										
Tommy John, L ERA: 5.02 Vicente Romo, R ERA: 4.33 Don Eddy, L ERA: 3.38	(1, 1) (6, 1) (8, 1)	5.1 L	22 5	8 0	3 0	3 0	2 2	0 0	0 0	0 0	0 0	0 0	0 0	9 9	9 11	0.00 0.00	0.000 2.000										

Chicago White Sox @ Cleveland Indians
Cleveland Municipal Stadium, Cleveland, OH
Wed Jun 09 1971, 7:05 PM EDT
Att. 3,951 - Unknown - 65 F

AB 30
R 3
H 8
RBI 2
BB 2
SO 4
LOB 13



Batter	1	2	3	4	5	6	7	8	9	AB	R	H	RBI	BB	SO	LOB	TOP					
Lee Richard, R (1, 6) OBP: 0.282, SLG: 0.269 Lee Maye, L (7, PH) OBP: 0.367, SLG: 0.360 Rich McKinney, R (7, 4) OBP: 0.400, SLG: 0.398	F2		K		F7		FC5-2 PB			3	0	0	0	0	1	1	Chicago White Sox @ Cleveland Indians Cleveland Municipal Stadium, Cleveland, OH Thu Jun 10 1971, 7:05 PM EDT Att. 4,265 - Unknown - 69 F					
Ed Stroud, L (1, 8) OBP: 0.257, SLG: 0.282 Jim Magnuson, R (7, 1)	WP 4-3 1B			K	F7		K			4	0	1	0	0	2	3						
Carlos May, L (1, 3) OBP: 0.363, SLG: 0.376	4-3			BB 1B BB		F8		F8		3	0	0	0	1	0	1						
Bill Melton, R (1, 5) OBP: 0.352, SLG: 0.448	P5			BB 1B				P4		4	0	2	0	0	0	1						
Rick Reichardt, R (1, 7) OBP: 0.327, SLG: 0.439		F8		K		K		F8		4	0	0	0	0	2	3						
Jay Johnstone, L (1, 9) OBP: 0.327, SLG: 0.401	F2			1-2 2-3 BB		L3			P4	3	0	0	0	1	0	1						
Tom Egan, R (1, 2) OBP: 0.364, SLG: 0.583	F9			5-3				6-3		3	0	0	0	1	0	3						
Luis Alvarado, R (1, 4) OBP: 0.253, SLG: 0.276			6-3			FC6-4 1B		6-3		4	0	2	0	0	0	0						
Tom Bradley, R (1, 1) OBP: 0.121, SLG: 0.094 Walt Williams, R (3, PH) OBP: 0.307, SLG: 0.348 Bart Johnson, R (3, 1) OBP: 0.188, SLG: 0.219 Mike Hershberger, R (7, PH) OBP: 0.391, SLG: 0.308			5-3			FC6-4 1-2		K		0	0	0	0	0	0	0						
Inning Stats	R: 0 E: 0 K: 0 S: 4	H: 1 LOB: 1 BB: 0 P: 4	R: 0 E: 0 K: 0 S: 3	H: 0 LOB: 0 BB: 0 P: 3	R: 0 E: 0 K: 1 S: 5	H: 0 LOB: 0 BB: 0 P: 5	R: 0 E: 0 K: 2 S: 8	H: 1 LOB: 3 BB: 2 P: 16	R: 0 E: 0 K: 0 S: 4	H: 1 LOB: 1 BB: 0 P: 4	R: 0 E: 0 K: 1 S: 6	H: 1 LOB: 2 BB: 1 P: 6	R: 0 E: 0 K: 2 S: 8	H: 1 LOB: 1 BB: 1 P: 12	R: 0 E: 0 K: 0 S: 3	H: 0 LOB: 0 BB: 0 P: 3		R: 0 E: 0 K: 0 S: 3	H: 0 LOB: 0 BB: 0 P: 3	1B: 4 2B: 1 3B: 0 HR: 0	SF: 0 SAC: 0 DP: 0 HBP: 0	WP: 1 PB: 1 SB: 0 CS: 0
PITCHER Ray Lamb, R (1, 1) ERA: 2.29	IP: 9.0 WLS: W BF: 35 H: 5 R: 0 ER: 0 SO: 6 BB: 3 IBB: 0 HBP: 0 BLK: 0 WP: 1 HR: 0 S: 44 P: 56 ERA: 0.00 WHIP: 0.889															PITCHER						

Batter	1	2	3	4	5	6	7	8	9	AB	R	H	RBI	BB	SO	LOB	BOTTOM			
Graig Nettles, L (1, 5) OBP: 0.348, SLG: 0.396	F8			K		FC6-4 1B		2B BB		4	2	2	0	1	1	0	Chicago White Sox @ Cleveland Indians Cleveland Municipal Stadium, Cleveland, OH Thu Jun 10 1971, 7:05 PM EDT Att. 4,265 - Unknown - 69 F			
Vada Pinson, L (1, 8) OBP: 0.305, SLG: 0.383	1B FC6		F5			FC6-4 1-2		2B 1-H 2B		5	2	3	1	0	0	3				
Ray Fosse, R (1, 2) OBP: 0.330, SLG: 0.393	FC6 2B		1B 1-H 2-H		K		F9		F3	5	2	2	3	0	1	3				
Chris Chambliss, L (1, 3) OBP: 0.313, SLG: 0.404	FC6 2B		F7		6-3		K		2B 2-H	5	1	1	2	0	1	2				
Roy Foster, R (1, 9) OBP: 0.308, SLG: 0.445	K		P5		1B 2B		F7		K	5	1	1	0	0	2	3				
Ted Uhlhaender, L (1, 7) OBP: 0.364, SLG: 0.353			BB BB		1B IBB		FC6-4 BB			1	0	1	2	3	0	0				
Eddie Leon, R (1, 4) OBP: 0.354, SLG: 0.354	K		BB BB		K		FC6-4 FC6-4 1-2			3	0	0	0	1	2	4				
Jack Heidemann, R (1, 6) OBP: 0.226, SLG: 0.169			K		G6-4-3 BB		FC6-4		FC6-4	4	0	1	1	0	1	3				
Ray Lamb, R (1, 1) OBP: 0.087, SLG: 0.045		1B HR BB		K		K		4-3		3	1	0	0	1	2	2				
Inning Stats	R: 3 E: 0 K: 2 S: 11	H: 3 LOB: 1 BB: 0 P: 11	R: 3 E: 0 K: 1 S: 7	H: 2 LOB: 0 BB: 1 P: 11	R: 0 E: 0 K: 0 S: 2	H: 0 LOB: 2 BB: 2 P: 10	R: 0 E: 0 K: 3 S: 10	H: 1 LOB: 1 BB: 0 P: 10	R: 1 E: 0 K: 2 S: 9	H: 2 LOB: 2 BB: 1 P: 13	R: 0 E: 0 K: 1 S: 6	H: 1 LOB: 1 BB: 0 P: 6	R: 0 E: 0 K: 0 S: 3	H: 0 LOB: 1 BB: 1 P: 7	R: 2 E: 0 K: 1 S: 7	H: 2 LOB: 1 BB: 1 P: 11		1B: 4 2B: 5 3B: 1 HR: 1	SF: 0 SAC: 0 DP: 1 HBP: 0	WP: 0 PB: 0 SB: 0 CS: 0
PITCHER Tom Bradley, R (1, 1) ERA: 2.13 Bart Johnson, R (3, 1) ERA: 4.04 Jim Magnuson, L (7, 1) ERA: 3.68	IP: 2.0 WLS: L BF: 13 H: 4 R: 1 ER: 1 SO: 6 BB: 2 IBB: 1 HBP: 0 BLK: 0 WP: 0 HR: 1 S: 18 P: 22 ERA: 27.00 WHIP: 3.000															PITCHER				

Batter	1	2	3	4	5	6	7	8	9	AB	R	H	RBI	BB	SO	LOB	TOP					
Ed Stroud, L OBP: 0.254, SLG: 0.278 (1, 8)	F9		F7		E4		CS S 1B		4-3	5	0	1	0	0	0	0	Chicago White Sox @ Baltimore Orioles Memorial Stadium, Baltimore, MD Sat Jun 12 1971, 7:05 PM EDT Att: 21,586 - Unknown					
Mike Andrews, R OBP: 0.383, SLG: 0.375 (1, 4)	1-3		1B		F4		BB 1B 1-3 2B BB		P6	4	1	1	0	1	0	1						
Carlos May, L OBP: 0.365, SLG: 0.374 (1, 3)	F7		F7		G3		BB 1-2 2B 1B		FC5-4 1B	5	1	2	0	0	0	2						
Bill Melton, R OBP: 0.350, SLG: 0.461 (1, 5)		F3	1-3				HR 1-2 2B BB		FC5-4 1B	4	2	1	0	1	0	2						
Rick Reichardt, R OBP: 0.351, SLG: 0.503 (1, 7)		5-3		FC4-6 BB			HR 1-H 2-H 3-H 2B			3	1	2	5	1	0	0						
Jay Johnstone, L OBP: 0.323, SLG: 0.390 (1, 9)		HR BB		F7			F2 F7			3	1	0	0	1	0	2						
Tom Egan, R OBP: 0.373, SLG: 0.603 (1, 2)		HR		K			6-3		K	4	1	1	2	0	2	1						
Luis Alvarado, R OBP: 0.241, SLG: 0.262 (1, 6)		1B		FC4-6 1-2			K		5-3	4	0	1	0	0	1	1						
Wilbur Wood, R OBP: 0.133, SLG: 0.037 (1, 1)							F9		K	4	0	0	0	0	3	1						
Vicente Romo, R (9, 1)									K	0	0	0	0	0	0	0						
Inning Stats	R: 0 E: 0 K: 0 S: 3	H: 0 LOB: 0 BB: 0 P: 3	R: 2 E: 0 K: 1 S: 7	H: 2 LOB: 1 BB: 1 P: 11	R: 0 E: 0 K: 0 S: 4	H: 1 LOB: 1 BB: 0 P: 4	R: 0 E: 0 K: 1 S: 5	H: 0 LOB: 1 BB: 1 P: 9	R: 0 E: 1 K: 0 S: 4	H: 0 LOB: 1 BB: 0 P: 4	R: 2 E: 0 K: 1 S: 7	H: 2 LOB: 0 BB: 0 P: 7	R: 3 E: 1 K: 2 S: 7	H: 3 LOB: 1 BB: 2 P: 15	R: 0 E: 0 K: 2 S: 7	H: 0 LOB: 0 BB: 0 P: 7	R: 0 E: 0 K: 0 S: 4	H: 1 LOB: 1 BB: 0 P: 4	1B: 5 2B: 2 3B: 0 HR: 2	SF: 0 SAC: 0 DP: 0 HBP: 0	WP: 0 PB: 0 SB: 2 CS: 1	PA: 40
PITCHER	IP WLS BF H R ER SO BB IBB HBP BLK WP HR S P ERA WHIP																					
Pat Dobson, R (1, 1) ERA: 3.7	6.2 L 30 7 6 6 4 3 0 0 0 0 0 2 35 47 8.10 1.500																					
Dave Boswell, L (7, 1) ERA: 7.5	0.0 2 1 1 1 0 1 0 0 0 0 0 0 1 5 ∞ ∞																					
Grant Jackson, L (7, 1) ERA: 1.46	0.1 1 0 0 0 0 0 0 0 0 0 0 0 1 1 0.00 0.000																					
Tom Dukes, R (8, 1) ERA: 3.22	2.0 7 1 0 0 2 0 0 0 0 0 0 0 11 11 0.00 0.500																					

Batter	1	2	3	4	5	6	7	8	9	AB	R	H	RBI	BB	SO	LOB	BOTTOM					
Don Buford, S OBP: 0.417, SLG: 0.515 (1, 7)	F9		1-3			FC5 1B 1B			WP 1B 1-2 1B	5	0	3	1	0	0	0	Chicago White Sox @ Baltimore Orioles Memorial Stadium, Baltimore, MD Sat Jun 12 1971, 7:05 PM EDT Att: 21,586 - Unknown					
Paul Blair, R OBP: 0.290, SLG: 0.359 (1, 8)	6-3		5-3			1-2 1B			K	5	0	1	0	0	2	4						
Brooks Robinson, R OBP: 0.367, SLG: 0.397 (1, 5)	5-3		F8			F3			4-3	5	0	1	1	0	0	2						
Frank Robinson, R OBP: 0.396, SLG: 0.509 (1, 9)		4-3		6-3		P6			F7	5	0	1	0	0	0	4						
Davey Johnson, R (1, 4) OBP: 0.387, SLG: 0.442		BB E 1B		F5		FC5			1B	4	1	2	0	0	0	2						
Boog Powell, L OBP: 0.344, SLG: 0.381 (1, 3)		FC5-4 1-2 BB		K2-3					F5	3	0	0	0	1	1	2						
Andy Etchebarren, R (1, 2) OBP: 0.284, SLG: 0.323		FC5-4 1-2 2-H				3-1			F8	4	0	0	0	0	0	3						
Mark Belanger, R (1, 6) OBP: 0.386, SLG: 0.333						F7			1-3	2	1	0	0	2	0	0						
Pat Dobson, R (1, 1) ERA: 3.128, SLG: 0.099										2	0	0	0	0	0	2						
Dave Boswell, L (7, 1) OBP: 1.000, SLG: 2.000										0	0	0	0	0	0	0						
Grant Jackson, L (7, 1) OBP: 0.275, SLG: 0.111										0	0	0	0	0	0	0						
Curt Motton, R (7, 9) OBP: 0.220, SLG: 0.400										1	0	1	0	0	0	0						
Tom Dukes, R (8, 1) OBP: 0.290, SLG: 0.400										0	0	0	0	0	0	0						
Merv Rettenmund, R (8, 9) OBP: 0.266, SLG: 0.321										0	1	0	0	1	0	0						
Inning Stats	R: 0 E: 0 K: 0 S: 3	H: 0 LOB: 0 BB: 0 P: 3	R: 1 E: 1 K: 0 S: 4	H: 1 LOB: 2 BB: 2 P: 12	R: 0 E: 0 K: 0 S: 3	H: 0 LOB: 0 BB: 0 P: 3	R: 0 E: 0 K: 1 S: 5	H: 0 LOB: 0 BB: 0 P: 5	R: 0 E: 0 K: 0 S: 3	H: 0 LOB: 0 BB: 0 P: 3	R: 0 E: 0 K: 0 S: 5	H: 2 LOB: 2 BB: 0 P: 5	R: 1 E: 0 K: 1 S: 7	H: 2 LOB: 2 BB: 1 P: 11	R: 0 E: 0 K: 0 S: 5	H: 2 LOB: 0 BB: 0 P: 5	R: 1 E: 0 K: 1 S: 7	H: 2 LOB: 2 BB: 1 P: 11	1B: 9 2B: 0 3B: 0 HR: 0	SF: 0 SAC: 0 DP: 0 HBP: 0	WP: 1 PB: 0 SB: 0 CS: 0	PA: 40
PITCHER	IP WLS BF H R ER SO BB IBB HBP BLK WP HR S P ERA WHIP																					
Wilbur Wood, L (1, 1) ERA: 2.13	8.2 W 39 9 3 2 3 4 0 0 0 0 0 0 41 57 2.08 1.500																					
Vicente Romo, R (9, 1) ERA: 4.28	0.1 S 1 0 0 0 0 0 0 0 0 0 1 0 1 1 0.00 0.000																					

Batter	1	2	3	4	5	6	7	8	9	AB	R	H	RBI	BB	SO	LOB	TOP			
Ed Stroud, L OBP: 0.254, SLG: 0.277 (1, 8)	4-3		K				3-1			4	0	1	0	0	1	1	Chicago White Sox @ Baltimore Orioles Memorial Stadium, Baltimore, MD Sun Jun 13 1971, 3:33 AM EDT Att: 14,418 - Unknown livebaseballscorecards.com			
Mike Andrews, R OBP: 0.386, SLG: 0.378 (1, 4)	F7		K							4	0	2	0	0	1	1				
Lee Richard, R OBP: 0.282, SLG: 0.269 (8, FR) (8, 6)										0	0	0	0	0	0	0				
Carlos May, L OBP: 0.359, SLG: 0.367 (1, 3)	F8		K				P6			4	0	0	0	0	1	4				
Bill Melton, R OBP: 0.348, SLG: 0.457 (1, 5)										4	0	1	0	0	0	1				
Rick Reichardt, R OBP: 0.343, SLG: 0.491 (1, 7)	FC1-6		K				E6			4	0	0	0	0	1	2				
Jay Johnstone, L OBP: 0.327, SLG: 0.389 (1, 9)							L8-3			3	0	1	0	1	1	1				
Tom Egan, R OBP: 0.380, SLG: 0.639 (1, 2)										4	1	2	1	0	2	2				
Luis Alvarado, R OBP: 0.233, SLG: 0.253 (8, 4)	FC6-4						F3			3	0	0	0	0	0	2				
Lee Mays, L OBP: 0.344, SLG: 0.333 (9, PH)							F2			1	0	0	0	0	0	0				
Tommy John, R OBP: 0.150, SLG: 0.150 (1, 1)							F8			3	0	1	0	0	1	0				
Inning Stats	R: 0 E: 0 K: 0 S: 3	H: 0 LOB: 0 BB: 0 P: 3	R: 0 E: 0 K: 1 S: 7	H: 2 LOB: 2 BB: 0 P: 7	R: 0 E: 0 K: 3 S: 10	H: 1 LOB: 1 BB: 0 P: 10	R: 0 E: 0 K: 1 S: 5	H: 1 LOB: 1 BB: 1 P: 9	R: 0 E: 0 K: 0 S: 5	H: 2 LOB: 2 BB: 0 P: 5	R: 1 E: 0 K: 1 S: 6	H: 1 LOB: 0 BB: 0 P: 6	R: 0 E: 0 K: 0 S: 4	H: 1 LOB: 1 BB: 0 P: 4	R: 0 E: 0 K: 2 S: 7	H: 0 LOB: 0 BB: 0 P: 7	1B: 7 2B: 1 3B: 0 HR: 1	SF: 0 SAC: 0 DP: 1 HBP: 0	WP: 0 PB: 0 CS: 1	PA: 36
PITCHER Mike Cuellar, L ERA: 2.67 (1, 1)	IP: 9.0 WLS: W BF: 35 H: 8 R: 1 ER: 1 SO: 8 BB: 1 IBB: 0 HBP: 0 BLK: 0 WP: 0 HR: 1 S: 50 P: 54 ERA: 1.00 WHIP: 1.000																			

Batter	1	2	3	4	5	6	7	8	9	AB	R	H	RBI	BB	SO	LOB	BOTTOM			
Don Buford, S OBP: 0.413, SLG: 0.509 (1, 7)	G5-4-3		FC5-4							4	0	1	1	0	1	1	Chicago White Sox @ Baltimore Orioles Memorial Stadium, Baltimore, MD Sun Jun 13 1971, 3:33 AM EDT Att: 14,418 - Unknown livebaseballscorecards.com			
Paul Blair, R OBP: 0.294, SLG: 0.361 (1, 8)	B2		P4							4	0	2	0	0	0	2				
Davey Johnson, R OBP: 0.380, SLG: 0.433 (1, 4)	G5-4-3									4	0	0	0	0	0	3				
Brooks Robinson, R OBP: 0.366, SLG: 0.396 (1, 5)										3	1	1	0	0	0	0				
Merv Rettenmund, R OBP: 0.389, SLG: 0.356 (1, 9)										2	0	0	0	1	0	0				
Boog Powell, L OBP: 0.343, SLG: 0.380 (1, 3)										3	0	1	0	0	0	2				
Andy Etchebarren, R OBP: 0.271, SLG: 0.308 (1, 2)										3	0	0	0	0	0	3				
Mark Belanger, R OBP: 0.394, SLG: 0.341 (1, 6)										2	1	2	1	1	0	0				
Mike Cuellar, L OBP: 0.106, SLG: 0.133 (1, 1)										3	0	1	0	0	2	3				
Inning Stats	R: 0 E: 0 K: 0 S: 3	H: 1 LOB: 0 BB: 0 P: 3	R: 0 E: 0 K: 0 S: 3	H: 0 LOB: 0 BB: 0 P: 3	R: 1 E: 0 K: 0 S: 5	H: 2 LOB: 1 BB: 0 P: 5	R: 0 E: 0 K: 0 S: 3	H: 0 LOB: 0 BB: 0 P: 3	R: 0 E: 0 K: 1 S: 5	H: 1 LOB: 1 BB: 1 P: 9	R: 0 E: 0 K: 1 S: 5	H: 1 LOB: 0 BB: 0 P: 5	R: 1 E: 0 K: 1 S: 7	H: 2 LOB: 2 BB: 1 P: 11	R: 0 E: 0 K: 0 S: 3	H: 1 LOB: 0 BB: 0 P: 3		1B: 8 2B: 0 3B: 0 HR: 0	SF: 0 SAC: 0 DP: 4 HBP: 0	WP: 0 PB: 0 CS: 0
PITCHER Tommy John, L ERA: 4.72 (1, 1)	IP: 8.0 WLS: L BF: 30 H: 8 R: 2 ER: 2 SO: 3 BB: 2 IBB: 0 HBP: 0 BLK: 0 WP: 0 HR: 0 S: 34 P: 42 ERA: 2.25 WHIP: 1.250																			

Batter	1	2	3	4	5	6	7	8	9	AB	R	H	RBI	BB	SO	LOB	TOP								
Walt Williams, R (1, 9) OBP: 0.306, SLG: 0.342 Jay Johnstone, L (9, 9) OBP: 0.329, SLG: 0.396	0-0 1-3			0-3 K		0-0 K			0-0 6-3	5	1	1	0	0	1	2									
Mike Hershberger, R (1, 8) OBP: 0.427, SLG: 0.383	0-3 K			0-0 HR		0-0 HR	0-0 F9		4-0 FC6-4 BB	4	2	2	1	1	1	0									
Rick Reichardt, R (1, 7) OBP: 0.340, SLG: 0.480	0-3 K			0-0 6-3		0-0 HR	0-0 BB		0-0 F9	5	1	1	0	0	1	3									
Bill Melton, R (1, 5) OBP: 0.355, SLG: 0.484		0-3 K		0-0 FC5-4 1B		0-0 HR	4-0 BB		0-0 FC6-4	4	1	2	4	1	1	1									
Rich McKinney, R (1, 4) OBP: 0.382, SLG: 0.408	0-3 K			0-0 FC5-4		0-0 HR	0-0 BB		0-0 FC5-4-2	4	1	1	1	0	1	3									
Carlos May, L (1, 3) OBP: 0.350, SLG: 0.353	0-0 6-3				0-3 K	0-0 F8		0-0 G2		4	0	0	0	0	1	0									
Tom Egan, R (1, 2) OBP: 0.375, SLG: 0.595			0-0 5-3		4-0 BB	0-0 2B	0-0 1B	0-0 F7		3	0	1	0	1	0	0									
Luis Alvarado, R (1, 6) OBP: 0.247, SLG: 0.309			0-0 F9		0-0 F9	0-0 1-3	0-0 2B	0-0 2B		4	0	2	0	0	0	1									
Joe Horlen, R (1, 1) OBP: 0.350, SLG: 0.353	0-0 1-3			0-0 K		0-0 P6		0-0 G3		4	0	0	0	0	1	4									
Inning Stats	R: 0 H: 0 E: 0 K: 2 S: 7	H: 0 LOB: 0 BB: 0 P: 7	R: 0 H: 0 E: 0 K: 2 S: 7	H: 0 LOB: 0 BB: 0 P: 7	R: 0 H: 0 E: 0 K: 0 S: 3	H: 0 LOB: 0 BB: 0 P: 3	R: 1 H: 2 E: 0 K: 1 S: 7	H: 2 LOB: 1 BB: 0 P: 7	R: 0 H: 0 E: 0 K: 2 S: 7	H: 0 LOB: 1 BB: 1 P: 11	R: 5 H: 6 E: 1 K: 0 S: 10	H: 6 LOB: 2 BB: 0 P: 10	R: 0 H: 1 E: 0 K: 0 S: 3	H: 1 LOB: 1 BB: 1 P: 7	R: 0 H: 1 E: 0 K: 0 S: 4	H: 1 LOB: 1 BB: 0 P: 4	R: 0 H: 0 E: 0 K: 0 S: 3	H: 0 LOB: 1 BB: 1 P: 7	1B: 5 2B: 3 3B: 0 HR: 3	SF: 0 SAC: 0 DP: 1 HBP: 0	WP: 0 PB: 0 SB: 0 CS: 0	PA: 40			
PITCHER	IP	WLS	BF	H	R	ER	SO	BB	IBB	HBP	BLK	WP	HR	S	P	ERA	WHIP								
Mike Kilkenny, L (1, 1) ERA: 6.23	5.1	L	25	7	6	5	7	1	0	0	0	0	0	3	3	8.44	1.500								
Bill Denehy, R (6, 1) ERA: 1.75	0.2		3	1	0	0	0	0	0	0	0	0	0	3	3	0.00	1.500								
Joe Niekro, R (7, 1) ERA: 4.75	2.0		8	2	0	0	0	1	0	0	0	0	0	7	11	0.00	1.500								
Tom Timmermann, R (9, 1) ERA: 2.96	1.0		4	0	0	0	0	1	0	0	0	0	0	3	7	0.00	1.000								

Chicago White Sox @ Detroit Tigers
Tiger Stadium, Detroit, MI
Tue Jun 15 1971, 7:05 PM EDT
Att: 18,143 - Unknown

livebaseballscorecards.com

AB 37
R 6
H 10
RBI 6
BB 3
SO 7
LOB 14



Batter	1	2	3	4	5	6	7	8	9	AB	R	H	RBI	BB	SO	LOB	BOTTOM								
Dick McAuliffe, L (1, 4) OBP: 0.268, SLG: 0.363	0-0 F5			0-0 F5		0-3 K		0-0 F8		4	0	0	0	0	1	2									
Mickey Stanley, R (1, 8) OBP: 0.338, SLG: 0.388	0-0 G4-6-3 1B			0-3 K		0-0 2B	0-0 1B		0-0 1-3	4	1	2	0	0	1	0									
Jim Northrup, L (1, 9) OBP: 0.359, SLG: 0.424	0-0 G4-6-3			0-0 4-3		0-3 K	0-0 K		0-0 1B	4	0	1	0	0	1	2									
Willie Horton, R (1, 7) OBP: 0.335, SLG: 0.533		0-0 CS 1B			0-0 F9		0-0 2B		0-0 F9	4	0	2	1	0	0	1									
Norm Cash, L (1, 3) OBP: 0.392, SLG: 0.608		0-3 K			0-0 F3		0-3 K		0-0 4-3	4	0	0	0	0	2	3									
Dalton Jones, L (1, 5) OBP: 0.309, SLG: 0.485		0-0 F7			0-0 F7		0-0 4-3			3	0	0	0	0	0	2									
Bill Freehan, R (1, 2) OBP: 0.342, SLG: 0.430		0-0 CS		0-0 G6-4-3 1B		0-0 P3		0-0 F7		3	0	1	0	0	0	0									
Ed Brinkman, R (1, 6) OBP: 0.266, SLG: 0.264					0-0 5-3			0-0 6-3		2	0	0	0	0	0	1									
Ike Brown, R (8, PH) OBP: 0.423, SLG: 0.756								0-0 6-3		1	0	0	0	0	0	0									
Cesar Gutierrez, R (9, 6) OBP: 0.083, SLG: 0.083								0-0 3B		0	0	0	0	0	0	0									
Mike Kilkenny, R (1, 1) Bill Denehy, S (6, 1) Aurelio Rodriguez, R (8, PH) Joe Niekro, R (7, 1) Gates Brown, L (8, PH) Tom Timmermann, R (9, 1)								0-0 6-3		1	0	0	0	0	0	0									
Inning Stats	R: 0 H: 1 E: 0 K: 0 S: 3	H: 1 LOB: 0 BB: 0 P: 3	R: 0 H: 1 E: 0 K: 1 S: 5	H: 1 LOB: 0 BB: 0 P: 5	R: 0 H: 1 E: 0 K: 0 S: 3	H: 1 LOB: 0 BB: 0 P: 3	R: 0 H: 0 E: 0 K: 1 S: 5	H: 0 LOB: 0 BB: 0 P: 5	R: 0 H: 1 E: 0 K: 1 S: 6	H: 1 LOB: 1 BB: 0 P: 6	R: 1 H: 2 E: 0 K: 2 S: 9	H: 2 LOB: 1 BB: 0 P: 9	R: 0 H: 1 E: 0 K: 0 S: 4	H: 1 LOB: 1 BB: 0 P: 4	R: 0 H: 1 E: 0 K: 0 S: 4	H: 1 LOB: 1 BB: 0 P: 4	1B: 6 2B: 1 3B: 1 HR: 0	SF: 0 SAC: 0 DP: 2 HBP: 0	WP: 0 PB: 0 SB: 0 CS: 1	PA: 33					
PITCHER	IP	WLS	BF	H	R	ER	SO	BB	IBB	HBP	BLK	WP	HR	S	P	ERA	WHIP								
Joe Horlen, R (1, 1) ERA: 3.9	9.0	W	32	8	1	1	5	0	0	0	0	0	0	42	42	1.00	0.889								

Chicago White Sox @ Detroit Tigers
Tiger Stadium, Detroit, MI
Tue Jun 15 1971, 7:05 PM EDT
Att: 18,143 - Unknown

livebaseballscorecards.com

AB 32
R 1
H 8
RBI 1
BB 0
SO 5
LOB 11




Batter	1	2	3	4	5	6	7	8	9	AB	R	H	RBI	BB	SO	LOB	TOP								
Lee Richard, R (1, 6) OBP: 0.286, SLG: 0.282	E7 HR		1B		1-3		FC3-6 1B			4	1	2	0	0	0	1									
Ed Stroud, L (1, 8) OBP: 0.254, SLG: 0.273	B1		K		F6		FC3-6 CS			4	0	0	0	0	1	3									
Lee Mays, L (1, 7) OBP: 0.316, SLG: 0.394	HR		K			F5	CS	K		4	1	1	2	0	2	0									
Bill Melton, R (1, 5) OBP: 0.361, SLG: 0.515	L9			F9		F7		F8		4	0	0	0	0	0	0									
Carlos May, L (1, 3) OBP: 0.344, SLG: 0.358	G3			F8 2B			2B 3B	K		4	1	2	0	0	1	0									
Jay Johnstone, L (1, 9) OBP: 0.326, SLG: 0.395		F2		F8				F8		3	0	1	1	0	0	1									
Rich McKinney, R (9, PH) OBP: 0.383, SLG: 0.408										1	0	0	0	0	0	0									
Tom Egan, R (1, 2) OBP: 0.386, SLG: 0.549				K			BB	4-3		3	0	1	0	1	1	1									
Luis Alvarado, R (1, 4) OBP: 0.269, SLG: 0.327		L8			K		F2	1-3		2	0	0	0	0	1	1									
Mike Andrews, R (6, PH) OBP: 0.371, SLG: 0.386										2	0	0	0	0	0	2									
Tom Bradley, R (1, 1) OBP: 0.111, SLG: 0.086		FC6			E6 1-3			L4		1	0	0	0	0	0	1									
Terry Forster, L (4, 1)										1	0	0	0	0	0	0									
Walt Williams, R (7, PH) OBP: 0.308, SLG: 0.353										1	0	0	0	0	0	0									
Bart Johnson, R (7, 1) OBP: 0.194, SLG: 0.222										0	0	0	0	0	0	0									
Inning Stats	R: 2 E: 1 K: 0 S: 5	H: 1 LOB: 0 BB: 0 P: 5	R: 0 E: 0 K: 0 S: 4	H: 1 LOB: 1 BB: 0 P: 4	R: 0 E: 0 K: 2 S: 7	H: 1 LOB: 0 BB: 0 P: 7	R: 0 E: 0 K: 1 S: 6	H: 1 LOB: 1 BB: 0 P: 6	R: 0 E: 1 K: 1 S: 6	H: 0 LOB: 1 BB: 0 P: 6	R: 1 E: 0 K: 2 S: 5	H: 2 LOB: 2 BB: 1 P: 9	R: 0 E: 0 K: 0 S: 3	H: 1 LOB: 0 BB: 0 P: 3	R: 0 E: 0 K: 2 S: 7	H: 0 LOB: 0 BB: 0 P: 7	R: 0 E: 0 K: 0 S: 3	H: 0 LOB: 0 BB: 0 P: 3	1B: 3 2B: 2 3B: 1 HR: 1	SF: 0 SAC: 0 DP: 0 HBP: 0	WP: 0 PB: 0 SB: 0 CS: 1	PA: 36			
PITCHER	IP	WLS	BF	H	R	ER	SO	BB	IBB	HBP	BLK	WP	HR	S	P	ERA	WHIP								
Jim Perry, R (1, 1) ERA: 4.04	7.0	W	29	7	3	2	4	1	0	0	0	0	1	36	40	2.57	1.143								
Ron Perranoski, L (8, 1) ERA: 6.89	2.0	S	6	0	0	0	2	0	0	0	0	0	0	10	10	0.00	0.000								

Chicago White Sox @ Minnesota Twins
Metropolitan Stadium, Bloomington, MI
Fri Jun 18 1971, 8:05 PM EDT
Att: 12,781 - Unknown - 84 F

livebaseballscores.com

AB 34
R 3
H 7
RBI 3
BB 1
SO 6
LOB 10




Batter	1	2	3	4	5	6	7	8	9	AB	R	H	RBI	BB	SO	LOB	BOTTOM								
Cesar Tovar, R (1, 7) OBP: 0.372, SLG: 0.381	2B BB	FC6		1B 2B		K				3	1	1	1	1	1	1									
Rod Carew, L (1, 4) OBP: 0.286, SLG: 0.317	1-3 2B		4-3	1B 2B			S 1B			4	0	3	1	0	0	0									
Tony Oliva, L (1, 9) OBP: 0.408, SLG: 0.655	F6		S 1B	1-3 1B			F7			4	0	2	0	0	0	3									
Harmon Killebrew, R (1, 5) OBP: 0.369, SLG: 0.446	L6		F9	6-3			F3			4	0	0	0	0	0	6									
Rich Reese, L (1, 3) OBP: 0.235, SLG: 0.230	3-1		F8			F4	6-3			4	0	0	0	0	0	4									
Leo Cardenas, R (1, 6) OBP: 0.353, SLG: 0.458		HR		E6 1B SH5-3		G6-4-3 1B		K		4	2	2	1	0	1	0									
Jim Holt, L (1, 8) OBP: 0.290, SLG: 0.355		K		SH5-3 2B 1B		G6-4-3 1-2		BB		3	1	1	0	1	1	1									
George Mitterwald, R (1, 2) OBP: 0.362, SLG: 0.415				K		K		F9		4	0	1	0	0	2	3									
Jim Perry, S (1, 1) OBP: 0.300, SLG: 0.222				SH5-3		K		L5		2	0	0	1	0	2	1									
Ron Perranoski, L (8, 1) ERA: 3.8				1-2 3H						1	0	0	0	0	0	1									
Inning Stats	R: 0 E: 0 K: 0 S: 4	H: 1 LOB: 2 BB: 1 P: 8	R: 1 E: 0 K: 2 S: 9	H: 2 LOB: 1 BB: 0 P: 9	R: 0 E: 0 K: 0 S: 4	H: 1 LOB: 1 BB: 0 P: 4	R: 3 E: 1 K: 1 S: 10	H: 4 LOB: 2 BB: 0 P: 10	R: 0 E: 0 K: 3 S: 9	H: 0 LOB: 0 BB: 0 P: 9	R: 0 E: 0 K: 0 S: 4	H: 1 LOB: 1 BB: 0 P: 4	R: 0 E: 0 K: 1 S: 5	H: 0 LOB: 1 BB: 1 P: 9	1B: 7 2B: 2 3B: 0 HR: 1	SF: 0 SAC: 1 DP: 1 HBP: 0	WP: 0 PB: 0 SB: 2 CS: 0	PA: 36							
PITCHER	IP	WLS	BF	H	R	ER	SO	BB	IBB	HBP	BLK	WP	HR	S	P	ERA	WHIP								
Tom Bradley, R (1, 1) ERA: 2.26	3.2	L	20	7	4	1	3	1	0	0	0	0	0	14	25	2.46	2.182								
Terry Forster, L (4, 1) ERA: 2.59	2.1		8	2	0	0	3	0	0	0	0	0	0	14	14	0.00	0.857								
Bart Johnson, R (7, 1) ERA: 3.8	2.0		8	1	0	0	1	1	0	0	0	0	0	9	13	0.00	1.000								

Chicago White Sox @ Minnesota Twins
Metropolitan Stadium, Bloomington, MI
Fri Jun 18 1971, 8:05 PM EDT
Att: 12,781 - Unknown - 84 F

livebaseballscores.com

AB 33
R 4
H 10
RBI 4
BB 2
SO 7
LOB 20



Batter	1	2	3	4	5	6	7	8	9	10	AB	R	H	RBI	BB	SO	LOB	TOP															
Ed Stroud, L OBP: 0.245, SLG: 0.263 (1, 8)	1-3		F7		2-3			4-3		F7	5	0	0	0	0	0	2																
Mike Andrews, R OBP: 0.382, SLG: 0.391 (1, 4)	WP BB		F3				G4-3 1B			BB	3	0	2	0	2	0	0																
Lee Maye, L OBP: 0.279, SLG: 0.342 (1, 9)	K		K				G4-3 1-2f			F8	5	0	0	0	0	2	5																
Bill Melton, R OBP: 0.353, SLG: 0.514 (1, 5)	K						K			B2-6-4 1B	4	0	2	0	0	2	1																
Carlos May, L OBP: 0.342, SLG: 0.353 (1, 3)		S E BB			G4-6-3 1-2f			L8		B2-6-4 1-2f	3	1	0	0	1	0	2																
Jay Johnstone, L OBP: 0.330, SLG: 0.394 (1, 7)	L9		L3							FC4 BB	3	0	1	0	1	0	1																
Tom Egan, R OBP: 0.352, SLG: 0.526 (1, 2)	K				5-3					FC4 1-2f	4	0	0	0	0	2	3																
Luis Alvarado, R OBP: 0.288, SLG: 0.324 (1, 6)		E8 2-H						F3		F8	4	0	1	0	0	0	1																
Wilbur Wood, R OBP: 0.125, SLG: 0.034 (9, 1)											2	0	0	0	0	1	1																
Bart Johnson, R OBP: 0.194, SLG: 0.222 (9, 1)					SH3-4 1B						0	0	0	0	0	0	0																
Rich McKinney, R OBP: 0.388, SLG: 0.408 (10, PH)											0	0	0	0	1	0	0																
Lee Richard, R OBP: 0.286, SLG: 0.282 (10, PR)											0	0	0	0	0	0	0																
Terry Forster, L (10, 1)										S BB	0	0	0	0	0	0	0																
Inning Stats	R: 0 E: 0 K: 2 S: 7	H: 0 LOB: 1 BB: 1 P: 11	R: 1 E: 1 K: 2 S: 8	H: 0 LOB: 1 BB: 1 P: 12	R: 0 E: 0 K: 1 S: 5	H: 0 LOB: 0 BB: 0 P: 5	R: 0 E: 0 K: 0 S: 3	H: 1 LOB: 0 BB: 0 P: 3	R: 0 E: 0 K: 1 S: 5	H: 1 LOB: 1 BB: 0 P: 6	R: 0 E: 0 K: 0 S: 4	H: 1 LOB: 1 BB: 1 P: 4	R: 0 E: 0 K: 1 S: 6	H: 1 LOB: 1 BB: 0 P: 7	R: 0 E: 0 K: 0 S: 3	H: 1 LOB: 2 BB: 2 P: 11	1B: 6 2B: 0 3B: 0 HR: 0	SF: 0 SAC: 1 DP: 3 HBP: 0	WP: 2 PA: 39														
PITCHER	IP WLS BF H R ER SO BB IBB HBP BLK WP HR S P ERA WHIP																																
Bert Blyleven, R ERA: 2.64 (1, 1)	8.0	30	5	1	0	7	2	0	0	0	1	0	42	50	0.00	0.875																	
Ron Perranoski, L ERA: 6.88 (9, 1)	1.0	4	1	0	0	0	1	0	0	0	0	0	3	7	0.00	2.000																	
Stan Williams, R ERA: 4.0 (10, 1)	1.0	5	0	0	0	0	2	0	0	0	0	0	3	11	0.00	2.000																	

Chicago White Sox @ Minnesota Twins
Metropolitan Stadium, Bloomington, MI
Sat Jun 19 1971, 4:33 AM EDT
Att: 11,862 - Unknown - 75 F

AB 33
R 1
H 6
RBI 0
BB 5
SO 7
LOB 16



Batter	1	2	3	4	5	6	7	8	9	10	AB	R	H	RBI	BB	SO	LOB	BOTTOM															
Cesar Tovar, R OBP: 0.369, SLG: 0.377 (1, 7)	SH5-3 1B		5-3		F7			F8		4-3	5	0	1	0	0	0	4																
Rod Carew, L OBP: 0.289, SLG: 0.321 (1, 4)	SH5-3 1-2		L7		K			PB 1B		FC6-4 1B	4	0	2	0	0	1	1																
Harmon Killebrew, R OBP: 0.369, SLG: 0.441 (1, 5)					FC4-6 BB			6-3			3	0	0	0	2	1	2																
Tony Oliva, L OBP: 0.408, SLG: 0.662 (1, 9)	L7				FC4-6 1B			F8		FC6-4 BB 1B	5	2	2	1	0	0	3																
Leo Cardenas, R OBP: 0.350, SLG: 0.450 (1, 6)	F7				K			F8			4	0	0	0	1	2	4																
Rich Reese, L OBP: 0.241, SLG: 0.231 (1, 3)			4-3		FC4-6 1-2f 2-3			K		BB 1B	4	0	1	0	1	1	2																
George Mitterwald, R OBP: 0.358, SLG: 0.409 (1, 2)			K		1-3			K2-3		L9	5	0	1	1	0	2	3																
Jim Holt, L OBP: 0.294, SLG: 0.358 (1, 8)			F7					F9		BB 1B	4	0	2	0	0	0	0																
Bert Blyleven, R OBP: 0.114, SLG: 0.093 (8, PH)											2	0	0	0	0	1	1																
Steve Braun, L OBP: 0.341, SLG: 0.370 (9, 1)											1	0	0	0	0	1	0																
Ron Perranoski, L ERA: 3.76 (9, PH)											0	0	0	0	0	0	0																
Brant Alyea, R OBP: 0.205, SLG: 0.333 (9, PH)											0	0	0	0	1	0	0																
Jim Kaat, R OBP: 0.226, SLG: 0.256 (10, 1)											0	0	0	0	0	0	0																
Stan Williams, R (10, 1)											0	0	0	0	0	0	0																
Inning Stats	R: 0 E: 0 K: 0 S: 4	H: 1 LOB: 2 BB: 1 P: 8	R: 0 E: 0 K: 1 S: 5	H: 0 LOB: 0 BB: 0 P: 5	R: 0 E: 0 K: 0 S: 3	H: 0 LOB: 0 BB: 0 P: 3	R: 0 E: 0 K: 1 S: 6	H: 1 LOB: 2 BB: 1 P: 10	R: 0 E: 0 K: 2 S: 8	H: 0 LOB: 0 BB: 0 P: 3	R: 0 E: 0 K: 2 S: 7	H: 0 LOB: 0 BB: 0 P: 7	R: 0 E: 0 K: 2 S: 8	H: 1 LOB: 1 BB: 0 P: 8	R: 1 E: 0 K: 1 S: 8	H: 3 LOB: 3 BB: 1 P: 12	R: 1 E: 1 K: 0 S: 4	H: 2 LOB: 3 BB: 2 P: 12	1B: 8 2B: 0 3B: 0 HR: 1	SF: 0 SAC: 1 DP: 0 HBP: 0	WP: 0 PA: 43												
PITCHER	IP WLS BF H R ER SO BB IBB HBP BLK WP HR S P ERA WHIP																																
Wilbur Wood, L ERA: 2.04 (1, 1)	8.1	33	6	1	1	9	2	0	0	0	0	1	49	57	1.08	0.960																	
Bart Johnson, R ERA: 3.76 (9, 1)	0.2	4	1	0	0	0	1	0	0	0	0	0	3	7	0.00	3.000																	
Terry Forster, L ERA: 2.88 (10, 1)	0.2	6	2	1	1	0	1	1	0	0	0	0	4	12	13.50	4.500																	

Chicago White Sox @ Minnesota Twins
Metropolitan Stadium, Bloomington, MI
Sat Jun 19 1971, 4:33 AM EDT
Att: 11,862 - Unknown - 75 F

AB 37
R 2
H 9
RBI 2
BB 5
SO 9
LOB 20



Batter	1	2	3	4	5	6	7	8	9	AB	R	H	RBI	BB	SO	LOB	TOP					
Lee Richard, R OBP: 0.298, SLG: 0.293 (1, 8)	K		K														4 4 2 1 2 2 0					
Watt Williams, R OBP: 0.340, SLG: 0.422 (1, 7)	2B		L7														5 4 4 3 1 0 0					
Rick Reichardt, R OBP: 0.343, SLG: 0.500 (1, 3)	K			F8													5 2 2 4 0 1 2					
Bill Melton, R OBP: 0.364, SLG: 0.509 Rich Morales, R OBP: 0.393, SLG: 0.360 (1, 5)	6-3			F9													4 1 1 2 0 0 2 1 0 0 0 0 0 0					
Rich McKinney, R OBP: 0.388, SLG: 0.444 (1, 9)		F3			2B												5 1 2 1 0 0 2					
Mike Andrews, R OBP: 0.382, SLG: 0.384 (1, 4)		L8		F9													3 2 0 0 2 0 1					
Tom Egan, R OBP: 0.364, SLG: 0.525 (1, 2)						F8											4 1 2 2 1 1 0					
Luis Alvarado, R OBP: 0.263, SLG: 0.318 Carlos May, L OBP: 0.336, SLG: 0.349 (6, PH)																	2 0 0 0 0 0 1 3 2 0 1 0 0 3					
Joe Horlen, R OBP: 0.255, SLG: 0.342 Stan Perzanowski, S Steve Kealey, R (1, 1)																	2 0 0 0 0 0 0 0 1 0 0 1 0 0 1 0 0 0 0 1 1 1 0 0 0 0 0 0					
Inning Stats	R: 0 E: 0 K: 2 S: 8	H: 1 LOB: 1 BB: 0 P: 8	R: 0 E: 0 K: 0 S: 4	H: 1 LOB: 1 BB: 0 P: 4	R: 0 E: 0 K: 1 S: 5	H: 0 LOB: 2 BB: 0 P: 5	R: 0 E: 0 K: 0 S: 4	H: 1 LOB: 1 BB: 0 P: 4	R: 0 E: 0 K: 0 S: 3	H: 0 LOB: 0 BB: 0 P: 3	R: 9 E: 1 K: 0 S: 10	H: 7 LOB: 1 BB: 2 P: 19	R: 6 E: 2 K: 1 S: 6	H: 1 LOB: 0 BB: 4 P: 23	R: 1 E: 0 K: 1 S: 6	H: 1 LOB: 0 BB: 0 P: 6	R: 2 E: 2 K: 0 S: 4	H: 1 LOB: 0 BB: 1 P: 8	1B: 7 2B: 3 3B: 0 HR: 3	SF: 0 SAC: 0 DP: 0 HBP: 2	WP: 0 PB: 0 SB: 0 CS: 1	PA: 50
PITCHER	IP WLS BF H R ER SO BB IBB HBP BLK WP HR S P ERA WHIP																					
Jim Kaat, L ERA: 3.6 (1, 1)	5.1 L 25 7 6 6 3 1 0 1 0 0 0 0 29 34 10.12 1.500																					
Pete Hamm, R ERA: 7.71 (6, 1)	0.1 5 3 3 3 0 1 0 0 0 0 1 4 8 81.00 12.000																					
Jim Strickland, L ERA: (6, 1)	1.1 10 1 6 0 1 4 0 1 0 0 1 7 24 0.00 3.750																					
Stan Williams, R ERA: 4.02 (8, 1)	2.0 9 2 3 1 1 1 0 0 0 0 1 10 14 4.50 1.500																					

Chicago White Sox @ Minnesota Twins
Metropolitan Stadium, Bloomington, MI
Sun Jun 20 1971, 4:33 AM EDT
Att: 15,809 - Unknown - 78 F

AB 40
R 18
H 13
RBI 14
BB 7
SO 5
LOB 12



Batter	1	2	3	4	5	6	7	8	9	AB	R	H	RBI	BB	SO	LOB	BOTTOM					
Cesar Tovar, R OBP: 0.364, SLG: 0.372 (1, 7)	1-3		FC6-4 3B		SH1-3			E5 1B	F4								4 2 0 1 0 0 2					
Rod Carew, L OBP: 0.295, SLG: 0.335 (1, 4)	1-3		WP 3B		FC5-4 1B			1B 1B									5 2 3 2 0 1 0					
Tony Oliva, L OBP: 0.408, SLG: 0.660 (1, 9)	F9		WP 1B		SF9			1B 1B									4 1 2 2 0 0 0					
Harmon Killebrew, R OBP: 0.374, SLG: 0.442 Danny Thompson, R OBP: 0.297, SLG: 0.242 (9, PR)		4-3			FC5-4			1B 1B									4 0 2 1 1 0 1 0 0 0 0 0 0 0					
Rich Reese, L OBP: 0.239, SLG: 0.230 (1, 3)		B1		L9				1B									5 0 1 1 0 0 3					
Leo Cardenas, R OBP: 0.345, SLG: 0.442 (1, 6)		6-3			K												4 0 0 0 0 2 2					
Jim Holt, L OBP: 0.293, SLG: 0.356 Stan Williams, R (8, 1)																	4 1 1 0 0 1 2 0 0 0 0 0 0 0					
George Mitterwald, R OBP: 0.351, SLG: 0.399 (1, 2)																	4 0 0 0 0 1 1					
Jim Kaat, L OBP: 0.244, SLG: 0.293 Pete Hamm, R Jim Strickland, L Jim Nettles, L (7, PH)																	2 1 2 0 0 0 0 0 0 0 0 0 0 0 0 0 0 0 0 0 0 2 1 1 0 0 0 0					
Inning Stats	R: 0 E: 0 K: 0 S: 3	H: 0 LOB: 0 BB: 0 P: 3	R: 0 E: 0 K: 0 S: 3	H: 0 LOB: 0 BB: 0 P: 3	R: 3 E: 1 K: 0 S: 7	H: 4 LOB: 2 BB: 1 P: 11	R: 0 E: 0 K: 2 S: 7	H: 0 LOB: 0 BB: 0 P: 7	R: 1 E: 0 K: 0 S: 5	H: 2 LOB: 1 BB: 0 P: 5	R: 0 E: 0 K: 0 S: 3	H: 0 LOB: 0 BB: 0 P: 3	R: 4 E: 1 K: 1 S: 11	H: 5 LOB: 2 BB: 0 P: 11	R: 0 E: 0 K: 1 S: 5	H: 0 LOB: 0 BB: 0 P: 5	R: 0 E: 0 K: 1 S: 6	H: 1 LOB: 1 BB: 0 P: 6	1B: 11 2B: 0 3B: 1 HR: 0	SF: 1 SAC: 1 DP: 0 HBP: 0	WP: 2 PB: 0 SB: 1 CS: 0	PA: 41
PITCHER	IP WLS BF H R ER SO BB IBB HBP BLK WP HR S P ERA WHIP																					
Joe Horlen, R ERA: 4.78 (1, 1)	5.0 W 22 6 4 4 2 1 0 0 0 0 0 0 25 29 7.20 1.400																					
Stan Perzanowski, R ERA: 20.25 (6, 1)	1.1 10 5 4 3 0 0 0 0 0 0 0 10 10 20.25 3.750																					
Steve Kealey, R ERA: 5.12 (7, 1)	2.2 S 9 1 0 0 3 0 0 0 0 0 0 15 15 0.00 0.375																					

Chicago White Sox @ Minnesota Twins
Metropolitan Stadium, Bloomington, MI
Sun Jun 20 1971, 4:33 AM EDT
Att: 15,809 - Unknown - 78 F

AB 38
R 8
H 12
RBI 7
BB 1
SO 5
LOB 11



Batter	1	2	3	4	5	6	7	8	9	AB	R	H	RBI	BB	SO	LOB	TOP			
Freddie Patek, R OBP: 0.327, SLG: 0.341 (1, 6)										4	1	1	1	0	0	1	Kansas City Royals @ Chicago White Sox Comiskey Park, Chicago, IL Mon Jun 21 1971, 8:05 PM EDT Att: 7,821 - Unknown			
Paul Schaaf, R OBP: 0.427, SLG: 0.450 (1, 5)										2	0	1	0	2	1	0				
Amos Otis, R OBP: 0.354, SLG: 0.525 (1, 8)										4	0	1	0	0	0	4				
Chuck Harrison, R OBP: 0.291, SLG: 0.298 (1, 3)										4	0	0	0	0	1	3				
Cookie Rojas, R OBP: 0.373, SLG: 0.442 (1, 4)										4	0	1	0	0	0	1				
Lou Piniella, R OBP: 0.307, SLG: 0.307 (1, 7)										4	0	1	0	0	0	1				
Bob Oliver, R OBP: 0.280, SLG: 0.317 (1, 9)										4	0	0	0	0	1	2				
Jerry May, R OBP: 0.329, SLG: 0.348 (1, 2)										3	0	1	0	0	0	0				
Jim Rooker, R (7, PH)										1	0	0	0	1	0	0				
Ted Savage, R OBP: 0.277, SLG: 0.150 (7, PH)										1	0	0	0	0	0	2				
Al Fitzmorris, S OBP: 0.167, SLG: 0.167 (8, 1)										0	0	0	0	0	0	0				
Al Fitzmorris, S OBP: 0.167, SLG: 0.167 (8, 1)										0	0	0	0	0	0	0				
Inning Stats	R: 1 E: 0 K: 1 S: 6	H: 1 LOB: 1 BB: 1 P: 10	R: 0 E: 0 K: 0 S: 3	H: 1 LOB: 0 BB: 0 P: 3	R: 0 E: 0 K: 0 S: 2	H: 0 LOB: 1 BB: 2 P: 10	R: 0 E: 0 K: 0 S: 3	H: 0 LOB: 0 BB: 0 P: 3	R: 0 E: 0 K: 1 S: 5	H: 1 LOB: 1 BB: 0 P: 6	R: 0 E: 0 K: 0 S: 5	H: 2 LOB: 2 BB: 0 P: 5	R: 0 E: 0 K: 0 S: 4	H: 1 LOB: 1 BB: 0 P: 4	R: 0 E: 0 K: 0 S: 3	H: 0 LOB: 0 BB: 0 P: 3	1B: 4 2B: 1 3B: 0 HR: 1	SF: 0 SAC: 0 DP: 2 HBP: 0	WP: 1 PB: 0 SB: 2 CS: 0	PA: 34
PITCHER Tommy John, L ERA: 4.15 (1, 1)	IP: 9.0 WLS: W BF: 34 H: 6 R: 1 ER: 1 SO: 3 BB: 3 IBB: 0 HBP: 0 BLK: 0 WP: 1 HR: 1 S: 37 P: 49 ERA: 1.00 WHIP: 1.000															PITCHER				

Batter	1	2	3	4	5	6	7	8	9	AB	R	H	RBI	BB	SO	LOB	BOTTOM			
Lee Richard, R OBP: 0.299, SLG: 0.290 (1, 8)										2	1	0	0	1	0	0	Kansas City Royals @ Chicago White Sox Comiskey Park, Chicago, IL Mon Jun 21 1971, 8:05 PM EDT Att: 7,821 - Unknown			
Lee Maye, L OBP: 0.289, SLG: 0.333 (7, PH)										1	0	0	0	0	0	2				
Ed Stroud, L OBP: 0.245, SLG: 0.263 (8, 8)										0	0	0	0	0	0	0				
Walt Williams, R OBP: 0.350, SLG: 0.441 (1, 7)										3	1	2	0	0	0	0				
Jay Johnstone, L OBP: 0.328, SLG: 0.391 (7, PH)										1	0	0	0	0	0	2				
Rick Reichardt, R OBP: 0.343, SLG: 0.503 (6, PR)										3	0	1	0	0	1	2				
Carlos May, L OBP: 0.341, SLG: 0.352 (7, 3)										1	0	1	0	0	0	0				
Bill Melton, R OBP: 0.366, SLG: 0.509 (1, 5)										4	0	2	1	0	0	2				
Rich McKinney, R OBP: 0.376, SLG: 0.429 (1, 9)										4	1	0	0	0	0	4				
Mike Andrews, R OBP: 0.389, SLG: 0.394 (1, 4)										3	1	2	1	1	0	1				
Tom Egan, R OBP: 0.360, SLG: 0.510 (1, 2)										3	1	0	0	1	2	3				
Luis Alvarado, R OBP: 0.256, SLG: 0.310 (1, 6)										3	0	0	0	0	1	1				
Tommy John, R OBP: 0.160, SLG: 0.125 (1, 1)										2	0	0	0	1	1	0				
Inning Stats	R: 1 E: 0 K: 1 S: 6	H: 1 LOB: 1 BB: 1 P: 10	R: 1 E: 0 K: 2 S: 7	H: 0 LOB: 0 BB: 1 P: 11	R: 1 E: 0 K: 0 S: 5	H: 2 LOB: 1 BB: 0 P: 5	R: 0 E: 0 K: 1 S: 5	H: 1 LOB: 0 BB: 0 P: 5	R: 0 E: 0 K: 0 S: 3	H: 0 LOB: 0 BB: 0 P: 3	R: 0 E: 0 K: 0 S: 4	H: 2 LOB: 1 BB: 0 P: 4	R: 1 E: 1 K: 0 S: 3	H: 0 LOB: 2 BB: 2 P: 11	R: 1 E: 0 K: 1 S: 7	H: 2 LOB: 1 BB: 0 P: 7	1B: 5 2B: 5 3B: 0 HR: 0	SF: 0 SAC: 0 DP: 2 HBP: 0	WP: 2 PB: 0 SB: 1 CS: 1	PA: 34
PITCHER Jim Rooker, L ERA: 6.32 Jim York, R ERA: 3.48 Al Fitzmorris, R ERA: 5.88	IP: 6.0 WLS: L BF: 24 H: 6 R: 3 ER: 3 SO: 4 BB: 2 IBB: 0 HBP: 0 BLK: 0 WP: 1 HR: 0 S: 30 P: 38 ERA: 4.50 WHIP: 1.333															PITCHER				

Batter	1	2	3	4	5	6	7	8	9	AB	R	H	RBI	BB	SO	LOB	TOP						
Freddie Patek, R (1, 6) OBP: 0.325, SLG: 0.338 Rich Severson, R (6, 6) OBP: 0.333, SLG: 0.167	F3		1B		F2			6-3		3	1	1	0	0	0	1	Kansas City Royals @ Chicago White Sox Comiskey Park, Chicago, IL Wed Jun 23 1971, 4:33 AM EDT Att: 5,910 - Cloudy						
Cookie Rojas, R (1, 4) OBP: 0.371, SLG: 0.450 Tom Burgmeier, L (6, 1) OBP: 0.250, SLG: 0.143 Amos Otis, R (8, PH) OBP: 0.353, SLG: 0.520 Ted Abernathy, R (8, 1)	HR		1B		F7			F3		3	1	2	2	0	0	1							
Paul Schaal, R (1, 5) OBP: 0.334, SLG: 0.451 Bob Oliver, R (6, PH) OBP: 0.282, SLG: 0.335	F8-3		1B		HR			F4		1	0	1	0	1	0	0							
Chuck Harrison, R (1, 3) OBP: 0.271, SLG: 0.275	F8-3		F8		F9			6-3		4	0	0	0	0	0	3							
Lou Piniella, R (1, 7) OBP: 0.303, SLG: 0.303	1-3		E6		5-3			F8		4	0	0	0	0	0	0							
Dennis Paepke, R (1, 9) OBP: 0.295, SLG: 0.386	K		K		5-3			F3		4	0	0	0	0	2	1							
Ed Kirkpatrick, L (1, 8) OBP: 0.346, SLG: 0.389	F5		G4-6-3		1B					3	0	1	0	0	0	1							
Buck Martinez, R (1, 2) OBP: 0.222, SLG: 0.143			K		G3			K		3	0	0	0	0	2	1							
Paul Splitteroff, L (1, 1) OBP: 0.222, SLG: 0.125 Ted Savage, R (5, PH) OBP: 0.286, SLG: 0.146 Dick Drago, R (5, 1) OBP: 0.200, SLG: 0.077 Al Fitzmorris, S (5, 1) OBP: 0.167, SLG: 0.167 Bobby Knoop, R (6, 4) OBP: 0.300, SLG: 0.278			K		BB			G6-4-3		1	0	0	0	0	1	0							
Inning Stats	R: 1 E: 0 K: 0 S: 4	H: 2 LOB: 0 BB: 0 P: 4	R: 0 E: 0 K: 1 S: 5	H: 0 LOB: 0 BB: 0 P: 5	R: 1 E: 0 K: 2 S: 9	H: 2 LOB: 2 BB: 1 P: 13	R: 0 E: 1 K: 1 S: 5	H: 0 LOB: 0 BB: 0 P: 5	R: 0 E: 0 K: 0 S: 3	H: 1 LOB: 1 BB: 1 P: 7	R: 1 E: 0 K: 0 S: 4	H: 1 LOB: 0 BB: 0 P: 4	R: 0 E: 0 K: 1 S: 5	H: 1 LOB: 0 BB: 0 P: 5	R: 0 E: 0 K: 0 S: 3	H: 0 LOB: 0 BB: 0 P: 3		R: 0 E: 0 K: 0 S: 3	H: 0 LOB: 0 BB: 0 P: 3	1B: 4 2B: 1 3B: 0 HR: 2	SF: 0 SAC: 0 DP: 3 HBP: 0	WP: 0 PB: 0 SB: 1 CS: 0	PA: 33
PITCHER Wilbur Wood, L (1, 1) ERA: 2.12	IP: 9.0 WLS: W BF: 33 H: 6 R: 3 ER: 3 SO: 5 BB: 2 IBB: 0 HBP: 0 BLK: 0 WP: 0 HR: 2 S: 41 P: 49 ERA: 3.00 WHIP: 0.889															PITCHER		IP: WLS: BF: H: R: ER: SO: BB: IBB: HBP: BLK: WP: HR: S: P: ERA: WHIP:					

Batter	1	2	3	4	5	6	7	8	9	AB	R	H	RBI	BB	SO	LOB	BOTTOM				
Lee Richard, R (1, 8) OBP: 0.301, SLG: 0.298	4-3		1B		K		WP	E5		5	2	2	0	0	1	1	Kansas City Royals @ Chicago White Sox Comiskey Park, Chicago, IL Wed Jun 23 1971, 4:33 AM EDT Att: 5,910 - Cloudy				
Walt Williams, R (1, 9) OBP: 0.358, SLG: 0.461	6-3		B3		1B		1B	1-3		5	0	2	2	0	0	2					
Rich McKinney, R (1, 4) OBP: 0.385, SLG: 0.434	F8		WP		F9		WP	F9		5	1	2	1	0	0	2					
Bill Melton, R (1, 5) OBP: 0.387, SLG: 0.545			FC5-4		HR		FC5-4	BB		2	2	2	1	3	0	0					
Rick Reichardt, R (1, 7) OBP: 0.347, SLG: 0.503 Ed Stroud, L (8, PH) OBP: 0.243, SLG: 0.261	FC5-4		K		1B		FC5-4	K		4	2	1	0	0	1	5					
Carlos May, L (1, 3) OBP: 0.350, SLG: 0.355	L9		1B		2B		BB	F8		4	1	1	2	1	0	2					
Tom Egan, R (1, 2) OBP: 0.383, SLG: 0.514	1B		F7		1B		K	F8		5	2	2	3	0	1	2					
Luis Alvarado, R (1, 6) OBP: 0.270, SLG: 0.320	1B		SH3-4		1B		K	F8		4	2	3	2	0	1	0					
Wilbur Wood, R (1, 1) OBP: 0.114, SLG: 0.031	K		SH3-4		K		K			3	0	0	0	0	3	2					
Inning Stats	R: 0 E: 0 K: 0 S: 3	H: 0 LOB: 0 BB: 0 P: 3	R: 2 E: 0 K: 1 S: 8	H: 3 LOB: 1 BB: 0 P: 8	R: 3 E: 0 K: 1 S: 8	H: 3 LOB: 1 BB: 1 P: 12	R: 1 E: 0 K: 1 S: 7	H: 2 LOB: 1 BB: 0 P: 7	R: 6 E: 0 K: 1 S: 11	H: 7 LOB: 2 BB: 2 P: 19	R: 0 E: 0 K: 2 S: 7	H: 0 LOB: 0 BB: 0 P: 7	R: 0 E: 1 K: 1 S: 6	H: 0 LOB: 1 BB: 0 P: 6	R: 0 E: 0 K: 1 S: 5	H: 0 LOB: 1 BB: 1 P: 9		1B: 9 2B: 5 3B: 0 HR: 1	SF: 0 SAC: 1 DP: 0 HBP: 0	WP: 3 PB: 0 SB: 0 CS: 0	PA: 43
PITCHER Paul Splitteroff, L (1, 1) ERA: 4.07 Dick Drago, R (5, 1) ERA: 3.55 Al Fitzmorris, R (5, 1) ERA: 5.45 Tom Burgmeier, L (6, 1) ERA: 1.55 Ted Abernathy, R (8, 1) ERA: 2.25	IP: 4.0 WLS: L BF: 21 H: 8 R: 5 ER: 6 SO: 3 BB: 1 IBB: 0 HBP: 0 BLK: 0 WP: 0 HR: 1 S: 26 P: 30 ERA: 13.50 WHIP: 2.250															PITCHER		IP: WLS: BF: H: R: ER: SO: BB: IBB: HBP: BLK: WP: HR: S: P: ERA: WHIP:			

Batter	1	2	3	4	5	6	7	8	9	AB	R	H	RBI	BB	SO	LOB	TOP
Sandy Alomar Sr. S OBP: 0.282, SLG: 0.285	0-0 FC3-6 1B		0-0 F2			0-0 FC6-4 1B		0-0 BB 1B	4 0 3 0 0 0 0								
Jim Spencer L OBP: 0.305, SLG: 0.388 Syd O'Brien R OBP: 0.262, SLG: 0.387	0-0 FC3-6 F8-6-5 1-2			0-0 3-1 1B		0-0 P6		4-0 FC6-4 BB 1-2	3 0 1 0 0 0 2 0 0 0 0 1 0 0								
Jim Fregosi R OBP: 0.278, SLG: 0.309	0-0 F8-6-5 1-2			0-3 K		0-0 FC6-4 1-2		0-3 K	4 0 0 0 0 2 5								
Tony Conigliaro R OBP: 0.307, SLG: 0.366		0-3 K		0-0 3-1				0-0 F9	4 0 0 0 0 1 3								
Ken McMullen R OBP: 0.300, SLG: 0.380		0-0 1B		0-0 F9				0-0 FC6-4 1-2	4 0 1 0 0 0 3								
Billy Cowan R OBP: 0.316, SLG: 0.432		0-0 P4			0-0 G3-6-3 1B			0-0 L6	3 0 1 0 0 0 1								
Tony Gonzalez L OBP: 0.317, SLG: 0.264		0-0 4-3			0-0 G3-6-3 1-2			0-3 K	3 0 0 0 0 1 2								
Jerry Moses R OBP: 0.252, SLG: 0.346			0-0 4-3		0-0 1-3			0-0 F8	3 0 0 0 0 0 0								
Tom Murphy R OBP: 0.079, SLG: 0.132 Dave LaRoche L OBP: 0.333, SLG: 0.200 Giraldo Ruiz S OBP: 0.316, SLG: 0.235 Mel Queen L OBP: 0.316, SLG: 0.235			0-0 F9			0-3 K		0-3 K	2 0 0 0 0 1 0 0 0 0 0 0 0 0 1 0 0 0 0 1 0 0 0 0 0 0 0 0								
Inning Stats	R: 0 E: 0 K: 0 S: 3	H: 1 LOB: 0 BB: 0 P: 3	R: 0 E: 0 K: 1 S: 6	H: 1 LOB: 1 BB: 0 P: 6	R: 0 E: 0 K: 0 S: 3	H: 0 LOB: 0 BB: 0 P: 3	R: 0 E: 0 K: 1 S: 6	H: 1 LOB: 1 BB: 0 P: 6	R: 0 E: 0 K: 0 S: 3	H: 0 LOB: 0 BB: 0 P: 3	R: 0 E: 0 K: 2 S: 7	H: 0 LOB: 0 BB: 0 P: 7	R: 0 E: 0 K: 1 S: 6	H: 1 LOB: 2 BB: 1 P: 10	1B: 6 2B: 1 3B: 0 HR: 0	SF: 0 SAC: 0 DP: 2 HBP: 0	WP: 0 PA: 32 CS: 0
PITCHER	IP WLS BF H R ER SO BB IBB HBP BLK WP HR S P ERA WHIP																
Tommy John L ERA: 3.82	(1, 1) 8.0 W 29 6 0 0 5 1 0 0 0 0 0 0 0 38 42 0.00 0.875																
Bart Johnson R ERA: 3.6	(9, 1) 1.0 S 3 0 0 0 1 0 0 0 0 0 0 0 0 5 5 0.00 0.000																

California Angels @ Chicago White Sox
Comiskey Park, Chicago, IL
Fri Jun 25 1971, 8:05 PM EDT
Att: 15,513 - Unknown

AB 31
R 0
H 6
RBI 0
BB 1
SO 6
LOB 16



Batter	1	2	3	4	5	6	7	8	9	AB	R	H	RBI	BB	SO	LOB	BOTTOM		
Walt Williams R OBP: 0.363, SLG: 0.462	0-0 FC6-4 1B	0-0 P4		0-0 6-3		0-0 FC4-6 1B			4 0 2 0 0 0 1										
Jay Johnstone L OBP: 0.323, SLG: 0.388	0-3 K	0-0 P3		0-0 1B		0-0 FC4-6 1-2			4 0 1 0 0 1 4										
Rich McKinney R OBP: 0.381, SLG: 0.429	0-0 FC6-4 BB 1-2		0-0 BB 1B	0-0 F8		0-0 G3			4 1 1 0 0 0 2										
Rick Reichardt R OBP: 0.355, SLG: 0.505	4-0 1B BB		0-0 F9		0-0 CS 1B			0-0 1B	3 1 2 0 1 0 1										
Carlos May L OBP: 0.349, SLG: 0.354	0-0 1B		0-0 F8		0-0 F9			0-0 F8	4 0 1 1 0 0 3										
Tom Egan R OBP: 0.367, SLG: 0.513	0-0 1B		0-0 BB 1B		0-0 4-3			0-3 K	4 0 2 1 0 1 2										
Rich Morales R OBP: 0.375, SLG: 0.321	0-0 1-3 3-H 1B		0-0 1-2 2-3 BB		0-0 5-3			0-0 F2	3 0 0 0 1 0 2										
Luis Alvarado R OBP: 0.262, SLG: 0.310		0-0 6-3	0-0 5-3		0-0 5-3			0-0 L6	4 0 0 0 0 0 3										
Tommy John R OBP: 0.207, SLG: 0.148 Bart Johnson R OBP: 0.211, SLG: 0.237		0-0 1B		0-0 5-3		0-0 1B BB		0-0 F8	3 0 1 0 1 0 0 0 0 0 0 0 0 0										
Inning Stats	R: 2 E: 0 K: 1 S: 8	H: 3 LOB: 2 BB: 1 P: 12	R: 0 E: 0 K: 0 S: 4	H: 1 LOB: 1 BB: 0 P: 4	R: 0 E: 0 K: 0 S: 5	H: 2 LOB: 3 BB: 1 P: 9	R: 0 E: 0 K: 0 S: 4	H: 1 LOB: 1 BB: 0 P: 4	R: 0 E: 0 K: 0 S: 3	H: 1 LOB: 0 BB: 0 P: 3	R: 0 E: 0 K: 0 S: 4	H: 1 LOB: 2 BB: 1 P: 8	R: 0 E: 0 K: 1 S: 6	H: 1 LOB: 1 BB: 0 P: 6	R: 0 E: 0 K: 0 S: 3	H: 0 LOB: 0 BB: 0 P: 3	1B: 10 2B: 0 3B: 0 HR: 0	SF: 0 SAC: 0 DP: 0 HBP: 0	WP: 0 PA: 36 CS: 1
PITCHER	IP WLS BF H R ER SO BB IBB HBP BLK WP HR S P ERA WHIP																		
Tom Murphy R ERA: 4.51	(1, 1) 5.2 L 28 9 2 2 1 0 0 0 0 0 0 0 0 27 39 3.18 2.118																		
Dave LaRoche L ERA: 2.23	(6, 1) 1.1 5 1 0 0 1 0 0 0 0 0 0 0 7 7 0.00 0.750																		
Mel Queen R ERA: 1.45	(8, 1) 1.0 3 0 0 0 0 0 0 0 0 0 0 0 3 3 0.00 0.000																		

California Angels @ Chicago White Sox
Comiskey Park, Chicago, IL
Fri Jun 25 1971, 8:05 PM EDT
Att: 15,513 - Unknown


AB 33
R 2
H 10
RBI 2
BB 3
SO 2
LOB 18



Batter	1	2	3	4	5	6	7	8	9	10	AB	R	H	RBI	BB	SO	LOB	TOP	
Sandy Alomar Sr., S OBP: 0.287, SLG: 0.288	0-0 1B SF9	0-0 4-3			0-0 5-3			4-0 1B SH2-3 BB		0-0 BB 1B	4	2	2	0	1	0	0		
Jim Fregosi, R OBP: 0.278, SLG: 0.303	0-3 K		0-3 K		0-3 K			0-0 SH2-3		4-0 BB 1B	3	0	0	0	1	3	1		
Tony Gonzalez, L OBP: 0.323, SLG: 0.273	0-0 1B E		0-0 F7		0-0 P6			0-0 CS 1B		0-0 F3	4	1	2	1	0	0	0		
Ken McMullen, R OBP: 0.299, SLG: 0.379	2-3 1B							2-H 1B		0-0 F7	1	0	0	0	0	0	2		
Eddie Fisher, R											0	0	0	0	0	0	0		
Jim Spencer, L OBP: 0.299, SLG: 0.382	0-0 SF9		0-0 4-3					0-0 F9		0-0 G3	4	0	0	1	0	0	3		
Tony Conigliaro, R OBP: 0.312, SLG: 0.359	3-H 0-0 1B				0-3 K			0-3 K		0-0 F9	4	0	0	0	0	2	1		
John Stephenson, L OBP: 0.246, SLG: 0.405	0-0 1B				0-0 2B			0-0 3-1		0-0 1-3	4	0	2	1	0	0	0		
Roger Repoz, L OBP: 0.371, SLG: 0.328	0-3 K				4-0 BB			0-0 F8		4-0 BB	2	0	0	0	2	1	2		
Syd O'Brien, R OBP: 0.255, SLG: 0.377		0-3 K			0-3 K			0-0 G3		0-0 F3	4	0	0	0	0	2	3		
Rudy May, L OBP: 0.261, SLG: 0.227		0-0 4-3			0-3 K			0-0 G1			2	0	0	0	0	1	2		
Tom Silvero, L OBP: 0.353, SLG: 0.333											1	0	0	0	0	0	0		
Lloyd Allen, R OBP: 0.167, SLG: 0.167											0	0	0	0	0	0	0		
Billy Cowan, R OBP: 0.308, SLG: 0.421											1	0	0	0	0	0	0		
Inning Stats	R: 2 E: 1 K: 2 S: 11	H: 3 LOB: 2 BB: 0 P: 11	R: 0 E: 0 K: 1 S: 5	H: 0 LOB: 0 BB: 0 P: 5	R: 0 E: 0 K: 1 S: 5	H: 0 LOB: 0 BB: 1 P: 5	R: 0 E: 0 K: 1 S: 5	H: 0 LOB: 0 BB: 0 P: 5	R: 0 E: 0 K: 0 S: 3	H: 0 LOB: 0 BB: 0 P: 3	R: 1 E: 0 K: 0 S: 3	H: 1 LOB: 0 BB: 1 P: 7	R: 0 E: 0 K: 0 S: 3	H: 0 LOB: 1 BB: 1 P: 7	R: 0 E: 0 K: 0 S: 4	H: 1 LOB: 2 BB: 1 P: 8	1B: 5 2B: 1 3B: 0 HR: 0	SF: 1 SAC: 1 DP: 0 HBP: 0	WP: 0 PA: 40
PITCHER	IP 7.1	WLS 29	BF 4	H 3	R 2	ER 9	SO 9	BB 2	IBB 0	HBP 0	BLK 0	WP 0	HR 0	S 45	P 53	ERA 2.46	WHIP 0.818		
Tom Bradley, R ERA: 2.45																			
Bart Johnson, R ERA: 3.53																			
Terry Forster, L ERA: 2.81																			

California Angels @ Chicago White Sox
Comiskey Park, Chicago, IL
Sat Jun 26 1971, 4:33 AM EDT
Att: 8,001 - Unknown

AB	34
R	3
H	6
RBI	3
BB	4
SO	9
LOB	14



Batter	1	2	3	4	5	6	7	8	9	10	AB	R	H	RBI	BB	SO	LOB	BOTTOM			
Lee Richard, R OBP: 0.306, SLG: 0.300	4-0 CS BB		0-0 F9		0-0 E1 1B			0-0 5-3		0-3 K	2	0	1	0	1	0	0				
Ed Stroud, L OBP: 0.240, SLG: 0.257											2	0	0	0	0	1	1				
Walt Williams, R OBP: 0.364, SLG: 0.450	0-0 F2				4-0 2B BB			0-0 5-3		4-0 1B IBB	3	1	0	0	2	0	1				
Rich McKinney, R OBP: 0.362, SLG: 0.427	0-0 F8				0-0 F9			0-0 SH1-3 1B		0-0 K	5	1	2	1	0	1	2				
Rick Reichardt, R OBP: 0.359, SLG: 0.510	0-0 CS	0-0 5-3			0-0 2B			0-0 SH1-3		4-0 FC3-6 BB	2	0	1	1	1	0	0				
Carlos May, L OBP: 0.347, SLG: 0.352		0-0 6-3			0-0 1-3			0-0 FC6-4 1B		0-0 FC3-6	4	0	1	1	0	0	2				
Tom Egan, R OBP: 0.356, SLG: 0.496		0-0 L6			0-3 K			0-0 FC6-4		0-3 K	4	0	0	0	0	2	3				
Rich Morales, R OBP: 0.389, SLG: 0.355					1-3 6-3 2B			4-0 1B BB		0-0 4-3	3	1	1	0	1	1	1				
Luis Alvarado, R OBP: 0.254, SLG: 0.300					0-0 1-3			0-3 K		0-3 K	4	0	0	0	0	3	2				
Tom Bradley, R OBP: 0.095, SLG: 0.073					0-0 6-3			0-0 K		0-0 1B WP	3	0	0	1	0	0	1				
Bart Johnson, R OBP: 0.211, SLG: 0.237											0	0	0	0	0	0	0				
Terry Forster, L ERA: 2.57					0-0 F9			0-0 6-3			0	0	0	0	0	0	0				
Lee Maye, L OBP: 0.304, SLG: 0.350											1	1	1	0	0	0	0				
Inning Stats	R: 0 E: 0 K: 0 S: 2	H: 0 LOB: 0 BB: 1 P: 6	R: 0 E: 0 K: 0 S: 3	H: 0 LOB: 0 BB: 0 P: 3	R: 1 E: 0 K: 0 S: 4	H: 1 LOB: 0 BB: 0 P: 4	R: 1 E: 0 K: 1 S: 6	H: 1 LOB: 1 BB: 1 P: 10	R: 0 E: 1 K: 1 S: 5	H: 2 LOB: 1 BB: 0 P: 5	R: 0 E: 0 K: 2 S: 7	H: 0 LOB: 0 BB: 0 P: 7	R: 0 E: 0 K: 1 S: 5	H: 0 LOB: 0 BB: 0 P: 5	R: 0 E: 0 K: 1 S: 5	H: 0 LOB: 1 BB: 1 P: 9	R: 1 E: 0 K: 2 S: 8	H: 2 LOB: 2 BB: 1 P: 12	1B: 5 2B: 2 3B: 0 HR: 0	SF: 0 SAC: 1 DP: 0 HBP: 0	WP: 1 PA: 40
PITCHER	IP 6.0	WLS 24	BF 5	H 3	R 3	ER 3	SO 2	BB 3	IBB 0	HBP 0	BLK 0	WP 0	HR 0	S 25	P 37	ERA 4.50	WHIP 1.333				
Rudy May, L ERA: 3.4																					
Lloyd Allen, R ERA: 3.83																					
Eddie Fisher, R ERA: 2.57																					

California Angels @ Chicago White Sox
Comiskey Park, Chicago, IL
Sat Jun 26 1971, 4:33 AM EDT
Att: 8,001 - Unknown

AB	33
R	4
H	7
RBI	4
BB	5
SO	8
LOB	13



Batter	1	2	3	4	5	6	7	8	9	AB	R	H	RBI	BB	SO	LOB	TOP			
Sandy Alomar Sr. S OBP: 0.290, SLG: 0.291 (1, 4)										3	0	2	0	0	0	0	California Angels @ Chicago White Sox Comiskey Park, Chicago, IL Sun Jun 27 1971, 4:33 AM EDT Unknown			
Syd O'Brien R OBP: 0.255, SLG: 0.373 (1, 3)										4	1	1	0	0	0	4				
Jim Fregosi R OBP: 0.282, SLG: 0.309 (1, 6)										3	0	1	0	1	1	3				
Billy Cowan R OBP: 0.326, SLG: 0.452 (1, 7)										4	0	2	2	0	1	1				
Tony Conigliaro R OBP: 0.301, SLG: 0.362 (1, 9)										4	0	1	0	0	0	3				
Ken McMullen R OBP: 0.295, SLG: 0.373 (1, 5)										4	0	0	0	0	0	1				
Jerry Moses R OBP: 0.243, SLG: 0.333 (1, 2)										4	0	0	0	0	1	1				
Tony Gonzalez L OBP: 0.320, SLG: 0.272 (1, 8)										4	0	1	0	0	0	0				
Andy Messersmith R OBP: 0.225, SLG: 0.243 Mel Queen, L (6, 1) Dave LaRoche L OBP: 0.286, SLG: 0.167 (8, 1)										2	1	1	0	0	0	2				
Inning Stats	R: 0 E: 0 K: 1 S: 6	H: 2 LOB: 1 BB: 0 P: 6	R: 0 E: 0 K: 0 S: 5	H: 2 LOB: 2 BB: 0 P: 5	R: 0 E: 0 K: 0 S: 4	H: 2 LOB: 0 BB: 1 P: 8	R: 0 E: 0 K: 0 S: 3	H: 0 LOB: 0 BB: 0 P: 3	R: 2 E: 2 K: 0 S: 6	H: 2 LOB: 1 BB: 0 P: 6	R: 0 E: 0 K: 1 S: 6	H: 1 LOB: 1 BB: 0 P: 6	R: 0 E: 0 K: 0 S: 3	H: 0 LOB: 0 BB: 0 P: 3	R: 0 E: 0 K: 0 S: 3	H: 0 LOB: 0 BB: 0 P: 3		1B: 6 2B: 3 3B: 0 HR: 0	SF: 0 SAC: 1 DP: 1 HBP: 0	WP: 0 PB: 0 CS: 1
PITCHER	IP WLS BF H R ER SO BB IBB HBP BLK WP HR S P ERA WHIP	8.0 L 33 9 2 0 3 1 0 0 0 0 0 0 38 42 0.00 1.250	1.0 3 0 0 0 0 0 0 0 0 0 0 0 3 3 0.00 0.000																	

Batter	1	2	3	4	5	6	7	8	9	AB	R	H	RBI	BB	SO	LOB	BOTTOM			
Walt Williams R OBP: 0.369, SLG: 0.446 (1, 9)										3	0	1	0	1	0	2	California Angels @ Chicago White Sox Comiskey Park, Chicago, IL Sun Jun 27 1971, 4:33 AM EDT Unknown			
Jay Johnstone L OBP: 0.318, SLG: 0.382 Mike Andrews R OBP: 0.387, SLG: 0.392 Jim Magnuson R (9, 1)										3	0	0	0	0	0	1				
Rich McKinney R OBP: 0.372, SLG: 0.415 (1, 4)										4	0	0	0	0	2	2				
Bill Melton R OBP: 0.381, SLG: 0.535 (1, 5)										4	0	0	0	0	3	1				
Rick Reichardt R OBP: 0.357, SLG: 0.519 (1, 7)										4	1	1	1	0	2	0				
Carlos May L OBP: 0.346, SLG: 0.354 (1, 3)										4	0	2	0	0	0	0				
Tom Egan R OBP: 0.356, SLG: 0.488 (1, 2)										2	0	0	0	0	1	2				
Luis Alvarado R OBP: 0.250, SLG: 0.295 Lee Mays L OBP: 0.298, SLG: 0.341 Lee Richard R OBP: 0.306, SLG: 0.300 (8, 6)										2	0	0	0	0	1	2				
Wilbur Wood R OBP: 0.135, SLG: 0.059 Ed Stroud L OBP: 0.238, SLG: 0.255 (8, PH) (9, 8)										2	0	1	0	0	1	0				
Inning Stats	R: 0 E: 0 K: 0 S: 4	H: 1 LOB: 1 BB: 0 P: 4	R: 0 E: 0 K: 0 S: 3	H: 0 LOB: 0 BB: 0 P: 4	R: 0 E: 0 K: 1 S: 5	H: 0 LOB: 0 BB: 0 P: 5	R: 0 E: 0 K: 2 S: 7	H: 0 LOB: 0 BB: 0 P: 7	R: 0 E: 0 K: 2 S: 9	H: 2 LOB: 2 BB: 0 P: 9	R: 1 E: 0 K: 0 S: 4	H: 2 LOB: 0 BB: 0 P: 4	R: 0 E: 0 K: 1 S: 5	H: 0 LOB: 1 BB: 1 P: 9	R: 0 E: 0 K: 2 S: 7	H: 0 LOB: 0 BB: 0 P: 7		1B: 4 2B: 0 3B: 0 HR: 1	SF: 0 SAC: 0 DP: 1 HBP: 1	WP: 0 PB: 0 CS: 0
PITCHER	IP WLS BF H R ER SO BB IBB HBP BLK WP HR S P ERA WHIP	5.0 W 19 3 0 0 5 0 0 1 0 0 0 1 28 29 0.00 0.600	2.1 9 2 1 1 2 1 0 0 0 0 0 1 12 16 3.86 1.286	1.2 S 5 0 0 0 3 0 0 0 0 0 0 0 11 11 0.00 0.000																

Batter	1	2	3	4	5	6	7	8	9	AB	R	H	RBI	BB	SO	LOB	TOP									
Sandy Alomar Sr. S OBP: 0.291, SLG: 0.298 (1, 4)	5-3		E3			E3		1B 1B	L4	6	2	2	1	0	0	0	California Angels @ Chicago White Sox Comiskey Park, Chicago, IL Sun Jun 27 1971, 4:38 AM EDT Att: 23,190 - Unknown									
Tony Gonzalez L OBP: 0.316, SLG: 0.269 (1, 7)	K		1-3			1B		K		5	1	1	1	0	3	3										
Tony Conigliaro R OBP: 0.307, SLG: 0.367 (1, 9)	5-3			5-3		1B SH	HR	1B		5	3	3	0	0	0	0										
Jim Spencer L OBP: 0.301, SLG: 0.380 (1, 3)		P6		FC6-4		SH	B1	F7		4	1	1	1	1	0	3										
John Stephenson L OBP: 0.341, SLG: 0.398 Billy Cowan R OBP: 0.318, SLG: 0.442 (6, PH) Jerry Moses R OBP: 0.256, SLG: 0.372 (6, 2)	G3		FC6-4			K				2	0	0	0	0	0	1										
Ken McMullen R OBP: 0.301, SLG: 0.393 (1, 5)			FC5-4			SH				4	2	3	4	0	0	1										
Roger Repoz L OBP: 0.372, SLG: 0.348 (1, 8)	F9					SH				4	1	1	3	1	2	3										
Syd O'Brien R OBP: 0.259, SLG: 0.381 (1, 6)		P6		6-3		HR				5	0	2	0	0	0	1										
Rickey Clark R Eddie Fisher R (8, 1)	6-3					K	FC6-4	6-3		4	1	0	0	0	1	2										
										1	0	0	0	0	1	0										
Inning Stats	R: 0 E: 0 K: 1 S: 5	H: 0 LOB: 0 BB: 0 P: 5	R: 0 E: 0 K: 0 S: 4	H: 1 LOB: 1 BB: 0 P: 4	R: 0 E: 2 K: 0 S: 4	H: 0 LOB: 1 BB: 0 P: 4	R: 0 E: 0 K: 0 S: 3	H: 0 LOB: 1 BB: 1 P: 7	R: 0 E: 0 K: 1 S: 4	H: 0 LOB: 0 BB: 1 P: 8	R: 7 E: 1 K: 2 S: 15	H: 6 LOB: 1 BB: 0 P: 15	R: 3 E: 0 K: 1 S: 9	H: 4 LOB: 0 BB: 0 P: 9	R: 2 E: 0 K: 2 S: 11	H: 4 LOB: 2 BB: 0 P: 11	R: 0 E: 0 K: 1 S: 5	H: 0 LOB: 0 BB: 0 P: 5	1B: 9 2B: 2 3B: 1 HR: 3	SF: 0 SAC: 1 DP: 0 HBP: 0	WP: 0 PB: 0 SB: 1 CS: 1	PA: 46				
PITCHER	IP	WLS	BF	H	R	ER	SO	BB	IBB	HBP	BLK	WP	HR	S	P	ERA	WHIP									
Joe Horlen R ERA: 4.85 Terry Forster L ERA: 4.33 Stan Perzanowski R ERA: 20.25 Steve Kealey R ERA: 4.91	(1, 1)	5.0	L	22	4	4	3	2	2	0	0	0	0	0	24	32	5.40	1.200								
	(6, 1)	1.1		10	5	5	5	2	0	0	0	0	0	2	14	14	33.75	3.750								
	(7, 1)	1.1		9	5	3	3	2	0	0	0	0	0	1	13	13	20.25	3.750								
	(8, 1)	1.1		5	1	0	0	2	0	0	0	0	0	0	9	9	0.00	0.750								

AB	43
R	12
H	15
RBI	12
BB	2
SO	8
LOB	16



Batter	1	2	3	4	5	6	7	8	9	AB	R	H	RBI	BB	SO	LOB	BOTTOM									
Lee Richard R OBP: 0.308, SLG: 0.323 (1, 6)	F8		F8			6-3			G4-6-3	5	1	2	1	0	0	2	California Angels @ Chicago White Sox Comiskey Park, Chicago, IL Sun Jun 27 1971, 4:38 AM EDT Att: 23,190 - Unknown									
Ed Stroud L OBP: 0.238, SLG: 0.250 (1, 8)	F8		1B			K		4-3		3	0	0	0	1	1	1										
Rich McKinney R OBP: 0.368, SLG: 0.410 (1, 4)	FC5-2-6		FC5			F9		6-3		4	0	1	0	0	0	1										
Bill Melton R OBP: 0.379, SLG: 0.528 (1, 5)			G5-4-3			K			F7	3	0	0	0	1	1	2										
Rick Reichardt R OBP: 0.351, SLG: 0.509 (1, 7)	FC5					P4		K		4	0	0	0	0	1	2										
Carlos May L OBP: 0.352, SLG: 0.354 (1, 3)		G3				HR			1-3	3	1	1	0	1	0	0										
Walt Williams R OBP: 0.373, SLG: 0.474 (1, 9)		6-3				K				4	1	2	2	0	1	1										
Chuck Brinkman R OBP: 0.278, SLG: 0.188 (1, 2)						K				2	0	1	0	2	1	0										
Joe Horlen R Terry Forster L Stan Perzanowski S Steve Kealey R Lee Maye L OBP: 0.292, SLG: 0.333 (9, PH)	(1, 1)		P6			FC6-4				2	0	0	0	0	0	3										
	(6, 1)									0	0	0	0	0	0	0										
	(7, 1)									1	0	0	0	0	0	0										
	(8, 1)									0	0	0	0	0	0	0										
	(9, PH)									1	0	0	0	0	0	2										
Inning Stats	R: 0 E: 0 K: 0 S: 4	H: 1 LOB: 2 BB: 1 P: 8	R: 0 E: 0 K: 0 S: 4	H: 1 LOB: 1 BB: 0 P: 4	R: 0 E: 0 K: 1 S: 5	H: 0 LOB: 2 BB: 2 P: 13	R: 0 E: 0 K: 1 S: 5	H: 0 LOB: 0 BB: 0 P: 5	R: 2 E: 0 K: 2 S: 9	H: 2 LOB: 0 BB: 0 P: 9	R: 1 E: 0 K: 0 S: 4	H: 1 LOB: 0 BB: 0 P: 4	R: 0 E: 0 K: 1 S: 5	H: 0 LOB: 0 BB: 0 P: 5	R: 0 E: 0 K: 0 S: 3	H: 1 LOB: 1 BB: 1 P: 7	1B: 4 2B: 1 3B: 0 HR: 2	SF: 0 SAC: 0 DP: 2 HBP: 0	WP: 1 PB: 0 SB: 0 CS: 0	PA: 37						
PITCHER	IP	WLS	BF	H	R	ER	SO	BB	IBB	HBP	BLK	WP	HR	S	P	ERA	WHIP									
Rickey Clark R Eddie Fisher R ERA: 2.45	(1, 1)	7.0	W	30	6	3	3	4	4	0	0	0	0	0	34	50	3.86	1.429								
	(8, 1)	2.0	S	7	1	0	0	1	1	0	0	0	0	8	12	0.00	1.000									

AB	32
R	3
H	7
RBI	3
BB	5
SO	5
LOB	14



Batter	1	2	3	4	5	6	7	8	9	AB	R	H	RBI	BB	SO	LOB	TOP								
Lee Richard, R OBP: 0.306, SLG: 0.320 (1, 6)										5	0	1	0	0	1	2	Chicago White Sox @ Milwaukee Brewers Milwaukee County Stadium, Milwaukee, WI Mon Jun 28 1971, 8:05 PM EDT Att: 7,140 - Unknown livebaseballscorecards.com								
Jay Johnstone, L OBP: 0.333, SLG: 0.389 Mike Hershberger, R OBP: 0.418, SLG: 0.375 Bart Johnson, R OBP: 0.211, SLG: 0.237 Mike Andrews, R OBP: 0.365, SLG: 0.390 (1, 8)										2	1	1	0	0	0	0									
Rich McKinney, R OBP: 0.363, SLG: 0.424 (1, 4)										5	1	1	2	0	0	5									
Bill Melton, R OBP: 0.381, SLG: 0.545 (1, 5)										4	2	2	1	0	1	2									
Rick Reichardt, R OBP: 0.353, SLG: 0.509 (1, 7)										4	0	2	1	0	0	0									
Carlos May, L OBP: 0.350, SLG: 0.352 (1, 3)										4	0	1	0	0	0	1									
Walt Williams, R OBP: 0.377, SLG: 0.471 (1, 9)										3	0	1	0	1	0	2									
Tom Egan, R OBP: 0.353, SLG: 0.488 (1, 2)										4	0	1	0	0	2	5									
Vicente Romo, R Steve Kestley, R Lee Maye, L Jim Magnuson, L Rich Morales, R (1, 1)										0	0	0	0	0	0	0									
Inning Stats	R: 0 E: 0 K: 0 S: 3	H: 0 LOB: 0 BB: 0 P: 3	R: 0 E: 0 K: 0 S: 3	H: 0 LOB: 0 BB: 0 P: 3	R: 0 E: 0 K: 1 S: 5	H: 1 LOB: 0 BB: 0 P: 5	R: 0 E: 0 K: 1 S: 4	H: 0 LOB: 0 BB: 0 P: 5	R: 1 E: 0 K: 1 S: 7	H: 2 LOB: 2 BB: 1 P: 11	R: 3 E: 0 K: 0 S: 8	H: 5 LOB: 2 BB: 0 P: 8	R: 0 E: 0 K: 1 S: 7	H: 2 LOB: 2 BB: 0 P: 7	R: 0 E: 0 K: 0 S: 3	H: 0 LOB: 0 BB: 0 P: 3		R: 0 E: 0 K: 1 S: 7	H: 2 LOB: 2 BB: 0 P: 7	1B: 7 2B: 3 3B: 0 HR: 2	SF: 0 SAC: 0 DP: 2 HBP: 1	WP: 0 PB: 1 SB: 0 CS: 0	PA: 39		
PITCHER	IP	WLS	BF	H	R	ER	SO	BB	IBB	HBP	BLK	WP	HR	S	P	ERA	WHIP								
Jim Hannan, R ERA: 4.05 (1, 1)	5.1	W	21	5	3	3	3	1	0	1	0	0	1	25	30	5.06	1.125								
John Morris, L ERA: 2.57 (6, 1)	1.0		8	5	1	1	0	0	0	0	0	0	1	8	8	9.00	5.000								
Ken Sanders, R ERA: 1.95 (7, 1)	2.2	S	10	2	0	0	2	0	0	0	0	0	0	14	14	0.00	0.750								

Batter	1	2	3	4	5	6	7	8	9	AB	R	H	RBI	BB	SO	LOB	BOTTOM								
Tommy Harper, R OBP: 0.299, SLG: 0.332 (1, 5)										4	1	1	0	0	0	1	Chicago White Sox @ Milwaukee Brewers Milwaukee County Stadium, Milwaukee, WI Mon Jun 28 1971, 8:05 PM EDT Att: 7,140 - Unknown livebaseballscorecards.com								
Ron Theobald, R OBP: 0.380, SLG: 0.337 (1, 4)										4	0	0	0	0	0	2									
Dave May, L OBP: 0.355, SLG: 0.391 (1, 8)										4	2	2	0	0	0	0									
John Briggs, L OBP: 0.378, SLG: 0.459 (1, 7)										2	2	1	0	2	0	0									
Rob Ellis, R OBP: 0.348, SLG: 0.364 (1, 9)										3	1	0	1	0	0	2									
Roberto Pena, R OBP: 0.295, SLG: 0.379 (1, 3)										3	1	2	2	1	0	0									
Elie Rodriguez, R OBP: 0.329, SLG: 0.286 (1, 2)										4	0	1	2	0	1	2									
Ted Kubiak, S OBP: 0.308, SLG: 0.259 (1, 6)										3	0	1	0	1	2	2									
Jim Hannan, R John Morris, R Ken Sanders, R (1, 1)										2	0	0	0	0	1	2									
Inning Stats	R: 5 E: 1 K: 2 S: 12	H: 4 LOB: 1 BB: 1 P: 16	R: 1 E: 0 K: 0 S: 4	H: 1 LOB: 0 BB: 0 P: 4	R: 0 E: 0 K: 1 S: 5	H: 0 LOB: 0 BB: 0 P: 5	R: 0 E: 0 K: 0 S: 4	H: 1 LOB: 1 BB: 0 P: 4	R: 0 E: 0 K: 0 S: 2	H: 0 LOB: 0 BB: 1 P: 6	R: 0 E: 0 K: 0 S: 3	H: 1 LOB: 1 BB: 1 P: 7	R: 0 E: 0 K: 0 S: 3	H: 0 LOB: 0 BB: 0 P: 3	R: 1 E: 0 K: 1 S: 6	H: 1 LOB: 1 BB: 1 P: 10		1B: 7 2B: 1 3B: 0 HR: 0	SF: 0 SAC: 1 DP: 1 HBP: 0	WP: 2 PB: 0 SB: 0 CS: 1	PA: 35				
PITCHER	IP	WLS	BF	H	R	ER	SO	BB	IBB	HBP	BLK	WP	HR	S	P	ERA	WHIP								
Vicente Romo, R ERA: 6.53 (1, 1)	0.1	L	7	4	5	5	0	1	0	0	0	0	0	6	10	135.00	15.000								
Steve Kestley, R ERA: 4.69 (1, 1)	3.2		13	2	1	1	3	0	0	0	0	1	0	19	19	2.46	0.545								
Jim Magnuson, L ERA: 2.61 (5, 1)	2.0		7	1	0	0	0	2	0	0	0	0	0	5	13	0.00	1.500								
Bart Johnson, R ERA: 3.55 (7, 1)	2.0		8	1	1	1	1	0	1	0	0	0	0	9	13	4.50	0.500								

Batter	1	2	3	4	5	6	7	8	9	AB	R	H	RBI	BB	SO	LOB	TOP										
Walt Williams, R OBP: 0.381, SLG: 0.488 (1, 9)	5-3		K	1-2 BB		1B		F4		4	0	1	0	1	1	1	Chicago White Sox @ Milwaukee Brewers Milwaukee County Stadium, Milwaukee, WI Wed Jun 30 1971, 8:05 PM EDT Unknown - 78 F										
Jay Johnstone, L OBP: 0.319, SLG: 0.380 (1, 8)	F8		F9	F7		1B		F8		5	0	1	0	0	0	3											
Carlos May, L OBP: 0.350, SLG: 0.357 (1, 3)	1B	3B	E	BB		F8	4-3	F8		4	2	1	0	1	0	2											
Bill Melton, R OBP: 0.379, SLG: 0.562 (1, 5)	1B		E5	1B		HR		K		5	2	2	2	0	2	0											
Rick Reichardt, R OBP: 0.344, SLG: 0.493 (1, 7)	4-3		FC5-4	1B		6-3		K		5	0	1	1	0	2	1											
Mike Andrews, R OBP: 0.388, SLG: 0.387 (1, 4)		6-3	FC5-4	1B		BB		1B	2B	3	2	0	0	2	0	1											
Ed Herrmann, L OBP: 0.339, SLG: 0.412 (7, PH)	F9					F4				3	0	0	0	0	1	1											
Tom Egan, R OBP: 0.359, SLG: 0.511 (7, 2)								2B	1B	2	1	2	2	0	0	0											
Luis Alvarado, R OBP: 0.246, SLG: 0.297 (7, PH)	5-3					F8				3	0	0	0	0	0	0											
Rich McKinney, R OBP: 0.394, SLG: 0.430 (7, 1)								5-3		1	0	1	1	0	0	0											
Bart Johnson, R OBP: 0.205, SLG: 0.231 (7, 1)										1	0	0	0	0	0	0											
Tom Bradley, R OBP: 0.133, SLG: 0.114 (7, PH)						F7				3	1	2	0	0	0	0											
Rich Morales, R OBP: 0.385, SLG: 0.353 (7, 6)			BB	E	1B			F7		1	0	0	0	0	0	2											
Inning Stats	R: 1 E: 0 K: 0 S: 5	H: 2 LOB: 1 BB: 0 P: 5	R: 0 E: 0 K: 0 S: 3	H: 0 LOB: 0 BB: 0 P: 3	R: 3 E: 1 K: 1 S: 8	H: 2 LOB: 1 BB: 1 P: 12	R: 0 E: 0 K: 1 S: 6	H: 1 LOB: 2 BB: 1 P: 10	R: 1 E: 0 K: 0 S: 4	H: 2 LOB: 1 BB: 1 P: 8	R: 0 E: 0 K: 2 S: 5	H: 2 LOB: 2 BB: 0 P: 5	R: 1 E: 0 K: 2 S: 9	H: 2 LOB: 1 BB: 1 P: 13	R: 0 E: 0 K: 0 S: 3	H: 0 LOB: 0 BB: 0 P: 3	R: 2 E: 1 K: 2 S: 9	H: 1 LOB: 0 BB: 0 P: 9	1B: 7 2B: 1 3B: 1 HR: 2	SF: 0 SAC: 0 DP: 0 HBP: 0	WP: 0 PB: 0 SB: 1 CS: 1	PA: 44					
PITCHER	IP	WLS	BF	H	R	ER	SO	BB	IBB	HBP	BLK	WP	HR	S	P	ERA	WHIP										
Skip Lockwood, R ERA: 2.91 (1, 1)	5.2		29	8	5	2	2	3	0	0	0	0	1	30	42	3.18	1.941										
John Morris, L ERA: 2.95 (6, 1)	1.0	L	6	2	1	1	2	1	0	0	0	0	0	9	13	9.00	3.000										
Lew Krausse, R ERA: 3.65 (7, 1)	0.1		1	0	0	0	0	0	0	0	0	0	0	1	1	0.00	0.000										
Ken Sanders, R ERA: 1.88 (8, 1)	2.0		8	1	2	0	2	0	0	0	0	0	1	12	12	0.00	0.500										

Batter	1	2	3	4	5	6	7	8	9	AB	R	H	RBI	BB	SO	LOB	BOTTOM										
Tommy Harper, R OBP: 0.306, SLG: 0.341 (1, 5)	S					K			K	5	1	3	1	1	2	2	Chicago White Sox @ Milwaukee Brewers Milwaukee County Stadium, Milwaukee, WI Wed Jun 30 1971, 8:05 PM EDT Unknown - 78 F										
Ron Theobald, R OBP: 0.358, SLG: 0.330 (1, 4)	1B	2H	F2			F4		F3		4	1	0	0	1	1	4											
Dave May, L OBP: 0.356, SLG: 0.391 (1, 8)	1B		F9			K		3-1		5	0	1	1	0	1	1											
John Briggs, L OBP: 0.382, SLG: 0.457 (1, 7)	SF7		F9			1B	2B			2	1	1	1	2	0	0											
Roberto Pena, R OBP: 0.299, SLG: 0.378 (1, 3)	1B		K			2B	1B	F6		4	0	2	0	0	1	2											
Bill Voss, L OBP: 0.317, SLG: 0.389 (1, 9)	K					SH1-3	2B			4	1	1	1	1	1	3											
Phil Roof, R OBP: 0.287, SLG: 0.234 (6, 1)										2	0	1	0	0	0	2											
Frank Tepedino, L OBP: 0.162, SLG: 0.250 (7, PH)						F5				1	0	0	0	0	1	2											
Elie Rodriguez, R OBP: 0.319, SLG: 0.276 (8, 2)			FC6-4	1B						1	0	0	0	0	0	0											
Ted Kubiak, S OBP: 0.313, SLG: 0.253 (1, 6)		FC6-4	SH1-4	3B		4-3	FC6-4			2	1	0	0	3	0	2											
Skip Lockwood, R ERA: 2.91 (1, 1)										2	0	1	1	0	0	3											
John Morris, L ERA: 2.95 (6, 1)										0	0	0	0	0	0	0											
Lew Krausse, R ERA: 3.65 (7, 1)										0	0	0	0	0	0	0											
Gus Gill, R OBP: 0.307, SLG: 0.188 (8, 1)										1	0	0	0	0	0	3											
Ken Sanders, R ERA: 1.88 (8, PH)										0	0	0	0	0	0	0											
Andy Kosco, R OBP: 0.324, SLG: 0.354 (9, PH)										0	0	0	0	1	0	0											
Inning Stats	R: 2 E: 0 K: 1 S: 7	H: 3 LOB: 1 BB: 1 P: 11	R: 1 E: 1 K: 0 S: 5	H: 2 LOB: 1 BB: 0 P: 5	R: 0 E: 0 K: 1 S: 5	H: 0 LOB: 0 BB: 0 P: 5	R: 0 E: 0 K: 1 S: 6	H: 1 LOB: 2 BB: 2 P: 14	R: 1 E: 0 K: 0 S: 5	H: 2 LOB: 3 BB: 2 P: 13	R: 0 E: 0 K: 2 S: 7	H: 0 LOB: 0 BB: 0 P: 7	R: 0 E: 1 K: 1 S: 7	H: 1 LOB: 3 BB: 1 P: 11	R: 0 E: 0 K: 0 S: 4	H: 1 LOB: 2 BB: 1 P: 8	R: 0 E: 0 K: 1 S: 5	H: 0 LOB: 2 BB: 2 P: 13	1B: 7 2B: 2 3B: 1 HR: 0	SF: 1 SAC: 3 DP: 0 HBP: 0	WP: 0 PB: 0 SB: 2 CS: 1	PA: 46					
PITCHER	IP	WLS	BF	H	R	ER	SO	BB	IBB	HBP	BLK	WP	HR	S	P	ERA	WHIP										
Tom Bradley, R ERA: 2.61 (1, 1)	6.0		30	8	5	4	5	4	1	0	0	0	0	35	55	6.00	2.000										
Bart Johnson, R ERA: 3.45 (7, 1)	3.0	S	16	2	0	0	2	4	0	0	0	0	0	16	32	0.00	2.000										

Batter	1	2	3	4	5	6	7	8	9	AB	R	H	RBI	BB	SO	LOB	TOP					
Walt Williams, R (1,9) OBP: 0.392, SLG: 0.504 Jay Johnstone, L (7,PH) OBP: 0.325, SLG: 0.386										3	0	1	0	0	0	1						
Mike Hershberger, R (1,8) OBP: 0.443, SLG: 0.364										3	0	0	0	1	1	1						
Rich McKinney, R (1,4) OBP: 0.352, SLG: 0.426										4	0	0	0	0	0	2						
Bill Melton, R (1,5) OBP: 0.379, SLG: 0.569										4	0	2	0	0	0	1						
Rick Reichardt, R (1,7) OBP: 0.337, SLG: 0.481										3	1	0	0	0	0	1						
Carlos May, L (1,3) OBP: 0.351, SLG: 0.362										3	1	1	0	1	0	0						
Tom Egan, R (1,2) OBP: 0.351, SLG: 0.489										4	0	0	0	0	2	3						
Rich Morales, R (1,6) OBP: 0.373, SLG: 0.422										3	0	1	0	1	0	2						
Jim Magnuson, R (1,1) Mike Andrews, R (7,PH) OBP: 0.391, SLG: 0.387 Tom Bradley, R (7,1) OBP: 0.133, SLG: 0.114 Terry Forster, L (9,1) Bart Johnson, R (9,1) OBP: 0.200, SLG: 0.225										2	0	0	0	0	1	1						
Inning Stats	R: 0 E: 0 K: 0 S: 3	H: 1 LOB: 1 BB: 1 P: 7	R: 0 E: 0 K: 0 S: 3	H: 0 LOB: 0 BB: 0 P: 3	R: 0 E: 0 K: 0 S: 4	H: 1 LOB: 1 BB: 0 P: 4	R: 0 E: 0 K: 0 S: 3	H: 0 LOB: 0 BB: 0 P: 3	R: 0 E: 0 K: 1 S: 5	H: 0 LOB: 0 BB: 0 P: 5	R: 0 E: 0 K: 2 S: 7	H: 0 LOB: 0 BB: 0 P: 7	R: 0 E: 1 K: 0 S: 5	H: 2 LOB: 2 BB: 2 P: 13	R: 0 E: 0 K: 0 S: 3	H: 0 LOB: 0 BB: 0 P: 3	R: 0 E: 0 K: 1 S: 6	H: 1 LOB: 2 BB: 1 P: 10	1B: 5 2B: 0 3B: 0 HR: 0	SF: 0 SAC: 1 DP: 1 HBP: 0	WP: 0 PB: 0 SB: 0 CS: 0	PA: 35
PITCHER	IP WLS BF H R ER SO BB IBB HBP BLK WP HR S P ERA WHIP																					
Bill Butler, L (1,1) ERA: 1.98	6.2 L 27 4 2 0 3 3 0 0 0 0 0 0 30 42 0.00 1.050																					
Jim York, R (7,1) ERA: 3.27	0.1 1 0 0 0 0 0 0 0 0 0 0 0 0 0 0.00 0.000																					
Al Fitzmorris, R (8,1) ERA: 5.03	2.0 8 1 0 0 0 1 0 1 0 0 0 0 9 13 0.00 0.500																					

Chicago White Sox @ Kansas City Royals
Municipal Stadium, Kansas City, MO
Fri Jul 02, 1971, 8:05 PM EDT
Att: 11,050 - Unknown

AB	30
R	2
H	5
RBI	1
BB	4
SO	4
LOB	12



Batter	1	2	3	4	5	6	7	8	9	AB	R	H	RBI	BB	SO	LOB	BOTTOM					
Freddie Patek, R (1,6) OBP: 0.322, SLG: 0.332										5	1	2	0	0	0	3						
Paul Schaaf, R (1,5) OBP: 0.419, SLG: 0.432										5	0	0	0	0	0	6						
Amos Otis, R (1,8) OBP: 0.356, SLG: 0.519										4	0	1	1	0	1	0						
Lou Piniella, R (1,7) OBP: 0.308, SLG: 0.337										4	0	2	0	0	1	0						
Dennis Paepke, R (1,2) OBP: 0.300, SLG: 0.369										3	0	1	0	1	0	2						
Bob Oliver, R (1,3) OBP: 0.280, SLG: 0.325										4	0	1	0	0	0	3						
Ted Savage, R (1,9) OBP: 0.269, SLG: 0.159 Joe Keough, L (7,PH) OBP: 0.332, SLG: 0.291 Al Fitzmorris, S (8,1) OBP: 0.167, SLG: 0.167										2	0	1	0	0	0	0						
Bobby Knoop, R (1,4) OBP: 0.324, SLG: 0.241 Gail Hopkins, L (7,PH) OBP: 0.318, SLG: 0.462 Bobby Floyd, R (8,4) OBP: 0.313, SLG: 0.154 Cookie Rojas, R (9,PH) OBP: 0.371, SLG: 0.449 Tom Burgmeier, L (9,PH) OBP: 0.250, SLG: 0.143										1	0	0	0	1	0	0						
Bill Butler, L (1,1) Jim York, R (7,1) Ed Kirkpatrick, L (7,PH) OBP: 0.342, SLG: 0.385										2	0	0	0	0	2	3						
Inning Stats	R: 0 E: 0 K: 0 S: 3	H: 0 LOB: 0 BB: 0 P: 3	R: 0 E: 1 K: 1 S: 7	H: 2 LOB: 3 BB: 1 P: 11	R: 1 E: 0 K: 0 S: 5	H: 3 LOB: 1 BB: 0 P: 5	R: 0 E: 0 K: 0 S: 3	H: 0 LOB: 0 BB: 0 P: 3	R: 0 E: 0 K: 1 S: 5	H: 0 LOB: 0 BB: 0 P: 5	R: 0 E: 0 K: 0 S: 3	H: 1 LOB: 1 BB: 1 P: 7	R: 0 E: 0 K: 0 S: 4	H: 1 LOB: 2 BB: 1 P: 8	R: 0 E: 0 K: 2 S: 7	H: 0 LOB: 0 BB: 0 P: 7	R: 0 E: 0 K: 0 S: 4	H: 1 LOB: 3 BB: 2 P: 12	1B: 7 2B: 1 3B: 0 HR: 0	SF: 0 SAC: 1 DP: 2 HBP: 0	WP: 0 PB: 0 SB: 1 CS: 0	PA: 38
PITCHER	IP WLS BF H R ER SO BB IBB HBP BLK WP HR S P ERA WHIP																					
Jim Magnuson, L (1,1) ERA: 2.2	6.0 W 24 4 1 1 2 2 2 0 0 0 0 0 26 34 1.50 1.333																					
Tom Bradley, R (7,1) ERA: 2.57	2.1 11 2 0 0 2 2 0 0 0 0 0 0 13 21 0.00 1.714																					
Terry Forster, L (9,1) ERA: 4.33	0.0 1 0 0 0 0 1 0 0 0 0 0 0 4 ∞ ∞																					
Bart Johnson, R (9,1) ERA: 3.35	0.2 S 2 0 0 0 0 0 0 0 0 0 0 0 2 2 0.00 0.000																					

Chicago White Sox @ Kansas City Royals
Municipal Stadium, Kansas City, MO
Fri Jul 02, 1971, 8:05 PM EDT
Att: 11,050 - Unknown

AB	32
R	1
H	8
RBI	1
BB	5
SO	4
LOB	17



Batter	1	2	3	4	5	6	7	8	9	AB	R	H	RBI	BB	SO	LOB	TOP								
Walt Williams, R OBP: 0.392, SLG: 0.503 (1, 9)	0-0 5-3		0-0 F8		0-0 F6		0-0 G3		0-0 1B	5	0	1	0	0	0	2	Chicago White Sox @ Kansas City Royals Municipal Stadium, Kansas City, MO Mon Jul 05 1971, 4:33 AM EDT Unknown livebaseballscorecards.com								
Jay Johnstone, L OBP: 0.326, SLG: 0.381 Lee Richard, R OBP: 0.308, SLG: 0.332 Steve Kealey, R (7, 1) Mike Andrews, R OBP: 0.389, SLG: 0.385 (9, PH)	4-0 1B		0-0 L3		0-0 E4		0-0 F9		0-3 K	1	0	0	0	1	0	1									
Rich McKinney, R OBP: 0.354, SLG: 0.431 (1, 4)	0-0 1B		0-0 F4		0-0 1B				0-0 F8	5	0	2	0	0	0	3									
Bill Melton, R OBP: 0.368, SLG: 0.551 (1, 5)	0-0 F3				0-0 5-3		0-0 F4		0-0 F7	4	0	0	0	0	0	3									
Rick Reichardt, R OBP: 0.341, SLG: 0.482 (1, 7)					0-0 F3		0-3 K		0-0 2B	4	0	2	0	0	1	1									
Carlos May, L OBP: 0.353, SLG: 0.371 (1, 3)					0-0 FC2-6		0-0 1B		0-0 G3	4	0	2	0	0	0	3									
Ed Herrmann, L OBP: 0.319, SLG: 0.384 Tom Egan, R OBP: 0.346, SLG: 0.479 (8, PH) (8, 2)					0-0 L9		0-0 G3		0-0 L1	3	0	0	0	0	0	4									
Rich Morales, R OBP: 0.355, SLG: 0.382 (1, 6)					0-0 FC5-4		0-0 L5		0-0 5-3	4	0	0	0	0	0	1									
Tom Bradley, R OBP: 0.133, SLG: 0.114 Vicente Romo, R (2, 1) Terry Forster, L (6, 1) Mike Hershberger, R OBP: 0.457, SLG: 0.421 (7, PH) (7, 8)					4-0 L6		0-0 L6		4-0 1B	0	0	0	0	0	0	0									
Inning Stats	R: 0 E: 0 K: 0 S: 3	H: 1 LOB: 1 BB: 1 P: 7	R: 0 E: 0 K: 0 S: 4	H: 1 LOB: 1 BB: 0 P: 4	R: 0 E: 0 K: 0 S: 3	H: 0 LOB: 1 BB: 1 P: 7	R: 0 E: 0 K: 0 S: 4	H: 1 LOB: 0 BB: 0 P: 4	R: 0 E: 0 K: 0 S: 3	H: 0 LOB: 0 BB: 0 P: 3	R: 1 E: 1 K: 1 S: 8	H: 3 LOB: 2 BB: 0 P: 8	R: 0 E: 0 K: 0 S: 4	H: 1 LOB: 1 BB: 0 P: 4	R: 0 E: 0 K: 0 S: 5	H: 1 LOB: 2 BB: 1 P: 5		R: 0 E: 0 K: 1 S: 6	H: 1 LOB: 2 BB: 1 P: 10	1B: 6 2B: 1 3B: 2 HR: 0	SF: 0 SAC: 0 DP: 0 HBP: 0	WP: 0 PB: 0 SB: 0 CS: 0	PA: 39		
PITCHER	IP	WLS	BF	H	R	ER	SO	BB	IBB	HBP	BLK	WP	HR	S	P	ERA	WHIP								
Bruce Dal Canton, R ERA: 2.89 Tom Burgmeier, L ERA: 1.41	(1, 1) (8, 1)	7.1 S	32 7	8 1	1 0	1 0	1 1	2 1	0 0	0 0	0 0	0 0	0 0	32 8	40 12	1.23 0.00	1.364 1.200								

Batter	1	2	3	4	5	6	7	8	9	AB	R	H	RBI	BB	SO	LOB	BOTTOM								
Freddie Patek, R OBP: 0.315, SLG: 0.328 (1, 6)	0-3 K	0-0 6-3	0-0 6-3							4	0	1	0	0	1	2	Chicago White Sox @ Kansas City Royals Municipal Stadium, Kansas City, MO Mon Jul 05 1971, 4:33 AM EDT Unknown livebaseballscorecards.com								
Paul Schaaf, R OBP: 0.417, SLG: 0.433 (1, 5)	0-0 1B	0-0 2B			0-0 F8		4-0 2B		0-0 1-3	4	2	2	0	1	0	1									
Amos Otis, R OBP: 0.354, SLG: 0.512 (1, 8)	0-0 F3	0-0 CS			0-0 F7		4-0 1B		0-0 2B	4	0	2	2	1	0	1									
Ed Kirkpatrick, L OBP: 0.333, SLG: 0.370 (1, 2)	0-0 1B	4-0 1B			0-0 4-3		0-0 F9		0-3 K	4	1	1	1	1	1	4									
Gail Hopkins, L OBP: 0.333, SLG: 0.459 (1, 3)	0-0 1B	0-0 F4			0-0 F8		4-0 1B		0-0 1-3	3	1	1	0	1	0	1									
Cookie Rojas, R OBP: 0.373, SLG: 0.444 (1, 4)	0-0 1B				0-0 1-3		0-0 1-3		0-0 1-3	4	1	2	1	0	0	1									
Lou Piniella, R OBP: 0.295, SLG: 0.322 (1, 7)	0-0 1B				0-0 F9		0-0 FC6-5		0-3 K	4	0	1	0	0	1	2									
Joe Keough, L OBP: 0.335, SLG: 0.296 (1, 9)	0-0 1B				0-0 FC1-5		0-0 1B		0-0 F4	4	0	2	1	0	0	1									
Bruce Dal Canton, R OBP: 0.103, SLG: 0.103 Tom Burgmeier, L OBP: 0.333, SLG: 0.250 (1, 1) (8, 1)	0-3 K				0-0 FC1-5		0-0 F9		0-0 SH1-3	3	0	0	0	0	1	4									
Inning Stats	R: 4 E: 0 K: 2 S: 13	H: 6 LOB: 2 BB: 0 P: 13	R: 1 E: 0 K: 0 S: 4	H: 2 LOB: 1 BB: 1 P: 8	R: 0 E: 0 K: 1 S: 7	H: 2 LOB: 2 BB: 0 P: 7	R: 0 E: 0 K: 0 S: 3	H: 0 LOB: 0 BB: 0 P: 3	R: 0 E: 0 K: 0 S: 3	H: 0 LOB: 0 BB: 0 P: 3	R: 0 E: 0 K: 0 S: 4	H: 1 LOB: 3 BB: 2 P: 12	R: 0 E: 0 K: 0 S: 3	H: 0 LOB: 1 BB: 1 P: 7	R: 1 E: 0 K: 1 S: 7	H: 2 LOB: 1 BB: 0 P: 7		1B: 9 2B: 4 3B: 0 HR: 0	SF: 0 SAC: 1 DP: 0 HBP: 0	WP: 1 PB: 0 SB: 0 CS: 1	PA: 40				
PITCHER	IP	WLS	BF	H	R	ER	SO	BB	IBB	HBP	BLK	WP	HR	S	P	ERA	WHIP								
Tom Bradley, R ERA: 2.86 Vicente Romo, R ERA: 5.71 Terry Forster, L ERA: 4.28 Steve Kealey, R ERA: 4.65	(1, 1) (2, 1) (6, 1) (7, 1)	1.1 4.1 0.1 2.0	L 18 1 9	12 3	8 0	5 0	2 0	0 0	0 0	0 0	0 0	0 0	0 0	1 1	16 29	0.00 0.00	6.000 0.000								

Batter	1	2	3	4	5	6	7	8	9	AB	R	H	RBI	BB	SO	LOB	TOP					
Walt Williams, R OBP: 0.382, SLG: 0.490 (1, 9)										4	0	0	0	0	0	3	Chicago White Sox @ Kansas City Royals Municipal Stadium, Kansas City, MO Mon Jul 05 1971, 4:38 AM EDT Att: 13,296 - Unknown livebaseballscorecards.com					
Mike Hershberger, R OBP: 0.469, SLG: 0.405 (1, 8)										3	0	0	0	1	0	2						
Mike Andrews, R OBP: 0.387, SLG: 0.387 (1, 4)										4	0	1	0	0	0	2						
Bill Melton, R OBP: 0.363, SLG: 0.542 (1, 5)										4	0	0	0	0	1	1						
Rick Reichardt, R OBP: 0.340, SLG: 0.478 (1, 7)										4	0	1	0	0	0	0						
Carlos May, L OBP: 0.353, SLG: 0.369 (1, 3)										2	0	0	0	1	0	1						
Tom Egan, R OBP: 0.340, SLG: 0.469 (1, 2)										3	0	0	0	0	2	2						
Rich Morales, R OBP: 0.369, SLG: 0.386 (8, PR)										2	0	1	0	1	0	0						
Pat Kelly, L OBP: 1.000, SLG: 1.000 (8, 1)										0	0	0	0	0	0	0						
Bart Johnson, R OBP: 0.200, SLG: 0.225 (8, 1)										0	0	0	0	0	0	0						
Joe Horlen, R OBP: 0.063, SLG: 0.067 (8, PH)										1	0	0	0	0	0	0						
Lee Richard, R OBP: 0.306, SLG: 0.330 (8, 6)										1	0	0	0	0	1	1						
Inning Stats	R: 0 E: 0 K: 1 S: 6	H: 1 LOB: 1 BB: 0 P: 6	R: 0 E: 0 K: 1 S: 5	H: 0 LOB: 0 BB: 0 P: 5	R: 0 E: 0 K: 0 S: 3	H: 0 LOB: 0 BB: 0 P: 3	R: 0 E: 0 K: 0 S: 3	H: 0 LOB: 0 BB: 1 P: 3	R: 0 E: 0 K: 0 S: 2	H: 0 LOB: 0 BB: 1 P: 6	R: 0 E: 0 K: 0 S: 4	H: 1 LOB: 2 BB: 1 P: 8	R: 0 E: 0 K: 1 S: 6	H: 1 LOB: 1 BB: 0 P: 6	R: 0 E: 0 K: 1 S: 5	H: 0 LOB: 2 BB: 1 P: 9	R: 0 E: 0 K: 0 S: 3	H: 0 LOB: 0 BB: 0 P: 3	1B: 2 2B: 1 3B: 0 HR: 0	SF: 0 SAC: 1 DP: 1 HBP: 0	WP: 0 PB: 0 SB: 1 CS: 0	PA: 32
PITCHER Jim Rooker, L ERA: 5.18 (1, 1)	IP: 9.0 WLS: W BF: 32 H: 3 R: 0 ER: 0 SO: 4 BB: 3 IBB: 0 HBP: 0 BLK: 0 WP: 0 HR: 0 S: 37 P: 49 ERA: 0.00 WHIP: 0.667															PITCHER Jim Rooker, L ERA: 5.18 (1, 1)	IP: 9.0 WLS: W BF: 32 H: 3 R: 0 ER: 0 SO: 4 BB: 3 IBB: 0 HBP: 0 BLK: 0 WP: 0 HR: 0 S: 37 P: 49 ERA: 0.00 WHIP: 0.667					

Batter	1	2	3	4	5	6	7	8	9	AB	R	H	RBI	BB	SO	LOB	BOTTOM			
Freddie Patek, R OBP: 0.315, SLG: 0.331 (1, 6)										3	1	1	0	0	0	0	Chicago White Sox @ Kansas City Royals Municipal Stadium, Kansas City, MO Mon Jul 05 1971, 4:38 AM EDT Att: 13,296 - Unknown livebaseballscorecards.com			
Paul Schaaf, R OBP: 0.414, SLG: 0.428 (1, 5)										3	0	0	0	0	2	1				
Amos Otis, R OBP: 0.354, SLG: 0.510 (1, 8)										3	0	1	1	0	0	0				
Ed Kirkpatrick, L OBP: 0.329, SLG: 0.365 (1, 2)										3	0	0	0	0	0	1				
Gail Hopkins, L OBP: 0.323, SLG: 0.443 (1, 3)										3	0	0	0	0	0	0				
Cookie Rojas, R OBP: 0.368, SLG: 0.439 (1, 4)										3	0	0	0	0	0	0				
Lou Piniella, R OBP: 0.296, SLG: 0.322 (1, 7)										3	0	1	0	0	0	0				
Joe Keough, L OBP: 0.330, SLG: 0.291 (1, 9)										3	0	0	0	0	0	1				
Jim Rooker, R (1, 1)										2	0	0	0	0	0	0				
Inning Stats	R: 1 E: 0 K: 0 S: 4	H: 2 LOB: 0 BB: 0 P: 4	R: 0 E: 0 K: 0 S: 3	H: 0 LOB: 0 BB: 0 P: 3	R: 0 E: 0 K: 0 S: 3	H: 0 LOB: 0 BB: 0 P: 3	R: 0 E: 0 K: 1 S: 5	H: 0 LOB: 0 BB: 0 P: 5	R: 0 E: 0 K: 0 S: 3	H: 0 LOB: 0 BB: 0 P: 3	R: 0 E: 0 K: 0 S: 3	H: 0 LOB: 0 BB: 0 P: 3	R: 0 E: 0 K: 0 S: 3	H: 0 LOB: 0 BB: 0 P: 3	R: 0 E: 0 K: 0 S: 3	H: 0 LOB: 0 BB: 0 P: 3		1B: 2 2B: 1 3B: 0 HR: 0	SF: 0 SAC: 0 DP: 0 HBP: 0	WP: 0 PB: 0 SB: 0 CS: 1
PITCHER Joe Horlen, R ERA: 4.47 Bart Johnson, R ERA: 3.32 (8, 1)	IP: 7.0 WLS: L BF: 23 H: 3 R: 1 ER: 1 SO: 2 BB: 0 IBB: 0 HBP: 0 BLK: 0 WP: 0 HR: 0 S: 27 P: 27 ERA: 1.29 WHIP: 0.429															PITCHER Joe Horlen, R ERA: 4.47 Bart Johnson, R ERA: 3.32 (8, 1)	IP: 7.0 WLS: L BF: 23 H: 3 R: 1 ER: 1 SO: 2 BB: 0 IBB: 0 HBP: 0 BLK: 0 WP: 0 HR: 0 S: 27 P: 27 ERA: 1.29 WHIP: 0.429			

Batter	1	2	3	4	5	6	7	8	9	AB	R	H	RBI	BB	SO	LOB	TOP					
Angel Mangual, R OBP: 0.354, SLG: 0.415	4-0 3B BB		0-0 F8		0-0 1B 2B	0-0 6-3		0-0 F9 PB 1-3 1B		4	3	2	0	1	0	0						
Joe Rudi, R OBP: 0.307, SLG: 0.432	0-0 1-H 9-2 3B		0-0 5-3		0-0 FC 1B 1B	0-0 F1		0-0 1-3		5	1	2	1	0	0	1						
Reggie Jackson, L OBP: 0.376, SLG: 0.530 Curt Blefary, L OBP: 0.323, SLG: 0.431	0-3 K		0-0 1B		0-0 FC 6-3 1B	0-0 HR		0-0 F9		4	2	3	2	0	1	1						
Tommy Davis, R OBP: 0.367, SLG: 0.416 Mike Hegan, L OBP: 0.350, SLG: 0.357	4-0 BB		0-0 1-3		0-0 FC 6-3 2B	0-0 2B		0-0 F7		3	1	1	1	1	0	2						
Sal Bando, R OBP: 0.370, SLG: 0.431	0-0 9-2			0-0 5-3	0-0 6-3	0-0 4-3			0-3 K	5	0	0	1	0	1	4						
Dave Duncan, R OBP: 0.298, SLG: 0.441		0-0 F9		4-0 BB	0-0 1B 2B		0-0 2B		0-0 F7	4	1	2	1	1	0	0						
Larry Brown, R OBP: 0.270, SLG: 0.252	4-0 1B CS BB		0-3 K	0-0 K	0-0 1B		0-0 6-3		0-0 F2	4	1	1	1	1	1	2						
Dick Green, R OBP: 0.346, SLG: 0.398 Tony La Russa, R (7, PH)	0-0 CS 1B		0-0 F9	0-0 F9	0-0 1B		0-0 F3			3	0	2	1	0	0	1						
Diego Segui, R OBP: 0.315, SLG: 0.200 Bob Locker, S (9, 1)	0-0 5-3		0-0 1-2 3-H		0-0 K		0-3 K			4	0	0	0	0	3	4						
Inning Stats	R: 1 E: 0 K: 1 S: 5	H: 1 LOB: 1 BB: 2 P: 13	R: 0 E: 0 K: 0 S: 3	H: 1 LOB: 1 BB: 1 P: 7	R: 0 E: 0 K: 0 S: 4	H: 1 LOB: 1 BB: 0 P: 4	R: 0 E: 0 K: 1 S: 5	H: 0 LOB: 1 BB: 1 P: 9	R: 6 E: 1 K: 2 S: 14	H: 6 LOB: 1 BB: 0 P: 14	R: 1 E: 0 K: 0 S: 5	H: 2 LOB: 1 BB: 0 P: 5	R: 0 E: 0 K: 1 S: 6	H: 1 LOB: 1 BB: 0 P: 6	R: 1 E: 0 K: 0 S: 4	H: 1 LOB: 0 BB: 0 P: 4	R: 0 E: 0 K: 1 S: 5	H: 0 LOB: 0 BB: 0 P: 5	1B: 7 2B: 5 3B: 1 HR: 1	SF: 0 SAC: 0 DP: 1 HBP: 0	WP: 0 PB: 1 CS: 0	PA: 43
PITCHER	IP WLS BF H R ER SO BB IBB HBP BLK WP HR S P ERA WHIP																					
Jim Magnuson, L ERA: 2.61	(1, 1) 4.1 L 21 6 4 2 3 4 0 0 0 0 0 0 23 39 4.15 2.308																					
Tom Bradley, R ERA: 2.57	(5, 1) 2.2 15 6 4 1 2 0 0 0 0 0 1 19 19 3.38 2.250																					
Steve Kealey, R ERA: 4.43	(8, 1) 2.0 7 1 1 0 1 0 0 0 0 0 0 9 9 0.00 0.500																					

Oakland Athletics @ Chicago White Sox
Comiskey Park, Chicago, IL
Tue Jul 06 1971, 8:05 PM EDT
Att. 11,936 - Unknown

AB	39
R	9
H	13
RBI	8
BB	4
SO	6
LOB	17



Batter	1	2	3	4	5	6	7	8	9	AB	R	H	RBI	BB	SO	LOB	BOTTOM					
Walt Williams, R OBP: 0.377, SLG: 0.481	0-0 1-3		0-0 6-3		0-0 1B		0-0 F7		0-3 K	5	0	1	0	0	1	3						
Jay Johnstone, L OBP: 0.323, SLG: 0.379	0-3 K		0-0 1B		0-0 F7		0-0 F8	0-0 SF9		4	0	1	1	0	1	1						
Rich McKinney, R OBP: 0.351, SLG: 0.425	0-0 1-3		0-0 F7		0-3 K		0-0 F8	0-0 FC6-4 1B		5	0	1	1	0	1	2						
Bill Melton, R OBP: 0.363, SLG: 0.540		0-0 F8	0-0 F7		0-0 FC6-4 1B		0-0 FC6-4 1B	0-0 WP 1B	0-0 FC6-4 1B	5	1	2	0	0	0	3						
Rick Reichardt, R OBP: 0.342, SLG: 0.476	4-0 HBP S BB		0-0 F9		0-0 F4		0-0 F4		0-0 1-H 1B	3	0	1	1	1	0	1						
Carlos May, L OBP: 0.352, SLG: 0.365	4-0 HBP BB		0-0 G3		0-0 F4		0-0 F4		0-0 F8	3	0	0	0	1	0	2						
Tom Egan, R OBP: 0.343, SLG: 0.467	1-0 HBP		0-0 F7		0-0 FC6-4		0-0 FC6-4		0-0 1B E SF9 1B	3	1	1	0	0	0	1						
Rich Morales, R OBP: 0.348, SLG: 0.361	0-0 F7		0-0 F7		0-0 F7		0-3 K		0-0 E4 1B 1B	4	1	0	0	0	1	4						
Jim Magnuson, R Tom Bradley, R Luis Alvarado, R Steve Kealey, R	(1, 1) 0-3 (5, 1) 0-0 (7, PH) 0-0 (8, 1) 0-0	0-0 K		0-0 HR		0-0 L6		0-0 1B		1	0	0	0	0	1	3						
Pat Kelly, L OBP: 1.000, SLG: 1.000	(9, PH) 1-2 2-3		0-0 1B							1	0	1	0	0	0	0						
Inning Stats	R: 0 E: 0 K: 1 S: 5	H: 0 LOB: 0 BB: 0 P: 5	R: 0 E: 0 K: 1 S: 5	H: 0 LOB: 2 BB: 2 P: 14	R: 0 E: 0 K: 0 S: 4	H: 0 LOB: 0 BB: 0 P: 3	R: 0 E: 0 K: 0 S: 3	H: 0 LOB: 0 BB: 0 P: 3	R: 1 E: 0 K: 1 S: 7	H: 2 LOB: 1 BB: 0 P: 7	R: 0 E: 0 K: 0 S: 4	H: 1 LOB: 1 BB: 0 P: 4	R: 0 E: 0 K: 1 S: 5	H: 0 LOB: 0 BB: 0 P: 5	R: 1 E: 0 K: 0 S: 5	H: 2 LOB: 1 BB: 0 P: 5	R: 2 E: 1 K: 1 S: 9	H: 3 LOB: 2 BB: 0 P: 9	1B: 8 2B: 0 3B: 0 HR: 1	SF: 1 SAC: 0 DP: 0 HBP: 1	WP: 1 PB: 0 SB: 1 CS: 0	PA: 40
PITCHER	IP WLS BF H R ER SO BB IBB HBP BLK WP HR S P ERA WHIP																					
Diego Segui, R ERA: 3.43	(1, 1) 8.0 W 33 6 2 2 4 2 0 1 0 0 0 1 38 47 2.25 1.000																					
Bob Locker, R ERA: 3.82	(9, 1) 1.0 S 7 3 2 0 1 0 0 0 0 0 0 0 9 9 0.00 3.000																					

Oakland Athletics @ Chicago White Sox
Comiskey Park, Chicago, IL
Tue Jul 06 1971, 8:05 PM EDT
Att. 11,936 - Unknown

AB	36
R	4
H	9
RBI	4
BB	2
SO	5
LOB	20



Batter	1	2	3	4	5	6	7	8	9	AB	R	H	RBI	BB	SO	LOB	TOP																					
Angel Mangual, R (1, 8) OBP: 0.354, SLG: 0.413 Rick Monday, L (8, PH) OBP: 0.344, SLG: 0.385	G6-4-3 1B		4-3			F8		CS BB		3	0	1	0	0	0	0																						
Joe Rudi, R (1, 7) OBP: 0.307, SLG: 0.429	G6-4-3 1-2			5-3			G3-6-3 1B	CS	6-3	4	0	1	0	0	0	1																						
Reggie Jackson, L (1, 9) OBP: 0.374, SLG: 0.525	4-3			L7			G3-6-3 1-2		G6-4-3 BB	3	0	0	0	1	0	1																						
Tommy Davis, R (1, 3) OBP: 0.363, SLG: 0.409		1-3		4-3			BB S 1B		G6-4-3 BB	4	0	1	0	0	0	1																						
Sal Bando, R (1, 5) OBP: 0.376, SLG: 0.443		HR				G5-4-3 BB	BB IBB			1	1	1	1	2	0	0																						
Gene Tenace, R (1, 2) OBP: 0.339, SLG: 0.300		6-3				F8	FC6-4 BB			2	0	0	0	1	0	1																						
Larry Brown, R (1, 6) OBP: 0.263, SLG: 0.245		6-3				G5-4-3 1-2	FC6-4 BB			3	0	0	0	0	0	4																						
Dick Green, R (1, 4) OBP: 0.342, SLG: 0.393			6-3			6-3		L5		3	0	0	0	0	0	0																						
Blue Moon Odom, R (1, 1) Mike Epstein, L (8, PH) OBP: 0.374, SLG: 0.481 Darold Knowles, L (8, 1) OBP: 0.250, SLG: 0.250			K			K		4-3		2	0	0	0	0	2	0																						
Inning Stats	R: 0 E: 0 K: 0 S: 3	H: 1 LOB: 0 BB: 0 P: 3	R: 1 E: 0 K: 0 S: 4	H: 1 LOB: 0 BB: 0 P: 4	R: 0 E: 0 K: 1 S: 5	H: 0 LOB: 0 BB: 0 P: 5	R: 0 E: 0 K: 0 S: 3	H: 0 LOB: 0 BB: 0 P: 3	R: 0 E: 0 K: 0 S: 2	H: 0 LOB: 0 BB: 1 P: 6	R: 0 E: 0 K: 1 S: 5	H: 0 LOB: 0 BB: 0 P: 5	R: 0 E: 0 K: 0 S: 4	H: 2 LOB: 3 BB: 2 P: 12	R: 0 E: 0 K: 0 S: 2	H: 0 LOB: 0 BB: 1 P: 6	R: 0 E: 0 K: 0 S: 2	H: 0 LOB: 0 BB: 1 P: 6	1B: 3 2B: 0 3B: 0 HR: 1	SF: 0 SAC: 0 DP: 4 HBP: 0	WP: 0 PB: 0 SB: 1 CS: 1	PA: 32																
PITCHER	IP	WLS	BF	H	R	ER	SO	BB	IBB	HBP	BLK	WP	HR	S	P	ERA	WHIP	PITCHER				IP	WLS	BF	H	R	ER	SO	BB	IBB	HBP	BLK	WP	HR	S	P	ERA	WHIP
Tommy John, L (1, 1) ERA: 3.36	7.0	W	25	4	1	1	2	2	1	0	0	0	1	26	38	1.29	0.857																					
Bart Johnson, R (8, 1) ERA: 3.27	2.0	S	6	0	0	0	0	2	0	0	0	0	0	4	12	0.00	1.000																					

Oakland Athletics @ Chicago White Sox
Comiskey Park, Chicago, IL
Wed Jul 07 1971, 8:05 PM EDT
Att: 12,043 - Unknown

AB	26
R	1
H	4
RBI	1
BB	5
SO	2
LOB	8



Batter	1	2	3	4	5	6	7	8	9	AB	R	H	RBI	BB	SO	LOB	BOTTOM																					
Walt Williams, R (1, 7) OBP: 0.374, SLG: 0.476	L5		1B E SF8 1B		6-3		5-3			4	1	1	0	0	0	1																						
Pat Kelly, L (1, 9) OBP: 0.875, SLG: 0.800 Mike Hershberger, R (8, 8) OBP: 0.444, SLG: 0.400	S 1B		1B 1-3 1B		G3			5-3		3	0	2	0	0	0	0																						
Carlos May, L (1, 3) OBP: 0.348, SLG: 0.361	K 1-2		SF8		3-1			F7		3	0	0	1	0	1	1																						
Bill Melton, R (1, 5) OBP: 0.362, SLG: 0.536	F7		3-H 1-2 1B			F7		F3		4	0	1	0	0	0	1																						
Jay Johnstone, L (1, 8) OBP: 0.323, SLG: 0.375		BB BB	BB BB		K		G3			2	0	0	0	1	1	2																						
Mike Andrews, R (1, 4) OBP: 0.382, SLG: 0.381		F9	F8			K				3	0	0	0	0	1	3																						
Ed Herrmann, L (1, 2) OBP: 0.326, SLG: 0.386 Lee Richard, R (7, PR) OBP: 0.306, SLG: 0.330 Chuck Brinkman, R (8, 2) OBP: 0.278, SLG: 0.188		BB BB	BB BB		G3			SH1-4 SF8 1B		2	0	1	0	1	0	0																						
Luis Alvarado, R (1, 6) OBP: 0.248, SLG: 0.298		BB BB	BB BB		F6			SH1-4		2	0	1	0	0	0	0																						
Tommy John, R (1, 1) OBP: 0.167, SLG: 0.118 Rich McKinney, R (7, PH) OBP: 0.349, SLG: 0.425 Bart Johnson, R (8, 1) OBP: 0.200, SLG: 0.225		BB BB	BB BB		6-3			SF8		2	0	0	0	0	1	2																						
Inning Stats	R: 0 E: 0 K: 1 S: 6	H: 1 LOB: 1 BB: 0 P: 6	R: 0 E: 0 K: 1 S: 5	H: 1 LOB: 2 BB: 2 P: 13	R: 1 E: 1 K: 1 S: 8	H: 3 LOB: 2 BB: 0 P: 8	R: 0 E: 0 K: 0 S: 3	H: 0 LOB: 0 BB: 0 P: 3	R: 0 E: 0 K: 1 S: 5	H: 0 LOB: 0 BB: 0 P: 5	R: 1 E: 0 K: 0 S: 4	H: 1 LOB: 1 BB: 0 P: 4	R: 0 E: 0 K: 0 S: 3	H: 0 LOB: 0 BB: 0 P: 3	R: 0 E: 0 K: 0 S: 3	H: 0 LOB: 0 BB: 0 P: 3	1B: 6 2B: 0 3B: 0 HR: 0	SF: 2 SAC: 1 DP: 0 HBP: 0	WP: 0 PB: 1 SB: 1 CS: 0	PA: 31																		
PITCHER	IP	WLS	BF	H	R	ER	SO	BB	IBB	HBP	BLK	WP	HR	S	P	ERA	WHIP	PITCHER				IP	WLS	BF	H	R	ER	SO	BB	IBB	HBP	BLK	WP	HR	S	P	ERA	WHIP
Blue Moon Odom, R (1, 1) ERA: 2.87	7.0	L	28	6	2	2	4	2	0	0	0	0	0	34	42	2.57	1.143																					
Darold Knowles, L (8, 1) ERA: 5.4	1.0		3	0	0	0	0	0	0	0	0	0	0	3	3	0.00	0.000																					

Oakland Athletics @ Chicago White Sox
Comiskey Park, Chicago, IL
Wed Jul 07 1971, 8:05 PM EDT
Att: 12,043 - Unknown

AB	26
R	2
H	6
RBI	2
BB	2
SO	4
LOB	10



Batter	1	2	3	4	5	6	7	8	9	AB	R	H	RBI	BB	SO	LOB	TOP			
Angel Mangual, R OBP: 0.355, SLG: 0.413 (1, 8)	0-0 5-3	0-0 1B		0-0 7-6-4 1B			0-0 F3		0-0 F2	5	0	2	1	0	0	1				
Joe Rudi, R OBP: 0.308, SLG: 0.429 (1, 7)	0-0 4-3	0-0 1-2 1B		0-0 7-6-4 1-2 1B			0-0 1B		0-0 F8	5	0	2	0	0	0	2				
Reggie Jackson, L OBP: 0.370, SLG: 0.518 (1, 9)	0-3 K	0-0 G3			0-3 K		0-3 K			4	0	0	0	0	3	3				
Tommy Davis, R OBP: 0.358, SLG: 0.402 Mike Hegan, L OBP: 0.350, SLG: 0.357 (1, 3) (7, 3)		0-0 E5 1B	0-0 G4-6-3 1B		0-0 6-3		0-0 4-3			4	1	1	0	0	0	1				
Sal Bando, R OBP: 0.374, SLG: 0.440 (1, 5)		0-0 1B 2B	0-0 G4-6-3 1-2 1B		0-0 F8			0-0 F8		4	1	1	0	0	0	1				
Dave Duncan, R OBP: 0.301, SLG: 0.442 (1, 2)		0-0 2B 1-2 SF9 1B	0-0 1B		0-0 F8			0-0 1-3		4	1	2	1	0	0	0				
Larry Brown, R OBP: 0.288, SLG: 0.282 (1, 6)		0-0 1-3 2B 1B	0-0 1-3 1B		0-0 1B			0-0 CS 1B		4	1	4	1	0	0	0				
Dick Green, R OBP: 0.338, SLG: 0.389 (1, 4)		0-0 SF9 3-H	0-0 5-3		0-0 F8			0-0 CS 1-2	0-0 F4	3	0	0	1	0	0	3				
Chuck Dobson, R OBP: 0.286, SLG: 0.412 (1, 1)		0-0 6-3		0-0 F7			0-0 F4		0-0 2B	4	0	1	0	0	0	2				
Inning Stats	R: 0 E: 0 K: 1 S: 5	H: 0 LOB: 0 BB: 0 P: 5	R: 4 E: 1 K: 0 S: 9	H: 5 LOB: 2 BB: 0 P: 9	R: 0 E: 0 K: 0 S: 5	H: 3 LOB: 2 BB: 0 P: 5	R: 0 E: 0 K: 0 S: 3	H: 1 LOB: 0 BB: 0 P: 3	R: 0 E: 0 K: 0 S: 4	H: 1 LOB: 1 BB: 0 P: 4	R: 0 E: 0 K: 1 S: 6	H: 1 LOB: 1 BB: 0 P: 6	R: 0 E: 0 K: 0 S: 3	H: 1 LOB: 0 BB: 0 P: 3	R: 0 E: 0 K: 0 S: 4	H: 1 LOB: 1 BB: 0 P: 4	1B: 11 2B: 3 3B: 0 HR: 0	SF: 1 SAC: 0 DP: 2 HBP: 0	WP: 0 PB: 0 CS: 1	PA: 39
PITCHER	IP	WLS	BF	H	R	ER	SO	BB	IBB	HBP	BLK	WP	HR	S	P	ERA	WHIP			
Wilbur Wood, L ERA: 1.8 (1, 1)	8.0	L	34	12	4	2	3	0	0	0	0	0	0	40	40	2.25	1.500			
Vicente Romo, R ERA: 5.55 (9, 1)	1.0		4	1	0	0	0	0	0	0	0	0	0	4	4	0.00	1.000			

Oakland Athletics @ Chicago White Sox
Comiskey Park, Chicago, IL
Thu Jul 08 1971, 4:33 AM EDT
Att: 10,178 - Unknown

AB	37
R	4
H	13
RBI	4
BB	0
SO	3
LOB	13



Batter	1	2	3	4	5	6	7	8	9	AB	R	H	RBI	BB	SO	LOB	BOTTOM					
Walt Williams, R OBP: 0.366, SLG: 0.464 (1, 7)	0-0 F8		0-0 L5			0-0 F4		0-0 4-3		4	0	0	0	0	0	0						
Pat Kelly, L OBP: 0.583, SLG: 0.444 (1, 9)	0-0 F7		0-0 1-3			0-0 F7		0-0 F7		4	0	0	0	0	0	0						
Carlos May, L OBP: 0.353, SLG: 0.364 (1, 3)	4-0 FC6-4 BB			0-0 F8		0-0 1B		0-0 1B		3	0	2	0	1	0	0						
Bill Melton, R OBP: 0.361, SLG: 0.542 (1, 5)	0-0 FC6-4 1-2			0-0 HR		0-3 K		0-0 F8		4	1	1	1	0	1	3						
Jay Johnstone, L OBP: 0.322, SLG: 0.373 (1, 8)		0-0 F5		0-0 F6		0-0 1B		0-0 F8		4	0	1	0	0	0	1						
Mike Andrews, R OBP: 0.380, SLG: 0.394 (1, 4)		0-0 HR		0-0 F4		0-0 L7		0-3 K		4	1	1	1	0	1	2						
Ed Herrmann, L OBP: 0.319, SLG: 0.377 (1, 2)		0-0 F6			0-0 F8		0-0 F8			3	0	0	0	0	0	1						
Luis Alvarado, R OBP: 0.245, SLG: 0.294 Rick Reichardt, R OBP: 0.341, SLG: 0.474 Rich Morales, R OBP: 0.348, SLG: 0.361 (1, 6) (7, PH) (8, 6)		0-3 K			0-0 5-3		0-0 F4			2	0	0	0	0	1	0						
Wilbur Wood, R OBP: 0.146, SLG: 0.047 Mike Hershberger, R OBP: 0.440, SLG: 0.285 Vicente Romo, R (9, 1)			0-3 K		0-0 4-3			0-0 L6		2	0	0	0	0	1	0						
Inning Stats	R: 0 E: 0 K: 0 S: 3	H: 0 LOB: 1 BB: 1 P: 7	R: 1 E: 0 K: 1 S: 6	H: 1 LOB: 0 BB: 0 P: 6	R: 0 E: 0 K: 1 S: 5	H: 0 LOB: 0 BB: 0 P: 5	R: 1 E: 0 K: 0 S: 4	H: 1 LOB: 0 BB: 0 P: 4	R: 0 E: 0 K: 0 S: 3	H: 0 LOB: 0 BB: 0 P: 3	R: 0 E: 0 K: 1 S: 6	H: 1 LOB: 1 BB: 0 P: 6	R: 0 E: 0 K: 0 S: 4	H: 1 LOB: 1 BB: 0 P: 4	R: 0 E: 0 K: 0 S: 3	H: 0 LOB: 0 BB: 0 P: 3	R: 0 E: 0 K: 1 S: 6	H: 1 LOB: 1 BB: 0 P: 6	1B: 3 2B: 0 3B: 0 HR: 2	SF: 0 SAC: 0 DP: 0 HBP: 0	WP: 0 PB: 0 CS: 0	PA: 33
PITCHER	IP	WLS	BF	H	R	ER	SO	BB	IBB	HBP	BLK	WP	HR	S	P	ERA	WHIP					
Chuck Dobson, R ERA: 3.04 (1, 1)	9.0	W	33	5	2	2	4	1	0	0	0	0	2	40	44	2.00	0.667					

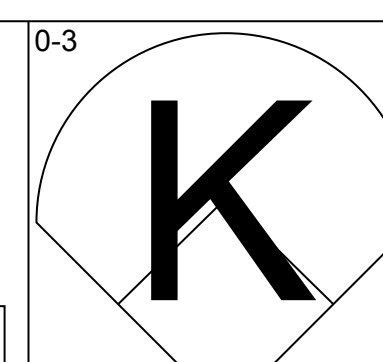
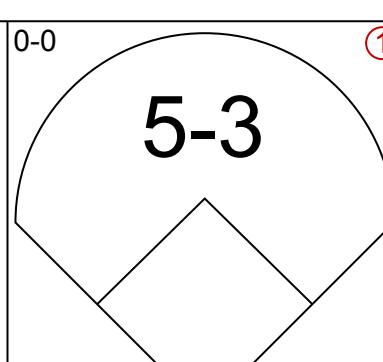
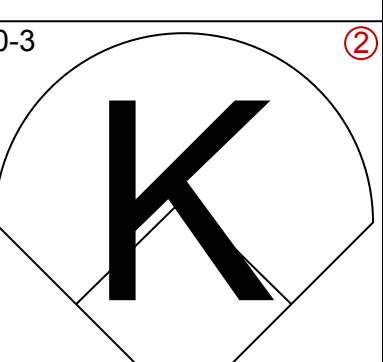
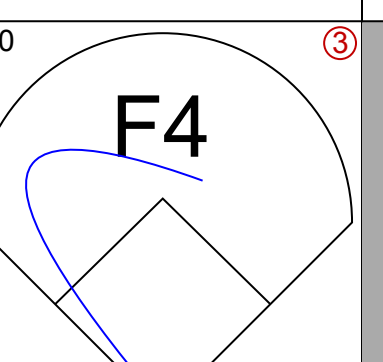
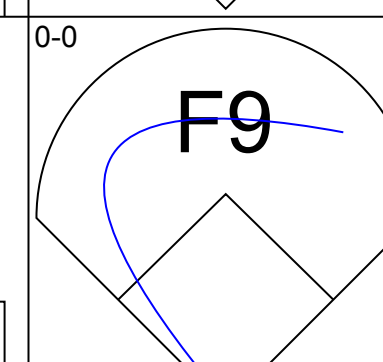
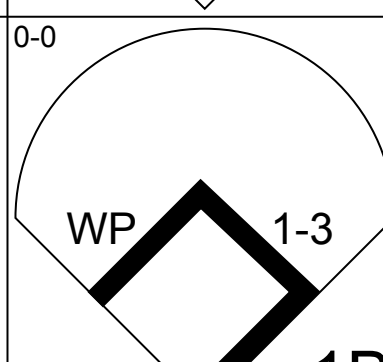
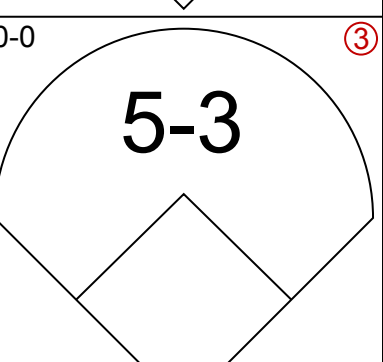
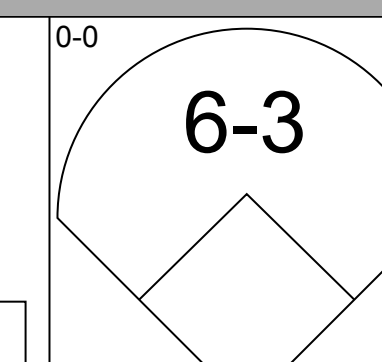
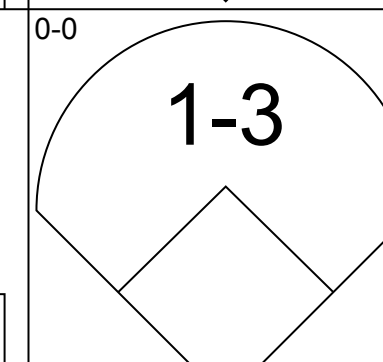
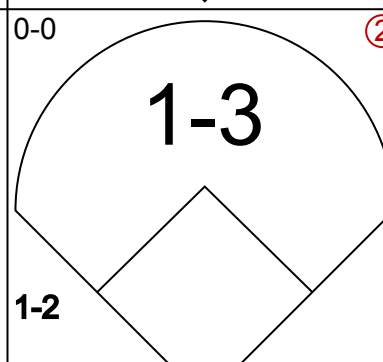
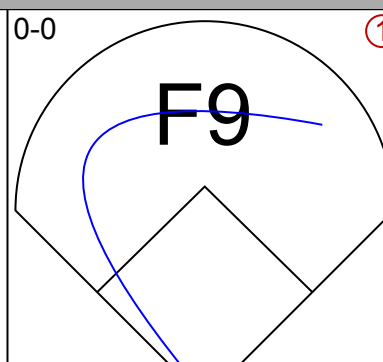
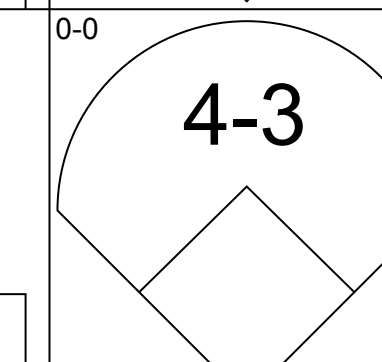
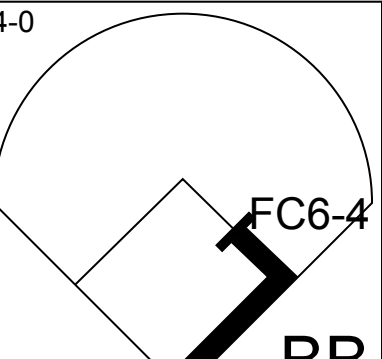
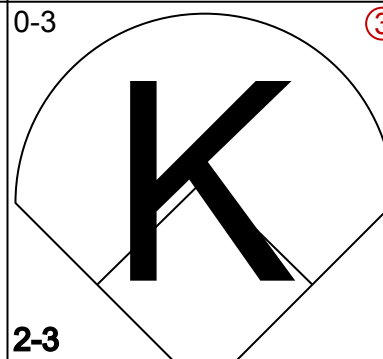
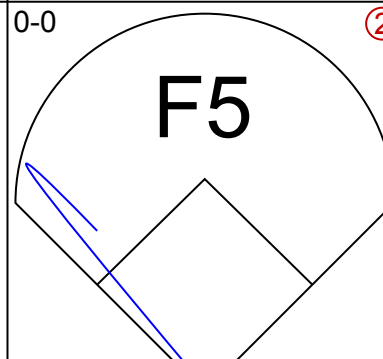
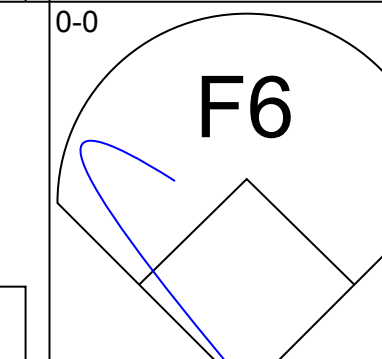
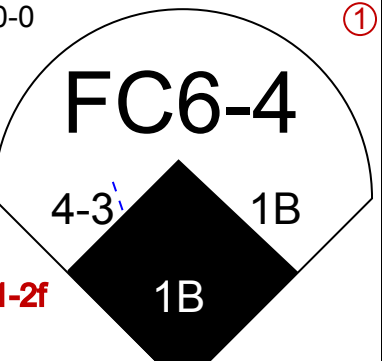
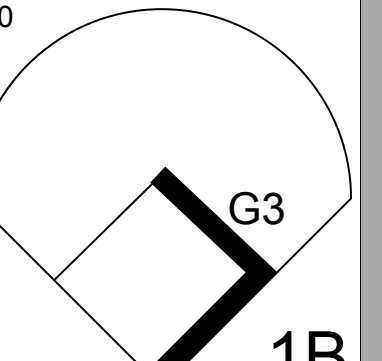
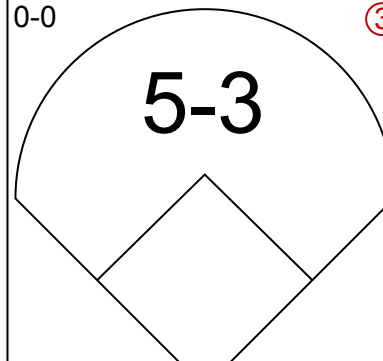
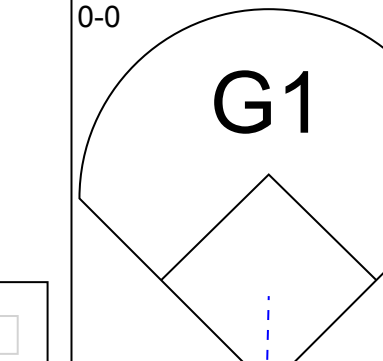
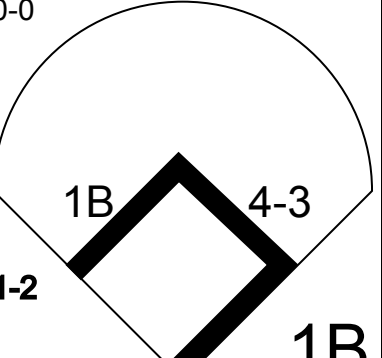
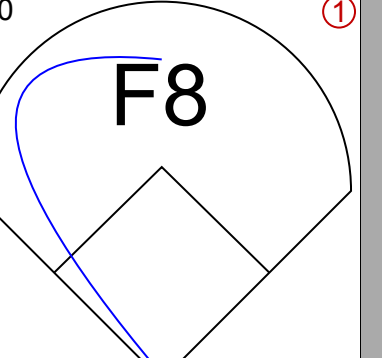
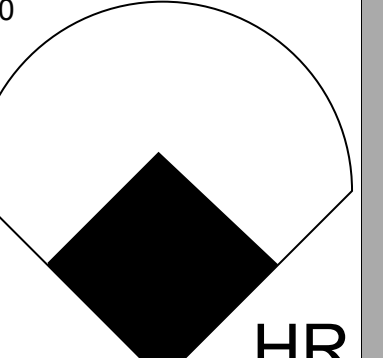
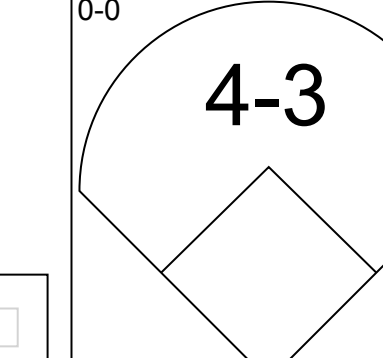
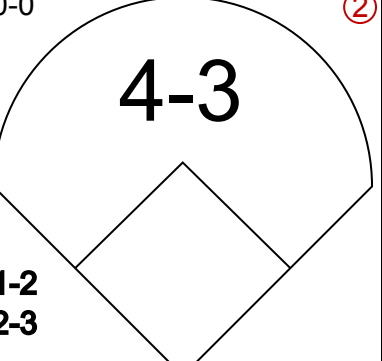
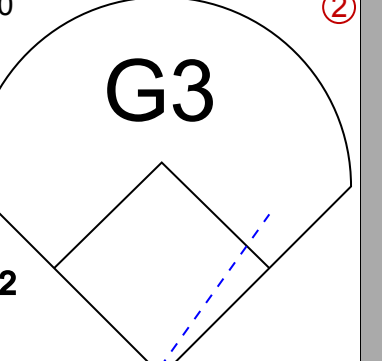
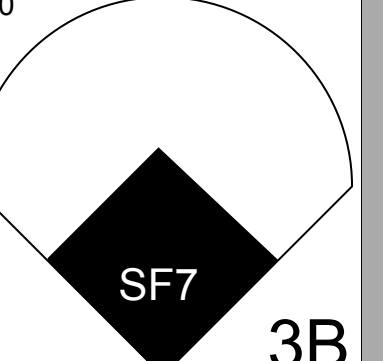
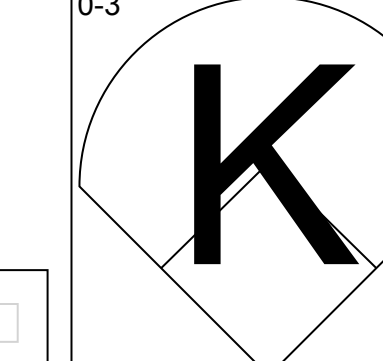
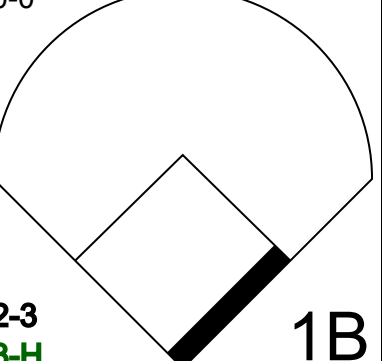
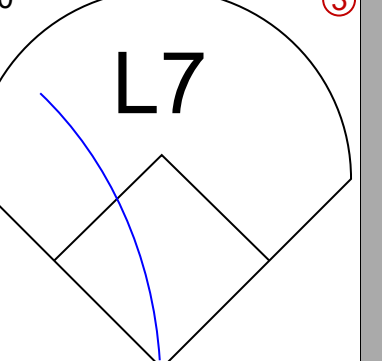
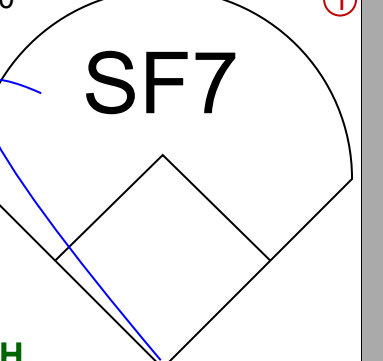
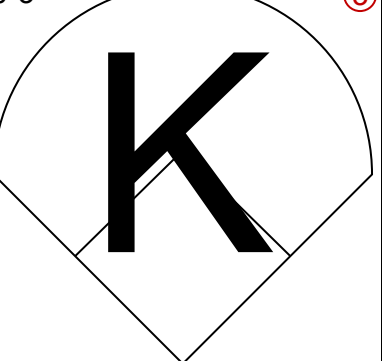
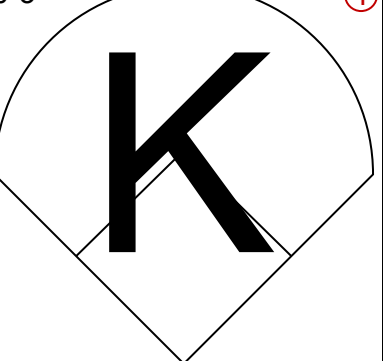
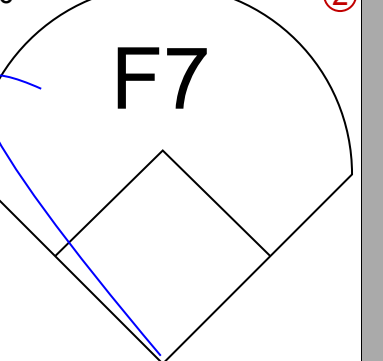
Oakland Athletics @ Chicago White Sox
Comiskey Park, Chicago, IL
Thu Jul 08 1971, 4:33 AM EDT
Att: 10,178 - Unknown

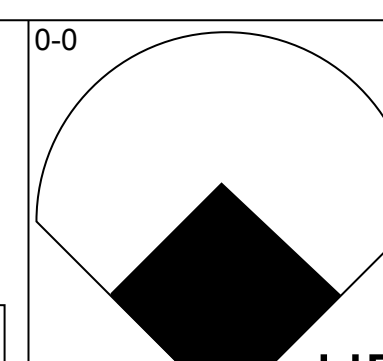
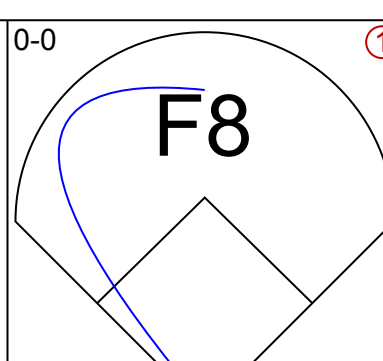
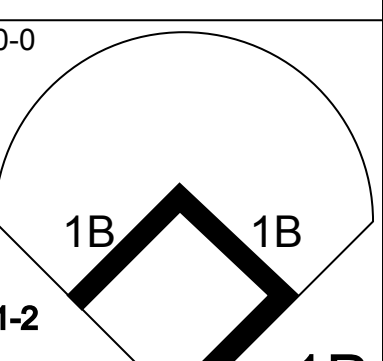
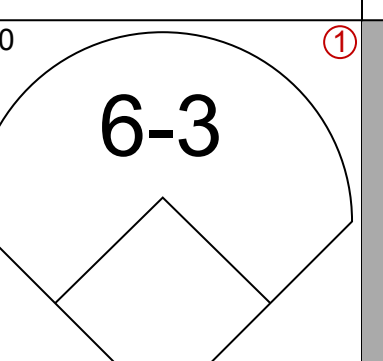
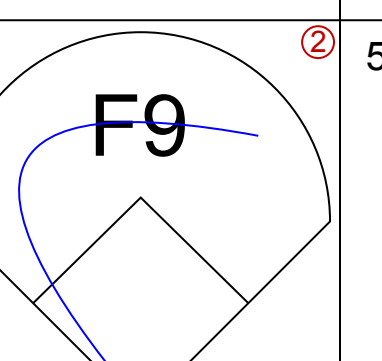
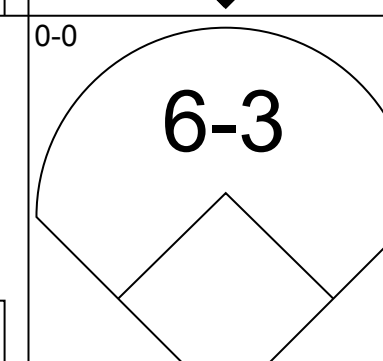
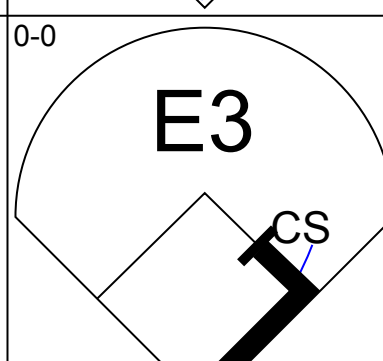
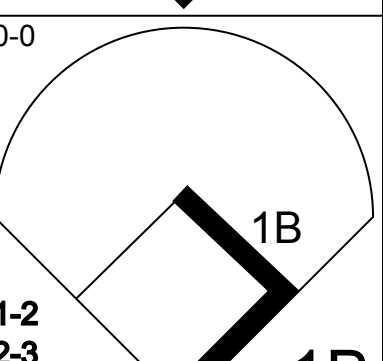
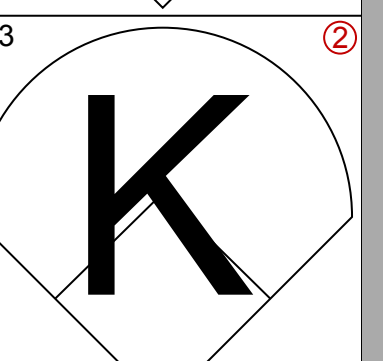
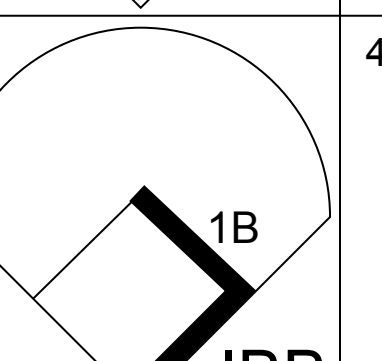
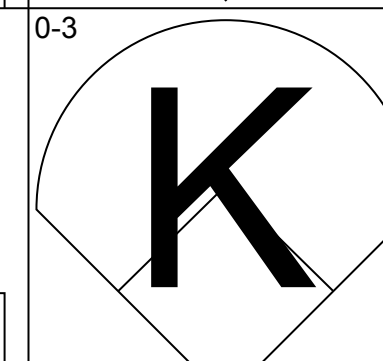
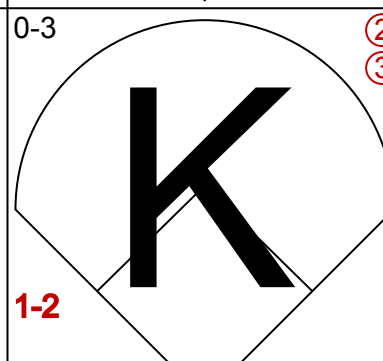
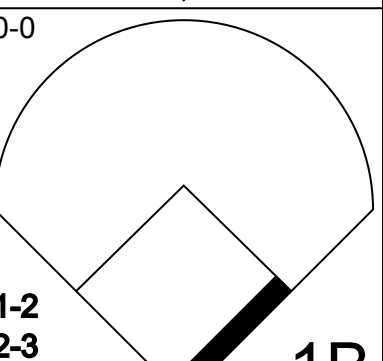
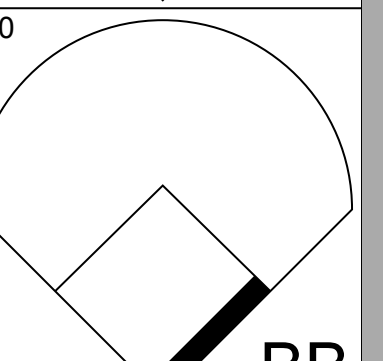
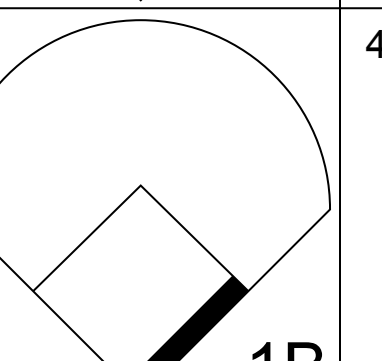
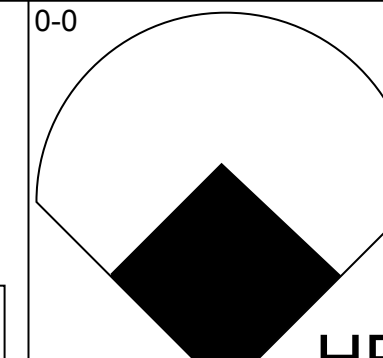
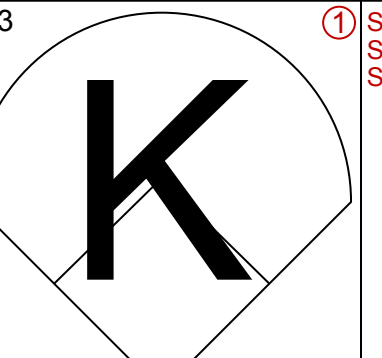
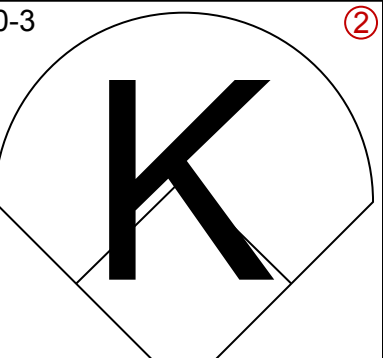
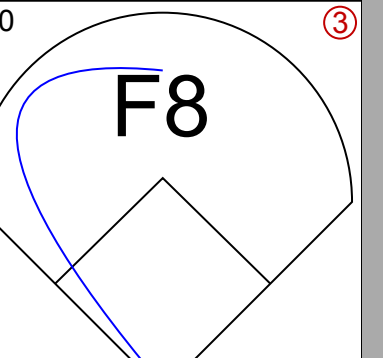
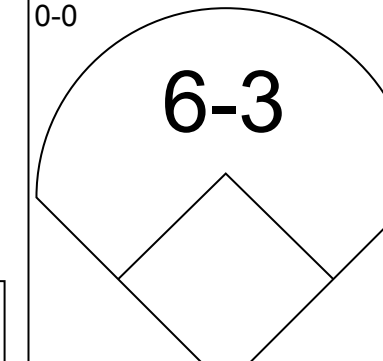
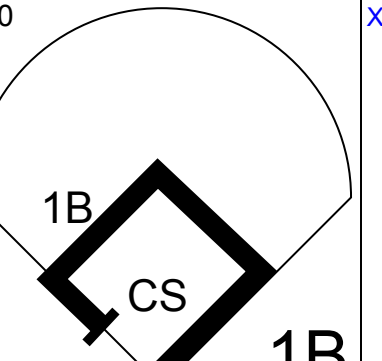
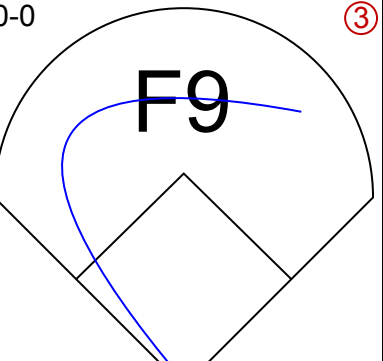
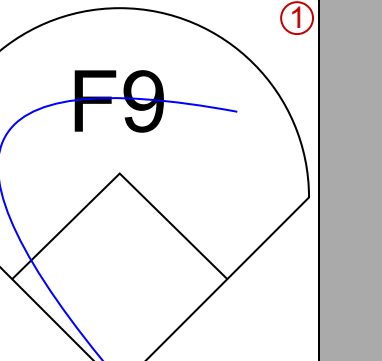
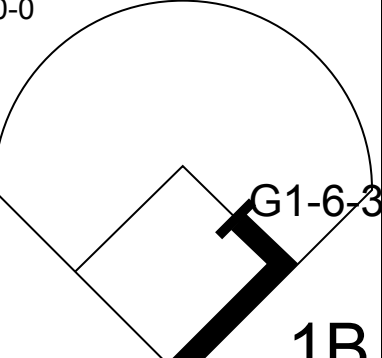
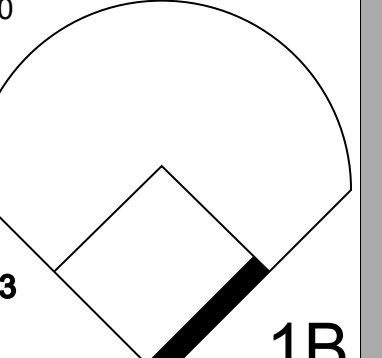
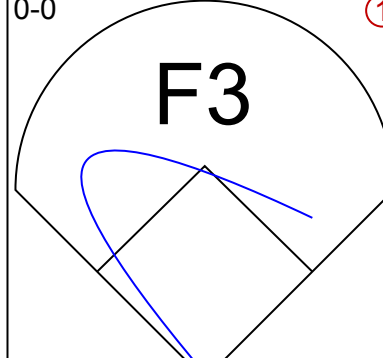
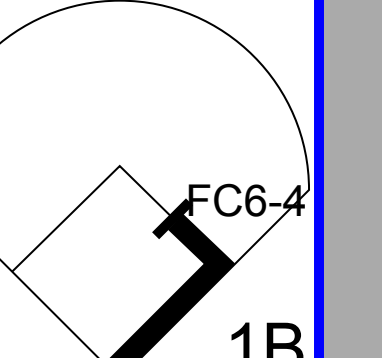
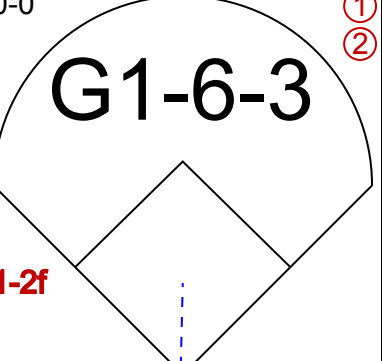
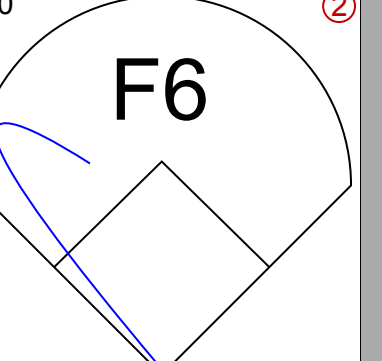
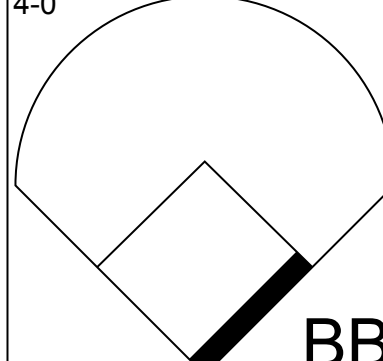
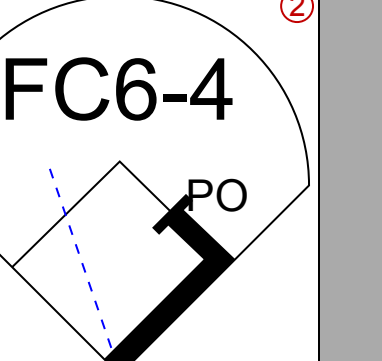
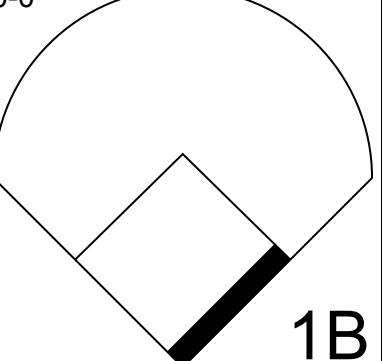
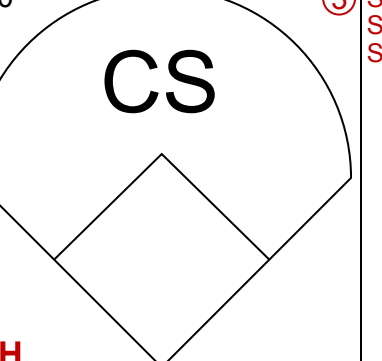
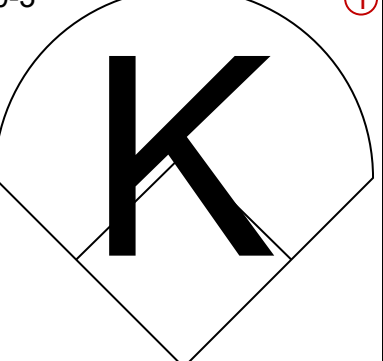
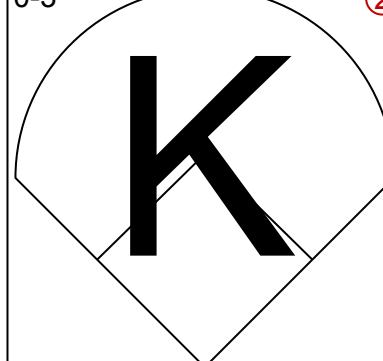
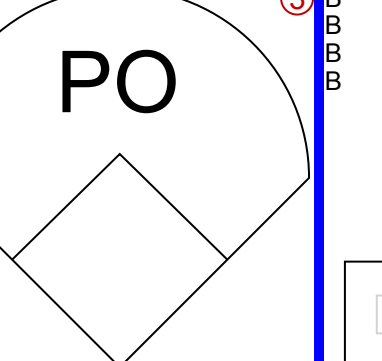
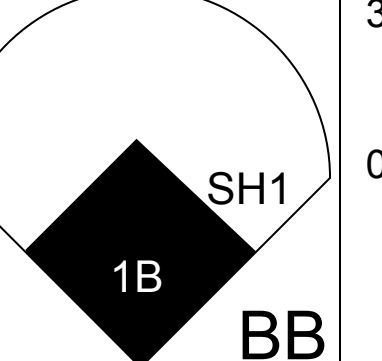
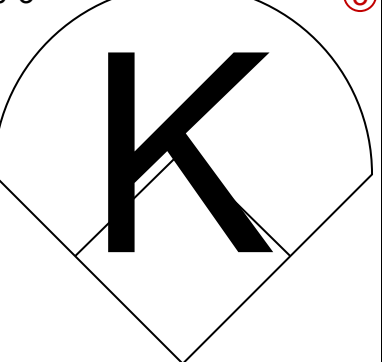

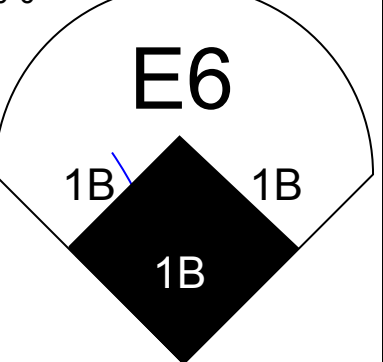
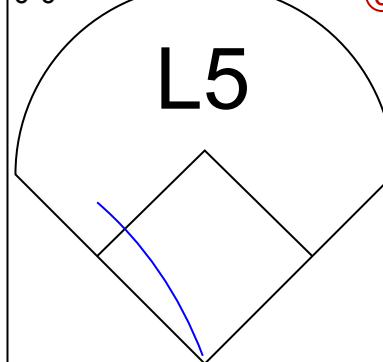

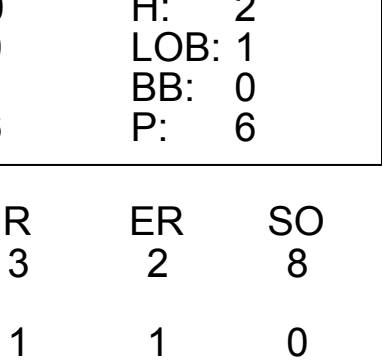
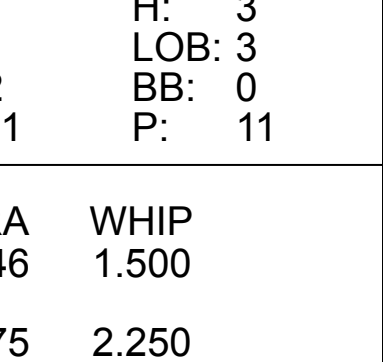
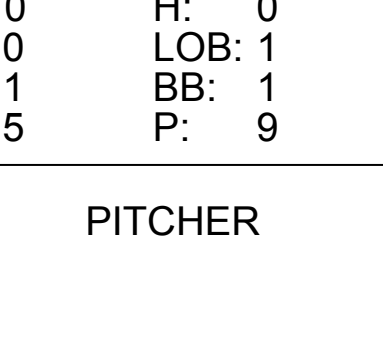
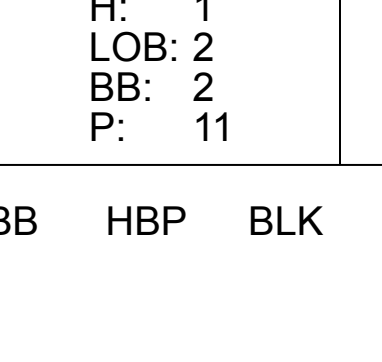
AB	32
R	2
H	5
RBI	2
BB	1
SO	4
LOB	8

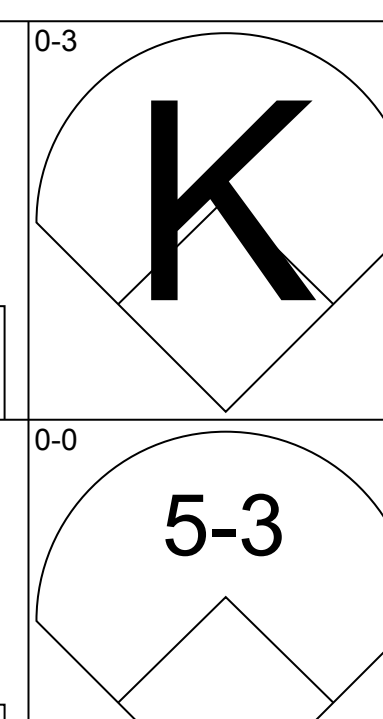
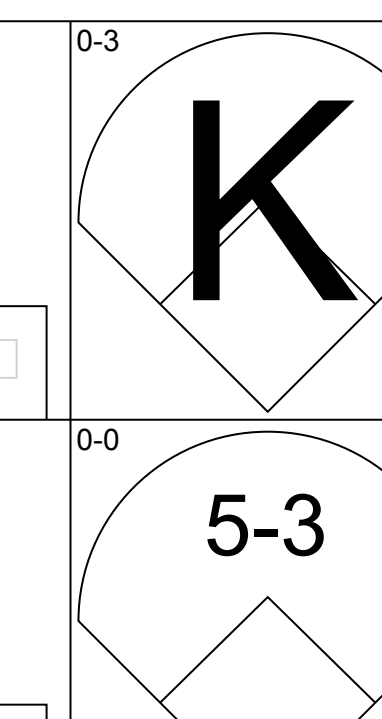
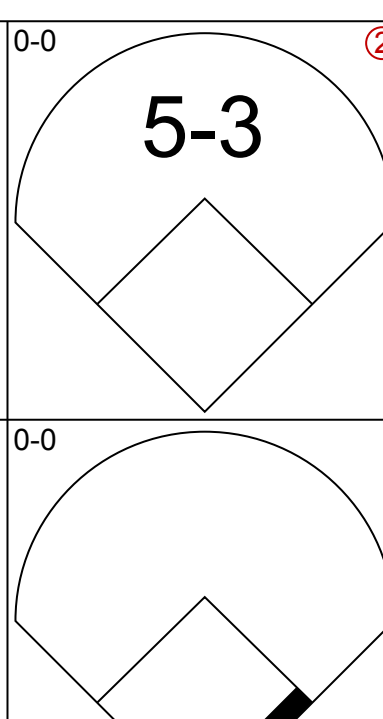
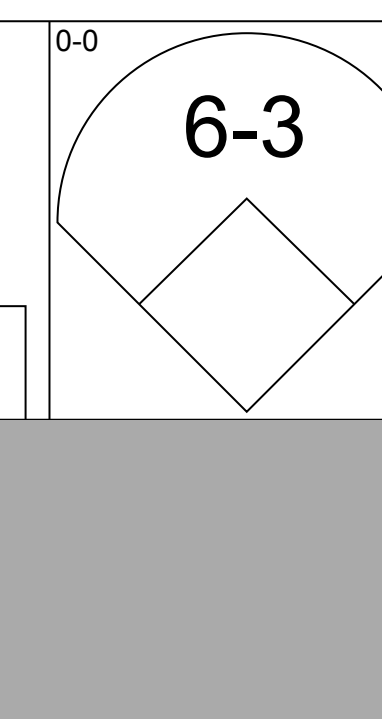
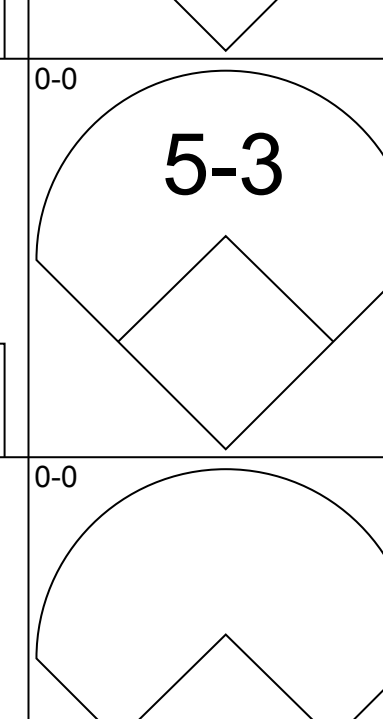
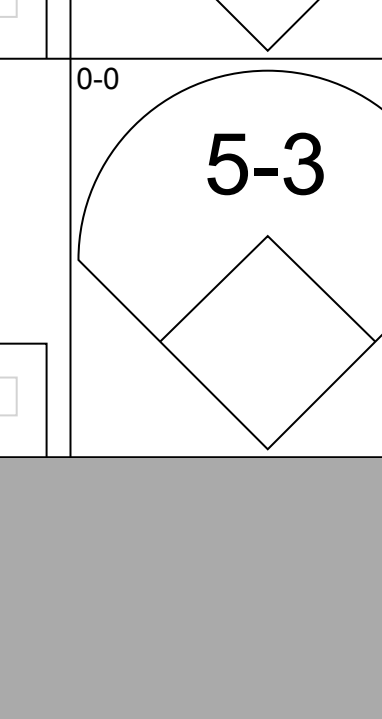
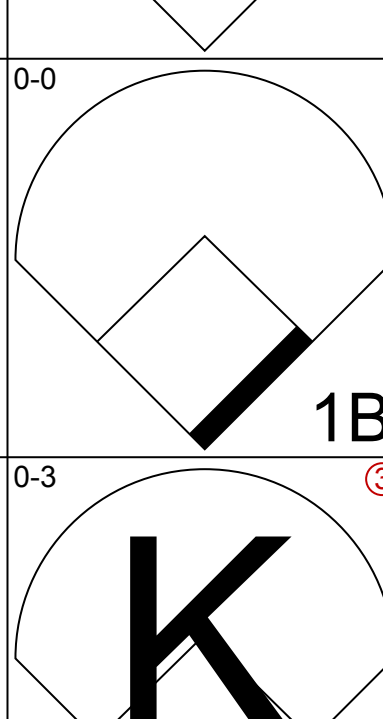

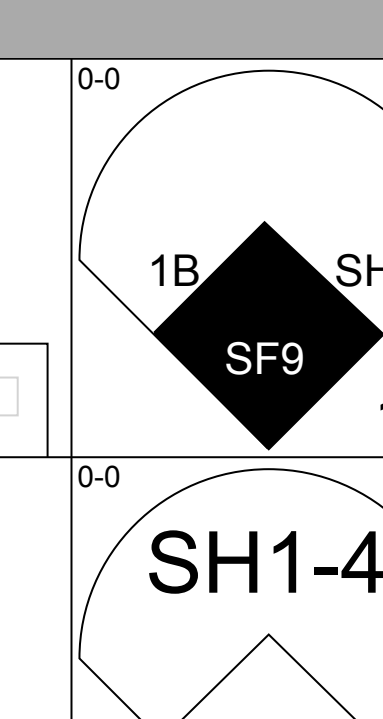
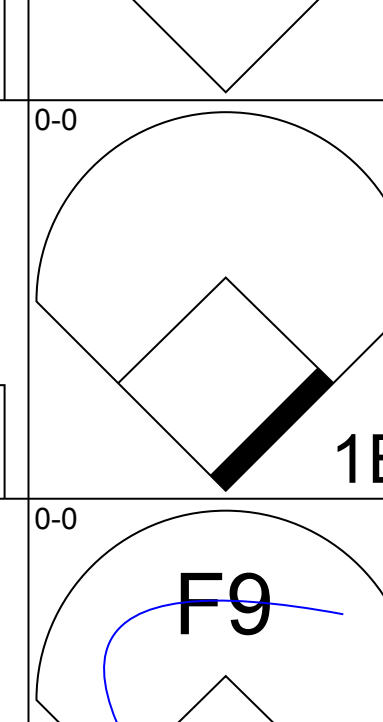
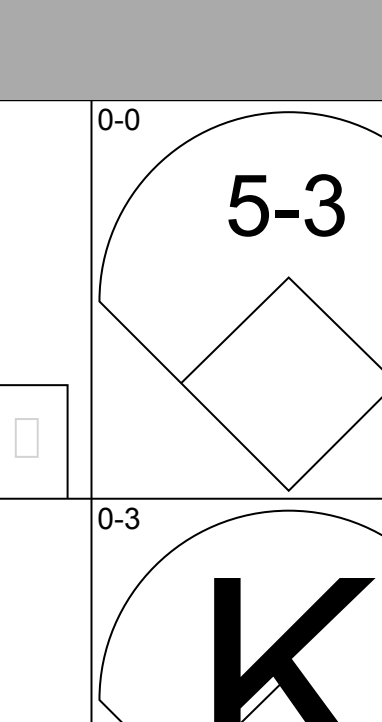
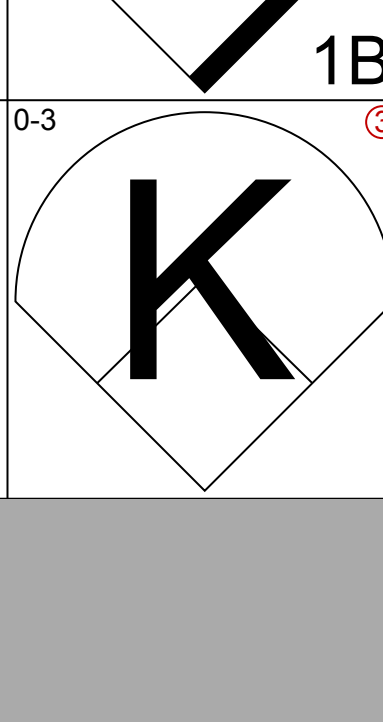

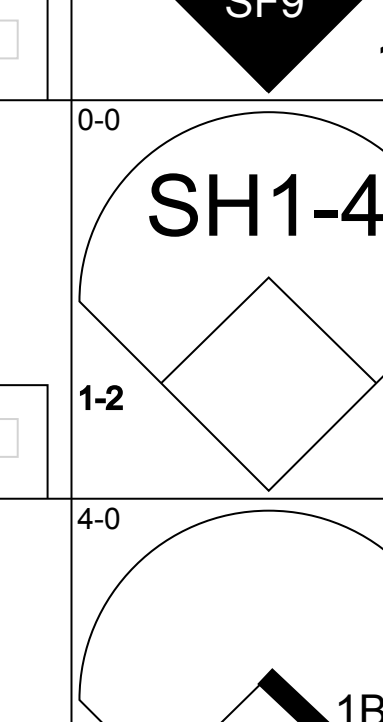
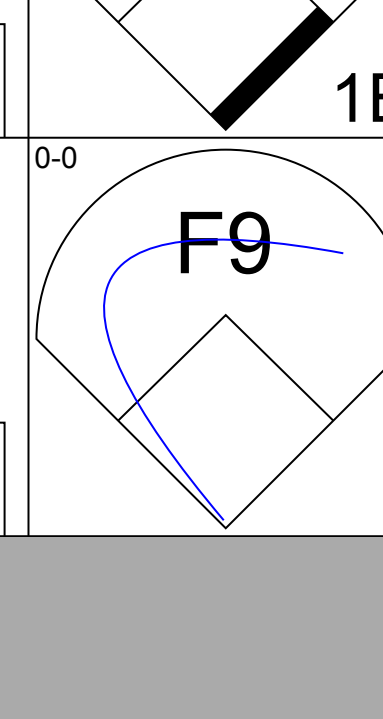
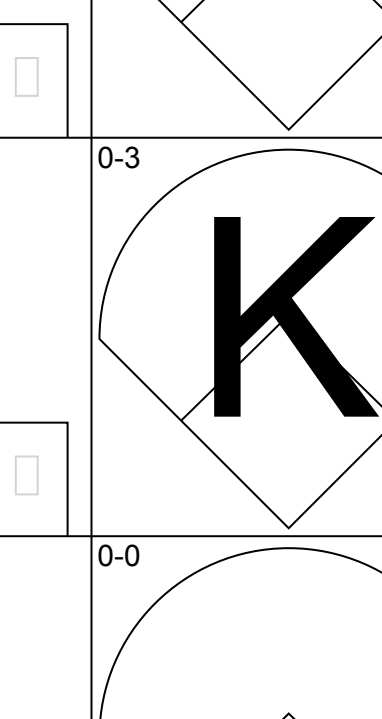
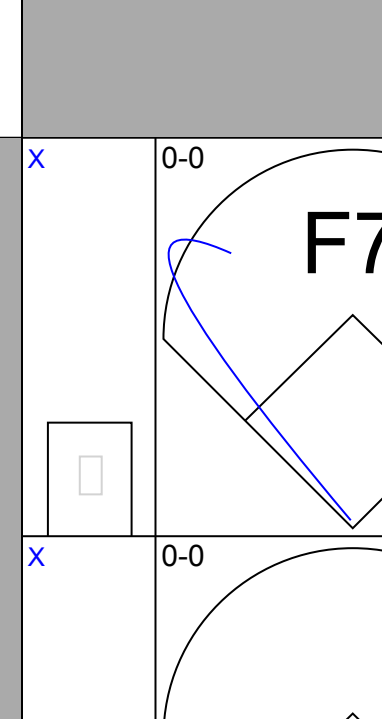
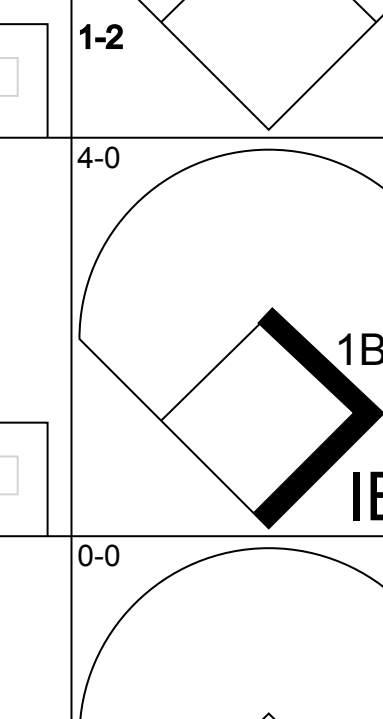
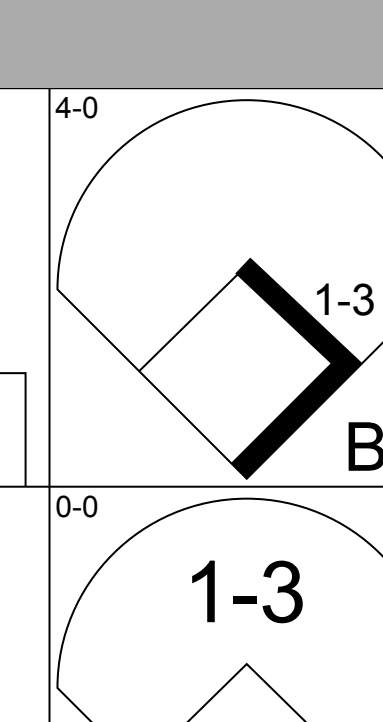
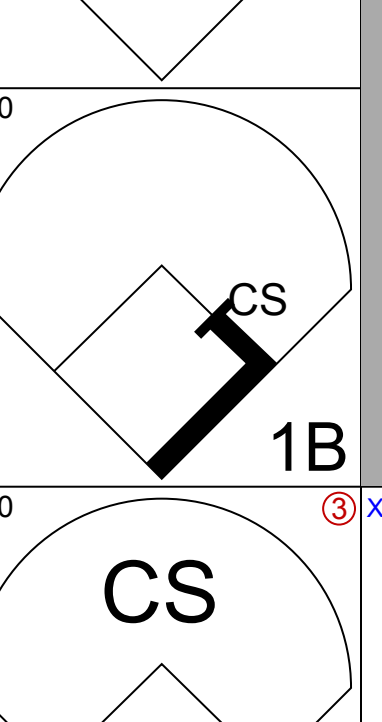
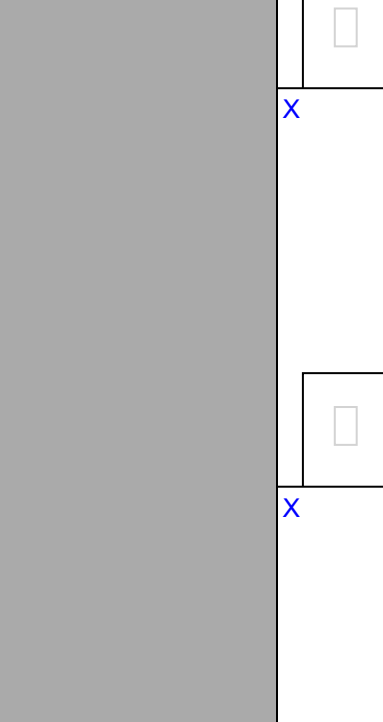
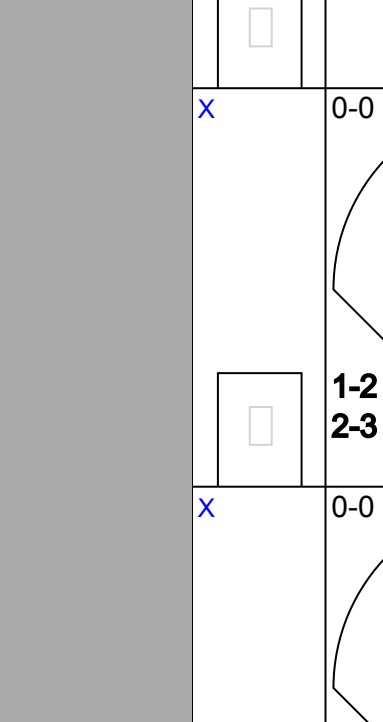
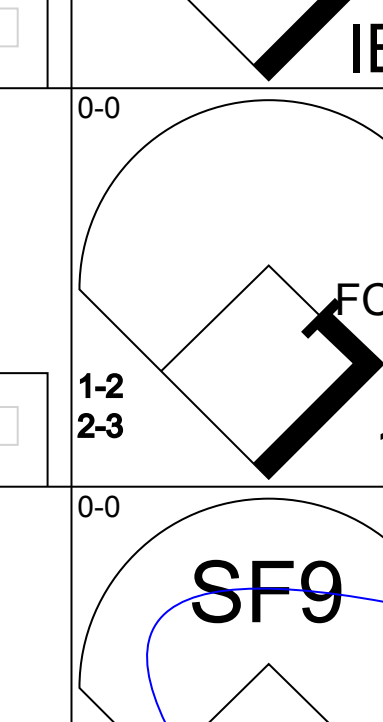
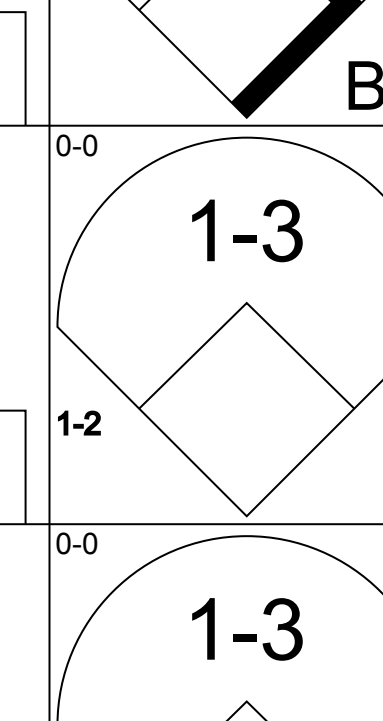
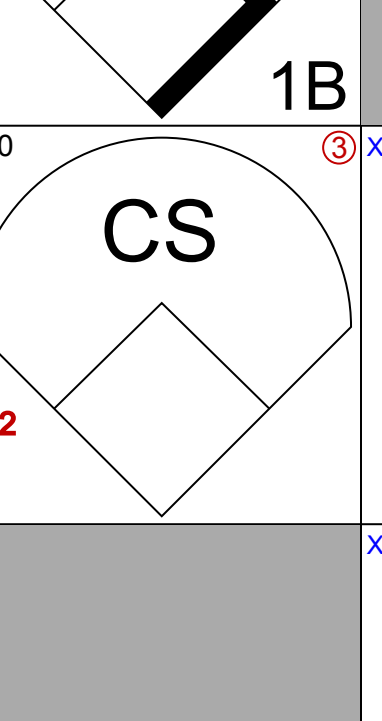
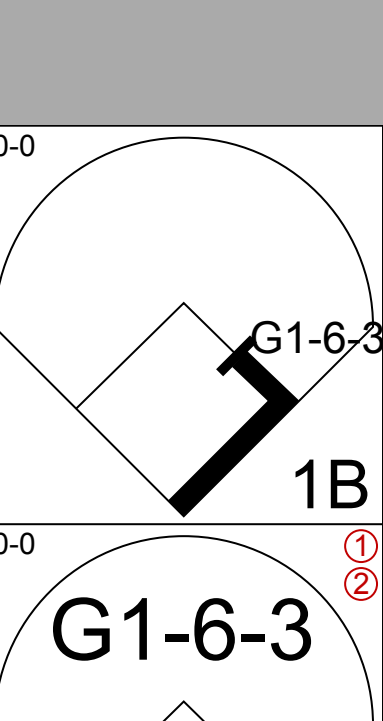
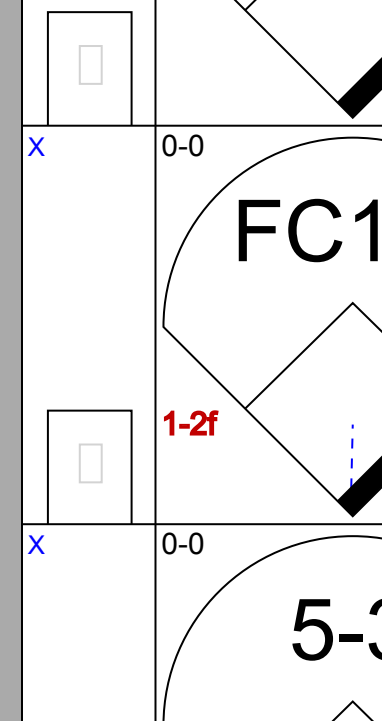
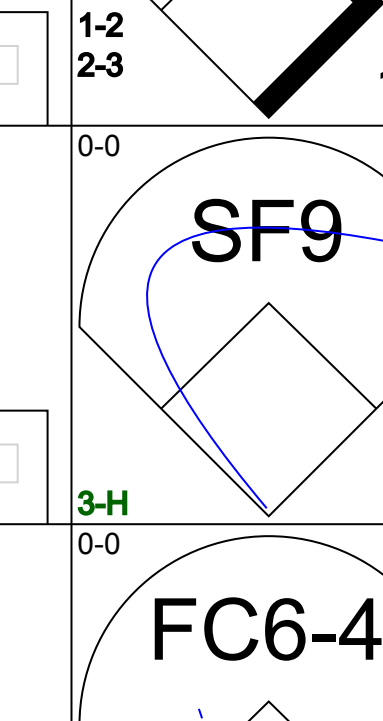
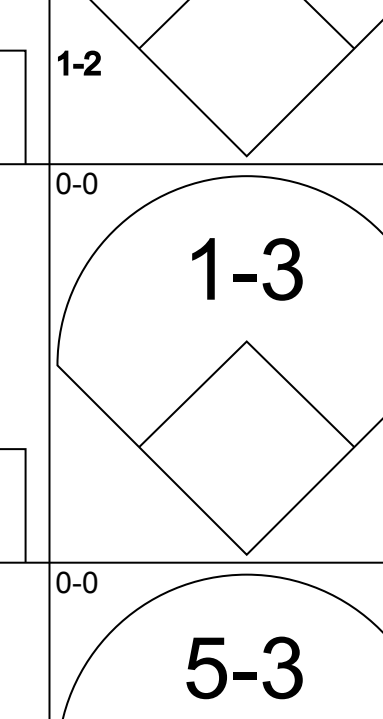
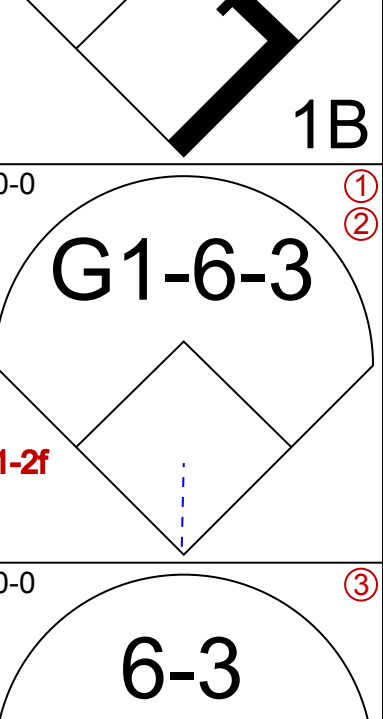
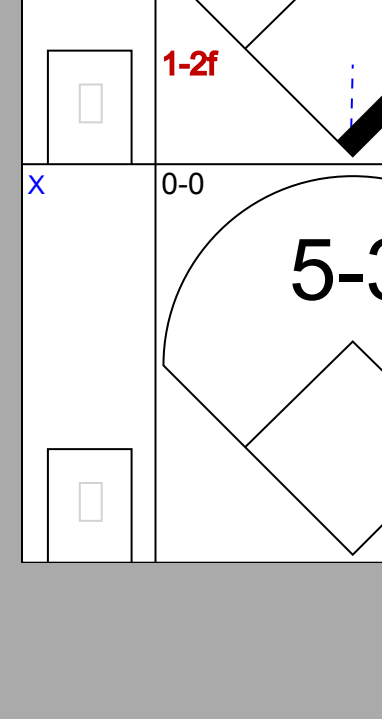
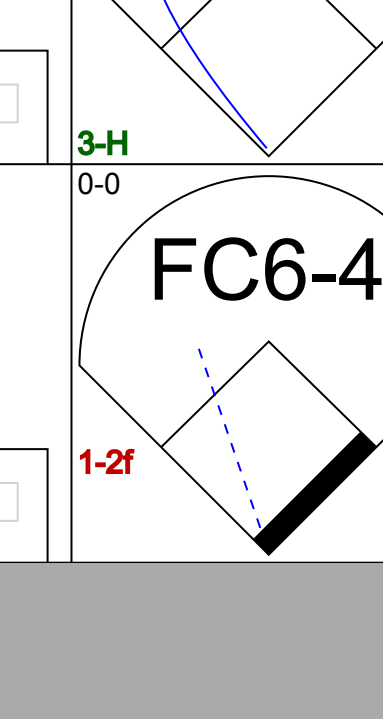
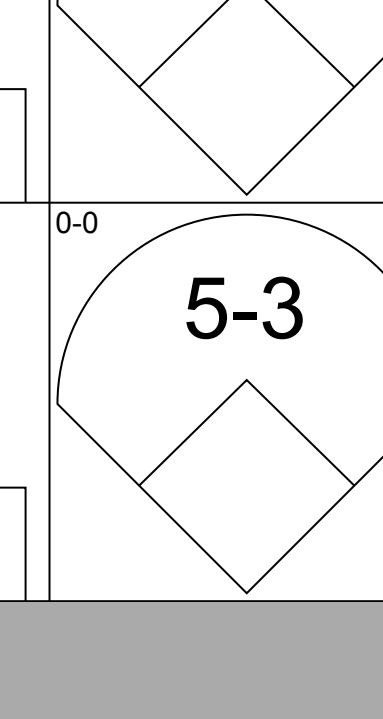
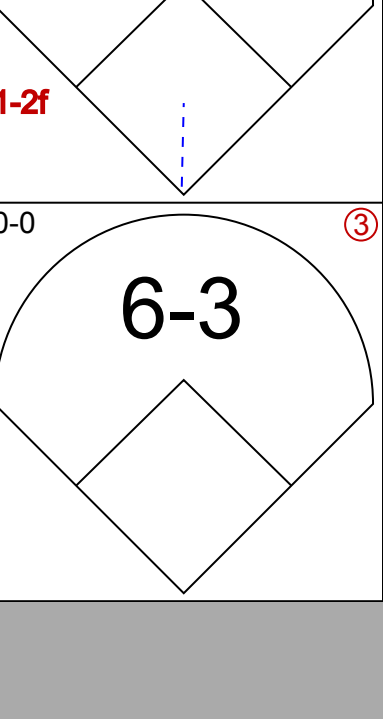
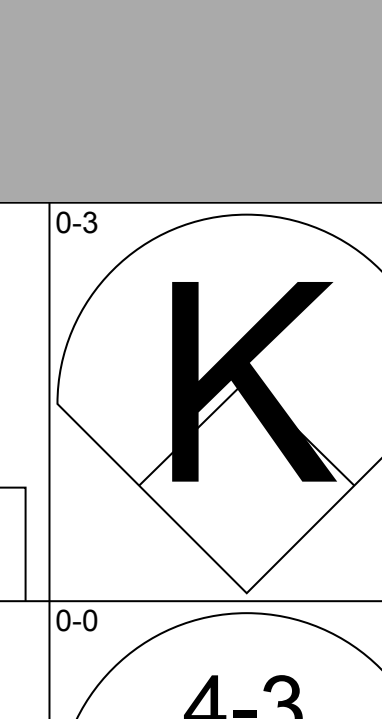
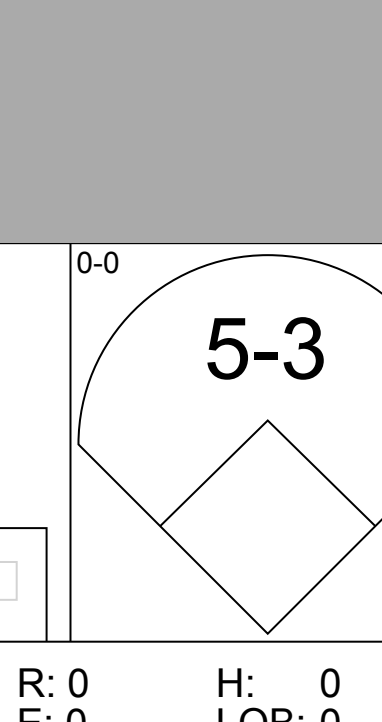
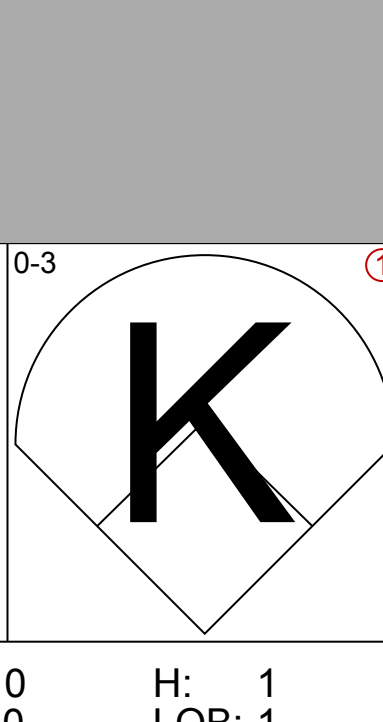
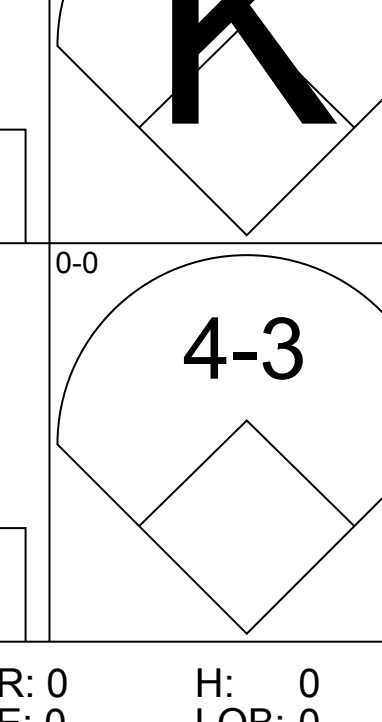


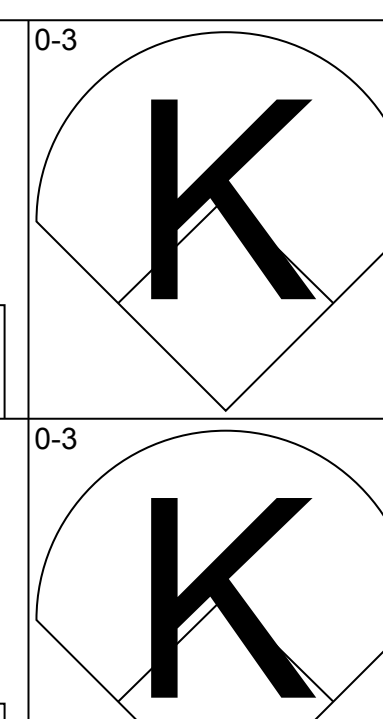
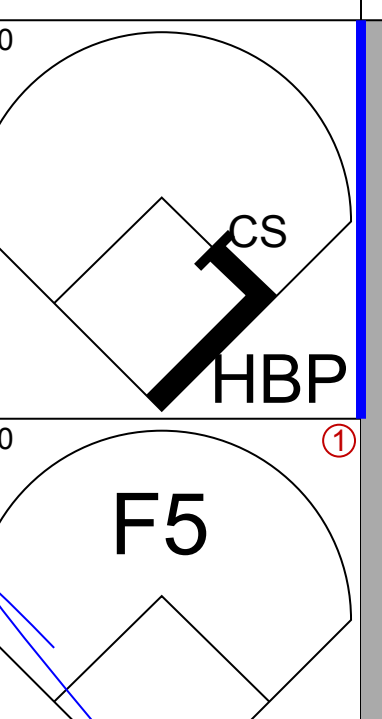

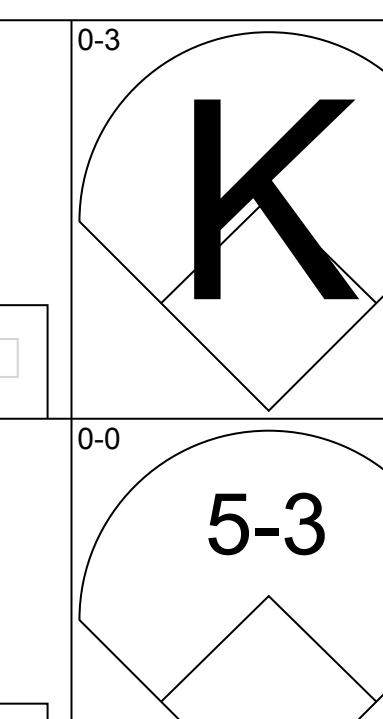
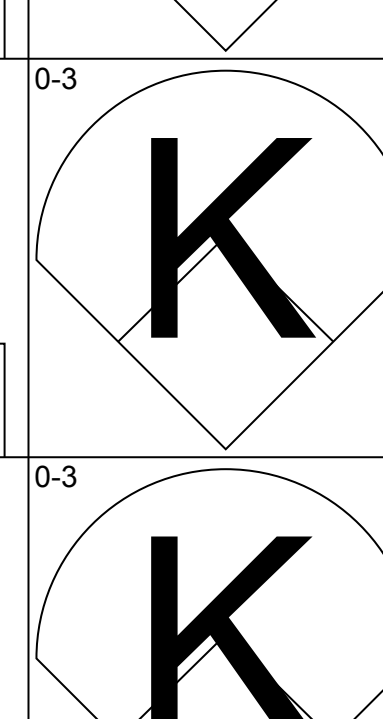
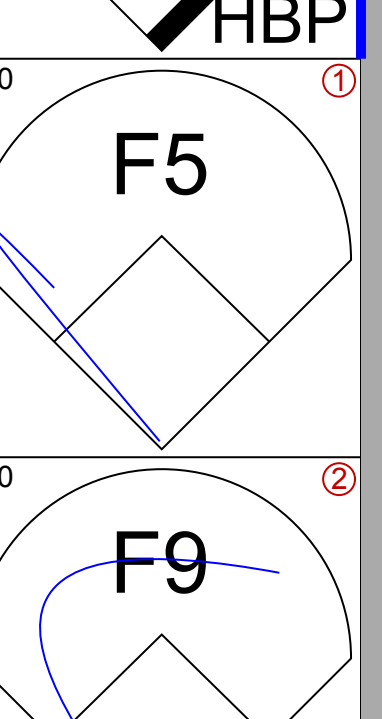
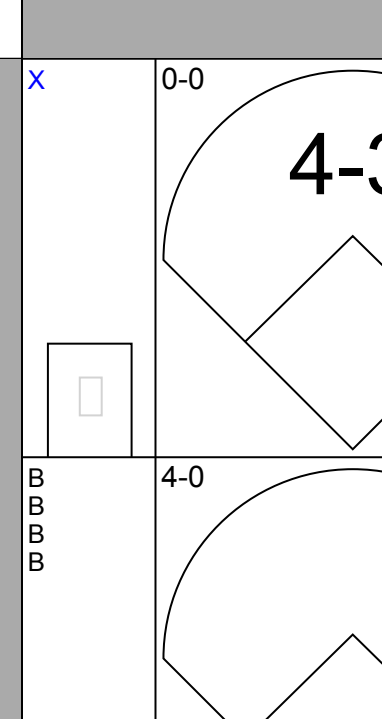
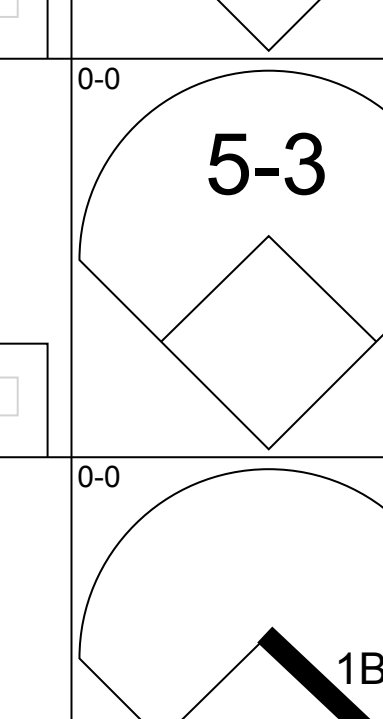
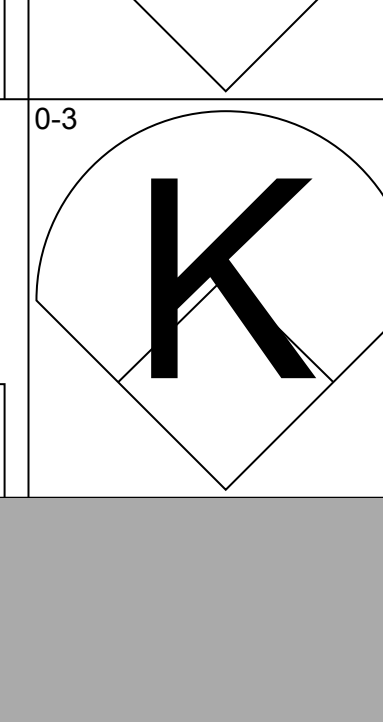
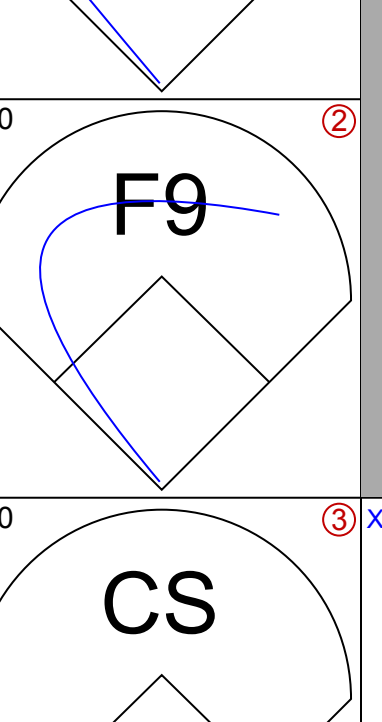
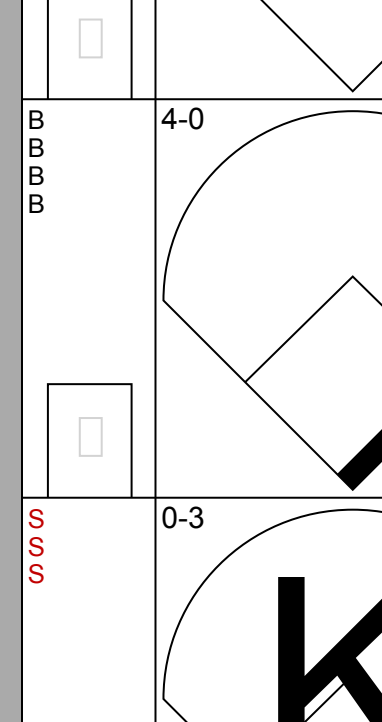
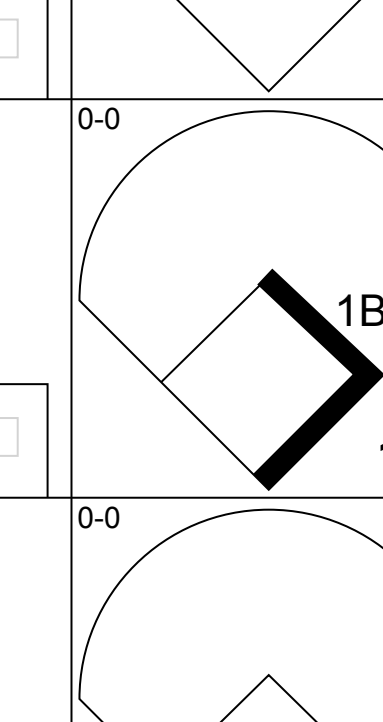
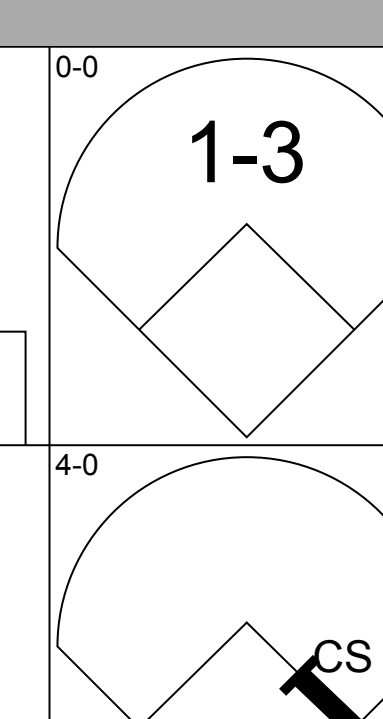
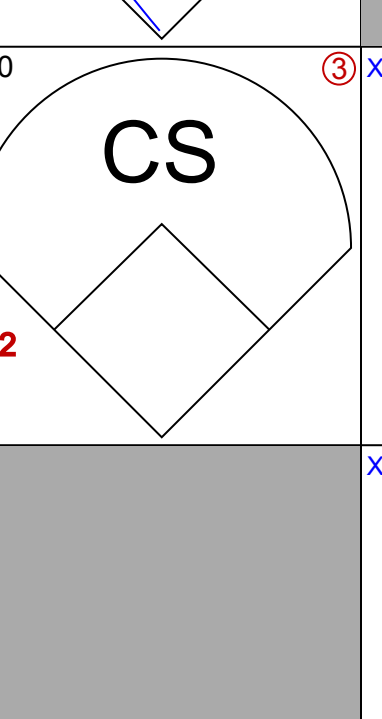
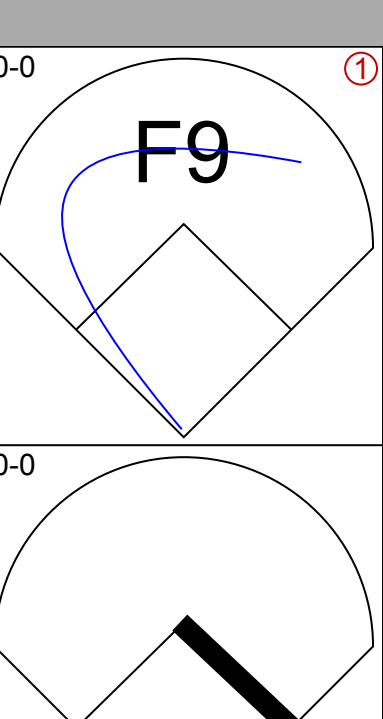
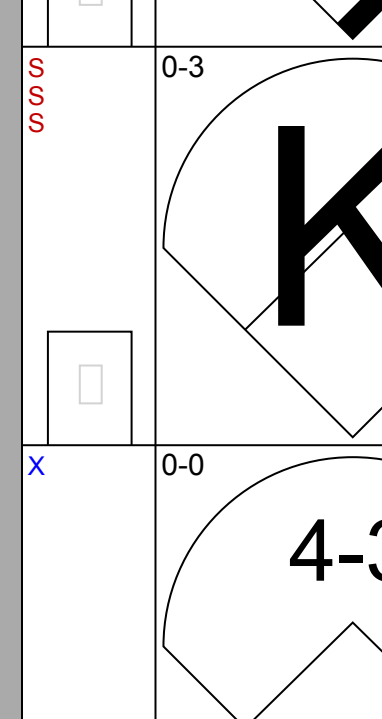
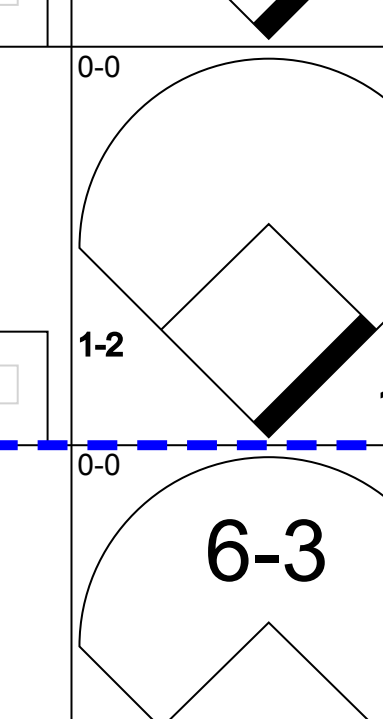
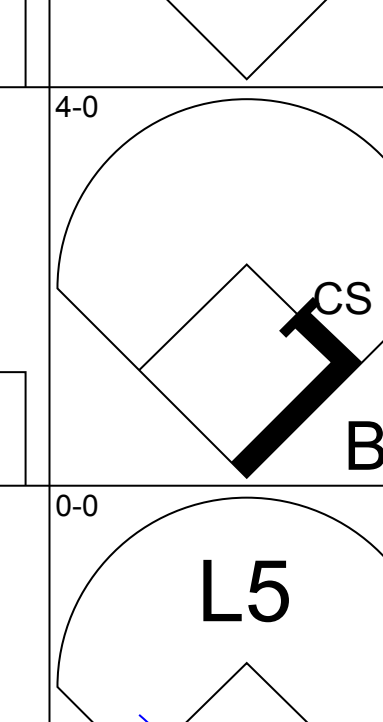
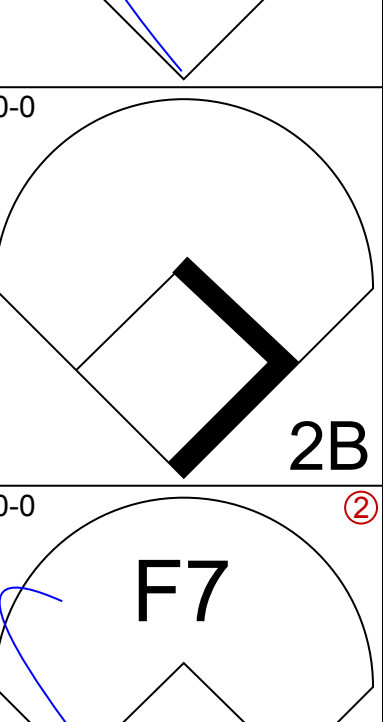
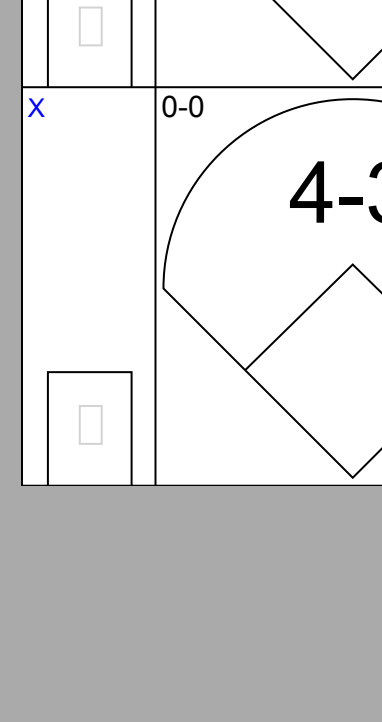
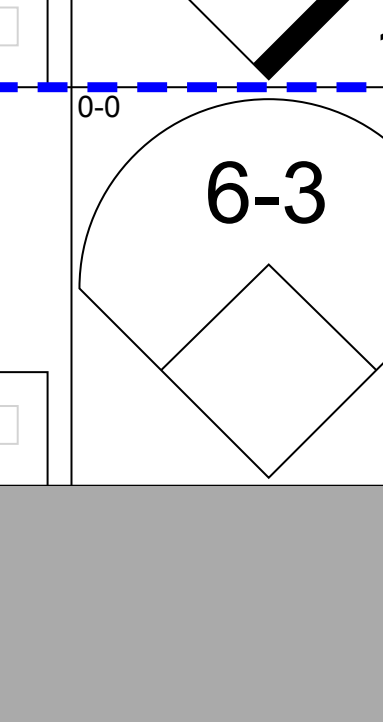
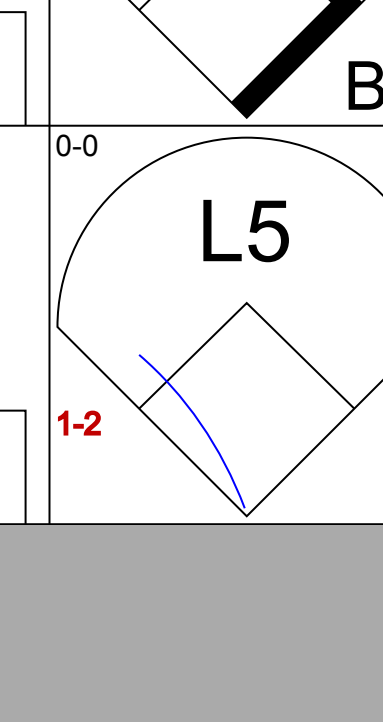
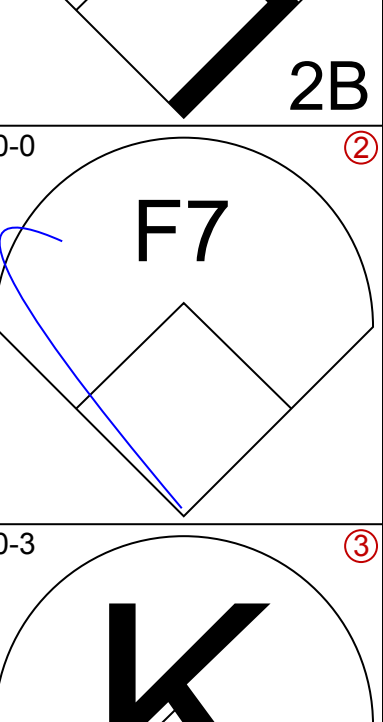
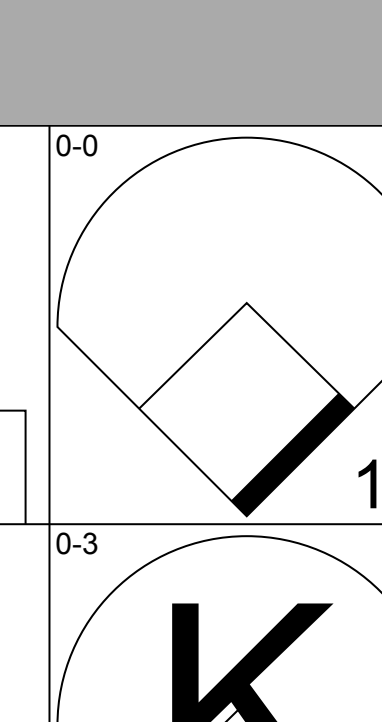
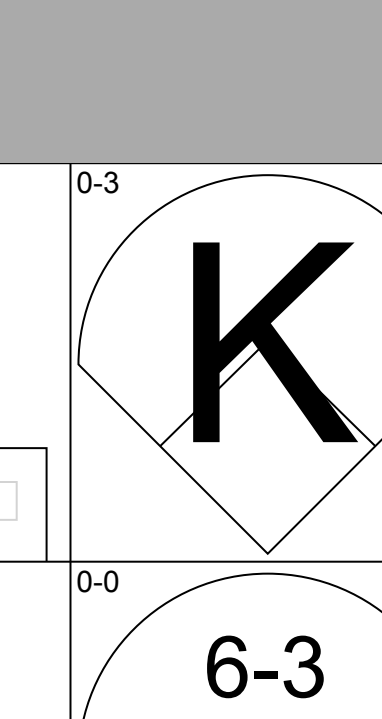
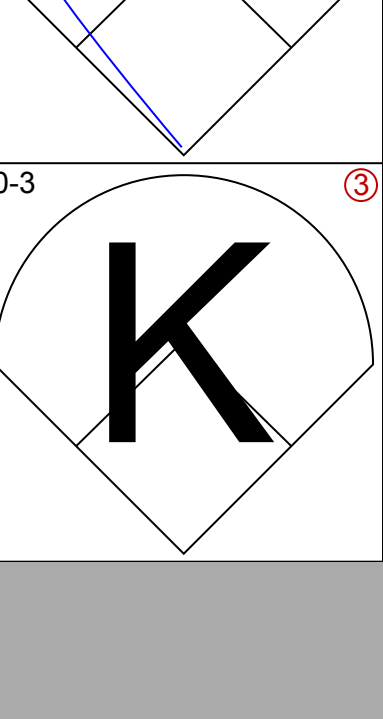
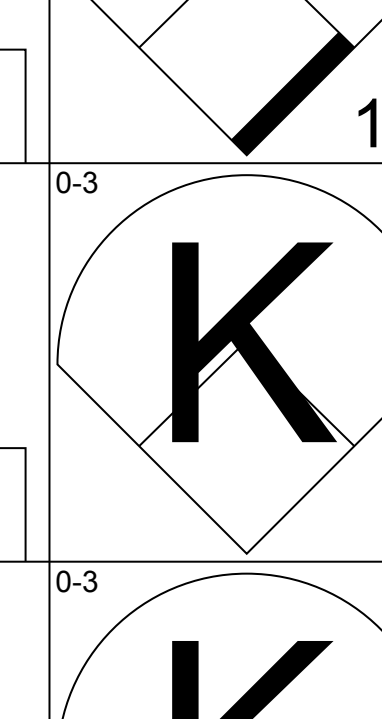
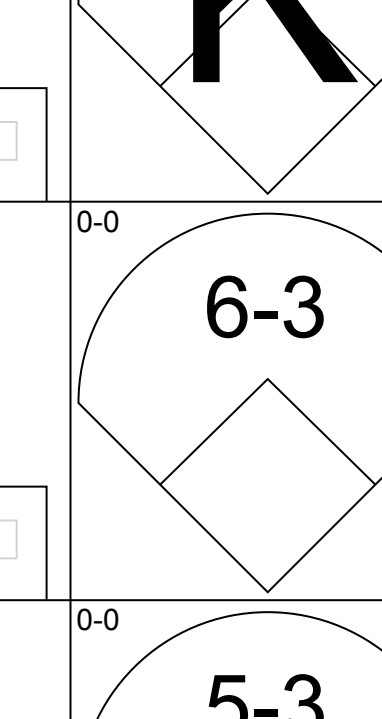
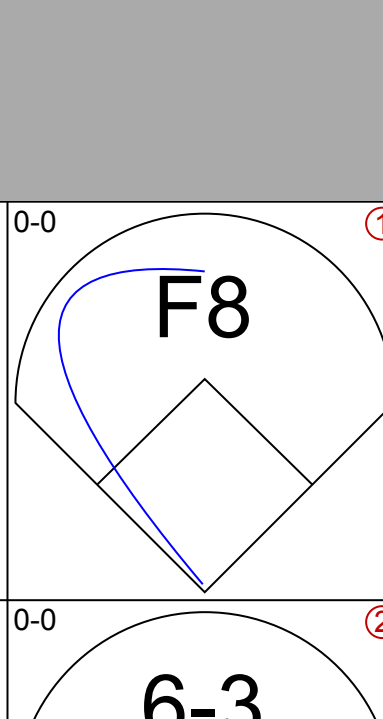
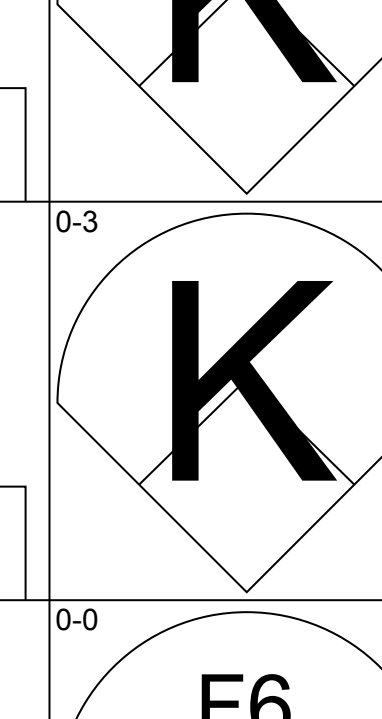
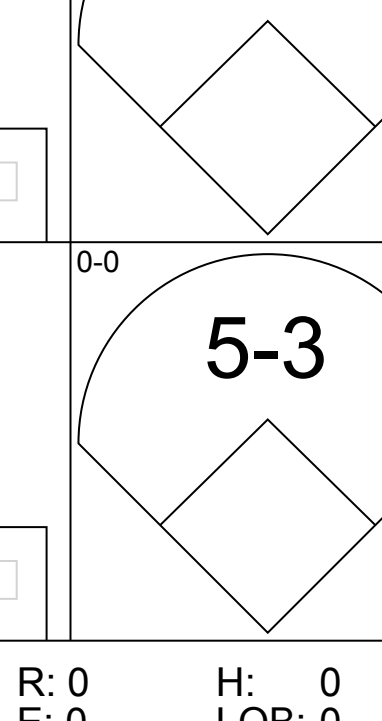
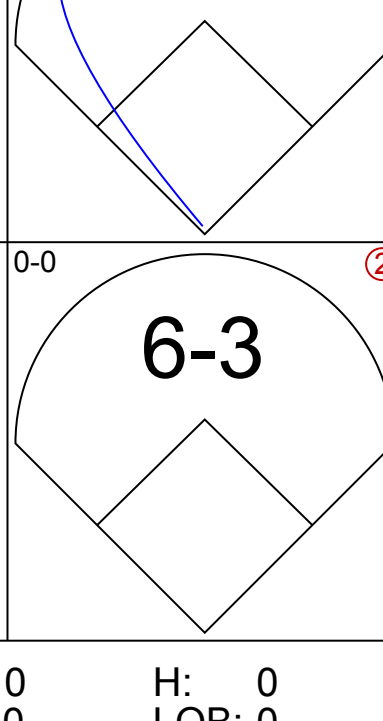
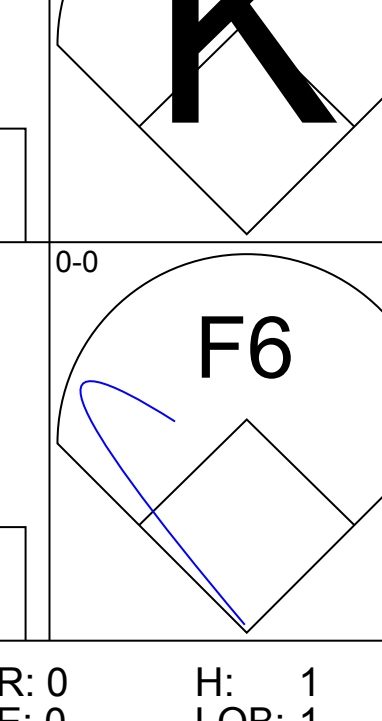
Batter	1	2	3	4	5	6	7	8	9	AB	R	H	RBI	BB	SO	LOB	TOP			
Tommy Harper, R OBP: 0.306, SLG: 0.357 (1, 7)										4	0	1	0	0	0	1	Milwaukee Brewers @ Chicago White Sox Comiskey Park, Chicago, IL Fri Jul 09 1971, 8:05 PM EDT Att: 13,917 - Unknown - 70 F			
Ron Theobald, R OBP: 0.365, SLG: 0.357 (1, 4)										4	0	0	0	0	1	2				
Dave May, L OBP: 0.364, SLG: 0.435 (1, 8)										4	0	1	0	0	0	2				
Frank Tepedino, L OBP: 0.163, SLG: 0.238 John Morris, R OBP: 0.167, SLG: 0.200 Paul Ratliff, L OBP: 0.220, SLG: 0.311 (1, 3)										3	1	1	0	0	1	1				
Rob Ellis, R OBP: 0.299, SLG: 0.267 (1, 5)										4	0	1	0	0	1	1				
Bill Voss, L OBP: 0.314, SLG: 0.374 (1, 9)										4	0	1	0	0	0	1				
Ted Kubiak, S OBP: 0.331, SLG: 0.282 (1, 6)										3	0	1	0	0	0	1				
Ellie Rodriguez, R OBP: 0.290, SLG: 0.243 (1, 2)										3	0	0	0	0	1	3				
Jim Slaton, R OBP: 0.200, SLG: 0.077 Lew Krausse, R (2, 1)										0	0	0	0	0	0	0				
Roberto Pena, R OBP: 0.293, SLG: 0.380 Jim Hannan, R (5, 1)										1	0	0	0	0	0	0				
John Briggs, L OBP: 0.374, SLG: 0.433 (6, 3)										1	0	1	0	0	0	0				
Inning Stats	R: 0 E: 0 K: 1 S: 6	H: 1 LOB: 1 BB: 0 P: 6	R: 0 E: 1 K: 1 S: 6	H: 2 LOB: 1 BB: 0 P: 6	R: 0 E: 0 K: 0 S: 4	H: 1 LOB: 1 BB: 0 P: 4	R: 1 E: 0 K: 1 S: 7	H: 2 LOB: 1 BB: 0 P: 7	R: 0 E: 0 K: 0 S: 3	H: 0 LOB: 0 BB: 0 P: 3	R: 0 E: 0 K: 0 S: 3	H: 0 LOB: 0 BB: 0 P: 3	R: 0 E: 0 K: 1 S: 6	H: 1 LOB: 1 BB: 0 P: 6	R: 0 E: 0 K: 0 S: 3	H: 0 LOB: 0 BB: 0 P: 3	1B: 6 2B: 1 3B: 0 HR: 0	SF: 0 SAC: 0 DP: 0 HBP: 0	WP: 0 PB: 0 SB: 0 CS: 0	PA: 33
PITCHER Joe Horlen, R ERA: 3.86 (1, 1)	IP: 9.0 WLS: W BF: 33 H: 7 R: 1 ER: 0 SO: 4 BB: 0 IBB: 0 HBP: 0 BLK: 0 WP: 0 HR: 0 S: 41 P: 41 ERA: 0.00 WHIP: 0.778															PITCHER				

Batter	1	2	3	4	5	6	7	8	9	AB	R	H	RBI	BB	SO	LOB	BOTTOM			
Walt Williams, R OBP: 0.372, SLG: 0.465 (1, 7)										4	1	2	0	0	0	1	Milwaukee Brewers @ Chicago White Sox Comiskey Park, Chicago, IL Fri Jul 09 1971, 8:05 PM EDT Att: 13,917 - Unknown - 70 F			
Pat Kelly, L OBP: 0.471, SLG: 0.357 Jay Johnstone, L OBP: 0.322, SLG: 0.373 (1, 9)										5	1	1	1	0	0	2				
Rick Reichardt, R OBP: 0.343, SLG: 0.477 Mike Hershberger, R OBP: 0.440, SLG: 0.395 (1, 8)										3	1	1	1	1	0	1				
Bill Melton, R OBP: 0.368, SLG: 0.547 (1, 5)										1	0	1	0	3	0	0				
Carlos May, L OBP: 0.354, SLG: 0.364 (1, 3)										3	0	1	2	1	2	4				
Mike Andrews, R OBP: 0.378, SLG: 0.391 (1, 4)										4	0	1	0	0	0	5				
Ed Herrmann, L OBP: 0.324, SLG: 0.371 (1, 2)										2	1	0	0	2	1	1				
Luis Alvarado, R OBP: 0.238, SLG: 0.286 (1, 6)										4	0	0	0	0	0	3				
Joe Horlen, R OBP: 0.050, SLG: 0.053 (1, 1)										4	0	0	0	0	0	2				
Inning Stats	R: 0 E: 0 K: 0 S: 5	H: 2 LOB: 3 BB: 1 P: 9	R: 4 E: 0 K: 0 S: 6	H: 3 LOB: 2 BB: 2 P: 15	R: 0 E: 0 K: 1 S: 5	H: 0 LOB: 1 BB: 1 P: 9	R: 0 E: 0 K: 1 S: 5	H: 0 LOB: 1 BB: 1 P: 9	R: 0 E: 0 K: 1 S: 6	H: 1 LOB: 3 BB: 2 P: 14	R: 0 E: 0 K: 1 S: 5	H: 0 LOB: 0 BB: 0 P: 5	R: 0 E: 0 K: 0 S: 3	H: 0 LOB: 0 BB: 0 P: 3	R: 0 E: 0 K: 0 S: 3	H: 0 LOB: 0 BB: 0 P: 3		1B: 5 2B: 3 3B: 0 HR: 0	SF: 0 SAC: 0 DP: 1 HBP: 1	WP: 0 PB: 0 SB: 1 CS: 0
PITCHER Jim Slaton, R ERA: 4.17 Lew Krausse, R ERA: 3.71 Jim Hannan, R ERA: 3.86 John Morris, L ERA: 3.23 (1, 1)	IP: 1.2 WLS: L BF: 14 H: 4 R: 4 ER: 4 SO: 4 BB: 1 IBB: 2 HBP: 0 BLK: 0 WP: 0 HR: 0 S: 10 P: 23 ERA: 21.60 WHIP: 3.600															PITCHER				

Batter	1	2	3	4	5	6	7	8	9	AB	R	H	RBI	BB	SO	LOB	TOP					
Tommy Harper, R OBP: 0.303, SLG: 0.353 (1, 7)										4	0	0	0	0	2	0	Milwaukee Brewers @ Chicago White Sox Comiskey Park, Chicago, IL Sat Jul 10 1971, 4:33 AM EDT Att: 6,969 - Unknown					
Ron Theobald, R OBP: 0.382, SLG: 0.353 (1, 4)										4	0	1	0	0	0	0						
Dave May, L OBP: 0.359, SLG: 0.429 (1, 8)										4	0	0	0	0	0	1						
John Briggs, L OBP: 0.372, SLG: 0.426 Ken Sanders, R (8, 1)										3	0	0	0	1	1	0						
Rob Ellis, R OBP: 0.296, SLG: 0.266 (1, 5)										4	1	1	0	0	0	1						
Bill Voss, L OBP: 0.317, SLG: 0.390 (1, 9)										4	1	2	1	0	0	1						
Ted Kubiak, S OBP: 0.329, SLG: 0.290 (1, 6)										4	1	1	0	0	1	3						
Ellie Rodriguez, R OBP: 0.291, SLG: 0.246 (1, 2)										2	0	1	2	0	0	1						
Skip Lockwood, R OBP: 0.229, SLG: 0.161 Frank Tepedino, L OBP: 0.163, SLG: 0.238 (8, 3)										3	0	0	0	0	2	2						
Inning Stats	R: 0 E: 0 K: 1 S: 5	H: 0 LOB: 0 BB: 0 P: 5	R: 1 E: 0 K: 1 S: 7	H: 2 LOB: 2 BB: 1 P: 11	R: 0 E: 0 K: 1 S: 6	H: 1 LOB: 1 BB: 0 P: 6	R: 0 E: 0 K: 0 S: 4	H: 1 LOB: 1 BB: 0 P: 4	R: 0 E: 0 K: 2 S: 7	H: 0 LOB: 0 BB: 0 P: 7	R: 0 E: 0 K: 0 S: 3	H: 0 LOB: 0 BB: 0 P: 3	R: 2 E: 0 K: 0 S: 5	H: 2 LOB: 0 BB: 0 P: 5	R: 0 E: 0 K: 0 S: 3	H: 0 LOB: 0 BB: 0 P: 3		R: 0 E: 0 K: 1 S: 5	H: 0 LOB: 0 BB: 0 P: 5	1B: 4 2B: 0 3B: 1 HR: 1	SF: 1 SAC: 0 DP: 0 HBP: 0	WP: 1 PB: 0 CS: 0
PITCHER	IP	WLS	BF	H	R	ER	SO	BB	IBB	HBP	BLK	WP	HR	S	P	ERA	WHIP					
Tom Bradley, R ERA: 2.93 Bart Johnson, R ERA: 3.18	(1, 1)	6.0	25	6	3	3	5	1	0	0	0	1	1	34	38	4.50	1.167					
	(7, 1)	3.0	W	9	0	0	0	1	0	0	0	0	0	11	11	0.00	0.000					

Batter	1	2	3	4	5	6	7	8	9	AB	R	H	RBI	BB	SO	LOB	BOTTOM					
Walt Williams, R OBP: 0.373, SLG: 0.480 (1, 7)										5	1	2	1	0	0	1	Milwaukee Brewers @ Chicago White Sox Comiskey Park, Chicago, IL Sat Jul 10 1971, 4:33 AM EDT Att: 6,969 - Unknown					
Pat Kelly, L OBP: 0.455, SLG: 0.333 (1, 9)										4	0	1	0	1	1	0						
Rick Reichardt, R OBP: 0.348, SLG: 0.477 (1, 8)										4	0	2	2	1	2	1						
Bill Melton, R OBP: 0.367, SLG: 0.554 (1, 5)										4	1	1	1	0	2	4						
Carlos May, L OBP: 0.353, SLG: 0.362 (1, 3)										4	0	1	0	0	0	3						
Mike Andrews, R OBP: 0.384, SLG: 0.398 Lee Richard, R OBP: 0.306, SLG: 0.330 (8, PR) (9, PH)										4	0	3	0	0	0	0						
Ed Herrmann, L OBP: 0.322, SLG: 0.363 (1, 2)										3	0	0	0	1	0	4						
Luis Alvarado, R OBP: 0.240, SLG: 0.287 (9, 4)										3	0	1	0	0	2	1						
Jay Johnstone, L OBP: 0.325, SLG: 0.373 (9, PH)										0	1	0	0	1	0	0						
Tom Bradley, R OBP: 0.143, SLG: 0.188 Bart Johnson, R OBP: 0.200, SLG: 0.225 (7, 1)										3	1	0	0	0	1	2						
Inning Stats	R: 2 E: 0 K: 1 S: 7	H: 2 LOB: 0 BB: 0 P: 7	R: 0 E: 0 K: 1 S: 6	H: 2 LOB: 1 BB: 0 P: 6	R: 0 E: 0 K: 1 S: 5	H: 0 LOB: 0 BB: 0 P: 5	R: 0 E: 0 K: 1 S: 6	H: 2 LOB: 1 BB: 0 P: 6	R: 1 E: 1 K: 2 S: 11	H: 3 LOB: 3 BB: 0 P: 11	R: 0 E: 0 K: 1 S: 5	H: 0 LOB: 1 BB: 1 P: 9	R: 0 E: 0 K: 1 S: 5	H: 0 LOB: 1 BB: 1 P: 9	R: 0 E: 0 K: 0 S: 3	H: 1 LOB: 0 BB: 0 P: 3	R: 0 E: 0 K: 0 S: 3	H: 1 LOB: 2 BB: 2 P: 11	1B: 9 2B: 0 3B: 0 HR: 2	SF: 0 SAC: 1 DP: 1 HBP: 0	WP: 0 PB: 0 CS: 2	PA: 41
PITCHER	IP	WLS	BF	H	R	ER	SO	BB	IBB	HBP	BLK	WP	HR	S	P	ERA	WHIP					
Skip Lockwood, R ERA: 2.75 Ken Sanders, R ERA: 1.83	(1, 1)	7.1	L	7	2	1	1	0	1	1	0	0	0	5	13	6.75	2.250					
	(8, 1)	1.1	L	7	2	1	1	0	1	1	0	0	0	5	13	6.75	2.250					

Batter	1	2	3	4	5	6	7	8	9	AB	R	H	RBI	BB	SO	LOB	TOP			
Tommy Harper, R OBP: 0.299, SLG: 0.348 (1, 8)										4	0	0	0	0	2	0	Milwaukee Brewers @ Chicago White Sox Comiskey Park, Chicago, IL Sun Jul 11 1971, 4:33 AM EDT Unknown			
Ron Theobald, R OBP: 0.365, SLG: 0.358 (1, 4)										4	1	2	0	0	0	0				
Roberto Pena, R OBP: 0.294, SLG: 0.379 (1, 3)										3	0	1	0	0	1	1				
Andy Kosco, R OBP: 0.306, SLG: 0.320 Dave May, L OBP: 0.359, SLG: 0.429 (1, 7)										3	0	0	0	1	1	1				
Rob Ellis, R OBP: 0.333, SLG: 0.299 (1, 9)										3	0	3	0	1	0	0				
Ted Kubiak, S OBP: 0.328, SLG: 0.291 (1, 6)										3	0	1	1	0	0	2				
Elie Rodriguez, R OBP: 0.285, SLG: 0.240 (1, 2)										4	0	0	0	0	0	5				
Bob Heise, R OBP: 0.161, SLG: 0.194 (1, 5)										3	0	0	0	0	1	1				
Marty Pattin, R OBP: 0.216, SLG: 0.174 John Morris, R OBP: 0.167, SLG: 0.200 (1, 1)										3	0	0	0	0	1	0				
Inning Stats	R: 0 E: 0 K: 1 S: 6	H: 1 LOB: 1 BB: 0 P: 6	R: 0 E: 0 K: 0 S: 3	H: 0 LOB: 1 BB: 1 P: 7	R: 0 E: 0 K: 1 S: 5	H: 0 LOB: 0 BB: 0 P: 5	R: 0 E: 0 K: 1 S: 5	H: 1 LOB: 0 BB: 0 P: 5	R: 0 E: 0 K: 2 S: 8	H: 1 LOB: 1 BB: 0 P: 8	R: 0 E: 0 K: 0 S: 4	H: 1 LOB: 1 BB: 0 P: 4	R: 0 E: 0 K: 1 S: 5	H: 0 LOB: 0 BB: 0 P: 5	R: 1 E: 0 K: 0 S: 5	H: 2 LOB: 2 BB: 1 P: 9		1B: 7 2B: 0 3B: 0 HR: 0	SF: 1 SAC: 1 DP: 1 HBP: 0	WP: 0 PB: 0 CS: 1
PITCHER Tommy John, L ERA: 3.2 (1, 1)	IP: 9.0 WLS: L BF: 34 H: 7 R: 1 ER: 1 SO: 6 BB: 1 IBB: 1 HBP: 0 BLK: 0 WP: 0 HR: 0 S: 44 P: 52 ERA: 1.00 WHIP: 0.889															PITCHER Tommy John, L ERA: 3.2 (1, 1)	IP: 9.0 WLS: L BF: 34 H: 7 R: 1 ER: 1 SO: 6 BB: 1 IBB: 1 HBP: 0 BLK: 0 WP: 0 HR: 0 S: 44 P: 52 ERA: 1.00 WHIP: 0.889			

Batter	1	2	3	4	5	6	7	8	9	AB	R	H	RBI	BB	SO	LOB	BOTTOM			
Walt Williams, R OBP: 0.374, SLG: 0.478 Mike Hershberger, R OBP: 0.431, SLG: 0.386 (1, 9)										1	0	0	0	0	1	0	Milwaukee Brewers @ Chicago White Sox Comiskey Park, Chicago, IL Sun Jul 11 1971, 4:33 AM EDT Unknown			
Jay Johnstone, L OBP: 0.319, SLG: 0.365 (1, 8)										4	0	0	0	0	1	1				
Rick Reichardt, R OBP: 0.350, SLG: 0.475 (1, 7)										3	0	1	0	1	1	1				
Bill Melton, R OBP: 0.366, SLG: 0.549 (1, 5)										4	0	1	0	0	1	1				
Carlos May, L OBP: 0.356, SLG: 0.367 Rich McKinney, R OBP: 0.347, SLG: 0.422 (1, 3)										2	0	1	0	1	0	1				
Mike Andrews, R OBP: 0.383, SLG: 0.397 (1, 4)										3	0	1	0	0	0	2				
Tom Egan, R OBP: 0.337, SLG: 0.458 (1, 2)										3	0	0	0	0	3	2				
Luis Alvarado, R OBP: 0.237, SLG: 0.283 Ed Herrmann, L OBP: 0.320, SLG: 0.360 Lee Richard, R OBP: 0.306, SLG: 0.330 (1, 6)										2	0	0	0	0	0	0				
Tommy John, R OBP: 0.154, SLG: 0.108 (1, 1)										3	0	0	0	0	0	1				
Inning Stats	R: 0 E: 0 K: 3 S: 9	H: 0 LOB: 0 BB: 0 P: 9	R: 0 E: 0 K: 0 S: 2	H: 0 LOB: 0 BB: 1 P: 6	R: 0 E: 0 K: 1 S: 5	H: 0 LOB: 0 BB: 0 P: 5	R: 0 E: 0 K: 0 S: 2	H: 0 LOB: 1 BB: 0 P: 3	R: 0 E: 0 K: 1 S: 6	H: 1 LOB: 1 BB: 0 P: 6	R: 0 E: 0 K: 1 S: 5	H: 0 LOB: 0 BB: 0 P: 5	R: 0 E: 0 K: 2 S: 8	H: 1 LOB: 1 BB: 0 P: 8	R: 0 E: 0 K: 1 S: 7	H: 2 LOB: 2 BB: 0 P: 7		1B: 3 2B: 1 3B: 0 HR: 0	SF: 0 SAC: 0 DP: 0 HBP: 1	WP: 0 PB: 0 CS: 2
PITCHER Marty Pattin, R ERA: 2.81 John Morris, L ERA: 3.2 (1, 1)	IP: 8.2 WLS: W BF: 31 H: 4 R: 0 ER: 0 SO: 10 BB: 2 IBB: 0 HBP: 1 BLK: 0 WP: 0 HR: 0 S: 48 P: 57 ERA: 0.00 WHIP: 0.692															PITCHER Marty Pattin, R ERA: 2.81 John Morris, L ERA: 3.2 (1, 1)	IP: 8.2 WLS: W BF: 31 H: 4 R: 0 ER: 0 SO: 10 BB: 2 IBB: 0 HBP: 1 BLK: 0 WP: 0 HR: 0 S: 48 P: 57 ERA: 0.00 WHIP: 0.692			

Batter	1	2	3	4	5	6	7	8	9	AB	R	H	RBI	BB	SO	LOB	TOP	
Tommy Harper, R OBP: 0.301, SLG: 0.353										4	0	2	0	0	0	0		
Ron Theobald, R OBP: 0.356, SLG: 0.348										4	0	0	0	0	1	2		
Roberto Pena, R OBP: 0.289, SLG: 0.372										3	0	0	0	0	1	1		
Andy Kosco, R OBP: 0.301, SLG: 0.314										3	0	0	0	0	0	1		
Rob Ellis, R OBP: 0.321, SLG: 0.286										3	0	0	0	0	1	0		
Ted Kubiak, S OBP: 0.336, SLG: 0.301										3	0	3	0	0	0	0		
Elie Rodriguez, R OBP: 0.281, SLG: 0.236										3	0	0	0	0	0	2		
Bob Heise, R OBP: 0.147, SLG: 0.176										3	0	0	0	0	0	0		
Bill Parsons, R OBP: 0.195, SLG: 0.216										2	0	0	0	0	0	0		
Bill Voss, L OBP: 0.316, SLG: 0.389										1	0	0	0	0	1	0		
Inning Stats	R: 0 E: 0 K: 1 S: 6	H: 1 LOB: 1 BB: 0 P: 6	R: 0 E: 0 K: 0 S: 3	H: 1 LOB: 0 BB: 0 P: 3	R: 0 E: 0 K: 0 S: 3	H: 0 LOB: 0 BB: 0 P: 3	R: 0 E: 0 K: 1 S: 5	H: 0 LOB: 0 BB: 0 P: 5	R: 0 E: 0 K: 0 S: 3	H: 1 LOB: 0 BB: 0 P: 3	R: 0 E: 0 K: 0 S: 5	H: 1 LOB: 1 BB: 0 P: 6	R: 0 E: 0 K: 1 S: 6	H: 1 LOB: 1 BB: 0 P: 6	1B: 4 2B: 1 3B: 0 HR: 0	SF: 0 SAC: 0 DP: 1 HBP: 0	WP: 0 PB: 1 CS: 1	PA: 30
PITCHER Wilbur Wood, L ERA: 1.69	IP: 9.0 WLS: W BF: 29 H: 5 R: 0 ER: 0 SO: 4 BB: 0 IBB: 0 HBP: 0 BLK: 0 WP: 0 HR: 0 S: 37 P: 37 ERA: 0.00 WHIP: 0.556																	

Milwaukee Brewers @ Chicago White Sox
Comiskey Park, Chicago, IL
Sun Jul 11 1971, 4:38 AM EDT
Att: 24,022 - Unknown

AB 29
R 0
H 5
RBI 0
BB 0
SO 4
LOB 6

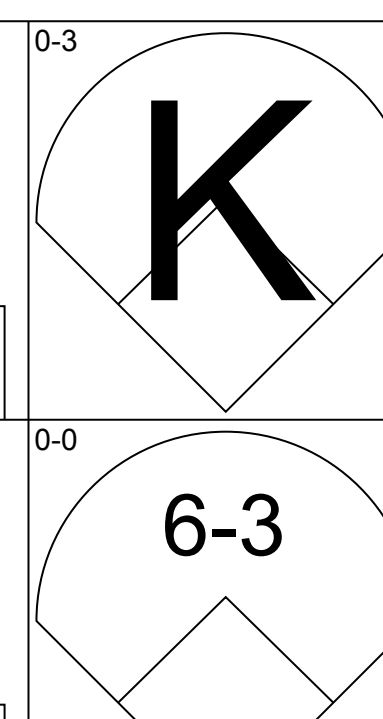
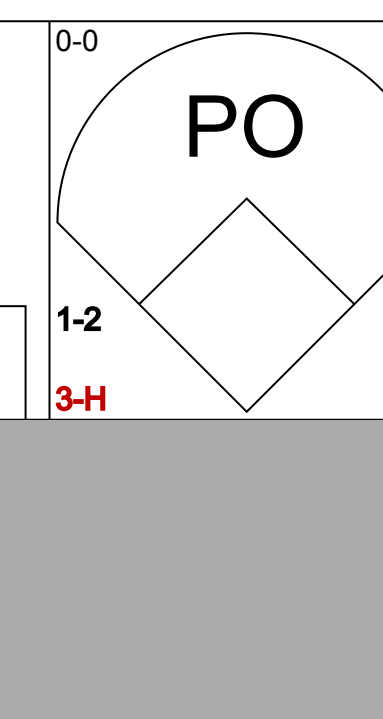
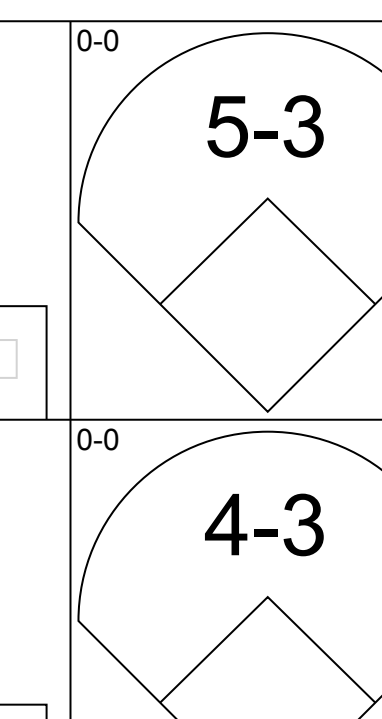
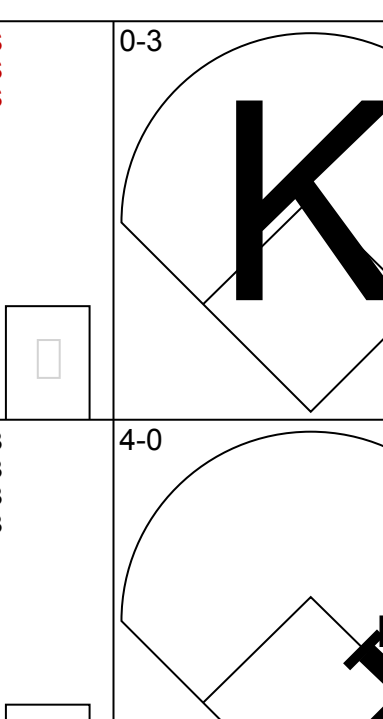
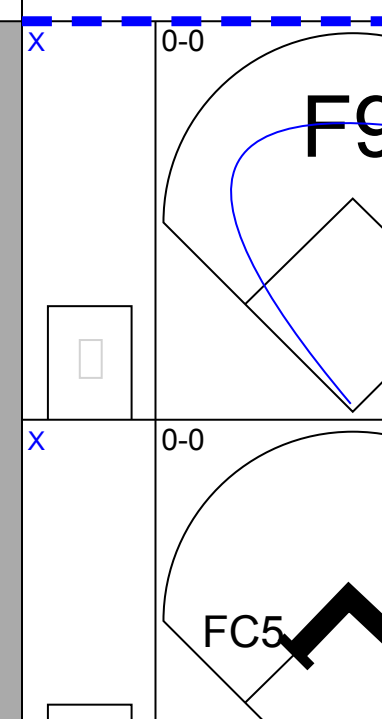
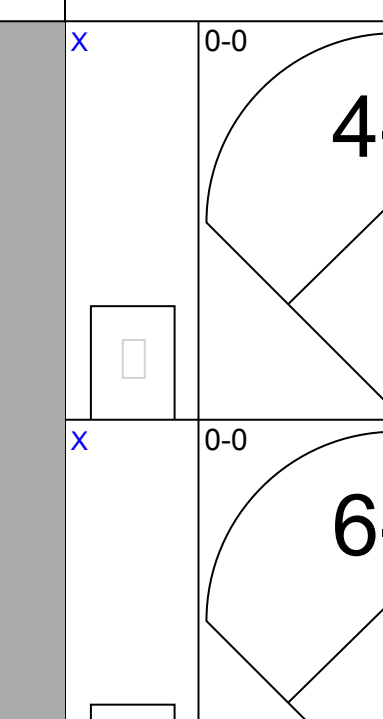
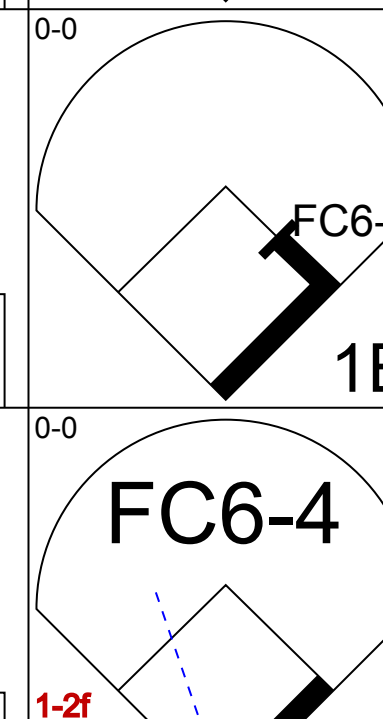
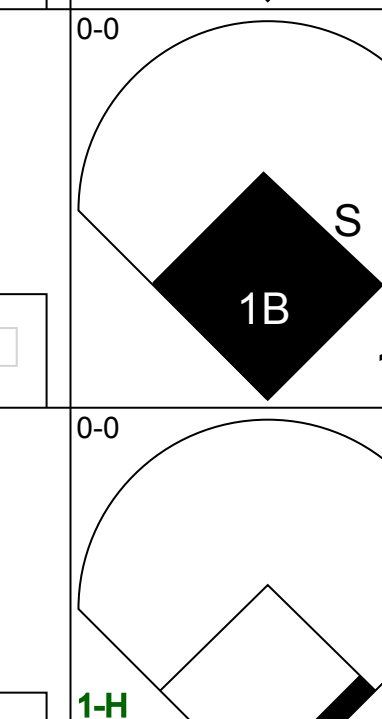
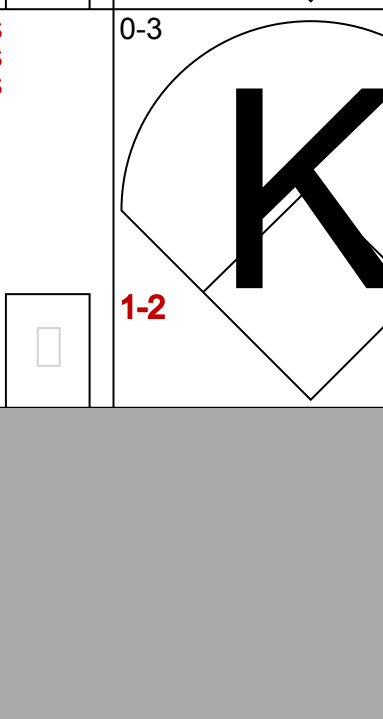
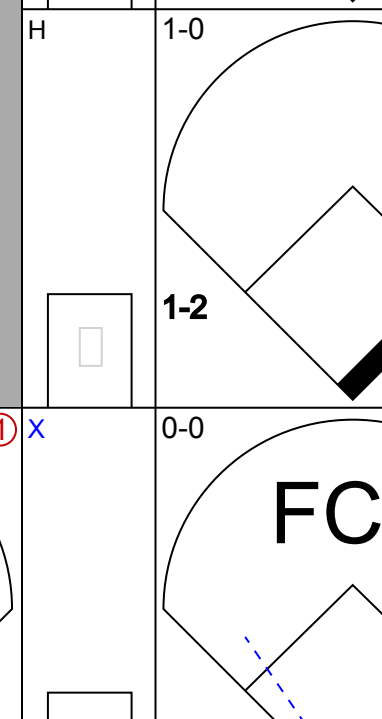









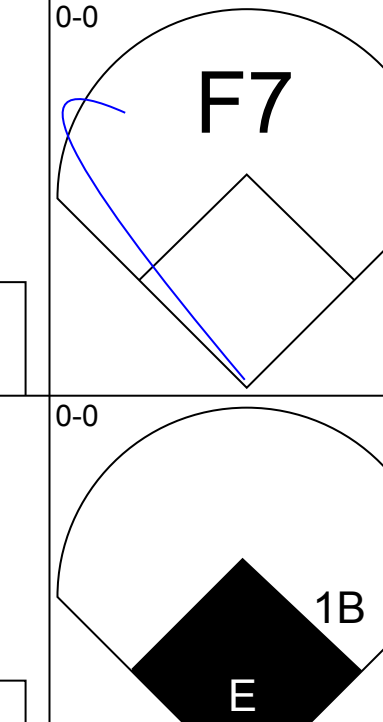



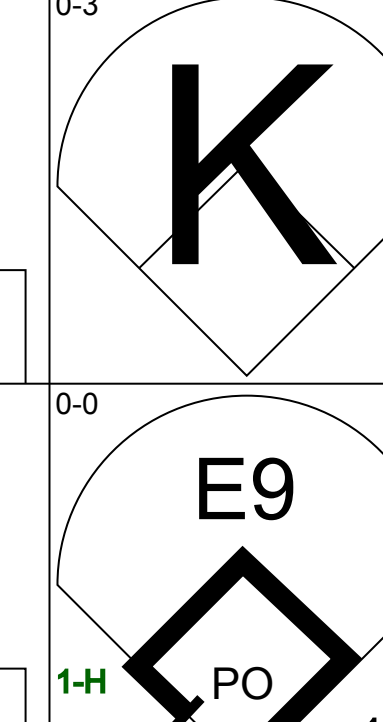
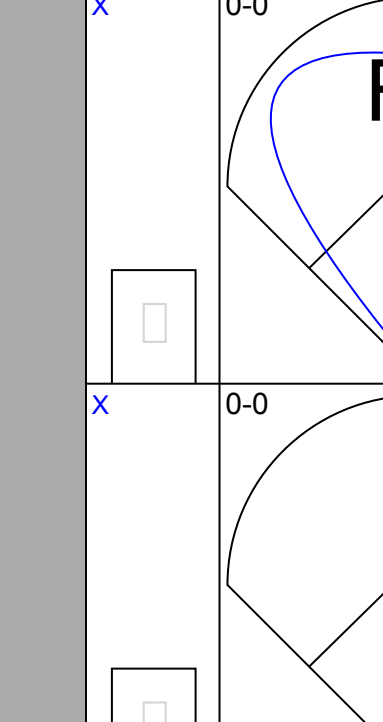


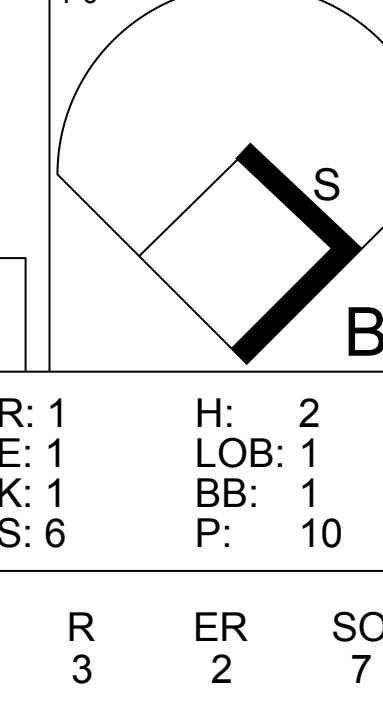
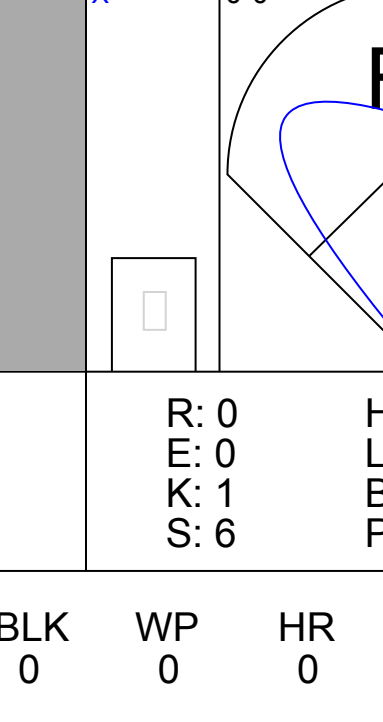
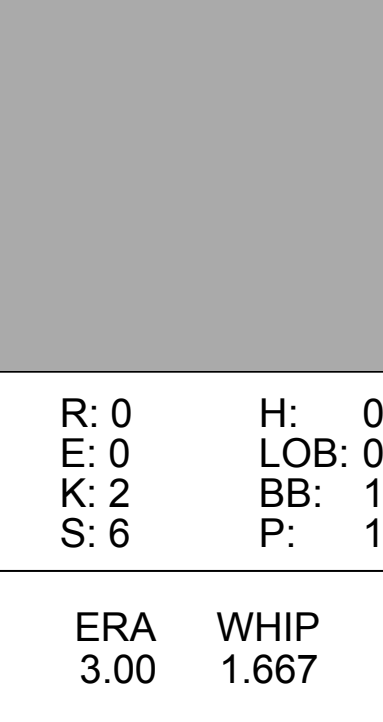
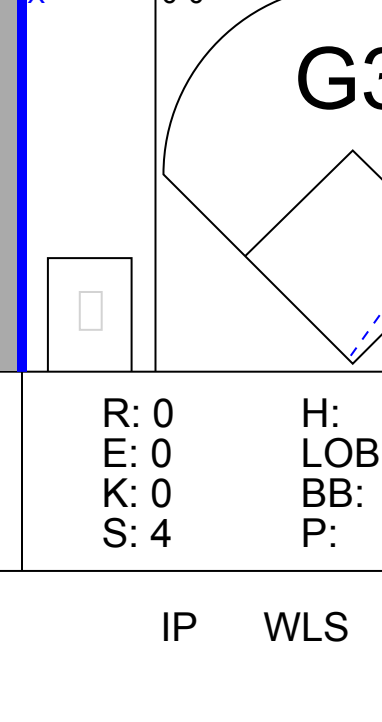
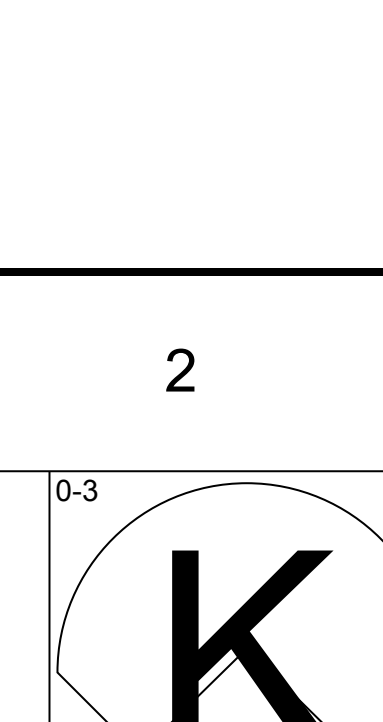
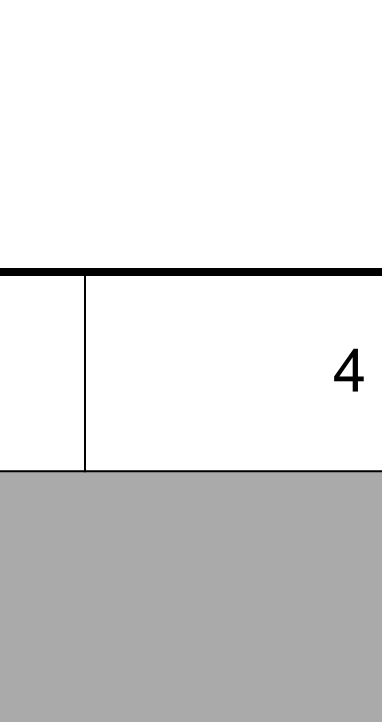
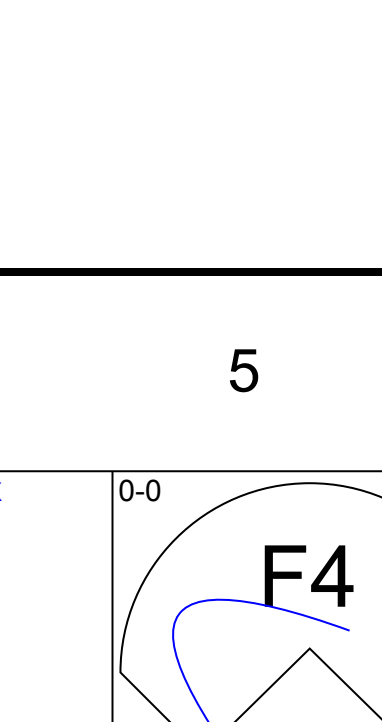
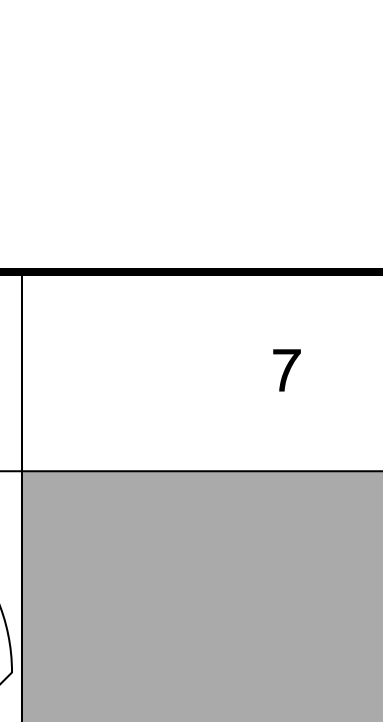

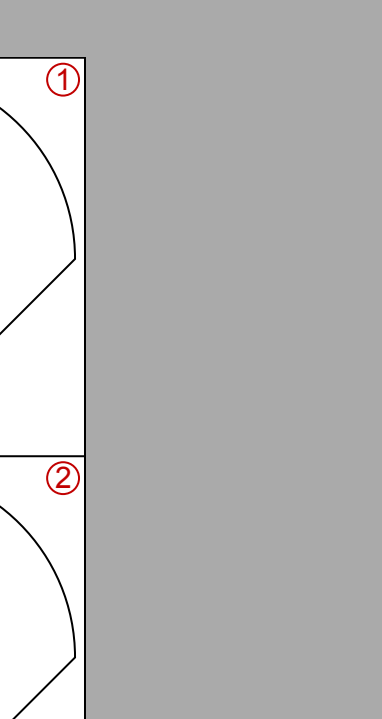
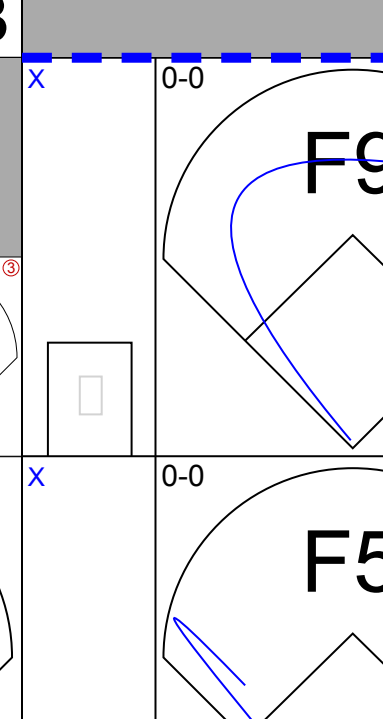



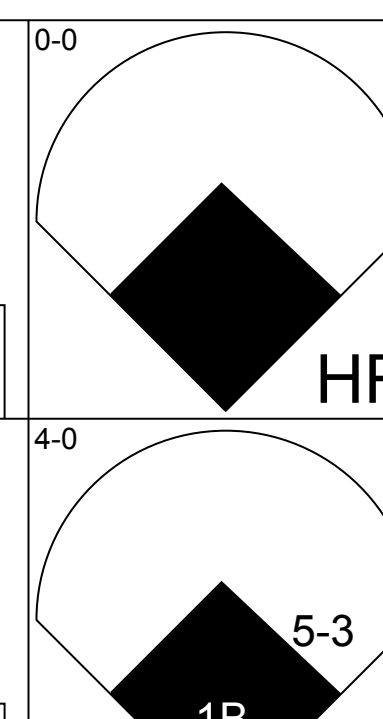
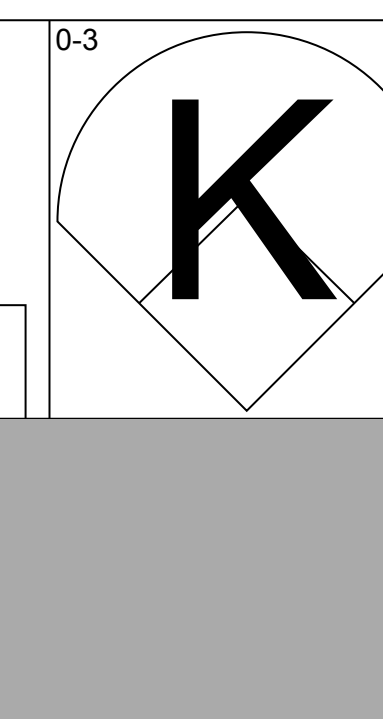
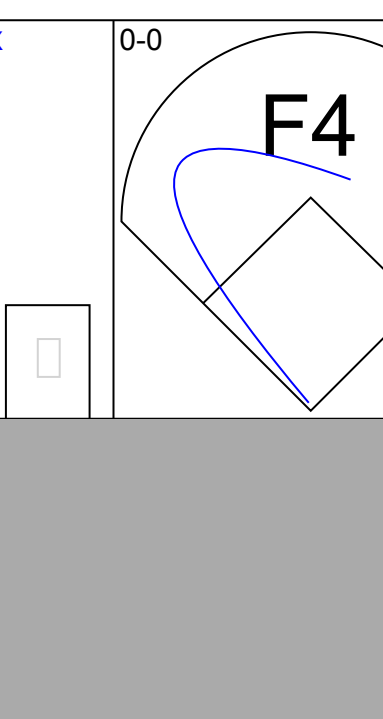
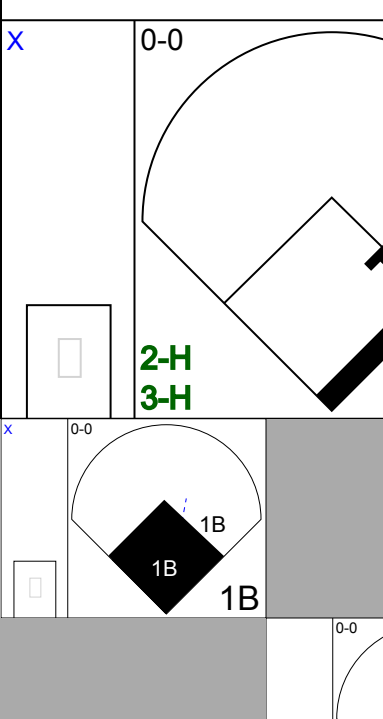
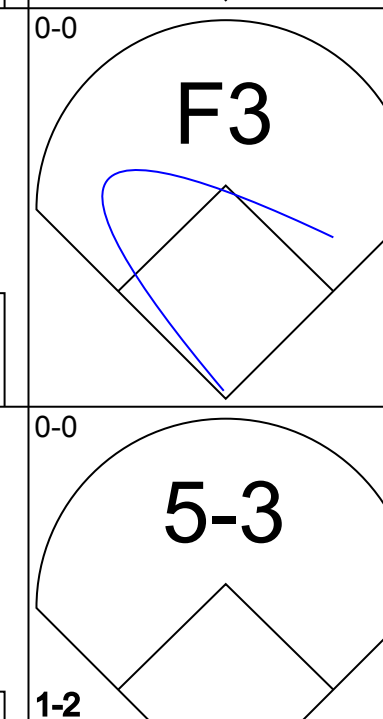
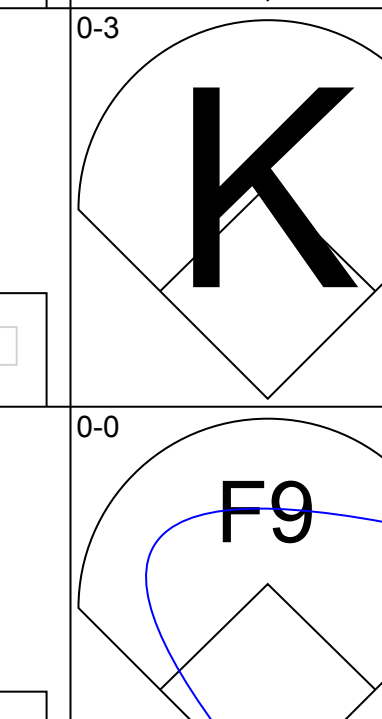

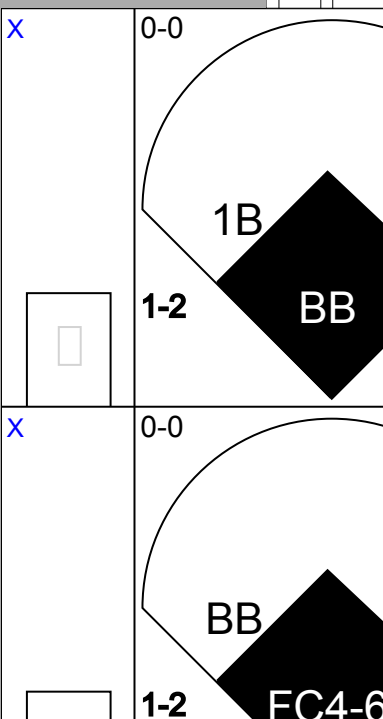
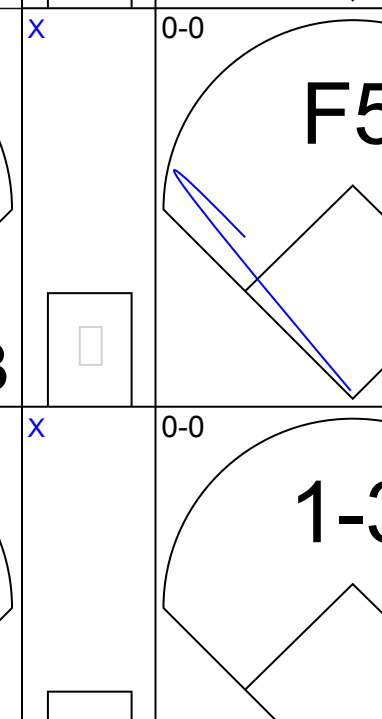
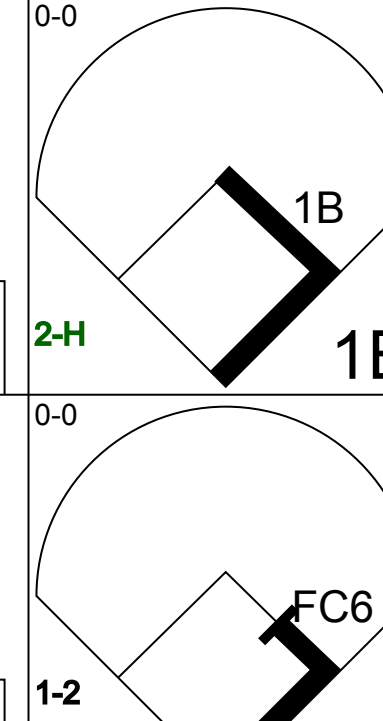


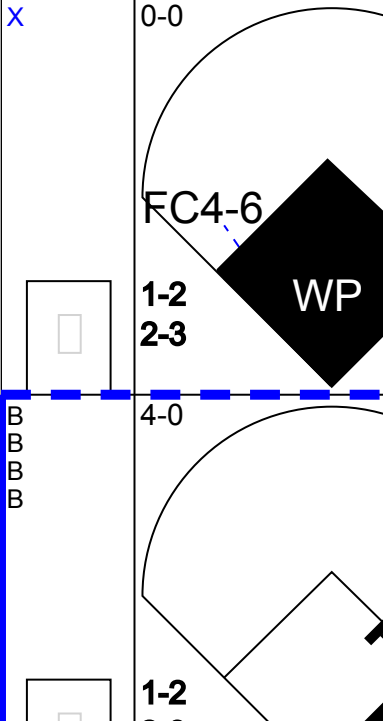

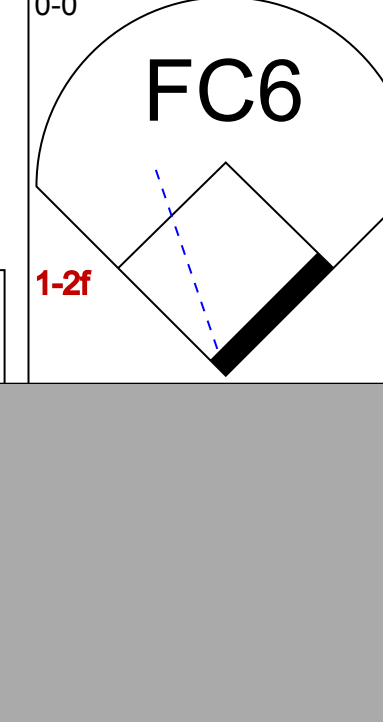

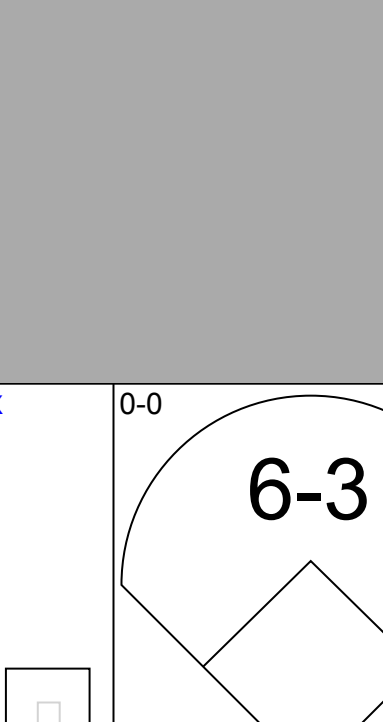
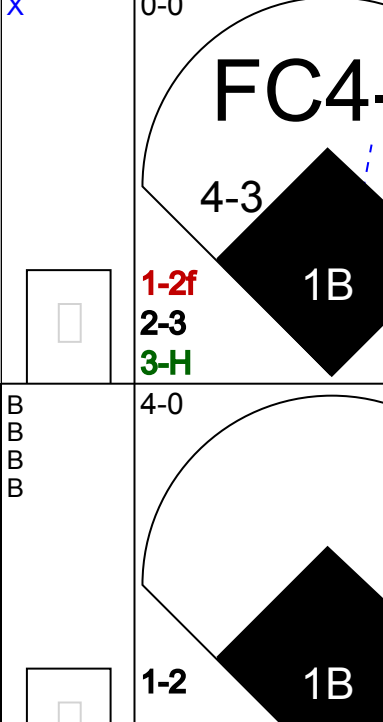

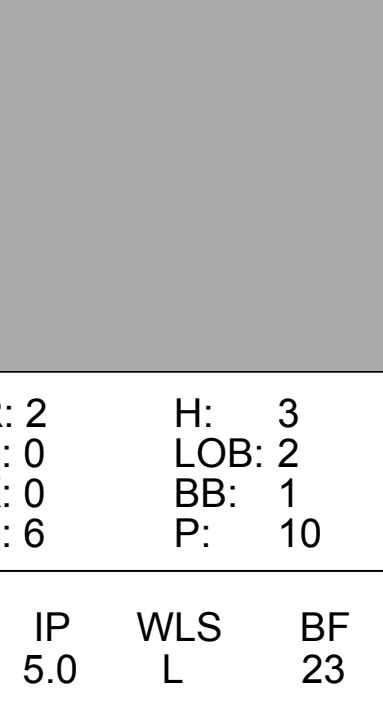

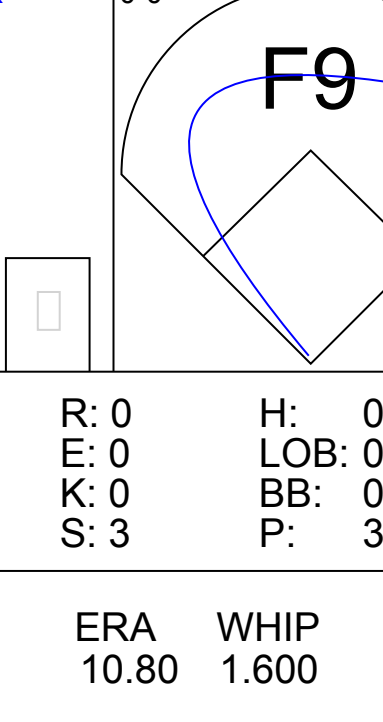
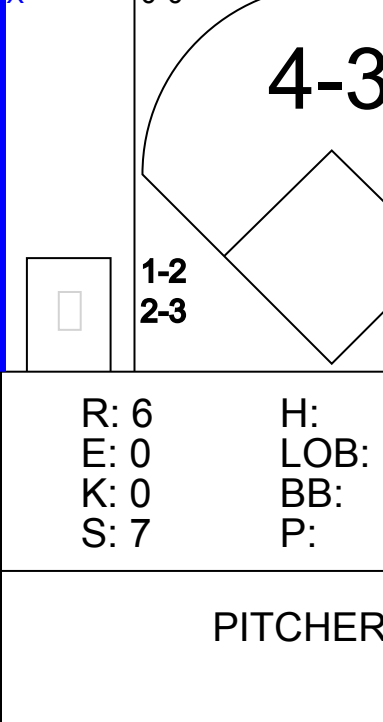
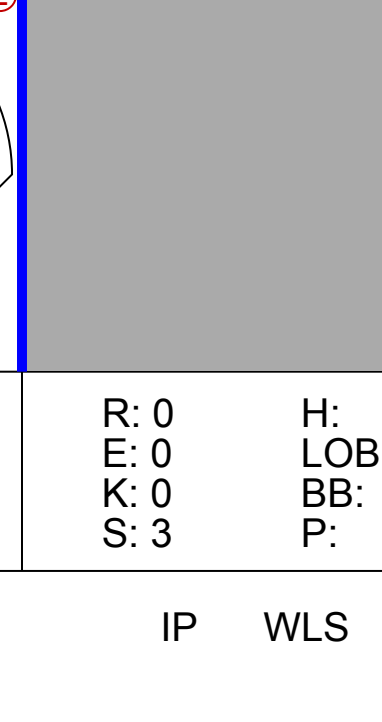
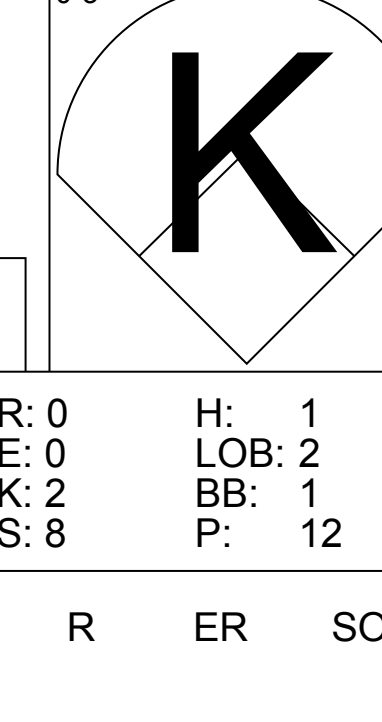






Batter	1	2	3	4	5	6	7	8	9	AB	R	H	RBI	BB	SO	LOB	BOTTOM			
Lee Richard, R OBP: 0.301, SLG: 0.324										4	0	0	0	0	1	1				
Jay Johnstone, L OBP: 0.314, SLG: 0.358										4	0	0	0	0	1	0				
Rich McKinney, R OBP: 0.350, SLG: 0.421										3	0	1	0	1	0	0				
Mike Hershberger, R OBP: 0.431, SLG: 0.386										0	0	0	0	0	0	0				
Bill Melton, R OBP: 0.364, SLG: 0.545										4	0	1	0	0	0	1				
Carlos May, L OBP: 0.358, SLG: 0.367										2	0	1	0	1	0	0				
Rick Reichardt, R OBP: 0.350, SLG: 0.472										2	0	0	0	1	0	3				
Mike Andrews, R OBP: 0.378, SLG: 0.392										3	0	0	0	0	1	3				
Ed Herrmann, L OBP: 0.327, SLG: 0.388										3	1	2	1	0	1	0				
Wilbur Wood, R OBP: 0.137, SLG: 0.043										3	0	0	0	0	0	1				
Inning Stats	R: 0 E: 0 K: 0 S: 5	H: 2 LOB: 3 BB: 1 P: 9	R: 0 E: 0 K: 2 S: 7	H: 0 LOB: 0 BB: 0 P: 7	R: 0 E: 0 K: 1 S: 5	H: 0 LOB: 0 BB: 0 P: 5	R: 0 E: 0 K: 0 S: 3	H: 0 LOB: 0 BB: 0 P: 3	R: 1 E: 0 K: 0 S: 4	H: 1 LOB: 0 BB: 0 P: 4	R: 0 E: 0 K: 0 S: 4	H: 1 LOB: 3 BB: 2 P: 12	R: 0 E: 0 K: 0 S: 3	H: 1 LOB: 0 BB: 0 P: 3	R: 0 E: 0 K: 1 S: 5	H: 0 LOB: 0 BB: 0 P: 5	1B: 4 2B: 0 3B: 0 HR: 1	SF: 0 SAC: 0 DP: 1 HBP: 0	WP: 0 PB: 0 CS: 0	PA: 31
PITCHER Bill Parsons, R ERA: 2.27	IP: 8.0 WLS: L BF: 31 H: 5 R: 1 ER: 1 SO: 4 BB: 3 IBB: 0 HBP: 0 BLK: 0 WP: 0 HR: 1 S: 36 P: 48 ERA: 1.12 WHIP: 1.000																			


Milwaukee Brewers @ Chicago White Sox
Comiskey Park, Chicago, IL
Sun Jul 11 1971, 4:38 AM EDT
Att: 24,022 - Unknown


AB 28
R 1
H 5
RBI 1
BB 3
SO 4
LOB 9



Batter	1	2	3	4	5	6	7	8	9	AB	R	H	RBI	BB	SO	LOB	TOP					
Lee Richard, R OBP: 0.294, SLG: 0.316 (1, 6)										5	0	0	0	0	2	0	Chicago White Sox @ Washington Senators Robert F. Kennedy Memorial Stadium, Washington, DC Thu Jul 15 1971, 7:05 PM EDT Att: 7,526 - Unknown livebaseballscorecards.com					
Pat Kelly, L OBP: 0.444, SLG: 0.318 (1, 9)										4	0	1	0	1	0	0						
Rick Reichardt, R OBP: 0.355, SLG: 0.474 (1, 7)										3	1	2	0	0	1	1						
Bill Melton, R OBP: 0.363, SLG: 0.542 (1, 5)										4	0	1	1	0	0	3						
Carlos May, L OBP: 0.357, SLG: 0.366 (1, 3)										4	1	1	0	0	2	1						
Mike Andrews, R OBP: 0.380, SLG: 0.394 (1, 4)										4	1	2	0	0	1	0						
Ed Herrmann, L OBP: 0.325, SLG: 0.387 (1, 2)										3	0	1	1	0	1	1						
Jay Johnstone, L OBP: 0.317, SLG: 0.361 (1, 8)										4	0	2	0	0	1	2						
Wilbur Wood, R OBP: 0.151, SLG: 0.043 (6, 1) Bart Johnson, R OBP: 0.206, SLG: 0.225 (7, PH) Bob Spierdie, L (7, 1) Vicente Romo, R (7, 1) Terry Forster, L (8, 1) Rich McKinney, R OBP: 0.346, SLG: 0.415 (8, PH)										1	0	0	0	1	0	1						
Inning Stats	R: 0 E: 0 K: 1 S: 6	H: 1 LOB: 1 BB: 0 P: 6	R: 1 E: 1 K: 1 S: 6	H: 2 LOB: 1 BB: 1 P: 10	R: 1 E: 0 K: 1 S: 7	H: 2 LOB: 1 BB: 0 P: 7	R: 0 E: 0 K: 1 S: 6	H: 1 LOB: 1 BB: 0 P: 6	R: 0 E: 0 K: 0 S: 6	H: 0 LOB: 0 BB: 1 P: 10	R: 1 E: 0 K: 0 S: 7	H: 2 LOB: 1 BB: 0 P: 7	R: 0 E: 0 K: 0 S: 4	H: 1 LOB: 2 BB: 0 P: 5	R: 0 E: 0 K: 1 S: 6	H: 0 LOB: 0 BB: 0 P: 3		R: 0 E: 0 K: 0 S: 3	H: 0 LOB: 0 BB: 0 P: 3	1B: 10 2B: 0 3B: 0 HR: 0	SF: 1 SAC: 0 DP: 0 HBP: 1	WP: 0 PB: 0 SB: 2 CS: 0
PITCHER	IP WLS BF H R ER SO BB IBB HBP BLK WP HR S P ERA WHIP																					
Dick Bosman, R ERA: 4.1 (1, 1)	6.0 W 26 8 3 2 7 2 0 0 0 0 0 0 38 46 3.00 1.667																					
Casey Cox, R ERA: 3.11 (7, 1)	3.0 S 12 2 0 0 1 0 0 1 0 0 0 0 13 14 0.00 0.667																					

Batter	1	2	3	4	5	6	7	8	9	AB	R	H	RBI	BB	SO	LOB	BOTTOM					
Davey Nelson, R OBP: 0.351, SLG: 0.527 (1, 5)										4	1	2	3	0	1	0	Chicago White Sox @ Washington Senators Robert F. Kennedy Memorial Stadium, Washington, DC Thu Jul 15 1971, 7:05 PM EDT Att: 7,526 - Unknown livebaseballscorecards.com					
Lenny Randle, S OBP: 0.321, SLG: 0.357 (1, 4)										3	2	1	0	1	1	0						
Frank Howard, R OBP: 0.497, SLG: 0.497 (1, 7) Larry Blittner, L OBP: 0.314, SLG: 0.269 (8, 7)										4	1	1	0	0	1	1						
Dick Billings, R OBP: 0.276, SLG: 0.322 (1, 2)										4	1	1	1	0	0	1						
Don Mincher, L OBP: 0.409, SLG: 0.435 (1, 3)										4	1	3	1	0	0	0						
Elliott Maddox, R OBP: 0.296, SLG: 0.238 (1, 8) Tom McCraw, L OBP: 0.294, SLG: 0.427 (6, PH) (7, 9)										2	0	1	0	0	1	0						
Del Unser, L OBP: 0.349, SLG: 0.391 (1, 9) (7, 8)										4	1	0	1	0	0	5						
Toby Harrah, R OBP: 0.312, SLG: 0.306 (1, 6)										2	1	0	0	2	0	0						
Dick Bosman, R OBP: 0.190, SLG: 0.081 (1, 1) Bernie Allen, L OBP: 0.324, SLG: 0.364 (6, PH) Casey Cox, R OBP: 0.120, SLG: 0.083 (7, 1)										2	0	0	0	0	0	0						
Inning Stats	R: 2 E: 0 K: 0 S: 6	H: 3 LOB: 2 BB: 1 P: 10	R: 0 E: 0 K: 1 S: 5	H: 0 LOB: 0 BB: 0 P: 5	R: 0 E: 0 K: 2 S: 7	H: 0 LOB: 0 BB: 0 P: 7	R: 0 E: 0 K: 1 S: 5	H: 0 LOB: 0 BB: 0 P: 5	R: 0 E: 0 K: 0 S: 3	H: 0 LOB: 0 BB: 0 P: 3	R: 6 E: 0 K: 0 S: 7	H: 5 LOB: 2 BB: 2 P: 15	R: 0 E: 0 K: 0 S: 3	H: 0 LOB: 0 BB: 0 P: 3	R: 0 E: 0 K: 2 S: 8	H: 1 LOB: 2 BB: 1 P: 12		R: 0 E: 0 K: 2 S: 8	H: 0 LOB: 0 BB: 0 P: 12	1B: 8 2B: 0 3B: 0 HR: 1	SF: 0 SAC: 0 DP: 0 HBP: 0	WP: 1 PB: 0 SB: 0 CS: 1
PITCHER	IP WLS BF H R ER SO BB IBB HBP BLK WP HR S P ERA WHIP																					
Wilbur Wood, L ERA: 1.99 (1, 1)	5.0 L 23 7 6 6 4 1 0 0 0 0 1 0 30 34 10.80 3.000																					
Bart Johnson, R ERA: 3.31 (6, 1)	1.0 5 1 2 2 0 2 0 0 0 0 1 0 3 11 18.00 3.000																					
Vicente Romo, R ERA: 5.4 (7, 1)	1.0 3 0 0 0 0 0 0 0 0 0 0 0 3 3 0.00 0.000																					
Terry Forster, L ERA: 4.13 (8, 1)	1.0 5 1 0 0 2 0 1 0 0 0 0 0 8 12 0.00 1.000																					

Batter	1	2	3	4	5	6	7	8	9	AB	R	H	RBI	BB	SO	LOB	TOP										
Lee Richard, R (1.6) OBP: 0.294, SLG: 0.315	L4		6-3		K					4	0	1	0	0	1	0	Chicago White Sox @ Washington Senators Robert F. Kennedy Memorial Stadium, Washington, DC Fri Jul 16 1971, 7:05 PM EDT Att: 6,671 - Unknown livebaseballscorecards.com										
Pat Kelly, L (1.9) OBP: 0.452, SLG: 0.423			K			HR	CS	F7	4	1	2	0	0	1	0												
Rick Reichardt, R (1.7) OBP: 0.354, SLG: 0.471				K				5-3	4	0	1	0	0	2	1												
Bill Melton, R (1.5) OBP: 0.364, SLG: 0.551	F8				HR			K	4	1	2	2	0	1	1												
Carlos May, L (1.3) OBP: 0.359, SLG: 0.366		F9		FC4		4-3			3	0	1	0	1	0	1												
Mike Andrews, R (1.4) OBP: 0.384, SLG: 0.394		K						SH5-3	2	0	1	0	1	1	1												
Ed Herrmann, L (1.2) OBP: 0.323, SLG: 0.379		F9		F9		F4		IBB	3	0	0	0	1	0	4												
Mike Hershberger, R (1.8) OBP: 0.434, SLG: 0.376		F9			L9			IBB	2	0	0	0	2	0	1												
Tommy John, R (1.1) OBP: 0.140, SLG: 0.098			6-3		6-3		5-3	G3	4	0	0	0	0	0	3	AB 30 R 2 H 8 RBI 2 BB 5 SO 6 LOB 12 											
Inning Stats	R: 0 E: 0 K: 0 S: 4	H: 2 LOB: 1 BB: 0 P: 4	R: 0 E: 0 K: 1 S: 6	H: 1 LOB: 1 BB: 0 P: 6	R: 0 E: 0 K: 1 S: 5	H: 0 LOB: 0 BB: 0 P: 5	R: 0 E: 0 K: 1 S: 7	H: 2 LOB: 2 BB: 0 P: 7	R: 0 E: 0 K: 1 S: 5	H: 0 LOB: 0 BB: 0 P: 5	R: 2 E: 0 K: 1 S: 7	H: 2 LOB: 1 BB: 1 P: 11	R: 0 E: 0 K: 1 S: 2	H: 1 LOB: 0 BB: 1 P: 6	R: 0 E: 0 K: 1 S: 5		H: 0 LOB: 0 BB: 0 P: 5	R: 0 E: 0 K: 0 S: 2	H: 0 LOB: 2 BB: 3 P: 14	1B: 6 2B: 0 3B: 1 HR: 1	SF: 0 SAC: 1 DP: 0 HBP: 0	WP: 0 PB: 0 CS: 1	PA: 37				
PITCHER	IP	WLS	BF	H	R	ER	SO	BB	IBB	HBP	BLK	WP	HR	S	P	ERA	WHIP										
Pete Broberg, R (1.1) ERA: 3.43	7.0	L	28	8	2	2	5	2	0	0	0	0	1	36	44	2.57	1.429										
Horacio Pina, R (8.1) ERA: 3.38	2.0		8	0	0	0	1	1	2	0	0	0	0	7	19	0.00	0.500										

Batter	1	2	3	4	5	6	7	8	9	AB	R	H	RBI	BB	SO	LOB	BOTTOM										
Davey Nelson, R (1.5) OBP: 0.328, SLG: 0.492	5-3		1-3			K		F8		4	0	0	0	0	1	0	Chicago White Sox @ Washington Senators Robert F. Kennedy Memorial Stadium, Washington, DC Fri Jul 16 1971, 7:05 PM EDT Att: 6,671 - Unknown livebaseballscorecards.com										
Lenny Randle, S (1.4) OBP: 0.310, SLG: 0.343	E5		P4			F8		K		4	0	0	0	0	1	0											
Frank Howard, R (1.7) OBP: 0.371, SLG: 0.497	4-3			4-3						4	0	2	0	0	0	1											
Dick Billings, R (1.2) OBP: 0.276, SLG: 0.320	6-3			1B		6-3		5-3		4	0	1	0	0	0	3											
Don Mincher, L (1.3) OBP: 0.407, SLG: 0.432		G3			1B		F8		F2	4	0	1	0	0	0	0											
Elliott Maddox, R (1.8) OBP: 0.295, SLG: 0.244					F9		F9		F9	4	0	1	0	0	0	1											
Del Unser, L (1.9) OBP: 0.345, SLG: 0.385		4-3				K		E6		3-1	4	0	0	0	1	1											
Toby Harrah, R (1.6) OBP: 0.308, SLG: 0.303		K				F3		E6			3	0	0	0	1	2											
Pete Broberg, R (1.1) Paul Casanova, R (7, PH) Horacio Pina, R (8.1)					K			F8		2	0	0	0	0	2	0	AB 34 R 0 H 5 RBI 0 BB 0 SO 6 LOB 10 										
Inning Stats	R: 0 E: 1 K: 0 S: 4	H: 0 LOB: 1 BB: 0 P: 4	R: 0 E: 0 K: 1 S: 6	H: 1 LOB: 1 BB: 0 P: 6	R: 0 E: 0 K: 1 S: 5	H: 0 LOB: 0 BB: 0 P: 5	R: 0 E: 0 K: 0 S: 4	H: 2 LOB: 1 BB: 0 P: 4	R: 0 E: 0 K: 2 S: 7	H: 0 LOB: 0 BB: 0 P: 7	R: 0 E: 0 K: 1 S: 6	H: 1 LOB: 1 BB: 0 P: 6	R: 0 E: 2 K: 0 S: 5	H: 0 LOB: 2 BB: 0 P: 5	R: 0 E: 0 K: 1 S: 6	H: 1 LOB: 1 BB: 0 P: 6		R: 0 E: 0 K: 0 S: 3	H: 0 LOB: 0 BB: 0 P: 3	1B: 4 2B: 1 3B: 0 HR: 0	SF: 0 SAC: 0 DP: 0 HBP: 0	WP: 0 PB: 0 CS: 0	PA: 34				
PITCHER	IP	WLS	BF	H	R	ER	SO	BB	IBB	HBP	BLK	WP	HR	S	P	ERA	WHIP										
Tommy John, L (1.1) ERA: 2.99	9.0	W	34	5	0	0	6	0	0	0	0	0	0	46	46	0.00	0.556										

Batter	1	2	3	4	5	6	7	8	9	AB	R	H	RBI	BB	SO	LOB	TOP		
Pat Kelly, L (1, 9) OBP: 0.400, SLG: 0.367	F7			4-3		L3-1		G4-3		4	0	0	1	0	0	2			
Mike Andrews, R (1, 4) OBP: 0.378, SLG: 0.387	K			F9		P4			F2	4	0	0	0	0	1	1			
Rick Reichardt, R (1, 7) OBP: 0.359, SLG: 0.482	6-3			CS 1B					SF8 3B	4	1	3	0	0	0	0			
Bill Melton, R (1, 5) OBP: 0.363, SLG: 0.549		4-3		CS 1-2	F2				SF8	3	0	1	1	0	0	0			
Carlos May, L (1, 3) OBP: 0.355, SLG: 0.361		L3-1				K			4-3	4	0	0	0	0	1	2			
Ed Herrmann, L (1, 2) OBP: 0.317, SLG: 0.372		F6			4-3					3	0	0	0	0	0	2			
Mike Hershberger, R (1, 8) OBP: 0.431, SLG: 0.375			P6			FC1-5 1B		FC6-4		3	0	1	0	0	0	2			
Luis Alvarado, R (1, 6) OBP: 0.239, SLG: 0.284			6-3			FC1-5 1B		F9		3	1	1	0	0	0	0			
Joe Horlen, R (1, 1) OBP: 0.045, SLG: 0.048			4-3			FC1-5 L3-1 1B				2	0	0	0	0	0	2			
Terry Forster, L (7, 1)										0	0	0	0	0	0	0			
Tony Muser, L (8, PH) OBP: 1.000, SLG: 1.000										1	0	1	0	0	0	0			
Rich Hinton, L (8, 1)										0	0	0	0	0	0	0			
Inning Stats	R: 0 E: 0 K: 1 S: 5	H: 0 LOB: 0 BB: 0 P: 5	R: 0 E: 0 K: 0 S: 3	H: 0 LOB: 0 BB: 0 P: 3	R: 0 E: 0 K: 0 S: 3	H: 1 LOB: 0 BB: 0 P: 3	R: 0 E: 0 K: 0 S: 5	H: 0 LOB: 0 BB: 0 P: 5	R: 1 E: 1 K: 0 S: 5	H: 2 LOB: 1 BB: 0 P: 5	R: 0 E: 0 K: 0 S: 5	H: 2 LOB: 2 BB: 0 P: 5	R: 0 E: 0 K: 0 S: 3	H: 1 LOB: 0 BB: 0 P: 3	R: 1 E: 0 K: 0 S: 4	H: 1 LOB: 0 BB: 0 P: 4	1B: 6 2B: 0 3B: 1 HR: 0	SF: 1 SAC: 0 DP: 1 HBP: 0	WP: 0 PA: 33 CS: 1
PITCHER Steve Kline, R (1, 1) ERA: 3.14	IP: 9.0 WLS: W BF: 32 H: 7 R: 2 ER: 1 SO: 2 BB: 0 IBB: 0 HBP: 0 BLK: 0 WP: 0 HR: 0 S: 36 P: 36 ERA: 1.00 WHIP: 0.778																		

Chicago White Sox @ New York Yankees
Yankee Stadium, Bronx, NY
Sat Jul 17 1971, 3:33 AM EDT
Att: 8,614 - Cloudy

AB	31
R	2
H	7
RBI	2
BB	0
SO	2
LOB	11



Batter	1	2	3	4	5	6	7	8	9	AB	R	H	RBI	BB	SO	LOB	BOTTOM
Horace Clarke, S (1, 4) OBP: 0.323, SLG: 0.304	E4 3-1 SH1-3 1B		F9		G3		FC5-4 FC4-6			4	1	0	0	0	0	3	
Jerry Kenney, L (1, 5) OBP: 0.385, SLG: 0.304	SH1-3		G4-6-3			4-3	FC4-6			3	0	0	0	0	0	3	
Bobby Murcer, L (1, 8) OBP: 0.444, SLG: 0.581	3-1			E4 1B SF8		F7		F7		4	1	0	0	0	0	1	
Roy White, S (1, 7) OBP: 0.373, SLG: 0.502	1B			G3 1B		K		F8		4	0	2	1	0	1	0	
Ron Blomberg, L (1, 9) OBP: 0.422, SLG: 0.518	1B			SF8				G3		3	1	2	1	0	0	0	
Jake Gibbs, L (1, 2) OBP: 0.280, SLG: 0.333		6-3		G3						3	1	1	0	0	0	1	
Danny Cater, R (1, 3) OBP: 0.274, SLG: 0.312		F8		6-3						3	0	1	2	0	0	1	
Frank Baker, L (1, 6) OBP: 0.283, SLG: 0.139		4-3			K					2	0	0	0	1	1	0	
Steve Kline, R (1, 1) OBP: 0.234, SLG: 0.205			G4-6-3 1B		L4-3		FC1-5 FC5-4			3	0	1	0	0	0	2	
Inning Stats	R: 1 E: 1 K: 0 S: 5	H: 2 LOB: 2 BB: 0 P: 5	R: 0 E: 0 K: 0 S: 3	H: 0 LOB: 0 BB: 0 P: 3	R: 0 E: 0 K: 0 S: 3	H: 1 LOB: 0 BB: 0 P: 3	R: 1 E: 1 K: 0 S: 5	H: 1 LOB: 1 BB: 0 P: 5	R: 0 E: 0 K: 1 S: 5	H: 0 LOB: 0 BB: 0 P: 5	R: 2 E: 0 K: 0 S: 6	H: 3 LOB: 2 BB: 1 P: 10	R: 0 E: 0 K: 0 S: 3	H: 0 LOB: 0 BB: 0 P: 3	1B: 5 2B: 2 3B: 0 HR: 0	SF: 1 SAC: 1 DP: 1 HBP: 0	WP: 0 PA: 32 CS: 0
PITCHER Joe Horlen, R (1, 1) ERA: 3.79	IP: 6.0 WLS: L BF: 25 H: 7 R: 4 ER: 2 SO: 2 BB: 0 IBB: 0 HBP: 0 BLK: 0 WP: 0 HR: 0 S: 29 P: 29 ERA: 3.00 WHIP: 1.167																
Terry Forster, L (7, 1) ERA: 3.99	1.0	4	0	0	0	0	1	0	0	0	0	0	3	7	0.00	1.000	
Rich Hinton, L (8, 1) ERA:	1.0	3	0	0	0	0	0	0	0	0	0	0	3	3	0.00	0.000	

Chicago White Sox @ New York Yankees
Yankee Stadium, Bronx, NY
Sat Jul 17 1971, 3:33 AM EDT
Att: 8,614 - Cloudy

AB	29
R	4
H	7
RBI	4
BB	1
SO	2
LOB	11



Batter	1	2	3	4	5	6	7	8	9	AB	R	H	RBI	BB	SO	LOB	TOP					
Mike Hershberger, R (1.8) OBP: 0.425, SLG: 0.380										4	0	1	0	0	2	1						
Ron Loliich, R (1.9) OBP: 0.250, SLG: 0.500 Pat Kelly, L (9.9) OBP: 0.400, SLG: 0.367										4	0	1	0	0	1	1						
Rick Reichardt, R (1.7) OBP: 0.354, SLG: 0.475										4	0	0	0	0	1	1						
Bill Melton, R (1.5) OBP: 0.362, SLG: 0.543										3	0	0	0	0	0	0						
Carlos May, L (1.3) OBP: 0.357, SLG: 0.364										3	1	2	0	0	0	1						
Mike Andrews, R (1.4) OBP: 0.377, SLG: 0.387										3	0	1	0	0	0	1						
Tom Egan, R (1.2) OBP: 0.337, SLG: 0.468										3	1	1	0	0	0	2						
Luis Alvarado, R (1.6) OBP: 0.235, SLG: 0.278										3	0	0	0	0	2	1						
Wilbur Wood, R (1.1) OBP: 0.161, SLG: 0.041										2	0	0	0	1	1	0						
Inning Stats	R: 0 E: 0 K: 1 S: 5	H: 1 LOB: 0 BB: 0 P: 5	R: 0 E: 0 K: 0 S: 2	H: 0 LOB: 0 BB: 0 P: 3	R: 1 E: 0 K: 1 S: 5	H: 1 LOB: 0 BB: 1 P: 9	R: 0 E: 0 K: 2 S: 7	H: 0 LOB: 0 BB: 0 P: 7	R: 1 E: 0 K: 1 S: 6	H: 2 LOB: 0 BB: 0 P: 6	R: 0 E: 0 K: 0 S: 4	H: 1 LOB: 1 BB: 0 P: 4	R: 0 E: 0 K: 0 S: 4	H: 1 LOB: 1 BB: 0 P: 4	R: 0 E: 0 K: 2 S: 7	H: 0 LOB: 0 BB: 0 P: 7	R: 0 E: 0 K: 0 S: 3	H: 0 LOB: 0 BB: 0 P: 3	1B: 3 2B: 2 3B: 1 HR: 0	SF: 0 SAC: 0 DP: 3 HBP: 1	WP: 1 PB: 0 CS: 0	PA: 31
PITCHER Fritz Peterson, L (1.1) ERA: 3.38	IP: 9.0 WLS: W BF: 31 H: 6 R: 2 ER: 2 SO: 7 BB: 1 IBB: 0 HBP: 1 BLK: 0 WP: 1 HR: 0 S: 43 P: 48 ERA: 2.00 WHIP: 0.778															PITCHER	IP: 9.0 WLS: W BF: 31 H: 6 R: 2 ER: 2 SO: 7 BB: 1 IBB: 0 HBP: 1 BLK: 0 WP: 1 HR: 0 S: 43 P: 48 ERA: 2.00 WHIP: 0.778					

Chicago White Sox @ New York Yankees
Yankee Stadium, Bronx, NY
Sun Jul 18 1971, 3:33 AM EDT
Sunny

livebaseballscores.com

AB 29
R 2
H 6
RBI 0
BB 1
SO 7
LOB 8

Batter	1	2	3	4	5	6	7	8	9	AB	R	H	RBI	BB	SO	LOB	BOTTOM					
Jerry Kenney, L (1.6) OBP: 0.360, SLG: 0.299 Felipe Alou, R (9. PH) OBP: 0.316, SLG: 0.389										3	0	0	0	0	1	1						
Thurman Munson, R (1.2) OBP: 0.337, SLG: 0.365										3	0	1	0	0	0	1						
Bobby Murcer, L (1.8) OBP: 0.445, SLG: 0.580										4	1	2	2	0	0	0						
Roy White, S (1.7) OBP: 0.368, SLG: 0.495										4	0	0	0	0	1	3						
Danny Cater, R (1.5) OBP: 0.277, SLG: 0.312										3	0	1	0	1	0	0						
Ron Swoboda, R (1.9) OBP: 0.399, SLG: 0.378										4	0	1	1	0	2	1						
John Ellis, R (1.3) OBP: 0.336, SLG: 0.373										3	0	0	0	0	1	1						
Ron Hansen, R (1.4) OBP: 0.208, SLG: 0.239										3	0	1	0	0	0	0						
Fritz Peterson, S (1.1) Horace Clarke, S (9. PH)										1	0	0	0	0	0	0						
Inning Stats	R: 0 E: 0 K: 0 S: 4	H: 2 LOB: 1 BB: 0 P: 4	R: 0 E: 0 K: 1 S: 5	H: 1 LOB: 0 BB: 0 P: 5	R: 0 E: 0 K: 0 S: 3	H: 0 LOB: 0 BB: 0 P: 3	R: 0 E: 0 K: 0 S: 3	H: 0 LOB: 0 BB: 0 P: 3	R: 0 E: 0 K: 1 S: 5	H: 0 LOB: 0 BB: 0 P: 5	R: 0 E: 0 K: 1 S: 6	H: 1 LOB: 1 BB: 0 P: 6	R: 0 E: 0 K: 1 S: 5	H: 0 LOB: 0 BB: 0 P: 5	R: 0 E: 0 K: 1 S: 5	H: 0 LOB: 0 BB: 0 P: 5	R: 3 E: 0 K: 0 S: 6	H: 4 LOB: 2 BB: 1 P: 10	1B: 8 2B: 0 3B: 0 HR: 0	SF: 0 SAC: 2 DP: 2 HBP: 0	WP: 0 PB: 0 CS: 0	PA: 33
PITCHER Wilbur Wood, L (1.1) ERA: 2.05	IP: 8.2 WLS: L BF: 33 H: 8 R: 3 ER: 3 SO: 5 BB: 0 IBB: 1 HBP: 0 BLK: 0 WP: 0 HR: 0 S: 42 P: 46 ERA: 3.12 WHIP: 0.923															PITCHER	IP: 8.2 WLS: L BF: 33 H: 8 R: 3 ER: 3 SO: 5 BB: 0 IBB: 1 HBP: 0 BLK: 0 WP: 0 HR: 0 S: 42 P: 46 ERA: 3.12 WHIP: 0.923					

Chicago White Sox @ New York Yankees
Yankee Stadium, Bronx, NY
Sun Jul 18 1971, 3:33 AM EDT
Sunny

livebaseballscores.com

AB 30
R 3
H 8
RBI 3
BB 1
SO 5
LOB 7

Batter	1	2	3	4	5	6	7	8	9	AB	R	H	RBI	BB	SO	LOB	TOP		
Mike Hershberger, R OBP: 0.419, SLG: 0.368 (1, 8)	4-3		5-3			BB		FC6-4		3	0	0	0	1	0	1			
Ron Lohich, R OBP: 0.125, SLG: 0.250 (1, 9)	K			F9		L8		F8		4	0	0	0	0	1	1			
Rick Reichardt, R OBP: 0.350, SLG: 0.468 (1, 7)	E5			F8		F4		5-3		4	0	0	0	0	0	1			
Bill Melton, R OBP: 0.358, SLG: 0.537 (1, 5)	L6			K			K			4	0	0	0	0	3	1			
Carlos May, L OBP: 0.354, SLG: 0.361 (1, 3)		F7			G3		F8			3	0	0	0	0	0	0			
Mike Andrews, R OBP: 0.377, SLG: 0.399 (1, 4)		F8			HR		5-3			3	1	1	1	0	0	0			
Tom Egan, R OBP: 0.331, SLG: 0.459 (1, 2)		F7			K			F7		3	0	0	0	0	1	0			
Luis Alvarado, R OBP: 0.230, SLG: 0.273 (1, 6)			F9		F9			6-3		3	0	0	0	0	0	0			
Tom Bradley, R OBP: 0.137, SLG: 0.180 Rich Hinton, L (6, 1)			4-3			F6				2	0	0	0	0	0	0			
Rich Morales, R OBP: 0.357, SLG: 0.361 Terry Forster, L (8, 1)								FC6-4		0	0	0	0	0	0	0			
Bart Johnson, R OBP: 0.200, SLG: 0.225 (8, 1)								HBP		0	0	0	0	0	0	0			
Inning Stats	R: 0 E: 1 K: 1 S: 6	H: 0 LOB: 1 BB: 0 P: 6	R: 0 E: 0 K: 0 S: 3	H: 0 LOB: 0 BB: 0 P: 3	R: 0 E: 0 K: 0 S: 3	H: 0 LOB: 0 BB: 0 P: 3	R: 1 E: 0 K: 1 S: 5	H: 1 LOB: 0 BB: 0 P: 5	R: 0 E: 0 K: 0 S: 3	H: 0 LOB: 1 BB: 1 P: 7	R: 0 E: 0 K: 1 S: 5	H: 0 LOB: 0 BB: 0 P: 5	R: 0 E: 0 K: 0 S: 3	H: 0 LOB: 1 BB: 0 P: 4	R: 0 E: 0 K: 1 S: 5	H: 0 LOB: 0 BB: 0 P: 5	1B: 0 2B: 0 3B: 0 HR: 1	SF: 0 SAC: 0 DP: 0 HBP: 1	WP: 0 PA: 31 CS: 0
PITCHER Mike Kekich, L ERA: 3.7 (1, 1)	IP: 9.0 WLS: W BF: 31 H: 1 R: 1 ER: 1 SO: 5 BB: 1 IBB: 0 HBP: 1 BLK: 0 WP: 0 HR: 1 S: 39 P: 44 ERA: 1.00 WHIP: 0.222																		

Chicago White Sox @ New York Yankees
Yankee Stadium, Bronx, NY
Sun Jul 18 1971, 3:38 AM EDT
Att: 35,004 - Sunny - 84 F

AB	29
R	1
H	1
RBI	1
BB	1
SO	5
LOB	4



Batter	1	2	3	4	5	6	7	8	9	AB	R	H	RBI	BB	SO	LOB	BOTTOM		
Horace Clarke, S OBP: 0.321, SLG: 0.303 (1, 4)	K		F9		1-3		F8			4	0	0	0	0	1	1			
Jerry Kenney, L OBP: 0.367, SLG: 0.305 (1, 5)	HR BB		6-3			HBP BB 1B		HBP BB FC4-2 1B		3	1	2	0	1	0	0			
Bobby Murcer, L OBP: 0.445, SLG: 0.577 (1, 8)	F7		6-3			HBP BB 1B		FC4-2 HBP WP BB		2	1	0	0	2	0	1			
Roy White, S OBP: 0.376, SLG: 0.512 (1, 7)	HR			SH1-3 2B		HBP BB G4-6-3 1B		WP FC4-2 1B HBP		2	3	2	2	0	0	0			
Ron Blomberg, L OBP: 0.431, SLG: 0.544 Ron Swoboda, R OBP: 0.390, SLG: 0.372 (6, PH) (7, 9)	2B		SH1-3			K		FC4-2 WP 1B		1	0	1	0	0	0	0			
Felipe Alou, R OBP: 0.315, SLG: 0.387 (1, 3)	F3		K			G4-6-3		S 1B		4	0	1	2	0	1	5			
Jake Gibbs, L OBP: 0.272, SLG: 0.323 (1, 2)		4-3		F8		K2-3		F7		4	0	0	0	0	1	1			
Frank Baker, L OBP: 0.300, SLG: 0.132 (1, 6)		K			4-3		SH1-4 BB	FC6 IBB		2	0	0	0	2	1	0			
Mike Kekich, R OBP: 0.190, SLG: 0.190 (1, 1)		4-3			K		SH1-4	FC6		3	0	0	0	0	1	2			
Inning Stats	R: 2 E: 0 K: 1 S: 7	H: 2 LOB: 1 BB: 1 P: 11	R: 0 E: 0 K: 1 S: 5	H: 0 LOB: 0 BB: 0 P: 5	R: 0 E: 0 K: 0 S: 3	H: 0 LOB: 0 BB: 0 P: 3	R: 1 E: 0 K: 1 S: 6	H: 1 LOB: 0 BB: 0 P: 6	R: 0 E: 0 K: 1 S: 5	H: 1 LOB: 2 BB: 1 P: 10	R: 0 E: 0 K: 1 S: 5	H: 0 LOB: 1 BB: 1 P: 9	R: 3 E: 0 K: 0 S: 5	H: 2 LOB: 2 BB: 2 P: 14	R: 0 E: 0 K: 1 S: 5	H: 0 LOB: 0 BB: 0 P: 5	1B: 3 2B: 2 3B: 0 HR: 1	SF: 0 SAC: 2 DP: 1 HBP: 2	WP: 1 PA: 36 CS: 0
PITCHER Tom Bradley, R ERA: 3.01 Rich Hinton, L Terry Forster, L ERA: 4.91 Bart Johnson, R ERA: 3.28 (1, 1) (6, 1) (8, 1) (8, 1)	IP: 5.0 WLS: L BF: 22 H: 4 R: 3 ER: 3 SO: 4 BB: 2 IBB: 0 HBP: 1 BLK: 0 WP: 0 HR: 1 S: 27 P: 36 ERA: 5.40 WHIP: 1.200																		

Chicago White Sox @ New York Yankees
Yankee Stadium, Bronx, NY
Sun Jul 18 1971, 3:38 AM EDT
Att: 35,004 - Sunny - 84 F


AB	27
R	6
H	6
RBI	4
BB	5
SO	6
LOB	16



Batter	1	2	3	4	5	6	7	8	9	10	AB	R	H	RBI	BB	SO	LOB	TOP	
Pat Kelly, L OBP: 0.425, SLG: 0.382 (1, 9)	1-3 BB	4-0 1B					F7			1B	4	2	2	0	1	0	0		
Mike Hershberger, R OBP: 0.429, SLG: 0.375 Lee Richard, R OBP: 0.290, SLG: 0.311 (1, 8) (2, PR) (2, 8) (9, 6)	4-0 2B	0-0 CS 1B					K		6-3	B1	1	1	1	1	1	0	0		
Carlos May, L OBP: 0.355, SLG: 0.364 (1, 7)	0-0 1B	0-0 CS	3-1				F8		4-3	FC6-4 HR 1B	5	2	2	1	0	0	2		
Bill Melton, R OBP: 0.364, SLG: 0.541 (1, 5)	0-0 1B						F7			FC6-4 1B	5	0	4	3	0	0	2		
Mike Andrews, R OBP: 0.370, SLG: 0.391 (1, 4)	0-0 F6						G6-4-3 1B			FC6-4 HR 1B	5	1	0	0	0	1	5		
Ed Herrmann, L OBP: 0.320, SLG: 0.388 (1, 2)	4-0 1B						4-3			F9	4	1	1	3	1	0	0		
Bob Spence, L OBP: 0.167, SLG: 0.167 (1, 3)	4-3						L9			1-4-3	5	0	1	0	0	0	2		
Luis Alvarado, R OBP: 0.226, SLG: 0.268 Jay Johnstone, L OBP: 0.316, SLG: 0.359 (1, 6) (9, PH) (9, 8)		6-3					F7			6-3	3	0	0	0	0	0	0		
Jim Magnuson, R Vicente Romo, R OBP: 0.286, SLG: 0.167 Rich Hinton, L (8, 1) Rich McKinney, R OBP: 0.351, SLG: 0.422 Bart Johnson, R OBP: 0.200, SLG: 0.225 (1, 1) (1, 1) (10, PH) (10, 1)		F8								P5	0	0	0	0	0	0	0		
Inning Stats	R: 2 E: 0 K: 0 S: 5	H: 2 LOB: 2 BB: 2 P: 13	R: 1 E: 0 K: 0 S: 3	H: 1 LOB: 1 BB: 1 P: 7	R: 0 E: 0 K: 0 S: 3	H: 1 LOB: 0 BB: 0 P: 3	R: 0 E: 0 K: 1 S: 5	H: 0 LOB: 0 BB: 0 P: 5	R: 0 E: 0 K: 0 S: 3	H: 0 LOB: 0 BB: 0 P: 3	R: 0 E: 0 K: 0 S: 4	H: 1 LOB: 1 BB: 0 P: 4	R: 0 E: 0 K: 0 S: 3	H: 1 LOB: 0 BB: 0 P: 3	R: 5 E: 0 K: 0 S: 8	H: 5 LOB: 0 BB: 0 P: 8	1B: 11 2B: 1 3B: 0 HR: 1	SF: 0 SAC: 0 DP: 2 HBP: 0	WP: 0 PA: 44
PITCHER Mel Stottlemyre, R ERA: 3.06 (1, 1)	IP 10.0	WLS L	BF 43	H 13	R 8	ER 8	SO 2	BB 3	IBB 0	HBP 0	BLK 0	WP 0	HR 1	S 44	P 56	ERA 7.20	WHIP 1.600		

Chicago White Sox @ New York Yankees
Yankee Stadium, Bronx, NY
Mon Jul 19 1971, 7:05 PM EDT
Overcast - 78 F


AB 40
R 8
H 13
RBI 8
BB 3
SO 2
LOB 16



Batter	1	2	3	4	5	6	7	8	9	10	AB	R	H	RBI	BB	SO	LOB	BOTTOM	
Horace Clarke, S OBP: 0.320, SLG: 0.299 (1, 4)	F7	L7					4-3			BB	4	0	0	0	1	0	0		
Thurman Munson, R OBP: 0.338, SLG: 0.374 (1, 2)	1B	4-3					K			K	5	1	2	0	0	2	1		
Bobby Murcer, L OBP: 0.442, SLG: 0.571 (1, 8)	2B						F7			F5	5	1	1	1	0	0	2		
Roy White, S OBP: 0.380, SLG: 0.512 (1, 7)	2B	SF8					F9			CS 1B	2	1	1	0	2	0	0		
Danny Cater, R OBP: 0.290, SLG: 0.317 Gene Michael, S OBP: 0.331, SLG: 0.305 (1, 5) (7, 6)	1B	2B					L7			K	2	0	1	1	0	2			
Ron Swoboda, R OBP: 0.363, SLG: 0.363 (1, 9)	SF8						5-3			K	3	0	0	1	0	1	1		
John Ellis, R OBP: 0.341, SLG: 0.377 Jim Lytle, L OBP: 0.263, SLG: 0.307 Ron Hansen, R OBP: 0.208, SLG: 0.239 (1, 3) (9, PR) (10, 5)							6-3			F2	4	0	2	0	0	0	0		
Jerry Kenney, L OBP: 0.362, SLG: 0.300 (1, 6) (7, 5)	6-3						6-3			5-3	3	0	0	0	0	2			
Felipe Alou, R OBP: 0.314, SLG: 0.386 (9, PH) (10, 3)										G5-4-3 1B	1	0	0	0	0	1			
Mel Stottlemyre, R OBP: 0.222, SLG: 0.241 Ron Blomberg, L OBP: 0.424, SLG: 0.534 (1, 1) (10, PH)		F9					L4			K	3	0	0	0	0	1	0		
Inning Stats	R: 3 E: 0 K: 0 S: 7	H: 4 LOB: 2 BB: 1 P: 11	R: 0 E: 0 K: 0 S: 3	H: 0 LOB: 0 BB: 0 P: 3	R: 0 E: 0 K: 0 S: 3	H: 0 LOB: 1 BB: 1 P: 7	R: 0 E: 0 K: 0 S: 3	H: 0 LOB: 0 BB: 0 P: 3	R: 0 E: 0 K: 1 S: 5	H: 0 LOB: 0 BB: 0 P: 5	R: 0 E: 0 K: 1 S: 5	H: 1 LOB: 1 BB: 0 P: 5	R: 0 E: 0 K: 0 S: 3	H: 1 LOB: 1 BB: 0 P: 3	R: 0 E: 0 K: 2 S: 7	H: 0 LOB: 1 BB: 1 P: 11	1B: 5 2B: 2 3B: 1 HR: 0	SF: 1 SAC: 0 DP: 2 HBP: 0	WP: 0 PA: 39
PITCHER Jim Magnuson, L ERA: 3.86 (1, 1)	IP 0.1	WLS 6.2	BF 24	H 2	R 0	ER 0	SO 3	BB 1	IBB 0	HBP 0	BLK 0	WP 0	HR 0	S 4	P 8	ERA 81.00	WHIP 12.000		
Vicente Romo, R ERA: 4.57 (1, 1)	IP 2.0	WLS W	BF 6	H 2	R 0	ER 0	SO 1	BB 0	IBB 0	HBP 0	BLK 0	WP 0	HR 0	S 8	P 8	ERA 0.00	WHIP 1.000		
Bart Johnson, R ERA: 3.25 (10, 1)	IP 1.0	WLS S	BF 4	H 0	R 0	ER 0	SO 2	BB 1	IBB 0	HBP 0	BLK 0	WP 0	HR 0	S 7	P 11	ERA 0.00	WHIP 1.000		

Chicago White Sox @ New York Yankees
Yankee Stadium, Bronx, NY
Mon Jul 19 1971, 7:05 PM EDT
Overcast - 78 F

AB 34
R 3
H 7
RBI 3
BB 4
SO 6
LOB 10



Batter	1	2	3	4	5	6	7	8	9	AB	R	H	RBI	BB	SO	LOB	TOP								
Pat Kelly, L OBP: 0.444, SLG: 0.361 (1, 9)	0-0 6-3		4-0 BB		4-0 1B BB		4-0 CS E BB		0-0 4-3	2	1	0	0	3	0	1									
Rich McKinney, R OBP: 0.354, SLG: 0.423 (1, 4)	0-0 G4-6-3 1B		0-3 K		0-0 1B 1B		0-0 F7			4	0	2	0	0	1	3									
Carlos May, L OBP: 0.359, SLG: 0.376 (1, 7)	0-0 G4-6-3			0-0 HR	0-0 1B		4-0 CS BB			3	1	2	3	1	0	1									
Bill Melton, R OBP: 0.360, SLG: 0.534 (1, 5)		0-0 F4		0-0 F7	0-0 K		0-0 CS	0-3 K		4	0	0	0	0	2	2									
Rick Reichardt, R OBP: 0.345, SLG: 0.462 (1, 8)		0-3 K		0-0 F9		0-0 F4		0-3 K		4	0	0	0	0	2	0									
Ed Herrmann, L OBP: 0.318, SLG: 0.385 (1, 2)		0-0 F9		0-0 F9		0-0 1B		0-3 K		4	0	1	0	0	1	0									
Bob Spence, L OBP: 0.200, SLG: 0.200 (1, 3)			0-0 F6		0-0 F5	0-0 1B		0-0 F9		4	0	1	0	0	0	0									
Rich Morales, R OBP: 0.376, SLG: 0.385 (1, 6)			0-0 SH3 1B		0-0 1B SH3 1B	0-0 F4		0-0 PB 1B		4	1	3	0	0	0	2									
Tommy John, R OBP: 0.133, SLG: 0.093 (1, 1)			0-0 SH3		0-0 SH3	0-0 5-3		0-0 F8		2	0	0	0	0	0	3									
Inning Stats	R: 0 E: 0 K: 0 S: 3	H: 1 LOB: 0 BB: 0 P: 3	R: 0 E: 0 K: 1 S: 5	H: 0 LOB: 0 BB: 0 P: 5	R: 0 E: 0 K: 1 S: 6	H: 1 LOB: 2 BB: 1 P: 10	R: 1 E: 0 K: 0 S: 4	H: 1 LOB: 0 BB: 0 P: 4	R: 2 E: 0 K: 1 S: 8	H: 3 LOB: 2 BB: 1 P: 12	R: 0 E: 0 K: 0 S: 5	H: 2 LOB: 2 BB: 0 P: 5	R: 0 E: 1 K: 0 S: 1	H: 0 LOB: 0 BB: 2 P: 9	R: 0 E: 0 K: 3 S: 9	H: 0 LOB: 0 BB: 0 P: 9	R: 0 E: 0 K: 0 S: 4	H: 1 LOB: 1 BB: 0 P: 4	1B: 8 2B: 0 3B: 0 HR: 1	SF: 0 SAC: 2 DP: 1 HBP: 0	WP: 0 PB: 1 SB: 0 CS: 2	PA: 38			
PITCHER	IP	WLS	BF	H	R	ER	SO	BB	IBB	HBP	BLK	WP	HR	S	P	ERA	WHIP								
Jim Hardin, R ERA: 4.5 (1, 1)	5.0	L	22	6	3	3	3	2	0	0	0	0	1	26	34	5.40	1.600								
Al Closter, L ERA: (6, 1)	3.0		11	2	0	0	3	2	0	0	0	0	0	15	23	0.00	1.333								
Roger Hambright, R ERA: (9, 1)	1.0		4	1	0	0	0	0	0	0	0	0	0	4	4	0.00	1.000								

Chicago White Sox @ New York Yankees
Yankee Stadium, Bronx, NY
Mon Jul 19 1971, 7:05 PM EDT
Att: 10,231 - Overcast - 78 F

AB	31
R	3
H	9
RBI	3
BB	4
SO	6
LOB	12



Batter	1	2	3	4	5	6	7	8	9	AB	R	H	RBI	BB	SO	LOB	BOTTOM								
Jerry Kenney, L OBP: 0.356, SLG: 0.295 (1, 5)	0-0 5-3		0-0 6-3		0-0 6-3			0-0 3-1		4	0	0	0	0	0	0									
Thurman Munson, R OBP: 0.333, SLG: 0.368 (1, 2)	0-0 5-3		0-0 6-3			0-0 6-3		0-0 5-3		4	0	0	0	0	0	0									
Felipe Alou, R OBP: 0.313, SLG: 0.384 (1, 8)	0-0 1B			0-0 E7 1B		0-3 K		0-0 6-3		4	1	1	0	0	1	0									
Roy White, S OBP: 0.382, SLG: 0.512 (1, 7)	0-0 F7			0-0 6-3 1B		0-0 G3		0-0 1B		4	0	2	1	0	0	1									
Ron Swoboda, R OBP: 0.379, SLG: 0.359 (1, 9)		0-0 6-3		0-0 6-3			0-0 L4		0-0 G6-4-3 1B	4	0	1	0	0	0	1									
John Ellis, R OBP: 0.338, SLG: 0.373 (1, 3)		0-0 1B		0-0 F8		0-0 F3		0-0 G6-4-3		4	0	1	0	0	0	3									
Ron Hansen, R OBP: 0.213, SLG: 0.243 (1, 4)		0-0 F9		0-3 K			0-0 1B			3	0	1	0	0	1	2									
Gene Michael, S OBP: 0.328, SLG: 0.302 (1, 6)		0-0 6-3			0-0 F9		0-0 F7			3	0	0	0	0	0	2									
Jim Hardin, R (1, 1)			0-3 K		0-3 K			0-0 4-3		1	0	0	0	0	1	0									
Horace Clarke, S OBP: 0.319, SLG: 0.299 (5, PH)										1	0	0	0	0	1	0									
Al Closter, L (6, 1)										0	0	0	0	0	0	0									
Bobby Murcer, L OBP: 0.441, SLG: 0.569 (8, PH)										1	0	0	0	0	0	0									
Roger Hambright, R (9, 1)										0	0	0	0	0	0	0									
Inning Stats	R: 0 E: 0 K: 0 S: 4	H: 1 LOB: 1 BB: 0 P: 4	R: 0 E: 0 K: 0 S: 4	H: 1 LOB: 0 BB: 0 P: 4	R: 0 E: 0 K: 1 S: 5	H: 0 LOB: 0 BB: 0 P: 5	R: 1 E: 1 K: 1 S: 7	H: 1 LOB: 1 BB: 0 P: 7	R: 0 E: 0 K: 1 S: 5	H: 0 LOB: 0 BB: 0 P: 5	R: 0 E: 0 K: 1 S: 5	H: 0 LOB: 0 BB: 0 P: 5	R: 0 E: 0 K: 0 S: 4	H: 1 LOB: 1 BB: 0 P: 4	R: 0 E: 0 K: 0 S: 3	H: 0 LOB: 0 BB: 0 P: 3	R: 0 E: 0 K: 0 S: 4	H: 2 LOB: 1 BB: 0 P: 4	1B: 6 2B: 0 3B: 0 HR: 0	SF: 0 SAC: 0 DP: 1 HBP: 0	WP: 0 PB: 0 SB: 0 CS: 0	PA: 33			
PITCHER	IP	WLS	BF	H	R	ER	SO	BB	IBB	HBP	BLK	WP	HR	S	P	ERA	WHIP								
Tommy John, L ERA: 2.81 (1, 1)	9.0	W	33	6	1	0	4	0	0	0	0	0	0	41	41	0.00	0.667								

Chicago White Sox @ New York Yankees
Yankee Stadium, Bronx, NY
Mon Jul 19 1971, 7:05 PM EDT
Att: 10,231 - Overcast - 78 F

AB	33
R	1
H	6
RBI	1
BB	0
SO	4
LOB	9



Batter	1	2	3	4	5	6	7	8	9	AB	R	H	RBI	BB	SO	LOB	TOP			
Pat Kelly, L OBP: 0.426, SLG: 0.341 (1, 9)										4	0	2	0	0	0	0	Chicago White Sox @ Boston Red Sox Fenway Park, Boston, MA Wed Jul 21 1971, 7:05 PM EDT Att: 24,946 - Unknown			
Rich McKinney, R OBP: 0.356, SLG: 0.439 (1, 4)										4	1	1	1	0	0	2				
Carlos May, L OBP: 0.366, SLG: 0.382 (1, 7)										3	0	0	0	1	0	1				
Bill Melton, R OBP: 0.351, SLG: 0.520 (1, 5)										4	0	0	0	0	1	3				
Rick Reichardt, R OBP: 0.343, SLG: 0.456 (1, 8)										4	0	2	0	0	0	0				
Ed Herrmann, L OBP: 0.317, SLG: 0.377 Luis Alvarado, R OBP: 0.226, SLG: 0.268 (9, PR)										3	0	0	0	1	0	1				
Bob Spence, L OBP: 0.278, SLG: 0.133 (1, 3)										2	0	0	0	2	0	2				
Rich Morales, R OBP: 0.383, SLG: 0.389 (1, 6)										3	0	1	0	0	0	1				
Joe Horlen, R OBP: 0.042, SLG: 0.043 Vicente Romo, R OBP: 0.286, SLG: 0.167 Jay Johnstone, L OBP: 0.314, SLG: 0.358 Rich Hinton, L (8, 1)										2	0	0	0	0	0	0				
Inning Stats	R: 0 E: 1 K: 1 S: 6	H: 1 LOB: 1 BB: 0 P: 6	R: 0 E: 0 K: 0 S: 3	H: 0 LOB: 1 BB: 1 P: 7	R: 0 E: 0 K: 0 S: 4	H: 1 LOB: 2 BB: 1 P: 8	R: 0 E: 0 K: 0 S: 3	H: 0 LOB: 0 BB: 0 P: 3	R: 0 E: 0 K: 0 S: 3	H: 0 LOB: 0 BB: 0 P: 3	R: 0 E: 0 K: 0 S: 3	H: 2 LOB: 2 BB: 1 P: 7	R: 1 E: 0 K: 0 S: 4	H: 1 LOB: 2 BB: 1 P: 4	R: 0 E: 0 K: 0 S: 3	H: 1 LOB: 2 BB: 1 P: 7		1B: 5 2B: 0 3B: 0 HR: 1	SF: 0 SAC: 0 DP: 2 HBP: 0	WP: 0 PB: 0 SB: 0 CS: 0
PITCHER Sonny Siebert, R ERA: 2.85 (1, 1)	IP: 9.0 WLS: W BF: 34 H: 6 R: 1 ER: 1 SO: 1 BB: 4 IBB: 0 HBP: 0 BLK: 0 WP: 0 HR: 1 S: 32 P: 48 ERA: 1.00 WHIP: 1.111															PITCHER				

Batter	1	2	3	4	5	6	7	8	9	AB	R	H	RBI	BB	SO	LOB	BOTTOM			
Phil Gagliano, R OBP: 0.500, SLG: 0.519 (1, 4)										4	0	0	0	1	0	3	Chicago White Sox @ Boston Red Sox Fenway Park, Boston, MA Wed Jul 21 1971, 7:05 PM EDT Att: 24,946 - Unknown			
Luis Aparicio, R OBP: 0.290, SLG: 0.296 (1, 6)										4	1	0	0	1	0	3				
Reggie Smith, S OBP: 0.361, SLG: 0.514 (1, 8)										3	1	1	0	1	0	0				
Carl Yastrzemski, L OBP: 0.410, SLG: 0.454 (1, 7)										4	1	2	1	0	0	1				
Rico Petrocelli, R OBP: 0.357, SLG: 0.478 (1, 5)										3	2	2	0	1	0	1				
George Scott, R OBP: 0.324, SLG: 0.440 (1, 3)										3	1	3	2	0	0	0				
Joe Lahoud, L OBP: 0.355, SLG: 0.546 (1, 9)										4	0	1	1	0	0	3				
Bob Montgomery, R OBP: 0.356, SLG: 0.415 (1, 2)										3	0	2	1	0	0	0				
Sonny Siebert, R OBP: 0.259, SLG: 0.474 (1, 1)										3	0	0	0	0	1	3				
Inning Stats	R: 0 E: 1 K: 0 S: 4	H: 1 LOB: 1 BB: 0 P: 4	R: 1 E: 0 K: 1 S: 8	H: 3 LOB: 2 BB: 0 P: 8	R: 2 E: 0 K: 0 S: 4	H: 2 LOB: 1 BB: 2 P: 12	R: 0 E: 0 K: 0 S: 3	H: 0 LOB: 0 BB: 0 P: 3	R: 0 E: 0 K: 0 S: 3	H: 0 LOB: 0 BB: 0 P: 3	R: 2 E: 1 K: 0 S: 5	H: 2 LOB: 2 BB: 2 P: 13	R: 1 E: 0 K: 0 S: 5	H: 2 LOB: 1 BB: 0 P: 5	R: 0 E: 0 K: 0 S: 4	H: 1 LOB: 1 BB: 0 P: 4		1B: 9 2B: 2 3B: 0 HR: 0	SF: 2 SAC: 1 DP: 1 HBP: 0	WP: 0 PB: 0 SB: 0 CS: 0
PITCHER Joe Horlen, R ERA: 4.06 Vicente Romo, R ERA: 4.5 Rich Hinton, L ERA:	IP: 6.1 WLS: L BF: 32 H: 10 R: 6 ER: 5 SO: 1 BB: 4 IBB: 0 HBP: 0 BLK: 0 WP: 0 HR: 0 S: 30 P: 46 ERA: 7.11 WHIP: 2.211															PITCHER				

Batter	1	2	3	4	5	6	7	8	9	AB	R	H	RBI	BB	SO	LOB	TOP										
Del Unser, L OBP: 0.352, SLG: 0.385 (1, 8)	F7		4-3		4-3		2B		SH3 2B	5	2	2	1	0	0	2	Washington Senators @ Chicago White Sox Comiskey Park, Chicago, IL Sat Jul 24 1971, 4:38 AM EDT Att: 10,397 - Unknown										
Lenny Randle, S OBP: 0.293, SLG: 0.311 (1, 4)	K			K		F9	2B		SH3	4	0	1	1	1	0	2											
Don Mincher, L OBP: 0.419, SLG: 0.444 Elliott Maddox, R OBP: 0.298, SLG: 0.244 (9, PR)							1B		2B	3	0	3	0	2	0	0											
Frank Howard, R OBP: 0.386, SLG: 0.510 Jeff Burroughs, R OBP: 0.375, SLG: 0.286 (9, PR)				1B			1B		BB	0	1	0	0	0	0	0											
Tom McCraw, L OBP: 0.283, SLG: 0.403 (9, 3)		5-3				1B			BB	4	0	2	2	1	1	1											
Dick Billings, R OBP: 0.279, SLG: 0.333 (1, 2)						1B			IBB	4	0	2	2	1	1	1											
Davey Nelson, R OBP: 0.340, SLG: 0.446 (1, 5)						1B			F2	5	0	2	0	0	1	4											
Tim Cullen, R OBP: 0.253, SLG: 0.258 Bernie Allen, L OBP: 0.331, SLG: 0.370 Toby Harrah, R OBP: 0.306, SLG: 0.295 (7, PR)			5-3						BB	4	0	0	0	1	1	3											
Mike Thompson, R OBP: 0.200, SLG: 0.200 Larry Bittner, L OBP: 0.315, SLG: 0.274 Paul Lindblad, L OBP: 0.222, SLG: 0.333 (5, PH)									F8	2	0	0	0	0	0	2											
Inning Stats	R: 0 E: 0 K: 2 S: 8	H: 1 LOB: 1 BB: 0 P: 8	R: 0 E: 0 K: 1 S: 5	H: 0 LOB: 0 BB: 0 P: 5	R: 0 E: 0 K: 1 S: 5	H: 0 LOB: 0 BB: 0 P: 5	R: 0 E: 0 K: 0 S: 5	H: 1 LOB: 2 BB: 0 P: 6	R: 0 E: 0 K: 0 S: 5	H: 2 LOB: 2 BB: 0 P: 5	R: 2 E: 0 K: 1 S: 8	H: 3 LOB: 3 BB: 2 P: 16	R: 0 E: 0 K: 0 S: 4	H: 1 LOB: 1 BB: 0 P: 4	R: 2 E: 0 K: 0 S: 5	H: 2 LOB: 3 BB: 3 P: 17		1B: 10 2B: 3 3B: 0 HR: 0	SF: 0 SAC: 1 DP: 0 HBP: 0	WP: 1 PB: 0 CS: 0	PA: 44						
PITCHER	IP	WLS	BF	H	R	ER	SO	BB	IBB	HBP	BLK	WP	HR	S	P	ERA	WHIP										
Tom Bradley, R ERA: 3.04	6.2		29	10	3	3	6	0	0	0	0	0	0	41	41	4.05	1.500										
Terry Forster, L ERA: 4.91	0.0		1	0	0	0	0	1	0	0	0	0	0	0	4	∞	∞										
Vicente Romo, R ERA: 4.37	1.1		6	1	0	0	0	1	0	0	0	1	0	5	9	0.00	1.500										
Rich Hinton, L ERA: 2.45	0.1	L	3	1	2	2	0	1	0	0	0	0	0	2	6	54.00	6.000										
Steve Kealey, R ERA: 4.66	0.2		5	1	0	0	0	1	1	0	0	0	0	3	11	0.00	3.000										

Batter	1	2	3	4	5	6	7	8	9	AB	R	H	RBI	BB	SO	LOB	BOTTOM										
Pat Kelly, L OBP: 0.369, SLG: 0.291 Mike Hershberger, R OBP: 0.419, SLG: 0.364 Rich Hinton, L Steve Kealey, R (9, 1)	1-3			1-3	4-3			K		3	0	0	0	0	0	1	Washington Senators @ Chicago White Sox Comiskey Park, Chicago, IL Sat Jul 24 1971, 4:38 AM EDT Att: 10,397 - Unknown										
Mike Andrews, R OBP: 0.374, SLG: 0.391 (1, 4)	6-3			1B				F8		2	1	0	0	2	0	0											
Carlos May, L OBP: 0.363, SLG: 0.376 (1, 3)	G3			BB						4	1	1	0	0	2	1											
Rich McKinney, R OBP: 0.358, SLG: 0.429 (9, 9)		K		FC6-4				F8		3	0	0	0	1	1	1											
Rick Reichardt, R OBP: 0.340, SLG: 0.448 (1, 7)	6-3			BB				1B		4	1	1	1	0	0	1											
Ed Herrmann, L OBP: 0.326, SLG: 0.400 Tom Egan, R OBP: 0.339, SLG: 0.455 Bill Melton, R OBP: 0.354, SLG: 0.522 (9, PR)				FC6-4				1B		3	0	1	1	0	1	0											
Jay Johnstone, L OBP: 0.327, SLG: 0.373 (1, 8)				1B				1B		3	0	2	0	0	1	2											
Rich Morales, R OBP: 0.391, SLG: 0.359 (9, 5)				1-3				K		3	0	0	0	0	1	3											
Tom Bradley, R OBP: 0.130, SLG: 0.170 Terry Forster, L Vicente Romo, R OBP: 0.286, SLG: 0.167 Luis Alvarado, R OBP: 0.224, SLG: 0.265 (9, 6)				K				K		2	0	0	0	0	1	1											
Inning Stats	R: 0 E: 0 K: 0 S: 3	H: 0 LOB: 0 BB: 0 P: 3	R: 0 E: 0 K: 1 S: 5	H: 0 LOB: 0 BB: 0 P: 5	R: 0 E: 0 K: 1 S: 5	H: 1 LOB: 0 BB: 0 P: 5	R: 3 E: 1 K: 0 S: 4	H: 2 LOB: 1 BB: 2 P: 12	R: 0 E: 0 K: 1 S: 6	H: 1 LOB: 1 BB: 0 P: 6	R: 0 E: 0 K: 1 S: 4	H: 0 LOB: 0 BB: 1 P: 8	R: 0 E: 0 K: 2 S: 7	H: 0 LOB: 0 BB: 0 P: 7	R: 0 E: 0 K: 2 S: 9	H: 2 LOB: 2 BB: 0 P: 9		1B: 6 2B: 0 3B: 0 HR: 0	SF: 0 SAC: 0 DP: 1 HBP: 1	WP: 0 PB: 1 CS: 0	PA: 34						
PITCHER	IP	WLS	BF	H	R	ER	SO	BB	IBB	HBP	BLK	WP	HR	S	P	ERA	WHIP										
Mike Thompson, R ERA: 4.34	1.1		15	3	3	2	2	2	0	0	0	0	0	17	25	4.50	1.250										
Paul Lindblad, L ERA: 2.39	5.0	W	19	3	0	0	7	1	0	1	0	0	0	31	36	0.00	0.800										

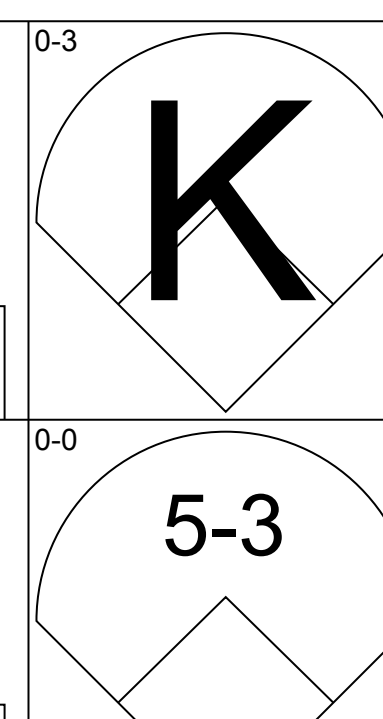
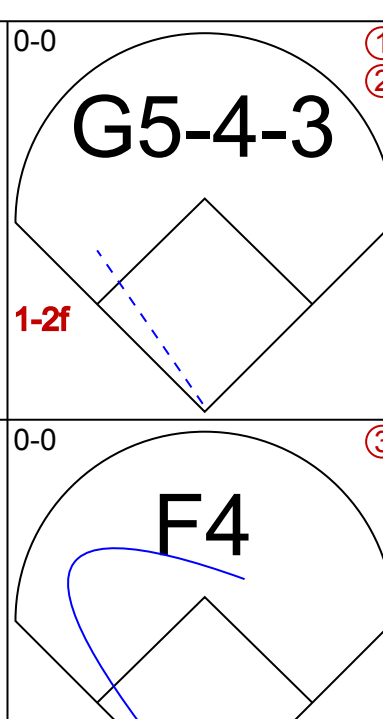
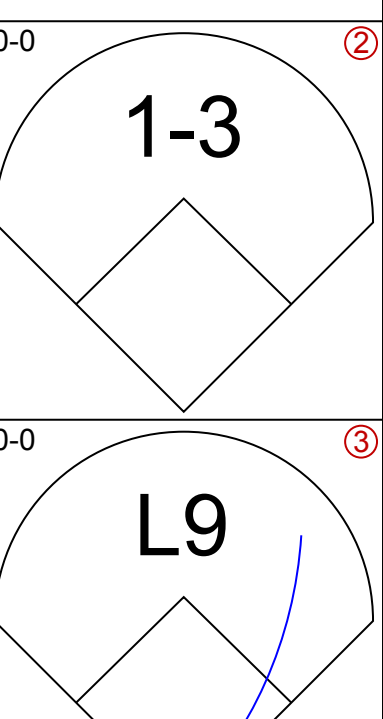
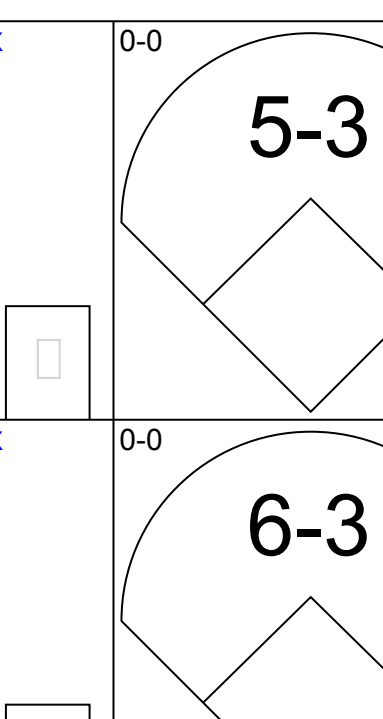
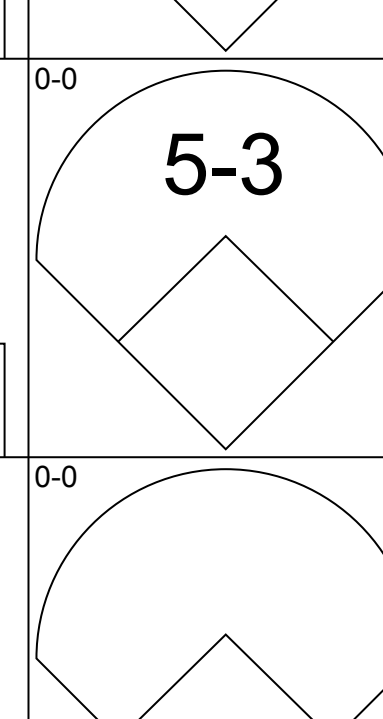
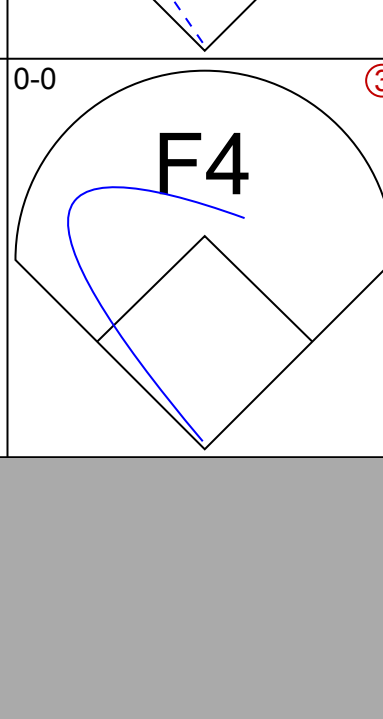
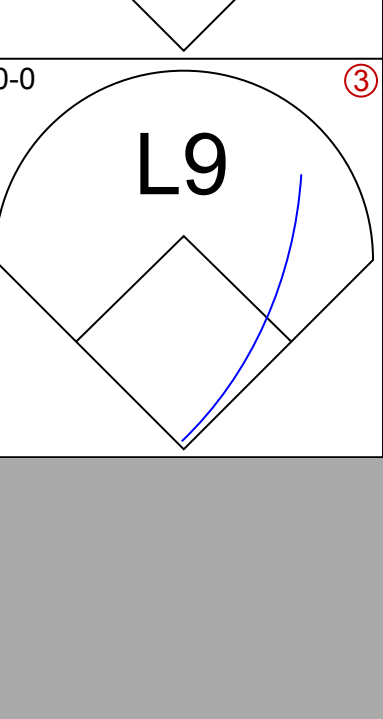
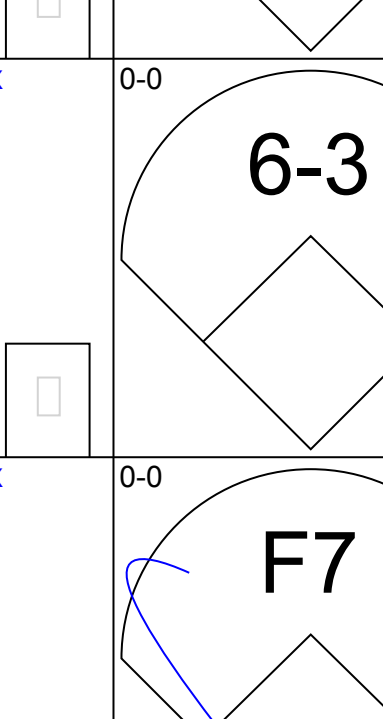
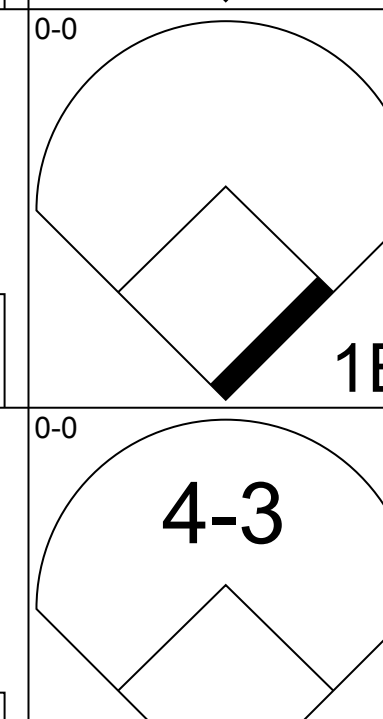
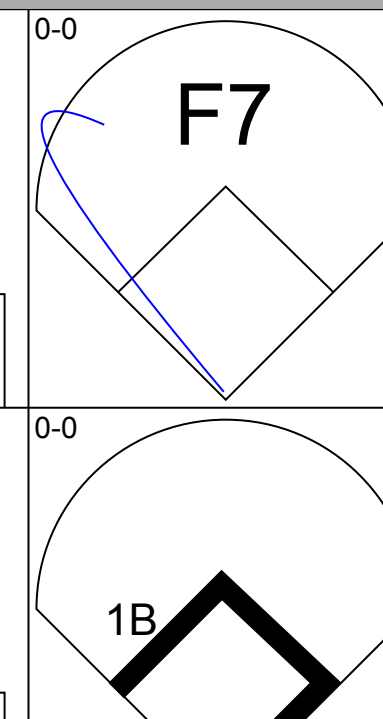
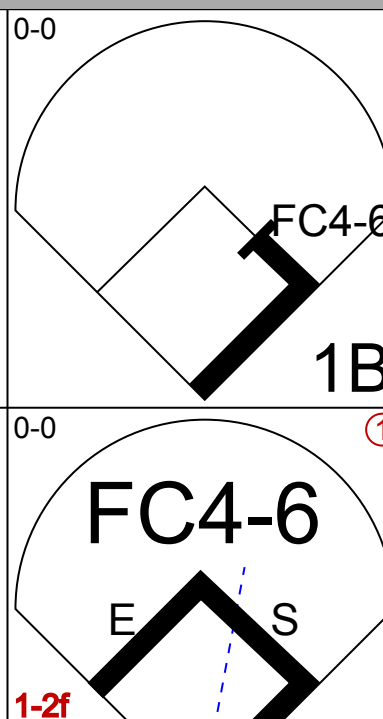
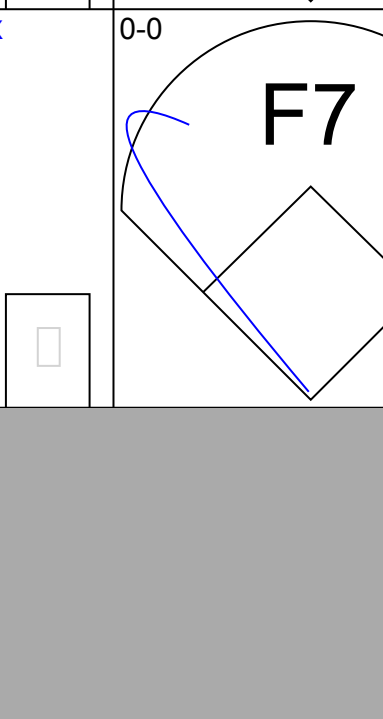
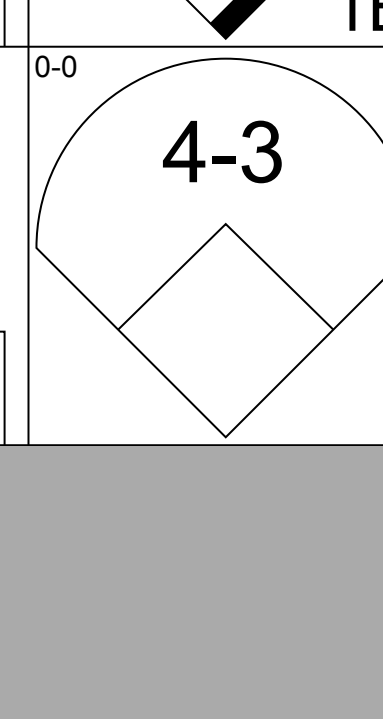
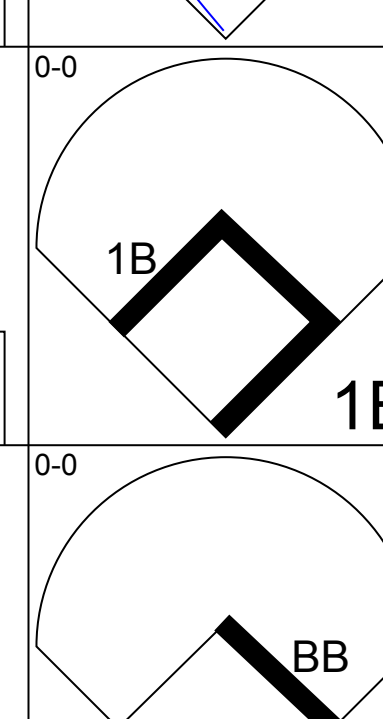
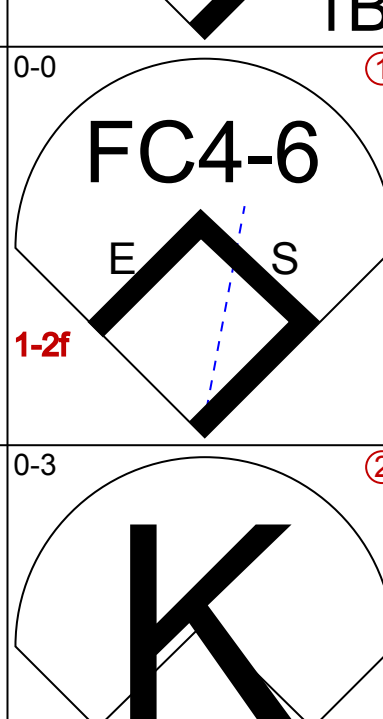
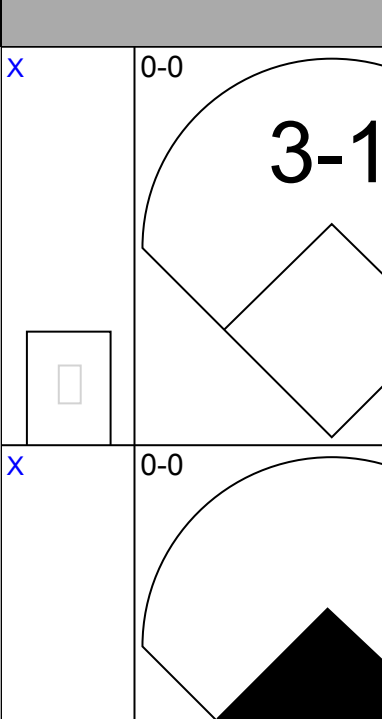
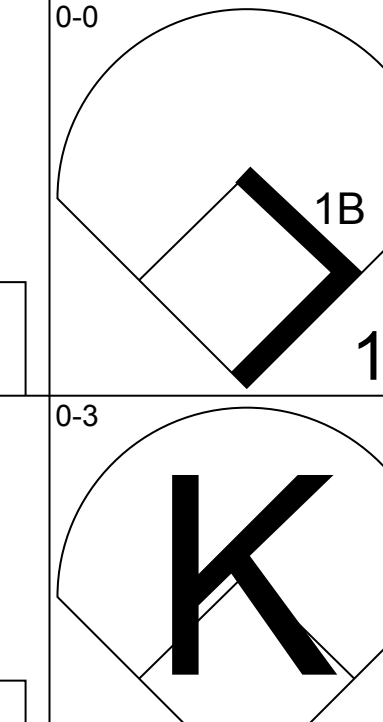
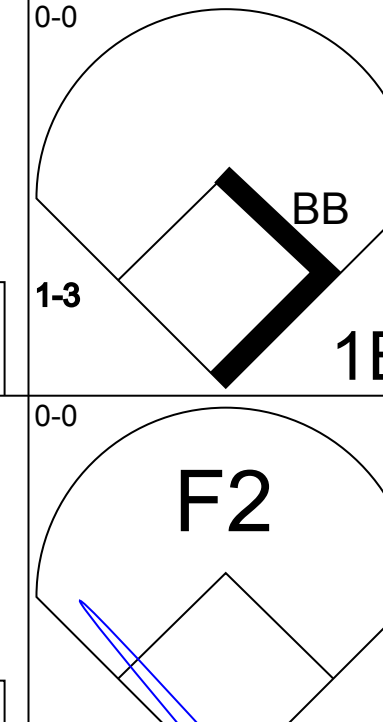
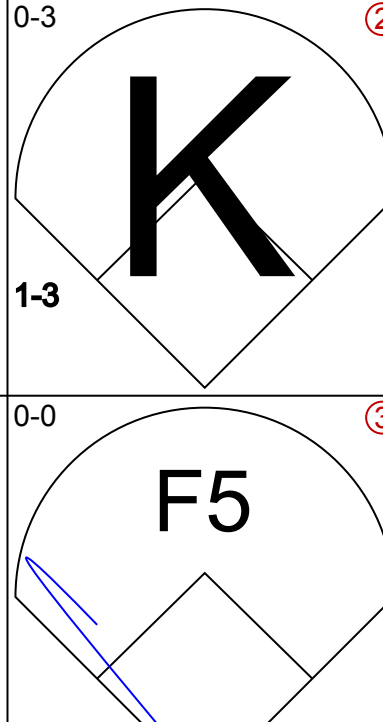
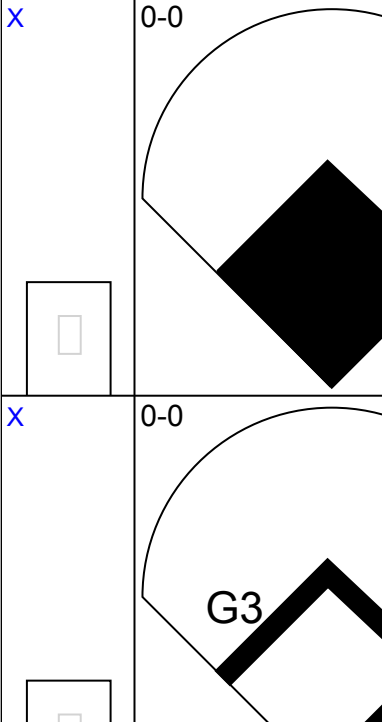

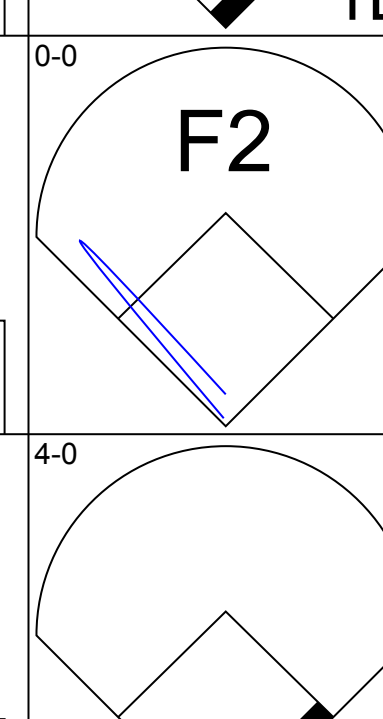
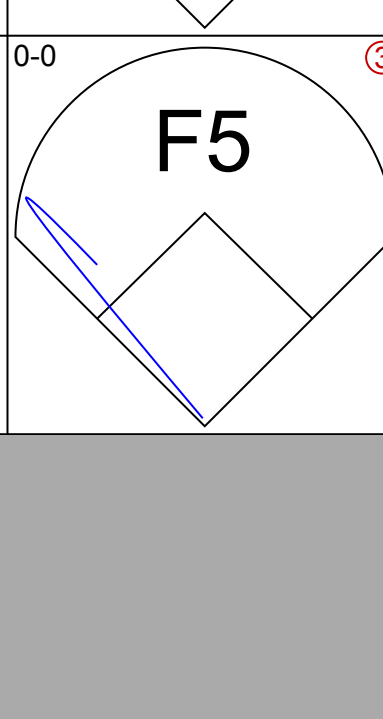
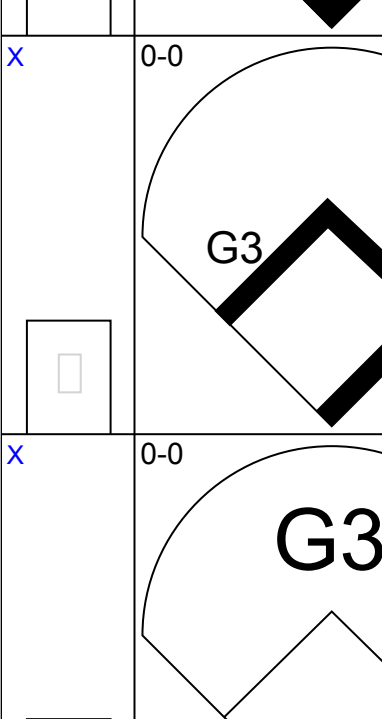

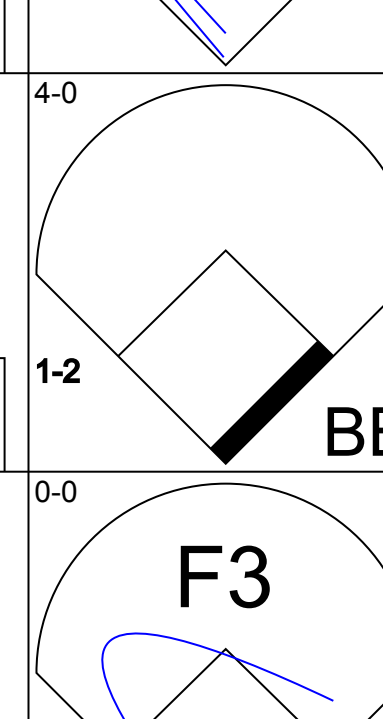
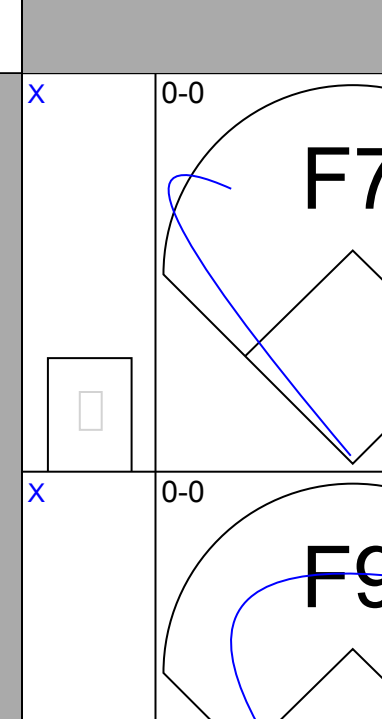
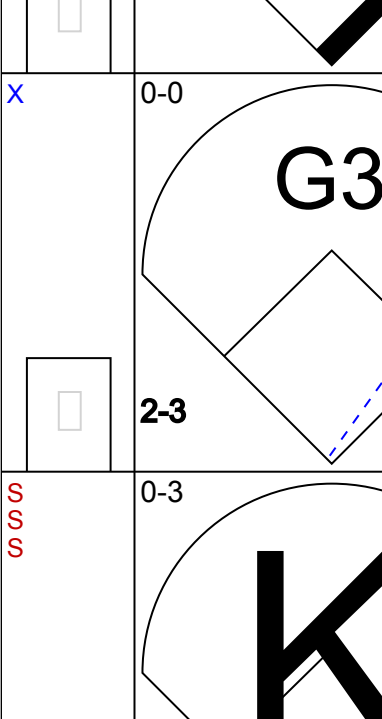

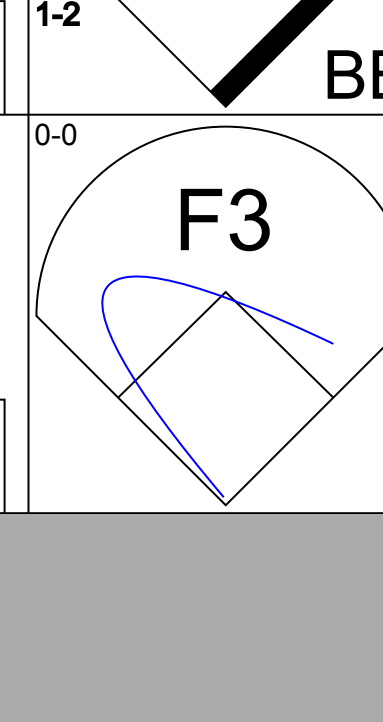
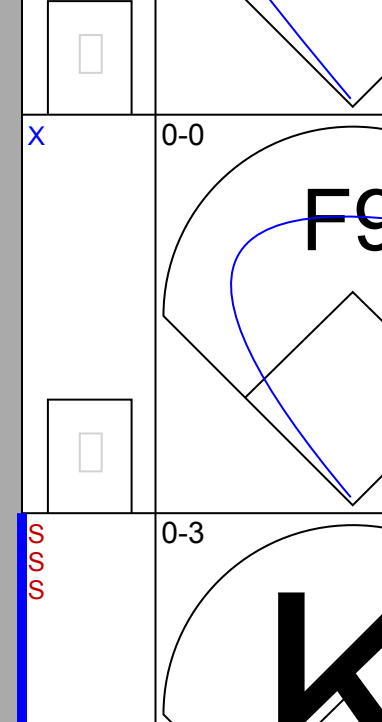
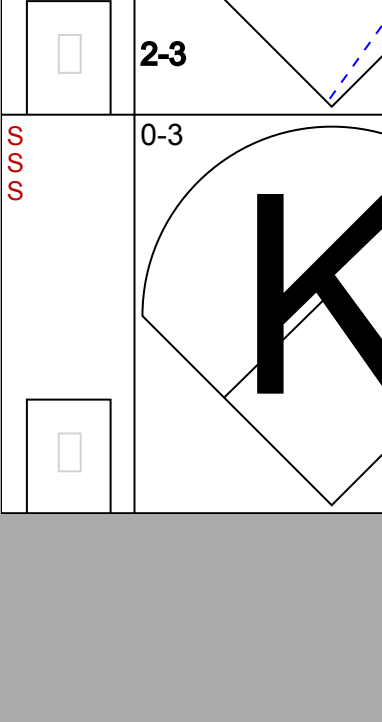
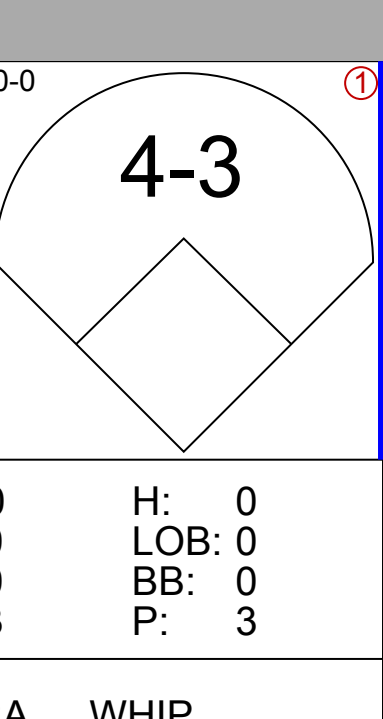
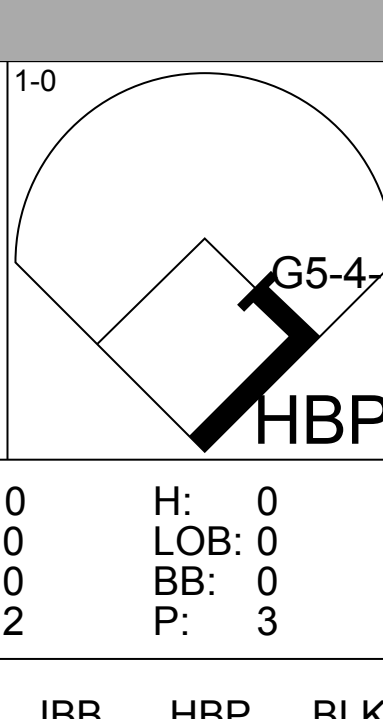


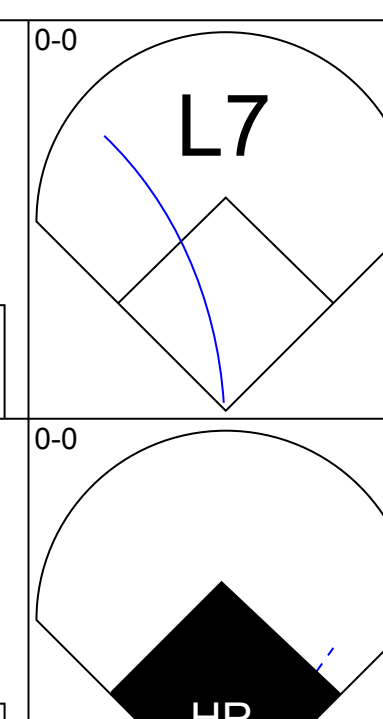
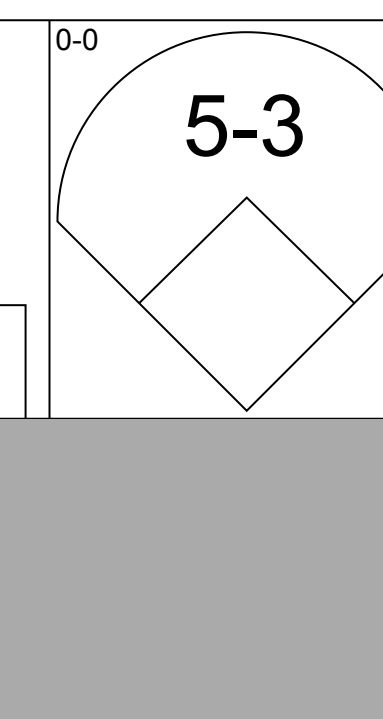
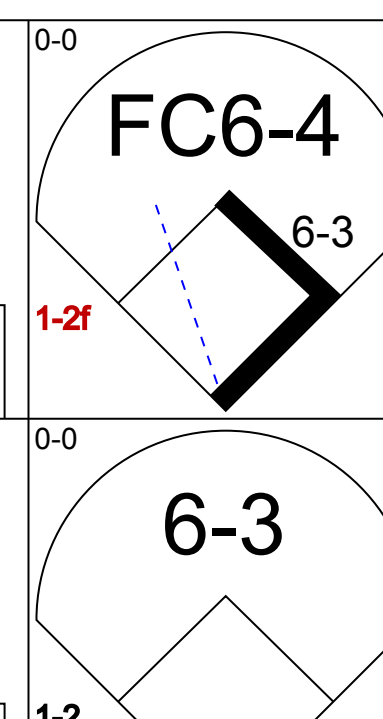
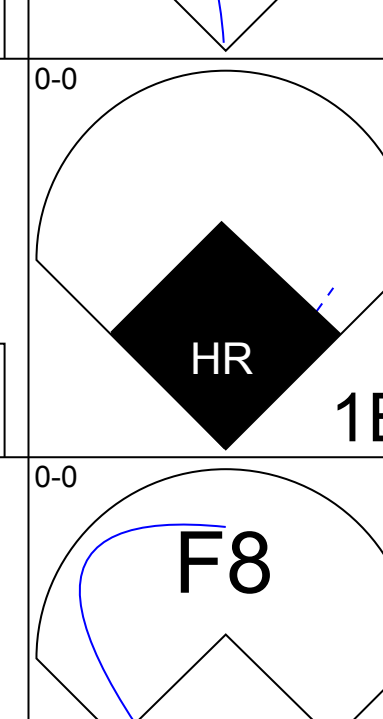
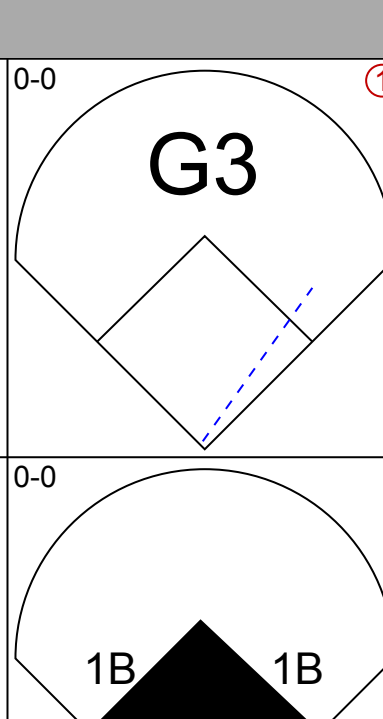
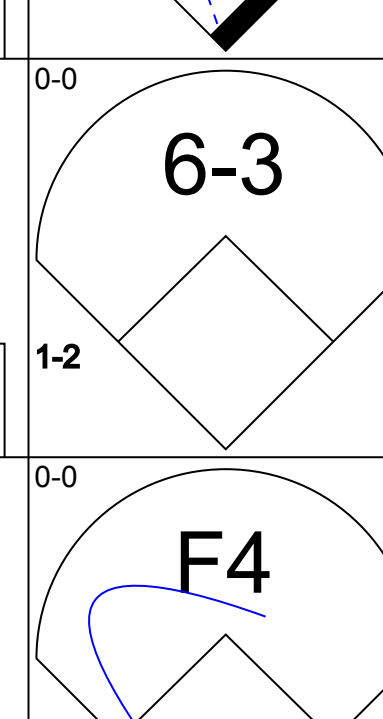
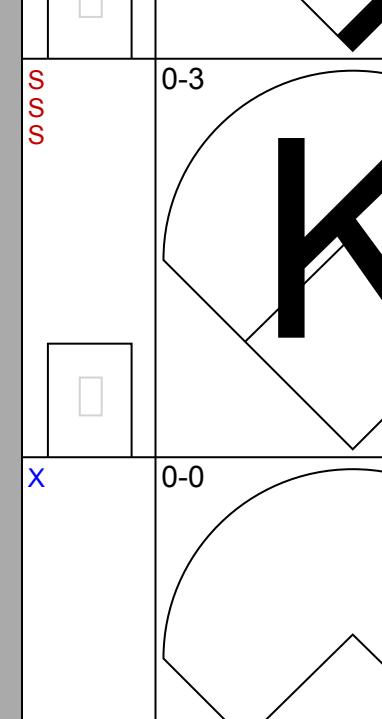
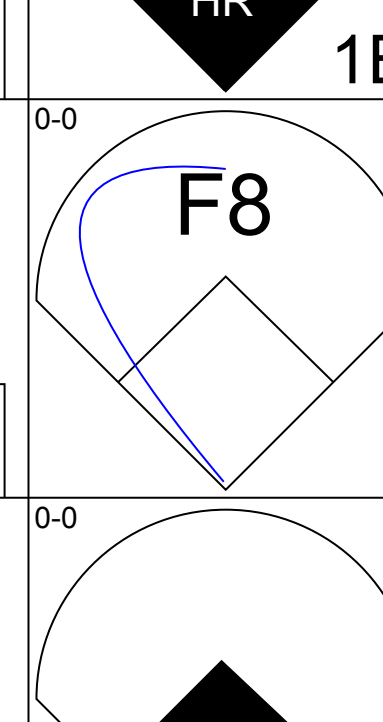
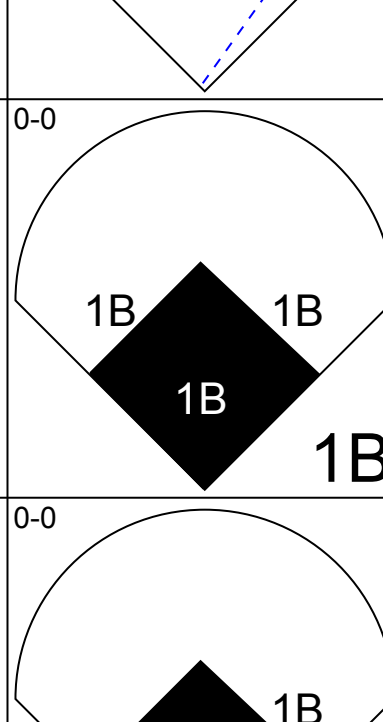
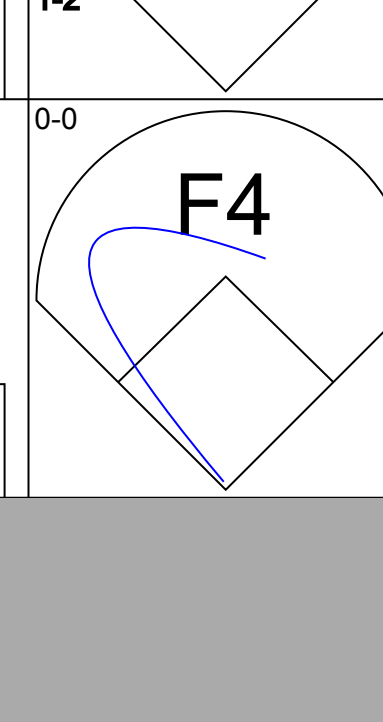
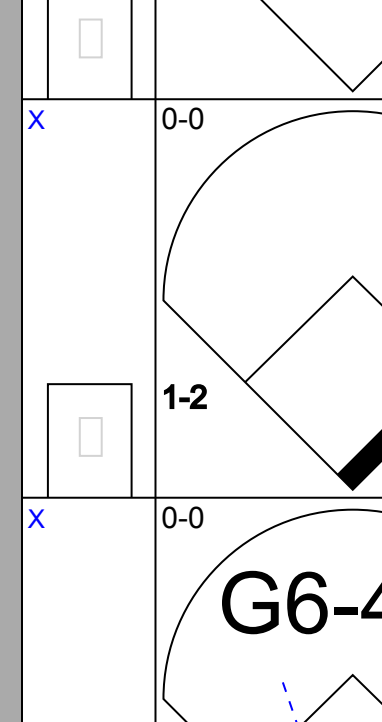
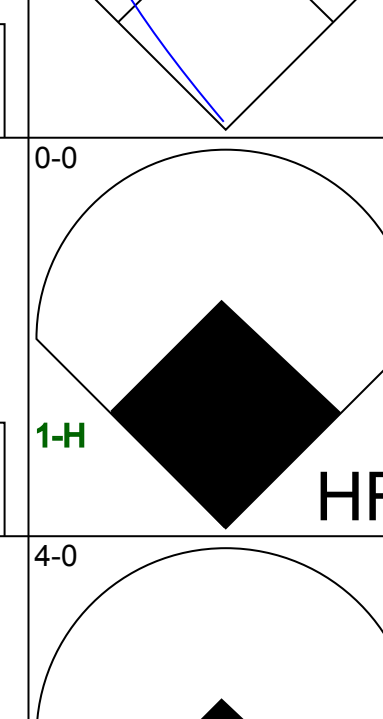
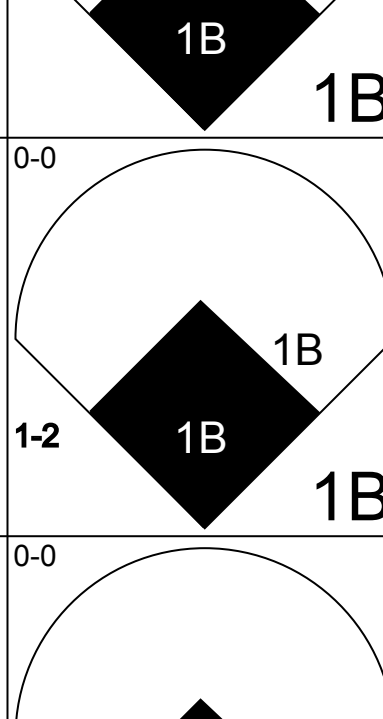
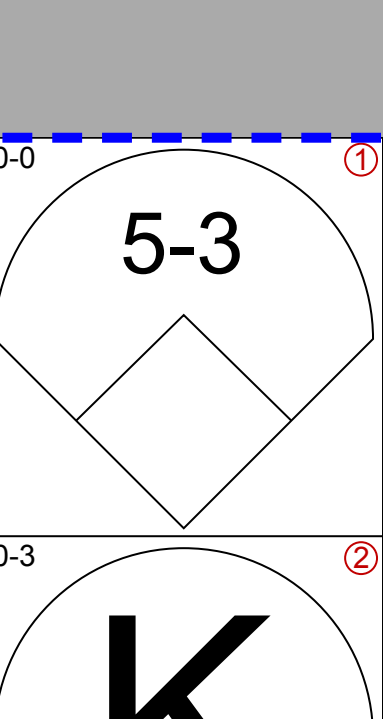
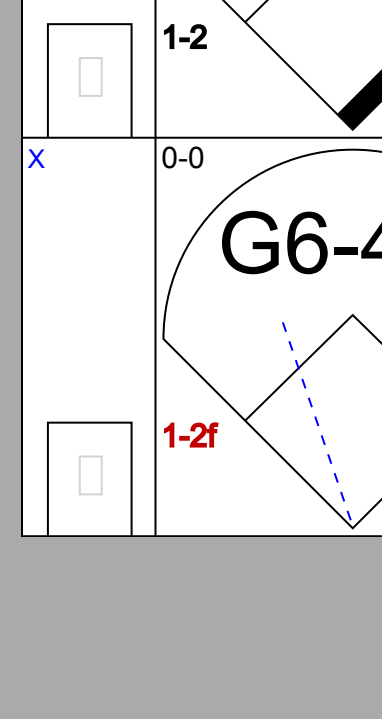
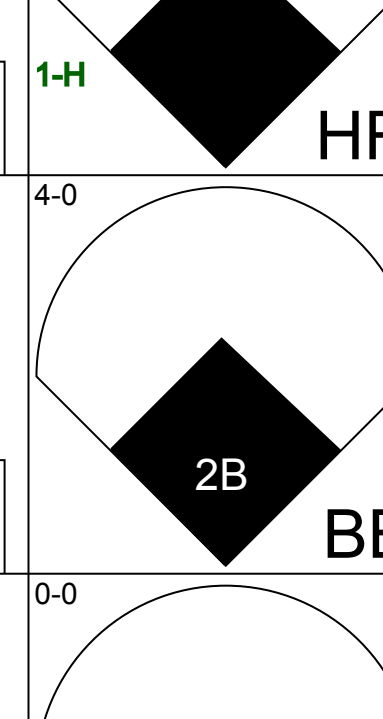
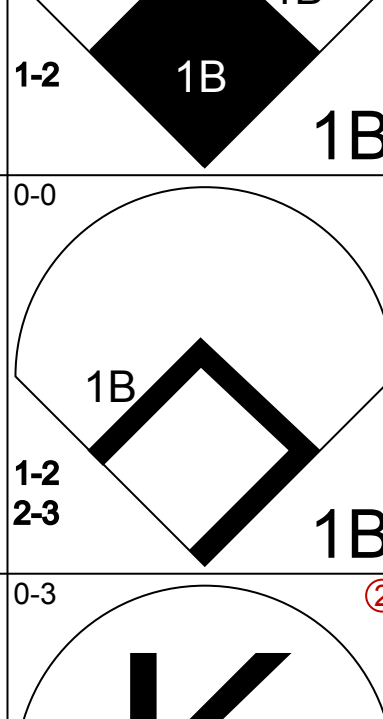
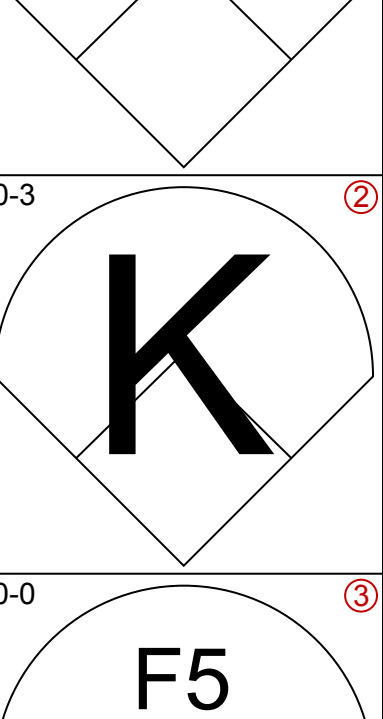
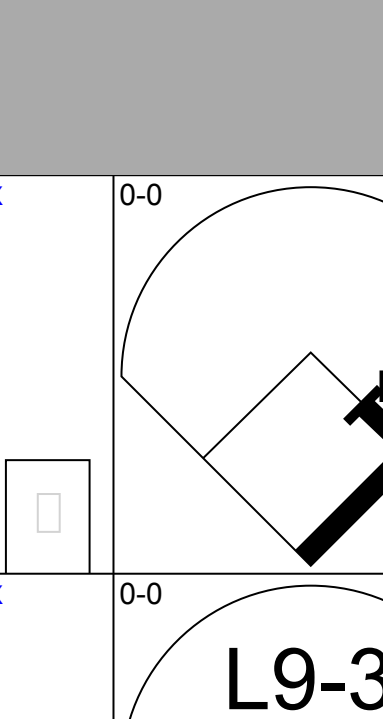
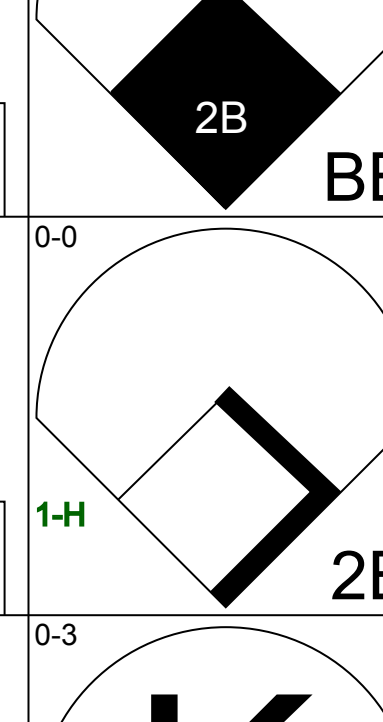
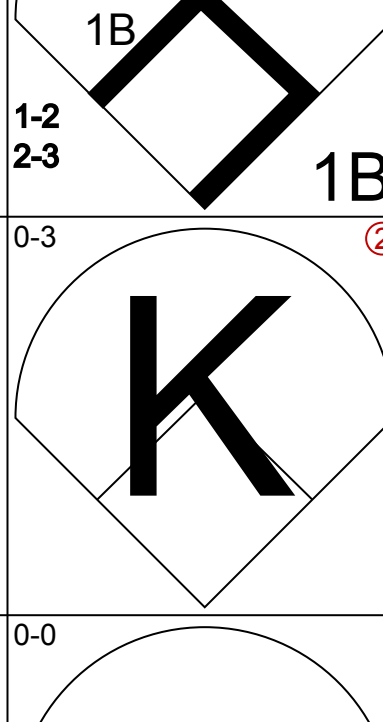
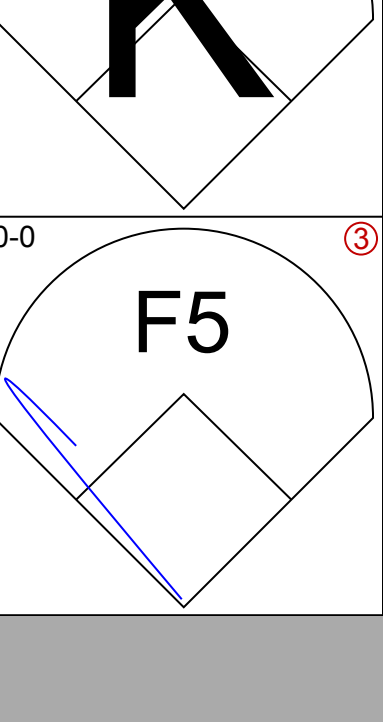
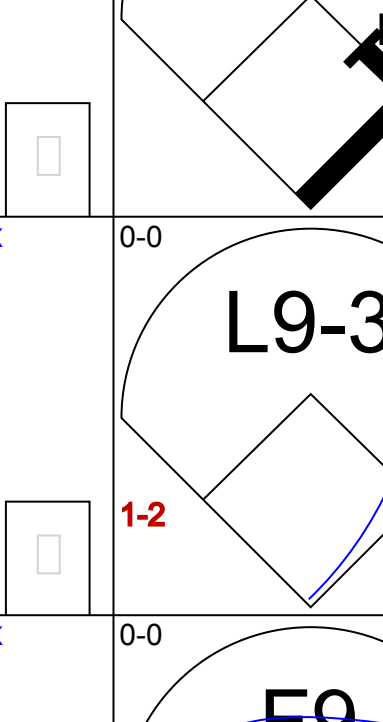
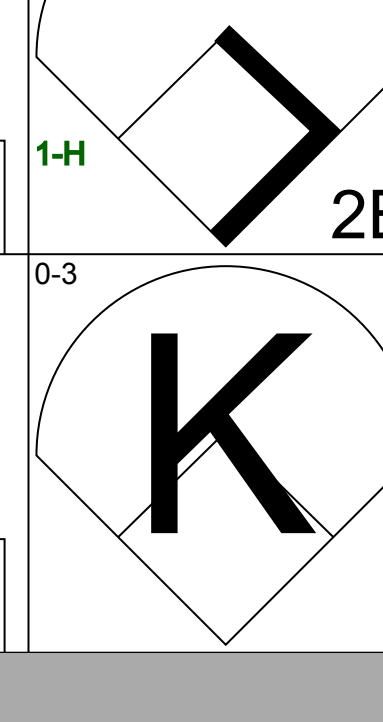

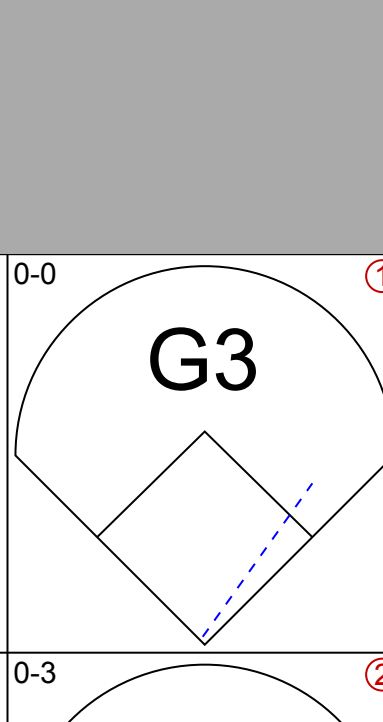
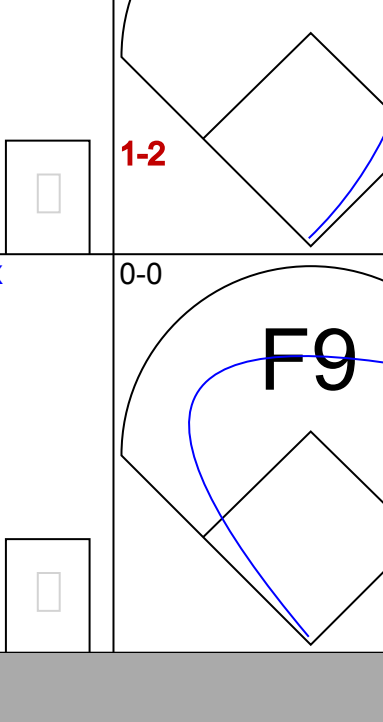
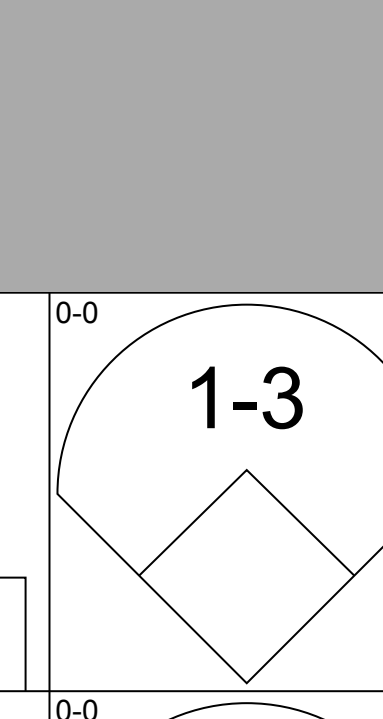
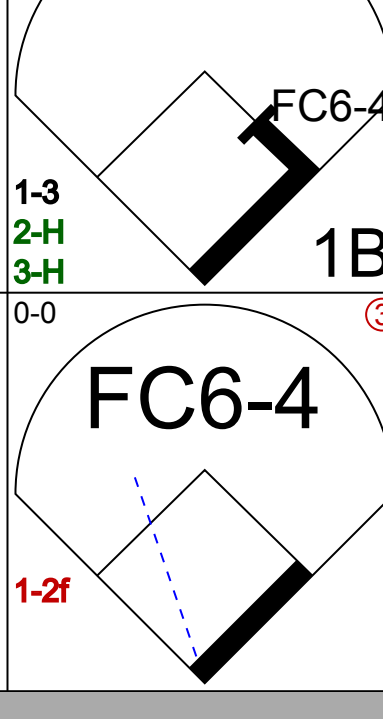
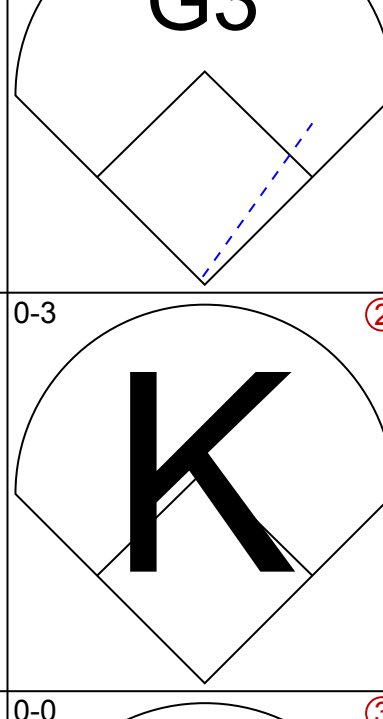

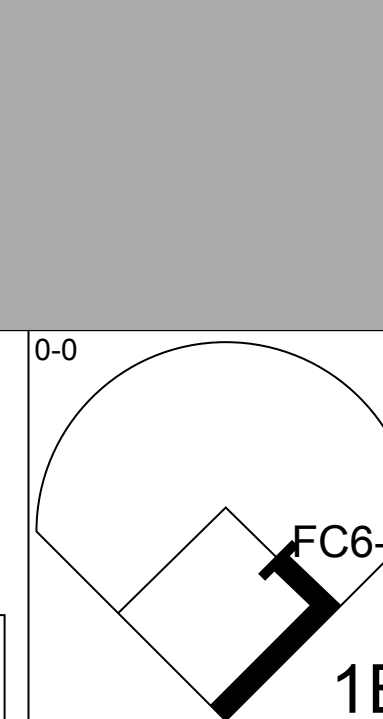
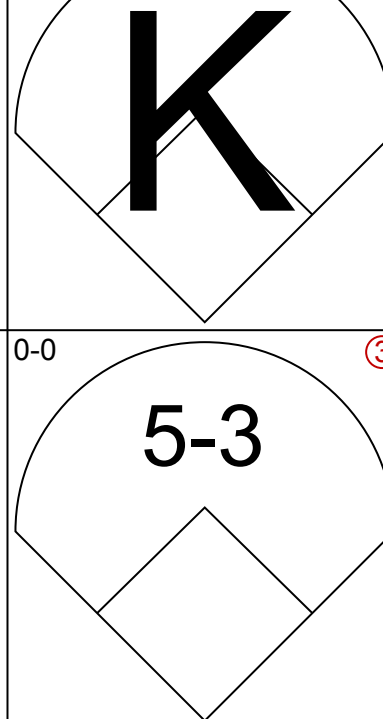
Batter	1	2	3	4	5	6	7	8	9	AB	R	H	RBI	BB	SO	LOB	TOP					
Davey Nelson, R OBP: 0.347, SLG: 0.448 (1, 5)										4	0	2	0	0	0	0	Washington Senators @ Chicago White Sox Comiskey Park, Chicago, IL Sun Jul 25 1971, 4:33 AM EDT Unknown					
Lenny Randle, S OBP: 0.293, SLG: 0.311 (1, 4)										3	0	1	0	0	0	1						
Frank Howard, R OBP: 0.384, SLG: 0.507 (1, 3)										4	0	1	0	0	1	2						
Dick Billings, R OBP: 0.278, SLG: 0.328 (1, 2)										3	0	0	0	0	1	1						
Jeff Burroughs, R OBP: 0.250, SLG: 0.182 (1, 7)										4	0	0	0	0	1	2						
Elliott Maddox, R OBP: 0.294, SLG: 0.240 (1, 8)										3	0	0	0	0	0	2						
Del Unser, L OBP: 0.352, SLG: 0.393 Jim Shellenback, L OBP: 0.136, SLG: 0.136 (7, 1)										3	1	1	1	0	0	2						
Tim Cullen, R OBP: 0.251, SLG: 0.256 Denny Riddleberger, R (5, 1)										2	0	0	0	0	0	0						
Tom McCraw, L OBP: 0.281, SLG: 0.400 Horacio Pina, R (7, 1)										1	0	0	0	0	1	0						
Dick Bosman, R OBP: 0.213, SLG: 0.143 Toby Harrah, R OBP: 0.304, SLG: 0.293 (5, 6)										2	0	0	0	0	0	0						
Inning Stats	R: 0 E: 0 K: 1 S: 6	H: 1 LOB: 1 BB: 0 P: 6	R: 0 E: 0 K: 0 S: 3	H: 0 LOB: 0 BB: 0 P: 3	R: 0 E: 0 K: 0 S: 3	H: 0 LOB: 0 BB: 0 P: 3	R: 0 E: 0 K: 1 S: 5	H: 1 LOB: 0 BB: 0 P: 5	R: 1 E: 0 K: 0 S: 4	H: 1 LOB: 0 BB: 0 P: 4	R: 0 E: 0 K: 0 S: 3	H: 0 LOB: 0 BB: 0 P: 3	R: 0 E: 0 K: 1 S: 6	H: 1 LOB: 2 BB: 0 P: 7	R: 0 E: 0 K: 1 S: 6	H: 1 LOB: 1 BB: 0 P: 6	R: 0 E: 0 K: 0 S: 3	H: 0 LOB: 0 BB: 0 P: 3	1B: 4 2B: 0 3B: 0 HR: 1	SF: 0 SAC: 1 DP: 1 HBP: 1	WP: 0 PB: 0 CS: 0	PA: 32
PITCHER Wilbur Wood, L ERA: 1.91 (1, 1)	IP: 9.0 WLS: W BF: 32	H: 5 R: 1 ER: 1 SO: 4	BB: 0 IBB: 0 HBP: 1 BLK: 0	WP: 0 HR: 1 S: 39 P: 40	ERA: 1.00 WHIP: 0.556	PITCHER IP: WLS: BF: H: R: ER: SO: BB: IBB: HBP: BLK: WP: HR: S: P: ERA: WHIP																

Batter	1	2	3	4	5	6	7	8	9	AB	R	H	RBI	BB	SO	LOB	BOTTOM					
Pat Kelly, L OBP: 0.386, SLG: 0.322 (1, 9)										4	0	2	2	1	0	0	Washington Senators @ Chicago White Sox Comiskey Park, Chicago, IL Sun Jul 25 1971, 4:33 AM EDT Unknown					
Rich McKinney, R OBP: 0.356, SLG: 0.425 (1, 4)										4	0	1	0	0	0	2						
Carlos May, L OBP: 0.362, SLG: 0.375 (1, 3)										4	0	1	0	0	1	2						
Bill Melton, R OBP: 0.353, SLG: 0.528 (1, 5)										4	1	1	1	0	1	3						
Rick Reichardt, R OBP: 0.342, SLG: 0.446 (1, 7)										2	0	0	0	1	0	2						
Ed Herrmann, L OBP: 0.330, SLG: 0.395 (1, 2)										2	2	0	0	2	0	3						
Jay Johnstone, L OBP: 0.333, SLG: 0.379 (1, 8)										2	2	1	0	2	0	2						
Rich Morales, R OBP: 0.396, SLG: 0.366 (1, 6)										4	0	2	1	0	0	2						
Wilbur Wood, R OBP: 0.145, SLG: 0.036 (1, 1)										3	0	0	0	0	2	1						
Inning Stats	R: 0 E: 0 K: 2 S: 9	H: 2 LOB: 2 BB: 0 P: 9	R: 2 E: 0 K: 1 S: 6	H: 2 LOB: 1 BB: 2 P: 14	R: 0 E: 0 K: 0 S: 3	H: 0 LOB: 0 BB: 0 P: 3	R: 2 E: 1 K: 0 S: 4	H: 1 LOB: 1 BB: 2 P: 12	R: 1 E: 0 K: 0 S: 4	H: 2 LOB: 2 BB: 1 P: 9	R: 0 E: 0 K: 0 S: 3	H: 0 LOB: 0 BB: 0 P: 3	R: 0 E: 0 K: 0 S: 4	H: 1 LOB: 2 BB: 1 P: 8	R: 0 E: 0 K: 1 S: 5	H: 0 LOB: 0 BB: 0 P: 5		R: 0 E: 0 K: 1 S: 5	H: 0 LOB: 0 BB: 0 P: 3	1B: 5 2B: 2 3B: 0 HR: 1	SF: 0 SAC: 1 DP: 0 HBP: 1	WP: 0 PB: 0 CS: 0
PITCHER Dick Bosman, R ERA: 4.08 Denny Riddleberger, L ERA: 4.43 Horacio Pina, R ERA: 3.14 Jim Shellenback, L ERA: 3.43 (7, 1)	IP: 4.1 WLS: L BF: 23	H: 6 R: 5 ER: 5 SO: 3	BB: 3 IBB: 1 HBP: 0 BLK: 0	WP: 0 HR: 1 S: 24 P: 41	ERA: 10.38 WHIP: 2.077	PITCHER IP: WLS: BF: H: R: ER: SO: BB: IBB: HBP: BLK: WP: HR: S: P: ERA: WHIP																

Batter	1	2	3	4	5	6	7	8	9	AB	R	H	RBI	BB	SO	LOB	TOP	
Gene Michael, S OBP: 0.325, SLG: 0.300	5-3	K		K			K			4	0	0	0	0	3	0	New York Yankees @ Chicago White Sox Comiskey Park, Chicago, IL Wed Jul 28 1971, 8:05 PM EDT Att: 10,217 - Unknown - 70 F livebaseballscorecards.com	
Thurman Munson, R OBP: 0.335, SLG: 0.385	BB 1B HBP	F5			L7			K		4	1	1	0	0	1	0		
Bobby Murcer, L OBP: 0.443, SLG: 0.569	HBP BB PB			K				F9		4	1	1	0	0	2	0		
Roy White, S OBP: 0.379, SLG: 0.480	HBP PB			F3				K		3	1	0	0	1	1	0		
Danny Cater, R OBP: 0.279, SLG: 0.313	K			1B				6-3		4	0	1	0	0	1	3		
John Ellis, R OBP: 0.340, SLG: 0.377				1B						3	0	1	1	0	2	0		
Jerry Kenney, L OBP: 0.369, SLG: 0.308	PB HBP			1B				K		0	0	0	0	0	0	0		
Ron Swoboda, R OBP: 0.379, SLG: 0.364	HBP FC6-4			1-3				5-3		3	1	1	1	1	0	2		
Horace Clarke, S OBP: 0.319, SLG: 0.307	FC6-4			6-3				P3		4	0	1	0	0	0	2		
Fritz Peterson, S OBP: 0.158, SLG: 0.080				6-3				6-3		4	0	0	0	0	0	1		
Lindy McDaniel, R OBP: 0.111, SLG: 0.111	1-3			6-3				6-3		0	0	0	0	0	0	0		
Inning Stats	R: 3 E: 0 K: 1 S: 7	H: 2 LOB: 2 BB: 2 P: 16	R: 0 E: 0 K: 1 S: 5	H: 0 LOB: 0 BB: 0 P: 5	R: 0 E: 0 K: 1 S: 7	H: 2 LOB: 2 BB: 0 P: 7	R: 0 E: 0 K: 1 S: 5	H: 0 LOB: 0 BB: 0 P: 5	R: 0 E: 0 K: 1 S: 5	H: 0 LOB: 0 BB: 0 P: 5	R: 0 E: 0 K: 2 S: 7	H: 0 LOB: 0 BB: 0 P: 7	R: 1 E: 0 K: 1 S: 7	H: 2 LOB: 1 BB: 0 P: 7	1B: 5 2B: 0 3B: 0 HR: 1	SF: 0 SAC: 0 DP: 0 HBP: 1	WP: 0 PB: 2 CS: 0	PA: 36
PITCHER Wilbur Wood, L ERA: 1.97	IP: 9.0 WLS: W BF: 36 H: 6 R: 4 ER: 3 SO: 10 BB: 2 IBB: 0 HBP: 1 BLK: 0 WP: 0 HR: 1 S: 53 P: 62 ERA: 3.00 WHIP: 0.889																	

Batter	1	2	3	4	5	6	7	8	9	AB	R	H	RBI	BB	SO	LOB	BOTTOM			
Walt Williams, R OBP: 0.377, SLG: 0.484	1B 2B				6-3				FC6-4	4	1	2	0	0	0	1	New York Yankees @ Chicago White Sox Comiskey Park, Chicago, IL Wed Jul 28 1971, 8:05 PM EDT Att: 10,217 - Unknown - 70 F livebaseballscorecards.com			
Ed Herrmann, L OBP: 0.337, SLG: 0.401				FC6-4 1B				1-3		1	0	0	0	0	0	1				
Mike Herzberger, R OBP: 0.409, SLG: 0.356	B1-3			F8						4	0	1	0	0	1	3				
Jay Johnstone, L OBP: 0.341, SLG: 0.400					K					0	0	0	0	0	0	0				
Rich McKinney, R OBP: 0.351, SLG: 0.419				FC6-4						4	0	1	0	0	0	2				
Bill Melton, R OBP: 0.356, SLG: 0.531	F8				F9					3	0	0	0	1	0	0				
Rick Reichardt, R OBP: 0.353, SLG: 0.478										4	1	3	1	0	0	1				
Mike Andrews, R OBP: 0.378, SLG: 0.405										3	1	1	1	1	0	2				
Lee Richard, R OBP: 0.289, SLG: 0.309	G6-4-3				P4					0	1	0	0	0	0	0				
Tom Egan, R OBP: 0.349, SLG: 0.477										2	0	0	0	1	0	1				
Pat Kelly, L OBP: 0.386, SLG: 0.338	FC5-4 BB				P4					1	1	1	0	0	0	0				
Rich Morales, R OBP: 0.413, SLG: 0.370										3	0	0	0	0	1	1				
Carlos May, L OBP: 0.354, SLG: 0.378	FC5-4				E6 WP SH3-4					1	0	1	1	0	0	0				
Wilbur Wood, R OBP: 0.141, SLG: 0.035										2	0	0	0	0	2	0				
Luis Alvarado, R OBP: 0.220, SLG: 0.260					K					1	0	0	0	0	0	2				
Inning Stats	R: 1 E: 0 K: 0 S: 4	H: 2 LOB: 0 BB: 0 P: 4	R: 0 E: 0 K: 0 S: 3	H: 1 LOB: 1 BB: 1 P: 7	R: 0 E: 0 K: 1 S: 6	H: 1 LOB: 1 BB: 0 P: 6	R: 0 E: 0 K: 0 S: 4	H: 1 LOB: 1 BB: 0 P: 4	R: 0 E: 0 K: 0 S: 6	H: 0 LOB: 0 BB: 0 P: 6	R: 2 E: 0 K: 0 S: 5	H: 2 LOB: 0 BB: 0 P: 5	R: 0 E: 0 K: 2 S: 7	H: 1 LOB: 1 BB: 1 P: 7	R: 2 E: 1 K: 0 S: 4	H: 2 LOB: 2 BB: 1 P: 8	1B: 7 2B: 1 3B: 0 HR: 2	SF: 0 SAC: 1 DP: 2 HBP: 0	WP: 1 PB: 0 CS: 0	PA: 37
PITCHER Fritz Peterson, L ERA: 3.41	IP: 0.2 WLS: L BF: 4 H: 2 R: 1 ER: 0 SO: 0 BB: 0 IBB: 0 HBP: 0 BLK: 0 WP: 0 HR: 0 S: 4 P: 4 ERA: 4.50 WHIP: 1.375																			
PITCHER Lindy McDaniel, R ERA: 5.01	IP: 0.2 WLS: L BF: 4 H: 2 R: 1 ER: 0 SO: 0 BB: 0 IBB: 0 HBP: 0 BLK: 0 WP: 0 HR: 0 S: 4 P: 4 ERA: 0.00 WHIP: 3.000																			

Batter	1	2	3	4	5	6	7	8	9	AB	R	H	RBI	BB	SO	LOB	TOP					
John Kennedy, R OBP: 0.338, SLG: 0.441 (1, 4)										4	0	0	0	0	1	1	Boston Red Sox @ Chicago White Sox Comiskey Park, Chicago, IL Fri Jul 30 1971, 8:05 PM EDT Att: 19,693 - Unknown					
Luis Aparicio, R OBP: 0.283, SLG: 0.282 (1, 6)										4	0	0	0	0	0	0						
Reggie Smith, S OBP: 0.362, SLG: 0.508 (1, 8)										4	0	2	0	0	0	0						
Carl Yastrzemski, L OBP: 0.392, SLG: 0.418 (1, 7)										4	0	1	0	0	0	2						
Rico Petrocelli, R OBP: 0.350, SLG: 0.469 (1, 5)										4	1	3	1	0	1	1						
Joe Lahoud, L OBP: 0.351, SLG: 0.507 (1, 9)										4	0	1	0	0	1	4						
Mike Fiore, L OBP: 0.261, SLG: 0.128 (1, 3)										3	0	1	0	1	0	1						
Bob Montgomery, R OBP: 0.308, SLG: 0.358 (1, 2)										4	0	0	0	0	1	6						
Sonny Siebert, R OBP: 0.254, SLG: 0.443 (1, 1)										0	0	0	0	0	0	0						
Doug Griffin, R OBP: 0.299, SLG: 0.308 (5, PH)										1	0	0	0	0	0	0						
Bill Lee, L OBP: 0.188, SLG: 0.133 (5, 1)										0	0	0	0	0	0	0						
George Scott, R OBP: 0.320, SLG: 0.430 (7, PH)										1	0	0	0	0	1	0						
Cal Koonce, R (7, 1)										0	0	0	0	0	0	0						
Inning Stats	R: 0 E: 0 K: 1 S: 6	H: 1 LOB: 1 BB: 0 P: 6	R: 0 E: 0 K: 1 S: 6	H: 2 LOB: 1 BB: 0 P: 6	R: 0 E: 0 K: 0 S: 2	H: 0 LOB: 0 BB: 0 P: 3	R: 0 E: 0 K: 0 S: 5	H: 2 LOB: 3 BB: 1 P: 9	R: 0 E: 0 K: 1 S: 3	H: 0 LOB: 0 BB: 0 P: 3	R: 0 E: 0 K: 1 S: 6	H: 1 LOB: 1 BB: 0 P: 6	R: 0 E: 0 K: 1 S: 5	H: 0 LOB: 0 BB: 0 P: 5	R: 0 E: 0 K: 0 S: 3	H: 0 LOB: 0 BB: 0 P: 3	R: 1 E: 0 K: 1 S: 7	H: 2 LOB: 1 BB: 0 P: 7	1B: 6 2B: 1 3B: 0 HR: 1	SF: 0 SAC: 0 DP: 2 HBP: 1	WP: 0 PB: 0 SB: 1 CS: 0	PA: 35
PITCHER Joe Horlen, R ERA: 3.82 (1, 1)	IP: 9.0 WLS: W BF: 35 H: 8 R: 1 ER: 1 SO: 5 BB: 1 IBB: 0 HBP: 1 BLK: 0 WP: 0 HR: 1 S: 43 P: 48 ERA: 1.00 WHIP: 1.000															PITCHER						

Batter	1	2	3	4	5	6	7	8	9	AB	R	H	RBI	BB	SO	LOB	BOTTOM				
Walt Williams, R OBP: 0.367, SLG: 0.468 (1, 7)										4	0	1	0	0	0	1	Boston Red Sox @ Chicago White Sox Comiskey Park, Chicago, IL Fri Jul 30 1971, 8:05 PM EDT Att: 19,693 - Unknown				
Pat Kelly, L OBP: 0.379, SLG: 0.333 (1, 9)										4	1	1	0	0	1	2					
Rich McKinney, R OBP: 0.352, SLG: 0.418 (1, 4)										4	1	2	0	0	0	2					
Bill Melton, R OBP: 0.356, SLG: 0.544 (1, 5)										4	2	2	2	0	0	2					
Carlos May, L OBP: 0.367, SLG: 0.379 (1, 3)										3	1	2	0	1	1	0					
Ed Herrmann, L OBP: 0.335, SLG: 0.403 (1, 2)										4	0	1	1	0	1	4					
Jay Johnstone, L OBP: 0.338, SLG: 0.396 (1, 8)										4	0	1	2	0	1	1					
Rich Morales, R OBP: 0.400, SLG: 0.357 (1, 6)										3	0	0	0	0	1	2					
Joe Horlen, R OBP: 0.071, SLG: 0.074 (1, 1)										3	0	1	0	0	0	0					
Inning Stats	R: 3 E: 0 K: 1 S: 8	H: 3 LOB: 1 BB: 1 P: 12	R: 0 E: 0 K: 0 S: 3	H: 0 LOB: 0 BB: 0 P: 3	R: 2 E: 0 K: 1 S: 9	H: 4 LOB: 2 BB: 0 P: 9	R: 0 E: 0 K: 0 S: 4	H: 1 LOB: 1 BB: 0 P: 4	R: 0 E: 0 K: 1 S: 5	H: 0 LOB: 0 BB: 0 P: 5	R: 0 E: 0 K: 1 S: 6	H: 2 LOB: 1 BB: 0 P: 6	R: 0 E: 0 K: 0 S: 3	H: 1 LOB: 0 BB: 0 P: 3	R: 0 E: 0 K: 0 S: 3	H: 0 LOB: 0 BB: 0 P: 3		1B: 9 2B: 2 3B: 0 HR: 1	SF: 0 SAC: 0 DP: 2 HBP: 0	WP: 0 PB: 0 SB: 0 CS: 0	PA: 34
PITCHER Sonny Siebert, R ERA: 3.01 (1, 1)	IP: 4.0 WLS: L BF: 21 H: 8 R: 5 ER: 5 SO: 2 BB: 1 IBB: 0 HBP: 0 BLK: 0 WP: 0 HR: 1 S: 24 P: 28 ERA: 11.25 WHIP: 2.250															PITCHER					
Bill Lee, L ERA: 2.54 (5, 1)	IP: 2.0 WLS: 6 BF: 0 H: 0 R: 0 ER: 0 SO: 2 BB: 0 IBB: 0 HBP: 0 BLK: 0 WP: 0 HR: 0 S: 10 P: 10 ERA: 0.00 WHIP: 0.000															PITCHER					
Cal Koonce, R ERA: 4.91 (7, 1)	IP: 2.0 WLS: 7 BF: 3 H: 0 R: 0 ER: 0 SO: 1 BB: 0 IBB: 0 HBP: 0 BLK: 0 WP: 0 HR: 0 S: 9 P: 9 ERA: 0.00 WHIP: 1.500															PITCHER					

Batter	1	2	3	4	5	6	7	8	9	AB	R	H	RBI	BB	SO	LOB	TOP								
John Kennedy, R OBP: 0.340, SLG: 0.440 (1, 4)	5-3		G3						K2-3	5	1	2	0	0	1	0	Boston Red Sox @ Chicago White Sox Comiskey Park, Chicago, IL Sat Jul 31 1971, 4:33 AM EDT Att: 9,618 - Unknown livebaseballscorecards.com								
Luis Aparicio, R OBP: 0.280, SLG: 0.279 (1, 6)	6-3		K						5-3	4	0	0	1	0	1	1									
Reggie Smith, S OBP: 0.369, SLG: 0.515 (1, 8)	PB 1B									4	0	4	1	1	0	0									
Rico Petrocelli, R OBP: 0.349, SLG: 0.466 (1, 5)	PB 1B		G6-4-3						K	5	0	1	0	0	2	5									
George Scott, R OBP: 0.317, SLG: 0.426 (1, 3)	K		K						4-3	4	0	0	0	0	2	4									
Phil Gaetano, R OBP: 0.483, SLG: 0.441 (1, 7)		5-3							F7	3	1	0	0	1	0	0									
Joe Lahoud, L OBP: 0.355, SLG: 0.500 (1, 9)	K								F2	2	2	0	0	1	1	0									
Duane Josephson, R OBP: 0.288, SLG: 0.381 (1, 2)	5-3									4	1	2	4	0	0	0									
Jim Lonborg, R OBP: 0.226, SLG: 0.143 (1, 1)			K						F9	4	1	1	0	0	1	1									
Inning Stats	R: 0 E: 0 K: 1 S: 7	H: 2 LOB: 2 BB: 0 P: 7	R: 0 E: 0 K: 1 S: 5	H: 0 LOB: 0 BB: 0 P: 5	R: 0 E: 0 K: 2 S: 7	H: 0 LOB: 0 BB: 0 P: 7	R: 0 E: 0 K: 1 S: 5	H: 1 LOB: 0 BB: 0 P: 5	R: 4 E: 0 K: 1 S: 9	H: 4 LOB: 2 BB: 2 P: 17	R: 0 E: 0 K: 0 S: 3	H: 0 LOB: 0 BB: 0 P: 3	R: 1 E: 0 K: 0 S: 5	H: 2 LOB: 1 BB: 0 P: 5	R: 1 E: 0 K: 0 S: 4	H: 1 LOB: 1 BB: 0 P: 5	R: 0 E: 0 K: 2 S: 7	H: 0 LOB: 1 BB: 1 P: 11	1B: 7 2B: 2 3B: 0 HR: 1	SF: 1 SAC: 0 DP: 1 HBP: 1	WP: 0 PB: 1 SB: 0 CS: 0	PA: 40			
PITCHER	IP	WLS	BF	H	R	ER	SO	BB	IBB	HBP	BLK	WP	HR	S	P	ERA	WHIP								
Tommy John, L ERA: 3.15 (1, 1)	4.1	L	21	7	4	4	5	2	0	0	0	0	1	29	37	8.31	2.077								
Steve Kealey, R ERA: 4.5 (5, 1)	1.2		5	0	0	0	1	0	0	0	0	0	0	7	7	0.00	0.000								
Jim Magnuson, L ERA: 4.3 (7, 1)	2.0		10	3	2	2	0	0	0	1	0	0	0	9	10	9.00	1.500								
Terry Forster, L ERA: 4.75 (9, 1)	1.0		4	0	0	0	2	1	0	0	0	0	0	7	11	0.00	1.000								

Batter	1	2	3	4	5	6	7	8	9	AB	R	H	RBI	BB	SO	LOB	BOTTOM								
Walt Williams, R OBP: 0.360, SLG: 0.459 (1, 7)	1-3		F8						5-3	4	0	0	0	0	0	0	Boston Red Sox @ Chicago White Sox Comiskey Park, Chicago, IL Sat Jul 31 1971, 4:33 AM EDT Att: 9,618 - Unknown livebaseballscorecards.com								
Pat Kelly, L OBP: 0.374, SLG: 0.329 (1, 9)	1-3								G5-4-3 1B	4	0	1	0	0	1	0									
Mike Andrews, R OBP: 0.379, SLG: 0.398 (1, 4)	BB								G5-4-3	3	0	0	0	1	1	1									
Bill Melton, R OBP: 0.356, SLG: 0.543 (1, 5)	F4								1B	3	0	1	0	0	0	1									
Bob Spence, L OBP: 0.286, SLG: 0.174 (1, 3)	K								K	3	0	0	0	0	2	1									
Ed Herrmann, L OBP: 0.330, SLG: 0.397 (1, 2)	F5								3-1	3	0	0	0	0	0	0									
Jay Johnstone, L OBP: 0.335, SLG: 0.391 (1, 8)	F6								F4	3	0	0	0	0	0	0									
Rich Morales, R OBP: 0.398, SLG: 0.356 (1, 6)			F9						1B	3	0	1	0	0	0	0									
Tommy John, R OBP: 0.122, SLG: 0.085 (5, 1)									F7	1	0	0	0	0	0	0									
Luis Alvarado, R OBP: 0.218, SLG: 0.259 (5, PH)										0	0	0	0	0	0	0									
Jim Magnuson, R OBP: 0.266, SLG: 0.339 (7, 1)										0	0	0	0	0	0	0									
Mike Harshberger, R OBP: 0.266, SLG: 0.339 (8, PH)										0	0	0	0	0	0	1									
Terry Forster, L (9, 1)										0	0	0	0	0	0	0									
Inning Stats	R: 0 E: 0 K: 0 S: 3	H: 0 LOB: 1 BB: 1 P: 7	R: 0 E: 0 K: 1 S: 5	H: 0 LOB: 0 BB: 0 P: 5	R: 0 E: 0 K: 1 S: 5	H: 0 LOB: 0 BB: 0 P: 5	R: 0 E: 0 K: 0 S: 3	H: 0 LOB: 0 BB: 0 P: 3	R: 0 E: 0 K: 2 S: 8	H: 1 LOB: 1 BB: 0 P: 8	R: 0 E: 0 K: 0 S: 4	H: 1 LOB: 1 BB: 0 P: 4	R: 0 E: 0 K: 0 S: 3	H: 1 LOB: 0 BB: 0 P: 3	1B: 3 2B: 0 3B: 0 HR: 0	SF: 0 SAC: 0 DP: 1 HBP: 0	WP: 0 PB: 0 SB: 0 CS: 0	PA: 30							
PITCHER	IP	WLS	BF	H	R	ER	SO	BB	IBB	HBP	BLK	WP	HR	S	P	ERA	WHIP								
Jim Lonborg, R ERA: 4.31 (1, 1)	9.0	W	30	3	0	0	4	1	0	0	0	0	0	37	41	0.00	0.444								

Batter	1	2	3	4	5	6	7	8	9	AB	R	H	RBI	BB	SO	LOB	TOP										
John Kennedy, R OBP: 0.336, SLG: 0.439 (1, 6)										5	1	1	0	0	0	2											
Doug Griffin, R OBP: 0.295, SLG: 0.304 (1, 4)										4	1	0	0	0	0	1											
Reggie Smith, S OBP: 0.370, SLG: 0.512 (1, 8)										4	0	1	0	1	0	1											
Rico Petrocelli, R OBP: 0.353, SLG: 0.470 Carl Yasitzemski, L OBP: 0.390, SLG: 0.416 (1, 5) (6, 7)										3	2	3	0	0	0	0											
George Scott, R OBP: 0.319, SLG: 0.432 (1, 3)										4	1	2	2	0	2	2											
Phil Gagliano, R OBP: 0.444, SLG: 0.421 (1, 7) (6, 5)										4	0	1	1	0	1	1											
Joe Lahoud, L OBP: 0.352, SLG: 0.493 (1, 9)										4	0	1	0	0	0	2											
Bob Montgomery, R OBP: 0.314, SLG: 0.364 (1, 2)										4	0	2	0	0	1	1											
Ray Culp, R OBP: 0.232, SLG: 0.157 (1, 1)										2	0	0	0	0	0	1											
Inning Stats	R: 4 E: 2 K: 0 S: 7	H: 3 LOB: 0 BB: 0 P: 7	R: 0 E: 0 K: 0 S: 3	H: 0 LOB: 0 BB: 0 P: 3	R: 1 E: 0 K: 0 S: 6	H: 3 LOB: 2 BB: 0 P: 6	R: 0 E: 0 K: 0 S: 4	H: 1 LOB: 1 BB: 0 P: 4	R: 0 E: 0 K: 1 S: 6	H: 1 LOB: 1 BB: 0 P: 6	R: 0 E: 0 K: 2 S: 8	H: 1 LOB: 1 BB: 0 P: 8	R: 0 E: 0 K: 2 S: 8	H: 1 LOB: 1 BB: 0 P: 8	R: 0 E: 0 K: 1 S: 5	H: 0 LOB: 1 BB: 1 P: 9	1B: 9 2B: 1 3B: 1 HR: 0	SF: 0 SAC: 0 DP: 0 HBP: 0	WP: 0 PB: 0 SB: 0 CS: 0	PA: 40							
PITCHER	IP	WLS	BF	H	R	ER	SO	BB	IBB	HBP	BLK	WP	HR	S	P	ERA	WHIP										
Wilbur Wood, L ERA: 2.03 (1, 1)	7.0	L	32	10	5	3	3	0	0	0	0	0	0	38	38	3.86	1.429										
Terry Forster, L ERA: 4.45 (8, 1)	2.0		8	1	0	0	3	1	0	0	0	0	0	13	17	0.00	1.000										

Boston Red Sox @ Chicago White Sox
Comiskey Park, Chicago, IL
Sun Aug 01 1971, 4:33 AM EDT
Unknown

AB	36
R	5
H	11
RBI	3
BB	1
SO	6
LOB	13

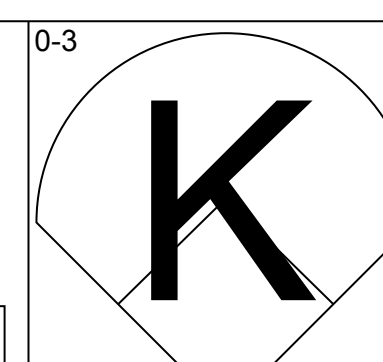
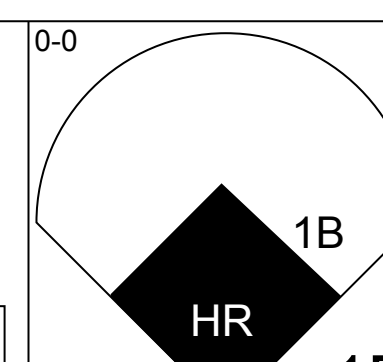
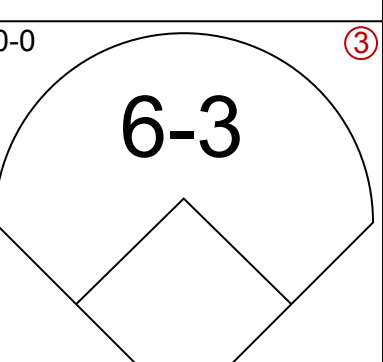
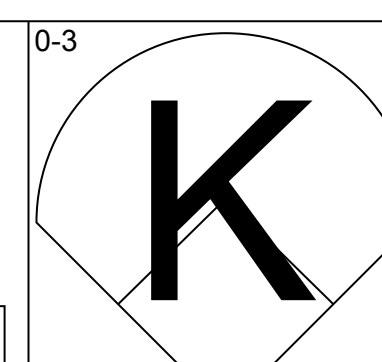
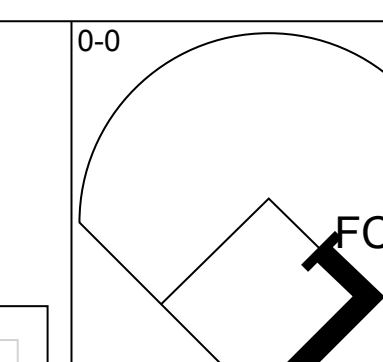
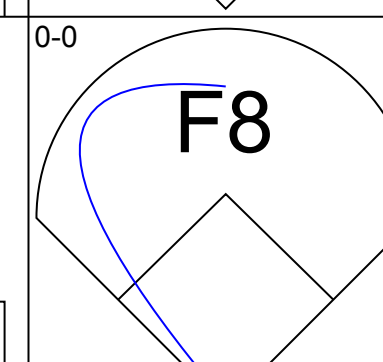
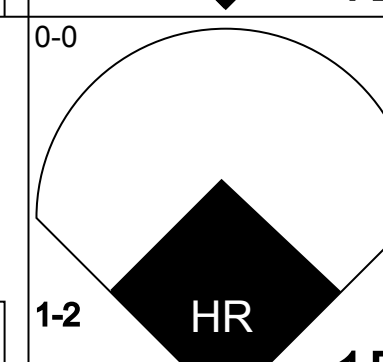
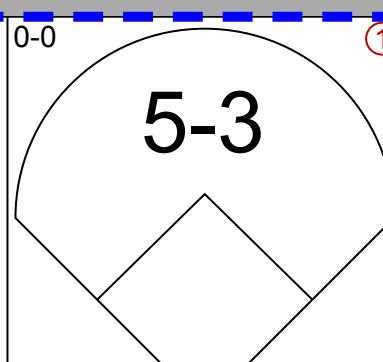
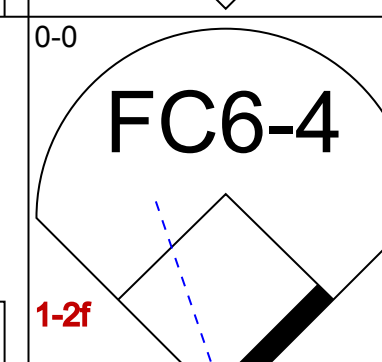
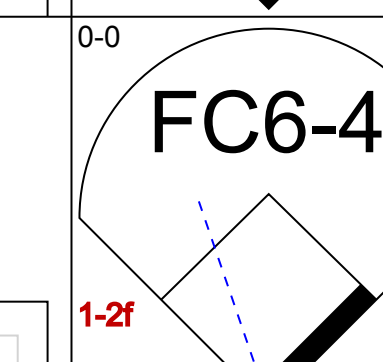
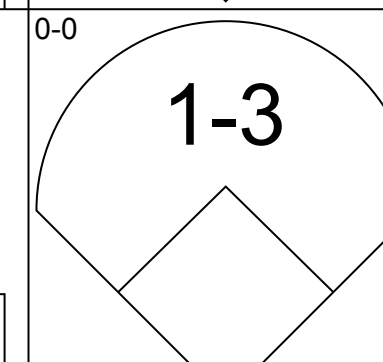
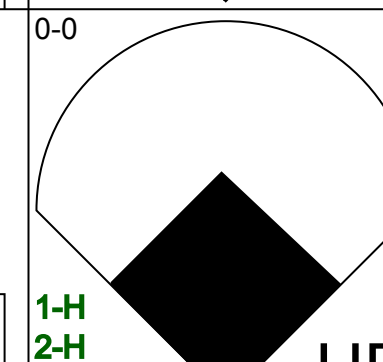
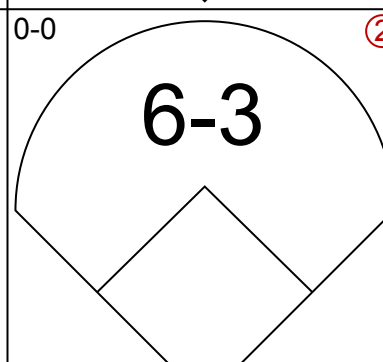
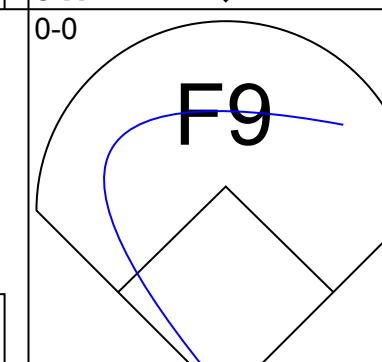
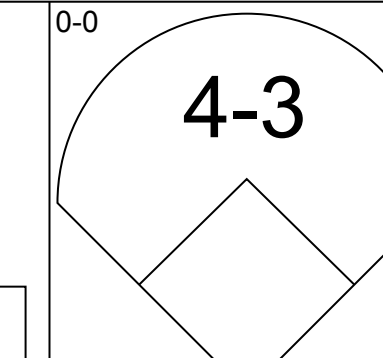
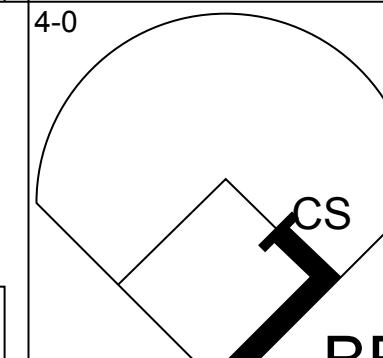
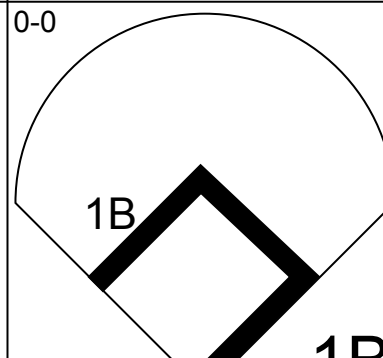
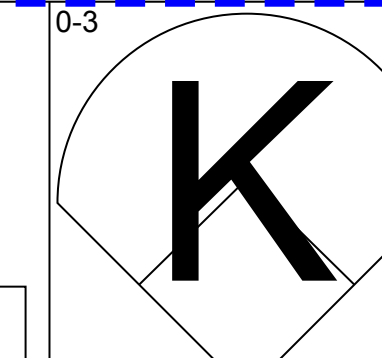
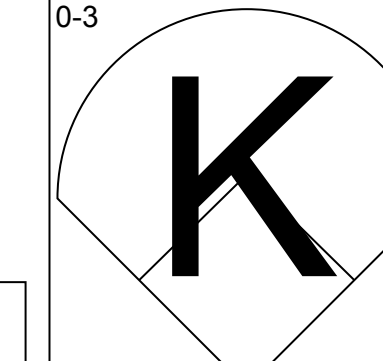
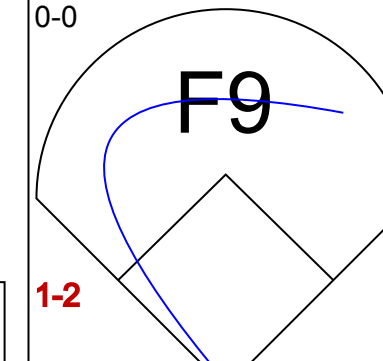
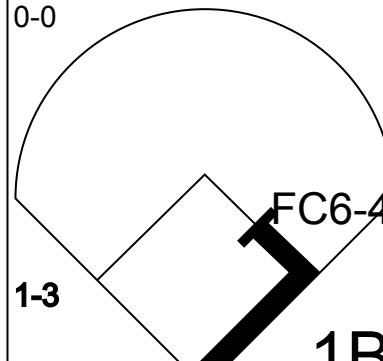
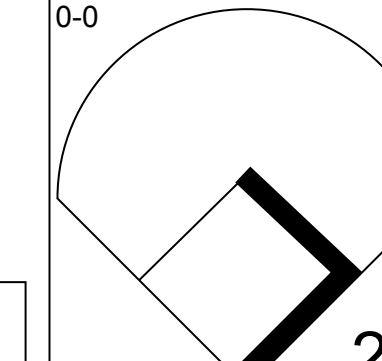
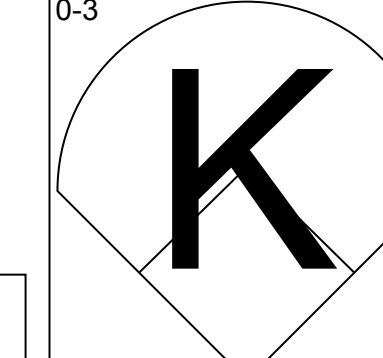
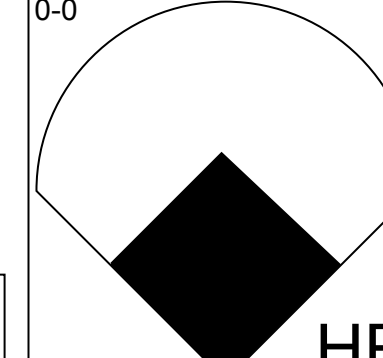
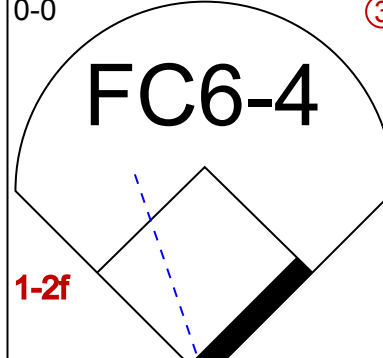
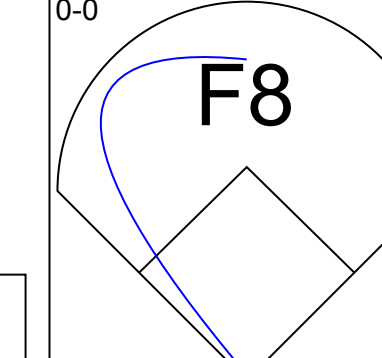
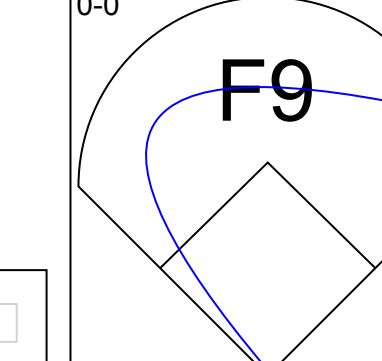
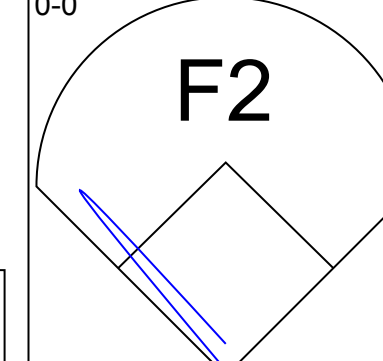
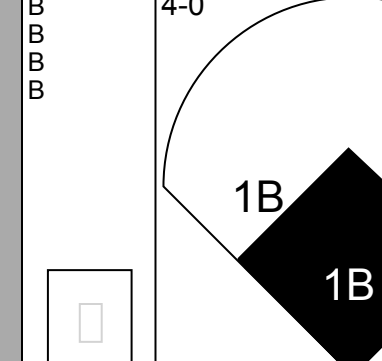
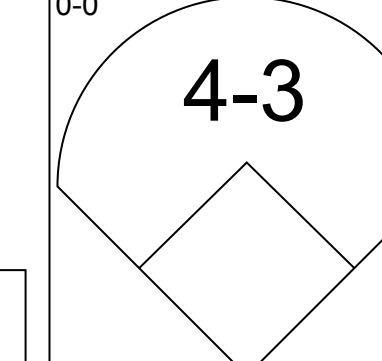
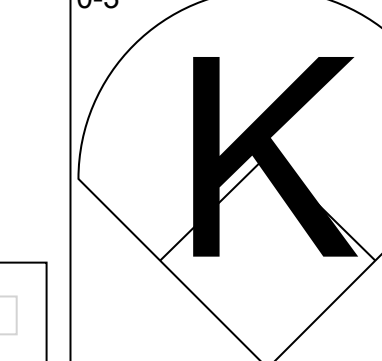
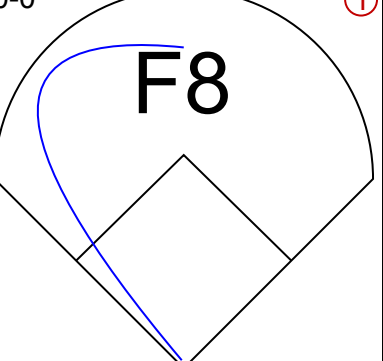
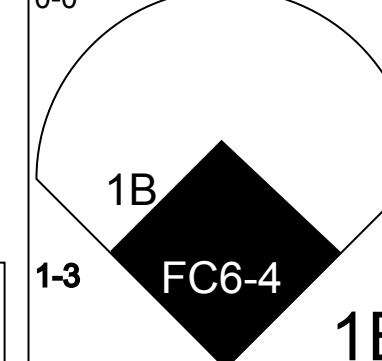
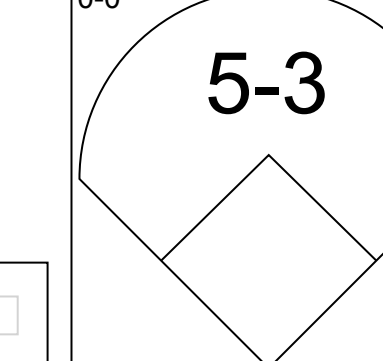

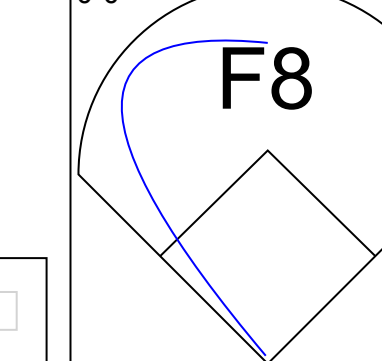
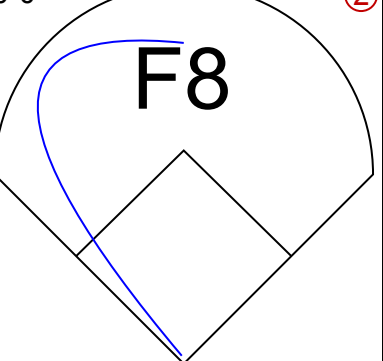
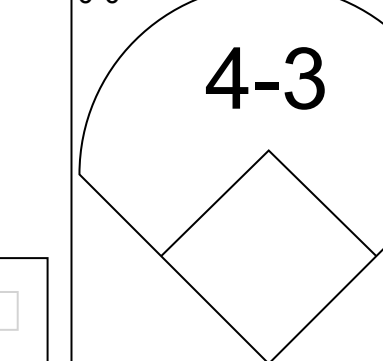


Batter	1	2	3	4	5	6	7	8	9	AB	R	H	RBI	BB	SO	LOB	BOTTOM										
Walt Williams, R OBP: 0.358, SLG: 0.455 (1, 7)										4	0	1	0	0	0	0											
Pat Kelly, L OBP: 0.389, SLG: 0.341 (1, 9)										3	0	2	0	1	0	0											
Rick Reichardt, R OBP: 0.352, SLG: 0.483 (1, 3)										4	1	1	1	0	1	4											
Bill Melton, R OBP: 0.355, SLG: 0.540 (1, 5)										4	0	1	0	0	1	4											
Mike Andrews, R OBP: 0.377, SLG: 0.394 (1, 4)										3	0	0	0	1	2	2											
Ed Herrmann, L OBP: 0.324, SLG: 0.388 (1, 2)										4	0	0	0	0	1	3											
Jay Johnstone, L OBP: 0.330, SLG: 0.385 (1, 8)										4	0	0	0	0	1	0											
Rich Morales, R OBP: 0.402, SLG: 0.371 (1, 6)										4	0	2	0	0	0	0											
Wilbur Wood, R OBP: 0.136, SLG: 0.034 Mike Hershberger, R OBP: 0.391, SLG: 0.366 Terry Forster, L (8, 1) Bob Spence, L OBP: 0.276, SLG: 0.167 (9, PH)										2	0	0	0	0	0	1											
Inning Stats	R: 0 E: 0 K: 0 S: 4	H: 1 LOB: 3 BB: 2 P: 12	R: 0 E: 0 K: 0 S: 3	H: 0 LOB: 0 BB: 0 P: 3	R: 1 E: 0 K: 1 S: 7	H: 2 LOB: 1 BB: 0 P: 7	R: 0 E: 0 K: 0 S: 4	H: 1 LOB: 1 BB: 0 P: 4	R: 0 E: 0 K: 1 S: 6	H: 1 LOB: 1 BB: 0 P: 6	R: 0 E: 0 K: 1 S: 5	H: 0 LOB: 0 BB: 0 P: 5	R: 0 E: 0 K: 2 S: 8	H: 1 LOB: 1 BB: 0 P: 8	R: 0 E: 0 K: 1 S: 6	H: 1 LOB: 1 BB: 0 P: 6	1B: 5 2B: 1 3B: 0 HR: 1	SF: 0 SAC: 0 DP: 0 HBP: 0	WP: 1 PB: 0 SB: 0 CS: 0	PA: 36							
PITCHER	IP	WLS	BF	H	R	ER	SO	BB	IBB	HBP	BLK	WP	HR	S	P	ERA	WHIP										
Ray Culp, R ERA: 3.21 (1, 1)	9.0	W	36	7	1	1	6	2	0	0	0	1	1	46	54	1.00	1.000										

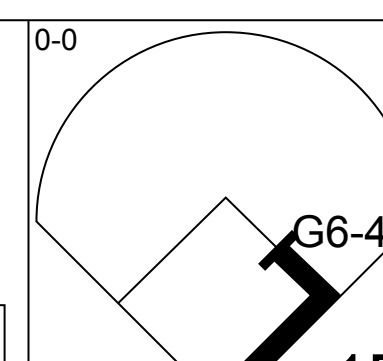
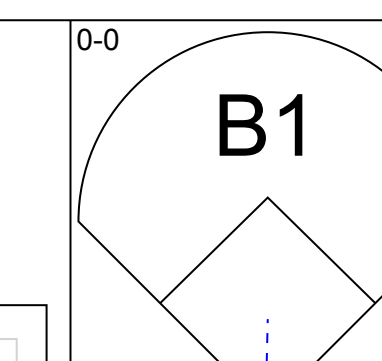
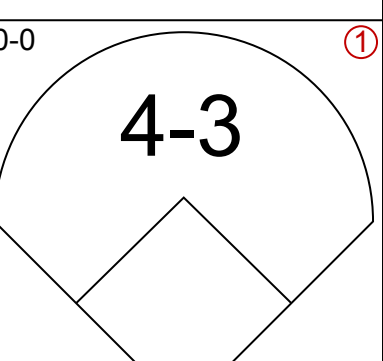
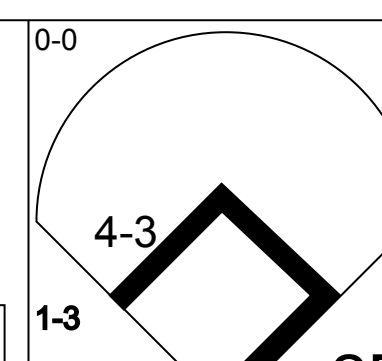
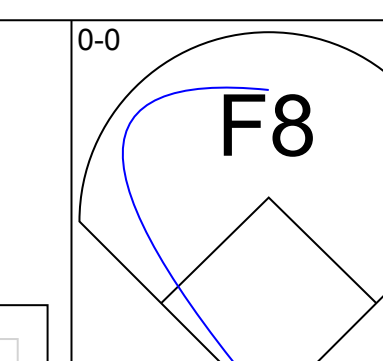
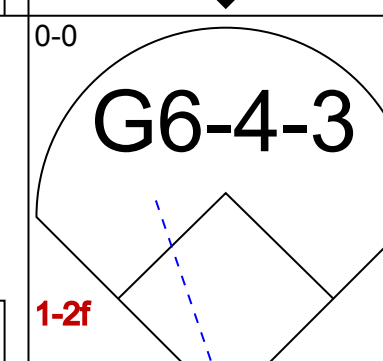
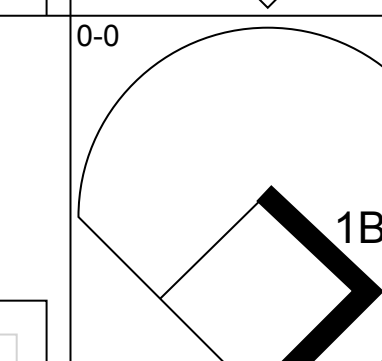
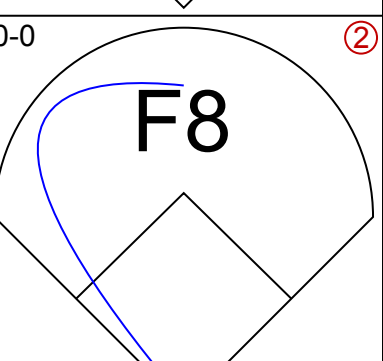
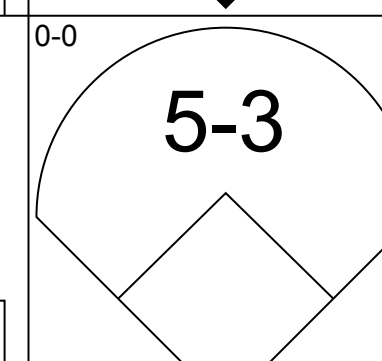
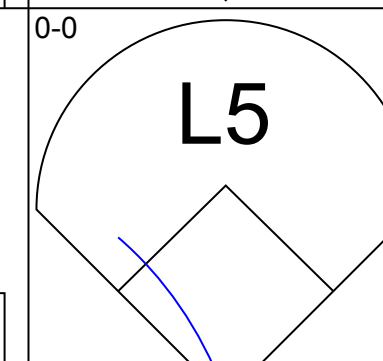
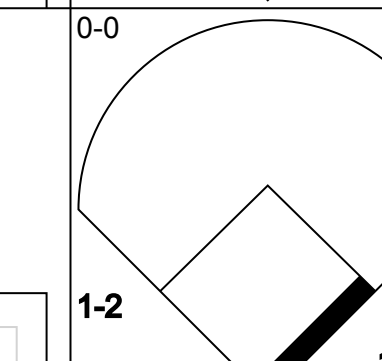
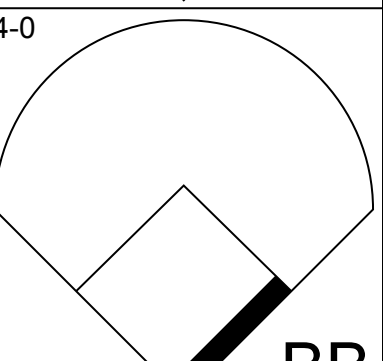
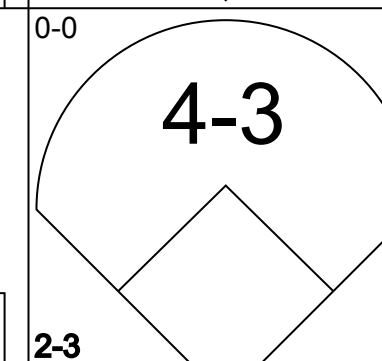
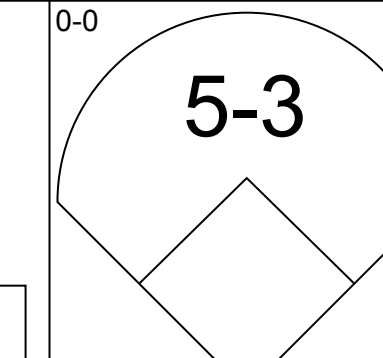
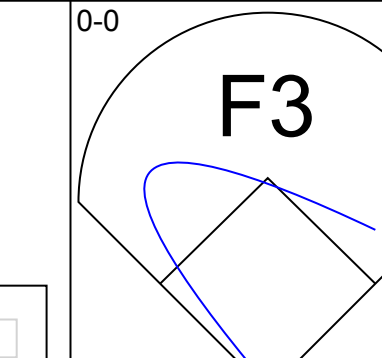
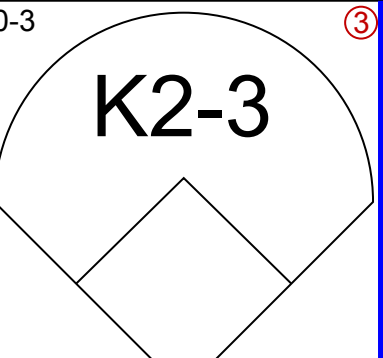
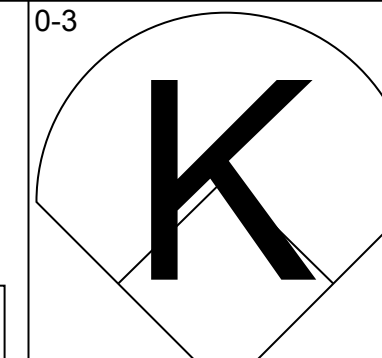
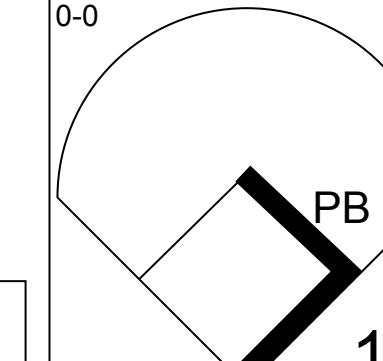
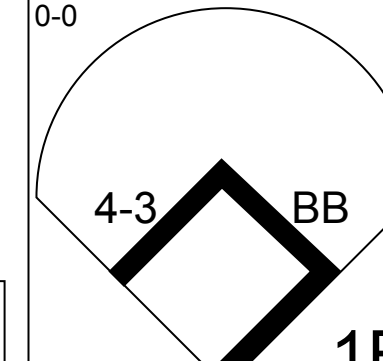
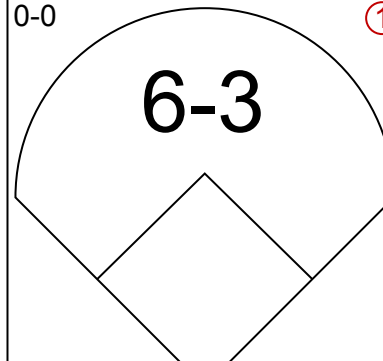
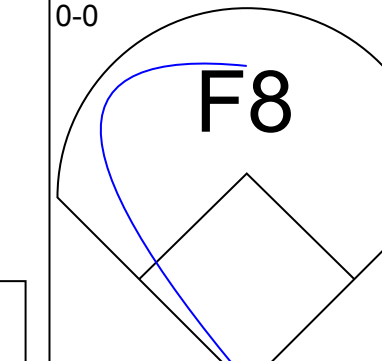
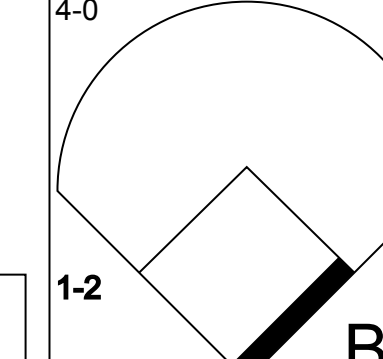
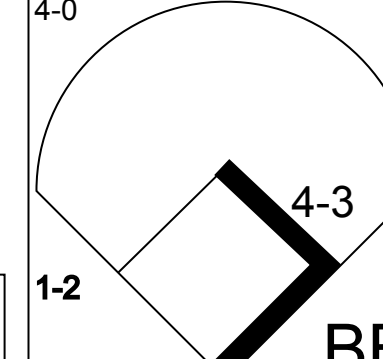
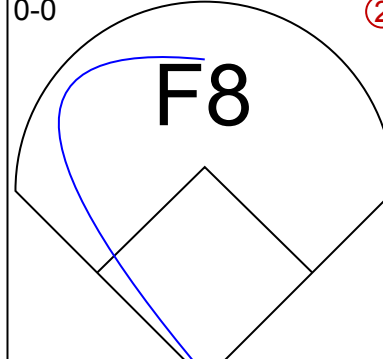
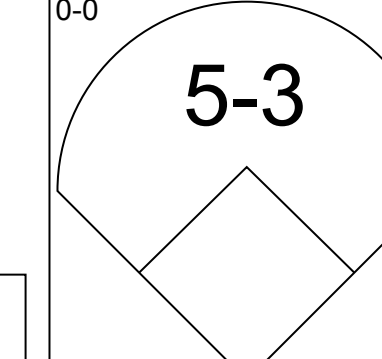
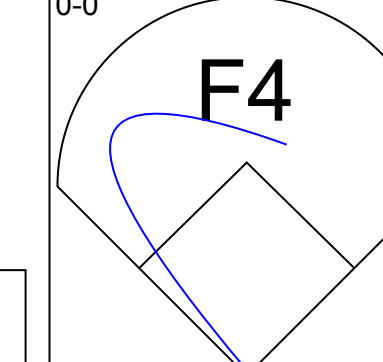


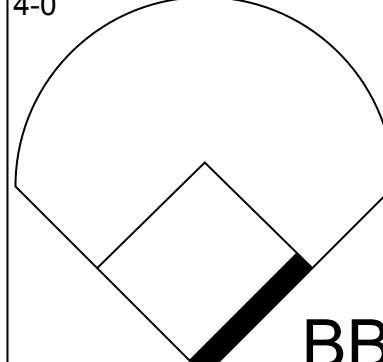
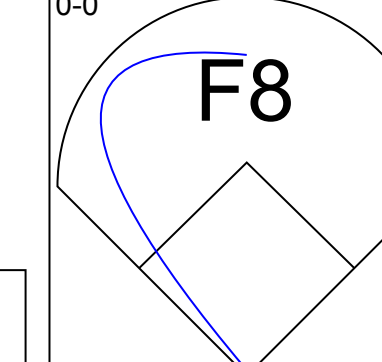
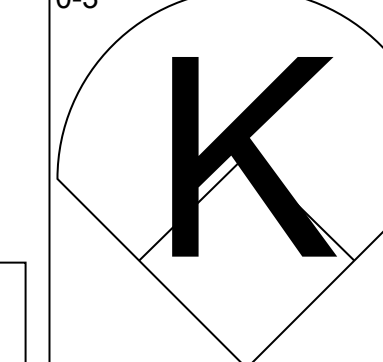
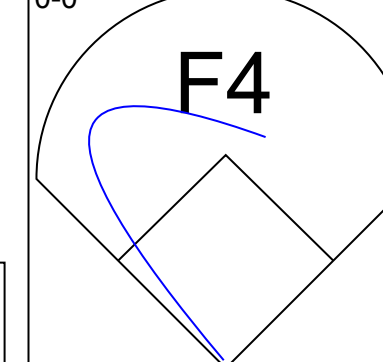
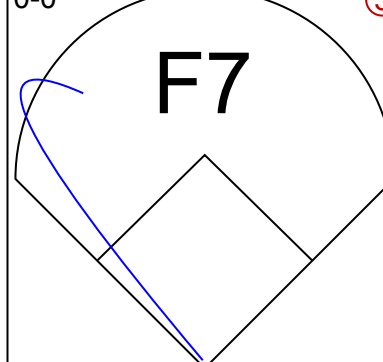
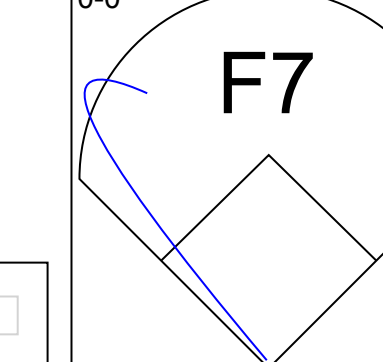
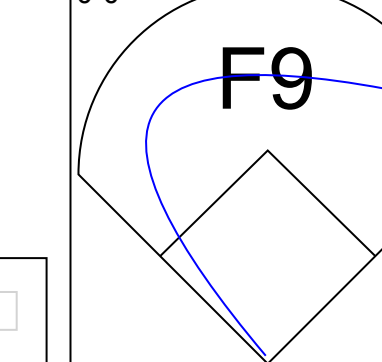

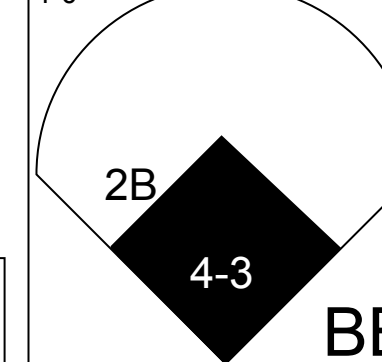
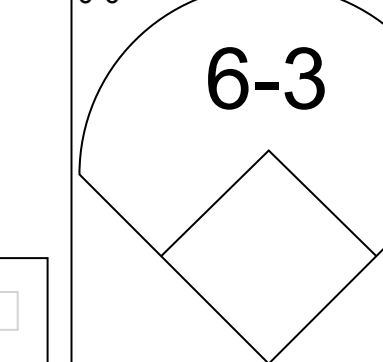
Boston Red Sox @ Chicago White Sox
Comiskey Park, Chicago, IL
Sun Aug 01 1971, 4:33 AM EDT
Unknown

AB	34
R	1
H	7
RBI	1
BB	2
SO	6
LOB	15

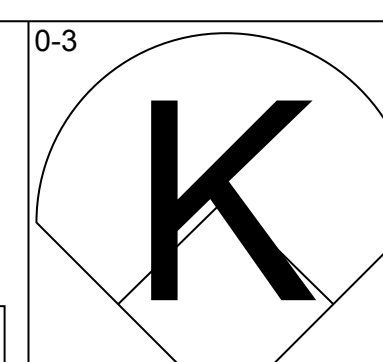
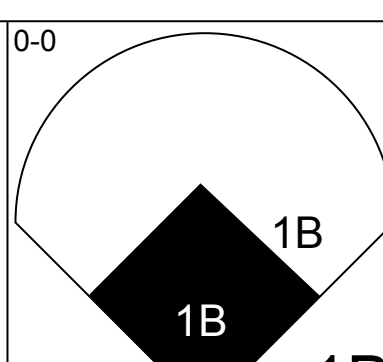
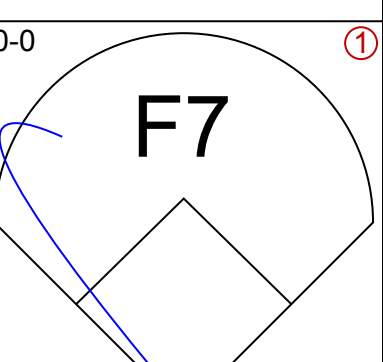
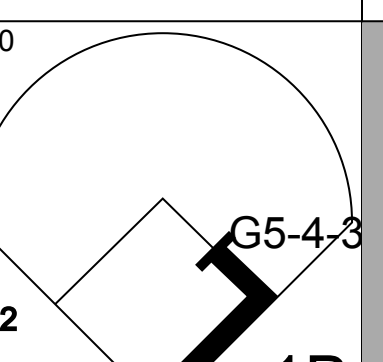
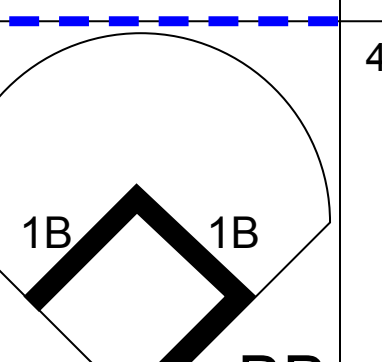
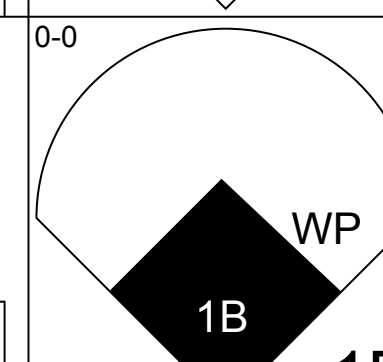
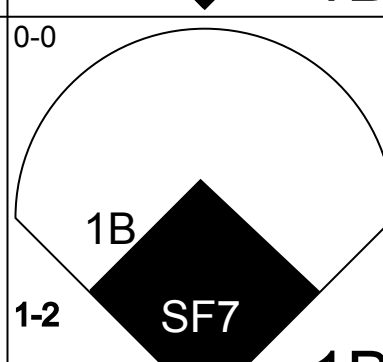
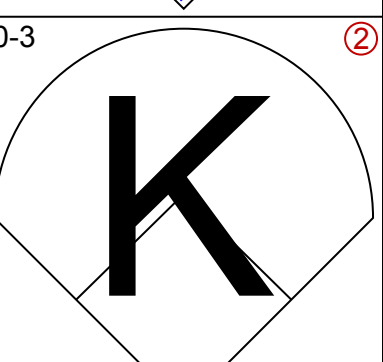
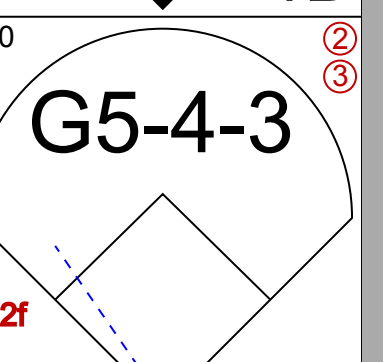
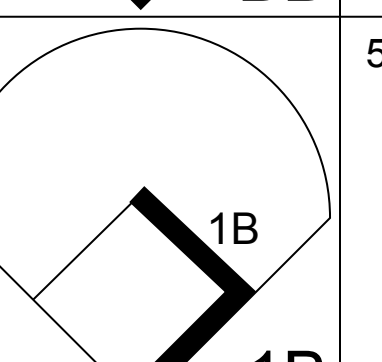
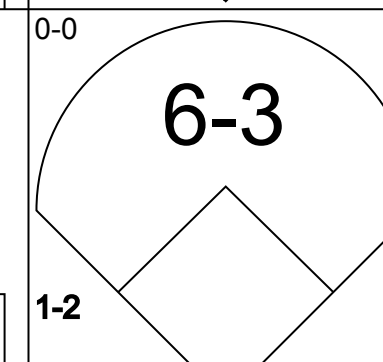
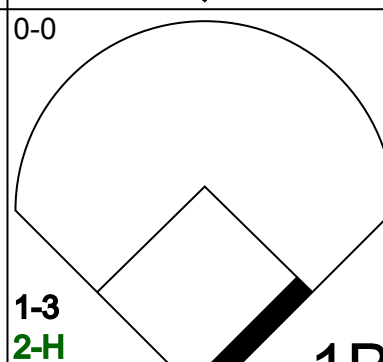
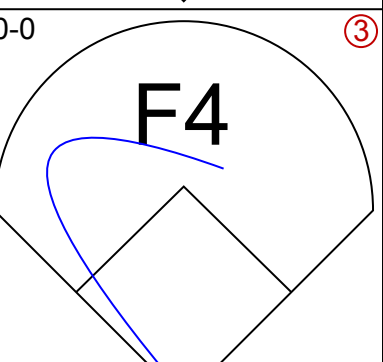
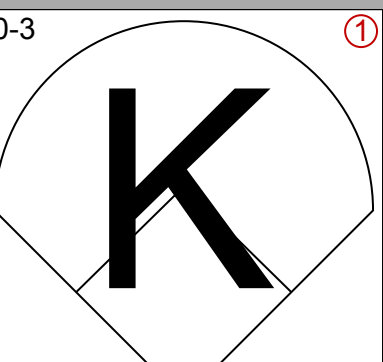
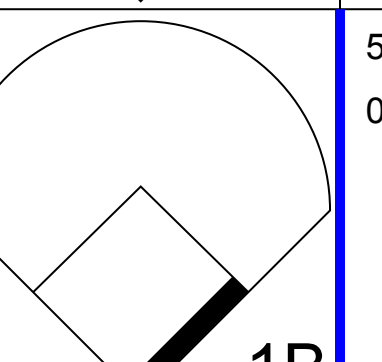
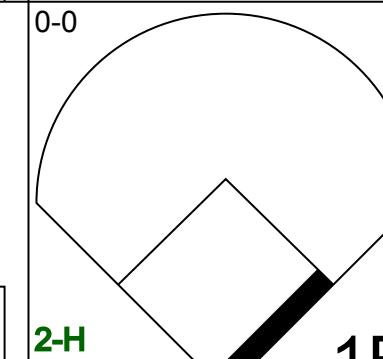
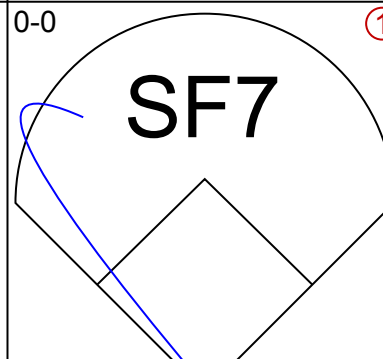
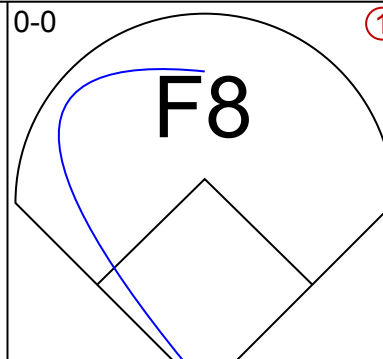
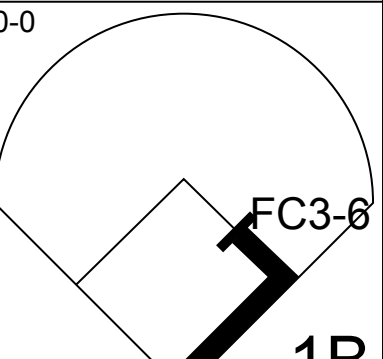
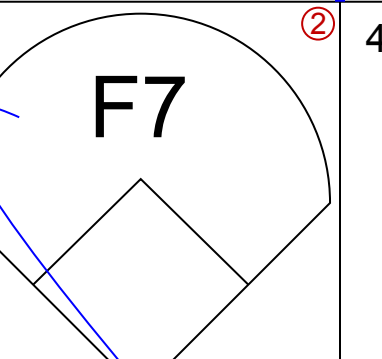
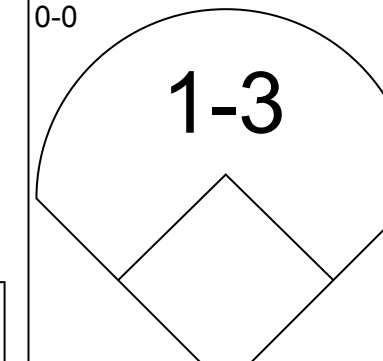
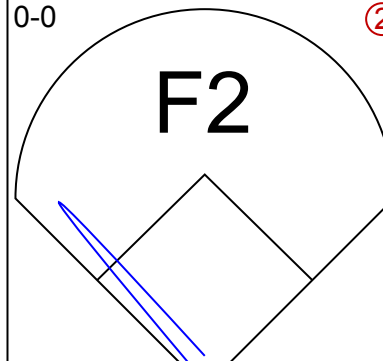
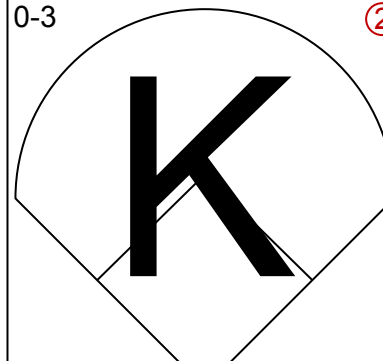
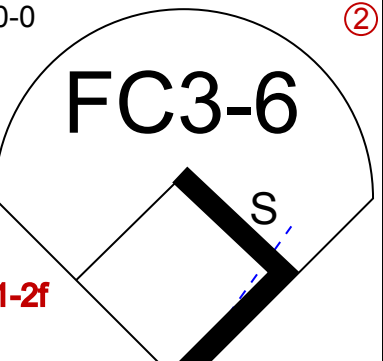
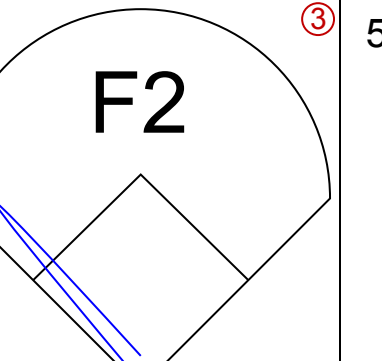
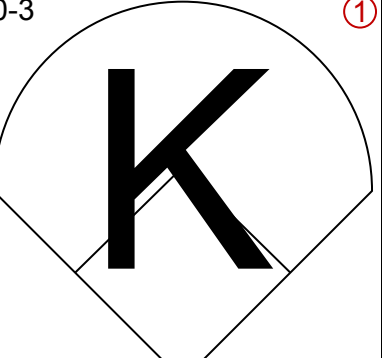
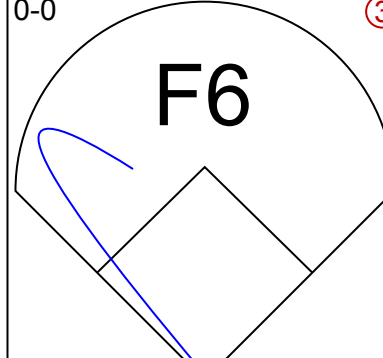
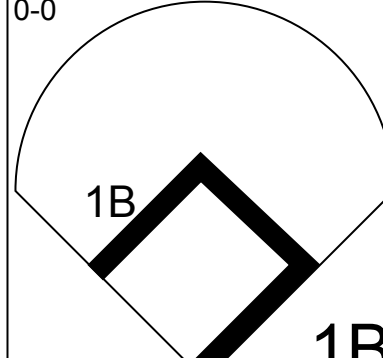
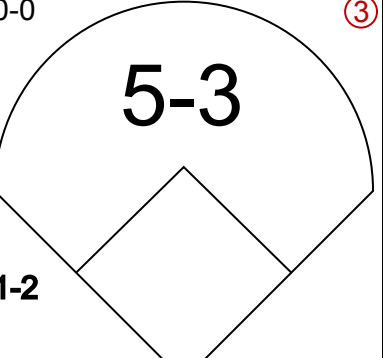
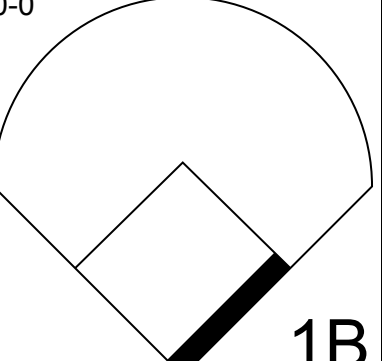
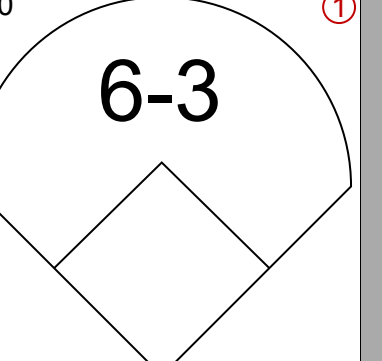
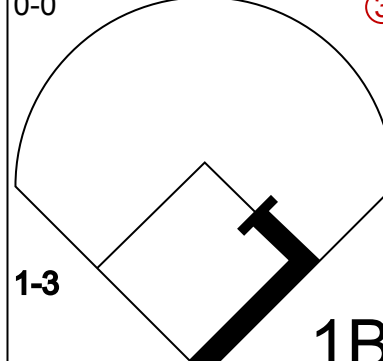
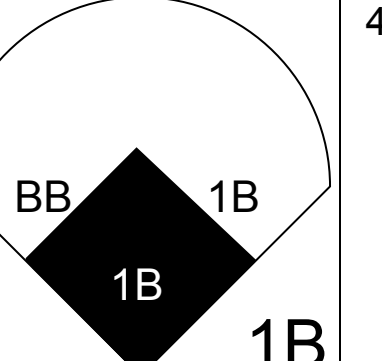
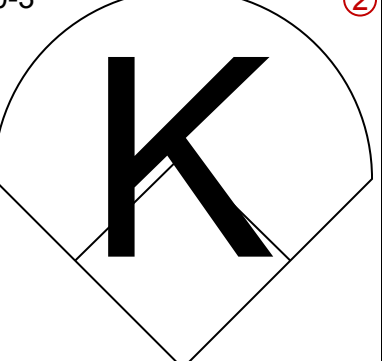
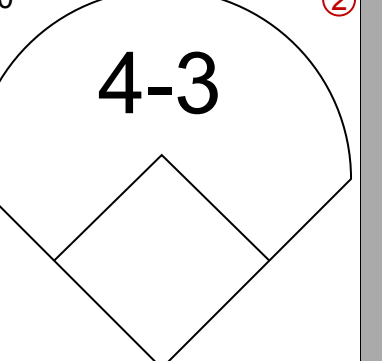
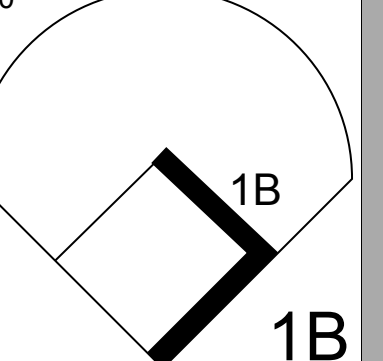
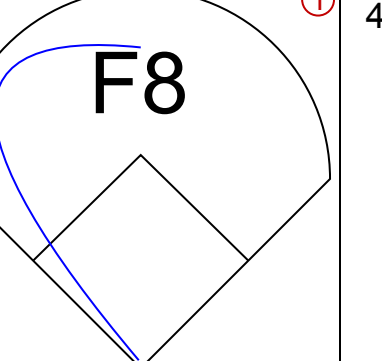
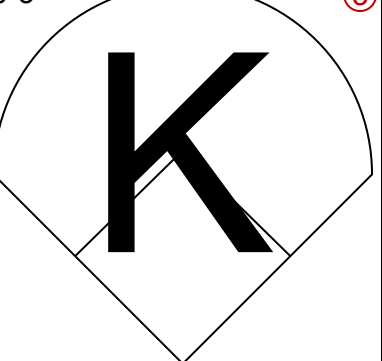

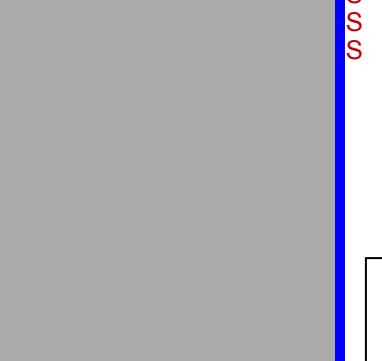
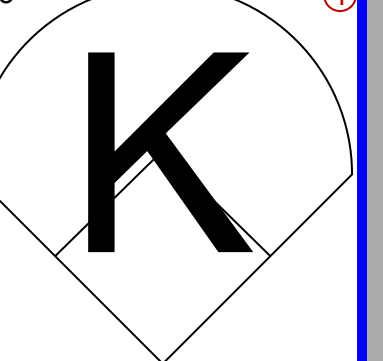
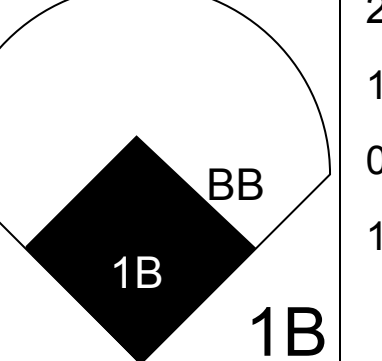


Batter	1	2	3	4	5	6	7	8	9	AB	R	H	RBI	BB	SO	LOB	TOP					
John Kennedy, R OBP: 0.338, SLG: 0.438 (1, 6)										5	1	2	0	0	2	2	Boston Red Sox @ Chicago White Sox Comiskey Park, Chicago, IL Sun Aug 01 1971, 4:38 AM EDT Att: 19,354 - Unknown					
Doug Griffin, R OBP: 0.293, SLG: 0.302 (1, 4)										5	1	1	1	0	0	2						
Reggie Smith, S OBP: 0.369, SLG: 0.517 (1, 8)										4	1	1	3	0	0	1						
Carl Yastrzemski, L OBP: 0.391, SLG: 0.415 (1, 7)										3	0	1	0	1	1	0						
Rico Petrocelli, R OBP: 0.355, SLG: 0.473 (1, 5)										4	0	2	0	0	1	1						
George Scott, R OBP: 0.318, SLG: 0.438 (1, 3)										4	1	1	1	0	1	3						
Joe Lahoud, L OBP: 0.350, SLG: 0.484 (1, 9)										3	1	0	0	1	0	1						
Duane Josephson, R OBP: 0.288, SLG: 0.378 (1, 2)										4	1	1	0	0	1	0						
Gary Peters, L OBP: 0.280, SLG: 0.324 (1, 1)										4	0	1	1	0	0	0						
Inning Stats	R: 0 E: 0 K: 1 S: 5	H: 0 LOB: 0 BB: 0 P: 5	R: 0 E: 0 K: 2 S: 7	H: 0 LOB: 0 BB: 0 P: 7	R: 0 E: 0 K: 1 S: 5	H: 0 LOB: 0 BB: 0 P: 5	R: 4 E: 0 K: 0 S: 6	H: 4 LOB: 0 BB: 1 P: 10	R: 0 E: 0 K: 0 S: 3	H: 0 LOB: 0 BB: 0 P: 3	R: 0 E: 0 K: 0 S: 5	H: 2 LOB: 2 BB: 0 P: 5	R: 2 E: 0 K: 1 S: 7	H: 2 LOB: 1 BB: 1 P: 11	R: 0 E: 0 K: 1 S: 6	H: 1 LOB: 1 BB: 0 P: 6	R: 0 E: 0 K: 0 S: 4	H: 1 LOB: 1 BB: 0 P: 4	1B: 7 2B: 1 3B: 0 HR: 2	SF: 0 SAC: 0 DP: 0 HBP: 0	WP: 0 PB: 0 SB: 0 CS: 1	PA: 38
PITCHER	IP WLS BF H R ER SO BB IBB HBP BLK WP HR S P ERA WHIP																					
Vicente Romo, R ERA: 4.65 (1, 1)	4.0 L 16 4 4 4 4 1 0 0 0 0 0 2 23 27 9.00 1.250																					
Steve Kestley, R ERA: 4.41 (5, 1)	1.0 3 0 0 0 0 0 0 0 0 0 0 0 3 3 0.00 0.000																					
Jim Magnuson, L ERA: 4.68 (6, 1)	2.0 11 4 2 2 1 1 0 0 0 0 0 0 12 16 9.00 2.500																					
Rich Hinton, L ERA: 1.74 (8, 1)	2.0 8 2 0 0 0 1 0 0 0 0 0 0 10 10 0.00 1.000																					



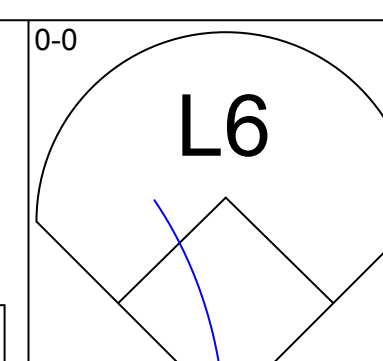
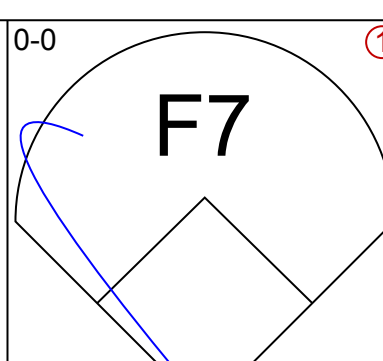
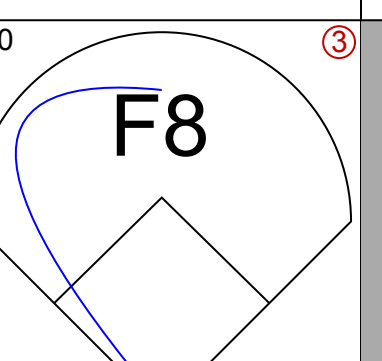
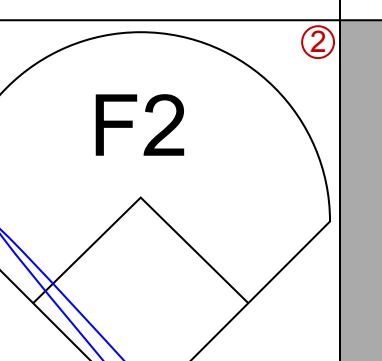
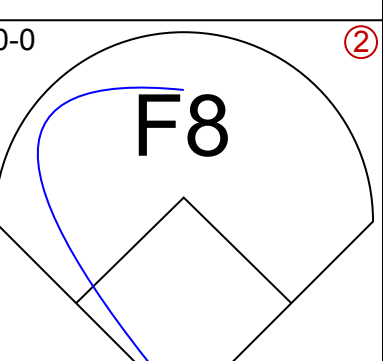
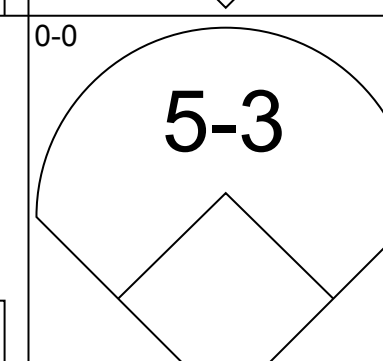
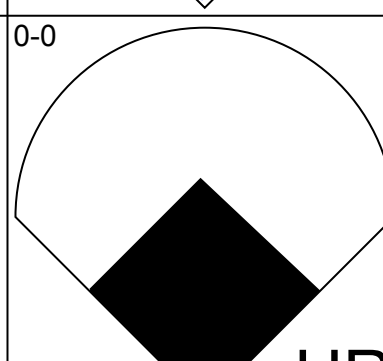
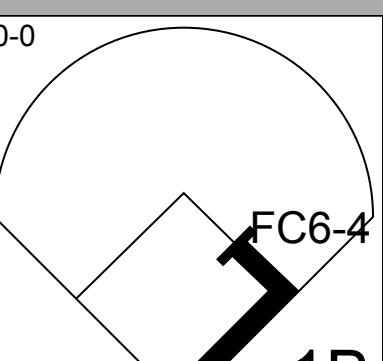
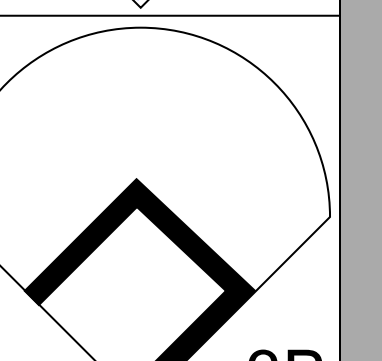
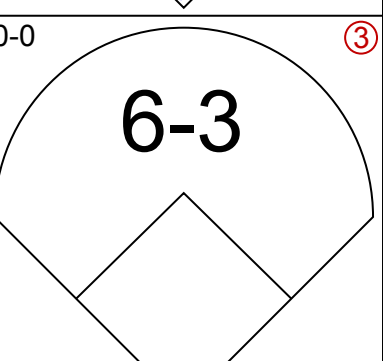
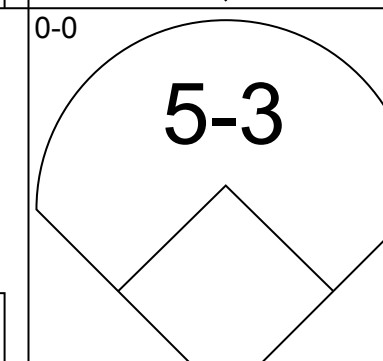
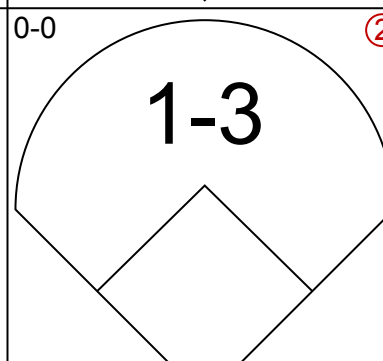
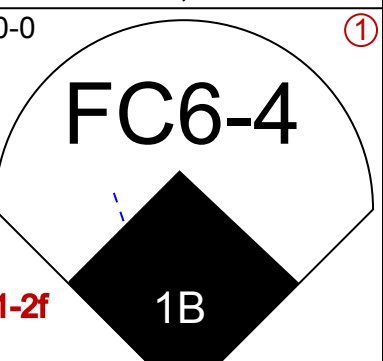
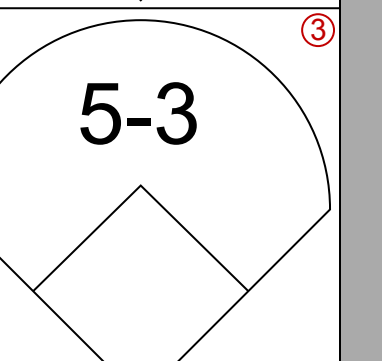
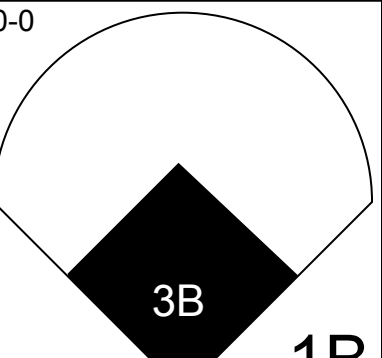
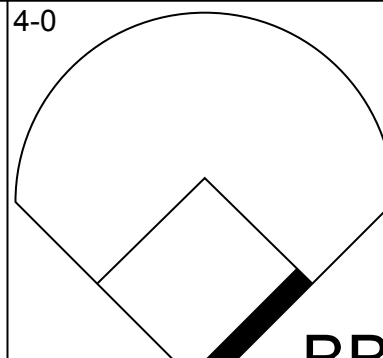
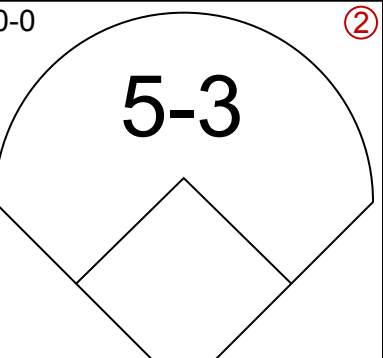
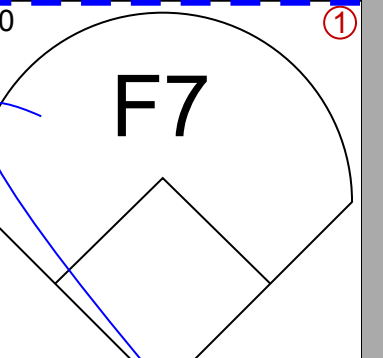
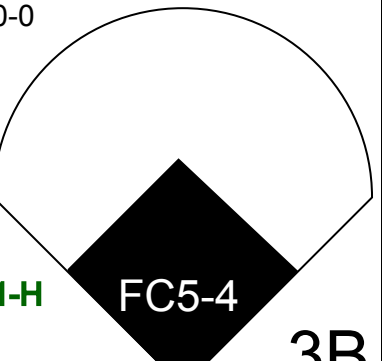
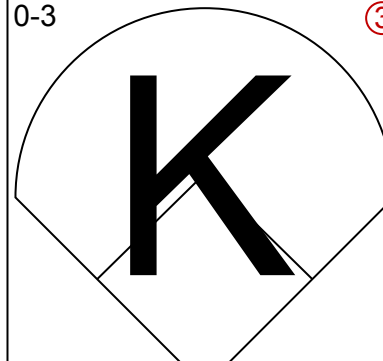
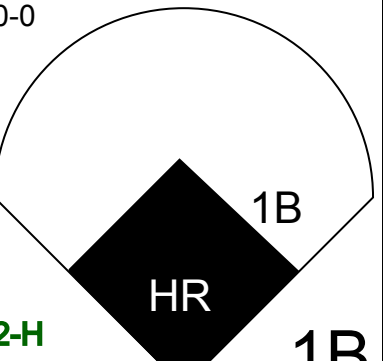

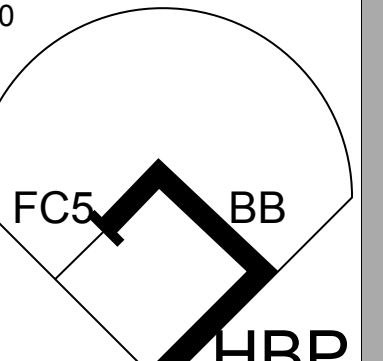


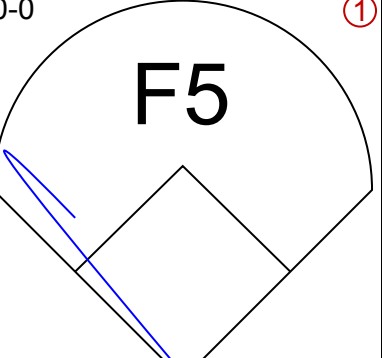
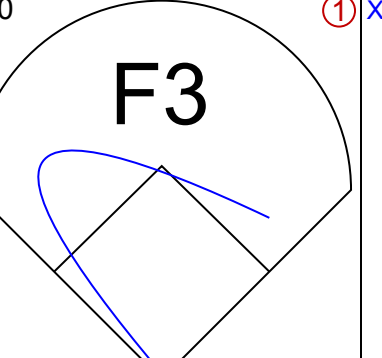

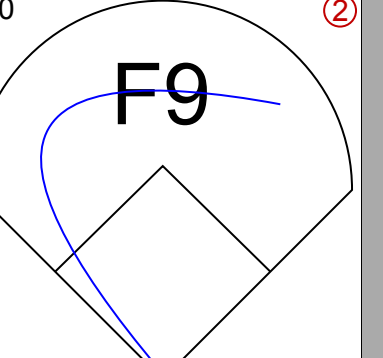

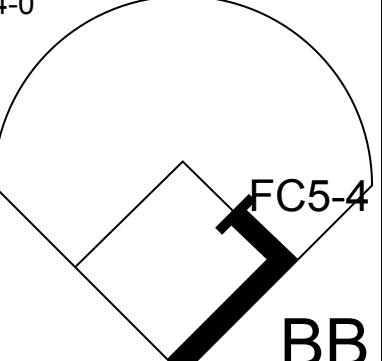

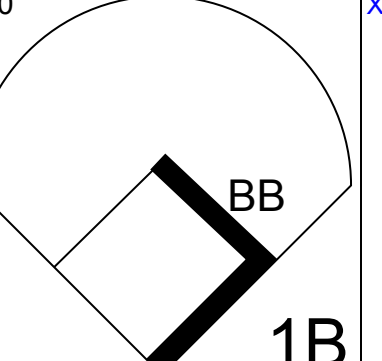

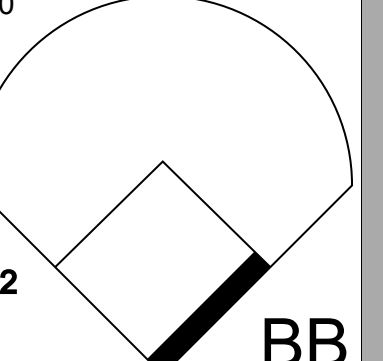

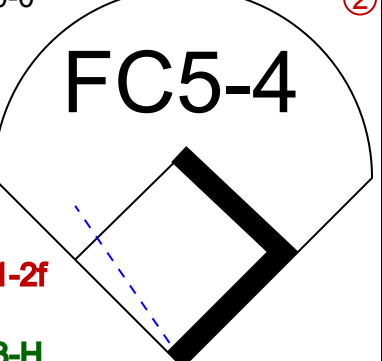
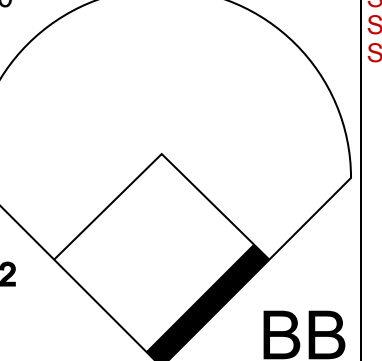
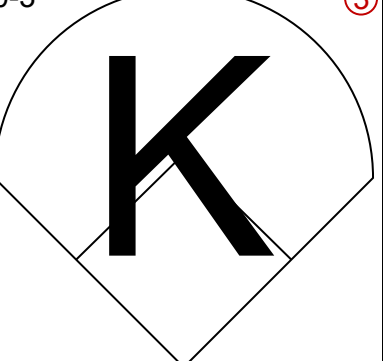
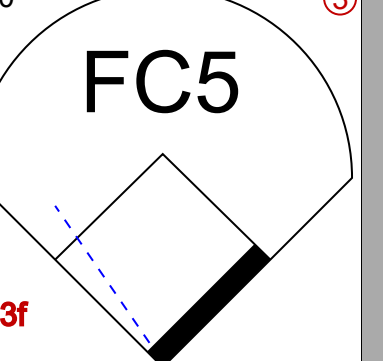


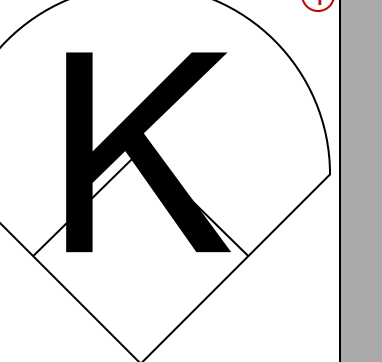
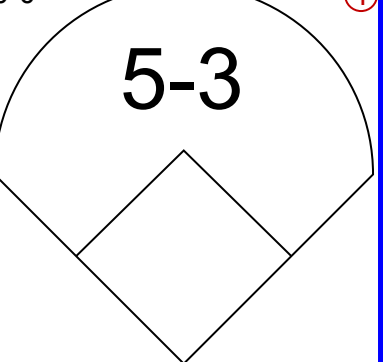
Batter	1	2	3	4	5	6	7	8	9	AB	R	H	RBI	BB	SO	LOB	BOTTOM					
Luis Alvarado, R OBP: 0.223, SLG: 0.269 (1, 4)										5	0	2	0	0	0	0	Boston Red Sox @ Chicago White Sox Comiskey Park, Chicago, IL Sun Aug 01 1971, 4:38 AM EDT Att: 19,354 - Unknown					
Mike Herzberger, R OBP: 0.307, SLG: 0.333 Rich Hinton, L (8, 1)										4	0	1	0	0	0	3						
Walt Williams, R OBP: 0.361, SLG: 0.453 (1, 9)										3	0	1	1	1	0	1						
Bill Melton, R OBP: 0.264, SLG: 0.537 Steve Kestley, R Chuck Brinkman, R Jim Magnuson, R Rich McKinney, R (5, 1)										2	0	0	0	0	0	2						
Rick Reichardt, R OBP: 0.354, SLG: 0.483 (1, 7)										4	0	2	0	0	0	0						
Mike Andrews, R OBP: 0.379, SLG: 0.391 (1, 3)										2	0	0	0	2	0	0						
Tom Egan, R OBP: 0.351, SLG: 0.486 (1, 2)										3	0	0	0	1	0	4						
Rich Morales, R OBP: 0.389, SLG: 0.358 (5, 5)										4	0	0	0	0	1	5						
Vicente Romo, R OBP: 0.250, SLG: 0.143 Lee Richard, R (4, PH) (8, 8)										1	0	0	0	0	0	0						
Inning Stats	R: 0 E: 0 K: 0 S: 3	H: 1 LOB: 0 BB: 0 P: 3	R: 0 E: 0 K: 1 S: 6	H: 1 LOB: 2 BB: 1 P: 10	R: 0 E: 0 K: 0 S: 5	H: 2 LOB: 0 BB: 0 P: 5	R: 0 E: 0 K: 0 S: 4	H: 1 LOB: 2 BB: 1 P: 8	R: 0 E: 0 K: 0 S: 5	H: 0 LOB: 1 BB: 1 P: 9	R: 0 E: 0 K: 0 S: 3	H: 0 LOB: 1 BB: 1 P: 7	R: 1 E: 0 K: 1 S: 6	H: 1 LOB: 1 BB: 1 P: 10	R: 0 E: 0 K: 0 S: 3	H: 0 LOB: 0 BB: 0 P: 3	R: 0 E: 0 K: 0 S: 3	H: 0 LOB: 0 BB: 0 P: 3	1B: 5 2B: 1 3B: 0 HR: 0	SF: 0 SAC: 0 DP: 1 HBP: 0	WP: 0 PB: 1 SB: 0 CS: 0	PA: 37
PITCHER	IP WLS BF H R ER SO BB IBB HBP BLK WP HR S P ERA WHIP																					
Gary Peters, L ERA: 4.56 (1, 1)	9.0 W 37 6 1 1 3 5 0 0 0 0 0 0 38 58 1.00 1.222																					



Batter	1	2	3	4	5	6	7	8	9	AB	R	H	RBI	BB	SO	LOB	TOP																				
Cesar Tovar, R OBP: 0.365, SLG: 0.363 (1, 7)										4	1	2	0	1	1	0	Minnesota Twins @ Chicago White Sox Comiskey Park, Chicago, IL Mon Aug 02 1971, 8:05 PM EDT Att: 8,852 - Unknown - 66 F																				
Rod Carew, L OBP: 0.320, SLG: 0.354 (1, 4)										5	2	3	2	0	1	2																					
Harmon Killebrew, R OBP: 0.382, SLG: 0.418 Jim Kaat, L OBP: 0.254, SLG: 0.279 (1, 5) (9, PR)										5	0	2	1	0	1	1																					
Tony Oliva, L OBP: 0.393, SLG: 0.623 (1, 9)										4	0	2	2	0	0	3																					
Rich Reese, L OBP: 0.266, SLG: 0.339 (1, 3)										5	0	0	0	0	1	6																					
Leo Cardenas, R OBP: 0.354, SLG: 0.455 (1, 6)										4	0	1	0	0	1	2																					
Jim Holt, L OBP: 0.293, SLG: 0.333 (1, 8)										4	1	3	0	0	0	0																					
George Mitterwald, R OBP: 0.325, SLG: 0.408 (1, 2)										4	0	1	0	0	1	2																					
Jim Perry, S OBP: 0.269, SLG: 0.197 Jim Nettles, L OBP: 0.313, SLG: 0.461 Bob Gebhard, R OBP: 0.347, SLG: 0.341 (1, 1) (7, PH) (7, 1) (9, PH)										2	0	0	0	0	2	1																					
Inning Stats	R: 1 E: 0 K: 1 S: 7	H: 2 LOB: 1 BB: 0 P: 7	R: 0 E: 0 K: 3 S: 10	H: 1 LOB: 1 BB: 0 P: 10	R: 2 E: 0 K: 0 S: 6	H: 3 LOB: 1 BB: 0 P: 6	R: 0 E: 0 K: 1 S: 5	H: 0 LOB: 0 BB: 0 P: 5	R: 0 E: 0 K: 1 S: 6	H: 2 LOB: 2 BB: 0 P: 6	R: 0 E: 0 K: 1 S: 6	H: 2 LOB: 1 BB: 0 P: 6	R: 0 E: 0 K: 1 S: 6	H: 1 LOB: 1 BB: 0 P: 6	R: 2 E: 0 K: 0 S: 7	H: 4 LOB: 3 BB: 1 P: 11		1B: 15 2B: 0 3B: 0 HR: 0	SF: 1 SAC: 0 DP: 1 HBP: 0	WP: 1 PB: 0 SB: 1 CS: 0	PA: 41																
PITCHER	IP	WLS	BF	H	R	ER	SO	BB	IBB	HBP	BLK	WP	HR	S	P	ERA	WHIP	PITCHER			IP	WLS	BF	H	R	ER	SO	BB	IBB	HBP	BLK	WP	HR	S	P	ERA	WHIP
Tom Bradley, R ERA: 3.0 (1, 1)	8.1	W	36	13	5	5	9	0	0	0	0	1	0	54	54	5.40	1.560																				
Bart Johnson, R ERA: 3.18 (9, 1)	0.2	S	5	2	0	0	0	1	0	0	0	0	0	4	8	0.00	4.500																				

AB	39
R	5
H	15
RBI	5
BB	1
SO	9
LOB	18



Batter	1	2	3	4	5	6	7	8	9	AB	R	H	RBI	BB	SO	LOB	BOTTOM																				
Luis Alvarado, R OBP: 0.217, SLG: 0.261 (1, 6)										5	0	0	0	0	0	2	Minnesota Twins @ Chicago White Sox Comiskey Park, Chicago, IL Mon Aug 02 1971, 8:05 PM EDT Att: 8,852 - Unknown - 66 F																				
Pat Kelly, L OBP: 0.400, SLG: 0.414 (1, 9)										5	1	3	1	0	0	0																					
Walt Williams, R OBP: 0.354, SLG: 0.444 (1, 7)										4	1	0	0	0	0	2																					
Rick Reichardt, R OBP: 0.355, SLG: 0.482 (1, 8)										3	1	1	0	1	0	1																					
Rich McKinney, R OBP: 0.356, SLG: 0.427 (1, 4)										3	2	2	2	0	1	1																					
Ed Herrmann, L OBP: 0.322, SLG: 0.385 (1, 2)										4	1	1	0	0	0	2																					
Mike Andrews, R OBP: 0.387, SLG: 0.407 (1, 3)										2	1	2	3	2	0	0																					
Rich Morales, R OBP: 0.385, SLG: 0.348 (1, 5)										3	0	0	1	1	1	3																					
Tom Bradley, R OBP: 0.131, SLG: 0.167 Bart Johnson, R OBP: 0.209, SLG: 0.233 (1, 1) (9, 1)										4	0	0	0	0	2	3																					
Inning Stats	R: 0 E: 0 K: 0 S: 3	H: 0 LOB: 0 BB: 0 P: 3	R: 2 E: 1 K: 0 S: 5	H: 2 LOB: 1 BB: 1 P: 9	R: 1 E: 0 K: 1 S: 6	H: 1 LOB: 1 BB: 1 P: 10	R: 0 E: 0 K: 1 S: 6	H: 1 LOB: 2 BB: 1 P: 10	R: 4 E: 1 K: 1 S: 9	H: 4 LOB: 0 BB: 0 P: 9	R: 0 E: 0 K: 1 S: 6	H: 1 LOB: 1 BB: 0 P: 6	R: 0 E: 0 K: 0 S: 3	H: 0 LOB: 2 BB: 1 P: 8	R: 0 E: 0 K: 0 S: 3	H: 0 LOB: 0 BB: 0 P: 3		1B: 5 2B: 0 3B: 2 HR: 2	SF: 0 SAC: 0 DP: 0 HBP: 1	WP: 0 PB: 0 SB: 0 CS: 0	PA: 38																
PITCHER	IP	WLS	BF	H	R	ER	SO	BB	IBB	HBP	BLK	WP	HR	S	P	ERA	WHIP	PITCHER			IP	WLS	BF	H	R	ER	SO	BB	IBB	HBP	BLK	WP	HR	S	P	ERA	WHIP
Jim Perry, R ERA: 4.15 (1, 1)	6.0	L	30	9	7	7	4	3	0	0	0	0	2	35	47	10.50	2.000																				
Bob Gebhard, R ERA: (7, 1)	2.0		8	0	0	0	0	1	0	1	0	0	0	6	11	0.00	0.500																				



Batter	1	2	3	4	5	6	7	8	9	AB	R	H	RBI	BB	SO	LOB	TOP								
Walt Williams, R OBP: 0.348, SLG: 0.432	0-0 4-3		0-0 F8			0-0 F2		0-0 F8		4	0	0	0	0	0	0									
Mike Hershberger, R OBP: 0.352, SLG: 0.528	0-3 K			0-0 G1-4-3 1B		0-0 F3		0-0 L1		4	0	1	0	0	1	0									
Rich McKinney, R OBP: 0.351, SLG: 0.431	0-0 5-3			0-0 F8			0-0 F8		0-0 F7	4	0	0	0	0	0	1									
Bill Melton, R OBP: 0.359, SLG: 0.535		0-0 L6-4 1B		0-0 G1-4-3 1-2			0-0 FC6-4 1B		0-0 5-3	4	0	2	0	0	0	1									
Rick Reichardt, R OBP: 0.355, SLG: 0.476		0-0 1-2 1B			0-0 F7		0-0 FC6-4 1B		0-0 6-3	4	1	1	0	0	0	1									
Mike Andrews, R OBP: 0.394, SLG: 0.410		0-0 F3			0-0 1B		4-0 1-2 BB			2	0	1	0	1	0	2									
Tom Egan, R OBP: 0.346, SLG: 0.476		0-0 L6-4 2-3			0-0 F9		0-0 1-2 2-H 1B			3	0	1	1	0	0	3									
Rich Morales, R OBP: 0.369, SLG: 0.333			0-0 F8		0-0 4-3		0-0 F7			3	0	0	0	0	0	3									
Wilbur Wood, R OBP: 0.130, SLG: 0.032		0-3 K			0-0 4-3			0-3 K		3	0	0	0	0	2	0									
Inning Stats	R: 0 E: 0 K: 1 S: 5	H: 0 LOB: 0 BB: 0 P: 5	R: 0 E: 0 K: 0 S: 4	H: 2 LOB: 1 BB: 0 P: 4	R: 0 E: 0 K: 1 S: 5	H: 0 LOB: 0 BB: 0 P: 5	R: 0 E: 0 K: 0 S: 3	H: 1 LOB: 0 BB: 0 P: 3	R: 0 E: 0 K: 0 S: 4	H: 1 LOB: 1 BB: 0 P: 4	R: 0 E: 0 K: 0 S: 3	H: 0 LOB: 0 BB: 0 P: 3	R: 1 E: 0 K: 0 S: 5	H: 2 LOB: 2 BB: 1 P: 9	R: 0 E: 0 K: 1 S: 5	H: 0 LOB: 0 BB: 0 P: 5	R: 0 E: 0 K: 0 S: 3	H: 0 LOB: 0 BB: 0 P: 3	1B: 6 2B: 1 3B: 0 HR: 0	SF: 0 SAC: 0 DP: 2 HBP: 0	WP: 0 PB: 0 SB: 1 CS: 0	PA: 32			
PITCHER Clyde Wright, L ERA: 3.17	IP: 9.0 WLS: L BF: 32	H: 6 R: 1 ER: 1 SO: 3	BB: 1 IBB: 0 HBP: 0 BLK: 0	WP: 0 HR: 0 S: 37 P: 41	ERA: 1.00 WHIP: 0.778																				

Chicago White Sox @ California Angels
Anaheim Stadium, Anaheim, CA
Thu Aug 05 1971, 10:05 PM EDT
Att: 7,457 - Unknown

AB	31
R	1
H	6
RBI	1
BB	1
SO	3
LOB	11



Batter	1	2	3	4	5	6	7	8	9	AB	R	H	RBI	BB	SO	LOB	BOTTOM								
Sandy Alomar Sr., S OBP: 0.314, SLG: 0.326	0-0 6-3		0-0 6-3		4-0 5-3 BB		0-3 K			3	0	0	0	1	1	1									
Ken Berry, R OBP: 0.260, SLG: 0.300	0-0 5-3		0-0 P6		0-0 5-3			0-0 F7		4	0	0	0	0	0	2									
Ken McMullen, R OBP: 0.314, SLG: 0.398	0-0 PB 1B			0-0 5-3	4-0 BB			0-0 2B 1B		3	0	2	0	1	0	0									
Billy Cowan, R OBP: 0.331, SLG: 0.475	0-0 PB 1B			0-3 K	0-3 K			0-0 1-3 2B		4	0	2	0	0	2	3									
Tommy Reynolds, R OBP: 0.308, SLG: 0.311	0-3 K2-3			4-0 1B BB		0-0 F8		0-0 5-3		3	0	0	0	1	1	4									
Jim Spencer, L OBP: 0.306, SLG: 0.397		4-0 G5-4-3 BB		0-0 1-3 1B		0-0 4-3		0-0 F2		3	0	1	0	1	0	2									
Jerry Moses, R OBP: 0.279, SLG: 0.381		0-0 G5-4-3 1-2		0-0 L3		0-0 F7			0-0 6-3	4	0	0	0	0	0	3									
Bruce Christensen, L OBP: 0.310, SLG: 0.237 Syd O'Brien, R OBP: 0.249, SLG: 0.307		0-0 L4			0-0 5-3 BB 1B		0-0 F9		0-3 K	3	0	1	0	0	0	0									
Clyde Wright, R OBP: 0.246, SLG: 0.254 Jim Fregosi, R OBP: 0.273, SLG: 0.294			0-0 P6		0-0 F3		0-0 CS 1B		0-0 L5	3	0	1	0	0	0	1									
Inning Stats	R: 0 E: 0 K: 1 S: 7	H: 2 LOB: 2 BB: 0 P: 7	R: 0 E: 0 K: 0 S: 2	H: 0 LOB: 0 BB: 1 P: 6	R: 0 E: 0 K: 0 S: 3	H: 0 LOB: 0 BB: 0 P: 3	R: 0 E: 0 K: 1 S: 6	H: 1 LOB: 2 BB: 1 P: 10	R: 0 E: 0 K: 1 S: 6	H: 1 LOB: 3 BB: 2 P: 14	R: 0 E: 0 K: 0 S: 3	H: 0 LOB: 0 BB: 0 P: 3	R: 0 E: 0 K: 1 S: 5	H: 1 LOB: 0 BB: 0 P: 5	R: 0 E: 0 K: 0 S: 5	H: 2 LOB: 2 BB: 0 P: 5	R: 0 E: 0 K: 1 S: 5	H: 0 LOB: 0 BB: 0 P: 5	1B: 6 2B: 1 3B: 0 HR: 0	SF: 0 SAC: 0 DP: 1 HBP: 0	WP: 0 PB: 1 SB: 0 CS: 1	PA: 36			
PITCHER Wilbur Wood, L ERA: 1.94	IP: 9.0 WLS: W BF: 36	H: 7 R: 0 ER: 0 SO: 5	BB: 4 IBB: 0 HBP: 0 BLK: 0	WP: 0 HR: 0 S: 42 P: 58	ERA: 0.00 WHIP: 1.222																				

Chicago White Sox @ California Angels
Anaheim Stadium, Anaheim, CA
Thu Aug 05 1971, 10:05 PM EDT
Att: 7,457 - Unknown

AB	32
R	0
H	7
RBI	0
BB	4
SO	5
LOB	16



Batter	1	2	3	4	5	6	7	8	9	AB	R	H	RBI	BB	SO	LOB	TOP										
Luis Alvarado, R OBP: 0.216, SLG: 0.263 (1, 4)	F6		1B 2B		F7		6-3		F9	5	1	1	0	0	0	0											
Pat Kelly, L OBP: 0.398, SLG: 0.408 (1, 9)	K		3-1			1-3 HR 1B	K		1B 2B	5	2	2	0	0	2	1											
Walt Williams, R OBP: 0.359, SLG: 0.442 (1, 7)	F7					1-3 HR BB	WP 2B		1B	4	1	3	2	1	0	0											
Bill Melton, R OBP: 0.357, SLG: 0.529 (1, 5)		F2	F3			1-3			F9	4	0	0	0	0	0	4											
Ed Herrmann, L OBP: 0.329, SLG: 0.376 (1, 2)	3-1				F6	HR IBB	F8		K	4	1	0	0	1	1	3											
Mike Andrews, R OBP: 0.396, SLG: 0.422 (1, 3)		1B 1B			F7	HR			F8	4	1	2	4	0	0	0											
Jay Johnstone, L OBP: 0.336, SLG: 0.405 (1, 8)		1-2 1B			4-3	HR				4	1	3	1	0	0	0											
Rich Morales, R OBP: 0.366, SLG: 0.339 (1, 6)		L9				K	CS 2B		6-3	4	0	1	0	0	1	3											
Tom Bradley, R OBP: 0.123, SLG: 0.156 (1, 1)			6-3		6-3	K			6-3	4	0	0	0	0	1	2											
Inning Stats	R: 0 H: 0 E: 0 K: 1 S: 5	H: 0 LOB: 0 BB: 0 P: 5	R: 0 H: 2 E: 0 K: 0 S: 5	H: 2 LOB: 2 BB: 0 P: 5	R: 1 H: 2 E: 0 K: 0 S: 5	H: 2 LOB: 1 BB: 0 P: 5	R: 0 H: 0 E: 0 K: 0 S: 3	H: 0 LOB: 0 BB: 0 P: 3	R: 0 H: 0 E: 0 K: 1 S: 5	H: 0 LOB: 0 BB: 0 P: 5	R: 5 H: 4 E: 0 K: 1 S: 8	H: 4 LOB: 1 BB: 2 P: 16	R: 0 H: 1 E: 0 K: 1 S: 6	H: 1 LOB: 2 BB: 0 P: 7	R: 0 H: 1 E: 0 K: 0 S: 4	H: 1 LOB: 1 BB: 0 P: 4	R: 1 H: 2 E: 0 K: 1 S: 7	H: 2 LOB: 1 BB: 0 P: 7	1B: 5 2B: 6 3B: 0 HR: 2	SF: 0 SAC: 0 DP: 1 HBP: 1	WP: 1 PA: 41 IBB: 0 CS: 1						
PITCHER	IP	WLS	BF	H	R	ER	SO	BB	IBB	HBP	BLK	WP	HR	S	P	ERA	WHIP										
Blue Moon Odom, R ERA: 3.38 (1, 1)	5.1	L	26	8	6	6	2	1	1	0	0	0	2	28	36	10.12	1.688										
Jim Roland, L ERA: 2.94 (6, 1)	0.2		1	0	0	0	1	0	0	0	0	0	0	3	3	0.00	0.000										
Ron Klimkowski, R ERA: 4.26 (7, 1)	2.0		9	2	0	0	1	0	0	1	0	0	1	10	11	0.00	1.000										
Darold Knowles, L ERA: 4.6 (9, 1)	1.0		5	2	1	1	1	0	0	0	0	0	0	7	7	9.00	2.000										

Chicago White Sox @ Oakland Athletics
Oakland-Alameda County Coliseum, Oakland, CA

AB 38
R 7
H 12
RBI 7
BB 2
SO 5
LOB 13



WP: 1 PA: 41
IBB: 0 CS: 1

Chicago White Sox @ Oakland Athletics
Oakland-Alameda County Coliseum, Oakland, CA

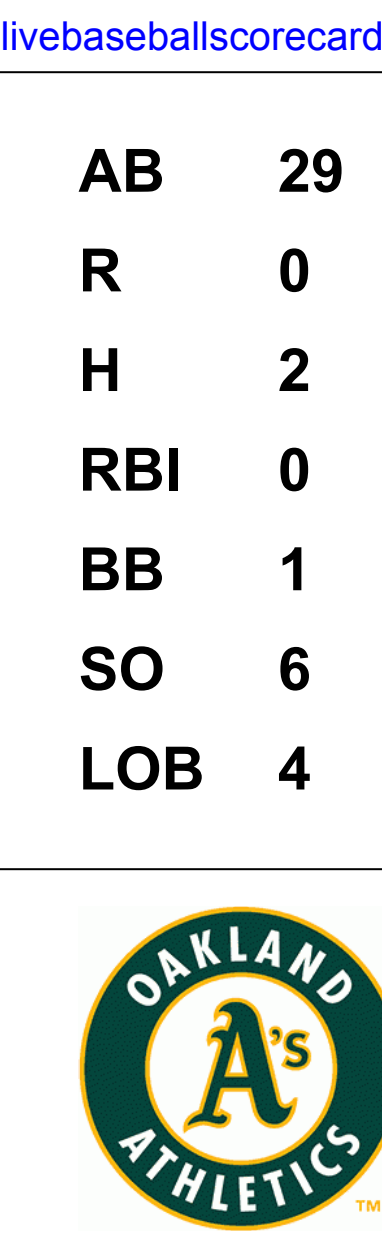
AB 29
R 0
H 2
RBI 0
BB 1
SO 6
LOB 4



WP: 0 PA: 30
IBB: 0 CS: 0

Batter	1	2	3	4	5	6	7	8	9	AB	R	H	RBI	BB	SO	LOB	BOTTOM										
Bert Campaneris, R OBP: 0.277, SLG: 0.333 (1, 6)	P1		1-3						5-3	4	0	1	0	0	0	0											
Rick Monday, L OBP: 0.338, SLG: 0.429 (1, 8)	K				1-3				4-3	4	0	0	0	0	1	1											
Reggie Jackson, L OBP: 0.351, SLG: 0.473 (1, 9)	K				F7				F6	4	0	0	0	0	2	0											
Mike Epstein, L OBP: 0.370, SLG: 0.431 (1, 3)		4-3			F7				G3	3	0	0	0	0	0	0											
Sal Bando, R OBP: 0.384, SLG: 0.461 (1, 5)		FC6-4 1B				F6			BB	2	0	1	0	1	0	0											
Angel Mangual, R OBP: 0.348, SLG: 0.391 (1, 7)		FC6-4			F4				F3	3	0	0	0	0	0	2											
Gene Tenace, R OBP: 0.410, SLG: 0.466 (1, 2)		K			F4				F9	3	0	0	0	0	1	1											
Dick Green, R OBP: 0.333, SLG: 0.357 (1, 4)									F7	2	0	0	0	0	0	0											
Mike Hegan, L OBP: 0.361, SLG: 0.370 (8, PH)					5-3				F7	1	0	0	0	0	0	0											
Tony La Russa, R (9, 4)									F3	0	0	0	0	0	0	0											
Blue Moon Odom, R OBP: 0.118, SLG: 0.152 (6, 1)									F3	1	0	0	0	0	1	0											
George Hendrick, R OBP: 0.296, SLG: 0.334 (7, 1)										0	0	0	0	0	0	0											
Ron Klimkowski, R OBP: 0.309, SLG: 0.333 (8, PH)										0	0	0	0	0	0	0											
Curt Blefary, L OBP: 0.302, SLG: 0.382 (9, 1)										0	0	0	0	0	0	0											
Darold Knowles, L OBP: 0.200, SLG: 0.200 (9, 1)										0	0	0	0	0	0	0											
Inning Stats	R: 0 H: 0 E: 0 K: 2 S: 7	H: 1 LOB: 1 BB: 0 P: 7	R: 0 H: 1 E: 0 K: 1 S: 6	H: 1 LOB: 0 BB: 0 P: 6	R: 0 H: 0 E: 0 K: 1 S: 5	H: 0 LOB: 0 BB: 0 P: 5	R: 0 H: 0 E: 0 K: 0 S: 3	H: 0 LOB: 0 BB: 0 P: 3	R: 0 H: 0 E: 0 K: 0 S: 3	H: 0 LOB: 0 BB: 0 P: 3	R: 0 H: 1 E: 0 K: 1 S: 6	H: 1 LOB: 1 BB: 0 P: 6	R: 0 H: 0 E: 0 K: 1 S: 5	H: 0 LOB: 1 BB: 1 P: 9	R: 0 H: 0 E: 0 K: 0 S: 3	H: 0 LOB: 0 BB: 0 P: 3	R: 0 H: 0 E: 0 K: 0 S: 3	H: 0 LOB: 0 BB: 0 P: 3	1B: 1 2B: 0 3B: 1 HR: 0	SF: 0 SAC: 0 DP: 0 HBP: 0	WP: 0 PA: 30 IBB: 0 CS: 0						
PITCHER	IP	WLS	BF	H	R	ER	SO	BB	IBB	HBP	BLK	WP	HR	S	P	ERA	WHIP										
Tom Bradley, R ERA: 2.86 (1, 1)	9.0	W	30	2	0	0	6	1	0	0	0	0	0	41	45	0.00	0.333										

AB 29
R 0
H 2
RBI 0
BB 1
SO 6
LOB 4



WP: 0 PA: 30
IBB: 0 CS: 0

Batter	1	2	3	4	5	6	7	8	9	AB	R	H	RBI	BB	SO	LOB	TOP			
Luis Alvarado, R OBP: 0.217, SLG: 0.263 (1, 4)	0-0 6-3		0-0 F8		0-0 F4			0-0 BB 1B		4	0	1	0	0	0	0	Chicago White Sox @ Oakland Athletics Oakland-Alameda County Coliseum, Oakland, CA Sat Aug 07 1971, 3:33 AM PDT Att: 17,751 - Unknown livebaseballscorecards.com			
Mike Hershberger, R OBP: 0.352, SLG: 0.325 (1, 8)	1-0 2B HBP		1-0 G3-6-3 HBP		0-0 F8			4-0 BB 1-2 BB		1	0	0	0	1	0	0				
Walt Williams, R OBP: 0.357, SLG: 0.443 (1, 9)	0-0 1-3 2B		0-0 G3-6-3 1-2		0-0 F7			0-0 P5		4	0	1	0	0	0	3				
Bill Melton, R OBP: 0.356, SLG: 0.529 (1, 5)	0-0 F4			0-0 F4				0-0 F9		4	0	1	0	0	0	4				
Rick Reichardt, R OBP: 0.357, SLG: 0.474 (1, 7)	4-0 BB			0-0 5-3 1B 1B				0-0 F4		3	0	1	0	1	1	3				
Mike Andrews, R OBP: 0.394, SLG: 0.420 (1, 3)	0-0 F4			0-0 5-3 1-2 1B				0-0 4-3		4	0	1	0	0	1	4				
Tom Egan, R OBP: 0.340, SLG: 0.466 (1, 2)		0-3 K		0-0 5-3 1-2 2-3				0-0 L8		4	0	0	0	0	2	2				
Rich Morales, R OBP: 0.356, SLG: 0.328 (1, 6)		0-0 F7		0-0 F9				0-0 6-3		4	0	0	0	0	0	2				
Joe Horlen, R OBP: 0.091, SLG: 0.094 Steve Huntz, S (7, PH)		0-3 K			0-0 F8			0-3 K		2	0	0	0	0	1	0				
Bart Johnson, R OBP: 0.209, SLG: 0.233 (7, 1)								0-0 K		1	0	0	0	0	1	0				
										0	0	0	0	0	0	0				
Inning Stats	R: 0 E: 0 K: 0 S: 4	H: 1 LOB: 3 BB: 1 P: 9	R: 0 E: 0 K: 2 S: 7	H: 0 LOB: 0 BB: 0 P: 7	R: 0 E: 0 K: 0 S: 2	H: 0 LOB: 2 BB: 0 P: 3	R: 0 E: 0 K: 0 S: 5	H: 2 LOB: 2 BB: 0 P: 5	R: 0 E: 0 K: 0 S: 3	H: 0 LOB: 1 BB: 0 P: 4	R: 0 E: 0 K: 1 S: 5	H: 0 LOB: 0 BB: 0 P: 5	R: 0 E: 0 K: 1 S: 6	H: 1 LOB: 2 BB: 1 P: 10	R: 0 E: 0 K: 2 S: 7	H: 0 LOB: 0 BB: 0 P: 7	1B: 3 2B: 2 3B: 0 HR: 0	SF: 0 SAC: 0 DP: 1 HBP: 2	WP: 0 PB: 0 CS: 0	PA: 35
PITCHER Vida Blue, L ERA: 1.56 (1, 1)	IP: 9.0 WLS: W BF: 35	H: 5 R: 0 ER: 0 SO: 6	BB: 2 IBB: 0 HBP: 2 BLK: 0	WP: 0 HR: 0 S: 43 P: 53	ERA: 0.00 WHIP: 0.778	PITCHER										IP: 9.0 WLS: W BF: 35	H: 5 R: 0 ER: 0 SO: 6	BB: 2 IBB: 0 HBP: 2 BLK: 0	WP: 0 HR: 0 S: 43 P: 53	ERA: 0.00 WHIP: 0.778

Batter	1	2	3	4	5	6	7	8	9	AB	R	H	RBI	BB	SO	LOB	BOTTOM			
Bert Campaneris, R OBP: 0.276, SLG: 0.332 (1, 6)	0-0 F7		0-0 S 1B		0-0 6-3 2-3			0-0 F4		4	0	1	0	0	0	1	Chicago White Sox @ Oakland Athletics Oakland-Alameda County Coliseum, Oakland, CA Sat Aug 07 1971, 3:33 AM PDT Att: 17,751 - Unknown livebaseballscorecards.com			
Rick Monday, L OBP: 0.337, SLG: 0.424 (1, 8)	0-0 2-3		4-0 1-2 BB		0-3 K 3-H			0-0 F5		3	0	0	0	1	1	0				
Reggie Jackson, L OBP: 0.348, SLG: 0.468 (1, 9)	0-0 4-3		0-0 G3		0-0 4-3			0-0 F5		4	0	0	0	0	0	2				
Mike Epstein, L OBP: 0.370, SLG: 0.428 Mike Hegan, L OBP: 0.361, SLG: 0.370 (7, 3)		4-0 BB		0-3 K				0-0 F9		2	0	0	0	1	1	0				
Sal Bando, R OBP: 0.383, SLG: 0.462 (1, 5)		0-0 F9		0-0 2B				0-0 L9		3	0	1	0	0	0	1				
Gene Tenace, R OBP: 0.400, SLG: 0.453 (1, 2)		0-0 F7		0-0 L5				0-3 K		3	0	0	0	0	1	2				
Angel Mangual, R OBP: 0.348, SLG: 0.390 (1, 7)		0-0 F7		0-0 5-3				0-0 1B		3	0	1	0	0	0	2				
Dick Green, R OBP: 0.333, SLG: 0.360 (1, 4)			0-3 K		0-0 6-3 BLK 2B			0-0 F4		3	1	1	0	0	1	1				
Vida Blue, S OBP: 0.159, SLG: 0.117 (1, 1)			0-3 K		0-0 B2-3			0-3 K		3	0	0	0	0	2	2				
Inning Stats	R: 0 E: 0 K: 0 S: 3	H: 0 LOB: 0 BB: 0 P: 3	R: 0 E: 0 K: 0 S: 3	H: 0 LOB: 1 BB: 1 P: 7	R: 0 E: 0 K: 2 S: 8	H: 1 LOB: 2 BB: 1 P: 12	R: 0 E: 0 K: 1 S: 6	H: 1 LOB: 1 BB: 0 P: 6	R: 1 E: 0 K: 1 S: 6	H: 1 LOB: 0 BB: 0 P: 6	R: 0 E: 0 K: 0 S: 3	H: 0 LOB: 0 BB: 0 P: 3	R: 0 E: 0 K: 2 S: 8	H: 1 LOB: 1 BB: 0 P: 8	R: 0 E: 0 K: 0 S: 3	H: 0 LOB: 0 BB: 0 P: 3	1B: 2 2B: 2 3B: 0 HR: 0	SF: 0 SAC: 0 DP: 0 HBP: 0	WP: 0 PB: 0 CS: 0	PA: 30
PITCHER Joe Horlen, R ERA: 3.69 Bart Johnson, R ERA: 3.17 (7, 1)	IP: 6.0 WLS: L BF: 23	H: 3 R: 1 ER: 1 SO: 4	BB: 2 IBB: 0 HBP: 0 BLK: 0	WP: 0 HR: 0 S: 29 P: 37	ERA: 1.50 WHIP: 0.833	PITCHER										IP: 2.0 WLS: 7 BF: 1	H: 1 R: 0 ER: 0 SO: 2	BB: 0 IBB: 0 HBP: 0 BLK: 0	WP: 0 HR: 0 S: 11 P: 11	ERA: 0.00 WHIP: 0.500

Batter	1	2	3	4	5	6	7	8	9	AB	R	H	RBI	BB	SO	LOB	TOP			
Pat Kelly, L OBP: 0.407, SLG: 0.417 (1, 9)	G3		CS 1B		2B 1B 1B	K				5	1	3	1	0	1	2	Chicago White Sox @ Oakland Athletics Oakland-Alameda County Coliseum, Oakland, CA Sun Aug 08 1971, 3:33 AM PDT Unknown			
Jay Johnstone, L OBP: 0.333, SLG: 0.401 (1, 8)	F3		CS	FC5 SH1-3 1B	F8	K		4-3		5	0	1	0	0	1	5				
Walt Williams, R OBP: 0.363, SLG: 0.458 (1, 7)				SH1-3 1B	1B 2B		1-6-3 SF9 2B		K	4	2	3	2	0	1	0				
Rick Reichardt, R OBP: 0.355, SLG: 0.471 (1, 3)		6-3		F7	BB 1B		1-6-3		K	5	1	1	1	0	1	2				
Ed Herrmann, L OBP: 0.335, SLG: 0.393 (1, 2)		1-3			1B BB		SF9		HR	2	2	1	2	2	0	0				
Mike Andrews, R OBP: 0.394, SLG: 0.419 (1, 4)			FC4-6 1B	FC5	E7 1B		5-3		K	5	0	2	2	0	1	2				
Steve Huntz, S OBP: 0.400, SLG: 0.400 (1, 5)		FC4-6							S 1B	4	2	2	0	0	0	2				
Rich Morales, R OBP: 0.353, SLG: 0.321 (1, 6)			F8		F9	1B HBP			K	3	0	0	0	0	1	2				
Tommy John, R Tony Muser, L Steve Keasley, R Terry Forster, L Tom Egan, R Vicente Romo, R Bart Johnson, R (1, 1) (5, PH) (5, 1) (7, 1) (8, PH) (8, 1) (8, 1)			6-3		1B 2B 1B				K	1	0	0	0	0	0	0				
Inning Stats	R: 0 E: 0 K: 0 S: 3	H: 1 LOB: 1 BB: 0 P: 3	R: 0 E: 0 K: 0 S: 4	H: 1 LOB: 1 BB: 0 P: 4	R: 0 E: 0 K: 0 S: 3	H: 1 LOB: 2 BB: 1 P: 8	R: 6 E: 1 K: 0 S: 9	H: 6 LOB: 1 BB: 1 P: 13	R: 0 E: 0 K: 2 S: 7	H: 1 LOB: 0 BB: 0 P: 8	R: 1 E: 0 K: 0 S: 4	H: 1 LOB: 0 BB: 0 P: 4	R: 1 E: 0 K: 3 S: 10	H: 2 LOB: 1 BB: 0 P: 9	R: 1 E: 0 K: 3 S: 10	H: 1 LOB: 0 BB: 0 P: 10		1B: 12 2B: 2 3B: 0 HR: 1	SF: 1 SAC: 1 DP: 0 HBP: 1	WP: 0 PB: 0 SB: 1 CS: 1
PITCHER	IP WLS BF H R ER SO BB IBB HBP BLK WP HR S P ERA WHIP	IP WLS BF H R ER SO BB IBB HBP BLK WP HR S P ERA WHIP	IP WLS BF H R ER SO BB IBB HBP BLK WP HR S P ERA WHIP	IP WLS BF H R ER SO BB IBB HBP BLK WP HR S P ERA WHIP	IP WLS BF H R ER SO BB IBB HBP BLK WP HR S P ERA WHIP	IP WLS BF H R ER SO BB IBB HBP BLK WP HR S P ERA WHIP	IP WLS BF H R ER SO BB IBB HBP BLK WP HR S P ERA WHIP	IP WLS BF H R ER SO BB IBB HBP BLK WP HR S P ERA WHIP	IP WLS BF H R ER SO BB IBB HBP BLK WP HR S P ERA WHIP	IP WLS BF H R ER SO BB IBB HBP BLK WP HR S P ERA WHIP	IP WLS BF H R ER SO BB IBB HBP BLK WP HR S P ERA WHIP	IP WLS BF H R ER SO BB IBB HBP BLK WP HR S P ERA WHIP	IP WLS BF H R ER SO BB IBB HBP BLK WP HR S P ERA WHIP	IP WLS BF H R ER SO BB IBB HBP BLK WP HR S P ERA WHIP	IP WLS BF H R ER SO BB IBB HBP BLK WP HR S P ERA WHIP	IP WLS BF H R ER SO BB IBB HBP BLK WP HR S P ERA WHIP	IP WLS BF H R ER SO BB IBB HBP BLK WP HR S P ERA WHIP			
Chuck Dobson, R ERA: 3.47 (1, 1)	4.2 L	24 10	6 6	5 5	0 0	2 2	0 0	0 0	0 0	0 0	0 0	22 22	30 22	9.64 5.40	2.571 1.200					
Darold Knowles, L ERA: 4.65 (5, 1)	3.1 L	14 4	2 2	2 2	4 4	0 0	0 0	1 1	0 0	0 0	0 0	21 22	22 10	5.40 9.00	1.200 1.000					
Rollie Fingers, R ERA: 2.73 (9, 1)	1.0 L	4 1	1 1	1 1	3 3	0 0	0 0	0 0	0 0	0 0	1 1	10 10	10 10	9.00 1.000						

Batter	1	2	3	4	5	6	7	8	9	AB	R	H	RBI	BB	SO	LOB	BOTTOM					
Bert Campaneris, R OBP: 0.278, SLG: 0.332 (1, 6)	K	F9		E 1B		F6		HBP		4	1	1	0	0	1	3	Chicago White Sox @ Oakland Athletics Oakland-Alameda County Coliseum, Oakland, CA Sun Aug 08 1971, 3:33 AM PDT Unknown					
Angel Mangual, R OBP: 0.344, SLG: 0.385 (1, 8) (6, 7)	6-3		1B	E1 SF7 1B		K		5-3		5	1	1	1	0	1	2						
Reggie Jackson, L OBP: 0.353, SLG: 0.472 (1, 9)			BB	FC5-4 1B		3-1			2B 1B	5	1	4	1	0	0	0						
Tommy Davis, R OBP: 0.368, SLG: 0.398 (1, 3)	K		F8	SF7		HR 1B			2B	4	1	2	2	0	1	2						
Sal Bando, R OBP: 0.383, SLG: 0.459 (1, 5)		FC6-4 HBP	FC4-6 BB	FC5-4		K		1-3		3	0	0	0	1	1	3						
Gene Tenace, R OBP: 0.400, SLG: 0.473 (1, 2)		F8	FC4-6		CS BB		HR		F2	4	1	1	2	1	0	4						
George Hendrick, R OBP: 0.292, SLG: 0.352 (1, 7)		FC6-4		1B SF8 1B		F6			F7	2	1	1	0	0	0	1						
Rick Monday, L OBP: 0.333, SLG: 0.419 (5, PH) (6, 8)		BB		1B SF8 1B		F8				3	0	0	0	0	0	2						
Dick Green, R OBP: 0.334, SLG: 0.359 (1, 4)		BB		1B E 1B		K			6-3	3	1	1	0	1	1	1						
Chuck Dobson, R OBP: 0.271, SLG: 0.364 (1, 1)				SF8		4-3			K	0	0	0	1	1	0	0						
Darold Knowles, L ERA: 4.53 (5, 1)										1	0	0	0	0	0	0						
Mike Epstein, L OBP: 0.369, SLG: 0.427 (6, PH)										1	0	0	0	0	1	0						
Rollie Fingers, R OBP: 0.226, SLG: 0.200 (9, 1)		1-2 2-3 BB								0	0	0	0	0	0	0						
Inning Stats	R: 0 E: 0 K: 2 S: 8	H: 1 LOB: 1 BB: 0 P: 8	R: 0 E: 1 K: 0 S: 3	H: 0 LOB: 3 BB: 2 P: 12	R: 0 E: 0 K: 0 S: 4	H: 2 LOB: 1 BB: 1 P: 8	R: 4 E: 1 K: 0 S: 8	H: 4 LOB: 1 BB: 0 P: 8	R: 0 E: 0 K: 1 S: 4	H: 0 LOB: 1 BB: 1 P: 8	R: 0 E: 0 K: 1 S: 5	H: 0 LOB: 0 BB: 0 P: 5	R: 2 E: 0 K: 1 S: 7	H: 2 LOB: 0 BB: 0 P: 7	R: 0 E: 0 K: 1 S: 5	H: 0 LOB: 1 BB: 0 P: 6	R: 1 E: 0 K: 0 S: 5	H: 2 LOB: 1 BB: 0 P: 5	1B: 9 2B: 2 3B: 0 HR: 1	SF: 2 SAC: 0 DP: 1 HBP: 2	WP: 0 PB: 0 SB: 0 CS: 1	PA: 43
PITCHER	IP WLS BF H R ER SO BB IBB HBP BLK WP HR S P ERA WHIP	IP WLS BF H R ER SO BB IBB HBP BLK WP HR S P ERA WHIP	IP WLS BF H R ER SO BB IBB HBP BLK WP HR S P ERA WHIP	IP WLS BF H R ER SO BB IBB HBP BLK WP HR S P ERA WHIP	IP WLS BF H R ER SO BB IBB HBP BLK WP HR S P ERA WHIP	IP WLS BF H R ER SO BB IBB HBP BLK WP HR S P ERA WHIP	IP WLS BF H R ER SO BB IBB HBP BLK WP HR S P ERA WHIP	IP WLS BF H R ER SO BB IBB HBP BLK WP HR S P ERA WHIP	IP WLS BF H R ER SO BB IBB HBP BLK WP HR S P ERA WHIP	IP WLS BF H R ER SO BB IBB HBP BLK WP HR S P ERA WHIP	IP WLS BF H R ER SO BB IBB HBP BLK WP HR S P ERA WHIP	IP WLS BF H R ER SO BB IBB HBP BLK WP HR S P ERA WHIP	IP WLS BF H R ER SO BB IBB HBP BLK WP HR S P ERA WHIP	IP WLS BF H R ER SO BB IBB HBP BLK WP HR S P ERA WHIP	IP WLS BF H R ER SO BB IBB HBP BLK WP HR S P ERA WHIP	IP WLS BF H R ER SO BB IBB HBP BLK WP HR S P ERA WHIP	IP WLS BF H R ER SO BB IBB HBP BLK WP HR S P ERA WHIP					
Tommy John, L ERA: 3.12 (1, 1)	4.0 W	23 2	2 2	2 2	3 3	1 1	0 0	0 0	0 0	0 0	1 1	15 19	19 6.75	4.50 1.125	2.500							
Steve Keasley, R ERA: 4.53 (5, 1)	2.2 W	10 2	2 2	2 2	3 3	1 1	0 0	0 0	0 0	0 0	1 1	15 19	19 6.75	4.50 1.125	2.500							
Terry Forster, L ERA: 4.41 (7, 1)	0.1 L	1 0	0 0	0 0	0 0	0 0	0 0	0 0	0 0	0 0	1 1	1 1	1 1	0.00 0.000	0.000							
Vicente Romo, R ERA: 4.59 (8, 1)	0.2 S	2 7	0 2	0 1	0 1	0 0	0 0	0 0	0 0	0 0	4 4	4 7	4 6.75	0.00 1.500	0.000							
Bart Johnson, R ERA: 3.21 (8, 1)	1.1 S	7 2	1 1	1 1	0 0	0 0	1 1	0 0	0 0	0 0	6 7	7 6.75	7 1.500	1.500								




AB	37
R	9
H	15
RBI	8
BB	2
SO	7
LOB	16

AB	35
R	7
H	11
RBI	7
BB	4
SO	6
LOB	18

Batter	1	2	3	4	5	6	7	8	9	AB	R	H	RBI	BB	SO	LOB	TOP					
Ted Uhlhaender, L (1, 7) OBP: 0.327, SLG: 0.305	0-0 4-3		0-0 1B	0-0 3-1			0-0 1B	0-0 4-1		5	2	2	0	0	0	2						
Vada Pinson, L (1, 8) OBP: 0.295, SLG: 0.367	0-0 1B		F8				0-0 1B		0-0 SH2-4	5	1	3	0	0	0	1						
Chris Chambliss, L (1, 3) OBP: 0.368, SLG: 0.426	0-0 F7		0-0 1B				0-0 1B		0-0 SH2-4	4	1	2	1	0	1	1						
Graig Nettles, L (1, 5) OBP: 0.368, SLG: 0.460	0-0 6-3		0-0 1B				0-0 1B		0-0 F7	5	0	3	2	0	0	2						
Frank Baker, L (1, 9) OBP: 0.275, SLG: 0.341			0-0 1B				0-0 F8		0-3 K	3	0	2	1	0	0	1						
Roy Foster, R (7, PH) OBP: 0.302, SLG: 0.383			0-0 1B				0-0 F6		0-3 K	2	0	0	0	0	1	3						
John Lowenstein, L (1, 4) OBP: 0.280, SLG: 0.302			0-3 K				0-0 F7		0-0 L5-3	3	0	0	0	0	2	3						
Kurt Bevacqua, R (7, PH) OBP: 0.200, SLG: 0.225			0-3 K				0-0 L5-3		0-3 K	1	0	0	0	0	2	2						
Ray Fosse, R (1, 2) OBP: 0.309, SLG: 0.338			0-0 E6				0-0 SH1-4		0-0 F9	2	0	0	0	2	0	0						
Eddie Leon, R (1, 6) OBP: 0.316, SLG: 0.326			0-0 F9				0-3 K		0-0 SH1-4	3	0	1	0	0	1	2						
Sam McDowell, L (1, 1) OBP: 0.203, SLG: 0.190			0-0 5-3				0-0 F9		0-3 K	3	0	0	0	0	1	2						
Alan Foster, R (7, 1) OBP: 0.079, SLG: 0.083										0	0	0	0	0	0	0						
Phil Hennigan, R (7, 1)										1	0	0	0	0	1	1						
Inning Stats	R: 0 E: 0 K: 0 S: 4	H: 1 LOB: 1 BB: 0 P: 4	R: 0 E: 1 K: 1 S: 6	H: 1 LOB: 1 BB: 0 P: 6	R: 2 E: 0 K: 1 S: 9	H: 4 LOB: 2 BB: 0 P: 9	R: 0 E: 0 K: 1 S: 5	H: 0 LOB: 1 BB: 1 P: 9	R: 0 E: 0 K: 1 S: 5	H: 0 LOB: 1 BB: 1 P: 9	R: 2 E: 0 K: 0 S: 6	H: 4 LOB: 1 BB: 0 P: 6	R: 0 E: 0 K: 1 S: 6	H: 1 LOB: 1 BB: 0 P: 6	R: 0 E: 0 K: 1 S: 6	H: 1 LOB: 1 BB: 0 P: 6	1B: 13 2B: 1 3B: 0 HR: 0	SF: 0 SAC: 2 DP: 1 HBP: 0	WP: 0 PB: 0 SB: 0 CS: 1	PA: 41		
PITCHER	IP WLS BF H R ER SO BB IBB HBP BLK WP HR S P ERA WHIP	IP WLS BF H R ER SO BB IBB HBP BLK WP HR S P ERA WHIP	IP WLS BF H R ER SO BB IBB HBP BLK WP HR S P ERA WHIP	IP WLS BF H R ER SO BB IBB HBP BLK WP HR S P ERA WHIP	IP WLS BF H R ER SO BB IBB HBP BLK WP HR S P ERA WHIP	IP WLS BF H R ER SO BB IBB HBP BLK WP HR S P ERA WHIP	IP WLS BF H R ER SO BB IBB HBP BLK WP HR S P ERA WHIP	IP WLS BF H R ER SO BB IBB HBP BLK WP HR S P ERA WHIP	IP WLS BF H R ER SO BB IBB HBP BLK WP HR S P ERA WHIP	IP WLS BF H R ER SO BB IBB HBP BLK WP HR S P ERA WHIP	IP WLS BF H R ER SO BB IBB HBP BLK WP HR S P ERA WHIP	IP WLS BF H R ER SO BB IBB HBP BLK WP HR S P ERA WHIP	IP WLS BF H R ER SO BB IBB HBP BLK WP HR S P ERA WHIP	IP WLS BF H R ER SO BB IBB HBP BLK WP HR S P ERA WHIP	IP WLS BF H R ER SO BB IBB HBP BLK WP HR S P ERA WHIP	IP WLS BF H R ER SO BB IBB HBP BLK WP HR S P ERA WHIP	IP WLS BF H R ER SO BB IBB HBP BLK WP HR S P ERA WHIP	IP WLS BF H R ER SO BB IBB HBP BLK WP HR S P ERA WHIP	IP WLS BF H R ER SO BB IBB HBP BLK WP HR S P ERA WHIP	IP WLS BF H R ER SO BB IBB HBP BLK WP HR S P ERA WHIP	IP WLS BF H R ER SO BB IBB HBP BLK WP HR S P ERA WHIP	IP WLS BF H R ER SO BB IBB HBP BLK WP HR S P ERA WHIP

Cleveland Indians @ Chicago White Sox
Comiskey Park, Chicago, IL
Tue Aug 10 1971, 8:05 PM EDT
Att: 17,337 - Unknown


AB 37
R 4
H 13
RBI 4
BB 2
SO 7
LOB 20



Batter	1	2	3	4	5	6	7	8	9	AB	R	H	RBI	BB	SO	LOB	BOTTOM					
Lee Richard, R (1, 6) OBP: 0.294, SLG: 0.308	0-0 FC5-4		4-0 CS				0-0 1-3		4-0 BB	2	0	1	0	1	0	0						
Pat Kelly, L (7, PH) OBP: 0.419, SLG: 0.434	0-0 1B		4-0 BB				0-0 1-2		0-0 BB	0	0	0	0	2	0	0						
Walt Williams, R (1, 9) OBP: 0.359, SLG: 0.448	0-0 F6		4-0 BB				0-0 6-3		0-3 K	3	0	0	0	1	1	4						
Rich Hinton, L (8, 1)	0-0 F6		4-0 BB				0-0 6-3		0-0 K	0	0	0	0	0	0	0						
Ed Herrmann, L (9, PH) OBP: 0.326, SLG: 0.383	0-0 F6		4-0 BB				0-0 6-3		0-0 K	1	0	0	0	0	1	1						
Mike Andrews, R (1, 3) OBP: 0.391, SLG: 0.413	0-0 F4		0-0 FC5-4				0-0 6-3		0-0 F8	4	0	0	0	0	0	2						
Rick Reichardt, R (1, 7) OBP: 0.354, SLG: 0.470	0-0 FC5-4		0-0 1-2				0-0 WP		0-3 K	4	0	2	0	0	1	1						
Tom Egan, R (1, 2) OBP: 0.336, SLG: 0.456			0-3 K				0-3 K		4-0 BB	3	0	0	0	1	3	2						
Mike Hershberger, R (1, 8) OBP: 0.390, SLG: 0.325			0-0 F4				0-0 6-3		0-0 F7	4	0	1	0	0	0	2						
Steve Huntz, S (1, 5) OBP: 0.385, SLG: 0.538			0-0 1B				0-3 K		0-0 F4	4	1	2	0	0	1	2						
Rich Morales, R (1, 4) OBP: 0.344, SLG: 0.312			0-0 F9				0-0 F7		0-0 6-3	4	0	0	1	0	1	2						
Tom Bradley, R (1, 1) OBP: 0.119, SLG: 0.152			0-3 K				0-3 K		3-H F6	2	0	0	0	0	2	0						
Terry Forster, L (7, 1)			0-3 K				0-3 K		0-0 F6	0	0	0	0	0	0	0						
Steve Kealey, R (7, 1) OBP: 0.143, SLG: 0.143			0-3 K				0-3 K		0-0 F6	0	0	0	0	0	0	0						
Jay Johnstone, L (7, PH) OBP: 0.337, SLG: 0.398			0-3 K				0-3 K		0-0 F6	1	0	0	0	1	0	0						
Inning Stats	R: 0 E: 0 K: 0 S: 4	H: 1 LOB: 1 BB: 0 P: 4	R: 0 E: 0 K: 1 S: 6	H: 1 LOB: 1 BB: 0 P: 6	R: 0 E: 0 K: 1 S: 4	H: 0 LOB: 1 BB: 2 P: 12	R: 0 E: 0 K: 2 S: 8	H: 1 LOB: 1 BB: 0 P: 8	R: 0 E: 0 K: 1 S: 5	H: 0 LOB: 0 BB: 0 P: 5	R: 0 E: 0 K: 2 S: 8	H: 1 LOB: 3 BB: 0 P: 8	R: 0 E: 0 K: 1 S: 6	H: 0 LOB: 1 BB: 1 P: 9	R: 1 E: 0 K: 1 S: 6	H: 1 LOB: 1 BB: 1 P: 10	1B: 4 2B: 1 3B: 1 HR: 0	SF: 0 SAC: 0 DP: 0 HBP: 0	WP: 1 PB: 0 SB: 0 CS: 1	PA: 38		
PITCHER	IP WLS BF H R ER SO BB IBB HBP BLK WP HR S P ERA WHIP	IP WLS BF H R ER SO BB IBB HBP BLK WP HR S P ERA WHIP	IP WLS BF H R ER SO BB IBB HBP BLK WP HR S P ERA WHIP	IP WLS BF H R ER SO BB IBB HBP BLK WP HR S P ERA WHIP	IP WLS BF H R ER SO BB IBB HBP BLK WP HR S P ERA WHIP	IP WLS BF H R ER SO BB IBB HBP BLK WP HR S P ERA WHIP	IP WLS BF H R ER SO BB IBB HBP BLK WP HR S P ERA WHIP	IP WLS BF H R ER SO BB IBB HBP BLK WP HR S P ERA WHIP	IP WLS BF H R ER SO BB IBB HBP BLK WP HR S P ERA WHIP	IP WLS BF H R ER SO BB IBB HBP BLK WP HR S P ERA WHIP	IP WLS BF H R ER SO BB IBB HBP BLK WP HR S P ERA WHIP	IP WLS BF H R ER SO BB IBB HBP BLK WP HR S P ERA WHIP	IP WLS BF H R ER SO BB IBB HBP BLK WP HR S P ERA WHIP	IP WLS BF H R ER SO BB IBB HBP BLK WP HR S P ERA WHIP	IP WLS BF H R ER SO BB IBB HBP BLK WP HR S P ERA WHIP	IP WLS BF H R ER SO BB IBB HBP BLK WP HR S P ERA WHIP	IP WLS BF H R ER SO BB IBB HBP BLK WP HR S P ERA WHIP	IP WLS BF H R ER SO BB IBB HBP BLK WP HR S P ERA WHIP	IP WLS BF H R ER SO BB IBB HBP BLK WP HR S P ERA WHIP	IP WLS BF H R ER SO BB IBB HBP BLK WP HR S P ERA WHIP	IP WLS BF H R ER SO BB IBB HBP BLK WP HR S P ERA WHIP	IP WLS BF H R ER SO BB IBB HBP BLK WP HR S P ERA WHIP

Cleveland Indians @ Chicago White Sox
Comiskey Park, Chicago, IL
Tue Aug 10 1971, 8:05 PM EDT
Att: 17,337 - Unknown

AB 32
R 1
H 6
RBI 1
BB 6
SO 10
LOB 16



Batter	1	2	3	4	5	6	7	8	9	AB	R	H	RBI	BB	SO	LOB	TOP			
Ted Uhlhaender, L (1, 7) OBP: 0.335, SLG: 0.330	0-0 FC4-6 1B	0-0 PB 1B		0-0 PB 1-3 2B			0-0 L7		0-0 1-3	5	0	3	1	0	0	0				
Vada Pinson, L (1, 8) OBP: 0.292, SLG: 0.361	0-0 FC4-6 1B	0-0 6-3		0-0 4-3			0-0 1-3			4	1	0	0	0	0	3				
Ray Fosse, R (1, 2) OBP: 0.307, SLG: 0.344	0-0 F8 1B		0-0 F9		0-0 5-3		0-0 F2			4	0	1	1	0	0	0				
Graig Nettles, L (1, 5) OBP: 0.364, SLG: 0.453	0-0 F8		0-0 G3		0-0 F9			0-0 G3		4	0	0	0	0	0	1				
Chuck Hinton, R (1, 3) OBP: 0.333, SLG: 0.436		0-0 F9	0-0 6-3		0-0 F8			0-0 1B		4	0	1	0	0	0	0				
Roy Foster, R (1, 9) OBP: 0.300, SLG: 0.380		0-0 WP 1B		0-0 5-3		0-0 P3		0-0 L5		4	1	1	0	0	0	1				
Eddie Leon, R (1, 6) OBP: 0.314, SLG: 0.324		0-0 E6 1B		0-0 6-3		0-0 1B		0-0 L4		4	1	1	0	0	0	2				
Kurt Bevacqua, R (1, 4) OBP: 0.207, SLG: 0.264		0-0 E8 1B		0-0 HR		0-3 K			0-0 1-5-3	4	2	2	2	0	1	1				
Mike Paul, L (1, 1) OBP: 0.167, SLG: 0.091		0-0 F5		0-0 2B PB 1B		0-3 K			0-0 F9	2	1	1	0	0	0	1				
Alan Foster, R (4, 1) OBP: 0.075, SLG: 0.079										2	0	0	0	0	0	1				
Inning Stats	R: 1 E: 0 K: 0 S: 4	H: 2 LOB: 1 BB: 0 P: 4	R: 3 E: 2 K: 0 S: 7	H: 3 LOB: 1 BB: 0 P: 7	R: 0 E: 0 K: 0 S: 3	H: 0 LOB: 0 BB: 0 P: 3	R: 2 E: 0 K: 0 S: 6	H: 3 LOB: 1 BB: 0 P: 6	R: 0 E: 0 K: 2 S: 8	H: 1 LOB: 1 BB: 0 P: 8	R: 0 E: 0 K: 0 S: 3	H: 0 LOB: 0 BB: 0 P: 3	R: 0 E: 0 K: 0 S: 4	H: 1 LOB: 1 BB: 0 P: 4	R: 0 E: 0 K: 0 S: 3	H: 0 LOB: 0 BB: 0 P: 3	1B: 8 2B: 1 3B: 0 HR: 1	SF: 0 SAC: 0 DP: 0 HBP: 0	WP: 1 PB: 2 SB: 1 CS: 0	PA: 37
PITCHER	IP WLS BF H R ER SO BB IBB HBP BLK WP HR S P ERA WHIP																			
Wilbur Wood, L (1, 1) ERA: 1.99	4.0 L 20 8 6 3 0 0 0 0 0 0 1 1 20 20 6.75 2.000																			
Vicente Romo, R (5, 1) ERA: 4.33	3.0 10 1 0 0 2 0 0 0 0 0 0 0 14 14 0.00 0.333																			
Steve Kealey, R (8, 1) ERA: 4.17	2.0 7 1 0 0 0 0 0 0 0 0 0 0 7 7 0.00 0.500																			

Cleveland Indians @ Chicago White Sox
Comiskey Park, Chicago, IL
Thu Aug 12 1971, 4:33 AM EDT
Att: 8,836 - Unknown

AB 37
R 6
H 10
RBI 4
BB 0
SO 2
LOB 10



Batter	1	2	3	4	5	6	7	8	9	AB	R	H	RBI	BB	SO	LOB	BOTTOM					
Lee Richard, R (1, 6) OBP: 0.291, SLG: 0.301	0-0 4-3		0-0 F9		0-0 G6-4-3 BB		0-0 F9		0-0 G6-4-3	4	0	0	0	1	0	2						
Mike Hershberger, R (1, 8) OBP: 0.364, SLG: 0.315	0-0 E4		0-0 F7		0-0 G6-4-3		0-0 FC5-4 BB			3	0	0	0	1	0	1						
Walt Williams, R (1, 9) OBP: 0.437, SLG: 0.437	0-0 F8			0-0 1B SF7 1B	0-0 L5		0-0 FC5-4 BB			4	1	1	0	0	0	3						
Steve Kealey, R (8, 1) OBP: 0.143, SLG: 0.143										0	0	0	0	0	0	0						
Rick Reichardt, R (1, 7) OBP: 0.353, SLG: 0.466	0-0 F9			0-0 1B BB 1B		0-0 FC4-6 1B		0-0 P4		4	1	2	0	0	0	1						
Mike Andrews, R (1, 3) OBP: 0.387, SLG: 0.406		0-0 4-3		0-0 1B BB 1B	0-0 FC4-6 PB 1B			0-0 1B		3	0	1	0	1	0	1						
Steve Huntz, S (1, 5) OBP: 0.364, SLG: 0.450		0-0 FC5-4 BB		0-0 SF7	0-0 L4		0-0 F8			2	0	0	1	1	0	2						
Tom Egan, R (1, 2) OBP: 0.335, SLG: 0.452		0-0 F7		0-0 3H 1B	0-3 K		0-0 5-3			4	0	1	1	0	1	3						
Rich Morales, R (1, 4) OBP: 0.339, SLG: 0.308		0-0 FC5-4		0-0 P6	0-0 F2			0-0 5-3		1	0	0	0	0	0	1						
Jay Johnstone, L (4, PH) OBP: 0.334, SLG: 0.392		0-0 FC5-4		0-0 K	0-0 F8			0-0 G6-4-3 1B		3	0	0	0	0	0	2						
Wilbur Wood, R (1, 1) OBP: 0.127, SLG: 0.031				0-0 K	0-0 F8					1	0	0	0	0	1	0						
Pat Kelly, L (4, PH) OBP: 0.415, SLG: 0.418										1	0	0	0	0	0	2						
Vicente Romo, R (5, 1) OBP: 0.250, SLG: 0.143										0	0	0	0	0	0	0						
Tony Muser, L (7, PH) OBP: 0.867, SLG: 0.600										1	0	1	0	1	0	0						
Inning Stats	R: 0 E: 1 K: 0 S: 4	H: 0 LOB: 1 BB: 0 P: 4	R: 0 E: 0 K: 0 S: 3	H: 0 LOB: 1 BB: 1 P: 7	R: 0 E: 0 K: 1 S: 5	H: 0 LOB: 0 BB: 0 P: 5	R: 2 E: 0 K: 0 S: 6	H: 3 LOB: 2 BB: 1 P: 10	R: 0 E: 0 K: 0 S: 2	H: 0 LOB: 0 BB: 1 P: 6	R: 0 E: 0 K: 1 S: 6	H: 1 LOB: 1 BB: 0 P: 6	R: 0 E: 0 K: 0 S: 3	H: 0 LOB: 2 BB: 2 P: 11	R: 0 E: 0 K: 0 S: 4	H: 1 LOB: 1 BB: 0 P: 4	R: 0 E: 0 K: 0 S: 3	H: 1 LOB: 0 BB: 0 P: 3	1B: 6 2B: 0 3B: 0 HR: 0	SF: 1 SAC: 0 DP: 2 HBP: 0	WP: 0 PB: 1 SB: 0 CS: 0	PA: 37
PITCHER	IP WLS BF H R ER SO BB IBB HBP BLK WP HR S P ERA WHIP																					
Mike Paul, L (1, 1) ERA: 5.74	3.1 16 3 2 2 1 2 0 0 0 0 0 0 16 24 5.40 1.500																					
Alan Foster, R (4, 1) ERA: 3.96	5.2 W 21 3 0 0 1 3 0 0 0 0 0 0 20 32 0.00 1.059																					

Cleveland Indians @ Chicago White Sox
Comiskey Park, Chicago, IL
Thu Aug 12 1971, 4:33 AM EDT
Att: 8,836 - Unknown

AB 31
R 2
H 6
RBI 2
BB 5
SO 2
LOB 18



Batter	1	2	3	4	5	6	7	8	9	AB	R	H	RBI	BB	SO	LOB	TOP										
Don Buford, S OBP: 0.420, SLG: 0.479 (1, 7)										4	0	0	0	0	1	3	Baltimore Orioles @ Chicago White Sox Comiskey Park, Chicago, IL Sat Aug 14 1971, 8:05 PM EDT Att: 10,148 - Unknown										
Paul Blair, R OBP: 0.296, SLG: 0.370 (1, 8)										4	0	1	0	0	2	0											
Merv Rettenmund, R OBP: 0.414, SLG: 0.450 (1, 9)										3	0	0	0	1	1	0											
Boog Powell, L OBP: 0.369, SLG: 0.437 (1, 3)										4	0	1	0	0	1	3											
Brooks Robinson, R OBP: 0.356, SLG: 0.419 (1, 5)										3	0	3	0	1	0	0											
Davey Johnson, R OBP: 0.348, SLG: 0.434 (1, 4)										4	0	0	0	0	0	5											
Clay Dalrymple, L OBP: 0.311, SLG: 0.326 (1, 2)										3	0	0	0	1	1	1											
Mark Belanger, R OBP: 0.364, SLG: 0.306 (1, 6)										3	0	2	0	1	0	1											
Mike Cuellar, L OBP: 0.078, SLG: 0.093 (1, 1)										1	0	0	0	0	0	1											
Tom Shopay, L OBP: 0.326, SLG: 0.300 (8, PH)										1	0	0	0	0	0	1											
Tom Dukes, R OBP: 0.143, SLG: 0.286 (8, PH)										0	0	0	0	0	0	0											
Frank Robinson, R OBP: 0.392, SLG: 0.500 (8, PH)										1	0	0	0	0	1	2											
Inning Stats	R: 0 E: 0 K: 1 S: 5	H: 0 LOB: 0 BB: 0 P: 5	R: 0 E: 0 K: 0 S: 3	H: 1 LOB: 0 BB: 0 P: 3	R: 0 E: 0 K: 0 S: 4	H: 1 LOB: 1 BB: 0 P: 4	R: 0 E: 0 K: 1 S: 6	H: 1 LOB: 2 BB: 1 P: 10	R: 0 E: 0 K: 1 S: 5	H: 0 LOB: 0 BB: 0 P: 5	R: 0 E: 0 K: 1 S: 5	H: 1 LOB: 0 BB: 0 P: 5	R: 0 E: 0 K: 1 S: 7	H: 2 LOB: 3 BB: 1 P: 11	R: 0 E: 0 K: 1 S: 6	H: 1 LOB: 2 BB: 1 P: 10	1B: 7 2B: 0 3B: 0 HR: 0	SF: 0 SAC: 1 DP: 2 HBP: 0	WP: 0 PB: 0 CS: 0	PA: 36							
PITCHER	IP	WLS	BF	H	R	ER	SO	BB	IBB	HBP	BLK	WP	HR	S	P	ERA	WHIP										
Tom Bradley, R ERA: 2.84 (1, 1)	7.2	W	30	6	0	0	5	3	0	0	0	0	0	37	49	0.00	1.174										
Bart Johnson, R ERA: 3.18 (8, 1)	1.1	S	6	1	0	0	2	1	0	0	0	0	0	9	13	0.00	1.500										

Batter	1	2	3	4	5	6	7	8	9	AB	R	H	RBI	BB	SO	LOB	BOTTOM										
Walt Williams, R OBP: 0.358, SLG: 0.439 (1, 9)										4	1	1	0	0	0	0	Baltimore Orioles @ Chicago White Sox Comiskey Park, Chicago, IL Sat Aug 14 1971, 8:05 PM EDT Att: 10,148 - Unknown										
Jay Johnstone, L OBP: 0.342, SLG: 0.403 (1, 8)										4	0	3	0	0	0	1											
Mike Andrews, R OBP: 0.390, SLG: 0.403 (1, 3)										3	0	1	1	1	0	2											
Bill Melton, R OBP: 0.355, SLG: 0.521 (1, 5)										3	0	0	0	1	0	3											
Rick Reichardt, R OBP: 0.351, SLG: 0.459 (1, 7)										2	1	0	0	2	1	0											
Steve Huntz, S OBP: 0.345, SLG: 0.444 (1, 4)										3	0	1	0	0	0	1											
Ed Herrmann, L OBP: 0.321, SLG: 0.370 (1, 2)										2	0	0	0	1	1	3											
Rich Morales, R OBP: 0.327, SLG: 0.296 (1, 6)										3	0	0	0	0	0	4											
Tom Bradley, R OBP: 0.114, SLG: 0.145 (1, 1)										3	0	0	0	0	0	0											
Bart Johnson, R OBP: 0.209, SLG: 0.233 (8, 1)										0	0	0	0	0	0	0											
Inning Stats	R: 0 E: 0 K: 0 S: 3	H: 1 LOB: 0 BB: 0 P: 3	R: 0 E: 0 K: 1 S: 5	H: 0 LOB: 2 BB: 2 P: 13	R: 1 E: 0 K: 0 S: 5	H: 2 LOB: 1 BB: 0 P: 5	R: 0 E: 0 K: 1 S: 6	H: 1 LOB: 1 BB: 0 P: 6	R: 0 E: 0 K: 0 S: 4	H: 0 LOB: 0 BB: 2 P: 10	R: 0 E: 0 K: 0 S: 4	H: 1 LOB: 1 BB: 0 P: 4	R: 0 E: 0 K: 0 S: 3	H: 0 LOB: 0 BB: 0 P: 3	1B: 4 2B: 3 3B: 0 HR: 0	SF: 0 SAC: 1 DP: 2 HBP: 0	WP: 1 PB: 0 SB: 2 CS: 0	PA: 33									
PITCHER	IP	WLS	BF	H	R	ER	SO	BB	IBB	HBP	BLK	WP	HR	S	P	ERA	WHIP										
Mike Cuellar, L ERA: 3.34 (1, 1)	7.0	L	30	6	2	2	2	5	0	0	0	0	0	29	49	2.57	1.571										
Tom Dukes, R ERA: 3.58 (8, 1)	1.0		3	0	0	0	0	0	0	0	0	0	0	3	3	0.00	0.000										

Batter	1	2	3	4	5	6	7	8	9	AB	R	H	RBI	BB	SO	LOB	TOP			
Don Buford, S OBP: 0.420, SLG: 0.476 (1, 7)										2	0	0	0	2	1	0	Baltimore Orioles @ Chicago White Sox Comiskey Park, Chicago, IL Sun Aug 15 1971, 4:33 AM EDT Att: 18,246 - Unknown			
Mery Rettenmund, R OBP: 0.410, SLG: 0.445 (1, 8)										4	0	0	0	0	1	2				
Frank Robinson, R OBP: 0.393, SLG: 0.500 (1, 9)										4	1	2	0	0	1	1				
Boog Powell, L OBP: 0.371, SLG: 0.439 (1, 3)										3	0	1	1	1	2	3				
Brooks Robinson, R OBP: 0.353, SLG: 0.416 (1, 5)										4	0	0	0	0	1	4				
Davey Johnson, R OBP: 0.347, SLG: 0.432 (1, 4)										4	0	1	0	0	0	1				
Andy Etchebarren, R OBP: 0.299, SLG: 0.358 (1, 2)										4	0	0	0	0	1	1				
Mark Belanger, R OBP: 0.365, SLG: 0.306 (1, 6)										3	0	1	0	1	0	0				
Pat Dobson, R OBP: 0.169, SLG: 0.132 (7, PH)										2	0	0	0	0	1	3				
Tom Shopay, L OBP: 0.316, SLG: 0.293 (7, PH)										1	0	0	0	0	0	0				
Dick Hall, R OBP: 0.333, SLG: 0.333 (9, PH)										0	0	0	0	0	0	0				
Curt Motton, R OBP: 0.214, SLG: 0.270 (9, PH)										1	0	0	0	0	0	0				
Inning Stats	R: 0 E: 0 K: 2 S: 8	H: 1 LOB: 2 BB: 1 P: 12	R: 0 E: 0 K: 2 S: 8	H: 1 LOB: 1 BB: 0 P: 8	R: 0 E: 0 K: 1 S: 5	H: 0 LOB: 1 BB: 1 P: 9	R: 0 E: 0 K: 0 S: 4	H: 1 LOB: 2 BB: 1 P: 8	R: 1 E: 0 K: 1 S: 7	H: 2 LOB: 1 BB: 0 P: 7	R: 0 E: 0 K: 0 S: 3	H: 0 LOB: 0 BB: 0 P: 3	R: 0 E: 0 K: 0 S: 3	H: 0 LOB: 1 BB: 1 P: 11	R: 0 E: 0 K: 0 S: 3	H: 0 LOB: 0 BB: 0 P: 3	1B: 4 2B: 1 3B: 0 HR: 0	SF: 0 SAC: 0 DP: 0 HBP: 0	WP: 1 PB: 1 CS: 0	PA: 36
PITCHER Wilbur Wood, L ERA: 1.95 (1, 1)	IP: 9.0 WLS: W BF: 36 H: 5 R: 1 ER: 1 SO: 8 BB: 4 IBB: 0 HBP: 0 BLK: 0 WP: 1 HR: 0 S: 48 P: 64 ERA: 1.00 WHIP: 1.000															PITCHER				

Batter	1	2	3	4	5	6	7	8	9	AB	R	H	RBI	BB	SO	LOB	BOTTOM	
Walt Williams, R OBP: 0.360, SLG: 0.446 (1, 9)										3	0	1	0	1	0	2	Baltimore Orioles @ Chicago White Sox Comiskey Park, Chicago, IL Sun Aug 15 1971, 4:33 AM EDT Att: 18,246 - Unknown	
Jay Johnstone, L OBP: 0.341, SLG: 0.404 (1, 8)										4	2	1	0	0	0	2		
Mike Andrews, R OBP: 0.387, SLG: 0.399 (1, 3)										3	0	0	0	0	2	1		
Bill Melton, R OBP: 0.356, SLG: 0.525 (1, 5)										4	0	2	1	0	0	1		
Rick Reichardt, R OBP: 0.351, SLG: 0.457 (1, 7)										2	0	0	0	1	1	1		
Steve Huntz, S OBP: 0.333, SLG: 0.419 (1, 4)										4	0	1	1	0	1	1		
Ed Herrmann, L OBP: 0.317, SLG: 0.365 (1, 2)										3	0	0	0	0	0	2		
Rich Morales, R OBP: 0.328, SLG: 0.297 (1, 6)										3	0	1	0	0	2	0		
Wilbur Wood, R OBP: 0.135, SLG: 0.045 (1, 1)										3	0	1	0	0	1	0		
Inning Stats	R: 1 E: 0 K: 0 S: 4	H: 1 LOB: 1 BB: 1 P: 8	R: 0 E: 0 K: 1 S: 5	H: 0 LOB: 0 BB: 0 P: 5	R: 0 E: 0 K: 2 S: 7	H: 0 LOB: 0 BB: 0 P: 7	R: 0 E: 0 K: 0 S: 5	H: 2 LOB: 2 BB: 0 P: 5	R: 1 E: 0 K: 0 S: 5	H: 2 LOB: 1 BB: 1 P: 9	R: 0 E: 0 K: 2 S: 8	H: 1 LOB: 1 BB: 0 P: 8	R: 0 E: 0 K: 2 S: 8	H: 1 LOB: 1 BB: 0 P: 8	1B: 4 2B: 1 3B: 2 HR: 0	SF: 0 SAC: 2 DP: 0 HBP: 0		WP: 1 PB: 0 CS: 0
PITCHER Pat Dobson, R ERA: 2.93 (7, 1)	IP: 6.0 WLS: L BF: 25 H: 5 R: 2 ER: 2 SO: 3 BB: 2 IBB: 0 HBP: 0 BLK: 0 WP: 0 HR: 0 S: 29 P: 37 ERA: 3.00 WHIP: 1.167															PITCHER		
PITCHER Dick Hall, R ERA: 3.89 (7, 1)	IP: 2.0 WLS: L BF: 8 H: 2 R: 0 ER: 0 SO: 4 BB: 0 IBB: 0 HBP: 0 BLK: 0 WP: 0 HR: 0 S: 16 P: 16 ERA: 0.00 WHIP: 1.000															PITCHER		

Batter	1	2	3	4	5	6	7	8	9	AB	R	H	RBI	BB	SO	LOB	TOP										
Aurelio Rodriguez, R OBP: 0.285, SLG: 0.394 (1, 5)			6-3	F7		K				5	0	1	0	0	2	0	Detroit Tigers @ Chicago White Sox Comiskey Park, Chicago, IL Tue Aug 17 1971, 8:05 PM EDT Unknown										
Tony Taylor, R OBP: 0.307, SLG: 0.335 (1, 4)			HBP	5-3			K	4-3		5	1	2	0	0	1	2											
Al Kaline, R OBP: 0.424, SLG: 0.450 (1, 9) (3, 3)	L6-4-3		1B	1B				K		4	1	1	0	0	1	3											
Willie Horton, R OBP: 0.353, SLG: 0.511 (1, 7)		L6	1B	1B					5-3	5	1	1	1	0	1	1											
Bill Freehan, R OBP: 0.367, SLG: 0.488 (1, 2)		5-3	1B	1B				F9		2	2	1	1	3	0	0											
Mickey Stanley, R OBP: 0.330, SLG: 0.358 (3, PH)		5-3	1B	1B						2	0	1	1	2	0	1											
Gates Brown, L OBP: 0.471, SLG: 0.651 (9, PH)		5-3	E8	1B					K	1	0	0	0	0	1	0											
Ike Brown, R OBP: 0.379, SLG: 0.488 (3, PH)		2-H	1B	IBB						1	0	1	1	0	0	0											
Jim Northrup, L OBP: 0.364, SLG: 0.444 (3, 9)		2-H	1B	IBB						2	0	0	0	1	0	5											
Ed Brinkman, R OBP: 0.290, SLG: 0.275 (1, 6)		6-3	F5					F6		4	0	0	0	0	0	3											
Mickey Lolich, S OBP: 0.225, SLG: 0.092 (1, 1)			K	4-3				G3		3	0	0	0	1	1	0											
Inning Stats	R: 0 E: 0 K: 1 S: 5	H: 1 LOB: 0 BB: 0 P: 5	R: 1 E: 0 K: 0 S: 4	H: 1 LOB: 1 BB: 1 P: 8	R: 4 E: 1 K: 1 S: 9	H: 4 LOB: 2 BB: 1 P: 14	R: 0 E: 0 K: 0 S: 3	H: 0 LOB: 0 BB: 0 P: 3	R: 0 E: 0 K: 1 S: 5	H: 0 LOB: 0 BB: 0 P: 5	R: 0 E: 1 K: 2 S: 8	H: 1 LOB: 3 BB: 2 P: 16	R: 0 E: 0 K: 1 S: 6	H: 1 LOB: 2 BB: 1 P: 10	R: 0 E: 0 K: 1 S: 5	H: 0 LOB: 0 BB: 0 P: 5	1B: 7 2B: 1 3B: 0 HR: 0	SF: 0 SAC: 0 DP: 1 HBP: 1	WP: 0 PB: 0 CS: 0	PA: 42							
PITCHER	IP	WLS	BF	H	R	ER	SO	BB	IBB	HBP	BLK	WP	HR	S	P	ERA	WHIP										
Tommy John, L ERA: 3.41 (1, 1)	2.2		15	6	5	4	2	1	0	1	0	0	0	17	22	13.50	2.625										
Vicente Romo, R ERA: 4.03 (3, 1)	4.0		18	1	0	0	3	4	1	0	0	0	0	19	39	0.00	1.250										
Rich Hinton, L ERA: 1.62 (7, 1)	0.1		1	0	0	0	0	0	0	0	0	0	0	1	1	0.00	0.000										
Steve Kealey, R ERA: 4.07 (8, 1)	0.1		3	1	0	0	0	1	0	0	0	0	0	2	6	0.00	6.000										
Bart Johnson, R ERA: 3.14 (8, 1)	1.2	W	5	0	0	0	2	0	0	0	0	0	0	9	9	0.00	0.000										

Batter	1	2	3	4	5	6	7	8	9	AB	R	H	RBI	BB	SO	LOB	BOTTOM										
Walt Williams, R OBP: 0.357, SLG: 0.445 (1, 9)	F3		L6-3	SF8		K		F4	K	5	1	1	1	0	2	3	Detroit Tigers @ Chicago White Sox Comiskey Park, Chicago, IL Tue Aug 17 1971, 8:05 PM EDT Unknown										
Mike Hershberger, R OBP: 0.371, SLG: 0.312 (1, 8)			L6-3	2-3		K		F6		4	0	1	0	0	1	2											
Mike Andrews, R OBP: 0.383, SLG: 0.395 (1, 3)			SF8	3-H		F4			L7	3	0	0	1	0	1	2											
Bill Melton, R OBP: 0.359, SLG: 0.526 (1, 5)						F9			1B	3	1	2	0	1	0	0											
Rick Reichardt, R OBP: 0.350, SLG: 0.455 (1, 7)			F8			K			1B	4	1	1	0	0	2	3											
Steve Huntz, S OBP: 0.351, SLG: 0.600 (1, 4)			K			HR			1B	4	2	2	4	0	1	0											
Tom Egan, R OBP: 0.332, SLG: 0.441 (1, 2)			K			1B		F2		4	0	1	0	0	2	0											
Rich Morales, R OBP: 0.326, SLG: 0.291 (1, 6)			F7			K			1B	3	0	0	0	1	1	1											
Tommy John, R OBP: 0.154, SLG: 0.115 (3, 1)										0	0	0	0	0	0	0											
Vicente Romo, R OBP: 0.400, SLG: 0.333 (7, 1)										2	1	2	0	0	0	0											
Luis Alvarado, R OBP: 0.272, SLG: 0.260 (8, 1)										1	0	0	0	0	0	0											
Steve Kealey, R OBP: 0.442, SLG: 0.143 (8, 1)										0	0	0	0	0	0	0											
Bart Johnson, R OBP: 0.227, SLG: 0.250 (8, 1)										1	0	1	0	0	0	0											
Inning Stats	R: 0 E: 0 K: 2 S: 8	H: 1 LOB: 2 BB: 1 P: 12	R: 0 E: 0 K: 2 S: 7	H: 0 LOB: 0 BB: 0 P: 7	R: 2 E: 0 K: 0 S: 6	H: 3 LOB: 1 BB: 0 P: 6	R: 0 E: 0 K: 1 S: 5	H: 0 LOB: 0 BB: 0 P: 5	R: 0 E: 0 K: 2 S: 8	H: 1 LOB: 1 BB: 0 P: 8	R: 1 E: 0 K: 2 S: 9	H: 2 LOB: 1 BB: 0 P: 9	R: 0 E: 0 K: 0 S: 3	H: 0 LOB: 0 BB: 0 P: 3	R: 3 E: 0 K: 1 S: 9	H: 4 LOB: 2 BB: 1 P: 13	1B: 7 2B: 2 3B: 0 HR: 2	SF: 1 SAC: 0 DP: 0 HBP: 0	WP: 0 PB: 0 CS: 0	PA: 37							
PITCHER	IP	WLS	BF	H	R	ER	SO	BB	IBB	HBP	BLK	WP	HR	S	P	ERA	WHIP										
Mickey Lolich, L ERA: 3.04 (1, 1)	8.0	L	37	11	6	6	10	2	0	0	0	0	2	55	63	6.75	1.625										


Batter	1	2	3	4	5	6	7	8	9	AB	R	H	RBI	BB	SO	LOB	TOP				
Dick McAuliffe, L (1,4) OBP: 0.291, SLG: 0.362	F2			F8		F9			4-3	4	0	0	0	0	0	1	Detroit Tigers @ Chicago White Sox Comiskey Park, Chicago, IL Tue Aug 17 1971, 8:05 PM EDT Att: 17,887 - Unknown				
Gates Brown, L (1,7) OBP: 0.463, SLG: 0.633	F6			4-3			F5		BB	3	0	0	0	1	0						
Willie Horton, R (1,9) OBP: 0.352, SLG: 0.510	4-3			1-4-3			3-1		BB	4	0	1	0	0	1						
Norm Cash, L (1,3)		4-3			G4-6-3		3-1		BB	4	0	1	0	0	1	2					
Jim Northrup, L (1,8) OBP: 0.361, SLG: 0.440		3-1			F7		4-3			3	0	0	0	0	2						
Aurelio Rodriguez, R (1,5) OBP: 0.285, SLG: 0.400		6-3			G4-6-3					3	1	1	1	0	0	1					
Jim Price, R (1,2) OBP: 0.314, SLG: 0.326				K2-3		1-3			HR	3	0	0	0	0	1	0					
Ed Brinkman, R (1,6) OBP: 0.290, SLG: 0.275				F3						3	0	1	0	0	0	0					
Les Cain, L (1,1) OBP: 0.146, SLG: 0.150										2	0	0	0	0	1	1					
Dalton Jones, L (8, PH) OBP: 0.304, SLG: 0.389				K		F7				1	0	0	0	0	1	0					
Bill Denehy, S (8, 1)										0	0	0	0	0	0	0					
Inning Stats	R: 0 E: 0 K: 0 S: 3	H: 0 LOB: 0 BB: 0 P: 3	R: 0 E: 0 K: 0 S: 3	H: 0 LOB: 0 BB: 0 P: 3	R: 0 E: 0 K: 2 S: 7	H: 0 LOB: 0 BB: 0 P: 7	R: 0 E: 0 K: 0 S: 3	H: 0 LOB: 0 BB: 0 P: 3	R: 0 E: 0 K: 0 S: 4	H: 1 LOB: 1 BB: 0 P: 4	R: 0 E: 0 K: 0 S: 4	H: 1 LOB: 1 BB: 0 P: 4	R: 1 E: 0 K: 1 S: 6	H: 1 LOB: 0 BB: 0 P: 6	R: 0 E: 0 K: 2 S: 7	H: 0 LOB: 1 BB: 1 P: 11	1B: 2 2B: 1 3B: 0 HR: 1	SF: 0 SAC: 0 DP: 1 HBP: 0	WP: 0 PB: 0 CS: 0	PA: 31	
PITCHER	IP	WLS	BF	H	R	ER	SO	BB	IBB	HBP	BLK	WP	HR	S	P	ERA	WHIP				
Joe Horlen, R (1, 1) ERA: 3.57	7.0	W	24	4	1	1	2	0	0	0	0	0	1	28	28	1.29	0.571				
Tom Bradley, R (8, 1) ERA: 2.92	2.0	S	7	0	0	0	3	1	0	0	0	0	0	12	16	0.00	0.500				

Batter	1	2	3	4	5	6	7	8	9	AB	R	H	RBI	BB	SO	LOB	BOTTOM				
Walt Williams, R (1,9) OBP: 0.356, SLG: 0.453	L1			HR	K			F8		4	1	1	1	0	1	1	Detroit Tigers @ Chicago White Sox Comiskey Park, Chicago, IL Tue Aug 17 1971, 8:05 PM EDT Att: 17,887 - Unknown				
Jay Johnstone, L (1,8) OBP: 0.340, SLG: 0.400	6-3			K		4-3		HR		3	1	0	0	1	1	0					
Mike Andrews, R (1,3) OBP: 0.386, SLG: 0.407	F9			1B	BB	1B	1B	HR		3	1	2	2	1	0	0					
Bill Melton, R (1,5) OBP: 0.361, SLG: 0.526		K		G6-4-3	1B	1B		K		4	0	2	0	0	2	0					
Rick Reichardt, R (1,7) OBP: 0.347, SLG: 0.450	4-3			G6-4-3	1B	1B		F9		4	0	0	0	0	1	4					
Steve Huntz, S (1,4) OBP: 0.350, SLG: 0.605		K			1-3	K				3	1	1	0	0	2	2					
Tom Egan, R (1,2) OBP: 0.328, SLG: 0.435				K	1-3	1-3		5-3		3	0	0	0	0	1	1					
Rich Morales, R (1,6) OBP: 0.326, SLG: 0.288					F7			F8		2	0	0	0	1	0	0					
Joe Horlen, R (1, 1) OBP: 0.108, SLG: 0.111					F7			P4		3	0	1	0	0	0	1					
Tom Bradley, R (8, 1) OBP: 0.114, SLG: 0.145										0	0	0	0	0	0	0					
Inning Stats	R: 0 E: 0 K: 0 S: 3	H: 0 LOB: 0 BB: 0 P: 3	R: 0 E: 0 K: 2 S: 7	H: 0 LOB: 0 BB: 0 P: 7	R: 0 E: 0 K: 1 S: 4	H: 0 LOB: 1 BB: 1 P: 8	R: 1 E: 0 K: 1 S: 6	H: 2 LOB: 1 BB: 1 P: 10	R: 1 E: 0 K: 1 S: 7	H: 2 LOB: 1 BB: 0 P: 7	R: 0 E: 0 K: 2 S: 9	H: 2 LOB: 2 BB: 0 P: 9	R: 0 E: 0 K: 0 S: 3	H: 0 LOB: 0 BB: 0 P: 3	R: 2 E: 0 K: 1 S: 6	H: 1 LOB: 0 BB: 1 P: 10	1B: 4 2B: 1 3B: 0 HR: 2	SF: 0 SAC: 0 DP: 1 HBP: 0	WP: 1 PB: 0 CS: 1	PA: 32	
PITCHER	IP	WLS	BF	H	R	ER	SO	BB	IBB	HBP	BLK	WP	HR	S	P	ERA	WHIP				
Les Cain, L (1, 1) ERA: 4.46	7.0	L	27	6	2	2	7	2	0	0	0	0	1	39	47	2.57	1.143				
Bill Denehy, R (8, 1) ERA: 4.0	1.0		5	1	2	2	1	1	0	0	0	0	1	6	10	18.00	2.000				

Batter	1	2	3	4	5	6	7	8	9	AB	R	H	RBI	BB	SO	LOB	TOP			
Aurelio Rodriguez, R OBP: 0.283, SLG: 0.396 (1.5)	L6	6-3				K		FC6-4		4	0	0	0	0	1	1				
Tony Taylor, R OBP: 0.310, SLG: 0.335 (1.4)	HBP FC 1B BB				6-3			F9		3	1	1	0	1	0	0				
Al Kaline, R OBP: 0.423, SLG: 0.447 (1.9)	FC 1B HBP				K			L5		4	0	1	0	0	1	1				
Willie Horton, R OBP: 0.351, SLG: 0.507 (1.7)	1B 1-2 2-3 HBP				K			F8		3	0	0	0	0	2	0				
Bill Freehan, R OBP: 0.368, SLG: 0.489 (1.2)					F8			K2-3		4	0	2	1	0	1	0				
Mickey Stanley, R OBP: 0.336, SLG: 0.368 (1.8)	K							1B		3	1	2	0	1	1	3				
Ike Brown, R OBP: 0.364, SLG: 0.464 (1.3)	F7				F9			K2-3		4	0	0	0	0	1	7				
Ed Brinkman, R OBP: 0.288, SLG: 0.273 (9, PH)					5-3			L5		3	0	0	0	0	1	2				
Norm Cash, L OBP: 0.374, SLG: 0.555 (9, PH)					K			K		1	0	0	0	0	1	1				
Joe Coleman, R OBP: 0.145, SLG: 0.127 (1.1)					L9					2	0	0	0	0	0	0				
Tom Timmermann, R OBP: 0.167, SLG: 0.091 (6, PH)								F9		0	0	0	0	0	0	0				
Jim Northrup, L OBP: 0.363, SLG: 0.442 (7, PH)										1	0	1	1	0	0	0				
Ron Perranoski, L OBP: 0.363, SLG: 0.442 (7, PH)								FC6-4 1B		0	0	0	0	0	0	0				
Inning Stats	R: 1 E: 0 K: 1 S: 7	H: 1 LOB: 3 BB: 1 P: 12	R: 0 E: 0 K: 1 S: 5	H: 0 LOB: 0 BB: 0 P: 5	R: 0 E: 0 K: 2 S: 7	H: 1 LOB: 1 BB: 0 P: 7	R: 0 E: 0 K: 0 S: 4	H: 1 LOB: 1 BB: 0 P: 4	R: 0 E: 0 K: 1 S: 5	H: 0 LOB: 0 BB: 0 P: 5	R: 0 E: 0 K: 1 S: 7	H: 2 LOB: 1 BB: 0 P: 7	R: 0 E: 0 K: 1 S: 5	H: 0 LOB: 0 BB: 0 P: 5	R: 0 E: 0 K: 1 S: 5	H: 1 LOB: 1 BB: 1 P: 9	1B: 6 2B: 0 3B: 1 HR: 0	SF: 0 SAC: 0 DP: 1 HBP: 1	WP: 0 PB: 0 SB: 0 CS: 0	PA: 35
PITCHER Wilbur Wood, L ERA: 1.96 (1.1)	IP: 9.0 WLS: W BF: 35 H: 7 R: 2 ER: 2 SO: 9 BB: 2 IBB: 0 HBP: 1 BLK: 0 WP: 0 HR: 0 S: 50 P: 59 ERA: 2.00 WHIP: 1.000															PITCHER				

Detroit Tigers @ Chicago White Sox
Comiskey Park, Chicago, IL
Wed Aug 18 1971, 8:05 PM EDT
Att: 14,059 - Unknown


AB 32
R 2
H 7
RBI 2
BB 2
SO 9
LOB 15



Batter	1	2	3	4	5	6	7	8	9	AB	R	H	RBI	BB	SO	LOB	BOTTOM			
Walt Williams, R OBP: 0.354, SLG: 0.448 (1.7)	1B CS BB				F3			1-3		3	0	0	0	1	1	4				
Pat Kelly, L OBP: 0.422, SLG: 0.439 (1.9)	K							4-3		3	1	1	1	1	1	1				
Mike Andrews, R OBP: 0.390, SLG: 0.410 (1.3)					6-3			E7 HR		3	1	2	0	1	0	1				
Bill Melton, R OBP: 0.362, SLG: 0.533 (1.5)	K							L9		4	1	2	2	0	1	3				
Steve Huntz, S OBP: 0.318, SLG: 0.548 (1.4)					F5			4-3		4	0	0	0	0	0	2				
Jay Johnstone, L OBP: 0.338, SLG: 0.398 (1.8)					4-3			K		4	0	1	0	0	1	1				
Ed Herrmann, L OBP: 0.316, SLG: 0.363 (1.2)					F3			K		4	0	1	0	0	1	1				
Rich Morales, R OBP: 0.328, SLG: 0.290 (1.6)								K		2	1	1	0	0	1	0				
Carlos May, L OBP: 0.368, SLG: 0.379 (6, PH)								K		0	0	0	0	1	0	0				
Luis Alvarado, R OBP: 0.214, SLG: 0.259 (7.6)					SH1-4 2B			1B		1	0	0	0	0	0	0				
Wilbur Wood, R OBP: 0.132, SLG: 0.043 (1.1)					SH1-4 1-2			K		2	0	0	0	0	2	3				
Inning Stats	R: 0 E: 0 K: 2 S: 7	H: 1 LOB: 2 BB: 1 P: 11	R: 0 E: 0 K: 0 S: 3	H: 0 LOB: 0 BB: 0 P: 3	R: 1 E: 0 K: 1 S: 7	H: 2 LOB: 1 BB: 0 P: 7	R: 0 E: 0 K: 2 S: 8	H: 1 LOB: 1 BB: 0 P: 8	R: 0 E: 0 K: 1 S: 7	H: 0 LOB: 0 BB: 0 P: 7	R: 3 E: 1 K: 1 S: 9	H: 4 LOB: 3 BB: 2 P: 17	R: 0 E: 0 K: 0 S: 3	H: 0 LOB: 1 BB: 1 P: 7	R: 0 E: 0 K: 0 S: 3	H: 0 LOB: 0 BB: 0 P: 3	1B: 6 2B: 2 3B: 0 HR: 1	SF: 0 SAC: 1 DP: 1 HBP: 0	WP: 0 PB: 0 SB: 0 CS: 1	PA: 35
PITCHER Joe Coleman, R ERA: 3.7 (1.1)	IP: 5.1 WLS: L BF: 25 H: 8 R: 4 ER: 4 SO: 7 BB: 2 IBB: 0 HBP: 0 BLK: 0 WP: 1 HR: 1 S: 37 P: 45 ERA: 6.75 WHIP: 1.875															PITCHER				
Tom Timmermann, R ERA: 4.24 (6.1)	0.2	3	0	0	0	1	1	0	0	0	0	4	8	0.00	1.500					
Ron Perranoski, L ERA: 6.61 (7.1)	2.0	7	0	0	0	0	1	0	0	0	0	6	10	0.00	0.500					

Detroit Tigers @ Chicago White Sox
Comiskey Park, Chicago, IL
Wed Aug 18 1971, 8:05 PM EDT
Att: 14,059 - Unknown

AB 30
R 4
H 8
RBI 3
BB 4
SO 8
LOB 16



Batter	1	2	3	4	5	6	7	8	9	AB	R	H	RBI	BB	SO	LOB	TOP					
Pat Kelly, L OBP: 0.421, SLG: 0.437 (1, 9)										5	2	2	0	0	1	0	Chicago White Sox @ Cleveland Indians Cleveland Municipal Stadium, Cleveland, OH Fri Aug 20 1971, 7:05 PM EDT Alt. 7, 256 - Unknown - 84 F					
Jay Johnstone, L OBP: 0.345, SLG: 0.423 (1, 8)										4	3	3	4	1	1	0						
Mike Andrews, R OBP: 0.393, SLG: 0.424 (1, 3)										4	2	2	1	1	0	1						
Bill Melton, R OBP: 0.360, SLG: 0.538 (1, 5)										4	1	1	3	0	0	1						
Carlos May, L OBP: 0.368, SLG: 0.378 (1, 7)										4	1	1	0	0	1	2						
Steve Hantz, S OBP: 0.306, SLG: 0.511 (1, 4)										5	0	1	0	0	0	1						
Ed Herrmann, L OBP: 0.317, SLG: 0.358 (1, 2)										3	0	0	0	2	2	2						
Rich Morales, R OBP: 0.324, SLG: 0.287 (1, 6)										2	0	0	0	0	0	1						
Luis Alvarado, R OBP: 0.217, SLG: 0.266 (4, 6)										2	0	1	1	0	0	0						
Tom Bradley, R OBP: 0.108, SLG: 0.137 (1, 1)										4	0	0	0	0	0	3						
Bart Johnson, R OBP: 0.227, SLG: 0.250 (8, 1)										0	0	0	0	0	0	0						
Inning Stats	R: 4 E: 0 K: 1 S: 8	H: 3 LOB: 0 BB: 1 P: 12	R: 0 E: 0 K: 0 S: 5	H: 0 LOB: 0 BB: 0 P: 5	R: 0 E: 0 K: 0 S: 4	H: 1 LOB: 1 BB: 0 P: 4	R: 0 E: 1 K: 0 S: 3	H: 0 LOB: 1 BB: 0 P: 7	R: 1 E: 0 K: 0 S: 4	H: 1 LOB: 1 BB: 1 P: 8	R: 0 E: 0 K: 1 S: 5	H: 0 LOB: 0 BB: 0 P: 5	R: 0 E: 0 K: 0 S: 5	H: 0 LOB: 0 BB: 0 P: 5	R: 2 E: 0 K: 0 S: 6	H: 3 LOB: 2 BB: 1 P: 10	R: 2 E: 0 K: 1 S: 8	H: 3 LOB: 2 BB: 0 P: 9	1B: 5 2B: 2 3B: 0 HR: 4	SF: 1 SAC: 0 DP: 0 HBP: 1	WP: 0 PB: 0 SB: 1 CS: 0	PA: 43
PITCHER	IP WLS BF H R ER SO BB IBB HBP BLK WP HR S P ERA WHIP																					
Vince Colbert, R ERA: 4.58 (1, 1)	0.0 L 4 3 4 4 0 1 0 0 0 0 0 2 3 7																					
Alan Foster, R ERA: 3.99 (1, 1)	7.1 28 4 3 3 4 2 0 0 0 0 1 34 42																					
Phil Hennigan, R ERA: 4.07 (8, 1)	0.2 4 1 0 0 0 1 0 0 0 0 0 1 3 7																					
Steve Hargan, R ERA: 7.53 (9, 1)	1.0 7 3 2 2 1 0 0 1 0 0 1 8 9																					

Batter	1	2	3	4	5	6	7	8	9	AB	R	H	RBI	BB	SO	LOB	BOTTOM					
Ted Uhlhaender, L OBP: 0.334, SLG: 0.333 (1, 7)										4	0	1	0	0	1	0	Chicago White Sox @ Cleveland Indians Cleveland Municipal Stadium, Cleveland, OH Fri Aug 20 1971, 7:05 PM EDT Alt. 7, 256 - Unknown - 84 F					
Vada Pinson, L OBP: 0.294, SLG: 0.376 (1, 8)										4	1	2	1	0	0	1						
Chris Chambliss, L OBP: 0.362, SLG: 0.408 (1, 3)										4	0	1	0	0	0	2						
Graig Nettles, L OBP: 0.368, SLG: 0.456 (1, 5)										3	0	2	0	1	0	1						
Ray Fosse, R OBP: 0.308, SLG: 0.347 (1, 2)										4	0	0	0	0	0	4						
Frank Baker, L OBP: 0.287, SLG: 0.323 (1, 9)										3	0	1	0	1	1	2						
Eddie Leon, R OBP: 0.313, SLG: 0.321 (1, 4)										4	0	0	0	0	1	3						
Fred Stanley, R OBP: 0.414, SLG: 0.226 (1, 6)										4	0	1	0	0	1	3						
Vince Colbert, R OBP: 0.143, SLG: 0.214 (1, 1)										0	0	0	0	0	0	0						
Alan Foster, R OBP: 0.071, SLG: 0.075 (1, 1)										2	0	0	0	0	1	0						
Phil Hennigan, R (8, 1)										0	0	0	0	0	0	0						
John Lowenstein, L OBP: 0.250, SLG: 0.287 (8, PH)										1	0	0	0	0	0	0						
Steve Hargan, R OBP: 0.071, SLG: 0.071 (9, 1)										0	0	0	0	0	0	0						
Inning Stats	R: 0 E: 0 K: 0 S: 4	H: 1 LOB: 1 BB: 0 P: 4	R: 0 E: 0 K: 0 S: 4	H: 2 LOB: 2 BB: 0 P: 4	R: 0 E: 0 K: 0 S: 3	H: 0 LOB: 0 BB: 0 P: 3	R: 0 E: 0 K: 0 S: 4	H: 1 LOB: 1 BB: 0 P: 4	R: 0 E: 0 K: 1 S: 5	H: 0 LOB: 0 BB: 0 P: 5	R: 0 E: 0 K: 1 S: 5	H: 1 LOB: 2 BB: 0 P: 5	R: 0 E: 1 K: 2 S: 9	H: 1 LOB: 2 BB: 0 P: 9	R: 1 E: 0 K: 0 S: 5	H: 2 LOB: 2 BB: 1 P: 9	R: 0 E: 0 K: 1 S: 4	H: 0 LOB: 0 BB: 1 P: 8	1B: 6 2B: 1 3B: 0 HR: 1	SF: 0 SAC: 0 DP: 2 HBP: 0	WP: 0 PB: 0 SB: 0 CS: 0	PA: 35
PITCHER	IP WLS BF H R ER SO BB IBB HBP BLK WP HR S P ERA WHIP																					
Tom Bradley, R ERA: 2.76 (1, 1)	7.2 W 31 8 1 1 4																					
Bart Johnson, R ERA: 3.11 (8, 1)	1.1 S 4 0 0 0 1 1 0 0 0 0 0 5 9																					

Batter	1	2	3	4	5	6	7	8	9	AB	R	H	RBI	BB	SO	LOB	TOP				
Walt Williams, R OBP: 0.355, SLG: 0.447 (1, 7)										5	1	2	0	0	0	0					
Pat Kelly, L OBP: 0.421, SLG: 0.439 (1, 9)										4	0	1	0	1	0	1					
Mike Andrews, R OBP: 0.398, SLG: 0.424 (1, 3) (6, 4)										2	1	1	0	3	0	1					
Bill Melton, R OBP: 0.363, SLG: 0.538 (1, 5)										4	1	2	1	1	0	3					
Steve Huntz, S OBP: 0.315, SLG: 0.480 (1, 4) (6, 6)											3	0	0	0	2	0	7				
Jay Johnstone, L OBP: 0.344, SLG: 0.421 (1, 8)										4	1	1	0	0	1	4					
Ed Herrmann, L OBP: 0.319, SLG: 0.359 (1, 2) Jim Magnuson, R (4, 1) Carlos May, L OBP: 0.368, SLG: 0.378 (6, PH) (6, 3)										2	0	1	0	0	0	1					
Luis Alvarado, R OBP: 0.223, SLG: 0.269 (1, 6) Steve Kealey, R OBP: 0.143, SLG: 0.143 (6, PH) Mike Hersberger, R OBP: 0.369, SLG: 0.369 (8, PH) Terry Forster, L (8, 1) Rick Reichardt, R OBP: 0.348, SLG: 0.451 (8, PH)											2	0	1	0	1	0	1				
Tommy John, R OBP: 0.164, SLG: 0.115 (1, 1) Rich Morales, R OBP: 0.323, SLG: 0.285 (2, PH) Joe Horlen, R OBP: 0.108, SLG: 0.111 (2, 1) Tom Egan, R OBP: 0.322, SLG: 0.427 (4, PH) (4, 2)										0	0	0	0	0	0	0					
Inning Stats	R: 0 E: 0 K: 0 S: 5	H: 2 LOB: 2 BB: 0 P: 5	R: 0 E: 0 K: 0 S: 4	H: 1 LOB: 1 BB: 0 P: 4	R: 0 E: 0 K: 1 S: 3	H: 0 LOB: 1 BB: 1 P: 7	R: 0 E: 0 K: 1 S: 6	H: 1 LOB: 2 BB: 1 P: 10	R: 0 E: 0 K: 1 S: 5	H: 0 LOB: 2 BB: 2 P: 13	R: 1 E: 0 K: 1 S: 7	H: 2 LOB: 3 BB: 2 P: 15	R: 0 E: 0 K: 1 S: 5	H: 0 LOB: 0 BB: 0 P: 5	R: 3 E: 0 K: 1 S: 9	H: 4 LOB: 2 BB: 1 P: 13	1B: 10 2B: 1 3B: 0 HR: 0	SF: 0 SAC: 1 DP: 1 HBP: 0	WP: 0 PB: 0 CS: 0	PA: 45	
PITCHER	IP WLS BF H R ER SO BB IBB HBP BLK WP HR S P ERA WHIP	IP WLS BF H R ER SO BB IBB HBP BLK WP HR S P ERA WHIP	IP WLS BF H R ER SO BB IBB HBP BLK WP HR S P ERA WHIP	IP WLS BF H R ER SO BB IBB HBP BLK WP HR S P ERA WHIP	IP WLS BF H R ER SO BB IBB HBP BLK WP HR S P ERA WHIP	IP WLS BF H R ER SO BB IBB HBP BLK WP HR S P ERA WHIP	IP WLS BF H R ER SO BB IBB HBP BLK WP HR S P ERA WHIP	IP WLS BF H R ER SO BB IBB HBP BLK WP HR S P ERA WHIP	IP WLS BF H R ER SO BB IBB HBP BLK WP HR S P ERA WHIP	IP WLS BF H R ER SO BB IBB HBP BLK WP HR S P ERA WHIP	IP WLS BF H R ER SO BB IBB HBP BLK WP HR S P ERA WHIP	IP WLS BF H R ER SO BB IBB HBP BLK WP HR S P ERA WHIP	IP WLS BF H R ER SO BB IBB HBP BLK WP HR S P ERA WHIP	IP WLS BF H R ER SO BB IBB HBP BLK WP HR S P ERA WHIP	IP WLS BF H R ER SO BB IBB HBP BLK WP HR S P ERA WHIP	IP WLS BF H R ER SO BB IBB HBP BLK WP HR S P ERA WHIP	IP WLS BF H R ER SO BB IBB HBP BLK WP HR S P ERA WHIP	IP WLS BF H R ER SO BB IBB HBP BLK WP HR S P ERA WHIP	IP WLS BF H R ER SO BB IBB HBP BLK WP HR S P ERA WHIP	IP WLS BF H R ER SO BB IBB HBP BLK WP HR S P ERA WHIP	IP WLS BF H R ER SO BB IBB HBP BLK WP HR S P ERA WHIP

Chicago White Sox @ Cleveland Indians
Cleveland Municipal Stadium, Cleveland, OH

AB 36
R 4
H 11
RBI 4
BB 8
SO 5
LOB 29



Sat Aug 21 1971, 3:33 AM EDT
Att: 11,078 - Unknown - 80 F

Batter	1	2	3	4	5	6	7	8	9	AB	R	H	RBI	BB	SO	LOB	BOTTOM				
Ted Uhlhaender, L OBP: 0.338, SLG: 0.340 (1, 7)										5	1	3	0	0	0	2					
Vada Pinson, L OBP: 0.295, SLG: 0.376 (1, 8) Frank Baker, L OBP: 0.267, SLG: 0.323 (9, 8)										5	1	2	0	0	0	3					
Ray Fosse, R OBP: 0.307, SLG: 0.345 (1, 2)										5	1	1	0	0	0	2					
Graig Nettles, L OBP: 0.369, SLG: 0.454 (1, 5)										2	2	0	0	2	0	1					
Roy Foster, R OBP: 0.301, SLG: 0.387 (1, 9)										3	3	2	4	1	0	0					
Chris Chambliss, L OBP: 0.361, SLG: 0.416 (1, 3)										4	1	1	3	0	1	1					
Eddie Leon, R OBP: 0.315, SLG: 0.326 (1, 4) Kurt Bevacqua, R OBP: 0.192, SLG: 0.245 (8, 4)										4	0	2	1	0	1	0					
Fred Stanley, R OBP: 0.419, SLG: 0.232 (1, 6)										3	0	1	0	1	0	1					
Ray Lamb, R OBP: 0.140, SLG: 0.098 (1, 1) Ed Farmer, R (7, 1)										3	0	0	0	0	2	3					
Inning Stats	R: 4 E: 0 K: 0 S: 6	H: 4 LOB: 0 BB: 1 P: 10	R: 1 E: 1 K: 1 S: 7	H: 2 LOB: 1 BB: 0 P: 7	R: 3 E: 0 K: 1 S: 9	H: 4 LOB: 2 BB: 1 P: 13	R: 0 E: 0 K: 0 S: 3	H: 0 LOB: 0 BB: 0 P: 3	R: 0 E: 0 K: 1 S: 5	H: 0 LOB: 1 BB: 1 P: 9	R: 0 E: 0 K: 0 S: 4	H: 1 LOB: 1 BB: 0 P: 4	R: 1 E: 0 K: 1 S: 6	H: 1 LOB: 1 BB: 1 P: 10	R: 0 E: 0 K: 0 S: 3	H: 0 LOB: 0 BB: 0 P: 3	1B: 8 2B: 2 3B: 0 HR: 2	SF: 0 SAC: 0 DP: 0 HBP: 0	WP: 0 PB: 0 CS: 0	PA: 39	
PITCHER	IP WLS BF H R ER SO BB IBB HBP BLK WP HR S P ERA WHIP	IP WLS BF H R ER SO BB IBB HBP BLK WP HR S P ERA WHIP	IP WLS BF H R ER SO BB IBB HBP BLK WP HR S P ERA WHIP	IP WLS BF H R ER SO BB IBB HBP BLK WP HR S P ERA WHIP	IP WLS BF H R ER SO BB IBB HBP BLK WP HR S P ERA WHIP	IP WLS BF H R ER SO BB IBB HBP BLK WP HR S P ERA WHIP	IP WLS BF H R ER SO BB IBB HBP BLK WP HR S P ERA WHIP	IP WLS BF H R ER SO BB IBB HBP BLK WP HR S P ERA WHIP	IP WLS BF H R ER SO BB IBB HBP BLK WP HR S P ERA WHIP	IP WLS BF H R ER SO BB IBB HBP BLK WP HR S P ERA WHIP	IP WLS BF H R ER SO BB IBB HBP BLK WP HR S P ERA WHIP	IP WLS BF H R ER SO BB IBB HBP BLK WP HR S P ERA WHIP	IP WLS BF H R ER SO BB IBB HBP BLK WP HR S P ERA WHIP	IP WLS BF H R ER SO BB IBB HBP BLK WP HR S P ERA WHIP	IP WLS BF H R ER SO BB IBB HBP BLK WP HR S P ERA WHIP	IP WLS BF H R ER SO BB IBB HBP BLK WP HR S P ERA WHIP	IP WLS BF H R ER SO BB IBB HBP BLK WP HR S P ERA WHIP	IP WLS BF H R ER SO BB IBB HBP BLK WP HR S P ERA WHIP	IP WLS BF H R ER SO BB IBB HBP BLK WP HR S P ERA WHIP	IP WLS BF H R ER SO BB IBB HBP BLK WP HR S P ERA WHIP	IP WLS BF H R ER SO BB IBB HBP BLK WP HR S P ERA WHIP

Chicago White Sox @ Cleveland Indians
Cleveland Municipal Stadium, Cleveland, OH

AB 35
R 9
H 12
RBI 8
BB 4
SO 4
LOB 14



Sat Aug 21 1971, 3:33 AM EDT
Att: 11,078 - Unknown - 80 F

Batter	1	2	3	4	5	6	7	8	9	AB	R	H	RBI	BB	SO	LOB	TOP					
Pat Kelly, L OBP: 0.420, SLG: 0.457 (1, 9)										4	1	1	1	1	0	1						
Jay Johnstone, L OBP: 0.339, SLG: 0.414 (1, 8)										5	0	0	0	0	0	1						
Mike Andrews, R OBP: 0.401, SLG: 0.434 Rick Reichardt, R OBP: 0.349, SLG: 0.450 (6, 7)										2	1	1	1	1	0	0						
Bill Melton, R OBP: 0.363, SLG: 0.535 (1, 5)										4	1	1	0	1	1	1						
Carlos May, L OBP: 0.372, SLG: 0.388 (6, 3)										3	2	2	2	1	1	2						
Steve Huntz, S OBP: 0.310, SLG: 0.463 (1, 4)										4	0	1	0	0	0	3						
Ed Herrmann, L OBP: 0.322, SLG: 0.359 (1, 2)										3	0	1	1	1	0	0						
Luis Alvarado, R OBP: 0.233, SLG: 0.271 (1, 6)										2	0	1	0	2	0	0						
Wilbur Wood, R OBP: 0.128, SLG: 0.042 Bart Johnson, R OBP: 0.222, SLG: 0.244 (6, 1)										2	0	0	0	0	1	3						
Inning Stats	R: 1 E: 0 K: 1 S: 7	H: 2 LOB: 2 BB: 1 P: 11	R: 0 E: 0 K: 1 S: 5	H: 0 LOB: 0 BB: 0 P: 5	R: 0 E: 0 K: 0 S: 2	H: 0 LOB: 0 BB: 1 P: 6	R: 1 E: 1 K: 0 S: 4	H: 2 LOB: 1 BB: 2 P: 12	R: 3 E: 0 K: 0 S: 5	H: 2 LOB: 0 BB: 1 P: 9	R: 0 E: 0 K: 0 S: 4	H: 1 LOB: 1 BB: 0 P: 4	R: 0 E: 0 K: 0 S: 3	H: 0 LOB: 0 BB: 0 P: 3	R: 0 E: 0 K: 1 S: 5	H: 1 LOB: 2 BB: 1 P: 13	R: 0 E: 0 K: 1 S: 5	H: 0 LOB: 1 BB: 1 P: 9	1B: 5 2B: 0 3B: 0 HR: 3	SF: 0 SAC: 1 DP: 2 HBP: 0	WP: 1 PB: 0 CS: 0	PA: 40
PITCHER	IP WLS BF H R ER SO BB IBB HBP BLK WP HR S P ERA WHIP																					
Steve Dunning, R ERA: 4.47 (1, 1)	5.0 L 24 6 5 5 2 5 0 0 0 0 0 3 23 43 9.00 2.200																					
Mark Ballinger, R ERA: 3.0 (6, 1)	2.0 7 1 0 0 0 0 0 0 0 0 1 0 7 7 0.00 0.500																					
Vince Colbert, R ERA: 4.48 (8, 1)	2.0 9 1 0 0 2 1 2 0 0 0 0 0 10 22 0.00 1.000																					

Chicago White Sox @ Cleveland Indians
Cleveland Municipal Stadium, Cleveland, OH
Sun Aug 22 1971, 3:33 AM EDT
Att. 5,124 - Unknown - 76 F

AB	31
R	5
H	8
RBI	5
BB	8
SO	4
LOB	13



Batter	1	2	3	4	5	6	7	8	9	AB	R	H	RBI	BB	SO	LOB	BOTTOM					
Ted Uhlhaender, L OBP: 0.337, SLG: 0.339 (1, 7)										4	1	1	0	0	2	1						
Vada Pinson, L OBP: 0.295, SLG: 0.375 (1, 8)										4	0	1	0	0	1	2						
Ray Fosse, R OBP: 0.306, SLG: 0.344 (1, 2)										4	0	1	1	0	1	0						
Graig Nettles, L OBP: 0.372, SLG: 0.456 (1, 5)										4	0	3	1	0	0	0						
Roy Foster, R OBP: 0.304, SLG: 0.397 (1, 9)										3	1	1	1	1	0	2						
Chris Chambliss, L OBP: 0.356, SLG: 0.410 (1, 3)										4	0	0	0	0	2	2						
Eddie Leon, R OBP: 0.312, SLG: 0.322 (6, 6)										4	0	0	0	0	1	0						
Fred Stanley, R OBP: 0.408, SLG: 0.224 Mark Ballinger, R OBP: 0.333, SLG: 0.333 Frank Baker, L OBP: 0.266, SLG: 0.321 Vince Colbert, R OBP: 0.143, SLG: 0.214 John Lowenstein, L OBP: 0.248, SLG: 0.284 (1, 6)										2	0	0	0	0	0	0						
Steve Dunning, R OBP: 0.216, SLG: 0.255 Kurt Bevacqua, R OBP: 0.208, SLG: 0.253 (6, 4)										1	1	1	0	1	0	0						
Inning Stats	R: 0 E: 0 K: 2 S: 7	H: 0 LOB: 0 BB: 0 P: 7	R: 1 E: 0 K: 0 S: 4	H: 1 LOB: 0 BB: 0 P: 4	R: 0 E: 0 K: 1 S: 5	H: 0 LOB: 0 BB: 0 P: 5	R: 0 E: 0 K: 1 S: 6	H: 2 LOB: 1 BB: 0 P: 6	R: 0 E: 0 K: 1 S: 5	H: 0 LOB: 0 BB: 0 P: 5	R: 2 E: 0 K: 1 S: 8	H: 4 LOB: 2 BB: 1 P: 12	R: 0 E: 0 K: 2 S: 7	H: 0 LOB: 1 BB: 1 P: 11	R: 0 E: 0 K: 0 S: 4	H: 1 LOB: 1 BB: 0 P: 4	R: 0 E: 0 K: 1 S: 5	H: 0 LOB: 0 BB: 0 P: 5	1B: 7 2B: 0 3B: 0 HR: 1	SF: 0 SAC: 0 DP: 0 HBP: 0	WP: 1 PB: 0 CS: 0	PA: 35
PITCHER	IP WLS BF H R ER SO BB IBB HBP BLK WP HR S P ERA WHIP																					
Wilbur Wood, L ERA: 2.03 (1, 1)	5.1 W 22 7 3 3 3 0 0 0 0 0 1 32 32 5.06 1.312																					
Bart Johnson, R ERA: 3.03 (6, 1)	3.2 S 13 1 0 0 4 2 0 0 0 0 1 0 19 27 0.00 0.818																					

Chicago White Sox @ Cleveland Indians
Cleveland Municipal Stadium, Cleveland, OH
Sun Aug 22 1971, 3:33 AM EDT
Att. 5,124 - Unknown - 76 F

AB	33
R	3
H	8
RBI	3
BB	2
SO	9
LOB	7



Batter	1	2	3	4	5	6	7	8	9	AB	R	H	RBI	BB	SO	LOB	TOP			
Walt Williams, R (1, 9) Vicente Romo, R (8, 1) OBP: 0.350, SLG: 0.441 OBP: 0.400, SLG: 0.333	0-0 5-3		0-0 FC6-4			0-0 F3		0-0 F7		4	0	0	0	0	0	2	Chicago White Sox @ Baltimore Orioles Memorial Stadium, Baltimore, MD Tue Aug 24 1971, 7:05 PM EDT Att: 13,164 - Unknown			
Jay Johnstone, L (1, 8) OBP: 0.338, SLG: 0.412	0-0 F8		0-0 F9			0-0 BB 1B		0-0 G3		4	0	1	0	0	0	2				
Carlos May, L (1, 3) OBP: 0.375, SLG: 0.388	4-0 BB			0-0 1-3 1B		4-0 1-2 BB		0-0 4-3		2	0	1	0	2	0	0				
Bill Melton, R (1, 5) OBP: 0.360, SLG: 0.530	0-3 K			0-0 L1-3		0-0 L5		0-0 5-3		4	0	0	0	0	1	4				
Rick Reichardt, R (1, 7) OBP: 0.348, SLG: 0.447		0-0 F6		0-0 5-3			0-0 F9		4-0 1B BB	3	0	0	0	1	0	0				
Steve Hantz, S (1, 4) OBP: 0.306, SLG: 0.448		0-0 3-1			0-0 6-3		0-0 F6		0-0 1-3 1B	4	0	1	0	0	0	0				
Tom Egan, R (1, 2) OBP: 0.321, SLG: 0.421		4-0 BB			0-3 K		0-3 K		0-3 K	3	0	0	0	1	3	2				
Luis Alvarado, R (1, 6) Pat Kelly, L (8, PH) OBP: 0.231, SLG: 0.268 OBP: 0.424, SLG: 0.457	0-0 F6				0-0 F8			4-0 BB		2	0	0	0	0	0	1				
Tom Bradley, R (1, 1) Rich McKinney, R (8, PH) Rich Morales, R (8, 6) OBP: 0.118, SLG: 0.147 OBP: 0.350, SLG: 0.430 OBP: 0.323, SLG: 0.285			0-0 FC6-4 1B			0-3 K		0-0 F7		2	0	1	0	0	1	0				
Inning Stats	R: 0 E: 0 K: 1 S: 5	H: 0 LOB: 1 BB: 1 P: 9	R: 0 E: 0 K: 0 S: 3	H: 0 LOB: 1 BB: 1 P: 7	R: 0 E: 0 K: 0 S: 3	H: 1 LOB: 0 BB: 0 P: 3	R: 0 E: 0 K: 0 S: 3	H: 0 LOB: 0 BB: 0 P: 3	R: 0 E: 0 K: 1 S: 5	H: 1 LOB: 2 BB: 1 P: 10	R: 0 E: 0 K: 1 S: 5	H: 0 LOB: 0 BB: 0 P: 5	R: 0 E: 0 K: 1 S: 5	H: 0 LOB: 1 BB: 1 P: 7	R: 0 E: 0 K: 1 S: 6	H: 1 LOB: 2 BB: 1 P: 10		1B: 4 2B: 1 3B: 0 HR: 0	SF: 0 SAC: 0 DP: 1 HBP: 0	WP: 0 PB: 0 SB: 1 CS: 1
PITCHER Mike Cuellar, L (1, 1) ERA: 3.2	IP: 9.0 WLS: W BF: 34 H: 4 R: 0 ER: 0 SO: 5 BB: 5 IBB: 0 HBP: 0 BLK: 0 WP: 0 HR: 0 S: 39 P: 59 ERA: 0.00 WHIP: 1.000															PITCHER				

Batter	1	2	3	4	5	6	7	8	9	AB	R	H	RBI	BB	SO	LOB	BOTTOM			
Don Buford, S (1, 7) OBP: 0.421, SLG: 0.483	4-0 1B 2B BB		0-0 2B			0-0 F7		0-0 4-3		3	1	1	0	1	0	1	Chicago White Sox @ Baltimore Orioles Memorial Stadium, Baltimore, MD Tue Aug 24 1971, 7:05 PM EDT Att: 13,164 - Unknown			
Paul Blair, R (1, 8) OBP: 0.295, SLG: 0.375	0-0 F9		0-0 B2		0-0 L7		0-3 K2-3			4	0	0	0	0	1	3				
Frank Robinson, R (1, 3) OBP: 0.390, SLG: 0.508	0-3 K		0-0 F7		0-0 4-3			0-0 F9		4	0	0	0	0	1	2				
Brooks Robinson, R (1, 5) OBP: 0.353, SLG: 0.406	0-0 2B 1-3 1B		0-0 5-3			0-3 K		0-0 BB 1B		4	0	2	0	0	1	1				
Merv Rettenmund, R (1, 9) OBP: 0.413, SLG: 0.443	0-0 1-3 3-H 2B			4-0 S BB		0-0 1B		0-3 K		3	0	2	1	1	1	1				
Davey Johnson, R (1, 4) OBP: 0.345, SLG: 0.434	0-3 K			0-0 F3		0-0 F7		4-0 1-2 BB		3	0	0	0	1	1	4				
Eliud Hendricks, L (1, 2) OBP: 0.331, SLG: 0.360		0-0 G3		0-0 F9		0-3 K		0-0 F8		4	0	0	0	0	1	4				
Mark Belanger, R (1, 6) OBP: 0.366, SLG: 0.313		0-0 F8		4-0 1-2 BB			0-0 6-3			2	0	0	0	1	0	0				
Mike Cuellar, L (1, 1) OBP: 0.083, SLG: 0.098		0-0 4-3		0-3 K			0-0 4-3 1B			3	0	1	0	0	1	2				
Inning Stats	R: 1 E: 0 K: 2 S: 9	H: 2 LOB: 2 BB: 1 P: 13	R: 0 E: 0 K: 0 S: 3	H: 0 LOB: 0 BB: 0 P: 3	R: 0 E: 0 K: 1 S: 5	H: 1 LOB: 1 BB: 0 P: 4	R: 0 E: 0 K: 1 S: 5	H: 0 LOB: 2 BB: 2 P: 13	R: 0 E: 0 K: 2 S: 8	H: 1 LOB: 1 BB: 0 P: 8	R: 0 E: 0 K: 1 S: 6	H: 1 LOB: 0 BB: 0 P: 6	R: 0 E: 0 K: 1 S: 6	H: 1 LOB: 2 BB: 1 P: 10	R: 0 E: 0 K: 1 S: 6	H: 1 LOB: 2 BB: 1 P: 10		1B: 4 2B: 2 3B: 0 HR: 0	SF: 0 SAC: 0 DP: 0 HBP: 0	WP: 0 PB: 0 SB: 1 CS: 0
PITCHER Tom Bradley, R (1, 1) Vicente Romo, R (8, 1) ERA: 2.71 ERA: 3.97	IP: 7.0 WLS: L BF: 29 H: 5 R: 1 ER: 1 SO: 6 BB: 3 IBB: 0 HBP: 0 BLK: 0 WP: 0 HR: 0 S: 38 P: 50 ERA: 1.29 WHIP: 1.143															PITCHER				


Batter	1	2	3	4	5	6	7	8	9	AB	R	H	RBI	BB	SO	LOB	TOP			
Pat Kelly, L OBP: 0.419, SLG: 0.450 (1,9)	G3		F8			G3			2B 2B 1B	4	1	1	0	0	0	0	Chicago White Sox @ Baltimore Orioles Memorial Stadium, Baltimore, MD Wed Aug 25 1971, 7:05 PM EDT Att: 13,797 - Unknown			
Jay Johnstone, L OBP: 0.343, SLG: 0.429 (1,8)	F8			HR		G5-4-3 1B			2B 1-3 2B	4	2	3	1	0	0					
Rich McKinney, R OBP: 0.349, SLG: 0.427 (1,4)				F9		G5-4-3 1-2			K	4	0	1	0	0	1	3				
Bill Melton, R OBP: 0.359, SLG: 0.527 (1,5)	F8			G6-3 1B			F9		K	4	0	1	0	0	1	3				
Carlos May, L OBP: 0.374, SLG: 0.389 (1,3)		6-3		G6-3 1-2			4-3		K	4	0	1	2	0	0	1				
Rick Reichardt, R OBP: 0.345, SLG: 0.442 (1,7)		K			6-3		F7		F8	4	0	0	0	0	1	1				
Ed Herrmann, L OBP: 0.326, SLG: 0.360 (1,2)		K			6-3	FC6-4 BB			G6-4-3 1B	2	0	1	0	1	1	0				
Luis Alvarado, R OBP: 0.229, SLG: 0.266 (8, PH)			K		FC6-4 1-2		F9			2	0	0	0	0	1	1				
Steve Huntz, S OBP: 0.302, SLG: 0.441 (8, 6)										1	0	0	0	0	0	1				
Wilbur Wood, R OBP: 0.125, SLG: 0.041 (1, 1)			K							2	0	0	0	0	2	1				
Walt Williams, R OBP: 0.349, SLG: 0.439 (8, PH)			K							1	0	0	0	0	0	1				
Steve Keasley, R OBP: 0.143, SLG: 0.143 (8, 1)									G6-4-3 1-2	0	0	0	0	0	0	0				
Inning Stats	R: 0 E: 0 K: 0 S: 4	H: 1 LOB: 1 BB: 0 P: 4	R: 0 E: 0 K: 2 S: 7	H: 0 LOB: 0 BB: 0 P: 7	R: 0 E: 0 K: 2 S: 7	H: 0 LOB: 0 BB: 0 P: 7	R: 1 E: 0 K: 0 S: 4	H: 2 LOB: 0 BB: 0 P: 4	R: 0 E: 0 K: 1 S: 5	H: 0 LOB: 1 BB: 1 P: 9	R: 0 E: 0 K: 0 S: 3	H: 0 LOB: 0 BB: 0 P: 3	R: 0 E: 0 K: 0 S: 3	H: 1 LOB: 0 BB: 0 P: 3	R: 2 E: 0 K: 2 S: 10	H: 3 LOB: 1 BB: 0 P: 10	1B: 5 2B: 2 3B: 0 HR: 1	SF: 0 SAC: 0 DP: 3 HBP: 0	WP: 0 PB: 0 SB: 0 CS: 0	PA: 33
PITCHER Pat Dobson, R ERA: 2.96 (1, 1)	IP: 9.0 WLS: W BF: 33 H: 8 R: 3 ER: 3 SO: 7 BB: 1 IBB: 0 HBP: 0 BLK: 0 WP: 0 HR: 1 S: 46 P: 50 ERA: 3.00 WHIP: 1.000																			

Batter	1	2	3	4	5	6	7	8	9	AB	R	H	RBI	BB	SO	LOB	BOTTOM			
Don Buford, S OBP: 0.422, SLG: 0.484 (1,7)	FC1-6 6-3 2B		F4			SH3 2B BB	F4			3	2	1	0	1	0	0	Chicago White Sox @ Baltimore Orioles Memorial Stadium, Baltimore, MD Wed Aug 25 1971, 7:05 PM EDT Att: 13,797 - Unknown			
Paul Blair, R OBP: 0.294, SLG: 0.373 (1,8)	E6 FC1-6		1-3			SH3 2B BB	K			3	1	0	0	1	1	1				
Frank Robinson, R OBP: 0.389, SLG: 0.507 (1,3)	FC1-6 6-3 1-2 2-3			K		SH3	WP 3B 1B			3	1	1	0	0	1	2				
Merv Rettenmund, R OBP: 0.412, SLG: 0.446 (1,9)	6-3			5-3		K	1-3 1-4 3B			4	0	1	2	0	1	3				
Brooks Robinson, R OBP: 0.352, SLG: 0.403 (1,5)	F8			L5		2B 1B IBB	F8			3	1	0	0	1	0	2				
Davey Johnson, R OBP: 0.344, SLG: 0.435 (1,4)		5-3			6-3	1-3 2-3 3-H	1B 2B	F3		4	1	1	2	0	0	0				
Andy Etchebarren, R OBP: 0.319, SLG: 0.417 (1,2)		1-3				FC6-4 1B	2-H 3-H 1B	F4		4	0	2	2	0	0	0				
Mark Belanger, R OBP: 0.365, SLG: 0.312 (1,6)		5-3			F8			F9		4	0	1	0	0	0	1				
Pat Dobson, R OBP: 0.158, SLG: 0.123 (1, 1)			K2-3			FC6-4 1-2	F8			3	0	0	0	0	1	3				
Inning Stats	R: 1 E: 1 K: 0 S: 5	H: 1 LOB: 1 BB: 0 P: 5	R: 0 E: 0 K: 0 S: 3	H: 0 LOB: 0 BB: 0 P: 3	R: 0 E: 0 K: 1 S: 5	H: 0 LOB: 0 BB: 0 P: 5	R: 0 E: 0 K: 1 S: 5	H: 0 LOB: 0 BB: 0 P: 5	R: 0 E: 0 K: 0 S: 4	H: 1 LOB: 1 BB: 0 P: 4	R: 4 E: 0 K: 1 S: 8	H: 3 LOB: 2 BB: 3 P: 20	R: 1 E: 0 K: 1 S: 7	H: 2 LOB: 1 BB: 0 P: 7	R: 0 E: 0 K: 0 S: 3	H: 0 LOB: 0 BB: 0 P: 3		1B: 4 2B: 2 3B: 1 HR: 0	SF: 0 SAC: 1 DP: 0 HBP: 0	WP: 1 PB: 0 SB: 0 CS: 0
PITCHER Wilbur Wood, L ERA: 2.15 (1, 1)	IP: 7.0 WLS: L BF: 32 H: 7 R: 6 ER: 5 SO: 4 BB: 2 IBB: 1 HBP: 0 BLK: 0 WP: 1 HR: 0 S: 37 P: 49 ERA: 6.43 WHIP: 1.286																			
Steve Keasley, R ERA: 4.02 (8, 1)	IP: 1.0 WLS: 3 BF: 0 H: 0 R: 0 ER: 0 SO: 0 BB: 0 IBB: 0 HBP: 0 BLK: 0 WP: 0 HR: 3 S: 3 P: 3 ERA: 0.00 WHIP: 0.000																			


Batter	1	2	3	4	5	6	7	8	9	AB	R	H	RBI	BB	SO	LOB	TOP
Walt Williams, R OBP: 0.351, SLG: 0.451 (1, 7)	F3		K				SF8 1B			4	2	2	3	0	1	0	Chicago White Sox @ Baltimore Orioles Memorial Stadium, Baltimore, MD Thu Aug 26 1971, 7:05 PM EDT Att: 13,600 - Unknown
Pat Kelly, L OBP: 0.421, SLG: 0.448 Bart Johnson, R OBP: 0.222, SLG: 0.244 (1, 9)	4-3			3-1			1B			3	0	1	1	1	0	0	
Rich McKinney, R OBP: 0.347, SLG: 0.426 (1, 4)	1B			K	F2		SF8			3	0	1	1	0	1		
Bill Melton, R OBP: 0.356, SLG: 0.523 (1, 5)	F8			K			SF8			3	0	0	1	0	1		
Carlos May, L OBP: 0.375, SLG: 0.387 (1, 3)	4-3				FC3-6 BB	1B 9-2 BB	F7			2	0	0	0	2	0	1	
Jay Johnstone, L OBP: 0.342, SLG: 0.427 (1, 8)	F9				F8		F6			4	0	1	0	0	0	1	
Steve Huntz, S OBP: 0.284, SLG: 0.413 (1, 6)	K				FC3-6 1B	9-2	F6			4	1	0	0	0	1	3	
Ed Herrmann, L OBP: 0.330, SLG: 0.361 Luis Alvarado, R OBP: 0.400, SLG: 0.266 Tom Egan, R OBP: 0.324, SLG: 0.423 (7, 2)	F8				1B HR		1B 1B HBP			2	1	1	0	0	0	0	
Joe Horlen, R OBP: 0.105, SLG: 0.108 Mike Hershberger, R OBP: 0.273, SLG: 0.314 Vicente Romo, R OBP: 0.400, SLG: 0.333 Rick Reichardt, R OBP: 0.346, SLG: 0.443 (7, 7)	F9				1B HR		1B 1B			1	0	0	0	0	0	0	
Inning Stats	R: 0 E: 0 K: 0 S: 4	H: 1 LOB: 1 BB: 0 P: 4	R: 0 E: 0 K: 1 S: 5	H: 0 LOB: 0 BB: 0 P: 5	R: 0 E: 0 K: 1 S: 5	H: 0 LOB: 0 BB: 0 P: 5	R: 0 E: 0 K: 2 S: 7	H: 0 LOB: 0 BB: 0 P: 7	R: 4 E: 0 K: 0 S: 6	H: 3 LOB: 1 BB: 2 P: 14	R: 0 E: 0 K: 0 S: 3	H: 1 LOB: 1 BB: 1 P: 7	R: 3 E: 0 K: 0 S: 6	H: 3 LOB: 1 BB: 0 P: 7	R: 0 E: 0 K: 1 S: 6	H: 1 LOB: 1 BB: 0 P: 6	
PITCHER	IP WLS BF H R ER SO BB IBB HBP BLK WP HR S P ERA WHIP																
Jim Palmer, R ERA: 2.77 (1, 1)	5.1	24	5	4	4	4	3	0	0	0	0	0	1	29	41	6.75	1.500
Grant Jackson, L ERA: 3.48 (6, 1)	0.2	3	1	2	2	0	0	0	1	0	0	0	0	2	3	27.00	1.500
Dick Hall, R ERA: 4.58 (7, 1)	2.0	W	9	3	1	1	1	0	0	0	0	0	0	11	11	4.50	1.500

Batter	1	2	3	4	5	6	7	8	9	AB	R	H	RBI	BB	SO	LOB	BOTTOM
Don Buford, S OBP: 0.417, SLG: 0.478 (1, 7)	K	K		K		K		K		5	0	0	0	0	5	7	Chicago White Sox @ Baltimore Orioles Memorial Stadium, Baltimore, MD Thu Aug 26 1971, 7:05 PM EDT Att: 13,600 - Unknown
Paul Blair, R OBP: 0.293, SLG: 0.370 (1, 8)	F2	F6		K		L4-3		S 1B		5	0	1	1	0	1	6	
Merv Rettenmund, R OBP: 0.416, SLG: 0.451 (1, 9)	F9			CS 1B		1B 2B		S 1B BB		3	0	2	2	2	0	0	
Frank Robinson, R OBP: 0.387, SLG: 0.503 (1, 3)	SH3 1B		F7	F7		K		K		5	1	1	0	0	2	5	
Brooks Robinson, R OBP: 0.352, SLG: 0.402 (1, 5)	1B SH3		F4		F2		F7			4	1	1	0	0	0	2	
Andy Etchebarren, R OBP: 0.354, SLG: 0.415 (1, 2)	SH3			1B 1B		5-3		1B		1	1	0	0	1	0	0	
Davey Johnson, R OBP: 0.348, SLG: 0.437 (1, 4)	1B 1B			1B HBP		5-3		BB		3	1	2	0	1	0	0	
Mark Belanger, R OBP: 0.371, SLG: 0.322 (1, 6)	1B			1B		1B		SH1-3		3	3	3	1	1	0	0	
Jim Palmer, R OBP: 0.253, SLG: 0.225 Grant Jackson, S OBP: 0.143, SLG: 0.250 Dick Hall, R OBP: 0.333, SLG: 0.333 Tom Shopay, L OBP: 0.304, SLG: 0.279 (8, PH)	1B			2B 1B		3B		SH1-3		2	1	2	3	0	0	0	
Inning Stats	R: 0 E: 0 K: 1 S: 5	H: 4 LOB: 3 BB: 1 P: 13	R: 0 E: 0 K: 0 S: 3	H: 1 LOB: 0 BB: 0 P: 3	R: 4 E: 0 K: 2 S: 11	H: 4 LOB: 1 BB: 0 P: 12	R: 0 E: 0 K: 0 S: 3	H: 0 LOB: 0 BB: 0 P: 3	R: 1 E: 0 K: 1 S: 6	H: 2 LOB: 0 BB: 0 P: 6	R: 0 E: 0 K: 1 S: 5	H: 1 LOB: 2 BB: 2 P: 13	R: 1 E: 0 K: 2 S: 8	H: 1 LOB: 2 BB: 2 P: 16	1B: 11 SF: 0 2B: 2 SAC: 2 3B: 1 DP: 1 HR: 0 HBP: 1		
PITCHER	IP WLS BF H R ER SO BB IBB HBP BLK WP HR S P ERA WHIP																
Joe Horlen, R ERA: 4.04 (1, 1)	4.0	22	9	6	6	4	1	0	0	0	0	0	0	28	33	13.50	2.500
Vicente Romo, R ERA: 3.98 (5, 1)	2.0	7	2	1	1	1	0	0	0	0	0	0	9	9	4.50	1.000	
Bart Johnson, R ERA: 3.05 (7, 1)	2.0	L	11	2	1	1	3	4	0	0	0	0	13	29	4.50	3.000	

AB 30
R 7
H 9
RBI 7
BB 3
SO 5
LOB 8



AB 32
R 8
H 13
RBI 8
BB 5
SO 8
LOB 20



Batter	1	2	3	4	5	6	7	8	9	AB	R	H	RBI	BB	SO	LOB	TOP			
Pat Kelly, L OBP: 0.417, SLG: 0.438 (1.9)										3	0	0	0	1	0	1				
Jay Johnstone, L OBP: 0.344, SLG: 0.435 (1.8)										3	1	1	1	1	1	2				
Rich McKinney, R OBP: 0.349, SLG: 0.427 (1.4)										4	0	2	1	0	1	0				
Bill Melton, R OBP: 0.355, SLG: 0.520 (1.5)										3	0	0	0	1	1	2				
Carlos May, L OBP: 0.372, SLG: 0.383 (1.3)										4	0	0	0	0	2	3				
Rick Reichardt, R OBP: 0.342, SLG: 0.438 (1.7)										4	0	0	0	0	2	0				
Steve Huntz, S OBP: 0.268, SLG: 0.388 (1.6)										4	0	0	0	0	0	0				
Ed Herrmann, L OBP: 0.336, SLG: 0.365 (1.2)										3	0	2	0	1	0	0				
Rich Hinton, L (1.1)										1	1	0	0	0	0	1				
Vicente Romo, R (3.1)										1	0	0	0	0	1	1				
Mike Hershberger, R (7. PH)										1	0	0	0	0	0	1				
Steve Kealey, R (7.1)										0	0	0	0	0	0	0				
Inning Stats	R: 0 E: 0 K: 0 S: 3	H: 1 LOB: 1 BB: 1 P: 7	R: 0 E: 0 K: 1 S: 5	H: 0 LOB: 0 BB: 0 P: 5	R: 1 E: 0 K: 1 S: 7	H: 2 LOB: 2 BB: 2 P: 15	R: 0 E: 0 K: 1 S: 6	H: 1 LOB: 1 BB: 0 P: 6	R: 0 E: 0 K: 3 S: 9	H: 0 LOB: 0 BB: 0 P: 9	R: 0 E: 0 K: 0 S: 3	H: 0 LOB: 1 BB: 1 P: 7	R: 1 E: 0 K: 2 S: 8	H: 1 LOB: 0 BB: 0 P: 8	R: 0 E: 0 K: 0 S: 3	H: 0 LOB: 0 BB: 0 P: 3	1B: 4 2B: 1 3B: 0 HR: 1	SF: 0 SAC: 0 DP: 1 HBP: 0	WP: 0 PB: 0 SB: 1 CS: 0	PA: 35
PITCHER Joe Coleman, R (1.1) ERA: 3.51	IP: 9.0 WLS: W BF: 35 H: 5 R: 2 ER: 2 SO: 8 BB: 4 IBB: 0 HBP: 0 BLK: 0 WP: 0 HR: 1 S: 47 P: 63 ERA: 2.00 WHIP: 1.000															PITCHER				

Chicago White Sox @ Detroit Tigers
Tiger Stadium, Detroit, MI
Fri Aug 27 1971, 7:05 PM EDT
Att: 14,903 - Unknown

AB	31
R	2
H	5
RBI	2
BB	4
SO	8
LOB	11



Batter	1	2	3	4	5	6	7	8	9	AB	R	H	RBI	BB	SO	LOB	BOTTOM			
Aurelio Rodriguez, R (1.5)										3	1	1	0	1	0	1				
Tony Taylor, R (1.4)										4	1	2	1	0	0	1				
Al Kaline, R (1.9)										4	0	2	1	0	1	1				
Willie Horton, R (1.7)										1	0	0	0	0	0	1				
Jim Northrup, L (3. PR) (4.7)										1	0	0	0	1	0	1				
Bill Freehan, R (1.2)										4	0	2	0	0	0	0				
Mickey Stanley, R (1.8)										4	1	1	1	0	0	5				
Ike Brown, R (1.3)										1	0	0	0	0	0	0				
Norm Cash, L (4.3)										3	0	1	0	0	1	0				
Ed Brinkman, R (1.6)										4	1	2	0	0	0	1				
Joe Coleman, R (1.1)										2	0	0	0	0	2	1				
Inning Stats	R: 0 E: 0 K: 0 S: 4	H: 2 LOB: 1 BB: 0 P: 4	R: 0 E: 0 K: 0 S: 3	H: 0 LOB: 0 BB: 0 P: 3	R: 3 E: 1 K: 0 S: 6	H: 4 LOB: 3 BB: 1 P: 11	R: 0 E: 0 K: 1 S: 6	H: 1 LOB: 1 BB: 0 P: 6	R: 0 E: 0 K: 2 S: 7	H: 0 LOB: 0 BB: 0 P: 7	R: 0 E: 1 K: 1 S: 6	H: 1 LOB: 1 BB: 0 P: 6	R: 1 E: 0 K: 0 S: 4	H: 2 LOB: 0 BB: 0 P: 4	R: 0 E: 0 K: 0 S: 3	H: 0 LOB: 0 BB: 0 P: 3	1B: 8 2B: 2 3B: 0 HR: 1	SF: 0 SAC: 1 DP: 2 HBP: 1	WP: 0 PB: 0 SB: 0 CS: 0	PA: 35
PITCHER Rich Hinton, L (1.1) ERA: 2.79	IP: 2.2 WLS: L BF: 13 H: 5 R: 3 ER: 3 SO: 3 BB: 1 IBB: 0 HBP: 1 BLK: 0 WP: 0 HR: 0 S: 11 P: 16 ERA: 10.12 WHIP: 2.250															PITCHER				
Vicente Romo, R (3.1) ERA: 3.78	IP: 3.1 WLS: L BF: 14 H: 3 R: 0 ER: 0 SO: 3 BB: 1 IBB: 0 HBP: 0 BLK: 0 WP: 0 HR: 0 S: 19 P: 23 ERA: 0.00 WHIP: 1.200															PITCHER				
Steve Kealey, R (7.1) ERA: 4.04	IP: 2.0 WLS: L BF: 8 H: 3 R: 1 ER: 1 SO: 1 BB: 0 IBB: 0 HBP: 0 BLK: 0 WP: 0 HR: 1 S: 10 P: 10 ERA: 4.50 WHIP: 1.500															PITCHER				

Chicago White Sox @ Detroit Tigers
Tiger Stadium, Detroit, MI
Fri Aug 27 1971, 7:05 PM EDT
Att: 14,903 - Unknown

AB	31
R	4
H	11
RBI	3
BB	2
SO	4
LOB	12




Batter	1	2	3	4	5	6	7	8	9	AB	R	H	RBI	BB	SO	LOB	TOP		
Walt Williams, R OBP: 0.352, SLG: 0.448 (1, 9)	K	F4						F7		4	0	1	2	1	1	3			
Mike Hershberger, R OBP: 0.309, SLG: 0.310 Jay Johnstone, L OBP: 0.343, SLG: 0.434 Vicente Romo, R OBP: 0.364, SLG: 0.300 (1, 8)	3-1					L6		L9		4	0	1	0	0	0	3			
Rich McKinney, R OBP: 0.350, SLG: 0.424 (1, 4)	BB 1B									4	1	1	0	1	0	1			
Bill Melton, R OBP: 0.356, SLG: 0.517 (1, 5)	BB 1B									4	0	1	0	1	2	2			
Rick Reichardt, R OBP: 0.343, SLG: 0.436 (1, 7)	BB 1B									4	0	1	1	1	0	2			
Mike Andrews, R OBP: 0.399, SLG: 0.435 (1, 3)	FC6-4									4	1	1	0	0	0	3			
Tom Egan, R OBP: 0.322, SLG: 0.420 (1, 2)										4	1	1	1	0	1	0			
Luis Alvarado, R OBP: 0.230, SLG: 0.267 Pat Kelly, L OBP: 0.421, SLG: 0.438 (1, 6)	6-3									3	1	1	0	0	0	1			
Tom Bradley, R OBP: 0.128, SLG: 0.156 Steve Huitz, S OBP: 0.265, SLG: 0.382 Bart Johnson, R OBP: 0.222, SLG: 0.244 Steve Kealey, R OBP: 0.305, SLG: 0.444 Carlos May, L OBP: 0.393, SLG: 0.385 Rich Morales, R OBP: 0.323, SLG: 0.295 (1, 1)										2	0	1	0	0	1	1			
Inning Stats	R: 1 E: 0 K: 1 S: 7	H: 2 LOB: 2 BB: 1 P: 11	R: 0 E: 0 K: 1 S: 6	H: 1 LOB: 1 BB: 0 P: 6	R: 0 E: 0 K: 1 S: 6	H: 1 LOB: 2 BB: 1 P: 11	R: 0 E: 0 K: 1 S: 5	H: 0 LOB: 0 BB: 0 P: 5	R: 2 E: 1 K: 0 S: 6	H: 2 LOB: 1 BB: 0 P: 6	R: 0 E: 0 K: 0 S: 2	H: 0 LOB: 1 BB: 2 P: 10	R: 0 E: 0 K: 0 S: 4	H: 1 LOB: 2 BB: 1 P: 8	R: 0 E: 0 K: 0 S: 3	H: 1 LOB: 0 BB: 0 P: 3	1B: 9 2B: 1 3B: 0 HR: 0	SF: 0 SAC: 0 DP: 2 HBP: 0	WP: 0 PA: 41 PB: 0 SB: 1 CS: 0
PITCHER	IP WLS BF H R ER SO BB IBB HBP BLK WP HR S P ERA WHIP	7.0 W 33 8 4 2 5 4 0 0 0 0 0 39 55 2.57 1.714	0.2 L 4 1 0 0 0 1 0 0 0 0 0 3 7 0.00 3.000	1.1 S 4 1 0 0 0 0 0 0 0 0 0 4 4 0.00 0.750	PITCHER										IP WLS BF H R ER SO BB IBB HBP BLK WP HR S P ERA WHIP				

Chicago White Sox @ Detroit Tigers
Tiger Stadium, Detroit, MI
Sat Aug 28 1971, 4:33 AM EDT
Att: 11,417 - Unknown

livebaseballscorecards.com

AB 36
R 4
H 10
RBI 4
BB 5
SO 5
LOB 20




Batter	1	2	3	4	5	6	7	8	9	AB	R	H	RBI	BB	SO	LOB	BOTTOM		
Dick McAuliffe, L OBP: 0.295, SLG: 0.383 (1, 4)	F8							6-3		4	1	1	0	1	0	1			
Aurelio Rodriguez, R OBP: 0.288, SLG: 0.307 (1, 5)	BB 1B									4	0	2	1	0	1	2			
Gates Brown, L OBP: 0.447, SLG: 0.611 Tom Timmermann, R OBP: 0.167, SLG: 0.091 Fred Scherman, L OBP: 0.333, SLG: 0.250 (1, 7)	F5									3	1	2	1	1	0	1			
Norm Cash, L OBP: 0.375, SLG: 0.538 (1, 3)	FC6-4 1B									2	0	1	1	2	0	1			
Jim Northrup, L OBP: 0.358, SLG: 0.429 (1, 9)	FC6-4									4	0	0	0	0	0	6			
Bill Freehan, R OBP: 0.360, SLG: 0.473 (1, 2)										4	0	0	0	0	0	2			
Mickey Stanley, R OBP: 0.327, SLG: 0.368 (1, 8)	K									4	0	1	0	0	1	0			
Ed Brinkman, R OBP: 0.288, SLG: 0.271 (1, 6)	K									4	0	0	0	0	3	1			
Les Cain, L OBP: 0.178, SLG: 0.250 Dalton Jones, L OBP: 0.300, SLG: 0.377 Al Kaline, R OBP: 0.424, SLG: 0.470 (1, 1)										2	2	2	1	0	0	0			
Inning Stats	R: 0 E: 0 K: 0 S: 5	H: 2 LOB: 2 BB: 0 P: 5	R: 0 E: 0 K: 2 S: 7	H: 0 LOB: 0 BB: 0 P: 7	R: 2 E: 0 K: 0 S: 5	H: 4 LOB: 1 BB: 1 P: 9	R: 0 E: 0 K: 0 S: 3	H: 0 LOB: 0 BB: 0 P: 3	R: 1 E: 0 K: 1 S: 7	H: 2 LOB: 1 BB: 0 P: 7	R: 0 E: 0 K: 1 S: 6	H: 1 LOB: 1 BB: 0 P: 6	R: 2 E: 1 K: 0 S: 3	H: 0 LOB: 2 BB: 4 P: 19	R: 0 E: 0 K: 1 S: 5	H: 0 LOB: 1 BB: 1 P: 9	1B: 8 2B: 1 3B: 0 HR: 1	SF: 0 SAC: 0 DP: 1 HBP: 0	WP: 0 PA: 37 PB: 0 SB: 1 CS: 0
PITCHER	IP WLS BF H R ER SO BB IBB HBP BLK WP HR S P ERA WHIP	5.0 L 22 8 3 3 3 4 0 0 0 0 0 7 23 6.75 3.750	1.1 L 9 1 2 1 1 4 0 0 0 0 0 7 23 6.75 3.750	0.2 L 4 0 0 0 0 0 0 0 0 0 0 2 2 0.00 0.000	1.0 L 4 0 0 0 1 1 0 0 0 0 0 5 9 0.00 1.000	PITCHER										IP WLS BF H R ER SO BB IBB HBP BLK WP HR S P ERA WHIP			

Chicago White Sox @ Detroit Tigers
Tiger Stadium, Detroit, MI
Sat Aug 28 1971, 4:33 AM EDT
Att: 11,417 - Unknown

livebaseballscorecards.com

AB 31
R 5
H 9
RBI 4
BB 6
SO 5
LOB 14



Batter	1	2	3	4	5	6	7	8	9	AB	R	H	RBI	BB	SO	LOB	TOP								
Walt Williams, R (1, 9) OBP: 0.350, SLG: 0.444			1-3		6-3			K		5	1	1	0	0	1	6									
Mike Hershberger, R (1, 8) OBP: 0.363, SLG: 0.313	F7	L8				F6		F7		5	0	1	0	0	0	2									
Rich McKinney, R (1, 4) OBP: 0.344, SLG: 0.417	L9	5-3				F7		K		5	0	0	0	0	2	3									
Bill Melton, R (1, 5) OBP: 0.358, SLG: 0.517	1B HR BB				F8			F2		4	1	2	0	1	0	1									
Rick Reichardt, R (1, 7) OBP: 0.346, SLG: 0.438	1-3 HR 1B				F8			CS 1B		5	1	3	1	0	1	2									
Mike Andrews, R (1, 3) OBP: 0.402, SLG: 0.443	1-H HR				1B BB			5-3		3	2	1	3	2	1	3									
Ed Herrmann, L (1, 2) OBP: 0.341, SLG: 0.378	BB 1B BB				L9			1-3		3	1	1	2	2	0	3									
Luis Alvarado, R (1, 6) OBP: 0.234, SLG: 0.270	1-2 BB 1B							L6		5	0	2	0	0	0	3									
Wilbur Wood, R (1, 1) OBP: 0.143, SLG: 0.053	1-2 2-3 BB				B5					3	0	1	0	1	1	2									
Inning Stats	R: 4 E: 0 K: 0 S: 7	H: 4 LOB: 3 BB: 3 P: 19	R: 0 E: 0 K: 1 S: 6	H: 1 LOB: 1 BB: 0 P: 6	R: 0 E: 0 K: 0 S: 4	H: 1 LOB: 2 BB: 1 P: 8	R: 0 E: 0 K: 1 S: 6	H: 1 LOB: 1 BB: 0 P: 6	R: 2 E: 0 K: 1 S: 6	H: 1 LOB: 0 BB: 1 P: 10	R: 0 E: 0 K: 0 S: 3	H: 0 LOB: 0 BB: 0 P: 3	R: 0 E: 0 K: 0 S: 3	H: 1 LOB: 1 BB: 1 P: 7	R: 0 E: 0 K: 2 S: 8	H: 1 LOB: 2 BB: 0 P: 8	R: 0 E: 0 K: 1 S: 7	H: 2 LOB: 2 BB: 0 P: 7	1B: 9 2B: 1 3B: 0 HR: 2	SF: 0 SAC: 0 DP: 0 HBP: 0	WP: 0 PB: 0 SB: 0 CS: 1	PA: 44			
PITCHER	IP	WLS	BF	H	R	ER	SO	BB	IBB	HBP	BLK	WP	HR	S	P	ERA	WHIP								
Mickey Lolich, L (1, 1) ERA: 3.11	5.0	L	28	8	6	6	3	5	0	0	0	0	2	29	49	10.80	2.600								
Jack Whillock, R (6, 1) ERA:	3.0		11	2	0	0	2	1	0	0	0	0	0	14	18	0.00	1.000								
Tom Timmermann, R (9, 1) ERA: 4.03	1.0		5	2	0	0	1	0	0	0	0	0	0	7	7	0.00	2.000								

Chicago White Sox @ Detroit Tigers
Tiger Stadium, Detroit, MI
Sun Aug 29 1971, 4:33 AM EDT
Att: 20,822 - Unknown

AB 38
R 6
H 12
RBI 6
BB 6
SO 6
LOB 25



Batter	1	2	3	4	5	6	7	8	9	AB	R	H	RBI	BB	SO	LOB	BOTTOM								
Aurelio Rodriguez, R (1, 5) OBP: 0.286, SLG: 0.394	4-3		K		5-3			5-3		4	0	0	0	0	1	1									
Tony Taylor, R (1, 4) OBP: 0.307, SLG: 0.331	1-3				K			4-3		4	0	0	0	0	1	0									
Al Kaline, R (1, 9) OBP: 0.425, SLG: 0.479	L7				HR			F2		4	1	2	1	0	0	0									
Bill Freehan, R (1, 2) OBP: 0.357, SLG: 0.468			K2-3		E3			F8		4	0	0	0	0	1	1									
Norm Cash, L (1, 3) OBP: 0.374, SLG: 0.533			K		F7					3	0	0	0	1	1	2									
Jim Northrup, L (1, 7) OBP: 0.355, SLG: 0.424			4-3		4-3			BB		4	0	0	0	0	1	3									
Mickey Stanley, R (1, 8) OBP: 0.324, SLG: 0.364			K		K			F7		3	0	0	0	0	2	1									
Ed Brinkman, R (1, 6) OBP: 0.286, SLG: 0.269			6-3		F6			F6		3	0	0	0	0	0	1									
Mickey Lolich, S (1, 1) OBP: 0.236, SLG: 0.128										1	0	1	0	0	0	0									
Ike Brown, R (5, PH) OBP: 0.356, SLG: 0.483								F8		1	1	1	1	0	0	0									
Jack Whillock, R (6, 1) ERA:										0	0	0	0	0	0	0									
Dalton Jones, L (8, PH) OBP: 0.298, SLG: 0.374										1	0	0	0	0	0	0									
Tom Timmermann, R (9, 1) OBP: 0.187, SLG: 0.091					2B			HR		0	0	0	0	0	0	0									
Inning Stats	R: 0 E: 0 K: 0 S: 3	H: 0 LOB: 0 BB: 0 P: 3	R: 0 E: 0 K: 2 S: 7	H: 0 LOB: 0 BB: 0 P: 7	R: 0 E: 0 K: 2 S: 8	H: 1 LOB: 1 BB: 0 P: 8	R: 1 E: 1 K: 1 S: 7	H: 1 LOB: 1 BB: 0 P: 7	R: 1 E: 0 K: 1 S: 6	H: 1 LOB: 0 BB: 0 P: 6	R: 0 E: 0 K: 0 S: 3	H: 0 LOB: 0 BB: 0 P: 3	R: 0 E: 0 K: 0 S: 3	H: 0 LOB: 1 BB: 1 P: 7	R: 0 E: 0 K: 0 S: 3	H: 0 LOB: 0 BB: 0 P: 3	R: 0 E: 0 K: 1 S: 6	H: 1 LOB: 1 BB: 0 P: 6	1B: 1 2B: 1 3B: 0 HR: 2	SF: 0 SAC: 0 DP: 0 HBP: 0	WP: 0 PB: 0 SB: 0 CS: 0	PA: 33			
PITCHER	IP	WLS	BF	H	R	ER	SO	BB	IBB	HBP	BLK	WP	HR	S	P	ERA	WHIP								
Wilbur Wood, L (1, 1) ERA: 2.14	9.0	W	33	4	2	2	7	1	0	0	0	0	2	46	50	2.00	0.556								

Chicago White Sox @ Detroit Tigers
Tiger Stadium, Detroit, MI
Sun Aug 29 1971, 4:33 AM EDT
Att: 20,822 - Unknown

AB 32
R 2
H 4
RBI 2
BB 1
SO 7
LOB 9




Batter	1	2	3	4	5	6	7	8	9	10	11	AB	R	H	RBI	BB	SO	LOB	TOP			
Pat Kelly, L OBP: 0.420, SLG: 0.433 (1, 9)	E5		4-0 S BB			4-3 1		K 3			SH1-4 1B 1B	4	1	1	0	1	1	0				
Jay Johnstone, L OBP: 0.343, SLG: 0.433 (1, 8)	F8		F8 1-2			CS 1B			F8		1B SH1-4 SF8 1B	5	1	2	0	0	0	2				
Rich McKinney, R OBP: 0.344, SLG: 0.414 (1, 4)	F8			6-3		F8 1-2				1B	SH1-4	4	0	1	0	0	0	2				
Bill Melton, R OBP: 0.355, SLG: 0.509 (1, 5)	F8			F9					F9		1B IBB	4	0	1	0	1	0	2				
Carlos May, L OBP: 0.370, SLG: 0.382 (3, 3)		1-3		K				F7		6-3	1-2 2-3 3-4 1B	5	0	1	1	0	1	2				
Mike Andrews, R OBP: 0.450, SLG: 0.439 Walt Williams, R OBP: 0.343, SLG: 0.435 (3, 7)	F8				F6			F8		6-3	SF8	1	0	0	0	0	0	0				
Ed Herrmann, L OBP: 0.339, SLG: 0.376 Lee Richard, R OBP: 0.291, SLG: 0.301 Tom Egan, R OBP: 0.328, SLG: 0.419 (10, 2)	F9			4-3				G3			F7	3	0	0	0	0	0	0				
Luis Alvarado, R OBP: 0.236, SLG: 0.270 Steve Hultz, S OBP: 0.257, SLG: 0.371 (10, 6)			6-3					6-3		4-3		3	0	1	0	0	0	0				
Wilbur Wood, R OBP: 0.138, SLG: 0.051 Rick Reichardt, R OBP: 0.350, SLG: 0.443 Bart Johnson, R OBP: 0.222, SLG: 0.244 Vicente Romo, R OBP: 0.364, SLG: 0.300 (11, 1)			K		K			K		K		3	0	0	0	0	3	1				
Inning Stats	R: 0 E: 1 K: 0 S: 4	H: 0 LOB: 1 BB: 0 P: 4	R: 0 E: 0 K: 0 S: 3	H: 0 LOB: 0 BB: 0 P: 3	R: 0 E: 0 K: 1 S: 5	H: 0 LOB: 1 BB: 1 P: 9	R: 0 E: 0 K: 1 S: 5	H: 0 LOB: 0 BB: 0 P: 5	R: 0 E: 0 K: 1 S: 6	H: 1 LOB: 1 BB: 0 P: 6	R: 0 E: 1 K: 0 S: 3	H: 1 LOB: 1 BB: 0 P: 4	R: 0 E: 0 K: 2 S: 7	H: 0 LOB: 0 BB: 0 P: 7	R: 0 E: 0 K: 0 S: 4	H: 1 LOB: 1 BB: 0 P: 4	R: 0 E: 0 K: 1 S: 6	H: 1 LOB: 2 BB: 1 P: 10	1B: 8 2B: 0 3B: 0 HR: 0	SF: 1 SAC: 1 DP: 0 HBP: 0	WP: 0 PB: 0 SB: 1 CS: 1	PA: 43
PITCHER	IP ERA WLS BF H R ER SO BB IBB HBP BLK WP HR S P ERA WHIP	PITCHER																			IP ERA WLS BF H R ER SO BB IBB HBP BLK WP HR S P ERA WHIP	
Bert Blyleven, R ERA: 3.06 Bob Gebhard, R ERA: 3.27 Jim Strickland, L ERA: 1.42 Hal Haydel, R ERA: 5.16 (11, 1)	10.0 0.1 0.1 0.1	36 L 2 1	5 2 1 0	0 2 0 0	6 0 0 0	6 1 0 0	6 0 0 0	6 0 0 0	6 0 0 0	6 3 2 1	51 7 2 1	0.00 54.00 0.00 0.00	0.600 6.000 3.000 0.000									

Chicago White Sox @ Minnesota Twins
Metropolitan Stadium, Bloomington, MI
Wed Sep 01 1971, 8:05 PM EDT
Att: 8,511 - Unknown - 79 F

livebaseballscores.com

AB 39
R 2
H 8
RBI 2
BB 2
SO 6
LOB 16




Batter	1	2	3	4	5	6	7	8	9	10	11	AB	R	H	RBI	BB	SO	LOB	BOTTOM		
Cesar Tovar, R OBP: 0.353, SLG: 0.363 (1, 7)	HBP SH5-3 1B		G3		FC5-4 1B		CS 1B			F4		5	0	3	0	0	0	0			
Rod Carew, L OBP: 0.345, SLG: 0.363 (1, 4)	SH5-3 1-2		1-3		FC5-4 1-2		K2-3 1-2				BB	3	0	0	0	1	1	2			
Harmon Killebrew, R OBP: 0.376, SLG: 0.425 (1, 5)	HBP BB				1B			F2		4-3		4	0	1	0	1	0	2			
Tony Oliva, L OBP: 0.378, SLG: 0.574 (1, 9)	K		K		K			F6			4-3	5	0	0	0	0	3	4			
Rich Reese, L OBP: 0.274, SLG: 0.357 (1, 3)				4-3		K		K			BB BB	3	0	0	0	1	2	0			
Steve Braun, L OBP: 0.360, SLG: 0.347 (1, 6)	F8			FC3-2 1B		G3				1-3		4	0	1	0	1	0	3			
Phil Roof, R OBP: 0.273, SLG: 0.272 Danny Thompson, R OBP: 0.350, SLG: 0.308 (11, 1)			F2		E3 FC3-2 1B					K		4	0	1	0	0	1	1			
Jim Nettles, L OBP: 0.302, SLG: 0.382 (1, 8)			L5		FC3-2 1-2 3-4			F8		6-3		4	0	0	0	0	0	3			
Bert Blyleven, R OBP: 0.147, SLG: 0.137 Jim Holt, L OBP: 0.295, SLG: 0.323 Bob Gebhard, R Jim Strickland, L Hal Haydel, R (11, 1)			F9		1-3			K			K	3	0	0	0	0	0	0			
Inning Stats	R: 0 E: 0 K: 1 S: 6	H: 1 LOB: 3 BB: 1 P: 11	R: 0 E: 0 K: 0 S: 3	H: 0 LOB: 0 BB: 0 P: 3	R: 0 E: 0 K: 1 S: 6	H: 1 LOB: 1 BB: 1 P: 6	R: 0 E: 1 K: 0 S: 5	H: 1 LOB: 2 BB: 0 P: 5	R: 0 E: 0 K: 1 S: 6	H: 1 LOB: 0 BB: 0 P: 6	R: 0 E: 0 K: 1 S: 5	H: 0 LOB: 0 BB: 0 P: 5	R: 0 E: 0 K: 1 S: 5	H: 0 LOB: 1 BB: 1 P: 9	R: 0 E: 0 K: 0 S: 2	H: 0 LOB: 1 BB: 2 P: 10	1B: 6 2B: 0 3B: 0 HR: 0	SF: 0 SAC: 1 DP: 1 HBP: 1	WP: 0 PB: 0 SB: 1 CS: 1	PA: 43	
PITCHER	IP ERA WLS BF H R ER SO BB IBB HBP BLK WP HR S P ERA WHIP	PITCHER																			IP ERA WLS BF H R ER SO BB IBB HBP BLK WP HR S P ERA WHIP
Wilbur Wood, L ERA: 2.07 Bart Johnson, R ERA: 3.1 Vicente Romo, R ERA: 3.65 (11, 1)	9.0 1.1 0.2	35 W S	6 0 0	0 0 0	8 1 0	3 0 0	0 0 0	0 0 1	0 6 1	0 18 1	0.00 0.00 0.00	0.778 2.250 0.000									

Chicago White Sox @ Minnesota Twins
Metropolitan Stadium, Bloomington, MI
Wed Sep 01 1971, 8:05 PM EDT
Att: 8,511 - Unknown - 79 F

livebaseballscores.com

AB 37
R 0
H 6
RBI 0
BB 4
SO 9
LOB 19



Batter	1	2	3	4	5	6	7	8	9	AB	R	H	RBI	BB	SO	LOB	TOP				
Freddie Patek, R OBP: 0.336, SLG: 0.387 (1, 6)	F9	5-3			4-3		1B 3B		F8	5	1	1	0	0	0	1					
Paul Schaaf, R OBP: 0.382, SLG: 0.387 (1, 5)	6-3			4-3 1B	F2		1B			4	0	2	1	0	0	0					
Amos Otis, R OBP: 0.350, SLG: 0.459 (1, 8)	1B E 1B		4-3 1-2		1B		F4			4	1	2	0	0	0	2					
Lou Piniella, R OBP: 0.296, SLG: 0.363 (1, 7)	1B E 1B		5-3		5-3		L5			4	0	1	0	0	0	3					
Bob Oliver, R OBP: 0.290, SLG: 0.351 (1, 9)	E8 1-3 2-H 1B		F9			F8 SF9 2B		K		4	1	2	1	0	1	1					
Chuck Harrison, R OBP: 0.278, SLG: 0.307 (1, 3)	F3			G1		F8		F5		4	0	0	0	0	0	3					
Bobby Knoop, R OBP: 0.316, SLG: 0.327 (1, 4)				1B BB		SF9		F8		2	0	1	1	1	0	0					
Jerry May, R OBP: 0.336, SLG: 0.353 (1, 2)		K			G1-6-3 1B	6-3		K		4	0	1	0	0	2	1					
Dick Drago, R OBP: 0.208, SLG: 0.169 (1, 1)		K			G1-6-3 1-2		6-3		K	4	0	0	0	0	2	3					
Inning Stats	R: 1 E: 1 K: 0 S: 6	H: 3 LOB: 2 BB: 0 P: 6	R: 0 E: 0 K: 2 S: 8	H: 1 LOB: 1 BB: 0 P: 8	R: 0 E: 0 K: 0 S: 4	H: 1 LOB: 1 BB: 0 P: 4	R: 0 E: 0 K: 0 S: 3	H: 1 LOB: 1 BB: 0 P: 7	R: 0 E: 0 K: 0 S: 4	H: 1 LOB: 1 BB: 0 P: 4	R: 1 E: 0 K: 0 S: 5	H: 2 LOB: 1 BB: 0 P: 5	R: 0 E: 0 K: 1 S: 5	H: 0 LOB: 0 BB: 0 P: 5	R: 0 E: 0 K: 2 S: 7	H: 0 LOB: 0 BB: 0 P: 7	1B: 8 2B: 1 3B: 1 HR: 0	SF: 1 SAC: 0 DP: 1 HBP: 0	WP: 0 PB: 0 SB: 0 CS: 0	PA: 37	
PITCHER	IP WLS BF H R ER SO BB IBB HBP BLK WP HR S P ERA WHIP	IP WLS BF H R ER SO BB IBB HBP BLK WP HR S P ERA WHIP	IP WLS BF H R ER SO BB IBB HBP BLK WP HR S P ERA WHIP	IP WLS BF H R ER SO BB IBB HBP BLK WP HR S P ERA WHIP	IP WLS BF H R ER SO BB IBB HBP BLK WP HR S P ERA WHIP	IP WLS BF H R ER SO BB IBB HBP BLK WP HR S P ERA WHIP	IP WLS BF H R ER SO BB IBB HBP BLK WP HR S P ERA WHIP	IP WLS BF H R ER SO BB IBB HBP BLK WP HR S P ERA WHIP	IP WLS BF H R ER SO BB IBB HBP BLK WP HR S P ERA WHIP	IP WLS BF H R ER SO BB IBB HBP BLK WP HR S P ERA WHIP	IP WLS BF H R ER SO BB IBB HBP BLK WP HR S P ERA WHIP	IP WLS BF H R ER SO BB IBB HBP BLK WP HR S P ERA WHIP	IP WLS BF H R ER SO BB IBB HBP BLK WP HR S P ERA WHIP	IP WLS BF H R ER SO BB IBB HBP BLK WP HR S P ERA WHIP	IP WLS BF H R ER SO BB IBB HBP BLK WP HR S P ERA WHIP	IP WLS BF H R ER SO BB IBB HBP BLK WP HR S P ERA WHIP	IP WLS BF H R ER SO BB IBB HBP BLK WP HR S P ERA WHIP	IP WLS BF H R ER SO BB IBB HBP BLK WP HR S P ERA WHIP	IP WLS BF H R ER SO BB IBB HBP BLK WP HR S P ERA WHIP	IP WLS BF H R ER SO BB IBB HBP BLK WP HR S P ERA WHIP	IP WLS BF H R ER SO BB IBB HBP BLK WP HR S P ERA WHIP

Kansas City Royals @ Chicago White Sox
Comiskey Park, Chicago, IL
Fri Sep 03 1971, 8:05 PM EDT
Unknown - 83 F

AB 35
R 3
H 10
RBI 3
BB 1
SO 5
LOB 14



Batter	1	2	3	4	5	6	7	8	9	AB	R	H	RBI	BB	SO	LOB	BOTTOM					
Pat Kelly, L OBP: 0.428, SLG: 0.438 (1, 9)	S 1B		4-3			FC5-4 1B		BB		3	0	2	0	1	0	0						
Jay Johnstone, L OBP: 0.340, SLG: 0.428 (1, 8)	F9		G3			F4		F8		4	0	0	0	0	0	3						
Rich McKinney, R OBP: 0.343, SLG: 0.412 (1, 4)	F8			G4-6-3 1B		F8		F8		4	0	1	0	0	0	3						
Bill Melton, R OBP: 0.356, SLG: 0.508 (1, 5)	4-0 BB 1-2 BB			F8		FC5-4 1-2			1B	3	0	1	0	1	0	2						
Carlos May, L OBP: 0.367, SLG: 0.378 (1, 3)	L7			G4-6-3 1-2			F9		F7	4	0	0	0	0	0	4						
Rick Reichardt, R OBP: 0.348, SLG: 0.441 (1, 7)		6-3			F9		E1 SF7 1B		F8	4	1	1	0	0	0	1						
Ed Herrmann, L OBP: 0.338, SLG: 0.375 (1, 2)		K					SF7		4-3	3	0	1	1	0	1	1						
Luis Alvarado, R OBP: 0.234, SLG: 0.268 (1, 6)										2	0	0	0	0	0	1						
Watt Williams, R OBP: 0.342, SLG: 0.433 (7, PH)										1	0	0	0	0	0	0						
Rich Morales, R OBP: 0.323, SLG: 0.285 (8, 6)										0	0	0	0	0	0	0						
Tommy John, R OBP: 0.158, SLG: 0.111 (1, 1)									F8	2	0	0	0	0	2	1						
Vicente Romo, R OBP: 0.364, SLG: 0.300 (7, PH)										0	0	0	0	0	0	0						
Steve Huntz, S OBP: 0.253, SLG: 0.366 (6, PH)										1	0	0	0	0	0	0						
Steve Kealey, R OBP: 0.143, SLG: 0.143 (9, 1)										0	0	0	0	0	0	0						
Inning Stats	R: 0 E: 0 K: 0 S: 4	H: 1 LOB: 2 BB: 1 P: 8	R: 0 E: 0 K: 1 S: 5	H: 0 LOB: 0 BB: 0 P: 5	R: 0 E: 0 K: 1 S: 5	H: 0 LOB: 0 BB: 0 P: 5	R: 0 E: 0 K: 0 S: 3	H: 1 LOB: 0 BB: 0 P: 3	R: 0 E: 0 K: 1 S: 6	H: 1 LOB: 1 BB: 0 P: 6	R: 0 E: 0 K: 0 S: 4	H: 1 LOB: 1 BB: 0 P: 4	R: 1 E: 1 K: 0 S: 4	H: 1 LOB: 0 BB: 0 P: 4	R: 0 E: 0 K: 0 S: 3	H: 0 LOB: 1 BB: 1 P: 7	R: 0 E: 0 K: 0 S: 4	H: 1 LOB: 1 BB: 0 P: 4	1B: 6 2B: 0 3B: 0 HR: 0	SF: 1 SAC: 0 DP: 1 HBP: 0	WP: 0 PB: 0 SB: 1 CS: 0	PA: 34
PITCHER	IP WLS BF H R ER SO BB IBB HBP BLK WP HR S P ERA WHIP	IP WLS BF H R ER SO BB IBB HBP BLK WP HR S P ERA WHIP	IP WLS BF H R ER SO BB IBB HBP BLK WP HR S P ERA WHIP	IP WLS BF H R ER SO BB IBB HBP BLK WP HR S P ERA WHIP	IP WLS BF H R ER SO BB IBB HBP BLK WP HR S P ERA WHIP	IP WLS BF H R ER SO BB IBB HBP BLK WP HR S P ERA WHIP	IP WLS BF H R ER SO BB IBB HBP BLK WP HR S P ERA WHIP	IP WLS BF H R ER SO BB IBB HBP BLK WP HR S P ERA WHIP	IP WLS BF H R ER SO BB IBB HBP BLK WP HR S P ERA WHIP	IP WLS BF H R ER SO BB IBB HBP BLK WP HR S P ERA WHIP	IP WLS BF H R ER SO BB IBB HBP BLK WP HR S P ERA WHIP	IP WLS BF H R ER SO BB IBB HBP BLK WP HR S P ERA WHIP	IP WLS BF H R ER SO BB IBB HBP BLK WP HR S P ERA WHIP	IP WLS BF H R ER SO BB IBB HBP BLK WP HR S P ERA WHIP	IP WLS BF H R ER SO BB IBB HBP BLK WP HR S P ERA WHIP	IP WLS BF H R ER SO BB IBB HBP BLK WP HR S P ERA WHIP	IP WLS BF H R ER SO BB IBB HBP BLK WP HR S P ERA WHIP	IP WLS BF H R ER SO BB IBB HBP BLK WP HR S P ERA WHIP	IP WLS BF H R ER SO BB IBB HBP BLK WP HR S P ERA WHIP	IP WLS BF H R ER SO BB IBB HBP BLK WP HR S P ERA WHIP	IP WLS BF H R ER SO BB IBB HBP BLK WP HR S P ERA WHIP	

Kansas City Royals @ Chicago White Sox
Comiskey Park, Chicago, IL
Fri Sep 03 1971, 8:05 PM EDT
Unknown - 83 F

AB 31
R 1
H 6
RBI 1
BB 2
SO 3
LOB 16



Batter	1	2	3	4	5	6	7	8	9	AB	R	H	RBI	BB	SO	LOB	TOP		
Jim Nettles, L (1, 8) <small>OBP: 0.301, SLG: 0.384</small> Harmon Killebrew, R (6, PH) <small>OBP: 0.371, SLG: 0.423</small> Ray Corbin, R (6, 1) <small>OBP: 0.273, SLG: 0.226</small> Danny Thompson, R (8, PH) <small>OBP: 0.355, SLG: 0.315</small>										3	1	1	0	0	1	1	Minnesota Twins @ Chicago White Sox Comiskey Park, Chicago, IL Mon Sep 06 1971, 4:33AM EDT Unknown - 80 F		
Rod Carew, L (1, 4) <small>OBP: 0.359, SLG: 0.380</small>										4	1	3	0	1	0	0			
Tony Oliva, L (1, 9) <small>OBP: 0.376, SLG: 0.564</small>										3	0	1	0	2	0	3			
Rich Reese, L (1, 3) <small>OBP: 0.271, SLG: 0.352</small> George Thomas, R (7, PH) <small>OBP: 0.292, SLG: 0.233</small>										2	0	0	1	0	0	4			
Steve Braun, L (1, 6) <small>OBP: 0.358, SLG: 0.348</small> Leo Cardenas, R (7, PH) <small>OBP: 0.333, SLG: 0.435</small>										3	0	0	0	0	1	2			
Steve Brye, R (1, 7) <small>OBP: 0.381, SLG: 0.650</small>										4	0	2	1	1	1	2			
Eric Soderholm, R (1, 5) <small>OBP: 0.350, SLG: 0.333</small>										4	0	0	0	1	0	3			
George Mitterwald, R (1, 2) <small>OBP: 0.313, SLG: 0.384</small>										4	0	0	0	0	2	3			
Tom Hall, L (1, 1) <small>OBP: 0.281, SLG: 0.290</small> Steve Luebber, R (4, 1) <small>OBP: 0.289, SLG: 0.259</small> Bob Gebhard, R (4, 1) <small>OBP: 0.299, SLG: 0.323</small> Jim Holt, L (5, PH) <small>OBP: 0.299, SLG: 0.323</small> Hal Haydel, R (5, 1) <small>OBP: 0.301, SLG: 0.300</small> Cesar Tovar, R (5, 8) <small>OBP: 0.301, SLG: 0.300</small>										1	0	0	0	0	1	0			
Inning Stats	R: 0 E: 0 K: 0 S: 4	H: 1 LOB: 1 BB: 0 P: 4	R: 0 E: 0 K: 1 S: 6	H: 1 LOB: 1 BB: 0 P: 6	R: 1 E: 0 K: 1 S: 7	H: 2 LOB: 2 BB: 1 P: 11	R: 0 E: 0 K: 1 S: 5	H: 0 LOB: 0 BB: 2 P: 5	R: 0 E: 0 K: 1 S: 5	H: 1 LOB: 2 BB: 2 P: 13	R: 0 E: 0 K: 1 S: 6	H: 1 LOB: 2 BB: 1 P: 10	R: 0 E: 0 K: 0 S: 3	H: 0 LOB: 0 BB: 0 P: 3	R: 2 E: 1 K: 0 S: 7	H: 3 LOB: 2 BB: 0 P: 7		1B: 7 2B: 2 3B: 0 HR: 0	SF: 1 SAC: 0 DP: 1 HBP: 1
PITCHER	IP WLS BF H R ER SO BB IBB HBP BLK WP HR S P ERA WHIP																		
Bart Johnson, R (1, 1) <small>ERA: 3.03</small> Terry Forster, L (7, 1) <small>ERA: 4.57</small> Steve Kealey, R (7, 1) <small>ERA: 3.96</small>	6.0 W 29 5 1 1 5 6 0 1 0 0 0 0 32 57 1.50 1.833																		

Batter	1	2	3	4	5	6	7	8	9	AB	R	H	RBI	BB	SO	LOB	BOTTOM		
Walt Williams, R (1, 9) <small>OBP: 0.348, SLG: 0.434</small>										4	0	2	0	1	1	2	Minnesota Twins @ Chicago White Sox Comiskey Park, Chicago, IL Mon Sep 06 1971, 4:33AM EDT Unknown - 80 F		
Mike Hershberger, R (1, 8) <small>OBP: 0.372, SLG: 0.337</small>										4	0	1	0	1	0	0			
Rich McKinney, R (1, 4) <small>OBP: 0.339, SLG: 0.401</small>										3	1	0	0	2	0	5			
Bill Melton, R (1, 5) <small>OBP: 0.359, SLG: 0.509</small>										3	1	1	2	1	0	1			
Rick Reichardt, R (1, 7) <small>OBP: 0.351, SLG: 0.436</small>										3	0	0	0	1	2	1			
Carlos May, L (1, 3) <small>OBP: 0.373, SLG: 0.391</small>										4	1	1	0	0	0	1			
Tom Egan, R (1, 2) <small>OBP: 0.323, SLG: 0.408</small>										3	1	0	0	1	2	1			
Rich Morales, R (1, 6) <small>OBP: 0.342, SLG: 0.307</small>										3	1	2	0	1	0	0			
Bart Johnson, R (1, 1) <small>OBP: 0.208, SLG: 0.229</small> Terry Forster, L (7, 1) <small>ERA: 4.57</small> Steve Kealey, R (7, 1) <small>OBP: 0.222, SLG: 0.556</small>										3	0	0	1	0	1	3			
Inning Stats	R: 2 E: 0 K: 1 S: 6	H: 2 LOB: 0 BB: 1 P: 10	R: 0 E: 0 K: 2 S: 9	H: 1 LOB: 0 BB: 0 P: 9	R: 0 E: 0 K: 0 S: 3	H: 0 LOB: 1 BB: 1 P: 7	R: 0 E: 0 K: 0 S: 4	H: 1 LOB: 3 BB: 3 P: 16	R: 0 E: 0 K: 0 S: 2	H: 0 LOB: 0 BB: 1 P: 6	R: 0 E: 0 K: 0 S: 3	H: 0 LOB: 0 BB: 0 P: 3	R: 0 E: 0 K: 1 S: 5	H: 0 LOB: 1 BB: 1 P: 9	R: 3 E: 0 K: 2 S: 11	H: 4 LOB: 2 BB: 1 P: 15		1B: 4 2B: 2 3B: 0 HR: 2	SF: 0 SAC: 0 DP: 1 HBP: 0
PITCHER	IP WLS BF H R ER SO BB IBB HBP BLK WP HR S P ERA WHIP																		
Tom Hall, L (1, 1) <small>ERA: 3.43</small> Steve Luebber, R (4, 1) <small>ERA: 5.6</small> Bob Gebhard, R (4, 1) <small>ERA: 3.65</small> Hal Haydel, R (5, 1) <small>ERA: 4.23</small> Ray Corbin, R (6, 1) <small>ERA: 3.96</small>	3.0 L 14 3 2 2 3 2 0 0 0 0 0 0 3 11 6.00 1.667																		

Batter	1	2	3	4	5	6	7	8	9	AB	R	H	RBI	BB	SO	LOB	TOP										
Cesar Tovar, R OBP: 0.352, SLG: 0.361 (1, 9)	0-0 BB 2B 1B	0-0 L6		0-0 CS 1B		4-0 FC5-4 BB		0-0 F9		4	1	2	1	1	0	0	Minnesota Twins @ Chicago White Sox Comiskey Park, Chicago, IL Mon Sep 06 1971, 4:38 AM EDT Att: 16,197 - Overcast										
Rod Carew, L OBP: 0.362, SLG: 0.381 (1, 4)	4-0 2B 1B BB	0-0 FC5-4 1B		0-0 HR 1B		0-0 FC5-4 1-2 2-3		0-0 1-3		4	2	2	0	1	0	2											
Harmon Killebrew, R OBP: 0.371, SLG: 0.433 Rich Reese, L OBP: 0.271, SLG: 0.352 (1, 3) (9, 3)	0-0 1B 2B	0-3 K		0-0 HR		0-0 SF8		0-0 6-3		4	2	2	4	0	1	1											
Steve Brye, R OBP: 0.346, SLG: 0.542 (1, 7)	0-0 F9	0-0 FC5-4 1-2		4-0 BB		0-0 K		0-0 5-3		4	0	0	0	1	1	4											
Leo Cardenas, R OBP: 0.374, SLG: 0.433 (1, 6)	0-3 K		0-0 CS 1B	0-3 K		0-3 K		4-0 BB HBP 1B BB		4	1	1	0	1	3	3											
Eric Soderholm, R OBP: 0.400, SLG: 0.368 (1, 5)	0-0 WP 2B 1B		0-3 K 1-2		0-0 F7		0-0 1B	1-0 BB HBP 1B		4	2	2	2	0	1	1											
Phil Roof, R OBP: 0.278, SLG: 0.279 (1, 2)	0-0 1H 2B		0-0 4-3		0-0 5-3		0-0 F9	4-0 1B BB 1-2 2-3		4	0	1	1	1	0	1											
Jim Nettles, L OBP: 0.311, SLG: 0.394 (1, 8)	4-0 BB		0-0 SH1-4 1B 2B	0-0 3-1		0-3 K		0-0 1B		4	1	2	2	1	1	1											
Pete Hamm, R OBP: 0.125, SLG: 0.125 (1, 1)	0-3 K		0-0 SH1-4 2-3		0-0 FC5-4 SF8 1B		0-0 F9			3	1	1	0	0	1	2											
Inning Stats	R: 4 E: 0 K: 2 S: 11	H: 4 LOB: 2 BB: 2 P: 19	R: 0 E: 0 K: 1 S: 6	H: 1 LOB: 1 BB: 0 P: 6	R: 0 E: 0 K: 1 S: 5	H: 1 LOB: 0 BB: 0 P: 5	R: 3 E: 0 K: 1 S: 8	H: 4 LOB: 1 BB: 1 P: 12	R: 0 E: 0 K: 0 S: 3	H: 0 LOB: 0 BB: 0 P: 3	R: 1 E: 0 K: 1 S: 6	H: 1 LOB: 1 BB: 1 P: 10	R: 0 E: 0 K: 2 S: 8	H: 1 LOB: 1 BB: 0 P: 8	R: 0 E: 0 K: 0 S: 3	H: 0 LOB: 0 BB: 0 P: 3		R: 2 E: 0 K: 0 S: 3	H: 1 LOB: 2 BB: 2 P: 12	1B: 9 2B: 4 3B: 0 HR: 1	SF: 1 SAC: 1 DP: 1 HBP: 1	WP: 1 PB: 0 SB: 0 CS: 2	PA: 44				
PITCHER	IP	WLS	BF	H	R	ER	SO	BB	IBB	HBP	BLK	WP	HR	S	P	ERA	WHIP										
Rich Hinton, L ERA: 4.22 (1, 1)	0.2	L	8	4	4	4	1	2	0	0	0	1	0	8	16	54.00	9.000										
Joe Horlen, R ERA: 4.4 (1, 1)	3.0		14	6	3	3	3	1	0	0	0	0	1	19	23	9.00	2.333										
Stan Perzanowski, R ERA: 12.6 (4, 1)	2.1		9	1	1	1	2	1	0	0	0	0	0	12	16	3.86	0.857										
Don Eddy, L ERA: 2.79 (7, 1)	2.0		7	1	0	0	2	0	0	0	0	0	0	11	11	0.00	0.500										
Jim Magnuson, L ERA: 6.82 (9, 1)	1.0		6	1	2	2	0	2	0	1	0	0	0	3	12	18.00	3.000										
Batter	1	2	3	4	5	6	7	8	9	AB	R	H	RBI	BB	SO	LOB	BOTTOM										
Pat Kelly, L OBP: 0.412, SLG: 0.438 (1, 9)	0-0 5-3			0-0 F6		0-0 G4-6-3 1-2		0-0 HR		4	1	1	2	0	0	1	Minnesota Twins @ Chicago White Sox Comiskey Park, Chicago, IL Mon Sep 06 1971, 4:38 AM EDT Att: 16,197 - Overcast										
Jay Johnstone, L OBP: 0.340, SLG: 0.442 (1, 8)	0-0 1-3			0-3 K		0-0 G3		0-0 HR		4	1	1	1	0	1	0											
Rich McKinney, R OBP: 0.335, SLG: 0.396 Jim Magnuson, R (1, 4) (9, 1)	0-0 6-3			0-0 1-3				0-0 HR		4	0	0	0	0	0	0											
Bill Melton, R OBP: 0.358, SLG: 0.505 (1, 5)		0-0 5-3			4-0 1B BB			0-0 5-3		3	0	0	0	1	1	0											
Carlos May, L OBP: 0.374, SLG: 0.392 (1, 3)		0-0 F7			0-0 F4			0-0 G5-4-3 1B		4	0	2	0	0	0	1											
Rick Reichardt, R OBP: 0.350, SLG: 0.434 (1, 7)		0-3 K			0-0 1B			0-0 G5-4-3 1-2		4	0	1	0	0	1	2											
Ed Herrmann, L OBP: 0.338, SLG: 0.365 (1, 2)			0-0 3-1		0-0 F6			0-0 HR 1B		3	1	1	0	0	0	2											
Rich Morales, R OBP: 0.340, SLG: 0.305 Bob Spence, L OBP: 0.273, SLG: 0.148 Lee Richard, R OBP: 0.289, SLG: 0.299 (1, 6) (5, PH) (6, 6)			0-0 F6		0-0 F9			0-3 K		1	0	0	0	0	0	0											
Rich Hinton, L ERA: 4.22 (1, 1)			0-0 F8					0-0 F7		0	0	0	0	0	0	0											
Joe Horlen, R ERA: 4.4 (1, 1)								0-0 G4-6-3 1B		1	0	0	0	0	0	0											
Stan Perzanowski, R ERA: 12.6 (4, 1)								0-0 F7		0	0	0	0	0	0	0											
Walt Williams, R OBP: 0.190, SLG: 0.193 Don Eddy, R ERA: 2.79 (7, 1)								0-0 G4-6-3 1B		0	0	0	0	0	0	0											
Steve Huntz, S OBP: 0.256, SLG: 0.350 (9, 4)								0-0 F7		1	0	0	0	0	0	1											
Inning Stats	R: 0 E: 0 K: 0 S: 3	H: 0 LOB: 0 BB: 0 P: 3	R: 0 E: 0 K: 1 S: 5	H: 0 LOB: 0 BB: 0 P: 5	R: 0 E: 0 K: 1 S: 3	H: 0 LOB: 0 BB: 0 P: 3	R: 0 E: 0 K: 1 S: 5	H: 0 LOB: 0 BB: 0 P: 5	R: 0 E: 0 K: 0 S: 4	H: 1 LOB: 2 BB: 1 P: 8	R: 0 E: 0 K: 0 S: 3	H: 1 LOB: 1 BB: 0 P: 3	R: 0 E: 0 K: 1 S: 6	H: 1 LOB: 1 BB: 0 P: 6	R: 3 E: 0 K: 1 S: 8	H: 3 LOB: 0 BB: 0 P: 8	R: 0 E: 0 K: 0 S: 3	H: 1 LOB: 0 BB: 0 P: 3	1B: 5 2B: 0 3B: 0 HR: 2	SF: 0 SAC: 0 DP: 2 HBP: 0	WP: 0 PB: 0 SB: 0 CS: 0	PA: 33					
PITCHER	IP	WLS	BF	H	R	ER	SO	BB	IBB	HBP	BLK	WP	HR	S	P	ERA	WHIP										
Pete Hamm, R ERA: 6.4 (1, 1)	9.0	W	33	7	3	3	4	1	0	0	0	0	2	40	44	3.00	0.889										

Batter	1	2	3	4	5	6	7	8	9	AB	R	H	RBI	BB	SO	LOB	TOP			
Cesar Tovar, R OBP: 0.351, SLG: 0.359 (1, 8)	K2-3		1-3		1B 2B 1B		6-3		1-4-3	5	1	1	0	0	1	0	Minnesota Twins @ Chicago White Sox Comiskey Park, Chicago, IL Tue Sep 07 1971, 8:05 PM EDT Att: 3,707 - Unknown - 82 F			
Rod Carew, L OBP: 0.361, SLG: 0.380 (1, 4)	E5 4-3 1B		G3		F9		6-3			4	1	1	0	0	0	1				
Harmon Killebrew, R OBP: 0.374, SLG: 0.449 (1, 3)	4-3			HR	2B 1-3 1B			HR		4	2	3	2	0	0	1				
Tony Oliva, L OBP: 0.379, SLG: 0.568 (1, 9)	FC6-4 1B			HR 1B	1-3 2B		4-3			4	1	3	2	0	0	0				
Leo Cardenas, R OBP: 0.333, SLG: 0.438 (1, 6)	FC6-4			HR	F8			F7		4	1	1	2	0	0	3				
Steve Bnye, R OBP: 0.300, SLG: 0.464 (1, 7)		L3		F8		K		F9		4	0	0	0	0	1	0				
Eric Soderholm, R OBP: 0.379, SLG: 0.391 (1, 5)		K		F8		5-3			PB SF8 2B	4	1	1	0	0	1	0				
Phil Roof, R OBP: 0.274, SLG: 0.274 (9, PH)		F3		K		K		F8		3	0	0	0	0	2	0				
Rich Reese, L OBP: 0.270, SLG: 0.351 (9, PH)									2-3	1	0	0	0	0	0	1				
Jim Perry, S OBP: 0.285, SLG: 0.198 Danny Thompson, R OBP: 0.249, SLG: 0.309 Jim Strickland, L OBP: 0.350, SLG: 0.348 Steve Braun, L OBP: 0.265, SLG: 0.348 Bob Gebhard, R OBP: 0.265, SLG: 0.348 Jim Holt, L OBP: 0.265, SLG: 0.348			K		K		G3		SF8	1	0	0	0	0	1	0				
Inning Stats	R: 1 E: 1 K: 1 S: 7	H: 2 LOB: 1 BB: 0 P: 7	R: 0 E: 0 K: 1 S: 5	H: 0 LOB: 0 BB: 0 P: 5	R: 0 E: 0 K: 1 S: 5	H: 0 LOB: 0 BB: 0 P: 5	R: 3 E: 0 K: 1 S: 8	H: 3 LOB: 2 BB: 0 P: 8	R: 1 E: 0 K: 2 S: 7	H: 3 LOB: 0 BB: 0 P: 7	R: 0 E: 0 K: 0 S: 3	H: 0 LOB: 0 BB: 0 P: 3	R: 1 E: 0 K: 0 S: 4	H: 1 LOB: 0 BB: 0 P: 4	R: 1 E: 0 K: 0 S: 4	H: 1 LOB: 0 BB: 0 P: 4	1B: 5 2B: 2 3B: 0 HR: 3	SF: 1 SAC: 0 DP: 0 HBP: 0	WP: 0 PB: 1 SB: 0 CS: 0	PA: 37
PITCHER	IP WLS BF H R ER SO BB IBB HBP BLK WP HR S P ERA WHIP																			
Tommy John, L ERA: 3.7 (1, 1)	5.0 W 23 8 5 4 5 0 0 0 0 0 2 33 33 7.20 1.600																			
Tom Bradley, R ERA: 2.81 (6, 1)	4.0 S 14 2 2 1 2 0 0 0 0 0 1 18 18 2.25 0.500																			

AB	36
R	7
H	10
RBI	7
BB	0
SO	7
LOB	6



Batter	1	2	3	4	5	6	7	8	9	AB	R	H	RBI	BB	SO	LOB	BOTTOM			
Pat Kelly, L OBP: 0.412, SLG: 0.429 (1, 9)	E 1B WP BB	F8		L4			S BB	FC6-4		3	1	0	0	2	0	3	Minnesota Twins @ Chicago White Sox Comiskey Park, Chicago, IL Tue Sep 07 1971, 8:05 PM EDT Att: 3,707 - Unknown - 82 F			
Jay Johnstone, L OBP: 0.337, SLG: 0.437 (1, 8)	F5		F8		F9		K			4	0	0	0	0	1	2				
Rick Reichardt, R OBP: 0.349, SLG: 0.433 (1, 7)	E8 1-3 1B		5-3		K		F4			4	0	1	0	0	1	1				
Bill Melton, R OBP: 0.356, SLG: 0.501 (1, 5)	F8		F8		F8		F8			4	0	0	0	0	0	1				
Carlos May, L OBP: 0.377, SLG: 0.394 (1, 3)		HR BB 1B		G3		2B SF9 BB		BB E 1B		3	3	2	0	1	0	0				
Steve Huntz, S OBP: 0.280, SLG: 0.373 (1, 4)		HR BB		HR BB		SF9 1-3 2B		F8		2	2	1	0	2	0	1				
Ed Herrmann, L OBP: 0.343, SLG: 0.393 (1, 2)		HR		HR		K		FC5-4 BB		3	2	2	5	1	1	2				
Luis Alvarado, R OBP: 0.230, SLG: 0.264 (1, 6)		5-3		F7		SF9		FC5-4 1B		3	0	0	1	0	0	1				
Tommy John, R OBP: 0.169, SLG: 0.125 (1, 1)	F9					3-1		FC6-4		2	0	1	0	0	0	0				
Tom Bradley, R OBP: 0.165, SLG: 0.190 (6, 1)								1B		2	0	1	0	0	0	1				
Inning Stats	R: 1 E: 1 K: 0 S: 3	H: 1 LOB: 0 BB: 1 P: 7	R: 3 E: 0 K: 0 S: 5	H: 2 LOB: 1 BB: 1 P: 9	R: 0 E: 0 K: 0 S: 3	H: 0 LOB: 0 BB: 0 P: 3	R: 2 E: 0 K: 0 S: 5	H: 2 LOB: 1 BB: 1 P: 9	R: 0 E: 0 K: 1 S: 6	H: 1 LOB: 1 BB: 1 P: 10	R: 0 E: 0 K: 1 S: 5	H: 0 LOB: 1 BB: 1 P: 9	R: 1 E: 1 K: 0 S: 5	H: 2 LOB: 2 BB: 1 P: 9	R: 1 E: 1 K: 0 S: 5	H: 2 LOB: 2 BB: 1 P: 9	1B: 5 2B: 1 3B: 0 HR: 2	SF: 1 SAC: 0 DP: 0 HBP: 0	WP: 1 PB: 0 SB: 1 CS: 0	PA: 37
PITCHER	IP WLS BF H R ER SO BB IBB HBP BLK WP HR S P ERA WHIP																			
Jim Perry, R ERA: 4.41 (5, 1)	2.0 L 8 1 1 1 2 1 0 0 0 0 0 0 11 15 4.50 1.000																			
Jim Strickland, L ERA: 1.65 (7, 1)	2.0 10 2 1 1 1 2 0 0 0 0 0 0 10 18 4.50 2.000																			

AB	30
R	8
H	8
RBI	6
BB	6
SO	3
LOB	12




Batter	1	2	3	4	5	6	7	8	9	AB	R	H	RBI	BB	SO	LOB	TOP			
Cesar Tovar, R OBP: 0.352, SLG: 0.360 (1, 8)	F9		1B				F3		4-3	5	1	2	1	0	0	0	Minnesota Twins @ Chicago White Sox Comiskey Park, Chicago, IL Wed Sep 08 1971, 8:05 PM EDT Att: 7,888 - Unknown - 85 F			
Steve Braun, L OBP: 0.355, SLG: 0.344 (1, 4)	K		CS				E3		1-3	5	0	1	1	0	1	1				
Harmon Killebrew, R OBP: 0.376, SLG: 0.450 Rich Reese, L OBP: 0.270, SLG: 0.351 (1, 3)			F8				FC4-6		6-3	4	0	2	0	1	0	1				
Tony Oliva, L OBP: 0.378, SLG: 0.564 Jim Nettles, L OBP: 0.311, SLG: 0.394 (1, 9)			CS				FC4-6			3	1	0	0	0	1	5				
Leo Cardenas, R OBP: 0.335, SLG: 0.441 (1, 6)										4	0	2	0	0	0	2				
Steve Brye, R OBP: 0.294, SLG: 0.452 (1, 7)										3	0	1	1	0	1	0				
Eric Soderholm, R OBP: 0.344, SLG: 0.346 (1, 5)										3	0	0	0	0	0	1				
George Mitterwald, R OBP: 0.315, SLG: 0.386 (1, 2)										4	1	2	0	0	1	3				
Jim Kaat, L OBP: 0.202, SLG: 0.220 (1, 1)										3	0	0	0	0	0	3				
Inning Stats	R: 0 E: 0 K: 2 S: 8	H: 1 LOB: 1 BB: 0 P: 8	R: 0 E: 0 K: 0 S: 3	H: 0 LOB: 0 BB: 0 P: 3	R: 2 E: 0 K: 0 S: 5	H: 3 LOB: 0 BB: 0 P: 5	R: 1 E: 0 K: 1 S: 6	H: 1 LOB: 1 BB: 0 P: 7	R: 0 E: 0 K: 0 S: 4	H: 1 LOB: 2 BB: 1 P: 8	R: 0 E: 1 K: 0 S: 5	H: 1 LOB: 2 BB: 0 P: 5	R: 0 E: 0 K: 1 S: 6	H: 1 LOB: 1 BB: 0 P: 6	R: 0 E: 0 K: 0 S: 3	H: 0 LOB: 0 BB: 0 P: 3		1B: 9 2B: 1 3B: 0 HR: 0	SF: 1 SAC: 2 DP: 0 HBP: 1	WP: 0 PB: 0 CS: 1
PITCHER Wilbur Wood, L ERA: 2.04 (1, 1)	IP: 9.0 WLS: L BF: 39	H: 10 R: 3 ER: 3 SO: 4	BB: 1 IBB: 0 HBP: 1 BLK: 0	WP: 0 HR: 0 S: 45 P: 50	ERA: 3.00 WHIP: 1.222															

Batter	1	2	3	4	5	6	7	8	9	AB	R	H	RBI	BB	SO	LOB	BOTTOM			
Walt Williams, R OBP: 0.349, SLG: 0.433 (1, 9)	F6								F9	4	0	1	0	0	0	1	Minnesota Twins @ Chicago White Sox Comiskey Park, Chicago, IL Wed Sep 08 1971, 8:05 PM EDT Att: 7,888 - Unknown - 85 F			
Mike Hershberger, R OBP: 0.365, SLG: 0.329 (1, 8)	F8								3-4-1	4	0	0	0	0	0	2				
Carlos May, L OBP: 0.376, SLG: 0.392 (1, 3)	6-3									4	0	1	1	0	1	0				
Bill Melton, R OBP: 0.353, SLG: 0.497 (1, 5)										4	0	0	0	0	2	1				
Rick Reichardt, R OBP: 0.347, SLG: 0.430 (1, 7)										3	0	0	0	0	0	0				
Steve Huntz, S OBP: 0.282, SLG: 0.372 (1, 4)										3	0	1	0	0	0	0				
Ed Herrmann, L OBP: 0.340, SLG: 0.388 (1, 2)										3	0	0	0	0	1	1				
Luis Alvarado, R OBP: 0.227, SLG: 0.261 (1, 6)										3	0	0	0	0	0	0				
Wilbur Wood, R OBP: 0.132, SLG: 0.048 Rich McKinney, R OBP: 0.337, SLG: 0.398 (1, 1)										2	0	0	0	0	1	0				
Inning Stats	R: 0 E: 0 K: 0 S: 3	H: 0 LOB: 0 BB: 0 P: 3	R: 0 E: 0 K: 0 S: 3	H: 0 LOB: 0 BB: 0 P: 3	R: 0 E: 0 K: 2 S: 7	H: 0 LOB: 0 BB: 0 P: 7	R: 0 E: 0 K: 1 S: 5	H: 0 LOB: 0 BB: 0 P: 5	R: 0 E: 0 K: 0 S: 4	H: 1 LOB: 1 BB: 0 P: 4	R: 0 E: 0 K: 0 S: 4	H: 1 LOB: 1 BB: 0 P: 4	R: 0 E: 0 K: 1 S: 5	H: 0 LOB: 0 BB: 0 P: 5	R: 0 E: 0 K: 0 S: 3	H: 0 LOB: 1 BB: 0 P: 3		1B: 4 2B: 0 3B: 0 HR: 0	SF: 0 SAC: 0 DP: 0 HBP: 0	WP: 0 PB: 0 CS: 0
PITCHER Jim Kaat, L ERA: 3.59 (1, 1)	IP: 9.0 WLS: W BF: 31	H: 4 R: 1 ER: 1 SO: 5	BB: 0 IBB: 0 HBP: 0 BLK: 0	WP: 0 HR: 0 S: 41 P: 41	ERA: 1.00 WHIP: 0.444															

Batter	1	2	3	4	5	6	7	8	9	AB	R	H	RBI	BB	SO	LOB	TOP								
Walt Williams, R OBP: 0.345, SLG: 0.428	G3		5-3		5-3			5-3		4	0	0	0	0	0	0									
Mike Hershberger, R OBP: 0.363, SLG: 0.527	F8 1B		5-3		4-3			F8		4	0	1	0	0	0	0									
Rich McKinney, R OBP: 0.333, SLG: 0.393	E5 1-2		G3					F8		4	0	0	0	0	0	1									
Bill Melton, R OBP: 0.354, SLG: 0.503	F8 2-3							F8 FC6-4 1B		4	1	2	1	0	0	2									
Rick Reichardt, R OBP: 0.348, SLG: 0.428	1-2 BB				5-3 HBP			FC6-4 1-2		2	0	0	0	1	0	1									
Carlos May, L OBP: 0.373, SLG: 0.389	F8				F8			4-3		4	0	0	0	0	0	5									
Tom Egan, R OBP: 0.323, SLG: 0.407			K		5-3 1-2			G1-6-3 1B		3	0	1	0	0	1	1									
Rich Morales, R OBP: 0.335, SLG: 0.300			K		F6			G1-6-3 1-2		3	0	0	0	0	1	2									
Tom Bradley, R OBP: 0.161, SLG: 0.186										2	0	0	0	0	0	0									
Terry Forster, L (6, 1)										0	0	0	0	0	0	0									
Lee Richard, R OBP: 0.287, SLG: 0.297	F8									1	0	0	0	0	1	0									
Don Eddy, R (7, 1)										0	0	0	0	0	0	0									
Steve Kealey, R OBP: 0.222, SLG: 0.556										0	0	0	0	0	0	0									
Inning Stats	R: 0 E: 1 K: 0 S: 5	H: 1 LOB: 3 BB: 1 P: 9	R: 0 E: 0 K: 2 S: 7	H: 0 LOB: 0 BB: 0 P: 7	R: 0 E: 0 K: 0 S: 3	H: 0 LOB: 0 BB: 0 P: 3	R: 1 E: 0 K: 0 S: 4	H: 1 LOB: 1 BB: 0 P: 5	R: 0 E: 0 K: 0 S: 3	H: 0 LOB: 0 BB: 0 P: 3	R: 0 E: 0 K: 1 S: 4	H: 1 LOB: 0 BB: 0 P: 4	R: 0 E: 0 K: 1 S: 5	H: 1 LOB: 0 BB: 0 P: 5	R: 0 E: 0 K: 0 S: 3	H: 0 LOB: 0 BB: 0 P: 3	R: 0 E: 0 K: 0 S: 3	H: 0 LOB: 0 BB: 0 P: 3	1B: 3 2B: 0 3B: 0 HR: 1	SF: 0 SAC: 0 DP: 1 HBP: 1	WP: 0 PB: 0 SB: 0 CS: 0	PA: 33			
PITCHER Paul Spittorff, L ERA: 2.19	IP: 9.0 WLS: W BF: 33	H: 4 R: 1 ER: 1 SO: 3	BB: 1 IBB: 0 HBP: 1 BLK: 0	WP: 0 HR: 1 S: 37 P: 42	ERA: 1.00 WHIP: 0.556																				

Chicago White Sox @ Kansas City Royals
Municipal Stadium, Kansas City, MO
Fri Sep 10 1971, 8:05 PM EDT
Att. 7,158 - Unknown - 91 F


AB 31
R 1
H 4
RBI 1
BB 1
SO 3
LOB 12



Batter	1	2	3	4	5	6	7	8	9	AB	R	H	RBI	BB	SO	LOB	BOTTOM								
Freddie Patek, R OBP: 0.333, SLG: 0.382	K		K			1B 2B	K			4	1	1	0	0	3	3									
Sandy Valdespino, L OBP: 0.516, SLG: 0.759	F9					E 1B		5-3 2B		4	2	3	4	0	0	0									
Amos Otis, R OBP: 0.353, SLG: 0.461	F8		6-3			E8 1B 2B		5-3 BB		3	1	1	1	1	0	0									
Gail Hopkins, L OBP: 0.372, SLG: 0.444						F6		F5		4	0	0	0	0	0	3									
Bob Oliver, R OBP: 0.278, SLG: 0.336						5-3		5-3		4	0	0	0	0	1	3									
Paul Schaaf, R OBP: 0.382, SLG: 0.393								1-2 2-3		4	0	1	1	0	1	2									
Ed Kirkpatrick, L OBP: 0.303, SLG: 0.329						4-3 PO 1B		6-3		3	1	1	0	0	0	0									
Bobby Knoop, R OBP: 0.298, SLG: 0.288						K				3	1	2	0	0	1	0									
Paul Spittorff, L OBP: 0.163, SLG: 0.130						1-3		K		3	0	0	0	0	1	3									
Inning Stats	R: 0 E: 0 K: 1 S: 5	H: 0 LOB: 0 BB: 0 P: 5	R: 3 E: 0 K: 1 S: 8	H: 3 LOB: 0 BB: 0 P: 8	R: 0 E: 0 K: 1 S: 5	H: 0 LOB: 0 BB: 0 P: 5	R: 0 E: 1 K: 0 S: 6	H: 4 LOB: 0 BB: 0 P: 6	R: 0 E: 0 K: 2 S: 8	H: 1 LOB: 1 BB: 0 P: 8	R: 0 E: 0 K: 0 S: 4	H: 1 LOB: 2 BB: 1 P: 8	R: 0 E: 0 K: 0 S: 4	H: 1 LOB: 0 BB: 0 P: 8	R: 0 E: 0 K: 0 S: 3	H: 0 LOB: 0 BB: 0 P: 3	1B: 5 2B: 3 3B: 0 HR: 1	SF: 0 SAC: 0 DP: 0 HBP: 0	WP: 0 PB: 0 SB: 0 CS: 0	PA: 34					
PITCHER Tom Bradley, R ERA: 2.97	IP: 5.0 WLS: L BF: 21	H: 6 R: 6 ER: 6 SO: 5	BB: 0 IBB: 0 HBP: 0 BLK: 0	WP: 0 HR: 1 S: 31 P: 31	ERA: 10.80 WHIP: 1.200																				
Terry Forster, L ERA: 4.75	IP: 1.0 WLS: L BF: 3	H: 1 R: 0 ER: 0 SO: 0	BB: 0 IBB: 0 HBP: 0 BLK: 0	WP: 0 HR: 0 S: 3 P: 3	ERA: 0.00 WHIP: 1.000																				
Don Eddy, L ERA: 2.61	IP: 1.1 WLS: L BF: 7	H: 2 R: 0 ER: 0 SO: 2	BB: 1 IBB: 0 HBP: 0 BLK: 0	WP: 0 HR: 0 S: 10 P: 14	ERA: 0.00 WHIP: 2.250																				
Steve Kealey, R ERA: 3.93	IP: 0.2 WLS: L BF: 2	H: 0 R: 0 ER: 0 SO: 0	BB: 0 IBB: 0 HBP: 0 BLK: 0	WP: 0 HR: 0 S: 2 P: 2	ERA: 0.00 WHIP: 0.000																				

Chicago White Sox @ Kansas City Royals
Municipal Stadium, Kansas City, MO
Fri Sep 10 1971, 8:05 PM EDT
Att. 7,158 - Unknown - 91 F


AB 32
R 6
H 9
RBI 6
BB 1
SO 7
LOB 14



Batter	1	2	3	4	5	6	7	8	9	AB	R	H	RBI	BB	SO	LOB	TOP																				
Walt Williams, R (1, 7) OBP: 0.344, SLG: 0.424 (6, 9)	0-0 6-3		0-0 6-3		0-0 E 1B S 1B	0-0 E6		0-0 FC4-6 WP SF7 1B	5	2	2	0	0	0	2																						
Pat Kelly, L (1, 9) OBP: 0.418, SLG: 0.432 Mike Hershberger, R (6, PH) (6, 8)	0-3 K		0-0 4-3		0-0 1-H 3B 1B	0-0 6-3		4-0 FC4-6 BB	3	1	1	1	0	1	0																						
Carlos May, L (1, 3) OBP: 0.374, SLG: 0.391	4-0 BB		4-0 S BB		0-0 1-H 3B		0-0 G3	0-0 FC4-6 CS	3	0	1	1	2	0	2																						
Bill Melton, R (1, 5) OBP: 0.350, SLG: 0.496	0-0 F6		0-0 F3		1-0 HBP		0-0 F8	0-0 SF7	3	0	0	1	0	0	2																						
Rick Reichardt, R (1, 8) OBP: 0.345, SLG: 0.421 (6, 7)		4-0 1B SH5-3 BB		0-0 5-3	0-0 F8		0-0 F4	0-0 CS	3	0	0	0	1	0	2																						
Steve Huntz, S (1, 4) OBP: 0.281, SLG: 0.358	0-0 SH5-3		0-0 6-3		0-0 F7		0-0 5-3		3	0	0	0	0	0	0																						
Ed Herrmann, L (1, 2) OBP: 0.332, SLG: 0.378	0-0 F5		0-0 L9		0-0 4-3		0-0 F3		4	0	0	0	0	0	1																						
Luis Alvarado, R (1, 6) OBP: 0.237, SLG: 0.271	0-0 2-3 1B		0-0 F7		0-0 E 2B		4-0 BB		3	0	2	0	1	0	0																						
Wilbur Wood, R (1, 1) OBP: 0.137, SLG: 0.047	0-3 K		0-3 K		4-0 E BB		0-3 K		3	0	0	0	1	3	3																						
Inning Stats	R: 0 E: 0 K: 1 S: 5	H: 0 LOB: 1 BB: 1 P: 9	R: 0 E: 0 K: 1 S: 6	H: 1 LOB: 2 BB: 1 P: 10	R: 0 E: 0 K: 0 S: 3	H: 0 LOB: 1 BB: 1 P: 7	R: 0 E: 0 K: 0 S: 3	H: 0 LOB: 0 BB: 0 P: 3	R: 2 E: 1 K: 1 S: 8	H: 3 LOB: 2 BB: 0 P: 9	R: 0 E: 0 K: 0 S: 5	H: 1 LOB: 3 BB: 1 P: 9	R: 0 E: 0 K: 0 S: 3	H: 0 LOB: 0 BB: 0 P: 3	R: 0 E: 0 K: 1 S: 5	H: 0 LOB: 1 BB: 1 P: 9	R: 1 E: 0 K: 0 S: 3	H: 1 LOB: 0 BB: 1 P: 7	1B: 4 2B: 1 3B: 1 HR: 0	SF: 1 SAC: 1 DP: 0 HBP: 1	WP: 1 PA: 41 SB: 0 CS: 1																
PITCHER	IP	WLS	BF	H	R	ER	SO	BB	IBB	HBP	BLK	WP	HR	S	P	ERA	WHIP	PITCHER	IP	WLS	BF	H	R	ER	SO	BB	IBB	HBP	BLK	WP	HR	S	P	ERA	WHIP		
Dick Drago, R (1, 1) ERA: 3.01	5.2	L	28	5	2	2	3	4	0	1	0	0	0	29	46	3.18	1.588																				
Bill Butler, L (6, 1) ERA: 3.69	1.1		4	0	0	0	0	0	0	0	0	0	0	4	4	0.00	0.000																				
Lance Clemons, L (8, 1) ERA: 4.5	1.1		7	1	1	1	1	2	0	0	0	1	0	7	15	6.75	2.250																				
Ted Abernathy, R (9, 1) ERA: 2.53	0.2		1	0	0	0	0	0	0	0	0	0	0	1	1	0.00	0.000																				

Chicago White Sox @ Kansas City Royals
Municipal Stadium, Kansas City, MO
Sun Sep 12 1971, 4:33 AM EDT
Att: 10,880 - Unknown - 86 F


AB	31
R	3
H	6
RBI	3
BB	6
SO	4
LOB	15



Batter	1	2	3	4	5	6	7	8	9	AB	R	H	RBI	BB	SO	LOB	BOTTOM																				
Freddie Patek, R (1, 6) OBP: 0.331, SLG: 0.380	0-0 F7		0-0 FC1-6		0-0 L3		0-0 5-3		4	0	0	0	0	0	1																						
Paul Schaaf, R (1, 5) OBP: 0.384, SLG: 0.399	0-0 1B		0-0 F9		0-0 FC6-4 1B		0-0 4-3		4	0	2	0	0	0	1																						
Amos Otis, R (1, 8) OBP: 0.354, SLG: 0.459	0-0 1-2 1B		4-0 S BB		0-3 K		0-0 6-3		3	0	1	0	1	1	1																						
Lou Piniella, R (1, 7) OBP: 0.300, SLG: 0.363	0-3 K		4-0 FC6 BB		0-0 FC6-4		0-3 K		3	0	0	0	1	2	3																						
Bob Oliver, R (1, 9) OBP: 0.272, SLG: 0.328	0-3 K		0-0 FC6		0-3 K		0-0 F9		4	0	0	0	0	2	5																						
Chuck Harrison, R (1, 3) OBP: 0.282, SLG: 0.289		0-0 L5-3 1B		0-3 K		0-0 F9		0-0 1-3	4	0	1	0	0	1	0																						
Bobby Floyd, R (1, 4) OBP: 0.275, SLG: 0.229	0-3 K		0-3 K		0-3 K		0-3 K		4	0	0	0	0	3	1																						
Buck Martinez, R (1, 2) OBP: 0.256, SLG: 0.212	0-0 L5-3		0-0 L5-3		4-0 BB		0-0 6-3		2	0	0	0	1	0	1																						
Dick Drago, R (1, 1) OBP: 0.221, SLG: 0.186 Bill Butler, L (6, 1) OBP: 0.063, SLG: 0.091 Bobby Knoop, R (7, PH) OBP: 0.295, SLG: 0.292 Lance Clemons, L (8, 1) OBP: 0.375, SLG: 1.000 Ted Abernathy, R (9, 1) OBP: 0.091, SLG: 0.091			0-0 FC1-6 1B		0-0 4-3		0-0 5-3		2	0	1	0	0	0	1																						
Inning Stats	R: 0 E: 0 K: 2 S: 9	H: 2 LOB: 2 BB: 0 P: 9	R: 0 E: 0 K: 1 S: 5	H: 1 LOB: 0 BB: 0 P: 5	R: 0 E: 0 K: 0 S: 4	H: 1 LOB: 3 BB: 2 P: 12	R: 0 E: 0 K: 2 S: 7	H: 0 LOB: 1 BB: 1 P: 11	R: 0 E: 0 K: 0 S: 6	H: 1 LOB: 1 BB: 0 P: 6	R: 0 E: 0 K: 2 S: 7	H: 0 LOB: 0 BB: 0 P: 7	R: 0 E: 0 K: 0 S: 3	H: 0 LOB: 0 BB: 0 P: 3	R: 0 E: 0 K: 1 S: 5	H: 0 LOB: 0 BB: 0 P: 5	R: 0 E: 0 K: 0 S: 3	H: 0 LOB: 0 BB: 0 P: 3	1B: 5 2B: 1 3B: 0 HR: 0	SF: 0 SAC: 0 DP: 1 HBP: 0	WP: 0 PA: 34 SB: 0 CS: 0																
PITCHER	IP	WLS	BF	H	R	ER	SO	BB	IBB	HBP	BLK	WP	HR	S	P	ERA	WHIP	PITCHER	IP	WLS	BF	H	R	ER	SO	BB	IBB	HBP	BLK	WP	HR	S	P	ERA	WHIP		
Wilbur Wood, L (1, 1) ERA: 1.97	9.0	W	34	5	0	0	9	3	0	0	0	0	0	49	61	0.00	0.889																				

Chicago White Sox @ Kansas City Royals
Municipal Stadium, Kansas City, MO
Sun Sep 12 1971, 4:33 AM EDT
Att: 10,880 - Unknown - 86 F

AB	31
R	0
H	5
RBI	0
BB	3
SO	9
LOB	14



Batter	1	2	3	4	5	6	7	8	9	AB	R	H	RBI	BB	SO	LOB	TOP					
Pat Kelly, L OBP: 0.412, SLG: 0.425 (1, 9)										5	0	1	0	0	1	0	Chicago White Sox @ Milwaukee Brewers Milwaukee County Stadium, Milwaukee, WI Mon Sep 13 1971, 8:05 PM EDT Att: 4,417 - Unknown livebaseballscorecards.com					
Jay Johnstone, L OBP: 0.333, SLG: 0.432 (1, 8)										4	0	0	0	0	0	1						
Rich McKinney, R OBP: 0.331, SLG: 0.388 (1, 4)										4	0	1	0	0	1	1						
Bill Melton, R OBP: 0.349, SLG: 0.493 (1, 5)										3	1	0	0	1	0	1						
Carlos May, L OBP: 0.375, SLG: 0.391 (1, 3)										3	2	1	0	1	2	0						
Rick Reichardt, R OBP: 0.348, SLG: 0.436 (1, 7)										3	2	2	5	1	0	0						
Ed Herrmann, L OBP: 0.328, SLG: 0.372 (1, 2)										4	0	0	0	0	0	1						
Rich Morales, R OBP: 0.338, SLG: 0.321 (1, 6)										4	1	2	1	0	1	0						
Bart Johnson, R OBP: 0.196, SLG: 0.216 Steve Kealey, R OBP: 0.200, SLG: 0.500 (7, 1)										3	0	0	0	0	1	1						
										1	0	0	0	0	1	0	AB 34 R 6 H 7 RBI 6 BB 3 SO 7 LOB 5 					
Inning Stats	R: 0 E: 0 K: 1 S: 5	H: 0 LOB: 0 BB: 0 P: 5	R: 2 E: 0 K: 0 S: 5	H: 2 LOB: 1 BB: 1 P: 9	R: 0 E: 0 K: 1 S: 6	H: 1 LOB: 0 BB: 0 P: 6	R: 0 E: 0 K: 1 S: 5	H: 0 LOB: 0 BB: 0 P: 5	R: 0 E: 0 K: 0 S: 5	H: 0 LOB: 0 BB: 0 P: 5	R: 3 E: 0 K: 0 S: 5	H: 2 LOB: 0 BB: 1 P: 9	R: 1 E: 0 K: 0 S: 5	H: 2 LOB: 1 BB: 0 P: 5	R: 0 E: 0 K: 1 S: 5	H: 0 LOB: 1 BB: 1 P: 9		R: 0 E: 0 K: 2 S: 7	H: 0 LOB: 0 BB: 0 P: 7	1B: 4 2B: 0 3B: 0 HR: 3	SF: 0 SAC: 0 DP: 0 HBP: 0	WP: 0 PB: 0 SB: 1 CS: 0
PITCHER	IP WLS BF H R ER SO BB IBB HBP BLK WP HR S P ERA WHIP																					
Jim Slaton, R ERA: 4.22 Lew Krausse, R ERA: 2.79 Jerry Bell, R ERA: 1.04	(1, 1) (7, 1) (8, 1)	6.1 0.2 2.0	L 2 7	28 0 0	7 0 0	6 0 0	6 0 0	4 0 3	2 0 1	0 0 0	0 0 0	0 0 0	0 0 0	0 2 12	34 2 16	42 2 16	8.53 0.00 0.00	1.421 0.000 0.500				

Batter	1	2	3	4	5	6	7	8	9	AB	R	H	RBI	BB	SO	LOB	BOTTOM					
Rick Auerbach, R OBP: 0.276, SLG: 0.233 (1, 6)										5	0	1	0	0	0	4	Chicago White Sox @ Milwaukee Brewers Milwaukee County Stadium, Milwaukee, WI Mon Sep 13 1971, 8:05 PM EDT Att: 4,417 - Unknown livebaseballscorecards.com					
Ron Theobald, R OBP: 0.342, SLG: 0.328 Jerry Bell, S (8, 1)										2	1	1	1	2	0	1						
Jose Cardenal, R OBP: 0.311, SLG: 0.380 (1, 8)										3	1	2	0	1	1	2						
John Briggs, L OBP: 0.379, SLG: 0.454 (1, 3)										3	0	0	0	1	2	1						
Dave May, L OBP: 0.345, SLG: 0.428 (1, 9)										4	0	0	1	0	0	2						
Darrell Porter, L OBP: 0.345, SLG: 0.320 (1, 2)										3	0	0	0	1	0	0						
Rob Ellis, R OBP: 0.280, SLG: 0.218 (1, 7)										3	1	0	0	1	2	2						
Tom Matchick, L OBP: 0.299, SLG: 0.297 (1, 5)										4	0	1	0	0	3	1						
Jim Slaton, R OBP: 0.190, SLG: 0.105 Lew Krausse, R OBP: 0.114, SLG: 0.025 Frank Tepedino, L OBP: 0.213, SLG: 0.243 Dick Schofield, S OBP: 0.337, SLG: 0.299 (8, 4)										2	0	1	0	0	0	0						
										0	0	0	0	0	0	0	AB 30 R 3 H 6 RBI 2 BB 7 SO 9 LOB 14 					
Inning Stats	R: 2 E: 1 K: 1 S: 6	H: 1 LOB: 2 BB: 3 P: 18	R: 0 E: 0 K: 1 S: 5	H: 1 LOB: 0 BB: 0 P: 5	R: 0 E: 1 K: 1 S: 5	H: 1 LOB: 1 BB: 1 P: 9	R: 0 E: 0 K: 2 S: 7	H: 0 LOB: 0 BB: 0 P: 7	R: 0 E: 1 K: 0 S: 3	H: 1 LOB: 2 BB: 1 P: 7	R: 0 E: 0 K: 0 S: 3	H: 0 LOB: 0 BB: 0 P: 3	R: 1 E: 0 K: 2 S: 8	H: 1 LOB: 2 BB: 2 P: 16	R: 0 E: 0 K: 1 S: 5	H: 0 LOB: 0 BB: 0 P: 5		R: 0 E: 0 K: 1 S: 6	H: 1 LOB: 1 BB: 0 P: 6	1B: 5 2B: 1 3B: 0 HR: 0	SF: 0 SAC: 0 DP: 0 HBP: 0	WP: 0 PB: 1 SB: 0 CS: 2
PITCHER	IP WLS BF H R ER SO BB IBB HBP BLK WP HR S P ERA WHIP																					
Bart Johnson, R ERA: 3.02 Steve Kealey, R ERA: 3.81	(1, 1) (7, 1)	6.2 2.1	W S	30 8	5 1	3 0	2 0	6 3	0 0	0 0	0 0	0 0	0 0	0 14	62 14	0.00 0.429	2.70 1.800					

Batter	1	2	3	4	5	6	7	8	9	AB	R	H	RBI	BB	SO	LOB	TOP			
Bert Campaneris, R OBP: 0.287, SLG: 0.327 (1, 6)										4	1	1	0	0	1	2	Oakland Athletics @ Chicago White Sox Comiskey Park, Chicago, IL Wed Sep 15 1971, 8:05 PM EDT Unknown livebaseballscorecards.com			
Joe Rudi, R OBP: 0.300, SLG: 0.386 (1, 3) (8, 7)										5	0	1	1	0	0	2				
Reggie Jackson, L OBP: 0.361, SLG: 0.510 (1, 9)										4	1	2	0	0	1	1				
Sal Bando, R OBP: 0.382, SLG: 0.449 (1, 5)										2	1	2	2	2	0	0				
Gene Tenace, R OBP: 0.383, SLG: 0.442 (1, 2)										4	0	0	0	0	2	5				
Angel Mangual, R OBP: 0.330, SLG: 0.379 (1, 8)										4	0	2	0	0	0	1				
George Hendrick, R OBP: 0.269, SLG: 0.308 Mike Hegan, L OBP: 0.357, SLG: 0.407 (8, 3)										4	0	1	0	0	0	2				
Larry Brown, R OBP: 0.241, SLG: 0.236 (1, 4)										4	0	2	0	0	0	1				
Chuck Dobson, R OBP: 0.229, SLG: 0.277 Tommy Davis, R OBP: 0.357, SLG: 0.407 Mudcat Grant, R OBP: 0.364, SLG: 0.400 (7, PH) (7, 1)										2	0	0	0	0	0	1				
Inning Stats	R: 1 E: 0 K: 1 S: 6	H: 2 LOB: 1 BB: 0 P: 7	R: 0 E: 0 K: 0 S: 4	H: 2 LOB: 1 BB: 0 P: 4	R: 0 E: 0 K: 1 S: 6	H: 1 LOB: 2 BB: 1 P: 10	R: 0 E: 0 K: 0 S: 3	H: 0 LOB: 0 BB: 0 P: 3	R: 0 E: 0 K: 0 S: 3	H: 1 LOB: 1 BB: 0 P: 7	R: 0 E: 0 K: 0 S: 4	H: 1 LOB: 1 BB: 0 P: 4	R: 2 E: 0 K: 1 S: 8	H: 3 LOB: 1 BB: 0 P: 8	R: 0 E: 0 K: 1 S: 6	H: 1 LOB: 1 BB: 0 P: 6		1B: 8 2B: 2 3B: 0 HR: 1	SF: 0 SAC: 1 DP: 2 HBP: 1	WP: 0 PB: 0 SB: 4 CS: 0
PITCHER Wilbur Wood, L ERA: 2.0 (1, 1)	IP: 9.0 WLS: L BF: 39	H: 11 R: 3 ER: 3 SO: 4	BB: 2 IBB: 0 HBP: 1 BLK: 0	WP: 0 HR: 1 S: 43 P: 52	ERA: 3.00 WHIP: 1.444	PITCHER											IP: WLS: BF: H: R: ER: SO: BB: IBB: HBP: BLK: WP: HR: S: P: ERA: WHIP			

Batter	1	2	3	4	5	6	7	8	9	AB	R	H	RBI	BB	SO	LOB	BOTTOM			
Pat Kelly, L OBP: 0.399, SLG: 0.408 (1, 9)										4	0	0	0	0	1	0	Oakland Athletics @ Chicago White Sox Comiskey Park, Chicago, IL Wed Sep 15 1971, 8:05 PM EDT Unknown livebaseballscorecards.com			
Rich McKinney, R OBP: 0.330, SLG: 0.380 (1, 4)										3	0	0	0	1	0	0				
Carlos May, L OBP: 0.371, SLG: 0.386 (1, 3)										4	0	0	0	0	0	1				
Bill Melton, R OBP: 0.352, SLG: 0.498 (1, 5)										4	1	2	1	0	1	1				
Rick Reichardt, R OBP: 0.347, SLG: 0.432 (1, 7)										4	0	0	0	0	1	1				
Jay Johnstone, L OBP: 0.328, SLG: 0.432 (1, 8)										4	1	1	1	0	0	1				
Ed Herrmann, L OBP: 0.324, SLG: 0.368 (1, 2)										3	0	1	0	0	1	0				
Luis Alvarado, R OBP: 0.246, SLG: 0.277 (1, 6)										2	0	0	0	1	0	0				
Wilbur Wood, R OBP: 0.133, SLG: 0.045 (1, 1)										3	0	0	0	0	2	3				
Inning Stats	R: 0 E: 0 K: 1 S: 5	H: 0 LOB: 1 BB: 1 P: 9	R: 1 E: 0 K: 2 S: 8	H: 1 LOB: 0 BB: 0 P: 8	R: 0 E: 0 K: 1 S: 5	H: 0 LOB: 0 BB: 0 P: 5	R: 1 E: 0 K: 0 S: 4	H: 1 LOB: 0 BB: 0 P: 4	R: 0 E: 0 K: 1 S: 5	H: 0 LOB: 0 BB: 0 P: 5	R: 0 E: 0 K: 0 S: 3	H: 2 LOB: 3 BB: 1 P: 9	R: 0 E: 0 K: 0 S: 3	H: 0 LOB: 0 BB: 0 P: 3	R: 0 E: 0 K: 1 S: 5	H: 0 LOB: 0 BB: 0 P: 5		1B: 2 2B: 0 3B: 0 HR: 2	SF: 0 SAC: 0 DP: 0 HBP: 0	WP: 0 PB: 0 SB: 0 CS: 0
PITCHER Chuck Dobson, R ERA: 3.55 Mudcat Grant, R ERA: 3.22 (7, 1)	IP: 6.0 WLS: W BF: 12	H: 2 R: 2 ER: 0 SO: 1	BB: 1 IBB: 0 HBP: 0 BLK: 0	WP: 0 HR: 0 S: 13 P: 17	ERA: 3.00 WHIP: 0.500	PITCHER											IP: WLS: BF: H: R: ER: SO: BB: IBB: HBP: BLK: WP: HR: S: P: ERA: WHIP			

Batter	1	2	3	4	5	6	7	8	9	AB	R	H	RBI	BB	SO	LOB	TOP					
Bert Campaneris, R OBP: 0.286, SLG: 0.325 Dwain Anderson, R OBP: 0.462, SLG: 0.455	F8		K		K			BB HBP		3	0	0	0	0	2	0						
Joe Rudi, R OBP: 0.302, SLG: 0.387	FC5-4 1B			1B FC4-6 1B		6-3		F9		4	1	2	0	0	0	1						
Angel Mangual, R OBP: 0.332, SLG: 0.378	FC5-4 FC6-4 1-2			1B FC4-6 1B		4-3		BB		3	0	1	0	1	0	1						
Sal Bando, R OBP: 0.380, SLG: 0.447 Jim Roland, R	FC6-4 1-2			1B FC4-6 1B		F8		K		3	0	0	1	0	0	2						
George Hendrick, R OBP: 0.268, SLG: 0.306		F9		F8			4-3		1B SF8 1B	4	1	1	0	0	0	1						
Dave Duncan, R OBP: 0.313, SLG: 0.427		K		1B			K		G6-3 1B	4	0	2	0	0	2	0						
Rick Monday, L OBP: 0.332, SLG: 0.445		K		F7			HR		SF8	3	1	1	2	0	1	2						
Larry Brown, R OBP: 0.237, SLG: 0.231			F8		F9		L7		G6-3 1-2	4	0	0	0	0	0	1						
Blue Moon Odom, R OBP: 0.196, SLG: 0.265 Curt Blefary, L OBP: 0.301, SLG: 0.380			K		5-3				G3	2	0	0	0	0	1	0						
Inning Stats	R: 0 E: 0 K: 0 S: 4	H: 1 LOB: 1 BB: 0 P: 4	R: 0 E: 0 K: 2 S: 7	H: 0 LOB: 0 BB: 0 P: 7	R: 0 E: 0 K: 2 S: 7	H: 0 LOB: 0 BB: 0 P: 7	R: 1 E: 0 K: 0 S: 6	H: 3 LOB: 2 BB: 0 P: 6	R: 0 E: 0 K: 1 S: 5	H: 0 LOB: 0 BB: 0 P: 5	R: 0 E: 0 K: 0 S: 3	H: 0 LOB: 0 BB: 0 P: 3	R: 1 E: 0 K: 1 S: 6	H: 1 LOB: 0 BB: 0 P: 6	R: 0 E: 0 K: 1 S: 5	H: 0 LOB: 2 BB: 0 P: 10	R: 1 E: 0 K: 0 S: 4	H: 2 LOB: 0 BB: 0 P: 4	1B: 6 2B: 0 3B: 0 HR: 1	SF: 1 SAC: 0 DP: 1 HBP: 1	WP: 0 PB: 0 SB: 0 CS: 0	PA: 35
PITCHER Tommy John, L ERA: 3.88	IP: 9.0 WLS: W BF: 35 H: 7 R: 3 ER: 3 SO: 7 BB: 1 IBB: 0 HBP: 1 BLK: 0 WP: 0 HR: 1 S: 47 P: 52 ERA: 3.00 WHIP: 0.889															PITCHER						

Oakland Athletics @ Chicago White Sox
Comiskey Park, Chicago, IL
Wed Sep 15 1971, 8:05 PM EDT
Att: 10,891 - Unknown

AB 32
R 3
H 7
RBI 3
BB 1
SO 7
LOB 10



Batter	1	2	3	4	5	6	7	8	9	AB	R	H	RBI	BB	SO	LOB	BOTTOM			
Walt Williams, R OBP: 0.347, SLG: 0.429	K			E5 PO 1B				5-3		5	0	3	0	0	1	0				
Pat Kelly, L OBP: 0.394, SLG: 0.402	5-3	CS 1B		E6 1B		F6 2B		5-3		5	1	1	0	0	0	2				
Rich McKinney, R OBP: 0.329, SLG: 0.377	BB		1-3 2B 1B	PO 1-2 3-H	6-3	1-3				3	0	0	0	1	0	2				
Bill Melton, R OBP: 0.351, SLG: 0.496 Steve Huntz, S OBP: 0.276, SLG: 0.354	L4		F9		1B WP BB		F6			2	1	0	0	1	0	2				
Carlos May, L OBP: 0.376, SLG: 0.394		E HR 1B	2-H 2B	E WP 1B	4-3 WP 1B		4-3 WP 1B			4	2	4	1	0	0	0				
Jay Johnstone, L OBP: 0.325, SLG: 0.427	E3 HR		4-3		F5		4-3			4	1	0	0	0	0	5				
Tom Egan, R OBP: 0.326, SLG: 0.421		HR		5-3	K E		FC6-4 1B			4	1	2	4	0	1	1				
Luis Alvarado, R OBP: 0.242, SLG: 0.272	K		F8		4-3		FC6-4 1-2			4	0	0	0	0	1	3				
Tommy John, R OBP: 0.182, SLG: 0.143	K			1B E 1B		K		K		4	1	1	0	0	3	0				
Inning Stats	R: 0 E: 0 K: 1 S: 5	H: 0 LOB: 1 BB: 1 P: 9	R: 3 E: 1 K: 2 S: 10	H: 3 LOB: 0 BB: 0 P: 10	R: 1 E: 0 K: 0 S: 5	H: 2 LOB: 1 BB: 0 P: 5	R: 1 E: 2 K: 0 S: 5	H: 1 LOB: 1 BB: 0 P: 5	R: 1 E: 0 K: 0 S: 5	H: 2 LOB: 1 BB: 0 P: 5	R: 0 E: 0 K: 1 S: 5	H: 1 LOB: 1 BB: 0 P: 6	R: 1 E: 0 K: 0 S: 5	H: 2 LOB: 1 BB: 0 P: 5	R: 0 E: 0 K: 1 S: 5	H: 0 LOB: 0 BB: 0 P: 5	1B: 8 2B: 2 3B: 0 HR: 1	SF: 0 SAC: 0 DP: 0 HBP: 0	WP: 2 PB: 0 SB: 0 CS: 1	PA: 40
PITCHER Blue Moon Odom, R ERA: 4.02 Jim Roland, L ERA: 3.24	IP: 5.0 WLS: L BF: 26 H: 8 R: 6 ER: 4 SO: 4 BB: 2 IBB: 0 HBP: 0 BLK: 0 WP: 1 HR: 1 S: 32 P: 40 ERA: 7.20 WHIP: 2.000															PITCHER				

Oakland Athletics @ Chicago White Sox
Comiskey Park, Chicago, IL
Wed Sep 15 1971, 8:05 PM EDT
Att: 10,891 - Unknown

AB 36
R 7
H 11
RBI 5
BB 2
SO 6
LOB 15



Batter	1	2	3	4	5	6	7	8	9	AB	R	H	RBI	BB	SO	LOB	TOP			
Sandy Alomar Sr. S OBP: 0.295, SLG: 0.304										4	1	2	0	1	0	0	California Angels @ Chicago White Sox Comiskey Park, Chicago, IL Fri Sep 17 1971, 8:05 PM EDT Att: 8,149 - Unknown			
Mickey Rivers L OBP: 0.333, SLG: 0.353										4	0	0	0	1	1	3				
Jim Fregosi R OBP: 0.316, SLG: 0.319										5	1	2	0	0	2	2				
Ken McMullen, R OBP: 0.315, SLG: 0.389										3	1	2	1	2	1	0				
Roger Repoz L OBP: 0.332, SLG: 0.367										5	1	1	1	0	2	5				
Billy Parker R OBP: 0.273, SLG: 0.344										4	0	1	1	0	2	2				
Ken Berry, R OBP: 0.269, SLG: 0.304										3	0	0	0	1	1	2				
Jeff Torborg, R OBP: 0.243, SLG: 0.272										3	0	0	0	1	1	3				
Rudy May L OBP: 0.197, SLG: 0.175										1	0	0	0	0	0	0				
Mel Queen, L OBP: 0.206, SLG: 0.232										0	0	0	0	0	0	0				
Rudy Meoli, L OBP: 0.207, SLG: 0.207										0	0	0	0	0	0	0				
Eddie Fisher, R OBP: 0.207, SLG: 0.207										0	0	0	0	0	0	0				
Bruce Christensen, L OBP: 0.207, SLG: 0.207										0	0	0	0	0	0	0				
Jim Maloney, L OBP: 0.207, SLG: 0.207										0	0	0	0	0	0	0				
Jim Spencer, R OBP: 0.207, SLG: 0.207										0	0	0	0	0	0	0				
Rickey Clark, R OBP: 0.207, SLG: 0.207										0	0	0	0	0	0	0				
Inning Stats	R: 3 E: 0 K: 1 S: 8	H: 3 LOB: 2 BB: 2 P: 16	R: 0 E: 0 K: 1 S: 6	H: 1 LOB: 1 BB: 0 P: 6	R: 1 E: 0 K: 2 S: 9	H: 2 LOB: 1 BB: 0 P: 9	R: 0 E: 0 K: 2 S: 7	H: 0 LOB: 1 BB: 1 P: 11	R: 0 E: 0 K: 2 S: 7	H: 0 LOB: 1 BB: 1 P: 11	R: 0 E: 0 K: 1 S: 5	H: 0 LOB: 0 BB: 0 P: 5	R: 0 E: 0 K: 1 S: 5	H: 0 LOB: 1 BB: 0 P: 9	R: 0 E: 0 K: 1 S: 7	H: 2 LOB: 2 BB: 0 P: 7	1B: 6 2B: 1 3B: 0 HR: 1	SF: 0 SAC: 0 DP: 0 HBP: 0	WP: 3 PB: 0 CS: 0	PA: 41
PITCHER	IP WLS BF H R ER SO BB IBB HBP BLK WP HR S P ERA WHIP																			
Bart Johnson, R ERA: 3.07	(1, 1) 9.0 W 41 8 4 4 12 6 0 0 0 3 1 59 83 4.00 1.556																			

Batter	1	2	3	4	5	6	7	8	9	AB	R	H	RBI	BB	SO	LOB	BOTTOM			
Walt Williams, R OBP: 0.351, SLG: 0.430										4	1	2	1	1	1	1	California Angels @ Chicago White Sox Comiskey Park, Chicago, IL Fri Sep 17 1971, 8:05 PM EDT Att: 8,149 - Unknown			
Mike Hershberger, R OBP: 0.377, SLG: 0.345										4	1	3	1	1	0	1				
Rich McKinney, R OBP: 0.330, SLG: 0.377										3	0	1	1	1	0	3				
Bill Melton, R OBP: 0.350, SLG: 0.493										5	0	1	1	0	1	6				
Rick Reichardt, R OBP: 0.345, SLG: 0.436										5	1	1	1	0	1	6				
Carlos May, L OBP: 0.376, SLG: 0.397										4	2	2	1	1	1	0				
Tom Egan, R OBP: 0.327, SLG: 0.423										4	1	1	1	1	1	2				
Luis Alvarado, R OBP: 0.246, SLG: 0.280										4	1	2	1	0	0	1				
Bart Johnson, R OBP: 0.218, SLG: 0.222										3	2	1	1	0	0	2				
Inning Stats	R: 0 E: 0 K: 0 S: 4	H: 1 LOB: 2 BB: 1 P: 8	R: 6 E: 0 K: 0 S: 8	H: 5 LOB: 3 BB: 3 P: 20	R: 1 E: 0 K: 1 S: 6	H: 1 LOB: 1 BB: 0 P: 7	R: 2 E: 0 K: 0 S: 6	H: 3 LOB: 1 BB: 0 P: 6	R: 0 E: 0 K: 2 S: 9	H: 2 LOB: 2 BB: 0 P: 9	R: 0 E: 0 K: 2 S: 8	H: 1 LOB: 1 BB: 0 P: 8	R: 0 E: 0 K: 0 S: 3	H: 1 LOB: 1 BB: 1 P: 7	R: 0 E: 0 K: 0 S: 3	H: 0 LOB: 0 BB: 0 P: 3		1B: 9 2B: 4 3B: 0 HR: 1	SF: 1 SAC: 0 DP: 1 HBP: 1	WP: 1 PB: 0 SB: 2 CS: 0
PITCHER	IP WLS BF H R ER SO BB IBB HBP BLK WP HR S P ERA WHIP																			
Rudy May, L ERA: 3.11	(1, 1) 1.0 L 10 4 5 5 0 0 3 0 0 0 1 0 11 16 9.00 2.000																			
Mel Queen, R ERA: 1.94	(2, 1) 2.0 11 3 2 2 1 1 0 1 0 1 0 11 16 9.00 2.500																			
Eddie Fisher, R ERA: 2.84	(4, 1) 2.0 11 5 2 2 2 0 0 0 0 0 1 15 15 9.00 1.500																			
Jim Maloney, R ERA: 5.22	(6, 1) 2.0 8 2 0 0 2 1 0 0 0 0 0 0 11 15 0.00 1.500																			
Rickey Clark, R ERA: 2.89	(8, 1) 1.0 3 0 0 0 0 0 0 0 0 0 0 3 3 0.00 0.000																			

AB	35
R	4
H	8
RBI	3
BB	6
SO	12
LOB	18



AB	36
R	9
H	14
RBI	9
BB	5
SO	5
LOB	22

WP	1	PA	43
PB	0		
SB	2		
CS	0		

Batter	1	2	3	4	5	6	7	8	9	AB	R	H	RBI	BB	SO	LOB	TOP				
Sandy Alomar Sr. S OBP: 0.296, SLG: 0.304 (1, 6)										3	1	1	0	1	1	2	California Angels @ Chicago White Sox Comiskey Park, Chicago, IL Sat Sep 18 1971, 4:33 AM EDT Att. 4,612 - Unknown				
Mickey Rivers L OBP: 0.332, SLG: 0.355 (1, 8)										4	0	1	1	0	0	3					
Jim Fregosi R OBP: 0.313, SLG: 0.315 (1, 3)										4	0	0	0	0	0	2					
Ken McMullen, R OBP: 0.313, SLG: 0.386 (1, 5)										4	0	0	0	0	0	1					
Roger Repoz L OBP: 0.328, SLG: 0.362 (1, 9)										4	0	0	0	0	0	0					
Billy Parker R OBP: 0.270, SLG: 0.333 (1, 4)										4	0	1	0	0	0	0					
Ken Berry, R OBP: 0.269, SLG: 0.304 Tony Gonzalez, L OBP: 0.310, SLG: 0.317 (1, 7)										0	0	0	0	0	0	0					
Art Kusnyer, R OBP: 0.286, SLG: 0.286 (1, 2)										3	0	1	0	0	1	1					
Tom Murphy R OBP: 0.197, SLG: 0.216 Rudy Meoli, L (8, PH) Eddie Fisher, R OBP: 0.167, SLG: 0.063 (8, 1)										2	0	1	0	0	1	1					
										1	0	0	0	0	0	0					
										0	0	0	0	0	0	0					
Inning Stats	R: 0 E: 0 K: 1 S: 5	H: 0 LOB: 0 BB: 0 P: 5	R: 0 E: 0 K: 0 S: 3	H: 0 LOB: 0 BB: 0 P: 3	R: 0 E: 0 K: 0 S: 5	H: 2 LOB: 2 BB: 0 P: 5	R: 0 E: 0 K: 0 S: 3	H: 0 LOB: 0 BB: 0 P: 3	R: 0 E: 0 K: 2 S: 8	H: 1 LOB: 1 BB: 0 P: 8	R: 0 E: 0 K: 0 S: 4	H: 0 LOB: 0 BB: 0 P: 4	R: 0 E: 0 K: 0 S: 3	H: 0 LOB: 0 BB: 0 P: 3	R: 1 E: 0 K: 0 S: 4	H: 1 LOB: 1 BB: 1 P: 8	R: 0 E: 0 K: 0 S: 3	H: 0 LOB: 0 BB: 0 P: 3	1B: 4 2B: 1 3B: 0 HR: 0	SF: 0 SAC: 0 DP: 0 HBP: 0	WP: 0 PA: 33 SB: 0 CS: 1
PITCHER Tom Bradley, R ERA: 3.0 (1, 1)	IP: 9.0 WLS: W BF: 33 H: 5 R: 1 ER: 1 SO: 3 BB: 1 IBB: 0 HBP: 0 BLK: 0 WP: 0 HR: 0 S: 38 P: 42 ERA: 1.00 WHIP: 0.667															PITCHER					

Batter	1	2	3	4	5	6	7	8	9	AB	R	H	RBI	BB	SO	LOB	BOTTOM		
Pat Kelly, L OBP: 0.401, SLG: 0.403 (1, 9)										2	1	1	0	1	1	0	California Angels @ Chicago White Sox Comiskey Park, Chicago, IL Sat Sep 18 1971, 4:33 AM EDT Att. 4,612 - Unknown		
Jay Johnstone, L OBP: 0.327, SLG: 0.427 (1, 8)										3	2	1	0	0	1	1			
Rich McKinney, R OBP: 0.327, SLG: 0.373 (1, 4)										3	0	0	0	0	0	1			
Bill Melton, R OBP: 0.350, SLG: 0.491 (1, 5)										2	1	0	0	1	0	1			
Carlos May, L OBP: 0.380, SLG: 0.404 (1, 3)										2	1	1	4	1	0	0			
Rick Reichardt, R OBP: 0.343, SLG: 0.433 (1, 7)										3	0	0	0	0	1	1			
Ed Herrmann, L OBP: 0.321, SLG: 0.364 (1, 2)										3	0	0	0	0	0	0			
Luis Alvarado, R OBP: 0.243, SLG: 0.277 (1, 6)										3	0	0	0	0	1	0			
Tom Bradley, R OBP: 0.163, SLG: 0.187 (1, 1)										3	0	0	0	0	0	0			
										1B: 2 2B: 0 3B: 0 HR: 1	SF: 0 SAC: 1 DP: 0 HBP: 2	WP: 2 PA: 31 SB: 0 CS: 2							
Inning Stats	R: 4 E: 0 K: 0 S: 5	H: 2 LOB: 0 BB: 2 P: 13	R: 0 E: 0 K: 0 S: 2	H: 0 LOB: 0 BB: 0 P: 3	R: 0 E: 0 K: 0 S: 3	H: 0 LOB: 0 BB: 0 P: 3	R: 0 E: 0 K: 0 S: 3	H: 0 LOB: 0 BB: 0 P: 3	R: 0 E: 0 K: 2 S: 7	H: 0 LOB: 0 BB: 0 P: 7	R: 1 E: 0 K: 1 S: 5	H: 0 LOB: 1 BB: 1 P: 10	R: 0 E: 0 K: 0 S: 3	H: 0 LOB: 0 BB: 0 P: 3	R: 0 E: 0 K: 1 S: 5	H: 1 LOB: 0 BB: 0 P: 5	1B: 2 2B: 0 3B: 0 HR: 1	SF: 0 SAC: 1 DP: 0 HBP: 2	WP: 2 PA: 31 SB: 0 CS: 2
PITCHER Tom Murphy, R ERA: 3.73 Eddie Fisher, R ERA: 2.82 (8, 1)	IP: 7.0 WLS: L BF: 27 H: 2 R: 5 ER: 5 SO: 3 BB: 2 IBB: 1 HBP: 2 BLK: 0 WP: 2 HR: 0 S: 28 P: 42 ERA: 6.43 WHIP: 0.571															PITCHER			

Batter	1	2	3	4	5	6	7	8	9	AB	R	H	RBI	BB	SO	LOB	TOP			
Sandy Alomar Sr. S OBP: 0.296, SLG: 0.309 (1, 6)	0-0 6-3		0-0 HR			0-0 F8		0-0 F7		4	1	1	1	0	0	2				
Mickey Rivers L OBP: 0.327, SLG: 0.349 (1, 9) (9, 8)	0-3 K		0-3 K			0-3 K		0-3 K2-3		4	0	0	0	0	0	4	2			
Jim Fregosi R OBP: 0.312, SLG: 0.317 (1, 3)	0-0 2B			0-3 K2-3		0-3 K			0-0 6-3	4	0	1	0	0	2	1				
Ken McMullen R OBP: 0.311, SLG: 0.383 (1, 5)	0-0 5-3			0-0 5-3			0-3 K		0-0 F2	4	0	0	0	0	1	1				
Billy Cowan R OBP: 0.311, SLG: 0.408 Roger Repoz L OBP: 0.328, SLG: 0.362 (1, 7) (9, 9)		0-0 F8		0-0 F8			0-0 F8		0-0 F9	4	0	0	0	0	0	0	0			
Billy Parker R OBP: 0.250, SLG: 0.308 (1, 4)		0-0 F2			0-0 P4		0-3 K			3	0	0	0	0	1	0				
Ken Berry R OBP: 0.270, SLG: 0.308 (1, 8) (9, 7)		0-0 F2			0-0 1-3			0-0 SH3-4 PB 2B		3	1	1	0	0	0	0				
Jeff Torborg R OBP: 0.239, SLG: 0.267 (1, 2)			0-0 F8		0-0 F3			0-0 SH3-4 2-3		2	0	0	0	0	0	0				
Andy Messersmith R OBP: 0.220, SLG: 0.267 Rudy Meoli L (8, PR) Dave LaRoche L OBP: 0.167, SLG: 0.091 (8, 1)			0-0 F7			0-0 1B		4-0 BB 3H		2	0	1	0	1	0	0				
										0	0	0	0	0	0	0				
										0	0	0	0	0	0	0				
Inning Stats	R: 0 E: 0 K: 1 S: 6	H: 1 LOB: 1 BB: 0 P: 6	R: 0 E: 0 K: 0 S: 3	H: 0 LOB: 0 BB: 0 P: 3	R: 1 E: 0 K: 1 S: 6	H: 1 LOB: 0 BB: 0 P: 6	R: 0 E: 0 K: 1 S: 5	H: 0 LOB: 0 BB: 0 P: 5	R: 0 E: 0 K: 2 S: 8	H: 1 LOB: 1 BB: 0 P: 8	R: 0 E: 0 K: 2 S: 7	H: 0 LOB: 0 BB: 0 P: 7	R: 1 E: 0 K: 1 S: 6	H: 1 LOB: 1 BB: 1 P: 10	R: 0 E: 0 K: 0 S: 3	H: 0 LOB: 0 BB: 0 P: 3	1B: 1 2B: 2 3B: 0 HR: 1	SF: 0 SAC: 1 DP: 0 HBP: 0	WP: 0 PB: 1 CS: 0	PA: 32
PITCHER Wilbur Wood L ERA: 2.0 (1, 1)	IP: 9.0 WLS: L BF: 32 H: 4 R: 2 ER: 2 SO: 8 BB: 1 IBB: 0 HBP: 0 BLK: 0 WP: 0 HR: 1 S: 47 P: 51 ERA: 2.00 WHIP: 0.556															PITCHER				

California Angels @ Chicago White Sox
Comiskey Park, Chicago, IL
Sun Sep 19 1971, 4:33 AM EDT
Att: 3,854 - Unknown

AB 30
R 2
H 4
RBI 1
BB 1
SO 8
LOB 6





Batter	1	2	3	4	5	6	7	8	9	AB	R	H	RBI	BB	SO	LOB	BOTTOM			
Walt Williams R OBP: 0.347, SLG: 0.425 (1, 9)	0-0 P3		0-0 6-3			0-0 F6			0-0 F3	4	0	0	0	0	0	1				
Jay Johnstone L OBP: 0.327, SLG: 0.424 (1, 8)	0-3 K			0-0 L4			4-0 SH4-4 BB			2	0	0	0	1	1	0				
Rich McKinney R OBP: 0.328, SLG: 0.377 (1, 4)				0-0 F9			0-0 SH5-4-2 1-3F			2	0	1	0	0	0	0				
Bill Melton R OBP: 0.348, SLG: 0.488 (1, 5)	0-3 K			0-0 F9			0-0 F8			3	0	0	0	0	1	1				
Carlos May L OBP: 0.378, SLG: 0.401 (1, 3)		0-3 K			0-0 3-1			0-0 4-3		3	0	0	0	0	1	0				
Rick Reichardt R OBP: 0.343, SLG: 0.432 (1, 7)		0-3 K			0-0 CS 1B			0-3 K		3	0	1	0	0	2	0				
Ed Herrmann L OBP: 0.318, SLG: 0.360 (1, 2)		0-0 L4			0-3 K			0-0 F2		3	0	0	0	0	1	1				
Luis Alvarado R OBP: 0.242, SLG: 0.275 Steve Huntz S OBP: 0.275, SLG: 0.349 (9, PH) (9, PH)			0-0 5-3			0-0 P6			0-3 K	2	0	0	0	0	0	0				
Wilbur Wood R OBP: 0.130, SLG: 0.044 Tom Egan R OBP: 0.330, SLG: 0.425 Lee Richard R OBP: 0.287, SLG: 0.297 (9, PR) (9, PR)			0-3 K			0-3 K			0-0 F3 1B	2	0	0	0	0	2	0				
										1	0	1	0	0	0	0				
										0	0	0	0	0	0	0				
Inning Stats	R: 0 E: 0 K: 2 S: 8	H: 1 LOB: 1 BB: 0 P: 8	R: 0 E: 0 K: 2 S: 7	H: 0 LOB: 0 BB: 0 P: 7	R: 0 E: 0 K: 1 S: 5	H: 0 LOB: 0 BB: 0 P: 5	R: 0 E: 0 K: 0 S: 3	H: 0 LOB: 0 BB: 0 P: 3	R: 0 E: 0 K: 1 S: 5	H: 1 LOB: 1 BB: 0 P: 5	R: 0 E: 0 K: 0 S: 2	H: 0 LOB: 0 BB: 1 P: 6	R: 0 E: 0 K: 1 S: 5	H: 0 LOB: 0 BB: 0 P: 5	R: 0 E: 0 K: 1 S: 5	H: 1 LOB: 1 BB: 0 P: 5	1B: 2 2B: 2 3B: 0 HR: 0	SF: 0 SAC: 1 DP: 1 HBP: 0	WP: 0 PB: 0 CS: 1	PA: 28
PITCHER Andy Messersmith R ERA: 3.15 Dave LaRoche L ERA: 1.66 (1, 1) (8, 1)	IP: 7.0 WLS: W BF: 22 H: 7 R: 0 ER: 0 SO: 7 BB: 1 IBB: 0 HBP: 0 BLK: 0 WP: 0 HR: 0 S: 35 P: 39 ERA: 0.00 WHIP: 0.429															PITCHER				

California Angels @ Chicago White Sox
Comiskey Park, Chicago, IL
Sun Sep 19 1971, 4:33 AM EDT
Att: 3,854 - Unknown

AB 26
R 0
H 3
RBI 0
BB 1
SO 9
LOB 3



Batter	1	2	3	4	5	6	7	8	9	AB	R	H	RBI	BB	SO	LOB	TOP										
Pat Kelly, L OBP: 0.405, SLG: 0.405 (1, 9)	F7		6-3			5-3 SH5-3 1B		1B BB	1B	4	1	2	1	1	0	0	Chicago White Sox @ Oakland Athletics Oakland-Alameda County Coliseum, Oakland, CA Tue Sep 21 1971, 7:05 PM PDT Unknown										
Jay Johnstone, L OBP: 0.326, SLG: 0.421 (1, 8)	F9		F8			SH5-3		1B BB	F5	3	1	0	0	1	0	1											
Rich McKinney, R OBP: 0.330, SLG: 0.387 (1, 4)	HR			5-3		5-3		1B		4	1	2	2	0	0	1											
Bill Melton, R OBP: 0.353, SLG: 0.489 (1, 5)	BB			2B BB		1B		1B		1	1	1	0	3	0	0											
Carlos May, L OBP: 0.377, SLG: 0.403 (1, 3)	L6			1-H 2B		K		SF9		3	0	1	2	0	1	3											
Rick Reichardt, R OBP: 0.340, SLG: 0.429 (1, 7)			K					K		4	0	0	0	0	2	2											
Ed Herrmann, L OBP: 0.317, SLG: 0.356 (1, 2)		4-3				K		FC4-6 HBP		3	0	0	0	0	2	0											
Luis Alvarado, R OBP: 0.238, SLG: 0.270 (1, 6)		F5				4-3		FC4-6 SH3 1B		4	1	0	0	0	0	1											
Bart Johnson, R OBP: 0.207, SLG: 0.211 Steve Kealey, R OBP: 0.200, SLG: 0.500 (9, 1)			6-3			4-3		K	SH3	3	0	0	0	0	1	0											
Inning Stats	R: 1 E: 0 K: 0 S: 4	H: 1 LOB: 1 BB: 1 P: 8	R: 0 E: 0 K: 1 S: 5	H: 0 LOB: 0 BB: 0 P: 5	R: 0 E: 0 K: 1 S: 3	H: 0 LOB: 0 BB: 1 P: 3	R: 1 E: 0 K: 0 S: 3	H: 1 LOB: 0 BB: 1 P: 7	R: 0 E: 0 K: 1 S: 5	H: 1 LOB: 2 BB: 1 P: 10	R: 0 E: 0 K: 1 S: 5	H: 0 LOB: 0 BB: 0 P: 5	R: 2 E: 0 K: 2 S: 9	H: 2 LOB: 2 BB: 2 P: 17	R: 1 E: 0 K: 0 S: 4	H: 1 LOB: 1 BB: 0 P: 5		1B: 4 2B: 1 3B: 0 HR: 1	SF: 1 SAC: 2 DP: 0 HBP: 1	WP: 0 PB: 0 SB: 3 CS: 0	PA: 38						
PITCHER	IP	WLS	BF	H	R	ER	SO	BB	IBB	HBP	BLK	WP	HR	S	P	ERA	WHIP										
Chuck Dobson, R ERA: 3.55 (1, 1)	5.0	L	18	2	2	2	2	2	0	0	0	0	1	20	28	3.60	0.800										
Darold Knowles, L ERA: 3.74 (6, 1)	2.0		8	1	0	0	2	0	1	0	0	0	0	11	15	0.00	0.500										
Rollie Fingers, R ERA: 2.79 (8, 1)	2.0		12	3	3	3	2	2	0	1	0	0	0	13	22	13.50	2.500										

Batter	1	2	3	4	5	6	7	8	9	AB	R	H	RBI	BB	SO	LOB	BOTTOM										
Bert Campaneris, R OBP: 0.288, SLG: 0.324 (1, 6)	S BB		5-3			1B BB	FC6-4 1-2		1B	3	0	1	1	2	0	2	Chicago White Sox @ Oakland Athletics Oakland-Alameda County Coliseum, Oakland, CA Tue Sep 21 1971, 7:05 PM PDT Unknown										
Joe Rudi, R OBP: 0.303, SLG: 0.389 (1, 7)	K		K			1B		K	F9	5	0	1	0	0	3	3											
Reggie Jackson, L OBP: 0.358, SLG: 0.511 (1, 9)	K			K		K		K		4	0	0	0	0	4	3											
Mike Epstein, L OBP: 0.369, SLG: 0.411 Mike Hegan, L OBP: 0.347, SLG: 0.353 (9, 3)	K			BB		L8		HBP		2	0	0	0	1	1	3											
Sal Bando, R OBP: 0.376, SLG: 0.444 (1, 5)		CS BB		F7		F3		F8		3	0	0	0	1	0	4											
Rick Monday, L OBP: 0.338, SLG: 0.439 (1, 8)	K			F7			3-1		1B 1B	4	1	1	0	0	1	2											
Dave Duncan, R OBP: 0.311, SLG: 0.421 (1, 2)		1-2 BB				F8		K		3	0	0	0	1	2	1											
Larry Brown, R OBP: 0.239, SLG: 0.234 (1, 4)	K			L7		L7		1B 1B	1B 1B	4	0	2	0	0	1	1											
Chuck Dobson, R OBP: 0.228, SLG: 0.273 (5, PH) Curt Blefary, L OBP: 0.285, SLG: 0.354 (6, PH) Darold Knowles, L OBP: 0.303, SLG: 0.419 (7, PH) Tommy Davis, R OBP: 0.303, SLG: 0.396 (8, PH) George Hendrick, R OBP: 0.326, SLG: 0.419 (9, PH) Rollie Fingers, R OBP: 0.326, SLG: 0.419 (9, PH) Adrian Garrett, L OBP: 0.338, SLG: 0.333 (9, PH)			F3			K		FC6-4 1B	F5	1	0	0	0	0	0	0											
Inning Stats	R: 0 E: 0 K: 3 S: 9	H: 0 LOB: 1 BB: 1 P: 13	R: 0 E: 0 K: 2 S: 6	H: 0 LOB: 2 BB: 2 P: 14	R: 0 E: 0 K: 1 S: 5	H: 0 LOB: 0 BB: 0 P: 5	R: 0 E: 0 K: 1 S: 5	H: 0 LOB: 1 BB: 1 P: 9	R: 0 E: 0 K: 1 S: 5	H: 0 LOB: 0 BB: 0 P: 5	R: 0 E: 0 K: 1 S: 6	H: 1 LOB: 2 BB: 1 P: 10	R: 0 E: 0 K: 1 S: 7	H: 2 LOB: 2 BB: 0 P: 7	R: 0 E: 0 K: 2 S: 7	H: 0 LOB: 1 BB: 0 P: 8		R: 1 E: 0 K: 1 S: 8	H: 3 LOB: 2 BB: 0 P: 8	1B: 6 2B: 0 3B: 0 HR: 0	SF: 0 SAC: 0 DP: 0 HBP: 1	WP: 0 PB: 0 SB: 1 CS: 1	PA: 38				
PITCHER	IP	WLS	BF	H	R	ER	SO	BB	IBB	HBP	BLK	WP	HR	S	P	ERA	WHIP										
Bart Johnson, R ERA: 2.93 (1, 1)	8.0		32	3	0	0	12	5	0	1	0	0	0	50	71	0.00	1.000										
Steve Kealey, R ERA: 3.87 (9, 1)	1.0	S	6	3	1	1	1	0	0	0	0	0	0	8	8	9.00	3.000										

Batter	1	2	3	4	5	6	7	8	9	AB	R	H	RBI	BB	SO	LOB	TOP			
Walt Williams, R OBP: 0.347, SLG: 0.425 (1, 7)	SH5-3 1B		6-3		E1 E 1B	1-3		FC6-4 1-2		5	1	2	0	0	0	2				
Pat Kelly, L OBP: 0.412, SLG: 0.413 (1, 9)	SH5-3				E9 1B	6-3			G4-3 1B	4	1	3	3	0	0	0				
Rich McKinney, R OBP: 0.328, SLG: 0.383 (1, 4)	F2		F7		1B 1B	K			G4-3 1B	4	1	0	0	1	1	3				
Bill Melton, R OBP: 0.353, SLG: 0.488 (1, 5)	F3				1B 1B				F8	5	1	2	1	0	0	1				
Carlos May, L OBP: 0.378, SLG: 0.408 (1, 3)		6-3			1B 1B					4	0	2	2	0	1	0				
Jay Johnstone, L OBP: 0.323, SLG: 0.416 (1, 8)	L8				1B	K				4	0	0	0	0	2	3				
Tom Egan, R OBP: 0.325, SLG: 0.418 (1, 2)					1B	K				4	0	0	0	0	2	3				
Luis Alvarado, R OBP: 0.242, SLG: 0.275 (1, 6)					1B				L6	3	1	1	0	1	0	1				
Tommy John, R OBP: 0.188, SLG: 0.152 Vicente Romo, R OBP: 0.417, SLG: 0.364 (7, 1)			F8		1B				FC6-4 1B	3	1	1	0	0	0	4				
										1	0	1	0	0	0	0				
Inning Stats	R: 0 E: 0 K: 0 S: 4	H: 1 LOB: 1 BB: 0 P: 4	R: 0 E: 0 K: 1 S: 5	H: 0 LOB: 0 BB: 0 P: 5	R: 1 E: 0 K: 0 S: 5	H: 2 LOB: 1 BB: 0 P: 5	R: 1 E: 0 K: 0 S: 5	H: 2 LOB: 1 BB: 0 P: 5	R: 4 E: 2 K: 1 S: 10	H: 5 LOB: 3 BB: 2 P: 18	R: 0 E: 0 K: 2 S: 7	H: 0 LOB: 0 BB: 0 P: 7	R: 0 E: 0 K: 1 S: 6	H: 1 LOB: 1 BB: 0 P: 6	R: 0 E: 0 K: 0 S: 3	H: 1 LOB: 0 BB: 0 P: 3	1B: 10 2B: 1 3B: 1 HR: 0	SF: 0 SAC: 1 DP: 1 HBP: 0	WP: 0 PB: 0 SB: 2 CS: 0	PA: 40
PITCHER	IP WLS BF H R ER SO BB IBB HBP BLK WP HR S P ERA WHIP	IP WLS BF H R ER SO BB IBB HBP BLK WP HR S P ERA WHIP																		
Blue Moon Odom, R ERA: 4.29 Bob Locker, R ERA: 2.91 Mudcat Grant, R ERA: 3.08 (1, 1) (5, 1) (8, 1)	4.0 L 21 8 6 6 1 1 0 0 0 0 0 22 26 13.50 2.250	3.0 12 2 0 0 4 0 1 0 0 0 0 19 23 0.00 0.667	2.0 7 2 0 0 1 0 0 0 0 0 0 9 9 0.00 1.000																	

Chicago White Sox @ Oakland Athletics
Oakland-Alameda County Coliseum, Oakland, CA

Tue Sep 21 1971, 7:05 PM PDT
Att: 3,810 - Unknown

AB 37
R 6
H 12
RBI 6
BB 2
SO 6
LOB 17



Batter	1	2	3	4	5	6	7	8	9	AB	R	H	RBI	BB	SO	LOB	BOTTOM			
Dwain Anderson, R OBP: 0.419, SLG: 0.481 (1, 6)	F9		3-1		1-3		FC4-6 2B		1B	5	0	1	0	0	0	1				
Joe Rudi, R OBP: 0.306, SLG: 0.393 (1, 7)	4-3								K	5	0	3	0	0	1	2				
Reggie Jackson, L OBP: 0.356, SLG: 0.598 George Hendrick, R OBP: 0.259, SLG: 0.295 (1, 9) (6, 9)	F8		K		K				F9	3	0	0	0	0	2	2				
										2	0	0	0	0	1	4				
Tommy Davis, R OBP: 0.366, SLG: 0.419 (1, 3)		6-3								4	1	2	0	0	1	2				
Sal Bando, R OBP: 0.378, SLG: 0.452 (1, 5)					1B 1B					4	1	3	1	0	0	0				
Gene Tenace, R OBP: 0.380, SLG: 0.433 (1, 2)					1B					4	0	1	0	0	1	2				
Angel Mangual, R OBP: 0.328, SLG: 0.373 (1, 8)					1B					4	0	0	0	0	1	5				
Larry Brown, R OBP: 0.239, SLG: 0.235 (1, 4)					1-3					4	0	1	0	0	1	4				
Blue Moon Odom, R OBP: 0.192, SLG: 0.260 Bob Locker, S (5, 1) Bert Campaneris, R OBP: 0.289, SLG: 0.325 Mudcat Grant, R OBP: 0.333, SLG: 0.364 Mike Hegan, L OBP: 0.345, SLG: 0.351 (9, PH)			6-3		K				K	1	0	0	0	0	0	0				
										1	0	0	0	0	1	0				
										1	0	1	0	0	0	0				
										0	0	0	0	0	0	0				
										1	0	0	0	0	1	1				
Inning Stats	R: 0 E: 0 K: 0 S: 3	H: 0 LOB: 0 BB: 0 P: 3	R: 1 E: 1 K: 0 S: 5	H: 1 LOB: 0 BB: 0 P: 5	R: 0 E: 0 K: 1 S: 6	H: 1 LOB: 1 BB: 0 P: 6	R: 1 E: 0 K: 0 S: 5	H: 3 LOB: 1 BB: 0 P: 5	R: 0 E: 0 K: 2 S: 8	H: 1 LOB: 1 BB: 0 P: 8	R: 0 E: 0 K: 1 S: 7	H: 2 LOB: 2 BB: 0 P: 7	R: 0 E: 0 K: 2 S: 7	H: 0 LOB: 0 BB: 0 P: 7	R: 0 E: 0 K: 2 S: 9	H: 2 LOB: 2 BB: 0 P: 9	1B: 9 2B: 2 3B: 0 HR: 1	SF: 0 SAC: 0 DP: 1 HBP: 0	WP: 0 PB: 0 SB: 0 CS: 0	PA: 39
PITCHER	IP WLS BF H R ER SO BB IBB HBP BLK WP HR S P ERA WHIP	IP WLS BF H R ER SO BB IBB HBP BLK WP HR S P ERA WHIP																		
Tommy John, L ERA: 3.66 Vicente Romo, R ERA: 3.36 (1, 1) (7, 1)	6.1 W 29 10 2 2 4 0 0 0 0 0 37 37 2.84 1.579	2.2 S 10 2 0 0 6 0 0 0 0 0 22 22 0.00 0.750																		

Chicago White Sox @ Oakland Athletics
Oakland-Alameda County Coliseum, Oakland, CA

Tue Sep 21 1971, 7:05 PM PDT
Att: 3,810 - Unknown

AB 39
R 2
H 12
RBI 1
BB 0
SO 10
LOB 23



Batter	1	2	3	4	5	6	7	8	9	AB	R	H	RBI	BB	SO	LOB	TOP				
Lee Richard, R OBP: 0.288, SLG: 0.298 (1, 6)	0-0 4-3		0-3 K			0-0 E4 1B		0-0 SH5-4		3	0	1	0	0	1	0					
Watt Williams, R OBP: 0.344, SLG: 0.420 (1, 9)	0-0 F4			0-0 F3		0-0 F9		0-0 F9		4	0	0	0	0	0	2					
Rich McKinney, R OBP: 0.330, SLG: 0.382 (1, 4)	0-0 F9			0-0 F8		4-0 BB		0-0 1B		3	1	1	1	1	0	0					
Bill Melton, R OBP: 0.354, SLG: 0.488 (1, 5)		0-0 1B		0-0 F7		0-0 F6		0-0 1B		4	0	2	1	0	0	2					
Rick Reichardt, R OBP: 0.340, SLG: 0.433 (1, 8)	0-3 K			0-3 K			0-0 HR		0-3 K	4	1	1	1	0	3	1					
Carlos May, L OBP: 0.375, SLG: 0.405 (1, 3)	0-0 F6			0-0 F7			0-0 5-3		0-3 K	4	0	0	0	0	1	1					
Ken Hotman, R OBP: 0.200, SLG: 0.200 (1, 7)	0-0 5-3				0-0 1B		0-3 K		0-0 6-3	4	0	1	0	0	1	1					
Tom Egan, R OBP: 0.321, SLG: 0.413 (1, 2)			0-0 5-3		0-0 F4		0-3 K			3	0	0	0	0	1	1					
Tom Bradley, R OBP: 0.168, SLG: 0.191 (1, 1)			0-0 6-3			0-3 K		0-0 SH5-4 1B		3	1	1	0	0	1	0					
Inning Stats	R: 0 E: 0 K: 0 S: 3	H: 0 LOB: 0 BB: 0 P: 3	R: 0 E: 0 K: 1 S: 6	H: 1 LOB: 1 BB: 0 P: 6	R: 0 E: 0 K: 1 S: 5	H: 0 LOB: 0 BB: 0 P: 5	R: 0 E: 0 K: 0 S: 3	H: 0 LOB: 0 BB: 0 P: 3	R: 0 E: 0 K: 1 S: 6	H: 1 LOB: 1 BB: 0 P: 6	R: 1 E: 0 K: 2 S: 8	H: 1 LOB: 0 BB: 0 P: 8	R: 2 E: 0 K: 0 S: 5	H: 3 LOB: 1 BB: 0 P: 5	R: 0 E: 0 K: 2 S: 7	H: 0 LOB: 0 BB: 0 P: 7	1B: 6 2B: 0 3B: 0 HR: 1	SF: 0 SAC: 1 DP: 0 HBP: 0	WP: 0 PB: 0 SB: 0 CS: 0	PA: 34	
PITCHER	IP	WLS	BF	H	R	ER	SO	BB	IBB	HBP	BLK	WP	HR	S	P	ERA	WHIP				
Vida Blue, L ERA: 1.86 (1, 1)	5.0		17	2	0	0	3	0	0	0	0	0	0	23	23	0.00	0.400				
Jim Roland, L ERA: 3.15 (6, 1)	2.0	L	9	2	1	1	3	1	0	0	0	0	1	14	18	4.50	1.500				
Mudcat Grant, R ERA: 3.24 (8, 1)	1.0		5	3	2	2	0	0	0	0	0	0	0	5	5	18.00	3.000				
Ron Klimkowski, R ERA: 3.89 (9, 1)	1.0		3	0	0	0	2	0	0	0	0	0	0	7	7	0.00	0.000				

Chicago White Sox @ Oakland Athletics
Oakland-Alameda County Coliseum, Oakland, CA

AB 32
R 3
H 7
RBI 3
BB 1
SO 8
LOB 8



Wed Sep 22 1971, 7:05 PM PDT
Att: 3,497 - Unknown

Batter	1	2	3	4	5	6	7	8	9	AB	R	H	RBI	BB	SO	LOB	BOTTOM					
Bert Campaneris, R OBP: 0.289, SLG: 0.325 (1, 6)	0-0 5-3		0-0 S 1B		0-0 L9			0-0 5-3		4	0	1	0	0	0	1						
Curt Blefary, L OBP: 0.291, SLG: 0.351 (1, 7)	0-0 F6		0-0 F5			0-0 3-1			0-0 G3 1B	4	0	1	0	0	0	1						
Reggie Jackson, L OBP: 0.355, SLG: 0.506 (1, 9)	0-0 1B		0-0 4-3			0-0 F5		0-0 F6		4	0	1	0	0	0	2						
Tommy Davis, R OBP: 0.361, SLG: 0.413 (1, 3)	0-0 2-3			0-0 5-3		0-0 F3			0-0 G3	3	0	0	0	0	0	1						
Mike Hegan, L OBP: 0.345, SLG: 0.349 (7, 3)								0-0 1-2	0-0 4-3	1	0	0	0	0	0	1						
Rick Monday, L OBP: 0.334, SLG: 0.434 (1, 8)		0-0 F8		0-3 K			0-0 1-3		0-0 4-3	4	0	0	0	0	1	1						
Dave Duncan, R OBP: 0.308, SLG: 0.418 (1, 2)		0-0 5-3		0-3 K			0-0 F4			3	0	0	0	0	1	0						
Larry Brown, R OBP: 0.241, SLG: 0.236 (1, 5)		0-0 1B			0-0 E3		0-0 F9			3	0	1	0	0	0	0						
Dwain Anderson, R OBP: 0.382, SLG: 0.433 (1, 4)		0-0 6-3			0-3 K			0-0 6-3		3	0	0	0	0	1	2						
Vida Blue, S OBP: 0.188, SLG: 0.120 (5, PH)			0-3 K			0-3 K		0-3 K		1	0	0	0	0	0	1						
Adrian Carrillo, L OBP: 0.304, SLG: 0.316 (8, 1)										0	0	0	0	0	0	0						
Jim Roland, L (8, 1)										0	0	0	0	0	0	0						
Mudcat Grant, R OBP: 0.333, SLG: 0.394 (8, PH)										0	0	0	0	0	0	0						
Mike Epstein, L OBP: 0.367, SLG: 0.420 (8, PH)										1	0	0	0	0	1	0						
Ron Klimkowski, R OBP: 0.300, SLG: 0.330 (9, 1)										0	0	0	0	0	0	0						
Inning Stats	R: 0 E: 0 K: 0 S: 4	H: 1 LOB: 1 BB: 0 P: 4	R: 0 E: 0 K: 0 S: 4	H: 1 LOB: 0 BB: 0 P: 4	R: 0 E: 0 K: 1 S: 6	H: 1 LOB: 1 BB: 0 P: 6	R: 0 E: 0 K: 2 S: 7	H: 0 LOB: 0 BB: 0 P: 7	R: 0 E: 0 K: 2 S: 8	H: 0 LOB: 1 BB: 0 P: 8	R: 0 E: 0 K: 0 S: 3	H: 0 LOB: 0 BB: 0 P: 3	R: 0 E: 0 K: 0 S: 3	H: 0 LOB: 0 BB: 0 P: 3	R: 0 E: 0 K: 1 S: 5	H: 0 LOB: 0 BB: 0 P: 5	R: 0 E: 0 K: 0 S: 4	H: 1 LOB: 1 BB: 0 P: 4	1B: 4 2B: 0 3B: 0 HR: 0	SF: 0 SAC: 0 DP: 0 HBP: 0	WP: 0 PB: 0 SB: 1 CS: 0	PA: 32
PITCHER	IP	WLS	BF	H	R	ER	SO	BB	IBB	HBP	BLK	WP	HR	S	P	ERA	WHIP					
Tom Bradley, R ERA: 2.9 (1, 1)	9.0	W	32	4	0	0	6	0	0	0	0	0	0	44	44	0.00	0.444					

Chicago White Sox @ Oakland Athletics
Oakland-Alameda County Coliseum, Oakland, CA

AB 32
R 0
H 4
RBI 0
BB 0
SO 6
LOB 10




Wed Sep 22 1971, 7:05 PM PDT
Att: 3,497 - Unknown

Batter	1	2	3	4	5	6	7	8	9	AB	R	H	RBI	BB	SO	LOB	TOP										
Lee Richard, R OBP: 0.294, SLG: 0.314 (1, 6)										4	1	2	3	0	0	0											
Pat Kelly, L OBP: 0.407, SLG: 0.407 (1, 9)										5	0	1	0	0	0	4											
Rich McKinney, R OBP: 0.329, SLG: 0.379 (1, 4)										3	0	0	0	1	1	2											
Bill Melton, R OBP: 0.352, SLG: 0.485 (1, 5)										4	0	0	0	0	0	2											
Carlos May, L OBP: 0.376, SLG: 0.410 (1, 3)										3	1	1	1	1	0	0											
Rick Reichardt, R OBP: 0.339, SLG: 0.431 (1, 7)										3	0	0	0	1	1	1											
Jay Johnstone, L OBP: 0.327, SLG: 0.418 (1, 8)										3	2	2	0	1	0	1											
Ed Herrmann, L OBP: 0.319, SLG: 0.356 (1, 2)										3	1	1	0	1	0	1											
Wilbur Wood, R OBP: 0.136, SLG: 0.043 (1, 1)										2	0	0	0	1	1	0											
Inning Stats	R: 0 E: 0 K: 1 S: 6	H: 1 LOB: 1 BB: 0 P: 6	R: 0 E: 0 K: 1 S: 4	H: 0 LOB: 0 BB: 1 P: 8	R: 0 E: 0 K: 1 S: 5	H: 0 LOB: 0 BB: 0 P: 5	R: 0 E: 0 K: 0 S: 3	H: 0 LOB: 0 BB: 0 P: 3	R: 4 E: 0 K: 0 S: 7	H: 4 LOB: 1 BB: 1 P: 11	R: 0 E: 0 K: 0 S: 2	H: 0 LOB: 0 BB: 0 P: 6	R: 0 E: 0 K: 0 S: 3	H: 1 LOB: 0 BB: 0 P: 3	R: 0 E: 0 K: 0 S: 3	H: 0 LOB: 1 BB: 1 P: 7	R: 1 E: 0 K: 0 S: 4	H: 1 LOB: 3 BB: 2 P: 13	1B: 5 2B: 1 3B: 0 HR: 2	SF: 0 SAC: 1 DP: 2 HBP: 1	WP: 1 PB: 0 SB: 2 CS: 3	PA: 39					
PITCHER	IP	WLS	BF	H	R	ER	SO	BB	IBB	HBP	BLK	WP	HR	S	P	ERA	WHIP										
Tom Murphy, R ERA: 3.79 (1, 1)	6.0	L	24	5	4	4	3	3	0	0	0	1	2	27	39	6.00	1.333										
Eddie Fisher, R ERA: 2.77 (7, 1)	2.0		7	1	0	0	0	1	0	0	0	0	0	6	10	0.00	1.000										
Dave LaRoche, L ERA: 2.26 (9, 1)	1.0		7	1	1	1	0	2	0	1	0	0	0	4	13	9.00	3.000										

Chicago White Sox @ California Angels
Anaheim Stadium, Anaheim, CA
Thu Sep 23 1971, 10:05 PM EDT
Alt. 5,234 - Unknown - 76 F


AB 30
R 5
H 7
RBI 4
BB 6
SO 3
LOB 11




Batter	1	2	3	4	5	6	7	8	9	AB	R	H	RBI	BB	SO	LOB	BOTTOM										
Sandy Alomar Sr., S OBP: 0.295, SLG: 0.309 (1, 6)										4	0	1	0	0	0	1											
Ken Berry, R OBP: 0.272, SLG: 0.311 (1, 8)										4	0	1	0	0	1	1											
Jim Fregosi, R OBP: 0.313, SLG: 0.317 (1, 3)										3	0	0	0	1	0	1											
Ken McMullen, R OBP: 0.308, SLG: 0.384 (1, 5)										4	0	0	0	0	1	2											
Billy Cowan, R OBP: 0.310, SLG: 0.404 (1, 7)										4	0	1	0	0	2	2											
Billy Parker, R OBP: 0.294, SLG: 0.380 (1, 4)										3	0	1	0	0	1	1											
Tommie Reynolds, R OBP: 0.294, SLG: 0.297 (1, 9)										3	0	1	0	0	1	1											
Art Kusnyer, R OBP: 0.154, SLG: 0.154 (8, PH)										2	0	0	0	0	0	0											
Jerry Moses, R OBP: 0.266, SLG: 0.359 (9, 2)										1	0	0	0	0	0	1											
Tom Murphy, R OBP: 0.195, SLG: 0.213 (6, PH)										1	0	0	0	0	0	0											
Bruce Christensen, L OBP: 0.333, SLG: 0.263 (7, 1)										0	0	0	0	0	0	0											
Eddie Fisher, R OBP: 0.187, SLG: 0.083 (8, PH)										0	0	0	0	0	0	0											
Syd O'Brien, R OBP: 0.245, SLG: 0.297 (9, 1)										1	0	0	0	0	1	1											
Dave LaRoche, L OBP: 0.167, SLG: 0.091 (9, 1)										0	0	0	0	0	0	0											
Inning Stats	R: 0 E: 0 K: 0 S: 3	H: 0 LOB: 0 BB: 0 P: 3	R: 0 E: 0 K: 0 S: 4	H: 2 LOB: 1 BB: 0 P: 4	R: 0 E: 0 K: 0 S: 4	H: 1 LOB: 1 BB: 0 P: 4	R: 0 E: 0 K: 0 S: 3	H: 0 LOB: 0 BB: 0 P: 3	R: 0 E: 0 K: 2 S: 7	H: 0 LOB: 0 BB: 0 P: 7	R: 0 E: 0 K: 1 S: 5	H: 0 LOB: 0 BB: 0 P: 5	R: 0 E: 0 K: 2 S: 7	H: 0 LOB: 1 BB: 1 P: 11	R: 0 E: 0 K: 1 S: 6	H: 1 LOB: 1 BB: 0 P: 6	R: 0 E: 0 K: 1 S: 6	H: 1 LOB: 1 BB: 0 P: 6	1B: 4 2B: 1 3B: 0 HR: 0	SF: 0 SAC: 0 DP: 0 HBP: 0	WP: 0 PB: 0 SB: 1 CS: 1	PA: 32					
PITCHER	IP	WLS	BF	H	R	ER	SO	BB	IBB	HBP	BLK	WP	HR	S	P	ERA	WHIP										
Wilbur Wood, L ERA: 1.95 (1, 1)	9.0	W	32	5	0	0	7	1	0	0	0	0	0	45	49	0.00	0.667										


Chicago White Sox @ California Angels
Anaheim Stadium, Anaheim, CA
Thu Sep 23 1971, 10:05 PM EDT
Alt. 5,234 - Unknown - 76 F

AB 31
R 0
H 5
RBI 0
BB 1
SO 7
LOB 11



Batter	1	2	3	4	5	6	7	8	9	AB	R	H	RBI	BB	SO	LOB	TOP					
Lee Richard, R OBP: 0.289, SLG: 0.309 (1, 6)	F5		E9 1B		F8		P4			4	1	0	0	0	0	2	Chicago White Sox @ California Angels Anaheim Stadium, Anaheim, CA Fri Sep 24, 1971, 10:05 PM EDT Att: 14,563 - Unknown - 79 F					
Pat Kelly, L OBP: 0.404, SLG: 0.404 (1, 9)	K		K					4-3		4	0	1	0	0	2	2						
Rich McKinney, R OBP: 0.336, SLG: 0.385 (1, 4)									F8 1B 2B	2	1	2	2	2	0	0						
Bill Melton, R OBP: 0.349, SLG: 0.481 (1, 5)	K		F7		F5			F8		4	0	0	0	0	1	6						
Carlos May, L OBP: 0.377, SLG: 0.411 (1, 3)										4	0	2	1	0	1	0						
Jay Johnstone, L OBP: 0.326, SLG: 0.416 (1, 8)	K									4	0	1	0	0	2	1						
Walt Williams, R OBP: 0.341, SLG: 0.416 (1, 7)	K									3	0	0	0	0	1	0						
Ed Herrmann, L OBP: 0.318, SLG: 0.352 (1, 2)			K							3	0	0	0	1	1	0						
Terry Forster, L Joe Horlen, R Rich Hinton, L Steve Keasley, R Tony Muser, R Stan Perzanowski, S (1, 1) (6, 1) (7, 1) (8, 1) (9, PH) (9, 1)										2	1	2	0	0	0	0						
Inning Stats	R: 0 E: 0 K: 2 S: 7	H: 0 LOB: 1 BB: 1 P: 11	R: 0 E: 0 K: 2 S: 7	H: 1 LOB: 0 BB: 0 P: 7	R: 2 E: 2 K: 2 S: 10	H: 2 LOB: 1 BB: 0 P: 10	R: 0 E: 0 K: 1 S: 5	H: 0 LOB: 0 BB: 0 P: 5	R: 0 E: 0 K: 1 S: 5	H: 2 LOB: 3 BB: 1 P: 9	R: 0 E: 0 K: 0 S: 5	H: 0 LOB: 0 BB: 0 P: 5	R: 0 E: 0 K: 0 S: 3	H: 0 LOB: 0 BB: 0 P: 3	R: 1 E: 0 K: 0 S: 4	H: 2 LOB: 1 BB: 0 P: 4		R: 0 E: 0 K: 0 S: 3	H: 1 LOB: 1 BB: 1 P: 7	1B: 6 2B: 2 3B: 0 HR: 0	SF: 0 SAC: 1 DP: 1 HBP: 0	WP: 0 PB: 0 SB: 1 CS: 0
PITCHER Andy Messersmith, R ERA: 3.06 (1, 1)	IP: 9.0 WLS: W BF: 36 H: 8 R: 3 ER: 1 SO: 8 BB: 2 IBB: 1 HBP: 0 BLK: 0 WP: 0 HR: 0 S: 49 P: 61 ERA: 1.00 WHIP: 1.111															PITCHER						

Batter	1	2	3	4	5	6	7	8	9	AB	R	H	RBI	BB	SO	LOB	BOTTOM					
Sandy Alomar Sr., S OBP: 0.295, SLG: 0.309 (1, 6)	5-3		F7		F7					5	1	2	1	0	0	1	Chicago White Sox @ California Angels Anaheim Stadium, Anaheim, CA Fri Sep 24, 1971, 10:05 PM EDT Att: 14,563 - Unknown - 79 F					
Mickey Rivers, L OBP: 0.320, SLG: 0.341 Tommie Reynolds, R OBP: 0.299, SLG: 0.293 (1, 9) (7, PH) (8, 9)	P4				F9					3	0	0	0	0	1	0						
Jim Fregosi, R OBP: 0.316, SLG: 0.319 (1, 3) (7, 7)	F9				6-3					4	1	2	1	1	0	0						
Ken McMullen, R OBP: 0.309, SLG: 0.387 (1, 5)										3	1	1	1	1	1	1						
Billy Cowan, R OBP: 0.312, SLG: 0.405 Jim Spencer, L OBP: 0.305, SLG: 0.396 (1, 7) (6, PH) (7, 3)	F9									2	0	1	0	0	0	0						
Billy Parker, R OBP: 0.291, SLG: 0.358 (1, 4)										3	0	0	0	1	2	2						
Ken Berry, R OBP: 0.320, SLG: 0.309 Roger Repoz, L OBP: 0.331, SLG: 0.368 (1, 8) (7, PH) (8, 8)	L5									2	0	0	0	0	0	1						
Jeff Torborg, R OBP: 0.239, SLG: 0.266 Tony Gonzalez, L OBP: 0.309, SLG: 0.315 Art Kusnyer, R OBP: 0.154, SLG: 0.154 John Stephenson, L OBP: 0.281, SLG: 0.314 (1, 2) (7, PH) (8, 2) (8, PH) (9, 2)										2	0	1	0	0	0	0						
Andy Messersmith, R OBP: 0.221, SLG: 0.287 (1, 1)										4	0	1	0	0	1	3						
Inning Stats	R: 0 E: 0 K: 0 S: 3	H: 0 LOB: 0 BB: 0 P: 3	R: 0 E: 0 K: 1 S: 5	H: 0 LOB: 1 BB: 1 P: 9	R: 0 E: 0 K: 0 S: 3	H: 0 LOB: 0 BB: 0 P: 3	R: 0 E: 0 K: 1 S: 6	H: 1 LOB: 2 BB: 1 P: 10	R: 0 E: 0 K: 1 S: 6	H: 1 LOB: 1 BB: 0 P: 6	R: 0 E: 0 K: 1 S: 5	H: 0 LOB: 1 BB: 1 P: 9	R: 1 E: 1 K: 1 S: 8	H: 2 LOB: 2 BB: 0 P: 8	R: 2 E: 0 K: 1 S: 8	H: 3 LOB: 2 BB: 1 P: 12		R: 1 E: 0 K: 0 S: 2	H: 2 LOB: 2 BB: 1 P: 6	1B: 7 2B: 1 3B: 1 HR: 0	SF: 1 SAC: 0 DP: 0 HBP: 0	WP: 0 PB: 1 SB: 0 CS: 0
PITCHER Terry Forster, L ERA: 4.1 Joe Horlen, R ERA: 4.32 Rich Hinton, L ERA: 4.84 Steve Keasley, R ERA: 3.86 Stan Perzanowski, R ERA: 14.4 (1, 1) (6, 1) (7, 1) (8, 1) (9, 1)	IP: 5.1 WLS: 7 BF: 21 H: 2 R: 1 ER: 0 SO: 4 BB: 0 IBB: 0 HBP: 0 BLK: 0 WP: 0 HR: 0 S: 26 P: 38 ERA: 0.00 WHIP: 0.938															PITCHER						

Batter	1	2	3	4	5	6	7	8	9	AB	R	H	RBI	BB	SO	LOB	TOP		
Lee Richard, R OBP: 0.289, SLG: 0.308 (1, 6)	0-0 4-3		0-0 HR 1B		0-3 K		0-3 K			4	1	1	0	0	2	1			
Watt Williams, R OBP: 0.343, SLG: 0.426 (1, 9) (6, 7)	0-0 P3-6 BB 1B		0-0 HR		0-3 K			0-0 F9		4	1	2	2	0	1	1			
Rich McKinney, R OBP: 0.338, SLG: 0.388 (1, 4) BB BB	4-0 1-2 BB		0-0 F8		0-0 2B			0-0 4-3		3	0	1	0	1	0	0			
Bill Melton, R OBP: 0.349, SLG: 0.479 (1, 5)	0-0 P3-6 2-3f			0-0 CS 1B		0-0 F7		0-0 5-3		4	0	1	0	0	0	3			
Rick Reichardt, R OBP: 0.336, SLG: 0.427 (1, 8)		0-0 6-3		0-3 K 1-2		0-0 6-3		0-3 K		4	0	0	0	0	2	2			
Carlos May, L OBP: 0.378, SLG: 0.409 (1, 3)		0-0 4-3		4-0 BB BB		4-0 BB		0-0 4-3		2	0	0	0	2	0	0			
Ken Hotman, R OBP: 0.143, SLG: 0.143 (6, PH) Pat Kelly, L OBP: 0.401, SLG: 0.400 (6, 9)		0-0 F8		0-0 F7		0-0 6-3		0-3 K		2	0	0	0	0	0	1	AB 31 R 2 H 6 RBI 2 BB 3 SO 7 LOB 11		
Tom Egan, R OBP: 0.321, SLG: 0.412 (1, 2)			0-0 F9		0-0 FC1-6 1B		0-0 P3			3	0	1	0	0	0	0			
Tommy John, R OBP: 0.181, SLG: 0.145 (1, 1)			0-3 K		0-0 FC1-6 1-2f		0-0 6-3			3	0	0	0	0	1	1			
Inning Stats	R: 0 E: 0 K: 0 S: 3	H: 1 LOB: 1 BB: 1 P: 7	R: 0 E: 0 K: 0 S: 3	H: 0 LOB: 0 BB: 0 P: 3	R: 2 E: 0 K: 1 S: 7	H: 2 LOB: 0 BB: 0 P: 7	R: 0 E: 0 K: 1 S: 5	H: 1 LOB: 1 BB: 1 P: 9	R: 0 E: 0 K: 0 S: 4	H: 1 LOB: 2 BB: 1 P: 8	R: 0 E: 0 K: 1 S: 5	H: 0 LOB: 0 BB: 0 P: 5	R: 0 E: 0 K: 0 S: 3	H: 0 LOB: 0 BB: 0 P: 3	R: 0 E: 0 K: 2 S: 7	H: 0 LOB: 0 BB: 0 P: 7	1B: 4 2B: 3 3B: 0 HR: 1	SF: 0 SAC: 0 DP: 2 HBP: 0	WP: 0 PA: 34 SB: 0 CS: 1
PITCHER	IP WLS BF H R ER SO BB IBB HBP BLK WP HR S P ERA WHIP	5.2 W 24 6 2 2 4 3 0 0 0 0 1 29 41 3.18 1.588	6.1 S 10 0 0 0 3 0 0 0 0 0 0 16 16 0.00 0.000																

Chicago White Sox @ California Angels
Anaheim Stadium, Anaheim, CA
Sat Sep 25 1971, 10:05 PM EDT
Att. 6,502 - Unknown - 70 F

AB 31
R 2
H 6
RBI 2
BB 3
SO 7
LOB 11



Batter	1	2	3	4	5	6	7	8	9	AB	R	H	RBI	BB	SO	LOB	BOTTOM		
Sandy Alomar Sr., S OBP: 0.295, SLG: 0.309 (1, 6)	0-0 S E 1B 1B		0-0 6-3		0-0 P4			0-3 K		4	1	1	0	0	1	0			
Ken Berry, R OBP: 0.270, SLG: 0.308 (1, 8)	0-0 E S 1-2 1B 1B		0-0 P6		0-0 6-3		0-0 5-3			4	1	1	0	0	0	0			
Jim Fregosi, R OBP: 0.314, SLG: 0.316 (1, 3)	0-0 E4 1-3 2-H 1B E		0-3 K		0-0 6-3		0-0 6-3			3	1	0	1	0	1	1			
Ken McMullen, R OBP: 0.311, SLG: 0.392 (1, 5)	0-0 FC6 1-2 3-H 1B		0-0 6-3		0-0 6-3		0-0 3B			3	0	2	1	0	0	0			
Billy Cowan, R OBP: 0.306, SLG: 0.398 (1, 7)	0-0 FC6 3-1 1-2f 2-H		0-0 6-3		0-3 K		0-3 K			3	0	0	0	0	1	2			
Billy Parker, R OBP: 0.276, SLG: 0.339 (1, 4)	0-0 3-1 2-3		0-0 K		0-3 K		0-3 K			3	0	0	0	0	2	1			
Tommye Reynolds, R OBP: 0.289, SLG: 0.282 Roger Repoz, L OBP: 0.331, SLG: 0.368 (1, 9) (9, 9)	0-0 1-3		0-0 6-3		0-0 6-3		0-0 5-3			3	0	0	0	0	0	1	AB 29 R 3 H 4 RBI 2 BB 0 SO 5 LOB 5		
Jeff Torborg, R OBP: 0.233, SLG: 0.259 (1, 2)		0-0 6-3			0-0 F9		0-0 6-3			3	0	0	0	0	0	0			
Clyde Wright, R OBP: 0.189, SLG: 0.193 Lloyd Allen, R OBP: 0.294, SLG: 0.471 (1, 1) (6, 1)		0-0 L8			0-0 6-3		0-0 F9			2	0	0	0	0	0	0			
Inning Stats	R: 3 E: 2 K: 0 S: 7	H: 3 LOB: 1 BB: 0 P: 7	R: 0 E: 0 K: 0 S: 3	H: 0 LOB: 0 BB: 0 P: 3	R: 0 E: 0 K: 1 S: 5	H: 0 LOB: 0 BB: 0 P: 5	R: 0 E: 0 K: 1 S: 5	H: 0 LOB: 0 BB: 0 P: 5	R: 0 E: 0 K: 1 S: 6	H: 1 LOB: 1 BB: 0 P: 6	R: 0 E: 0 K: 1 S: 5	H: 0 LOB: 0 BB: 0 P: 5	R: 0 E: 0 K: 1 S: 5	H: 0 LOB: 0 BB: 0 P: 5	R: 0 E: 0 K: 1 S: 5	H: 0 LOB: 0 BB: 0 P: 5	1B: 3 2B: 0 3B: 1 HR: 0	SF: 0 SAC: 0 DP: 0 HBP: 0	WP: 0 PA: 29 SB: 0 CS: 0
PITCHER	IP WLS BF H R ER SO BB IBB HBP BLK WP HR S P ERA WHIP	8.0 L 29 4 3 2 5 0 0 0 0 0 0 39 39 2.25 0.500																	

Chicago White Sox @ California Angels
Anaheim Stadium, Anaheim, CA
Sat Sep 25 1971, 10:05 PM EDT
Att. 6,502 - Unknown - 70 F

AB 29
R 3
H 4
RBI 2
BB 0
SO 5
LOB 5



Batter	1	2	3	4	5	6	7	8	9	10	AB	R	H	RBI	BB	SO	LOB	TOP							
Lee Richard, R OBP: 0.308, SLG: 0.307 Tom Bradley, L OBP: 0.291, SLG: 0.191 Steve Keasley, L OBP: 0.202, SLG: 0.020 Terry Forster, L OBP: 0.000, SLG: 0.000 Tony Musler, L OBP: 0.144, SLG: 0.375 Joe Horlen, R OBP: 0.098, SLG: 0.100	0-3 K			0-3 K		0-3 K	0-0 1B BLK 1B		0-0 P6		4	1	2	0	3	1		Chicago White Sox @ California Angels Anaheim Stadium, Anaheim, CA Sun Sep 26 1971, 6:33 AM EDT Att: 6,319 - Unknown - 78 F							
Walt Williams, R OBP: 0.340, SLG: 0.422 Pat Kelly, L OBP: 0.402, SLG: 0.401	0-0 4-3			0-0 F9		0-0 F8	0-0 FC5 BLK 1B		0-0 F7		3	0	0	0	0	1									
Rich McKinney, R OBP: 0.338, SLG: 0.386	0-0 F7			0-0 BB 1B		0-0 BB	0-0 FC5 BB 1B		0-0 F9		4	0	1	0	1	0	1								
Bill Melton, R OBP: 0.352, SLG: 0.478		4-0 BB G3-6-3 BB		4-0 FC6-4 BB		4-0 P5	4-0 FC6-4 BB		4-0 FC3-6 1B BB		1	1	0	0	4	0	2								
Rick Reichardt, R OBP: 0.337, SLG: 0.433	0-0 F9			0-0 FC6-4 BB		0-0 FC6-4 HR			0-0 FC3-6 1B		5	1	2	1	0	0	5								
Carlos May, L OBP: 0.376, SLG: 0.407	0-0 G3-6-3			0-3 K		0-0 BB 1B	0-0 F9		0-0 FC3-6		5	1	1	0	0	1	3								
Ken Holtman, R OBP: 0.200, SLG: 0.111 Jay Johnstone, L OBP: 0.327, SLG: 0.417			0-3 K		0-0 P4	4-0 BB 1B	0-0 CS 1B		0-0 P4		2	1	0	0	1	1	0								
Ed Herrmann, L OBP: 0.317, SLG: 0.349 Luis Alvarado, R OBP: 0.246, SLG: 0.277			0-3 K		0-0 P4	4-0 BB 1B	0-0 1B		3-0 6-3		2	0	0	0	0	1	0								
Wilbur Wood, R OBP: 0.143, SLG: 0.043 Steve Huntz, S OBP: 0.272, SLG: 0.345 Tom Egan, R OBP: 0.320, SLG: 0.410			0-0 G3		4-0 BB BB	0-3 K	0-3 K				1	0	0	0	1	0	0								
Inning Stats	R: 0 E: 0 K: 1 S: 5	H: 0 LOB: 0 BB: 0 P: 5	R: 0 E: 0 K: 0 S: 2	H: 0 LOB: 0 BB: 1 P: 6	R: 0 E: 0 K: 2 S: 7	H: 0 LOB: 0 BB: 0 P: 7	R: 0 E: 0 K: 1 S: 5	H: 1 LOB: 2 BB: 2 P: 10	R: 0 E: 0 K: 1 S: 5	H: 0 LOB: 2 BB: 2 P: 13	R: 5 E: 0 K: 1 S: 9	H: 4 LOB: 2 BB: 3 P: 21	R: 0 E: 0 K: 1 S: 6	H: 2 LOB: 2 BB: 0 P: 6	R: 0 E: 0 K: 0 S: 3	H: 0 LOB: 0 BB: 0 P: 3	R: 1 E: 0 K: 0 S: 4		H: 1 LOB: 1 BB: 1 P: 8	1B: 7 2B: 1 3B: 0 HR: 1	SF: 0 SAC: 0 DP: 2 HBP: 0	WP: 0 PB: 1 SB: 0 CS: 1	PA: 44		
PITCHER	IP WLS BF H R ER SO BB IBB HBP BLK WP HR S P ERA WHIP	6.0 0.1 0.2 1.0 2.0	25 3 4 2 8	3 1 2 0 1	3 0 2 0 0	6 1 0 1 0	5 0 0 0 0	0 0 0 0 0	0 0 0 0 0	0 0 0 0 0	1 4 3 6 7 11	32 52 4 8 3 7	5 8 6 6 11	4.50 0.00 27.00 0.00 0.00	1.333 6.000 3.000 2.000 1.000										

Chicago White Sox @ California Angels
Anaheim Stadium, Anaheim, CA
Sun Sep 26 1971, 6:33 AM EDT
Att: 6,319 - Unknown - 78 F

AB 36
R 6
H 8
RBI 4
BB 8
SO 8
LOB 20



Batter	1	2	3	4	5	6	7	8	9	10	AB	R	H	RBI	BB	SO	LOB	BOTTOM						
Sandy Alomar Sr., S OBP: 0.294, SLG: 0.308	0-0 1-3			0-0 F7		0-0 F8		0-0 1B 1B		0-0 P6		5	1	1	0	0	0	Chicago White Sox @ California Angels Anaheim Stadium, Anaheim, CA Sun Sep 26 1971, 6:33 AM EDT Att: 6,319 - Unknown - 78 F						
Ken Berry, R OBP: 0.271, SLG: 0.308 Roger Repoz, L OBP: 0.331, SLG: 0.369	0-0 F3			6-3 HR 1B		0-0 P6		0-0 S 1B		0-0 F3		3	1	1	0	0	0							
Jim Fregosi, R OBP: 0.315, SLG: 0.317	0-0 F8			6-3		0-0 FC6-4 1B		0-0 S 1B		0-0 1-3		5	0	2	1	0	0							
Ken McMullen, R OBP: 0.310, SLG: 0.396		0-0 6-3		0-0 HR		0-0 F9		0-0 K				4	1	1	2	0	1							
Billy Cowan, R OBP: 0.309, SLG: 0.399 Jim Spencer, L OBP: 0.306, SLG: 0.395		0-0 G6-3 1B		0-0 6-3		0-0 FC6-4		0-0 FC6-4 1BB				2	0	1	0	0	0							
Billy Parker, R OBP: 0.282, SLG: 0.322 Tom Murphy, R OBP: 0.195, SLG: 0.213 Tony Gonzalez, L OBP: 0.308, SLG: 0.315 Syd O'Brien, R OBP: 0.244, SLG: 0.296 Eddie Fisher, R OBP: 0.187, SLG: 0.063		0-0 G6-3		0-3 K		0-3 K		0-0 FC6-4		0-0 5-3		3	0	0	0	0	2							
Tommy Reynolds, R OBP: 0.293, SLG: 0.288 Mickey Rivers, L OBP: 0.318, SLG: 0.338			0-0 G5-4-3 1B		0-3 K		0-0 K		0-0 3-1		2	0	1	0	0	1	0							
Jeff Torborg, R OBP: 0.229, SLG: 0.254 John Stephenson, L OBP: 0.282, SLG: 0.313			0-0 G5-4-3		0-0 4-3		0-0 1B BB		0-0 G3		2	0	0	0	0	0	1							
Rudy May, L OBP: 0.200, SLG: 0.167 Dave LaRoche, L OBP: 0.167, SLG: 0.091 Lloyd Allen, R OBP: 0.294, SLG: 0.471 Bruce Christensen, L OBP: 0.338, SLG: 0.290			0-3 K		0-3 K		0-0 K		0-0 4-3		2	0	0	0	0	2	0							
Inning Stats	R: 0 E: 0 K: 0 S: 3	H: 0 LOB: 0 BB: 0 P: 3	R: 0 E: 0 K: 0 S: 3	H: 1 LOB: 0 BB: 0 P: 3	R: 0 E: 0 K: 1 S: 5	H: 1 LOB: 0 BB: 0 P: 5	R: 2 E: 0 K: 0 S: 5	H: 2 LOB: 0 BB: 0 P: 5	R: 0 E: 0 K: 2 S: 7	H: 0 LOB: 0 BB: 0 P: 7	R: 0 E: 0 K: 1 S: 6	H: 1 LOB: 1 BB: 0 P: 6	R: 3 E: 0 K: 1 S: 9	H: 4 LOB: 3 BB: 2 P: 17	R: 0 E: 0 K: 0 S: 3	H: 0 LOB: 0 BB: 0 P: 3	R: 0 E: 0 K: 0 S: 3		H: 0 LOB: 0 BB: 0 P: 3	1B: 8 2B: 0 3B: 0 HR: 1	SF: 0 SAC: 0 DP: 2 HBP: 0	WP: 0 PB: 0 SB: 3 CS: 0	PA: 39	
PITCHER	IP WLS BF H R ER SO BB IBB HBP BLK WP HR S P ERA WHIP	6.0 1.1 0.1 1.0 2.0	20 5 2 0 0	4 3 2 1 0	2 1 0 0 0	4 1 0 0 0	2 0 0 0 0	2 0 0 0 0	0 0 0 0 0	0 0 0 0 0	1 11 3 7 6 6	28 15 7 6 6	3.00 20.25 0.00 0.00 0.00	0.667 4.500 0.000 0.000 0.000										

Chicago White Sox @ California Angels
Anaheim Stadium, Anaheim, CA
Sun Sep 26 1971, 6:33 AM EDT
Att: 6,319 - Unknown - 78 F

AB 37
R 5
H 9
RBI 5
BB 2
SO 6
LOB 11



Batter	1	2	3	4	5	6	7	8	9	AB	R	H	RBI	BB	SO	LOB	TOP								
Tommy Harper, R OBP: 0.334, SLG: 0.389 (1, 7)										4	0	1	0	0	1	1	Milwaukee Brewers @ Chicago White Sox Comiskey Park, Chicago, IL Tue Sep 28 1971, 8:05 PM EDT Att: 3,825 - Unknown								
Rick Auerbach, R OBP: 0.276, SLG: 0.259 (1, 6)										4	0	1	0	0	0	2									
Dave May, L OBP: 0.345, SLG: 0.429 (1, 8)										4	2	1	0	0	1	2									
John Briggs, L OBP: 0.381, SLG: 0.462 (1, 3) (7, 9)										4	0	0	0	0	0	1									
Jose Cardenal, R OBP: 0.301, SLG: 0.370 Roberto Pena, R OBP: 0.284, SLG: 0.331 (1, 9) (7, 3)										3	1	1	1	0	0	1									
Darrell Porter, L OBP: 0.303, SLG: 0.343 (1, 2)										4	0	2	1	0	2	0									
Tom Matchick, L OBP: 0.267, SLG: 0.257 (1, 5)										4	0	0	0	0	1	2									
Ron Theobald, R OBP: 0.341, SLG: 0.326 (1, 4)										3	0	1	0	1	0	0									
Marty Pattin, R OBP: 0.148, SLG: 0.110 Ken Sanders, R (9, 1)										4	0	0	0	0	2	2									
										0	0	0	0	0	0	0									
Inning Stats	R: 1 E: 1 K: 0 S: 5	H: 1 LOB: 1 BB: 0 P: 5	R: 0 E: 0 K: 1 S: 5	H: 0 LOB: 0 BB: 0 P: 5	R: 0 E: 0 K: 1 S: 6	H: 1 LOB: 1 BB: 0 P: 6	R: 0 E: 0 K: 0 S: 4	H: 1 LOB: 1 BB: 0 P: 4	R: 0 E: 0 K: 1 S: 5	H: 0 LOB: 0 BB: 0 P: 5	R: 2 E: 0 K: 0 S: 6	H: 3 LOB: 1 BB: 0 P: 6	R: 0 E: 0 K: 1 S: 5	H: 0 LOB: 1 BB: 1 P: 9	R: 0 E: 0 K: 1 S: 5	H: 0 LOB: 0 BB: 0 P: 5	R: 0 E: 0 K: 3 S: 10	H: 1 LOB: 1 BB: 0 P: 10	1B: 4 2B: 3 3B: 0 HR: 0	SF: 0 SAC: 0 DP: 0 HBP: 0	WP: 0 PB: 0 CS: 0	PA: 36			
PITCHER	IP	WLS	BF	H	R	ER	SO	BB	IBB	HBP	BLK	WP	HR	S	P	ERA	WHIP								
Tom Bradley, R ERA: 2.96 Terry Forster, L ERA: 3.99	(1, 1) (9, 1)	8.0 L	32	6	3	2	5	1	0	0	0	0	0	41	45	2.25	0.875								

Batter	1	2	3	4	5	6	7	8	9	AB	R	H	RBI	BB	SO	LOB	BOTTOM								
Lee Richard, R OBP: 0.285, SLG: 0.303 Steve Huntz, S (8, FH) OBP: 0.269, SLG: 0.341 (1, 6) (9, 6)										3	0	0	0	0	2	0	Milwaukee Brewers @ Chicago White Sox Comiskey Park, Chicago, IL Tue Sep 28 1971, 8:05 PM EDT Att: 3,825 - Unknown								
Pat Kelly, L OBP: 0.399, SLG: 0.398 (1, 9)										4	0	1	0	0	1	0									
Rich McKinney, R OBP: 0.337, SLG: 0.383 Luis Alvarado, R OBP: 0.246, SLG: 0.277 (1, 4) (9, PR)										3	0	0	0	1	0	1									
Bill Melton, R OBP: 0.350, SLG: 0.475 (1, 5)										4	0	0	0	0	0	1									
Carlos May, L OBP: 0.375, SLG: 0.406 (1, 3)										4	1	1	0	0	0	1									
Rick Reichardt, R OBP: 0.335, SLG: 0.430 (1, 7)										3	0	0	0	0	0	1									
Jay Johnstone, L OBP: 0.329, SLG: 0.427 (1, 8)										3	1	2	1	0	0	0									
Ed Herrmann, L OBP: 0.317, SLG: 0.347 (1, 2)										2	0	0	0	1	1	0									
Tom Bradley, R OBP: 0.165, SLG: 0.188 Tony Muser, L (8, FH) OBP: 0.400, SLG: 0.333 Terry Forster, L OBP: 0.400, SLG: 0.600 (9, 1)										2	0	0	0	0	2	2									
										1	0	0	0	0	0	0									
										0	0	0	0	0	0	0									
Inning Stats	R: 0 E: 0 K: 0 S: 3	H: 0 LOB: 0 BB: 0 P: 3	R: 1 E: 1 K: 1 S: 7	H: 2 LOB: 2 BB: 1 P: 11	R: 0 E: 0 K: 1 S: 5	H: 1 LOB: 0 BB: 0 P: 5	R: 0 E: 0 K: 0 S: 3	H: 0 LOB: 0 BB: 0 P: 3	R: 0 E: 0 K: 2 S: 7	H: 0 LOB: 0 BB: 0 P: 7	R: 0 E: 0 K: 1 S: 5	H: 0 LOB: 0 BB: 0 P: 5	R: 0 E: 0 K: 0 S: 3	H: 0 LOB: 0 BB: 0 P: 3	R: 1 E: 0 K: 0 S: 4	H: 1 LOB: 0 BB: 0 P: 4	R: 0 E: 0 K: 1 S: 5	H: 0 LOB: 1 BB: 1 P: 9	1B: 3 2B: 0 3B: 0 HR: 1	SF: 0 SAC: 0 DP: 0 HBP: 0	WP: 0 PB: 0 CS: 1	PA: 32			
PITCHER	IP	WLS	BF	H	R	ER	SO	BB	IBB	HBP	BLK	WP	HR	S	P	ERA	WHIP								
Marty Pattin, R ERA: 3.13 Ken Sanders, R ERA: 1.93	(1, 1) (9, 1)	8.1 S	30	4	2	1	6	1	0	0	0	0	0	40	48	1.08	0.600								

Batter	1	2	3	4	5	6	7	8	9	AB	R	H	RBI	BB	SO	LOB	TOP					
Tommy Harper, R OBP: 0.332, SLG: 0.386 (1, 7)	F9		F8			FC6-4		F8		4	0	0	0	0	0	3	Milwaukee Brewers @ Chicago White Sox Comiskey Park, Chicago, IL Wed Sep 29 1971, 8:05 PM EDT Att: 5,106 - Unknown					
Rick Auerbach, R OBP: 0.276, SLG: 0.263 (1, 6)	E6		F9			K		K		4	0	1	1	0	1	2						
Dave May, L OBP: 0.344, SLG: 0.428 (1, 8)	1B			K		K		F7		4	0	1	0	0	2	2						
Andy Kosco, R OBP: 0.292, SLG: 0.380 Bobby Mitchell, R OBP: 0.302, SLG: 0.345 (9, PR)	6-3			K			2B	G1-6-3	1B	4	0	2	0	0	1	1						
John Briggs, L OBP: 0.378, SLG: 0.457 (1, 3)		K		3-1			6-3	F8	1B	4	0	0	0	0	1	2						
Roberto Pena, R OBP: 0.280, SLG: 0.326 (1, 5)	K				K		6-3	G1-6-3	1-2	4	0	0	0	0	2	2						
Elie Rodriguez, R OBP: 0.311, SLG: 0.257 (1, 2)	K				1-3		K2-3			3	0	0	0	0	2	1						
Ron Theobald, R OBP: 0.341, SLG: 0.324 (1, 4)			SH3-4	BB		F7		K	PB	2	1	0	0	1	1	0						
Jim Slaton, R OBP: 0.180, SLG: 0.109 Jose Cardenal, R OBP: 0.301, SLG: 0.370 Jerry Bell, S (8, 1)			SH3-4			FC6-4	1B	F5		1	0	1	0	0	0	0						
Inning Stats	R: 0 E: 1 K: 0 S: 4	H: 1 LOB: 1 BB: 0 P: 4	R: 0 E: 0 K: 3 S: 9	H: 0 LOB: 0 BB: 0 P: 9	R: 0 E: 0 K: 2 S: 3	H: 0 LOB: 1 BB: 1 P: 7	R: 0 E: 0 K: 2 S: 7	H: 0 LOB: 0 BB: 0 P: 7	R: 0 E: 0 K: 1 S: 5	H: 0 LOB: 0 BB: 0 P: 5	R: 0 E: 0 K: 2 S: 8	H: 1 LOB: 1 BB: 0 P: 8	R: 0 E: 0 K: 1 S: 6	H: 1 LOB: 1 BB: 0 P: 6	R: 1 E: 0 K: 1 S: 7	H: 1 LOB: 1 BB: 0 P: 7		R: 0 E: 0 K: 0 S: 3	H: 1 LOB: 1 BB: 0 P: 3	1B: 3 2B: 2 3B: 0 HR: 0	SF: 0 SAC: 1 DP: 1 HBP: 0	WP: 0 PB: 2 SB: 1 CS: 0
PITCHER Wilbur Wood, L ERA: 1.91 (1, 1)	IP: 9.0 WLS: W BF: 33	H: 5 R: 1 ER: 0 SO: 10	BB: 1 IBB: 0 HBP: 0 BLK: 0	WP: 0 HR: 0 S: 52 P: 56	ERA: 0.00 WHIP: 0.667											ERA: 0.00 WHIP: 0.667						

Batter	1	2	3	4	5	6	7	8	9	AB	R	H	RBI	BB	SO	LOB	BOTTOM					
Bill Melton, R OBP: 0.351, SLG: 0.486 (1, 5)	HR		HR		F7			5-3		4	2	2	2	0	0	2	Milwaukee Brewers @ Chicago White Sox Comiskey Park, Chicago, IL Wed Sep 29 1971, 8:05 PM EDT Att: 5,106 - Unknown					
Pat Kelly, L OBP: 0.393, SLG: 0.390 (1, 9)	F7		6-3			3-4-1		K		4	0	0	0	0	1	0						
Rich McKinney, R OBP: 0.337, SLG: 0.381 (1, 4)	F9			F8		G5-4-3	BB	G5-4-3		2	0	0	0	1	0	0						
Ken Holtman, R OBP: 0.154, SLG: 0.083 (1, 7)	F7			F6		G5-4-3	1-2			3	0	0	0	0	0	1						
Jay Johnstone, L OBP: 0.329, SLG: 0.426 (1, 8)		F6		F4			CS	1B		3	0	1	0	0	0	0						
Tony Muser, L OBP: 0.308, SLG: 0.250 (1, 3)		5-3			4-3		F5	1-2		3	0	0	0	0	0	1						
Ed Herrmann, L OBP: 0.317, SLG: 0.347 (1, 2)		5-3			F9		1B	1B		3	0	1	0	0	0	0						
Lee Richard, R OBP: 0.289, SLG: 0.307 (1, 6)			SH3-4	1B		1B	1B	F9		3	0	2	0	0	0	1						
Wilbur Wood, R OBP: 0.150, SLG: 0.052 (1, 1)			SH3-4-5	1-3		1B	1-2	K		2	0	1	0	0	1	0						
Inning Stats	R: 1 E: 0 K: 0 S: 4	H: 1 LOB: 0 BB: 0 P: 4	R: 0 E: 0 K: 0 S: 3	H: 0 LOB: 0 BB: 0 P: 3	R: 1 E: 0 K: 0 S: 4	H: 2 LOB: 0 BB: 0 P: 4	R: 0 E: 0 K: 0 S: 3	H: 0 LOB: 0 BB: 0 P: 3	R: 0 E: 0 K: 0 S: 5	H: 2 LOB: 2 BB: 0 P: 5	R: 0 E: 0 K: 0 S: 2	H: 0 LOB: 1 BB: 1 P: 6	R: 0 E: 0 K: 0 S: 4	H: 2 LOB: 1 BB: 0 P: 4	R: 0 E: 0 K: 2 S: 7	H: 0 LOB: 0 BB: 0 P: 7		R: 0 E: 0 K: 0 S: 3	H: 0 LOB: 0 BB: 0 P: 3	1B: 5 2B: 1 3B: 0 HR: 2	SF: 0 SAC: 1 DP: 2 HBP: 0	WP: 0 PB: 0 SB: 0 CS: 1
PITCHER Jim Slaton, R ERA: 3.78 Jerry Bell, R ERA: 3.07 (8, 1)	IP: 7.0 WLS: L BF: 26	H: 7 R: 2 ER: 2 SO: 2	BB: 1 IBB: 0 HBP: 0 BLK: 0	WP: 0 HR: 2 S: 25 P: 29	ERA: 2.57 WHIP: 1.143											ERA: 0.00 WHIP: 0.000						

Batter	1	2	3	4	5	6	7	8	9	AB	R	H	RBI	BB	SO	LOB	TOP										
Tommy Harper, R OBP: 0.333, SLG: 0.385 (1, 7)	F7			F8						2	0	0	0	2	0	0	Milwaukee Brewers @ Chicago White Sox Comiskey Park, Chicago, IL Thu Sep 30 1971, 4:33 AM EDT Att: 2,814 - Unknown AB 31 R 1 H 2 RBI 1 BB 5 SO 5 LOB 25										
Rick Auerbach, R OBP: 0.271, SLG: 0.258 (1, 6)	5-3			F8						4	0	0	0	0	2												
Jose Cardenal, R OBP: 0.300, SLG: 0.369 (1, 9)	4-3			4-3						4	1	1	0	0	1												
John Briggs, L OBP: 0.377, SLG: 0.453 (1, 3)		G3			1B BB	K				3	0	0	0	1	2												
Dave May, L OBP: 0.343, SLG: 0.425 (1, 8)		6-3			1B BB					3	0	0	0	1	2												
Ron Theobald, R OBP: 0.342, SLG: 0.325 (1, 4)										2	0	1	0	0	0												
Dick Schofield, S OBP: 0.301, SLG: 0.261 (6, PH)		5-3								1	0	0	0	0	1												
Andy Kosco, R OBP: 0.291, SLG: 0.379 (6, PH)										1	0	0	0	0	1												
Darrell Porter, L OBP: 0.300, SLG: 0.329 (1, 2)				K	F2					3	0	0	1	1	3												
Bob Heise, R OBP: 0.264, SLG: 0.275 (8, PH)				F7	F3					2	0	0	0	0	3												
Paul Ratliff, L OBP: 0.250, SLG: 0.365 (8, PH)										1	0	0	0	0	1												
Tom Matchick, L OBP: 0.264, SLG: 0.254 (8, 5)										1	0	0	0	0	3												
Bill Parsons, R OBP: 0.250, SLG: 0.250 (6, 1)										2	0	0	0	0	3												
John Morris, R OBP: 0.187, SLG: 0.200 (7, 1)										0	0	0	0	0	0												
Lew Krausse, R OBP: 0.104, SLG: 0.023 (6, PH)										1	0	0	0	0	0												
Frank Tepesch, R OBP: 0.222, SLG: 0.230 (8, 1)										0	0	0	0	0	0												
Ken Sanders, R OBP: 0.275, SLG: 0.325 (6, PH)										1	0	0	0	0	3												
Roberto Pena, R OBP: 0.275, SLG: 0.325 (6, PH)										1	0	0	0	0	3												
Inning Stats	R: 0 E: 0 K: 0 S: 3	H: 0 LOB: 0 BB: 0 P: 3	R: 0 E: 0 K: 0 S: 3	H: 0 LOB: 0 BB: 0 P: 3	R: 0 E: 0 K: 1 S: 5	H: 0 LOB: 0 BB: 0 P: 5	R: 0 E: 0 K: 0 S: 3	H: 0 LOB: 0 BB: 0 P: 3	R: 0 E: 0 K: 0 S: 4	H: 1 LOB: 3 BB: 2 P: 12	R: 0 E: 0 K: 1 S: 5	H: 0 LOB: 1 BB: 1 P: 9	R: 0 E: 0 K: 1 S: 5	H: 0 LOB: 0 BB: 0 P: 5	R: 0 E: 0 K: 1 S: 5	H: 0 LOB: 1 BB: 0 P: 9	R: 0 E: 0 K: 1 S: 5	H: 0 LOB: 1 BB: 1 P: 12	R: 1 E: 2 K: 1 S: 8	H: 1 LOB: 3 BB: 1 P: 12	1B: 2 2B: 0 3B: 0 HR: 0	SF: 0 SAC: 0 DP: 0 HBP: 0	WP: 0 PB: 0 SB: 2 CS: 0	PA: 36			
PITCHER	IP	WLS	BF	H	R	ER	SO	BB	IBB	HBP	BLK	WP	HR	S	P	ERA	WHIP										
Jim Magnuson, L ERA: 4.5	(1, 1)	2.0		6	0	0	0	0	0	0	0	0	0	6	6	0.00	0.000										
Rich Hinton, L ERA: 4.44	(3, 1)	2.0	W	6	0	0	0	1	0	0	0	0	0	8	8	0.00	0.000										
Don Eddy, L ERA: 2.35	(5, 1)	2.0		10	1	0	0	1	3	0	0	0	0	9	21	0.00	2.000										
Dennis O'Toole, R ERA:	(7, 1)	2.0		7	0	0	0	2	1	0	0	0	0	10	14	0.00	0.500										
Stan Perzanowski, R ERA: 12.0	(9, 1)	1.0	S	7	1	1	0	1	1	0	0	0	0	8	12	0.00	2.000										

Batter	1	2	3	4	5	6	7	8	9	AB	R	H	RBI	BB	SO	LOB	BOTTOM										
Bill Melton, R OBP: 0.352, SLG: 0.492 (1, 5)	6-3									2	1	1	1	0	0	0	Milwaukee Brewers @ Chicago White Sox Comiskey Park, Chicago, IL Thu Sep 30 1971, 4:33 AM EDT Att: 2,814 - Unknown AB 30 R 2 H 9 RBI 2 BB 3 SO 7 LOB 16										
Walt Williams, R OBP: 0.344, SLG: 0.424 (4, 5)										1	0	1	0	1	0	0											
Pat Kelly, L OBP: 0.394, SLG: 0.390 (1, 9)										3	0	1	0	1	1	1											
Rich McKinney, R OBP: 0.334, SLG: 0.377 (1, 4)										4	0	0	0	0	1	4											
Ken Hotman, R OBP: 0.176, SLG: 0.125 (1, 7)										4	0	1	0	0	0	4											
Jay Johnstone, L OBP: 0.329, SLG: 0.425 (8, PH)										3	0	1	0	0	1	0											
Rich Morales, R OBP: 0.336, SLG: 0.319 (9, 5)										1	0	0	0	0	0	1											
Tony Muser, L OBP: 0.353, SLG: 0.438 (1, 3)										4	1	2	0	0	1	1											
Lee Richard, R OBP: 0.286, SLG: 0.304 (1, 6)										3	0	0	0	0	1	2											
Chuck Brinkman, R OBP: 0.304, SLG: 0.200 (1, 2)										2	0	1	1	1	1	0											
Jim Magnuson, R OBP: 0.296, SLG: 0.337 (2, PH)										0	0	0	0	0	0	0											
Steve Huntz, S OBP: 0.296, SLG: 0.337 (3, 1)										1	0	0	0	0	0	1											
Rich Hinton, L ERA: 3.72	(3, 1)	1.0		3	0	0	0	1	1	0	0	0	0	0	0	0											
Don Eddy, R OBP: 0.100, SLG: 0.200 (5, PH)	(5, 1)	0.1		1	0	0	0	0	0	0	0	0	0	0	0	0											
Carlos May, L OBP: 0.125, SLG: 0.400 (6, PH)	(6, PH)	0.1		1	0	0	0	0	0	0	0	0	0	0	0	0											
Rich Richard, R OBP: 0.335, SLG: 0.420 (6, PH)	(6, PH)	0.1		1	0	0	0	0	0	0	0	0	0	0	0	1											
Dennis O'Toole, R ERA:	(7, 1)	1.0		4	1	0	0	0	0	0	0	0	0	0	0	0											
Stan Perzanowski, S ERA: 1.91	(9, 1)	1.0		4	1	0	0	0	0	0	0	0	0	0	0	0											
Inning Stats	R: 0 E: 1 K: 0 S: 4	H: 1 LOB: 1 BB: 0 P: 4	R: 1 E: 0 K: 1 S: 7	H: 3 LOB: 1 BB: 0 P: 7	R: 1 E: 0 K: 1 S: 6	H: 1 LOB: 0 BB: 0 P: 6	R: 0 E: 0 K: 2 S: 7	H: 0 LOB: 0 BB: 0 P: 7	R: 0 E: 0 K: 2 S: 9	H: 2 LOB: 3 BB: 1 P: 13	R: 0 E: 0 K: 1 S: 6	H: 1 LOB: 2 BB: 1 P: 10	R: 0 E: 0 K: 0 S: 2	H: 0 LOB: 0 BB: 1 P: 6	R: 0 E: 0 K: 0 S: 4	H: 1 LOB: 1 BB: 0 P: 4	1B: 6 2B: 1 3B: 1 HR: 1	SF: 0 SAC: 1 DP: 1 HBP: 0	WP: 0 PB: 0 SB: 0 CS: 2	PA: 34							
PITCHER	IP	WLS	BF	H	R	ER	SO	BB	IBB	HBP	BLK	WP	HR	S	P	ERA	WHIP										
Bill Parsons, R ERA: 3.2	(1, 1)	5.2	L	26	8	2	2	6	0	0	0	0	0	36	44	3.18	1.412										
John Morris, L ERA: 3.72	(6, 1)	1.0		3	0	0	0	1	1	0	0	0	0	4	8	0.00	1.000										
Lew Krausse, R ERA: 2.94	(7, 1)	0.1		1	0	0	0	0	0	0	0	0	0	1	1	0.00	0.000										
Ken Sanders, R ERA: 1.91	(8, 1)	1.0		4	1	0	0	0	0	0	0	0	0	4	4	0.00	1.000										