

# Chicago White Sox - 1972

Batter	1	2	3	4	5	6	7	8	9	10	11	AB	R	H	RBI	BB	SO	LOB						
Walt Williams, R OBP: 0.800, SLG: 1.000 (1, 9)	5-3 1B		1B			1B		2B		FC6-4 BB		4	0	3	0	1	0	0						
Mike Andrews, R (1, 4)	F8		F7			K		5-3		FC6-4		5	0	0	0	0	1	5						
Dick Allen, R OBP: 0.400, SLG: 1.000 (1, 3)	F8				F9	G6-4-3 BB				HR		4	1	1	1	1	0	0						
Bill Melton, R OBP: 0.200, SLG: 0.200 (1, 5)		1-3 1B		F3		G6-4-3 BB				F9		5	0	1	0	0	0	2						
Carlos May, L OBP: 0.200, SLG: 0.200 (1, 7)		K			PO 1B					F8		5	0	1	0	0	1	1						
Rick Reichardt, R (1, 8)		1-3 1-2			PO 1-2			5-3		1-3		4	0	0	0	0	0	1						
Ed Herrmann, L OBP: 0.250, SLG: 0.250 Jim Qualls, S (10, PR) Tom Egan, R (10, 2)		4-3				G3		F9			BB 1B	4	0	1	0	0	0	1						
Luis Alvarado, R (1, 6)			K			E6		5-3		F8		4	0	0	0	0	1	1						
Wilbur Wood, R Jorge Orta, L (10, PH) Bart Johnson, R (10, 1)			K			K		K		K		3	0	0	0	0	3	1						
												1	0	0	0	0	1	1						
												0	0	0	0	0	0	0						
<b>Inning Stats</b>	R: 0 E: 0 K: 0 S: 3	H: 0 LOB: 0 BB: 0 P: 3	R: 0 E: 0 K: 1 S: 6	H: 1 LOB: 1 BB: 0 P: 6	R: 0 E: 0 K: 2 S: 8	H: 1 LOB: 1 BB: 0 P: 8	R: 0 E: 0 K: 0 S: 3	H: 1 LOB: 0 BB: 0 P: 3	R: 0 E: 0 K: 1 S: 5	H: 0 LOB: 0 BB: 0 P: 3	R: 0 E: 0 K: 1 S: 6	H: 1 LOB: 1 BB: 0 P: 6	R: 1 E: 0 K: 0 S: 4	H: 1 LOB: 0 BB: 0 P: 4	R: 0 E: 0 K: 1 S: 6	H: 1 LOB: 2 BB: 1 P: 10	R: 0 E: 0 K: 0 S: 3	H: 0 LOB: 0 BB: 0 P: 3	1B: 5 2B: 1 3B: 0 HR: 1	SF: 0 SAC: 0 DP: 1 HBP: 0	WP: 0 PB: 0 SB: 1 CS: 0	PA: 42		
<b>PITCHER</b>	IP 9.0	WLS 33	BF 33	H 6	R 1	ER 1	SO 6	BB 1	IBB 0	HBP 0	BLK 0	WP 0	HR 0	S 44	P 48	ERA 1.00	WHIP 0.778							
Dick Drago, R ERA: 1.0 Roger Nelson, R ERA: Tom Burgmeier, L ERA:	(1, 1) (10, 1) (10, 1)	0.1	2	1	0	0	0	0	0	0	0	0	0	2	2	0.00	3.000							
	(1, 1)	1.2	W	6	0	0	0	1	1	0	0	0	0	7	11	0.00	0.600							

**Chicago White Sox @ Kansas City Royals**  
Municipal Stadium, Kansas City, MO  
Sat/Apr 15 1972, 4:33 AM EST  
Att.: 8,749 - Cloudy - 51 F

livebaseballscorecards.com

AB 39  
R 1  
H 7  
RBI 1  
BB 2  
SO 7  
LOB 13




Batter	1	2	3	4	5	6	7	8	9	10	11	AB	R	H	RBI	BB	SO	LOB					
Steve Hovley, L OBP: 0.600, SLG: 0.500 (1, 8)	5-3 1B		F8			1B 1B		K BB		K		4	0	2	0	1	1	0					
Paul Schaal, R (1, 5)	E5 5-3 1-2			K		K		K			SH1-4 WP 1B BB	4	1	0	0	1	3	3					
Cookie Rojas, R (1, 4)	5-3 1-2 2-3			F5		F2		1-3			SH1-4	4	0	0	0	0	0	3					
Lou Piniella, R OBP: 0.400, SLG: 0.600 (1, 7)	F4								F3		F2	5	0	2	0	0	0	2					
John Mayberry, L OBP: 0.200, SLG: 0.200 (1, 3)		F8			F7			6-3		F6		5	0	1	1	0	0	3					
Bob Oliver, R OBP: 0.250, SLG: 1.000 (1, 9)		F9				5-3		F9		HR		4	1	1	1	0	0	0					
Jerry May, R OBP: 0.250, SLG: 0.500 (1, 2)		F5						5-3		F4		4	0	1	0	0	0	0					
Bobby Floyd, R OBP: 0.250, SLG: 0.250 (1, 6)			4-3			K				F7		4	0	1	0	0	1	1					
Dick Drago, R Roger Nelson, R Tom Burgmeier, L	(1, 1) (10, 1) (10, 1)		F9			K		1-3		K		3	0	0	0	0	1	2					
												0	0	0	0	0	0	0					
												1	0	0	0	0	1	0					
<b>Inning Stats</b>	R: 0 E: 1 K: 0 S: 4	H: 1 LOB: 1 BB: 0 P: 4	R: 0 E: 0 K: 0 S: 3	H: 0 LOB: 0 BB: 0 P: 3	R: 0 E: 0 K: 0 S: 3	H: 0 LOB: 0 BB: 0 P: 3	R: 0 E: 0 K: 1 S: 6	H: 1 LOB: 1 BB: 0 P: 6	R: 0 E: 0 K: 1 S: 7	H: 2 LOB: 2 BB: 0 P: 7	R: 0 E: 0 K: 0 S: 4	H: 1 LOB: 1 BB: 0 P: 4	R: 0 E: 0 K: 0 S: 4	H: 0 LOB: 0 BB: 0 P: 4	R: 1 E: 0 K: 2 S: 7	H: 1 LOB: 1 BB: 0 P: 7	R: 0 E: 0 K: 0 S: 3	H: 0 LOB: 0 BB: 0 P: 7	1B: 5 2B: 2 3B: 0 HR: 1	SF: 0 SAC: 1 DP: 0 HBP: 0	WP: 1 PB: 0 SB: 0 CS: 0	PA: 41	
<b>PITCHER</b>	IP 9.0	WLS 7	BF 34	H 7	R 1	ER 1	SO 5	BB 1	IBB 0	HBP 0	BLK 0	WP 0	HR 1	S 43	P 47	ERA 1.00	WHIP 0.889						
Wilbur Wood, L ERA: 1.0 Bart Johnson, R ERA: 5.4	(1, 1) (10, 1) (10, 1)	1.2	L	7	1	1	2	1	0	0	0	1	0	10	14	5.40	1.200						

**Chicago White Sox @ Kansas City Royals**  
Municipal Stadium, Kansas City, MO  
Sat/Apr 15 1972, 4:33 AM EST  
Att.: 8,749 - Cloudy - 51 F

livebaseballscorecards.com

AB 38  
R 2  
H 8  
RBI 2  
BB 2  
SO 7  
LOB 14





Batter	1	2	3	4	5	6	7	8	9	AB	R	H	RBI	BB	SO	LOB	TOP			
Walt Williams, R OBP: 0.556, SLG: 0.625 (1, 9)	0-0 5-3	0-0 1-2 1B		0-0 6-3			0-0 5-3			4	0	1	0	0	0	1				
Mike Andrews, R OBP: 0.111, SLG: 0.111 (1, 4)	0-0 FC5-4 1B	0-0 F9			0-0 F9		0-0 F7			4	0	1	0	0	0	2				
Dick Allen, R OBP: 0.444, SLG: 0.750 (1, 3)	0-0 FC5-4 1-2 BB		0-0 L6-4 BB 1B		0-0 S 1B			0-3 K		4	0	2	0	0	1	1				
Bill Melton, R OBP: 0.333, SLG: 0.143 (1, 5)	4-0 1-2 BB		4-0 1-2 BB		0-0 L6			0-0 F8		2	0	0	0	2	0	1				
Rick Reichardt, R (1, 8)	0-3 K		0-0 L6-4 2-3		0-0 6-3 1-2			0-3 K		4	0	0	0	0	2	5				
Carlos May, L OBP: 0.333, SLG: 0.250 (1, 7)		0-0 PB 1B	0-0 4-3		4-6 CS BB			0-0 F4		3	0	1	0	1	0	1				
Tom Egan, R OBP: 0.250, SLG: 0.250 (1, 2)		0-0 6-3 1-1 1B		0-0 4-3		0-0 F7		0-0 F9		4	1	1	0	0	0	1				
Luis Alvarado, R OBP: 0.167, SLG: 0.167 Jorge Orta, L (6, PH) (6, 6)		0-0 6-3 2-3		0-0 SH2-4 1B		0-0 F7		0-3 K		2	0	1	0	0	0	1				
Stan Bahnsen, R OBP: 1.000, SLG: 1.000 Rich Gossage, R ERA: 1.8 Pat Kelly, L (6, PH) Steve Kealey, R (6, 1) Jim Qualls, S (7, PH) Vicente Romo, R (7, 1)		0-0 3H 1B		0-0 SH2-4 1-2		0-0 CS 1-2		0-0 6-3		1	0	1	1	0	0	0				
<b>Inning Stats</b>	R: 0 E: 0 K: 1 S: 6	H: 1 LOB: 2 BB: 1 P: 10	R: 1 E: 0 K: 0 S: 6	H: 4 LOB: 2 BB: 0 P: 6	R: 0 E: 0 K: 0 S: 3	H: 1 LOB: 1 BB: 1 P: 7	R: 0 E: 0 K: 0 S: 4	H: 1 LOB: 1 BB: 0 P: 4	R: 0 E: 0 K: 0 S: 2	H: 0 LOB: 0 BB: 1 P: 6	R: 0 E: 0 K: 0 S: 3	H: 0 LOB: 0 BB: 0 P: 3	R: 0 E: 0 K: 2 S: 7	H: 0 LOB: 0 BB: 0 P: 7	R: 0 E: 0 K: 1 S: 5	H: 0 LOB: 0 BB: 0 P: 5	1B: 8 2B: 1 3B: 0 HR: 0	SF: 0 SAC: 1 DP: 1 HBP: 0	WP: 0 PB: 1 CS: 1	PA: 36
<b>PITCHER</b>	IP WLS BF H R ER SO BB IBB HBP BLK WP HR S P ERA WHIP	5.0 W 23 8 1 1 1 2 0 0 0 0 0 0 23 31 1.80 2.000	4.0 S 12 0 0 0 3 1 0 0 0 0 0 0 17 21 0.00 0.250																	

Chicago White Sox @ Kansas City Royals  
Municipal Stadium, Kansas City, MO  
Sun Apr 16 1972, 4:33 AM EST  
Unknown - 68 F

AB	31
R	1
H	8
RBI	1
BB	3
SO	4
LOB	14



Batter	1	2	3	4	5	6	7	8	9	AB	R	H	RBI	BB	SO	LOB	BOTTOM			
Paul Schaaf, R OBP: 0.444, SLG: 0.167 (1, 5)	0-0 F8		4-0 1B BB	1-0 FC4-6 HBP		0-0 G4-6-3 1B				2	1	1	0	1	0	0				
Cookie Rojas, R OBP: 0.125, SLG: 0.125 (1, 4)	0-0 5-3		0-0 HBP 1B	0-0 FC4-6 1-2		0-0 G4-6-3 1-2				4	0	1	0	0	0	3				
Amos Otis, R OBP: 0.500, SLG: 0.500 (1, 8)	0-0 F9		0-0 HBP 1B	0-0 FC6-4 1B		0-0 F8				4	1	2	1	0	0	0				
John Mayberry, L OBP: 0.333, SLG: 0.375 (1, 3)		0-3 K	0-0 F5	0-0 FC6-4 G2-3 2B		4-0 G6-4-3 BB				3	0	1	0	1	1	2				
Lou Piniella, R OBP: 0.444, SLG: 0.429 (1, 7)		0-0 F8	1-0 HBP	4-0 FC6-4 BB		0-0 G6-4-3 1-2				2	0	0	0	1	0	1				
Bob Oliver, R OBP: 0.375, SLG: 0.875 (1, 9)		0-0 E 1B	0-0 F8	0-0 FC6-4 E		0-0 4-3 2B				4	0	2	1	0	0	5				
Jerry May, R OBP: 0.125, SLG: 0.250 (1, 2)		0-0 E6 1-2		0-0 4-3		0-0 E5 1-2				4	0	0	0	0	0	4				
Bobby Floyd, R OBP: 0.125, SLG: 0.125 (1, 6)		0-0 G3		0-0 6-3		0-0 G2-3				4	0	0	0	0	0	6				
Paul Splitteroff, L OBP: 0.500, SLG: 0.500 Bruce Dal Canton, R (6, 1)			0-0 4-3	0-0 HBP 1B		0-3 K		0-3 K		2	0	1	0	0	0	0				
<b>Inning Stats</b>	R: 0 E: 0 K: 0 S: 3	H: 0 LOB: 0 BB: 0 P: 3	R: 0 E: 1 K: 1 S: 7	H: 1 LOB: 2 BB: 0 P: 7	R: 1 E: 0 K: 0 S: 5	H: 2 LOB: 3 BB: 1 P: 10	R: 0 E: 0 K: 0 S: 4	H: 1 LOB: 2 BB: 0 P: 5	R: 1 E: 1 K: 0 S: 5	H: 2 LOB: 2 BB: 1 P: 9	R: 0 E: 0 K: 1 S: 5	H: 1 LOB: 1 BB: 0 P: 5	R: 0 E: 0 K: 0 S: 2	H: 0 LOB: 0 BB: 1 P: 6	R: 0 E: 0 K: 1 S: 6	H: 1 LOB: 1 BB: 0 P: 6	1B: 6 2B: 2 3B: 0 HR: 0	SF: 0 SAC: 0 DP: 3 HBP: 2	WP: 0 PB: 0 CS: 0	PA: 36
<b>PITCHER</b>	IP WLS BF H R ER SO BB IBB HBP BLK WP HR S P ERA WHIP	4.0 L 22 6 2 2 1 1 0 0 0 0 0 0 3 7 4.50 1.750	1.0 4 0 0 0 0 1 0 0 0 0 0 0 0 3 7 0.00 1.000	1.0 3 1 0 0 1 0 0 0 0 0 0 0 0 5 5 0.00 1.000	2.0 7 1 0 0 1 1 0 0 0 0 0 0 8 12 0.00 1.000															

Chicago White Sox @ Kansas City Royals  
Municipal Stadium, Kansas City, MO  
Sun Apr 16 1972, 4:33 AM EST  
Unknown - 68 F

AB	31
R	2
H	8
RBI	2
BB	3
SO	3
LOB	22










Batter	1	2	3	4	5	6	7	8	9	AB	R	H	RBI	BB	SO	LOB	TOP			
Lenny Randle, S OBP: 0.308, SLG: 0.333	0-3 K		0-3 K			0-0 5-3			0-0 2B	4	0	1	0	0	2	1				
Davey Nelson, R OBP: 0.231, SLG: 0.231	0-0 4-3			0-0 F8			0-0 G5-4-3 1B		0-3 K	4	0	1	0	0	1	1				
Frank Howard, R OBP: 0.182, SLG: 0.182	0-0 6-3			0-3 K			0-0 G5-4-3 1-2			3	0	0	0	0	1	1				
Dick Billings, R OBP: 0.143, SLG: 0.143		0-0 6-3		0-0 6-3			0-0 F4			3	0	0	0	0	0	0				
Tom Grieve, R OBP: 0.286, SLG: 0.286		0-0 G1-6-3 1B			0-0 F3			0-3 K		3	0	1	0	0	1	0				
Elliott Maddox, R OBP: 0.200, SLG: 0.400		0-0 G1-6-3 1-2			0-0 F7			0-0 F4		3	0	0	0	0	0	1				
Joe Lovitto, S OBP: 0.200, SLG: 0.111			0-3 K		0-3 K			0-0 F8		3	0	0	0	0	2	0				
Toby Harrah, R OBP: 0.300, SLG: 0.125			4-0 FC4-6 BB			0-0 G3			0-0 F2	2	0	0	0	1	0	0				
Bill Gogolewski, L Jim Panther, R Mike Paul, L Ted Kubiak, S Jim Shellenback, L Hal King, L OBP: 0.000, SLG: 0.333			0-0 FC4-6 1-2			0-0 5-3			0-0 4-3	1	0	0	0	0	0	0				
<b>Inning Stats</b>	R: 0 E: 0 K: 1 S: 5	H: 0 LOB: 0 BB: 0 P: 5	R: 0 E: 0 K: 0 S: 3	H: 1 LOB: 0 BB: 0 P: 3	R: 0 E: 1 K: 2 S: 7	H: 0 LOB: 1 BB: 1 P: 11	R: 0 E: 0 K: 1 S: 5	H: 0 LOB: 0 BB: 0 P: 5	R: 0 E: 0 K: 1 S: 5	H: 0 LOB: 0 BB: 0 P: 3	R: 0 E: 0 K: 0 S: 3	H: 1 LOB: 0 BB: 0 P: 3	R: 0 E: 0 K: 1 S: 5	H: 0 LOB: 0 BB: 0 P: 5	R: 0 E: 0 K: 1 S: 6	H: 1 LOB: 1 BB: 0 P: 6	1B: 2 2B: 1 3B: 0 HR: 0	SF: 0 SAC: 0 DP: 2 HBP: 0	WP: 0 PB: 0 SB: 0 CS: 0	PA: 29
<b>PITCHER</b> Wilbur Wood, L ERA: 0.5	IP: 9.0 WLS: W BF: 29 H: 3 R: 0 ER: 0 SO: 7 BB: 1 IBB: 0 HBP: 0 BLK: 0 WP: 0 HR: 0 S: 42 P: 46 ERA: 0.00 WHIP: 0.444																			

Texas Rangers @ Chicago White Sox  
Comiskey Park, Chicago, IL  
Tue Apr 18 1972, 7:05 PM EST  
Att: 20,943 - Unknown


AB	28
R	0
H	3
RBI	0
BB	1
SO	7
LOB	5



Batter	1	2	3	4	5	6	7	8	9	AB	R	H	RBI	BB	SO	LOB	BOTTOM								
Pat Kelly, L OBP: 0.700, SLG: 1.375	0-0 1B 3B	4-0 SH1-3 BB		0-0 WP 3B	0-0 1B 2B	4-0 1-2 BB				3	3	3	1	2	0	0									
Jorge Orta, L OBP: 0.400, SLG: 0.500	0-0 1B 3H	0-0 SH1-3 1-2		0-0 2B 3H	0-0 1B 2-3 3H	0-0 8-4 1-2 2-3				4	3	3	2	0	2										
Dick Allen, R OBP: 0.526, SLG: 0.750	4-0 1B 1-2 HR BB	0-0 1-3		0-0 1B 2H	0-0 1B 1-2 3H		0-0 F8			4	3	2	2	1	0	1									
Bill Melton, R OBP: 0.421, SLG: 0.267	0-0 HR 1-2 2H 1B		4-0 CS 1B BB	0-0 E 2H 1B	4-0 FC5 1B 1-2 2-3 BB		0-0 F8			3	2	2	2	2	0	0									
Carlos May, L OBP: 0.526, SLG: 0.706	0-0 1-1 2H HR		0-0 PB CS 1B	0-0 E4 1-1 2B	0-0 FC5 1B 1-2 2H 3H 1B		4-0 FC5-4 BB			4	1	4	6	1	0	0									
Rick Reichardt, R OBP: 0.071, SLG: 0.071	0-3 K		0-3 K	0-3 K	0-0 FC5		0-0 FC5-4			5	0	0	0	0	3	6									
Mike Andrews, R OBP: 0.167, SLG: 0.118	0-3 K		0-3 K		4-3 FC6-4			0-0 5-3		5	0	0	0	0	2	3									
Ed Herrmann, L OBP: 0.333, SLG: 0.273	0-3 K			0-0 1-3	0-0 SH 2B 1B			0-0 F9		3	1	1	0	0	1	0									
Tom Egan, R OBP: 0.200, SLG: 0.200					0-0 SH 2B 1B					1	0	0	0	0	0	0									
Wilbur Wood, R		0-3 K		0-0 4-3	0-0 SH 2B 1B			0-3 K		4	1	0	0	0	3	1									
<b>Inning Stats</b>	R: 5 E: 0 K: 3 S: 13	H: 4 LOB: 0 BB: 1 P: 17	R: 0 E: 0 K: 1 S: 5	H: 0 LOB: 1 BB: 1 P: 9	R: 0 E: 0 K: 2 S: 7	H: 1 LOB: 1 BB: 1 P: 11	R: 4 E: 1 K: 1 S: 10	H: 5 LOB: 1 BB: 0 P: 10	R: 5 E: 0 K: 0 S: 9	H: 5 LOB: 2 BB: 1 P: 13	R: 0 E: 0 K: 1 S: 4	H: 0 LOB: 2 BB: 1 P: 9	R: 0 E: 0 K: 0 S: 3	H: 0 LOB: 1 BB: 1 P: 7	R: 0 E: 0 K: 1 S: 5	H: 0 LOB: 0 BB: 0 P: 5	1B: 8 2B: 6 3B: 2 HR: 1	SF: 0 SAC: 2 DP: 2 HBP: 1	WP: 1 PB: 1 SB: 0 CS: 2	PA: 45					
<b>PITCHER</b> Bill Gogolewski, R Jim Panther, R Mike Paul, L Jim Shellenback, L	IP: 3.2 WLS: L BF: 21 H: 8 R: 8 ER: 8 SO: 6 BB: 3 IBB: 0 HBP: 0 BLK: 0 WP: 0 HR: 1 S: 30 P: 42 ERA: 19.64 WHIP: 3.000	0.2 3 11	6 0 0	6 0 0	5 0 0	1 0 0	1 0 0	11 3 3	15 0 0	67.50 0.00 0.00	10.500 1.500 0.667														

Texas Rangers @ Chicago White Sox  
Comiskey Park, Chicago, IL  
Tue Apr 18 1972, 7:05 PM EST  
Att: 20,943 - Unknown

AB	36
R	14
H	15
RBI	13
BB	6
SO	9
LOB	13










Batter	1	2	3	4	5	6	7	8	9	AB	R	H	RBI	BB	SO	LOB	TOP			
Paul Schaaf, R (1,5) OBP: 0.300, SLG: 0.280	6-3		FC6-4 FC5-4			3B		1B		4	0	2	0	0	0	2	<b>Kansas City Royals @ Chicago White Sox</b> Comiskey Park, Chicago, IL Sat Apr 22 1972, 4:33 AM EST Unknown - 43 F			
Cookie Rojas, R (1,4) OBP: 0.310, SLG: 0.296	K		FC5-4			F6		F9		4	0	0	0	0	1	4				
Amos Otis, R (1,8) OBP: 0.190, SLG: 0.150	K			4-3		F4		BB		3	0	0	0	1	1					
Lou Piniella, R (1,7) OBP: 0.310, SLG: 0.333		2B		K2-3		F8		K		4	0	1	0	0	2	3				
John Mayberry, L (1,3) OBP: 0.286, SLG: 0.296		1-3		F8				F9		4	0	1	0	0	0	1				
Bob Oliver, R (1,9) OBP: 0.299, SLG: 0.407		FC6-5-4 PO				1B		K2-3		4	0	1	0	0	1	2				
Jerry May, R (1,2) OBP: 0.227, SLG: 0.364 Steve Hovley, L (9, PR) OBP: 0.500, SLG: 0.444	PO		FC6-4 E		L5		F7	FC6-4 1B		4	0	2	0	0	0	2				
Bobby Floyd, R (1,6) OBP: 0.174, SLG: 0.174 Richie Scheinblum, S (9, PH) OBP: 0.333, SLG: 0.333			F2		F9		5-3	FC6-4		3	0	0	0	0	0	3				
Paul Splittorff, L (1,1) OBP: 0.200, SLG: 0.200			E2 FC6-4		F5			F2		3	0	0	0	0	0	2				
<b>Inning Stats</b>	R: 0 E: 0 K: 2 S: 7	H: 0 LOB: 0 BB: 0 P: 7	R: 0 E: 0 K: 0 S: 3	H: 1 LOB: 0 BB: 0 P: 3	R: 0 E: 1 K: 0 S: 5	H: 1 LOB: 2 BB: 0 P: 5	R: 0 E: 0 K: 1 S: 5	H: 0 LOB: 0 BB: 0 P: 5	R: 0 E: 0 K: 0 S: 4	H: 1 LOB: 1 BB: 0 P: 4	R: 0 E: 0 K: 0 S: 4	H: 1 LOB: 1 BB: 0 P: 4	R: 0 E: 0 K: 1 S: 6	H: 1 LOB: 2 BB: 1 P: 10	R: 0 E: 0 K: 1 S: 6	H: 1 LOB: 1 BB: 0 P: 6		1B: 5 2B: 1 3B: 1 HR: 0	SF: 0 SAC: 0 DP: 0 HBP: 0	WP: 0 PB: 0 SB: 1 CS: 0
<b>PITCHER</b> Wilbur Wood, L (1,1) ERA: 0.33	IP: 9.0 WLS: W BF: 35 H: 7 R: 0 ER: 0 SO: 5 BB: 1 IBB: 0 HBP: 0 BLK: 0 WP: 0 HR: 0 S: 44 P: 48 ERA: 0.00 WHIP: 0.889																			

Batter	1	2	3	4	5	6	7	8	9	AB	R	H	RBI	BB	SO	LOB	BOTTOM			
Walt Williams, R (1,9) OBP: 0.429, SLG: 0.462	FC6-4 1B	6-3			G6-4-3			SH		3	0	1	0	0	0	3	<b>Kansas City Royals @ Chicago White Sox</b> Comiskey Park, Chicago, IL Sat Apr 22 1972, 4:33 AM EST Unknown - 43 F			
Mike Andrews, R (1,4) OBP: 0.192, SLG: 0.087	F9		F7			F9		6-3		4	0	0	0	0	0	3				
Dick Allen, R (1,3) OBP: 0.407, SLG: 0.542	FC6-4 1B		K			F7		6-3		4	0	0	0	0	1	3				
Bill Melton, R (1,5) OBP: 0.423, SLG: 0.318			F3			F9				3	0	1	0	0	0	0				
Rick Reichardt, R (1,8) OBP: 0.150, SLG: 0.056 Jay Johnstone, L (9,8)	K			K		F8				3	0	0	0	0	2	2				
Carlos May, L (1,7) OBP: 0.462, SLG: 0.545		1B BB		5-3		F8				2	0	0	0	1	0	0				
Rich Morales, R (1,6) OBP: 0.333, SLG: 0.333		SH1-3 1B		1-3		F8				3	0	1	0	0	0	0				
Ed Herrmann, L (1,2) OBP: 0.278, SLG: 0.294 Jim Qualis, S (8, PR) Tom Egan, R (9,2) OBP: 0.333, SLG: 0.333		F5				F6		FC1-5 2B		3	0	1	0	0	0	2				
Wilbur Wood, R (1,1) OBP: 0.200, SLG: 0.200		SH1-3			G6-4-3 BB			FC1-5 SH		1	1	0	0	1	0	1				
<b>Inning Stats</b>	R: 0 E: 0 K: 1 S: 7	H: 2 LOB: 2 BB: 0 P: 7	R: 0 E: 0 K: 0 S: 4	H: 1 LOB: 1 BB: 1 P: 8	R: 0 E: 0 K: 1 S: 5	H: 0 LOB: 0 BB: 0 P: 5	R: 0 E: 0 K: 1 S: 5	H: 0 LOB: 0 BB: 0 P: 5	R: 0 E: 0 K: 0 S: 2	H: 0 LOB: 0 BB: 1 P: 6	R: 0 E: 0 K: 0 S: 3	H: 0 LOB: 0 BB: 0 P: 3	R: 0 E: 0 K: 0 S: 3	H: 0 LOB: 2 BB: 0 P: 5	R: 1 E: 1 K: 0 S: 5	H: 1 LOB: 2 BB: 0 P: 5		1B: 3 2B: 1 3B: 0 HR: 0	SF: 0 SAC: 2 DP: 1 HBP: 0	WP: 0 PB: 0 SB: 0 CS: 0
<b>PITCHER</b> Paul Splittorff, L (1,1) ERA: 0.69	IP: 8.0 WLS: L BF: 30 H: 4 R: 1 ER: 0 SO: 3 BB: 2 IBB: 0 HBP: 0 BLK: 0 WP: 0 HR: 0 S: 34 P: 42 ERA: 0.00 WHIP: 0.750																			

**AB 34**  
**R 0**  
**H 7**  
**RBI 0**  
**BB 1**  
**SO 5**  
**LOB 21**



**AB 26**  
**R 1**  
**H 4**  
**RBI 0**  
**BB 2**  
**SO 3**  
**LOB 14**





Batter	1	2	3	4	5	6	7	8	9	AB	R	H	RBI	BB	SO	LOB	TOP			
Paul Schaal, R (1,5) OBP: 0.324, SLG: 0.286										3	0	1	0	1	0	1	<b>Kansas City Royals @ Chicago White Sox</b> Comiskey Park, Chicago, IL Sat Apr 22 1972, 4:38 AM EST Alt. 7,485 - Unknown - 47 F			
Cookie Rojas, R (1,4) OBP: 0.375, SLG: 0.290										4	0	1	0	0	0	2				
Amos Otis, R (1,8) OBP: 0.160, SLG: 0.125										4	0	0	0	0	0	2				
John Mayberry, L (1,3) OBP: 0.281, SLG: 0.267										3	0	0	0	1	0	1				
Lou Piniella, R (1,7) OBP: 0.303, SLG: 0.323										4	1	1	0	0	1	1				
Bob Oliver, R (1,9) OBP: 0.290, SLG: 0.400										3	1	1	0	1	1	0				
Ed Kirkpatrick, L (1,2) OBP: 0.375, SLG: 0.286										4	0	2	0	0	0	3				
Steve Hovley, L (9, PR) OBP: 0.500, SLG: 0.444										0	0	0	0	0	0	0				
Bobby Floyd, R (1,6) OBP: 0.154, SLG: 0.154										3	0	0	0	0	0	3				
Gail Hopkins, L (9, PH)										0	0	0	0	0	0	0				
Ron Hansen, R (9, PH)										1	0	0	0	0	1	1				
Monty Montgomery, R (1,1) OBP: 0.250, SLG: 0.250										3	0	1	2	0	1	1				
Roger Nelson, R (7,1)										0	0	0	0	0	0	0				
Tom Burgmeier, L (8,1)										0	0	0	0	0	0	0				
<b>Inning Stats</b>	R: 0 E: 0 K: 0 S: 3	H: 0 LOB: 1 BB: 1 P: 7	R: 2 E: 0 K: 0 S: 5	H: 2 LOB: 1 BB: 1 P: 9	R: 0 E: 0 K: 1 S: 5	H: 1 LOB: 1 BB: 1 P: 9	R: 0 E: 0 K: 1 S: 6	H: 1 LOB: 0 BB: 0 P: 6	R: 0 E: 0 K: 0 S: 3	H: 1 LOB: 1 BB: 0 P: 4	R: 0 E: 0 K: 0 S: 3	H: 0 LOB: 0 BB: 0 P: 3	R: 0 E: 0 K: 0 S: 3	H: 0 LOB: 0 BB: 0 P: 3	R: 0 E: 0 K: 2 S: 8	H: 1 LOB: 1 BB: 0 P: 8	1B: 7 2B: 0 3B: 0 HR: 0	SF: 0 SAC: 0 DP: 1 HBP: 0	WP: 0 PB: 0 SB: 0 CS: 1	PA: 35
<b>PITCHER</b>	IP WLS BF H R ER SO BB IBB HBP BLK WP HR S P ERA WHIP																			
Tom Bradley, R (1,1) ERA: 2.51	8.2 W 34 7 2 2 3 3 0 0 0 0 0 0 0 37 49 2.08 1.154																			
Terry Forster, L (9,1) ERA:	0.1 S 1 0 0 0 1 0 0 0 0 0 0 0 0 3 3 0.00 0.000																			

AB	32
R	2
H	7
RBI	2
BB	3
SO	4
LOB	15



Batter	1	2	3	4	5	6	7	8	9	AB	R	H	RBI	BB	SO	LOB	BOTTOM			
Pat Kelly, L (1,9) OBP: 0.471, SLG: 0.800										4	0	1	0	0	0	0	<b>Kansas City Royals @ Chicago White Sox</b> Comiskey Park, Chicago, IL Sat Apr 22 1972, 4:38 AM EST Alt. 7,485 - Unknown - 47 F			
Jorge Orta, L (1,6) OBP: 0.388, SLG: 0.444										4	1	2	0	0	0	1				
Dick Allen, R (1,3) OBP: 0.452, SLG: 0.571										4	1	3	0	0	0	0				
Bill Melton, R (1,5) OBP: 0.367, SLG: 0.269										4	0	0	0	0	0	5				
Carlos May, L (1,7) OBP: 0.467, SLG: 0.654										4	1	2	2	0	0	0				
Jay Johnstone, L (1,8) OBP: 0.556, SLG: 0.571										4	0	3	1	0	0	0				
Mike Andrews, R (1,4) OBP: 0.200, SLG: 0.111										4	0	1	0	0	0	3				
Tom Egan, R (1,2) OBP: 0.200, SLG: 0.200										4	0	0	0	0	1	3				
Tom Bradley, R (1,1)										4	0	0	0	0	1	3				
Terry Forster, L (9,1)										0	0	0	0	0	0	0				
<b>Inning Stats</b>	R: 0 E: 0 K: 0 S: 4	H: 1 LOB: 1 BB: 0 P: 4	R: 0 E: 0 K: 0 S: 5	H: 2 LOB: 2 BB: 0 P: 5	R: 2 E: 0 K: 0 S: 7	H: 4 LOB: 2 BB: 0 P: 7	R: 0 E: 0 K: 0 S: 4	H: 1 LOB: 1 BB: 0 P: 4	R: 0 E: 0 K: 0 S: 3	H: 0 LOB: 0 BB: 0 P: 3	R: 0 E: 0 K: 0 S: 3	H: 0 LOB: 0 BB: 0 P: 3	R: 0 E: 0 K: 0 S: 5	H: 2 LOB: 2 BB: 0 P: 5	R: 1 E: 0 K: 2 S: 9	H: 2 LOB: 1 BB: 0 P: 9	1B: 10 2B: 1 3B: 0 HR: 1	SF: 0 SAC: 0 DP: 0 HBP: 0	WP: 0 PB: 0 SB: 0 CS: 0	PA: 36
<b>PITCHER</b>	IP WLS BF H R ER SO BB IBB HBP BLK WP HR S P ERA WHIP																			
Monty Montgomery, R (1,1) ERA: 3.0	6.2 29 9 2 2 0 0 0 0 0 0 0 0 1 4 4 2.70 1.350																			
Roger Nelson, R (7,1) ERA: 4.5	0.1 L 4 3 1 1 0 0 0 0 0 0 0 1 4 4 27.00 9.000																			
Tom Burgmeier, L (8,1) ERA: 2.45	1.0 3 0 0 0 0 2 0 0 0 0 0 0 0 7 7 0.00 0.000																			

AB	36
R	3
H	12
RBI	3
BB	0
SO	2
LOB	15





Batter	1	2	3	4	5	6	7	8	9	AB	R	H	RBI	BB	SO	LOB	TOP										
Paul Schaaf, R OBP: 0.359, SLG: 0.344 (1, 5)	1-3	E9 2B	FC6-4 G1-6-3				FC6 1B		1B BB	4	0	2	0	1	0	1	<b>Kansas City Royals @ Chicago White Sox</b> Sun Apr 23 1972, 4:33 AM EST Att: 12,108 - Unknown - 52 F <a href="http://livebaseballscorecards.com">livebaseballscorecards.com</a>										
Cookie Rojas, R OBP: 0.288, SLG: 0.278 Joe Keough, L (9, FR)	6-3	F5	G1-6-3				F2		1B	5	0	1	0	0	0	4											
Amos Otis, R OBP: 0.200, SLG: 0.207 (1, 8)	1B		G3 1B 2B				F8		F8	5	1	2	0	0	4												
John Mayberry, L OBP: 0.306, SLG: 0.294 (1, 3)	BB 1B		G3 2-3				FC6 1B		FC6	4	0	2	0	0	0	3											
Lou Piniella, R OBP: 0.297, SLG: 0.294 (1, 7)	BB 1-2		K				G5-4-3		F8	3	0	0	0	1	1	2											
Bob Oliver, R OBP: 0.286, SLG: 0.382 (1, 9)	F6		BB 1B				5-3		K	4	0	1	1	0	1	3											
Jerry May, R OBP: 0.269, SLG: 0.360 (1, 2)			FC4-6 1B				F7		F5	3	0	1	0	1	0	0											
Bobby Floyd, R OBP: 0.138, SLG: 0.138 Steve Hovley, L OBP: 0.455, SLG: 0.400 (9, PH)	FC4-6 2B E		FC6 BB				5-3		4-3	3	1	0	0	0	0	3											
Mike Hedlund, R OBP: 0.500, SLG: 0.500 Tom Burgmeier, L (8, 1)	F6								F8	3	0	2	0	0	0	1											
Richie Scheinblum, S OBP: 0.250, SLG: 0.250 (9, PH)			FC6-4 1B							1	0	0	0	0	0	0											
<b>Inning Stats</b>	R: 0 E: 0 K: 0 S: 5	H: 2 LOB: 3 BB: 1 P: 9	R: 1 E: 1 K: 0 S: 5	H: 2 LOB: 1 BB: 0 P: 5	R: 1 E: 0 K: 1 S: 7	H: 2 LOB: 2 BB: 1 P: 11	R: 0 E: 0 K: 0 S: 3	H: 1 LOB: 0 BB: 0 P: 3	R: 0 E: 0 K: 0 S: 3	H: 0 LOB: 0 BB: 0 P: 3	R: 0 E: 0 K: 0 S: 5	H: 2 LOB: 2 BB: 0 P: 5	R: 0 E: 0 K: 1 S: 5	H: 0 LOB: 0 BB: 1 P: 5	R: 0 E: 0 K: 0 S: 4	H: 1 LOB: 2 BB: 1 P: 8	1B: 9 2B: 2 3B: 0 HR: 0	SF: 0 SAC: 0 DP: 2 HBP: 0	WP: 0 PB: 0 SB: 0 CS: 0	PA: 39							
<b>PITCHER</b>	IP	WLS	BF	H	R	ER	SO	BB	IBB	HBP	BLK	WP	HR	S	P	ERA	WHIP										
Stan Bahnsen, R ERA: 1.66 (1, 1)	8.2	W	37	10	2	1	2	3	0	0	0	0	0	38	50	1.04	1.500										
Terry Forster, L ERA: (9, 1)	0.0		1	1	0	0	0	0	0	0	0	0	0	1	1	∞	∞										
Bart Johnson, R ERA: 4.91 (9, 1)	0.1	S	1	0	0	0	0	0	0	0	0	0	0	1	1	0.00	0.000										

Batter	1	2	3	4	5	6	7	8	9	AB	R	H	RBI	BB	SO	LOB	BOTTOM										
Pat Kelly, L OBP: 0.429, SLG: 0.684 (1, 9)	F7		G4-3-6 1B				4-1			4	0	1	0	0	0	0	<b>Kansas City Royals @ Chicago White Sox</b> Sun Apr 23 1972, 4:33 AM EST Att: 12,108 - Unknown - 52 F <a href="http://livebaseballscorecards.com">livebaseballscorecards.com</a>										
Jorge Orta, L OBP: 0.364, SLG: 0.409 (1, 6)	F8		G4-3-6 1-2				3B 1B		3-1	4	1	1	0	0	0	1											
Dick Allen, R OBP: 0.514, SLG: 0.774 (1, 3)	HR		FC5-4 BB				1H 3B		1B FC3-6 1B	3	2	3	2	1	0	0											
Bill Melton, R OBP: 0.353, SLG: 0.267 (1, 5)	F8		FC5-4 1-2				5-3		FC3-6 1B	4	0	1	0	0	0	2											
Carlos May, L OBP: 0.441, SLG: 0.633 (1, 7)							G3		FC3-6 1-2 2-H	4	0	1	0	0	0	1											
Jay Johnstone, L OBP: 0.482, SLG: 0.545 (1, 8)	F7						2B		4-3	4	0	1	0	0	0	2											
Mike Andrews, R OBP: 0.212, SLG: 0.103 (1, 4)			FC6-4 BB				2-3		F9	2	0	0	0	1	0	1											
Tom Egan, R OBP: 0.154, SLG: 0.154 (1, 2)			K				5-3		F8	3	0	0	0	0	1	3											
Stan Bahnsen, R OBP: 0.286, SLG: 0.286 Terry Forster, L Bart Johnson, R (9, 1)	FC6-4 1-2						F3		F5	3	0	0	0	0	0	2											
<b>Inning Stats</b>	R: 1 E: 0 K: 0 S: 4	H: 1 LOB: 0 BB: 0 P: 4	R: 0 E: 0 K: 1 S: 6	H: 1 LOB: 2 BB: 1 P: 10	R: 0 E: 0 K: 0 S: 3	H: 1 LOB: 1 BB: 1 P: 7	R: 0 E: 0 K: 0 S: 4	H: 1 LOB: 0 BB: 0 P: 4	R: 1 E: 0 K: 0 S: 5	H: 2 LOB: 1 BB: 0 P: 5	R: 0 E: 0 K: 0 S: 3	H: 0 LOB: 0 BB: 0 P: 3	R: 0 E: 0 K: 0 S: 3	H: 0 LOB: 0 BB: 0 P: 3	R: 1 E: 1 K: 0 S: 5	H: 2 LOB: 1 BB: 0 P: 5		1B: 4 2B: 2 3B: 1 HR: 1	SF: 0 SAC: 0 DP: 1 HBP: 0	WP: 0 PB: 0 SB: 0 CS: 0	PA: 33						
<b>PITCHER</b>	IP	WLS	BF	H	R	ER	SO	BB	IBB	HBP	BLK	WP	HR	S	P	ERA	WHIP										
Mike Hedlund, R ERA: 3.14 (1, 1)	7.1	L	31	8	3	2	1	2	0	0	0	0	0	31	39	2.46	1.364										
Tom Burgmeier, L ERA: 2.06 (8, 1)	0.2		2	0	0	0	0	0	0	0	0	0	0	2	2	0.00	0.000										



Batter	1	2	3	4	5	6	7	8	9	AB	R	H	RBI	BB	SO	LOB	TOP			
Del Unser, L OBP: 0.294, SLG: 0.281 (1, 8)	B2		G6-4-3 1B		F7			1-3		4	0	1	0	0	0	2	<b>Cleveland Indians @ Chicago White Sox</b> Comiskey Park, Chicago, IL Tue Apr 25 1972, 7:05 PM EST Att. 8,942 - Unknown - 42 F			
Eddie Leon, R OBP: 0.255, SLG: 0.208 (1, 4)	K CS 1B		G6-4-3 1-2		K			6-3		4	0	0	0	0	2	3				
Alex Johnson, R OBP: 0.265, SLG: 0.364 (1, 7)				G1-6-3 BB 1B				1-3		4	0	2	0	0	0	0				
Graig Nettles, L OBP: 0.313, SLG: 0.276 (1, 5)	K 2-3			G1-6-3 BB 1-2					FC3-6 1B	2	0	1	0	2	1	2				
Ray Fosse, R OBP: 0.375, SLG: 0.448 (1, 2)				G1-6-3 BB 1-2				FC5-4 BB	FC3-6 1B	4	0	0	0	0	0	4				
Buddy Bell, R OBP: 0.207, SLG: 0.321 (1, 9)	6-3			6-3				F9	F2	4	0	0	0	0	0	3				
Tom McCraw, L OBP: 0.462, SLG: 0.500 (1, 3)					S 1B				F8	3	0	2	0	1	0	1				
Frank Duffy, R OBP: 0.385, SLG: 0.250 (1, 6)	K 1-2				S 1B			G5-4-3		3	0	1	0	0	1	2				
Mitt Wilcox, R OBP: 0.143, SLG: 0.143 Denny Riddleberger, R (6, 1) Lou Camilli, S (7, FH) Ray Lamb, R (7, 1)			F6		K 1-2 2-3			K		2	0	0	0	0	1	2				
<b>Inning Stats</b>	R: 0 E: 0 K: 2 S: 8	H: 1 LOB: 2 BB: 0 P: 8	R: 0 E: 0 K: 1 S: 6	H: 1 LOB: 1 BB: 0 P: 6	R: 0 E: 0 K: 0 S: 3	H: 1 LOB: 0 BB: 0 P: 3	R: 0 E: 0 K: 0 S: 3	H: 1 LOB: 1 BB: 1 P: 7	R: 0 E: 0 K: 2 S: 9	H: 2 LOB: 2 BB: 0 P: 9	R: 0 E: 0 K: 0 S: 3	H: 0 LOB: 1 BB: 1 P: 7	R: 0 E: 0 K: 1 S: 4	H: 0 LOB: 0 BB: 1 P: 8	R: 0 E: 0 K: 0 S: 3	H: 1 LOB: 0 BB: 0 P: 4	1B: 7 2B: 1 3B: 0 HR: 0	SF: 0 SAC: 0 DP: 4 HBP: 0	WP: 0 PB: 1 SB: 3 CS: 1	PA: 34
<b>PITCHER</b> Wilbur Wood, L ERA: 0.25 (1, 1)	IP: 9.0 WLS: W BF: 34 H: 7 R: 0 ER: 0 SO: 6 BB: 3 IBB: 0 HBP: 0 BLK: 0 WP: 0 HR: 0 S: 43 P: 55 ERA: 0.00 WHIP: 1.111															<b>PITCHER</b>				

Batter	1	2	3	4	5	6	7	8	9	AB	R	H	RBI	BB	SO	LOB	BOTTOM			
Pat Kelly, L OBP: 0.440, SLG: 0.652 (1, 9)	F9 S PO 1B		4-3		4-3					4	1	2	0	0	0	0	<b>Cleveland Indians @ Chicago White Sox</b> Comiskey Park, Chicago, IL Tue Apr 25 1972, 7:05 PM EST Att. 8,942 - Unknown - 42 F			
Jorge Orta, L OBP: 0.385, SLG: 0.480 (1, 6)	F9 1-3		3-1			1B BB				3	1	1	2	1	0	1				
Dick Allen, R OBP: 0.513, SLG: 0.735 (1, 3)			K			1B BB				3	1	1	0	1	1	1				
Bill Melton, R OBP: 0.368, SLG: 0.294 (1, 5)	F3					1B WP 1B				4	1	2	1	0	0	3				
Carlos May, L OBP: 0.474, SLG: 0.636 (1, 7)	PO					1B CS 1B				3	1	2	1	1	1	0				
Jay Johnstone, L OBP: 0.412, SLG: 0.429 (1, 8)						1B K				3	0	0	0	1	2	4				
Mike Andrews, R OBP: 0.243, SLG: 0.182 (1, 4)						1B K				4	0	2	1	0	1	2				
Ed Herrmann, L OBP: 0.227, SLG: 0.238 (1, 2)										4	0	0	0	0	0	3				
Wilbur Wood, R OBP: 0.154, SLG: 0.083 (1, 1)	K									4	1	1	0	0	3	3				
<b>Inning Stats</b>	R: 0 E: 0 K: 0 S: 3	H: 1 LOB: 1 BB: 1 P: 7	R: 0 E: 0 K: 2 S: 8	H: 1 LOB: 2 BB: 1 P: 12	R: 0 E: 0 K: 1 S: 5	H: 0 LOB: 0 BB: 0 P: 5	R: 0 E: 0 K: 0 S: 4	H: 2 LOB: 1 BB: 0 P: 4	R: 0 E: 0 K: 1 S: 5	H: 0 LOB: 0 BB: 0 P: 5	R: 3 E: 0 K: 2 S: 9	H: 3 LOB: 0 BB: 1 P: 13	R: 2 E: 0 K: 0 S: 6	H: 3 LOB: 1 BB: 0 P: 6	R: 1 E: 0 K: 2 S: 8	H: 1 LOB: 1 BB: 1 P: 12	1B: 9 2B: 1 3B: 1 HR: 0	SF: 0 SAC: 0 DP: 1 HBP: 0	WP: 1 PB: 0 SB: 1 CS: 1	PA: 37
<b>PITCHER</b> Mitt Wilcox, R ERA: 1.66 Denny Riddleberger, L ERA: 3.0 Ray Lamb, R ERA: 6.75 (1, 1)	IP: 5.0 WLS: L BF: 22 H: 6 R: 3 ER: 3 SO: 4 BB: 3 IBB: 3 HBP: 3 BLK: 4 WP: 0 HR: 0 S: 27 P: 39 ERA: 5.40 WHIP: 1.600															<b>PITCHER</b>				



Batter	1	2	3	4	5	6	7	8	9	10	AB	R	H	RBI	BB	SO	LOB	TOP	
Del Unser, L OBP: 0.308, SLG: 0.278 (1, 8)	1B HBP	CS 1B	L3			4-3		K			4	1	1	0	0	1	3		
Jack Brohamer, L OBP: 0.500, SLG: 0.500 Eddie Leon, R OBP: 0.250, SLG: 0.200 (9, PH)	1B G3	K				K		5-3		K	4	1	1	0	0	2	1		
Alex Johnson, R OBP: 0.308, SLG: 0.405 (1, 7)	CS G3 1B		F8			6-3		2B BB		1B 2B	4	1	2	1	1	0	0		
Graig Nettles, L OBP: 0.297, SLG: 0.242 (1, 5)	G3					F7		F9		F2	4	0	0	1	1	0	3		
Tom McCraw, L OBP: 0.487, SLG: 0.520 Jerry Moses, R (9, PH)	BB E BB					K		3-1			3	0	1	0	1	1	1		
John Lowenstein, L OBP: 0.750, SLG: 0.500 (9, PH)	BB E BB					K					1	0	1	1	0	0	0		
Ray Fosse, R OBP: 0.524, SLG: 0.382 (1, 2)	E5 BB					4-3		F6		G3	5	0	0	0	0	0	5		
Buddy Bell, R OBP: 0.294, SLG: 0.406 (1, 9)	FC6-4 BB					SH3 1B		1B 2B		SH3-4 1B	4	1	3	0	1	0	0		
Frank Duffy, R OBP: 0.367, SLG: 0.217 (1, 6)	FC6-4					K		1B 1B IBB		SH3-4	3	1	0	0	1	1	4		
Dick Tidrow, R OBP: 0.400, SLG: 0.400 Ed Farmer, R (7, 1)						SH3					2	0	1	2	0	1	0		
Roy Foster, R (8, PH)								K			0	0	0	0	0	0	0		
Steve Mingori, L (8, 1)						1-2 2-H					1	0	0	0	0	0	0		
<b>Inning Stats</b>	R: 2 E: 1 K: 0 S: 5	H: 2 LOB: 3 BB: 2 P: 14	R: 0 E: 0 K: 2 S: 7	H: 1 LOB: 0 BB: 0 P: 7	R: 0 E: 0 K: 1 S: 5	H: 0 LOB: 1 BB: 1 P: 9	R: 0 E: 0 K: 1 S: 5	H: 0 LOB: 0 BB: 0 P: 5	R: 2 E: 0 K: 0 S: 5	H: 1 LOB: 2 BB: 1 P: 8	R: 0 E: 0 K: 2 S: 8	H: 1 LOB: 1 BB: 1 P: 8	R: 1 E: 0 K: 1 S: 7	H: 2 LOB: 1 BB: 0 P: 7	R: 0 E: 0 K: 0 S: 3	H: 0 LOB: 0 BB: 0 P: 3	1B: 7 2B: 3 3B: 0 HR: 0	SF: 0 SAC: 2 DP: 0 HBP: 1	WP: 0 PA: 45 PB: 0 SB: 0 CS: 2
<b>PITCHER</b>	IP WLS BF H R ER SO ERA WHIP	IP WLS BF H R ER SO ERA WHIP	IP WLS BF H R ER SO ERA WHIP	IP WLS BF H R ER SO ERA WHIP	IP WLS BF H R ER SO ERA WHIP	IP WLS BF H R ER SO ERA WHIP	IP WLS BF H R ER SO ERA WHIP	IP WLS BF H R ER SO ERA WHIP	IP WLS BF H R ER SO ERA WHIP	IP WLS BF H R ER SO ERA WHIP	IP WLS BF H R ER SO ERA WHIP	IP WLS BF H R ER SO ERA WHIP	IP WLS BF H R ER SO ERA WHIP	IP WLS BF H R ER SO ERA WHIP	IP WLS BF H R ER SO ERA WHIP	IP WLS BF H R ER SO ERA WHIP	IP WLS BF H R ER SO ERA WHIP	IP WLS BF H R ER SO ERA WHIP	
Tom Bradley, R ERA: 3.54 (1, 1)	6.0	28	6	4	4	5	3	1	0	0	0	0	0	0	0	0	0	0	0
Terry Forster, L ERA: 1.69 (7, 1)	2.2	12	3	1	1	3	1	0	0	0	0	0	0	0	0	0	0	0	0
Bart Johnson, R ERA: 4.5 (9, 1)	0.1	2	1	0	0	0	0	0	0	0	0	0	0	0	0	0	0	0	0
Steve Kealey, R ERA: (10, 1)	1.0	W	3	0	0	0	0	0	0	0	0	0	0	0	0	0	0	0	0

Cleveland Indians @ Chicago White Sox  
Comiskey Park, Chicago, IL  
Wed Apr 26 1972, 4:33 AM EST  
Att: 7,235 - Unknown - 51 F

AB 37  
R 5  
H 10  
RBI 5  
BB 5  
SO 8  
LOB 18

**C**

Batter	1	2	3	4	5	6	7	8	9	10	AB	R	H	RBI	BB	SO	LOB	BOTTOM			
Pat Kelly, L OBP: 0.393, SLG: 0.577 Walt Williams, R OBP: 0.438, SLG: 0.467 (8, PH)	K		F7			F8		E 1B 1B		5-3	3	0	0	0	0	1	1				
Jorge Orta, L OBP: 0.345, SLG: 0.429 Rich Morales, R OBP: 0.400, SLG: 0.250 (8, PH)	F9					F8		K		HR BB	3	0	0	0	0	1	0				
Dick Allen, R OBP: 0.477, SLG: 0.744 (1, 3)	6-3					6-3		5-3		E5 1B	5	1	1	2	0	0	1				
Bill Melton, R OBP: 0.405, SLG: 0.342 (1, 5)						5-3		1B HR 1B		G4-6-3 1B	4	1	3	1	0	0	0				
Carlos May, L OBP: 0.432, SLG: 0.595 (1, 7)						4-3		1B HR 1B		G4-6-3	4	1	1	0	0	0	3				
Jay Johnstone, L OBP: 0.381, SLG: 0.389 (1, 8)						4-3		HR 1B		F7	4	1	1	0	0	1	0				
Mike Andrews, R OBP: 0.268, SLG: 0.297 (1, 4)						F6		HR 1B		F7	4	1	2	4	0	0	0				
Tom Egan, R OBP: 0.118, SLG: 0.118 (1, 2)						K		5-3		F9	4	0	0	0	0	2	1				
Tom Bradley, R OBP: 0.118, SLG: 0.125 (8, PH)								F7		F7	1	0	1	0	0	0	0				
Jim Coates, S (7, 1)								6-3			0	0	0	0	0	0	0				
Terry Forster, L (7, 1)											0	0	0	0	0	0	0				
Bart Johnson, R (8, 1)											0	0	0	0	0	0	0				
Rick Reichardt, R OBP: 0.105, SLG: 0.053 (8, PH)											0	0	0	0	0	0	1				
Steve Kealey, R (10, 1)											0	0	0	0	0	0	0				
<b>Inning Stats</b>	R: 0 E: 0 K: 1 S: 5	H: 0 LOB: 0 BB: 0 P: 5	R: 0 E: 0 K: 0 S: 3	H: 0 LOB: 0 BB: 0 P: 3	R: 0 E: 0 K: 1 S: 6	H: 1 LOB: 1 BB: 0 P: 6	R: 0 E: 0 K: 1 S: 6	H: 1 LOB: 1 BB: 0 P: 6	R: 0 E: 0 K: 2 S: 7	H: 0 LOB: 0 BB: 0 P: 7	R: 4 E: 0 K: 0 S: 7	H: 4 LOB: 0 BB: 0 P: 7	R: 1 E: 1 K: 1 S: 7	H: 2 LOB: 1 BB: 0 P: 7	R: 0 E: 0 K: 0 S: 4	H: 1 LOB: 1 BB: 0 P: 4	R: 2 E: 0 K: 0 S: 2	H: 1 LOB: 0 BB: 1 P: 6	1B: 8 2B: 0 3B: 0 HR: 2	SF: 0 SAC: 0 DP: 1 HBP: 0	WP: 0 PA: 39 PB: 0 SB: 0 CS: 0
<b>PITCHER</b>	IP WLS BF H R ER SO ERA WHIP	IP WLS BF H R ER SO ERA WHIP	IP WLS BF H R ER SO ERA WHIP	IP WLS BF H R ER SO ERA WHIP	IP WLS BF H R ER SO ERA WHIP	IP WLS BF H R ER SO ERA WHIP	IP WLS BF H R ER SO ERA WHIP	IP WLS BF H R ER SO ERA WHIP	IP WLS BF H R ER SO ERA WHIP	IP WLS BF H R ER SO ERA WHIP	IP WLS BF H R ER SO ERA WHIP	IP WLS BF H R ER SO ERA WHIP	IP WLS BF H R ER SO ERA WHIP	IP WLS BF H R ER SO ERA WHIP	IP WLS BF H R ER SO ERA WHIP	IP WLS BF H R ER SO ERA WHIP	IP WLS BF H R ER SO ERA WHIP	IP WLS BF H R ER SO ERA WHIP			
Dick Tidrow, R ERA: 5.4 (1, 1)	6.1	24	5	3	3	5	0	0	0	0	0	0	0	0	0	0	0	0	0		
Ed Farmer, R ERA: 1.5 (7, 1)	0.2	3	1	1	0	0	0	0	0	0	0	0	0	0	0	0	0	0	0		
Steve Kealey, R ERA: 13.5 (8, 1)	2.1	L	12	4	3	2	1	1	0	0	0	0	1	13	17	7.71	2.143				

Cleveland Indians @ Chicago White Sox  
Comiskey Park, Chicago, IL  
Wed Apr 26 1972, 4:33 AM EST  
Att: 7,235 - Unknown - 51 F

AB 38  
R 7  
H 10  
RBI 7  
BB 1  
SO 6  
LOB 8


**CS**



Batter	1	2	3	4	5	6	7	8	9	AB	R	H	RBI	BB	SO	LOB	TOP					
Pat Kelly, L OBP: 0.344, SLG: 0.500 (1, 9)	G3		K			4-3		1-3		4	0	0	0	0	1	2						
Jorge Orta, L OBP: 0.333, SLG: 0.406 (1, 6)	G3		FC6-4			4-3				4	0	1	0	0	0	2						
Dick Allen, R OBP: 0.458, SLG: 0.690 (1, 3)	4-3				F6					3	0	0	0	1	1	1						
Bill Melton, R OBP: 0.391, SLG: 0.333 (1, 5)		F5			5-3					4	0	1	0	0	0	1						
Carlos May, L OBP: 0.457, SLG: 0.564 (1, 7)		K						F9		2	0	0	0	2	1	0						
Jay Johnstone, L OBP: 0.320, SLG: 0.318 (1, 8)		K			L3			F9		4	0	0	0	0	1	3						
Mike Andrews, R OBP: 0.289, SLG: 0.282 (1, 4)						5-3				2	0	0	0	2	0	2						
Ed Herrmann, L OBP: 0.240, SLG: 0.250 (1, 2)								F9		3	0	1	0	0	1	1						
Chuck Brinkman, R (7, 2)					K			FC4-6		1	0	0	0	0	0	2						
Stan Bahnsen, R OBP: 0.250, SLG: 0.250 (1, 1)						F6				1	0	0	0	0	0	2						
Rich Gossage, R (3, 1)										0	0	0	0	0	0	0						
Rich Morales, R OBP: 0.333, SLG: 0.200 (5, PH)										1	0	0	0	0	0	0						
Jim Geddes, R (5, 1)										0	0	0	0	0	0	0						
Dave Lemonds, L (6, 1)										1	0	0	0	0	0	0						
<b>Inning Stats</b>	R: 0 E: 0 K: 0 S: 3	H: 0 LOB: 0 BB: 0 P: 3	R: 0 E: 0 K: 2 S: 7	H: 0 LOB: 0 BB: 0 P: 7	R: 0 E: 0 K: 1 S: 6	H: 1 LOB: 2 BB: 1 P: 10	R: 0 E: 0 K: 0 S: 3	H: 0 LOB: 1 BB: 1 P: 7	R: 0 E: 0 K: 1 S: 5	H: 0 LOB: 0 BB: 0 P: 5	R: 0 E: 0 K: 0 S: 3	H: 0 LOB: 1 BB: 1 P: 7	R: 0 E: 0 K: 0 S: 3	H: 0 LOB: 1 BB: 0 P: 7	R: 0 E: 0 K: 1 S: 6	H: 1 LOB: 2 BB: 0 P: 6	R: 0 E: 0 K: 0 S: 4	H: 1 LOB: 1 BB: 1 P: 8	1B: 3 2B: 0 3B: 0 HR: 0	SF: 0 SAC: 0 DP: 0 HBP: 0	WP: 0 PB: 0 SB: 0 CS: 0	PA: 35
<b>PITCHER</b> Tom Timmermann, R ERA: 0.56 (1, 1)	IP: 9.0 WLS: W BF: 35 H: 3 R: 0 ER: 0 SO: 5 BB: 5 IBB: 0 HBP: 0 BLK: 0 WP: 0 HR: 0 S: 40 P: 60 ERA: 0.00 WHIP: 0.889											<b>PITCHER</b>	IP: 9.0 WLS: W BF: 35 H: 3 R: 0 ER: 0 SO: 5 BB: 5 IBB: 0 HBP: 0 BLK: 0 WP: 0 HR: 0 S: 40 P: 60 ERA: 0.00 WHIP: 0.889									

Chicago White Sox @ Detroit Tigers  
Tiger Stadium, Detroit, MI  
Fri Apr 28 1972, 6:05 PM EST  
Att: 20,856 - Unknown


AB 30  
R 0  
H 3  
RBI 0  
BB 5  
SO 5  
LOB 16



Batter	1	2	3	4	5	6	7	8	9	AB	R	H	RBI	BB	SO	LOB	BOTTOM			
Dick McAuliffe, L OBP: 0.394, SLG: 0.250 (1, 4)	F5	3-1								2	1	0	0	3	0	1				
Aurelio Rodriguez, R OBP: 0.333, SLG: 0.308 (1, 5)	F8									4	2	2	0	1	0	1				
Gates Brown, L OBP: 0.556, SLG: 0.533 (1, 7)										2	2	2	0	2	0	0				
Mickey Stanley, R OBP: 0.455, SLG: 0.455 (7, 8)										1	0	0	0	0	0	1				
Bill Freehan, R OBP: 0.455, SLG: 0.533 (1, 2)										3	2	1	2	0	0	1				
Tom Haller, L (7, 2)	5-3									1	0	0	0	0	1	1				
Norm Cash, L OBP: 0.514, SLG: 0.724 (1, 3)										5	2	3	4	0	1	2				
Willie Horton, R OBP: 0.323, SLG: 0.333 (1, 9)										2	2	1	0	2	0	0				
Ike Brown, R (7, 7)										1	0	0	0	0	0	0				
Jim Northrup, L OBP: 0.258, SLG: 0.179 (1, 8)										4	1	1	2	1	0	2				
Ed Brinkman, R OBP: 0.412, SLG: 0.594 (1, 6)										4	0	3	4	0	0	2				
Tom Timmermann, R OBP: 0.167, SLG: 0.167 (1, 1)										4	0	0	0	0	2	2				
<b>Inning Stats</b>	R: 0 E: 0 K: 0 S: 3	H: 0 LOB: 1 BB: 1 P: 7	R: 2 E: 0 K: 0 S: 5	H: 2 LOB: 1 BB: 1 P: 9	R: 3 E: 0 K: 0 S: 6	H: 4 LOB: 0 BB: 0 P: 6	R: 0 E: 0 K: 0 S: 3	H: 2 LOB: 2 BB: 2 P: 11	R: 1 E: 0 K: 0 S: 4	H: 2 LOB: 1 BB: 1 P: 8	R: 6 E: 0 K: 2 S: 10	H: 3 LOB: 1 BB: 3 P: 23	R: 0 E: 0 K: 1 S: 5	H: 0 LOB: 1 BB: 1 P: 9	R: 0 E: 0 K: 1 S: 5	H: 0 LOB: 0 BB: 0 P: 5	1B: 9 2B: 3 3B: 0 HR: 1	SF: 0 SAC: 0 DP: 1 HBP: 1	WP: 0 PB: 0 SB: 0 CS: 0	PA: 43
<b>PITCHER</b> Stan Bahnsen, R ERA: 3.38 (1, 1)	IP: 2.1 WLS: L BF: 14 H: 6 R: 5 ER: 5 SO: 0 BB: 2 IBB: 0 HBP: 0 BLK: 0 WP: 0 HR: 0 S: 12 P: 20 ERA: 19.29 WHIP: 3.429											<b>PITCHER</b>	IP: 2.1 WLS: L BF: 14 H: 6 R: 5 ER: 5 SO: 0 BB: 2 IBB: 0 HBP: 0 BLK: 0 WP: 0 HR: 0 S: 12 P: 20 ERA: 19.29 WHIP: 3.429							
Rich Gossage, R ERA (3, 1)	1.2 7 2 0 0 0 2 0 0 0 0 0 5 13 0.00 2.400												1.1 10 3 5 5 1 3 0 1 0 0 1 8 21 33.75 4.500							
Jim Geddes, R ERA: 33.75 (5, 1)	1.1 10 3 5 5 1 3 0 1 0 0 1 8 21 33.75 4.500												2.2 12 2 2 2 3 1 1 0 0 0 0 16 24 6.75 1.125							
Dave Lemonds, L ERA: 6.75 (6, 1)	2.2 12 2 2 2 3 1 1 0 0 0 0 16 24 6.75 1.125																			

Chicago White Sox @ Detroit Tigers  
Tiger Stadium, Detroit, MI  
Fri Apr 28 1972, 6:05 PM EST  
Att: 20,856 - Unknown

AB 33  
R 12  
H 13  
RBI 12  
BB 9  
SO 4  
LOB 13





Batter	1	2	3	4	5	6	7	8	9	AB	R	H	RBI	BB	SO	LOB	TOP							
Walt Williams, R (1.9) OBP: 0.450, SLG: 0.500	4-0 SH1-3 BB		0-0 2B			0-0 1-3		0-0 4-3		3	0	1	0	1	0	0	<b>Chicago White Sox @ Detroit Tigers</b> Tiger Stadium, Detroit, MI Sat Apr 29 1972, 3:33 AM EST Att: 15,921 - Unknown							
Mike Andrews, R (1.4) OBP: 0.292, SLG: 0.286	0-0 SH1-3		0-3 K			0-3 K		0-0 1B		3	0	1	0	0	2	1								
Dick Allen, R (1.3) OBP: 0.462, SLG: 0.761	0-0 L9			0-0 HR		0-0 2B		0-3 K		4	1	2	1	0	1	2								
Bill Melton, R (1.5) OBP: 0.360, SLG: 0.304	0-3 K			0-0 F8		0-0 F2		0-0 F3		4	0	0	0	0	1	3								
Rick Reichardt, R (1.8) OBP: 0.160, SLG: 0.087		0-3 K		0-0 G4-6-3 1B			0-0 6-3		0-0 F3	4	0	1	0	0	1	0								
Carlos May, L (1.7) OBP: 0.440, SLG: 0.558		0-3 K		0-0 G4-6-3			0-0 FC5 2B		0-0 6-3	4	0	1	0	0	1	1								
Rich Morales, R (1.6) OBP: 0.300, SLG: 0.125		0-3 K			0-3 K		1-0 HBP		0-0 6-3	3	0	0	0	0	2	0								
Ed Herrmann, L (1.2) OBP: 0.214, SLG: 0.222			0-0 4-3		0-0 4-3		0-0 F3			3	0	0	0	0	0	2								
Wilbur Wood, R (1.1) OBP: 0.143, SLG: 0.077			0-3 K			0-0 F3				1	0	0	0	0	1	0								
Vicente Romo, R (3.1) OBP: 0.111, SLG: 0.111						0-0 FC5				1	0	0	0	0	0	0								
Tom Egan, R (7, PH) OBP: 0.111, SLG: 0.111							2-3I			0	0	0	0	0	0	0								
Steve Kealey, R (7.1)										0	0	0	0	0	0	0								
Bart Johnson, R (8.1)										0	0	0	0	0	0	0								
<b>Inning Stats</b>	R: 0 E: 0 K: 1 S: 5	H: 0 LOB: 1 BB: 1 P: 9	R: 0 E: 0 K: 3 S: 9	H: 0 LOB: 0 BB: 0 P: 9	R: 0 E: 0 K: 2 S: 8	H: 1 LOB: 1 BB: 0 P: 8	R: 1 E: 0 K: 0 S: 4	H: 2 LOB: 0 BB: 0 P: 4	R: 0 E: 0 K: 1 S: 5	H: 0 LOB: 0 BB: 0 P: 5	R: 0 E: 0 K: 0 S: 6	H: 1 LOB: 1 BB: 0 P: 6	R: 0 E: 0 K: 0 S: 4	H: 1 LOB: 2 BB: 0 P: 5	R: 0 E: 0 K: 1 S: 6	H: 1 LOB: 1 BB: 0 P: 6	R: 0 E: 0 K: 0 S: 3	H: 0 LOB: 0 BB: 0 P: 3	R: 0 E: 0 K: 0 S: 3	H: 0 LOB: 0 BB: 0 P: 3	1B: 2 2B: 3 3B: 0 HR: 1	SF: 0 SAC: 1 DP: 1 HBP: 1	WP: 0 PB: 0 CS: 0	PA: 34
<b>PITCHER</b>	IP WLS BF H R ER SO BB IBB HBP BLK WP HR S P ERA WHIP																							
Mickey Lolich, L (1.1) ERA: 2.36	9.0 W 34 6 1 1 9 1 0 1 0 0 1 50 55 1.00 0.778																							

Batter	1	2	3	4	5	6	7	8	9	AB	R	H	RBI	BB	SO	LOB	BOTTOM			
Tony Taylor, R (1.4) OBP: 0.429, SLG: 0.667	4-0 S SF9 BB		0-0 BB 2B			0-0 2B		0-3 K		3	1	2	0	1	1	0	<b>Chicago White Sox @ Detroit Tigers</b> Tiger Stadium, Detroit, MI Sat Apr 29 1972, 3:33 AM EST Att: 15,921 - Unknown			
Aurelio Rodriguez, R (1.5) OBP: 0.304, SLG: 0.279	0-0 1-3		0-0 F8			0-3 K		0-3 K		4	0	0	0	0	2	3				
Al Kaline, R (1.9) OBP: 0.207, SLG: 0.154	0-0 SF9		4-0 HR BB		0-3 K			0-0 L8		2	1	0	1	1	1	1				
Bill Freehan, R (1.2) OBP: 0.432, SLG: 0.588	0-0 5-3		0-0 HR			0-3 K		0-0 F7		4	1	1	2	0	1	0				
Willie Horton, R (1.7) OBP: 0.353, SLG: 0.533		0-0 WP 3B		0-0 F8		0-0 HR		0-3 K		3	2	2	1	0	0	0				
Jim Northrup, L (8.7) OBP: 0.250, SLG: 0.172			0-0 F8					0-3 K		1	0	0	0	0	1	0				
Norm Cash, L (1.3) OBP: 0.500, SLG: 0.688		0-3 K		0-3 K		0-0 6-3 1B				3	0	1	0	0	2	0				
Mickey Stanley, R (1.8) OBP: 0.429, SLG: 0.643		0-0 HR		0-0 5-3		0-0 6-3		0-0 1-2		3	1	1	1	0	0	1				
Ed Brinkman, R (1.6) OBP: 0.378, SLG: 0.543		0-0 5-3		0-0 F2		0-0 F9				3	0	0	0	0	0	1				
Mickey Lolich, S (1.1)		0-0 5-3			0-0 F9		0-3 K			3	0	0	0	0	1	0				
<b>Inning Stats</b>	R: 1 E: 0 K: 0 S: 3	H: 0 LOB: 0 BB: 1 P: 7	R: 2 E: 0 K: 1 S: 7	H: 2 LOB: 0 BB: 0 P: 7	R: 2 E: 0 K: 0 S: 4	H: 2 LOB: 0 BB: 1 P: 8	R: 0 E: 0 K: 1 S: 5	H: 0 LOB: 0 BB: 0 P: 5	R: 0 E: 0 K: 2 S: 8	H: 1 LOB: 1 BB: 0 P: 8	R: 1 E: 0 K: 1 S: 7	H: 2 LOB: 1 BB: 0 P: 7	R: 0 E: 0 K: 3 S: 9	H: 0 LOB: 0 BB: 0 P: 9	R: 0 E: 0 K: 1 S: 5	H: 0 LOB: 0 BB: 0 P: 5	1B: 1 2B: 2 3B: 1 HR: 3	SF: 1 SAC: 0 DP: 0 HBP: 0	WP: 1 PB: 0 CS: 0	PA: 32
<b>PITCHER</b>	IP WLS BF H R ER SO BB IBB HBP BLK WP HR S P ERA WHIP																			
Wilbur Wood, L (1.1) ERA: 1.4	2.2 L 13 4 5 5 1 2 0 0 0 0 0 1 2 13 21 16.88 2.250																			
Vicente Romo, R (3.1) ERA: 1.69	3.1 13 3 1 1 4 0 0 0 0 0 0 1 21 21 2.70 0.900																			
Steve Kealey, R (7.1) ERA:	1.0 3 0 0 0 3 0 0 0 0 0 0 0 9 9 0.00 0.000																			
Bart Johnson, R (8.1) ERA: 3.6	1.0 3 0 0 0 1 0 0 0 0 0 0 0 5 5 0.00 0.000																			



Batter	1	2	3	4	5	6	7	8	9	AB	R	H	RBI	BB	SO	LOB	TOP										
Pat Kelly, L OBP: 0.351, SLG: 0.486 (1, 9)										5	0	2	1	0	0	0	<b>Chicago White Sox @ Detroit Tigers</b> Tiger Stadium, Detroit, MI Sun Apr 30 1972, 4:33 AM EDT Att: 19,008 - Unknown										
Jorge Orta, L OBP: 0.342, SLG: 0.486 (1, 6)										5	1	2	1	0	3	3											
Dick Allen, R OBP: 0.439, SLG: 0.706 (1, 3)										5	0	1	0	0	1	1											
Bill Melton, R OBP: 0.352, SLG: 0.286 (1, 5)										3	0	0	0	1	0	0											
Carlos May, L OBP: 0.444, SLG: 0.565 (1, 7)										3	1	1	0	1	0	2											
Jay Johnstone, L OBP: 0.310, SLG: 0.280 (1, 8)										3	1	0	0	1	1	1											
Mike Andrews, R OBP: 0.308, SLG: 0.311 (1, 4)										3	2	1	0	1	0	0											
Ed Herrmann, L OBP: 0.250, SLG: 0.333 (1, 2)										3	1	1	4	1	1	1											
Tom Bradley, R OBP: 0.091, SLG: 0.091 Terry Forster, L (6, 1)										3	0	0	0	0	1	2											
<b>Inning Stats</b>	R: 0 E: 0 K: 0 S: 3	H: 1 LOB: 0 BB: 0 P: 3	R: 0 E: 0 K: 0 S: 3	H: 0 LOB: 0 BB: 0 P: 3	R: 0 E: 0 K: 1 S: 6	H: 1 LOB: 2 BB: 1 P: 10	R: 0 E: 0 K: 2 S: 8	H: 1 LOB: 1 BB: 0 P: 8	R: 1 E: 0 K: 2 S: 9	H: 2 LOB: 1 BB: 0 P: 9	R: 4 E: 0 K: 1 S: 6	H: 1 LOB: 0 BB: 3 P: 18	R: 0 E: 0 K: 1 S: 6	H: 1 LOB: 2 BB: 1 P: 10	R: 0 E: 0 K: 0 S: 3	H: 0 LOB: 0 BB: 0 P: 3		R: 1 E: 0 K: 0 S: 4	H: 1 LOB: 0 BB: 0 P: 4	1B: 4 2B: 2 3B: 0 HR: 2	SF: 0 SAC: 0 DP: 1 HBP: 0	WP: 0 PB: 0 SB: 3 CS: 0	PA: 39				
<b>PITCHER</b>	IP	WLS	BF	H	R	ER	SO	BB	IBB	HBP	BLK	WP	HR	S	P	ERA	WHIP										
Joe Coleman, R ERA: 3.0 (1, 1)	6.2	L	31	7	5	5	7	5	0	0	0	0	1	40	60	6.75	1.800										
Ron Ferranoski, L ERA: (7, 1)	0.1		1	0	0	0	0	0	0	0	0	0	0	1	1	0.00	0.000										
Fred Scherman, L ERA: (8, 1)	1.0		3	0	0	0	0	0	0	0	0	0	0	3	3	0.00	0.000										
Mike Kikenny, L ERA: 9.0 (9, 1)	1.0		4	1	1	1	0	0	0	0	0	0	1	4	4	9.00	1.000										

Batter	1	2	3	4	5	6	7	8	9	AB	R	H	RBI	BB	SO	LOB	BOTTOM											
Dick McAuliffe, L OBP: 0.417, SLG: 0.269 Tony Taylor, R OBP: 0.375, SLG: 0.571 (1, 4)										2	0	1	0	1	0	1	<b>Chicago White Sox @ Detroit Tigers</b> Tiger Stadium, Detroit, MI Sun Apr 30 1972, 4:33 AM EDT Att: 19,008 - Unknown											
Aurelio Rodriguez, R OBP: 0.300, SLG: 0.277 (1, 5)										4	0	1	1	0	1	2												
Gates Brown, L OBP: 0.524, SLG: 0.500 Al Kaline, R OBP: 0.226, SLG: 0.179 (1, 7)										3	0	1	0	0	1	1												
Bill Freehan, R OBP: 0.429, SLG: 0.553 (1, 2)										4	1	1	0	1	0	2												
Norm Cash, L OBP: 0.500, SLG: 0.765 Mickey Stanley, R OBP: 0.400, SLG: 0.600 (1, 3)										2	1	1	1	0	1	1												
Willie Horton, R OBP: 0.342, SLG: 0.485 (1, 9)										3	0	0	0	1	0	3												
Jim Northrup, L OBP: 0.257, SLG: 0.188 Ike Brown, R (8, PH) (9, 3)										3	0	1	1	0	0	2												
Ed Brinkman, R OBP: 0.390, SLG: 0.553 (1, 6)										3	1	1	0	1	0	1												
Joe Coleman, R OBP: 0.236, SLG: 0.250 Ron Ferranoski, L (7, PH) Paul Jata, R OBP: 0.200, SLG: 0.200 Fred Scherman, L Dalton Jones, L Mike Kikenny, R (1, 1)										2	0	1	0	0	1	1												
<b>Inning Stats</b>	R: 0 E: 0 K: 0 S: 3	H: 1 LOB: 1 BB: 1 P: 7	R: 1 E: 0 K: 0 S: 4	H: 1 LOB: 0 BB: 0 P: 4	R: 0 E: 0 K: 1 S: 5	H: 1 LOB: 0 BB: 0 P: 5	R: 0 E: 0 K: 1 S: 6	H: 1 LOB: 2 BB: 1 P: 10	R: 1 E: 0 K: 0 S: 4	H: 1 LOB: 1 BB: 1 P: 8	R: 0 E: 0 K: 1 S: 6	H: 1 LOB: 1 BB: 0 P: 6	R: 0 E: 2 K: 1 S: 7	H: 0 LOB: 3 BB: 1 P: 11	R: 0 E: 0 K: 0 S: 4	H: 1 LOB: 1 BB: 0 P: 4		1B: 7 2B: 1 3B: 0 HR: 1	SF: 0 SAC: 2 DP: 0 HBP: 0	WP: 1 PB: 0 SB: 0 CS: 1	PA: 40							
<b>PITCHER</b>	IP	WLS	BF	H	R	ER	SO	BB	IBB	HBP	BLK	WP	HR	S	P	ERA	WHIP											
Tom Bradley, R ERA: 3.91 (1, 1)	5.0	W	22	6	3	3	4	3	0	0	0	0	1	1	27	39	5.40	1.800										
Terry Forster, L ERA: 0.96 (6, 1)	4.0	S	18	3	0	0	2	1	0	0	0	0	0	21	25	0.00	1.000											




Batter	1	2	3	4	5	6	7	8	9	AB	R	H	RBI	BB	SO	LOB	TOP			
Walt Williams, R OBP: 0.375, SLG: 0.409	F6		K		5-3			5-3		4	0	0	0	0	1	1				
Mike Andrews, R OBP: 0.286, SLG: 0.286	K		F8			F8			K	4	0	0	0	0	2	1				
Dick Allen, R OBP: 0.426, SLG: 0.667	BB		K			6-3			F5	3	0	0	0	1	1	1				
Bill Melton, R OBP: 0.362, SLG: 0.321	6-3				FC4-6 1B			6-3		4	0	2	0	0	0	1				
Rick Reichardt, R OBP: 0.172, SLG: 0.111					FC4-6 FC5-6 1-2†			5-3		4	0	1	0	0	0	2				
Carlos May, L OBP: 0.421, SLG: 0.531	K				FC5-6 1-2†			6-3		3	0	0	0	0	1	2				
Tom Egan, R OBP: 0.095, SLG: 0.095					G3			F6		3	0	0	0	0	0	2				
Rich Morales, R OBP: 0.231, SLG: 0.091								5-3		3	0	0	0	0	1	1				
Stan Bahnsen, R OBP: 0.300, SLG: 0.300									F7	2	0	1	0	0	0	0				
Jim Qualls, S (8, PH)										1	0	0	0	0	0	0				
Steve Kealey, R (8, 1)										0	0	0	0	0	0	0				
<b>Inning Stats</b>	R: 0 E: 0 K: 1 S: 5	H: 0 LOB: 1 BB: 1 P: 9	R: 0 E: 0 K: 1 S: 6	H: 1 LOB: 1 BB: 0 P: 6	R: 0 E: 0 K: 2 S: 8	H: 1 LOB: 1 BB: 0 P: 8	R: 0 E: 0 K: 0 S: 4	H: 1 LOB: 1 BB: 0 P: 4	R: 0 E: 0 K: 1 S: 5	H: 0 LOB: 0 BB: 0 P: 5	R: 0 E: 0 K: 0 S: 3	H: 0 LOB: 0 BB: 0 P: 3	R: 0 E: 0 K: 0 S: 3	H: 0 LOB: 0 BB: 0 P: 3	R: 0 E: 0 K: 1 S: 6	H: 1 LOB: 1 BB: 0 P: 6	1B: 3 2B: 1 3B: 0 HR: 0	SF: 0 SAC: 0 DP: 0 HBP: 0	WP: 0 PB: 0 SB: 0 CS: 0	PA: 32
<b>PITCHER</b> Dave McNally, L ERA: 1.44	IP: 9.0 WLS: W BF: 32 H: 4 R: 0 ER: 0 SO: 6 BB: 1 IBB: 0 HBP: 0 BLK: 0 WP: 0 HR: 0 S: 43 P: 47 ERA: 0.00 WHIP: 0.556																			

Chicago White Sox @ Baltimore Orioles  
Memorial Stadium, Baltimore, MD  
Tue May 02 1972, 7:05 PM EDT  
Att: 6,055 - Unknown

livebaseballscores.com

AB 31  
R 0  
H 4  
RBI 0  
BB 1  
SO 6  
LOB 11




Batter	1	2	3	4	5	6	7	8	9	AB	R	H	RBI	BB	SO	LOB	BOTTOM			
Don Buford, S OBP: 0.424, SLG: 0.375	F3	5-3			F5					3	0	0	0	1	0	1				
Mery Rettenmund, R OBP: 0.326, SLG: 0.222	HR BB		6-3		F8		G4-6-3 BB		G4-6-3	3	1	0	0	1	0	2				
Boog Powell, L OBP: 0.319, SLG: 0.378	1-H HR		1B 2B		1-3			F6		4	2	2	2	0	0	0				
Brooks Robinson, R OBP: 0.352, SLG: 0.354			K			F8		F5		4	0	1	0	0	1	1				
Paul Blair, R OBP: 0.296, SLG: 0.365	K		S 1B		1-3			K		4	0	1	1	0	2	1				
Davey Johnson, R OBP: 0.385, SLG: 0.435	L6		K							3	0	1	0	0	1	2				
Andy Etchebarren, R OBP: 0.369, SLG: 0.333		4-3			K			F9		3	0	0	0	0	1	1				
Mark Belanger, R OBP: 0.279, SLG: 0.325		F3			5-3			BB 1B		3	0	1	0	0	0	0				
Dave McNally, R OBP: 0.250, SLG: 0.273					K			K		3	0	1	0	0	2	1				
<b>Inning Stats</b>	R: 2 E: 0 K: 1 S: 7	H: 2 LOB: 1 BB: 1 P: 11	R: 0 E: 0 K: 0 S: 4	H: 1 LOB: 1 BB: 0 P: 4	R: 1 E: 0 K: 2 S: 9	H: 2 LOB: 1 BB: 0 P: 9	R: 0 E: 0 K: 2 S: 7	H: 0 LOB: 0 BB: 0 P: 7	R: 0 E: 0 K: 0 S: 3	H: 0 LOB: 0 BB: 0 P: 3	R: 0 E: 0 K: 0 S: 4	H: 1 LOB: 1 BB: 0 P: 4	R: 0 E: 0 K: 1 S: 5	H: 1 LOB: 1 BB: 1 P: 9	R: 0 E: 0 K: 1 S: 5	H: 0 LOB: 0 BB: 0 P: 5	1B: 4 2B: 2 3B: 0 HR: 1	SF: 0 SAC: 0 DP: 1 HBP: 0	WP: 0 PB: 0 SB: 1 CS: 0	PA: 32
<b>PITCHER</b> Stan Bahnsen, R ERA: 3.48 Steve Kealey, R ERA:	IP: 7.0 WLS: L BF: 29 H: 7 R: 3 ER: 3 SO: 6 BB: 2 IBB: 0 HBP: 0 BLK: 0 WP: 0 HR: 1 S: 39 P: 47 ERA: 3.86 WHIP: 1.286																			

Chicago White Sox @ Baltimore Orioles  
Memorial Stadium, Baltimore, MD  
Tue May 02 1972, 7:05 PM EDT  
Att: 6,055 - Unknown

livebaseballscores.com

AB 30  
R 3  
H 7  
RBI 3  
BB 2  
SO 7  
LOB 9





Batter	1	2	3	4	5	6	7	8	9	AB	R	H	RBI	BB	SO	LOB	TOP			
Pat Kelly, L OBP: 0.390, SLG: 0.500 (1, 9)										3	1	2	0	1	0	1	<b>Chicago White Sox @ Cleveland Indians</b> Cleveland Municipal Stadium, Cleveland, OH Fri May 05 1972, 7:05 PM EDT Att: 8,969 - Cloudy - 58 F			
Jorge Orta, L OBP: 0.310, SLG: 0.439 (1, 6)										4	0	0	0	0	0	4				
Dick Allen, R OBP: 0.400, SLG: 0.632 (1, 3)										3	0	0	1	0	1	1				
Bill Melton, R OBP: 0.355, SLG: 0.316 (1, 5)										4	1	1	0	0	1	1				
Carlos May, L OBP: 0.443, SLG: 0.538 (1, 7)										3	0	2	0	1	0	0				
Rick Reichardt, R OBP: 0.188, SLG: 0.133 Jay Johnstone, L OBP: 0.300, SLG: 0.269 (7, 8)										3	0	1	1	0	0	2				
Mike Andrews, R OBP: 0.267, SLG: 0.264 (1, 4)										4	0	0	0	0	1	3				
Ed Herrmann, L OBP: 0.250, SLG: 0.353 (1, 2)										4	0	1	0	0	0	0				
Wilbur Wood, R OBP: 0.118, SLG: 0.063 (1, 1)										3	0	0	0	0	1	2				
<b>Inning Stats</b>	R: 2 E: 0 K: 0 S: 7	H: 4 LOB: 2 BB: 0 P: 7	R: 0 E: 0 K: 0 S: 4	H: 1 LOB: 1 BB: 0 P: 4	R: 0 E: 0 K: 2 S: 8	H: 1 LOB: 0 BB: 0 P: 8	R: 0 E: 0 K: 1 S: 5	H: 0 LOB: 0 BB: 0 P: 5	R: 0 E: 1 K: 0 S: 2	H: 0 LOB: 1 BB: 1 P: 6	R: 0 E: 1 K: 0 S: 3	H: 0 LOB: 1 BB: 1 P: 7	R: 0 E: 0 K: 0 S: 3	H: 0 LOB: 0 BB: 0 P: 3	R: 0 E: 0 K: 1 S: 5	H: 0 LOB: 0 BB: 0 P: 5		1B: 6 2B: 1 3B: 0 HR: 0	SF: 1 SAC: 0 DP: 1 HBP: 0	WP: 0 PB: 0 SB: 4 CS: 0
<b>PITCHER</b>	IP WLS BF H R ER SO BB IBB HBP BLK WP HR S P ERA WHIP																			
Dick Tidrow, R ERA: 3.91 (1, 1)	6.0 L 25 7 2 2 3 1 0 0 0 0 0 0 30 34 3.00 1.333																			
Steve Hargan, R ERA (7, 1)	2.0 7 0 0 0 0 1 0 0 0 0 0 0 6 10 0.00 0.500																			
Vince Colbert, R ERA (9, 1)	1.0 3 0 0 0 0 0 0 0 0 0 0 0 5 5 0.00 0.000																			


AB	32
R	2
H	7
RBI	2
BB	2
SO	4
LOB	14




Batter	1	2	3	4	5	6	7	8	9	AB	R	H	RBI	BB	SO	LOB	BOTTOM			
Del Unser, L OBP: 0.299, SLG: 0.302 (1, 8)										4	1	2	0	0	1	0	<b>Chicago White Sox @ Cleveland Indians</b> Cleveland Municipal Stadium, Cleveland, OH Fri May 05 1972, 7:05 PM EDT Att: 8,969 - Cloudy - 58 F			
Jack Brohamer, L OBP: 0.285, SLG: 0.303 Vince Colbert, R (9, 1)										4	0	0	0	0	1	3				
Alex Johnson, R OBP: 0.317, SLG: 0.383 (1, 7)										4	0	1	1	0	0	0				
Ray Fosse, R OBP: 0.375, SLG: 0.431 (1, 2)										4	0	0	0	0	0	1				
Graig Nettles, L OBP: 0.297, SLG: 0.259 (1, 5)										4	0	0	0	0	1	0				
Buddy Bell, R OBP: 0.300, SLG: 0.339 (1, 9)										3	0	0	0	0	2	0				
Tom McCraw, L OBP: 0.418, SLG: 0.521 (1, 3)										3	0	1	0	0	1	0				
Frank Duffy, R OBP: 0.293, SLG: 0.176 (1, 6)										3	0	1	0	0	1	1				
Dick Tidrow, R OBP: 0.250, SLG: 0.250 Lou Camilli, S OBP: 0.167, SLG: 0.167 Steve Hargan, R (7, 1)										1	0	0	0	0	0	1				
Eddie Leon, R OBP: 0.242, SLG: 0.172 (8, PH) (9, 4)										1	0	0	0	0	0	0				
<b>Inning Stats</b>	R: 0 E: 0 K: 0 S: 3	H: 0 LOB: 0 BB: 0 P: 3	R: 0 E: 0 K: 0 S: 3	H: 0 LOB: 0 BB: 0 P: 3	R: 0 E: 0 K: 0 S: 5	H: 2 LOB: 2 BB: 0 P: 5	R: 0 E: 0 K: 3 S: 9	H: 0 LOB: 0 BB: 0 P: 9	R: 1 E: 1 K: 0 S: 5	H: 2 LOB: 1 BB: 0 P: 5	R: 0 E: 0 K: 2 S: 8	H: 1 LOB: 1 BB: 0 P: 8	R: 0 E: 0 K: 2 S: 7	H: 0 LOB: 0 BB: 0 P: 7	R: 0 E: 0 K: 0 S: 3	H: 0 LOB: 0 BB: 0 P: 3	1B: 5 2B: 0 3B: 0 HR: 0	SF: 0 SAC: 0 DP: 0 HBP: 0	WP: 0 PB: 0 SB: 1 CS: 0	PA: 32
<b>PITCHER</b>	IP WLS BF H R ER SO BB IBB HBP BLK WP HR S P ERA WHIP																			
Wilbur Wood, L ERA: 1.13 (1, 1)	9.0 W 32 5 1 0 7 0 0 0 0 0 0 0 46 46 0.00 0.556																			





Batter	1	2	3	4	5	6	7	8	9	AB	R	H	RBI	BB	SO	LOB	TOP		
Pat Kelly, L OBP: 0.400, SLG: 0.488 (1,9)	0-0 4-3		0-0 F7			0-0 FC5-4 1B		4-0 BB		3	0	1	0	1	0	0	<b>Chicago White Sox @ Cleveland Indians</b> Cleveland Municipal Stadium, Cleveland, OH Sat May 06 1972, 3:33 AM EDT Att. 4,239 - Unknown - 72 F  <b>AB 29</b> <b>R 0</b> <b>H 3</b> <b>RBI 0</b> <b>BB 3</b> <b>SO 4</b> <b>LOB 8</b> 		
Jorge Orta, L OBP: 0.283, SLG: 0.400 (1,6)	0-0 4-3		0-3 K			0-0 FC5-4 BB 1-2		0-0 F7		4	0	0	0	0	1	2			
Dick Allen, R OBP: 0.406, SLG: 0.617 (1,3)	0-0 1B		0-0 5-3			4-0 G4-3 BB 1-2		0-0 6-3		3	0	1	0	1	0	0			
Bill Melton, R OBP: 0.333, SLG: 0.295 (1,5)	0-3 K		0-0 6-3			0-0 G4-3 BB 1-2		0-0 5-3		4	0	0	0	0	1	3			
Carlos May, L OBP: 0.415, SLG: 0.500 (1,7)		0-0 3-1		0-0 4-3			0-0 F7		0-0 4-3		4	0	0	0	0	0			
Jay Johnstone, L OBP: 0.303, SLG: 0.276 (1,8)		0-0 BB 1B		0-0 G3			0-0 F4				3	0	1	0	0	0			
Mike Andrews, R OBP: 0.254, SLG: 0.250 (1,4)		0-0 F8		0-0 F8			0-0 F8				3	0	0	0	0	1			
Ed Herrmann, L OBP: 0.263, SLG: 0.343 (1,2)		4-0 BB BB		0-0 F9			0-0 F9		0-3 K		1	0	0	0	1	0			
Tom Egan, R OBP: 0.091, SLG: 0.091 (5,2)		1-2 BB		0-0 F9			0-0 K				1	0	0	0	0	1			
Tom Bradley, R OBP: 0.087, SLG: 0.091 (1,1)		0-0 G3		0-3 K			0-0 F9				0	0	0	0	0	0			
Bart Johnson, R OBP: 0.091, SLG: 0.091 (1,1)											1	0	0	0	0	2			
Rich Gossage, R ERA: 8.22 (4,1)											1	0	0	0	1	0			
Dave Lemonds, L ERA: 4.91 (7,1)											0	0	0	0	0	0			
Rick Reichardt, R OBP: 0.142, SLG: 0.129 (8, Ph)											1	0	0	0	0	0			
Jim Geddes, R ERA: 19.29 (8, 1)											0	0	0	0	0	0			
<b>Inning Stats</b>	R: 0 E: 0 K: 1 S: 6	H: 1 LOB: 1 BB: 0 P: 6	R: 0 E: 0 K: 0 S: 4	H: 1 LOB: 2 BB: 1 P: 8	R: 0 E: 0 K: 1 S: 5	H: 0 LOB: 0 BB: 0 P: 5	R: 0 E: 0 K: 0 S: 3	H: 0 LOB: 0 BB: 0 P: 3	R: 0 E: 0 K: 1 S: 5	H: 0 LOB: 1 BB: 1 P: 7	R: 0 E: 0 K: 0 S: 3	H: 0 LOB: 0 BB: 0 P: 3	R: 0 E: 0 K: 1 S: 5	H: 0 LOB: 1 BB: 1 P: 9	R: 0 E: 0 K: 0 S: 3	H: 0 LOB: 0 BB: 0 P: 3	1B: 3 2B: 0 3B: 0 HR: 0	SF: 0 SAC: 0 DP: 1 HBP: 0	WP: 0 PA: 32 CS: 0
<b>PITCHER</b> Gaylord Perry, R ERA: 2.02 (1,1)	IP: 9.0 WLS: W BF: 32 H: 3 R: 0 ER: 0 SO: 4 BB: 3 IBB: 0 HBP: 0 BLK: 0 WP: 0 HR: 0 S: 37 P: 49 ERA: 0.00 WHIP: 0.667																		

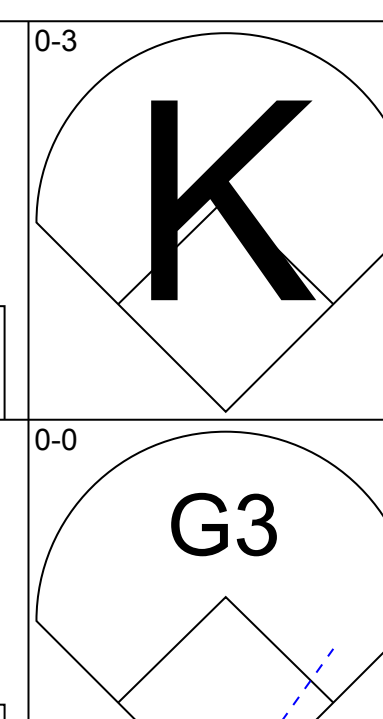
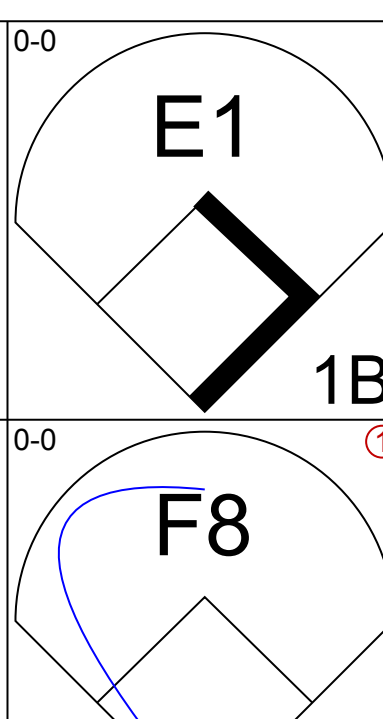
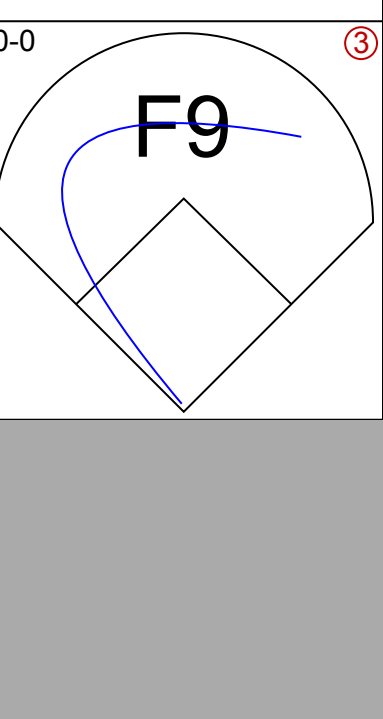
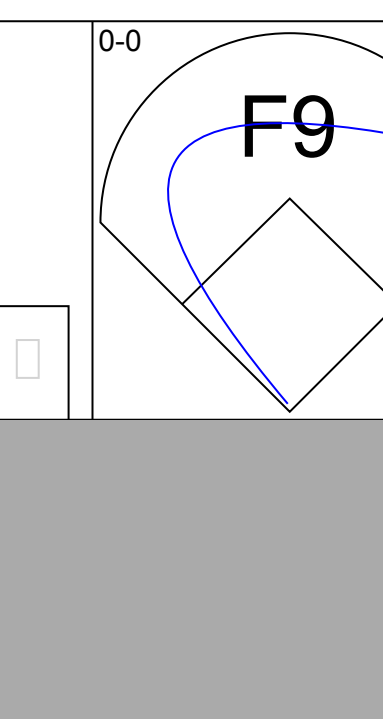
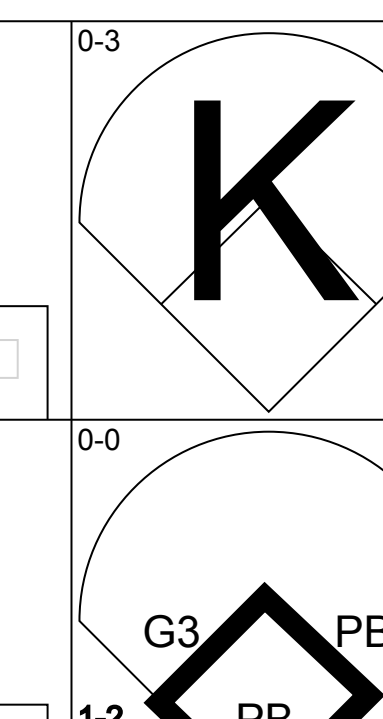

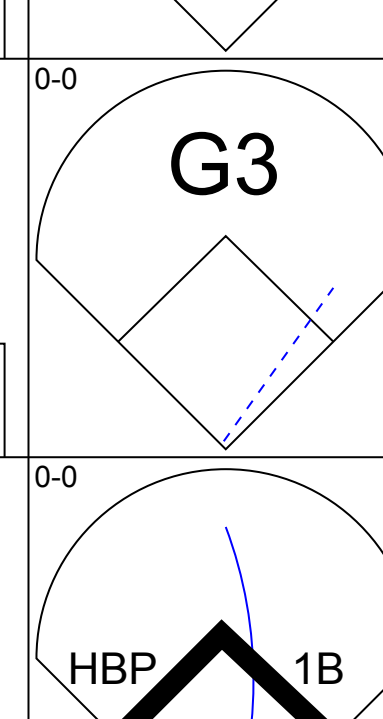
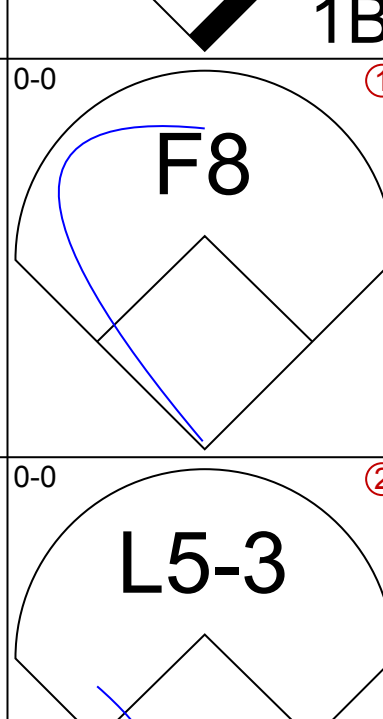
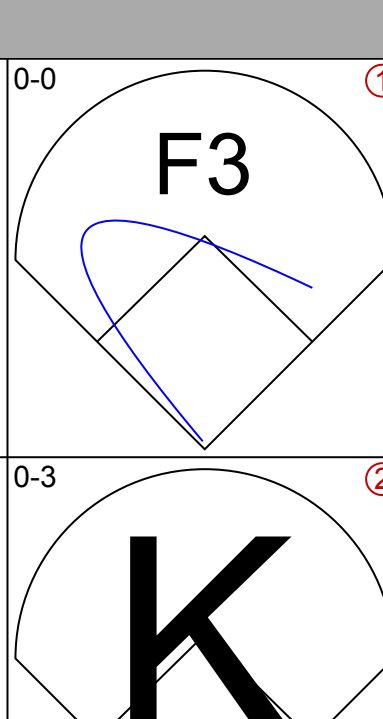
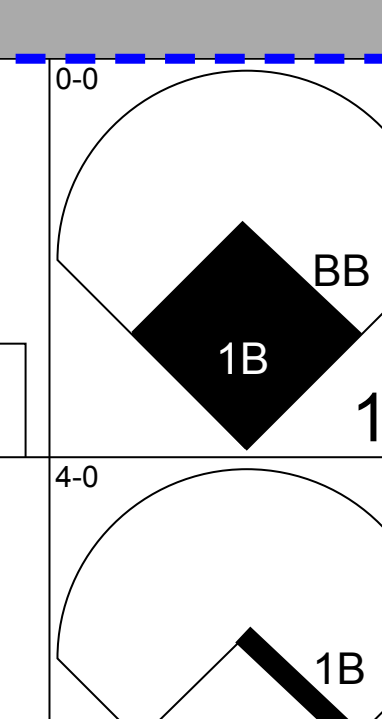
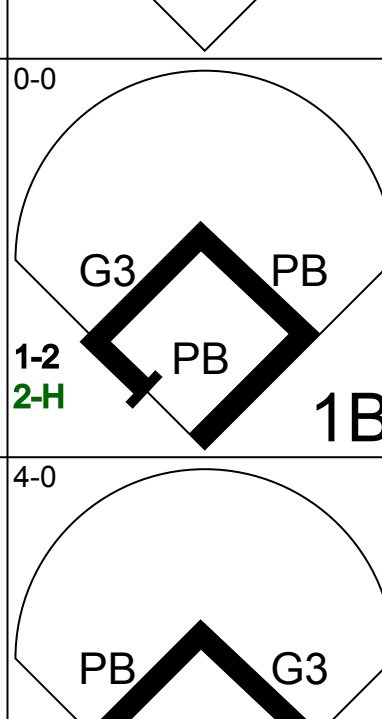
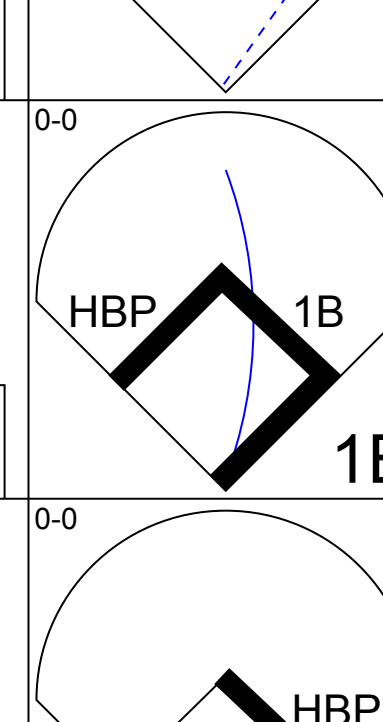
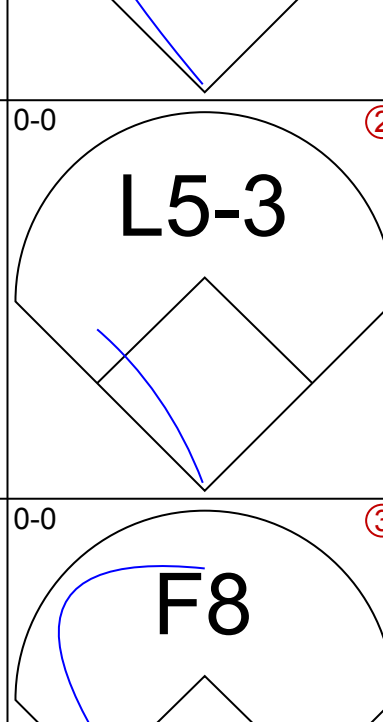
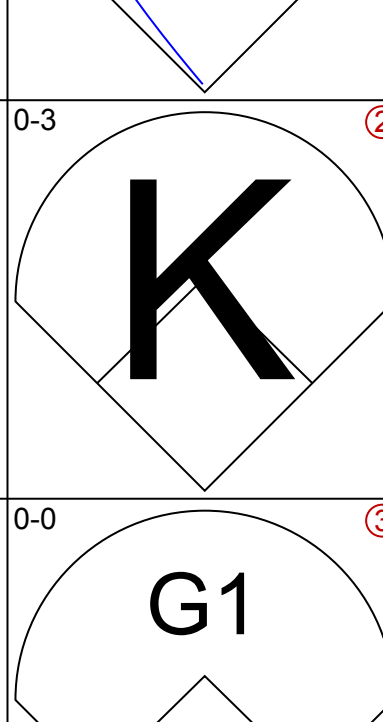
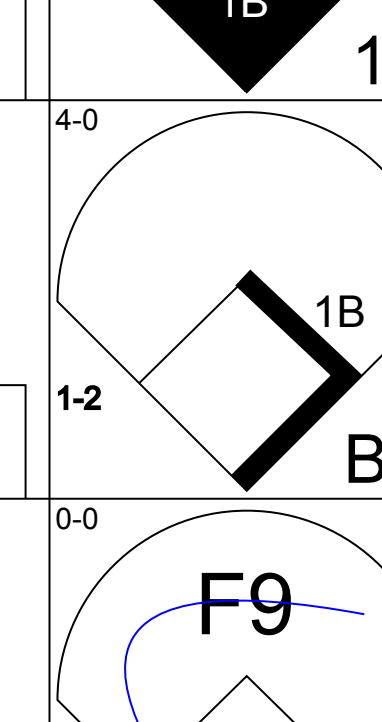
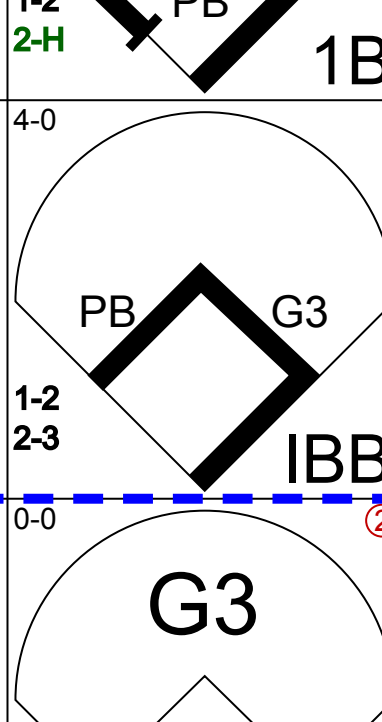
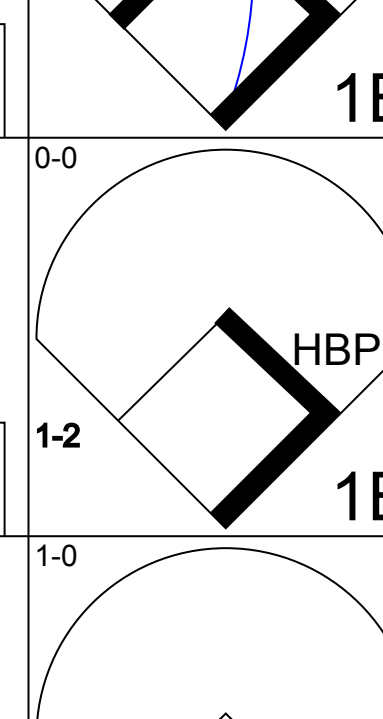
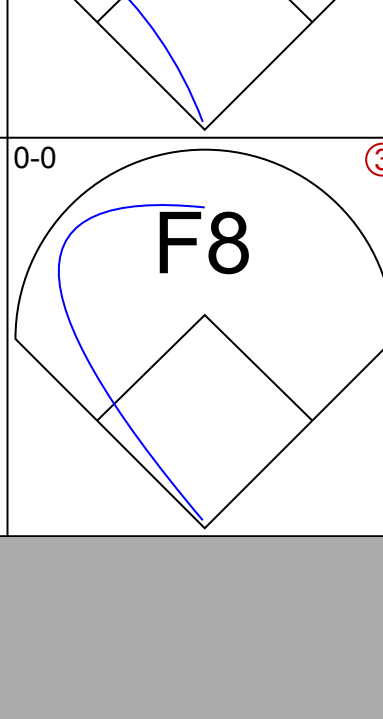
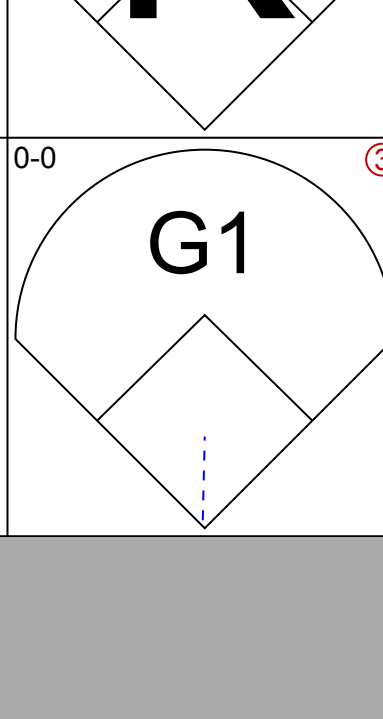
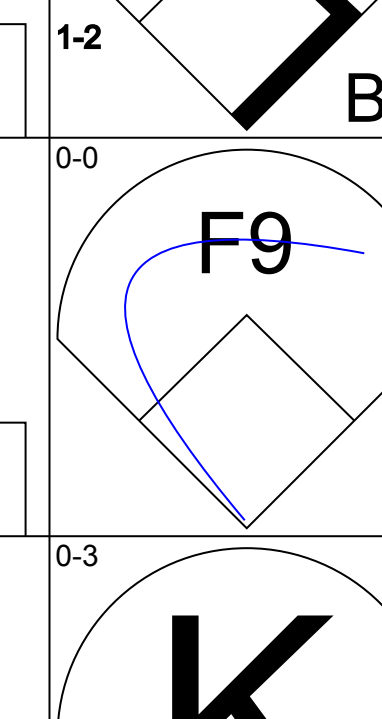
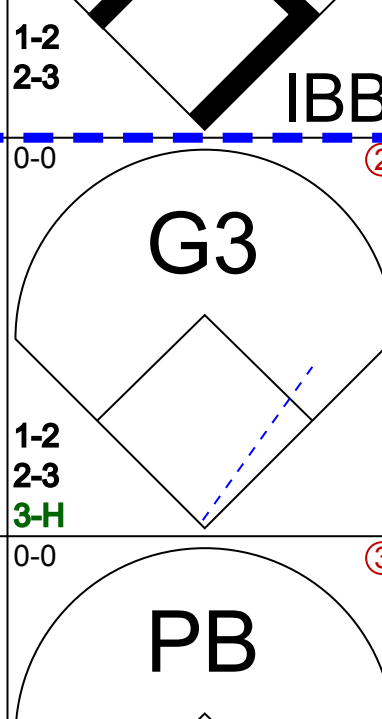
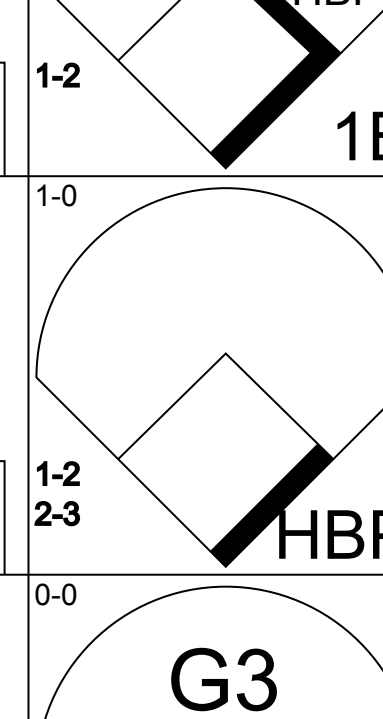

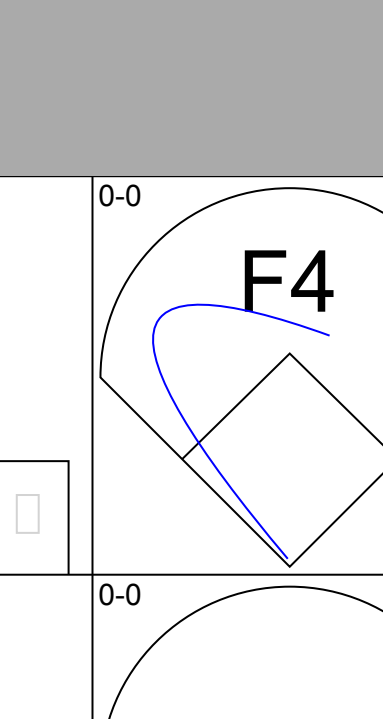
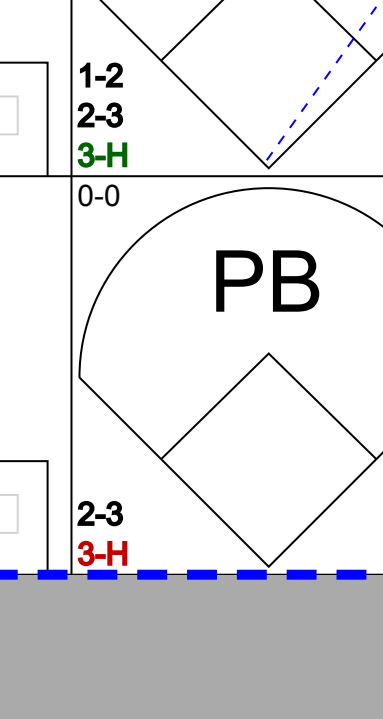
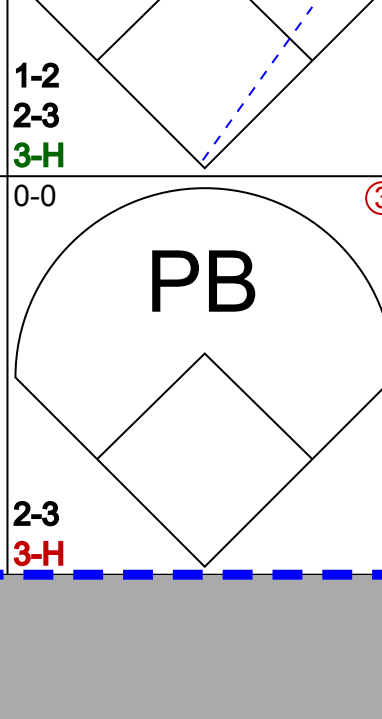
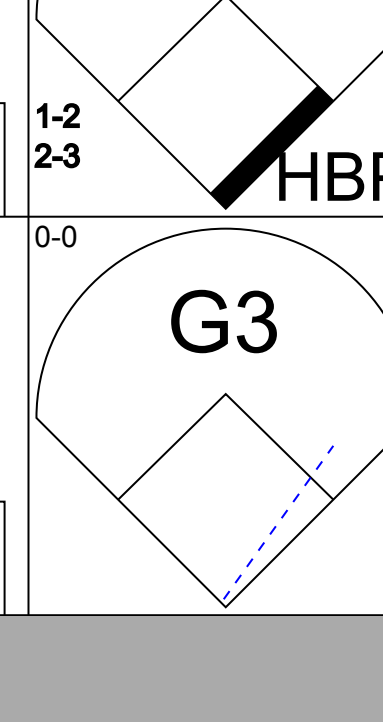

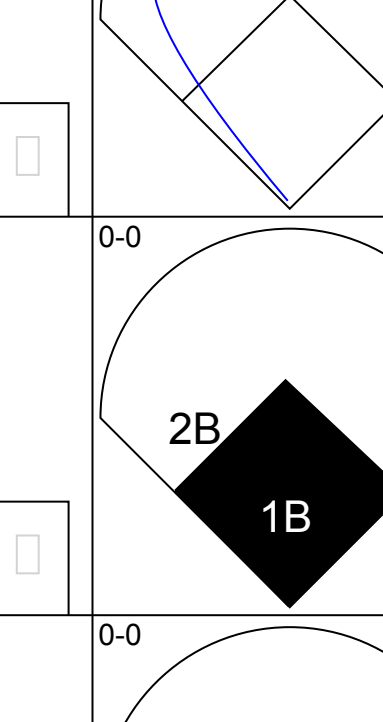
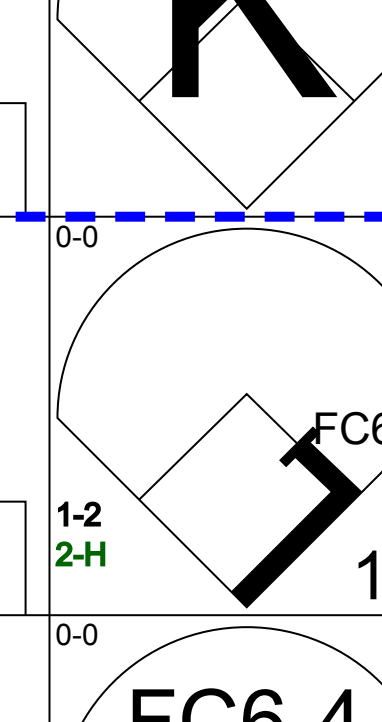
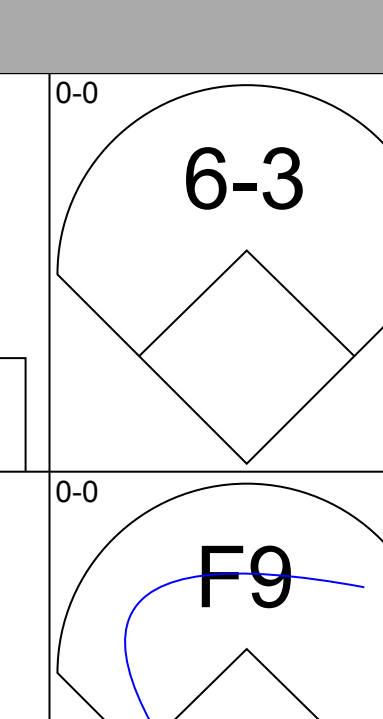
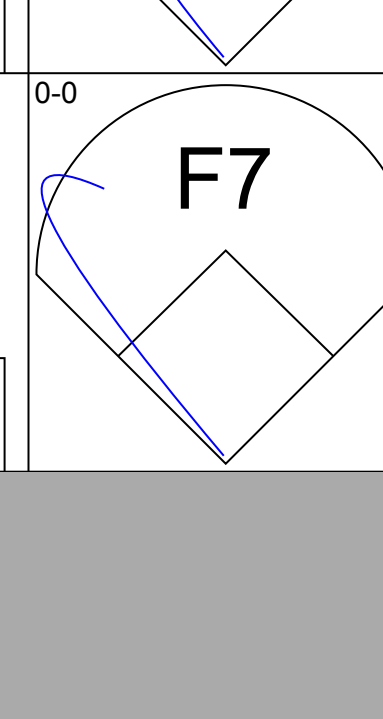
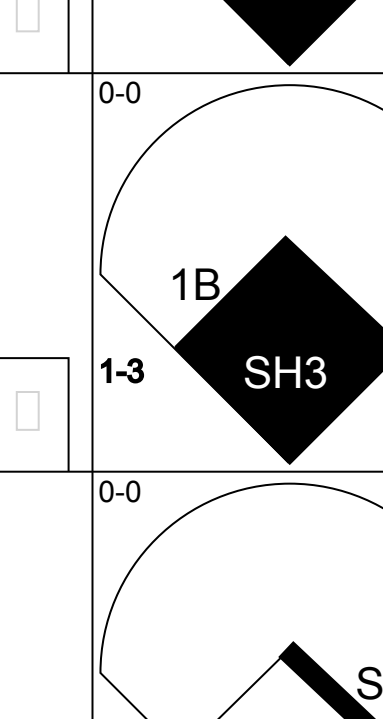
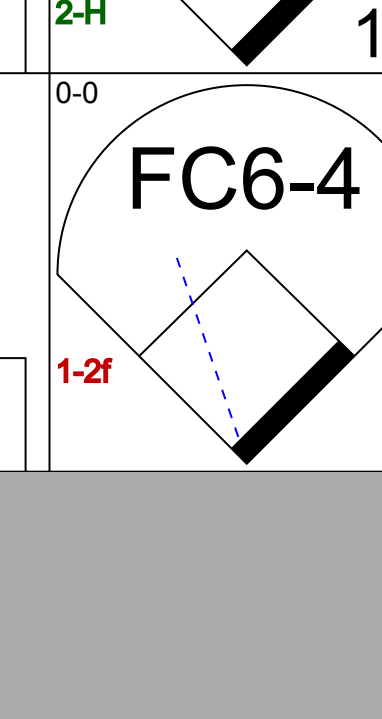
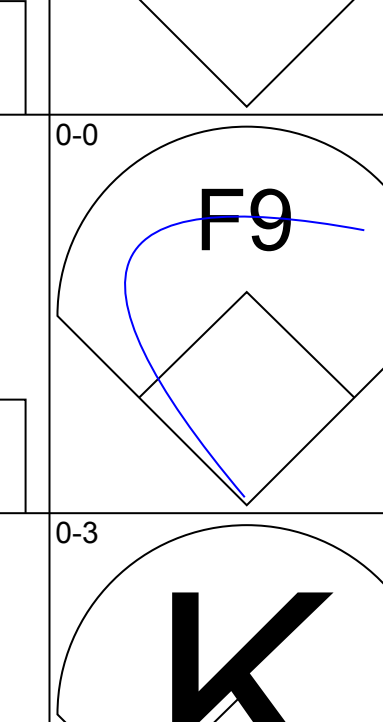
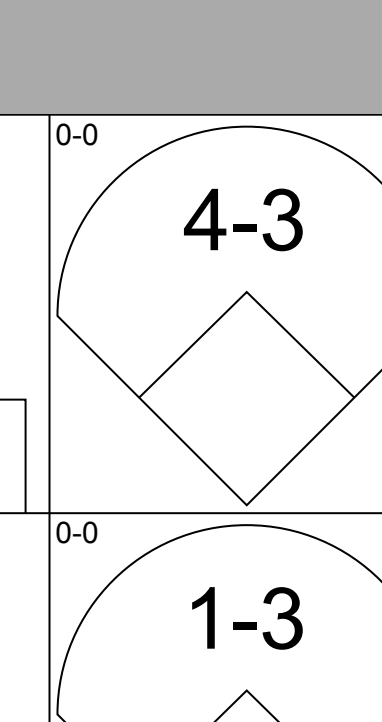
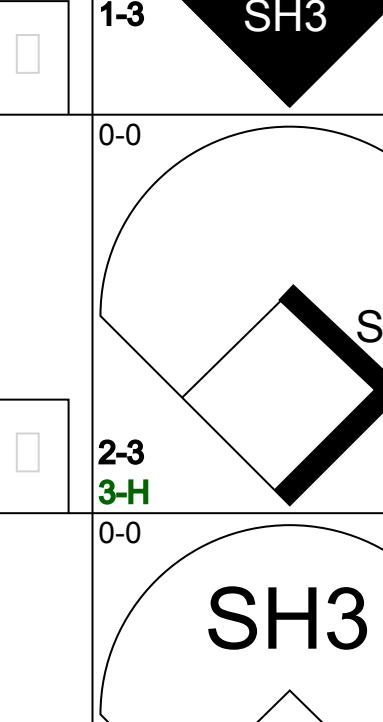
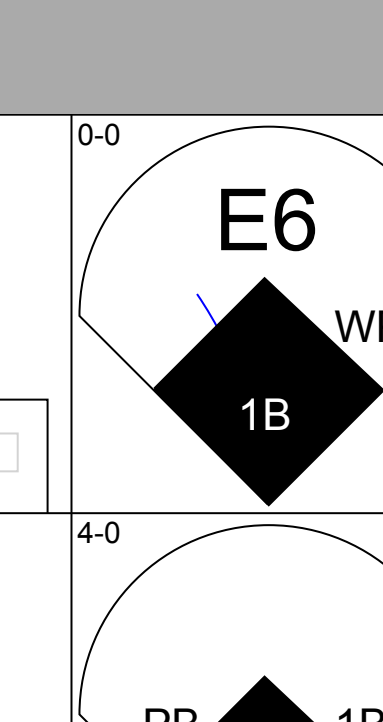
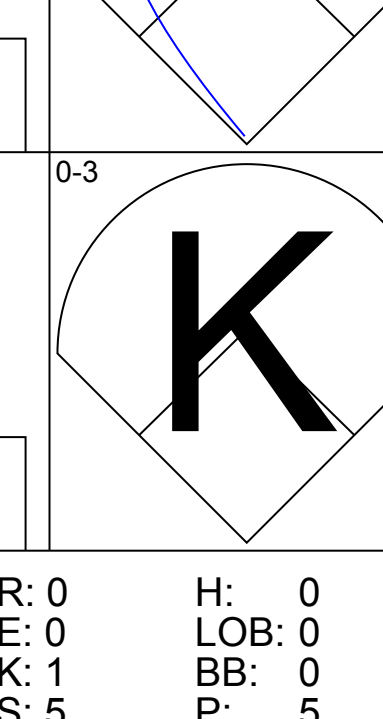
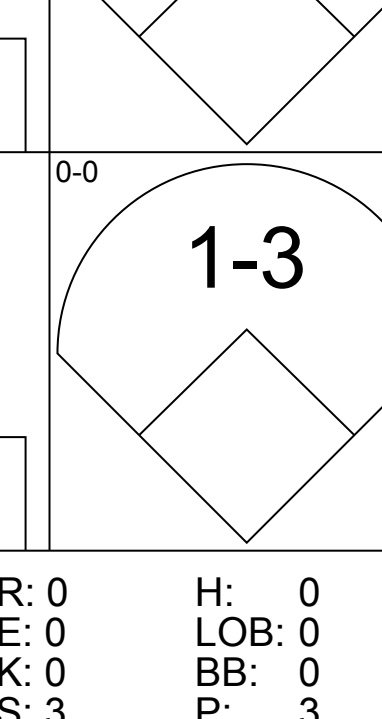
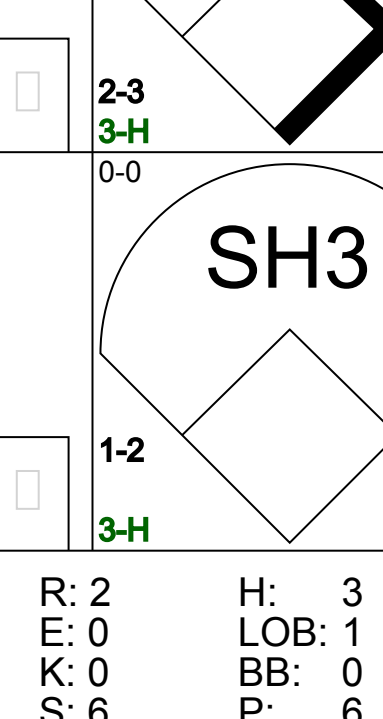
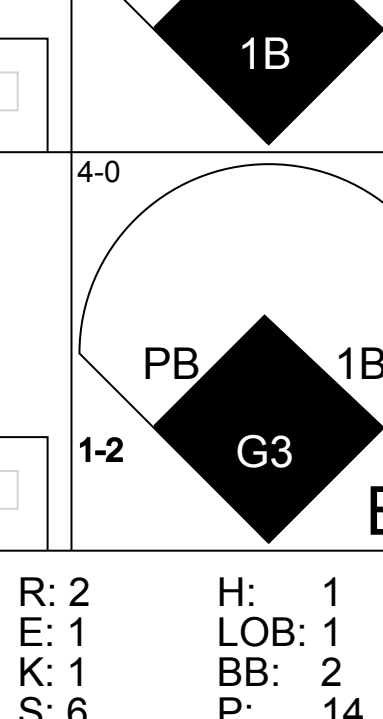
Batter	1	2	3	4	5	6	7	8	9	AB	R	H	RBI	BB	SO	LOB	BOTTOM		
Del Unser, L OBP: 0.292, SLG: 0.309 (1,8)	0-0 F7		0-0 F8		0-0 6-3		0-0 4-3			5	1	1	0	0	0	2	<b>Chicago White Sox @ Cleveland Indians</b> Cleveland Municipal Stadium, Cleveland, OH Sat May 06 1972, 3:33 AM EDT Att. 4,239 - Unknown - 72 F  <b>AB 39</b> <b>R 12</b> <b>H 18</b> <b>RBI 11</b> <b>BB 5</b> <b>SO 5</b> <b>LOB 18</b> 		
Jack Brohamer, L OBP: 0.316, SLG: 0.351 (1,4)	0-0 HR		0-0 F8		0-0 E6 2B		0-3 K			4	2	3	3	0	0	0			
Eddie Leon, R OBP: 0.235, SLG: 0.167 (7,4)	0-0 1B		0-0 1B		0-0 E6 2B		0-0 K			1	0	0	0	0	1	0			
Alex Johnson, R OBP: 0.343, SLG: 0.453 (1,7)	0-0 1B		0-0 1B		0-0 E6 2B		0-0 K			4	2	3	3	0	0	1			
Roy Foster, R OBP: 0.250, SLG: 0.333 (6,7)	0-0 HR		0-0 1B		0-0 E6 2B		0-0 K			1	0	1	0	0	0	0			
Graig Nettles, L OBP: 0.348, SLG: 0.344 (1,5)	0-0 1B		0-0 1B		0-0 E6 2B		0-0 K			3	3	3	1	2	0	0			
Tom McCraw, L OBP: 0.450, SLG: 0.538 (1,3)	0-0 1B		0-0 1B		0-0 E6 2B		0-0 K			4	1	3	2	1	0	2			
Ray Fosse, R OBP: 0.373, SLG: 0.426 (1,2)	0-0 1B		0-0 1B		0-0 E6 2B		0-0 K			3	0	1	1	0	0	3			
Jerry Moses, R OBP: 0.167, SLG: 0.133 (6,2)	0-0 1B		0-0 1B		0-0 E6 2B		0-0 K			2	0	0	0	0	1	3			
Buddy Bell, R OBP: 0.292, SLG: 0.328 (1,9)	0-0 L3		0-0 1B		0-0 4-3		0-3 K		0-0 4-3	5	0	1	1	0	1	3			
Frank Duffy, R OBP: 0.326, SLG: 0.237 (1,6)		0-3 K		0-0 F8		0-0 F7		4-0 G1-6-3 BB		4	1	2	0	1	1	1			
Gaylord Perry, R OBP: 0.167, SLG: 0.133 (1,1)		4-0 2B 1B BB		1-0 1B HBP		0-0 F9		0-0 G1-6-3		3	2	0	0	1	1	3			
<b>Inning Stats</b>	R: 3 E: 0 K: 0 S: 7	H: 5 LOB: 1 BB: 0 P: 7	R: 3 E: 1 K: 1 S: 8	H: 3 LOB: 2 BB: 2 P: 16	R: 2 E: 0 K: 0 S: 5	H: 4 LOB: 2 BB: 0 P: 6	R: 2 E: 0 K: 0 S: 5	H: 1 LOB: 1 BB: 1 P: 9	R: 2 E: 1 K: 0 S: 5	H: 2 LOB: 1 BB: 0 P: 5	R: 0 E: 0 K: 3 S: 10	H: 1 LOB: 0 BB: 0 P: 10	R: 0 E: 0 K: 1 S: 7	H: 2 LOB: 3 BB: 1 P: 11	R: 0 E: 0 K: 0 S: 2	H: 0 LOB: 0 BB: 1 P: 6	1B: 12 2B: 6 3B: 0 HR: 1	SF: 0 SAC: 0 DP: 2 HBP: 1	WP: 1 PA: 45 CS: 1
<b>PITCHER</b> Tom Bradley, R ERA: 4.91 (1,1)	IP: 6 WLS: L BF: 16 H: 7 R: 6 ER: 5 SO: 1 BB: 3 IBB: 0 HBP: 1 BLK: 0 WP: 0 HR: 14 S: 27 P: 27 ERA: 16.88 WHIP: 3.750																		
Bart Johnson, R ERA: 8.22 (4,1)	IP: 3.0 WLS: L BF: 14 H: 4 R: 3 ER: 0 SO: 3 BB: 0 IBB: 0 HBP: 0 BLK: 0 WP: 1 HR: 20 S: 20 P: 20 ERA: 0.00 WHIP: 1.333																		
Dave Lemonds, L ERA: 4.91 (7,1)	IP: 1.0 WLS: L BF: 6 H: 2 R: 0 ER: 0 SO: 1 BB: 1 IBB: 0 HBP: 0 BLK: 0 WP: 0 HR: 7 S: 11 P: 11 ERA: 0.00 WHIP: 3.000																		
Jim Geddes, R ERA: 19.29 (8, 1)	IP: 1.0 WLS: L BF: 3 H: 0 R: 0 ER: 0 SO: 0 BB: 0 IBB: 0 HBP: 0 BLK: 0 WP: 0 HR: 2 S: 6 P: 6 ERA: 0.00 WHIP: 1.000																		

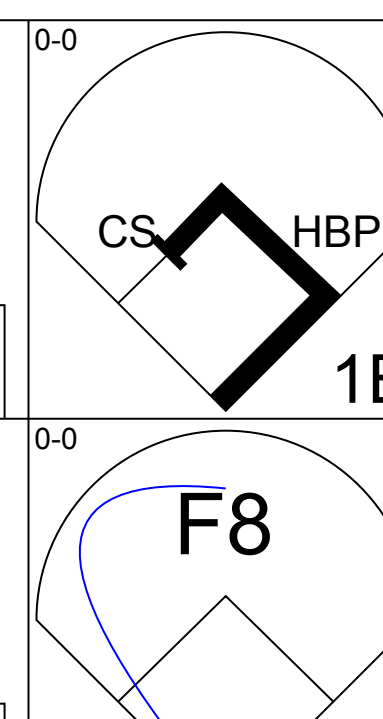
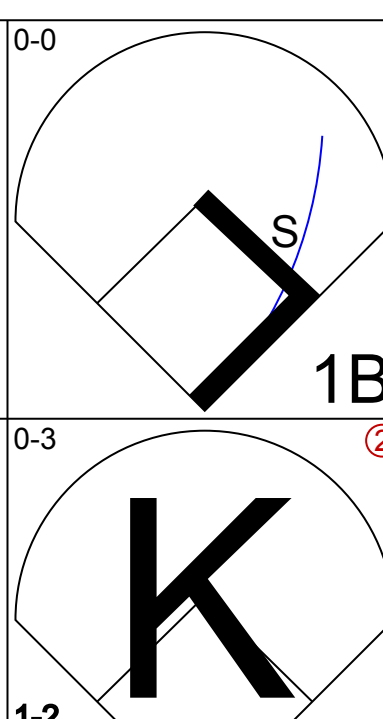
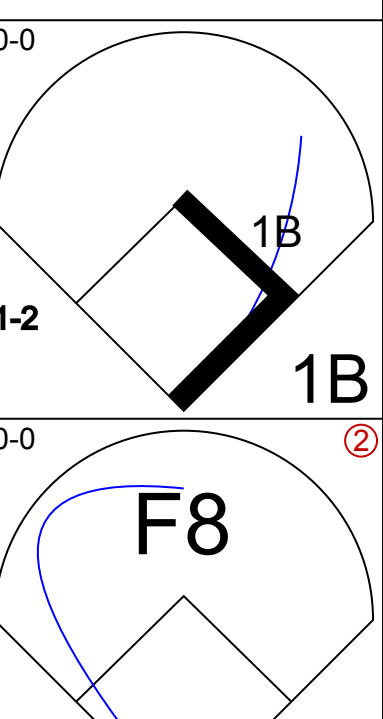
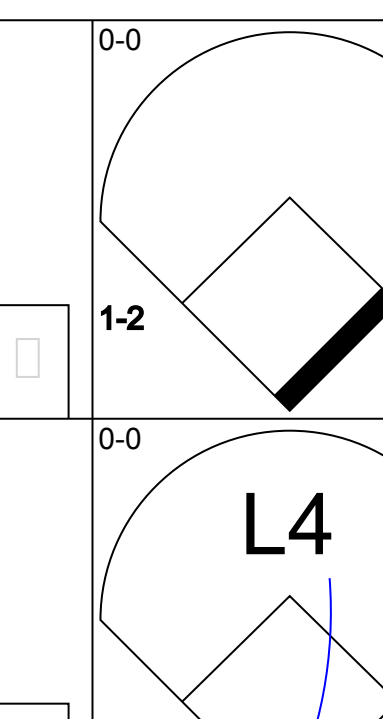
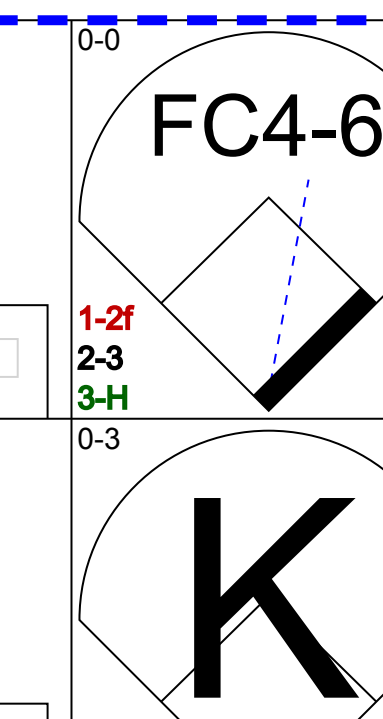

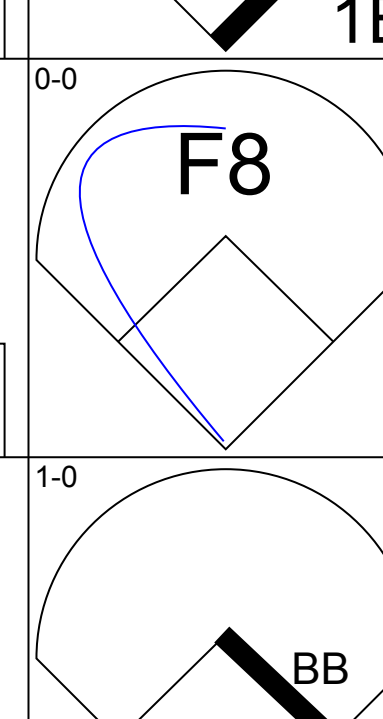
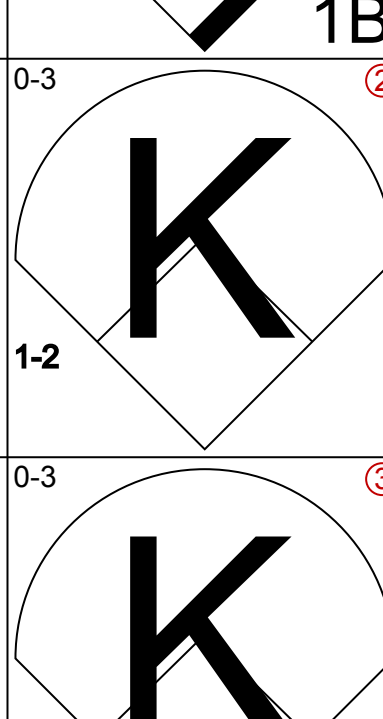
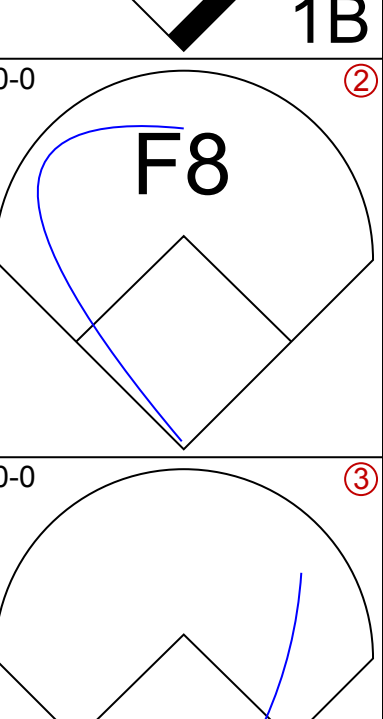
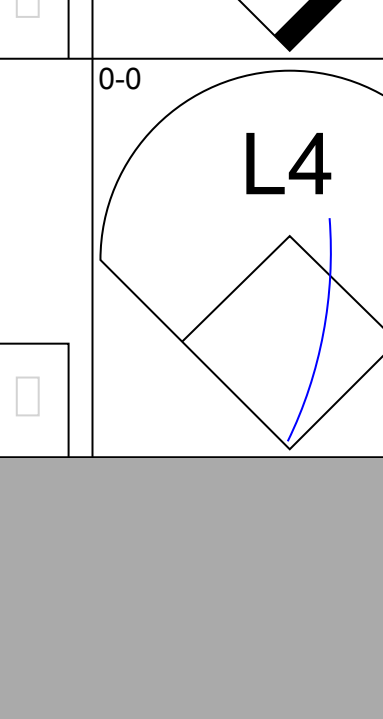
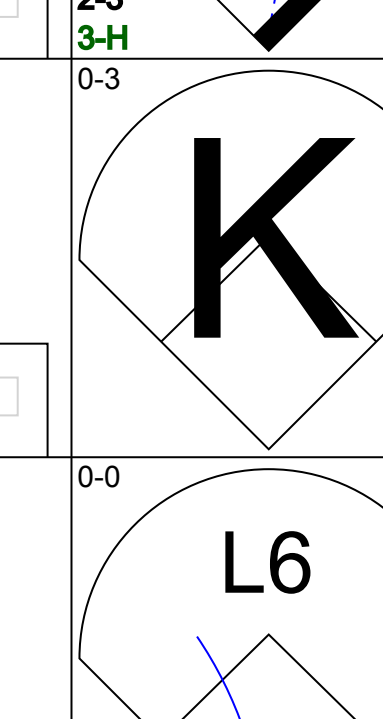
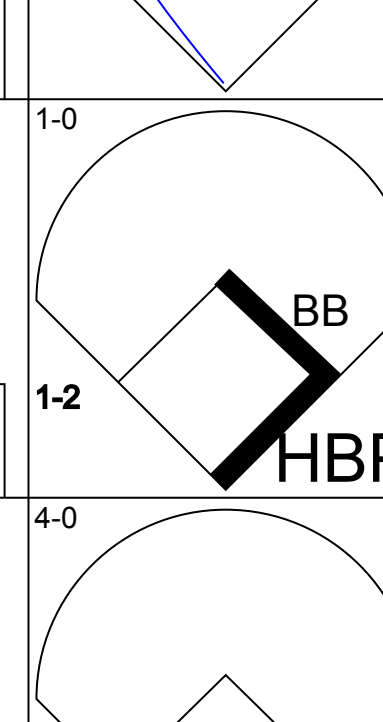
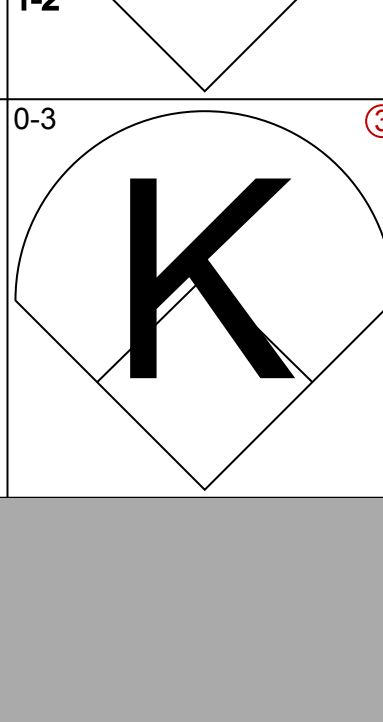
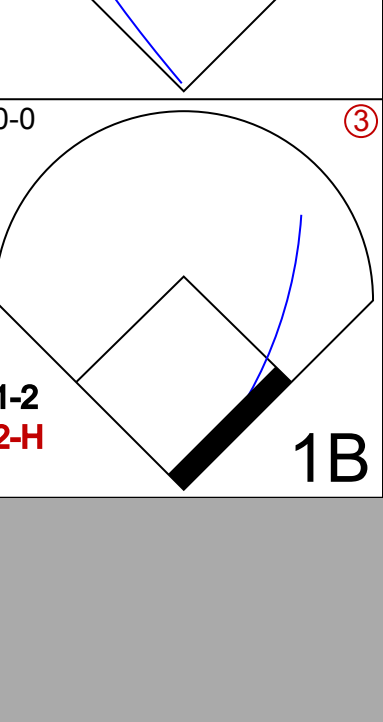
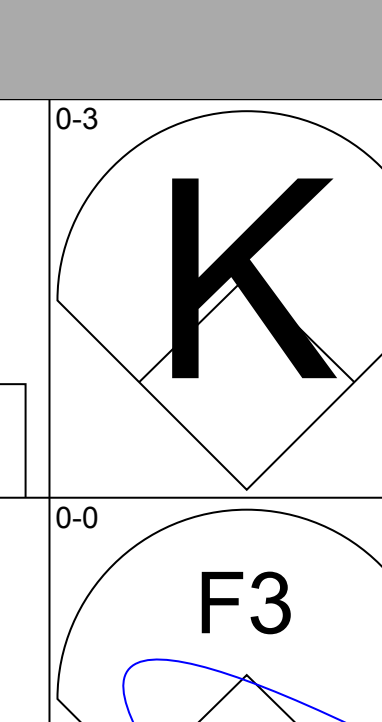
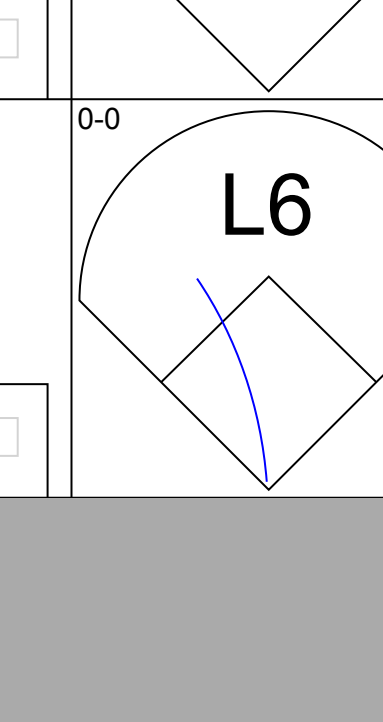
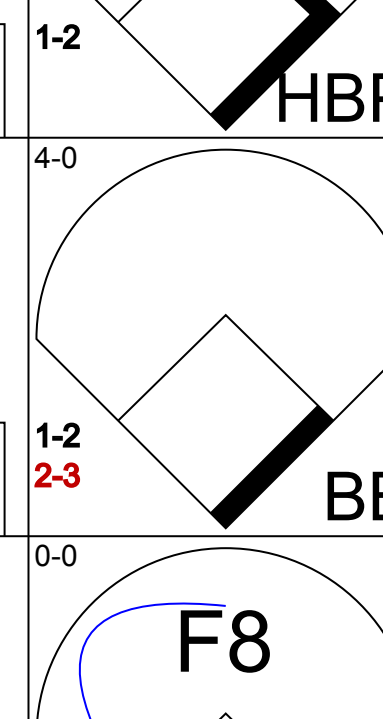
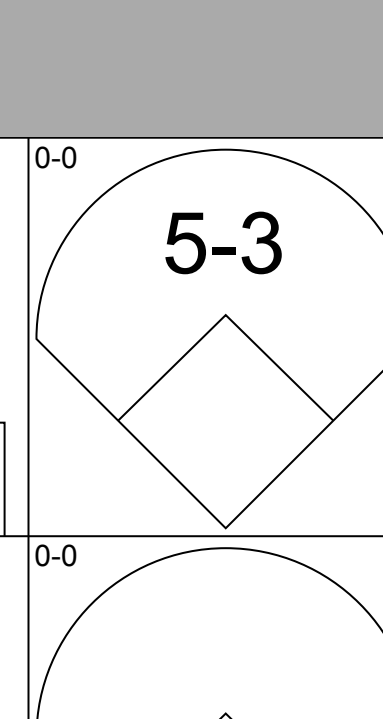
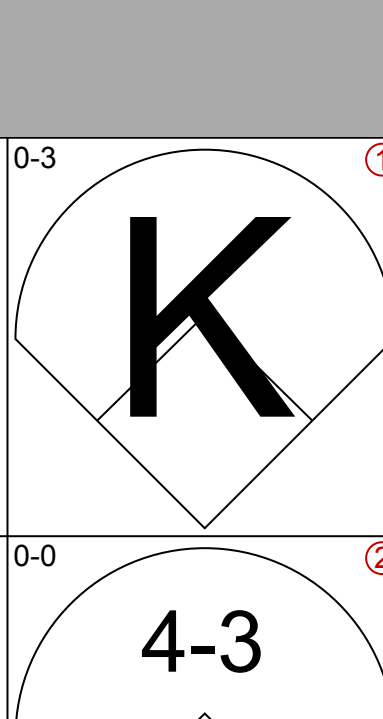
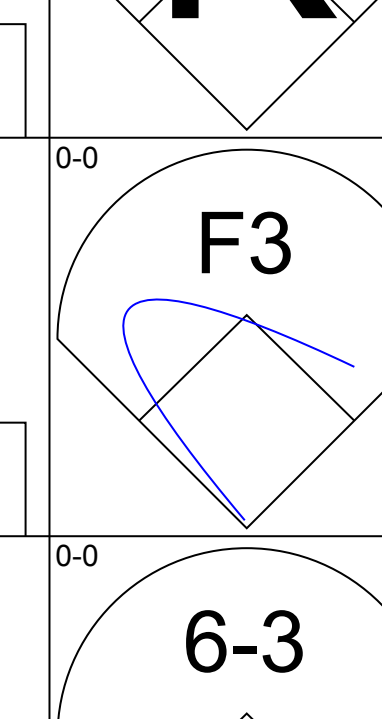
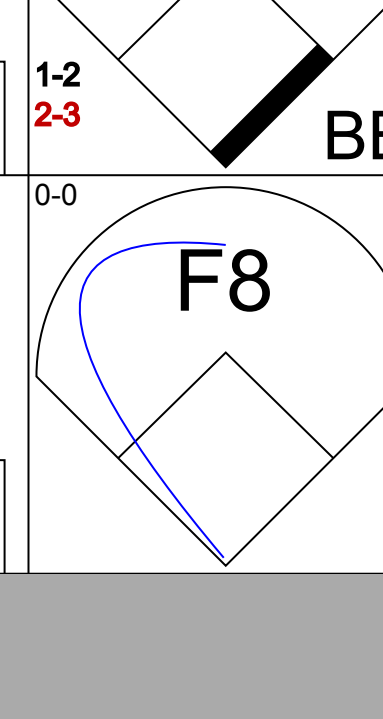
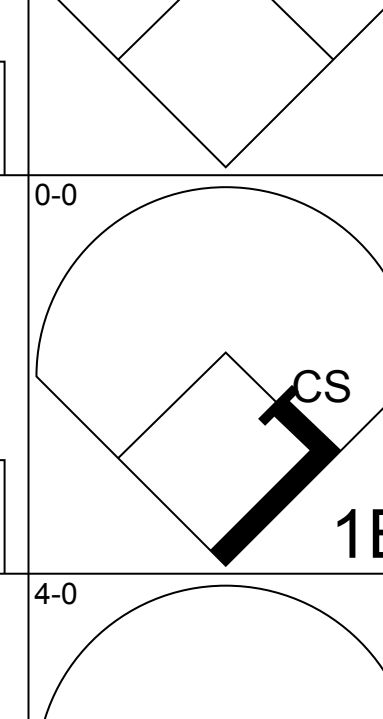
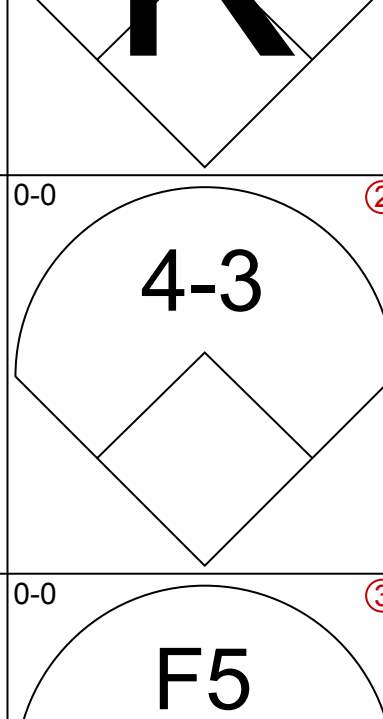
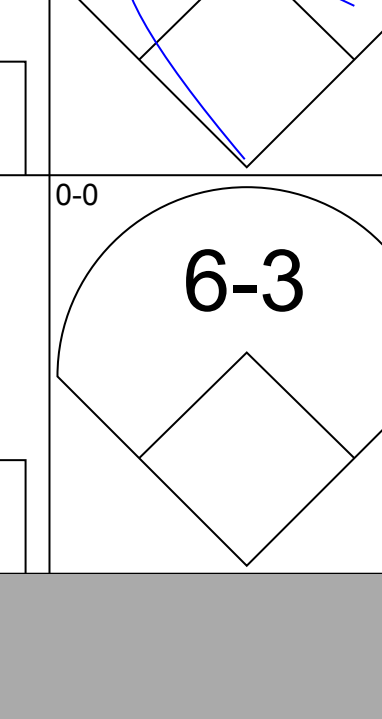
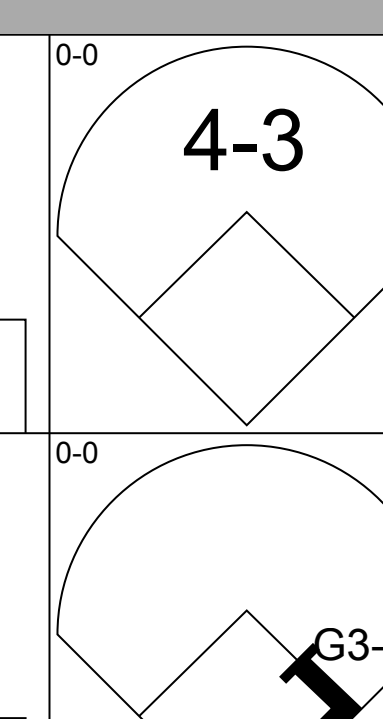
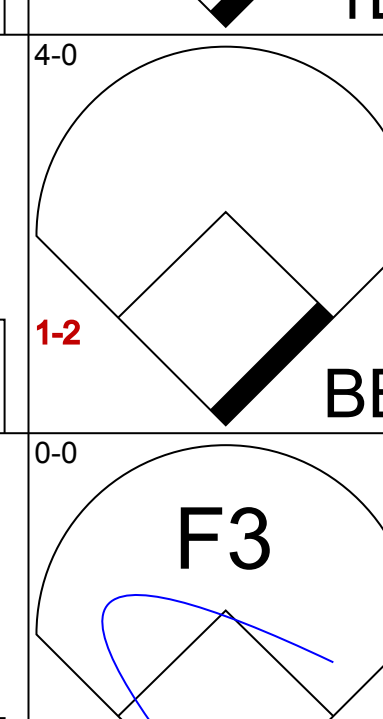
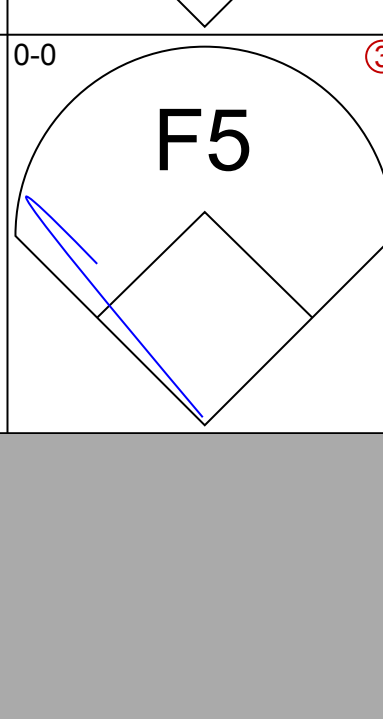
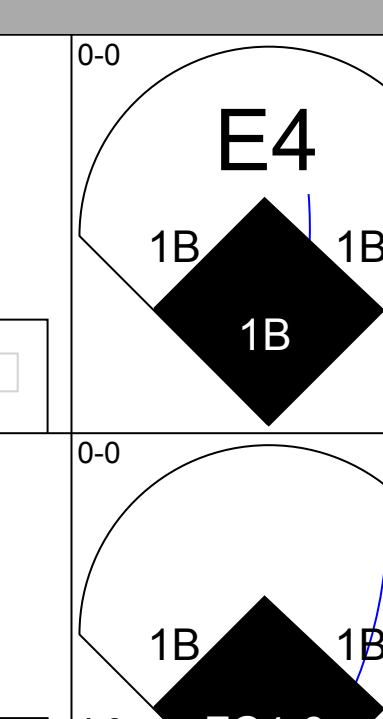
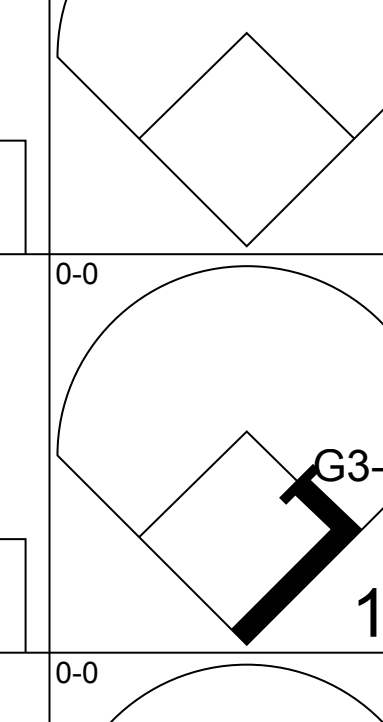
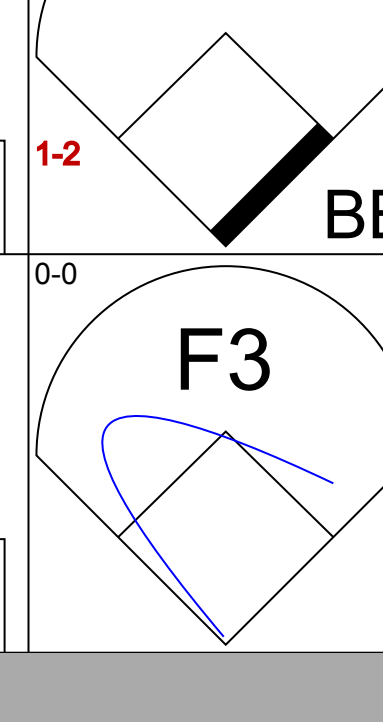
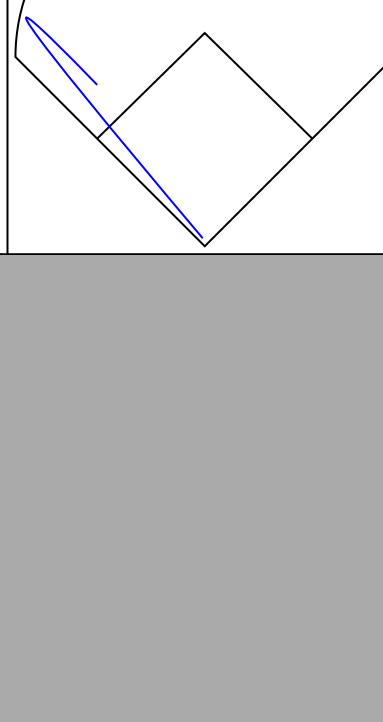

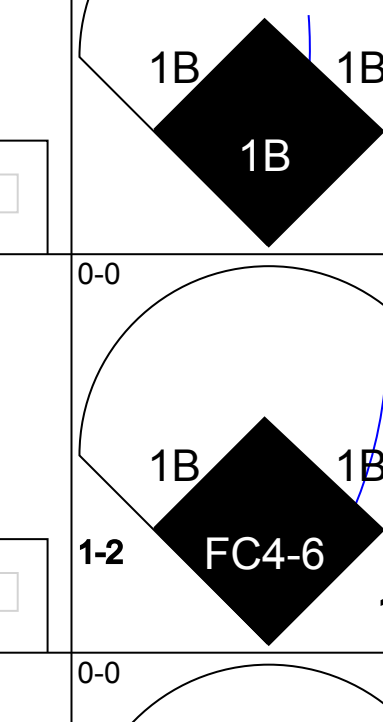
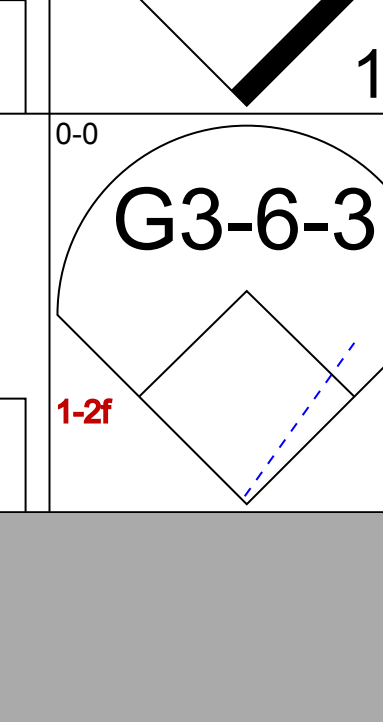
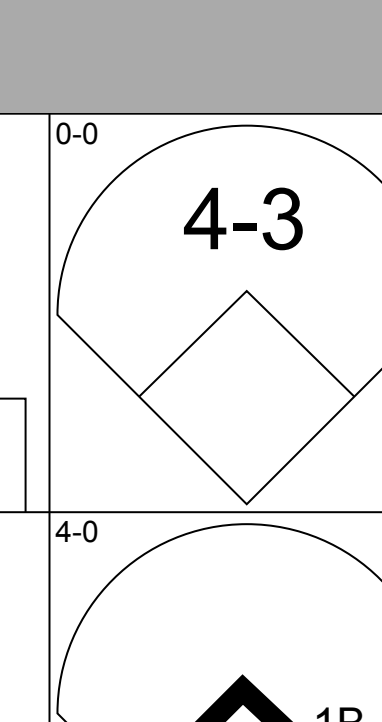
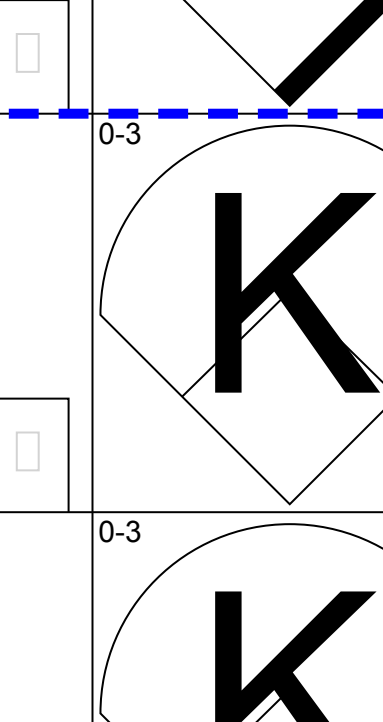
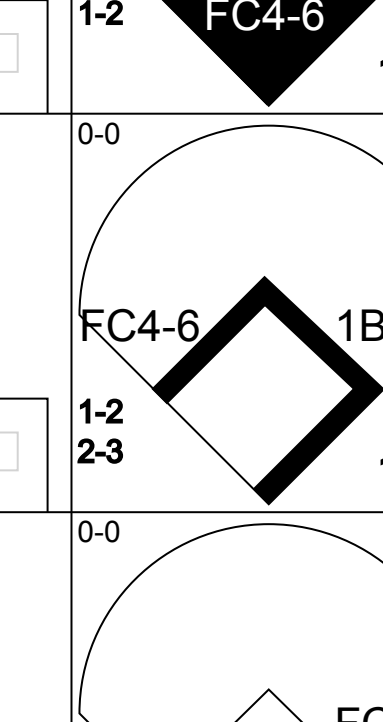
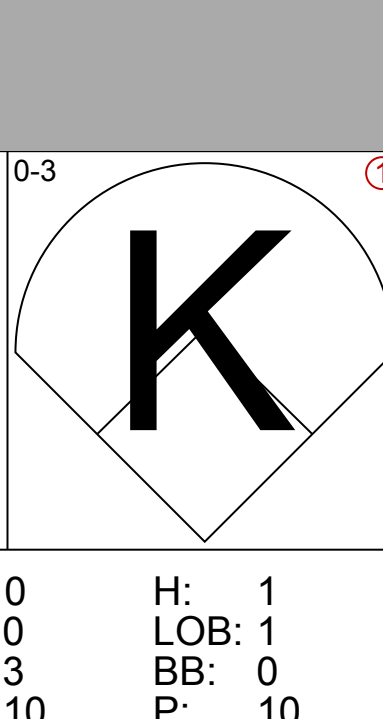
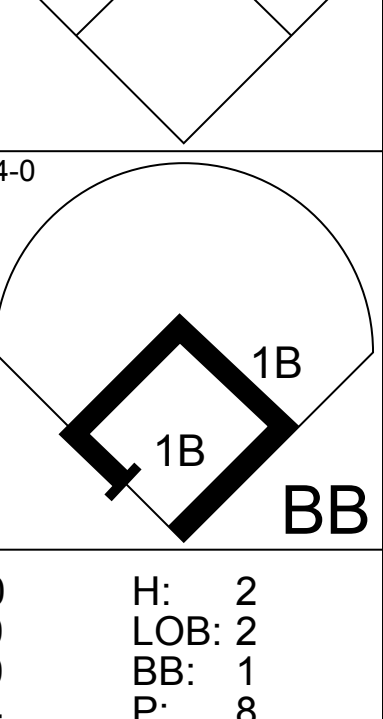
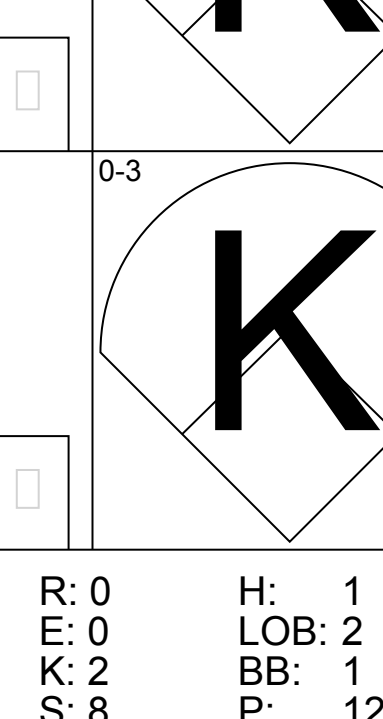
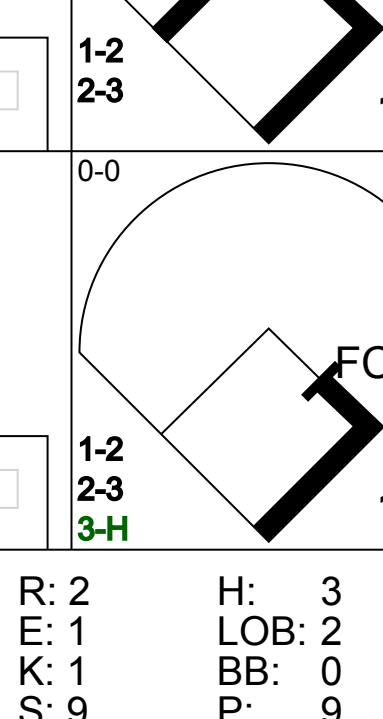


Batter	1	2	3	4	5	6	7	8	9	AB	R	H	RBI	BB	SO	LOB	TOP						
Pat Kelly, L OBP: 0.367, SLG: 0.444 Vicente Romo, R (8, 1)			4-3		F9			L3		4	0	0	0	0	1	0	<b>Chicago White Sox @ Cleveland Indians</b> Cleveland Municipal Stadium, Cleveland, OH Sun May 07 1972, 3:33 AM EDT Att. 7,926 - Unknown - 41 F						
Jorge Orta, L OBP: 0.260, SLG: 0.367 (1, 6)	3-1		3-1			F4			K	4	0	0	0	0	1	0							
Dick Allen, R OBP: 0.397, SLG: 0.594 (1, 3)			5-3			5-3			K	4	0	1	0	0	1	0							
Bill Melton, R OBP: 0.314, SLG: 0.277 (1, 5)	F4			K		6-3			F9	4	0	0	0	0	1	1							
Carlos May, L OBP: 0.397, SLG: 0.475 (1, 7)		K		5-3			G3			3	0	0	0	0	1	0							
Rick Reichardt, R OBP: 0.250, SLG: 0.156 (1, 8)		1B						G5-4-3		1	0	1	0	2	0	0							
Mike Andrews, R OBP: 0.242, SLG: 0.237 (1, 4)					4-3			G5-4-3		3	0	0	0	0	0	3							
Ed Herrmann, L OBP: 0.268, SLG: 0.342 (1, 2)						F3			F2	3	0	1	0	0	0	0							
Stan Bahnsen, R OBP: 0.250, SLG: 0.250 Terry Forster, L (5, 1)									F8	2	0	0	0	0	2	2							
Jay Johnstone, L OBP: 0.294, SLG: 0.267 (8, 9)	K									0	0	0	0	0	0	0							
Inning Stats	R: 0 E: 0 K: 1 S: 6	H: 1 LOB: 1 BB: 0 P: 6	R: 0 E: 0 K: 2 S: 8	H: 1 LOB: 2 BB: 1 P: 12	R: 0 E: 0 K: 1 S: 3	H: 0 LOB: 0 BB: 0 P: 3	R: 0 E: 0 K: 1 S: 5	H: 0 LOB: 1 BB: 1 P: 9	R: 0 E: 0 K: 1 S: 5	H: 0 LOB: 0 BB: 0 P: 5	R: 0 E: 0 K: 0 S: 3	H: 0 LOB: 0 BB: 0 P: 3	R: 0 E: 0 K: 0 S: 3	H: 1 LOB: 0 BB: 0 P: 3	R: 0 E: 0 K: 0 S: 3	H: 0 LOB: 0 BB: 0 P: 3	R: 0 E: 0 K: 2 S: 7	H: 0 LOB: 0 BB: 0 P: 7	1B: 3 2B: 0 3B: 0 HR: 0	SF: 0 SAC: 0 DP: 1 HBP: 0	WP: 0 PB: 0 CS: 0	PA: 31	
PITCHER Milt Wilcox, R ERA: 0.92 (1, 1)	IP: 9.0 WLS: W BF: 31 H: 3 R: 0 ER: 0 SO: 7 BB: 2 IBB: 0 HBP: 0 BLK: 0 WP: 0 HR: 0 S: 43 P: 51 ERA: 0.00 WHIP: 0.556											PITCHER	IP: 9.0 WLS: W BF: 31 H: 3 R: 0 ER: 0 SO: 7 BB: 2 IBB: 0 HBP: 0 BLK: 0 WP: 0 HR: 0 S: 43 P: 51 ERA: 0.00 WHIP: 0.556										

Batter	1	2	3	4	5	6	7	8	9	AB	R	H	RBI	BB	SO	LOB	BOTTOM						
Del Unser, L OBP: 0.276, SLG: 0.292 (1, 8)	F7		E5		FC4-2-5		F5			4	0	0	0	0	0	3	<b>Chicago White Sox @ Cleveland Indians</b> Cleveland Municipal Stadium, Cleveland, OH Sun May 07 1972, 3:33 AM EDT Att. 7,926 - Unknown - 41 F						
Jack Brohamer, L OBP: 0.333, SLG: 0.390 (1, 4)	F3		K							4	0	2	1	0	1	1							
Alex Johnson, R OBP: 0.338, SLG: 0.433 Adolfo Phillips, R (9, 7)										3	0	0	0	1	2	1							
Graig Nettles, L OBP: 0.356, SLG: 0.369 (1, 5)										0	0	0	0	0	0	0							
Tom McCraw, L OBP: 0.422, SLG: 0.500 (1, 3)										4	1	2	0	0	1	3							
Ray Fosse, R OBP: 0.380, SLG: 0.422 (1, 2)										4	0	0	0	0	0	2							
Buddy Bell, R OBP: 0.290, SLG: 0.328 (1, 9)										3	0	1	0	1	0	1							
Frank Duffy, R OBP: 0.347, SLG: 0.250 (1, 6)										3	1	1	1	0	0	1							
Milt Wilcox, R OBP: 0.176, SLG: 0.235 (1, 1)										3	1	1	1	0	1	1							
Inning Stats	R: 0 E: 0 K: 1 S: 5	H: 0 LOB: 0 BB: 0 P: 5	R: 1 E: 0 K: 1 S: 7	H: 2 LOB: 1 BB: 0 P: 7	R: 0 E: 1 K: 1 S: 5	H: 0 LOB: 0 BB: 0 P: 5	R: 0 E: 0 K: 1 S: 6	H: 1 LOB: 1 BB: 0 P: 6	R: 2 E: 0 K: 0 S: 6	H: 4 LOB: 1 BB: 0 P: 6	R: 0 E: 0 K: 0 S: 3	H: 0 LOB: 3 BB: 1 P: 7	R: 0 E: 0 K: 2 S: 8	H: 1 LOB: 3 BB: 2 P: 16	R: 0 E: 0 K: 0 S: 3	H: 0 LOB: 0 BB: 0 P: 3		R: 0 E: 0 K: 0 S: 3	H: 0 LOB: 0 BB: 0 P: 3	1B: 5 2B: 3 3B: 0 HR: 0	SF: 1 SAC: 0 DP: 0 HBP: 0	WP: 0 PB: 0 CS: 1	PA: 34
PITCHER Stan Bahnsen, R ERA: 3.86 Terry Forster, L ERA: 0.73 Vicente Romo, R ERA: 1.42 (1, 1)	IP: 4.0 WLS: L BF: 18 H: 6 R: 3 ER: 3 SO: 4 BB: 0 IBB: 0 HBP: 0 BLK: 0 WP: 0 HR: 0 S: 26 P: 26 ERA: 6.75 WHIP: 1.500											PITCHER	IP: 4.0 WLS: L BF: 18 H: 6 R: 3 ER: 3 SO: 4 BB: 0 IBB: 0 HBP: 0 BLK: 0 WP: 0 HR: 0 S: 26 P: 26 ERA: 6.75 WHIP: 1.500										



Batter	1	2	3	4	5	6	7	8	9	AB	R	H	RBI	BB	SO	LOB	TOP				
Tony Taylor, R OBP: 0.308, SLG: 0.417 (1, 4)			 1B							5	0	1	0	0	2	3	<p><b>Detroit Tigers @ Chicago White Sox</b> Comiskey Park, Chicago, IL Tue May 09 1972, 8:05 PM EDT Att: 10,978 - Unknown</p> <p>livebaseballscores.com</p> <p>AB 36 R 5 H 9 RBI 5 BB 3 SO 5 LOB 19</p> 				
Aurelio Rodriguez, R OBP: 0.355, SLG: 0.333 (1, 5)								 1B	 PB 1B	5	1	2	1	0	0	1					
Al Kaline, R OBP: 0.353, SLG: 0.364 (1, 9)	 1B							 BB	 G3 IBB	3	0	1	0	2	1	1					
Bill Freehan, R OBP: 0.397, SLG: 0.484 (1, 2)	 1B									5	0	1	1	0	0	5					
Willie Horton, R OBP: 0.286, SLG: 0.420 Jim Northrup, L OBP: 0.200, SLG: 0.130 (1, 7) (9, PH)	 1B									3	0	0	0	0	1	2					
Norm Cash, L OBP: 0.429, SLG: 0.636 (1, 3)						 1B		 1B		4	1	2	1	0	0	3					
Mickey Stanley, R OBP: 0.370, SLG: 0.630 (1, 8)						 SH3				4	1	1	0	0	0	2					
Ed Brinkman, R OBP: 0.333, SLG: 0.458 (1, 6)							 1B		 WP 1B	4	1	1	1	0	0	0					
Joe Coleman, R OBP: 0.167, SLG: 0.167 Fred Scherman, L OBP: 0.400, SLG: 0.250 Chuck Seelbach, R (1, 1) (7, 1) (9, 1)							 1B		 1B BB	2	0	0	1	0	1	0					
<b>Inning Stats</b>	R: 0 E: 0 K: 1 S: 7	H: 2 LOB: 3 BB: 0 P: 8	R: 0 E: 0 K: 1 S: 5	H: 0 LOB: 0 BB: 0 P: 5	R: 0 E: 1 K: 0 S: 4	H: 1 LOB: 1 BB: 0 P: 4	R: 0 E: 0 K: 0 S: 3	H: 0 LOB: 0 BB: 0 P: 3	R: 0 E: 0 K: 1 S: 5	H: 0 LOB: 0 BB: 0 P: 5	R: 2 E: 0 K: 0 S: 6	H: 3 LOB: 1 BB: 0 P: 6	R: 1 E: 0 K: 1 S: 7	H: 2 LOB: 2 BB: 1 P: 11	R: 2 E: 1 K: 1 S: 6	H: 1 LOB: 1 BB: 2 P: 14		1B: 8 2B: 1 3B: 0 HR: 0	SF: 0 SAC: 1 DP: 0 HBP: 1	WP: 1 PB: 2 SB: 0 CS: 0	PA: 41
<b>PITCHER</b>	IP	WLS	BF	H	R	ER	SO	BB	IBB	HBP	BLK	WP	HR	S	P	ERA	WHIP				
Wilbur Wood, L ERA: 1.32 Rich Gossage, R ERA: 1.42 Terry Forster, L ERA: 1.38 Vicente Romo, R ERA: 1.29	(1, 1)	7.0	L	28	6	2	2	3	0	0	1	0	0	0	33	34	2.57	0.857			
	(8, 1)	0.2		4	1	1	1	1	1	0	0	0	0	0	5	9	13.50	3.000			
	(8, 1)	0.2		7	2	2	1	1	1	0	0	0	1	0	7	15	13.50	4.500			
	(9, 1)	0.2		2	0	0	0	0	0	0	0	0	0	0	1	1	0.00	0.000			

Batter	1	2	3	4	5	6	7	8	9	AB	R	H	RBI	BB	SO	LOB	BOTTOM					
Pat Kelly, L OBP: 0.415, SLG: 0.490 Luis Alvarado, R OBP: 0.143, SLG: 0.143 (1, 9) (8, 6)	 HBP 1B		 1B							4	0	4	0	0	0	0	<p><b>Detroit Tigers @ Chicago White Sox</b> Comiskey Park, Chicago, IL Tue May 09 1972, 8:05 PM EDT Att: 10,978 - Unknown</p> <p>livebaseballscores.com</p> <p>AB 34 R 2 H 10 RBI 2 BB 4 SO 8 LOB 19</p> 					
Jorge Orta, L OBP: 0.243, SLG: 0.152 Rich Gossage, R Terry Forster, L Vicente Romo, R Jim Qualls, S (1, 6) (7, PH) (8, 1) (8, 1) (9, 1) (9, PH)										3	0	0	0	0	0	4						
Dick Allen, R OBP: 0.397, SLG: 0.574 (1, 3)	 HBP				 1-2 2-H					4	0	1	0	0	2	3						
Bill Melton, R OBP: 0.311, SLG: 0.265 (1, 5)	 1-2 2-3									3	0	0	0	1	1	0						
Carlos May, L OBP: 0.389, SLG: 0.460 (1, 7)				 1B						4	0	1	0	0	0	2						
Jay Johnstone, L OBP: 0.289, SLG: 0.242 (1, 8)				 1-2					 1B 1B	3	1	0	0	1	0	0						
Mike Andrews, R OBP: 0.271, SLG: 0.258 (1, 4)		 1B				 BB		 BB	 FC4-6 1B	3	1	2	0	1	0	1						
Ed Herrmann, L OBP: 0.256, SLG: 0.325 Watt Williams, R OBP: 0.385, SLG: 0.417 (1, 2) (7, PH) (8, 9)		 1-2							 1B	2	0	0	0	0	0	1						
Wilbur Wood, R OBP: 0.158, SLG: 0.059 Tom Egan, R OBP: 0.125, SLG: 0.125 (1, 1) (7, PH) (8, 2)					 BB				 1B	1	0	0	0	1	1	0						
<b>Inning Stats</b>	R: 0 E: 0 K: 0 S: 3	H: 1 LOB: 2 BB: 1 P: 8	R: 0 E: 0 K: 0 S: 3	H: 1 LOB: 0 BB: 0 P: 3	R: 0 E: 0 K: 3 S: 10	H: 1 LOB: 1 BB: 0 P: 10	R: 0 E: 0 K: 0 S: 3	H: 1 LOB: 1 BB: 1 P: 7	R: 0 E: 0 K: 0 S: 4	H: 2 LOB: 2 BB: 1 P: 8	R: 0 E: 0 K: 1 S: 5	H: 0 LOB: 0 BB: 0 P: 5	R: 0 E: 0 K: 2 S: 8	H: 1 LOB: 2 BB: 1 P: 12	R: 0 E: 0 K: 1 S: 5	H: 0 LOB: 0 BB: 0 P: 5		R: 2 E: 1 K: 1 S: 9	H: 3 LOB: 2 BB: 0 P: 9	1B: 10 2B: 0 3B: 0 HR: 0	SF: 0 SAC: 0 DP: 1 HBP: 1	WP: 0 PB: 0 SB: 1 CS: 2
<b>PITCHER</b>	IP	WLS	BF	H	R	ER	SO	BB	IBB	HBP	BLK	WP	HR	S	P	ERA	WHIP					
Joe Coleman, R ERA: 2.32 Fred Scherman, L ERA: 0.97 Chuck Seelbach, R ERA:	(1, 1)	6.0	W	25	6	0	0	4	4	0	0	0	0	0	28	45	0.00	1.667				
	(7, 1)	2.0		11	4	2	1	3	0	0	0	0	0	0	17	17	4.50	2.000				
	(9, 1)	1.0	S	3	0	0	0	1	0	0	0	0	0	5	5	0.00	0.000					



Batter	1	2	3	4	5	6	7	8	9	AB	R	H	RBI	BB	SO	LOB	TOP			
Jim Northrup, L (1.8) OBP: 0.185, SLG: 0.120	F7		G6-4-3			K			F9	4	0	0	0	0	1	1				
Aurelio Rodriguez, R (1.5) OBP: 0.338, SLG: 0.316	K			5-3			F7		F5	4	0	0	0	0	1	0				
Gates Brown, L (1.7) OBP: 0.441, SLG: 0.500	K			K			1B		G3	4	0	1	0	0	2	0				
Al Kaline, R (1.9) OBP: 0.333, SLG: 0.340		L4-3		L6-3			L9			3	0	0	0	0	0	1				
Norm Cash, L (1.3) OBP: 0.439, SLG: 0.638		G3				CS	1B			3	0	2	0	0	0	0				
Dick McAuliffe, L (1.4) OBP: 0.411, SLG: 0.262						1-2	K		F3	3	0	1	0	0	1	3				
Tom Haller, L (1.2) OBP: 0.411, SLG: 0.262		1B				1-2	K		F3	3	0	1	0	0	1	3				
Ed Brinkman, R (1.6) OBP: 0.318, SLG: 0.435			5-3				4-3		3-1	3	0	0	0	0	0	0				
Tom Timmermann, R (1.1) Phil Mochler, R (4.1) Chuck Seelbach, R (6.1) Ron Perranoski, L (6.1) Dalton Jones, L (8.1) Bob Strampe, S (8.1) Joe Niekro, R (8.1)			K				K		F7	1	0	0	0	0	1	0				
<b>Inning Stats</b>	R: 0 E: 0 K: 2 S: 7	H: 0 LOB: 0 BB: 0 P: 7	R: 0 E: 0 K: 0 S: 4	H: 1 LOB: 1 BB: 0 P: 4	R: 0 E: 0 K: 1 S: 5	H: 0 LOB: 0 BB: 0 P: 5	R: 0 E: 0 K: 1 S: 5	H: 0 LOB: 0 BB: 0 P: 5	R: 0 E: 0 K: 2 S: 7	H: 0 LOB: 0 BB: 0 P: 7	R: 0 E: 0 K: 0 S: 5	H: 2 LOB: 2 BB: 0 P: 5	R: 0 E: 0 K: 0 S: 3	H: 0 LOB: 0 BB: 0 P: 3	R: 0 E: 0 K: 0 S: 3	H: 0 LOB: 0 BB: 0 P: 3	1B: 4 2B: 1 3B: 0 HR: 0	SF: 0 SAC: 0 DP: 2 HBP: 0	WP: 0 PB: 1 SB: 0 CS: 1	PA: 30
<b>PITCHER</b> Tom Bradley, R (1.1) ERA: 3.63	IP: 9.0 WLS: W BF: 30 H: 4 R: 0 ER: 0 SO: 7 BB: 0 IBB: 0 HBP: 0 BLK: 0 WP: 0 HR: 0 S: 44 P: 44 ERA: 0.00 WHIP: 0.444																			

**Detroit Tigers @ Chicago White Sox**  
 Comiskey Park, Chicago, IL  
 Wed May 10, 1972, 4:33 AM EDT  
 Att: 5,610 - Unknown

AB 30  
 R 0  
 H 4  
 RBI 0  
 BB 0  
 SO 7  
 LOB 6



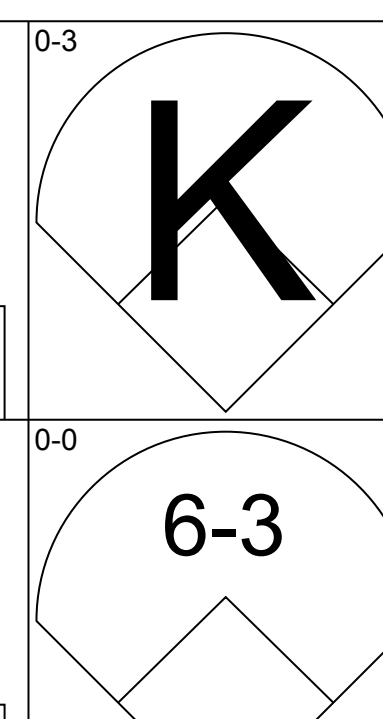
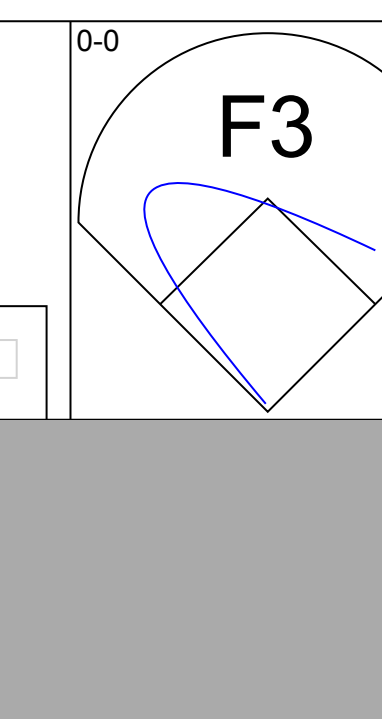
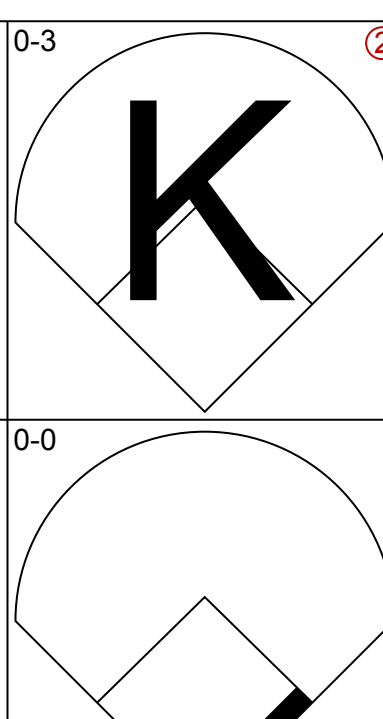
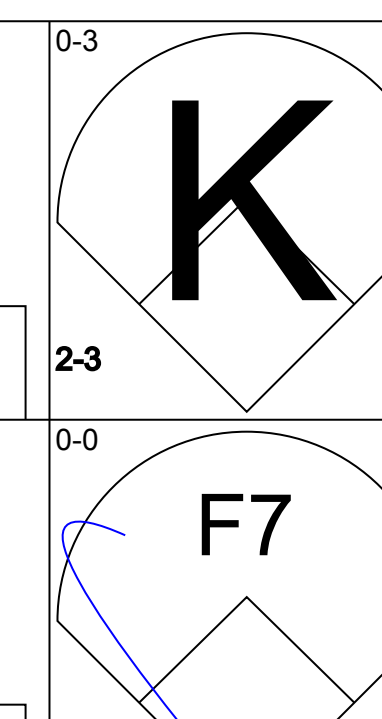
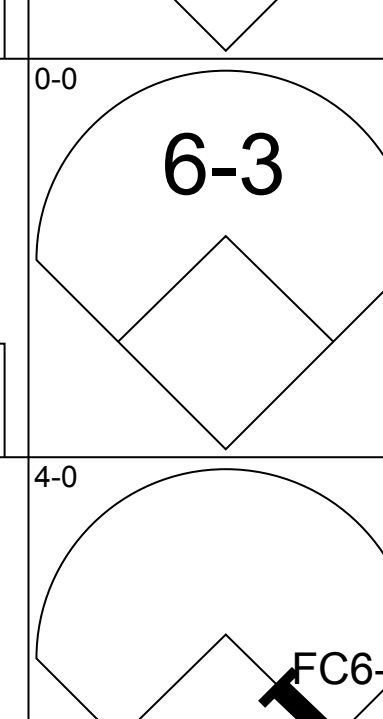
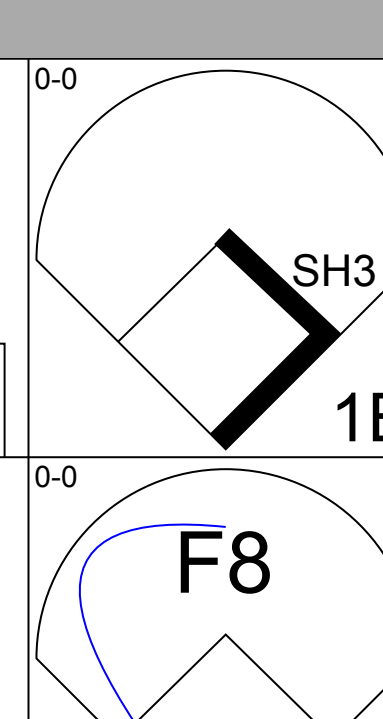
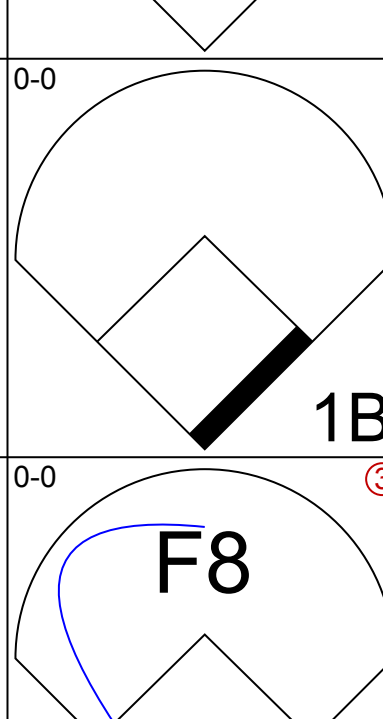
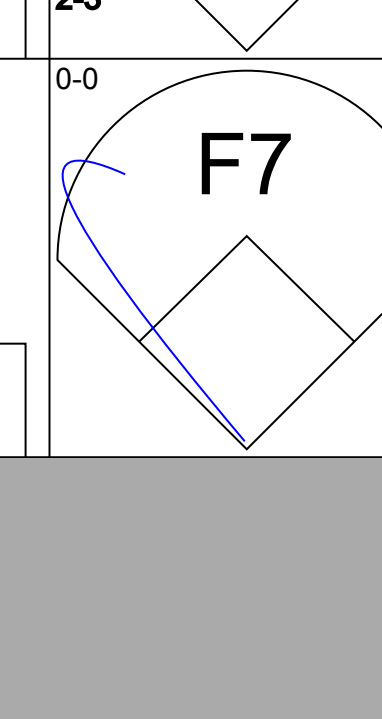
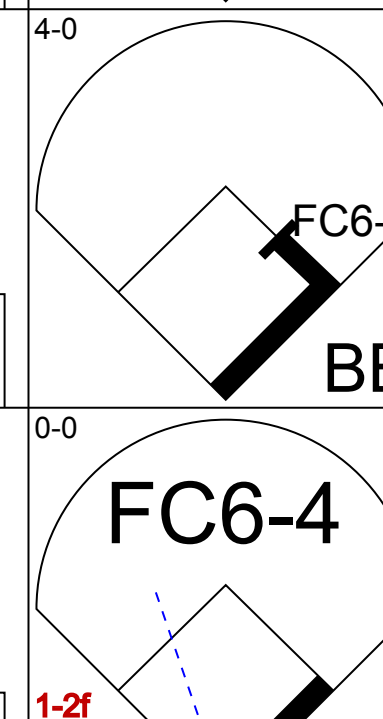
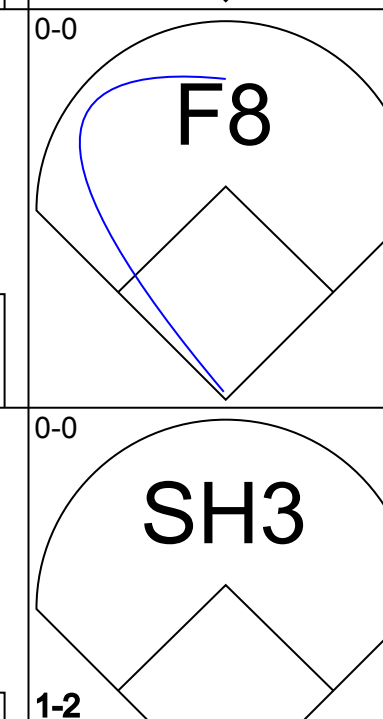
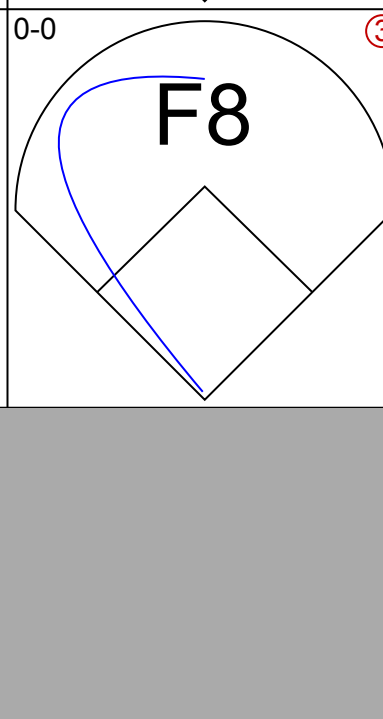
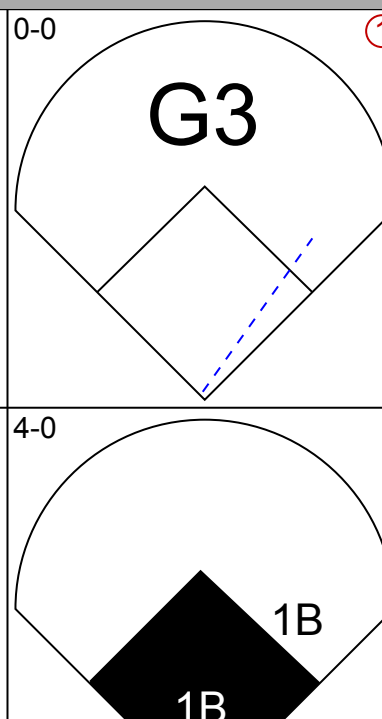
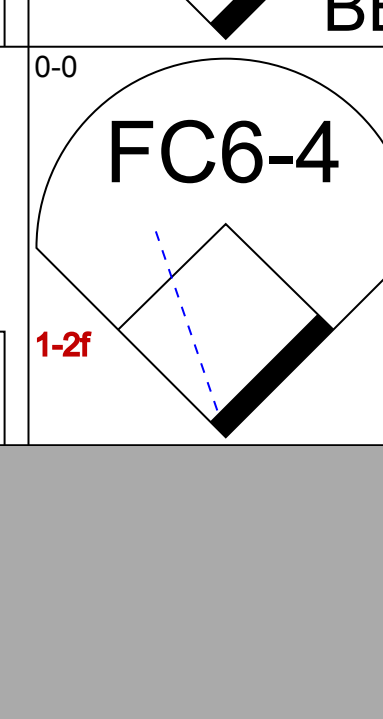
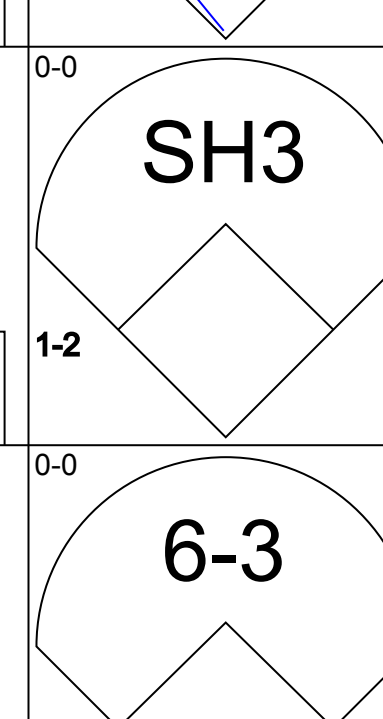
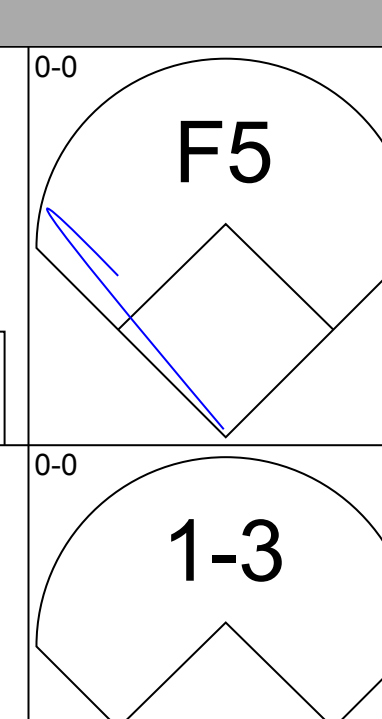
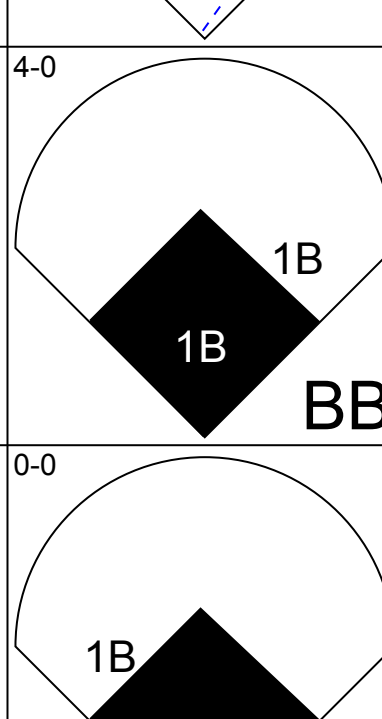
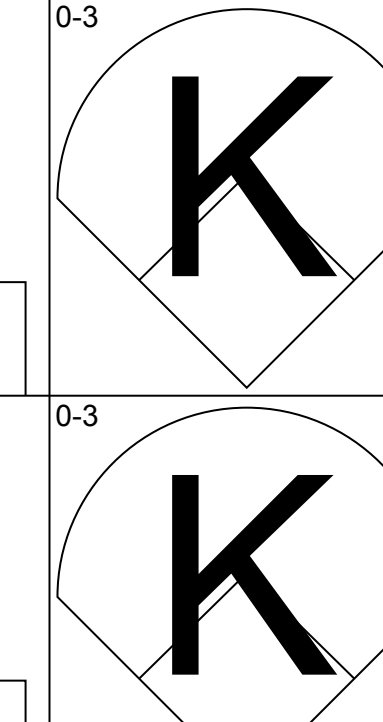
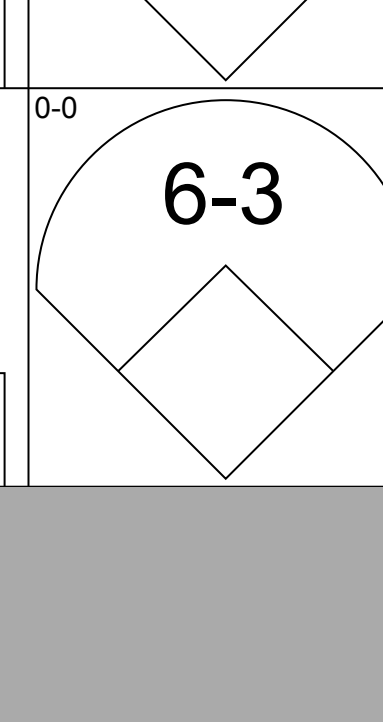
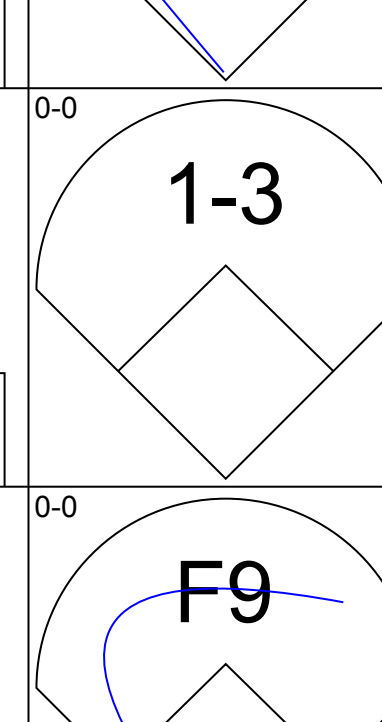
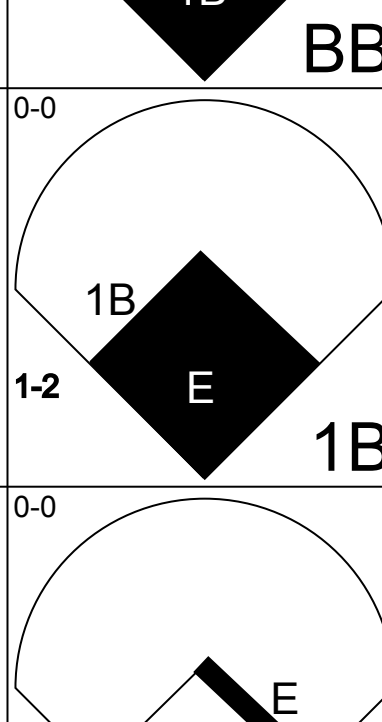
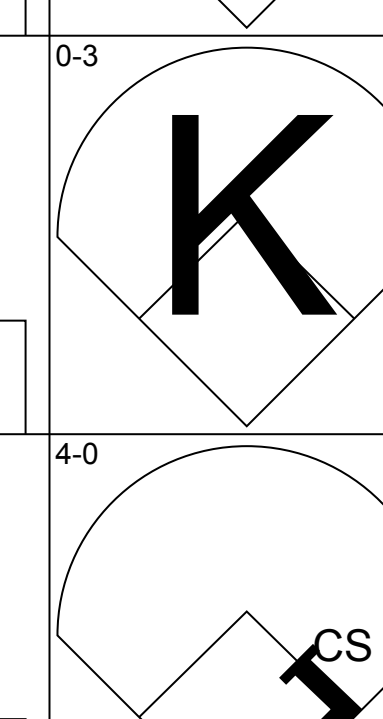
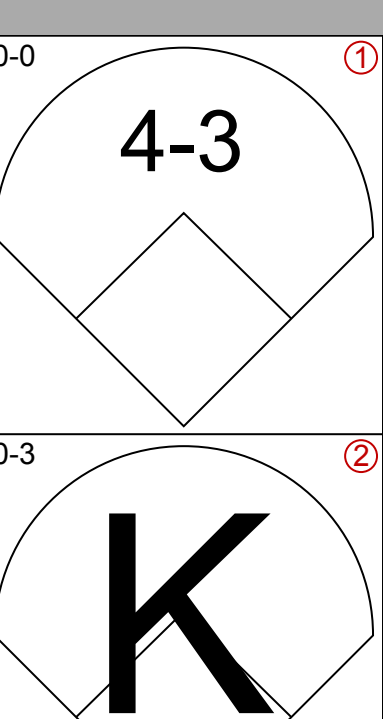
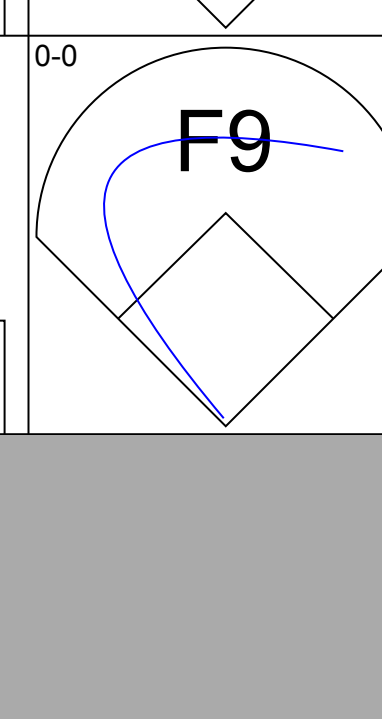
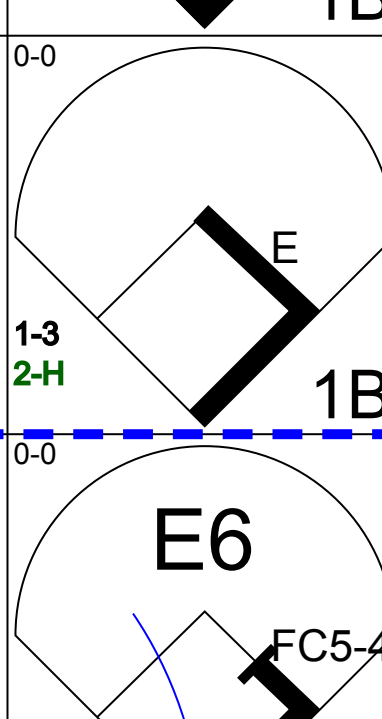
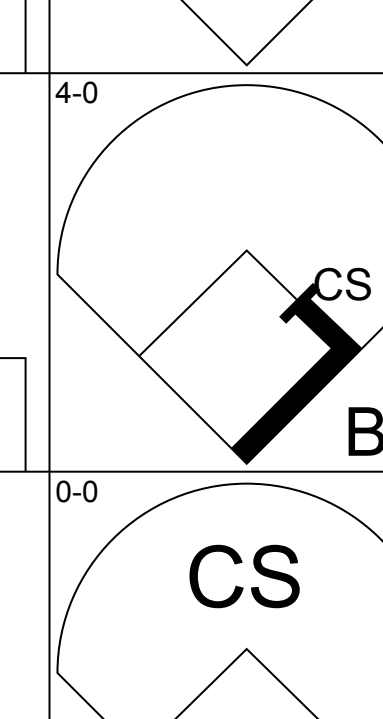
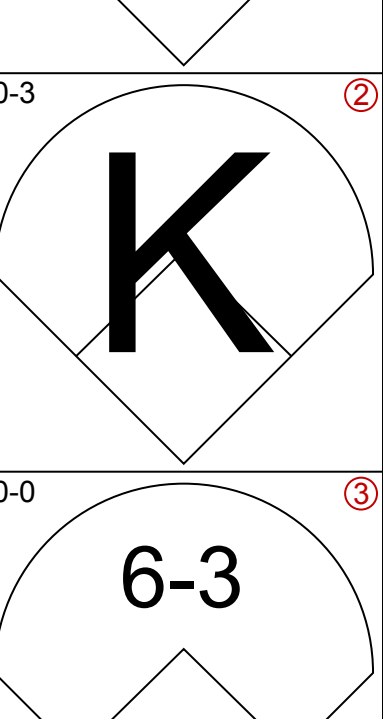
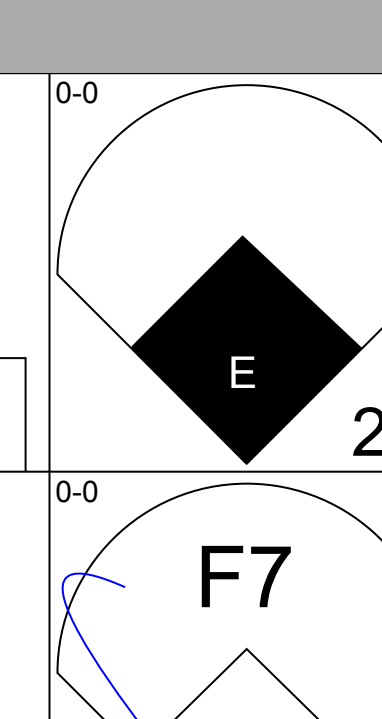
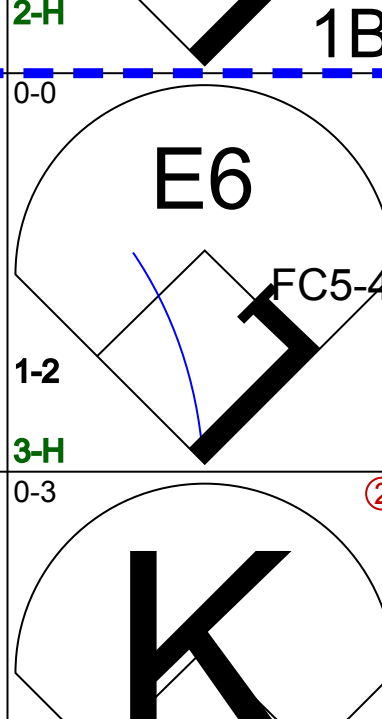
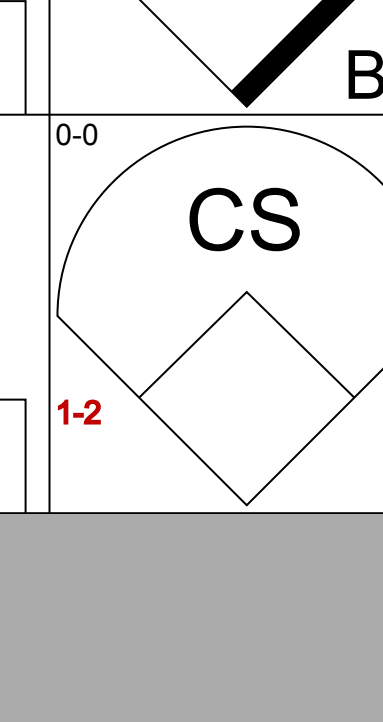
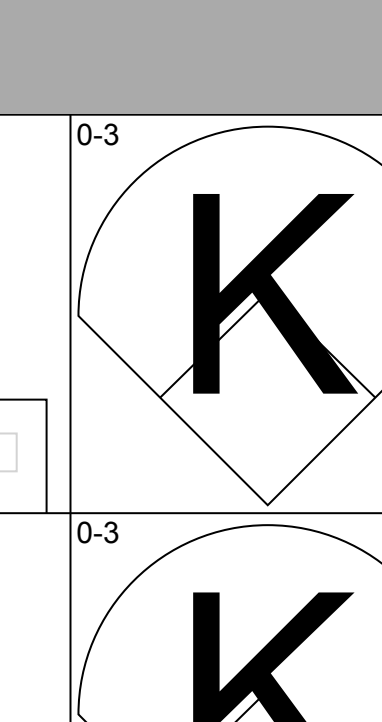
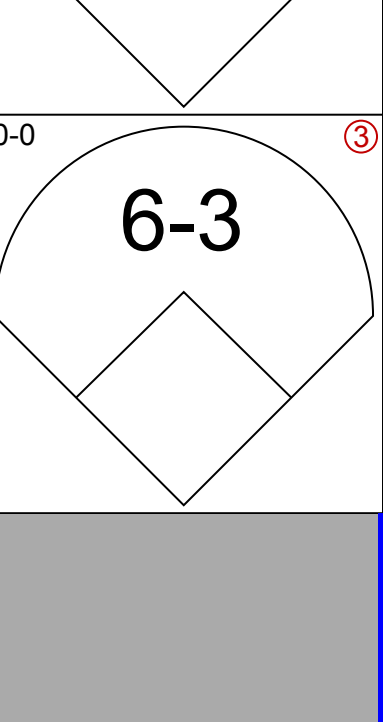
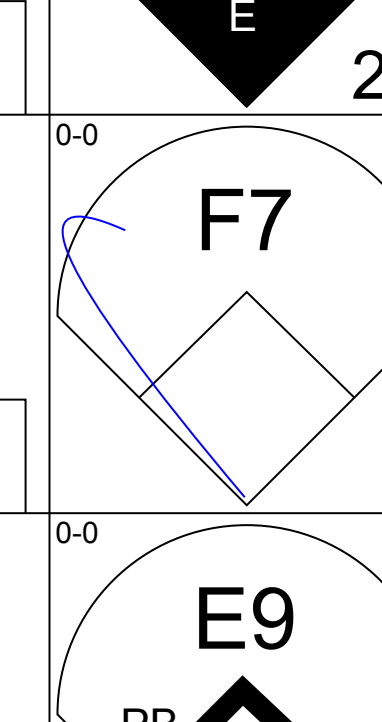
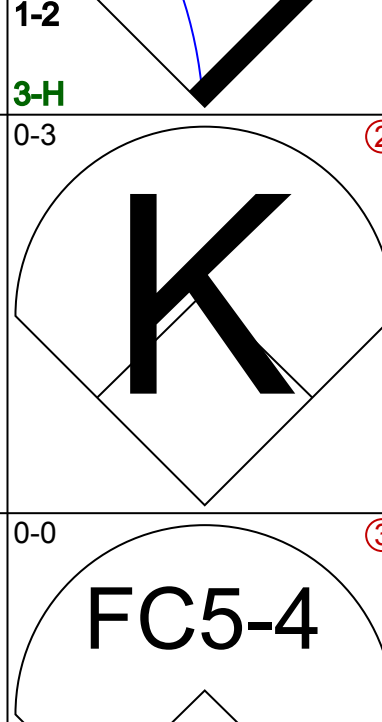
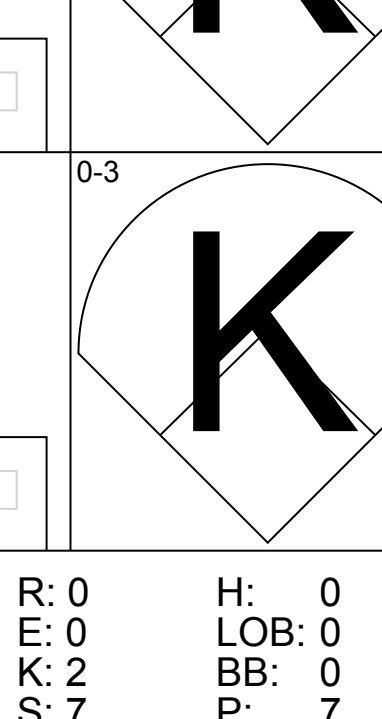
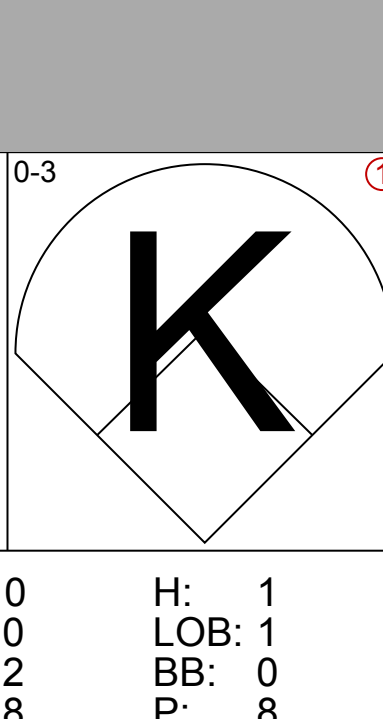
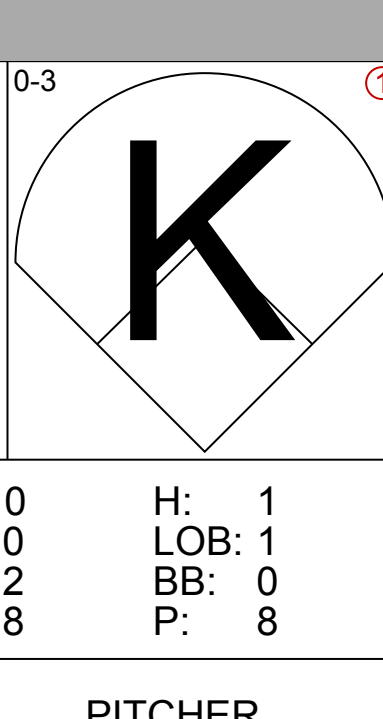
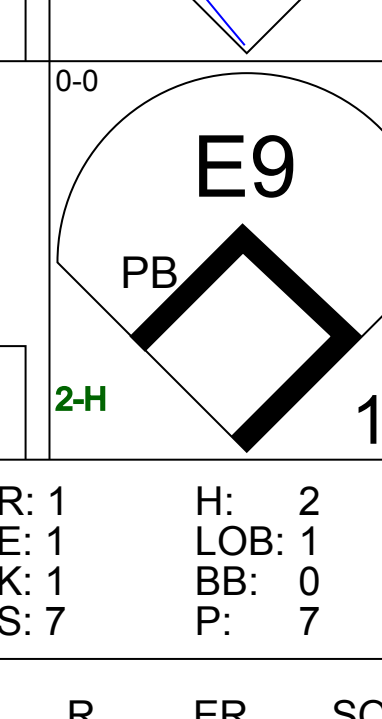
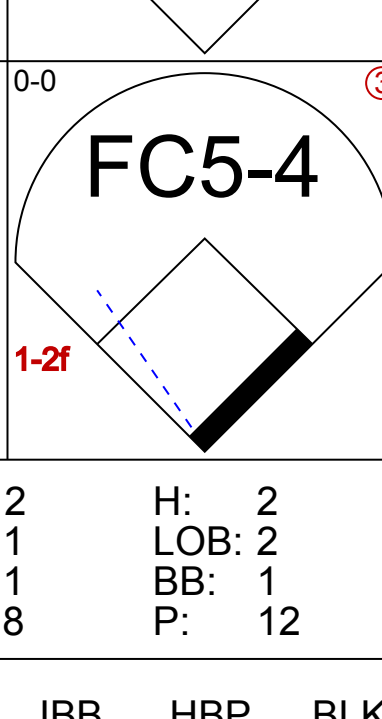
Batter	1	2	3	4	5	6	7	8	9	AB	R	H	RBI	BB	SO	LOB	BOTTOM			
Pat Kelly, L (1.9) OBP: 0.397, SLG: 0.481	4-3		F8			1B	F2	3-1		5	1	1	0	0	0	2				
Jay Johnstone, L (1.8) OBP: 0.286, SLG: 0.243	F8			L9		BB	4-3			4	1	1	0	0	0	0				
Carlos May, L (1.7) OBP: 0.395, SLG: 0.463	G3			S		E6		1B		4	2	2	1	0	0	1				
Dick Allen, R (1.3) OBP: 0.390, SLG: 0.556		F7		F8		K		1B		4	1	1	1	0	1	3				
Bill Melton, R (1.5) OBP: 0.295, SLG: 0.250		K		5-3		F4		6-3		4	0	0	0	0	1	4				
Mike Andrews, R (1.4) OBP: 0.284, SLG: 0.250		4-3				K		1B		2	1	0	0	2	1	0				
Ed Herrmann, L (1.2) OBP: 0.277, SLG: 0.341			K		4-3			1B		4	1	2	2	0	1	0				
Rich Morales, R (1.6) OBP: 0.353, SLG: 0.267				FC4-6		FC5-4		6-3		4	0	3	2	0	0	2				
Tom Bradley, R (1.1) OBP: 0.067, SLG: 0.067			FC4-6		FC5-4		F4	5-3		4	0	0	0	0	0	3				
<b>Inning Stats</b>	R: 0 E: 0 K: 0 S: 3	H: 0 LOB: 0 BB: 0 P: 3	R: 0 E: 0 K: 1 S: 5	H: 0 LOB: 0 BB: 0 P: 5	R: 0 E: 0 K: 1 S: 6	H: 1 LOB: 1 BB: 0 P: 6	R: 0 E: 0 K: 0 S: 4	H: 1 LOB: 1 BB: 0 P: 4	R: 0 E: 0 K: 1 S: 6	H: 1 LOB: 1 BB: 0 P: 6	R: 3 E: 1 K: 1 S: 9	H: 3 LOB: 2 BB: 1 P: 13	R: 0 E: 0 K: 0 S: 3	H: 0 LOB: 0 BB: 0 P: 3	R: 4 E: 0 K: 0 S: 7	H: 4 LOB: 1 BB: 1 P: 11	1B: 9 2B: 1 3B: 0 HR: 0	SF: 0 SAC: 0 DP: 0 HBP: 0	WP: 1 PB: 0 SB: 2 CS: 0	PA: 37
<b>PITCHER</b> Tom Timmermann, R (1.1) ERA: 1.59 Phil Meeler, R (4.1) ERA: 5.4 Chuck Seelbach, R (6.1) ERA: Ron Perranoski, L (6.1) ERA: Bob Strampe, R (8.1) ERA: 108.0	IP: 3.1 WLS: L BF: 12 H: 2 R: 0 ER: 0 SO: 2 BB: 0 IBB: 0 HBP: 0 BLK: 0 WP: 0 HR: 0 S: 16 P: 16 ERA: 0.00 WHIP: 0.600																			
<b>PITCHER</b> Joe Niekro, R (8.1) ERA:	IP: 0.2 WLS: BF: 2 H: 0 R: 0 ER: 0 SO: 0 BB: 0 IBB: 0 HBP: 0 BLK: 0 WP: 1 HR: 0 S: 2 P: 2 ERA: 0.00 WHIP: 0.000																			

**Detroit Tigers @ Chicago White Sox**  
 Comiskey Park, Chicago, IL  
 Wed May 10, 1972, 4:33 AM EDT  
 Att: 5,610 - Unknown

AB 35  
 R 7  
 H 10  
 RBI 6  
 BB 2  
 SO 4  
 LOB 15

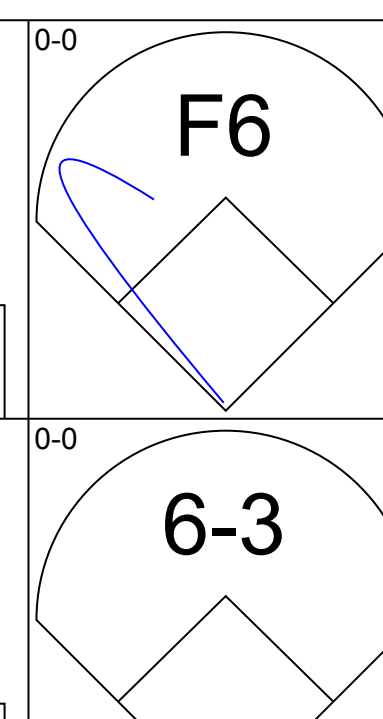
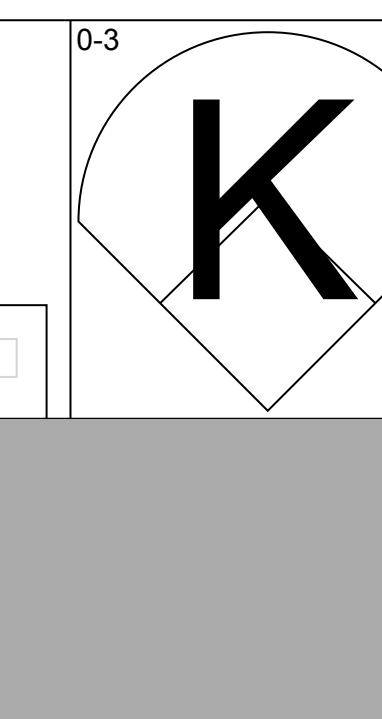
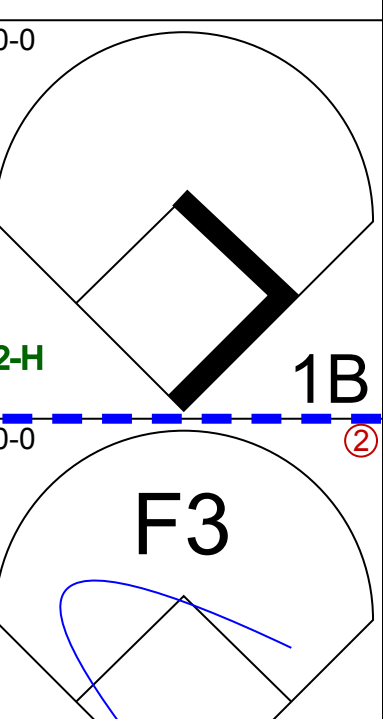
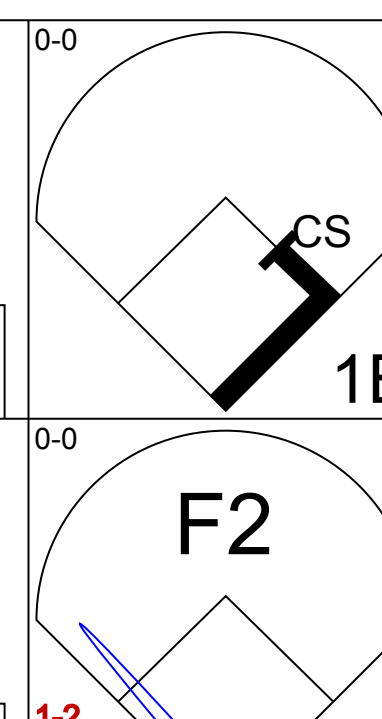
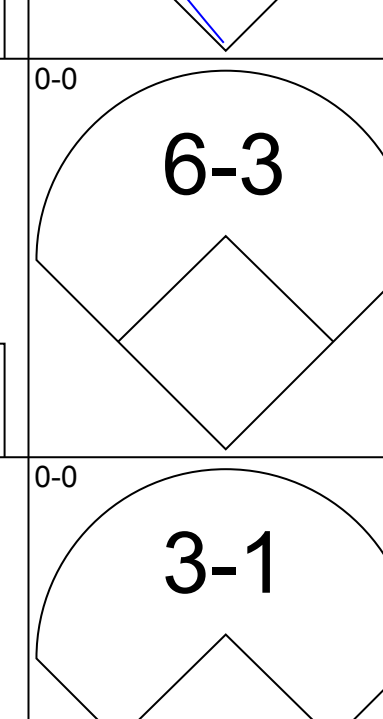
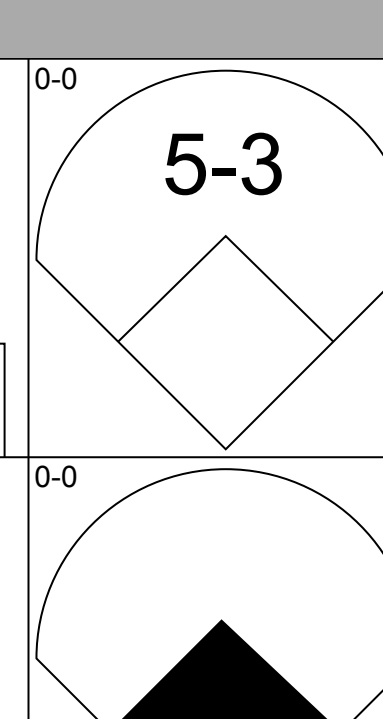
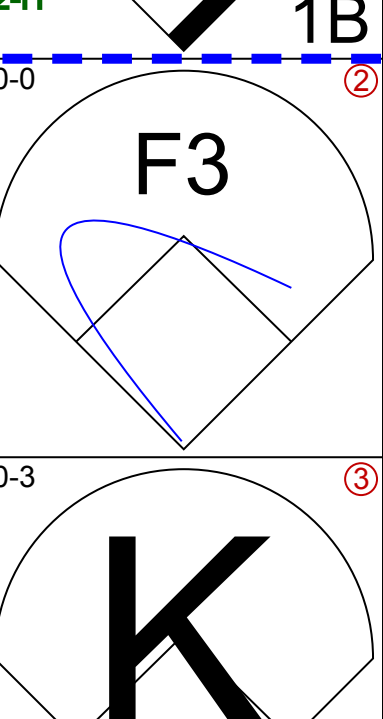
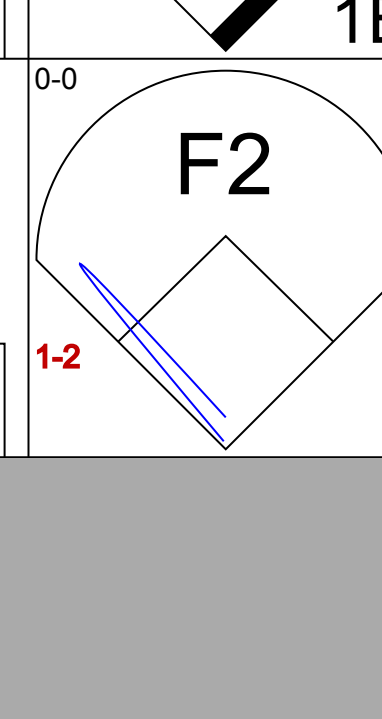
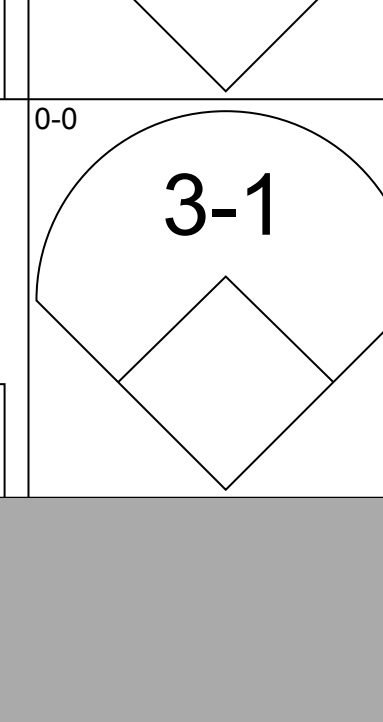
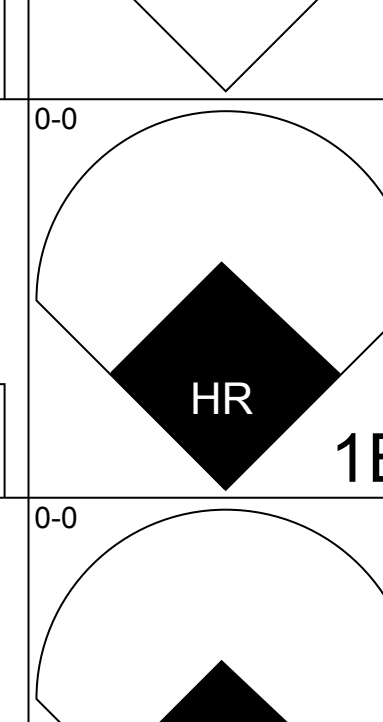

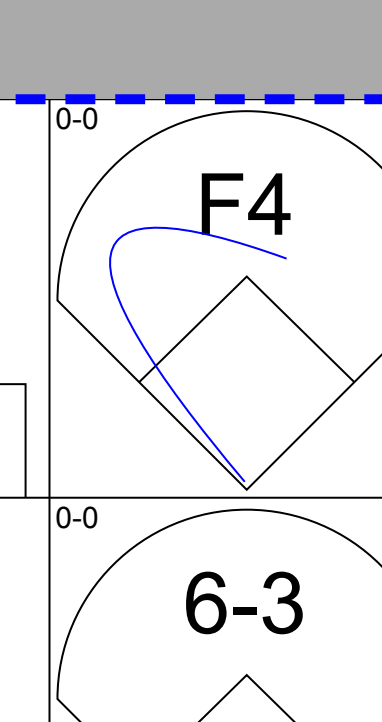
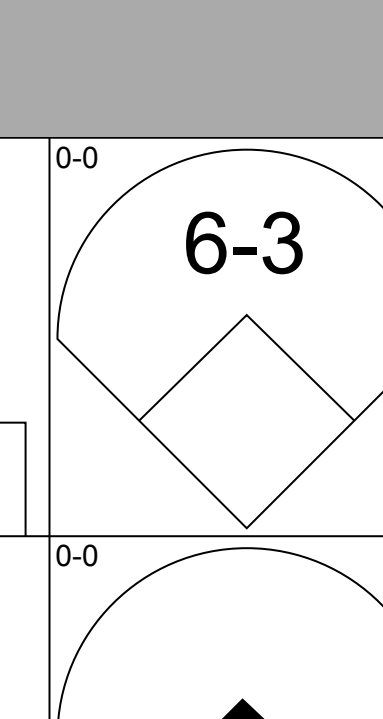
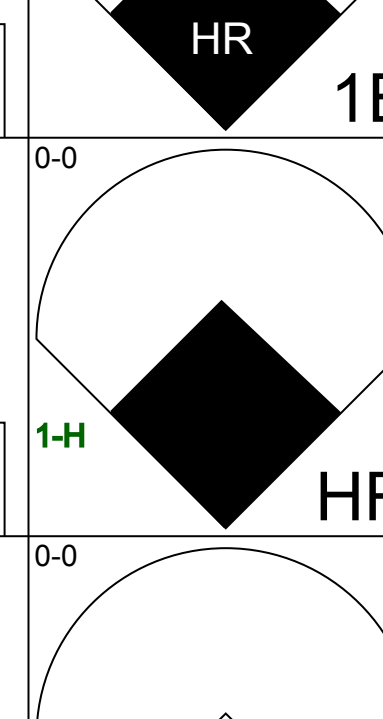
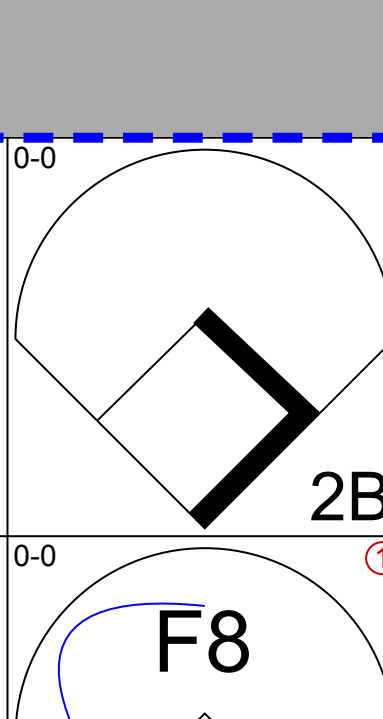
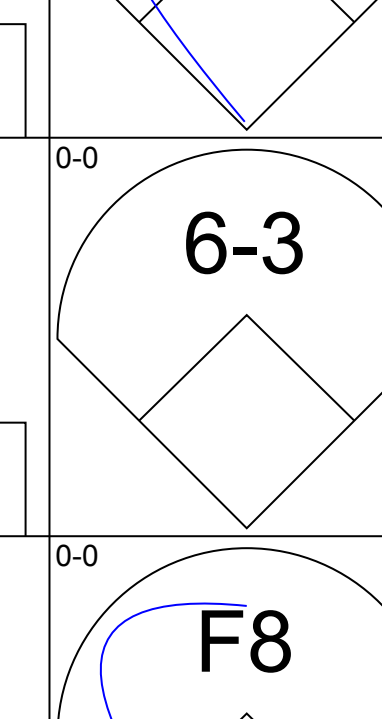
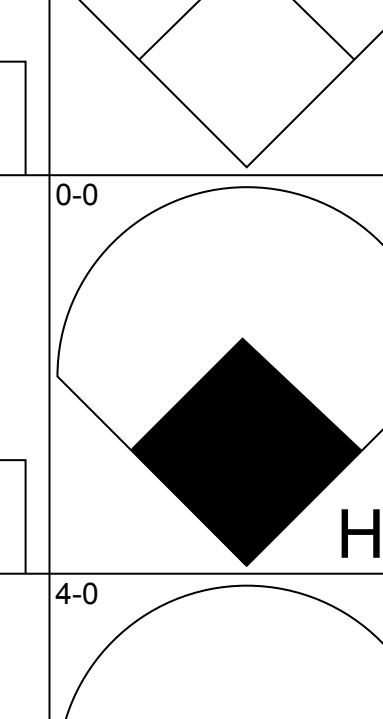
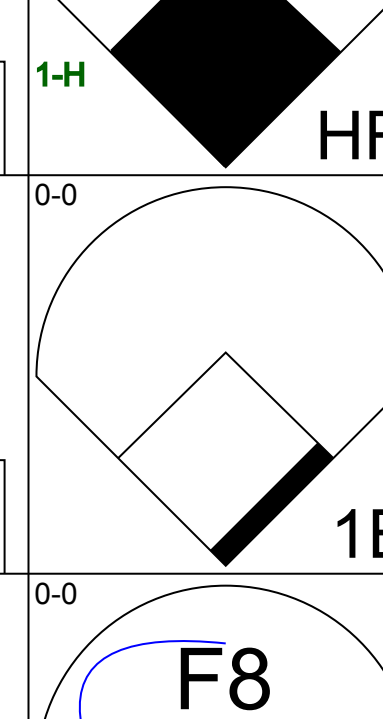
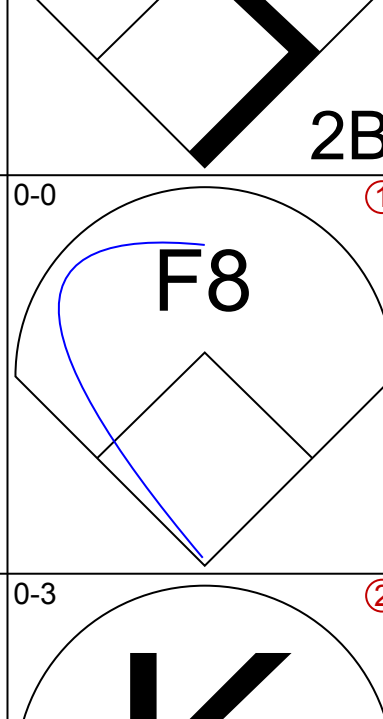
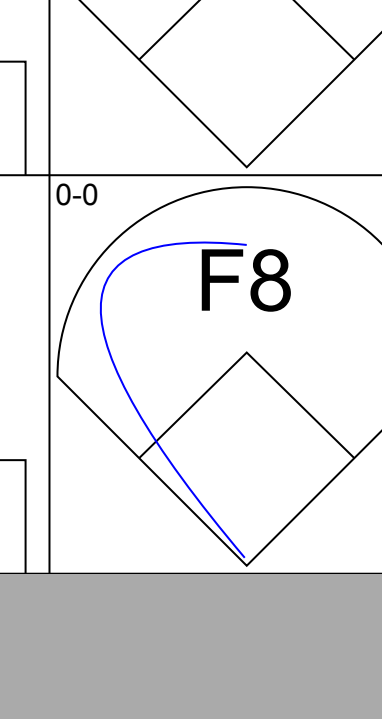
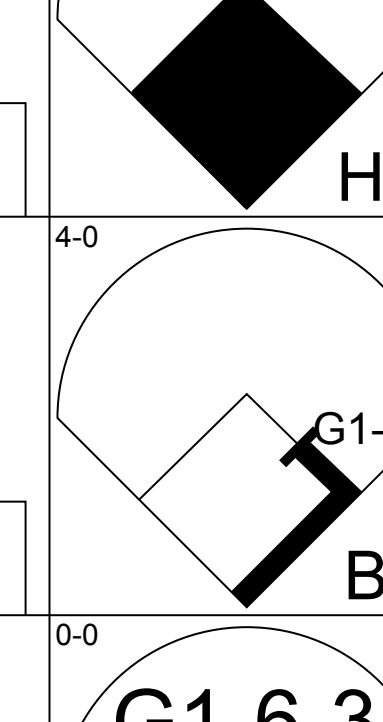
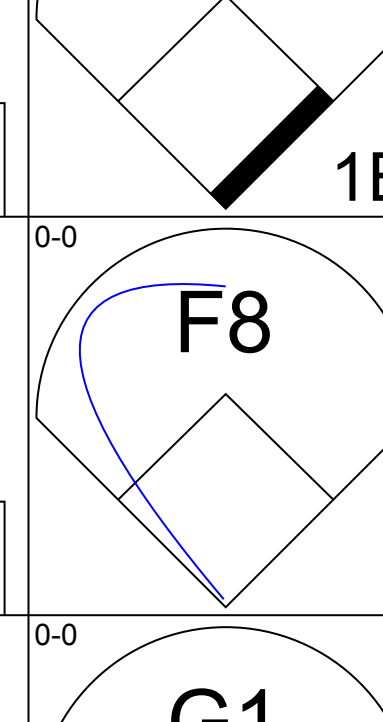
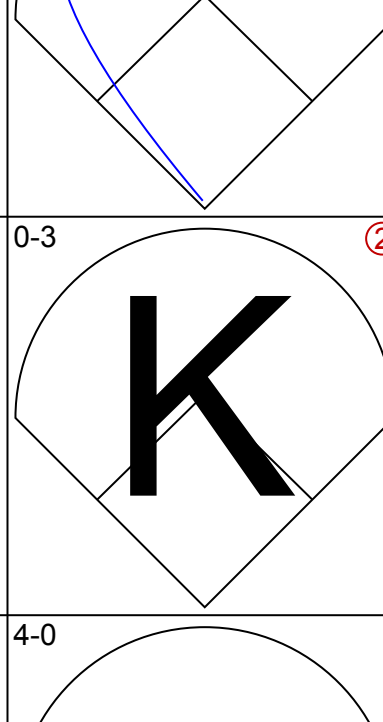
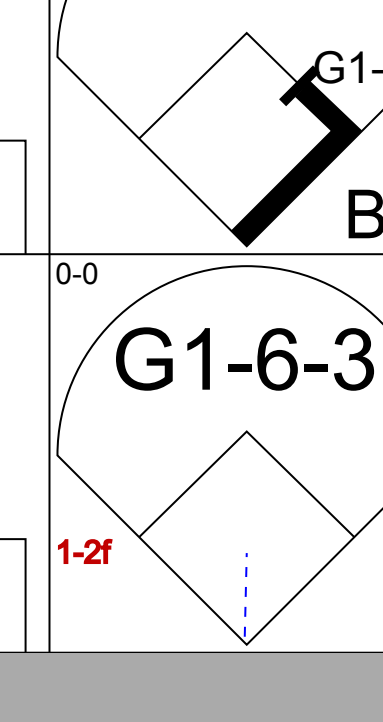
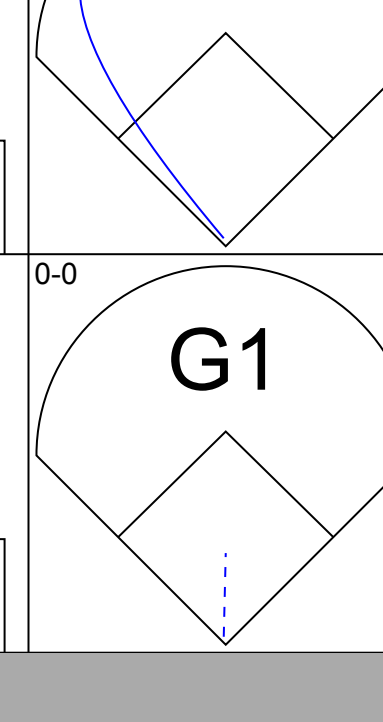
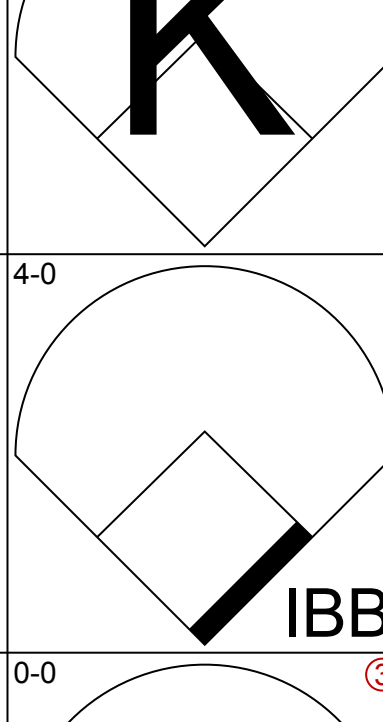
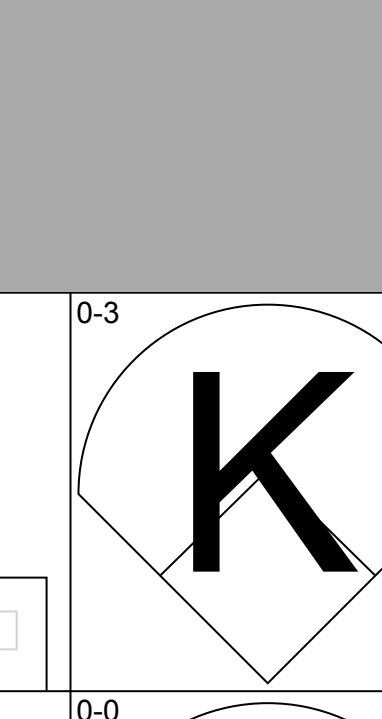
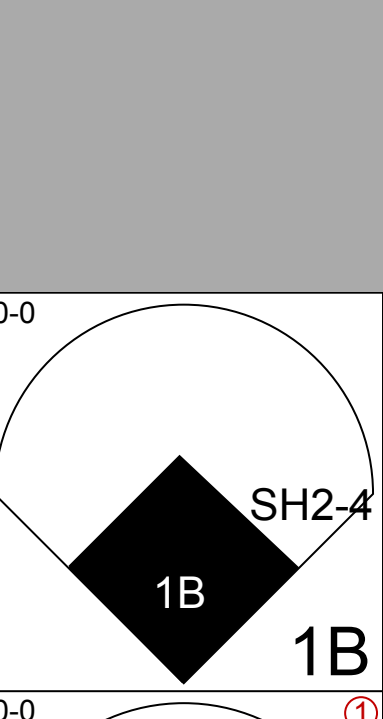
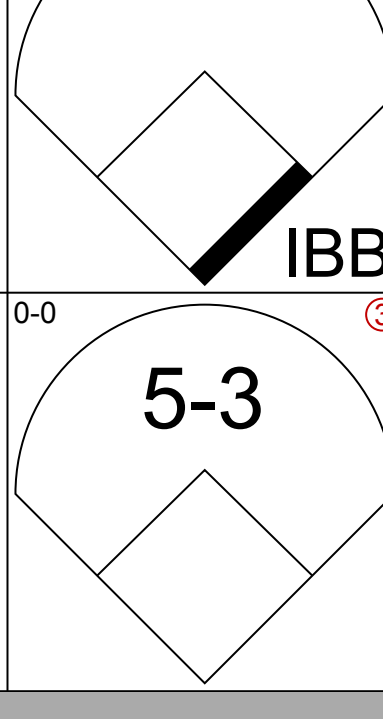
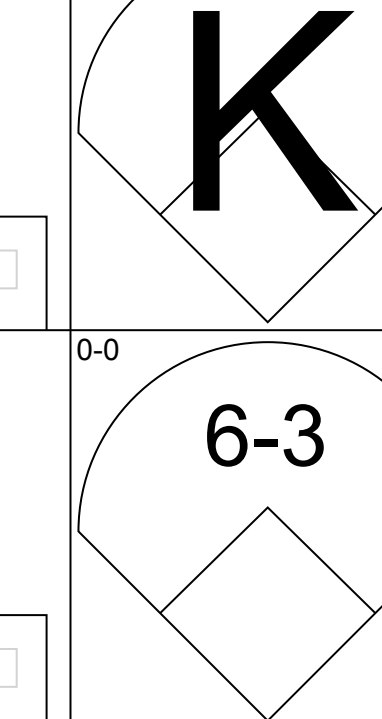
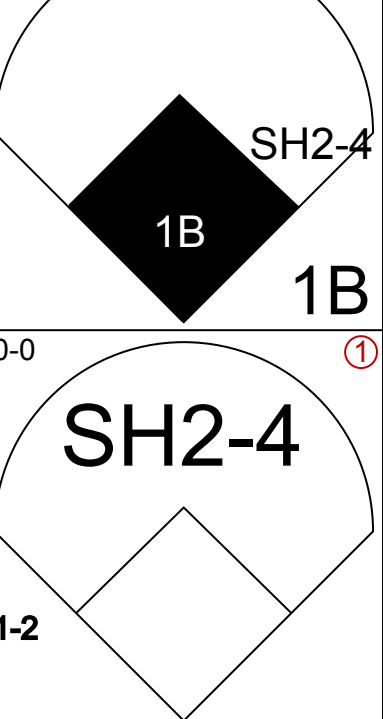
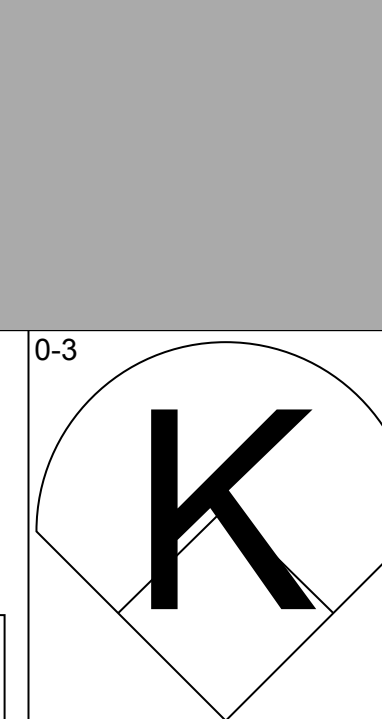




Batter	1	2	3	4	5	6	7	8	9	AB	R	H	RBI	BB	SO	LOB	TOP					
Don Buford, S OBP: 0.425, SLG: 0.369 (1, 7)										4	0	0	0	0	3	1	<p><b>Baltimore Orioles @ Chicago White Sox</b> Comiskey Park, Chicago, IL Fri May 12 1972, 8:05 PM EDT Att: 34,886 - Unknown</p>					
Paul Blair, R OBP: 0.329, SLG: 0.403 (1, 8)				 1B						4	0	2	0	0	0	1						
Boog Powell, L OBP: 0.282, SLG: 0.281 (1, 3)	 BB									3	0	0	0	1	0	2						
Don Baylor, R OBP: 0.417, SLG: 0.545 (1, 9)	 1-2								 BB	2	1	0	0	1	0	1						
Davey Johnson, R OBP: 0.311, SLG: 0.333 (1, 4)									 BB	4	1	1	0	0	1	1						
Brooks Robinson, R OBP: 0.346, SLG: 0.329 Tom Shopay, L OBP: 0.286, SLG: 0.167 (9, PR)									 E	4	0	1	1	0	1	0						
Andy Etchebarren, R OBP: 0.262, SLG: 0.262 (1, 2)	 BB							 2B	 FC5-4	3	1	1	1	1	1	1						
Mark Belanger, R OBP: 0.233, SLG: 0.263 Terry Crowley, L OBP: 0.417, SLG: 0.750 (9, PH)	 1-2									3	0	0	0	0	1	1						
Mike Cuellar, L Dave Leonhard, R Chico Salmon, R Roric Harrison, R Bobby Grich, R Eddie Watt, R Merv Rettenmund, R (5, PH)								 PB 2-H	 1-2	1	0	0	0	0	1	0						
<b>Inning Stats</b>	R: 0 E: 0 K: 1 S: 5	H: 0 LOB: 1 BB: 1 P: 9	R: 0 E: 0 K: 2 S: 6	H: 0 LOB: 0 BB: 1 P: 10	R: 0 E: 0 K: 2 S: 7	H: 0 LOB: 0 BB: 0 P: 7	R: 0 E: 0 K: 0 S: 4	H: 1 LOB: 1 BB: 0 P: 4	R: 0 E: 0 K: 1 S: 5	H: 0 LOB: 0 BB: 0 P: 5	R: 0 E: 0 K: 2 S: 8	H: 1 LOB: 1 BB: 0 P: 8	R: 0 E: 0 K: 0 S: 3	H: 0 LOB: 0 BB: 0 P: 3	R: 1 E: 1 K: 1 S: 7	H: 2 LOB: 1 BB: 0 P: 7		R: 2 E: 1 K: 1 S: 8	H: 2 LOB: 2 BB: 1 P: 12	1B: 5 2B: 1 3B: 0 HR: 0	SF: 0 SAC: 1 DP: 0 HBP: 0	WP: 0 PB: 1 SB: 0 CS: 1
<b>PITCHER</b>	IP WLS BF H R ER SO BB IBB HBP BLK WP HR S P ERA WHIP																					
Wilbur Wood, L ERA: 1.43	(1, 1)	8.1 W 33 6 3 2 9 3 0 0 0 0 0 0 0 48 60 2.16 1.080																				
Steve Kealey, R ERA:	(9, 1)	0.2 S 3 0 0 0 1 0 0 0 0 0 0 0 0 5 5 0.00 0.000																				

AB	32
R	3
H	6
RBI	2
BB	3
SO	10
LOB	12



Batter	1	2	3	4	5	6	7	8	9	AB	R	H	RBI	BB	SO	LOB	BOTTOM					
Pat Kelly, L OBP: 0.403, SLG: 0.483 (1, 9)					 2-H		 1B			4	0	2	1	0	1	0	<p><b>Baltimore Orioles @ Chicago White Sox</b> Comiskey Park, Chicago, IL Fri May 12 1972, 8:05 PM EDT Att: 34,886 - Unknown</p>					
Mike Andrews, R OBP: 0.289, SLG: 0.235 (1, 4)							 1-2			4	0	0	0	0	0	2						
Carlos May, L OBP: 0.388, SLG: 0.451 (1, 7)				 1B						4	1	1	0	0	1	1						
Dick Allen, R OBP: 0.395, SLG: 0.605 (1, 3)				 1-H						4	1	2	2	0	0	0						
Bill Melton, R OBP: 0.305, SLG: 0.303 (1, 5)										4	1	2	1	0	0	1						
Rick Reichardt, R OBP: 0.250, SLG: 0.143 Jay Johnstone, L OBP: 0.286, SLG: 0.243 (7, 8)	 BB									2	0	0	0	1	1	2						
Ed Herrmann, L OBP: 0.280, SLG: 0.326 (1, 2)	 1-2									2	0	0	0	1	0	2						
Rich Morales, R OBP: 0.350, SLG: 0.278 (1, 6)					 1B					3	1	1	0	0	1	2						
Wilbur Wood, R OBP: 0.143, SLG: 0.053 Steve Kealey, R (9, 1)				 1-2						2	0	0	0	0	1	0						
<b>Inning Stats</b>	R: 0 E: 0 K: 0 S: 3	H: 0 LOB: 0 BB: 0 P: 3	R: 1 E: 0 K: 0 S: 3	H: 1 LOB: 1 BB: 1 P: 7	R: 0 E: 0 K: 2 S: 7	H: 0 LOB: 0 BB: 0 P: 7	R: 2 E: 0 K: 0 S: 6	H: 3 LOB: 1 BB: 0 P: 6	R: 1 E: 0 K: 1 S: 7	H: 2 LOB: 1 BB: 0 P: 7	R: 0 E: 0 K: 1 S: 6	H: 1 LOB: 2 BB: 1 P: 10	R: 0 E: 0 K: 1 S: 5	H: 1 LOB: 0 BB: 0 P: 5	R: 0 E: 0 K: 0 S: 3	H: 0 LOB: 0 BB: 0 P: 3		R: 0 E: 0 K: 0 S: 3	H: 0 LOB: 0 BB: 0 P: 3	1B: 5 2B: 1 3B: 0 HR: 2	SF: 0 SAC: 1 DP: 1 HBP: 0	WP: 0 PB: 0 SB: 0 CS: 1
<b>PITCHER</b>	IP WLS BF H R ER SO BB IBB HBP BLK WP HR S P ERA WHIP																					
Mike Cuellar, L ERA: 3.58	(1, 1)	4.1 L 19 6 4 4 2 1 0 0 0 0 0 0 0 4 4 8.31 1.615																				
Dave Leonhard, R ERA: 5.4	(5, 1)	0.2 2 0 0 0 1 0 0 0 0 0 0 0 4 4 0.00 0.000																				
Roric Harrison, R ERA: 1.8	(6, 1)	2.0 8 2 0 0 2 0 1 0 0 0 0 0 11 15 0.00 1.000																				
Eddie Watt, R ERA: 3.18	(8, 1)	1.0 3 0 0 0 0 0 0 0 0 0 0 0 3 3 0.00 0.000																				









Batter	1	2	3	4	5	6	7	8	9	AB	R	H	RBI	BB	SO	LOB	TOP			
Don Buford, S (1,7) OBP: 0.398, SLG: 0.342										4	0	1	0	0	0	1	<p><b>Baltimore Orioles @ Chicago White Sox</b> Comiskey Park, Chicago, IL Sun May 14 1972, 4:33 AM EDT Att: 8,863 - Unknown</p>			
Bobby Grich, R (1,6) OBP: 0.283, SLG: 0.294										4	0	2	0	0	0	0				
Boog Powell, L (1,3) OBP: 0.291, SLG: 0.328										4	0	0	0	0	3					
Brooks Robinson, R (1,5) OBP: 0.326, SLG: 0.321										4	1	1	0	0	1	2				
Merv Rettenmund, R (1,9) OBP: 0.338, SLG: 0.276										4	0	1	1	0	1	2				
Paul Blair, R (1,8) OBP: 0.310, SLG: 0.375										4	0	0	0	0	2	1				
Davey Johnson, R (1,4) OBP: 0.309, SLG: 0.356										3	0	0	0	0	1	0				
Andy Etchebarren, R (1,2) OBP: 0.244, SLG: 0.262										3	0	0	0	0	1	0				
Dave McNally, R (1,1) OBP: 0.176, SLG: 0.188										2	0	0	0	0	2	0				
Tom Shopay, L (8, PH) OBP: 0.333, SLG: 0.250										1	0	1	0	0	0	0				
Roric Harrison, R (8, 1)										0	0	0	0	0	0	0				
<b>Inning Stats</b>	R: 0 E: 0 K: 0 S: 5	H: 2 LOB: 2 BB: 0 P: 5	R: 0 E: 0 K: 1 S: 5	H: 0 LOB: 0 BB: 0 P: 5	R: 0 E: 0 K: 1 S: 5	H: 0 LOB: 0 BB: 0 P: 5	R: 0 E: 0 K: 0 S: 3	H: 0 LOB: 0 BB: 0 P: 3	R: 0 E: 0 K: 1 S: 6	H: 1 LOB: 1 BB: 0 P: 6	R: 0 E: 0 K: 3 S: 9	H: 0 LOB: 0 BB: 0 P: 9	R: 0 E: 0 K: 0 S: 4	H: 1 LOB: 1 BB: 0 P: 4	R: 1 E: 0 K: 1 S: 7	H: 2 LOB: 1 BB: 0 P: 7	1B: 4 2B: 2 3B: 0 HR: 0	SF: 0 SAC: 0 DP: 0 HBP: 0	WP: 0 PB: 0 SB: 0 CS: 0	PA: 33
<b>PITCHER</b> Tom Bradley, R (1,1) ERA: 3.09	IP: 9.0 WLS: W BF: 33 H: 6 R: 1 ER: 1 SO: 8 BB: 0 IBB: 0 HBP: 0 BLK: 0 WP: 0 HR: 0 S: 49 P: 49 ERA: 1.00 WHIP: 0.667															<b>PITCHER</b>				

AB 33  
R 1  
H 6  
RBI 1  
BB 0  
SO 8  
LOB 9



Batter	1	2	3	4	5	6	7	8	9	AB	R	H	RBI	BB	SO	LOB	BOTTOM			
Walt Williams, R (1,9) OBP: 0.387, SLG: 0.414										5	0	2	1	0	0	2	<p><b>Baltimore Orioles @ Chicago White Sox</b> Comiskey Park, Chicago, IL Sun May 14 1972, 4:33 AM EDT Att: 8,863 - Unknown</p>			
Jim Qualls, S (1,8)										3	0	0	0	0	1	3				
Dick Allen, R (1,3) OBP: 0.383, SLG: 0.571										4	0	0	0	0	0	2				
Bill Melton, R (1,5) OBP: 0.300, SLG: 0.325										4	0	0	0	0	1	1				
Rick Reichardt, R (1,7) OBP: 0.295, SLG: 0.231										4	0	3	0	0	1	0				
Mike Andrews, R (1,4) OBP: 0.314, SLG: 0.260										3	2	1	0	1	0	2				
Tom Egan, R (1,2) OBP: 0.143, SLG: 0.143										4	0	1	0	0	1	4				
Rich Morales, R (1,6) OBP: 0.357, SLG: 0.423										4	2	2	2	0	0	5				
Tom Bradley, R (1,1) OBP: 0.211, SLG: 0.211										4	0	3	1	0	0	0				
<b>Inning Stats</b>	R: 0 E: 1 K: 0 S: 4	H: 1 LOB: 1 BB: 0 P: 4	R: 2 E: 0 K: 0 S: 7	H: 4 LOB: 2 BB: 0 P: 7	R: 0 E: 1 K: 1 S: 7	H: 1 LOB: 3 BB: 1 P: 11	R: 0 E: 0 K: 1 S: 5	H: 0 LOB: 0 BB: 0 P: 5	R: 0 E: 0 K: 0 S: 4	H: 1 LOB: 1 BB: 0 P: 4	R: 1 E: 0 K: 2 S: 7	H: 2 LOB: 1 BB: 0 P: 5	R: 0 E: 0 K: 0 S: 5	H: 3 LOB: 1 BB: 0 P: 5	R: 1 E: 0 K: 0 S: 5	H: 3 LOB: 1 BB: 0 P: 5		1B: 10 2B: 1 3B: 0 HR: 1	SF: 0 SAC: 1 DP: 2 HBP: 0	WP: 0 PB: 0 SB: 0 CS: 0
<b>PITCHER</b> Dave McNally, L (1,1) ERA: 1.52	IP: 7.0 WLS: L BF: 32 H: 9 R: 3 ER: 3 SO: 3 BB: 0 IBB: 1 HBP: 0 BLK: 0 WP: 0 HR: 1 S: 39 P: 43 ERA: 3.86 WHIP: 1.286															<b>PITCHER</b>				
Roric Harrison, R (8, 1) ERA: 3.0	IP: 1.0 WLS: 5 BF: 3 H: 1 R: 1 ER: 1 SO: 0 BB: 0 IBB: 0 HBP: 0 BLK: 0 WP: 0 HR: 0 S: 5 P: 5 ERA: 9.00 WHIP: 3.000															<b>PITCHER</b>				

AB 35  
R 4  
H 12  
RBI 4  
BB 1  
SO 4  
LOB 19





Batter	1	2	3	4	5	6	7	8	9	AB	R	H	RBI	BB	SO	LOB	TOP		
Cesar Tovar, R OBP: 0.398, SLG: 0.352 (1, 9)										3	1	1	0	0	0	0	<b>Minnesota Twins @ Chicago White Sox</b> Comiskey Park, Chicago, IL Mon May 15 1972, 8:05 PM EDT Att: 6,186 - Unknown - 50 F		
Danny Thompson, R OBP: 0.317, SLG: 0.379 (1, 6)										4	0	0	0	0	2	3			
Rod Carew, L OBP: 0.392, SLG: 0.400 (1, 4)										3	0	0	1	0	1	0			
Harmon Killebrew, R OBP: 0.411, SLG: 0.459 (1, 3)										4	1	1	1	0	1	0			
Bobby Darwin, R OBP: 0.380, SLG: 0.564 (1, 8)										4	0	0	0	0	0	0			
Steve Brye, R OBP: 0.260, SLG: 0.309 (1, 7)										4	1	2	0	0	0	1			
Eric Soderholm, R OBP: 0.250, SLG: 0.410 (1, 5)										4	0	1	0	0	1	2			
George Mitterwald, R OBP: 0.185, SLG: 0.240 (1, 2)										2	0	0	1	0	0	0			
Jim Perry, S OBP: 0.233, SLG: 0.286 (2, 1)										0	0	0	0	0	0	0			
Ray Corbin, R OBP: 0.233, SLG: 0.200 (5, Ph)										1	0	0	0	0	0	1			
Dan Monzon, R OBP: 0.233, SLG: 0.200 (5, Ph)										0	0	0	0	0	0	1			
Tom Norton, R OBP: 0.167, SLG: 0.167 (8, Ph)										1	0	1	0	0	0	0			
Rick Renick, R OBP: 0.167, SLG: 0.167 (8, Ph)										0	0	0	0	0	0	0			
Dave LaRoche, L OBP: 0.167, SLG: 0.167 (8, Ph)										0	0	0	0	0	0	0			
<b>Inning Stats</b>	R: 1 E: 0 K: 1 S: 5	H: 0 LOB: 0 BB: 0 P: 6	R: 0 E: 0 K: 0 S: 3	H: 1 LOB: 0 BB: 0 P: 3	R: 0 E: 0 K: 0 S: 3	H: 0 LOB: 0 BB: 0 P: 3	R: 0 E: 0 K: 2 S: 7	H: 0 LOB: 0 BB: 0 P: 7	R: 1 E: 1 K: 1 S: 7	H: 1 LOB: 1 BB: 0 P: 7	R: 0 E: 0 K: 0 S: 3	H: 0 LOB: 0 BB: 0 P: 3	R: 0 E: 0 K: 0 S: 3	H: 2 LOB: 2 BB: 0 P: 7	R: 1 E: 0 K: 1 S: 7	H: 2 LOB: 1 BB: 0 P: 7	1B: 3 2B: 2 3B: 0 HR: 1	SF: 1 SAC: 1 DP: 1 HBP: 1	WP: 0 PA: 34 CS: 1
<b>PITCHER</b>	IP WLS BF H R ER SO BB IBB HBP BLK WP HR S P ERA WHIP																		
Wilbur Wood, L ERA: 1.38 (1, 1)	8.2 W 33 6 3 1 5 0 0 1 0 0 1 42 43 1.04 0.692																		
Terry Forster, L ERA: 1.35 (9, 1)	0.1 S 1 0 0 0 1 0 0 0 0 0 0 3 3 0.00 0.000																		

AB	31
R	3
H	6
RBI	3
BB	0
SO	6
LOB	7



Batter	1	2	3	4	5	6	7	8	9	AB	R	H	RBI	BB	SO	LOB	BOTTOM		
Pat Kelly, L OBP: 0.400, SLG: 0.462 (1, 9)										3	2	1	0	1	2	1	<b>Minnesota Twins @ Chicago White Sox</b> Comiskey Park, Chicago, IL Mon May 15 1972, 8:05 PM EDT Att: 6,186 - Unknown - 50 F		
Mike Andrews, R OBP: 0.337, SLG: 0.293 (1, 4)										2	1	2	0	1	0	0			
Rick Reichardt, R OBP: 0.292, SLG: 0.214 (1, 7)										3	0	0	0	1	1	4			
Dick Allen, R OBP: 0.378, SLG: 0.557 (1, 3)										4	0	1	1	0	3	3			
Bill Melton, R OBP: 0.301, SLG: 0.337 (1, 5)										3	0	1	1	0	2	2			
Jorge Orta, L OBP: 0.241, SLG: 0.340 (7, 6)										1	0	0	0	0	0	1			
Jay Johnstone, L OBP: 0.260, SLG: 0.222 (1, 8)										4	0	0	0	0	0	2			
Ed Herrmann, L OBP: 0.259, SLG: 0.288 (1, 2)										3	0	0	0	1	0	0			
Rich Morales, R OBP: 0.344, SLG: 0.379 (1, 6)										3	0	0	0	1	1	3			
Wilbur Wood, R OBP: 0.174, SLG: 0.095 (1, 1)										2	1	1	0	0	0	0			
Terry Forster, L ERA: 1.09 (9, 1)										0	0	0	0	0	0	0			
<b>Inning Stats</b>	R: 2 E: 0 K: 1 S: 8	H: 3 LOB: 3 BB: 2 P: 16	R: 2 E: 1 K: 2 S: 9	H: 2 LOB: 2 BB: 1 P: 13	R: 0 E: 0 K: 1 S: 5	H: 0 LOB: 0 BB: 0 P: 5	R: 0 E: 0 K: 1 S: 6	H: 1 LOB: 1 BB: 0 P: 6	R: 0 E: 0 K: 2 S: 7	H: 0 LOB: 0 BB: 0 P: 7	R: 0 E: 0 K: 1 S: 5	H: 0 LOB: 1 BB: 1 P: 9	R: 0 E: 0 K: 0 S: 3	H: 0 LOB: 0 BB: 0 P: 3	R: 0 E: 0 K: 0 S: 3	H: 0 LOB: 0 BB: 0 P: 3	1B: 4 2B: 3 3B: 0 HR: 0	SF: 0 SAC: 2 DP: 1 HBP: 0	WP: 1 PA: 35 CS: 1
<b>PITCHER</b>	IP WLS BF H R ER SO BB IBB HBP BLK WP HR S P ERA WHIP																		
Jim Perry, R ERA: 2.5 (1, 1)	1.1 L 13 5 4 0 2 2 0 0 0 0 0 0 14 26 0.00 0.375																		
Ray Corbin, R ERA: 0.71 (2, 1)	2.2 8 1 0 0 3 0 0 0 0 0 0 0 14 14 0.00 0.375																		
Tom Norton, R ERA: 0.96 (5, 1)	3.0 11 0 0 0 4 2 0 0 0 0 0 0 17 25 0.00 0.667																		
Dave LaRoche, L ERA: 1.09 (8, 1)	1.0 3 0 0 0 0 0 0 0 0 0 0 0 3 3 0.00 0.000																		

AB	28
R	4
H	6
RBI	2
BB	5
SO	9
LOB	16





Batter	1	2	3	4	5	6	7	8	9	AB	R	H	RBI	BB	SO	LOB	TOP								
<b>Cesar Tovar, R</b> OBP: 0.402, SLG: 0.358 (1, 9)	F7		6-3			FC6-4 1B		6-3 1B		4	0	2	0	0	0	0	<b>Minnesota Twins @ Chicago White Sox</b> Comiskey Park, Chicago, IL Tue May 16 1972, 8:05 PM EDT Att: 15,510 - Unknown - 50 F								
<b>Danny Thompson, R</b> OBP: 0.308, SLG: 0.367 (1, 6)	4-3			4-3		FC6-4 1B		6-3		3	0	0	0	0	0	2									
<b>Jim Nettles, L</b> OBP: 0.406, SLG: 0.240 (8, PH)	4-3					1B				0	0	0	0	0	0	0									
<b>Rick Renick, R</b> OBP: 0.143, SLG: 0.143 (8, 6)						1-2 2-3				1	0	0	0	0	0	1									
<b>Rod Carew, L</b> OBP: 0.385, SLG: 0.391 (1, 4)	G3			1-3		1-3 3-H		4-3		2	0	0	0	0	0	0									
<b>Steve Braun, L</b> OBP: 0.397, SLG: 0.453 (5, 4)						1B				2	0	1	1	0	0	1									
<b>Harmon Killebrew, R</b> OBP: 0.394, SLG: 0.436 (1, 3)		K		F8		F5		K		4	0	0	0	0	2	2									
<b>Bobby Darwin, R</b> OBP: 0.385, SLG: 0.556 (1, 8)					K		4-0 BB	K		3	0	1	0	1	2	0									
<b>Steve Brye, R</b> OBP: 0.247, SLG: 0.292 (1, 7)		1B		F9		5-3 1-2		6-3		4	0	0	0	0	1	2									
<b>Eric Soderholm, R</b> OBP: 0.233, SLG: 0.381 (1, 5)				1-3		5-3				3	0	0	0	0	1	2									
<b>George Mitterwald, R</b> OBP: 0.200, SLG: 0.250 (1, 2)			K			FC6-4 1B		K		3	1	1	0	0	2	1									
<b>Dick Woodson, R</b> OBP: 0.125, SLG: 0.125 (1, 1)				F4		K		F6		2	0	0	0	0	1	1									
<b>Rich Reese, L</b> OBP: 0.313, SLG: 0.429 (8, PH)										1	0	0	0	0	0	0									
<b>Wayne Granger, R</b> OBP: 0.500, SLG: 0.500 (8, 1)										0	0	0	0	0	0	0									
<b>Inning Stats</b>	R: 0 E: 0 K: 0 S: 3	H: 0 LOB: 0 BB: 0 P: 3	R: 0 E: 0 K: 3 S: 10	H: 1 LOB: 1 BB: 0 P: 10	R: 0 E: 0 K: 1 S: 5	H: 0 LOB: 0 BB: 0 P: 5	R: 0 E: 0 K: 0 S: 3	H: 0 LOB: 0 BB: 0 P: 3	R: 0 E: 0 K: 1 S: 5	H: 0 LOB: 0 BB: 0 P: 5	R: 1 E: 0 K: 1 S: 8	H: 3 LOB: 2 BB: 0 P: 8	R: 0 E: 0 K: 1 S: 5	H: 0 LOB: 1 BB: 1 P: 9	R: 0 E: 0 K: 0 S: 4	H: 1 LOB: 1 BB: 0 P: 4	R: 0 E: 0 K: 2 S: 7	H: 0 LOB: 0 BB: 0 P: 7	1B: 5 2B: 0 3B: 0 HR: 0	SF: 0 SAC: 0 DP: 0 HBP: 0	WP: 0 PB: 0 SB: 0 CS: 0	PA: 33			
<b>PITCHER</b>	IP	WLS	BF	H	R	ER	SO	BB	IBB	HBP	BLK	WP	HR	S	P	ERA	WHIP								
<b>Stan Bahnsen, R</b> ERA: 3.54 (1, 1)	5.2	W	21	4	1	1	6	0	0	0	0	0	0	33	33	1.59	0.706								
<b>Vicente Romo, R</b> ERA: 1.04 (8, 1)	1.2		7	1	0	0	1	1	0	0	0	0	0	8	12	0.00	1.200								
<b>Terry Forster, L</b> ERA: 1.2 (8, 1)	1.2	S	5	0	0	0	2	0	0	0	0	0	0	9	9	0.00	0.000								

Batter	1	2	3	4	5	6	7	8	9	AB	R	H	RBI	BB	SO	LOB	BOTTOM								
<b>Pat Kelly, L</b> OBP: 0.419, SLG: 0.485 (1, 9)			1B SF9		F6		4-0 BB			3	1	2	0	1	0	0	<b>Minnesota Twins @ Chicago White Sox</b> Comiskey Park, Chicago, IL Tue May 16 1972, 8:05 PM EDT Att: 15,510 - Unknown - 50 F								
<b>Mike Andrews, R</b> OBP: 0.344, SLG: 0.304 (1, 4)	F6		1B PB		1B FC6-4		5-3 BB			4	1	2	0	0	1	2									
<b>Carlos May, L</b> OBP: 0.386, SLG: 0.449 (1, 7)	F6		1B		1B FC6-4					3	0	1	1	0	0	2									
<b>Jay Johnstone, L</b> OBP: 0.260, SLG: 0.222 (8, 8)	F6		SF9		1B		6-3			0	0	0	0	0	0	0									
<b>Dick Allen, R</b> OBP: 0.363, SLG: 0.533 (1, 3)	K		1-3		FC6-4			2-3		4	0	0	1	0	1	3									
<b>Rick Reichardt, R</b> OBP: 0.308, SLG: 0.222 (8, 7)		FC6-4 BB		1B		K		4-3		3	0	1	0	1	1	1									
<b>Jorge Orta, L</b> OBP: 0.224, SLG: 0.316 (1, 6)	F6			F7		K		F5		4	0	0	0	0	1	2									
<b>Tom Egan, R</b> OBP: 0.129, SLG: 0.129 (1, 2)	K			K		K				3	0	0	0	0	3	2									
<b>Rich Morales, R</b> OBP: 0.343, SLG: 0.375 (1, 5)	FC6-4				F6					3	0	1	0	0	0	1									
<b>Stan Bahnsen, R</b> OBP: 0.176, SLG: 0.176 (1, 1)					K		5-3			2	0	0	0	0	1	2									
<b>Vicente Romo, R</b> (6, 1)										1	0	0	0	0	1	0									
<b>Terry Forster, L</b> (8, 1)										0	0	0	0	0	0	0									
<b>Inning Stats</b>	R: 0 E: 0 K: 1 S: 6	H: 1 LOB: 1 BB: 0 P: 6	R: 0 E: 0 K: 1 S: 5	H: 0 LOB: 1 BB: 1 P: 9	R: 1 E: 0 K: 1 S: 7	H: 2 LOB: 1 BB: 0 P: 7	R: 0 E: 0 K: 1 S: 7	H: 2 LOB: 2 BB: 0 P: 7	R: 1 E: 0 K: 1 S: 7	H: 2 LOB: 1 BB: 0 P: 7	R: 0 E: 0 K: 2 S: 7	H: 0 LOB: 0 BB: 0 P: 7	R: 0 E: 0 K: 2 S: 7	H: 0 LOB: 1 BB: 1 P: 11	R: 0 E: 0 K: 0 S: 3	H: 0 LOB: 0 BB: 0 P: 3	1B: 6 2B: 1 3B: 0 HR: 0	SF: 1 SAC: 0 DP: 0 HBP: 0	WP: 0 PB: 1 SB: 2 CS: 0	PA: 33					
<b>PITCHER</b>	IP	WLS	BF	H	R	ER	SO	BB	IBB	HBP	BLK	WP	HR	S	P	ERA	WHIP								
<b>Dick Woodson, R</b> ERA: 2.56 (1, 1)	7.0	L	30	7	2	2	9	2	0	0	0	0	0	46	54	2.57	1.286								
<b>Wayne Granger, R</b> ERA: 0.66 (8, 1)	1.0		3	0	0	0	0	0	0	0	0	0	0	3	3	0.00	0.000								





Batter	1	2	3	4	5	6	7	8	9	AB	R	H	RBI	BB	SO	LOB	TOP										
<b>Cesar Tovar, R</b> OBP: 0.410, SLG: 0.357 (1, 9)										3	3	1	0	2	0	1	<b>Minnesota Twins @ Chicago White Sox</b> Comiskey Park, Chicago, IL Wed May 17 1972, 4:33 AM EDT Att: 10,533 - Unknown - 58 F										
<b>Danny Thompson, R</b> OBP: 0.312, SLG: 0.398 (1, 6)										5	1	2	4	0	0	2											
<b>Steve Braun, L</b> OBP: 0.397, SLG: 0.441 (1, 4)										4	1	1	1	1	0	1											
<b>Harmon Killebrew, R</b> OBP: 0.398, SLG: 0.463 <b>Wayne Granger, R</b> OBP: 0.500, SLG: 0.500 (7, 1)										4	1	1	2	0	0	1											
<b>Bobby Darwin, R</b> OBP: 0.370, SLG: 0.529 (1, 8)										0	0	0	0	0	0	0											
<b>Jim Nettles, L</b> OBP: 0.417, SLG: 0.250 (1, 7)										3	1	1	0	1	1	0											
<b>Eric Soderholm, R</b> OBP: 0.239, SLG: 0.378 (1, 5)										3	0	1	0	0	0	1											
<b>Phil Roof, R</b> OBP: 0.268, SLG: 0.378 <b>Rod Carew, L</b> OBP: 0.390, SLG: 0.391 <b>Rick Dempsey, R</b> OBP: 0.308, SLG: 0.143 (7, PH)										2	0	0	0	0	2	1											
<b>Bert Blyleven, R</b> OBP: 0.190, SLG: 0.190 <b>Rich Reese, L</b> OBP: 0.276, SLG: 0.375 (7, PH)										0	1	0	0	1	0	0											
<b>Bert Blyleven, R</b> OBP: 0.190, SLG: 0.190 <b>Rich Reese, L</b> OBP: 0.276, SLG: 0.375 (7, PH)										2	0	0	0	0	2	1											
<b>Inning Stats</b>	R: 3 E: 0 K: 2 S: 9	H: 2 LOB: 0 BB: 1 P: 13	R: 0 E: 0 K: 2 S: 7	H: 0 LOB: 0 BB: 0 P: 7	R: 0 E: 0 K: 0 S: 3	H: 0 LOB: 0 BB: 0 P: 3	R: 0 E: 0 K: 1 S: 5	H: 0 LOB: 0 BB: 0 P: 5	R: 0 E: 0 K: 2 S: 8	H: 1 LOB: 2 BB: 1 P: 12	R: 0 E: 0 K: 0 S: 3	H: 0 LOB: 0 BB: 0 P: 3	R: 4 E: 0 K: 0 S: 6	H: 3 LOB: 1 BB: 2 P: 14	R: 0 E: 0 K: 1 S: 4	H: 0 LOB: 0 BB: 1 P: 8	R: 1 E: 0 K: 1 S: 7	H: 2 LOB: 1 BB: 0 P: 7	1B: 5 2B: 1 3B: 1 HR: 1	SF: 0 SAC: 1 DP: 1 HBP: 0	WP: 2 PB: 0 CS: 0	PA: 39					
<b>PITCHER</b>	IP	WLS	BF	H	R	ER	SO	BB	IBB	HBP	BLK	WP	HR	S	P	ERA	WHIP										
<b>Tom Bradley, R</b> ERA: 3.26 (1, 1)	6.0	L	23	3	3	3	7	1	1	0	0	1	1	35	43	4.50	0.667										
<b>Bart Johnson, R</b> ERA: 11.42 (7, 1)	1.0		8	3	4	4	0	0	2	0	0	0	0	6	14	36.00	3.000										
<b>Dave Lemonds, L</b> ERA: 3.86 (8, 1)	1.0		3	0	0	0	1	1	0	0	0	0	0	4	8	0.00	1.000										
<b>Rich Gossage, R</b> ERA: 2.45 (9, 1)	1.0		5	2	1	1	1	0	0	0	0	1	0	7	7	9.00	2.000										

Batter	1	2	3	4	5	6	7	8	9	AB	R	H	RBI	BB	SO	LOB	BOTTOM										
<b>Pat Kelly, L</b> OBP: 0.418, SLG: 0.465 (1, 9)										3	0	0	0	2	0	1	<b>Minnesota Twins @ Chicago White Sox</b> Comiskey Park, Chicago, IL Wed May 17 1972, 4:33 AM EDT Att: 10,533 - Unknown - 58 F										
<b>Mike Andrews, R</b> OBP: 0.337, SLG: 0.310 (1, 4)										5	1	1	0	0	0	3											
<b>Carlos May, L</b> OBP: 0.366, SLG: 0.422 (1, 7)										5	0	0	0	0	0	4											
<b>Dick Allen, R</b> OBP: 0.368, SLG: 0.531 (1, 3)										4	0	2	1	0	2	4											
<b>Bill Melton, R</b> OBP: 0.299, SLG: 0.333 (1, 5)										4	0	1	0	0	1	4											
<b>Jay Johnstone, L</b> OBP: 0.299, SLG: 0.224 (1, 8)										4	0	1	0	0	1	2											
<b>Tom Egan, R</b> OBP: 0.171, SLG: 0.171 (1, 2)										4	0	2	0	0	1	1											
<b>Rich Morales, R</b> OBP: 0.333, SLG: 0.361 (1, 6)										4	0	1	0	0	3	3											
<b>Tom Bradley, R</b> OBP: 0.228, SLG: 0.238 <b>Jorge Orta, L</b> OBP: 0.200, SLG: 0.310 <b>Bart Johnson, R</b> <b>Dave Lemonds, L</b> <b>Jim Qualls, S</b> <b>Rich Gossage, R</b> (1, 1) (6, PH) (7, 1) (8, 1) (8, PH) (9, 1)										2	0	1	0	0	1	1											
<b>Inning Stats</b>	R: 0 E: 0 K: 1 S: 5	H: 0 LOB: 1 BB: 1 P: 9	R: 0 E: 0 K: 2 S: 8	H: 1 LOB: 0 BB: 0 P: 8	R: 0 E: 0 K: 1 S: 7	H: 1 LOB: 3 BB: 1 P: 11	R: 0 E: 0 K: 2 S: 8	H: 1 LOB: 1 BB: 0 P: 8	R: 1 E: 0 K: 1 S: 8	H: 3 LOB: 2 BB: 0 P: 8	R: 0 E: 0 K: 0 S: 4	H: 1 LOB: 1 BB: 0 P: 4	R: 0 E: 0 K: 1 S: 6	H: 1 LOB: 1 BB: 0 P: 6	R: 0 E: 0 K: 0 S: 3	H: 0 LOB: 0 BB: 0 P: 3		1B: 8 2B: 1 3B: 0 HR: 0	SF: 0 SAC: 0 DP: 0 HBP: 0	WP: 0 PB: 0 CS: 0	PA: 39						
<b>PITCHER</b>	IP	WLS	BF	H	R	ER	SO	BB	IBB	HBP	BLK	WP	HR	S	P	ERA	WHIP										
<b>Bert Blyleven, R</b> ERA: 2.63 (1, 1)	6.0	W	28	7	1	1	9	2	0	0	0	0	0	44	52	1.50	1.500										
<b>Wayne Granger, R</b> ERA: 0.54 (7, 1)	3.0	S	11	2	0	0	1	0	0	0	0	0	0	13	13	0.00	0.667										





Batter	1	2	3	4	5	6	7	8	9	AB	R	H	RBI	BB	SO	LOB	TOP								
Sandy Alomar Sr. S OBP: 0.333, SLG: 0.301 (1,4)										4	0	1	0	0	0	1	<b>California Angels @ Chicago White Sox</b> Comiskey Park, Chicago, IL Fri May 19 1972, 8:05 PM EDT Att: 21,838 - Unknown								
Mickey Rivers L OBP: 0.288, SLG: 0.254 (1,8)										4	0	1	0	0	3	1									
Andy Kosco R OBP: 0.225, SLG: 0.300 (1,7)										4	0	1	0	0	0	2									
Bob Oliver R OBP: 0.281, SLG: 0.423 (1,3)										4	0	1	0	0	1	1									
Ken McMullen R OBP: 0.311, SLG: 0.293 (1,5)										4	0	0	0	0	1	1									
Leo Cardenas R OBP: 0.287, SLG: 0.337 (1,6)										4	0	1	0	0	0	1									
Leroy Stanton R OBP: 0.222, SLG: 0.317 (9, PH)										3	0	0	0	0	0	1									
Vada Pinson L OBP: 0.347, SLG: 0.462 (9, PH)										0	0	0	0	0	0	0									
Winston Llenas R OBP: 0.333, SLG: 0.345 (9, PH)										4	0	0	0	0	0	3									
Art Kusnyer R OBP: 0.341, SLG: 0.237 (1,2)										4	0	0	0	0	0	3									
Eddie Fisher R OBP: 0.286, SLG: 0.286 (1,1)										2	0	0	0	0	0	2									
Syd O'Brien R OBP: 0.250, SLG: 0.545 (8, PH)										1	1	1	1	0	0	0									
Don Rose R (8,1)										0	0	0	0	0	0	0									
<b>Inning Stats</b>	R: 0 E: 0 K: 1 S: 5	H: 1 LOB: 0 BB: 0 P: 5	R: 0 E: 0 K: 1 S: 5	H: 0 LOB: 0 BB: 0 P: 5	R: 0 E: 1 K: 0 S: 4	H: 0 LOB: 1 BB: 0 P: 4	R: 0 E: 0 K: 1 S: 5	H: 0 LOB: 0 BB: 0 P: 5	R: 0 E: 0 K: 1 S: 7	H: 1 LOB: 2 BB: 0 P: 7	R: 0 E: 0 K: 0 S: 4	H: 0 LOB: 0 BB: 0 P: 4	R: 0 E: 0 K: 0 S: 3	H: 0 LOB: 0 BB: 0 P: 3	R: 1 E: 0 K: 1 S: 7	H: 2 LOB: 1 BB: 0 P: 7	R: 0 E: 0 K: 0 S: 5	H: 2 LOB: 2 BB: 0 P: 5	1B: 4 2B: 2 3B: 0 HR: 1	SF: 0 SAC: 0 DP: 0 HBP: 0	WP: 0 PB: 0 SB: 0 CS: 0	PA: 36			
<b>PITCHER</b>	IP	WLS	BF	H	R	ER	SO	BB	IBB	HBP	BLK	WP	HR	S	P	ERA	WHIP								
Wilbur Wood L ERA: 1.36 (1,1)	8.0	W	31	6	1	1	5	0	0	0	0	0	1	41	41	1.12	0.750								
Steve Kealey R ERA (9,1)	0.2		2	0	0	0	0	0	0	0	0	0	0	2	2	0.00	0.000								
Terry Forster L ERA: 1.17 (9,1)	0.1	S	2	1	0	0	0	0	0	0	0	0	0	2	2	0.00	3.000								

Batter	1	2	3	4	5	6	7	8	9	AB	R	H	RBI	BB	SO	LOB	BOTTOM								
Pat Kelly L OBP: 0.410, SLG: 0.453 (1,9)										4	0	1	0	0	0	2	<b>California Angels @ Chicago White Sox</b> Comiskey Park, Chicago, IL Fri May 19 1972, 8:05 PM EDT Att: 21,838 - Unknown								
Mike Andrews R OBP: 0.333, SLG: 0.302 (1,4)										2	0	0	1	1	0	0									
Carlos May L OBP: 0.361, SLG: 0.414 (1,7)										4	0	1	0	0	1	2									
Jay Johnstone L OBP: 0.259, SLG: 0.224 (9,8)										0	0	0	0	0	0	0									
Dick Allen R OBP: 0.364, SLG: 0.520 (1,3)										4	0	1	0	0	1	2									
Bill Melton R OBP: 0.290, SLG: 0.323 (1,5)										3	1	0	0	0	0	1									
Rick Reichardt R OBP: 0.309, SLG: 0.229 (9,7)										3	1	1	0	0	1	0									
Ed Herrmann L OBP: 0.246, SLG: 0.273 (1,2)										3	0	0	0	0	0	2									
Rich Morales R OBP: 0.333, SLG: 0.359 (1,6)										3	0	1	1	0	0	0									
Wilbur Wood R OBP: 0.231, SLG: 0.167 (1,1)										3	1	2	1	0	0	0									
Steve Kealey R (9,1)										0	0	0	0	0	0	0									
Terry Forster L (9,1)										0	0	0	0	0	0	0									
<b>Inning Stats</b>	R: 0 E: 0 K: 1 S: 5	H: 0 LOB: 0 BB: 1 P: 9	R: 0 E: 0 K: 1 S: 5	H: 0 LOB: 0 BB: 0 P: 5	R: 1 E: 0 K: 0 S: 5	H: 2 LOB: 1 BB: 0 P: 5	R: 2 E: 0 K: 0 S: 7	H: 4 LOB: 2 BB: 0 P: 7	R: 0 E: 0 K: 0 S: 3	H: 1 LOB: 0 BB: 0 P: 3	R: 0 E: 0 K: 0 S: 3	H: 0 LOB: 0 BB: 0 P: 3	R: 0 E: 0 K: 1 S: 5	H: 0 LOB: 0 BB: 0 P: 5	R: 0 E: 0 K: 1 S: 5	H: 0 LOB: 0 BB: 0 P: 5	1B: 7 2B: 0 3B: 0 HR: 0	SF: 1 SAC: 0 DP: 1 HBP: 0	WP: 0 PB: 0 SB: 1 CS: 0	PA: 31					
<b>PITCHER</b>	IP	WLS	BF	H	R	ER	SO	BB	IBB	HBP	BLK	WP	HR	S	P	ERA	WHIP								
Eddie Fisher R ERA: 2.57 (1,1)	7.0	L	28	7	3	3	2	1	0	0	0	0	0	31	35	3.86	1.143								
Don Rose R ERA (8,1)	1.0		3	0	0	0	1	0	0	0	0	0	0	5	5	0.00	0.000								



Batter	1	2	3	4	5	6	7	8	9	AB	R	H	RBI	BB	SO	LOB	TOP					
Sandy Alomar Sr, S OBP: 0.325, SLG: 0.293 Winston Lenas, R OBP: 0.353, SLG: 0.333	3-1		K			F8			6-3	3	0	0	0	0	1	0						
Mickey Rivers, L OBP: 0.273, SLG: 0.239	K		K			6-3			F7	4	0	0	0	0	2	0						
Vada Pinson, L OBP: 0.333, SLG: 0.442	E6			F6			G3		E4	4	0	0	0	0	0	0						
Bob Oliver, R OBP: 0.271, SLG: 0.409	F4			K			F8		4-3	4	0	0	0	0	1	2						
Jim Spencer, L OBP: 0.247, SLG: 0.267		F9		F9			K			3	0	0	0	0	1	0						
Ken McMullen, R OBP: 0.323, SLG: 0.306					6-3				FC6-4 1B	3	0	2	0	0	0	0						
Leo Cardenas, R OBP: 0.292, SLG: 0.330 Syd O'Brien, L OBP: 0.231, SLG: 0.500		F7			F9			F4		2	0	0	0	0	0	1	AB 31					
Art Kusnyer, R OBP: 0.333, SLG: 0.231 John Stephenson, L OBP: 0.250, SLG: 0.250		K			4-3			F9		1	0	0	0	0	1	1	R 0					
Rickey Clark, R OBP: 0.220, SLG: 0.293 Don Rose, R OBP: 0.220, SLG: 0.293			F5			4-3		FC6-4 1-2		1	0	0	0	0	0	0	H 2					
										1	0	0	0	0	0	0	RBI 0					
										1	0	0	0	0	0	0	BB 0					
										0	0	0	0	0	0	0	SO 6					
										0	0	0	0	0	0	0	LOB 7					
<b>Inning Stats</b>	R: 0 E: 1 K: 1 S: 6	H: 0 LOB: 1 BB: 0 P: 6	R: 0 E: 0 K: 1 S: 6	H: 1 LOB: 1 BB: 0 P: 6	R: 0 E: 0 K: 2 S: 7	H: 0 LOB: 0 BB: 0 P: 7	R: 0 E: 0 K: 1 S: 5	H: 0 LOB: 0 BB: 0 P: 5	R: 0 E: 0 K: 0 S: 3	H: 0 LOB: 0 BB: 0 P: 3	R: 0 E: 0 K: 0 S: 3	H: 0 LOB: 0 BB: 0 P: 3	R: 0 E: 0 K: 1 S: 5	H: 0 LOB: 0 BB: 0 P: 5	R: 0 E: 0 K: 0 S: 4	H: 1 LOB: 1 BB: 0 P: 4	R: 0 E: 1 K: 0 S: 4	H: 0 LOB: 1 BB: 0 P: 4	1B: 2 2B: 0 3B: 0 HR: 0	SF: 0 SAC: 0 DP: 0 HBP: 0	WP: 0 PB: 0 CS: 0	PA: 31
<b>PITCHER</b> Stan Bahnsen, R ERA: 2.98	IP: 9.0 WLS: W BF: 31 H: 2 R: 0 ER: 0 SO: 6 BB: 0 IBB: 0 HBP: 0 BLK: 0 WP: 0 HR: 0 S: 43 P: 43 ERA: 0.00 WHIP: 0.222																					

California Angels @ Chicago White Sox  
Comiskey Park, Chicago, IL  
Sat May 20 1972, 8:05 PM EDT  
Att: 21,190 - Unknown

AB 31  
R 0  
H 2  
RBI 0  
BB 0  
SO 6  
LOB 7



Batter	1	2	3	4	5	6	7	8	9	AB	R	H	RBI	BB	SO	LOB	BOTTOM			
Pat Kelly, L OBP: 0.409, SLG: 0.475	E 2B		4-3	1B 2B		F8		4-3		5	2	2	0	0	0	0				
Mike Andrews, R OBP: 0.346, SLG: 0.303	FC6-4 BB		E WP BB	1B 1B		F8		L5		3	1	1	0	2	0	0				
Carlos May, L OBP: 0.347, SLG: 0.396	FC6-4 HR 1-2 2-H		E4 WP 1B	K		K				4	2	0	0	0	2	5				
Dick Allen, R OBP: 0.377, SLG: 0.553	HR		1B 1B BB	FC5-4 1B		F8				3	1	2	4	1	0	0				
Bill Melton, R OBP: 0.288, SLG: 0.320	F8		FC4-6 1B	FC5-4 1-2		F7				4	0	1	1	0	0	2				
Jay Johnstone, L OBP: 0.259, SLG: 0.212	G3		K		F5		PB 1B BB			3	1	0	0	1	1	2				
Ed Herrmann, L OBP: 0.246, SLG: 0.271		4-3	FC4-6 1-2		F7		1B			4	0	1	1	0	0	2	AB 33			
Rich Morales, R OBP: 0.326, SLG: 0.333		5-3		F2			FC6-4 HBP			3	0	0	0	0	0	1	R 8			
Stan Bahnsen, R OBP: 0.190, SLG: 0.190		5-3		2B 1B 1B		FC6-4		F9		4	1	1	0	0	0	1	H 8			
																	RBI 6			
																	BB 4			
																	SO 3			
																	LOB 13			
<b>Inning Stats</b>	R: 3 E: 1 K: 0 S: 5	H: 2 LOB: 0 BB: 1 P: 9	R: 0 E: 0 K: 0 S: 3	H: 0 LOB: 0 BB: 0 P: 3	R: 2 E: 1 K: 1 S: 7	H: 1 LOB: 2 BB: 2 P: 15	R: 2 E: 0 K: 1 S: 9	H: 4 LOB: 2 BB: 0 P: 9	R: 0 E: 0 K: 0 S: 3	H: 0 LOB: 1 BB: 0 P: 4	R: 0 E: 0 K: 1 S: 5	H: 0 LOB: 0 BB: 0 P: 5	R: 1 E: 0 K: 0 S: 4	H: 1 LOB: 1 BB: 1 P: 8	R: 0 E: 0 K: 0 S: 3	H: 0 LOB: 0 BB: 0 P: 3	1B: 5 2B: 2 3B: 0 HR: 1	SF: 0 SAC: 0 DP: 0 HBP: 1	WP: 1 PB: 1 CS: 0	PA: 38
<b>PITCHER</b> Rickey Clark, R ERA: 4.35 Mel Queen, R ERA: 6.62 Don Rose, R ERA:	IP: 2.1 WLS: L BF: 13 H: 6 R: 3 ER: 2 SO: 4 BB: 1 IBB: 0 HBP: 0 BLK: 0 WP: 0 HR: 1 S: 10 P: 22 ERA: 15.43 WHIP: 2.143																			

California Angels @ Chicago White Sox  
Comiskey Park, Chicago, IL  
Sat May 20 1972, 8:05 PM EDT  
Att: 21,190 - Unknown

AB 33  
R 8  
H 8  
RBI 6  
BB 4  
SO 3  
LOB 13





Batter	1	2	3	4	5	6	7	8	9	AB	R	H	RBI	BB	SO	LOB	TOP										
Sandy Alomar Sr. S OBP: 0.321, SLG: 0.289 (1.4)	0-3 K		0-0 CS 1B	0-0 P3		0-0 F8		0-0 4-3		5	0	1	1	0	1	2	<b>California Angels @ Chicago White Sox</b> Comiskey Park, Chicago, IL Sun May 21 1972, 4:33 AM EDT Att: 14,636 - Unknown										
Leo Cardenas R OBP: 0.287, SLG: 0.333 (1.6)	0-0 F7		0-0 1B 1B	0-0 F2		0-0 6-3		0-0 G3 1B		5	0	2	2	0	0	1											
Vada Pinson L OBP: 0.337, SLG: 0.470 (1.7)	0-0 F9		0-0 F9					0-0 G3		5	2	2	1	0	0	2											
Bob Oliver R OBP: 0.285, SLG: 0.420 (3.3)		0-0 6-3	0-0 1B		0-0 1B FC6-2 2B		0-3 K	4-0 1B		4	0	2	0	1	1	0											
Jim Spencer L OBP: 0.242, SLG: 0.261 Don Rose R ERA: 2.7 Winston Lienes R OBP: 0.344, SLG: 0.355 Steve Barber L ERA: 5.21 Eddie Fisher R ERA: 2.87 Alan Foster R ERA: 27.0 (1.3)	0-0 F5		0-3 K		0-0 FC6-2 1B		0-3 K	0-3 K		2	0	0	0	0	0	1											
Ken McMullen R OBP: 0.337, SLG: 0.299 (1.5)	4-0 BB			4-0 2B BB	0-0 F2		4-0 BB	0-0 4-3		2	1	0	0	3	0	2											
Mickey Rivers L OBP: 0.268, SLG: 0.237 (1.8)	0-0 F7		0-3 K	0-3 K	0-0 FC6-2		0-0 F2	0-0 CS 1B		5	0	1	0	0	1	5											
Jeff Torborg R OBP: 0.278, SLG: 0.265 Art Kusnyer R OBP: 0.340, SLG: 0.317 (1.2)			4-0 1B BB	0-0 1B BB	0-0 F4			0-0 F6		2	2	1	0	1	0	2											
Rudy May L (1.1)			0-0 1B 1B	0-0 2B			0-3 K			0	0	0	0	0	0	0											
Leroy Stanton R OBP: 0.265, SLG: 0.378 (3.9)			1-2 1B 1B	2-H 3-H 2B				4-3 1B		4	2	3	2	0	1	0											
<b>Inning Stats</b>	R: 0 E: 0 K: 1 S: 5	H: 0 LOB: 0 BB: 0 P: 5	R: 0 E: 0 K: 0 S: 3	H: 0 LOB: 1 BB: 1 P: 7	R: 2 E: 0 K: 1 S: 8	H: 4 LOB: 2 BB: 1 P: 12	R: 2 E: 0 K: 1 S: 7	H: 2 LOB: 1 BB: 1 P: 11	R: 1 E: 0 K: 0 S: 6	H: 3 LOB: 2 BB: 0 P: 6	R: 0 E: 0 K: 1 S: 5	H: 0 LOB: 0 BB: 0 P: 5	R: 1 E: 0 K: 2 S: 8	H: 1 LOB: 1 BB: 1 P: 12	R: 2 E: 0 K: 1 S: 8	H: 3 LOB: 2 BB: 1 P: 12	R: 0 E: 0 K: 0 S: 3	H: 1 LOB: 0 BB: 0 P: 3	1B: 9 2B: 3 3B: 0 HR: 2	SF: 0 SAC: 0 DP: 0 HBP: 0	WP: 0 PB: 0 CS: 2	PA: 44					
<b>PITCHER</b>	IP	WLS	BF	H	R	ER	SO	BB	IBB	HBP	BLK	WP	HR	S	P	ERA	WHIP										
Tom Bradley R ERA: 3.74 (1.1)	3.1		18	6	4	4	3	3	0	0	0	0	0	21	33	10.80	2.700										
Rich Gossage R ERA: 2.7 (4.1)	2.2		11	3	1	1	1	0	0	0	0	0	0	13	13	3.38	1.125										
Vicente Romo R ERA: 3.6 (7.1)	1.1		9	4	3	3	2	1	0	0	0	0	2	12	16	20.25	3.750										
Dave Lemonds L ERA: 3.38 (8.1)	0.2		3	0	0	0	1	0	1	0	0	0	0	4	8	0.00	0.000										
Steve Kealey R ERA: (9.1)	1.0	W	3	1	0	0	0	0	0	0	0	0	0	3	3	0.00	1.000										

Batter	1	2	3	4	5	6	7	8	9	AB	R	H	RBI	BB	SO	LOB	BOTTOM										
Walt Williams R OBP: 0.343, SLG: 0.364 Vicente Romo R (1.9)	0-0 5-3		0-0 E5 HR	0-0 F4		0-0 F7		0-3 K		4	1	0	0	0	0	3	<b>California Angels @ Chicago White Sox</b> Comiskey Park, Chicago, IL Sun May 21 1972, 4:33 AM EDT Att: 14,636 - Unknown										
Dave Lemonds L (8.1)			2-3 HR							0	0	0	0	0	0	0											
Jorge Orta L OBP: 0.217, SLG: 0.305 Steve Kealey R (9.1)										1	0	0	0	0	1	1											
Mike Andrews R OBP: 0.386, SLG: 0.330 (1.4)	0-0 1B 1B	0-3 K			0-0 BB	0-0 1B		0-0 1B HR		5	2	4	1	0	1	2											
Dick Allen R OBP: 0.378, SLG: 0.570 (1.3)	4-0 1B 1B	0-0 1B HR			0-0 F7	0-0 F3		0-0 F7		4	2	1	3	1	0	4											
Bill Melton R OBP: 0.294, SLG: 0.317 (1.5)	0-3 K	0-0 F7			4-0 1B BB		0-0 6-3	0-0 HR 1B		4	1	1	0	1	1	2											
Rick Reichardt R OBP: 0.310, SLG: 0.235 Chuck Brinkman R OBP: 0.500, SLG: 0.500 Ed Herrmann L OBP: 0.242, SLG: 0.267 (1.8)	0-0 1B		0-0 F7		0-0 F8		0-0 FC4-6 1B	0-0 F7		3	0	1	1	0	0	2											
Carlos May L OBP: 0.346, SLG: 0.427 (1.7)	0-0 1B		0-0 F8		0-0 L9		0-0 FC4-6 CS	0-0 HR		5	1	2	4	0	0	3											
Tom Egan R OBP: 0.184, SLG: 0.162 Luis Alvarado R OBP: 0.143, SLG: 0.143 Jay Johnstone L OBP: 0.271, SLG: 0.226 (1.2)	0-3 K		0-3 6-3		4-0 1B BB	0-0 CS	0-0 4-3 PB 1B			2	0	0	0	1	1	2											
Rich Morales R OBP: 0.320, SLG: 0.311 (1.6)		0-0 F7		0-0 F9		4-0 1B BB	0-0 F3			3	0	0	0	1	0	1											
Tom Bradley R OBP: 0.273, SLG: 0.318 Rich Gossage R (4.1)		0-0 E HR 2B		0-3 K		0-0 F4		0-0 4-3		1	1	1	0	0	0	0											
Pat Kelly L OBP: 0.400, SLG: 0.463 (6.9)								2-3		2	0	0	0	0	0	3											
<b>Inning Stats</b>	R: 2 E: 0 K: 2 S: 10	H: 3 LOB: 2 BB: 1 P: 14	R: 3 E: 1 K: 1 S: 8	H: 2 LOB: 0 BB: 0 P: 8	R: 0 E: 0 K: 0 S: 3	H: 0 LOB: 0 BB: 0 P: 3	R: 0 E: 0 K: 1 S: 5	H: 0 LOB: 0 BB: 0 P: 5	R: 0 E: 0 K: 0 S: 4	H: 1 LOB: 2 BB: 1 P: 8	R: 1 E: 0 K: 0 S: 4	H: 1 LOB: 2 BB: 2 P: 12	R: 0 E: 0 K: 0 S: 3	H: 1 LOB: 0 BB: 0 P: 3	R: 0 E: 0 K: 1 S: 6	H: 1 LOB: 1 BB: 0 P: 6	R: 3 E: 0 K: 0 S: 5	H: 3 LOB: 0 BB: 0 P: 5	1B: 9 2B: 1 3B: 0 HR: 2	SF: 0 SAC: 0 DP: 0 HBP: 0	WP: 0 PB: 1 CS: 1	PA: 43					
<b>PITCHER</b>	IP	WLS	BF	H	R	ER	SO	BB	IBB	HBP	BLK	WP	HR	S	P	ERA	WHIP										
Rudy May L ERA: 6.14 (1.1)	2.0		13	5	5	2	3	1	0	0	0	0	0	8	8	9.00	3.000										
Don Rose R ERA: (3.1)	2.0		6	0	0	0	1	0	0	0	0	0	0	8	8	0.00	0.000										
Steve Barber L ERA: 5.21 (5.1)	1.0		7	1	1	1	0	3	0	0	0	0	0	4	16	9.00	4.000										
Eddie Fisher R ERA: 2.87 (6.1)	3.1		14	5	2	2	1	0	0	0	0	0	0	16	16	5.40	1.500										
Alan Foster R ERA: 27.0 (9.1)	0.1	L	2	1	1	1	0	0	0	0	0	0	1	2	2	27.00	3.000										







Batter	1	2	3	4	5	6	7	8	9	AB	R	H	RBI	BB	SO	LOB	TOP				
Pat Kelly, L OBP: 0.400, SLG: 0.438 (1,9)										3	1	1	0	2	0	0					
Mike Andrews, R OBP: 0.371, SLG: 0.330 (1,4)										2	0	0	0	2	0	0					
Carlos May, L Steve Kealey, R OBP: 0.371, SLG: 0.467 (9,1)										5	1	2	1	0	2	4					
Dick Allen, R OBP: 0.367, SLG: 0.552 (1,3)										4	0	1	0	0	0	2					
Bill Melton, R OBP: 0.288, SLG: 0.303 (1,5)										4	0	1	1	0	1	2					
Rick Reichardt, R Jay Johnstone, L OBP: 0.339, SLG: 0.278 (8,PH)										2	0	2	0	1	0	0					
Ed Herrmann, L OBP: 0.247, SLG: 0.269 (1,2)										4	0	0	0	0	0	6					
Rich Morales, R OBP: 0.293, SLG: 0.283 (1,6)										4	0	0	0	0	0	1					
Stan Bahnsen, R Terry Forster, L OBP: 0.167, SLG: 0.167 (8,1)										3	0	0	0	0	1	1					
Jorge Orta, L Walt Williams, R OBP: 0.213, SLG: 0.300 (9,PH)										0	0	0	0	0	0	0					
Ed Herrmann, L OBP: 0.247, SLG: 0.269 (1,2)										0	0	0	0	0	0	0					
<b>Inning Stats</b>	R: 2 E: 0 K: 0 S: 6	H: 3 LOB: 2 BB: 1 P: 10	R: 0 E: 0 K: 0 S: 3	H: 0 LOB: 0 BB: 0 P: 3	R: 0 E: 0 K: 0 S: 4	H: 1 LOB: 1 BB: 0 P: 4	R: 0 E: 0 K: 1 S: 6	H: 1 LOB: 1 BB: 0 P: 6	R: 0 E: 0 K: 0 S: 5	H: 0 LOB: 0 BB: 2 P: 5	R: 0 E: 0 K: 0 S: 3	H: 1 LOB: 2 BB: 2 P: 11	R: 0 E: 0 K: 1 S: 5	H: 1 LOB: 2 BB: 1 P: 9	R: 0 E: 0 K: 1 S: 5	H: 0 LOB: 2 BB: 13 P: 13	1B: 4 2B: 3 3B: 0 HR: 0	SF: 0 SAC: 1 DP: 1 HBP: 0	WP: 1 PB: 0 SB: 1 CS: 0	PA: 39	
<b>PITCHER</b>	IP WLS BF H R ER SO BB IBB HBP BLK WP HR S P ERA WHIP	IP WLS BF H R ER SO BB IBB HBP BLK WP HR S P ERA WHIP	IP WLS BF H R ER SO BB IBB HBP BLK WP HR S P ERA WHIP	IP WLS BF H R ER SO BB IBB HBP BLK WP HR S P ERA WHIP	IP WLS BF H R ER SO BB IBB HBP BLK WP HR S P ERA WHIP	IP WLS BF H R ER SO BB IBB HBP BLK WP HR S P ERA WHIP	IP WLS BF H R ER SO BB IBB HBP BLK WP HR S P ERA WHIP	IP WLS BF H R ER SO BB IBB HBP BLK WP HR S P ERA WHIP	IP WLS BF H R ER SO BB IBB HBP BLK WP HR S P ERA WHIP	IP WLS BF H R ER SO BB IBB HBP BLK WP HR S P ERA WHIP	IP WLS BF H R ER SO BB IBB HBP BLK WP HR S P ERA WHIP	IP WLS BF H R ER SO BB IBB HBP BLK WP HR S P ERA WHIP	IP WLS BF H R ER SO BB IBB HBP BLK WP HR S P ERA WHIP	IP WLS BF H R ER SO BB IBB HBP BLK WP HR S P ERA WHIP	IP WLS BF H R ER SO BB IBB HBP BLK WP HR S P ERA WHIP	IP WLS BF H R ER SO BB IBB HBP BLK WP HR S P ERA WHIP	IP WLS BF H R ER SO BB IBB HBP BLK WP HR S P ERA WHIP	IP WLS BF H R ER SO BB IBB HBP BLK WP HR S P ERA WHIP	IP WLS BF H R ER SO BB IBB HBP BLK WP HR S P ERA WHIP	IP WLS BF H R ER SO BB IBB HBP BLK WP HR S P ERA WHIP	IP WLS BF H R ER SO BB IBB HBP BLK WP HR S P ERA WHIP

Chicago White Sox @ Texas Rangers  
Arlington Stadium, Arlington, TX  
Tue May 23 1972, 8:05 PM EDT  
Att: 7,815 - Unknown

AB 32  
R 2  
H 7  
RBI 2  
BB 6  
SO 4  
LOB 16



Batter	1	2	3	4	5	6	7	8	9	AB	R	H	RBI	BB	SO	LOB	BOTTOM				
Elliott Maddox, R OBP: 0.314, SLG: 0.276 (1,8)										3	0	0	0	1	0	0					
Davey Nelson, R OBP: 0.386, SLG: 0.382 (1,5)										4	0	2	0	0	0	0					
Don Mincher, L Frank Howard, R OBP: 0.302, SLG: 0.269 (6,PH)										2	1	1	1	1	0	0					
Hal King, L Dick Billings, R OBP: 0.358, SLG: 0.275 (9,2)										3	0	0	0	0	3	3					
Jeff Burroughs, R Lenny Randle, S OBP: 0.222, SLG: 0.294 (9,PR)										4	0	1	0	0	1	0					
Joe Lovitto, S OBP: 0.369, SLG: 0.196 (1,9)										4	0	1	0	0	1	1					
Ted Kubiak, S Horacio Pina, R OBP: 0.194, SLG: 0.038 (8,1)										3	0	1	0	0	0	1					
Larry Bittner, L OBP: 0.269, SLG: 0.229 (9,PH)										3	0	0	0	0	1	1					
Toby Harrah, R OBP: 0.311, SLG: 0.270 (1,6)										3	0	0	0	0	1	1					
Gerry Janeski, R Mike Paul, L Jim Driscoll, L OBP: 0.277 (8,1)										2	0	0	0	0	1	0					
Ed Herrmann, L OBP: 0.247, SLG: 0.269 (1,2)										0	0	0	0	0	0	0					
<b>Inning Stats</b>	R: 1 E: 0 K: 1 S: 6	H: 1 LOB: 0 BB: 0 P: 6	R: 0 E: 0 K: 1 S: 5	H: 1 LOB: 0 BB: 0 P: 5	R: 0 E: 0 K: 1 S: 6	H: 1 LOB: 3 BB: 2 P: 14	R: 0 E: 0 K: 1 S: 5	H: 0 LOB: 0 BB: 0 P: 5	R: 0 E: 0 K: 1 S: 5	H: 0 LOB: 0 BB: 0 P: 5	R: 0 E: 0 K: 1 S: 6	H: 1 LOB: 1 BB: 0 P: 6	R: 0 E: 0 K: 1 S: 6	H: 1 LOB: 2 BB: 0 P: 6	R: 0 E: 0 K: 0 S: 4	H: 2 LOB: 2 BB: 0 P: 4	1B: 5 2B: 1 3B: 0 HR: 1	SF: 0 SAC: 0 DP: 0 HBP: 0	WP: 0 PB: 0 SB: 0 CS: 1	PA: 34	
<b>PITCHER</b>	IP WLS BF H R ER SO BB IBB HBP BLK WP HR S P ERA WHIP	IP WLS BF H R ER SO BB IBB HBP BLK WP HR S P ERA WHIP	IP WLS BF H R ER SO BB IBB HBP BLK WP HR S P ERA WHIP	IP WLS BF H R ER SO BB IBB HBP BLK WP HR S P ERA WHIP	IP WLS BF H R ER SO BB IBB HBP BLK WP HR S P ERA WHIP	IP WLS BF H R ER SO BB IBB HBP BLK WP HR S P ERA WHIP	IP WLS BF H R ER SO BB IBB HBP BLK WP HR S P ERA WHIP	IP WLS BF H R ER SO BB IBB HBP BLK WP HR S P ERA WHIP	IP WLS BF H R ER SO BB IBB HBP BLK WP HR S P ERA WHIP	IP WLS BF H R ER SO BB IBB HBP BLK WP HR S P ERA WHIP	IP WLS BF H R ER SO BB IBB HBP BLK WP HR S P ERA WHIP	IP WLS BF H R ER SO BB IBB HBP BLK WP HR S P ERA WHIP	IP WLS BF H R ER SO BB IBB HBP BLK WP HR S P ERA WHIP	IP WLS BF H R ER SO BB IBB HBP BLK WP HR S P ERA WHIP	IP WLS BF H R ER SO BB IBB HBP BLK WP HR S P ERA WHIP	IP WLS BF H R ER SO BB IBB HBP BLK WP HR S P ERA WHIP	IP WLS BF H R ER SO BB IBB HBP BLK WP HR S P ERA WHIP	IP WLS BF H R ER SO BB IBB HBP BLK WP HR S P ERA WHIP	IP WLS BF H R ER SO BB IBB HBP BLK WP HR S P ERA WHIP	IP WLS BF H R ER SO BB IBB HBP BLK WP HR S P ERA WHIP	IP WLS BF H R ER SO BB IBB HBP BLK WP HR S P ERA WHIP

Chicago White Sox @ Texas Rangers  
Arlington Stadium, Arlington, TX  
Tue May 23 1972, 8:05 PM EDT  
Att: 7,815 - Unknown

AB 32  
R 1  
H 7  
RBI 1  
BB 2  
SO 8  
LOB 7






Batter	1	2	3	4	5	6	7	8	9	AB	R	H	RBI	BB	SO	LOB	TOP			
Walt Williams, R OBP: 0.300, SLG: 0.316 (1, 9)	F8	5-3		F6			5-3		CS	4	0	0	0	0	0	0				
Mike Andrews, R OBP: 0.384, SLG: 0.330 (1, 4)	1B 2B	L7		G4-6-3 BB			F8			3	1	1	0	1	0	0				
Carlos May, L OBP: 0.375, SLG: 0.463 (1, 7)	2B 1-2	1B		G4-6-3			L4			3	1	1	0	1	0	1				
Dick Allen, R OBP: 0.371, SLG: 0.555 (1, 3)	2B 1-3 2H	2B		BB			4-3			3	1	1	1	1	1	1				
Bill Melton, R OBP: 0.295, SLG: 0.304 (1, 5)	2B BB			K			K			3	1	1	0	1	2	1				
Rick Reichardt, R OBP: 0.354, SLG: 0.304 Jay Johnstone, L OBP: 0.262, SLG: 0.207 (6, PR) (6, 8)	E 1H 2H 3H	2B		K			CS BB		F5	2	1	1	3	1	1	0				
Tom Egan, R OBP: 0.182, SLG: 0.186 (1, 2)	K			K			5-3		F7	4	0	0	0	0	2	2				
Rich Morales, R OBP: 0.306, SLG: 0.286 (1, 6)	E9 2H	1B		F9			5-3		CS BB	3	0	1	1	1	0	1				
Tom Bradley, R OBP: 0.231, SLG: 0.269 (1, 1)	K			6-3			K		K	4	0	0	0	0	3	2				
<b>Inning Stats</b>	R: 5 E: 1 K: 2 S: 12	H: 5 LOB: 1 BB: 1 P: 16	R: 0 E: 0 K: 1 S: 5	H: 0 LOB: 1 BB: 1 P: 9	R: 0 E: 0 K: 3 S: 9	H: 0 LOB: 0 BB: 0 P: 9	R: 0 E: 0 K: 0 S: 3	H: 0 LOB: 0 BB: 0 P: 3	R: 0 E: 0 K: 0 S: 4	H: 0 LOB: 1 BB: 2 P: 12	R: 0 E: 0 K: 1 S: 5	H: 0 LOB: 0 BB: 0 P: 5	R: 0 E: 0 K: 0 S: 4	H: 1 LOB: 1 BB: 0 P: 4	R: 0 E: 0 K: 1 S: 4	H: 0 LOB: 0 BB: 1 P: 8	1B: 4 2B: 2 3B: 0 HR: 0	SF: 0 SAC: 0 DP: 1 HBP: 0	WP: 0 PB: 0 SB: 0 CS: 2	PA: 37
<b>PITCHER</b>	IP WLS BF H R ER SO BB IBB HBP BLK WP HR S P ERA WHIP	IP WLS BF H R ER SO BB IBB HBP BLK WP HR S P ERA WHIP																		
Bill Gogolewski, R ERA: 4.42 (1, 1)	3.0 L 16 5 5 5 6 2 0 0 0 0 0 26 34 15.00 2.333	3.0 10 0 0 0 1 3 0 0 0 0 0 9 21 0.00 1.000	3.0 10 1 0 0 2 1 0 0 0 0 0 13 17 0.00 0.667																	
Rich Hand, R ERA: 4.42 (4, 1)																				
Jim Panther, R ERA: 5.82 (7, 1)																				

Chicago White Sox @ Texas Rangers  
Arlington Stadium, Arlington, TX  
Wed May 24, 1972, 8:05 PM EDT  
Att: 9,218 - Unknown


AB 30  
R 5  
H 6  
RBI 5  
BB 6  
SO 9  
LOB 9




Batter	1	2	3	4	5	6	7	8	9	AB	R	H	RBI	BB	SO	LOB	BOTTOM					
Elliott Maddox, R OBP: 0.320, SLG: 0.284 (1, 8)	5-3			1B				F8		4	0	2	0	0	0	0						
Davey Nelson, R OBP: 0.380, SLG: 0.376 Rich Hand, R OBP: 0.200, SLG: 0.200 Larry Blittner, L OBP: 0.259, SLG: 0.220 (6, PH) (7, 3)	F9			1-3			F9		F7	2	0	0	0	0	0	1						
Don Mincher, L OBP: 0.303, SLG: 0.272 Jim Panther, R OBP: 0.500, SLG: 0.500 Hal King, L OBP: 0.353, SLG: 0.269 (9, PH)	1B			F8			F9		F9	3	0	1	0	0	0	1						
Dick Billings, R OBP: 0.306, SLG: 0.323 (1, 2)	K			F7			P2		HR	4	1	1	1	0	1	1						
Jeff Burroughs, R OBP: 0.200, SLG: 0.263 (1, 7)			K	K			F9		K	4	0	0	0	0	3	0						
Joe Lovitto, S OBP: 0.398, SLG: 0.189 (1, 9)			F9				F8		BB	2	0	0	0	1	0	0						
Ted Kubiak, S OBP: 0.176, SLG: 0.034 (3, PH)			F9				3-1		G3	3	0	0	0	0	0	1						
Toby Harrah, R OBP: 0.302, SLG: 0.261 (1, 6)			F8				F9		6-3	3	0	0	0	0	0	0						
Bill Gogolewski, L OBP: 0.273, SLG: 0.200 Jim Driscoll, L (3, PH) (4, 5)			K				F8		F9	0	0	0	0	0	0	0						
<b>Inning Stats</b>	R: 0 E: 0 K: 1 S: 6	H: 1 LOB: 0 BB: 0 P: 6	R: 0 E: 0 K: 1 S: 5	H: 0 LOB: 0 BB: 0 P: 5	R: 0 E: 0 K: 1 S: 6	H: 1 LOB: 0 BB: 0 P: 6	R: 0 E: 0 K: 1 S: 5	H: 0 LOB: 0 BB: 0 P: 5	R: 0 E: 0 K: 0 S: 3	H: 0 LOB: 0 BB: 0 P: 3	R: 0 E: 0 K: 0 S: 4	H: 1 LOB: 1 BB: 0 P: 4	R: 0 E: 0 K: 0 S: 3	H: 0 LOB: 1 BB: 1 P: 7	R: 0 E: 0 K: 0 S: 3	H: 0 LOB: 0 BB: 0 P: 3	R: 1 E: 0 K: 1 S: 6	H: 1 LOB: 0 BB: 0 P: 6	1B: 3 2B: 0 3B: 0 HR: 1	SF: 0 SAC: 0 DP: 0 HBP: 0	WP: 0 PB: 0 SB: 0 CS: 0	PA: 32
<b>PITCHER</b>	IP WLS BF H R ER SO BB IBB HBP BLK WP HR S P ERA WHIP	IP WLS BF H R ER SO BB IBB HBP BLK WP HR S P ERA WHIP																				
Tom Bradley, R ERA: 3.34 (1, 1)	9.0 W 32 4 1 1 5 1 0 0 0 0 1 41 45 1.00 0.556																					

Chicago White Sox @ Texas Rangers  
Arlington Stadium, Arlington, TX  
Wed May 24, 1972, 8:05 PM EDT  
Att: 9,218 - Unknown

AB 31  
R 1  
H 4  
RBI 1  
BB 1  
SO 5  
LOB 5

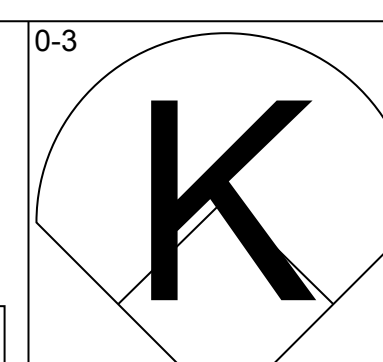
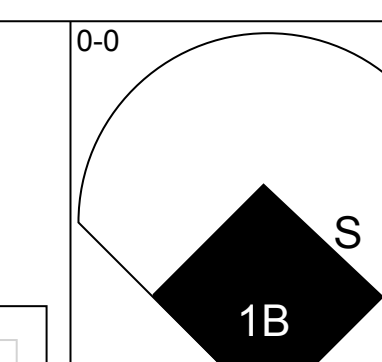
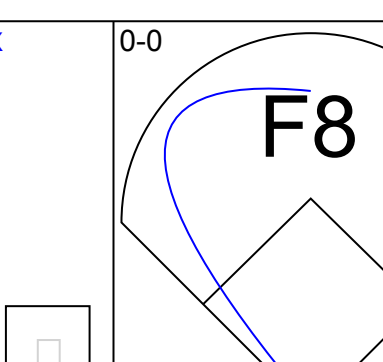
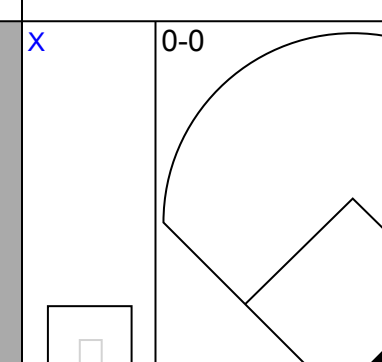
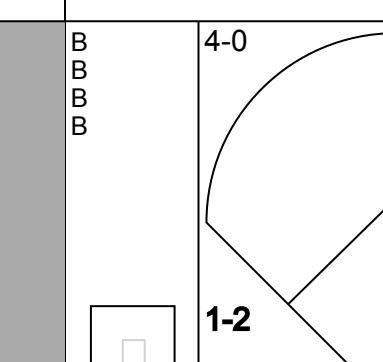

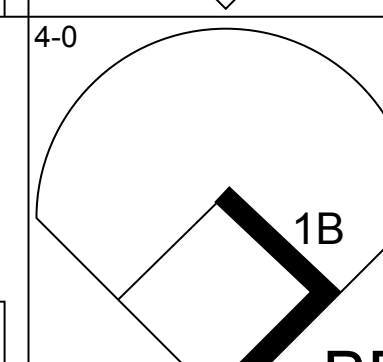
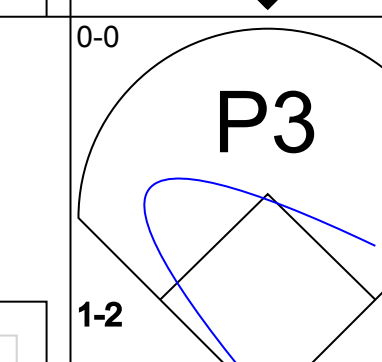
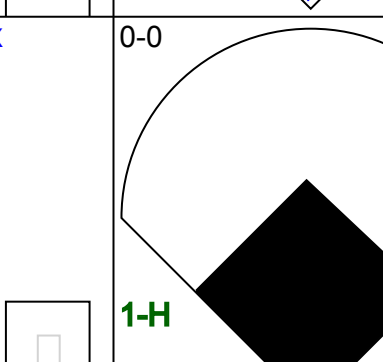
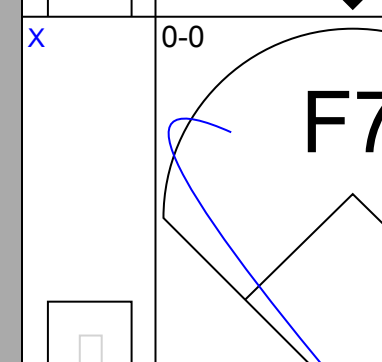
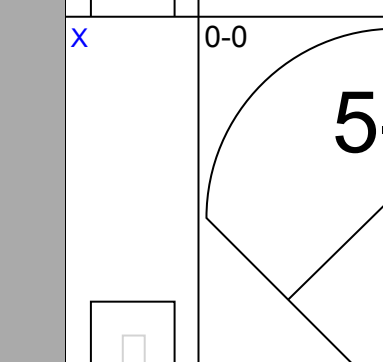
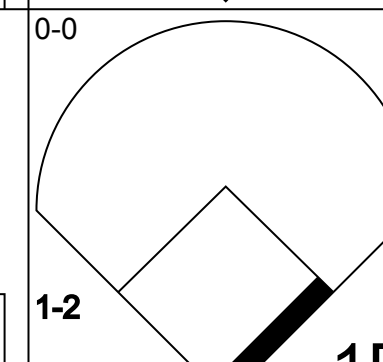
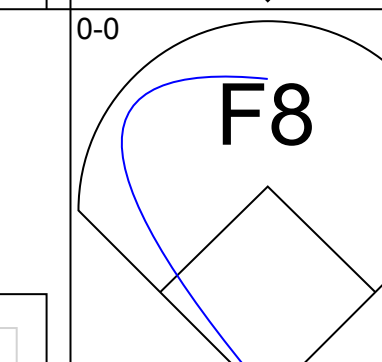
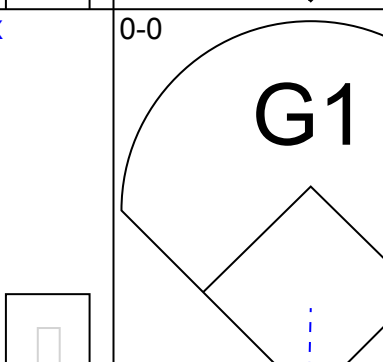
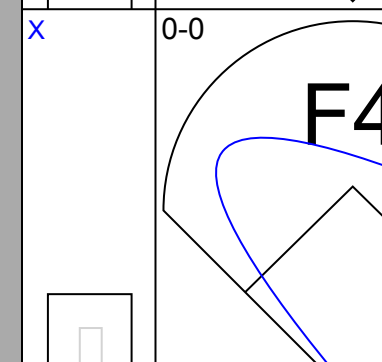
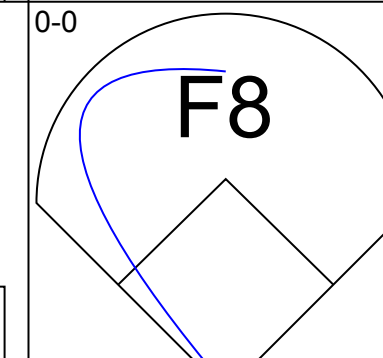
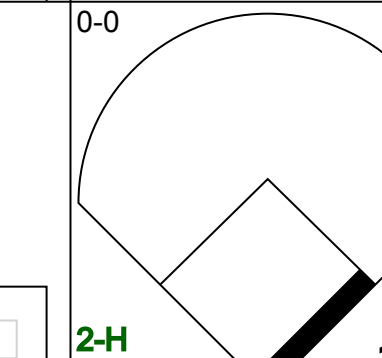
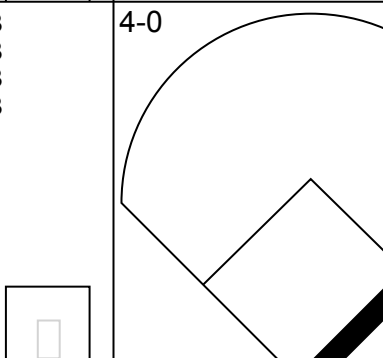
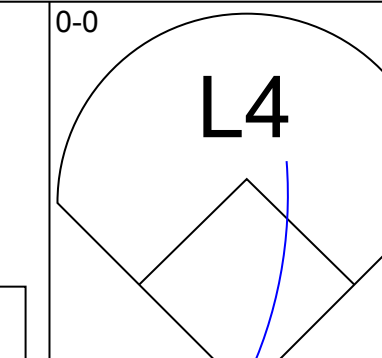
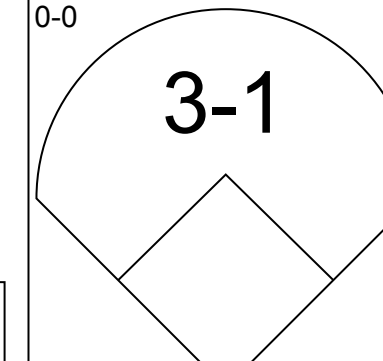
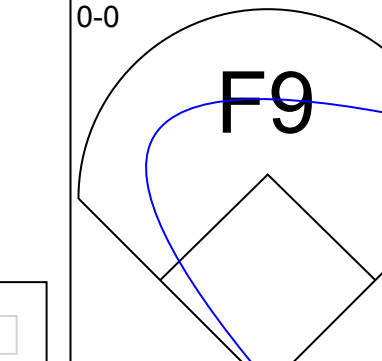
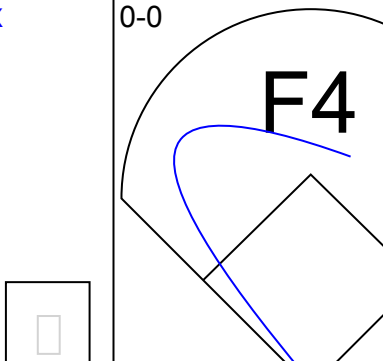
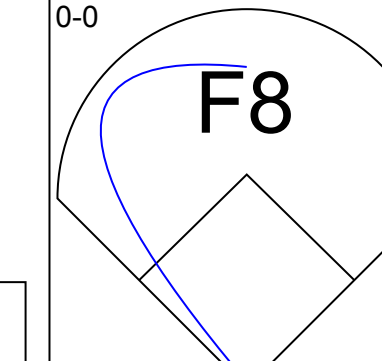
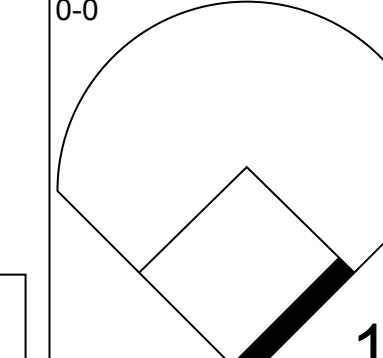
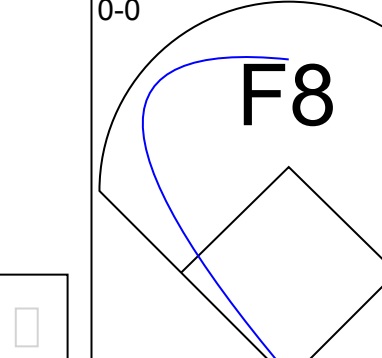
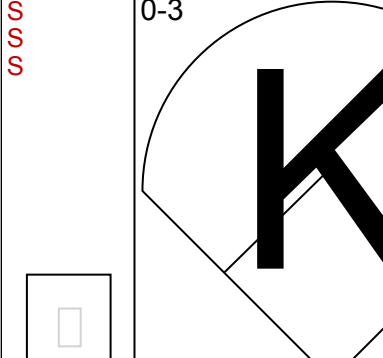
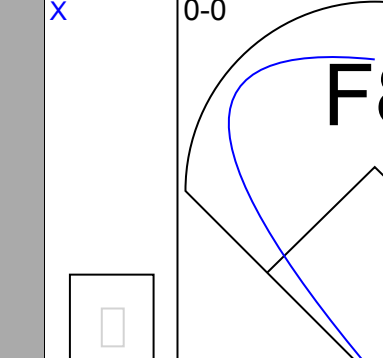
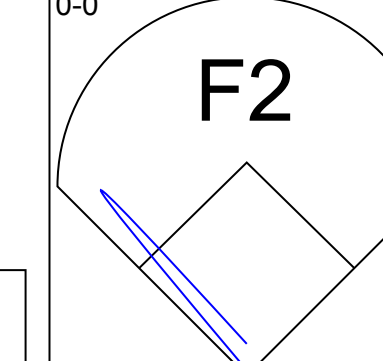
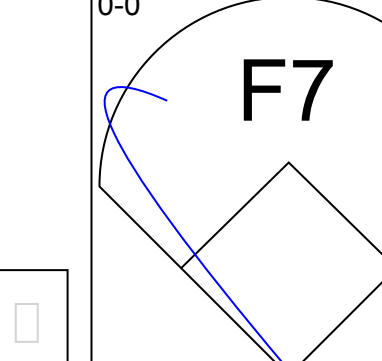
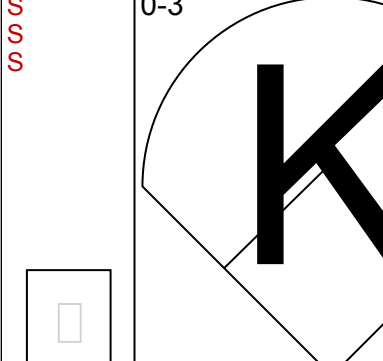
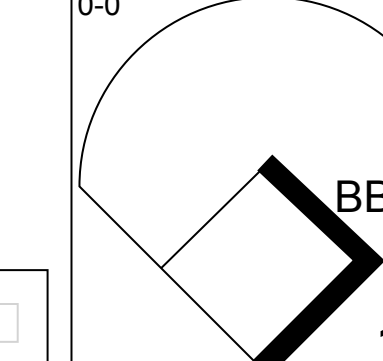
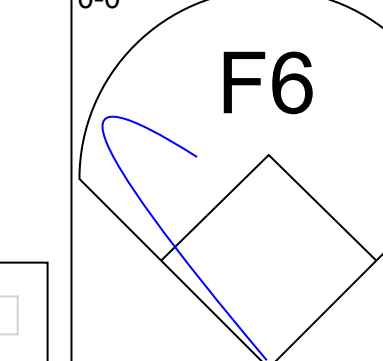
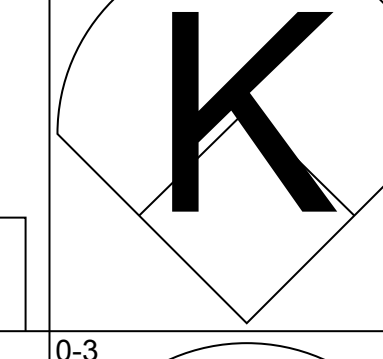
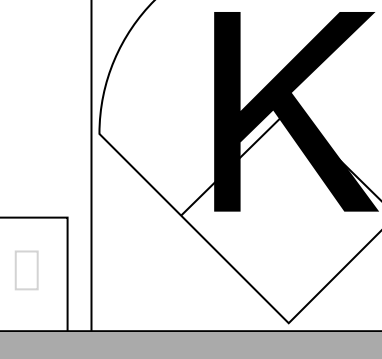
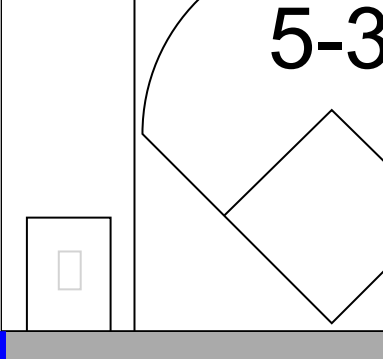
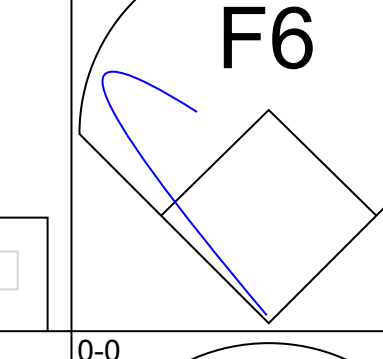
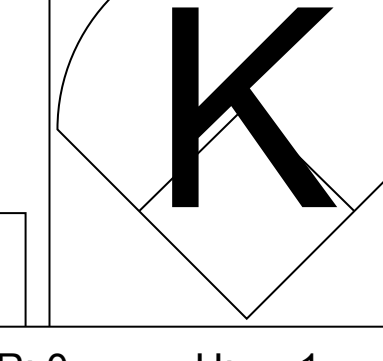
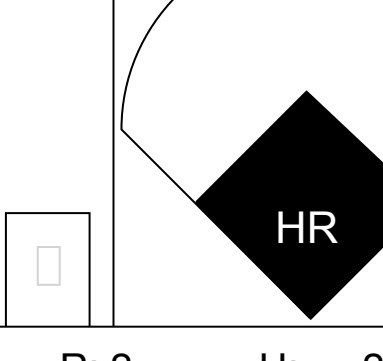
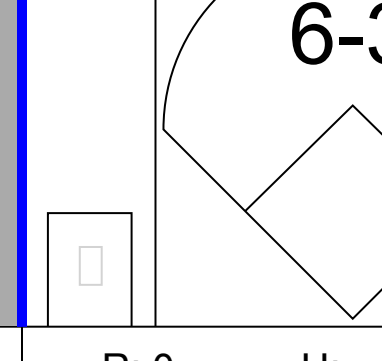
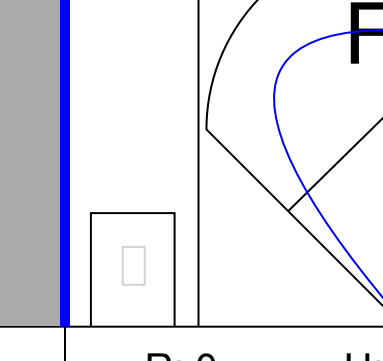


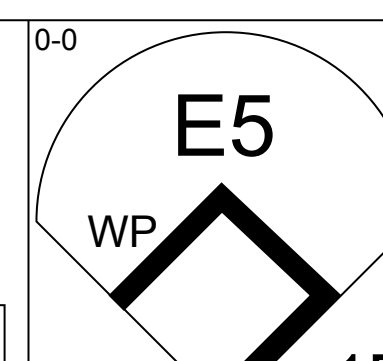
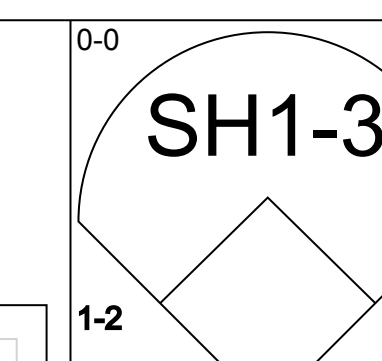
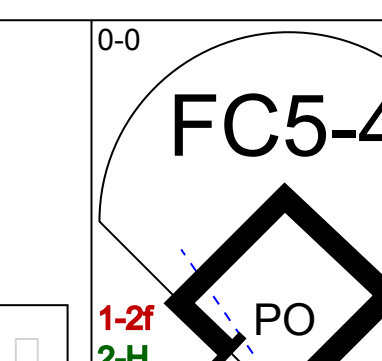
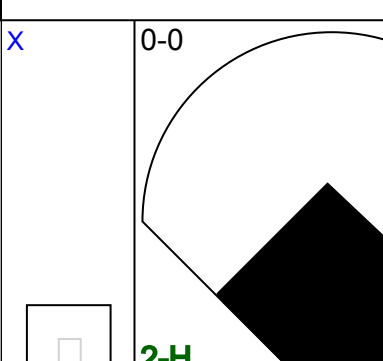
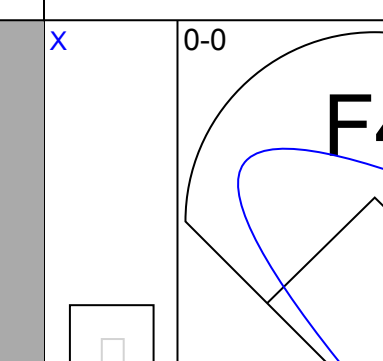

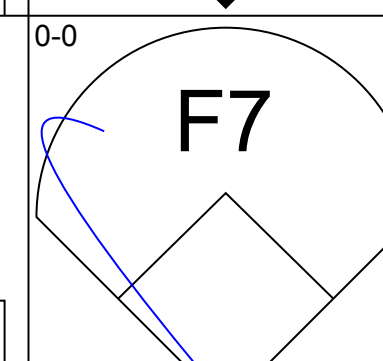
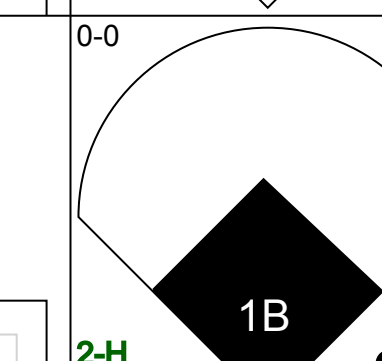
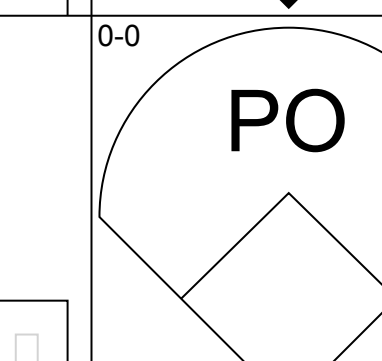
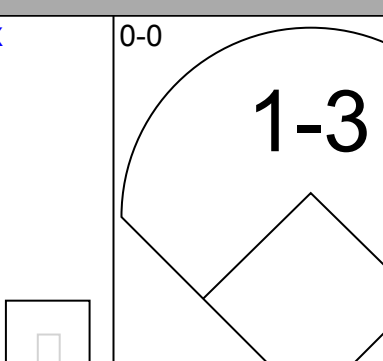
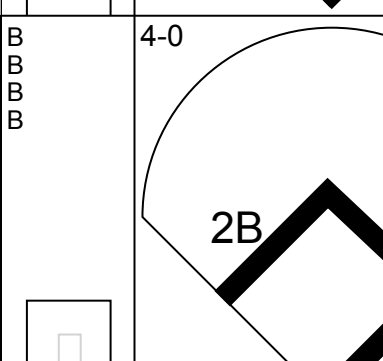

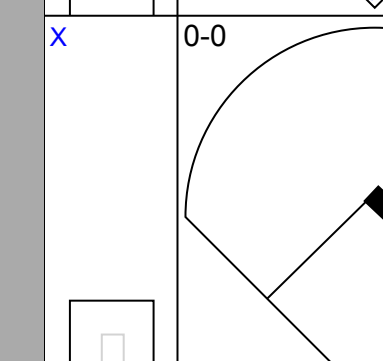
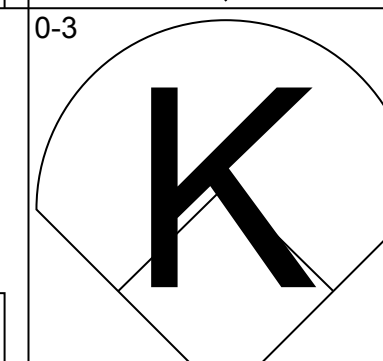
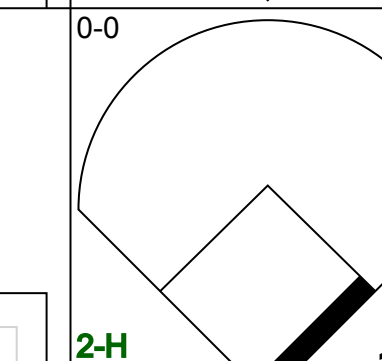
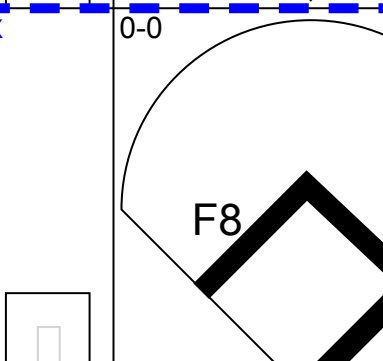
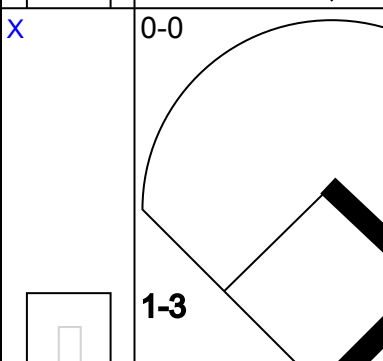

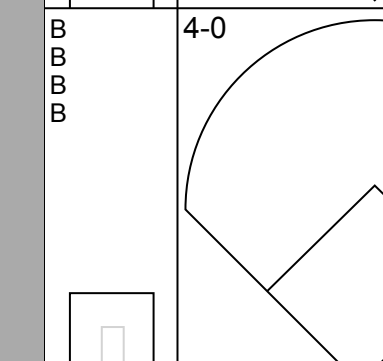
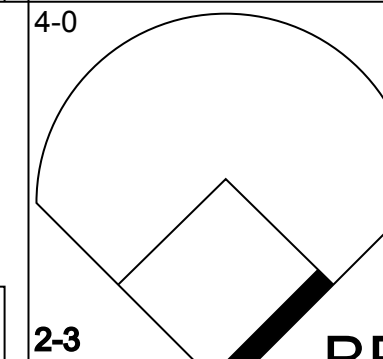
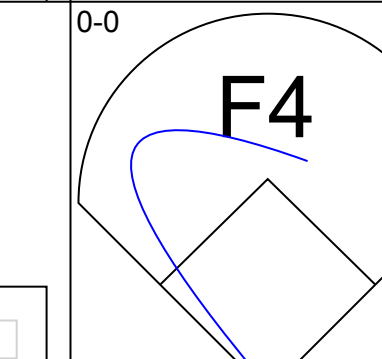
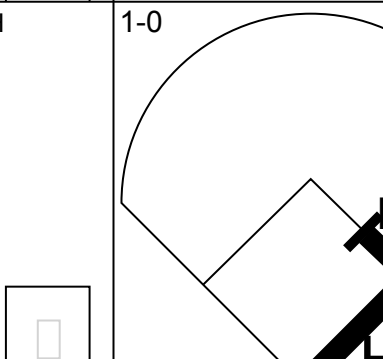
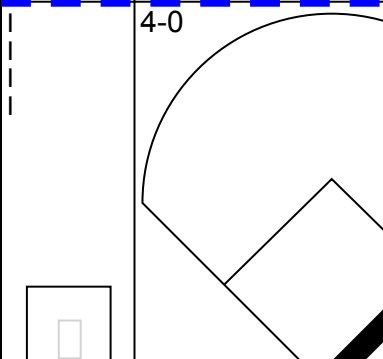

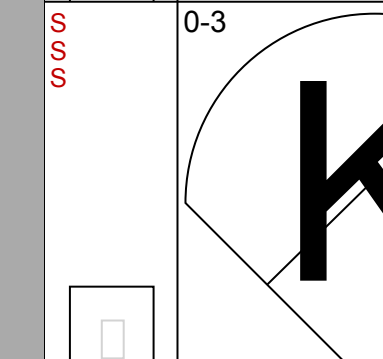
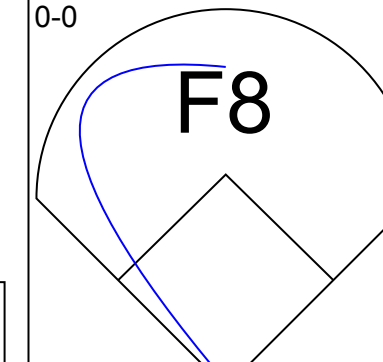
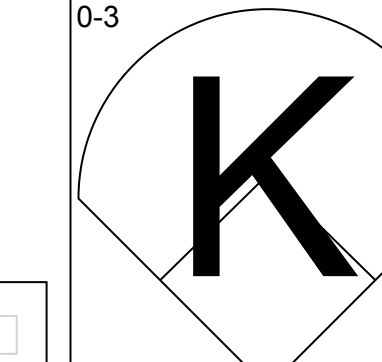
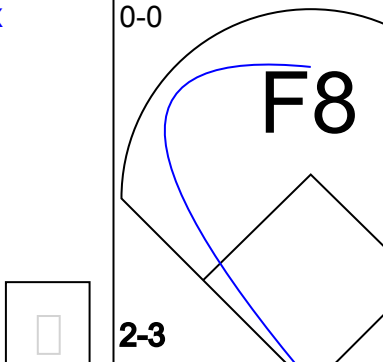
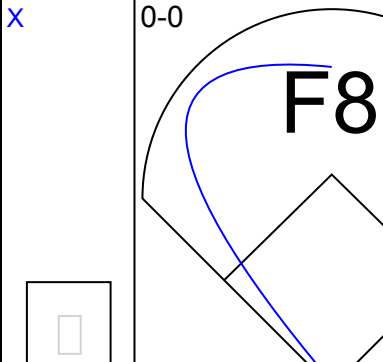

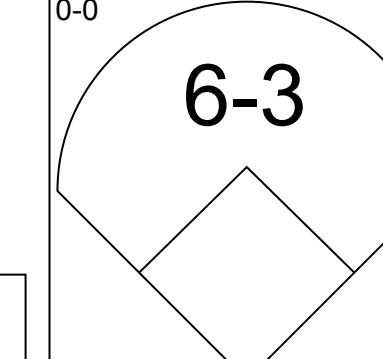
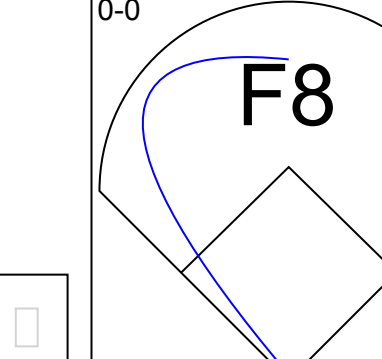
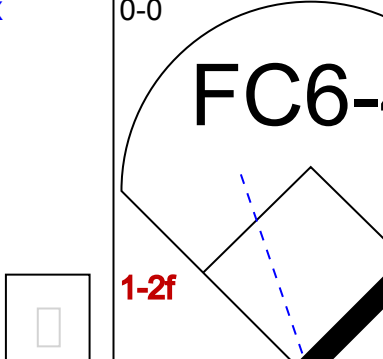
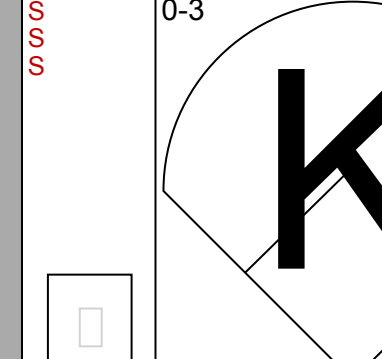
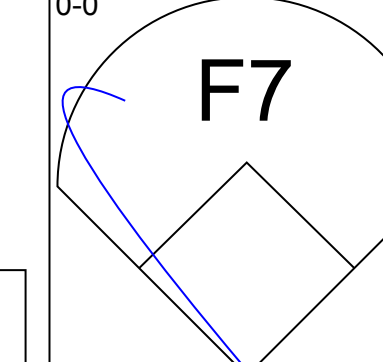
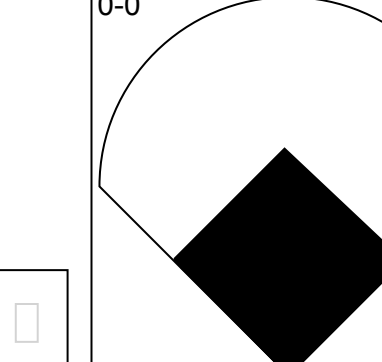
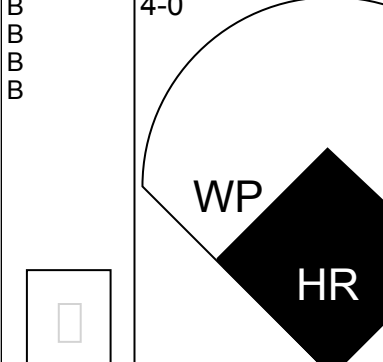
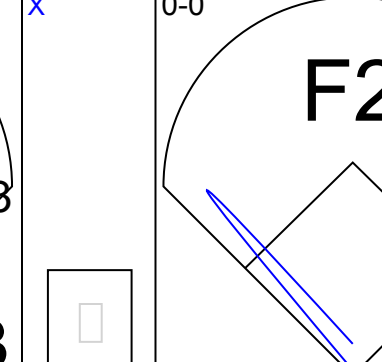
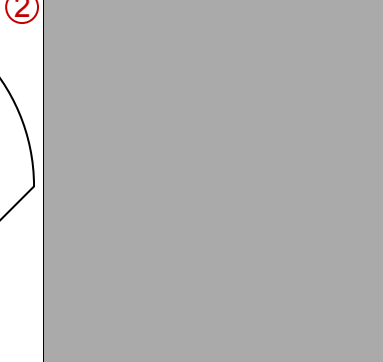
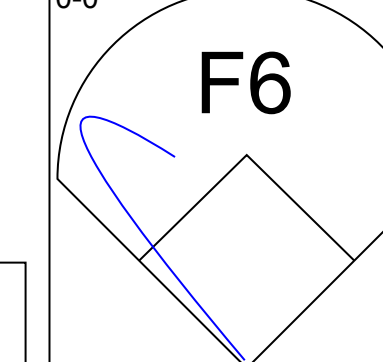
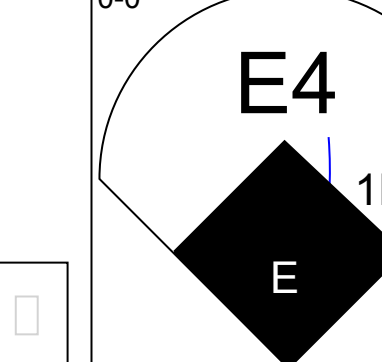
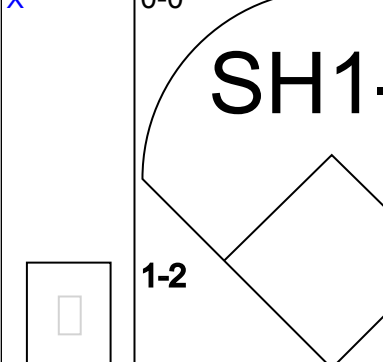
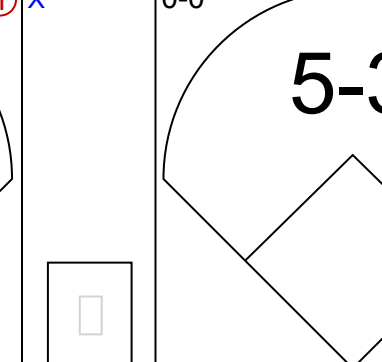
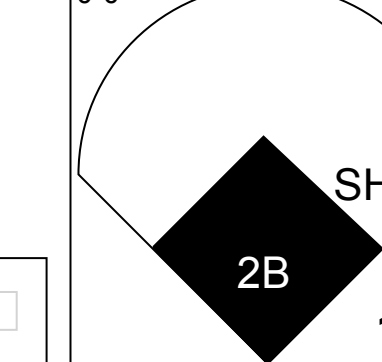
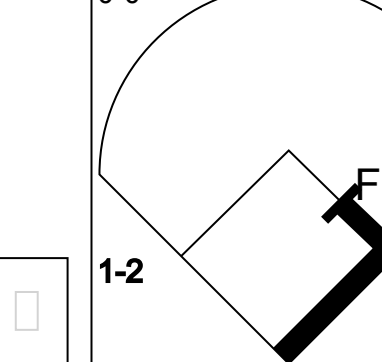
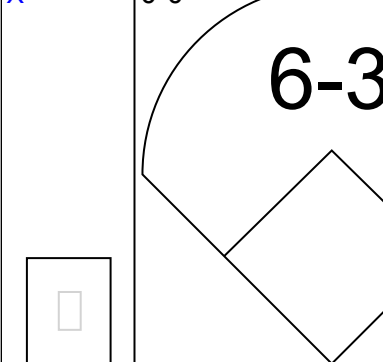
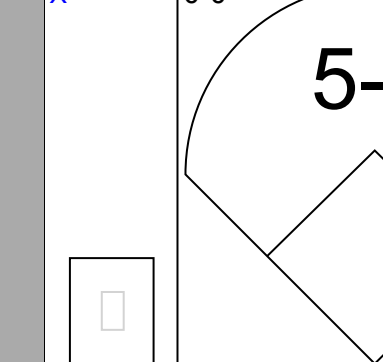


Batter	1	2	3	4	5	6	7	8	9	AB	R	H	RBI	BB	SO	LOB	TOP					
Walt Williams, R (1, 9) OBP: 0.295, SLG: 0.333	K2-3		F7		SH1-3 SF8 2B		F8			4	1	1	0	0	1	0	<b>Chicago White Sox @ Oakland Athletics</b> Oakland-Alameda County Coliseum, Oakland, CA Fri May 26 1972, 7:05 PM PDT Att: 6,666 - Unknown					
Mike Andrews, R (1, 4) OBP: 0.383, SLG: 0.330	1B		F9		SH1-3		F3			3	0	1	0	0	0	0						
Dick Allen, R (1, 3) OBP: 0.375, SLG: 0.545	K		FC6-4 BB		FC6-4 IBB			5-3		2	0	0	0	2	1	1						
Bill Melton, R (1, 5) OBP: 0.294, SLG: 0.304	1B		FC6-4		SF8			6-3		3	0	1	1	0	0	1						
Rick Reichardt, R (1, 8) OBP: 0.348, SLG: 0.288	F8		FC5-4 BB		FC6-4			3-1		3	0	0	0	1	0	3						
Carlos May, L (1, 7) OBP: 0.376, SLG: 0.459		FC4-6 1B		FC5-4 2B		G6-3 BB		F9		3	1	1	0	1	0	1						
Ed Herrmann, L (1, 2) OBP: 0.247, SLG: 0.282	FC4-6 1B		2B		G6-3			F9		4	0	1	1	0	0	2						
Rich Morales, R (1, 6) OBP: 0.303, SLG: 0.283	G5-6-3 1B		P3		6-3			F9		4	0	1	0	0	0	1						
Wilbur Wood, R (1, 1) OBP: 0.194, SLG: 0.138 Steve Kealey, R (8, 1)	G5-6-3		K				K			3	0	0	0	0	2	3						
										0	0	0	0	0	0	0						
<b>Inning Stats</b>	R: 0 E: 0 K: 2 S: 9	H: 2 LOB: 2 BB: 0 P: 9	R: 0 E: 0 K: 0 S: 4	H: 2 LOB: 1 BB: 0 P: 4	R: 0 E: 0 K: 0 S: 3	H: 0 LOB: 1 BB: 1 P: 7	R: 1 E: 0 K: 1 S: 6	H: 1 LOB: 1 BB: 1 P: 10	R: 1 E: 0 K: 0 S: 4	H: 1 LOB: 1 BB: 1 P: 8	R: 0 E: 0 K: 0 S: 2	H: 0 LOB: 0 BB: 0 P: 6	R: 0 E: 0 K: 1 S: 5	H: 0 LOB: 0 BB: 0 P: 5	R: 0 E: 0 K: 0 S: 3	H: 0 LOB: 0 BB: 0 P: 3	R: 0 E: 0 K: 0 S: 3	H: 0 LOB: 0 BB: 0 P: 3	1B: 4 2B: 2 3B: 0 HR: 0	SF: 1 SAC: 1 DP: 2 HBP: 0	WP: 0 PB: 0 CS: 0	PA: 35
<b>PITCHER</b> Ken Holtzman, L (1, 1) ERA: 2.34	IP: 9.0 WLS: W BF: 35 H: 6 R: 2 ER: 2 SO: 4 BB: 3 IBB: 1 HBP: 0 BLK: 0 WP: 0 HR: 0 S: 39 P: 55 ERA: 2.00 WHIP: 1.000															<b>PITCHER</b>	IP: 9.0 WLS: W BF: 35 H: 6 R: 2 ER: 2 SO: 4 BB: 3 IBB: 1 HBP: 0 BLK: 0 WP: 0 HR: 0 S: 39 P: 55 ERA: 2.00 WHIP: 1.000					

Batter	1	2	3	4	5	6	7	8	9	AB	R	H	RBI	BB	SO	LOB	BOTTOM			
Bert Campaneris, R (1, 6) OBP: 0.256, SLG: 0.244	5-3		K		F7		L5			4	0	0	0	0	1	3	<b>Chicago White Sox @ Oakland Athletics</b> Oakland-Alameda County Coliseum, Oakland, CA Fri May 26 1972, 7:05 PM PDT Att: 6,666 - Unknown			
Joe Rudi, R (1, 7) OBP: 0.346, SLG: 0.462	6-3		G6-4-3			6-3 1B	F9			4	0	1	0	0	0	2				
Reggie Jackson, L (1, 9) OBP: 0.338, SLG: 0.508	HR					F9		1B SF8 1B		3	2	2	1	1	0	1				
Sal Bando, R (1, 5) OBP: 0.383, SLG: 0.352	5-3				F6	6-3		1B		4	0	1	0	0	0	2				
George Hendrick, R (1, 8) OBP: 0.273, SLG: 0.273		K			F9	F6		L1		4	0	0	0	0	1	4				
Dave Duncan, R (1, 2) OBP: 0.326, SLG: 0.551	6-3				1-3			SF8		2	1	0	1	1	0	1				
Mike Epstein, L (1, 3) OBP: 0.365, SLG: 0.418 Mike Hegan, L (9, 3) OBP: 0.182, SLG: 0.273					G3		2B PB 1B BB	F6		4	1	2	0	0	0	1				
Larry Brown, R (1, 4) OBP: 0.259, SLG: 0.173	1-3						PB SH1-4 1B			3	0	2	2	0	0	1				
Ken Holtzman, R (1, 1) OBP: 0.292, SLG: 0.261					SH1-4		SH1-4			1	0	1	0	0	0	0				
										1B: 7 2B: 1 3B: 0 HR: 1	SF: 1 SAC: 2 DP: 1 HBP: 0	WP: 0 PB: 2 CS: 0	PA: 34							
<b>Inning Stats</b>	R: 1 E: 0 K: 0 S: 4	H: 1 LOB: 0 BB: 0 P: 4	R: 0 E: 0 K: 1 S: 6	H: 1 LOB: 0 BB: 0 P: 6	R: 0 E: 0 K: 1 S: 5	H: 1 LOB: 0 BB: 0 P: 5	R: 0 E: 0 K: 0 S: 3	H: 0 LOB: 1 BB: 1 P: 7	R: 0 E: 0 K: 0 S: 4	H: 1 LOB: 1 BB: 0 P: 4	R: 0 E: 0 K: 0 S: 4	H: 1 LOB: 1 BB: 0 P: 4	R: 2 E: 0 K: 0 S: 5	H: 2 LOB: 1 BB: 1 P: 9	R: 1 E: 0 K: 0 S: 5	H: 2 LOB: 1 BB: 0 P: 5	1B: 7 2B: 1 3B: 0 HR: 1	SF: 1 SAC: 2 DP: 1 HBP: 0	WP: 0 PB: 2 CS: 0	PA: 34
<b>PITCHER</b> Wilbur Wood, L (1, 1) ERA: 1.65 Steve Kealey, R (8, 1) ERA: 0.95	IP: 7.0 WLS: L BF: 31 H: 9 R: 4 ER: 4 SO: 2 BB: 2 IBB: 0 HBP: 0 BLK: 0 WP: 0 HR: 1 S: 33 P: 41 ERA: 5.14 WHIP: 1.571															<b>PITCHER</b>	IP: 1.0 WLS: L BF: 3 H: 0 R: 0 ER: 0 SO: 0 BB: 0 IBB: 0 HBP: 0 BLK: 0 WP: 0 HR: 0 S: 3 P: 3 ERA: 0.00 WHIP: 0.000			



Batter	1	2	3	4	5	6	7	8	9	AB	R	H	RBI	BB	SO	LOB	TOP					
Pat Kelly, L OBP: 0.410, SLG: 0.441 (1, 9)										4	1	2	0	1	1	1	<b>Chicago White Sox @ Oakland Athletics</b> Oakland-Alameda County Coliseum, Oakland, CA Sat May 27 1972, 3:33 AM PDT Att: 37,444 - Unknown 					
Mike Andrews, R OBP: 0.383, SLG: 0.355 (1, 4)										4	1	1	2	1	0	4						
Carlos May, L OBP: 0.375, SLG: 0.452 (1, 7)										4	0	1	0	0	0	2						
Dick Allen, R OBP: 0.379, SLG: 0.540 (1, 3)										3	0	1	1	1	0	2						
Bill Melton, R OBP: 0.285, SLG: 0.294 (1, 5)										4	0	0	0	0	0	4						
Jay Johnstone, L OBP: 0.281, SLG: 0.210 (1, 8)										4	0	1	0	0	1	0						
Ed Herrmann, L OBP: 0.247, SLG: 0.280 (1, 2)										4	0	1	0	0	1	1						
Luis Alvarado, R OBP: 0.125, SLG: 0.125 (0, PR)										0	0	0	0	0	0	0						
Rich Morales, R OBP: 0.286, SLG: 0.266 (1, 6)										4	0	0	0	0	2	2						
Stan Bahnsen, R OBP: 0.160, SLG: 0.160 (5, PH)										1	0	0	0	0	1	1						
Jorge Orta, L OBP: 0.226, SLG: 0.311 (5, PR)										1	1	1	0	0	0	0						
Rich Gossage, R OBP: 0.000, SLG: 0.000 (5, PR)										0	0	0	0	0	0	0						
Dave Lemonds, L OBP: 0.000, SLG: 0.000 (6, PR)										0	0	0	0	0	0	0						
Jim Qualls, S OBP: 0.000, SLG: 0.000 (7, PH)										1	0	0	0	0	0	0						
Vicente Romo, R OBP: 0.000, SLG: 0.000 (7, PR)										0	0	0	0	0	0	0						
Walt Williams, R OBP: 0.000, SLG: 0.000 (9, PH)										1	0	0	0	0	0	1						
<b>Inning Stats</b>	R: 0 E: 0 K: 1 S: 6	H: 1 LOB: 2 BB: 1 P: 10	R: 0 E: 0 K: 2 S: 8	H: 1 LOB: 1 BB: 0 P: 8	R: 1 E: 0 K: 0 S: 5	H: 2 LOB: 1 BB: 0 P: 5	R: 0 E: 0 K: 1 S: 5	H: 0 LOB: 0 BB: 0 P: 5	R: 2 E: 0 K: 0 S: 5	H: 2 LOB: 1 BB: 1 P: 9	R: 0 E: 0 K: 2 S: 7	H: 0 LOB: 0 BB: 0 P: 7	R: 0 E: 0 K: 0 S: 4	H: 1 LOB: 1 BB: 0 P: 4	R: 0 E: 0 K: 0 S: 3	H: 0 LOB: 0 BB: 0 P: 3	R: 0 E: 0 K: 0 S: 4	H: 1 LOB: 2 BB: 1 P: 8	1B: 7 2B: 0 3B: 0 HR: 1	SF: 0 SAC: 0 DP: 0 HBP: 0	WP: 0 PB: 0 SB: 1 CS: 0	PA: 38
<b>PITCHER</b> Caffish Hunter, R ERA: 2.65 (1, 1)	IP: 9.0 WLS: W BF: 38 H: 8 R: 3 ER: 3 SO: 6 BB: 3 IBB: 0 HBP: 0 BLK: 0 WP: 0 HR: 1 S: 47 P: 59 ERA: 3.00 WHIP: 1.222											<b>PITCHER</b>	IP: 9.0 WLS: W BF: 38 H: 8 R: 3 ER: 3 SO: 6 BB: 3 IBB: 0 HBP: 0 BLK: 0 WP: 0 HR: 1 S: 47 P: 59 ERA: 3.00 WHIP: 1.222									

Batter	1	2	3	4	5	6	7	8	9	AB	R	H	RBI	BB	SO	LOB	BOTTOM			
Bert Campaneris, R OBP: 0.263, SLG: 0.276 (1, 6)										4	1	2	2	0	0	1	<b>Chicago White Sox @ Oakland Athletics</b> Oakland-Alameda County Coliseum, Oakland, CA Sat May 27 1972, 3:33 AM PDT Att: 37,444 - Unknown 			
Joe Rudi, R OBP: 0.356, SLG: 0.480 (1, 7)										4	1	2	1	1	0	1				
Reggie Jackson, L OBP: 0.355, SLG: 0.532 (1, 9)										4	0	3	1	1	1	1				
Sal Bando, R OBP: 0.391, SLG: 0.345 (1, 5)										2	0	0	0	2	1	3				
Mike Epstein, L OBP: 0.353, SLG: 0.402 (1, 3)										4	0	0	0	0	1	8				
George Hendrick, R OBP: 0.200, SLG: 0.200 (1, 8)										4	0	0	0	0	1	2				
Dave Duncan, R OBP: 0.333, SLG: 0.580 (1, 2)										3	2	1	1	1	0	0				
Larry Brown, R OBP: 0.250, SLG: 0.167 (1, 4)										3	1	0	0	0	0	0				
Caffish Hunter, R OBP: 0.231, SLG: 0.231 (1, 1)										4	1	2	0	0	0	1				
<b>Inning Stats</b>	R: 0 E: 1 K: 1 S: 6	H: 1 LOB: 2 BB: 1 P: 10	R: 0 E: 0 K: 0 S: 3	H: 0 LOB: 0 BB: 0 P: 3	R: 2 E: 0 K: 1 S: 8	H: 3 LOB: 1 BB: 0 P: 8	R: 2 E: 2 K: 0 S: 5	H: 2 LOB: 0 BB: 0 P: 5	R: 2 E: 0 K: 0 S: 5	H: 2 LOB: 2 BB: 3 P: 17	R: 0 E: 0 K: 1 S: 5	H: 0 LOB: 0 BB: 0 P: 5	R: 0 E: 0 K: 1 S: 6	H: 1 LOB: 2 BB: 1 P: 10	R: 0 E: 0 K: 1 S: 6	H: 1 LOB: 2 BB: 1 P: 10		1B: 4 2B: 4 3B: 0 HR: 2	SF: 0 SAC: 2 DP: 0 HBP: 1	WP: 2 PB: 0 SB: 0 CS: 0
<b>PITCHER</b> Stan Bahnsen, R ERA: 3.0 (1, 1)	IP: 4.0 WLS: L BF: 19 H: 4 R: 4 ER: 2 SO: 2 BB: 2 IBB: 0 HBP: 1 BLK: 0 WP: 1 HR: 1 S: 22 P: 26 ERA: 6.75 WHIP: 1.750											<b>PITCHER</b>	IP: 4.0 WLS: L BF: 19 H: 4 R: 4 ER: 2 SO: 2 BB: 2 IBB: 0 HBP: 1 BLK: 0 WP: 1 HR: 1 S: 22 P: 26 ERA: 6.75 WHIP: 1.750							
Rich Gossage, R ERA: 3.66 (5, 1)	1.2	2	2	2	0	2	0	1	0	1	1	7	16	10.80	2.400					
Dave Lemonds, L ERA: 3.18 (6, 1)	0.1	3	1	0	0	0	1	0	0	0	0	2	6	0.00	3.000					
Vicente Romo, R ERA: 2.57 (7, 1)	2.0	8	1	0	0	2	1	0	0	0	0	11	15	0.00	1.000					




Batter	1	2	3	4	5	6	7	8	9	10	AB	R	H	RBI	BB	SO	LOB	TOP				
Walt Williams, R OBP: 0.265, SLG: 0.298 Terry Forster, L (8, 1) Luis Alvarado, R OBP: 0.111, SLG: 0.111 Steve Kealey, R (9, 1)	F7		6-3		K			K	1-6-3		4	0	0	0	0	2	0	Chicago White Sox @ Oakland Athletics Oakland-Alameda County Coliseum, Oakland, CA Sun May 28 1972, 3:33 AM PDT Att: 32,602 - Unknown				
Mike Andrews, R OBP: 0.377, SLG: 0.348	K		4-3			6-3		1B WP	6-3		5	1	1	0	0	1	3					
Dick Allen, R OBP: 0.393, SLG: 0.543	S BB					3-1		FC6-4 1B		4-0	3	1	2	1	2	0	0					
Bill Melton, R OBP: 0.274, SLG: 0.282	F7		F4			K		FC6-4 1B			5	0	0	0	0	1	4					
Rick Reichardt, R OBP: 0.352, SLG: 0.219 Jay Johnstone, L OBP: 0.278, SLG: 0.219		F7 BB BB			6-3				F5	4-0	1	0	0	0	1	0	0					
Carlos May, L OBP: 0.331, SLG: 0.462					6-3						4	1	3	0	1	0	0					
Tom Egan, R OBP: 0.188, SLG: 0.191 Jim Qualls, S (9, PR)											4	0	1	0	0	3	3					
Chuck Brinkman, R OBP: 0.333, SLG: 0.333											1	0	0	0	0	0	2					
Rich Morales, R OBP: 0.284, SLG: 0.265											4	0	1	1	0	0	3					
Tom Bradley, R OBP: 0.214, SLG: 0.250 Vicente Romo, R (6, 1) Pat Kelly, L OBP: 0.402, SLG: 0.432 (8, 9)											2	0	0	0	0	2	2					
Inning Stats	R: 0 E: 0 K: 1 S: 5	H: 0 LOB: 1 BB: 1 P: 9	R: 0 E: 0 K: 2 S: 7	H: 0 LOB: 2 BB: 2 P: 15	R: 0 E: 0 K: 0 S: 4	H: 1 LOB: 1 BB: 0 P: 4	R: 0 E: 0 K: 1 S: 5	H: 0 LOB: 0 BB: 0 P: 5	R: 0 E: 0 K: 2 S: 7	H: 0 LOB: 0 BB: 0 P: 7	R: 0 E: 0 K: 1 S: 6	H: 1 LOB: 1 BB: 0 P: 6	R: 1 E: 0 K: 1 S: 8	H: 2 LOB: 1 BB: 0 P: 7	R: 2 E: 0 K: 1 S: 8	H: 3 LOB: 3 BB: 1 P: 12	R: 1 E: 1 K: 0 S: 4	H: 2 LOB: 1 BB: 1 P: 8	1B: 9 2B: 0 3B: 0 HR: 0	SF: 0 SAC: 0 DP: 1 HBP: 0	WP: 1 PB: 0 SB: 1 CS: 0	PA: 43
PITCHER	IP	WLS	BF	H	R	ER	SO	BB	IBB	HBP	BLK	WP	HR	S	P	ERA	WHIP					
Vida Blue, L ERA: 3.0	5.0		19	1	0	0	6	3	0	0	0	0	0	28	40	0.00	0.800					
Bob Locker, R ERA: 1.65	3.0		13	3	2	2	3	1	0	0	0	1	0	18	22	6.00	1.333					
Darold Knowles, L ERA: 2.13	0.2		5	3	1	1	1	0	0	0	0	0	0	7	7	13.50	4.500					
Rollie Fingers, R ERA: 3.04	1.1	W	6	2	1	1	0	1	0	0	0	0	0	5	9	6.75	2.250					

AB	38
R	4
H	9
RBI	4
BB	5
SO	10
LOB	22



Batter	1	2	3	4	5	6	7	8	9	10	AB	R	H	RBI	BB	SO	LOB	BOTTOM			
Bert Campaneris, R OBP: 0.261, SLG: 0.280	K		E6			SH1-3 1B 2B	F8		K		5	1	1	0	0	2	2	Chicago White Sox @ Oakland Athletics Oakland-Alameda County Coliseum, Oakland, CA Sun May 28 1972, 3:33 AM PDT Att: 32,602 - Unknown			
Joe Rudi, R OBP: 0.360, SLG: 0.480			F7			SH1-3		FC6-4 1B	1-6-3		4	0	2	0	0	0	3				
Reggie Jackson, L OBP: 0.349, SLG: 0.519						K		FC6-4 1B			5	1	1	1	0	2	2				
Sal Bando, R OBP: 0.392, SLG: 0.342						K		SF9 1B			4	1	1	0	1	1	1				
Mike Epstein, L OBP: 0.241, SLG: 0.390 Mike Hegan, L OBP: 0.250, SLG: 0.333			F9					1B 1B			3	0	0	1	0	1	2				
George Hendrick, R OBP: 0.250, SLG: 0.400						L4		SF9			1	1	1	0	0	0	0				
Dave Duncan, R OBP: 0.320, SLG: 0.553						5-3		E S 1B			5	1	2	3	0	1	2				
Larry Brown, R OBP: 0.261, SLG: 0.183 Blue Moon Odom, R OBP: 0.143, SLG: 0.143 Ron Clark, R OBP: 0.500, SLG: 1.000						5-3					4	0	0	0	0	1	1				
Vida Blue, S Angel Mangual, R OBP: 0.268, SLG: 0.365 Bob Locker, S Darold Knowles, L Rollie Fingers, R								5-3			4	0	2	0	0	1	0				
Inning Stats	R: 0 E: 0 K: 3 S: 10	H: 1 LOB: 1 BB: 0 P: 10	R: 0 E: 0 K: 1 S: 5	H: 0 LOB: 0 BB: 0 P: 5	R: 0 E: 1 K: 0 S: 4	H: 0 LOB: 1 BB: 0 P: 4	R: 0 E: 0 K: 0 S: 4	H: 0 LOB: 0 BB: 0 P: 5	R: 0 E: 0 K: 2 S: 7	H: 0 LOB: 0 BB: 0 P: 7	R: 0 E: 0 K: 1 S: 6	H: 1 LOB: 2 BB: 1 P: 10	R: 0 E: 1 K: 2 S: 9	H: 1 LOB: 2 BB: 0 P: 9	R: 2 E: 0 K: 0 S: 4	H: 2 LOB: 0 BB: 0 P: 4	1B: 8 2B: 1 3B: 0 HR: 1		SF: 1 SAC: 1 DP: 0 HBP: 0	WP: 0 PB: 0 SB: 2 CS: 0	PA: 42
PITCHER	IP	WLS	BF	H	R	ER	SO	BB	IBB	HBP	BLK	WP	HR	S	P	ERA	WHIP				
Tom Bradley, R ERA: 3.33	5.2		24	6	3	2	5	0	0	0	0	0	0	34	34	3.18	1.059				
Vicente Romo, R ERA: 2.35	1.1		4	0	0	0	2	0	0	0	0	0	0	8	8	0.00	0.000				
Terry Forster, L ERA: 1.45	1.0		5	1	0	0	1	1	0	0	0	0	0	6	10	0.00	2.000				
Steve Kealey, R ERA: 2.38	1.2	L	9	3	2	2	2	0	0	0	0	0	1	13	13	10.80	1.800				

AB	39
R	5
H	10
RBI	5
BB	1
SO	10
LOB	15





Batter	1	2	3	4	5	6	7	8	9	AB	R	H	RBI	BB	SO	LOB	TOP							
Pat Kelly, L OBP: 0.393, SLG: 0.450 (1,9)	0-0 4-3		0-0 4-3		0-0 F7			0-0 HR	0-0 G3	5	1	1	1	0	0	1								
Mike Andrews, R OBP: 0.380, SLG: 0.347 (1,4)	4-0 1B BB		0-0 F6			0-3 K		0-0 HR 1B		3	1	1	0	1	1	0								
Dick Allen, R OBP: 0.396, SLG: 0.565 (1,3)	0-0 FC5-4 1B		0-0 F9			0-0 HR		0-3 K		4	1	2	1	0	1	1								
Carlos May, L OBP: 0.380, SLG: 0.447 (1,7)	0-0 F9			0-3 K		0-0 4-3		0-0 E4 HR		4	1	0	0	0	1	3								
Bill Melton, R OBP: 0.273, SLG: 0.305 (1,5)	0-0 FC5-4 1-2			0-3 K		0-3 K		0-0 1-H 2-H HR		4	1	1	3	0	2	2								
Jay Johnstone, L OBP: 0.283, SLG: 0.206 (1,8)		0-0 F7		0-0 P1			0-0 F6	0-0 L9		4	0	0	0	0	0	0								
Ed Herrmann, L OBP: 0.259, SLG: 0.282 (1,2)	4-0 BB				0-0 1B		0-0 F5	0-0 4-3		3	0	1	0	1	0	0								
Rich Morales, R OBP: 0.282, SLG: 0.254 (1,6)	0-0 F9		0-0 F9		0-0 F8		4-0 BB		0-0 4-3	3	0	0	0	1	0	2								
Wilbur Wood, R OBP: 0.182, SLG: 0.129 (7, PH)	0-3 K				0-0 F4		0-3 K		0-3 K	2	0	0	0	0	1	2								
Jim Lyttle, L Rich Gossage, R Terry Forster, L										1	0	0	0	0	1	1								
										1	0	0	0	0	1	0								
										0	0	0	0	0	0	0								
<b>Inning Stats</b>	R: 0 E: 0 K: 0 S: 4	H: 1 LOB: 2 BB: 1 P: 8	R: 0 E: 0 K: 1 S: 5	H: 0 LOB: 1 BB: 1 P: 9	R: 0 E: 0 K: 2 S: 3	H: 0 LOB: 0 BB: 0 P: 3	R: 0 E: 0 K: 2 S: 7	H: 0 LOB: 0 BB: 0 P: 7	R: 0 E: 0 K: 2 S: 4	H: 1 LOB: 1 BB: 0 P: 4	R: 1 E: 0 K: 2 S: 8	H: 1 LOB: 0 BB: 0 P: 8	R: 0 E: 0 K: 1 S: 5	H: 0 LOB: 1 BB: 1 P: 9	R: 4 E: 1 K: 1 S: 9	H: 3 LOB: 0 BB: 0 P: 9	R: 0 E: 0 K: 1 S: 5	H: 0 LOB: 0 BB: 0 P: 5	1B: 3 2B: 0 3B: 0 HR: 3	SF: 0 SAC: 0 DP: 0 HBP: 0	WP: 0 PB: 0 SB: 0 CS: 0	PA: 37		
<b>PITCHER</b>	IP WLS BF H R ER SO BB IBB HBP BLK WP HR S P ERA WHIP	7.0 L 29 5 3 3 6 3 0 0 0 0 2 38 50 3.86 1.143	2.0 L 8 1 2 1 2 0 0 0 0 1 12 12 4.50 0.500																					

Chicago White Sox @ California Angels  
Anaheim Stadium, Anaheim, CA  
Mon May 29 1972, 10:05 PM EDT  
Unknown - 86 F

AB 34  
R 5  
H 6  
RBI 5  
BB 3  
SO 8  
LOB 12



Batter	1	2	3	4	5	6	7	8	9	AB	R	H	RBI	BB	SO	LOB	BOTTOM							
Sandy Alomar Sr, S OBP: 0.327, SLG: 0.309 (1,4)	0-0 SH5-3 8-4-2 2B		0-0 6-3		0-3 K		0-0 9-3			4	0	1	0	0	1	1								
Ken Berry, R OBP: 0.400, SLG: 0.432 (1,8)	0-0 SH5-3 2-3		0-0 CS 1B		4-0 PB S BB			0-0 F4		2	0	1	0	1	0	0								
Andy Kosco, R OBP: 0.245, SLG: 0.365 (1,7)	0-0 8-4-2		0-0 CS		0-0 F5		0-0 F6		0-0 4-3	3	0	0	0	0	0	2								
Vada Pinson, L OBP: 0.333, SLG: 0.438 (6, PH)			0-0 1-2							1	0	0	0	0	0	0								
Bob Oliver, R OBP: 0.289, SLG: 0.429 (1,3)		0-0 1B 2B		0-0 E 2B	0-3 K			0-3 K		4	2	2	0	0	2	1								
Ken McMullen, R OBP: 0.336, SLG: 0.303 (1,5)		0-0 L4		0-0 E8 HR 1B		0-3 K2-3			0-0 6-3	4	1	1	1	0	1	1								
Leroy Stanton, R OBP: 0.313, SLG: 0.493 (9, PH)						0-3 K			4-0 FC4-6 BB	3	1	2	3	1	1	0								
Mickey Rivers, L OBP: 0.278, SLG: 0.250 (9, FR)										0	0	0	0	0	0	0								
Leo Cardenas, R OBP: 0.279, SLG: 0.302 (1,6)		0-3 K		4-0 6-3 BB		0-0 6-3			0-0 F8	3	0	0	0	1	1	2								
Art Kusnyer, R OBP: 0.280, SLG: 0.215 (1,2)									0-0 FC4-6	2	0	0	0	1	0	2								
Jim Spencer, L OBP: 0.245, SLG: 0.266 (9, PH)		0-0 5-3			0-0 6-3				0-0 FC4-6	0	0	0	0	0	0	0								
Syd O'Brien, R OBP: 0.200, SLG: 0.429 (9, PH)					0-0 6-3				0-0 1-2	1	0	0	0	0	0	1								
Don Rose, R OBP: 0.167, SLG: 0.667 (1,1)				0-0 L1						3	0	0	0	0	1	2								
Lloyd Allen, R OBP: 0.500, SLG: 0.500 (8,1)					0-0 F8					0	0	0	0	0	0	0								
<b>Inning Stats</b>	R: 0 E: 0 K: 0 S: 3	H: 1 LOB: 0 BB: 0 P: 3	R: 1 E: 0 K: 1 S: 7	H: 2 LOB: 1 BB: 0 P: 7	R: 0 E: 0 K: 0 S: 3	H: 1 LOB: 0 BB: 0 P: 3	R: 3 E: 1 K: 0 S: 6	H: 3 LOB: 1 BB: 1 P: 10	R: 0 E: 0 K: 2 S: 7	H: 0 LOB: 1 BB: 1 P: 11	R: 0 E: 0 K: 2 S: 7	H: 0 LOB: 0 BB: 0 P: 7	R: 0 E: 0 K: 1 S: 4	H: 0 LOB: 0 BB: 1 P: 8	R: 0 E: 0 K: 1 S: 5	H: 0 LOB: 0 BB: 0 P: 5	R: 0 E: 0 K: 0 S: 3	H: 0 LOB: 1 BB: 1 P: 7	1B: 3 2B: 5 3B: 0 HR: 1	SF: 0 SAC: 1 DP: 2 HBP: 0	WP: 0 PB: 1 SB: 1 CS: 1	PA: 36		
<b>PITCHER</b>	IP WLS BF H R ER SO BB IBB HBP BLK WP HR S P ERA WHIP	6.0 W 9 0 0 0 2 2 0 0 0 0 0 11 19 0.00 0.750	0.1 S 1 0 0 0 0 0 0 0 0 0 0 1 1 0.00 0.000																					

Chicago White Sox @ California Angels  
Anaheim Stadium, Anaheim, CA  
Mon May 29 1972, 10:05 PM EDT  
Unknown - 86 F

AB 30  
R 4  
H 7  
RBI 4  
BB 4  
SO 7  
LOB 12






Batter	1	2	3	4	5	6	7	8	9	10	AB	R	H	RBI	BB	SO	LOB								
Walt Williams, R OBP: 0.264, SLG: 0.294 Steve Kealey, R (7, 1) Terry Forster, L (9, 1)	1-4-3	F9		5-3						SH1-4	4	0	1	0	0	0	3								
Mike Andrews, R OBP: 0.367, SLG: 0.333	F4		F4		K		F9			F5	5	0	0	0	0	1	2								
Dick Allen, R OBP: 0.403, SLG: 0.560	BB		CS		F7			K			3	0	1	0	2	1	0								
Bill Melton, R OBP: 0.271, SLG: 0.285	BB		F8		K			F3		G3	4	0	0	0	1	1	3								
Carlos May, L OBP: 0.353, SLG: 0.440	4-3			1B				F7			2	1	0	0	2	0	2								
Rick Reichardt, R OBP: 0.385, SLG: 0.290 Jay Johnstone, L OBP: 0.273, SLG: 0.206			CS		2B		K			G5-4-3	2	1	1	0	1	1	1								
Tom Egan, R OBP: 0.192, SLG: 0.180			BB		1B			G5-4-3		BB	3	0	0	0	1	1	4								
Rich Morales, R OBP: 0.280, SLG: 0.267		1-3						K		G5-4-3	4	0	1	2	0	1	2								
Dave Lemonds, L Vicente Romo, R Pat Kelly, L OBP: 0.395, SLG: 0.451				SH1-3				3-1		SH1-4	1	0	0	0	0	1	1								
Inning Stats	R: 0 E: 0 K: 0 S: 3	H: 0 LOB: 2 BB: 2 P: 11	R: 0 E: 0 K: 1 S: 5	H: 0 LOB: 2 BB: 2 P: 13	R: 0 E: 0 K: 0 S: 3	H: 1 LOB: 0 BB: 0 P: 3	R: 2 E: 0 K: 2 S: 5	H: 2 LOB: 1 BB: 1 P: 9	R: 0 E: 0 K: 2 S: 7	H: 0 LOB: 0 BB: 0 P: 7	R: 0 E: 0 K: 1 S: 4	H: 1 LOB: 1 BB: 0 P: 8	R: 0 E: 0 K: 1 S: 5	H: 0 LOB: 0 BB: 0 P: 5	R: 0 E: 0 K: 1 S: 4	H: 0 LOB: 1 BB: 1 P: 8	R: 0 E: 0 K: 0 S: 4	H: 1 LOB: 2 BB: 1 P: 8	R: 0 E: 0 K: 0 S: 4	H: 1 LOB: 2 BB: 1 P: 8	1B: 4 2B: 1 3B: 0 HR: 0	SF: 0 SAC: 2 DP: 2 HBP: 0	WP: 0 PB: 1 SB: 0 CS: 2	PA: 40	
PITCHER	IP	WLS	BF	H	R	ER	SO	BB	IBB	HBP	BLK	WP	HR	S	P	ERA	WHIP								
Rudy May, L ERA: 4.91 Alan Foster, R ERA: 2.08 Steve Barber, L ERA: 4.44 Eddie Fisher, R ERA: 4.38	6.0		25	3	2	2	4	6	0	0	0	0	0	27	51	3.00	1.500								

**Chicago White Sox @ California Angels**  
Anaheim Stadium, Anaheim, CA  
Mon May 29 1972, 10:05 PM EDT  
Att: 22,303 - Unknown


AB	30
R	2
H	5
RBI	2
BB	8
SO	7
LOB	18



Batter	1	2	3	4	5	6	7	8	9	10	AB	R	H	RBI	BB	SO	LOB								
Sandy Alomar Sr., S OBP: 0.324, SLG: 0.312	K		FC5-4			1B	FC5-4			6-3	5	1	1	1	0	1	2								
Ken Berry, R OBP: 0.411, SLG: 0.429	G5-4-3			5-3		FC1-4		G4-6-3		F9	3	0	1	1	2	0	0								
Andy Kosco, R OBP: 0.250, SLG: 0.352 Vada Pinson, L OBP: 0.336, SLG: 0.439	G5-4-3			F9		FC1-4		F7		1B	2	0	0	0	1	0	1								
Bob Oliver, R OBP: 0.287, SLG: 0.421		F9		F8		FC1-4		G4-6-3		1B	5	0	1	0	0	0	3								
Ken McMullen, R OBP: 0.338, SLG: 0.301		F9				K				F3	4	0	1	0	1	1	2								
Leroy Stanton, R OBP: 0.307, SLG: 0.475				FC5-4		K				6-3	5	0	1	1	0	2	3								
Leo Cardenas, R OBP: 0.285, SLG: 0.308			E5			F6		FC5-4		1B	4	0	2	0	0	0	1								
Art Kusnyer, R OBP: 0.278, SLG: 0.217			F9			F8		F3		1B	4	0	1	0	0	0	3								
Rudy May, L Syd O'Brien, R Alan Foster, R Jim Spencer, L Steve Barber, L Mickey Rivers, L Eddie Fisher, R						2B				K	1	0	0	0	0	0	0								
Inning Stats	R: 0 E: 0 K: 1 S: 4	H: 0 LOB: 0 BB: 1 P: 8	R: 0 E: 0 K: 1 S: 5	H: 0 LOB: 0 BB: 0 P: 5	R: 0 E: 1 K: 1 S: 6	H: 0 LOB: 1 BB: 0 P: 6	R: 0 E: 0 K: 0 S: 3	H: 0 LOB: 0 BB: 0 P: 3	R: 0 E: 0 K: 0 S: 4	H: 1 LOB: 1 BB: 0 P: 4	R: 2 E: 0 K: 2 S: 9	H: 2 LOB: 2 BB: 2 P: 17	R: 0 E: 0 K: 1 S: 6	H: 1 LOB: 1 BB: 0 P: 6	R: 0 E: 0 K: 0 S: 2	H: 0 LOB: 0 BB: 1 P: 6	R: 0 E: 0 K: 1 S: 7	H: 2 LOB: 2 BB: 0 P: 7	R: 1 E: 0 K: 0 S: 5	H: 3 LOB: 3 BB: 1 P: 9	1B: 8 2B: 1 3B: 0 HR: 0	SF: 0 SAC: 2 DP: 2 HBP: 0	WP: 0 PB: 0 SB: 1 CS: 0	PA: 42	
PITCHER	IP	WLS	BF	H	R	ER	SO	BB	IBB	HBP	BLK	WP	HR	S	P	ERA	WHIP								
Dave Lemonds, L ERA: 3.38 Vicente Romo, R ERA: 2.2 Steve Kealey, R ERA: 1.93 Terry Forster, L ERA: 1.8	5.0		19	2	2	2	3	2	0	0	0	0	0	23	31	3.60	0.800								

**Chicago White Sox @ California Angels**  
Anaheim Stadium, Anaheim, CA  
Mon May 29 1972, 10:05 PM EDT  
Att: 22,303 - Unknown

AB	37
R	3
H	9
RBI	3
BB	5
SO	7
LOB	20











Batter	1	2	3	4	5	6	7	8	9	AB	R	H	RBI	BB	SO	LOB	TOP					
Pat Kelly, L OBP: 0.403, SLG: 0.445 (1, 9)										4	1	2	0	1	1	1	Chicago White Sox @ California Angels Anaheim Stadium, Anaheim, CA Wed May 31 1972, 10:05 PM EDT Att: 5,428 - Unknown					
Jay Johnstone, L OBP: 0.297, SLG: 0.208 (1, 8)										5	0	1	0	0	1	4						
Dick Allen, R OBP: 0.405, SLG: 0.550 (1, 3)										5	0	1	1	0	0	3						
Carlos May, L OBP: 0.373, SLG: 0.421 (1, 7)										4	1	1	0	1	0	2						
Bill Melton, R OBP: 0.275, SLG: 0.288 (1, 5)										3	0	0	0	2	0	3						
Ed Herrmann, L OBP: 0.288, SLG: 0.271 (1, 2)										3	0	0	0	1	3	5						
Rich Morales, R OBP: 0.289, SLG: 0.313 (1, 6)										4	1	2	2	0	0	5						
Jorge Orta, L OBP: 0.217, SLG: 0.284 (1, 4)										3	0	0	0	1	1	1						
Tom Bradley, R OBP: 0.233, SLG: 0.267 (1, 1)										2	0	1	0	0	1	0						
Terry Forster, L (7, 1)										1	0	0	0	0	1	0						
Steve Kealey, R (8, 1)										0	0	0	0	0	0	0						
<b>Inning Stats</b>	R: 1 E: 0 K: 1 S: 8	H: 3 LOB: 3 BB: 1 P: 12	R: 0 E: 0 K: 0 S: 4	H: 1 LOB: 2 BB: 1 P: 8	R: 1 E: 0 K: 1 S: 6	H: 1 LOB: 1 BB: 1 P: 10	R: 0 E: 0 K: 3 S: 9	H: 0 LOB: 0 BB: 0 P: 9	R: 0 E: 2 K: 1 S: 6	H: 0 LOB: 1 BB: 0 P: 6	R: 0 E: 0 K: 0 S: 4	H: 1 LOB: 1 BB: 1 P: 8	R: 0 E: 0 K: 2 S: 3	H: 0 LOB: 2 BB: 2 P: 11	R: 0 E: 0 K: 2 S: 7	H: 1 LOB: 0 BB: 0 P: 7	R: 0 E: 0 K: 0 S: 4	H: 1 LOB: 1 BB: 0 P: 4	1B: 6 2B: 1 3B: 0 HR: 1	SF: 0 SAC: 1 DP: 0 HBP: 0	WP: 0 PB: 0 SB: 3 CS: 0	PA: 42
<b>PITCHER</b>	IP	WLS	BF	H	R	ER	SO	BB	IBB	HBP	BLK	WP	HR	S	P	ERA	WHIP					
Rickey Clark, R ERA: 3.55 (1, 1)	7.0		34	6	3	2	6	6	0	0	0	0	1	40	64	2.57	1.714					
Lloyd Allen, R ERA: 1.78 (8, 1)	2.0	W	7	2	0	0	2	0	0	0	0	0	0	11	11	0.00	1.000					

AB	34
R	3
H	8
RBI	3
BB	6
SO	8
LOB	24

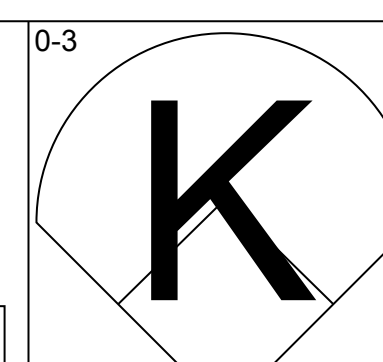
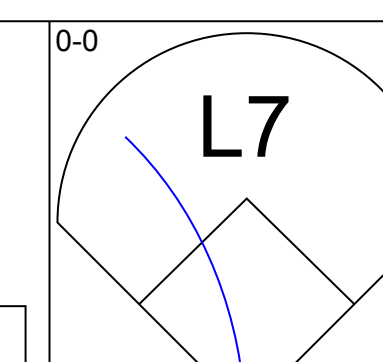
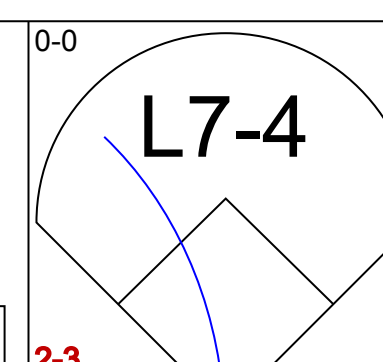
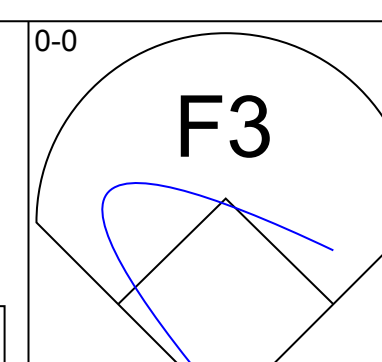
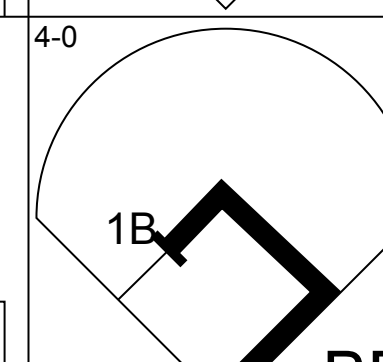
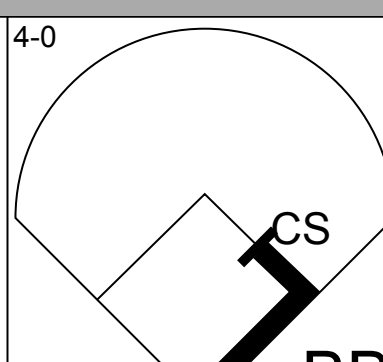
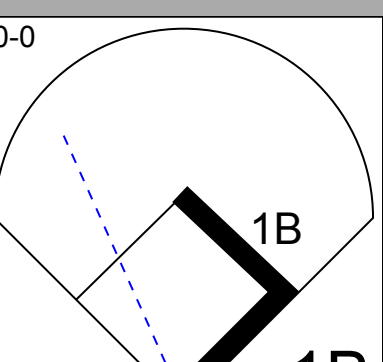
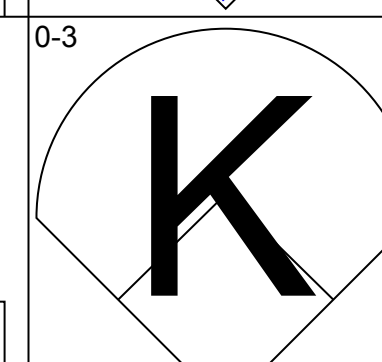
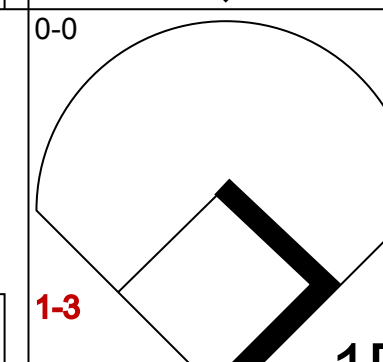
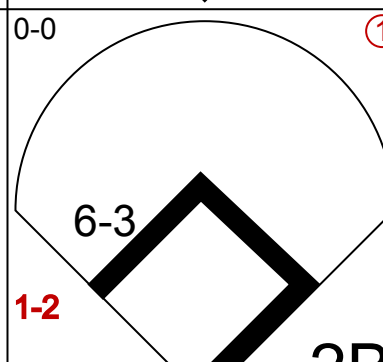
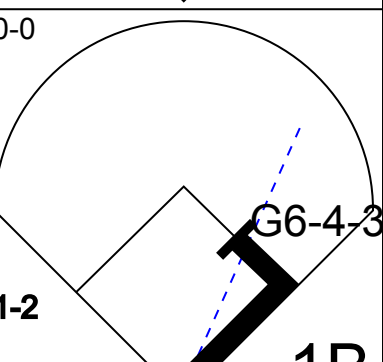
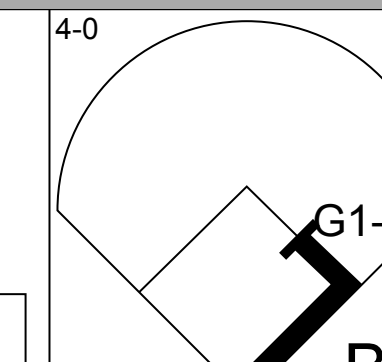
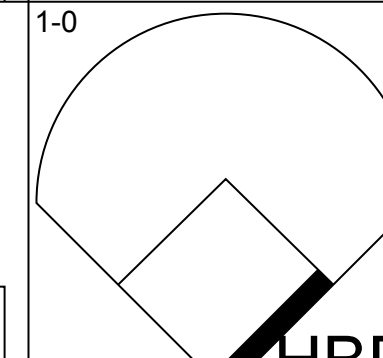
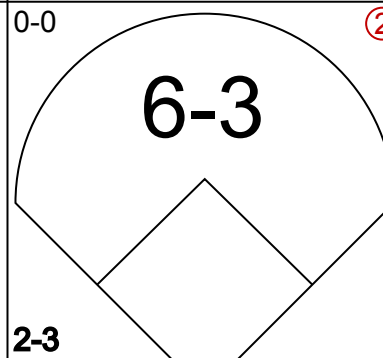
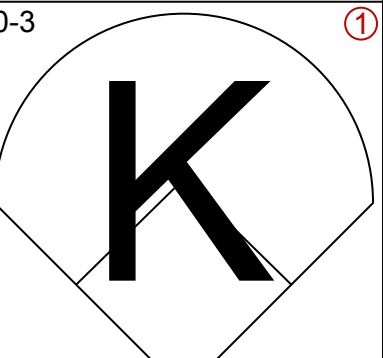
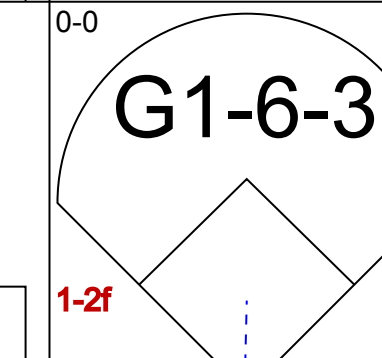
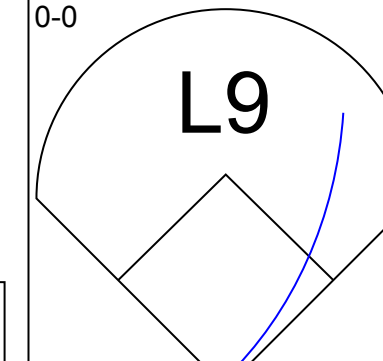
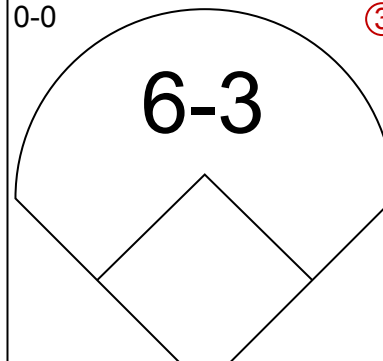
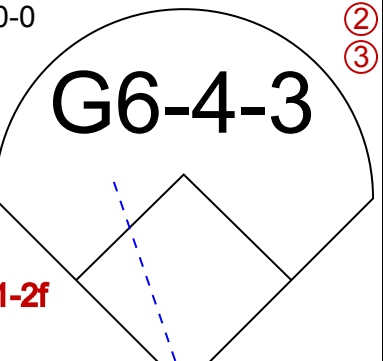
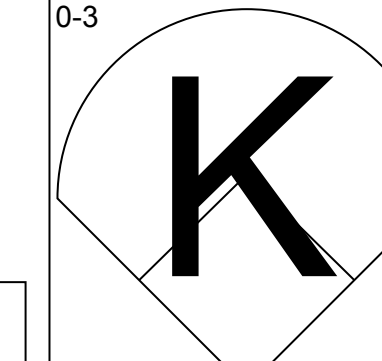
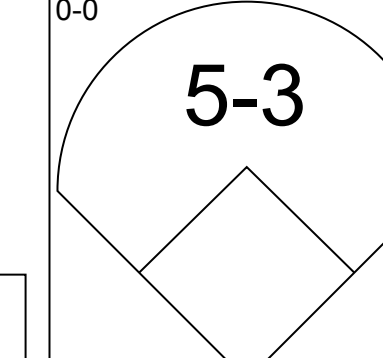
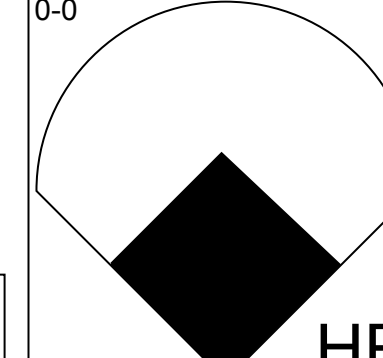
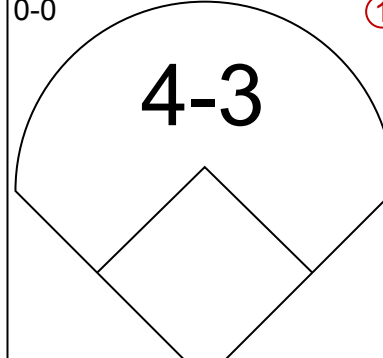
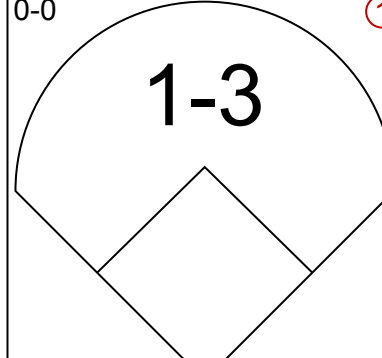
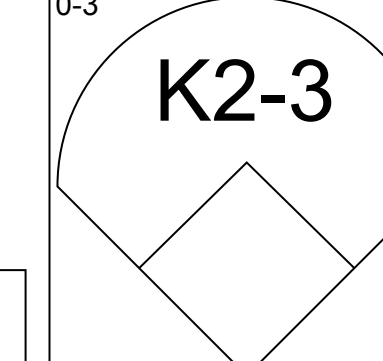
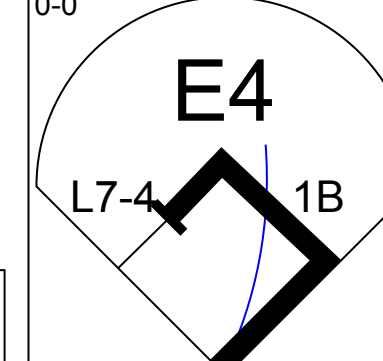
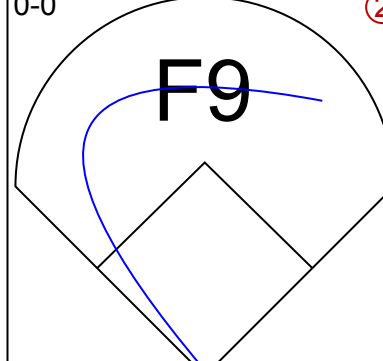
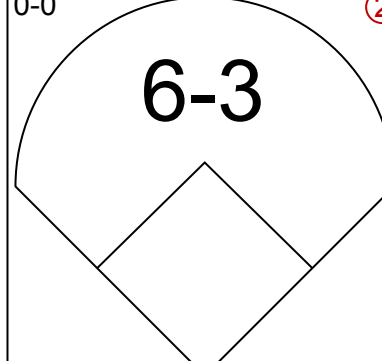
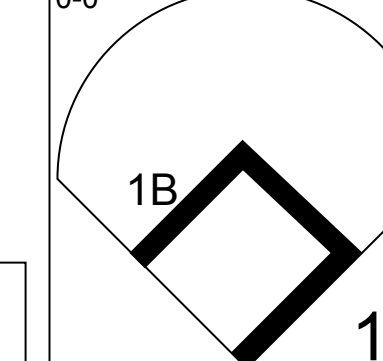
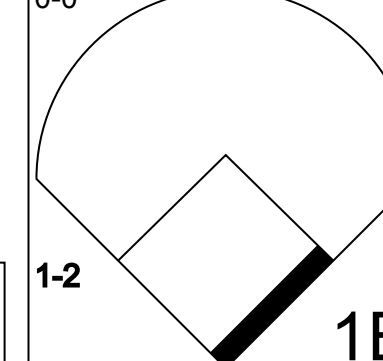
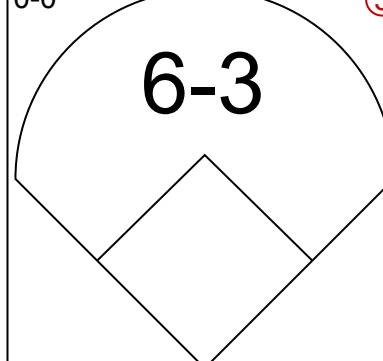
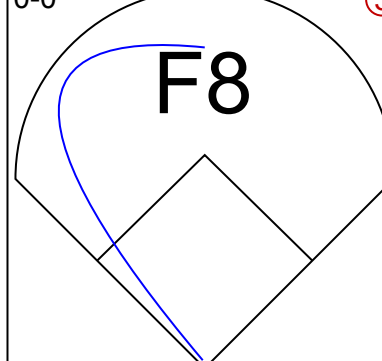
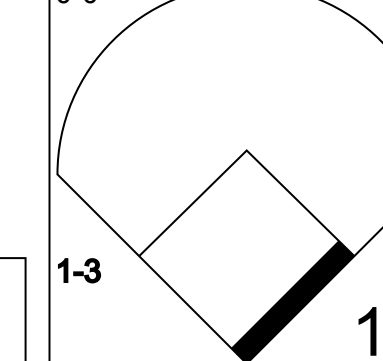
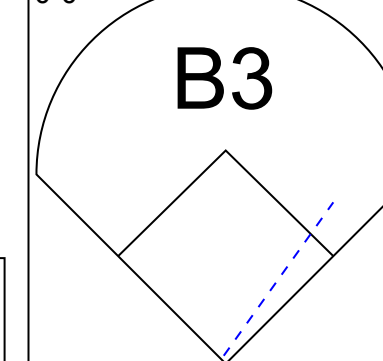
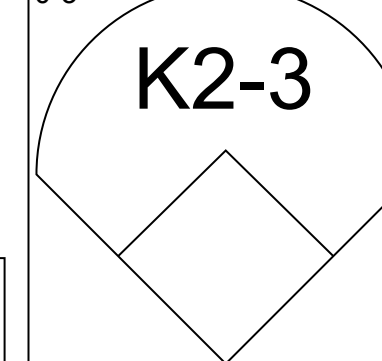


Batter	1	2	3	4	5	6	7	8	9	AB	R	H	RBI	BB	SO	LOB	BOTTOM					
Sandy Alomar Sr., S OBP: 0.330, SLG: 0.319 (1, 4)										5	2	2	0	0	0	2	Chicago White Sox @ California Angels Anaheim Stadium, Anaheim, CA Wed May 31 1972, 10:05 PM EDT Att: 5,428 - Unknown					
Ken Berry, R OBP: 0.415, SLG: 0.418 (1, 8)										2	0	0	0	2	0	1						
Mickey Rivers, L OBP: 0.292, SLG: 0.270 (8, FR) (9, 8)										0	1	0	0	1	0	0						
Vada Pinson, L OBP: 0.321, SLG: 0.412 (1, 7)										4	0	0	0	1	2	3						
Bob Oliver, R OBP: 0.303, SLG: 0.447 (1, 3)										5	0	2	2	0	2	2						
Ken McMullen, R OBP: 0.340, SLG: 0.308 (1, 5)										4	1	2	0	0	2	1						
Leroy Stanton, R OBP: 0.323, SLG: 0.477 (1, 9)										4	0	3	2	0	1	0						
Leo Cardenas, R OBP: 0.273, SLG: 0.293 (1, 6)										3	0	0	0	0	1	3						
Art Kusnyer, R OBP: 0.265, SLG: 0.205 (1, 2)										4	0	0	0	0	2	3						
Rickey Clark, R OBP: 0.095, SLG: 0.050 (1, 1)										2	0	0	0	0	1	1						
Jim Spencer, L ERA: 2.11 (7, PH)										0	0	0	0	0	0	0						
Winston Llenas, R OBP: 0.324, SLG: 0.333 (7, PH)										1	0	0	0	0	0	2						
Lloyd Allen, R OBP: 0.400, SLG: 0.400 (8, 1)										1	0	0	0	0	1	0						
<b>Inning Stats</b>	R: 0 E: 0 K: 0 S: 3	H: 0 LOB: 1 BB: 1 P: 7	R: 1 E: 0 K: 2 S: 9	H: 2 LOB: 0 BB: 0 P: 9	R: 0 E: 0 K: 1 S: 5	H: 0 LOB: 0 BB: 0 P: 5	R: 0 E: 0 K: 3 S: 9	H: 0 LOB: 0 BB: 0 P: 9	R: 0 E: 0 K: 2 S: 7	H: 0 LOB: 1 BB: 0 P: 7	R: 1 E: 0 K: 2 S: 9	H: 2 LOB: 2 BB: 0 P: 9	R: 0 E: 0 K: 0 S: 5	H: 1 LOB: 2 BB: 0 P: 5	R: 1 E: 0 K: 1 S: 7	H: 2 LOB: 1 BB: 1 P: 11	R: 1 E: 1 K: 1 S: 6	H: 2 LOB: 3 BB: 2 P: 14	1B: 8 2B: 1 3B: 0 HR: 0	SF: 0 SAC: 1 DP: 0 HBP: 0	WP: 0 PB: 0 SB: 0 CS: 0	PA: 40
<b>PITCHER</b>	IP	WLS	BF	H	R	ER	SO	BB	IBB	HBP	BLK	WP	HR	S	P	ERA	WHIP					
Tom Bradley, R ERA: 3.28 (1, 1)	6.1		26	5	2	2	10	1	0	0	0	0	0	45	49	2.84	0.947					
Terry Forster, L ERA: 2.11 (7, 1)	1.1		6	1	1	1	1	1	0	0	0	0	0	7	11	6.75	1.500					
Steve Kealey, R ERA: 2.4 (8, 1)	1.0	L	8	3	1	1	1	1	1	0	0	0	0	8	16	9.00	4.000					

AB	35
R	4
H	9
RBI	4
BB	4
SO	12
LOB	18



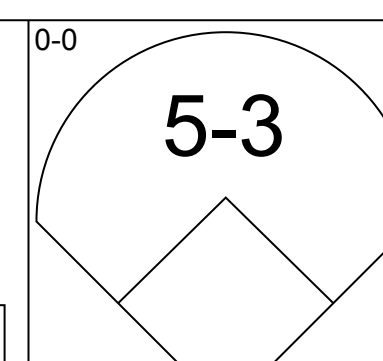
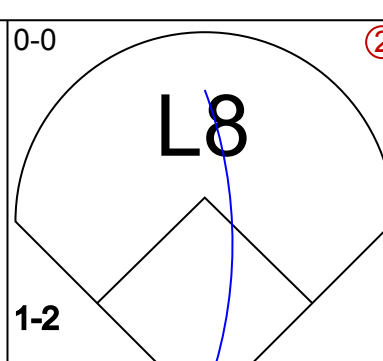
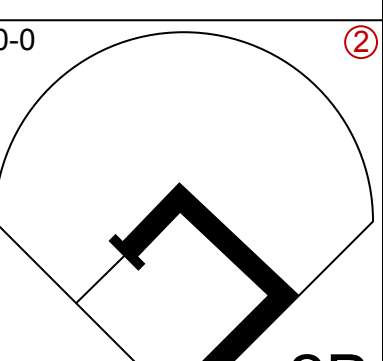
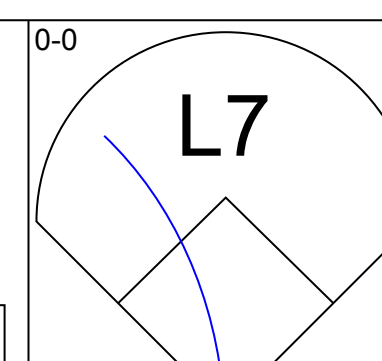
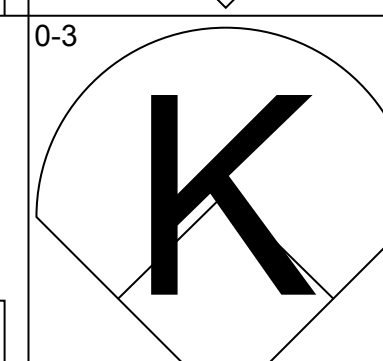
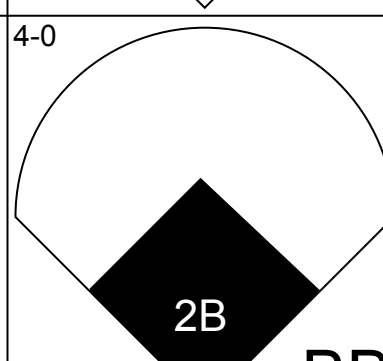
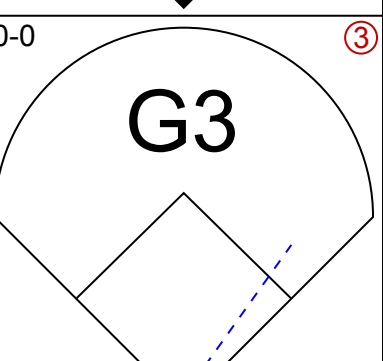
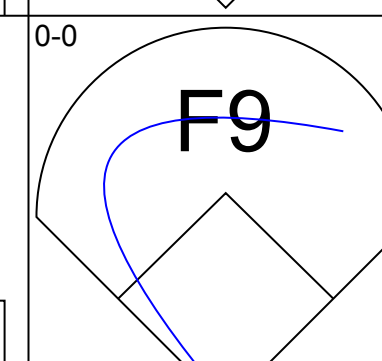
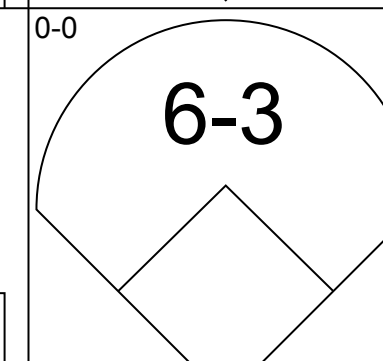
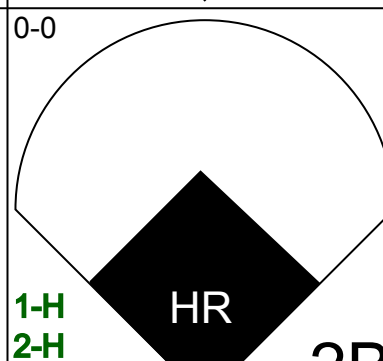
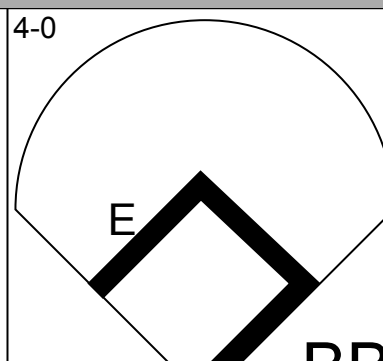
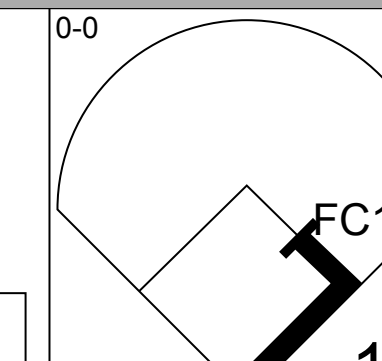
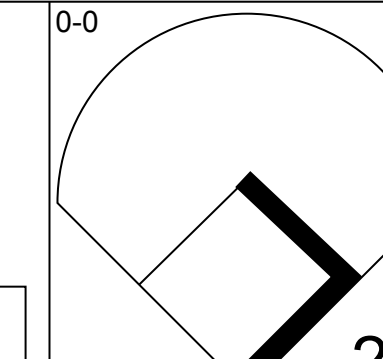
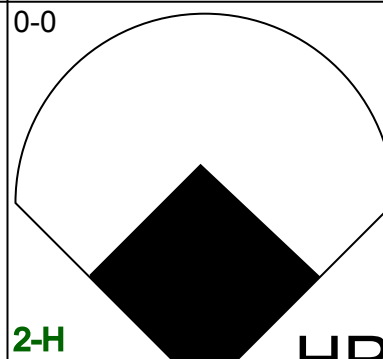
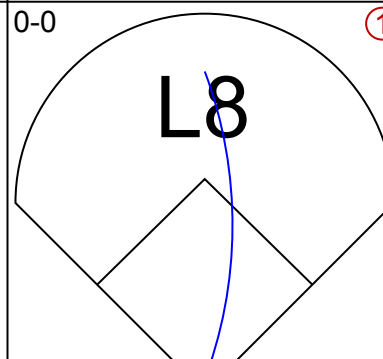
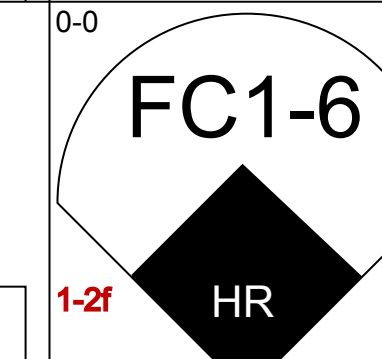
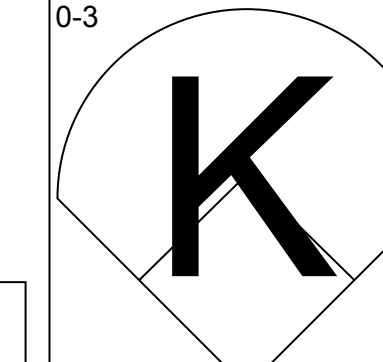
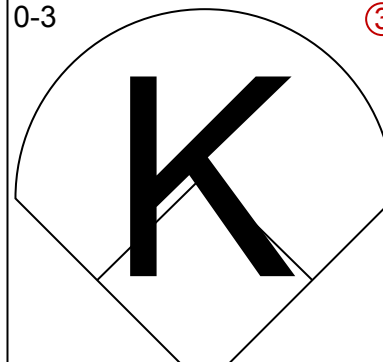
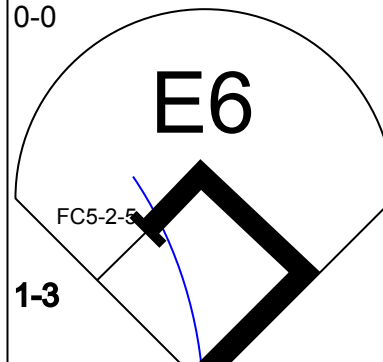
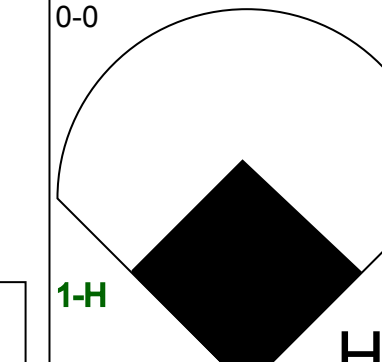
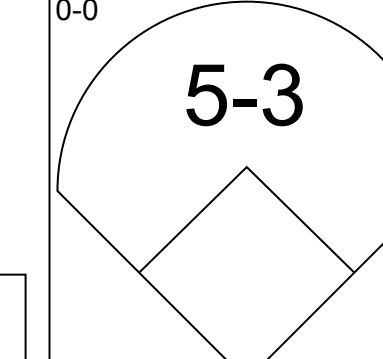
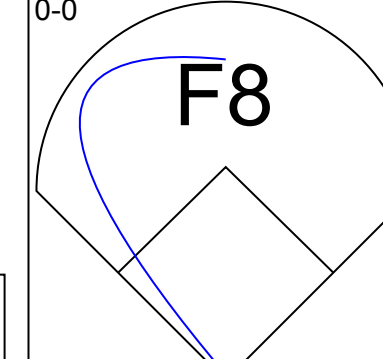
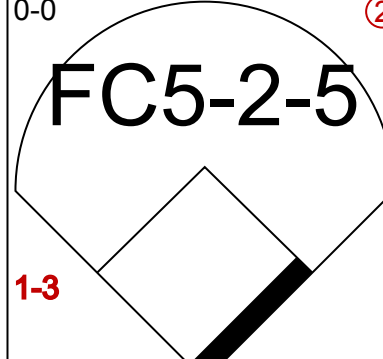
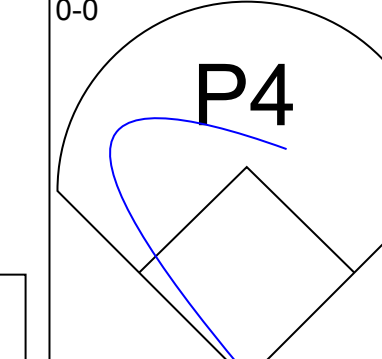
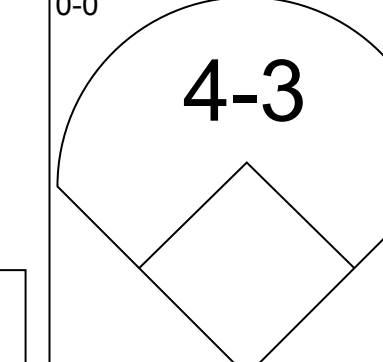
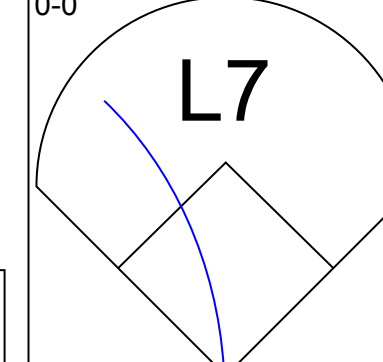
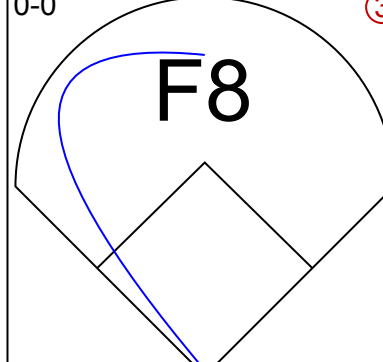
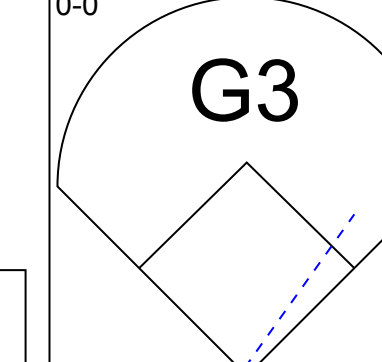
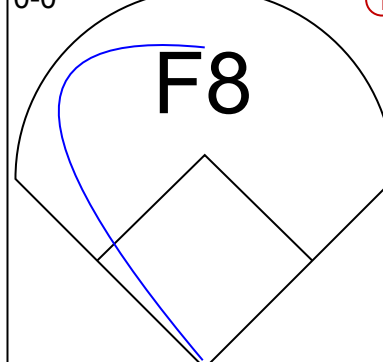
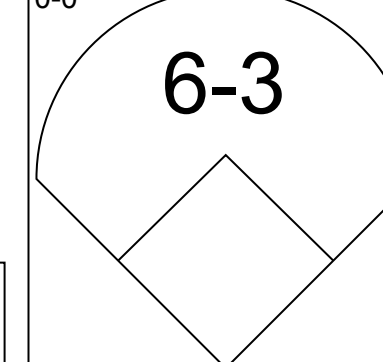
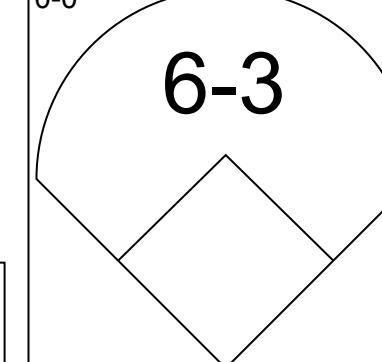
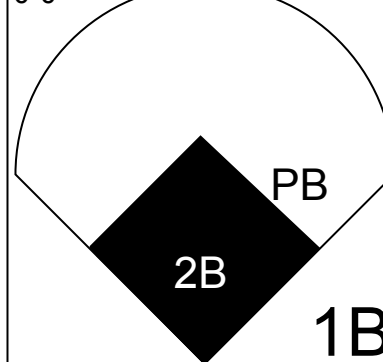
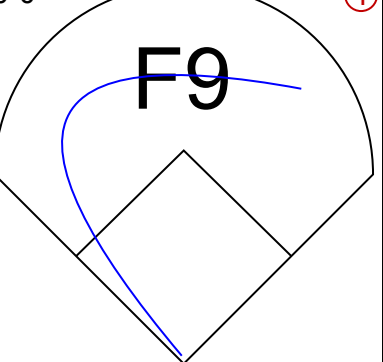
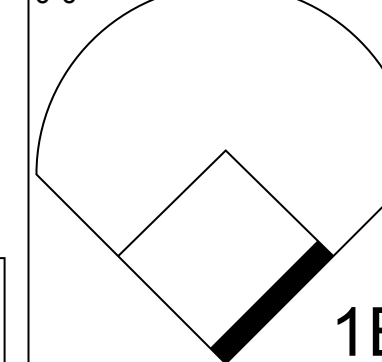


Batter	1	2	3	4	5	6	7	8	9	AB	R	H	RBI	BB	SO	LOB	TOP			
<b>Horace Clarke, S</b> OBP: 0.313, SLG: 0.298 (1, 4)										4	0	0	0	0	1	4				
<b>Thurman Munson, R</b> OBP: 0.372, SLG: 0.362 (1, 2)										2	0	1	0	2	1	0				
<b>Bobby Murcer, L</b> OBP: 0.329, SLG: 0.385 (1, 8)										3	0	3	0	1	0	0				
<b>Roy White, S</b> OBP: 0.366, SLG: 0.333 (1, 7)										3	0	0	0	0	1	4				
<b>John Ellis, R</b> OBP: 0.303, SLG: 0.406 (1, 3)										4	0	0	0	0	1	5				
<b>Rusty Torres, S</b> OBP: 0.310, SLG: 0.385 (1, 9)										4	1	1	1	0	0	0				
<b>Gene Michael, S</b> OBP: 0.291, SLG: 0.295 (1, 6)										4	0	0	0	0	1	0				
<b>Hal Lanier, R</b> OBP: 0.182, SLG: 0.190 (1, 5)										4	0	2	0	0	0	0				
<b>Fritz Peterson, S</b> OBP: 0.250, SLG: 0.250 (1, 1)										3	0	1	0	0	1	2				
<b>Inning Stats</b>	R: 0 E: 0 K: 1 S: 5	H: 1 LOB: 2 BB: 1 P: 10	R: 0 E: 0 K: 1 S: 7	H: 2 LOB: 2 BB: 0 P: 7	R: 0 E: 0 K: 0 S: 3	H: 1 LOB: 1 BB: 1 P: 7	R: 1 E: 1 K: 0 S: 5	H: 2 LOB: 1 BB: 0 P: 5	R: 0 E: 0 K: 0 S: 6	H: 0 LOB: 0 BB: 0 P: 3	R: 0 E: 0 K: 2 S: 7	H: 0 LOB: 0 BB: 0 P: 7	R: 0 E: 0 K: 1 S: 4	H: 0 LOB: 0 BB: 1 P: 8	R: 0 E: 0 K: 0 S: 3	H: 0 LOB: 0 BB: 0 P: 3	1B: 6 2B: 2 3B: 0 HR: 1	SF: 0 SAC: 0 DP: 3 HBP: 1	WP: 0 PB: 0 CS: 1	PA: 35
<b>PITCHER</b> <b>Wilbur Wood, L</b> ERA: 1.84 (1, 1)	IP: 9.0 WLS: W BF: 35 H: 8 R: 1 ER: 1 SO: 6 BB: 3 IBB: 0 HBP: 1 BLK: 0 WP: 0 HR: 1 S: 43 P: 56 ERA: 1.00 WHIP: 1.222															<b>PITCHER</b>				

**New York Yankees @ Chicago White Sox**  
Comiskey Park, Chicago, IL  
Fri Jun 02 1972, 8:05 PM EDT  
Att: 27,634 - Unknown - 86 F

AB 31  
R 1  
H 8  
RBI 1  
BB 3  
SO 6  
LOB 15



Batter	1	2	3	4	5	6	7	8	9	AB	R	H	RBI	BB	SO	LOB	BOTTOM			
<b>Walt Williams, R</b> OBP: 0.259, SLG: 0.304 (1, 9)										4	0	1	0	0	0	2				
<b>Carlos May, L</b> OBP: 0.370, SLG: 0.412 (1, 7)										3	1	0	0	1	1	1				
<b>Dick Allen, R</b> OBP: 0.413, SLG: 0.559 (1, 3)										3	1	2	2	1	0	0				
<b>Rick Reichardt, R</b> OBP: 0.372, SLG: 0.364 <b>Jay Johnstone, L</b> OBP: 0.204, SLG: 0.205 (7, 8)										3	1	2	2	0	0	1				
<b>Bill Melton, R</b> OBP: 0.274, SLG: 0.308 (1, 5)										4	1	1	2	0	2	2				
<b>Mike Andrews, R</b> OBP: 0.384, SLG: 0.331 <b>Luis Alvarado, R</b> OBP: 0.100, SLG: 0.100 (6, FR) (7, 4)										3	0	0	0	0	0	3				
<b>Ed Herrmann, L</b> OBP: 0.247, SLG: 0.258 (1, 2)										4	0	0	0	0	0	3				
<b>Rich Morales, R</b> OBP: 0.280, SLG: 0.302 (1, 6)										3	0	0	0	0	0	0				
<b>Wilbur Wood, R</b> OBP: 0.222, SLG: 0.176 (1, 1)										3	1	2	0	0	0	0				
<b>Inning Stats</b>	R: 0 E: 0 K: 1 S: 5	H: 0 LOB: 0 BB: 0 P: 5	R: 0 E: 0 K: 1 S: 6	H: 1 LOB: 1 BB: 0 P: 6	R: 4 E: 0 K: 1 S: 8	H: 3 LOB: 0 BB: 1 P: 12	R: 0 E: 0 K: 0 S: 3	H: 0 LOB: 0 BB: 0 P: 3	R: 0 E: 0 K: 0 S: 3	H: 1 LOB: 0 BB: 0 P: 3	R: 0 E: 1 K: 0 S: 4	H: 0 LOB: 2 BB: 1 P: 8	R: 0 E: 0 K: 0 S: 4	H: 1 LOB: 1 BB: 0 P: 4	R: 2 E: 0 K: 0 S: 5	H: 2 LOB: 2 BB: 0 P: 5	1B: 3 2B: 3 3B: 0 HR: 2	SF: 0 SAC: 0 DP: 0 HBP: 0	WP: 0 PB: 1 CS: 0	PA: 34
<b>PITCHER</b> <b>Fritz Peterson, L</b> ERA: 3.38 (1, 1)	IP: 8.0 WLS: L BF: 34 H: 8 R: 6 ER: 6 SO: 3 BB: 2 IBB: 0 HBP: 0 BLK: 0 WP: 0 HR: 2 S: 38 P: 46 ERA: 6.75 WHIP: 1.250															<b>PITCHER</b>				

**New York Yankees @ Chicago White Sox**  
Comiskey Park, Chicago, IL  
Fri Jun 02 1972, 8:05 PM EDT  
Att: 27,634 - Unknown - 86 F

AB 32  
R 6  
H 8  
RBI 6  
BB 2  
SO 3  
LOB 13









Batter	1	2	3	4	5	6	7	8	9	AB	R	H	RBI	BB	SO	LOB	TOP			
Horace Clarke, S OBP: 0.309, SLG: 0.286 (1,4)										4	0	0	0	0	0	2				
Rusty Torres, S OBP: 0.313, SLG: 0.371 (1,9)										4	0	0	0	0	2	2				
Bobby Murcer, L OBP: 0.348, SLG: 0.418 (1,8)										4	0	2	0	0	0	0				
Roy White, S OBP: 0.376, SLG: 0.355 (1,7)										4	0	0	0	0	2	2				
Ron Blomberg, L OBP: 0.333, SLG: 0.427 (1,3)										4	1	1	1	0	0	1				
Thurman Munson, R OBP: 0.371, SLG: 0.387 (1,2)										3	0	1	0	0	1	0				
Jerry Kenney, L OBP: 0.256, SLG: 0.147 (1,6)										3	0	0	0	0	1	1				
Bernie Allen, L OBP: 0.212, SLG: 0.258 (1,5)										2	0	2	0	1	0	0				
Mel Stottlemyre, R OBP: 0.360, SLG: 0.286 (1,1)										1	0	0	0	0	1	1				
Johanny Callison, L OBP: 0.235, SLG: 0.304 (8, PH)										1	0	0	0	0	1	1				
Rob Gardner, R (8, 1)										0	0	0	0	0	0	0				
<b>Inning Stats</b>	R: 0 E: 0 K: 1 S: 5	H: 0 LOB: 0 BB: 0 P: 5	R: 1 E: 0 K: 0 S: 4	H: 1 LOB: 0 BB: 0 P: 4	R: 0 E: 0 K: 1 S: 6	H: 1 LOB: 1 BB: 0 P: 6	R: 0 E: 0 K: 0 S: 3	H: 1 LOB: 0 BB: 0 P: 3	R: 0 E: 0 K: 1 S: 5	H: 1 LOB: 1 BB: 1 P: 9	R: 0 E: 0 K: 2 S: 7	H: 0 LOB: 0 BB: 0 P: 7	R: 0 E: 0 K: 1 S: 6	H: 1 LOB: 1 BB: 0 P: 6	R: 0 E: 0 K: 1 S: 5	H: 0 LOB: 0 BB: 0 P: 5	1B: 4 2B: 1 3B: 0 HR: 1	SF: 0 SAC: 1 DP: 2 HBP: 0	WP: 0 PB: 1 CS: 0	PA: 32
<b>PITCHER</b> Tom Bradley, R ERA: 3.04 (1,1)	IP: 9.0 WLS: W BF: 32 H: 6 R: 1 ER: 1 SO: 8 BB: 1 IBB: 0 HBP: 0 BLK: 0 WP: 0 HR: 1 S: 47 P: 51 ERA: 1.00 WHIP: 0.778															<b>PITCHER</b>	IP: 9.0 WLS: W BF: 32 H: 6 R: 1 ER: 1 SO: 8 BB: 1 IBB: 0 HBP: 0 BLK: 0 WP: 0 HR: 1 S: 47 P: 51 ERA: 1.00 WHIP: 0.778			

New York Yankees @ Chicago White Sox  
Comiskey Park, Chicago, IL  
Sun Jun 04 1972, 4:33 AM EDT  
Overcast - 64 F

AB 30  
R 1  
H 6  
RBI 1  
BB 1  
SO 8  
LOB 10



Batter	1	2	3	4	5	6	7	8	9	AB	R	H	RBI	BB	SO	LOB	BOTTOM			
Pat Kelly, L OBP: 0.400, SLG: 0.429 (1,9)										3	1	0	0	1	1	0				
Mike Andrews, R OBP: 0.387, SLG: 0.358 (1,4)										4	1	2	2	0	2	0				
Luis Alvarado, R OBP: 0.214, SLG: 0.214 (8,4)										0	0	0	0	0	0	0				
Dick Allen, R OBP: 0.427, SLG: 0.560 (1,3)										4	1	2	0	0	0	3				
Carlos May, L OBP: 0.364, SLG: 0.397 (1,7)										4	0	1	2	0	2	2				
Bill Melton, R OBP: 0.292, SLG: 0.336 (1,5)										4	1	2	1	0	2	2				
Jay Johnstone, L OBP: 0.245, SLG: 0.188 (1,8)										4	0	0	0	0	1	4				
Ed Herrmann, L OBP: 0.257, SLG: 0.272 (1,2)										3	1	1	0	1	1	1				
Rich Morales, R OBP: 0.275, SLG: 0.287 (1,6)										3	1	1	0	0	0	1				
Tom Bradley, R OBP: 0.212, SLG: 0.242 (1,1)										3	0	0	0	0	2	2				
<b>Inning Stats</b>	R: 0 E: 0 K: 0 S: 3	H: 1 LOB: 0 BB: 0 P: 3	R: 0 E: 0 K: 2 S: 7	H: 0 LOB: 0 BB: 0 P: 7	R: 4 E: 0 K: 2 S: 12	H: 4 LOB: 2 BB: 1 P: 16	R: 0 E: 0 K: 0 S: 3	H: 0 LOB: 0 BB: 0 P: 3	R: 0 E: 0 K: 1 S: 6	H: 1 LOB: 1 BB: 0 P: 6	R: 1 E: 0 K: 0 S: 3	H: 1 LOB: 1 BB: 1 P: 7	R: 0 E: 0 K: 3 S: 9	H: 0 LOB: 0 BB: 0 P: 9	R: 1 E: 0 K: 3 S: 11	H: 2 LOB: 1 BB: 0 P: 11	1B: 6 2B: 2 3B: 0 HR: 1	SF: 0 SAC: 0 DP: 2 HBP: 0	WP: 0 PB: 0 CS: 0	PA: 34
<b>PITCHER</b> Mel Stottlemyre, R ERA: 2.59 Rob Gardner, L ERA: 9.0 (8,1)	IP: 7.0 WLS: L BF: 29 H: 7 R: 5 ER: 5 SO: 8 BB: 2 IBB: 0 HBP: 0 BLK: 0 WP: 0 HR: 1 S: 43 P: 51 ERA: 6.43 WHIP: 1.286															<b>PITCHER</b>	IP: 1.0 WLS: L BF: 5 H: 2 R: 1 ER: 1 SO: 3 BB: 0 IBB: 0 HBP: 0 BLK: 0 WP: 0 HR: 0 S: 11 P: 11 ERA: 9.00 WHIP: 2.000			

New York Yankees @ Chicago White Sox  
Comiskey Park, Chicago, IL  
Sun Jun 04 1972, 4:33 AM EDT  
Overcast - 64 F

AB 32  
R 6  
H 9  
RBI 5  
BB 2  
SO 11  
LOB 15





Batter	1	2	3	4	5	6	7	8	9	AB	R	H	RBI	BB	SO	LOB	TOP				
Horace Clarke, S OBP: 0.307, SLG: 0.285	5-3		B1-3		1-3					4	0	1	0	0	0	1	<b>New York Yankees @ Chicago White Sox</b> Comiskey Park, Chicago, IL Sun Jun 04 1972, 4:38 AM EDT Att: 51,904 - Cloudy - 60 F				
Rusty Torres, S OBP: 0.301, SLG: 0.355	K		4-3			E4 1B	6-3			4	1	0	0	0	1	1					
Bobby Murcer, L OBP: 0.351, SLG: 0.420				F7		G6-4-3 1B WP		G3		4	1	2	0	0	0	0					
Roy White, S OBP: 0.373, SLG: 0.352	F2			K			G6-4-3 1B	F4		4	0	1	1	0	1	1					
Felipe Alou, R OBP: 0.287, SLG: 0.358		F6				G6-4-3 1B				4	0	2	0	0	0	2					
John Ellis, R OBP: 0.297, SLG: 0.389		6-3								4	0	1	0	0	1	1					
Hal Lanier, R OBP: 0.231, SLG: 0.240		4-3			F7					4	1	2	0	0	0	2					
Gene Michael, S OBP: 0.289, SLG: 0.303			E		1-3			SH5-3 1B	F8	3	1	1	1	0	0	1					
Mike Kekich, R OBP: 0.125, SLG: 0.208			E5		6-3				4-3	4	0	1	0	0	0	0					
Sparky Lyle, L OBP: 0.167, SLG: 0.333			B1-3 1B							0	0	0	0	0	0	0					
<b>Inning Stats</b>	R: 0 E: 0 K: 1 S: 6	H: 1 LOB: 1 BB: 0 P: 6	R: 0 E: 0 K: 0 S: 3	H: 0 LOB: 0 BB: 0 P: 3	R: 1 E: 1 K: 0 S: 4	H: 2 LOB: 0 BB: 0 P: 4	R: 0 E: 0 K: 1 S: 7	H: 2 LOB: 2 BB: 0 P: 7	R: 0 E: 0 K: 0 S: 3	H: 0 LOB: 0 BB: 0 P: 3	R: 2 E: 1 K: 1 S: 7	H: 2 LOB: 0 BB: 0 P: 7	R: 1 E: 0 K: 0 S: 5	H: 2 LOB: 1 BB: 0 P: 5	R: 0 E: 0 K: 0 S: 4	H: 1 LOB: 1 BB: 0 P: 4	R: 0 E: 0 K: 0 S: 3	H: 1 LOB: 0 BB: 0 P: 3	1B: 10 2B: 2 3B: 0 HR: 0	SF: 0 SAC: 1 DP: 2 HBP: 0	WP: 2 PA: 36 CS: 1
<b>PITCHER</b>	IP WLS BF H R ER SO BB IBB HBP BLK WP HR S P ERA WHIP																				
Dave Lemonds, L ERA: 2.3	(1, 1) 5.0 22 7 3 0 2 0 0 0 0 0 0 0 26 26 0.00 1.400																				
Rich Gossage, R ERA: 3.72	(6, 1) 3.0 11 3 1 1 1 0 0 0 0 2 0 13 13 3.00 1.000																				
Cy Acosta, R ERA:	(9, 1) 1.0 W 3 1 0 0 0 0 0 0 0 0 0 0 3 3 0.00 1.000																				


Batter	1	2	3	4	5	6	7	8	9	AB	R	H	RBI	BB	SO	LOB	BOTTOM				
Walt Williams, R OBP: 0.254, SLG: 0.283	F9		5-3					F9		3	0	0	0	1	0	1	<b>New York Yankees @ Chicago White Sox</b> Comiskey Park, Chicago, IL Sun Jun 04 1972, 4:38 AM EDT Att: 51,904 - Cloudy - 60 F				
Luis Alvarado, R OBP: 0.187, SLG: 0.167	K			F6	G5-4-3 BB			F9		4	0	0	0	0	1	2					
Carlos May, L OBP: 0.367, SLG: 0.413							F9			4	1	2	0	0	0	1					
Cy Acosta, R ERA:				SF7 3B				2-3		0	0	0	0	0	0	0					
Rick Reichardt, R OBP: 0.372, SLG: 0.417		L7		SF7			K		F9	3	0	0	1	0	1	0					
Bill Melton, R OBP: 0.302, SLG: 0.333		WP BB			2B BB		5-3			1	2	0	0	3	0	0					
Mike Andrews, R OBP: 0.377, SLG: 0.372										3	0	2	1	1	0	1					
Jorge Orta, L OBP: 0.217, SLG: 0.284		F9						HR 1B		0	1	0	0	0	0	0					
Rich Morales, R OBP: 0.276, SLG: 0.281										2	0	0	0	1	2	2					
Dick Allen, R OBP: 0.430, SLG: 0.583		K			FC6-4 IBB		K			1	1	1	3	0	0	0					
Chuck Brinkman, R OBP: 0.286, SLG: 0.286					1-3		FC6-4			3	0	0	0	0	0	3					
Dave Lemonds, L ERA: 2.86	(1, 1) 8.1 33 4 4 4 6 6 1 0 0 0 0 1 1 1 4.32 1.200																				
Rich Gossage, R ERA: 1.27	(9, 1) 0.0 L 1 1 1 1 0 0 0 0 0 0 1 1 1 0.00 1.000																				
<b>Inning Stats</b>	R: 0 E: 0 K: 1 S: 5	H: 1 LOB: 1 BB: 0 P: 5	R: 0 E: 0 K: 1 S: 5	H: 0 LOB: 1 BB: 1 P: 9	R: 0 E: 0 K: 1 S: 5	H: 0 LOB: 0 BB: 0 P: 5	R: 2 E: 0 K: 0 S: 5	H: 2 LOB: 2 BB: 2 P: 13	R: 0 E: 0 K: 1 S: 4	H: 0 LOB: 0 BB: 1 P: 8	R: 0 E: 0 K: 1 S: 5	H: 0 LOB: 0 BB: 0 P: 5	R: 0 E: 0 K: 1 S: 4	H: 0 LOB: 0 BB: 1 P: 8	R: 0 E: 0 K: 0 S: 3	H: 0 LOB: 1 BB: 1 P: 7	R: 3 E: 0 K: 0 S: 3	H: 2 LOB: 1 BB: 1 P: 7	1B: 2 2B: 1 3B: 1 HR: 1	SF: 1 SAC: 0 DP: 2 HBP: 0	WP: 1 PA: 34 CS: 0
<b>PITCHER</b>	IP WLS BF H R ER SO BB IBB HBP BLK WP HR S P ERA WHIP																				



Batter	1	2	3	4	5	6	7	8	9	AB	R	H	RBI	BB	SO	LOB	TOP								
Tommy Harper, R (1, 8) OBP: 0.371, SLG: 0.503	F6			6-3		2B			6-3	4	1	1	1	0	0	0									
Luis Aparicio, R (1, 6) OBP: 0.310, SLG: 0.352	CS 1B			5-3		1B			6-3	4	0	2	1	0	0	0									
Phil Gagliano, R (1, 7) OBP: 0.313, SLG: 0.318 Rick Miller, L (6, 7) OBP: 0.267, SLG: 0.410	F4			6-3		F8			F4	3	0	0	0	0	0	2									
Reggie Smith, S (1, 9) OBP: 0.336, SLG: 0.382		5-3			F2				F8	3	0	0	0	0	0	0									
Rico Petrocelli, R (1, 5) OBP: 0.276, SLG: 0.290		G5-4-3 1B			F7				5-3	3	0	1	0	0	0	0									
Danny Cater, R (1, 3) OBP: 0.204, SLG: 0.239		G5-4-3 1-2			4-3				6-3	3	0	0	0	0	0	1									
Doug Griffin, R (1, 4) OBP: 0.347, SLG: 0.302				6-3		4-3 1B			6-3	3	1	1	0	0	0	0									
Carlton Fisk, R (1, 2) OBP: 0.314, SLG: 0.510				1-3		K				3	0	1	0	0	1	1									
Sonny Siebert, R (1, 1) OBP: 0.276, SLG: 0.357				K		4-3			5-3	3	0	0	0	0	1	1									
<b>Inning Stats</b>	R: 0 E: 0 K: 0 S: 3	H: 1 LOB: 0 BB: 0 P: 3	R: 0 E: 0 K: 0 S: 3	H: 1 LOB: 0 BB: 0 P: 3	R: 0 E: 0 K: 1 S: 5	H: 0 LOB: 0 BB: 0 P: 5	R: 0 E: 0 K: 0 S: 3	H: 0 LOB: 0 BB: 0 P: 3	R: 0 E: 0 K: 0 S: 3	H: 0 LOB: 0 BB: 0 P: 3	R: 2 E: 0 K: 1 S: 8	H: 3 LOB: 1 BB: 0 P: 8	R: 0 E: 0 K: 0 S: 3	H: 0 LOB: 0 BB: 0 P: 3	R: 0 E: 0 K: 0 S: 3	H: 1 LOB: 0 BB: 0 P: 3	R: 0 E: 0 K: 0 S: 3	H: 0 LOB: 0 BB: 0 P: 3	1B: 5 2B: 1 3B: 0 HR: 0	SF: 0 SAC: 0 DP: 1 HBP: 0	WP: 0 PB: 0 SB: 0 CS: 1	PA: 30			
<b>PITCHER</b>	IP	WLS	BF	H	R	ER	SO	BB	IBB	HBP	BLK	WP	HR	S	P	ERA	WHIP								
Wilbur Wood, L (1, 1) ERA: 1.87	8.0	L	27	6	2	2	2	0	0	0	0	0	0	31	31	2.25	0.750								
Steve Keasley, R (9, 1) ERA: 1.89	1.0		3	0	0	0	0	0	0	0	0	0	0	3	3	0.00	0.000								

**Boston Red Sox @ Chicago White Sox**  
Comiskey Park, Chicago, IL  
Tue Jun 06 1972, 8:05 PM EDT  
Att: 17,073 - Unknown - 67 F


AB 30  
R 2  
H 6  
RBI 2  
BB 0  
SO 2  
LOB 5



Batter	1	2	3	4	5	6	7	8	9	AB	R	H	RBI	BB	SO	LOB	BOTTOM								
Pat Kelly, L (1, 9) OBP: 0.393, SLG: 0.415	F5		F5		3-1			K		4	0	0	0	0	1	2									
Carlos May, L (1, 7) OBP: 0.364, SLG: 0.409	G3					4-3		F9		4	0	1	0	0	0	1									
Dick Allen, R (1, 3) OBP: 0.426, SLG: 0.581	2B		F9			6-3			5-3	4	0	1	0	0	0	1									
Rick Reichardt, R (1, 8) OBP: 0.367, SLG: 0.400	BB			6-3		6-3			6-3	3	0	0	0	1	0	0									
Bill Melton, R (1, 5) OBP: 0.295, SLG: 0.325	F8			6-3			F7		F5	4	0	0	0	0	0	2									
Mike Andrews, R (1, 4) OBP: 0.370, SLG: 0.364		L5		F4			5-3			3	0	0	0	0	0	0									
Ed Herrmann, L (1, 2) OBP: 0.250, SLG: 0.263		4-3			F4		K			3	0	0	0	0	1	0									
Rich Morales, R (1, 6) OBP: 0.278, SLG: 0.283		L7						L5		3	0	1	0	0	0	0									
Wilbur Wood, R (1, 1) OBP: 0.216, SLG: 0.171 Jim Little, L (8, PH) OBP: 0.667, SLG: 1.000 Steve Keasley, R (9, 1)				K		SH1-4 1B			2B	1	0	0	0	0	1	0									
<b>Inning Stats</b>	R: 0 E: 0 K: 0 S: 4	H: 1 LOB: 2 BB: 1 P: 8	R: 0 E: 0 K: 0 S: 3	H: 0 LOB: 0 BB: 0 P: 3	R: 0 E: 0 K: 1 S: 6	H: 1 LOB: 1 BB: 0 P: 6	R: 0 E: 0 K: 0 S: 3	H: 0 LOB: 0 BB: 0 P: 3	R: 0 E: 0 K: 0 S: 3	H: 0 LOB: 0 BB: 0 P: 3	R: 0 E: 0 K: 1 S: 5	H: 0 LOB: 0 BB: 0 P: 5	R: 0 E: 0 K: 1 S: 6	H: 1 LOB: 1 BB: 0 P: 6	R: 0 E: 0 K: 0 S: 3	H: 0 LOB: 0 BB: 0 P: 3	R: 0 E: 0 K: 0 S: 3	H: 0 LOB: 0 BB: 0 P: 3	1B: 2 2B: 2 3B: 0 HR: 0	SF: 0 SAC: 1 DP: 0 HBP: 0	WP: 0 PB: 0 SB: 0 CS: 0	PA: 32			
<b>PITCHER</b>	IP	WLS	BF	H	R	ER	SO	BB	IBB	HBP	BLK	WP	HR	S	P	ERA	WHIP								
Sonny Siebert, R (1, 1) ERA: 3.07	9.0	W	32	4	0	0	3	1	0	0	0	0	0	37	41	0.00	0.556								

**Boston Red Sox @ Chicago White Sox**  
Comiskey Park, Chicago, IL  
Tue Jun 06 1972, 8:05 PM EDT  
Att: 17,073 - Unknown - 67 F

AB 30  
R 0  
H 4  
RBI 0  
BB 1  
SO 3  
LOB 6





Batter	1	2	3	4	5	6	7	8	9	AB	R	H	RBI	BB	SO	LOB	TOP								
<b>Tommy Harper, R</b> OBP: 0.377, SLG: 0.500 (1, 8)	4-0 SH3 S BB		0-0 F8				0-0 1B SF9		0-0 F5	3	1	1	0	2	0	1	<b>Boston Red Sox @ Chicago White Sox</b> Comiskey Park, Chicago, IL Wed Jun 07 1972, 4:33 AM EDT Att: 11,857 - Unknown - 61 F								
<b>Luis Aparicio, R</b> OBP: 0.311, SLG: 0.351 (1, 6)	0-0 SH3		0-0 4-3				0-0 SF9 BB 1B		0-0 F9	3	0	1	0	0	0	1									
<b>Ben Oglivie, L</b> OBP: 0.262, SLG: 0.328 (1, 7)	0-3 K		0-3 K				4-0 1-2 BB		0-3 K	3	0	0	0	1	3	1									
<b>Reggie Smith, S</b> OBP: 0.333, SLG: 0.381 (1, 9)	0-0 G3						0-0 FC4-6 1B		0-0 SF9	3	0	1	1	0	0	1									
<b>Rico Petrocelli, R</b> OBP: 0.275, SLG: 0.289 <b>Bob Gallagher, L</b> (8, PR)			0-0 F8				0-3 K		0-0 F8	4	0	1	0	0	1	3									
<b>John Kennedy, R</b> OBP: 0.289, SLG: 0.381 (8, 5)							0-0 FC4-6 1B		0-0 G6-4-3 1B	0	0	0	0	0	0	0									
<b>Danny Cater, R</b> OBP: 0.216, SLG: 0.250 (1, 3)							0-0 E 1B		0-0 G6-4-3	4	0	2	0	0	0	2									
<b>Doug Griffin, R</b> OBP: 0.354, SLG: 0.310 (1, 4)							0-0 E5 FC6-4		0-0 SH5-3	3	0	2	0	0	0	1									
<b>Carlton Fisk, R</b> OBP: 0.303, SLG: 0.490 (1, 2)							0-0 P8		0-0 F4	4	0	0	0	0	0	6									
<b>Luis Tiant, R</b> (1, 1)							0-0 FC6-4		0-0 K	2	0	0	0	0	0	2									
<b>Bob Burda, L</b> OBP: 0.273, SLG: 0.350 <b>Bill Lee, L</b> (6, PH)							0-0 F8		0-3 K	1	0	0	0	0	0	1									
<b>Rick Miller, L</b> OBP: 0.261, SLG: 0.400 (9, PH)							0-0 1-3			1	0	0	0	0	0	1									
<b>Inning Stats</b>	R: 0 E: 0 K: 1 S: 5	H: 0 LOB: 1 BB: 1 P: 9	R: 0 E: 1 K: 0 S: 5	H: 1 LOB: 2 BB: 0 P: 5	R: 0 E: 0 K: 1 S: 5	H: 0 LOB: 0 BB: 0 P: 5	R: 0 E: 0 K: 1 S: 7	H: 2 LOB: 2 BB: 0 P: 7	R: 1 E: 0 K: 0 S: 5	H: 2 LOB: 2 BB: 1 P: 9	R: 0 E: 0 K: 0 S: 4	H: 1 LOB: 1 BB: 0 P: 4	R: 0 E: 0 K: 1 S: 4	H: 0 LOB: 0 BB: 1 P: 8	R: 0 E: 0 K: 0 S: 3	H: 1 LOB: 1 BB: 0 P: 3	R: 0 E: 0 K: 1 S: 6	H: 1 LOB: 1 BB: 0 P: 6	1B: 8 2B: 0 3B: 0 HR: 0	SF: 1 SAC: 2 DP: 1 HBP: 0	WP: 0 PB: 0 SB: 1 CS: 1	PA: 37			
<b>PITCHER</b>	IP	WLS	BF	H	R	ER	SO	BB	IBB	HBP	BLK	WP	HR	S	P	ERA	WHIP								
<b>Stan Bahnsen, R</b> ERA: 3.78 <b>Rich Gossage, R</b> ERA: 3.22	(1, 1) 6.0	W 28	6	1	1	3	3	3	0	0	0	0	0	31	43	1.50	1.500								

Batter	1	2	3	4	5	6	7	8	9	AB	R	H	RBI	BB	SO	LOB	BOTTOM									
<b>Pat Kelly, L</b> OBP: 0.393, SLG: 0.405 (1, 9)	0-0 B2		4-0 SH BB	4-0 FC6-4 BB				0-0 G3		3	0	0	0	2	1	2	<b>Boston Red Sox @ Chicago White Sox</b> Comiskey Park, Chicago, IL Wed Jun 07 1972, 4:33 AM EDT Att: 11,857 - Unknown - 61 F									
<b>Mike Andrews, R</b> OBP: 0.369, SLG: 0.362 (1, 4)	4-0 3B BB		0-0 SH	0-0 SF8			0-0 F9			1	1	0	1	1	0	1										
<b>Dick Allen, R</b> OBP: 0.422, SLG: 0.585 (1, 3)	0-0 1H 3B		0-3 K	0-0 FC6-4			0-0 5-3			4	0	1	1	0	1	5										
<b>Carlos May, L</b> OBP: 0.367, SLG: 0.414 (1, 7)	0-0 F5		4-0 IBB				0-0 2B		0-3 K	3	0	1	0	1	1	1										
<b>Bill Melton, R</b> OBP: 0.289, SLG: 0.317 <b>Jay Johnstone, L</b> OBP: 0.245, SLG: 0.188 (8, 8)	0-3 K		0-0 P8				0-0 6-3		0-0 F9	4	0	0	0	0	1	5										
<b>Rick Reichardt, R</b> OBP: 0.351, SLG: 0.380 <b>Luis Alvarado, R</b> OBP: 0.167, SLG: 0.167 (8, 6)			0-0 L9	0-0 F8			0-0 F8		0-3 K	4	0	0	0	0	1	4										
<b>Ed Herrmann, L</b> OBP: 0.269, SLG: 0.268 (1, 2)			4-0 BB				0-0 FC1-5 1B		0-0 F6	2	0	1	0	2	0	0										
<b>Rich Morales, R</b> OBP: 0.286, SLG: 0.291 (8, 5)			0-3 K				0-0 BB FC1-5 SF8 1B		0-0 SH1 1B	4	1	2	0	0	1	3										
<b>Stan Bahnsen, R</b> OBP: 0.161, SLG: 0.161 <b>Rich Gossage, R</b> (7, 1)			0-3 K				0-0 FC1-5 BB		0-0 SH1	3	0	1	0	0	1	3										
<b>Inning Stats</b>	R: 1 E: 0 K: 1 S: 6	H: 1 LOB: 1 BB: 1 P: 10	R: 0 E: 0 K: 2 S: 7	H: 0 LOB: 1 BB: 1 P: 11	R: 0 E: 1 K: 1 S: 6	H: 0 LOB: 3 BB: 2 P: 14	R: 1 E: 0 K: 0 S: 5	H: 2 LOB: 2 BB: 1 P: 9	R: 0 E: 0 K: 0 S: 4	H: 1 LOB: 2 BB: 1 P: 8	R: 0 E: 0 K: 1 S: 6	H: 1 LOB: 1 BB: 0 P: 6	R: 0 E: 0 K: 2 S: 7	H: 0 LOB: 0 BB: 0 P: 7	R: 0 E: 0 K: 0 S: 4	H: 1 LOB: 1 BB: 0 P: 4		1B: 4 2B: 1 3B: 1 HR: 0	SF: 1 SAC: 2 DP: 0 HBP: 0	WP: 0 PB: 0 SB: 0 CS: 0	PA: 37					
<b>PITCHER</b>	IP	WLS	BF	H	R	ER	SO	BB	IBB	HBP	BLK	WP	HR	S	P	ERA		WHIP								
<b>Luis Tiant, R</b> ERA: 4.0 <b>Bill Lee, L</b> ERA: 3.47	(1, 1) 5.0	L 26	4	2	2	4	4	4	2	0	0	0	0	17	17	0.00		0.667								



Batter	1	2	3	4	5	6	7	8	9	AB	R	H	RBI	BB	SO	LOB	TOP			
Ron Theobald, R (1,4) OBP: 0.348, SLG: 0.228										4	0	2	0	0	0	1				
Dave May, L (1,8) OBP: 0.252, SLG: 0.311										3	1	0	0	1	1	3				
Rick Auerbach, R (1,6) OBP: 0.244, SLG: 0.248										4	0	0	0	0	0	2				
Billy Conigliaro, R (1,7) OBP: 0.291, SLG: 0.466										4	1	1	1	0	0	1				
John Felske, R (1,3) OBP: 0.294, SLG: 0.438										4	0	1	1	0	0	0				
Brock Davis, L (9, PR) OBP: 0.359, SLG: 0.286										0	0	0	0	0	0	0				
Joe Lahoud, L (1,9) OBP: 0.283, SLG: 0.305										1	0	0	0	2	0	0				
George Scott, R (9, PH) OBP: 0.315, SLG: 0.388										1	0	0	0	0	0	1				
Mike Ferraro, R (1,5) OBP: 0.350, SLG: 0.435										3	0	0	0	0	0	2				
Ellie Rodriguez, R (1,2) OBP: 0.427, SLG: 0.431										3	0	1	0	0	0	1				
Skip Lockwood, R (1,1) OBP: 0.143, SLG: 0.143										2	0	1	0	0	0	0				
Bob Heise, R (8, PH) OBP: 0.304, SLG: 0.261										1	0	0	0	0	0	1				
Earl Stephenson, L (8, 1)										0	0	0	0	0	0	0				
<b>Inning Stats</b>	R: 0 E: 0 K: 0 S: 4	H: 1 LOB: 1 BB: 0 P: 4	R: 0 E: 0 K: 0 S: 3	H: 0 LOB: 1 BB: 1 P: 7	R: 0 E: 0 K: 0 S: 3	H: 1 LOB: 0 BB: 0 P: 3	R: 0 E: 0 K: 0 S: 3	H: 0 LOB: 0 BB: 0 P: 3	R: 0 E: 0 K: 1 S: 5	H: 1 LOB: 0 BB: 0 P: 5	R: 0 E: 0 K: 0 S: 3	H: 0 LOB: 0 BB: 0 P: 3	R: 0 E: 0 K: 0 S: 3	H: 1 LOB: 1 BB: 1 P: 7	R: 2 E: 0 K: 0 S: 5	H: 2 LOB: 1 BB: 1 P: 9	1B: 5 2B: 0 3B: 1 HR: 0	SF: 0 SAC: 0 DP: 1 HBP: 0	WP: 1 PB: 0 SB: 0 CS: 1	PA: 34
<b>PITCHER</b> Wilbur Wood, L (1,1) ERA: 1.88	IP: 9.0 WLS: W BF: 33 H: 6 R: 2 ER: 2 SO: 1 BB: 3 IBB: 0 HBP: 0 BLK: 0 WP: 1 HR: 0 S: 32 P: 44 ERA: 2.00 WHIP: 1.000																			

Milwaukee Brewers @ Chicago White Sox  
Comiskey Park, Chicago, IL  
Fri Jun 09 1972, 8:05 PM EDT  
Att: 11,871 - Unknown

AB	30
R	2
H	6
RBI	2
BB	3
SO	1
LOB	12



Batter	1	2	3	4	5	6	7	8	9	AB	R	H	RBI	BB	SO	LOB	BOTTOM			
Pat Kelly, L (1,9) OBP: 0.396, SLG: 0.403										3	0	1	0	1	1	1				
Mike Andrews, R (1,4) OBP: 0.383, SLG: 0.354										3	0	0	0	0	1	1				
Luis Alvarado, R (9,4) OBP: 0.167, SLG: 0.167										0	0	0	0	0	0	0				
Dick Allen, R (1,3) OBP: 0.424, SLG: 0.586										3	1	1	0	1	0	1				
Carlos May, L (1,7) OBP: 0.370, SLG: 0.413										3	1	1	0	1	0	1				
Bill Melton, R (1,5) OBP: 0.295, SLG: 0.337										2	1	1	3	1	0	2				
Rick Reichardt, R (1,8) OBP: 0.340, SLG: 0.366										3	0	0	0	0	0	3				
Jay Johnstone, L (7,8) OBP: 0.245, SLG: 0.188										0	0	0	0	0	0	0				
Ed Herrmann, L (1,2) OBP: 0.261, SLG: 0.260										3	0	0	0	0	1	0				
Rich Morales, R (1,6) OBP: 0.287, SLG: 0.292										3	0	1	0	0	0	0				
Wilbur Wood, R (1,1) OBP: 0.225, SLG: 0.162										2	0	0	0	1	1	1				
<b>Inning Stats</b>	R: 0 E: 0 K: 0 S: 4	H: 1 LOB: 1 BB: 0 P: 4	R: 0 E: 0 K: 0 S: 2	H: 0 LOB: 0 BB: 1 P: 6	R: 0 E: 0 K: 2 S: 7	H: 0 LOB: 1 BB: 1 P: 11	R: 0 E: 0 K: 0 S: 3	H: 1 LOB: 1 BB: 1 P: 7	R: 0 E: 0 K: 0 S: 3	H: 0 LOB: 1 BB: 1 P: 7	R: 3 E: 0 K: 1 S: 7	H: 2 LOB: 0 BB: 1 P: 11	R: 0 E: 0 K: 1 S: 5	H: 1 LOB: 0 BB: 0 P: 5	R: 0 E: 0 K: 0 S: 3	H: 0 LOB: 0 BB: 0 P: 3	1B: 3 2B: 1 3B: 0 HR: 1	SF: 0 SAC: 1 DP: 2 HBP: 0	WP: 0 PB: 0 SB: 1 CS: 1	PA: 31
<b>PITCHER</b> Skip Lockwood, R (1,1) ERA: 3.59	IP: 7.0 WLS: L BF: 28 H: 5 R: 3 ER: 3 SO: 4 BB: 4 IBB: 1 HBP: 0 BLK: 0 WP: 0 HR: 1 S: 31 P: 51 ERA: 3.86 WHIP: 1.286																			
Earl Stephenson, L (8,1) ERA: 0.41	IP: 1.0 WLS: L BF: 3 H: 0 R: 0 ER: 0 SO: 0 BB: 0 IBB: 0 HBP: 0 BLK: 0 WP: 0 HR: 0 S: 3 P: 3 ERA: 0.00 WHIP: 0.000																			

Milwaukee Brewers @ Chicago White Sox  
Comiskey Park, Chicago, IL  
Fri Jun 09 1972, 8:05 PM EDT  
Att: 11,871 - Unknown

AB	25
R	3
H	5
RBI	3
BB	5
SO	4
LOB	10





Batter	1	2	3	4	5	6	7	8	9	AB	R	H	RBI	BB	SO	LOB	TOP		
Ron Theobald, R OBP: 0.336, SLG: 0.219	1-3		1-3			FC4-6 BB		5-3		4	0	0	0	0	0	1			
Dave May, L OBP: 0.294, SLG: 0.333	BB				F7				HR	2	1	1	1	2	0	0			
George Scott, R OBP: 0.308, SLG: 0.377	F4				F8				F9	4	0	0	0	0	1	3			
Billy Conigliaro, R OBP: 0.290, SLG: 0.467	K				K					4	0	1	0	0	3	1			
Joe Lahoud, L OBP: 0.281, SLG: 0.302		F5				G4-6-3 1B			K	4	0	1	0	0	1	1			
Elie Rodriguez, R OBP: 0.416, SLG: 0.420		K				G4-6-3				4	0	1	0	0	1	2			
Mike Ferraro, R OBP: 0.340, SLG: 0.421		K				K				3	0	0	0	0	2	1			
Rick Auerbach, R OBP: 0.239, SLG: 0.243			K						F7	3	0	0	0	0	1	0			
Ken Brett, L OBP: 0.228, SLG: 0.286										0	0	0	0	0	0	0			
Jerry Bell, S OBP: 0.309, SLG: 0.500										1	0	0	0	0	1	0			
Brock Davis, S OBP: 0.292, SLG: 0.356										1	0	0	0	0	0	0			
Jim Colborn, S OBP: 0.246, SLG: 0.300										0	0	0	0	0	0	0			
Bill Voss, L OBP: 0.246, SLG: 0.125										1	0	0	0	0	0	0			
Frank Linzy, R OBP: 0.125, SLG: 0.125										0	0	0	0	0	0	0			
<b>Inning Stats</b>	R: 0 E: 0 K: 1 S: 5	H: 0 LOB: 1 BB: 1 P: 9	R: 0 E: 0 K: 2 S: 7	H: 0 LOB: 0 BB: 0 P: 7	R: 0 E: 0 K: 2 S: 7	H: 0 LOB: 0 BB: 0 P: 7	R: 0 E: 0 K: 1 S: 5	H: 1 LOB: 0 BB: 1 P: 5	R: 0 E: 0 K: 1 S: 6	H: 1 LOB: 2 BB: 1 P: 10	R: 0 E: 0 K: 2 S: 8	H: 1 LOB: 1 BB: 0 P: 8	R: 0 E: 0 K: 0 S: 3	H: 0 LOB: 0 BB: 0 P: 3	R: 1 E: 0 K: 0 S: 5	H: 2 LOB: 1 BB: 0 P: 5	1B: 3 2B: 1 3B: 0 HR: 1	SF: 0 SAC: 0 DP: 1 HBP: 0	WP: 0 PA: 33 CS: 0
<b>PITCHER</b> Tom Bradley, R ERA: 2.84	IP: 9.0 WLS: W BF: 33 H: 5 R: 1 ER: 1 SO: 10 BB: 2 IBB: 0 HBP: 0 BLK: 0 WP: 0 HR: 1 S: 51 P: 59 ERA: 1.00 WHIP: 0.778															<b>PITCHER</b>			

Milwaukee Brewers @ Chicago White Sox  
Comiskey Park, Chicago, IL  
Sat Jun 10 1972, 4:33 AM EDT  
Att: 5,558 - Unknown

AB 31  
R 1  
H 5  
RBI 1  
BB 2  
SO 10  
LOB 9



Batter	1	2	3	4	5	6	7	8	9	AB	R	H	RBI	BB	SO	LOB	BOTTOM		
Walt Williams, R OBP: 0.254, SLG: 0.281	HR				FC5-4 HBP			F7		4	1	1	1	0	0	2			
Carlos May, L OBP: 0.376, SLG: 0.454	HR	G3			FC6-4 HBP				HR	3	2	2	3	0	0	0			
Dick Allen, R OBP: 0.431, SLG: 0.585										2	1	1	0	2	0	2			
Luis Alvarado, R OBP: 0.167, SLG: 0.167	2B				FC6-4 HBP				CS	0	0	0	0	0	0	0			
Rick Reichardt, R OBP: 0.347, SLG: 0.376									1B	3	1	1	1	1	0	1			
Jay Johnstone, L OBP: 0.245, SLG: 0.188	1B									0	0	0	0	0	0	0			
Bill Melton, R OBP: 0.294, SLG: 0.335	F9								F4	4	0	1	0	0	0	3			
Mike Andrews, R OBP: 0.380, SLG: 0.351	5-3								F7	4	0	1	1	0	0	3			
Rich Morales, R OBP: 0.294, SLG: 0.300	5-3									4	1	2	0	0	0	1			
Chuck Brinkman, R OBP: 0.273, SLG: 0.273	L4									4	0	1	0	0	1	2			
Tom Bradley, R OBP: 0.189, SLG: 0.216										4	0	0	0	0	4	3			
<b>Inning Stats</b>	R: 4 E: 0 K: 0 S: 7	H: 4 LOB: 1 BB: 1 P: 11	R: 0 E: 0 K: 1 S: 5	H: 0 LOB: 0 BB: 0 P: 5	R: 0 E: 0 K: 0 S: 3	H: 0 LOB: 1 BB: 1 P: 7	R: 1 E: 0 K: 1 S: 7	H: 2 LOB: 2 BB: 0 P: 8	R: 0 E: 0 K: 0 S: 3	H: 1 LOB: 0 BB: 0 P: 3	R: 0 E: 1 K: 2 S: 8	H: 1 LOB: 1 BB: 0 P: 8	R: 1 E: 0 K: 0 S: 4	H: 2 LOB: 1 BB: 1 P: 8	R: 0 E: 0 K: 1 S: 5	H: 0 LOB: 0 BB: 0 P: 5	1B: 7 2B: 1 3B: 0 HR: 2	SF: 0 SAC: 0 DP: 1 HBP: 1	WP: 2 PA: 36 CS: 1
<b>PITCHER</b> Ken Brett, L ERA: 3.84	IP: 1.0 WLS: L BF: 8 H: 4 R: 4 ER: 4 SO: 0 BB: 1 IBB: 0 HBP: 0 BLK: 0 WP: 0 HR: 1 S: 7 P: 11 ERA: 36.00 WHIP: 5.000															<b>PITCHER</b>			
Jerry Bell, R ERA: 0.96	4.0	16	3	1	1	2	1	0	1	0	2	0	18	23	2.25	1.000			
Jim Colborn, R ERA: 3.1	2.0	9	3	1	1	2	1	0	0	0	0	1	12	16	4.50	2.000			
Frank Linzy, R ERA: 2.25	1.0	3	0	0	0	1	0	0	0	0	0	0	5	5	0.00	0.000			

Milwaukee Brewers @ Chicago White Sox  
Comiskey Park, Chicago, IL  
Sat Jun 10 1972, 4:33 AM EDT  
Att: 5,558 - Unknown

AB 32  
R 6  
H 10  
RBI 6  
BB 3  
SO 5  
LOB 17





Batter	1	2	3	4	5	6	7	8	9	AB	R	H	RBI	BB	SO	LOB	TOP			
Ron Theobald, R OBP: 0.347, SLG: 0.230 (1, 4)										4	1	2	0	1	2	0	<b>Milwaukee Brewers @ Chicago White Sox</b> Comiskey Park, Chicago, IL Sun Jun 11 1972, 4:33 AM EDT Unknown			
Dave May, L OBP: 0.266, SLG: 0.368 (1, 8)										5	1	2	2	0	1	2				
George Scott, R OBP: 0.305, SLG: 0.391 (1, 3)										5	1	1	1	0	4	3				
John Briggs, L OBP: 0.311, SLG: 0.366 Tommie Reynolds, R OBP: 0.324, SLG: 0.259 (7, PH) (7, 7)										2	0	0	0	1	0	1				
Billy Conigliaro, R OBP: 0.289, SLG: 0.461 (1, 9)										4	0	1	0	0	1	2				
Paul Rattiff, L OBP: 0.200, SLG: 0.261 John Felske, R OBP: 0.278, SLG: 0.412 (8, PH) (8, 2)										3	0	0	0	0	2	1				
Bob Heise, R OBP: 0.311, SLG: 0.271 Ken Sanders, R (8, 1)										4	1	2	0	0	1	1				
Rick Auerbach, R OBP: 0.245, SLG: 0.257 (1, 6)										4	0	2	1	0	1	1				
Jim Lonborg, R OBP: 0.278, SLG: 0.235 Earl Stephenson, L (3, 1)										1	0	0	0	0	1	1				
Bill Voss, L OBP: 0.211, SLG: 0.121 Jim Colborn, R OBP: 0.333, SLG: 1.000 Mike Ferraro, R OBP: 0.337, SLG: 0.417 (8, 5)										1	0	0	0	0	2	0				
<b>Inning Stats</b>	R: 0 E: 0 K: 1 S: 6	H: 1 LOB: 2 BB: 1 P: 10	R: 0 E: 0 K: 2 S: 8	H: 1 LOB: 1 BB: 0 P: 8	R: 1 E: 0 K: 1 S: 6	H: 1 LOB: 0 BB: 0 P: 6	R: 1 E: 0 K: 2 S: 9	H: 2 LOB: 1 BB: 0 P: 9	R: 0 E: 0 K: 0 S: 5	H: 2 LOB: 2 BB: 0 P: 5	R: 2 E: 0 K: 2 S: 8	H: 1 LOB: 0 BB: 1 P: 12	R: 0 E: 0 K: 3 S: 7	H: 0 LOB: 0 BB: 0 P: 7	R: 0 E: 0 K: 3 S: 10	H: 1 LOB: 1 BB: 0 P: 10	1B: 6 2B: 1 3B: 1 HR: 2	SF: 0 SAC: 0 DP: 0 HBP: 0	WP: 0 PB: 0 SB: 0 CS: 0	PA: 39
<b>PITCHER</b>	IP WLS BF H R ER SO BB IBB HBP BLK WP HR S P ERA WHIP	6.0 W 29 9 4 4 8 2 0 0 0 0 2 43 51 6.00 1.833	3.0 S 10 1 0 0 7 0 0 0 0 0 0 0 24 24 0.00 0.333																	

Batter	1	2	3	4	5	6	7	8	9	AB	R	H	RBI	BB	SO	LOB	BOTTOM				
Pat Kelly, L OBP: 0.390, SLG: 0.391 (1, 9)										4	1	0	0	1	1	3	<b>Milwaukee Brewers @ Chicago White Sox</b> Comiskey Park, Chicago, IL Sun Jun 11 1972, 4:33 AM EDT Unknown				
Mike Andrews, R OBP: 0.383, SLG: 0.371 (1, 4)										3	1	1	2	1	1	0					
Dick Allen, R OBP: 0.435, SLG: 0.619 (1, 3)										4	2	2	2	1	1	2					
Carlos May, L OBP: 0.381, SLG: 0.455 (1, 7)										4	0	2	0	0	0	2					
Bill Melton, R OBP: 0.298, SLG: 0.335 (1, 5)										3	0	1	0	1	0	1					
Jay Johnstone, L OBP: 0.235, SLG: 0.180 (1, 8)										4	0	0	0	0	2	5					
Ed Herrmann, L OBP: 0.270, SLG: 0.291 (1, 2)										3	1	1	1	1	0	0					
Luis Alvarado, R OBP: 0.273, SLG: 0.409 (1, 6)										4	1	3	1	0	0	1					
Stan Bahnsen, R OBP: 0.206, SLG: 0.235 Terry Forster, L (7, 1)										3	0	2	0	0	1	1					
<b>Inning Stats</b>	R: 0 E: 0 K: 2 S: 7	H: 0 LOB: 0 BB: 0 P: 7	R: 0 E: 0 K: 0 S: 3	H: 1 LOB: 0 BB: 0 P: 3	R: 4 E: 0 K: 1 S: 11	H: 6 LOB: 2 BB: 0 P: 11	R: 0 E: 0 K: 1 S: 5	H: 1 LOB: 1 BB: 0 P: 9	R: 1 E: 0 K: 0 S: 4	H: 1 LOB: 0 BB: 0 P: 4	R: 0 E: 0 K: 1 S: 6	H: 1 LOB: 1 BB: 0 P: 6	R: 0 E: 0 K: 1 S: 5	H: 0 LOB: 3 BB: 3 P: 17	R: 1 E: 0 K: 0 S: 5	H: 2 LOB: 2 BB: 1 P: 9		1B: 6 2B: 1 3B: 0 HR: 5	SF: 0 SAC: 2 DP: 1 HBP: 0	WP: 0 PB: 0 SB: 0 CS: 1	PA: 39
<b>PITCHER</b>	IP WLS BF H R ER SO BB IBB HBP BLK WP HR S P ERA WHIP	2.2 L 14 7 4 4 2 1 0 0 0 0 0 1 12 16 3.86 1.286	2.1 9 2 1 1 2 1 0 0 0 0 0 0 11 23 0.00 1.500	2.0 10 1 0 0 2 2 1 0 0 0 0 0 11 23 0.00 1.500	1.0 6 2 1 1 0 1 0 0 0 0 0 1 5 9 9.00 3.000																



Batter	1	2	3	4	5	6	7	8	9	AB	R	H	RBI	BB	SO	LOB	TOP			
Ron Theobald, R OBP: 0.357, SLG: 0.233 (1, 4)	0-0 6-3	0-0 1H 2H 1B			0-0 6-3		4-0 SH3-4 1B BB	4-0 BB		3	0	1	2	2	0	0				
Joe Lohoud, L OBP: 0.280, SLG: 0.300 John Briggs, L OBP: 0.345, SLG: 0.363 (1, 9) (7, 7)	0-3 K	0-0 4-3			0-0 F6		0-0 SH3-4 1B	0-0 4-3		4	0	1	0	0	1	1				
George Scott, R OBP: 0.309, SLG: 0.394 (1, 3)	0-0 F9			0-0 1B			0-0 SH3-4		0-3 K	4	0	2	0	0	1	0				
Billy Conigliaro, R OBP: 0.280, SLG: 0.447 (1, 8) (7, 9)		0-3 K 1B		0-0 F8			0-3 K		0-3 K	5	1	0	0	0	4	3				
Tommie Reynolds, R OBP: 0.325, SLG: 0.242 Dave May, L OBP: 0.271, SLG: 0.365 (1, 7) (7, PH) (7, 8)		4-0 1B SF9 BB		0-0 6-3			0-0 F3		0-3 K	2	1	0	0	1	0	0				
Elie Rodriguez, R OBP: 0.422, SLG: 0.417 (1, 2)		0-0 FC5-6 1-3 2H 1B		0-0 4-3			4-0 1B E BB		0-3 K	3	0	1	1	1	1	3				
Mike Ferraro, R Skip Lockwood, R Ken Sanders, R (1, 5) (8, PH) (8, 1)		0-0 SF9		4-0 FC6 BB			0-0 1B		0-0 CS 1B	2	0	2	1	1	0	0				
Rick Auerbach, R OBP: 0.251, SLG: 0.253 (1, 6)		4-0 FC5-6 1B BB		0-0 FC6			0-0 L5		4-0 S BB	2	1	0	0	2	0	3				
Jim Slaton, R Frank Linzy, R Brock Davis, L Bob Heise, R (1, 1) (6, 1) (8, PH) (8, PH) (8, 5)		0-0 FC5-6 1B		0-0 F9			0-3 K		0-0 F4	3	1	0	0	0	1	5				
<b>Inning Stats</b>	R: 0 E: 0 K: 1 S: 5	H: 0 LOB: 0 BB: 0 P: 5	R: 4 E: 0 K: 1 S: 8	H: 2 LOB: 1 BB: 2 P: 16	R: 0 E: 0 K: 0 S: 3	H: 1 LOB: 0 BB: 0 P: 3	R: 0 E: 0 K: 0 S: 3	H: 0 LOB: 1 BB: 1 P: 7	R: 0 E: 0 K: 1 S: 6	H: 1 LOB: 2 BB: 1 P: 10	R: 0 E: 0 K: 2 S: 8	H: 1 LOB: 3 BB: 2 P: 16	R: 0 E: 0 K: 0 S: 3	H: 1 LOB: 2 BB: 2 P: 11	R: 0 E: 0 K: 3 S: 9	H: 0 LOB: 0 BB: 0 P: 9	1B: 7 2B: 0 3B: 0 HR: 0	SF: 1 SAC: 1 DP: 0 HBP: 0	WP: 1 PB: 1 CS: 1	PA: 41
<b>PITCHER</b>	IP WLS BF H R ER SO BB IBB HBP BLK WP HR S P ERA WHIP	IP WLS BF H R ER SO BB IBB HBP BLK WP HR S P ERA WHIP	IP WLS BF H R ER SO BB IBB HBP BLK WP HR S P ERA WHIP	IP WLS BF H R ER SO BB IBB HBP BLK WP HR S P ERA WHIP	IP WLS BF H R ER SO BB IBB HBP BLK WP HR S P ERA WHIP	IP WLS BF H R ER SO BB IBB HBP BLK WP HR S P ERA WHIP	IP WLS BF H R ER SO BB IBB HBP BLK WP HR S P ERA WHIP	IP WLS BF H R ER SO BB IBB HBP BLK WP HR S P ERA WHIP	IP WLS BF H R ER SO BB IBB HBP BLK WP HR S P ERA WHIP	IP WLS BF H R ER SO BB IBB HBP BLK WP HR S P ERA WHIP	IP WLS BF H R ER SO BB IBB HBP BLK WP HR S P ERA WHIP	IP WLS BF H R ER SO BB IBB HBP BLK WP HR S P ERA WHIP	IP WLS BF H R ER SO BB IBB HBP BLK WP HR S P ERA WHIP	IP WLS BF H R ER SO BB IBB HBP BLK WP HR S P ERA WHIP	IP WLS BF H R ER SO BB IBB HBP BLK WP HR S P ERA WHIP	IP WLS BF H R ER SO BB IBB HBP BLK WP HR S P ERA WHIP	IP WLS BF H R ER SO BB IBB HBP BLK WP HR S P ERA WHIP			

Milwaukee Brewers @ Chicago White Sox  
Comiskey Park, Chicago, IL  
Sun Jun 11 1972, 4:38 AM EDT  
Att: 23,868 - Unknown

AB 31  
R 4  
H 7  
RBI 4  
BB 8  
SO 9  
LOB 18



Batter	1	2	3	4	5	6	7	8	9	AB	R	H	RBI	BB	SO	LOB	BOTTOM					
Pat Kelly, L OBP: 0.396, SLG: 0.416 (1, 9)	0-0 F8		0-0 F7		0-0 1H HR		0-0 S 1B 1B		4-0 E 1B BB	4	3	2	2	1	0	1						
Mike Andrews, R OBP: 0.353, SLG: 0.359 (1, 4)	0-0 F8		0-0 F9		0-0 F7		0-0 6-3		0-0 E3 1B	5	0	0	0	0	0	3						
Dick Allen, R OBP: 0.434, SLG: 0.608 (1, 3)	4-0 BB		0-0 1-3		0-0 F9		0-3 K		4-0 1B IBB	3	0	0	0	2	1	2						
Carlos May, L OBP: 0.387, SLG: 0.465 (1, 7)	0-0 F5		0-0 F9		0-0 F9		0-0 2B 2B		0-0 2H WP 1B	5	1	3	2	0	0	1						
Bill Melton, R OBP: 0.303, SLG: 0.345 (1, 5)		0-0 F2		0-0 1B		0-0 G3 FC5-2 2B		0-0 F3		4	0	2	1	0	0	1						
Rick Reichardt, R OBP: 0.343, SLG: 0.364 (1, 8)		0-0 5-3		0-0 F9		1-0 G3 HBP		0-0 F7		3	0	0	0	0	0	1						
Ed Herrmann, L Vicente Romo, R Jay Johnstone, L Rich Gossett, R Terry Forster, L Jim Lyttle, L Cy Acosta, R (1, 2) (8, 1) (8, PH) (7, 1) (8, 1) (8, PH) (8, 1)		0-0 F2		0-0 F8		0-0 G3		0-0 F9		2	0	1	0	0	0	1						
Luis Alvarado, R OBP: 0.269, SLG: 0.385 (1, 6)		0-0 1-3		0-0 K		0-0 FC5-2 FC4-6		0-0 1B		4	0	1	0	0	1	3						
Dave Lemonds, L Rich Morales, R Phil Regan, R Tom Egan, R (1, 1) (3, PH) (4, 1) (5, PH) (6, 2)			0-0 1B		0-0 HR 1B		0-0 FC4-6		0-3 K	0	0	0	0	0	0	0						
<b>Inning Stats</b>	R: 0 E: 0 K: 0 S: 3	H: 0 LOB: 1 BB: 1 P: 7	R: 0 E: 0 K: 0 S: 4	H: 1 LOB: 0 BB: 0 P: 4	R: 0 E: 0 K: 0 S: 4	H: 1 LOB: 0 BB: 0 P: 4	R: 0 E: 0 K: 0 S: 4	H: 1 LOB: 1 BB: 0 P: 4	R: 2 E: 0 K: 1 S: 7	H: 2 LOB: 2 BB: 0 P: 7	R: 1 E: 0 K: 0 S: 5	H: 2 LOB: 1 BB: 0 P: 6	R: 1 E: 0 K: 1 S: 7	H: 2 LOB: 1 BB: 0 P: 7	R: 0 E: 0 K: 1 S: 6	H: 1 LOB: 1 BB: 0 P: 6	R: 1 E: 1 K: 0 S: 2	H: 1 LOB: 3 BB: 2 P: 10	1B: 8 2B: 2 3B: 0 HR: 1	SF: 0 SAC: 0 DP: 0 HBP: 1	WP: 1 PB: 0 SB: 1 CS: 0	PA: 40
<b>PITCHER</b>	IP WLS BF H R ER SO BB IBB HBP BLK WP HR S P ERA WHIP	IP WLS BF H R ER SO BB IBB HBP BLK WP HR S P ERA WHIP	IP WLS BF H R ER SO BB IBB HBP BLK WP HR S P ERA WHIP	IP WLS BF H R ER SO BB IBB HBP BLK WP HR S P ERA WHIP	IP WLS BF H R ER SO BB IBB HBP BLK WP HR S P ERA WHIP	IP WLS BF H R ER SO BB IBB HBP BLK WP HR S P ERA WHIP	IP WLS BF H R ER SO BB IBB HBP BLK WP HR S P ERA WHIP	IP WLS BF H R ER SO BB IBB HBP BLK WP HR S P ERA WHIP	IP WLS BF H R ER SO BB IBB HBP BLK WP HR S P ERA WHIP	IP WLS BF H R ER SO BB IBB HBP BLK WP HR S P ERA WHIP	IP WLS BF H R ER SO BB IBB HBP BLK WP HR S P ERA WHIP	IP WLS BF H R ER SO BB IBB HBP BLK WP HR S P ERA WHIP	IP WLS BF H R ER SO BB IBB HBP BLK WP HR S P ERA WHIP	IP WLS BF H R ER SO BB IBB HBP BLK WP HR S P ERA WHIP	IP WLS BF H R ER SO BB IBB HBP BLK WP HR S P ERA WHIP	IP WLS BF H R ER SO BB IBB HBP BLK WP HR S P ERA WHIP	IP WLS BF H R ER SO BB IBB HBP BLK WP HR S P ERA WHIP					

Milwaukee Brewers @ Chicago White Sox  
Comiskey Park, Chicago, IL  
Sun Jun 11 1972, 4:38 AM EDT  
Att: 23,868 - Unknown

AB 36  
R 5  
H 11  
RBI 5  
BB 3  
SO 3  
LOB 18





Batter	1	2	3	4	5	6	7	8	9	AB	R	H	RBI	BB	SO	LOB	TOP										
Pat Kelly, L OBP: 0.393, SLG: 0.411 (1, 9)										4	0	1	0	0	1	0	<b>Chicago White Sox @ New York Yankees</b> Yankee Stadium, Bronx, NY Tue Jun 13 1972, 7:05 PM EDT Att: 9,066 - Cloudy - 73 F										
Mike Andrews, R OBP: 0.351, SLG: 0.352 (1, 4)										3	0	0	0	1	0	1											
Dick Allen, R OBP: 0.440, SLG: 0.607 (1, 3)										2	1	1	0	2	0	0											
Carlos May, L OBP: 0.394, SLG: 0.486 (1, 7)										3	1	2	2	1	0	2											
Bill Melton, R OBP: 0.302, SLG: 0.343 (1, 5)										4	0	1	0	0	0	2											
Jay Johnstone, L OBP: 0.223, SLG: 0.170 (1, 8)										4	0	0	0	0	1	4											
Ed Herrmann, L OBP: 0.273, SLG: 0.287 (1, 2)										3	0	0	0	1	0	2											
Luis Alvarado, R OBP: 0.267, SLG: 0.345 (1, 6)										3	0	0	0	1	0	3											
Wilbur Wood, R OBP: 0.209, SLG: 0.150 (1, 1)										3	0	0	0	0	3	0											
<b>Inning Stats</b>	R: 0 E: 0 K: 1 S: 5	H: 0 LOB: 0 BB: 0 P: 5	R: 0 E: 0 K: 0 S: 3	H: 1 LOB: 1 BB: 1 P: 7	R: 0 E: 0 K: 0 S: 3	H: 1 LOB: 1 BB: 1 P: 7	R: 0 E: 0 K: 0 S: 4	H: 1 LOB: 3 BB: 2 P: 12	R: 0 E: 0 K: 1 S: 6	H: 0 LOB: 0 BB: 0 P: 3	R: 0 E: 0 K: 1 S: 5	H: 0 LOB: 0 BB: 0 P: 5	R: 2 E: 0 K: 1 S: 6	H: 1 LOB: 0 BB: 1 P: 10	R: 0 E: 0 K: 1 S: 5	H: 0 LOB: 0 BB: 0 P: 5		1B: 4 2B: 0 3B: 0 HR: 1	SF: 0 SAC: 1 DP: 1 HBP: 0	WP: 0 PB: 0 SB: 0 CS: 0	PA: 36						
<b>PITCHER</b>	IP	WLS	BF	H	R	ER	SO	BB	IBB	HBP	BLK	WP	HR	S	P	ERA	WHIP										
Mel Stottlemyre, R ERA: 2.83 (1, 1)	8.0	L	33	5	2	2	4	6	0	0	0	0	1	35	59	2.25	1.375										
Wade Blasingame, L ERA: 7.71 (9, 1)	1.0		3	0	0	0	1	0	0	0	0	0	0	5	5	0.00	0.000										

Batter	1	2	3	4	5	6	7	8	9	AB	R	H	RBI	BB	SO	LOB	BOTTOM										
Horace Clarke, S OBP: 0.293, SLG: 0.266 (1, 4)										4	0	0	0	0	1	0	<b>Chicago White Sox @ New York Yankees</b> Yankee Stadium, Bronx, NY Tue Jun 13 1972, 7:05 PM EDT Att: 9,066 - Cloudy - 73 F										
Rusty Torres, S OBP: 0.272, SLG: 0.333 (1, 9)										4	0	0	0	0	0	0											
Bobby Murcer, L OBP: 0.348, SLG: 0.398 (1, 8)										4	0	0	0	0	1	0											
Roy White, S OBP: 0.382, SLG: 0.355 (1, 7)										4	0	2	0	0	0	0											
Felipe Alou, R OBP: 0.316, SLG: 0.375 (1, 3)										2	0	1	0	1	0	0											
Thurman Munson, R OBP: 0.342, SLG: 0.338 (1, 2)										2	0	0	0	1	1	3											
Celerino Sanchez, R (1, 5)										3	0	0	0	0	1	3											
Gene Michael, S OBP: 0.282, SLG: 0.281 (1, 6)										3	0	0	0	0	0	2											
Mel Stottlemyre, R OBP: 0.321, SLG: 0.250 (1, 1)										2	0	0	0	0	0	0											
Ron Swoboda, R OBP: 0.333, SLG: 0.429 (8, PH)										1	0	0	0	0	0	0											
Wade Blasingame, L ERA: 7.71 (9, 1)										0	0	0	0	0	0	0											
<b>Inning Stats</b>	R: 0 E: 0 K: 0 S: 3	H: 0 LOB: 0 BB: 0 P: 3	R: 0 E: 0 K: 1 S: 5	H: 0 LOB: 1 BB: 1 P: 9	R: 0 E: 0 K: 0 S: 3	H: 0 LOB: 0 BB: 0 P: 3	R: 0 E: 0 K: 1 S: 7	H: 2 LOB: 2 BB: 0 P: 7	R: 0 E: 0 K: 0 S: 3	H: 0 LOB: 0 BB: 0 P: 3	R: 0 E: 0 K: 1 S: 6	H: 1 LOB: 2 BB: 1 P: 10	R: 0 E: 0 K: 1 S: 5	H: 0 LOB: 0 BB: 0 P: 5	R: 0 E: 0 K: 0 S: 3	H: 0 LOB: 0 BB: 0 P: 3		1B: 2 2B: 1 3B: 0 HR: 0	SF: 0 SAC: 1 DP: 0 HBP: 0	WP: 0 PB: 0 SB: 1 CS: 0	PA: 32						
<b>PITCHER</b>	IP	WLS	BF	H	R	ER	SO	BB	IBB	HBP	BLK	WP	HR	S	P	ERA	WHIP										
Wilbur Wood, L ERA: 1.75 (1, 1)	9.0	W	32	3	0	0	4	1	1	0	0	0	0	38	46	0.00	0.444										



Batter	1	2	3	4	5	6	7	8	9	AB	R	H	RBI	BB	SO	LOB	TOP			
Walt Williams, R OBP: 0.254, SLG: 0.279 (1, 9)										4	0	1	0	0	0	2				
Carlos May, L OBP: 0.386, SLG: 0.475 (1, 7)										4	0	0	0	0	1	2				
Dick Allen, R OBP: 0.432, SLG: 0.593 (1, 3)										4	0	0	0	0	0	0				
Rick Reichardt, R OBP: 0.339, SLG: 0.370 (1, 8)										4	0	1	0	0	1	0				
Bill Melton, R OBP: 0.307, SLG: 0.341 (1, 5)										1	0	0	0	2	0	0				
Mike Andrews, R OBP: 0.346, SLG: 0.346 (1, 4)										3	0	0	0	0	1	3				
Rich Morales, R OBP: 0.293, SLG: 0.298 (1, 6)										3	0	0	0	0	2	2				
Chuck Brinkman, R OBP: 0.286, SLG: 0.286 (1, 2)										3	0	1	0	0	1	0				
Tom Bradley, R OBP: 0.184, SLG: 0.211 (5, PH)										1	0	0	0	0	0	1				
Luis Alvarez, R OBP: 0.206, SLG: 0.307 (6, PH)										1	0	1	0	0	0	0				
Vicente Romo, R OBP: 0.272, SLG: 0.333 (7, 1)										0	0	0	0	0	0	0				
Dave Lemonds, L OBP: 0.229, SLG: 0.158 (8, PH)										1	0	0	0	0	0	0				
Jay Johnstone, L OBP: 0.229, SLG: 0.158 (8, PH)										0	0	0	0	0	0	0				
Phil Regan, R OBP: 0.257, SLG: 0.286 (8, 1)										0	0	0	0	0	0	0				
<b>Inning Stats</b>	R: 0 E: 0 K: 0 S: 3	H: 1 LOB: 0 BB: 0 P: 3	R: 0 E: 0 K: 1 S: 5	H: 0 LOB: 0 BB: 0 P: 5	R: 0 E: 0 K: 1 S: 6	H: 1 LOB: 1 BB: 0 P: 6	R: 0 E: 0 K: 1 S: 4	H: 0 LOB: 0 BB: 1 P: 8	R: 0 E: 0 K: 1 S: 6	H: 1 LOB: 1 BB: 0 P: 6	R: 0 E: 0 K: 1 S: 6	H: 1 LOB: 2 BB: 1 P: 10	R: 0 E: 0 K: 0 S: 3	H: 0 LOB: 0 BB: 0 P: 3	R: 0 E: 0 K: 0 S: 3	H: 0 LOB: 0 BB: 0 P: 3	1B: 3 2B: 2 3B: 0 HR: 0	SF: 0 SAC: 0 DP: 2 HBP: 0	WP: 0 PB: 0 SB: 0 CS: 0	PA: 31
<b>PITCHER</b>	IP	WLS	BF	H	R	ER	SO	BB	IBB	HBP	BLK	WP	HR	S	P	ERA	WHIP			
Mike Kekich, L ERA: 2.5 (1, 1)	6.1	W	23	4	0	0	5	2	0	0	0	0	0	31	39	0.00	0.947			
Sparky Lyle, L ERA: 1.01 (7, 1)	2.2	S	8	0	0	0	1	0	0	0	0	0	0	10	10	0.00	0.000			

Chicago White Sox @ New York Yankees  
Yankee Stadium, Bronx, NY  
Wed Jun 14 1972, 7:05 PM EDT  
Alt. 6,757 - Unknown - 68 F

livebaseballscores.com

AB 29  
R 0  
H 4  
RBI 0  
BB 2  
SO 6  
LOB 10

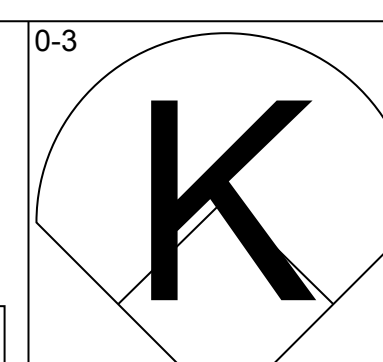
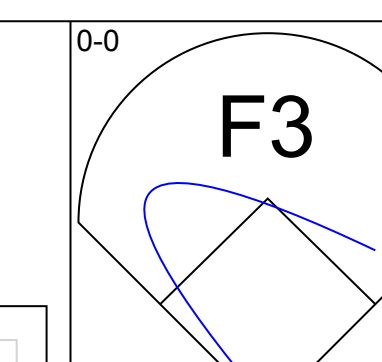
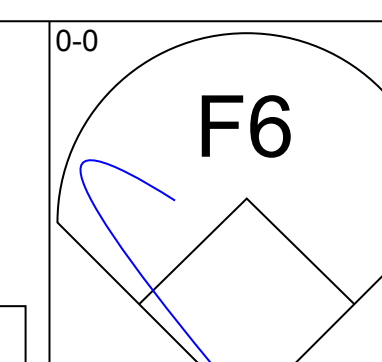
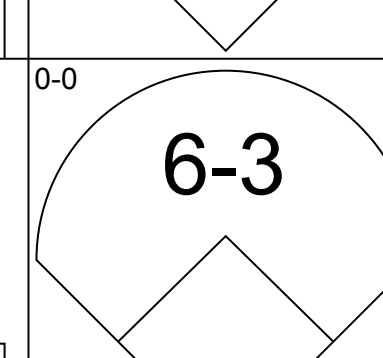
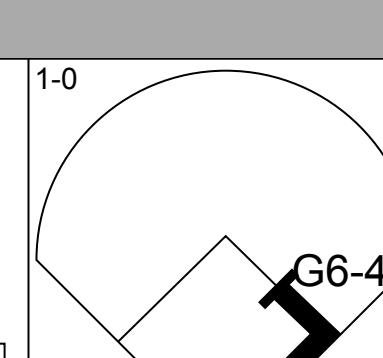
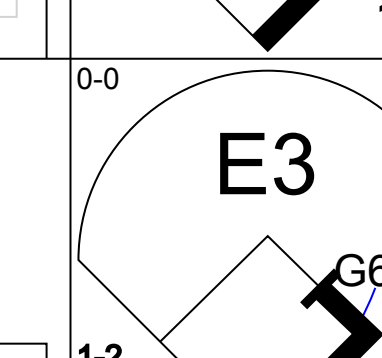
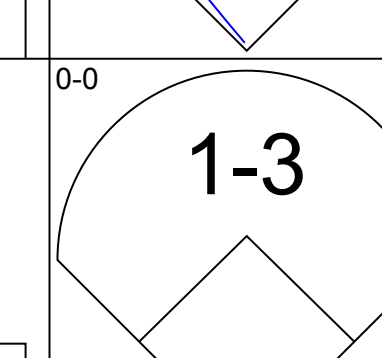
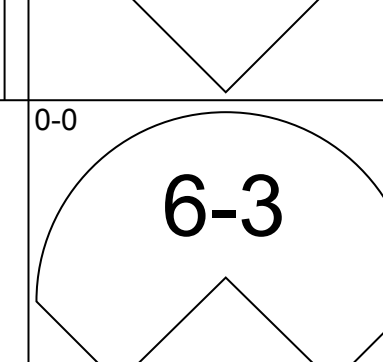
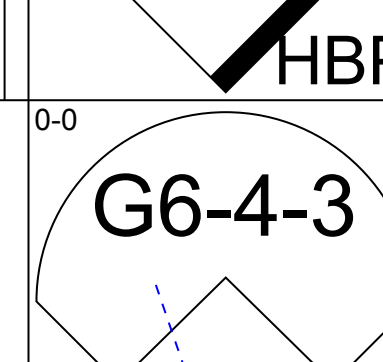
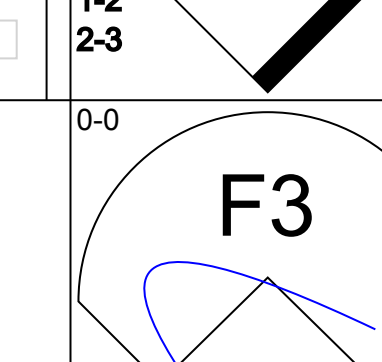
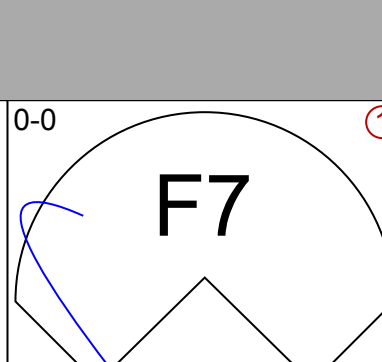
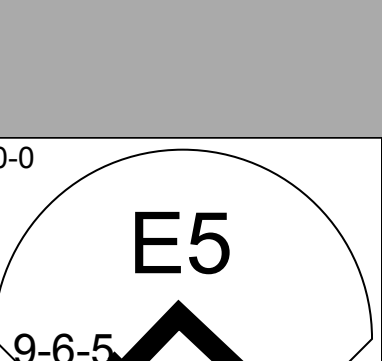
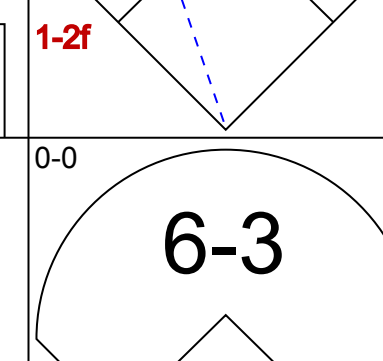
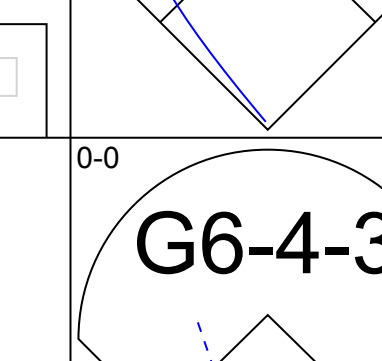
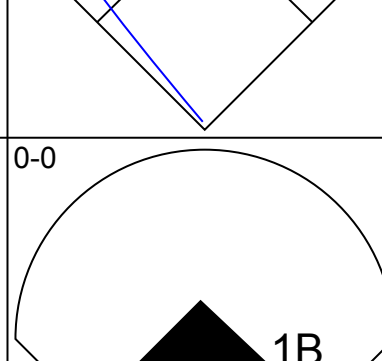
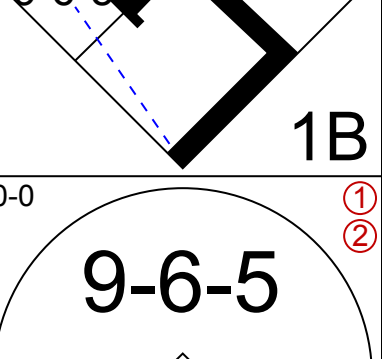
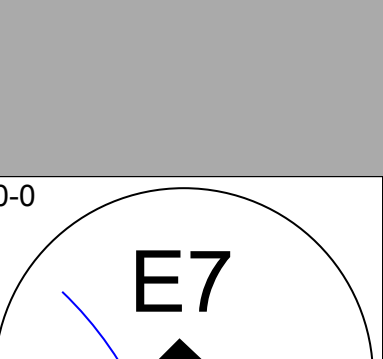
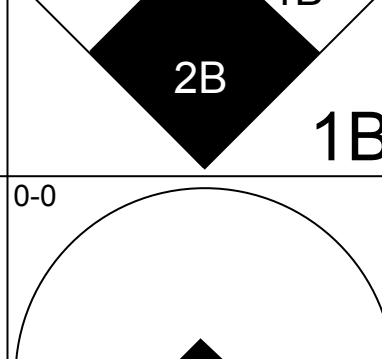
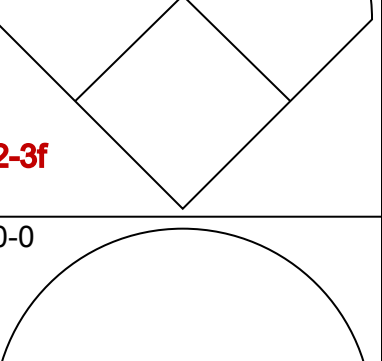
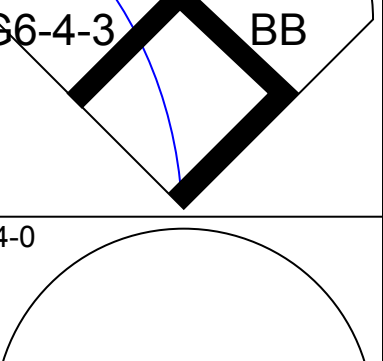
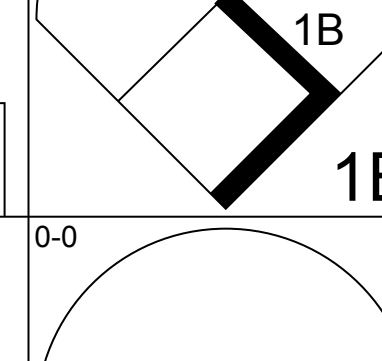
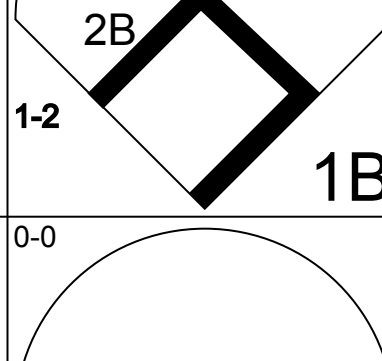


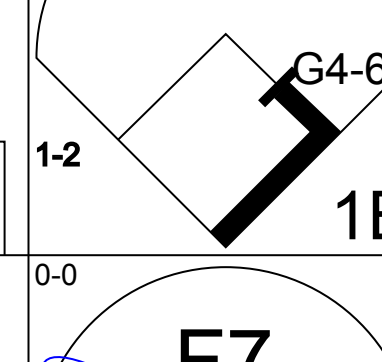
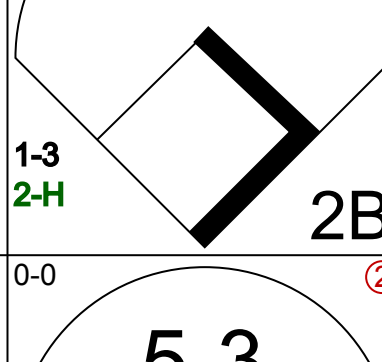
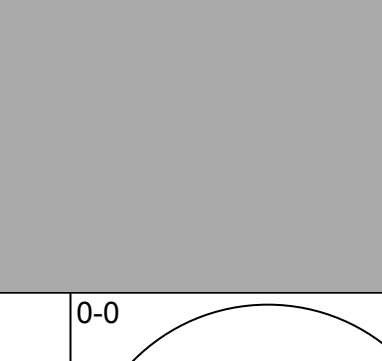
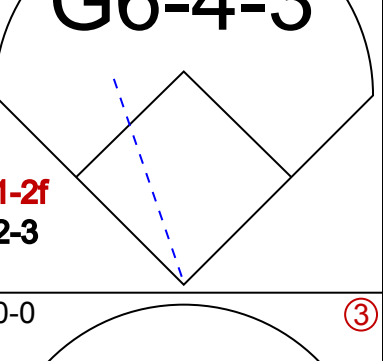
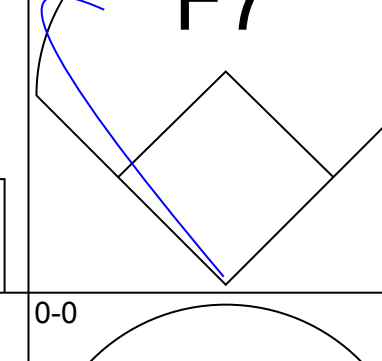
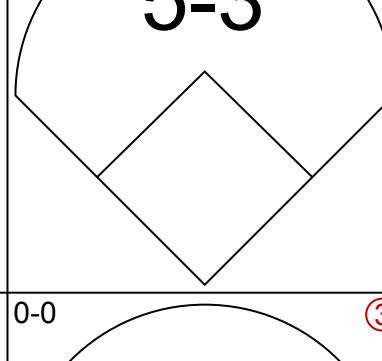
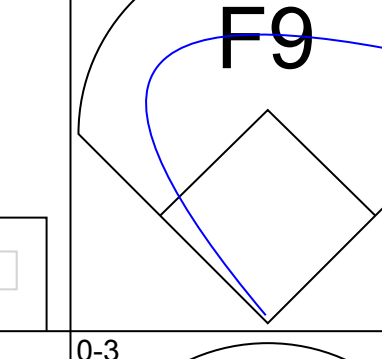


Batter	1	2	3	4	5	6	7	8	9	AB	R	H	RBI	BB	SO	LOB	BOTTOM			
Bernie Allen, L OBP: 0.315, SLG: 0.360 (1, 4)										4	0	1	0	0	1	1				
Horace Clarke, S OBP: 0.293, SLG: 0.266 (7, 4)										0	0	0	0	0	0	0				
Johnny Callison, L OBP: 0.242, SLG: 0.326 (1, 9)										4	1	1	1	0	1	1				
Rusty Torres, S OBP: 0.272, SLG: 0.333 (8, 9)										0	0	0	0	0	0	0				
Bobby Murcer, L OBP: 0.356, SLG: 0.425 (1, 8)										3	1	2	1	1	1	0				
Roy White, S OBP: 0.384, SLG: 0.351 (1, 7)										2	0	0	0	2	1	3				
Ron Blomberg, L OBP: 0.342, SLG: 0.430 (1, 3)										1	0	0	0	2	0	1				
Felipe Alou, R OBP: 0.313, SLG: 0.371 (8, 3)										1	0	0	0	0	0	0				
Thurman Munson, R OBP: 0.346, SLG: 0.341 (1, 2)										4	1	2	0	0	1	5				
Celerino Sanchez, R (1, 5)										3	0	0	0	0	1	1				
Hal Lanier, R OBP: 0.176, SLG: 0.182 (9, 5)										0	0	0	0	0	0	0				
Gene Michael, S OBP: 0.281, SLG: 0.280 (1, 6)										4	0	1	0	0	1	2				
Mike Kekich, R OBP: 0.143, SLG: 0.214 (1, 1)										2	0	0	1	0	2	0				
Sparky Lyle, L OBP: 0.250, SLG: 0.286 (7, 1)										0	0	0	0	0	0	0				
<b>Inning Stats</b>	R: 1 E: 0 K: 3 S: 10	H: 1 LOB: 2 BB: 2 P: 18	R: 0 E: 0 K: 2 S: 7	H: 0 LOB: 0 BB: 0 P: 7	R: 0 E: 0 K: 2 S: 9	H: 2 LOB: 3 BB: 1 P: 13	R: 0 E: 0 K: 2 S: 7	H: 0 LOB: 0 BB: 0 P: 7	R: 1 E: 0 K: 0 S: 4	H: 1 LOB: 1 BB: 1 P: 8	R: 1 E: 0 K: 0 S: 5	H: 2 LOB: 1 BB: 0 P: 5	R: 0 E: 0 K: 0 S: 2	H: 0 LOB: 0 BB: 1 P: 6	R: 0 E: 0 K: 0 S: 3	H: 1 LOB: 1 BB: 0 P: 4	1B: 4 2B: 2 3B: 0 HR: 2	SF: 0 SAC: 1 DP: 2 HBP: 1	WP: 0 PB: 0 SB: 0 CS: 0	PA: 35
<b>PITCHER</b>	IP	WLS	BF	H	R	ER	SO	BB	IBB	HBP	BLK	WP	HR	S	P	ERA	WHIP			
Tom Bradley, R ERA: 2.88 (1, 1)	5.0	L	23	4	2	2	9	4	0	0	0	0	0	5	5	3.60	1.600			
Vicente Romo, R ERA: 2.45 (6, 1)	1.0		5	2	1	1	0	0	0	0	0	0	0	5	5	9.00	2.000			
Dave Lemonds, L ERA: 2.29 (7, 1)	1.0		3	0	0	0	0	1	0	0	0	0	0	2	6	0.00	1.000			
Phil Regan, R ERA: 2.57 (8, 1)	1.0		4	1	0	0	0	0	0	1	0	0	0	3	4	0.00	1.000			

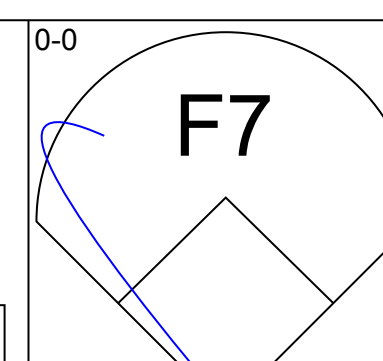
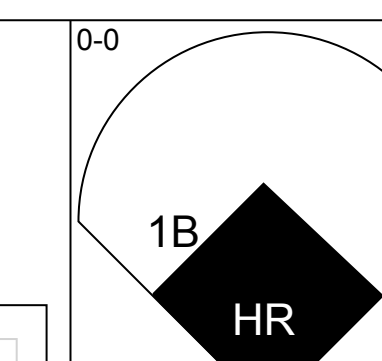
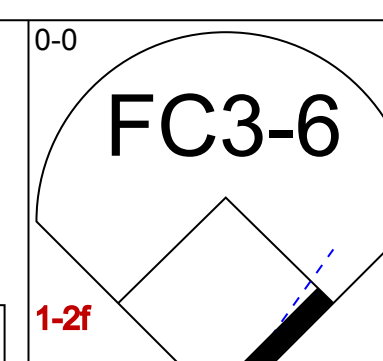
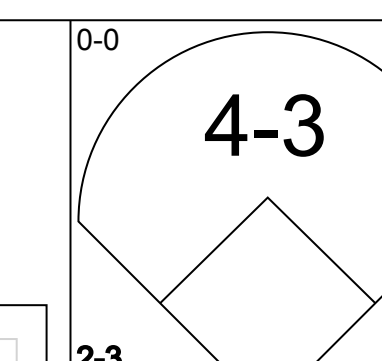
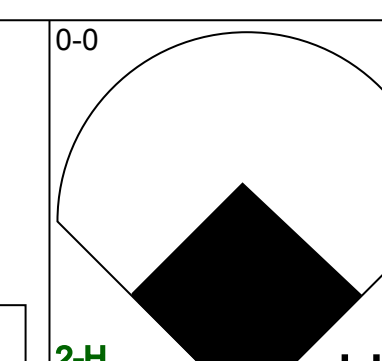
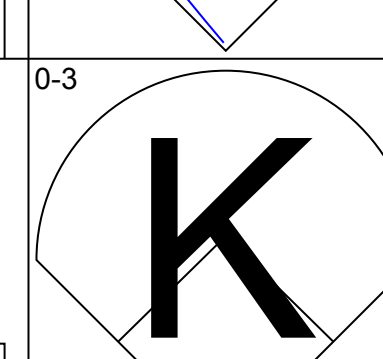
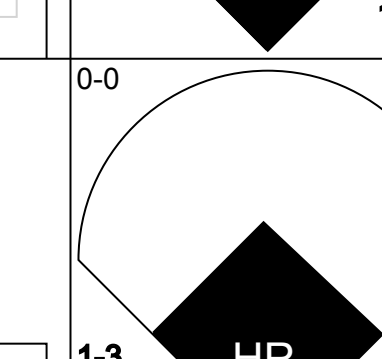
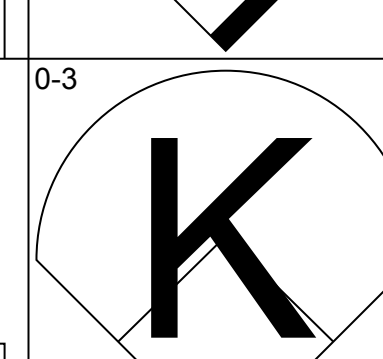
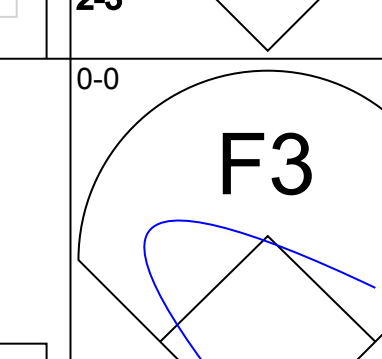
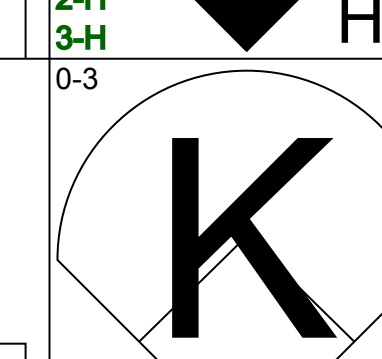
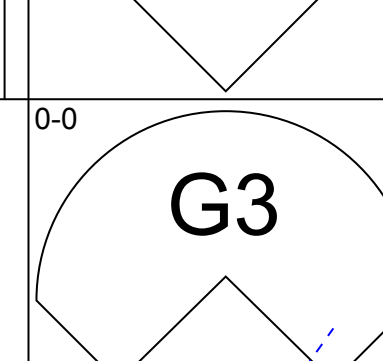
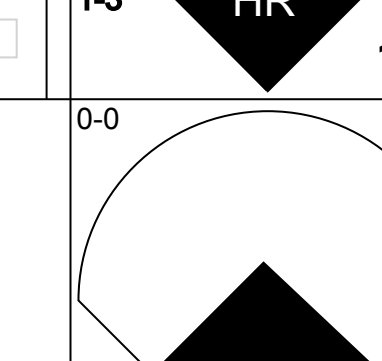
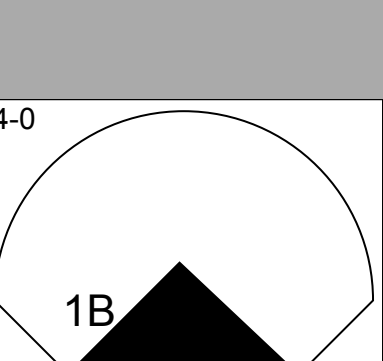
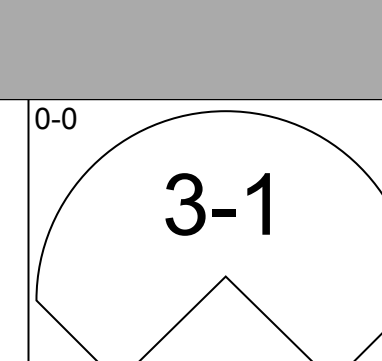
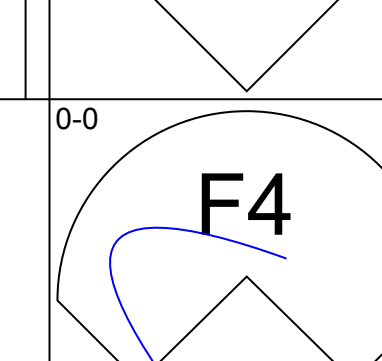
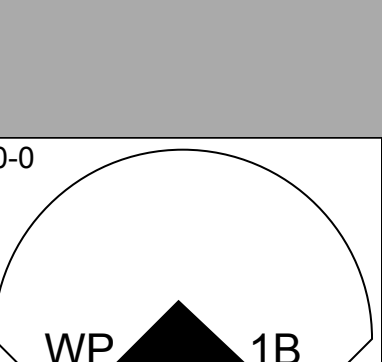
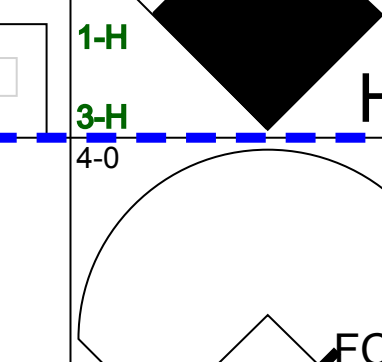
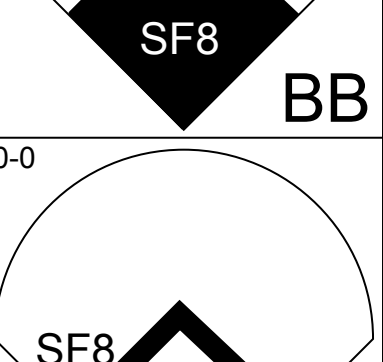
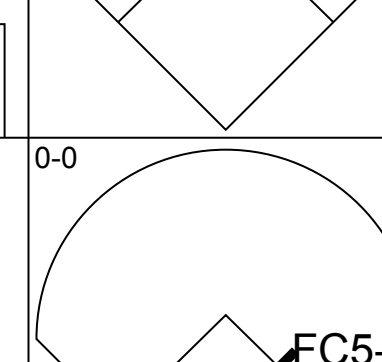
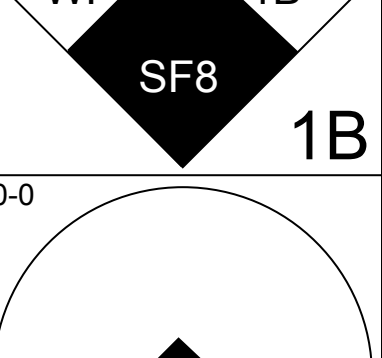
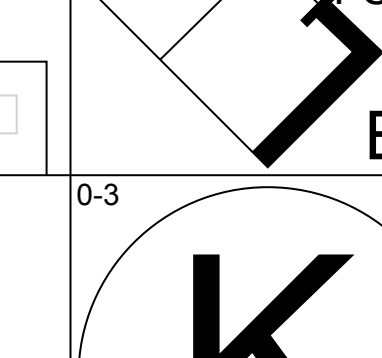
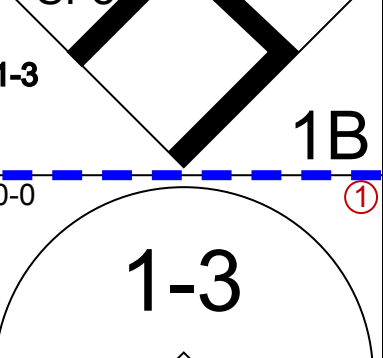
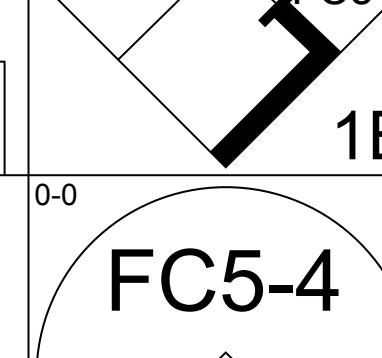
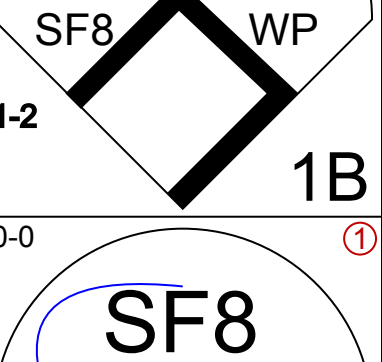
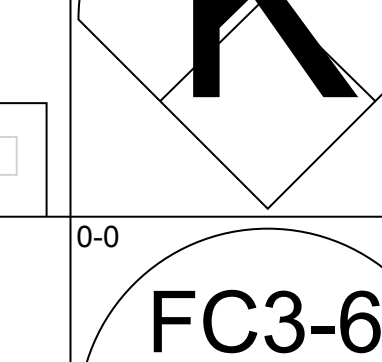
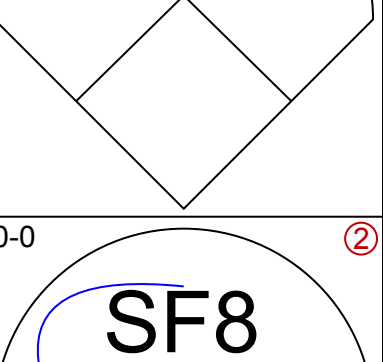
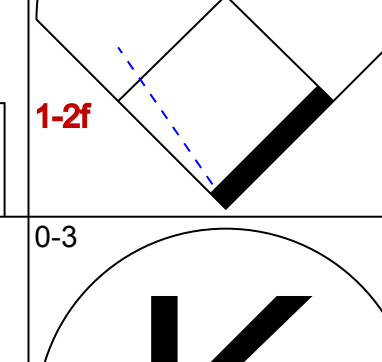

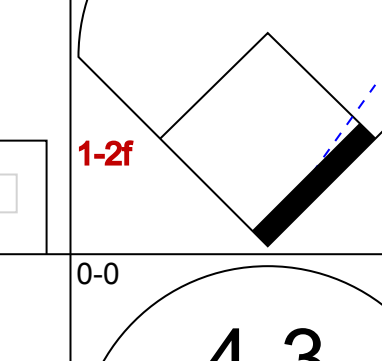
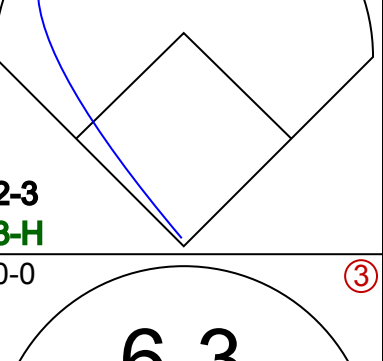
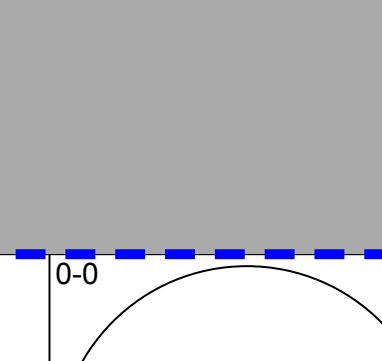
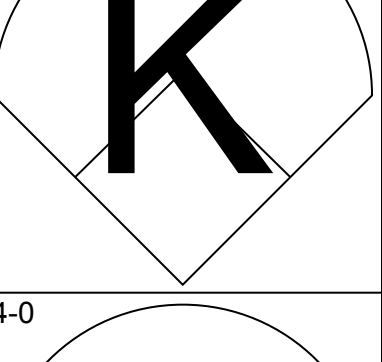
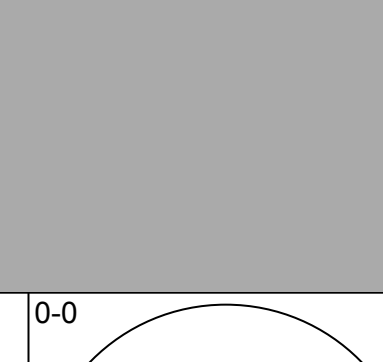
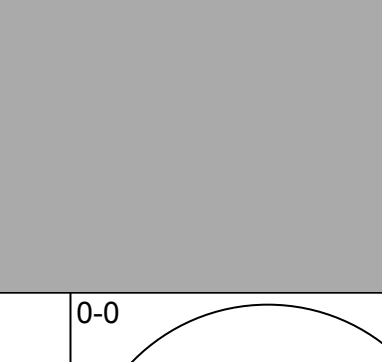
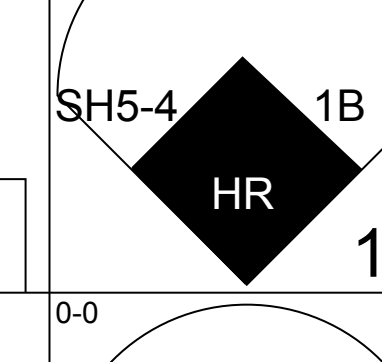

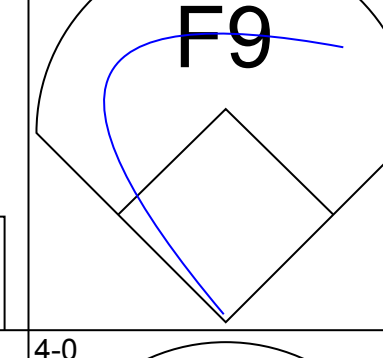
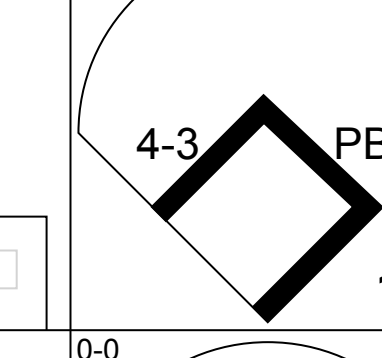
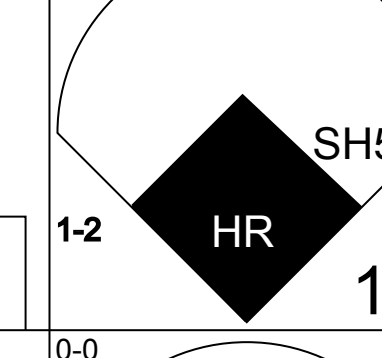
Chicago White Sox @ New York Yankees  
Yankee Stadium, Bronx, NY  
Wed Jun 14 1972, 7:05 PM EDT  
Alt. 6,757 - Unknown - 68 F

livebaseballscores.com

AB 28  
R 3  
H 7  
RBI 3  
BB 5  
SO 9  
LOB 14



Batter	1	2	3	4	5	6	7	8	9	AB	R	H	RBI	BB	SO	LOB	TOP			
Walt Williams, R OBP: 0.253, SLG: 0.278 (1, 9)										4	0	1	0	0	1	0	<p>Chicago White Sox @ New York Yankees Yankee Stadium, Bronx, NY Thu Jun 15 1972, 7:05 PM EDT Att. 9,050 - Unknown - 79 F</p> <p>livebaseballscores.com</p>			
Carlos May, L OBP: 0.363, SLG: 0.467 (1, 7)										3	0	0	0	0	0	2				
Dick Allen, R OBP: 0.424, SLG: 0.580 (1, 3)										4	0	0	0	0	0	4				
Rick Reichardt, R OBP: 0.345, SLG: 0.375 (1, 8)										4	1	2	0	0	0	3				
Bill Melton, R OBP: 0.311, SLG: 0.344 (1, 5)										4	0	2	0	0	0	1				
Mike Andrews, R OBP: 0.359, SLG: 0.364 (1, 4)										3	0	3	1	1	0	0				
Rich Morales, R OBP: 0.283, SLG: 0.288 (1, 6)										4	0	0	0	0	1	7				
Chuck Brinkman, R OBP: 0.222, SLG: 0.222 (1, 2)										4	0	0	0	0	0	5				
Stan Bahnsen, R OBP: 0.200, SLG: 0.229 Dave Lemonds, L (3, 1)										1	0	0	0	0	1	0				
Phil Regan, R OBP: 1.000, SLG: 1.000 Luis Alvarado, R OBP: 0.281, SLG: 0.355 Steve Kealey, R (8, 1)										0	0	0	0	0	0	0				
<b>Inning Stats</b>	R: 0 E: 0 K: 1 S: 5	H: 0 LOB: 0 BB: 0 P: 5	R: 0 E: 1 K: 1 S: 6	H: 2 LOB: 1 BB: 0 P: 6	R: 0 E: 0 K: 1 S: 5	H: 0 LOB: 0 BB: 0 P: 5	R: 0 E: 0 K: 0 S: 2	H: 0 LOB: 0 BB: 0 P: 3	R: 0 E: 1 K: 0 S: 3	H: 2 LOB: 1 BB: 1 P: 7	R: 0 E: 0 K: 0 S: 4	H: 2 LOB: 1 BB: 0 P: 4	R: 0 E: 0 K: 0 S: 3	H: 0 LOB: 0 BB: 0 P: 3	R: 1 E: 0 K: 0 S: 6	H: 3 LOB: 2 BB: 0 P: 6	1B: 8 2B: 2 3B: 0 HR: 0	SF: 0 SAC: 0 DP: 5 HBP: 1	WP: 0 PB: 0 SB: 0 CS: 0	PA: 35
<b>PITCHER</b> Fritz Peterson, L ERA: 3.59 (1, 1)	IP: 9.0 WLS: W BF: 35 H: 9 R: 1 ER: 1 SO: 3 BB: 1 IBB: 0 HBP: 1 BLK: 0 WP: 0 HR: 0 S: 39 P: 44 ERA: 1.00 WHIP: 1.111															<b>PITCHER</b> IP: WLS: BF: H: R: ER: SO: BB: IBB: HBP: BLK: WP: HR: S: P: ERA: WHIP				

Batter	1	2	3	4	5	6	7	8	9	AB	R	H	RBI	BB	SO	LOB	BOTTOM			
Horace Clarke, S OBP: 0.296, SLG: 0.284 (1, 4)										5	2	2	3	0	0	2	<p>Chicago White Sox @ New York Yankees Yankee Stadium, Bronx, NY Thu Jun 15 1972, 7:05 PM EDT Att. 9,050 - Unknown - 79 F</p> <p>livebaseballscores.com</p>			
Johnny Callison, L OBP: 0.243, SLG: 0.323 Rusty Torres, S OBP: 0.270, SLG: 0.330 (1, 9) (8, 9)										4	1	1	0	0	2	2				
Bobby Murcer, L OBP: 0.357, SLG: 0.437 (1, 8)										4	2	1	3	1	0	0				
Roy White, S OBP: 0.395, SLG: 0.362 (1, 7)										3	1	3	0	1	0	0				
Ron Blomberg, L OBP: 0.345, SLG: 0.431 Felipe Alou, R OBP: 0.306, SLG: 0.363 (1, 3) (5, PH) (6, 3)										2	0	1	0	0	1	1				
Bernie Allen, L OBP: 0.293, SLG: 0.346 Hal Lanier, R OBP: 0.176, SLG: 0.182 (1, 5) (8, 5)										2	0	0	2	0	1	2				
Thurman Munson, R OBP: 0.344, SLG: 0.339 (1, 2)										4	1	1	0	0	1	3				
Gene Michael, S OBP: 0.293, SLG: 0.289 (1, 6)										3	1	2	0	1	0	0				
Fritz Peterson, S OBP: 0.321, SLG: 0.296 (1, 1)										2	0	0	0	1	0	3				
<b>Inning Stats</b>	R: 0 E: 0 K: 1 S: 5	H: 0 LOB: 0 BB: 0 P: 5	R: 1 E: 0 K: 1 S: 7	H: 2 LOB: 2 BB: 1 P: 11	R: 3 E: 0 K: 1 S: 8	H: 3 LOB: 1 BB: 1 P: 12	R: 0 E: 0 K: 1 S: 5	H: 0 LOB: 1 BB: 1 P: 9	R: 1 E: 0 K: 0 S: 4	H: 1 LOB: 1 BB: 0 P: 8	R: 0 E: 0 K: 0 S: 6	H: 1 LOB: 1 BB: 0 P: 6	R: 0 E: 0 K: 1 S: 8	H: 0 LOB: 0 BB: 0 P: 8	R: 3 E: 0 K: 1 S: 8	H: 3 LOB: 0 BB: 0 P: 8		1B: 9 2B: 0 3B: 0 HR: 2	SF: 2 SAC: 1 DP: 0 HBP: 0	WP: 1 PB: 1 SB: 0 CS: 0
<b>PITCHER</b> Stan Bahnsen, R ERA: 4.24 Dave Lemonds, L ERA: 2.49 Phil Regan, R ERA: 1.8 Steve Kealey, R ERA: 3.15 (1, 1) (3, 1) (5, 1) (8, 1)	IP: 2.0 WLS: L BF: 12 H: 4 R: 4 ER: 4 SO: 2 BB: 1 IBB: 0 HBP: 0 BLK: 0 WP: 1 HR: 1 S: 15 P: 19 ERA: 18.00 WHIP: 3.000															<b>PITCHER</b> IP: WLS: BF: H: R: ER: SO: BB: IBB: HBP: BLK: WP: HR: S: P: ERA: WHIP				











Batter	1	2	3	4	5	6	7	8	9	AB	R	H	RBI	BB	SO	LOB	TOP			
Walt Williams, R OBP: 0.284, SLG: 0.299 (1, 9)										5	2	3	1	0	0	0	<b>Chicago White Sox @ Boston Red Sox</b> Fenway Park, Boston, MA Sun Jun 18 1972, 3:33 AM EDT Att: 19,311 - Unknown - 66 F			
Carlos May, L OBP: 0.382, SLG: 0.453 Jay Johnstone, L OBP: 0.224, SLG: 0.165 (4, FR)										2	0	0	1	1	0	2				
Dick Allen, R OBP: 0.419, SLG: 0.563 (1, 3)										5	2	2	1	0	3	3				
Rick Reichardt, R OBP: 0.352, SLG: 0.402 (1, 8)										4	1	1	4	0	0	2				
Bill Melton, R OBP: 0.317, SLG: 0.361 (1, 5)										4	0	1	1	0	1	3				
Mike Andrews, R OBP: 0.348, SLG: 0.356 (1, 4)										4	0	0	0	0	1	3				
Tom Egan, R OBP: 0.212, SLG: 0.190 (1, 2)										4	0	2	0	0	2	0				
Rich Morales, R OBP: 0.267, SLG: 0.270 (1, 6)										4	1	0	0	0	0	2				
Stan Bahnsen, R OBP: 0.211, SLG: 0.237 Vicente Romo, R (6, 1)										3	1	1	0	0	1	1				
										1	0	0	0	0	0	0				
<b>Inning Stats</b>	R: 1 E: 1 K: 2 S: 9	H: 1 LOB: 2 BB: 1 P: 13	R: 0 E: 0 K: 0 S: 3	H: 1 LOB: 0 BB: 0 P: 3	R: 2 E: 0 K: 0 S: 6	H: 3 LOB: 1 BB: 0 P: 6	R: 5 E: 0 K: 0 S: 8	H: 5 LOB: 1 BB: 0 P: 8	R: 0 E: 0 K: 2 S: 7	H: 0 LOB: 0 BB: 1 P: 11	R: 0 E: 0 K: 0 S: 3	H: 0 LOB: 0 BB: 0 P: 3	R: 0 E: 0 K: 1 S: 5	H: 0 LOB: 0 BB: 0 P: 5	R: 0 E: 0 K: 1 S: 5	H: 0 LOB: 0 BB: 0 P: 5	1B: 9 2B: 0 3B: 0 HR: 1	SF: 0 SAC: 0 DP: 1 HBP: 0	WP: 1 PB: 0 SB: 4 CS: 0	PA: 39
<b>PITCHER</b>	IP WLS BF H R ER SO BB IBB HBP BLK WP HR S P ERA WHIP																			
John Curtis, L ERA: 4.4 Luis Tiant, R ERA: 3.94 Bobby Bolin, R ERA: 4.42 Lew Krausse, R ERA: 5.29	(1, 1) (4, 1) (6, 1) (8, 1)	3.2 1.1 2.0 2.0	L 5 7 6	21 1 0 0	H 9 1 0	R 7 1 0	ER 7 1 0	SO 2 2 0 2	BB 1 0 1 0	IBB 0 0 0 0	HBP 0 0 0 0	BLK 0 0 0 0	WP 1 0 0 0	HR 0 1 9 10	S 24 9 9 14	P 28 9 9 10	ERA 17.18 6.75 0.00 0.00	WHIP 2.727 0.750 0.500 0.000		

Batter	1	2	3	4	5	6	7	8	9	AB	R	H	RBI	BB	SO	LOB	BOTTOM						
Tommy Harper, R OBP: 0.391, SLG: 0.515 (1, 8)										4	0	1	0	0	1	1	<b>Chicago White Sox @ Boston Red Sox</b> Fenway Park, Boston, MA Sun Jun 18 1972, 3:33 AM EDT Att: 19,311 - Unknown - 66 F						
Luis Aparicio, R OBP: 0.313, SLG: 0.347 (1, 6)										2	1	1	1	1	0	0							
Carl Yastrzemski, L OBP: 0.350, SLG: 0.291 (1, 7)										3	0	1	0	1	0	2							
Reggie Smith, S OBP: 0.355, SLG: 0.417 (1, 9)										4	0	1	1	0	0	2							
Rico Petrocelli, R OBP: 0.291, SLG: 0.344 (1, 5)										4	0	0	0	0	2	2							
Danny Cater, R OBP: 0.230, SLG: 0.307 (1, 3)										4	1	1	0	0	0	1							
Doug Griffin, R OBP: 0.346, SLG: 0.300 (1, 4)										4	0	0	0	0	0	1							
Carlton Fisk, R OBP: 0.343, SLG: 0.602 (1, 2)										2	2	1	2	1	0	0							
John Curtis, L OBP: 0.187, SLG: 0.167 Luis Tiant, R OBP: 0.240, SLG: 0.318 Bob Burda, L OBP: 0.240, SLG: 0.318 Bobby Bolin, R OBP: 0.240, SLG: 0.318 Ben Oglive, F OBP: 0.276, SLG: 0.318 Lew Krausse, R OBP: 0.125, SLG: 0.188 Rick Miller, L OBP: 0.286, SLG: 0.405	(1, 1) (4, 1) (5, PH) (6, 1) (7, PH) (8, 1) (9, PH)	R: 0 E: 0 K: 0 S: 4	H: 1 LOB: 1 BB: 0 P: 4	R: 0 E: 0 K: 1 S: 5	H: 0 LOB: 0 BB: 0 P: 5	R: 1 E: 0 K: 0 S: 4	H: 1 LOB: 1 BB: 1 P: 8	R: 0 E: 0 K: 0 S: 3	H: 0 LOB: 0 BB: 0 P: 3	R: 0 E: 0 K: 0 S: 3	H: 0 LOB: 1 BB: 0 P: 4	R: 1 E: 0 K: 0 S: 4	H: 2 LOB: 1 BB: 1 P: 8	R: 0 E: 0 K: 1 S: 5	H: 0 LOB: 0 BB: 0 P: 5	R: 0 E: 0 K: 1 S: 5	H: 0 LOB: 1 BB: 1 P: 9	R: 2 E: 0 K: 2 S: 9	H: 2 LOB: 0 BB: 0 P: 9	1B: 2 2B: 3 3B: 0 HR: 1	SF: 1 SAC: 1 DP: 1 HBP: 1	WP: 0 PB: 0 SB: 1 CS: 0	PA: 36
<b>PITCHER</b>	IP WLS BF H R ER SO BB IBB HBP BLK WP HR S P ERA WHIP																						
Stan Bahnsen, R ERA: 4.2 Vicente Romo, R ERA: 2.62	(1, 1) (6, 1)	5.0 4.0	W S	22 14	H 2	R 2	ER 2	SO 1	BB 2	IBB 0	HBP 1	BLK 0	WP 0	HR 0	S 21	P 30	ERA 3.60	WHIP 1.200					





Batter	1	2	3	4	5	6	7	8	9	AB	R	H	RBI	BB	SO	LOB	TOP					
Pat Kelly, L OBP: 0.392, SLG: 0.401 (1,9)										4	0	1	0	0	0	1	<b>Chicago White Sox @ Milwaukee Brewers</b> Milwaukee County Stadium, Milwaukee, WI Tue Jun 20 1972, 8:05 PM EDT Alt: 8,140 - Unknown - 52 F					
Mike Andrews, R OBP: 0.341, SLG: 0.348 (1,4)										4	0	0	0	0	2	2						
Dick Allen, R OBP: 0.411, SLG: 0.552 (1,3)										4	0	0	0	0	2	0						
Carlos May, L OBP: 0.389, SLG: 0.456 (1,7)										3	1	2	0	1	0	0						
Bill Melton, R OBP: 0.311, SLG: 0.354 (1,5)										4	0	0	0	0	2	3						
Ed Herrmann, L OBP: 0.290, SLG: 0.331 (1,2)										4	0	3	0	0	0	0						
Jay Johnstone, L OBP: 0.225, SLG: 0.168 (1,8)										4	0	1	1	0	0	3						
Rich Morales, R OBP: 0.266, SLG: 0.277 (1,6)										4	0	1	1	0	0	3						
Wilbur Wood, R OBP: 0.204, SLG: 0.152 (1,1)										2	0	1	0	0	1	0						
Jim Lytle, L OBP: 0.333, SLG: 0.500 (7,PH)										1	0	0	0	0	0	1						
Steve Kealey, R (7,1)										0	0	0	0	0	0	0						
Rich Gossage, R (8,1)										0	0	0	0	0	0	0						
<b>Inning Stats</b>	R: 0 E: 0 K: 1 S: 5	H: 0 LOB: 0 BB: 0 P: 5	R: 0 E: 0 K: 0 S: 4	H: 2 LOB: 1 BB: 0 P: 4	R: 0 E: 0 K: 2 S: 8	H: 1 LOB: 1 BB: 0 P: 8	R: 0 E: 0 K: 0 S: 5	H: 2 LOB: 2 BB: 0 P: 5	R: 0 E: 0 K: 1 S: 6	H: 1 LOB: 1 BB: 0 P: 6	R: 0 E: 0 K: 2 S: 7	H: 0 LOB: 0 BB: 0 P: 7	R: 0 E: 0 K: 0 S: 4	H: 1 LOB: 1 BB: 0 P: 4	R: 0 E: 0 K: 1 S: 5	H: 0 LOB: 0 BB: 1 P: 5	R: 1 E: 0 K: 1 S: 6	H: 2 LOB: 1 BB: 1 P: 10	1B: 8 2B: 1 3B: 0 HR: 0	SF: 0 SAC: 0 DP: 1 HBP: 0	WP: 0 PB: 0 SB: 1 CS: 1	PA: 35
<b>PITCHER</b> Jim Lonborg, R ERA: 2.69 (1,1)	IP: 9.0 WLS: W BF: 35 H: 9 R: 1 ER: 1 SO: 8 BB: 1 IBB: 0 HBP: 0 BLK: 0 WP: 0 HR: 0 S: 50 P: 54 ERA: 1.00 WHIP: 1.11															<b>PITCHER</b> IP: WLS: BF: H: R: ER: SO: BB: IBB: HBP: BLK: WP: HR: S: P: ERA: WHIP:						

Batter	1	2	3	4	5	6	7	8	9	AB	R	H	RBI	BB	SO	LOB	BOTTOM	
Ron Theobald, R OBP: 0.365, SLG: 0.254 (1,4)										4	3	3	0	0	0	0	<b>Chicago White Sox @ Milwaukee Brewers</b> Milwaukee County Stadium, Milwaukee, WI Tue Jun 20 1972, 8:05 PM EDT Alt: 8,140 - Unknown - 52 F	
Dave May, L OBP: 0.280, SLG: 0.360 (1,8)										4	1	3	0	0	0	0		
George Scott, R OBP: 0.306, SLG: 0.399 (1,3)										4	1	2	2	0	0	1		
Billy Conigliaro, R OBP: 0.274, SLG: 0.412 (1,9)										3	1	0	0	1	0	2		
John Briggs, L OBP: 0.341, SLG: 0.366 (1,7)										4	0	0	1	0	0	4		
Elie Rodriguez, R OBP: 0.426, SLG: 0.438 (1,2)										3	0	0	0	0	0	0		
Bob Heise, R OBP: 0.317, SLG: 0.309 (1,5)										4	1	2	0	0	1	3		
Rick Auerbach, R OBP: 0.245, SLG: 0.247 (1,6)										4	0	1	1	0	0	2		
Jim Lonborg, R OBP: 0.250, SLG: 0.217 (1,1)										4	0	0	0	0	1	4		
<b>Inning Stats</b>	R: 1 E: 0 K: 0 S: 4	H: 2 LOB: 0 BB: 0 P: 4	R: 1 E: 1 K: 0 S: 5	H: 2 LOB: 1 BB: 0 P: 5	R: 0 E: 0 K: 0 S: 3	H: 0 LOB: 0 BB: 0 P: 3	R: 0 E: 0 K: 0 S: 3	H: 0 LOB: 0 BB: 0 P: 3	R: 0 E: 0 K: 0 S: 5	H: 3 LOB: 1 BB: 0 P: 5	R: 0 E: 0 K: 1 S: 6	H: 1 LOB: 1 BB: 0 P: 6	R: 4 E: 1 K: 1 S: 9	H: 3 LOB: 2 BB: 1 P: 14	1B: 9 2B: 2 3B: 0 HR: 0	SF: 0 SAC: 0 DP: 2 HBP: 1	WP: 0 PB: 1 SB: 0 CS: 2	PA: 36
<b>PITCHER</b> Wilbur Wood, L ERA: 2.01 (1,1)	IP: 6.0 WLS: L BF: 23 H: 7 R: 3 ER: 3 SO: 3 BB: 0 IBB: 0 HBP: 0 BLK: 0 WP: 0 HR: 0 S: 23 P: 23 ERA: 4.50 WHIP: 1.167															<b>PITCHER</b> IP: WLS: BF: H: R: ER: SO: BB: IBB: HBP: BLK: WP: HR: S: P: ERA: WHIP:		
Steve Kealey, R ERA: 3.69 (7,1)	1.0	6	3	2	2	1	0	0	0	0	0	8	8	18.00	3.000			
Rich Gossage, R ERA: 3.1 (8,1)	1.0	7	1	2	0	1	1	0	1	0	0	7	12	0.00	2.000			



Batter	1	2	3	4	5	6	7	8	9	AB	R	H	RBI	BB	SO	LOB	TOP					
Pat Kelly, L OBP: 0.387, SLG: 0.395 (1,9)	F5		G3		G3		F7	SH1-4 1B 1B		5	1	1	1	0	0	0	<b>Chicago White Sox @ Milwaukee Brewers</b> Milwaukee County Stadium, Milwaukee, WI Wed Jun 21 1972, 8:05 PM EDT Alt: 8,460 - Unknown - 62 F					
Mike Andrews, R OBP: 0.340, SLG: 0.351 (1,4)	E4 BB		F7		6-3			SH1-4 1-2 2-3		4	0	1	0	0	0	0						
Carlos May, L OBP: 0.385, SLG: 0.447 (1,7)	F5		K		4-3		F8	1B 1B IBB		4	1	0	0	1	1	2						
Dick Allen, R OBP: 0.419, SLG: 0.553 (1,3)					1B 1B 1B		E5 2B			3	2	2	3	2	0	0						
Bill Melton, R OBP: 0.317, SLG: 0.365 Terry Forster, L (8,1)	F9				1B 1B					5	1	3	1	0	1	2						
Rick Reichardt, R OBP: 0.382, SLG: 0.405 (1,8)					1B 1B		K			0	0	0	0	0	0	0						
Ed Herrmann, L OBP: 0.301, SLG: 0.336 (1,2)					1B		K			4	1	2	0	1	1	1						
Rich Morales, R OBP: 0.262, SLG: 0.273 (6, PH) Jay Johnstone, L OBP: 0.223, SLG: 0.167 Luis Alvarado, R OBP: 0.278, SLG: 0.343 (8,5)	F5		FC5-4				F9			2	0	0	0	0	0	3						
Tom Bradley, R OBP: 0.167, SLG: 0.190 Jim Lytle, L OBP: 0.429, SLG: 0.571 Jorge Orta, L OBP: 0.219, SLG: 0.271 (8,6)			K				K2-3			3	0	0	0	0	3	1						
<b>Inning Stats</b>	R: 0 E: 1 K: 0 S: 4	H: 0 LOB: 2 BB: 1 P: 8	R: 0 E: 0 K: 1 S: 6	H: 1 LOB: 1 BB: 0 P: 6	R: 0 E: 0 K: 1 S: 5	H: 0 LOB: 0 BB: 0 P: 5	R: 0 E: 0 K: 0 S: 5	H: 3 LOB: 2 BB: 0 P: 5	R: 0 E: 0 K: 1 S: 5	H: 0 LOB: 0 BB: 0 P: 5	R: 1 E: 1 K: 1 S: 7	H: 1 LOB: 2 BB: 1 P: 11	R: 0 E: 0 K: 1 S: 6	H: 1 LOB: 1 BB: 0 P: 6	R: 8 E: 0 K: 1 S: 10	H: 6 LOB: 0 BB: 3 P: 22		R: 0 E: 0 K: 0 S: 3	H: 1 LOB: 0 BB: 0 P: 3	1B: 11 2B: 3 3B: 0 HR: 0	SF: 0 SAC: 1 DP: 2 HBP: 0	WP: 0 PB: 0 SB: 1 CS: 0
<b>PITCHER</b>	IP WLS BF H R ER SO BB IBB HBP BLK WP HR S P ERA WHIP	7.0 L 33 7 4 3 5 3 1 0 0 0 0 0 39 55 3.86 1.429	0.0 S 2 2 0 0 0 0 0 0 0 0 0 0 2 2 ∞ ∞	2.0 S 9 4 5 5 1 0 1 0 0 0 0 0 10 14 22.50 2.000	<b>PITCHER</b>										IP WLS BF H R ER SO BB IBB HBP BLK WP HR S P ERA WHIP							

AB	38
R	9
H	13
RBI	9
BB	5
SO	6
LOB	16



Batter	1	2	3	4	5	6	7	8	9	AB	R	H	RBI	BB	SO	LOB	BOTTOM			
Ron Theobald, R OBP: 0.366, SLG: 0.254 (1,4)	F8		F9		F8		2B 1B		4-0 FC6-4 BB	4	1	1	0	1	0	0	<b>Chicago White Sox @ Milwaukee Brewers</b> Milwaukee County Stadium, Milwaukee, WI Wed Jun 21 1972, 8:05 PM EDT Alt: 8,460 - Unknown - 62 F			
Dave May, L OBP: 0.276, SLG: 0.361 (1,8)	F7		4-3		F6		1B 2B		FC6-4 1-2	5	1	1	0	0	0	1				
George Scott, R OBP: 0.315, SLG: 0.411 (1,3)	1B 2B		S 1B				K 1B			4	1	3	2	0	1	0				
John Briggs, L OBP: 0.351, SLG: 0.378 (1,7)	2H 1B		BB				E 2B		G3	3	0	2	1	1	0	1				
Billy Conigliaro, R OBP: 0.268, SLG: 0.403 (1,9)	F4		F9				F8		K	4	0	0	0	0	1	4				
Elie Rodriguez, R OBP: 0.419, SLG: 0.424 (1,2)			F9		K				K	3	0	0	0	1	2	0				
Bob Heise, R OBP: 0.311, SLG: 0.304 (1,5) Brock Davis, L OBP: 0.333, SLG: 0.268 (6, PH) Mike Ferraro, R OBP: 0.317, SLG: 0.382 (7,5)			L4		F9		K		4-3	2	0	0	0	0	0	0				
Rick Auerbach, R OBP: 0.245, SLG: 0.247 (1,6)					4-3				F8	4	0	1	0	0	1	0				
Bill Parsons, R OBP: 0.200, SLG: 0.143 (1,1) Ken Sanders, R (8,1) Frank Linzy, R (8,1) Ron Clark, R OBP: 0.333, SLG: 0.375 (8, PH)			F9				G3		K	3	0	0	0	0	1	1				
<b>Inning Stats</b>	R: 1 E: 0 K: 0 S: 5	H: 2 LOB: 1 BB: 0 P: 5	R: 0 E: 0 K: 0 S: 4	H: 1 LOB: 1 BB: 0 P: 4	R: 0 E: 0 K: 1 S: 5	H: 1 LOB: 0 BB: 1 P: 8	R: 0 E: 0 K: 1 S: 5	H: 0 LOB: 0 BB: 0 P: 5	R: 0 E: 0 K: 2 S: 8	H: 1 LOB: 2 BB: 1 P: 12	R: 2 E: 0 K: 1 S: 8	H: 3 LOB: 1 BB: 0 P: 8	R: 0 E: 0 K: 2 S: 7	H: 0 LOB: 0 BB: 0 P: 7	R: 0 E: 0 K: 2 S: 7	H: 0 LOB: 1 BB: 1 P: 11		1B: 5 2B: 3 3B: 0 HR: 0	SF: 0 SAC: 0 DP: 0 HBP: 0	WP: 0 PB: 0 SB: 1 CS: 0
<b>PITCHER</b>	IP WLS BF H R ER SO BB IBB HBP BLK WP HR S P ERA WHIP	7.0 W 31 8 3 3 4 2 0 0 0 0 0 14 18 0.00 0.500	2.0 S 7 0 0 0 4 1 0 0 0 0 0 0 14 18 0.00 0.500	<b>PITCHER</b>										IP WLS BF H R ER SO BB IBB HBP BLK WP HR S P ERA WHIP						

AB	35
R	3
H	8
RBI	3
BB	3
SO	8
LOB	9










Batter	1	2	3	4	5	6	7	8	9	AB	R	H	RBI	BB	SO	LOB	TOP					
Pat Kelly, L OBP: 0.393, SLG: 0.398 (1, 9)										5	0	2	0	0	0	1						
Mike Andrews, R OBP: 0.344, SLG: 0.352 (1, 4)										4	1	2	0	1	0	1						
Dick Allen, R OBP: 0.419, SLG: 0.539 (1, 5)										4	1	1	0	1	2	1						
Carlos May, L OBP: 0.386, SLG: 0.449 (1, 3)										4	1	2	0	1	0	4						
Rick Reichardt, R OBP: 0.353, SLG: 0.392 (1, 7)										5	0	1	1	0	1	6						
Jim Lyttle, L OBP: 0.545, SLG: 0.818 (1, 8)										4	0	3	2	0	0	0						
Ed Herrmann, L OBP: 0.302, SLG: 0.331 (1, 2)										2	0	0	0	1	0	1	AB 37					
Bill Melton, R OBP: 0.319, SLG: 0.370 (7, PH)										1	0	0	0	0	0	2	R 3					
Chuck Brinkman, R OBP: 0.211, SLG: 0.211 (7, 2)										0	0	0	0	0	0	0	H 12					
Luis Alvarado, R OBP: 0.268, SLG: 0.325 (1, 6)										4	0	1	0	0	0	3	RBI 3					
Wilbur Wood, R OBP: 0.189, SLG: 0.140 (1, 1)										4	0	0	0	0	0	5	BB 4					
Terry Forster, L (8, 1)										0	0	0	0	0	0	0	SO 3					
<b>Inning Stats</b>	R: 0 E: 0 K: 0 S: 4	H: 2 LOB: 2 BB: 1 P: 8	R: 0 E: 1 K: 0 S: 4	H: 1 LOB: 1 BB: 0 P: 4	R: 0 E: 0 K: 1 S: 5	H: 1 LOB: 0 BB: 0 P: 5	R: 1 E: 0 K: 0 S: 5	H: 2 LOB: 2 BB: 1 P: 9	R: 0 E: 0 K: 0 S: 5	H: 2 LOB: 2 BB: 0 P: 5	R: 0 E: 0 K: 0 S: 4	H: 1 LOB: 1 BB: 0 P: 4	R: 2 E: 0 K: 0 S: 5	H: 2 LOB: 2 BB: 2 P: 13	R: 0 E: 1 K: 0 S: 4	H: 0 LOB: 1 BB: 0 P: 4	R: 0 E: 0 K: 2 S: 7	H: 1 LOB: 1 BB: 0 P: 7	1B: 9 2B: 5 3B: 0 HR: 0	SF: 0 SAC: 0 DP: 2 HBP: 0	WP: 0 PB: 0 SB: 0 CS: 1	PA: 41
<b>PITCHER</b>	IP WLS BF H R ER SO BB IBB HBP BLK WP HR S P ERA WHIP																					
Dick Bosman, R ERA: 3.54 (1, 1)	6.1	29	9	2	2	1	1	2	0	0	0	0	0	0	28	40	2.84	1.579				
Casey Cox, R ERA: 4.0 (7, 1)	0.1	4	2	1	1	0	1	0	0	0	0	0	0	0	3	7	27.00	9.000				
Mike Paul, L ERA: 2.27 (7, 1)	0.1	1	0	0	0	0	0	0	0	0	0	0	0	1	1	0.00	0.000					
Paul Lindblad, L ERA: 1.02 (8, 1)	2.0	W 7	1	0	0	2	0	0	0	0	0	0	0	11	11	0.00	0.500					

Chicago White Sox @ Texas Rangers  
Arlington Stadium, Arlington, TX  
Fri Jun 23 1972, 8:05 PM EDT  
Att: 9,534 - Unknown


AB	37
R	3
H	12
RBI	3
BB	4
SO	3
LOB	24



Batter	1	2	3	4	5	6	7	8	9	AB	R	H	RBI	BB	SO	LOB	BOTTOM				
Davey Nelson, R OBP: 0.367, SLG: 0.338 (1, 5)										2	2	1	0	2	0	0					
Toby Harrah, R OBP: 0.319, SLG: 0.328 (1, 6)										3	0	1	0	0	0	2					
Ted Ford, R OBP: 0.316, SLG: 0.426 (1, 9)										3	1	1	2	1	1	0					
Dick Billings, R OBP: 0.310, SLG: 0.350 (1, 2)										4	0	2	1	0	0	0					
Frank Howard, R OBP: 0.360, SLG: 0.401 (1, 3)										4	1	1	1	0	0	3					
Tom Grieve, R OBP: 0.275, SLG: 0.243 (1, 7)										4	0	1	0	0	1	2					
Larry Blittner, L OBP: 0.324, SLG: 0.303 (1, 8)										3	0	1	0	0	1	2	AB 29				
Lenny Randle, S OBP: 0.246, SLG: 0.287 (1, 4)										3	0	0	0	0	0	3	R 4				
Dick Bosman, R OBP: 0.045, SLG: 0.045 (1, 1)										2	0	0	0	0	0	0	H 8				
Casey Cox, R (7, 1)										0	0	0	0	0	0	0	RBI 4				
Mike Paul, L (7, 1)										0	0	0	0	0	0	0	BB 3				
Ken Suarez, R OBP: 0.143, SLG: 0.154 (7, PH)										1	0	0	0	0	1	1	SO 4				
Paul Lindblad, L OBP: 0.125, SLG: 0.125 (8, 1)										0	0	0	0	0	0	0	LOB 13				
<b>Inning Stats</b>	R: 0 E: 0 K: 1 S: 4	H: 0 LOB: 0 BB: 1 P: 8	R: 0 E: 0 K: 1 S: 7	H: 2 LOB: 2 BB: 0 P: 7	R: 0 E: 0 K: 0 S: 3	H: 1 LOB: 0 BB: 0 P: 3	R: 1 E: 0 K: 1 S: 6	H: 1 LOB: 0 BB: 0 P: 6	R: 0 E: 0 K: 0 S: 3	H: 0 LOB: 0 BB: 0 P: 3	R: 2 E: 0 K: 0 S: 5	H: 2 LOB: 0 BB: 0 P: 5	R: 0 E: 0 K: 1 S: 6	H: 1 LOB: 1 BB: 0 P: 6	R: 1 E: 0 K: 0 S: 4	H: 1 LOB: 2 BB: 2 P: 12	R: 1 E: 0 K: 2 S: 4	H: 4 LOB: 2 BB: 0 HR: 2	SF: 0 SAC: 1 DP: 0 HBP: 0	WP: 0 PB: 0 SB: 0 CS: 2	PA: 34
<b>PITCHER</b>	IP WLS BF H R ER SO BB IBB HBP BLK WP HR S P ERA WHIP																				
Wilbur Wood, L ERA: 2.15 (1, 1)	7.1	L 30	7	4	4	4	0	0	0	0	0	0	0	0	35	47	4.91	1.364			
Terry Forster, L ERA: 1.74 (8, 1)	0.2	3	1	0	0	0	0	0	0	0	0	0	0	3	3	0.00	1.500				

Chicago White Sox @ Texas Rangers  
Arlington Stadium, Arlington, TX  
Fri Jun 23 1972, 8:05 PM EDT  
Att: 9,534 - Unknown

AB	29
R	4
H	8
RBI	4
BB	3
SO	4
LOB	13





Batter	1	2	3	4	5	6	7	8	9	AB	R	H	RBI	BB	SO	LOB	TOP			
Pat Kelly, L OBP: 0.388, SLG: 0.388 (1, 9)	0-3 K		0-3 K		4-0 F9 E BB		0-0 6-3		0-0 FC4-6	4	0	0	0	1	2	1				
Mike Andrews, R OBP: 0.341, SLG: 0.348 (1, 4)	0-0 1-3		0-0 1B		0-0 F9		0-0 5-3		0-0 F9	5	0	1	0	0	0	2				
Dick Allen, R OBP: 0.416, SLG: 0.531 (1, 5)	0-0		0-0 5-3		4-0 IBB				0-3 K	3	0	0	0	1	1	1				
Carlos May, L OBP: 0.392, SLG: 0.447 (1, 3)		1-0 G3 S 1B HBP		4-0 HBP 1B BB		0-3 K		1-0 S HBP		1	1	0	0	1	1	2				
Rick Reichardt, R OBP: 0.364, SLG: 0.393 (8, 8)	0-3 K		0-3 1-2 HBP		1-0 1B HBP		0-0 1B		4-0 S HBP	2	0	1	0	1	1	1				
Jim Lytle, L OBP: 0.429, SLG: 0.643 (8, PH)	0-0 G3		0-3 2-3		0-3 K		0-3 K		0-0 F7	3	0	0	0	0	2	4				
Walt Williams, R OBP: 0.280, SLG: 0.295 (8, 7)										1	0	0	0	0	2					
Tom Egan, R OBP: 0.243, SLG: 0.225 (1, 2)	0-0 1B		0-0 3-H 1B		0-0 F8		0-0 G4-6-3 1B		0-0 F8	4	0	2	1	0	0	4				
Luis Alvarado, R OBP: 0.267, SLG: 0.318 (1, 6)	0-3 K		0-3 1-2 2-H 1B		0-0 1B		0-0 G4-6-3		0-0 F7	4	0	1	0	0	1	3				
Dave Lemonds, L (1, 1)			0-3 K		0-3 K		0-3 K		4-0 FC4-6 BB	3	0	0	0	0	3	0				
Rich Gossage, R (8, 1)										0	0	0	0	0	0	0				
Rich Morales, R OBP: 0.264, SLG: 0.269 (9, PH)										0	0	0	0	1	0	0				
<b>Inning Stats</b>	R: 0 E: 0 K: 1 S: 5	H: 0 LOB: 0 BB: 0 P: 5	R: 1 E: 0 K: 2 S: 8	H: 1 LOB: 1 BB: 0 P: 9	R: 0 E: 0 K: 2 S: 8	H: 1 LOB: 2 BB: 1 P: 10	R: 0 E: 1 K: 2 S: 7	H: 0 LOB: 2 BB: 2 P: 15	R: 0 E: 0 K: 1 S: 6	H: 2 LOB: 1 BB: 0 P: 6	R: 0 E: 0 K: 1 S: 5	H: 0 LOB: 0 BB: 0 P: 5	R: 0 E: 0 K: 1 S: 5	H: 0 LOB: 2 BB: 1 P: 10	R: 0 E: 0 K: 0 S: 3	H: 0 LOB: 1 BB: 1 P: 7	1B: 5 2B: 0 3B: 0 HR: 0	SF: 0 SAC: 0 DP: 1 HBP: 3	WP: 0 PB: 0 SB: 2 CS: 0	PA: 38
<b>PITCHER</b>	IP WLS BF H R ER SO BB IBB HBP BLK WP HR S P ERA WHIP	IP WLS BF H R ER SO BB IBB HBP BLK WP HR S P ERA WHIP																		
Pete Broberg, R ERA: 3.01 (1, 1)	7.1	32	5	1	1	11	3	1	3	0	0	0	0	0	47	66	1.23	1.091		
Mike Paul, L ERA: 2.17 (8, 1)	1.2	W	6	0	0	0	1	0	0	0	0	0	0	5	9	0.00	0.600			

Chicago White Sox @ Texas Rangers  
Arlington Stadium, Arlington, TX  
Sat Jun 24 1972, 8:05 PM EDT  
Att: 10,099 - Unknown - 96 F

AB 30  
R 1  
H 5  
RBI 1  
BB 5  
SO 11  
LOB 20



Batter	1	2	3	4	5	6	7	8	9	AB	R	H	RBI	BB	SO	LOB	BOTTOM			
Davey Nelson, R OBP: 0.365, SLG: 0.333 (1, 5)	0-0 F8		0-0 6-3			0-3 K		4-0 SH1-3 S 2B BB		3	1	0	0	1	1	1				
Toby Harrah, R OBP: 0.322, SLG: 0.324 (1, 6)	4-0 FC6-4 BB		0-0 5-3			0-0 F6		4-0 SH1-3 2B BB		2	1	0	0	2	0	1				
Ted Ford, R OBP: 0.324, SLG: 0.440 (1, 9)	0-0 FC6-4 1-2			0-0 4-3 BLK 1B		0-0 1B 2B		0-0 SH1-3		3	1	2	0	0	0	1				
Dick Billings, R OBP: 0.315, SLG: 0.360 (1, 2)	0-0 FC6-4 1-2			0-0 4-3		0-0 1B		0-0 1B 2B		4	1	2	3	0	0	2				
Frank Howard, R OBP: 0.358, SLG: 0.397 (1, 3)		0-0 F3		0-0 4-3		0-0 F8		0-0 6-3 2B 1B		4	1	1	0	0	0	2				
Tom Grievs, R OBP: 0.279, SLG: 0.250 (7, FR)		0-0 6-3		0-3 K				0-0 6-3		3	0	1	0	0	1	1				
Joe Lovitto, S OBP: 0.320, SLG: 0.236 (8, 8)								0-0 6-3		1	0	0	0	0	0	2				
Larry Blittner, L OBP: 0.324, SLG: 0.297 (8, 7)	0-0 4-3				0-0 4-3		0-0 SH3-4 1B		4-0 SH3-4 2B BB	2	1	0	0	1	0	0				
Lenny Randle, S OBP: 0.251, SLG: 0.293 (1, 4)			4-0 SH1-3 BB		0-0 4-3		0-0 4-3		0-0 F8	3	0	1	3	1	0	2				
Pete Broberg, R OBP: 0.156, SLG: 0.194 (8, 1)			0-0 SH1-3		0-3 K		0-3 K		0-0 F7	2	0	0	0	0	2	2				
<b>Inning Stats</b>	R: 0 E: 0 K: 0 S: 3	H: 0 LOB: 0 BB: 1 P: 7	R: 0 E: 0 K: 0 S: 3	H: 0 LOB: 0 BB: 0 P: 3	R: 0 E: 0 K: 0 S: 3	H: 0 LOB: 1 BB: 1 P: 7	R: 0 E: 0 K: 1 S: 6	H: 1 LOB: 1 BB: 0 P: 6	R: 0 E: 0 K: 1 S: 5	H: 0 LOB: 0 BB: 0 P: 5	R: 1 E: 0 K: 1 S: 7	H: 2 LOB: 1 BB: 0 P: 7	R: 0 E: 0 K: 1 S: 6	H: 1 LOB: 2 BB: 0 P: 6	R: 5 E: 0 K: 0 S: 6	H: 3 LOB: 1 BB: 3 P: 18	1B: 4 2B: 3 3B: 0 HR: 0	SF: 0 SAC: 3 DP: 0 HBP: 0	WP: 0 PB: 0 SB: 1 CS: 0	PA: 36
<b>PITCHER</b>	IP WLS BF H R ER SO BB IBB HBP BLK WP HR S P ERA WHIP	IP WLS BF H R ER SO BB IBB HBP BLK WP HR S P ERA WHIP																		
Dave Lemonds, L ERA: 2.51 (1, 1)	7.0	L	28	4	2	2	4	4	2	2	4	0	2	0	0	1	1			
Rich Gossage, R ERA: 4.2 (8, 1)	1.0	8	3	4	4	0	2	0	0	0	0	0	0	6	14	36.00	5.000			

Chicago White Sox @ Texas Rangers  
Arlington Stadium, Arlington, TX  
Sat Jun 24 1972, 8:05 PM EDT  
Att: 10,099 - Unknown - 96 F

AB 28  
R 6  
H 7  
RBI 6  
BB 5  
SO 4  
LOB 15









Batter	1	2	3	4	5	6	7	8	9	AB	R	H	RBI	BB	SO	LOB	TOP			
Pat Kelly, L OBP: 0.383, SLG: 0.376 (1, 9)										4	0	1	0	0	1	1	<b>Chicago White Sox @ Kansas City Royals</b> Municipal Stadium, Kansas City, MO Mon Jun 26 1972, 8:05 PM EDT Att. 7,834 - Unknown - 85 F <a href="http://livebaseballscorecards.com">livebaseballscorecards.com</a>			
Luis Alvarado, R OBP: 0.259, SLG: 0.288 (1, 6)										4	1	0	0	0	0	1				
Dick Allen, R OBP: 0.420, SLG: 0.528 (1, 3)										4	0	1	0	0	1	0				
Carlos May, L OBP: 0.402, SLG: 0.467 (1, 7)										3	0	3	1	1	0	0				
Mike Andrews, R OBP: 0.336, SLG: 0.348 (1, 4)										4	0	0	0	0	1	5				
Ed Herrmann, L OBP: 0.294, SLG: 0.320 (1, 2)										4	0	0	0	0	1	4				
Jim Lytle, L OBP: 0.368, SLG: 0.526 (1, 8)										3	0	1	0	0	0	0				
Rich Morales, R OBP: 0.270, SLG: 0.264 (1, 5)										3	0	0	0	0	0	1				
Wilbur Wood, R OBP: 0.200, SLG: 0.137 (7, PH)										1	0	0	0	1	0	0				
Walt Williams, R OBP: 0.277, SLG: 0.291 (7, 1)										1	0	0	0	0	1	0				
Steve Kealey, R (7, 1)										0	0	0	0	0	0	0				
<b>Inning Stats</b>	R: 1 E: 0 K: 1 S: 8	H: 3 LOB: 2 BB: 0 P: 8	R: 0 E: 0 K: 0 S: 3	H: 1 LOB: 1 BB: 1 P: 7	R: 0 E: 0 K: 0 S: 4	H: 1 LOB: 0 BB: 0 P: 4	R: 0 E: 0 K: 0 S: 3	H: 0 LOB: 0 BB: 0 P: 3	R: 0 E: 0 K: 2 S: 7	H: 0 LOB: 1 BB: 1 P: 11	R: 0 E: 0 K: 1 S: 5	H: 0 LOB: 0 BB: 0 P: 5	R: 0 E: 0 K: 1 S: 5	H: 0 LOB: 0 BB: 0 P: 5	R: 0 E: 0 K: 0 S: 3	H: 1 LOB: 0 BB: 0 P: 3	1B: 6 2B: 0 3B: 0 HR: 0	SF: 0 SAC: 0 DP: 2 HBP: 0	WP: 0 PB: 0 CS: 0	PA: 33
<b>PITCHER</b> Bruce Dal Canton, R ERA: 3.05 (1, 1)	IP: 9.0 WLS: W BF: 33 H: 6 R: 1 ER: 1 SO: 5 BB: 2 IBB: 0 HBP: 0 BLK: 1 WP: 0 HR: 0 S: 41 P: 49 ERA: 1.00 WHIP: 0.889															<b>PITCHER</b>				

Batter	1	2	3	4	5	6	7	8	9	AB	R	H	RBI	BB	SO	LOB	BOTTOM			
Freddie Patek, R OBP: 0.309, SLG: 0.342 (1, 6)										3	1	1	0	1	0	1	<b>Chicago White Sox @ Kansas City Royals</b> Municipal Stadium, Kansas City, MO Mon Jun 26 1972, 8:05 PM EDT Att. 7,834 - Unknown - 85 F <a href="http://livebaseballscorecards.com">livebaseballscorecards.com</a>			
Amos Otis, R OBP: 0.364, SLG: 0.389 (1, 8)										4	1	1	0	0	0	1				
Lou Piniella, R OBP: 0.350, SLG: 0.445 (1, 7)										4	0	0	0	0	1	2				
Richie Scheinblum, S OBP: 0.368, SLG: 0.433 (1, 9)										4	1	1	0	0	1	2				
Cookie Rojas, R OBP: 0.318, SLG: 0.347 (1, 4)										4	1	2	2	0	0	0				
John Mayberry, L OBP: 0.351, SLG: 0.433 (1, 3)										3	0	1	1	0	0	1				
Jerry May, R OBP: 0.313, SLG: 0.373 (1, 2)										3	0	0	1	0	0	1				
Bobby Floyd, R OBP: 0.182, SLG: 0.163 (1, 5)										3	0	0	0	0	1	1				
Bruce Dal Canton, R OBP: 0.100, SLG: 0.100 (1, 1)										3	0	1	0	0	1	1				
<b>Inning Stats</b>	R: 0 E: 0 K: 0 S: 3	H: 0 LOB: 0 BB: 0 P: 3	R: 2 E: 0 K: 1 S: 8	H: 3 LOB: 1 BB: 0 P: 8	R: 2 E: 0 K: 2 S: 10	H: 3 LOB: 1 BB: 0 P: 10	R: 0 E: 0 K: 0 S: 4	H: 1 LOB: 0 BB: 0 P: 4	R: 0 E: 0 K: 0 S: 3	H: 0 LOB: 0 BB: 0 P: 3	R: 0 E: 0 K: 1 S: 5	H: 0 LOB: 1 BB: 1 P: 9	R: 0 E: 0 K: 0 S: 3	H: 0 LOB: 0 BB: 0 P: 3	R: 0 E: 0 K: 0 S: 3	H: 0 LOB: 0 BB: 0 P: 3	1B: 6 2B: 1 3B: 0 HR: 0	SF: 0 SAC: 0 DP: 0 HBP: 0	WP: 1 PB: 0 CS: 0	PA: 32
<b>PITCHER</b> Wilbur Wood, L ERA: 2.29 Steve Kealey, R ERA: 3.52 (7, 1)	IP: 6.0 WLS: L BF: 25 H: 7 R: 4 ER: 4 SO: 4 BB: 0 IBB: 0 HBP: 0 BLK: 0 WP: 1 HR: 0 S: 31 P: 31 ERA: 6.00 WHIP: 1.167															<b>PITCHER</b>				



Batter	1	2	3	4	5	6	7	8	9	AB	R	H	RBI	BB	SO	LOB	TOP								
Walt Williams, R (1,9) OBP: 0.273, SLG: 0.310	F8		G5-3			K		1B	E6	5	1	1	0	0	1	1	Chicago White Sox @ Kansas City Royals Municipal Stadium, Kansas City, MO Tue Jun 27 1972, 8:05 PM EDT Att: 8,623 - Unknown - 87 F								
Luis Avarado, R (1,6) OBP: 0.299, SLG: 0.286	K		K			L6		FC6-4	FC4-6	4	1	1	1	0	2	0									
Jay Johnstone, L (9,PH) OBP: 0.237, SLG: 0.175	K							FC6-4	FC4-6	1	0	1	1	0	0	0									
Tom Bradley, R (9,FR) OBP: 0.176, SLG: 0.200	K							FC6-4	FC4-6	0	0	0	0	0	0	0									
Carlos May, L (1,7) OBP: 0.398, SLG: 0.459	K			F5				E4	FC4-6	4	0	0	0	0	1	3									
Dick Allen, R (1,3) OBP: 0.412, SLG: 0.516		F5		F8		G1-3		FC6-4	K	5	1	0	0	0	1	5									
Rick Reichardt, R (1,8) OBP: 0.368, SLG: 0.403		1B		K				1B		3	0	1	2	1	2	0									
Mike Andrews, R (1,4) OBP: 0.339, SLG: 0.348		F9				L4		1B	BB	3	0	1	0	1	0	1									
Tom Egan, R (1,2) OBP: 1.000, SLG: 0.241		FC6-4				K		1B	BB	4	0	2	0	0	1	2									
Steve Kealey, R (8,1)		1B						G6-3		0	0	0	0	0	0	0									
Rich Morales, R (1,5) OBP: 0.276, SLG: 0.285		FC6-4				G5-4-3			E	4	1	2	0	0	0	4									
Stan Bahnsen, R (1,1) OBP: 0.182, SLG: 0.205				K		G6-3		G4-3	G6-3	2	0	0	0	0	1	1									
Phil Regan, R (6,1) OBP: 1.000, SLG: 1.000										0	0	0	0	0	0	0									
Chuck Brinkman, R (8,PH) OBP: 0.190, SLG: 0.190										2	0	0	0	0	0	1									
<b>Inning Stats</b>	R: 0 E: 0 K: 2 S: 7	H: 0 LOB: 0 BB: 0 P: 7	R: 0 E: 0 K: 0 S: 4	H: 1 LOB: 2 BB: 1 P: 8	R: 0 E: 0 K: 2 S: 7	H: 0 LOB: 0 BB: 0 P: 7	R: 0 E: 0 K: 1 S: 5	H: 0 LOB: 0 BB: 0 P: 5	R: 0 E: 0 K: 1 S: 6	H: 1 LOB: 1 BB: 0 P: 6	R: 0 E: 0 K: 1 S: 5	H: 0 LOB: 1 BB: 0 P: 6	R: 0 E: 0 K: 1 S: 6	H: 2 LOB: 1 BB: 0 P: 6	R: 3 E: 1 K: 0 S: 7	H: 3 LOB: 2 BB: 1 P: 11	R: 1 E: 1 K: 1 S: 8	H: 2 LOB: 2 BB: 0 P: 8	1B: 5 2B: 2 3B: 2 HR: 0	SF: 0 SAC: 0 DP: 1 HBP: 1	WP: 0 PB: 0 SB: 0 CS: 0	PA: 40			
<b>PITCHER</b>	IP	WLS	BF	H	R	ER	SO	BB	IBB	HBP	BLK	WP	HR	S	P	ERA	WHIP	<b>PITCHER</b>							
Paul Splittorf, L (1,1) ERA: 2.47	7.2	W	33	7	3	1	8	2	0	1	0	0	0	46	55	1.17	1.174								
Tom Burgmeier, L (8,1) ERA: 2.93	1.0		6	2	1	1	0	0	0	0	0	0	0	6	6	9.00	2.000								
Roger Nelson, R (9,1) ERA: 0.95	0.1	S	1	0	0	0	1	0	0	0	0	0	0	3	3	0.00	0.000								

AB	37
R	4
H	9
RBI	4
BB	2
SO	9
LOB	18



Batter	1	2	3	4	5	6	7	8	9	AB	R	H	RBI	BB	SO	LOB	BOTTOM								
Freddie Patek, R (1,6) OBP: 0.305, SLG: 0.337	F9		G1-3		SH1-3	F9				3	0	0	0	0	0	1	Chicago White Sox @ Kansas City Royals Municipal Stadium, Kansas City, MO Tue Jun 27 1972, 8:05 PM EDT Att: 8,623 - Unknown - 87 F								
Amos Otis, R (1,8) OBP: 0.370, SLG: 0.393			G6-3		G1-4-3	1B		BB		3	0	2	0	1	0	0									
Lou Piniella, R (1,7) OBP: 0.345, SLG: 0.440		K		G5-3	SF7	G1-4-3		1-2		3	0	0	1	0	1	2									
Richie Scheinblum, S (1,9) OBP: 0.372, SLG: 0.462		G3			L8			HR		4	2	2	1	0	0	2									
John Mayberry, L (1,3) OBP: 0.363, SLG: 0.466		1B			1B	HR		1B		4	2	4	2	0	0	0									
Ed Kirkpatrick, L (1,2) OBP: 0.403, SLG: 0.468		1B		F4		G4-3		G4-3		4	1	2	1	0	0	2									
Cookie Rojas, R (1,4) OBP: 0.321, SLG: 0.350		K			G5-4-3	G6-4-3		G4-3		4	0	2	0	0	1	0									
Bobby Floyd, R (1,5) OBP: 0.188, SLG: 0.170					G5-4-3	G6-4-3		F7		4	0	1	0	0	0	3									
Paul Splittorf, L (1,1) OBP: 0.243, SLG: 0.297		G3						K		3	1	2	0	0	0	1									
Tom Burgmeier, L (8,1) OBP: 0.375, SLG: 0.375					1B	SH1-3				1	0	0	0	0	1	0									
Roger Nelson, R (9,1) OBP: 0.333, SLG: 0.333					SF7	1B				0	0	0	0	0	0	0									
<b>Inning Stats</b>	R: 0 E: 0 K: 1 S: 6	H: 1 LOB: 1 BB: 0 P: 6	R: 1 E: 0 K: 1 S: 7	H: 3 LOB: 0 BB: 0 P: 7	R: 0 E: 0 K: 0 S: 3	H: 0 LOB: 0 BB: 0 P: 3	R: 1 E: 0 K: 0 S: 5	H: 3 LOB: 1 BB: 0 P: 5	R: 1 E: 0 K: 0 S: 5	H: 2 LOB: 1 BB: 0 P: 5	R: 2 E: 0 K: 0 S: 6	H: 4 LOB: 1 BB: 0 P: 6	R: 1 E: 0 K: 0 S: 4	H: 2 LOB: 1 BB: 1 P: 8	R: 0 E: 0 K: 1 S: 5	H: 0 LOB: 0 BB: 0 P: 5	1B: 9 2B: 3 3B: 1 HR: 2	SF: 1 SAC: 1 DP: 3 HBP: 0	WP: 0 PB: 0 SB: 0 CS: 0	PA: 36					
<b>PITCHER</b>	IP	WLS	BF	H	R	ER	SO	BB	IBB	HBP	BLK	WP	HR	S	P	ERA	WHIP	<b>PITCHER</b>							
Stan Bahnsen, R (1,1) ERA: 4.28	5.0	L	24	11	5	5	2	0	0	0	0	0	0	28	28	9.00	2.200								
Phil Regan, R (6,1) ERA: 2.92	2.0		9	4	1	1	0	1	0	0	0	0	1	8	12	4.50	2.500								
Steve Kealey, R (8,1) ERA: 3.38	1.0		3	0	0	0	1	0	0	0	0	0	0	5	5	0.00	0.000								

AB	33
R	6
H	15
RBI	5
BB	1
SO	3
LOB	11



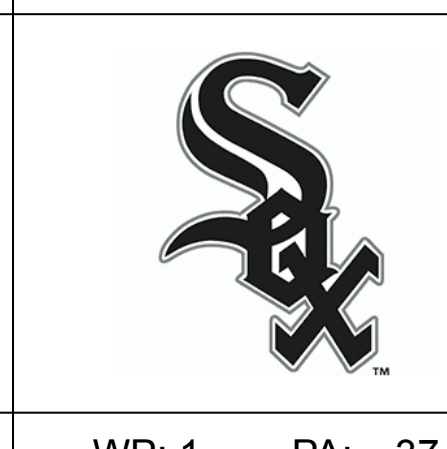


Batter	1	2	3	4	5	6	7	8	9	AB	R	H	RBI	BB	SO	LOB	TOP										
<b>Bert Campaneris, R</b> OBP: 0.269, SLG: 0.316 (1, 6)	K2-3		G5-3		SH5-3 SF8 2B		1B 2B		G6-3	5	2	2	0	0	1	0	<b>Oakland Athletics @ Chicago White Sox</b> Comiskey Park, Chicago, IL Wed Jun 28 1972, 4:33 AM EDT Att: 24,503 - Unknown - 69 F										
<b>Joe Rudi, R</b> OBP: 0.377, SLG: 0.513 (1, 7)	BB		F8 1B WP		SH5-3 2-3		K		K	3	1	1	0	1	2	1											
<b>Reggie Jackson, L</b> OBP: 0.352, SLG: 0.489 (1, 8)	K		WP S 1-2 1B		SF8 HBP		1B HBP			2	0	1	0	0	1	1											
<b>Sal Bando, R</b> OBP: 0.368, SLG: 0.406 (1, 5)	P4		F8 2-3		SF8 1-2 3-H		1-3 2-H 1B			3	0	1	2	0	0	3											
<b>Mike Epstein, L</b> OBP: 0.388, SLG: 0.482 (1, 3)		2B 1B	K 1-3 3-H		F8		K			4	1	1	0	0	2	4											
<b>Angel Mangual, R</b> OBP: 0.293, SLG: 0.311 <b>George Hendrick, R</b> OBP: 0.203, SLG: 0.379 (4, FR) (4, 9)	P4			FC6-4 CS 1B		G5-3		G5-4-3 BB		2	0	1	0	0	0	1											
<b>Dave Duncan, R</b> OBP: 0.304, SLG: 0.428 (1, 2)	F9			FC6-4 1-2 1B		K		K		4	0	1	0	0	2	2											
<b>Tim Cullen, R</b> OBP: 0.292, SLG: 0.458 (8, PH) <b>Gene Tenace, R</b> OBP: 0.242, SLG: 0.373 <b>Marty Martinez, S</b> OBP: 0.269, SLG: 0.208 (8, 4)				FC6-4 1-2 2-3		L4		G5-4-3 1-2		3	0	1	1	0	0	2											
<b>Vida Blue, S</b> OBP: 0.214, SLG: 0.083 <b>Joe Horlen, R</b> OBP: 0.303, SLG: 0.333 <b>Bill Voshell, S</b> OBP: 0.212, SLG: 0.170 <b>Bob Locker, S</b> (7, 1) <b>Darold Knowles, L</b> (7, 1) <b>Ollie Brown, R</b> OBP: 0.295, SLG: 0.290 (8, PH)	K			K 3-H				P6		2	0	0	0	0	2	3											
<b>Inning Stats</b>	R: 0 E: 0 K: 2 S: 7	H: 0 LOB: 1 BB: 1 P: 11	R: 1 E: 0 K: 1 S: 7	H: 2 LOB: 1 BB: 0 P: 7	R: 1 E: 0 K: 1 S: 7	H: 2 LOB: 1 BB: 0 P: 7	R: 0 E: 0 K: 1 S: 6	H: 2 LOB: 1 BB: 0 P: 6	R: 1 E: 0 K: 0 S: 4	H: 1 LOB: 1 BB: 0 P: 5	R: 0 E: 0 K: 1 S: 5	H: 0 LOB: 0 BB: 0 P: 5	R: 1 E: 0 K: 2 S: 9	H: 2 LOB: 2 BB: 0 P: 10	R: 0 E: 0 K: 1 S: 4	H: 0 LOB: 0 BB: 1 P: 8		R: 0 E: 0 K: 1 S: 5	H: 0 LOB: 0 BB: 0 P: 5	1B: 6 2B: 3 3B: 0 HR: 0	SF: 1 SAC: 1 DP: 1 HBP: 2	WP: 1 PB: 0 SB: 1 CS: 1	PA: 38				
<b>PITCHER</b>	IP	WLS	BF	H	R	ER	SO	BB	IBB	HBP	BLK	WP	HR	S	P	ERA	WHIP										
<b>Dave Lemonds, L</b> ERA: 3.03 (1, 1)	4.0		19	7	3	3	5	1	0	0	0	1	0	28	32	6.75	2.000										
<b>Vicente Romo, R</b> ERA: 2.99 (5, 1)	2.2	W	10	1	1	1	2	0	0	1	0	0	0	13	14	3.38	0.375										
<b>Terry Forster, L</b> ERA: 1.62 (7, 1)	2.1		9	1	0	0	3	1	0	1	0	0	0	13	18	0.00	0.857										

AB	32
R	4
H	9
RBI	3
BB	2
SO	10
LOB	18



Batter	1	2	3	4	5	6	7	8	9	AB	R	H	RBI	BB	SO	LOB	BOTTOM										
<b>Walt Williams, R</b> OBP: 0.275, SLG: 0.345 <b>Pat Kelly, L</b> OBP: 0.380, SLG: 0.372 (7, PH) (8, 9)	G5-3				L1		F8		G4-3	3	1	1	1	0	0	0	<b>Oakland Athletics @ Chicago White Sox</b> Comiskey Park, Chicago, IL Wed Jun 28 1972, 4:33 AM EDT Att: 24,503 - Unknown - 69 F										
<b>Mike Andrews, R</b> OBP: 0.337, SLG: 0.346 (1, 4)	F8			HR	F8		F8			4	1	1	0	0	0	0											
<b>Dick Allen, R</b> OBP: 0.417, SLG: 0.532 (1, 3)	HR				F9		1B			3	2	2	1	1	0	0											
<b>Rick Reichardt, R</b> OBP: 0.378, SLG: 0.409 (1, 8)	1B				F9		1B			3	0	2	0	0	0	0											
<b>Carlos May, L</b> OBP: 0.403, SLG: 0.462 (1, 7)	1-3 1B				HR BB		1-2 2-3 1B			3	1	2	2	1	0	2											
<b>Tom Egan, R</b> OBP: 0.284, SLG: 0.277 <b>Chuck Brinkman, R</b> OBP: 0.190, SLG: 0.190 (8, 2)	P4				HR		G6-3		F3	4	1	1	2	0	0	4											
<b>Luis Alvarado, R</b> OBP: 0.258, SLG: 0.283 (1, 6)					F8		1B		F8	4	0	1	0	0	0	2											
<b>Rich Morales, R</b> OBP: 0.269, SLG: 0.277 (1, 5)	F5				K		F9		F7	4	0	0	0	0	1	1											
<b>Dave Lemonds, L</b> (1, 1) <b>Vicente Romo, R</b> (5, 1) <b>Terry Forster, L</b> (7, 1)	K				K		G4-3		G1-6-3	2	0	0	0	0	2	0											
<b>Inning Stats</b>	R: 1 E: 0 K: 0 S: 6	H: 3 LOB: 2 BB: 0 P: 6	R: 0 E: 0 K: 1 S: 5	H: 0 LOB: 0 BB: 0 P: 5	R: 1 E: 0 K: 0 S: 4	H: 1 LOB: 0 BB: 0 P: 4	R: 2 E: 0 K: 2 S: 8	H: 1 LOB: 1 BB: 1 P: 12	R: 0 E: 0 K: 0 S: 5	H: 2 LOB: 2 BB: 0 P: 5	R: 0 E: 0 K: 0 S: 4	H: 1 LOB: 0 BB: 0 P: 4	R: 2 E: 0 K: 0 S: 5	H: 2 LOB: 2 BB: 1 P: 10	R: 0 E: 0 K: 0 S: 3	H: 0 LOB: 0 BB: 0 P: 3		1B: 7 2B: 0 3B: 0 HR: 3	SF: 0 SAC: 0 DP: 0 HBP: 1	WP: 1 PB: 0 SB: 0 CS: 0	PA: 37						
<b>PITCHER</b>	IP	WLS	BF	H	R	ER	SO	BB	IBB	HBP	BLK	WP	HR	S	P	ERA	WHIP										
<b>Vida Blue, L</b> ERA: 2.91 (1, 1)	5.1		25	8	4	4	3	1	0	0	0	0	0	30	34	6.75	1.688										
<b>Joe Horlen, R</b> ERA: 2.91 (6, 1)	0.2		2	0	0	0	0	0	0	0	0	0	0	2	2	0.00	0.000										
<b>Bob Locker, R</b> ERA: 2.22 (7, 1)	0.1	L	4	1	2	2	0	1	0	1	0	1	0	2	7	54.00	6.000										
<b>Darold Knowles, L</b> ERA: 1.16 (7, 1)	1.2		6	1	0	0	0	0	0	0	0	0	0	6	6	0.00	0.600										







Batter	1	2	3	4	5	6	7	8	9	AB	R	H	RBI	BB	SO	LOB	TOP					
Bert Campaneris, R (1,6) OBP: 0.273, SLG: 0.323										4	0	2	0	0	1	0	<b>Oakland Athletics @ Chicago White Sox</b> Comiskey Park, Chicago, IL Thu Jun 29 1972, 8:05 PM EDT Unknown - 67 F  <b>AB 32</b> <b>R 0</b> <b>H 7</b> <b>RBI 0</b> <b>BB 0</b> <b>SO 3</b> <b>LOB 9</b>					
Joe Rudi, R (1,7) OBP: 0.372, SLG: 0.504										4	0	0	0	0	0	3						
Reggie Jackson, L (1,8) OBP: 0.350, SLG: 0.494										4	0	1	0	0	1	2						
Sal Bando, R (1,5) OBP: 0.363, SLG: 0.399										4	0	0	0	0	1	1						
Mike Epstein, L (1,3) OBP: 0.382, SLG: 0.472										4	0	0	0	0	0	0						
Gene Tenace, R (1,9) OBP: 0.282, SLG: 0.387										3	0	2	0	0	0	0						
Dave Duncan, R (1,2) OBP: 0.304, SLG: 0.426										3	0	1	0	0	0	1						
Tim Cullen, R (1,4) OBP: 0.259, SLG: 0.407										3	0	0	0	0	0	2						
Catfish Hunter, R (1,1) OBP: 0.170, SLG: 0.170										1	0	0	0	0	0	0						
Angel Mangual, R (6, PH) OBP: 0.300, SLG: 0.319										1	0	1	0	0	0	0						
Joe Horlen, R (6, PH) OBP: 0.333, SLG: 0.333										0	0	0	0	0	0	0						
George Hendrick, R (8, PH) OBP: 0.200, SLG: 0.373										1	0	0	0	0	0	0						
Bob Locker, S (8, 1)										0	0	0	0	0	0	0						
<b>Inning Stats</b>	R: 0 E: 0 K: 0 S: 4	H: 2 LOB: 1 BB: 0 P: 4	R: 0 E: 0 K: 0 S: 3	H: 1 LOB: 0 BB: 0 P: 3	R: 0 E: 0 K: 1 S: 5	H: 0 LOB: 0 BB: 0 P: 5	R: 0 E: 0 K: 2 S: 7	H: 0 LOB: 0 BB: 0 P: 7	R: 0 E: 0 K: 0 S: 3	H: 0 LOB: 0 BB: 0 P: 3	R: 0 E: 0 K: 0 S: 5	H: 2 LOB: 2 BB: 0 P: 5	R: 0 E: 0 K: 0 S: 5	H: 2 LOB: 2 BB: 0 P: 5	R: 0 E: 0 K: 0 S: 3	H: 0 LOB: 0 BB: 0 P: 3	R: 0 E: 0 K: 0 S: 3	H: 0 LOB: 0 BB: 0 P: 3	1B: 5 2B: 1 3B: 1 HR: 0	SF: 0 SAC: 0 DP: 1 HBP: 0	WP: 0 PB: 0 SB: 0 CS: 1	PA: 32
<b>PITCHER</b> Wilbur Wood, L (1,1) ERA: 2.17	IP: 9.0 WLS: W BF: 32 H: 7 R: 0 ER: 0 SO: 3 BB: 0 IBB: 0 HBP: 0 BLK: 0 WP: 0 HR: 0 S: 38 P: 38 ERA: 0.00 WHIP: 0.778															<b>PITCHER</b>						

Batter	1	2	3	4	5	6	7	8	9	AB	R	H	RBI	BB	SO	LOB	BOTTOM					
Pat Kelly, L (1,9) OBP: 0.377, SLG: 0.366										3	0	0	0	0	1	1	<b>Oakland Athletics @ Chicago White Sox</b> Comiskey Park, Chicago, IL Thu Jun 29 1972, 8:05 PM EDT Unknown - 67 F  <b>AB 31</b> <b>R 4</b> <b>H 9</b> <b>RBI 4</b> <b>BB 2</b> <b>SO 5</b> <b>LOB 18</b>					
Mike Andrews, R (1,4) OBP: 0.344, SLG: 0.350									3	1	2	0	1	0	2							
Dick Allen, R (1,3) OBP: 0.422, SLG: 0.547									3	1	2	2	1	0	1							
Carlos May, L (1,7) OBP: 0.401, SLG: 0.458									4	0	1	0	0	0	3							
Rick Reichardt, R (1,8) OBP: 0.375, SLG: 0.404									4	1	1	0	0	0	4							
Jim Lytle, L (8, 8) OBP: 0.368, SLG: 0.526									0	0	0	0	0	0	0							
Ed Herrmann, L (1,2) OBP: 0.293, SLG: 0.326									4	1	1	0	0	1	3							
Jorge Orta, L (1,5) OBP: 0.221, SLG: 0.284										4	0	1	1	0	1							
Luis Alvarado, R (1,6) OBP: 0.273, SLG: 0.302										3	0	1	1	0	0	1						
Wilbur Wood, R (1,1) OBP: 0.190, SLG: 0.130										3	0	0	0	0	2	2						
<b>Inning Stats</b>	R: 0 E: 0 K: 0 S: 4	H: 1 LOB: 2 BB: 1 P: 8	R: 1 E: 0 K: 0 S: 5	H: 2 LOB: 1 BB: 0 P: 5	R: 0 E: 0 K: 0 S: 3	H: 1 LOB: 0 BB: 0 P: 3	R: 1 E: 0 K: 1 S: 7	H: 2 LOB: 1 BB: 0 P: 7	R: 2 E: 0 K: 1 S: 8	H: 3 LOB: 1 BB: 0 P: 8	R: 0 E: 0 K: 1 S: 5	H: 0 LOB: 2 BB: 0 P: 7	R: 0 E: 0 K: 1 S: 5	H: 0 LOB: 1 BB: 1 P: 9	R: 0 E: 0 K: 1 S: 5	H: 0 LOB: 0 BB: 0 P: 5	R: 0 E: 0 K: 1 S: 5	H: 0 LOB: 0 BB: 0 P: 5	1B: 5 2B: 4 3B: 0 HR: 1	SF: 0 SAC: 1 DP: 1 HBP: 2	WP: 0 PB: 0 SB: 1 CS: 0	PA: 36
<b>PITCHER</b> Catfish Hunter, R (1,1) ERA: 2.36	IP: 5.0 WLS: L BF: 24 H: 9 R: 4 ER: 4 SO: 2 BB: 1 IBB: 0 HBP: 0 BLK: 0 WP: 0 HR: 1 S: 27 P: 31 ERA: 7.20 WHIP: 2.000															<b>PITCHER</b>						
Joe Horlen, R (6, 1) ERA: 2.66	2.0 9 0 0 0 2 1 0 2 0 0 0 10 16 0.00 0.500																					
Bob Locker, R (8, 1) ERA: 2.13	1.0 3 0 0 0 1 0 0 0 0 0 0 5 5 0.00 0.000																					



Batter	1	2	3	4	5	6	7	8	9	AB	R	H	RBI	BB	SO	LOB	TOP			
Bert Campaneris, R (1,6) OBP: 0.275, SLG: 0.324	E5 G4-3 1B		BLK 1B		K 1-2		F9		E 1B	5	1	2	0	0	1	1	<p>Oakland Athletics @ Chicago White Sox</p> <p>Comiskey Park, Chicago, IL</p> <p>Thu Jun 29 1972, 8:05 PM EDT</p> <p>Att: 33,456 - Unknown</p>			
Joe Rudi, R (1,7) OBP: 0.365, SLG: 0.494	F8		F9		G4-3 2-3		F7		K 1-2	5	0	0	0	0	1	4				
Reggie Jackson, L (1,8) OBP: 0.349, SLG: 0.488	G4-3 1B BB		K 1-2		G3				E1 HR	3	1	0	0	1	1	2				
Mike Epstein, L (1,3) OBP: 0.388, SLG: 0.493	G4-3				WP 1B				1B HR	4	1	3	2	0	0	2				
Bill Voss, L (1,9) OBP: 0.250, SLG: 0.200					FC6-4 BB 1B				G4-3 1B	3	0	2	1	1	0	0				
Sal Bando, R (1,5) OBP: 0.356, SLG: 0.392		G5-3		K			F9		G1-3	4	0	0	0	0	1	4				
Gene Tenace, R (1,2) OBP: 0.246, SLG: 0.364		G5-3		F8			F7		F8	4	0	0	0	0	0	4				
Marty Martinez, S (1,4) OBP: 0.233, SLG: 0.179		P4		FC6-4 1-2			G6-3		G6-3	4	0	0	0	0	0	4				
Blue Moon Odom, R (1,1) OBP: 0.136, SLG: 0.095			K						K	3	0	0	0	1	3	0				
Rollie Fingers, R (9,1) OBP: 0.143, SLG: 0.571					WP S BB				K	0	0	0	0	0	0	0				
<b>Inning Stats</b>	R: 1 E: 1 K: 0 S: 4	H: 1 LOB: 2 BB: 1 P: 8	R: 0 E: 0 K: 0 S: 3	H: 0 LOB: 0 BB: 0 P: 3	R: 0 E: 0 K: 2 S: 8	H: 1 LOB: 1 BB: 0 P: 8	R: 0 E: 0 K: 1 S: 6	H: 1 LOB: 2 BB: 1 P: 10	R: 0 E: 0 K: 0 S: 5	H: 2 LOB: 2 BB: 0 P: 5	R: 0 E: 0 K: 0 S: 5	H: 0 LOB: 0 BB: 0 P: 5	R: 2 E: 1 K: 0 S: 5	H: 1 LOB: 0 BB: 0 P: 5	R: 0 E: 1 K: 2 S: 8	H: 1 LOB: 1 BB: 0 P: 8	1B: 6 2B: 0 3B: 0 HR: 1	SF: 0 SAC: 0 DP: 0 HBP: 0	WP: 2 PB: 0 CS: 0	PA: 38
<b>PITCHER</b>	IP WLS BF H R ER SO BB IBB HBP BLK WP HR S P ERA WHIP																			
Tom Bradley, R (1,1) ERA: 3.21	8.0 L 34 6 3 1 5 3 0 0 0 1 2 1 41 53 1.12 1.125																			
Steve Kealey, R (9,1) ERA: 3.24	1.0 4 1 0 0 2 0 0 0 0 0 0 0 8 8 0.00 1.000																			

Batter	1	2	3	4	5	6	7	8	9	AB	R	H	RBI	BB	SO	LOB	BOTTOM					
Pat Kelly, L (1,9) OBP: 0.370, SLG: 0.358	F7		F6			G6-3		F9		4	0	0	0	0	0	1	<p>Oakland Athletics @ Chicago White Sox</p> <p>Comiskey Park, Chicago, IL</p> <p>Thu Jun 29 1972, 8:05 PM EDT</p> <p>Att: 33,456 - Unknown</p>					
Jim Lyttle, L (1,8) OBP: 0.348, SLG: 0.478					K					4	0	1	0	0	2	1						
Steve Kealey, R (9,1) OBP: 0.348, SLG: 0.478	G5-3 1B				K 2-3			F8		0	0	0	0	0	0	0						
Dick Allen, R (1,3) OBP: 0.420, SLG: 0.540	G5-3				FC4-6 BB			K		3	0	0	0	1	2	1						
Carlos May, L (1,7) OBP: 0.402, SLG: 0.454	P6				FC4-6 S 1-2			1B BB		2	1	0	0	2	0	2						
Mike Andrews, R (1,4) OBP: 0.343, SLG: 0.348		P6			F7 1-2			L5		4	0	1	0	0	0	2						
Jorge Orta, L (1,5) OBP: 0.235, SLG: 0.295			K							4	0	2	1	0	1	0						
Tom Egan, R (1,2) OBP: 0.284, SLG: 0.276		G5-3						1B		4	0	1	0	0	1	4						
Luis Alvarado, R (1,6) OBP: 0.265, SLG: 0.292										2	0	0	0	0	0	1						
Walt Williams, R (8,PH) OBP: 0.209, SLG: 0.337					L9					2	0	0	0	0	0	2						
Tom Bradley, R (1,1) OBP: 0.170, SLG: 0.191										2	0	0	0	0	0	0						
Jay Johnstone, L (8,PH) OBP: 0.243, SLG: 0.163					G6-3					1	0	1	0	0	0	0						
<b>Inning Stats</b>	R: 0 E: 0 K: 0 S: 4	H: 1 LOB: 1 BB: 0 P: 4	R: 0 E: 0 K: 1 S: 5	H: 0 LOB: 0 BB: 0 P: 5	R: 0 E: 0 K: 0 S: 3	H: 0 LOB: 0 BB: 0 P: 3	R: 0 E: 0 K: 1 S: 5	H: 0 LOB: 1 BB: 1 P: 9	R: 0 E: 0 K: 0 S: 3	H: 1 LOB: 0 BB: 0 P: 3	R: 0 E: 0 K: 1 S: 5	H: 0 LOB: 0 BB: 0 P: 5	R: 0 E: 0 K: 1 S: 6	H: 1 LOB: 2 BB: 1 P: 10	R: 0 E: 0 K: 0 S: 4	H: 1 LOB: 1 BB: 0 P: 4	R: 1 E: 0 K: 2 S: 9	H: 2 LOB: 2 BB: 1 P: 13	1B: 6 2B: 0 3B: 0 HR: 0	SF: 0 SAC: 0 DP: 1 HBP: 0	WP: 0 PB: 0 CS: 0	PA: 35
<b>PITCHER</b>	IP WLS BF H R ER SO BB IBB HBP BLK WP HR S P ERA WHIP																					
Blue Moon Odom, R (1,1) ERA: 2.34	8.1 W 32 5 1 1 1 5 3 0 0 0 0 0 0 5 5 1.08 0.960																					
Rollie Fingers, R (9,1) ERA: 2.56	0.2 S 3 1 0 0 1 0 0 0 0 0 0 0 5 5 0.00 1.500																					




Batter	1	2	3	4	5	6	7	8	9	10	11	AB	R	H	RBI	BB	SO	LOB	TOP					
Bert Campaneris, R OBP: 0.276, SLG: 0.326 (1.6)	G4-3		K		HR		F7		B1		G6-4-3 BB	5	1	1	1	1	1	2						
Joe Rudi, R OBP: 0.360, SLG: 0.498 (1.7)	F9		G5-3		HR		FC6-4		G6-3		G6-4-3	6	1	1	2	0	0	3						
Reggie Jackson, L OBP: 0.350, SLG: 0.484 (1.8)	G3-1				HR		P4				SH1-4 1B BB	4	0	1	0	1	1	1						
Mike Epstein, L OBP: 0.392, SLG: 0.505 (1.3)		K			F9-3						SH1-4 1B	5	1	3	0	0	1	1						
Bill Voss, L OBP: 0.250, SLG: 0.259 (1.9)		HR									SH1-4	4	1	1	1	0	3	2						
Sal Bando, R OBP: 0.360, SLG: 0.396 (1.5)		G6-3									1-2 2-3 IBB	3	0	2	0	1	0	0						
Dave Duncan, R OBP: 0.302, SLG: 0.422 (1.2)											K	4	0	1	1	0	1	6						
Tim Cullen, R OBP: 0.276, SLG: 0.448 (1.4)											P3	2	1	1	0	0	0	1						
Art Shamsky, L OBP: 0.250, SLG: 0.118 (6. PH)	F7											1	0	0	0	0	0	1						
Marty Martinez, S OBP: 0.219, SLG: 0.167 (6.4)					G4-3 2B		F7		G6-3			2	0	0	0	0	0	4						
Ken Holtzman, R OBP: 0.292, SLG: 0.292 (1.1)												0	0	0	0	0	0	0						
Joe Horlen, R OBP: 0.276, SLG: 0.276 (1.1)												1	0	0	0	0	1	0						
Mike Winters, L OBP: 0.250, SLG: 0.250 (5. PH)												1	0	0	0	0	0	1						
Bob Locker, S OBP: 0.240, SLG: 0.280 (5.1)												1	0	0	0	0	0	0						
Angel Mangual, R OBP: 0.219, SLG: 0.167 (7. PH)												1	0	1	0	0	0	0						
Blue Moon Odum, R OBP: 0.219, SLG: 0.167 (7. PH)												0	0	0	0	0	0	0						
Rollie Fingers, R OBP: 0.251, SLG: 0.354 (7.1)												2	0	1	0	0	0	0						
Darold Knowles, L OBP: 0.219, SLG: 0.167 (11.1)												0	0	0	0	0	0	0						
<b>Inning Stats</b>	R: 0 E: 0 K: 0 S: 3	H: 0 LOB: 0 BB: 0 P: 3	R: 1 E: 0 K: 1 S: 7	H: 2 LOB: 1 BB: 0 P: 7	R: 0 E: 0 K: 2 S: 7	H: 0 LOB: 0 BB: 0 P: 7	R: 0 E: 0 K: 2 S: 9	H: 2 LOB: 2 BB: 0 P: 9	R: 3 E: 0 K: 0 S: 6	H: 4 LOB: 0 BB: 0 P: 6	R: 0 E: 0 K: 1 S: 4	H: 1 LOB: 1 BB: 0 P: 4	R: 1 E: 0 K: 1 S: 6	H: 1 LOB: 1 BB: 0 P: 7	R: 0 E: 0 K: 0 S: 3	H: 1 LOB: 3 BB: 0 P: 3	R: 0 E: 0 K: 1 S: 6	H: 0 LOB: 3 BB: 1 P: 14	R: 0 E: 0 K: 0 S: 2	H: 0 LOB: 0 BB: 1 P: 6	1B: 8 2B: 3 3B: 1 HR: 2	SF: 1 SAC: 1 DP: 3 HBP: 1	WP: 0 PB: 0 SB: 0 CS: 0	PA: 47
<b>PITCHER</b>	IP ERA WLS BF H R ER SO BB IBB HBP BLK WP HR S P ERA WHIP	IP ERA WLS BF H R ER SO BB IBB HBP BLK WP HR S P ERA WHIP	IP ERA WLS BF H R ER SO BB IBB HBP BLK WP HR S P ERA WHIP	IP ERA WLS BF H R ER SO BB IBB HBP BLK WP HR S P ERA WHIP	IP ERA WLS BF H R ER SO BB IBB HBP BLK WP HR S P ERA WHIP	IP ERA WLS BF H R ER SO BB IBB HBP BLK WP HR S P ERA WHIP	IP ERA WLS BF H R ER SO BB IBB HBP BLK WP HR S P ERA WHIP	IP ERA WLS BF H R ER SO BB IBB HBP BLK WP HR S P ERA WHIP	IP ERA WLS BF H R ER SO BB IBB HBP BLK WP HR S P ERA WHIP	IP ERA WLS BF H R ER SO BB IBB HBP BLK WP HR S P ERA WHIP	IP ERA WLS BF H R ER SO BB IBB HBP BLK WP HR S P ERA WHIP	IP ERA WLS BF H R ER SO BB IBB HBP BLK WP HR S P ERA WHIP	IP ERA WLS BF H R ER SO BB IBB HBP BLK WP HR S P ERA WHIP	IP ERA WLS BF H R ER SO BB IBB HBP BLK WP HR S P ERA WHIP	IP ERA WLS BF H R ER SO BB IBB HBP BLK WP HR S P ERA WHIP	IP ERA WLS BF H R ER SO BB IBB HBP BLK WP HR S P ERA WHIP	IP ERA WLS BF H R ER SO BB IBB HBP BLK WP HR S P ERA WHIP	IP ERA WLS BF H R ER SO BB IBB HBP BLK WP HR S P ERA WHIP	IP ERA WLS BF H R ER SO BB IBB HBP BLK WP HR S P ERA WHIP	IP ERA WLS BF H R ER SO BB IBB HBP BLK WP HR S P ERA WHIP	IP ERA WLS BF H R ER SO BB IBB HBP BLK WP HR S P ERA WHIP	IP ERA WLS BF H R ER SO BB IBB HBP BLK WP HR S P ERA WHIP	IP ERA WLS BF H R ER SO BB IBB HBP BLK WP HR S P ERA WHIP	IP ERA WLS BF H R ER SO BB IBB HBP BLK WP HR S P ERA WHIP
Stan Bahnsen, R ERA: 4.43 (1.1)	4.1	9	3	0	0	1	0	0	0	0	0	0	0	11	11	0.00	1.286							
Vicente Romo, R ERA: 2.63 (5.1)	2.1	9	3	0	0	1	0	0	0	0	0	0	0	11	11	0.00	1.286							
Terry Forster, L ERA: 1.92 (7.1)	1.1	6	1	1	1	1	0	0	1	0	0	0	0	7	8	6.75	0.750							
Cy Acosta, R ERA: 3.0 (9.1)	3.0	W	12	2	0	0	1	2	1	0	0	0	0	11	23	0.00	1.333							

Oakland Athletics @ Chicago White Sox  
Comiskey Park, Chicago, IL  
Fri Jun 30 1972, 8:05 PM EDT  
Att. 30,906 - Unknown - 86 F

livebaseballscores.com

AB 41  
R 5  
H 13  
RBI 5  
BB 3  
SO 8  
LOB 22




Batter	1	2	3	4	5	6	7	8	9	10	11	AB	R	H	RBI	BB	SO	LOB	BOTTOM						
Walt Williams, R OBP: 0.276, SLG: 0.340 (1.9)												5	1	2	0	0	0	3							
Cy Acosta, R (9.1)												0	0	0	0	0	0	0							
Jim Lytle, L OBP: 0.333, SLG: 0.458 (11. PH)												1	0	0	0	0	0	0							
Luis Alvarado, R OBP: 0.270, SLG: 0.296 (1.6)												6	2	2	0	0	0	4							
Dick Allen, R OBP: 0.421, SLG: 0.548 (1.3)												4	1	1	3	2	2	0							
Rick Reichardt, R OBP: 0.380, SLG: 0.410 (1.8)												3	1	2	0	0	0	0							
Jay Johnstone, L OBP: 0.240, SLG: 0.179 (7.8)												2	0	0	0	1	1	2							
Carlos May, L OBP: 0.408, SLG: 0.455 (1.7)												4	1	2	0	2	0	4							
Mike Andrews, R OBP: 0.342, SLG: 0.345 (1.4)												5	0	1	2	1	1	3							
Tom Egan, R OBP: 0.286, SLG: 0.270 (1.2)												2	0	0	0	0	1	2							
Chuck Brinkman, R OBP: 0.174, SLG: 0.174 (6.2)												2	0	0	0	0	1	0							
Rich Morales, R OBP: 0.267, SLG: 0.275 (1.5)												5	0	1	1	0	1	0							
Stan Bahnsen, R OBP: 0.174, SLG: 0.196 (1.1)												2	0	0	0	0	2	3							
Vicente Romo, R ERA: 2.28 (5.1)												1	0	0	0	0	0	0							
Terry Forster, L ERA: 1.92 (7.1)												0	0	0	0	0	0	0							
Pat Kelly, L OBP: 0.367, SLG: 0.354 (9.9)												2	0	0	0	0	2	0							
<b>Inning Stats</b>	R: 5 E: 0 K: 1 S: 12	H: 7 LOB: 3 BB: 0 P: 13	R: 0 E: 1 K: 0 S: 4	H: 0 LOB: 2 BB: 1 P: 8	R: 0 E: 0 K: 1 S: 5	H: 0 LOB: 0 BB: 0 P: 5	R: 0 E: 0 K: 1 S: 6	H: 1 LOB: 1 BB: 0 P: 6	R: 0 E: 0 K: 1 S: 5	H: 0 LOB: 3 BB: 2 P: 12	R: 0 E: 0 K: 2 S: 7	H: 0 LOB: 0 BB: 0 P: 7	R: 0 E: 0 K: 1 S: 5	H: 0 LOB: 0 BB: 0 P: 5	R: 0 E: 0 K: 3 S: 10	H: 1 LOB: 1 BB: 0 P: 10	R: 0 E: 0 K: 1 S: 5	H: 0 LOB: 0 BB: 0 P: 5	R: 1 E: 0 K: 0 S: 3	H: 1 LOB: 3 BB: 3 P: 15	1B: 10 2B: 0 3B: 0 HR: 1	SF: 0 SAC: 0 DP: 0 HBP: 1	WP: 2 PB: 0 SB: 1 CS: 0	PA: 51	
<b>PITCHER</b>	IP ERA WLS BF H R ER SO BB IBB HBP BLK WP HR S P ERA WHIP	IP ERA WLS BF H R ER SO BB IBB HBP BLK WP HR S P ERA WHIP	IP ERA WLS BF H R ER SO BB IBB HBP BLK WP HR S P ERA WHIP	IP ERA WLS BF H R ER SO BB IBB HBP BLK WP HR S P ERA WHIP	IP ERA WLS BF H R ER SO BB IBB HBP BLK WP HR S P ERA WHIP	IP ERA WLS BF H R ER SO BB IBB HBP BLK WP HR S P ERA WHIP	IP ERA WLS BF H R ER SO BB IBB HBP BLK WP HR S P ERA WHIP	IP ERA WLS BF H R ER SO BB IBB HBP BLK WP HR S P ERA WHIP	IP ERA WLS BF H R ER SO BB IBB HBP BLK WP HR S P ERA WHIP	IP ERA WLS BF H R ER SO BB IBB HBP BLK WP HR S P ERA WHIP	IP ERA WLS BF H R ER SO BB IBB HBP BLK WP HR S P ERA WHIP	IP ERA WLS BF H R ER SO BB IBB HBP BLK WP HR S P ERA WHIP	IP ERA WLS BF H R ER SO BB IBB HBP BLK WP HR S P ERA WHIP	IP ERA WLS BF H R ER SO BB IBB HBP BLK WP HR S P ERA WHIP	IP ERA WLS BF H R ER SO BB IBB HBP BLK WP HR S P ERA WHIP	IP ERA WLS BF H R ER SO BB IBB HBP BLK WP HR S P ERA WHIP	IP ERA WLS BF H R ER SO BB IBB HBP BLK WP HR S P ERA WHIP	IP ERA WLS BF H R ER SO BB IBB HBP BLK WP HR S P ERA WHIP	IP ERA WLS BF H R ER SO BB IBB HBP BLK WP HR S P ERA WHIP	IP ERA WLS BF H R ER SO BB IBB HBP BLK WP HR S P ERA WHIP	IP ERA WLS BF H R ER SO BB IBB HBP BLK WP HR S P ERA WHIP	IP ERA WLS BF H R ER SO BB IBB HBP BLK WP HR S P ERA WHIP	IP ERA WLS BF H R ER SO BB IBB HBP BLK WP HR S P ERA WHIP	IP ERA WLS BF H R ER SO BB IBB HBP BLK WP HR S P ERA WHIP	IP ERA WLS BF H R ER SO BB IBB HBP BLK WP HR S P ERA WHIP
Ken Holtzman, L ERA: 2.46 (1.1)	0.0	7	2	0	0	3	1	0	0	0	0	0	0	21	25	0.00	0.750								
Joe Horlen, R ERA: 2.28 (1.1)	4.0	16	6	0	0	3	1	0	0	0	0	0	0	21	25	0.00	0.750								
Bob Locker, R ERA: 1.92 (5.1)	2.0	9	1	0	0	1	2	0	0	0	0	1	0	9	17	0.00	1.500								
Rollie Fingers, R ERA: 2.51 (7.1)	4.1	L	16	2	1	1	7	1	0	0	0	0	0	29	33	2.08	0.692								
Darold Knowles, L ERA: 1.14 (11.1)	0.1	3	0	0	0	0	2	0	0	0	0	0	0	1	9	0.00	6.000								

Oakland Athletics @ Chicago White Sox  
Comiskey Park, Chicago, IL  
Fri Jun 30 1972, 8:05 PM EDT  
Att. 30,906 - Unknown - 86 F

livebaseballscores.com

AB 44  
R 6  
H 11  
RBI 6  
BB 6  
SO 11  
LOB 21





Batter	1	2	3	4	5	6	7	8	9	AB	R	H	RBI	BB	SO	LOB	TOP					
<b>Cesar Tovar, R</b> OBP: 0.354, SLG: 0.346 (1, 9)										3	0	0	0	1	0	0						
<b>Danny Thompson, R</b> OBP: 0.320, SLG: 0.375 (1, 6)										4	0	0	0	0	1	1						
<b>Rod Carew, L</b> OBP: 0.364, SLG: 0.347 (1, 4)										4	0	2	0	0	1	1						
<b>Harmon Killebrew, R</b> OBP: 0.383, SLG: 0.456 (9, PR)										4	1	1	1	0	0	2						
<b>Bobby Darwin, R</b> OBP: 0.315, SLG: 0.417 (1, 8)										4	0	1	0	0	1	2						
<b>Eric Soderholm, R</b> OBP: 0.288, SLG: 0.395 (1, 5)										2	0	0	0	1	1	1						
<b>Glenn Borgmann, R</b> (1, 2)										3	0	0	0	0	0	2						
<b>Steve Brye, R</b> OBP: 0.270, SLG: 0.291 (1, 7)										2	0	0	0	1	1	0						
<b>Jim Perry, S</b> OBP: 0.270, SLG: 0.235 (8, PH)										2	0	0	0	0	2	1						
<b>Rick Renick, R</b> OBP: 0.318, SLG: 0.257 (8, PH)										1	0	0	0	0	0	0						
<b>Dave LaRoche, L</b> (8, 1)										0	0	0	0	0	0	0						
<b>Wayne Granger, R</b> OBP: 0.333, SLG: 0.333 (8, 1)										0	0	0	0	0	0	0						
<b>Jim Strickland, L</b> (8, 1)										0	0	0	0	0	0	0						
<b>Inning Stats</b>	R: 0 E: 0 K: 2 S: 6	H: 0 LOB: 1 BB: 1 P: 10	R: 0 E: 0 K: 1 S: 6	H: 1 LOB: 1 BB: 0 P: 6	R: 0 E: 0 K: 2 S: 7	H: 0 LOB: 0 BB: 0 P: 7	R: 0 E: 0 K: 1 S: 6	H: 1 LOB: 1 BB: 1 P: 6	R: 0 E: 0 K: 1 S: 5	H: 0 LOB: 1 BB: 1 P: 9	R: 0 E: 0 K: 0 S: 3	H: 0 LOB: 0 BB: 0 P: 3	R: 1 E: 0 K: 0 S: 3	H: 1 LOB: 0 BB: 1 P: 7	R: 0 E: 0 K: 0 S: 3	H: 0 LOB: 0 BB: 0 P: 3	R: 0 E: 0 K: 0 S: 4	H: 1 LOB: 1 BB: 0 P: 4	1B: 3 2B: 1 3B: 0 HR: 1	SF: 0 SAC: 0 DP: 2 HBP: 0	WP: 0 PB: 0 SB: 0 CS: 1	PA: 32
<b>PITCHER</b>	IP	WLS	BF	H	R	ER	SO	BB	IBB	HBP	BLK	WP	HR	S	P	ERA	WHIP					
<b>Dave Lemonds, L</b> ERA: 2.66 (1, 1)	8.0	W	28	3	1	1	7	3	0	0	0	0	1	39	51	1.12	0.750					
<b>Cy Acosta, R</b> ERA: 2.7 (9, 1)	1.0	S	4	1	0	0	0	0	0	0	0	0	0	4	4	0.00	1.000					

**Minnesota Twins @ Chicago White Sox**  
Comiskey Park, Chicago, IL  
Sat Jul 01 1972, 4:33 AM EDT  
Att: 8,757 - Unknown - 77 F

AB 29  
R 1  
H 4  
RBI 1  
BB 3  
SO 7  
LOB 10

Batter	1	2	3	4	5	6	7	8	9	AB	R	H	RBI	BB	SO	LOB	BOTTOM				
<b>Pat Kelly, L</b> OBP: 0.372, SLG: 0.358 (1, 9)										4	0	2	2	1	0	0					
<b>Jorge Orta, L</b> OBP: 0.233, SLG: 0.289 (1, 5)										5	0	1	0	0	2	5					
<b>Dick Allen, R</b> OBP: 0.415, SLG: 0.538 (1, 3)										4	0	0	0	0	1	5					
<b>Carlos May, L</b> OBP: 0.409, SLG: 0.453 (1, 7)										3	1	1	0	1	0	0					
<b>Rick Reichardt, R</b> OBP: 0.377, SLG: 0.406 (9, 1)										4	1	1	0	0	0	2					
<b>Mike Andrews, R</b> OBP: 0.345, SLG: 0.352 (1, 4)										4	1	2	0	0	1	2					
<b>Ed Herrmann, L</b> OBP: 0.311, SLG: 0.341 (1, 2)										3	1	3	1	1	0	0					
<b>Luis Alvarado, R</b> OBP: 0.273, SLG: 0.297 (8, 6)										3	0	1	1	0	0	3					
<b>Rich Morales, R</b> OBP: 0.271, SLG: 0.279 (8, 6)										1	1	1	1	0	0	0					
<b>Dave Lemonds, L</b> (1, 1)										3	0	0	0	0	3	2					
<b>Jay Johnstone, L</b> OBP: 0.244, SLG: 0.178 (8, PH)										1	0	0	0	0	0	2					
<b>Inning Stats</b>	R: 0 E: 0 K: 1 S: 7	H: 2 LOB: 2 BB: 0 P: 7	R: 1 E: 0 K: 1 S: 8	H: 3 LOB: 3 BB: 1 P: 12	R: 0 E: 0 K: 0 S: 4	H: 1 LOB: 2 BB: 1 P: 8	R: 0 E: 0 K: 2 S: 7	H: 0 LOB: 0 BB: 0 P: 7	R: 0 E: 0 K: 0 S: 3	H: 0 LOB: 0 BB: 0 P: 3	R: 0 E: 0 K: 0 S: 3	H: 1 LOB: 0 BB: 0 P: 3	R: 0 E: 0 K: 1 S: 6	H: 1 LOB: 1 BB: 0 P: 6	R: 4 E: 0 K: 2 S: 11	H: 4 LOB: 1 BB: 1 P: 15	1B: 11 2B: 1 3B: 0 HR: 0	SF: 0 SAC: 0 DP: 1 HBP: 0	WP: 0 PB: 0 SB: 1 CS: 0	PA: 38	
<b>PITCHER</b>	IP	WLS	BF	H	R	ER	SO	BB	IBB	HBP	BLK	WP	HR	S	P	ERA	WHIP				
<b>Jim Perry, R</b> ERA: 3.35 (8, 1)	0.0	L	2	1	2	2	0	1	0	0	0	0	0	1	5	∞	∞				
<b>Wayne Granger, R</b> ERA: 1.27 (8, 1)	0.1		3	2	0	0	1	0	0	0	0	0	0	5	5	0.00	6.000				
<b>Jim Strickland, L</b> ERA: (8, 1)	0.2		3	1	2	2	1	0	0	0	0	0	0	5	5	27.00	1.500				

**Minnesota Twins @ Chicago White Sox**  
Comiskey Park, Chicago, IL  
Sat Jul 01 1972, 4:33 AM EDT  
Att: 8,757 - Unknown - 77 F

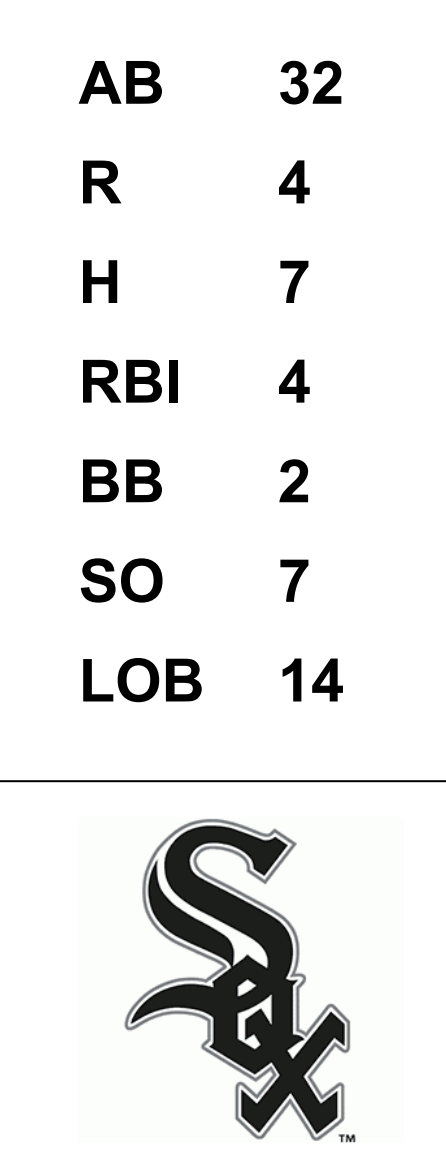
AB 35  
R 5  
H 12  
RBI 5  
BB 3  
SO 7  
LOB 21



Batter	1	2	3	4	5	6	7	8	9	AB	R	H	RBI	BB	SO	LOB	TOP					
Cesar Tovar, R OBP: 0.395, SLG: 0.347 (1, 9)										5	0	2	0	0	1	2	<b>Minnesota Twins @ Chicago White Sox</b> Comiskey Park, Chicago, IL Sun Jul 02 1972, 4:33 AM EDT Cloudy - 70 F					
Danny Thompson, R OBP: 0.325, SLG: 0.380 (1, 6)										5	1	3	1	0	0	3						
Rod Carew, L OBP: 0.368, SLG: 0.347 (1, 4)										3	1	1	0	2	1	2						
Harmon Killebrew, R OBP: 0.385, SLG: 0.452 (7, PR)										2	1	0	0	2	0	2						
Dan Monzon, R OBP: 0.316, SLG: 0.235 George Mitterwald, R OBP: 0.173, SLG: 0.169 (7, 2)										0	0	0	0	0	0	0						
Bobby Darwin, R OBP: 0.322, SLG: 0.422 (1, 8)										5	1	3	2	0	0	0						
Steve Brye, R OBP: 0.267, SLG: 0.287 (1, 7)										5	1	1	0	0	1	4						
Eric Soderholm, R OBP: 0.272, SLG: 0.392 (1, 5)										4	0	1	2	1	0	0						
Phil Roof, R OBP: 0.229, SLG: 0.367 Rich Reese, L OBP: 0.266, SLG: 0.293 (7, PH)										1	1	1	0	1	0	0						
Jim Kaat, L OBP: 0.304, SLG: 0.489 Wayne Granger, R OBP: 0.333, SLG: 0.333 Dave LaRoche, L (9, 1)										4	0	0	0	0	2	3						
<b>Inning Stats</b>	R: 0 E: 0 K: 0 S: 3	H: 1 LOB: 0 BB: 0 P: 3	R: 0 E: 0 K: 0 S: 3	H: 0 LOB: 0 BB: 0 P: 3	R: 1 E: 1 K: 2 S: 10	H: 3 LOB: 2 BB: 0 P: 10	R: 3 E: 1 K: 1 S: 7	H: 3 LOB: 0 BB: 1 P: 11	R: 1 E: 0 K: 1 S: 7	H: 2 LOB: 2 BB: 1 P: 11	R: 0 E: 1 K: 0 S: 4	H: 0 LOB: 2 BB: 1 P: 8	R: 1 E: 0 K: 0 S: 4	H: 2 LOB: 3 BB: 2 P: 12	R: 0 E: 0 K: 1 S: 6	H: 1 LOB: 2 BB: 1 P: 10	R: 0 E: 0 K: 1 S: 5	H: 0 LOB: 0 BB: 0 P: 5	1B: 12 2B: 0 3B: 0 HR: 0	SF: 0 SAC: 1 DP: 2 HBP: 0	WP: 0 PB: 0 SB: 0 CS: 1	PA: 43
<b>PITCHER</b>	IP WLS BF H R ER SO BB IBB HBP BLK WP HR S P ERA WHIP																					
Wilbur Wood, L ERA: 2.29 Rich Gossage, R ERA: 4.39 Phil Regan, R ERA: 2.51 Steve Kealey, R ERA: 3.12	3.0 L 16 7 4 3 2 1 0 0 0 0 0 0 19 23 9.00 2.667	3.0 16 4 2 2 2 3 0 0 0 0 0 0 17 29 6.00 2.333	2.0 8 1 0 0 1 1 1 0 0 0 0 0 8 16 0.00 1.000	1.0 3 0 0 0 1 0 0 0 0 0 0 0 5 5 0.00 0.000																		

Batter	1	2	3	4	5	6	7	8	9	AB	R	H	RBI	BB	SO	LOB	BOTTOM					
Walt Williams, R OBP: 0.284, SLG: 0.347 (1, 9)										4	1	2	1	0	0	0	<b>Minnesota Twins @ Chicago White Sox</b> Comiskey Park, Chicago, IL Sun Jul 02 1972, 4:33 AM EDT Cloudy - 70 F					
Jorge Orta, L OBP: 0.236, SLG: 0.302 (1, 5)										3	1	1	0	0	1	1						
Dick Allen, R OBP: 0.413, SLG: 0.538 (1, 3)										4	1	1	1	0	1	2						
Rick Reichardt, R OBP: 0.368, SLG: 0.395 Steve Kealey, R (9, 1)										4	0	0	0	0	0	4						
Carlos May, L OBP: 0.407, SLG: 0.450 (1, 7)											4	0	1	2	0	0						
Mike Andrews, R OBP: 0.347, SLG: 0.349 (1, 4)											2	0	0	0	1	1						
Ed Herrmann, L OBP: 0.309, SLG: 0.338 Tom Egan, R OBP: 0.260, SLG: 0.264 (4, PH)											1	0	0	0	1	0						
Pat Kelly, L OBP: 0.375, SLG: 0.361 (9, PH)											1	0	1	0	0	0						
Rich Morales, R OBP: 0.278, SLG: 0.288 Jim Lytle, L OBP: 0.333, SLG: 0.458 Luis Alvarado, R OBP: 0.269, SLG: 0.293 (9, PH)											2	1	1	0	1	0						
Wilbur Wood, R OBP: 0.186, SLG: 0.127 Rich Gossage, R Phil Regan, R OBP: 1.000, SLG: 1.000 Jay Johnstone, L OBP: 0.240, SLG: 0.174 (8, PH)											1	0	0	0	0	0						
<b>Inning Stats</b>	R: 2 E: 1 K: 0 S: 5	H: 2 LOB: 0 BB: 0 P: 5	R: 0 E: 0 K: 2 S: 7	H: 0 LOB: 1 BB: 1 P: 11	R: 0 E: 0 K: 1 S: 6	H: 1 LOB: 1 BB: 0 P: 6	R: 0 E: 0 K: 0 S: 2	H: 0 LOB: 0 BB: 1 P: 6	R: 0 E: 0 K: 0 S: 3	H: 0 LOB: 0 BB: 0 P: 3	R: 0 E: 0 K: 1 S: 5	H: 0 LOB: 0 BB: 0 P: 5	R: 0 E: 0 K: 2 S: 7	H: 0 LOB: 0 BB: 0 P: 7	R: 2 E: 0 K: 0 S: 6	H: 3 LOB: 1 BB: 0 P: 6	R: 0 E: 0 K: 1 S: 6	H: 1 LOB: 2 BB: 0 P: 7	1B: 4 2B: 3 3B: 0 HR: 0	SF: 0 SAC: 1 DP: 1 HBP: 1	WP: 0 PB: 0 SB: 1 CS: 1	PA: 37
<b>PITCHER</b>	IP WLS BF H R ER SO BB IBB HBP BLK WP HR S P ERA WHIP																					
Jim Kaat, L ERA: 2.06 Wayne Granger, R ERA: 1.25 Dave LaRoche, L ERA: 3.3	7.2 W 30 6 4 2 6 2 0 0 0 0 0 0 40 48 2.35 1.043	0.2 4 1 0 0 0 0 0 0 1 0 0 0 3 4 0.00 1.500	0.2 S 2 0 0 0 1 0 0 0 0 0 0 0 4 4 0.00 0.000																			

AB	36
R	6
H	12
RBI	5
BB	6
SO	6
LOB	21





Batter	1	2	3	4	5	6	7	8	9	AB	R	H	RBI	BB	SO	LOB	TOP			
Cesar Tovar, R OBP: 0.351, SLG: 0.343 Jim Strickland, L (6, 1)	K		G4-3			P4		K		3	0	0	0	0	1	1	<b>Minnesota Twins @ Chicago White Sox</b> Comiskey Park, Chicago, IL Sun Jul 02 1972, 4:38 AM EDT Att: 21,782 - Unknown - 60 F <a href="http://livebaseballscores.com">livebaseballscores.com</a>			
Rick Renick, R OBP: 0.311, SLG: 0.250 Dave LaRoche, L (8, 1)										0	0	0	0	0	0	0				
Danny Thompson, R OBP: 0.320, SLG: 0.373 (1, 6)	E5		P6			F3				4	0	0	0	0	1	0				
Charlie Manuel, L OBP: 0.267, SLG: 0.268 (6, 9)	FC5-4					F2				3	0	0	0	0	2	0				
Bobby Darwin, R OBP: 0.320, SLG: 0.420 (9, PH)								K		1	0	0	0	1	0	0				
Rich Reese, L OBP: 0.269, SLG: 0.344 Harmon Killebrew, R OBP: 0.384, SLG: 0.449 (1, 3)	G3									3	1	1	1	0	1	0				
Jim Nettles, L OBP: 0.358, SLG: 0.263 (1, 8)										3	0	0	0	0	0	0				
Eric Soderholm, R OBP: 0.288, SLG: 0.386 (1, 5)										3	0	0	0	1	0	0				
Glenn Borgmann, R OBP: 0.167, SLG: 0.167 (1, 2)										3	0	1	0	0	1	0				
Dan Monzon, R OBP: 0.286, SLG: 0.211 Rod Carew, L OBP: 0.367, SLG: 0.345 (8, PH)										2	0	0	0	1	1	0				
Dick Woodson, R OBP: 0.121, SLG: 0.094 Steve Brye, R OBP: 0.271, SLG: 0.290 (6, PH)										1	0	0	0	0	0	0				
										2	0	1	0	0	0	0				
<b>Inning Stats</b>	R: 0 E: 1 K: 1 S: 6	H: 0 LOB: 1 BB: 0 P: 6	R: 0 E: 0 K: 2 S: 8	H: 1 LOB: 1 BB: 0 P: 8	R: 0 E: 0 K: 0 S: 3	H: 0 LOB: 0 BB: 0 P: 3	R: 0 E: 0 K: 0 S: 3	H: 0 LOB: 0 BB: 0 P: 3	R: 0 E: 0 K: 1 S: 5	H: 1 LOB: 1 BB: 0 P: 5	R: 1 E: 0 K: 0 S: 4	H: 1 LOB: 0 BB: 0 P: 4	R: 0 E: 0 K: 1 S: 5	H: 0 LOB: 0 BB: 0 P: 5	R: 0 E: 0 K: 2 S: 7	H: 0 LOB: 0 BB: 0 P: 7		1B: 2 2B: 0 3B: 0 HR: 1	SF: 0 SAC: 0 DP: 0 HBP: 0	WP: 0 PB: 0 CS: 0
<b>PITCHER</b>	IP WLS BF H R ER SO BB IBB HBP BLK WP HR S P ERA WHIP																			
Tom Bradley, R ERA: 3.1 Terry Forster, L ERA: 1.72	(1, 1) 7.0 W 25 3 1 1 4 0 0 0 0 0 1 33 33 1.29 0.429																			
(8, 1) 2.0 S 6 0 0 0 3 0 0 0 0 0 0 0 12 12 0.00 0.000																				

Batter	1	2	3	4	5	6	7	8	9	AB	R	H	RBI	BB	SO	LOB	BOTTOM				
Pat Kelly, L OBP: 0.377, SLG: 0.365 (1, 9)	K									3	1	1	1	1	2	2	<b>Minnesota Twins @ Chicago White Sox</b> Comiskey Park, Chicago, IL Sun Jul 02 1972, 4:38 AM EDT Att: 21,782 - Unknown - 60 F <a href="http://livebaseballscores.com">livebaseballscores.com</a>				
Jorge Orta, L OBP: 0.226, SLG: 0.289 (1, 5)	K									4	0	0	0	3	2	0					
Dick Allen, R OBP: 0.411, SLG: 0.533 (1, 3)	K									4	0	1	1	0	2	1					
Carlos May, L OBP: 0.408, SLG: 0.448 (1, 7)										3	0	1	0	1	0	0					
Jim Lyttle, L OBP: 0.286, SLG: 0.393 (1, 8)										4	0	0	0	2	4	0					
Mike Andrews, R OBP: 0.353, SLG: 0.350 (1, 4)										2	0	1	0	2	1	0					
Ed Herrmann, L OBP: 0.308, SLG: 0.331 (1, 2)										3	0	0	0	1	0	2					
Rich Morales, R OBP: 0.279, SLG: 0.289 (1, 6)										3	1	1	0	0	2	3					
Tom Bradley, R OBP: 0.180, SLG: 0.200 Terry Forster, L (8, 1)										3	0	1	0	0	2	3					
										0	0	0	0	0	0	0					
<b>Inning Stats</b>	R: 0 E: 0 K: 3 S: 9	H: 0 LOB: 0 BB: 0 P: 9	R: 0 E: 0 K: 1 S: 5	H: 0 LOB: 1 BB: 1 P: 9	R: 2 E: 0 K: 1 S: 9	H: 4 LOB: 2 BB: 0 P: 9	R: 0 E: 0 K: 1 S: 6	H: 2 LOB: 2 BB: 0 P: 6	R: 0 E: 0 K: 2 S: 7	H: 0 LOB: 2 BB: 2 P: 15	R: 0 E: 1 K: 3 S: 9	H: 0 LOB: 2 BB: 2 P: 17	R: 0 E: 0 K: 1 S: 5	H: 0 LOB: 0 BB: 0 P: 5	R: 0 E: 0 K: 2 S: 7	H: 0 LOB: 0 BB: 0 P: 7		1B: 5 2B: 1 3B: 0 HR: 0	SF: 0 SAC: 0 DP: 0 HBP: 0	WP: 0 PB: 0 CS: 0	PA: 34
<b>PITCHER</b>	IP WLS BF H R ER SO BB IBB HBP BLK WP HR S P ERA WHIP																				
Dick Woodson, R ERA: 3.56 Jim Strickland, L ERA: Dave LaRoche, L ERA: 3.22	(1, 1) 5.0 L 23 6 2 2 8 2 0 0 0 0 0 0 36 48 3.60 1.600																				
(6, 1) 2.0 8 0 0 0 4 2 0 0 0 0 0 0 14 22 0.00 1.000																					
(8, 1) 1.0 3 0 0 0 2 0 0 0 0 0 0 0 7 7 0.00 0.000																					



Batter	1	2	3	4	5	6	7	8	9	AB	R	H	RBI	BB	SO	LOB	TOP										
Don Buford, S (1,7) OBP: 0.336, SLG: 0.259	F6		K		F7			K		4	0	0	0	0	2	1	<b>Baltimore Orioles @ Chicago White Sox</b> Comiskey Park, Chicago, IL Tue Jul 04 1972, 8:05 PM EDT Att: 26,105 - Unknown - 56 F										
Johnny Oates, L (1,2) OBP: 0.361, SLG: 0.481	G1-2-3 1B		F7			K		L3 1B		4	0	2	0	0	1	0											
Paul Blair, R (1,8) OBP: 0.270, SLG: 0.377	1B			CS 1B		1B 1B		L3 1-2		4	1	3	0	0	0	1											
Boog Powell, L (1,3) OBP: 0.305, SLG: 0.330	1B			K		1B 1B		BB		2	0	1	0	2	1	1											
Merv Rettenmund, R (1,9) OBP: 0.340, SLG: 0.375 Terry Crowley, L (7,9) OBP: 0.340, SLG: 0.468	G1-2-3 3-H			6-3		1B 1-2 2-H		K		3	0	1	1	0	0	3											
Brooks Robinson, R (1,5) OBP: 0.305, SLG: 0.318		F8			F9			F9		4	0	1	0	0	0	1											
Bobby Grich, R (1,6) OBP: 0.356, SLG: 0.435		G6-4-3 BB				3B 1B		F8		3	1	1	0	1	1	1											
Davey Johnson, R (1,4) OBP: 0.340, SLG: 0.323		G6-4-3 1-2			1-H 3B			F7		3	0	1	1	0	0	1											
Pat Dobson, R (1,1) OBP: 0.136, SLG: 0.163			K		5-3			K		3	0	0	0	0	2	1											
<b>Inning Stats</b>	R: 0 E: 0 K: 0 S: 4	H: 2 LOB: 2 BB: 1 P: 8	R: 0 E: 0 K: 0 S: 2	H: 0 LOB: 0 BB: 1 P: 6	R: 0 E: 0 K: 2 S: 7	H: 0 LOB: 0 BB: 0 P: 7	R: 0 E: 0 K: 1 S: 5	H: 1 LOB: 0 BB: 0 P: 5	R: 1 E: 0 K: 0 S: 5	H: 2 LOB: 1 BB: 0 P: 5	R: 1 E: 0 K: 0 S: 7	H: 4 LOB: 2 BB: 0 P: 7	R: 0 E: 0 K: 1 S: 5	H: 0 LOB: 0 BB: 0 P: 5	R: 0 E: 0 K: 2 S: 7	H: 0 LOB: 1 BB: 1 P: 11		1B: 9 2B: 2 3B: 1 HR: 0	SF: 0 SAC: 0 DP: 4 HBP: 0	WP: 0 PB: 0 CS: 1	PA: 34						
<b>PITCHER</b>	IP	WLS	BF	H	R	ER	SO	BB	IBB	HBP	BLK	WP	HR	S	P	ERA	WHIP										
Stan Bahnsen, R (1,1) ERA: 4.36	6.0	L	24	9	2	2	4	2	0	0	0	0	0	30	38	3.00	1.833										
Steve Kealey, R (7,1) ERA: 2.89	2.0		6	1	0	0	2	0	0	0	0	0	0	10	10	0.00	0.500										
Terry Forster, L (9,1) ERA: 1.67	1.0		4	0	0	0	2	1	0	0	0	0	0	7	11	0.00	1.000										

Batter	1	2	3	4	5	6	7	8	9	AB	R	H	RBI	BB	SO	LOB	BOTTOM										
Pat Kelly, L (1,9) OBP: 0.371, SLG: 0.358	4-3		F7			4-3			6-3	4	0	0	0	0	0	0	<b>Baltimore Orioles @ Chicago White Sox</b> Comiskey Park, Chicago, IL Tue Jul 04 1972, 8:05 PM EDT Att: 26,105 - Unknown - 56 F										
Jorge Orta, L (1,5) OBP: 0.216, SLG: 0.277	K		K			G3		K	4	0	0	0	0	3	0												
Dick Allen, R (1,3) OBP: 0.409, SLG: 0.541	HR			F8		5-3		K	4	1	1	1	0	1	0												
Carlos May, L (1,7) OBP: 0.408, SLG: 0.444	K			4-3		BB			2	0	0	0	1	1	0												
Rick Reichardt, R (1,8) OBP: 0.368, SLG: 0.393		CS 1B		6-3		F9			3	0	1	0	0	0	1												
Mike Andrews, R (1,4) OBP: 0.353, SLG: 0.350		1-2 1B			K		K		3	0	1	0	0	2	1												
Ed Herrmann, L (1,2) OBP: 0.302, SLG: 0.324		F7			F9			K	3	0	0	0	0	1	1												
Rich Morales, R (1,6) OBP: 0.274, SLG: 0.284		F3			5-3			K	3	0	0	0	0	1	1												
Stan Bahnsen, R (1,1) OBP: 0.170, SLG: 0.191 Jay Johnstone, L (6,PH) OBP: 0.238, SLG: 0.173 Steve Kealey, R (7,1) OBP: 0.340, SLG: 0.468 Jim Lyttle, L (8,PH) OBP: 0.276, SLG: 0.379 Terry Forster, L (9,1) OBP: 0.340, SLG: 0.468			K			F6		K	1	0	0	0	0	1	0												
<b>Inning Stats</b>	R: 1 E: 0 K: 2 S: 8	H: 1 LOB: 0 BB: 0 P: 8	R: 0 E: 0 K: 0 S: 4	H: 2 LOB: 1 BB: 0 P: 4	R: 0 E: 0 K: 2 S: 7	H: 0 LOB: 0 BB: 0 P: 7	R: 0 E: 0 K: 0 S: 3	H: 0 LOB: 0 BB: 0 P: 3	R: 0 E: 0 K: 1 S: 5	H: 0 LOB: 0 BB: 0 P: 5	R: 0 E: 0 K: 0 S: 3	H: 0 LOB: 0 BB: 0 P: 3	R: 0 E: 0 K: 1 S: 5	H: 0 LOB: 1 BB: 1 P: 9	R: 0 E: 0 K: 3 S: 9	H: 0 LOB: 0 BB: 0 P: 9		R: 0 E: 0 K: 2 S: 7	H: 0 LOB: 0 BB: 0 P: 7	1B: 2 2B: 0 3B: 0 HR: 1	SF: 0 SAC: 0 DP: 0 HBP: 0	WP: 0 PB: 0 CS: 1	PA: 30				
<b>PITCHER</b>	IP	WLS	BF	H	R	ER	SO	BB	IBB	HBP	BLK	WP	HR	S	P	ERA	WHIP										
Pat Dobson, R (1,1) ERA: 2.06	9.0	W	30	3	1	1	11	1	0	0	0	0	1	51	55	1.00	0.444										



Batter	1	2	3	4	5	6	7	8	9	AB	R	H	RBI	BB	SO	LOB	TOP										
Don Buford, S (1,7) OBP: 0.335, SLG: 0.263	0-0 6-3 2B		0-0 F2		0-0 FC6-4		0-0 G3			4	0	1	0	0	0	3											
Paul Blair, R (1,8) OBP: 0.265, SLG: 0.371	0-0 6-3 2-3		0-0 F3			0-0 4-3		0-0 6-3		4	0	0	0	0	0	1											
Bobby Grich, R (1,6) OBP: 0.348, SLG: 0.424	0-0 4-3		0-3 K			0-0 5-3		0-0 6-3		4	0	0	0	0	1	1											
Don Baylor, R (1,9) OBP: 0.364, SLG: 0.504	0-0 5-3			0-0 F2		0-0 3B		0-0 1B		4	0	2	0	0	0	1											
Davey Johnson, R (1,4) OBP: 0.333, SLG: 0.316		0-3 K		0-0 5-3		0-0 F4		0-3 K		4	0	0	0	0	2	2											
Brooks Robinson, R (1,5) OBP: 0.304, SLG: 0.329		0-0 HR		0-0 F8			0-0 5-3	0-0 F3		4	1	1	1	0	0	0											
Boog Powell, L (1,3) OBP: 0.308, SLG: 0.333		0-0 FC5-4 1B			0-0 F5		0-0 1B	0-3 K		4	0	2	0	0	1	0											
Andy Etchebarren, R (1,2) OBP: 0.242, SLG: 0.255		0-0 FC5-4			0-0 F9		0-0 E9	0-3 K		4	0	0	0	0	1	2											
Dave McNally, R (1,1) OBP: 0.119, SLG: 0.122		0-0 F8			0-0 FC6-4 1B		0-3 K			3	0	1	0	0	1	3											
<b>Inning Stats</b>	R: 0 E: 0 K: 0 S: 4	H: 1 LOB: 1 BB: 0 P: 4	R: 1 E: 0 K: 1 S: 7	H: 2 LOB: 1 BB: 0 P: 7	R: 0 E: 0 K: 1 S: 5	H: 0 LOB: 0 BB: 0 P: 5	R: 0 E: 0 K: 0 S: 3	H: 0 LOB: 0 BB: 0 P: 3	R: 0 E: 0 K: 0 S: 4	H: 1 LOB: 1 BB: 0 P: 4	R: 0 E: 0 K: 1 S: 7	H: 1 LOB: 2 BB: 0 P: 7	R: 0 E: 0 K: 1 S: 6	H: 1 LOB: 1 BB: 0 P: 6	R: 0 E: 0 K: 2 S: 7	H: 0 LOB: 0 BB: 0 P: 7	1B: 4 2B: 1 3B: 1 HR: 1	SF: 0 SAC: 0 DP: 0 HBP: 0	WP: 0 PB: 0 SB: 1 CS: 0	PA: 35							
<b>PITCHER</b>	IP	WLS	BF	H	R	ER	SO	BB	IBB	HBP	BLK	WP	HR	S	P	ERA	WHIP										
Wilbur Wood, L (1,1) ERA: 2.24	8.0	L	32	7	1	1	4	0	0	0	0	0	1	40	40	1.12	0.875										
Cy Acosta, R (9,1) ERA: 2.45	1.0		3	0	0	0	2	0	0	0	0	0	0	7	7	0.00	0.000										

Baltimore Orioles @ Chicago White Sox  
Comiskey Park, Chicago, IL  
Wed Jul 05 1972, 4:33 AM EDT  
Att: 15,584 - Unknown - 62 F

AB 35  
R 1  
H 7  
RBI 1  
BB 0  
SO 6  
LOB 13



Batter	1	2	3	4	5	6	7	8	9	AB	R	H	RBI	BB	SO	LOB	BOTTOM										
Walt Williams, R (1,9) OBP: 0.283, SLG: 0.337	0-0 5-3		4-0 G6-4-3 BB			0-0 F7		0-0 G5-4-3		3	0	0	0	1	0	3											
Hugh Yancy, R (1,5) OBP: 0.283, SLG: 0.337	0-0 F9		0-0 G6-4-3			0-0 6-3			0-0 F5	4	0	0	0	0	0	1											
Dick Allen, R (1,3) OBP: 0.407, SLG: 0.540	0-0 CS 2B			0-0 5-3		0-0 F9		0-3 K		4	0	1	0	0	1	0											
Rick Reichardt, R (1,8) OBP: 0.365, SLG: 0.386	4-0 BB			0-0 6-3		0-0 F9		0-0 5-3		3	0	0	0	1	0	0											
Carlos May, L (1,7) OBP: 0.407, SLG: 0.443	0-0 CS	0-0 1B		0-0 L9		0-3 K				3	0	1	0	0	1	0											
Mike Andrews, R (1,4) OBP: 0.353, SLG: 0.350		0-0 F5			0-0 F8		0-0 1B 1B			3	0	1	0	0	0	1											
Ed Herrmann, L (1,2) OBP: 0.302, SLG: 0.324		0-3 K			0-0 3-1		0-0 1B 1B			3	0	1	0	0	1	1											
Jorge Orta, L (8, PR) OBP: 0.216, SLG: 0.277							1-2 1B			0	0	0	0	0	0	0											
Chuck Brinkman, R (9,2) OBP: 0.174, SLG: 0.174							1-2 1B			0	0	0	0	0	0	0											
Rich Morales, R (1,6) OBP: 0.275, SLG: 0.285		0-0 F2			0-0 F8		0-0 G5-4-3 1B			3	0	1	0	0	0	1											
Wilbur Wood, R (1,1) OBP: 0.180, SLG: 0.123					0-3 K			0-3 K		2	0	0	0	0	2	0											
Luis Alvarado, R (8, PH) OBP: 0.286, SLG: 0.289								0-3 K		1	0	0	0	0	1	3											
Cy Acosta, R (9,1) ERA: 2.37										0	0	0	0	0	0	0											
<b>Inning Stats</b>	R: 0 E: 0 K: 0 S: 3	H: 1 LOB: 1 BB: 1 P: 7	R: 0 E: 0 K: 1 S: 6	H: 1 LOB: 1 BB: 0 P: 6	R: 0 E: 0 K: 1 S: 4	H: 0 LOB: 0 BB: 1 P: 8	R: 0 E: 0 K: 0 S: 3	H: 0 LOB: 0 BB: 0 P: 3	R: 0 E: 0 K: 1 S: 5	H: 0 LOB: 0 BB: 0 P: 5	R: 0 E: 0 K: 1 S: 5	H: 0 LOB: 0 BB: 0 P: 5	R: 0 E: 0 K: 1 S: 7	H: 3 LOB: 3 BB: 0 P: 7	R: 0 E: 0 K: 1 S: 5	H: 0 LOB: 0 BB: 0 P: 5	1B: 4 2B: 1 3B: 0 HR: 0	SF: 0 SAC: 0 DP: 2 HBP: 0	WP: 0 PB: 0 SB: 0 CS: 1	PA: 32							
<b>PITCHER</b>	IP	WLS	BF	H	R	ER	SO	BB	IBB	HBP	BLK	WP	HR	S	P	ERA	WHIP										
Dave McNally, L (1,1) ERA: 2.37	9.0	W	31	5	0	0	6	2	0	0	0	0	0	41	49	0.00	0.778										

Baltimore Orioles @ Chicago White Sox  
Comiskey Park, Chicago, IL  
Wed Jul 05 1972, 4:33 AM EDT  
Att: 15,584 - Unknown - 62 F

AB 29  
R 0  
H 5  
RBI 0  
BB 2  
SO 6  
LOB 10





Batter	1	2	3	4	5	6	7	8	9	AB	R	H	RBI	BB	SO	LOB	TOP									
<b>Don Buford, S</b> OBP: 0.328, SLG: 0.258 (1,7)	F7		F2			F8		K		4	0	0	0	0	1	1										
<b>Paul Blair, R</b> OBP: 0.261, SLG: 0.364 (1,8)	K			F8		K			F6	4	0	0	0	0	2	0										
<b>Terry Crowley, L</b> OBP: 0.346, SLG: 0.500 (1,9)	4-3			HR			F5			4	1	2	1	0	0	0										
<b>Brooks Robinson, R</b> OBP: 0.303, SLG: 0.328 (1,5)		FC3-6 1B		5-3			K		F6	4	0	1	0	0	1	1										
<b>Boog Powell, L</b> OBP: 0.303, SLG: 0.326 (1,3)		FC3-6 1-2		K			K		3-1	4	0	0	0	0	2	2										
<b>Bobby Grich, R</b> OBP: 0.343, SLG: 0.416 (1,6)		F9			6-3			K		3	0	0	0	0	1	1										
<b>Davey Johnson, R</b> OBP: 0.329, SLG: 0.310 (1,4)		F8			F8			F7		3	0	0	0	0	0	1										
<b>Eliot Hendricks, L</b> OBP: 0.227, SLG: 0.175 (1,2)			K			F9			1B 2B	3	1	1	0	0	1	0										
<b>Mike Cuellar, L</b> OBP: 0.083, SLG: 0.167 (1,1)			F7			K			1B	3	0	1	1	0	1	0										
<b>Inning Stats</b>	R: 0 E: 0 K: 1 S: 5	H: 0 LOB: 0 BB: 0 P: 5	R: 0 E: 0 K: 0 S: 4	H: 1 LOB: 1 BB: 0 P: 4	R: 0 E: 0 K: 1 S: 5	H: 0 LOB: 0 BB: 0 P: 5	R: 1 E: 0 K: 1 S: 6	H: 1 LOB: 0 BB: 0 P: 6	R: 0 E: 0 K: 0 S: 3	H: 0 LOB: 2 BB: 0 P: 3	R: 0 E: 0 K: 2 S: 7	H: 0 LOB: 0 BB: 0 P: 7	R: 0 E: 0 K: 0 S: 7	H: 0 LOB: 0 BB: 0 P: 7	R: 1 E: 0 K: 2 S: 9	H: 2 LOB: 1 BB: 0 P: 9	R: 0 E: 0 K: 0 S: 4	H: 1 LOB: 1 BB: 0 P: 4	1B: 3 2B: 1 3B: 0 HR: 1	SF: 0 SAC: 0 DP: 0 HBP: 0	WP: 0 PB: 0 CS: 0	PA: 32				
<b>PITCHER</b> <b>Tom Bradley, R</b> ERA: 3.03 (1,1)	IP: 9.0 WLS: L BF: 32	H: 5 R: 2 ER: 2 SO: 9	BB: 0 IBB: 0 HBP: 0 BLK: 0	WP: 0 HR: 1 S: 50 P: 50	ERA: 2.00 WHIP: 0.556											ERA: 2.00 WHIP: 0.556										

Baltimore Orioles @ Chicago White Sox  
Comiskey Park, Chicago, IL  
Thu Jul 06 1972, 8:05 PM EDT  
Att: 14,190 - Unknown - 71 F

AB 32  
R 2  
H 5  
RBI 2  
BB 0  
SO 9  
LOB 6



Batter	1	2	3	4	5	6	7	8	9	AB	R	H	RBI	BB	SO	LOB	BOTTOM									
<b>Walt Williams, R</b> OBP: 0.282, SLG: 0.333 (1,9)	E1 SH5-3		6-3		E1 1-3		5-3			4	0	1	0	0	0	1										
<b>Pat Kelly, L</b> OBP: 0.371, SLG: 0.358 (8,9)					1B					0	0	0	0	0	0	0										
<b>Mike Andrews, R</b> OBP: 0.349, SLG: 0.346 (1,4)	SH5-3 1-2		6-3		F7			F5		3	0	0	0	0	0	2										
<b>Dick Allen, R</b> OBP: 0.408, SLG: 0.549 (1,3)	F2			HR		1B CS BB		F7		3	1	1	1	1	0	1										
<b>Carlos May, L</b> OBP: 0.405, SLG: 0.440 (1,7)	F7			F8		1B		6-3		4	0	1	0	0	0	1										
<b>Rick Reichardt, R</b> OBP: 0.357, SLG: 0.376 (1,8)		F7		F9		K		F9		4	0	0	0	0	1	2										
<b>Tom Egan, R</b> OBP: 0.260, SLG: 0.263 (1,2)				K		K		F9		4	0	1	0	0	2	2										
<b>Hugh Yancy, R</b> OBP: 0.125, SLG: 0.125 (1,5)		F9			CS 1B	CS	6-3	F6		4	0	1	0	0	0	1										
<b>Rich Morales, R</b> OBP: 0.271, SLG: 0.280 (1,6)		F7		F8		E6 SH1-4				3	0	0	0	0	0	2										
<b>Tom Bradley, R</b> OBP: 0.192, SLG: 0.196 (1,1)			6-3		E 1B BB	SH1-4				1	0	0	0	1	0	0										
<b>Inning Stats</b>	R: 0 E: 1 K: 0 S: 4	H: 0 LOB: 1 BB: 0 P: 4	R: 0 E: 0 K: 0 S: 3	H: 1 LOB: 0 BB: 0 P: 4	R: 0 E: 0 K: 1 S: 6	H: 0 LOB: 0 BB: 0 P: 3	R: 1 E: 0 K: 1 S: 6	H: 1 LOB: 0 BB: 0 P: 6	R: 0 E: 1 K: 0 S: 4	H: 2 LOB: 2 BB: 1 P: 8	R: 0 E: 0 K: 2 S: 7	H: 1 LOB: 1 BB: 1 P: 11	R: 0 E: 1 K: 0 S: 4	H: 0 LOB: 1 BB: 0 P: 4	R: 0 E: 0 K: 0 S: 3	H: 0 LOB: 0 BB: 0 P: 3	R: 0 E: 0 K: 0 S: 3	H: 0 LOB: 0 BB: 0 P: 3	1B: 4 2B: 0 3B: 0 HR: 1	SF: 0 SAC: 2 DP: 0 HBP: 0	WP: 0 PB: 0 CS: 2	PA: 35				
<b>PITCHER</b> <b>Mike Cuellar, L</b> ERA: 2.53 (1,1)	IP: 9.0 WLS: W BF: 34	H: 5 R: 1 ER: 1 SO: 3	BB: 2 IBB: 0 HBP: 0 BLK: 0	WP: 0 HR: 1 S: 38 P: 46	ERA: 1.00 WHIP: 0.778											ERA: 1.00 WHIP: 0.778										

Baltimore Orioles @ Chicago White Sox  
Comiskey Park, Chicago, IL  
Thu Jul 06 1972, 8:05 PM EDT  
Att: 14,190 - Unknown - 71 F

AB 30  
R 1  
H 5  
RBI 1  
BB 2  
SO 3  
LOB 12





Batter	1	2	3	4	5	6	7	8	9	AB	R	H	RBI	BB	SO	LOB	TOP										
Paul Jata, R OBP: 0.313, SLG: 0.279 Jim Northrup, L OBP: 0.313, SLG: 0.341	4-0 FC6-4 BB		0-0 FC6-4 L1-3		0-0 G6-4-3			4-0 3B BB	4-0 1B IBB	2	1	0	0	2	0	2											
Tony Taylor, R OBP: 0.392, SLG: 0.491	0-0 FC6-4 FC6-4 S 1-2f		0-0 L1-3				0-0 G6-3	0-0 1B 3B	0-0 1B 1B	5	1	2	2	0	0	2											
Al Kaline, R OBP: 0.337, SLG: 0.389	0-0 FC6-1 1B 1-3			0-0 FC5-4 1B			0-0 HR	0-0 L6	0-0 1B 1B	5	1	3	2	0	0	2											
Bill Freehan, R OBP: 0.356, SLG: 0.422	0-0 1B			0-0 FC5-4 FC6-4 1-2f			4-0 G1-6-3 BB	0-0 G1-3	0-3 K	4	0	1	0	1	1	4											
Aurelio Rodriguez, R OBP: 0.279, SLG: 0.320	0-0 F7			0-3 K			0-0 G1-6-3 1-2f	0-0 1B		4	0	1	1	0	1	4											
Mickey Stanley, R OBP: 0.283, SLG: 0.385		0-0 F8		0-0 FC6-4 1-2f			0-0 G4-6-3 1B	0-3 K		4	0	1	0	0	1	2											
Ike Brown, R OBP: 0.455 Norm Cash, L OBP: 0.320, SLG: 0.473		0-0 G6-3					0-0 HR	0-0 G4-6-3 1-2f	0-0 F9 SH3-4 1B	2	1	1	1	0	0	0											
Ed Brinkman, R OBP: 0.247, SLG: 0.268		0-0 G6-3					0-0 G5-3	4-0 BB	0-0 SH3-4	2	0	0	0	1	0	0											
Tom Timmermann, R OBP: 0.158, SLG: 0.086 Chuck Seelbach, R OBP: 0.333, SLG: 0.300 Fred Scherman, L OBP: 0.143, SLG: 0.077			0-0 FC6-4 1B				0-0 G6-4-3 1B	0-3 K	0-0 F9	1	0	1	0	0	0	0											
<b>Inning Stats</b>	R: 0 E: 0 K: 0 S: 4	H: 1 LOB: 2 BB: 1 P: 8	R: 0 E: 0 K: 0 S: 3	H: 0 LOB: 0 BB: 0 P: 3	R: 0 E: 0 K: 1 S: 3	H: 1 LOB: 0 BB: 0 P: 3	R: 0 E: 0 K: 1 S: 6	H: 1 LOB: 1 BB: 0 P: 6	R: 1 E: 0 K: 0 S: 4	H: 2 LOB: 0 BB: 0 P: 4	R: 1 E: 0 K: 0 S: 3	H: 1 LOB: 0 BB: 1 P: 7	R: 0 E: 0 K: 1 S: 5	H: 1 LOB: 1 BB: 1 P: 9	R: 2 E: 0 K: 1 S: 7	H: 2 LOB: 1 BB: 1 P: 11	R: 2 E: 0 K: 1 S: 8	H: 3 LOB: 2 BB: 1 P: 12	1B: 9 2B: 1 3B: 1 HR: 2	SF: 0 SAC: 1 DP: 4 HBP: 0	WP: 0 PB: 0 SB: 1 CS: 0	PA: 40					
<b>PITCHER</b>	IP	WLS	BF	H	R	ER	SO	BB	IBB	HBP	BLK	WP	HR	S	P	ERA	WHIP										
Dave Lemonds, L ERA: 2.74	5.1		22	6	2	2	1	2	0	0	0	0	2	22	30	3.38	1.500										
Vicente Romo, R ERA: 2.57	0.2		2	1	0	0	0	0	0	0	0	0	0	2	2	0.00	1.500										
Terry Forster, L ERA: 2.04	2.0	L	9	2	2	2	2	2	0	0	0	0	0	11	19	9.00	2.000										
Cy Acosta, R ERA: 3.75	1.0		7	3	2	2	1	0	1	0	0	0	0	8	12	18.00	3.000										

Detroit Tigers @ Chicago White Sox  
 Comiskey Park, Chicago, IL  
 Fri Jul 07 1972, 8:05 PM EDT  
 Att: 22,700 - Unknown - 72 F

AB	34
R	6
H	12
RBI	6
BB	5
SO	4
LOB	19



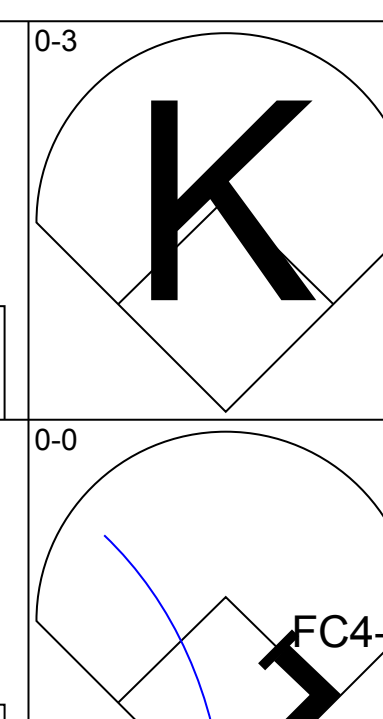
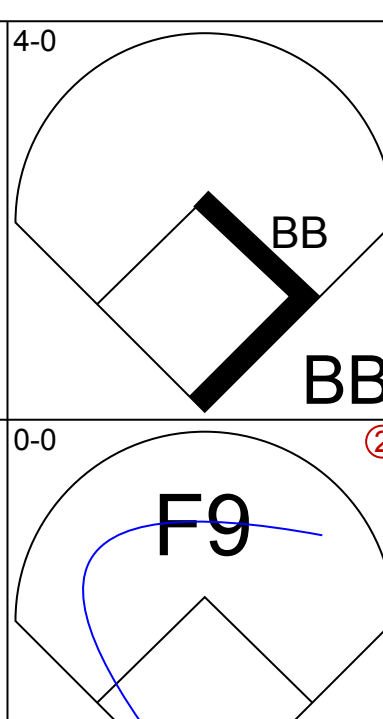
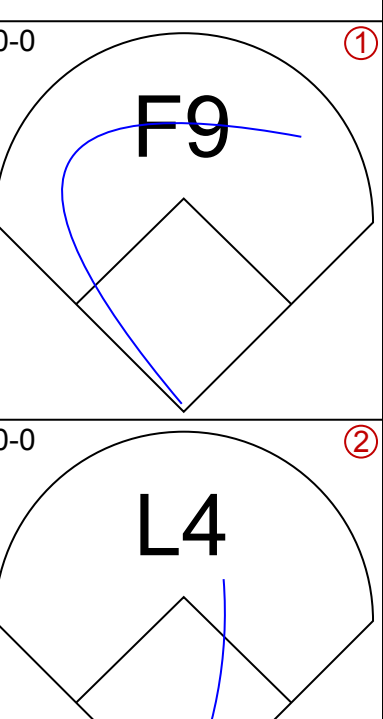
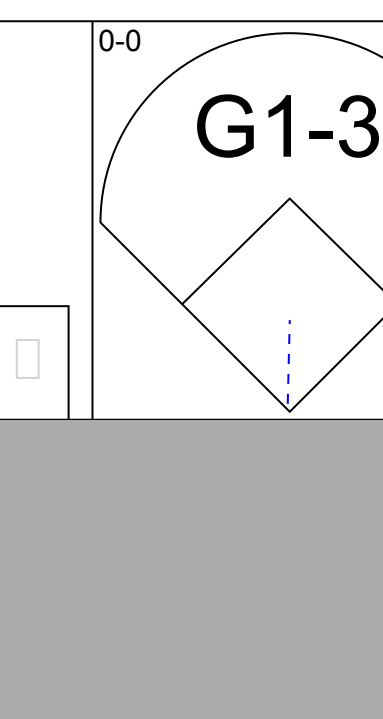
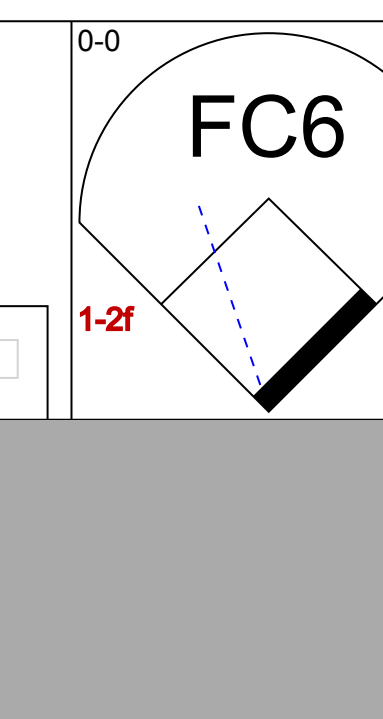
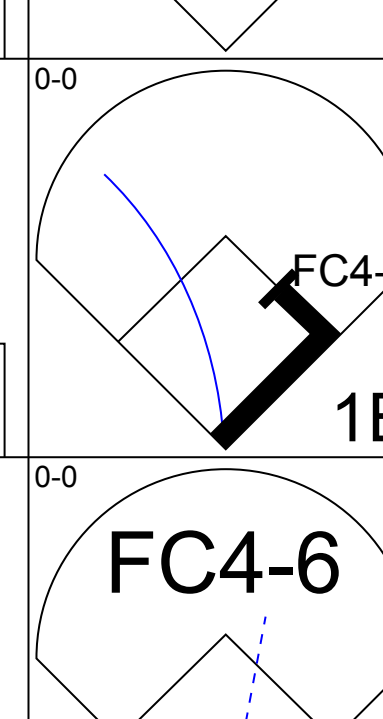
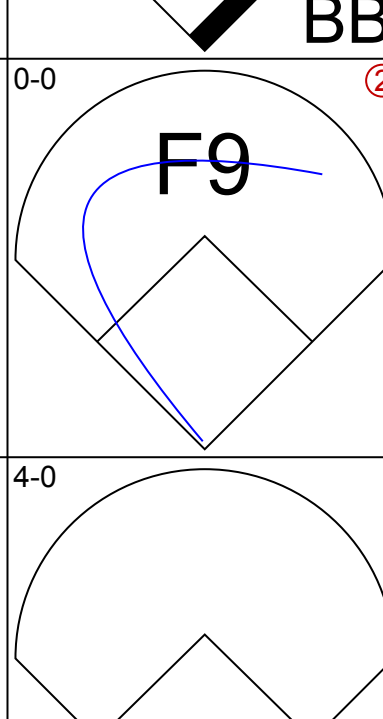
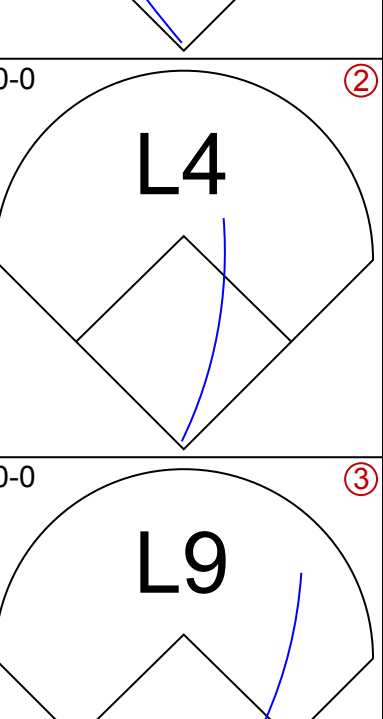
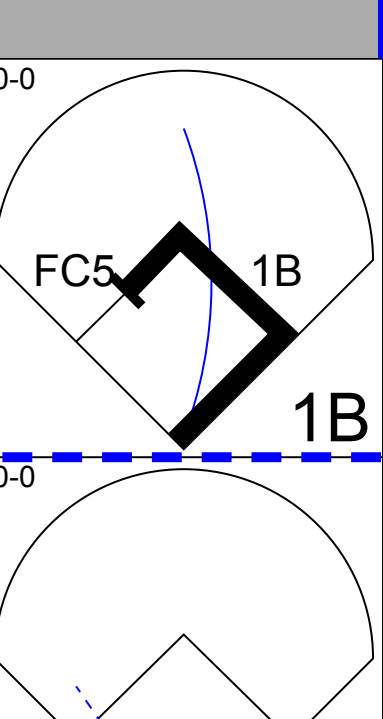
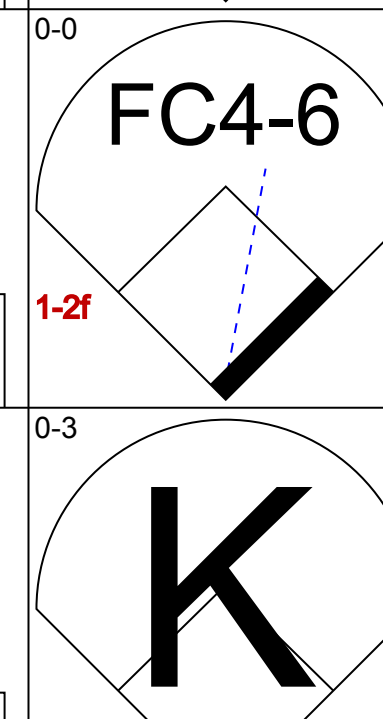
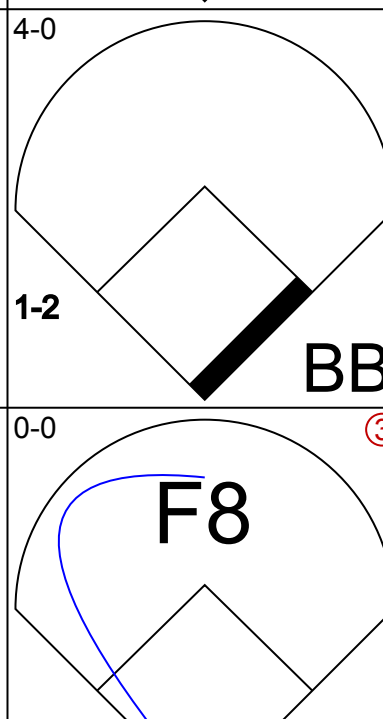
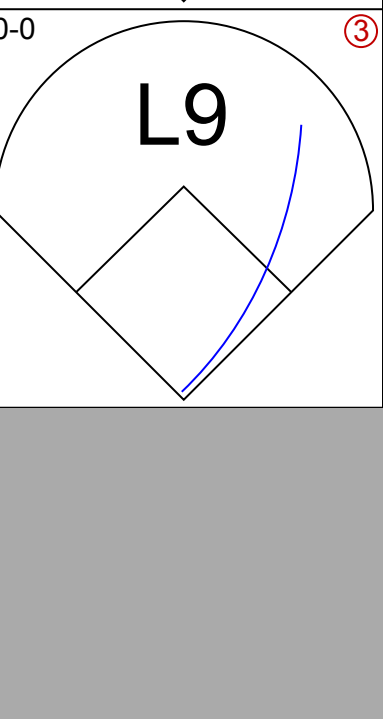
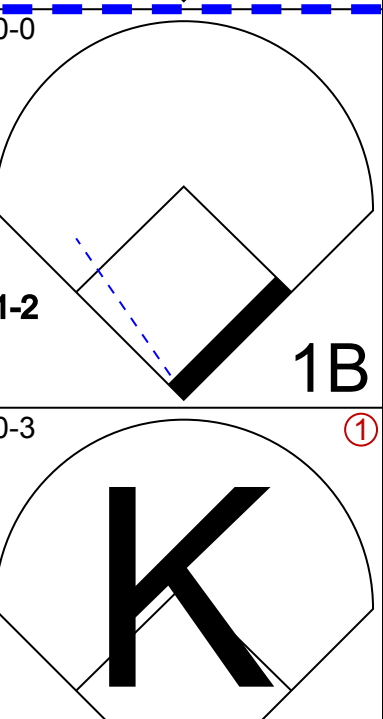
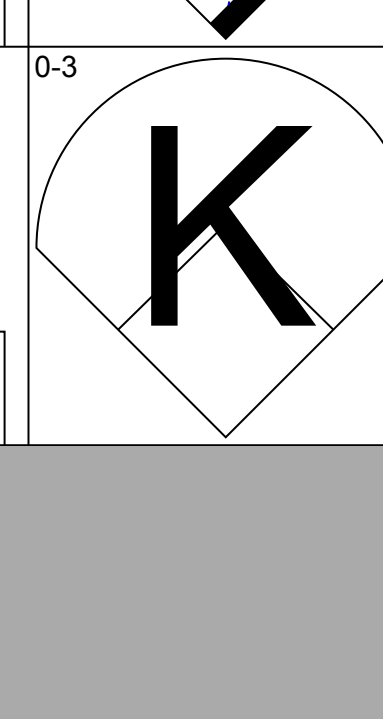
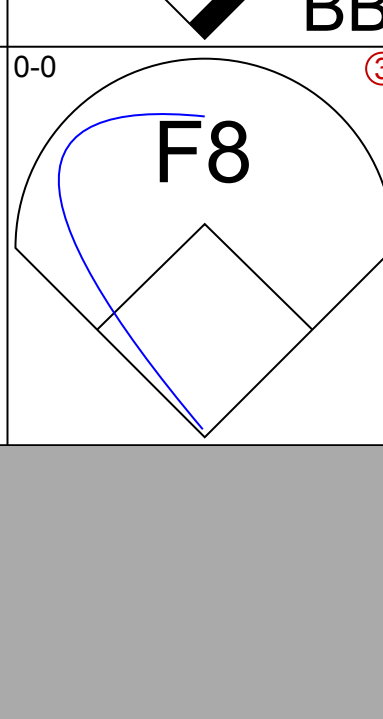
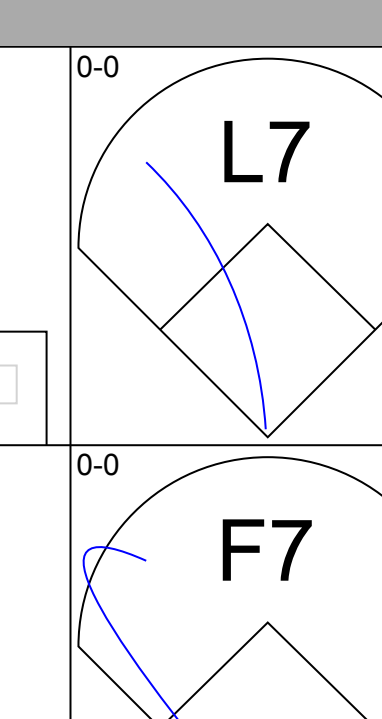
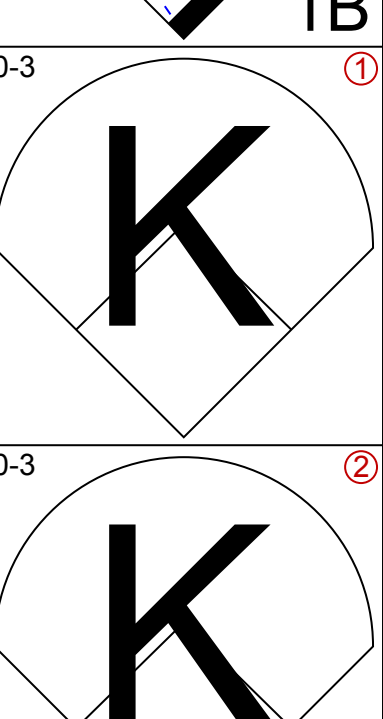
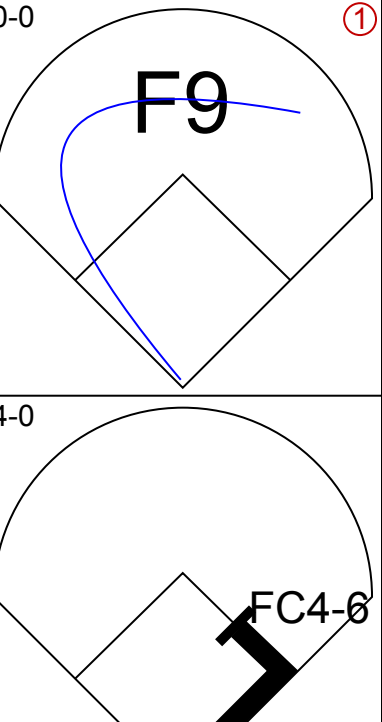
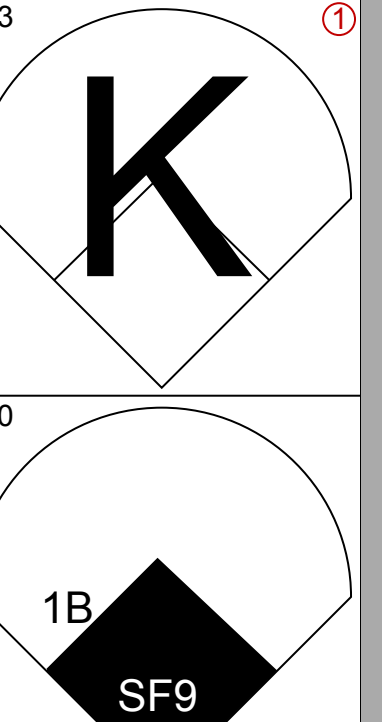
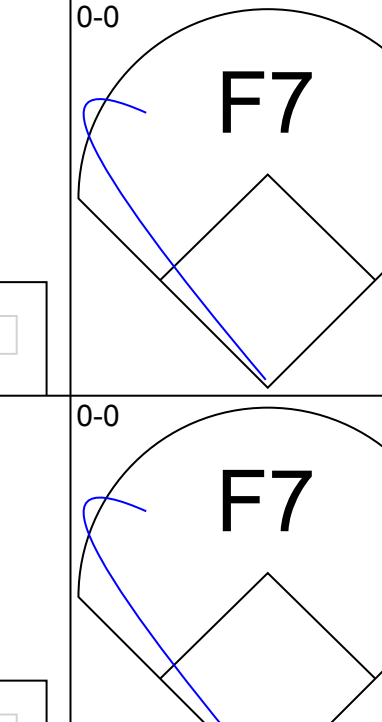
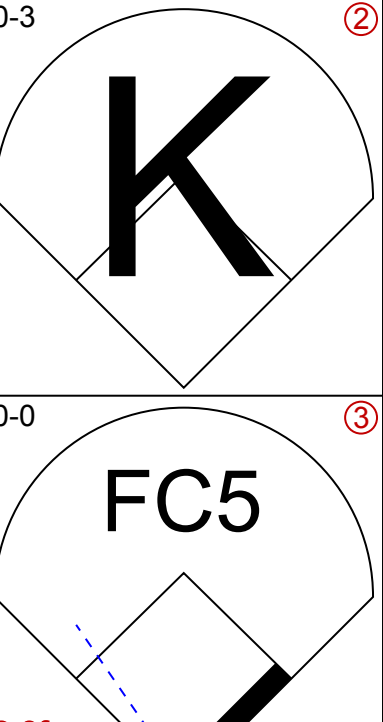
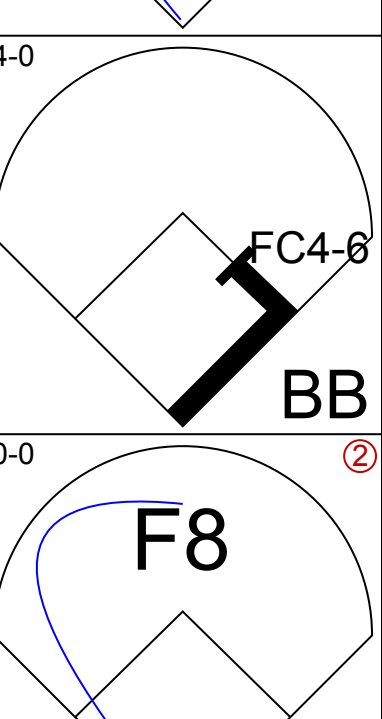
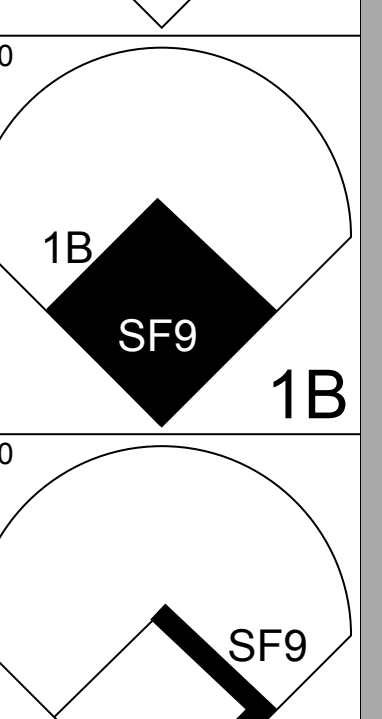
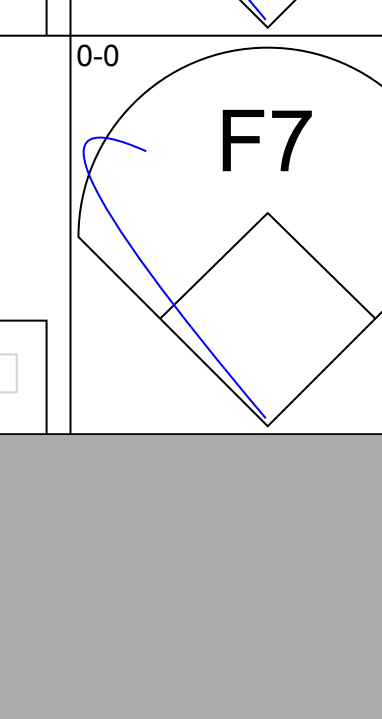
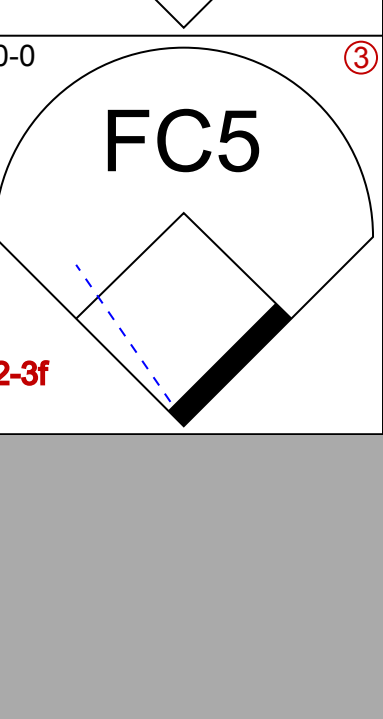
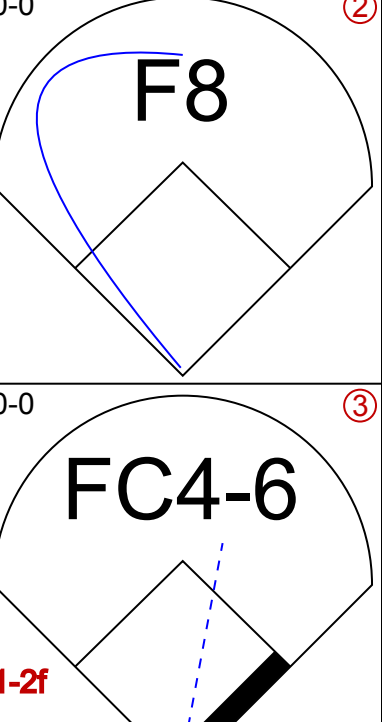
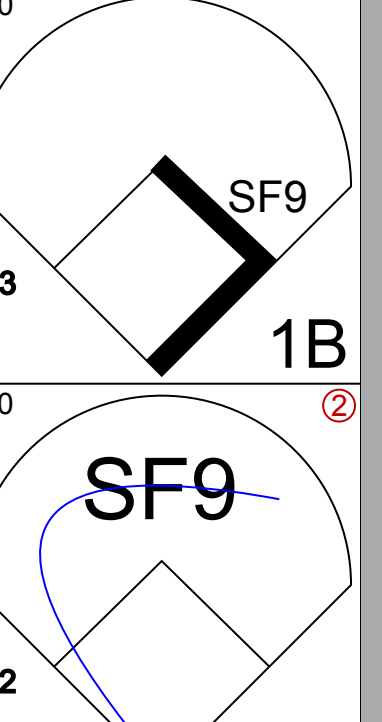
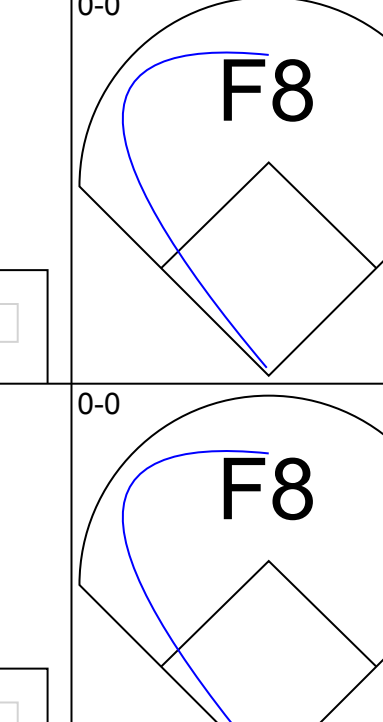
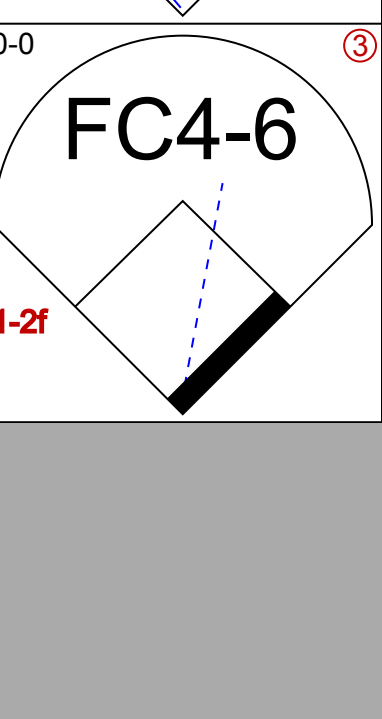
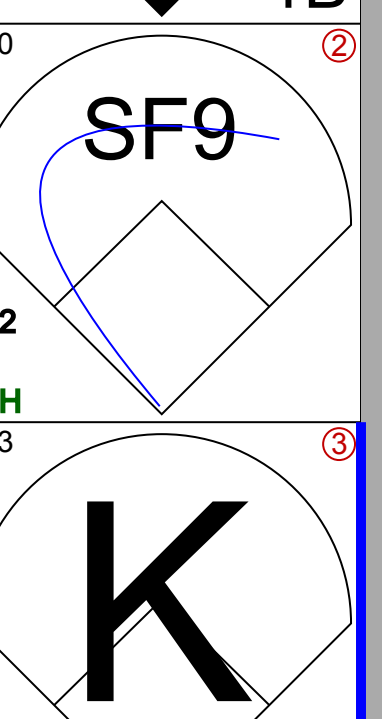
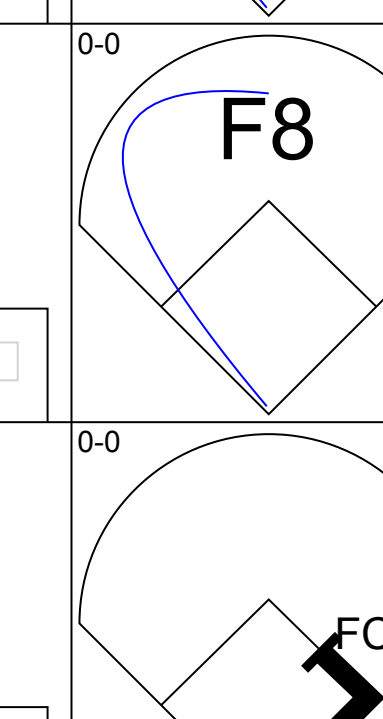
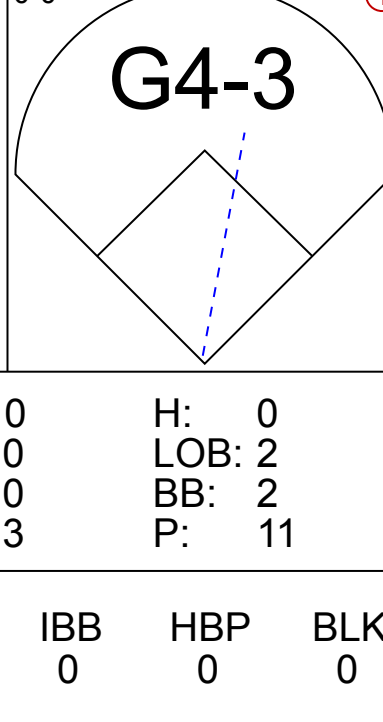
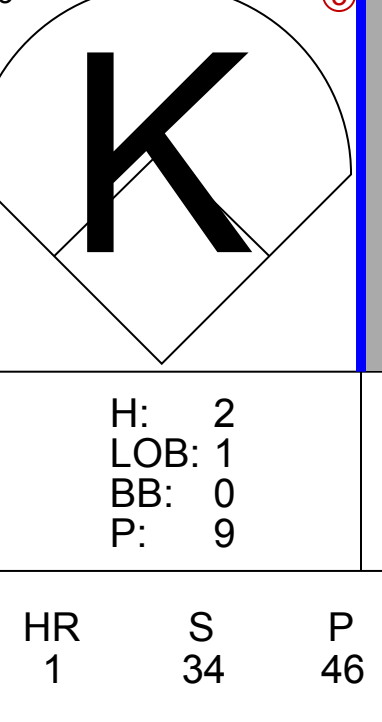
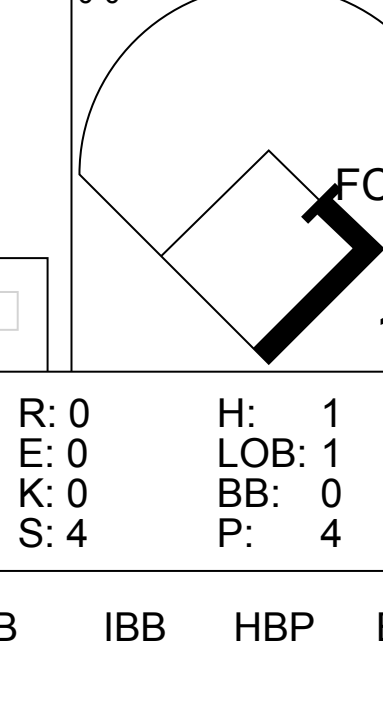
Batter	1	2	3	4	5	6	7	8	9	AB	R	H	RBI	BB	SO	LOB	BOTTOM										
Pat Kelly, L OBP: 0.384, SLG: 0.380	4-0 1B BB		0-0 1B	0-0 1-3 2H 1B			0-0 G4-3 1B		0-0 1B 3B	4	1	4	1	1	0	0											
Luis Alvarado, R OBP: 0.286, SLG: 0.309	0-0 G1-6-3 1B		0-0 BB 1B	0-0 G6-3			0-0 G4-3		0-0 G5-3 BB 1B	5	0	3	1	0	0	3											
Dick Allen, R OBP: 0.405, SLG: 0.541	0-0 G1-6-3 1-2f		4-0 1-2 BB				0-0 G4-3		0-0 F3	4	0	0	0	1	1	4											
Carlos May, L OBP: 0.401, SLG: 0.433	0-0 G6-3		0-3 K				0-3 K		0-0 G4-3 BB 1B	4	0	0	0	1	2	4											
Mike Andrews, R OBP: 0.350, SLG: 0.347		0-0 F8		0-0 FC4-6 1B			0-0 P4		0-0 G5-3	5	1	2	0	0	0	2											
Jim Lytle, L OBP: 0.242, SLG: 0.333		0-0 F8		0-0 FC4-6 1B 1-2f			0-0 F7		0-3 K	4	1	0	0	0	1	2											
Ed Herrmann, L OBP: 0.301, SLG: 0.318 Tom Bradley, R OBP: 0.192, SLG: 0.196 Chuck Brinkman, R OBP: 0.174, SLG: 0.174		0-0 F9		0-0 F8			0-0 L4		4-0 1B BB	3	0	0	0	1	0	1											
Rich Morales, R OBP: 0.272, SLG: 0.281 Jorge Orta, L OBP: 0.216, SLG: 0.277			0-0 F8	0-0 1B 1B			0-0 G4-3		0-0 1B 1B	3	1	1	0	0	0	0											
Dave Lemonds, L ERA: 2.74 Vicente Romo, R ERA: 2.57 Terry Forster, L ERA: 2.04 Hugh Yancy, R OBP: 0.111 Jay Johnstone, L OBP: 0.160 Rick Reichardt, R OBP: 0.295, SLG: 0.373 Cy Acosta, R ERA: 3.75			0-0 P6	0-0 1B 1B 1-2 2H			0-0 G5-3		0-3 K	2	0	1	1	0	0	0											
<b>Inning Stats</b>	R: 0 E: 0 K: 0 S: 3	H: 1 LOB: 1 BB: 1 P: 7	R: 0 E: 0 K: 0 S: 3	H: 0 LOB: 0 BB: 0 P: 3	R: 0 E: 0 K: 1 S: 7	H: 2 LOB: 3 BB: 1 P: 11	R: 2 E: 0 K: 0 S: 7	H: 4 LOB: 2 BB: 0 P: 7	R: 0 E: 0 K: 2 S: 7	H: 0 LOB: 0 BB: 0 P: 7	R: 0 E: 0 K: 0 S: 3	H: 0 LOB: 0 BB: 0 P: 3	R: 0 E: 0 K: 0 S: 4	H: 1 LOB: 1 BB: 0 P: 4	R: 1 E: 0 K: 2 S: 9	H: 2 LOB: 2 BB: 1 P: 13	R: 1 E: 0 K: 0 S: 4	H: 2 LOB: 1 BB: 1 P: 8	1B: 11 2B: 0 3B: 1 HR: 0	SF: 0 SAC: 0 DP: 2 HBP: 0	WP: 0 PB: 0 SB: 0 CS: 0	PA: 41					
<b>PITCHER</b>	IP	WLS	BF	H	R	ER	SO	BB	IBB	HBP	BLK	WP	HR	S	P	ERA	WHIP										
Tom Timmermann, R ERA: 2.51	3.2		19	7	2	2	1	2	0	0	0	0	0	19	27	4.91	2.455										
Chuck Seelbach, R ERA: 3.59	4.2	W	20	5	2	2	4	1	0	0	0	0	0	27	31	3.86	1.286										
Fred Scherman, L ERA: 2.56	0.2	S	2	0	0	0	0	1	0	0	0	0	0	1	5	0.00	1.500										

Detroit Tigers @ Chicago White Sox  
 Comiskey Park, Chicago, IL  
 Fri Jul 07 1972, 8:05 PM EDT  
 Att: 22,700 - Unknown - 72 F

AB	37
R	4
H	12
RBI	4
BB	4
SO	5
LOB	18






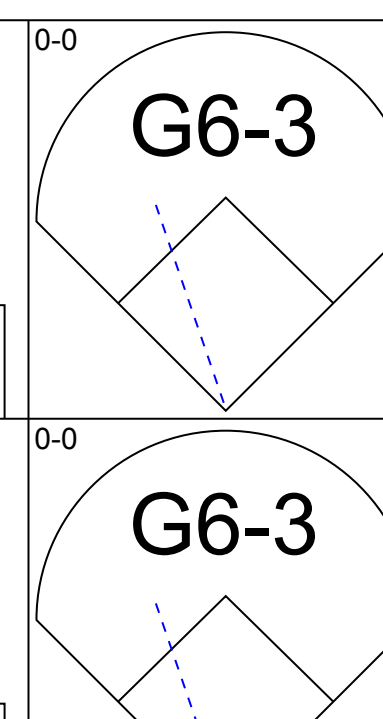
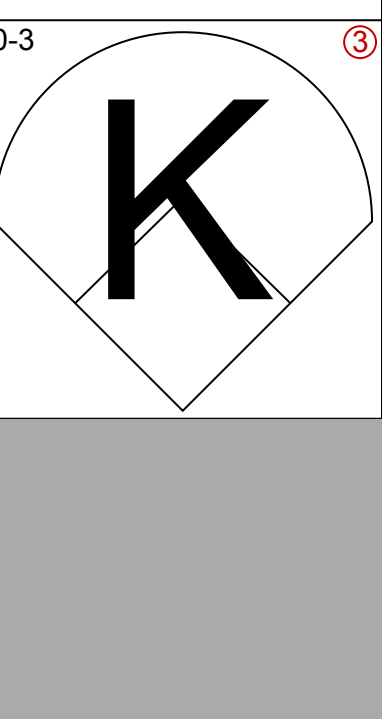
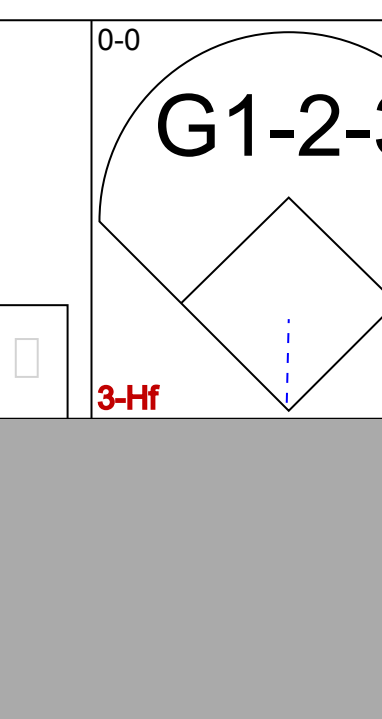
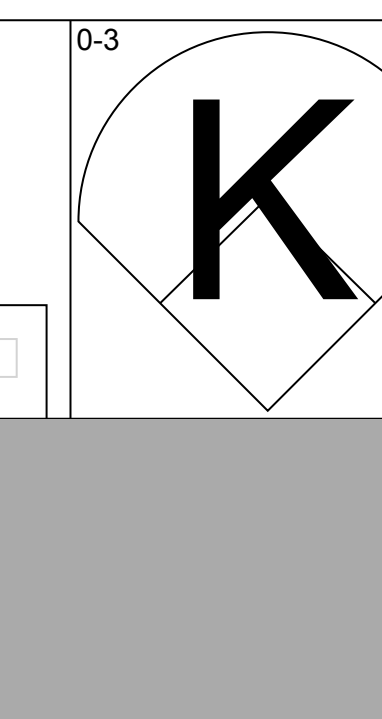
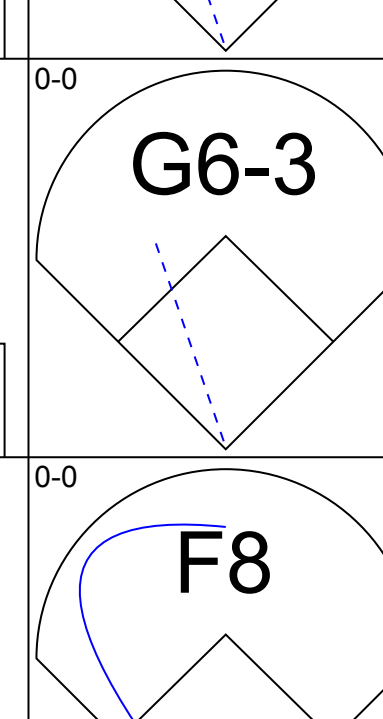
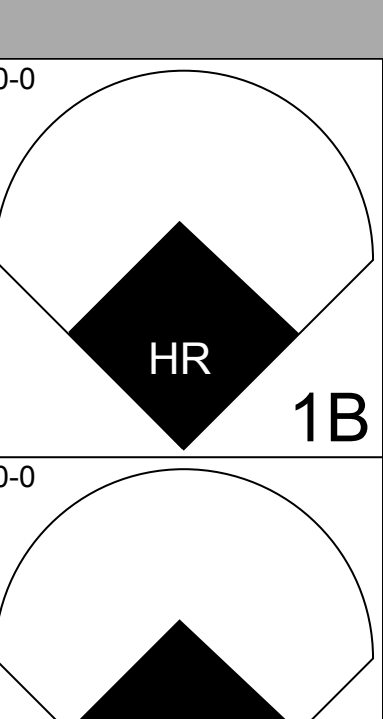
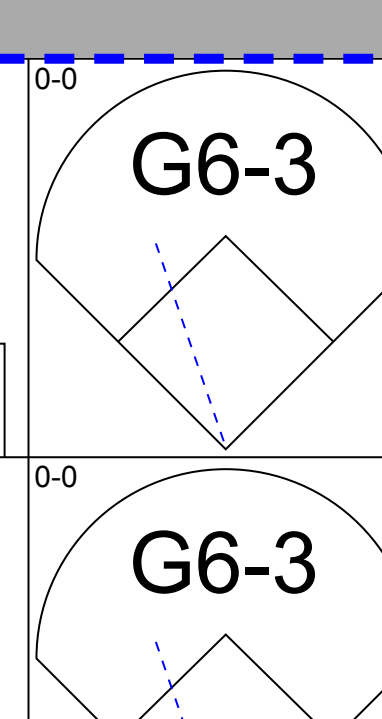
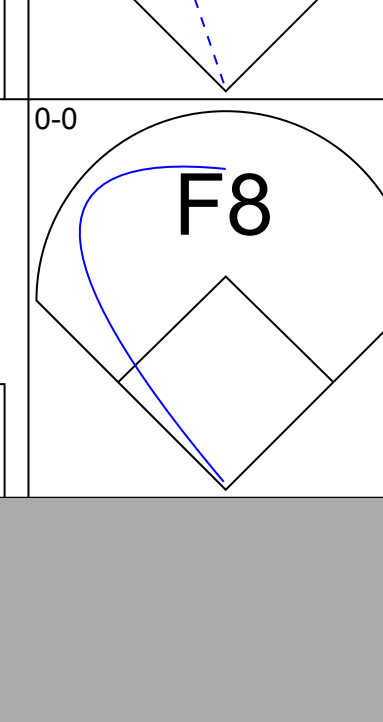
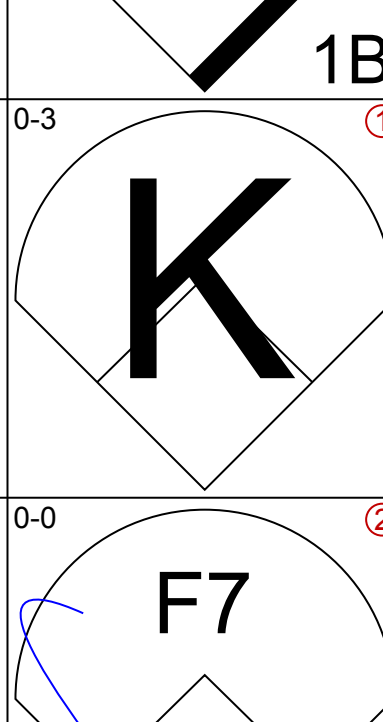
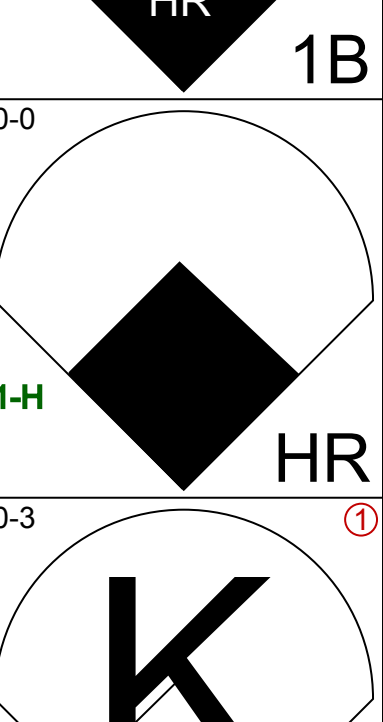
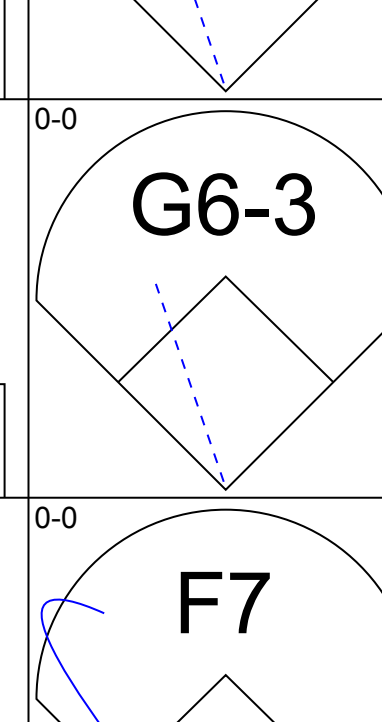
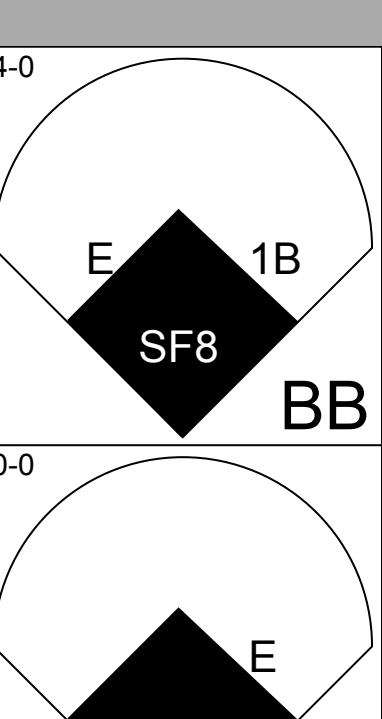
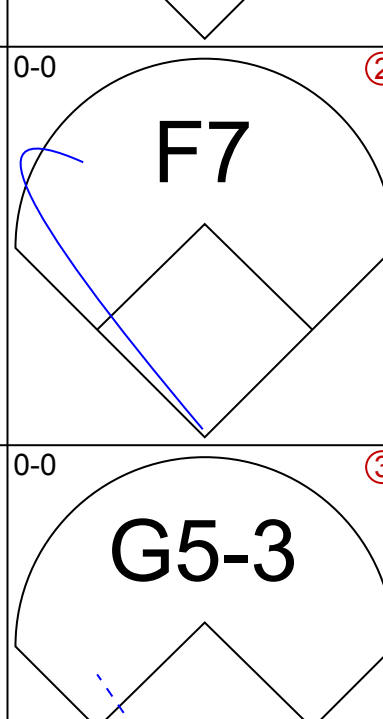
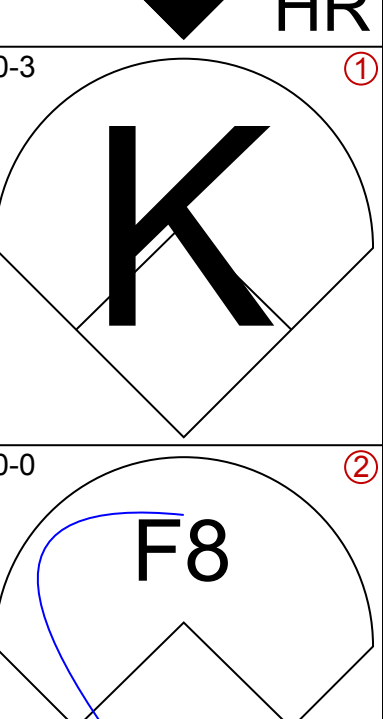
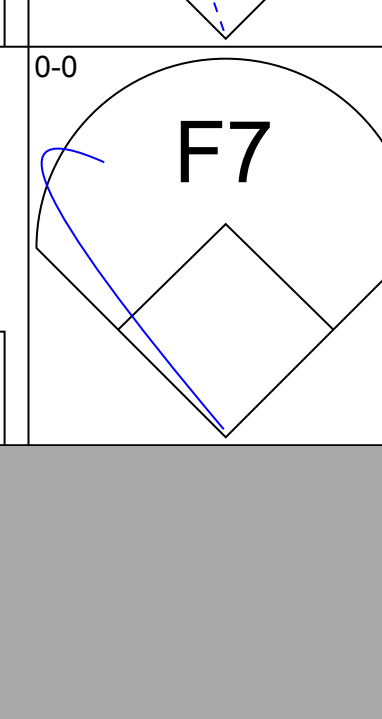
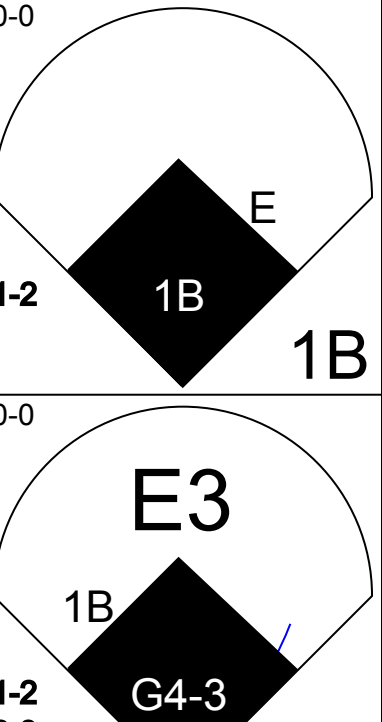
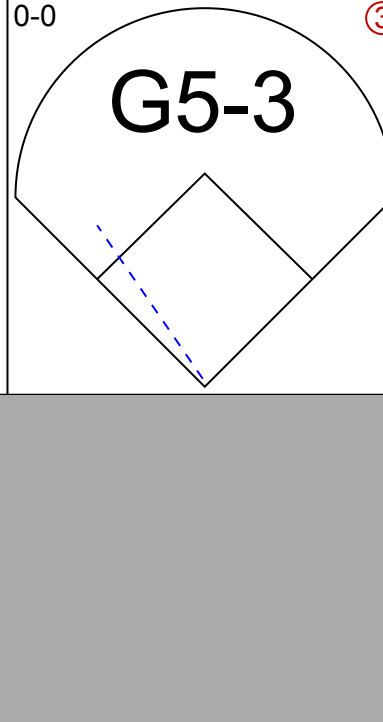
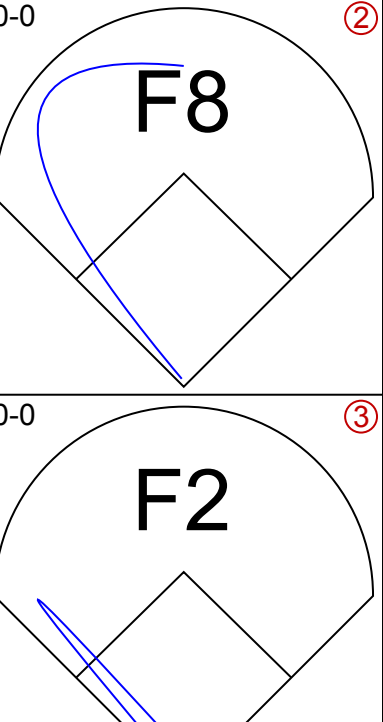
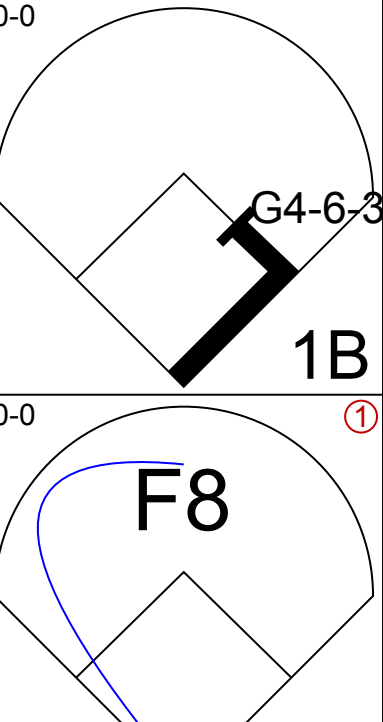
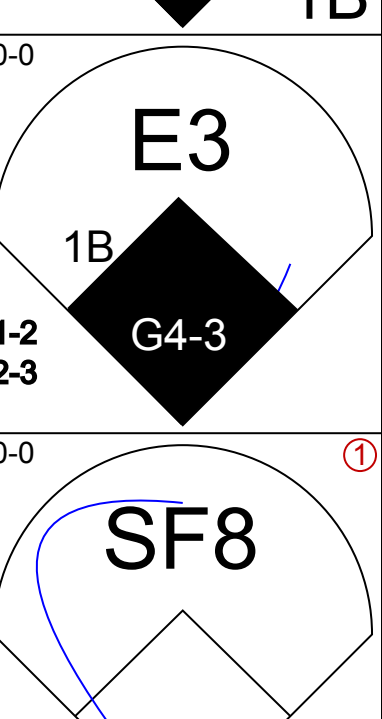
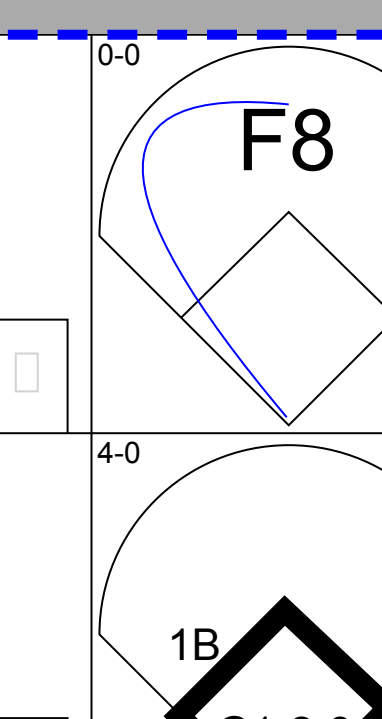
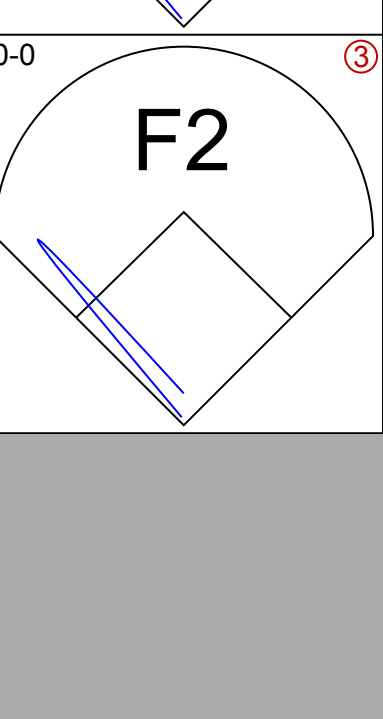
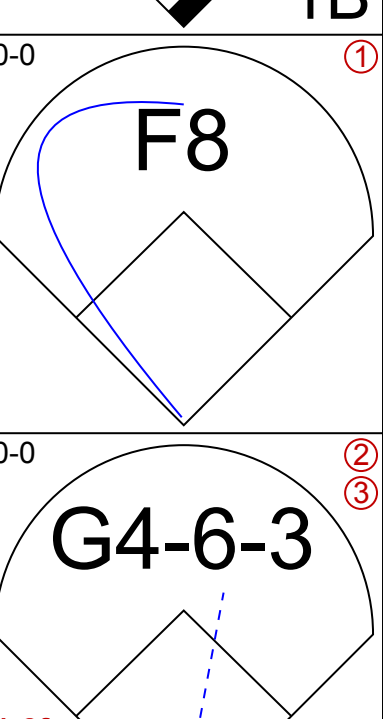
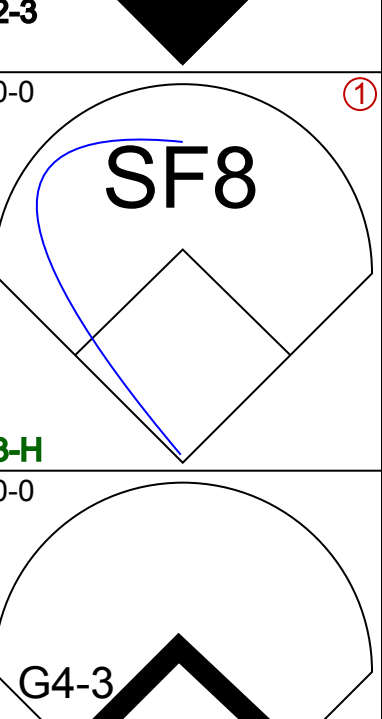
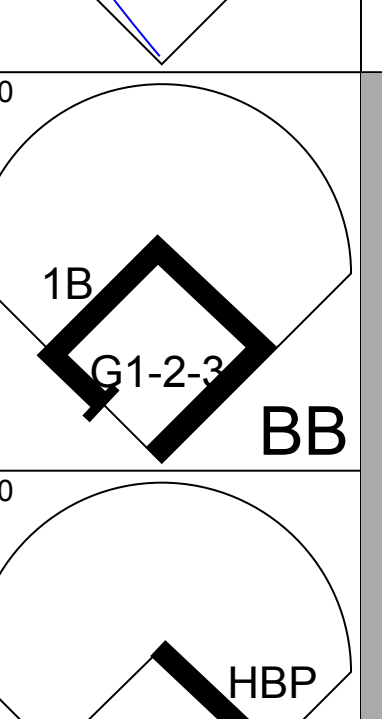
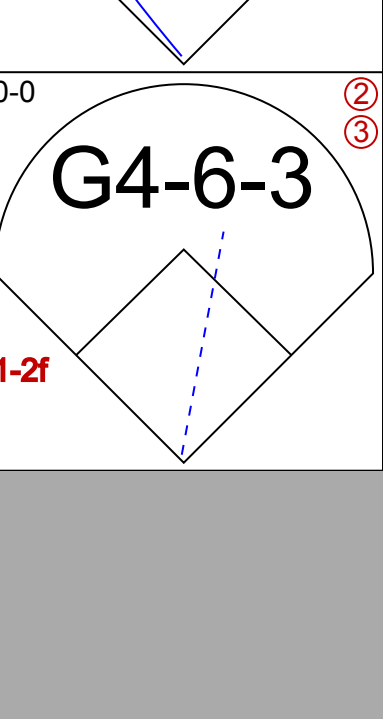
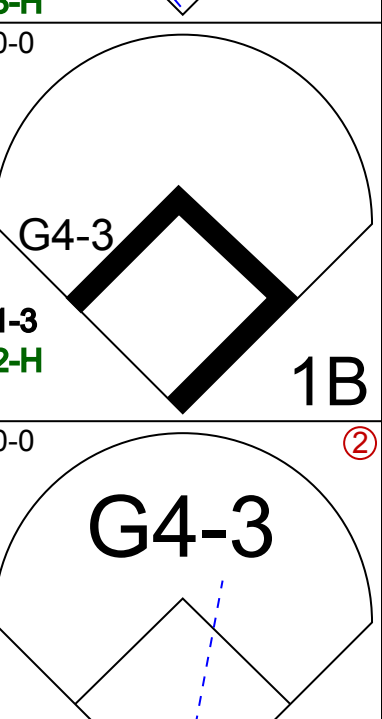
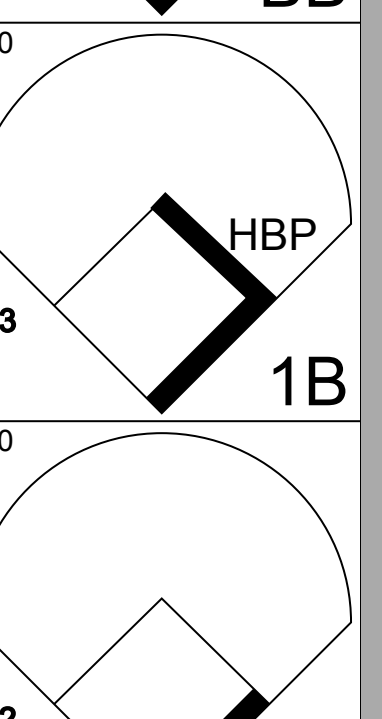

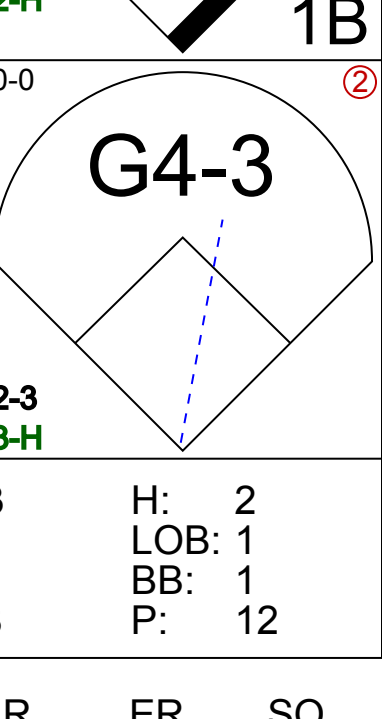
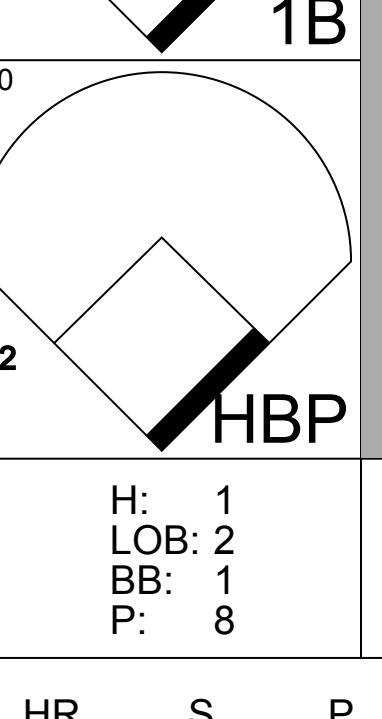
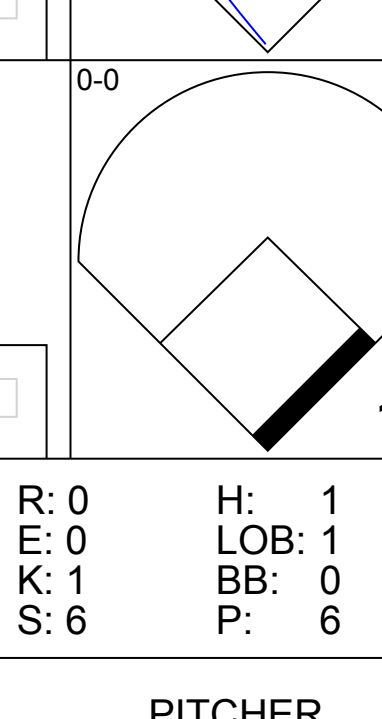
Batter	1	2	3	4	5	6	7	8	9	AB	R	H	RBI	BB	SO	LOB	TOP					
Dick McAuliffe, L (1, 4) OBP: 0.349, SLG: 0.331 Paul Jata, R (9, PH) OBP: 0.309, SLG: 0.274										3	0	0	0	1	1	0						
Al Kaline, R (1, 9) OBP: 0.340, SLG: 0.392										4	0	2	0	0	0	1						
Gates Brown, L (1, 7) OBP: 0.316, SLG: 0.388										3	0	1	0	1	0	1						
Bill Freehan, R (1, 2) OBP: 0.350, SLG: 0.414										4	0	0	0	0	2	5						
Norm Cash, L (1, 3) OBP: 0.316, SLG: 0.466 Ike Brown, R (8, PH) OBP: 0.350, SLG: 0.441										3	0	0	0	0	1	0						
Jim Northrup, L (1, 8) OBP: 0.317, SLG: 0.341										3	1	1	0	1	0	2						
Aurelio Rodriguez, R (1, 5) OBP: 0.281, SLG: 0.333										4	1	2	1	0	0	1						
Ed Brinkman, R (1, 6) OBP: 0.243, SLG: 0.265										3	0	0	1	0	0	1						
Bill Slayback, R (1, 1) Tom Haller, L (4, PH) John Hiller, R (4, 1) Wayne Comer, R (7, PH) Joe Niekro, R (7, 1) Mickey Stanley, R (8, PH)										1	0	0	0	0	0	0						
<b>Inning Stats</b>	R: 0 E: 0 K: 2 S: 8	H: 1 LOB: 1 BB: 0 P: 8	R: 0 E: 0 K: 0 S: 3	H: 0 LOB: 1 BB: 1 P: 7	R: 0 E: 0 K: 0 S: 3	H: 0 LOB: 2 BB: 2 P: 11	R: 1 E: 0 K: 2 S: 9	H: 2 LOB: 1 BB: 0 P: 9	R: 0 E: 0 K: 0 S: 3	H: 0 LOB: 0 BB: 0 P: 3	R: 0 E: 0 K: 0 S: 3	H: 0 LOB: 0 BB: 0 P: 3	R: 1 E: 0 K: 0 S: 4	H: 1 LOB: 0 BB: 0 P: 4	R: 0 E: 0 K: 2 S: 9	H: 2 LOB: 2 BB: 0 P: 9	R: 0 E: 0 K: 0 S: 4	H: 1 LOB: 1 BB: 0 P: 4	1B: 6 2B: 0 3B: 0 HR: 1	SF: 1 SAC: 0 DP: 0 HBP: 0	WP: 0 PB: 0 CS: 0	PA: 37
<b>PITCHER</b>	IP	WLS	BF	H	R	ER	SO	BB	IBB	HBP	BLK	WP	HR	S	P	ERA	WHIP					
Stan Bahnsen, R (1, 1) ERA: 4.26	7.0	W	29	5	2	2	4	3	0	0	0	0	1	34	46	2.57	1.143					
Terry Forster, L (8, 1) ERA: 1.94	2.0	S	8	2	0	0	2	0	0	0	0	0	0	12	12	0.00	1.000					

**Detroit Tigers @ Chicago White Sox**  
Comiskey Park, Chicago, IL

Sat Jul 08 1972, 4:33 AM EDT  
Att: 15,028 - Unknown - 64 F

AB	33
R	2
H	7
RBI	2
BB	3
SO	6
LOB	15




Batter	1	2	3	4	5	6	7	8	9	AB	R	H	RBI	BB	SO	LOB	BOTTOM				
Pat Kelly, L (1, 9) OBP: 0.378, SLG: 0.373										4	0	0	0	0	2	5					
Luis Avarado, R (1, 6) OBP: 0.295, SLG: 0.318										4	1	2	0	0	0	0					
Dick Allen, R (1, 3) OBP: 0.403, SLG: 0.548										4	1	1	2	0	1	1					
Carlos May, L (1, 7) OBP: 0.399, SLG: 0.428										3	1	0	0	1	1	1					
Mike Andrews, R (1, 4) OBP: 0.352, SLG: 0.349										4	1	2	0	0	0	1					
Jay Johnstone, L (1, 8) OBP: 0.236, SLG: 0.174										4	1	0	0	0	0	3					
Ed Herrmann, L (1, 2) OBP: 0.300, SLG: 0.313										2	0	0	1	1	0	1					
Rich Morales, R (1, 5) OBP: 0.278, SLG: 0.287										3	0	2	1	0	0	0					
Stan Bahnsen, R (1, 1) OBP: 0.200, SLG: 0.204 Terry Forster, L (8, 1)										2	0	1	1	0	0	1					
<b>Inning Stats</b>	R: 0 E: 0 K: 0 S: 3	H: 0 LOB: 0 BB: 0 P: 3	R: 3 E: 1 K: 1 S: 8	H: 2 LOB: 1 BB: 1 P: 12	R: 0 E: 0 K: 1 S: 6	H: 1 LOB: 1 BB: 0 P: 6	R: 0 E: 0 K: 0 S: 3	H: 1 LOB: 2 BB: 1 P: 8	R: 2 E: 0 K: 1 S: 7	H: 2 LOB: 0 BB: 0 P: 7	R: 0 E: 0 K: 1 S: 6	H: 1 LOB: 1 BB: 0 P: 6	R: 0 E: 0 K: 0 S: 3	H: 0 LOB: 0 BB: 0 P: 3	R: 0 E: 0 K: 0 S: 3	H: 1 LOB: 0 BB: 0 P: 3	1B: 7 2B: 0 3B: 0 HR: 1	SF: 1 SAC: 0 DP: 2 HBP: 1	WP: 0 PB: 0 CS: 0	PA: 34	
<b>PITCHER</b>	IP	WLS	BF	H	R	ER	SO	BB	IBB	HBP	BLK	WP	HR	S	P	ERA	WHIP				
Bill Slayback, R (1, 1) ERA: 2.39	3.0	L	14	3	3	2	2	1	0	0	0	0	1	16	21	6.00	1.333				
John Hiller, L (4, 1) ERA: 6.0	3.0		14	4	2	2	2	1	0	1	0	0	0	16	21	6.00	1.667				
Joe Niekro, R (7, 1) ERA: 3.77	2.0		6	1	0	0	0	0	0	0	0	0	0	6	6	0.00	0.500				

**Detroit Tigers @ Chicago White Sox**  
Comiskey Park, Chicago, IL

Sat Jul 08 1972, 4:33 AM EDT  
Att: 15,028 - Unknown - 64 F

AB	30
R	5
H	8
RBI	5
BB	2
SO	4
LOB	13





Batter	1	2	3	4	5	6	7	8	9	AB	R	H	RBI	BB	SO	LOB	TOP										
Tony Taylor, R OBP: 0.385, SLG: 0.479 (1, 4)										5	0	1	0	0	1	0	<b>Detroit Tigers @ Chicago White Sox</b> Comiskey Park, Chicago, IL Sun Jul 09 1972, 4:33 AM EDT Unknown - 74 F										
Aurelio Rodriguez, R OBP: 0.277, SLG: 0.328 (1, 5)										5	0	0	0	0	0	2											
Al Kaline, R OBP: 0.344, SLG: 0.391 (1, 9)										3	0	1	0	1	1	0											
Bill Freehan, R OBP: 0.352, SLG: 0.413 (1, 2)										3	1	1	0	0	0	2											
Paul Jata, R OBP: 0.306, SLG: 0.273 (1, 7)										4	1	1	0	0	0	1											
Ike Brown, R OBP: 0.386, SLG: 0.474 (1, 3)										4	1	3	1	0	1	1											
Mickey Stanley, R OBP: 0.267, SLG: 0.402 (1, 8)										4	1	1	3	0	0	2											
Ed Brinkman, R OBP: 0.239, SLG: 0.261 (1, 6)										4	0	0	0	0	0	2											
Fred Scherman, L Chris Zachary, L Ron Perranoski, L Gates Brown, L Joe Niekro, R Tom Timmermann, R OBP: 0.125, SLG: 0.067 ERA: 1.09										2	0	0	0	0	0	0											
<b>Inning Stats</b>	R: 0 E: 0 K: 0 S: 4	H: 1 LOB: 1 BB: 0 P: 4	R: 2 E: 0 K: 0 S: 5	H: 2 LOB: 0 BB: 0 P: 5	R: 0 E: 0 K: 0 S: 3	H: 0 LOB: 1 BB: 0 P: 7	R: 0 E: 0 K: 0 S: 4	H: 1 LOB: 1 BB: 0 P: 4	R: 0 E: 0 K: 0 S: 3	H: 0 LOB: 0 BB: 0 P: 3	R: 2 E: 1 K: 0 S: 5	H: 2 LOB: 1 BB: 0 P: 6	R: 0 E: 0 K: 2 S: 7	H: 0 LOB: 0 BB: 0 P: 7	R: 0 E: 0 K: 2 S: 8	H: 1 LOB: 1 BB: 0 P: 8		R: 0 E: 0 K: 0 S: 4	H: 1 LOB: 2 BB: 1 P: 8	1B: 7 2B: 0 3B: 0 HR: 1	SF: 0 SAC: 0 DP: 0 HBP: 1	WP: 1 PB: 0 SB: 0 CS: 0	PA: 38				
<b>PITCHER</b>	IP	WLS	BF	H	R	ER	SO	BB	IBB	HBP	BLK	WP	HR	S	P	ERA	WHIP										
Wilbur Wood, L ERA: 2.33	8.0		33	7	4	4	4	1	0	1	0	1	1	39	44	4.50	1.000										
Vicente Romo, R ERA: 2.45	1.0	W	5	1	0	0	0	1	0	0	0	0	0	4	8	0.00	2.000										

Batter	1	2	3	4	5	6	7	8	9	AB	R	H	RBI	BB	SO	LOB	BOTTOM										
Pat Kelly, L OBP: 0.382, SLG: 0.376 (1, 9)										4	1	2	0	0	2	0	<b>Detroit Tigers @ Chicago White Sox</b> Comiskey Park, Chicago, IL Sun Jul 09 1972, 4:33 AM EDT Unknown - 74 F										
Watt Williams, R OBP: 0.289, SLG: 0.339 Rich Morales, R OBP: 0.282, SLG: 0.291 (1, 7) (9, 6)										4	1	2	0	0	0	2											
Dick Allen, R OBP: 0.403, SLG: 0.542 (1, 3)										3	0	0	0	2	0	2											
Rick Reichardt, R OBP: 0.356, SLG: 0.380 (1, 8)										5	1	2	1	0	1	3											
Mike Andrews, R OBP: 0.357, SLG: 0.362 (1, 4)										2	2	1	1	2	0	1											
Ed Spiezio, R OBP: 0.171, SLG: 0.212 (1, 5)										4	0	1	1	0	0	1											
Ed Herrmann, L OBP: 0.302, SLG: 0.316 Tom Egan, R OBP: 0.265, SLG: 0.278 (6, PH) (7, 2)										2	0	1	0	0	0	0											
Dave Lemonds, L OBP: 0.071, SLG: 0.071 Chuck Brinkman, R OBP: 0.174, SLG: 0.174 (8, PR) (9, 2)										2	0	0	0	0	0	0											
Luis Alvarado, R OBP: 0.297, SLG: 0.310 Jay Johnstone, L OBP: 0.242, SLG: 0.174 Vicente Romo, R (9, 1)										2	0	0	0	1	0	1											
Wilbur Wood, R OBP: 0.172, SLG: 0.117 Carlos May, L OBP: 0.398, SLG: 0.426 (1, 1) (8, PH) (9, 7)										3	0	0	0	0	0	3											
<b>Inning Stats</b>	R: 1 E: 1 K: 2 S: 8	H: 1 LOB: 1 BB: 1 P: 12	R: 0 E: 0 K: 0 S: 4	H: 1 LOB: 0 BB: 0 P: 4	R: 0 E: 0 K: 1 S: 6	H: 1 LOB: 0 BB: 0 P: 6	R: 1 E: 0 K: 0 S: 4	H: 1 LOB: 0 BB: 0 P: 4	R: 0 E: 0 K: 0 S: 2	H: 0 LOB: 0 BB: 0 P: 3	R: 2 E: 0 K: 1 S: 7	H: 2 LOB: 2 BB: 2 P: 15	R: 0 E: 0 K: 0 S: 4	H: 1 LOB: 1 BB: 0 P: 4	R: 0 E: 0 K: 0 S: 3	H: 1 LOB: 2 BB: 2 P: 11	R: 0 E: 0 K: 0 S: 3	H: 3 LOB: 3 BB: 1 P: 7	1B: 8 2B: 2 3B: 0 HR: 1	SF: 0 SAC: 0 DP: 1 HBP: 1	WP: 1 PB: 0 SB: 1 CS: 1	PA: 40					
<b>PITCHER</b>	IP	WLS	BF	H	R	ER	SO	BB	IBB	HBP	BLK	WP	HR	S	P	ERA	WHIP										
Fred Scherman, L ERA: 2.82	5.1		24	6	4	3	3	2	0	1	0	1	0	10	22	0.00	1.286										
Chris Zachary, R ERA: 1.69	2.1		11	2	0	0	1	1	2	0	0	1	0	10	22	0.00	1.286										
Ron Perranoski, L ERA: 7.41	0.1		1	0	0	0	0	0	0	0	0	0	0	1	1	0.00	0.000										
Joe Niekro, R ERA: 4.06	0.0	L	3	2	1	1	0	0	1	0	0	0	0	2	6	∞	∞										
Tom Timmermann, R ERA: 2.51	0.0		1	1	0	0	0	0	0	0	0	0	0	1	1	∞	∞										



Batter	1	2	3	4	5	6	7	8	9	AB	R	H	RBI	BB	SO	LOB	TOP										
Dick McAuliffe, L (1,4) OBP: 0.345, SLG: 0.327	F2		E1 HR 1B		FC4-6 1-2f		F8		FC4-6 1-2f	5	1	1	0	0	0	3	<b>Detroit Tigers @ Chicago White Sox</b> Comiskey Park, Chicago, IL Sun Jul 09 1972, 4:38 AM EDT Att: 38,993 - Unknown										
Mickey Stanley, R (1,8) OBP: 0.270, SLG: 0.418	F7		HR			K		FC4-6 1B	F9	5	1	2	2	0	1	1											
Gates Brown, L (1,7) OBP: 0.312, SLG: 0.376																											
Willie Horton, R (8,7) OBP: 0.305, SLG: 0.416	G4-3		G4-3			L4		FC4-6 1-2f		4	0	0	0	0	0	1											
Norm Cash, L (1,3) OBP: 0.319, SLG: 0.464		G3		G1-6-3 BB		FC5 1B		P6		3	0	1	0	1	0	1											
Jim Northrup, L (1,9) OBP: 0.320, SLG: 0.344				G1-6-3 1-2f					F7	4	0	2	0	0	0	2											
Al Kaline, R (9,9) OBP: 0.344, SLG: 0.391										0	0	0	0	0	0	0											
Aurelio Rodriguez, R (1,5) OBP: 0.277, SLG: 0.327		K		F7		FC5 2-3f			HR 1B	4	1	1	0	0	1	3											
Tom Haller, L (1,2) OBP: 0.265, SLG: 0.373	G4-3					CS 3B		FC4-5 2B	HR 1-2f	4	1	3	2	0	0	1											
Ed Brinkman, R (1,6) OBP: 0.240, SLG: 0.260			F8		G1-3		FC4-5 SH5-4 2-3		FC4-6 1B	4	0	1	0	0	0	2											
Mickey Lolich, S (1,1) OBP: 0.220, SLG: 0.080			G6-3			FC4-6 BB 3-H		SH5-4 1-2	K	2	0	0	0	1	1	1											
<b>Inning Stats</b>	R: 0 E: 0 K: 0 S: 3	H: 0 LOB: 0 BB: 0 P: 3	R: 0 E: 0 K: 1 S: 6	H: 1 LOB: 1 BB: 0 P: 6	R: 2 E: 1 K: 0 S: 5	H: 2 LOB: 0 BB: 0 P: 5	R: 0 E: 0 K: 0 S: 2	H: 0 LOB: 0 BB: 1 P: 6	R: 0 E: 0 K: 1 S: 3	H: 1 LOB: 1 BB: 1 P: 7	R: 0 E: 0 K: 1 S: 7	H: 2 LOB: 2 BB: 0 P: 7	R: 0 E: 0 K: 0 S: 4	H: 1 LOB: 1 BB: 0 P: 4	R: 0 E: 0 K: 0 S: 4	H: 1 LOB: 1 BB: 0 P: 4	R: 2 E: 0 K: 1 S: 8	H: 3 LOB: 1 BB: 0 P: 8	1B: 7 2B: 1 3B: 1 HR: 2	SF: 0 SAC: 1 DP: 1 HBP: 0	WP: 0 PB: 0 SB: 0 CS: 1	PA: 38					
<b>PITCHER</b>	IP	WLS	BF	H	R	ER	SO	BB	IBB	HBP	BLK	WP	HR	S	P	ERA	WHIP										
Tom Bradley, R (1,1) ERA: 3.11	8.0	L	35	11	4	4	2	2	0	0	0	0	2	37	45	4.50	1.625										
Steve Kealey, R (9,1) ERA: 2.79	1.0		3	0	0	0	1	0	0	0	0	0	0	5	5	0.00	0.000										

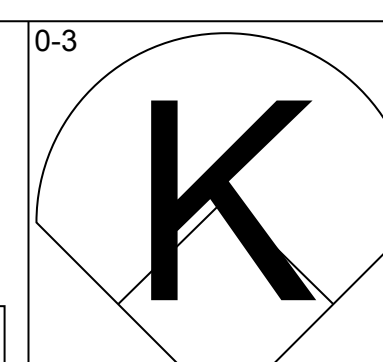
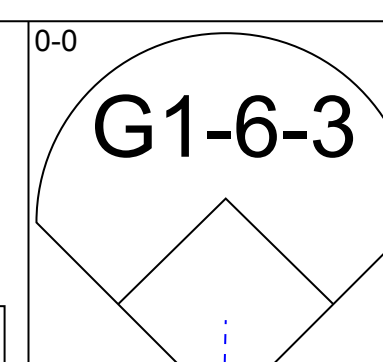
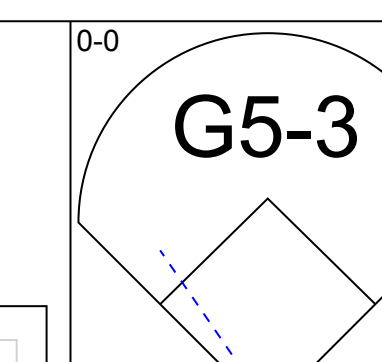
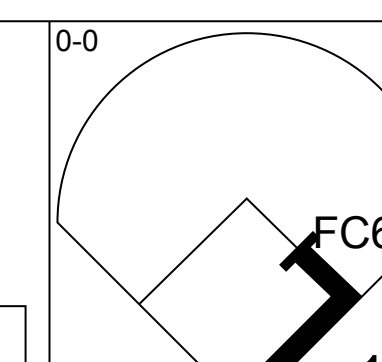
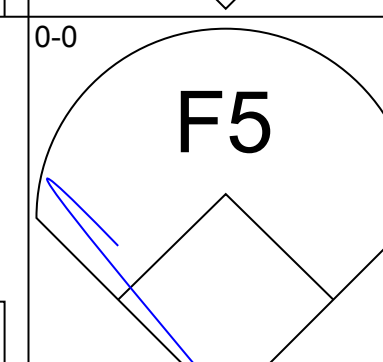
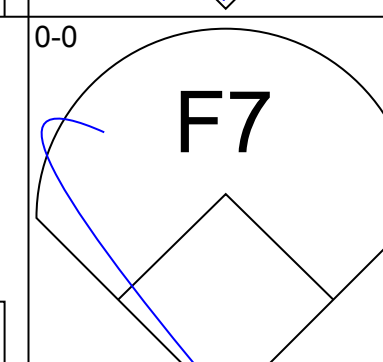
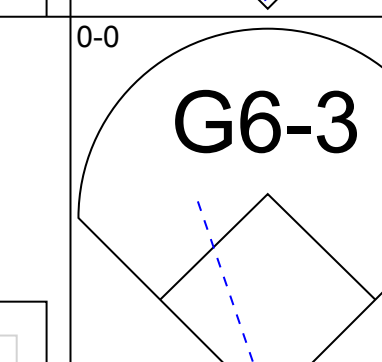
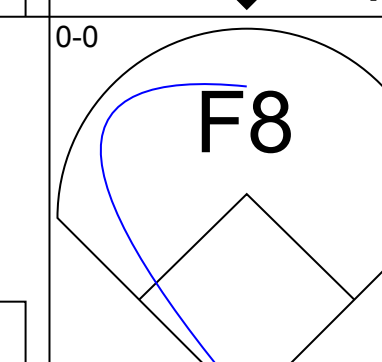
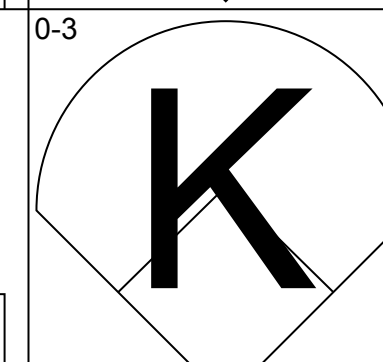
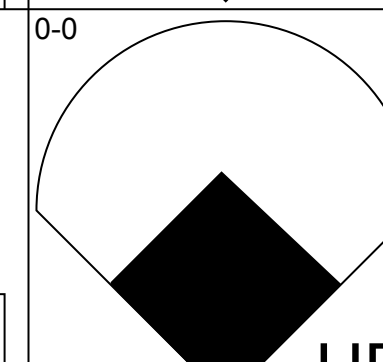
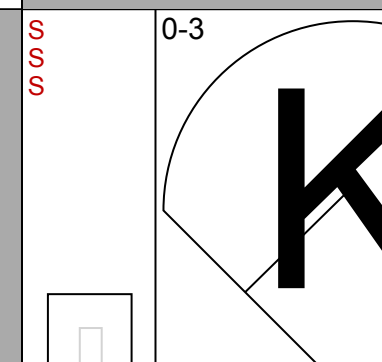
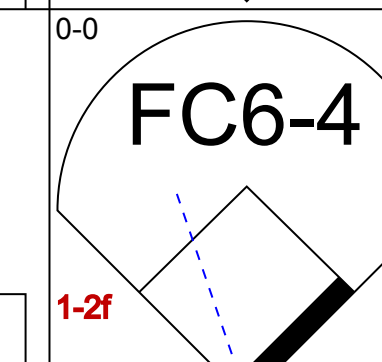
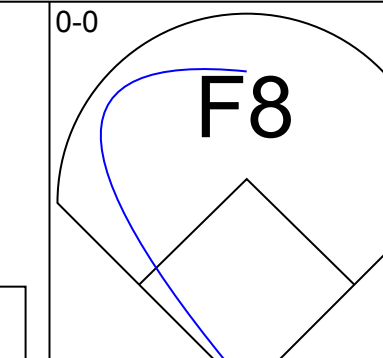
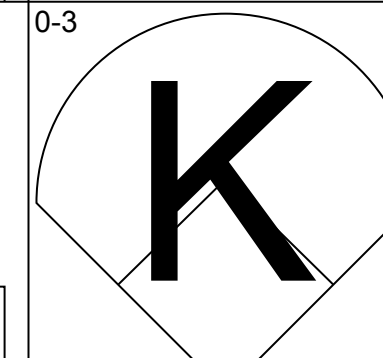
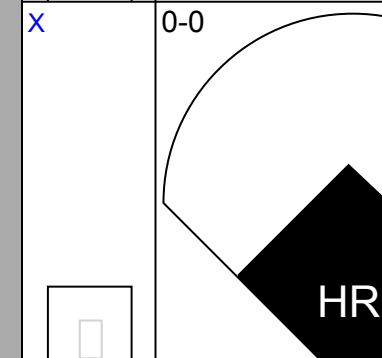
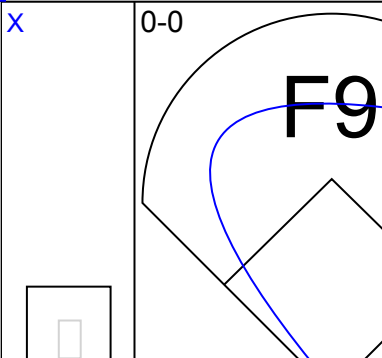
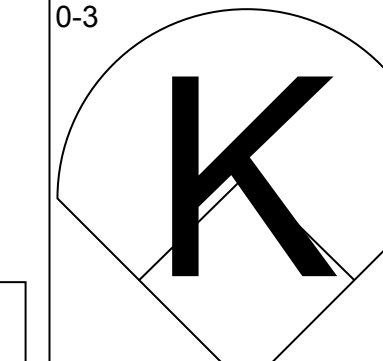
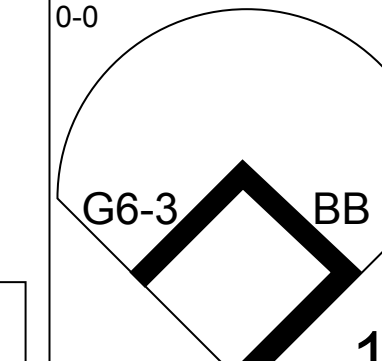
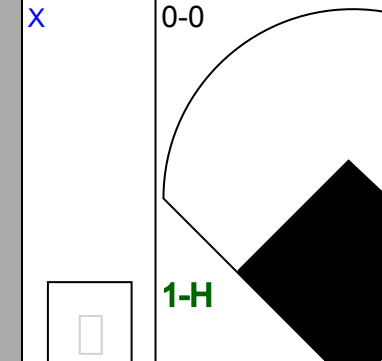
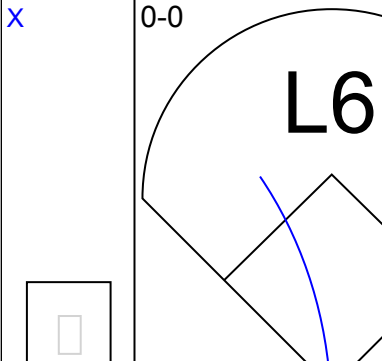
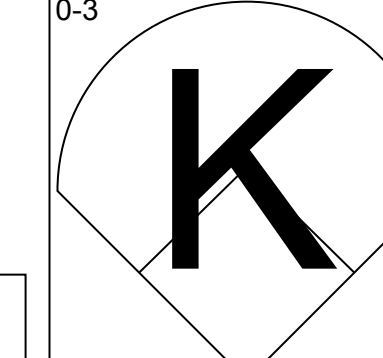
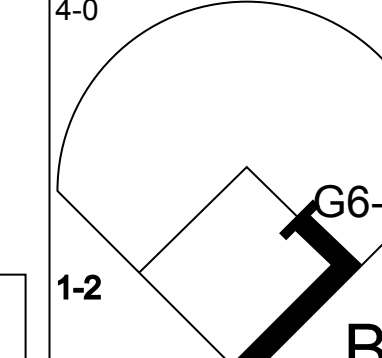
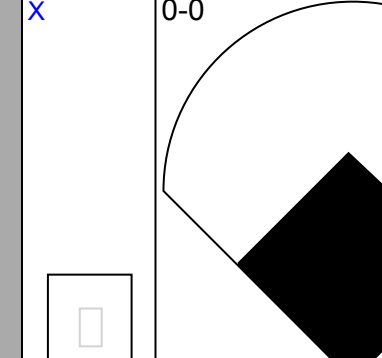
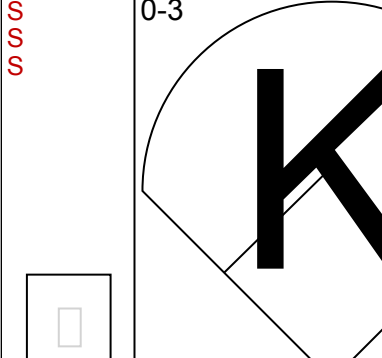
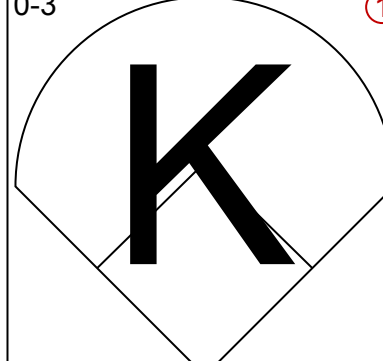
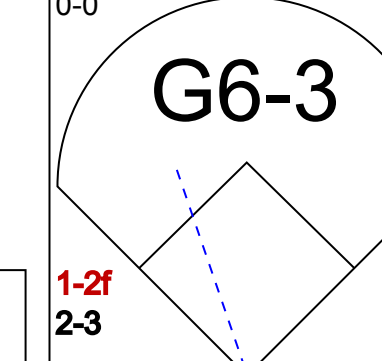
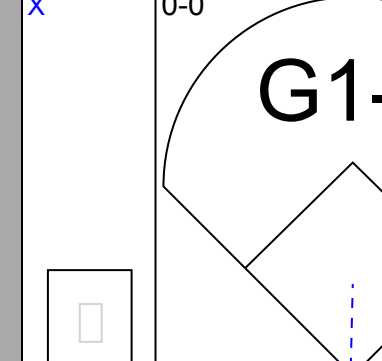
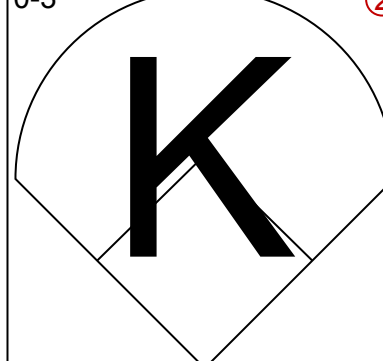
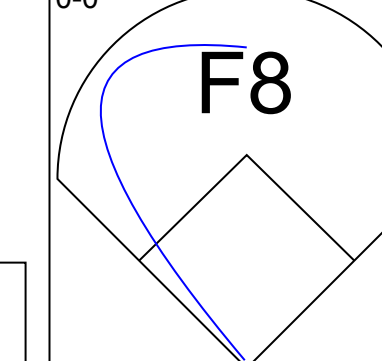
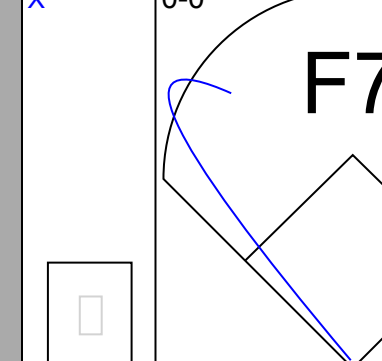

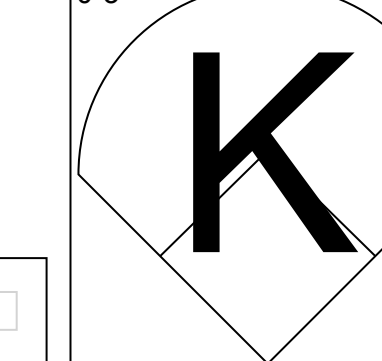
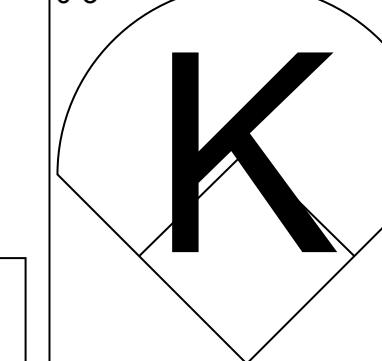
Batter	1	2	3	4	5	6	7	8	9	AB	R	H	RBI	BB	SO	LOB	BOTTOM										
Walt Williams, R (1,9) OBP: 0.286, SLG: 0.333	L5		K		F7		FC5-4 1B 1-2		G6-3	5	0	1	0	0	1	0	<b>Detroit Tigers @ Chicago White Sox</b> Comiskey Park, Chicago, IL Sun Jul 09 1972, 4:38 AM EDT Att: 38,993 - Unknown										
Luis Alvarado, R (1,4) OBP: 0.305, SLG: 0.319		2B 1B	F8		G3-6-3 1B		FC5-4 1-2f			4	1	2	0	0	0	2											
Carlos May, L (1,7) OBP: 0.396, SLG: 0.424	F8		K		G3-6-3 1-2f			SH3-4 1B		4	0	1	0	0	1	2											
Rick Reichardt, R (1,8) OBP: 0.361, SLG: 0.398				F7 G6-3 2B		K		SH3-4		3	1	2	1	0	1	0											
Mike Andrews, R (1,3) OBP: 0.359, SLG: 0.359		K			G6-3 BB		F7		IBB	2	0	0	0	2	1	1											
Ed Spiezio, R (1,5) OBP: 0.198, SLG: 0.194			K		F7 2-3		K			3	0	0	0	0	2	2											
Dick Allen, R (8,PH) OBP: 0.401, SLG: 0.540								K		1	0	0	0	0	1	2											
Tom Egan, R (1,2) OBP: 0.255, SLG: 0.267		P6			G6-3 1-2 3-H 4-0		K		K	4	0	0	1	0	2	3											
Rich Morales, R (1,6) OBP: 0.286, SLG: 0.292							G1-3		F5	3	0	1	0	1	0	0											
Tom Bradley, R (1,1) OBP: 0.200, SLG: 0.204									G6-3	3	0	1	0	0	1	3											
Steve Kealey, R (9,1)										0	0	0	0	0	0	0											
Chuck Brinkman, R (9,PH) OBP: 0.167, SLG: 0.167										1	0	0	0	0	0	0											
<b>Inning Stats</b>	R: 1 E: 0 K: 1 S: 7	H: 2 LOB: 1 BB: 0 P: 7	R: 0 E: 0 K: 1 S: 6	H: 1 LOB: 1 BB: 0 P: 6	R: 0 E: 0 K: 2 S: 7	H: 0 LOB: 0 BB: 0 P: 7	R: 1 E: 0 K: 1 S: 6	H: 1 LOB: 2 BB: 2 P: 14	R: 0 E: 0 K: 0 S: 3	H: 1 LOB: 0 BB: 0 P: 3	R: 0 E: 0 K: 2 S: 7	H: 0 LOB: 0 BB: 0 P: 7	R: 0 E: 0 K: 1 S: 7	H: 2 LOB: 2 BB: 0 P: 7	R: 0 E: 0 K: 2 S: 8	H: 1 LOB: 2 BB: 1 P: 12	R: 0 E: 0 K: 0 S: 3	H: 0 LOB: 0 BB: 0 P: 3	1B: 6 2B: 2 3B: 0 HR: 0	SF: 0 SAC: 1 DP: 1 HBP: 0	WP: 0 PB: 0 SB: 0 CS: 0	PA: 37					
<b>PITCHER</b>	IP	WLS	BF	H	R	ER	SO	BB	IBB	HBP	BLK	WP	HR	S	P	ERA	WHIP										
Mickey Lolich, L (1,1) ERA: 2.5	9.0	W	37	8	2	2	10	1	2	0	0	0	0	54	66	2.00	1.000										

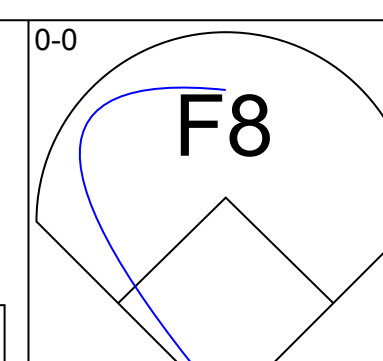
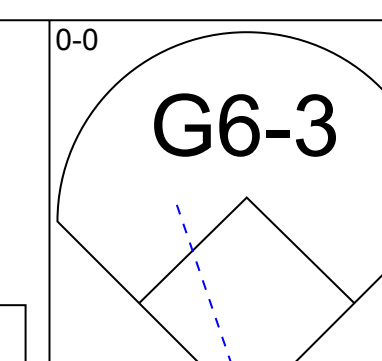
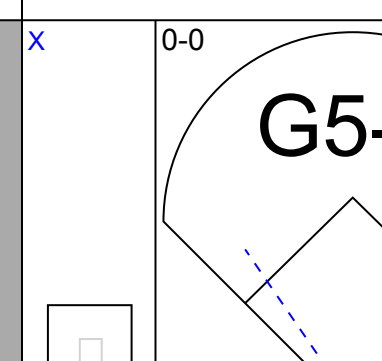
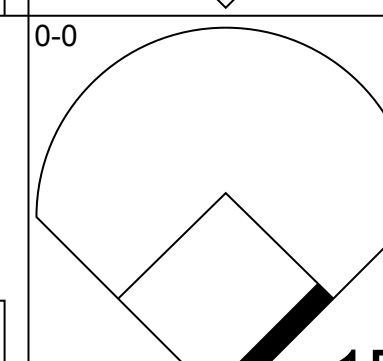
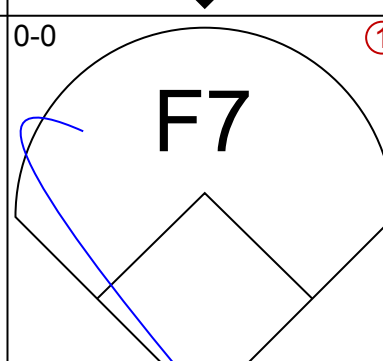
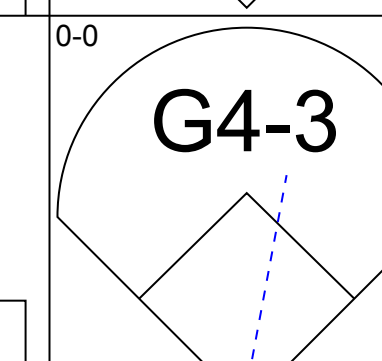
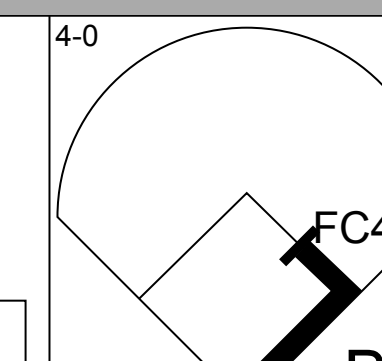
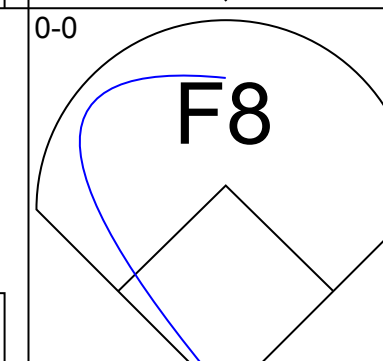
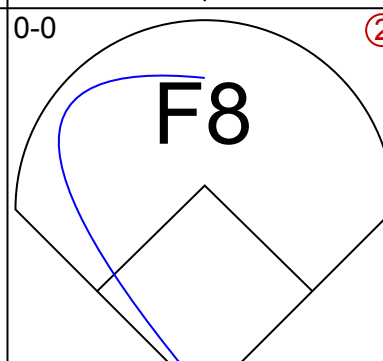
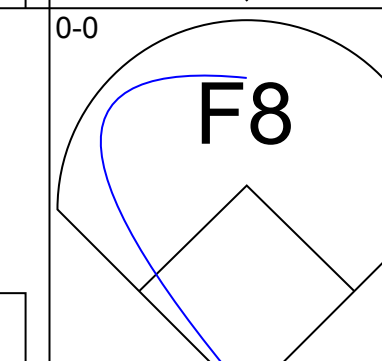
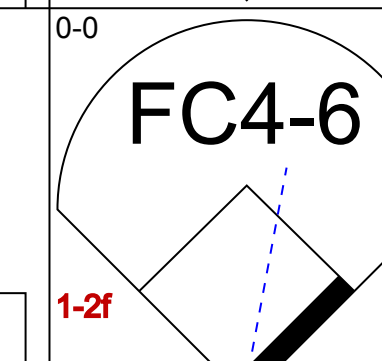
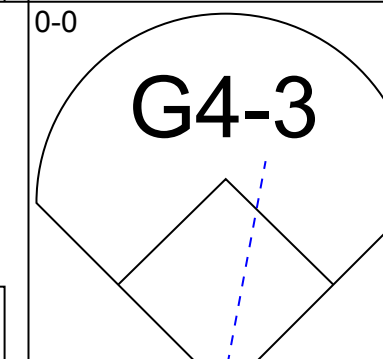
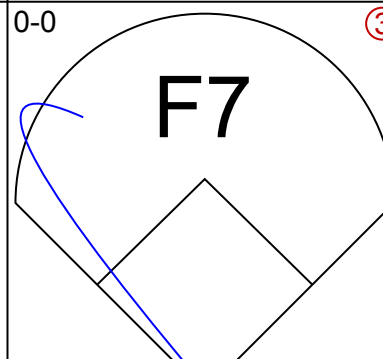
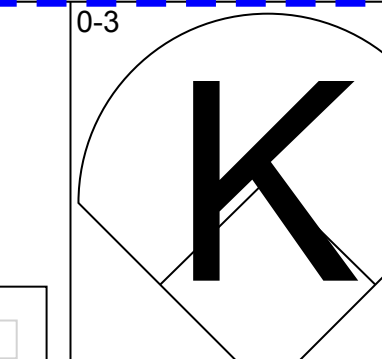
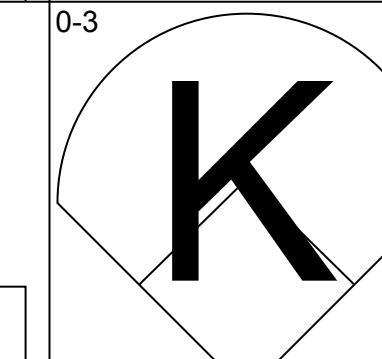
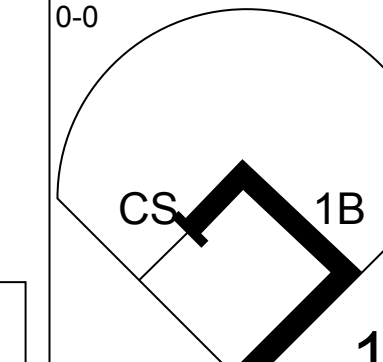
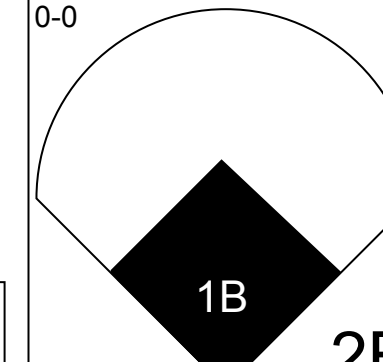
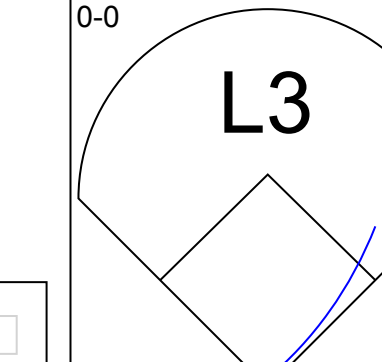
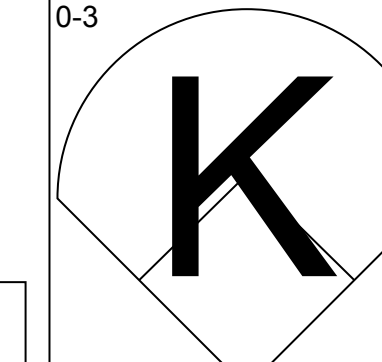
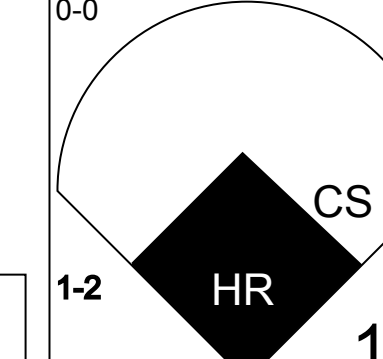
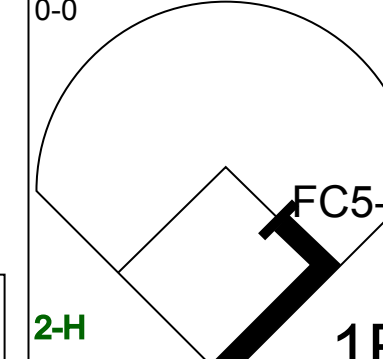
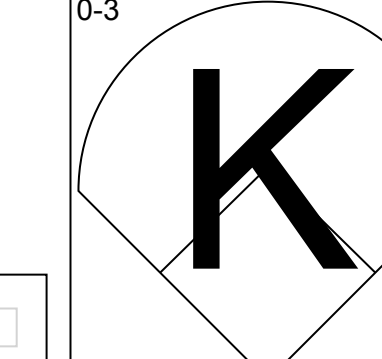
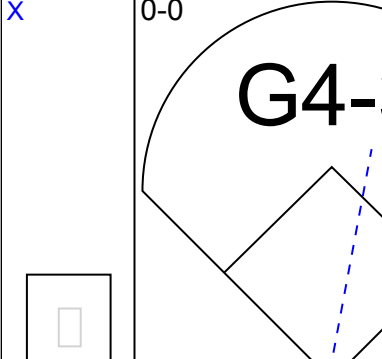
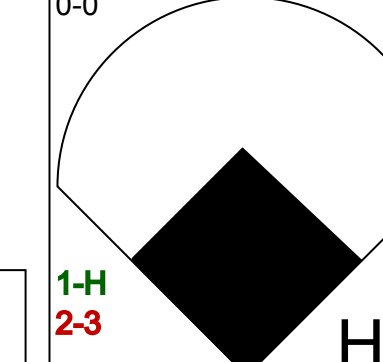
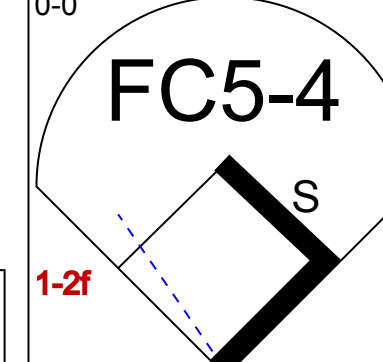
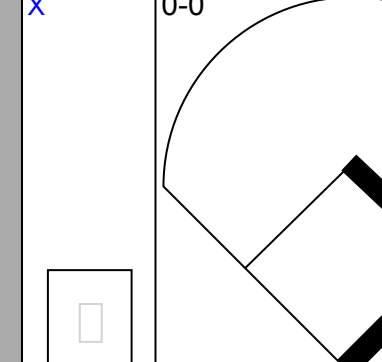
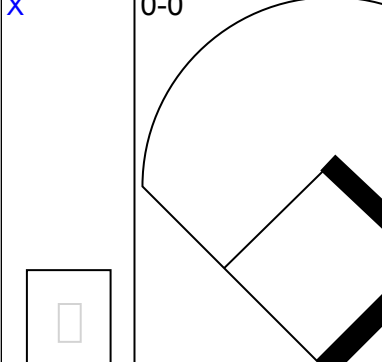
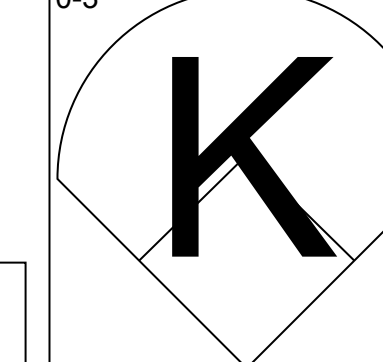
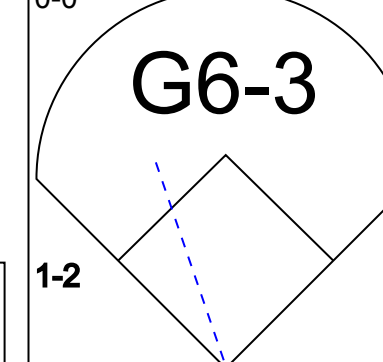
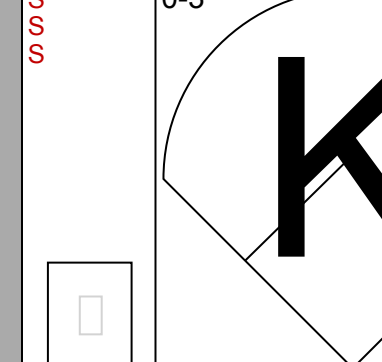
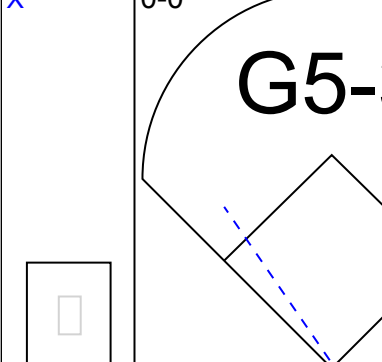
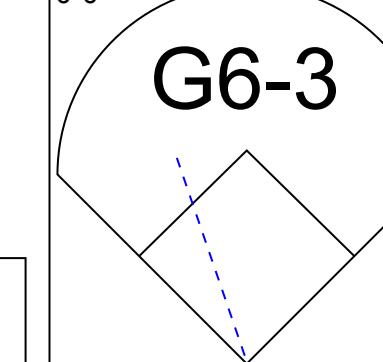
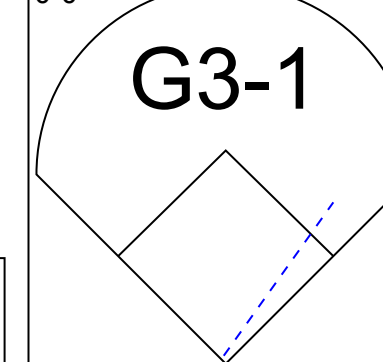
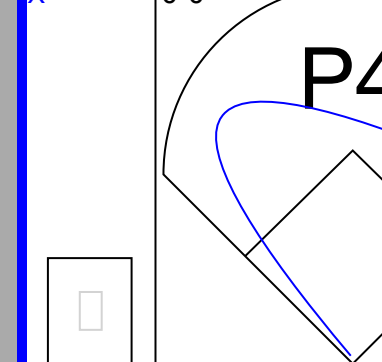
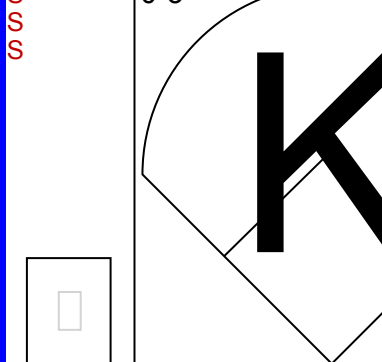


Batter	1	2	3	4	5	6	7	8	9	AB	R	H	RBI	BB	SO	LOB	TOP			
Luis Alvarado, R OBP: 0.303, SLG: 0.316 (1, 6)	G6-3		K				K			4	0	1	0	0	2	0	<b>Chicago White Sox @ Cleveland Indians</b> Cleveland Municipal Stadium, Cleveland, OH Mon Jul 10 1972, 7:05 PM EDT Att: 15,282 - Unknown - 81 F <a href="http://livebaseballscorecards.com">livebaseballscorecards.com</a>			
Mike Andrews, R OBP: 0.358, SLG: 0.355 (1, 4)	G4-3					F9	F8			3	0	0	0	1	0	1				
Dick Allen, R OBP: 0.399, SLG: 0.535 (1, 3)	BB WP 1B		F9			G1-3		K		4	0	1	0	0	1	2				
Carlos May, L OBP: 0.401, SLG: 0.428 (1, 7)	BB 1-2 IBB		K			E E 2B				2	1	1	0	2	1	1				
Rick Reichardt, R OBP: 0.364, SLG: 0.396 (1, 8)						K		F8		3	0	1	0	1	1	2				
Ed Spiezio, R OBP: 0.143, SLG: 0.175 (1, 5)	F8					E6		G1-3		4	0	0	0	0	0	6				
Ed Herrmann, L OBP: 0.295, SLG: 0.308 (1, 2)			K			F9		G4-3		4	0	0	0	0	1	2				
Jay Johnstone, L OBP: 0.235, SLG: 0.168 (1, 9)	G3					FC6		P5		4	0	0	0	0	1	2				
Dave Lemonds, L OBP: 0.063, SLG: 0.063 Tony Muser, L (7, PH) Steve Kealey, R (7, 1) Jim Lyttle, L OBP: 0.235, SLG: 0.324 (9, PH)	K					G4-3		K		2	0	0	0	0	1	0				
								K		1	0	0	0	0	1	0				
								K		0	0	0	0	0	0	0				
								K		1	0	0	0	0	1	0				
<b>Inning Stats</b>	R: 0 E: 0 K: 0 S: 4	H: 1 LOB: 3 BB: 2 P: 12	R: 0 E: 0 K: 2 S: 7	H: 0 LOB: 0 BB: 0 P: 7	R: 0 E: 0 K: 2 S: 7	H: 0 LOB: 1 BB: 1 P: 11	R: 0 E: 0 K: 0 S: 4	H: 1 LOB: 1 BB: 0 P: 4	R: 0 E: 0 K: 1 S: 7	H: 0 LOB: 0 BB: 0 P: 7	R: 0 E: 0 K: 1 S: 5	H: 0 LOB: 1 BB: 1 P: 9	R: 0 E: 0 K: 2 S: 7	H: 0 LOB: 0 BB: 0 P: 7	R: 0 E: 0 K: 2 S: 7	H: 0 LOB: 0 BB: 0 P: 7	1B: 3 2B: 1 3B: 0 HR: 0	SF: 0 SAC: 0 DP: 0 HBP: 0	WP: 1 PB: 0 CS: 0	PA: 36
<b>PITCHER</b> Gaylord Perry, R ERA: 1.87 (1, 1)	IP: 9.0 WLS: W BF: 36 H: 4 R: 1 ER: 0 SO: 10 BB: 3 IBB: 1 HBP: 0 BLK: 0 WP: 1 HR: 0 S: 52 P: 68 ERA: 0.00 WHIP: 0.778															<b>PITCHER</b>				

Batter	1	2	3	4	5	6	7	8	9	AB	R	H	RBI	BB	SO	LOB	BOTTOM			
Buddy Bell, R OBP: 0.274, SLG: 0.296 (1, 8)	1B SF9 1B	K					G5-3			4	1	2	0	0	1	4	<b>Chicago White Sox @ Cleveland Indians</b> Cleveland Municipal Stadium, Cleveland, OH Mon Jul 10 1972, 7:05 PM EDT Att: 15,282 - Unknown - 81 F <a href="http://livebaseballscorecards.com">livebaseballscorecards.com</a>			
Jack Brohamer, L OBP: 0.277, SLG: 0.325 (1, 4)	P4		G4-3			G4-3	G4-3			4	0	0	0	0	0	3				
Alex Johnson, R OBP: 0.318, SLG: 0.318 Del Unser, L OBP: 0.221, SLG: 0.245 (8, 7)			F9			G5-3		K		3	0	1	0	0	0	0				
Del Unser, L OBP: 0.221, SLG: 0.245 (8, 7)	1-3 1B									1	0	0	0	0	1	0				
Graig Nettles, L OBP: 0.336, SLG: 0.390 (1, 5)	SF9							G4-3		2	0	1	1	1	0	0				
Ray Fosse, R OBP: 0.310, SLG: 0.349 (1, 2)	G6-3		P6					F9		4	0	0	0	0	1	3				
Ron Litch, R OBP: 0.266, SLG: 0.288 (1, 9)			F7				P6			3	1	1	1	0	0	1				
Chris Chambliss, L OBP: 0.314, SLG: 0.355 (1, 3)			K				G1-3			3	0	0	0	0	1	1				
Eddie Leon, R OBP: 0.287, SLG: 0.280 Frank Duffy, R OBP: 0.297, SLG: 0.269 (8, 6)	BB 1B							SH1-4 1B		3	0	2	0	0	1	0				
Frank Duffy, R OBP: 0.297, SLG: 0.269 (8, 6)										0	0	0	0	0	0	0				
Gaylord Perry, R OBP: 0.231, SLG: 0.241 (1, 1)								SH1-4		1	0	0	0	1	1	0				
<b>Inning Stats</b>	R: 1 E: 0 K: 0 S: 5	H: 2 LOB: 1 BB: 0 P: 5	R: 0 E: 0 K: 2 S: 8	H: 1 LOB: 2 BB: 1 P: 12	R: 0 E: 0 K: 0 S: 4	H: 1 LOB: 1 BB: 0 P: 4	R: 1 E: 0 K: 2 S: 8	H: 1 LOB: 0 BB: 0 P: 8	R: 0 E: 0 K: 1 S: 5	H: 0 LOB: 1 BB: 1 P: 9	R: 0 E: 0 K: 0 S: 4	H: 1 LOB: 2 BB: 0 P: 4	R: 0 E: 0 K: 1 S: 5	H: 0 LOB: 0 BB: 0 P: 5	R: 0 E: 0 K: 1 S: 5	H: 0 LOB: 0 BB: 0 P: 5	1B: 6 2B: 0 3B: 0 HR: 1	SF: 1 SAC: 1 DP: 0 HBP: 0	WP: 0 PB: 0 CS: 0	PA: 32
<b>PITCHER</b> Dave Lemonds, L ERA: 2.77 Steve Kealey, R ERA: 2.61 (7, 1)	IP: 6.0 WLS: L BF: 25 H: 6 R: 2 ER: 2 SO: 5 BB: 2 IBB: 0 HBP: 0 BLK: 0 WP: 0 HR: 1 S: 33 P: 41 ERA: 3.00 WHIP: 1.333															<b>PITCHER</b>				



Batter	1	2	3	4	5	6	7	8	9	AB	R	H	RBI	BB	SO	LOB	TOP						
Walt Williams, R OBP: 0.285, SLG: 0.331 (1, 9)										4	0	1	0	0	0	1	0	<b>Chicago White Sox @ Cleveland Indians</b> Cleveland Municipal Stadium, Cleveland, OH Tue Jul 11 1972, 7:05 PM EDT Att: 5,128 - Unknown - 88 F					
Mike Andrews, R OBP: 0.353, SLG: 0.350 (1, 4)										4	0	0	0	0	0	1							
Dick Allen, R OBP: 0.398, SLG: 0.542 Tony Muser, L (8, 3)										4	1	1	1	0	2	1							
Carlos May, L OBP: 0.399, SLG: 0.425 (1, 7)										4	1	1	0	0	1	0							
Rick Reichardt, R OBP: 0.367, SLG: 0.416 (1, 8)										4	1	2	2	0	1	0							
Ed Spiezio, R OBP: 0.174, SLG: 0.256 (1, 5)										3	1	1	1	1	2	0							
Ed Herrmann, L OBP: 0.291, SLG: 0.302 (1, 2)										3	0	0	0	0	1	2							
Luis Alvarado, R OBP: 0.294, SLG: 0.306 Terry Forster, L (7, 1)										3	0	0	0	0	1	1							
Stan Bahnsen, R OBP: 0.196, SLG: 0.200 Jim Lyttle, L OBP: 0.229, SLG: 0.314 Rich Gossage, R OBP: 0.285, SLG: 0.291 (6, PH) (6, PH) (7, 6)										1	0	0	0	0	1	0							
<b>Inning Stats</b>	R: 0 E: 0 K: 2 S: 7	H: 0 LOB: 0 BB: 0 P: 7	R: 0 E: 0 K: 2 S: 7	H: 0 LOB: 0 BB: 0 P: 7	R: 0 E: 0 K: 3 S: 9	H: 0 LOB: 0 BB: 0 P: 9	R: 1 E: 0 K: 1 S: 6	H: 1 LOB: 0 BB: 0 P: 6	R: 0 E: 0 K: 0 S: 3	H: 1 LOB: 1 BB: 1 P: 7	R: 0 E: 0 K: 1 S: 5	H: 0 LOB: 0 BB: 0 P: 5	R: 3 E: 0 K: 1 S: 8	H: 3 LOB: 0 BB: 0 P: 8	R: 0 E: 0 K: 1 S: 6	H: 1 LOB: 1 BB: 0 P: 6	R: 0 E: 0 K: 1 S: 5		H: 0 LOB: 0 BB: 0 P: 5	1B: 3 2B: 0 3B: 0 HR: 3	SF: 0 SAC: 0 DP: 1 HBP: 0	WP: 0 PB: 0 SB: 0 CS: 0	PA: 33
<b>PITCHER</b>	IP WLS BF H R ER SO BB IBB HBP BLK WP HR S P ERA WHIP																						
Dick Tidrow, R ERA: 3.95 Denny Riddleberger, L ERA: 2.06 Phil Hennigan, R ERA: 2.98	(1, 1) (7, 1) (8, 1)	6.1 0.2 2.0	L 2 7	24 2 1	5 0 0	4 0 0	10 0 2	1 0 0	0 0 0	0 0 0	0 0 0	0 0 0	0 0 0	0 2 11	3 2 11	43 2 11	47 0 11	5.68 0.00 0.00	0.947 0.000 0.500				

Batter	1	2	3	4	5	6	7	8	9	AB	R	H	RBI	BB	SO	LOB	BOTTOM						
Buddy Bell, R OBP: 0.274, SLG: 0.295 (1, 8)										4	0	1	0	0	0	1	<b>Chicago White Sox @ Cleveland Indians</b> Cleveland Municipal Stadium, Cleveland, OH Tue Jul 11 1972, 7:05 PM EDT Att: 5,128 - Unknown - 88 F						
Jack Brohamer, L OBP: 0.281, SLG: 0.325 (1, 4)										3	0	1	0	1	0	1							
Chris Chambliss, L OBP: 0.306, SLG: 0.345 (1, 3)										4	0	0	0	0	0	3							
Ron Lolich, R OBP: 0.250, SLG: 0.270 (1, 9)										4	0	0	0	0	2	3							
Graig Nettles, L OBP: 0.338, SLG: 0.395 (1, 5)										4	1	2	0	0	1	1							
Alex Johnson, R OBP: 0.277, SLG: 0.320 (1, 7)										4	1	2	1	0	1	0							
Ray Fosse, R OBP: 0.316, SLG: 0.377 (1, 2)										4	1	3	2	0	0	1							
Eddie Leon, R OBP: 0.280, SLG: 0.273 (1, 6)										4	0	0	0	0	2	3							
Dick Tidrow, R OBP: 0.239, SLG: 0.291 Denny Riddleberger, R OBP: 0.302, SLG: 0.360 Tom McCraw, L OBP: 0.182, SLG: 0.189 Roy Foster, R OBP: 0.182, SLG: 0.189 Phil Hennigan, R OBP: 0.232, SLG: 0.291 (1, 1) (7, 1) (7, PH) (7, PH) (8, 1) (8, PH)										2	0	0	0	0	0	1							
<b>Inning Stats</b>	R: 0 E: 0 K: 0 S: 4	H: 1 LOB: 1 BB: 0 P: 4	R: 2 E: 0 K: 1 S: 7	H: 3 LOB: 0 BB: 0 P: 7	R: 0 E: 0 K: 0 S: 4	H: 1 LOB: 1 BB: 0 P: 4	R: 1 E: 0 K: 0 S: 5	H: 2 LOB: 1 BB: 0 P: 5	R: 0 E: 0 K: 0 S: 3	H: 0 LOB: 0 BB: 0 P: 3	R: 0 E: 0 K: 2 S: 7	H: 0 LOB: 0 BB: 0 P: 7	R: 0 E: 0 K: 1 S: 6	H: 1 LOB: 1 BB: 0 P: 6	R: 0 E: 0 K: 2 S: 7	H: 0 LOB: 1 BB: 1 P: 11		R: 0 E: 0 K: 1 S: 6	H: 1 LOB: 1 BB: 0 P: 6	1B: 5 2B: 3 3B: 0 HR: 1	SF: 0 SAC: 0 DP: 0 HBP: 0	WP: 0 PB: 0 SB: 1 CS: 2	PA: 36
<b>PITCHER</b>	IP WLS BF H R ER SO BB IBB HBP BLK WP HR S P ERA WHIP																						
Stan Bahnsen, R ERA: 4.31 Rich Gossage, R ERA: 4.19 Terry Forster, L ERA: 1.83	(1, 1) (6, 1) (7, 1)	5.0 1.1 2.2	L W S	21 5 10	7 1 0	3 0 0	3 3 3	0 0 1	0 0 0	0 0 0	0 0 0	0 0 0	0 0 0	0 0 0	11 11 15	23 11 19	23 11 19	5.40 0.00 0.00	1.400 0.750 0.750				









Batter	1	2	3	4	5	6	7	8	9	AB	R	H	RBI	BB	SO	LOB	TOP																					
Walt Williams, R OBP: 0.293, SLG: 0.354 (1, 9)	6-3		FC5 E BB		G6-4-3 1-2		3-1		K	4	0	0	0	1	1	1	Chicago White Sox @ Baltimore Orioles Memorial Stadium, Baltimore, MD Fri Jul 14, 1972, 7:05 PM EDT Unknown - 89 F																					
Mike Andrews, R OBP: 0.358, SLG: 0.346 (1, 4)	G5-4-3 BB		F8			HR 1B	F8		1B BB	3	1	1	0	2	0	2																						
Dick Allen, R OBP: 0.406, SLG: 0.556 (1, 3)	G5-4-3 1-2		E6 1B			HR 1B	1B		1B	5	1	4	2	0	0	1																						
Rick Reichardt, R OBP: 0.365, SLG: 0.434 (1, 8)		F4	FC5 2-3			1B 1B			K	5	1	2	0	0	1	4																						
Carlos May, L OBP: 0.396, SLG: 0.419 (1, 7)	6-3			K		1B 1B	F8		F8	5	0	1	0	0	1	4																						
Ed Spiezio, R OBP: 0.218, SLG: 0.260 (1, 5)				6-3		1B			6-3	3	0	1	1	1	0	0																						
Tom Egan, R OBP: 0.280, SLG: 0.280 (6, PH)				1-3		F5			F8	2	0	0	0	0	0	1																						
Ed Herrmann, L OBP: 0.286, SLG: 0.296 (6, 2)	F8									2	0	0	0	0	0	2																						
Rich Morales, R OBP: 0.284, SLG: 0.290 (1, 6)			E6 F8 SH1-4 E			F3				4	1	1	0	0	1	2																						
Tom Bradley, R OBP: 0.200, SLG: 0.204 (5, PH)										0	0	0	0	0	0	0																						
Jay Johnstone, L OBP: 0.241, SLG: 0.198 (5, 1)										0	0	0	0	0	0	0																						
Phil Regan, L OBP: 0.200, SLG: 1.000 (5, 1)										0	0	0	0	0	0	0																						
Pat Kelly, R OBP: 0.200, SLG: 0.374 (5, PH)			SH1-4							0	0	0	0	0	0	2																						
Steve Kealey, R OBP: 0.200, SLG: 0.374 (5, 1)										0	0	0	0	0	0	0																						
Jim Lytle, L OBP: 0.200, SLG: 0.300 (5, PH)										0	0	0	0	0	0	1																						
Cy Acosta, R (5, 1)										0	0	0	0	0	0	0																						
<b>Inning Stats</b>	R: 0 E: 0 K: 0 S: 2	H: 0 LOB: 0 BB: 1 P: 6	R: 0 E: 0 K: 0 S: 3	H: 0 LOB: 1 BB: 1 P: 7	R: 1 E: 2 K: 0 S: 5	H: 1 LOB: 2 BB: 1 P: 9	R: 0 E: 0 K: 1 S: 5	H: 0 LOB: 0 BB: 0 P: 5	R: 0 E: 0 K: 1 S: 4	H: 0 LOB: 0 BB: 1 P: 8	R: 3 E: 0 K: 0 S: 8	H: 5 LOB: 2 BB: 0 P: 8	R: 0 E: 0 K: 0 S: 5	H: 2 LOB: 2 BB: 0 P: 5	R: 0 E: 0 K: 0 S: 4	H: 1 LOB: 1 BB: 0 P: 4	R: 0 E: 0 K: 2 S: 8	H: 1 LOB: 2 BB: 1 P: 12	1B: 8 2B: 1 3B: 0 HR: 1	SF: 0 SAC: 1 DP: 2 HBP: 0	WP: 0 PB: 0 SB: 0 CS: 0	PA: 41																
<b>PITCHER</b>	IP	WLS	BF	H	R	ER	SO	BB	IBB	HBP	BLK	WP	HR	S	P	ERA	WHIP	<b>PITCHER</b>				IP	WLS	BF	H	R	ER	SO	BB	IBB	HBP	BLK	WP	HR	S	P	ERA	WHIP
Dave McNally, L ERA: 2.48 (1, 1)	5.0	W	24	6	4	3	2	4	0	0	0	0	1	24	40	5.40	2.000																					
Dave Leonhard, R ERA: 4.91 (6, 1)	3.1		15	4	0	0	1	1	0	0	0	0	0	16	20	0.00	1.500																					
Roric Harrison, R ERA: 1.17 (9, 1)	0.2	S	2	0	0	0	1	0	0	0	0	0	0	4	4	0.00	0.000																					

AB	35
R	4
H	10
RBI	3
BB	5
SO	4
LOB	20



Batter	1	2	3	4	5	6	7	8	9	AB	R	H	RBI	BB	SO	LOB	BOTTOM																					
Don Buford, S OBP: 0.326, SLG: 0.251 (1, 7)	K	K		F2		G3		K		5	0	0	0	0	3	5	Chicago White Sox @ Baltimore Orioles Memorial Stadium, Baltimore, MD Fri Jul 14, 1972, 7:05 PM EDT Unknown - 89 F																					
Johnny Oates, L OBP: 0.345, SLG: 0.438 (1, 2)	F7		3-1		F4	F5		F9		5	0	0	0	0	0	2																						
Terry Crowley, L OBP: 0.347, SLG: 0.486 (6, 3)	F8		L3			2B 1B		FC5-4 1B	FC6-4 BB	4	1	2	0	1	0	0																						
Brooks Robinson, R OBP: 0.306, SLG: 0.349 (1, 5)		6-3	4-3			1B 2B		FC5-4 1B	FC6-4	5	1	1	1	0	0	3																						
Boog Powell, L OBP: 0.308, SLG: 0.348 (6, 8)				K	F4			1B 1B		3	1	1	1	0	1	1																						
Paul Blair, R OBP: 0.242, SLG: 0.333 (8, 6)		HR						1B 1B		1	1	1	0	0	0	0																						
Bobby Grich, R OBP: 0.346, SLG: 0.426 (1, 6)										3	2	2	0	1	1	2																						
Mark Belanger, R OBP: 0.247, SLG: 0.229 (8, 6)		2B 1B		2B 1B				K		0	0	0	0	0	0	0																						
Davey Johnson, R OBP: 0.348, SLG: 0.352 (1, 4)				F7	F8					4	0	2	3	0	0	3																						
Merv Rettenmund, R OBP: 0.332, SLG: 0.354 (6, 9)										2	1	0	0	2	2	1																						
Dave McNally, R OBP: 0.128, SLG: 0.152 (6, 1)										2	0	1	1	0	1	2																						
Dave Leonhard, R OBP: 1.000, SLG: 2.000 (6, 1)										1	0	1	0	1	0	0																						
Roric Harrison, R OBP: 0.143, SLG: 0.286 (9, 1)										0	0	0	0	0	0	0																						
<b>Inning Stats</b>	R: 0 E: 0 K: 1 S: 5	H: 0 LOB: 0 BB: 0 P: 5	R: 2 E: 0 K: 2 S: 10	H: 3 LOB: 1 BB: 1 P: 14	R: 0 E: 0 K: 0 S: 3	H: 0 LOB: 0 BB: 0 P: 3	R: 2 E: 1 K: 1 S: 7	H: 2 LOB: 1 BB: 1 P: 11	R: 1 E: 0 K: 0 S: 5	H: 2 LOB: 2 BB: 1 P: 9	R: 0 E: 0 K: 1 S: 6	H: 1 LOB: 0 BB: 0 P: 6	R: 2 E: 0 K: 2 S: 10	H: 3 LOB: 1 BB: 0 P: 10	R: 0 E: 0 K: 1 S: 5	H: 0 LOB: 2 BB: 2 P: 13	1B: 6 2B: 4 3B: 0 HR: 1	SF: 0 SAC: 0 DP: 0 HBP: 0	WP: 0 PB: 0 SB: 0 CS: 0	PA: 40																		
<b>PITCHER</b>	IP	WLS	BF	H	R	ER	SO	BB	IBB	HBP	BLK	WP	HR	S	P	ERA	WHIP	<b>PITCHER</b>				IP	WLS	BF	H	R	ER	SO	BB	IBB	HBP	BLK	WP	HR	S	P	ERA	WHIP
Tom Bradley, R ERA: 3.21 (5, 1)	1.0	L	6	2	1	1	0	1	0	0	0	0	0	5	9	9.00	3.000																					
Phil Regan, R ERA: 2.93 (6, 1)	2.0		10	4	2	2	3	0	0	0	0	0	0	16	16	9.00	2.000																					
Steve Kealey, R ERA: 3.0 (8, 1)	1.0		5	0	0	0	1	2	0	0	0	0	0	5	13	0.00	2.000																					









Batter	1	2	3	4	5	6	7	8	9	AB	R	H	RBI	BB	SO	LOB	TOP			
Walt Williams, R OBP: 0.277, SLG: 0.333 (1, 9)	0-0 4-3		0-0 5-3			0-0 F2		0-0 F8		4	0	0	0	0	0	3	Chicago White Sox @ Baltimore Orioles Memorial Stadium, Baltimore, MD Sat Jul 15 1972, 7:05 PM EDT Att: 31,482 - Unknown - 88 F			
Mike Andrews, R OBP: 0.349, SLG: 0.336 (1, 4)	0-0 F4		0-0 5-3			0-0 FC9-6 1B		0-0 5-3		4	0	0	0	0	2					
Dick Allen, R OBP: 0.406, SLG: 0.551 (1, 3)	0-0 5-3		4-0 CS BB			0-0 1B		0-0 K		3	0	1	1	1	0					
Rick Reichardt, R OBP: 0.363, SLG: 0.429 (1, 8)		0-0 G5-4-3 1B		0-3 K		0-0 F9		0-0 2B 1B		4	1	2	0	0	1	3				
Carlos May, L OBP: 0.392, SLG: 0.415 (1, 7)	0-0 F8			4-0 G6-4-3 BB		0-0 4-3		0-0 2B 1B		3	1	1	0	1	0	1				
Ed Spiezio, R OBP: 0.242, SLG: 0.316 (1, 5)	0-0 G5-4-3			0-3 K		0-0 2B		0-0 2B		4	0	2	2	0	1	2				
Tom Egan, R OBP: 0.244, SLG: 0.263 (1, 2)			0-0 1-3		0-0 G6-4-3		0-3 K		0-3 K		4	0	0	0	0	2		3		
Luis Alvarado, R OBP: 0.274, SLG: 0.284 (1, 6)			0-0 6-3			0-0 FC9-6 1B		0-0 5-3		4	1	1	0	0	1	2				
Stan Bahnsen, R OBP: 0.226, SLG: 0.231 Steve Kealey, R (7, 1)			0-0 1B			0-0 FC9-6 1B		0-0 1-3		2	0	2	0	0	0	0				
Jay Johnstone, L OBP: 0.244, SLG: 0.167 Phil Regan, R OBP: 1.000, SLG: 1.000 (8, PH) (8, 1)						1-2 1B				0	0	0	0	0	0	0				
<b>Inning Stats</b>	R: 0 E: 0 K: 0 S: 3	H: 0 LOB: 0 BB: 0 P: 3	R: 0 E: 0 K: 0 S: 3	H: 1 LOB: 0 BB: 0 P: 3	R: 0 E: 0 K: 1 S: 4	H: 1 LOB: 0 BB: 0 P: 4	R: 0 E: 0 K: 1 S: 4	H: 0 LOB: 0 BB: 1 P: 8	R: 0 E: 0 K: 1 S: 6	H: 3 LOB: 2 BB: 0 P: 6	R: 0 E: 0 K: 1 S: 6	H: 1 LOB: 1 BB: 0 P: 6	R: 0 E: 0 K: 3 S: 12	H: 0 LOB: 0 BB: 0 P: 3	R: 2 E: 0 K: 3 S: 12	H: 3 LOB: 1 BB: 0 P: 12	1B: 6 2B: 3 3B: 0 HR: 0	SF: 0 SAC: 0 DP: 2 HBP: 0	WP: 0 PB: 0 CS: 1	PA: 35
<b>PITCHER</b> Mike Cuellar, L ERA: 2.6 (1, 1)	IP: 9.0 WLS: W BF: 35 H: 9 R: 3 ER: 3 SO: 6 BB: 2 IBB: 0 HBP: 0 BLK: 0 WP: 0 HR: 0 S: 45 P: 53 ERA: 3.00 WHIP: 1.222															<b>PITCHER</b>				

Batter	1	2	3	4	5	6	7	8	9	AB	R	H	RBI	BB	SO	LOB	BOTTOM			
Don Buford, S OBP: 0.335, SLG: 0.263 (1, 7)	0-0 G6-4-3 1B		0-0 S 1B		0-0 F7		0-0 1B	0-0 1-2 3-H 1B		5	0	4	1	0	0	0	Chicago White Sox @ Baltimore Orioles Memorial Stadium, Baltimore, MD Sat Jul 15 1972, 7:05 PM EDT Att: 31,482 - Unknown - 88 F			
Paul Blair, R OBP: 0.241, SLG: 0.327 (1, 8)	0-0 G6-4-3		0-3 K		0-0 F9		0-0 E6	0-0 1-3		5	0	0	0	0	1	4				
Bobby Grich, R OBP: 0.347, SLG: 0.433 (8, 3)	0-3 K		4-0 HR BB		1-0 WP E HBP		0-0 F8			2	2	0	0	1	1	1				
Boog Powell, L OBP: 0.311, SLG: 0.344 Mark Belanger, R OBP: 0.254, SLG: 0.233 (8, 6)		4-0 FC6-4 BB		0-3 K		4-0 E BB		0-0 F4		2	0	0	0	2	1	2				
Brooks Robinson, R OBP: 0.299, SLG: 0.339 (1, 5)	0-0 F7		0-0 F3		0-0 F4		0-0 4-3			4	0	0	0	0	0	4				
Davey Johnson, R OBP: 0.353, SLG: 0.374 (1, 4)	0-0 FC6-4		0-0 HR		0-0 E4		0-0 1B 2B			4	2	2	3	0	0	2				
Merv Rettenmund, R OBP: 0.329, SLG: 0.350 (1, 9)	0-0 1-3		0-0 1B		0-0 F8		0-0 F8			4	0	1	0	0	0	4				
Eliot Hendricks, L OBP: 0.243, SLG: 0.188 (1, 2)			0-0 F4		0-0 4-3		0-0 F8		4-0 1B 1B IBB	3	1	0	0	1	0	3				
Mike Cuellar, L OBP: 0.116, SLG: 0.256 (1, 1)			0-3 K		0-0 4-3		0-0 HR		0-0 1-3 2-H 1B	4	1	2	2	0	1	0				
<b>Inning Stats</b>	R: 0 E: 0 K: 1 S: 5	H: 1 LOB: 0 BB: 0 P: 5	R: 0 E: 0 K: 0 S: 3	H: 0 LOB: 1 BB: 1 P: 7	R: 0 E: 0 K: 2 S: 8	H: 1 LOB: 1 BB: 0 P: 8	R: 2 E: 0 K: 1 S: 7	H: 2 LOB: 1 BB: 1 P: 11	R: 0 E: 0 K: 0 S: 3	H: 0 LOB: 0 BB: 0 P: 3	R: 1 E: 1 K: 0 S: 4	H: 0 LOB: 2 BB: 1 P: 9	R: 1 E: 1 K: 0 S: 5	H: 2 LOB: 1 BB: 0 P: 5	R: 2 E: 0 K: 0 S: 6	H: 3 LOB: 2 BB: 1 P: 10		1B: 6 2B: 1 3B: 0 HR: 2	SF: 0 SAC: 0 DP: 1 HBP: 1	WP: 1 PB: 0 CS: 0
<b>PITCHER</b> Stan Bahnsen, R ERA: 4.3 Steve Kealey, R ERA: 2.5 Phil Regan, R ERA: 3.63 (1, 1) (7, 1) (8, 1)	IP: 6.1 WLS: L BF: 28 H: 6 R: 4 ER: 3 SO: 4 BB: 3 IBB: 1 HBP: 0 BLK: 0 WP: 1 HR: 2 S: 32 P: 45 ERA: 4.26 WHIP: 1.421															<b>PITCHER</b>				








Batter	1	2	3	4	5	6	7	8	9	AB	R	H	RBI	BB	SO	LOB	TOP			
Walt Williams, R OBP: 0.284, SLG: 0.317 (1, 9)										4	0	0	0	0	1	1				
Luis Avarado, R OBP: 0.265, SLG: 0.274 (1, 6)										4	0	0	0	0	0	0				
Dick Allen, R OBP: 0.406, SLG: 0.548 (1, 3)										4	0	2	0	0	1	0				
Rick Reichardt, R OBP: 0.356, SLG: 0.420 (1, 8)										4	0	0	0	0	3	2				
Carlos May, L OBP: 0.387, SLG: 0.409 (1, 7)										4	1	1	0	0	1	1				
Mike Andrews, R OBP: 0.344, SLG: 0.331 (1, 4)										4	0	1	0	0	1	1				
Ed Spiezio, R OBP: 0.250, SLG: 0.317 (1, 5)										3	0	2	0	0	1	1				
Tom Egan, R OBP: 0.238, SLG: 0.256 (1, 2)										3	0	0	0	0	3	4				
Tom Bradley, R OBP: 0.193, SLG: 0.196 (7, PH)										2	0	0	0	0	0	2				
Jay Johnstone, L OBP: 0.286, SLG: 0.187 (7, 1)										1	0	1	0	0	0	0				
Rich Gossage, R (7, 1)										0	0	0	0	0	0	0				
Terry Forster, L (8, 1)										0	0	0	0	0	0	0				
<b>Inning Stats</b>	R: 0 E: 0 K: 0 S: 3	H: 0 LOB: 0 BB: 0 P: 3	R: 0 E: 0 K: 0 S: 3	H: 0 LOB: 0 BB: 0 P: 3	R: 0 E: 0 K: 1 S: 6	H: 1 LOB: 1 BB: 0 P: 6	R: 0 E: 0 K: 2 S: 8	H: 1 LOB: 1 BB: 0 P: 8	R: 0 E: 0 K: 1 S: 6	H: 1 LOB: 1 BB: 0 P: 6	R: 1 E: 1 K: 1 S: 7	H: 3 LOB: 2 BB: 0 P: 7	R: 0 E: 0 K: 2 S: 7	H: 0 LOB: 0 BB: 0 P: 7	R: 0 E: 0 K: 2 S: 7	H: 0 LOB: 0 BB: 0 P: 7	1B: 7 2B: 0 3B: 0 HR: 0	SF: 0 SAC: 0 DP: 0 HBP: 0	WP: 0 PB: 0 SB: 1 CS: 0	PA: 33
<b>PITCHER</b> Mickey Lolich, L ERA: 2.45 (1, 1)	IP: 9.0 WLS: W BF: 34 H: 7 R: 1 ER: 0 SO: 11 BB: 0 IBB: 0 HBP: 0 BLK: 0 WP: 0 HR: 0 S: 55 P: 55 ERA: 0.00 WHIP: 0.778																			

Chicago White Sox @ Detroit Tigers  
Tiger Stadium, Detroit, MI  
Mon Jul 17 1972, 7:05 PM EDT  
Att: 41,900 - Unknown


AB	33
R	1
H	7
RBI	0
BB	0
SO	11
LOB	12



Batter	1	2	3	4	5	6	7	8	9	AB	R	H	RBI	BB	SO	LOB	BOTTOM	
Dick McAuliffe, L OBP: 0.358, SLG: 0.321 (1, 4)										3	0	1	0	1	0	0		
Aurelio Rodriguez, R OBP: 0.274, SLG: 0.342 (1, 5)										4	1	0	1	0	1	2		
Jim Northrup, L OBP: 0.336, SLG: 0.404 (1, 9)										4	1	2	2	0	1	1		
Norm Cash, L OBP: 0.319, SLG: 0.494 (1, 3)										4	0	0	0	0	4	1		
Tom Haller, L OBP: 0.287, SLG: 0.369 (1, 2)										2	0	1	0	1	0	0		
Willie Horton, R OBP: 0.300, SLG: 0.394 Wayne Comer, R (7, 7)										3	0	0	0	0	0	2		
Mickey Stanley, R OBP: 0.257, SLG: 0.392 (1, 8)										3	0	0	0	0	2	2		
Ed Brinkman, R OBP: 0.248, SLG: 0.270 (1, 6)										3	1	1	0	0	0	1		
Mickey Lolich, S OBP: 0.227, SLG: 0.089 (1, 1)										3	0	0	0	0	2	1		
<b>Inning Stats</b>	R: 1 E: 0 K: 1 S: 6	H: 1 LOB: 0 BB: 0 P: 6	R: 0 E: 0 K: 0 S: 3	H: 0 LOB: 0 BB: 0 P: 3	R: 2 E: 0 K: 2 S: 10	H: 3 LOB: 1 BB: 0 P: 10	R: 0 E: 0 K: 1 S: 5	H: 0 LOB: 1 BB: 1 P: 9	R: 0 E: 0 K: 2 S: 8	H: 1 LOB: 1 BB: 0 P: 8	R: 0 E: 0 K: 1 S: 5	H: 0 LOB: 0 BB: 0 P: 5	R: 0 E: 0 K: 3 S: 9	H: 0 LOB: 0 BB: 0 P: 9	1B: 2 2B: 1 3B: 1 HR: 1	SF: 0 SAC: 0 DP: 0 HBP: 0	WP: 0 PB: 0 SB: 0 CS: 0	PA: 31
<b>PITCHER</b> Tom Bradley, R ERA: 3.26 Rich Gossage, R ERA: 4.04 Terry Forster, L ERA: 1.8	IP: 6.0 WLS: L BF: 25 H: 5 R: 3 ER: 3 SO: 6 BB: 2 IBB: 0 HBP: 0 BLK: 0 WP: 0 HR: 1 S: 35 P: 43 ERA: 4.50 WHIP: 1.167																	

Chicago White Sox @ Detroit Tigers  
Tiger Stadium, Detroit, MI  
Mon Jul 17 1972, 7:05 PM EDT  
Att: 41,900 - Unknown

AB	29
R	3
H	5
RBI	3
BB	2
SO	10
LOB	10






Batter	1	2	3	4	5	6	7	8	9	10	11	AB	R	H	RBI	BB	SO	LOB	TOP						
Jay Johnstone, L (1, 9) OBP: 0.268, SLG: 0.184 Walt Williams, R (8, PH) OBP: 0.260, SLG: 0.315	F8			BB		K		SF7		P4		2	0	0	0	1	1	0							
Mike Andrews, R (1, 4) OBP: 0.342, SLG: 0.332	K			F8		F9		2B			F5	5	0	1	0	0	1	1							
Dick Allen, R (1, 3) OBP: 0.403, SLG: 0.549	K			K				K			G6-3	5	1	1	0	0	3	3							
Carlos May, L (1, 7) OBP: 0.382, SLG: 0.402		F8			G4-3			P4	F7		G4-3	5	0	0	0	0	0	4							
Rick Reichardt, R (1, 8) OBP: 0.354, SLG: 0.415	G5-3				BB	BB		SF8			K	2	0	0	1	1	1	0							
Ed Herrmann, L (1, 2) OBP: 0.275, SLG: 0.284	F7				K			G3-1			G4-3	4	0	0	0	0	1	1							
Ed Spiezio, R (1, 5) OBP: 0.264, SLG: 0.318			K								K	3	1	1	0	1	2	0							
Luis Alvarado, R (1, 6) OBP: 0.264, SLG: 0.274		P4			BB			1B			K	4	1	1	0	0	1	2							
Stan Bahnsen, R (1, 1) Steve Kealey, R (3, 1) Jim Lytle, L (8, PH) Vicente Romo, R (8, 1) Tony Muser, L (8, PH) Cy Acosta, R (8, 1) Pat Kelly, L (10, PH) Terry Forster, L (10, 1)			K				F8			G4-3		1	0	0	0	0	1	0							
<b>Inning Stats</b>	R: 0 E: 0 K: 2 S: 7	H: 0 LOB: 0 BB: 0 P: 7	R: 0 E: 0 K: 0 S: 3	H: 0 LOB: 0 BB: 0 P: 3	R: 0 E: 0 K: 2 S: 7	H: 0 LOB: 0 BB: 0 P: 7	R: 0 E: 0 K: 1 S: 5	H: 0 LOB: 1 BB: 1 P: 9	R: 0 E: 0 K: 1 S: 5	H: 0 LOB: 0 BB: 0 P: 5	R: 1 E: 0 K: 0 S: 4	H: 1 LOB: 0 BB: 0 P: 4	R: 2 E: 0 K: 1 S: 9	H: 4 LOB: 2 BB: 0 P: 9	R: 0 E: 0 K: 2 S: 7	H: 0 LOB: 0 BB: 0 P: 7	R: 0 E: 0 K: 1 S: 5	H: 0 LOB: 0 BB: 0 P: 5	R: 0 E: 0 K: 0 S: 3	H: 0 LOB: 0 BB: 0 P: 3	1B: 3 2B: 1 3B: 1 HR: 0	SF: 2 SAC: 0 DP: 1 HBP: 0	WP: 0 PB: 0 SB: 0 CS: 0	PA: 40	
<b>PITCHER</b>	IP 7.0	WLS 27	BF 4	H 4	R 3	ER 3	SO 7	BB 3	IBB 0	HBP 0	BLK 0	WP 0	HR 0	S 38	P 50	ERA 3.86	WHIP 1.000								
Joe Coleman, R (1, 1) ERA: 2.26																									
Fred Scherman, L (8, 1) ERA: 2.9	0.1	2	1	0	0	0	0	0	0	0	0	0	0	2	2	0.00	3.000								
Chuck Seelbach, R (8, 1) ERA: 3.0	3.2	W	11	0	0	0	4	0	0	0	0	0	0	19	19	0.00	0.000								

Chicago White Sox @ Detroit Tigers  
Tiger Stadium, Detroit, MI  
Tue Jul 18 1972, 7:05 PM EDT  
Att. 21,349 - Unknown

livebaseballscores.com

AB 35  
R 3  
H 5  
RBI 3  
BB 3  
SO 11  
LOB 11




Batter	1	2	3	4	5	6	7	8	9	10	11	AB	R	H	RBI	BB	SO	LOB	BOTTOM					
Dick McAuliffe, L (1, 4) OBP: 0.363, SLG: 0.321	WP		G3-1	SH1-3			L9					3	0	1	0	2	0	0						
Aurelio Rodriguez, R (1, 5) OBP: 0.274, SLG: 0.349	F8		BB	SH1-3			K					4	1	1	0	0	2	2						
Jim Northrup, L (1, 9) OBP: 0.333, SLG: 0.396	F3		BB	BB			K				G6-3	4	1	0	0	1	1	3						
Bill Freehan, R (1, 2) OBP: 0.350, SLG: 0.397	K		F8					P4				5	0	0	0	0	2	3						
Norm Cash, L (1, 3) OBP: 0.325, SLG: 0.498		1B	FC5					P6				4	1	2	2	1	1	0						
Willie Horton, R (1, 7) OBP: 0.303, SLG: 0.391		1B	2B					F9				4	0	1	0	1	1	1						
Mickey Stanley, R (1, 8) OBP: 0.255, SLG: 0.398	SF8		FC5					F8				4	1	1	1	0	0	3						
Ed Brinkman, R (1, 6) OBP: 0.244, SLG: 0.266	K							F7				4	0	0	1	0	1	1						
Joe Coleman, R (1, 1) Fred Scherman, L (8, 1) Chuck Seelbach, R (8, 1)			K									2	0	0	0	0	2	1						
<b>Inning Stats</b>	R: 0 E: 0 K: 1 S: 5	H: 0 LOB: 1 BB: 1 P: 9	R: 1 E: 0 K: 2 S: 9	H: 2 LOB: 1 BB: 0 P: 9	R: 2 E: 0 K: 0 S: 5	H: 2 LOB: 2 BB: 13 P: 12	R: 0 E: 0 K: 0 S: 4	H: 0 LOB: 0 BB: 1 P: 8	R: 0 E: 0 K: 1 S: 5	H: 0 LOB: 0 BB: 0 P: 5	R: 0 E: 0 K: 2 S: 7	H: 0 LOB: 1 BB: 1 P: 9	R: 0 E: 0 K: 2 S: 8	H: 1 LOB: 0 BB: 0 P: 8	R: 0 E: 0 K: 2 S: 7	H: 0 LOB: 0 BB: 0 P: 7	R: 1 E: 0 K: 0 S: 3	H: 1 LOB: 0 BB: 0 P: 3	1B: 4 2B: 1 3B: 1 HR: 0	SF: 2 SAC: 2 DP: 0 HBP: 0	WP: 1 PB: 0 SB: 0 CS: 0	PA: 44		
<b>PITCHER</b>	IP 2.2	WLS 15	BF 9	H 4	R 3	ER 3	SO 3	BB 3	IBB 0	HBP 0	BLK 0	WP 1	HR 0	S 18	P 30	ERA 10.12	WHIP 2.625							
Stan Bahnsen, R (1, 1) ERA: 4.41																								
Steve Kealey, R (3, 1) ERA: 2.63	2.1	9	0	0	0	0	0	1	0	0	0	0	0	8	12	0.00	0.429							
Vicente Romo, R (6, 1) ERA: 2.43	2.0	6	0	0	0	3	0	0	0	0	0	0	0	12	12	0.00	0.000							
Cy Acosta, R (8, 1) ERA: 3.0	2.0	8	1	0	0	3	1	0	0	0	0	0	0	13	17	0.00	1.000							
Terry Forster, L (10, 1) ERA: 1.50	1.2	L	6	1	1	1	2	0	0	0	0	0	0	10	10	5.40	0.600							

Chicago White Sox @ Detroit Tigers  
Tiger Stadium, Detroit, MI  
Tue Jul 18 1972, 7:05 PM EDT  
Att. 21,349 - Unknown

livebaseballscores.com

AB 35  
R 4  
H 6  
RBI 4  
BB 5  
SO 11  
LOB 14






Batter	1	2	3	4	5	6	7	8	9	AB	R	H	RBI	BB	SO	LOB	TOP										
Jay Johnstone, L (1, 9) OBP: 0.260, SLG: 0.178										4	0	0	0	0	1	3											
Mike Andrews, R (1, 4) OBP: 0.338, SLG: 0.328										4	0	0	0	0	0	1											
Dick Allen, R (1, 3) OBP: 0.402, SLG: 0.545										4	0	1	0	0	1	0											
Carlos May, L (1, 7) OBP: 0.380, SLG: 0.400										4	1	1	0	0	1	1											
Rick Reichardt, R (1, 8) OBP: 0.361, SLG: 0.449										3	2	3	1	0	0	0											
Jim Lyttle, L (8, 8) OBP: 0.211, SLG: 0.289										0	0	0	0	0	0	0											
Ed Spiezio, R (1, 5) OBP: 0.263, SLG: 0.314										4	0	1	0	0	1	2											
Ed Herrmann, L (1, 2) OBP: 0.276, SLG: 0.281										2	0	0	0	0	0	1											
Chuck Brinkman, R (7, 2) OBP: 0.160, SLG: 0.160										1	0	0	0	0	0	0											
Luis Alvarado, R (1, 6) OBP: 0.264, SLG: 0.281										4	0	1	0	0	0	1											
Wilbur Wood, R (1, 1) OBP: 0.194, SLG: 0.147										3	0	1	0	0	2	2											
Terry Forster, L (8, 1)										1	0	0	0	0	1	0											
<b>Inning Stats</b>	R: 0 E: 0 K: 0 S: 3	H: 0 LOB: 0 BB: 0 P: 3	R: 0 E: 0 K: 0 S: 4	H: 1 LOB: 1 BB: 0 P: 4	R: 0 E: 0 K: 0 S: 4	H: 1 LOB: 1 BB: 0 P: 4	R: 1 E: 0 K: 2 S: 8	H: 1 LOB: 0 BB: 0 P: 8	R: 0 E: 0 K: 1 S: 5	H: 0 LOB: 1 BB: 0 P: 6	R: 0 E: 0 K: 0 S: 4	H: 1 LOB: 2 BB: 0 P: 8	R: 0 E: 0 K: 2 S: 7	H: 1 LOB: 0 BB: 0 P: 7	R: 0 E: 0 K: 1 S: 5	H: 0 LOB: 0 BB: 0 P: 5	1B: 4 2B: 1 3B: 0 HR: 2	SF: 0 SAC: 0 DP: 0 HBP: 1	WP: 0 PB: 0 CS: 0	PA: 36							
<b>PITCHER</b>	IP	WLS	BF	H	R	ER	SO	BB	IBB	HBP	BLK	WP	HR	S	P	ERA	WHIP										
Tom Timmermann, R (1, 1) ERA: 2.61	6.0		24	4	1	1	3	1	0	1	0	0	1	28	33	1.50	0.833										
Fred Scherman, L (7, 1) ERA: 2.5	2.0	L	9	3	2	0	3	0	0	0	0	0	1	15	15	0.00	1.500										
John Hiller, L (9, 1) ERA: 3.6	1.0		3	0	0	0	1	0	0	0	0	0	0	5	5	0.00	0.000										

Chicago White Sox @ Detroit Tigers  
Tiger Stadium, Detroit, MI  
Wed Jul 19 1972, 7:05 PM EDT  
Att: 23,780 - Unknown

livebaseballscorecards.com

AB	34
R	3
H	7
RBI	3
BB	1
SO	7
LOB	11




Batter	1	2	3	4	5	6	7	8	9	AB	R	H	RBI	BB	SO	LOB	BOTTOM										
Tony Taylor, R (1, 4) OBP: 0.368, SLG: 0.455										4	0	0	0	0	1	3											
Aurelio Rodriguez, R (1, 5) OBP: 0.271, SLG: 0.337										3	0	0	1	0	1	0											
Bill Freehan, R (1, 2) OBP: 0.345, SLG: 0.390										4	0	0	0	0	0	3											
Willie Horton, R (1, 9) OBP: 0.307, SLG: 0.410										4	1	2	0	0	2	0											
Ike Brown, R (1, 3) OBP: 0.404, SLG: 0.477										3	0	1	0	1	1	2											
Mickey Stanley, R (1, 8) OBP: 0.280, SLG: 0.400										4	0	2	1	0	0	2											
Paul Jata, R (1, 7) OBP: 0.295, SLG: 0.254										4	0	0	0	0	2	5											
Ed Brinkman, R (1, 6) OBP: 0.244, SLG: 0.269										4	1	1	0	0	0	4											
Tom Timmermann, R (1, 1) OBP: 0.187, SLG: 0.103										1	0	0	0	0	0	0											
Wayne Comer, R (5, 9th) OBP: 0.200, SLG: 0.200										1	0	0	0	0	0	0											
Fred Scherman, L (7, 1) OBP: 0.200, SLG: 0.200										0	0	0	0	0	0	0											
Al Kaline, R (8, 9th) OBP: 0.290, SLG: 0.404										0	0	0	0	1	0	0											
Dick McAuliffe, L (8, 9th) OBP: 0.300, SLG: 0.320										0	0	0	0	0	0	0											
John Hiller, R (9, 1)										0	0	0	0	0	0	0											
<b>Inning Stats</b>	R: 0 E: 0 K: 0 S: 3	H: 0 LOB: 0 BB: 0 P: 3	R: 0 E: 0 K: 2 S: 8	H: 1 LOB: 1 BB: 0 P: 8	R: 0 E: 0 K: 0 S: 3	H: 0 LOB: 0 BB: 0 P: 3	R: 0 E: 0 K: 1 S: 5	H: 0 LOB: 0 BB: 0 P: 5	R: 0 E: 0 K: 0 S: 3	H: 1 LOB: 1 BB: 1 P: 7	R: 0 E: 0 K: 1 S: 6	H: 1 LOB: 2 BB: 0 P: 6	R: 1 E: 0 K: 1 S: 6	H: 2 LOB: 0 BB: 0 P: 6	R: 1 E: 0 K: 1 S: 6	H: 1 LOB: 2 BB: 1 P: 10	R: 0 E: 1 K: 1 S: 7	H: 1 LOB: 2 BB: 0 P: 7	1B: 4 2B: 2 3B: 1 HR: 0	SF: 1 SAC: 0 DP: 1 HBP: 0	WP: 2 PB: 0 CS: 1	PA: 36					
<b>PITCHER</b>	IP	WLS	BF	H	R	ER	SO	BB	IBB	HBP	BLK	WP	HR	S	P	ERA	WHIP										
Wilbur Wood, L (1, 1) ERA: 2.56	7.0	W	27	6	2	2	5	2	0	0	0	1	0	35	43	2.57	1.143										
Terry Forster, L (8, 1) ERA: 1.85	2.0	S	8	1	0	0	2	0	0	0	0	1	0	12	12	0.00	0.500										

Chicago White Sox @ Detroit Tigers  
Tiger Stadium, Detroit, MI  
Wed Jul 19 1972, 7:05 PM EDT  
Att: 23,780 - Unknown

livebaseballscorecards.com

AB	32
R	2
H	7
RBI	2
BB	2
SO	7
LOB	19





Batter	1	2	3	4	5	6	7	8	9	AB	R	H	RBI	BB	SO	LOB	TOP				
<b>Del Unser, L</b> OBP: 0.252, SLG: 0.276 (1, 8)	G4-3		S 1B	2B 1B		K		G3 S 1B	L4	6	3	3	1	0	1	1					
<b>Jack Brohamer, L</b> OBP: 0.294, SLG: 0.321 (1, 4)	1B BB		1B HBP FC3-2	1B		G1-3		G3		4	1	2	3	1	0	1					
<b>Tom McCraw, L</b> OBP: 0.362, SLG: 0.374 (1, 7)	G4-6-3 1B		FC3-2 1B HBP	1B			G1-6-3	1B 1B		4	1	3	3	0	0	0					
<b>Graig Nettles, L</b> OBP: 0.348, SLG: 0.396 (1, 5)	G4-6-3		FC3-2 1B				2B FC3-2 BB	1B 1B		3	0	1	0	0	0	3					
<b>Buddy Bell, R</b> OBP: 0.293, SLG: 0.309 (5, 5)	G4-6-3		1B							1	0	1	0	1	0	0					
<b>Chris Chambliss, L</b> OBP: 0.308, SLG: 0.346 (1, 3)		G3	FC3-2	G5-3						5	0	2	1	0	0	4					
<b>John Lowenstein, L</b> OBP: 0.321, SLG: 0.460 (1, 9)	K		K		G4-3		K	G4-3		5	0	0	0	0	3	7					
<b>Ray Fosse, R</b> OBP: 0.308, SLG: 0.364 (1, 2)	G5-3			1B 2B BB	G6-3		IBB			3	1	1	0	2	0	0					
<b>Frank Duffy, R</b> OBP: 0.303, SLG: 0.309 (1, 6)			SH3 1B	1B 2B	K		FC3-2	K		5	2	2	0	0	2	4					
<b>Dick Tidrow, R</b> OBP: 0.229, SLG: 0.182 (1, 1)			SH3	F3		1-3		K	K	4	0	0	0	0	2	3					
<b>Inning Stats</b>	R: 0 E: 0 K: 0 S: 3	H: 1 LOB: 1 BB: 1 P: 7	R: 0 E: 0 K: 1 S: 5	H: 0 LOB: 0 BB: 0 P: 5	R: 2 E: 0 K: 1 S: 9	H: 4 LOB: 3 BB: 0 P: 10	R: 4 E: 0 K: 0 S: 7	H: 4 LOB: 1 BB: 1 P: 11	R: 0 E: 0 K: 1 S: 5	H: 0 LOB: 0 BB: 0 P: 5	R: 0 E: 0 K: 1 S: 6	H: 1 LOB: 3 BB: 2 P: 14	R: 2 E: 0 K: 1 S: 9	H: 4 LOB: 2 BB: 0 P: 9	R: 0 E: 0 K: 2 S: 8	H: 1 LOB: 1 BB: 0 P: 8	1B: 12 2B: 3 3B: 0 HR: 0	SF: 0 SAC: 1 DP: 1 HBP: 1	WP: 0 PB: 0 CS: 0	PA: 46	
<b>PITCHER</b>	IP	WLS	BF	H	R	ER	SO	BB	IBB	HBP	BLK	WP	HR	S	P	ERA	WHIP				
<b>Tom Bradley, R</b> ERA: 3.53 (1, 1)	3.1	L	21	9	6	6	2	2	0	1	0	0	0	22	31	16.20	3.300				
<b>Vicente Romo, R</b> ERA: 2.51 (4, 1)	4.2		21	5	2	2	4	1	1	0	0	0	0	27	35	3.86	1.286				
<b>Steve Kealey, R</b> ERA: 2.56 (9, 1)	1.0		4	1	0	0	2	0	0	0	0	0	0	8	8	0.00	1.000				

Cleveland Indians @ Chicago White Sox  
Comiskey Park, Chicago, IL

AB 40  
R 8  
H 15  
RBI 8  
BB 4  
SO 8  
LOB 23



WP: 0 PA: 46  
PB: 0  
CS: 0

Batter	1	2	3	4	5	6	7	8	9	AB	R	H	RBI	BB	SO	LOB	BOTTOM				
<b>Luis Alvarado, R</b> OBP: 0.264, SLG: 0.280 (1, 6)	1B		G1-3		G6-3			P6		4	0	1	0	0	0	0					
<b>Jay Johnstone, L</b> OBP: 0.253, SLG: 0.173 (1, 9)	F5		G3		G6-3			G4-3		4	0	0	0	0	0	1					
<b>Dick Allen, R</b> OBP: 0.406, SLG: 0.546 (1, 3)						F7				3	0	2	0	1	0	0					
<b>Tony Musser, L</b> OBP: 0.375, SLG: 0.375 (9, PR)	1B		BB					FC6-4 1B		0	0	0	0	0	0	0					
<b>Carlos May, L</b> OBP: 0.376, SLG: 0.395 (1, 7)	K		K			F8		FC6-4 2B E		4	1	0	0	0	2	4					
<b>Rick Reichardt, R</b> OBP: 0.358, SLG: 0.445 (1, 8)					G4-3			E 1B 2B		2	0	0	0	0	1	2					
<b>Jim Lyttle, L</b> OBP: 0.225, SLG: 0.325 (6, PH) (7, 8)	K					G5-3				2	1	1	0	0	0	0					
<b>Mike Andrews, R</b> OBP: 0.334, SLG: 0.323 (1, 4)		F8			G5-3		K	FC2 1B		4	0	0	0	0	1	2					
<b>Ed Spiezio, R</b> OBP: 0.288, SLG: 0.338 (1, 5)						G6-3		2-3 3-H 1B		4	0	3	1	0	0	0					
<b>Chuck Brinkman, R</b> OBP: 0.138, SLG: 0.138 (1, 2)		F8			F7		G6-3	F7		4	0	0	0	0	0	4					
<b>Tom Bradley, R</b> OBP: 0.190, SLG: 0.193 (1, 1)										1	0	0	0	0	0	1					
<b>Vicente Romo, R</b> OBP: 0.285, SLG: 0.286 (6, PH) (9, 1)								K	G3	1	0	0	0	0	0	0					
<b>Rich Morales, R</b> OBP: 0.285, SLG: 0.286 (6, PH) (9, 1)										1	0	0	0	0	0	0					
<b>Ed Herrmann, L</b> OBP: 0.275, SLG: 0.279 (9, PH)										1	0	0	0	0	0	2					
<b>Inning Stats</b>	R: 0 E: 0 K: 2 S: 9	H: 2 LOB: 2 BB: 0 P: 9	R: 0 E: 0 K: 0 S: 4	H: 1 LOB: 1 BB: 0 P: 4	R: 0 E: 0 K: 1 S: 5	H: 0 LOB: 1 BB: 1 P: 9	R: 0 E: 0 K: 0 S: 4	H: 1 LOB: 1 BB: 0 P: 4	R: 0 E: 0 K: 0 S: 3	H: 0 LOB: 0 BB: 0 P: 3	R: 0 E: 0 K: 1 S: 5	H: 0 LOB: 0 BB: 0 P: 5	R: 0 E: 0 K: 1 S: 5	H: 0 LOB: 0 BB: 0 P: 5	R: 2 E: 1 K: 0 S: 7	H: 3 LOB: 2 BB: 0 P: 7	1B: 6 2B: 1 3B: 0 HR: 0	SF: 0 SAC: 0 DP: 0 HBP: 0	WP: 0 PB: 0 CS: 0	PA: 36	
<b>PITCHER</b>	IP	WLS	BF	H	R	ER	SO	BB	IBB	HBP	BLK	WP	HR	S	P	ERA	WHIP				
<b>Dick Tidrow, R</b> ERA: 3.4 (1, 1)	9.0	W	36	7	2	1	5	1	0	0	0	0	0	45	49	1.00	0.889				

Cleveland Indians @ Chicago White Sox  
Comiskey Park, Chicago, IL

AB 35  
R 2  
H 7  
RBI 1  
BB 1  
SO 5  
LOB 16



WP: 0 PA: 36  
PB: 0  
CS: 0



Batter	1	2	3	4	5	6	7	8	9	AB	R	H	RBI	BB	SO	LOB	TOP			
Del Unser, L OBP: 0.252, SLG: 0.276 (1, 8)										4	0	1	0	0	1	0	<b>Cleveland Indians @ Chicago White Sox</b> Comiskey Park, Chicago, IL Sat Jul 22, 1972, 4:33 AM EDT Att: 17,012 - Unknown - 91 F			
Jack Brohamer, L OBP: 0.293, SLG: 0.320 (1, 4)										4	1	1	0	0	0	0				
Tom McCraw, L OBP: 0.368, SLG: 0.378 (1, 9)										3	1	2	0	0	0	0				
Alex Johnson, R OBP: 0.267, SLG: 0.306 (1, 7)										4	0	0	0	0	1	4				
Chris Chambliss, L OBP: 0.312, SLG: 0.371 (1, 3)										4	1	2	3	0	1	1				
Buddy Bell, R OBP: 0.279, SLG: 0.304 (1, 5)										4	0	0	0	0	1	1				
Ray Fosse, R OBP: 0.305, SLG: 0.360 (1, 2)										3	0	0	0	0	1	0				
Frank Duffy, R OBP: 0.304, SLG: 0.315 (1, 6)										3	0	1	0	0	0	0				
Phil Hennigan, R (1, 1)										2	0	0	0	0	1	0				
John Lowenstein, L (7, PH) Ron Litch, R (7, PH) Mike Kilkenny, R (7, 1)										0	0	0	0	0	0	0				
<b>Inning Stats</b>	R: 2 E: 0 K: 0 S: 5	H: 3 LOB: 1 BB: 0 P: 6	R: 0 E: 0 K: 1 S: 5	H: 0 LOB: 0 BB: 0 P: 5	R: 0 E: 0 K: 1 S: 6	H: 1 LOB: 1 BB: 0 P: 6	R: 1 E: 0 K: 0 S: 4	H: 1 LOB: 0 BB: 0 P: 4	R: 0 E: 0 K: 1 S: 5	H: 0 LOB: 0 BB: 0 P: 5	R: 0 E: 0 K: 1 S: 3	H: 1 LOB: 1 BB: 0 P: 3	R: 0 E: 0 K: 1 S: 6	H: 1 LOB: 1 BB: 0 P: 6	R: 0 E: 0 K: 3 S: 9	H: 0 LOB: 0 BB: 0 P: 9	1B: 4 2B: 2 3B: 0 HR: 1	SF: 0 SAC: 0 DP: 0 HBP: 1	WP: 0 PB: 0 CS: 2	PA: 33
<b>PITCHER</b>	IP WLS BF H R ER SO BB IBB HBP BLK WP HR S P ERA WHIP	6.2 W 26 7 3 3 3 0 0 1 0 0 1 31 32 4.05 1.050	2.1 S 7 0 0 0 4 0 0 0 0 0 0 0 15 15 0.00 0.000																	

Batter	1	2	3	4	5	6	7	8	9	AB	R	H	RBI	BB	SO	LOB	BOTTOM		
Walt Williams, R OBP: 0.260, SLG: 0.308 (1, 9)										3	0	0	0	1	0	0	<b>Cleveland Indians @ Chicago White Sox</b> Comiskey Park, Chicago, IL Sat Jul 22, 1972, 4:33 AM EDT Att: 17,012 - Unknown - 91 F		
Mike Andrews, R OBP: 0.333, SLG: 0.320 (1, 4)										3	0	0	0	1	2	2			
Carlos May, L OBP: 0.380, SLG: 0.405 (1, 7)										2	3	1	1	2	0	1			
Dick Allen, R OBP: 0.408, SLG: 0.567 (1, 3)										3	2	2	3	0	1	1			
Tony Muser, L OBP: 0.444, SLG: 0.444 (7, 3)										1	0	1	0	0	0	0			
Ed Spiezio, R OBP: 0.286, SLG: 0.325 (1, 5)										3	0	0	0	1	0	0			
Jim Lyttle, L OBP: 0.227, SLG: 0.318 (1, 8)										4	0	1	0	0	1	2			
Ed Herrmann, L OBP: 0.269, SLG: 0.273 (1, 2)										4	0	0	0	0	2	3			
Luis Alvarado, R OBP: 0.258, SLG: 0.273 (1, 6)										3	0	0	0	0	0	1			
Stan Bahnsen, R OBP: 0.214, SLG: 0.218 (1, 1)										2	0	0	0	0	1	1			
Terry Forster, L OBP: 0.167, SLG: 0.167 (7, 1)										1	0	1	0	0	0	0			
<b>Inning Stats</b>	R: 2 E: 0 K: 1 S: 6	H: 1 LOB: 1 BB: 1 P: 10	R: 0 E: 0 K: 2 S: 8	H: 1 LOB: 0 BB: 0 P: 8	R: 0 E: 0 K: 1 S: 5	H: 0 LOB: 1 BB: 1 P: 9	R: 0 E: 0 K: 0 S: 3	H: 0 LOB: 0 BB: 0 P: 3	R: 0 E: 0 K: 1 S: 7	H: 2 LOB: 0 BB: 0 P: 7	R: 0 E: 0 K: 1 S: 6	H: 1 LOB: 2 BB: 1 P: 10	R: 0 E: 1 K: 1 S: 5	H: 1 LOB: 1 BB: 2 P: 13	1B: 3 2B: 0 3B: 0 HR: 3	SF: 0 SAC: 0 DP: 1 HBP: 0	WP: 1 PB: 0 CS: 0	PA: 34	
<b>PITCHER</b>	IP WLS BF H R ER SO BB IBB HBP BLK WP HR S P ERA WHIP	6.0 L 24 4 4 4 5 2 0 0 0 0 0 0 32 40 6.00 1.000	2.0 10 2 1 0 2 2 1 0 0 0 0 0 11 23 0.00 2.000																



Batter	1	2	3	4	5	6	7	8	9	AB	R	H	RBI	BB	SO	LOB	TOP					
<b>Del Unser, L</b> (1, 8) OBP: 0.248, SLG: 0.271										4	0	0	0	0	3	0						
<b>Jack Brohamer, L</b> (1, 4) OBP: 0.294, SLG: 0.321										3	0	1	0	0	0	0						
<b>Buddy Bell, R</b> (1, 5) OBP: 0.276, SLG: 0.300										3	0	0	0	0	0	1						
<b>Ray Fosse, R</b> (1, 2) OBP: 0.306, SLG: 0.360										3	0	1	0	0	1	0						
<b>Chris Chambliss, L</b> (1, 3) OBP: 0.307, SLG: 0.365										3	0	0	0	0	0	1						
<b>Alex Johnson, R</b> (1, 7) OBP: 0.287, SLG: 0.317										3	1	1	1	0	0	0						
<b>Ron Lolich, R</b> (1, 9) OBP: 0.224, SLG: 0.275										3	0	0	0	0	1	0						
<b>Frank Duffy, R</b> (1, 6) OBP: 0.299, SLG: 0.310										3	0	0	0	0	1	0						
<b>Gaylord Perry, R</b> (1, 1) OBP: 0.224, SLG: 0.232										3	0	0	0	0	1	0						
<b>Inning Stats</b>	R: 0 E: 0 K: 1 S: 5	H: 1 LOB: 0 BB: 0 P: 5	R: 0 E: 0 K: 0 S: 3	H: 0 LOB: 0 BB: 0 P: 3	R: 0 E: 0 K: 1 S: 5	H: 0 LOB: 0 BB: 0 P: 5	R: 0 E: 0 K: 0 S: 3	H: 0 LOB: 0 BB: 0 P: 3	R: 1 E: 0 K: 1 S: 6	H: 2 LOB: 0 BB: 0 P: 6	R: 0 E: 0 K: 1 S: 5	H: 0 LOB: 0 BB: 0 P: 5	R: 0 E: 0 K: 0 S: 5	H: 0 LOB: 0 BB: 0 P: 5	R: 0 E: 0 K: 0 S: 3	H: 0 LOB: 0 BB: 0 P: 3	R: 0 E: 0 K: 0 S: 7	H: 0 LOB: 0 BB: 0 P: 7	1B: 2 2B: 0 3B: 0 HR: 1	SF: 0 SAC: 0 DP: 2 HBP: 0	WP: 0 PB: 0 SB: 0 CS: 0	PA: 28
<b>PITCHER</b> <b>Wilbur Wood, L</b> (1, 1) ERA: 2.49	IP: 9.0 WLS: W BF: 28 H: 3 R: 1 ER: 1 SO: 7 BB: 0 IBB: 0 HBP: 0 BLK: 0 WP: 0 HR: 1 S: 42 P: 42 ERA: 1.00 WHIP: 0.333															<b>PITCHER</b>						

Cleveland Indians @ Chicago White Sox  
Comiskey Park, Chicago, IL  
Sun Jul 23 1972, 4:33 AM EDT  
Unknown - 86 F

AB 28  
R 1  
H 3  
RBI 1  
BB 0  
SO 7  
LOB 2



Batter	1	2	3	4	5	6	7	8	9	AB	R	H	RBI	BB	SO	LOB	BOTTOM			
<b>Walt Williams, R</b> (1, 9) OBP: 0.259, SLG: 0.313										4	0	1	0	0	1	0				
<b>Mike Andrews, R</b> (1, 4) OBP: 0.332, SLG: 0.322										4	0	1	0	0	1	1				
<b>Carlos May, L</b> (1, 7) OBP: 0.378, SLG: 0.403										4	0	1	0	0	0	1				
<b>Dick Allen, R</b> (1, 3) OBP: 0.409, SLG: 0.576										4	2	2	1	0	1	2				
<b>Ed Spiezio, R</b> (1, 5) OBP: 0.287, SLG: 0.325										3	0	1	0	0	0	1				
<b>Jim Lytle, L</b> (1, 8) OBP: 0.213, SLG: 0.298										3	0	0	0	0	2	1				
<b>Pat Kelly, L</b> (9, FH) OBP: 0.382, SLG: 0.372										0	0	0	0	1	0	0				
<b>Stan Bahnsen, R</b> (9, PR) OBP: 0.214, SLG: 0.218										0	0	0	0	0	0	0				
<b>Ed Herrmann, L</b> (1, 2) OBP: 0.274, SLG: 0.274										3	0	1	0	1	0	1				
<b>Rich Morales, R</b> (9, PR) OBP: 0.285, SLG: 0.286										0	0	0	0	0	0	0				
<b>Luis Alvarado, R</b> (1, 6) OBP: 0.252, SLG: 0.267										3	0	0	0	0	0	1				
<b>Jay Johnstone, L</b> (9, PH) OBP: 0.255, SLG: 0.179										1	0	1	1	0	0	0				
<b>Wilbur Wood, R</b> (1, 1) OBP: 0.187, SLG: 0.141										3	0	0	0	0	1	0				
<b>Inning Stats</b>	R: 0 E: 0 K: 0 S: 4	H: 1 LOB: 1 BB: 0 P: 4	R: 0 E: 0 K: 1 S: 6	H: 1 LOB: 1 BB: 0 P: 6	R: 0 E: 0 K: 1 S: 5	H: 0 LOB: 0 BB: 0 P: 5	R: 0 E: 0 K: 1 S: 5	H: 1 LOB: 0 BB: 0 P: 5	R: 0 E: 0 K: 1 S: 5	H: 0 LOB: 0 BB: 0 P: 5	R: 1 E: 0 K: 0 S: 5	H: 2 LOB: 1 BB: 0 P: 5	R: 0 E: 0 K: 1 S: 6	H: 1 LOB: 1 BB: 0 P: 6	R: 1 E: 0 K: 0 S: 4	H: 2 LOB: 2 BB: 2 P: 12	1B: 5 2B: 3 3B: 0 HR: 1	SF: 0 SAC: 1 DP: 1 HBP: 0	WP: 0 PB: 0 SB: 0 CS: 0	PA: 35
<b>PITCHER</b> <b>Gaylord Perry, R</b> (1, 1) ERA: 1.73	IP: 8.2 WLS: L BF: 35 H: 8 R: 2 ER: 2 SO: 6 BB: 1 IBB: 1 HBP: 0 BLK: 0 WP: 0 HR: 1 S: 45 P: 53 ERA: 2.08 WHIP: 1.038															<b>PITCHER</b>				

Cleveland Indians @ Chicago White Sox  
Comiskey Park, Chicago, IL  
Sun Jul 23 1972, 4:33 AM EDT  
Unknown - 86 F

AB 32  
R 2  
H 8  
RBI 2  
BB 2  
SO 6  
LOB 8





Batter	1	2	3	4	5	6	7	8	9	AB	R	H	RBI	BB	SO	LOB	TOP										
Frank Duffy, R OBP: 0.302, SLG: 0.312 (1, 6)										5	0	2	1	0	0	0	<b>Cleveland Indians @ Chicago White Sox</b> Comiskey Park, Chicago, IL Sun Jul 23 1972, 4:38 AM EDT Att: 20,718 - Unknown										
Eddie Leon, R OBP: 0.283, SLG: 0.272 (1, 4)										4	1	1	0	0	2	3											
Buddy Bell, R OBP: 0.276, SLG: 0.311 (1, 9)										4	1	1	2	0	0	2											
Graig Nettles, L OBP: 0.344, SLG: 0.391 (1, 5)										4	0	0	0	0	0	0											
Alex Johnson, R OBP: 0.267, SLG: 0.314 Tom McCraw, L OBP: 0.368, SLG: 0.378 (8, 7)										3	0	0	0	1	2	0											
Chris Chambliss, L OBP: 0.306, SLG: 0.359 (1, 3)										3	0	0	0	1	0	1											
Jerry Moses, R OBP: 0.250, SLG: 0.286 (1, 2)										3	1	2	0	1	0	1											
Del Unser, L OBP: 0.248, SLG: 0.267 (1, 8)										3	0	0	0	1	1	3											
Steve Dunning, R Ray Lamb, R Ed Farmer, R OBP: 0.200, SLG: 0.200 (8, 1)										2	0	0	0	0	2	2											
<b>Inning Stats</b>	R: 0 E: 0 K: 0 S: 3	H: 1 LOB: 0 BB: 0 P: 3	R: 0 E: 0 K: 1 S: 5	H: 0 LOB: 0 BB: 0 P: 5	R: 1 E: 1 K: 1 S: 8	H: 2 LOB: 2 BB: 0 P: 8	R: 0 E: 1 K: 0 S: 4	H: 1 LOB: 2 BB: 1 P: 8	R: 2 E: 0 K: 1 S: 7	H: 2 LOB: 0 BB: 0 P: 7	R: 0 E: 0 K: 2 S: 5	H: 0 LOB: 0 BB: 0 P: 5	R: 0 E: 0 K: 0 S: 3	H: 0 LOB: 1 BB: 1 P: 7	R: 0 E: 0 K: 2 S: 7	H: 0 LOB: 0 BB: 0 P: 7		1B: 5 2B: 0 3B: 0 HR: 1	SF: 0 SAC: 1 DP: 1 HBP: 0	WP: 0 PB: 0 SB: 0 CS: 1	PA: 37						
<b>PITCHER</b>	IP	WLS	BF	H	R	ER	SO	BB	IBB	HBP	BLK	WP	HR	S	P	ERA	WHIP										
Dave Lemonds, L ERA: 2.97 Cy Acosta, R ERA: 2.79 Steve Kealey, R ERA: 2.93 Rich Gossage, R ERA: 3.72 Terry Forster, L ERA: 1.73	2.1	10	3	1	1	1	1	0	0	0	0	0	0	12	12	3.86	1.286										



Batter	1	2	3	4	5	6	7	8	9	AB	R	H	RBI	BB	SO	LOB	BOTTOM										
Walt Williams, R OBP: 0.265, SLG: 0.318 (1, 9)										4	0	2	0	0	0	0	<b>Cleveland Indians @ Chicago White Sox</b> Comiskey Park, Chicago, IL Sun Jul 23 1972, 4:38 AM EDT Att: 20,718 - Unknown										
Mike Andrews, R OBP: 0.330, SLG: 0.319 Dick Allen, R OBP: 0.408, SLG: 0.574 (8, PH)										3	0	0	0	0	1	1											
Tony Muser, L OBP: 0.308, SLG: 0.308 Luis Alvarado, R OBP: 0.252, SLG: 0.267 (9, 4)										4	0	0	0	0	0	2											
Carlos May, L OBP: 0.383, SLG: 0.427 (1, 7)										4	2	3	2	0	0	0											
Jay Johnstone, L OBP: 0.260, SLG: 0.182 (1, 8)										3	0	1	0	0	0	1											
Ed Spiezio, R OBP: 0.276, SLG: 0.313 (1, 5)										3	0	0	0	0	1	1											
Ed Herrmann, L OBP: 0.279, SLG: 0.293 (1, 2)										2	1	1	1	1	0	0											
Rich Morales, R OBP: 0.286, SLG: 0.283 (1, 6)										2	1	0	0	1	0	1											
Dave Lemonds, L OBP: 0.118, SLG: 0.063 Cy Acosta, R OBP: 0.368, SLG: 0.378 Steve Kealey, R OBP: 0.276, SLG: 0.311 Pat Kelly, L OBP: 0.370, SLG: 0.370 Rich Gossage, R OBP: 0.298, SLG: 0.298 Jim Lytle, L OBP: 0.167, SLG: 0.167 (9, 1)										0	0	0	0	0	0	0											
<b>Inning Stats</b>	R: 0 E: 0 K: 0 S: 3	H: 1 LOB: 0 BB: 0 P: 3	R: 1 E: 0 K: 1 S: 6	H: 1 LOB: 0 BB: 0 P: 6	R: 0 E: 0 K: 1 S: 5	H: 0 LOB: 0 BB: 0 P: 5	R: 0 E: 0 K: 1 S: 6	H: 1 LOB: 1 BB: 0 P: 6	R: 0 E: 0 K: 0 S: 3	H: 0 LOB: 0 BB: 0 P: 3	R: 0 E: 0 K: 0 S: 3	H: 1 LOB: 0 BB: 0 P: 3	R: 0 E: 0 K: 0 S: 5	H: 2 LOB: 1 BB: 1 P: 9	R: 1 E: 0 K: 0 S: 1	H: 1 LOB: 0 BB: 0 P: 1		1B: 4 2B: 0 3B: 0 HR: 3	SF: 0 SAC: 1 DP: 2 HBP: 0	WP: 0 PB: 0 SB: 0 CS: 0	PA: 31						
<b>PITCHER</b>	IP	WLS	BF	H	R	ER	SO	BB	IBB	HBP	BLK	WP	HR	S	P	ERA	WHIP										
Steve Dunning, R ERA: 3.86 Ray Lamb, R ERA: 3.51 Ed Farmer, R ERA: 4.01	7.0	26	5	3	3	3	3	2	0	0	0	0	0	2	30	3.86	1.000										





Batter	1	2	3	4	5	6	7	8	9	AB	R	H	RBI	BB	SO	LOB	TOP	
Freddie Patek, R OBP: 0.280, SLG: 0.301 (1, 6)										4	1	1	0	0	0	1	<b>Kansas City Royals @ Chicago White Sox</b> Comiskey Park, Chicago, IL Thu Jul 27 1972, 4:33 AM EDT Unknown - 65 F	
Steve Hoyley, L OBP: 0.307, SLG: 0.383 (1, 8)										4	1	3	2	0	0	0		
Richie Scheinblum, S OBP: 0.370, SLG: 0.462 (1, 9)										4	0	0	0	0	0	3		
Lou Piniella, R OBP: 0.365, SLG: 0.475 (1, 7)										3	1	1	0	1	1	0		
Ed Kirkpatrick, L OBP: 0.422, SLG: 0.471 (1, 2)										4	0	3	0	0	0	0		
Cookie Rojas, R OBP: 0.338, SLG: 0.368 (1, 4)										4	0	0	0	0	0	5		
John Mayberry, L OBP: 0.363, SLG: 0.430 (1, 3)										4	0	1	1	0	0	2		
Paul Schaal, R OBP: 0.305, SLG: 0.324 (1, 5)										4	0	1	0	0	1	2		
Paul Splittorff, L OBP: 0.245, SLG: 0.286 (1, 1)										1	0	0	0	0	0	0		
Al Fitzmorris, S OBP: 0.320, SLG: 0.190 (3, 1)										1	0	0	0	0	0	0		
Carl Taylor, R OBP: 0.316, SLG: 0.333 (6, PH)										1	0	0	0	0	1	1		
Tom Burgmeier, L OBP: 0.400, SLG: 0.400 (8, 1)										0	0	0	0	0	0	0		
<b>Inning Stats</b>	R: 2 E: 0 K: 1 S: 8	H: 3 LOB: 1 BB: 0 P: 8	R: 0 E: 0 K: 0 S: 3	H: 0 LOB: 0 BB: 0 P: 3	R: 0 E: 0 K: 0 S: 3	H: 0 LOB: 0 BB: 0 P: 3	R: 0 E: 0 K: 0 S: 3	H: 1 LOB: 2 BB: 0 P: 3	R: 0 E: 0 K: 0 S: 4	H: 2 LOB: 1 BB: 0 P: 4	R: 0 E: 0 K: 1 S: 7	H: 2 LOB: 2 BB: 0 P: 7	R: 1 E: 0 K: 1 S: 6	H: 1 LOB: 1 BB: 1 P: 10	1B: 8 2B: 2 3B: 0 HR: 1	SF: 0 SAC: 0 DP: 3 HBP: 0	WP: 0 PA: 35 ERA: 0 WHIP: 0	
<b>PITCHER</b>	IP: 7.2 WLS: W BF: 29 ERA: 2.49	H: 9 R: 2 ER: 2 SO: 2 BB: 0 IBB: 0 HBP: 0 BLK: 0 WP: 0 HR: 1 S: 33 P: 33	IP: 1.1 WLS: S BF: 6 ERA: 1.95	H: 1 R: 1 ER: 1 SO: 1 BB: 1 IBB: 0 HBP: 0 BLK: 0 WP: 0 HR: 0 S: 7 P: 11	IP: 1.1 WLS: S BF: 6 ERA: 1.95	H: 1 R: 1 ER: 1 SO: 1 BB: 1 IBB: 0 HBP: 0 BLK: 0 WP: 0 HR: 0 S: 7 P: 11	IP: 1.1 WLS: S BF: 6 ERA: 1.95	H: 1 R: 1 ER: 1 SO: 1 BB: 1 IBB: 0 HBP: 0 BLK: 0 WP: 0 HR: 0 S: 7 P: 11	IP: 1.1 WLS: S BF: 6 ERA: 1.95	H: 1 R: 1 ER: 1 SO: 1 BB: 1 IBB: 0 HBP: 0 BLK: 0 WP: 0 HR: 0 S: 7 P: 11	IP: 1.1 WLS: S BF: 6 ERA: 1.95	H: 1 R: 1 ER: 1 SO: 1 BB: 1 IBB: 0 HBP: 0 BLK: 0 WP: 0 HR: 0 S: 7 P: 11	IP: 1.1 WLS: S BF: 6 ERA: 1.95	H: 1 R: 1 ER: 1 SO: 1 BB: 1 IBB: 0 HBP: 0 BLK: 0 WP: 0 HR: 0 S: 7 P: 11	IP: 1.1 WLS: S BF: 6 ERA: 1.95	H: 1 R: 1 ER: 1 SO: 1 BB: 1 IBB: 0 HBP: 0 BLK: 0 WP: 0 HR: 0 S: 7 P: 11	IP: 1.1 WLS: S BF: 6 ERA: 1.95	H: 1 R: 1 ER: 1 SO: 1 BB: 1 IBB: 0 HBP: 0 BLK: 0 WP: 0 HR: 0 S: 7 P: 11

AB	34
R	3
H	10
RBI	3
BB	1
SO	3
LOB	14



Batter	1	2	3	4	5	6	7	8	9	AB	R	H	RBI	BB	SO	LOB	BOTTOM		
Walt Williams, R OBP: 0.275, SLG: 0.333 (1, 9)										5	2	3	0	0	1	0	<b>Kansas City Royals @ Chicago White Sox</b> Comiskey Park, Chicago, IL Thu Jul 27 1972, 4:33 AM EDT Unknown - 65 F		
Mike Andrews, R OBP: 0.325, SLG: 0.314 (1, 4)										5	0	0	0	0	1	4			
Dick Allen, R OBP: 0.597 (1, 3)										3	2	3	3	2	0	0			
Tony Muser, L OBP: 0.308, SLG: 0.308 (6, PR) (9, 3)										0	0	0	0	0	0	0			
Rick Reichardt, R OBP: 0.359, SLG: 0.443 (1, 8)										1	0	0	0	1	1	1			
Jay Johnstone, L OBP: 0.255, SLG: 0.179 (4, PH) (5, 8)										3	0	0	1	0	0	4			
Carlos May, L OBP: 0.383, SLG: 0.426 (1, 7)										5	1	2	1	0	0	2			
Ed Spiezio, R OBP: 0.294, SLG: 0.330 (1, 5)										5	1	2	0	0	1	5			
Ed Herrmann, L OBP: 0.293, SLG: 0.304 (1, 2)										3	0	3	2	1	0	0			
Luis Alvarado, R OBP: 0.245, SLG: 0.259 (1, 6)										4	0	0	0	0	0	6			
Wilbur Wood, R OBP: 0.179, SLG: 0.135 (1, 1)										3	0	0	0	0	2	0			
Terry Forster, L OBP: 0.143, SLG: 0.143 (8, 1)										1	1	0	0	0	0	0			
<b>Inning Stats</b>	R: 0 E: 0 K: 1 S: 5	H: 1 LOB: 1 BB: 1 P: 9	R: 2 E: 0 K: 1 S: 7	H: 3 LOB: 0 BB: 0 P: 7	R: 2 E: 0 K: 0 S: 6	H: 3 LOB: 3 BB: 2 P: 14	R: 0 E: 1 K: 2 S: 9	H: 1 LOB: 2 BB: 0 P: 9	R: 0 E: 0 K: 1 S: 6	H: 1 LOB: 1 BB: 0 P: 6	R: 0 E: 0 K: 0 S: 3	H: 0 LOB: 0 BB: 0 P: 3	R: 1 E: 0 K: 0 S: 6	H: 3 LOB: 2 BB: 0 P: 6	R: 2 E: 2 K: 1 S: 8	H: 1 LOB: 3 BB: 1 P: 12	1B: 9 2B: 2 3B: 0 HR: 2	SF: 0 SAC: 0 DP: 0 HBP: 0	WP: 1 PA: 42 ERA: 0 WHIP: 0
<b>PITCHER</b>	IP: 2.1 WLS: L BF: 14 ERA: 3.19	H: 7 R: 4 ER: 4 SO: 2 BB: 2 IBB: 0 HBP: 0 BLK: 0 WP: 1 HR: 1 S: 16 P: 24	IP: 4.2 WLS: 21 BF: 5 ERA: 3.3	H: 1 R: 1 ER: 1 SO: 3 BB: 0 IBB: 1 HBP: 0 BLK: 0 WP: 1 HR: 1 S: 26 P: 30	IP: 1.0 WLS: 7 BF: 1 ERA: 2.49	H: 2 R: 0 ER: 0 SO: 1 BB: 0 IBB: 0 HBP: 0 BLK: 0 WP: 0 HR: 0 S: 8 P: 12	IP: 1.0 WLS: 7 BF: 1 ERA: 2.49	H: 2 R: 0 ER: 0 SO: 1 BB: 0 IBB: 0 HBP: 0 BLK: 0 WP: 0 HR: 0 S: 8 P: 12	IP: 1.0 WLS: 7 BF: 1 ERA: 2.49	H: 2 R: 0 ER: 0 SO: 1 BB: 0 IBB: 0 HBP: 0 BLK: 0 WP: 0 HR: 0 S: 8 P: 12	IP: 1.0 WLS: 7 BF: 1 ERA: 2.49	H: 2 R: 0 ER: 0 SO: 1 BB: 0 IBB: 0 HBP: 0 BLK: 0 WP: 0 HR: 0 S: 8 P: 12	IP: 1.0 WLS: 7 BF: 1 ERA: 2.49	H: 2 R: 0 ER: 0 SO: 1 BB: 0 IBB: 0 HBP: 0 BLK: 0 WP: 0 HR: 0 S: 8 P: 12	IP: 1.0 WLS: 7 BF: 1 ERA: 2.49	H: 2 R: 0 ER: 0 SO: 1 BB: 0 IBB: 0 HBP: 0 BLK: 0 WP: 0 HR: 0 S: 8 P: 12	IP: 1.0 WLS: 7 BF: 1 ERA: 2.49	H: 2 R: 0 ER: 0 SO: 1 BB: 0 IBB: 0 HBP: 0 BLK: 0 WP: 0 HR: 0 S: 8 P: 12	

AB	38
R	7
H	13
RBI	7
BB	4
SO	6
LOB	22





Batter	1	2	3	4	5	6	7	8	9	AB	R	H	RBI	BB	SO	LOB	TOP					
<b>Cookie Rojas, R</b> OBP: 0.340, SLG: 0.368 (1, 4)										3	0	1	1	1	0	1	<b>Kansas City Royals @ Chicago White Sox</b> Comiskey Park, Chicago, IL Thu Jul 27 1972, 8:05 PM EDT Att: 23,079 - Unknown <a href="http://livebaseballscorecards.com">livebaseballscorecards.com</a>					
<b>Steve Hoyley, L</b> OBP: 0.305, SLG: 0.378 (1, 8)										4	0	1	1	0	0	1						
<b>Richie Scheinblum, S</b> OBP: 0.369, SLG: 0.456 (1, 9)										3	0	0	0	1	0	3						
<b>Ed Kirkpatrick, L</b> OBP: 0.415, SLG: 0.463 (1, 2)										4	0	0	0	0	1	1						
<b>Lou Piniella, R</b> OBP: 0.361, SLG: 0.470 (1, 7)										4	0	0	0	0	0	1						
<b>John Mayberry, L</b> OBP: 0.362, SLG: 0.431 (1, 3)										4	1	1	0	0	0	0						
<b>Paul Schaal, R</b> OBP: 0.313, SLG: 0.325 (1, 5)										2	0	1	1	2	1	0						
<b>Freddie Patek, R</b> OBP: 0.280, SLG: 0.298 (1, 6)										3	1	0	0	1	0	3						
<b>Roger Nelson, R</b> OBP: 0.211, SLG: 0.167 (1, 1)										2	1	1	0	0	0	0						
<b>Inning Stats</b>	R: 0 E: 0 K: 0 S: 2	H: 0 LOB: 0 BB: 1 P: 6	R: 0 E: 0 K: 1 S: 5	H: 0 LOB: 0 BB: 0 P: 5	R: 0 E: 0 K: 1 S: 5	H: 0 LOB: 1 BB: 1 P: 9	R: 0 E: 0 K: 0 S: 3	H: 0 LOB: 0 BB: 0 P: 7	R: 0 E: 0 K: 0 S: 2	H: 0 LOB: 0 BB: 1 P: 6	R: 0 E: 0 K: 0 S: 3	H: 0 LOB: 0 BB: 0 P: 3	R: 0 E: 0 K: 0 S: 3	H: 0 LOB: 0 BB: 0 P: 3	R: 2 E: 0 K: 0 S: 6	H: 3 LOB: 2 BB: 1 P: 10	R: 1 E: 0 K: 0 S: 5	H: 2 LOB: 1 BB: 0 P: 5	1B: 4 2B: 1 3B: 0 HR: 0	SF: 0 SAC: 1 DP: 2 HBP: 0	WP: 0 PB: 0 CS: 0	PA: 35
<b>PITCHER</b>	IP	WLS	BF	H	R	ER	SO	BB	IBB	HBP	BLK	WP	HR	S	P	ERA	WHIP					
<b>Stan Bahnsen, R</b> ERA: 4.3 (1, 1)	7.2	L	29	3	2	2	2	5	0	0	0	0	0	28	48	2.35	1.043					
<b>Cy Acosta, R</b> ERA: 2.7 (8, 1)	0.1		1	0	0	0	0	0	0	0	0	0	0	1	1	0.00	0.000					
<b>Steve Kealey, R</b> ERA: 3.07 (9, 1)	1.0		5	2	1	1	0	0	0	0	0	0	0	5	5	9.00	2.000					

Batter	1	2	3	4	5	6	7	8	9	AB	R	H	RBI	BB	SO	LOB	BOTTOM				
<b>Pat Kelly, L</b> OBP: 0.378, SLG: 0.368 (1, 9)										4	0	1	0	0	0	0	<b>Kansas City Royals @ Chicago White Sox</b> Comiskey Park, Chicago, IL Thu Jul 27 1972, 8:05 PM EDT Att: 23,079 - Unknown <a href="http://livebaseballscorecards.com">livebaseballscorecards.com</a>				
<b>Mike Andrews, R</b> OBP: 0.324, SLG: 0.311 (1, 4)										4	0	0	0	1	1	2					
<b>Tony Muser, L</b> OBP: 0.313, SLG: 0.313 (1, 3)										3	0	1	0	0	0	0					
<b>Jim Lyttle, L</b> OBP: 0.208, SLG: 0.292 (8, 8)										1	0	0	0	0	1	0					
<b>Carlos May, L</b> OBP: 0.380, SLG: 0.422 (1, 7)										3	0	0	0	0	2	2					
<b>Jay Johnstone, L</b> OBP: 0.252, SLG: 0.176 (1, 8)										2	0	0	0	0	0	0					
<b>Dick Allen, R</b> OBP: 0.414, SLG: 0.596 (7, PH) (8, 3)										1	0	0	0	0	1	2					
<b>Ed Spiezio, R</b> OBP: 0.286, SLG: 0.330 (1, 5)										3	0	1	0	0	0	2					
<b>Ed Herrmann, L</b> OBP: 0.289, SLG: 0.299 (1, 2)										3	0	0	0	0	0	1					
<b>Rich Morales, R</b> OBP: 0.288, SLG: 0.286 (1, 6)										2	0	1	0	0	0	0					
<b>Luis Alvarado, R</b> OBP: 0.243, SLG: 0.257 (7, 6)										1	0	0	0	0	0	0					
<b>Stan Bahnsen, R</b> OBP: 0.207, SLG: 0.211 (1, 1)										2	0	0	0	0	2	1					
<b>Cy Acosta, R</b> (8, 1)										0	0	0	0	0	0	0					
<b>Walt Williams, R</b> OBP: 0.274, SLG: 0.331 (8, PH)										1	0	0	0	0	0	0					
<b>Steve Kealey, R</b> (9, 1)										0	0	0	0	0	0	0					
<b>Inning Stats</b>	R: 0 E: 0 K: 0 S: 3	H: 0 LOB: 0 BB: 0 P: 3	R: 0 E: 0 K: 1 S: 5	H: 0 LOB: 0 BB: 0 P: 5	R: 0 E: 0 K: 1 S: 5	H: 0 LOB: 0 BB: 0 P: 5	R: 0 E: 0 K: 0 S: 3	H: 0 LOB: 0 BB: 0 P: 3	R: 0 E: 0 K: 2 S: 8	H: 1 LOB: 2 BB: 1 P: 12	R: 0 E: 0 K: 0 S: 3	H: 0 LOB: 0 BB: 0 P: 3	R: 0 E: 0 K: 2 S: 7	H: 0 LOB: 0 BB: 0 P: 7	1B: 4 2B: 1 3B: 0 HR: 0	SF: 0 SAC: 0 DP: 1 HBP: 0	WP: 2 PB: 0 CS: 0	PA: 31			
<b>PITCHER</b>	IP	WLS	BF	H	R	ER	SO	BB	IBB	HBP	BLK	WP	HR	S	P	ERA	WHIP				
<b>Roger Nelson, R</b> ERA: 2.18 (1, 1)	9.0	W	31	4	0	0	7	1	0	0	0	1	0	43	47	0.00	0.556				



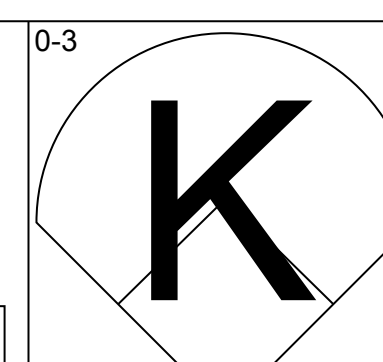
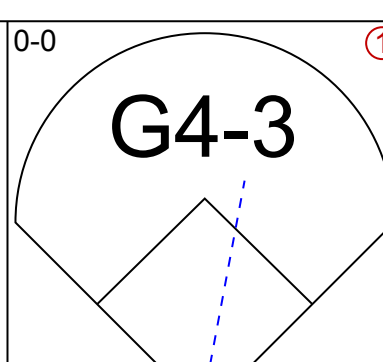
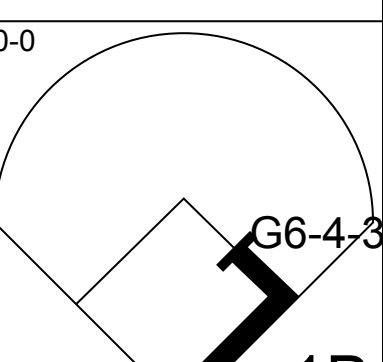
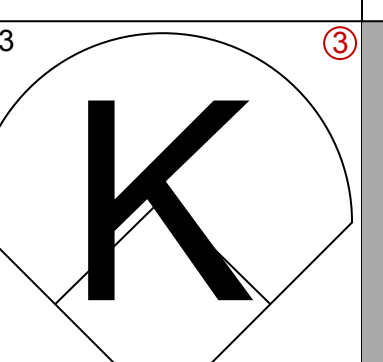
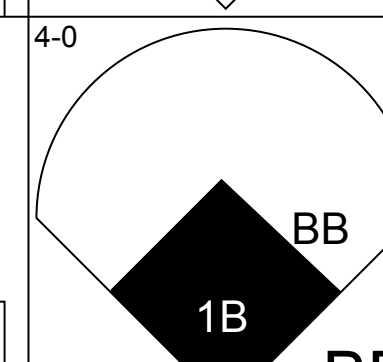
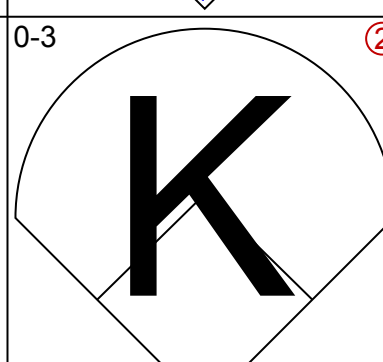
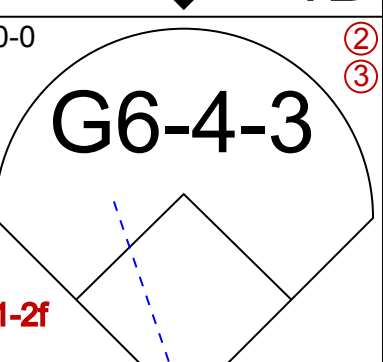
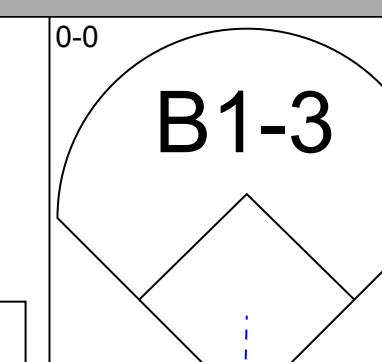
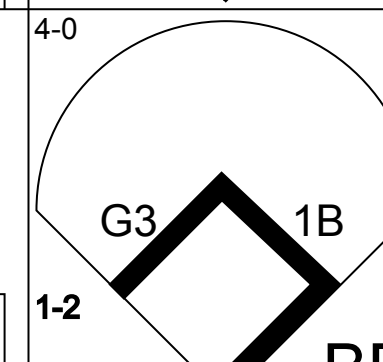
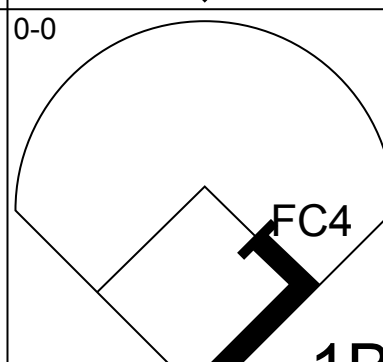

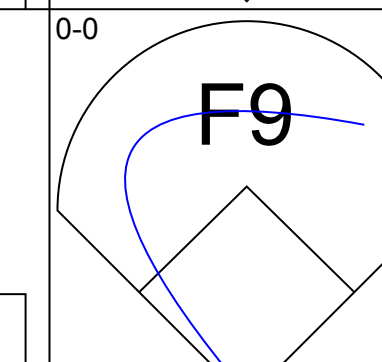
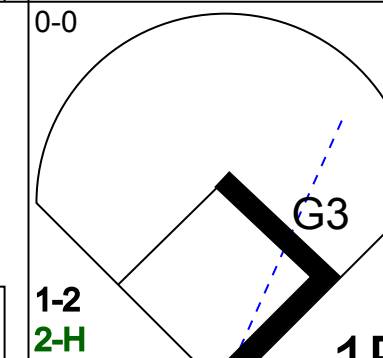
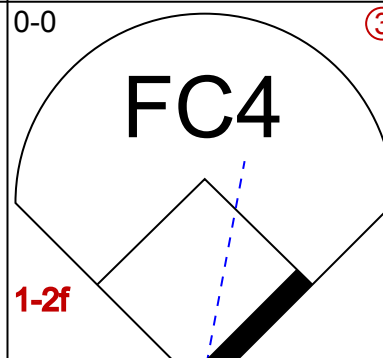

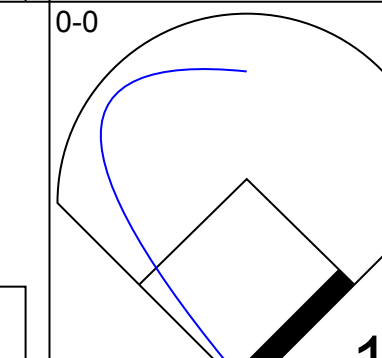
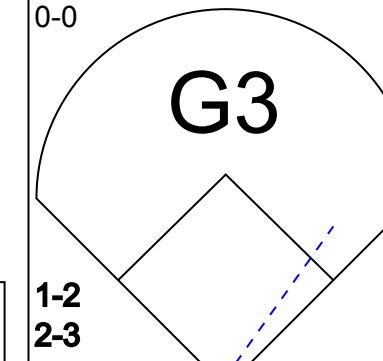
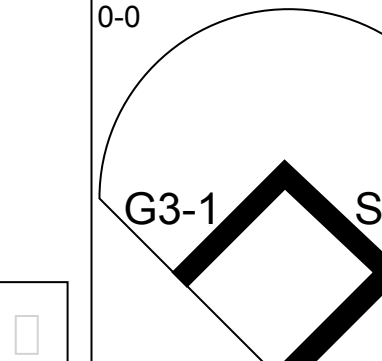
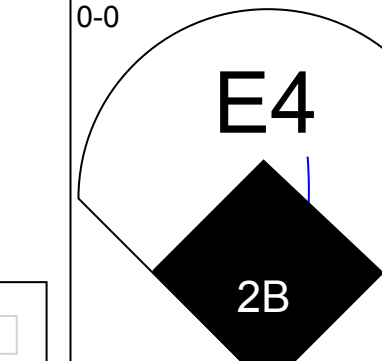
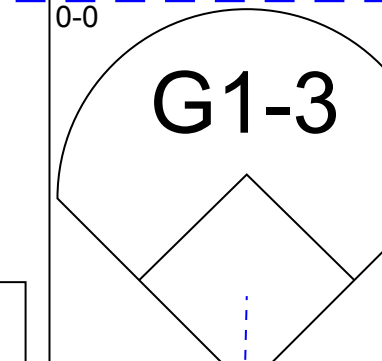
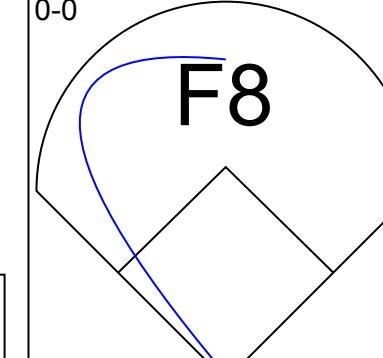
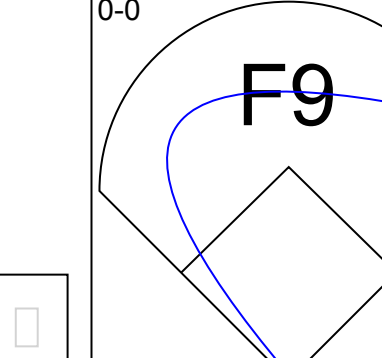
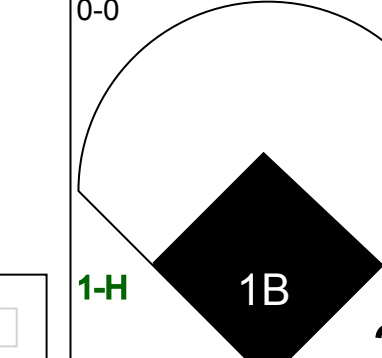

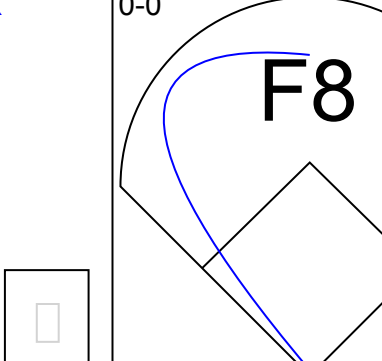
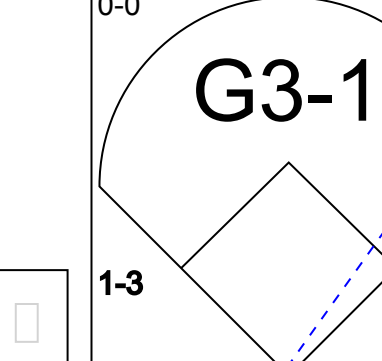
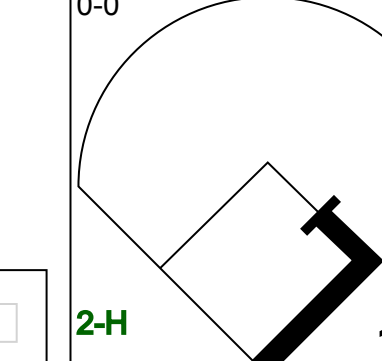


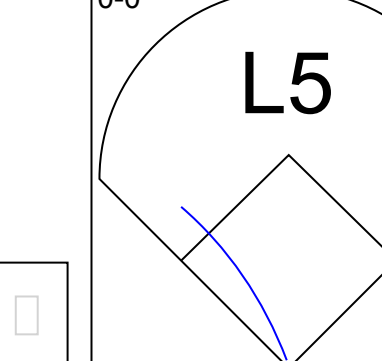
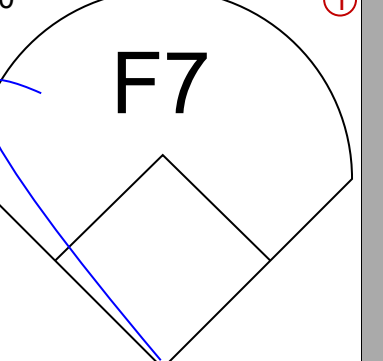

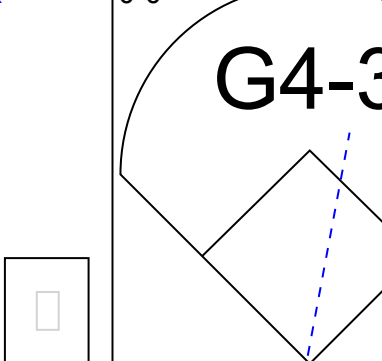
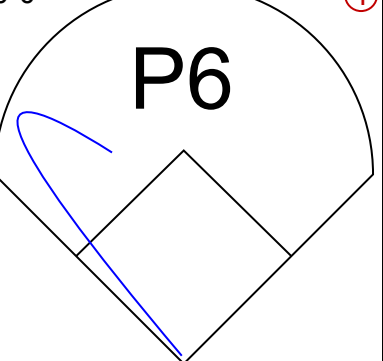
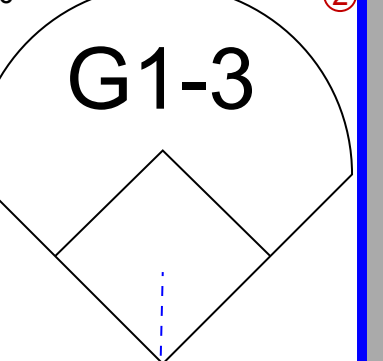


Batter	1	2	3	4	5	6	7	8	9	AB	R	H	RBI	BB	SO	LOB	TOP					
Steve Hovley, L (1, 8) OBP: 0.312, SLG: 0.370	G6-3		P4			G5-3 BB		BB		2	0	0	0	2	0	0	<b>Kansas City Royals @ Chicago White Sox</b> Comiskey Park, Chicago, IL Fri Jul 28, 1972, 8:05 PM EDT Att: 18,902 - Unknown - 69 F					
Cookie Rojas, R (1, 4) OBP: 0.338, SLG: 0.364	1B BB		L7			G5-3		K		3	0	0	0	1	1	2						
Richie Scheinblum, S (1, 9) OBP: 0.366, SLG: 0.453	1-3 1B					FC1-6-5 2-3		G4-3		4	0	1	0	0	0	2						
Ed Kirkpatrick, L (1, 2) OBP: 0.412, SLG: 0.456	F9					G3		FC5-4 BB		3	0	0	0	1	0	3						
Lou Piniella, R (1, 7) OBP: 0.360, SLG: 0.470	K					G6-3		FC5-4 FC1-5 1B 1-2		4	0	1	0	0	1	3						
John Mayberry, L (1, 3) OBP: 0.394, SLG: 0.432		K						FC1-5 1-2 1B		4	0	2	0	0	2	1						
Paul Schaal, R (1, 5) OBP: 0.307, SLG: 0.319		K						FC1-5 1-2 2-3		4	0	0	0	0	2	3						
Freddie Patek, R (1, 6) OBP: 0.278, SLG: 0.297								F3		2	0	0	0	0	0	0						
Gail Hopkins, L (7, PH) OBP: 0.298, SLG: 0.194	G5-3									1	0	0	0	0	0	1						
Bobby Floyd, R (7, 6) OBP: 0.223, SLG: 0.215										0	0	0	0	0	0	0						
Carl Taylor, R (9, PH) OBP: 0.306, SLG: 0.324										1	0	0	0	0	0	2						
Dick Drago, R (1, 1) OBP: 0.137, SLG: 0.043										2	0	0	0	0	1	0						
Ken Wright, R (7, 1)										0	0	0	0	0	0	0						
Norm Angelini, L (7, 1)										0	0	0	0	0	0	0						
Joe Keough, L (8, PH) OBP: 0.292, SLG: 0.195										1	0	0	0	0	0	0						
Ted Abernathy, R (8, 1)										0	0	0	0	0	0	0						
<b>Inning Stats</b>	R: 0 E: 0 K: 1 S: 6	H: 1 LOB: 2 BB: 1 P: 10	R: 0 E: 0 K: 2 S: 7	H: 0 LOB: 0 BB: 0 P: 7	R: 0 E: 0 K: 1 S: 5	H: 0 LOB: 0 BB: 0 P: 5	R: 0 E: 0 K: 1 S: 6	H: 1 LOB: 1 BB: 0 P: 6	R: 0 E: 0 K: 1 S: 5	H: 0 LOB: 0 BB: 0 P: 5	R: 0 E: 0 K: 0 S: 3	H: 0 LOB: 1 BB: 1 P: 7	R: 0 E: 0 K: 0 S: 4	H: 1 LOB: 1 BB: 0 P: 4	R: 0 E: 0 K: 1 S: 5	H: 0 LOB: 1 BB: 1 P: 9	R: 0 E: 0 K: 0 S: 4	H: 1 LOB: 2 BB: 1 P: 8	1B: 3 2B: 1 3B: 0 HR: 0	SF: 0 SAC: 0 DP: 0 HBP: 0	WP: 0 PB: 0 SB: 0 CS: 0	PA: 35
<b>PITCHER</b> Tom Bradley, R (1, 1) ERA: 3.34	IP: 9.0 WLS: W BF: 35 H: 4 R: 0 ER: 0 SO: 7 BB: 4 IBB: 0 HBP: 0 BLK: 0 WP: 0 HR: 0 S: 45 P: 61 ERA: 0.00 WHIP: 0.889															<b>PITCHER</b>						

Batter	1	2	3	4	5	6	7	8	9	AB	R	H	RBI	BB	SO	LOB	BOTTOM			
Walt Williams, R (1, 9) OBP: 0.267, SLG: 0.323	L1-3									4	0	0	0	0	0	2	<b>Kansas City Royals @ Chicago White Sox</b> Comiskey Park, Chicago, IL Fri Jul 28, 1972, 8:05 PM EDT Att: 18,902 - Unknown - 69 F			
Buddy Bradford, R (8, 9)	F3							G3-1		1	0	0	0	0	1					
Jay Johnstone, L (1, 8) OBP: 0.294, SLG: 0.200										3	2	2	0	1	0	0				
Dick Allen, R (1, 3) OBP: 0.415, SLG: 0.603	HR 2B									3	2	1	2	1	2	1				
Tony Musser, L (8, 3) OBP: 0.313, SLG: 0.313	2H HR									0	0	0	0	0	0	0				
Carlos May, L (1, 7) OBP: 0.384, SLG: 0.428										3	0	2	0	1	0	0				
Ed Spiezio, R (1, 5) OBP: 0.294, SLG: 0.347	1B									4	0	2	2	0	1	2				
Mike Andrews, R (1, 4) OBP: 0.323, SLG: 0.310										4	0	1	0	0	1	3				
Ed Herrmann, L (1, 2) OBP: 0.288, SLG: 0.298										4	0	1	0	0	0	1				
Rich Morales, R (1, 6) OBP: 0.292, SLG: 0.301										4	1	2	0	0	1	1				
Tom Bradley, R (1, 1) OBP: 0.180, SLG: 0.183										3	0	0	0	0	2	2				
<b>Inning Stats</b>	R: 2 E: 0 K: 1 S: 8	H: 3 LOB: 1 BB: 0 P: 8	R: 0 E: 0 K: 2 S: 8	H: 1 LOB: 1 BB: 0 P: 8	R: 0 E: 0 K: 1 S: 6	H: 1 LOB: 1 BB: 0 P: 6	R: 0 E: 0 K: 0 S: 3	H: 0 LOB: 0 BB: 0 P: 3	R: 0 E: 0 K: 1 S: 6	H: 1 LOB: 1 BB: 0 P: 6	R: 0 E: 1 K: 0 S: 4	H: 2 LOB: 1 BB: 0 P: 4	R: 3 E: 0 K: 1 S: 7	H: 2 LOB: 2 BB: 3 P: 19	R: 0 E: 0 K: 1 S: 6	H: 1 LOB: 1 BB: 0 P: 6		1B: 5 2B: 4 3B: 1 HR: 1	SF: 0 SAC: 1 DP: 0 HBP: 0	WP: 2 PB: 0 SB: 0 CS: 0
<b>PITCHER</b> Dick Drago, R (1, 1) ERA: 2.82 Ken Wright, R (7, 1) ERA: 4.63 Norm Angelini, L (7, 1) ERA: 5.4 Ted Abernathy, R (8, 1) ERA: 1.15	IP: 6.2 WLS: L BF: 29 H: 9 R: 4 ER: 4 SO: 5 BB: 1 IBB: 0 HBP: 0 BLK: 0 WP: 1 HR: 0 S: 38 P: 42 ERA: 5.40 WHIP: 1.500															<b>PITCHER</b>				

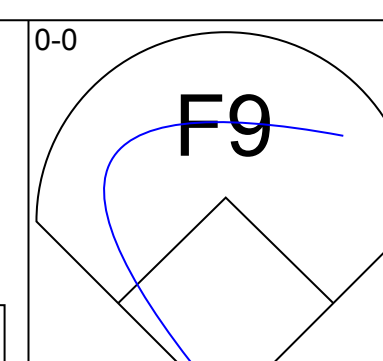
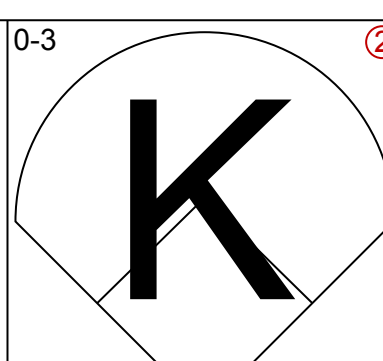
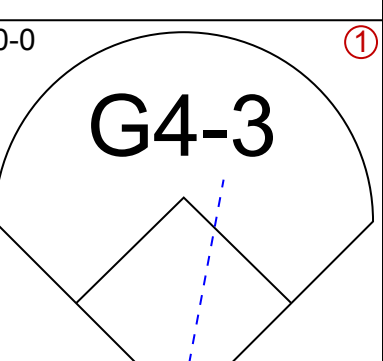
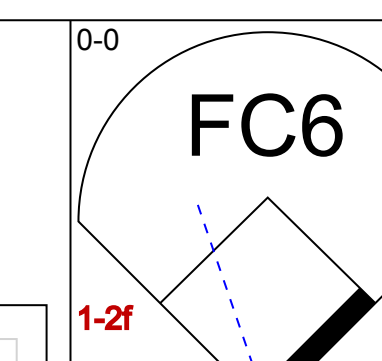
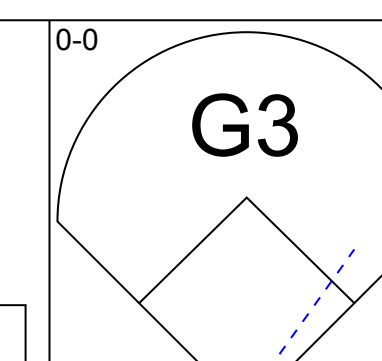
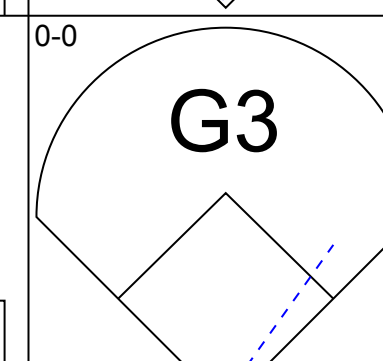
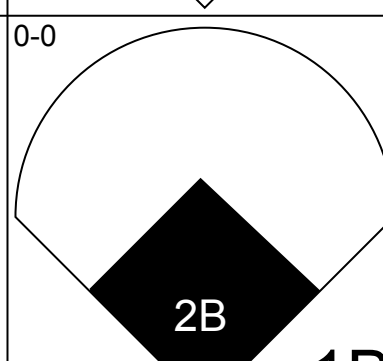
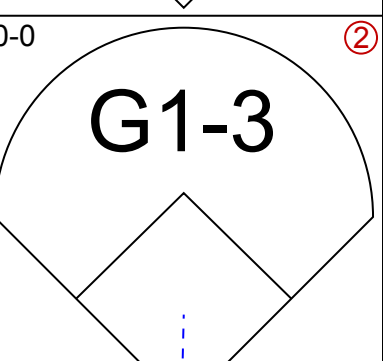
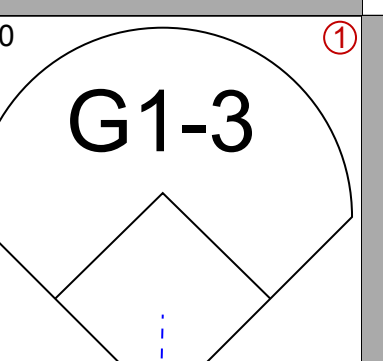

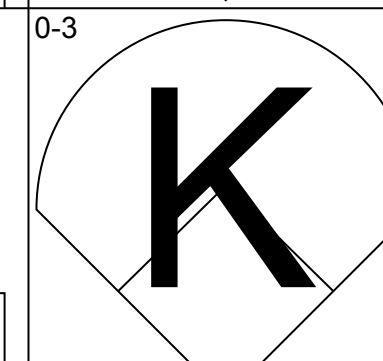
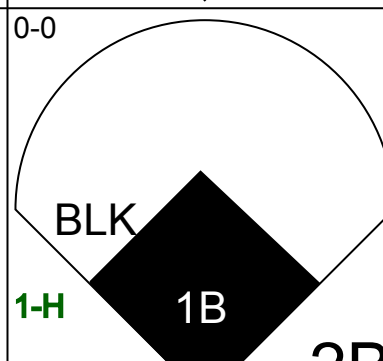
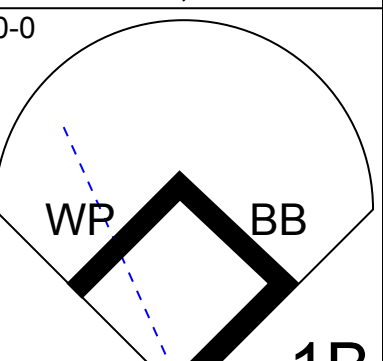
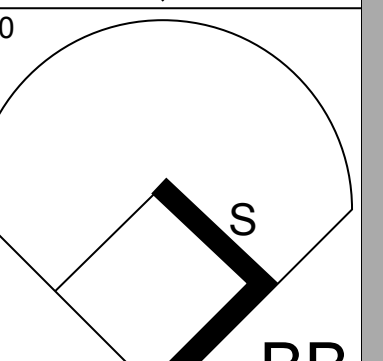

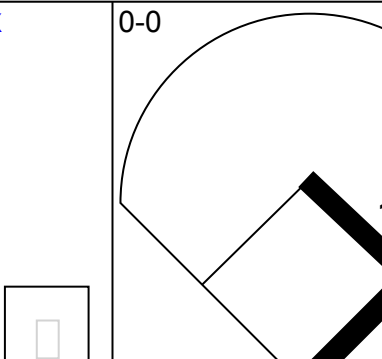
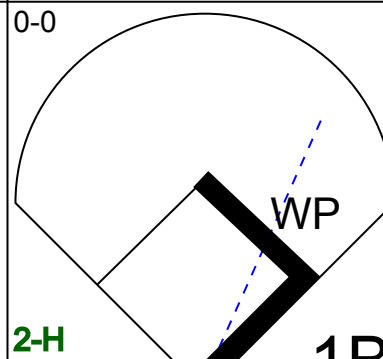
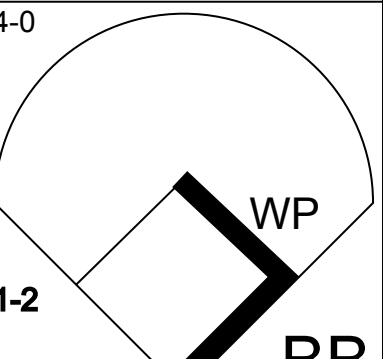



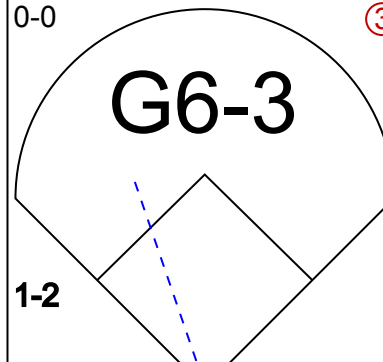
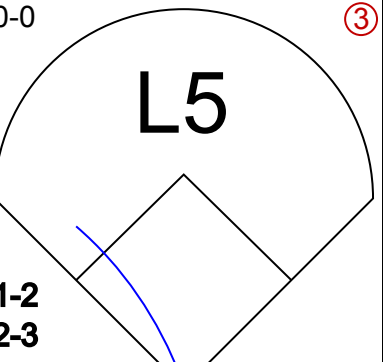
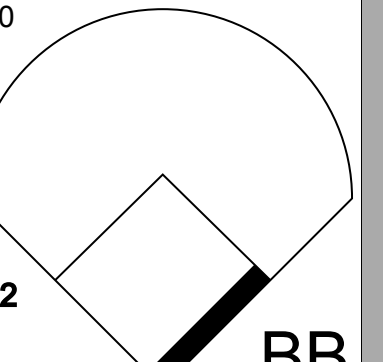


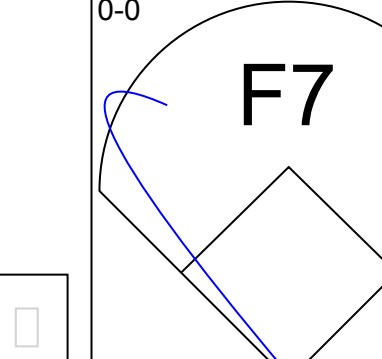
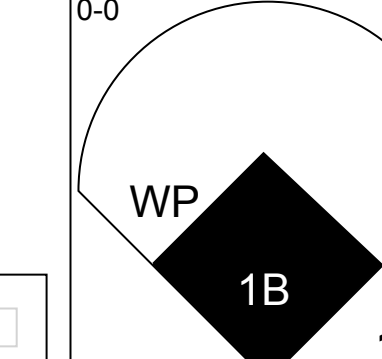
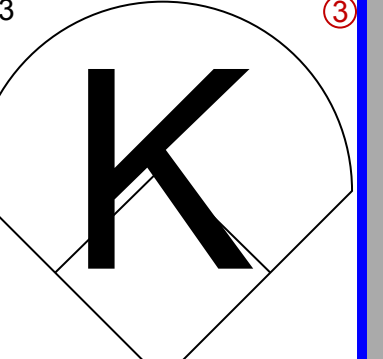

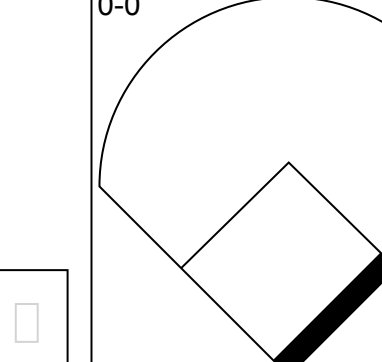
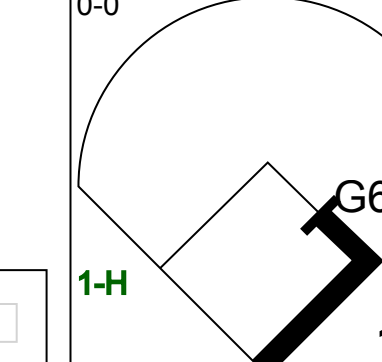


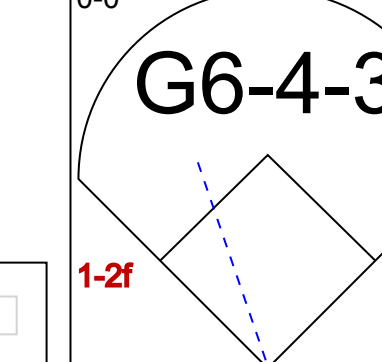
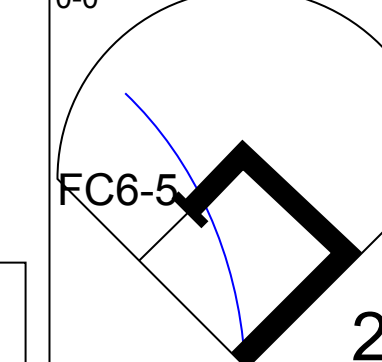

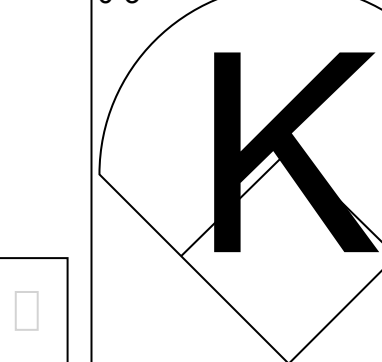
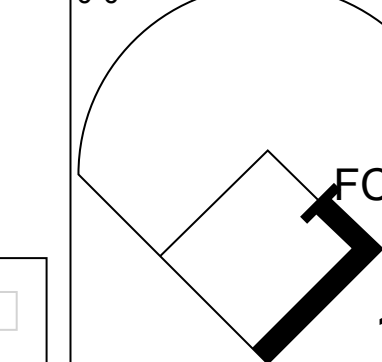
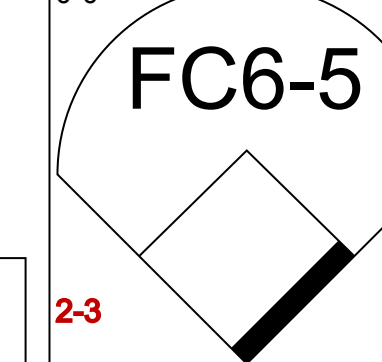
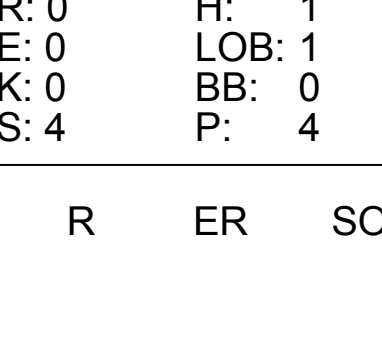





Batter	1	2	3	4	5	6	7	8	9	AB	R	H	RBI	BB	SO	LOB	TOP								
<b>Freddie Patek, R</b> OBP: 0.278, SLG: 0.296 (1, 6)					 1B					4	0	1	0	0	2	0	<b>Kansas City Royals @ Chicago White Sox</b> Comiskey Park, Chicago, IL Sat Jul 29 1972, 4:33 AM EDT Att: 7,115 - Sunny - 71 F								
<b>Amos Otis, R</b> OBP: 0.371, SLG: 0.430 (1, 8)	 1B				 1-2					3	1	0	0	1	1										
<b>Richie Scheinblum, S</b> OBP: 0.369, SLG: 0.452 (1, 9)	 1B		 1B							3	0	1	0	1	0	0									
<b>Lou Piniella, R</b> OBP: 0.361, SLG: 0.470 (1, 7)	 1-2 2H		 1-2					 1B		4	0	2	1	0	0	1									
<b>Ed Kirkpatrick, L</b> OBP: 0.410, SLG: 0.452 (1, 2)	 1-2 2-3			 1B		 2B				4	1	1	0	0	0	3									
<b>Cookie Rojas, R</b> OBP: 0.338, SLG: 0.366 (1, 4)						 2B				4	1	1	1	0	0	3									
<b>John Mayberry, L</b> OBP: 0.362, SLG: 0.430 (1, 3)				 1-3		 2H				4	0	1	1	0	0	1									
<b>Paul Schaal, R</b> OBP: 0.302, SLG: 0.313 (1, 5)										4	0	0	0	0	1	1									
<b>Bruce Dal Canton, R</b> OBP: 0.115, SLG: 0.154 (6, 1)										2	0	0	0	0	0	0									
<b>Tom Burgmeier, L</b> OBP: 0.294, SLG: 0.354 (7, 1)										1	0	0	0	0	0	0									
<b>Ted Abernathy, R</b> (7, 1)										0	0	0	0	0	0	0									
<b>Inning Stats</b>	R: 1 E: 0 K: 1 S: 6	H: 1 LOB: 2 BB: 2 P: 14	R: 0 E: 0 K: 1 S: 5	H: 0 LOB: 0 BB: 0 P: 5	R: 0 E: 0 K: 1 S: 6	H: 1 LOB: 1 BB: 0 P: 6	R: 0 E: 0 K: 0 S: 4	H: 1 LOB: 1 BB: 0 P: 4	R: 0 E: 0 K: 0 S: 3	H: 1 LOB: 0 BB: 0 P: 3	R: 2 E: 1 K: 0 S: 5	H: 2 LOB: 1 BB: 0 P: 5	R: 0 E: 0 K: 1 S: 5	H: 0 LOB: 0 BB: 0 P: 5	R: 0 E: 0 K: 0 S: 4	H: 1 LOB: 1 BB: 0 P: 4	R: 0 E: 0 K: 0 S: 3	H: 0 LOB: 0 BB: 0 P: 3	1B: 6 2B: 1 3B: 0 HR: 0	SF: 0 SAC: 0 DP: 1 HBP: 0	WP: 0 PB: 0 SB: 1 CS: 0	PA: 35			
<b>PITCHER</b>	IP	WLS	BF	H	R	ER	SO	BB	IBB	HBP	BLK	WP	HR	S	P	ERA	WHIP								
<b>Dave Lemonds, L</b> ERA: 2.83	(1, 1)	6.0	25	6	3	1	3	2	0	0	0	0	0	29	37	1.50	1.333								
<b>Vicente Romo, R</b> ERA: 2.5	(7, 1)	1.2	6	1	0	0	1	0	0	0	0	0	0	8	8	0.00	0.600								
<b>Terry Forster, L</b> ERA: 1.81	(8, 1)	1.1	W	4	0	0	0	0	0	0	0	0	0	4	4	0.00	0.000								

AB	33
R	3
H	7
RBI	3
BB	2
SO	4
LOB	10



Batter	1	2	3	4	5	6	7	8	9	AB	R	H	RBI	BB	SO	LOB	BOTTOM								
<b>Pat Kelly, L</b> OBP: 0.371, SLG: 0.360 (1, 9)						 1-2				5	0	0	0	0	1	2	<b>Kansas City Royals @ Chicago White Sox</b> Comiskey Park, Chicago, IL Sat Jul 29 1972, 4:33 AM EDT Att: 7,115 - Sunny - 71 F								
<b>Jay Johnstone, L</b> OBP: 0.282, SLG: 0.200 (1, 8)			 1B							5	1	1	0	0	0	0									
<b>Dick Allen, R</b> OBP: 0.418, SLG: 0.604 (1, 3)			 1B		 1B		 BB			4	1	2	1	1	2	0									
<b>Carlos May, L</b> OBP: 0.389, SLG: 0.430 (1, 7)		 1B	 1B		 BB				 1B	3	1	2	1	1	1	1									
<b>Ed Spiezo, R</b> OBP: 0.308, SLG: 0.354 (1, 5)	 1B		 1-2		 1-2 2-3		 1B		 1H	4	0	2	1	1	0	3									
<b>Mike Andrews, R</b> OBP: 0.323, SLG: 0.310 (1, 4)							 1B			4	1	1	0	0	1	4									
<b>Terry Forster, L</b> OBP: 0.143, SLG: 0.143 (8, 1)							 1B			0	0	0	0	0	0	0									
<b>Ed Herrmann, L</b> OBP: 0.294, SLG: 0.304 (1, 2)							 1B			3	0	2	1	0	0	2									
<b>Tom Bradley, R</b> OBP: 0.180, SLG: 0.183 (6, PR)										0	0	0	0	0	0	0									
<b>Chuck Brinkman, R</b> OBP: 0.133, SLG: 0.133 (7, 2)										1	0	0	0	0	0	0									
<b>Rich Morales, R</b> OBP: 0.291, SLG: 0.305 (1, 6)							 1-2		 2B	4	0	1	0	0	0	4									
<b>Dave Lemonds, L</b> OBP: 0.105, SLG: 0.056 (1, 1)									 2B	2	0	0	0	0	2	1									
<b>Walt Williams, R</b> OBP: 0.272, SLG: 0.327 (6, PH)										1	0	1	0	0	0	0									
<b>Vicente Romo, R</b> (7, 1)										0	0	0	0	0	0	0									
<b>Luis Alvarado, R</b> OBP: 0.241, SLG: 0.255 (8, 4)									 1B	1	0	0	0	0	0	1									
<b>Inning Stats</b>	R: 0 E: 0 K: 1 S: 5	H: 0 LOB: 0 BB: 0 P: 5	R: 0 E: 0 K: 0 S: 5	H: 2 LOB: 2 BB: 0 P: 5	R: 2 E: 0 K: 2 S: 10	H: 3 LOB: 1 BB: 0 P: 10	R: 0 E: 0 K: 1 S: 6	H: 1 LOB: 1 BB: 0 P: 6	R: 0 E: 0 K: 0 S: 4	H: 1 LOB: 2 BB: 1 P: 8	R: 1 E: 0 K: 0 S: 5	H: 3 LOB: 1 BB: 0 P: 5	R: 0 E: 0 K: 2 S: 7	H: 0 LOB: 2 BB: 2 P: 15	R: 0 E: 0 K: 0 S: 4	H: 1 LOB: 1 BB: 0 P: 4	R: 1 E: 0 K: 1 S: 5	H: 1 LOB: 1 BB: 0 P: 6	1B: 10 2B: 2 3B: 0 HR: 0	SF: 0 SAC: 0 DP: 1 HBP: 1	WP: 4 PB: 0 SB: 2 CS: 0	PA: 41			
<b>PITCHER</b>	IP	WLS	BF	H	R	ER	SO	BB	IBB	HBP	BLK	WP	HR	S	P	ERA	WHIP								
<b>Bruce Dal Canton, R</b> ERA: 3.65	(1, 1)	5.0	25	9	3	3	4	1	0	0	1	1	0	32	36	5.40	2.000								
<b>Tom Burgmeier, L</b> ERA: 2.4	(6, 1)	1.2	7	1	0	0	1	2	0	0	0	0	0	7	15	0.00	1.800								
<b>Ted Abernathy, R</b> ERA: 1.38	(7, 1)	2.0	L	9	2	1	1	2	0	0	1	0	0	12	13	4.50	1.000								

AB	37
R	4
H	12
RBI	4
BB	3
SO	7
LOB	18






Batter	1	2	3	4	5	6	7	8	9	AB	R	H	RBI	BB	SO	LOB	TOP			
Pat Kelly, L OBP: 0.365, SLG: 0.354 (1, 9)	G4-3		B5-3		F7			F9		4	0	0	0	0	0	3				
Jay Johnstone, L OBP: 0.297, SLG: 0.214 (1, 8)	L6-4 1B			G1-3		G3			2B	4	0	2	0	0	0	0				
Dick Allen, R OBP: 0.416, SLG: 0.600 (1, 3)				G4-3		P6			G6-3	4	0	1	0	0	0	1				
Carlos May, L OBP: 0.388, SLG: 0.426 (1, 7)	L6-4			F7		G6-3			FC6-4 IBB	3	0	0	0	1	0	2				
Ed Spiezo, R OBP: 0.297, SLG: 0.340 (1, 5)						F8		F9	F7	4	0	0	0	0	0	2				
Mike Andrews, R OBP: 0.320, SLG: 0.307 (1, 4)						F8				3	0	0	0	0	0	0				
Luis Alvarado, R OBP: 0.241, SLG: 0.255 (7, 4)	G6-3							G1-3	FC6-4	0	0	0	0	0	0	0				
Buddy Bradford, R (8, PH)									1-2	1	0	0	0	0	0	2				
Ed Herrmann, L OBP: 0.294, SLG: 0.305 (1, 2)				P5		1B 1B 1B		F7		3	0	1	0	0	0	0				
Rich Morales, R OBP: 0.292, SLG: 0.305 (1, 6)				G4-3				F9		3	0	1	0	0	0	0				
Wilbur Wood, R OBP: 0.188, SLG: 0.145 (1, 1)										2	0	1	0	0	1	0				
Tony Muser, L OBP: 0.294, SLG: 0.294 (8, PH)				K				F9		1	0	0	0	0	0	0				
Cy Acosta, R (8, 1)										0	0	0	0	0	0	0				
<b>Inning Stats</b>	R: 0 E: 0 K: 0 S: 4	H: 2 LOB: 1 BB: 0 P: 4	R: 0 E: 0 K: 0 S: 3	H: 0 LOB: 0 BB: 0 P: 3	R: 0 E: 0 K: 1 S: 5	H: 0 LOB: 0 BB: 0 P: 5	R: 0 E: 0 K: 0 S: 3	H: 0 LOB: 0 BB: 0 P: 3	R: 0 E: 0 K: 0 S: 6	H: 3 LOB: 3 BB: 0 P: 6	R: 0 E: 0 K: 0 S: 3	H: 0 LOB: 0 BB: 0 P: 3	R: 0 E: 0 K: 0 S: 3	H: 0 LOB: 0 BB: 0 P: 3	R: 0 E: 0 K: 0 S: 4	H: 1 LOB: 2 BB: 1 P: 8	1B: 5 2B: 2 3B: 0 HR: 0	SF: 0 SAC: 0 DP: 1 HBP: 0	WP: 0 PB: 0 SB: 0 CS: 0	PA: 33
<b>PITCHER</b>	IP WLS BF H R ER SO BB IBB HBP BLK WP HR S P ERA WHIP	IP WLS BF H R ER SO BB IBB HBP BLK WP HR S P ERA WHIP																		
Jim Perry, R ERA: 3.03 (1, 1)	8.0 W 29 6 0 0 1 0 0 0 0 0 0 31 31 0.00 0.750	1.0 S 4 0 0 0 0 0 1 0 0 0 0 3 7 0.00 0.000																		
Wayne Granger, R ERA: 2.62 (9, 1)																				

Chicago White Sox @ Minnesota Twins  
Metropolitan Stadium, Bloomington, MI  
Sun Jul 30 1972, 4:33 AM EDT  
Att: 15,792 - Unknown - 77 F


AB 32  
R 0  
H 6  
RBI 0  
BB 1  
SO 1  
LOB 10



Batter	1	2	3	4	5	6	7	8	9	AB	R	H	RBI	BB	SO	LOB	BOTTOM			
Cesar Tovar, R OBP: 0.323, SLG: 0.317 (1, 9)	G3 SH5-4 BB		E5		FC6-4			G6-3		3	0	0	0	1	0	2				
Danny Thompson, R OBP: 0.335, SLG: 0.374 (1, 6)	SH5-4		G5-3			G5-3		F9		3	0	0	0	0	0	2				
Steve Braun, L OBP: 0.358, SLG: 0.383 (1, 4)	G3					G3				3	0	1	0	0	0	1				
Harmon Killebrew, R OBP: 0.383, SLG: 0.478 Rich Reese, L OBP: 0.313, SLG: 0.437 (1, 3) (9, 3)	F5			L3						3	1	1	1	0	0	2				
Bobby Darwin, R OBP: 0.331, SLG: 0.447 (1, 8)								G6-3		2	0	1	0	0	0	0				
Eric Soderholm, R OBP: 0.251, SLG: 0.357 (1, 5)										3	0	1	0	0	1	1				
Rick Renick, R OBP: 0.259, SLG: 0.265 (1, 7)										3	0	0	0	0	0	1				
Glenn Borgmann, R OBP: 0.355, SLG: 0.308 (1, 2)										2	0	1	0	1	0	0				
Jim Perry, S OBP: 0.269, SLG: 0.245 Wayne Granger, R OBP: 0.400, SLG: 0.600 (1, 1) (9, 1)										2	0	0	0	0	0	1				
<b>Inning Stats</b>	R: 0 E: 0 K: 0 S: 3	H: 0 LOB: 1 BB: 1 P: 7	R: 0 E: 0 K: 0 S: 3	H: 2 LOB: 0 BB: 0 P: 3	R: 0 E: 1 K: 0 S: 3	H: 0 LOB: 1 BB: 1 P: 7	R: 0 E: 0 K: 0 S: 3	H: 1 LOB: 1 BB: 0 P: 4	R: 0 E: 0 K: 0 S: 4	H: 1 LOB: 1 BB: 0 P: 4	R: 1 E: 0 K: 0 S: 4	H: 1 LOB: 0 BB: 0 P: 4	R: 0 E: 0 K: 1 S: 5	H: 0 LOB: 0 BB: 0 P: 5	R: 0 E: 0 K: 0 S: 3	H: 0 LOB: 0 BB: 0 P: 3	1B: 4 2B: 1 3B: 0 HR: 1	SF: 0 SAC: 2 DP: 3 HBP: 1	WP: 0 PB: 0 SB: 0 CS: 0	PA: 29
<b>PITCHER</b>	IP WLS BF H R ER SO BB IBB HBP BLK WP HR S P ERA WHIP	IP WLS BF H R ER SO BB IBB HBP BLK WP HR S P ERA WHIP																		
Wilbur Wood, L ERA: 2.45 (1, 1)	7.0 L 26 5 1 1 1 2 0 1 0 0 0 25 34 1.29 1.000	1.0 3 0 0 0 0 0 0 0 0 0 0 3 3 0.00 0.000																		
Cy Acosta, R ERA: 2.55 (8, 1)																				

Chicago White Sox @ Minnesota Twins  
Metropolitan Stadium, Bloomington, MI  
Sun Jul 30 1972, 4:33 AM EDT  
Att: 15,792 - Unknown - 77 F

AB 24  
R 1  
H 5  
RBI 1  
BB 2  
SO 1  
LOB 10





Batter	1	2	3	4	5	6	7	8	9	AB	R	H	RBI	BB	SO	LOB	TOP				
Pat Kelly, L OBP: 0.367, SLG: 0.358 Buddy Bradford, R (7, 8)	4-0 IHR BB		0-0 G4-3			0-0 1B 2B	0-3 K	0-0 F7		3	2	1	0	1	1	0					
Luis Avarado, R OBP: 0.247, SLG: 0.261 (1, 4)	0-0 IHR 1B		0-0 F2			0-0 IHR 1B		0-0 G6-3	0-0 G6-3	5	2	2	1	0	0	0					
Dick Allen, R OBP: 0.417, SLG: 0.617 Tony Muser, L (7, PR) OBP: 0.278, SLG: 0.278 (7, 3)	0-0 IHR		0-3 K			0-0 IHR		0-0 E6 1B E	0-0 P4	4	2	2	5	0	1	0					
Carlos May, L OBP: 0.390, SLG: 0.430 (1, 7)	0-0 P6			4-0 BB		0-0 G3-1 2B		0-0 E8 1B	0-0 G4-3	4	0	2	0	1	0	0					
Jay Johnstone, L OBP: 0.261, SLG: 0.209 (1, 8)	0-3 K			0-0 L7		0-0 G3-1		0-0 F9		4	0	0	0	0	1	3					
Ed Spiezio, R OBP: 0.287, SLG: 0.327 (1, 5)	0-0 G4-3			0-0 G5-3		0-0 L7		0-3 K		4	0	0	0	0	1	3					
Ed Herrmann, L OBP: 0.302, SLG: 0.325 (1, 2)				4-0 IBB				0-0 SH2-4 1B		3	1	2	1	1	0	0					
Rich Morales, R OBP: 0.292, SLG: 0.305 Mike Andrews, R OBP: 0.317, SLG: 0.303 (1, 4)	0-0 G6-3			0-0 F7				0-3 K		0	0	0	0	0	0	0					
Stan Bahnsen, R OBP: 0.197, SLG: 0.200 (1, 1)	0-0 F9							0-0 SH2-4		4	0	0	0	0	1	3					
<b>Inning Stats</b>	R: 3 E: 0 K: 1 S: 7	H: 2 LOB: 0 BB: 1 P: 11	R: 0 E: 0 K: 0 S: 3	H: 0 LOB: 0 BB: 0 P: 3	R: 0 E: 0 K: 0 S: 5	H: 0 LOB: 0 BB: 2 P: 5	R: 3 E: 0 K: 1 S: 9	H: 4 LOB: 1 BB: 0 P: 9	R: 1 E: 0 K: 1 S: 6	H: 1 LOB: 0 BB: 0 P: 6	R: 1 E: 2 K: 1 S: 7	H: 1 LOB: 1 BB: 0 P: 7	R: 0 E: 0 K: 1 S: 6	H: 1 LOB: 1 BB: 0 P: 6	R: 0 E: 0 K: 0 S: 3	H: 0 LOB: 0 BB: 0 P: 3	1B: 4 2B: 2 3B: 0 HR: 3	SF: 0 SAC: 1 DP: 0 HBP: 0	WP: 0 PB: 0 SB: 1 CS: 0	PA: 40	
<b>PITCHER</b>	IP WLS BF H R ER SO BB IBB HBP BLK WP HR S P ERA WHIP	IP WLS BF H R ER SO BB IBB HBP BLK WP HR S P ERA WHIP																			
Bert Blyleven, R ERA: 3.07 Jim Strickland, L ERA: 2.57 Bob Gebhard, R ERA: 7.94 Dave Goltz, R ERA: 1.69	(1, 1) 4.1 L 21 5 6 6 3 2 1 0 0 0 0 0 3 36 12.46 1.615	(5, 1) 0.2 3 1 0 0 0 0 0 0 0 0 0 0 1 3 0.00 1.500	(6, 1) 3.0 13 3 2 1 3 0 0 0 0 0 0 0 1 19 3.00 1.000	(9, 1) 1.0 3 0 0 0 0 0 0 0 0 0 0 0 3 3 0.00 0.000																	

Chicago White Sox @ Minnesota Twins  
Metropolitan Stadium, Bloomington, MI  
Mon Jul 31 1972, 4:33 AM EDT  
Att: 13,652 - Sunny - 73 F

AB	36
R	8
H	9
RBI	7
BB	3
SO	6
LOB	10



Batter	1	2	3	4	5	6	7	8	9	AB	R	H	RBI	BB	SO	LOB	BOTTOM				
Cesar Tovar, R OBP: 0.320, SLG: 0.314 (1, 9)	0-0 F8		0-0 L8					0-0 L7		4	0	0	0	0	0	2					
Danny Thompson, R OBP: 0.334, SLG: 0.373 (1, 6)	0-0 1B			0-0 G5-3				0-0 G6-3		4	0	1	0	0	0	0					
Steve Braun, L OBP: 0.352, SLG: 0.375 (1, 4)	0-0 G3-1			0-0 F8				0-0 L9		4	0	0	0	0	0	0					
Harmon Killebrew, R OBP: 0.382, SLG: 0.475 (1, 3)			0-3 K					0-0 P6		4	0	1	0	0	2	0					
Rich Reese, L OBP: 0.310, SLG: 0.429 (1, 7)				0-0 P5				0-0 1B		4	0	1	0	0	1	1					
Bobby Darwin, R OBP: 0.330, SLG: 0.444 (1, 8)				0-0 1B				0-3 K		4	1	1	0	0	1	1					
Eric Soderholm, R OBP: 0.248, SLG: 0.353 (1, 5)				0-0 G5-3				0-0 K		3	0	0	0	0	1	2					
Glenn Borgmann, R OBP: 0.353, SLG: 0.310 (1, 2)				0-0 F7				0-0 K		3	0	1	0	0	0	0					
Bert Blyleven, R OBP: 0.186, SLG: 0.203 Jim Strickland, L OBP: 0.267, SLG: 0.300 Jim Nettles, L OBP: 0.345, SLG: 0.261 Bob Gebhard, R OBP: 0.330, SLG: 0.333 Steve Brye, R OBP: 0.271, SLG: 0.283 Dave Goltz, R OBP: 0.333, SLG: 0.333	(1, 1) 9.0 W 33 6 1 0 6 0 0 0 0 0 0 45 45 0.00 0.667	(5, 1) 0.2 3 1 0 0 0 0 0 0 0 0 0 0 1 3 0.00 1.500	(6, 1) 3.0 13 3 2 1 3 0 0 0 0 0 0 0 1 19 3.00 1.000	(9, 1) 1.0 3 0 0 0 0 0 0 0 0 0 0 0 3 3 0.00 0.000																	
<b>PITCHER</b>	IP WLS BF H R ER SO BB IBB HBP BLK WP HR S P ERA WHIP	IP WLS BF H R ER SO BB IBB HBP BLK WP HR S P ERA WHIP																			

Chicago White Sox @ Minnesota Twins  
Metropolitan Stadium, Bloomington, MI  
Mon Jul 31 1972, 4:33 AM EDT  
Att: 13,652 - Sunny - 73 F

AB	33
R	1
H	6
RBI	1
BB	0
SO	6
LOB	6









Batter	1	2	3	4	5	6	7	8	9	AB	R	H	RBI	BB	SO	LOB	TOP					
Vada Pinson, L OBP: 0.314, SLG: 0.368 (1, 7)	5-3		F6		F5			FC5 1B		4	0	1	0	0	0	1						
Sandy Alomar Sr., S OBP: 0.366, SLG: 0.293 (1, 4)	F3		1-3			6-3		1B		4	0	1	0	0	0	0						
Leo Cardenas, R OBP: 0.286, SLG: 0.308 (1, 6)	1B			F4		K		F7		4	0	1	0	0	1	2						
Bob Oliver, R OBP: 0.316, SLG: 0.434 (1, 3)	1B			L4		6-3		FC5		4	0	1	0	0	0	2						
Ken McMullen, R OBP: 0.343, SLG: 0.380 Curt Motton, R OBP: 0.250, SLG: 0.211 (1, 5)	FC6-4			5-3			F6		G1-6-3	4	0	1	0	0	0	2						
Ken Berry, R OBP: 0.369, SLG: 0.421 (1, 8)		K					5-3		G1-6-3	4	1	1	1	0	1	1						
Leroy Stanton, R OBP: 0.274, SLG: 0.377 (1, 9)		1-6-3					F6		6-3	4	0	1	0	0	0	1						
Jeff Torborg, R OBP: 0.300, SLG: 0.259 Jack Hiatt, R OBP: 0.361, SLG: 0.433 (8, PH)		F3					E5			2	0	0	0	0	0	1						
Andy Messersmith, R OBP: 0.238, SLG: 0.286 (1, 1)			6-3				K		F8	3	0	0	0	0	1	1						
<b>Inning Stats</b>	R: 0 E: 0 K: 0 S: 5	H: 2 LOB: 2 BB: 0 P: 5	R: 0 E: 0 K: 1 S: 5	H: 0 LOB: 0 BB: 0 P: 5	R: 0 E: 0 K: 0 S: 3	H: 0 LOB: 0 BB: 0 P: 3	R: 0 E: 0 K: 0 S: 3	H: 0 LOB: 0 BB: 0 P: 3	R: 1 E: 1 K: 1 S: 7	H: 2 LOB: 1 BB: 0 P: 7	R: 0 E: 0 K: 0 S: 5	H: 0 LOB: 0 BB: 0 P: 5	R: 0 E: 0 K: 0 S: 3	H: 0 LOB: 0 BB: 0 P: 3	R: 1 E: 0 K: 0 S: 6	H: 3 LOB: 2 BB: 0 P: 6	R: 0 E: 0 K: 0 S: 3	H: 1 LOB: 1 BB: 0 P: 3	1B: 6 2B: 0 3B: 0 HR: 2	SF: 0 SAC: 0 DP: 1 HBP: 0	WP: 0 PB: 0 SB: 0 CS: 0	PA: 34
<b>PITCHER</b> Wilbur Wood, L ERA: 2.43 (1, 1)	IP: 9.0 WLS: W BF: 34 H: 8 R: 2 ER: 2 SO: 3 BB: 0 IBB: 0 HBP: 0 BLK: 0 WP: 0 HR: 2 S: 40 P: 40 ERA: 2.00 WHIP: 0.889															<b>PITCHER</b>						

California Angels @ Chicago White Sox  
Comiskey Park, Chicago, IL  
Thu Aug 03 1972, 8:05 PM EDT  
Att: 10,368 - Unknown

AB 34  
R 2  
H 8  
RBI 2  
BB 0  
SO 3  
LOB 11



Batter	1	2	3	4	5	6	7	8	9	AB	R	H	RBI	BB	SO	LOB	BOTTOM					
Pat Kelly, L OBP: 0.365, SLG: 0.353 (1, 9)	1-4-3		K		K2-6-2		F9			3	0	0	0	1	1	1						
Jay Johnstone, L OBP: 0.280, SLG: 0.209 (1, 8)	F8		K		K2-6-2		1B			4	0	1	0	0	2	2						
Dick Allen, R OBP: 0.420, SLG: 0.611 (1, 3)	BB			E 1B	E6		K			2	1	0	0	2	1	1						
Carlos May, L OBP: 0.393, SLG: 0.429 (1, 7)	4-3			E9 1B	FC5-4		SH1-3			3	2	2	0	1	0	1						
Ed Spiezio, R OBP: 0.295, SLG: 0.342 (1, 5)		F3		K	FC5-4		SH1-3			3	0	0	0	0	1	4						
Mike Andrews, R OBP: 0.318, SLG: 0.299 (1, 4)		F7		1B		1-3		3B		2	1	0	0	2	0	0						
Ed Herrmann, L OBP: 0.310, SLG: 0.327 (1, 2)		4-3		2-3		K		K		4	0	1	2	0	2	2						
Luis Alvarado, R OBP: 0.260, SLG: 0.287 (1, 6)			SH3	2-3		6-3		3B		4	0	2	2	0	0	2						
Wilbur Wood, R OBP: 0.181, SLG: 0.139 (1, 1)		SH3		K		6-3		6-3		3	0	0	0	0	1	3						
<b>Inning Stats</b>	R: 0 E: 0 K: 0 S: 3	H: 0 LOB: 1 BB: 1 P: 7	R: 0 E: 0 K: 0 S: 3	H: 0 LOB: 0 BB: 0 P: 3	R: 0 E: 0 K: 2 S: 8	H: 1 LOB: 1 BB: 0 P: 8	R: 2 E: 1 K: 2 S: 9	H: 2 LOB: 2 BB: 2 P: 17	R: 0 E: 0 K: 1 S: 6	H: 1 LOB: 2 BB: 1 P: 10	R: 0 E: 0 K: 1 S: 5	H: 0 LOB: 0 BB: 0 P: 5	R: 0 E: 0 K: 1 S: 6	H: 1 LOB: 1 BB: 0 P: 6	R: 2 E: 0 K: 1 S: 6	H: 1 LOB: 1 BB: 2 P: 14	R: 0 E: 0 K: 1 S: 3	H: 1 LOB: 1 BB: 2 P: 3	1B: 5 2B: 1 3B: 1 HR: 0	SF: 0 SAC: 2 DP: 1 HBP: 0	WP: 0 PB: 0 SB: 0 CS: 0	PA: 36
<b>PITCHER</b> Andy Messersmith, R ERA: 3.58 (1, 1)	IP: 8.0 WLS: L BF: 36 H: 6 R: 4 ER: 4 SO: 8 BB: 6 IBB: 0 HBP: 0 BLK: 0 WP: 0 HR: 0 S: 46 P: 70 ERA: 4.50 WHIP: 1.500															<b>PITCHER</b>						

California Angels @ Chicago White Sox  
Comiskey Park, Chicago, IL  
Thu Aug 03 1972, 8:05 PM EDT  
Att: 10,368 - Unknown

AB 28  
R 4  
H 6  
RBI 4  
BB 6  
SO 8  
LOB 16





Batter	1	2	3	4	5	6	7	8	9	AB	R	H	RBI	BB	SO	LOB	TOP					
Davey Nelson, R OBP: 0.326, SLG: 0.298 (1, 5)	F5		FC6 BB		FC1-5-2			F9		3	0	0	0	1	0	1						
Toby Harrah, R OBP: 0.326, SLG: 0.350 (1, 6)	BB		FC6 1-2f		F8			F4		3	0	0	0	1	0	2						
Larry Blittner, L OBP: 0.360, SLG: 0.398 (1, 3)	K				F7			F6		4	0	0	0	0	1	1						
Ted Ford, R OBP: 0.314, SLG: 0.395 (1, 9)	F9				4-3			G1-6-3 1B		4	0	2	0	0	0	1						
Dick Billings, R OBP: 0.313, SLG: 0.323 (1, 7)		K			F8			FC6-4 1B		4	0	0	0	0	1	2						
Bill Fahey, L OBP: 0.299, SLG: 0.167 (1, 2)	K							1B		4	1	2	0	0	1	0						
Elliott Maddox, R OBP: 0.341, SLG: 0.290 (1, 8)	F9				1B WP			1B		4	1	1	0	0	0	2						
Vic Harris, S OBP: 0.098, SLG: 0.026 (1, 4)			K					K		3	0	1	1	0	2	0						
Don Stanhouse, R OBP: 0.143, SLG: 0.077 Paul Lindblad, L OBP: 0.250, SLG: 0.250 Horacio Pina, R OBP: 0.250, SLG: 0.250 (1, 1) (7, 1) (9, 1)			K		1-3			K		2	0	0	0	0	1	1						
<b>Inning Stats</b>	R: 0 E: 0 K: 1 S: 5	H: 0 LOB: 1 BB: 1 P: 9	R: 0 E: 0 K: 2 S: 7	H: 0 LOB: 0 BB: 0 P: 7	R: 0 E: 0 K: 2 S: 7	H: 0 LOB: 1 BB: 1 P: 11	R: 0 E: 0 K: 0 S: 3	H: 0 LOB: 0 BB: 0 P: 3	R: 2 E: 0 K: 0 S: 6	H: 3 LOB: 1 BB: 0 P: 6	R: 0 E: 0 K: 0 S: 3	H: 1 LOB: 0 BB: 0 P: 3	R: 0 E: 0 K: 1 S: 5	H: 0 LOB: 0 BB: 0 P: 5	R: 0 E: 0 K: 1 S: 5	H: 0 LOB: 0 BB: 0 P: 5	R: 0 E: 0 K: 0 S: 5	H: 2 LOB: 2 BB: 0 P: 5	1B: 6 2B: 0 3B: 0 HR: 0	SF: 0 SAC: 0 DP: 1 HBP: 0	WP: 2 PB: 0 SB: 1 CS: 0	PA: 34
<b>PITCHER</b> Stan Bahnsen, R ERA: 3.95 (1, 1)	IP: 9.0 WLS: W BF: 34 H: 6 R: 2 ER: 2 SO: 7 BB: 2 IBB: 0 HBP: 0 BLK: 0 WP: 1 HR: 0 S: 46 P: 54 ERA: 2.00 WHIP: 0.889															<b>PITCHER</b>						

Texas Rangers @ Chicago White Sox  
Comiskey Park, Chicago, IL  
Fri Aug 04 1972, 8:05 PM EDT  
Att: 15,687 - Unknown

AB 32  
R 2  
H 6  
RBI 1  
BB 2  
SO 7  
LOB 10



Batter	1	2	3	4	5	6	7	8	9	AB	R	H	RBI	BB	SO	LOB	BOTTOM					
Pat Kelly, L OBP: 0.360, SLG: 0.347 (1, 9)	1-3		G3	F7			G3		SH 2B	4	0	0	0	0	0	2						
Jay Johnstone, L OBP: 0.298, SLG: 0.226 Rick Reichardt, R OBP: 0.359, SLG: 0.451 (1, 8) (9, PH)	K		HR		F5		F2		K	4	1	1	1	0	1	0						
Dick Allen, R OBP: 0.425, SLG: 0.614 (1, 3)	BB		L9		2B BB		1B		2B	3	1	2	1	2	0	0						
Carlos May, L OBP: 0.396, SLG: 0.434 (1, 7)	BB		S		2B		L9			3	0	2	1	1	0	1						
Ed Spiezio, R OBP: 0.294, SLG: 0.339 (1, 5)	4-3		F2		F3			FC4-6 1B		4	0	1	0	0	0	4						
Mike Andrews, R OBP: 0.315, SLG: 0.295 (1, 4)		K			F2			F4		4	0	0	0	0	2	2						
Ed Herrmann, L OBP: 0.315, SLG: 0.325 Walt Williams, R OBP: 0.288, SLG: 0.322 Chuck Brinkman, R OBP: 0.133, SLG: 0.133 (1, 2) (6, PH) (9, 2)		BB			2B BB		3-1		F9	1	0	0	0	2	0	0						
Luis Alvarado, R OBP: 0.253, SLG: 0.279 (1, 6)		K			K			FC4-6 1-2f		4	0	0	0	0	3	3						
Stan Bahnsen, R OBP: 0.203, SLG: 0.222 Buddy Bradford, R OBP: 0.250, SLG: 0.250 (1, 1) (9, PH)		K			2B		K		SH 2B	3	0	1	0	0	2	1						
<b>Inning Stats</b>	R: 0 E: 0 K: 1 S: 5	H: 0 LOB: 2 BB: 2 P: 13	R: 0 E: 0 K: 3 S: 9	H: 0 LOB: 1 BB: 1 P: 13	R: 1 E: 0 K: 0 S: 5	H: 2 LOB: 1 BB: 0 P: 5	R: 0 E: 0 K: 2 S: 8	H: 1 LOB: 2 BB: 1 P: 12	R: 1 E: 0 K: 0 S: 4	H: 1 LOB: 1 BB: 1 P: 8	R: 0 E: 0 K: 2 S: 7	H: 0 LOB: 0 BB: 0 P: 7	R: 0 E: 0 K: 0 S: 4	H: 1 LOB: 1 BB: 0 P: 4	R: 0 E: 0 K: 0 S: 4	H: 1 LOB: 1 BB: 0 P: 4	R: 1 E: 0 K: 1 S: 6	H: 2 LOB: 2 BB: 0 P: 6	1B: 4 2B: 3 3B: 0 HR: 1	SF: 0 SAC: 1 DP: 0 HBP: 0	WP: 0 PB: 0 SB: 1 CS: 0	PA: 39
<b>PITCHER</b> Don Stanhouse, R ERA: 4.1 Paul Lindblad, L ERA: 1.49 Horacio Pina, R ERA: 2.26 (1, 1) (7, 1) (9, 1)	IP: 6.0 WLS: L BF: 27 H: 4 R: 2 ER: 2 SO: 8 BB: 5 IBB: 0 HBP: 0 BLK: 0 WP: 0 HR: 1 S: 38 P: 58 ERA: 3.00 WHIP: 1.500															<b>PITCHER</b>						

Texas Rangers @ Chicago White Sox  
Comiskey Park, Chicago, IL  
Fri Aug 04 1972, 8:05 PM EDT  
Att: 15,687 - Unknown


AB 33  
R 3  
H 8  
RBI 3  
BB 5  
SO 9  
LOB 16






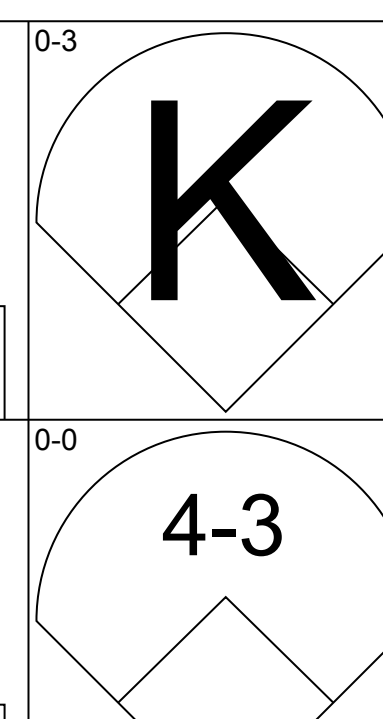
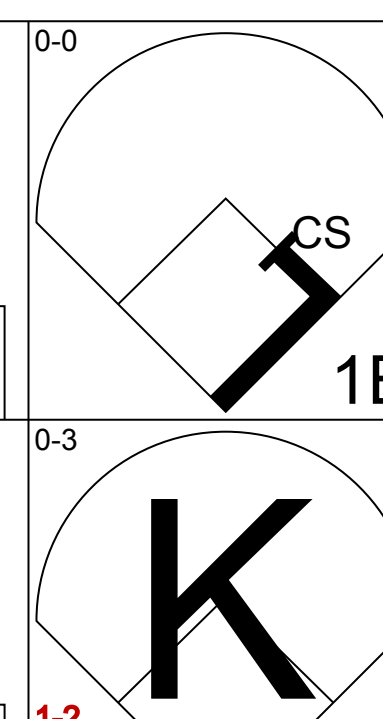
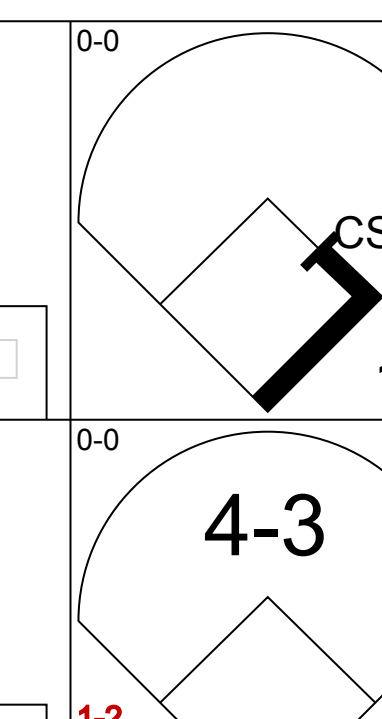
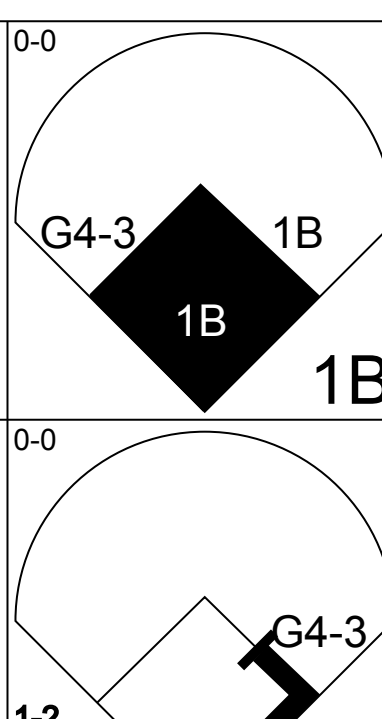

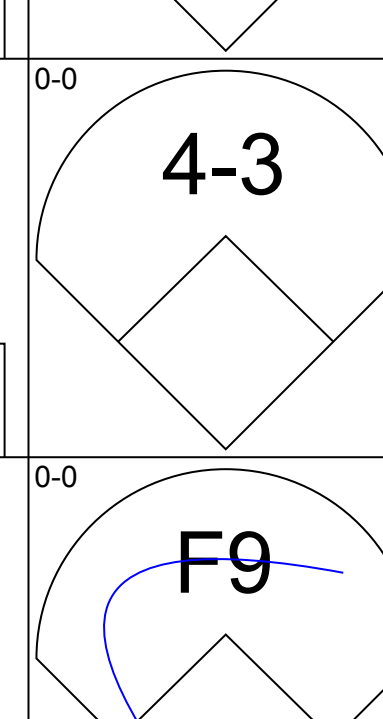
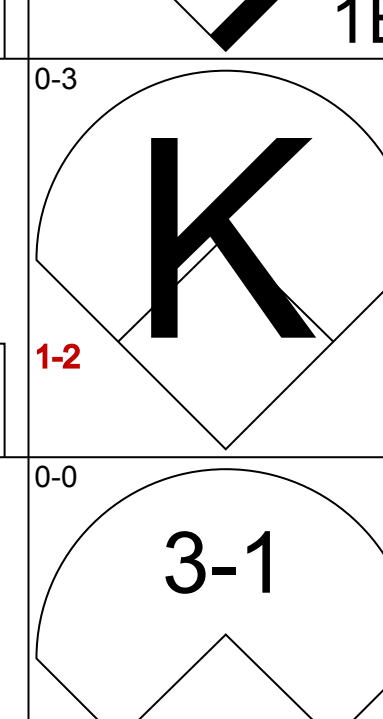
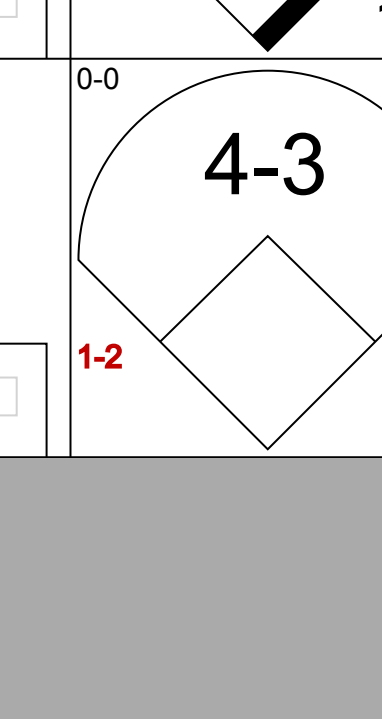
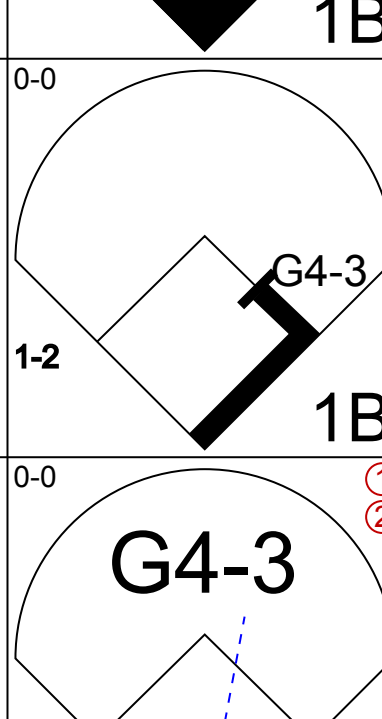
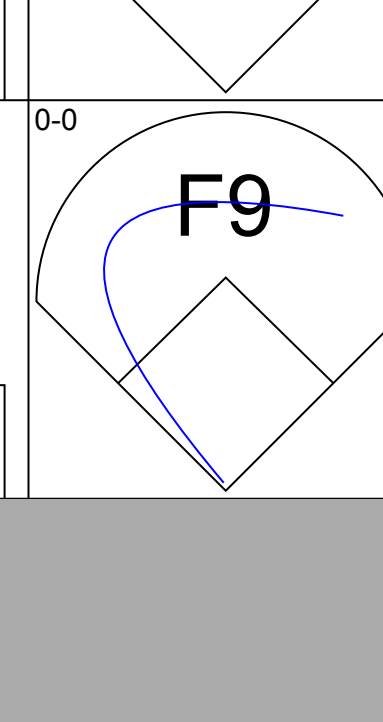
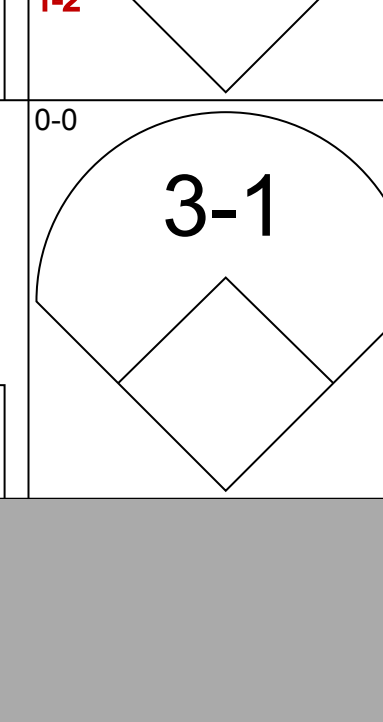
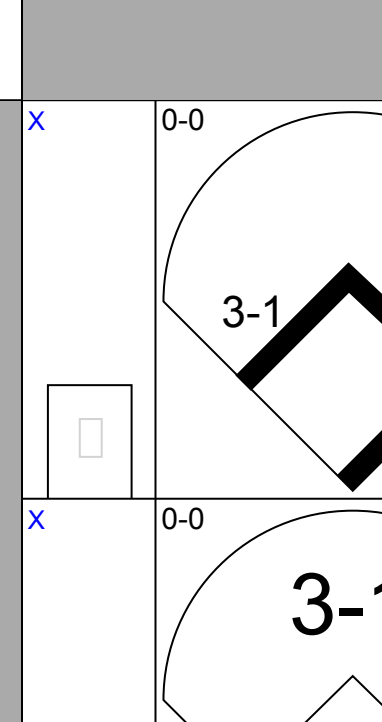
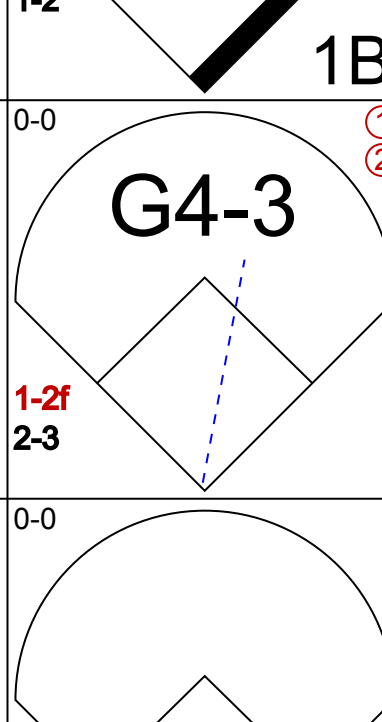
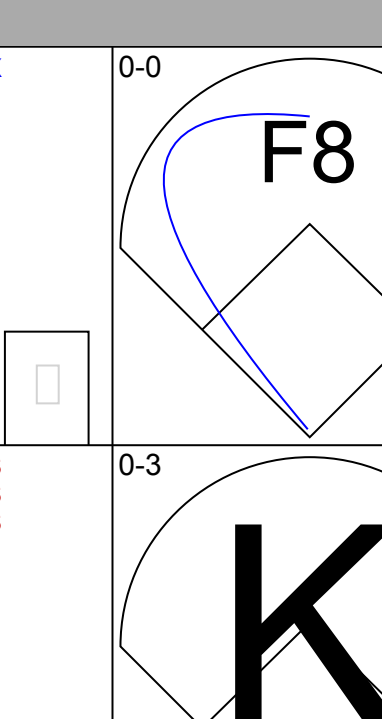
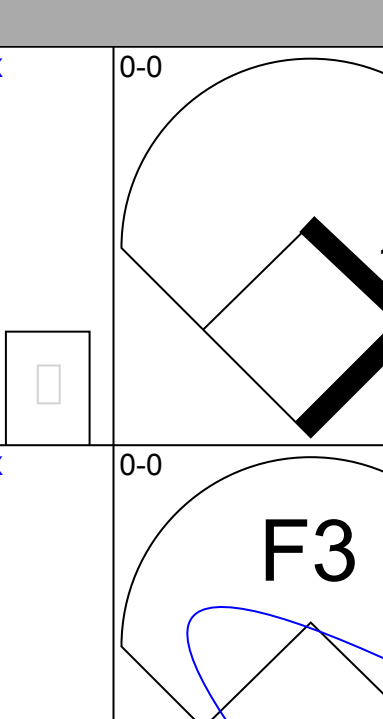
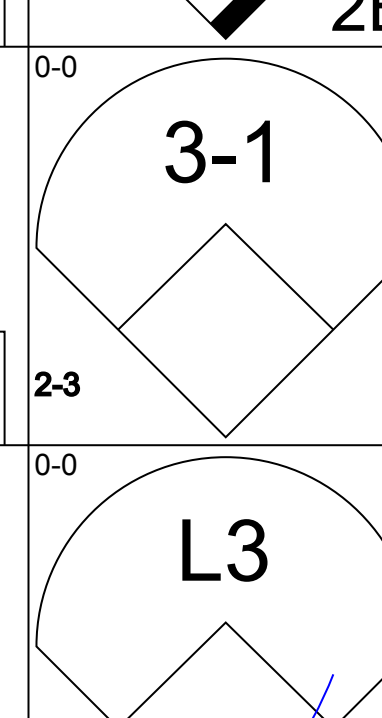
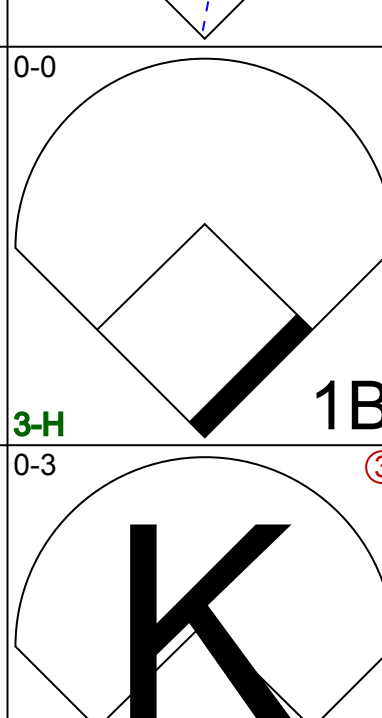

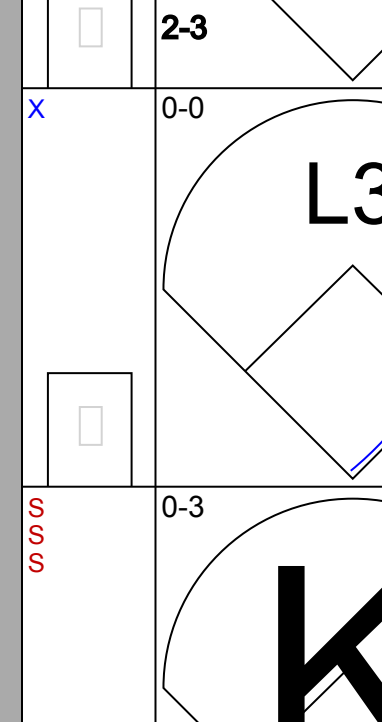
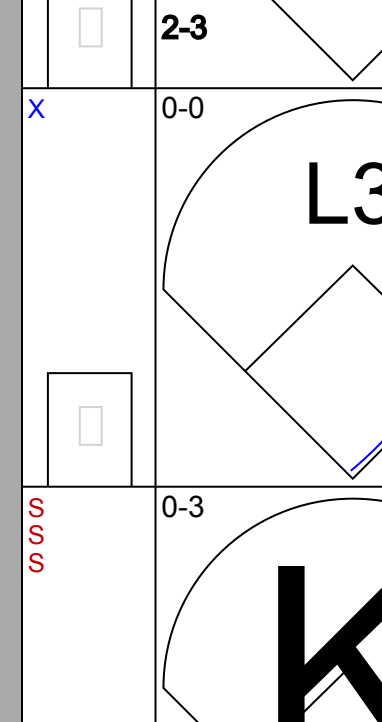
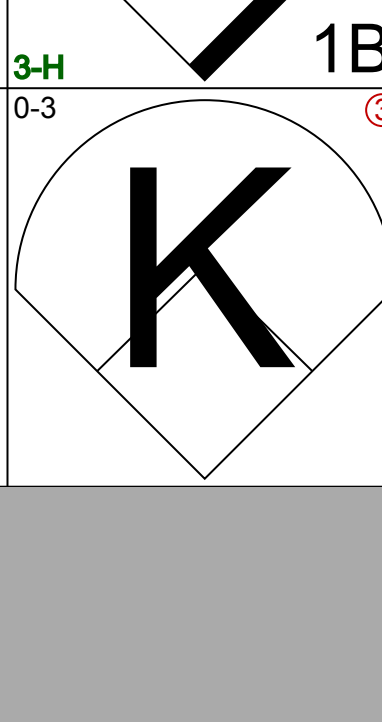

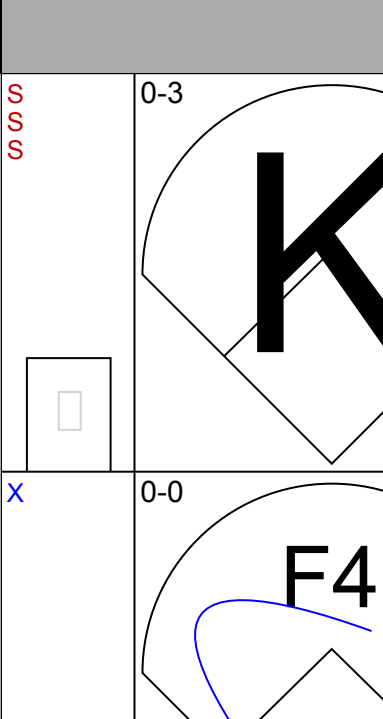
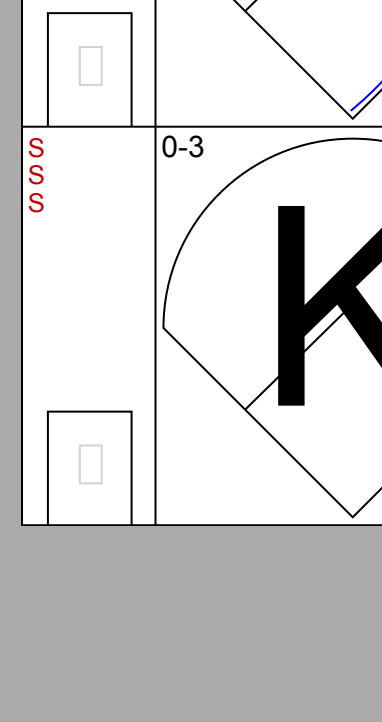
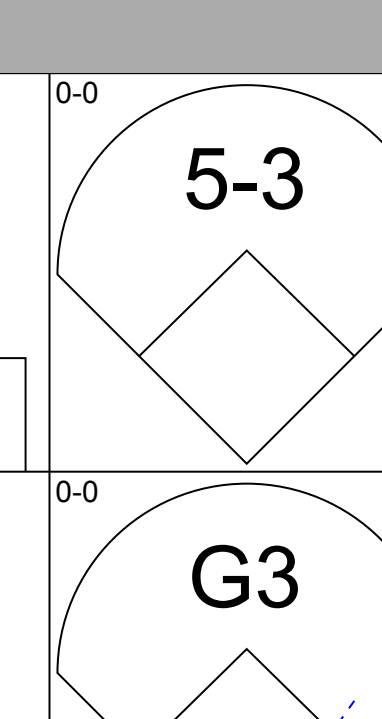
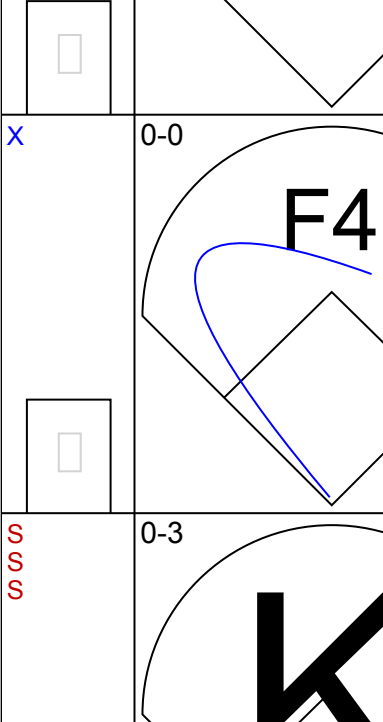
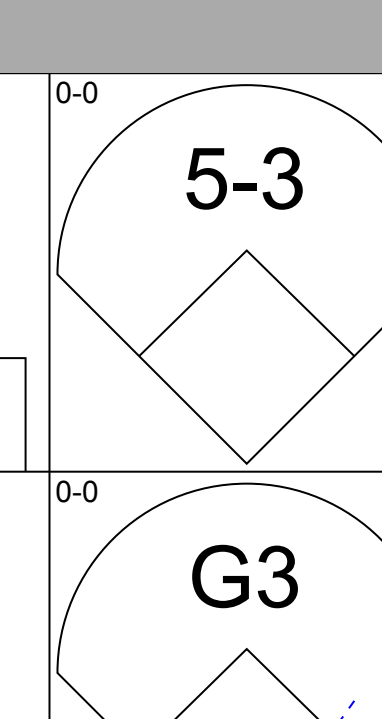
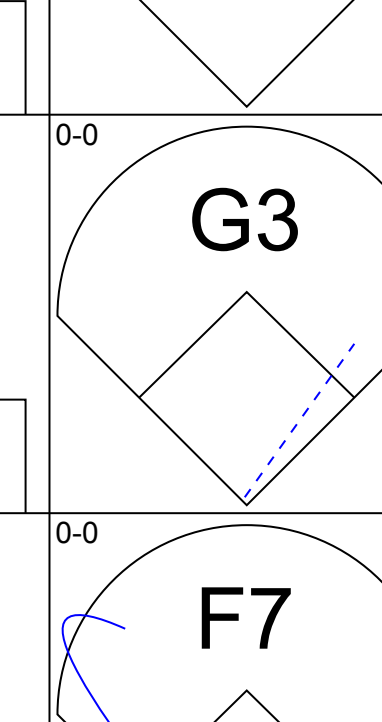

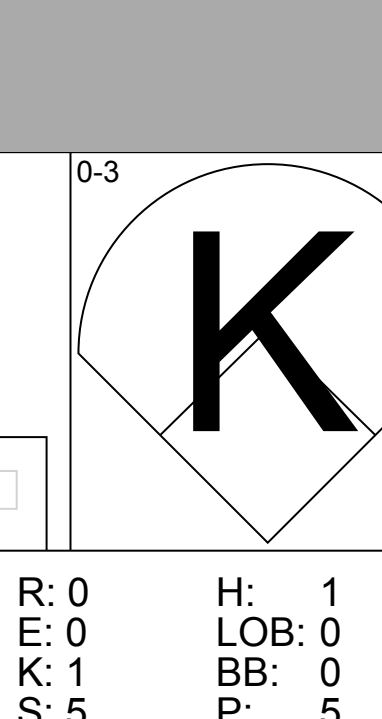
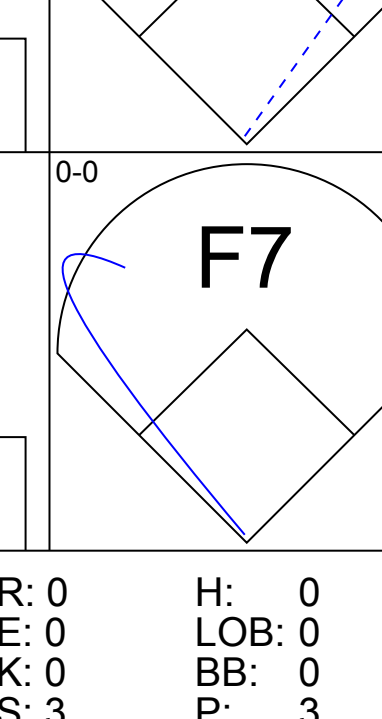
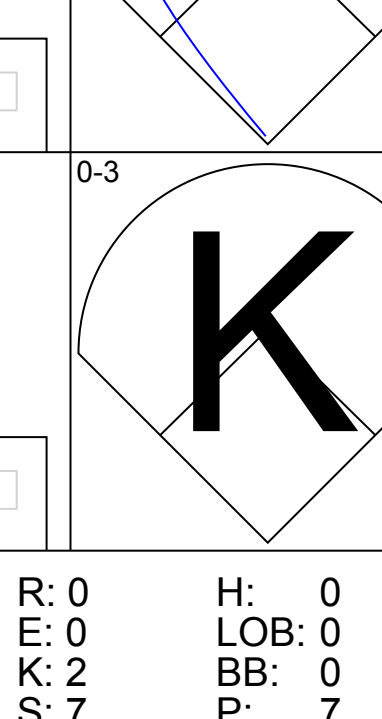
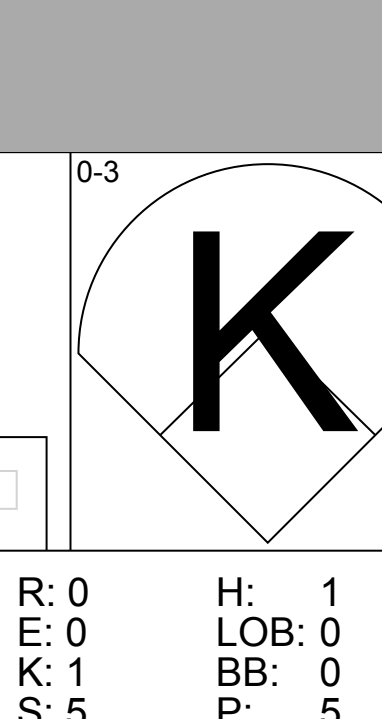
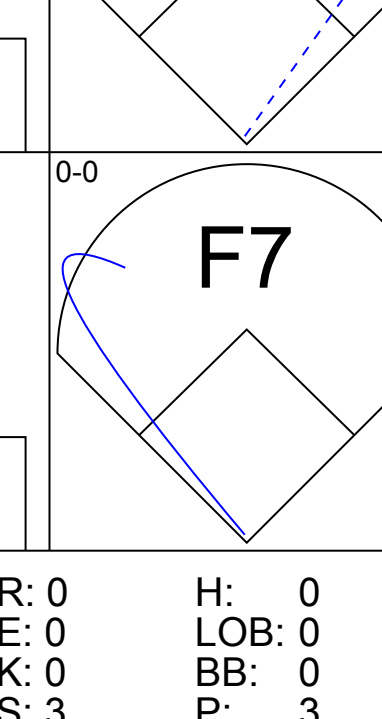


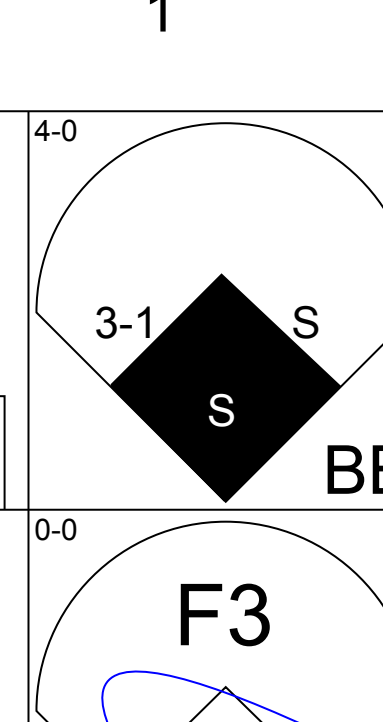
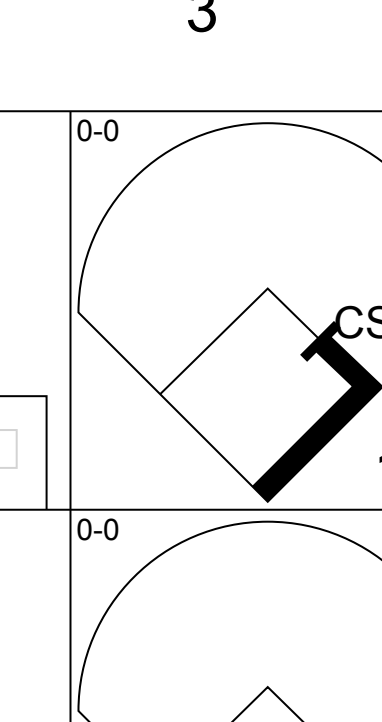
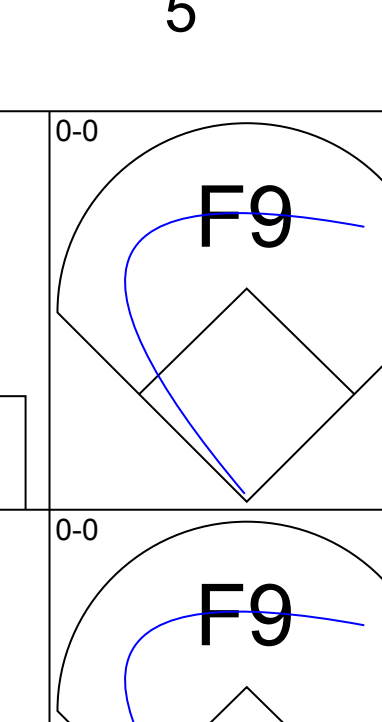
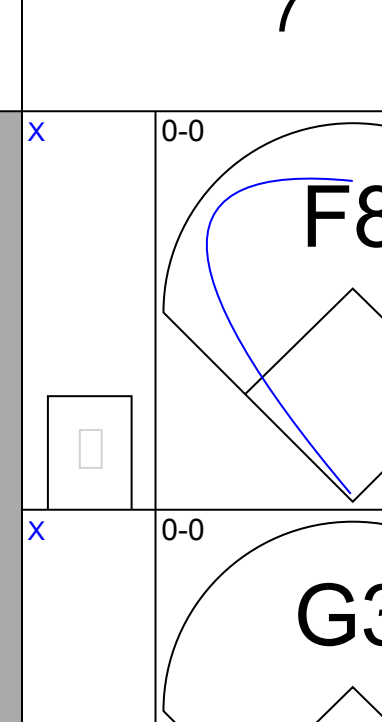

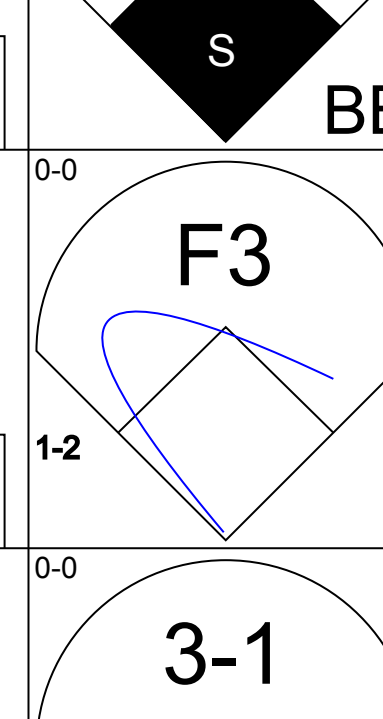
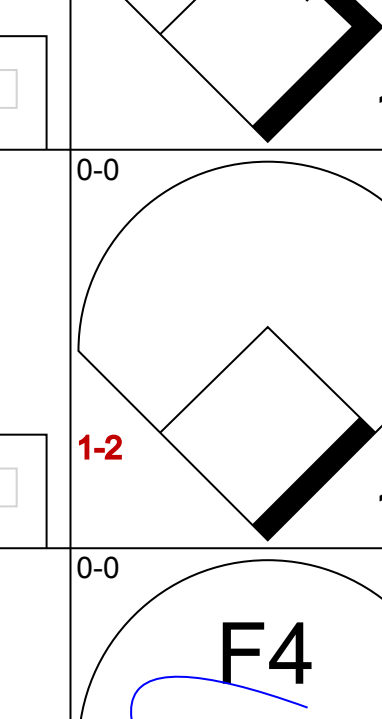
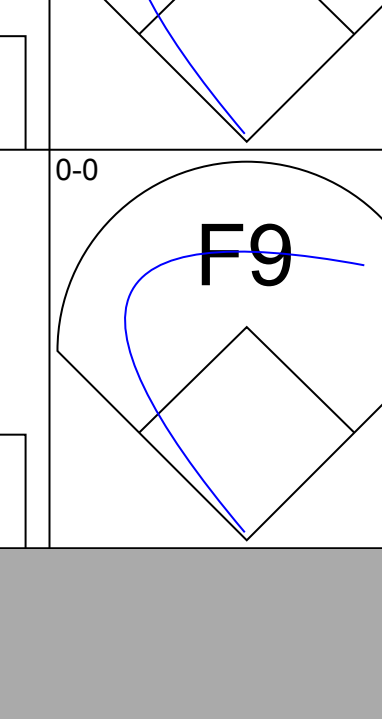
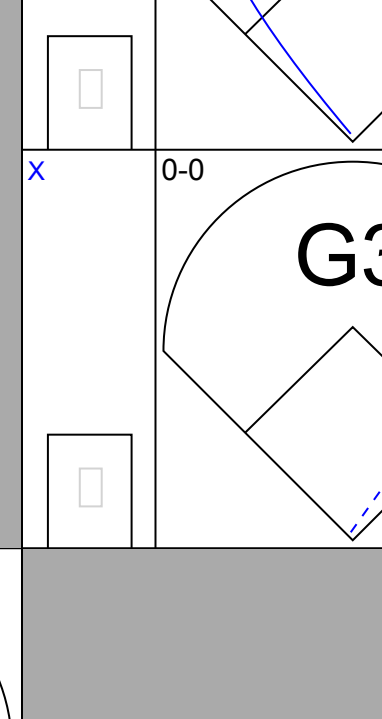
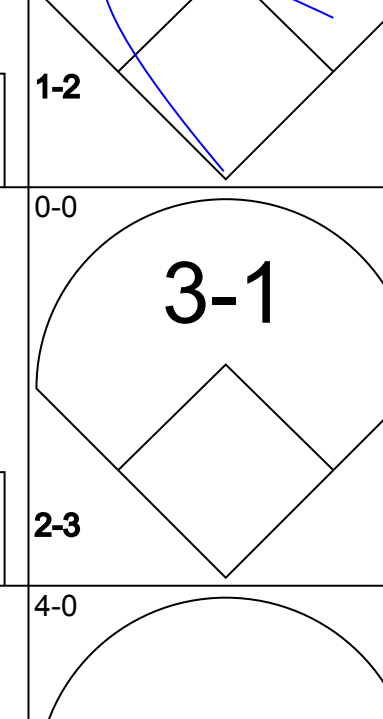
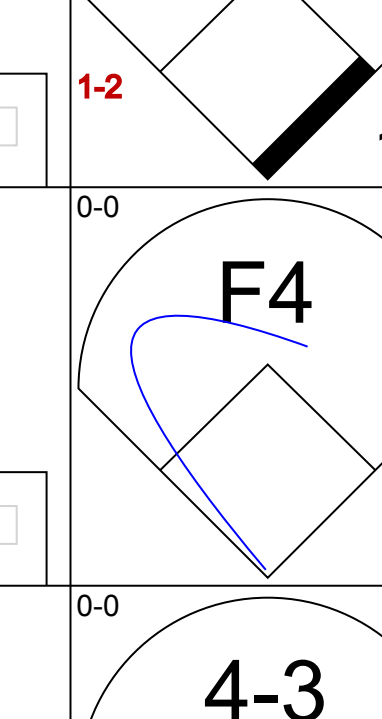
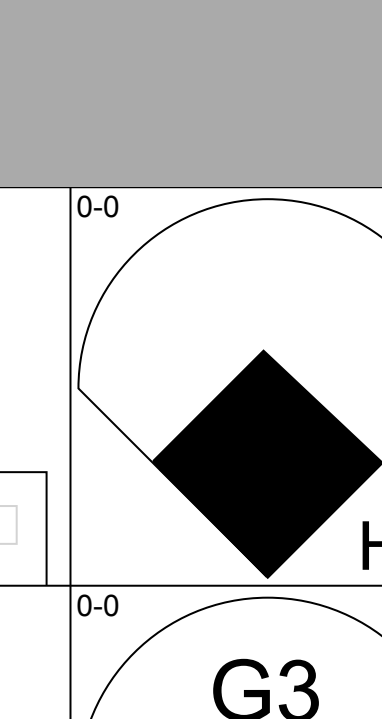
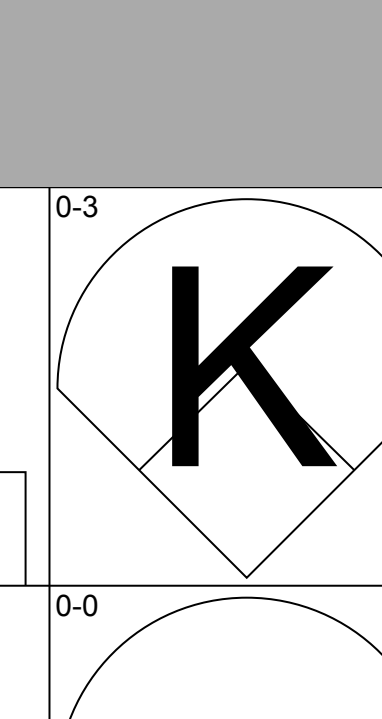
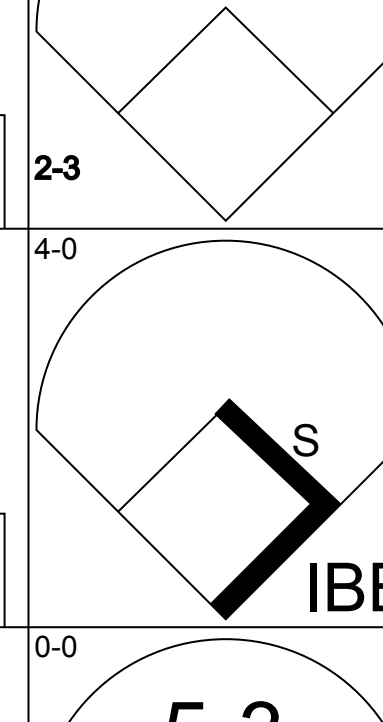
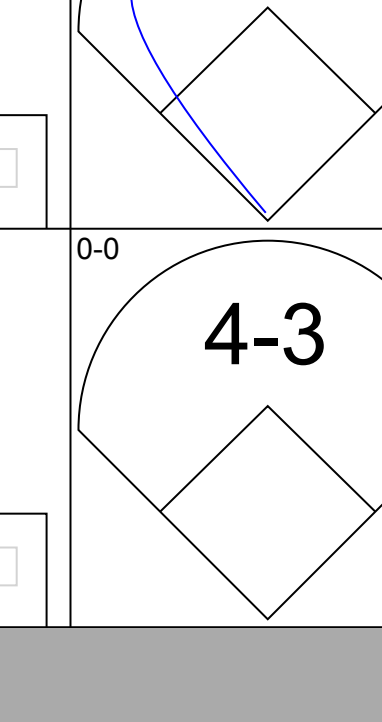
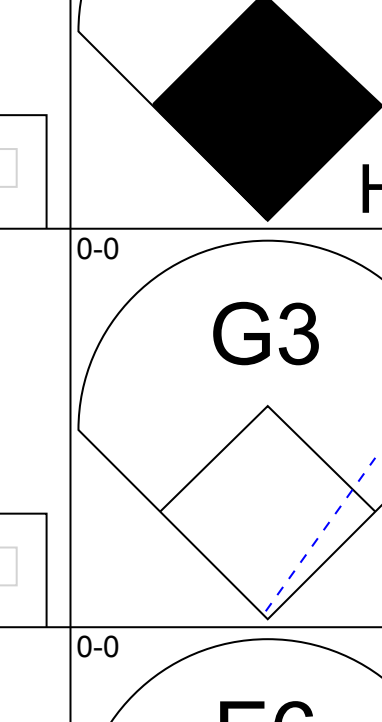
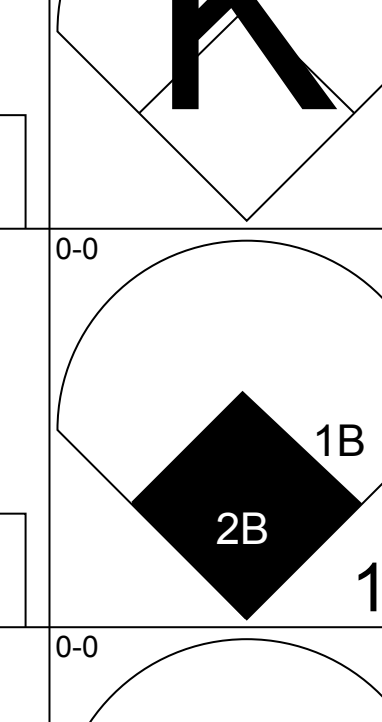
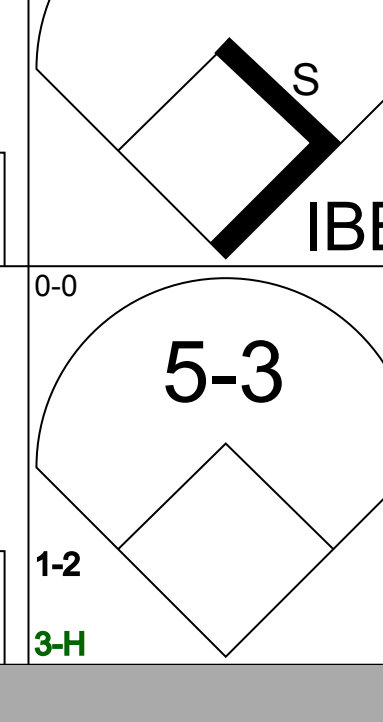
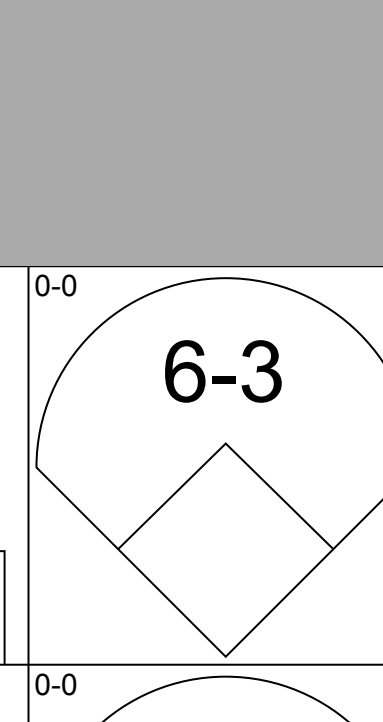
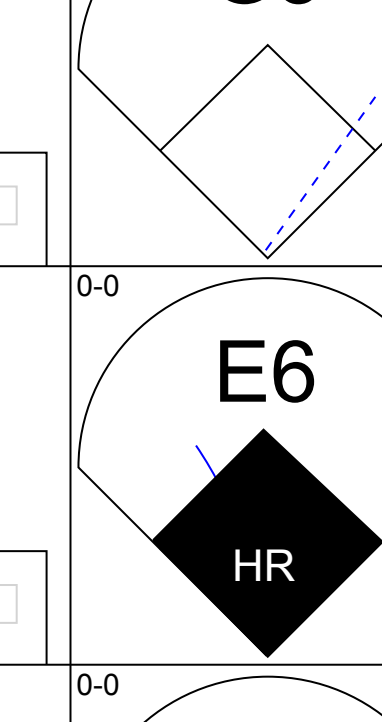
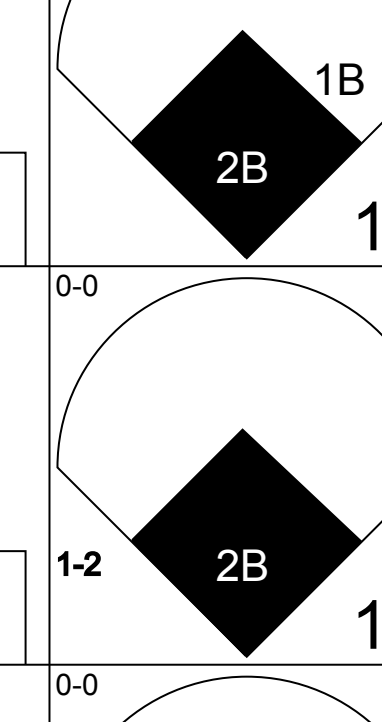
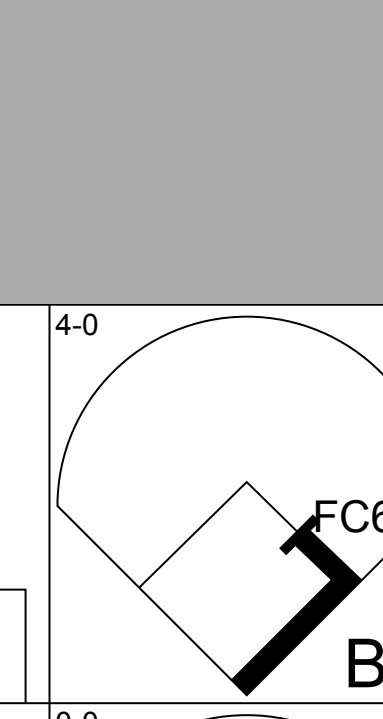
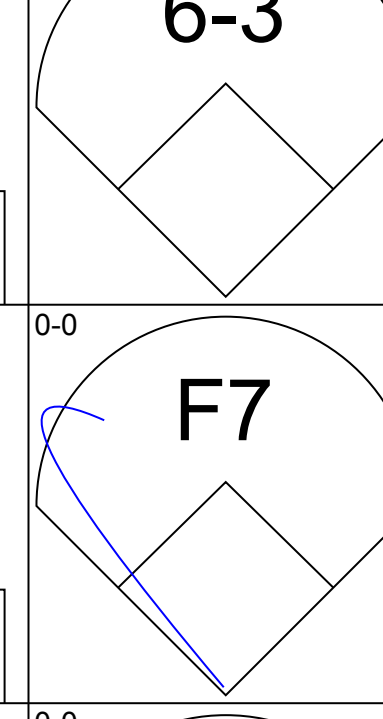
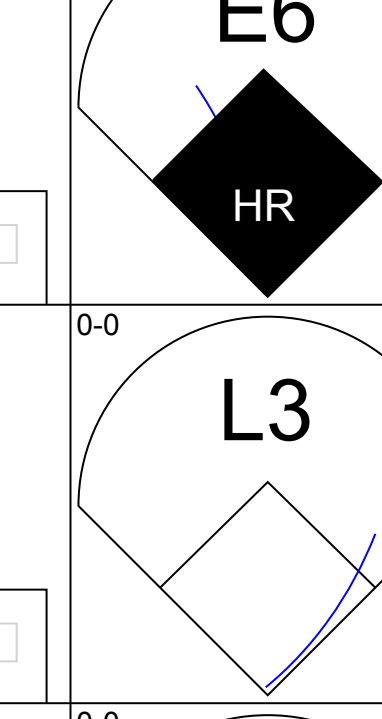
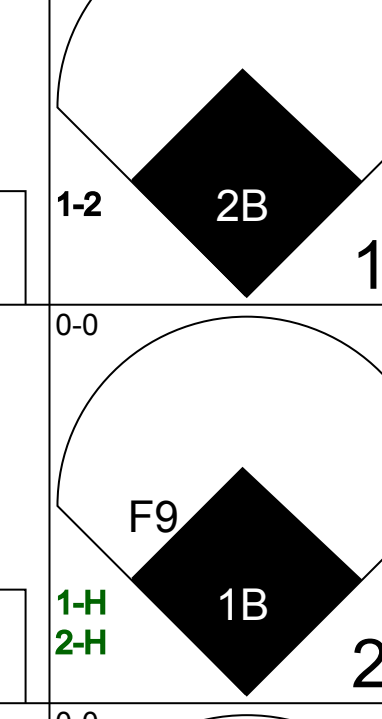
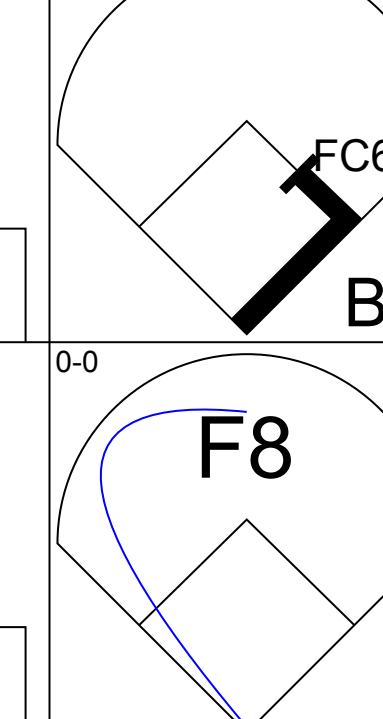
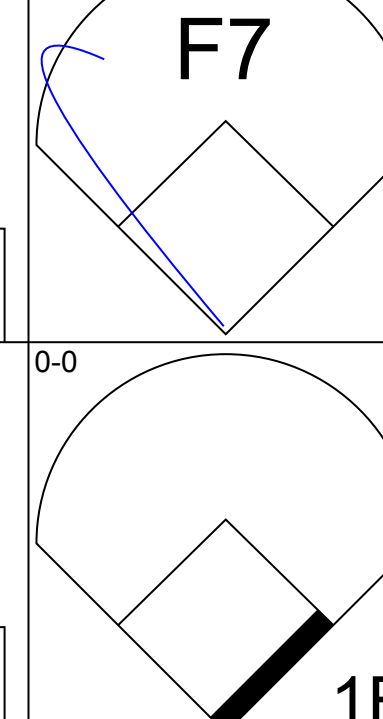
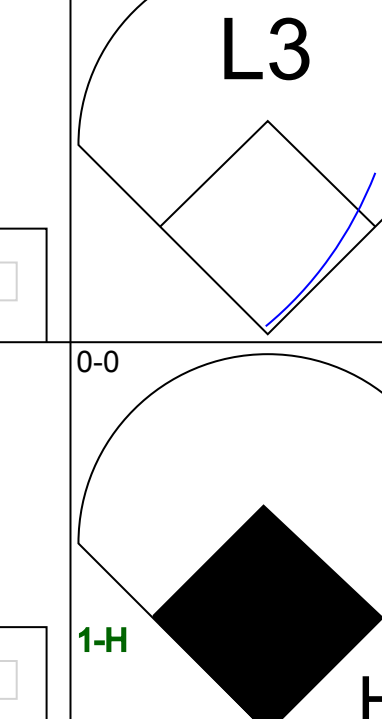
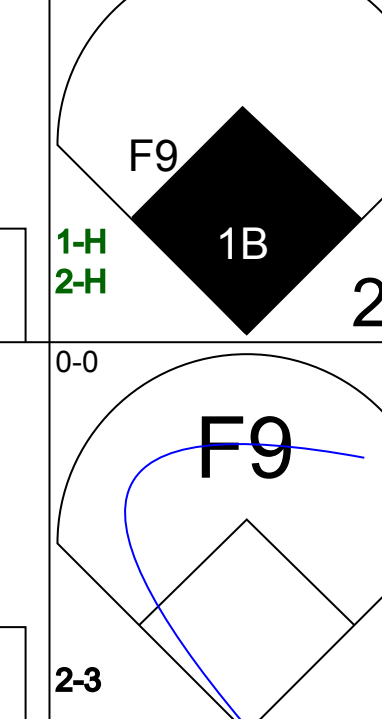
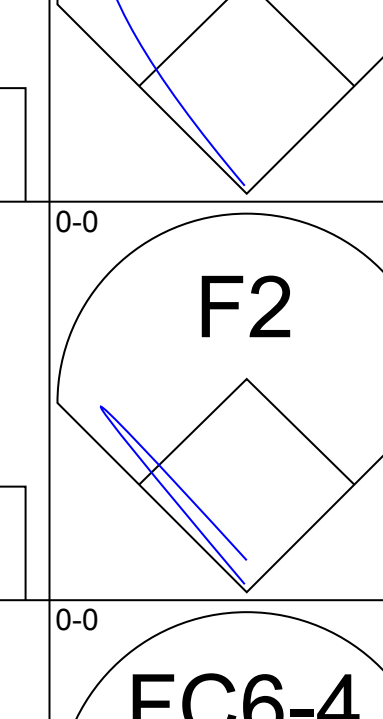
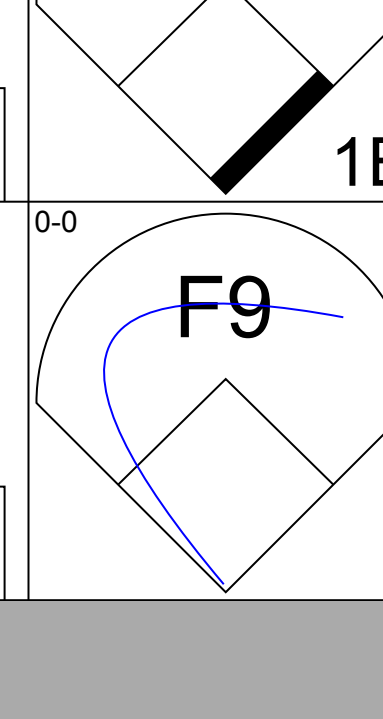
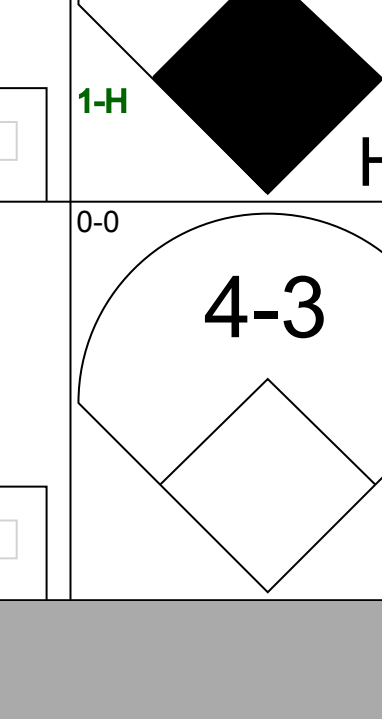
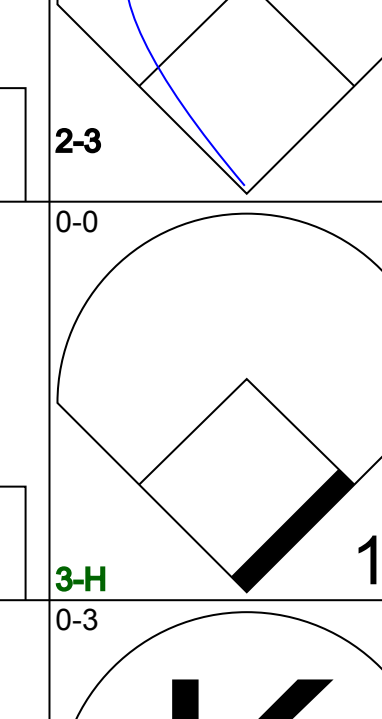

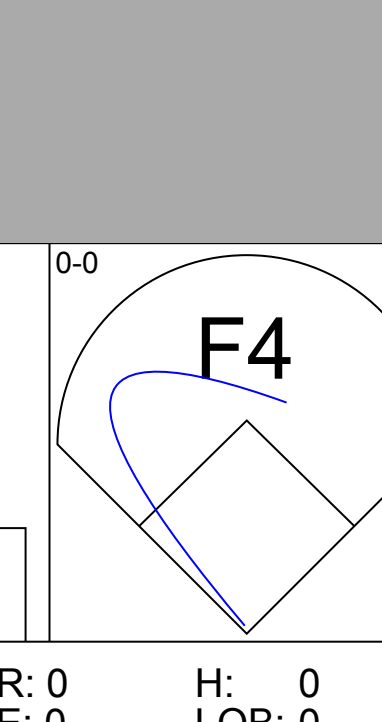
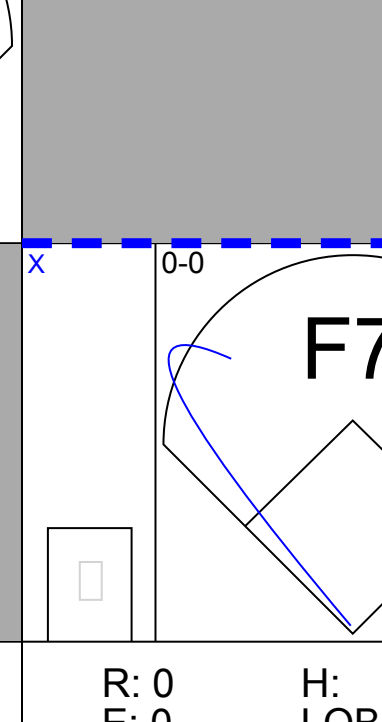
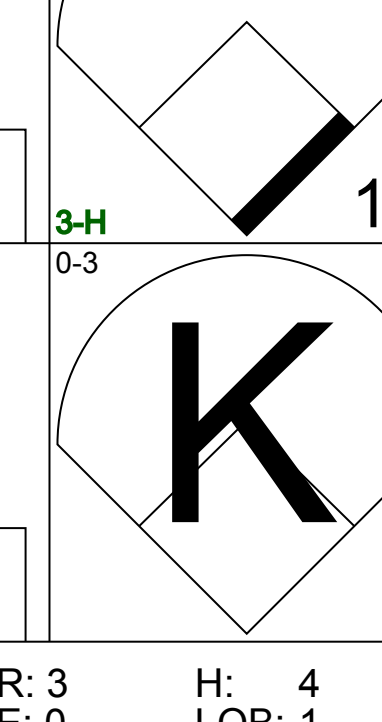


Batter	1	2	3	4	5	6	7	8	9	AB	R	H	RBI	BB	SO	LOB	TOP			
Davey Nelson, R OBP: 0.329, SLG: 0.301 (1, 5)	0-0 1-3		0-0 1-3							4	0	0	0	0	0	0	<p><b>Texas Rangers @ Chicago White Sox</b> Comiskey Park, Chicago, IL Sun Aug 06 1972, 4:33 AM EDT Unknown</p> <p>livebaseballscores.com</p> <p>AB 33 R 1 H 5 RBI 1 BB 0 SO 5 LOB 8</p> 			
Toby Harrah, R OBP: 0.328, SLG: 0.347 (1, 6)	0-0 6-3			0-0 F9		0-0 6-3		0-0 F5		4	0	0	0	0	0					
Ted Ford, R OBP: 0.314, SLG: 0.395 (1, 9)	0-0 FC5-4 1B			0-0 5-3		0-3 K2-3			0-0 5-3	4	0	1	0	0	1					
Frank Howard, R OBP: 0.337, SLG: 0.336 (1, 3)	0-0 FC5-4 1-2			0-0 5-3			0-0 L6		0-3 K	4	0	0	0	0	1	1				
Dick Billings, R OBP: 0.313, SLG: 0.327 (1, 2)		0-3 K				0-0 F7			0-0 1B 2B	4	1	2	0	0	1	0				
Larry Blittner, L OBP: 0.354, SLG: 0.387 (1, 7)		0-3 K			0-0 E3 FC6-4 1B		0-0 F7		0-0 1-3	4	0	0	0	0	1	2				
Elliott Maddox, R OBP: 0.346, SLG: 0.294 (3, 1)		0-0 1-6-3			0-0 FC6-4 1-2 1B		0-0 FC6-4 2-H 1B			3	0	2	1	0	0	0				
Tom Ragland, R (1, 4)			0-0 4-3		0-0 FC6-4 1-2 2-3 1B		0-0 5-3			3	0	0	0	0	0	3				
Pete Broberg, R OBP: 0.106, SLG: 0.130 Vic Harris, S OBP: 0.095, SLG: 0.026 Steve Lawson, R OBP: 1.000, SLG: 1.000 Tom Grieve, R OBP: 0.224, SLG: 0.225 Bill Gogolewski, L OBP: 0.291, SLG: 0.190 (1, 1)			0-3 K		0-0 G3			0-0 4-3		0	0	0	0	0	0	0				
<b>Inning Stats</b>	R: 0 E: 0 K: 0 S: 4	H: 1 LOB: 1 BB: 0 P: 4	R: 0 E: 0 K: 2 S: 7	H: 0 LOB: 0 BB: 0 P: 7	R: 0 E: 0 K: 1 S: 5	H: 0 LOB: 0 BB: 0 P: 5	R: 0 E: 0 K: 0 S: 3	H: 0 LOB: 0 BB: 0 P: 3	R: 0 E: 1 K: 0 S: 5	H: 1 LOB: 2 BB: 0 P: 5	R: 1 E: 0 K: 0 S: 5	H: 2 LOB: 1 BB: 0 P: 5	R: 0 E: 0 K: 0 S: 3	H: 0 LOB: 0 BB: 0 P: 3	R: 0 E: 0 K: 1 S: 6	H: 1 LOB: 1 BB: 0 P: 6		1B: 4 2B: 1 3B: 0 HR: 0	SF: 0 SAC: 0 DP: 0 HBP: 0	WP: 0 PB: 0 CS: 0
<b>PITCHER</b> Wilbur Wood, L ERA: 2.38 (1, 1)	IP: 9.0 WLS: W BF: 33 H: 5 R: 1 ER: 1 SO: 5 BB: 0 IBB: 0 HBP: 0 BLK: 0 WP: 0 HR: 0 S: 43 P: 43 ERA: 1.00 WHIP: 0.556															<b>PITCHER</b>				

Batter	1	2	3	4	5	6	7	8	9	AB	R	H	RBI	BB	SO	LOB	BOTTOM			
Pat Kelly, L OBP: 0.365, SLG: 0.348 (1, 9)	0-3 K	4-0 1B 1-2 1B BB		0-3 K	0-0 F7					4	1	1	1	1	2	2	<p><b>Texas Rangers @ Chicago White Sox</b> Comiskey Park, Chicago, IL Sun Aug 06 1972, 4:33 AM EDT Unknown</p> <p>livebaseballscores.com</p> <p>AB 38 R 10 H 13 RBI 8 BB 4 SO 7 LOB 22</p> 			
Jay Johnstone, L OBP: 0.285, SLG: 0.243 (1, 8)	0-0 F6	0-0 1B 1-3 2-H 1B		0-0 4-3		0-0 FC6-4 2B	0-0 F8			5	1	2	1	0	0	2				
Dick Allen, R OBP: 0.420, SLG: 0.606 Rick Reichardt, R OBP: 0.354, SLG: 0.444 (1, 3) (5, 7)	0-0 F9	0-0 BB 1B		0-3 K		0-0 F8	0-3 K			3	0	1	2	0	1	0				
Carlos May, L OBP: 0.400, SLG: 0.444 (1, 7) (5, 3)		0-0 E6 3B			4-0 1B BB	0-3 K		0-0 F7		1	2	1	0	2	0	0				
Tony Muser, L OBP: 0.250, SLG: 0.250 (6, 3)		0-0 FC5-4 BB			0-0 1B BB	0-0 K		0-0 F7		2	0	0	0	0	1	1				
Ed Spiezio, R OBP: 0.281, SLG: 0.323 (1, 5)		0-0 5-3 FC5-4			0-0 E 1B	0-0 5-3		0-0 F7		5	1	1	0	0	0	3				
Mike Andrews, R OBP: 0.321, SLG: 0.301 Rich Morales, R OBP: 0.290, SLG: 0.303 (1, 4) (8, 4)		4-0 WP 1B BB		0-0 1B	0-0 E 1-2 2-H 1B		0-0 1B 1B	0-0 L4		3	2	3	1	1	0	0				
Ed Herrmann, L OBP: 0.318, SLG: 0.340 Chuck Brinkman, R OBP: 0.133, SLG: 0.133 (1, 2) (8, 2)	0-0 F8	0-0 K		0-0 1B	0-0 F5		0-0 FC1-4 1B			4	0	1	0	0	1	4				
Luis Alvarado, R OBP: 0.253, SLG: 0.278 (1, 6)		0-0 1B 2-H 1B		0-0 F4	0-0 E6 1-3 2-H 5-3 1B		0-0 FC1-4 1B			4	2	1	1	0	0	4				
Wilbur Wood, R OBP: 0.195, SLG: 0.157 (1, 1)		0-0 BB 1B		0-3 K	0-0 5-3		0-0 1B			4	1	2	2	0	1	3				
<b>Inning Stats</b>	R: 0 E: 0 K: 1 S: 5	H: 0 LOB: 0 BB: 0 P: 5	R: 6 E: 1 K: 0 S: 8	H: 5 LOB: 2 BB: 3 P: 20	R: 0 E: 0 K: 2 S: 8	H: 1 LOB: 1 BB: 0 P: 8	R: 0 E: 0 K: 2 S: 7	H: 0 LOB: 0 BB: 0 P: 7	R: 2 E: 1 K: 0 S: 6	H: 2 LOB: 2 BB: 1 P: 10	R: 0 E: 0 K: 1 S: 6	H: 1 LOB: 1 BB: 0 P: 6	R: 2 E: 0 K: 1 S: 9	H: 4 LOB: 2 BB: 0 P: 9	R: 0 E: 0 K: 0 S: 3	H: 0 LOB: 0 BB: 0 P: 3	1B: 11 2B: 1 3B: 1 HR: 0	SF: 0 SAC: 0 DP: 0 HBP: 0	WP: 1 PB: 0 CS: 0	PA: 42
<b>PITCHER</b> Pete Broberg, R ERA: 4.28 Steve Lawson, L ERA: 1.69 Bill Gogolewski, R ERA: 5.04 (1, 1) (3, 1) (5, 1)	IP: 2.0 WLS: L BF: 14 H: 5 R: 6 ER: 6 SO: 1 BB: 3 IBB: 0 HBP: 0 BLK: 0 WP: 0 HR: 0 S: 13 P: 25 ERA: 27.00 WHIP: 4.000															<b>PITCHER</b>				



Batter	1	2	3	4	5	6	7	8	9	AB	R	H	RBI	BB	SO	LOB	TOP			
Davey Nelson, R OBP: 0.333, SLG: 0.306 (1, 5)										4	1	3	0	0	1	0	<p><b>Texas Rangers @ Chicago White Sox</b> Comiskey Park, Chicago, IL Sun Aug 06 1972, 4:38 AM EDT Att: 13,855 - Unknown</p> <p>AB 31 R 1 H 7 RBI 1 BB 1 SO 9 LOB 12</p> 			
Toby Harrah, R OBP: 0.327, SLG: 0.346 (1, 6)									4	0	1	0	0	1	2					
Larry Bittner, L OBP: 0.352, SLG: 0.389 (1, 3)									4	0	1	0	0	0	2					
Dick Billings, R OBP: 0.315, SLG: 0.329 (1, 7)									4	0	2	1	0	0	1					
Ted Ford, R OBP: 0.310, SLG: 0.391 Paul Lindblad, L OBP: 0.250, SLG: 0.250 Frank Howard, R OBP: 0.336, SLG: 0.335 (7, 1) (9, PH)									3	0	0	0	0	1	2					
Bill Fahey, L OBP: 0.233, SLG: 0.148 (1, 2)									3	0	0	0	0	2	2					
Elliott Maddox, R OBP: 0.346, SLG: 0.291 (1, 8)									2	0	0	0	1	1	0					
Vic Harris, S OBP: 0.089, SLG: 0.024 (1, 4)									3	0	0	0	0	0	2					
Casey Cox, R Joe Lovitto, S OBP: 0.299, SLG: 0.265 (7, 9)									2	0	0	0	0	2	0					
<b>Inning Stats</b>	R: 0 E: 0 K: 1 S: 5	H: 0 LOB: 0 BB: 0 P: 5	R: 0 E: 0 K: 2 S: 7	H: 0 LOB: 0 BB: 0 P: 7	R: 0 E: 0 K: 2 S: 7	H: 0 LOB: 0 BB: 0 P: 7	R: 0 E: 0 K: 1 S: 5	H: 1 LOB: 0 BB: 0 P: 5	R: 0 E: 0 K: 0 S: 4	H: 1 LOB: 2 BB: 1 P: 8	R: 0 E: 0 K: 1 S: 6	H: 1 LOB: 1 BB: 0 P: 6	R: 0 E: 0 K: 0 S: 3	H: 0 LOB: 0 BB: 0 P: 3	R: 1 E: 0 K: 1 S: 7	H: 3 LOB: 1 BB: 0 P: 7		1B: 6 2B: 1 3B: 0 HR: 0	SF: 0 SAC: 0 DP: 1 HBP: 0	WP: 0 PB: 0 SB: 0 CS: 2
<b>PITCHER</b> Tom Bradley, R ERA: 3.35 (1, 1)	IP 9.0 WLS W BF 32 H 7 R 1 ER 1 SO 9 BB 1 IBB 0 HBP 0 BLK 0 WP 0 HR 0 S 49 P 53 ERA 1.00 WHIP 0.889																	<b>PITCHER</b>		

Batter	1	2	3	4	5	6	7	8	9	AB	R	H	RBI	BB	SO	LOB	BOTTOM			
Pat Kelly, L OBP: 0.367, SLG: 0.348 (1, 9)										3	1	1	0	1	0	0	<p><b>Texas Rangers @ Chicago White Sox</b> Comiskey Park, Chicago, IL Sun Aug 06 1972, 4:38 AM EDT Att: 13,855 - Unknown</p> <p>AB 33 R 7 H 9 RBI 6 BB 3 SO 2 LOB 12</p> 			
Jay Johnstone, L OBP: 0.285, SLG: 0.243 (9, 7)										4	0	1	0	0	1					
Dick Allen, R OBP: 0.418, SLG: 0.611 Tony Musser, L OBP: 0.250, SLG: 0.250 (9, 3)									4	1	1	1	0	1	2					
Carlos May, L OBP: 0.401, SLG: 0.443 Buddy Bradford, R OBP: 0.500, SLG: 0.500 (9, 8)									3	1	1	0	1	0	1					
Ed Spiezio, R OBP: 0.281, SLG: 0.321 (1, 5)									4	2	1	0	0	0	1					
Mike Andrews, R OBP: 0.323, SLG: 0.304 Luis Alvarado, R OBP: 0.253, SLG: 0.278 (9, 6)									3	1	1	2	1	0	1					
Ed Herrmann, L OBP: 0.321, SLG: 0.356 (1, 2)									4	1	2	2	0	0	2					
Rich Morales, R OBP: 0.290, SLG: 0.302 (9, 4)									4	0	1	1	0	0	2					
Tom Bradley, R OBP: 0.169, SLG: 0.172 (1, 1)									4	0	0	0	0	1	2					
<b>Inning Stats</b>	R: 1 E: 0 K: 0 S: 3	H: 0 LOB: 1 BB: 2 P: 11	R: 0 E: 0 K: 0 S: 3	H: 0 LOB: 1 BB: 1 P: 7	R: 0 E: 0 K: 0 S: 4	H: 2 LOB: 1 BB: 0 P: 4	R: 0 E: 0 K: 0 S: 4	H: 1 LOB: 0 BB: 0 P: 4	R: 0 E: 0 K: 0 S: 3	H: 0 LOB: 0 BB: 0 P: 3	R: 3 E: 1 K: 0 S: 6	H: 2 LOB: 0 BB: 0 P: 6	R: 0 E: 0 K: 0 S: 3	H: 0 LOB: 0 BB: 0 P: 3	R: 3 E: 0 K: 2 S: 11	H: 4 LOB: 1 BB: 0 P: 11		1B: 6 2B: 1 3B: 0 HR: 2	SF: 0 SAC: 0 DP: 0 HBP: 0	WP: 0 PB: 0 SB: 3 CS: 1
<b>PITCHER</b> Casey Cox, R ERA: 4.17 Paul Lindblad, L ERA: 1.61 (7, 1)	IP 6.0 WLS L BF 26 H 4 R 3 ER 3 SO 2 BB 2 IBB 1 HBP 0 BLK 0 WP 0 HR 2 S 23 P 35 ERA 3.00 WHIP 1.167																	<b>PITCHER</b>		



Batter	1	2	3	4	5	6	7	8	9	AB	R	H	RBI	BB	SO	LOB	TOP										
Pat Kelly, L OBP: 0.362, SLG: 0.343 (1, 9)	G3		F7		K			SH SH3-4 E	3-1	4	1	0	0	0	1	1	Chicago White Sox @ California Angels Anaheim Stadium, Anaheim, CA Tue Aug 08 1972, 10:05 PM EDT Alt: 8,841 - Unknown - 83 F										
Jay Johnstone, L OBP: 0.271, SLG: 0.262 (1, 8) (8, 7)	K		HR			WP S BB		SH3-4		2	1	1	1	1	1	0											
Dick Allen, R OBP: 0.419, SLG: 0.607 Tony Musser, L OBP: 0.250, SLG: 0.250 (1, 3) (8, 3)	4-0		K					4-6-3 2B IBB		2	1	0	0	2	2	1											
Carlos May, L OBP: 0.398, SLG: 0.438 Terry Forster, L OBP: 0.250, SLG: 0.250 (1, 7) (8, 1)	F6			4-3				4-6-3		4	0	0	1	0	0	3											
Ed Spiezio, R OBP: 0.280, SLG: 0.326 (1, 5)		F7		5-3				WP 2H 2B		4	0	1	1	0	0	1											
Mike Andrews, R OBP: 0.324, SLG: 0.304 (1, 4)		FC5-6 1B		K				F4	WP BB	3	0	1	0	1	1	0											
Ed Herrmann, L OBP: 0.316, SLG: 0.350 (1, 2)		FC5-6 1-2			F8			G3	4-3	4	0	0	0	0	0	3											
Luis Alvarado, R OBP: 0.253, SLG: 0.277 (1, 6)		K			6-3 1B			6-3		4	0	1	0	0	1	1											
Stan Bahnsen, R OBP: 0.209, SLG: 0.227 Buddy Bradford, R OBP: 0.429, SLG: 0.429 (1, 1) (8, PR) (8, 8)			K		6-3			SH3-4 SH E 1B	F4	3	0	1	0	0	1	1											
Inning Stats	R: 0 E: 0 K: 1 S: 5	H: 0 LOB: 1 BB: 1 P: 9	R: 0 E: 0 K: 1 S: 6	H: 1 LOB: 1 BB: 0 P: 6	R: 1 E: 0 K: 2 S: 8	H: 1 LOB: 0 BB: 0 P: 8	R: 0 E: 0 K: 1 S: 5	H: 0 LOB: 0 BB: 0 P: 5	R: 0 E: 0 K: 1 S: 6	H: 1 LOB: 1 BB: 1 P: 6	R: 0 E: 0 K: 0 S: 3	H: 0 LOB: 1 BB: 0 P: 3	R: 0 E: 0 K: 0 S: 3	H: 0 LOB: 0 BB: 0 P: 3	R: 0 E: 0 K: 0 S: 3	H: 0 LOB: 0 BB: 0 P: 3		1B: 3 2B: 1 3B: 0 HR: 1	SF: 0 SAC: 2 DP: 0 HBP: 0	WP: 3 PB: 0 SB: 1 CS: 0	PA: 37						
PITCHER	IP	WLS	BF	H	R	ER	SO	BB	IBB	HBP	BLK	WP	HR	S	P	ERA	WHIP										
Andy Messersmith, R ERA: 3.31 Steve Barber, L ERA: 2.72 Lloyd Allen, R ERA: 3.29 Eddie Fisher, R ERA: 3.86	7.0	L	26	3	1	1	7	2	0	0	0	1	1	38	46	1.29	0.714										

Batter	1	2	3	4	5	6	7	8	9	AB	R	H	RBI	BB	SO	LOB	BOTTOM										
Vada Pinson, L OBP: 0.318, SLG: 0.368 (1, 7)	F7		4-3		F7				E4 E	5	1	1	0	0	0	0	Chicago White Sox @ California Angels Anaheim Stadium, Anaheim, CA Tue Aug 08 1972, 10:05 PM EDT Alt: 8,841 - Unknown - 83 F										
Sandy Alomar Sr., S OBP: 0.312, SLG: 0.298 (1, 4)	CS 1B		F8		6-3 2B		1-3		E G6-4-3 BB	4	1	2	0	1	0	1											
Leo Cardenas, R OBP: 0.288, SLG: 0.317 (1, 6)	1B 1-2		1B		6-3			F8	E6 G6-4-3	5	0	2	0	0	0	2											
Bob Oliver, R OBP: 0.316, SLG: 0.435 (1, 3)	1B		1B		5-3			1B HBP 1B	G6-4-3	5	1	3	0	0	0	2											
Ken McMullen, R OBP: 0.340, SLG: 0.384 Billy Parker, R OBP: 0.214, SLG: 0.125 (1, 5) (8, PR) (9, 5)	6-3		FC6-4		FC6-4			F2	HBP BB 1B	4	0	1	0	0	0	4											
Leroy Stanton, R OBP: 0.276, SLG: 0.386 (1, 9)		1-3		G3				4-3	HBP BB	3	0	0	0	1	0	0											
Ken Berry, R OBP: 0.366, SLG: 0.411 (1, 8)								F6	FC5-4 HBP	2	0	1	1	1	0	0											
Jeff Torborg, R OBP: 0.293, SLG: 0.253 John Stephenson, L OBP: 0.374, SLG: 0.347 (1, 2) (7, PH) (8, 2)			K		K			L6	F4	2	0	0	0	0	2	2											
Jack Hiatt, R OBP: 0.378, SLG: 0.405 (8, PH) (9, 2)			K		K			F8	FC5-4	1	0	0	0	0	0	3											
Andy Messersmith, R Jim Schemmel, L Steve Barber, L Lloyd Allen, R Winston Llanas, R Eddie Fisher, R (1, 1) (7, PH) (8, 1) (8, PH) (9, 1)	1-3				K				FC5-4	2	0	0	0	0	1	2											
Inning Stats	R: 0 E: 0 K: 0 S: 5	H: 3 LOB: 2 BB: 0 P: 5	R: 0 E: 0 K: 1 S: 5	H: 0 LOB: 1 BB: 1 P: 9	R: 0 E: 0 K: 0 S: 5	H: 2 LOB: 2 BB: 0 P: 5	R: 0 E: 0 K: 2 S: 8	H: 1 LOB: 1 BB: 0 P: 8	R: 0 E: 0 K: 0 S: 4	H: 1 LOB: 1 BB: 0 P: 4	R: 0 E: 0 K: 0 S: 3	H: 0 LOB: 0 BB: 0 P: 3	R: 0 E: 0 K: 0 S: 4	H: 1 LOB: 1 BB: 0 P: 4	R: 1 E: 0 K: 0 S: 5	H: 2 LOB: 3 BB: 1 P: 10	R: 2 E: 2 K: 1 S: 6	H: 0 LOB: 0 BB: 1 P: 10	1B: 9 2B: 1 3B: 0 HR: 0	SF: 0 SAC: 0 DP: 1 HBP: 1	WP: 0 PB: 0 SB: 0 CS: 1	PA: 41					
PITCHER	IP	WLS	BF	H	R	ER	SO	BB	IBB	HBP	BLK	WP	HR	S	P	ERA	WHIP										
Stan Bahnsen, R ERA: 3.8 Terry Forster, L ERA: 2.26	7.0	W	29	8	3	1	1	2	0	1	0	0	0	11	20	4.50	2.000										

AB	31
R	4
H	5
RBI	3
BB	4
SO	7
LOB	11

AB	37
R	3
H	10
RBI	1
BB	3
SO	4
LOB	19





Batter	1	2	3	4	5	6	7	8	9	AB	R	H	RBI	BB	SO	LOB	TOP										
Pat Kelly, L OBP: 0.364, SLG: 0.342 (1, 9)										3	0	1	0	1	1	2	<b>Chicago White Sox @ California Angels</b> Anaheim Stadium, Anaheim, CA Wed Aug 09 1972, 10:05 PM EDT Att: 14,655 - Unknown										
Jay Johnstone, L OBP: 0.266, SLG: 0.257 (1, 8)										4	0	0	0	0	1	2											
Dick Allen, R OBP: 0.420, SLG: 0.604 (1, 3)										2	0	0	0	2	1	0											
Carlos May, L OBP: 0.396, SLG: 0.436 (1, 7)										4	0	1	0	0	1	3											
Ed Spiezio, R OBP: 0.272, SLG: 0.317 (1, 5)										4	0	0	0	0	2	1											
Mike Andrews, R OBP: 0.322, SLG: 0.301 (1, 4)										3	0	0	0	0	1	0											
Rich Morales, R OBP: 0.288, SLG: 0.301 (7, 4)										1	0	0	0	0	0	0											
Ed Herrmann, L OBP: 0.316, SLG: 0.350 (1, 2)										3	0	1	0	0	0	0											
Buddy Bradford, R OBP: 0.429, SLG: 0.429 (7, PR)										0	1	0	0	0	0	0											
Chuck Brinkman, R OBP: 0.161, SLG: 0.133 (7, 2)										0	0	0	0	1	0	0											
Luis Alvarado, R OBP: 0.253, SLG: 0.272 (1, 6)										3	0	0	0	1	2	1											
Wilbur Wood, R OBP: 0.198, SLG: 0.161 (1, 1)										4	0	1	1	0	2	1											
<b>Inning Stats</b>	R: 0 E: 0 K: 3 S: 9	H: 0 LOB: 1 BB: 1 P: 13	R: 0 E: 0 K: 1 S: 5	H: 0 LOB: 0 BB: 0 P: 5	R: 0 E: 0 K: 1 S: 5	H: 0 LOB: 0 BB: 1 P: 9	R: 0 E: 0 K: 1 S: 5	H: 0 LOB: 0 BB: 0 P: 5	R: 0 E: 0 K: 2 S: 7	H: 0 LOB: 0 BB: 0 P: 7	R: 0 E: 0 K: 1 S: 6	H: 1 LOB: 2 BB: 1 P: 10	R: 1 E: 0 K: 0 S: 5	H: 2 LOB: 2 BB: 1 P: 9	R: 0 E: 0 K: 1 S: 6	H: 1 LOB: 1 BB: 0 P: 6	R: 0 E: 0 K: 1 S: 5	H: 0 LOB: 1 BB: 1 P: 9	1B: 4 2B: 0 3B: 0 HR: 0	SF: 0 SAC: 0 DP: 0 HBP: 0	WP: 1 PB: 0 SB: 2 CS: 0	PA: 36					
<b>PITCHER</b>	IP	WLS	BF	H	R	ER	SO	BB	IBB	HBP	BLK	WP	HR	S	P	ERA	WHIP										
Nolan Ryan, R ERA: 2.75 (1, 1)	7.0	L	28	3	1	1	9	3	1	0	0	1	0	42	58	1.29	0.857										
Eddie Fisher, R ERA: 3.75 (8, 1)	2.0		8	1	0	0	2	1	0	0	0	0	0	11	15	0.00	1.000										

Batter	1	2	3	4	5	6	7	8	9	AB	R	H	RBI	BB	SO	LOB	BOTTOM										
Vada Pinson, L OBP: 0.314, SLG: 0.363 (1, 7)										4	0	0	0	0	0	0	<b>Chicago White Sox @ California Angels</b> Anaheim Stadium, Anaheim, CA Wed Aug 09 1972, 10:05 PM EDT Att: 14,655 - Unknown										
Sandy Alomar Sr., S OBP: 0.313, SLG: 0.300 (1, 4)										4	0	2	0	0	0	1											
Leo Cardenas, R OBP: 0.285, SLG: 0.314 (1, 6)										4	0	0	0	0	1	3											
Bob Oliver, R OBP: 0.315, SLG: 0.432 (1, 3)										3	0	0	0	1	0	0											
Curt Molton, R OBP: 0.250, SLG: 0.211 (9, PR)										0	0	0	0	0	0	0											
Winston Llenas, R OBP: 0.328, SLG: 0.352 (1, 5)										4	0	1	0	0	1	1											
Billy Parker, R OBP: 0.214, SLG: 0.125 (9, PR)										0	0	0	0	0	0	0											
Leroy Stanton, R OBP: 0.282, SLG: 0.388 (1, 9)										4	0	2	0	0	1	1											
Ken Berry, R OBP: 0.368, SLG: 0.410 (1, 8)										3	0	1	0	1	0	2											
Art Kusnyer, R OBP: 0.282, SLG: 0.273 (1, 2)										3	0	0	0	0	1	4											
Nolan Ryan, R OBP: 0.145, SLG: 0.197 (1, 1)										2	0	0	0	0	2	0											
Jack Hatt, R OBP: 0.370, SLG: 0.395 (7, PH)										1	0	0	0	0	0	0											
Eddie Fisher, R OBP: 0.118, SLG: 0.118 (8, 1)										0	0	0	0	0	0	0											
<b>Inning Stats</b>	R: 0 E: 0 K: 0 S: 3	H: 0 LOB: 0 BB: 0 P: 3	R: 0 E: 0 K: 2 S: 8	H: 1 LOB: 2 BB: 1 P: 12	R: 0 E: 1 K: 2 S: 8	H: 0 LOB: 1 BB: 0 P: 8	R: 0 E: 0 K: 0 S: 5	H: 2 LOB: 2 BB: 0 P: 5	R: 0 E: 0 K: 1 S: 6	H: 1 LOB: 1 BB: 0 P: 6	R: 0 E: 0 K: 1 S: 5	H: 0 LOB: 0 BB: 0 P: 5	R: 0 E: 0 K: 0 S: 3	H: 0 LOB: 0 BB: 0 P: 3	R: 0 E: 0 K: 0 S: 3	H: 1 LOB: 0 BB: 0 P: 3	R: 0 E: 0 K: 0 S: 3	H: 1 LOB: 1 BB: 1 P: 7	1B: 6 2B: 0 3B: 0 HR: 0	SF: 0 SAC: 0 DP: 2 HBP: 0	WP: 0 PB: 0 SB: 0 CS: 0	PA: 34					
<b>PITCHER</b>	IP	WLS	BF	H	R	ER	SO	BB	IBB	HBP	BLK	WP	HR	S	P	ERA	WHIP										
Wilbur Wood, L ERA: 2.3 (1, 1)	9.0	W	34	6	0	0	6	2	0	0	0	0	0	44	52	0.00	0.889										







Batter	1	2	3	4	5	6	7	8	9	AB	R	H	RBI	BB	SO	LOB	TOP										
Pat Kelly, L OBP: 0.363, SLG: 0.350 (1, 9)										4	1	1	0	0	0	0											
Jay Johnstone, L OBP: 0.263, SLG: 0.250 (1, 8)										3	0	0	0	1	1	1											
Dick Allen, R OBP: 0.422, SLG: 0.595 (1, 3)										4	0	0	0	0	3	2											
Carlos May, L OBP: 0.398, SLG: 0.434 (1, 7)										3	0	2	1	0	0	0											
Ed Spiezio, R OBP: 0.266, SLG: 0.302 (1, 5)										3	0	0	0	0	0	2											
Mike Andrews, R OBP: 0.317, SLG: 0.296 Rich Morales, R OBP: 0.282, SLG: 0.294 (1, 4) (7, 4)										3	0	0	0	0	0	0											
Ed Herrmann, L OBP: 0.315, SLG: 0.348 (1, 2)										3	0	0	0	0	1	0											
Luis Alvarado, R OBP: 0.265, SLG: 0.275 (1, 6)										2	0	1	0	1	0	0											
Dave Lemonds, L OBP: 0.143, SLG: 0.100 Cy Acosta, R (7, 1)										2	0	1	0	0	0	1											
<b>Inning Stats</b>	R: 1 E: 0 K: 1 S: 7	H: 2 LOB: 1 BB: 0 P: 7	R: 0 E: 0 K: 1 S: 6	H: 2 LOB: 2 BB: 0 P: 6	R: 0 E: 0 K: 1 S: 4	H: 0 LOB: 1 BB: 1 P: 8	R: 0 E: 0 K: 0 S: 3	H: 0 LOB: 0 BB: 0 P: 3	R: 0 E: 0 K: 0 S: 2	H: 0 LOB: 0 BB: 1 P: 6	R: 0 E: 0 K: 1 S: 5	H: 0 LOB: 0 BB: 0 P: 5	R: 0 E: 0 K: 0 S: 3	H: 1 LOB: 0 BB: 0 P: 3	R: 0 E: 0 K: 1 S: 5	H: 0 LOB: 0 BB: 0 P: 5	R: 0 E: 0 K: 1 S: 5	H: 0 LOB: 0 BB: 0 P: 5	1B: 5 2B: 2 3B: 0 HR: 0	SF: 0 SAC: 0 DP: 3 HBP: 0	WP: 0 PB: 0 SB: 1 CS: 1	PA: 30					
<b>PITCHER</b>	IP	WLS	BF	H	R	ER	SO	BB	IBB	HBP	BLK	WP	HR	S	P	ERA	WHIP										
Catfish Hunter, R ERA: 2.06 Darold Knowles, L ERA: 1.55 (1, 1) (9, 1)	8.0	L	27	5	1	1	5	2	0	0	0	0	0	35	43	1.12	0.875										

Chicago White Sox @ Oakland Athletics  
Oakland-Alameda County Coliseum, Oakland, CA  
Fri Aug 11 1972, 7:05 PM PDT  
Att: 16,065 - Unknown

livebaseballscorecards.com

AB 28  
R 1  
H 5  
RBI 1  
BB 2  
SO 6  
LOB 6

Batter	1	2	3	4	5	6	7	8	9	AB	R	H	RBI	BB	SO	LOB	BOTTOM										
Bert Campaneris, R OBP: 0.265, SLG: 0.314 (1, 6)										4	0	0	0	0	1	1											
Bill Voos, L OBP: 0.285, SLG: 0.281 Ted Kubiak, S OBP: 0.277, SLG: 0.224 Gonzalo Marquez, L (8, PH) Darold Knowles, L (1, 8) (6, 4) (8, PH) (9, 1)										2	0	0	0	0	0	0											
Joe Rudi, R OBP: 0.355, SLG: 0.521 (1, 7)										4	0	0	0	0	0	0											
Sal Bando, R OBP: 0.348, SLG: 0.396 (1, 5)										4	0	1	0	0	0	0											
Mike Epstein, L OBP: 0.373, SLG: 0.486 (1, 3)										4	0	0	0	0	0	1											
Dave Duncan, R OBP: 0.299, SLG: 0.408 (1, 2)										3	0	1	0	0	1	1											
Angel Mangual, R OBP: 0.299, SLG: 0.338 (1, 9) (6, 8)										3	0	0	0	0	1	2											
Tim Cullen, R OBP: 0.238, SLG: 0.291 Gene Tenace, R OBP: 0.252, SLG: 0.328 (1, 4) (5, PH) (6, 9) (9, 4)										1	0	0	0	0	0	0											
Catfish Hunter, R OBP: 0.173, SLG: 0.176 Don Mincher, L OBP: 0.365, SLG: 0.347 Brant Aleva, R OBP: 0.205, SLG: 0.216 (1, 1) (8, PH) (9, 9)										2	0	0	0	0	0	3											
<b>Inning Stats</b>	R: 0 E: 0 K: 0 S: 3	H: 0 LOB: 0 BB: 0 P: 3	R: 0 E: 0 K: 1 S: 5	H: 0 LOB: 0 BB: 0 P: 5	R: 0 E: 0 K: 1 S: 5	H: 0 LOB: 0 BB: 0 P: 5	R: 0 E: 0 K: 0 S: 5	H: 1 LOB: 3 BB: 1 P: 9	R: 0 E: 0 K: 0 S: 3	H: 0 LOB: 0 BB: 0 P: 3	R: 0 E: 0 K: 0 S: 4	H: 1 LOB: 1 BB: 0 P: 4	R: 0 E: 0 K: 1 S: 5	H: 0 LOB: 1 BB: 1 P: 9	R: 0 E: 0 K: 0 S: 3	H: 0 LOB: 0 BB: 0 P: 3	1B: 2 2B: 0 3B: 0 HR: 0	SF: 0 SAC: 0 DP: 0 HBP: 0	WP: 0 PB: 0 SB: 0 CS: 0	PA: 32							
<b>PITCHER</b>	IP	WLS	BF	H	R	ER	SO	BB	IBB	HBP	BLK	WP	HR	S	P	ERA	WHIP										
Dave Lemonds, L ERA: 2.78 Cy Acosta, R ERA: 1.99 (1, 1) (7, 1)	6.2	W	24	2	0	0	3	1	0	0	0	0	0	29	33	0.00	0.450										

Chicago White Sox @ Oakland Athletics  
Oakland-Alameda County Coliseum, Oakland, CA  
Fri Aug 11 1972, 7:05 PM PDT  
Att: 16,065 - Unknown

livebaseballscorecards.com

AB 30  
R 0  
H 2  
RBI 0  
BB 2  
SO 4  
LOB 10







Batter	1	2	3	4	5	6	7	8	9	AB	R	H	RBI	BB	SO	LOB	TOP			
Walt Williams, R OBP: 0.273, SLG: 0.324	0-0 SH3 1B		0-0 4-3			0-0 5-3			0-0 5-3	4	0	1	0	0	0	0				
Mike Andrews, R OBP: 0.319, SLG: 0.297	0-0 SH3 1-2			0-0 G6-3 1B			0-0 F9		4-0 BB	2	0	1	0	1	0	0				
Dick Allen, R OBP: 0.425, SLG: 0.601	0-0 F8			0-0 G6-3 1-2					0-0 F9	4	0	1	0	0	0	3				
Rick Reichardt, R OBP: 0.352, SLG: 0.434	0-3 K			0-0 4-3			4-0 G6-3 BB			2	0	0	0	1	1	1				
Carlos May, L OBP: 0.395, SLG: 0.429		0-0 E1 F3			0-0 F4		0-0 G6-3 1-2			3	0	0	0	0	0	2				
Ed Spiezio, R OBP: 0.295, SLG: 0.318		0-0 F3 1-2			0-0 G6-3 1B			0-0 4-3		3	0	1	0	0	0	1				
Tom Egan, R OBP: 0.215, SLG: 0.231		0-0 F9			0-0 9-6 1-2			0-0 F9		3	0	0	0	0	0	1				
Luis Alvarado, R OBP: 0.260, SLG: 0.270			0-0 F9			0-0 F9		0-0 F2		3	0	0	0	0	0	0				
Stan Bahnsen, R OBP: 0.200, SLG: 0.217				0-0 F6					0-3 K	2	0	0	0	0	1	0				
Terry Forster, L OBP: 0.333, SLG: 0.333										0	0	0	0	0	0	0				
Buddy Bradford, R OBP: 0.273, SLG: 0.273										1	0	0	0	0	1	0				
<b>Inning Stats</b>	R: 0 E: 0 K: 1 S: 6	H: 1 LOB: 1 BB: 0 P: 6	R: 0 E: 1 K: 0 S: 3	H: 0 LOB: 0 BB: 0 P: 3	R: 0 E: 0 K: 0 S: 3	H: 0 LOB: 0 BB: 0 P: 3	R: 0 E: 0 K: 0 S: 3	H: 1 LOB: 0 BB: 0 P: 3	R: 0 E: 0 K: 1 S: 5	H: 0 LOB: 0 BB: 0 P: 5	R: 0 E: 0 K: 0 S: 3	H: 1 LOB: 1 BB: 1 P: 7	R: 0 E: 0 K: 0 S: 3	H: 0 LOB: 0 BB: 0 P: 3	R: 0 E: 0 K: 1 S: 5	H: 0 LOB: 1 BB: 1 P: 9	1B: 3 2B: 2 3B: 0 HR: 0	SF: 0 SAC: 1 DP: 3 HBP: 0	WP: 0 PB: 0 CS: 0	PA: 30
<b>PITCHER</b> Vida Blue, L ERA: 2.85	IP: 9.0 WLS: W BF: 30 H: 4 R: 0 ER: 0 SO: 3 BB: 2 IBB: 0 HBP: 0 BLK: 0 WP: 0 HR: 0 S: 34 P: 42 ERA: 0.00 WHIP: 0.667															<b>PITCHER</b>				

Chicago White Sox @ Oakland Athletics  
Oakland-Alameda County Coliseum, Oakland, CA  
Sun Aug 13 1972, 3:33 AM PDT  
Att: 24,288 - Unknown

AB	27
R	0
H	4
RBI	0
BB	2
SO	3
LOB	8



Batter	1	2	3	4	5	6	7	8	9	AB	R	H	RBI	BB	SO	LOB	BOTTOM	
Bert Campaneris, R OBP: 0.266, SLG: 0.319	4-0 WP S 1B BB				0-0 F8		0-0 HR			3	2	1	1	0	0	0		
Bill Voos, L OBP: 0.284, SLG: 0.280	0-0 F8		0-0 3-1		0-0 1B		0-0 F6			4	0	1	0	0	0	3		
Joe Rudi, R OBP: 0.355, SLG: 0.516	4-0 1B 1-3 BB		0-0 F7		0-0 1-2 1B		0-0 1B		0-0 1B	3	0	2	0	1	0	0		
Mike Epstein, L OBP: 0.373, SLG: 0.485	0-0 1B		0-3 K		0-3 K		0-0 G5-4-3 1B			4	0	2	1	0	2	2		
Mike Hegan, L OBP: 0.315, SLG: 0.367	1-3 3-H 1B									0	0	0	0	0	0	0		
Sal Bando, R OBP: 0.341, SLG: 0.387	0-0 F9		0-0 F9			0-0 5-3	0-0 G5-4-3 1-2			4	0	0	0	0	0	4		
Brant Aleva, R OBP: 0.213, SLG: 0.289	0-3 K2-3			0-3 K		0-0 5-3		0-0 5-3		4	0	0	0	0	2	2		
Dave Duncan, R OBP: 0.295, SLG: 0.410		0-0 6-3		0-0 F4		0-0 HR		0-3 K		4	1	1	1	0	1	0		
Tim Cullen, R OBP: 0.257, SLG: 0.300		0-0 1B 1B		0-0 F5		0-0 1B		0-0 1B		4	0	3	0	0	0	0		
Vida Blue, S OBP: 0.143, SLG: 0.063		0-3 K			0-0 1-3	0-3 K		0-3 K		4	0	0	0	0	3	3		
<b>Inning Stats</b>	R: 1 E: 0 K: 1 S: 6	H: 1 LOB: 2 BB: 2 P: 14	R: 0 E: 0 K: 1 S: 7	H: 2 LOB: 0 BB: 0 P: 7	R: 0 E: 0 K: 1 S: 5	H: 0 LOB: 0 BB: 0 P: 5	R: 0 E: 0 K: 1 S: 5	H: 0 LOB: 0 BB: 0 P: 5	R: 0 E: 0 K: 1 S: 7	H: 2 LOB: 2 BB: 0 P: 7	R: 1 E: 0 K: 0 S: 5	H: 3 LOB: 3 BB: 0 P: 5	R: 0 E: 0 K: 2 S: 8	H: 1 LOB: 1 BB: 0 P: 8	1B: 9 2B: 0 3B: 0 HR: 2	SF: 0 SAC: 0 DP: 1 HBP: 0	WP: 1 PB: 0 SB: 1 CS: 0	PA: 36
<b>PITCHER</b> Stan Bahnsen, R ERA: 3.89 Terry Forster, L ERA: 2.45	IP: 6.0 WLS: L BF: 28 H: 8 R: 3 ER: 0 SO: 6 BB: 2 IBB: 0 HBP: 0 BLK: 0 WP: 1 HR: 2 S: 38 P: 46 ERA: 4.50 WHIP: 1.667															<b>PITCHER</b>		

Chicago White Sox @ Oakland Athletics  
Oakland-Alameda County Coliseum, Oakland, CA  
Sun Aug 13 1972, 3:33 AM PDT  
Att: 24,288 - Unknown

AB	34
R	3
H	11
RBI	3
BB	2
SO	8
LOB	14

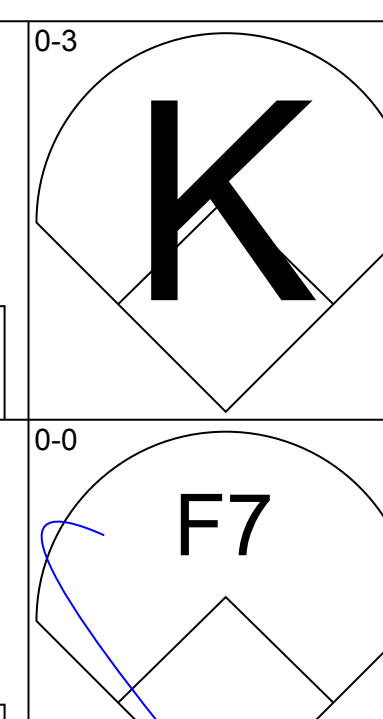
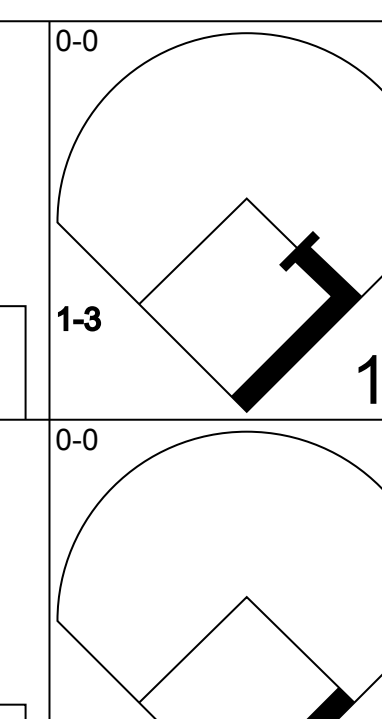
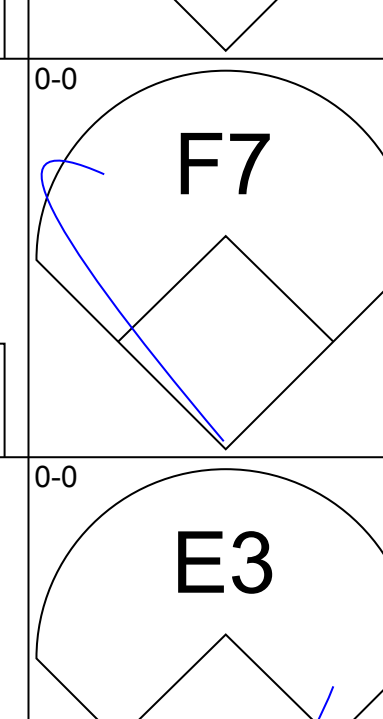
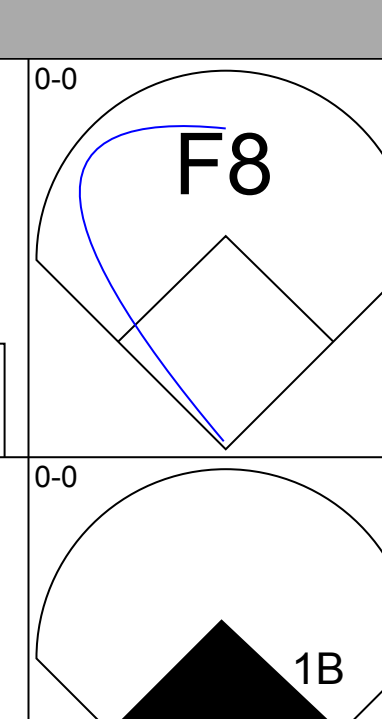
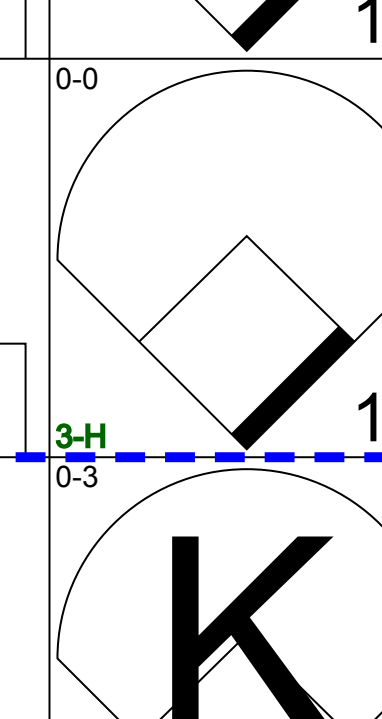
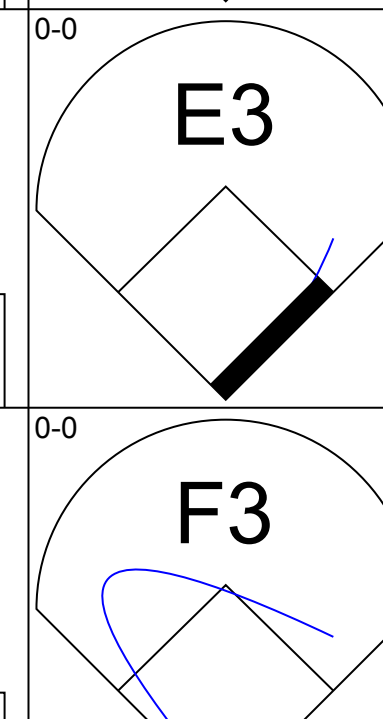
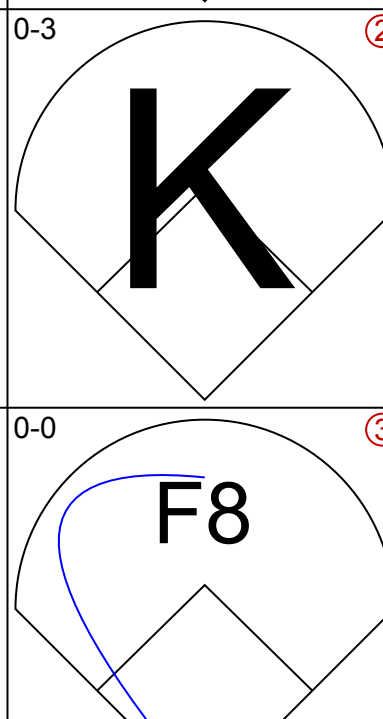
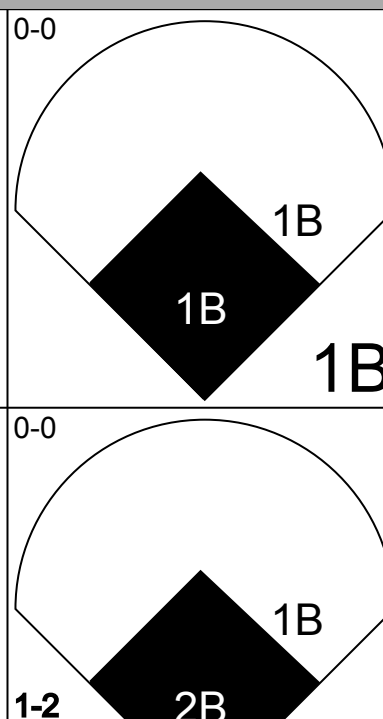
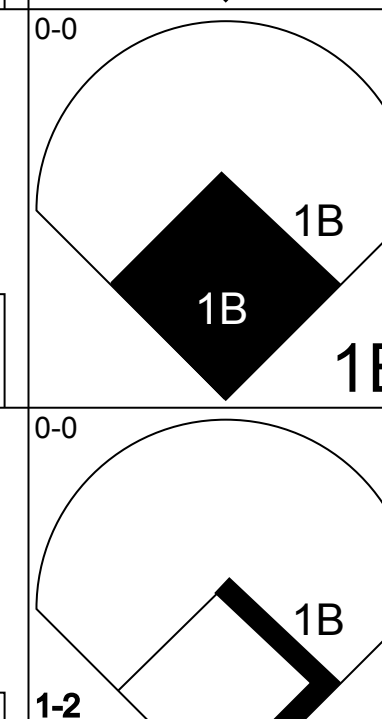
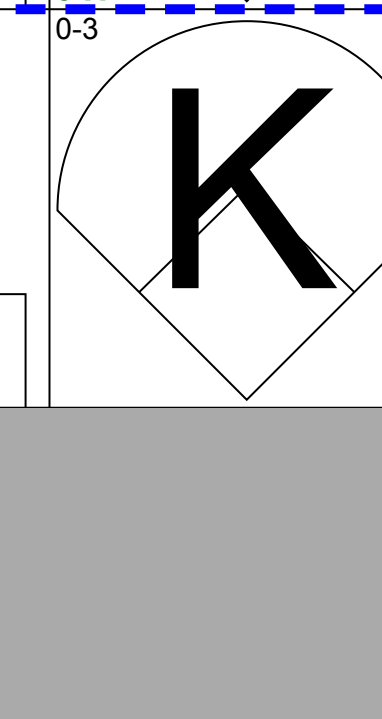
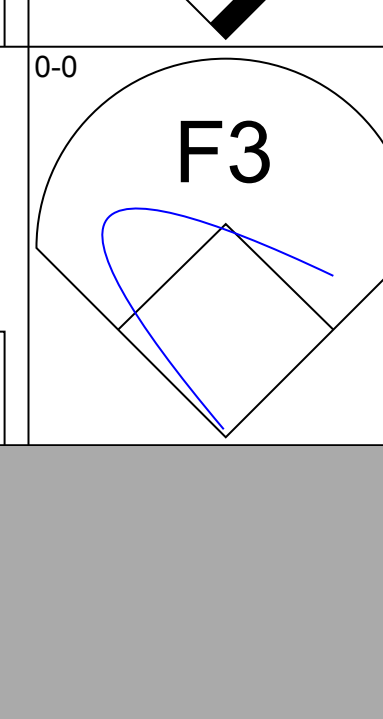
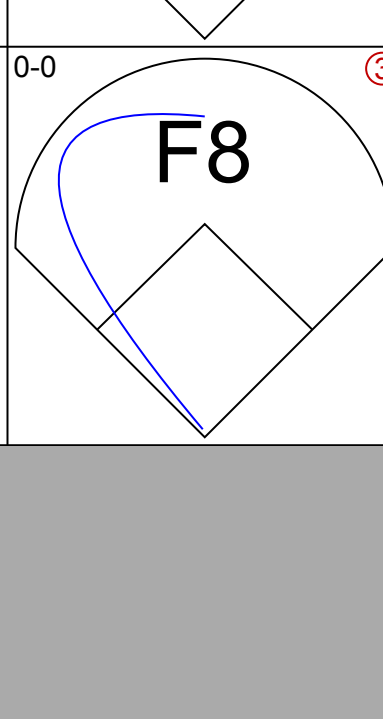
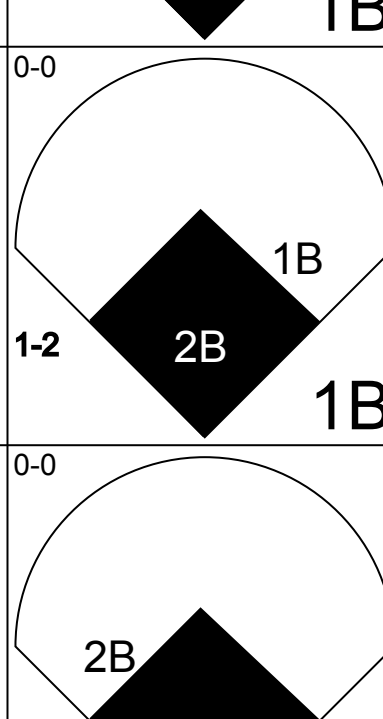
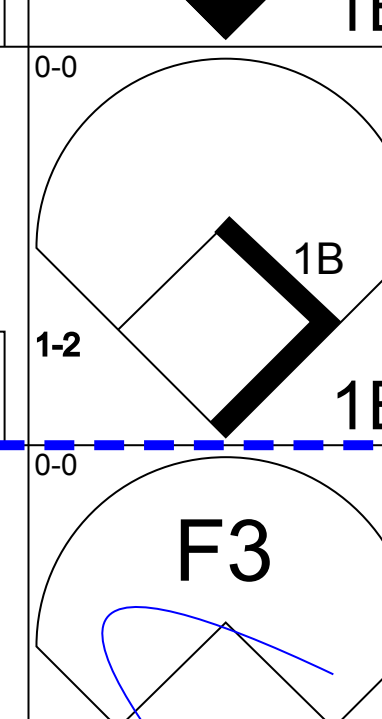
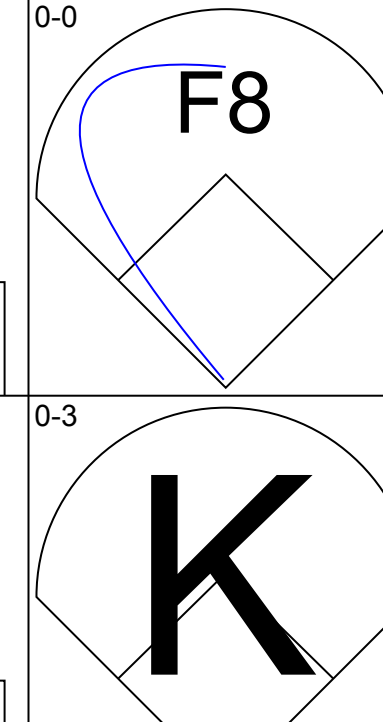
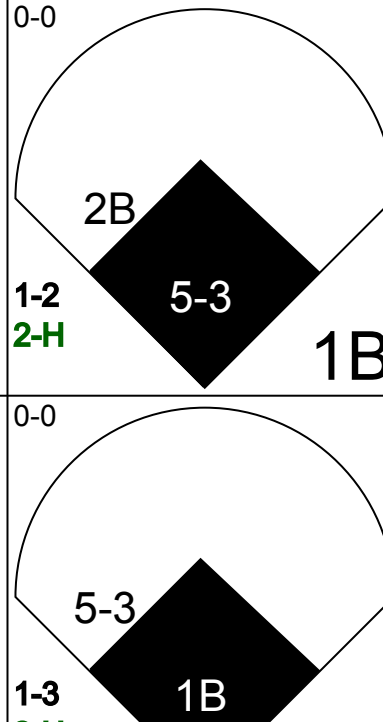
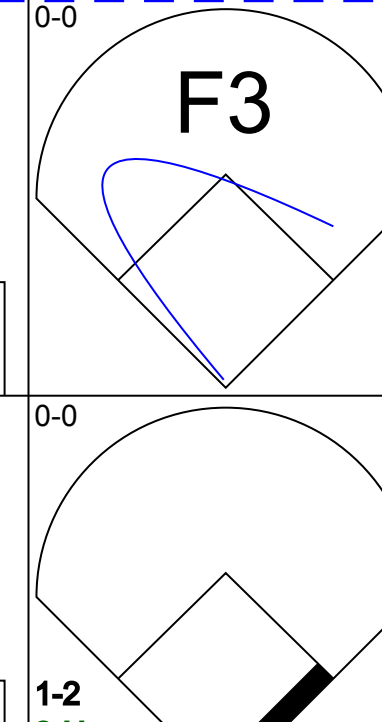
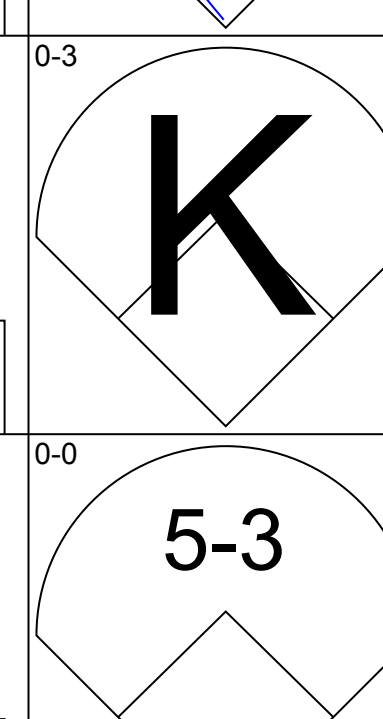
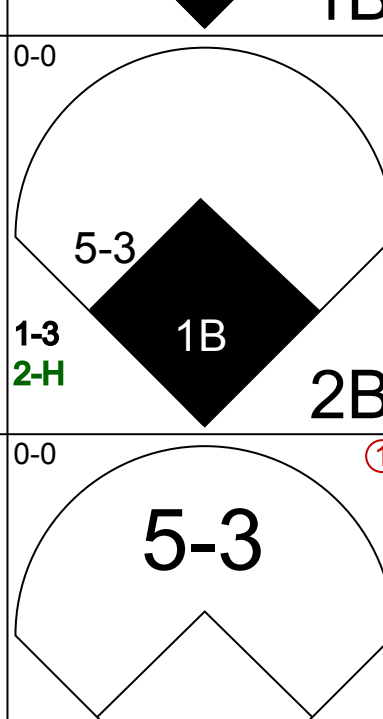
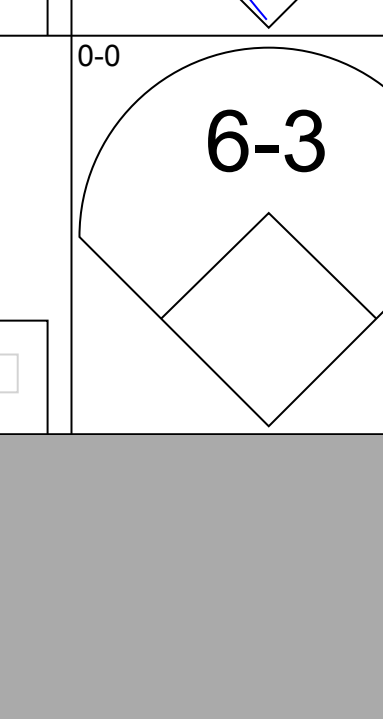
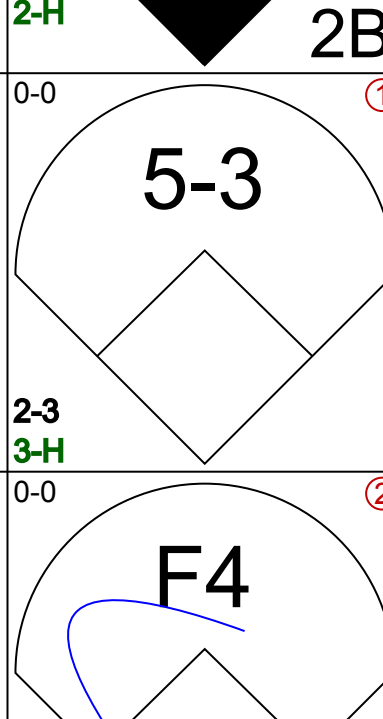
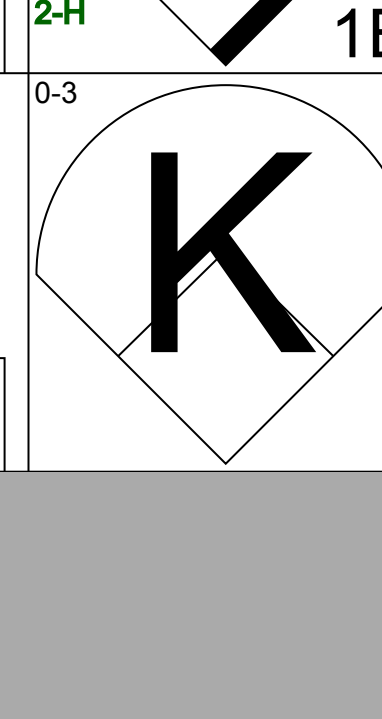
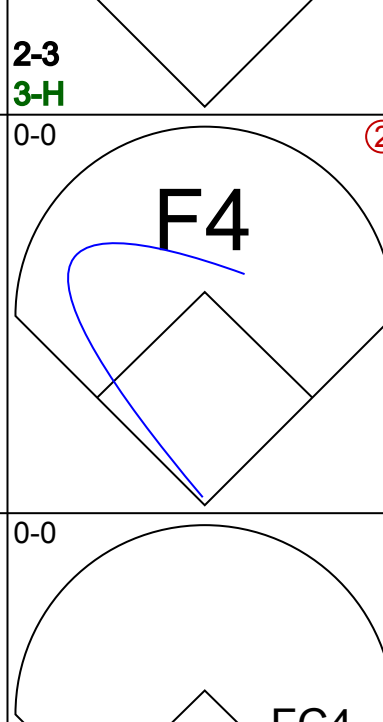
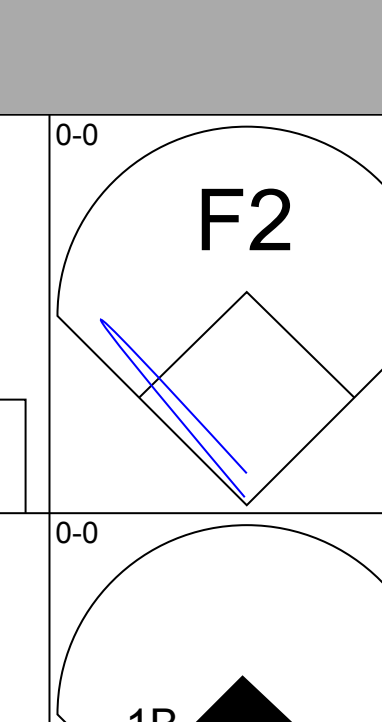
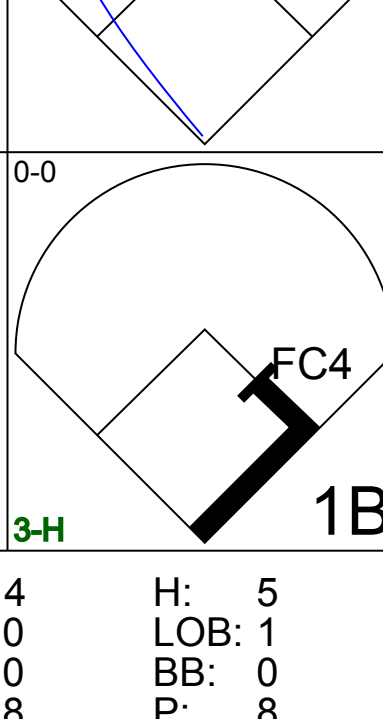
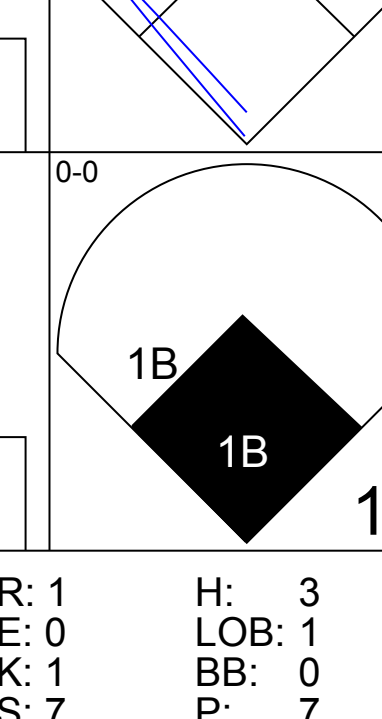


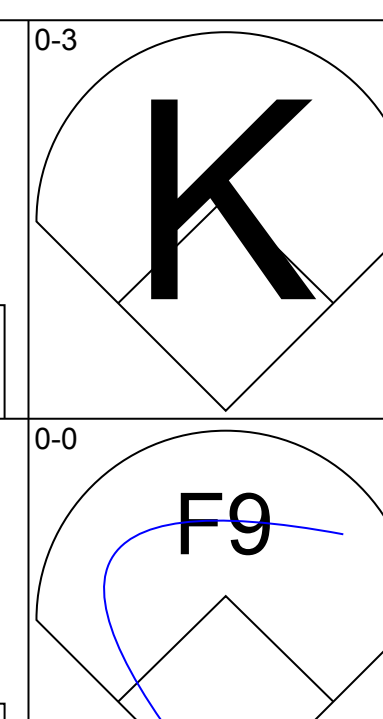
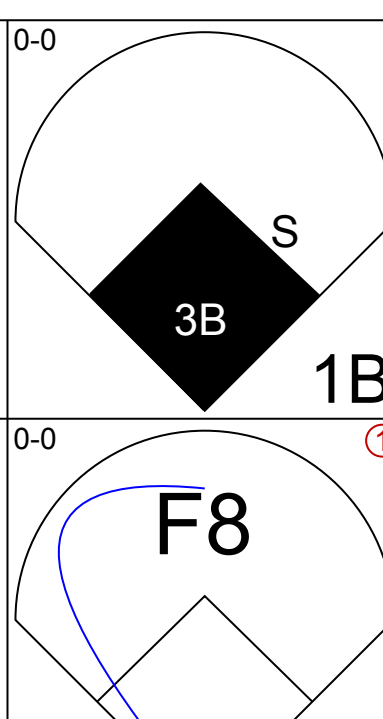
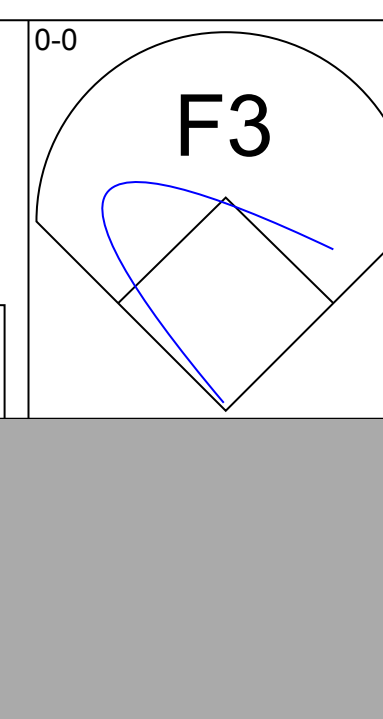
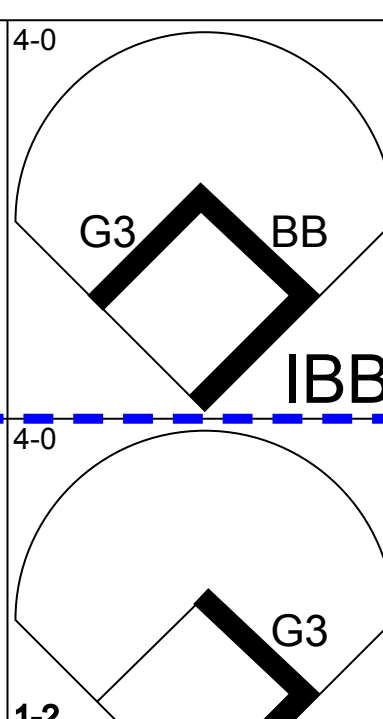
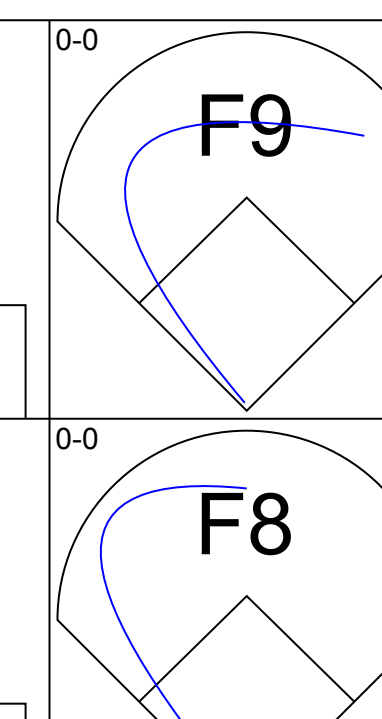
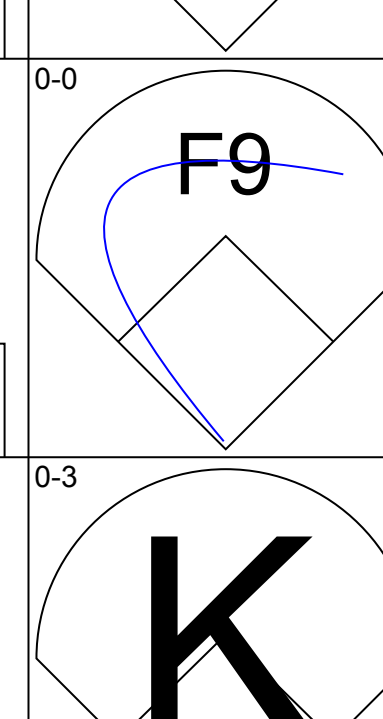
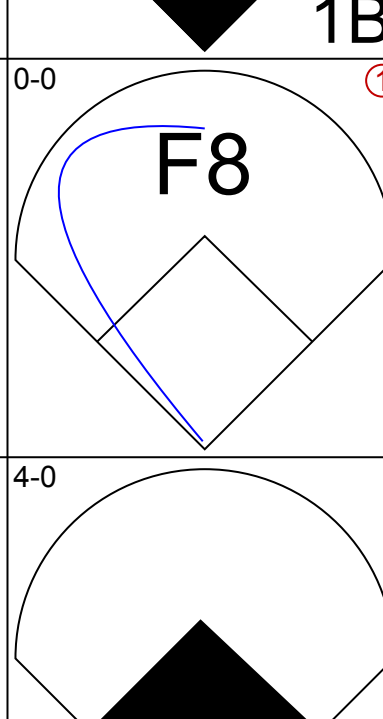
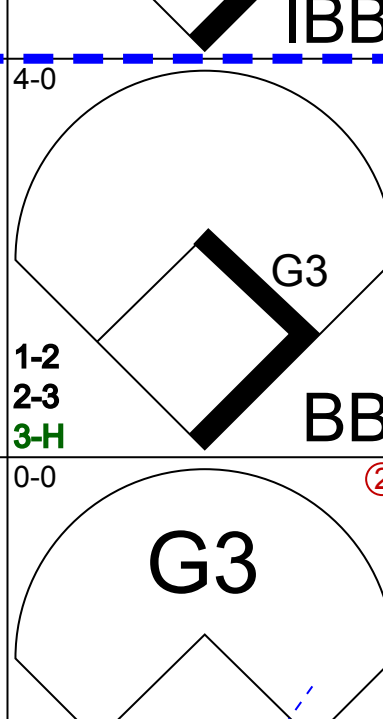
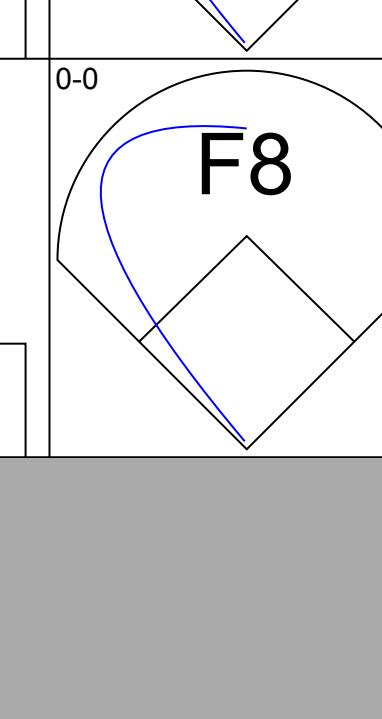
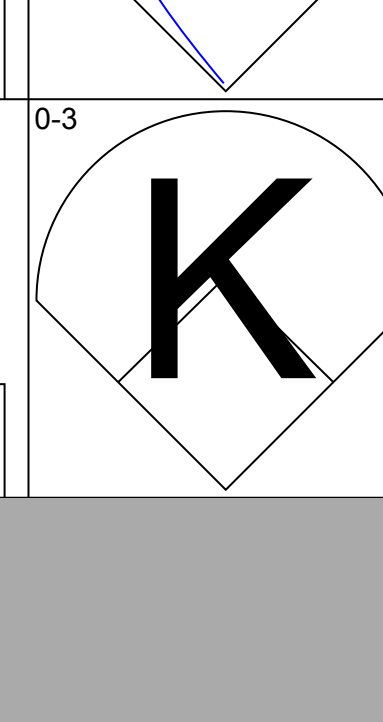
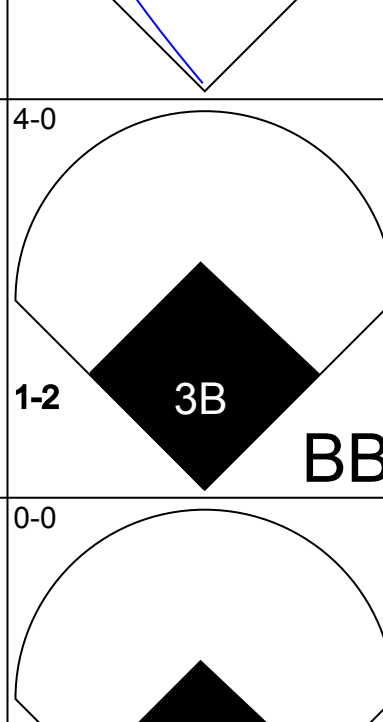
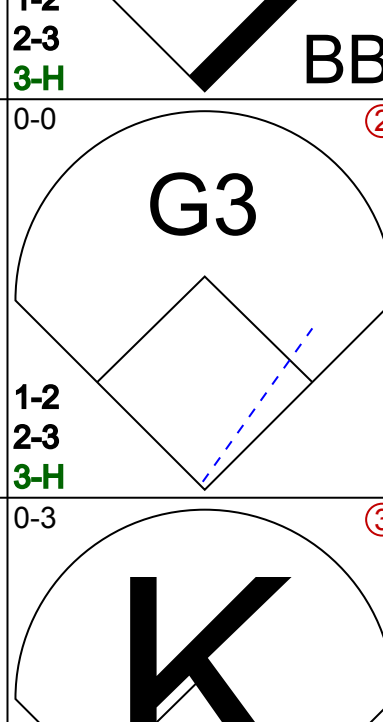
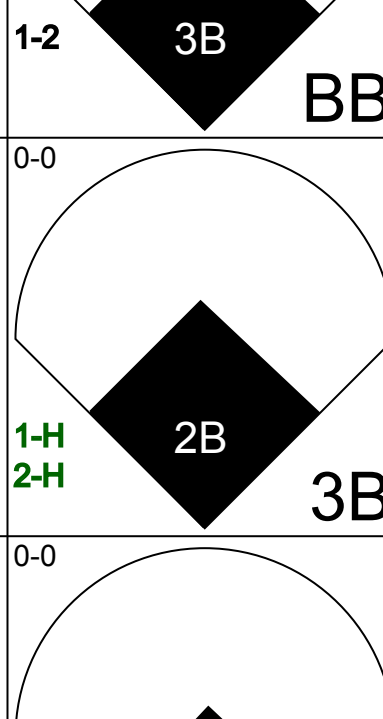

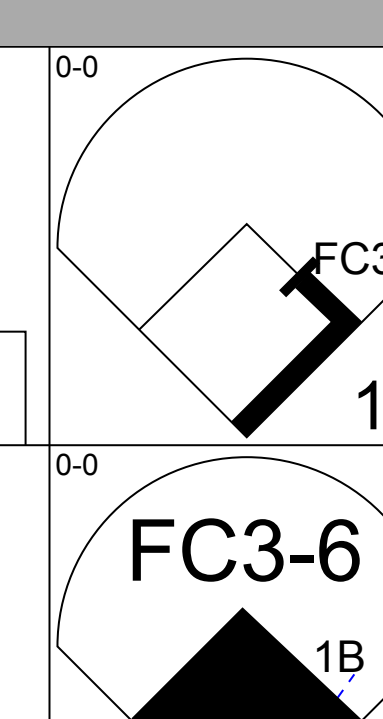
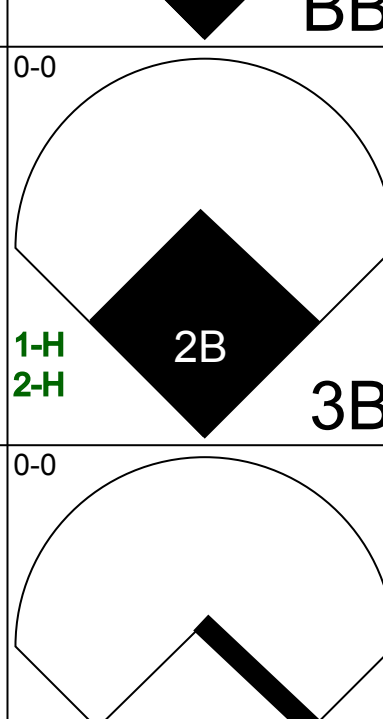


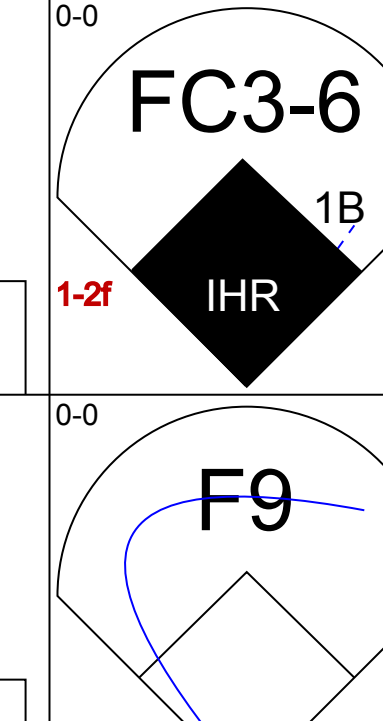
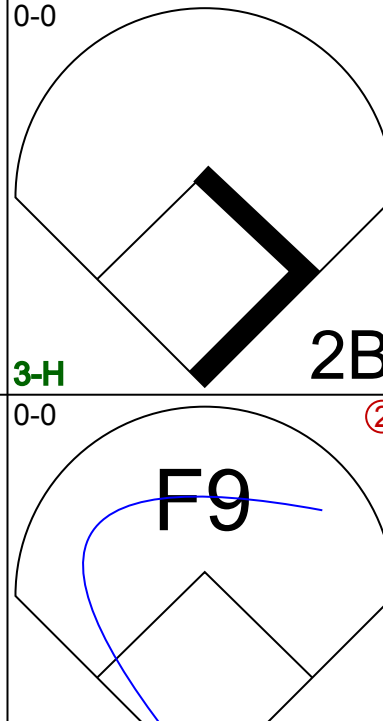


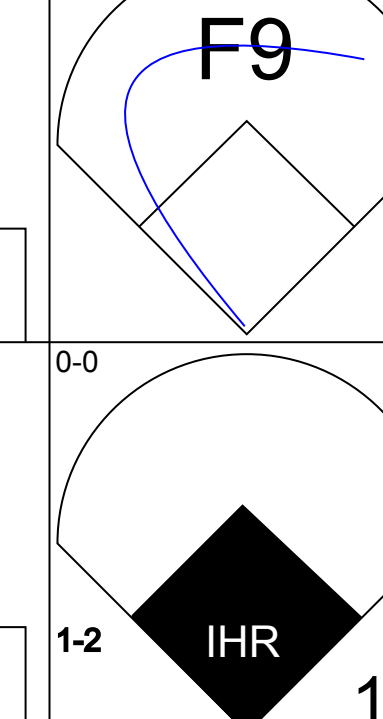
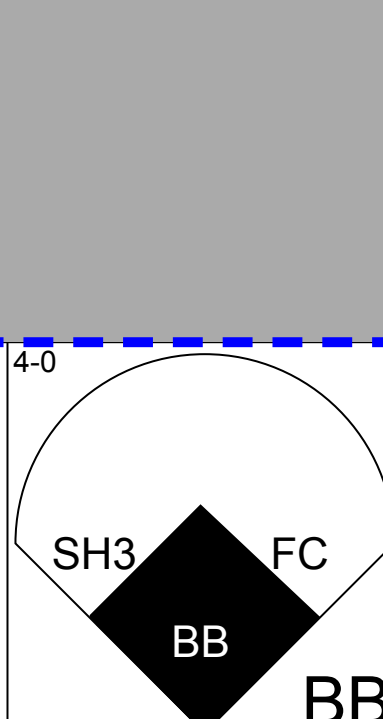

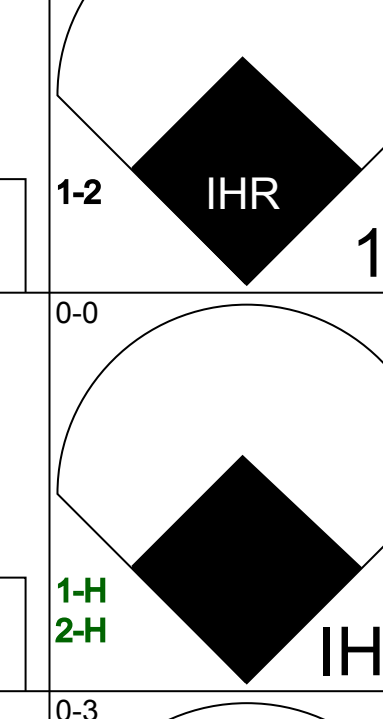
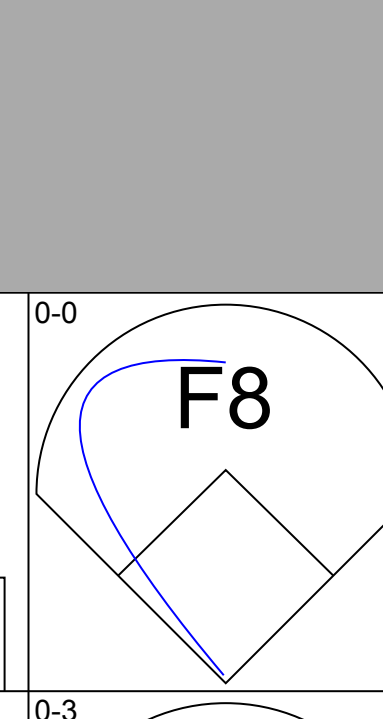
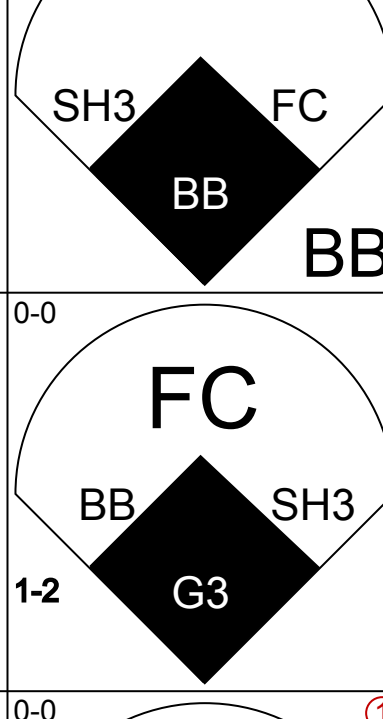
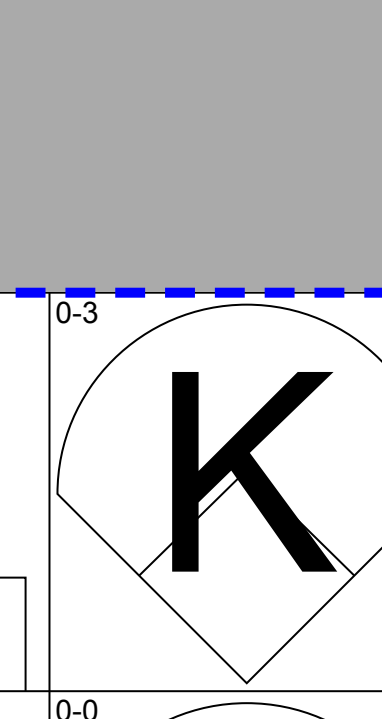

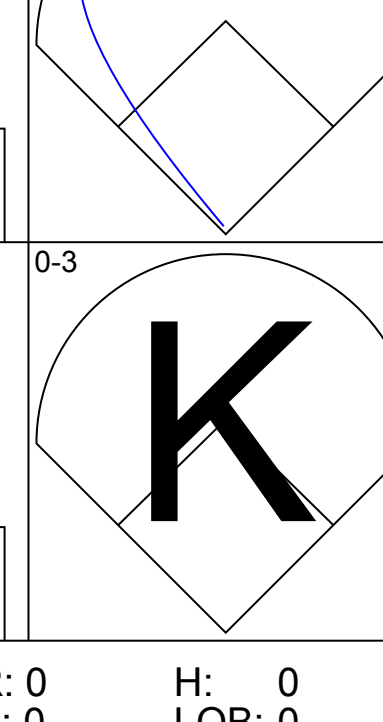
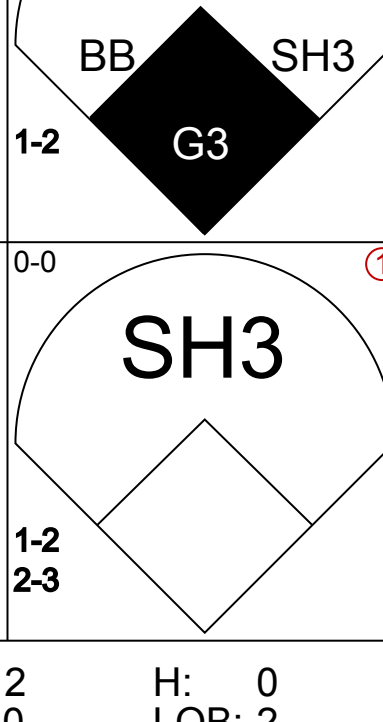


Batter	1	2	3	4	5	6	7	8	9	AB	R	H	RBI	BB	SO	LOB	TOP								
<b>Rick Auerbach, R</b> OBP: 0.288, SLG: 0.275 (1, 6)	<b>E6</b> 1-3		<b>G6-3</b> BB		<b>F9</b>			<b>F8</b>		3	0	0	0	1	0	2	<b>Milwaukee Brewers @ Chicago White Sox</b> Comiskey Park, Chicago, IL Tue Aug 15 1972, 8:05 PM EDT Att: 15,234 - Unknown <a href="http://livebaseballscorecards.com">livebaseballscorecards.com</a>								
<b>Ron Theobald, R</b> OBP: 0.332, SLG: 0.269 (1, 4)	<b>1-3</b>		<b>G6-3</b> 1-2			<b>4-3</b>		<b>FC1-2</b> BB 1-2	<b>1B</b>	3	0	0	0	0	0	3									
<b>Brock Davis, L</b> OBP: 0.369, SLG: 0.330 (8, PH)										1	0	1	0	0	0	0									
<b>Dave May, L</b> OBP: 0.293, SLG: 0.331 (1, 8)										2	0	0	0	1	0	0									
<b>Tommie Reynolds, R</b> OBP: 0.286, SLG: 0.275 (8, PH)										0	0	0	0	1	0	0									
<b>Bob Heise, R</b> OBP: 0.294, SLG: 0.309 (8, 4)										0	0	0	0	0	0	0									
<b>George Scott, R</b> OBP: 0.315, SLG: 0.412 (1, 3)	<b>K</b>									4	0	0	0	0	1	4									
<b>John Briggs, L</b> OBP: 0.357, SLG: 0.458 (1, 7)										4	0	0	0	0	1	0									
<b>Joe Lahoud, L</b> OBP: 0.328, SLG: 0.360 (1, 9)										3	1	1	0	0	0	0									
<b>Ollie Brown, R</b> OBP: 0.318, SLG: 0.342 (9, PH)										1	0	0	0	0	0	0									
<b>Mike Ferraro, R</b> OBP: 0.296, SLG: 0.346 (1, 5)										4	0	1	1	0	0	0									
<b>Ellie Rodriguez, R</b> OBP: 0.373, SLG: 0.371 (1, 2)										2	0	0	0	1	0	1									
<b>Bill Parsons, R</b> OBP: 0.185, SLG: 0.157 (1, 1)										2	0	1	0	0	1	1									
<b>Inning Stats</b>	R: 0 E: 1 K: 1 S: 5	H: 0 LOB: 1 BB: 1 P: 9	R: 0 E: 0 K: 0 S: 3	H: 0 LOB: 0 BB: 0 P: 3	R: 0 E: 0 K: 0 S: 2	H: 0 LOB: 1 BB: 2 P: 10	R: 0 E: 0 K: 0 S: 3	H: 0 LOB: 0 BB: 0 P: 3	R: 1 E: 0 K: 1 S: 7	H: 2 LOB: 1 BB: 0 P: 7	R: 0 E: 0 K: 0 S: 3	H: 0 LOB: 0 BB: 0 P: 3	R: 0 E: 0 K: 1 S: 5	H: 0 LOB: 0 BB: 0 P: 5	R: 0 E: 0 K: 0 S: 5	H: 2 LOB: 3 BB: 0 P: 9	R: 0 E: 0 K: 0 S: 3	H: 0 LOB: 0 BB: 0 P: 3	1B: 2 2B: 2 3B: 0 HR: 0	SF: 0 SAC: 1 DP: 1 HBP: 0	WP: 0 PB: 0 SB: 0 CS: 0	PA: 34			
<b>PITCHER</b>	IP	WLS	BF	H	R	ER	SO	BB	IBB	HBP	BLK	WP	HR	S	P	ERA	WHIP								
<b>Tom Bradley, R</b> ERA: 3.15 (1, 1)	7.2	W	29	4	1	1	3	3	0	0	0	0	0	32	44	1.17	0.913								
<b>Terry Forster, L</b> ERA: 2.4 (8, 1)	1.1	S	5	0	0	0	0	1	0	0	0	0	0	4	8	0.00	0.750								

Batter	1	2	3	4	5	6	7	8	9	AB	R	H	RBI	BB	SO	LOB	BOTTOM								
<b>Pat Kelly, L</b> OBP: 0.360, SLG: 0.347 (1, 9)	<b>G3</b>		<b>F9</b>			<b>L4</b>		<b>FC4-6</b> 1B		4	0	1	0	0	0	0	<b>Milwaukee Brewers @ Chicago White Sox</b> Comiskey Park, Chicago, IL Tue Aug 15 1972, 8:05 PM EDT Att: 15,234 - Unknown <a href="http://livebaseballscorecards.com">livebaseballscorecards.com</a>								
<b>Mike Andrews, R</b> OBP: 0.319, SLG: 0.305 (1, 4)	<b>L4</b>					<b>K</b>		<b>FC4-6</b> 1B 1-2		4	1	1	1	0	1	1									
<b>Dick Allen, R</b> OBP: 0.430, SLG: 0.607 (1, 3)						<b>HR</b>				3	1	3	0	1	0	0									
<b>Carlos May, L</b> OBP: 0.391, SLG: 0.425 (1, 7)						<b>1B</b> BB				3	1	3	0	1	0	0									
<b>Ed Spiezio, R</b> OBP: 0.296, SLG: 0.319 (1, 5)						<b>1B</b>				4	0	0	0	0	1	5									
<b>Rick Reichardt, R</b> OBP: 0.352, SLG: 0.433 (1, 8)						<b>F3</b>				3	0	1	1	0	0	0									
<b>Jay Johnstone, L</b> OBP: 0.261, SLG: 0.249 (8, 8)						<b>F2</b>				0	0	0	0	0	0	0									
<b>Ed Spiezio, R</b> OBP: 0.296, SLG: 0.319 (1, 5)						<b>F9</b>				3	0	1	0	0	0	1									
<b>Ed Herrmann, L</b> OBP: 0.309, SLG: 0.338 (1, 2)						<b>1B</b>				3	0	0	0	0	0	1									
<b>Luis Alvarado, R</b> OBP: 0.256, SLG: 0.266 (1, 6)						<b>F9</b>				3	0	0	0	0	0	1									
<b>Rich Morales, R</b> OBP: 0.265, SLG: 0.297 (8, 6)						<b>G6-4-3</b> 1B 3-H				0	0	0	0	0	0	0									
<b>Tom Bradley, R</b> OBP: 0.162, SLG: 0.164 (1, 1)						<b>G6-4-3</b> 1B 1-2				3	0	1	0	0	0	1									
<b>Terry Forster, L</b> OBP: 0.300, SLG: 0.300 (8, 1)						<b>F9</b>				1	0	0	0	0	0	0									
<b>Inning Stats</b>	R: 0 E: 0 K: 1 S: 6	H: 1 LOB: 1 BB: 0 P: 6	R: 0 E: 0 K: 0 S: 3	H: 0 LOB: 0 BB: 0 P: 3	R: 0 E: 0 K: 1 S: 5	H: 0 LOB: 0 BB: 0 P: 5	R: 2 E: 0 K: 0 S: 4	H: 2 LOB: 0 BB: 1 P: 8	R: 0 E: 0 K: 0 S: 3	H: 0 LOB: 0 BB: 0 P: 3	R: 0 E: 0 K: 1 S: 6	H: 1 LOB: 1 BB: 0 P: 6	R: 0 E: 0 K: 0 S: 4	H: 1 LOB: 1 BB: 0 P: 4	R: 0 E: 0 K: 0 S: 5	H: 2 LOB: 2 BB: 0 P: 5	1B: 5 2B: 1 3B: 0 HR: 1	SF: 0 SAC: 0 DP: 1 HBP: 0	WP: 0 PB: 0 SB: 1 CS: 0	PA: 31					
<b>PITCHER</b>	IP	WLS	BF	H	R	ER	SO	BB	IBB	HBP	BLK	WP	HR	S	P	ERA	WHIP								
<b>Bill Parsons, R</b> ERA: 4.27 (1, 1)	8.0	L	31	7	2	2	3	1	0	0	0	0	1	36	40	2.25	1.000								



Batter	1	2	3	4	5	6	7	8	9	AB	R	H	RBI	BB	SO	LOB	TOP						
Rick Auerbach, R OBP: 0.290, SLG: 0.276 (1, 6)			1-4-3			FC4				5	0	2	0	0	1	1	<b>Milwaukee Brewers @ Chicago White Sox</b> Comiskey Park, Chicago, IL Wed Aug 16 1972, 4:33 AM EDT Att: 17,542 - Unknown						
Bob Heise, R OBP: 0.297, SLG: 0.311 (1, 4)										5	0	2	1	0	0	1							
Brock Davis, L OBP: 0.370, SLG: 0.333 Ken Sanders, R (8, 1)										5	2	2	0	0	2	2							
George Scott, R OBP: 0.316, SLG: 0.412 (1, 3)										5	1	2	0	0	0	2							
Ollie Brown, R OBP: 0.316, SLG: 0.338 (1, 9)		1-3								5	1	1	1	0	0	2							
Tommie Reynolds, R OBP: 0.287, SLG: 0.289 Joe Lahoud, L OBP: 0.329, SLG: 0.362 (7, 7)		4-3								3	1	1	1	0	1	0							
Mike Ferraro, R OBP: 0.295, SLG: 0.348 (1, 5)					5-3					4	0	1	1	0	1	3							
Ellie Rodriguez, R OBP: 0.371, SLG: 0.366 (1, 2)					1-3					3	0	0	0	1	0	1							
Gary Ryerson, R OBP: 0.136, SLG: 0.048 Ron Theobald, R OBP: 0.293, SLG: 0.286 Jerry Bell, R OBP: 0.226, SLG: 0.250 Syd Ladd, L OBP: 0.292, SLG: 0.299 Earl Stephenson, L OBP: 0.307, SLG: 0.290 Jim Colborn, R OBP: 0.125, SLG: 0.200 John Briggs, L OBP: 0.356, SLG: 0.459 (11, 1)		1-3			6-3					1	0	0	0	0	2	<b>Brewers</b>							
<b>Inning Stats</b>	R: 0 E: 1 K: 1 S: 6	H: 0 LOB: 1 BB: 0 P: 6	R: 0 E: 0 K: 0 S: 4	H: 1 LOB: 2 BB: 1 P: 8	R: 0 E: 0 K: 1 S: 6	H: 1 LOB: 0 BB: 0 P: 6	R: 0 E: 0 K: 1 S: 5	H: 0 LOB: 0 BB: 0 P: 5	R: 0 E: 0 K: 0 S: 4	H: 1 LOB: 1 BB: 0 P: 4	R: 4 E: 0 K: 0 S: 8	H: 5 LOB: 1 BB: 0 P: 8	R: 1 E: 0 K: 1 S: 8	H: 3 LOB: 2 BB: 0 P: 8	R: 1 E: 0 K: 1 S: 7			H: 3 LOB: 1 BB: 0 P: 7	R: 0 E: 0 K: 0 S: 3	H: 0 LOB: 0 BB: 0 P: 3	1B: 12 2B: 2 3B: 0 HR: 0	SF: 0 SAC: 0 DP: 0 HBP: 0	WP: 0 PB: 0 SB: 0 CS: 0
<b>PITCHER</b>	IP WLS BF H R ER SO BB IBB HBP BLK WP HR S P ERA WHIP	6.1 W 31 10 5 5 3 1 0 0 0 0 0 0 36 40 7.11 1.737	1.1 7 4 1 1 1 0 0 0 0 0 0 0 9 9 6.75 3.000	1.1 S 4 0 0 0 1 0 0 0 0 0 0 0 6 6 0.00 0.000																			

Batter	1	2	3	4	5	6	7	8	9	AB	R	H	RBI	BB	SO	LOB	BOTTOM					
Walt Williams, R OBP: 0.276, SLG: 0.322 Pat Kelly, L OBP: 0.360, SLG: 0.347 (1, 9)										4	1	1	0	1	1	1	<b>Milwaukee Brewers @ Chicago White Sox</b> Comiskey Park, Chicago, IL Wed Aug 16 1972, 4:33 AM EDT Att: 17,542 - Unknown					
Mike Andrews, R OBP: 0.317, SLG: 0.301 Rich Morales, R OBP: 0.285, SLG: 0.297 (1, 4)					4-3					4	0	0	1	1	0	2						
Dick Allen, R OBP: 0.431, SLG: 0.606 Tony Musser, L OBP: 0.238, SLG: 0.238 (1, 3)					1-6-3					2	1	1	0	1	1	0						
Rick Reichardt, R OBP: 0.355, SLG: 0.443 Buddy Bradford, R OBP: 0.273, SLG: 0.273 (1, 8)					1-6-3					4	1	2	2	0	1	3						
Carlos May, L OBP: 0.392, SLG: 0.427 (1, 7)					1-6-3					3	1	1	1	1	0	1						
Ed Spiezio, R OBP: 0.296, SLG: 0.317 (1, 5)										4	0	1	0	0	0	4						
Ed Herrmann, L OBP: 0.312, SLG: 0.338 (1, 2)			1-3							3	2	1	0	1	0	2						
Luis Alvarado, R OBP: 0.256, SLG: 0.281 (1, 6)										4	2	1	3	0	1	1						
Wilbur Wood, R OBP: 0.198, SLG: 0.154 Cy Acosta, R OBP: 0.364, SLG: 0.364 (1, 1)										2	0	0	0	0	2	0						
<b>Inning Stats</b>	R: 0 E: 0 K: 2 S: 7	H: 0 LOB: 0 BB: 0 P: 7	R: 3 E: 0 K: 1 S: 8	H: 3 LOB: 0 BB: 0 P: 8	R: 3 E: 0 K: 0 S: 6	H: 3 LOB: 1 BB: 1 P: 10	R: 0 E: 0 K: 1 S: 5	H: 0 LOB: 0 BB: 0 P: 5	R: 0 E: 0 K: 0 S: 4	H: 1 LOB: 2 BB: 1 P: 8	R: 2 E: 0 K: 1 S: 6	H: 0 LOB: 3 BB: 3 P: 18	R: 0 E: 0 K: 0 S: 3	H: 1 LOB: 0 BB: 0 P: 3	R: 0 E: 0 K: 1 S: 6	H: 1 LOB: 1 BB: 0 P: 6		R: 0 E: 0 K: 0 S: 3	H: 0 LOB: 0 BB: 0 P: 3	1B: 6 2B: 1 3B: 1 HR: 1	SF: 0 SAC: 1 DP: 1 HBP: 0	WP: 0 PB: 0 SB: 1 CS: 0
<b>PITCHER</b>	IP WLS BF H R ER SO BB IBB HBP BLK WP HR S P ERA WHIP	4.0 L 19 6 6 6 4 1 0 0 0 0 0 0 4 8 0.00 1.000	0.1 4 0 2 2 0 1 1 0 0 0 0 0 2 10 54.00 3.000	1.2 6 1 0 0 1 1 0 0 0 0 0 0 7 11 0.00 1.200	1.0 4 1 0 0 1 0 0 0 0 0 0 0 6 6 0.00 1.000																	







Batter	1	2	3	4	5	6	7	8	9	AB	R	H	RBI	BB	SO	LOB	TOP	
Tommy Harper, R OBP: 0.352, SLG: 0.415 Rick Miller, L OBP: 0.284, SLG: 0.359	0-0 WP 4-3 2B		0-0 3-1			0-0 5-3		0-0 F5		3	1	1	0	0	0	0		
Luis Aparicio, R OBP: 0.310, SLG: 0.351 Juan Beniquez, R OBP: 0.276, SLG: 0.341	0-3 K 2-3			0-0 2B		0-0 F8		4-0 1-2 BB		3	0	1	0	0	1	1		
Carl Yastrzemski, L OBP: 0.342, SLG: 0.520 Ben Oglivie, L OBP: 0.312, SLG: 0.440	0-0 4-3			0-3 K 2B		0-0 4-3		0-3 K		3	0	0	1	0	1	1		
Reggie Smith, S OBP: 0.368, SLG: 0.492	4-0 3-H CS BB			0-0 F7				0-0 1B		0-3 K								
Rico Petrocelli, R OBP: 0.338, SLG: 0.386 Phil Gagliano, R OBP: 0.329, SLG: 0.349	0-0 CS 1-2	0-0 6-3		0-3 K				0-0 K		0-0 1-3								
Carlton Fisk, R OBP: 0.396, SLG: 0.575		0-0 5-3				0-3 K		0-0 F8		0-0 1B								
Danny Cater, R OBP: 0.274, SLG: 0.380			0-0 F5			0-0 F4		0-0 1-3		0-0 1B								
John Kennedy, R OBP: 0.317, SLG: 0.355			0-0 F5			0-0 1B		0-0 F3		0-3 K								
Sonny Siebert, R OBP: 0.254, SLG: 0.270 Gary Peters, L OBP: 0.200, SLG: 0.214 Bob Burda, L OBP: 0.244, SLG: 0.264 Lew Krausse, R OBP: 0.125, SLG: 0.188	0-0 5-3			0-0 K				4-0 BB BB										
<b>Inning Stats</b>	R: 1 E: 0 K: 1 S: 5	H: 1 LOB: 0 BB: 1 P: 9	R: 0 E: 0 K: 0 S: 3	H: 0 LOB: 0 BB: 0 P: 3	R: 0 E: 0 K: 0 S: 3	H: 1 LOB: 1 BB: 0 P: 8	R: 0 E: 0 K: 2 S: 8	H: 1 LOB: 1 BB: 0 P: 8	R: 0 E: 0 K: 1 S: 6	H: 1 LOB: 1 BB: 0 P: 6	R: 0 E: 0 K: 1 S: 5	H: 2 LOB: 2 BB: 0 P: 9	1B: 4 2B: 2 3B: 0 HR: 0	SF: 0 SAC: 0 DP: 0 HBP: 0	WP: 1 PB: 0 SB: 0 CS: 1	PA: 36		
<b>PITCHER</b>	IP WLS BF ERA WHIP	H R ER SO	BB IBB HBP BLK	WP HR S P	ERA WHIP	<b>PITCHER</b>												ERA WHIP
Stan Bahnsen, R ERA: 3.78 Terry Forster, L ERA: 2.31	(1, 1) 7.2 W 29 4 1 1 6 3 0 0 0 0 1 0 38 50 1.17 0.913	(8, 1) 1.1 S 6 2 0 0 3 0 0 0 0 0 0 0 12 12 0.00 1.500																

**Boston Red Sox @ Chicago White Sox**  
Comiskey Park, Chicago, IL  
Fri Aug 18 1972, 8:05 PM EDT  
Att: 42,001 - Unknown - 89 F

AB 32  
R 1  
H 6  
RBI 1  
BB 3  
SO 9  
LOB 13



Batter	1	2	3	4	5	6	7	8	9	AB	R	H	RBI	BB	SO	LOB	BOTTOM			
Pat Kelly, L OBP: 0.367, SLG: 0.367	0-0 1B HR	0-0 3B		0-0 CS 1B	0-0 1-3			0-0 4-3		5	1	3	0	0	0	0				
Mike Andrews, R OBP: 0.318, SLG: 0.303	0-0 1-3 HR	0-3 K		0-0 1-3				0-0 F9-3 1B		5	1	2	0	0	1	2				
Dick Allen, R OBP: 0.344, SLG: 0.617 Tony Muser, L OBP: 0.227, SLG: 0.227	0-0 1-H 3-H HR	4-0 BB		0-0 1B HR	2B			0-0 F9-3 1-2		3	2	2	3	1	0	0				
Carlos May, L OBP: 0.398, SLG: 0.429 Buddy Bradford, R OBP: 0.273, SLG: 0.273	0-0 1B FC5	0-0 P7		0-0 HR	1B			0-0 1B		4	2	3	0	0	0	2				
Rick Reichardt, R OBP: 0.349, SLG: 0.435 Jay Johnstone, L OBP: 0.261, SLG: 0.264	0-0 L8		0-3 K	0-0 HR	2-3 1B			0-0 3-1		1	0	0	0	0	1					
Ed Spiezio, R OBP: 0.282, SLG: 0.343	0-0 1-3 E 1B		0-0 1B FC4-6	0-0 2B				0-0 F2		4	1	3	0	0	0	0				
Ed Herrmann, L OBP: 0.314, SLG: 0.336 Chuck Brinkman, R OBP: 0.161, SLG: 0.133	0-0 FC5 G5-4-3 1-2 3-H		0-0 1B FC4-6	0-0 1-3 1B	0-0 1-3			0-0 1B		4	0	2	1	0	0	2				
Luis Alvarado, R OBP: 0.263, SLG: 0.298 Rich Morales, R OBP: 0.291, SLG: 0.293	0-0 G5-4-3 1-2		0-0 FC4-6	0-0 1-2 3-H	0-0 6-3			0-0 L7		2	0	0	1	0	0	3				
Stan Bahnsen, R OBP: 0.189, SLG: 0.205 Terry Forster, L OBP: 0.364, SLG: 0.364		0-0 1-6-3	0-3 K		0-0 6-3			0-3 K		4	0	0	0	0	2	2				
<b>Inning Stats</b>	R: 4 E: 1 K: 0 S: 8	H: 5 LOB: 1 BB: 0 P: 8	R: 0 E: 0 K: 1 S: 6	H: 1 LOB: 2 BB: 1 P: 10	R: 1 E: 0 K: 2 S: 9	H: 2 LOB: 1 BB: 0 P: 9	R: 3 E: 0 K: 0 S: 7	H: 5 LOB: 1 BB: 0 P: 7	R: 0 E: 0 K: 0 S: 3	H: 0 LOB: 0 BB: 0 P: 3	R: 0 E: 0 K: 0 S: 4	H: 1 LOB: 1 BB: 0 P: 4	R: 0 E: 0 K: 1 S: 6	H: 1 LOB: 1 BB: 0 P: 6	R: 0 E: 0 K: 0 S: 3	H: 1 LOB: 0 BB: 0 P: 3	1B: 11 2B: 3 3B: 1 HR: 2	SF: 0 SAC: 0 DP: 2 HBP: 0	WP: 0 PB: 0 SB: 0 CS: 1	PA: 39
<b>PITCHER</b>	IP WLS BF ERA WHIP	H R ER SO	BB IBB HBP BLK	WP HR S P	ERA WHIP	<b>PITCHER</b>												ERA WHIP		
Sonny Siebert, R ERA: 3.29 Gary Peters, L ERA: 4.4 Lew Krausse, R ERA: 6.08	(1, 1) 3.2 L 22 11 7 7 3 1 0 0 0 0 0 1 16 16 2.70 1.200	(8, 1) 1.0 3 1 0 0 0 0 0 0 0 0 0 0 0 3 3 0.00 1.000																		

**Boston Red Sox @ Chicago White Sox**  
Comiskey Park, Chicago, IL  
Fri Aug 18 1972, 8:05 PM EDT  
Att: 42,001 - Unknown - 89 F

AB 38  
R 8  
H 16  
RBI 8  
BB 1  
SO 4  
LOB 15





Batter	1	2	3	4	5	6	7	8	9	AB	R	H	RBI	BB	SO	LOB	TOP																		
Tommy Harper, R OBP: 0.354, SLG: 0.423 (1, 8)										4	1	2	1	0	0	2																			
Luis Aparicio, R OBP: 0.309, SLG: 0.353 (1, 6)										4	0	1	0	0	1	1																			
Carl Yastrzemski, L OBP: 0.330, SLG: 0.316 (1, 3)										4	0	0	0	0	2	2																			
Reggie Smith, S OBP: 0.364, SLG: 0.486 (1, 9)										4	0	0	0	0	0	1																			
Rico Petrocelli, R OBP: 0.337, SLG: 0.387 (1, 5)										4	1	1	0	0	0	1																			
Carlton Fisk, R OBP: 0.365, SLG: 0.571 (1, 2)										4	1	1	0	0	2	1																			
Ben Oglivie, L OBP: 0.306, SLG: 0.430 (1, 7)										4	0	0	0	0	2	3	AB 35																		
Rick Miller, L OBP: 0.284, SLG: 0.359 (9, 7)										0	0	0	0	0	0	0	R 3																		
John Kennedy, R OBP: 0.321, SLG: 0.354 (1, 4)										3	0	1	0	1	0	1	H 7																		
Luis Tiant, R OBP: 0.154, SLG: 0.160 (1, 1)										4	0	1	1	0	0	1	RBI 2																		
<b>Inning Stats</b>	R: 1 E: 0 K: 1 S: 6	H: 1 LOB: 0 BB: 0 P: 6	R: 0 E: 0 K: 2 S: 8	H: 1 LOB: 1 BB: 0 P: 8	R: 0 E: 1 K: 1 S: 6	H: 0 LOB: 1 BB: 0 P: 6	R: 2 E: 1 K: 1 S: 8	H: 2 LOB: 2 BB: 1 P: 12	R: 0 E: 0 K: 1 S: 6	H: 1 LOB: 1 BB: 0 P: 6	R: 0 E: 0 K: 0 S: 3	H: 1 LOB: 0 BB: 0 P: 3	R: 0 E: 0 K: 1 S: 5	H: 0 LOB: 0 BB: 0 P: 5	R: 0 E: 0 K: 0 S: 3	H: 0 LOB: 0 BB: 0 P: 3	1B: 4 2B: 2 3B: 0 HR: 1	SF: 0 SAC: 0 DP: 0 HBP: 0	WP: 2 PB: 0 SB: 1 CS: 1	PA: 36															
<b>PITCHER</b> Tom Bradley, R ERA: 3.05 (1, 1)	IP: 9.0 WLS: L BF: 36	H: 7 R: 3 ER: 1 SO: 7	BB: 1 IBB: 0 HBP: 0 BLK: 0	WP: 1 HR: 1 S: 49 P: 53	ERA: 1.00 WHIP: 0.889	<b>PITCHER</b>										IP: 9.0 WLS: W BF: 30	H: 2 R: 0 ER: 0 SO: 9	BB: 1 IBB: 0 HBP: 0 BLK: 0	WP: 0 HR: 0 S: 47 P: 51	ERA: 0.00 WHIP: 0.333	<b>PITCHER</b>										IP: 9.0 WLS: W BF: 30	H: 2 R: 0 ER: 0 SO: 9	BB: 1 IBB: 0 HBP: 0 BLK: 0	WP: 0 HR: 0 S: 47 P: 51	ERA: 0.00 WHIP: 0.333

Boston Red Sox @ Chicago White Sox  
Comiskey Park, Chicago, IL  
Sat Aug 19 1972, 4:33 AM EDT  
Att: 13,793 - Unknown - 74 F

AB 35  
R 3  
H 7  
RBI 2  
BB 1  
SO 7  
LOB 13



Batter	1	2	3	4	5	6	7	8	9	AB	R	H	RBI	BB	SO	LOB	BOTTOM			
Pat Kelly, L OBP: 0.363, SLG: 0.362 (1, 9)										4	0	0	0	0	0	2				
Mike Andrews, R OBP: 0.315, SLG: 0.300 (1, 4)										4	0	0	0	0	2	1				
Dick Allen, R OBP: 0.430, SLG: 0.611 (1, 3)										4	0	0	0	0	2	1				
Carlos May, L OBP: 0.397, SLG: 0.431 (1, 7)										3	0	1	0	0	1	0				
Ed Spiezio, R OBP: 0.277, SLG: 0.337 (1, 5)										3	0	0	0	0	1	1				
Jay Johnstone, L OBP: 0.258, SLG: 0.260 (1, 8)										3	0	0	0	0	0	0				
Tom Egan, R OBP: 0.210, SLG: 0.226 (1, 2)										3	0	0	0	0	3	0				
Rich Morales, R OBP: 0.282, SLG: 0.290 (1, 6)										2	0	0	0	1	0	0				
Tom Bradley, R OBP: 0.159, SLG: 0.162 (1, 1)										1	0	0	0	0	0	0	AB 28			
Tony Muser, L OBP: 0.261, SLG: 0.261 (9, PH)										1	0	1	0	0	0	0	R 0			
<b>Inning Stats</b>	R: 0 E: 0 K: 1 S: 5	H: 0 LOB: 0 BB: 0 P: 5	R: 0 E: 0 K: 1 S: 5	H: 0 LOB: 0 BB: 0 P: 5	R: 0 E: 0 K: 1 S: 5	H: 0 LOB: 1 BB: 1 P: 9	R: 0 E: 0 K: 0 S: 3	H: 0 LOB: 0 BB: 0 P: 3	R: 0 E: 0 K: 0 S: 3	H: 0 LOB: 0 BB: 0 P: 3	R: 0 E: 0 K: 3 S: 10	H: 1 LOB: 1 BB: 0 P: 10	R: 0 E: 0 K: 1 S: 5	H: 0 LOB: 0 BB: 0 P: 5	R: 0 E: 0 K: 1 S: 6	H: 1 LOB: 1 BB: 0 P: 6	1B: 1 2B: 1 3B: 0 HR: 0	SF: 0 SAC: 1 DP: 0 HBP: 0	WP: 0 PB: 0 SB: 0 CS: 0	PA: 30
<b>PITCHER</b> Luis Tiant, R ERA: 2.67 (1, 1)	IP: 9.0 WLS: W BF: 30	H: 2 R: 0 ER: 0 SO: 9	BB: 1 IBB: 0 HBP: 0 BLK: 0	WP: 0 HR: 0 S: 47 P: 51	ERA: 0.00 WHIP: 0.333	<b>PITCHER</b>										IP: 9.0 WLS: W BF: 30	H: 2 R: 0 ER: 0 SO: 9	BB: 1 IBB: 0 HBP: 0 BLK: 0	WP: 0 HR: 0 S: 47 P: 51	ERA: 0.00 WHIP: 0.333

Boston Red Sox @ Chicago White Sox  
Comiskey Park, Chicago, IL  
Sat Aug 19 1972, 4:33 AM EDT  
Att: 13,793 - Unknown - 74 F

AB 28  
R 0  
H 2  
RBI 0  
BB 1  
SO 9  
LOB 5






Batter	1	2	3	4	5	6	7	8	9	AB	R	H	RBI	BB	SO	LOB	TOP											
<b>Tommy Harper, R</b> OBP: 0.354, SLG: 0.422	5-3		F7					1B BB	F7	4	1	1	0	1	0	1	<b>Boston Red Sox @ Chicago White Sox</b> Comiskey Park, Chicago, IL Sun Aug 20 1972, 4:33 AM EDT Unknown - 76 F											
<b>Luis Aparicio, R</b> OBP: 0.314, SLG: 0.359	K2-3		2B					1B BB	BB	4	2	2	0	1	1													
<b>Danny Cater, R</b> OBP: 0.273, SLG: 0.377	6-3		F6					BB 1B	K	5	1	1	0	0	1													
<b>Reggie Smith, S</b> OBP: 0.362, SLG: 0.481		K2-3		6-3				F6	1B E	4	1	0	0	1	1													
<b>Rico Petrocelli, R</b> OBP: 0.342, SLG: 0.393		PB 2B 1B		1B 1B				1-3	E	5	1	4	3	0	0													
<b>Carlton Fisk, R</b> OBP: 0.396, SLG: 0.571		1B		F8				F9	E6	4	0	1	2	1	0													
<b>Andy Kosco, R</b> OBP: 0.263, SLG: 0.412		K		1B				F4	L7	5	0	1	0	0	2													
<b>Phil Gagliano, R</b> OBP: 0.324, SLG: 0.343		5-3		L8				K		4	0	1	0	0	1													
<b>Lynn McGlothen, L</b> Don Newhauser, R Gary Peters, L John Kattus, R Ken Tatum, R Bill Lee, L Juan Rodriguez, R Lew Krausse, R Marty Pattin, R		5-3		L9				F8	BB 1B	3	0	0	0	0	0													
<b>Inning Stats</b>	R: 0 E: 0 K: 1 S: 5	H: 0 LOB: 0 BB: 0 P: 5	R: 1 E: 0 K: 2 S: 9	H: 2 LOB: 1 BB: 0 P: 9	R: 0 E: 0 K: 0 S: 4	H: 1 LOB: 2 BB: 0 P: 4	R: 0 E: 0 K: 0 S: 5	H: 2 LOB: 2 BB: 0 P: 5	R: 0 E: 0 K: 0 S: 3	H: 0 LOB: 0 BB: 0 P: 3	R: 0 E: 0 K: 0 S: 4	H: 1 LOB: 1 BB: 0 P: 4	R: 3 E: 0 K: 2 S: 10	H: 3 LOB: 2 BB: 2 P: 18	R: 3 E: 1 K: 1 S: 8	H: 2 LOB: 2 BB: 2 P: 16		1B: 10 2B: 2 3B: 0 HR: 0	SF: 0 SAC: 0 DP: 0 HBP: 0	WP: 1 PB: 1 SB: 1 CS: 0	PA: 43							
<b>PITCHER</b>	IP	WLS	BF	H	R	ER	SO	BB	IBB	HBP	BLK	WP	HR	S	P	ERA	WHIP											
<b>Wilbur Wood, L</b> ERA: 2.39	(1, 1)	7.1	33	10	4	3	3	2	0	0	0	0	0	37	45	3.68	1.636											
<b>Terry Forster, L</b> ERA: 2.51	(8, 1)	1.2	W	10	2	3	2	3	2	0	0	0	1	0	14	22	10.80	2.400										

Batter	1	2	3	4	5	6	7	8	9	AB	R	H	RBI	BB	SO	LOB	BOTTOM											
<b>Pat Kelly, L</b> OBP: 0.368, SLG: 0.377	1B FC1-5 BB		K					FC4-6 FC2-5 1B	HR	5	1	3	3	1	2	2	<b>Boston Red Sox @ Chicago White Sox</b> Comiskey Park, Chicago, IL Sun Aug 20 1972, 4:33 AM EDT Unknown - 76 F											
<b>Jay Johnstone, L</b> OBP: 0.285, SLG: 0.264	FC1-5 1B		4-3					FC2-5 FC4-6		4	1	2	0	1	0													
<b>Dick Allen, R</b> OBP: 0.431, SLG: 0.611	K		K					FC4-6 FC1-6		3	0	1	1	1	2													
<b>Tony Muser, L</b> OBP: 0.250, SLG: 0.250	K		K					FC4-6 FC1-6		1	0	0	0	0	0													
<b>Carlos May, L</b> OBP: 0.393, SLG: 0.426	FC1-5 1-2 3-H		6-3		1-3			FC1-6		5	0	0	0	0	1													
<b>Mike Andrews, R</b> OBP: 0.318, SLG: 0.301	F5									2	1	1	0	1	0													
<b>Rich Morales, R</b> OBP: 0.288, SLG: 0.297										2	1	2	0	0	0													
<b>Ed Spiezio, R</b> OBP: 0.280, SLG: 0.335		L3		F9				1B 1B	L4	4	2	1	0	1	0													
<b>Ed Herrmann, L</b> OBP: 0.312, SLG: 0.333		3-1		G3				1B 1B	F7	5	1	1	1	0	1													
<b>Luis Alvarado, R</b> OBP: 0.271, SLG: 0.317		1B						HR	F8	4	1	2	1	1	0													
<b>Wilbur Wood, R</b> OBP: 0.202, SLG: 0.160		K						FC2-5 1B	HR	3	0	1	2	0	2													
<b>Terry Forster, L</b> ERA: 2.51	(8, 1)	1.2	W	10	2	3	2	3	2	0	0	0	1	0	14	22	10.80	2.400										
<b>Watt Williams, R</b> OBP: 0.280, SLG: 0.326	(9, PH)	0.2	0	0	0	0	0	0	0	0	0	0	0	0	0	0												
<b>Inning Stats</b>	R: 0 E: 0 K: 1 S: 6	H: 1 LOB: 2 BB: 1 P: 10	R: 0 E: 0 K: 1 S: 6	H: 1 LOB: 0 BB: 0 P: 6	R: 0 E: 0 K: 2 S: 7	H: 0 LOB: 0 BB: 0 P: 7	R: 0 E: 0 K: 0 S: 3	H: 0 LOB: 1 BB: 1 P: 7	R: 2 E: 0 K: 1 S: 7	H: 3 LOB: 1 BB: 1 P: 11	R: 3 E: 0 K: 2 S: 11	H: 5 LOB: 3 BB: 2 P: 19	R: 0 E: 0 K: 1 S: 6	H: 1 LOB: 1 BB: 0 P: 6	R: 0 E: 0 K: 0 S: 5	H: 2 LOB: 2 BB: 0 P: 5	R: 4 E: 0 K: 0 S: 5	H: 3 LOB: 0 BB: 1 P: 9	1B: 13 2B: 1 3B: 0 HR: 2	SF: 0 SAC: 0 DP: 0 HBP: 0	WP: 0 PB: 0 SB: 1 CS: 1	PA: 46						
<b>PITCHER</b>	IP	WLS	BF	H	R	ER	SO	BB	IBB	HBP	BLK	WP	HR	S	P	ERA	WHIP											
<b>Lynn McGlothen, R</b> ERA: 2.96	(1, 1)	5.0	25	8	5	5	5	3	0	0	0	0	0	32	44	9.00	2.200											
<b>Don Newhauser, R</b> ERA: 2.99	(6, 1)	0.0	2	1	0	0	0	1	0	0	0	0	0	1	5	∞	∞											
<b>Gary Peters, L</b> ERA: 4.33	(6, 1)	1.0	4	1	0	0	2	1	0	0	0	0	0	7	11	0.00	2.000											
<b>Ken Tatum, R</b> ERA: 2.7	(7, 1)	1.1	7	3	0	0	1	0	0	0	0	0	0	9	9	0.00	2.250											
<b>Bill Lee, L</b> ERA: 4.02	(8, 1)	0.2	0	0	0	0	0	0	0	0	0	0	0	2	2	0.00	0.000											
<b>Lew Krausse, R</b> ERA: 6.38	(9, 1)	0.0	L	4	2	2	0	0	0	0	0	0	0	1	5	∞	∞											
<b>Marty Pattin, R</b> ERA: 3.59	(9, 1)	0.2	L	4	2	2	0	0	0	0	0	0	0	1	4	4	27.00	3.000										

AB	39
R	7
H	12
RBI	5
BB	4
SO	6
LOB	22





Batter	1	2	3	4	5	6	7	8	9	AB	R	H	RBI	BB	SO	LOB	TOP										
<b>Tommy Harper, R</b> OBP: 0.353, SLG: 0.421 (1, 8)	F2		SF7				6-3			3	1	1	2	0	0	0	<b>Boston Red Sox @ Chicago White Sox</b> Comiskey Park, Chicago, IL Sun Aug 20 1972, 4:38 AM EDT Att: 29,497 - Unknown - 78 F										
<b>John Kennedy, R</b> OBP: 0.323, SLG: 0.348 (1, 4)	F7		F8							2	1	0	0	1	0	0											
<b>Carl Yastrzemski, L</b> OBP: 0.337, SLG: 0.318 (1, 3)	4-3									4	0	1	3	0	0	1											
<b>Rico Petrocelli, R</b> OBP: 0.342, SLG: 0.390 (1, 5)		6-3								3	0	0	0	1	0	2											
<b>Ben Oglivie, L</b> OBP: 0.299, SLG: 0.421 (1, 7)	K									4	0	0	0	0	1	2											
<b>Juan Beniquez, R</b> OBP: 0.282, SLG: 0.337 (1, 6)										3	0	0	0	1	2	0											
<b>Bob Montgomery, R</b> OBP: 0.319, SLG: 0.406 (1, 2)										4	1	1	0	0	0	1											
<b>Rick Miller, L</b> OBP: 0.304, SLG: 0.370 (1, 9)										3	1	2	0	1	0	1											
<b>John Curtis, L</b> OBP: 0.146, SLG: 0.125 (1, 1)										1	1	1	0	0	0	0											
<b>Luis Aparicio, R</b> OBP: 0.313, SLG: 0.357 (7, PH)										1	0	0	0	0	0	1											
<b>Bill Lee, L</b> (7, 1)										1	0	0	0	0	0	1											
<b>Inning Stats</b>	R: 0 E: 0 K: 0 S: 3	H: 0 LOB: 0 BB: 0 P: 3	R: 0 E: 0 K: 1 S: 5	H: 0 LOB: 1 BB: 1 P: 9	R: 1 E: 1 K: 0 S: 4	H: 1 LOB: 0 BB: 0 P: 4	R: 0 E: 0 K: 0 S: 2	H: 0 LOB: 0 BB: 1 P: 6	R: 4 E: 0 K: 1 S: 9	H: 4 LOB: 1 BB: 1 P: 13	R: 0 E: 0 K: 0 S: 3	H: 0 LOB: 0 BB: 0 P: 3	R: 0 E: 0 K: 0 S: 3	H: 1 LOB: 1 BB: 0 P: 3	R: 0 E: 0 K: 0 S: 3	H: 0 LOB: 1 BB: 0 P: 4	R: 0 E: 0 K: 1 S: 5	H: 0 LOB: 1 BB: 1 P: 9	1B: 5 2B: 1 3B: 0 HR: 0	SF: 1 SAC: 1 DP: 1 HBP: 1	WP: 0 PB: 0 SB: 0 CS: 1	PA: 36					
<b>PITCHER</b>	IP	WLS	BF	H	R	ER	SO	BB	IBB	HBP	BLK	WP	HR	S	P	ERA	WHIP										
<b>Eddie Fisher, R</b> ERA: 3.96 (1, 1)	5.0	L	22	5	5	4	2	3	0	0	0	0	0	23	35	7.20	1.600										
<b>Moe Drabowsky, R</b> ERA: 2.43 (6, 1)	2.0		6	1	0	0	0	0	0	0	0	0	0	6	6	0.00	0.500										
<b>Rich Gossage, R</b> ERA: 3.74 (8, 1)	1.0		4	0	0	0	0	0	0	1	0	0	0	3	4	0.00	0.000										
<b>Cy Acosta, R</b> ERA: 1.93 (9, 1)	1.0		4	0	0	0	1	1	0	0	0	0	0	5	9	0.00	1.000										

AB	29
R	5
H	6
RBI	5
BB	4
SO	3
LOB	9





Batter	1	2	3	4	5	6	7	8	9	AB	R	H	RBI	BB	SO	LOB	BOTTOM										
<b>Walt Williams, R</b> OBP: 0.288, SLG: 0.330 (1, 9)										4	1	2	0	1	0	2	<b>Boston Red Sox @ Chicago White Sox</b> Comiskey Park, Chicago, IL Sun Aug 20 1972, 4:38 AM EDT Att: 29,497 - Unknown - 78 F										
<b>Buddy Bradford, R</b> OBP: 0.200, SLG: 0.200 (1, 8)	F4									4	0	0	0	0	2	3											
<b>Dick Allen, R</b> OBP: 0.430, SLG: 0.615 (1, 3)	K									4	1	1	1	1	1	2											
<b>Mike Andrews, R</b> OBP: 0.319, SLG: 0.302 (1, 4)	E2									5	1	2	0	0	0	3											
<b>Carlos May, L</b> OBP: 0.396, SLG: 0.431 (1, 7)										4	1	3	0	0	0	3											
<b>Ed Spiezio, R</b> OBP: 0.280, SLG: 0.330 (1, 5)										3	0	0	0	1	0	3											
<b>Rich Morales, R</b> OBP: 0.292, SLG: 0.305 (1, 6)										4	0	2	2	0	0	1											
<b>Chuck Brinkman, R</b> OBP: 0.152, SLG: 0.125 (1, 2)										2	0	0	0	0	1	1											
<b>Tom Egan, R</b> OBP: 0.214, SLG: 0.230 (6, PH) (7, 2)										2	0	1	0	0	0	2											
<b>Eddie Fisher, R</b> OBP: 0.115, SLG: 0.111 (5, PH)										1	0	0	0	0	0	0											
<b>Rick Reichardt, R</b> OBP: 0.348, SLG: 0.420 (6, 1)										0	0	0	0	0	0	0											
<b>Moe Drabowsky, R</b> OBP: 0.348, SLG: 0.420 (6, 1)										0	0	0	0	0	0	0											
<b>Pat Kelly, L</b> OBP: 0.376, SLG: 0.379 (7, PH)										0	1	0	0	0	0	0											
<b>Rich Gossage, R</b> OBP: 0.376, SLG: 0.379 (8, PH)										0	0	0	0	0	0	0											
<b>Luis Alvarado, R</b> OBP: 0.276, SLG: 0.315 (8, PH)										1	0	0	0	0	0	2											
<b>Cy Acosta, R</b> (9, 1)										0	0	0	0	0	0	0											
<b>Inning Stats</b>	R: 1 E: 1 K: 1 S: 8	H: 3 LOB: 2 BB: 0 P: 8	R: 0 E: 0 K: 0 S: 3	H: 0 LOB: 0 BB: 0 P: 3	R: 0 E: 0 K: 1 S: 4	H: 0 LOB: 0 BB: 1 P: 8	R: 0 E: 0 K: 0 S: 3	H: 1 LOB: 0 BB: 0 P: 3	R: 0 E: 0 K: 1 S: 6	H: 1 LOB: 1 BB: 0 P: 6	R: 2 E: 0 K: 1 S: 8	H: 3 LOB: 2 BB: 1 P: 12	R: 0 E: 1 K: 0 S: 5	H: 1 LOB: 3 BB: 1 P: 9	R: 0 E: 1 K: 0 S: 4	H: 1 LOB: 1 BB: 0 P: 4	R: 1 E: 0 K: 0 S: 4	H: 2 LOB: 0 BB: 0 P: 4	1B: 9 2B: 2 3B: 0 HR: 1	SF: 0 SAC: 1 DP: 3 HBP: 0	WP: 1 PB: 0 SB: 1 CS: 1	PA: 40					
<b>PITCHER</b>	IP	WLS	BF	H	R	ER	SO	BB	IBB	HBP	BLK	WP	HR	S	P	ERA	WHIP										
<b>John Curtis, L</b> ERA: 3.9 (1, 1)	6.0		26	8	3	2	4	2	0	0	0	0	1	32	40	3.00	1.667										
<b>Bill Lee, L</b> ERA: 3.97 (7, 1)	3.0	S	14	4	1	1	0	0	1	0	0	0	1	13	17	3.00	1.333										

AB	36
R	4
H	12
RBI	3
BB	3
SO	4
LOB	23





Batter	1	2	3	4	5	6	7	8	9	AB	R	H	RBI	BB	SO	LOB	TOP										
<b>Horace Clarke, S</b> OBP: 0.317, SLG: 0.284 (1, 4)	F7	1B		FC6-4		1-3			CS	4	1	1	1	1	0	1	<b>New York Yankees @ Chicago White Sox</b> Comiskey Park, Chicago, IL Tue Aug 22 1972, 8:05 PM EDT Att: 34,519 - Unknown  <b>AB 31</b> <b>R 4</b> <b>H 8</b> <b>RBI 3</b> <b>BB 7</b> <b>SO 6</b> <b>LOB 20</b> 										
<b>Thurman Munson, R</b> OBP: 0.356, SLG: 0.375 (1, 2)	4-3	1B		F8		6-3			K	4	1	1	1	1	1	2											
<b>Bobby Murcer, L</b> OBP: 0.356, SLG: 0.505 (1, 8)	PB	4-3							F8	5	1	1	0	0	2	1											
<b>Roy White, S</b> OBP: 0.395, SLG: 0.380 (1, 7)	4-3									3	0	2	0	1	0	2											
<b>Ron Blomberg, L</b> OBP: 0.366, SLG: 0.504 <b>Felipe Alou, R</b> OBP: 0.328, SLG: 0.382 (5, 3)	2B									2	0	1	1	0	1	1											
<b>Johnny Callison, L</b> OBP: 0.290, SLG: 0.373 <b>Ron Swoboda, R</b> OBP: 0.342, SLG: 0.351 (5, 9)	4-3									2	0	0	0	0	0	2											
<b>Celerino Sanchez, R</b> OBP: 0.279, SLG: 0.275 (1, 5)										3	0	0	0	1	1	2											
<b>Gene Michael, S</b> OBP: 0.268, SLG: 0.268 (1, 6)										3	1	2	0	1	0	3											
<b>Fritz Peterson, S</b> OBP: 0.254, SLG: 0.258 <b>Ron Klimkowski, R</b> (5, 1)	SH3-4									1	0	0	0	0	0	1											
<b>Bernie Allen, L</b> OBP: 0.311, SLG: 0.379 <b>John Ellis, R</b> OBP: 0.295, SLG: 0.471 <b>Lindy McDaniel, L</b> (8, 1)	1-2									0	0	0	0	0	0	0											
<b>Inning Stats</b>	R: 2 E: 0 K: 0 S: 5	H: 2 LOB: 1 BB: 1 P: 9	R: 2 E: 0 K: 1 S: 7	H: 2 LOB: 1 BB: 1 P: 11	R: 0 E: 0 K: 2 S: 7	H: 0 LOB: 1 BB: 1 P: 11	R: 0 E: 0 K: 0 S: 4	H: 1 LOB: 1 BB: 0 P: 4	R: 0 E: 0 K: 0 S: 3	H: 0 LOB: 0 BB: 0 P: 3	R: 0 E: 0 K: 1 S: 5	H: 1 LOB: 0 BB: 0 P: 5	R: 0 E: 0 K: 0 S: 3	H: 1 LOB: 1 BB: 1 P: 7	R: 0 E: 0 K: 1 S: 4	H: 0 LOB: 0 BB: 1 P: 8	1B: 6 2B: 3 3B: 0 HR: 0	SF: 0 SAC: 1 DP: 2 HBP: 0	WP: 0 PB: 1 SB: 2 CS: 1	PA: 39							
<b>PITCHER</b>	IP	WLS	BF	H	R	ER	SO	BB	IBB	HBP	BLK	WP	HR	S	P	ERA	WHIP										
<b>Stan Bahnsen, R</b> ERA: 3.94 <b>Dave Lemonds, L</b> ERA: 2.59 <b>Rich Gossage, R</b> ERA: 3.51 <b>Terry Forster, L</b> ERA: 2.45	1.2		11	4	4	4	0	2	0	0	0	0	0	9	17	21.60	3.600										
	2.2		12	2	0	0	4	2	0	0	0	0	0	18	26	0.00	1.500										
	3.0	W	12	2	0	0	1	2	0	0	0	0	0	12	20	0.00	1.333										
	1.2	S	4	0	0	0	1	1	0	0	0	0	0	5	9	0.00	0.600										

Batter	1	2	3	4	5	6	7	8	9	AB	R	H	RBI	BB	SO	LOB	BOTTOM										
<b>Walt Williams, R</b> OBP: 0.294, SLG: 0.332 <b>Pat Kelly, L</b> OBP: 0.368, SLG: 0.376 (7, 9)	G6-4-3									2	1	1	0	1	1	0	<b>New York Yankees @ Chicago White Sox</b> Comiskey Park, Chicago, IL Tue Aug 22 1972, 8:05 PM EDT Att: 34,519 - Unknown  <b>AB 32</b> <b>R 5</b> <b>H 10</b> <b>RBI 5</b> <b>BB 4</b> <b>SO 4</b> <b>LOB 15</b> 										
<b>Buddy Bradford, R</b> OBP: 0.316, SLG: 0.368 (1, 8)	P5									4	2	3	1	0	0	1											
<b>Dick Allen, R</b> OBP: 0.429, SLG: 0.619 (1, 3)	G6-4-3									4	1	1	2	0	0	4											
<b>Mike Andrews, R</b> OBP: 0.318, SLG: 0.302 (1, 4)										4	0	1	2	0	0	1											
<b>Carlos May, L</b> OBP: 0.397, SLG: 0.431 (1, 7)	6-3									3	0	1	0	1	1	0											
<b>Ed Spiezio, R</b> OBP: 0.294, SLG: 0.330 (1, 5)	FC6-4									3	0	1	0	1	1	2											
<b>Rich Morales, R</b> OBP: 0.287, SLG: 0.300 (1, 6)	FC6-4									4	0	0	0	0	0	4											
<b>Chuck Brinkman, R</b> OBP: 0.189, SLG: 0.143 (1, 2)										3	1	1	0	1	0	0											
<b>Stan Bahnsen, R</b> OBP: 0.189, SLG: 0.205 <b>Dave Lemonds, L</b> OBP: 0.160, SLG: 0.125 <b>Rich Gossage, R</b> (5, 1) <b>Terry Forster, L</b> OBP: 0.462, SLG: 0.462 (8, 1)										0	0	0	0	0	0	0											
										1	0	0	0	0	0	0											
										1	0	1	0	0	0	0											
<b>Inning Stats</b>	R: 0 E: 0 K: 0 S: 2	H: 0 LOB: 0 BB: 1 P: 6	R: 0 E: 0 K: 0 S: 4	H: 1 LOB: 1 BB: 0 P: 4	R: 3 E: 1 K: 0 S: 8	H: 5 LOB: 3 BB: 1 P: 12	R: 0 E: 0 K: 1 S: 5	H: 0 LOB: 0 BB: 0 P: 5	R: 2 E: 0 K: 2 S: 9	H: 2 LOB: 0 BB: 0 P: 9	R: 0 E: 0 K: 0 S: 3	H: 0 LOB: 1 BB: 1 P: 7	R: 0 E: 0 K: 0 S: 4	H: 1 LOB: 2 BB: 1 P: 8	R: 0 E: 0 K: 1 S: 6	H: 1 LOB: 1 BB: 0 P: 6	1B: 8 2B: 1 3B: 0 HR: 1	SF: 0 SAC: 1 DP: 1 HBP: 0	WP: 1 PB: 0 SB: 1 CS: 0	PA: 37							
<b>PITCHER</b>	IP	WLS	BF	H	R	ER	SO	BB	IBB	HBP	BLK	WP	HR	S	P	ERA	WHIP										
<b>Fritz Peterson, L</b> ERA: 3.39 <b>Ron Klimkowski, R</b> ERA: 3.5 <b>Lindy McDaniel, R</b> ERA: 2.83	4.0	L	21	8	5	5	1	2	0	0	0	0	0	14	22	0.00	0.667										
	3.0		12	1	0	0	2	1	1	0	0	0	0	6	6	0.00	1.000										
	1.0		4	1	0	0	1	0	0	0	0	1	0	6	6	0.00	1.000										



Batter	1	2	3	4	5	6	7	8	9	AB	R	H	RBI	BB	SO	LOB	TOP					
Horace Clarke, S OBP: 0.315, SLG: 0.281 (1,4)	6-3		L7		F7		F6			4	0	0	0	0	0	4						
Thurman Munson, R OBP: 0.355, SLG: 0.374 (1,2)	E6 L6			K		K		K		4	0	1	0	0	3	0						
Bobby Murcer, L OBP: 0.353, SLG: 0.500 (1,8)	L6			L3		F9		K		4	0	0	0	0	1	1						
Roy White, S OBP: 0.392, SLG: 0.377 (1,7)		5-3		4-3		F9		5-3		4	0	0	0	0	0	0						
Felipe Alou, R OBP: 0.327, SLG: 0.379 (1,3)		1B			6-3		5-3		F7	4	0	1	0	0	0	0						
Ron Swoboda, R OBP: 0.339, SLG: 0.347 (1,9)		1B			K		F9		5-3	4	0	1	0	0	1	0						
Celerino Sanchez, R OBP: 0.270, SLG: 0.271 (1,5)		1B		G6-4-3	1B	1B	K		4-3	3	2	0	0	1	1	2						
Hal Lanier, R OBP: 0.236, SLG: 0.235 (1,6)				6-3		1B				3	0	2	0	0	0	0						
Mel Stottlemyre, R OBP: 0.246, SLG: 0.231 (7, PH)				6-3		1B				2	0	1	1	0	0	0						
John Ellis, R OBP: 0.302, SLG: 0.476 (7, PR)										1	0	1	1	0	0	0						
Jerry Kenney, L OBP: 0.322, SLG: 0.233 (7, PR)										0	0	0	0	0	0	0						
Lindy McDaniel, R (7, 1)										0	0	0	0	0	0	0						
<b>Inning Stats</b>	R: 0 E: 1 K: 0 S: 3	H: 1 LOB: 0 BB: 0 P: 3	R: 0 E: 0 K: 0 S: 4	H: 2 LOB: 1 BB: 0 P: 4	R: 0 E: 0 K: 0 S: 3	H: 0 LOB: 0 BB: 0 P: 3	R: 0 E: 0 K: 1 S: 5	H: 0 LOB: 0 BB: 0 P: 5	R: 1 E: 0 K: 1 S: 7	H: 2 LOB: 2 BB: 1 P: 11	R: 0 E: 0 K: 1 S: 5	H: 0 LOB: 0 BB: 0 P: 5	R: 1 E: 0 K: 1 S: 8	H: 2 LOB: 2 BB: 0 P: 8	R: 0 E: 0 K: 2 S: 7	H: 0 LOB: 0 BB: 0 P: 7	R: 0 E: 0 K: 0 S: 3	H: 0 LOB: 0 BB: 0 P: 3	1B: 7 2B: 1 3B: 0 HR: 0	SF: 0 SAC: 0 DP: 2 HBP: 0	WP: 0 PB: 1 SB: 0 CS: 0	PA: 34
<b>PITCHER</b> Wilbur Wood, L ERA: 2.34 (1,1)	IP: 9.0 WLS: W BF: 34 H: 7 R: 2 ER: 1 SO: 6 BB: 1 IBB: 0 HBP: 0 BLK: 0 WP: 0 HR: 0 S: 45 P: 49 ERA: 1.00 WHIP: 0.889															<b>PITCHER</b>						

**New York Yankees @ Chicago White Sox**  
Comiskey Park, Chicago, IL  
Wed Aug 23 1972, 4:33 AM EDT  
Att: 24,678 - Overcast - 73 F

AB 33  
R 2  
H 7  
RBI 2  
BB 1  
SO 6  
LOB 7



Batter	1	2	3	4	5	6	7	8	9	AB	R	H	RBI	BB	SO	LOB	BOTTOM			
Pat Kelly, L OBP: 0.371, SLG: 0.381 (1,9)	L4		1B				FC1-6	F9		4	0	2	0	0	0	1				
Jay Johnstone, L OBP: 0.285, SLG: 0.264 (1,8)	L9		FC1		L3		FC1-6			4	2	1	0	0	0	2				
Dick Allen, R OBP: 0.429, SLG: 0.626 (1,3)	BB		K				F9			4	1	2	2	0	1	2				
Carlos May, L OBP: 0.402, SLG: 0.433 (1,7)	BB		FC1				F9			2	2	2	0	2	0	0				
Mike Andrews, R OBP: 0.322, SLG: 0.303 (1,4)	BB		FC1				F9			2	0	1	1	2	0	3				
Ed Spiezio, R OBP: 0.283, SLG: 0.328 (1,5)	BB		FC1				L9-3			1	0	0	0	0	0	3				
Luis Alvarado, R OBP: 0.271, SLG: 0.316 (2,6)	1-3						L9-3			3	0	1	2	0	0	2				
Ed Herrmann, L OBP: 0.315, SLG: 0.336 (1,2)			G4-6-3		G3		F9			4	0	2	0	0	0	2				
Rich Morales, R OBP: 0.282, SLG: 0.294 (2,5)		G4-6-3			5-3		L4			4	0	0	0	0	0	2				
Wilbur Wood, R OBP: 0.194, SLG: 0.153 (1,1)		4-3			3-1		4-3			4	0	0	0	0	0	1				
<b>Inning Stats</b>	R: 0 E: 0 K: 0 S: 5	H: 2 LOB: 3 BB: 1 P: 9	R: 0 E: 0 K: 0 S: 3	H: 1 LOB: 0 BB: 0 P: 3	R: 2 E: 0 K: 1 S: 7	H: 2 LOB: 2 BB: 1 P: 12	R: 0 E: 0 K: 0 S: 4	H: 1 LOB: 0 BB: 0 P: 4	R: 1 E: 0 K: 0 S: 4	H: 2 LOB: 0 BB: 0 P: 4	R: 0 E: 0 K: 0 S: 3	H: 0 LOB: 0 BB: 0 P: 3	R: 2 E: 0 K: 0 S: 4	H: 2 LOB: 1 BB: 2 P: 12	R: 0 E: 0 K: 0 S: 4	H: 1 LOB: 1 BB: 0 P: 4	1B: 9 2B: 2 3B: 0 HR: 1	SF: 0 SAC: 0 DP: 2 HBP: 1	WP: 0 PB: 0 SB: 2 CS: 1	PA: 37
<b>PITCHER</b> Mel Stottlemyre, R ERA: 3.44 (1,1)	IP: 6.0 WLS: L BF: 27 H: 8 R: 3 ER: 3 SO: 1 BB: 2 IBB: 0 HBP: 1 BLK: 0 WP: 0 HR: 0 S: 26 P: 35 ERA: 4.50 WHIP: 1.667															<b>PITCHER</b>				
Lindy McDaniel, R ERA: 3.16 (7,1)	IP: 2.0 WLS: 10 BF: 3 H: 2 R: 2 ER: 2 SO: 0 BB: 2 IBB: 0 HBP: 0 BLK: 0 WP: 0 HR: 1 S: 8 P: 16 ERA: 9.00 WHIP: 2.500															<b>PITCHER</b>				

**New York Yankees @ Chicago White Sox**  
Comiskey Park, Chicago, IL  
Wed Aug 23 1972, 4:33 AM EDT  
Att: 24,678 - Overcast - 73 F

AB 32  
R 5  
H 11  
RBI 5  
BB 4  
SO 1  
LOB 18





Batter	1	2	3	4	5	6	7	8	9	10	11	12	13	AB	R	H	RBI	BB	SO	LOB	TOP	
Pat Kelly, L OBP: 0.365, SLG: 0.374 (1, 9)	F8		F7		6-3			K		L4		G4-6-3 1B	L6	6	0	0	0	0	1	2		
Jay Johnstone, L OBP: 0.293, SLG: 0.261 (1, 8)	F8		F7		K			WP BB 1B		F6		G4-6-3 1B		6	0	1	0	0	1	0		
Dick Allen, R OBP: 0.430, SLG: 0.623 (1, 3)	4-3				4-3 1B			F7		K			F8	5	2	2	0	1	1	0		
Carlos May, L OBP: 0.399, SLG: 0.428 (1, 7)		E3 1B		4-3		4-3		4-3		L3			E FC1 SF7 1B	5	1	0	0	1	0	2		
Mike Andrews, R OBP: 0.320, SLG: 0.300 (1, 4)		F7				6-3		K		F3			FC1 SF7 1B	4	0	0	1	1	1	4		
Ed Spiezio, R OBP: 0.289, SLG: 0.333 (1, 5)		K								WP 1B			SF7	6	0	3	2	0	1	1		
Ed Hermann, L OBP: 0.315, SLG: 0.333 (1, 2)		1B		F8				F5		5-3			BB 1B	6	0	1	0	1	0	3		
Rich Morales, R OBP: 0.291, SLG: 0.295 (1, 6)		1B						F9					BB 1B	3	0	1	0	3	1	2		
Tom Bradley, R OBP: 0.151, SLG: 0.153 Terry Forster, L OBP: 0.467, SLG: 0.467 (9, 1)		1B		K2-3				6-3		F9			BB	4	0	0	0	0	1	1		
													BB	2	0	1	0	0	0	3		
<b>Inning Stats</b>	R: 0 E: 0 K: 0 S: 3	H: 0 LOB: 0 BB: 0 P: 3	R: 0 E: 1 K: 1 S: 7	H: 2 LOB: 2 BB: 7 P: 7	R: 0 E: 0 K: 1 S: 5	H: 0 LOB: 0 BB: 5 P: 5	R: 1 E: 0 K: 1 S: 7	H: 2 LOB: 1 BB: 1 P: 11	R: 0 E: 0 K: 2 S: 8	H: 1 LOB: 3 BB: 2 P: 16	R: 0 E: 0 K: 0 S: 3	H: 0 LOB: 1 BB: 0 P: 7	R: 0 E: 0 K: 1 S: 5	H: 1 LOB: 0 BB: 0 P: 3	R: 0 E: 0 K: 0 S: 3	H: 1 LOB: 0 BB: 0 P: 3	R: 0 E: 1 K: 0 S: 6	H: 2 LOB: 3 BB: 2 P: 14	1B: 9 2B: 0 3B: 0 HR: 0	SF: 1 SAC: 0 DP: 1 HBP: 0	WP: 2 PB: 0 SB: 0 CS: 0	PA: 55
<b>PITCHER</b>	IP WLS BF H R ER SO BB IBB HBP BLK WP HR S P ERA WHIP	12.0 L 7 2 2 0 0 1 1 0 0 0 0 5 13 0.00 4.500																				

Chicago White Sox @ Milwaukee Brewers  
Milwaukee County Stadium, Milwaukee, WI  
Sat Aug 26 1972, 4:33 AM EDT  
Unknown


AB 47  
R 3  
H 9  
RBI 3  
BB 7  
SO 7  
LOB 18



Batter	1	2	3	4	5	6	7	8	9	10	11	12	13	AB	R	H	RBI	BB	SO	LOB	BOTTOM			
Rick Auerbach, R OBP: 0.292, SLG: 0.280 (1, 6)	6-3		F3			F3			6-3	6-3		BB 1B		6	0	1	0	0	0	2				
Ron Theobald, R OBP: 0.246, SLG: 0.261 Brock Davis, L OBP: 0.368, SLG: 0.321 (9, PH) (10, 8)	6-3		4-3			4-3			BB 3B	K		K		3	0	0	0	0	0	1				
Joe Lahoud, L OBP: 0.315, SLG: 0.348 (10, 7)	1-3					K						F8		5	0	1	1	1	1	0				
George Scott, R OBP: 0.309, SLG: 0.398 (1, 3)						F3			3B			BB		5	0	1	0	1	0	3				
John Briggs, L OBP: 0.394, SLG: 0.449 Tommie Reynolds, R OBP: 0.282, SLG: 0.293 Bob Heise, R OBP: 0.296, SLG: 0.306 (10, 4)		G4-6-3 1B																						
Dave May, L OBP: 0.302, SLG: 0.344 Ollie Brown, R OBP: 0.327, SLG: 0.341 (9, PH) (10, 9)																								
Mike Ferraro, R OBP: 0.290, SLG: 0.331 (1, 5)																								
Eliee Rodriguez, R OBP: 0.382, SLG: 0.370 (1, 2)																								
Skip Lockwood, R OBP: 0.171, SLG: 0.128 Ken Sanders, R OBP: 0.257, SLG: 0.265 (13, 1)																								
<b>Inning Stats</b>	R: 0 E: 0 K: 0 S: 3	H: 0 LOB: 0 BB: 0 P: 3	R: 0 E: 0 K: 1 S: 6	H: 2 LOB: 1 BB: 7 P: 6	R: 0 E: 0 K: 0 S: 4	H: 1 LOB: 1 BB: 0 P: 4	R: 0 E: 0 K: 0 S: 4	H: 1 LOB: 1 BB: 0 P: 4	R: 0 E: 0 K: 2 S: 7	H: 0 LOB: 0 BB: 0 P: 7	R: 0 E: 0 K: 1 S: 5	H: 0 LOB: 0 BB: 0 P: 5	R: 1 E: 0 K: 1 S: 6	H: 1 LOB: 3 BB: 0 P: 18	R: 0 E: 0 K: 1 S: 6	H: 1 LOB: 1 BB: 0 P: 6	R: 0 E: 0 K: 0 S: 4	H: 2 LOB: 3 BB: 1 P: 11	R: 0 E: 0 K: 1 S: 3	H: 1 LOB: 0 BB: 0 P: 3	1B: 8 2B: 1 3B: 1 HR: 0	SF: 0 SAC: 0 DP: 2 HBP: 0	WP: 0 PB: 0 SB: 0 CS: 0	PA: 52
<b>PITCHER</b>	IP WLS BF H R ER SO BB IBB HBP BLK WP HR S P ERA WHIP	8.1 W 21 5 0 0 3 2 1 0 0 0 0 24 36 0.00 1.500																						

Chicago White Sox @ Milwaukee Brewers  
Milwaukee County Stadium, Milwaukee, WI  
Sat Aug 26 1972, 4:33 AM EDT  
Unknown

AB 47  
R 1  
H 10  
RBI 1  
BB 5  
SO 8  
LOB 22






Batter	1	2	3	4	5	6	7	8	9	AB	R	H	RBI	BB	SO	LOB	TOP			
Pat Kelly, L OBP: 0.364, SLG: 0.370 Moe Drabowsky, R (8, 1)	K		F5			K		FC4-6 BB		3	0	0	0	1	2	1				
Mike Andrews, R OBP: 0.317, SLG: 0.297	L5			5-3		4-3		FC4-6		4	0	0	0	0	0	2				
Dick Allen, R OBP: 0.431, SLG: 0.621	F8				BB					3	0	1	0	1	0	0				
Carlos May, L OBP: 0.398, SLG: 0.427		K			F8					4	0	1	0	0	2	2				
Rick Reichardt, R OBP: 0.346, SLG: 0.431 Jay Johnstone, L OBP: 0.263, SLG: 0.262 (8, 9)		4-3		F8		F8				1	0	0	0	0	0	0				
Ed Spiezio, R OBP: 0.294, SLG: 0.327									1B	3	0	1	0	0	2					
Rich Morales, R OBP: 0.291, SLG: 0.291			5-3			6-3				3	0	0	0	1	0	2				
Chuck Brinkman, R OBP: 0.205, SLG: 0.139 Buddy Bradford, R OBP: 0.300, SLG: 0.350 (8, PH)				SH2-3 BB		K		G5-4-3 BB		1	0	0	0	1	1	0				
Stan Bahnsen, R OBP: 0.189, SLG: 0.205 Walt Williams, R OBP: 0.292, SLG: 0.330 Rich Gossage, R (8, PH)				SH2-3						0	0	0	0	0	0	0				
Ed Herrmann, L OBP: 0.317, SLG: 0.333 (8, 2)						F7				1	0	0	0	0	0	0				
<b>Inning Stats</b>	R: 0 E: 0 K: 1 S: 5	H: 0 LOB: 0 BB: 0 P: 5	R: 0 E: 0 K: 2 S: 7	H: 0 LOB: 0 BB: 0 P: 7	R: 0 E: 0 K: 0 S: 3	H: 0 LOB: 1 BB: 1 P: 7	R: 0 E: 0 K: 0 S: 3	H: 0 LOB: 1 BB: 1 P: 7	R: 0 E: 0 K: 1 S: 5	H: 0 LOB: 0 BB: 0 P: 5	R: 0 E: 0 K: 2 S: 8	H: 1 LOB: 1 BB: 0 P: 8	R: 0 E: 0 K: 0 S: 2	H: 0 LOB: 2 BB: 3 P: 14	R: 0 E: 0 K: 1 S: 7	H: 2 LOB: 2 BB: 0 P: 7	1B: 3 2B: 0 3B: 0 HR: 0	SF: 0 SAC: 1 DP: 1 HBP: 0	WP: 0 PB: 0 SB: 0 CS: 0	PA: 34
<b>PITCHER</b>	IP WLS BF H R ER SO BB IBB HBP BLK WP HR S P ERA WHIP																			
Jim Colborn, R ERA: 2.68 Frank Linzy, R ERA: 2.77	(1, 1) 8.1 W 32 3 0 0 7 5 0 0 0 0 0 0 0 0 0 0 0.00 0.960																			

Chicago White Sox @ Milwaukee Brewers  
Milwaukee County Stadium, Milwaukee, WI  
Sat Aug 26 1972, 4:38 AM EDT  
Att: 15,451 - Unknown


AB	28
R	0
H	3
RBI	0
BB	5
SO	8
LOB	13



Batter	1	2	3	4	5	6	7	8	9	AB	R	H	RBI	BB	SO	LOB	BOTTOM			
Rick Auerbach, R OBP: 0.289, SLG: 0.278	F3		F8			6-3				4	0	0	0	0	2					
Ron Theobald, R OBP: 0.347, SLG: 0.259	4-3							F9		2	1	0	0	2	0	1				
Dave May, L OBP: 0.303, SLG: 0.346	F4		4-3			E7 2B 1B				4	1	2	0	0	2					
George Scott, R OBP: 0.313, SLG: 0.408		E9 3B						F8		4	2	3	2	0	0	1				
John Briggs, L OBP: 0.356, SLG: 0.448		F8				2B 1B				3	0	1	0	1	1					
Ollie Brown, R OBP: 0.321, SLG: 0.335								K		4	0	0	0	0	2	4				
John Felske, R OBP: 0.211, SLG: 0.217										4	0	1	1	0	1	2				
Bob Heise, R OBP: 0.295, SLG: 0.305			6-3			K				4	0	1	0	0	1	2				
Jim Colborn, R OBP: 0.138, SLG: 0.179 Frank Linzy, R OBP: 0.143, SLG: 0.143										1	0	0	0	1	0	2				
<b>Inning Stats</b>	R: 0 E: 0 K: 0 S: 3	H: 1 LOB: 0 BB: 0 P: 3	R: 1 E: 1 K: 2 S: 8	H: 1 LOB: 0 BB: 0 P: 8	R: 0 E: 0 K: 0 S: 3	H: 0 LOB: 2 BB: 2 P: 11	R: 1 E: 0 K: 1 S: 8	H: 3 LOB: 2 BB: 0 P: 8	R: 2 E: 1 K: 0 S: 5	H: 2 LOB: 2 BB: 2 P: 13	R: 0 E: 0 K: 0 S: 4	H: 1 LOB: 1 BB: 0 P: 4	R: 0 E: 0 K: 1 S: 5	H: 1 LOB: 0 BB: 0 P: 5	R: 0 E: 0 K: 1 S: 5	H: 0 LOB: 0 BB: 0 P: 5	1B: 5 2B: 2 3B: 1 HR: 0	SF: 0 SAC: 1 DP: 0 HBP: 0	WP: 0 PB: 0 SB: 0 CS: 1	PA: 35
<b>PITCHER</b>	IP WLS BF H R ER SO BB IBB HBP BLK WP HR S P ERA WHIP																			
Stan Bahnsen, R ERA: 4.02 Rich Gossage, R ERA: 3.39 Moe Drabowsky, R ERA: 2.35	(1, 1) 5.0 L 25 6 4 4 3 3 0 0 0 0 0 0 0 0 0 0 0.00 1.800																			
	(6, 1) 2.0 7 2 0 0 1 0 0 0 0 0 0 0 9 9 0.00 1.000																			
	(8, 1) 1.0 3 0 0 0 1 0 0 0 0 0 0 0 5 5 0.00 0.000																			

Chicago White Sox @ Milwaukee Brewers  
Milwaukee County Stadium, Milwaukee, WI  
Sat Aug 26 1972, 4:38 AM EDT  
Att: 15,451 - Unknown

AB	30
R	4
H	8
RBI	3
BB	4
SO	5
LOB	17





Batter	1	2	3	4	5	6	7	8	9	AB	R	H	RBI	BB	SO	LOB	TOP																	
Pat Kelly, L OBP: 0.362, SLG: 0.378 (1, 9)										4	1	1	1	0	0	0	<b>Chicago White Sox @ Milwaukee Brewers</b> Milwaukee County Stadium, Milwaukee, WI Sun Aug 27 1972, 4:33 AM EDT Att: 18,914 - Unknown <a href="http://livebaseballscorecards.com">livebaseballscorecards.com</a>																	
Jay Johnstone, L OBP: 0.263, SLG: 0.259 (1, 8)										3	1	0	0	1	2	0																		
Dick Allen, R OBP: 0.431, SLG: 0.620 (1, 3)										4	0	2	1	0	0	0																		
Carlos May, L OBP: 0.397, SLG: 0.425 (1, 7)										4	0	1	0	0	2	2																		
Mike Andrews, R OBP: 0.319, SLG: 0.299 (8, PR)										3	1	1	0	1	1	1																		
Luis Alvarado, R OBP: 0.271, SLG: 0.316 (8, 4)										0	0	0	0	0	0	0																		
Ed Spiezio, R OBP: 0.283, SLG: 0.325 (1, 5)										4	0	1	0	0	0	3																		
Ed Herrmann, L OBP: 0.320, SLG: 0.333 (1, 2)										3	0	1	0	1	0	2																		
Rich Morales, R OBP: 0.290, SLG: 0.290 (1, 6)										4	0	1	1	0	2	1																		
Wilbur Wood, R OBP: 0.189, SLG: 0.149 (7, 1)										3	0	0	0	0	2	2																		
Terry Forster, L OBP: 0.438, SLG: 0.438 (9, 1)										1	0	0	0	0	0	0																		
Cy Acosta, R (9, 1)										0	0	0	0	0	0	0																		
<b>Inning Stats</b>	R: 2 E: 0 K: 2 S: 10	H: 3 LOB: 2 BB: 1 P: 14	R: 0 E: 0 K: 2 S: 7	H: 0 LOB: 0 BB: 0 P: 7	R: 0 E: 0 K: 0 S: 3	H: 1 LOB: 0 BB: 0 P: 3	R: 1 E: 1 K: 0 S: 4	H: 2 LOB: 1 BB: 1 P: 8	R: 0 E: 0 K: 1 S: 6	H: 1 LOB: 1 BB: 0 P: 6	R: 0 E: 0 K: 2 S: 7	H: 0 LOB: 0 BB: 0 P: 7	R: 0 E: 1 K: 0 S: 3	H: 0 LOB: 2 BB: 1 P: 7	R: 0 E: 0 K: 0 S: 3	H: 0 LOB: 0 BB: 0 P: 3	1B: 6 2B: 1 3B: 0 HR: 1	SF: 0 SAC: 0 DP: 1 HBP: 0	WP: 0 PB: 0 CS: 1	PA: 37														
<b>PITCHER</b>	IP WLS BF H R ER SO BB IBB HBP BLK WP HR S P ERA WHIP																																	
Bill Parsons, R ERA: 4.13 (1, 1)	7.0	29	8	3	3	9	1	1	0	0	0	0	0	1	45	53	3.86	1.286																
Jerry Bell, R ERA: 2.33 (8, 1)	2.0	7	0	0	0	0	1	0	0	0	0	0	0	0	6	10	0.00	0.500																

Batter	1	2	3	4	5	6	7	8	9	AB	R	H	RBI	BB	SO	LOB	BOTTOM														
Rick Auerbach, R OBP: 0.286, SLG: 0.274 (1, 6)										5	0	0	1	0	1	5	<b>Chicago White Sox @ Milwaukee Brewers</b> Milwaukee County Stadium, Milwaukee, WI Sun Aug 27 1972, 4:33 AM EDT Att: 18,914 - Unknown <a href="http://livebaseballscorecards.com">livebaseballscorecards.com</a>														
Ron Theobald, R OBP: 0.348, SLG: 0.258 (1, 4)										2	1	0	0	2	0	1															
Jerry Bell, S OBP: 0.250, SLG: 0.250 (8, 1)										0	0	0	0	0	0	0															
Joe Azcue, R OBP: 0.167, SLG: 0.091 (9, PH)										0	0	0	0	0	0	0															
John Briggs, L OBP: 0.357, SLG: 0.448 (9, PH)										0	0	0	0	1	0	0															
Dave May, L OBP: 0.307, SLG: 0.349 (1, 8)										5	0	3	0	0	0	3															
George Scott, R OBP: 0.312, SLG: 0.406 (1, 3)										5	0	1	1	0	3	3															
Ollie Brown, R OBP: 0.320, SLG: 0.333 (1, 9)										4	0	1	1	0	0	1															
Tommie Reynolds, R OBP: 0.271, SLG: 0.281 (1, 7)										4	0	0	0	0	0	3															
Elie Rodriguez, R OBP: 0.387, SLG: 0.371 (1, 2)										2	0	1	0	2	0	0															
Brock Davis, L OBP: 0.368, SLG: 0.321 (9, PR)										0	1	0	0	0	0	0															
Bob Heise, R OBP: 0.296, SLG: 0.307 (8, 4)										2	1	1	0	0	0	1															
Bill Parsons, R OBP: 0.179, SLG: 0.151 (7, PH)										2	0	0	0	0	0	2															
John Felske, R OBP: 0.231, SLG: 0.239 (8, 3)										2	1	2	1	0	0	0															
<b>Inning Stats</b>	R: 0 E: 0 K: 0 S: 3	H: 0 LOB: 0 BB: 0 P: 3	R: 0 E: 0 K: 1 S: 5	H: 0 LOB: 0 BB: 0 P: 5	R: 1 E: 1 K: 0 S: 4	H: 0 LOB: 1 BB: 1 P: 8	R: 0 E: 0 K: 0 S: 4	H: 1 LOB: 1 BB: 0 P: 4	R: 0 E: 0 K: 0 S: 4	H: 1 LOB: 1 BB: 0 P: 4	R: 1 E: 0 K: 1 S: 6	H: 2 LOB: 1 BB: 1 P: 10	R: 0 E: 0 K: 1 S: 5	H: 1 LOB: 3 BB: 2 P: 14	R: 0 E: 0 K: 1 S: 5	H: 0 LOB: 0 BB: 0 P: 5	R: 2 E: 0 K: 0 S: 6	H: 4 LOB: 3 BB: 1 P: 10	1B: 9 2B: 1 3B: 0 HR: 0	SF: 0 SAC: 2 DP: 1 HBP: 0	WP: 1 PB: 0 CS: 0	PA: 40									
<b>PITCHER</b>	IP WLS BF H R ER SO BB IBB HBP BLK WP HR S P ERA WHIP																														
Wilbur Wood, L ERA: 2.32 (7, 1)	2.0	8	2	2	2	1	0	0	0	0	0	10	10	9.00	1.000																
Terry Forster, L ERA: 2.49 (9, 1)	0.0	3	2	0	0	0	1	0	0	0	0	2	6	∞	∞																



Batter	1	2	3	4	5	6	7	8	9	AB	R	H	RBI	BB	SO	LOB	TOP			
Pat Kelly, L OBP: 0.358, SLG: 0.373 (1, 9)	3-1			3-1	6-3		G3			4	0	0	0	0	0	1				
Buddy Bradford, R OBP: 0.292, SLG: 0.333 (1, 8)	6-3			K		F9 2B 1B	F7			4	1	1	0	0	1	0				
Dick Allen, R OBP: 0.432, SLG: 0.620 (1, 3)				HR		2B BB				3	2	1	0	1	2	0				
Tony Musser, L OBP: 0.250, SLG: 0.250 (8, 3)	K					2B BB				0	0	0	0	0	0	0				
Carlos May, L OBP: 0.396, SLG: 0.422 (1, 7)		K		HR		F9				3	1	0	0	0	1	2				
Mike Andrews, R OBP: 0.321, SLG: 0.312 (1, 4)		K		HBP						3	1	2	5	0	1	0				
Luis Alvarado, R OBP: 0.270, SLG: 0.314 (6, PR)	K					1B 2B				1	1	0	0	0	0	1				
Ed Spiezio, R OBP: 0.282, SLG: 0.320 (1, 5)	F8			HR		1B 2B				3	0	0	0	1	0	0				
Ed Herrmann, L OBP: 0.319, SLG: 0.330 (1, 2)			F9			F7				3	0	0	0	1	0	2				
Rich Morales, R OBP: 0.289, SLG: 0.290 (1, 6)			K		FC5 BB	E8				4	0	1	1	0	1	1				
Dave Lemonds, L OBP: 0.160, SLG: 0.125 (1, 1)						1B				0	0	0	0	0	0	0				
Rich Gossage, R ERA: 4.42 (6, 1)					G4-6-3	CS				2	0	0	0	0	0	2				
Eddie Fisher, R OBP: 0.105, SLG: 0.105 (7, 1)	1-3									1	0	0	0	0	0	0				
Moe Drabowsky, R ERA: 3.93 (7, 1)										0	0	0	0	0	0	0				
Terry Forster, L OBP: 0.438, SLG: 0.438 (8, 1)										0	0	0	0	0	0	0				
<b>Inning Stats</b>	R: 0 E: 0 K: 1 S: 5	H: 0 LOB: 0 BB: 0 P: 5	R: 0 E: 0 K: 2 S: 7	H: 0 LOB: 0 BB: 0 P: 7	R: 0 E: 0 K: 1 S: 5	H: 0 LOB: 0 BB: 0 P: 5	R: 3 E: 0 K: 1 S: 7	H: 2 LOB: 0 BB: 0 P: 8	R: 0 E: 0 K: 0 S: 3	H: 0 LOB: 1 BB: 1 P: 7	R: 3 E: 1 K: 0 S: 5	H: 3 LOB: 2 BB: 2 P: 13	R: 0 E: 0 K: 0 S: 3	H: 0 LOB: 0 BB: 0 P: 3	R: 0 E: 1 K: 1 S: 5	H: 0 LOB: 0 BB: 0 P: 3	1B: 2 2B: 2 3B: 0 HR: 1	SF: 0 SAC: 0 DP: 2 HBP: 1	WP: 0 PB: 0 SB: 0 CS: 1	PA: 36
<b>PITCHER</b>	IP WLS BF H R ER SO BB IBB HBP BLK WP HR S P ERA WHIP																			
Sonny Siebert, R ERA: 3.47 (1, 1)	5.0 L 21 3 5 5 5 2 0 1 0 0 0 1 28 37 9.00 1.000																			
Gary Peters, L ERA: 4.42 (6, 1)	0.2 5 2 1 1 0 0 0 1 0 0 0 0 4 8 13.50 3.000																			
Don Newhauser, R ERA: 2.7 (6, 1)	0.1 0 0 0 0 0 0 0 0 0 0 0 0 0 0 0.00 0.000																			
Bill Lee, L ERA: 3.9 (7, 1)	1.0 3 0 0 0 0 0 0 0 0 0 0 0 3 3 0.00 0.000																			
Bobby Bolin, R ERA: 3.99 (8, 1)	2.0 6 0 0 0 1 0 0 0 0 0 0 0 8 8 0.00 0.000																			

Chicago White Sox @ Boston Red Sox  
Fenway Park, Boston, MA  
Mon Aug 28 1972, 7:05 PM EDT  
Att: 24,007 - Unknown - 80 F

AB	31
R	6
H	5
RBI	6
BB	3
SO	6
LOB	9



Batter	1	2	3	4	5	6	7	8	9	AB	R	H	RBI	BB	SO	LOB	BOTTOM			
Tommy Harper, R OBP: 0.350, SLG: 0.411 (1, 8)	F4				FC6-4 1B	FC5 1B	FC5-4			5	2	2	0	0	0	5				
Luis Aparicio, R OBP: 0.304, SLG: 0.350 (1, 6)	L7			6-3	L8	FC5 PB 1B				4	1	0	0	1	0	4				
Carl Yastrzemski, L OBP: 0.349, SLG: 0.334 (1, 3)	BB			3-1	E4 1B					4	0	2	2	1	0	1				
Reggie Smith, S OBP: 0.354, SLG: 0.461 (1, 9)	P8			F3	1B BB	F6				4	0	0	0	1	0	3				
Rico Petrocelli, R OBP: 0.349, SLG: 0.400 (1, 5)	FC4-6 BB			K	FC5-4 1B					4	0	2	1	1	2	0				
Carlton Fisk, R OBP: 0.385, SLG: 0.573 (1, 2)	FC4-6			K	FC5-4					5	0	1	0	0	2	6				
Andy Kosco, R OBP: 0.272, SLG: 0.451 (1, 7)				F3		HR	F5			4	1	1	1	1	0	2				
John Kennedy, R OBP: 0.323, SLG: 0.350 (1, 4)	K			K		B1	F6			5	0	0	0	0	3	4				
Sonny Siebert, R ERA: 3.47 (1, 1)										0	0	0	0	1	0	0				
Gary Peters, L ERA: 4.42 (6, 1)										0	0	0	0	0	0	0				
Don Newhauser, R ERA: 2.7 (6, 1)										0	0	0	0	0	0	0				
Rick Miller, L OBP: 0.133, SLG: 0.369 (6, PR)										0	0	0	0	1	0	0				
Bill Lee, L ERA: 3.93 (7, 1)										0	0	0	0	0	0	0				
Ben Caglie, L OBP: 0.295, SLG: 0.404 (7, PR)										0	0	0	0	1	0	0				
Bobby Bolin, R ERA: 3.99 (8, 1)										0	0	0	0	0	0	0				
<b>Inning Stats</b>	R: 0 E: 0 K: 0 S: 4	H: 1 LOB: 3 BB: 2 P: 12	R: 0 E: 0 K: 1 S: 5	H: 0 LOB: 1 BB: 0 P: 6	R: 0 E: 0 K: 3 S: 9	H: 0 LOB: 1 BB: 1 P: 13	R: 1 E: 1 K: 0 S: 5	H: 2 LOB: 3 BB: 2 P: 13	R: 3 E: 0 K: 0 S: 6	H: 3 LOB: 1 BB: 1 P: 10	R: 0 E: 0 K: 0 S: 5	H: 2 LOB: 3 BB: 1 P: 9	R: 0 E: 0 K: 0 S: 2	H: 0 LOB: 0 BB: 1 P: 6	R: 0 E: 1 K: 3 S: 10	H: 0 LOB: 1 BB: 0 P: 10	1B: 6 2B: 2 3B: 0 HR: 1	SF: 0 SAC: 0 DP: 1 HBP: 1	WP: 1 PB: 1 SB: 1 CS: 0	PA: 44
<b>PITCHER</b>	IP WLS BF H R ER SO BB IBB HBP BLK WP HR S P ERA WHIP																			
Dave Lemonds, L ERA: 2.57 (1, 1)	0.2 W 22 3 3 3 4 4 0 1 0 0 0 1 25 42 5.79 1.500																			
Rich Gossage, R ERA: 3.59 (1, 1)	0.2 6 4 1 0 0 0 0 0 0 0 0 0 6 6 0.00 6.000																			
Eddie Fisher, R ERA: 3.93 (6, 1)	0.2 5 0 0 0 0 0 2 0 0 0 0 1 0 3 11 0.00 2.000																			
Moe Drabowsky, R ERA: 2.27 (7, 1)	1.0 S 6 0 0 0 3 0 0 0 0 0 0 0 12 12 0.00 0.000																			
Terry Forster, L ERA: 2.41 (8, 1)																				

Chicago White Sox @ Boston Red Sox  
Fenway Park, Boston, MA  
Mon Aug 28 1972, 7:05 PM EDT  
Att: 24,007 - Unknown - 80 F


AB	35
R	4
H	8
RBI	4
BB	8
SO	7
LOB	25






Batter	1	2	3	4	5	6	7	8	9	AB	R	H	RBI	BB	SO	LOB	TOP	
Pat Kelly, L OBP: 0.357, SLG: 0.370 (1, 9)	B4-3		4-3			FC6-4 BB		3-1		3	0	0	0	1	0	0	Chicago White Sox @ Boston Red Sox Fenway Park, Boston, MA Tue Aug 29 1972, 7:05 PM EDT Att: 23,601 - Unknown - 78 F	
Buddy Bradford, R OBP: 0.250, SLG: 0.286 (1, 8)	K			F2		FC6-4 CS 1B		K		4	0	0	0	0	2	1		
Dick Allen, R OBP: 0.433, SLG: 0.621 (1, 3)	6-3			FC1-5 2B				L8		4	0	2	0	0	0	0		
Carlos May, L OBP: 0.394, SLG: 0.420 (1, 7)		F9		FC1-5 2-3		K		1B		4	0	1	0	0	1	3		
Mike Andrews, R OBP: 0.318, SLG: 0.309 (1, 4)	L7			K				4-3		4	0	0	0	0	1	2		
Ed Spiezio, R OBP: 0.286, SLG: 0.325 (1, 5)		1B								3	0	2	0	0	0	0		
Ed Herrmann, L OBP: 0.316, SLG: 0.326 (1, 2)	F8					FC4-6 1B		F8		3	0	0	0	0	0	2		
Rich Morales, R OBP: 0.286, SLG: 0.286 (1, 6)			L1			F4		P1		3	0	0	0	0	0	1		
Tom Bradley, R OBP: 0.147, SLG: 0.149 (1, 1)										2	0	0	0	0	1	1		
Stan Bahnsen, R OBP: 0.169, SLG: 0.205 (5, 1)			F7							0	0	0	0	0	0	0		
Jay Johnstone, L OBP: 0.262, SLG: 0.258 (6, PH)										1	0	0	0	0	0	0		
Cy Acosta, R (8, 1)								G3		0	0	0	0	0	0	0		
<b>Inning Stats</b>	R: 0 E: 0 K: 1 S: 5	H: 0 LOB: 0 BB: 0 P: 5	R: 0 E: 0 K: 0 S: 4	H: 1 LOB: 1 BB: 0 P: 4	R: 0 E: 0 K: 0 S: 3	H: 0 LOB: 0 BB: 0 P: 3	R: 0 E: 0 K: 1 S: 6	H: 1 LOB: 1 BB: 0 P: 6	R: 0 E: 0 K: 1 S: 5	H: 0 LOB: 2 BB: 1 P: 9	R: 0 E: 0 K: 0 S: 3	H: 0 LOB: 0 BB: 0 P: 3	R: 0 E: 0 K: 1 S: 6	H: 1 LOB: 1 BB: 0 P: 6	1B: 4 2B: 2 3B: 0 HR: 0	SF: 0 SAC: 0 DP: 1 HBP: 0	WP: 0 PB: 0 SB: 0 CS: 1	PA: 32
<b>PITCHER</b> Luis Tiant, R ERA: 2.24 (1, 1)	IP: 9.0 WLS: W BF: 32 H: 5 R: 0 ER: 0 SO: 5 BB: 1 IBB: 0 HBP: 0 BLK: 0 WP: 0 HR: 0 S: 41 P: 45 ERA: 0.00 WHIP: 0.667											<b>PITCHER</b>	IP: 9.0 WLS: W BF: 32 H: 5 R: 0 ER: 0 SO: 5 BB: 1 IBB: 0 HBP: 0 BLK: 0 WP: 0 HR: 0 S: 41 P: 45 ERA: 0.00 WHIP: 0.667					

AB	31
R	0
H	5
RBI	0
BB	1
SO	5
LOB	10



Batter	1	2	3	4	5	6	7	8	9	AB	R	H	RBI	BB	SO	LOB	BOTTOM			
Tommy Harper, R OBP: 0.346, SLG: 0.409 (1, 8)	K									3	0	0	0	0	1	0	Chicago White Sox @ Boston Red Sox Fenway Park, Boston, MA Tue Aug 29 1972, 7:05 PM EDT Att: 23,601 - Unknown - 78 F			
Rick Miller, L OBP: 0.313, SLG: 0.369 (8, 8)		5-3								0	0	0	0	0	0	0				
Luis Aparicio, R OBP: 0.304, SLG: 0.349 (1, 6)	F8									4	0	1	0	0	0	1				
Carl Yastrzemski, L OBP: 0.352, SLG: 0.535 (1, 3)	2B BB			4-3 1B						2	1	1	0	2	0	1				
Reggie Smith, S OBP: 0.355, SLG: 0.467 (1, 9)	1B 2B			F3						4	1	2	2	0	0	2				
Rico Petrocelli, R OBP: 0.348, SLG: 0.397 (1, 5)	1B BB			K						3	0	0	0	1	1	3				
Carlton Fisk, R OBP: 0.394, SLG: 0.569 (1, 2)	1B									4	0	1	1	0	0	0				
Andy Kosco, R OBP: 0.265, SLG: 0.439 (1, 7)	F4									4	0	0	0	0	0	2				
John Kennedy, R OBP: 0.323, SLG: 0.350 (1, 4)		K								3	0	1	0	0	1	0				
Luis Tiant, R OBP: 0.182, SLG: 0.161 (1, 1)		6-3								3	1	1	0	0	0	1				
<b>Inning Stats</b>	R: 2 E: 0 K: 1 S: 7	H: 2 LOB: 2 BB: 2 P: 15	R: 0 E: 0 K: 1 S: 5	H: 0 LOB: 0 BB: 0 P: 5	R: 0 E: 0 K: 1 S: 6	H: 1 LOB: 1 BB: 0 P: 6	R: 0 E: 0 K: 0 S: 3	H: 0 LOB: 0 BB: 0 P: 3	R: 1 E: 0 K: 0 S: 5	H: 2 LOB: 2 BB: 1 P: 9	R: 0 E: 0 K: 0 S: 4	H: 1 LOB: 1 BB: 0 P: 4	R: 0 E: 0 K: 0 S: 4	H: 1 LOB: 1 BB: 0 P: 4	R: 0 E: 0 K: 0 S: 3	H: 0 LOB: 0 BB: 0 P: 3	1B: 5 2B: 2 3B: 0 HR: 0	SF: 0 SAC: 1 DP: 0 HBP: 0	WP: 0 PB: 0 SB: 0 CS: 0	PA: 34
<b>PITCHER</b> Tom Bradley, R ERA: 3.03 (1, 1)	IP: 4.2 WLS: L BF: 22 H: 5 R: 3 ER: 3 SO: 3 BB: 3 IBB: 0 HBP: 0 BLK: 0 WP: 0 HR: 0 S: 25 P: 37 ERA: 5.79 WHIP: 1.714											<b>PITCHER</b>	IP: 4.2 WLS: L BF: 22 H: 5 R: 3 ER: 3 SO: 3 BB: 3 IBB: 0 HBP: 0 BLK: 0 WP: 0 HR: 0 S: 25 P: 37 ERA: 5.79 WHIP: 1.714							
<b>PITCHER</b> Stan Bahnsen, R ERA: 3.97 (5, 1)	IP: 2.1 WLS: 9 BF: 2 H: 2 R: 0 ER: 0 SO: 0 BB: 0 IBB: 0 HBP: 0 BLK: 0 WP: 0 HR: 0 S: 9 P: 9 ERA: 0.00 WHIP: 0.857											<b>PITCHER</b>	IP: 2.1 WLS: 9 BF: 2 H: 2 R: 0 ER: 0 SO: 0 BB: 0 IBB: 0 HBP: 0 BLK: 0 WP: 0 HR: 0 S: 9 P: 9 ERA: 0.00 WHIP: 0.857							
<b>PITCHER</b> Cy Acosta, R ERA: 1.86 (8, 1)	IP: 1.0 WLS: 3 BF: 0 H: 0 R: 0 ER: 0 SO: 0 BB: 0 IBB: 0 HBP: 0 BLK: 0 WP: 0 HR: 0 S: 3 P: 3 ERA: 0.00 WHIP: 0.000											<b>PITCHER</b>	IP: 1.0 WLS: 3 BF: 0 H: 0 R: 0 ER: 0 SO: 0 BB: 0 IBB: 0 HBP: 0 BLK: 0 WP: 0 HR: 0 S: 3 P: 3 ERA: 0.00 WHIP: 0.000							

AB	30
R	3
H	7
RBI	3
BB	3
SO	3
LOB	10





Batter	1	2	3	4	5	6	7	8	9	AB	R	H	RBI	BB	SO	LOB	TOP			
Pat Kelly, L OBP: 0.356, SLG: 0.368 (1, 9)	0-0 4-3		0-0 HR 1B			0-0 4-3		0-3 K		4	1	1	0	0	1	0	<b>Chicago White Sox @ Boston Red Sox</b> Fenway Park, Boston, MA Wed Aug 30 1972, 3:33 AM EDT Att: 26,062 - Unknown - 82 F  livebaseballscores.com			
Buddy Bradford, R OBP: 0.313, SLG: 0.419 (1, 8)	1-0 CS HBP		0-0 1-H HR			0-3 K		0-0 1B		3	1	2	2	0	1	0				
Dick Allen, R OBP: 0.431, SLG: 0.620 (1, 3)	0-3 K		0-3 K			0-0 2B		0-0 5-3		4	0	1	0	0	2	2				
Carlos May, L OBP: 0.393, SLG: 0.417 (1, 7)	0-0 CS 1-2	0-0 4-3		0-0 5-3		4-0 BB		0-0 1-6-3		3	0	0	0	1	0	0				
Mike Andrews, R OBP: 0.315, SLG: 0.306 (1, 4)		0-0 5-3		0-0 F9		0-0 3-1		0-0 F3		4	0	0	0	0	0	2				
Ed Spiezio, R OBP: 0.287, SLG: 0.324 (1, 5)		0-0 1B		0-0 F6		0-0 6-3		0-3 K		4	0	1	0	0	1	0				
Ed Herrmann, L OBP: 0.313, SLG: 0.322 (1, 2)		0-0 F9		0-0 3-1		0-0 L8				3	0	0	0	0	0	1				
Rich Morales, R OBP: 0.283, SLG: 0.283 (1, 6)			0-0 6-3		0-0 6-3		0-0 F7			3	0	0	0	0	0	0				
Wilbur Wood, R OBP: 0.185, SLG: 0.146 Jay Johnstone, L (8, PH) Rich Gossage, R (8, 1)			0-0 1-3		0-3 K		0-3 K			2	0	0	0	0	1	0				
										1	0	0	0	0	1	0				
										0	0	0	0	0	0	0				
<b>Inning Stats</b>	R: 0 E: 0 K: 1 S: 4	H: 0 LOB: 0 BB: 0 P: 5	R: 0 E: 0 K: 0 S: 4	H: 1 LOB: 1 BB: 0 P: 4	R: 2 E: 0 K: 1 S: 7	H: 2 LOB: 0 BB: 0 P: 7	R: 0 E: 0 K: 0 S: 3	H: 0 LOB: 0 BB: 0 P: 3	R: 0 E: 0 K: 1 S: 5	H: 1 LOB: 2 BB: 1 P: 10	R: 0 E: 0 K: 0 S: 3	H: 0 LOB: 0 BB: 0 P: 3	R: 0 E: 0 K: 2 S: 8	H: 1 LOB: 1 BB: 0 P: 8	R: 0 E: 0 K: 1 S: 5	H: 0 LOB: 0 BB: 0 P: 5	1B: 3 2B: 1 3B: 0 HR: 1	SF: 0 SAC: 0 DP: 0 HBP: 1	WP: 0 PB: 0 SB: 0 CS: 1	PA: 34
<b>PITCHER</b> Lynn McLothen, R ERA: 3.06 (1, 1)	IP: 9.0 WLS: W BF: 33 H: 5 R: 2 ER: 2 SO: 7 BB: 1 IBB: 0 HBP: 1 BLK: 0 WP: 0 HR: 1 S: 45 P: 50 ERA: 2.00 WHIP: 0.667															<b>PITCHER</b> Lynn McLothen, R ERA: 3.06 (1, 1)	IP: 9.0 WLS: W BF: 33 H: 5 R: 2 ER: 2 SO: 7 BB: 1 IBB: 0 HBP: 1 BLK: 0 WP: 0 HR: 1 S: 45 P: 50 ERA: 2.00 WHIP: 0.667			

Batter	1	2	3	4	5	6	7	8	9	AB	R	H	RBI	BB	SO	LOB	BOTTOM			
Tommy Harper, R OBP: 0.345, SLG: 0.405 Rick Miller, L OBP: 0.313, SLG: 0.369 (1, 8)	0-0 F3		0-3 K		0-0 F8	0-0 G5-4-3				4	0	0	0	0	1	3	<b>Chicago White Sox @ Boston Red Sox</b> Fenway Park, Boston, MA Wed Aug 30 1972, 3:33 AM EDT Att: 26,062 - Unknown - 82 F  livebaseballscores.com			
Luis Aparicio, R OBP: 0.309, SLG: 0.358 (1, 6)	0-0 F3		0-0 1B 2B		4-0 1B BB		0-0 PB E 2B			3	1	2	0	1	0	0				
Carl Yastrzemski, L OBP: 0.349, SLG: 0.531 (1, 3)	0-0 F5		0-0 F6		0-0 F9		0-3 K			4	0	0	0	0	1	4				
Reggie Smith, S OBP: 0.356, SLG: 0.467 (1, 9)		0-0 F7	0-0 1B		0-0 1B		0-3 K			4	0	2	1	0	1	1				
Rico Petrocelli, R OBP: 0.347, SLG: 0.394 (1, 5)		4-0 BB BB		0-0 5-3	0-0 F9		0-0 E3			3	0	0	0	1	0	2				
Carlton Fisk, R OBP: 0.398, SLG: 0.568 (1, 2)		4-0 1-2 BB		4-0 3B BB		4-0 SH5-4 E BB	0-0 F2			1	2	0	0	3	0	1				
Andy Kosco, R OBP: 0.271, SLG: 0.453 (1, 7)		0-0 F2		0-0 1-H 3B		0-0 E SH5-4 1B		0-3 K		4	0	2	1	0	1	2				
John Kennedy, R OBP: 0.319, SLG: 0.345 (1, 4)		0-0 F4		0-0 F2		0-0 SH5-4	0-0 F9			3	0	0	0	0	0	3				
Lynn McLothen, L OBP: 0.250, SLG: 0.308 (1, 1)			0-0 2B 1B		0-0 1-3		0-0 E1	0-0 F9		4	1	1	1	0	0	2				
<b>Inning Stats</b>	R: 0 E: 0 K: 0 S: 3	H: 0 LOB: 0 BB: 2 P: 3	R: 0 E: 0 K: 0 S: 3	H: 0 LOB: 2 BB: 2 P: 11	R: 1 E: 0 K: 1 S: 7	H: 3 LOB: 0 BB: 0 P: 7	R: 1 E: 0 K: 0 S: 4	H: 1 LOB: 1 BB: 1 P: 8	R: 0 E: 0 K: 0 S: 4	H: 1 LOB: 2 BB: 1 P: 8	R: 1 E: 1 K: 0 S: 9	H: 1 LOB: 1 BB: 1 P: 9	R: 0 E: 0 K: 1 S: 5	H: 0 LOB: 0 BB: 0 P: 5	R: 0 E: 0 K: 1 S: 5	H: 0 LOB: 0 BB: 0 P: 5	1B: 4 2B: 2 3B: 1 HR: 0	SF: 0 SAC: 1 DP: 1 HBP: 0	WP: 0 PB: 1 SB: 0 CS: 0	PA: 36
<b>PITCHER</b> Wilbur Wood, L ERA: 2.36 Rich Gossage, R ERA: 3.51 (1, 1)	IP: 7.0 WLS: L BF: 33 H: 7 R: 4 ER: 3 SO: 3 BB: 5 IBB: 0 HBP: 0 BLK: 0 WP: 0 HR: 0 S: 34 P: 54 ERA: 3.86 WHIP: 1.714															<b>PITCHER</b> Lynn McLothen, R ERA: 3.06 (1, 1)	IP: 9.0 WLS: W BF: 33 H: 5 R: 2 ER: 2 SO: 7 BB: 1 IBB: 0 HBP: 1 BLK: 0 WP: 0 HR: 1 S: 45 P: 50 ERA: 2.00 WHIP: 0.667			




Batter	1	2	3	4	5	6	7	8	9	AB	R	H	RBI	BB	SO	LOB	TOP		
Pat Kelly, L OBP: 0.352, SLG: 0.364 (1, 9)	0-0 4-3		0-0 G3		0-3 K			0-0 4-3		4	0	0	0	0	1	2			
Jay Johnstone, L OBP: 0.261, SLG: 0.257 (1, 8)	0-0 G5-4-3 1B			0-0 F7		0-0 F7		0-0 P4		4	0	1	0	0	0	0			
Dick Allen, R OBP: 0.430, SLG: 0.616 (1, 3)	0-0 G5-4-3 1-2			0-0 1B		0-3 K		0-0 6-3		4	0	1	0	0	1	1			
Carlos May, L OBP: 0.392, SLG: 0.416 (1, 7)		0-3 K		0-0 1B		0-0 4-3		0-0 6-3		4	0	1	0	0	1	0			
Mike Andrews, R OBP: 0.314, SLG: 0.304 (1, 4)	0-0 5-3			0-0 L9			0-0 F7			3	0	0	0	0	0	2			
Ed Spiezio, R OBP: 0.283, SLG: 0.319 (1, 5)	0-0 6-3			0-0 P3			0-0 P4			3	0	0	0	0	0	2			
Ed Herrmann, L OBP: 0.313, SLG: 0.322 (1, 2)			0-0 1B		0-0 E5		0-0 F8			3	0	1	0	0	0	0			
Luis Alvarado, R OBP: 0.266, SLG: 0.310 (1, 6)			0-0 F8		0-0 F3		0-0 F7			3	0	0	0	0	0	2			
Dave Lemonds, L Eddie Fisher, R Jorge Orta, R Rich Gossage, R Ken Frailing, L Moe Drabowsky, R Walt Williams, R Steve Kealey, R (1, 1) (4, 1) (5, PH) (5, 1) (6, 1) (7, 1) (8, PH) (8, 1)			0-3 K		0-0 F9		0-0 6-3			1	0	0	0	0	1	1			
<b>Inning Stats</b>	R: 0 E: 0 K: 0 S: 3	H: 1 LOB: 0 BB: 0 P: 3	R: 0 E: 0 K: 1 S: 5	H: 0 LOB: 0 BB: 0 P: 5	R: 0 E: 0 K: 1 S: 6	H: 1 LOB: 1 BB: 0 P: 6	R: 0 E: 0 K: 0 S: 5	H: 2 LOB: 2 BB: 0 P: 5	R: 0 E: 1 K: 1 S: 6	H: 0 LOB: 1 BB: 0 P: 6	R: 0 E: 0 K: 0 S: 3	H: 0 LOB: 0 BB: 0 P: 3	R: 0 E: 0 K: 0 S: 3	H: 0 LOB: 0 BB: 0 P: 3	R: 0 E: 0 K: 0 S: 3	H: 0 LOB: 0 BB: 0 P: 3	1B: 4 2B: 0 3B: 0 HR: 0	SF: 0 SAC: 0 DP: 1 HBP: 0	WP: 0 PA: 31 CS: 0
<b>PITCHER</b> Mel Stottlemyre, R ERA: 3.47 (1, 1)	IP: 9.0 WLS: W BF: 31 H: 4 R: 0 ER: 0 SO: 4 BB: 0 IBB: 0 HBP: 0 BLK: 0 WP: 0 HR: 0 S: 39 P: 39 ERA: 0.00 WHIP: 0.444															<b>PITCHER</b> Steve Kealey, R ERA: 3.8 (8, 1)	IP: 1.0 WLS: L BF: 3 H: 0 R: 0 ER: 0 SO: 0 BB: 0 IBB: 0 HBP: 0 BLK: 0 WP: 0 HR: 0 S: 3 P: 3 ERA: 0.00 WHIP: 0.000		

Chicago White Sox @ New York Yankees  
Yankee Stadium, Bronx, NY  
Fri Sep 01 1972, 7:05 PM EDT  
Att: 18,145 - Unknown - 72 F

livebaseballscores.com

AB 31  
R 0  
H 4  
RBI 0  
BB 0  
SO 4  
LOB 11



Batter	1	2	3	4	5	6	7	8	9	AB	R	H	RBI	BB	SO	LOB	BOTTOM		
Horace Clarke, S OBP: 0.321, SLG: 0.302 (1, 4)	0-0 6-3	0-0 1B		1-0 HBP		0-0 F5		0-0 G4-6-3		4	0	1	0	0	0	2			
Thurman Munson, R OBP: 0.359, SLG: 0.382 (1, 2)	0-0 FC6-4 1B	0-0 1B		0-0 1-3		0-0 WP 2B				4	0	3	2	0	0	2			
Bobby Murcer, L OBP: 0.368, SLG: 0.537 (1, 8)	4-0 FC6-4 1B	0-0 F8			4-0 1B BB	0-0 G3				2	1	0	0	2	0	3			
Roy White, S OBP: 0.397, SLG: 0.375 (1, 7)	0-0 FC6-4 1-2 2-3		0-0 F8		0-0 1B 1B		0-0 1B			4	0	2	0	0	0	2			
Felipe Alou, R OBP: 0.325, SLG: 0.376 (1, 3)	0-0 F9		0-0 1-3		0-0 L3		0-0 F7			4	0	0	0	0	0	5			
Charlie Spikes, R OBP: 0.500, SLG: 0.500 Rusty Torres, S OBP: 0.285, SLG: 0.303 (1, 9) (8, 9)		0-0 1B SF7 1B	0-3 K		0-0 1B 1B		0-0 F7			4	1	2	1	0	1	1			
Celerino Sanchez, R OBP: 0.299, SLG: 0.316 Hal Lanier, R OBP: 0.239, SLG: 0.250 (1, 5) (5, 5)		0-0 1B 1B		0-0 6-3	0-0 L4		0-3 K			2	1	1	0	0	0	0			
Gene Michael, S OBP: 0.277, SLG: 0.274 (1, 6)		0-0 SF7		0-0 WP SH1-4 1B		0-3 K		0-0 6-3		3	0	1	1	0	1	0			
Mel Stottlemyre, R OBP: 0.250, SLG: 0.265 (1, 1)		3-H F7		0-0 SH1-4		0-0 2B 3B		0-0 E5		3	1	1	0	0	0	1			
<b>Inning Stats</b>	R: 0 E: 0 K: 0 S: 4	H: 1 LOB: 2 BB: 1 P: 8	R: 2 E: 0 K: 0 S: 7	H: 4 LOB: 2 BB: 0 P: 7	R: 0 E: 0 K: 1 S: 5	H: 0 LOB: 0 BB: 0 P: 5	R: 0 E: 0 K: 0 S: 4	H: 1 LOB: 2 BB: 0 P: 5	R: 1 E: 0 K: 1 S: 4	H: 2 LOB: 1 BB: 1 P: 8	R: 0 E: 0 K: 1 S: 6	H: 1 LOB: 1 BB: 0 P: 6	R: 0 E: 1 K: 0 S: 3	H: 0 LOB: 0 BB: 0 P: 3	R: 0 E: 1 K: 0 S: 3	H: 0 LOB: 0 BB: 0 P: 3	1B: 9 2B: 1 3B: 1 HR: 0	SF: 1 SAC: 1 DP: 1 HBP: 1	WP: 2 PA: 37 CS: 0
<b>PITCHER</b> Dave Lemonds, L ERA: 2.67 Eddie Fisher, R ERA: 3.92 Rich Gossage, R ERA: 3.72 Ken Frailing, L ERA: Moe Drabowsky, R ERA: 2.2 (1, 1) (4, 1) (5, 1) (6, 1) (7, 1)	IP: 3.2 WLS: L BF: 19 H: 6 R: 2 ER: 2 SO: 1 BB: 1 IBB: 0 HBP: 1 BLK: 0 WP: 1 HR: 0 S: 19 P: 24 ERA: 4.91 WHIP: 1.909															<b>PITCHER</b> Steve Kealey, R ERA: 3.8 (8, 1)	IP: 1.0 WLS: L BF: 3 H: 0 R: 0 ER: 0 SO: 0 BB: 0 IBB: 0 HBP: 0 BLK: 0 WP: 0 HR: 0 S: 3 P: 3 ERA: 0.00 WHIP: 0.000		

Chicago White Sox @ New York Yankees  
Yankee Stadium, Bronx, NY  
Fri Sep 01 1972, 7:05 PM EDT  
Att: 18,145 - Unknown - 72 F

livebaseballscores.com

AB 32  
R 4  
H 11  
RBI 4  
BB 2  
SO 3  
LOB 18






Batter	1	2	3	4	5	6	7	8	9	AB	R	H	RBI	BB	SO	LOB	TOP			
Pat Kelly, L OBP: 0.348, SLG: 0.360 (1,9)	G3	L8		4-3			G3			4	0	0	0	0	0	3				
Jay Johnstone, L OBP: 0.261, SLG: 0.256 (1,8)	L3-1		SF7 1B		F9		F8			4	1	1	0	0	0	0				
Dick Allen, R OBP: 0.430, SLG: 0.615 (1,3)	2B 1B		E3		CS 1B		5-3			4	0	2	0	0	0	1				
Carlos May, L OBP: 0.393, SLG: 0.419 (1,7)	1-3 2B		K		F8		1B			4	0	2	0	0	1	3				
Mike Andrews, R OBP: 0.311, SLG: 0.301 (1,4)	F8		SF7		CS	L5		F6		3	0	0	1	0	0	2				
Ed Spiezio, R OBP: 0.284, SLG: 0.319 (1,5)		L8 1B	5-3			5-3			K	3	0	1	0	0	0	1				
Jorge Orta, L OBP: 0.212, SLG: 0.271 (9, PH)		1B								1	0	0	0	0	1	0				
Ed Herrmann, L OBP: 0.318, SLG: 0.326 (1,2)		SH1-3 1B		2-3 BB		FC5-4 1B		F9		3	0	2	0	1	0	0				
Luis Alvarado, R OBP: 0.262, SLG: 0.305 (1,6)		L8		2-3		FC5-4		4-3		3	0	0	0	0	0	4				
Terry Forster, L OBP: 0.438, SLG: 0.438 (6, 1)		2-3		1-2		1-2				0	0	0	0	0	0	0				
Tony Muser, L OBP: 0.240, SLG: 0.240 (9, PH)		2-3								1	0	0	0	0	0	0				
Tom Bradley, R OBP: 0.145, SLG: 0.147 (1, 1)		SH1-3		6-3						1	0	0	0	0	0	1				
Rich Morales, R OBP: 0.282, SLG: 0.282 (6, 6)		1-2					P5			1	0	0	0	0	0	0				
<b>Inning Stats</b>	R: 0 E: 0 K: 0 S: 5	H: 2 LOB: 2 BB: 0 P: 5	R: 0 E: 0 K: 0 S: 5	H: 2 LOB: 2 BB: 0 P: 5	R: 1 E: 1 K: 1 S: 7	H: 1 LOB: 1 BB: 0 P: 7	R: 0 E: 0 K: 0 S: 3	H: 0 LOB: 1 BB: 1 P: 7	R: 0 E: 0 K: 0 S: 4	H: 1 LOB: 1 BB: 0 P: 4	R: 0 E: 0 K: 0 S: 3	H: 0 LOB: 0 BB: 0 P: 3	R: 0 E: 0 K: 1 S: 5	H: 1 LOB: 0 BB: 0 P: 3	R: 0 E: 0 K: 1 S: 5	H: 0 LOB: 0 BB: 0 P: 5	1B: 7 2B: 1 3B: 0 HR: 0	SF: 1 SAC: 1 DP: 0 HBP: 0	WP: 0 PB: 0 SB: 0 CS: 1	PA: 36
<b>PITCHER</b> Steve Kline, R ERA: 1.71 (1, 1)	IP: 9.0 WLS: W BF: 35 H: 8 R: 1 ER: 0 SO: 2 BB: 1 IBB: 0 HBP: 0 BLK: 0 WP: 0 HR: 0 S: 38 P: 42 ERA: 0.00 WHIP: 1.000																			

Chicago White Sox @ New York Yankees  
Yankee Stadium, Bronx, NY  
Sat Sep 02 1972, 3:33 AM EDT  
Att: 10,768 - Unknown - 70 F

livebaseballscores.com

AB 32  
R 1  
H 8  
RBI 1  
BB 1  
SO 2  
LOB 15



Batter	1	2	3	4	5	6	7	8	9	AB	R	H	RBI	BB	SO	LOB	BOTTOM			
Horace Clarke, S OBP: 0.324, SLG: 0.306 (1,4)	6-3 BB		1B 2B		F4			4-3 SH1-3 1B		3	1	2	0	1	0	1				
Thurman Munson, R OBP: 0.359, SLG: 0.382 (1,2)	K		2H 1B		5-3			SH1-3		3	0	1	1	0	1	2				
Bobby Murcer, L OBP: 0.366, SLG: 0.533 (1,8)	6-3 1-2		F8				G3	4-3		4	0	0	0	0	0	3				
Roy White, S OBP: 0.396, SLG: 0.376 (1,7)	K			4-3			2B	5-3		4	0	1	0	0	1	2				
Ron Blomberg, L OBP: 0.364, SLG: 0.488 (1,3)		F8								1	0	0	0	0	0	0				
Felipe Alou, R OBP: 0.326, SLG: 0.377 (4, 3)						K				2	0	1	0	0	1	1				
Johnny Callison, L OBP: 0.292, SLG: 0.393 (1,9)		F8		4-3			F5			3	0	0	0	0	0	1				
Bernie Allen, L OBP: 0.312, SLG: 0.399 (1,5)		L9								2	1	1	1	0	0	0				
Rich McKinney, R OBP: 0.261, SLG: 0.250 (7, PH)										1	0	0	0	0	0	0				
Hal Lanier, R OBP: 0.239, SLG: 0.250 (8, 5)						HR		6-3		0	0	0	0	0	0	0				
Gene Michael, S OBP: 0.277, SLG: 0.278 (1,6)			1-3				SH1-4 2B	K		3	0	1	0	0	1	0				
Steve Kline, R OBP: 0.141, SLG: 0.076 (1, 1)			L9				SH1-4	K		2	0	0	0	0	1	0				
<b>Inning Stats</b>	R: 0 E: 0 K: 2 S: 7	H: 0 LOB: 1 BB: 1 P: 11	R: 0 E: 0 K: 0 S: 3	H: 0 LOB: 0 BB: 0 P: 3	R: 1 E: 0 K: 0 S: 5	H: 2 LOB: 1 BB: 0 P: 5	R: 0 E: 0 K: 0 S: 3	H: 1 LOB: 0 BB: 0 P: 3	R: 1 E: 0 K: 0 S: 5	H: 2 LOB: 1 BB: 0 P: 5	R: 0 E: 0 K: 1 S: 6	H: 1 LOB: 1 BB: 0 P: 6	R: 0 E: 0 K: 2 S: 7	H: 0 LOB: 0 BB: 0 P: 7	R: 0 E: 0 K: 0 S: 4	H: 1 LOB: 1 BB: 0 P: 4	1B: 3 2B: 3 3B: 0 HR: 1	SF: 0 SAC: 2 DP: 0 HBP: 0	WP: 0 PB: 0 SB: 0 CS: 0	PA: 31
<b>PITCHER</b> Tom Bradley, R ERA: 3.04 (1, 1)	IP: 5.1 WLS: L BF: 22 H: 6 R: 2 ER: 2 SO: 2 BB: 2 IBB: 0 HBP: 0 BLK: 0 WP: 0 HR: 1 S: 25 P: 29 ERA: 3.38 WHIP: 1.312																			
<b>PITCHER</b> Terry Forster, L ERA: 2.33 (6, 1)	IP: 2.2 WLS: L BF: 9 H: 1 R: 0 ER: 0 SO: 3 BB: 0 IBB: 0 HBP: 0 BLK: 0 WP: 0 HR: 0 S: 15 P: 15 ERA: 0.00 WHIP: 0.375																			

Chicago White Sox @ New York Yankees  
Yankee Stadium, Bronx, NY  
Sat Sep 02 1972, 3:33 AM EDT  
Att: 10,768 - Unknown - 70 F

livebaseballscores.com

AB 28  
R 2  
H 7  
RBI 2  
BB 1  
SO 5  
LOB 10









Batter	1	2	3	4	5	6	7	8	9	AB	R	H	RBI	BB	SO	LOB	TOP
Jim Nettles, L (1, 8) OBP: 0.335, SLG: 0.302	0-0 4-3 1B		0-0 F4		0-0 FC4-6		0-0 E 2B			4	1	2	1	0	0	1	<b>Minnesota Twins @ Chicago White Sox</b> Comiskey Park, Chicago, IL Mon Sep 04 1972, 4:33AM EDT Unknown - 64 F
Rod Carew, L (1, 4) OBP: 0.377, SLG: 0.382	0-0 4-3 1-2		0-0 2B		0-0 G3		0-3 K			4	0	1	0	0	1	2	
Steve Braun, L (1, 5) OBP: 0.347, SLG: 0.356	0-0 F9		0-0 F7		0-0 G3		0-0 F8			4	0	0	0	0	0	2	
Harmon Killebrew, R (1, 3) OBP: 0.370, SLG: 0.453 Rich Reese, L (9, 3) OBP: 0.312, SLG: 0.357	0-0 6-3		0-0 F4		0-0 F8		0-0 F8			4	0	0	0	0	0	1	
Bobby Darwin, R (1, 9) OBP: 0.325, SLG: 0.459		0-0 6-3		0-0 4-3 E 1B		0-0 1B		0-0 6-3		4	0	2	0	0	0	0	
Charlie Manuel, L (1, 7) OBP: 0.243, SLG: 0.287 Steve Brye, R (6, 7) OBP: 0.267, SLG: 0.266		0-0 1B		0-0 4-3 1-3		0-3 K		0-0 CS 1B		3	0	1	0	0	1	2	
Danny Thompson, R (1, 6) OBP: 0.323, SLG: 0.366		0-0 F8 1B		0-0 1-3		0-0 FC3-6 1B		0-3 K		4	0	1	0	0	1	3	
Glenn Borgmann, R (1, 2) OBP: 0.336, SLG: 0.336		0-3 K		0-0 1-3		0-0 F9		0-0 5-3		4	0	0	0	0	1	2	
Bert Blyleven, R (1, 1) OBP: 0.187, SLG: 0.178		0-3 K		0-0 FC4-6 1B		0-0 FC3-6 2B				3	1	1	0	0	1	1	
<b>Inning Stats</b>	R: 0 E: 0 K: 0 S: 4	H: 1 LOB: 1 BB: 0 P: 4	R: 0 E: 0 K: 1 S: 6	H: 1 LOB: 1 BB: 0 P: 6	R: 0 E: 1 K: 1 S: 6	H: 1 LOB: 1 BB: 0 P: 4	R: 0 E: 0 K: 0 S: 4	H: 1 LOB: 1 BB: 0 P: 6	R: 2 E: 1 K: 1 S: 7	H: 2 LOB: 0 BB: 0 P: 7	R: 0 E: 0 K: 0 S: 3	H: 0 LOB: 0 BB: 0 P: 3	R: 0 E: 0 K: 1 S: 5	H: 1 LOB: 0 BB: 0 P: 5	1B: 7 2B: 2 3B: 0 HR: 0	SF: 0 SAC: 0 DP: 0 HBP: 0	
<b>PITCHER</b>	IP WLS BF H R ER SO BB IBB HBP BLK WP HR S P ERA WHIP																
Stan Bahnsen, R (1, 1) ERA: 3.89	6.2 L 28 8 2 1 3 0 0 0 0 0 0 0 34 34 1.35 1.200																
Terry Forster, L (7, 1) ERA: 2.3	1.1 4 0 0 0 1 0 0 0 0 0 0 0 6 6 0.00 0.000																
Cy Acosta, R (9, 1) ERA: 1.8	1.0 3 1 0 0 1 0 0 0 0 0 0 0 5 5 0.00 1.000																

Batter	1	2	3	4	5	6	7	8	9	AB	R	H	RBI	BB	SO	LOB	BOTTOM				
Pat Kelly, L (1, 9) OBP: 0.352, SLG: 0.369	0-0 F6		0-0 HR		4-0 S BB		4-0 BB		0-0 G3	3	1	1	1	2	0	0	<b>Minnesota Twins @ Chicago White Sox</b> Comiskey Park, Chicago, IL Mon Sep 04 1972, 4:33AM EDT Unknown - 64 F				
Jay Johnstone, L (1, 8) OBP: 0.255, SLG: 0.250	0-0 F8		0-0 F4		0-3 K		0-0 F9		0-3 K	5	0	0	0	0	2	2					
Dick Allen, R (1, 3) OBP: 0.429, SLG: 0.611	0-0 1B		0-0 4-3		4-0 IBB		0-3 K			3	0	1	0	1	1	1					
Carlos May, L (1, 7) OBP: 0.396, SLG: 0.425	0-0 F8				0-0 2B		0-0 3-1		0-0 2B	4	0	2	0	0	0	3					
Mike Andrews, R (1, 4) OBP: 0.314, SLG: 0.303 Lee Richard, R (6, PR)		0-0 G3 PB 1B		0-0 F6		4-0 G5-4-3 BB		0-3 K		2	0	1	0	1	0	1					
Rich Morales, R (7, 4) OBP: 0.279, SLG: 0.280 (7, 6)		0-0 G3 1B		0-0 F6		4-0 G5-4-3 BB		0-0 K		0	0	0	0	0	0	0					
Ed Spiezio, R (1, 5) OBP: 0.283, SLG: 0.317		0-0 G3		0-3 K		0-0 G5-4-3		0-0 F9		4	0	0	0	0	1	4					
Ed Herrmann, L (1, 2) OBP: 0.329, SLG: 0.331 Buddy Bradford, R (6, PR) Chuck Brinkman, R (9, 2) OBP: 0.205, SLG: 0.139		0-0 1-3		4-0 IBB		0-0 FC5-4 1B		4-0 IBB		2	0	1	0	2	0	1					
Luis Alvarado, R (1, 6) OBP: 0.254, SLG: 0.295 Terry Forster, L (7, 1) OBP: 0.438, SLG: 0.438 Tony Muser, L (8, PH) Cy Acosta, R (9, 1)		0-3 K		0-0 1-3		0-0 FC5-4		0-0 4-3		3	0	0	0	0	1	4					
Stan Bahnsen, R (1, 1) OBP: 0.184, SLG: 0.200 Jorge Orta, L (7, 4) OBP: 0.208, SLG: 0.265			0-0 5-3		0-0 F9		0-3 K		0-0 F4	2	0	0	0	0	0	0					
<b>Inning Stats</b>	R: 0 E: 0 K: 0 S: 4	H: 1 LOB: 1 BB: 0 P: 4	R: 0 E: 0 K: 1 S: 6	H: 1 LOB: 1 BB: 0 P: 6	R: 1 E: 0 K: 0 S: 4	H: 1 LOB: 0 BB: 0 P: 4	R: 0 E: 0 K: 1 S: 6	H: 1 LOB: 2 BB: 1 P: 10	R: 0 E: 0 K: 0 S: 5	H: 0 LOB: 2 BB: 2 P: 13	R: 0 E: 0 K: 0 S: 3	H: 1 LOB: 1 BB: 1 P: 7	R: 0 E: 0 K: 2 S: 7	H: 0 LOB: 1 BB: 1 P: 11	R: 0 E: 0 K: 1 S: 6	H: 1 LOB: 2 BB: 1 P: 10	R: 0 E: 0 K: 1 S: 5	H: 0 LOB: 0 BB: 0 P: 5	1B: 3 2B: 2 3B: 0 HR: 1	SF: 0 SAC: 0 DP: 1 HBP: 0	WP: 0 PA: 38 SB: 1 CS: 0
<b>PITCHER</b>	IP WLS BF H R ER SO BB IBB HBP BLK WP HR S P ERA WHIP																				
Bert Blyleven, R (1, 1) ERA: 3.0	9.0 W 38 6 1 1 7 3 3 0 0 0 0 1 46 70 1.00 1.000																				



Batter	1	2	3	4	5	6	7	8	9	AB	R	H	RBI	BB	SO	LOB	TOP					
Steve Brye, R OBP: 0.267, SLG: 0.270 (1, 8)										4	1	1	0	0	1	0						
Rod Carew, L OBP: 0.374, SLG: 0.378 (1, 4)										4	0	0	0	0	0	1						
Harmon Killebrew, R OBP: 0.369, SLG: 0.452 Rich Reese, L OBP: 0.312, SLG: 0.357 (1, 3) (8, 3)										3	0	1	1	0	0	0						
Bobby Darwin, R OBP: 0.324, SLG: 0.456 (1, 9)										3	0	0	0	1	1							
Eric Soderholm, R OBP: 0.244, SLG: 0.343 (1, 5)										4	2	2	0	0	0	1						
Rick Renick, R OBP: 0.289, SLG: 0.351 (1, 7)										4	1	3	2	0	1	1						
Danny Thompson, R OBP: 0.322, SLG: 0.367 (1, 6)										4	0	1	1	0	1	3						
Phil Roof, R OBP: 0.237, SLG: 0.367 (1, 2)										4	0	1	0	0	0	2						
Ray Corbin, R OBP: 0.133, SLG: 0.116 (1, 1)										4	0	0	0	0	2	2						
<b>Inning Stats</b>	R: 0 E: 0 K: 1 S: 6	H: 1 LOB: 1 BB: 0 P: 6	R: 1 E: 0 K: 0 S: 5	H: 2 LOB: 1 BB: 0 P: 5	R: 1 E: 0 K: 0 S: 4	H: 1 LOB: 0 BB: 0 P: 4	R: 0 E: 0 K: 1 S: 6	H: 1 LOB: 1 BB: 0 P: 6	R: 0 E: 0 K: 1 S: 5	H: 0 LOB: 0 BB: 0 P: 5	R: 1 E: 0 K: 0 S: 4	H: 1 LOB: 1 BB: 1 P: 8	R: 0 E: 0 K: 0 S: 3	H: 0 LOB: 0 BB: 0 P: 3	R: 0 E: 0 K: 1 S: 5	H: 0 LOB: 0 BB: 0 P: 5	R: 1 E: 0 K: 2 S: 9	H: 3 LOB: 1 BB: 0 P: 9	1B: 4 2B: 5 3B: 0 HR: 0	SF: 1 SAC: 0 DP: 0 HBP: 0	WP: 0 PB: 0 SB: 1 CS: 1	PA: 36
<b>PITCHER</b>	IP WLS BF H R ER SO BB IBB HBP BLK WP HR S P ERA WHIP																					
Dave Lemonds, L ERA: 2.8 (1, 1)	2.1 L 11 4 2 2 1 0 0 0 0 0 0 0 0 0 0 13 13 7.71 1.714																					
Rich Gossage, R ERA: 3.65 (3, 1)	3.2 14 2 1 1 2 1 0 0 0 0 0 0 0 0 0 17 21 2.46 0.818																					
Steve Kealey, R ERA: 3.65 (7, 1)	2.0 6 0 0 0 1 0 0 0 0 0 0 0 0 0 8 8 0.00 0.000																					
Moe Drabowsky, R ERA: 2.41 (9, 1)	1.0 5 3 1 1 2 0 0 0 0 0 0 0 0 0 9 9 9.00 3.000																					

Minnesota Twins @ Chicago White Sox  
Comiskey Park, Chicago, IL  
Mon Sep 04 1972, 4:38 AM EDT  
Att: 33,367 - Unknown

AB 34  
R 4  
H 9  
RBI 4  
BB 1  
SO 6  
LOB 11



Batter	1	2	3	4	5	6	7	8	9	AB	R	H	RBI	BB	SO	LOB	BOTTOM			
Pat Kelly, L OBP: 0.351, SLG: 0.365 (1, 9)										3	0	0	0	1	1	2				
Mike Andrews, R OBP: 0.313, SLG: 0.303 (1, 4)										4	0	1	0	0	0	1				
Dick Allen, R OBP: 0.427, SLG: 0.608 (1, 3)										4	0	1	0	0	1	3				
Carlos May, L OBP: 0.395, SLG: 0.423 (1, 7)										4	0	1	0	0	0	3				
Rick Reichardt, R OBP: 0.341, SLG: 0.424 (1, 8)										4	0	0	0	0	1	2				
Ed Spiezio, R OBP: 0.279, SLG: 0.313 (1, 5)										3	0	0	0	0	0	0				
Ed Herrmann, L OBP: 0.326, SLG: 0.327 (1, 2)										3	0	0	0	0	0	0				
Rich Morales, R OBP: 0.280, SLG: 0.280 (1, 6)										3	0	1	0	0	0	0				
Dave Lemonds, L OBP: 0.154, SLG: 0.120 (3, 1) Rich Gossage, R OBP: 0.313, SLG: 0.303 (7, 1) Steve Kealey, R OBP: 0.351, SLG: 0.365 (9, 1) Moe Drabowsky, R OBP: 0.133, SLG: 0.116 (1, 1)										0	0	0	0	0	0	0				
<b>Inning Stats</b>	R: 0 E: 0 K: 0 S: 2	H: 0 LOB: 0 BB: 1 P: 6	R: 0 E: 0 K: 0 S: 3	H: 0 LOB: 0 BB: 0 P: 3	R: 0 E: 0 K: 1 S: 6	H: 1 LOB: 1 BB: 0 P: 6	R: 0 E: 0 K: 0 S: 4	H: 1 LOB: 1 BB: 0 P: 4	R: 0 E: 0 K: 2 S: 9	H: 2 LOB: 2 BB: 0 P: 9	R: 0 E: 0 K: 0 S: 3	H: 0 LOB: 0 BB: 0 P: 3	R: 0 E: 0 K: 1 S: 5	H: 0 LOB: 0 BB: 0 P: 5	R: 0 E: 0 K: 1 S: 6	H: 1 LOB: 1 BB: 0 P: 6	1B: 5 2B: 1 3B: 0 HR: 0	SF: 0 SAC: 0 DP: 1 HBP: 0	WP: 0 PB: 0 SB: 0 CS: 0	PA: 32
<b>PITCHER</b>	IP WLS BF H R ER SO BB IBB HBP BLK WP HR S P ERA WHIP																			
Ray Corbin, R ERA: 2.09 (1, 1)	9.0 W 32 5 0 0 5 1 0 0 0 0 0 0 0 0 41 45 0.00 0.667																			

Minnesota Twins @ Chicago White Sox  
Comiskey Park, Chicago, IL  
Mon Sep 04 1972, 4:38 AM EDT  
Att: 33,367 - Unknown

AB 31  
R 0  
H 5  
RBI 0  
BB 1  
SO 5  
LOB 12









Batter	1	2	3	4	5	6	7	8	9	AB	R	H	RBI	BB	SO	LOB	TOP										
Bert Campaneris, R OBP: 0.279, SLG: 0.337 (1, 6)	F4		E4		F9			4-3		5	1	0	0	0	0	2											
Joe Rudi, R OBP: 0.354, SLG: 0.512 (1, 7)	5-3				1-3			BB		5	1	2	2	0	0	2											
Matty Alou, L OBP: 0.348, SLG: 0.381 (1, 9)	6-3			2B	4-3			BB		4	1	1	0	1	0	0											
Reggie Jackson, L OBP: 0.350, SLG: 0.482 (1, 8)		SH5-4	BB	BB		F5		K		5	3	3	1	0	1	2											
Mike Epstein, L OBP: 0.374, SLG: 0.488 (1, 3)		SH5-4	BB	BB	HR	K			1B	4	2	3	0	1	1	0											
Gene Tenace, R OBP: 0.291, SLG: 0.357 (1, 2)	SH5-4		BB						1B	3	1	2	1	1	1	0											
Sal Bando, R OBP: 0.324, SLG: 0.366 (1, 5)			SH3-4		F6				K	4	0	1	3	1	1	4											
Dal Maxvill, R OBP: 0.299, SLG: 0.263 (3, PH)	K				F8				F7	1	0	0	0	0	1	1											
Don Mincher, L OBP: 0.366, SLG: 0.341 (3, PH)										1	0	1	2	0	0	0											
Ted Kubiak, S OBP: 0.273, SLG: 0.237 (3, 4)										3	0	0	0	0	0	4											
Ken Holtzman, R OBP: 0.205, SLG: 0.234 (1, 1)	5-3		SH3-4		F6			1-3	K2-3	4	0	0	0	0	1	3											
<b>Inning Stats</b>	R: 0 E: 0 K: 0 S: 3	H: 0 LOB: 0 BB: 0 P: 3	R: 2 E: 0 K: 1 S: 8	H: 3 LOB: 1 BB: 0 P: 8	R: 6 E: 1 K: 0 S: 8	H: 4 LOB: 3 BB: 3 P: 20	R: 1 E: 0 K: 0 S: 6	H: 3 LOB: 2 BB: 0 P: 6	R: 0 E: 0 K: 1 S: 5	H: 0 LOB: 0 BB: 0 P: 5	R: 0 E: 0 K: 1 S: 5	H: 0 LOB: 0 BB: 0 P: 5	R: 0 E: 0 K: 1 S: 6	H: 1 LOB: 2 BB: 1 P: 10	R: 0 E: 0 K: 2 S: 9	H: 2 LOB: 2 BB: 0 P: 9	1B: 9 2B: 2 3B: 0 HR: 2	SF: 0 SAC: 0 DP: 0 HBP: 0	WP: 0 PB: 0 SB: 0 CS: 0	PA: 45							
<b>PITCHER</b>	IP	WLS	BF	H	R	ER	SO	BB	IBB	HBP	BLK	WP	HR	S	P	ERA	WHIP										
Tom Bradley, R ERA: 3.14 (1, 1)	2.0	L	11	4	4	3	1	0	0	0	0	0	1	13	13	13.50	2.000										
Rich Gossage, R ERA: 4.23 (3, 1)	0.0		4	2	1	1	0	2	0	0	0	0	0	2	10	∞	∞										
Steve Kealey, R ERA: 3.61 (3, 1)	3.0		14	4	4	4	0	1	0	0	0	0	1	13	17	12.00	1.667										
Vicente Romo, R ERA: 2.81 (6, 1)	2.0		6	0	0	0	2	0	0	0	0	0	0	10	10	0.00	0.000										
Dennis O'Toole, R ERA: (8, 1)	2.0		10	3	0	0	3	1	0	0	0	0	0	15	19	0.00	2.000										
Batter	1	2	3	4	5	6	7	8	9	AB	R	H	RBI	BB	SO	LOB	BOTTOM										
Walt Williams, R OBP: 0.290, SLG: 0.327 (1, 9)	5-3		6-3			2B		E3		4	0	1	0	0	0	0											
Mike Andrews, R OBP: 0.314, SLG: 0.302 (1, 4)	1B		6-3			F8		G5-4-3		3	1	1	0	1	0	1											
Dick Allen, R OBP: 0.425, SLG: 0.604 (1, 3)	1B		F4					G5-4-3		4	0	2	0	0	0	2											
Rick Reichardt, R OBP: 0.336, SLG: 0.415 (1, 8)	K					5-3		L6		4	0	0	0	0	2	5											
Carlos May, L OBP: 0.394, SLG: 0.423 (1, 7)						5-3			K	4	0	1	1	0	1	2											
Ed Spiezio, R OBP: 0.279, SLG: 0.312 (1, 5)	4-3					5-3			6-3	4	0	0	0	0	0	2											
Ed Herrmann, L OBP: 0.325, SLG: 0.328 (1, 2)						4-3			F8	3	0	2	0	0	0	0											
Jim Lyttle, L OBP: 0.224, SLG: 0.306 (7, PR)										0	0	0	0	0	0	0											
Dennis O'Toole, R OBP: 0.294, SLG: 0.394 (8, 1)										0	0	0	0	0	0	0											
Buddy Bradford, R OBP: 0.294, SLG: 0.394 (8, PH)										1	0	0	0	0	0	0											
Luis Alvarado, R OBP: 0.251, SLG: 0.291 (1, 6)										3	0	0	0	0	0	2											
Tom Bradley, R OBP: 0.145, SLG: 0.145 (3, 1)										1	0	0	0	0	0	0											
Rich Gossage, R OBP: 0.224, SLG: 0.306 (3, 1)										0	0	0	0	0	0	0											
Steve Kealey, R OBP: 0.294, SLG: 0.394 (3, 1)										0	0	0	0	0	0	0											
Rudy Hernandez, R OBP: 0.294, SLG: 0.394 (5, PH)										1	0	0	0	0	0	0											
Vicente Romo, R OBP: 0.294, SLG: 0.394 (8, 1)										0	0	0	0	0	0	0											
Tom Eggar, R OBP: 0.279, SLG: 0.228 (7, PH)										1	0	0	0	0	0	1											
<b>Inning Stats</b>	R: 1 E: 0 K: 1 S: 7	H: 2 LOB: 2 BB: 1 P: 11	R: 0 E: 0 K: 0 S: 3	H: 1 LOB: 0 BB: 0 P: 3	R: 0 E: 0 K: 0 S: 3	H: 0 LOB: 0 BB: 0 P: 3	R: 0 E: 0 K: 1 S: 5	H: 0 LOB: 0 BB: 0 P: 5	R: 0 E: 0 K: 0 S: 3	H: 0 LOB: 0 BB: 0 P: 3	R: 0 E: 0 K: 0 S: 5	H: 2 LOB: 2 BB: 0 P: 5	R: 0 E: 0 K: 0 S: 4	H: 1 LOB: 1 BB: 0 P: 4	R: 0 E: 1 K: 0 S: 4	H: 1 LOB: 1 BB: 0 P: 4	R: 0 E: 0 K: 1 S: 5	H: 0 LOB: 0 BB: 0 P: 5	1B: 6 2B: 1 3B: 0 HR: 0	SF: 0 SAC: 0 DP: 2 HBP: 0	WP: 0 PB: 0 SB: 0 CS: 0	PA: 34					
<b>PITCHER</b>	IP	WLS	BF	H	R	ER	SO	BB	IBB	HBP	BLK	WP	HR	S	P	ERA	WHIP										
Ken Holtzman, L ERA: 2.63 (1, 1)	9.0	W	34	7	1	1	3	1	0	0	0	0	0	39	43	1.00	0.889										

Oakland Athletics @ Chicago White Sox  
Comiskey Park, Chicago, IL  
Wed Sep 06 1972, 4:33 AM EDT  
Att: 13,093 - Unknown

AB	39
R	9
H	13
RBI	9
BB	4
SO	6
LOB	18



Oakland Athletics @ Chicago White Sox  
Comiskey Park, Chicago, IL  
Wed Sep 06 1972, 4:33 AM EDT  
Att: 13,093 - Unknown

AB	33
R	1
H	7
RBI	1
BB	1
SO	3
LOB	15





Batter	1	2	3	4	5	6	7	8	9	AB	R	H	RBI	BB	SO	LOB	TOP										
<b>Bert Campaneris, R</b> OBP: 0.279, SLG: 0.336 (1, 6)	4-3		F9		F8			S 9-2 1B		4	0	1	0	0	0	0	<b>Oakland Athletics @ Chicago White Sox</b> Comiskey Park, Chicago, IL Thu Sep 07 1972, 8:05 PM EDT Att: 29,968 - Unknown - 69 F										
<b>Joe Rudi, R</b> OBP: 0.352, SLG: 0.508 (1, 7)	6-3		5-3			F8		6-3		4	0	0	0	0	0	1											
<b>Matty Alou, L</b> OBP: 0.351, SLG: 0.383 (1, 9)	2B	BB		1B				9-2		3	0	2	0	1	0	1											
<b>Reggie Jackson, L</b> OBP: 0.352, SLG: 0.484 (1, 8)	1-3	2B		F7		F9		G4-6-3 1B		4	0	2	0	0	0	2											
<b>Gene Tenace, R</b> OBP: 0.284, SLG: 0.348 (1, 2)	K			F5		F7		K		4	0	0	0	0	2	5											
<b>Mike Epstein, L</b> OBP: 0.373, SLG: 0.486 (1, 3)		F4				F4		G4-6-3 1-2		4	0	1	0	0	0	1											
<b>Sal Bando, R</b> OBP: 0.324, SLG: 0.366 (1, 5)	6-3			F4						3	0	1	0	0	0	2											
<b>Dal Maxvill, R</b> OBP: 0.297, SLG: 0.261 (7, PH)	6-3					G3		K		2	0	0	0	0	0	0											
<b>Dave Duncan, R</b> OBP: 0.265, SLG: 0.359 (7, 4)								K		1	0	0	0	0	1	1											
<b>Ted Kubiak, S</b> OBP: 0.273, SLG: 0.237 (7, 4)								K		0	0	0	0	0	0	0											
<b>Vida Blue, S</b> OBP: 0.128, SLG: 0.096 (5, PH)										1	0	0	0	0	0	1											
<b>George Hendrick, R</b> OBP: 0.188, SLG: 0.290 (5, 1)										1	0	0	0	0	0	0											
<b>Bob Locker, S</b> OBP: 0.226, SLG: 0.167 (6, 1)										0	0	0	0	0	0	0											
<b>Darold Knowles, L</b> OBP: 0.288, SLG: 0.365 (7, PH)										0	0	0	0	0	0	0											
<b>Angel Mangual, R</b> OBP: 0.276, SLG: 0.265 (7, 1)										1	0	0	0	0	1	1											
<b>Rollie Fingers, R</b> OBP: 0.533, SLG: 0.533 (7, 1)										0	0	0	0	0	0	0											
<b>Inning Stats</b>	R: 0 E: 0 K: 1 S: 6	H: 1 LOB: 2 BB: 1 P: 10	R: 0 E: 0 K: 0 S: 3	H: 0 LOB: 0 BB: 0 P: 3	R: 0 E: 0 K: 1 S: 5	H: 0 LOB: 0 BB: 0 P: 5	R: 0 E: 0 K: 0 S: 5	H: 2 LOB: 2 BB: 0 P: 5	R: 0 E: 0 K: 0 S: 3	H: 0 LOB: 0 BB: 0 P: 3	R: 0 E: 0 K: 0 S: 4	H: 1 LOB: 1 BB: 0 P: 4	R: 0 E: 0 K: 2 S: 8	H: 1 LOB: 1 BB: 0 P: 8	R: 0 E: 0 K: 0 S: 3	H: 1 LOB: 0 BB: 0 P: 3	R: 0 E: 0 K: 1 S: 5	H: 1 LOB: 0 BB: 0 P: 5	1B: 6 2B: 2 3B: 0 HR: 0	SF: 0 SAC: 0 DP: 2 HBP: 0	WP: 0 PB: 0 SB: 2 CS: 0	PA: 33					
<b>PITCHER</b>	IP	WLS	BF	H	R	ER	SO	BB	IBB	HBP	BLK	WP	HR	S	P	ERA	WHIP										
<b>Wilbur Wood, L</b> ERA: 2.23 (1, 1)	9.0	W	33	7	0	0	5	1	0	0	0	0	0	42	46	0.00	0.889										



Batter	1	2	3	4	5	6	7	8	9	AB	R	H	RBI	BB	SO	LOB	BOTTOM										
<b>Walt Williams, R</b> OBP: 0.292, SLG: 0.328 (1, 9)	SF8		1-3		F7			HR		2	1	1	0	0	0	0	<b>Oakland Athletics @ Chicago White Sox</b> Comiskey Park, Chicago, IL Thu Sep 07 1972, 8:05 PM EDT Att: 29,968 - Unknown - 69 F										
<b>Pat Kelly, L</b> OBP: 0.354, SLG: 0.372 (5, PH)	1B							BB		1	1	0	0	1	0	0											
<b>Mike Andrews, R</b> OBP: 0.314, SLG: 0.302 (1, 4)	1B									4	0	1	0	0	1	2											
<b>Rich Morales, R</b> OBP: 0.277, SLG: 0.277 (8, 4)	SF8		F8		F7			K		0	0	0	0	0	0	0											
<b>Dick Allen, R</b> OBP: 0.423, SLG: 0.608 (1, 3)	SF8		K					HR		3	1	1	4	0	2	0											
<b>Rick Reichardt, R</b> OBP: 0.337, SLG: 0.416 (1, 8)	K									2	1	1	0	0	1	0											
<b>Buddy Bradford, R</b> OBP: 0.276, SLG: 0.371 (5, 8)	K			3B		6-3		K		2	0	0	0	0	1	0											
<b>Carlos May, L</b> OBP: 0.395, SLG: 0.424 (1, 7)										4	0	2	0	0	2	1											
<b>Ed Spiezio, R</b> OBP: 0.291, SLG: 0.333 (1, 5)										3	1	3	1	0	0	0											
<b>Ed Herrmann, L</b> OBP: 0.321, SLG: 0.324 (1, 2)										3	0	0	1	0	0	4											
<b>Luis Alvarado, R</b> OBP: 0.260, SLG: 0.293 (1, 6)										2	1	1	0	2	0	0											
<b>Wilbur Wood, R</b> OBP: 0.191, SLG: 0.147 (1, 1)										3	0	0	0	0	3	4											
<b>Inning Stats</b>	R: 1 E: 0 K: 1 S: 6	H: 2 LOB: 0 BB: 0 P: 6	R: 0 E: 1 K: 1 S: 6	H: 2 LOB: 2 BB: 1 P: 10	R: 0 E: 0 K: 1 S: 5	H: 0 LOB: 0 BB: 0 P: 5	R: 2 E: 0 K: 1 S: 7	H: 2 LOB: 0 BB: 0 P: 7	R: 0 E: 0 K: 1 S: 5	H: 0 LOB: 0 BB: 0 P: 5	R: 0 E: 0 K: 1 S: 6	H: 1 LOB: 2 BB: 0 P: 7	R: 3 E: 0 K: 2 S: 9	H: 2 LOB: 1 BB: 1 P: 13	R: 0 E: 0 K: 2 S: 8	H: 1 LOB: 2 BB: 1 P: 12	1B: 7 2B: 1 3B: 1 HR: 1	SF: 2 SAC: 1 DP: 0 HBP: 1	WP: 0 PB: 0 SB: 0 CS: 0	PA: 36							
<b>PITCHER</b>	IP	WLS	BF	H	R	ER	SO	BB	IBB	HBP	BLK	WP	HR	S	P	ERA	WHIP										
<b>Vida Blue, L</b> ERA: 3.02 (5, 1)	1.2	7	1	0	0	2	0	0	0	1	0	0	0	10	11	0.00	0.600										
<b>Bob Locker, R</b> ERA: 2.11 (6, 1)	0.1	1	0	0	0	0	0	0	0	0	0	0	0	1	1	0.00	0.000										
<b>Darold Knowles, L</b> ERA: 1.34 (7, 1)	2.0	11	3	3	3	4	1	1	0	0	0	0	1	17	25	13.50	2.000										





Batter	1	2	3	4	5	6	7	8	9	AB	R	H	RBI	BB	SO	LOB	TOP						
Sandy Alomar Sr. S OBP: 0.310, SLG: 0.310 (1.4)	4-3		3-1			4-3 1B		1B		4	1	2	0	0	0	0	<b>California Angels @ Chicago White Sox</b> Comiskey Park, Chicago, IL Fri Sep 08 1972, 4:33 AM EDT Unknown <a href="http://livebaseballscorecards.com">livebaseballscorecards.com</a>						
Mickey Rivers L OBP: 0.245, SLG: 0.237 (1.8)	1-3			P3		4-3 1-2		K		4	0	0	0	0	1	2							
Vada Pinson L OBP: 0.341, SLG: 0.403 (1.7)						1B		F8		4	0	3	1	0	0	1							
Bob Oliver R OBP: 0.310, SLG: 0.429 (1.3)	K			F8		1B		FC6-4 1B		4	0	2	0	0	1	2							
Leroy Stanton R OBP: 0.287, SLG: 0.396 (1.9)		K		5-3		FC6-4 1B		FC5-4 1B		4	0	0	0	0	1	4							
Leo Cardenas R OBP: 0.277, SLG: 0.291 (1.6)		K				F9		F9		4	0	0	0	0	1	1							
Billy Parker R OBP: 0.233, SLG: 0.162 (9, PH) Jim Spencer L OBP: 0.262, SLG: 0.263 (9, PR) Curt Motton R OBP: 0.260, SLG: 0.250 (9, PR)	4-3					K		BB		3	0	0	0	0	2	0							
Jeff Torborg R OBP: 0.273, SLG: 0.217 (1.2) Steve Barber L OBP: 0.337, SLG: 0.182 (7, 1) Winston Lenas R OBP: 0.292, SLG: 0.317 (9, PH)			L6			P6		F8		3	0	0	0	0	0	0							
Nolan Ryan R OBP: 0.134, SLG: 0.185 (1.1) John Stephenson L OBP: 0.329, SLG: 0.331 (7.2)			F9			5-3		K		2	0	0	0	0	0	0							
										1	0	0	0	0	1	0							
<b>Inning Stats</b>	R: 0 E: 0 K: 1 S: 6	H: 1 LOB: 1 BB: 0 P: 6	R: 0 E: 0 K: 2 S: 7	H: 0 LOB: 0 BB: 0 P: 7	R: 0 E: 0 K: 0 S: 3	H: 0 LOB: 0 BB: 0 P: 3	R: 0 E: 0 K: 0 S: 4	H: 1 LOB: 1 BB: 0 P: 4	R: 0 E: 0 K: 1 S: 5	H: 0 LOB: 0 BB: 0 P: 5	R: 1 E: 0 K: 0 S: 6	H: 3 LOB: 2 BB: 0 P: 6	R: 0 E: 0 K: 1 S: 5	H: 0 LOB: 0 BB: 0 P: 5	R: 0 E: 0 K: 2 S: 8	H: 1 LOB: 1 BB: 1 P: 8		R: 0 E: 0 K: 0 S: 4	H: 1 LOB: 2 BB: 1 P: 8	1B: 7 2B: 0 3B: 0 HR: 0	SF: 0 SAC: 0 DP: 0 HBP: 0	WP: 0 PB: 0 SB: 0 CS: 0	PA: 35
<b>PITCHER</b> Stan Bahnsen R ERA: 3.77 (1.1)	IP: 9.0 WLS: W BF: 35 H: 7 R: 1 ER: 1 SO: 7 BB: 1 IBB: 0 HBP: 0 BLK: 0 WP: 0 HR: 0 S: 48 P: 52 ERA: 1.00 WHIP: 0.889															<b>PITCHER</b>							

Batter	1	2	3	4	5	6	7	8	9	AB	R	H	RBI	BB	SO	LOB	BOTTOM
Pat Kelly L OBP: 0.355, SLG: 0.371 (1.9)	1B 2B BB	S 1B			K		F8			3	1	1	0	1	1	2	<b>California Angels @ Chicago White Sox</b> Comiskey Park, Chicago, IL Fri Sep 08 1972, 4:33 AM EDT Unknown <a href="http://livebaseballscorecards.com">livebaseballscorecards.com</a>
Mike Andrews R OBP: 0.317, SLG: 0.303 (1.4) Rich Morales R OBP: 0.277, SLG: 0.277 (9.4)	2B FC6-2 1B	1-2 BB			F9		3B BB			2	1	1	0	2	0	0	
Dick Allen R OBP: 0.424, SLG: 0.614 (1.3) Tony Muser L OBP: 0.250, SLG: 0.286 (7, PR) (8.3)	FC6-2 1-3 3-H 2B	K			F9		3B			4	0	2	4	0	1	2	
Carlos May L OBP: 0.392, SLG: 0.420 (1.7)	K		K			F5		K		4	0	0	0	0	3	3	
Rick Reichardt R OBP: 0.333, SLG: 0.411 (1.8) Jay Johnstone L OBP: 0.257, SLG: 0.257 (8.8)	FC6-2		F8			K		2B		3	0	0	0	0	1	2	
Ed Spiezio R OBP: 0.286, SLG: 0.328 (1.5)	2-3 3-H F7		F7			F8		K		4	0	0	0	0	1	3	
Ed Herrmann L OBP: 0.324, SLG: 0.340 (1.2)		HR			2-3		FC3-5 2B	F8		4	1	2	1	0	0	1	
Luis Alvarado R OBP: 0.264, SLG: 0.291 (1.6)		6-3			5-3		BB FC3-5 3B BB			2	1	0	0	2	0	0	
Stan Bahnsen R OBP: 0.175, SLG: 0.190 (1.1)	K				F2		FC3-5 BB 3B	K		4	1	0	0	0	2	4	
										1B: 2 2B: 3 3B: 1 HR: 1	SF: 0 SAC: 0 DP: 0 HBP: 0	WP: 0 PB: 0 SB: 1 CS: 0	PA: 36				
<b>Inning Stats</b>	R: 1 E: 0 K: 1 S: 7	H: 2 LOB: 2 BB: 1 P: 11	R: 1 E: 0 K: 2 S: 9	H: 2 LOB: 1 BB: 1 P: 13	R: 0 E: 0 K: 1 S: 5	H: 0 LOB: 0 BB: 0 P: 5	R: 0 E: 0 K: 0 S: 3	H: 0 LOB: 0 BB: 0 P: 3	R: 0 E: 0 K: 1 S: 5	H: 0 LOB: 0 BB: 0 P: 5	R: 3 E: 0 K: 1 S: 7	H: 2 LOB: 1 BB: 2 P: 15	R: 0 E: 0 K: 2 S: 8	H: 1 LOB: 2 BB: 1 P: 12	R: 0 E: 0 K: 0 S: 4	H: 1 LOB: 2 BB: 1 P: 12	
<b>PITCHER</b> Nolan Ryan R ERA: 2.53 (1.1) Steve Barber L ERA: 2.94 (7.1)	IP: 6.2 WLS: L BF: 30 H: 6 R: 5 ER: 5 SO: 6 BB: 4 IBB: 0 HBP: 0 BLK: 0 WP: 0 HR: 1 S: 38 P: 54 ERA: 6.75 WHIP: 1.500															<b>PITCHER</b>	







Batter	1	2	3	4	5	6	7	8	9	AB	R	H	RBI	BB	SO	LOB	TOP											
Sandy Alomar Sr. S OBP: 0.308, SLG: 0.309 (1, 4)	F8		3-1		E9			1-3		4	1	0	0	0	0	1	<b>California Angels @ Chicago White Sox</b> Comiskey Park, Chicago, IL Sat Sep 09 1972, 8:05 PM EDT Att: 12,889 - Unknown <a href="http://livebaseballscorecards.com">livebaseballscorecards.com</a>											
Ken Berry R OBP: 0.355, SLG: 0.391 (1, 8)	K		FC5 1B		4-3			K		4	0	1	2	0	2	0												
Vada Pinson, L OBP: 0.343, SLG: 0.405 (1, 7)	2B 1B		3-H 1B		F4			1B 1B		4	0	3	0	0	0	0												
Bob Oliver, R OBP: 0.312, SLG: 0.431 (1, 3)	1-H 2B		FC5		F9			1B 1B		4	0	2	0	0	0	2												
Ken McMullen, R OBP: 0.340, SLG: 0.378 (1, 5)			G6-4-3 1B		F8			K		4	0	2	0	0	1	2												
Leroy Stanton, R OBP: 0.292, SLG: 0.398 Mickey Rivers, L OBP: 0.246, SLG: 0.239 (9, PR)	G6-4-3		K		K			SH1-4 1B		4	0	1	0	0	2	2												
Leo Cardenas, R OBP: 0.277, SLG: 0.291 (1, 6)	5-3		G1-6-3 1B		6-3			SH1-4		3	0	1	0	0	0	0												
Jeff Torborg, R OBP: 0.274, SLG: 0.220 Jack Hiatt, R OBP: 0.350, SLG: 0.340 (9, PH)	G1-6-3		3-1 6-3 1B		K			F9		3	1	1	0	0	1	2												
Dick Lange, R OBP: 0.116, SLG: 0.118 Steve Barber, L OBP: 0.357, SLG: 0.182 Dave Sells, R OBP: 0.288, SLG: 0.311 Winston Llenas, R OBP: 0.288, SLG: 0.311 (9, PH)	6-3		6-3		G3			K		1	0	0	0	0	1	0												
<b>Inning Stats</b>	R: 0 E: 0 K: 1 S: 6	H: 2 LOB: 2 BB: 0 P: 6	R: 0 E: 0 K: 0 S: 3	H: 1 LOB: 0 BB: 0 P: 3	R: 1 E: 0 K: 0 S: 6	H: 3 LOB: 2 BB: 0 P: 6	R: 0 E: 0 K: 1 S: 6	H: 2 LOB: 1 BB: 0 P: 6	R: 1 E: 1 K: 0 S: 4	H: 0 LOB: 0 BB: 0 P: 4	R: 0 E: 0 K: 2 S: 5	H: 0 LOB: 0 BB: 0 P: 5	R: 0 E: 0 K: 2 S: 7	H: 0 LOB: 0 BB: 0 P: 7	R: 0 E: 0 K: 2 S: 9	H: 2 LOB: 2 BB: 0 P: 9		R: 0 E: 0 K: 1 S: 6	H: 1 LOB: 2 BB: 0 P: 6	1B: 10 2B: 1 3B: 0 HR: 0	SF: 0 SAC: 1 DP: 2 HBP: 0	WP: 0 PB: 0 SB: 0 CS: 0	PA: 36					
<b>PITCHER</b>	IP	WLS	BF	H	R	ER	SO	BB	IBB	HBP	BLK	WP	HR	S	P	ERA		WHIP										
Eddie Fisher, R ERA: 3.82	(1, 1)	2.2	12	6	1	1	1	0	0	0	0	0	0	14	14	3.38		2.250										
Rich Gossage, R ERA: 3.89	(3, 1)	4.1	15	2	1	0	4	0	0	0	0	0	0	23	23	0.00		0.462										
Terry Forster, L ERA: 2.19	(8, 1)	2.0	W	9	3	0	3	0	0	0	0	0	0	15	15	0.00		1.500										

Batter	1	2	3	4	5	6	7	8	9	AB	R	H	RBI	BB	SO	LOB	BOTTOM											
Pat Kelly, L OBP: 0.356, SLG: 0.374 (1, 9)	F7		1-3 2B		K			SH3 1B BB		3	1	1	0	1	1	0	<b>California Angels @ Chicago White Sox</b> Comiskey Park, Chicago, IL Sat Sep 09 1972, 8:05 PM EDT Att: 12,889 - Unknown <a href="http://livebaseballscorecards.com">livebaseballscorecards.com</a>											
Mike Andrews, R OBP: 0.317, SLG: 0.300 (1, 4)	K		1-3		F8			SH3		3	0	0	0	0	1	1												
Dick Allen, R OBP: 0.421, SLG: 0.607 (1, 3)	K		L4		K			1B IBB		3	0	0	0	1	2	1												
Carlos May, L OBP: 0.392, SLG: 0.419 (1, 7)	2B 1B		6-3		F7			1-2 2H 1B		4	1	2	1	0	0	1												
Rick Reichardt, R OBP: 0.331, SLG: 0.418 Buddy Bradford, R OBP: 0.278, SLG: 0.371 (9, 8)	1-H 1B 2B		K		5-3			F7		4	1	1	1	0	1	2												
Ed Spiezio, R OBP: 0.285, SLG: 0.323 (1, 5)	2-H 1B		K		K			F8		3	0	1	1	1	1	2												
Ed Herrmann, L OBP: 0.324, SLG: 0.340 (1, 2)	K		K		K			1-2 1B		3	0	1	0	0	2	1												
Luis Alvarado, R OBP: 0.257, SLG: 0.283 Tony Musser, L OBP: 0.250, SLG: 0.286 Walt Williams, R OBP: 0.285, SLG: 0.320 Terry Forster, L OBP: 0.471, SLG: 0.471 (8, 1)	F3		6-3		6-3			F5		2	0	0	0	0	0	1												
Eddie Fisher, R OBP: 0.091, SLG: 0.091 Rich Gossage, R OBP: 0.276, SLG: 0.276 (7, PH)	F7		1-3		1-3			L6		1	0	0	0	0	0	1												
<b>Inning Stats</b>	R: 0 E: 0 K: 2 S: 7	H: 0 LOB: 0 BB: 0 P: 7	R: 2 E: 0 K: 1 S: 8	H: 3 LOB: 1 BB: 0 P: 8	R: 0 E: 0 K: 0 S: 4	H: 1 LOB: 1 BB: 0 P: 4	R: 0 E: 0 K: 3 S: 9	H: 0 LOB: 0 BB: 0 P: 9	R: 0 E: 0 K: 1 S: 5	H: 0 LOB: 0 BB: 0 P: 5	R: 0 E: 0 K: 1 S: 5	H: 0 LOB: 0 BB: 0 P: 5	R: 0 E: 0 K: 0 S: 4	H: 1 LOB: 2 BB: 1 P: 8	R: 1 E: 0 K: 0 S: 4	H: 1 LOB: 2 BB: 2 P: 12		1B: 4 2B: 2 3B: 0 HR: 0	SF: 0 SAC: 1 DP: 0 HBP: 0	WP: 0 PB: 0 SB: 0 CS: 0	PA: 33							
<b>PITCHER</b>	IP	WLS	BF	H	R	ER	SO	BB	IBB	HBP	BLK	WP	HR	S	P	ERA		WHIP										
Dick Lange, R ERA: 3.38	(1, 1)	5.1	20	4	2	2	7	0	0	0	0	0	0	34	34	3.38		0.750										
Lloyd Allen, R ERA: 3.39	(6, 1)	1.0	5	1	0	0	1	1	0	0	0	0	0	6	10	0.00		2.000										
Steve Barber, L ERA: 3.03	(7, 1)	1.0	L	6	1	1	0	1	1	0	0	0	0	4	12	9.00		2.000										
Dave Sells, R ERA: 3.27	(8, 1)	0.2	2	0	0	0	0	0	0	0	0	0	0	2	2	0.00		0.000										



Batter	1	2	3	4	5	6	7	8	9	AB	R	H	RBI	BB	SO	LOB	TOP					
Sandy Alomar Sr. S OBP: 0.306, SLG: 0.307 (1.6)	5-3	F7			6-3		6-3			4	0	0	0	0	0	2						
Ken Berry R OBP: 0.354, SLG: 0.389 (1.8)	5-3		5-3		1B			F8		4	0	1	0	0	0	0						
Vada Pinson L OBP: 0.342, SLG: 0.403 (1.7)	HR		1-3		K			1-3		4	1	1	0	0	1	1						
Bob Oliver R OBP: 0.313, SLG: 0.439 (1.3)	HR		F7		K					4	1	2	2	0	1	1						
Ken McMullen R OBP: 0.337, SLG: 0.375 (1.5)	F9				6-3			6-3		4	0	0	0	0	1	1						
Jack Hiatt R OBP: 0.344, SLG: 0.333 (1.2)		6-3			HR			F8		4	1	1	0	0	1	0						
Leroy Stanton R OBP: 0.291, SLG: 0.405 (1.9)		F9			HR			6-3		4	1	1	2	0	0	0						
Billy Parker R OBP: 0.255, SLG: 0.268 (1.4)					6-3					4	1	2	1	0	0	0						
Rudy May L OBP: 0.175, SLG: 0.148 (1.1)					4-3			K		4	0	1	0	0	1	0						
<b>Inning Stats</b>	R: 2 E: 0 K: 0 S: 5	H: 2 LOB: 0 BB: 0 P: 5	R: 0 E: 0 K: 0 S: 5	H: 2 LOB: 2 BB: 0 P: 5	R: 0 E: 0 K: 0 S: 3	H: 0 LOB: 0 BB: 0 P: 3	R: 2 E: 0 K: 0 S: 5	H: 2 LOB: 0 BB: 0 P: 5	R: 0 E: 0 K: 2 S: 8	H: 1 LOB: 1 BB: 0 P: 8	R: 0 E: 0 K: 1 S: 7	H: 0 LOB: 0 BB: 0 P: 7	R: 0 E: 0 K: 1 S: 5	H: 0 LOB: 0 BB: 0 P: 5	R: 0 E: 0 K: 0 S: 4	H: 1 LOB: 1 BB: 0 P: 4	R: 1 E: 0 K: 0 S: 4	H: 1 LOB: 0 BB: 0 P: 4	1B: 5 2B: 1 3B: 0 HR: 3	SF: 0 SAC: 0 DP: 0 HBP: 0	WP: 0 PB: 0 CS: 0	PA: 36
<b>PITCHER</b> Wilbur Wood L ERA: 2.3 (1.1)	IP: 9.0 WLS: L BF: 36 H: 9 R: 5 ER: 5 SO: 5 BB: 0 IBB: 0 HBP: 0 BLK: 0 WP: 0 HR: 3 S: 46 P: 46 ERA: 5.00 WHIP: 1.000															<b>PITCHER</b>	IP: 9.0 WLS: L BF: 36 H: 9 R: 5 ER: 5 SO: 5 BB: 0 IBB: 0 HBP: 0 BLK: 0 WP: 0 HR: 3 S: 46 P: 46 ERA: 5.00 WHIP: 1.000					

California Angels @ Chicago White Sox  
Comiskey Park, Chicago, IL  
Sun Sep 10 1972, 4:33 AM EDT  
Att: 14,998 - Unknown

AB 36  
R 5  
H 9  
RBI 5  
BB 0  
SO 5  
LOB 5



Batter	1	2	3	4	5	6	7	8	9	AB	R	H	RBI	BB	SO	LOB	BOTTOM					
Walt Williams R OBP: 0.294, SLG: 0.322 (1.9)	F7		FC4-6 BB					2B BB		2	0	1	1	2	0	0						
Mike Andrews R OBP: 0.314, SLG: 0.297 (1.4)	K		FC4-6 1-2		3H 1B			F4		4	0	0	0	0	2	4						
Dick Allen R OBP: 0.420, SLG: 0.606 (1.3)	F9				K			K		4	0	1	0	0	2	1						
Rick Reichardt R OBP: 0.330, SLG: 0.419 (1.8)		F2			F9			K		4	0	1	0	0	1	1						
Carlos May L OBP: 0.391, SLG: 0.418 (1.7)		4-3						5-3		4	0	1	0	0	0	3						
Ed Spiezio R OBP: 0.285, SLG: 0.321 (1.5)		5-3			F9			F8		4	0	1	0	0	0	2						
Ed Herrmann L OBP: 0.326, SLG: 0.349 (1.2)								G3		4	1	2	0	0	0	1						
Luis Alvarado R OBP: 0.253, SLG: 0.278 (1.6)					4-3 1B 2B			G4-6-3 1B		4	0	0	0	0	1	2						
Wilbur Wood R OBP: 0.186, SLG: 0.143 (1.1)					F7			F8		4	0	0	0	0	1	2						
					K			5-3		3	0	0	0	0	1	2						
					4-3			G3														
<b>Inning Stats</b>	R: 0 E: 0 K: 1 S: 5	H: 0 LOB: 0 BB: 0 P: 5	R: 0 E: 0 K: 0 S: 3	H: 0 LOB: 0 BB: 0 P: 3	R: 0 E: 0 K: 1 S: 6	H: 1 LOB: 2 BB: 1 P: 10	R: 0 E: 0 K: 1 S: 6	H: 1 LOB: 1 BB: 0 P: 6	R: 1 E: 0 K: 2 S: 9	H: 2 LOB: 1 BB: 0 P: 9	R: 0 E: 0 K: 1 S: 6	H: 1 LOB: 1 BB: 0 P: 6	R: 0 E: 0 K: 0 S: 3	H: 0 LOB: 0 BB: 0 P: 3	R: 0 E: 0 K: 1 S: 6	H: 1 LOB: 2 BB: 1 P: 10	R: 0 E: 0 K: 0 S: 3	H: 1 LOB: 2 BB: 0 P: 3	1B: 3 2B: 4 3B: 0 HR: 0	SF: 0 SAC: 0 DP: 1 HBP: 0	WP: 0 PB: 0 CS: 0	PA: 35
<b>PITCHER</b> Rudy May L ERA: 2.98 (1.1)	IP: 9.0 WLS: W BF: 35 H: 7 R: 1 ER: 1 SO: 7 BB: 2 IBB: 0 HBP: 0 BLK: 0 WP: 0 HR: 0 S: 47 P: 55 ERA: 1.00 WHIP: 1.000															<b>PITCHER</b>	IP: 9.0 WLS: W BF: 35 H: 7 R: 1 ER: 1 SO: 7 BB: 2 IBB: 0 HBP: 0 BLK: 0 WP: 0 HR: 0 S: 47 P: 55 ERA: 1.00 WHIP: 1.000					

California Angels @ Chicago White Sox  
Comiskey Park, Chicago, IL  
Sun Sep 10 1972, 4:33 AM EDT  
Att: 14,998 - Unknown

AB 33  
R 1  
H 7  
RBI 1  
BB 2  
SO 7  
LOB 16





Batter	1	2	3	4	5	6	7	8	9	AB	R	H	RBI	BB	SO	LOB	TOP			
Walt Williams, R (1, 9) OBP: 0.288, SLG: 0.316 Pat Kelly, L (9, 9) OBP: 0.356, SLG: 0.374	0-0 6-3		0-0 5-3			0-3 K			0-0 6-3	4	0	0	0	0	1	0	Chicago White Sox @ Kansas City Royals Municipal Stadium, Kansas City, MO Mon Sep 11 1972, 8:05 PM EDT Att: 6,602 - Unknown - 87 F			
Mike Andrews, R (1, 4) OBP: 0.315, SLG: 0.296 Luis Alvarado, R (8, 6) OBP: 0.252, SLG: 0.277	4-0 HR		0-0 F8			0-0 F8			0-0 5-3	2	1	0	0	1	0	0				
Dick Allen, R (1, 3) OBP: 0.421, SLG: 0.612	0-0 HR			4-0 G6-4-3 BB					0-0 5-3	2	1	1	2	1	0	0				
Rick Reichardt, R (1, 8) OBP: 0.330, SLG: 0.418 Buddy Bradford, R (7, PR) OBP: 0.276, SLG: 0.371	0-0 6-3			0-0 G6-4-3 1-2					0-0 CS 1B	3	0	1	0	0	0	1				
Carlos May, L (1, 7) OBP: 0.389, SLG: 0.415	0-0 6-3			0-0 6-3					0-0 6-3 1-2	3	0	0	0	0	0	1				
Ed Spiezio, R (1, 5) OBP: 0.281, SLG: 0.318		0-0 F9				0-0 F8			0-0 F8	3	0	0	0	0	0	0				
Ed Herrmann, L (1, 2) OBP: 0.326, SLG: 0.349		0-3 K				0-3 K			0-0 G6-3 1B	3	0	1	0	0	2	0				
Rich Morales, R (1, 6) OBP: 0.273, SLG: 0.273		0-0 F6				0-3 K			0-0 G6-3 1-2	3	0	0	0	0	1	1				
Tom Bradley, R (1, 1) OBP: 0.138, SLG: 0.139 Terry Forster, L (9, 1) OBP: 0.471, SLG: 0.471			0-0 F3			0-0 F4			0-0 4-3	3	0	0	0	0	0	0				
<b>Inning Stats</b>	R: 2 E: 0 K: 0 S: 4	H: 1 LOB: 0 BB: 1 P: 8	R: 0 E: 0 K: 1 S: 5	H: 0 LOB: 0 BB: 0 P: 5	R: 0 E: 0 K: 0 S: 3	H: 0 LOB: 0 BB: 0 P: 3	R: 0 E: 0 K: 0 S: 2	H: 0 LOB: 0 BB: 1 P: 6	R: 0 E: 0 K: 2 S: 7	H: 0 LOB: 0 BB: 0 P: 7	R: 0 E: 0 K: 0 S: 3	H: 1 LOB: 1 BB: 0 P: 3	R: 0 E: 0 K: 0 S: 3	H: 1 LOB: 0 BB: 0 P: 3	R: 0 E: 0 K: 0 S: 3	H: 0 LOB: 0 BB: 0 P: 3		1B: 2 2B: 0 3B: 0 HR: 1	SF: 0 SAC: 0 DP: 2 HBP: 0	WP: 0 PB: 0 CS: 1
<b>PITCHER</b> Paul Splittorf, L (1, 1) ERA: 3.29	IP: 9.0 WLS: L BF: 29	H: 3 R: 2 ER: 2 SO: 4	BB: 2 IBB: 0 HBP: 0 BLK: 0	WP: 0 HR: 1 S: 35 P: 43	ERA: 2.00 WHIP: 0.556	<b>PITCHER</b> IP: WLS: BF: H: R: ER: SO: BB: IBB: HBP: BLK: WP: HR: S: P: ERA: WHIP														

Batter	1	2	3	4	5	6	7	8	9	AB	R	H	RBI	BB	SO	LOB	BOTTOM			
Steve Hovley, L (1, 8) OBP: 0.359, SLG: 0.388	0-0 F8			0-0 G3		0-0 G3			0-0 HR	4	1	1	1	0	0	0	Chicago White Sox @ Kansas City Royals Municipal Stadium, Kansas City, MO Mon Sep 11 1972, 8:05 PM EDT Att: 6,602 - Unknown - 87 F			
Cookie Rojas, R (1, 4) OBP: 0.322, SLG: 0.347	0-0 6-3			0-0 2B					0-0 L7	4	0	1	0	0	0	0				
Riche Scheinblum, S (1, 9) OBP: 0.394, SLG: 0.435 Jim Wohlford, R (9, PR) OBP: 0.533, SLG: 0.500	0-0 4-3			0-0 F6					0-0 FC6-4 1B	4	0	2	0	0	0	1				
John Mayberry, L (1, 3) OBP: 0.387, SLG: 0.484		0-3 K		0-3 K					0-0 F9 1-2	4	0	0	0	0	2	3				
Lou Piniella, R (1, 7) OBP: 0.351, SLG: 0.444		0-0 F9				0-3 K			0-0 F3	3	0	0	0	0	1	1				
Ed Kirkpatrick, L (1, 2) OBP: 0.367, SLG: 0.395		0-0 6-3				0-3 K			0-0 4-3	3	0	0	0	0	1	0				
Paul Schaal, R (1, 5) OBP: 0.312, SLG: 0.313				0-0 6-3		0-0 F8			0-0 6-3	3	0	0	0	0	0	0				
Freddie Patek, R (1, 6) OBP: 0.285, SLG: 0.286 Amos Otis, R (9, PH) OBP: 0.358, SLG: 0.426 Bobby Floyd, R (9, 6) OBP: 0.203, SLG: 0.195				0-0 6-3					0-0 6-3	2	0	0	0	0	0	0				
Paul Splittorf, L (1, 1) OBP: 0.269, SLG: 0.266 Gail Hopkins, L (9, PH) OBP: 0.280, SLG: 0.235				0-3 K					0-0 F4	2	0	0	0	0	1	0				
<b>Inning Stats</b>	R: 0 E: 0 K: 0 S: 3	H: 0 LOB: 0 BB: 0 P: 3	R: 0 E: 0 K: 1 S: 5	H: 0 LOB: 0 BB: 0 P: 5	R: 0 E: 0 K: 1 S: 6	H: 1 LOB: 0 BB: 0 P: 6	R: 0 E: 0 K: 2 S: 7	H: 0 LOB: 0 BB: 0 P: 7	R: 0 E: 0 K: 0 S: 3	H: 0 LOB: 0 BB: 0 P: 3	R: 0 E: 0 K: 0 S: 4	H: 1 LOB: 1 BB: 0 P: 4	R: 0 E: 0 K: 0 S: 3	H: 0 LOB: 0 BB: 0 P: 3	R: 1 E: 0 K: 0 S: 5	H: 2 LOB: 1 BB: 0 P: 5		1B: 2 2B: 1 3B: 0 HR: 1	SF: 0 SAC: 0 DP: 0 HBP: 0	WP: 0 PB: 0 CS: 0
<b>PITCHER</b> Tom Bradley, R (1, 1) ERA: 3.06 Terry Forster, L (9, 1) ERA: 2.16	IP: 8.2 WLS: W BF: 29	H: 3 R: 1 ER: 1 SO: 5	BB: 0 IBB: 0 HBP: 0 BLK: 0	WP: 0 HR: 1 S: 39 P: 39	ERA: 1.04 WHIP: 0.346	<b>PITCHER</b> IP: WLS: BF: H: R: ER: SO: BB: IBB: HBP: BLK: WP: HR: S: P: ERA: WHIP														







Batter	1	2	3	4	5	6	7	8	9	AB	R	H	RBI	BB	SO	LOB	TOP										
Pat Kelly, L OBP: 0.360, SLG: 0.376 (1, 9)										4	1	1	0	1	1	0											
Mike Andrews, R OBP: 0.320, SLG: 0.303 (1, 4)										3	1	1	1	1	0	0											
Dick Allen, R OBP: 0.422, SLG: 0.613 (1, 3)										2	2	1	0	2	1	0											
Carlos May, L OBP: 0.392, SLG: 0.415 (1, 7)										4	0	1	1	0	1	3											
Rick Reichardt, R OBP: 0.325, SLG: 0.411 Jay Johnstone, L OBP: 0.259, SLG: 0.256 (8, PH) (8, 8)										3	0	1	1	0	1	2											
Ed Spiezio, R OBP: 0.277, SLG: 0.312 Tony Muser, L OBP: 0.250, SLG: 0.286 Buddy Bradford, R OBP: 0.316, SLG: 0.432 Luis Alvarado, R OBP: 0.252, SLG: 0.277 (8, PH) (8, 6)										3	0	1	0	0	1	1											
Ed Herrmann, L OBP: 0.331, SLG: 0.362 (1, 2)										3	0	1	0	0	0	0											
Rich Morales, R OBP: 0.265, SLG: 0.265 Jorge Orta, L OBP: 0.206, SLG: 0.263 (8, PH) (8, 5)										3	0	0	0	0	1	2											
Wilbur Wood, R OBP: 0.182, SLG: 0.139 Terry Forster, L OBP: 0.471, SLG: 0.471 Walt Williams, R OBP: 0.287, SLG: 0.314 (7, 1) (9, PH)										3	0	0	0	0	2	2											
<b>Inning Stats</b>	R: 0 E: 0 K: 0 S: 3	H: 1 LOB: 2 BB: 2 P: 11	R: 0 E: 0 K: 1 S: 5	H: 0 LOB: 0 BB: 0 P: 5	R: 0 E: 0 K: 2 S: 7	H: 0 LOB: 0 BB: 0 P: 7	R: 0 E: 0 K: 2 S: 7	H: 0 LOB: 1 BB: 0 P: 8	R: 2 E: 1 K: 1 S: 7	H: 2 LOB: 1 BB: 1 P: 11	R: 0 E: 0 K: 0 S: 3	H: 0 LOB: 0 BB: 0 P: 3	R: 2 E: 0 K: 1 S: 7	H: 3 LOB: 3 BB: 2 P: 16	R: 0 E: 0 K: 0 S: 3	H: 0 LOB: 0 BB: 0 P: 3	1B: 8 2B: 0 3B: 0 HR: 0	SF: 1 SAC: 0 DP: 0 HBP: 1	WP: 0 PB: 0 SB: 1 CS: 0	PA: 38							
<b>PITCHER</b>	IP	WLS	BF	H	R	ER	SO	BB	IBB	HBP	BLK	WP	HR	S	P	ERA	WHIP										
Steve Busby, R ERA: 1.69 Al Fitzmorris, R ERA: 3.94 Mike Jackson, L ERA: 5.68 Ted Abernathy, R ERA: 1.77 Norm Angelini, L ERA: 1.88	7.0		27	5	2	1	8	3	0	0	0	0	0	40	52	1.29	1.143										
Mike Hedlund, R ERA: 4.46	1.1	W	4	0	0	0	1	0	0	0	0	0	0	2	6	54.00	6.000										

Chicago White Sox @ Kansas City Royals  
Municipal Stadium, Kansas City, MO  
Wed Sep 13 1972, 8:05 PM EDT  
Att: 6,860 - Unknown - 87 F

AB 31  
R 4  
H 8  
RBI 4  
BB 5  
SO 9  
LOB 13



Batter	1	2	3	4	5	6	7	8	9	AB	R	H	RBI	BB	SO	LOB	BOTTOM										
Freddie Patek, R OBP: 0.284, SLG: 0.284 John Mayberry, L OBP: 0.386, SLG: 0.481 Bobby Floyd, R OBP: 0.203, SLG: 0.195 (1, 6) (7, PH) (7, PR) (8, 6)										3	0	0	0	0	0	2											
Steve Hovley, L OBP: 0.352, SLG: 0.371 (1, 9)										4	0	0	0	0	0	2											
Amos Otis, R OBP: 0.357, SLG: 0.423 (1, 8)										4	1	1	0	0	2	0											
Lou Piniella, R OBP: 0.356, SLG: 0.448 (1, 7)										3	0	2	0	0	0	0											
Cookie Rojas, R OBP: 0.316, SLG: 0.340 (1, 4)										4	0	0	0	0	0	3											
Carl Taylor, R OBP: 0.353, SLG: 0.355 (1, 3)										3	3	2	0	1	0	0											
Paul Schaal, R OBP: 0.321, SLG: 0.326 (1, 5)										3	2	3	3	1	0	0											
Ed Kirkpatrick, L OBP: 0.365, SLG: 0.389 (1, 2)										3	0	1	0	1	0	2											
Steve Busby, R Richie Scheinblum, S Al Fitzmorris, S Mike Jackson, L Ted Abernathy, R Norm Angelini, L Mike Hedlund, R (1, 1) (7, PH) (8, 1) (8, 1) (8, 1) (8, 1) (8, 1)										2	0	0	1	0	0	2											
<b>Inning Stats</b>	R: 0 E: 0 K: 1 S: 5	H: 0 LOB: 0 BB: 0 P: 5	R: 0 E: 0 K: 0 S: 3	H: 1 LOB: 0 BB: 0 P: 3	R: 0 E: 0 K: 0 S: 4	H: 1 LOB: 1 BB: 0 P: 4	R: 0 E: 0 K: 1 S: 6	H: 1 LOB: 1 BB: 0 P: 6	R: 2 E: 0 K: 0 S: 3	H: 0 LOB: 0 BB: 0 P: 3	R: 2 E: 0 K: 0 S: 5	H: 2 LOB: 2 BB: 2 P: 13	R: 2 E: 0 K: 0 S: 5	H: 2 LOB: 1 BB: 1 P: 9	1B: 7 2B: 3 3B: 0 HR: 0	SF: 0 SAC: 1 DP: 1 HBP: 0	WP: 0 PB: 0 SB: 2 CS: 1	PA: 35									
<b>PITCHER</b>	IP	WLS	BF	H	R	ER	SO	BB	IBB	HBP	BLK	WP	HR	S	P	ERA	WHIP										
Wilbur Wood, L ERA: 2.36 Terry Forster, L ERA: 2.34	6.1	L	26	7	4	4	2	1	0	0	0	0	0	8	12	5.68	1.263										
Mike Hedlund, R ERA: 4.46	1.2		9	3	2	2	0	1	0	0	0	0	0	8	12	10.80	2.400										

Chicago White Sox @ Kansas City Royals  
Municipal Stadium, Kansas City, MO  
Wed Sep 13 1972, 8:05 PM EDT  
Att: 6,860 - Unknown - 87 F

AB 31  
R 6  
H 10  
RBI 6  
BB 3  
SO 2  
LOB 14





Batter	1	2	3	4	5	6	7	8	9	10	11	AB	R	H	RBI	BB	SO	LOB	TOP			
Walt Williams, R OBP: 0.294, SLG: 0.318 Buddy Bradford, R OBP: 0.316, SLG: 0.432	FC5 E BB	1B			F7 1B		F8			FC2-5-6		4	0	2	0	1	0	2				
Mike Andrews, R OBP: 0.319, SLG: 0.304	E4 1B FC5	K			F7					5-3		5	0	1	0	0	1	5				
Dick Allen, R OBP: 0.422, SLG: 0.610	FC5 1B				K							3	0	0	0	2	2	3				
Rick Reichardt, R OBP: 0.320, SLG: 0.403	K				F7							5	0	0	0	0	1	6				
Carlos May, L OBP: 0.391, SLG: 0.413					K							5	0	1	0	0	2	2				
Ed Spizio, R OBP: 0.272, SLG: 0.306	F9				F9							5	0	0	0	0	0	4				
Ed Herrmann, L OBP: 0.332, SLG: 0.361					1-3							4	0	1	0	1	1	0				
Rich Morales, R OBP: 0.262, SLG: 0.261					F7							4	0	0	0	0	1	2				
Tom Bradley, R OBP: 0.145, SLG: 0.159					6-3							3	0	1	0	0	1	1				
<b>Inning Stats</b>	R: 0 E: 1 K: 1 S: 7	H: 1 LOB: 3 BB: 1 P: 11	R: 0 E: 0 K: 3 S: 10	H: 1 LOB: 2 BB: 1 P: 14	R: 0 E: 1 K: 1 S: 5	H: 0 LOB: 1 BB: 1 P: 9	R: 0 E: 0 K: 0 S: 3	H: 0 LOB: 0 BB: 0 P: 3	R: 0 E: 0 K: 1 S: 5	H: 1 LOB: 1 BB: 0 P: 4	R: 0 E: 0 K: 1 S: 6	H: 1 LOB: 1 BB: 0 P: 6	R: 0 E: 0 K: 0 S: 3	H: 0 LOB: 0 BB: 0 P: 3	R: 0 E: 0 K: 0 S: 4	H: 1 LOB: 2 BB: 1 P: 8	R: 0 E: 0 K: 1 S: 5	H: 0 LOB: 0 BB: 0 P: 5	1B: 4 2B: 2 3B: 0 HR: 0	SF: 0 SAC: 1 DP: 0 HBP: 0	WP: 0 PB: 0 SB: 1 CS: 0	PA: 43
<b>PITCHER</b> Rudy May, L ERA: 2.8	IP: 11.0 WLS: 7 BF: 43 H: 6 R: 0 ER: 0 SO: 9	BB: 3 IBB: 1 HBP: 0 BLK: 0	WP: 0 HR: 0 S: 57 P: 73	ERA: 0.00 WHIP: 0.818																		

Chicago White Sox @ California Angels  
Anaheim Stadium, Anaheim, CA  
Fri Sep 15 1972, 10:05 PM EDT  
Att: 10,088 - Unknown


AB 38  
R 0  
H 6  
RBI 0  
BB 4  
SO 9  
LOB 25



Batter	1	2	3	4	5	6	7	8	9	10	11	AB	R	H	RBI	BB	SO	LOB	BOTTOM			
Sandy Alomar Sr., S OBP: 0.305, SLG: 0.302	6-3				F9					G3		4	0	0	0	1	0	1				
Leo Cardenas, R OBP: 0.275, SLG: 0.288	K				5-3					F2		5	0	1	1	0	2	0				
Vada Pinson, L OBP: 0.338, SLG: 0.396	F9				F6					4-3		4	0	0	0	0	0	0				
Bob Oliver, R OBP: 0.310, SLG: 0.441					F6					F6		4	0	0	0	0	1	0				
Ken McMullen, R OBP: 0.335, SLG: 0.371					F7					K		4	0	0	0	0	2	0				
Doug Howard, R OBP: 0.333, SLG: 0.294 Mickey Rivers, L OBP: 0.250, SLG: 0.257					5-3					F8		3	0	1	0	0	0	0				
Leroy Stanton, R OBP: 0.290, SLG: 0.398					1B							4	0	2	0	0	1	1				
Art Kusnyer, R OBP: 0.282, SLG: 0.269 Curt Melton, R OBP: 0.260, SLG: 0.250					K					F3		4	0	1	0	0	2	3				
Rudy May, L OBP: 0.107, SLG: 0.140					F5							3	0	0	0	0	1	2				
<b>Inning Stats</b>	R: 0 E: 0 K: 1 S: 5	H: 0 LOB: 0 BB: 0 P: 5	R: 0 E: 0 K: 1 S: 5	H: 0 LOB: 0 BB: 0 P: 5	R: 0 E: 0 K: 1 S: 6	H: 1 LOB: 1 BB: 0 P: 6	R: 0 E: 0 K: 1 S: 5	H: 0 LOB: 0 BB: 0 P: 5	R: 0 E: 0 K: 2 S: 8	H: 1 LOB: 1 BB: 0 P: 8	R: 0 E: 0 K: 1 S: 6	H: 1 LOB: 1 BB: 0 P: 6	R: 0 E: 0 K: 0 S: 3	H: 0 LOB: 0 BB: 0 P: 3	R: 0 E: 0 K: 0 S: 3	H: 0 LOB: 0 BB: 0 P: 3	R: 1 E: 0 K: 0 S: 4	H: 2 LOB: 2 BB: 1 P: 8	1B: 5 2B: 0 3B: 0 HR: 0	SF: 0 SAC: 1 DP: 0 HBP: 0	WP: 0 PB: 0 SB: 0 CS: 0	PA: 38
<b>PITCHER</b> Tom Bradley, R ERA: 2.96	IP: 10.2 WLS: 7 BF: 38 H: 5 R: 1 ER: 1 SO: 9	BB: 0 IBB: 1 HBP: 0 BLK: 0	WP: 0 HR: 0 S: 55 P: 59	ERA: 0.84 WHIP: 0.469																		

Chicago White Sox @ California Angels  
Anaheim Stadium, Anaheim, CA  
Fri Sep 15 1972, 10:05 PM EDT  
Att: 10,088 - Unknown

AB 36  
R 1  
H 5  
RBI 1  
BB 1  
SO 9  
LOB 7










Batter	1	2	3	4	5	6	7	8	9	AB	R	H	RBI	BB	SO	LOB	TOP			
Pat Kelly, L OBP: 0.357, SLG: 0.371 (1, 9)	F8		4-3		K			K		4	0	0	0	0	2	0	Chicago White Sox @ California Angels Anaheim Stadium, Anaheim, CA Sun Sep 17 1972, 6:33 AM EDT Att: 6,262 - Unknown			
Jay Johnstone, L OBP: 0.255, SLG: 0.252 (1, 8)	4-3		K			K		F7		4	0	0	0	0	2	0				
Dick Allen, R OBP: 0.423, SLG: 0.612 (1, 3)	BB		5-3			BB		F8		2	1	0	0	2	0	0				
Carlos May, L OBP: 0.390, SLG: 0.413 Hank Allen, R (9, PR)	BB			G3		K				3	0	1	0	1	1	1				
Mike Andrews, R OBP: 0.319, SLG: 0.304 (1, 4)	BB							1B		0	0	0	0	0	0	0				
Ed Spiezio, R OBP: 0.271, SLG: 0.304 (1, 5)				1B						4	0	2	1	0	1	3				
Ed Herrmann, L OBP: 0.328, SLG: 0.353 (1, 2)										4	0	0	0	0	0	3				
Luis Alvarado, R OBP: 0.250, SLG: 0.275 Jim Lytle, L OBP: 0.220, SLG: 0.300 Rich Morales, R OBP: 0.258, SLG: 0.257 (7, 6)										2	0	0	0	0	1	1				
Wilbur Wood, R OBP: 0.177, SLG: 0.136 (1, 1)										1	0	0	0	0	0	0				
										0	0	0	0	0	0	0				
<b>Inning Stats</b>	R: 0 E: 0 K: 0 S: 3	H: 0 LOB: 2 BB: 2 P: 11	R: 0 E: 0 K: 1 S: 6	H: 1 LOB: 1 BB: 0 P: 6	R: 0 E: 0 K: 1 S: 5	H: 0 LOB: 0 BB: 0 P: 5	R: 0 E: 0 K: 0 S: 4	H: 1 LOB: 1 BB: 0 P: 4	R: 0 E: 0 K: 3 S: 9	H: 0 LOB: 0 BB: 0 P: 9	R: 1 E: 0 K: 2 S: 8	H: 1 LOB: 1 BB: 1 P: 12	R: 0 E: 0 K: 1 S: 5	H: 0 LOB: 0 BB: 0 P: 5	R: 0 E: 0 K: 2 S: 8	H: 1 LOB: 1 BB: 0 P: 8	1B: 4 2B: 0 3B: 0 HR: 0	SF: 0 SAC: 0 DP: 0 HBP: 0	WP: 0 PB: 0 SB: 1 CS: 0	PA: 34
<b>PITCHER</b> Andy Messersmith, R ERA: 2.98 (1, 1)	IP: 9.0 WLS: W BF: 34 H: 4 R: 1 ER: 1 SO: 11 BB: 3 IBB: 0 HBP: 0 BLK: 0 WP: 0 HR: 0 S: 53 P: 65 ERA: 1.00 WHIP: 0.778															<b>PITCHER</b>				

Batter	1	2	3	4	5	6	7	8	9	AB	R	H	RBI	BB	SO	LOB	BOTTOM			
Sandy Alomar Sr., S OBP: 0.301, SLG: 0.298 (1, 4)	K		SF8		K		6-3			3	0	0	1	0	2	2	Chicago White Sox @ California Angels Anaheim Stadium, Anaheim, CA Sun Sep 17 1972, 6:33 AM EDT Att: 6,262 - Unknown			
Leo Cardenas, R OBP: 0.274, SLG: 0.287 (1, 6)	6-3		F4		K		2-3			4	0	0	0	0	1	2				
Vada Pinson, L OBP: 0.335, SLG: 0.391 (7, 7)	2-3		K2-3							4	0	0	0	0	2	0				
Bob Oliver, R OBP: 0.306, SLG: 0.434 (1, 3)				5-3						4	0	0	0	0	2	1				
Doug Howard, R OBP: 0.375, SLG: 0.348 Ken Berry, R OBP: 0.351, SLG: 0.381 (7, 8)										3	2	1	0	0	0	1				
Ken McMullen, R OBP: 0.338, SLG: 0.375 (1, 5)										0	0	0	0	1	0	0				
Ken McMullen, R OBP: 0.338, SLG: 0.375 (1, 5)										4	0	3	1	0	0	1				
Leroy Stanton, R OBP: 0.287, SLG: 0.393 (1, 9)										4	0	1	0	0	1	4				
Jeff Torborg, R OBP: 0.268, SLG: 0.216 (1, 2)										3	0	1	0	0	0	1				
Andy Messersmith, R OBP: 0.255, SLG: 0.250 (1, 1)										1	1	1	0	1	0	0				
<b>Inning Stats</b>	R: 0 E: 0 K: 1 S: 5	H: 0 LOB: 0 BB: 0 P: 5	R: 1 E: 1 K: 1 S: 7	H: 1 LOB: 1 BB: 0 P: 7	R: 1 E: 0 K: 1 S: 6	H: 1 LOB: 0 BB: 0 P: 6	R: 0 E: 0 K: 0 S: 4	H: 1 LOB: 1 BB: 0 P: 4	R: 0 E: 0 K: 2 S: 8	H: 1 LOB: 1 BB: 0 P: 8	R: 1 E: 0 K: 2 S: 9	H: 2 LOB: 1 BB: 0 P: 9	R: 0 E: 0 K: 0 S: 3	H: 0 LOB: 1 BB: 1 P: 7	R: 0 E: 0 K: 1 S: 6	H: 1 LOB: 2 BB: 1 P: 10	1B: 6 2B: 1 3B: 0 HR: 0	SF: 1 SAC: 1 DP: 0 HBP: 0	WP: 0 PB: 2 SB: 1 CS: 1	PA: 34
<b>PITCHER</b> Wilbur Wood, L ERA: 2.34 (1, 1)	IP: 8.0 WLS: L BF: 34 H: 7 R: 3 ER: 1 SO: 8 BB: 2 IBB: 0 HBP: 0 BLK: 0 WP: 0 HR: 0 S: 48 P: 56 ERA: 1.12 WHIP: 1.125															<b>PITCHER</b>				

AB	31
R	1
H	4
RBI	1
BB	3
SO	11
LOB	12



AB	30
R	3
H	7
RBI	2
BB	2
SO	8
LOB	12





Batter	1	2	3	4	5	6	7	8	9	10	11	12	13	14	15	AB	R	H	RBI	BB	SO	LOB	TOP									
Pat Kelly, L OBP: 0.353, SLG: 0.365 (1.9)	K	G3		4-3			G6-3		K			FC3-2 BB HBP		F7		6	0	0	0	0	2	2										
Jim Lyttle, L OBP: 0.222, SLG: 0.296 Buddy Bradford, R OBP: 0.310, SLG: 0.400 (10.8)	BB 1B	4-3			3-1		K		K					L1		4	1	1	0	0	1	0										
Dick Allen, R OBP: 0.421, SLG: 0.606 (1.3)	K			1B		F6		K				FC3-2 BB		F8		6	0	1	0	1	2	4										
Carlos May, L OBP: 0.389, SLG: 0.410 (1.7)	1B			3-1		F9		F5		G6-3 BB		F5			5-3	6	1	1	0	1	0	4										
Mike Andrews, R OBP: 0.319, SLG: 0.304 Jorge Orta, L OBP: 0.219, SLG: 0.297 (8.4)	BB 1B			3-1		F3		5-3				6-3				4	1	1	1	0	1	2										
Ed Spiezio, R OBP: 0.275, SLG: 0.307 (1.5)	1B			3-1				1B						BB		7	1	3	1	0	0	2										
Ed Herrmann, L OBP: 0.330, SLG: 0.363 (1.2)	1B							1B						BB		7	1	3	2	0	0	2										
Rich Morales, R OBP: 0.257, SLG: 0.255 Tony Muser, L OBP: 0.250, SLG: 0.285 Rick Reichardt, R OBP: 0.316, SLG: 0.397 Luis Alvarado, R OBP: 0.259, SLG: 0.293 (6.6)	FC5-4						K									2	0	0	0	0	1	2										
Tom Bradley, R OBP: 0.147, SLG: 0.156 Terry Adams, R OBP: 0.270, SLG: 0.300 Cy Acosta, R OBP: 0.250, SLG: 0.300 Walt Williams, R OBP: 0.250, SLG: 0.300 Moe Drabowsky, R OBP: 0.194, SLG: 0.197 Vicente Romo, R OBP: 0.194, SLG: 0.197 Rich Gossage, R OBP: 0.194, SLG: 0.197 (11.1)				1-3			F4									2	0	0	0	0	0	0										
<b>Inning Stats</b>	R: 3 E: 0 K: 11 S: 11	H: 4 LOB: 2 BB: 1 P: 15	R: 0 E: 0 K: 0 S: 3	H: 0 LOB: 0 BB: 0 P: 3	R: 0 E: 0 K: 1 S: 4	H: 2 LOB: 1 BB: 0 P: 4	R: 1 E: 0 K: 1 S: 6	H: 1 LOB: 0 BB: 0 P: 6	R: 0 E: 0 K: 0 S: 3	H: 0 LOB: 0 BB: 0 P: 3	R: 0 E: 0 K: 1 S: 4	H: 2 LOB: 1 BB: 0 P: 4	R: 0 E: 0 K: 1 S: 7	H: 0 LOB: 0 BB: 0 P: 7	R: 0 E: 0 K: 1 S: 7	H: 2 LOB: 1 BB: 0 P: 7	R: 0 E: 0 K: 1 S: 4	H: 0 LOB: 0 BB: 1 P: 8	R: 0 E: 0 K: 0 S: 3	H: 0 LOB: 0 BB: 0 P: 3	R: 0 E: 0 K: 0 S: 3	H: 0 LOB: 0 BB: 0 P: 3	R: 2 E: 0 K: 0 S: 4	H: 2 LOB: 0 BB: 1 P: 8	R: 0 E: 0 K: 0 S: 3	H: 0 LOB: 0 BB: 0 P: 3	R: 1 E: 0 K: 0 S: 4	H: 1 LOB: 0 BB: 0 P: 4	1B: 11 2B: 2 3B: 0 HR: 3	SF: 0 SAC: 0 DP: 4 HBP: 1	WP: 0 PB: 0 CS: 1	PA: 61
<b>PITCHER</b>	Blue Moon Odom, R ERA: 2.46 Bob Locker, R ERA: 2.59 Darold Knowles, L ERA: 1.14 Rollie Fingers, R ERA: 2.76 Dave Hamilton, L ERA: 3.19 (1.1)	IP: 5.0 WLS: 22 BF: 22 H: 7 R: 4 ER: 4 SO: 3 BB: 1 IBB: 0 HBP: 0 BLK: 0 WP: 0 HR: 1 S: 27 P: 31 ERA: 7.20 WHIP: 1.600	Joe Horlen, R ERA: 2.7 Gary Waslewski, R ERA: 2.3 (12.1)	IP: 2.2 WLS: 4 BF: 10 H: 2 R: 2 ER: 2 SO: 0 BB: 0 IBB: 0 HBP: 0 BLK: 0 WP: 0 HR: 0 S: 9 P: 13 ERA: 6.75 WHIP: 1.125																												

Chicago White Sox @ Oakland Athletics  
Oakland-Alameda County Coliseum, Oakland, CA  
Tue Sep 19 1972, 7:05 PM PDT  
Att: 9,594 - Unknown

livebaseballscorecards.com

AB 54  
R 8  
H 14  
RBI 8  
BB 6  
SO 8  
LOB 22




Batter	1	2	3	4	5	6	7	8	9	10	11	12	13	14	15	AB	R	H	RBI	BB	SO	LOB	BOTTOM									
Bert Campaneris, R OBP: 0.283, SLG: 0.334 (1.6)	5-3			6-3			CS		FC3-6 BB		6-3			6-3		8	2	3	0	0	0	2										
Joe Rudi, R OBP: 0.349, SLG: 0.495 (1.7)	5-3				1B		F3		1B						F8	7	1	4	4	1	0	2										
Matty Alou, L OBP: 0.351, SLG: 0.380 (9.3)	1-3			K					4-3					K		8	0	2	1	0	3	4										
Reggie Jackson, L OBP: 0.350, SLG: 0.473 (1.8)		1-3		K		K			F5					K		8	0	1	0	0	3	3										
Mike Epstein, L OBP: 0.192, SLG: 0.194 Alvin Lewis, R OBP: 0.238, SLG: 0.300 Callyn Frazier, R OBP: 0.250, SLG: 0.300 Ken Holtzman, R OBP: 0.238, SLG: 0.238 (11.2)																																
Gene Tenace, R OBP: 0.300, SLG: 0.332 (10.4)																																
Sal Bando, R OBP: 0.341, SLG: 0.370 (1.5)																																
<b>Inning Stats</b>	R: 0 E: 0 K: 0 S: 3	H: 0 LOB: 0 BB: 0 P: 3	R: 0 E: 0 K: 1 S: 6	H: 1 LOB: 2 BB: 1 P: 10	R: 0 E: 0 K: 1 S: 6	H: 1 LOB: 1 BB: 0 P: 6	R: 0 E: 0 K: 2 S: 7	H: 0 LOB: 0 BB: 0 P: 7	R: 0 E: 0 K: 1 S: 9	H: 4 LOB: 1 BB: 0 P: 9	R: 3 E: 0 K: 1 S: 9	H: 4 LOB: 1 BB: 0 P: 9	R: 0 E: 0 K: 0 S: 3	H: 1 LOB: 1 BB: 0 P: 3	R: 0 E: 0 K: 1 S: 5	H: 0 LOB: 1 BB: 1 P: 9	R: 2 E: 0 K: 1 S: 6	H: 2 LOB: 1 BB: 1 P: 11	R: 0 E: 0 K: 1 S: 8	H: 1 LOB: 2 BB: 1 P: 12	R: 0 E: 0 K: 1 S: 5	H: 0 LOB: 0 BB: 0 P: 5	R: 2 E: 0 K: 1 S: 8	H: 3 LOB: 1 BB: 2 P: 8	R: 0 E: 1 K: 0 S: 4	H: 1 LOB: 3 BB: 2 P: 12	R: 0 E: 0 K: 1 S: 7	H: 2 LOB: 2 BB: 0 P: 7	1B: 13 2B: 3 3B: 0 HR: 1	SF: 0 SAC: 1 DP: 0 HBP: 0	WP: 0 PB: 1 CS: 2	PA: 68
<b>PITCHER</b>	Tom Bradley, R ERA: 3.01 Terry Forster, L ERA: 3.51 Cy Acosta, R ERA: 1.71 Dave Lemonds, L ERA: 3.15 Moe Drabowsky, R ERA: 2.57 (1.1)	IP: 4.2 WLS: 21 BF: 6 H: 2 R: 3 ER: 3 SO: 4 BB: 1 IBB: 0 HBP: 0 BLK: 0 WP: 0 HR: 0 S: 29 P: 37 ERA: 3.86 WHIP: 1.714	Vicente Romo, R ERA: 3.31 Rich Gossage, R ERA: 3.58 (13.1)	IP: 0.2 WLS: 13 BF: 4 H: 0 R: 0 ER: 0 SO: 2 BB: 0 IBB: 0 HBP: 0 BLK: 0 WP: 0 HR: 0 S: 15 P: 23 ERA: 13.50 WHIP: 1.714																												

Chicago White Sox @ Oakland Athletics  
Oakland-Alameda County Coliseum, Oakland, CA  
Tue Sep 19 1972, 7:05 PM PDT  
Att: 9,594 - Unknown

livebaseballscorecards.com



AB 60  
R 7  
H 17  
RBI 7  
BB 7  
SO 14  
LOB 26





Batter	1	2	3	4	5	6	7	8	9	AB	R	H	RBI	BB	SO	LOB	TOP			
Walt Williams, R OBP: 0.292, SLG: 0.320	0-0 4-3		0-0 F8		0-0 2B		0-0 F9			4	0	1	0	0	0	1	<b>Chicago White Sox @ Oakland Athletics</b> Oakland-Alameda County Coliseum, Oakland, CA Wed Sep 20 1972, 7:05 PM PDT Att: 11,143 - Unknown			
Mike Andrews, R OBP: 0.317, SLG: 0.301	0-0 1-3		0-0 F8		0-0 F9		0-0 F3			4	0	0	0	0	0	2				
Dick Allen, R OBP: 0.422, SLG: 0.604	4-0 BB			0-0 F9		0-0 F9		4-0 FC4-6 BB		2	0	0	0	2	0	0				
Rick Reichardt, R OBP: 0.318, SLG: 0.409	0-0 5-3			0-0 HR		0-0 E FC 1B		0-0 F9		4	2	2	1	0	0	2				
Carlos May, L OBP: 0.390, SLG: 0.417		0-0 L5-3 1B		0-0 HR		0-0 E5 1B FC		0-0 FC4-6 FC6		4	1	2	1	0	0	2				
Ed Spiezio, R OBP: 0.272, SLG: 0.303	0-3 K			0-0 5-3		0-0 FC 1B		0-0 FC6		4	0	0	1	0	1	3				
Ed Herrmann, L OBP: 0.329, SLG: 0.362	0-0 L5-3			0-0 5-3		0-0 G4-6-3 1B			0-0 F8	4	0	1	0	0	0	1				
Rich Morales, R OBP: 0.258, SLG: 0.254			4-0 SH1-4 BB		0-0 F2		0-0 G4-6-3		0-0 G3	1	0	0	0	1	0	0				
Pat Kelly, L OBP: 0.353, SLG: 0.364					0-0 4-3				0-0 G3	1	0	0	0	0	0	3				
Luis Alvarado, R OBP: 0.259, SLG: 0.293					0-0 4-3				0-0 G3	1	0	0	0	0	0	0				
Tony Muser, L OBP: 0.241, SLG: 0.276										1	0	0	0	0	0	0				
Wilbur Wood, R OBP: 0.176, SLG: 0.134										1	0	0	0	0	0	0				
Jim Lytle, L OBP: 0.218, SLG: 0.291										1	0	0	0	0	0	0				
Dave Lemonds, L OBP: 0.154, SLG: 0.120										0	0	0	0	0	0	0				
Jorge Orta, L OBP: 0.217, SLG: 0.294										1	0	0	0	0	0	0				
<b>Inning Stats</b>	R: 0 E: 0 K: 0 S: 3	H: 0 LOB: 1 BB: 1 P: 7	R: 0 E: 0 K: 1 S: 5	H: 1 LOB: 0 BB: 0 P: 5	R: 0 E: 0 K: 0 S: 3	H: 0 LOB: 1 BB: 1 P: 7	R: 2 E: 0 K: 0 S: 5	H: 2 LOB: 0 BB: 0 P: 5	R: 0 E: 0 K: 0 S: 4	H: 1 LOB: 1 BB: 0 P: 4	R: 1 E: 0 K: 0 S: 6	H: 2 LOB: 2 BB: 0 P: 6	R: 0 E: 0 K: 0 S: 3	H: 0 LOB: 0 BB: 0 P: 3	R: 0 E: 0 K: 0 S: 3	H: 0 LOB: 1 BB: 1 P: 3	1B: 3 2B: 2 3B: 0 HR: 2	SF: 0 SAC: 1 DP: 2 HBP: 0	WP: 0 PB: 0 CS: 0	PA: 36
<b>PITCHER</b>	IP WLS BF H R ER SO BB IBB HBP BLK WP HR S P ERA WHIP	5.1 W 25 6 3 2 1 2 0 0 0 0 2 25 33 3.38 1.500	6.1 S 11 0 0 0 0 1 0 0 0 0 0 10 14 0.00 0.273																	

Batter	1	2	3	4	5	6	7	8	9	AB	R	H	RBI	BB	SO	LOB	BOTTOM			
Bert Campaneris, R OBP: 0.284, SLG: 0.335	0-0 4-3		0-3 K		0-0 S 1B	0-0 IBB 1B				4	1	2	1	0	1	0	<b>Chicago White Sox @ Oakland Athletics</b> Oakland-Alameda County Coliseum, Oakland, CA Wed Sep 20 1972, 7:05 PM PDT Att: 11,143 - Unknown			
Joe Rudi, R OBP: 0.350, SLG: 0.495	0-0 F8		0-0 5-3		0-0 E 1B	4-0 IBB				3	1	1	1	1	0	0				
Matty Alou, L OBP: 0.350, SLG: 0.378	0-0 6-3		4-0 BB		0-3 K2-3 1-2	0-0 F2				3	0	0	0	1	1	3				
Reggie Jackson, L OBP: 0.351, SLG: 0.479		0-0 HR	0-0 F5		0-0 E3 BB 1B	0-3 K				4	1	2	1	0	1	1				
Mike Epstein, L OBP: 0.383, SLG: 0.502		0-3 K		0-0 WP 1B	4-0 1-2 BB	0-3 K				3	0	1	0	1	2	0				
Mike Hegan, L OBP: 0.346, SLG: 0.423							0-3 K			0	0	0	0	0	0	0				
Gene Tenace, R OBP: 0.299, SLG: 0.330		0-0 HR 1B		0-0 F9 1-2	0-0 F5	0-3 K				4	1	1	0	0	1	3				
Sal Bando, R OBP: 0.340, SLG: 0.375		0-0 HR		0-0 5-3		0-0 6-3		0-3 K		4	1	1	2	0	1	1				
Dal Maxvill, R OBP: 0.296, SLG: 0.258		0-0 CS 1B		0-0 6-3		4-0 SH1-3 1B BB		0-3 K		3	1	1	0	1	1	1				
Ken Holtzman, R OBP: 0.195, SLG: 0.233		0-0 F4			0-0 F7	0-0 SH1-3		0-0 6-3		2	0	0	0	0	0	1				
Rollie Fingers, R OBP: 0.313, SLG: 0.500										1	0	0	0	0	0	0				
<b>Inning Stats</b>	R: 0 E: 0 K: 0 S: 3	H: 0 LOB: 0 BB: 0 P: 3	R: 3 E: 0 K: 1 S: 8	H: 4 LOB: 0 BB: 0 P: 8	R: 0 E: 0 K: 1 S: 5	H: 0 LOB: 1 BB: 1 P: 9	R: 0 E: 0 K: 0 S: 4	H: 1 LOB: 1 BB: 0 P: 4	R: 2 E: 1 K: 1 S: 8	H: 3 LOB: 2 BB: 1 P: 12	R: 1 E: 0 K: 0 S: 4	H: 1 LOB: 2 BB: 2 P: 12	R: 0 E: 0 K: 3 S: 9	H: 0 LOB: 0 BB: 0 P: 9	R: 0 E: 0 K: 2 S: 7	H: 0 LOB: 0 BB: 0 P: 7	1B: 7 2B: 0 3B: 0 HR: 2	SF: 0 SAC: 1 DP: 0 HBP: 0	WP: 2 PB: 0 SB: 0 CS: 1	PA: 36
<b>PITCHER</b>	IP WLS BF H R ER SO BB IBB HBP BLK WP HR S P ERA WHIP	6.0 L 30 9 6 5 3 3 1 0 0 0 0 16 16 7.50 2.000	2.0 6 0 0 0 5 0 0 0 0 0 0 0 16 16 0.00 0.000																	





Batter	1	2	3	4	5	6	7	8	9	AB	R	H	RBI	BB	SO	LOB	TOP			
Davey Nelson, R OBP: 0.321, SLG: 0.282 (1, 5)	F4		6-3		F9		F4	4-3		5	0	0	1	0	0	3	<b>Texas Rangers @ Chicago White Sox</b> Comiskey Park, Chicago, IL Fri Sep 22 1972, 8:05 PM EDT Att: 10,906 - Unknown			
Jim Mason, L OBP: 0.269, SLG: 0.246 (1, 6)	L6		F8		FC4-6 1B		1B 5-3 BB	K		4	1	1	0	1	1	3				
Larry Bittner, L OBP: 0.319, SLG: 0.351 (1, 3)	WP 1B			2B 1B	FC4-6 FC5-4		5-3 1B		4-3	5	1	3	0	0	0	1				
Ted Ford, R OBP: 0.297, SLG: 0.373 (1, 9)	1-3			2B	FC5-4		5-3		1-3	5	1	1	1	0	0	3				
Dick Billings, R OBP: 0.284, SLG: 0.321 (1, 7)		K		1-3		FC3-6 1B	F6			4	0	1	0	1	1	3				
Joe Lovitto, S OBP: 0.307, SLG: 0.262 (1, 8)	F7			2B BB		K			4-3	4	1	1	0	1	1	2				
Bill Fahey, L OBP: 0.260, SLG: 0.234 (1, 2)	L6					FC3-6 BB		4-3 PB BB 1B		2	0	1	2	2	0	0				
Vic Harris, S OBP: 0.172, SLG: 0.132 (1, 4)			6-3 2B	K		FC3-6		4-3 BB		3	0	1	0	1	1	4				
Don Stanhouse, R Pete Broberg, R Dalton Jones, R Rich Hinton, L Tom Crieve, R Jim Panther, R (1, 1) (3, 1) (6, Ph) (6, Ph) (8, Ph) (8, Ph)			K	F8		K		K		1	0	0	0	0	1	1				
<b>Inning Stats</b>	R: 0 E: 0 K: 0 S: 4	H: 1 LOB: 1 BB: 0 P: 4	R: 0 E: 0 K: 1 S: 5	H: 0 LOB: 0 BB: 0 P: 5	R: 0 E: 0 K: 1 S: 6	H: 1 LOB: 1 BB: 0 P: 6	R: 2 E: 0 K: 1 S: 8	H: 3 LOB: 2 BB: 1 P: 12	R: 0 E: 0 K: 2 S: 4	H: 1 LOB: 1 BB: 1 P: 4	R: 1 E: 0 K: 0 S: 4	H: 1 LOB: 1 BB: 1 P: 8	R: 1 E: 0 K: 2 S: 8	H: 1 LOB: 2 BB: 2 P: 16	R: 0 E: 0 K: 0 S: 3	H: 0 LOB: 1 BB: 1 P: 7		1B: 6 2B: 3 3B: 0 HR: 0	SF: 0 SAC: 0 DP: 0 HBP: 0	WP: 1 PB: 1 SB: 0 CS: 0
<b>PITCHER</b>	IP WLS BF H R ER SO BB IBB HBP BLK WP HR S P ERA WHIP	7.0 W 33 9 4 4 5 3 0 0 0 1 0 40 52 5.14 1.714	2.0 S 9 0 0 0 2 3 0 0 0 0 0 10 22 0.00 1.500	<b>PITCHER</b>																
Stan Bahnsen, R ERA: 3.6 (1, 1)																				
Terry Forster, L ERA: 2.34 (8, 1)																				

AB	36
R	4
H	9
RBI	4
BB	6
SO	7
LOB	27



Batter	1	2	3	4	5	6	7	8	9	AB	R	H	RBI	BB	SO	LOB	BOTTOM			
Pat Kelly, L OBP: 0.351, SLG: 0.360 (1, 9)	5-3		BB 1-2 3B BB	E5 1B		F7		4-3		4	1	0	0	1	0	2	<b>Texas Rangers @ Chicago White Sox</b> Comiskey Park, Chicago, IL Fri Sep 22 1972, 8:05 PM EDT Att: 10,906 - Unknown			
Mike Andrews, R OBP: 0.316, SLG: 0.301 (1, 4)	F4		F2	SF9		5-3		HR 1B		4	1	1	1	0	0	2				
Dick Allen, R OBP: 0.422, SLG: 0.602 Tony Musser, L OBP: 0.281, SLG: 0.406 (1, 3) (4, 3)	K		3B 1-2 2-3 BB	1-3 2-H 1B		F4		HR		1	1	0	0	1	1	0				
Carlos May, L OBP: 0.391, SLG: 0.420 Jay Johnstone, L OBP: 0.256, SLG: 0.252 (1, 7) (8, 7)		K	1-H 2-H 3-H 3B	K		S SF8 BB		BB		3	1	1	3	1	2	2				
Rick Reichardt, R OBP: 0.318, SLG: 0.406 Buddy Bradford, R OBP: 0.318, SLG: 0.390 (1, 8) (6, 8)	S BB		F6		K	FC1-6 E BB		F3		2	0	0	0	1	1	1				
Ed Spiezio, R OBP: 0.270, SLG: 0.300 (1, 5)	F9		K		HBP HBP	SF8		5-3		3	0	0	1	0	1	3				
Ed Herrmann, L OBP: 0.333, SLG: 0.366 (1, 2)		IBB		1B SF9 2B	1-2 HBP	FC1-6-5 BB				2	1	1	0	1	0	1				
Luis Alvarado, R OBP: 0.263, SLG: 0.294 (1, 6)	F5			2-3 1B 1B		F8		BB		3	1	1	0	1	0	4				
Stan Bahnsen, R OBP: 0.176, SLG: 0.180 Terry Forster, L OBP: 0.526, SLG: 0.500 (1, 1) (8, 1)			BB BB 3B BB	K		F7				3	1	0	0	1	2	6				
<b>Inning Stats</b>	R: 0 E: 0 K: 1 S: 5	H: 0 LOB: 2 BB: 2 P: 13	R: 3 E: 0 K: 1 S: 6	H: 1 LOB: 3 BB: 3 P: 18	R: 2 E: 1 K: 2 S: 11	H: 3 LOB: 2 BB: 0 P: 11	R: 0 E: 0 K: 2 S: 7	H: 0 LOB: 2 BB: 0 P: 9	R: 0 E: 0 K: 0 S: 3	H: 0 LOB: 0 BB: 0 P: 3	R: 1 E: 1 K: 0 S: 3	H: 0 LOB: 2 BB: 3 P: 15	R: 2 E: 0 K: 0 S: 5	H: 2 LOB: 1 BB: 1 P: 9	R: 0 E: 0 K: 0 S: 3	H: 0 LOB: 1 BB: 1 P: 7		1B: 3 2B: 1 3B: 1 HR: 1	SF: 2 SAC: 0 DP: 0 HBP: 2	WP: 0 PB: 0 SB: 3 CS: 0
<b>PITCHER</b>	IP WLS BF H R ER SO BB IBB HBP BLK WP HR S P ERA WHIP	2.1 L 14 3 2 0 5 0 0 2 0 0 0 22 24 0.00 1.125	2.0 9 0 1 1 0 3 0 0 0 0 0 6 18 4.50 1.500	1.0 6 2 2 2 0 1 0 0 0 0 1 5 9 18.00 3.000	<b>PITCHER</b>															
Don Stanhouse, R ERA: 3.84 (1, 1)																				
Pete Broberg, R ERA: 4.25 (3, 1)																				
Rich Hinton, L ERA: 4.15 (6, 1)																				
Jim Panther, R ERA: 4.27 (8, 1)																				

AB	29
R	8
H	6
RBI	8
BB	9
SO	7
LOB	22






Batter	1	2	3	4	5	6	7	8	9	AB	R	H	RBI	BB	SO	LOB	TOP																						
Davey Nelson, R OBP: 0.322, SLG: 0.284 (1, 5)	L6		1B		4-3	4-3			6-3	5	2	2	0	0	0	1																							
Jim Mason, L OBP: 0.289, SLG: 0.240 Marty Martinez, S OBP: 0.202, SLG: 0.202 (9, PH)	K		K		4-3		BB		K	3	0	0	0	1	2	3																							
Larry Bittner, L OBP: 0.320, SLG: 0.351 (1, 3)	K		1B		E4		BB		5-3	5	0	2	2	0	1	0																							
Ted Ford, R OBP: 0.298, SLG: 0.375 (1, 9)			1B		4-3				4-3	4	0	2	0	0	0	2																							
Tom Grieve, R OBP: 0.270, SLG: 0.315 (1, 7)			1B		4-3				K	4	0	0	0	0	1	6																							
Joe Lovitto, S OBP: 0.310, SLG: 0.268 (1, 8)					K				F7	4	0	2	0	0	1	4																							
Bill Fahey, L OBP: 0.250, SLG: 0.224 (1, 2)					FC1-6				F7	4	0	0	0	0	0	2																							
Vic Harris, S OBP: 0.174, SLG: 0.135 (1, 4)			1B		K				4-3	4	1	1	0	0	1	1																							
Rich Hand, R OBP: 0.204, SLG: 0.235 Paul Lindblad, L OBP: 0.200, SLG: 0.200 (8, 1)			F3		K				6-3	4	0	1	0	0	1	2																							
Inning Stats	R: 0 E: 0 K: 2 S: 7	H: 0 LOB: 0 BB: 7	R: 0 E: 0 K: 0 S: 4	H: 1 LOB: 1 BB: 4	R: 2 E: 0 K: 1 S: 9	H: 4 LOB: 2 BB: 0 P: 9	R: 0 E: 0 K: 2 S: 8	H: 1 LOB: 1 BB: 0 P: 8	R: 1 E: 1 K: 1 S: 8	H: 2 LOB: 2 BB: 0 P: 8	R: 0 E: 0 K: 1 S: 6	H: 1 LOB: 2 BB: 1 P: 10	R: 0 E: 0 K: 0 S: 3	H: 0 LOB: 0 BB: 3	R: 0 E: 0 K: 1 S: 5	H: 0 LOB: 0 BB: 5	1B: 8 2B: 2 3B: 0 HR: 0	SF: 0 SAC: 0 DP: 0 HBP: 0	WP: 0 PB: 0 SB: 2 CS: 0	PA: 39																			
PITCHER	IP	WLS	BF	H	R	ER	SO	BB	IBB	HBP	BLK	WP	HR	S	P	ERA	WHIP	PITCHER				IP	WLS	BF	H	R	ER	SO	BB	IBB	HBP	BLK	WP	HR	S	P	ERA	WHIP	
Tom Bradley, R ERA: 3.05 (1, 1)	6.0		30	10	3	3	6	1	0	0	0	0	0	41	45	4.50	1.833																						
Rich Gossage, R ERA: 3.49 (7, 1)	2.0	W	6	0	0	0	1	0	0	0	0	0	0	8	8	0.00	0.000																						
Terry Forster, L ERA: 2.32 (9, 1)	1.0	S	3	0	0	0	1	0	0	0	0	0	0	5	5	0.00	0.000																						

Texas Rangers @ Chicago White Sox  
Comiskey Park, Chicago, IL  
Sat Sep 23 1972, 8:05 PM EDT  
Att. 7,698 - Unknown - 59 F


AB 38  
R 3  
H 10  
RBI 2  
BB 1  
SO 8  
LOB 21



Batter	1	2	3	4	5	6	7	8	9	AB	R	H	RBI	BB	SO	LOB	BOTTOM																						
Pat Kelly, L OBP: 0.356, SLG: 0.371 (1, 9)	K		E4	BB		1B		2B		5	1	4	0	0	1	0																							
Mike Andrews, R OBP: 0.319, SLG: 0.304 Jorge Orta, L OBP: 0.217, SLG: 0.294 (8, FR)	K		3B	SH1-3		1B		1B		2	1	1	1	2	1	0																							
Tony Muser, L OBP: 0.270, SLG: 0.361 (1, 3)	F9		3-1	BB		BB		F8		4	0	0	0	1	0	5																							
Carlos May, L OBP: 0.393, SLG: 0.424 Jay Johnstone, L OBP: 0.256, SLG: 0.252 (8, 7)			1B	2B		1B		BB		3	1	2	1	1	0	0																							
Rick Reichardt, R OBP: 0.318, SLG: 0.409 Buddy Bradford, R OBP: 0.318, SLG: 0.390 (8, 8)			2B	1B		BB		F9		3	0	1	0	0	0	3																							
Ed Spiezio, R OBP: 0.270, SLG: 0.297 (1, 5)			F2			5-3		K		3	0	0	0	1	1	2																							
Ed Herrmann, L OBP: 0.335, SLG: 0.365 (1, 2)			1B			F9		F5		3	0	1	1	1	0	0																							
Luis Alvarado, R OBP: 0.260, SLG: 0.290 Jim Lytle, L OBP: 0.232, SLG: 0.304 Lee Richard, R OBP: 1.000, SLG: 1.000 Rich Morales, R OBP: 0.258, SLG: 0.254 (9, 6)			F5			F8		1B		3	0	0	0	0	1	5																							
Tom Bradley, R OBP: 0.136, SLG: 0.149 Rich Gossage, R (7, 1)	K					K		F7		3	0	0	0	0	3	2																							
Dick Allen, R OBP: 0.421, SLG: 0.601 Terry Forster, L OBP: 0.526, SLG: 0.500 (9, 1)										1	0	0	0	0	0	1																							
Inning Stats	R: 0 E: 0 K: 2 S: 7	H: 0 LOB: 0 BB: 7	R: 1 E: 0 K: 1 S: 7	H: 2 LOB: 2 BB: 1 P: 11	R: 2 E: 1 K: 1 S: 8	H: 3 LOB: 3 BB: 2 P: 16	R: 0 E: 0 K: 1 S: 6	H: 1 LOB: 3 BB: 2 P: 14	R: 0 E: 0 K: 0 S: 3	H: 0 LOB: 0 BB: 0 P: 3	R: 0 E: 0 K: 1 S: 5	H: 1 LOB: 1 BB: 1 P: 9	R: 0 E: 0 K: 1 S: 5	H: 0 LOB: 0 BB: 0 P: 5	R: 1 E: 0 K: 0 S: 6	H: 3 LOB: 3 BB: 0 P: 6	1B: 6 2B: 3 3B: 1 HR: 0	SF: 0 SAC: 2 DP: 0 HBP: 0	WP: 0 PB: 0 SB: 0 CS: 0	PA: 39																			
PITCHER	IP	WLS	BF	H	R	ER	SO	BB	IBB	HBP	BLK	WP	HR	S	P	ERA	WHIP	PITCHER				IP	WLS	BF	H	R	ER	SO	BB	IBB	HBP	BLK	WP	HR	S	P	ERA	WHIP	
Rich Hand, R ERA: 3.21 Paul Lindblad, L ERA: 2.99 (8, 1)	7.2	L	38	10	4	4	7	5	0	0	0	0	0	46	70	4.70	1.957																						
	0.1		1	0	0	0	0	0	0	0	0	0	0	1	1	0.00	0.000																						

Texas Rangers @ Chicago White Sox  
Comiskey Park, Chicago, IL  
Sat Sep 23 1972, 8:05 PM EDT  
Att. 7,698 - Unknown - 59 F

AB 31  
R 4  
H 10  
RBI 3  
BB 6  
SO 7  
LOB 18





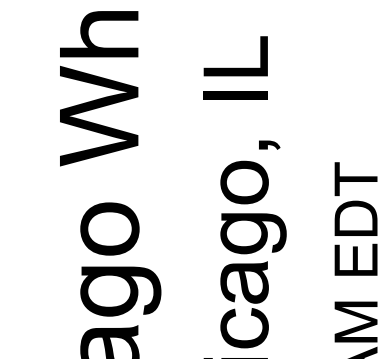
Batter	1	2	3	4	5	6	7	8	9	AB	R	H	RBI	BB	SO	LOB	TOP																
Davey Nelson, R OBP: 0.323, SLG: 0.285	6-3		6-3		E S 1B		F4		G4-6-3 1B	5	0	2	0	0	0	1	<b>Texas Rangers @ Chicago White Sox</b> Comiskey Park, Chicago, IL Sun Sep 24 1972, 4:33 AM EDT Alt: 8,430 - Unknown - 76 F																
Joe Lovitto, S OBP: 0.308, SLG: 0.267	4-3		CS 1B		K		4-3		G4-6-3 1-2 1B	5	0	1	1	0	1	2																	
Ted Ford, R OBP: 0.298, SLG: 0.381	1-3		CS 1-2		HR		F4			4	1	1	1	0	0	1																	
Dick Billings, R OBP: 0.296, SLG: 0.322		K		BB 2B 1B					K	3	1	1	0	1	2	0																	
Tom Grieve, R OBP: 0.277, SLG: 0.310	E5 WP			BB 2B BB			F4		1B BB	2	1	0	0	2	0	2																	
Larry Blittner, L OBP: 0.317, SLG: 0.347	F2			BB			L6		F7 BB	4	0	0	0	0	0	4																	
Toby Harrah, R OBP: 0.320, SLG: 0.327	5-3						F2		FC4-6 1B	4	0	1	0	0	0	3																	
Vic Harris, S OBP: 0.187, SLG: 0.175									FC4-6 1-2 1B	4	1	3	2	0	0	2																	
Pete Broberg, R OBP: 0.093, SLG: 0.118			PB 1B 2B						FC4-6 1-2 1B	0	0	0	0	0	0	0																	
Don Stanhouse, R OBP: 0.207, SLG: 0.185				1-H 2-H						0	0	0	0	0	0	0																	
Bill Gogolewski, L OBP: 0.184, SLG: 0.139			1-3						1-3	2	0	0	0	0	1	2																	
Paul Lindblad, L OBP: 0.200, SLG: 0.200			1-3							0	0	0	0	0	0	0																	
Horacio Pina, R OBP: 0.333, SLG: 0.200										0	0	0	0	0	0	0																	
Rich Hinton, L OBP: 0.200, SLG: 0.600										1	0	0	0	0	1	1																	
Marty Martinez, S OBP: 0.200, SLG: 0.200			2-3							1	0	0	0	0	0	0																	
<b>Inning Stats</b>	R: 0 E: 0 K: 0 S: 3	H: 0 LOB: 0 BB: 0 P: 3	R: 0 E: 1 K: 1 S: 6	H: 0 LOB: 1 BB: 0 P: 6	R: 1 E: 0 K: 0 S: 4	H: 2 LOB: 0 BB: 0 P: 4	R: 3 E: 0 K: 1 S: 8	H: 3 LOB: 1 BB: 1 P: 12	R: 0 E: 0 K: 1 S: 6	H: 1 LOB: 2 BB: 1 P: 10	R: 0 E: 0 K: 0 S: 3	H: 0 LOB: 0 BB: 0 P: 3	R: 0 E: 0 K: 1 S: 6	H: 1 LOB: 2 BB: 0 P: 10	R: 0 E: 0 K: 0 S: 3	H: 1 LOB: 0 BB: 0 P: 3	1B: 5 2B: 2 3B: 1 HR: 1	SF: 0 SAC: 0 DP: 1 HBP: 0	WP: 1 PB: 1 SB: 1 CS: 1	PA: 39													
<b>PITCHER</b>	IP WLS BF H R ER SO BB IBB HBP BLK WP HR S P ERA WHIP																																
Wilbur Wood, L ERA: 2.5	4.0	18	5	4	4	2	1	0	0	0	0	1	1	21	25	9.00	1.500																
Cy Acosta, R ERA: 1.6	2.0	9	2	0	0	2	1	0	0	0	0	0	0	12	16	0.00	1.500																
Rich Gossage, R ERA: 3.39	2.0	W	8	1	0	0	1	0	0	0	0	0	0	9	13	0.00	1.000																
Terry Forster, L ERA: 2.3	1.0	S	3	1	0	0	0	0	0	0	0	0	0	3	3	0.00	1.000																

Batter	1	2	3	4	5	6	7	8	9	AB	R	H	RBI	BB	SO	LOB	BOTTOM																
Pat Kelly, L OBP: 0.363, SLG: 0.376	5-3 1B		SH5-4 1B BB	FC5 BB 1-2 2-3 BB		CS 1B		WP SF8 HR 1B		3	1	3	0	2	0	0	<b>Texas Rangers @ Chicago White Sox</b> Comiskey Park, Chicago, IL Sun Sep 24 1972, 4:33 AM EDT Alt: 8,430 - Unknown - 76 F																
Mike Andrews, R OBP: 0.317, SLG: 0.302	5-3 1-2		SH5-4	K		F3		SF8		3	0	0	1	0	1	5																	
Dick Allen, R OBP: 0.223, SLG: 0.606	F3									4	1	2	4	1	0	0																	
Jorge Orta, L OBP: 0.217, SLG: 0.294			1B	1-2 2-3 BB				5-3		0	0	0	0	0	0	0																	
Carlos May, L OBP: 0.396, SLG: 0.425			2-H 3-H	1B				HR		3	0	2	0	2	0	3																	
Jay Johnstone, L OBP: 0.256, SLG: 0.252	1B		FC6-4	2-3 BB				BB		0	0	0	0	0	0	0																	
Rick Reichardt, R OBP: 0.322, SLG: 0.412								BB		3	0	2	0	0	0	2																	
Buddy Bradford, R OBP: 0.348, SLG: 0.390	L5-3 1B		FC6-4	1-2 BB				BB		0	1	0	0	2	0	0																	
Ed Spiozio, R OBP: 0.272, SLG: 0.302	L5-3 1-2			1B				F3		5	1	2	1	0	0	6																	
Ed Herrmann, L OBP: 0.334, SLG: 0.362								F4		3	0	0	0	1	0	5																	
Luis Alvarado, R OBP: 0.260, SLG: 0.290								F7		0	0	0	0	0	0	0																	
Tony Musser, L OBP: 0.283, SLG: 0.351										1	0	0	0	0	1	2																	
Rich Morales, R OBP: 0.259, SLG: 0.255										3	1	1	0	0	0	2																	
Wilbur Wood, R OBP: 0.183, SLG: 0.142										1	1	1	0	0	0	0																	
Jim Duda, L OBP: 0.249, SLG: 0.316										0	0	0	0	0	0	0																	
Hank Aiken, R ERA: 2.56										0	0	0	0	0	0	0																	
Cy Acosta, R ERA: 3.39										1	0	0	0	0	1	0																	
Tom Egan, R OBP: 0.217, SLG: 0.232			SH5-4 BB							0	0	0	0	0	0	0																	
Rich Gossage, R ERA: 3.39										0	0	0	0	0	0	0																	
Lee Richard, R OBP: 1.000, SLG: 1.000										1	1	1	0	0	0	0																	
Terry Forster, L OBP: 0.200, SLG: 0.500										0	0	0	0	0	0	0																	
<b>Inning Stats</b>	R: 0 E: 0 K: 0 S: 3	H: 1 LOB: 0 BB: 0 P: 3	R: 0 E: 0 K: 1 S: 6	H: 2 LOB: 1 BB: 1 P: 10	R: 1 E: 0 K: 0 S: 5	H: 3 LOB: 2 BB: 1 P: 9	R: 2 E: 0 K: 1 S: 8	H: 3 LOB: 3 BB: 2 P: 16	R: 1 E: 0 K: 0 S: 4	H: 2 LOB: 2 BB: 0 P: 4	R: 0 E: 0 K: 1 S: 5	H: 1 LOB: 0 BB: 0 P: 5	R: 0 E: 0 K: 0 S: 3	H: 0 LOB: 2 BB: 2 P: 11	R: 3 E: 0 K: 0 S: 6	H: 3 LOB: 2 BB: 2 P: 14	1B: 13 2B: 2 3B: 0 HR: 1	SF: 1 SAC: 1 DP: 1 HBP: 0	WP: 1 PB: 1 SB: 1 CS: 1	PA: 42													
<b>PITCHER</b>	IP WLS BF H R ER SO BB IBB HBP BLK WP HR S P ERA WHIP																																
Bill Gogolewski, R ERA: 4.23	1.1	18	9	3	3	1	1	0	0	0	0	0	0	18	26	8.10	3.000																
Paul Lindblad, L ERA: 2.56	0.0	1	0	0	0	0	1	0	0	0	0	0	0	4																			
Horacio Pina, R ERA: 3.39	0.2	5	2	1	1	1	1	0	0	0	0	0	0	6	10	13.50	4.500																
Rich Hinton, L ERA: 4.32	3.1	L	13	3	2	2	1	2	0	0	0	0	0	13	21	5.40	1.500																
Pete Broberg, R ERA: 4.29	0.1	3	1	1	1	0	1	0	0	0	0	1	1	2	6	27.00	6.000																
<b>PITCHER</b>	IP WLS BF H R ER SO BB IBB HBP BLK WP HR S P ERA WHIP																																
Don Stanhouse, R ERA: 3.83	0.1	2	0	0	0	0	1	0	0	0	0	0	0	1	5	0.00	3.000																

AB 35  
R 4  
H 9  
RBI 4  
BB 3  
SO 5  
LOB 18



AB 32  
R 7  
H 15  
RBI 7  
BB 8  
SO 3  
LOB 25





Batter	1	2	3	4	5	6	7	8	9	AB	R	H	RBI	BB	SO	LOB	TOP			
Paul Schaal, R (1.5) OBP: 0.320, SLG: 0.330	4-3		F4			F2											5 0 2 0 0 0 1			
Amos Otis, R (1.8) OBP: 0.353, SLG: 0.414	F3		K			L9											5 0 0 0 0 0 2 4			
Steve Hovley, L (1.9) OBP: 0.347, SLG: 0.346	BB		1B			F6			4-3								4 0 1 0 1 0 1			
John Mayberry, L (1.3) OBP: 0.386, SLG: 0.489	4-3		1B			1B			3-1								3 0 1 0 1 0 1			
Lou Piniella, R (1.7) OBP: 0.351, SLG: 0.437		6-3	FC6-4			1B			4-3								4 0 1 0 0 0 2			
Ed Kirkpatrick, L (1.2) OBP: 0.354, SLG: 0.395		E				F4			K								4 2 2 1 0 1 2			
Cookie Rojas, R (1.4) OBP: 0.318, SLG: 0.333		1-3				5-3			6-3								4 0 1 0 0 0 3			
Bobby Floyd, R (1.6) OBP: 0.209, SLG: 0.201		E8				B2			F5								4 0 2 1 0 0 1			
Steve Busby, R (1.1) OBP: 0.231, SLG: 0.308		L9				K			B2								4 0 0 0 0 1 3			
<b>Inning Stats</b>	R: 0 E: 0 K: 0 S: 3	H: 0 LOB: 1 BB: 1 P: 7	R: 1 E: 1 K: 0 S: 5	H: 2 LOB: 1 BB: 0 P: 5	R: 0 E: 0 K: 1 S: 7	H: 2 LOB: 2 BB: 0 P: 7	R: 1 E: 0 K: 1 S: 8	H: 3 LOB: 2 BB: 0 P: 8	R: 0 E: 0 K: 0 S: 4	H: 1 LOB: 2 BB: 1 P: 8	R: 0 E: 0 K: 0 S: 3	H: 0 LOB: 0 BB: 0 P: 3	R: 0 E: 0 K: 1 S: 5	H: 0 LOB: 0 BB: 0 P: 5	R: 0 E: 0 K: 1 S: 6	H: 1 LOB: 1 BB: 0 P: 6	1B: 8 2B: 1 3B: 0 HR: 1	SF: 0 SAC: 0 DP: 0 HBP: 0	WP: 0 PB: 0 SB: 0 CS: 0	PA: 39
<b>PITCHER</b>	IP WLS BF H R ER SO BB IBB HBP BLK WP HR S P ERA WHIP																			
Stan Bahnsen, R (1.1) ERA: 3.58	6.0 L 29 9 2 2 2 2 0 0 0 0 0 1 31 39 3.00 1.833																			
Dave Lemonds, L (7.1) ERA: 3.91	2.0 6 0 0 0 1 0 0 0 0 0 0 0 8 8 0.00 0.000																			
Cy Acosta, R (9.1) ERA: 1.56	1.0 4 1 0 0 1 0 0 0 0 0 0 0 6 6 0.00 1.000																			

**Kansas City Royals @ Chicago White Sox**  
Comiskey Park, Chicago, IL  
Tue Sep.26 1972, 8:05 PM EDT  
Att. 9,664 - Unknown - 61 F

livebaseballscorecards.com

AB	37
R	2
H	10
RBI	2
BB	2
SO	4
LOB	18



Batter	1	2	3	4	5	6	7	8	9	AB	R	H	RBI	BB	SO	LOB	BOTTOM			
Pat Kelly, L (1.9) OBP: 0.360, SLG: 0.372	K		K			K											4 0 0 0 0 4 2			
Mike Andrews, R (1.4) OBP: 0.314, SLG: 0.299	F3					K			F6								4 0 0 0 0 1 2			
Dick Allen, R (1.3) OBP: 0.421, SLG: 0.604	L9					K			4-3								4 0 1 0 0 1 0			
Carlos May, L (1.7) OBP: 0.399, SLG: 0.434						F8			1B								4 1 3 1 0 0 0			
Rick Reichardt, R (1.8) OBP: 0.318, SLG: 0.406						6-3			K								4 0 0 0 0 1 3			
Ed Spiezio, R (1.5) OBP: 0.269, SLG: 0.298						K			K								4 0 0 0 0 2 3			
Ed Herrmann, L (1.2) OBP: 0.332, SLG: 0.359						F8			F5								3 0 0 0 0 0 3			
Luis Alvarado, R (1.6) OBP: 0.257, SLG: 0.287						5-3			F5								3 0 0 0 0 1 0			
Stan Bahnsen, R (1.1) OBP: 0.174, SLG: 0.178						6-3											1 0 0 0 0 0 0			
Jim Lytle, L (6. PH) OBP: 0.229, SLG: 0.316																	0 0 0 0 0 1 0			
Dave Lemonis, L (7.1) OBP: 0.154, SLG: 0.120																	0 0 0 0 0 0 0			
Tony Muser, R (8. PH) OBP: 0.256, SLG: 0.308																	1 0 1 0 0 0 0			
Hank Allen, R (8. PH) OBP: 0.256, SLG: 0.308																	0 0 0 0 0 0 0			
Cy Acosta, R (9.1) OBP: 0.256, SLG: 0.308																	0 0 0 0 0 0 0			
<b>Inning Stats</b>	R: 0 E: 0 K: 1 S: 5	H: 0 LOB: 0 BB: 0 P: 5	R: 0 E: 0 K: 0 S: 4	H: 1 LOB: 1 BB: 0 P: 4	R: 0 E: 0 K: 1 S: 5	H: 0 LOB: 0 BB: 0 P: 5	R: 0 E: 0 K: 1 S: 5	H: 0 LOB: 0 BB: 0 P: 5	R: 0 E: 0 K: 2 S: 7	H: 0 LOB: 1 BB: 1 P: 11	R: 0 E: 0 K: 2 S: 9	H: 2 LOB: 2 BB: 0 P: 9	R: 0 E: 0 K: 2 S: 8	H: 1 LOB: 1 BB: 0 P: 8	R: 0 E: 0 K: 0 S: 4	H: 1 LOB: 0 BB: 0 P: 4	1B: 4 2B: 0 3B: 0 HR: 1	SF: 0 SAC: 0 DP: 0 HBP: 0	WP: 0 PB: 0 SB: 0 CS: 0	PA: 33
<b>PITCHER</b>	IP WLS BF H R ER SO BB IBB HBP BLK WP HR S P ERA WHIP																			
Steve Busby, R (1.1) ERA: 1.32	9.0 W 33 5 1 1 10 1 0 0 0 0 1 52 56 1.00 0.667																			

**Kansas City Royals @ Chicago White Sox**  
Comiskey Park, Chicago, IL  
Tue Sep.26 1972, 8:05 PM EDT  
Att. 9,664 - Unknown - 61 F

livebaseballscorecards.com

AB	32
R	1
H	5
RBI	1
BB	1
SO	10
LOB	13





Batter	1	2	3	4	5	6	7	8	9	AB	R	H	RBI	BB	SO	LOB	TOP											
<b>Paul Schaaf, R</b> OBP: 0.323, SLG: 0.330										3	1	1	0	2	1	2	<b>Kansas City Royals @ Chicago White Sox</b> Comiskey Park, Chicago, IL Wed Sep 27 1972, 4:33 AM EDT Alt. 4,752 - Unknown - 58 F											
<b>Amos Otis, R</b> OBP: 0.350, SLG: 0.410										5	0	0	0	0	0	4												
<b>Riche Scheinblum, S</b> OBP: 0.389, SLG: 0.424 <b>Steve Hovley, L</b> OBP: 0.346, SLG: 0.344										3	0	0	0	0	2	0												
<b>John Mayberry, L</b> OBP: 0.391, SLG: 0.503										4	2	4	2	0	0	0												
<b>Lou Piniella, R</b> OBP: 0.351, SLG: 0.436										4	1	1	1	0	0	3												
<b>Carl Taylor, R</b> OBP: 0.368, SLG: 0.327										4	0	1	1	0	0	3												
<b>Cookie Rojas, R</b> OBP: 0.318, SLG: 0.335										4	0	1	0	0	0	1												
<b>Freddie Patek, R</b> OBP: 0.284, SLG: 0.283										4	0	1	0	0	1	1												
<b>Roger Nelson, R</b> OBP: 0.148, SLG: 0.098										3	0	0	0	1	1	1												
<b>Inning Stats</b>	R: 2 E: 0 K: 0 S: 4	H: 1 LOB: 0 BB: 1 P: 8	R: 0 E: 0 K: 0 S: 4	H: 1 LOB: 2 BB: 1 P: 8	R: 2 E: 0 K: 1 S: 8	H: 3 LOB: 1 BB: 0 P: 8	R: 0 E: 0 K: 1 S: 5	H: 0 LOB: 1 BB: 1 P: 9	R: 0 E: 0 K: 1 S: 6	H: 1 LOB: 1 BB: 0 P: 6	R: 0 E: 0 K: 1 S: 7	H: 2 LOB: 2 BB: 0 P: 7	R: 0 E: 1 K: 0 S: 4	H: 1 LOB: 2 BB: 0 P: 4	R: 0 E: 0 K: 0 S: 3	H: 0 LOB: 0 BB: 0 P: 3	R: 0 E: 0 K: 1 S: 5	H: 0 LOB: 0 BB: 0 P: 5	1B: 5 2B: 2 3B: 1 HR: 1	SF: 0 SAC: 1 DP: 1 HBP: 0	WP: 0 PB: 0 SB: 1 CS: 0	PA: 39						
<b>PITCHER</b>	IP	WLS	BF	H	R	ER	SO	BB	IBB	HBP	BLK	WP	HR	S	P	ERA	WHIP											
<b>Wilbur Wood, L</b> ERA: 2.54	(1, 1)	8.0	L	36	9	4	4	4	3	0	0	0	0	1	41	53	4.50	1.500										
<b>Terry Forster, L</b> ERA: 2.27	(9, 1)	1.0		3	0	0	0	1	0	0	0	0	0	0	5	5	0.00	0.000										

Batter	1	2	3	4	5	6	7	8	9	AB	R	H	RBI	BB	SO	LOB	BOTTOM										
<b>Pat Kelly, L</b> OBP: 0.357, SLG: 0.368										4	0	0	0	0	1	0	<b>Kansas City Royals @ Chicago White Sox</b> Comiskey Park, Chicago, IL Wed Sep 27 1972, 4:33 AM EDT Alt. 4,752 - Unknown - 58 F										
<b>Jim Lyttle, L</b> OBP: 0.274, SLG: 0.361										4	2	2	0	0	0	0											
<b>Dick Allen, R</b> OBP: 0.420, SLG: 0.603										4	0	1	1	0	2	1											
<b>Carlos May, L</b> OBP: 0.401, SLG: 0.437										3	0	2	1	0	0	0											
<b>Mike Andrews, R</b> OBP: 0.312, SLG: 0.297										4	0	0	0	0	2	4											
<b>Ed Spiezio, R</b> OBP: 0.285, SLG: 0.294										4	0	0	0	0	1	4											
<b>Ed Herrmann, L</b> OBP: 0.334, SLG: 0.362										3	0	2	0	0	0	1											
<b>Luis Alvarado, R</b> OBP: 0.256, SLG: 0.286 <b>Jorge Orta, L</b> OBP: 0.215, SLG: 0.288										1	0	0	0	0	0	1											
<b>Wilbur Wood, R</b> OBP: 0.180, SLG: 0.139 <b>Tony Muser, L</b> OBP: 0.275, SLG: 0.359 <b>Terry Forster, L</b> OBP: 0.526, SLG: 0.500										2	0	0	0	0	1	1											
<b>Inning Stats</b>	R: 1 E: 0 K: 0 S: 5	H: 2 LOB: 2 BB: 0 P: 6	R: 0 E: 0 K: 1 S: 5	H: 1 LOB: 0 BB: 0 P: 5	R: 0 E: 0 K: 2 S: 7	H: 0 LOB: 0 BB: 0 P: 7	R: 0 E: 0 K: 0 S: 3	H: 1 LOB: 0 BB: 0 P: 3	R: 0 E: 0 K: 2 S: 7	H: 0 LOB: 0 BB: 0 P: 7	R: 0 E: 1 K: 1 S: 6	H: 1 LOB: 1 BB: 0 P: 6	R: 0 E: 0 K: 1 S: 5	H: 0 LOB: 0 BB: 0 P: 5	R: 1 E: 0 K: 1 S: 7	H: 2 LOB: 1 BB: 0 P: 7	1B: 4 2B: 2 3B: 1 HR: 0	SF: 0 SAC: 0 DP: 2 HBP: 1	WP: 0 PB: 0 SB: 0 CS: 0	PA: 33							
<b>PITCHER</b>	IP	WLS	BF	H	R	ER	SO	BB	IBB	HBP	BLK	WP	HR	S	P	ERA	WHIP										
<b>Roger Nelson, R</b> ERA: 2.19	(1, 1)	9.0	W	33	7	2	2	8	0	0	1	0	0	48	49	2.00	0.778										



Batter	1	2	3	4	5	6	7	8	9	AB	R	H	RBI	BB	SO	LOB	TOP			
Lee Richard, R (1, 8) OBP: 0.714, SLG: 0.714										5	2	3	0	0	1	0				
Jorge Orta, L (1, 4) OBP: 0.221, SLG: 0.294										5	2	2	0	0	1	3				
Jim Lyttle, L (1, 9) OBP: 0.254, SLG: 0.333										5	0	0	0	0	3	6				
Carlos May, L (1, 7) OBP: 0.404, SLG: 0.438										1	1	1	2	2	0	0				
Jay Johnstone, L (4, 7) OBP: 0.250, SLG: 0.254										2	0	1	1	0	0	0				
Tony Muser, L (1, 3) OBP: 0.295, SLG: 0.419										4	0	2	2	0	0	1				
Hank Allen, R (1, 5) OBP: 0.250, SLG: 0.250										4	0	1	0	0	0	3				
Rudy Hernandez, R (1, 6) OBP: 0.333, SLG: 0.333										4	0	1	0	0	0	2				
Chuck Brinkman, R (1, 2) OBP: 0.170, SLG: 0.114										4	0	0	0	0	0	3				
Tom Bradley, R (1, 1) OBP: 0.141, SLG: 0.154										4	0	1	0	0	1	3				
<b>Inning Stats</b>	R: 2 E: 0 K: 1 S: 9	H: 4 LOB: 2 BB: 0 P: 9	R: 0 E: 0 K: 0 S: 5	H: 2 LOB: 2 BB: 0 P: 5	R: 0 E: 0 K: 0 S: 5	H: 2 LOB: 1 BB: 1 P: 9	R: 2 E: 0 K: 2 S: 9	H: 2 LOB: 1 BB: 1 P: 13	R: 0 E: 0 K: 0 S: 3	H: 0 LOB: 0 BB: 0 P: 3	R: 0 E: 0 K: 0 S: 3	H: 0 LOB: 0 BB: 0 P: 3	R: 0 E: 0 K: 1 S: 5	H: 0 LOB: 1 BB: 0 P: 5	R: 1 E: 0 K: 2 S: 8	H: 2 LOB: 1 BB: 0 P: 8	1B: 11 2B: 0 3B: 1 HR: 0	SF: 0 SAC: 0 DP: 0 HBP: 0	WP: 0 PB: 0 SB: 2 CS: 0	PA: 40
<b>PITCHER</b>	IP WLS BF H R ER SO BB IBB HBP BLK WP HR S P ERA WHIP																			
Rich Hand, R (1, 1) ERA: 3.32	5.0 L 27 10 4 4 3 1 1 0 0 0 0 31 39 7.20 2.200																			
Rich Hinton, L (6, 1) ERA: 3.95	3.0 9 0 0 0 1 0 0 0 0 0 0 11 11 0.00 0.000																			
Pete Broberg, R (9, 1) ERA: 4.32	1.0 4 2 1 1 2 0 0 0 0 0 0 8 8 9.00 2.000																			

Chicago White Sox @ Texas Rangers  
Arlington Stadium, Arlington, TX  
Fri Sep 29 1972, 8:05 PM EDT  
Att: 5,076 - Unknown

AB	38
R	5
H	12
RBI	5
BB	2
SO	6
LOB	21



Batter	1	2	3	4	5	6	7	8	9	AB	R	H	RBI	BB	SO	LOB	BOTTOM					
Davey Nelson, R (1, 8) OBP: 0.325, SLG: 0.288										4	0	3	1	0	0	0						
Jim Mason, L (1, 5) OBP: 0.250, SLG: 0.217										4	0	0	0	0	2	4						
Larry Bittner, L (1, 3) OBP: 0.314, SLG: 0.341										4	0	1	0	0	0	1						
Ted Ford, R (1, 9) OBP: 0.296, SLG: 0.381										4	0	1	0	0	2	0						
Tom Grieve, R (1, 7) OBP: 0.271, SLG: 0.296										3	0	0	0	1	2	3						
Toby Harrah, R (1, 6) OBP: 0.324, SLG: 0.331										4	0	2	0	0	0	1						
Bill Fahey, L (1, 2) OBP: 0.252, SLG: 0.208										4	0	0	0	0	1	3						
Vic Harris, S (1, 4) OBP: 0.189, SLG: 0.178										4	1	1	0	0	1	2						
Rich Hand, R (1, 1) OBP: 0.200, SLG: 0.231										1	0	0	0	0	0	0						
Dalton Jones, L (5, PH) OBP: 0.202, SLG: 0.245										1	0	0	0	0	1	1						
Rich Hinton, L (6, 1) OBP: 0.200, SLG: 0.600										0	0	0	0	0	0	0						
Marty Martinez, S (8, PH) OBP: 0.204, SLG: 0.195										1	0	0	0	0	1	0						
Pete Broberg, R (9, 1) OBP: 0.295, SLG: 0.118										0	0	0	0	0	1	0						
<b>Inning Stats</b>	R: 0 E: 0 K: 2 S: 9	H: 3 LOB: 2 BB: 0 P: 9	R: 0 E: 0 K: 1 S: 5	H: 0 LOB: 0 BB: 0 P: 5	R: 0 E: 1 K: 0 S: 3	H: 0 LOB: 0 BB: 0 P: 3	R: 0 E: 0 K: 1 S: 5	H: 0 LOB: 1 BB: 1 P: 9	R: 1 E: 0 K: 2 S: 9	H: 2 LOB: 1 BB: 0 P: 9	R: 0 E: 0 K: 1 S: 5	H: 0 LOB: 0 BB: 0 P: 5	R: 0 E: 0 K: 0 S: 3	H: 1 LOB: 0 BB: 0 P: 3	R: 0 E: 0 K: 1 S: 6	H: 1 LOB: 1 BB: 0 P: 6	R: 0 E: 1 K: 2 S: 9	H: 1 LOB: 2 BB: 0 P: 9	1B: 5 2B: 4 3B: 0 HR: 0	SF: 0 SAC: 0 DP: 3 HBP: 0	WP: 1 PB: 0 SB: 0 CS: 1	PA: 35
<b>PITCHER</b>	IP WLS BF H R ER SO BB IBB HBP BLK WP HR S P ERA WHIP																					
Tom Bradley, R (1, 1) ERA: 2.98	9.0 W 35 8 1 1 10 1 0 0 0 1 0 54 58 1.00 1.000																					

Chicago White Sox @ Texas Rangers  
Arlington Stadium, Arlington, TX  
Fri Sep 29 1972, 8:05 PM EDT  
Att: 5,076 - Unknown

AB	34
R	1
H	8
RBI	1
BB	1
SO	10
LOB	15










Batter	1	2	3	4	5	6	7	8	9	AB	R	H	RBI	BB	SO	LOB	TOP			
Lee Richard, R (1, 8) OBP: 0.375, SLG: 0.375	K		F7			F9		F3		4	0	0	0	0	1	1				
Jorge Orta, L (1, 4) OBP: 0.223, SLG: 0.284	G3			K		4-3 BB		E4		3	0	0	0	1	1	0				
Pat Kelly, L (1, 9) OBP: 0.357, SLG: 0.370	6-3			1B		4-3		K		4	0	1	0	0	1	2				
Tony Muser, L (1, 3) OBP: 0.288, SLG: 0.392		K		1B		3-1		F5		4	0	1	0	0	1	1				
Jay Johnstone, L (1, 7) OBP: 0.257, SLG: 0.255	K			F8						3	0	0	0	0	2	2				
Walt Williams, R (7, 7) OBP: 0.291, SLG: 0.318										0	0	0	0	0	0	0				
Hank Allen, R (1, 5) OBP: 0.182, SLG: 0.182	K			FC6-4						3	0	0	0	0	1	2				
Ed Herrmann, L (1, 2) OBP: 0.332, SLG: 0.359			K			F7		K		3	0	0	0	0	2	0				
Rudy Hernandez, R (1, 6) OBP: 0.300, SLG: 0.300										2	0	1	0	0	1	0				
Jim Lyttle, L (8, PH) OBP: 0.254, SLG: 0.329						K		3-1		1	0	0	0	0	0	0				
Wilbur Wood, R (1, 1) OBP: 0.176, SLG: 0.136			K			K		K		3	0	0	0	0	3	1				
<b>Inning Stats</b>	R: 0 E: 0 K: 1 S: 5	H: 0 LOB: 0 BB: 0 P: 5	R: 0 E: 0 K: 3 S: 9	H: 0 LOB: 0 BB: 0 P: 9	R: 0 E: 0 K: 2 S: 8	H: 1 LOB: 1 BB: 0 P: 8	R: 0 E: 0 K: 1 S: 7	H: 2 LOB: 2 BB: 0 P: 7	R: 0 E: 0 K: 2 S: 3	H: 0 LOB: 0 BB: 1 P: 7	R: 0 E: 0 K: 2 S: 7	H: 0 LOB: 0 BB: 0 P: 7	R: 0 E: 0 K: 1 S: 5	H: 0 LOB: 0 BB: 0 P: 5	R: 0 E: 1 K: 1 S: 5	H: 0 LOB: 0 BB: 0 P: 5	1B: 3 2B: 0 3B: 0 HR: 0	SF: 0 SAC: 0 DP: 0 HBP: 0	WP: 0 PB: 0 SB: 0 CS: 1	PA: 31
<b>PITCHER</b> Dick Bosman, R (1, 1) ERA: 3.63	IP: 9.0 WLS: W BF: 31 H: 3 R: 0 ER: 0 SO: 13 BB: 1 IBB: 0 HBP: 0 BLK: 0 WP: 0 HR: 0 S: 56 P: 60 ERA: 0.00 WHIP: 0.444																			

Chicago White Sox @ Texas Rangers  
Arlington Stadium, Arlington, TX  
Sun Oct 01 1972, 4:33 AM EDT  
Att: 5,121 - Unknown


AB 30  
R 0  
H 3  
RBI 0  
BB 1  
SO 13  
LOB 9



Batter	1	2	3	4	5	6	7	8	9	AB	R	H	RBI	BB	SO	LOB	BOTTOM			
Davey Nelson, R (1, 8) OBP: 0.324, SLG: 0.286	F8 1B BB		F2			SH1-4 1B		4-3		3	1	1	0	1	0	0				
Toby Harrah, R (1, 6) OBP: 0.320, SLG: 0.325	F8		5-3			SH1-4 BB		5-3		3	0	0	0	1	0	1				
Ted Ford, R (1, 9) OBP: 0.298, SLG: 0.385	L5-3 1B					SH1-4		1-3		3	0	1	1	0	0	0				
Dick Billings, R (1, 7) OBP: 0.299, SLG: 0.325	L5-3					FC4-6 IBB				2	0	0	0	1	0	1				
Larry Bittner, L (1, 3) OBP: 0.314, SLG: 0.339			F9			K				3	0	0	0	0	1	3				
Tom Ragland, R (1, 5) OBP: 0.238, SLG: 0.207						FC4-6				3	0	0	0	0	0	3				
Bill Fahey, L (1, 2) OBP: 0.240, SLG: 0.196								G3		3	0	0	0	0	0	1				
Vic Harris, S (1, 4) OBP: 0.194, SLG: 0.179			K			FC6-4 1B		K		3	0	1	0	0	2	1				
Dick Bosman, R (1, 1) OBP: 0.111, SLG: 0.113			5-3			FC6-4		6-3		3	0	0	0	0	0	1				
<b>Inning Stats</b>	R: 1 E: 0 K: 0 S: 3	H: 1 LOB: 0 BB: 1 P: 7	R: 0 E: 1 K: 1 S: 6	H: 0 LOB: 0 BB: 0 P: 6	R: 0 E: 0 K: 0 S: 3	H: 0 LOB: 0 BB: 0 P: 3	R: 0 E: 0 K: 0 S: 3	H: 0 LOB: 0 BB: 0 P: 3	R: 0 E: 0 K: 0 S: 4	H: 1 LOB: 1 BB: 0 P: 4	R: 0 E: 0 K: 1 S: 6	H: 1 LOB: 3 BB: 2 P: 14	R: 0 E: 0 K: 1 S: 5	H: 0 LOB: 0 BB: 0 P: 5	R: 0 E: 0 K: 0 S: 3	H: 0 LOB: 0 BB: 0 P: 3	1B: 3 2B: 1 3B: 0 HR: 0	SF: 0 SAC: 1 DP: 1 HBP: 0	WP: 0 PB: 0 SB: 2 CS: 0	PA: 30
<b>PITCHER</b> Wilbur Wood, L (1, 1) ERA: 2.51	IP: 8.0 WLS: L BF: 30 H: 3 R: 1 ER: 1 SO: 3 BB: 2 IBB: 1 HBP: 0 BLK: 0 WP: 0 HR: 0 S: 33 P: 45 ERA: 1.12 WHIP: 0.625																			

Chicago White Sox @ Texas Rangers  
Arlington Stadium, Arlington, TX  
Sun Oct 01 1972, 4:33 AM EDT  
Att: 5,121 - Unknown

AB 26  
R 1  
H 3  
RBI 1  
BB 3  
SO 3  
LOB 11






Batter	1	2	3	4	5	6	7	8	9	AB	R	H	RBI	BB	SO	LOB	TOP								
Lee Richard, R (1, 8) OBP: 0.286, SLG: 0.286	F8		F9		G6-4-3			F5	F4	5	0	0	0	0	0	3									
Jorge Orta, L (1, 4) OBP: 0.232, SLG: 0.311	F8		K					2B HR		3	2	1	1	1	1	0									
Jim Lytle, L (1, 9) OBP: 0.253, SLG: 0.338	K		K					HR		4	1	1	0	0	2	0									
Tony Muser, L (1, 3) OBP: 0.304, SLG: 0.407		1B		L4				HR		3	2	1	0	1	0	0									
Rick Reichardt, R (1, 7) OBP: 0.321, SLG: 0.409		2B						BB		3	0	2	1	0	1	0									
Jay Johnstone, L (6, 7) OBP: 0.257, SLG: 0.255		BB								0	0	0	0	0	0	0									
Buddy Bradford, R (8, PH) OBP: 0.362, SLG: 0.476	BB	E		G5-4-3				HR		1	1	1	4	0	0	0									
Hank Allen, R (1, 5) OBP: 0.133, SLG: 0.133	F3			G5-4-3				HR		4	0	0	0	0	0	2									
Rudy Hernandez, R (1, 6) OBP: 0.214, SLG: 0.214	E2								F7	4	0	0	0	0	0	1	AB 33								
Chuck Brinkman, R (1, 2) OBP: 0.208, SLG: 0.143										3	0	2	0	1	0	0	R 6								
Jim Geddes, R (1, 1)										1	0	0	0	0	0	3	H 8								
Dave Lemonds, L (6, 1) OBP: 0.154, SLG: 0.120	F9									0	0	0	0	0	0	0	RBI 6								
Walt Williams, R (8, PH) OBP: 0.289, SLG: 0.317										1	0	0	0	0	0	0	BB 3								
Dan Neumeier, R (8, 1)										1	0	0	0	0	1	1	SO 5								
Terry Forster, L (9, 1) OBP: 0.526, SLG: 0.500										0	0	0	0	0	0	0	LOB 10								
<b>Inning Stats</b>	R: 0 E: 0 K: 1 S: 5	H: 0 LOB: 0 BB: 0 P: 5	R: 1 E: 1 K: 0 S: 5	H: 2 LOB: 2 BB: 1 P: 9	R: 0 E: 0 K: 2 S: 7	H: 0 LOB: 0 BB: 0 P: 7	R: 0 E: 0 K: 0 S: 3	H: 1 LOB: 0 BB: 0 P: 3	R: 0 E: 1 K: 0 S: 4	H: 1 LOB: 1 BB: 0 P: 4	R: 1 E: 0 K: 1 S: 6	H: 1 LOB: 0 BB: 0 P: 6	R: 0 E: 0 K: 0 S: 3	H: 0 LOB: 0 BB: 0 P: 3	R: 4 E: 0 K: 0 S: 5	H: 2 LOB: 2 BB: 2 P: 13	R: 0 E: 0 K: 1 S: 6	H: 1 LOB: 1 BB: 0 P: 6	1B: 4 2B: 2 3B: 0 HR: 2	SF: 0 SAC: 1 DP: 2 HBP: 0	WP: 0 PB: 0 SB: 0 CS: 0	PA: 37			
<b>PITCHER</b>	IP WLS BF H R ER SO BB IBB HBP BLK WP HR S P ERA WHIP																								
Dick Woodson, R (1, 1) ERA: 2.72	7.2		30	6	4	4	4	2	0	0	0	0	0	0	1	36	44	4.70	1.043						
Dave LaRoche, L (8, 1) ERA: 2.83	1.1	L	7	2	2	2	1	1	0	0	0	0	0	0	1	8	12	13.50	2.250						

Chicago White Sox @ Minnesota Twins  
Metropolitan Stadium, Bloomington, MI  
Mon Oct 02 1972, 4:33 AM EDT  
Att: 3,271 - Unknown - 66 F


AB 33  
R 6  
H 8  
RBI 6  
BB 3  
SO 5  
LOB 10




Batter	1	2	3	4	5	6	7	8	9	AB	R	H	RBI	BB	SO	LOB	BOTTOM								
Cesar Tovar, R (1, 7) OBP: 0.329, SLG: 0.335	F9		F9					F6		5	2	2	0	0	0	0									
Rod Carew, L (1, 4) OBP: 0.371, SLG: 0.381	5-3		FC4					4-3		4	0	2	1	1	0	0									
Harmon Killebrew, R (1, 3) OBP: 0.363, SLG: 0.446	F7		FC4					5-3		4	1	1	0	1	0	1									
Jim Holt, L (1, 9) OBP: 0.429, SLG: 0.593		4-3								3	1	1	0	0	0	0									
Rick Renick, R (6, PH) OBP: 0.292, SLG: 0.323										0	0	0	1	0	0	0									
Charlie Manuel, L (8, PH) OBP: 0.227, SLG: 0.264										0	0	0	0	0	0	0									
Eric Soderholm, R (8, PH) OBP: 0.243, SLG: 0.346										1	0	0	0	0	0	0									
Steve Braun, L (1, 5) OBP: 0.354, SLG: 0.354		FC3-6								2	0	0	0	2	0	5									
Bobby Darwin, R (8, PH) OBP: 0.321, SLG: 0.437		BB								0	0	0	0	1	0	0									
Danny Thompson, R (1, 6) OBP: 0.316, SLG: 0.354										5	0	4	1	0	1	1									
Glenn Borgmann, R (1, 2) OBP: 0.316, SLG: 0.304		FC3-6								4	0	0	0	1	0	6									
Steve Brye, R (1, 8) OBP: 0.289, SLG: 0.294		FC6-4								3	0	0	0	1	1	5									
Dick Woodson, R (1, 1) OBP: 0.100, SLG: 0.080										4	0	0	0	0	2	7									
Dave LaRoche, L (8, 1) OBP: 0.286, SLG: 0.091			F9		K			K		0	0	0	0	0	0	0									
<b>Inning Stats</b>	R: 0 E: 0 K: 0 S: 3	H: 0 LOB: 0 BB: 0 P: 3	R: 0 E: 0 K: 0 S: 4	H: 1 LOB: 2 BB: 1 P: 8	R: 0 E: 0 K: 1 S: 6	H: 1 LOB: 3 BB: 2 P: 14	R: 0 E: 0 K: 1 S: 6	H: 1 LOB: 2 BB: 1 P: 8	R: 0 E: 0 K: 2 S: 8	H: 1 LOB: 1 BB: 0 P: 8	R: 0 E: 0 K: 0 S: 3	H: 0 LOB: 0 BB: 0 P: 3	R: 0 E: 0 K: 1 S: 5	H: 0 LOB: 1 BB: 1 P: 9	1B: 9 2B: 3 3B: 0 HR: 0	SF: 1 SAC: 0 DP: 2 HBP: 0	WP: 0 PB: 0 SB: 1 CS: 0	PA: 43							
<b>PITCHER</b>	IP WLS BF H R ER SO BB IBB HBP BLK WP HR S P ERA WHIP																								
Jim Geddes, R (1, 1) ERA: 6.97	5.0		28	8	4	3	1	1	0	0	0	0	0	0	0	11	15	0.00	1.500						
Dave Lemonds, L (6, 1) ERA: 2.95	2.0	W	8	2	0	0	2	1	0	0	0	0	0	0	3	3	0.00	0.000							
Dan Neumeier, R (8, 1) ERA: 9.0	1.0		3	0	0	0	0	0	0	0	0	0	0	3	3	0.00	0.000								
Terry Forster, L (9, 1) ERA: 2.25	1.0	S	4	0	0	0	1	1	0	0	0	0	0	5	9	0.00	1.000								


Chicago White Sox @ Minnesota Twins  
Metropolitan Stadium, Bloomington, MI  
Mon Oct 02 1972, 4:33 AM EDT  
Att: 3,271 - Unknown - 66 F

AB 35  
R 4  
H 10  
RBI 3  
BB 7  
SO 4  
LOB 25





Batter	1	2	3	4	5	6	7	8	9	AB	R	H	RBI	BB	SO	LOB	TOP			
Lee Richard, R OBP: 0.280, SLG: 0.280 (1, 8)	0-0 1-3 1B		0-3 K			0-0 4-3		0-0 4-3		4	0	1	0	0	1	0	<b>Chicago White Sox @ Minnesota Twins</b> Metropolitan Stadium, Bloomington, MI Tue Oct 03 1972, 4:33 AM EDT Alt. 2:568 - Unknown - 61 F  <b>AB 34</b> <b>R 5</b> <b>H 9</b> <b>RBI 4</b> <b>BB 1</b> <b>SO 7</b> <b>LOB 8</b> 			
Jorge Orta, L OBP: 0.240, SLG: 0.317 (1, 4) (9, 5)	0-0 1-3			0-0 CS S 1B		0-0 3B 1B		0-0 3-1		4	1	2	0	0	0	1				
Jim Lyttle, L OBP: 0.253, SLG: 0.359 (1, 9)	0-0 F7		0-3 K	0-3 K		0-0 1B 3B		0-3 K		4	1	1	1	0	2	1				
Tom Egan, R OBP: 0.224, SLG: 0.255 Jay Johnstone, L OBP: 0.256, SLG: 0.254 (9, PH) (9, 7)		0-0 HR		0-3 K		0-3 K		0-3 K		3	1	1	1	0	2	2				
Tony Muser, L OBP: 0.317, SLG: 0.448 (1, 3)	0-0 F7		0-3 K	0-0 F6		0-0 CS 1B		0-0 1B 3B		4	1	2	1	0	0	1				
Buddy Bradford, R OBP: 0.340, SLG: 0.444 Ed Herrmann, L OBP: 0.333, SLG: 0.359 Jim Geddes, R (9, PR) Chuck Brinkman, R OBP: 0.208, SLG: 0.143 (9, 2)		0-0 4-3			0-0 6-3	0-0 CS	0-0 5-3		4-0 1B E IBB	3	0	0	0	0	0	0				
Hank Allen, R OBP: 0.167, SLG: 0.167 Terry Forster, L OBP: 0.550, SLG: 0.526 Luis Alvarado, R OBP: 0.256, SLG: 0.286 (9, PH) (9, 4)		0-0 6-3			0-0 1B		0-0 4-3		0-0 1-3 S 1B	3	0	1	0	0	0	0				
Rudy Hernandez, R OBP: 0.167, SLG: 0.167 (1, 6)			0-0 3-1		0-0 F9		0-3 K		0-0 F8	4	0	0	0	0	1	2				
Eddie Fisher, R OBP: 0.083, SLG: 0.083 Pat Kelly, L OBP: 0.356, SLG: 0.369 Steve Kealey, R (8, PH) (8, 1)			0-0 6-3		0-0 5-3			0-0 5-3		2	0	0	0	0	0	1				
<b>Inning Stats</b>	R: 0 E: 0 K: 0 S: 3	H: 1 LOB: 0 BB: 0 P: 3	R: 1 E: 0 K: 0 S: 4	H: 1 LOB: 0 BB: 0 P: 4	R: 0 E: 0 K: 1 S: 5	H: 0 LOB: 0 BB: 0 P: 5	R: 0 E: 0 K: 2 S: 8	H: 1 LOB: 1 BB: 0 P: 8	R: 0 E: 0 K: 1 S: 5	H: 0 LOB: 0 BB: 0 P: 5	R: 0 E: 0 K: 0 S: 3	H: 0 LOB: 0 BB: 0 P: 3	R: 2 E: 0 K: 2 S: 9	H: 2 LOB: 2 BB: 1 P: 13	1B: 6 2B: 1 3B: 2 HR: 1	SF: 0 SAC: 0 DP: 1 HBP: 0		WP: 0 PB: 0 SB: 2 CS: 2	PA: 36	
<b>PITCHER</b>	IP WLS BF H R ER SO BB IBB HBP BLK WP HR S P ERA WHIP	6.0 L 23 7 3 3 4 0 0 0 0 0 1 31 31 4.50 1.167	3.0 L 12 2 2 1 3 0 1 0 0 0 0 17 21 3.00 0.667	<b>PITCHER</b>																

Batter	1	2	3	4	5	6	7	8	9	AB	R	H	RBI	BB	SO	LOB	BOTTOM						
Cesar Tovar, R OBP: 0.327, SLG: 0.331 (1, 7)	0-0 F9		0-0 F3		0-0 1-3	0-0 F8			0-0 F8	5	0	0	0	0	0	1	<b>Chicago White Sox @ Minnesota Twins</b> Metropolitan Stadium, Bloomington, MI Tue Oct 03 1972, 4:33 AM EDT Alt. 2:568 - Unknown - 61 F  <b>AB 35</b> <b>R 4</b> <b>H 9</b> <b>RBI 4</b> <b>BB 4</b> <b>SO 4</b> <b>LOB 12</b> 						
Rod Carew, L OBP: 0.368, SLG: 0.379 (1, 4)	0-3 K		0-0 2B 1B		0-3 K		0-0 4-3		0-0 F9	5	1	1	0	0	2	0							
Harmon Killebrew, R OBP: 0.367, SLG: 0.453 Rich Reese, L OBP: 0.308, SLG: 0.333 (7, PR) (8, 3)	4-0 FC5-4 BB		0-0 1H 2B		4-0 2B BB		0-0 1B 2B		0-0 F9	2	0	2	1	2	0	0							
Bobby Darwin, R OBP: 0.321, SLG: 0.437 (1, 9)	0-0 FC5-4		0-0 1-3		0-0 2B		0-0 F7			4	0	1	0	0	0	3							
Steve Braun, L OBP: 0.355, SLG: 0.353 (1, 5)		0-0 4-3	4-0 BB		0-3 K2-3		0-0 FC5 1B			3	0	1	1	1	1	2							
Danny Thompson, R OBP: 0.316, SLG: 0.355 (1, 6)		0-0 1B 2B	0-0 F9			0-0 F7	0-0 FC5			4	1	1	0	0	0	3							
Glenn Borgmann, R OBP: 0.323, SLG: 0.306 Bucky Guth, R OBP: 0.225, SLG: 0.239 (6, PR) (7, 2)		0-0 L6-4 1B		0-0 F7		4-0 WP 1B BB		0-0 4-3		2	0	1	1	1	0	0							
Jim Nettles, L OBP: 0.304, SLG: 0.287 (1, 8)		0-0 1B		0-0 L8		0-0 L8		0-0 1-3		4	0	1	0	0	0	1							
Ray Corbin, R OBP: 0.118, SLG: 0.102 Charlie Manuel, L OBP: 0.233, SLG: 0.270 Wayne Granger, R OBP: 0.200, SLG: 0.300 (6, PH) (7, 1)		0-0 L6-4		0-0 5-3		0-0 1B		0-3 K		2	0	0	0	0	0	2							
<b>Inning Stats</b>	R: 0 E: 0 K: 1 S: 5	H: 0 LOB: 1 BB: 1 P: 9	R: 1 E: 0 K: 0 S: 5	H: 3 LOB: 1 BB: 0 P: 5	R: 1 E: 0 K: 0 S: 5	H: 2 LOB: 2 BB: 1 P: 9	R: 0 E: 0 K: 0 S: 3	H: 0 LOB: 0 BB: 0 P: 3	R: 0 E: 0 K: 2 S: 8	H: 1 LOB: 2 BB: 1 P: 12	R: 1 E: 0 K: 0 S: 4	H: 1 LOB: 1 BB: 1 P: 8	R: 1 E: 0 K: 0 S: 5	H: 2 LOB: 1 BB: 0 P: 5	R: 0 E: 0 K: 1 S: 5	H: 0 LOB: 0 BB: 0 P: 5		R: 0 E: 0 K: 0 S: 3	H: 0 LOB: 0 BB: 0 P: 3	1B: 5 2B: 5 3B: 0 HR: 0	SF: 0 SAC: 0 DP: 1 HBP: 0	WP: 1 PB: 0 SB: 0 CS: 0	PA: 39
<b>PITCHER</b>	IP WLS BF H R ER SO BB IBB HBP BLK WP HR S P ERA WHIP	7.0 W 6 0 0 0 1 0 0 0 0 0 0 8 8 0.00 0.000	<b>PITCHER</b>																				



Batter	1	2	3	4	5	6	7	8	9	AB	R	H	RBI	BB	SO	LOB	TOP			
Lee Richard, R OBP: 0.241, SLG: 0.241 (1, 8)	0-0 6-3			0-0 F9		0-3 K			0-0 F4	4	0	0	0	0	1	0	Chicago White Sox @ Minnesota Twins Metropolitan Stadium, Bloomington, MI Wed Oct 04 1972, 4:33 AM EDT Att: 3,193 - Unknown - 60 F			
Jorge Orta, L OBP: 0.244, SLG: 0.315 Luis Alvarado, R OBP: 0.254, SLG: 0.283 (1, 4) (5, 4)	1-0 CS HBP			0-3 K		0-0 6-3			0-3 K	1	0	0	0	0	1	0				
Jim Lyttle, L OBP: 0.241, SLG: 0.341 (1, 9)	0-3 K			0-3 K		0-3 K			0-0 4-3	4	0	0	0	0	3	1				
Tony Muser, L OBP: 0.302, SLG: 0.426 (1, 3)		0-0 F6			0-3 K				0-0 6-3	3	0	0	0	0	1	0				
Buddy Bradford, R OBP: 0.340, SLG: 0.438 (1, 7)		0-3 K			0-0 S 1B				0-0 F4	3	1	1	0	0	1	0				
Hank Allen, R OBP: 0.143, SLG: 0.143 (1, 5)		0-0 1-3			0-3 K				0-0 6-3	3	0	0	0	0	1	1				
Rudy Hernandez, R OBP: 0.190, SLG: 0.190 (1, 6)			0-3 K		0-0 2H 1B				0-0 6-3	3	0	1	1	0	1	0				
Chuck Brinkman, R OBP: 0.196, SLG: 0.135 (1, 2)			0-0 F8		0-0 1-3				0-0 6-3	3	0	0	0	0	0	1				
Rich Gossage, R Dan Neumeier, R Jay Johnstone, L Ken Frailing, L Pat Kelly, L Dennis O'Toole, R (1, 1) (4, 1) (6, PH) (6, 1) (8, PH) (8, 1)			0-3 K			0-0 HR			0-3 K	1	0	0	0	0	0	0				
<b>Inning Stats</b>	R: 0 E: 0 K: 1 S: 4	H: 0 LOB: 0 BB: 0 P: 5	R: 0 E: 0 K: 1 S: 5	H: 0 LOB: 0 BB: 0 P: 5	R: 0 E: 0 K: 2 S: 7	H: 0 LOB: 0 BB: 0 P: 7	R: 0 E: 0 K: 2 S: 7	H: 0 LOB: 0 BB: 0 P: 7	R: 1 E: 0 K: 2 S: 9	H: 2 LOB: 1 BB: 0 P: 9	R: 0 E: 0 K: 0 S: 3	H: 0 LOB: 0 BB: 0 P: 3	R: 0 E: 0 K: 1 S: 5	H: 0 LOB: 0 BB: 0 P: 5	R: 0 E: 0 K: 1 S: 5	H: 0 LOB: 0 BB: 0 P: 5	1B: 2 2B: 0 3B: 0 HR: 1	SF: 0 SAC: 0 DP: 0 HBP: 1	WP: 0 PB: 0 SB: 1 CS: 1	PA: 30
<b>PITCHER</b>	IP WLS BF H R ER SO BB IBB HBP BLK WP HR S P ERA WHIP	IP WLS BF H R ER SO BB IBB HBP BLK WP HR S P ERA WHIP																		
Bert Blyleven, R ERA: 2.73 (1, 1)	6.0	W	21	3	2	2	10	0	0	1	0	0	0	0	0	0	3.00	0.500		
Dave Goltz, R ERA: 2.67 (7, 1)	3.0	S	9	0	0	0	2	0	0	0	0	0	0	0	13	13	0.00	0.000		

Batter	1	2	3	4	5	6	7	8	9	AB	R	H	RBI	BB	SO	LOB	BOTTOM			
Cesar Tovar, R OBP: 0.329, SLG: 0.334 Steve Brye, R OBP: 0.292, SLG: 0.300 (1, 7) (7, 7)	0-0 BB 1B	0-0 2H 1B	0-0 1-3 2H 1B	0-0 2-3 6-3		0-0 L6		0-0 2H 1B		5	2	3	2	0	0	1	Chicago White Sox @ Minnesota Twins Metropolitan Stadium, Bloomington, MI Wed Oct 04 1972, 4:33 AM EDT Att: 3,193 - Unknown - 60 F			
Danny Thompson, R OBP: 0.318, SLG: 0.356 (1, 6)	0-0 F2	4-0 BB 1B	0-0 SF9	0-0 G5-4-3 1B		0-0 5-3		0-0 2H 1B		4	0	2	3	1	0	1				
Harmon Killebrew, R OBP: 0.367, SLG: 0.450 Rich Reese, L OBP: 0.305, SLG: 0.330 (1, 3) (5, 3)	4-0 1B 1B BB	0-3 K	0-3 K	0-0 G5-4-3 1-2		0-0 1-3		0-0 F6		3	0	0	0	1	2	4				
Bobby Darwin, R OBP: 0.326, SLG: 0.442 (1, 9)	0-0 1-2 2H 1B	0-0 1-2 2H 1B		0-0 1B 2B	4-0 4-3 4-3 BB		0-0 FC3-6 BB 1B		0-0 6-3	5	1	4	2	1	0	1				
Steve Braun, L OBP: 0.360, SLG: 0.356 (1, 5)	0-0 FC6-4 1-2 2-3 1B	4-0 1-2 2-3 BB		0-0 2H 3B 1B	0-0 4-3		4-0 FC3-6 BB			3	1	2	1	2	0	1				
Jim Nettles, L OBP: 0.302, SLG: 0.294 (1, 8)	0-3 K	0-0 F7		0-0 1H 1B 3B	0-0 4-3		0-0 FC3-6 BB		0-0 FC3-6	5	1	1	1	0	1	9				
Glenn Borgmann, R OBP: 0.325, SLG: 0.309 (1, 2)	0-0 FC6-4 1-2		0-0 1B 1B	0-0 1B 2B 1B		0-0 F7		0-0 5-3		5	2	2	1	0	0	6				
Dan Monzon, R OBP: 0.365, SLG: 0.291 (1, 4)		0-0 SH3-4 1B 1B	0-0 1B SF9 1B	0-0 1-2 2B BB		0-0 5-3		4-0 G3 2B BB		3	4	2	0	2	0	0				
Bert Blyleven, R OBP: 0.177, SLG: 0.181 Eric Soderholm, R OBP: 0.245, SLG: 0.359 Dave Goltz, R OBP: 0.161, SLG: 0.103 (1, 1) (6, PH) (7, 1)	3.0	L	25	13	9	9	3	0	0	0	0	0	0	0	0	0	2.73	0.533		
<b>PITCHER</b>	IP WLS BF H R ER SO BB IBB HBP BLK WP HR S P ERA WHIP	IP WLS BF H R ER SO BB IBB HBP BLK WP HR S P ERA WHIP																		
Rich Gossage, R ERA: 4.28 (1, 1)	3.0	L	25	13	9	9	3	0	0	0	0	0	0	0	0	0	9.00	2.000		
Dan Neumeier, R ERA: 9.0 (4, 1)	2.0		9	2	2	2	0	2	0	0	0	0	0	0	7	15	9.00	2.000		
Ken Frailing, L ERA: 3.0 (6, 1)	2.0		9	2	1	1	0	1	0	0	0	0	0	0	8	12	4.50	1.500		
Dennis O'Toole, R ERA: 5.4 (8, 1)	1.0		6	2	2	2	0	1	0	0	0	0	0	0	5	9	18.00	3.000		
<b>Inning Stats</b>	R: 1 E: 0 K: 1 S: 8	H: 3 LOB: 3 BB: 1 P: 12	R: 2 E: 0 K: 1 S: 8	H: 3 LOB: 3 BB: 2 P: 16	R: 2 E: 0 K: 1 S: 8	H: 3 LOB: 1 BB: 0 P: 8	R: 6 E: 0 K: 0 S: 8	H: 6 LOB: 0 BB: 1 P: 12	R: 0 E: 0 K: 0 S: 3	H: 0 LOB: 1 BB: 1 P: 7	R: 1 E: 0 K: 0 S: 4	H: 1 LOB: 0 BB: 0 P: 4	R: 0 E: 0 K: 0 S: 4	H: 1 LOB: 2 BB: 1 P: 8	R: 2 E: 0 K: 0 S: 5	H: 2 LOB: 1 BB: 1 P: 9	1B: 14 2B: 3 3B: 1 HR: 1	SF: 1 SAC: 1 DP: 1 HBP: 0	WP: 0 PB: 0 SB: 0 CS: 0	PA: 49