

# Chicago White Sox - 1973

Batter	1	2	3	4	5	6	7	8	9	AB	R	H	RBI	BB	SO	LOB	TOP		
Pat Kelly, L (1,9)	F7			B2-3			F7		FC3-6	4	0	0	0	1	0	3			
Carlos May, L (1,7) OBP: 0.750, SLG: 0.750	CS			1B	L3				CS	4	0	3	1	0	0	3			
Dick Allen, R (1,3) OBP: 0.500, SLG: 1.250	K			G6-4-3			F9			4	1	2	1	0	1	3			
Bill Melton, R (1,5)		P4		G6-4-3			1-3		FC5-6	3	0	0	0	1	0	2			
Ken Henderson, S (1,8)		1-3					4-3		FC5-6	3	1	0	0	1	0	1			
Mike Andrews, R (1,10) OBP: 0.500, SLG: 0.667		P6					F8		FC4-6	3	0	1	0	1	0	0			
Ed Herrmann, L (1,2)			F8		L5			P4	FC4-6	4	0	0	0	0	0	3			
Jorge Orta, L (1,4)			F8				E4		F8	3	1	0	0	1	0	0			
Eddie Leon, R (1,6) OBP: 0.500, SLG: 0.500			6-3		SF8				FC3-6	2	0	1	1	1	0	0			
<b>Inning Stats</b>	R: 0 E: 0 K: 1 S: 5	H: 1 LOB: 1 BB: 0 P: 5	R: 0 E: 0 K: 0 S: 3	H: 0 LOB: 0 BB: 0 P: 3	R: 0 E: 0 K: 0 S: 3	H: 0 LOB: 0 BB: 0 P: 3	R: 0 E: 0 K: 0 S: 4	H: 2 LOB: 1 BB: 0 P: 4	R: 1 E: 0 K: 0 S: 4	H: 1 LOB: 0 BB: 0 P: 4	R: 1 E: 1 K: 0 S: 5	H: 1 LOB: 2 BB: 1 P: 9	R: 0 E: 0 K: 0 S: 2	H: 0 LOB: 1 BB: 2 P: 10	R: 0 E: 0 K: 0 S: 3	H: 1 LOB: 0 BB: 0 P: 3	1B: 5 2B: 2 3B: 0 HR: 1	SF: 1 SAC: 0 DP: 2 HBP: 0	WP: 0 PA: 38 PB: 0 SB: 1 CS: 3
<b>PITCHER</b>	IP	WLS	BF	H	R	ER	SO	BB	IBB	HBP	BLK	WP	HR	S	P	ERA	WHIP		
Dick Bosman, R (1,1) ERA: 2.7	6.2	L	29	6	3	2	1	3	1	0	0	0	1	27	43	2.70	1.350		
Steve Foucault, R (7,1) ERA:	1.1		5	0	0	0	0	2	0	0	0	0	0	3	11	0.00	1.500		
Jim Merritt, L (9,1) ERA:	1.0		3	1	0	0	0	0	0	0	0	0	0	3	3	0.00	1.000		

Chicago White Sox @ Texas Rangers  
Arlington Stadium, Arlington, TX  
Sat Apr 07 1973, 7:05 PM EST  
Att: 22,114 - Unknown

AB 30  
R 3  
H 7  
RBI 3  
BB 6  
SO 1  
LOB 15



Batter	1	2	3	4	5	6	7	8	9	AB	R	H	RBI	BB	SO	LOB	BOTTOM		
Davey Nelson, R (1,4)	F8									3	1	0	0	1	2	0			
Jim Mason, L (9,4)			K							0	0	0	0	0	0	0			
Toby Harrah, R (1,6) OBP: 0.333, SLG: 0.333				6-3		SH			P6	3	0	1	0	0	0	0			
Mike Epstein, L (1,3)	P4			K		4-3			P6	4	0	0	1	0	1	2			
Rico Carty, R (1,10) OBP: 0.250, SLG: 0.250	F7			F8		1-3			1B	4	0	1	0	0	0	2			
Vic Harris, S (9,PR)									1B	0	0	0	0	0	0	0			
Alex Johnson, R (1,7) OBP: 0.250, SLG: 0.250		4-3			G3			6-3		4	0	1	0	0	0	0			
Jeff Burroughs, R (1,9)		K2-3			1B		F8		K	3	0	0	0	1	2	2			
Dick Billings, R (1,2)		F8			P6		1-3			3	0	0	0	0	0	1			
Joe Lovitto, S (1,5) OBP: 0.333, SLG: 0.333			P5					5-3		3	0	1	0	0	0	0			
Elliott Maddox, R (1,8)			K				F8		5-3	3	0	0	0	0	1	0			
<b>Inning Stats</b>	R: 0 E: 0 K: 0 S: 4	H: 1 LOB: 1 BB: 0 P: 4	R: 0 E: 0 K: 1 S: 5	H: 0 LOB: 0 BB: 0 P: 5	R: 0 E: 0 K: 2 S: 7	H: 0 LOB: 0 BB: 0 P: 7	R: 0 E: 0 K: 1 S: 5	H: 0 LOB: 0 BB: 0 P: 5	R: 0 E: 0 K: 0 S: 3	H: 0 LOB: 1 BB: 1 P: 8	R: 0 E: 0 K: 0 S: 3	H: 0 LOB: 0 BB: 0 P: 3	R: 0 E: 0 K: 1 S: 5	H: 0 LOB: 2 BB: 0 P: 5	R: 0 E: 0 K: 1 S: 7	H: 2 LOB: 0 BB: 0 P: 7	1B: 4 2B: 0 3B: 0 HR: 0	SF: 0 SAC: 1 DP: 0 HBP: 0	WP: 0 PA: 33 PB: 0 SB: 0 CS: 0
<b>PITCHER</b>	IP	WLS	BF	H	R	ER	SO	BB	IBB	HBP	BLK	WP	HR	S	P	ERA	WHIP		
Wilbur Wood, L (1,1) ERA:	9.0	W	33	4	1	0	6	2	0	0	0	0	0	43	51	0.00	0.667		

Chicago White Sox @ Texas Rangers  
Arlington Stadium, Arlington, TX  
Sat Apr 07 1973, 7:05 PM EST  
Att: 22,114 - Unknown

AB 30  
R 1  
H 4  
RBI 1  
BB 2  
SO 6  
LOB 7










Batter	1	2	3	4	5	6	7	8	9	AB	R	H	RBI	BB	SO	LOB	TOP										
Bill North, S OBP: 0.429, SLG: 0.417 (1, 10)	4-0 BB		4-0 BB		0-0 2B			0-0 BB	0-0 1-3	3	1	2	0	2	0	1											
Ted Kubiak, S OBP: 0.313, SLG: 0.267 (1, 6)	0-0 5-3 1-2		0-0 4-3		0-0 F9			0-3 K		4	0	0	0	0	1	4											
Joe Rudi, R OBP: 0.227, SLG: 0.300 (1, 7)	0-0 5-3		0-3 K		0-0 1-3			4-0 BB		3	0	0	0	1	1	1											
Reggie Jackson, L OBP: 0.409, SLG: 0.550 (1, 9)		0-3 K		0-0 SH1-3 2B		0-0 F7		0-0 E6		4	0	1	0	0	1	2											
Sal Bando, R OBP: 0.350, SLG: 0.400 (1, 5)		4-0 HR		0-0 SH1-3		0-0 1-3		4-0 BB		1	1	0	1	2	0	0											
Gene Tenace, R OBP: 0.450, SLG: 0.765 Mike Hegan, L (8, 3)		0-0 HR		0-0 6-3			4-0 G5-4-3 BB	0-3 K		3	1	1	2	1	1	4											
Billy Conigliaro, R OBP: 0.239, SLG: 0.333 (1, 8)		0-0 P6		0-0 6-3			0-0 F9		0-3 K	4	0	0	0	0	1	2											
Ray Fosse, R OBP: 0.286, SLG: 0.286 (1, 2)		0-0 6-3			0-0 F9		0-0 G5-4-3		0-0 1B	4	0	1	0	0	0	1											
Dick Green, R Angel Mangual, R (9, PH) OBP: 0.273, SLG: 0.636 (1, 4)			0-0 6-3		0-3 K			0-0 L5	0-3 K	3	0	0	0	0	1	0											
<b>Inning Stats</b>	R: 0 E: 0 K: 0 S: 2	H: 0 LOB: 0 BB: 1 P: 6	R: 2 E: 0 K: 1 S: 6	H: 1 LOB: 0 BB: 1 P: 10	R: 0 E: 0 K: 1 S: 5	H: 0 LOB: 1 BB: 0 P: 9	R: 0 E: 0 K: 0 S: 4	H: 1 LOB: 1 BB: 0 P: 4	R: 0 E: 0 K: 0 S: 3	H: 0 LOB: 0 BB: 1 P: 3	R: 0 E: 0 K: 0 S: 2	H: 0 LOB: 0 BB: 1 P: 6	R: 1 E: 1 K: 2 S: 9	H: 1 LOB: 3 BB: 2 P: 17	R: 0 E: 0 K: 2 S: 8	H: 1 LOB: 1 BB: 0 P: 8	1B: 2 2B: 3 3B: 0 HR: 1	SF: 0 SAC: 1 DP: 2 HBP: 0	WP: 0 PB: 0 CS: 0	PA: 37							
<b>PITCHER</b>	IP	WLS	BF	H	R	ER	SO	BB	IBB	HBP	BLK	WP	HR	S	P	ERA	WHIP										
Stan Bahnsen, R ERA: 2.45 (1, 1)	7.1		28	4	3	2	3	4	0	0	0	0	1	30	46	2.46	1.091										
Terry Forster, L ERA: (8, 1)	1.2	W	9	1	0	0	4	2	0	0	0	0	0	15	23	0.00	1.800										

Oakland Athletics @ Chicago White Sox  
Comiskey Park, Chicago, IL  
Thu Apr 12 1973, 4:33 AM EST  
Att. 3,837 - Unknown - 42 F


AB 30  
R 3  
H 5  
RBI 3  
BB 6  
SO 7  
LOB 16



Batter	1	2	3	4	5	6	7	8	9	AB	R	H	RBI	BB	SO	LOB	BOTTOM										
Pat Kelly, L OBP: 0.222, SLG: 0.125 (1, 9)	0-0 4-3		0-0 P6			0-0 F7		0-0 BB		4	1	1	0	0	0	0											
Carlos May, L OBP: 0.333, SLG: 0.273 (1, 7)	0-0 F8		0-0 P6			0-0 P6		4-0 BB		3	1	0	0	1	0	0											
Dick Allen, R OBP: 0.333, SLG: 0.833 (1, 3)	0-3 K			0-0 1B		0-0 3B		0-3 K		4	1	2	0	0	2	2											
Bill Melton, R OBP: 0.417, SLG: 0.125 (1, 5)		0-0 6-3		0-0 1B		0-0 5-3		4-0 HR		3	1	1	0	1	0	1											
Ken Henderson, S OBP: 0.417, SLG: 0.636 (1, 8)		0-0 1B		0-0 G4-6-3		0-0 F7		0-0 HR		4	2	2	4	0	0	1											
Tony Muser, L OBP: 1.000, SLG: 1.000 Johnny Jeter, R (7, FR) OBP: 0.600, SLG: 1.200 (1, 10)		0-0 1B		0-0 CS		4-0 FC5		0-0 F3		1	0	1	0	2	0	0											
Ed Herrmann, L OBP: 0.083, SLG: 0.091 (1, 2)		0-0 SF7		0-0 CS		0-0 4-3		0-0 F7		3	0	1	1	0	0	0											
Jorge Orta, L OBP: 0.200, SLG: 0.111 (1, 4)		0-0 F8			0-0 4-3			0-0 P6		3	0	0	0	0	0	3											
Eddie Leon, R OBP: 0.300, SLG: 0.250 (1, 6)			0-3 K			0-0 F3		0-0 FC5		3	0	0	0	0	1	2											
<b>Inning Stats</b>	R: 0 E: 0 K: 1 S: 5	H: 2 LOB: 0 BB: 0 P: 5	R: 1 E: 0 K: 0 S: 5	H: 2 LOB: 1 BB: 0 P: 5	R: 0 E: 0 K: 1 S: 5	H: 0 LOB: 0 BB: 0 P: 5	R: 1 E: 0 K: 0 S: 3	H: 2 LOB: 0 BB: 1 P: 7	R: 0 E: 0 K: 0 S: 3	H: 0 LOB: 0 BB: 0 P: 3	R: 0 E: 0 K: 0 S: 4	H: 1 LOB: 1 BB: 0 P: 4	R: 0 E: 0 K: 0 S: 4	H: 1 LOB: 2 BB: 1 P: 8	R: 4 E: 0 K: 1 S: 7	H: 2 LOB: 0 BB: 2 P: 15	1B: 5 2B: 1 3B: 1 HR: 1	SF: 1 SAC: 0 DP: 1 HBP: 0	WP: 0 PB: 0 CS: 1	PA: 35							
<b>PITCHER</b>	IP	WLS	BF	H	R	ER	SO	BB	IBB	HBP	BLK	WP	HR	S	P	ERA	WHIP										
Caffish Hunter, R ERA: 7.2 (1, 1)	7.0	L	1	0	0	0	0	1	0	0	0	0	0	0	4	∞	∞										
Darold Knowles, L ERA: (8, 1)	0.0		1	0	0	0	0	1	0	0	0	0	0	0	4	∞	∞										
Rollie Fingers, R ERA: 6.75 (8, 1)	1.0		5	1	3	3	1	1	0	0	0	0	1	6	10	27.00	2.000										

Oakland Athletics @ Chicago White Sox  
Comiskey Park, Chicago, IL  
Thu Apr 12 1973, 4:33 AM EST  
Att. 3,837 - Unknown - 42 F

AB 29  
R 6  
H 8  
RBI 5  
BB 4  
SO 3  
LOB 9





Batter	1	2	3	4	5	6	7	8	9	AB	R	H	RBI	BB	SO	LOB	TOP			
Freddie Patek, R OBP: 0.471, SLG: 0.500 (1, 6)	0-0 6-3 1B	0-0 1-2 1B		4-0 1B WP 1B BB	4-0 1-2 1B BB		0-0 6-3 1B		0-0 1-3 1B 1B	4	2	2	0	2	0	0				
Cookie Rojas, R OBP: 0.471, SLG: 0.567 (1, 4)	0-0 F8 2B 1B	0-0 P4		0-0 F9	0-0 1-2 1B		0-0 F9		0-0 4-3 1-2 2-3 1B	6	1	2	1	0	0	4				
Amos Otis, R OBP: 0.394, SLG: 0.613 (1, 8)	0-0 1-2 2B 1B		0-0 HR	0-0 1B 1B	0-3 K		0-0 K		0-0 F9	6	3	4	1	0	1	4				
John Mayberry, L OBP: 0.424, SLG: 0.480 Gail Hopkins, L OBP: 0.750, SLG: 0.800 (9, PH) (9, 3)	0-0 F8 2-3		4-0 SH4-3 1B BB	0-0 1-3 1B 1B	0-0 P4		0-3 K		0-0 2H 1B	4	2	1	1	1	1	6				
Ed Kirkpatrick, L OBP: 0.500, SLG: 0.333 (1, 9)	0-0 1-1H 3H 2B		4-0 SH4-3 1B BB	4-0 1-2 1B BB		4-0 C1-6-3 1B BB		0-0 PB SF8 1B	0-0 P5	3	3	2	2	3	0	1				
Lou Piniella, R OBP: 0.296, SLG: 0.417 Keith Marshall, R OBP: 0.667, SLG: 1.000 (1, 7) (8, 7)	0-0 F7		0-0 SH4-3	0-0 1-3 2H 3H 1B		4-0 G1-6-3 1B BB		0-0 SF8 1-1H		2	0	1	3	1	0	1				
Steve Hovley, L OBP: 0.333, SLG: 0.333 (1, 10)		0-3 K	0-0 FC6-4 1B	4-3		0-0 G1-6-3 1-2 2-3		0-0 F8		5	0	1	2	0	1	4				
Paul Schaaf, R OBP: 0.357, SLG: 0.292 (1, 5)		4-0 FC3-6 BB	0-0 FC6-4 CS		0-0 1-3		0-0 1B		0-0 4-3	4	0	1	1	1	0	1				
Carl Taylor, R OBP: 0.250, SLG: 0.250 (1, 2)		0-0 FC3-6 1B	0-0 CS	0-0 4-3	0-0 1B BB		0-0 F9		0-0 1B 4-3 1B	5	1	2	0	0	2					
<b>Inning Stats</b>	R: 2 E: 0 K: 0 S: 6	H: 3 LOB: 1 BB: 0 P: 6	R: 0 E: 0 K: 1 S: 6	H: 1 LOB: 2 BB: 1 P: 10	R: 3 E: 0 K: 0 S: 4	H: 2 LOB: 0 BB: 2 P: 12	R: 3 E: 0 K: 0 S: 6	H: 3 LOB: 2 BB: 2 P: 14	R: 0 E: 0 K: 1 S: 7	H: 2 LOB: 3 BB: 1 P: 11	R: 0 E: 0 K: 1 S: 6	H: 1 LOB: 1 BB: 0 P: 6	R: 1 E: 0 K: 0 S: 4	H: 1 LOB: 0 BB: 0 P: 4	R: 2 E: 0 K: 0 S: 6	H: 3 LOB: 1 BB: 0 P: 6	1B: 15 2B: 1 3B: 0 HR: 1	SF: 1 SAC: 1 DP: 1 HBP: 0	WP: 1 PB: 2 SB: 1 CS: 1	PA: 51
<b>PITCHER</b>	IP WLS BF H R ER SO	IP WLS BF H R ER SO	IP WLS BF H R ER SO	IP WLS BF H R ER SO	IP WLS BF H R ER SO	IP WLS BF H R ER SO	IP WLS BF H R ER SO	IP WLS BF H R ER SO	IP WLS BF H R ER SO	IP WLS BF H R ER SO	IP WLS BF H R ER SO	IP WLS BF H R ER SO	IP WLS BF H R ER SO	IP WLS BF H R ER SO	IP WLS BF H R ER SO	IP WLS BF H R ER SO	ERA WHIP	ERA WHIP		
Eddie Fisher, R ERA: 18.0 (1, 1)	2.0 L	13 5	4 4	4 4	1 1	2 0	0 0	0 0	0 0	0 1	13 8	21 20	18.00 21.60	3.500 4.200						
Rich Gossage, R ERA: 21.6 (3, 1)	1.2 11	4 4	4 4	0 0	3 0	0 0	0 0	0 0	0 1	0 8	20 29	21.60 2.70	4.200 2.100							
Steve Stone, R ERA: 10.13 (4, 1)	3.1 16	4 1	1 2	2 3	0 0	0 0	0 0	0 0	0 0	0 17	29 10	2.70 9.00	2.100 2.000							
Bart Johnson, R ERA: 9.0 (8, 1)	2.0 10	4 3	2 0	0 0	0 0	0 0	0 0	0 0	0 0	0 10	10 10	9.00 2.000								

**Kansas City Royals @ Chicago White Sox**  
Comiskey Park, Chicago, IL  
Fri Apr 13 1973, 4:33 AM EST  
Att. 2,977 - Unknown - 41 F

AB 40  
R 12  
H 17  
RBI 12  
BB 8  
SO 3  
LOB 23



Batter	1	2	3	4	5	6	7	8	9	AB	R	H	RBI	BB	SO	LOB	BOTTOM			
Pat Kelly, L OBP: 0.429, SLG: 0.385 (1, 9)	0-0 2B 1B	0-0 E8 1B 1B		0-0 1B		0-0 1B		0-0 G3 2-3		5	2	4	1	0	0	1				
Carlos May, L OBP: 0.353, SLG: 0.313 (1, 7)	0-0 F8	0-0 1B		0-3 K		0-3 K		0-0 1B		5	0	2	2	0	2	3				
Dick Allen, R OBP: 0.294, SLG: 0.706 (1, 3)	0-0 1-3 1H 2B	0-0 P4		0-0 F8		0-0 F9		0-0 L8		5	0	1	1	0	0	4				
Bill Melton, R OBP: 0.353, SLG: 0.154 (1, 5)	0-0 1-3 2-3		0-0 5-3	0-0 1-3		0-0 6-3			0-0 2B 4-3 1B	5	1	1	0	0	0	3				
Ken Henderson, S OBP: 0.529, SLG: 0.692 (1, 8)	4-0 IBB		4-0 1B BB		4-0 1B BB		0-0 6-3		0-0 4-3 2B	2	0	1	0	3	0	0				
Tony Muser, L OBP: 0.375, SLG: 0.167 (1, 10)	0-0 6-3		0-0 F5		0-0 L9		0-0 L3		0-0 4-3	5	0	0	1	0	0	5				
Ed Herrmann, L OBP: 0.118, SLG: 0.125 (1, 2)		0-0 4-3	0-0 1-3 1B		0-3 K		0-0 F8		0-0 F5	5	0	1	0	0	1	2				
Jorge Orta, L OBP: 0.467, SLG: 0.200 (1, 4)		4-0 4-3 E BB	4-0 1-2 BB		0-0 1-3 1B		4-0 G3 4-3 1B BB		4-0 BB	1	2	1	0	4	0	0				
Eddie Leon, R OBP: 0.200, SLG: 0.154 (1, 6)		0-0 4-3 1-2	0-0 F9		0-0 P6		0-0 4-3		0-0 P4	5	0	0	0	0	0	9				
<b>Inning Stats</b>	R: 1 E: 0 K: 0 S: 5	H: 2 LOB: 1 BB: 1 P: 9	R: 2 E: 1 K: 0 S: 5	H: 2 LOB: 1 BB: 1 P: 9	R: 0 E: 0 K: 0 S: 4	H: 1 LOB: 3 BB: 2 P: 12	R: 0 E: 0 K: 1 S: 6	H: 1 LOB: 1 BB: 0 P: 6	R: 0 E: 0 K: 1 S: 6	H: 1 LOB: 2 BB: 1 P: 10	R: 0 E: 0 K: 1 S: 6	H: 0 LOB: 0 BB: 0 P: 3	R: 1 E: 0 K: 0 S: 4	H: 1 LOB: 1 BB: 1 P: 8	R: 1 E: 0 K: 0 S: 5	H: 2 LOB: 2 BB: 1 P: 9	1B: 9 2B: 2 3B: 0 HR: 0	SF: 0 SAC: 0 DP: 0 HBP: 0	WP: 0 PB: 0 SB: 0 CS: 0	PA: 45
<b>PITCHER</b>	IP WLS BF H R ER SO	IP WLS BF H R ER SO	IP WLS BF H R ER SO	IP WLS BF H R ER SO	IP WLS BF H R ER SO	IP WLS BF H R ER SO	IP WLS BF H R ER SO	IP WLS BF H R ER SO	IP WLS BF H R ER SO	IP WLS BF H R ER SO	IP WLS BF H R ER SO	IP WLS BF H R ER SO	IP WLS BF H R ER SO	IP WLS BF H R ER SO	IP WLS BF H R ER SO	IP WLS BF H R ER SO	ERA WHIP	ERA WHIP		
Dick Drago, R ERA: 4.75 (1, 1)	6.0 W	31 3	3 2	2 3	0 3	0 0	0 0	0 0	0 0	0 12	20 20	6.00 1.667								
Bruce Dal Canton, R ERA: 2.45 (7, 1)	3.0 S	14 3	2 2	2 0	0 0	0 0	0 0	0 0	0 0	0 0	12 20	6.00 1.667								

**Kansas City Royals @ Chicago White Sox**  
Comiskey Park, Chicago, IL  
Fri Apr 13 1973, 4:33 AM EST  
Att. 2,977 - Unknown - 41 F

AB 38  
R 5  
H 11  
RBI 5  
BB 7  
SO 3  
LOB 27





Batter	1	2	3	4	5	6	7	8	9	AB	R	H	RBI	BB	SO	LOB	TOP					
Freddie Patek, R OBP: 0.421, SLG: 0.433	L7			E8 WP FC6-5		6-3	E8			4	0	0	0	0	0	1	<b>Kansas City Royals @ Chicago White Sox</b> Comiskey Park, Chicago, IL Sat Apr 14 1973, 4:33 AM EST Att: 11,996 - Unknown - 56 F <a href="http://livebaseballscorecards.com">livebaseballscorecards.com</a>					
Cookie Rojas, R OBP: 0.447, SLG: 0.529	K			L9			1-3			4	0	1	0	0	1	3						
Amos Otis, R OBP: 0.351, SLG: 0.543	6-3			FC6-5 WP PB 1B 2H		L9		5-3		4	1	0	0	0	2							
John Mayberry, L OBP: 0.405, SLG: 0.448		L8				F2		K		4	0	1	1	0	1	1						
Lou Piniella, R OBP: 0.258, SLG: 0.357	K							5-3		4	0	0	0	0	2	1						
Kurt Bevacqua, R OBP: 0.273, SLG: 0.200	6-3								F9	4	1	0	0	0	0	0						
Paul Schaal, R OBP: 0.375, SLG: 0.296				G5-4-3 1B		K		5-3		3	1	1	0	1	1	0						
Keith Marshall, R OBP: 0.286, SLG: 0.429			G5-4-3 1-2		P6		K		P4	4	0	0	0	0	1	4						
Carl Taylor, R OBP: 0.273, SLG: 0.200	6-3				6-3					2	0	0	0	1	0	1						
<b>Inning Stats</b>	R: 0 E: 0 K: 1 S: 5	H: 0 LOB: 0 BB: 0 P: 5	R: 0 E: 0 K: 0 S: 5	H: 0 LOB: 0 BB: 0 P: 5	R: 0 E: 0 K: 0 S: 3	H: 1 LOB: 0 BB: 0 P: 3	R: 1 E: 1 K: 1 S: 7	H: 1 LOB: 1 BB: 0 P: 7	R: 0 E: 0 K: 1 S: 6	H: 0 LOB: 1 BB: 0 P: 6	R: 0 E: 0 K: 0 S: 4	H: 1 LOB: 1 BB: 0 P: 4	R: 2 E: 2 K: 1 S: 7	H: 0 LOB: 2 BB: 2 P: 15	R: 0 E: 0 K: 1 S: 5	H: 0 LOB: 0 BB: 0 P: 5	R: 0 E: 0 K: 0 S: 3	H: 0 LOB: 0 BB: 0 P: 3	1B: 3 2B: 0 3B: 0 HR: 0	SF: 0 SAC: 0 DP: 1 HBP: 0	WP: 2 PB: 2 SB: 0 CS: 0	PA: 35
<b>PITCHER</b> Wilbur Wood, L ERA: 1.52	IP: 9.0 WLS: L BF: 35	H: 3 R: 3 ER: 0 SO: 6	BB: 2 IBB: 0 HBP: 0 BLK: 0	WP: 2 HR: 0 S: 45 P: 53	ERA: 0.00 WHIP: 0.556	<b>PITCHER</b>										IP: 9.0 WLS: W BF: 29	H: 2 R: 0 ER: 0 SO: 3	BB: 2 IBB: 0 HBP: 0 BLK: 0	WP: 0 HR: 0 S: 33 P: 41	ERA: 0.00 WHIP: 0.444		



Batter	1	2	3	4	5	6	7	8	9	AB	R	H	RBI	BB	SO	LOB	BOTTOM			
Johnny Jeter, R OBP: 0.444, SLG: 0.778	F8		L7			5-3				4	0	1	0	0	0	0	<b>Kansas City Royals @ Chicago White Sox</b> Comiskey Park, Chicago, IL Sat Apr 14 1973, 4:33 AM EST Att: 11,996 - Unknown - 56 F <a href="http://livebaseballscorecards.com">livebaseballscorecards.com</a>			
Carlos May, L OBP: 0.286, SLG: 0.250	K			4-3			K		4-3	4	0	0	0	0	2	1				
Dick Allen, R OBP: 0.300, SLG: 0.632	5-3				G1-6-3 BB		1-3			2	0	0	0	1	0	0				
Bill Melton, R OBP: 0.350, SLG: 0.133					G1-6-3 1-2		6-3			2	0	0	0	1	0	1				
Ken Henderson, S OBP: 0.450, SLG: 0.563		G4-6-3 1-2				1-3		P4		3	0	0	0	0	0	1				
Mike Andrews, R OBP: 0.384, SLG: 0.400						1-6-3		4-3		3	0	1	0	0	0	0				
Ed Herrmann, L OBP: 0.100, SLG: 0.105							1-3		6-3	3	0	0	0	0	0	1				
Jorge Orta, L OBP: 0.412, SLG: 0.167 Hank Allen, R (9, PH)			6-3				F7		K	2	0	0	0	0	0	0				
Eddie Leon, R OBP: 0.176, SLG: 0.133 Rick Reichardt, R (9, PH)			1-3				F8		F9	1	0	0	0	0	0	0				
<b>Inning Stats</b>	R: 0 E: 0 K: 1 S: 5	H: 0 LOB: 0 BB: 0 P: 5	R: 0 E: 0 K: 0 S: 3	H: 1 LOB: 1 BB: 1 P: 7	R: 0 E: 0 K: 0 S: 3	H: 0 LOB: 0 BB: 0 P: 3	R: 0 E: 0 K: 0 S: 2	H: 0 LOB: 0 BB: 1 P: 6	R: 0 E: 0 K: 0 S: 3	H: 0 LOB: 0 BB: 0 P: 3	R: 0 E: 0 K: 0 S: 5	H: 0 LOB: 0 BB: 0 P: 5	R: 0 E: 0 K: 0 S: 3	H: 0 LOB: 0 BB: 0 P: 3	R: 0 E: 0 K: 1 S: 6	H: 1 LOB: 1 BB: 0 P: 6	1B: 2 2B: 0 3B: 0 HR: 0	SF: 0 SAC: 0 DP: 2 HBP: 0	WP: 0 PB: 0 SB: 0 CS: 0	PA: 29
<b>PITCHER</b> Paul Spittorff, L ERA: 0.5	IP: 9.0 WLS: W BF: 29	H: 2 R: 0 ER: 0 SO: 3	BB: 2 IBB: 0 HBP: 0 BLK: 0	WP: 0 HR: 0 S: 33 P: 41	ERA: 0.00 WHIP: 0.444	<b>PITCHER</b>										IP: 9.0 WLS: W BF: 29	H: 2 R: 0 ER: 0 SO: 3	BB: 2 IBB: 0 HBP: 0 BLK: 0	WP: 0 HR: 0 S: 33 P: 41	ERA: 0.00 WHIP: 0.444





Batter	1	2	3	4	5	6	7	8	9	AB	R	H	RBI	BB	SO	LOB	TOP										
Freddie Patek, R OBP: 0.442, SLG: 0.543 Bobby Floyd, R (7, PR) (7, 6)										5	1	3	3	0	1	3											
Cookie Rojas, R OBP: 0.418, SLG: 0.500										4	0	1	1	0	1	2											
Amos Otis, R OBP: 0.333, SLG: 0.525										5	1	1	0	0	0	1											
John Mayberry, L OBP: 0.429, SLG: 0.576										4	3	2	2	1	1	0											
Hal McRae, R OBP: 0.250, SLG: 0.429										2	3	1	2	2	0	0											
Lou Piniella, R OBP: 0.257, SLG: 0.344 Steve Hovley, L OBP: 0.286, SLG: 0.286										4	0	1	0	0	0	3											
Ed Kirkpatrick, L OBP: 0.476, SLG: 0.571										5	2	2	3	0	1	2											
Paul Schaal, R OBP: 0.432, SLG: 0.310										2	2	1	0	3	1	0											
Carl Taylor, R OBP: 0.313, SLG: 0.333										5	0	2	1	0	1	5											
<b>Inning Stats</b>	R: 3 E: 0 K: 0 S: 5	H: 2 LOB: 0 BB: 1 P: 9	R: 2 E: 1 K: 1 S: 7	H: 3 LOB: 1 BB: 0 P: 7	R: 4 E: 0 K: 1 S: 9	H: 4 LOB: 1 BB: 1 P: 13	R: 1 E: 0 K: 0 S: 4	H: 2 LOB: 0 BB: 0 P: 4	R: 0 E: 0 K: 1 S: 6	H: 1 LOB: 2 BB: 1 P: 10	R: 0 E: 0 K: 1 S: 5	H: 0 LOB: 0 BB: 0 P: 5	R: 2 E: 0 K: 2 S: 9	H: 2 LOB: 2 BB: 2 P: 17	R: 0 E: 0 K: 0 S: 3	H: 0 LOB: 1 BB: 0 P: 4	R: 0 E: 1 K: 0 S: 3	H: 0 LOB: 1 BB: 1 P: 7	1B: 7 2B: 3 3B: 0 HR: 4	SF: 1 SAC: 0 DP: 2 HBP: 1	WP: 0 PB: 0 CS: 0	PA: 46					
<b>PITCHER</b>	IP	WLS	BF	H	R	ER	SO	BB	IBB	HBP	BLK	WP	HR	S	P	ERA	WHIP										
Stan Bahnsen, R ERA: 7.27	1.1	L	10	5	5	5	1	1	0	0	0	0	2	11	15	33.75	4.500										
Rich Gossage, R ERA: 27.0	1.0		6	3	4	4	0	1	0	0	0	0	1	5	9	36.00	4.000										
Steve Stone, R ERA: 7.0	3.2		15	4	1	1	3	1	0	0	0	0	1	20	24	2.46	1.364										
Cy Acosta, R ERA: 9.0	2.0		11	2	2	2	2	2	0	1	0	0	0	12	21	9.00	2.000										
Terry Forster, L ERA:	1.0		4	0	0	0	0	1	0	0	0	0	0	3	7	0.00	1.000										

**Kansas City Royals @ Chicago White Sox**  
Comiskey Park, Chicago, IL  
Sun Apr 15 1973, 4:33 AM EST  
Att: 13,472 - Unknown - 71 F

AB 38  
R 12  
H 14  
RBI 12  
BB 6  
SO 6  
LOB 19



Batter	1	2	3	4	5	6	7	8	9	AB	R	H	RBI	BB	SO	LOB	BOTTOM										
Pat Kelly, L OBP: 0.526, SLG: 0.500										5	0	4	1	0	1	0											
Mike Andrews, R OBP: 0.375, SLG: 0.357										4	0	1	1	1	1	4											
Dick Allen, R OBP: 0.280, SLG: 0.542										5	0	1	0	0	2	4											
Carlos May, L OBP: 0.231, SLG: 0.200										5	0	0	0	0	2	6											
Ken Henderson, S OBP: 0.458, SLG: 0.526										3	2	1	0	1	0	0											
Bill Melton, R OBP: 0.333, SLG: 0.316										4	1	1	2	0	0	1											
Ed Herrmann, L OBP: 0.130, SLG: 0.136 Luis Alvarado, R (7, PR) Chuck Brinkman, R (8, 2)										3	0	1	0	0	0	0											
Jorge Orta, L OBP: 0.429, SLG: 0.375										4	1	2	1	0	0	1											
Eddie Leon, R OBP: 0.143, SLG: 0.105										4	1	0	0	0	1	3											
<b>Inning Stats</b>	R: 0 E: 0 K: 3 S: 9	H: 0 LOB: 1 BB: 1 P: 13	R: 0 E: 0 K: 0 S: 3	H: 0 LOB: 0 BB: 0 P: 3	R: 0 E: 0 K: 0 S: 4	H: 2 LOB: 1 BB: 0 P: 4	R: 0 E: 0 K: 1 S: 5	H: 0 LOB: 0 BB: 0 P: 5	R: 0 E: 0 K: 0 S: 3	H: 0 LOB: 0 BB: 0 P: 3	R: 0 E: 0 K: 1 S: 7	H: 2 LOB: 2 BB: 0 P: 7	R: 4 E: 1 K: 1 S: 10	H: 4 LOB: 2 BB: 1 P: 14	R: 1 E: 0 K: 0 S: 5	H: 2 LOB: 1 BB: 0 P: 5	R: 0 E: 0 K: 1 S: 6	H: 1 LOB: 1 BB: 0 P: 6	1B: 9 2B: 0 3B: 1 HR: 1	SF: 0 SAC: 0 DP: 1 HBP: 0	WP: 1 PB: 0 CS: 0	PA: 40					
<b>PITCHER</b>	IP	WLS	BF	H	R	ER	SO	BB	IBB	HBP	BLK	WP	HR	S	P	ERA	WHIP										
Steve Busby, R ERA: 5.52	7.0	W	31	8	4	3	6	2	0	0	0	1	0	11	49	3.86	1.429										
Tom Burgmeier, L ERA: 3.0	2.0	S	9	3	1	1	1	0	0	0	0	1	0	11	11	4.50	1.500										

**Kansas City Royals @ Chicago White Sox**  
Comiskey Park, Chicago, IL  
Sun Apr 15 1973, 4:33 AM EST  
Att: 13,472 - Unknown - 71 F

AB 38  
R 5  
H 11  
RBI 5  
BB 2  
SO 7  
LOB 20





Batter	1	2	3	4	5	6	7	8	9	AB	R	H	RBI	BB	SO	LOB	TOP					
Davey Nelson, R OBP: 0.350, SLG: 0.750 (1, 4)	6-3																					
Toby Harrah, R OBP: 0.308, SLG: 0.261 (1, 6)																						
Mike Epstein, L OBP: 0.308, SLG: 0.273 (1, 3)																						
Rico Carty, R OBP: 0.125, SLG: 0.136 (1, 10)																						
Alex Johnson, R OBP: 0.478, SLG: 0.545 Larry Bittner, L (6, 7)																						
Jeff Burroughs, R OBP: 0.348, SLG: 0.500 (1, 9)																						
Dick Billings, R OBP: 0.235, SLG: 0.077 Rick Stelmazek, L (7, 2)																						
Joe Lovitto, S OBP: 0.227, SLG: 0.190 (1, 5)																						
Elliott Maddox, R OBP: 0.444, SLG: 0.286 (1, 8)																						
<b>Inning Stats</b>	R: 0 E: 0 K: 0 S: 2	H: 0 LOB: 0 BB: 1 P: 6	R: 0 E: 0 K: 0 S: 3	H: 1 LOB: 1 BB: 1 P: 7	R: 0 E: 0 K: 2 S: 8	H: 1 LOB: 1 BB: 0 P: 8	R: 0 E: 0 K: 1 S: 6	H: 1 LOB: 1 BB: 0 P: 6	R: 0 E: 0 K: 2 S: 8	H: 1 LOB: 1 BB: 0 P: 8	R: 0 E: 0 K: 0 S: 3	H: 0 LOB: 1 BB: 1 P: 7	R: 0 E: 0 K: 0 S: 3	H: 0 LOB: 0 BB: 0 P: 3	R: 2 E: 0 K: 0 S: 5	H: 2 LOB: 1 BB: 1 P: 9	R: 3 E: 0 K: 0 S: 6	H: 3 LOB: 0 BB: 0 P: 6	1B: 6 2B: 2 3B: 0 HR: 2	SF: 0 SAC: 1 DP: 2 HBP: 0	WP: 0 PB: 0 SB: 0 CS: 0	PA: 38
<b>PITCHER</b> Eddie Fisher, R ERA: 7.36 (1, 1)	IP: 9.0 WLS: W BF: 38 H: 9 R: 5 ER: 5 SO: 5 BB: 4 IBB: 0 HBP: 0 BLK: 0 WP: 0 HR: 2 S: 44 P: 60 ERA: 5.00 WHIP: 1.444											<b>PITCHER</b>	IP: 9.0 WLS: W BF: 38 H: 9 R: 5 ER: 5 SO: 5 BB: 4 IBB: 0 HBP: 0 BLK: 0 WP: 0 HR: 2 S: 44 P: 60 ERA: 5.00 WHIP: 1.444									

Texas Rangers @ Chicago White Sox  
Comiskey Park, Chicago, IL  
Tue Apr 17 1973, 4:33 AM EST  
Att: 2,718 - Unknown

AB 33  
R 5  
H 9  
RBI 5  
BB 4  
SO 5  
LOB 12



Batter	1	2	3	4	5	6	7	8	9	AB	R	H	RBI	BB	SO	LOB	BOTTOM			
Pat Kelly, L OBP: 0.458, SLG: 0.435 (1, 9)	4-3																			
Carlos May, L OBP: 0.323, SLG: 0.276 Rick Reichardt, R (7, PR) (8, 7)																				
Dick Allen, R OBP: 0.333, SLG: 0.586 Tony Musser, L OBP: 0.375, SLG: 0.167 (7, PR) (8, 3)																				
Bill Melton, R OBP: 0.414, SLG: 0.500 Rich Morales, R (7, PR) (8, 5)																				
Ken Henderson, S OBP: 0.414, SLG: 0.500 (1, 8)																				
Mike Andrews, R OBP: 0.429, SLG: 0.444 (1, 10)																				
Ed Herrmann, L OBP: 0.105, SLG: 0.125 Chuck Brinkman, R OBP: 0.500, SLG: 0.500 (7, 2)																				
Jorge Orta, L OBP: 0.423, SLG: 0.381 (1, 4)																				
Eddie Leon, R OBP: 0.240, SLG: 0.143 (1, 6)																				
<b>Inning Stats</b>	R: 0 E: 0 K: 0 S: 4	H: 1 LOB: 2 BB: 1 P: 8	R: 3 E: 0 K: 1 S: 8	H: 3 LOB: 1 BB: 1 P: 12	R: 0 E: 0 K: 0 S: 4	H: 1 LOB: 1 BB: 0 P: 4	R: 0 E: 0 K: 1 S: 5	H: 0 LOB: 0 BB: 0 P: 5	R: 5 E: 0 K: 1 S: 9	H: 5 LOB: 2 BB: 3 P: 21	R: 1 E: 0 K: 0 S: 4	H: 3 LOB: 1 BB: 1 P: 8	R: 1 E: 0 K: 2 S: 9	H: 2 LOB: 3 BB: 2 P: 17	R: 0 E: 0 K: 0 S: 3	H: 1 LOB: 0 BB: 0 P: 3	1B: 12 2B: 4 3B: 0 HR: 1	SF: 0 SAC: 0 DP: 2 HBP: 0	WP: 0 PB: 1 SB: 1 CS: 0	PA: 44
<b>PITCHER</b> Dick Bosman, R ERA: 2.21 Charlie Hudson, L ERA: 13.5 Bill Gogolewski, R ERA: 4.76 Don Stanhouse, R ERA: 18.0 (1, 1) (5, 1) (6, 1) (7, 1)	IP: 4.2 WLS: L BF: 24 H: 8 R: 6 ER: 3 SO: 3 BB: 3 IBB: 0 HBP: 0 BLK: 0 WP: 0 HR: 1 S: 11 P: 39 ERA: 5.79 WHIP: 2.357											<b>PITCHER</b>	IP: 4.2 WLS: L BF: 24 H: 8 R: 6 ER: 3 SO: 3 BB: 3 IBB: 0 HBP: 0 BLK: 0 WP: 0 HR: 1 S: 11 P: 39 ERA: 5.79 WHIP: 2.357							

Texas Rangers @ Chicago White Sox  
Comiskey Park, Chicago, IL  
Tue Apr 17 1973, 4:33 AM EST  
Att: 2,718 - Unknown

AB 36  
R 10  
H 16  
RBI 9  
BB 8  
SO 5  
LOB 15





Batter	1	2	3	4	5	6	7	8	9	AB	R	H	RBI	BB	SO	LOB	TOP			
<b>Davey Nelson, R</b> OBP: 0.320, SLG: 0.619 (1, 4)	1-3		E	FC6-5			F8		6-3	5	1	1	0	0	0	3				
<b>Toby Harrah, R</b> OBP: 0.333, SLG: 0.333 (1, 6)	PB WP 2B		F	G6-4-3			6-3			4	2	2	0	0	0	2				
<b>Mike Epstein, L</b> OBP: 0.300, SLG: 0.240 (1, 3)	WP PB BB		P6				F2			3	0	0	0	1	0	2				
<b>Rico Carty, R</b> OBP: 0.143, SLG: 0.154 (1, 7)	F8		E4				1B		4-3	4	1	1	0	0	0	3				
<b>Alex Johnson, R</b> OBP: 0.519, SLG: 0.560 (1, 10)			CS				G5-4-3		L7	3	0	2	2	1	0	0				
<b>Jeff Burroughs, R</b> OBP: 0.296, SLG: 0.417 (1, 9)	1-3 2-H BB		2-H 3-H 1B				G5-4-3		1B	4	0	0	0	0	1	5				
<b>Dick Billings, R</b> OBP: 0.238, SLG: 0.118 (1, 2)										4	1	1	0	0	0	0				
<b>Joe Lovitto, S</b> OBP: 0.192, SLG: 0.160 (1, 5)		K2-3		K			1-3		P4	4	0	0	0	0	2	0				
<b>Elliott Maddox, R</b> OBP: 0.455, SLG: 0.333 (1, 8)				FC6-5			F2			4	0	2	0	0	0	0				
<b>Inning Stats</b>	R: 1 E: 0 K: 0 S: 4	H: 1 LOB: 2 BB: 2 P: 12	R: 0 E: 0 K: 1 S: 5	H: 0 LOB: 0 BB: 0 P: 5	R: 3 E: 1 K: 0 S: 6	H: 3 LOB: 0 BB: 0 P: 6	R: 1 E: 0 K: 1 S: 7	H: 2 LOB: 1 BB: 0 P: 7	R: 0 E: 0 K: 0 S: 4	H: 0 LOB: 1 BB: 0 P: 4	R: 0 E: 0 K: 0 S: 3	H: 0 LOB: 0 BB: 0 P: 3	R: 0 E: 0 K: 1 S: 5	H: 0 LOB: 0 BB: 0 P: 5	R: 0 E: 0 K: 0 S: 4	H: 1 LOB: 1 BB: 0 P: 4	1B: 8 2B: 1 3B: 0 HR: 0	SF: 0 SAC: 0 DP: 2 HBP: 0	WP: 1 PB: 4 SB: 0 CS: 1	PA: 37
<b>PITCHER</b>	IP	WLS	BF	H	R	ER	SO	BB	IBB	HBP	BLK	WP	HR	S	P	ERA	WHIP			
<b>Wilbur Wood, L</b> ERA: 1.67 (1, 1)	8.2	W	36	9	5	2	3	2	0	0	0	1	0	40	48	2.08	1.269			
<b>Terry Forster, L</b> ERA: (9, 1)	0.1	S	1	0	0	0	0	0	0	0	0	0	0	1	1	0.00	0.000			

Batter	1	2	3	4	5	6	7	8	9	AB	R	H	RBI	BB	SO	LOB	BOTTOM			
<b>Johnny Jeter, R</b> OBP: 0.417, SLG: 0.667 (1, 9)	1B HR			P6			1-3			3	1	1	0	0	1	1				
<b>Pat Kelly, L</b> OBP: 0.440, SLG: 0.417 (7, FH) (8, 9)		K								1	0	0	0	0	0	0				
<b>Mike Andrews, R</b> OBP: 0.440, SLG: 0.455 (1, 10)	1-3 HR		1-3				2B		6-3	4	2	2	0	0	0	0				
<b>Dick Allen, R</b> OBP: 0.412, SLG: 0.813 (1, 3)	1-H 3-H HR			WP			2B			3	1	3	4	1	0	0				
<b>Bill Melton, R</b> OBP: 0.394, SLG: 0.577 (1, 5)				1-H			K		4-3	4	1	1	1	0	2	3				
<b>Ken Henderson, S</b> OBP: 0.364, SLG: 0.429 (1, 8)	F8		4-3				P4			4	0	0	0	0	0	2				
<b>Rick Reichardt, R</b> OBP: 0.400, SLG: 0.250 (1, 7)	FC4			6-3			1-3			3	1	1	0	1	1	1				
<b>Eddie Leon, R</b> OBP: 0.241, SLG: 0.125 (1, 6)	FC4			K						3	0	0	0	1	2	2				
<b>Jorge Orta, L</b> OBP: 0.367, SLG: 0.320 (1, 4)	CS		4-3				6-3			4	0	0	0	0	0	2				
<b>Chuck Brinkman, R</b> OBP: 0.400, SLG: 0.400 (1, 2)			F7							3	0	1	1	0	0	0				
<b>Inning Stats</b>	R: 4 E: 0 K: 0 S: 7	H: 5 LOB: 0 BB: 0 P: 7	R: 0 E: 0 K: 1 S: 5	H: 0 LOB: 0 BB: 0 P: 5	R: 0 E: 0 K: 1 S: 5	H: 0 LOB: 1 BB: 1 P: 9	R: 1 E: 0 K: 1 S: 6	H: 1 LOB: 1 BB: 1 P: 10	R: 1 E: 0 K: 1 S: 7	H: 2 LOB: 1 BB: 0 P: 7	R: 0 E: 0 K: 1 S: 5	H: 0 LOB: 0 BB: 0 P: 5	R: 0 E: 0 K: 0 S: 4	H: 1 LOB: 1 BB: 0 P: 4	R: 0 E: 0 K: 1 S: 5	H: 0 LOB: 1 BB: 1 P: 9	1B: 5 2B: 1 3B: 1 HR: 2	SF: 0 SAC: 0 DP: 0 HBP: 0	WP: 1 PB: 0 SB: 1 CS: 1	PA: 36
<b>PITCHER</b>	IP	WLS	BF	H	R	ER	SO	BB	IBB	HBP	BLK	WP	HR	S	P	ERA	WHIP			
<b>Mike Paul, L</b> ERA: 7.71 (1, 1)	0.1			5	4	4	0	0	0	0	0	0	0	17	25	2.46	0.818			
<b>Bill Gogolewski, R</b> ERA: 3.95 (1, 1)	3.2	L	13	1	1	1	3	2	0	0	0	0	0	16	16	3.00	1.000			
<b>Don Stanhouse, R</b> ERA: 10.5 (5, 1)	3.0		12	3	1	1	2	0	0	0	0	1	0	16	16	3.00	1.000			
<b>Steve Foucault, R</b> ERA: (8, 1)	1.0		4	0	0	0	1	1	0	0	0	0	0	5	9	0.00	1.000			

**Texas Rangers @ Chicago White Sox**  
Comiskey Park, Chicago, IL  
Wed Apr 18 1973, 4:33 AM EST  
Alt. 5,545 - Unknown - 56 F

AB 35  
R 5  
H 9  
RBI 2  
BB 2  
SO 3  
LOB 15



**Texas Rangers @ Chicago White Sox**  
Comiskey Park, Chicago, IL  
Wed Apr 18 1973, 4:33 AM EST  
Alt. 5,545 - Unknown - 56 F

AB 32  
R 6  
H 9  
RBI 6  
BB 3  
SO 6  
LOB 11









Batter	1	2	3	4	5	6	7	8	9	AB	R	H	RBI	BB	SO	LOB	TOP										
<b>Johnny Jeter, R</b> OBP: 0.500, SLG: 0.833 (1, 9)										5	2	4	1	0	0	0	<b>Chicago White Sox @ Kansas City Royals</b> Royals Stadium, Kansas City, MO Sun Apr 22 1973, 4:33 AM EST Unknown - 62 F <a href="http://livebaseballscorecards.com">livebaseballscorecards.com</a>										
<b>Carlos May, L</b> OBP: 0.366, SLG: 0.395 (1, 7)										5	1	2	3	0	2	1											
<b>Dick Allen, R</b> OBP: 0.372, SLG: 0.725 (1, 3)										5	0	1	0	0	2	3											
<b>Bill Melton, R</b> OBP: 0.419, SLG: 0.686 (1, 5)										4	1	1	0	1	0	2											
<b>Ken Henderson, S</b> OBP: 0.409, SLG: 0.444 (1, 8)										4	1	1	0	1	2	3											
<b>Mike Andrews, R</b> OBP: 0.472, SLG: 0.484 (1, 10)										5	1	2	0	0	0	1											
<b>Jorge Orta, L</b> OBP: 0.425, SLG: 0.375 (1, 4)										3	1	1	0	1	1	1											
<b>Eddie Leon, R</b> OBP: 0.270, SLG: 0.194 (5, PH)										2	0	0	0	0	0	2											
<b>Tony Muser, L</b> OBP: 0.300, SLG: 0.125 (5, PH)										1	0	0	0	0	0	3											
<b>Luis Alvarado, R</b> (5, 6)										1	0	0	0	0	0	0											
<b>Chuck Brinkman, R</b> OBP: 0.462, SLG: 0.400 (1, 2)										4	1	1	2	0	1	3											
<b>Inning Stats</b>	R: 0 E: 0 K: 2 S: 8	H: 2 LOB: 2 BB: 1 P: 12	R: 5 E: 0 K: 0 S: 9	H: 6 LOB: 1 BB: 0 P: 9	R: 0 E: 0 K: 0 S: 3	H: 1 LOB: 0 BB: 0 P: 3	R: 1 E: 0 K: 2 S: 8	H: 1 LOB: 0 BB: 0 P: 8	R: 0 E: 0 K: 0 S: 4	H: 0 LOB: 0 BB: 2 P: 12	R: 0 E: 0 K: 0 S: 4	H: 1 LOB: 1 BB: 0 P: 4	R: 0 E: 0 K: 2 S: 7	H: 0 LOB: 0 BB: 0 P: 7	R: 0 E: 0 K: 1 S: 5	H: 0 LOB: 0 BB: 0 P: 5	R: 2 E: 1 K: 1 S: 7	H: 2 LOB: 0 BB: 0 P: 7	1B: 8 2B: 3 3B: 0 HR: 2	SF: 0 SAC: 0 DP: 1 HBP: 0	WP: 2 PB: 0 CS: 0	PA: 42					
<b>PITCHER</b>	IP	WLS	BF	H	R	ER	SO	BB	IBB	HBP	BLK	WP	HR	S	P	ERA	WHIP										
<b>Dick Drago, R</b> ERA: 8.64 (1, 1)	1.2	L	13	8	5	5	2	1	0	0	0	0	1	16	20	27.00	5.400										
<b>Bruce Dal Canton, R</b> ERA: 2.95 (2, 1)	7.1	S	29	5	3	1	6	1	1	0	1	2	1	39	47	1.23	0.818										

Batter	1	2	3	4	5	6	7	8	9	AB	R	H	RBI	BB	SO	LOB	BOTTOM										
<b>Freddie Patek, R</b> OBP: 0.412, SLG: 0.483 (1, 6)										4	0	1	0	1	0	5	<b>Chicago White Sox @ Kansas City Royals</b> Royals Stadium, Kansas City, MO Sun Apr 22 1973, 4:33 AM EST Unknown - 62 F <a href="http://livebaseballscorecards.com">livebaseballscorecards.com</a>										
<b>Cookie Rojas, R</b> OBP: 0.426, SLG: 0.550 (1, 4)										5	0	1	0	0	1	1											
<b>Amos Otis, R</b> OBP: 0.373, SLG: 0.574 (1, 8)										4	1	2	0	1	0	2											
<b>John Mayberry, L</b> OBP: 0.418, SLG: 0.528 (1, 3)										4	1	1	1	0	1	3											
<b>Hal McRae, R</b> OBP: 0.294, SLG: 0.372 (1, 9)										3	1	1	1	1	0	1											
<b>Lou Piniella, R</b> OBP: 0.321, SLG: 0.360 (1, 7)										3	1	1	0	1	0	2											
<b>Paul Schaal, R</b> OBP: 0.377, SLG: 0.327 (1, 5)										4	0	0	0	0	2	4											
<b>Kurt Bevacqua, R</b> OBP: 0.263, SLG: 0.222 (1, 10)										4	0	2	1	0	0	0											
<b>Carl Taylor, R</b> OBP: 0.424, SLG: 0.308 (1, 2)										3	0	1	1	1	0	0											
<b>Inning Stats</b>	R: 0 E: 0 K: 1 S: 5	H: 0 LOB: 0 BB: 0 P: 5	R: 1 E: 0 K: 0 S: 3	H: 1 LOB: 0 BB: 1 P: 7	R: 0 E: 0 K: 0 S: 4	H: 1 LOB: 1 BB: 0 P: 4	R: 3 E: 1 K: 1 S: 10	H: 4 LOB: 2 BB: 0 P: 10	R: 0 E: 0 K: 0 S: 4	H: 2 LOB: 2 BB: 1 P: 8	R: 0 E: 0 K: 1 S: 4	H: 0 LOB: 0 BB: 1 P: 8	R: 0 E: 0 K: 1 S: 4	H: 0 LOB: 0 BB: 1 P: 8	R: 0 E: 0 K: 0 S: 4	H: 1 LOB: 2 BB: 1 P: 8		1B: 8 2B: 1 3B: 0 HR: 1	SF: 0 SAC: 0 DP: 3 HBP: 0	WP: 0 PB: 0 CS: 1	PA: 40						
<b>PITCHER</b>	IP	WLS	BF	H	R	ER	SO	BB	IBB	HBP	BLK	WP	HR	S	P	ERA	WHIP										
<b>Wilbur Wood, L</b> ERA: 1.93 (1, 1)	5.0	W	24	8	4	2	2	1	0	0	0	0	0	15	31	0.00	1.800										
<b>Terry Forster, L</b> ERA: (6, 1)	4.0	S	15	2	0	0	2	4	0	0	0	0	0	15	31	0.00	1.500										



Batter	1	2	3	4	5	6	7	8	9	AB	R	H	RBI	BB	SO	LOB	TOP											
<b>Johnny Jeter, R</b> OBP: 0.435, SLG: 0.739 (1, 9)	0-3 K		0-3 K		0-0 5-3		0-0 2B		0-0 6-3	5	0	1	0	0	2	0	<b>Chicago White Sox @ Kansas City Royals</b> Royals Stadium, Kansas City, MO Sun Apr 22 1973, 4:38 AM EST Att: 24,394 - Unknown - 65 F <a href="http://livebaseballscorecards.com">livebaseballscorecards.com</a>											
<b>Carlos May, L</b> OBP: 0.391, SLG: 0.442 (1, 10)	0-0 1B		0-0 2B		0-0 1B		0-0 F7		0-0 3-1	5	1	3	0	0	0	1												
<b>Dick Allen, R</b> OBP: 0.383, SLG: 0.690 <b>Mike Andrews, R</b> OBP: 0.459, SLG: 0.469 (7, PR) (7, 3)	0-0 F3		0-0 1-3		4-0 BB		4-0 BB		0-0 P4	2	0	0	0	2	0	2												
<b>Bill Melton, R</b> OBP: 0.426, SLG: 0.658 (1, 5)	0-0 1B		4-0 BB		0-0 G6-4-3		0-3 K			3	0	1	1	1	1	4												
<b>Ken Henderson, S</b> OBP: 0.396, SLG: 0.425 (1, 8)	0-0 4-3		0-0 P6				0-0 1B		0-0 F7	4	0	1	0	0	0	5												
<b>Rick Reichardt, R</b> OBP: 0.545, SLG: 0.500 (1, 7)		0-3 K		0-0 1B		0-0 1B		0-0 F8		0	0	0	0	0	0	0												
<b>Jorge Orta, L</b> OBP: 0.386, SLG: 0.333 (1, 4)		0-0 6-3		0-0 G6-4-3		0-0 L7		0-3 K		4	0	0	0	0	1	3												
<b>Eddie Leon, R</b> OBP: 0.317, SLG: 0.235 (1, 6)		0-0 1B		4-0 BB		0-3 K		0-0 1B		3	0	2	0	1	1	2												
<b>Chuck Brinkman, R</b> OBP: 0.353, SLG: 0.286 (1, 2)		0-3 K		0-0 F9		0-0 6-3		0-0 F2		4	0	0	0	0	1	5												
<b>Inning Stats</b>	R: 1 E: 0 K: 1 S: 7	H: 2 LOB: 1 BB: 0 P: 7	R: 0 E: 0 K: 2 S: 8	H: 1 LOB: 1 BB: 0 P: 8	R: 0 E: 0 K: 1 S: 6	H: 1 LOB: 2 BB: 1 P: 10	R: 0 E: 0 K: 0 S: 3	H: 1 LOB: 1 BB: 1 P: 7	R: 0 E: 0 K: 1 S: 7	H: 2 LOB: 2 BB: 0 P: 7	R: 0 E: 0 K: 1 S: 6	H: 1 LOB: 2 BB: 1 P: 10	R: 0 E: 0 K: 1 S: 6	H: 1 LOB: 0 BB: 0 P: 6	R: 0 E: 0 K: 0 S: 3	H: 0 LOB: 0 BB: 0 P: 3	1B: 8 2B: 2 3B: 0 HR: 0	SF: 0 SAC: 0 DP: 2 HBP: 0	WP: 0 PB: 0 CS: 1	PA: 39								
<b>PITCHER</b>	IP	WLS	BF	H	R	ER	SO	BB	IBB	HBP	BLK	WP	HR	S	P	ERA	WHIP											
<b>Ken Wright, R</b> ERA: 3.86 <b>Gene Garber, R</b> ERA: 1.15	(1, 1)	6.1	W	30	9	1	1	5	4	0	0	0	0	0	36	52	1.42	2.053										
	(7, 1)	2.2	S	9	1	0	0	2	0	0	0	0	0	0	13	13	0.00	0.375										

Batter	1	2	3	4	5	6	7	8	9	AB	R	H	RBI	BB	SO	LOB	BOTTOM											
<b>Freddie Patek, R</b> OBP: 0.425, SLG: 0.475 (1, 6)	4-0 BB		0-0 F9		0-0 1B		4-0 2B		0-3 K	3	1	1	0	2	1	1	<b>Chicago White Sox @ Kansas City Royals</b> Royals Stadium, Kansas City, MO Sun Apr 22 1973, 4:38 AM EST Att: 24,394 - Unknown - 65 F <a href="http://livebaseballscorecards.com">livebaseballscorecards.com</a>											
<b>Cookie Rojas, R</b> OBP: 0.397, SLG: 0.508 (1, 4)	0-3 K		0-3 K		0-3 K		0-0 F7		0-0 1-3	5	0	0	0	0	3	4												
<b>Amos Otis, R</b> OBP: 0.361, SLG: 0.538 (1, 8)	0-0 F7		4-0 BB		0-0 F8		0-0 F8		0-0 F3	4	0	0	0	1	0	2												
<b>John Mayberry, L</b> OBP: 0.431, SLG: 0.536 (1, 3)		0-0 3-1		0-0 4-3		4-0 2B		0-0 HBP		3	1	1	1	1	0	1												
<b>Ed Kirkpatrick, L</b> OBP: 0.452, SLG: 0.667 (1, 7)		0-0 3-1		0-0 G3		0-0 2B		4-0 K		4	2	2	0	1	1	1												
<b>Lou Piniella, R</b> OBP: 0.317, SLG: 0.346 (1, 10)	4-0 2B		0-3 K		0-0 SF8		0-0 FC6-4			2	1	0	1	1	1	3												
<b>Steve Hovley, L</b> OBP: 0.267, SLG: 0.400 (1, 9)	0-0 2B		0-0 G3		0-0 2B		0-3 K			4	0	2	2	0	1	1												
<b>Paul Schaal, R</b> OBP: 0.415, SLG: 0.352 (1, 5)	4-0 BB		0-0 G3		0-0 2B		0-0 K			2	1	2	1	2	0	0												
<b>Fran Healy, R</b> OBP: 0.125, SLG: 0.250 (1, 2)	0-3 K		0-0 1B		0-0 6-3		0-0 6-3			4	0	1	1	0	1	5												
<b>Inning Stats</b>	R: 0 E: 0 K: 1 S: 4	H: 0 LOB: 0 BB: 1 P: 8	R: 1 E: 0 K: 1 S: 6	H: 1 LOB: 2 BB: 2 P: 14	R: 0 E: 0 K: 1 S: 5	H: 0 LOB: 1 BB: 1 P: 9	R: 2 E: 0 K: 2 S: 11	H: 4 LOB: 2 BB: 0 P: 11	R: 2 E: 0 K: 0 S: 5	H: 2 LOB: 2 BB: 2 P: 13	R: 1 E: 0 K: 0 S: 4	H: 1 LOB: 2 BB: 2 P: 12	R: 0 E: 0 K: 2 S: 8	H: 1 LOB: 1 BB: 0 P: 8	R: 0 E: 0 K: 1 S: 5	H: 0 LOB: 1 BB: 0 P: 6	1B: 4 2B: 5 3B: 0 HR: 0	SF: 1 SAC: 0 DP: 0 HBP: 1	WP: 1 PB: 0 CS: 1	PA: 41								
<b>PITCHER</b>	IP	WLS	BF	H	R	ER	SO	BB	IBB	HBP	BLK	WP	HR	S	P	ERA	WHIP											
<b>Rich Gossage, R</b> ERA: 15.95 <b>Steve Stone, R</b> ERA: 6.97 <b>Dennis O'Toole, R</b> ERA: 7.71 <b>Cy Acosta, R</b> ERA: 6.0	(1, 1)	4.2	L	24	6	5	5	5	5	0	0	0	0	0	29	49	9.64	2.357										
	(5, 1)	1.1		9	2	1	1	0	3	0	0	0	0	0	6	18	6.75	3.750										
	(7, 1)	1.0		4	1	0	0	2	0	0	0	0	0	0	8	8	0.00	1.000										
	(8, 1)	1.0		4	0	0	0	1	0	0	1	0	0	0	5	6	0.00	0.000										




Batter	1	2	3	4	5	6	7	8	9	AB	R	H	RBI	BB	SO	LOB	TOP										
<b>Johnny Jeter, R</b> OBP: 0.357, SLG: 0.607 (1, 9)	0-0 5-3		0-0 F2	0-0 E6			0-0 6-3	0-0 F8		5	0	0	0	0	0	4											
<b>Carlos May, L</b> OBP: 0.373, SLG: 0.479 (1, 7)	0-0 F7		0-0 4-3	0-0 4-3-2				0-0 4-3		5	1	1	1	0	0	5											
<b>Dick Allen, R</b> OBP: 0.365, SLG: 0.674 (1, 3)	4-0 FC5-4		0-0 6-3	0-0 F7						4	0	1	0	1	0	1											
<b>Tony Muser, L</b> OBP: 0.300, SLG: 0.125 (9, 3)							HR			0	0	0	0	0	0	0											
<b>Bill Melton, R</b> OBP: 0.423, SLG: 0.698 (1, 5)	0-0 FC5-4			0-0 HR			0-0 L7			5	1	2	1	0	0	2											
<b>Ken Henderson, S</b> OBP: 0.377, SLG: 0.400 (1, 8)		0-3 K		0-0 1B			0-0 1-3			5	1	1	0	0	1	2											
<b>Mike Andrews, R</b> OBP: 0.488, SLG: 0.528 (1, 10)		0-0 HR		0-0 1B			0-0 F5			4	2	3	0	0	0	0											
<b>Eddie Leon, R</b> OBP: 0.356, SLG: 0.368 (1, 6)		0-0 HR		0-0 1B			0-3 K			4	2	3	3	0	1	0											
<b>Jorge Orta, L</b> OBP: 0.417, SLG: 0.359 (1, 4)		0-0 G3		0-0 1B			4-0 CS			3	1	2	1	1	0	0											
<b>Chuck Brinkman, R</b> OBP: 0.333, SLG: 0.235 (1, 2)	0-0 F7		0-0 E	0-0 1B			0-0 6-3			3	0	0	0	1	0	4											
<b>Inning Stats</b>	R: 0 E: 0 K: 0 S: 3	H: 0 LOB: 1 BB: 1 P: 7	R: 2 E: 0 K: 1 S: 7	H: 2 LOB: 0 BB: 0 P: 7	R: 0 E: 0 K: 0 S: 3	H: 0 LOB: 0 BB: 0 P: 3	R: 5 E: 1 K: 0 S: 8	H: 5 LOB: 1 BB: 1 P: 12	R: 0 E: 0 K: 1 S: 4	H: 0 LOB: 0 BB: 1 P: 8	R: 1 E: 0 K: 0 S: 5	H: 2 LOB: 1 BB: 0 P: 5	R: 0 E: 0 K: 0 S: 6	H: 3 LOB: 3 BB: 0 P: 6	R: 0 E: 0 K: 0 S: 3	H: 1 LOB: 0 BB: 0 P: 3	1B: 8 2B: 3 3B: 0 HR: 3	SF: 0 SAC: 0 DP: 2 HBP: 0	WP: 0 PB: 1 CS: 1	PA: 41							
<b>PITCHER</b>	IP	WLS	BF	H	R	ER	SO	BB	IBB	HBP	BLK	WP	HR	S	P	ERA	WHIP										
<b>Fritz Peterson, L</b> ERA: 3.96 (1, 1)	3.0	L	17	7	7	5	1	1	0	0	0	0	2	18	22	15.00	2.667										
<b>Fred Beene, R</b> ERA: 2.25 (4, 1)	4.0		15	2	1	1	1	2	0	0	0	0	1	15	23	2.25	1.000										
<b>Jim Magnuson, L</b> ERA: 5.79 (8, 1)	2.0		9	4	0	0	0	0	0	0	0	0	0	9	9	0.00	2.000										

Chicago White Sox @ New York Yankees  
Yankee Stadium, Bronx, NY  
Tue Apr 24 1973, 3:33 AM EST  
Att: 12,334 - Cloudy - 70 F

livebaseballscorecards.com

AB 38  
R 8  
H 13  
RBI 6  
BB 3  
SO 2  
LOB 18



Batter	1	2	3	4	5	6	7	8	9	AB	R	H	RBI	BB	SO	LOB	BOTTOM										
<b>Horace Clarke, S</b> OBP: 0.333, SLG: 0.283 (1, 4)	4-0 F8		0-0 FC3-6	0-0 L9			0-0 4-3		0-0 WP	4	1	2	0	1	0	3											
<b>Roy White, S</b> OBP: 0.273, SLG: 0.172 (1, 7)	0-0 F8		0-0 FC3-6				0-0 1-3		0-0 6-3	5	0	2	2	0	0	2											
<b>Matty Alou, L</b> OBP: 0.313, SLG: 0.333 (1, 9)	0-0 G3-6		0-0 FC3-6	0-0 F9			0-0 L5		0-0 F3	5	0	1	1	0	0	4											
<b>Bobby Murcer, L</b> OBP: 0.361, SLG: 0.382 (1, 8)	0-0 G3-6		0-0 4-3				0-0 F7			4	0	1	0	0	0	3											
<b>Graig Nettles, L</b> OBP: 0.262, SLG: 0.308 (1, 5)		4-0 G6-3		0-0 F7			0-3 K		0-0 3-1	3	0	0	0	1	1	2											
<b>Jim Ray Hart, R</b> OBP: 0.500, SLG: 0.600 (1, 10)		0-0 F7		0-0 3-1			0-0 F7		0-0 6-3	4	1	1	0	0	0	3											
<b>Ron Blomberg, L</b> OBP: 0.273, SLG: 0.172 (1, 3)		0-0 G6-3		0-0 3-1			0-3 K		0-0 F8	4	0	0	0	0	1	2											
<b>Thurman Munson, R</b> OBP: 0.386, SLG: 0.528 (1, 2)			0-0 1B	0-0 BB			0-0 F8		0-0 P6	4	1	2	1	0	0	0											
<b>Gene Michael, S</b> OBP: 0.271, SLG: 0.295 (1, 6)			0-0 L7	0-0 BB			0-0 1B			1	0	0	0	1	0	1											
<b>Johnny Callison, L</b> OBP: 0.190, SLG: 0.238 (6, PH)										1	0	1	0	0	0	0											
<b>Hal Lanier, R</b> OBP: 0.500, SLG: 0.500 (7, 6)									0-0 WP	1	1	1	0	0	0	0											
<b>Inning Stats</b>	R: 1 E: 0 K: 0 S: 3	H: 1 LOB: 0 BB: 1 P: 7	R: 0 E: 0 K: 0 S: 2	H: 0 LOB: 0 BB: 1 P: 6	R: 1 E: 0 K: 0 S: 6	H: 3 LOB: 2 BB: 0 P: 6	R: 1 E: 0 K: 0 S: 5	H: 2 LOB: 2 BB: 1 P: 9	R: 0 E: 0 K: 1 S: 7	H: 2 LOB: 0 BB: 0 P: 7	R: 0 E: 0 K: 1 S: 6	H: 1 LOB: 1 BB: 0 P: 6	R: 0 E: 0 K: 0 S: 3	H: 0 LOB: 0 BB: 0 P: 3	R: 0 E: 0 K: 0 S: 3	H: 0 LOB: 0 BB: 0 P: 3	R: 1 E: 0 K: 0 S: 5	H: 2 LOB: 1 BB: 0 P: 5	1B: 10 2B: 1 3B: 0 HR: 0	SF: 0 SAC: 0 DP: 2 HBP: 0	WP: 1 PB: 0 CS: 0	PA: 39					
<b>PITCHER</b>	IP	WLS	BF	H	R	ER	SO	BB	IBB	HBP	BLK	WP	HR	S	P	ERA	WHIP										
<b>Stan Bahnsen, R</b> ERA: 4.39 (1, 1)	9.0	W	39	11	4	4	2	3	0	0	0	1	0	40	52	4.00	1.556										


Chicago White Sox @ New York Yankees  
Yankee Stadium, Bronx, NY  
Tue Apr 24 1973, 3:33 AM EST  
Att: 12,334 - Cloudy - 70 F


livebaseballscorecards.com

AB 36  
R 4  
H 11  
RBI 4  
BB 3  
SO 2  
LOB 20





Batter	1	2	3	4	5	6	7	8	9	AB	R	H	RBI	BB	SO	LOB	TOP												
Pat Kelly, L OBP: 0.486, SLG: 0.438 (1, 9)	0-3 K		0-3 K		0-0 CS 1B			0-0 1B 1B	0-0 1B	5	1	3	0	0	2	0	<b>Chicago White Sox @ New York Yankees</b> Yankee Stadium, Bronx, NY Wed Apr 25 1973, 3:33 AM EST Att: 8,604 - Cloudy - 63 F												
Carlos May, L OBP: 0.357, SLG: 0.509 (1, 7)	0-0 HR		0-0 4-3		0-0 F9			0-0 F8	0-0 F7	5	1	1	1	0	0	3													
Dick Allen, R OBP: 0.393, SLG: 0.660 (1, 3)	0-0 1B			0-0 P6	0-0 F3			0-0 1B 1-2		4	0	2	0	0	0	1													
Bill Melton, R OBP: 0.411, SLG: 0.660 (1, 5)	0-0 L9			0-0 1B FC5-2 1B	0-0 CS	0-3 K		0-0 P3		4	0	1	0	0	1	3													
Ken Henderson, S OBP: 0.386, SLG: 0.408 (1, 8)	0-0 4-3			0-0 1-3 1B FC5-2 1B		0-3 K		0-0 BB 1B	1-3 2-H 1B	4	1	2	1	0	1	1													
Mike Andrews, R OBP: 0.467, SLG: 0.487 (1, 10)		0-3 K		0-0 1-2 1B BB FC5-2 1B	0-0 P4			0-0 1-2 BB		3	0	0	0	1	1	2													
Ed Herrmann, L OBP: 0.194, SLG: 0.143 (1, 2)	0-0 4-3			0-0 1-2 2-H 1B BB				0-0 F8	0-0 3-1	4	0	1	1	0	0	3													
Jorge Orta, L OBP: 0.423, SLG: 0.357 (1, 4)	0-0 4-3			0-0 1-2 2-3 BB				0-0 CS 1B	0-0 F8	3	0	1	0	1	0	0													
Eddie Leon, R OBP: 0.327, SLG: 0.333 (1, 6)			0-0 5-3		0-0 P4			0-3 1-2 K	0-0 4-3	4	0	0	0	0	1	4													
<b>Inning Stats</b>	R: 1 E: 0 K: 1 S: 7	H: 2 LOB: 1 BB: 0 P: 7	R: 0 E: 0 K: 1 S: 5	H: 0 LOB: 0 BB: 0 P: 5	R: 0 E: 0 K: 1 S: 5	H: 0 LOB: 0 BB: 0 P: 5	R: 1 E: 0 K: 0 S: 6	H: 3 LOB: 3 BB: 1 P: 10	R: 0 E: 0 K: 2 S: 7	H: 0 LOB: 0 BB: 0 P: 7	R: 0 E: 0 K: 1 S: 5	H: 1 LOB: 0 BB: 0 P: 5	R: 1 E: 0 K: 0 S: 6	H: 3 LOB: 3 BB: 1 P: 10	R: 0 E: 0 K: 0 S: 4	H: 1 LOB: 1 BB: 0 P: 4		1B: 10 2B: 0 3B: 0 HR: 1	SF: 0 SAC: 0 DP: 0 HBP: 0	WP: 0 PB: 0 SB: 1 CS: 2	PA: 39								
<b>PITCHER</b>	IP	WLS	BF	H	R	ER	SO	BB	IBB	HBP	BLK	WP	HR	S	P	ERA	WHIP												
Mel Stottlemyre, R ERA: 3.19 Sparky Lyle, L ERA: 4.91	(1, 1)	8.0	L	34	10	3	3	6	2	0	0	0	0	0	1	44	52	3.38	1.500										

Batter	1	2	3	4	5	6	7	8	9	AB	R	H	RBI	BB	SO	LOB	BOTTOM											
Horace Clarke, S OBP: 0.329, SLG: 0.281 (1, 4)	0-0 F7		0-0 FC6-4 1B			0-0 5-3		0-0 F7		4	0	1	0	0	0	1	<b>Chicago White Sox @ New York Yankees</b> Yankee Stadium, Bronx, NY Wed Apr 25 1973, 3:33 AM EST Att: 8,604 - Cloudy - 63 F											
Roy White, S OBP: 0.286, SLG: 0.194 (1, 7)	0-0 5-3		0-0 FC6-4			0-0 1B			0-0 1B	4	0	2	0	0	0	1												
Matty Alou, L OBP: 0.306, SLG: 0.324 (1, 9)	0-0 1B			0-3 K		0-0 1-3			0-3 K	4	0	1	0	0	2	2												
Bobby Murcer, L OBP: 0.338, SLG: 0.356 (1, 8)	0-3 K			0-0 P4				0-0 G3	0-3 K	4	0	0	0	0	2	2												
Jim Ray Hart, R OBP: 0.429, SLG: 0.500 (1, 10)		0-0 1-3		0-0 F7				0-0 F8	0-0 5-3	4	0	0	0	0	0	1												
Felipe Alou, R OBP: 0.277, SLG: 0.455 (1, 3)		0-0 1-3			0-0 P4			0-0 P6		3	0	0	0	0	0	0												
Graig Nettles, L OBP: 0.250, SLG: 0.291 (1, 5)		0-0 4-3			0-0 6-3			0-0 F7		3	0	0	0	0	0	0												
Thurman Munson, R OBP: 0.383, SLG: 0.536 (1, 2)			0-0 P4		0-0 F9			0-0 2B		3	0	1	0	0	0	0												
Gene Michael, S OBP: 0.255, SLG: 0.277 (1, 6)			0-0 F9			0-0 F2		0-0 L7		3	0	0	0	0	0	1												
<b>Inning Stats</b>	R: 0 E: 0 K: 1 S: 6	H: 1 LOB: 1 BB: 0 P: 6	R: 0 E: 0 K: 0 S: 3	H: 0 LOB: 0 BB: 0 P: 3	R: 0 E: 0 K: 0 S: 4	H: 1 LOB: 1 BB: 0 P: 4	R: 0 E: 0 K: 1 S: 5	H: 0 LOB: 0 BB: 0 P: 5	R: 0 E: 0 K: 0 S: 3	H: 0 LOB: 0 BB: 0 P: 3	R: 0 E: 0 K: 1 S: 4	H: 1 LOB: 1 BB: 0 P: 4	R: 0 E: 0 K: 0 S: 3	H: 0 LOB: 0 BB: 0 P: 3	R: 0 E: 0 K: 0 S: 4	H: 1 LOB: 1 BB: 0 P: 4		R: 0 E: 0 K: 2 S: 8	H: 1 LOB: 1 BB: 0 P: 8	1B: 4 2B: 1 3B: 0 HR: 0	SF: 0 SAC: 0 DP: 0 HBP: 0	WP: 0 PB: 0 SB: 0 CS: 0	PA: 32					
<b>PITCHER</b>	IP	WLS	BF	H	R	ER	SO	BB	IBB	HBP	BLK	WP	HR	S	P	ERA	WHIP											
Wilbur Wood, L ERA: 1.55	(1, 1)	9.0	W	32	5	0	0	4	0	0	0	0	0	0	40	40	0.00	0.556										



Batter	1	2	3	4	5	6	7	8	9	AB	R	H	RBI	BB	SO	LOB	TOP					
Pat Kelly, L OBP: 0.538, SLG: 0.571 Johnny Jeter, R OBP: 0.345, SLG: 0.586	0-0 SH1-3 6-3 2B		0-0 2B 2B		0-0 FC5 2B		4-0 1B BB		0-0 F7	3	2	3	0	1	0	0						
Carlos May, L OBP: 0.367, SLG: 0.500	0-0 SH1-3 2-3		0-0 P8		4-0 IBB		0-0 1B		0-0 F8	3	0	1	0	1	0	1						
Dick Allen, R OBP: 0.367, SLG: 0.611	0-0 6-3		0-3 K		0-3 K		0-3 K			4	0	0	1	0	3	5						
Bill Melton, R OBP: 0.417, SLG: 0.686	0-0 2B		0-0 2B		0-0 FC5		0-0 F9			4	0	2	1	0	0	4						
Ken Henderson, S OBP: 0.361, SLG: 0.377	0-3 K		0-3 K						0-0 L5	4	0	0	0	0	2	2						
Mike Andrews, R OBP: 0.458, SLG: 0.463		0-0 P4		0-3 K		0-0 SH1-3		4-0 BB		2	0	0	0	1	1	0						
Ed Herrmann, L OBP: 0.200, SLG: 0.156		0-0 1B		0-0 4-3		0-0 F4		0-0 F8		4	0	1	0	0	0	2						
Jorge Orta, L OBP: 0.393, SLG: 0.326		0-3 K		0-3 K		0-3 K		0-0 1-3		4	0	0	0	0	3	3						
Eddie Leon, R OBP: 0.302, SLG: 0.304		0-3 K				0-3 K		0-0 F3		4	0	0	0	0	2	1						
<b>Inning Stats</b>	R: 1 E: 0 K: 1 S: 7	H: 2 LOB: 1 BB: 0 P: 7	R: 0 E: 0 K: 2 S: 8	H: 1 LOB: 1 BB: 0 P: 8	R: 1 E: 0 K: 2 S: 9	H: 2 LOB: 1 BB: 0 P: 9	R: 0 E: 0 K: 2 S: 7	H: 0 LOB: 0 BB: 0 P: 7	R: 0 E: 0 K: 1 S: 6	H: 1 LOB: 2 BB: 1 P: 12	R: 0 E: 1 K: 1 S: 6	H: 0 LOB: 1 BB: 0 P: 6	R: 0 E: 0 K: 1 S: 6	H: 1 LOB: 2 BB: 1 P: 10	R: 0 E: 0 K: 0 S: 3	H: 0 LOB: 1 BB: 1 P: 7	R: 0 E: 0 K: 0 S: 3	H: 0 LOB: 0 BB: 0 P: 3	1B: 2 2B: 5 3B: 0 HR: 0	SF: 0 SAC: 0 DP: 0 HBP: 0	WP: 0 PB: 0 SB: 0 CS: 0	PA: 38
<b>PITCHER</b> Luis Tiant, R ERA: 4.01	IP: 9.0 WLS: L BF: 38	H: 7 R: 2 ER: 2 SO: 11	BB: 2 IBB: 1 HBP: 0 BLK: 0	WP: 0 HR: 0 S: 57 P: 69	ERA: 2.00 WHIP: 1.000	<b>PITCHER</b> IP: WLS: BF: H: R: ER: SO: BB: IBB: HBP: BLK: WP: HR: S: P: ERA: WHIP																

Chicago White Sox @ Boston Red Sox  
Fenway Park, Boston, MA  
Sat Apr 28 1973, 3:33 AM EST  
Att: 18,888 - Unknown - 68 F

livebaseballscorecards.com

AB 33  
R 2  
H 7  
RBI 2  
BB 3  
SO 11  
LOB 18



Batter	1	2	3	4	5	6	7	8	9	AB	R	H	RBI	BB	SO	LOB	BOTTOM					
Tommy Harper, R OBP: 0.406, SLG: 0.491	0-0 5-3		4-0 G5-3 BB	4-0 1-2 BB		4-0 BB		0-0 1B 2B		2	0	1	0	3	0	0						
Luis Aparicio, R OBP: 0.328, SLG: 0.316	0-0 6-3		4-0 G5-3 2B BB	0-0 P8		0-0 F7		0-0 BB 1B		4	1	1	0	1	0	3						
Carl Yastrzemski, L OBP: 0.286, SLG: 0.444	0-0 3B		0-0 G5-3	0-0 4-3		0-0 G3		4-0 1-2 BB		4	0	1	0	1	0	2						
Orlando Cepeda, R OBP: 0.364, SLG: 0.645 Danny Cater, R OBP: 0.250, SLG: 0.250	0-3 K		4-0 2B BB	0-0 HBP 1B		0-0 HBP 1B		0-3 K		3	0	2	0	1	1	1						
Carlton Fisk, R OBP: 0.441, SLG: 0.815		0-0 L7	0-0 1-3 2-H 2B	1-0 HBP		0-0 1-2 1B		0-0 FC6-4 1B		4	0	3	1	0	0	0						
Ben Oglivie, L OBP: 0.385, SLG: 0.640 Dwight Evans, R OBP: 0.261, SLG: 0.293	0-0 SH5-3 2B		0-0 3-1	0-0 L8		0-3 K		0-0 F5		3	0	1	0	0	0	4						
John Kennedy, R OBP: 0.182, SLG: 0.273	0-0 SH5-3 1B		0-0 F9	0-0 1-3		0-3 K		0-0 FC6-4		5	0	1	0	0	1	5						
Doug Griffin, R OBP: 0.333, SLG: 0.393 Rico Petrocelli, R OBP: 0.236, SLG: 0.510	0-0 SH5-3		0-0 6-3	0-0 K		0-3 K		0-0 K		3	0	0	0	0	2	0						
Rick Miller, L OBP: 0.333, SLG: 0.333	0-0 1-3		0-0 BB 1B	0-0 L4		0-0 K		0-3 K		4	0	1	0	0	1	2						
<b>Inning Stats</b>	R: 0 E: 0 K: 1 S: 6	H: 1 LOB: 1 BB: 0 P: 6	R: 0 E: 0 K: 0 S: 5	H: 2 LOB: 2 BB: 0 P: 5	R: 1 E: 0 K: 0 S: 3	H: 1 LOB: 3 BB: 1 P: 15	R: 0 E: 0 K: 0 S: 4	H: 1 LOB: 2 BB: 1 P: 8	R: 0 E: 0 K: 1 S: 5	H: 1 LOB: 2 BB: 0 P: 5	R: 0 E: 0 K: 1 S: 5	H: 0 LOB: 1 BB: 1 P: 9	R: 0 E: 0 K: 2 S: 9	H: 2 LOB: 2 BB: 0 P: 9	R: 0 E: 0 K: 3 S: 11	H: 2 LOB: 3 BB: 1 P: 15	R: 0 E: 0 K: 0 S: 4	H: 1 LOB: 1 BB: 0 P: 4	1B: 7 2B: 3 3B: 1 HR: 0	SF: 0 SAC: 1 DP: 1 HBP: 1	WP: 0 PB: 0 SB: 0 CS: 0	PA: 44
<b>PITCHER</b> Stan Bahnsen, R ERA: 3.82 Terry Forster, L ERA:	IP: 6.1 WLS: W BF: 31	H: 7 R: 1 ER: 1 SO: 2	BB: 5 IBB: 0 HBP: 1 BLK: 0	WP: 0 HR: 0 S: 29 P: 50	ERA: 1.42 WHIP: 1.895	<b>PITCHER</b> IP: WLS: BF: H: R: ER: SO: BB: IBB: HBP: BLK: WP: HR: S: P: ERA: WHIP																

Chicago White Sox @ Boston Red Sox  
Fenway Park, Boston, MA  
Sat Apr 28 1973, 3:33 AM EST  
Att: 18,888 - Unknown - 68 F

livebaseballscorecards.com

AB 36  
R 1  
H 11  
RBI 1  
BB 6  
SO 7  
LOB 24









Batter	1	2	3	4	5	6	7	8	9	AB	R	H	RBI	BB	SO	LOB	TOP									
Merv Rettenmund, R OBP: 0.345, SLG: 0.333	F7	5-3			F7	4-3		1-2 2-H 3-H 1B		5	0	1	2	0	0	2	<b>Baltimore Orioles @ Chicago White Sox</b> Comiskey Park, Chicago, IL Tue May 01 1973, 8:05 PM EDT Att: 8,982 - Unknown									
Bobby Grich, R OBP: 0.397, SLG: 0.423	S 1B		6-3		6-3		WP 1-3 BB	F7		4	0	1	0	1	0	2										
Tommy Davis, R OBP: 0.356, SLG: 0.419	F8		4-3		E5 1B 1B		1-3	1-3		5	1	1	0	0	4											
Boog Powell, L OBP: 0.275, SLG: 0.256	1-3		4-3		1B 1B 1B		K		K	5	1	1	0	0	2	3										
Earl Williams, R OBP: 0.313, SLG: 0.437		4-3			WP 1B 1-3 2-H 1B				2B 1B	5	0	2	1	0	1	2										
Al Bumbry, L OBP: 0.222, SLG: 0.222			P4		1-3 2-H 1B				1B	0	0	0	0	0	0	0										
Don Baylor, R OBP: 0.330, SLG: 0.423		2-3			S 2B				BB BB 1B	5	1	3	1	0	1	1										
Brooks Robinson, R OBP: 0.247, SLG: 0.397					S 2B				1B	5	1	2	1	0	2	4										
Paul Blair, R OBP: 0.286, SLG: 0.264					K					2	1	0	0	2	2	1										
Terry Crowley, L OBP: 0.317, SLG: 0.229					K				BB 1B BB	1	0	0	0	0	0	3										
Mark Belanger, R OBP: 0.300, SLG: 0.236					5-3				1-2 2-3 1B BB	2	0	0	0	1	0	1										
<b>Inning Stats</b>	R: 0 E: 0 K: 0 S: 4	H: 1 LOB: 1 BB: 0 P: 4	R: 1 E: 0 K: 0 S: 4	H: 1 LOB: 2 BB: 1 P: 9	R: 0 E: 0 K: 0 S: 4	H: 1 LOB: 1 BB: 0 P: 4	R: 0 E: 0 K: 2 S: 8	H: 1 LOB: 1 BB: 0 P: 8	R: 2 E: 1 K: 0 S: 7	H: 3 LOB: 2 BB: 0 P: 7	R: 0 E: 0 K: 1 S: 5	H: 0 LOB: 0 BB: 0 P: 5	R: 0 E: 0 K: 2 S: 7	H: 0 LOB: 1 BB: 1 P: 11	R: 2 E: 0 K: 1 S: 7	H: 2 LOB: 2 BB: 2 P: 15		R: 0 E: 0 K: 2 S: 9	H: 2 LOB: 3 BB: 0 P: 9	1B: 7 2B: 3 3B: 0 HR: 1	SF: 0 SAC: 0 DP: 0 HBP: 1	WP: 2 PB: 0 SB: 2 CS: 0	PA: 44			
<b>PITCHER</b>	IP	WLS	BF	H	R	ER	SO	BB	IBB	HBP	BLK	WP	HR	S	P	ERA	WHIP									
Eddie Fisher, R ERA: 5.29	(1, 1)	6.0	W	28	7	3	1	3	1	0	1	0	1	32	37	1.50	1.333									
Terry Forster, L ERA: 1.46	(7, 1)	2.2		15	4	2	2	5	3	0	0	0	1	0	22	34	6.75	2.625								
Cy Acosta, R ERA: 5.4	(9, 1)	0.1	S	1	0	0	0	0	0	0	0	0	0	1	1	0.00	0.000									

AB	39
R	5
H	11
RBI	5
BB	4
SO	8
LOB	23



Batter	1	2	3	4	5	6	7	8	9	AB	R	H	RBI	BB	SO	LOB	BOTTOM								
Johnny Jeter, R OBP: 0.371, SLG: 0.545	4-3 1B		K				K			3	0	1	0	1	2	1	<b>Baltimore Orioles @ Chicago White Sox</b> Comiskey Park, Chicago, IL Tue May 01 1973, 8:05 PM EDT Att: 8,982 - Unknown								
Carlos May, L OBP: 0.348, SLG: 0.462	4-3		FC6		F4		F7			4	0	0	0	0	3										
Dick Allen, R OBP: 0.377, SLG: 0.726					L7				6-3	4	2	2	2	0	0	1									
Bill Melton, R OBP: 0.406, SLG: 0.678					HR					4	1	1	0	0	0	0									
Rich Morales, R	1-3				L5				5-3	0	0	0	0	0	0	0									
Ken Henderson, S			5-3		HR				P4	4	2	2	0	0	0	0									
Rick Reichardt, R OBP: 0.500, SLG: 0.462			L4		F8					3	0	1	1	0	0	1									
Ed Herrmann, L OBP: 0.256, SLG: 0.368			P4		HR				SF8	2	1	1	3	0	0	0									
Eddie Leon, R OBP: 0.267, SLG: 0.264			F7		K				G4-3	3	0	0	0	0	1	1									
Jorge Orta, L OBP: 0.365, SLG: 0.302			FC6 1B				K		K	3	0	1	0	0	2	0									
<b>Inning Stats</b>	R: 1 E: 0 K: 0 S: 4	H: 2 LOB: 0 BB: 0 P: 4	R: 0 E: 0 K: 0 S: 3	H: 0 LOB: 0 BB: 0 P: 3	R: 0 E: 0 K: 1 S: 6	H: 1 LOB: 1 BB: 0 P: 6	R: 3 E: 0 K: 1 S: 8	H: 3 LOB: 0 BB: 0 P: 8	R: 0 E: 0 K: 1 S: 5	H: 0 LOB: 0 BB: 1 P: 9	R: 2 E: 0 K: 0 S: 5	H: 3 LOB: 0 BB: 0 P: 5	R: 0 E: 0 K: 2 S: 7	H: 0 LOB: 0 BB: 0 P: 7	R: 0 E: 0 K: 0 S: 3	H: 0 LOB: 0 BB: 0 P: 3		1B: 6 2B: 0 3B: 0 HR: 3	SF: 1 SAC: 0 DP: 1 HBP: 0	WP: 0 PB: 0 SB: 0 CS: 0	PA: 32				
<b>PITCHER</b>	IP	WLS	BF	H	R	ER	SO	BB	IBB	HBP	BLK	WP	HR	S	P	ERA		WHIP							
Mike Cuellar, L ERA: 4.82	(1, 1)	5.0	L	24	9	6	6	3	1	0	0	0	0	29	33	10.80	2.000								
Grant Jackson, L ERA: 2.7	(6, 1)	3.0		8	0	0	0	2	0	0	0	0	0	12	12	0.00	0.000								





Batter	1	2	3	4	5	6	7	8	9	AB	R	H	RBI	BB	SO	LOB	TOP					
Merv Rettenmund, R OBP: 0.352, SLG: 0.342	F8		1B			SH5-3 1B	6-3			4	0	2	0	0	0	3						
Bobby Grich, R OBP: 0.385, SLG: 0.413	P3			FC4-6 BB		SH5-3		K		2	0	0	0	1	1	0						
Tommy Davis, R OBP: 0.327, SLG: 0.383	L6			FC4-6 1B 1-2		4-3		F5		4	0	0	0	0	2							
Earl Williams, R OBP: 0.299, SLG: 0.413		K		F9		5-3		F7		4	0	0	0	1	2							
Don Baylor, R OBP: 0.337, SLG: 0.427		5-3		1B			E BB 1B	K		4	0	2	0	0	1	0						
Brooks Robinson, R OBP: 0.235, SLG: 0.378		6-3		P6			K	F9		4	0	0	0	0	1	3						
Boog Powell, L OBP: 0.274, SLG: 0.247			G3		4-3		E BB	G3		3	0	0	0	1	0	0						
Paul Blair, R OBP: 0.288, SLG: 0.267			F9		G1-6-3 1B		P4			3	0	1	0	0	0	2						
Mark Belanger, R OBP: 0.301, SLG: 0.240			1B		G1-6-3		E3			3	0	1	0	0	0	3						
<b>Inning Stats</b>	R: 0 E: 0 K: 0 S: 3	H: 0 LOB: 0 BB: 0 P: 3	R: 0 E: 0 K: 1 S: 5	H: 0 LOB: 0 BB: 0 P: 5	R: 0 E: 0 K: 0 S: 4	H: 2 LOB: 2 BB: 0 P: 4	R: 0 E: 0 K: 0 S: 4	H: 1 LOB: 2 BB: 1 P: 8	R: 0 E: 0 K: 0 S: 3	H: 1 LOB: 0 BB: 0 P: 3	R: 0 E: 0 K: 0 S: 4	H: 1 LOB: 1 BB: 0 P: 4	R: 0 E: 1 K: 1 S: 7	H: 1 LOB: 3 BB: 1 P: 11	R: 0 E: 0 K: 1 S: 5	H: 0 LOB: 0 BB: 0 P: 5	R: 0 E: 0 K: 1 S: 5	H: 0 LOB: 0 BB: 0 P: 5	1B: 6 2B: 0 3B: 0 HR: 0	SF: 0 SAC: 1 DP: 1 HBP: 0	WP: 0 PB: 0 SB: 1 CS: 0	PA: 34
<b>PITCHER</b> Wilbur Wood, L ERA: 1.12	IP: 9.0 WLS: W BF: 34 H: 6 R: 0 ER: 0 SO: 4 BB: 2 IBB: 0 HBP: 0 BLK: 0 WP: 0 HR: 0 S: 40 P: 48 ERA: 0.00 WHIP: 0.889															<b>PITCHER</b>						

Baltimore Orioles @ Chicago White Sox  
Comiskey Park, Chicago, IL  
Wed May 02 1973, 8:05 PM EDT  
Att: 7,313 - Unknown

AB 31  
R 0  
H 6  
RBI 0  
BB 2  
SO 4  
LOB 15



Batter	1	2	3	4	5	6	7	8	9	AB	R	H	RBI	BB	SO	LOB	BOTTOM			
Pat Kelly, L OBP: 0.543, SLG: 0.615	SF7 3B		CS BB			K	SF7			2	1	1	1	1	1	0				
Carlos May, L OBP: 0.342, SLG: 0.448	SF7		3-1			5-3		BB		2	0	0	1	1	0	1				
Dick Allen, R OBP: 0.370, SLG: 0.692				4-1						3	1	0	0	1	2	1				
Tony Muser, L OBP: 0.300, SLG: 0.125	K					E S 2B BB	K			0	0	0	0	0	0	0				
Bill Melton, R OBP: 0.397, SLG: 0.645	5-3			6-3		2B BB		F7		3	0	0	0	1	0	0				
Ken Henderson, S OBP: 0.378, SLG: 0.424		G3		K						4	0	2	1	0	1	0				
Mike Andrews, R OBP: 0.439, SLG: 0.417		6-3				3H 2B		CS 1B		3	0	0	0	1	2	2				
Johnny Jeter, R OBP: 0.371, SLG: 0.545						K		BB		0	0	0	0	0	0	0				
Ed Herrmann, L OBP: 0.277, SLG: 0.405						K		1B 2B		4	1	2	0	0	2	1				
Jorge Orta, L OBP: 0.379, SLG: 0.309		4-3								2	1	1	1	1	0	1				
Eddie Leon, R OBP: 0.254, SLG: 0.250			6-3							3	0	0	0	0	1	2				
<b>Inning Stats</b>	R: 1 E: 0 K: 1 S: 6	H: 1 LOB: 0 BB: 0 P: 6	R: 0 E: 0 K: 0 S: 4	H: 1 LOB: 0 BB: 0 P: 4	R: 0 E: 0 K: 0 S: 2	H: 0 LOB: 0 BB: 1 P: 6	R: 0 E: 0 K: 1 S: 5	H: 0 LOB: 0 BB: 0 P: 5	R: 0 E: 0 K: 2 S: 7	H: 0 LOB: 1 BB: 1 P: 11	R: 1 E: 0 K: 2 S: 8	H: 1 LOB: 2 BB: 2 P: 16	R: 2 E: 0 K: 2 S: 9	H: 2 LOB: 1 BB: 1 P: 13	R: 0 E: 0 K: 1 S: 5	H: 1 LOB: 1 BB: 1 P: 9	1B: 3 2B: 2 3B: 1 HR: 0	SF: 2 SAC: 0 DP: 0 HBP: 0	WP: 0 PB: 0 SB: 2 CS: 2	PA: 34
<b>PITCHER</b> Jim Palmer, R ERA: 3.21	IP: 6.0 WLS: L BF: 26 H: 5 R: 4 ER: 3 SO: 6 BB: 4 IBB: 0 HBP: 0 BLK: 0 WP: 0 HR: 0 S: 34 P: 50 ERA: 4.50 WHIP: 1.500															<b>PITCHER</b>				
Orlando Pena, R ERA: 2.7	IP: 2.0 WLS: L BF: 8 H: 1 R: 0 ER: 0 SO: 3 BB: 2 IBB: 0 HBP: 0 BLK: 0 WP: 0 HR: 0 S: 12 P: 20 ERA: 0.00 WHIP: 1.500															<b>PITCHER</b>				

Baltimore Orioles @ Chicago White Sox  
Comiskey Park, Chicago, IL  
Wed May 02 1973, 8:05 PM EDT  
Att: 7,313 - Unknown

AB 26  
R 4  
H 6  
RBI 4  
BB 6  
SO 9  
LOB 8





Batter	1	2	3	4	5	6	7	8	9	AB	R	H	RBI	BB	SO	LOB	TOP										
<b>Horace Clarke, S</b> OBP: 0.351, SLG: 0.314 (1,4)	1-3		FC5-4 BB	4-3		F9		1-3	4 0 0 0 1 0 2								<b>New York Yankees @ Chicago White Sox</b> Comiskey Park, Chicago, IL Fri May 04 1973, 8:05 PM EDT Att: 43,760 - Unknown - 45 F <a href="http://livebaseballscorecards.com">livebaseballscorecards.com</a>										
<b>Roy White, S</b> OBP: 0.313, SLG: 0.218 (1,7)	FC6-4 BB		P6		B2		G3-6-1 1B	1B	4 0 2 0 1 0 1																		
<b>Matty Alou, L</b> OBP: 0.369, SLG: 0.433 (1,9)	FC6-4 BB		FC5-4 BB		1B		G3-6-1 1-2	P4	4 0 1 0 1 0 3																		
<b>Bobby Murcer, L</b> OBP: 0.363, SLG: 0.463 (1,8)	FC6-4 1-2 2-3		BB		1B		BB		2 0 1 0 2 0 2																		
<b>Graig Nettles, L</b> OBP: 0.315, SLG: 0.370 (1,5)	P3		BB		1B		F8		3 0 0 0 1 0 5																		
<b>Jim Ray Hart, R</b> OBP: 0.341, SLG: 0.361 (1,10)		F3	F8		1-3			6-3	4 0 0 0 0 0 5																		
<b>Ron Blomberg, L</b> OBP: 0.396, SLG: 0.366 (8, PH)				F8				5-3	3 0 2 0 0 0 0																		
<b>Felipe Alou, R</b> OBP: 0.259, SLG: 0.400 (8, 3)								5-3	1 0 0 0 0 0 0																		
<b>Thurman Munson, R</b> OBP: 0.412, SLG: 0.526 (1,2)				F9				5-3	3 0 0 0 0 0 0																		
<b>Gene Michael, S</b> OBP: 0.300, SLG: 0.308 (1,6)			G6-4-3 1-2					K	3 0 1 0 1 1 2																		
<b>Inning Stats</b>	R: 0 E: 0 K: 0 S: 3	H: 0 LOB: 2 BB: 2 P: 11	R: 0 E: 0 K: 0 S: 3	H: 1 LOB: 1 BB: 0 P: 4	R: 0 E: 0 K: 0 S: 3	H: 0 LOB: 3 BB: 3 P: 15	R: 0 E: 0 K: 0 S: 3	H: 0 LOB: 1 BB: 1 P: 7	R: 0 E: 0 K: 0 S: 5	H: 2 LOB: 2 BB: 0 P: 5	R: 0 E: 0 K: 0 S: 4	H: 2 LOB: 1 BB: 0 P: 4	R: 0 E: 0 K: 0 S: 3	H: 1 LOB: 1 BB: 1 P: 7	R: 0 E: 0 K: 0 S: 3	H: 0 LOB: 0 BB: 0 P: 3	R: 0 E: 0 K: 1 S: 6	H: 1 LOB: 1 BB: 0 P: 6	1B: 5 2B: 2 3B: 0 HR: 0	SF: 0 SAC: 0 DP: 2 HBP: 1	WP: 0 PB: 0 CS: 0	PA: 39					
<b>PITCHER</b>	IP	WLS	BF	H	R	ER	SO	BB	IBB	HBP	BLK	WP	HR	S	P	ERA	WHIP										
<b>Stan Bahnsen, R</b> ERA: 3.23 (1,1)	6.0	W	29	6	0	0	0	6	0	1	0	0	0	22	47	0.00	2.000										
<b>Terry Forster, L</b> ERA: 1.17 (7,1)	3.0	S	10	1	0	0	1	1	0	0	0	0	0	11	15	0.00	0.667										

Batter	1	2	3	4	5	6	7	8	9	AB	R	H	RBI	BB	SO	LOB	BOTTOM										
<b>Pat Kelly, L</b> OBP: 0.510, SLG: 0.558 (1,9)	1-6-3	3-1		3-1		4-3		BB	4 0 0 0 1 0 2								<b>New York Yankees @ Chicago White Sox</b> Comiskey Park, Chicago, IL Fri May 04 1973, 8:05 PM EDT Att: 43,760 - Unknown - 45 F <a href="http://livebaseballscorecards.com">livebaseballscorecards.com</a>										
<b>Carlos May, L</b> OBP: 0.321, SLG: 0.417 (1,7)	E6 1B FC5-4		K	E6 CS		6-3		K	5 1 0 0 0 2 3																		
<b>Dick Allen, R</b> OBP: 0.362, SLG: 0.687 (1,3)				CS		F9		P4	2 0 1 0 1 0 0																		
<b>Tony Muser, L</b> OBP: 0.273, SLG: 0.111 (6,3)	FC5-4 1B		1B BB	CS		F9		P4	1 0 0 0 0 0 1																		
<b>Bill Melton, R</b> OBP: 0.390, SLG: 0.621 (1,5)	FC5-4 1B		F9		2B SF8 1B		P3		4 2 1 1 0 0 2																		
<b>Ken Henderson, S</b> OBP: 0.410, SLG: 0.471 (1,8)	1B		1B		2B		G5-4-3 1B		4 0 4 0 0 0 0																		
<b>Mike Andrews, R</b> OBP: 0.443, SLG: 0.412 (1,10)	1B		L9		IBB		G5-4-3 1-2		3 0 1 1 1 0 3																		
<b>Ed Herrmann, L</b> OBP: 0.275, SLG: 0.444 (1,2)	F8			SF7 3B		SF8		F9	3 1 1 1 0 0 2																		
<b>Jorge Orta, L</b> OBP: 0.371, SLG: 0.298 (1,4)		K		SF7		G3		S BB	2 0 0 1 1 1 2																		
<b>Eddie Leon, R</b> OBP: 0.269, SLG: 0.300 (1,6)		6-3		3-1 E 2B		4-3 2B		F9 1-2	4 1 2 0 0 0 1																		
<b>Inning Stats</b>	R: 2 E: 1 K: 0 S: 7	H: 3 LOB: 2 BB: 0 P: 7	R: 0 E: 0 K: 1 S: 5	H: 0 LOB: 0 BB: 0 P: 5	R: 0 E: 0 K: 1 S: 6	H: 1 LOB: 2 BB: 1 P: 10	R: 2 E: 1 K: 0 S: 5	H: 2 LOB: 0 BB: 0 P: 5	R: 1 E: 0 K: 0 S: 5	H: 2 LOB: 2 BB: 1 P: 9	R: 0 E: 0 K: 0 S: 4	H: 1 LOB: 1 BB: 0 P: 4	R: 0 E: 0 K: 0 S: 3	H: 1 LOB: 0 BB: 0 P: 3	R: 0 E: 0 K: 1 S: 5	H: 0 LOB: 2 BB: 2 P: 13	R: 0 E: 0 K: 1 S: 5	H: 0 LOB: 2 BB: 2 P: 13	1B: 6 2B: 3 3B: 1 HR: 0	SF: 2 SAC: 0 DP: 1 HBP: 0	WP: 0 PB: 0 CS: 1	PA: 39					
<b>PITCHER</b>	IP	WLS	BF	H	R	ER	SO	BB	IBB	HBP	BLK	WP	HR	S	P	ERA	WHIP										
<b>Mel Stottlemyre, R</b> ERA: 2.9 (1,1)	4.0	L	20	6	4	1	2	1	0	0	0	0	0	23	27	2.25	1.750										
<b>Jim Magnuson, L</b> ERA: 4.15 (5,1)	4.0		18	4	1	1	1	2	1	0	0	0	0	17	29	2.25	1.500										



Batter	1	2	3	4	5	6	7	8	9	AB	R	H	RBI	BB	SO	LOB	TOP				
Horace Clarke, S OBP: 0.347, SLG: 0.311 (1, 4)	F8		S 1B			P6		4-3		4	0	1	0	0	0	0	<b>New York Yankees @ Chicago White Sox</b> Comiskey Park, Chicago, IL Sat May 05 1973, 8:05 PM EDT Att: 26,048 - Unknown - 49 F <a href="http://livebaseballscorecards.com">livebaseballscorecards.com</a>				
Roy White, S OBP: 0.311, SLG: 0.220 (1, 7)	P3		3-1			FC3-6 1B		4-3		4	0	1	0	0	0	1					
Matty Alou, L OBP: 0.362, SLG: 0.422 (1, 9)	K2-3				F5	FC3-6 1B		6-3		4	0	1	0	0	1	0					
Bobby Murcer, L OBP: 0.358, SLG: 0.464 (1, 8)		P6			3-1 2B	FC3-6 1-2 2-3		F3		4	0	1	0	0	0	2					
Graig Nettles, L OBP: 0.312, SLG: 0.364 (1, 5)		1B 1B			3-1	2-3		1-3		4	0	1	0	0	0	3					
Jim Ray Hart, R OBP: 0.333, SLG: 0.350 (1, 10)					F9			6-3		4	0	1	0	0	0	1					
Ron Blomberg, L OBP: 0.400, SLG: 0.372 Felipe Alou, R OBP: 0.271, SLG: 0.411 (7, PH) (7, 3)	G1-6-3 1B					G6-4-3 1B		FC5-4 1B		2	0	1	0	0	0	2					
Thurman Munson, R OBP: 0.398, SLG: 0.506 (1, 2)					F8	P6		FC5-4 1-2		3	0	0	0	0	0	2					
Gene Michael, S OBP: 0.288, SLG: 0.294 (1, 6)					4-3	G6-4-3 1-2		5-3		3	0	0	0	0	0	2					
<b>Inning Stats</b>	R: 0 E: 0 K: 1 S: 5	H: 0 LOB: 0 BB: 0 P: 5	R: 0 E: 0 K: 0 S: 4	H: 2 LOB: 1 BB: 0 P: 4	R: 0 E: 0 K: 0 S: 4	H: 1 LOB: 1 BB: 0 P: 4	R: 0 E: 0 K: 0 S: 4	H: 1 LOB: 1 BB: 0 P: 4	R: 0 E: 0 K: 0 S: 3	H: 2 LOB: 2 BB: 0 P: 5	R: 0 E: 0 K: 0 S: 4	H: 1 LOB: 1 BB: 0 P: 4	R: 0 E: 0 K: 0 S: 3	H: 0 LOB: 0 BB: 0 P: 3	R: 0 E: 0 K: 0 S: 3	H: 0 LOB: 0 BB: 0 P: 3		1B: 7 2B: 1 3B: 0 HR: 0	SF: 0 SAC: 0 DP: 2 HBP: 0	WP: 0 PB: 0 CS: 1	PA: 33
<b>PITCHER</b>	IP	WLS	BF	H	R	ER	SO	BB	IBB	HBP	BLK	WP	HR	S	P	ERA	WHIP				
Eddie Fisher, R ERA: 4.03 (1, 1)	5.1	W	21	7	0	0	1	0	0	0	0	0	0	23	23	0.00	1.312				
Terry Forster, L ERA: 0.95 (6, 1)	3.2	S	12	1	0	0	0	0	0	0	0	0	0	12	12	0.00	0.273				


Batter	1	2	3	4	5	6	7	8	9	AB	R	H	RBI	BB	SO	LOB	BOTTOM				
Johnny Jeter, R OBP: 0.385, SLG: 0.541 (1, 9)	K				E7 1B			K		4	0	2	1	0	2	1	<b>New York Yankees @ Chicago White Sox</b> Comiskey Park, Chicago, IL Sat May 05 1973, 8:05 PM EDT Att: 26,048 - Unknown - 49 F <a href="http://livebaseballscorecards.com">livebaseballscorecards.com</a>				
Carlos May, L OBP: 0.329, SLG: 0.405 (1, 7)	WP PB 1B HBP	3-H 1B			4-0 FC4-6 BB		6-3			2	1	0	0	1	0	1					
Dick Allen, R OBP: 0.367, SLG: 0.657 Tony Muser, L OBP: 0.250, SLG: 0.100 (1, 3) (6, 3)	K				5-3	FC4-6 2B		K		3	1	0	0	0	1	3					
Bill Melton, R OBP: 0.407, SLG: 0.638 (1, 5)					4-0 G5-4-3 BB			F8		3	0	2	2	1	0	0					
Ken Henderson, S OBP: 0.415, SLG: 0.479 (1, 8)					G5-4-3			F8		3	1	1	0	1	0	1					
Mike Andrews, R OBP: 0.438, SLG: 0.407 (1, 10)	FC6-4 1-2 BB				1-2			F8		3	0	1	1	0	0	2					
Ed Herrmann, L OBP: 0.278, SLG: 0.458 (1, 2)								F8		3	1	1	0	0	0	1					
Eddie Leon, R OBP: 0.275, SLG: 0.306 (1, 6)								4-3		2	0	1	0	0	0	0					
Jorge Orta, L OBP: 0.370, SLG: 0.300 (1, 4)								5-3		3	0	1	0	0	1	2					
<b>Inning Stats</b>	R: 1 E: 0 K: 2 S: 8	H: 1 LOB: 2 BB: 1 P: 13	R: 1 E: 0 K: 0 S: 5	H: 2 LOB: 1 BB: 0 P: 5	R: 0 E: 0 K: 0 S: 2	H: 0 LOB: 1 BB: 1 P: 6	R: 0 E: 0 K: 1 S: 6	H: 1 LOB: 1 BB: 0 P: 6	R: 1 E: 0 K: 0 S: 3	H: 2 LOB: 2 BB: 1 P: 7	R: 1 E: 0 K: 0 S: 4	H: 2 LOB: 0 BB: 0 P: 4	R: 0 E: 0 K: 1 S: 5	H: 1 LOB: 0 BB: 0 P: 5	R: 0 E: 0 K: 1 S: 5	H: 0 LOB: 0 BB: 0 P: 5		1B: 6 2B: 3 3B: 0 HR: 0	SF: 0 SAC: 1 DP: 1 HBP: 1	WP: 1 PB: 0 CS: 2	PA: 32
<b>PITCHER</b>	IP	WLS	BF	H	R	ER	SO	BB	IBB	HBP	BLK	WP	HR	S	P	ERA	WHIP				
Fritz Peterson, L ERA: 3.44 (1, 1)	4.1	L	20	5	3	3	3	3	0	1	0	0	0	22	35	6.23	1.846				
Fred Beene, R ERA: 3.86 (5, 1)	0.2		4	3	1	1	0	0	0	0	0	0	0	4	4	13.50	4.500				
Sparky Lyle, L ERA: 2.77 (6, 1)	3.0		8	1	0	0	2	0	0	0	0	0	0	12	12	0.00	0.333				




Batter	1	2	3	4	5	6	7	8	9	AB	R	H	RBI	BB	SO	LOB	TOP			
Horace Clarke, S OBP: 0.343, SLG: 0.309	F3		F8			F8		1B 1B		4	0	1	0	0	0	0	<b>New York Yankees @ Chicago White Sox</b> Comiskey Park, Chicago, IL Sun May 06 1973, 4:33 AM EDT Att: 27,549 - Overcast - 64 F			
Roy White, S OBP: 0.318, SLG: 0.242	5-3			1-3		2B		1B 1-2		4	0	2	0	0	0					
Matty Alou, L OBP: 0.370, SLG: 0.448	1B 3B			BB		6-3		K		3	1	1	0	1	1	3				
Bobby Murcer, L OBP: 0.364, SLG: 0.466	1B CS			K				1B 1B	4-3	4	0	2	1	0	1	3				
Jim Ray Hart, R OBP: 0.333, SLG: 0.349 Ron Swoboda, R OBP: 0.227, SLG: 0.105	CS	K		K				1B 1-2	2B 1B	3	0	1	0	0	2	1				
Felipe Alou, R OBP: 0.286, SLG: 0.433		K				F8		1-2 2-3	G6-4-3 1B	4	0	2	1	0	1	0				
Graig Nettles, L OBP: 0.299, SLG: 0.346						F8		F5	L9	4	0	0	0	0	0	4				
Thurman Munson, R OBP: 0.380, SLG: 0.482				4-3		4-3		G6-4-3 1-2	F8	4	0	0	0	0	0	4				
Hal Lanier, R OBP: 0.200, SLG: 0.200				5-3		F8		F7	F9	4	0	0	0	0	0	1				
<b>Inning Stats</b>	R: 1 E: 0 K: 0 S: 4	H: 2 LOB: 0 BB: 0 P: 4	R: 0 E: 0 K: 2 S: 7	H: 0 LOB: 0 BB: 0 P: 7	R: 0 E: 0 K: 0 S: 3	H: 0 LOB: 0 BB: 0 P: 3	R: 0 E: 0 K: 2 S: 7	H: 0 LOB: 1 BB: 1 P: 11	R: 0 E: 0 K: 0 S: 3	H: 1 LOB: 1 BB: 0 P: 4	R: 0 E: 0 K: 0 S: 5	H: 3 LOB: 2 BB: 0 P: 5	R: 0 E: 0 K: 1 S: 7	H: 2 LOB: 2 BB: 0 P: 7	R: 1 E: 0 K: 0 S: 5	H: 2 LOB: 1 BB: 0 P: 5		1B: 7 2B: 2 3B: 1 HR: 0	SF: 0 SAC: 0 DP: 1 HBP: 0	WP: 0 PB: 0 CS: 1
<b>PITCHER</b> Wilbur Wood, L ERA: 1.23	IP: 9.0 WLS: W BF: 36 H: 10 R: 2 ER: 2 SO: 5 BB: 1 IBB: 0 HBP: 0 BLK: 0 WP: 0 HR: 0 S: 45 P: 49 ERA: 2.00 WHIP: 1.222															<b>PITCHER</b>				

Batter	1	2	3	4	5	6	7	8	9	AB	R	H	RBI	BB	SO	LOB	BOTTOM			
Pat Kelly, L OBP: 0.536, SLG: 0.574	1B E 1B			L1-3		1B 1B		1B 1-3 2-H		4	2	3	2	1	0	0	<b>New York Yankees @ Chicago White Sox</b> Comiskey Park, Chicago, IL Sun May 06 1973, 4:33 AM EDT Att: 27,549 - Overcast - 64 F			
Carlos May, L OBP: 0.333, SLG: 0.405	E4 1B	L1-3			4-3	1B 1B		1B 1-3 3-H		5	2	2	2	0	0	2				
Dick Allen, R OBP: 0.386, SLG: 0.689 Tony Muser, L OBP: 0.231, SLG: 0.091	1B E 1B		1B 3B		4-3	1B 1B		1B 1-2 2-H	K	4	2	3	1	0	0	0				
Bill Melton, R OBP: 0.424, SLG: 0.644 Rich Morales, R	G6-4-3 E 1B		G4-6-3 1B		5-3	FC6-4 1B		G3		4	0	3	4	0	0	0				
Ken Henderson, S OBP: 0.402, SLG: 0.462	E6 G6-4-3 1B		G4-6-3 1B			4-3 FC6-4		P4		5	0	1	0	0	0	3				
Rick Reichardt, R OBP: 0.444, SLG: 0.412	G6-4-3 1B		G4-6-3 1B			G3 1B		1-3		4	1	1	0	0	0	4				
Ed Herrmann, L OBP: 0.276, SLG: 0.442	G3		6-3			1B 1B		1-3		4	1	1	0	0	0	2				
Jorge Orta, L OBP: 0.364, SLG: 0.297		K		5-3		G3 1B		1B 1B		4	1	1	0	0	1	2				
Eddie Leon, R OBP: 0.288, SLG: 0.318		L1-3		4-3		1B 1B		1B 1B		4	2	2	1	0	0	0				
<b>Inning Stats</b>	R: 3 E: 2 K: 0 S: 7	H: 3 LOB: 1 BB: 0 P: 7	R: 0 E: 0 K: 1 S: 5	H: 0 LOB: 1 BB: 1 P: 9	R: 1 E: 0 K: 0 S: 5	H: 3 LOB: 1 BB: 0 P: 5	R: 0 E: 0 K: 0 S: 3	H: 0 LOB: 0 BB: 0 P: 3	R: 0 E: 0 K: 0 S: 3	H: 0 LOB: 0 BB: 0 P: 3	R: 5 E: 0 K: 0 S: 10	H: 7 LOB: 2 BB: 0 P: 10	R: 2 E: 0 K: 0 S: 6	H: 4 LOB: 2 BB: 0 P: 6	R: 0 E: 0 K: 1 S: 5	H: 0 LOB: 0 BB: 0 P: 5		1B: 16 2B: 0 3B: 1 HR: 0	SF: 0 SAC: 0 DP: 2 HBP: 0	WP: 0 PB: 0 CS: 0
<b>PITCHER</b> Steve Kline, R ERA: 4.3 Jim Magnuson, L ERA: 5.73	IP: 5.2 WLS: L BF: 28 H: 10 R: 8 ER: 6 SO: 1 BB: 1 IBB: 0 HBP: 0 BLK: 0 WP: 0 HR: 0 S: 29 P: 33 ERA: 9.53 WHIP: 1.941															<b>PITCHER</b>				

AB	35
R	2
H	10
RBI	2
BB	1
SO	5
LOB	16



AB	40
R	11
H	17
RBI	10
BB	1
SO	2
LOB	13






Batter	1	2	3	4	5	6	7	8	9	AB	R	H	RBI	BB	SO	LOB	TOP					
Tommy Harper, R (1, 7) Dwight Evans, R (8, 7) OBP: 0.368, SLG: 0.429 OBP: 0.309, SLG: 0.327										3	0	1	0	1	0	2						
Luis Aparicio, R (1, 6) OBP: 0.299, SLG: 0.310										4	0	1	1	0	0	2						
Carl Yastrzemski, L (1, 3) OBP: 0.337, SLG: 0.420										4	0	0	0	1	1	3						
Reggie Smith, S (1, 8) Rick Miller, L (4, 8) OBP: 0.412, SLG: 0.481 OBP: 0.444, SLG: 0.375										2	0	0	0	1	1	0						
Orlando Cepeda, R (1, 10) OBP: 0.358, SLG: 0.586										4	1	1	0	0	1	3						
Carlton Fisk, R (1, 2) OBP: 0.386, SLG: 0.633										3	0	0	0	1	1	3						
Ben Oglivie, L (1, 9) OBP: 0.348, SLG: 0.523										4	1	0	0	0	2	2						
Doug Griffin, R (1, 4) OBP: 0.302, SLG: 0.390										3	2	1	0	0	0	2						
John Kennedy, R (1, 5) OBP: 0.292, SLG: 0.364										3	0	2	2	1	1	0						
<b>Inning Stats</b>	R: 0 E: 0 K: 0 S: 3	H: 1 LOB: 0 BB: 0 P: 3	R: 0 E: 0 K: 2 S: 7	H: 0 LOB: 0 BB: 7	R: 0 E: 0 K: 1 S: 4	H: 1 LOB: 1 BB: 0 P: 4	R: 0 E: 0 K: 1 S: 5	H: 1 LOB: 0 BB: 0 P: 5	R: 2 E: 0 K: 1 S: 7	H: 2 LOB: 1 BB: 1 P: 11	R: 0 E: 0 K: 1 S: 6	H: 1 LOB: 2 BB: 1 P: 10	R: 1 E: 0 K: 2 S: 8	H: 1 LOB: 1 BB: 1 P: 12	R: 0 E: 0 K: 0 S: 3	H: 0 LOB: 1 BB: 1 P: 7	R: 1 E: 1 K: 0 S: 5	H: 1 LOB: 2 BB: 1 P: 9	1B: 5 2B: 2 3B: 2 HR: 0	SF: 1 SAC: 1 DP: 1 HBP: 0	WP: 1 PB: 0 CS: 2	PA: 39
<b>PITCHER</b> Stan Bahnsen, R (1, 1) ERA: 3.19	IP: 9.0 WLS: L BF: 39	H: 8 R: 4 ER: 3 SO: 7	BB: 5 IBB: 0 HBP: 0 BLK: 0	WP: 1 HR: 0 S: 48 P: 68	ERA: 3.00 WHIP: 1.444	<b>PITCHER</b>										IP: 9.0 WLS: W BF: 35	H: 5 R: 1 ER: 1 SO: 3	BB: 4 IBB: 0 HBP: 0 BLK: 0	WP: 1 HR: 0 S: 37 P: 53	ERA: 1.00 WHIP: 1.000		

**Boston Red Sox @ Chicago White Sox**  
Comiskey Park, Chicago, IL  
Mon May 07 1973, 8:05 PM EDT  
Att. 6,489 - Unknown - 56 F


AB 32  
R 4  
H 8  
RBI 3  
BB 5  
SO 7  
LOB 17



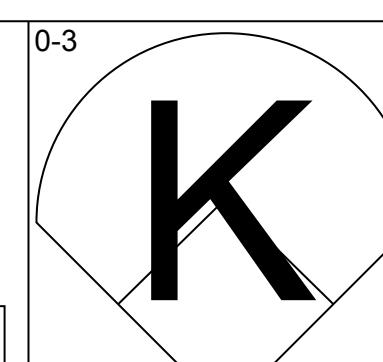
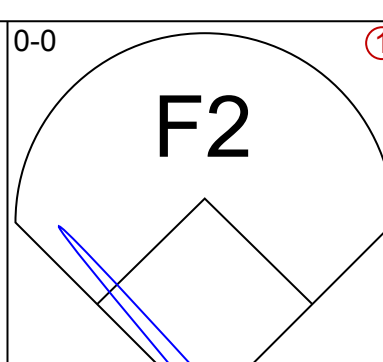
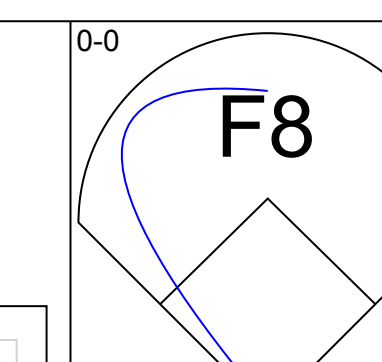
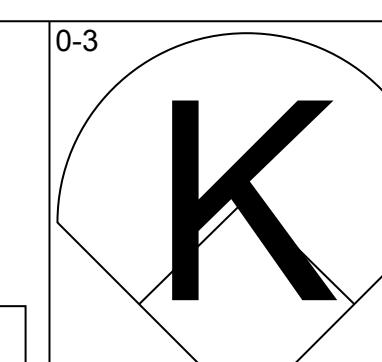
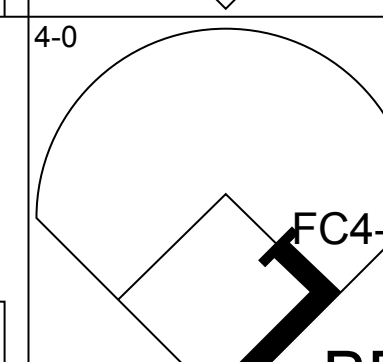
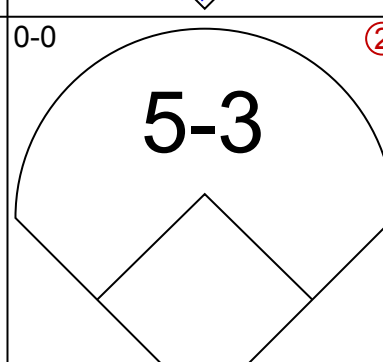
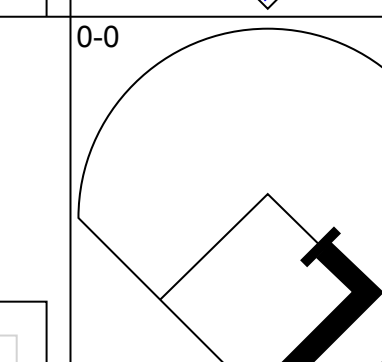
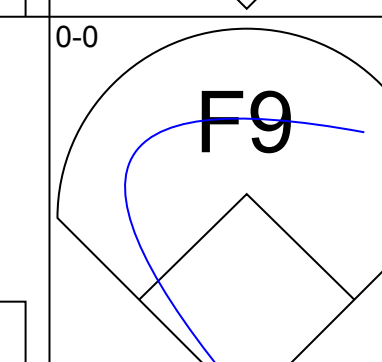
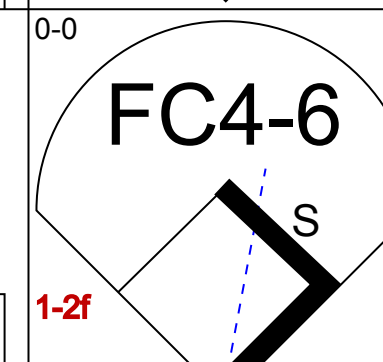
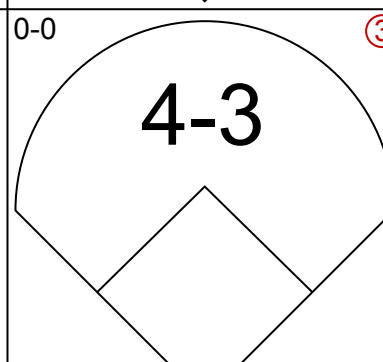
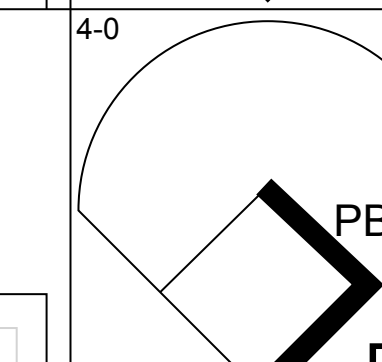
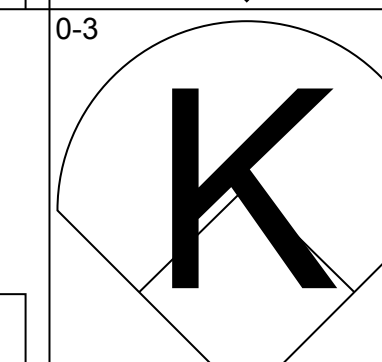
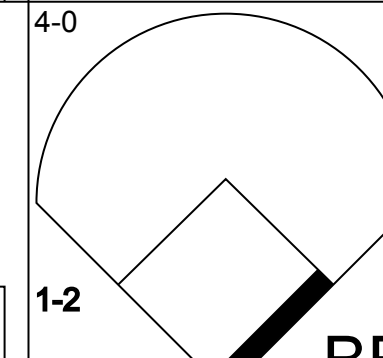
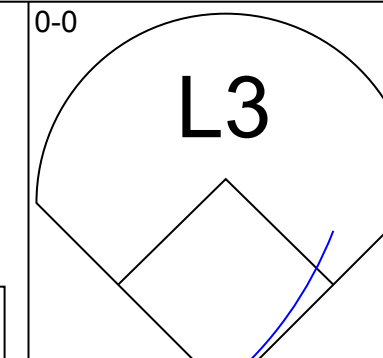
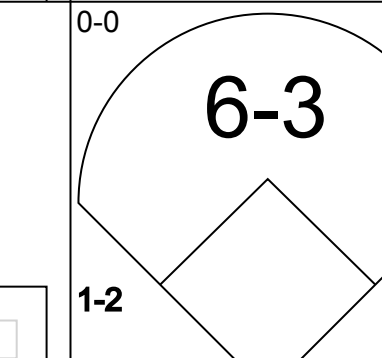
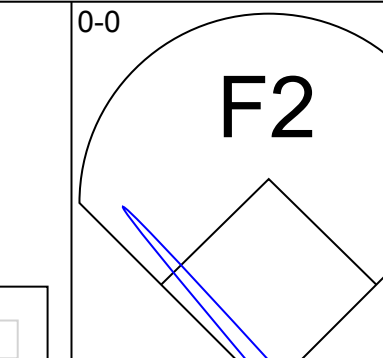
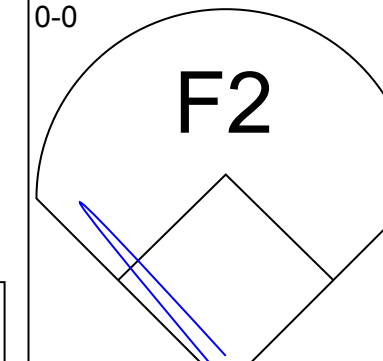
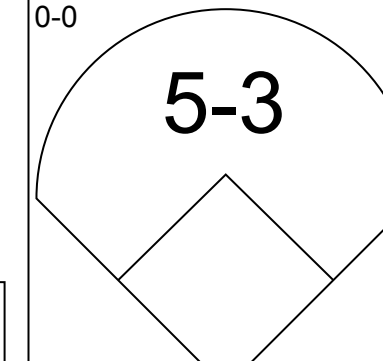
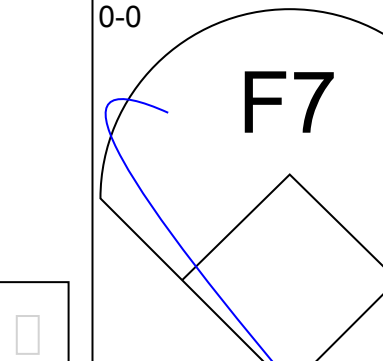
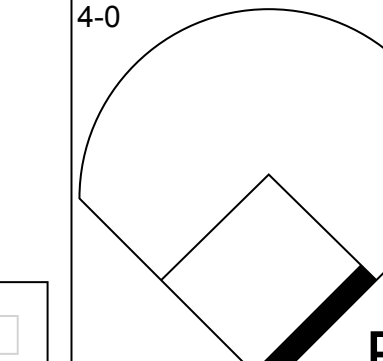
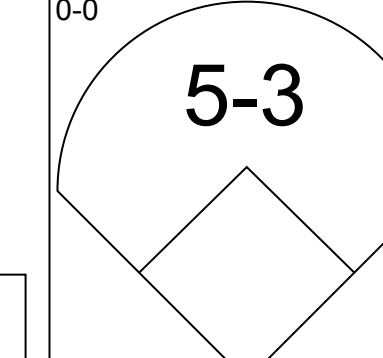
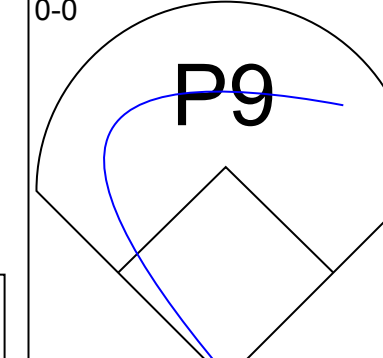
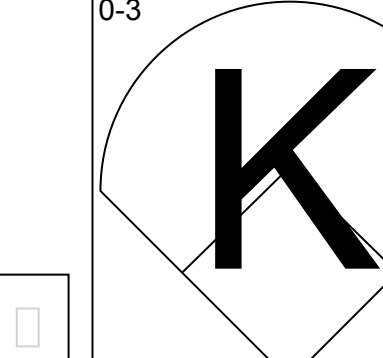
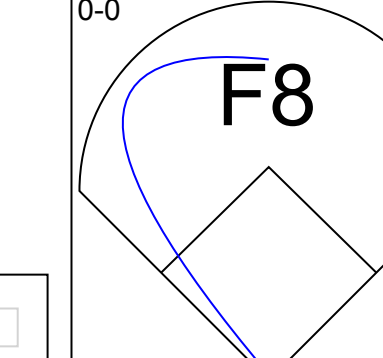
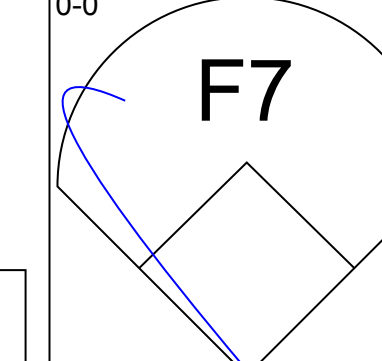
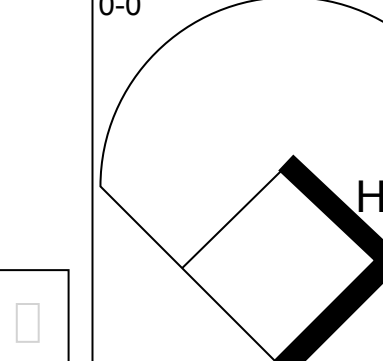
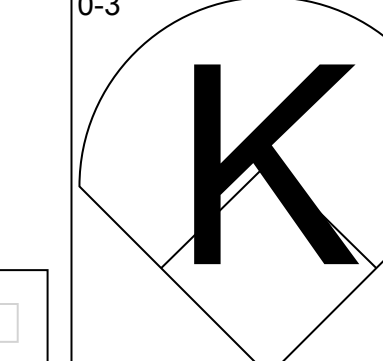
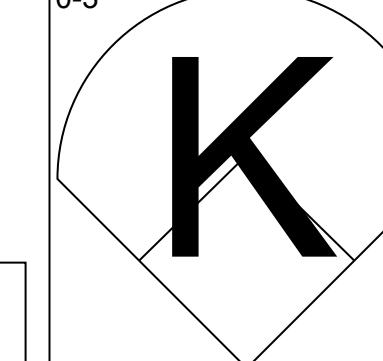
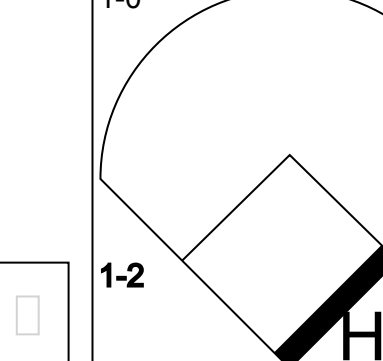
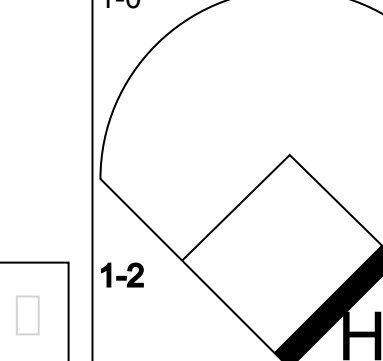
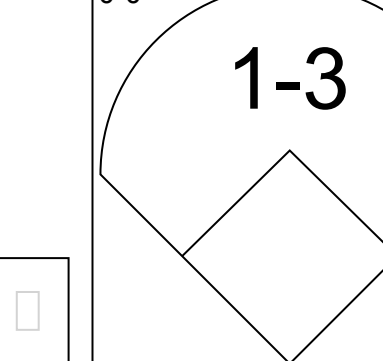
Batter	1	2	3	4	5	6	7	8	9	AB	R	H	RBI	BB	SO	LOB	BOTTOM					
Johnny Jeter, R (1, 9) Chuck Brinkman, R (8, 2) OBP: 0.372, SLG: 0.537 OBP: 0.333, SLG: 0.235										4	0	1	0	0	0	1						
Carlos May, L (1, 7) OBP: 0.330, SLG: 0.398										4	1	1	0	0	1	1						
Dick Allen, R (1, 3) OBP: 0.402, SLG: 0.697										2	0	1	0	2	0	1						
Bill Melton, R (1, 5) OBP: 0.416, SLG: 0.618										3	0	0	0	1	0	3						
Ken Henderson, S (1, 8) OBP: 0.396, SLG: 0.451										4	0	1	1	0	1	2						
Mike Andrews, R (1, 10) OBP: 0.426, SLG: 0.397										4	0	1	0	0	0	3						
Ed Herrmann, L (1, 2) Rich Morales, R (7, PH) (8, 4) OBP: 0.279, SLG: 0.426										2	0	0	0	1	0	0						
Luis Alvarado, R (1, 6) Hank Allen, R (9, PH)										3	0	0	0	0	1	1						
Jorge Orta, L (1, 4) Rick Reichardt, R (7, PH) (8, 9) OBP: 0.354, SLG: 0.288 OBP: 0.421, SLG: 0.389										2	0	0	0	0	0	0						
<b>Inning Stats</b>	R: 0 E: 0 K: 0 S: 3	H: 0 LOB: 1 BB: 1 P: 7	R: 0 E: 0 K: 0 S: 3	H: 0 LOB: 0 BB: 0 P: 3	R: 0 E: 0 K: 1 S: 6	H: 1 LOB: 1 BB: 0 P: 6	R: 0 E: 0 K: 1 S: 6	H: 1 LOB: 0 BB: 0 P: 6	R: 0 E: 0 K: 0 S: 3	H: 0 LOB: 0 BB: 0 P: 3	R: 1 E: 0 K: 0 S: 5	H: 2 LOB: 2 BB: 1 P: 9	R: 0 E: 0 K: 1 S: 5	H: 0 LOB: 1 BB: 1 P: 9	R: 0 E: 0 K: 0 S: 3	H: 0 LOB: 1 BB: 1 P: 7	R: 0 E: 0 K: 0 S: 3	H: 1 LOB: 0 BB: 0 P: 3	1B: 3 2B: 2 3B: 0 HR: 0	SF: 0 SAC: 0 DP: 1 HBP: 0	WP: 1 PB: 0 CS: 0	PA: 35
<b>PITCHER</b> John Curtis, L (1, 1) ERA: 2.83	IP: 9.0 WLS: W BF: 35	H: 5 R: 1 ER: 1 SO: 3	BB: 4 IBB: 0 HBP: 0 BLK: 0	WP: 1 HR: 0 S: 37 P: 53	ERA: 1.00 WHIP: 1.000	<b>PITCHER</b>										IP: 9.0 WLS: W BF: 35	H: 5 R: 1 ER: 1 SO: 3	BB: 4 IBB: 0 HBP: 0 BLK: 0	WP: 1 HR: 0 S: 37 P: 53	ERA: 1.00 WHIP: 1.000		

**Boston Red Sox @ Chicago White Sox**  
Comiskey Park, Chicago, IL  
Mon May 07 1973, 8:05 PM EDT  
Att. 6,489 - Unknown - 56 F

AB 31  
R 1  
H 5  
RBI 1  
BB 4  
SO 3  
LOB 14

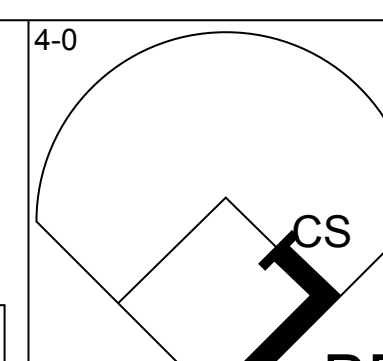
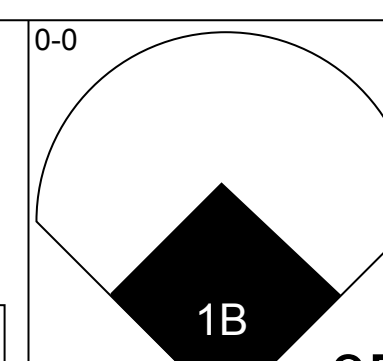
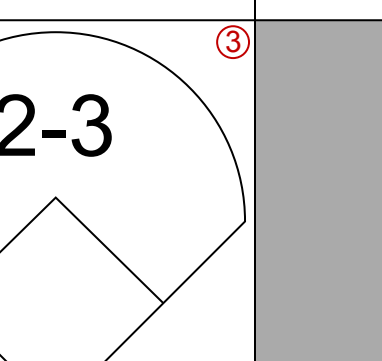
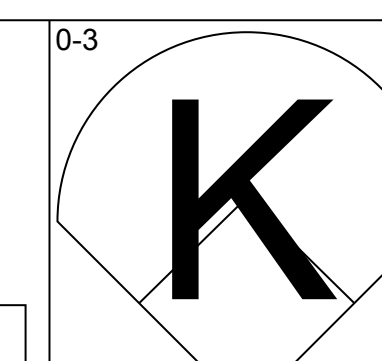
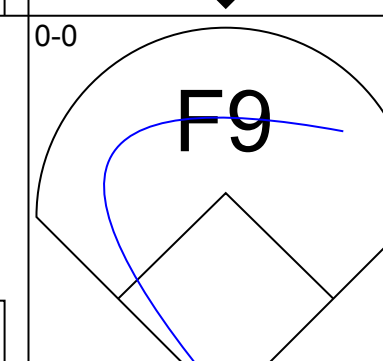
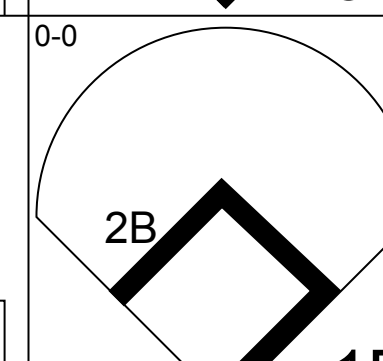
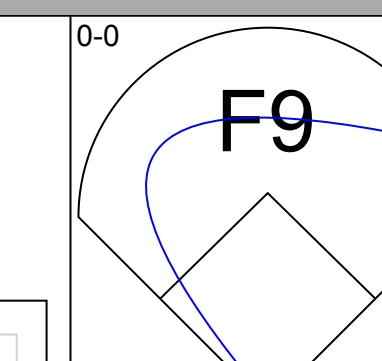
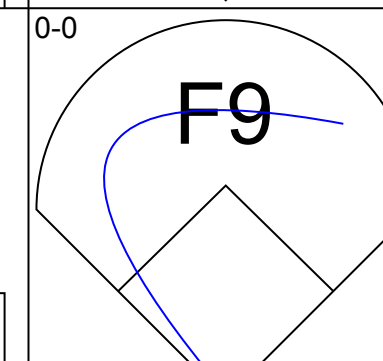
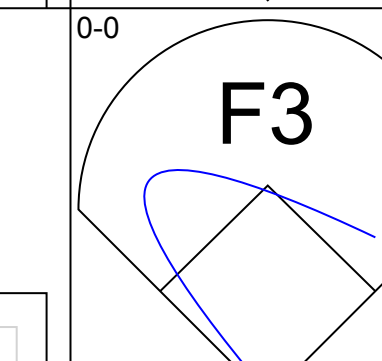
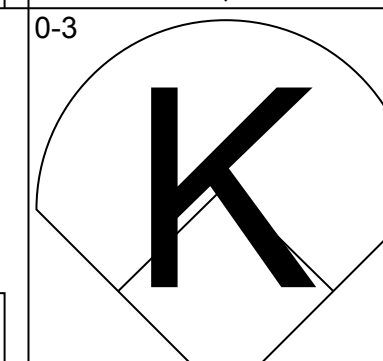
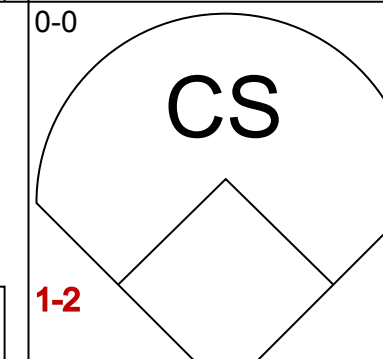
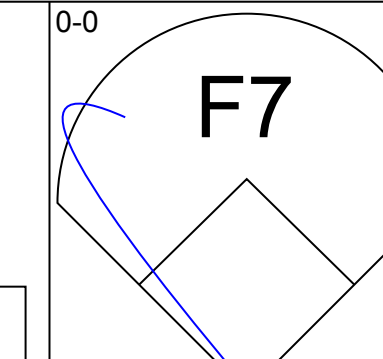
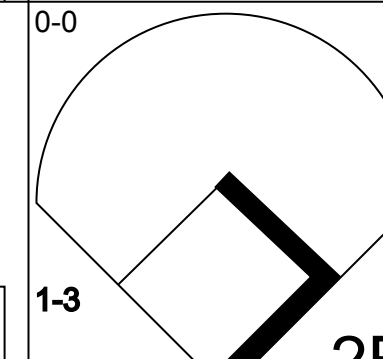
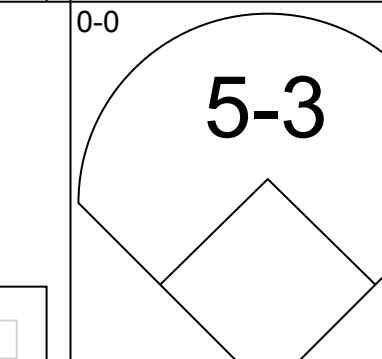
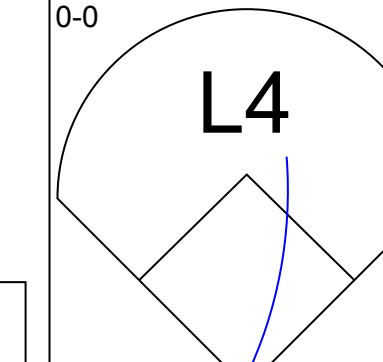
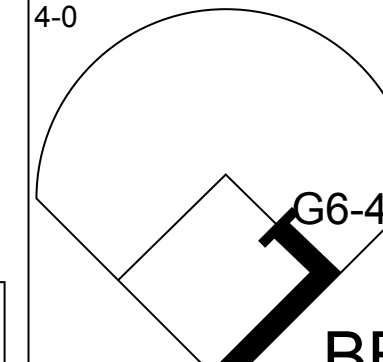
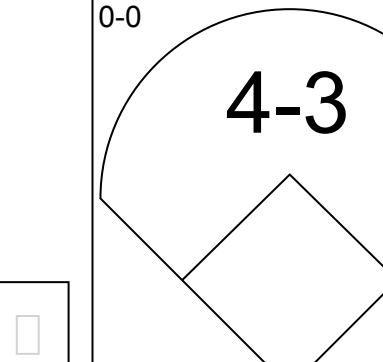
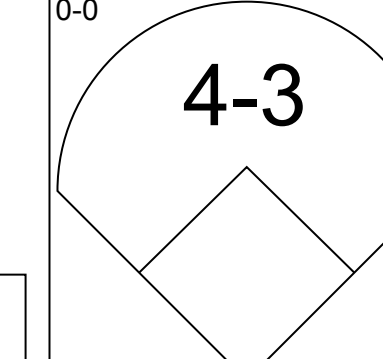
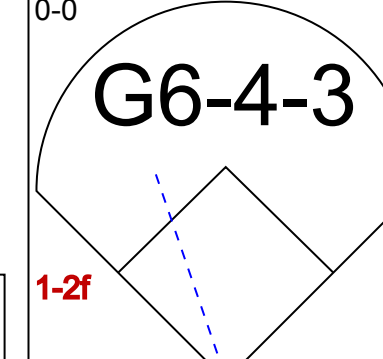
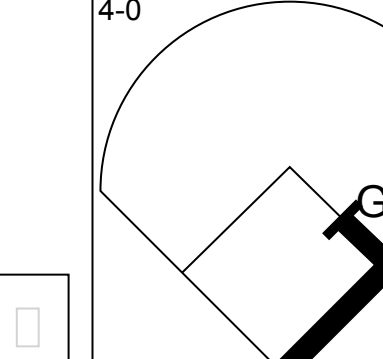
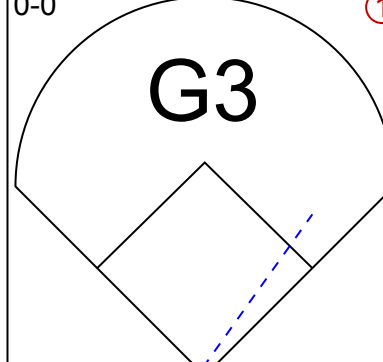
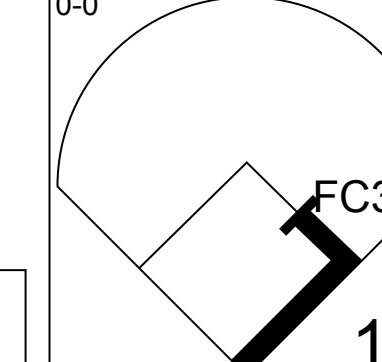
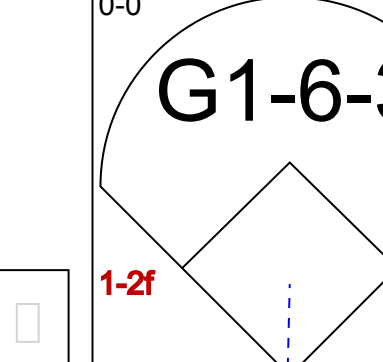
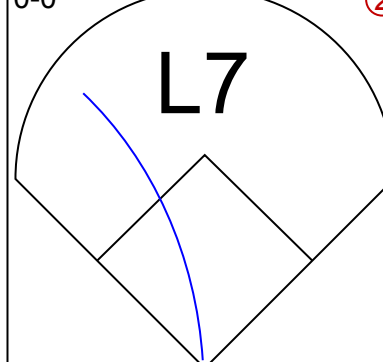
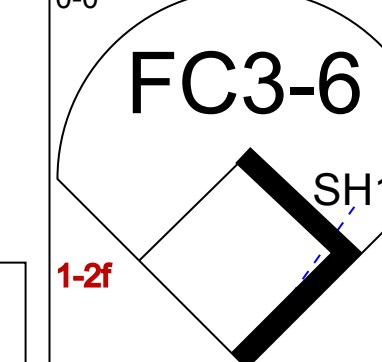
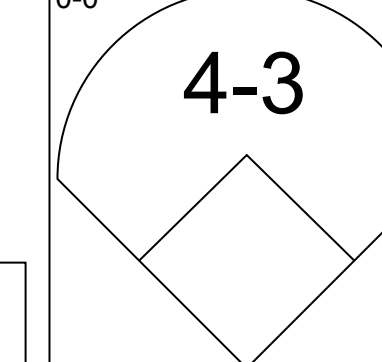
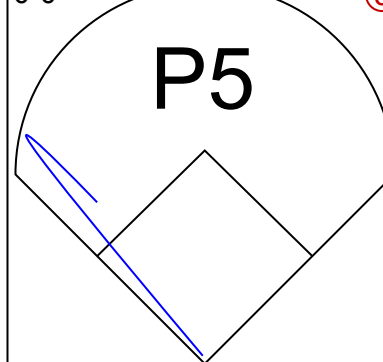
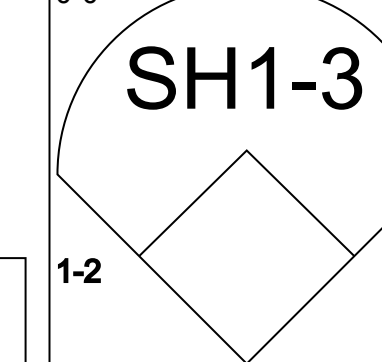
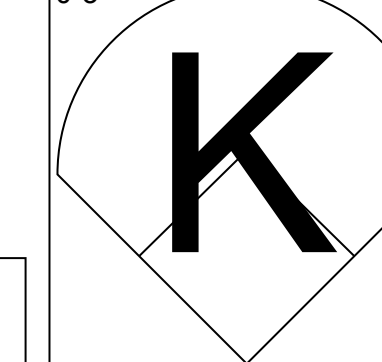




Batter	1	2	3	4	5	6	7	8	9	AB	R	H	RBI	BB	SO	LOB	TOP			
<b>Tommy Harper, R</b> OBP: 0.354, SLG: 0.409 (1, 7)										4	0	0	0	0	2	0	<b>Boston Red Sox @ Chicago White Sox</b> Comiskey Park, Chicago, IL Tue May 08 1973, 8:05 PM EDT Att. 9,234 - Unknown - 60 F			
<b>Luis Aparicio, R</b> OBP: 0.307, SLG: 0.311 (1, 6)										3	0	1	0	1	0	0				
<b>Carl Yastrzemski, L</b> OBP: 0.333, SLG: 0.407 (1, 3)										3	0	0	0	1	1	1				
<b>Orlando Cepeda, R</b> OBP: 0.354, SLG: 0.567 (1, 10)										3	0	0	0	1	0	1				
<b>Carlton Fisk, R</b> OBP: 0.380, SLG: 0.610 (1, 2)										3	0	0	0	1	0	2				
<b>Ben Oglivie, L</b> OBP: 0.320, SLG: 0.479 (1, 9)										4	0	0	0	0	1	1				
<b>Doug Griffin, R</b> OBP: 0.311, SLG: 0.395 (1, 4)										4	0	2	0	0	1	1				
<b>John Kennedy, R</b> OBP: 0.296, SLG: 0.333 (1, 5)										2	0	0	0	0	1	1				
<b>Rick Miller, L</b> OBP: 0.364, SLG: 0.300 (1, 8)										2	0	0	0	0	1	1				
<b>Danny Cater, R</b> OBP: 0.200, SLG: 0.200 (7, PH)										1	0	0	0	0	0	2				
<b>Dwight Evans, R</b> OBP: 0.309, SLG: 0.327 (7, 8)										0	0	0	0	0	0	0				
<b>Inning Stats</b>	R: 0 E: 0 K: 1 S: 5	H: 0 LOB: 2 BB: 2 P: 13	R: 0 E: 0 K: 1 S: 6	H: 1 LOB: 1 BB: 0 P: 6	R: 0 E: 0 K: 0 S: 3	H: 0 LOB: 0 BB: 0 P: 3	R: 0 E: 0 K: 0 S: 3	H: 0 LOB: 0 BB: 0 P: 3	R: 0 E: 0 K: 1 S: 5	H: 1 LOB: 2 BB: 1 P: 7	R: 0 E: 0 K: 1 S: 6	H: 1 LOB: 0 BB: 0 P: 7	R: 0 E: 0 K: 2 S: 7	H: 0 LOB: 0 BB: 0 P: 7	R: 0 E: 0 K: 1 S: 5	H: 0 LOB: 1 BB: 1 P: 9	1B: 3 2B: 0 3B: 0 HR: 0	SF: 0 SAC: 0 DP: 0 HBP: 1	WP: 0 PB: 1 SB: 1 CS: 0	PA: 34
<b>PITCHER</b>	IP WLS BF H R ER SO BB IBB HBP BLK WP HR S P ERA WHIP																			
<b>Eddie Fisher, R</b> ERA: 3.1 (1, 1)	6.2 W 26	H 3 R 0 ER 0 SO 4	BB 3 IBB 0 HBP 1 BLK 0	WP 0 HR 0 S 30 P 43	ERA 0.00 WHIP 0.900															
<b>Terry Forster, L</b> ERA: 0.64 (7, 1)	2.1 S 8	H 0 R 0 ER 0 SO 3	BB 1 IBB 0 HBP 0 BLK 0	WP 0 HR 0 S 13 P 17	ERA 0.00 WHIP 0.429															

AB	29
R	0
H	3
RBI	0
BB	4
SO	7
LOB	10



Batter	1	2	3	4	5	6	7	8	9	AB	R	H	RBI	BB	SO	LOB	BOTTOM			
<b>Pat Kelly, L</b> OBP: 0.533, SLG: 0.600 (1, 9)										3	1	1	0	1	1	1	<b>Boston Red Sox @ Chicago White Sox</b> Comiskey Park, Chicago, IL Tue May 08 1973, 8:05 PM EDT Att. 9,234 - Unknown - 60 F			
<b>Carlos May, L</b> OBP: 0.330, SLG: 0.395 (1, 7)										3	0	1	1	0	0	1				
<b>Dick Allen, R</b> OBP: 0.389, SLG: 0.671 (1, 3)										3	0	0	0	0	1	2				
<b>Tony Musser, L</b> OBP: 0.231, SLG: 0.091 (8, 3)										0	0	0	0	0	0	0				
<b>Bill Melton, R</b> OBP: 0.413, SLG: 0.620 (1, 5)										3	0	1	0	0	0	0				
<b>Ken Henderson, S</b> OBP: 0.394, SLG: 0.440 (1, 8)										2	0	0	0	1	0	0				
<b>Mike Andrews, R</b> OBP: 0.423, SLG: 0.383 (1, 10)										2	0	0	0	1	0	3				
<b>Ed Herrmann, L</b> OBP: 0.281, SLG: 0.421 (1, 2)										3	0	1	0	0	0	1				
<b>Jorge Orta, L</b> OBP: 0.341, SLG: 0.275 (1, 4)										3	0	0	0	0	0	1				
<b>Luis Alvarado, R</b> OBP: 0.341, SLG: 0.275 (1, 6)										2	0	0	0	0	1	0				
<b>Inning Stats</b>	R: 0 E: 0 K: 1 S: 4	H: 0 LOB: 0 BB: 1 P: 8	R: 0 E: 0 K: 0 S: 3	H: 0 LOB: 0 BB: 0 P: 3	R: 0 E: 0 K: 0 S: 3	H: 3 LOB: 2 BB: 1 P: 9	R: 0 E: 0 K: 0 S: 4	H: 1 LOB: 1 BB: 0 P: 4	R: 0 E: 0 K: 0 S: 3	H: 0 LOB: 0 BB: 0 P: 3	R: 0 E: 0 K: 0 S: 2	H: 0 LOB: 0 BB: 1 P: 6	R: 0 E: 0 K: 2 S: 7	H: 0 LOB: 0 BB: 0 P: 7	R: 0 E: 0 K: 1 S: 5	H: 0 LOB: 1 BB: 1 P: 9	1B: 2 2B: 1 3B: 1 HR: 0	SF: 0 SAC: 1 DP: 2 HBP: 0	WP: 0 PB: 0 SB: 0 CS: 1	PA: 29
<b>PITCHER</b>	IP WLS BF H R ER SO BB IBB HBP BLK WP HR S P ERA WHIP																			
<b>Marty Pattin, R</b> ERA: 7.25 (1, 1)	8.0 L 28	H 4 R 1 ER 1 SO 3	BB 3 IBB 0 HBP 0 BLK 0	WP 0 HR 0 S 31 P 43	ERA 1.12 WHIP 0.875															

AB	24
R	1
H	4
RBI	1
BB	3
SO	3
LOB	9










Batter	1	2	3	4	5	6	7	8	9	AB	R	H	RBI	BB	SO	LOB	TOP			
Pat Kelly, L OBP: 0.521, SLG: 0.576 (1, 9)										5	1	2	0	0	0	3	Chicago White Sox @ California Angels Anaheim Stadium, Anaheim, CA Fri May 11, 1973, 10:05 PM EDT Att: 11,716 - Unknown			
Carlos May, L OBP: 0.343, SLG: 0.389 (1, 7)										4	0	2	0	1	0	2				
Dick Allen, R OBP: 0.652, SLG: 0.652 (8, PH) Hank Allen, R (8, 3)										4	2	3	1	0	0	1				
Bill Melton, R OBP: 0.422, SLG: 0.593 (1, 5)										3	2	1	0	2	0	3				
Ken Henderson, S OBP: 0.404, SLG: 0.441 (1, 8)										5	1	4	1	0	1	0				
Mike Andrews, R OBP: 0.405, SLG: 0.382 (1, 10)										3	1	1	2	0	0	2				
Jorge Orta, L OBP: 0.326, SLG: 0.256 (1, 4)										5	0	1	1	0	2	5				
Eddie Leon, R OBP: 0.278, SLG: 0.306 (1, 6)										4	0	1	1	0	1	4				
Chuck Brinkman, R OBP: 0.296, SLG: 0.182 (1, 2)										3	0	0	0	1	2	1				
<b>Inning Stats</b>	R: 5 E: 0 K: 2 S: 12	H: 5 LOB: 1 BB: 1 P: 16	R: 0 E: 0 K: 0 S: 4	H: 2 LOB: 1 BB: 0 P: 4	R: 0 E: 0 K: 1 S: 6	H: 1 LOB: 1 BB: 0 P: 6	R: 0 E: 0 K: 1 S: 6	H: 1 LOB: 1 BB: 0 P: 6	R: 0 E: 0 K: 0 S: 3	H: 2 LOB: 2 BB: 0 P: 5	R: 2 E: 0 K: 1 S: 8	H: 3 LOB: 3 BB: 2 P: 16	R: 0 E: 0 K: 0 S: 2	H: 0 LOB: 0 BB: 1 P: 6	R: 0 E: 0 K: 1 S: 5	H: 0 LOB: 0 BB: 0 P: 5	1B: 11 2B: 4 3B: 0 HR: 0	SF: 0 SAC: 2 DP: 1 HBP: 0	WP: 1 PB: 0 SB: 1 CS: 2	PA: 43
<b>PITCHER</b>	IP WLS BF H R ER SO BB IBB HBP BLK WP HR S P ERA WHIP	IP WLS BF H R ER SO BB IBB HBP BLK WP HR S P ERA WHIP																		
Nolan Ryan, R ERA: 3.19 (1, 1)	0.1 L 6 4 5 5 0	5.2 25 9 2 2 4 1	3.0 12 2 0 0 2 2	3.0 12 2 0 0 2 2	3.0 12 2 0 0 2 2	3.0 12 2 0 0 2 2	3.0 12 2 0 0 2 2	3.0 12 2 0 0 2 2	3.0 12 2 0 0 2 2	3.0 12 2 0 0 2 2	3.0 12 2 0 0 2 2	3.0 12 2 0 0 2 2	3.0 12 2 0 0 2 2	3.0 12 2 0 0 2 2	3.0 12 2 0 0 2 2	0.00 1.333	0.00 1.333			

Batter	1	2	3	4	5	6	7	8	9	AB	R	H	RBI	BB	SO	LOB	BOTTOM					
Sandy Alomar Sr, S OBP: 0.204, SLG: 0.189 (1, 4) Winston Llenas, R (7, PH) (8, 4)										3	0	1	0	0	0	0	Chicago White Sox @ California Angels Anaheim Stadium, Anaheim, CA Fri May 11, 1973, 10:05 PM EDT Att: 11,716 - Unknown					
Bobby Valentine, R OBP: 0.348, SLG: 0.425 (1, 6)										4	0	0	0	0	0	2						
Ken Berry, R OBP: 0.360, SLG: 0.386 (1, 8)										4	2	1	0	0	1	1						
Frank Robinson, R OBP: 0.353, SLG: 0.474 (1, 7)										3	1	1	0	1	0	1						
Bob Oliver, R OBP: 0.316, SLG: 0.464 (1, 10)										4	0	2	3	0	0	1						
Al Gallagher, R OBP: 0.357, SLG: 0.302 (1, 5)										4	0	0	0	0	0	4						
Leroy Stanton, R OBP: 0.250, SLG: 0.365 (1, 9) Vada Pinson, L OBP: 0.257, SLG: 0.309 (7, PH) (8, 9)										2	0	0	0	0	2	0						
Jim Spencer, L OBP: 0.338, SLG: 0.328 (1, 3) Rudy Meoli, L OBP: 0.400, SLG: 0.200 (9, PR)										3	0	1	1	1	1	0						
Jeff Torborg, R OBP: 0.250, SLG: 0.259 (1, 2) Tom McCraw, L OBP: 0.323, SLG: 0.296 (7, PH) John Stephenson, L OBP: 0.242, SLG: 0.250 (8, 2) Billy Grabarkewitz, R OBP: 0.259, SLG: 0.333 (9, PH)										1	0	0	0	0	0	1						
<b>Inning Stats</b>	R: 0 E: 0 K: 0 S: 3	H: 0 LOB: 0 BB: 0 P: 3	R: 0 E: 0 K: 0 S: 3	H: 0 LOB: 0 BB: 0 P: 3	R: 0 E: 0 K: 2 S: 7	H: 0 LOB: 0 BB: 0 P: 7	R: 1 E: 0 K: 0 S: 6	H: 3 LOB: 2 BB: 0 P: 6	R: 0 E: 0 K: 1 S: 5	H: 0 LOB: 0 BB: 0 P: 5	R: 2 E: 1 K: 0 S: 6	H: 2 LOB: 1 BB: 0 P: 6	R: 1 E: 0 K: 1 S: 6	H: 1 LOB: 1 BB: 1 P: 10	R: 0 E: 0 K: 1 S: 5	H: 0 LOB: 1 BB: 1 P: 9	R: 0 E: 0 K: 1 S: 5	H: 0 LOB: 1 BB: 1 P: 9	1B: 4 2B: 0 3B: 2 HR: 0	SF: 0 SAC: 0 DP: 0 HBP: 0	WP: 0 PB: 0 SB: 0 CS: 0	PA: 37
<b>PITCHER</b>	IP WLS BF H R ER SO BB IBB HBP BLK WP HR S P ERA WHIP	IP WLS BF H R ER SO BB IBB HBP BLK WP HR S P ERA WHIP																				
Stan Bahnsen, R ERA: 3.04 (9, 1)	8.1 W 35 6 4 0 0 1	0.2 S 2 0 0 0 1	0.0 S 2 0 0 0 1	0.0 S 2 0 0 0 1	0.0 S 2 0 0 0 1	0.0 S 2 0 0 0 1	0.0 S 2 0 0 0 1	0.0 S 2 0 0 0 1	0.0 S 2 0 0 0 1	0.0 S 2 0 0 0 1	0.0 S 2 0 0 0 1	0.0 S 2 0 0 0 1	0.0 S 2 0 0 0 1	0.0 S 2 0 0 0 1	0.0 S 2 0 0 0 1	0.00 0.000	0.00 0.000					

AB	37
R	7
H	15
RBI	6
BB	4
SO	6
LOB	22





Batter	1	2	3	4	5	6	7	8	9	AB	R	H	RBI	BB	SO	LOB	TOP										
<b>Johnny Jeter, R</b> OBP: 0.354, SLG: 0.522 (1, 9)										5	1	1	0	0	2	3	<b>Chicago White Sox @ California Angels</b> Anaheim Stadium, Anaheim, CA Sat May 12 1973, 10:05 PM EDT Att: 25,655 - Unknown										
<b>Carlos May, L</b> OBP: 0.355, SLG: 0.402 <b>Pat Kelly, L</b> OBP: 0.527, SLG: 0.574 (1, 7) (3, FR)										2	0	2	0	0	0	0											
<b>Dick Allen, R</b> OBP: 0.371, SLG: 0.634 (1, 3)										4	1	1	1	0	2	5											
<b>Bill Melton, R</b> OBP: 0.430, SLG: 0.589 (1, 5)										4	0	2	0	1	1	0											
<b>Ken Henderson, S</b> OBP: 0.394, SLG: 0.423 (1, 8)										4	0	0	0	1	3	4											
<b>Rick Reichardt, R</b> OBP: 0.400, SLG: 0.375 (1, 10)										5	1	2	0	0	1	3											
<b>Eddie Leon, R</b> OBP: 0.311 <b>Tony Muser, L</b> OBP: 0.286, SLG: 0.167 <b>Luis Alvarado, R</b> (8, PH) (8, 6)										2	1	1	0	0	0	2											
<b>Jorge Orta, L</b> OBP: 0.323, SLG: 0.256 (1, 4)										4	0	1	0	0	0	6											
<b>Chuck Brinkman, R</b> OBP: 0.290, SLG: 0.192 (1, 2)										4	1	1	1	0	1	2											
<b>Inning Stats</b>	R: 0 E: 0 K: 1 S: 5	H: 1 LOB: 0 BB: 0 P: 5	R: 0 E: 0 K: 1 S: 6	H: 1 LOB: 2 BB: 1 P: 10	R: 1 E: 0 K: 0 S: 6	H: 3 LOB: 2 BB: 0 P: 6	R: 3 E: 1 K: 1 S: 9	H: 4 LOB: 1 BB: 0 P: 9	R: 0 E: 0 K: 1 S: 6	H: 1 LOB: 0 BB: 0 P: 10	R: 0 E: 0 K: 1 S: 5	H: 0 LOB: 0 BB: 0 P: 5	R: 1 E: 1 K: 1 S: 6	H: 1 LOB: 0 BB: 0 P: 6	R: 0 E: 0 K: 2 S: 7	H: 2 LOB: 3 BB: 1 P: 13		R: 0 E: 0 K: 2 S: 7	H: 0 LOB: 0 BB: 0 P: 7	1B: 12 2B: 1 3B: 0 HR: 0	SF: 1 SAC: 1 DP: 1 HBP: 0	WP: 0 PB: 0 SB: 0 CS: 1	PA: 43				
<b>PITCHER</b>	IP	WLS	BF	H	R	ER	SO	BB	IBB	HBP	BLK	WP	HR	S	P	ERA	WHIP										
<b>Clyde Wright, L</b> ERA: 4.43	3.2		20	9	4	4	2	1	0	0	0	0	0	23	27	9.82	2.727										
<b>Dave Sellis, R</b> ERA: 1.42	3.1	W	15	4	1	0	4	1	0	0	0	0	0	22	26	0.00	1.500										
<b>Nolan Ryan, R</b> ERA: 3.09	2.0	S	7	0	0	0	4	1	0	0	0	0	0	14	18	0.00	0.500										

Batter	1	2	3	4	5	6	7	8	9	AB	R	H	RBI	BB	SO	LOB	BOTTOM										
<b>Vada Pinson, L</b> OBP: 0.266, SLG: 0.315 (1, 9)										5	1	2	1	0	0	2	<b>Chicago White Sox @ California Angels</b> Anaheim Stadium, Anaheim, CA Sat May 12 1973, 10:05 PM EDT Att: 25,655 - Unknown										
<b>Bobby Valentine, R</b> OBP: 0.336, SLG: 0.409 (1, 6)										4	0	0	0	0	2	2											
<b>Ken Berry, R</b> OBP: 0.354, SLG: 0.392 (1, 8)										4	1	1	0	0	0	1											
<b>Frank Robinson, R</b> OBP: 0.360, SLG: 0.488 <b>Leroy Stanton, R</b> OBP: 0.275, SLG: 0.365 (1, 7) (8, 9)										4	0	2	2	0	0	0											
<b>Bob Oliver, R</b> OBP: 0.325, SLG: 0.466 (1, 10)										4	1	2	0	0	0	2											
<b>Al Gallagher, R</b> OBP: 0.370, SLG: 0.297 (1, 5)										1	0	0	0	2	0	1											
<b>Jim Spencer, L</b> OBP: 0.347, SLG: 0.371 (1, 3)										4	3	2	1	0	0	3											
<b>Jeff Torborg, R</b> OBP: 0.313, SLG: 0.387 (1, 2)										4	0	3	2	0	0	0											
<b>Sandy Alomar Sr., S</b> OBP: 0.198, SLG: 0.183 (1, 4)										3	0	0	0	0	0	3											
<b>Inning Stats</b>	R: 1 E: 0 K: 0 S: 5	H: 2 LOB: 1 BB: 0 P: 5	R: 1 E: 0 K: 0 S: 4	H: 2 LOB: 2 BB: 1 P: 8	R: 0 E: 0 K: 1 S: 5	H: 0 LOB: 0 BB: 0 P: 5	R: 2 E: 0 K: 0 S: 6	H: 3 LOB: 1 BB: 0 P: 6	R: 1 E: 0 K: 1 S: 7	H: 2 LOB: 1 BB: 0 P: 7	R: 0 E: 0 K: 0 S: 4	H: 1 LOB: 2 BB: 1 P: 8	R: 0 E: 0 K: 0 S: 3	H: 0 LOB: 0 BB: 0 P: 3	R: 0 E: 0 K: 0 S: 3	H: 0 LOB: 0 BB: 0 P: 3		1B: 6 2B: 6 3B: 0 HR: 0	SF: 0 SAC: 2 DP: 0 HBP: 0	WP: 0 PB: 0 SB: 0 CS: 0	PA: 37						
<b>PITCHER</b>	IP	WLS	BF	H	R	ER	SO	BB	IBB	HBP	BLK	WP	HR	S	P	ERA	WHIP										
<b>Eddie Fisher, R</b> ERA: 3.9	3.1		17	7	4	4	1	1	0	0	0	0	0	18	22	10.80	2.400										
<b>Steve Stone, R</b> ERA: 6.59	3.1	L	16	5	2	2	1	1	0	0	0	0	0	17	21	5.40	1.800										
<b>Cy Acosta, R</b> ERA: 3.86	1.1		4	0	0	0	0	0	0	0	0	0	0	4	4	0.00	0.000										



Batter	1	2	3	4	5	6	7	8	9	AB	R	H	RBI	BB	SO	LOB	TOP			
Johnny Jeter, R OBP: 0.327, SLG: 0.480 (1, 9)	F8		6-3		4-3			K		4	0	0	0	0	1	0	Chicago White Sox @ California Angels Anaheim Stadium, Anaheim, CA Sun May 13 1973, 6:33 AM EDT Att: 11,155 - Unknown			
Mike Andrews, R OBP: 0.410, SLG: 0.371 (1, 10)	BB		BB			F7		K		2	0	0	0	2	1	0				
Dick Allen, R OBP: 0.385, SLG: 0.649 (1, 3)	1-2		P4			6-3		1B		4	0	3	0	0	0	1				
Bill Melton, R OBP: 0.414, SLG: 0.564 (1, 5)	K				F7			5-3		4	0	0	0	0	1	4				
Ken Henderson, S OBP: 0.381, SLG: 0.406 (1, 8)	F8				P4			K		4	0	0	0	0	2	3				
Rick Reichardt, R OBP: 0.414, SLG: 0.370 (1, 7)		5-3			BB			F8		3	0	1	0	1	0	0				
Eddie Leon, R OBP: 0.282, SLG: 0.308 (1, 6)	K				1-3			1B		4	0	1	0	0	1	1				
Jorge Orta, L OBP: 0.323, SLG: 0.259 (1, 4)								K		3	0	1	0	0	1	0				
Hank Allen, R (9, PH)	K							1B		1	0	0	0	0	1	2				
Chuck Brinkman, R OBP: 0.265, SLG: 0.172 (1, 2)								K		3	0	0	0	0	1	1				
Pat Kelly, L OBP: 0.520, SLG: 0.565 (9, PH)			K					F8		1	0	0	0	0	1	2				
<b>Inning Stats</b>	R: 0 E: 0 K: 1 S: 6	H: 1 LOB: 2 BB: 1 P: 10	R: 0 E: 0 K: 2 S: 7	H: 0 LOB: 0 BB: 0 P: 7	R: 0 E: 0 K: 1 S: 5	H: 0 LOB: 1 BB: 1 P: 9	R: 0 E: 0 K: 0 S: 3	H: 0 LOB: 0 BB: 0 P: 7	R: 0 E: 0 K: 0 S: 3	H: 1 LOB: 1 BB: 0 P: 6	R: 0 E: 0 K: 1 S: 4	H: 1 LOB: 1 BB: 0 P: 4	R: 0 E: 0 K: 2 S: 8	H: 1 LOB: 2 BB: 0 P: 8	R: 0 E: 0 K: 3 S: 11	H: 2 LOB: 2 BB: 0 P: 11	1B: 5 2B: 1 3B: 0 HR: 0	SF: 0 SAC: 0 DP: 0 HBP: 0	WP: 0 PB: 0 CS: 0	PA: 36
<b>PITCHER</b> Rudy May, L ERA: 1.6 (1, 1)	IP: 9.0 WLS: W BF: 36 H: 6 R: 0 ER: 0 SO: 10 BB: 3 IBB: 0 HBP: 0 BLK: 0 WP: 0 HR: 0 S: 53 P: 65 ERA: 0.00 WHIP: 1.000															<b>PITCHER</b>				

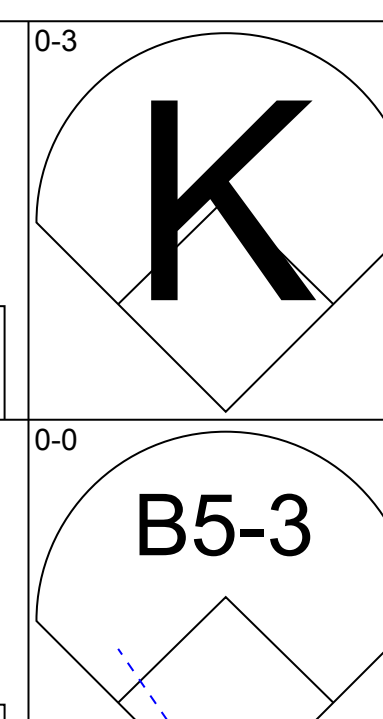
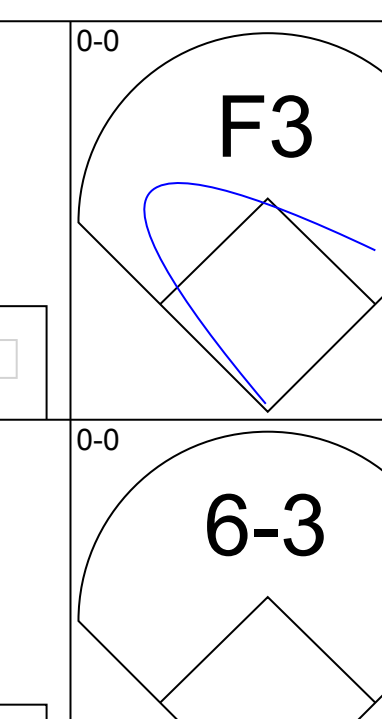
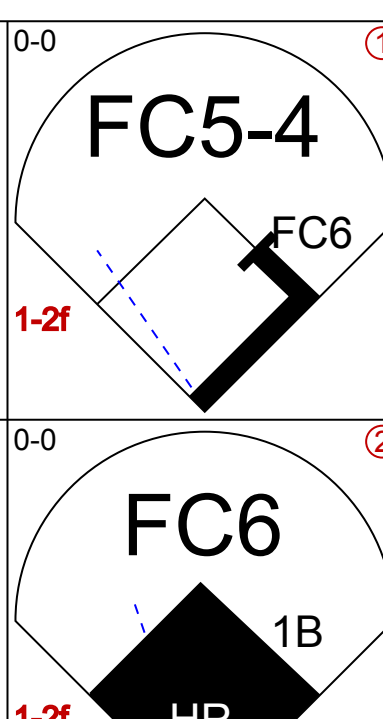
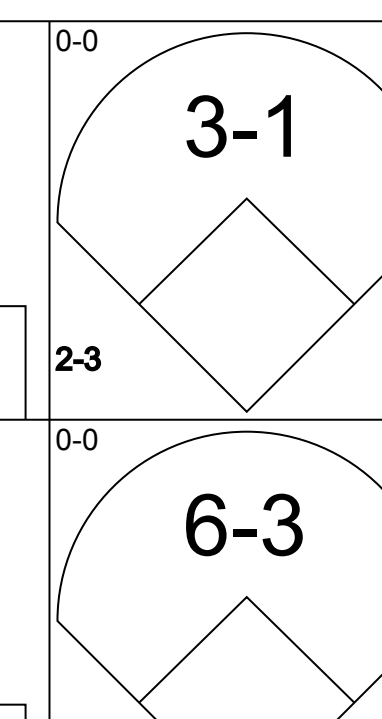
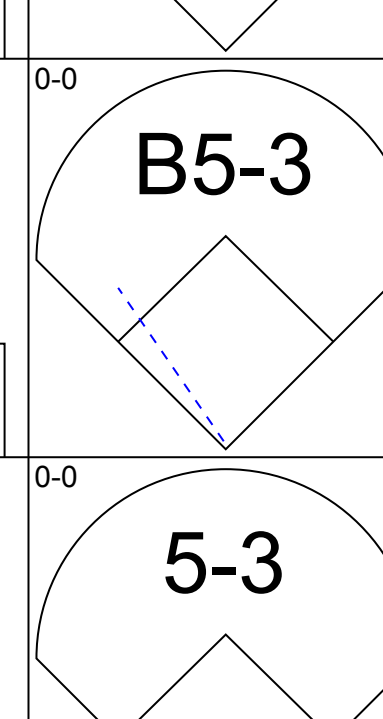
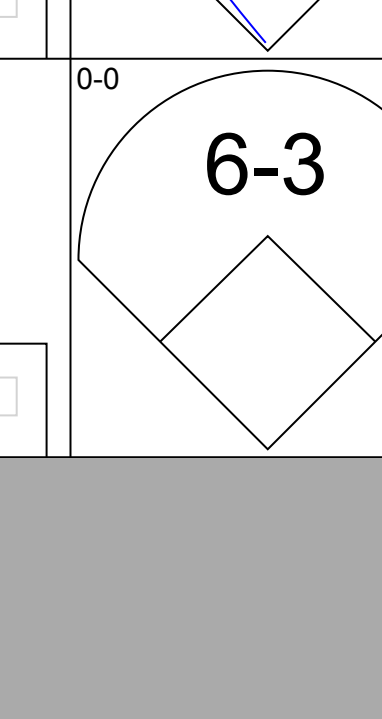
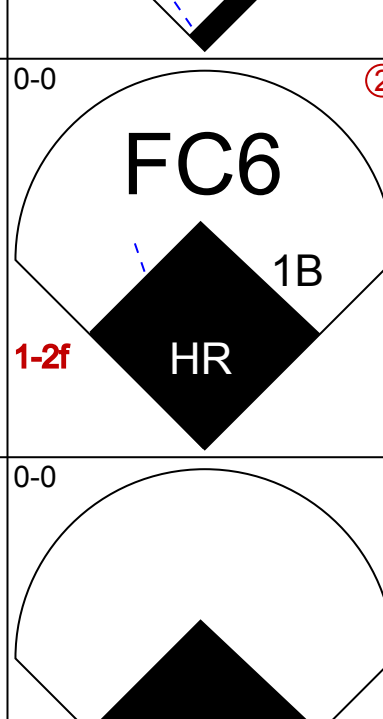
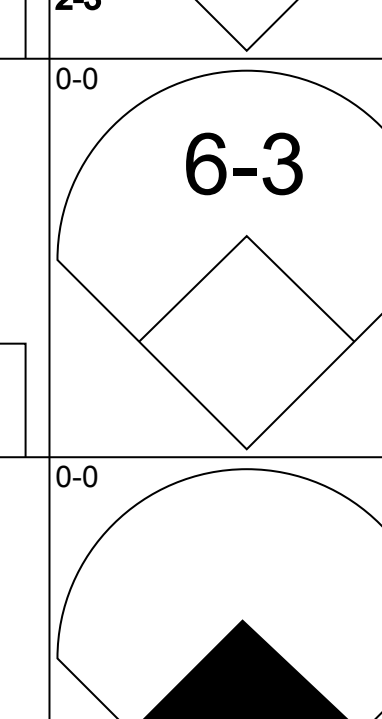
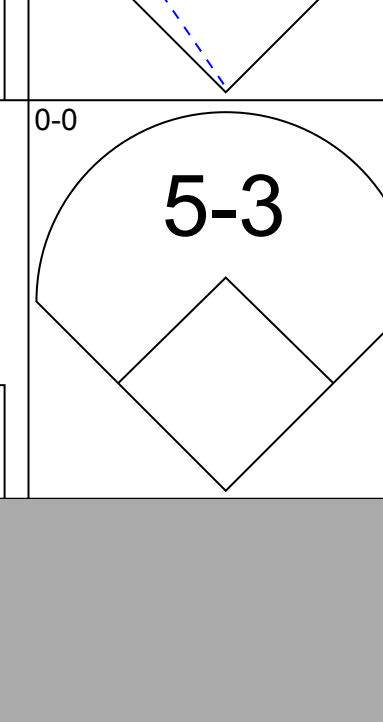
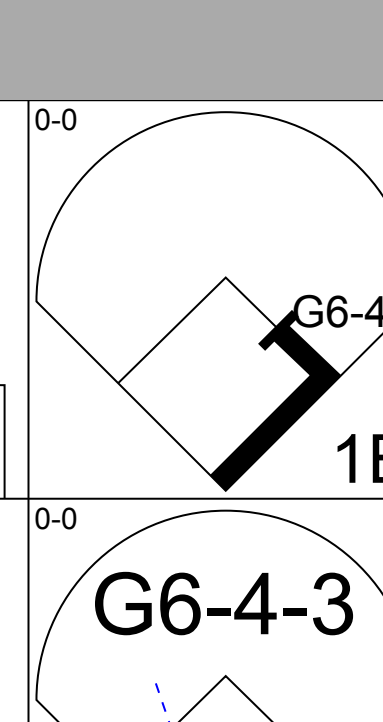
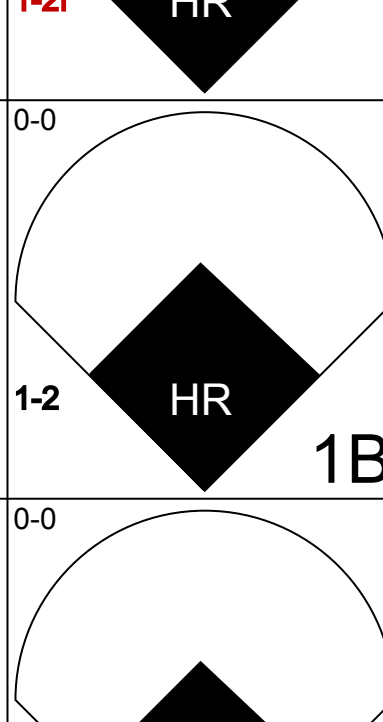
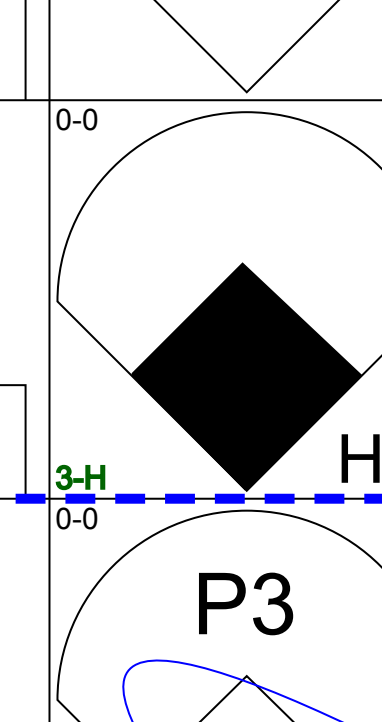
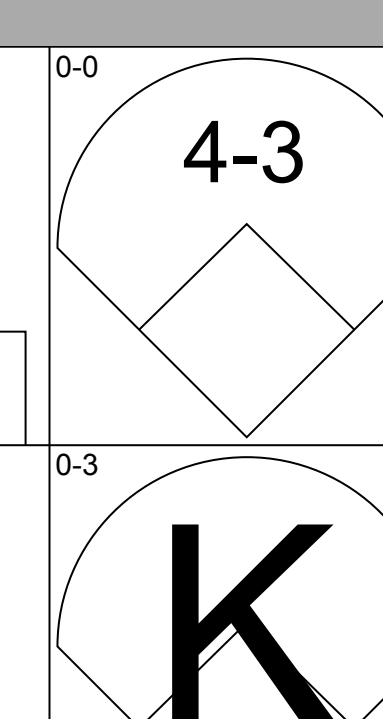
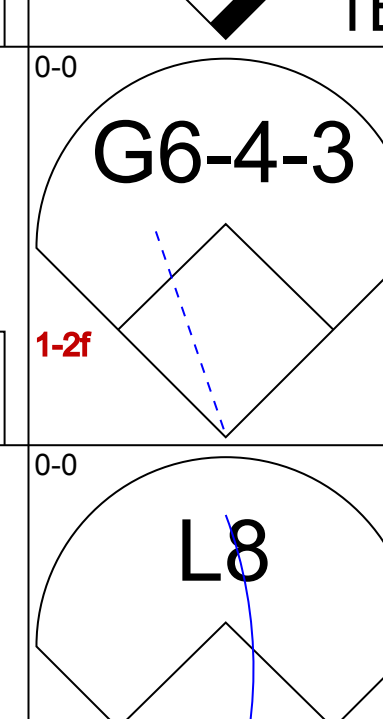
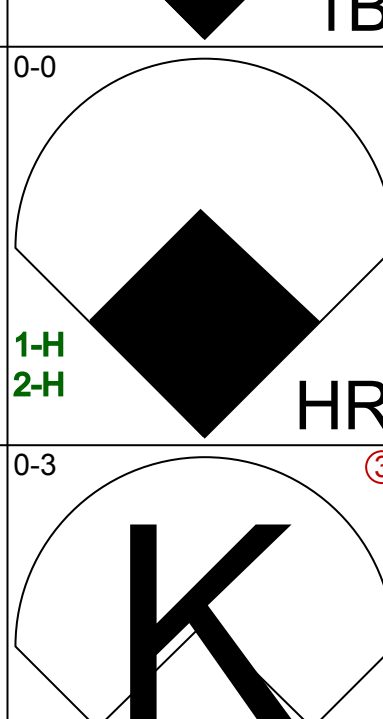
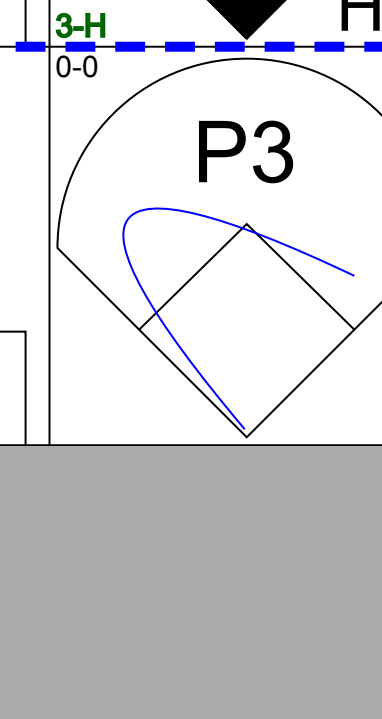
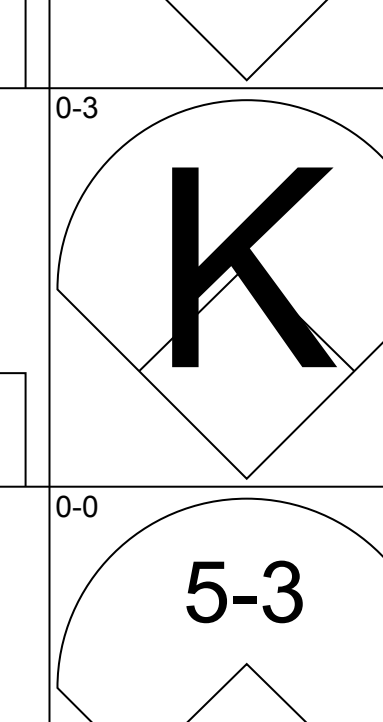
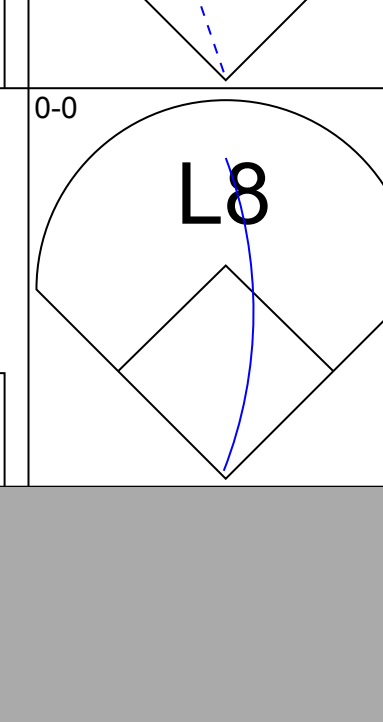
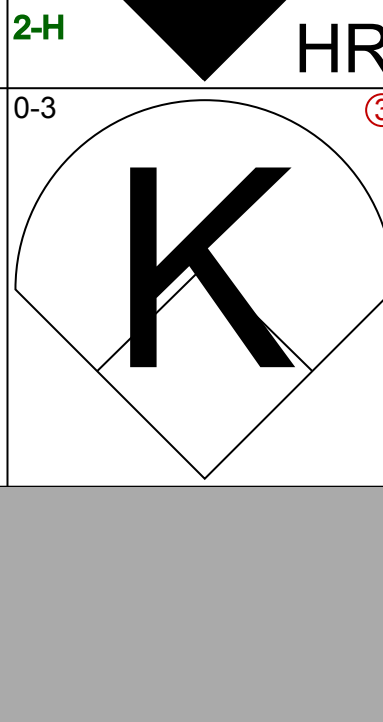
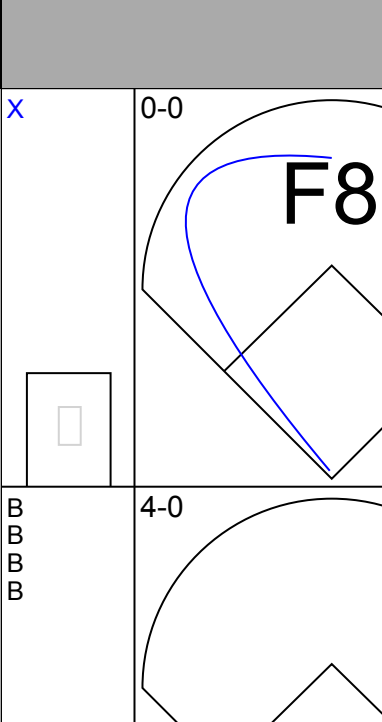
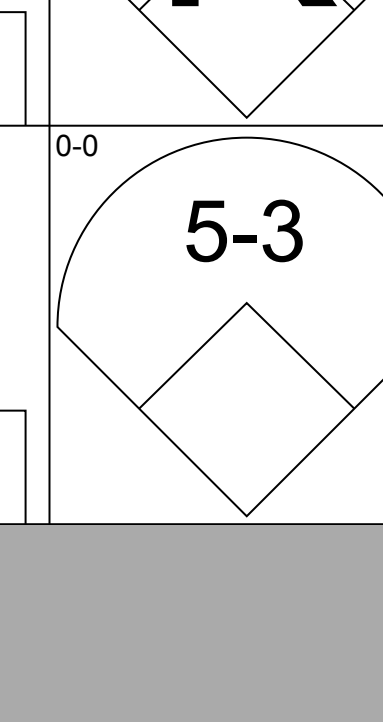
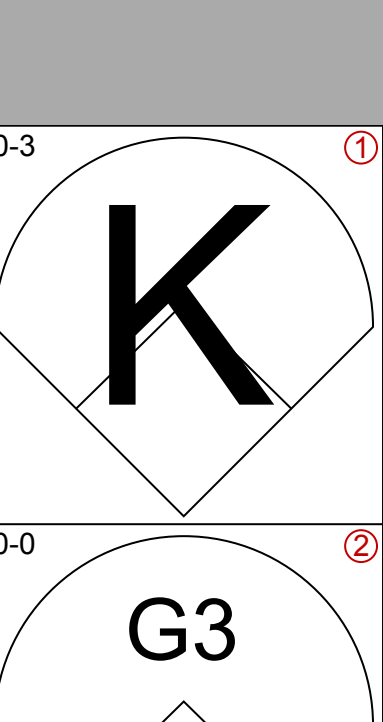
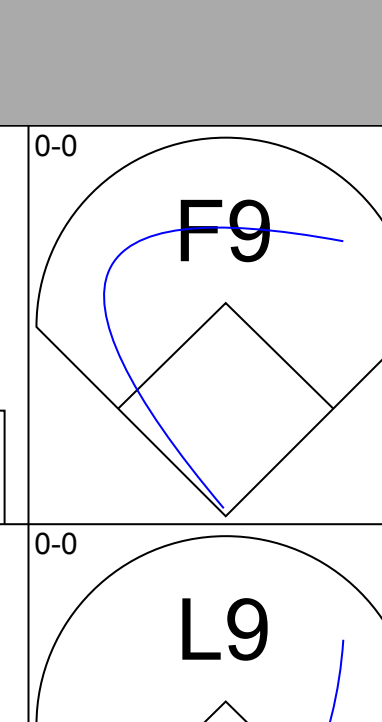
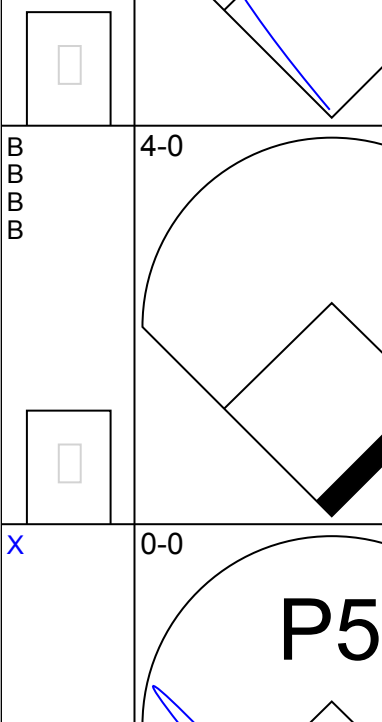
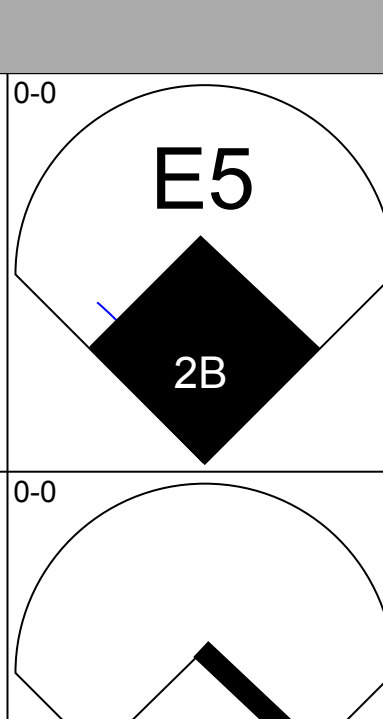
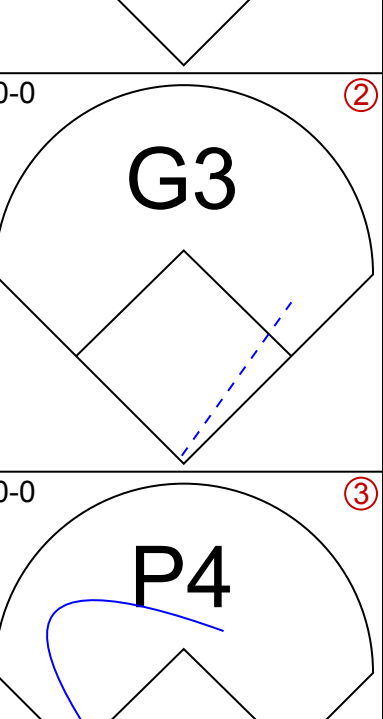
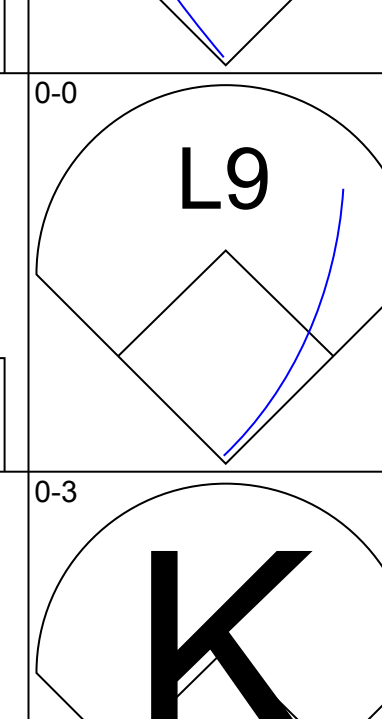
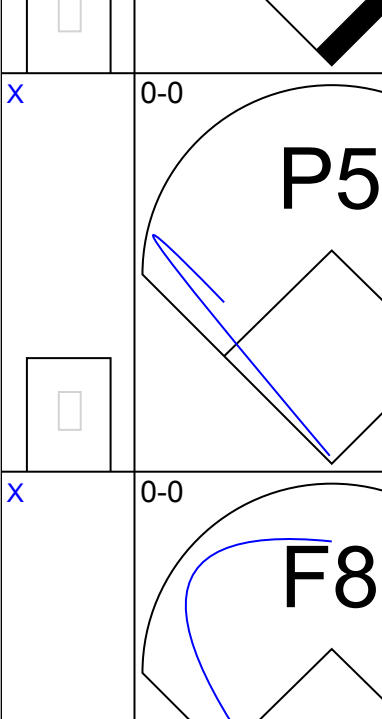
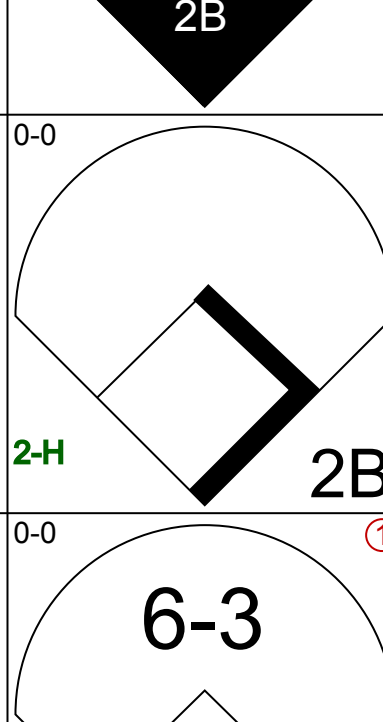
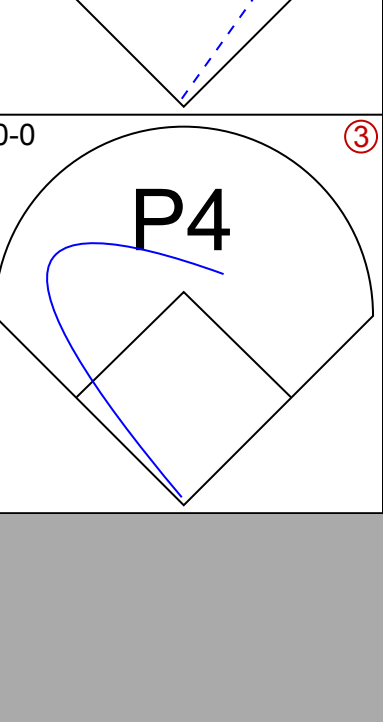
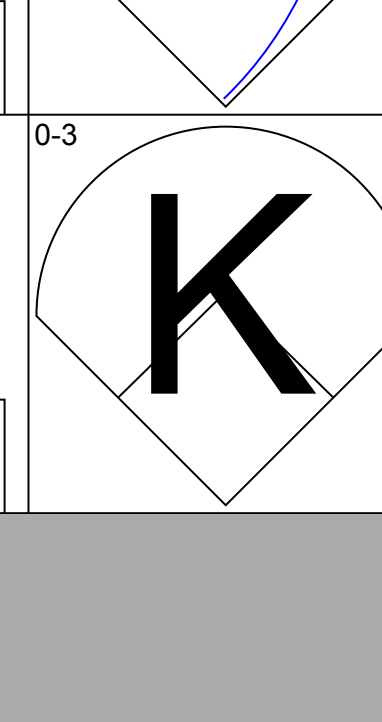
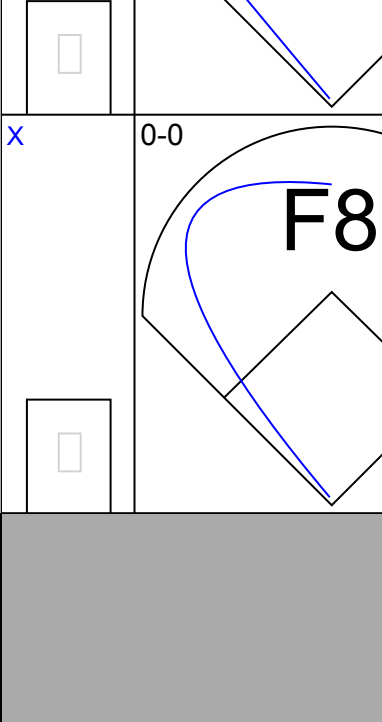
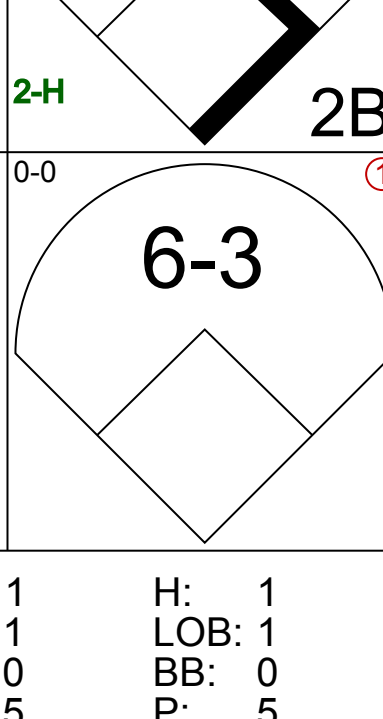
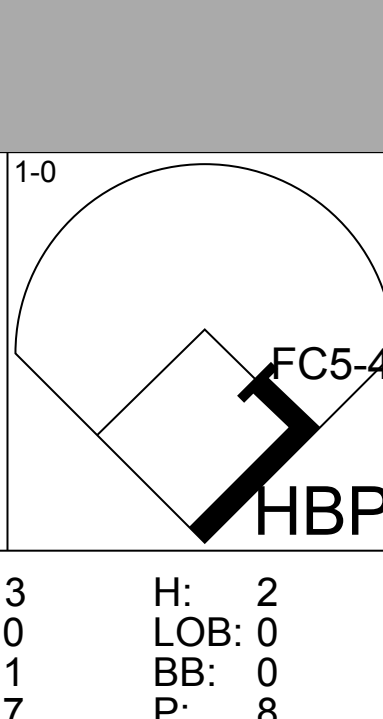
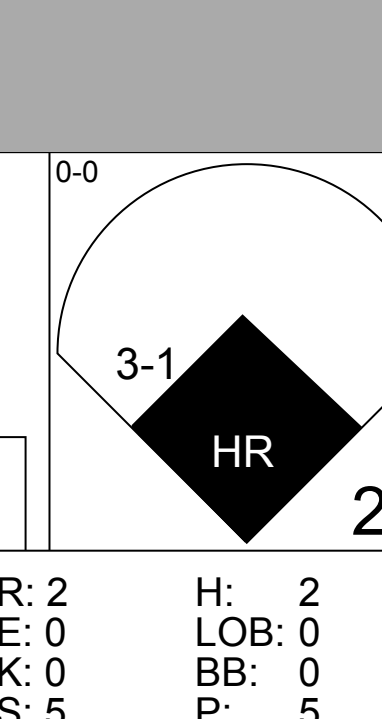
Batter	1	2	3	4	5	6	7	8	9	AB	R	H	RBI	BB	SO	LOB	BOTTOM			
Vada Pinson, L OBP: 0.289, SLG: 0.338 (1, 7)	WP		1B		E9		F8			4	1	3	1	0	0	0	Chicago White Sox @ California Angels Anaheim Stadium, Anaheim, CA Sun May 13 1973, 6:33 AM EDT Att: 11,155 - Unknown			
Sandy Alomar Sr., S OBP: 0.210, SLG: 0.188 (1, 4)	BB		1B		FC1-2			5-3		3	0	1	0	1	0	1				
Bobby Valentine, R OBP: 0.325, SLG: 0.398 (1, 8)	BB		1B		4-3			1-3		3	0	0	1	0	0	3				
Frank Robinson, R OBP: 0.366, SLG: 0.482 (1, 10)	BB				L9			5-3		3	0	1	0	1	0	0				
Jerry Davanon, R (8, PR)	BB							CS		0	0	0	0	0	0	0				
Bob Oliver, R OBP: 0.313, SLG: 0.447 (1, 9)					P4			1B		3	0	0	0	0	1	1				
Leroy Stanton, R OBP: 0.273, SLG: 0.365 (9, 9)	K							CS		0	0	0	0	0	0	0				
Al Gallagher, R OBP: 0.382, SLG: 0.292 (1, 5)					F8			BB		1	0	0	0	2	0	0				
Jim Spencer, L OBP: 0.347, SLG: 0.415 (1, 3)					HR			BB		3	1	1	1	0	0	2				
Rudy Meoli, L OBP: 0.391, SLG: 0.222 (1, 6)					SH3-4			K		3	1	1	0	0	2	0				
Jeff Torborg, R OBP: 0.294, SLG: 0.364 (1, 2)					1B			5-3		2	0	0	0	0	0	0				
<b>Inning Stats</b>	R: 1 E: 0 K: 1 S: 5	H: 1 LOB: 2 BB: 2 P: 13	R: 0 E: 0 K: 1 S: 4	H: 0 LOB: 0 BB: 1 P: 8	R: 0 E: 0 K: 0 S: 4	H: 2 LOB: 1 BB: 0 P: 4	R: 0 E: 0 K: 0 S: 3	H: 0 LOB: 0 BB: 0 P: 3	R: 2 E: 1 K: 0 S: 6	H: 3 LOB: 1 BB: 0 P: 6	R: 0 E: 0 K: 0 S: 3	H: 0 LOB: 1 BB: 1 P: 7	R: 0 E: 0 K: 1 S: 5	H: 0 LOB: 0 BB: 0 P: 5	R: 0 E: 0 K: 0 S: 3	H: 1 LOB: 1 BB: 0 P: 3	1B: 6 2B: 1 3B: 0 HR: 1	SF: 1 SAC: 1 DP: 3 HBP: 0	WP: 1 PB: 0 CS: 1	PA: 32
<b>PITCHER</b> Rich Gossage, R ERA: 9.39 (1, 1)	IP: 8.0 WLS: L BF: 31 H: 7 R: 3 ER: 3 SO: 3 BB: 4 IBB: 0 HBP: 0 BLK: 0 WP: 1 HR: 1 S: 33 P: 49 ERA: 3.38 WHIP: 1.375															<b>PITCHER</b>				

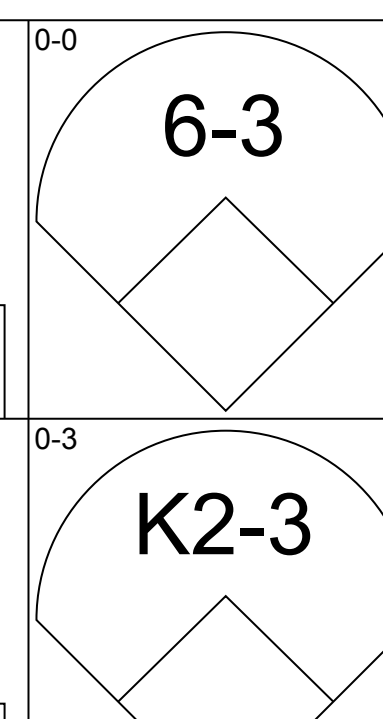
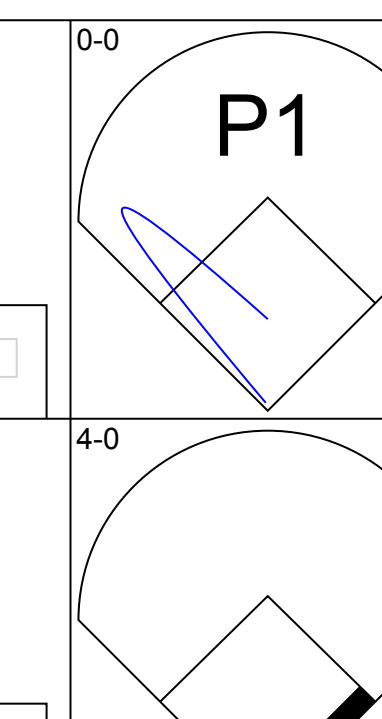
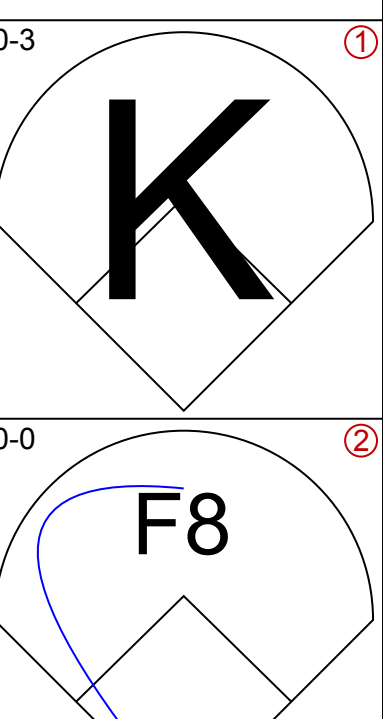
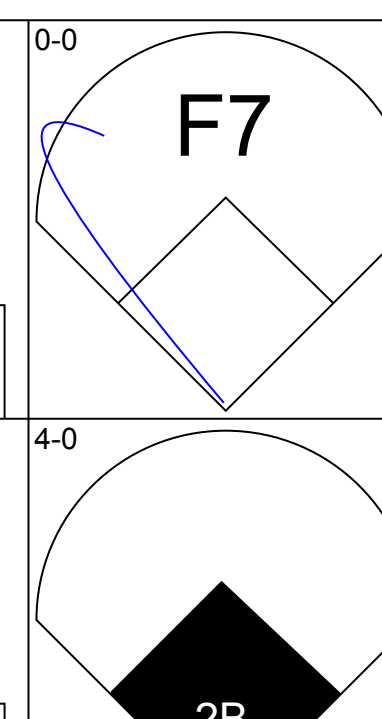
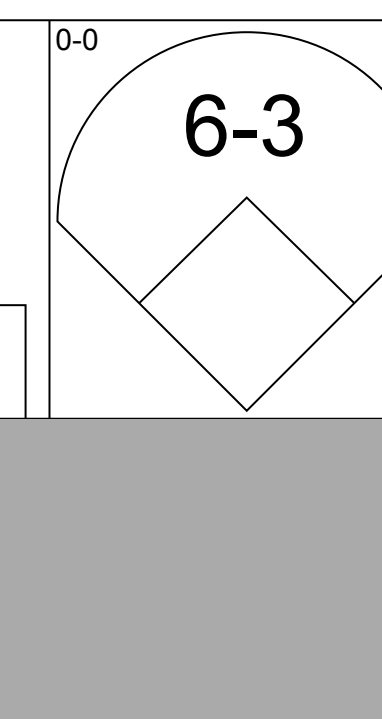
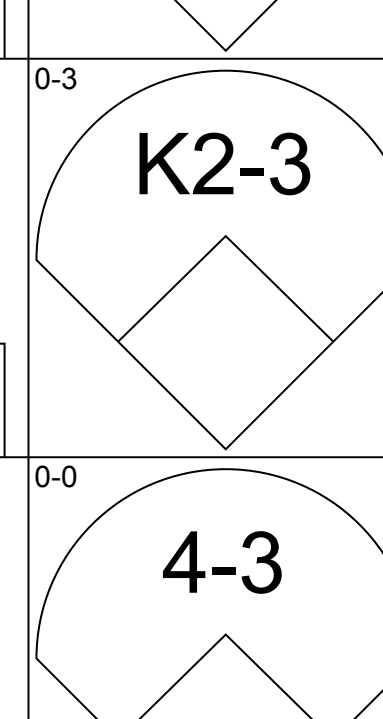
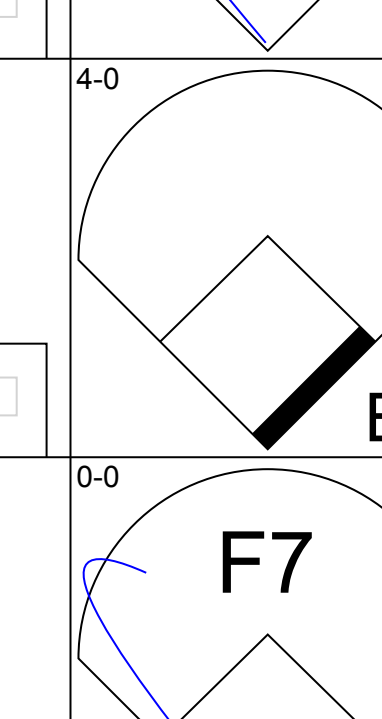
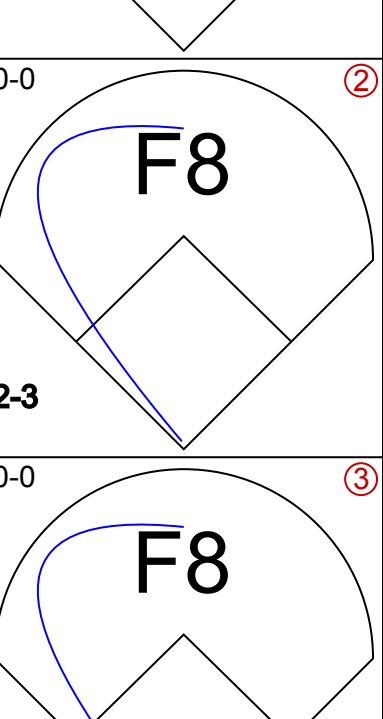
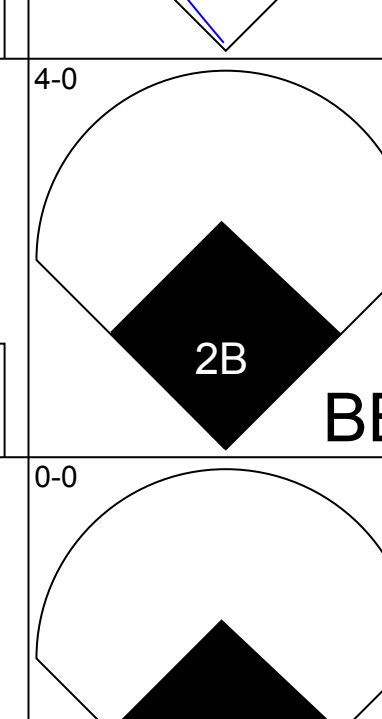

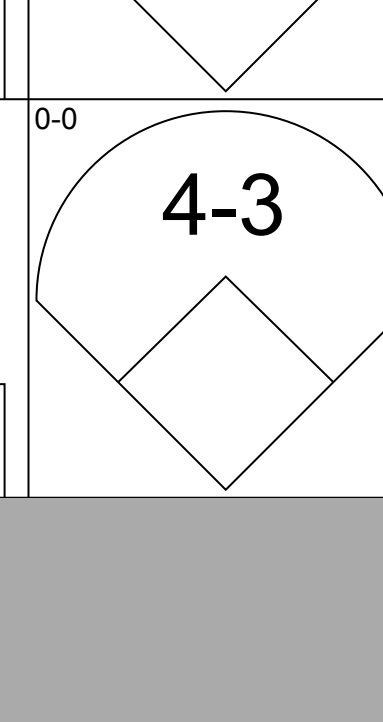
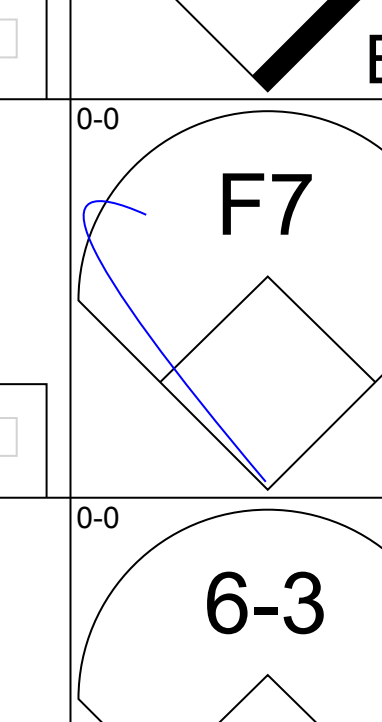
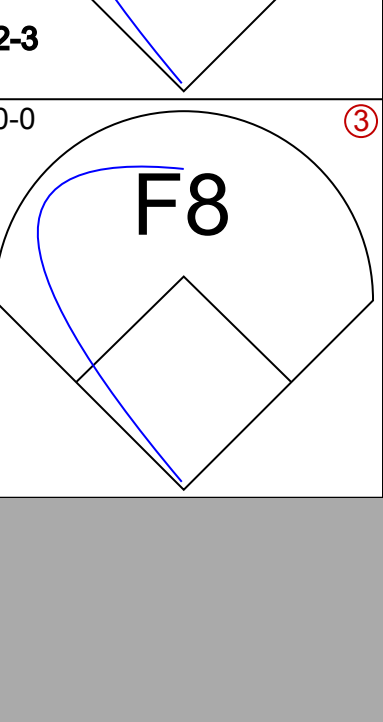
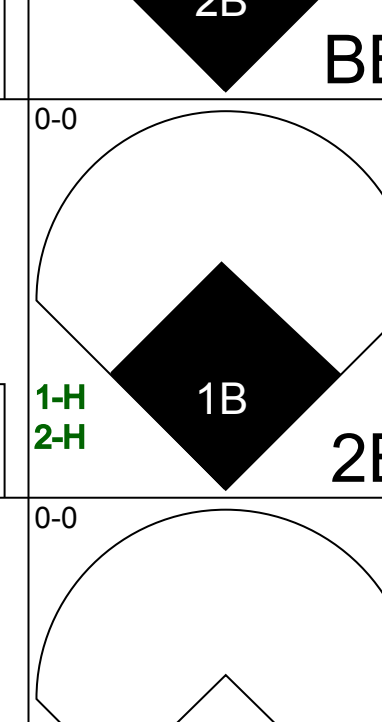

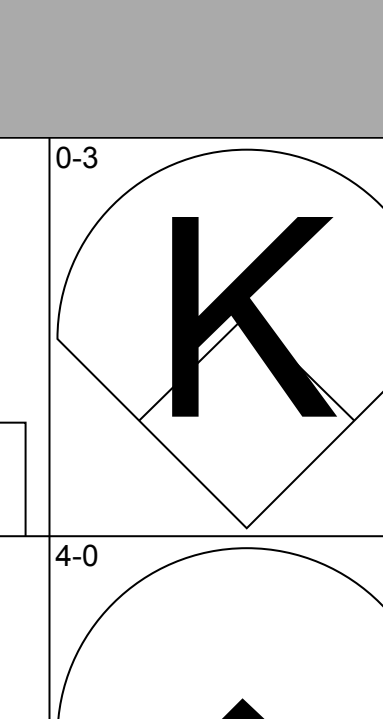
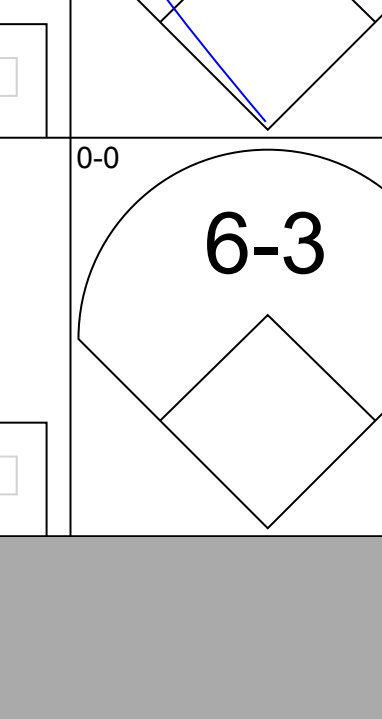
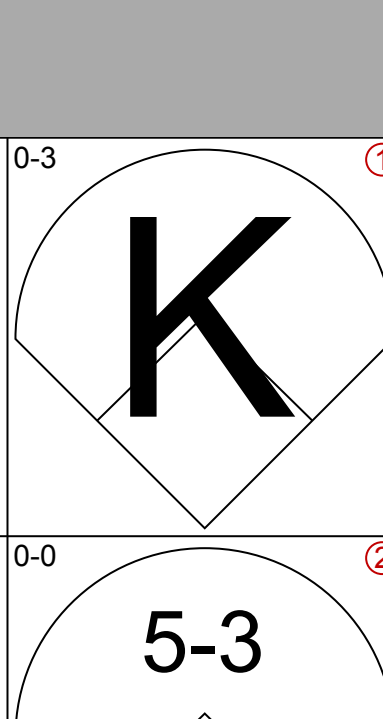

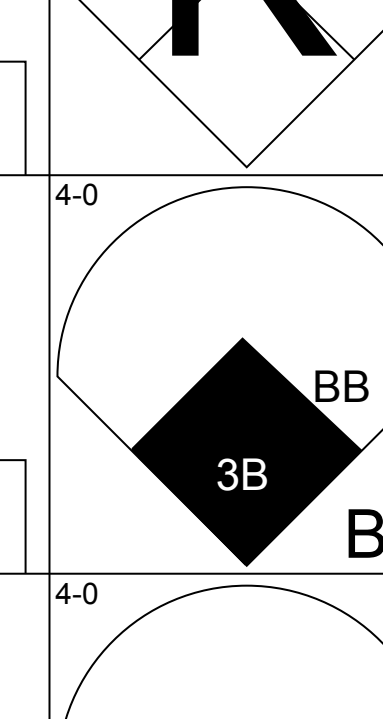
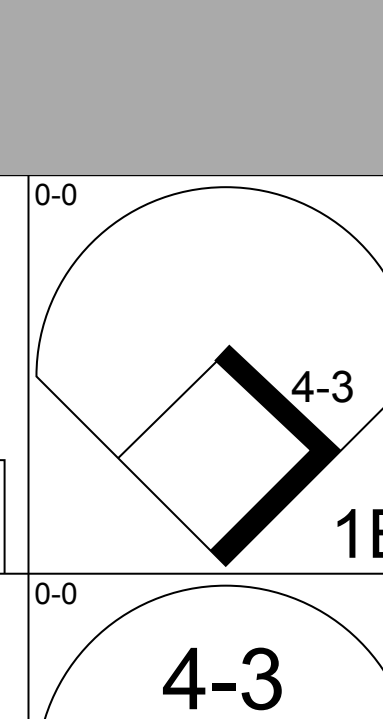
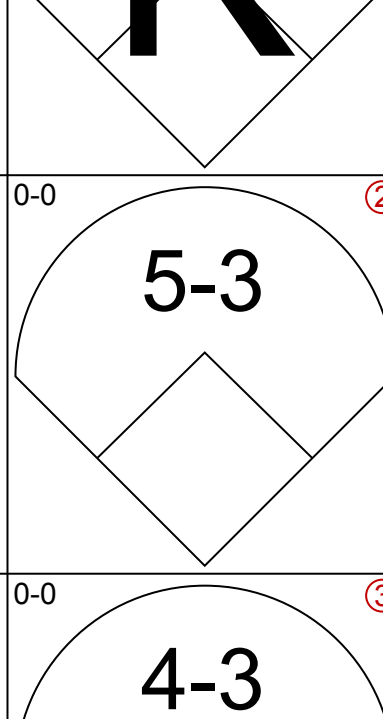

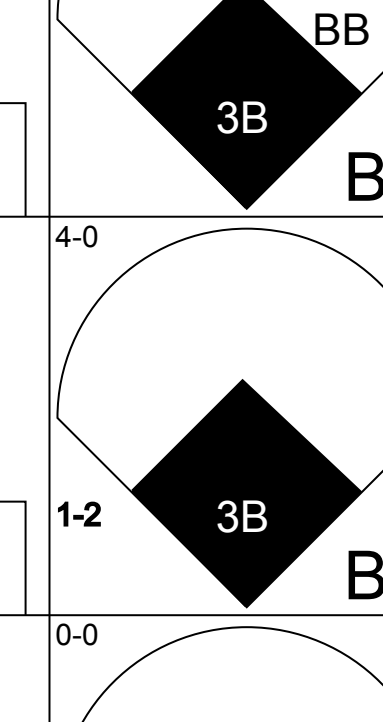
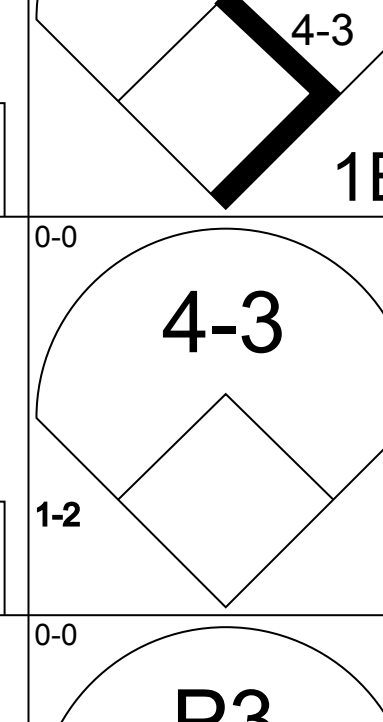
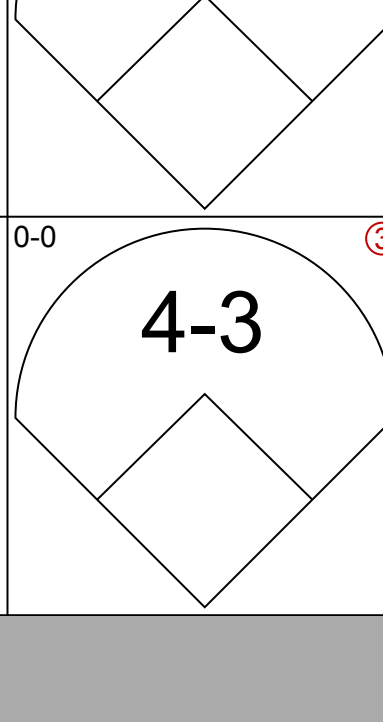
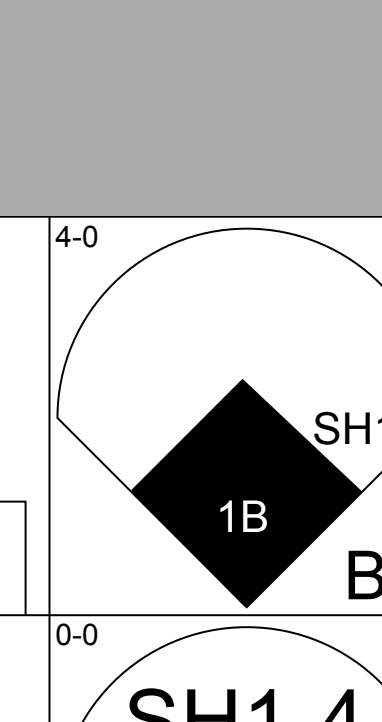
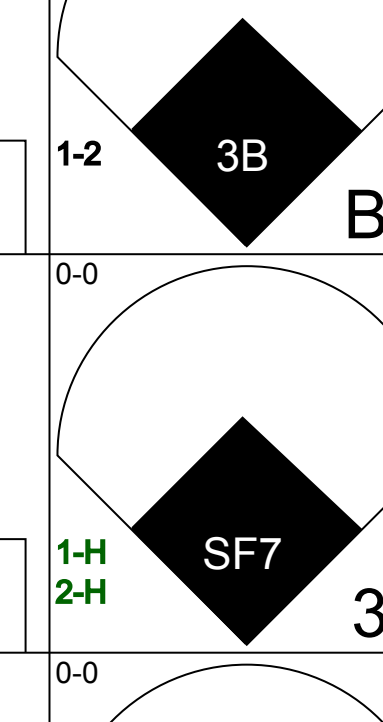
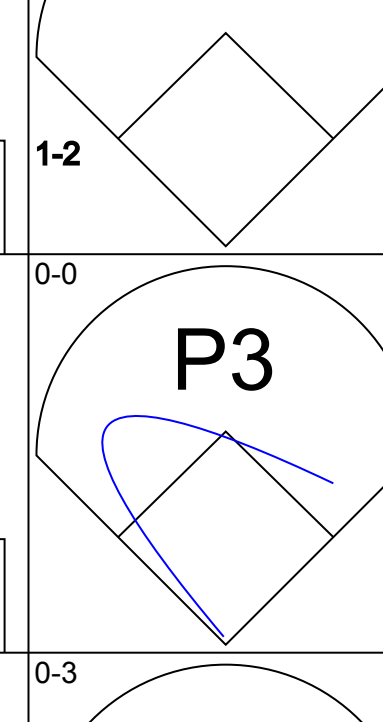
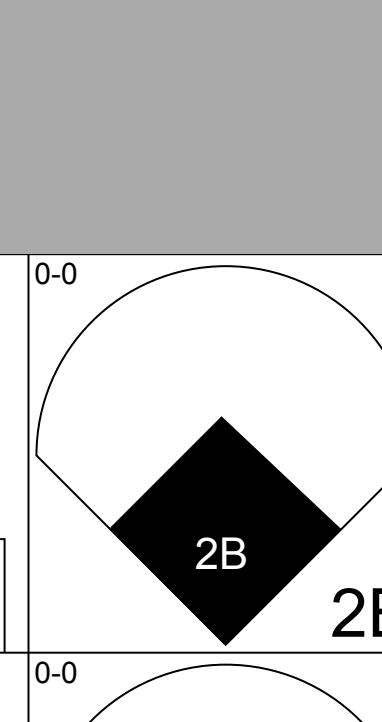
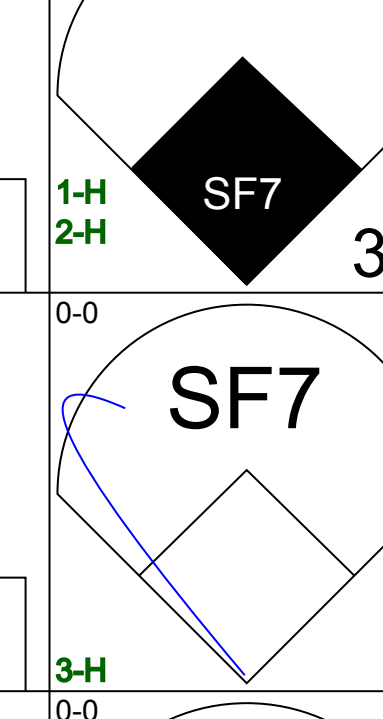
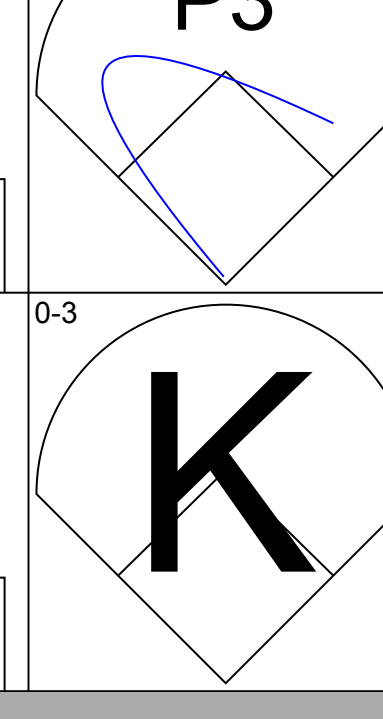
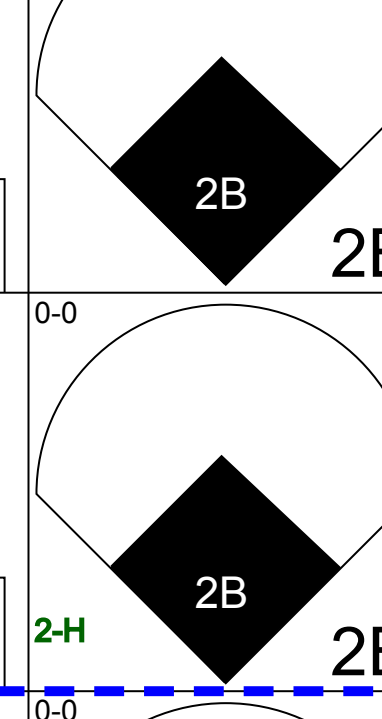
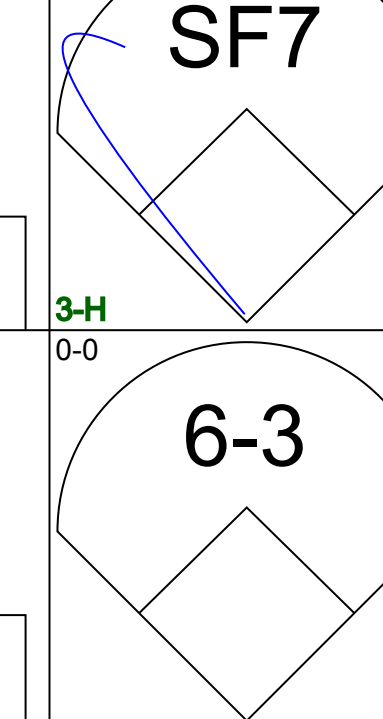
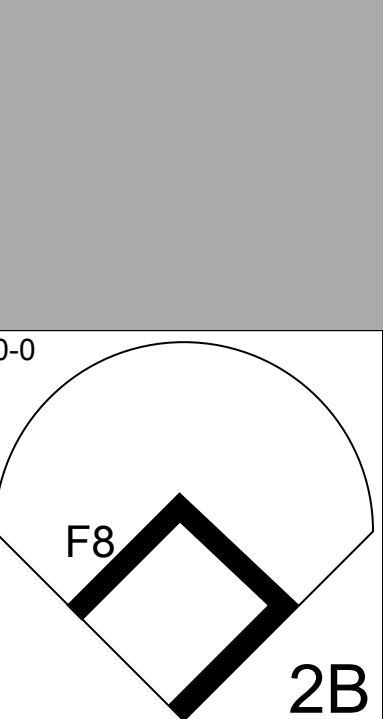
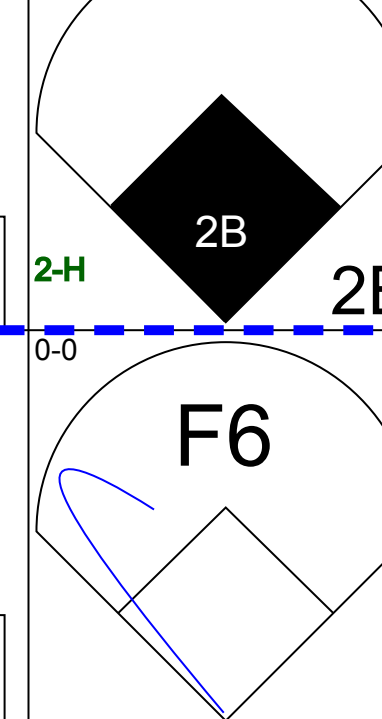
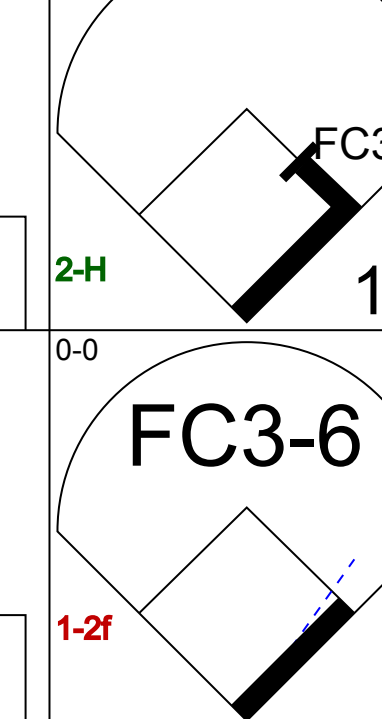


Batter	1	2	3	4	5	6	7	8	9	AB	R	H	RBI	BB	SO	LOB	TOP		
Johnny Jeter, R OBP: 0.321, SLG: 0.463 (1,9)	0-0 1-3		0-0 6-3			0-0 5-3		0-0 WP 1B 1B	4 0 1 0 0 0 0								Chicago White Sox @ Oakland Athletics Oakland-Alameda County Coliseum, Oakland, CA Mon May 14 1973, 7:05 PM PDT Att: 29,761 - Unknown		
Mike Andrews, R OBP: 0.391, SLG: 0.351 (1,10)	0-0 6-3			0-0 P5		0-0 L7		0-3 K	0 0 0 0 0 0 0										
Dick Allen, R OBP: 0.361, SLG: 0.663 (1,3)	0-0 4-3			0-0 4-3			0-0 HR	0-3 K	4 1 1 1 0 1 1										
Bill Melton, R OBP: 0.409, SLG: 0.551 (1,5)		0-0 L8		0-0 6-3		0-0 P4		0-0 WP 1B	4 0 1 0 0 0 0										
Ken Henderson, S OBP: 0.376, SLG: 0.394 (1,8)		4-0 BB			0-0 F9		0-3 K	0-3 K	3 0 0 0 1 2 2										
Rick Reichardt, R OBP: 0.406, SLG: 0.367 (1,7)		0-0 F9			0-0 1B		0-3 K		3 0 1 0 0 1 1										
Eddie Leon, R OBP: 0.273, SLG: 0.296 (1,6)		0-3 K			0-0 L9		0-3 K		3 0 0 0 0 2 2										
Jorge Orta, L OBP: 0.317, SLG: 0.253 (8,PH) Hank Allen, R (8,4)			0-0 4-3		0-0 4-3		0-3 K		2 0 0 0 0 0 1 1 0 0 0 0 1 0										
Chuck Brinkman, R OBP: 0.243, SLG: 0.156 (1,2)			0-0 6-3		0-0 5-3		0-0 5-3		3 0 0 0 0 0 0										
<b>Inning Stats</b>	R: 0 E: 0 K: 0 S: 3	H: 0 LOB: 0 BB: 0 P: 3	R: 0 E: 0 K: 1 S: 5	H: 0 LOB: 1 BB: 1 P: 9	R: 0 E: 0 K: 0 S: 3	H: 0 LOB: 0 BB: 0 P: 3	R: 0 E: 0 K: 0 S: 4	H: 1 LOB: 1 BB: 0 P: 4	R: 0 E: 0 K: 2 S: 7	H: 0 LOB: 0 BB: 0 P: 3	R: 1 E: 0 K: 2 S: 8	H: 1 LOB: 0 BB: 0 P: 8	R: 0 E: 0 K: 2 S: 7	H: 0 LOB: 2 BB: 0 P: 7	R: 0 E: 0 K: 3 S: 11	H: 2 LOB: 2 BB: 0 P: 11		1B: 3 2B: 0 3B: 0 HR: 1	SF: 0 SAC: 0 DP: 0 HBP: 0
<b>PITCHER</b> Ken Holtzman, L ERA: 1.26 (1,1)	IP: 9.0 WLS: W BF: 32 H: 4 R: 1 ER: 1 SO: 8 BB: 1 IBB: 0 HBP: 0 BLK: 0 WP: 1 HR: 1 S: 47 P: 51 ERA: 1.00 WHIP: 0.556																		


Batter	1	2	3	4	5	6	7	8	9	AB	R	H	RBI	BB	SO	LOB	BOTTOM		
Bert Campaneris, R OBP: 0.333, SLG: 0.339 (1,6)	0-3 K	0-0 CS	0-0 4-3		0-3 K			0-0 SH2-3 1B	4 0 1 0 0 2 0								Chicago White Sox @ Oakland Athletics Oakland-Alameda County Coliseum, Oakland, CA Mon May 14 1973, 7:05 PM PDT Att: 29,761 - Unknown		
Joe Rudi, R OBP: 0.295, SLG: 0.385 (1,7)	4-0 HR BB		0-0 L5		0-0 F8		0-0 SH2-3	1-2 2-3	2 1 0 0 1 0 0										
Gene Tenace, R OBP: 0.400, SLG: 0.518 (1,3)	0-0 1-2 HR 1B		0-0 1B		0-0 5-3		4-0 BB		3 1 2 0 1 0 0										
Reggie Jackson, L OBP: 0.390, SLG: 0.492 (1,9)	0-0 HR		0-0 5-3		0-3 K2-3		0-0 SF9		3 1 1 4 0 1 1										
Deron Johnson, R OBP: 0.333, SLG: 0.439 (1,10) Blue Moon Odom, R (7,PR) Angel Mangual, R OBP: 0.246, SLG: 0.297 (8,PH)	0-0 5-3			0-0 5-3		4-0 BB	0-0 P4		2 0 0 0 1 0 0 0 0 0 0 0 0 0 1 0 0 0 0 0 2										
Sal Bando, R OBP: 0.346, SLG: 0.430 (1,5)	0-0 P4			0-0 L8		0-0 G6-4-3	0-0 G6-4-3 BB		3 0 0 0 0 0 1										
Ray Fosse, R OBP: 0.328, SLG: 0.395 (1,2)		0-0 6-3		0-0 6-3		0-0 HR			3 1 1 1 0 0 0										
Dick Green, R OBP: 0.215, SLG: 0.254 (1,4)		0-3 K			0-0 5-3		0-3 K		3 0 0 0 0 2 1										
Bill North, S OBP: 0.358, SLG: 0.288 (1,8)		0-0 CS 1B			0-0 1-3		4-0 SH2-3 1B SF9 BB		2 1 1 0 1 0 0										
<b>Inning Stats</b>	R: 3 E: 0 K: 1 S: 7	H: 2 LOB: 0 BB: 1 P: 11	R: 0 E: 0 K: 1 S: 5	H: 1 LOB: 0 BB: 0 P: 5	R: 0 E: 0 K: 0 S: 4	H: 1 LOB: 1 BB: 0 P: 4	R: 0 E: 0 K: 0 S: 3	H: 0 LOB: 0 BB: 0 P: 3	R: 0 E: 0 K: 1 S: 5	H: 0 LOB: 0 BB: 0 P: 5	R: 1 E: 0 K: 1 S: 5	H: 1 LOB: 1 BB: 1 P: 9	R: 1 E: 0 K: 0 S: 4	H: 1 LOB: 2 BB: 2 P: 12	R: 1 E: 0 K: 2 S: 11	H: 1 LOB: 2 BB: 2 P: 12		1B: 4 2B: 0 3B: 0 HR: 2	SF: 1 SAC: 1 DP: 1 HBP: 0
<b>PITCHER</b> Wilbur Wood, L ERA: 1.75 (1,1)	IP: 8.0 WLS: L BF: 32 H: 6 R: 5 ER: 5 SO: 5 BB: 4 IBB: 0 HBP: 0 BLK: 0 WP: 0 HR: 2 S: 38 P: 54 ERA: 5.62 WHIP: 1.250																		



Batter	1	2	3	4	5	6	7	8	9	AB	R	H	RBI	BB	SO	LOB	TOP							
<b>Johnny Jeter, R</b> OBP: 0.288, SLG: 0.406 (1, 8)										4	0	0	0	0	1	3	<b>Chicago White Sox @ Minnesota Twins</b> Metropolitan Stadium, Bloomington, MI Wed May 16 1973, 8:05 PM EDT Att. 6,119 - Unknown - 55 F							
<b>Pat Kelly, L</b> OBP: 0.482, SLG: 0.528 (1, 9)										4	1	0	0	0	0	3								
<b>Dick Allen, R</b> OBP: 0.407, SLG: 0.685 (1, 10)										4	2	3	2	0	0	0								
<b>Bill Melton, R</b> OBP: 0.400, SLG: 0.547 (1, 5)										4	1	1	3	0	0	1								
<b>Rick Reichardt, R</b> OBP: 0.341, SLG: 0.333 (1, 7)										4	0	0	0	0	2	0								
<b>Mike Andrews, R</b> OBP: 0.375, SLG: 0.341 (1, 3) (8, 4)										3	0	0	0	1	1	0								
<b>Ed Herrmann, L</b> OBP: 0.280, SLG: 0.369 (1, 2)										4	1	0	0	0	0	1								
<b>Jorge Orta, L</b> OBP: 0.318, SLG: 0.323 (1, 4) (8, 6)										4	0	1	1	0	1	1								
<b>Eddie Leon, R</b> OBP: 0.269, SLG: 0.282 (1, 6) <b>Tony Muser, L</b> OBP: 0.313, SLG: 0.286 (8, PH) (8, 3)										1	0	0	0	0	0	1								
										1	1	1	0	0	0	0								
<b>Inning Stats</b>	R: 0 E: 0 K: 1 S: 5	H: 0 LOB: 0 BB: 0 P: 5	R: 0 E: 0 K: 1 S: 5	H: 0 LOB: 0 BB: 0 P: 5	R: 1 E: 1 K: 0 S: 5	H: 1 LOB: 1 BB: 0 P: 5	R: 0 E: 0 K: 0 S: 3	H: 1 LOB: 0 BB: 0 P: 3	R: 0 E: 0 K: 1 S: 5	H: 0 LOB: 0 BB: 0 P: 5	R: 3 E: 0 K: 1 S: 7	H: 2 LOB: 0 BB: 0 P: 8	R: 0 E: 0 K: 1 S: 5	H: 0 LOB: 0 BB: 0 P: 5	R: 2 E: 0 K: 0 S: 5	H: 2 LOB: 0 BB: 0 P: 5	R: 0 E: 0 K: 0 S: 3	H: 0 LOB: 1 BB: 1 P: 7	1B: 2 2B: 2 3B: 0 HR: 2	SF: 0 SAC: 0 DP: 1 HBP: 1	WP: 0 PB: 0 SB: 0 CS: 0	PA: 35		
<b>PITCHER</b>	IP WLS BF H R ER SO BB IBB HBP BLK WP HR S P ERA WHIP																							
<b>Bill Hands, R</b> ERA: 4.17 <b>Ken Sanders, R</b> ERA: 6.0	(1, 1) (8, 1)	7.2 S	30 5	6 0	6 0	5 0	5 0	0 1	0 0	0 0	0 0	0 0	0 4	2 8	39 8	40 8	5.87 0.00	0.783 0.750						

Batter	1	2	3	4	5	6	7	8	9	AB	R	H	RBI	BB	SO	LOB	BOTTOM						
<b>Larry Hisle, R</b> OBP: 0.365, SLG: 0.525 (1, 8)										5	0	0	0	0	1	3	<b>Chicago White Sox @ Minnesota Twins</b> Metropolitan Stadium, Bloomington, MI Wed May 16 1973, 8:05 PM EDT Att. 6,119 - Unknown - 55 F						
<b>Rod Carew, L</b> OBP: 0.360, SLG: 0.477 (1, 4)										2	1	0	0	2	1	1							
<b>Tony Oliva, L</b> OBP: 0.333, SLG: 0.381 <b>Mike Adams, R</b> (7, PR)										4	0	1	2	0	0	2							
										0	1	0	0	0	0	0							
<b>Bobby Darwin, R</b> OBP: 0.298, SLG: 0.369 (1, 9)										4	0	1	1	0	2	1							
<b>Harmon Killebrew, R</b> OBP: 0.337, SLG: 0.337 <b>Joe Lis, R</b> OBP: 0.198, SLG: 0.241 (8, 3)										3	1	1	0	1	1	2							
										0	0	0	0	0	0	0							
<b>Steve Braun, L</b> OBP: 0.417, SLG: 0.466 (1, 5)										2	2	0	0	2	0	1							
<b>Danny Thompson, R</b> OBP: 0.295, SLG: 0.368 (1, 6)										3	2	2	2	0	0	1							
<b>George Mitterwald, R</b> OBP: 0.371, SLG: 0.453 (1, 2)										3	1	2	3	0	1	1							
<b>Jim Holt, L</b> OBP: 0.384, SLG: 0.494 (1, 7)										4	0	1	0	0	0	2							
<b>Inning Stats</b>	R: 0 E: 0 K: 1 S: 5	H: 0 LOB: 0 BB: 0 P: 5	R: 3 E: 0 K: 1 S: 6	H: 1 LOB: 2 BB: 2 P: 14	R: 0 E: 0 K: 0 S: 3	H: 0 LOB: 1 BB: 1 P: 7	R: 0 E: 0 K: 1 S: 6	H: 1 LOB: 0 BB: 0 P: 6	R: 0 E: 0 K: 1 S: 5	H: 0 LOB: 0 BB: 0 P: 5	R: 4 E: 0 K: 1 S: 9	H: 4 LOB: 2 BB: 1 P: 13	R: 1 E: 0 K: 0 S: 4	H: 1 LOB: 1 BB: 1 P: 8	1B: 3 2B: 4 3B: 1 HR: 0	SF: 1 SAC: 1 DP: 0 HBP: 0	WP: 0 PB: 0 SB: 0 CS: 0	PA: 37					
<b>PITCHER</b>	IP WLS BF H R ER SO BB IBB HBP BLK WP HR S P ERA WHIP																						
<b>Eddie Fisher, R</b> ERA: 4.46 <b>Terry Forster, L</b> ERA: 2.03 <b>Steve Stone, R</b> ERA: 6.32	(1, 1) (7, 1) (7, 1)	6.0 L	26 5	5 2	5 2	5 2	0 0	0 1	0 0	0 0	0 0	0 4	7 11	33 45	45 11	7.50 6.75	1.333 1.500						

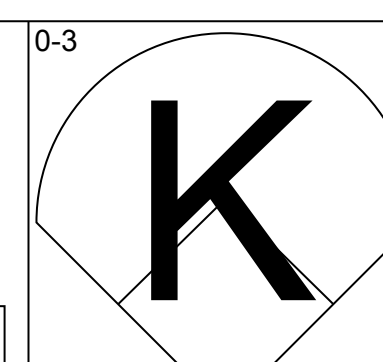
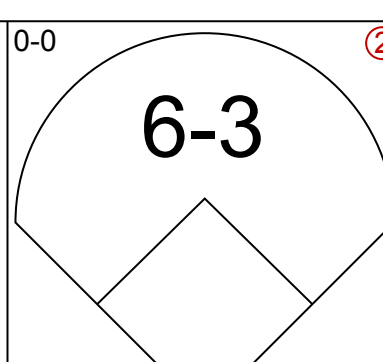
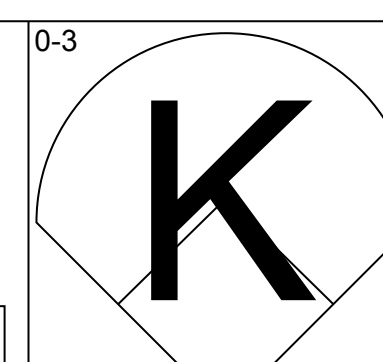
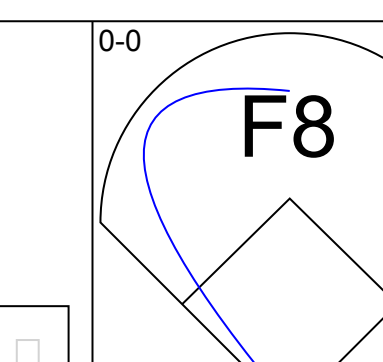
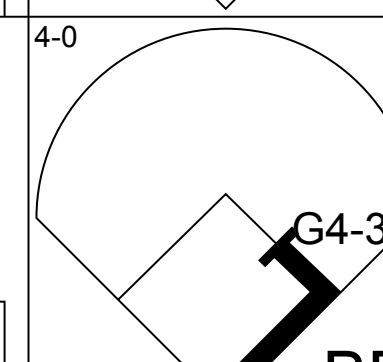
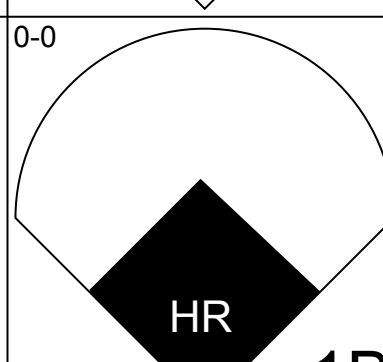

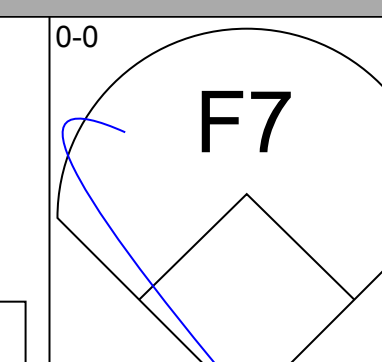
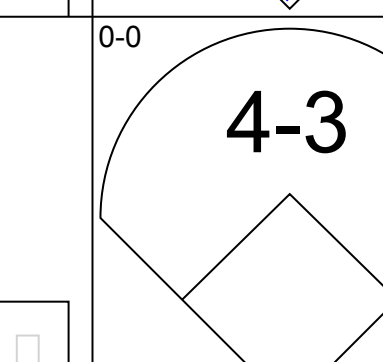
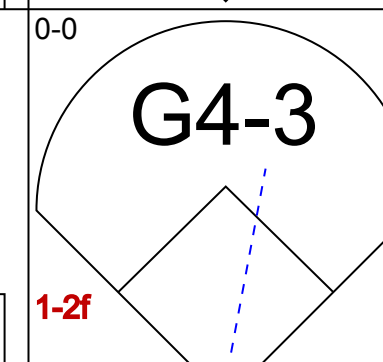
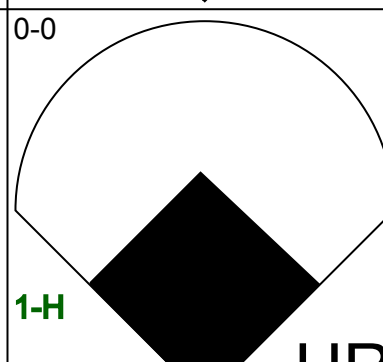

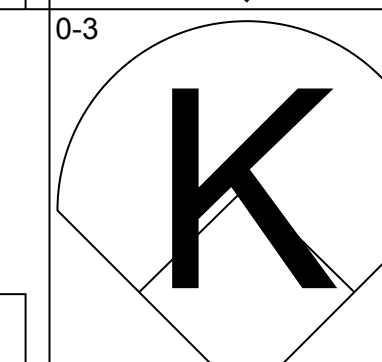
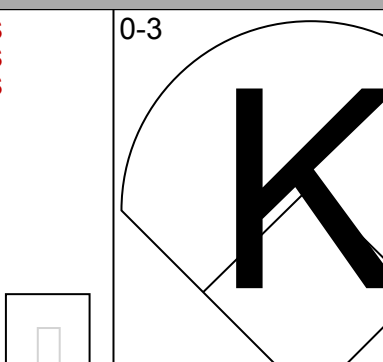
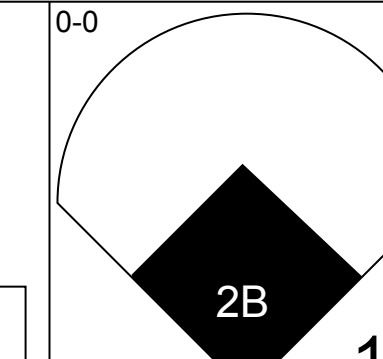
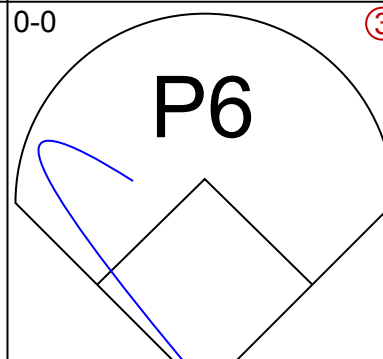
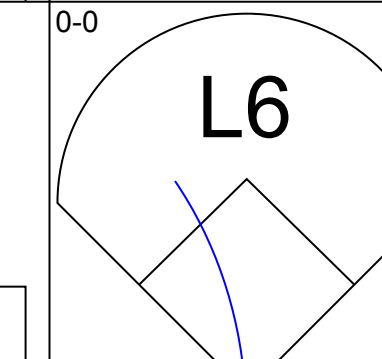
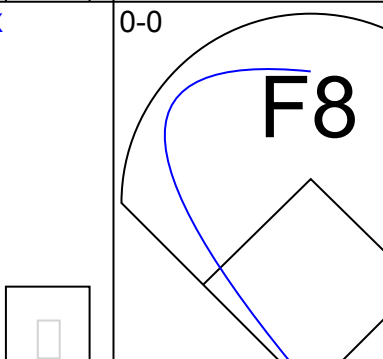
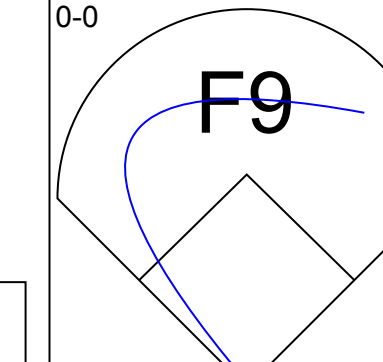
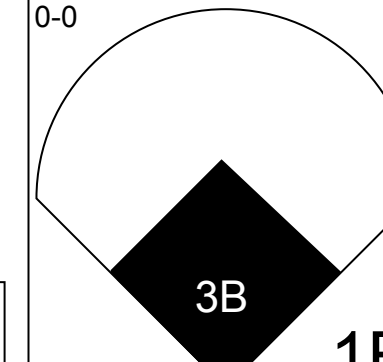
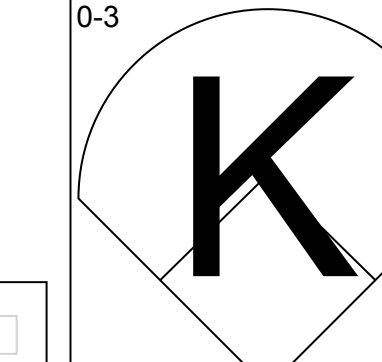
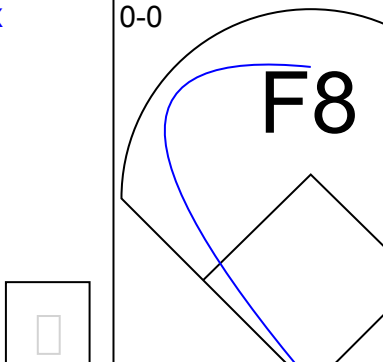
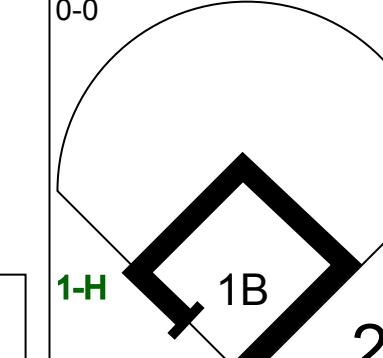
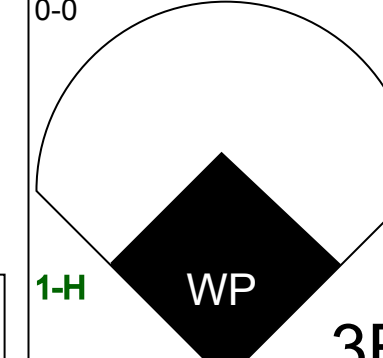
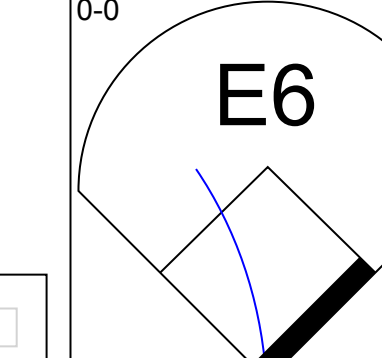
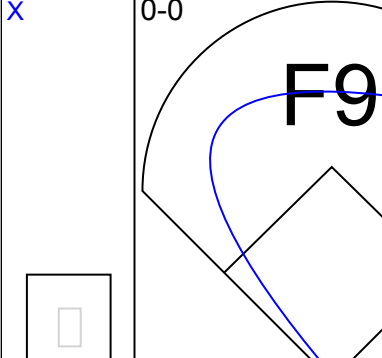
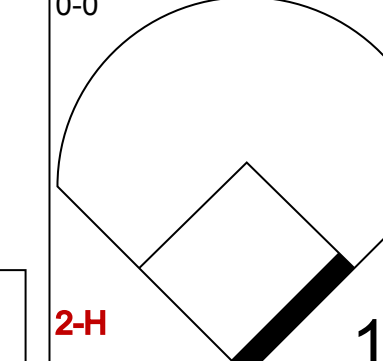
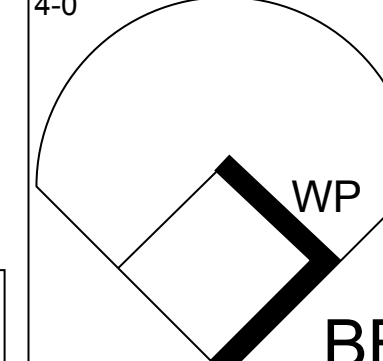
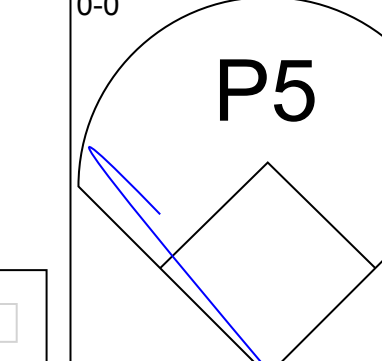
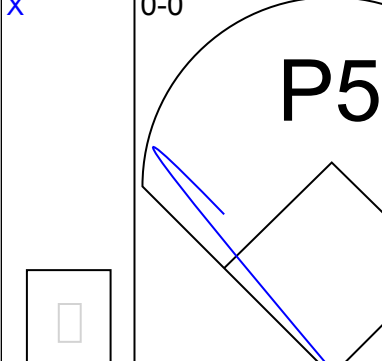
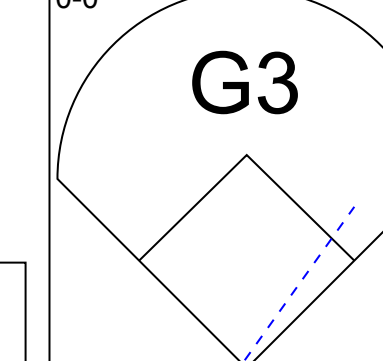
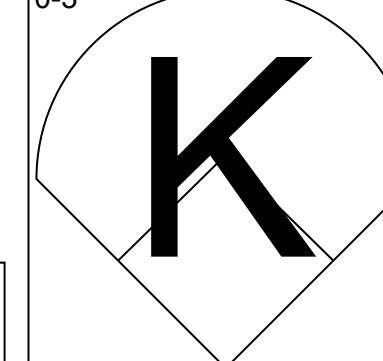
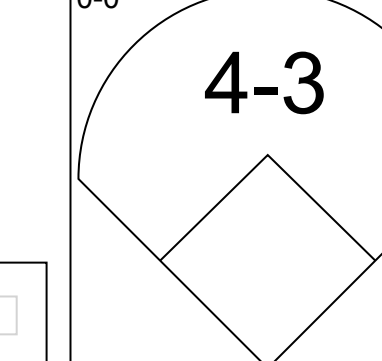
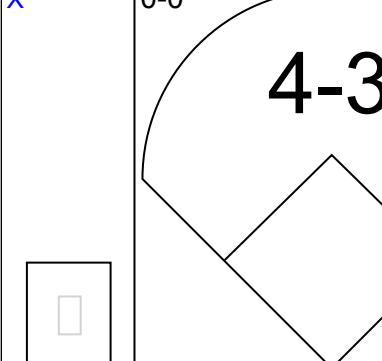
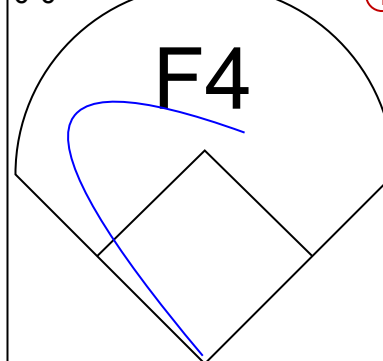
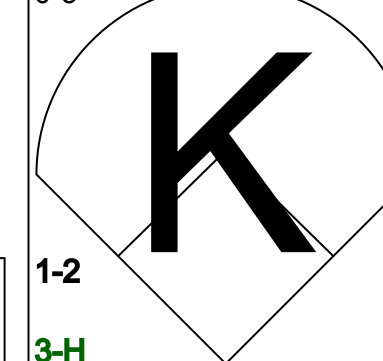
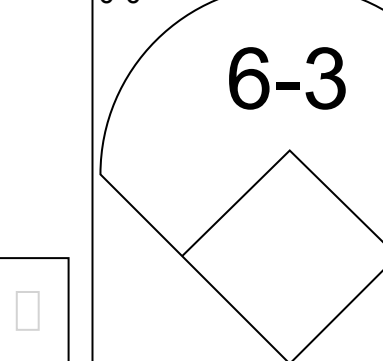
**AB 33**  
**R 6**  
**H 6**  
**RBI 6**  
**BB 1**  
**SO 5**  
**LOB 10**

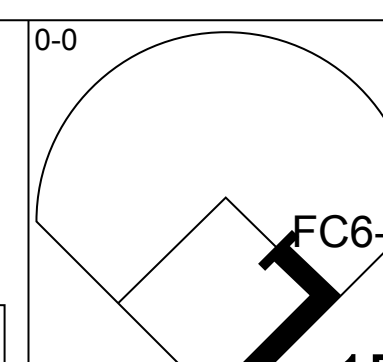
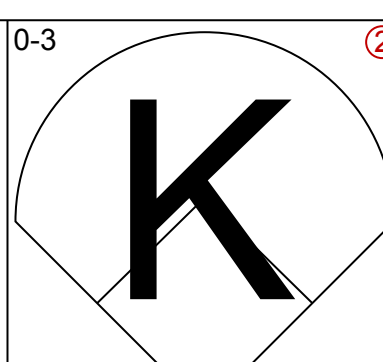
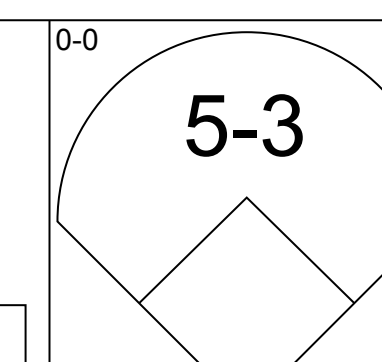
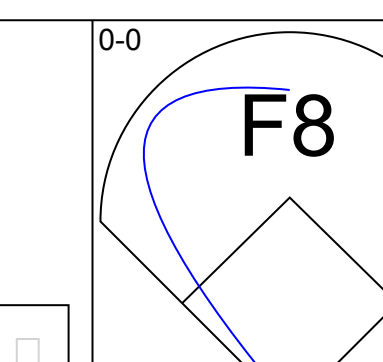
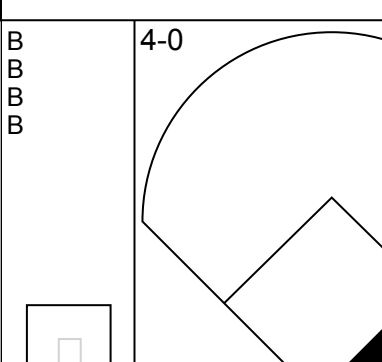
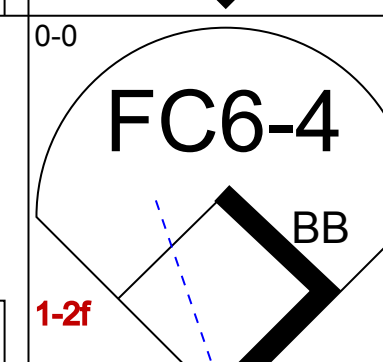
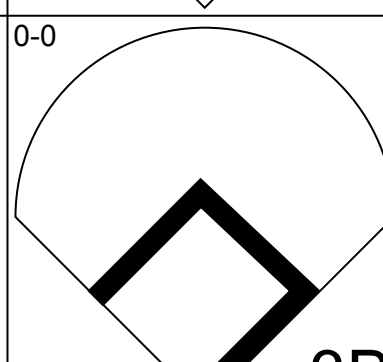
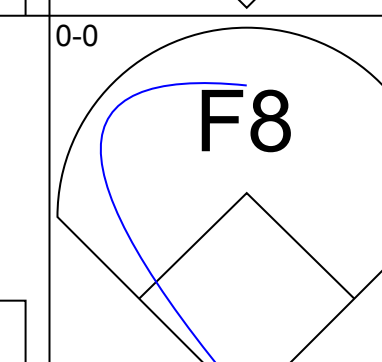
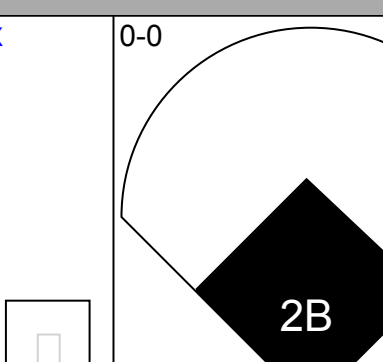
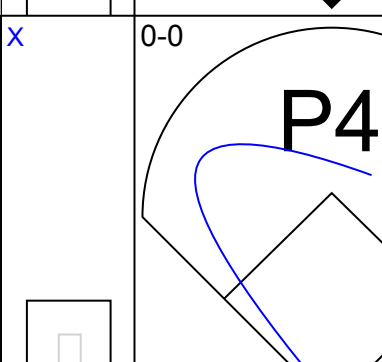
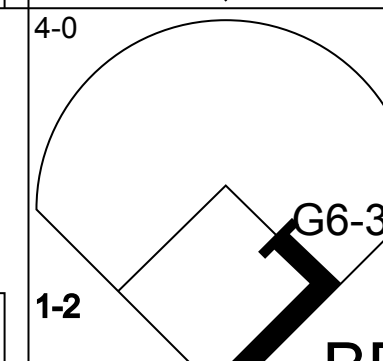
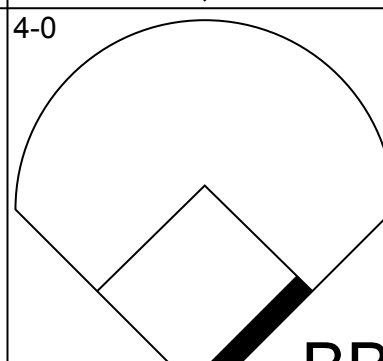
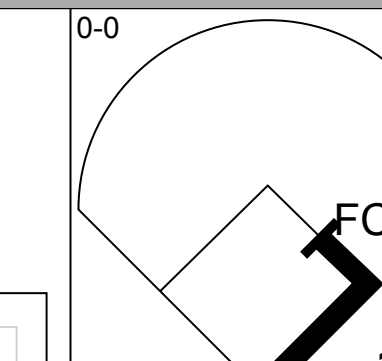
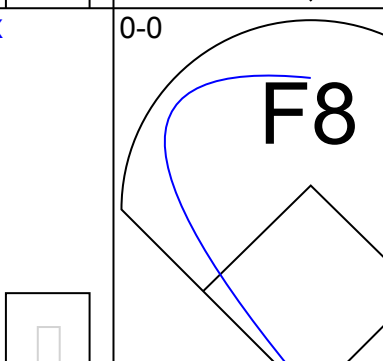
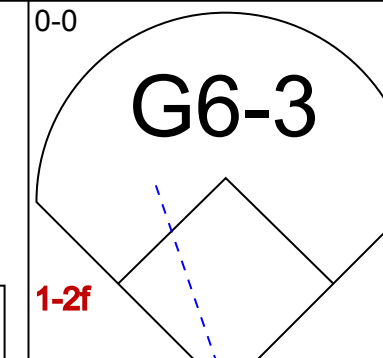
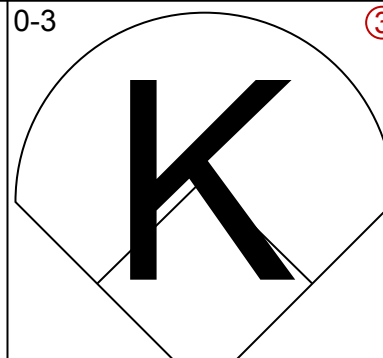
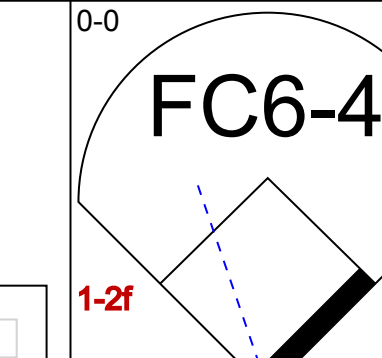
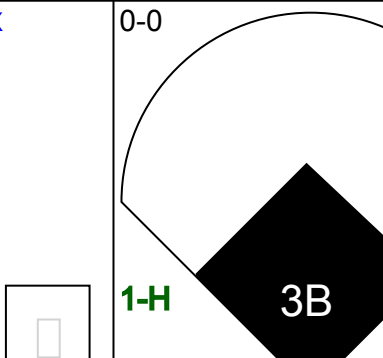
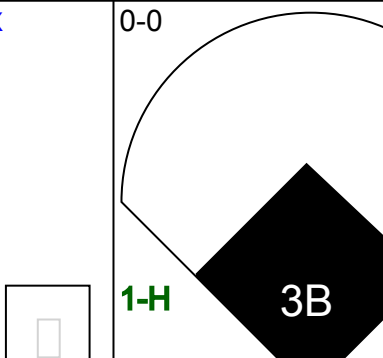
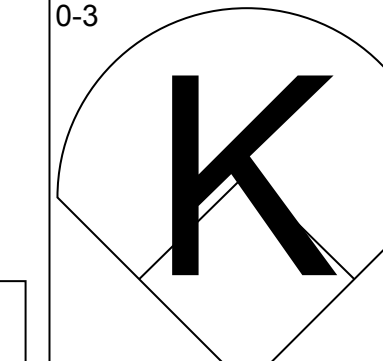
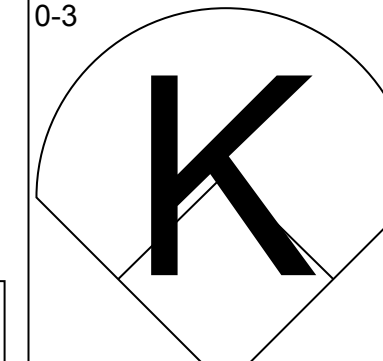
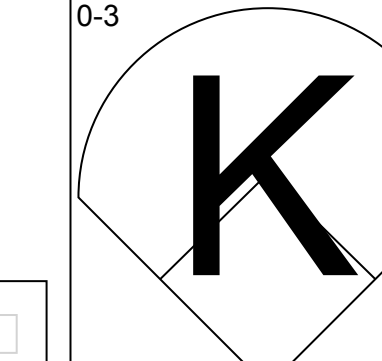
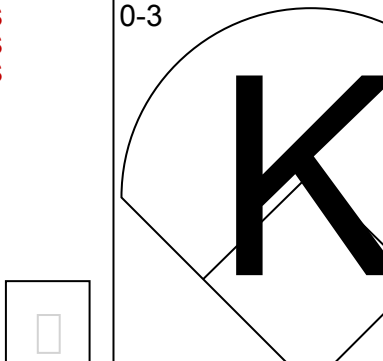
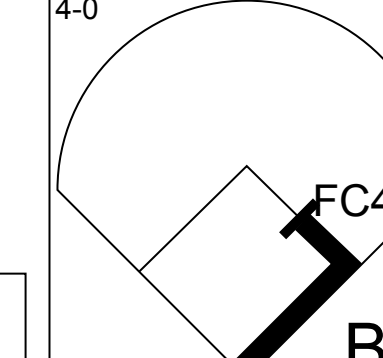
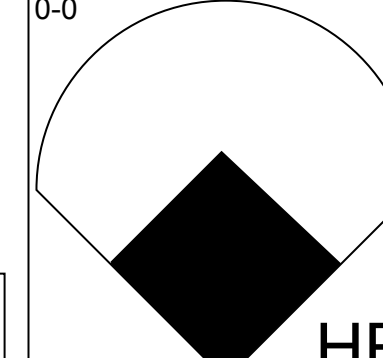
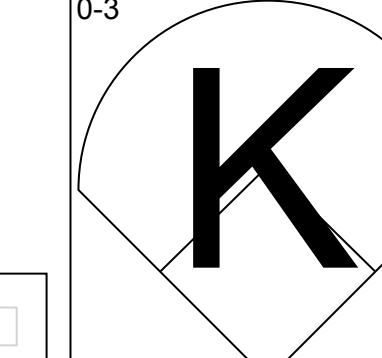
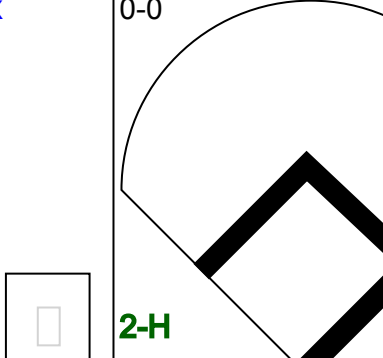

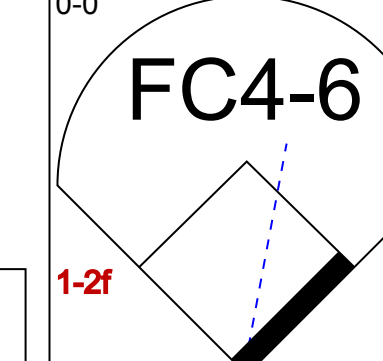
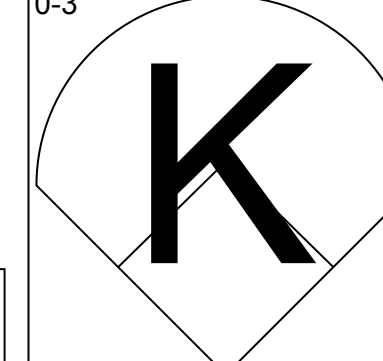

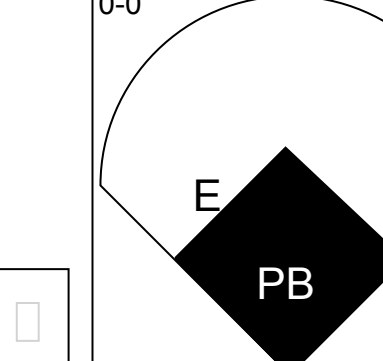
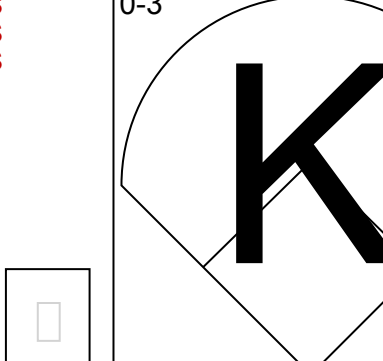
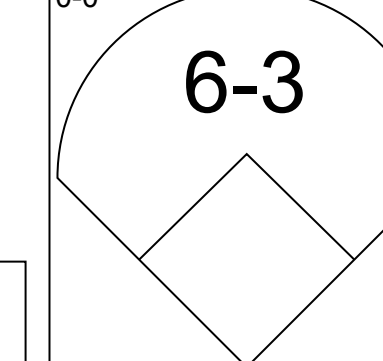
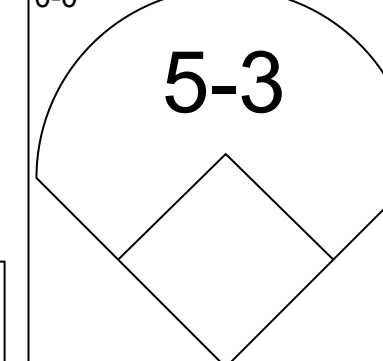

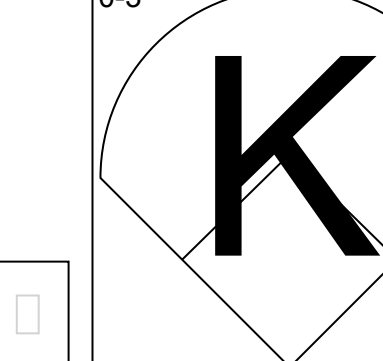
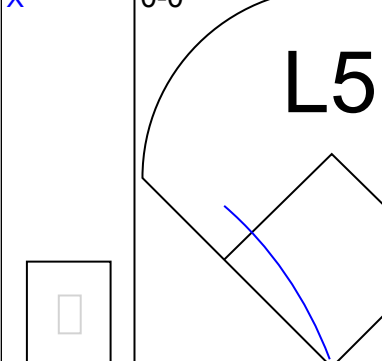

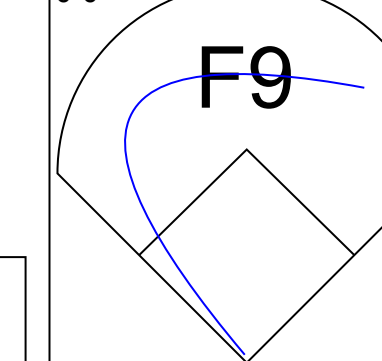
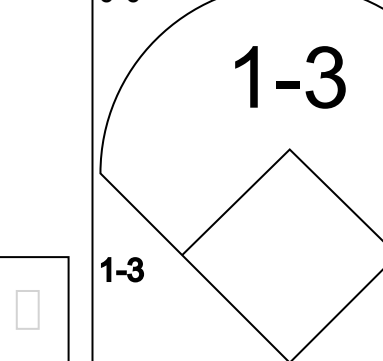
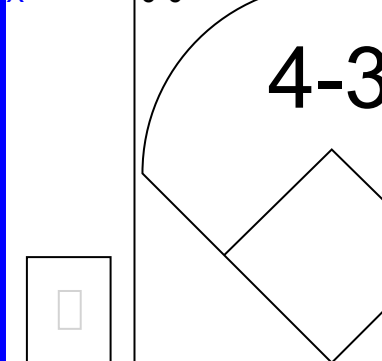


**AB 30**  
**R 8**  
**H 8**  
**RBI 8**  
**BB 5**  
**SO 6**  
**LOB 14**





Batter	1	2	3	4	5	6	7	8	9	AB	R	H	RBI	BB	SO	LOB	TOP			
Johnny Jeter, R (1, 9) OBP: 0.271, SLG: 0.382										4	0	0	0	0	2	1	Chicago White Sox @ Minnesota Twins Metropolitan Stadium, Bloomington, MI Thu May 17 1973, 8:05 PM EDT Att. 7,577 - Unknown - 66 F			
Pat Kelly, L (1, 10) OBP: 0.483, SLG: 0.520										3	1	1	0	1	0	0				
Dick Allen, R (1, 3) OBP: 0.402, SLG: 0.696										4	1	1	2	0	2	1				
Bill Melton, R (1, 5) OBP: 0.395, SLG: 0.536										4	1	1	0	0	0	0				
Ken Henderson, S (1, 8) OBP: 0.372, SLG: 0.389										4	1	1	0	0	1	1				
Rick Reichardt, R (1, 7) Hank Allen, R (6, 7) OBP: 0.384, SLG: 0.429										3	1	2	2	0	0	0				
Ed Herrmann, L (1, 2) OBP: 0.291, SLG: 0.368										3	0	1	0	1	0	1				
Jorge Orta, L (1, 4) OBP: 0.307, SLG: 0.310										4	0	0	0	0	1	4				
Eddie Leon, R (1, 6) OBP: 0.260, SLG: 0.273										3	0	0	0	0	1	1				
<b>Inning Stats</b>	R: 0 E: 0 K: 1 S: 4	H: 0 LOB: 0 BB: 1 P: 8	R: 1 E: 0 K: 0 S: 5	H: 3 LOB: 1 BB: 0 P: 5	R: 2 E: 0 K: 0 S: 5	H: 2 LOB: 0 BB: 0 P: 5	R: 2 E: 0 K: 3 S: 11	H: 2 LOB: 1 BB: 1 P: 15	R: 0 E: 0 K: 1 S: 6	H: 0 LOB: 0 BB: 0 P: 6	R: 0 E: 0 K: 0 S: 3	H: 0 LOB: 0 BB: 0 P: 3	R: 0 E: 0 K: 1 S: 5	H: 0 LOB: 0 BB: 0 P: 5	R: 0 E: 0 K: 0 S: 3	H: 0 LOB: 0 BB: 0 P: 3		1B: 4 2B: 1 3B: 1 HR: 1	SF: 0 SAC: 0 DP: 1 HBP: 0	WP: 1 PB: 0 SB: 0 CS: 0
<b>PITCHER</b>	IP WLS BF H R ER SO BB IBB HBP BLK WP HR S P ERA WHIP																			
Dick Woodson, R (1, 1) ERA: 4.61	3.0 L 15 7 5 5 1 1 0 0 0 0 1 16 20 15.00 2.667																			
Dave Goltz, R (4, 1) ERA: 2.7	6.0 20 0 0 0 6 1 0 0 0 1 0 31 35 0.00 0.167																			

Batter	1	2	3	4	5	6	7	8	9	AB	R	H	RBI	BB	SO	LOB	BOTTOM			
Larry Hise, R (1, 8) OBP: 0.366, SLG: 0.516										4	0	1	0	1	1	0	Chicago White Sox @ Minnesota Twins Metropolitan Stadium, Bloomington, MI Thu May 17 1973, 8:05 PM EDT Att. 7,577 - Unknown - 66 F			
Rod Carew, L (1, 4) OBP: 0.362, SLG: 0.491										5	1	2	0	0	2	2				
Harmon Killebrew, R (1, 3) OBP: 0.354, SLG: 0.341										2	0	1	0	2	0	1				
Tony Oliva, L (1, 10) Mike Adams, R (8, PR) OBP: 0.330, SLG: 0.386										4	0	1	1	0	1	5				
Bobby Darwin, R (1, 9) OBP: 0.288, SLG: 0.357										4	0	0	0	0	4	2				
Steve Braun, L (1, 7) OBP: 0.429, SLG: 0.527										3	1	2	2	1	1	1				
Danny Thompson, R (1, 6) OBP: 0.293, SLG: 0.364										4	1	1	0	0	2	3				
George Mitterwald, R (1, 2) OBP: 0.348, SLG: 0.421										4	0	0	0	0	1	2				
Jerry Terrell, R (1, 5) Jim Holt, L (9, PH) OBP: 0.178, SLG: 0.205										3	0	0	0	0	1	1				
<b>Inning Stats</b>	R: 0 E: 0 K: 0 S: 3	H: 1 LOB: 1 BB: 1 P: 7	R: 0 E: 0 K: 1 S: 5	H: 0 LOB: 1 BB: 1 P: 9	R: 0 E: 0 K: 3 S: 10	H: 1 LOB: 2 BB: 1 P: 14	R: 1 E: 0 K: 2 S: 8	H: 1 LOB: 0 BB: 0 P: 8	R: 0 E: 0 K: 2 S: 8	H: 0 LOB: 0 BB: 0 P: 3	R: 0 E: 1 K: 1 S: 6	H: 1 LOB: 0 BB: 0 P: 6	R: 1 E: 0 K: 2 S: 10	H: 3 LOB: 2 BB: 0 P: 10	R: 0 E: 0 K: 0 S: 3	H: 0 LOB: 1 BB: 1 P: 7		1B: 4 2B: 1 3B: 2 HR: 1	SF: 0 SAC: 0 DP: 1 HBP: 0	WP: 0 PB: 1 SB: 0 CS: 0
<b>PITCHER</b>	IP WLS BF H R ER SO BB IBB HBP BLK WP HR S P ERA WHIP																			
Wilbur Wood, L (1, 1) ERA: 1.89	7.2 W 33 8 4 3 10 3 0 0 0 0 1 50 62 3.52 1.435																			
Cy Acosta, R (8, 1) ERA: 2.09	1.1 S 5 0 0 0 1 1 0 0 0 0 0 6 10 0.00 0.750																			









Batter	1	2	3	4	5	6	7	8	9	AB	R	H	RBI	BB	SO	LOB	TOP					
Larry Hise, R OBP: 0.391, SLG: 0.542 (1, 8)	0-0 SH5-3 1B	0-0					0-0 1B	0-0 1B		4	3	4	2	1	0	0	<b>Minnesota Twins @ Chicago White Sox</b> Comiskey Park, Chicago, IL Sat May 19 1973, 4:33 AM EDT Att: 43,297 - Unknown - 54 F					
Rod Carew, L OBP: 0.355, SLG: 0.471 (1, 4)	0-0 SH5-3 1-2	0-3 K				0-0 F8	0-0 1B	0-0 1B	0-0 1B	3	0	1	0	1	1	2						
Tony Oliva, L OBP: 0.385, SLG: 0.385 (8, PR) Mike Adams, R (8, PR)	0-0 FC5-4 2-H 1B		0-0 P6			0-0 F7	0-3 K	0-0 1B	0-0 1B	5	0	2	3	0	1	3						
Harmon Killebrew, R OBP: 0.333, SLG: 0.319 Joe Lis, R OBP: 0.188, SLG: 0.241 (9, 3)	0-0 FC5-4 1-2 1B		0-3 K			0-0 6-3	0-0 G4-6-3 1B	0-0 F8	0-0 F8	5	1	1	1	0	1	3						
Bobby Darwin, R OBP: 0.284, SLG: 0.350 (1, 9)	4-0 1B		0-0 P6			0-0 2B	0-0 G4-6-3 1-2	0-0 F8		4	1	1	0	1	0	4						
Steve Braun, L OBP: 0.430, SLG: 0.505 (1, 5)	0-0 1-3 2-H 1B			0-0 3-1		4-0 2B		0-3 K	0-3 K	4	0	1	1	1	2	0						
Danny Thompson, R OBP: 0.288, SLG: 0.356 (1, 6)	0-3 K			0-0 6-3		0-0 1-3 2-H 2B		4-0 1B	0-3 K	4	1	1	1	1	2	2						
George Mitterwald, R OBP: 0.347, SLG: 0.400 (1, 2)		0-0 F7		0-3 K		0-0 6-3		0-0 1-3 2B	0-0 F2	5	1	1	0	0	1	2						
Jim Holt, L OBP: 0.362, SLG: 0.494 (8, PH) Danny Walton, R OBP: 0.340, SLG: 0.421 Steve Brye, R OBP: 0.273, SLG: 0.200 (8, 7)	0-0 F8				0-0 6-3		0-0 6-3	4-0 2B		3	0	0	0	0	0	2						
<b>Inning Stats</b>	R: 2 E: 0 K: 1 S: 8	H: 3 LOB: 2 BB: 1 P: 12	R: 0 E: 0 K: 1 S: 6	H: 1 LOB: 1 BB: 0 P: 6	R: 0 E: 0 K: 1 S: 5	H: 0 LOB: 0 BB: 0 P: 5	R: 0 E: 0 K: 1 S: 5	H: 0 LOB: 0 BB: 0 P: 5	R: 0 E: 0 K: 0 S: 3	H: 0 LOB: 1 BB: 1 P: 7	R: 1 E: 0 K: 0 S: 5	H: 2 LOB: 2 BB: 1 P: 9	R: 1 E: 0 K: 1 S: 7	H: 3 LOB: 1 BB: 0 P: 7	R: 4 E: 0 K: 1 S: 8	H: 3 LOB: 3 BB: 20		R: 0 E: 0 K: 2 S: 7	H: 0 LOB: 0 BB: 0 P: 7	1B: 8 2B: 4 3B: 0 HR: 0	SF: 0 SAC: 1 DP: 1 HBP: 0	WP: 0 PB: 0 SB: 0 CS: 0
<b>PITCHER</b>	IP WLS BF H R ER SO BB IBB HBP BLK WP HR S P ERA WHIP	6.0 L 28 7 4 4 4 3 0 0 0 0 0 33 45 6.00 1.667	7.1 3 2 2 2 1 0 0 0 0 0 0 10 14 13.50 3.000	8.1 2 2 2 2 2 0 0 0 0 0 0 10 ∞ ∞	8.1 5 0 0 0 0 0 0 0 0 0 0 9 9 0.00 0.000	<b>PITCHER</b>										IP WLS BF H R ER SO BB IBB HBP BLK WP HR S P ERA WHIP						

AB	37
R	8
H	12
RBI	8
BB	6
SO	8
LOB	18



Batter	1	2	3	4	5	6	7	8	9	AB	R	H	RBI	BB	SO	LOB	BOTTOM					
Pat Kelly, L OBP: 0.468, SLG: 0.513 (1, 9)	0-3 K		0-0 2B		0-0 G3		0-0 F8		0-0 4-3	5	0	1	0	0	1	4	<b>Minnesota Twins @ Chicago White Sox</b> Comiskey Park, Chicago, IL Sat May 19 1973, 4:33 AM EDT Att: 43,297 - Unknown - 54 F					
Carlos May, L OBP: 0.342, SLG: 0.386 (1, 10)	0-3 K		0-0 F9		0-0 6-3			0-3 K		4	0	0	0	0	2	2						
Dick Allen, R OBP: 0.393, SLG: 0.664 (1, 3)	4-0 BB			0-0 F8	0-3 K			0-0 6-3		3	0	0	0	1	1	1						
Bill Melton, R OBP: 0.387, SLG: 0.513 (1, 5)	0-0 P4			1-0 BB 2B HBP		0-3 K		0-0 P4		3	1	0	0	0	1	1						
Ken Henderson, S OBP: 0.357, SLG: 0.365 (1, 8)		0-3 K		4-0 BB 2B		0-3 K		0-3 K		3	1	0	0	1	3	0						
Rick Reichardt, R OBP: 0.385, SLG: 0.520 (1, 7)		0-3 K		0-0 2B		0-0 F7			0-0 HR	4	1	2	3	0	1	0						
Ed Herrmann, L OBP: 0.279, SLG: 0.347 (1, 2)		0-3 K		0-0 4-3			0-0 F8		0-0 1B	4	0	1	0	0	1	1						
Jorge Orta, L OBP: 0.298, SLG: 0.292 (1, 4)			0-3 K		0-0 1-3		4-0 BB		0-3 K	3	0	0	0	1	2	2						
Eddie Leon, R OBP: 0.265, SLG: 0.269 Tony Muser, L OBP: 0.353, SLG: 0.333 (8, PH)			0-3 K		4-0 G3 BB		0-0 F3		0-0 1-2 1B	2	0	0	0	1	1	1						
<b>Inning Stats</b>	R: 0 E: 0 K: 2 S: 7	H: 0 LOB: 1 BB: 1 P: 11	R: 0 E: 0 K: 3 S: 9	H: 0 LOB: 0 BB: 0 P: 9	R: 0 E: 0 K: 2 S: 8	H: 1 LOB: 1 BB: 0 P: 8	R: 2 E: 0 K: 0 S: 4	H: 1 LOB: 1 BB: 1 P: 9	R: 0 E: 0 K: 1 S: 5	H: 0 LOB: 1 BB: 1 P: 9	R: 0 E: 0 K: 2 S: 7	H: 0 LOB: 0 BB: 0 P: 7	R: 0 E: 0 K: 0 S: 3	H: 0 LOB: 1 BB: 1 P: 7	R: 0 E: 0 K: 1 S: 5	H: 0 LOB: 0 BB: 0 P: 5		R: 1 E: 0 K: 2 S: 10	H: 3 LOB: 2 BB: 0 P: 10	1B: 2 2B: 2 3B: 0 HR: 1	SF: 0 SAC: 0 DP: 0 HBP: 1	WP: 0 PB: 0 SB: 0 CS: 0
<b>PITCHER</b>	IP WLS BF H R ER SO BB IBB HBP BLK WP HR S P ERA WHIP	9.0 W 37 5 3 3 3 4 0 1 0 0 1 58 75 3.00 1.000	<b>PITCHER</b>										IP WLS BF H R ER SO BB IBB HBP BLK WP HR S P ERA WHIP									





Batter	1	2	3	4	5	6	7	8	9	AB	R	H	RBI	BB	SO	LOB	TOP					
Larry Hisle, R OBP: 0.378, SLG: 0.522 (1, 8)	6-3		F8	L4		E4		6-3	6-3	5	0	0	0	0	0	4						
Rod Carew, L OBP: 0.350, SLG: 0.460 (1, 4)	1B		B5-3		K	F8		5-3	5-3	5	0	1	0	0	1	3						
Harmon Killebrew, R OBP: 0.319, SLG: 0.393 (1, 3)	F9		G3		F3			F8	F8	5	0	0	0	0	0	2						
Tony Oliva, L OBP: 0.344, SLG: 0.398 (1, 10)	4-3			2B	1B			6-3		4	2	2	0	0	0	1						
Bobby Darwin, R OBP: 0.297, SLG: 0.370 (1, 9)		F9		1B	2B					4	1	3	2	0	0	0						
Steve Braun, L OBP: 0.416, SLG: 0.485 (1, 7)	E1		F9	2B	1B			F5		4	0	0	0	0	0	3						
Danny Thompson, R OBP: 0.287, SLG: 0.352 (1, 6)	FC5-4			1B		4-3		F7		4	0	1	0	0	0	1						
George Mitterwald, R OBP: 0.342, SLG: 0.406 (1, 2)	K		FC6-4	1B				K		4	0	1	1	0	2	2						
Dan Monzon, R OBP: 0.625, SLG: 0.571 (1, 5)				1B		K		K2-3		4	0	2	0	0	2	1						
<b>Inning Stats</b>	R: 0 E: 0 K: 0 S: 4	H: 1 LOB: 1 BB: 0 P: 4	R: 0 E: 1 K: 1 S: 6	H: 0 LOB: 1 BB: 0 P: 6	R: 0 E: 0 K: 0 S: 4	H: 1 LOB: 1 BB: 0 P: 4	R: 2 E: 0 K: 0 S: 7	H: 4 LOB: 2 BB: 0 P: 7	R: 1 E: 0 K: 1 S: 7	H: 2 LOB: 1 BB: 0 P: 7	R: 0 E: 1 K: 1 S: 7	H: 1 LOB: 2 BB: 0 P: 7	R: 0 E: 0 K: 2 S: 7	H: 0 LOB: 0 BB: 0 P: 7	R: 0 E: 0 K: 0 S: 3	H: 0 LOB: 0 BB: 0 P: 3	R: 0 E: 0 K: 0 S: 3	H: 0 LOB: 0 BB: 0 P: 3	1B: 7 2B: 3 3B: 0 HR: 0	SF: 0 SAC: 0 DP: 0 HBP: 0	WP: 0 PB: 0 SB: 0 CS: 0	PA: 39
<b>PITCHER</b> Wilbur Wood, L ERA: 1.98 (1, 1)	IP: 9.0 WLS: W BF: 39 H: 10 R: 3 ER: 3 SO: 5 BB: 0 IBB: 0 HBP: 0 BLK: 0 WP: 0 HR: 0 S: 49 P: 49 ERA: 3.00 WHIP: 1.111															<b>PITCHER</b>	IP: 9.0 WLS: W BF: 39 H: 10 R: 3 ER: 3 SO: 5 BB: 0 IBB: 0 HBP: 0 BLK: 0 WP: 0 HR: 0 S: 49 P: 49 ERA: 3.00 WHIP: 1.111					

Minnesota Twins @ Chicago White Sox  
Comiskey Park, Chicago, IL  
Sun May 20 1973, 4:33 AM EDT  
Unknown - 59 F

AB 39  
R 3  
H 10  
RBI 3  
BB 0  
SO 5  
LOB 17



Batter	1	2	3	4	5	6	7	8	9	AB	R	H	RBI	BB	SO	LOB	BOTTOM					
Pat Kelly, L OBP: 0.455, SLG: 0.506 (1, 9)	6-3			FC6-4		F8		K		5	1	1	1	0	1	4						
Carlos May, L OBP: 0.348, SLG: 0.419 (1, 10)	E5			HR				K		4	1	2	4	0	0	1						
Johnny Jeter, R OBP: 0.267, SLG: 0.370 (6, FR)	FC5-4	3-1		HR		1B		K		1	1	0	0	0	1	0						
Dick Allen, R OBP: 0.403, SLG: 0.661 (1, 3)	FC5-4			BB		1B		1B		2	1	1	0	2	0	1						
Bill Melton, R OBP: 0.390, SLG: 0.537 (1, 5)	HR			BB		1B		1B		4	1	2	3	0	0	2						
Rich Morales, R (9, 5)	HR		G6-4-3	FC6-4						0	0	0	0	0	0	0						
Ken Henderson, S OBP: 0.361, SLG: 0.370 (1, 8)	1B			CS		K		K		4	0	2	0	0	2	2						
Rick Reichardt, R OBP: 0.357, SLG: 0.481 (1, 7)	F7		CS	F7	6-3			5-3		4	0	0	0	0	0	1						
Ed Herrmann, L OBP: 0.289, SLG: 0.367 (1, 2)						F7		K		4	2	2	0	0	1	0						
Jorge Orta, L OBP: 0.296, SLG: 0.291 (1, 4)	K			FC6-4		4-3		K		4	1	1	0	0	2	1						
Eddie Leon, R OBP: 0.265, SLG: 0.269 (1, 6)	SH1-3			BB						0	0	0	1	0	0	0						
Tony Muser, L OBP: 0.369, SLG: 0.333 (4, PH)	SH1-3			HR						0	0	0	0	1	0	0						
Luis Alvarado, R OBP: 0.200, SLG: 0.200 (4, PR) (5, 6)				BB		F8		CS		2	1	2	0	0	0	0						
<b>Inning Stats</b>	R: 2 E: 1 K: 0 S: 6	H: 2 LOB: 1 BB: 0 P: 6	R: 1 E: 0 K: 1 S: 7	H: 2 LOB: 1 BB: 0 P: 7	R: 0 E: 0 K: 0 S: 2	H: 1 LOB: 0 BB: 1 P: 6	R: 4 E: 0 K: 0 S: 6	H: 3 LOB: 1 BB: 2 P: 14	R: 0 E: 0 K: 1 S: 5	H: 0 LOB: 0 BB: 0 P: 5	R: 2 E: 0 K: 1 S: 9	H: 4 LOB: 2 BB: 0 P: 9	R: 0 E: 0 K: 2 S: 7	H: 0 LOB: 0 BB: 0 P: 7	R: 0 E: 0 K: 2 S: 7	H: 1 LOB: 0 BB: 0 P: 7	R: 0 E: 0 K: 2 S: 7	H: 1 LOB: 0 BB: 0 P: 7	1B: 9 2B: 2 3B: 0 HR: 2	SF: 0 SAC: 1 DP: 1 HBP: 0	WP: 0 PB: 1 SB: 1 CS: 2	PA: 39
<b>PITCHER</b> Bill Hands, R ERA: 4.55 (1, 1)	IP: 3.1 WLS: L BF: 18 H: 7 R: 6 ER: 4 SO: 1 BB: 2 IBB: 0 HBP: 0 BLK: 0 WP: 0 HR: 1 S: 18 P: 26 ERA: 10.80 WHIP: 2.700															<b>PITCHER</b>	IP: 3.1 WLS: L BF: 18 H: 7 R: 6 ER: 4 SO: 1 BB: 2 IBB: 0 HBP: 0 BLK: 0 WP: 0 HR: 1 S: 18 P: 26 ERA: 10.80 WHIP: 2.700					
Dave Goltz, R ERA: 3.72 (4, 1)	2.2 14 5 3 3 2 1 0 0 0 0 1 17 21 10.12 2.250															<b>PITCHER</b>	IP: 2.2 WLS: L BF: 14 H: 5 R: 3 ER: 3 SO: 2 BB: 1 IBB: 0 HBP: 0 BLK: 0 WP: 0 HR: 1 S: 17 P: 21 ERA: 10.12 WHIP: 2.250					
Jim Strickland, L ERA: 11.25 (7, 1)	2.0 6 1 0 0 4 0 0 0 0 0 0 14 14 0.00 0.500															<b>PITCHER</b>	IP: 2.0 WLS: L BF: 6 H: 1 R: 0 ER: 0 SO: 4 BB: 0 IBB: 0 HBP: 0 BLK: 0 WP: 0 HR: 0 S: 14 P: 14 ERA: 0.00 WHIP: 0.500					

Minnesota Twins @ Chicago White Sox  
Comiskey Park, Chicago, IL  
Sun May 20 1973, 4:33 AM EDT  
Unknown - 59 F

AB 34  
R 9  
H 13  
RBI 9  
BB 3  
SO 7  
LOB 12





Batter	1	2	3	4	5	6	7	8	9	AB	R	H	RBI	BB	SO	LOB	TOP																					
Rod Carew, L OBP: 0.351, SLG: 0.458 (1, 4)	F8		BB 1B		BB 1-4-3 1B	1-3		K		5	0	2	1	0	1	3	<b>Minnesota Twins @ Chicago White Sox</b> Comiskey Park, Chicago, IL Sun May 20 1973, 4:38 AM EDT Att: 55,555 - Unknown																					
Larry Hilde, R OBP: 0.379, SLG: 0.514 (1, 8)	S 1B		BB 1-2 BB		1-4-3 1-2		6-3	K		4	0	1	0	1	1	2																						
Tony Oliva, L OBP: 0.339, SLG: 0.385 (1, 10)	P6 1-2		F8		BB BB		6-3			4	0	0	0	1	0	2																						
Harmon Killebrew, R OBP: 0.325, SLG: 0.304 Joe Lis, R OBP: 0.182, SLG: 0.233 (1, 3) (7, 3)	F5			F7		1-2 2-3 BB		WP HR 1B	K	3	1	1	0	1	0	1																						
Bobby Darwin, R OBP: 0.301, SLG: 0.394 (1, 9)		1B 1B		F8		K		HR	5-3	5	1	2	2	0	1	3																						
Steve Braun, L OBP: 0.419, SLG: 0.495 (1, 5)		F7				L4		FC6 1B		4	0	2	0	0	0	1																						
Danny Thompson, R OBP: 0.293, SLG: 0.357 (1, 6)		G4-3 1B		F9		1B 1B		FC6		4	0	2	0	0	0	2																						
Jim Holt, L OBP: 0.357, SLG: 0.484 (1, 7)		G4-3			E6 1B 1B	F8			E G3 1B	4	1	1	0	0	0	3																						
Phil Roof, R OBP: 0.333, SLG: 0.277 George Mitterwald, R OBP: 0.342, SLG: 0.469 (1, 2) (8, 2)			K		1B 1B	1-3 1B			G3	4	0	2	0	0	1	1																						
										0	0	0	0	0	0	0																						
<b>Inning Stats</b>	R: 0 E: 0 K: 0 S: 4	H: 1 LOB: 1 BB: 0 P: 4	R: 0 E: 0 K: 0 S: 4	H: 2 LOB: 1 BB: 0 P: 4	R: 0 E: 0 K: 1 S: 5	H: 1 LOB: 1 BB: 1 P: 9	R: 0 E: 0 K: 0 S: 4	H: 1 LOB: 1 BB: 0 P: 4	R: 1 E: 1 K: 1 S: 7	H: 2 LOB: 3 BB: 2 P: 15	R: 0 E: 0 K: 0 S: 5	H: 2 LOB: 2 BB: 0 P: 5	R: 2 E: 0 K: 0 S: 6	H: 3 LOB: 1 BB: 0 P: 6	R: 0 E: 1 K: 2 S: 8	H: 1 LOB: 1 BB: 0 P: 8	R: 0 E: 0 K: 1 S: 5	H: 0 LOB: 0 BB: 0 P: 5	1B: 11 2B: 1 3B: 0 HR: 1	SF: 0 SAC: 0 DP: 1 HBP: 0	WP: 1 PB: 0 SB: 1 CS: 0	PA: 41																
<b>PITCHER</b>	IP	WLS	BF	H	R	ER	SO	BB	IBB	HBP	BLK	WP	HR	S	P	ERA	WHIP	<b>PITCHER</b>				IP	WLS	BF	H	R	ER	SO	BB	IBB	HBP	BLK	WP	HR	S	P	ERA	WHIP
Eddie Fisher, R ERA: 4.2 (1, 1)	6.2	L	33	12	3	2	2	3	0	0	0	1	1	34	46	2.70	2.250																					
Terry Forster, L ERA: 2.37 (7, 1)	2.1	S	8	1	0	0	3	0	0	0	0	0	0	14	14	0.00	0.429																					

AB	38
R	3
H	13
RBI	3
BB	3
SO	5
LOB	18



Batter	1	2	3	4	5	6	7	8	9	AB	R	H	RBI	BB	SO	LOB	BOTTOM																					
Pat Kelly, L OBP: 0.442, SLG: 0.483 (1, 9)	3-1		5-3		CS BB		F8		F8	4	0	0	0	1	0	2	<b>Minnesota Twins @ Chicago White Sox</b> Comiskey Park, Chicago, IL Sun May 20 1973, 4:38 AM EDT Att: 55,555 - Unknown																					
Carlos May, L OBP: 0.342, SLG: 0.409 Hank Allen, R (9, FR)	4-3		K		1-3		E5 1B		G4-6-3 1B	5	0	1	0	0	1	2																						
Tony Muser, L OBP: 0.391, SLG: 0.400 (1, 3)	K		5-3		E6 2B		E6		G4-6-3	5	0	2	0	0	1	3																						
Bill Melton, R OBP: 0.386, SLG: 0.528 (1, 5)		K		SH1 BB 1B	5-3		4-3			4	0	1	0	0	1	3																						
Ken Henderson, S OBP: 0.358, SLG: 0.361 (1, 8)		4-3		SH1 BB		4-3		P6		3	0	0	0	1	0	0																						
Rick Reichardt, R OBP: 0.373, SLG: 0.500 (1, 7)		WP 2B		SH1		4-3 BB		F8		2	0	1	0	1	0	0																						
Ed Herrmann, L OBP: 0.309, SLG: 0.370 (1, 2)		2-3 BB		HBP		4-3		FC6-4 1B		2	0	1	0	1	0	1																						
Jorge Orta, L OBP: 0.294, SLG: 0.288 Dick Allen, R OBP: 0.400, SLG: 0.656 Luis Alvarado, R OBP: 0.167, SLG: 0.167 (1, 4) (4, PH) (5, 6)		F7		P4		6-3		FC6-4		1	0	0	0	0	0	2																						
Eddie Leon, R OBP: 0.272, SLG: 0.269 Mike Andrews, R OBP: 0.356, SLG: 0.322 Rich Morales, R (5, 4)			5-3 BB		5-3		K		1B	1	0	0	0	0	0	3																						
										1	0	0	0	1	1	0																						
<b>Inning Stats</b>	R: 0 E: 0 K: 1 S: 5	H: 0 LOB: 0 BB: 0 P: 5	R: 0 E: 0 K: 1 S: 6	H: 1 LOB: 2 BB: 1 P: 10	R: 0 E: 0 K: 1 S: 5	H: 0 LOB: 1 BB: 1 P: 9	R: 0 E: 0 K: 0 S: 4	H: 1 LOB: 3 BB: 1 P: 9	R: 0 E: 0 K: 0 S: 3	H: 1 LOB: 1 BB: 1 P: 7	R: 0 E: 0 K: 0 S: 3	H: 0 LOB: 1 BB: 1 P: 7	R: 0 E: 1 K: 1 S: 7	H: 1 LOB: 2 BB: 0 P: 7	R: 0 E: 0 K: 0 S: 4	H: 1 LOB: 1 BB: 0 P: 4	R: 0 E: 0 K: 0 S: 3	H: 1 LOB: 2 BB: 1 P: 7	1B: 4 2B: 2 3B: 0 HR: 0	SF: 0 SAC: 1 DP: 1 HBP: 1	WP: 1 PB: 0 SB: 0 CS: 1	PA: 39																
<b>PITCHER</b>	IP	WLS	BF	H	R	ER	SO	BB	IBB	HBP	BLK	WP	HR	S	P	ERA	WHIP	<b>PITCHER</b>				IP	WLS	BF	H	R	ER	SO	BB	IBB	HBP	BLK	WP	HR	S	P	ERA	WHIP
Ray Corbin, R ERA: 2.12 (1, 1)	6.2	W	30	4	0	0	4	5	0	0	0	0	0	32	53	0.00	1.350																					
Ken Sanders, R ERA: 5.4 (7, 1)	2.1	S	9	2	0	0	0	1	0	0	0	0	0	8	12	0.00	1.286																					





Batter	1	2	3	4	5	6	7	8	9	AB	R	H	RBI	BB	SO	LOB	TOP			
Vada Pinson, L (1, 7) OBP: 0.285, SLG: 0.295 Art Kusnyer, R (7, 2) OBP: 0.233, SLG: 0.310	E1 SF7		P6		4-3		E9			4	1	0	0	0	0	2	<b>California Angels @ Chicago White Sox</b> Comiskey Park, Chicago, IL Tue May 22 1973, 8:05 PM EDT Att. 7,051 - Unknown - 57 F			
Billy Grabarkewitz, R (1, 4) OBP: 0.282, SLG: 0.306	E4 CS		E4 1-3 2-H				K			4	0	1	0	0	1	3				
Frank Robinson, R (1, 10) OBP: 0.360, SLG: 0.514	SF7		K		F9		5-3			3	0	0	1	0	1	4				
Mike Epstein, L (1, 3) OBP: 0.306, SLG: 0.247	K		K		F5			K		4	0	0	0	0	3	4				
Bob Oliver, R (1, 9) OBP: 0.310, SLG: 0.457	CS	F7		F7		6-3		P4		4	0	0	0	0	0	0				
Al Gallacher, R (1, 5) OBP: 0.349, SLG: 0.293		F8		F9		1B 2B		P3		4	0	1	0	0	0	0				
Ken Berry, R (1, 8) OBP: 0.351, SLG: 0.382		6-3		BB BB		BB BB G6-3 1B		5-3		3	0	1	0	1	0	0				
Rudy Meoli, L (1, 6) OBP: 0.389, SLG: 0.326			BB BB E BB	BB BB 1-2 BB		G6-3 1-2		P3		2	1	0	0	2	0	2				
Jeff Torborg, R (1, 2) OBP: 0.250, SLG: 0.278 Tom McCraw, L (7, PH) OBP: 0.313, SLG: 0.288			BB BB E BB	BB BB K				L1		1	0	0	0	1	1	2				
								6-3		2	0	0	0	0	0	0				
<b>Inning Stats</b>	R: 1 E: 2 K: 1 S: 6	H: 0 LOB: 0 BB: 0 P: 6	R: 0 E: 0 K: 0 S: 3	H: 0 LOB: 0 BB: 0 P: 3	R: 1 E: 1 K: 2 S: 8	H: 0 LOB: 2 BB: 2 P: 16	R: 0 E: 0 K: 1 S: 5	H: 0 LOB: 2 BB: 2 P: 13	R: 0 E: 0 K: 0 S: 4	H: 1 LOB: 1 BB: 0 P: 4	R: 0 E: 0 K: 0 S: 4	H: 2 LOB: 1 BB: 0 P: 4	R: 0 E: 1 K: 1 S: 6	H: 0 LOB: 0 BB: 0 P: 6	R: 0 E: 0 K: 0 S: 5	H: 0 LOB: 0 BB: 0 P: 3	1B: 2 2B: 1 3B: 0 HR: 0	SF: 1 SAC: 0 DP: 1 HBP: 0	WP: 0 PB: 0 SB: 0 CS: 1	PA: 37
<b>PITCHER</b> Stan Bahnsen, R (1, 1) ERA: 2.92	IP: 9.0 WLS: W BF: 36 H: 3 R: 2 ER: 0 SO: 6 BB: 4 IBB: 0 HBP: 0 BLK: 0 WP: 0 HR: 0 S: 44 P: 60 ERA: 0.00 WHIP: 0.778											<b>PITCHER</b>	IP: 9.0 WLS: W BF: 36 H: 3 R: 2 ER: 0 SO: 6 BB: 4 IBB: 0 HBP: 0 BLK: 0 WP: 0 HR: 0 S: 44 P: 60 ERA: 0.00 WHIP: 0.778							

Batter	1	2	3	4	5	6	7	8	9	AB	R	H	RBI	BB	SO	LOB	BOTTOM	
Johnny Jeter, R (1, 9) OBP: 0.253, SLG: 0.351	K	K			K		6-3			4	0	0	0	0	3	0	<b>California Angels @ Chicago White Sox</b> Comiskey Park, Chicago, IL Tue May 22 1973, 8:05 PM EDT Att. 7,051 - Unknown - 57 F	
Mike Andrews, R (1, 10) OBP: 0.382, SLG: 0.322	E 1B		6-3		1-3		BB			3	0	1	0	1	0	0		
Dick Allen, R (1, 3) OBP: 0.396, SLG: 0.667	K		HR		F2		F8			4	1	1	1	0	1	2		
Bill Melton, R (1, 5) OBP: 0.383, SLG: 0.527	F9		L5			F9		E 2B		4	1	1	0	0	0	1		
Ken Henderson, S (1, 8) OBP: 0.369, SLG: 0.397		HR		1B		E 1B		F3		4	2	3	1	0	0	1		
Rick Reichardt, R (1, 7) OBP: 0.381, SLG: 0.492		HR BB	4-3		E7 1B		K			3	1	1	0	1	1	2		
Eddie Leon, R (1, 6) OBP: 0.271, SLG: 0.268		F8			F8		K		E6 1B	4	0	1	0	0	1	2		
Jorge Orta, L (1, 4) OBP: 0.285, SLG: 0.278		F7			K		F7		K	4	0	0	0	0	2	3		
Chuck Brinkman, R (1, 2) OBP: 0.244, SLG: 0.250		HR			G3		6-3			3	1	1	2	0	0	0		
<b>Inning Stats</b>	R: 0 E: 1 K: 2 S: 8	H: 1 LOB: 1 BB: 0 P: 8	R: 3 E: 0 K: 1 S: 7	H: 2 LOB: 1 BB: 1 P: 11	R: 1 E: 0 K: 0 S: 5	H: 2 LOB: 1 BB: 0 P: 5	R: 0 E: 0 K: 1 S: 5	H: 0 LOB: 0 BB: 0 P: 5	R: 0 E: 0 K: 1 S: 7	H: 2 LOB: 1 BB: 0 P: 7	R: 0 E: 0 K: 0 S: 3	H: 0 LOB: 1 BB: 1 P: 7	R: 1 E: 1 K: 2 S: 9	H: 2 LOB: 1 BB: 0 P: 9	1B: 5 2B: 1 3B: 0 HR: 3	SF: 0 SAC: 0 DP: 0 HBP: 0		WP: 0 PB: 0 SB: 1 CS: 0
<b>PITCHER</b> Rudy May, L (1, 1) ERA: 2.44	IP: 8.0 WLS: L BF: 35 H: 9 R: 6 ER: 4 SO: 8 BB: 2 IBB: 0 HBP: 0 BLK: 0 WP: 0 HR: 3 S: 49 P: 57 ERA: 4.50 WHIP: 1.375											<b>PITCHER</b>	IP: 8.0 WLS: L BF: 35 H: 9 R: 6 ER: 4 SO: 8 BB: 2 IBB: 0 HBP: 0 BLK: 0 WP: 0 HR: 3 S: 49 P: 57 ERA: 4.50 WHIP: 1.375					



Batter	1	2	3	4	5	6	7	8	9	AB	R	H	RBI	BB	SO	LOB	TOP										
Sandy Alomar Sr. S OBP: 0.217, SLG: 0.191 Winston Lenas, R OBP: 0.143, SLG: 0.167	0-0 1-3		0-0 2-3		0-0 1B		0-0 1B	4-0 S BB	0-3 K	3	1	1	0	1	0	0	<b>California Angels @ Chicago White Sox</b> Comiskey Park, Chicago, IL Wed May 23 1973, 8:05 PM EDT Alt. 9,480 - Unknown - 53 F										
Rudy Meoli, L OBP: 0.362, SLG: 0.300 Bobby Brooks, R OBP: 0.286, SLG: 0.367	0-0 P6		0-0 F7		0-0 F8		0-3 K	0-0 E9	0-0 E9	4	0	0	0	0	1	3											
Frank Robinson, R OBP: 0.377, SLG: 0.514	4-0 BB		4-0 BB		0-0 1B		4-0 BB	0-0 BB	0-0 F8	2	0	1	1	3	0	1											
Mike Epstein, L OBP: 0.304, SLG: 0.247	0-3 K		0-3 K		0-0 FC4-6		0-0 4-3			4	0	1	1	0	2	4											
Bob Oliver, R OBP: 0.308, SLG: 0.477		0-0 HR		0-0 5-3	0-0 FC4-6			0-0 P3		4	1	1	1	0	0	2											
Leroy Stanton, R OBP: 0.286, SLG: 0.367		0-0 S 1B		0-0 5-3		0-0 G3		0-0 P6		4	0	1	0	0	0	0											
Ken Berry, R OBP: 0.356, SLG: 0.380		0-0 F9		0-0 F7		4-0 CS BB		0-0 E9	0-0 1B	3	0	1	0	1	0	1											
Al Gallagher, R OBP: 0.336, SLG: 0.281	0-3 K		0-3 K		0-0 L4		0-3 K	0-3 K	0-3 K	4	0	0	0	0	3	3											
Jeff Torborg, R OBP: 0.254, SLG: 0.268 Billy Grabarkewitz, R OBP: 0.276, SLG: 0.352	0-0 P6		0-0 P6		4-0 1B BB		0-3 K		0-0 5-3	2	1	0	0	1	1	1											
<b>Inning Stats</b>	R: 0 E: 0 K: 1 S: 5	H: 0 LOB: 1 BB: 1 P: 9	R: 1 E: 0 K: 1 S: 7	H: 2 LOB: 1 BB: 0 P: 7	R: 0 E: 0 K: 1 S: 5	H: 0 LOB: 1 BB: 1 P: 9	R: 0 E: 0 K: 0 S: 3	H: 0 LOB: 2 BB: 0 P: 3	R: 2 E: 0 K: 1 S: 6	H: 3 LOB: 2 BB: 1 P: 10	R: 0 E: 0 K: 1 S: 4	H: 0 LOB: 1 BB: 1 P: 8	R: 0 E: 0 K: 2 S: 7	H: 0 LOB: 2 BB: 2 P: 15	R: 0 E: 1 K: 1 S: 6	H: 1 LOB: 1 BB: 0 P: 6	R: 0 E: 1 K: 1 S: 6	H: 0 LOB: 1 BB: 0 P: 6	1B: 5 2B: 1 3B: 0 HR: 1	SF: 0 SAC: 0 DP: 1 HBP: 0	WP: 0 PB: 0 SB: 2 CS: 1	PA: 39					
<b>PITCHER</b>	IP	WLS	BF	H	R	ER	SO	BB	IBB	HBP	BLK	WP	HR	S	P	ERA	WHIP										
Eddie Fisher, R ERA: 4.35	(1, 1)	4.2	21	4	3	3	3	3	0	0	0	0	1	24	36	5.79	1.500										
Terry Forster, L ERA: 2.05	(5, 1)	4.1	W	18	2	0	0	5	3	0	0	0	0	25	37	0.00	1.154										

Batter	1	2	3	4	5	6	7	8	9	AB	R	H	RBI	BB	SO	LOB	BOTTOM										
Pat Kelly, L OBP: 0.440, SLG: 0.467	0-0 4-3	4-0 BB		4-0 BB			0-3 K	0-3 K		3	0	0	0	2	2	0	<b>California Angels @ Chicago White Sox</b> Comiskey Park, Chicago, IL Wed May 23 1973, 8:05 PM EDT Alt. 9,480 - Unknown - 53 F										
Ken Henderson, S OBP: 0.386, SLG: 0.392	0-3 K	0-0 F9		0-3 K			0-0 1B			4	1	1	0	0	2	5											
Dick Allen, R OBP: 0.399, SLG: 0.659	4-0 S BB		0-0 5-3	0-0 F9			0-0 FC3-6	1-2 HR	1-2 1B	3	1	1	0	1	0	2											
Bill Melton, R OBP: 0.392, SLG: 0.530	4-0 BB		0-0 FC4-6	1-2 BB		0-3 K	0-0 FC3-6	1-2 2H	1-2 1B	3	0	2	1	1	1	0											
Rick Reichardt, R OBP: 0.358, SLG: 0.460	0-3 K		0-0 F3	0-0 F9		0-0 F9	0-0 FC3-6	1-2 HR	1-2 2-3	4	1	0	0	0	1	5											
Carlos May, L OBP: 0.336, SLG: 0.430		0-0 6-3	0-0 FC4-6	1-2 BB		0-0 P6	0-0 HR	0-3 HR		4	1	1	3	0	0	1											
Jorge Orta, L OBP: 0.284, SLG: 0.294	0-3 K		0-0 K	0-0 1B	3B		0-0 P6	0-0 K		4	1	1	0	0	2	0											
Eddie Leon, R OBP: 0.279, SLG: 0.277	0-0 E	0-0 1B		0-0 SH2-4	1B		0-0 F9		0-0 4-3	4	0	2	1	0	0	0											
Chuck Brinkman, R OBP: 0.227, SLG: 0.231	0-0 E5	0-0 BB		0-0 SH2-4	1B		0-3 K		0-3 K	3	0	0	0	0	2	1											
<b>Inning Stats</b>	R: 0 E: 0 K: 2 S: 7	H: 0 LOB: 2 BB: 2 P: 15	R: 0 E: 1 K: 1 S: 7	H: 1 LOB: 3 BB: 1 P: 11	R: 0 E: 0 K: 0 S: 4	H: 1 LOB: 1 BB: 0 P: 4	R: 1 E: 0 K: 1 S: 7	H: 2 LOB: 2 BB: 1 P: 11	R: 0 E: 0 K: 1 S: 5	H: 0 LOB: 0 BB: 0 P: 5	R: 0 E: 0 K: 1 S: 5	H: 0 LOB: 0 BB: 0 P: 5	R: 4 E: 0 K: 2 S: 11	H: 4 LOB: 0 BB: 0 P: 11	R: 0 E: 0 K: 2 S: 7	H: 0 LOB: 0 BB: 0 P: 7	1B: 6 2B: 0 3B: 1 HR: 1	SF: 0 SAC: 1 DP: 0 HBP: 0	WP: 0 PB: 0 SB: 1 CS: 0	PA: 37							
<b>PITCHER</b>	IP	WLS	BF	H	R	ER	SO	BB	IBB	HBP	BLK	WP	HR	S	P	ERA	WHIP										
Bill Singer, R ERA: 2.05	(1, 1)	7.0	L	34	8	5	8	4	0	0	0	0	1	46	62	6.43	1.714										
Dave Sellis, R ERA: 1.13	(8, 1)	1.0		3	0	0	0	2	0	0	0	0	0	7	7	0.00	0.000										



Batter	1	2	3	4	5	6	7	8	9	AB	R	H	RBI	BB	SO	LOB	TOP		
Sandy Alomar Sr. S (1,4) OBP: 0.211, SLG: 0.186 Billy Grabarkewitz, R (9, PH) OBP: 0.289, SLG: 0.313	0-3 K		0-0 5-3			0-3 K			0-0 1B 1B	3	0	0	0	0	2	0			
Ken Berry, R (1,8) OBP: 0.343, SLG: 0.365	0-3 K			0-0 5-3		0-0 6-3			0-3 K	4	0	0	0	0	2	1			
Frank Robinson, R (1,10) OBP: 0.373, SLG: 0.504 Jerry Davanon, R (9, PR)	0-0 F8			0-0 F8			0-0 5-3		0-0 1B 1-2 1B	4	0	1	0	0	0	0			
Mike Epstein, L (1,3) OBP: 0.310, SLG: 0.258		0-0 6-3		0-0 1B		0-3 K			0-0 1B 1-2 2-H 1B	4	0	2	1	0	1	0			
Bob Oliver, R (1,9) OBP: 0.306, SLG: 0.469		0-0 1-3 1B		0-0 F5		0-0 6-3			0-0 F8	4	0	1	0	0	0	3			
Leroy Stanton, R (1,7) OBP: 0.288, SLG: 0.365		0-0 1-3 1-2 1B			0-0 G1-6-3 1B			0-3 K		3	0	1	0	0	1	1			
Al Gallagher, R (1,5) OBP: 0.327, SLG: 0.273		0-0 1-3			0-0 G1-6-3 1-2 1B			0-0 6-3		3	0	0	0	0	0	2			
Rudy Meoli, L (1,6) OBP: 0.344, SLG: 0.283			0-0 1-3		0-0 4-3			0-0 4-3		3	0	0	0	0	0	0			
Jeff Torborg, R (1,2) OBP: 0.246, SLG: 0.259 Winston Llenas, R (9, PH) OBP: 0.125, SLG: 0.143			0-0 1-3			0-0 F3			0-0 F9	2	0	0	0	0	0	0			
<b>Inning Stats</b>	R: 0 E: 0 K: 2 S: 7	H: 0 LOB: 0 BB: 0 P: 7	R: 0 E: 0 K: 0 S: 4	H: 1 LOB: 1 BB: 0 P: 4	R: 0 E: 0 K: 0 S: 3	H: 0 LOB: 0 BB: 0 P: 3	R: 0 E: 0 K: 0 S: 4	H: 1 LOB: 1 BB: 0 P: 4	R: 0 E: 0 K: 1 S: 5	H: 0 LOB: 0 BB: 0 P: 5	R: 0 E: 0 K: 1 S: 5	H: 0 LOB: 0 BB: 0 P: 5	R: 0 E: 0 K: 1 S: 5	H: 0 LOB: 0 BB: 0 P: 5	R: 1 E: 0 K: 1 S: 8	H: 3 LOB: 2 BB: 0 P: 8	1B: 6 2B: 0 3B: 0 HR: 0	SF: 0 SAC: 0 DP: 1 HBP: 0	WP: 0 PA: 32 CS: 0
<b>PITCHER</b>	IP WLS BF H R ER SO BB IBB HBP BLK WP HR S P ERA WHIP	8.2 W 31 6 1 1 6 0 0 0 0 0 0 43 43 1.04 0.692	0.1 S 1 0 0 0 0 0 0 0 0 0 1 1 0.00 0.000																

California Angels @ Chicago White Sox  
Comiskey Park, Chicago, IL  
Thu May 24 1973, 4:33 AM EDT  
Att: 17,727 - Unknown

AB 32  
R 1  
H 6  
RBI 1  
BB 0  
SO 6  
LOB 7



Batter	1	2	3	4	5	6	7	8	9	AB	R	H	RBI	BB	SO	LOB	BOTTOM		
Pat Kelly, L (1,9) OBP: 0.442, SLG: 0.463	0-0 G3		4-0 1B SF8 BB		0-0 S 1B		0-3 K			3	1	1	0	1	1	0			
Ken Henderson, S (1,8) OBP: 0.376, SLG: 0.403	0-0 2B 1B		0-0 1-3 2B 1B		0-3 K 1-2			0-0 S 1B		4	2	3	0	0	1	1			
Dick Allen, R (1,3) OBP: 0.395, SLG: 0.659 Tony Muser, L (9, 3) OBP: 0.391, SLG: 0.400	0-0 WP 1-H 2B		0-0 SF8 3-H		0-0 F8		0-3 K 1-2		0-3 K 1-2	3	0	1	2	0	1	2			
Bill Melton, R (1,5) OBP: 0.389, SLG: 0.529	0-3 K 2-3		0-0 1-H 1B 2B		0-3 K			0-0 F8		4	1	1	1	0	2	3			
Rick Reichardt, R (1,7) OBP: 0.352, SLG: 0.448	0-3 K		0-0 2-H 1B		0-0 F9			0-0 6-3		4	0	1	1	0	1	2			
Carlos May, L (1,10) OBP: 0.333, SLG: 0.422 Mike Andrews, R (6, PH) OBP: 0.358, SLG: 0.319		0-0 4-3	0-0 6-3			0-3 K				2	0	0	0	0	0	1			
Ed Herrmann, L (1,2) OBP: 0.299, SLG: 0.357		0-0 F7		0-3 K		0-0 4-3				3	0	0	0	0	1	0			
Jorge Orta, L (1,4) OBP: 0.277, SLG: 0.287		0-3 K		0-3 K			0-3 K			3	0	0	0	0	3	0			
Eddie Leon, R (1,6) OBP: 0.272, SLG: 0.269			0-3 K		0-0 5-3		0-3 K			3	0	0	0	0	2	0			
<b>Inning Stats</b>	R: 1 E: 0 K: 2 S: 9	H: 2 LOB: 1 BB: 0 P: 9	R: 0 E: 0 K: 1 S: 5	H: 0 LOB: 0 BB: 0 P: 5	R: 3 E: 0 K: 1 S: 8	H: 3 LOB: 1 BB: 1 P: 12	R: 0 E: 0 K: 2 S: 7	H: 0 LOB: 0 BB: 0 P: 7	R: 0 E: 0 K: 2 S: 8	H: 1 LOB: 1 BB: 0 P: 8	R: 0 E: 0 K: 1 S: 5	H: 0 LOB: 0 BB: 0 P: 5	R: 0 E: 0 K: 3 S: 9	H: 0 LOB: 0 BB: 0 P: 9	R: 0 E: 0 K: 1 S: 6	H: 1 LOB: 1 BB: 0 P: 6	1B: 5 2B: 2 3B: 0 HR: 0	SF: 1 SAC: 0 DP: 0 HBP: 0	WP: 1 PA: 32 CS: 0
<b>PITCHER</b>	IP WLS BF H R ER SO BB IBB HBP BLK WP HR S P ERA WHIP	8.0 L 32 7 4 4 13 1 0 0 0 1 0 57 61 4.50 1.000																	

California Angels @ Chicago White Sox  
Comiskey Park, Chicago, IL  
Thu May 24 1973, 4:33 AM EDT  
Att: 17,727 - Unknown

AB 30  
R 4  
H 7  
RBI 4  
BB 1  
SO 13  
LOB 9





Batter	1	2	3	4	5	6	7	8	9	AB	R	H	RBI	BB	SO	LOB	TOP										
<b>Buddy Bell, R</b> OBP: 0.355, SLG: 0.313 (1, 5)										2	2	1	0	3	0	0	<b>Cleveland Indians @ Chicago White Sox</b> Comiskey Park, Chicago, IL Fri May 25 1973, 8:05 PM EDT Att: 17,680 - Unknown - 60 F										
<b>John Lowenstein, L</b> OBP: 0.351, SLG: 0.306 (1, 9)										4	0	0	0	1	0	5											
<b>Chris Chambliss, L</b> OBP: 0.280, SLG: 0.254 (1, 3)											4	2	1	2	1	1		3									
<b>Charlie Spikes, R</b> OBP: 0.288, SLG: 0.460 (1, 7)											5	1	1	2	0	1		2									
<b>Dave Duncan, R</b> OBP: 0.288, SLG: 0.467 (1, 2)											5	1	1	1	0	2		0									
<b>Oscar Gamble, L</b> OBP: 0.296, SLG: 0.459 (1, 10)											5	1	1	1	0	2		0									
<b>George Hendrick, R</b> OBP: 0.291, SLG: 0.383 (1, 8)											4	1	3	0	1	0		0									
<b>Tom Ragland, R</b> OBP: 0.434, SLG: 0.460 (1, 4)											4	0	3	1	0	1		1									
<b>Frank Duffy, R</b> OBP: 0.220, SLG: 0.167 (1, 6)										3	0	0	0	0	0	4											
<b>Inning Stats</b>	R: 2 E: 0 K: 2 S: 8	H: 1 LOB: 0 BB: 1 P: 12	R: 0 E: 0 K: 2 S: 8	H: 1 LOB: 1 BB: 0 P: 8	R: 1 E: 0 K: 0 S: 4	H: 1 LOB: 0 BB: 0 P: 4	R: 1 E: 0 K: 0 S: 6	H: 3 LOB: 3 BB: 1 P: 10	R: 3 E: 0 K: 0 S: 5	H: 2 LOB: 1 BB: 2 P: 13	R: 0 E: 0 K: 0 S: 3	H: 0 LOB: 0 BB: 0 P: 3	R: 1 E: 0 K: 1 S: 8	H: 3 LOB: 2 BB: 0 P: 8	R: 0 E: 0 K: 1 S: 4	H: 0 LOB: 1 BB: 2 P: 12	R: 0 E: 0 K: 1 S: 5	H: 0 LOB: 0 BB: 0 P: 5	R: 0 E: 0 K: 1 S: 5	H: 0 LOB: 0 BB: 0 P: 5	1B: 5 2B: 2 3B: 0 HR: 4	SF: 0 SAC: 1 DP: 1 HBP: 0	WP: 0 PB: 1 SB: 1 CS: 0	PA: 43			
<b>PITCHER</b>	IP	WLS	BF	H	R	ER	SO	BB	IBB	HBP	BLK	WP	HR	S	P	ERA	WHIP										
<b>Rich Gossage, R</b> ERA: 9.43 (1, 1)	3.1	L	16	5	4	3	4	1	0	0	0	0	2	23	27	8.10	1.800										
<b>Steve Stone, R</b> ERA: 5.29 (4, 1)	3.1		18	5	4	4	1	3	0	0	0	0	2	17	29	10.80	2.400										
<b>Bart Johnson, R</b> ERA: 3.0 (7, 1)	2.1		9	1	0	0	2	2	0	0	0	0	0	11	19	0.00	1.286										

AB 36  
R 8  
H 11  
RBI 7  
BB 6  
SO 7  
LOB 15



Batter	1	2	3	4	5	6	7	8	9	AB	R	H	RBI	BB	SO	LOB	BOTTOM										
<b>Pat Kelly, L</b> OBP: 0.424, SLG: 0.440 (1, 9)											5	0	0	1	0	2	4	<b>Cleveland Indians @ Chicago White Sox</b> Comiskey Park, Chicago, IL Fri May 25 1973, 8:05 PM EDT Att: 17,680 - Unknown - 60 F									
<b>Mike Andrews, R</b> OBP: 0.351, SLG: 0.313 (1, 10)										5	0	1	0	0	0	2											
<b>Dick Allen, R</b> OBP: 0.389, SLG: 0.640 (1, 3)											4	0	0	0	1	2	1										
<b>Bill Melton, R</b> OBP: 0.391, SLG: 0.525 (1, 5)											3	0	1	0	1	0	1										
<b>Ken Henderson, S</b> OBP: 0.380, SLG: 0.407 <b>Johnny Jeter, R</b> OBP: 0.256, SLG: 0.363 (1, 8) (3, 8)											1	0	1	0	0	0	0										
<b>Rick Reichardt, R</b> OBP: 0.347, SLG: 0.437 (1, 7)											4	1	1	0	0	1	2										
<b>Ed Herrmann, L</b> OBP: 0.297, SLG: 0.352 <b>Chuck Brinkman, R</b> OBP: 0.227, SLG: 0.231 (1, 2) (9, 2)											4	1	1	1	0	0	3										
<b>Jorge Orta, L</b> OBP: 0.277, SLG: 0.286 (1, 4)											4	0	1	0	0	0	3										
<b>Eddie Leon, R</b> OBP: 0.280, SLG: 0.271 (1, 6)											3	0	1	1	0	1	1										
<b>Inning Stats</b>	R: 0 E: 0 K: 0 S: 3	H: 0 LOB: 1 BB: 1 P: 7	R: 1 E: 0 K: 1 S: 8	H: 3 LOB: 2 BB: 0 P: 8	R: 0 E: 0 K: 0 S: 3	H: 0 LOB: 0 BB: 0 P: 3	R: 2 E: 0 K: 0 S: 6	H: 3 LOB: 2 BB: 0 P: 7	R: 0 E: 0 K: 2 S: 7	H: 0 LOB: 1 BB: 1 P: 11	R: 0 E: 0 K: 1 S: 5	H: 0 LOB: 0 BB: 0 P: 5	R: 0 E: 0 K: 1 S: 7	H: 2 LOB: 2 BB: 0 P: 7	R: 0 E: 0 K: 0 S: 4	H: 0 LOB: 1 BB: 0 P: 4	R: 0 E: 0 K: 1 S: 5	H: 0 LOB: 0 BB: 0 P: 5	1B: 7 2B: 1 3B: 0 HR: 0	SF: 0 SAC: 0 DP: 0 HBP: 1	WP: 0 PB: 0 SB: 0 CS: 0	PA: 39					
<b>PITCHER</b>	IP	WLS	BF	H	R	ER	SO	BB	IBB	HBP	BLK	WP	HR	S	P	ERA	WHIP										
<b>Dick Bosman, R</b> ERA: 4.06 (1, 1)	3.1		18	6	3	3	1	1	0	1	0	0	0	1	1	8.10	2.100										
<b>Brent Strom, L</b> ERA: 4.79 (4, 1)	0.1	W	1	0	0	0	0	0	0	0	0	0	0	1	1	0.00	0.000										
<b>Ray Lamb, R</b> ERA: 1.29 (4, 1)	5.1		20	2	0	0	5	1	0	0	0	0	0	29	33	0.00	0.562										

AB 36  
R 3  
H 8  
RBI 3  
BB 2  
SO 6  
LOB 20





Batter	1	2	3	4	5	6	7	8	9	10	11	12	13	14	15	16	17	18	19	20	21	AB	R	H	RBI	BB	SO	LOB	TOP								
Buddy Bell, R OBP: 0.340, SLG: 0.320																							9	0	2	0	0	3									
John Lowenstein, L OBP: 0.261, SLG: 0.327																							3	1	1	0	1	1	2								
Rusty Torres, S OBP: 0.285, SLG: 0.265																							5	0	1	0	0	2	0								
Chris Chambliss, L OBP: 0.252, SLG: 0.239																							8	0	0	0	1	1	4								
Charlie Spikes, R OBP: 0.279, SLG: 0.437																							8	1	0	0	1	0	3								
Dave Duncan, R OBP: 0.206, SLG: 0.462																							8	0	3	1	1	0	1								
Oscar Gamble, L OBP: 0.291, SLG: 0.456																							5	0	1	0	0	2									
Walt Williams, R OBP: 0.280, SLG: 0.286																							4	0	2	1	0	0	1								
George Hendrick, R OBP: 0.281, SLG: 0.367																							9	0	1	0	0	2	5								
Tom Regan, R OBP: 0.263, SLG: 0.414																							8	1	1	0	0	3	3								
Frank Duffy, R OBP: 0.226, SLG: 0.197																							7	0	2	1	1	2	0								
<b>Inning Stats</b>	R:0 E:0 K:1 S:6	H:1 LOB:1 BB:0 P:6	R:0 E:0 K:0 S:3	H:0 LOB:0 BB:0 P:3	R:0 E:0 K:1 S:4	H:0 LOB:0 BB:1 P:8	R:0 E:0 K:0 S:2	H:1 LOB:0 BB:0 P:6	R:0 E:0 K:0 S:3	H:0 LOB:0 BB:0 P:3	R:0 E:0 K:0 S:5	H:1 LOB:0 BB:0 P:5	R:0 E:0 K:0 S:4	H:1 LOB:1 BB:0 P:4	R:0 E:0 K:0 S:6	H:1 LOB:2 BB:1 P:10	R:0 E:0 K:0 S:5	H:0 LOB:0 BB:0 P:5	R:0 E:0 K:0 S:3	H:0 LOB:0 BB:0 P:3	R:0 E:0 K:0 S:3	H:0 LOB:0 BB:0 P:3	R:0 E:0 K:0 S:3	H:0 LOB:0 BB:0 P:3	R:0 E:0 K:0 S:3	H:0 LOB:0 BB:0 P:3	R:0 E:0 K:0 S:3	H:1 LOB:2 BB:1 P:15	1B:10 2B:4 3B:1 HR:0	SF:0 SAC:0 DP:2 HBP:0	WP:0 PB:0 SB:0 CS:2	PA: 80					
<b>PITCHER</b>	IP 13.0	WLS 46	BF 9	H 2	R 2	ER 4	SO 4	BB 3	IBB 0	HBP 0	BLK 0	WP 0	HR 0	S 53	P 65	ERA 1.39	WHIP 0.923																				
Stan Bahnsen, R ERA: 2.7																																					
Terry Foster, L ERA: 1.9																																					
Wilbur Wood, L ERA: 1.8																																					

Cleveland Indians @ Chicago White Sox  
Comiskey Park, Chicago, IL  
Sun May 27 1973, Postponed  
Att. 19,486 - Unknown - 56 F

AB 74  
R 3  
H 14  
RBI 3  
BB 5  
SO 11  
LOB 24



Batter	1	2	3	4	5	6	7	8	9	10	11	12	13	14	15	16	17	18	19	20	21	AB	R	H	RBI	BB	SO	LOB	BOTTOM								
Pat Kelly, L OBP: 0.430, SLG: 0.444																							8	0	3	0	2	0	4								
Bill Sharp, L OBP: 0.288, SLG: 0.419																							2	0	0	0	1	0	2								
Carlos May, L OBP: 0.331, SLG: 0.345																							4	1	0	0	0	1	3								
Johnny Jeter, R OBP: 0.253, SLG: 0.345																							8	1	3	3	1	1	4								
Dick Allen, R OBP: 0.292, SLG: 0.646																							8	1	1	1	1	0	3								
Bill Melton, R OBP: 0.368, SLG: 0.527																							7	1	1	1	1	0	3								
Rick Reichardt, R OBP: 0.321, SLG: 0.400																							9	0	1	0	0	2	6								
Mike Andrews, R OBP: 0.333, SLG: 0.288																							8	0	0	0	1	3	2								
Ed Herrmann, L OBP: 0.286, SLG: 0.362																							3	0	1	0	0	2	0								
Luis Alvarado, R OBP: 0.143, SLG: 0.143																							3	1	2	0	0	0	0								
Tony Muser, L OBP: 0.407, SLG: 0.458																							4	1	2	0	0	1	2								
Jorge Orta, L OBP: 0.266, SLG: 0.295																							3	1	2	0	0	0	0								
Steve Stone, R OBP: 0.224, SLG: 0.259																							4	0	0	0	0	1	0								
Chuck Brinkman, R OBP: 0.224, SLG: 0.259																							4	0	0	0	1	2	0								
Eddie Leon, R OBP: 0.208, SLG: 0.287																							8	1	4	2	0	1	2								
<b>Inning Stats</b>	R:0 E:0 K:0 S:3	H:0 LOB:0 BB:0 P:3	R:0 E:0 K:0 S:3	H:0 LOB:0 BB:0 P:3	R:0 E:0 K:1 S:7	H:2 LOB:2 BB:0 P:7	R:0 E:0 K:0 S:3	H:0 LOB:0 BB:0 P:3	R:0 E:0 K:0 S:5	H:2 LOB:2 BB:0 P:5	R:0 E:0 K:0 S:3	H:0 LOB:0 BB:0 P:11	R:0 E:0 K:0 S:7	H:1 LOB:2 BB:0 P:7	R:0 E:0 K:0 S:3	H:0 LOB:0 BB:0 P:3	R:0 E:0 K:2 S:8	H:2 LOB:2 BB:1 P:12	R:0 E:0 K:0 S:3	H:0 LOB:2 BB:0 P:11	R:0 E:0 K:0 S:3	H:0 LOB:0 BB:0 P:3	R:0 E:0 K:0 S:4	H:1 LOB:1 BB:0 P:4	R:0 E:0 K:1 S:5	H:0 LOB:0 BB:0 P:6	R:4 H:4 K:0 S:6	1B:13 2B:2 3B:0 HR:2	SF:0 SAC:5 DP:2 HBP:0	WP:3 PB:0 SB:0 CS:1	PA: 84						
<b>PITCHER</b>	IP 13.0	WLS 52	BF 10	H 2	R 2	ER 4	SO 6	BB 2	IBB 0	HBP 0	BLK 0	WP 1	HR 1	S 63	P 83	ERA 1.39	WHIP 1.000																				
Gaylord Perry, R ERA: 2.58																																					
Jerry Johnson, R ERA: 4.1																																					
Mill Wilcox, R ERA: 4.6																																					
Tom Hilgendorf, L ERA: 2.4																																					
Ed Farmer, R ERA: 6.23																																					

Cleveland Indians @ Chicago White Sox  
Comiskey Park, Chicago, IL  
Sun May 27 1973, Postponed  
Att. 19,486 - Unknown - 56 F

AB 71  
R 6  
H 17  
RBI 6  
BB 8  
SO 13  
LOB 30





Batter	1	2	3	4	5	6	7	8	9	AB	R	H	RBI	BB	SO	LOB	TOP			
<b>Buddy Bell, R</b> OBP: 0.341, SLG: 0.312 (1, 5)	5-3		F8		K			F9		4	0	0	0	0	1	1				
<b>Tom Ragland, R</b> OBP: 0.400, SLG: 0.435 (1, 4)	4-3 2B		FC4-6 1B			F8		K		4	0	2	0	0	1	1				
<b>Chris Chambliss, L</b> OBP: 0.278, SLG: 0.232 (1, 3)	4-3 2-3		FC4-6 FC6-4 1-2		K			F7		4	0	0	0	0	1	3				
<b>Charlie Spikes, R</b> OBP: 0.278, SLG: 0.429 (1, 7)	BB		FC6-4 1-2		E5				P4	3	0	0	0	1	0	1				
<b>Dave Duncan, R</b> OBP: 0.289, SLG: 0.451 (1, 2)	P1			F7		K			F7	4	0	0	0	0	1	3				
<b>Walt Williams, R</b> OBP: 0.278, SLG: 0.283 (1, 10)		F9		F8					5-3	4	0	1	0	0	0	0				
<b>George Hendrick, R</b> OBP: 0.276, SLG: 0.360 (1, 8)		P3		F8				F9		3	0	0	0	0	0	1	AB 31			
<b>Rusty Torres, S</b> OBP: 0.286, SLG: 0.267 (1, 9)			FC6-4 1B		6-3			G6-4-3		3	0	1	0	0	0	1	R 0			
<b>Frank Duffy, R</b> OBP: 0.243, SLG: 0.190 (1, 6)		FC6-4 1-2		F5					BB	2	0	0	0	1	0	1	H 4			
<b>Inning Stats</b>	R: 0 E: 0 K: 0 S: 4	H: 1 LOB: 2 BB: 1 P: 8	R: 0 E: 0 K: 0 S: 4	H: 1 LOB: 1 BB: 0 P: 4	R: 0 E: 0 K: 0 S: 3	H: 0 LOB: 0 BB: 0 P: 3	R: 0 E: 0 K: 1 S: 5	H: 0 LOB: 0 BB: 0 P: 5	R: 0 E: 1 K: 2 S: 8	H: 0 LOB: 1 BB: 0 P: 8	R: 0 E: 0 K: 0 S: 3	H: 1 LOB: 0 BB: 0 P: 3	R: 0 E: 0 K: 1 S: 5	H: 0 LOB: 1 BB: 1 P: 9	R: 0 E: 0 K: 0 S: 3	H: 0 LOB: 0 BB: 0 P: 3	1B: 3 2B: 1 3B: 0 HR: 0	SF: 0 SAC: 0 DP: 1 HBP: 0	WP: 0 PB: 0 SB: 0 CS: 0	PA: 33
<b>PITCHER</b> <b>Wilbur Wood, L</b> ERA: 1.71 (1, 1)	IP: 9.0 WLS: W BF: 33 H: 4 R: 0 ER: 0 SO: 4 BB: 2 IBB: 0 HBP: 0 BLK: 0 WP: 0 HR: 0 S: 39 P: 47 ERA: 0.00 WHIP: 0.667															<b>PITCHER</b>				

**Cleveland Indians @ Chicago White Sox**  
Comiskey Park, Chicago, IL  
Mon May 28 1973, 8:05 PM EDT  
Att: 17,419 - Unknown - 52 F

AB 31  
R 0  
H 4  
RBI 0  
BB 2  
SO 4  
LOB 12



Batter	1	2	3	4	5	6	7	8	9	AB	R	H	RBI	BB	SO	LOB	BOTTOM			
<b>Pat Kelly, L</b> OBP: 0.424, SLG: 0.438 (1, 9)	1-3	6-3			4-3	E7 1B				4	0	1	1	0	0	1				
<b>Bill Shero, L</b> OBP: 0.571, SLG: 0.800 (1, 8)	2B 3B		1B 1B		FC6-4 BB	P6				3	0	2	0	1	0	2				
<b>Dick Allen, R</b> OBP: 0.388, SLG: 0.633 (1, 3)	BB		F7		FC6-4 1-2			P6		3	1	0	0	1	0	2				
<b>Tony Musser, L</b> OBP: 0.407, SLG: 0.458 (8, 3)	BB									0	0	0	0	0	0	0				
<b>Bill Melton, R</b> OBP: 0.382, SLG: 0.527 (1, 5)	1B 2B		K		4-3			1-3		4	1	1	1	0	1	2				
<b>Rick Reichardt, R</b> OBP: 0.330, SLG: 0.405 (1, 7)	1B		1B			K		K		4	0	2	1	0	2	0				
<b>Carlos May, L</b> OBP: 0.336, SLG: 0.417 (1, 10)	K		4-3			1B BB		G5-4-3 1B		3	1	1	0	1	1	3				
<b>Mike Andrews, R</b> OBP: 0.323, SLG: 0.278 (1, 4)		K			F7	K		G5-4-3 1-2		4	0	0	0	0	2	2	AB 31			
<b>Ed Herrmann, L</b> OBP: 0.296, SLG: 0.340 (1, 2)		3-1			F2	1B BB		P6		3	1	0	0	1	0	0	R 4			
<b>Eddie Leon, R</b> OBP: 0.302, SLG: 0.297 (1, 6)					6-3	E 1B				3	0	2	1	0	0	0	H 9			
<b>Inning Stats</b>	R: 2 E: 0 K: 1 S: 7	H: 3 LOB: 1 BB: 1 P: 11	R: 0 E: 0 K: 1 S: 6	H: 1 LOB: 0 BB: 0 P: 6	R: 0 E: 0 K: 1 S: 7	H: 2 LOB: 2 BB: 0 P: 7	R: 0 E: 0 K: 0 S: 3	H: 0 LOB: 0 BB: 0 P: 3	R: 0 E: 0 K: 0 S: 3	H: 0 LOB: 1 BB: 1 P: 7	R: 2 E: 1 K: 2 S: 9	H: 2 LOB: 2 BB: 2 P: 17	R: 0 E: 0 K: 1 S: 5	H: 0 LOB: 0 BB: 0 P: 5	R: 0 E: 0 K: 0 S: 3	H: 1 LOB: 0 BB: 0 P: 3	1B: 7 2B: 1 3B: 1 HR: 0	SF: 0 SAC: 0 DP: 1 HBP: 0	WP: 0 PB: 0 SB: 1 CS: 0	PA: 35
<b>PITCHER</b> <b>Dick Tidrow, R</b> ERA: 4.48 (1, 1)	IP: 5.2 WLS: L BF: 27 H: 7 R: 4 ER: 4 SO: 5 BB: 4 IBB: 0 HBP: 0 BLK: 0 WP: 0 HR: 0 S: 33 P: 49 ERA: 6.35 WHIP: 1.941															<b>PITCHER</b>				
<b>Tom Hilgendorf, L</b> ERA: 2.14 (6, 1)	IP: 2.1 WLS: L BF: 8 H: 2 R: 0 ER: 0 SO: 1 BB: 0 IBB: 0 HBP: 0 BLK: 0 WP: 0 HR: 0 S: 10 P: 10 ERA: 0.00 WHIP: 0.857															<b>PITCHER</b>				

**Cleveland Indians @ Chicago White Sox**  
Comiskey Park, Chicago, IL  
Mon May 28 1973, 8:05 PM EDT  
Att: 17,419 - Unknown - 52 F

AB 31  
R 4  
H 9  
RBI 4  
BB 4  
SO 6  
LOB 12





Batter	1	2	3	4	5	6	7	8	9	AB	R	H	RBI	BB	SO	LOB	TOP								
<b>Rich Reese, L</b> OBP: 0.178, SLG: 0.119 (1, 7)	F9		G1		FC1-2 1B	F7		FC4-6		5	0	0	0	0	0	4	<b>Detroit Tigers @ Chicago White Sox</b> Comiskey Park, Chicago, IL Wed May 30 1973, 8:05 PM EDT Att: 14,777 - Unknown - 54 F								
<b>Mickey Stanley, R</b> OBP: 0.297, SLG: 0.401 (1, 8)	4-3		K					F9		5	0	1	1	0	2	2									
<b>Gates Brown, L</b> OBP: 0.330, SLG: 0.400 (1, 10)	K				F8	F8			P3	5	1	1	1	0	1	2									
<b>Duke Sims, L</b> OBP: 0.404, SLG: 0.470 (1, 2)		F9				1-3				5	0	2	0	0	0	0									
<b>Norm Cash, L</b> OBP: 0.305, SLG: 0.417 <b>Dick Sharon, R</b> OBP: 0.143, SLG: 0.214 (1, 3) (6, 7)					G3-6-3 1B				1B	3	1	2	0	0	0	1									
<b>Jim Northrup, L</b> OBP: 0.343, SLG: 0.400 (1, 9)										2	0	0	0	0	1	1									
<b>Dick McAuliffe, L</b> OBP: 0.359, SLG: 0.345 (1, 4)										4	3	3	1	1	0	1									
<b>Ed Brinkman, R</b> OBP: 0.325, SLG: 0.385 (1, 6)										3	1	2	1	1	1	2									
<b>Aurelio Rodriguez, R</b> OBP: 0.240, SLG: 0.331 (1, 5)										4	1	2	3	0	0	2									
<b>Inning Stats</b>	R: 0 E: 0 K: 1 S: 5	H: 0 LOB: 0 BB: 0 P: 5	R: 0 E: 0 K: 1 S: 7	H: 2 LOB: 2 BB: 0 P: 7	R: 0 E: 0 K: 1 S: 5	H: 0 LOB: 0 BB: 0 P: 5	R: 0 E: 0 K: 0 S: 3	H: 1 LOB: 0 BB: 0 P: 3	R: 2 E: 0 K: 0 S: 6	H: 3 LOB: 2 BB: 1 P: 10	R: 4 E: 1 K: 0 S: 7	H: 4 LOB: 0 BB: 0 P: 7	R: 1 E: 0 K: 1 S: 6	H: 1 LOB: 0 BB: 0 P: 6	R: 1 E: 0 K: 0 S: 5	H: 2 LOB: 2 BB: 1 P: 9		R: 0 E: 0 K: 1 S: 6	H: 1 LOB: 1 BB: 0 P: 6	1B: 10 2B: 2 3B: 0 HR: 2	SF: 0 SAC: 0 DP: 1 HBP: 0	WP: 0 PB: 0 SB: 0 CS: 0	PA: 42		
<b>PITCHER</b>	IP	WLS	BF	H	R	ER	SO	BB	IBB	HBP	BLK	WP	HR	S	P	ERA	WHIP								
<b>Stan Bahnsen, R</b> ERA: 2.92 (1, 1)	5.2	L	27	10	6	4	3	1	0	0	0	0	1	32	36	6.35	1.941								
<b>Rich Gossage, R</b> ERA: 9.97 (6, 1)	1.1		7	2	2	2	1	1	0	0	0	0	1	8	12	13.50	2.250								
<b>Cy Acosta, R</b> ERA: 3.27 (8, 1)	2.0		8	2	0	0	1	0	0	0	0	0	0	10	10	0.00	1.000								

Batter	1	2	3	4	5	6	7	8	9	AB	R	H	RBI	BB	SO	LOB	BOTTOM								
<b>Johnny Jeter, R</b> OBP: 0.242, SLG: 0.330 (1, 8)	K		F9			6-3		5-3		4	0	0	1	0	1	0	<b>Detroit Tigers @ Chicago White Sox</b> Comiskey Park, Chicago, IL Wed May 30 1973, 8:05 PM EDT Att: 14,777 - Unknown - 54 F								
<b>Pat Kelly, L</b> OBP: 0.419, SLG: 0.426 (1, 9)	G3				F7			K		3	0	0	0	1	1	0									
<b>Dick Allen, R</b> OBP: 0.391, SLG: 0.629 (1, 3)	5-3									4	0	2	0	0	1	1									
<b>Bill Melton, R</b> OBP: 0.384, SLG: 0.545 (1, 5)										4	2	2	1	0	1	2									
<b>Rick Reichardt, R</b> OBP: 0.326, SLG: 0.398 (1, 7)										4	0	1	0	0	0	0									
<b>Carlos May, L</b> OBP: 0.333, SLG: 0.411 (1, 10)										4	0	1	1	0	1	0									
<b>Mike Andrews, R</b> OBP: 0.313, SLG: 0.268 (1, 4)										4	0	0	0	0	1	2									
<b>Ed Herrmann, L</b> OBP: 0.306, SLG: 0.354 (1, 2)										2	1	1	0	0	0	0									
<b>Eddie Leon, R</b> OBP: 0.295, SLG: 0.289 (1, 6)										3	0	0	0	0	0	4									
<b>Inning Stats</b>	R: 0 E: 0 K: 1 S: 5	H: 0 LOB: 0 BB: 0 P: 5	R: 1 E: 0 K: 1 S: 6	H: 1 LOB: 0 BB: 0 P: 6	R: 0 E: 0 K: 0 S: 3	H: 0 LOB: 0 BB: 0 P: 3	R: 0 E: 0 K: 1 S: 5	H: 1 LOB: 0 BB: 0 P: 5	R: 0 E: 0 K: 1 S: 5	H: 0 LOB: 0 BB: 0 P: 5	R: 1 E: 0 K: 1 S: 6	H: 1 LOB: 1 BB: 1 P: 10	R: 1 E: 0 K: 0 S: 5	H: 3 LOB: 2 BB: 0 P: 6	R: 0 E: 0 K: 1 S: 6	H: 1 LOB: 1 BB: 0 P: 6		R: 0 E: 0 K: 0 S: 3	H: 0 LOB: 0 BB: 0 P: 3	1B: 5 2B: 1 3B: 0 HR: 1	SF: 0 SAC: 0 DP: 1 HBP: 1	WP: 0 PB: 0 SB: 0 CS: 1	PA: 35		
<b>PITCHER</b>	IP	WLS	BF	H	R	ER	SO	BB	IBB	HBP	BLK	WP	HR	S	P	ERA	WHIP								
<b>Mickey Lolich, L</b> ERA: 3.45 (1, 1)	9.0	W	34	7	3	3	6	1	0	1	0	0	1	44	49	3.00	0.889								



Batter	1	2	3	4	5	6	7	8	9	AB	R	H	RBI	BB	SO	LOB	TOP			
<b>Rich Reese, L</b> OBP: 0.179, SLG: 0.125 (1, 7)	5-3		K		F9		1B		F8	5	0	1	0	0	1	2	<b>Detroit Tigers @ Chicago White Sox</b> Comiskey Park, Chicago, IL Thu May 31 1973, 8:05 PM EDT Att: 12,800 - Unknown - 74 F			
<b>Mickey Stanley, R</b> OBP: 0.295, SLG: 0.393 (1, 8)	6-3		G3-6 BB		F8		F8			3	0	0	0	1	0	2				
<b>Gates Brown, L</b> OBP: 0.328, SLG: 0.388 (1, 10)	FC5-4 BB		G3-6 1-2		K				P4	3	0	0	0	1	1	2				
<b>Bill Freehan, R</b> OBP: 0.360, SLG: 0.349 (1, 2)	FC5-4 1-2				F7		F7		P4	4	0	0	0	0	0	1				
<b>Norm Cash, L</b> OBP: 0.301, SLG: 0.410 <b>Ike Brown, R</b> OBP: 0.414, SLG: 0.227 (4, PH) (4, 7)	4-3		K		K					1	0	0	0	0	0	0				
<b>Jim Northrup, L</b> OBP: 0.341, SLG: 0.397 <b>Dick Sharon, R</b> OBP: 0.176, SLG: 0.412 (1, 9) (2, 9)	4-3				6-3				1B F8	3	0	1	0	0	2	0				
<b>Dick McAuliffe, L</b> OBP: 0.363, SLG: 0.368 (1, 4) (7, 6)					HR				F5 F8	4	1	2	0	0	0	0				
<b>Ed Brinkman, R</b> OBP: 0.331, SLG: 0.391 <b>Tony Taylor, R</b> OBP: 0.165, SLG: 0.238 (1, 6) (7, 4)	F9				2B		1B 1B		P3	3	0	2	1	0	0	1				
<b>Aurelio Rodriguez, R</b> OBP: 0.246, SLG: 0.341 (1, 5)					2B		F7			4	0	2	0	0	1	2				
<b>Inning Stats</b>	R: 0 E: 0 K: 0 S: 3	H: 0 LOB: 1 BB: 1 P: 7	R: 0 E: 0 K: 0 S: 4	H: 1 LOB: 1 BB: 0 P: 4	R: 0 E: 0 K: 1 S: 5	H: 1 LOB: 1 BB: 1 P: 9	R: 2 E: 0 K: 2 S: 10	H: 3 LOB: 1 BB: 0 P: 10	R: 0 E: 0 K: 1 S: 5	H: 0 LOB: 0 BB: 0 P: 5	R: 0 E: 0 K: 0 S: 5	H: 2 LOB: 2 BB: 0 P: 5	R: 0 E: 0 K: 0 S: 4	H: 1 LOB: 1 BB: 0 P: 4	R: 0 E: 0 K: 0 S: 4	H: 1 LOB: 1 BB: 0 P: 4		1B: 5 2B: 3 3B: 0 HR: 1	SF: 0 SAC: 0 DP: 1 HBP: 0	WP: 0 PB: 1 SB: 0 CS: 0
<b>PITCHER</b> <b>Eddie Fisher, R</b> ERA: 3.99 (1, 1)	IP: 9.0 WLS: W BF: 37 H: 9 R: 2 ER: 2 SO: 5 BB: 2 IBB: 0 HBP: 0 BLK: 0 WP: 0 HR: 1 S: 45 P: 53 ERA: 2.00 WHIP: 1.222																			

Batter	1	2	3	4	5	6	7	8	9	AB	R	H	RBI	BB	SO	LOB	BOTTOM			
<b>Pat Kelly, L</b> OBP: 0.426, SLG: 0.429 (1, 9)	2B BB	2B 1B 1B	F7			SH1-4 HR 1B	1-3			4	3	2	0	1	0	2	<b>Detroit Tigers @ Chicago White Sox</b> Comiskey Park, Chicago, IL Thu May 31 1973, 8:05 PM EDT Att: 12,800 - Unknown - 74 F			
<b>Bill Sharp, L</b> OBP: 0.455, SLG: 0.667 (1, 8)	FC 2B	K	F8			SH1-4			F9	4	1	1	1	0	1	3				
<b>Dick Allen, R</b> OBP: 0.393, SLG: 0.652 <b>Tony Musser, L</b> OBP: 0.429, SLG: 0.458 (1, 3) (7, 3)	F9	1B 2B			K					4	2	2	4	0	1	1				
<b>Bill Melton, R</b> OBP: 0.381, SLG: 0.538 <b>Brian Downing, R</b> <b>Hank Allen, R</b> (1, 5) (7, 5) (7, 5)	FC 2B	1B 2B			5-3		3-1		G6-4-3 BB	4	1	1	3	0	0	0				
<b>Carlos May, L</b> OBP: 0.338, SLG: 0.422 (1, 10)	2B	F7			F7					4	0	2	1	0	0	1				
<b>Rick Reichardt, R</b> OBP: 0.323, SLG: 0.385 (1, 7)	2B BB	F9			F7		1B			3	0	0	0	1	0	2				
<b>Ed Herrmann, L</b> OBP: 0.313, SLG: 0.490 (1, 2)	F8					F9				4	1	2	1	0	0	2				
<b>Eddie Leon, R</b> OBP: 0.294, SLG: 0.288 (1, 6)	F8				4-3		F9			4	0	1	0	0	0	3				
<b>Luis Alvarado, R</b> OBP: 0.222, SLG: 0.176 (1, 4)		1B 2B HBP	FC5-4			SH1-4 1B HR 1B	5-3			3	2	1	0	0	0	2				
<b>Inning Stats</b>	R: 3 E: 0 K: 0 S: 6	H: 2 LOB: 2 BB: 2 P: 14	R: 3 E: 0 K: 1 S: 8	H: 3 LOB: 1 BB: 0 P: 9	R: 1 E: 0 K: 0 S: 5	H: 2 LOB: 1 BB: 0 P: 5	R: 0 E: 0 K: 1 S: 5	H: 0 LOB: 0 BB: 0 P: 5	R: 0 E: 0 K: 0 S: 3	H: 0 LOB: 0 BB: 0 P: 3	R: 3 E: 0 K: 0 S: 7	H: 4 LOB: 1 BB: 0 P: 7	R: 0 E: 0 K: 0 S: 4	H: 1 LOB: 1 BB: 0 P: 4	R: 0 E: 0 K: 0 S: 2	H: 0 LOB: 0 BB: 1 P: 6		1B: 6 2B: 4 3B: 0 HR: 2	SF: 0 SAC: 1 DP: 1 HBP: 1	WP: 0 PB: 0 SB: 0 CS: 0
<b>PITCHER</b> <b>Jim Perry, R</b> ERA: 2.15 <b>Fred Scherman, L</b> ERA: 4.91 <b>Lerrin LaGrow, R</b> ERA: 3.55 <b>Chuck Seelbach, R</b> ERA: 3.86 <b>Tom Timmermann, R</b> ERA: 3.64 (1, 1) (1, 1) (2, 1) (6, 1) (8, 1)	IP: 0.1 WLS: L BF: 6 H: 2 R: 3 ER: 3 SO: 3 BB: 2 IBB: 0 HBP: 0 BLK: 0 WP: 0 HR: 0 S: 4 P: 12 ERA: 81.00 WHIP: 12.000																			



Batter	1	2	3	4	5	6	7	8	9	AB	R	H	RBI	BB	SO	LOB	TOP							
<b>Johnny Jeter, R</b> (1, 8) <small>OBP: 0.234, SLG: 0.319</small> <b>Bill Sharp, L</b> (8, PH) <small>OBP: 0.385, SLG: 0.545</small>	F7		F8		K			K	4-3	3	0	0	0	0	1	1	<b>Chicago White Sox @ Milwaukee Brewers</b> Milwaukee County Stadium, Milwaukee, WI Fri Jun 01 1973, 8:05 PM EDT Att: 22,341 - Unknown - 74 F							
<b>Pat Kelly, L</b> (1, 9) <small>OBP: 0.428, SLG: 0.439</small>	K			L8		5-3 1B		1B 2B		4	1	2	0	0	1	0								
<b>Dick Allen, R</b> (1, 3) <small>OBP: 0.390, SLG: 0.648</small>	2B			5-3		5-3		6-3		4	0	1	0	0	0	2								
<b>Bill Melton, R</b> (1, 5) <small>OBP: 0.389, SLG: 0.543</small>	6-3			1B		1B		BB 1B		4	0	3	1	0	0	1								
<b>Carlos May, L</b> (1, 10) <small>OBP: 0.343, SLG: 0.415</small>		CS BB		K		3-1		FC6-4 BB		2	0	0	0	2	1	2								
<b>Rick Reichardt, R</b> (1, 7) <small>OBP: 0.330, SLG: 0.383</small>	CS BB			FC6 1B				K	FC6-4	3	0	1	0	1	1	2								
<b>Ed Herrmann, L</b> (1, 2) <small>OBP: 0.311, SLG: 0.423</small>	1-2 BB			FC6 1B				F8		4	2	1	1	0	1	2								
<b>Eddie Leon, R</b> (1, 6) <small>OBP: 0.293, SLG: 0.287</small>			F8		1-3			1-3	HR	4	0	1	0	0	0	1								
<b>Luis Alvarado, R</b> (1, 4) <small>OBP: 0.250, SLG: 0.211</small> <b>Jorge Orta, L</b> (7, PH) <small>OBP: 0.283, SLG: 0.292</small> <b>Bucky Dent, R</b> (7, 4) <small>OBP: 0.414, SLG: 0.440</small>	P4					2H 1B		K	4-3	2	0	1	1	0	0	0								
<b>Inning Stats</b>	R: 0 E: 0 K: 1 S: 6	H: 1 LOB: 1 BB: 0 P: 6	R: 0 E: 0 K: 1 S: 3	H: 0 LOB: 0 BB: 2 P: 11	R: 0 E: 0 K: 0 S: 3	H: 0 LOB: 0 BB: 0 P: 3	R: 0 E: 0 K: 1 S: 6	H: 1 LOB: 1 BB: 0 P: 6	R: 1 E: 0 K: 1 S: 7	H: 2 LOB: 1 BB: 0 P: 7	R: 0 E: 0 K: 0 S: 4	H: 2 LOB: 1 BB: 0 P: 4	R: 0 E: 0 K: 2 S: 8	H: 1 LOB: 1 BB: 0 P: 8	R: 1 E: 0 K: 1 S: 7	H: 2 LOB: 2 BB: 1 P: 11	R: 1 E: 0 K: 0 S: 4	H: 1 LOB: 0 BB: 0 P: 4	1B: 7 2B: 2 3B: 0 HR: 1	SF: 0 SAC: 0 DP: 0 HBP: 0	WP: 0 PB: 0 SB: 0 CS: 2	PA: 37		
<b>PITCHER</b>	IP	WLS	BF	H	R	ER	SO	BB	IBB	HBP	BLK	WP	HR	S	P	ERA	WHIP							
<b>Chris Short, L</b> (1, 1) <small>ERA: 3.09</small> <b>Skip Lockwood, R</b> (7, 1) <small>ERA: 2.75</small> <b>Frank Linzy, R</b> (9, 1) <small>ERA: 3.44</small>	6.0	W	23	6	1	1	4	2	0	0	0	0	0	29	37	1.50	1.333							
<b>Tim Johnson, L</b> (1, 6) <small>OBP: 0.296, SLG: 0.330</small>	6-3			FC6-2 2B		SH5-3		G6-4-3 1B		1B 1B								4	1	2	1	0	0	1
<b>Bob Coluccio, R</b> (1, 10) <small>OBP: 0.250, SLG: 0.370</small> <b>Joe Lahoud, L</b> (8, PH) <small>OBP: 0.209, SLG: 0.117</small>	F7			1-2 2B		P6		K		1B 1B								4	0	1	1	0	1	4
<b>Dave May, L</b> (1, 8) <small>OBP: 0.325, SLG: 0.476</small>	F2			F9		G6-4-3		F2										5	1	1	1	0	0	6
<b>George Scott, R</b> (1, 3) <small>OBP: 0.357, SLG: 0.410</small>	6-3			HR		5-3		F8										5	1	2	2	0	0	2
<b>Don Money, R</b> (1, 5) <small>OBP: 0.251, SLG: 0.285</small>	P4			6-3		BB		S 1B										3	0	1	0	1	0	0
<b>John Briggs, L</b> (1, 7) <small>OBP: 0.316, SLG: 0.353</small>	S BB			4-3		4-3		BB										2	0	0	0	2	0	2
<b>Ellie Rodriguez, R</b> (1, 2) <small>OBP: 0.317, SLG: 0.295</small>	6-3			BB		F8		1B 1B										3	1	1	0	1	0	3
<b>Gorman Thomas, R</b> (1, 9) <small>OBP: 0.294, SLG: 0.306</small>				CS 1B		K		1B 1B										4	0	2	0	0	2	3
<b>Pedro Garcia, R</b> (1, 4) <small>OBP: 0.322, SLG: 0.452</small>	FC6-2 3B			SH5-3 1B		1B		P6										4	1	3	0	0	0	0
<b>Inning Stats</b>	R: 0 E: 0 K: 0 S: 3	H: 0 LOB: 0 BB: 1 P: 3	R: 0 E: 0 K: 0 S: 3	H: 0 LOB: 1 BB: 1 P: 7	R: 1 E: 0 K: 0 S: 5	H: 3 LOB: 1 BB: 0 P: 5	R: 1 E: 0 K: 1 S: 6	H: 1 LOB: 1 BB: 1 P: 10	R: 2 E: 0 K: 0 S: 6	H: 3 LOB: 2 BB: 1 P: 10	R: 1 E: 0 K: 1 S: 8	H: 4 LOB: 0 BB: 0 P: 8	R: 0 E: 0 K: 1 S: 6	H: 1 LOB: 2 BB: 1 P: 10	R: 0 E: 0 K: 0 S: 5	H: 2 LOB: 2 BB: 0 P: 5	1B: 10 2B: 2 3B: 1 HR: 1	SF: 0 SAC: 1 DP: 1 HBP: 0	WP: 0 PB: 0 SB: 2 CS: 1	PA: 40				
<b>PITCHER</b>	IP	WLS	BF	H	R	ER	SO	BB	IBB	HBP	BLK	WP	HR	S	P	ERA	WHIP							
<b>Wilbur Wood, L</b> (1, 1) <small>ERA: 1.98</small> <b>Bart Johnson, R</b> (6, 1) <small>ERA: 2.0</small>	5.0	L	28	11	5	5	1	3	0	0	0	0	0	1	27	39	9.00	2.800						

Batter	1	2	3	4	5	6	7	8	9	AB	R	H	RBI	BB	SO	LOB	BOTTOM							
<b>Tim Johnson, L</b> (1, 6) <small>OBP: 0.296, SLG: 0.330</small>	6-3			FC6-2 2B		SH5-3		G6-4-3 1B		1B 1B							4	1	2	1	0	0	1	
<b>Bob Coluccio, R</b> (1, 10) <small>OBP: 0.250, SLG: 0.370</small> <b>Joe Lahoud, L</b> (8, PH) <small>OBP: 0.209, SLG: 0.117</small>	F7			1-2 2B		P6		K		1B 1B								4	0	1	1	0	1	4
<b>Dave May, L</b> (1, 8) <small>OBP: 0.325, SLG: 0.476</small>	F2			F9		G6-4-3		F2										5	1	1	1	0	0	6
<b>George Scott, R</b> (1, 3) <small>OBP: 0.357, SLG: 0.410</small>	6-3			HR		5-3		F8										5	1	2	2	0	0	2
<b>Don Money, R</b> (1, 5) <small>OBP: 0.251, SLG: 0.285</small>	P4			6-3		BB		S 1B										3	0	1	0	1	0	0
<b>John Briggs, L</b> (1, 7) <small>OBP: 0.316, SLG: 0.353</small>	S BB			4-3		4-3		BB										2	0	0	0	2	0	2
<b>Ellie Rodriguez, R</b> (1, 2) <small>OBP: 0.317, SLG: 0.295</small>	6-3			BB		F8		1B 1B										3	1	1	0	1	0	3
<b>Gorman Thomas, R</b> (1, 9) <small>OBP: 0.294, SLG: 0.306</small>				CS 1B		K		1B 1B										4	0	2	0	0	2	3
<b>Pedro Garcia, R</b> (1, 4) <small>OBP: 0.322, SLG: 0.452</small>	FC6-2 3B			SH5-3 1B		1B		P6										4	1	3	0	0	0	0
<b>Inning Stats</b>	R: 0 E: 0 K: 0 S: 3	H: 0 LOB: 0 BB: 1 P: 3	R: 0 E: 0 K: 0 S: 3	H: 0 LOB: 1 BB: 1 P: 7	R: 1 E: 0 K: 0 S: 5	H: 3 LOB: 1 BB: 0 P: 5	R: 1 E: 0 K: 1 S: 6	H: 1 LOB: 1 BB: 1 P: 10	R: 2 E: 0 K: 0 S: 6	H: 3 LOB: 2 BB: 1 P: 10	R: 1 E: 0 K: 1 S: 8	H: 4 LOB: 0 BB: 0 P: 8	R: 0 E: 0 K: 1 S: 6	H: 1 LOB: 2 BB: 1 P: 10	R: 0 E: 0 K: 0 S: 5	H: 2 LOB: 2 BB: 0 P: 5	1B: 10 2B: 2 3B: 1 HR: 1	SF: 0 SAC: 1 DP: 1 HBP: 0	WP: 0 PB: 0 SB: 2 CS: 1	PA: 40				
<b>PITCHER</b>	IP	WLS	BF	H	R	ER	SO	BB	IBB	HBP	BLK	WP	HR	S	P	ERA	WHIP							
<b>Wilbur Wood, L</b> (1, 1) <small>ERA: 1.98</small> <b>Bart Johnson, R</b> (6, 1) <small>ERA: 2.0</small>	5.0	L	28	11	5	5	1	3	0	0	0	0	0	1	27	39	9.00	2.800						





Batter	1	2	3	4	5	6	7	8	9	10	11	12	13	AB R H RBI BB SO LOB	TOP																					
Pat Kelly, L OBP: 0.424, SLG: 0.434 (1, 9)														6 0 2 0 0 1 3	<b>Chicago White Sox @ Milwaukee Brewers</b> Milwaukee County Stadium, Milwaukee, WI Sat Jun 02 1973, 4:35 AM EDT Att. 31,836 - Unknown - 82 F <a href="http://livebaseballscorecards.com">livebaseballscorecards.com</a>																					
Bill Sharp, L OBP: 0.278, SLG: 0.375 (1, 8)														5 0 0 0 0 1 3																						
Dick Allen, R OBP: 0.399, SLG: 0.663 (1, 3)														4 1 2 2 2 2 1																						
Bill Melton, R OBP: 0.382, SLG: 0.538 (1, 5)														6 0 1 0 0 3 6																						
Carlos May, L OBP: 0.356, SLG: 0.418 (1, 10)														4 0 2 0 2 0 2																						
Rick Reichardt, R OBP: 0.314, SLG: 0.364 (1, 7)														5 0 0 0 0 0 6																						
Ed Herrmann, L OBP: 0.298, SLG: 0.404 (1, 2)														5 0 0 0 0 0 2																						
Eddie Leon, R OBP: 0.297, SLG: 0.291 (1, 6)														5 0 2 0 0 2 1																						
Luis Alvarado, R OBP: 0.227, SLG: 0.190 (6, PH)														2 0 0 0 0 0 1																						
Jorge Orta, L OBP: 0.298, SLG: 0.298 (8, PR)														1 0 1 0 0 0 0																						
Bucky Dent, R (8, 4)														2 1 0 0 0 0 1																						
<b>Inning Stats</b>	R: 0 E: 0 K: 2 S: 8	H: 1 LOB: 1 BB: 0 P: 8	R: 0 E: 0 K: 0 S: 2	H: 0 LOB: 0 BB: 1 P: 6	R: 0 E: 0 K: 0 S: 3	H: 1 LOB: 0 BB: 0 P: 3	R: 0 E: 0 K: 1 S: 6	H: 1 LOB: 2 BB: 1 P: 10	R: 0 E: 0 K: 1 S: 5	H: 0 LOB: 0 BB: 0 P: 5	R: 0 E: 0 K: 1 S: 5	H: 0 LOB: 1 BB: 1 P: 9	R: 0 E: 0 K: 0 S: 3	H: 2 LOB: 1 BB: 0 P: 4		R: 0 E: 0 K: 0 S: 3	H: 0 LOB: 0 BB: 0 P: 3	R: 0 E: 0 K: 0 S: 4	H: 1 LOB: 2 BB: 1 P: 8	1B: 8 2B: 1 3B: 0 HR: 1	SF: 0 SAC: 1 DP: 3 HBP: 0	W/P: 0 P/B: 0 SB: 1 CS: 0	PA: 50													
<b>PITCHER</b>	IP WLS BF H R ER SO BB IBB HBP BLK WP HR S P ERA WHIP																																			
Jim Slaton, R ERA: 2.55 (1, 1)	10.1	41	9	2	2	9	3	0	0	0	0	0	1	56	68	1.74	1.161																			
Frank Lintz, R ERA: 3.0 (11, 1)	2.2	9	1	0	0	0	0	1	0	0	0	0	0	8	12	0.00	0.375																			

Batter	1	2	3	4	5	6	7	8	9	10	11	12	13	AB R H RBI BB SO LOB	BOTTOM																				
Tim Johnson, L OBP: 0.301, SLG: 0.327 (1, 6)														4 0 1 0 1 2 0	<b>Chicago White Sox @ Milwaukee Brewers</b> Milwaukee County Stadium, Milwaukee, WI Sat Jun 02 1973, 4:35 AM EDT Att. 31,836 - Unknown - 82 F <a href="http://livebaseballscorecards.com">livebaseballscorecards.com</a>																				
Don Money, R OBP: 0.240, SLG: 0.287 (1, 5)														6 0 1 0 0 2 3																					
Dave May, L OBP: 0.325, SLG: 0.466 (1, 8)														4 1 0 0 2 0 3																					
George Scott, R OBP: 0.398, SLG: 0.404 (1, 3)														5 1 1 0 1 0 0																					
John Briggs, L OBP: 0.324, SLG: 0.353 (1, 7)														3 0 1 0 2 1 2																					
Joe Lahoud, L OBP: 0.217, SLG: 0.115 (1, 10)														1 0 0 0 1 0 1																					
Ollie Brown, R OBP: 0.304, SLG: 0.321 (6, PH)														3 0 1 0 1 1 2																					
Bob Heise, R OBP: 0.286, SLG: 0.357 (13, PR)														0 1 0 0 0 0 0																					
Elie Rodriguez, R OBP: 0.319, SLG: 0.299 (1, 2)														6 0 2 3 0 2 3																					
Bob Coluccio, R OBP: 0.239, SLG: 0.352 (1, 9)														5 0 0 0 0 1 2																					
Pedro Garcia, R OBP: 0.324, SLG: 0.447 (1, 4)														4 0 1 0 1 2 0																					
<b>Inning Stats</b>	R: 0 E: 0 K: 1 S: 4	H: 0 LOB: 0 BB: 1 P: 8	R: 0 E: 0 K: 0 S: 3	H: 0 LOB: 1 BB: 1 P: 7	R: 0 E: 0 K: 0 S: 4	H: 1 LOB: 2 BB: 1 P: 8	R: 0 E: 0 K: 1 S: 5	H: 0 LOB: 1 BB: 1 P: 9	R: 0 E: 0 K: 2 S: 7	H: 0 LOB: 0 BB: 0 P: 7	R: 2 E: 0 K: 2 S: 9	H: 2 LOB: 2 BB: 2 P: 17	R: 0 E: 0 K: 1 S: 6	H: 1 LOB: 1 BB: 0 P: 6		R: 0 E: 0 K: 0 S: 3	H: 1 LOB: 1 BB: 1 P: 7	R: 0 E: 0 K: 2 S: 7	H: 0 LOB: 0 BB: 0 P: 7	R: 0 E: 0 K: 1 S: 5	H: 0 LOB: 0 BB: 0 P: 5	R: 1 E: 0 K: 0 S: 3	H: 2 LOB: 2 BB: 1 P: 7	1B: 7 2B: 1 3B: 0 HR: 0	SF: 0 SAC: 2 DP: 1 HBP: 0	W/P: 0 P/B: 0 SB: 2 CS: 1	PA: 53								
<b>PITCHER</b>	IP WLS BF H R ER SO BB IBB HBP BLK WP HR S P ERA WHIP																																		
Steve Stone, R ERA: 4.94 (1, 1)	5.1	22	2	2	2	5	5	0	0	0	0	0	27	47	3.38	1.312																			
Terry Forster, L ERA: 1.8 (6, 1)	7.1	L	29	5	1	1	6	4	0	0	0	0	37	53	1.23	1.227																			
Cy Acosta, R ERA: 3.27 (13, 1)	0.0	1	1	0	0	0	0	0	0	0	0	0	1	1	∞	∞																			



Batter	1	2	3	4	5	6	7	8	9	AB	R	H	RBI	BB	SO	LOB	TOP			
Pat Kelly, L OBP: 0.413, SLG: 0.421 (1, 9)	G3		K			3-1			4-3	4	0	0	0	0	1	0	<b>Chicago White Sox @ Milwaukee Brewers</b> Milwaukee County Stadium, Milwaukee, WI Sun Jun 03 1973, 4:33 AM EDT Att: 26,788 - Unknown - 82 F <a href="http://livebaseballscorecards.com">livebaseballscorecards.com</a>			
Carlos May, L OBP: 0.353, SLG: 0.435 (1, 10)	HR		F8			L6			4-3	4	1	1	1	0	0	0				
Dick Allen, R OBP: 0.398, SLG: 0.655 (1, 3)	6-3				CS BB				5-3	2	0	0	0	1	0	0				
Bill Melton, R OBP: 0.376, SLG: 0.526 (1, 5)	F8				1-2	6-3			5-3	3	0	0	0	0	0	1				
Rick Reichardt, R OBP: 0.306, SLG: 0.353 (1, 7)		5-3				5-3			6-3	3	0	0	0	0	0	0				
Ed Herrmann, L OBP: 0.307, SLG: 0.411 (1, 2)						3-1			G6-4-3 1B	3	0	2	0	0	0	0				
Eddie Leon, R OBP: 0.291, SLG: 0.285 (1, 6)			F9			F8			G6-4-3 1-2	3	0	0	0	0	0	2				
Bill Sharp, L OBP: 0.238, SLG: 0.316 (1, 8)			G3			P3			K	3	0	0	0	0	1	1				
Luis Alvarado, R OBP: 0.208, SLG: 0.174 (1, 4)			5-3			F8			K	2	0	0	0	0	0	0				
Jorge Orta, L OBP: 0.286, SLG: 0.295 (9, PH)										1	0	0	0	0	1	0				
<b>Inning Stats</b>	R: 1 E: 0 K: 0 S: 4	H: 1 LOB: 0 BB: 0 P: 4	R: 0 E: 0 K: 0 S: 4	H: 1 LOB: 1 BB: 0 P: 4	R: 0 E: 0 K: 1 S: 5	H: 0 LOB: 0 BB: 0 P: 5	R: 0 E: 0 K: 0 S: 2	H: 0 LOB: 0 BB: 1 P: 6	R: 0 E: 0 K: 0 S: 3	H: 0 LOB: 0 BB: 0 P: 3	R: 0 E: 0 K: 0 S: 3	H: 0 LOB: 0 BB: 0 P: 3	R: 0 E: 0 K: 1 S: 5	H: 1 LOB: 0 BB: 0 P: 5	R: 0 E: 0 K: 1 S: 5	H: 0 LOB: 0 BB: 0 P: 5	1B: 2 2B: 0 3B: 0 HR: 1	SF: 0 SAC: 0 DP: 1 HBP: 0	WP: 0 PB: 0 SB: 0 CS: 1	PA: 29
<b>PITCHER</b> Jerry Bell, R ERA: 3.83 (1, 1)	IP: 9.0 WLS: W BF: 29 H: 3 R: 1 ER: 1 SO: 3 BB: 1 IBB: 0 HBP: 0 BLK: 0 WP: 0 HR: 1 S: 34 P: 38 ERA: 1.00 WHIP: 0.444															<b>PITCHER</b>				

Batter	1	2	3	4	5	6	7	8	9	AB	R	H	RBI	BB	SO	LOB	BOTTOM			
Tim Johnson, L OBP: 0.305, SLG: 0.330 (1, 6)	6-3	FC4-6		G3		FC6-5 SH1-3 2H 1B		2B 1B		5	1	2	1	0	0	3	<b>Chicago White Sox @ Milwaukee Brewers</b> Milwaukee County Stadium, Milwaukee, WI Sun Jun 03 1973, 4:33 AM EDT Att: 26,788 - Unknown - 82 F <a href="http://livebaseballscorecards.com">livebaseballscorecards.com</a>			
Don Money, R OBP: 0.254, SLG: 0.297 (1, 5)	G3 1B	1-3		F3		SH1-3 1-2		1B SF8 2B		4	2	2	0	0	0	3				
Dave May, L OBP: 0.327, SLG: 0.464 (1, 8)	G3 1-2			K 1B		FC6-5 2-3		1B		5	0	2	1	0	1	4				
George Scott, R OBP: 0.357, SLG: 0.402 (1, 3)	1B BB			K		F8 FC4-6 1B		SF8 2-3 3-H		3	1	1	1	1	1	2				
John Briggs, L OBP: 0.332, SLG: 0.379 (1, 7)	1B 1-2 2-H			1B		FC4-6 SH1-3 1B 1-2		K HR		5	2	3	2	0	1	2				
Darrell Porter, L OBP: 0.330, SLG: 0.412 (1, 10)	1B 1-3 2-H			K		SH1-3 1-2		G3		3	0	1	1	0	1	2				
Joe Lahoud, L OBP: 0.219, SLG: 0.123 (1, 9)	4-3			K		1B 2-H		K		4	0	1	1	0	2	4				
Ellie Rodriguez, R OBP: 0.315, SLG: 0.286 (1, 2)		L5				F9		6-3		3	0	0	0	1	0	1				
Pedro Garcia, R OBP: 0.328, SLG: 0.461 (1, 4)		E5 FC4-6				1B 2B		K		4	1	2	0	0	1	0				
<b>Inning Stats</b>	R: 2 E: 0 K: 0 S: 6	H: 3 LOB: 2 BB: 1 P: 10	R: 0 E: 1 K: 0 S: 4	H: 0 LOB: 1 BB: 0 P: 4	R: 0 E: 0 K: 3 S: 11	H: 2 LOB: 2 BB: 0 P: 11	R: 0 E: 0 K: 1 S: 6	H: 1 LOB: 2 BB: 1 P: 10	R: 1 E: 0 K: 0 S: 5	H: 2 LOB: 1 BB: 0 P: 5	R: 1 E: 0 K: 0 S: 5	H: 2 LOB: 1 BB: 0 P: 5	R: 1 E: 0 K: 2 S: 10	H: 3 LOB: 1 BB: 0 P: 10	R: 2 E: 0 K: 2 S: 10	H: 3 LOB: 1 BB: 0 P: 10	1B: 10 2B: 3 3B: 0 HR: 1	SF: 1 SAC: 2 DP: 0 HBP: 0	WP: 0 PB: 0 SB: 0 CS: 0	PA: 41
<b>PITCHER</b> Stan Bahnsen, R ERA: 3.1 (1, 1)	IP: 6.0 WLS: L BF: 31 H: 10 R: 4 ER: 4 SO: 4 BB: 2 IBB: 0 HBP: 0 BLK: 0 WP: 0 HR: 0 S: 37 P: 45 ERA: 6.00 WHIP: 2.000															<b>PITCHER</b>				
Cy Acosta, R ERA: 4.85 (7, 1)	IP: 2.0 WLS: L BF: 10 H: 4 R: 3 ER: 3 SO: 3 BB: 0 IBB: 0 HBP: 0 BLK: 0 WP: 0 HR: 1 S: 16 P: 16 ERA: 13.50 WHIP: 2.000															<b>PITCHER</b>				







Batter	1	2	3	4	5	6	7	8	9	AB	R	H	RBI	BB	SO	LOB	TOP										
Pat Kelly, L OBP: 0.415, SLG: 0.433 (1,9)	0-0 1-3		0-0 4-1			0-0 G6-4-3	0-0 G4-3			4	0	1	0	0	0	1											
Bill Shero, L OBP: 0.280, SLG: 0.318 (1,8)	0-0 1-3		0-3 K			4-0 G6-4-3		0-3 K		2	0	0	0	1	1	0											
Rick Reichardt, R OBP: 0.304, SLG: 0.349 (8,PH)										1	0	0	0	0	1	0											
Dick Allen, R OBP: 0.405, SLG: 0.682 (1,3)	0-3 K			0-0 HR		0-0 G6-4-3		0-0 5-3		4	1	1	1	0	1	2											
Bill Melton, R OBP: 0.365, SLG: 0.503 (1,5)		0-0 4-3		0-0 F8		0-0 F8		0-0 5-3		4	0	0	0	0	0	1											
Carlos May, L OBP: 0.346, SLG: 0.422 (1,7)	0-0 F5		0-0 4-3					0-0 F3		4	1	1	0	0	0	0											
Tony Muser, L OBP: 0.438, SLG: 0.536 (1,10)	0-0 3B		0-0 4-3					0-0 5-3		3	1	2	0	0	0	0											
Mike Andrews, R OBP: 0.316, SLG: 0.282 (9,PH)										1	0	0	0	0	0	0											
Ed Herrmann, L OBP: 0.304, SLG: 0.395 (1,2)	4-0 BB			0-0 F8		0-0 F6		0-0 6-3		3	0	0	0	1	0	2											
Eddie Leon, R OBP: 0.297, SLG: 0.326 (1,6)	0-0 F9			0-0 F9		0-0 1B				3	1	1	1	0	0	2											
Jorge Orta, L OBP: 0.286, SLG: 0.295 (1,4)			0-3 K		0-0 F5		0-0 1B			3	0	1	2	0	1	0											
<b>Inning Stats</b>	R: 0 E: 0 K: 1 S: 5	H: 0 LOB: 0 P: 5	R: 0 E: 0 K: 0 S: 4	H: 1 LOB: 2 P: 8	R: 0 E: 0 K: 2 S: 7	H: 0 LOB: 0 P: 7	R: 1 E: 0 K: 0 S: 4	H: 1 LOB: 0 P: 4	R: 0 E: 0 K: 0 S: 3	H: 0 LOB: 0 P: 3	R: 0 E: 0 K: 0 S: 3	H: 0 LOB: 0 P: 5	R: 0 E: 0 K: 0 S: 3	H: 0 LOB: 0 P: 3	R: 0 E: 0 K: 0 S: 3	H: 0 LOB: 0 P: 3	1B: 3 2B: 2 3B: 1 HR: 1	SF: 0 SAC: 0 DP: 2 HBP: 0	WP: 0 PB: 0 CS: 0	PA: 34							
<b>PITCHER</b>	IP	WLS	BF	H	R	ER	SO	BB	IBB	HBP	BLK	WP	HR	S	P	ERA	WHIP										
Doyle Alexander, R ERA: 3.19 (1,1)	6.0	W	24	5	3	3	3	2	0	0	0	0	1	28	36	4.50	1.167										
Bob Reynolds, R ERA: 2.57 (7,1)	0.1		3	2	1	1	0	0	0	0	0	0	0	3	3	27.00	6.000										
Grant Jackson, L ERA: 1.69 (7,1)	2.2	S	7	0	0	0	1	0	0	0	0	0	0	9	9	0.00	0.000										

Chicago White Sox @ Baltimore Orioles  
 Memorial Stadium, Baltimore, MD  
 Wed Jun 06 1973, 7:05 PM EDT  
 Att: 8,611 - Unknown - 85 F

AB	32
R	4
H	7
RBI	4
BB	2
SO	4
LOB	8



Batter	1	2	3	4	5	6	7	8	9	AB	R	H	RBI	BB	SO	LOB	BOTTOM										
Al Bumby, L OBP: 0.317, SLG: 0.481 (1,9)	0-0 4-3	0-0 1B		0-0 F2		0-0 F7		0-0 1B		5	1	2	1	0	0	1											
Rich Coggins, L OBP: 0.323, SLG: 0.474 (1,8)	0-0 6-3	0-0 F7		4-0 BB		0-0 1B		0-0 1B		4	1	2	2	1	0	1											
Tommy Davis, R OBP: 0.307, SLG: 0.364 (1,10)	0-0 4-3		0-0 5-3	0-0 F7		0-0 5-3		0-0 1B		5	1	1	1	0	0	3											
Boog Powell, L OBP: 0.363, SLG: 0.309 (1,3)		4-0 2B	4-0 BB		0-0 F7		4-0 FC6-4	4-0 BB		1	2	0	0	4	0	0											
Don Baylor, R OBP: 0.302, SLG: 0.342 (1,7)	0-3 K	0-3 K	0-0 F3		1-0 HR		0-0 F6	0-3 K		3	1	0	0	0	1	3											
Paul Blair, R OBP: 0.304, SLG: 0.307 (8,8)										1	0	0	0	0	1	2											
Earl Williams, R OBP: 0.296, SLG: 0.369 (1,2)	0-3 K	0-3 K	0-3 K		0-0 HR		0-0 FC6-4	0-3 K		5	1	1	2	0	3	5											
Bobby Grich, R OBP: 0.396, SLG: 0.498 (1,4)	0-0 HR	0-0 2B		4-0 SF9	0-0 6-3		0-0 FC5-4	4-0 BB		3	3	1	0	2	0	1											
Brooks Robinson, R OBP: 0.257, SLG: 0.293 (1,5)	0-0 HR		0-0 SF9	0-0 F8						4	2	2	4	0	0	0											
Mark Belanger, R OBP: 0.286, SLG: 0.234 (1,6)	4-0 1B			1-0 BB		0-0 F3				2	2	0	0	1	1	1											
<b>Inning Stats</b>	R: 0 E: 0 K: 0 S: 3	H: 0 LOB: 0 P: 3	R: 4 E: 0 K: 2 S: 10	H: 3 LOB: 1 P: 18	R: 0 E: 0 K: 1 S: 5	H: 0 LOB: 1 P: 9	R: 1 E: 0 K: 0 S: 3	H: 0 LOB: 2 P: 12	R: 2 E: 0 K: 0 S: 4	H: 1 LOB: 0 P: 5	R: 0 E: 0 K: 0 S: 4	H: 1 LOB: 1 P: 4	R: 0 E: 0 K: 0 S: 3	H: 0 LOB: 1 P: 7	R: 7 E: 2 K: 3 S: 15	H: 4 LOB: 1 P: 23	1B: 6 2B: 1 3B: 0 HR: 2	SF: 1 SAC: 1 DP: 0 HBP: 2	WP: 0 PB: 0 CS: 0	PA: 45							
<b>PITCHER</b>	IP	WLS	BF	H	R	ER	SO	BB	IBB	HBP	BLK	WP	HR	S	P	ERA	WHIP										
Eddie Fisher, R ERA: 4.48 (1,1)	1.2	L	10	3	4	4	2	2	0	0	0	0	1	12	20	21.60	3.000										
Rich Gossage, R ERA: 9.12 (2,1)	3.1		16	1	3	2	1	3	0	2	0	0	1	13	27	5.40	1.200										
Dennis O'Toole, R ERA: 12.46 (6,1)	2.0		12	4	4	4	0	1	0	0	0	0	0	11	15	18.00	2.500										
Cy Acosta, R ERA: 4.4 (8,1)	1.0		7	1	3	0	3	2	0	0	0	0	0	11	19	0.00	3.000										

Chicago White Sox @ Baltimore Orioles  
 Memorial Stadium, Baltimore, MD  
 Wed Jun 06 1973, 7:05 PM EDT  
 Att: 8,611 - Unknown - 85 F

AB	33
R	14
H	9
RBI	10
BB	8
SO	6
LOB	17





Batter	1	2	3	4	5	6	7	8	9	AB	R	H	RBI	BB	SO	LOB	TOP			
Pat Kelly, L OBP: 0.417, SLG: 0.434 (1, 9)										4	1	2	0	0	0	2	Chicago White Sox @ Baltimore Orioles Memorial Stadium, Baltimore, MD Thu Jun 07 1973, 7:05 PM EDT Att: 8,647 - Unknown			
Bill Shero, L OBP: 0.276, SLG: 0.308 (1, 8)										4	0	1	1	0	1	3				
Dick Allen, R OBP: 0.397, SLG: 0.667 (1, 3)										4	0	0	0	0	1	2				
Bill Melton, R OBP: 0.367, SLG: 0.500 (1, 5)										3	0	1	0	1	1	1				
Carlos May, L OBP: 0.343, SLG: 0.413 (1, 7)										3	0	0	0	1	1	3				
Tony Muser, L OBP: 0.426, SLG: 0.500 Mike Andrews, R OBP: 0.313, SLG: 0.280 (8, PH)										2	1	0	0	1	0	1				
Ed Herrmann, L OBP: 0.302, SLG: 0.385 (1, 2)										3	1	0	0	1	1	0				
Eddie Leon, R OBP: 0.306, SLG: 0.338 (1, 6)										4	0	3	1	0	0	0				
Jorge Orta, L OBP: 0.278, SLG: 0.289 (1, 4)										3	0	0	1	0	0	2				
<b>Inning Stats</b>	R: 0 E: 0 K: 2 S: 8	H: 1 LOB: 1 BB: 0 P: 8	R: 0 E: 0 K: 0 S: 3	H: 0 LOB: 0 BB: 0 P: 3	R: 0 E: 0 K: 1 S: 6	H: 1 LOB: 1 BB: 0 P: 6	R: 0 E: 0 K: 0 S: 2	H: 0 LOB: 0 BB: 1 P: 6	R: 2 E: 0 K: 0 S: 4	H: 1 LOB: 1 BB: 2 P: 12	R: 0 E: 0 K: 0 S: 3	H: 1 LOB: 0 BB: 0 P: 7	R: 0 E: 0 K: 1 S: 5	H: 3 LOB: 2 BB: 0 P: 8	R: 0 E: 0 K: 1 S: 5	H: 0 LOB: 0 BB: 0 P: 5		1B: 7 2B: 1 3B: 0 HR: 0	SF: 1 SAC: 0 DP: 2 HBP: 0	WP: 0 PB: 1 SB: 1 CS: 0
<b>PITCHER</b>	IP WLS BF H R ER SO BB IBB HBP BLK WP HR S P ERA WHIP																			
Jim Palmer, R ERA: 2.39 Grant Jackson, L ERA: 1.57	(1, 1) 7.1 L 31 7 3 3 3 4 0 0 0 0 0 0 0 0 33 49 3.68 1.500																			
(8, 1) 1.2 5 0 0 0 2 0 0 0 0 0 0 0 0 9 9 0.00 0.000																				

Batter	1	2	3	4	5	6	7	8	9	AB	R	H	RBI	BB	SO	LOB	BOTTOM					
Al Bumbry, L OBP: 0.314, SLG: 0.494 Andy Etchebarren, R OBP: 0.304, SLG: 0.476 (8, PH)										4	0	1	0	0	2	3	Chicago White Sox @ Baltimore Orioles Memorial Stadium, Baltimore, MD Thu Jun 07 1973, 7:05 PM EDT Att: 8,647 - Unknown					
Rich Coggins, L OBP: 0.326, SLG: 0.463 (1, 9)										4	0	1	0	0	0	1						
Tommy Davis, R OBP: 0.305, SLG: 0.384 (1, 10)										4	1	1	1	0	1	2						
Boog Powell, L OBP: 0.361, SLG: 0.303 (1, 3)										3	0	0	0	1	0	1						
Bobby Grich, R OBP: 0.398, SLG: 0.404 (1, 4)										2	1	0	0	2	1	0						
Earl Williams, R OBP: 0.301, SLG: 0.373 Enos Cabell, R OBP: 0.200, SLG: 0.222 (8, FR)										4	0	2	0	0	1	0						
Paul Blair, R OBP: 0.298, SLG: 0.300 (1, 8)										3	0	0	0	0	0	0						
Brooks Robinson, R OBP: 0.263, SLG: 0.292 Mark Belanger, R OBP: 0.296, SLG: 0.234 (8, 6)										1	0	0	0	2	0	0						
Don Baylor, R OBP: 0.306, SLG: 0.342 (8, PH)										0	0	0	0	1	0	0						
Frank Baker, L Larry Brown, R OBP: 0.300, SLG: 0.600 (8, 5)										1	0	0	0	1	0	1						
<b>Inning Stats</b>	R: 0 E: 0 K: 1 S: 6	H: 1 LOB: 1 BB: 0 P: 6	R: 0 E: 0 K: 0 S: 3	H: 0 LOB: 0 BB: 0 P: 3	R: 0 E: 0 K: 0 S: 2	H: 0 LOB: 0 BB: 1 P: 6	R: 1 E: 0 K: 1 S: 6	H: 1 LOB: 0 BB: 0 P: 6	R: 0 E: 0 K: 1 S: 5	H: 0 LOB: 1 BB: 1 P: 9	R: 0 E: 0 K: 0 S: 4	H: 2 LOB: 3 BB: 2 P: 12	R: 0 E: 1 K: 2 S: 7	H: 0 LOB: 2 BB: 1 P: 11	R: 0 E: 0 K: 1 S: 5	H: 0 LOB: 0 BB: 0 P: 5	R: 1 E: 0 K: 2 S: 8	H: 1 LOB: 3 BB: 2 P: 16	1B: 3 2B: 0 3B: 1 HR: 1	SF: 0 SAC: 1 DP: 1 HBP: 0	WP: 0 PB: 1 SB: 2 CS: 0	PA: 37
<b>PITCHER</b>	IP WLS BF H R ER SO BB IBB HBP BLK WP HR S P ERA WHIP																					
Steve Stone, R ERA: 4.42 Terry Forster, L ERA: 1.66	(1, 1) 5.2 W 23 3 1 1 3 4 0 0 0 0 0 0 0 25 41 1.59 1.235																					
(6, 1) 3.1 S 14 2 1 0 5 3 0 0 0 0 0 0 0 21 33 0.00 1.500																						



Batter	1	2	3	4	5	6	7	8	9	AB	R	H	RBI	BB	SO	LOB	TOP										
Pat Kelly, L OBP: 0.422, SLG: 0.436 (1, 9)										4	0	2	1	1	1	0	<b>Chicago White Sox @ Cleveland Indians</b> Cleveland Municipal Stadium, Cleveland, OH Fri Jun 08 1973, 7:05 PM EDT Alt. 9,595 - Unknown - 80 F <a href="http://livebaseballscorecards.com">livebaseballscorecards.com</a>										
Carlos May, L OBP: 0.345, SLG: 0.419 (1, 7)										5	1	2	1	0	1	2											
Dick Allen, R OBP: 0.402, SLG: 0.680 (1, 3)										4	1	2	2	1	0	2											
Bill Melton, R OBP: 0.358, SLG: 0.487 (1, 5)										5	0	0	0	0	1	5											
Rick Reichardt, R OBP: 0.302, SLG: 0.339 Bill Sharp, L OBP: 0.276, SLG: 0.308 (1, 8)										3	0	0	0	1	0	1											
Tony Muser, L OBP: 0.436, SLG: 0.485 (1, 10)										3	1	1	0	1	0	2											
Ed Herrmann, L OBP: 0.308, SLG: 0.389 (1, 2)										4	1	2	0	0	1	3											
Eddie Leon, R OBP: 0.307, SLG: 0.336 (1, 6)										4	1	1	1	0	1	1											
Jorge Orta, L OBP: 0.272, SLG: 0.281 (1, 4)										4	0	0	0	0	3	3											
<b>Inning Stats</b>	R: 0 E: 0 K: 0 S: 4	H: 1 LOB: 1 BB: 0 P: 4	R: 3 E: 0 K: 1 S: 8	H: 4 LOB: 2 BB: 1 P: 12	R: 0 E: 0 K: 0 S: 3	H: 0 LOB: 2 BB: 2 P: 11	R: 0 E: 0 K: 1 S: 5	H: 0 LOB: 0 BB: 0 P: 5	R: 2 E: 0 K: 2 S: 10	H: 3 LOB: 1 BB: 0 P: 10	R: 0 E: 0 K: 2 S: 7	H: 0 LOB: 0 BB: 0 P: 7	R: 0 E: 0 K: 1 S: 6	H: 1 LOB: 1 BB: 0 P: 6	R: 0 E: 0 K: 1 S: 6	H: 1 LOB: 1 BB: 0 P: 6		R: 0 E: 0 K: 0 S: 3	H: 0 LOB: 1 BB: 1 P: 7	1B: 8 2B: 1 3B: 0 HR: 1	SF: 0 SAC: 0 DP: 1 HBP: 0	WP: 0 PB: 0 SB: 2 CS: 0	PA: 40				
<b>PITCHER</b>	IP	WLS	BF	H	R	ER	SO	BB	IBB	HBP	BLK	WP	HR	S	P	ERA	WHIP										
Milt Wilcox, R ERA: 5.21 (1, 1)	4.2	L	24	8	5	5	3	3	0	0	0	0	1	27	39	9.64	2.357										
Brent Strom, L ERA: 5.29 (5, 1)	2.1		8	1	0	0	4	0	0	0	0	0	0	16	16	0.00	0.429										
Ed Farmer, R ERA: 4.67 (8, 1)	2.0		8	1	0	0	1	1	0	0	0	0	0	9	13	0.00	1.000										


Batter	1	2	3	4	5	6	7	8	9	AB	R	H	RBI	BB	SO	LOB	BOTTOM										
Buddy Bell, R OBP: 0.348, SLG: 0.345 (1, 5)										4	0	1	0	0	0	1	<b>Chicago White Sox @ Cleveland Indians</b> Cleveland Municipal Stadium, Cleveland, OH Fri Jun 08 1973, 7:05 PM EDT Alt. 9,595 - Unknown - 80 F <a href="http://livebaseballscorecards.com">livebaseballscorecards.com</a>										
Tom Ragland, R OBP: 0.333, SLG: 0.359 (1, 4)										4	0	0	0	0	0	2											
George Hendrick, R OBP: 0.283, SLG: 0.387 (1, 8)										4	1	1	1	0	0	1											
Charlie Spikes, R OBP: 0.285, SLG: 0.462 (1, 7)										4	1	1	1	0	0	0											
Dave Duncan, R OBP: 0.282, SLG: 0.399 (1, 2)										3	0	1	0	1	2	0											
John Ellis, R OBP: 0.346, SLG: 0.365 (1, 10)										3	0	0	0	1	0	1											
Chris Chambliss, L OBP: 0.258, SLG: 0.241 (1, 3)										3	0	0	0	0	1	3											
Rusty Torres, S OBP: 0.290, SLG: 0.281 (1, 9)										3	0	0	0	0	1	0											
Leo Cardenas, R OBP: 0.240, SLG: 0.223 (1, 6)										3	0	1	0	0	1	0											
<b>Inning Stats</b>	R: 0 E: 0 K: 0 S: 3	H: 1 LOB: 0 BB: 0 P: 3	R: 0 E: 0 K: 0 S: 3	H: 0 LOB: 1 BB: 1 P: 7	R: 0 E: 0 K: 0 S: 3	H: 0 LOB: 0 BB: 0 P: 3	R: 1 E: 0 K: 1 S: 7	H: 2 LOB: 2 BB: 1 P: 11	R: 0 E: 0 K: 0 S: 4	H: 1 LOB: 1 BB: 0 P: 4	R: 1 E: 0 K: 2 S: 6	H: 1 LOB: 0 BB: 0 P: 6	R: 0 E: 0 K: 2 S: 7	H: 0 LOB: 0 BB: 0 P: 7	R: 0 E: 0 K: 0 S: 3	H: 0 LOB: 0 BB: 0 P: 3		R: 0 E: 0 K: 1 S: 5	H: 0 LOB: 0 BB: 0 P: 5	1B: 3 2B: 1 3B: 0 HR: 2	SF: 0 SAC: 0 DP: 1 HBP: 0	WP: 0 PB: 0 SB: 0 CS: 0	PA: 33				
<b>PITCHER</b>	IP	WLS	BF	H	R	ER	SO	BB	IBB	HBP	BLK	WP	HR	S	P	ERA	WHIP										
Wilbur Wood, L ERA: 2.29 (1, 1)	9.0	W	33	5	2	2	5	2	0	0	0	0	2	41	49	2.00	0.778										



Batter	1	2	3	4	5	6	7	8	9	AB	R	H	RBI	BB	SO	LOB	TOP					
Pat Kelly, L OBP: 0.416, SLG: 0.425 (1, 9)	1-3		CS BB		K		G3		K	4	0	0	0	1	2	2						
Bill Shero, L OBP: 0.273, SLG: 0.300 (1, 8)	1B 3B		3-1			F8		L3		4	1	1	0	0	0	1						
Dick Allen, R OBP: 0.408, SLG: 0.685 (1, 3)	3B		S BB			4-3		4-3	2B	3	1	2	0	1	0	0						
Bill Melton, R OBP: 0.356, SLG: 0.492 (1, 5)	1H 3H PB		6-3			5-3		4-3		4	1	1	2	0	0	2						
Carlos May, L OBP: 0.343, SLG: 0.421 (1, 7)	4-3			L3				4-3		4	1	1	0	0	0	1						
Tony Muser, L OBP: 0.442, SLG: 0.486 (1, 10)	P4			G3						4	2	2	1	0	0	0						
Ed Herrmann, L OBP: 0.306, SLG: 0.380 (1, 2)		6-3			3-1					3	0	0	0	1	0	1						
Eddie Leon, R OBP: 0.299, SLG: 0.327 (1, 6)			F8			K				4	0	0	0	0	3	3	AB 34 R 6 H 9 RBI 5 BB 3 SO 5 LOB 10					
Jorge Orta, L OBP: 0.268, SLG: 0.277 (1, 4)			6-3			6-3				2	0	0	0	0	0	0						
Luis Alvarado, R OBP: 0.269, SLG: 0.240 (6, 4)										2	0	2	2	0	0	0						
<b>Inning Stats</b>	R: 3 E: 0 K: 0 S: 6	H: 3 LOB: 0 BB: 0 P: 6	R: 0 E: 0 K: 0 S: 3	H: 0 LOB: 0 BB: 0 P: 3	R: 0 E: 0 K: 0 S: 2	H: 0 LOB: 1 BB: 2 P: 10	R: 0 E: 0 K: 0 S: 3	H: 0 LOB: 0 BB: 0 P: 3	R: 0 E: 0 K: 2 S: 7	H: 0 LOB: 0 BB: 0 P: 7	R: 0 E: 0 K: 0 S: 3	H: 0 LOB: 0 BB: 0 P: 3	R: 2 E: 0 K: 1 S: 7	H: 3 LOB: 1 BB: 1 P: 11	R: 0 E: 0 K: 0 S: 4	H: 1 LOB: 1 BB: 0 P: 4	R: 1 E: 0 K: 2 S: 9	H: 2 LOB: 1 BB: 0 P: 9	1B: 6 2B: 2 3B: 1 HR: 0	SF: 0 SAC: 0 DP: 0 HBP: 0	WP: 0 PB: 1 CS: 3	PA: 37
<b>PITCHER</b> Gaylord Perry, R ERA: 2.87 (1, 1)	IP: 9.0 WLS: L BF: 37 H: 9 R: 6 ER: 6 SO: 5 BB: 3 IBB: 0 HBP: 0 BLK: 0 WP: 0 HR: 0 S: 44 P: 56 ERA: 6.00 WHIP: 1.333															<b>PITCHER</b>	IP: 9.0 WLS: L BF: 37 H: 9 R: 6 ER: 6 SO: 5 BB: 3 IBB: 0 HBP: 0 BLK: 0 WP: 0 HR: 0 S: 44 P: 56 ERA: 6.00 WHIP: 1.333					

Chicago White Sox @ Cleveland Indians  
Cleveland Municipal Stadium, Cleveland, OH  
Sat Jun 09 1973, 3:33 AM EDT  
Att: 17,736 - Unknown - 83 F


livebaseballscores.com



Batter	1	2	3	4	5	6	7	8	9	AB	R	H	RBI	BB	SO	LOB	BOTTOM			
Buddy Bell, R OBP: 0.342, SLG: 0.338 (1, 5)	5-3		5-3		5-3			1-3		4	0	0	0	0	0	0				
Rusty Torres, S OBP: 0.302, SLG: 0.295 (1, 9)	1B		E 1B			F9		FC6-4	1B	4	0	3	0	0	0	0				
George Hendrick, R OBP: 0.282, SLG: 0.399 (1, 8)	F9		E6			HR		FC6-4		4	1	1	1	0	0	3				
Charlie Spikes, R OBP: 0.284, SLG: 0.458 (1, 7)	1-2		F8			P4		1-3		4	0	1	0	0	0	3				
Dave Duncan, R OBP: 0.282, SLG: 0.411 (1, 2)	K2-3			K		5-3			HR	4	1	1	1	0	2	2				
Oscar Gamble, L OBP: 0.342, SLG: 0.604 (1, 10)		3-1			P3		HR		K	3	1	1	1	0	0	0				
John Ellis, R OBP: 0.343, SLG: 0.361 (9, FH)										1	0	0	0	0	1	0				
Chris Chambliss, L OBP: 0.283, SLG: 0.243 (1, 3)		4-3				1B		4-3		3	0	1	0	1	0	0				
Tom Ragland, R OBP: 0.327, SLG: 0.351 (1, 4)						6-3				2	0	0	0	0	1	0				
Watt Williams, R OBP: 0.266, SLG: 0.270 (7, FH)										1	0	0	0	0	1	1				
Frank Duffy, R OBP: 0.253, SLG: 0.241 (8, 6)										1	0	0	0	0	0	0				
Leo Cardenas, R OBP: 0.235, SLG: 0.219 (1, 6)										2	0	0	0	0	2	0				
Ron Litch, R OBP: 0.250, SLG: 0.347 (7, FH)										1	0	0	0	0	0	1				
Jack Brohamer, L OBP: 0.268, SLG: 0.307 (8, 4)										0	0	0	0	0	0	0				
<b>Inning Stats</b>	R: 0 E: 0 K: 1 S: 7	H: 2 LOB: 2 BB: 0 P: 7	R: 0 E: 0 K: 1 S: 5	H: 0 LOB: 0 BB: 0 P: 5	R: 0 E: 1 K: 1 S: 7	H: 1 LOB: 2 BB: 0 P: 7	R: 0 E: 0 K: 1 S: 5	H: 1 LOB: 1 BB: 0 P: 5	R: 0 E: 0 K: 0 S: 4	H: 1 LOB: 0 BB: 0 P: 4	R: 1 E: 0 K: 1 S: 5	H: 1 LOB: 0 BB: 1 P: 9	R: 0 E: 0 K: 0 S: 4	H: 1 LOB: 1 BB: 0 P: 4	R: 1 E: 0 K: 1 S: 6	H: 1 LOB: 0 BB: 0 P: 6	1B: 5 2B: 1 3B: 0 HR: 3	SF: 0 SAC: 0 DP: 1 HBP: 0	WP: 0 PB: 0 CS: 0	PA: 35
<b>PITCHER</b> Eddie Fisher, R ERA: 4.34 (1, 1)	IP: 6.0 WLS: W BF: 24 H: 6 R: 2 ER: 2 SO: 5 BB: 0 IBB: 0 HBP: 0 BLK: 0 WP: 0 HR: 2 S: 34 P: 34 ERA: 3.00 WHIP: 1.000															<b>PITCHER</b>	IP: 3.0 WLS: S BF: 11 H: 2 R: 1 ER: 1 SO: 2 BB: 1 IBB: 0 HBP: 0 BLK: 0 WP: 0 HR: 1 S: 14 P: 18 ERA: 3.00 WHIP: 1.000			

Chicago White Sox @ Cleveland Indians  
Cleveland Municipal Stadium, Cleveland, OH  
Sat Jun 09 1973, 3:33 AM EDT  
Att: 17,736 - Unknown - 83 F

livebaseballscores.com





Batter	1	2	3	4	5	6	7	8	9	AB	R	H	RBI	BB	SO	LOB	TOP			
Pat Kelly, L OBP: 0.407, SLG: 0.414 Chuck Brinkman, R OBP: 0.224, SLG: 0.209 Rick Reichardt, R OBP: 0.308, SLG: 0.373 Hank Allen, R (9, 2)	F8		F8		G4-3		G4-6-3		HR	4	0	0	0	0	0	4	<b>Chicago White Sox @ Cleveland Indians</b> Cleveland Municipal Stadium, Cleveland, OH Sun Jun 10 1973, 3:33 AM EDT Unknown - 85 F			
Bill Sharp, L OBP: 0.289, SLG: 0.382	3-1		BB		F7			HR	4	1	1	1	1	0	0					
Dick Allen, R OBP: 0.410, SLG: 0.679			G3			HBP		6-3		3	0	1	0	0	2					
Bill Melton, R OBP: 0.359, SLG: 0.490	K				2B	1B		FC6-4	BB	3	1	1	0	1	2					
Carlos May, L OBP: 0.307, SLG: 0.374 Johnny Jeter, R OBP: 0.240, SLG: 0.323 (7, PR)		F7			4-3	2B		FC6-4	CS	4	0	1	1	0	1					
Tony Muser, L OBP: 0.404, SLG: 0.439	F8				4-3			CS	K	4	0	0	0	0	1					
Ed Herrmann, L OBP: 0.307, SLG: 0.374 Johnny Jeter, R OBP: 0.240, SLG: 0.323 (7, PR)		F3			5-3				1B	2	0	0	0	1	0					
Eddie Leon, R OBP: 0.310, SLG: 0.338			BB		F3				1B	4	1	3	0	0	0					
Luis Alvarado, R OBP: 0.276, SLG: 0.250 Mike Andrews, R OBP: 0.311, SLG: 0.277 (9, PH)			L5			G4-3	1B		K	3	0	1	0	0	1					
										1	0	0	0	0	1					
<b>Inning Stats</b>	R: 0 E: 0 K: 1 S: 6	H: 1 LOB: 1 BB: 0 P: 6	R: 0 E: 0 K: 0 S: 3	H: 0 LOB: 0 BB: 0 P: 3	R: 0 E: 0 K: 0 S: 4	H: 1 LOB: 2 BB: 1 P: 8	R: 1 E: 0 K: 0 S: 5	H: 2 LOB: 1 BB: 0 P: 5	R: 0 E: 0 K: 2 S: 7	H: 0 LOB: 1 BB: 0 P: 8	R: 0 E: 0 K: 1 S: 5	H: 1 LOB: 2 BB: 1 P: 9	R: 1 E: 0 K: 0 S: 3	H: 1 LOB: 0 BB: 1 P: 7	R: 3 E: 0 K: 2 S: 10	H: 3 LOB: 0 BB: 0 P: 10	1B: 7 2B: 1 3B: 0 HR: 2	SF: 0 SAC: 0 DP: 2 HBP: 1	WP: 0 PB: 0 SB: 1 CS: 1	PA: 39
<b>PITCHER</b>	IP	WLS	BF	H	R	ER	SO	BB	IBB	HBP	BLK	WP	HR	S	P	ERA	WHIP			
Dick Tidrow, R ERA: 4.1 Jerry Johnson, R ERA: 4.45	7.0	L	29	7	2	2	4	2	0	1	0	0	1	34	43	2.57	1.286			
	2.0	L	9	3	3	3	2	1	0	0	0	0	1	12	16	13.50	2.000			

AB	34
R	5
H	10
RBI	5
BB	3
SO	6
LOB	19



Batter	1	2	3	4	5	6	7	8	9	AB	R	H	RBI	BB	SO	LOB	BOTTOM			
Buddy Bell, R OBP: 0.341, SLG: 0.341	3-1	5-3		F9			F9			4	1	1	0	0	0	3	<b>Chicago White Sox @ Cleveland Indians</b> Cleveland Municipal Stadium, Cleveland, OH Sun Jun 10 1973, 3:33 AM EDT Unknown - 85 F			
Jack Brohamer, L OBP: 0.237, SLG: 0.293	3-1	4-3			F8		F9			4	0	0	0	0	0	2				
George Hendrick, R OBP: 0.291, SLG: 0.418				FC6-4		HR		F9		3	1	2	2	1	0					
Charlie Spikes, R OBP: 0.284, SLG: 0.451			FC6-4		F9		F9			3	0	0	0	0	0	1				
Dave Duncan, R OBP: 0.276, SLG: 0.403	K		F2		K		K			4	0	0	0	0	3					
Oscar Gamble, L OBP: 0.331, SLG: 0.583	F8		5-3		F2				L3	4	0	0	0	0	0					
Chris Chambliss, L OBP: 0.259, SLG: 0.238 Walt Williams, R OBP: 0.262, SLG: 0.266		3-1		F8			F8		5-3	3	0	0	0	0	0					
Rusty Torres, S OBP: 0.309, SLG: 0.293 Ron Lolich, R OBP: 0.234, SLG: 0.360		1B	BB				F3		FC5-4	1	1	0	0	2	0					
Leo Cardenas, R OBP: 0.248, SLG: 0.224 John Ellis, R OBP: 0.339, SLG: 0.357		1B	BB		K				FC5-4	2	0	1	0	1	1					
										1	0	0	0	0	1					
<b>Inning Stats</b>	R: 1 E: 0 K: 1 S: 7	H: 2 LOB: 2 BB: 0 P: 8	R: 1 E: 0 K: 0 S: 4	H: 1 LOB: 1 BB: 1 P: 8	R: 0 E: 0 K: 0 S: 3	H: 0 LOB: 1 BB: 1 P: 7	R: 0 E: 0 K: 1 S: 5	H: 0 LOB: 1 BB: 1 P: 9	R: 1 E: 0 K: 1 S: 6	H: 1 LOB: 0 BB: 0 P: 6	R: 0 E: 0 K: 0 S: 2	H: 0 LOB: 0 BB: 1 P: 6	R: 0 E: 0 K: 1 S: 5	H: 0 LOB: 0 BB: 0 P: 5	R: 0 E: 0 K: 0 S: 4	H: 1 LOB: 1 BB: 0 P: 4	1B: 3 2B: 1 3B: 0 HR: 1	SF: 0 SAC: 0 DP: 0 HBP: 1	WP: 0 PB: 1 SB: 1 CS: 1	PA: 36
<b>PITCHER</b>	IP	WLS	BF	H	R	ER	SO	BB	IBB	HBP	BLK	WP	HR	S	P	ERA	WHIP			
Steve Stone, R ERA: 4.2 Terry Forster, L ERA: 1.73	8.1	W	33	4	3	3	4	4	0	1	0	0	0	3	3	0.00	1.500			
	0.2	S	3	1	0	0	0	0	0	0	0	0	0	3	3	0.00	1.500			

AB	31
R	3
H	5
RBI	2
BB	4
SO	4
LOB	14





Batter	1	2	3	4	5	6	7	8	9	AB	R	H	RBI	BB	SO	LOB	TOP					
Pat Kelly, L OBP: 0.406, SLG: 0.414 (1, 9)	F9	1B		FC3-2 S 1B		K		4-3		5	0	2	1	0	1	2	<b>Chicago White Sox @ Cleveland Indians</b> Cleveland Municipal Stadium, Cleveland, OH Sun Jun 10 1973, 3:38 AM EDT Att: 15,606 - Unknown					
Bill Shero, L OBP: 0.326, SLG: 0.421 (1, 8)	K	FC6-4 1B		FC3-2 BB		F7		BB	2B	4	0	2	1	1	1							
Carlos May, L OBP: 0.337, SLG: 0.413 (1, 10)	3-1	K		FC3-2 FC6-4		G3		BB	IBB	4	0	0	0	1	1	6						
Bill Melton, R OBP: 0.365, SLG: 0.495 Bucky Dent, R Mike Andrews, R OBP: 0.237, SLG: 0.273 Dick Allen, R OBP: 0.408, SLG: 0.676 (1, 9) (2, 5) (4, PH) (4, 5) (9, PH) (9, 3)		2B		FC6-4				1-3	K	2	1	1	0	0	0	2						
Rick Reichardt, R OBP: 0.311, SLG: 0.368 (1, 7)			5-3			F7		P4		4	1	1	1	1	0	0						
Tony Muser, L OBP: 0.392, SLG: 0.422 Johnny Jeter, R OBP: 0.237, SLG: 0.319 Hank Allen, R (1, 3) (9, PH) (9, 5)		2B	F8			K		4-3	K	4	1	1	0	0	1	0						
Ed Herrmann, L OBP: 0.316, SLG: 0.393 (1, 2)		1B	L6			FC6-4 BB		SH1-4 2B	1-3	4	1	2	1	1	0	3						
Eddie Leon, R OBP: 0.316, SLG: 0.344 (1, 6)		1B		FC3-2 SH3 1B		FC6-4		SH1-4		3	1	2	1	0	0	1						
Luis Alvarado, R OBP: 0.281, SLG: 0.258 (1, 4)	F3			SH3				6-3		3	0	1	0	0	0	3						
<b>Inning Stats</b>	R: 0 E: 0 K: 1 S: 5	H: 0 LOB: 0 BB: 0 P: 5	R: 5 E: 0 K: 1 S: 12	H: 7 LOB: 2 BB: 0 P: 12	R: 0 E: 0 K: 0 S: 3	H: 0 LOB: 0 BB: 0 P: 3	R: 0 E: 0 K: 0 S: 5	H: 2 LOB: 3 BB: 1 P: 9	R: 0 E: 0 K: 1 S: 6	H: 1 LOB: 1 BB: 0 P: 6	R: 0 E: 0 K: 0 S: 3	H: 0 LOB: 0 BB: 0 P: 3	R: 0 E: 0 K: 0 S: 4	H: 1 LOB: 1 BB: 0 P: 4	R: 0 E: 0 K: 2 S: 8	H: 1 LOB: 3 BB: 2 P: 16		1B: 8 2B: 4 3B: 0 HR: 0	SF: 0 SAC: 2 DP: 0 HBP: 0	WP: 0 PB: 0 SB: 0 CS: 0	PA: 43	
<b>PITCHER</b>	IP WLS BF H R ER SO BB IBB HBP BLK WP HR S P ERA WHIP	IP WLS BF H R ER SO BB IBB HBP BLK WP HR S P ERA WHIP	IP WLS BF H R ER SO BB IBB HBP BLK WP HR S P ERA WHIP	IP WLS BF H R ER SO BB IBB HBP BLK WP HR S P ERA WHIP	IP WLS BF H R ER SO BB IBB HBP BLK WP HR S P ERA WHIP	IP WLS BF H R ER SO BB IBB HBP BLK WP HR S P ERA WHIP	IP WLS BF H R ER SO BB IBB HBP BLK WP HR S P ERA WHIP	IP WLS BF H R ER SO BB IBB HBP BLK WP HR S P ERA WHIP	IP WLS BF H R ER SO BB IBB HBP BLK WP HR S P ERA WHIP	IP WLS BF H R ER SO BB IBB HBP BLK WP HR S P ERA WHIP	IP WLS BF H R ER SO BB IBB HBP BLK WP HR S P ERA WHIP	IP WLS BF H R ER SO BB IBB HBP BLK WP HR S P ERA WHIP	IP WLS BF H R ER SO BB IBB HBP BLK WP HR S P ERA WHIP	IP WLS BF H R ER SO BB IBB HBP BLK WP HR S P ERA WHIP	IP WLS BF H R ER SO BB IBB HBP BLK WP HR S P ERA WHIP	IP WLS BF H R ER SO BB IBB HBP BLK WP HR S P ERA WHIP	IP WLS BF H R ER SO BB IBB HBP BLK WP HR S P ERA WHIP					
Dick Bosman, R ERA: 5.04 (1, 1)	1.1	10	6	5	5	1	0	0	0	0	0	12	12	33.75	4.500							
Brent Strom, L ERA: 4.55 (2, 1)	6.0	25	5	0	0	3	2	0	0	0	0	29	37	0.00	1.167							
Ray Lamb, R ERA: 3.76 (8, 1)	1.0	6	1	0	0	1	1	1	0	0	0	6	14	0.00	2.000							
Tom Hilgendorf, L ERA: 1.86 (9, 1)	0.2	W	2	0	0	1	0	0	0	0	0	4	4	0.00	0.000							
<b>Batter</b>	<b>1</b>	<b>2</b>	<b>3</b>	<b>4</b>	<b>5</b>	<b>6</b>	<b>7</b>	<b>8</b>	<b>9</b>	<b>AB</b>	<b>R</b>	<b>H</b>	<b>RBI</b>	<b>BB</b>	<b>SO</b>	<b>LOB</b>	<b>BOTTOM</b>					
Buddy Bell, R OBP: 0.342, SLG: 0.343 (1, 5)	F2		2B	4-3			6-3		SH1-4 BB 1B	5	2	2	0	0	0	1	<b>Chicago White Sox @ Cleveland Indians</b> Cleveland Municipal Stadium, Cleveland, OH Sun Jun 10 1973, 3:38 AM EDT Att: 15,606 - Unknown					
Jack Brohamer, L OBP: 0.274, SLG: 0.313 (1, 4)	6-3		F7 1B		L3		FC4-6 1B		1B SH1-4 BB	4	1	2	1	1	0	0						
George Hendrick, R OBP: 0.290, SLG: 0.412 (1, 8)	5-3		F7		2B		FC4-6 1B		SH1-4	3	1	0	0	1	0	2						
John Ellis, R OBP: 0.360, SLG: 0.373 (1, 2)		HR	BB	1B		K		1B		4	1	3	2	1	1	1						
Oscar Gamble, L OBP: 0.344, SLG: 0.593 (1, 9)	F7		BB						1B	3	0	2	1	1	0	1						
John Lowenstein, L OBP: 0.341, SLG: 0.372 (1, 7)		HR	BB		2B		1B			4	1	1	2	0	0	6						
Chris Chambliss, L OBP: 0.259, SLG: 0.239 (1, 3)	P1						F9		K	4	0	1	0	0	1	0						
Walt Williams, R OBP: 0.246, SLG: 0.250 (1, 10)	K				L4		F8		P6	4	0	0	0	0	1	1						
Frank Duffy, R OBP: 0.242, SLG: 0.229 (1, 6)			1-3		K		L4		F5	4	0	0	0	0	1	1						
<b>Inning Stats</b>	R: 0 E: 0 K: 0 S: 3	H: 0 LOB: 0 BB: 0 P: 3	R: 2 E: 0 K: 1 S: 7	H: 2 LOB: 0 BB: 0 P: 7	R: 2 E: 0 K: 0 S: 6	H: 3 LOB: 2 BB: 1 P: 10	R: 0 E: 1 K: 1 S: 6	H: 1 LOB: 1 BB: 0 P: 6	R: 1 E: 0 K: 1 S: 6	H: 1 LOB: 1 BB: 1 P: 10	R: 0 E: 0 K: 0 S: 3	H: 0 LOB: 0 BB: 0 P: 3	R: 0 E: 0 K: 0 S: 5	H: 2 LOB: 3 BB: 1 P: 9	R: 0 E: 0 K: 1 S: 5	H: 0 LOB: 0 BB: 0 P: 5		R: 1 E: 0 K: 0 S: 3	H: 2 LOB: 2 BB: 1 P: 7	1B: 8 2B: 2 3B: 0 HR: 1	SF: 0 SAC: 1 DP: 0 HBP: 0	WP: 0 PB: 1 SB: 1 CS: 0
<b>PITCHER</b>	IP WLS BF H R ER SO BB IBB HBP BLK WP HR S P ERA WHIP	IP WLS BF H R ER SO BB IBB HBP BLK WP HR S P ERA WHIP	IP WLS BF H R ER SO BB IBB HBP BLK WP HR S P ERA WHIP	IP WLS BF H R ER SO BB IBB HBP BLK WP HR S P ERA WHIP	IP WLS BF H R ER SO BB IBB HBP BLK WP HR S P ERA WHIP	IP WLS BF H R ER SO BB IBB HBP BLK WP HR S P ERA WHIP	IP WLS BF H R ER SO BB IBB HBP BLK WP HR S P ERA WHIP	IP WLS BF H R ER SO BB IBB HBP BLK WP HR S P ERA WHIP	IP WLS BF H R ER SO BB IBB HBP BLK WP HR S P ERA WHIP	IP WLS BF H R ER SO BB IBB HBP BLK WP HR S P ERA WHIP	IP WLS BF H R ER SO BB IBB HBP BLK WP HR S P ERA WHIP	IP WLS BF H R ER SO BB IBB HBP BLK WP HR S P ERA WHIP	IP WLS BF H R ER SO BB IBB HBP BLK WP HR S P ERA WHIP	IP WLS BF H R ER SO BB IBB HBP BLK WP HR S P ERA WHIP	IP WLS BF H R ER SO BB IBB HBP BLK WP HR S P ERA WHIP	IP WLS BF H R ER SO BB IBB HBP BLK WP HR S P ERA WHIP	IP WLS BF H R ER SO BB IBB HBP BLK WP HR S P ERA WHIP					
Eddie Fisher, R ERA: 4.7 (1, 1)	2.2	13	5	4	4	1	2	0	0	0	0	15	15	13.50	1.875							
Rich Gossage, R ERA: 8.79 (3, 1)	2.0	10	2	1	1	2	2	0	0	0	0	12	20	4.50	2.000							
Cy Acosta, R ERA: 4.0 (5, 1)	3.2	L	16	3	1	1	2	0	0	0	0	16	24	2.46	1.364							
Terry Forster, L ERA: 1.73 (9, 1)	0.0	1	1	0	0	0	0	0	0	0	0	1	1	∞	∞							



Batter	1	2	3	4	5	6	7	8	9	AB	R	H	RBI	BB	SO	LOB	TOP								
<b>Johnny Jeter, R</b> OBP: 0.255, SLG: 0.333 (1, 8)										5	0	3	1	0	0	1									
<b>Pat Kelly, L</b> OBP: 0.411, SLG: 0.419 (1, 9)										5	2	3	1	0	1	2									
<b>Dick Allen, R</b> OBP: 0.408, SLG: 0.674 (1, 3) (6, 4)											5	0	2	1	0	1	3								
<b>Bill Melton, R</b> OBP: 0.357, SLG: 0.488 (1, 5)										5	0	1	1	0	2	1									
<b>Carlos May, L</b> OBP: 0.333, SLG: 0.407 (1, 7)										5	0	1	0	0	1	3									
<b>Rick Reichardt, R</b> OBP: 0.307, SLG: 0.361 (1, 10)										5	1	1	0	0	2	3									
<b>Ed Herrmann, L</b> OBP: 0.314, SLG: 0.388 (1, 2)										4	1	1	0	0	2	2									
<b>Eddie Leon, R</b> OBP: 0.320, SLG: 0.347 (1, 6)										4	1	2	0	0	0	1									
<b>Luis Alvarado, R</b> OBP: 0.324, SLG: 0.303 (6, PH)										2	0	2	0	0	0	0									
<b>Tony Muser, L</b> OBP: 0.396, SLG: 0.426 (6, 3)										2	0	1	1	0	0	1									
<b>Inning Stats</b>	R: 1 E: 0 K: 1 S: 7	H: 3 LOB: 1 BB: 0 P: 7	R: 1 E: 0 K: 1 S: 9	H: 4 LOB: 3 BB: 0 P: 9	R: 0 E: 0 K: 1 S: 6	H: 1 LOB: 1 BB: 0 P: 6	R: 0 E: 0 K: 0 S: 3	H: 1 LOB: 0 BB: 0 P: 3	R: 0 E: 0 K: 0 S: 3	H: 0 LOB: 0 BB: 0 P: 3	R: 2 E: 0 K: 1 S: 9	H: 4 LOB: 2 BB: 0 P: 9	R: 0 E: 0 K: 3 S: 9	H: 0 LOB: 0 BB: 0 P: 9	R: 0 E: 0 K: 1 S: 6	H: 1 LOB: 1 BB: 0 P: 6	R: 1 E: 0 K: 1 S: 8	H: 3 LOB: 2 BB: 0 P: 8	1B: 16 2B: 1 3B: 0 HR: 0	SF: 0 SAC: 0 DP: 1 HBP: 0	WP: 0 PB: 0 SB: 1 CS: 1	PA: 42			
<b>PITCHER</b>	IP	WLS	BF	H	R	ER	SO	BB	IBB	HBP	BLK	WP	HR	S	P	ERA	WHIP								
<b>Woodie Fryman, L</b> ERA: 5.34 (1, 1)	1.2		11	7	2	2	2	0	0	0	0	0	0	15	15	10.80	4.200								
<b>Tom Timmermann, R</b> ERA: 3.41 (2, 1)	4.0		17	6	2	2	1	0	0	0	0	0	0	19	19	4.50	1.500								
<b>John Hiller, L</b> ERA: 1.83 (6, 1)	3.1	W	14	4	1	1	6	0	0	0	0	0	0	26	26	2.70	1.200								

Chicago White Sox @ Detroit Tigers  
Tiger Stadium, Detroit, MI  
Tue Jun 12 1973, 7:05 PM EDT  
Att: 30,302 - Unknown

AB 42  
R 5  
H 17  
RBI 5  
BB 0  
SO 9  
LOB 17



Batter	1	2	3	4	5	6	7	8	9	AB	R	H	RBI	BB	SO	LOB	BOTTOM								
<b>Mickey Stanley, R</b> OBP: 0.311, SLG: 0.426 (1, 8)										3	1	1	1	1	1	1									
<b>Tony Taylor, R</b> OBP: 0.222, SLG: 0.263 (1, 4)										3	1	1	0	1	0	1									
<b>Al Kaline, R</b> OBP: 0.300, SLG: 0.345 (1, 9)										4	1	1	1	0	1	1									
<b>Willie Horton, R</b> OBP: 0.447, SLG: 0.633 <b>Rich Reese, L</b> OBP: 0.195, SLG: 0.133 (9, 3)										3	1	3	0	1	0	0									
<b>Bill Freehan, R</b> OBP: 0.346, SLG: 0.339 (1, 2)										3	0	0	1	0	0	3									
<b>Ike Brown, R</b> OBP: 0.426, SLG: 0.259 <b>Dick Sharon, R</b> OBP: 0.200, SLG: 0.400 (9, 7)										4	0	2	1	0	0	2									
<b>Frank Howard, R</b> OBP: 0.278, SLG: 0.310 (1, 10)										4	1	1	2	0	1	3									
<b>Aurelio Rodriguez, R</b> OBP: 0.232, SLG: 0.311 (1, 5)										4	0	0	0	0	0	1									
<b>Ed Brinkman, R</b> OBP: 0.335, SLG: 0.408 (1, 6)										3	1	1	0	0	0	0									
<b>Inning Stats</b>	R: 1 E: 0 K: 0 S: 5	H: 2 LOB: 1 BB: 0 P: 5	R: 0 E: 0 K: 1 S: 5	H: 1 LOB: 0 BB: 0 P: 5	R: 3 E: 1 K: 1 S: 8	H: 3 LOB: 2 BB: 2 P: 16	R: 0 E: 0 K: 0 S: 3	H: 0 LOB: 1 BB: 1 P: 7	R: 0 E: 0 K: 0 S: 4	H: 1 LOB: 1 BB: 0 P: 4	R: 0 E: 0 K: 0 S: 3	H: 0 LOB: 0 BB: 0 P: 3	R: 0 E: 0 K: 1 S: 5	H: 1 LOB: 0 BB: 0 P: 5	R: 2 E: 0 K: 0 S: 5	H: 2 LOB: 2 BB: 0 P: 5	1B: 6 2B: 2 3B: 0 HR: 2	SF: 1 SAC: 0 DP: 0 HBP: 0	WP: 0 PB: 0 SB: 0 CS: 2	PA: 36					
<b>PITCHER</b>	IP	WLS	BF	H	R	ER	SO	BB	IBB	HBP	BLK	WP	HR	S	P	ERA	WHIP								
<b>Wilbur Wood, L</b> ERA: 2.51 (1, 1)	8.0	L	35	10	6	6	3	2	1	0	0	0	2	38	50	6.75	1.500								

Chicago White Sox @ Detroit Tigers  
Tiger Stadium, Detroit, MI  
Tue Jun 12 1973, 7:05 PM EDT  
Att: 30,302 - Unknown

AB 31  
R 6  
H 10  
RBI 6  
BB 3  
SO 3  
LOB 12





Batter	1	2	3	4	5	6	7	8	9	AB	R	H	RBI	BB	SO	LOB	TOP								
<b>Johnny Jeter, R</b> OBP: 0.271, SLG: 0.385 (1, 8)											5	2	3	1	0	1	0								
<b>Pat Kelly, L</b> OBP: 0.408, SLG: 0.415 (1, 9)											4	1	1	1	0	1	1								
<b>Dick Allen, R</b> OBP: 0.419, SLG: 0.689 <b>Tony Muser, L</b> OBP: 0.407, SLG: 0.426 (7, 3)											3	2	3	1	1	0	0								
<b>Bill Melton, R</b> OBP: 0.358, SLG: 0.498 (1, 5)											4	2	1	2	1	1	4								
<b>Carlos May, L</b> OBP: 0.330, SLG: 0.418 (1, 7)											5	1	1	3	0	1	3								
<b>Rick Reichardt, R</b> OBP: 0.303, SLG: 0.379 (1, 10)											5	1	1	1	0	2	0								
<b>Ed Herrmann, L</b> OBP: 0.305, SLG: 0.375 (1, 2)											5	0	0	0	0	2	0								
<b>Eddie Leon, R</b> OBP: 0.326, SLG: 0.353 <b>Bucky Dent, R</b> OBP: 0.333, SLG: 0.333 (7, 6)											3	0	2	0	0	1	0								
<b>Luis Alvarado, R</b> OBP: 0.289, SLG: 0.270 (1, 4)											4	0	0	0	0	1	3								
<b>Inning Stats</b>	R: 1 E: 0 K: 1 S: 7	H: 2 LOB: 1 P: 7	R: 0 E: 0 K: 3 S: 9	H: 0 LOB: 0 BB: 0 P: 9	R: 1 E: 1 K: 1 S: 7	H: 1 LOB: 2 BB: 1 P: 11	R: 0 E: 0 K: 1 S: 6	H: 1 LOB: 1 BB: 0 P: 6	R: 4 E: 0 K: 0 S: 6	H: 3 LOB: 0 BB: 1 P: 10	R: 0 E: 0 K: 0 S: 3	H: 1 LOB: 0 BB: 0 P: 3	R: 3 E: 0 K: 1 S: 8	H: 3 LOB: 0 BB: 0 P: 8	R: 1 E: 0 K: 2 S: 9	H: 2 LOB: 2 BB: 1 P: 13	R: 0 E: 0 K: 1 S: 5	H: 0 LOB: 0 BB: 0 P: 5	1B: 6 2B: 3 3B: 0 HR: 4	SF: 0 SAC: 1 DP: 0 HBP: 0	WP: 0 PB: 0 SB: 0 CS: 1	PA: 43			
<b>PITCHER</b>	IP	WLS	BF	H	R	ER	SO	BB	IBB	HBP	BLK	WP	HR	S	P	ERA	WHIP								
<b>Mickey Lolich, L</b> ERA: 3.34 (1, 1)	4.1	L	23	7	6	5	6	1	1	0	0	0	2	33	41	10.38	1.846								
<b>Lerrin LaGrow, R</b> ERA: 3.77 (5, 1)	2.2		11	4	3	3	1	0	0	0	0	0	2	13	13	10.12	1.500								
<b>Fred Scherman, L</b> ERA: 5.5 (8, 1)	2.0		9	2	1	1	3	1	0	0	0	0	0	14	18	4.50	1.500								

Chicago White Sox @ Detroit Tigers  
Tiger Stadium, Detroit, MI  
Wed Jun 13 1973, 7:05 PM EDT  
Att: 26,437 - Unknown

livebaseballscorecards.com

AB 39  
R 10  
H 13  
RBI 9  
BB 3  
SO 10  
LOB 11

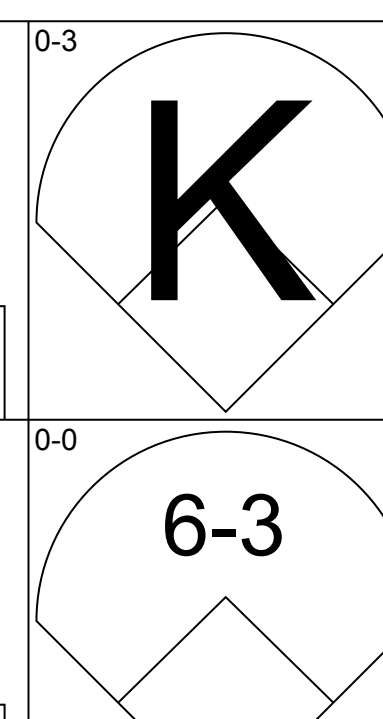
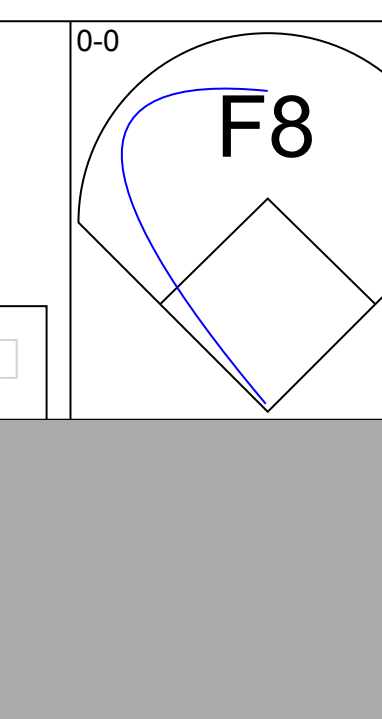
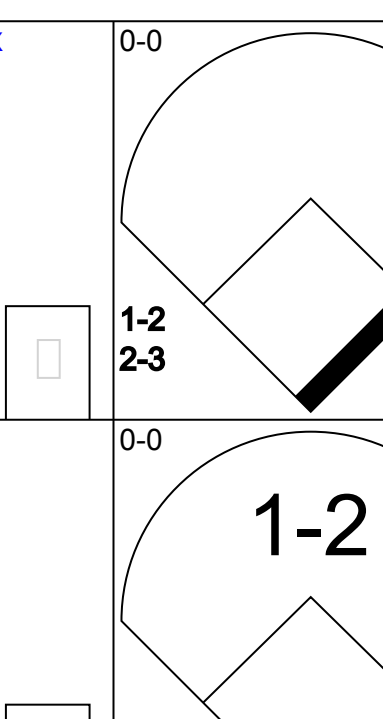
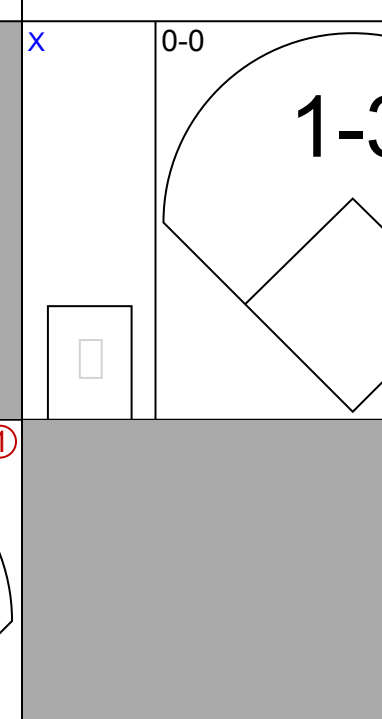
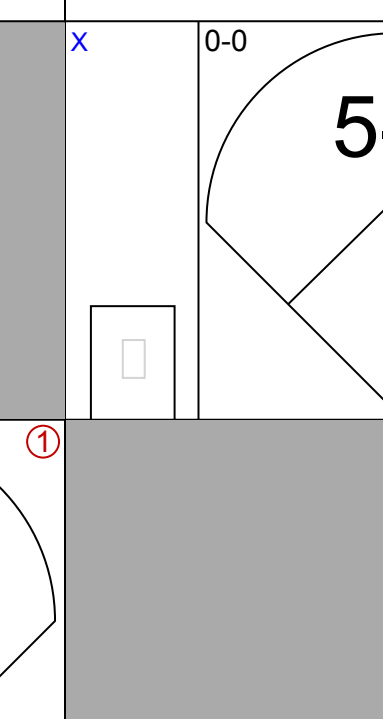
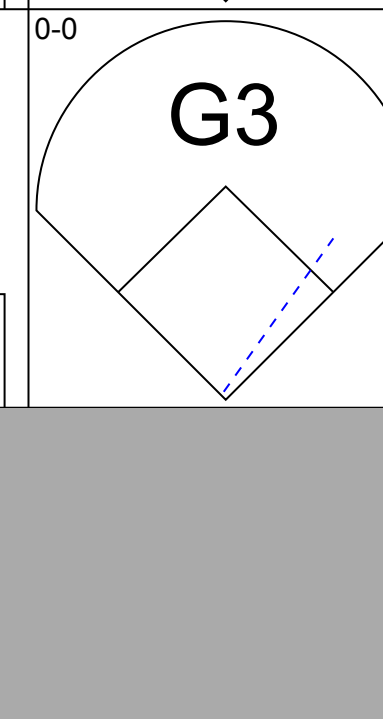
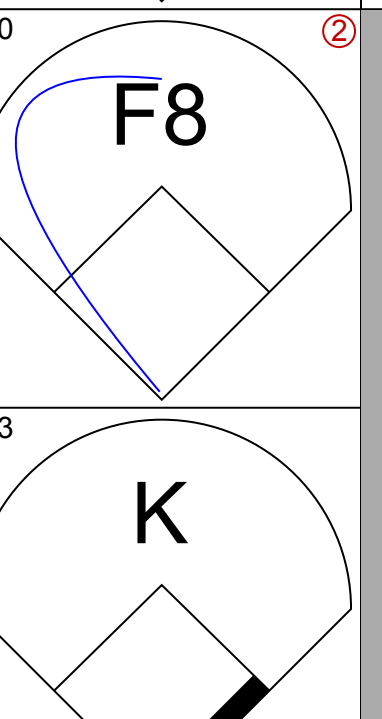

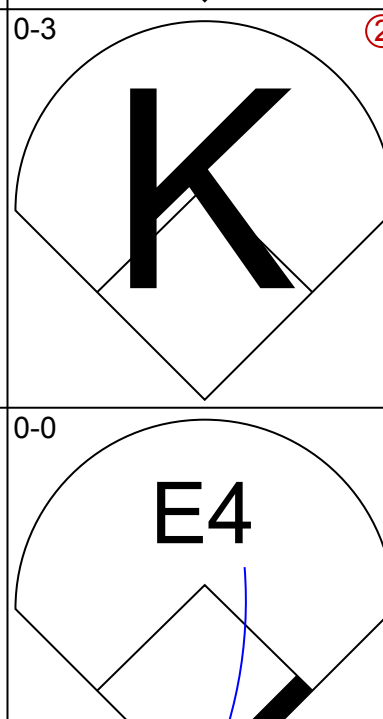
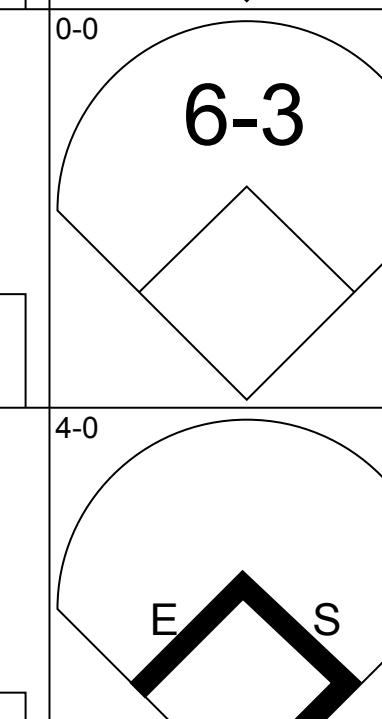

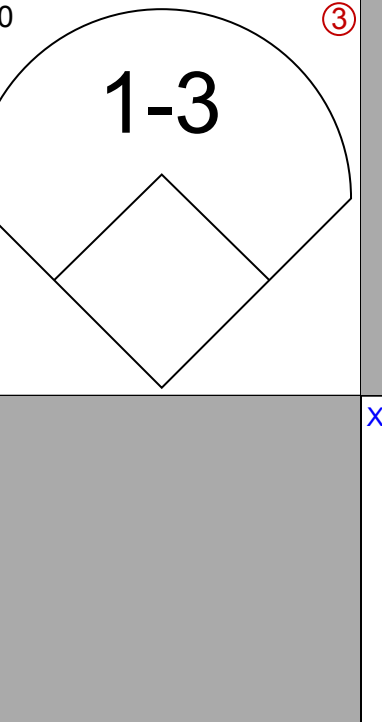
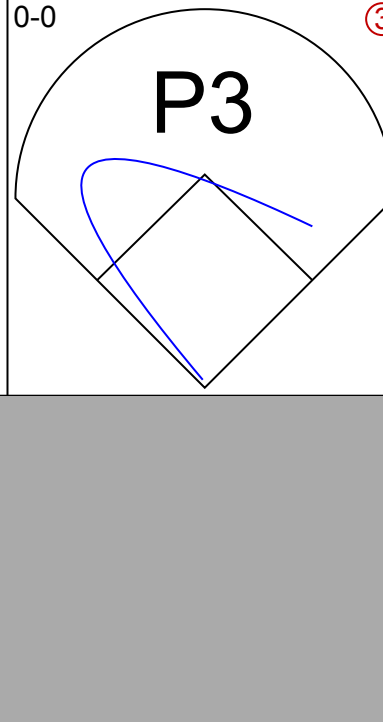
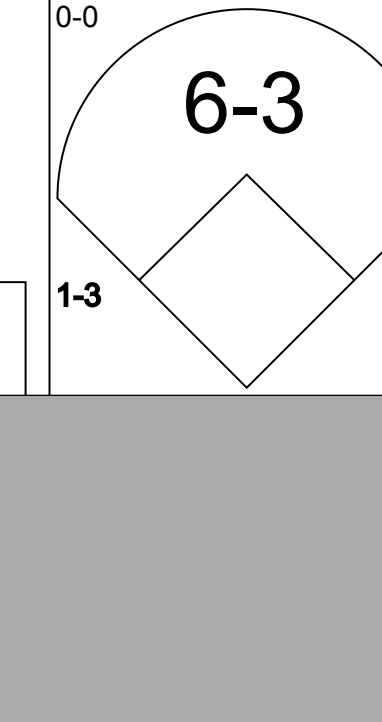
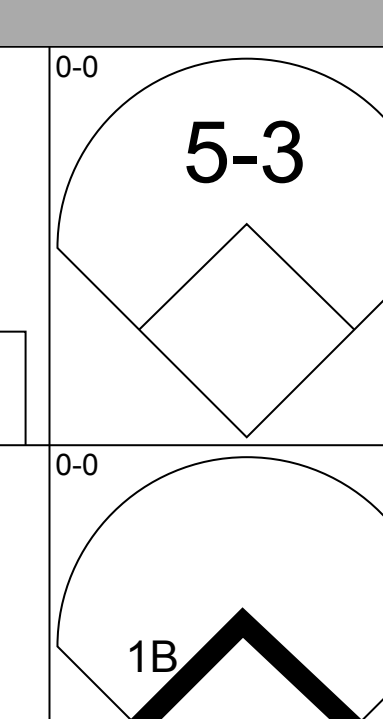
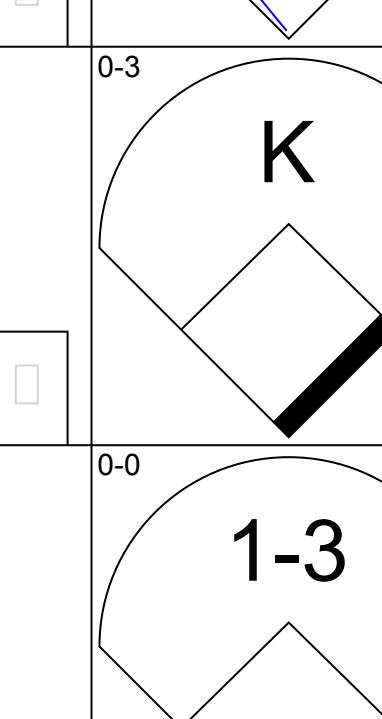
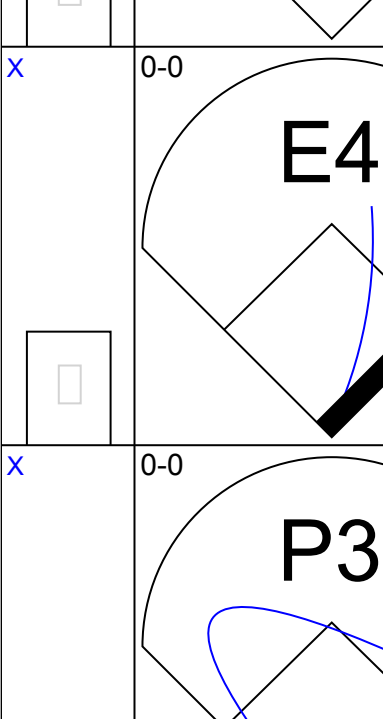
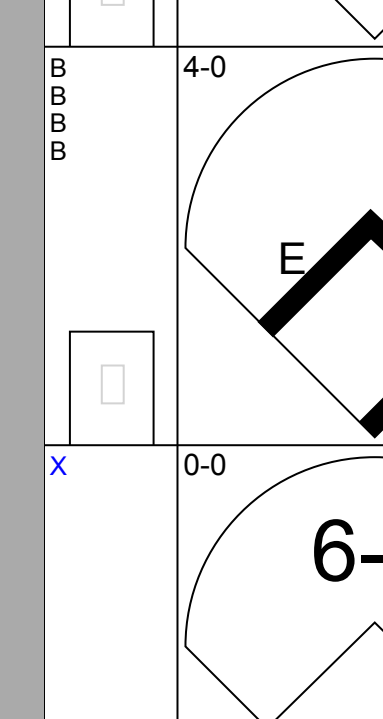
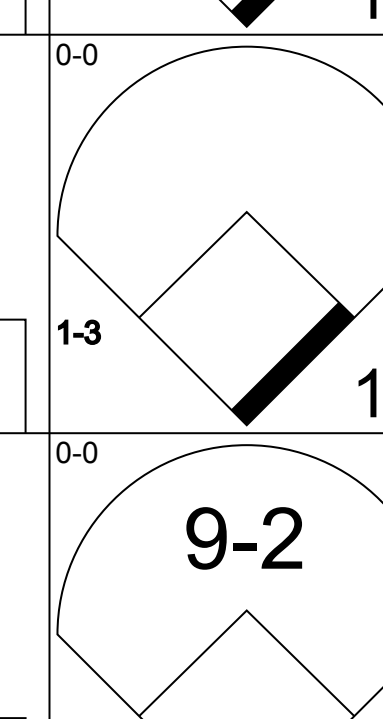


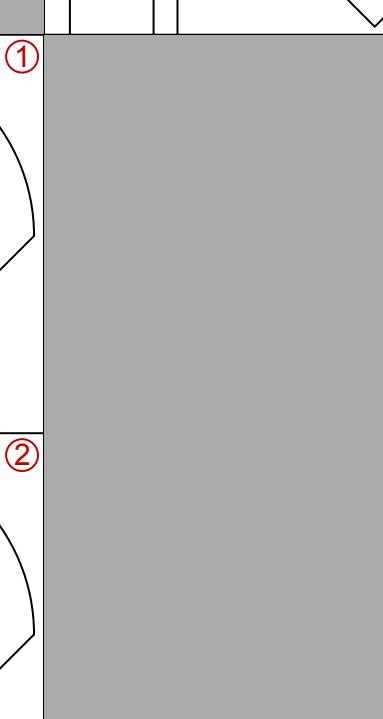

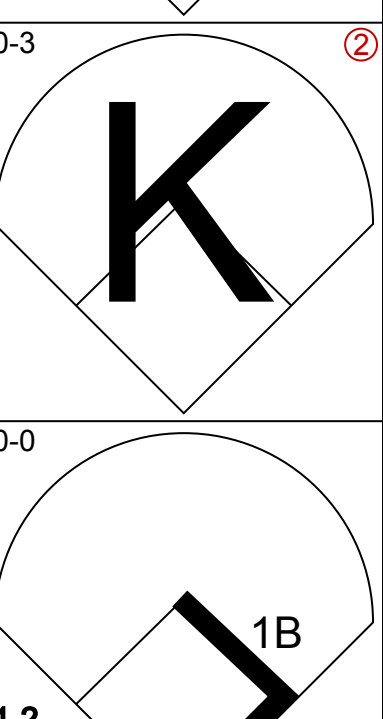
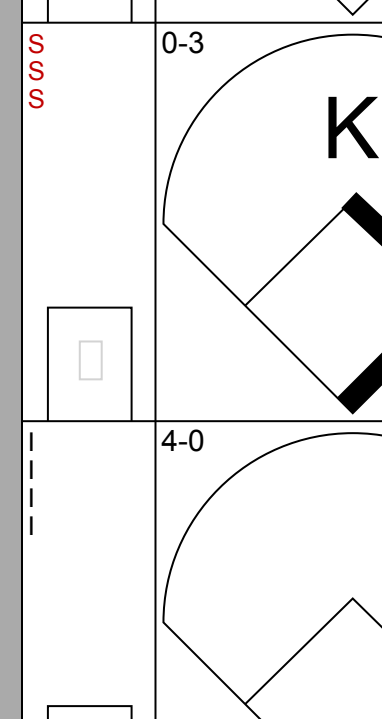
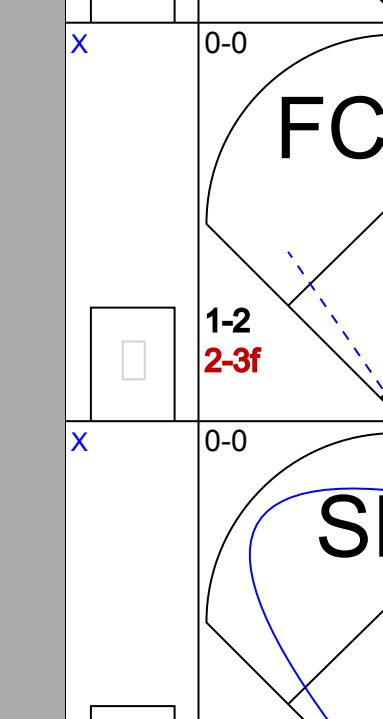
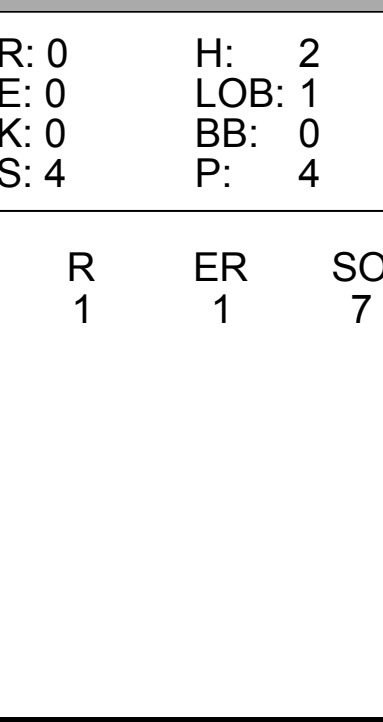
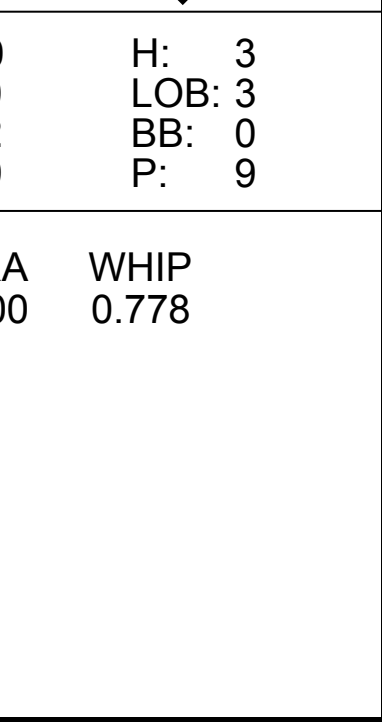
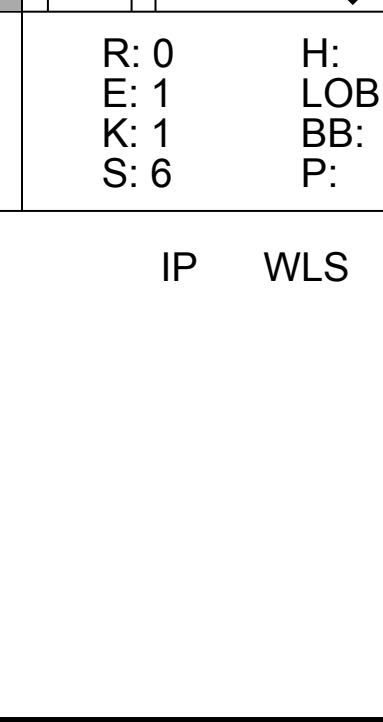
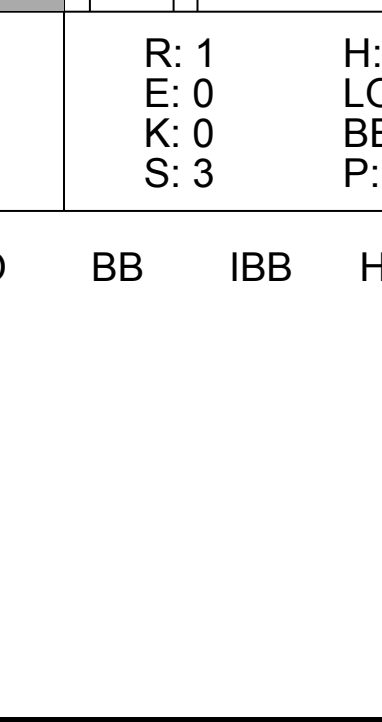
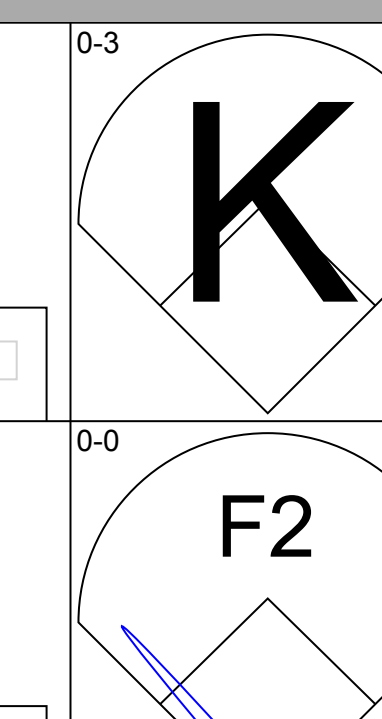
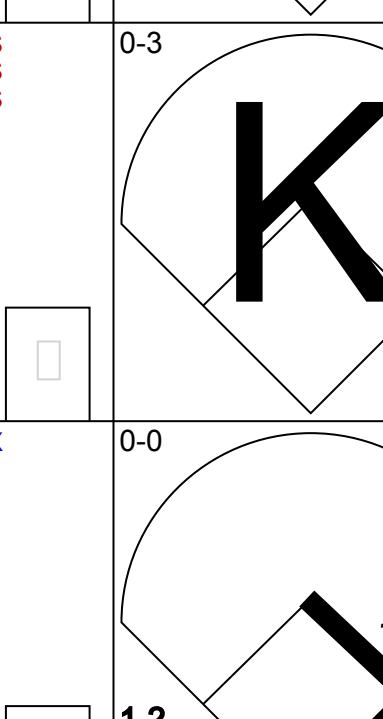
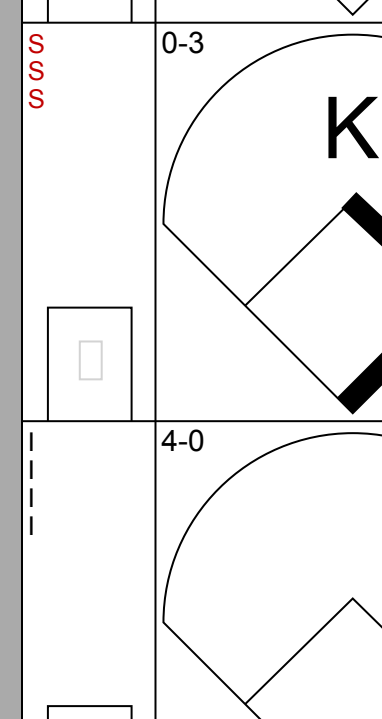
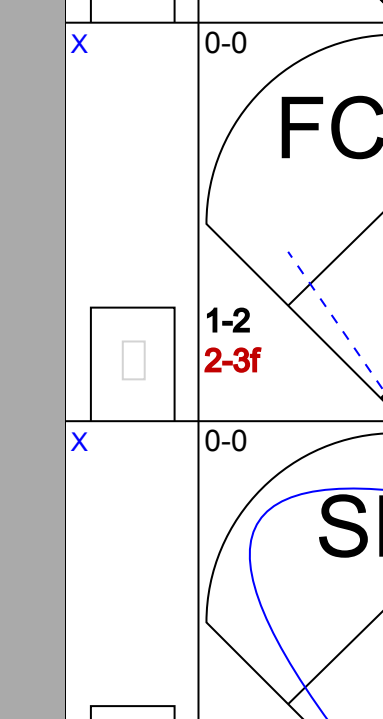
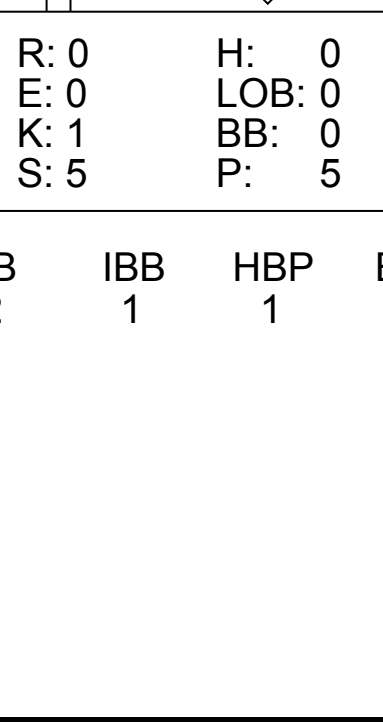
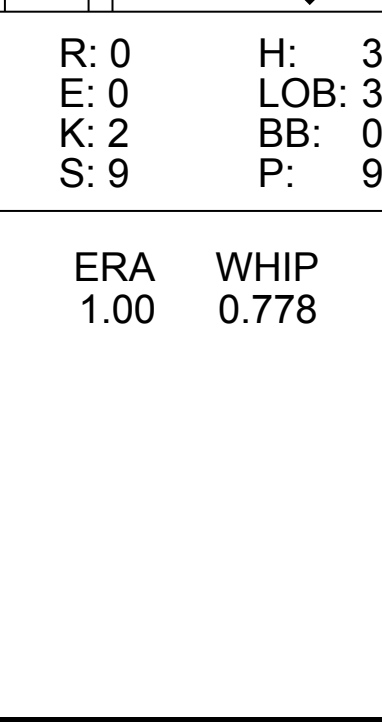
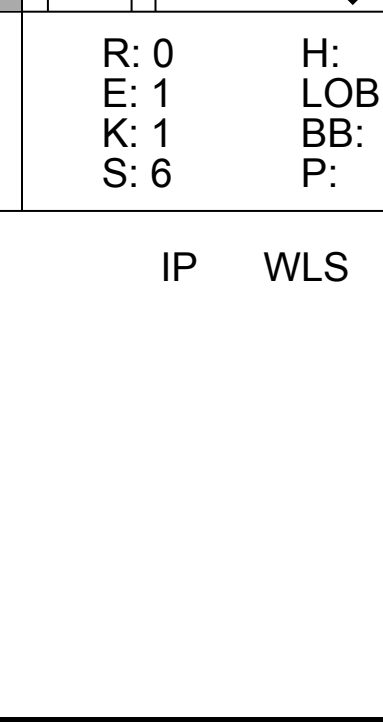
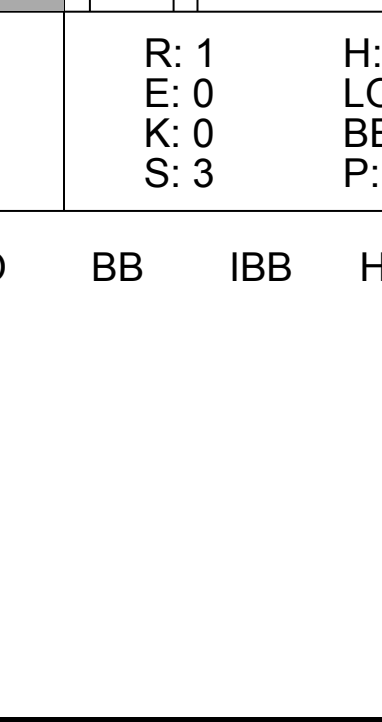
Batter	1	2	3	4	5	6	7	8	9	AB	R	H	RBI	BB	SO	LOB	BOTTOM								
<b>Jim Northrup, L</b> OBP: 0.331, SLG: 0.368 (1, 9)											5	1	3	1	0	0	2								
<b>Mickey Stanley, R</b> OBP: 0.308, SLG: 0.420 (1, 8)											5	0	1	0	0	1	4								
<b>Gates Brown, L</b> OBP: 0.307, SLG: 0.331 (1, 10)											4	0	0	0	1	0	5								
<b>Willie Horton, R</b> OBP: 0.449, SLG: 0.622 (1, 7)											2	0	0	1	2	1	1								
<b>Duke Sims, L</b> OBP: 0.354, SLG: 0.426 (1, 2)											4	0	0	0	0	1	4								
<b>Norm Cash, L</b> OBP: 0.308, SLG: 0.409 (1, 3)											2	0	2	0	1	0	0								
<b>Dick McAuliffe, L</b> OBP: 0.370, SLG: 0.386 (1, 4)											3	0	1	0	1	0	2								
<b>Aurelio Rodriguez, R</b> OBP: 0.229, SLG: 0.307 <b>Rich Reese, L</b> OBP: 0.193, SLG: 0.132 (8, PH)											3	0	0	0	0	0	4								
<b>Ed Brinkman, R</b> OBP: 0.338, SLG: 0.415 (1, 6)											4	1	2	0	0	0	2								
<b>Inning Stats</b>	R: 0 E: 0 K: 0 S: 3	H: 0 LOB: 2 BB: 2 P: 11	R: 0 E: 0 K: 0 S: 3	H: 1 LOB: 1 BB: 1 P: 7	R: 1 E: 0 K: 0 S: 5	H: 2 LOB: 1 BB: 0 P: 5	R: 0 E: 0 K: 0 S: 3	H: 1 LOB: 0 BB: 1 P: 7	R: 0 E: 0 K: 2 S: 8	H: 1 LOB: 1 BB: 0 P: 8	R: 0 E: 1 K: 0 S: 5	H: 1 LOB: 2 BB: 0 P: 5	R: 0 E: 0 K: 0 S: 2	H: 0 LOB: 1 BB: 1 P: 7	R: 1 E: 0 K: 1 S: 7	H: 2 LOB: 1 BB: 0 P: 7	1B: 6 2B: 4 3B: 0 HR: 0	SF: 0 SAC: 0 DP: 4 HBP: 1	WP: 1 PB: 0 SB: 0 CS: 0	PA: 39					
<b>PITCHER</b>	IP	WLS	BF	H	R	ER	SO	BB	IBB	HBP	BLK	WP	HR	S	P	ERA	WHIP								
<b>Stan Bahnsen, R</b> ERA: 3.01 (1, 1)	9.0	W	39	9	2	2	3	5	0	1	0	1	0	39	60	2.00	1.556								

Chicago White Sox @ Detroit Tigers  
Tiger Stadium, Detroit, MI  
Wed Jun 13 1973, 7:05 PM EDT  
Att: 26,437 - Unknown

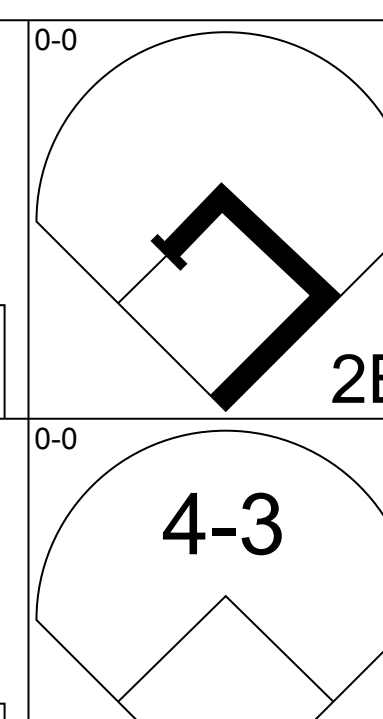
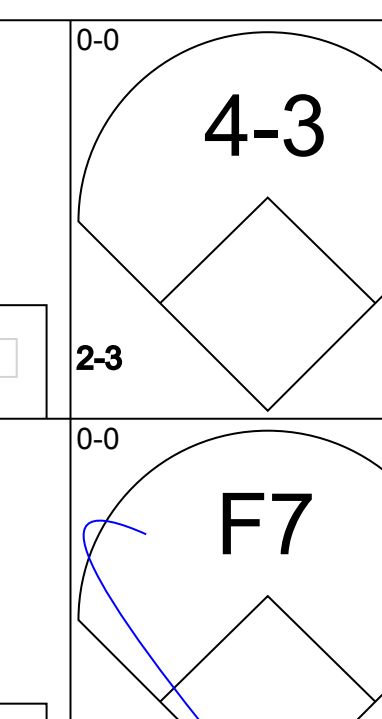
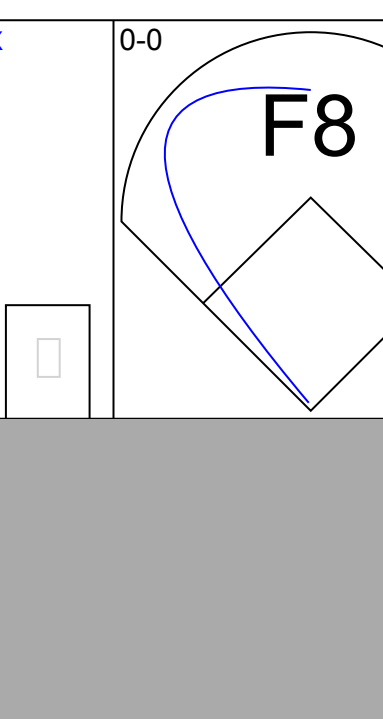
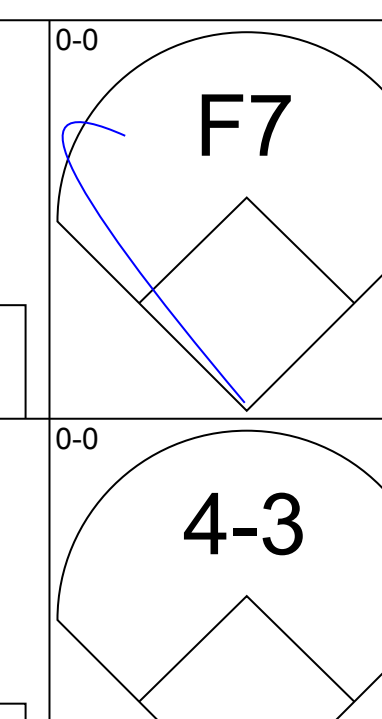
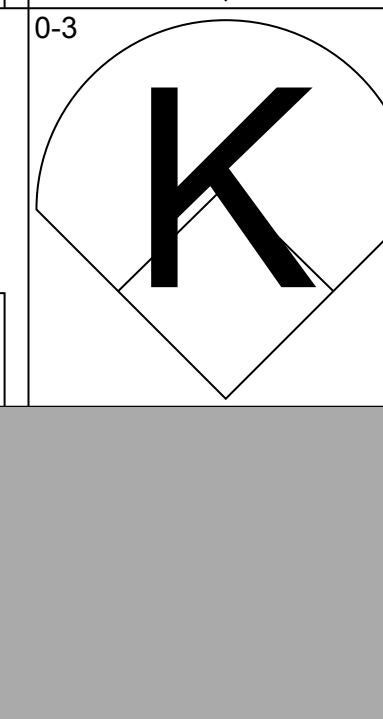

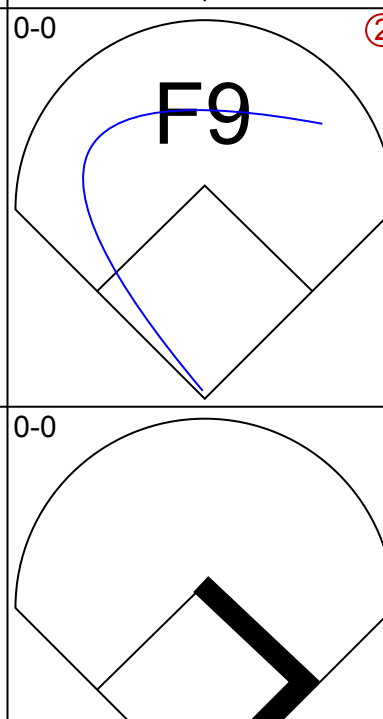
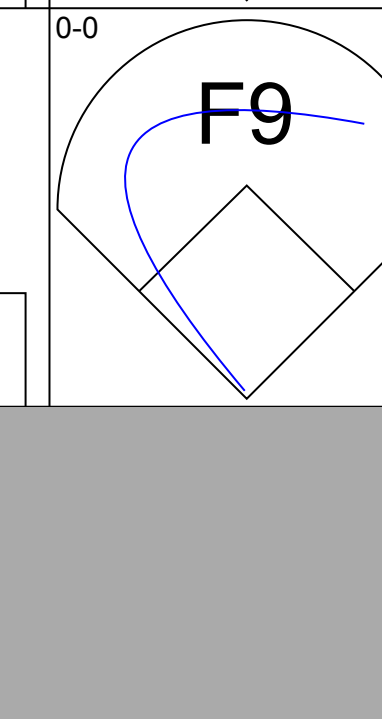

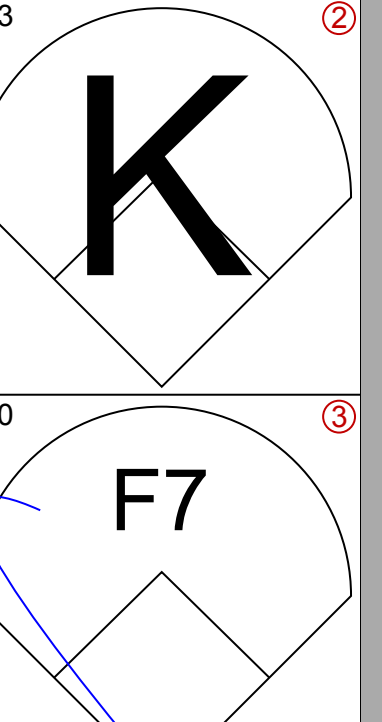
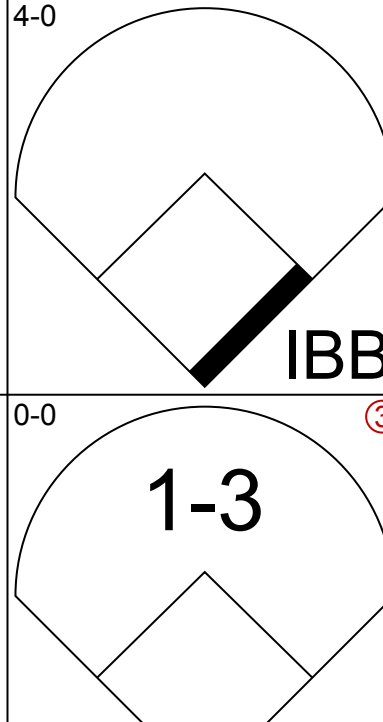

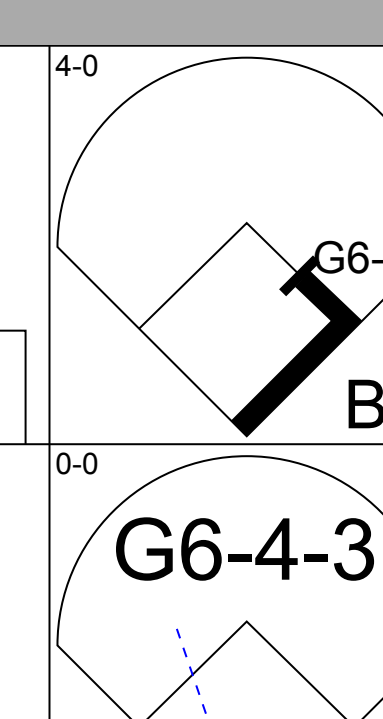
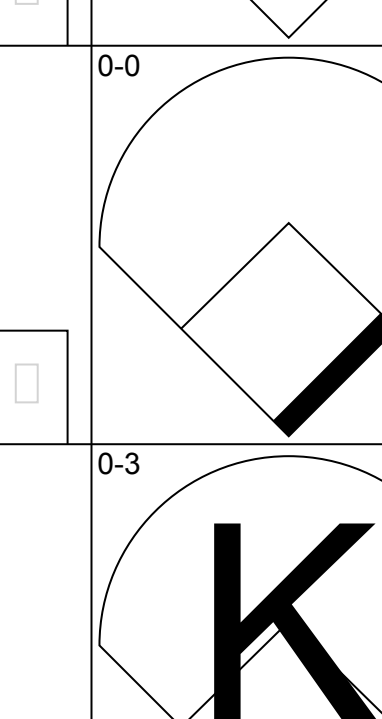
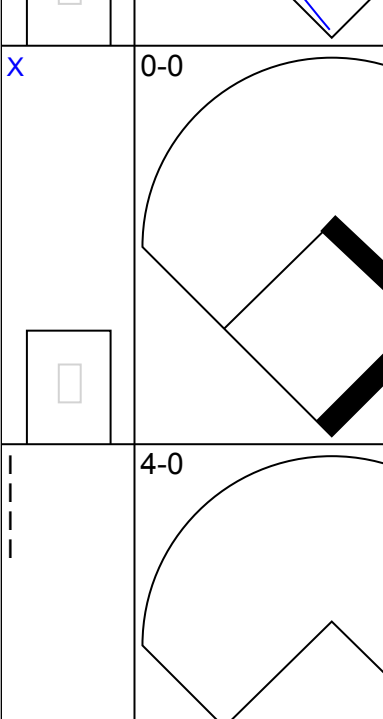

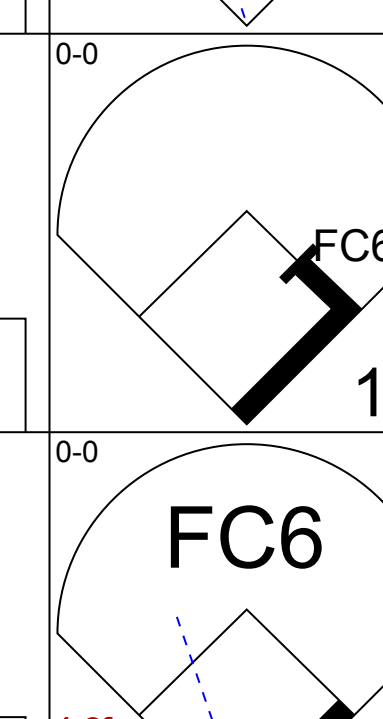
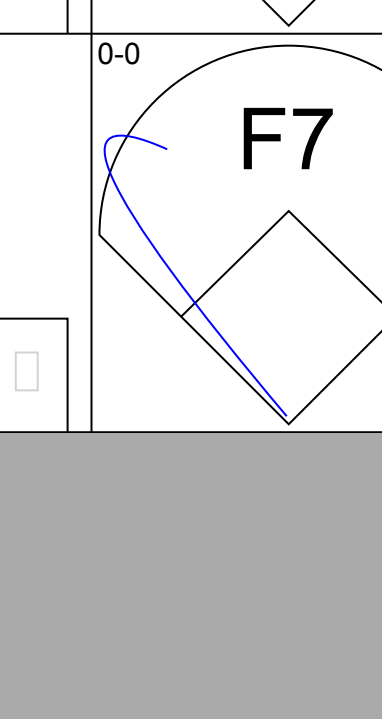
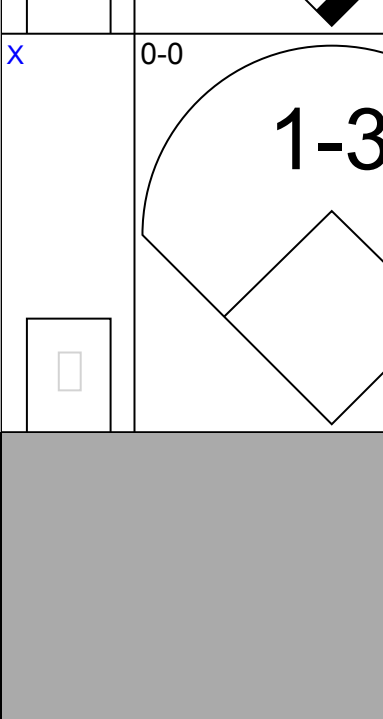




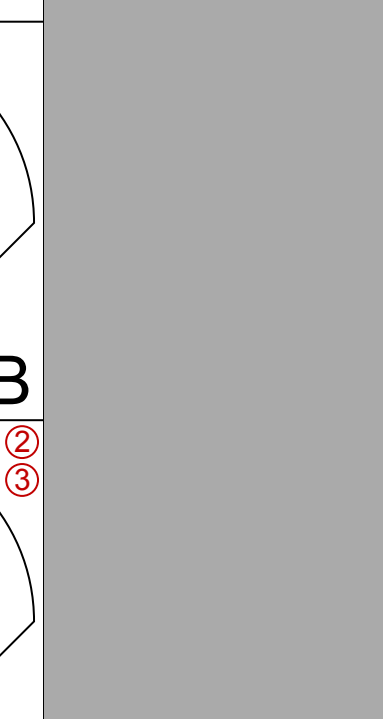
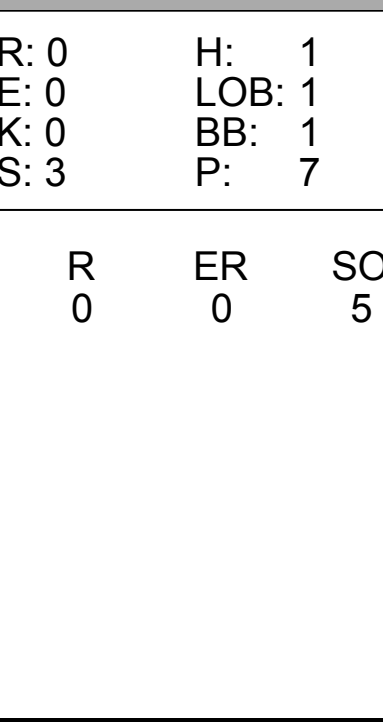
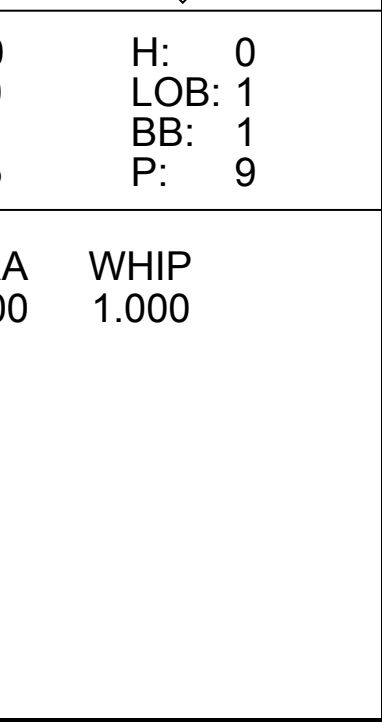
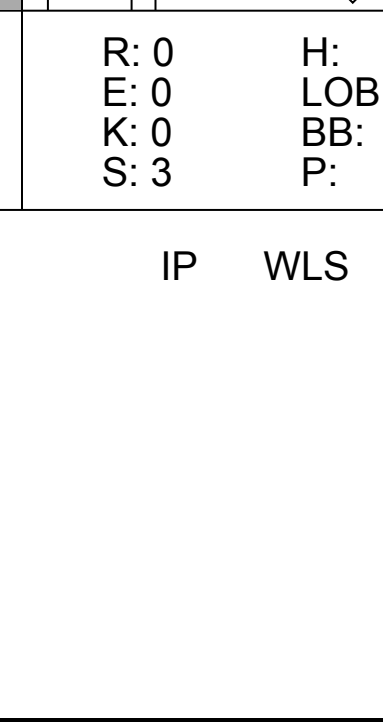
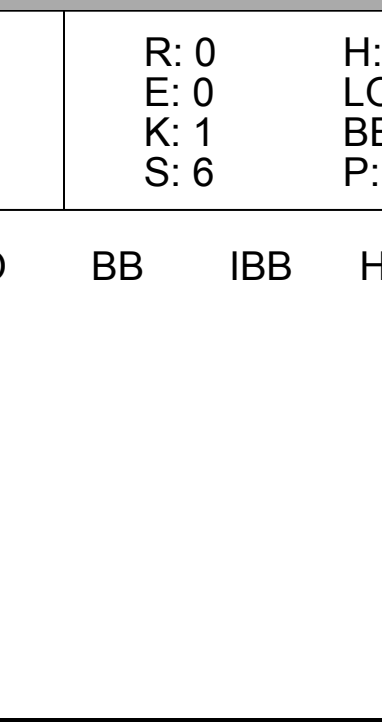
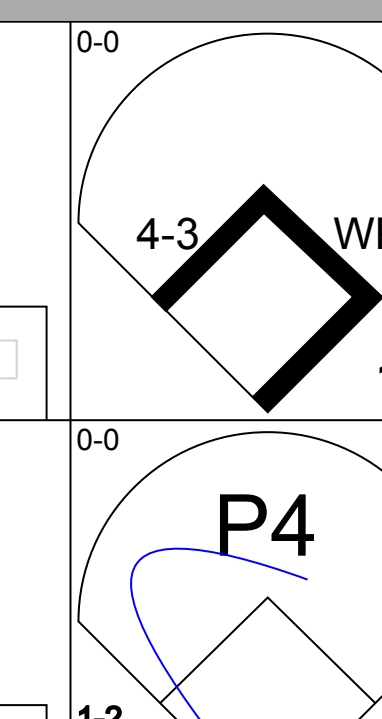
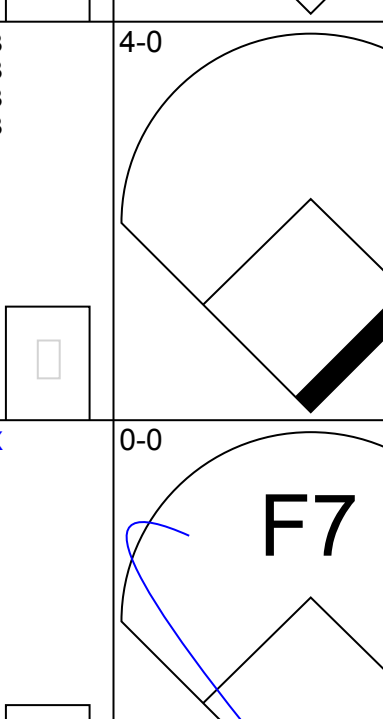
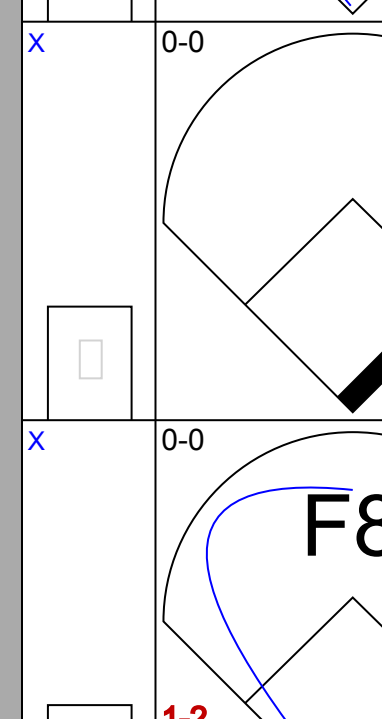
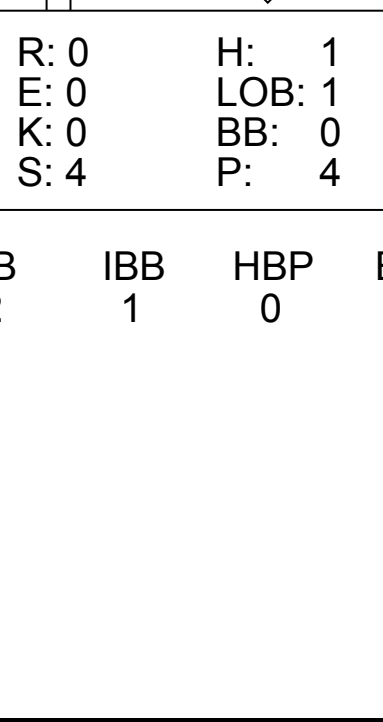
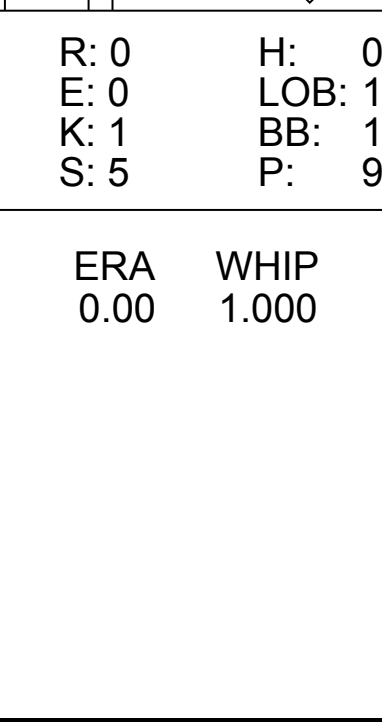
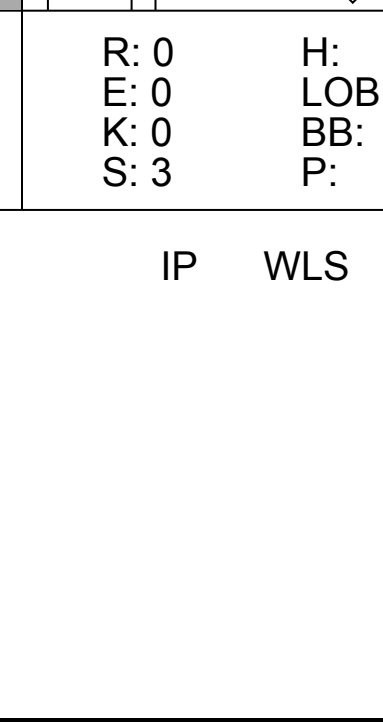
livebaseballscorecards.com

AB 33  
R 2  
H 9  
RBI 2  
BB 5  
SO 3  
LOB 24



Batter	1	2	3	4	5	6	7	8	9	AB	R	H	RBI	BB	SO	LOB	TOP					
<b>Tim Johnson, L</b> OBP: 0.295, SLG: 0.314 (1, 6)										5	0	1	0	0	1	3	<b>Milwaukee Brewers @ Chicago White Sox</b> Comiskey Park, Chicago, IL Fri Jun 15 1973, 8:05 PM EDT Att: 30,612 - Unknown - 75 F					
<b>Don Money, R</b> OBP: 0.253, SLG: 0.306 (1, 5)										4	0	0	0	0	0	0						
<b>Dave May, L</b> OBP: 0.343, SLG: 0.470 (1, 8)										4	0	0	0	0	1	0						
<b>George Scott, R</b> OBP: 0.340, SLG: 0.373 (1, 3)										3	0	0	0	1	1	0						
<b>Ollie Brown, R</b> OBP: 0.322, SLG: 0.374 (1, 10)										4	0	1	0	0	0	3						
<b>John Briggs, L</b> OBP: 0.342, SLG: 0.411 (1, 7)										3	0	2	0	1	0	0						
<b>Elie Rodriguez, R</b> OBP: 0.362, SLG: 0.305 (1, 2)										3	1	0	0	0	1	3						
<b>Bob Coluccio, R</b> OBP: 0.260, SLG: 0.396 (1, 9)										4	0	0	0	0	3	3						
<b>Pedro Garcia, R</b> OBP: 0.320, SLG: 0.450 (1, 4)										2	0	1	1	1	0	0						
<b>Inning Stats</b>	R: 0 E: 0 K: 1 S: 5	H: 0 LOB: 0 BB: 0 P: 5	R: 0 E: 0 K: 0 S: 4	H: 2 LOB: 1 BB: 0 P: 4	R: 0 E: 0 K: 1 S: 5	H: 0 LOB: 0 BB: 0 P: 5	R: 0 E: 0 K: 2 S: 6	H: 0 LOB: 1 BB: 0 P: 6	R: 0 E: 0 K: 1 S: 9	H: 3 LOB: 3 BB: 0 P: 9	R: 0 E: 1 K: 1 S: 6	H: 0 LOB: 1 BB: 0 P: 6	R: 0 E: 1 K: 1 S: 6	H: 0 LOB: 2 BB: 1 P: 10	R: 0 E: 0 K: 0 S: 3	H: 0 LOB: 1 BB: 1 P: 7		R: 1 E: 0 K: 0 S: 3	H: 0 LOB: 1 BB: 1 P: 8	1B: 5 2B: 1 3B: 0 HR: 0	SF: 1 SAC: 0 DP: 1 HBP: 1	WP: 0 PB: 2 CS: 0
<b>PITCHER</b> <b>Wilbur Wood, L</b> ERA: 2.43 (1, 1)	IP: 9.0 WLS: L BF: 38 H: 5 R: 1 ER: 1 SO: 7 BB: 2 IBB: 1 HBP: 1 BLK: 0 WP: 0 HR: 0 S: 47 P: 60 ERA: 1.00 WHIP: 0.778															<b>PITCHER</b> IP: WLS: BF: H: R: ER: SO: BB: IBB: HBP: BLK: WP: HR: S: P: ERA: WHIP:						



Batter	1	2	3	4	5	6	7	8	9	AB	R	H	RBI	BB	SO	LOB	BOTTOM	
<b>Pat Kelly, L</b> OBP: 0.405, SLG: 0.417 (1, 9)										4	0	1	0	0	0	2	<b>Milwaukee Brewers @ Chicago White Sox</b> Comiskey Park, Chicago, IL Fri Jun 15 1973, 8:05 PM EDT Att: 30,612 - Unknown - 75 F	
<b>Bill Sharr, L</b> OBP: 0.295, SLG: 0.381 (1, 8)										4	0	0	0	0	1			
<b>Dick Allen, R</b> OBP: 0.411, SLG: 0.675 (1, 3)										4	0	0	0	0	2	0		
<b>Bill Melton, R</b> OBP: 0.369, SLG: 0.514 (1, 5)										3	0	3	0	1	0	0		
<b>Carlos May, L</b> OBP: 0.328, SLG: 0.411 (1, 7)										3	0	0	0	1	1	3		
<b>Tony Muser, L</b> OBP: 0.397, SLG: 0.412 (1, 10)										4	0	1	0	0	1	4		
<b>Ed Herrmann, L</b> OBP: 0.298, SLG: 0.365 (1, 2)										4	0	0	0	0	1	2		
<b>Eddie Leon, R</b> OBP: 0.337, SLG: 0.360 (1, 6)										2	0	2	0	1	0	0		
<b>Luis Alvarado, R</b> OBP: 0.268, SLG: 0.250 (1, 4)										3	0	0	0	0	0	3		
<b>Inning Stats</b>	R: 0 E: 0 K: 1 S: 5	H: 1 LOB: 0 BB: 0 P: 5	R: 0 E: 0 K: 0 S: 3	H: 1 LOB: 1 BB: 1 P: 7	R: 0 E: 0 K: 0 S: 4	H: 1 LOB: 1 BB: 0 P: 4	R: 0 E: 0 K: 2 S: 8	H: 1 LOB: 0 BB: 0 P: 8	R: 0 E: 0 K: 0 S: 3	H: 1 LOB: 0 BB: 0 P: 3	R: 0 E: 0 K: 0 S: 3	H: 0 LOB: 0 BB: 0 P: 3	R: 0 E: 0 K: 1 S: 6	H: 1 LOB: 1 BB: 0 P: 6	1B: 4 2B: 3 3B: 0 HR: 0	SF: 0 SAC: 0 DP: 1 HBP: 0		WP: 1 PB: 0 CS: 1
<b>PITCHER</b> <b>Jim Slaton, R</b> ERA: 2.88 (1, 1)	IP: 9.0 WLS: W BF: 34 H: 7 R: 0 ER: 0 SO: 5 BB: 2 IBB: 1 HBP: 0 BLK: 0 WP: 1 HR: 0 S: 41 P: 53 ERA: 0.00 WHIP: 1.000															<b>PITCHER</b> IP: WLS: BF: H: R: ER: SO: BB: IBB: HBP: BLK: WP: HR: S: P: ERA: WHIP:		





Batter	1	2	3	4	5	6	7	8	9	AB	R	H	RBI	BB	SO	LOB	TOP
Tim Johnson, L (1, 6) OBP: 0.300, SLG: 0.319										4	0	2	0	0	1	1	
Don Money, R (1, 5) OBP: 0.254, SLG: 0.303										2	1	0	0	1	0	2	
Dave May, L (1, 8) OBP: 0.341, SLG: 0.467										4	1	1	0	0	0	3	
George Scott, R (1, 3) OBP: 0.339, SLG: 0.375										4	1	1	1	0	2	1	
John Briggs, L (1, 7) OBP: 0.342, SLG: 0.406										2	1	0	0	1	1	0	
Darrell Porter, L (1, 10) OBP: 0.333, SLG: 0.422										3	0	1	3	0	0	0	
Elie Rodriguez, R (1, 2) OBP: 0.361, SLG: 0.306										3	0	1	0	0	0	1	
Gorman Thomas, R (1, 9) OBP: 0.287, SLG: 0.306										3	0	0	0	0	1	2	
Pedro Garcia, R (1, 4) OBP: 0.324, SLG: 0.454										3	0	2	0	0	1	0	
<b>Inning Stats</b>	R: 4 E: 0 K: 0 S: 7	H: 4 LOB: 1 BB: 1 P: 11	R: 0 E: 0 K: 3 S: 3	H: 1 LOB: 0 BB: 0 P: 3	R: 0 E: 0 K: 1 S: 5	H: 0 LOB: 0 BB: 0 P: 5	R: 0 E: 0 K: 2 S: 3	H: 1 LOB: 0 BB: 0 P: 3	R: 0 E: 0 K: 1 S: 5	H: 0 LOB: 1 BB: 1 P: 11	R: 0 E: 0 K: 1 S: 5	H: 1 LOB: 0 BB: 0 P: 5	R: 0 E: 1 K: 1 S: 6	H: 1 LOB: 1 BB: 0 P: 6			
<b>PITCHER</b> Steve Stone, R (1, 1) ERA: 4.25	IP: 8.0 WLS: L BF: 31	H: 8 R: 4 ER: 4 SO: 6	BB: 2	IBB: 0	HBP: 0	BLK: 0	WP: 0	HR: 0	S: 41	P: 49	ERA: 4.50	WHIP: 1.250					
<b>PITCHER</b>	IP: 8.0	H: 8	BB: 2	IBB: 0	HBP: 0	BLK: 0	WP: 0	HR: 0	S: 41	P: 49	ERA: 4.50	WHIP: 1.250	R: 0	H: 1	E: 1	K: 1	S: 6

Milwaukee Brewers @ Chicago White Sox  
Comiskey Park, Chicago, IL  
Sat Jun 16 1973, 8:05 PM EDT  
Att: 14,032 - Unknown - 66 F

AB 28  
R 4  
H 8  
RBI 4  
BB 2  
SO 6  
LOB 10



WP: 0 PA: 32  
PB: 0  
SB: 0  
CS: 1

Batter	1	2	3	4	5	6	7	8	9	AB	R	H	RBI	BB	SO	LOB	BOTTOM
Pat Kelly, L (1, 9) OBP: 0.402, SLG: 0.410										3	1	0	0	1	0	2	
Bill Sharp, L (1, 8) OBP: 0.306, SLG: 0.372										1	0	0	0	1	0	0	
Rick Reichardt, R (6, FH) OBP: 0.313, SLG: 0.397										2	0	2	0	0	0	0	
Dick Allen, R (1, 3) OBP: 0.406, SLG: 0.665										4	0	0	1	0	0	3	
Bill Melton, R (1, 5) OBP: 0.368, SLG: 0.510										2	0	0	0	1	0	1	
Carlos May, L (1, 7) OBP: 0.328, SLG: 0.410										3	0	1	0	0	0	2	
Tony Muser, L (1, 10) OBP: 0.400, SLG: 0.404										1	0	0	0	1	1	1	
Mike Andrews, R (6, FH) OBP: 0.304, SLG: 0.270										1	0	0	0	0	0	2	
Ed Herrmann, L (1, 2) OBP: 0.292, SLG: 0.358										3	0	0	0	0	1	1	
Eddie Leon, R (1, 6) OBP: 0.337, SLG: 0.360										3	0	1	0	0	1	1	
Luis Alvarado, R (1, 4) OBP: 0.273, SLG: 0.238										2	0	0	0	1	0	1	
<b>Inning Stats</b>	R: 0 E: 0 K: 0 S: 3	H: 0 LOB: 1 BB: 1 P: 7	R: 0 E: 0 K: 1 S: 5	H: 0 LOB: 1 BB: 1 P: 9	R: 0 E: 0 K: 0 S: 2	H: 0 LOB: 0 BB: 1 P: 6	R: 0 E: 0 K: 1 S: 6	H: 1 LOB: 0 BB: 0 P: 6	R: 0 E: 0 K: 1 S: 5	R: 1 E: 0 K: 0 S: 4	H: 1 LOB: 2 BB: 2 P: 12	R: 0 E: 0 K: 0 S: 4	H: 1 LOB: 1 BB: 0 P: 4	R: 0 E: 0 K: 0 S: 1	H: 1 LOB: 1 BB: 0 P: 1		
<b>PITCHER</b> Bill Parsons, R (1, 1) ERA: 4.81	IP: 5.1 WLS: W BF: 22	H: 2 R: 1 ER: 1 SO: 3	BB: 5	IBB: 0	HBP: 0	BLK: 1	WP: 0	HR: 0	S: 23	P: 43	ERA: 1.69	WHIP: 1.312					
<b>PITCHER</b>	IP: 5.1	H: 2	BB: 5	IBB: 0	HBP: 0	BLK: 1	WP: 0	HR: 0	S: 23	P: 43	ERA: 1.69	WHIP: 1.312	R: 0	H: 1	E: 0	K: 0	S: 4
Chris Short, L (6, 1) ERA: 3.6	1.2	S	7	2	0	0	0	0	0	0	0	0	0	0	0	0	
Frank Linzy, R (8, 1) ERA: 2.6	0.0	1	0	0	0	0	0	0	0	0	0	0	0	0	0	0	

Milwaukee Brewers @ Chicago White Sox  
Comiskey Park, Chicago, IL  
Sat Jun 16 1973, 8:05 PM EDT  
Att: 14,032 - Unknown - 66 F

AB 25  
R 1  
H 4  
RBI 1  
BB 5  
SO 3  
LOB 14



WP: 1 PA: 30  
PB: 0  
SB: 0  
CS: 0




Batter	1	2	3	4	5	6	7	8	9	AB	R	H	RBI	BB	SO	LOB	TOP								
Tim Johnson, L OBP: 0.295, SLG: 0.309	5-3	F7	5-3 BB		E5 1B 2B	L1			6-3	5	1	0	0	1	0	1									
Don Money, R OBP: 0.266, SLG: 0.315									F9	4	3	3	0	1	0	2									
John Vukovich, R OBP: 0.182, SLG: 0.167										1	0	0	0	0	0	0									
Dave May, L OBP: 0.344, SLG: 0.471										4	1	2	2	0	1	3									
Gorman Thomas, R OBP: 0.290, SLG: 0.319	F7									2	0	1	0	0	0	1									
George Scott, R OBP: 0.346, SLG: 0.387										4	2	3	1	0	0	1									
Bob Heise, R OBP: 0.235, SLG: 0.294										2	0	0	1	0	0	1									
John Briggs, L OBP: 0.350, SLG: 0.407										2	3	1	0	2	0	1									
Ollie Brown, R OBP: 0.320, SLG: 0.371										1	0	0	0	0	0	0									
Joe Lahoud, L OBP: 0.261, SLG: 0.260										4	3	2	6	1	0	1									
Darrell Porter, L OBP: 0.350, SLG: 0.454										3	2	2	4	2	0	1									
Bob Coluccio, R OBP: 0.252, SLG: 0.382										5	0	0	0	0	2	3									
Pedro Garcia, R OBP: 0.326, SLG: 0.457										5	0	2	1	0	0	1									
<b>Inning Stats</b>	R: 0 E: 0 K: 0 S: 2	H: 0 LOB: 0 BB: 1 P: 6	R: 4 E: 0 K: 0 S: 5	H: 2 LOB: 0 BB: 2 P: 13	R: 6 E: 0 K: 2 S: 13	H: 6 LOB: 2 BB: 2 P: 21	R: 0 E: 0 K: 0 S: 4	H: 1 LOB: 1 BB: 0 P: 4	R: 2 E: 1 K: 0 S: 6	H: 2 LOB: 1 BB: 1 P: 6	R: 2 E: 0 K: 0 S: 5	H: 3 LOB: 1 BB: 1 P: 9	R: 1 E: 0 K: 1 S: 4	H: 1 LOB: 0 BB: 0 P: 4	R: 0 E: 0 K: 1 S: 5	H: 0 LOB: 1 BB: 1 P: 9	R: 0 E: 0 K: 0 S: 4	H: 1 LOB: 1 BB: 1 P: 4	1B: 8 2B: 5 3B: 0 HR: 3	SF: 0 SAC: 0 DP: 1 HBP: 0	WP: 1 PB: 1 SB: 0 CS: 0	PA: 49			
<b>PITCHER</b>	IP	WLS	BF	H	R	ER	SO	BB	IBB	HBP	BLK	WP	HR	S	P	ERA	WHIP								
Stan Bahnsen, R ERA: 3.43	2.0	L	12	4	4	6	0	3	0	0	0	0	1	9	21	27.00	3.500								
Rich Gossage, R ERA: 9.99	0.1		7	4	4	4	1	2	0	0	0	1	1	7	15	108.00	18.000								
Steve Kealey, R ERA: 4.91	3.2		18	6	4	2	1	1	0	0	0	0	1	19	23	4.91	1.909								
Dennis O'Toole, R ERA: 7.36	3.0		12	2	1	0	1	1	0	0	0	0	0	13	17	0.00	1.000								

Milwaukee Brewers @ Chicago White Sox  
Comiskey Park, Chicago, IL  
Sun Jun 17 1973, 4:33 AM EDT  
Att: 33,392 - Unknown - 74 F

livebaseballscorecards.com

AB 42  
R 15  
H 16  
RBI 15  
BB 7  
SO 3  
LOB 16



Batter	1	2	3	4	5	6	7	8	9	AB	R	H	RBI	BB	SO	LOB	BOTTOM								
Pat Kelly, L OBP: 0.411, SLG: 0.418	4-3									4	2	3	1	1	0	0									
Mike Andrews, R OBP: 0.308, SLG: 0.278										4	0	1	0	1	0	3									
Dick Allen, R OBP: 0.409, SLG: 0.668										2	1	1	0	1	0	2									
Jorge Orta, L OBP: 0.273, SLG: 0.289										1	0	1	2	0	0	0									
Luis Alvarado, R OBP: 0.267, SLG: 0.233										1	0	0	1	0	0	1									
Bill Melton, R OBP: 0.368, SLG: 0.507										3	0	1	1	0	0	1									
Hank Allen, R										2	0	0	0	0	0	2									
Carlos May, L OBP: 0.320, SLG: 0.399										5	0	0	0	0	0	2									
Rick Reichardt, R OBP: 0.319, SLG: 0.400										4	0	2	0	0	0	1									
Tony Muser, L OBP: 0.391, SLG: 0.393										4	0	1	0	0	0	2									
Eddie Leon, R OBP: 0.340, SLG: 0.363										4	1	2	0	0	1	3									
Chuck Brinkman, R OBP: 0.226, SLG: 0.234										4	1	1	0	0	1	3									
<b>Inning Stats</b>	R: 0 E: 0 K: 0 S: 3	H: 0 LOB: 1 BB: 1 P: 7	R: 0 E: 0 K: 0 S: 4	H: 1 LOB: 1 BB: 0 P: 4	R: 0 E: 0 K: 1 S: 5	H: 1 LOB: 0 BB: 0 P: 5	R: 1 E: 0 K: 0 S: 5	H: 2 LOB: 1 BB: 0 P: 5	R: 0 E: 0 K: 0 S: 3	H: 0 LOB: 0 BB: 0 P: 3	R: 3 E: 0 K: 0 S: 7	H: 4 LOB: 1 BB: 0 P: 7	R: 0 E: 0 K: 1 S: 7	H: 2 LOB: 2 BB: 0 P: 7	R: 0 E: 0 K: 0 S: 4	H: 1 LOB: 1 BB: 1 P: 8	1B: 9 2B: 4 3B: 0 HR: 0	SF: 0 SAC: 0 DP: 2 HBP: 0	WP: 0 PB: 0 SB: 0 CS: 0	PA: 41					
<b>PITCHER</b>	IP	WLS	BF	H	R	ER	SO	BB	IBB	HBP	BLK	WP	HR	S	P	ERA	WHIP								
Jerry Bell, R ERA: 3.43	5.0	W	21	6	1	1	1	2	0	0	1	0	0	21	29	1.80	1.600								
Skip Lockwood, R ERA: 3.25	3.0		15	6	3	3	1	0	0	0	0	0	0	17	17	9.00	2.000								
Rob Gardner, L ERA: 4.63	1.0	S	5	1	1	1	0	1	0	0	0	0	0	4	8	9.00	2.000								

Milwaukee Brewers @ Chicago White Sox  
Comiskey Park, Chicago, IL  
Sun Jun 17 1973, 4:33 AM EDT  
Att: 33,392 - Unknown - 74 F

livebaseballscorecards.com

AB 38  
R 5  
H 13  
RBI 5  
BB 3  
SO 2  
LOB 20





Batter	1	2	3	4	5	6	7	8	9	AB	R	H	RBI	BB	SO	LOB	TOP				
Sandy Alomar Sr. S (1.4) OBP: 0.251, SLG: 0.228	F8		PO				F7			5	1	2	0	0	0	3	<b>California Angels @ Chicago White Sox</b> Comiskey Park, Chicago, IL Mon Jun 18 1973, 8:05 PM EDT Att: 10,443 - Unknown - 80 F				
Vada Pinson L (1.7) OBP: 0.292, SLG: 0.400 Leroy Stanton R (6.7) OBP: 0.280, SLG: 0.310	4-3		PO	3-1		4-3		6-3		4	1	1	0	0	0	0					
Frank Robinson R (1.10) OBP: 0.393, SLG: 0.492 Winston Llenas R (6, FH) OBP: 0.286, SLG: 0.308	F2				P4			P6		3	1	1	0	0	0	2					
Mike Epstein L (1.3) OBP: 0.320, SLG: 0.266		F9		F9		P6				4	1	1	1	1	0	2					
Richie Scheinblum S (1.9) OBP: 0.370, SLG: 0.364	4-3							4-3		4	2	2	1	1	0	1					
Ken Berry R (1.8) OBP: 0.346, SLG: 0.388										3	2	1	1	2	0	2					
Al Gallagher R (1.5) OBP: 0.349, SLG: 0.305										5	1	1	2	0	1	4					
Jeff Torborg R (1.2) OBP: 0.270, SLG: 0.272			F3							3	0	1	2	2	0	0					
Rudy Meoli L (1.6) OBP: 0.312, SLG: 0.268			K							3	0	0	1	1	1	2					
<b>Inning Stats</b>	R: 0 E: 0 K: 0 S: 3	H: 0 LOB: 0 BB: 0 P: 3	R: 0 E: 0 K: 0 S: 3	H: 0 LOB: 1 BB: 1 P: 7	R: 0 E: 0 K: 1 S: 5	H: 1 LOB: 0 BB: 0 P: 5	R: 4 E: 0 K: 0 S: 8	H: 5 LOB: 1 BB: 0 P: 8	R: 5 E: 0 K: 1 S: 9	H: 4 LOB: 2 BB: 3 P: 21	R: 0 E: 0 K: 0 S: 3	H: 0 LOB: 1 BB: 1 P: 7	R: 0 E: 0 K: 0 S: 3	H: 0 LOB: 1 BB: 1 P: 7	R: 0 E: 0 K: 0 S: 3	H: 0 LOB: 0 BB: 0 P: 3		1B: 9 2B: 0 3B: 1 HR: 0	SF: 0 SAC: 0 DP: 0 HBP: 1	WP: 2 PB: 1 CS: 0	PA: 45
<b>PITCHER</b>	IP	WLS	BF	H	R	ER	SO	BB	IBB	HBP	BLK	WP	HR	S	P	ERA	WHIP				
Eddie Fisher R (1.1) ERA: 4.95	3.2	L	17	6	4	4	1	1	0	0	0	0	0	18	22	9.82	1.909				
Steve Keszley R (4.1) ERA: 12.46	0.2		6	4	4	4	0	0	0	0	0	1	0	6	6	54.00	6.000				
Jim Geddes R (5.1) ERA: 1.93	4.2		21	0	1	1	1	6	0	1	0	1	0	16	41	1.93	1.286				

Batter	1	2	3	4	5	6	7	8	9	AB	R	H	RBI	BB	SO	LOB	BOTTOM					
Johnny Jeter R (1.9) OBP: 0.259, SLG: 0.367	F9		1-3				K		FC5	5	0	0	0	0	1	7	<b>California Angels @ Chicago White Sox</b> Comiskey Park, Chicago, IL Mon Jun 18 1973, 8:05 PM EDT Att: 10,443 - Unknown - 80 F					
Carlos May L (1.7) OBP: 0.314, SLG: 0.391	F5		6-3				G3		4-3	4	0	0	1	0	0	1						
Dick Allen R (1.3) OBP: 0.407, SLG: 0.660									5-3	4	0	1	0	0	1	1						
Bill Melton R (1.5) OBP: 0.370, SLG: 0.525 Hank Allen R (8, PR) (9.5)										4	1	2	1	0	0	1						
Rick Reichardt R (1.8) OBP: 0.310, SLG: 0.388										4	0	0	0	0	1	2						
Mike Andrews R (1.10) OBP: 0.306, SLG: 0.277										4	0	1	0	0	1	0						
Eddie Leon R (1.6) OBP: 0.344, SLG: 0.366										4	0	2	0	0	1	1						
Luis Alvarado R (1.4) OBP: 0.306, SLG: 0.277										4	1	3	0	0	1	1						
Chuck Brinkman R (1.2) OBP: 0.228, SLG: 0.235										4	0	1	0	0	1	5						
<b>Inning Stats</b>	R: 0 E: 0 K: 1 S: 5	H: 0 LOB: 0 BB: 0 P: 5	R: 1 E: 0 K: 1 S: 6	H: 1 LOB: 0 BB: 0 P: 6	R: 1 E: 0 K: 0 S: 5	H: 2 LOB: 1 BB: 0 P: 5	R: 0 E: 0 K: 1 S: 5	H: 0 LOB: 0 BB: 0 P: 5	R: 0 E: 0 K: 2 S: 8	H: 1 LOB: 1 BB: 0 P: 8	R: 0 E: 0 K: 1 S: 6	H: 1 LOB: 2 BB: 0 P: 6	R: 0 E: 0 K: 1 S: 7	H: 2 LOB: 2 BB: 0 P: 7	R: 0 E: 0 K: 0 S: 4	H: 1 LOB: 1 BB: 0 P: 4		R: 0 E: 0 K: 0 S: 5	H: 2 LOB: 2 BB: 0 P: 5	1B: 8 2B: 1 3B: 0 HR: 1	SF: 0 SAC: 0 DP: 0 HBP: 0	WP: 0 PB: 0 CS: 0
<b>PITCHER</b>	IP	WLS	BF	H	R	ER	SO	BB	IBB	HBP	BLK	WP	HR	S	P	ERA	WHIP					
Rudy May L (1.1) ERA: 2.91	9.0	W	37	10	2	2	7	0	0	0	0	0	1	51	51	2.00	1.111					



Batter	1	2	3	4	5	6	7	8	9	AB	R	H	RBI	BB	SO	LOB	TOP		
<b>Sandy Alomar Sr. S</b> OBP: 0.259, SLG: 0.229 (1, 4)										4	0	1	0	1	0	0	<b>California Angels @ Chicago White Sox</b> Comiskey Park, Chicago, IL Tue Jun 19 1973, 8:05 PM EDT Att: 11,926 - Unknown - 70 F  <b>AB 36</b> <b>R 3</b> <b>H 11</b> <b>RBI 3</b> <b>BB 4</b> <b>SO 7</b> <b>LOB 22</b> 		
<b>Ken Berry R</b> OBP: 0.353, SLG: 0.406 (1, 8)										5	0	3	0	0	2	3			
<b>Frank Robinson R</b> OBP: 0.383, SLG: 0.487 (1, 10)										4	0	1	0	1	1	2			
<b>Bob Oliver R</b> OBP: 0.284, SLG: 0.398 (1, 3)										5	0	0	0	0	1	5			
<b>Richie Scheinblum S</b> OBP: 0.365, SLG: 0.348 (1, 9)										3	0	0	0	1	1	2			
<b>Leroy Stanton R</b> OBP: 0.276, SLG: 0.308 (1, 7)										4	0	1	0	0	2	1			
<b>Al Gallagher R</b> OBP: 0.363, SLG: 0.318 (1, 5)										3	1	3	0	1	0	0			
<b>Jeff Torborg R</b> OBP: 0.285, SLG: 0.267 (1, 2)										2	0	0	0	0	0	3			
<b>Billy Grabarkewitz R</b> OBP: 0.284, SLG: 0.299 (7, PH)										1	1	1	0	0	0	0			
<b>Jerry Davanon R</b> OBP: 0.286, SLG: 0.381 (7, 6)										1	0	0	0	0	0	2			
<b>Rudy Meoli L</b> OBP: 0.308, SLG: 0.264 (7, PH)										2	0	0	0	0	0	2			
<b>Winston Lienes R</b> OBP: 0.310, SLG: 0.444 (7, PH)										1	1	1	3	0	0	0			
<b>Art Kusnyer R</b> OBP: 0.160, SLG: 0.188 (7, 2)										1	0	0	0	0	0	2			
<b>Inning Stats</b>	R: 0 E: 0 K: 0 S: 4	H: 1 LOB: 2 BB: 1 P: 8	R: 0 E: 0 K: 1 S: 6	H: 1 LOB: 3 BB: 2 P: 14	R: 0 E: 0 K: 1 S: 5	H: 0 LOB: 0 BB: 0 P: 5	R: 0 E: 0 K: 0 S: 3	H: 1 LOB: 0 BB: 0 P: 3	R: 0 E: 0 K: 1 S: 5	H: 0 LOB: 0 BB: 0 P: 5	R: 3 E: 0 K: 2 S: 12	H: 5 LOB: 2 BB: 0 P: 12	R: 0 E: 0 K: 1 S: 6	H: 1 LOB: 2 BB: 0 P: 10	R: 0 E: 0 K: 1 S: 6	H: 1 LOB: 1 BB: 0 P: 6	1B: 8 2B: 1 3B: 1 HR: 1	SF: 0 SAC: 0 DP: 1 HBP: 0	WP: 0 PA: 41 PB: 0 SB: 1 CS: 1
<b>PITCHER</b>	IP WLS BF H R ER SO BB IBB HBP BLK WP HR S P ERA WHIP																		
<b>Wilbur Wood L</b> ERA: 2.5	(1, 1)	6.1 L 29 9 3 3 4 3 0 0 0 0 1 34 46 4.26 1.895																	
<b>Cy Acosta R</b> ERA: 3.45	(7, 1)	2.2 11 2 0 0 3 1 0 0 0 0 0 16 20 0.00 1.125																	

Batter	1	2	3	4	5	6	7	8	9	AB	R	H	RBI	BB	SO	LOB	BOTTOM			
<b>Pat Kelly L</b> OBP: 0.404, SLG: 0.409 (1, 9)										4	0	0	0	0	0	3	<b>California Angels @ Chicago White Sox</b> Comiskey Park, Chicago, IL Tue Jun 19 1973, 8:05 PM EDT Att: 11,926 - Unknown - 70 F  <b>AB 31</b> <b>R 1</b> <b>H 6</b> <b>RBI 1</b> <b>BB 3</b> <b>SO 1</b> <b>LOB 15</b> 			
<b>Tony Muser L</b> OBP: 0.397, SLG: 0.390 (1, 10)										3	0	1	0	1	0	1				
<b>Dick Allen R</b> OBP: 0.400, SLG: 0.648 (1, 3)										4	0	0	0	0	1	2				
<b>Carlos May L</b> OBP: 0.308, SLG: 0.383 (1, 7)										4	0	0	0	0	0	1				
<b>Mike Andrews R</b> OBP: 0.305, SLG: 0.276 (1, 5)										4	0	1	0	0	0	1				
<b>Eddie Leon R</b> OBP: 0.357, SLG: 0.373 (1, 6)										2	1	2	0	2	0	0				
<b>Ed Herrmann L</b> OBP: 0.286, SLG: 0.348 (1, 2)										4	0	0	0	0	0	5				
<b>Bill Sharp L</b> OBP: 0.308, SLG: 0.370 (1, 8)										3	0	1	0	0	0	1				
<b>Luis Alvarado R</b> OBP: 0.308, SLG: 0.280 (1, 4)										3	0	1	1	0	0	1				
<b>Inning Stats</b>	R: 0 E: 0 K: 0 S: 2	H: 0 LOB: 0 BB: 1 P: 6	R: 0 E: 0 K: 0 S: 3	H: 0 LOB: 1 BB: 1 P: 7	R: 0 E: 0 K: 0 S: 3	H: 0 LOB: 0 BB: 0 P: 3	R: 0 E: 0 K: 0 S: 4	H: 1 LOB: 1 BB: 0 P: 4	R: 1 E: 2 K: 0 S: 4	H: 1 LOB: 1 BB: 1 P: 8	R: 0 E: 0 K: 1 S: 5	H: 0 LOB: 0 BB: 0 P: 5	R: 0 E: 0 K: 0 S: 4	H: 1 LOB: 1 BB: 0 P: 4	R: 0 E: 0 K: 0 S: 3	H: 1 LOB: 2 BB: 0 P: 3		1B: 6 2B: 2 3B: 0 HR: 0	SF: 0 SAC: 0 DP: 3 HBP: 0	WP: 1 PA: 34 PB: 0 SB: 0 CS: 0
<b>PITCHER</b>	IP WLS BF H R ER SO BB IBB HBP BLK WP HR S P ERA WHIP																			
<b>Bill Singer R</b> ERA: 2.62	(1, 1)	9.0 W 34 6 1 1 1 3 0 0 0 0 1 0 33 45 1.00 1.000																		







Batter	1	2	3	4	5	6	7	8	9	AB	R	H	RBI	BB	SO	LOB	TOP					
<b>Bert Campaneris, R</b> OBP: 0.337, SLG: 0.336 (1, 6)										5	0	2	0	0	0	2						
<b>Bill North, S</b> OBP: 0.375, SLG: 0.336 (1, 8)										4	0	1	0	0	0	2						
<b>Sal Bando, R</b> OBP: 0.353, SLG: 0.479 (1, 5)										3	0	1	0	1	1	0						
<b>Reggie Jackson, L</b> OBP: 0.363, SLG: 0.522 (1, 9)										4	0	2	0	0	1	2						
<b>Deron Johnson, R</b> OBP: 0.316, SLG: 0.428 (1, 10)										4	0	0	0	0	2	3						
<b>Gene Tenace, R</b> OBP: 0.393, SLG: 0.488 (1, 3)										4	0	2	0	0	0	1						
<b>Joe Rudi, R</b> OBP: 0.281, SLG: 0.373 (1, 7)										4	0	1	0	0	0	1						
<b>Ray Fosse, R</b> OBP: 0.284, SLG: 0.339 (1, 2)										4	0	3	0	0	0	2						
<b>Ted Kubiak, S</b> OBP: 0.316, SLG: 0.387 (1, 4)										2	0	0	0	0	2	1						
<b>Angel Mangual, R</b> OBP: 0.243, SLG: 0.311 (7, PH)										1	0	0	0	0	0	1						
<b>Dick Green, R</b> OBP: 0.261, SLG: 0.312 (7, 4)										0	0	0	0	0	0	0						
<b>Rich McKinney, R</b> OBP: 0.271, SLG: 0.333 (9, PH)										1	0	0	0	0	0	1						
<b>Inning Stats</b>	R: 0 E: 0 K: 0 S: 4	H: 2 LOB: 2 BB: 1 P: 8	R: 0 E: 0 K: 1 S: 6	H: 2 LOB: 1 BB: 0 P: 6	R: 0 E: 0 K: 1 S: 5	H: 0 LOB: 0 BB: 0 P: 5	R: 0 E: 0 K: 1 S: 7	H: 2 LOB: 2 BB: 0 P: 7	R: 0 E: 0 K: 1 S: 7	H: 3 LOB: 2 BB: 0 P: 7	R: 0 E: 0 K: 1 S: 5	H: 0 LOB: 0 BB: 0 P: 5	R: 0 E: 0 K: 0 S: 4	H: 1 LOB: 1 BB: 0 P: 4	R: 0 E: 0 K: 1 S: 6	H: 1 LOB: 1 BB: 0 P: 6	R: 0 E: 0 K: 0 S: 4	H: 1 LOB: 1 BB: 0 P: 4	1B: 11 2B: 1 3B: 0 HR: 0	SF: 0 SAC: 0 DP: 1 HBP: 0	WP: 0 PB: 0 CS: 1	PA: 37
<b>PITCHER</b> <b>Stan Bahnsen, R</b> ERA: 3.18 (1, 1)	IP: 9.0 WLS: W BF: 37 H: 12 R: 0 ER: 0 SO: 6 BB: 1 IBB: 0 HBP: 0 BLK: 0 WP: 0 HR: 0 S: 48 P: 52 ERA: 0.00 WHIP: 1.444															<b>PITCHER</b>						

**Oakland Athletics @ Chicago White Sox**  
Comiskey Park, Chicago, IL  
Thu Jun 21 1973, 8:05 PM EDT  
Att: 22,269 - Unknown - 76 F

livebaseballscorecards.com

AB	36
R	0
H	12
RBI	0
BB	1
SO	6
LOB	16

Batter	1	2	3	4	5	6	7	8	9	AB	R	H	RBI	BB	SO	LOB	BOTTOM			
<b>Johnny Jeter, R</b> OBP: 0.259, SLG: 0.372 (1, 8)										4	1	1	1	0	2	0				
<b>Pat Kelly, L</b> OBP: 0.401, SLG: 0.421 (1, 9)										4	0	1	0	0	0	1				
<b>Dick Allen, R</b> OBP: 0.407, SLG: 0.642 (1, 3)										2	0	1	0	2	0	0				
<b>Carlos May, L</b> OBP: 0.311, SLG: 0.382 (1, 7)										4	0	2	1	0	0	2				
<b>Rick Reichardt, R</b> OBP: 0.301, SLG: 0.377 (1, 10)										4	0	0	0	0	1	6				
<b>Eddie Leon, R</b> OBP: 0.350, SLG: 0.361 (1, 6)										3	0	0	0	0	2	2				
<b>Mike Andrews, R</b> OBP: 0.304, SLG: 0.284 (1, 5)										3	0	1	0	0	0	2				
<b>Hank Allen, R</b> (7, 5)										0	0	0	0	0	0	0				
<b>Ed Herrmann, L</b> OBP: 0.291, SLG: 0.363 (1, 2)										3	1	1	0	0	1	1				
<b>Luis Alvarado, R</b> OBP: 0.305, SLG: 0.281 (1, 4)										3	0	0	0	0	0	1				
<b>Inning Stats</b>	R: 0 E: 0 K: 1 S: 6	H: 1 LOB: 2 BB: 1 P: 10	R: 0 E: 0 K: 1 S: 5	H: 1 LOB: 0 BB: 0 P: 5	R: 0 E: 0 K: 0 S: 3	H: 0 LOB: 0 BB: 0 P: 3	R: 0 E: 0 K: 1 S: 7	H: 2 LOB: 2 BB: 0 P: 7	R: 2 E: 0 K: 1 S: 8	H: 3 LOB: 2 BB: 1 P: 12	R: 0 E: 0 K: 1 S: 5	H: 0 LOB: 0 BB: 0 P: 5	R: 0 E: 0 K: 1 S: 5	H: 0 LOB: 0 BB: 0 P: 5	R: 0 E: 0 K: 0 S: 3	H: 0 LOB: 0 BB: 0 P: 3	1B: 5 2B: 2 3B: 0 HR: 0	SF: 0 SAC: 0 DP: 1 HBP: 0	WP: 0 PB: 0 CS: 0	PA: 32
<b>PITCHER</b> <b>Ken Holtzman, L</b> ERA: 1.85 (1, 1)	IP: 8.0 WLS: L BF: 32 H: 7 R: 2 ER: 2 SO: 6 BB: 1 IBB: 1 HBP: 0 BLK: 0 WP: 0 HR: 0 S: 42 P: 50 ERA: 2.25 WHIP: 1.000															<b>PITCHER</b>				

**Oakland Athletics @ Chicago White Sox**  
Comiskey Park, Chicago, IL  
Thu Jun 21 1973, 8:05 PM EDT  
Att: 22,269 - Unknown - 76 F

livebaseballscorecards.com

AB	30
R	2
H	7
RBI	2
BB	2
SO	6
LOB	15



Batter	1	2	3	4	5	6	7	8	9	AB	R	H	RBI	BB	SO	LOB	TOP							
Bert Campaneris, R OBP: 0.339, SLG: 0.342 Dal Maxvill, R OBP: 0.263, SLG: 0.222										5	2	2	0	0	0	3								
Bill North, S OBP: 0.375, SLG: 0.335										4	0	1	0	1	2	1								
Sal Bando, R OBP: 0.361, SLG: 0.484 Rich McKinney, R OBP: 0.265, SLG: 0.326										4	1	3	1	0	1	2								
Reggie Jackson, L OBP: 0.361, SLG: 0.518 Angel Mangual, R OBP: 0.241, SLG: 0.308										4	0	1	0	0	0	4								
Deron Johnson, R OBP: 0.318, SLG: 0.425										4	1	1	0	1	1	4								
Gene Tenace, R OBP: 0.391, SLG: 0.484 Mike Hegan, L OBP: 0.271, SLG: 0.295										4	1	1	1	0	2	1								
Joe Rudi, R OBP: 0.280, SLG: 0.367										4	1	0	0	1	1									
Ray Fosse, R OBP: 0.288, SLG: 0.342 Tim Hosley, R OBP: 0.300, SLG: 0.222										4	1	2	0	0	0	3								
Dick Green, R OBP: 0.277, SLG: 0.327										4	0	3	3	0	1	0								
<b>Inning Stats</b>	R: 1 E: 0 K: 1 S: 7	H: 3 LOB: 1 BB: 0 P: 7	R: 0 E: 0 K: 2 S: 9	H: 2 LOB: 2 BB: 0 P: 9	R: 4 E: 1 K: 1 S: 9	H: 4 LOB: 2 BB: 1 P: 13	R: 0 E: 0 K: 0 S: 3	H: 1 LOB: 1 BB: 1 P: 7	R: 0 E: 0 K: 0 S: 3	H: 0 LOB: 1 BB: 1 P: 7	R: 1 E: 1 K: 3 S: 12	H: 2 LOB: 2 BB: 0 P: 12	R: 1 E: 0 K: 1 S: 7	H: 2 LOB: 1 BB: 0 P: 7	R: 0 E: 0 K: 0 S: 3	H: 0 LOB: 0 BB: 0 P: 3	R: 0 E: 0 K: 0 S: 3	H: 0 LOB: 0 BB: 0 P: 3	1B: 13 2B: 1 3B: 0 HR: 0	SF: 0 SAC: 0 DP: 2 HBP: 0	WP: 1 PB: 0 SB: 4 CS: 0	PA: 43		
<b>PITCHER</b>	IP WLS BF ERA WHIP	WLS BF L L	H R ER SO	H R ER SO	BB IBB HBP BLK	BB IBB HBP BLK	WP HR S P	ERA WHIP	<b>PITCHER</b>	IP WLS BF ERA WHIP	WLS BF L L	H R ER SO	H R ER SO	BB IBB HBP BLK	BB IBB HBP BLK	WP HR S P	ERA WHIP							
Wilbur Wood, L ERA: 2.6	(1, 1)	7.0	37	14	7	4	8	3	0	0	0	0	1	0	50	62	5.14	2.429						
Dennis O'Toole, R ERA: 5.79	(8, 1)	2.0	6	0	0	0	0	0	0	0	0	0	0	0	6	6	0.00	0.000						

**Oakland Athletics @ Chicago White Sox**  
Comiskey Park, Chicago, IL  
Fri Jun 22 1973, 8:05 PM EDT  
Att: 39,605 - Unknown - 68 F

**AB 40**  
**R 7**  
**H 14**  
**RBI 5**  
**BB 3**  
**SO 8**  
**LOB 19**

Batter	1	2	3	4	5	6	7	8	9	AB	R	H	RBI	BB	SO	LOB	BOTTOM							
Johnny Jeter, R OBP: 0.250, SLG: 0.359										4	0	0	0	0	1	0								
Pat Kelly, L OBP: 0.403, SLG: 0.427										4	0	2	0	0	0	0								
Dick Allen, R OBP: 0.409, SLG: 0.658										4	1	2	1	0	0	2								
Carlos May, L OBP: 0.310, SLG: 0.380										4	0	1	0	0	0	1								
Rick Reichardt, R OBP: 0.293, SLG: 0.366										4	0	0	0	0	1	2								
Eddie Leon, R OBP: 0.348, SLG: 0.358										2	0	0	0	1	2	0								
Mike Andrews, R OBP: 0.302, SLG: 0.282 Hank Allen, R										1	0	0	0	0	0	0								
Ed Herrmann, L OBP: 0.286, SLG: 0.356										3	0	0	0	0	2	0								
Luis Alvarado, R OBP: 0.290, SLG: 0.267										3	0	0	0	0	0	0								
<b>Inning Stats</b>	R: 1 E: 0 K: 1 S: 7	H: 2 LOB: 1 BB: 0 P: 7	R: 0 E: 0 K: 1 S: 5	H: 0 LOB: 0 BB: 0 P: 5	R: 0 E: 0 K: 0 S: 4	H: 1 LOB: 1 BB: 0 P: 4	R: 0 E: 0 K: 1 S: 5	H: 0 LOB: 0 BB: 0 P: 5	R: 0 E: 0 K: 2 S: 7	H: 0 LOB: 0 BB: 0 P: 7	R: 0 E: 0 K: 1 S: 5	H: 1 LOB: 0 BB: 0 P: 5	R: 0 E: 0 K: 1 S: 5	H: 0 LOB: 0 BB: 0 P: 5	R: 0 E: 0 K: 1 S: 4	H: 1 LOB: 1 BB: 0 P: 4	1B: 2 2B: 2 3B: 0 HR: 1	SF: 0 SAC: 0 DP: 1 HBP: 0	WP: 0 PB: 0 SB: 0 CS: 0	PA: 32				
<b>PITCHER</b>	IP WLS BF ERA WHIP	WLS BF W W	H R ER SO	H R ER SO	BB IBB HBP BLK	BB IBB HBP BLK	WP HR S P	ERA WHIP	<b>PITCHER</b>	IP WLS BF ERA WHIP	WLS BF W W	H R ER SO	H R ER SO	BB IBB HBP BLK	BB IBB HBP BLK	WP HR S P	ERA WHIP							
Dave Hamilton, L ERA: 3.09	(1, 1)	9.0	32	5	1	1	8	1	0	0	0	0	0	1	47	51	1.00	0.667						

**Oakland Athletics @ Chicago White Sox**  
Comiskey Park, Chicago, IL  
Fri Jun 22 1973, 8:05 PM EDT  
Att: 39,605 - Unknown - 68 F

**AB 31**  
**R 1**  
**H 5**  
**RBI 1**  
**BB 1**  
**SO 8**  
**LOB 6**



Batter	1	2	3	4	5	6	7	8	9	AB	R	H	RBI	BB	SO	LOB	TOP					
Bert Campaneris, R OBP: 0.341, SLG: 0.346 Dal Maxvill, R OBP: 0.238, SLG: 0.200										3	2	2	1	0	1	0	Oakland Athletics @ Chicago White Sox Comiskey Park, Chicago, IL Sat Jun 23 1973, 4:33 AM EDT Att: 15,984 - Unknown - 70 F					
Bill North, S OBP: 0.380, SLG: 0.348										3	3	1	1	2	1	0						
Sal Bando, R OBP: 0.360, SLG: 0.486 Rich McKinney, R OBP: 0.255, SLG: 0.313										3	1	2	2	0	1	1						
Reggie Jackson, L OBP: 0.366, SLG: 0.523 Angel Mangual, R OBP: 0.237, SLG: 0.302										3	3	2	3	0	0	1						
Deron Johnson, R OBP: 0.326, SLG: 0.433										5	2	3	3	1	1	1						
Gene Tenace, R OBP: 0.393, SLG: 0.489 Mike Hegan, L OBP: 0.286, SLG: 0.311										4	0	2	2	0	0	1						
Joe Rudi, R OBP: 0.278, SLG: 0.364										5	0	1	0	0	2	5						
Ray Fosse, R OBP: 0.293, SLG: 0.348 Tim Hosley, R OBP: 0.250, SLG: 0.182										2	1	1	0	1	0	2						
Dick Green, R OBP: 0.298, SLG: 0.356										5	2	4	1	0	0	1						
<b>Inning Stats</b>	R: 3 E: 0 K: 2 S: 10	H: 3 LOB: 2 BB: 1 P: 15	R: 4 E: 0 K: 0 S: 7	H: 4 LOB: 1 BB: 1 P: 11	R: 3 E: 0 K: 0 S: 5	H: 2 LOB: 1 BB: 2 P: 13	R: 0 E: 0 K: 1 S: 6	H: 1 LOB: 1 BB: 0 P: 6	R: 2 E: 0 K: 2 S: 10	H: 3 LOB: 1 BB: 0 P: 10	R: 0 E: 0 K: 0 S: 4	H: 2 LOB: 1 BB: 0 P: 4	R: 0 E: 0 K: 0 S: 3	H: 0 LOB: 0 BB: 0 P: 3	R: 1 E: 0 K: 1 S: 6	H: 3 LOB: 2 BB: 0 P: 6		R: 1 E: 0 K: 1 S: 6	H: 1 LOB: 0 BB: 0 P: 6	1B: 13 2B: 6 3B: 0 HR: 1	SF: 2 SAC: 1 DP: 1 HBP: 1	WP: 0 PB: 3 SB: 3 CS: 0
<b>PITCHER</b>	IP WLS BF H R ER SO BB IBB HBP BLK WP HR S P ERA WHIP	IP WLS BF H R ER SO BB IBB HBP BLK WP HR S P ERA WHIP																				
Eddie Fisher, R ERA: 5.3	(1, 1) 0.1 L 5 2 3 3 1 1 0 1 0 0 0 5 10 81.00 9.000	(1, 1) 2.0 15 6 7 7 1 3 0 0 0 0 0 14 26 31.50 4.500	(3, 1) 6.2 30 11 4 4 4 0 0 0 0 0 1 38 38 5.40 1.650																			

AB 42  
R 14  
H 19  
RBI 13  
BB 4  
SO 6  
LOB 18



Batter	1	2	3	4	5	6	7	8	9	AB	R	H	RBI	BB	SO	LOB	BOTTOM					
Pat Kelly, L OBP: 0.404, SLG: 0.436										3	2	1	0	1	1	1	Oakland Athletics @ Chicago White Sox Comiskey Park, Chicago, IL Sat Jun 23 1973, 4:33 AM EDT Att: 15,984 - Unknown - 70 F					
Jorge Orta, L OBP: 0.278, SLG: 0.303										3	0	2	2	0	0	0						
Dick Allen, R OBP: 0.404, SLG: 0.649 Luis Alvarado, R OBP: 0.286, SLG: 0.262										3	0	0	0	0	1	2						
Carlos May, L OBP: 0.307, SLG: 0.376 Rick Reichardt, R OBP: 0.303, SLG: 0.389										2	0	0	0	0	0	0						
Tony Muser, L OBP: 0.403, SLG: 0.412										4	0	2	1	0	1	1						
Eddie Leon, R OBP: 0.343, SLG: 0.350										4	0	0	0	0	0	3						
Ed Herrmann, L OBP: 0.280, SLG: 0.347										4	0	0	0	0	0	2						
Bill Sharp, L OBP: 0.305, SLG: 0.358										3	0	0	0	0	0	0						
Hank Allen, R OBP: 0.071, SLG: 0.143										3	0	1	0	0	0	0						
<b>Inning Stats</b>	R: 1 E: 0 K: 1 S: 6	H: 1 LOB: 0 BB: 0 P: 6	R: 0 E: 0 K: 0 S: 3	H: 1 LOB: 0 BB: 0 P: 3	R: 1 E: 0 K: 0 S: 4	H: 1 LOB: 1 BB: 1 P: 8	R: 0 E: 0 K: 0 S: 3	H: 0 LOB: 0 BB: 0 P: 3	R: 0 E: 0 K: 0 S: 4	H: 1 LOB: 1 BB: 0 P: 4	R: 1 E: 0 K: 0 S: 5	H: 3 LOB: 1 BB: 0 P: 5	R: 0 E: 0 K: 0 S: 3	H: 0 LOB: 0 BB: 0 P: 3	R: 0 E: 0 K: 1 S: 5	H: 0 LOB: 0 BB: 0 P: 5		R: 0 E: 0 K: 1 S: 6	H: 1 LOB: 1 BB: 0 P: 6	1B: 2 2B: 6 3B: 1 HR: 0	SF: 1 SAC: 0 DP: 2 HBP: 0	WP: 0 PB: 0 SB: 0 CS: 0
<b>PITCHER</b>	IP WLS BF H R ER SO BB IBB HBP BLK WP HR S P ERA WHIP	IP WLS BF H R ER SO BB IBB HBP BLK WP HR S P ERA WHIP																				
Catfish Hunter, R ERA: 3.12	(1, 1) 9.0 W 34 8 3 3 3 1 0 0 0 0 0 39 43 3.00 1.000																					

AB 32  
R 3  
H 8  
RBI 3  
BB 1  
SO 3  
LOB 9





Batter	1	2	3	4	5	6	7	8	9	AB	R	H	RBI	BB	SO	LOB	TOP			
Bert Campaneris, R OBP: 0.335, SLG: 0.339 (1, 6)										5	0	0	0	0	0	0				
Bill North, S OBP: 0.376, SLG: 0.345 (1, 8)										5	2	1	0	0	1	0				
Sal Bando, R OBP: 0.361, SLG: 0.486 (1, 5)										4	0	1	1	1	1	1				
Reggie Jackson, L OBP: 0.370, SLG: 0.523 (1, 9)										4	2	2	0	1	0	2				
Deron Johnson, R OBP: 0.325, SLG: 0.430 (1, 10)										4	1	1	1	0	1	3				
Gene Tenace, R OBP: 0.398, SLG: 0.496 Mike Hegan, L OBP: 0.286, SLG: 0.311 (1, 3) (8, 3)										3	1	2	2	1	0	0				
Joe Rudi, R OBP: 0.282, SLG: 0.378 (1, 7)										4	1	2	3	0	0	3				
Ray Fosse, R OBP: 0.288, SLG: 0.342 (1, 2)										4	0	0	0	0	1	3				
Dick Green, R OBP: 0.289, SLG: 0.344 (1, 4)										4	0	0	0	0	1	1				
<b>Inning Stats</b>	R: 3 E: 0 K: 0 S: 6	H: 3 LOB: 1 BB: 1 P: 10	R: 0 E: 0 K: 0 S: 3	H: 0 LOB: 0 BB: 0 P: 3	R: 0 E: 0 K: 1 S: 5	H: 0 LOB: 1 BB: 1 P: 9	R: 0 E: 0 K: 1 S: 6	H: 1 LOB: 1 BB: 0 P: 6	R: 0 E: 0 K: 0 S: 3	H: 2 LOB: 2 BB: 0 P: 5	R: 0 E: 0 K: 0 S: 3	H: 0 LOB: 0 BB: 0 P: 3	R: 3 E: 0 K: 3 S: 11	H: 2 LOB: 0 BB: 1 P: 15	R: 1 E: 1 K: 0 S: 5	H: 1 LOB: 1 BB: 0 P: 5	1B: 6 2B: 2 3B: 0 HR: 1	SF: 0 SAC: 0 DP: 0 HBP: 0	WP: 0 PB: 0 SB: 1 CS: 0	PA: 40
<b>PITCHER</b>	IP WLS BF H R ER SO BB IBB HBP BLK WP HR S P ERA WHIP																			
Steve Stone, R ERA: 4.39 (1, 1)	8.0 L 35 8 6 6 5 3 0 0 0 0 0 1 42 54 6.75 1.375																			
Steve Kealey, R ERA: 15.95 (9, 1)	1.0 5 1 1 0 0 0 0 0 0 0 0 0 5 5 0.00 1.000																			

Oakland Athletics @ Chicago White Sox  
Comiskey Park, Chicago, IL  
Sun Jun 24 1973, 4:33 AM EDT  
Unknown - 62 F

AB	37
R	7
H	9
RBI	7
BB	3
SO	5
LOB	13



Batter	1	2	3	4	5	6	7	8	9	AB	R	H	RBI	BB	SO	LOB	BOTTOM			
Johnny Jeter, R OBP: 0.250, SLG: 0.355 (1, 8)										4	0	1	0	0	1	1				
Pat Kelly, L OBP: 0.406, SLG: 0.434 (1, 9)										3	0	1	0	1	0	0				
Dick Allen, R OBP: 0.398, SLG: 0.638 (1, 3)										4	0	0	0	0	2	3				
Bill Melton, R OBP: 0.364, SLG: 0.516 (1, 5)										4	0	0	0	0	1	3				
Rick Reichardt, R OBP: 0.303, SLG: 0.388 (1, 7)										3	0	1	0	0	2	1				
Carlos May, L OBP: 0.303, SLG: 0.371 (1, 10)										3	0	0	0	0	0	1				
Eddie Leon, R OBP: 0.343, SLG: 0.350 (1, 6)										3	0	1	0	0	0	1				
Jorge Orta, L OBP: 0.273, SLG: 0.297 (1, 4)										3	0	0	0	0	0	1				
Chuck Brinkman, R OBP: 0.220, SLG: 0.226 Mike Andrews, R OBP: 0.300, SLG: 0.280 (9, PH)										2	0	0	0	0	0	1				
<b>Inning Stats</b>	R: 0 E: 0 K: 1 S: 5	H: 0 LOB: 0 BB: 0 P: 5	R: 0 E: 0 K: 1 S: 5	H: 0 LOB: 0 BB: 0 P: 5	R: 0 E: 0 K: 1 S: 6	H: 1 LOB: 1 BB: 0 P: 6	R: 0 E: 0 K: 1 S: 5	H: 0 LOB: 0 BB: 0 P: 5	R: 0 E: 0 K: 2 S: 7	H: 0 LOB: 1 BB: 1 P: 11	R: 0 E: 0 K: 0 S: 3	H: 0 LOB: 0 BB: 0 P: 3	R: 3 E: 0 K: 0 S: 3	H: 0 LOB: 0 BB: 0 P: 3	R: 0 E: 0 K: 1 S: 7	H: 2 LOB: 2 BB: 0 P: 7	1B: 4 2B: 0 3B: 0 HR: 0	SF: 0 SAC: 0 DP: 1 HBP: 0	WP: 0 PB: 0 SB: 0 CS: 0	PA: 31
<b>PITCHER</b>	IP WLS BF H R ER SO BB IBB HBP BLK WP HR S P ERA WHIP																			
Vida Blue, L ERA: 3.73 (1, 1)	9.0 W 31 4 0 0 7 1 0 0 0 0 0 0 44 48 0.00 0.556																			

Oakland Athletics @ Chicago White Sox  
Comiskey Park, Chicago, IL  
Sun Jun 24 1973, 4:33 AM EDT  
Unknown - 62 F

AB	30
R	0
H	4
RBI	0
BB	1
SO	7
LOB	12





Batter	1	2	3	4	5	6	7	8	9	AB	R	H	RBI	BB	SO	LOB	TOP
Bert Campaneris, R (1, 6) Dal Maxvill, R (8, 6) OBP: 0.333, SLG: 0.341 OBP: 0.238, SLG: 0.200	0-0 4-3 2B		0-0 P4		0-0 FC6-4			0-0 6-3		4	0	1	0	0	0	2	
Bill North, S (1, 8) OBP: 0.371, SLG: 0.339	0-0 4-3 2-3		0-0 P6			0-3 K		0-0 6-3		4	0	0	0	0	1	2	
Sal Bando, R (1, 5) Rich McKinney, R (7, 5) OBP: 0.357, SLG: 0.480 OBP: 0.269, SLG: 0.327	0-0 P6		0-0 F9			0-0 L8			0-0 FC4-6 1B	3	0	0	0	0	0	2	
Reggie Jackson, L (1, 9) Angel Mangual, R (6, 9) OBP: 0.370, SLG: 0.532 OBP: 0.235, SLG: 0.299	0-3 K			0-0 F7			0-0 HR		0-0 FC4-6 G6-4-3	3	1	1	1	0	1	1	
Deron Johnson, R (1, 10) OBP: 0.324, SLG: 0.424		4-0 FC6-4 BB		0-0 L8			0-0 5-3		0-0 G6-4-3	3	0	0	0	1	0	1	
Gene Tenace, R (1, 3) Mike Hegan, L (7, 3) OBP: 0.394, SLG: 0.489 OBP: 0.286, SLG: 0.311		0-0 L7		0-0 P6				0-0 F2		3	0	0	0	0	0	1	
Joe Rudi, R (1, 7) OBP: 0.279, SLG: 0.374		0-0 FC6-4			0-0 5-3			0-0 F7		3	0	0	0	0	0	1	
Ted Kubiak, S (1, 4) OBP: 0.309, SLG: 0.378		0-0 4-3			0-0 L7			0-0 F7		3	0	0	0	0	0	1	
Tim Hosley, R (1, 2) OBP: 0.333, SLG: 0.231			4-0 BB					0-0 F7		2	0	1	0	1	0	0	
<b>Inning Stats</b>	R: 0 E: 0 K: 1 S: 6	H: 1 LOB: 1 BB: 0 P: 6	R: 0 E: 0 K: 0 S: 3	H: 0 LOB: 1 BB: 1 P: 7	R: 0 E: 0 K: 0 S: 3	H: 0 LOB: 0 BB: 0 P: 3	R: 0 E: 0 K: 0 S: 4	H: 1 LOB: 1 BB: 0 P: 4	R: 1 E: 0 K: 1 S: 6	H: 1 LOB: 0 BB: 0 P: 6	R: 0 E: 0 K: 0 S: 3	H: 0 LOB: 0 BB: 0 P: 3	R: 0 E: 0 K: 0 S: 3	H: 1 LOB: 0 BB: 0 P: 3	1B: 2 2B: 1 3B: 0 HR: 1	SF: 0 SAC: 0 DP: 1 HBP: 0	WP: 0 PA: 32
<b>PITCHER</b>	IP WLS BF H R ER SO BB IBB HBP BLK WP HR S P ERA WHIP																
Bart Johnson, R (1, 1) ERA: 1.84	5.2 W 22 3 1 1 2 2 0 0 0 0 1 24 32 1.59 0.882																
Cy Acosta, R (6, 1) ERA: 2.73	3.1 S 10 1 0 0 0 0 0 0 0 0 0 10 10 0.00 0.300																

Oakland Athletics @ Chicago White Sox  
Comiskey Park, Chicago, IL  
Sun Jun 24 1973, 4:38 AM EDT  
Att: 34,841 - Unknown

AB 30  
R 1  
H 4  
RBI 1  
BB 2  
SO 2  
LOB 12



Batter	1	2	3	4	5	6	7	8	9	AB	R	H	RBI	BB	SO	LOB	BOTTOM
Pat Kelly, L (1, 9) OBP: 0.402, SLG: 0.429	0-0 FC4-6 1B		0-0 6-3		0-0 3-1	0-3 K		0-0 F8		5	0	1	0	0	1	0	
Jorge Orta, L (1, 4) OBP: 0.397, SLG: 0.294	0-0 FC4-6		0-0 6-3		0-0 5-3		0-0 3B 1B	0-0 P4		5	1	1	0	0	0	1	
Dick Allen, R (1, 3) Luis Alvarado, R (7, 5) OBP: 0.632, SLG: 0.632 OBP: 0.292, SLG: 0.302	0-0 L6		4-0 6-3 BB		0-0 6-3	0-0 6-3	0-0 1B 3B	0-0 F8		2	0	0	0	1	0	1	
Bill Melton, R (1, 5) Tony Muser, L (7, 3) OBP: 0.364, SLG: 0.511 OBP: 0.397, SLG: 0.406	0-3 K		0-0 6-3		0-0 6-3	4-0 1B 2B BB	0-0 G3		2	1	0	0	1	1	2		
Carlos May, L (1, 10) OBP: 0.306, SLG: 0.367		4-0 2B HR BB		0-0 4-3		0-0 E1 2B 1B	1-0 1B BB		2	3	0	0	1	0	2		
Rick Reichardt, R (1, 7) OBP: 0.314, SLG: 0.400		0-0 HR 2B		0-0 F9		0-0 2B E 1B	4-0 1B BB		3	2	2	0	1	0	0		
Ed Herrmann, L (1, 2) OBP: 0.290, SLG: 0.380		0-0 HR		0-0 P6		0-0 E 2B	0-0 1B		4	2	3	7	0	0	0		
Eddie Leon, R (1, 6) OBP: 0.336, SLG: 0.343		2-H 3-H HR		0-0 L4		1-3 2-H 3-H E 2B	0-3 1B		4	1	0	0	0	1	2		
Bill Sharp, L (1, 8) OBP: 0.286, SLG: 0.339		0-0 F7		0-0 F3		2-H 3-H E SF8	0-3 K		3	0	0	1	0	1	2		
<b>Inning Stats</b>	R: 0 E: 0 K: 1 S: 6	H: 1 LOB: 0 BB: 0 P: 6	R: 3 E: 0 K: 0 S: 5	H: 2 LOB: 0 BB: 1 P: 9	R: 0 E: 0 K: 0 S: 3	H: 0 LOB: 1 BB: 1 P: 7	R: 0 E: 0 K: 0 S: 3	H: 0 LOB: 0 BB: 0 P: 3	R: 5 E: 2 K: 1 S: 9	H: 2 LOB: 0 BB: 1 P: 13	R: 3 E: 0 K: 2 S: 10	H: 3 LOB: 2 BB: 1 P: 15	R: 0 E: 0 K: 0 S: 3	H: 0 LOB: 0 BB: 0 P: 3	1B: 4 2B: 2 3B: 1 HR: 1	SF: 1 SAC: 0 DP: 0 HBP: 1	WP: 0 PA: 39
<b>PITCHER</b>	IP WLS BF H R ER SO BB IBB HBP BLK WP HR S P ERA WHIP																
Blue Moon Odom, R (1, 1) ERA: 6.25	1.0 L 9 3 5 3 1 1 0 1 0 0 0 9 14 27.00 4.000																
Darold Knowles, L (6, 1) ERA: 2.9	1.2 6 1 0 0 2 0 0 0 0 0 0 0 10 10 0.00 0.600																
Paul Lindblad, L (7, 1) ERA: 4.71																	

Oakland Athletics @ Chicago White Sox  
Comiskey Park, Chicago, IL  
Sun Jun 24 1973, 4:38 AM EDT  
Att: 34,841 - Unknown

AB 33  
R 11  
H 8  
RBI 9  
BB 4  
SO 4  
LOB 11





Batter	1	2	3	4	5	6	7	8	9	AB	R	H	RBI	BB	SO	LOB	TOP										
<b>Rod Carew, L</b> OBP: 0.394, SLG: 0.500 (1, 4)	0-3 K		0-0 6-3		0-0 1B		0-0 1B		4-0 BB BB	4	0	2	0	1	1	2	<b>Minnesota Twins @ Chicago White Sox</b> Comiskey Park, Chicago, IL Mon Jun 25 1973, 8:05 PM EDT Att: 16,098 - Unknown - 81 F										
<b>Jerry Terrell, R</b> OBP: 0.317, SLG: 0.346 (1, 6)	0-0 3-1		0-0 4-3		0-0 1B		0-0 F9		4-0 BB BB	4	0	1	1	1	0	3											
<b>Tony Oliva, L</b> OBP: 0.336, SLG: 0.360 (1, 10)	0-0 F8		0-0 4-3		0-0 F2			0-0 BB 1B	5	0	1	0	0	1	7												
<b>Bobby Darwin, R</b> OBP: 0.333, SLG: 0.433 (1, 9)		0-0 G6-4-3 1B		0-0 6-3		0-0 G4-6-3 BB 1B		4-0 1-2 BB	3	0	2	1	2	0	0												
<b>Harmon Killebrew, R</b> OBP: 0.358, SLG: 0.338 <b>Dan Monzon, R</b> OBP: 0.333, SLG: 0.333 (8, 5)		0-0 G6-4-3 1-2		0-0 P6		4-0 G4-6-3 BB		0-3 K	3	0	0	0	1	1	3												
<b>Steve Braun, L</b> OBP: 0.417, SLG: 0.460 <b>Joe Lis, R</b> OBP: 0.242, SLG: 0.322 (8, 3)		4-0 BB		0-0 1B		0-0 G4-6-3 1-2 2-3		0-3 K	2	0	1	0	1	0	2												
<b>Jim Holt, L</b> OBP: 0.313, SLG: 0.456 <b>Danny Walton, R</b> OBP: 0.294, SLG: 0.357 (8, 7)		0-0 F7		0-0 G3		0-0 F7		0-0 P6	3	0	0	0	0	0	3												
<b>George Mitterwald, R</b> OBP: 0.323, SLG: 0.418 (1, 2)			0-0 E5 1B		0-3 K		0-0 G6-4-3 1B		4-0 BB 1B BB	3	1	2	0	1	1	0											
<b>Larry Hisle, R</b> OBP: 0.342, SLG: 0.420 (1, 8)			0-0 E9 2-3 1B		0-0 F9		0-0 G6-4-3 1-2		0-0 BB BB 1B	4	1	2	0	0	0	1											
<b>Inning Stats</b>	R: 0 E: 0 K: 1 S: 5	H: 0 LOB: 0 BB: 0 P: 5	R: 0 E: 0 K: 0 S: 3	H: 1 LOB: 1 BB: 1 P: 7	R: 0 E: 2 K: 0 S: 5	H: 2 LOB: 2 BB: 0 P: 5	R: 0 E: 0 K: 0 S: 4	H: 1 LOB: 1 BB: 0 P: 4	R: 0 E: 0 K: 0 S: 7	H: 2 LOB: 2 BB: 1 P: 7	R: 0 E: 0 K: 0 S: 4	H: 2 LOB: 1 BB: 1 P: 4	R: 0 E: 0 K: 2 S: 8	H: 1 LOB: 2 BB: 1 P: 12	R: 2 E: 0 K: 2 S: 8	H: 1 LOB: 3 BB: 4 P: 24		1B: 11 2B: 0 3B: 0 HR: 0	SF: 0 SAC: 0 DP: 3 HBP: 0	WP: 0 PB: 0 SB: 0 CS: 0	PA: 42						
<b>PITCHER</b>	IP	WLS	BF	H	R	ER	SO	BB	IBB	HBP	BLK	WP	HR	S	P	ERA	WHIP										
<b>Stan Bahnsen, R</b> ERA: 3.01 (1, 1)	7.0	W	30	10	0	0	2	2	0	0	0	0	0	32	40	0.00	1.714										
<b>Terry Forster, L</b> ERA: 2.94 (8, 1)	1.0		8	1	2	2	2	4	0	0	0	0	0	8	24	18.00	5.000										
<b>Cy Acosta, R</b> ERA: 2.63 (9, 1)	1.0	S	4	0	0	0	2	1	0	0	0	0	0	7	11	0.00	1.000										
Batter	1	2	3	4	5	6	7	8	9	AB	R	H	RBI	BB	SO	LOB	BOTTOM										
<b>Pat Kelly, L</b> OBP: 0.399, SLG: 0.425 (1, 9)	0-0 1B 2B 1B	0-3 K			0-0 2-3		0-0 G4-6-3 1-2		4-1 1 0 0 1 2	4	1	1	0	0	1	2	<b>Minnesota Twins @ Chicago White Sox</b> Comiskey Park, Chicago, IL Mon Jun 25 1973, 8:05 PM EDT Att: 16,098 - Unknown - 81 F										
<b>Jorge Orta, L</b> OBP: 0.282, SLG: 0.301 (1, 4)	0-0 2B 1B		0-0 F8		0-0 BB 1B		4-0 BB		3	1	2	0	1	0	0	0											
<b>Dick Allen, R</b> OBP: 0.399, SLG: 0.628 (1, 3)	0-0 P4		0-0 K 1B		4-0 1-2 BB		0-3 K		3	0	1	0	1	1	3												
<b>Bill Melton, R</b> OBP: 0.358, SLG: 0.502 (1, 5)	0-3 K		0-3 K 1-2		0-3 K		0-3 K		4	0	0	0	0	4	5												
<b>Carlos May, L</b> OBP: 0.310, SLG: 0.374 <b>Johnny Jeter, R</b> OBP: 0.250, SLG: 0.355 (8, PR)	0-0 1B 2B		0-0 4-3		0-0 4-3		0-0 CS 1B		4	1	2	2	0	0	2												
<b>Rick Reichardt, R</b> OBP: 0.319, SLG: 0.399 (1, 7)	0-0 1B		1-0 1B HBP		0-0 5-3		0-0 F5 1-2		3	0	1	1	0	0	1												
<b>Ed Herrmann, L</b> OBP: 0.291, SLG: 0.379 (1, 2)		0-0 3-1		0-0 1-2 1B		0-3 K		0-0 1B	3	0	1	0	0	1	0												
<b>Bill Sharp, L</b> OBP: 0.288, SLG: 0.356 (1, 8)		0-0 2B		0-0 P6		0-3 K		0-0 K	3	0	1	0	0	1	2												
<b>Eddie Leon, R</b> OBP: 0.336, SLG: 0.343 (1, 6)		0-3 K		0-3 K		0-0 G4-6-3 1B			3	0	1	0	0	2	3												
<b>Inning Stats</b>	R: 3 E: 0 K: 1 S: 8	H: 4 LOB: 1 BB: 0 P: 8	R: 0 E: 0 K: 2 S: 8	H: 1 LOB: 0 BB: 0 P: 8	R: 0 E: 0 K: 1 S: 5	H: 1 LOB: 0 BB: 0 P: 5	R: 0 E: 0 K: 1 S: 6	H: 1 LOB: 2 BB: 0 P: 7	R: 0 E: 0 K: 1 S: 6	H: 1 LOB: 2 BB: 1 P: 10	R: 0 E: 0 K: 2 S: 7	H: 0 LOB: 0 BB: 0 P: 7	R: 0 E: 0 K: 1 S: 5	H: 1 LOB: 1 BB: 1 P: 9	R: 0 E: 0 K: 1 S: 5	H: 1 LOB: 1 BB: 0 P: 5		1B: 8 2B: 2 3B: 0 HR: 0	SF: 0 SAC: 0 DP: 1 HBP: 1	WP: 0 PB: 0 SB: 0 CS: 1	PA: 33						
<b>PITCHER</b>	IP	WLS	BF	H	R	ER	SO	BB	IBB	HBP	BLK	WP	HR	S	P	ERA	WHIP										
<b>Bert Blyleven, R</b> ERA: 2.41 (1, 1)	8.0	L	33	10	3	3	10	2	0	1	0	0	0	50	59	3.38	1.500										



Batter	1	2	3	4	5	6	7	8	9	AB	R	H	RBI	BB	SO	LOB	TOP		
Jerry Terrell, R OBP: 0.322, SLG: 0.357 (1, 6)										4	2	2	0	0	0	2			
Rod Carew, L OBP: 0.399, SLG: 0.508 (1, 4)										4	1	3	0	0	1	0			
Bobby Darwin, R OBP: 0.329, SLG: 0.428 (1, 9)										3	0	0	1	0	0	2			
Tony Oliva, L OBP: 0.331, SLG: 0.354 (1, 10)										4	0	0	0	0	0	0			
Joe Lis, R OBP: 0.257, SLG: 0.365 (1, 3)										4	0	2	0	0	0	0			
Steve Braun, L OBP: 0.414, SLG: 0.456 (1, 5)										4	1	1	0	0	1	1			
Larry Hisle, R OBP: 0.341, SLG: 0.417 (1, 8)										4	0	1	0	0	0	0			
George Mitterwald, R OBP: 0.322, SLG: 0.413 (1, 2)										2	0	0	1	1	1	0			
Jim Holt, L OBP: 0.312, SLG: 0.452 (1, 7)										4	0	1	0	0	1	2			
<b>Inning Stats</b>	R: 2 E: 0 K: 1 S: 8	H: 3 LOB: 1 BB: 0 P: 8	R: 0 E: 0 K: 1 S: 5	H: 0 LOB: 1 BB: 1 P: 9	R: 0 E: 0 K: 1 S: 5	H: 0 LOB: 0 BB: 0 P: 5	R: 0 E: 0 K: 0 S: 3	H: 0 LOB: 0 BB: 0 P: 3	R: 1 E: 1 K: 0 S: 5	H: 2 LOB: 1 BB: 0 P: 5	R: 0 E: 0 K: 1 S: 6	H: 1 LOB: 1 BB: 0 P: 6	R: 0 E: 0 K: 0 S: 3	H: 1 LOB: 0 BB: 0 P: 3	R: 1 E: 0 K: 0 S: 5	H: 3 LOB: 1 BB: 0 P: 5	1B: 7 2B: 2 3B: 1 HR: 0	SF: 2 SAC: 0 DP: 1 HBP: 0	WP: 0 PA: 36 CS: 0
<b>PITCHER</b> Wilbur Wood, L ERA: 2.62 (1, 1)	IP: 9.0 WLS: L BF: 36	H: 10 R: 4 ER: 3 SO: 4	BB: 1 IBB: 0 HBP: 0 BLK: 0	WP: 0 HR: 0 S: 43 P: 47	ERA: 3.00 WHIP: 1.222														

Minnesota Twins @ Chicago White Sox  
Comiskey Park, Chicago, IL  
Tue Jun 26 1973, 8:05 PM EDT  
Att: 19,168 - Unknown - 78 F

livebaseballscores.com

AB 33  
R 4  
H 10  
RBI 2  
BB 1  
SO 4  
LOB 7

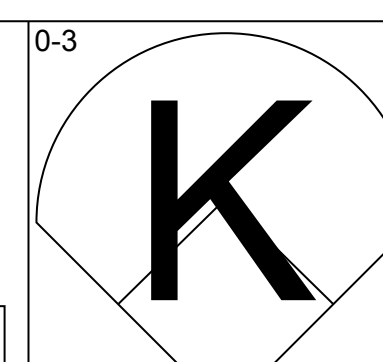
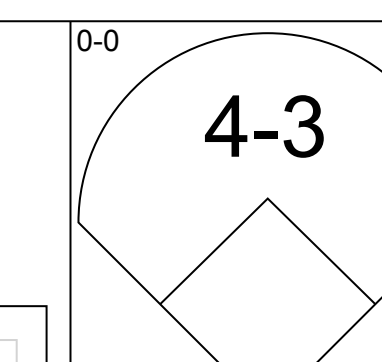
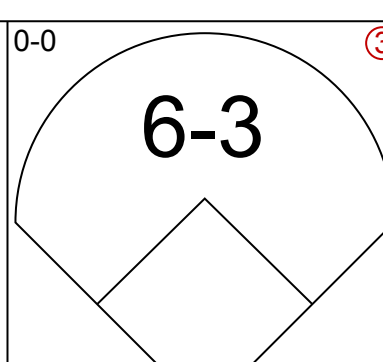
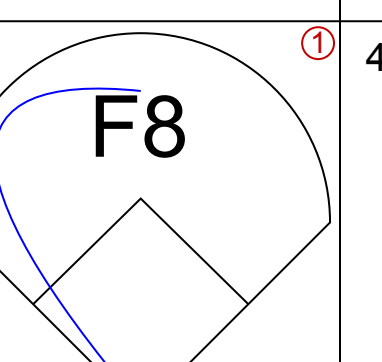

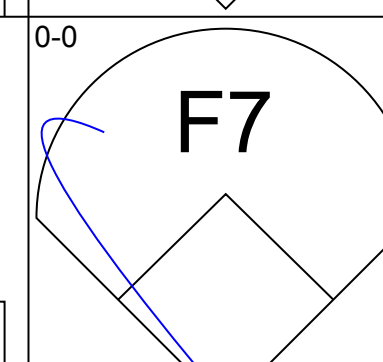
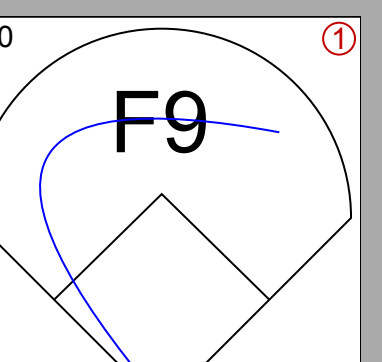
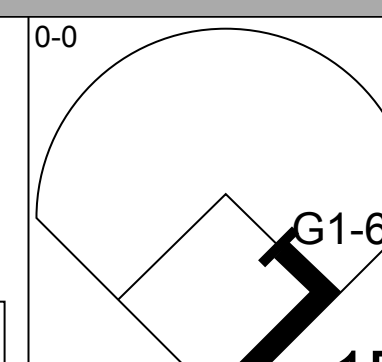
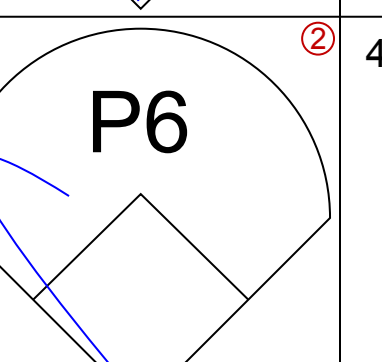
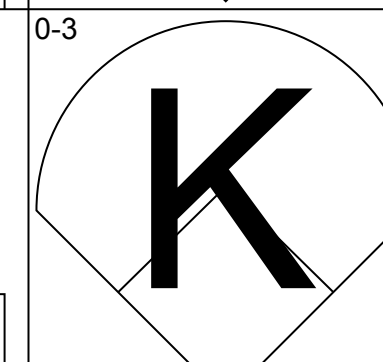
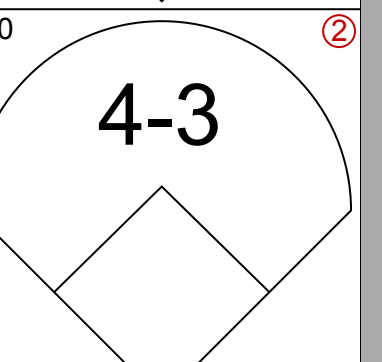
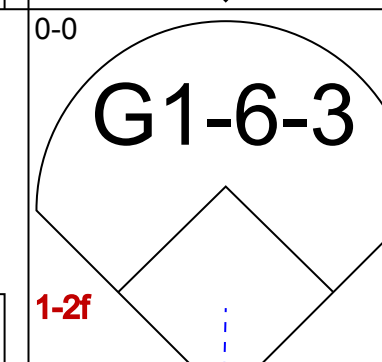
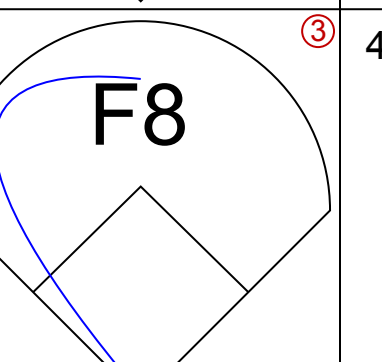
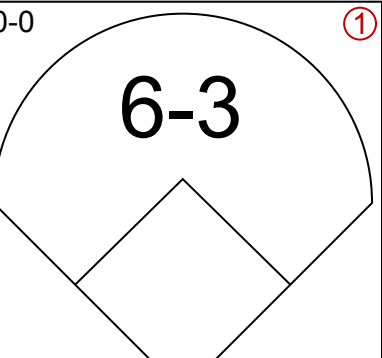
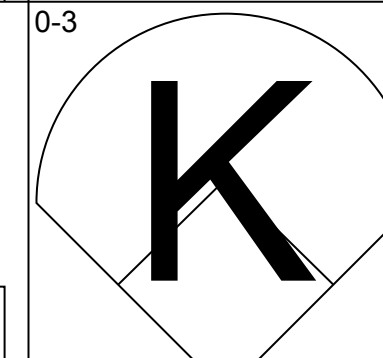
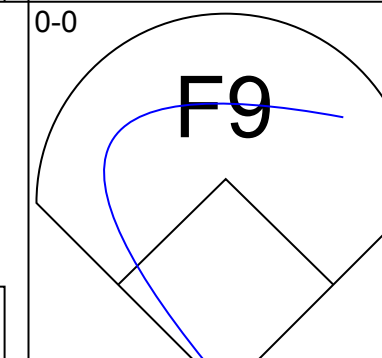

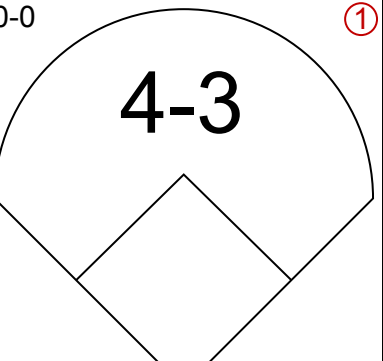
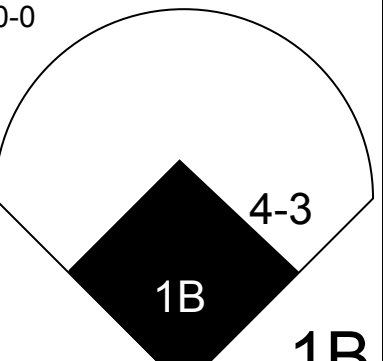

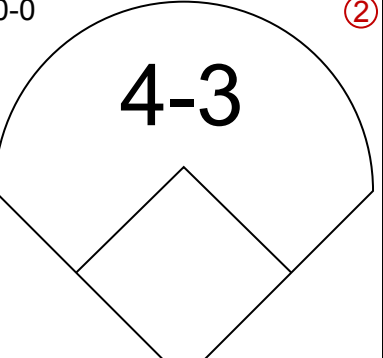
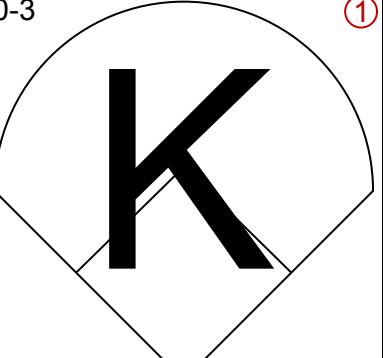
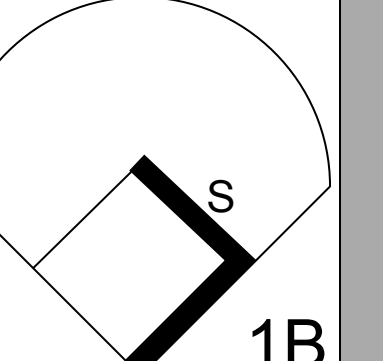
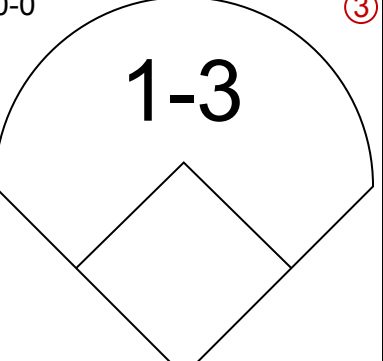
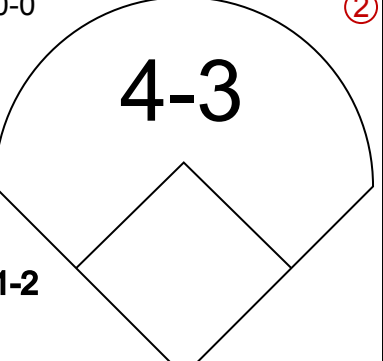
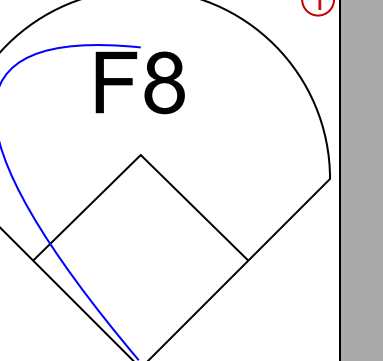
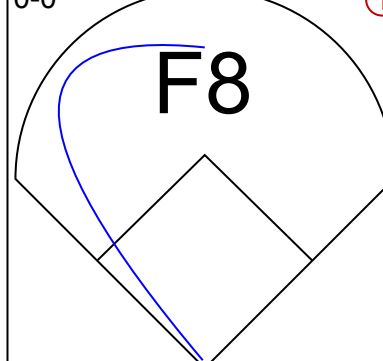
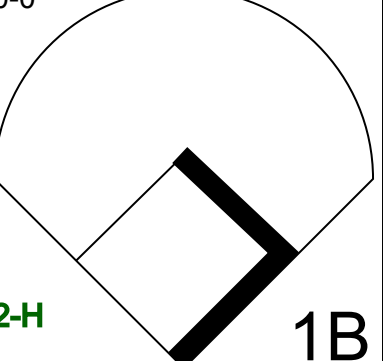
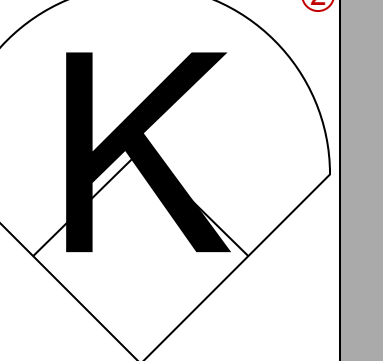
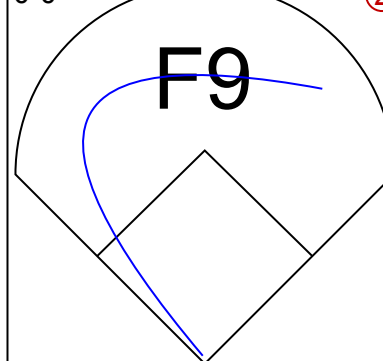
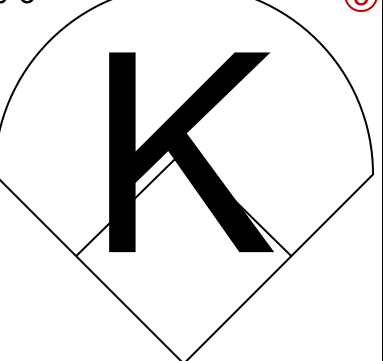
Batter	1	2	3	4	5	6	7	8	9	AB	R	H	RBI	BB	SO	LOB	BOTTOM				
Johnny Jeter, R OBP: 0.244, SLG: 0.347 (1, 7)										3	0	0	0	0	3	2					
Tony Muser, L OBP: 0.392, SLG: 0.400 (8, FH)										1	0	0	0	0	0	0					
Pat Kelly, L OBP: 0.401, SLG: 0.424 (1, 9)										3	0	1	0	1	1	1					
Dick Allen, R OBP: 0.396, SLG: 0.626 (1, 3)										4	0	1	0	0	2	3					
Bill Melton, R OBP: 0.360, SLG: 0.502 (1, 5)										4	0	2	0	0	0	1					
Carlos May, L OBP: 0.305, SLG: 0.368 (1, 10)										4	0	0	0	0	2	3					
Jorge Orta, L OBP: 0.276, SLG: 0.293 (1, 4)										4	0	0	0	0	2	3					
Ed Herrmann, L OBP: 0.290, SLG: 0.373 (1, 2)										3	0	0	0	0	2	1					
Bill Sharp, L OBP: 0.275, SLG: 0.339 (1, 8)										3	0	0	0	0	2	1					
Eddie Leon, R OBP: 0.341, SLG: 0.341 (1, 6)										1	0	0	0	2	1	0					
<b>Inning Stats</b>	R: 0 E: 0 K: 1 S: 6	H: 1 LOB: 1 BB: 0 P: 6	R: 0 E: 0 K: 2 S: 7	H: 0 LOB: 0 BB: 0 P: 8	R: 0 E: 0 K: 3 S: 9	H: 0 LOB: 1 BB: 1 P: 13	R: 0 E: 0 K: 1 S: 5	H: 0 LOB: 0 BB: 0 P: 5	R: 0 E: 0 K: 2 S: 7	H: 0 LOB: 1 BB: 1 P: 11	R: 0 E: 0 K: 2 S: 9	H: 2 LOB: 2 BB: 0 P: 9	R: 0 E: 0 K: 3 S: 9	H: 0 LOB: 0 BB: 0 P: 9	R: 0 E: 0 K: 0 S: 2	H: 0 LOB: 1 BB: 1 P: 6	R: 0 E: 0 K: 1 S: 6	H: 1 LOB: 1 BB: 0 P: 6	1B: 3 2B: 1 3B: 0 HR: 0	SF: 0 SAC: 0 DP: 1 HBP: 1	WP: 0 PA: 34 CS: 0
<b>PITCHER</b> Joe Decker, R ERA: 4.17 (1, 1)	IP: 9.0 WLS: W BF: 34	H: 4 R: 0 ER: 0 SO: 15	BB: 3 IBB: 0 HBP: 1 BLK: 0	WP: 0 HR: 0 S: 60 P: 73	ERA: 0.00 WHIP: 0.778																

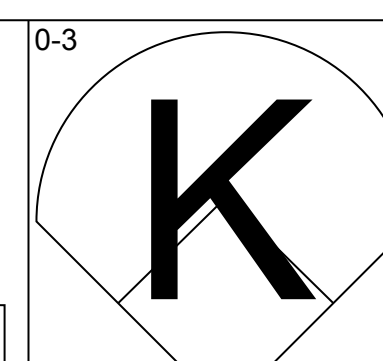
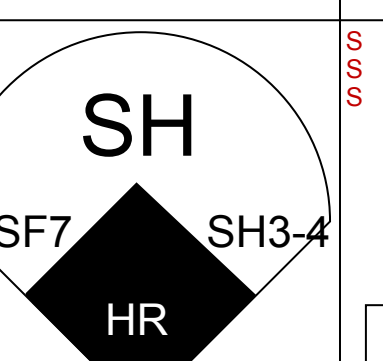
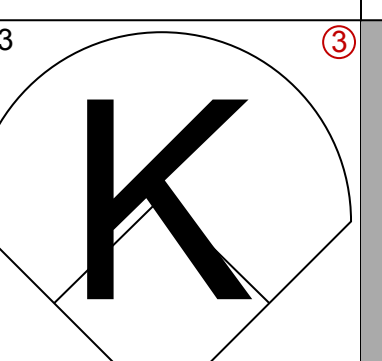
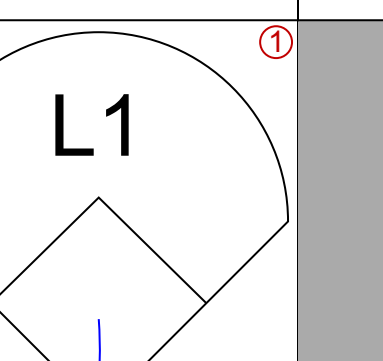

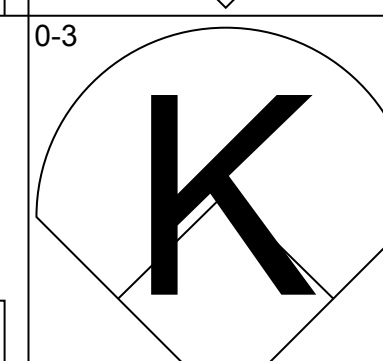
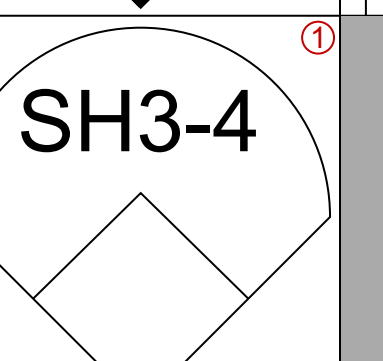
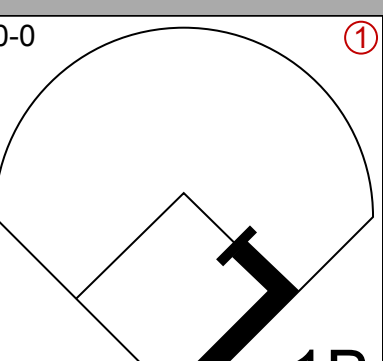
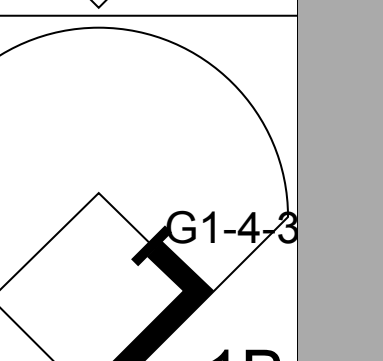
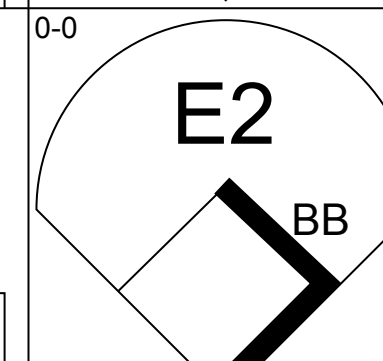
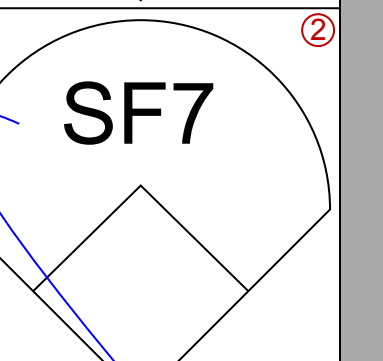
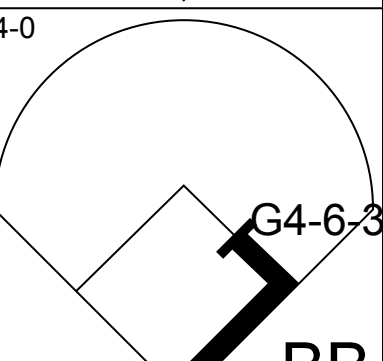
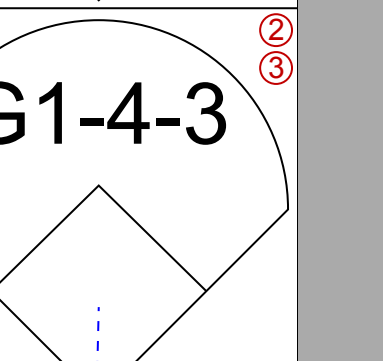
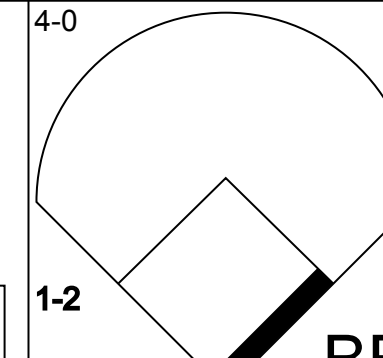
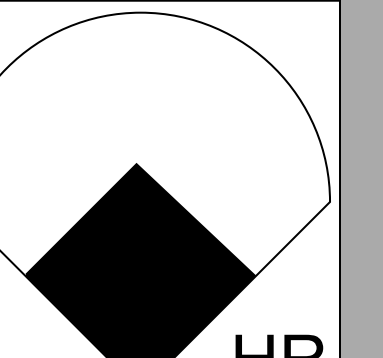
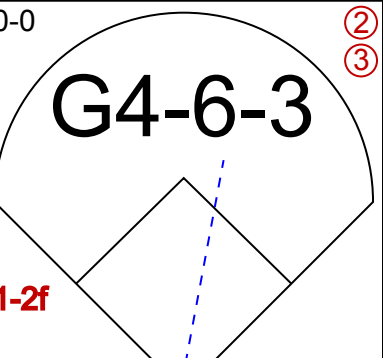
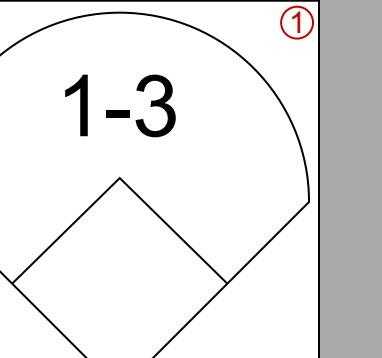
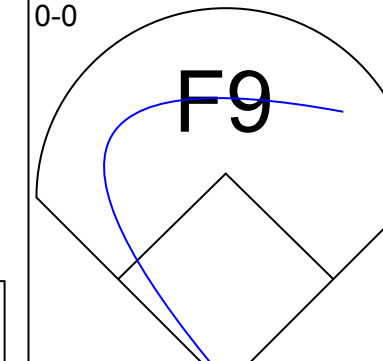
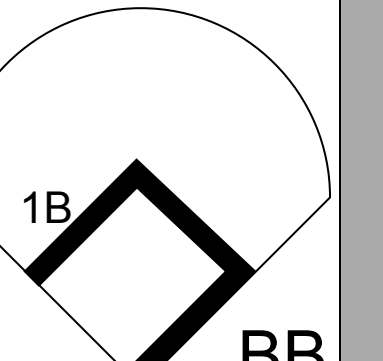
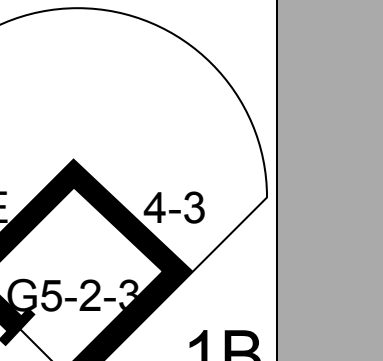
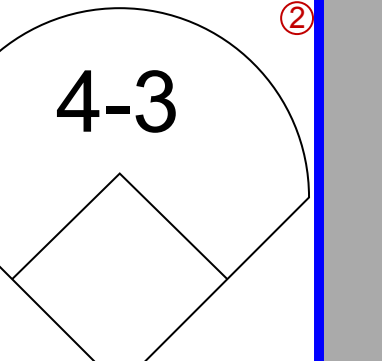
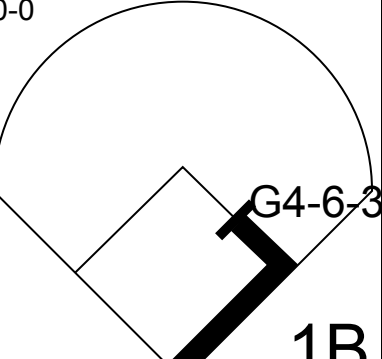
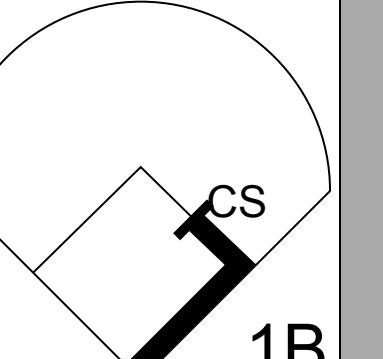
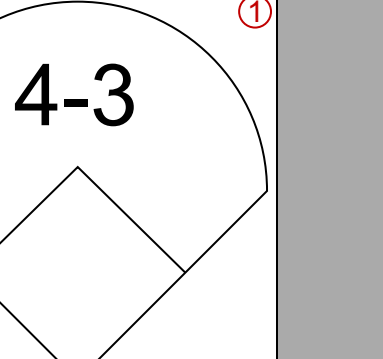
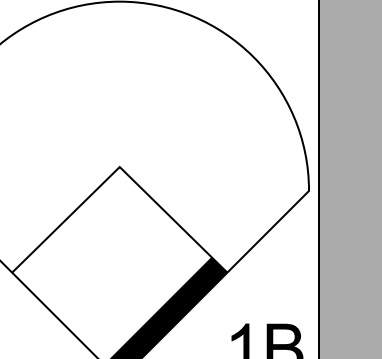
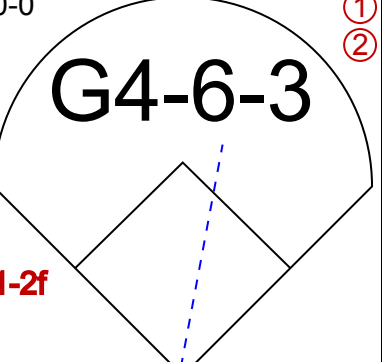
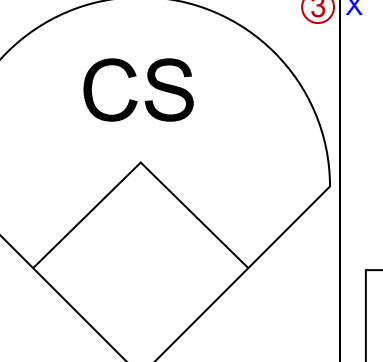
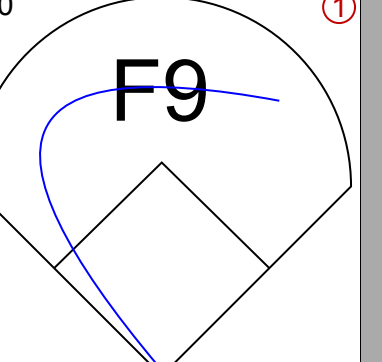
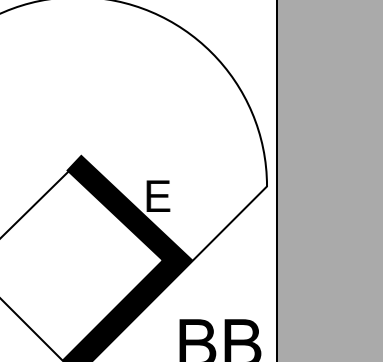
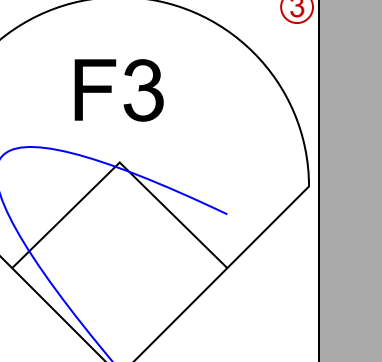
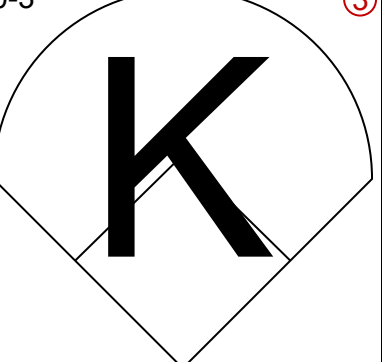
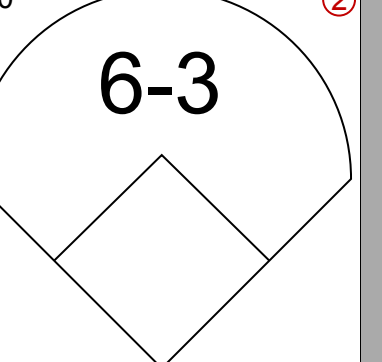
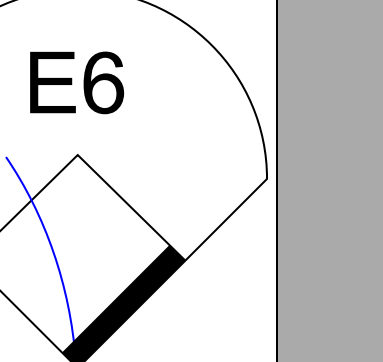
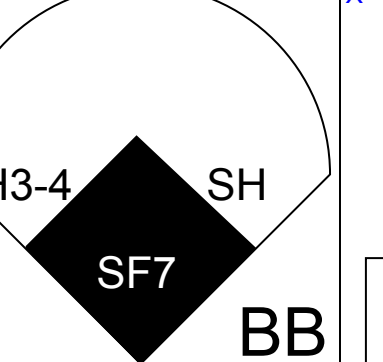
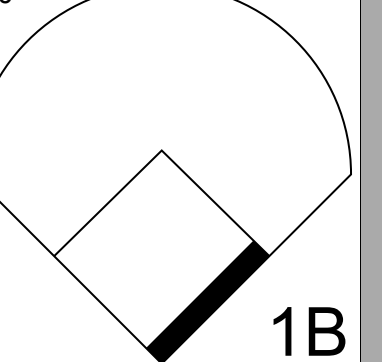
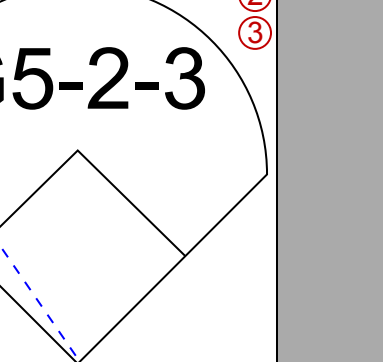
Minnesota Twins @ Chicago White Sox  
Comiskey Park, Chicago, IL  
Tue Jun 26 1973, 8:05 PM EDT  
Att: 19,168 - Unknown - 78 F

livebaseballscores.com

AB 30  
R 0  
H 4  
RBI 0  
BB 3  
SO 15  
LOB 15



Batter	1	2	3	4	5	6	7	8	9	AB	R	H	RBI	BB	SO	LOB	TOP		
Pat Kelly, L OBP: 0.394, SLG: 0.416 (1, 9)										4	0	0	0	0	1	1	<p>Chicago White Sox @ California Angels Anaheim Stadium, Anaheim, CA Wed Jun 27 1973, 10:05 PM EDT Att: 18,178 - Unknown</p> <p>livebaseballscores.com</p> <p>AB 30 R 1 H 4 RBI 1 BB 0 SO 7 LOB 7</p> 		
Tony Muser, L OBP: 0.386, SLG: 0.392 (1, 7)										4	0	1	0	0	0	0			
Dick Allen, R OBP: 0.391, SLG: 0.616 (1, 3)										4	0	0	0	0	1	1			
Bill Melton, R OBP: 0.356, SLG: 0.496 (1, 5)										3	0	0	0	0	1	0			
Carlos May, L OBP: 0.305, SLG: 0.367 (1, 10)										3	1	1	0	0	1	0			
Ed Herrmann, L OBP: 0.286, SLG: 0.367 (1, 2)										3	0	0	0	0	1	1			
Jorge Orta, L OBP: 0.277, SLG: 0.294 (1, 4)										3	0	1	0	0	0	1			
Bill Sharp, L OBP: 0.278, SLG: 0.338 (1, 8)										3	0	1	1	0	0	1			
Eddie Leon, R OBP: 0.336, SLG: 0.336 (1, 6)										3	0	0	0	0	2	2			
<b>Inning Stats</b>	R: 0 H: 0 E: 0 K: 2 S: 7	H: 0 LOB: 0 BB: 0 P: 7	R: 0 H: 0 E: 0 K: 1 S: 5	H: 0 LOB: 0 BB: 0 P: 5	R: 0 H: 1 E: 0 K: 1 S: 6	H: 1 LOB: 0 BB: 0 P: 6	R: 0 H: 0 E: 0 K: 1 S: 5	H: 0 LOB: 0 BB: 0 P: 5	R: 0 H: 0 E: 0 K: 0 S: 3	H: 0 LOB: 0 BB: 0 P: 3	R: 0 H: 1 E: 0 K: 0 S: 3	H: 1 LOB: 0 BB: 0 P: 3	R: 0 H: 2 E: 0 K: 2 S: 9	H: 2 LOB: 1 BB: 0 P: 9	R: 0 H: 0 E: 0 K: 0 S: 3	H: 0 LOB: 0 BB: 0 P: 3	1B: 4 2B: 0 3B: 0 HR: 0	SF: 0 SAC: 0 DP: 1 HBP: 0	WP: 0 PA: 30 SB: 0 CS: 1
<b>PITCHER</b> Bill Singer, R ERA: 2.43 (1, 1)	IP: 9.0 WLS: W BF: 30 H: 4 R: 1 ER: 1 SO: 7 BB: 0 IBB: 0 HBP: 0 BLK: 0 WP: 0 HR: 0 S: 44 P: 44 ERA: 1.00 WHIP: 0.444															<b>PITCHER</b>			

Batter	1	2	3	4	5	6	7	8	9	AB	R	H	RBI	BB	SO	LOB	BOTTOM
Sandy Alomar Sr., S OBP: 0.268, SLG: 0.229 (1, 4)										3	1	0	0	0	2	1	<p>Chicago White Sox @ California Angels Anaheim Stadium, Anaheim, CA Wed Jun 27 1973, 10:05 PM EDT Att: 18,178 - Unknown</p> <p>livebaseballscores.com</p> <p>AB 26 R 3 H 8 RBI 3 BB 5 SO 4 LOB 13</p> 
Vada Pinson, L OBP: 0.302, SLG: 0.427 (1, 7)										3	0	2	0	0	1	0	
Frank Robinson, R OBP: 0.376, SLG: 0.451 (1, 10)										2	0	0	1	1	0	1	
Mike Epstein, L OBP: 0.322, SLG: 0.296 (1, 3)										3	1	1	2	1	0	1	
Richie Scheinblum, S OBP: 0.382, SLG: 0.356 Leroy Stanton, R OBP: 0.276, SLG: 0.304 (1, 9) (9, 9)										3	0	1	0	1	0	2	
Ken Berry, R OBP: 0.343, SLG: 0.383 (1, 8)										4	0	3	0	0	0	1	
Al Gallagher, R OBP: 0.351, SLG: 0.310 (1, 5)										3	0	0	0	1	0	2	
Rudy Meoli, L OBP: 0.300, SLG: 0.245 (1, 6)										3	0	0	0	0	1	2	
Jeff Torborg, R OBP: 0.274, SLG: 0.246 (1, 2)										2	1	1	0	1	0	3	
<b>Inning Stats</b>	R: 0 H: 0 E: 1 K: 2 S: 8	H: 1 LOB: 0 BB: 1 P: 12	R: 3 H: 2 E: 0 K: 0 S: 5	H: 2 LOB: 1 BB: 2 P: 13	R: 0 H: 1 E: 0 K: 1 S: 6	H: 1 LOB: 0 BB: 0 P: 6	R: 0 H: 1 E: 1 K: 0 S: 4	H: 1 LOB: 2 BB: 1 P: 8	R: 0 H: 1 E: 0 K: 0 S: 4	H: 1 LOB: 1 BB: 0 P: 4	1B: 7 2B: 0 3B: 0 HR: 1	SF: 1 SAC: 2 DP: 4 HBP: 0	WP: 0 PA: 35 SB: 0 CS: 1				
<b>PITCHER</b> Bart Johnson, R ERA: 2.7 Terry Forster, L ERA: 1.94 (1, 1) (6, 1)	IP: 5.1 WLS: L BF: 25 H: 6 R: 3 ER: 3 SO: 4 BB: 3 IBB: 0 HBP: 0 BLK: 0 WP: 0 HR: 1 S: 28 P: 48 ERA: 5.06 WHIP: 2.062															<b>PITCHER</b>	



Batter	1	2	3	4	5	6	7	8	9	AB	R	H	RBI	BB	SO	LOB	TOP			
Johnny Jeter, R (1, 8) OBP: 0.244, SLG: 0.344 Bill Sharp, L (8, 8) OBP: 0.278, SLG: 0.338	3-1		F9		6-3			1B		4	0	1	0	0	0	0	Chicago White Sox @ California Angels Anaheim Stadium, Anaheim, CA Thu Jun 28 1973, 10:05 PM EDT Att: 14,175 - Unknown - 69 F			
Pat Kelly, L (1, 9) OBP: 0.396, SLG: 0.418	1-3		1B		K			1B		4	0	2	0	0	1	0				
Dick Allen, R (1, 3) OBP: 0.390, SLG: 0.612 Tony Muser, L (7, 3) OBP: 0.381, SLG: 0.387	F7		1B		6-3			P6		3	0	1	0	0	0	0				
Bill Melton, R (1, 5) OBP: 0.358, SLG: 0.496		F7	F8		6-3			1B		4	0	2	0	0	0	2				
Carlos May, L (1, 10) OBP: 0.300, SLG: 0.361	E6		1-3		G4-6-3			G3		4	1	0	0	0	0	4				
Hank Allen, R (1, 7) OBP: 0.056, SLG: 0.111	E6				G3			F8		4	1	0	0	0	0	1				
Luis Alvarado, R (1, 4) OBP: 0.294, SLG: 0.318	1-3		6-3		6-3			P3		3	0	1	2	0	0	0				
Ed Herrmann, L (1, 2) OBP: 0.282, SLG: 0.361	1-3				F7			P6		3	0	0	0	0	0	1				
Eddie Leon, R (1, 6) OBP: 0.332, SLG: 0.332	K				1-3			K		3	0	0	0	0	2	1				
<b>Inning Stats</b>	R: 0 E: 0 K: 0 S: 3	H: 0 LOB: 0 BB: 0 P: 3	R: 2 E: 2 K: 1 S: 8	H: 1 LOB: 1 BB: 0 P: 8	R: 0 E: 0 K: 0 S: 5	H: 2 LOB: 2 BB: 0 P: 5	R: 0 E: 0 K: 0 S: 3	H: 0 LOB: 0 BB: 0 P: 3	R: 0 E: 0 K: 1 S: 5	H: 1 LOB: 0 BB: 0 P: 3	R: 0 E: 0 K: 0 S: 3	H: 0 LOB: 0 BB: 0 P: 3	R: 0 E: 0 K: 1 S: 6	H: 2 LOB: 1 BB: 0 P: 6	R: 0 E: 0 K: 0 S: 3	H: 1 LOB: 0 BB: 0 P: 3		1B: 6 2B: 1 3B: 0 HR: 0	SF: 0 SAC: 0 DP: 1 HBP: 0	WP: 0 PB: 0 SB: 0 CS: 1
<b>PITCHER</b> Clyde Wright, L (1, 1) ERA: 2.86	IP: 9.0 WLS: L BF: 33 H: 7 R: 2 ER: 0 SO: 3 BB: 0 IBB: 0 HBP: 0 BLK: 0 WP: 0 HR: 0 S: 39 P: 39 ERA: 0.00 WHIP: 0.778															<b>PITCHER</b>				

Batter	1	2	3	4	5	6	7	8	9	AB	R	H	RBI	BB	SO	LOB	BOTTOM			
Sandy Alomar Sr., S (1, 4) OBP: 0.273, SLG: 0.232 Bob Oliver, R (7, PH) OBP: 0.236, SLG: 0.383 Jerry Davanon, R (8, 4) OBP: 0.281, SLG: 0.344	S		F5		1-2		K			2	0	1	0	1	0	0	Chicago White Sox @ California Angels Anaheim Stadium, Anaheim, CA Thu Jun 28 1973, 10:05 PM EDT Att: 14,175 - Unknown - 69 F			
Vada Pinson, L (1, 7) OBP: 0.297, SLG: 0.420	F9				6-3		P8			4	0	0	0	0	0	6				
Frank Robinson, R (1, 10) OBP: 0.371, SLG: 0.443	K				K		K			4	0	0	0	0	4	4				
Mike Epstein, L (1, 3) OBP: 0.321, SLG: 0.296	K				BB		E5			4	0	1	0	0	1	1				
Richie Scheinblum, S (1, 9) OBP: 0.386, SLG: 0.356		P4			G4-6-3		G4-6-3			3	0	1	0	1	0	1				
Ken Berry, R (1, 8) OBP: 0.336, SLG: 0.376	F9				F8		3-1			4	0	0	0	0	0	3				
Al Gallagher, R (1, 5) OBP: 0.354, SLG: 0.314	1-3				FC3-5		FC3-6			4	0	2	0	0	1	0				
Rudy Meoli, L (1, 6) OBP: 0.301, SLG: 0.246 Billy Grabarkewitz, R (8, PH) OBP: 0.279, SLG: 0.277			K		BB		FC3-6			3	0	1	0	0	1	1				
Jeff Torborg, R (1, 2) OBP: 0.270, SLG: 0.242 Tom McCraw, L (7, PH) OBP: 0.326, SLG: 0.280 Art Kusnyer, R (8, 2) OBP: 0.151, SLG: 0.176 Winston Llenas, R (8, PH) OBP: 0.297, SLG: 0.412	F7				FC3-5		FC6-4			2	0	0	0	0	0	2				
<b>Inning Stats</b>	R: 0 E: 0 K: 2 S: 8	H: 1 LOB: 1 BB: 0 P: 8	R: 0 E: 0 K: 0 S: 3	H: 0 LOB: 0 BB: 0 P: 3	R: 0 E: 0 K: 1 S: 5	H: 0 LOB: 0 BB: 0 P: 5	R: 0 E: 0 K: 1 S: 6	H: 1 LOB: 2 BB: 1 P: 10	R: 0 E: 1 K: 0 S: 3	H: 0 LOB: 0 BB: 0 P: 3	R: 0 E: 0 K: 1 S: 6	H: 1 LOB: 2 BB: 1 P: 10	R: 0 E: 0 K: 1 S: 6	H: 1 LOB: 1 BB: 0 P: 6	R: 0 E: 0 K: 1 S: 5	H: 0 LOB: 0 BB: 0 P: 5		1B: 6 2B: 0 3B: 0 HR: 0	SF: 0 SAC: 0 DP: 1 HBP: 0	WP: 0 PB: 0 SB: 1 CS: 0
<b>PITCHER</b> Steve Stone, R (1, 1) ERA: 4.01 Terry Forster, L (7, 1) ERA: 1.85	IP: 6.1 WLS: W BF: 27 H: 5 R: 0 ER: 0 SO: 5 BB: 3 IBB: 0 HBP: 0 BLK: 0 WP: 0 HR: 0 S: 34 P: 46 ERA: 0.00 WHIP: 1.263															<b>PITCHER</b>				



Batter	1	2	3	4	5	6	7	8	9	AB	R	H	RBI	BB	SO	LOB	TOP			
<b>Johnny Jeter, R</b> OBP: 0.243, SLG: 0.333 (1, 8)	E6 4-3	S BB		F7		6-3			E4 FC4	4	0	0	0	1	0	0	<b>Chicago White Sox @ Oakland Athletics</b> Oakland-Alameda County Coliseum, Oakland, CA Fri Jun 29 1973, 7:05 PM PDT Att: 10,963 - Unknown <a href="http://livebaseballscorecards.com">livebaseballscorecards.com</a>			
<b>Pat Kelly, L</b> OBP: 0.392, SLG: 0.413 (1, 9)	4-3	L9					B1		FC4 CS	5	0	1	0	0	0	4				
<b>Mike Andrews, R</b> OBP: 0.259, SLG: 0.272 <b>Tony Musser, L</b> OBP: 0.381, SLG: 0.387 (7, 3)	P4			K			F8		CS	0	0	0	0	0	0	0				
<b>Bill Melton, R</b> OBP: 0.358, SLG: 0.494 <b>Jorge Orta, L</b> OBP: 0.275, SLG: 0.292 (5, 4)	F9			1B 1B			L8			3	1	1	0	0	0	1				
<b>Carlos May, L</b> OBP: 0.307, SLG: 0.368 (1, 10)		1B PB 1B		1B 1-2					K	4	1	3	0	0	1	0				
<b>Luis Alvarado, R</b> OBP: 0.306, SLG: 0.329 (5, 5)		PB SF8 1B		1B 1-2 2-H			L9			4	1	2	1	0	0	1				
<b>Ed Herrmann, L</b> OBP: 0.281, SLG: 0.374 (1, 2)		F7		P5			G3		HR	4	1	1	1	0	0	5				
<b>Hank Allen, R</b> OBP: 0.091, SLG: 0.136 (1, 7)		SF8 PB 1B		K			6-3		F3	4	0	1	0	0	1	2				
<b>Eddie Leon, R</b> OBP: 0.326, SLG: 0.327 (1, 6)		SF8					6-3		F8	3	0	0	1	0	0	0				
<b>Inning Stats</b>	R: 0 E: 1 K: 0 S: 4	H: 0 LOB: 1 BB: 0 P: 4	R: 2 E: 0 K: 0 S: 6	H: 3 LOB: 2 BB: 1 P: 10	R: 1 E: 0 K: 2 S: 10	H: 3 LOB: 2 BB: 0 P: 10	R: 0 E: 0 K: 0 S: 4	H: 1 LOB: 1 BB: 0 P: 4	R: 0 E: 0 K: 0 S: 3	H: 0 LOB: 0 BB: 0 P: 3	R: 0 E: 0 K: 0 S: 3	H: 0 LOB: 0 BB: 0 P: 3	R: 1 E: 0 K: 1 S: 6	H: 1 LOB: 0 BB: 0 P: 6	R: 0 E: 1 K: 0 S: 3	H: 0 LOB: 0 BB: 0 P: 3		1B: 8 2B: 0 3B: 0 HR: 1	SF: 1 SAC: 0 DP: 0 HBP: 0	WP: 0 PB: 1 CS: 1
<b>PITCHER</b> <b>Ken Holtzman, L</b> ERA: 2.05 (1, 1)	IP: 9.0 WLS: L BF: 38	H: 9 R: 4 ER: 3 SO: 3	BB: 1 IBB: 0 HBP: 0 BLK: 0	WP: 0 HR: 1 S: 43 P: 47	ERA: 3.00 WHIP: 1.111	<b>PITCHER</b>											ERA: 3.00 WHIP: 1.111			


Batter	1	2	3	4	5	6	7	8	9	AB	R	H	RBI	BB	SO	LOB	BOTTOM					
<b>Bert Campaneris, R</b> OBP: 0.338, SLG: 0.346 (1, 6)	K			K			6-3		BB 2B 1B	5	2	2	0	0	2	2	<b>Chicago White Sox @ Oakland Athletics</b> Oakland-Alameda County Coliseum, Oakland, CA Fri Jun 29 1973, 7:05 PM PDT Att: 10,963 - Unknown <a href="http://livebaseballscorecards.com">livebaseballscorecards.com</a>					
<b>Bill North, S</b> OBP: 0.364, SLG: 0.339 (1, 8)	6-3			F7			5-3		BB 2B BB	3	1	0	0	2	0	1						
<b>Sal Bando, R</b> OBP: 0.384, SLG: 0.484 <b>Blue Moon Odom, R</b> (9, PR)	P4			2B			G4-6-3 1B		F8 2B	5	0	4	3	0	0	0						
<b>Reggie Jackson, L</b> OBP: 0.359, SLG: 0.505 (1, 9)		6-3		1-3			G4-6-3 1B		F8	5	0	0	0	0	0	5						
<b>Deron Johnson, R</b> OBP: 0.325, SLG: 0.421 <b>Allan Lewis, S</b> (8, PR)		6-3 WP 1B		F5			1B		E6 E	4	0	2	0	0	0	1						
<b>Joe Rudi, R</b> OBP: 0.285, SLG: 0.392 (9, PH)									K	0	0	0	0	0	0	0						
<b>Gene Tenace, R</b> OBP: 0.399, SLG: 0.496 (1, 3)		6-3 BB		F9			K		F7	3	0	0	0	1	1	2						
<b>Ray Fosse, R</b> OBP: 0.325, SLG: 0.347 <b>Mike Hegan, L</b> OBP: 0.250, SLG: 0.269 <b>Tim Hosley, R</b> OBP: 0.313, SLG: 0.214 (7, 2)		6-3					K		E6 G4-6-3	2	0	1	0	0	1	1						
<b>Dick Green, R</b> OBP: 0.303, SLG: 0.346 <b>Rich McKinney, R</b> OBP: 0.259, SLG: 0.327 <b>Manny Trillo, R</b> OBP: 0.250, SLG: 0.250 (7, 4)				FC1-4 1B					G4-6-3	1	0	0	0	0	0	1						
<b>Angel Mangual, R</b> OBP: 0.240, SLG: 0.299 (1, 7)		FC6-4					5-3		F9	4	0	1	0	0	0	3						
<b>Inning Stats</b>	R: 0 E: 0 K: 1 S: 5	H: 0 LOB: 0 BB: 0 P: 5	R: 0 E: 0 K: 0 S: 4	H: 1 LOB: 3 BB: 2 P: 12	R: 1 E: 0 K: 0 S: 5	H: 2 LOB: 1 BB: 0 P: 5	R: 0 E: 0 K: 1 S: 7	H: 2 LOB: 2 BB: 0 P: 7	R: 0 E: 0 K: 0 S: 3	H: 1 LOB: 0 BB: 0 P: 3	R: 0 E: 0 K: 2 S: 8	H: 1 LOB: 1 BB: 0 P: 8	R: 0 E: 0 K: 0 S: 4	H: 1 LOB: 2 BB: 1 P: 8	R: 0 E: 2 K: 0 S: 4	H: 0 LOB: 2 BB: 0 P: 4	R: 2 E: 0 K: 1 S: 7	H: 2 LOB: 2 BB: 1 P: 11	1B: 8 2B: 2 3B: 0 HR: 0	SF: 0 SAC: 0 DP: 2 HBP: 0	WP: 1 PB: 0 CS: 0	PA: 41
<b>PITCHER</b> <b>Stan Bahnsen, R</b> ERA: 2.93 (1, 1)	IP: 6.2 WLS: W BF: 30	H: 8 R: 1 ER: 1 SO: 4	BB: 3 IBB: 0 HBP: 0 BLK: 0	WP: 0 HR: 0 S: 35 P: 47	ERA: 1.35 WHIP: 1.650	<b>PITCHER</b>											ERA: 1.35 WHIP: 1.650					
<b>Terry Forster, L</b> ERA: 2.09 (7, 1)	IP: 2.0 WLS: S BF: 10	H: 2 R: 2 ER: 2 SO: 0	BB: 1 IBB: 0 HBP: 0 BLK: 0	WP: 0 HR: 0 S: 9 P: 13	ERA: 9.00 WHIP: 1.500	<b>PITCHER</b>											ERA: 9.00 WHIP: 1.500					
<b>Cy Acosta, R</b> ERA: 2.6 (9, 1)	IP: 0.1 WLS: S BF: 1	H: 0 R: 0 ER: 0 SO: 1	BB: 0 IBB: 0 HBP: 0 BLK: 0	WP: 0 HR: 0 S: 3 P: 3	ERA: 0.00 WHIP: 0.000	<b>PITCHER</b>											ERA: 0.00 WHIP: 0.000					




Batter	1	2	3	4	5	6	7	8	9	AB	R	H	RBI	BB	SO	LOB	TOP				
<b>Johnny Jeter, R</b> OBP: 0.250, SLG: 0.333 (1, 7)										3	1	1	0	1	1	0	<b>Chicago White Sox @ Oakland Athletics</b> Oakland-Alameda County Coliseum, Oakland, CA Sat Jun 30 1973, 3:33 AM PDT Att: 20,811 - Unknown				
<b>Pat Kelly, L</b> OBP: 0.386, SLG: 0.406 (1, 9)										4	0	0	0	0	0	3					
<b>Mike Andrews, R</b> OBP: 0.298, SLG: 0.268 (1, 3)										0	0	0	0	0	0	0					
<b>Carlos May, L</b> OBP: 0.306, SLG: 0.366 (1, 10)										4	0	1	2	0	1	2					
<b>Eddie Leon, R</b> OBP: 0.325, SLG: 0.326 (1, 6)										4	0	1	0	0	0	2					
<b>Luis Alvarado, R</b> OBP: 0.303, SLG: 0.324 (1, 4)										4	0	1	0	0	0	1					
<b>Ed Herrmann, L</b> OBP: 0.280, SLG: 0.372 (1, 2)										4	0	1	0	0	0	1					
<b>Hank Allen, R</b> OBP: 0.080, SLG: 0.120 (1, 5)										3	0	0	0	0	1	1					
<b>Bill Sharp, L</b> OBP: 0.280, SLG: 0.328 (1, 8)										2	1	0	0	1	0	1					
<b>Inning Stats</b>	R: 0 E: 0 K: 0 S: 3	H: 0 LOB: 1 BB: 1 P: 7	R: 0 E: 0 K: 0 S: 3	H: 1 LOB: 0 BB: 0 P: 3	R: 2 E: 0 K: 0 S: 5	H: 2 LOB: 2 BB: 2 P: 13	R: 0 E: 0 K: 1 S: 6	H: 1 LOB: 1 BB: 0 P: 6	R: 0 E: 0 K: 1 S: 5	H: 0 LOB: 0 BB: 0 P: 5	R: 0 E: 0 K: 0 S: 3	H: 0 LOB: 0 BB: 0 P: 3	R: 0 E: 1 K: 1 S: 5	H: 0 LOB: 1 BB: 1 P: 9	R: 0 E: 0 K: 0 S: 3	H: 1 LOB: 0 BB: 0 P: 3	1B: 5 2B: 0 3B: 0 HR: 0	SF: 0 SAC: 0 DP: 3 HBP: 0	WP: 0 PB: 0 CS: 0	PA: 34	
<b>PITCHER</b>	IP	WLS	BF	H	R	ER	SO	BB	IBB	HBP	BLK	WP	HR	S	P	ERA	WHIP				
<b>Dave Hamilton, L</b> ERA: 2.85 (1, 1)	7.0	W	28	4	2	2	2	4	0	0	0	0	0	28	44	2.57	1.143				
<b>Darold Knowles, L</b> ERA: 2.5 (8, 1)	2.0	S	6	1	0	0	1	0	0	0	0	0	0	8	8	0.00	0.500				

Batter	1	2	3	4	5	6	7	8	9	AB	R	H	RBI	BB	SO	LOB	BOTTOM				
<b>Bert Campaneris, R</b> OBP: 0.337, SLG: 0.344 (1, 6)										4	0	1	0	0	1	0	<b>Chicago White Sox @ Oakland Athletics</b> Oakland-Alameda County Coliseum, Oakland, CA Sat Jun 30 1973, 3:33 AM PDT Att: 20,811 - Unknown				
<b>Bill North, S</b> OBP: 0.366, SLG: 0.339 (1, 8)										3	0	1	0	1	1	0					
<b>Sal Bando, R</b> OBP: 0.367, SLG: 0.491 (1, 5)										4	1	1	1	0	0	3					
<b>Reggie Jackson, L</b> OBP: 0.364, SLG: 0.528 (1, 9)										3	2	2	2	1	1	0					
<b>Deron Johnson, R</b> OBP: 0.320, SLG: 0.415 (1, 10)										4	0	0	0	0	0	1					
<b>Gene Tenace, R</b> OBP: 0.397, SLG: 0.490 (1, 3)										3	0	0	0	1	1	1					
<b>Angel Mangual, R</b> OBP: 0.242, SLG: 0.300 (1, 7)										3	0	1	0	0	0	1					
<b>Ray Fosse, R</b> OBP: 0.290, SLG: 0.343 (1, 2)										3	0	0	0	0	1	2					
<b>Dick Green, R</b> OBP: 0.297, SLG: 0.338 (1, 4)										3	0	0	0	0	2	2					
<b>Inning Stats</b>	R: 2 E: 0 K: 0 S: 5	H: 2 LOB: 0 BB: 0 P: 5	R: 0 E: 0 K: 0 S: 3	H: 0 LOB: 0 BB: 0 P: 3	R: 0 E: 0 K: 2 S: 8	H: 1 LOB: 1 BB: 0 P: 8	R: 1 E: 0 K: 1 S: 7	H: 2 LOB: 2 BB: 1 P: 11	R: 0 E: 0 K: 1 S: 5	H: 0 LOB: 0 BB: 0 P: 5	R: 0 E: 0 K: 0 S: 3	H: 0 LOB: 1 BB: 1 P: 7	R: 0 E: 0 K: 1 S: 6	H: 1 LOB: 2 BB: 1 P: 10	R: 0 E: 0 K: 2 S: 7	H: 0 LOB: 0 BB: 0 P: 7	1B: 3 2B: 0 3B: 0 HR: 3	SF: 0 SAC: 0 DP: 0 HBP: 0	WP: 0 PB: 0 CS: 0	PA: 33	
<b>PITCHER</b>	IP	WLS	BF	H	R	ER	SO	BB	IBB	HBP	BLK	WP	HR	S	P	ERA	WHIP				
<b>Wilbur Wood, L</b> ERA: 2.85 (1, 1)	8.0	L	33	6	3	3	7	3	0	0	0	0	3	44	56	3.38	1.125				

**AB** 28  
**R** 2  
**H** 5  
**RBI** 2  
**BB** 2  
**SO** 3  
**LOB** 11



**AB** 30  
**R** 3  
**H** 6  
**RBI** 3  
**BB** 3  
**SO** 7  
**LOB** 10





Batter	1	2	3	4	5	6	7	8	9	AB	R	H	RBI	BB	SO	LOB	TOP					
Pat Kelly, L OBP: 0.384, SLG: 0.408 (1, 9)										4	1	1	0	0	1	1	<b>Chicago White Sox @ Oakland Athletics</b> Oakland-Alameda County Coliseum, Oakland, CA Sun Jul 01 1973, 3:33 AM PDT Unknown					
Tony Muser, L OBP: 0.375, SLG: 0.418 (1, 3)										4	2	1	1	0	0	1						
Carlos May, L OBP: 0.305, SLG: 0.364 (1, 7)										4	0	1	1	0	1	0						
Bill Melton, R OBP: 0.360, SLG: 0.494 Luis Alvarado, R OBP: 0.303, SLG: 0.324 (8, PR) (8, 5)										4	0	2	1	0	0	0						
Ken Henderson, S OBP: 0.370, SLG: 0.396 (1, 10)										4	0	0	0	0	0	3						
Ed Herrmann, L OBP: 0.280, SLG: 0.369 (1, 2)										4	1	1	0	0	1	2						
Jorge Orta, L OBP: 0.271, SLG: 0.287 Mike Andrews, R OBP: 0.296, SLG: 0.267 (9, PH)										3	0	0	0	0	0	4						
Eddie Leon, R OBP: 0.324, SLG: 0.333 (1, 6)										4	0	1	1	0	2	0						
Bill Sharp, L OBP: 0.282, SLG: 0.319 (1, 8)										2	0	0	0	1	1							
<b>Inning Stats</b>	R: 0 E: 0 K: 1 S: 5	H: 0 LOB: 0 BB: 0 P: 5	R: 0 E: 0 K: 1 S: 6	H: 0 LOB: 1 BB: 0 P: 6	R: 0 E: 0 K: 1 S: 4	H: 0 LOB: 0 BB: 1 P: 8	R: 0 E: 0 K: 1 S: 5	H: 0 LOB: 0 BB: 0 P: 5	R: 1 E: 0 K: 1 S: 7	H: 2 LOB: 1 BB: 0 P: 7	R: 2 E: 1 K: 0 S: 7	H: 3 LOB: 2 BB: 0 P: 7	R: 0 E: 0 K: 0 S: 3	H: 0 LOB: 0 BB: 0 P: 3	R: 1 E: 0 K: 1 S: 4	H: 2 LOB: 1 BB: 0 P: 4		R: 0 E: 0 K: 1 S: 5	H: 0 LOB: 0 BB: 0 P: 5	1B: 4 2B: 1 3B: 1 HR: 1	SF: 0 SAC: 0 DP: 1 HBP: 0	WP: 1 PB: 0 CS: 1
<b>PITCHER</b>	IP WLS BF H R ER SO BB IBB HBP BLK WP HR S P ERA WHIP																					
Caffee Hunter, R ERA: 3.08 (1, 1)	7.1 W 31	H 7 R 4 ER 3 SO 5	BB 1 IBB 0 HBP 0 BLK 0	WP 1 HR 1 S 40 P 44	ERA 3.68 WHIP 1.091																	
Darold Knowles, L ERA: 2.39 (8, 1)	1.2 S 4	H 0 R 0 ER 0 SO 1	BB 0 IBB 0 HBP 0 BLK 0	WP 0 HR 0 S 6 P 6	ERA 0.00 WHIP 0.000																	


Batter	1	2	3	4	5	6	7	8	9	AB	R	H	RBI	BB	SO	LOB	BOTTOM					
Bert Campaneris, R OBP: 0.336, SLG: 0.341 (1, 6)										3	1	0	0	1	1	3	<b>Chicago White Sox @ Oakland Athletics</b> Oakland-Alameda County Coliseum, Oakland, CA Sun Jul 01 1973, 3:33 AM PDT Unknown					
Bill North, S OBP: 0.368, SLG: 0.341 (1, 8)										4	2	2	2	0	0	1						
Sal Bando, R OBP: 0.368, SLG: 0.487 (1, 5)										2	0	0	0	2	2	4						
Reggie Jackson, L OBP: 0.363, SLG: 0.522 (1, 9)										3	0	0	0	1	1	3						
Deron Johnson, R OBP: 0.324, SLG: 0.418 Allan Lewis, S (5, PR) Mike Hegan, L OBP: 0.246, SLG: 0.264 (7, PH)										3	0	2	3	0	0	0						
Gene Tenace, R OBP: 0.391, SLG: 0.482 (1, 3)										4	0	0	0	0	3	4						
Joe Rudi, R OBP: 0.284, SLG: 0.388 (1, 7)										3	0	0	0	1	0	3						
Ray Fosse, R OBP: 0.290, SLG: 0.341 (1, 2)										4	2	1	0	0	0	1						
Dick Green, R OBP: 0.309, SLG: 0.350 (1, 4)										4	1	3	0	0	0	0						
<b>Inning Stats</b>	R: 0 E: 0 K: 1 S: 5	H: 0 LOB: 0 BB: 1 P: 9	R: 0 E: 0 K: 1 S: 5	H: 0 LOB: 0 BB: 0 P: 5	R: 4 E: 1 K: 1 S: 8	H: 3 LOB: 1 BB: 2 P: 16	R: 0 E: 0 K: 1 S: 6	H: 1 LOB: 1 BB: 0 P: 6	R: 1 E: 0 K: 1 S: 7	H: 2 LOB: 3 BB: 1 P: 11	R: 1 E: 1 K: 1 S: 7	H: 2 LOB: 2 BB: 0 P: 7	R: 0 E: 0 K: 1 S: 5	H: 0 LOB: 0 BB: 0 P: 5	R: 0 E: 0 K: 0 S: 2	H: 0 LOB: 1 BB: 1 P: 6		1B: 8 2B: 2 3B: 0 HR: 0	SF: 0 SAC: 0 DP: 3 HBP: 0	WP: 0 PB: 0 CS: 1	PA: 36	
<b>PITCHER</b>	IP WLS BF H R ER SO BB IBB HBP BLK WP HR S P ERA WHIP																					
Eddie Fisher, R ERA: 5.5 (1, 1)	2.1 L 14	H 3 R 4 ER 3 SO 3	BB 2 IBB 0 HBP 0 BLK 0	WP 0 HR 0 S 17 P 29	ERA 11.57 WHIP 2.143																	
Rich Gossage, R ERA: 9.29 (3, 1)	3.0	L 14	H 4 R 2 ER 1 SO 2	BB 1 IBB 0 HBP 0 BLK 0	WP 0 HR 0 S 17 P 21	ERA 3.00 WHIP 1.667																
Cy Acosta, R ERA: 2.37 (6, 1)	2.2	L 8	H 1 R 0 ER 0 SO 2	BB 1 IBB 0 HBP 0 BLK 0	WP 0 HR 0 S 11 P 15	ERA 0.00 WHIP 0.750																



Batter	1	2	3	4	5	6	7	8	9	AB	R	H	RBI	BB	SO	LOB	TOP										
Pat Kelly, L OBP: 0.379, SLG: 0.401 (1, 9)	0-0 4-3		0-3 K2-3			0-0 G3		0-3 K		4	0	0	0	0	2	2											
Buddy Bradford, R OBP: 0.250, SLG: 0.250 (1, 8)	0-0 1-3			0-0 1B		0-3 K		0-3 K		4	0	1	0	0	2	1											
Carlos May, L OBP: 0.301, SLG: 0.358 (1, 7)	0-0 6-3			0-3 K			0-0 4-3	0-0 F7		4	0	0	0	0	1	2											
Bill Melton, R OBP: 0.358, SLG: 0.490 (1, 5)		0-0 L4-3 1B		0-0 6-3			0-0 6-3		0-0 F9	4	0	1	0	0	0	1											
Ken Henderson, S OBP: 0.373, SLG: 0.390 Rich Gossage, R (9, PR)		0-0 L4-3		0-0 4-3			4-0 BB 1B BB		4-0 E BB	2	0	0	0	2	0	2											
Tony Muser, L OBP: 0.370, SLG: 0.410 (1, 3)		0-0 P6			0-0 4-3		0-0 BB 1B		0-0 P6	4	0	1	0	0	0	1											
Ed Herrmann, L OBP: 0.279, SLG: 0.364 (1, 2)			0-0 F8		0-0 G3		4-0 1-2 2-3 BB		0-0 E7	3	0	0	0	1	0	1											
Jorge Orta, L OBP: 0.265, SLG: 0.281 (1, 4)			0-0 4-3		0-0 4-3		0-0 P6		0-0 F6	4	0	0	0	0	0	5											
Eddie Leon, R OBP: 0.328, SLG: 0.335 (1, 6)					0-0 1B		0-0 6-3		4-0 BB	2	0	1	0	1	0	0											
<b>Inning Stats</b>	R: 0 E: 0 K: 0 S: 3	H: 0 LOB: 0 BB: 0 P: 3	R: 0 E: 0 K: 0 S: 3	H: 1 LOB: 0 BB: 0 P: 3	R: 0 E: 0 K: 1 S: 6	H: 1 LOB: 1 BB: 0 P: 6	R: 0 E: 0 K: 0 S: 3	H: 0 LOB: 0 BB: 0 P: 3	R: 0 E: 0 K: 1 S: 5	H: 0 LOB: 0 BB: 0 P: 5	R: 0 E: 0 K: 0 S: 4	H: 1 LOB: 3 BB: 2 P: 12	R: 0 E: 0 K: 2 S: 7	H: 0 LOB: 1 BB: 1 P: 11	R: 0 E: 1 K: 0 S: 4	H: 0 LOB: 2 BB: 1 P: 8	1B: 4 2B: 1 3B: 0 HR: 0	SF: 0 SAC: 0 DP: 1 HBP: 0	WP: 0 PB: 0 SB: 1 CS: 0	PA: 35							
<b>PITCHER</b>	IP	WLS	BF	H	R	ER	SO	BB	IBB	HBP	BLK	WP	HR	S	P	ERA	WHIP										
Blue Moon Odom, R ERA: 5.66 Rolie Fingers, R ERA: 1.39	(1, 1)	6.2	W	25	4	0	0	3	2	0	0	0	0	29	37	0.00	0.900										
	(7, 1)	2.1	S	10	0	0	0	2	2	0	0	0	0	12	20	0.00	0.857										

Chicago White Sox @ Oakland Athletics  
Oakland-Alameda County Coliseum, Oakland, CA  
Sun Jul 01 1973, 3:38 AM PDT  
Att: 28,467 - Unknown

AB 31  
R 0  
H 4  
RBI 0  
BB 4  
SO 5  
LOB 15



Batter	1	2	3	4	5	6	7	8	9	AB	R	H	RBI	BB	SO	LOB	BOTTOM										
Bert Campaneris, R OBP: 0.338, SLG: 0.341 (1, 6)	0-3 K	0-0 F8		0-0 1B		4-0 1-2 BB				3	0	1	2	1	1	1											
Bill North, S OBP: 0.366, SLG: 0.340 (1, 8)	0-0 P5		0-0 1B	0-0 4-3		0-3 K				4	0	1	0	0	1	4											
Sal Bando, R OBP: 0.367, SLG: 0.484 (1, 5)	0-0 1B		0-0 1B	0-3 K2-3			0-0 5-3			4	1	1	0	0	1	3											
Reggie Jackson, L OBP: 0.364, SLG: 0.522 (1, 9)	0-0 1B		0-0 1B		0-0 G3		0-0 1-3			4	0	2	0	0	0	0											
Deron Johnson, R OBP: 0.323, SLG: 0.415 Mike Hegan, L OBP: 0.246, SLG: 0.264 (8, 3)	0-0 1B		0-0 F9		0-0 L5		0-0 F7			4	0	1	1	0	0	1											
Gene Tenace, R OBP: 0.390, SLG: 0.476 (1, 2)	0-3 K			1-0 1B BB HBP	0-0 4-3			0-0 F9		3	1	0	0	0	1	2											
Rich McKinney, R OBP: 0.290, SLG: 0.345 (1, 10)				4-0 1B BB		0-0 F7		0-0 1B		3	1	2	0	1	0	0											
Angel Mangual, R OBP: 0.250, SLG: 0.306 (1, 7)		0-0 P6		0-0 1B		0-0 5-3		0-0 G5-4-3 1B		4	0	2	0	0	0	1											
Dick Green, R OBP: 0.307, SLG: 0.343 (1, 4)		0-3 K		0-3 P6		4-0 BB		0-0 G5-4-3		3	0	0	0	1	1	6											
<b>Inning Stats</b>	R: 1 E: 0 K: 2 S: 10	H: 3 LOB: 2 BB: 0 P: 10	R: 0 E: 0 K: 1 S: 6	H: 1 LOB: 1 BB: 0 P: 6	R: 0 E: 0 K: 0 S: 4	H: 2 LOB: 1 BB: 0 P: 4	R: 2 E: 0 K: 1 S: 7	H: 2 LOB: 2 BB: 1 P: 12	R: 0 E: 0 K: 0 S: 3	H: 0 LOB: 0 BB: 0 P: 3	R: 0 E: 0 K: 1 S: 5	H: 0 LOB: 2 BB: 2 P: 13	R: 0 E: 0 K: 0 S: 3	H: 0 LOB: 0 BB: 0 P: 3	R: 0 E: 0 K: 0 S: 4	H: 2 LOB: 1 BB: 0 P: 4	1B: 10 2B: 1 3B: 0 HR: 0	SF: 0 SAC: 0 DP: 2 HBP: 1	WP: 0 PB: 0 SB: 1 CS: 0	PA: 36							
<b>PITCHER</b>	IP	WLS	BF	H	R	ER	SO	BB	IBB	HBP	BLK	WP	HR	S	P	ERA	WHIP										
Bart Johnson, R ERA: 3.47 Terry Forster, L ERA: 1.94	(1, 1)	3.1	L	19	8	3	3	3	1	0	0	0	0	23	28	8.10	2.700										
	(4, 1)	4.2		17	2	0	0	2	2	0	0	0	0	19	27	0.00	0.857										

Chicago White Sox @ Oakland Athletics  
Oakland-Alameda County Coliseum, Oakland, CA  
Sun Jul 01 1973, 3:38 AM PDT  
Att: 28,467 - Unknown

AB 32  
R 3  
H 10  
RBI 3  
BB 3  
SO 5  
LOB 18





Batter	1	2	3	4	5	6	7	8	9	AB	R	H	RBI	BB	SO	LOB	TOP								
Pat Kelly, L (1, 9) OBP: 0.375, SLG: 0.394	0-3 K			0-0 4-3		0-0 4-3		0-0 F7	4-0 BB BB	4	0	0	0	1	1	0									
Mike Andrews, R (1, 3) OBP: 0.289, SLG: 0.260	0-0 1-3			0-0 F9		0-3 K		0-0 E5 1B	4-0 BB BB	4	0	0	0	0	1	0									
Johnny Jeter, R (8, FR) OBP: 0.250, SLG: 0.333									0 1 0 0 0 0 0 0																
Tony Muser, L (8, 3) OBP: 0.376, SLG: 0.410									0 0 0 0 0 1 0 0																
Carlos May, L (1, 7) OBP: 0.299, SLG: 0.355	0-3 K			0-0 F8		0-0 2B 1B		0-0 3-1 1-2	5 1 1 0 0 2 4																
Bill Sharp, L (9, 7) OBP: 0.282, SLG: 0.319									0 0 0 0 0 0 0 0																
Bill Melton, R (1, 5) OBP: 0.364, SLG: 0.498		0-3 K			0-0 2B 1B	0-0 1-H 2B		0-0 2B 1B	4 1 3 2 0 1 0																
Ken Henderson, S (1, 10) OBP: 0.364, SLG: 0.379		0-3 K			0-0 E1 2B G4-6-3	0-0 F8		0-0 F8	4 1 0 0 0 1 3																
Luis Alvarado, R (1, 4) OBP: 0.313, SLG: 0.359		0-0 P3			0-0 G4-6-3 1-3 2-H	0-0 2B		0-0 P4	4 0 2 1 0 0 0																
Buddy Bradford, R (1, 8) OBP: 0.375, SLG: 0.167				4-0 G4-6-3 BB	4-0 G4-6-3 BB			0-0 L7	2 1 0 0 2 0 1																
Eddie Leon, R (1, 6) OBP: 0.327, SLG: 0.338				0-3 K	0-0 G4-6-3			0-0 2B	4 0 1 0 0 2 4																
Chuck Brinkman, R (1, 2) OBP: 0.213, SLG: 0.218				0-0 G4-6-3	0-0 F7			0-0 F7	2 0 0 0 0 0 2																
Ed Hermann, L (7, PH) OBP: 0.281, SLG: 0.370				1-2 G4-6-3				0-0 BB 2B	2 0 1 1 0 0 1																
<b>Inning Stats</b>	R: 0 E: 0 K: 2 S: 7	H: 0 LOB: 0 BB: 0 P: 7	R: 0 E: 0 K: 2 S: 7	H: 0 LOB: 0 BB: 0 P: 7	R: 0 E: 0 K: 1 S: 4	H: 0 LOB: 0 BB: 1 P: 8	R: 0 E: 0 K: 0 S: 3	H: 0 LOB: 0 BB: 0 P: 3	R: 2 E: 1 K: 0 S: 5	H: 2 LOB: 1 BB: 1 P: 9	R: 1 E: 0 K: 1 S: 7	H: 2 LOB: 1 BB: 0 P: 7	R: 0 E: 0 K: 0 S: 4	H: 1 LOB: 1 BB: 0 P: 4	R: 1 E: 1 K: 0 S: 5	H: 1 LOB: 1 BB: 2 P: 5	R: 1 E: 0 K: 2 S: 9	H: 2 LOB: 3 BB: 2 P: 17	1B: 3 2B: 5 3B: 0 HR: 0	SF: 0 SAC: 0 DP: 2 HBP: 0	WP: 0 PB: 0 SB: 1 CS: 0	PA: 39			
<b>PITCHER</b>	IP	WLS	BF	H	R	ER	SO	BB	IBB	HBP	BLK	WP	HR	S	P	ERA	WHIP								
David Clyde, L (1, 1) ERA: 2.45	6.0		23	4	3	1	6	2	0	0	0	0	0	33	41	1.50	1.000								
Bill Gogolewski, R (7, 1) ERA: 2.91	1.0		4	1	0	0	0	0	0	0	0	0	0	4	4	0.00	1.000								
Mike Paul, L (8, 1) ERA: 5.34	0.2		3	0	1	0	0	0	0	0	0	0	0	3	3	0.00	0.000								
Don Stanhouse, R (8, 1) ERA: 4.63	1.1	L	9	3	1	1	2	2	0	0	0	0	0	11	19	6.75	3.750								

Chicago White Sox @ Texas Rangers  
Arlington Stadium, Arlington, TX  
Mon Jul 02 1973, 8:05 PM EDT  
Att: 33,010 - Unknown

AB 35  
R 5  
H 8  
RBI 4  
BB 4  
SO 8  
LOB 15



Batter	1	2	3	4	5	6	7	8	9	AB	R	H	RBI	BB	SO	LOB	BOTTOM								
Davey Nelson, R (1, 4) OBP: 0.314, SLG: 0.380	0-0 5-3			0-0 4-3		4-0 BB		0-0 6-3		3	0	0	0	1	0	0									
Vic Harris, S (1, 5) OBP: 0.312, SLG: 0.385	0-0 F7			0-0 F7		0-0 4-3		0-0 F9		4	0	0	0	0	0	1									
Jim Spencer, L (1, 3) OBP: 0.347, SLG: 0.394	0-0 4-3			0-0 2B 1B		0-0 F9		4-0 BB G5-4-3		3	1	1	0	1	0	0									
Rico Carty, R (1, 7) OBP: 0.305, SLG: 0.304		0-0 2B 1B		0-0 1-H 2B		0-3 K		0-0 G5-4-3		4	1	2	1	0	1	1									
Alex Johnson, R (1, 10) OBP: 0.317, SLG: 0.373		0-0 1-3 1B 2B		0-0 4-3		0-0 S 1B 1B		0-0 6-3		4	2	2	0	0	0	1									
Jeff Burroughs, R (1, 9) OBP: 0.341, SLG: 0.415		0-0 6-3			0-0 1-3			0-0 F8		4	0	1	1	0	0	2									
Ken Suarez, R (1, 2) OBP: 0.352, SLG: 0.340		0-3 K			0-0 5-3			0-0 F9		3	0	0	0	0	1	3									
Bill Sudakis, S (9, PH) OBP: 0.208, SLG: 0.341										1	0	0	0	0	0	0									
Elliott Maddox, R (1, 8) OBP: 0.353, SLG: 0.283		0-0 2-H 3-H			0-0 K			0-0 5-3		3	0	1	2	0	1	0									
Jim Mason, L (1, 6) OBP: 0.290, SLG: 0.301		0-0 F8			0-0 4-1			0-0 5-3		3	0	0	0	0	0	1									
<b>Inning Stats</b>	R: 0 E: 0 K: 0 S: 3	H: 0 LOB: 0 BB: 0 P: 3	R: 2 E: 0 K: 1 S: 8	H: 3 LOB: 1 BB: 0 P: 8	R: 1 E: 0 K: 0 S: 5	H: 2 LOB: 1 BB: 0 P: 5	R: 0 E: 0 K: 1 S: 5	H: 0 LOB: 0 BB: 0 P: 5	R: 0 E: 0 K: 0 S: 2	H: 0 LOB: 0 BB: 1 P: 6	R: 1 E: 0 K: 1 S: 7	H: 2 LOB: 1 BB: 0 P: 7	R: 0 E: 0 K: 0 S: 3	H: 0 LOB: 0 BB: 0 P: 3	R: 0 E: 0 K: 0 S: 2	H: 0 LOB: 1 BB: 1 P: 6	R: 0 E: 0 K: 0 S: 3	H: 0 LOB: 0 BB: 0 P: 3	1B: 5 2B: 2 3B: 0 HR: 0	SF: 0 SAC: 0 DP: 1 HBP: 0	WP: 0 PB: 0 SB: 1 CS: 0	PA: 34			
<b>PITCHER</b>	IP	WLS	BF	H	R	ER	SO	BB	IBB	HBP	BLK	WP	HR	S	P	ERA	WHIP								
Steve Stone, R (1, 1) ERA: 4.11	7.0		28	7	4	4	3	1	0	0	0	0	0	33	37	5.14	1.143								
Cy Acosta, R (8, 1) ERA: 2.23	2.0	W	6	0	0	0	0	1	0	0	0	0	0	5	9	0.00	0.500								

Chicago White Sox @ Texas Rangers  
Arlington Stadium, Arlington, TX  
Mon Jul 02 1973, 8:05 PM EDT  
Att: 33,010 - Unknown

AB 32  
R 4  
H 7  
RBI 4  
BB 2  
SO 3  
LOB 9





Batter	1	2	3	4	5	6	7	8	9	AB	R	H	RBI	BB	SO	LOB	TOP				
Pat Kelly, L OBP: 0.377, SLG: 0.394 Johnny Jeter, R OBP: 0.261, SLG: 0.338	4-0 S 1B BB	0-0 BB 2B 1B	0-0 L4-3		0-0 E4 1B		4-0 BB BB	0-0 BB 1B		3	2	1	0	1	0	2	1 1 1 1 1 0 0				
Tony Muser, L OBP: 0.414, SLG: 0.417	4-0 1B BB	4-0 2B 1B BB		4-0 1B BB	0-0 1B		4-0 BB BB	4-0 1B SF7 BB		1	4	1	0	5	0	0	1 4 1 0 5 0 0				
Carlos May, L OBP: 0.366, SLG: 0.358 Bill Sharp, L OBP: 0.284, SLG: 0.319	0-0 BB 1B	0-0 P4		0-0 1B BB	0-3 K		0-0 P4	0-0 1B		3	1	2	1	0	0	3	3 0 1 2 0 1 5				
Bill Melton, R OBP: 0.366, SLG: 0.504 Jorge Orta, L OBP: 0.263, SLG: 0.279	0-0 BB 1B	0-0 1B 2B		0-0 P4 1B	0-0 SF9		0-0 F8	0-0 SF7 1B		3	1	2	4	0	0	2	1 0 0 1 0 0 2				
Ken Henderson, S OBP: 0.357, SLG: 0.371	0-3 K	0-0 1B		0-0 F7	0-0 F7		0-3 K	0-0 3-1		6	0	1	2	0	2	9	6 0 1 2 0 2 9				
Ed Herrmann, L OBP: 0.385, SLG: 0.371 Hank Allen, R OBP: 0.077, SLG: 0.115	0-3 K	0-0 F8		0-0 2B 1B		0-3 K		0-0 1B E	0-0 5-3	5	2	2	1	0	2	3	1 0 0 0 0 0 0				
Luis Alvarado, R OBP: 0.326, SLG: 0.373	4-0 BB	0-0 F8		0-0 2B		0-3 K		0-0 1B E	0-3 K	5	1	2	2	1	2	1	5 1 2 2 1 2 1				
Buddy Bradford, R OBP: 0.385, SLG: 0.200 Chuck Brinkman, R OBP: 0.226, SLG: 0.232	0-0 F3			0-0 L4-3 1B	0-3 K		4-0 FC6-4 BB	0-0 E6 1B BB	0-0 FC5-4 1B	4	1	1	0	1	1	5	1 0 1 0 0 0 0				
Eddie Leon, R OBP: 0.323, SLG: 0.331		4-0 BB 1B 2B BB		0-0 F7		0-0 E6 1B SF9	0-0 FC6-4	0-0 K	0-0 FC5-4	5	2	0	0	1	1	5	5 2 0 0 1 1 5				
<b>Inning Stats</b>	R: 2 H: 2 E: 0 K: 2 S: 9	H: 2 R: 1 ER: 0 LOB: 3 BB: 3 P: 21	R: 4 H: 3 E: 0 K: 0 S: 6	H: 3 R: 1 ER: 0 LOB: 0 BB: 0 P: 3	R: 3 H: 3 E: 0 K: 1 S: 8	H: 3 R: 0 ER: 0 LOB: 1 BB: 1 P: 12	R: 1 H: 1 E: 2 K: 1 S: 8	H: 1 R: 0 ER: 0 LOB: 2 BB: 1 P: 8	R: 0 H: 0 E: 0 K: 2 S: 7	H: 0 R: 0 ER: 0 LOB: 1 BB: 1 P: 11	R: 0 H: 0 E: 0 K: 1 S: 5	H: 0 R: 0 ER: 0 LOB: 2 BB: 2 P: 13	R: 5 H: 4 E: 1 K: 1 S: 10	H: 4 R: 1 ER: 0 LOB: 1 BB: 1 P: 14	R: 0 H: 1 E: 0 K: 1 S: 6	H: 1 R: 0 ER: 0 LOB: 1 BB: 0 P: 6	1B: 13 2B: 3 3B: 0 HR: 0	SF: 2 SAC: 0 DP: 1 HBP: 0	WP: 0 PB: 0 SB: 1 CS: 0	PA: 54	
<b>PITCHER</b>	IP WLS BF H R ER SO BB IBB HBP BLK WP HR S P ERA WHIP	IP WLS BF H R ER SO BB IBB HBP BLK WP HR S P ERA WHIP	IP WLS BF H R ER SO BB IBB HBP BLK WP HR S P ERA WHIP	IP WLS BF H R ER SO BB IBB HBP BLK WP HR S P ERA WHIP	IP WLS BF H R ER SO BB IBB HBP BLK WP HR S P ERA WHIP	IP WLS BF H R ER SO BB IBB HBP BLK WP HR S P ERA WHIP	IP WLS BF H R ER SO BB IBB HBP BLK WP HR S P ERA WHIP	IP WLS BF H R ER SO BB IBB HBP BLK WP HR S P ERA WHIP	IP WLS BF H R ER SO BB IBB HBP BLK WP HR S P ERA WHIP	IP WLS BF H R ER SO BB IBB HBP BLK WP HR S P ERA WHIP	IP WLS BF H R ER SO BB IBB HBP BLK WP HR S P ERA WHIP	IP WLS BF H R ER SO BB IBB HBP BLK WP HR S P ERA WHIP	IP WLS BF H R ER SO BB IBB HBP BLK WP HR S P ERA WHIP	IP WLS BF H R ER SO BB IBB HBP BLK WP HR S P ERA WHIP	IP WLS BF H R ER SO BB IBB HBP BLK WP HR S P ERA WHIP	IP WLS BF H R ER SO BB IBB HBP BLK WP HR S P ERA WHIP	IP WLS BF H R ER SO BB IBB HBP BLK WP HR S P ERA WHIP	IP WLS BF H R ER SO BB IBB HBP BLK WP HR S P ERA WHIP	IP WLS BF H R ER SO BB IBB HBP BLK WP HR S P ERA WHIP	IP WLS BF H R ER SO BB IBB HBP BLK WP HR S P ERA WHIP	IP WLS BF H R ER SO BB IBB HBP BLK WP HR S P ERA WHIP

Chicago White Sox @ Texas Rangers  
Arlington Stadium, Arlington, TX  
Tue Jul 03 1973, 8:05 PM EDT  
Unknown

AB 42  
R 15  
H 15  
RBI 14  
BB 10  
SO 9  
LOB 37



Batter	1	2	3	4	5	6	7	8	9	AB	R	H	RBI	BB	SO	LOB	BOTTOM				
Davey Nelson, R OBP: 0.311, SLG: 0.377 Jim Mason, L OBP: 0.287, SLG: 0.297	0-0 B2-3		0-0 FC6-4			0-0 F5		0-0 4-3		2	0	0	0	0	0	1	2 0 0 0 0 0 1				
Vic Harris, S OBP: 0.315, SLG: 0.384	4-0 BB BB		0-0 F8			0-0 6-3		0-0 G5-3 1B		3	0	1	0	1	0	1	3 0 1 0 1 0 1				
Alex Johnson, R OBP: 0.319, SLG: 0.373	4-0 BB		0-0 F8			0-0 5-3		0-0 1B		3	0	1	0	1	0	1	3 0 1 0 1 0 1				
Bill Sudakis, S OBP: 0.212, SLG: 0.333	0-0 P6			0-3 K		0-0 BB E 1B		0-0 G5-3		4	1	1	0	0	1	4	4 1 1 0 0 1 4				
Jeff Burroughs, R OBP: 0.336, SLG: 0.408	0-3 K			0-0 6-3		0-0 F9			0-3 K	4	0	0	0	0	2	3	4 0 0 0 0 2 3				
Dick Billings, R OBP: 0.287, SLG: 0.245		0-0 5-3		0-0 P5		4-0 E BB		0-0 F7		3	0	0	0	1	0	0	3 0 0 0 1 0 0				
Elliott Maddox, R OBP: 0.350, SLG: 0.275		0-0 6-3			0-0 F9		0-0 E5		4-0 BB BB	3	0	0	0	1	0	1	3 0 0 0 1 0 1				
Pete Mackanin, R OBP: 0.154, SLG: 0.154		0-0 6-3			0-0 5-3		0-3 K2-3		0-0 5-3	4	0	0	0	0	1	3	4 0 0 0 0 1 3				
Tom Grieve, R OBP: 0.154, SLG: 0.154			0-0 FC6-4 1B		0-3 K		0-0 F8			3	0	1	0	0	1	2	3 0 1 0 0 1 2				
<b>Inning Stats</b>	R: 0 H: 0 E: 1 K: 1 S: 5	H: 0 R: 0 ER: 0 LOB: 2 BB: 2 P: 13	R: 0 H: 0 E: 0 K: 0 S: 3	H: 0 R: 1 ER: 0 LOB: 0 BB: 0 P: 4	R: 0 H: 0 E: 0 K: 1 S: 5	H: 0 R: 0 ER: 0 LOB: 0 BB: 0 P: 5	R: 0 H: 0 E: 0 K: 1 S: 3	H: 0 R: 0 ER: 0 LOB: 0 BB: 0 P: 3	R: 1 H: 1 E: 1 K: 1 S: 7	H: 1 R: 0 ER: 0 LOB: 2 BB: 1 P: 11	R: 0 H: 2 E: 0 K: 0 S: 4	H: 2 R: 0 ER: 0 LOB: 1 BB: 0 P: 4	R: 0 H: 0 E: 0 K: 1 S: 5	H: 0 R: 0 ER: 0 LOB: 1 BB: 1 P: 9	1B: 4 2B: 0 3B: 0 HR: 0	SF: 0 SAC: 0 DP: 1 HBP: 0	WP: 0 PB: 0 SB: 0 CS: 0	PA: 35			
<b>PITCHER</b>	IP WLS BF H R ER SO BB IBB HBP BLK WP HR S P ERA WHIP	IP WLS BF H R ER SO BB IBB HBP BLK WP HR S P ERA WHIP	IP WLS BF H R ER SO BB IBB HBP BLK WP HR S P ERA WHIP	IP WLS BF H R ER SO BB IBB HBP BLK WP HR S P ERA WHIP	IP WLS BF H R ER SO BB IBB HBP BLK WP HR S P ERA WHIP	IP WLS BF H R ER SO BB IBB HBP BLK WP HR S P ERA WHIP	IP WLS BF H R ER SO BB IBB HBP BLK WP HR S P ERA WHIP	IP WLS BF H R ER SO BB IBB HBP BLK WP HR S P ERA WHIP	IP WLS BF H R ER SO BB IBB HBP BLK WP HR S P ERA WHIP	IP WLS BF H R ER SO BB IBB HBP BLK WP HR S P ERA WHIP	IP WLS BF H R ER SO BB IBB HBP BLK WP HR S P ERA WHIP	IP WLS BF H R ER SO BB IBB HBP BLK WP HR S P ERA WHIP	IP WLS BF H R ER SO BB IBB HBP BLK WP HR S P ERA WHIP	IP WLS BF H R ER SO BB IBB HBP BLK WP HR S P ERA WHIP	IP WLS BF H R ER SO BB IBB HBP BLK WP HR S P ERA WHIP	IP WLS BF H R ER SO BB IBB HBP BLK WP HR S P ERA WHIP	IP WLS BF H R ER SO BB IBB HBP BLK WP HR S P ERA WHIP	IP WLS BF H R ER SO BB IBB HBP BLK WP HR S P ERA WHIP	IP WLS BF H R ER SO BB IBB HBP BLK WP HR S P ERA WHIP	IP WLS BF H R ER SO BB IBB HBP BLK WP HR S P ERA WHIP	IP WLS BF H R ER SO BB IBB HBP BLK WP HR S P ERA WHIP

Chicago White Sox @ Texas Rangers  
Arlington Stadium, Arlington, TX  
Tue Jul 03 1973, 8:05 PM EDT  
Unknown

AB 31  
R 1  
H 4  
RBI 0  
BB 4  
SO 5  
LOB 16





Batter	1	2	3	4	5	6	7	8	9	AB	R	H	RBI	BB	SO	LOB	TOP					
Pat Kelly, L OBP: 0.372, SLG: 0.387 (1, 9)	F8		FC4-6 WP			4-3		G6-4-3		4	1	0	0	0	0	2						
Tony Muser, L OBP: 0.417, SLG: 0.432 (1, 3)	1B		K			2B		4-3		4	0	2	0	0	1	1						
Carlos May, L OBP: 0.302, SLG: 0.354 (1, 7)	P6		CS BB			3-1		F8		3	0	0	0	1	0	2						
Bill Melton, R OBP: 0.368, SLG: 0.500 (1, 5)	BB		CS BB		G6-3 BB	F3		5-3		2	0	0	0	2	0	1						
Ken Henderson, S OBP: 0.321, SLG: 0.364 (1, 10)	K		G6-3			F8				3	0	0	0	0	1	3						
Ed Herrmann, L OBP: 0.280, SLG: 0.365 (1, 2)		G3			F3		F9			3	0	0	0	0	0	0						
Luis Alvarado, R OBP: 0.315, SLG: 0.360 (1, 4)	4-3					P4		P4		3	0	0	0	0	0	0						
Buddy Bradford, R OBP: 0.438, SLG: 0.308 (1, 8)	K					CS 1B		G6-4-3 1B		3	0	2	0	0	1	0						
Eddie Leon, R OBP: 0.323, SLG: 0.328 (1, 6)						6-3		K		2	0	0	0	1	1	2						
<b>Inning Stats</b>	R: 0 E: 0 K: 1 S: 6	H: 1 LOB: 2 BB: 1 P: 10	R: 0 E: 0 K: 1 S: 5	H: 0 LOB: 0 BB: 0 P: 5	R: 1 E: 0 K: 1 S: 4	H: 0 LOB: 0 BB: 2 P: 12	R: 0 E: 0 K: 0 S: 2	H: 0 LOB: 0 BB: 1 P: 6	R: 0 E: 0 K: 0 S: 3	H: 1 LOB: 0 BB: 0 P: 3	R: 0 E: 0 K: 0 S: 4	H: 1 LOB: 1 BB: 0 P: 4	R: 0 E: 0 K: 0 S: 3	H: 0 LOB: 0 BB: 0 P: 3	R: 0 E: 0 K: 1 S: 5	H: 1 LOB: 0 BB: 0 P: 5	R: 0 E: 0 K: 0 S: 3	H: 0 LOB: 0 BB: 0 P: 3	1B: 3 2B: 1 3B: 0 HR: 0	SF: 0 SAC: 0 DP: 2 HBP: 0	WP: 1 PB: 0 CS: 2	PA: 32
<b>PITCHER</b> Jim Bibby, R ERA: 4.79 (1, 1)	IP: 9.0 WLS: W BF: 31 H: 4 R: 1 ER: 0 SO: 4 BB: 4 IBB: 0 HBP: 0 BLK: 0 WP: 1 HR: 0 S: 35 P: 51 ERA: 0.00 WHIP: 0.889															<b>PITCHER</b>						

Chicago White Sox @ Texas Rangers  
Arlington Stadium, Arlington, TX  
Tue Jul 03 1973, 8:05 PM EDT  
Att: 7,641 - Unknown

AB 27  
R 1  
H 4  
RBI 0  
BB 4  
SO 4  
LOB 11




Batter	1	2	3	4	5	6	7	8	9	AB	R	H	RBI	BB	SO	LOB	BOTTOM			
Davey Nelson, R OBP: 0.310, SLG: 0.375 (1, 4)	1B		6-3			6-3	F9			4	0	1	0	0	0	1				
Larry Blittner, L OBP: 0.274, SLG: 0.263 Jeff Burroughs, R OBP: 0.335, SLG: 0.406 (8, PH) (9, 9)	3-1		1-3			WP 1B		5-3		3	0	1	0	0	0	1				
Jim Spencer, L OBP: 0.349, SLG: 0.396 (1, 3)	4-3				P3	WP 1B		1B		4	0	2	0	0	0	1				
Rico Carty, R OBP: 0.300, SLG: 0.299 Tom Grieve, R OBP: 0.154, SLG: 0.154 (9, 7)	5-3		6-3		6-3	K		K		4	0	0	0	0	2	4				
Alex Johnson, R OBP: 0.322, SLG: 0.375 (1, 10)			F9					K		4	0	2	0	0	1	1				
Bill Sudakis, S OBP: 0.218, SLG: 0.320 Vic Harris, S OBP: 0.315, SLG: 0.384 (9, 5)	K				P4	1B BB		K		2	1	0	0	1	1	1				
Elliott Maddox, R OBP: 0.350, SLG: 0.276 (1, 8)	1B				5-3	B5				3	0	1	0	0	0	2				
Pete Mackanin, R OBP: 0.143, SLG: 0.143 (1, 6)	F7				F8	1B 1B				3	1	1	0	0	0	1				
Ken Suarez, R OBP: 0.352, SLG: 0.340 (1, 2)			5-3			5-3		1B		3	0	1	2	0	0	0				
<b>Inning Stats</b>	R: 0 E: 0 K: 0 S: 4	H: 1 LOB: 1 BB: 0 P: 4	R: 0 E: 0 K: 1 S: 6	H: 2 LOB: 1 BB: 0 P: 6	R: 0 E: 0 K: 0 S: 3	H: 0 LOB: 0 BB: 0 P: 3	R: 0 E: 0 K: 0 S: 3	H: 0 LOB: 0 BB: 0 P: 3	R: 0 E: 0 K: 1 S: 7	H: 2 LOB: 2 BB: 0 P: 7	R: 2 E: 0 K: 0 S: 5	H: 3 LOB: 1 BB: 1 P: 9	R: 0 E: 0 K: 2 S: 8	H: 1 LOB: 1 BB: 0 P: 8	R: 0 E: 0 K: 2 S: 8	H: 1 LOB: 1 BB: 0 P: 8	1B: 9 2B: 1 3B: 0 HR: 0	SF: 0 SAC: 0 DP: 1 HBP: 0	WP: 1 PB: 0 SB: 1 CS: 1	PA: 32
<b>PITCHER</b> Stan Bahnsen, R ERA: 2.92 Terry Forster, L ERA: 1.9 (7, 1)	IP: 6.2 WLS: L BF: 26 H: 7 R: 2 ER: 2 SO: 2 BB: 1 IBB: 0 HBP: 0 BLK: 0 WP: 0 HR: 0 S: 29 P: 33 ERA: 2.70 WHIP: 1.200															<b>PITCHER</b>				


Chicago White Sox @ Texas Rangers  
Arlington Stadium, Arlington, TX  
Tue Jul 03 1973, 8:05 PM EDT  
Att: 7,641 - Unknown

AB 31  
R 2  
H 9  
RBI 2  
BB 1  
SO 4  
LOB 12

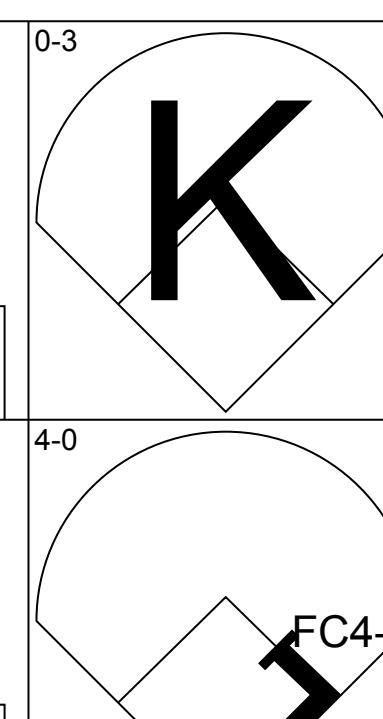
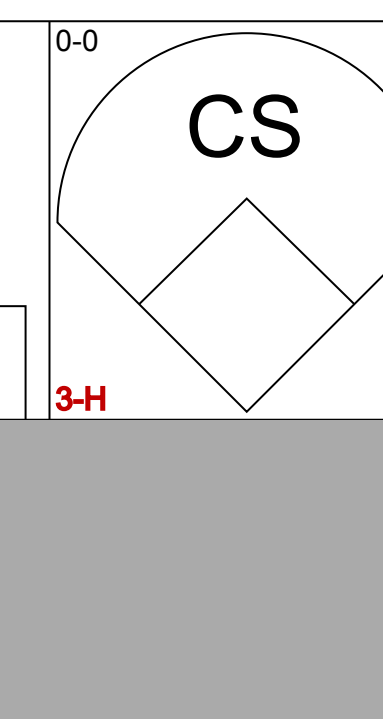
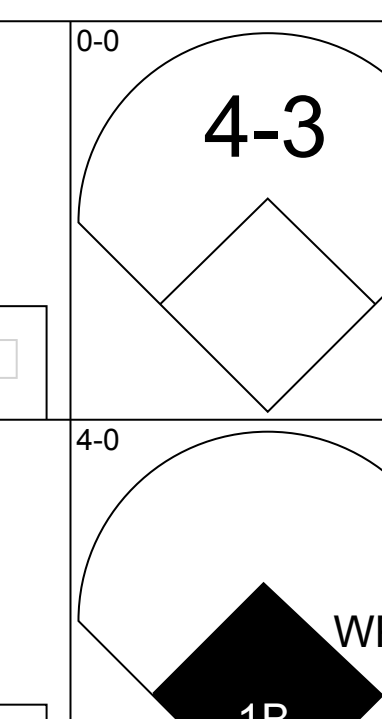
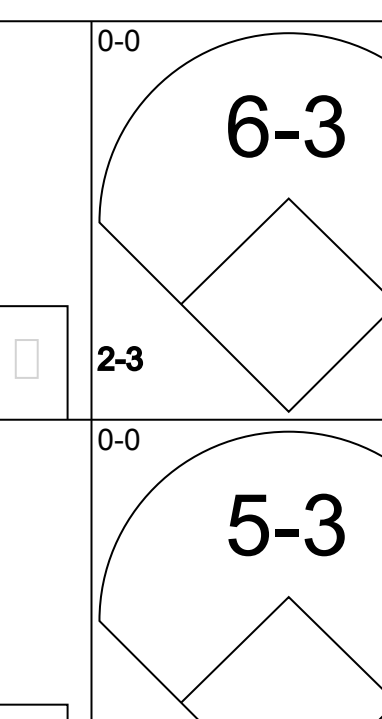
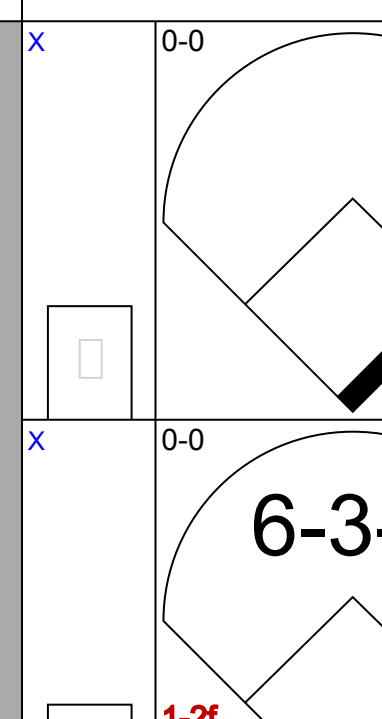
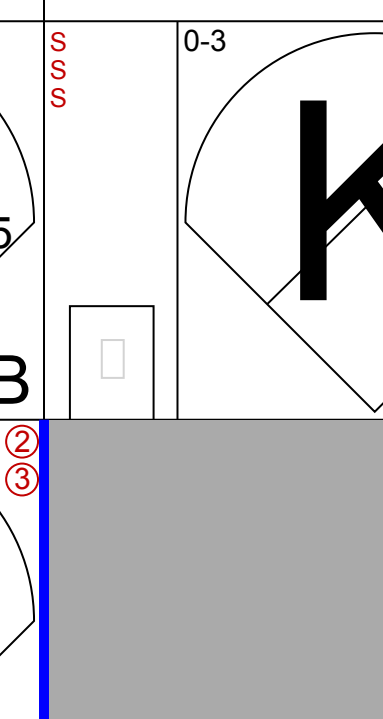
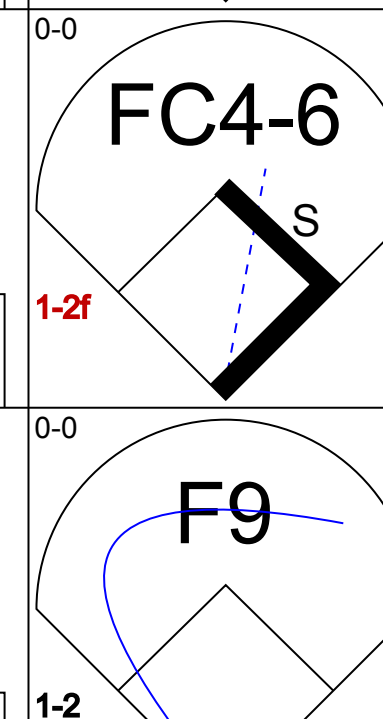
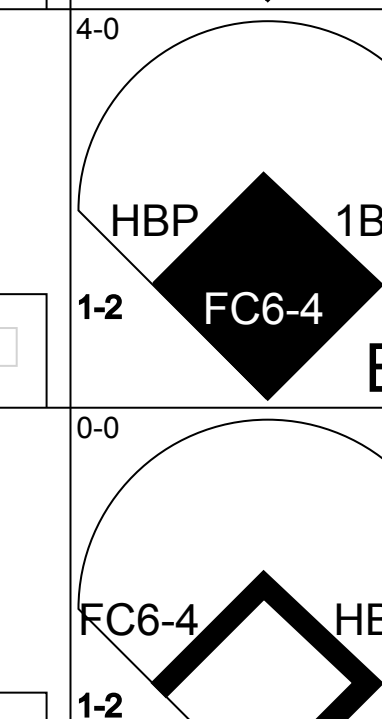



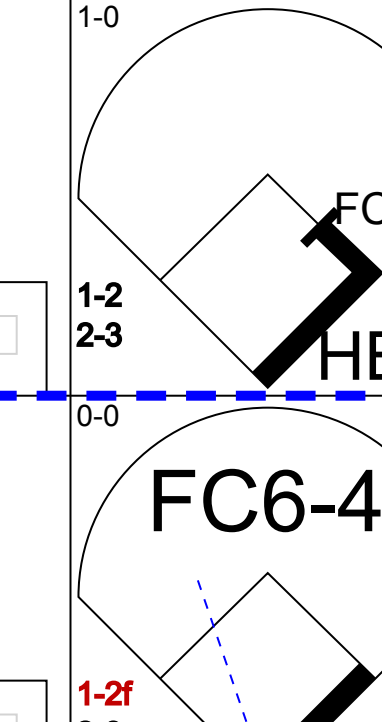

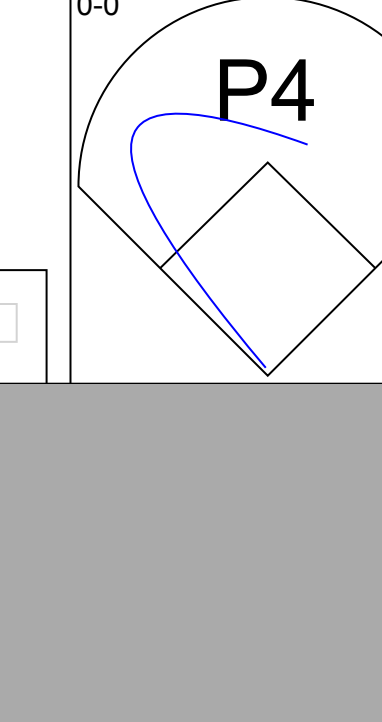

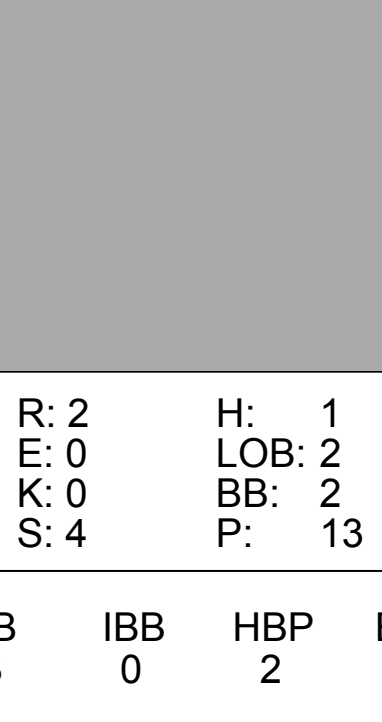
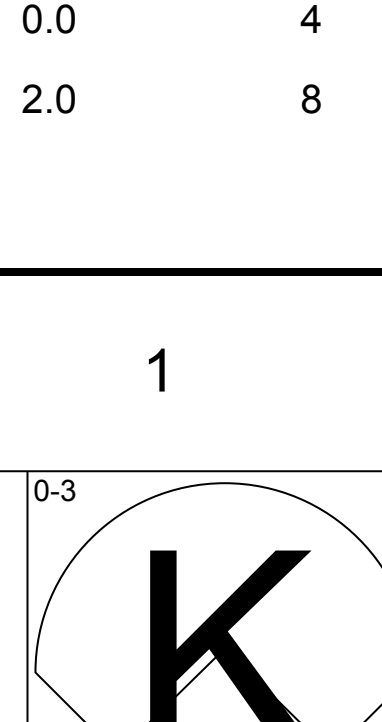
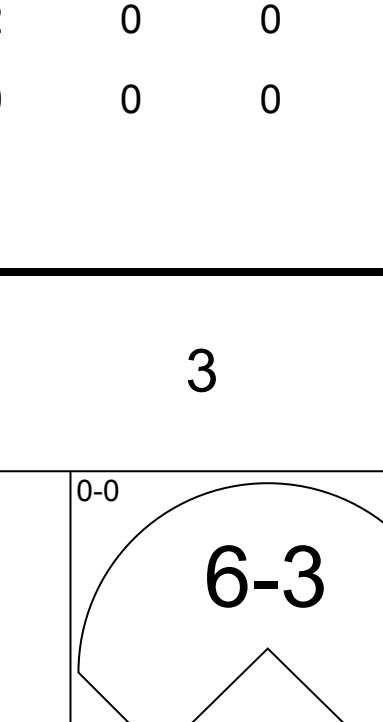







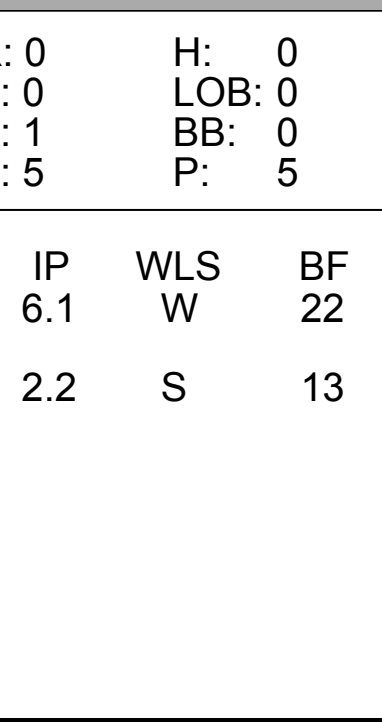
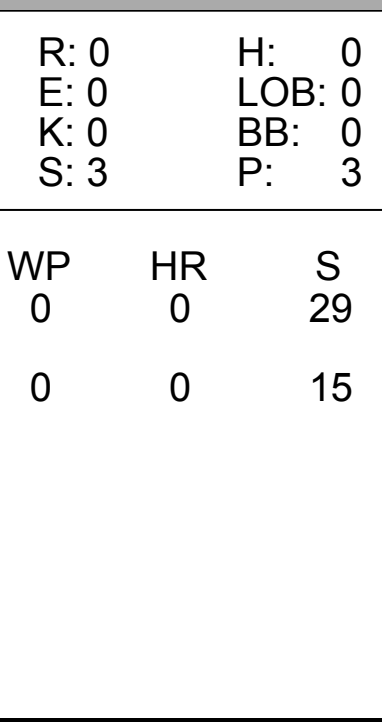


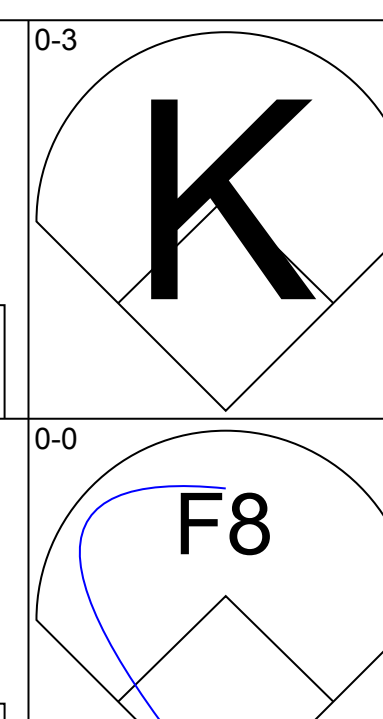
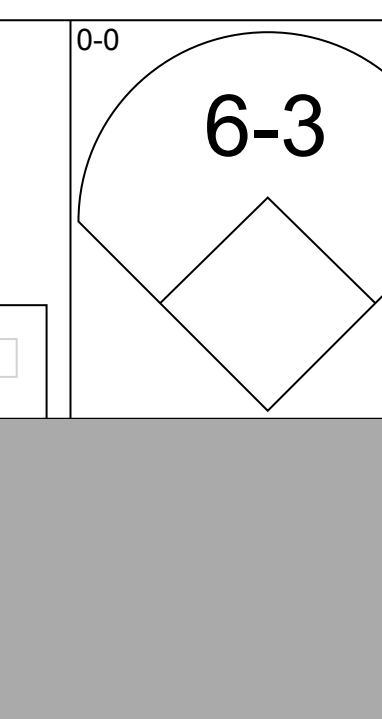
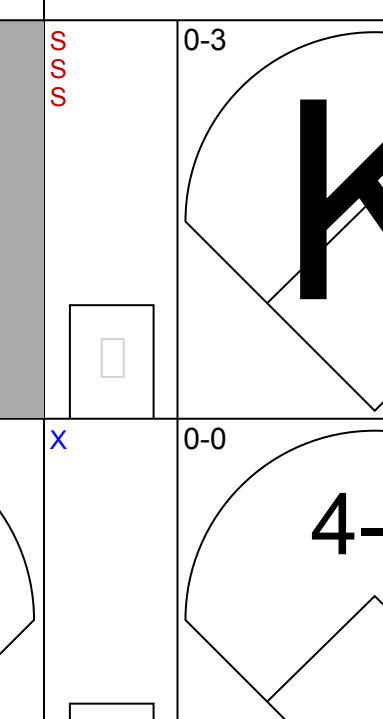
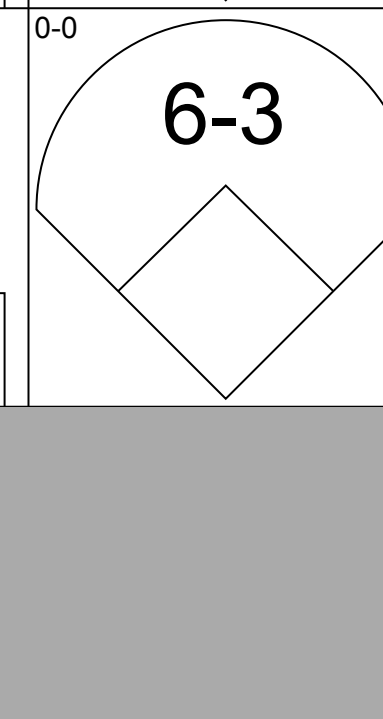
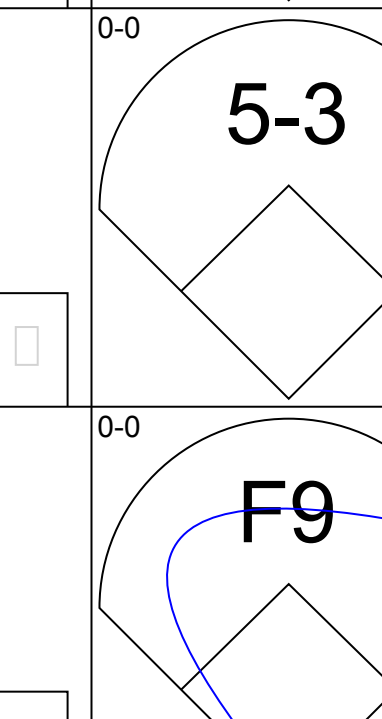
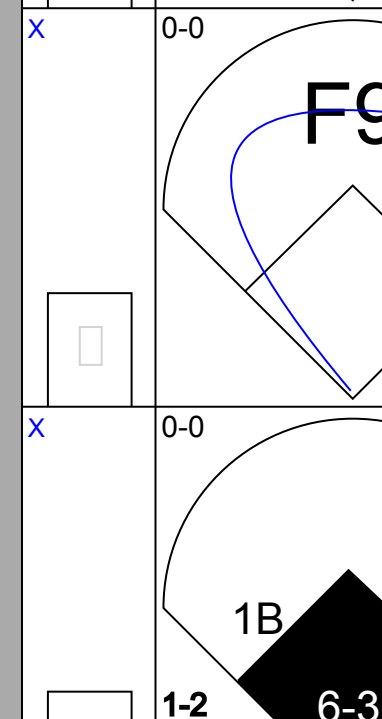
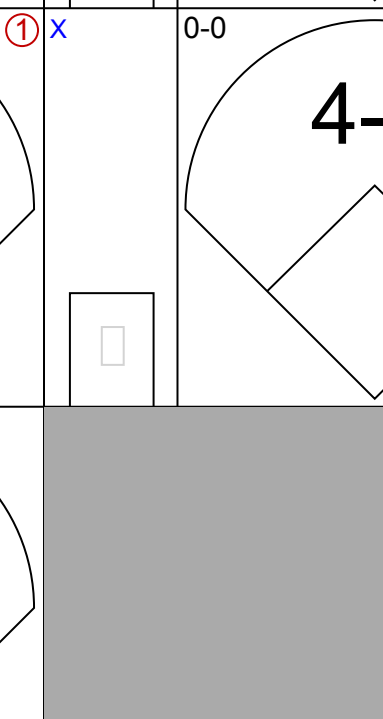


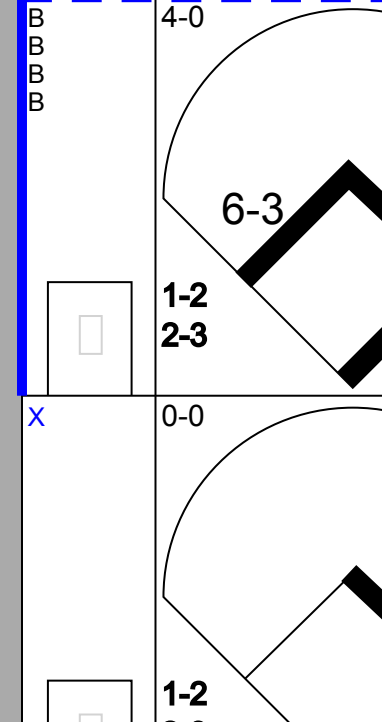

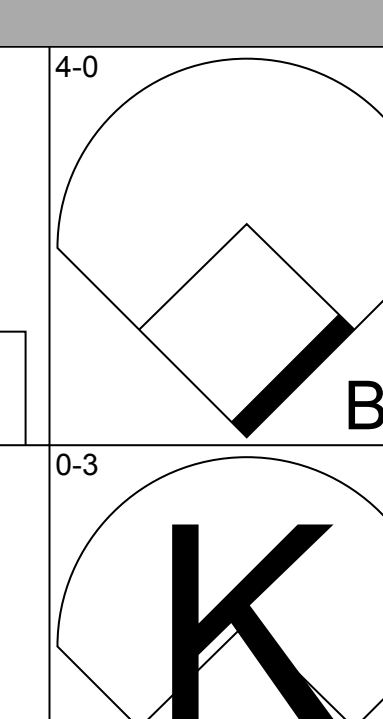
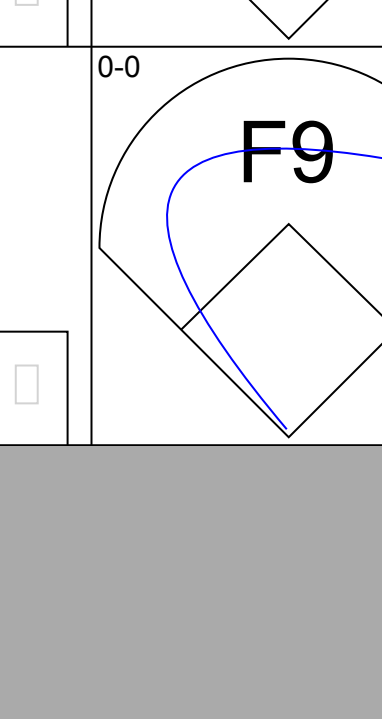
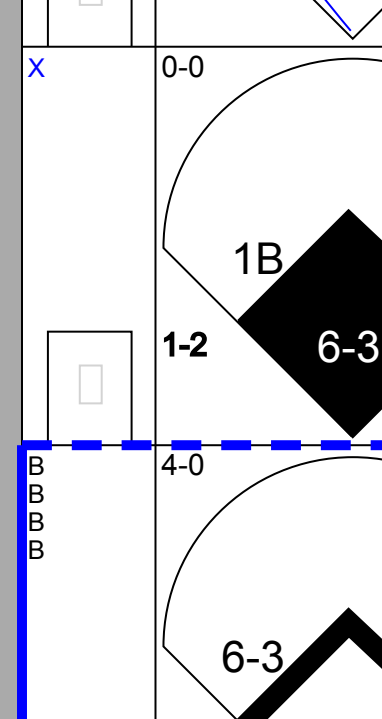
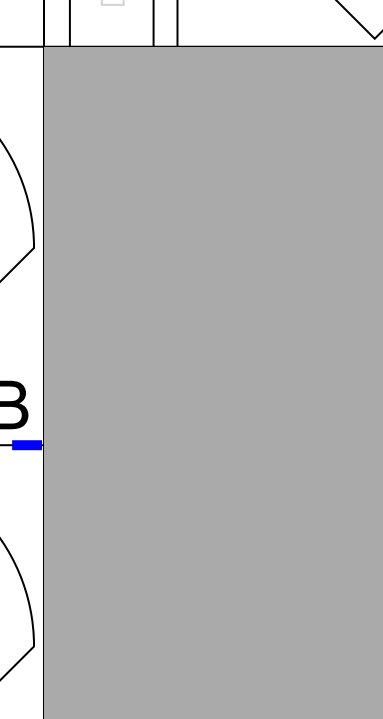

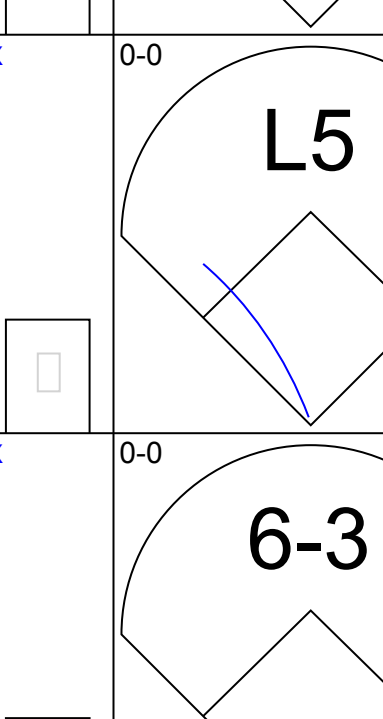
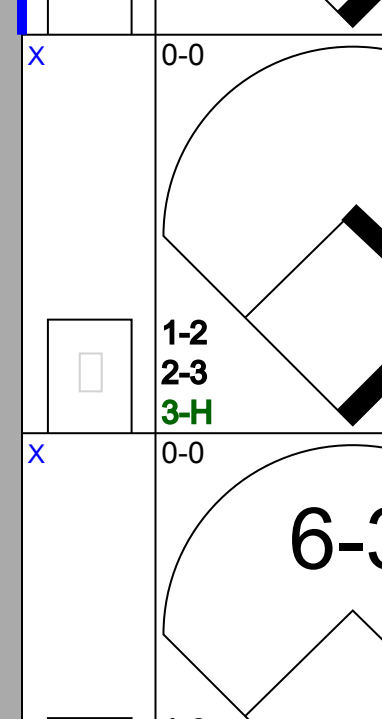
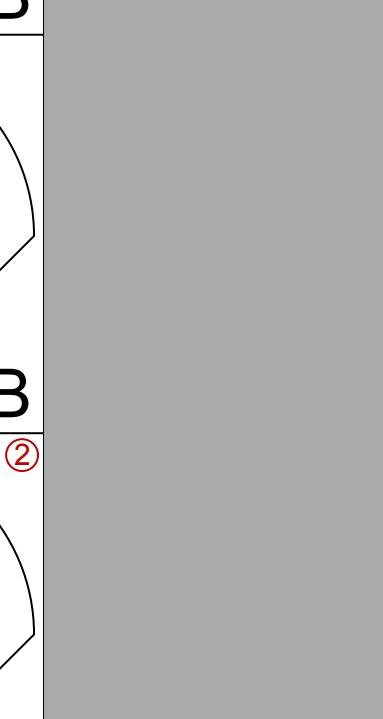

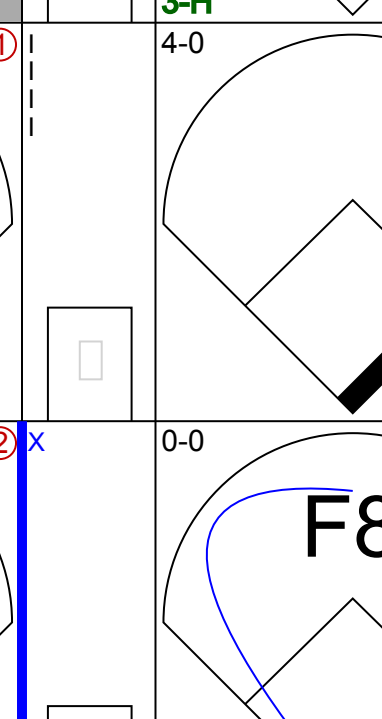
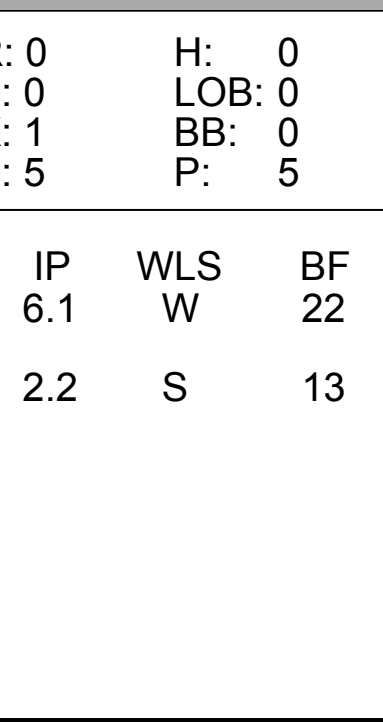
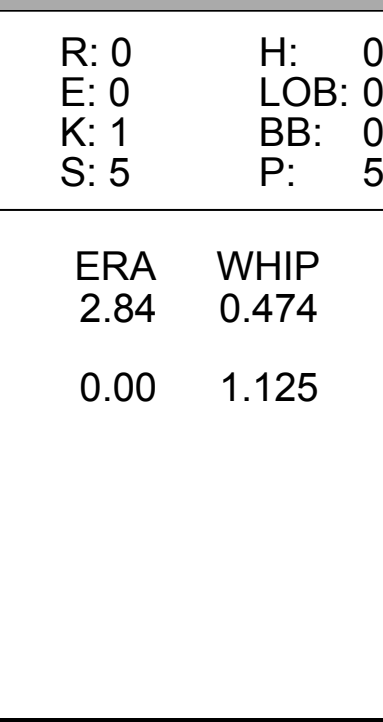
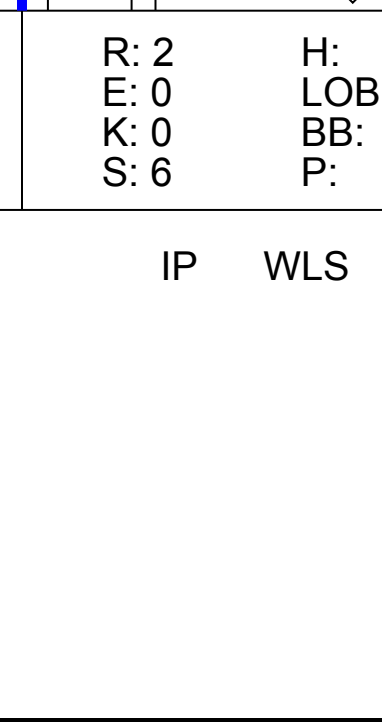
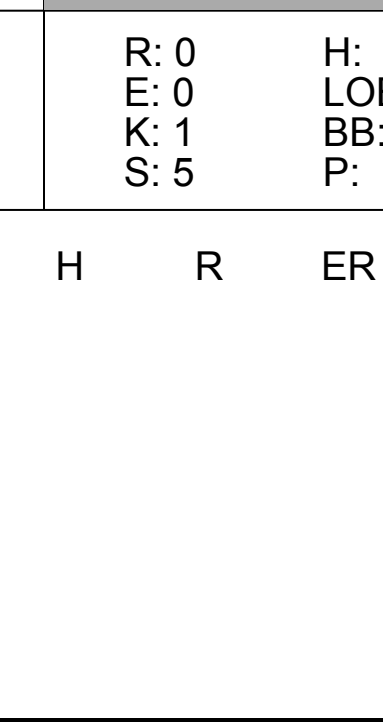
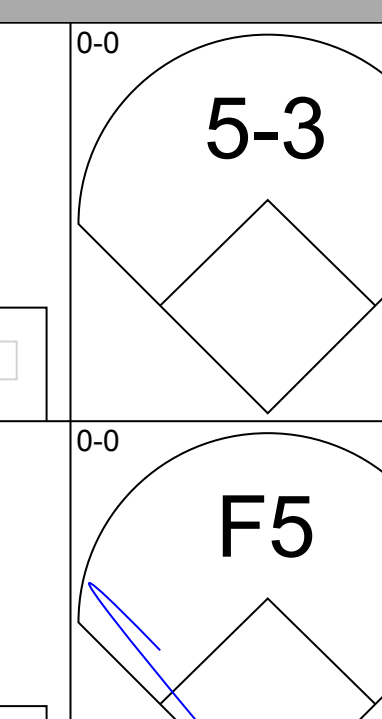
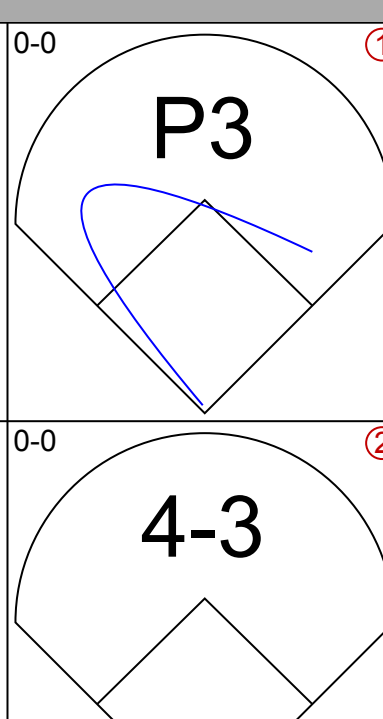
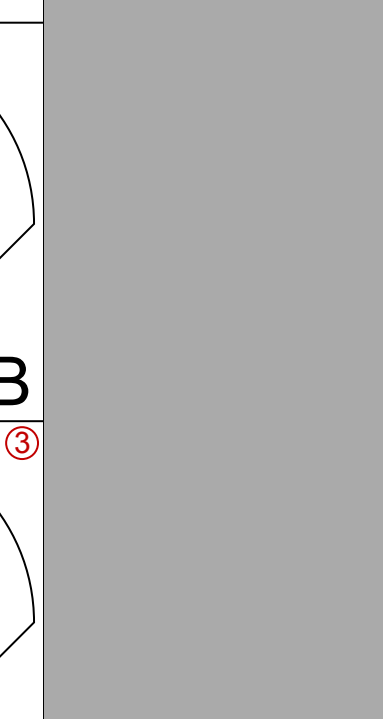
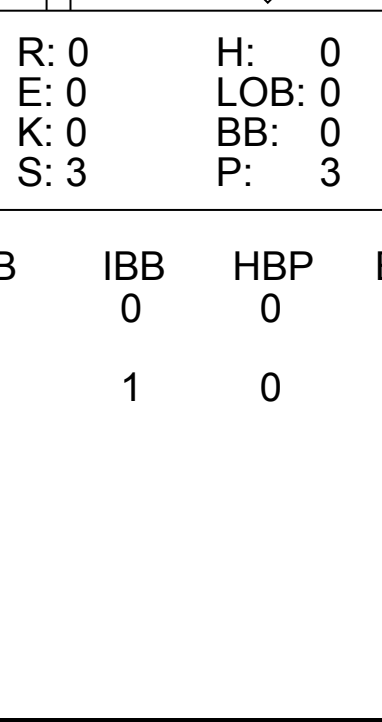
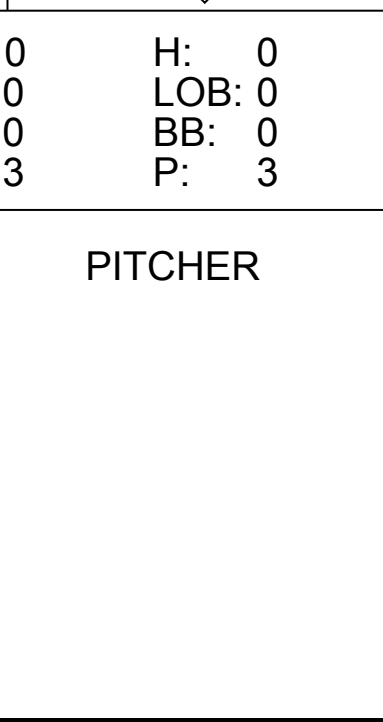


Batter	1	2	3	4	5	6	7	8	9	AB	R	H	RBI	BB	SO	LOB	TOP					
Pat Kelly, L OBP: 0.374, SLG: 0.389 (1, 9)	F7		1-3 1B		FC4-6 1-2			1B 1B		4	1	2	0	0	0	1	<b>Chicago White Sox @ Texas Rangers</b> Arlington Stadium, Arlington, TX Wed Jul 04 1973, 8:05 PM EDT Unknown - 96 F					
Tony Muser, L OBP: 0.402, SLG: 0.413 (1, 3)	4-3		1-3		F7			F9		4	0	0	0	0	0	3						
Carlos May, L OBP: 0.305, SLG: 0.356 Bill Sharp, L OBP: 0.284, SLG: 0.319 (6, PR) (8, 7)	3-1		4-3			G4-6-3 1B		FC5-4 2-H 1B		4	0	2	1	0	0	1						
Bill Melton, R OBP: 0.366, SLG: 0.496 (1, 5)					P6			FC5-4 1-2 1B		4	0	1	0	0	0	2						
Ken Henderson, S OBP: 0.343, SLG: 0.354 (1, 10)					F9					4	0	0	0	0	0	2						
Ed Herrmann, L OBP: 0.280, SLG: 0.363 (1, 2)					F2					4	0	1	0	0	0	0						
Luis Alvarado, R OBP: 0.301, SLG: 0.344 (1, 4)										4	0	0	0	0	0	2						
Buddy Bradford, R OBP: 0.421, SLG: 0.500 (1, 8)										3	1	1	1	0	2	2						
Eddie Leon, R OBP: 0.323, SLG: 0.325 (1, 6)										2	0	0	0	1	0	0						
<b>Inning Stats</b>	R: 0 E: 0 K: 0 S: 3	H: 0 LOB: 0 BB: 0 P: 3	R: 0 E: 0 K: 1 S: 7	H: 2 LOB: 2 BB: 0 P: 7	R: 0 E: 0 K: 0 S: 4	H: 1 LOB: 1 BB: 0 P: 4	R: 0 E: 0 K: 0 S: 3	H: 0 LOB: 0 BB: 0 P: 3	R: 1 E: 0 K: 0 S: 4	H: 1 LOB: 1 BB: 1 P: 8	R: 0 E: 0 K: 0 S: 3	H: 1 LOB: 0 BB: 0 P: 3	R: 0 E: 0 K: 1 S: 5	H: 0 LOB: 0 BB: 0 P: 5	R: 1 E: 0 K: 0 S: 5	H: 2 LOB: 1 BB: 0 P: 5		R: 0 E: 0 K: 0 S: 3	H: 0 LOB: 0 BB: 0 P: 3	1B: 6 2B: 0 3B: 0 HR: 1	SF: 0 SAC: 0 DP: 1 HBP: 0	WP: 0 PB: 0 SB: 1 CS: 0
<b>PITCHER</b> Steve Dunning, R ERA: 5.09 (1, 1)	IP: 9.0 WLS: L BF: 34	H: 7 R: 2 ER: 2 SO: 2	BB: 1 IBB: 0 HBP: 0 BLK: 0	WP: 0 HR: 1 S: 37 P: 41	ERA: 2.00 WHIP: 0.889																	

Batter	1	2	3	4	5	6	7	8	9	AB	R	H	RBI	BB	SO	LOB	BOTTOM					
Davey Nelson, R OBP: 0.313, SLG: 0.377 (1, 4)	1-3		CS 1B		K			L6-3 1B		4	0	2	0	0	1	2	<b>Chicago White Sox @ Texas Rangers</b> Arlington Stadium, Arlington, TX Wed Jul 04 1973, 8:05 PM EDT Unknown - 96 F					
Elliott Maddox, R OBP: 0.354, SLG: 0.271 (1, 8)			G6-3 BB		6-3			L6-3 1-2		2	0	0	0	1	0	3						
Jim Spencer, L OBP: 0.348, SLG: 0.393 (1, 3)			G6-3 1-2							4	0	1	0	0	0	2						
Alex Johnson, R OBP: 0.318, SLG: 0.370 (1, 10)										4	0	0	0	0	0	2						
Larry Bittner, L OBP: 0.273, SLG: 0.255 (1, 9)										3	0	0	0	1	0	1						
Bill Sudakis, S OBP: 0.220, SLG: 0.302 (1, 5)										3	0	0	0	1	2	1						
Pete Mackanin, R OBP: 0.200, SLG: 0.300 (1, 6)										3	0	1	0	0	1	2						
Tom Grieve, R OBP: 0.133, SLG: 0.133 (1, 7)										2	0	0	0	0	0	2						
Ken Suarez, R OBP: 0.351, SLG: 0.336 (1, 2)										2	0	0	0	0	0	2						
<b>Inning Stats</b>	R: 0 E: 0 K: 0 S: 3	H: 0 LOB: 1 BB: 0 P: 4	R: 0 E: 0 K: 0 S: 3	H: 0 LOB: 2 BB: 2 P: 11	R: 0 E: 0 K: 0 S: 2	H: 1 LOB: 0 BB: 1 P: 6	R: 0 E: 0 K: 1 S: 5	H: 0 LOB: 0 BB: 0 P: 5	R: 0 E: 0 K: 0 S: 6	H: 1 LOB: 2 BB: 0 P: 7	R: 0 E: 0 K: 0 S: 3	H: 0 LOB: 0 BB: 0 P: 3	R: 0 E: 0 K: 2 S: 7	H: 0 LOB: 0 BB: 0 P: 7	R: 0 E: 0 K: 0 S: 3	H: 1 LOB: 0 BB: 0 P: 3		R: 0 E: 0 K: 0 S: 4	H: 1 LOB: 1 BB: 0 P: 4	1B: 3 2B: 2 3B: 0 HR: 0	SF: 0 SAC: 1 DP: 2 HBP: 2	WP: 0 PB: 0 SB: 0 CS: 1
<b>PITCHER</b> Jim Geddes, R ERA: 1.0 Cy Acosta, R ERA: 1.95 (5, 1)	IP: 4.1 WLS: W BF: 16	H: 2 R: 0 ER: 0 SO: 3	BB: 0 IBB: 0 HBP: 1 BLK: 0	WP: 0 HR: 0 S: 15 P: 28	ERA: 0.00 WHIP: 1.154																	



Batter	1	2	3	4	5	6	7	8	9	AB	R	H	RBI	BB	SO	LOB	TOP								
<b>Johnny Jeter, R</b> OBP: 0.259, SLG: 0.333 (1, 9)										5	0	1	0	0	2	3	<b>Chicago White Sox @ Texas Rangers</b> Arlington Stadium, Arlington, TX Wed Jul 04 1973, 8:05 PM EDT Att: 13,362 - Unknown								
<b>Mike Andrews, R</b> OBP: 0.294, SLG: 0.256 (1, 3)									2	1	0	0	2	0	2										
<b>Tony Muser, L</b> OBP: 0.398, SLG: 0.409 (7, 3)									1	0	0	0	0	1	0										
<b>Carlos May, L</b> OBP: 0.292, SLG: 0.360 (1, 7)									3	2	1	0	1	0	1										
<b>Jorge Orta, L</b> OBP: 0.261, SLG: 0.278 (8, 4)									1	0	0	0	0	1	0										
<b>Bill Melton, R</b> OBP: 0.370, SLG: 0.496 (1, 5)									4	1	2	1	1	0	1										
<b>Ken Henderson, S</b> OBP: 0.344, SLG: 0.358 (1, 10)									4	1	1	1	0	1	1										
<b>Buddy Bradford, R</b> OBP: 0.435, SLG: 0.474 (1, 8)									3	0	1	1	1	0	2										
<b>Luis Alvarado, R</b> OBP: 0.292, SLG: 0.333 (8, PH)									3	1	0	0	0	0	3										
<b>Pat Kelly, L</b> OBP: 0.376, SLG: 0.391 (8, 9)									1	0	1	1	0	0	0										
<b>Eddie Leon, R</b> OBP: 0.326, SLG: 0.326 (1, 6)									2	0	1	1	0	1	0										
<b>Chuck Brinkman, R</b> OBP: 0.215, SLG: 0.220 (1, 2)									3	0	0	0	0	0	3										
<b>Inning Stats</b>	R: 0 E: 0 K: 1 S: 5	H: 0 LOB: 1 BB: 1 P: 9	R: 1 E: 1 K: 0 S: 4	H: 1 LOB: 1 BB: 0 P: 5	R: 2 E: 0 K: 0 S: 4	H: 1 LOB: 2 BB: 2 P: 13	R: 0 E: 0 K: 0 S: 4	H: 1 LOB: 1 BB: 0 P: 4	R: 0 E: 0 K: 1 S: 5	H: 0 LOB: 0 BB: 0 P: 3	R: 0 E: 0 K: 0 S: 3	H: 0 LOB: 0 BB: 0 P: 5	R: 0 E: 0 K: 1 S: 5	H: 1 LOB: 0 BB: 0 P: 3	R: 3 E: 0 K: 1 S: 8	H: 3 LOB: 2 BB: 2 P: 16	R: 0 E: 0 K: 3 S: 10	H: 1 LOB: 1 BB: 0 P: 10	1B: 6 2B: 3 3B: 0 HR: 0	SF: 1 SAC: 1 DP: 1 HBP: 2	WP: 1 PB: 0 SB: 2 CS: 1	PA: 42			
<b>PITCHER</b>	IP	WLS	BF	H	R	ER	SO	BB	IBB	HBP	BLK	WP	HR	S	P	ERA	WHIP								
<b>Jim Kremmel, L</b> ERA: 7.71 (1, 1)	2.1	L	14	2	3	2	1	3	0	2	0	1	0	11	25	7.71	2.143								
<b>Mike Paul, L</b> ERA: 4.94 (3, 1)	4.2		15	2	0	0	1	0	0	0	0	0	0	17	17	0.00	0.429								
<b>Pete Broberg, R</b> ERA: 5.76 (8, 1)	0.0		4	2	3	3	0	2	0	0	0	0	0	2	10	∞	∞								
<b>Bill Gogolewski, R</b> ERA: 2.82 (8, 1)	2.0		8	2	0	0	4	0	0	0	0	0	0	16	16	0.00	1.000								

Batter	1	2	3	4	5	6	7	8	9	AB	R	H	RBI	BB	SO	LOB	BOTTOM								
<b>Davey Nelson, R</b> OBP: 0.309, SLG: 0.372 (1, 4)										4	0	0	0	0	2	0	<b>Chicago White Sox @ Texas Rangers</b> Arlington Stadium, Arlington, TX Wed Jul 04 1973, 8:05 PM EDT Att: 13,362 - Unknown								
<b>Vic Harris, S</b> OBP: 0.314, SLG: 0.382 (1, 5)										4	1	1	0	0	0										
<b>Alex Johnson, R</b> OBP: 0.314, SLG: 0.365 (1, 10)										4	0	0	0	0	1										
<b>Rico Carty, R</b> OBP: 0.303, SLG: 0.299 (1, 7)										3	1	1	0	1	0										
<b>Jim Spencer, L</b> OBP: 0.345, SLG: 0.390 (1, 3)										2	0	0	0	0	2	1									
<b>Bill Sudakis, S</b> OBP: 0.230, SLG: 0.296 (7, PH)									1	0	0	0	1	1	0										
<b>Jeff Burroughs, R</b> OBP: 0.337, SLG: 0.408 (1, 9)										4	0	2	1	0	1										
<b>Dick Billings, R</b> OBP: 0.258, SLG: 0.236 (1, 2)										4	0	0	1	0	4										
<b>Elliott Maddox, R</b> OBP: 0.351, SLG: 0.264 (1, 8)										3	0	0	0	1	0	2									
<b>Jim Mason, L</b> OBP: 0.283, SLG: 0.293 (1, 6)									2	0	0	0	0	0	0										
<b>Pete Mackanin, R</b> OBP: 0.182, SLG: 0.273 (7, PH)									1	0	0	0	0	0	3										
<b>Inning Stats</b>	R: 0 E: 0 K: 1 S: 5	H: 0 LOB: 0 BB: 0 P: 5	R: 0 E: 0 K: 2 S: 7	H: 0 LOB: 1 BB: 1 P: 11	R: 0 E: 0 K: 0 S: 3	H: 0 LOB: 0 BB: 0 P: 3	R: 0 E: 0 K: 0 S: 3	H: 0 LOB: 0 BB: 0 P: 3	R: 0 E: 0 K: 1 S: 5	H: 0 LOB: 0 BB: 0 P: 5	R: 0 E: 0 K: 0 S: 3	H: 0 LOB: 0 BB: 0 P: 3	R: 2 E: 0 K: 0 S: 6	H: 3 LOB: 3 BB: 2 P: 14	R: 0 E: 0 K: 1 S: 5	H: 0 LOB: 2 BB: 0 P: 5	R: 0 E: 1 K: 1 S: 7	H: 1 LOB: 2 BB: 0 P: 7	1B: 4 2B: 0 3B: 0 HR: 0	SF: 0 SAC: 0 DP: 0 HBP: 0	WP: 0 PB: 0 SB: 0 CS: 0	PA: 35			
<b>PITCHER</b>	IP	WLS	BF	H	R	ER	SO	BB	IBB	HBP	BLK	WP	HR	S	P	ERA	WHIP								
<b>Bart Johnson, R</b> ERA: 3.34 (1, 1)	6.1		22	2	2	2	4	1	0	0	0	0	0	29	33	2.84	0.474								
<b>Terry Forster, L</b> ERA: 1.83 (7, 1)	2.2	S	13	2	0	0	2	1	1	0	0	0	0	15	23	0.00	1.125								



Batter	1	2	3	4	5	6	7	8	9	AB	R	H	RBI	BB	SO	LOB	TOP			
Pat Kelly, L OBP: 0.369, SLG: 0.384 (1, 9)	4-3		4-3		P6	K		K		5	0	0	0	0	2	3				
Tony Muser, L OBP: 0.396, SLG: 0.408 (1, 3)	K		2B	1B	BB	E	1B	G4-3		5	1	2	0	0	2	2				
Carlos May, L OBP: 0.313, SLG: 0.366 (1, 7)	BB		1-H	2B	E4	BB	1B	F9		4	1	2	1	1	0	1				
Bill Melton, R OBP: 0.367, SLG: 0.489 (1, 5)	G3		F7		P5		1B	5-3		4	0	0	0	1	0	4				
Ken Henderson, S OBP: 0.346, SLG: 0.355 (1, 10)		5-3			F9		1B	F7		4	0	1	1	1	0	0				
Ed Herrmann, L OBP: 0.283, SLG: 0.367 (1, 2)		2B		BB	BB	3-1		K		3	0	1	0	1	1	5				
Buddy Bradford, R OBP: 0.407, SLG: 0.435 (1, 8)	F3		F8				1B	5-3		4	0	1	0	0	0	4				
Jorge Orta, L OBP: 0.266, SLG: 0.279 (1, 4)	3-1			BB	F8			BB	1B	3	0	1	0	1	0	2				
Eddie Leon, R OBP: 0.325, SLG: 0.322 (1, 6)			K	F3		F8		BB	G4-3	3	0	0	0	1	1	3				
<b>Inning Stats</b>	R: 0 E: 0 K: 1 S: 5	H: 0 LOB: 1 BB: 1 P: 9	R: 0 E: 0 K: 0 S: 4	H: 1 LOB: 1 BB: 0 P: 4	R: 1 E: 0 K: 1 S: 7	H: 2 LOB: 1 BB: 0 P: 7	R: 0 E: 0 K: 0 S: 3	H: 0 LOB: 2 BB: 2 P: 11	R: 0 E: 1 K: 0 S: 5	H: 1 LOB: 3 BB: 1 P: 9	R: 1 E: 0 K: 2 S: 9	H: 2 LOB: 2 BB: 1 P: 13	R: 0 E: 0 K: 1 S: 5	H: 1 LOB: 1 BB: 1 P: 9	R: 0 E: 0 K: 0 S: 3	H: 0 LOB: 0 BB: 0 P: 3	1B: 6 2B: 2 3B: 0 HR: 0	SF: 0 SAC: 0 DP: 1 HBP: 0	WP: 0 PB: 0 SB: 0 CS: 0	PA: 41
<b>PITCHER</b>	IP	WLS	BF	H	R	ER	SO	BB	IBB	HBP	BLK	WP	HR	S	P	ERA	WHIP			
Sonny Siebert, R ERA: 2.27 (1, 1)	7.0	W	34	7	2	2	5	5	0	0	0	0	0	39	59	2.57	1.714			
Jim Bibby, R ERA: 4.59 (8, 1)	2.0	S	7	1	0	0	1	1	0	0	0	0	0	8	12	0.00	1.000			

Chicago White Sox @ Texas Rangers  
Arlington Stadium, Arlington, TX  
Thu Jul 05 1973, 8:05 PM EDT  
Att: 4,165 - Unknown

AB 35  
R 2  
H 8  
RBI 2  
BB 6  
SO 6  
LOB 24



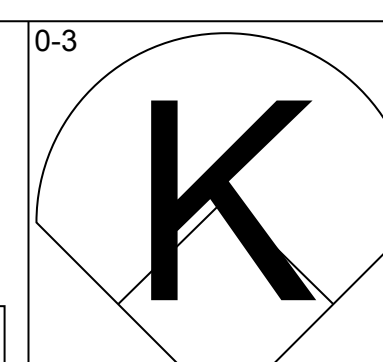
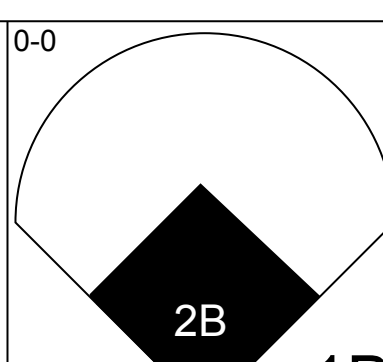
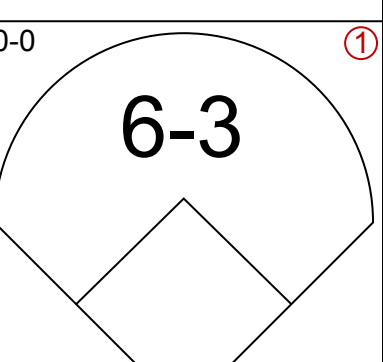
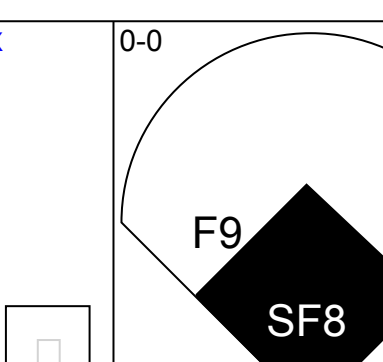
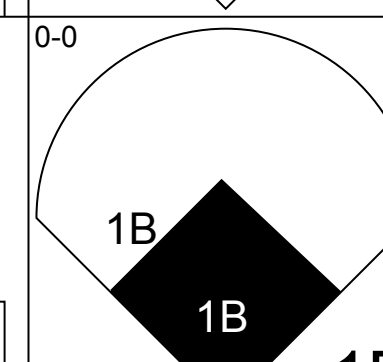
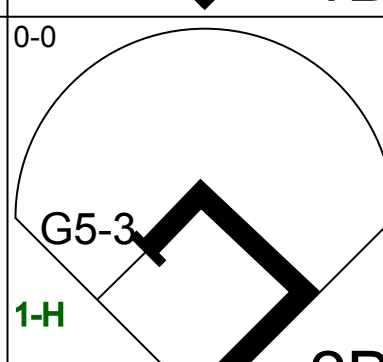
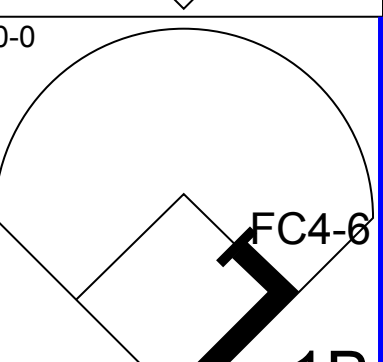
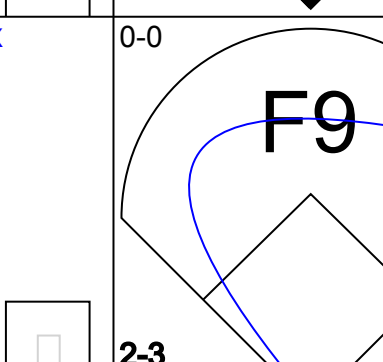
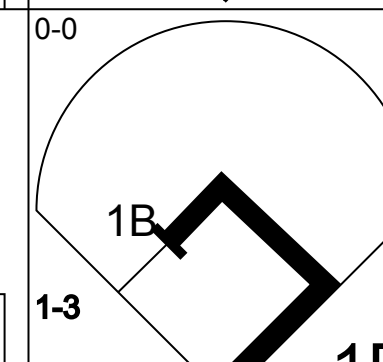
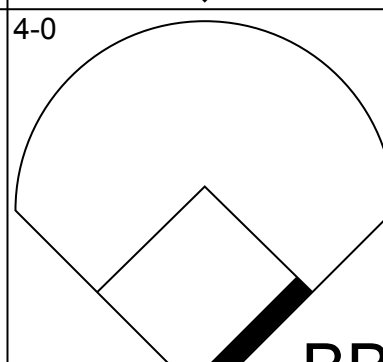
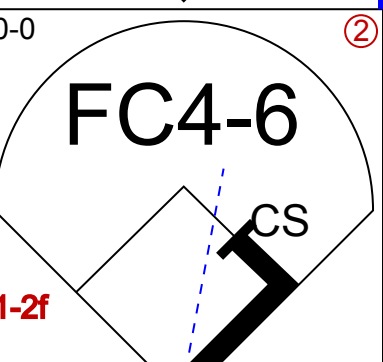
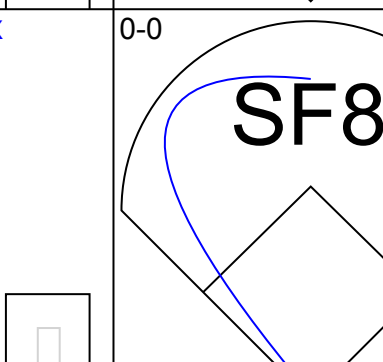
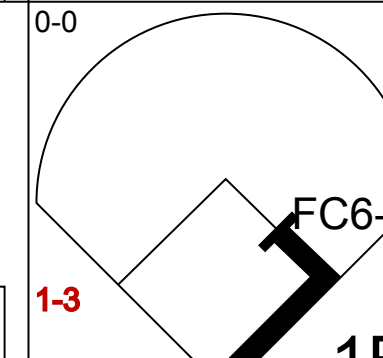
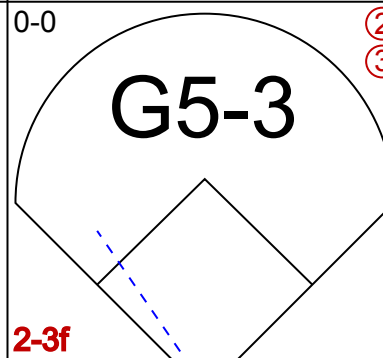
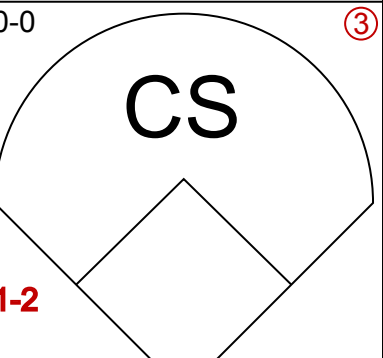
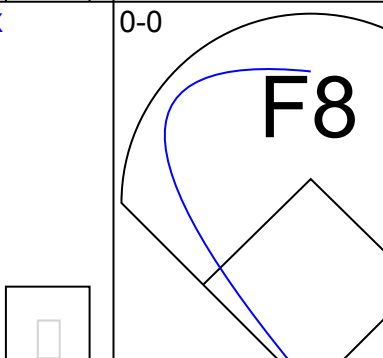
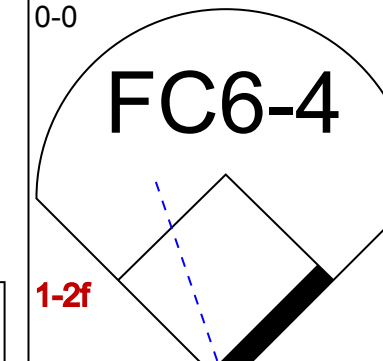


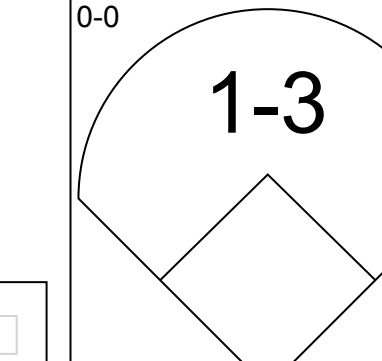


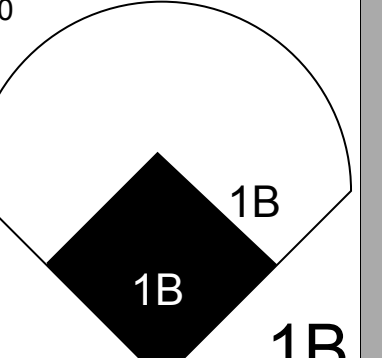
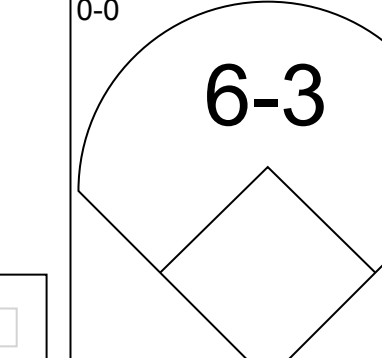
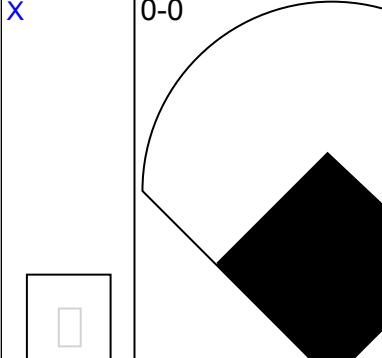
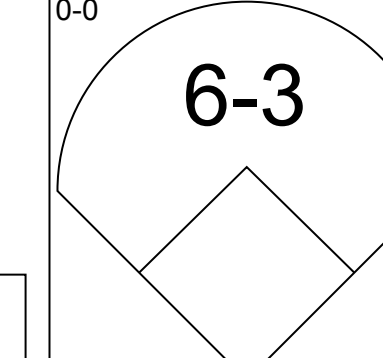
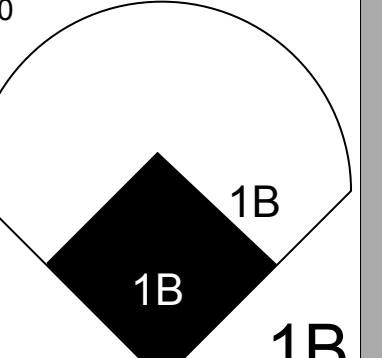
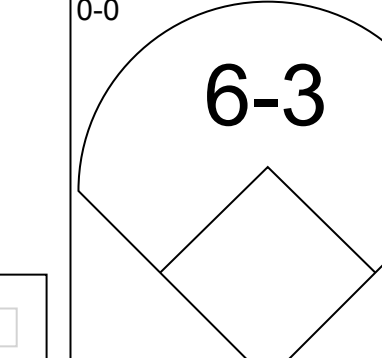
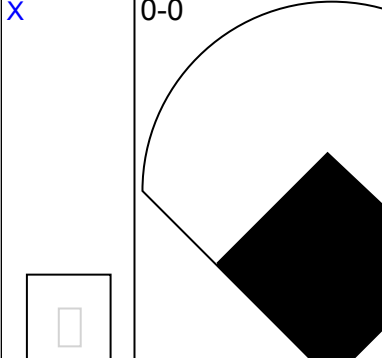
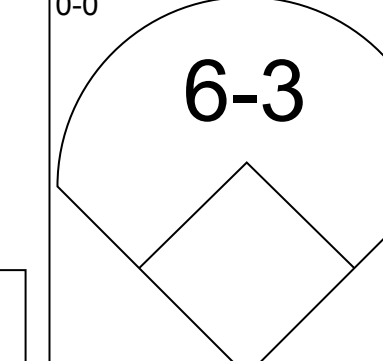
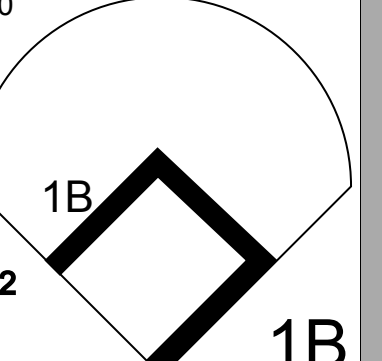
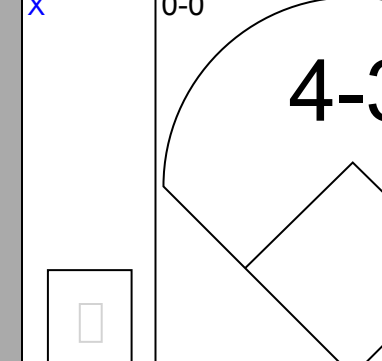
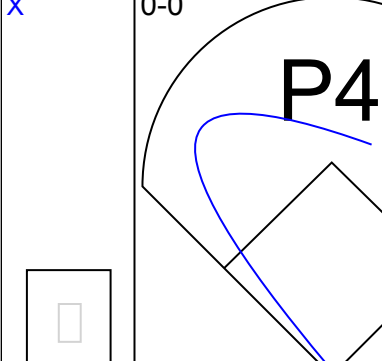
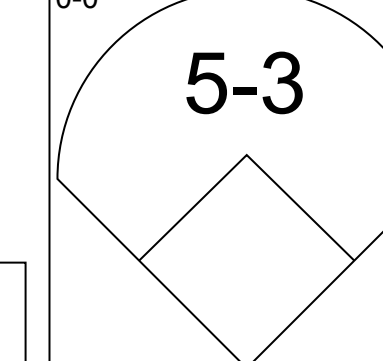
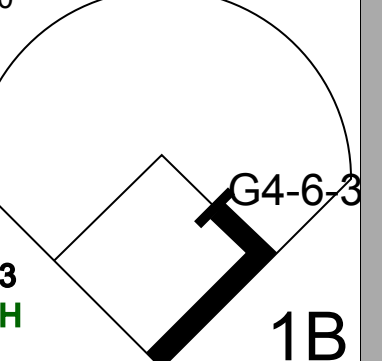
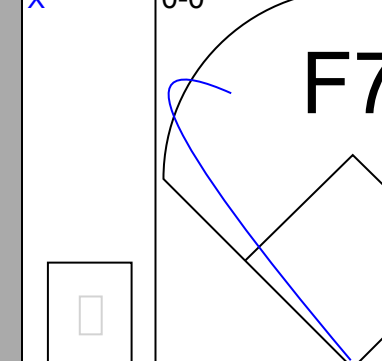
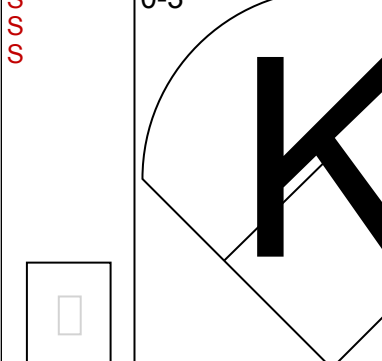
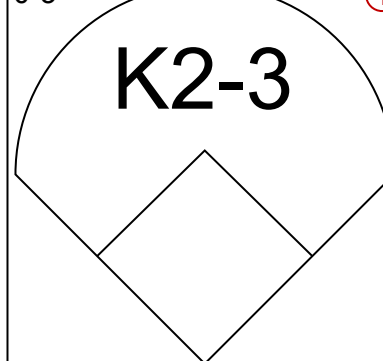
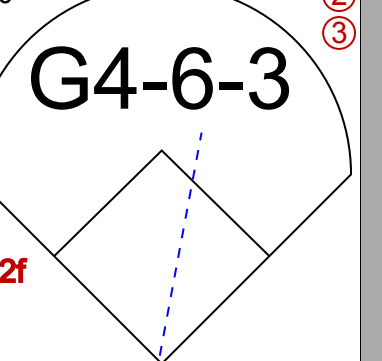
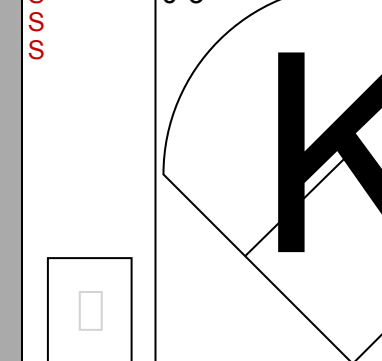
Batter	1	2	3	4	5	6	7	8	9	AB	R	H	RBI	BB	SO	LOB	BOTTOM			
Davey Nelson, R OBP: 0.321, SLG: 0.379 (1, 4)	BB		4-3	E3		FC2-6				3	2	3	1	2	0	0				
Vic Harris, S OBP: 0.316, SLG: 0.378 (1, 8)	1B		BB	SF9	1B	1B		BB		3	1	0	0	2	0	3				
Alex Johnson, R OBP: 0.316, SLG: 0.367 (1, 10)	BB		4-3	SF9	1B	BB		F9		4	0	2	2	0	0	2				
Rico Carty, R OBP: 0.299, SLG: 0.296 (1, 7)	G4-6-3		F9			4-3		1B		3	0	0	1	0	0	3				
Elliott Maddox, R OBP: 0.351, SLG: 0.264 (7, 7)	G4-6-3		F7	SF9		5-3				0	0	0	0	0	0	0				
Jim Spencer, L OBP: 0.343, SLG: 0.387 (1, 3)				K				F7		4	0	1	0	0	1	2				
Larry Bittner, L OBP: 0.272, SLG: 0.248 (1, 9)	F7			F8				1B		3	1	0	0	1	0	1				
Bill Sudakis, S OBP: 0.246, SLG: 0.328 (1, 5)		F8		BB	1B	BB				4	1	2	0	0	1	0				
Pete Mackanin, R OBP: 0.200, SLG: 0.214 (1, 6)		K		BB	1B	1B				3	1	0	0	1	1	1				
Ken Suarez, R OBP: 0.349, SLG: 0.333 (1, 2)		6-3		1B	BB	F9		6-3		4	1	1	2	0	0	1				
<b>Inning Stats</b>	R: 2 E: 0 K: 0 S: 5	H: 3 LOB: 1 BB: 1 P: 9	R: 0 E: 0 K: 1 S: 5	H: 0 LOB: 0 BB: 0 P: 5	R: 0 E: 0 K: 0 S: 3	H: 0 LOB: 1 BB: 1 P: 7	R: 0 E: 1 K: 1 S: 9	H: 4 LOB: 2 BB: 3 P: 21	R: 0 E: 0 K: 0 S: 4	H: 1 LOB: 1 BB: 0 P: 4	R: 0 E: 0 K: 1 S: 5	H: 0 LOB: 0 BB: 0 P: 5	R: 0 E: 0 K: 0 S: 3	H: 0 LOB: 1 BB: 1 P: 7	R: 0 E: 0 K: 0 S: 3	H: 0 LOB: 1 BB: 1 P: 7	1B: 8 2B: 1 3B: 0 HR: 0	SF: 1 SAC: 0 DP: 1 HBP: 0	WP: 0 PB: 0 SB: 1 CS: 0	PA: 38
<b>PITCHER</b>	IP	WLS	BF	H	R	ER	SO	BB	IBB	HBP	BLK	WP	HR	S	P	ERA	WHIP			
Steve Stone, R ERA: 4.59 (1, 1)	3.1	L	18	5	6	6	2	4	0	0	0	0	0	18	34	16.20	2.700			
Eddie Fisher, R ERA: 5.42 (4, 1)	2.2		13	4	1	1	0	1	0	0	0	0	0	12	16	3.38	1.875			
Steve Kealey, R ERA: 12.54 (7, 1)	2.0		7	0	0	0	1	1	0	0	0	0	0	8	12	0.00	0.500			

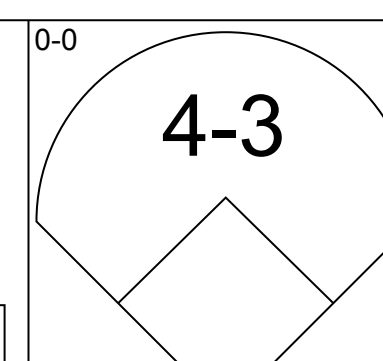
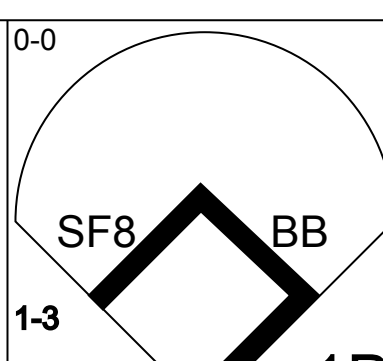
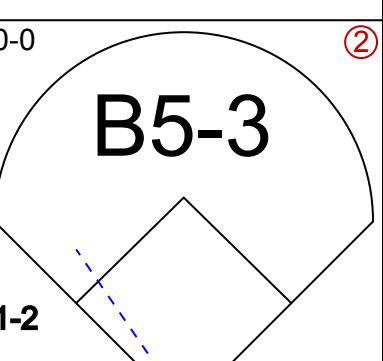
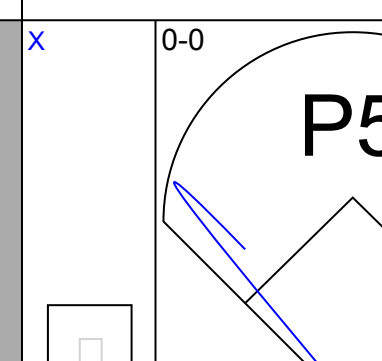
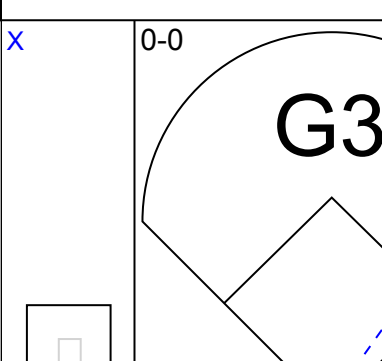
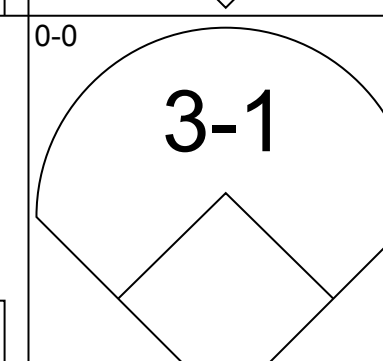
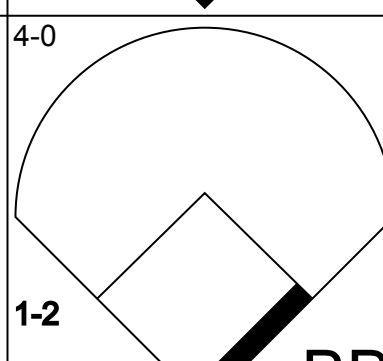
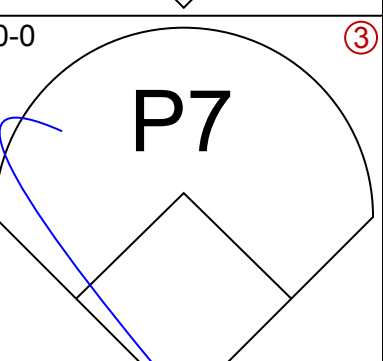
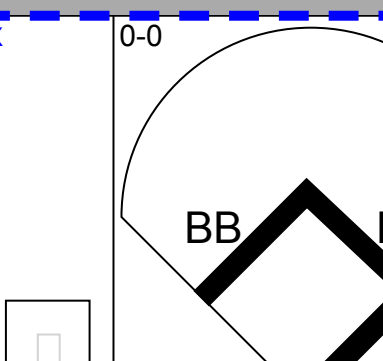
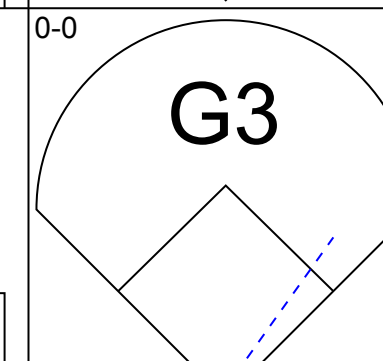
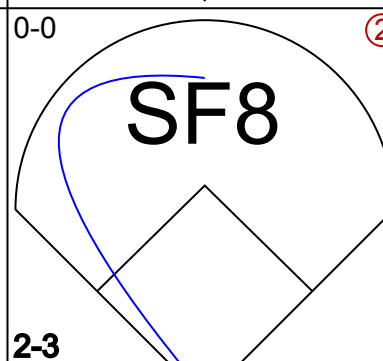
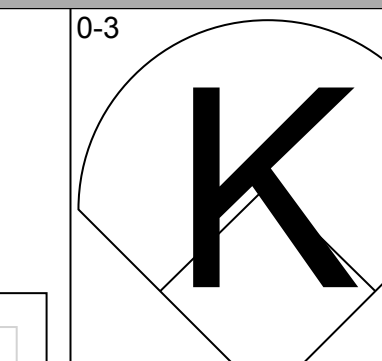
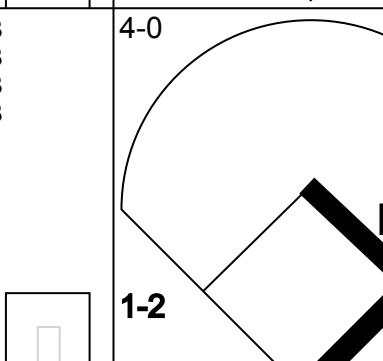
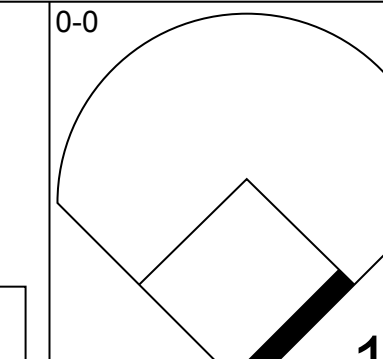
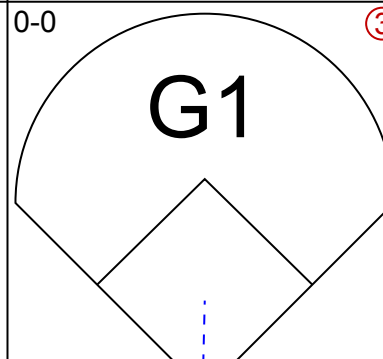
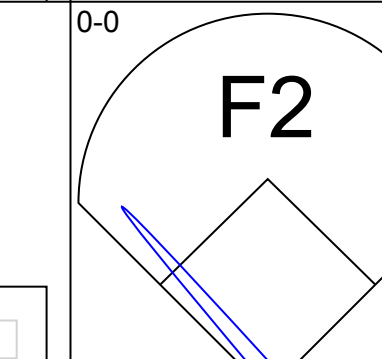
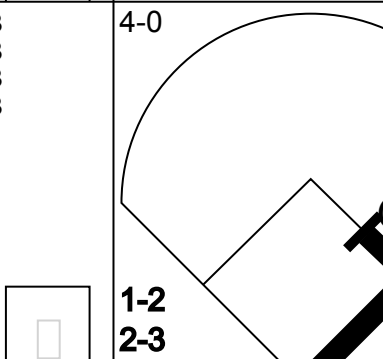
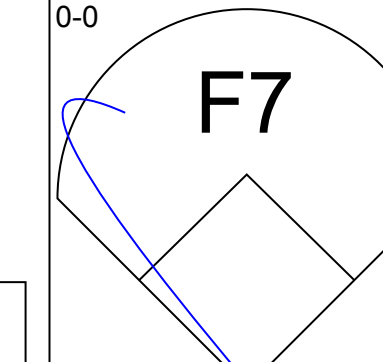
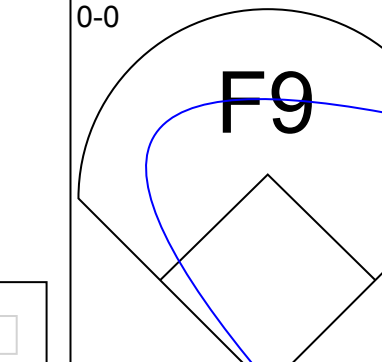
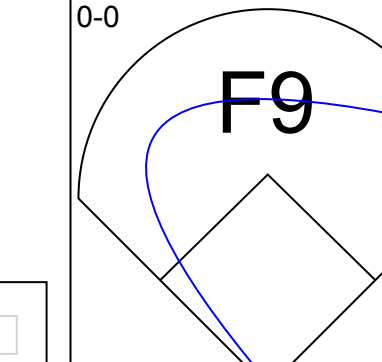
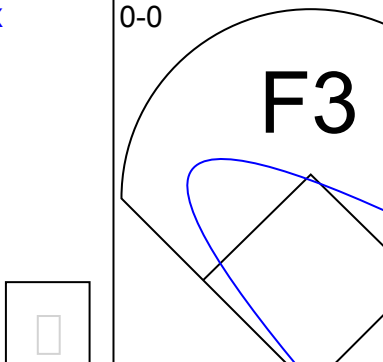
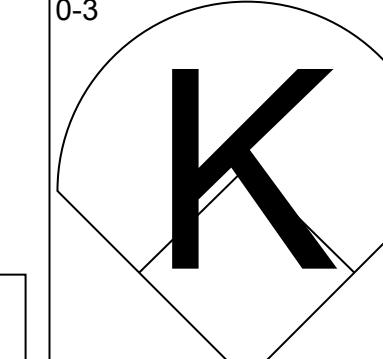


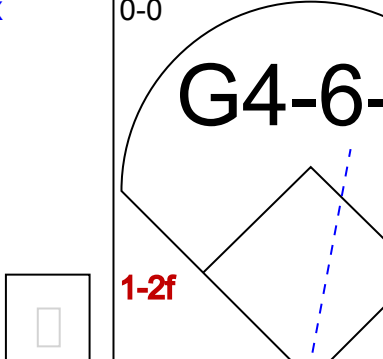
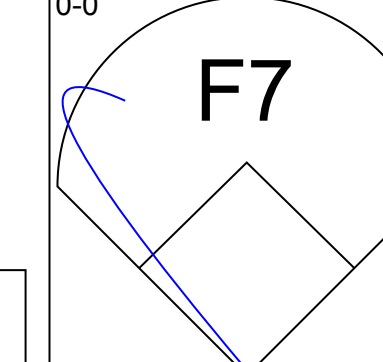

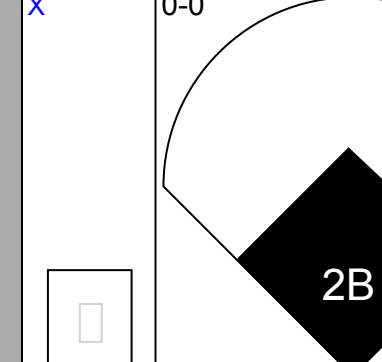

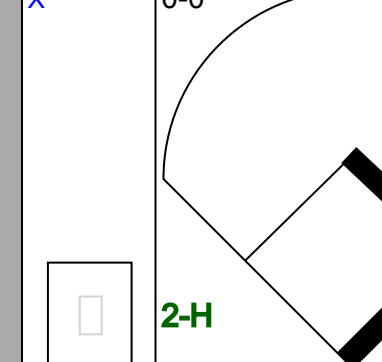
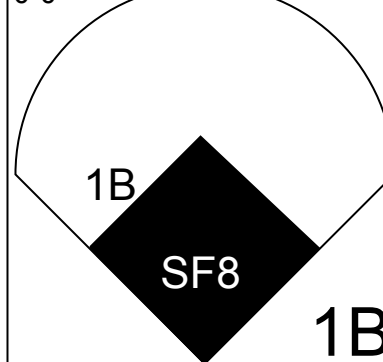
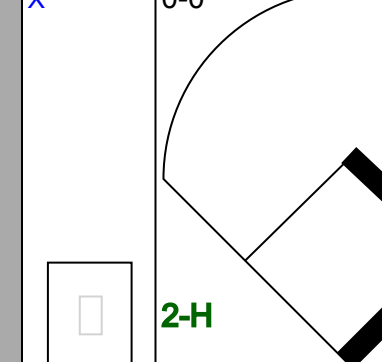
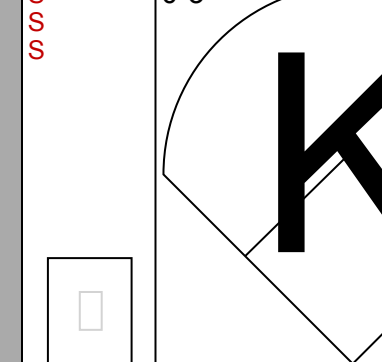
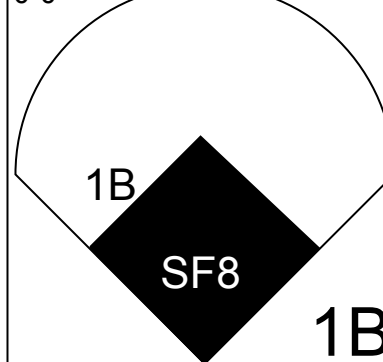
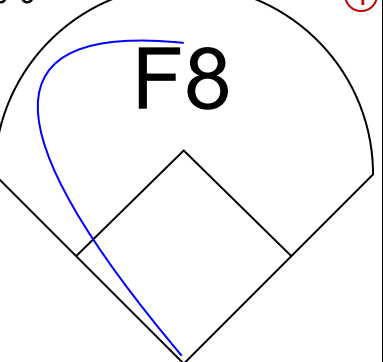
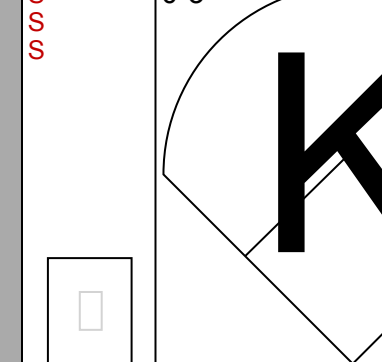
Chicago White Sox @ Texas Rangers  
Arlington Stadium, Arlington, TX  
Thu Jul 05 1973, 8:05 PM EDT  
Att: 4,165 - Unknown

AB 31  
R 7  
H 9  
RBI 6  
BB 6  
SO 3  
LOB 13





Batter	1	2	3	4	5	6	7	8	9	AB	R	H	RBI	BB	SO	LOB	TOP			
<b>Tommy Harper, R</b> OBP: 0.317, SLG: 0.322 (1, 7)			 1B					 2B		4	2	2	0	0	1	0	<b>Boston Red Sox @ Chicago White Sox</b> Comiskey Park, Chicago, IL Fri Jul 06 1973, 8:05 PM EDT Att: 28,960 - Unknown - 84 F			
<b>Reggie Smith, S</b> OBP: 0.398, SLG: 0.448 (1, 8)			 2B		 1B			 2-3		3	1	3	1	0	0	0				
<b>Rick Miller, L</b> OBP: 0.361, SLG: 0.382 (5, FR) (5, 8)					 1-2			 3-H		2	0	1	1	1	0	1				
<b>Carl Yastrzemski, L</b> OBP: 0.365, SLG: 0.452 (1, 3)					 1-2			 3-H		4	0	1	1	0	0	2				
<b>Orlando Cepeda, R</b> OBP: 0.340, SLG: 0.466 (1, 10)			 2-3		 1-2					4	0	0	0	0	1	1				
<b>Rico Petrocelli, R</b> OBP: 0.324, SLG: 0.403 (1, 5)											4	0	0	0	0	1		1		
<b>Carlton Fisk, R</b> OBP: 0.348, SLG: 0.529 (1, 2)				 1B							4	2	2	1	0	0		0		
<b>Luis Aparicio, R</b> OBP: 0.327, SLG: 0.303 (1, 6)				 1-2							4	0	1	0	0	0		0		
<b>Dwight Evans, R</b> OBP: 0.335, SLG: 0.376 (1, 9)				 1-3							4	0	1	1	0	1		0		
<b>Mario Guerrero, R</b> OBP: 0.295, SLG: 0.286 (1, 4)					 1-2					3	0	0	0	0	2	2				
<b>Inning Stats</b>	R: 1 E: 0 K: 1 S: 7	H: 3 LOB: 1 BB: 0 P: 7	R: 0 E: 0 K: 0 S: 3	H: 0 LOB: 0 BB: 0 P: 3	R: 1 E: 0 K: 1 S: 6	H: 2 LOB: 1 BB: 1 P: 10	R: 1 E: 0 K: 0 S: 5	H: 3 LOB: 1 BB: 0 P: 5	R: 0 E: 0 K: 0 S: 3	H: 0 LOB: 0 BB: 0 P: 3	R: 0 E: 0 K: 1 S: 5	H: 0 LOB: 0 BB: 0 P: 5	R: 1 E: 0 K: 0 S: 4	H: 1 LOB: 0 BB: 0 P: 4	R: 1 E: 0 K: 2 S: 8	H: 1 LOB: 0 BB: 0 P: 8	1B: 8 2B: 2 3B: 0 HR: 1	SF: 1 SAC: 0 DP: 2 HBP: 0	WP: 0 PB: 0 SB: 0 CS: 1	PA: 36
<b>PITCHER</b>	IP	WLS	BF	H	R	ER	SO	BB	IBB	HBP	BLK	WP	HR	S	P	ERA	WHIP			
<b>Wilbur Wood, L</b> ERA: 2.64 (1, 1)	8.1	L	33	11	5	5	4	1	0	0	0	0	1	40	44	5.40	1.440			
<b>Cy Acosta, R</b> ERA: 1.91 (9, 1)	0.2		2	0	0	0	1	0	0	0	0	0	0	4	4	0.00	0.000			

Batter	1	2	3	4	5	6	7	8	9	AB	R	H	RBI	BB	SO	LOB	BOTTOM			
<b>Pat Kelly, L</b> OBP: 0.367, SLG: 0.381 (1, 9)			 1-3		 1-2						5	0	1	0	0	0	3			
<b>Tony Muser, L</b> OBP: 0.402, SLG: 0.406 (1, 3)			 1-2					 1B		3	0	1	0	1	0	1				
<b>Carlos May, L</b> OBP: 0.312, SLG: 0.363 (1, 7)			 2-3					 1-2		2	0	0	1	1	1	0				
<b>Bill Melton, R</b> OBP: 0.369, SLG: 0.487 (1, 5)			 2-3					 1-2		3	0	1	0	1	0	2				
<b>Luis Alvarado, R</b> OBP: 0.292, SLG: 0.333 (8, FR) (9, 5)								 2-3		0	0	0	0	0	0	0				
<b>Ken Henderson, S</b> OBP: 0.339, SLG: 0.347 (1, 10)											4	0	0	0	0	4				
<b>Ed Herrmann, L</b> OBP: 0.279, SLG: 0.361 (1, 2)								 1-2		4	0	0	0	0	2	4				
<b>Buddy Bradford, R</b> OBP: 0.387, SLG: 0.444 (1, 8)								 2B		4	1	1	0	0	0	1				
<b>Jorge Orta, L</b> OBP: 0.275, SLG: 0.294 (1, 4)						 1B		 2-H		4	0	3	1	0	1	0				
<b>Eddie Leon, R</b> OBP: 0.324, SLG: 0.321 (1, 6)			 SF8							4	1	1	0	0	1	3				
<b>Inning Stats</b>	R: 0 E: 0 K: 0 S: 3	H: 0 LOB: 0 BB: 0 P: 3	R: 0 E: 0 K: 1 S: 6	H: 1 LOB: 1 BB: 0 P: 6	R: 1 E: 0 K: 1 S: 7	H: 2 LOB: 2 BB: 1 P: 11	R: 0 E: 0 K: 0 S: 3	H: 0 LOB: 0 BB: 0 P: 3	R: 0 E: 0 K: 1 S: 5	H: 0 LOB: 0 BB: 0 P: 5	R: 1 E: 0 K: 2 S: 9	H: 2 LOB: 1 BB: 0 P: 9	R: 0 E: 0 K: 0 S: 3	H: 1 LOB: 3 BB: 2 P: 11	R: 0 E: 0 K: 0 S: 4	H: 1 LOB: 1 BB: 0 P: 4	1B: 6 2B: 2 3B: 0 HR: 0	SF: 1 SAC: 0 DP: 1 HBP: 0	WP: 0 PB: 0 SB: 0 CS: 0	PA: 37
<b>PITCHER</b>	IP	WLS	BF	H	R	ER	SO	BB	IBB	HBP	BLK	WP	HR	S	P	ERA	WHIP			
<b>Luis Tiant, R</b> ERA: 3.87 (1, 1)	7.0		28	6	2	2	5	1	0	0	0	0	0	37	41	2.57	1.000			
<b>Bob Veale, L</b> ERA: 2.74 (8, 1)	2.0	S	9	2	0	0	0	2	0	0	0	0	0	7	15	0.00	2.000			



Batter	1	2	3	4	5	6	7	8	9	AB	R	H	RBI	BB	SO	LOB	TOP										
<b>Tommy Harper, R</b> OBP: 0.322, SLG: 0.326 (1, 7)										3	1	2	1	0	1		<b>Boston Red Sox @ Chicago White Sox</b> Comiskey Park, Chicago, IL Sat Jul 07 1973, 4:33 AM EDT Att: 35,681 - Unknown - 86 F										
<b>Luis Aparicio, R</b> OBP: 0.322, SLG: 0.297 (1, 6)										5	0	0	0	0	1	4											
<b>Carl Yastrzemski, L</b> OBP: 0.359, SLG: 0.444 (1, 3)										5	0	0	0	0	2	3											
<b>Orlando Cepeda, R</b> OBP: 0.338, SLG: 0.461 (1, 10)										5	0	1	1	0	1	0											
<b>Rico Petrocelli, R</b> OBP: 0.336, SLG: 0.415 (1, 5)										3	3	3	0	2	0	0											
<b>Carlton Fisk, R</b> OBP: 0.342, SLG: 0.520 (1, 2)										5	0	0	0	0	2	6											
<b>Rick Miller, L</b> OBP: 0.364, SLG: 0.391 (1, 8)										4	1	2	1	0	0	4											
<b>Dwight Evans, R</b> OBP: 0.327, SLG: 0.366 (1, 9)										4	1	0	0	0	0	2											
<b>Mario Guerrero, R</b> OBP: 0.302, SLG: 0.294 (1, 4)										4	1	2	1	0	0	1											
<b>Inning Stats</b>	R: 1 E: 1 K: 1 S: 7	H: 1 LOB: 3 BB: 2 P: 15	R: 0 E: 0 K: 0 S: 3	H: 0 LOB: 0 BB: 0 P: 3	R: 0 E: 0 K: 1 S: 5	H: 0 LOB: 0 BB: 1 P: 5	R: 1 E: 1 K: 0 S: 4	H: 0 LOB: 1 BB: 1 P: 8	R: 0 E: 0 K: 1 S: 4	H: 2 LOB: 1 BB: 0 P: 7	R: 0 E: 0 K: 1 S: 6	H: 1 LOB: 1 BB: 0 P: 6	R: 4 E: 1 K: 0 S: 8	H: 4 LOB: 1 BB: 0 P: 8	R: 0 E: 0 K: 1 S: 6	H: 1 LOB: 1 BB: 0 P: 6	1B: 6 2B: 4 3B: 0 HR: 0	SF: 0 SAC: 0 DP: 1 HBP: 1	WP: 0 PB: 0 SB: 1 CS: 1	PA: 42							
<b>PITCHER</b>	IP	WLS	BF	H	R	ER	SO	BB	IBB	HBP	BLK	WP	HR	S	P	ERA	WHIP										
<b>Stan Bahnsen, R</b> ERA: 3.13 (1, 1)	7.2	L	37	8	7	6	5	3	0	1	0	0	0	43	56	7.04	1.435										
<b>Steve Kealey, R</b> ERA: 10.97 (8, 1)	1.1		5	1	0	0	1	0	0	0	0	0	0	7	7	0.00	0.750										

Batter	1	2	3	4	5	6	7	8	9	AB	R	H	RBI	BB	SO	LOB	BOTTOM										
<b>Johnny Jeter, R</b> OBP: 0.250, SLG: 0.322 (1, 9)										5	0	0	0	0	1	2	<b>Boston Red Sox @ Chicago White Sox</b> Comiskey Park, Chicago, IL Sat Jul 07 1973, 4:33 AM EDT Att: 35,681 - Unknown - 86 F										
<b>Mike Andrews, R</b> OBP: 0.298, SLG: 0.258 (1, 3)										3	0	1	0	1	0	0											
<b>Carlos May, L</b> OBP: 0.308, SLG: 0.358 (1, 7)										4	0	0	0	0	0	2											
<b>Bill Melton, R</b> OBP: 0.374, SLG: 0.489 (1, 5)										3	0	2	0	1	0	0											
<b>Ken Henderson, S</b> OBP: 0.342, SLG: 0.351 (1, 10)										4	0	2	0	0	1	2											
<b>Luis Alvarado, R</b> OBP: 0.280, SLG: 0.320 (1, 4)										4	0	0	0	0	0	4											
<b>Buddy Bradford, R</b> OBP: 0.371, SLG: 0.516 (1, 8)										4	1	1	1	0	0	1											
<b>Eddie Leon, R</b> OBP: 0.330, SLG: 0.325 (1, 6)										3	1	2	0	1	0	0											
<b>Chuck Brinkman, R</b> OBP: 0.221, SLG: 0.242 (1, 2)										3	1	1	0	0	2	1											
<b>Inning Stats</b>	R: 0 E: 0 K: 1 S: 4	H: 0 LOB: 0 BB: 1 P: 8	R: 0 E: 0 K: 0 S: 4	H: 1 LOB: 1 BB: 0 P: 4	R: 0 E: 0 K: 1 S: 5	H: 0 LOB: 0 BB: 0 P: 5	R: 0 E: 0 K: 0 S: 4	H: 1 LOB: 2 BB: 1 P: 8	R: 2 E: 2 K: 0 S: 6	H: 3 LOB: 1 BB: 0 P: 6	R: 0 E: 0 K: 0 S: 3	H: 1 LOB: 0 BB: 0 P: 3	R: 0 E: 0 K: 1 S: 4	H: 1 LOB: 1 BB: 0 P: 4	R: 0 E: 0 K: 1 S: 6	H: 1 LOB: 1 BB: 0 P: 6	R: 1 E: 0 K: 1 S: 6	H: 1 LOB: 1 BB: 1 P: 10	1B: 7 2B: 1 3B: 0 HR: 1	SF: 0 SAC: 1 DP: 2 HBP: 0	WP: 0 PB: 0 SB: 0 CS: 0	PA: 37					
<b>PITCHER</b>	IP	WLS	BF	H	R	ER	SO	BB	IBB	HBP	BLK	WP	HR	S	P	ERA	WHIP										
<b>John Curtis, L</b> ERA: 2.94 (1, 1)	9.0	W	37	9	3	3	4	3	0	0	0	0	1	42	54	3.00	1.333										



Batter	1	2	3	4	5	6	7	8	9	AB	R	H	RBI	BB	SO	LOB	TOP										
<b>Tommy Harper, R</b> OBP: 0.321, SLG: 0.322 (1, 7)	4-0 1B BB		0-0 F2		0-0 FC5			0-0 F3		3	0	0	0	1	0	2											
<b>Luis Aparicio, R</b> OBP: 0.321, SLG: 0.296 (1, 6)	0-0 G6-4-3 1B		0-0 F8					0-0 4-3		4	0	1	0	0	0	0											
<b>Carl Yastrzemski, L</b> OBP: 0.359, SLG: 0.441 <b>Danny Cater, R</b> OBP: 0.343, SLG: 0.376 (1, 3) (6, 3)	0-3 K			4-0 G6-4-3 BB				0-0 P4		2	0	0	0	1	1	2											
<b>Orlando Cepeda, R</b> OBP: 0.337, SLG: 0.458 <b>Buddy Hunter, R</b> OBP: 0.333, SLG: 0.333 (1, 10) (8, PR)	0-0 G6-4-3			0-0 G6-4-3				0-0 F9		3	4	0	1	0	0	3											
<b>Carlton Fisk, R</b> OBP: 0.344, SLG: 0.518 (1, 2)		0-0 1B		0-0 F7				4-0 FC6-4 BB		3	3	0	1	0	1	0											
<b>Rick Miller, L</b> OBP: 0.356, SLG: 0.382 (1, 8)		0-3 K			0-0 F9			0-0 FC6-4 1B		1	4	0	0	0	1	2											
<b>Dwight Evans, R</b> OBP: 0.320, SLG: 0.356 (1, 9)		0-3 K			0-3 K			0-3 K		2	4	0	0	0	3	2											
<b>Mario Guerrero, R</b> OBP: 0.308, SLG: 0.295 (1, 4)		0-0 5-3			1-0 FC5 BB HBP			0-0 1B		3	3	0	1	0	0	1											
<b>John Kennedy, R</b> OBP: 0.250, SLG: 0.290 (1, 5)			0-3 K		4-0 1-2 BB			0-3 K		3	2	0	0	0	1	2											
<b>Inning Stats</b>	R: 0 E: 0 K: 1 S: 5	H: 1 LOB: 1 BB: 1 P: 9	R: 0 E: 0 K: 2 S: 8	H: 1 LOB: 1 BB: 0 P: 8	R: 0 E: 0 K: 1 S: 5	H: 0 LOB: 0 BB: 0 P: 5	R: 0 E: 0 K: 0 S: 2	H: 0 LOB: 0 BB: 1 P: 6	R: 0 E: 0 K: 1 S: 5	H: 0 LOB: 2 BB: 1 P: 10	R: 0 E: 0 K: 0 S: 3	H: 0 LOB: 0 BB: 0 P: 3	R: 0 E: 0 K: 2 S: 8	H: 1 LOB: 2 BB: 1 P: 12	R: 1 E: 0 K: 0 S: 5	H: 2 LOB: 2 BB: 0 P: 5	R: 0 E: 0 K: 0 S: 3	H: 0 LOB: 0 BB: 0 P: 3	1B: 5 2B: 0 3B: 0 HR: 0	SF: 0 SAC: 0 DP: 2 HBP: 1	WP: 1 PA: 35						
<b>PITCHER</b>	IP	WLS	BF	H	R	ER	SO	BB	IBB	HBP	BLK	WP	HR	S	P	ERA	WHIP										
<b>Steve Stone, R</b> ERA: 4.3 (1, 1)	7.2	W	31	5	1	1	7	4	0	1	0	0	0	40	57	1.17	1.174										
<b>Cy Acosta, R</b> ERA: 1.85 (8, 1)	1.1	S	4	0	0	0	0	0	0	0	0	1	0	4	4	0.00	0.000										

**Boston Red Sox @ Chicago White Sox**  
Comiskey Park, Chicago, IL  
Sun Jul 08 1973, 4:33 AM EDT  
Unknown - 88 F

AB 30  
R 1  
H 5  
RBI 0  
BB 4  
SO 7  
LOB 15



Batter	1	2	3	4	5	6	7	8	9	AB	R	H	RBI	BB	SO	LOB	BOTTOM										
<b>Pat Kelly, L</b> OBP: 0.367, SLG: 0.379 (1, 9)	0-0 S HR 1B		0-0 F8		4-0 SH1-3 2B BB			0-0 F8		4	2	1	0	1	1	2											
<b>Tony Muser, L</b> OBP: 0.405, SLG: 0.404 (1, 3)	0-0 F8		0-0 F9		0-0 SH1-3 1-2			0-0 1B 1B		3	0	1	0	1	0	1											
<b>Carlos May, L</b> OBP: 0.310, SLG: 0.374 <b>Bill Sharp, L</b> OBP: 0.293, SLG: 0.329 (1, 7) (7, 7)	0-0 1H HR		0-0 F8		0-0 WP 2B 2B			0-0 F8		2	4	2	2	3	0	0											
<b>Bill Melton, R</b> OBP: 0.374, SLG: 0.489 (1, 5)	0-0 P6		0-0 2B		4-0 2B E BB			0-0 P6		3	4	1	1	0	1	3											
<b>Ken Henderson, S</b> OBP: 0.345, SLG: 0.356 (1, 10)	0-0 F7		0-0 G3		0-0 E 2B			0-0 1B BB		3	0	1	1	1	1	0											
<b>Ed Herrmann, L</b> OBP: 0.278, SLG: 0.356 (1, 2)		0-0 G3		0-0 L5		4-0 E IBB		0-0 P4		1	3	0	0	0	1	0											
<b>Buddy Bradford, R</b> OBP: 0.385, SLG: 0.588 (1, 8)		4-0 CS BB		0-0 HR		0-0 E5		0-3 K		2	3	1	1	1	1	3											
<b>Jorge Orta, L</b> OBP: 0.280, SLG: 0.298 (1, 4)		0-0 E 1B		0-0 L3		0-3 K		0-0 1B		3	4	0	2	0	0	1											
<b>Eddie Leon, R</b> OBP: 0.325, SLG: 0.320 (1, 6)		0-0 E5		0-0 F8		0-0 P6		0-3 K		3	4	0	0	0	1	6											
<b>Inning Stats</b>	R: 2 E: 0 K: 0 S: 5	H: 2 LOB: 0 BB: 0 P: 5	R: 0 E: 1 K: 0 S: 4	H: 1 LOB: 2 BB: 1 P: 8	R: 0 E: 0 K: 0 S: 4	H: 1 LOB: 1 BB: 0 P: 4	R: 1 E: 0 K: 0 S: 4	H: 1 LOB: 0 BB: 0 P: 4	R: 3 E: 1 K: 1 S: 8	H: 2 LOB: 3 BB: 3 P: 20	R: 0 E: 0 K: 0 S: 3	H: 0 LOB: 1 BB: 1 P: 7	R: 0 E: 0 K: 2 S: 8	H: 1 LOB: 2 BB: 1 P: 12	R: 0 E: 0 K: 1 S: 6	H: 2 LOB: 1 BB: 0 P: 6	R: 0 E: 0 K: 0 S: 3	H: 0 LOB: 0 BB: 0 P: 3	1B: 5 2B: 3 3B: 0 HR: 2	SF: 0 SAC: 1 DP: 1 HBP: 0	WP: 1 PA: 40						
<b>PITCHER</b>	IP	WLS	BF	H	R	ER	SO	BB	IBB	HBP	BLK	WP	HR	S	P	ERA	WHIP										
<b>Marty Pattin, R</b> ERA: 4.7 (1, 1)	4.1	L	21	6	5	5	0	2	0	0	0	0	2	19	27	10.38	1.846										
<b>Don Newhauser, R</b> ERA: (5, 1)	3.2		19	4	1	0	4	3	1	0	0	1	0	23	39	0.00	1.909										

**Boston Red Sox @ Chicago White Sox**  
Comiskey Park, Chicago, IL  
Sun Jul 08 1973, 4:33 AM EDT  
Unknown - 88 F

AB 33  
R 6  
H 10  
RBI 5  
BB 6  
SO 4  
LOB 21





Batter	1	2	3	4	5	6	7	8	9	10	AB	R	H	RBI	BB	SO	LOB								
<b>Tommy Harper, R</b> OBP: 0.325, SLG: 0.328 (1, 7)	L4	2B		F8				FC6-4		SH1-4	5	0	2	3	1	0	3								
<b>Mario Guerrero, R</b> OBP: 0.299, SLG: 0.286 (1, 6)	P6	1-3			6-3			K			7	1	1	1	0	1	6								
<b>Carl Yastrzemski, L</b> OBP: 0.364, SLG: 0.444 (1, 3)	1B			F9							5	1	3	0	1	0	2								
<b>Orlando Cepeda, R</b> OBP: 0.336, SLG: 0.455 <b>Ben Oglivie, L</b> OBP: 0.270, SLG: 0.394 (10, PR)	K			F2							6	0	2	0	0	1	2								
<b>Rico Petrocelli, R</b> OBP: 0.325, SLG: 0.413 (1, 5)		HBP 2B		P6				K			6	2	2	2	0	2	3								
<b>Rick Miller, L</b> OBP: 0.365, SLG: 0.381 (1, 8)		P8			P7			E S			3	1	1	0	3	0	1								
<b>Bob Montgomery, R</b> OBP: 0.341, SLG: 0.756 (1, 2)		L8						6-3			6	1	2	4	0	1	7								
<b>Dwight Evans, R</b> OBP: 0.326, SLG: 0.359 (1, 9)		HBP 2B		K				4-3			4	2	1	0	2	1	2								
<b>Buddy Hunter, R</b> OBP: 0.750, SLG: 0.800 (1, 4)		HBP 2B						SH3			2	2	2	1	2	0	0								
<b>Inning Stats</b>	R: 0 E: 0 K: 1 S: 6	H: 1 LOB: 1 BB: 0 P: 6	R: 2 E: 0 K: 0 S: 5	H: 2 LOB: 2 BB: 1 P: 10	R: 0 E: 0 K: 0 S: 3	H: 0 LOB: 0 BB: 0 P: 3	R: 0 E: 0 K: 1 S: 6	H: 1 LOB: 2 BB: 1 P: 10	R: 0 E: 0 K: 1 S: 8	H: 3 LOB: 3 BB: 0 P: 8	R: 0 E: 0 K: 0 S: 3	H: 0 LOB: 2 BB: 2 P: 11	R: 0 E: 0 K: 1 S: 5	H: 0 LOB: 1 BB: 1 P: 9	R: 0 E: 0 K: 1 S: 5	H: 0 LOB: 1 BB: 1 P: 9	R: 0 E: 0 K: 1 S: 6	H: 1 LOB: 2 BB: 1 P: 10	R: 9 E: 0 K: 0 S: 11	H: 8 LOB: 1 BB: 2 P: 19	1B: 11 2B: 4 3B: 0 HR: 1	SF: 0 SAC: 2 DP: 0 HBP: 1	WP: 0 PA: 56		
<b>PITCHER</b>	IP	WLS	BF	H	R	ER	SO	BB	IBB	HBP	BLK	WP	HR	S	P	ERA	WHIP								
<b>Bart Johnson, R</b> ERA: 3.38 (1, 1)	5.0		26	7	2	2	3	3	0	1	0	0	0	28	41	3.60	2.000								
<b>Rich Gossage, R</b> ERA: 9.09 (6, 1)	0.2		3	0	0	0	0	1	0	0	0	0	0	2	6	0.00	1.500								
<b>Terry Forster, L</b> ERA: 2.11 (6, 1)	3.2	L	18	4	3	3	3	3	0	0	0	0	0	21	33	7.36	1.909								
<b>Steve Kealey, R</b> ERA: 15.09 (10, 1)	0.2		9	5	6	6	0	1	1	0	0	0	1	7	15	81.00	9.000								


**TOP**

**Boston Red Sox @ Chicago White Sox**  
Comiskey Park, Chicago, IL

Sun Jul 08 1973, 4:38 AM EDT  
Att: 19,102 - Unknown - 92 F

livebaseballscorecards.com

AB 44  
R 11  
H 16  
RBI 11  
BB 9  
SO 6  
LOB 26



Batter	1	2	3	4	5	6	7	8	9	10	AB	R	H	RBI	BB	SO	LOB								
<b>Pat Kelly, L</b> OBP: 0.365, SLG: 0.373 (1, 9)	G3							6-3		P6	4	0	0	0	1	0	2								
<b>Tony Muser, L</b> OBP: 0.400, SLG: 0.393 (1, 3)	4-3							G3			3	0	0	0	1	0	4								
<b>Carlos May, L</b> OBP: 0.313, SLG: 0.377 (1, 7)	4-3							F9			3	0	1	0	1	0	1								
<b>Bill Melton, R</b> OBP: 0.370, SLG: 0.482 (1, 5)		F8						G6-4-3			4	0	0	0	0	0	3								
<b>Ken Henderson, S</b> OBP: 0.343, SLG: 0.350 (1, 10)		1-3						G5-4-3			3	1	0	0	1	1	1								
<b>Buddy Bradford, R</b> OBP: 0.372, SLG: 0.632 (1, 8)		K						HR			4	1	1	2	0	3	1								
<b>Jorge Orta, L</b> OBP: 0.274, SLG: 0.292 (1, 4)								4-3			4	0	0	0	0	0	0								
<b>Eddie Leon, R</b> OBP: 0.328, SLG: 0.323 (1, 6)								L8			4	0	2	0	0	0	0								
<b>Chuck Brinkman, R</b> OBP: 0.232, SLG: 0.242 <b>Ed Herrmann, L</b> OBP: 0.275, SLG: 0.351 (5, PH) (6, 2)								F7			0	0	0	0	1	0	0								
<b>Inning Stats</b>	R: 0 E: 0 K: 0 S: 3	H: 0 LOB: 0 BB: 0 P: 3	R: 0 E: 0 K: 1 S: 5	H: 0 LOB: 0 BB: 0 P: 5	R: 0 E: 0 K: 0 S: 4	H: 1 LOB: 2 BB: 1 P: 8	R: 0 E: 0 K: 1 S: 6	H: 1 LOB: 1 BB: 0 P: 6	R: 0 E: 0 K: 0 S: 4	H: 1 LOB: 2 BB: 1 P: 8	R: 2 E: 0 K: 0 S: 3	H: 1 LOB: 0 BB: 2 P: 11	R: 0 E: 0 K: 0 S: 2	H: 0 LOB: 0 BB: 1 P: 6	R: 0 E: 0 K: 2 S: 7	H: 0 LOB: 0 BB: 0 P: 7	R: 0 E: 0 K: 0 S: 3	H: 0 LOB: 0 BB: 0 P: 3	1B: 2 2B: 1 3B: 0 HR: 1	SF: 0 SAC: 0 DP: 2 HBP: 0	WP: 0 PA: 37				
<b>PITCHER</b>	IP	WLS	BF	H	R	ER	SO	BB	IBB	HBP	BLK	WP	HR	S	P	ERA	WHIP								
<b>Ray Culp, R</b> ERA: 3.0 (1, 1)	6.0		25	4	2	2	2	4	0	0	0	0	1	25	41	3.00	1.333								
<b>Roger Moret, L</b> ERA: 2.61 (7, 1)	4.0	W	12	0	0	0	2	1	0	0	0	0	0	15	19	0.00	0.250								


**BOTTOM**

**Boston Red Sox @ Chicago White Sox**  
Comiskey Park, Chicago, IL

Sun Jul 08 1973, 4:38 AM EDT  
Att: 19,102 - Unknown - 92 F

livebaseballscorecards.com

AB 32  
R 2  
H 4  
RBI 2  
BB 5  
SO 4  
LOB 13







Batter	1	2	3	4	5	6	7	8	9	AB	R	H	RBI	BB	SO	LOB	TOP			
<b>Horace Clarke, S</b> (1,4) OBP: 0.319, SLG: 0.304										4	0	2	0	0	0	0	<b>New York Yankees @ Chicago White Sox</b> Comiskey Park, Chicago, IL Mon Jul 09 1973, 8:05 PM EDT Att: 20,882 - Unknown			
<b>Matty Alou, L</b> (1,9) OBP: 0.335, SLG: 0.343										3	0	1	0	1	1					
<b>Roy White, S</b> (1,7) OBP: 0.341, SLG: 0.367										4	0	0	0	0	4					
<b>Bobby Murcer, L</b> (1,8) OBP: 0.353, SLG: 0.483										4	1	1	0	0	1					
<b>Jim Ray Hart, R</b> (1,10) OBP: 0.313, SLG: 0.389										3	0	0	0	1	1					
<b>Graig Nettles, L</b> (1,5) OBP: 0.345, SLG: 0.400										4	1	0	0	0	2					
<b>Thurman Munson, R</b> (1,2) OBP: 0.356, SLG: 0.490										3	1	1	2	0	1					
<b>Felipe Alou, R</b> (1,3) OBP: 0.265, SLG: 0.330										3	0	1	1	0	0					
<b>Gene Michael, S</b> (1,6) OBP: 0.287, SLG: 0.311										3	0	0	0	0	1					
<b>Inning Stats</b>	R: 0 E: 0 K: 0 S: 2	H: 0 LOB: 0 BB: 1 P: 6	R: 3 E: 0 K: 0 S: 5	H: 3 LOB: 0 BB: 1 P: 9	R: 0 E: 0 K: 0 S: 4	H: 1 LOB: 0 BB: 0 P: 4	R: 0 E: 0 K: 1 S: 5	H: 0 LOB: 0 BB: 0 P: 5	R: 0 E: 0 K: 2 S: 3	H: 0 LOB: 0 BB: 0 P: 3	R: 0 E: 0 K: 0 S: 7	H: 0 LOB: 0 BB: 0 P: 7	R: 0 E: 0 K: 0 S: 5	H: 2 LOB: 2 BB: 0 P: 5	R: 0 E: 0 K: 1 S: 5	H: 0 LOB: 0 BB: 0 P: 5	1B: 3 2B: 2 3B: 1 HR: 0	SF: 0 SAC: 0 DP: 2 HBP: 0	WP: 0 PB: 0 CS: 0	PA: 33
<b>PITCHER</b> <b>Wilbur Wood, L</b> (1,1) ERA: 2.66	IP: 9.0 WLS: W BF: 33 H: 6 R: 3 ER: 3 SO: 5 BB: 2 IBB: 0 HBP: 0 BLK: 0 WP: 0 HR: 0 S: 41 P: 49 ERA: 3.00 WHIP: 0.889															<b>PITCHER</b> IP: WLS: BF: H: R: ER: SO: BB: IBB: HBP: BLK: WP: HR: S: P: ERA: WHIP:				

Batter	1	2	3	4	5	6	7	8	9	AB	R	H	RBI	BB	SO	LOB	BOTTOM					
<b>Pat Kelly, L</b> (1,9) OBP: 0.368, SLG: 0.381										5	1	3	2	0	0	0	<b>New York Yankees @ Chicago White Sox</b> Comiskey Park, Chicago, IL Mon Jul 09 1973, 8:05 PM EDT Att: 20,882 - Unknown					
<b>Tony Muser, L</b> (1,3) OBP: 0.391, SLG: 0.382										3	0	0	0	0	2	1						
<b>Mike Andrews, R</b> (8, FH) OBP: 0.302, SLG: 0.258										0	0	0	0	1	0	0						
<b>Carlos May, L</b> (1,7) OBP: 0.315, SLG: 0.379										4	0	2	1	0	0	0						
<b>Bill Melton, R</b> (1,5) OBP: 0.365, SLG: 0.476										4	0	0	0	0	0	4						
<b>Ken Henderson, S</b> (1,10) OBP: 0.341, SLG: 0.344										3	0	0	0	1	0	2						
<b>Ed Herrmann, L</b> (1,2) OBP: 0.272, SLG: 0.346										3	0	0	0	0	0	2						
<b>Luis Alvarado, R</b> (9, FH) OBP: 0.287, SLG: 0.327										1	1	1	0	0	0	0						
<b>Buddy Bradford, R</b> (1,8) OBP: 0.362, SLG: 0.595										4	1	1	0	0	1	2						
<b>Jorge Orta, L</b> (1,4) OBP: 0.274, SLG: 0.291										4	1	1	1	0	0	1						
<b>Eddie Leon, R</b> (1,6) OBP: 0.323, SLG: 0.318										4	0	0	0	0	3	3						
<b>Inning Stats</b>	R: 0 E: 1 K: 1 S: 6	H: 0 LOB: 1 BB: 0 P: 6	R: 0 E: 0 K: 0 S: 3	H: 0 LOB: 0 BB: 0 P: 3	R: 0 E: 0 K: 1 S: 6	H: 1 LOB: 1 BB: 0 P: 6	R: 0 E: 0 K: 1 S: 6	H: 1 LOB: 2 BB: 1 P: 10	R: 0 E: 0 K: 1 S: 5	H: 0 LOB: 0 BB: 0 P: 5	R: 0 E: 0 K: 0 S: 3	H: 0 LOB: 0 BB: 0 P: 3	R: 0 E: 0 K: 0 S: 3	H: 0 LOB: 0 BB: 0 P: 3	R: 2 E: 0 K: 1 S: 8	H: 3 LOB: 2 BB: 1 P: 12	R: 2 E: 0 K: 1 S: 7	H: 3 LOB: 2 BB: 0 P: 7	1B: 7 2B: 1 3B: 0 HR: 0	SF: 0 SAC: 0 DP: 0 HBP: 0	WP: 0 PB: 0 CS: 0	PA: 37
<b>PITCHER</b> <b>Doc Medich, R</b> (1,1) ERA: 2.95	IP: 7.1 WLS: L BF: 28 H: 4 R: 2 ER: 2 SO: 5 BB: 1 IBB: 0 HBP: 0 BLK: 0 WP: 0 HR: 0 S: 37 P: 41 ERA: 2.46 WHIP: 0.682															<b>PITCHER</b> IP: WLS: BF: H: R: ER: SO: BB: IBB: HBP: BLK: WP: HR: S: P: ERA: WHIP:						
<b>Sparky Lyle, L</b> (8,1) ERA: 2.11	IP: 1.0 WLS: L BF: 9 H: 4 R: 2 ER: 2 SO: 1 BB: 1 IBB: 0 HBP: 0 BLK: 0 WP: 0 HR: 0 S: 10 P: 14 ERA: 18.00 WHIP: 5.000															<b>PITCHER</b> IP: WLS: BF: H: R: ER: SO: BB: IBB: HBP: BLK: WP: HR: S: P: ERA: WHIP:						





Batter	1	2	3	4	5	6	7	8	9	AB	R	H	RBI	BB	SO	LOB	TOP										
<b>Bernie Allen, L</b> OBP: 0.267, SLG: 0.262 (1,4)	0-0 4-3		0-0 4-3			0-0 4-3			0-0 F8	4	0	0	0	0	0	0	<b>New York Yankees @ Chicago White Sox</b> Comiskey Park, Chicago, IL Tue Jul 10 1973, 8:05 PM EDT Att: 19,932 - Unknown - 73 F  <b>AB 28</b> <b>R 1</b> <b>H 5</b> <b>RBI 1</b> <b>BB 3</b> <b>SO 4</b> <b>LOB 8</b> 										
<b>Matty Alou, L</b> OBP: 0.331, SLG: 0.339 (1,3)	0-3 K		0-0 L4			0-0 1-3			0-0 L6	4	0	0	0	0	1	0											
<b>Roy White, S</b> OBP: 0.345, SLG: 0.367 (1,7)	4-0 BB		0-3 K			4-0 CS BB			0-0 1B 1B	2	0	1	0	2	1	0											
<b>Bobby Murcer, L</b> OBP: 0.352, SLG: 0.480 (1,8)	0-0 F3			0-3 K		0-0 CS	0-0 6-3		0-0 1B FC6-4	4	0	1	0	0	1	1											
<b>Ron Blomberg, L</b> OBP: 0.452, SLG: 0.530 (1,10)		0-0 WP BB SF9 1B							0-0 FC6-4 1B	3	1	1	0	0	0	0											
<b>Jim Ray Hart, R</b> OBP: 0.311, SLG: 0.387 (9, PH)									0-0 FC6-4	1	0	0	0	0	0	2											
<b>Graig Nettles, L</b> OBP: 0.345, SLG: 0.397 (1,5)		4-0 SF9 WP BB							0-0 1B	2	0	0	0	1	0	0											
<b>Thurman Munson, R</b> OBP: 0.355, SLG: 0.488 (1,2)		0-3 K							0-0 G4-6-3 1B	3	0	1	0	0	1	2											
<b>Johnny Callison, L</b> OBP: 0.189, SLG: 0.198 (1,9)		0-0 SF9							0-0 G4-6-3	2	0	1	1	0	0	1											
<b>Gene Michael, S</b> OBP: 0.284, SLG: 0.307 (1,6)		0-0 P4							0-0 G3	3	0	0	0	0	0	2											
<b>Inning Stats</b>	R: 0 E: 0 K: 1 S: 5	H: 0 LOB: 1 BB: 1 P: 9	R: 1 E: 0 K: 1 S: 6	H: 1 LOB: 1 BB: 1 P: 10	R: 0 E: 0 K: 1 S: 5	H: 0 LOB: 0 BB: 0 P: 5	R: 0 E: 0 K: 1 S: 5	H: 0 LOB: 0 BB: 0 P: 5	R: 0 E: 0 K: 0 S: 3	H: 1 LOB: 0 BB: 0 P: 3	R: 0 E: 0 K: 0 S: 2	H: 0 LOB: 0 BB: 1 P: 6	R: 0 E: 0 K: 0 S: 3	H: 0 LOB: 0 BB: 0 P: 3	R: 0 E: 0 K: 0 S: 3	H: 1 LOB: 2 BB: 0 P: 5	1B: 5 2B: 0 3B: 0 HR: 0	SF: 1 SAC: 0 DP: 1 HBP: 0	WP: 1 PB: 0 CS: 2	PA: 33							
<b>PITCHER</b>	IP	WLS	BF	H	R	ER	SO	BB	IBB	HBP	BLK	WP	HR	S	P	ERA	WHIP										
<b>Stan Bahnsen, R</b> ERA: 3.01 (1,1)	8.2	W	30	4	1	1	4	3	0	0	0	1	0	35	47	1.04	0.808										
<b>Terry Forster, L</b> ERA: 2.11 (9,1)	0.0		1	1	0	0	0	0	0	0	0	0	0	1	1	∞	∞										
<b>Cy Acosta, R</b> ERA: 1.83 (9,1)	0.1	S	1	0	0	0	0	0	0	0	0	0	0	1	1	0.00	0.000										

Batter	1	2	3	4	5	6	7	8	9	AB	R	H	RBI	BB	SO	LOB	BOTTOM										
<b>Pat Kelly, L</b> OBP: 0.364, SLG: 0.375 (1,9)	0-0 5-3		0-0 4-3			0-3 K			0-0 F5	4	0	0	0	0	1	1	<b>New York Yankees @ Chicago White Sox</b> Comiskey Park, Chicago, IL Tue Jul 10 1973, 8:05 PM EDT Att: 19,932 - Unknown - 73 F  <b>AB 27</b> <b>R 2</b> <b>H 3</b> <b>RBI 2</b> <b>BB 4</b> <b>SO 11</b> <b>LOB 8</b> 										
<b>Tony Muser, L</b> OBP: 0.376, SLG: 0.368 (1,3)	0-0 4-3			0-3 K		0-0 G1			0-3 K	4	0	0	0	0	2	0											
<b>Carlos May, L</b> OBP: 0.314, SLG: 0.375 (1,7)	4-0 BB			0-3 K		0-3 K			0-0 F7	3	0	0	0	1	2	0											
<b>Bill Melton, R</b> OBP: 0.370, SLG: 0.476 (1,5)	0-3 K			0-0 1B		4-0 BB 1B BB			4-0 BB	2	1	1	0	2	1	1											
<b>Ken Henderson, S</b> OBP: 0.340, SLG: 0.339 (1,10)		0-3 K							0-0 G3	3	0	0	0	1	2	2											
<b>Buddy Bradford, R</b> OBP: 0.380, SLG: 0.600 (1,8)		0-0 6-3							1-2 BB	3	1	2	1	0	0	0											
<b>Ed Herrmann, L</b> OBP: 0.268, SLG: 0.342 (1,2)		0-3 K							1-2 BB	3	0	0	0	0	2	3											
<b>Jorge Orta, L</b> OBP: 0.271, SLG: 0.289 (1,4)			0-0 4-3						0-3 K	2	0	0	0	0	1	0											
<b>Eddie Leon, R</b> OBP: 0.320, SLG: 0.315 (1,6)			0-0 F9						0-0 F9	3	0	0	1	0	0	1											
<b>Inning Stats</b>	R: 0 E: 0 K: 1 S: 5	H: 0 LOB: 1 BB: 1 P: 9	R: 0 E: 0 K: 2 S: 7	H: 0 LOB: 0 BB: 0 P: 7	R: 0 E: 0 K: 0 S: 3	H: 0 LOB: 0 BB: 0 P: 3	R: 0 E: 0 K: 3 S: 10	H: 1 LOB: 1 BB: 0 P: 10	R: 1 E: 1 K: 1 S: 7	H: 1 LOB: 1 BB: 0 P: 7	R: 1 E: 0 K: 2 S: 8	H: 1 LOB: 2 BB: 2 P: 16	R: 0 E: 0 K: 1 S: 5	H: 0 LOB: 0 BB: 0 P: 5	R: 0 E: 0 K: 1 S: 5	H: 0 LOB: 1 BB: 1 P: 9	1B: 3 2B: 0 3B: 0 HR: 0	SF: 0 SAC: 1 DP: 0 HBP: 0	WP: 0 PB: 0 CS: 0	PA: 32							
<b>PITCHER</b>	IP	WLS	BF	H	R	ER	SO	BB	IBB	HBP	BLK	WP	HR	S	P	ERA	WHIP										
<b>Lindy McDaniel, R</b> ERA: 2.71 (1,1)	8.0	L	32	3	2	1	11	4	0	0	0	0	0	50	66	1.12	0.875										



Batter	1	2	3	4	5	6	7	8	9	AB	R	H	RBI	BB	SO	LOB	TOP			
<b>Horace Clarke, S</b> OBP: 0.317, SLG: 0.302 (1, 4)										5	0	1	1	0	0	2				
<b>Matty Alou, L</b> OBP: 0.335, SLG: 0.346 (1, 3)										5	0	3	0	0	0	1				
<b>Roy White, S</b> OBP: 0.341, SLG: 0.362 (1, 7)										5	0	0	0	0	2	4				
<b>Bobby Murcer, L</b> OBP: 0.348, SLG: 0.475 (1, 8)										4	0	0	0	0	1	3				
<b>Ron Blomberg, L</b> OBP: 0.453, SLG: 0.548 (1, 10)										4	1	2	1	0	0	1				
<b>Graig Nettles, L</b> OBP: 0.348, SLG: 0.398 (1, 5)										2	0	1	0	2	0	0				
<b>Thurman Munson, R</b> OBP: 0.351, SLG: 0.481 (1, 2)										4	0	0	0	0	3	5				
<b>Johnny Callison, L</b> OBP: 0.191, SLG: 0.200 (1, 9)										4	0	1	0	0	1	1				
<b>Hal Lanier, R</b> OBP: 0.214, SLG: 0.244 (1, 6)										3	1	1	0	0	2	1				
<b>Inning Stats</b>	R: 0 E: 0 K: 2 S: 8	H: 1 LOB: 1 BB: 0 P: 8	R: 1 E: 0 K: 1 S: 7	H: 2 LOB: 2 BB: 0 P: 8	R: 0 E: 0 K: 1 S: 7	H: 2 LOB: 3 BB: 1 P: 11	R: 1 E: 1 K: 0 S: 5	H: 2 LOB: 1 BB: 0 P: 5	R: 0 E: 0 K: 2 S: 7	H: 0 LOB: 1 BB: 0 P: 7	R: 0 E: 0 K: 1 S: 6	H: 1 LOB: 1 BB: 0 P: 6	R: 0 E: 0 K: 1 S: 6	H: 1 LOB: 1 BB: 0 P: 6	R: 0 E: 0 K: 0 S: 3	H: 0 LOB: 0 BB: 0 P: 3	1B: 6 2B: 2 3B: 0 HR: 1	SF: 0 SAC: 0 DP: 0 HBP: 1	WP: 0 PB: 0 CS: 0	PA: 39
<b>PITCHER</b> <b>Steve Stone, R</b> ERA: 4.1 (1, 1)	IP: 9.0 WLS: L BF: 39	H: 9 R: 2 ER: 2 SO: 9	BB: 2 IBB: 0 HBP: 1 BLK: 0	WP: 0 HR: 1 S: 54 P: 63	ERA: 2.00 WHIP: 1.222															

**New York Yankees @ Chicago White Sox**  
Comiskey Park, Chicago, IL  
Wed Jul 11 1973, 4:33 AM EDT  
Att: 32,614 - Unknown - 70 F

AB 36  
R 2  
H 9  
RBI 2  
BB 2  
SO 9  
LOB 18



Batter	1	2	3	4	5	6	7	8	9	AB	R	H	RBI	BB	SO	LOB	BOTTOM					
<b>Pat Kelly, L</b> OBP: 0.362, SLG: 0.374 (1, 9)										4	0	1	0	0	0	0						
<b>Tony Muser, L</b> OBP: 0.376, SLG: 0.362 (1, 3)										2	0	0	0	1	0	0						
<b>Johnny Jeter, R</b> OBP: 0.248, SLG: 0.320 (9, PH)										1	0	0	0	0	1	2						
<b>Carlos May, L</b> OBP: 0.310, SLG: 0.370 (1, 7)										4	0	0	0	0	0	2						
<b>Bill Melton, R</b> OBP: 0.375, SLG: 0.481 (1, 5)										1	1	1	0	2	0	0						
<b>Ken Henderson, S</b> OBP: 0.340, SLG: 0.339 (1, 10)										3	0	1	1	0	0	2						
<b>Buddy Bradford, R</b> OBP: 0.377, SLG: 0.574 (1, 8)										2	0	0	0	0	1	1						
<b>Eddie Leon, R</b> OBP: 0.320, SLG: 0.315 (1, 6)										3	0	1	0	0	0	0						
<b>Jorge Orta, L</b> OBP: 0.268, SLG: 0.284 (1, 4)										3	0	0	0	0	0	1						
<b>Chuck Brinkman, R</b> OBP: 0.229, SLG: 0.238 (1, 2)										1	0	0	0	0	1	0						
<b>Luis Alvarado, R</b> OBP: 0.294, SLG: 0.323 (6, PH)										1	0	0	0	0	0	0						
<b>Ed Herrmann, L</b> OBP: 0.271, SLG: 0.342 (7, 2)										0	0	0	0	0	0	0						
<b>Joe Keough, L</b> (9, PR)										0	0	0	0	0	0	0						
<b>Inning Stats</b>	R: 0 E: 0 K: 0 S: 2	H: 0 LOB: 0 BB: 1 P: 6	R: 0 E: 0 K: 0 S: 1	H: 0 LOB: 0 BB: 1 P: 6	R: 0 E: 0 K: 1 S: 5	H: 0 LOB: 0 BB: 0 P: 5	R: 0 E: 0 K: 0 S: 3	H: 0 LOB: 0 BB: 0 P: 3	R: 1 E: 0 K: 0 S: 5	H: 3 LOB: 1 BB: 0 P: 5	R: 0 E: 0 K: 0 S: 3	H: 0 LOB: 0 BB: 0 P: 3	R: 0 E: 0 K: 1 S: 5	H: 0 LOB: 0 BB: 0 P: 5	R: 0 E: 0 K: 1 S: 5	H: 1 LOB: 1 BB: 0 P: 6	R: 0 E: 0 K: 1 S: 5	H: 1 LOB: 1 BB: 0 P: 6	1B: 3 2B: 1 3B: 0 HR: 0	SF: 0 SAC: 0 DP: 4 HBP: 2	WP: 0 PB: 0 CS: 1	PA: 31
<b>PITCHER</b> <b>Fritz Peterson, L</b> ERA: 3.81 (1, 1)	IP: 8.0 WLS: W BF: 28	H: 4 R: 1 ER: 1 SO: 2	BB: 3 IBB: 0 HBP: 2 BLK: 0	WP: 0 HR: 0 S: 27 P: 41	ERA: 1.12 WHIP: 0.875																	
<b>Sparky Lytle, L</b> ERA: 2.06 (9, 1)	IP: 1.0 WLS: S BF: 2	H: 0 R: 0 ER: 0 SO: 1	BB: 0 IBB: 0 HBP: 0 BLK: 0	WP: 0 HR: 0 S: 4 P: 4	ERA: 0.00 WHIP: 0.000																	

**New York Yankees @ Chicago White Sox**  
Comiskey Park, Chicago, IL  
Wed Jul 11 1973, 4:33 AM EDT  
Att: 32,614 - Unknown - 70 F

AB 25  
R 1  
H 4  
RBI 1  
BB 3  
SO 3  
LOB 8





Batter	1	2	3	4	5	6	7	8	9	AB	R	H	RBI	BB	SO	LOB	TOP								
<b>Al Bumby, L</b> (1, 7) OBP: 0.381, SLG: 0.524 <b>Don Baylor, R</b> (8, FH) OBP: 0.300, SLG: 0.336	4-0 1B BB		0-0 HR 1B	0-0 FC5-4 1-2	0-0 1-3			0-0 G5-3 2-3		3	1	1	0	1	0	2									
<b>Rich Coggins, L</b> (1, 9) OBP: 0.330, SLG: 0.414 <b>Merv Rettenmund, R</b> (7, FH) OBP: 0.312, SLG: 0.327	0-0 1-2 1B		0-0 L4	0-0 F8			0-0 FC4 1B	0-0 F9		3	0	1	0	0	0	2									
<b>Paul Blair, R</b> (1, 8) OBP: 0.368, SLG: 0.450	0-3 K		0-0 HR		4-0 BB		0-0 FC4 G3 1-2	0-0 FC6-4 1B		4	1	2	2	1	1	3									
<b>Boog Powell, L</b> (1, 3) OBP: 0.381, SLG: 0.374	0-0 F5		4-0 FC4-6 BB		0-0 F7 1-2		0-0 G3 1-2	0-3 K		4	0	0	0	1	1	5									
<b>Tommy Davis, R</b> (1, 10) OBP: 0.315, SLG: 0.366	0-3 K		0-0 FC4-6 1-2		0-0 F2		0-0 4-3	0-0 FC6-4 1-2		5	0	0	0	0	1	6									
<b>Earl Williams, R</b> (1, 2) OBP: 0.325, SLG: 0.419		0-0 F7	0-0 F9		0-3 K			0-0 F8		4	0	0	0	0	1	2									
<b>Bobby Grich, R</b> (1, 4) OBP: 0.376, SLG: 0.371	4-0 BB			0-0 S 1B		4-0 BB		0-0 PB 1B		2	2	2	0	2	0	0									
<b>Brooks Robinson, R</b> (1, 5) OBP: 0.298, SLG: 0.310	0-3 K		0-0 FC5-4 1B		4-0 FC6-4 BB		0-0 G5-3 1B	4-0 G5-3 1B		3	0	2	2	1	1	1									
<b>Mark Belanger, R</b> (1, 6) OBP: 0.305, SLG: 0.238	0-0 F6		0-0 F9		0-0 FC6-4 1-2		0-0 FC6-4 1-2	0-0 1B		4	0	1	0	0	0	3									
<b>Inning Stats</b>	R: 0 E: 0 K: 2 S: 8	H: 1 LOB: 2 BB: 1 P: 12	R: 0 E: 0 K: 1 S: 5	H: 0 LOB: 1 BB: 1 P: 9	R: 2 E: 0 K: 0 S: 5	H: 2 LOB: 1 BB: 0 P: 9	R: 1 E: 0 K: 0 S: 5	H: 2 LOB: 1 BB: 0 P: 5	R: 0 E: 0 K: 1 S: 5	H: 0 LOB: 1 BB: 1 P: 9	R: 0 E: 0 K: 0 S: 2	H: 0 LOB: 1 BB: 2 P: 10	R: 0 E: 0 K: 0 S: 4	H: 1 LOB: 0 BB: 0 P: 4	R: 1 E: 0 K: 0 S: 5	H: 3 LOB: 1 BB: 0 P: 5	R: 0 E: 0 K: 1 S: 6	H: 1 LOB: 1 BB: 0 P: 6	1B: 9 2B: 0 3B: 0 HR: 1	SF: 0 SAC: 0 DP: 1 HBP: 0	WP: 0 PB: 1 SB: 3 CS: 0	PA: 41			
<b>PITCHER</b>	IP	WLS	BF	H	R	ER	SO	BB	IBB	HBP	BLK	WP	HR	S	P	ERA	WHIP								
<b>Bart Johnson, R</b> (1, 1) ERA: 3.57	5.2		27	5	3	3	4	6	0	0	0	0	1	29	53	4.76	1.941								
<b>Terry Forster, L</b> (6, 1) ERA: 2.13	3.1	L	14	5	1	1	1	0	0	0	0	0	0	16	16	2.70	1.500								

**Baltimore Orioles @ Chicago White Sox**  
Comiskey Park, Chicago, IL  
Thu Jul 12 1973, 8:05 PM EDT  
Att: 16,772 - Unknown

AB	35
R	4
H	10
RBI	4
BB	6
SO	5
LOB	26



Batter	1	2	3	4	5	6	7	8	9	AB	R	H	RBI	BB	SO	LOB	BOTTOM								
<b>Pat Kelly, L</b> (1, 9) OBP: 0.361, SLG: 0.370	0-3 K		0-0 F7		4-0 G4-6-3 BB			0-3 K		3	0	0	0	1	2	1									
<b>Tony Muser, L</b> (1, 3) OBP: 0.384, SLG: 0.387 <b>Luis Alvarado, R</b> (8, FH) OBP: 0.291, SLG: 0.340 <b>Hank Allen, R</b> (9, 3) OBP: 0.077, SLG: 0.115	0-0 2B		0-0 E7 WP 2B		0-0 F8		0-0 F8	0-0 2B		3	1	2	1	0	0	1									
<b>Carlos May, L</b> (1, 7) OBP: 0.307, SLG: 0.365	0-3 K		0-0 1-3 3-H		0-0 G4-6-3 1-2		0-3 K			4	0	0	0	0	2	3									
<b>Bill Melton, R</b> (1, 5) OBP: 0.374, SLG: 0.478	0-3 K			0-0 WP 1B		0-0 F8		0-0 F2		4	1	1	0	0	1	2									
<b>Ken Henderson, S</b> (1, 10) OBP: 0.333, SLG: 0.332		0-0 F8		0-3 K 1-2		0-0 1-3		0-0 F8		4	0	0	0	0	1	1									
<b>Buddy Bradford, R</b> (1, 8) OBP: 0.351, SLG: 0.529		0-0 6-3		0-0 F8		0-3 K		0-0 F8		4	0	0	0	0	1	1									
<b>Ed Herrmann, L</b> (1, 2) OBP: 0.272, SLG: 0.342 <b>Johnny Jeter, R</b> (9, FH) OBP: 0.247, SLG: 0.318	0-0 F7			0-0 1B 2-H 1B		0-0 F9		0-0 F7		3	0	1	1	0	0	0									
<b>Jorge Orta, L</b> (1, 4) OBP: 0.278, SLG: 0.291			0-0 E 1B		4-0 FC4-6 CS BB					2	1	2	0	1	0	0									
<b>Eddie Leon, R</b> (1, 6) OBP: 0.317, SLG: 0.311			0-0 F7		0-0 FC4-6 1-2		0-0 F9			3	0	0	0	0	0	4									
<b>Inning Stats</b>	R: 0 E: 0 K: 3 S: 10	H: 1 LOB: 0 BB: 0 P: 10	R: 0 E: 0 K: 0 S: 3	H: 0 LOB: 0 BB: 0 P: 3	R: 2 E: 1 K: 0 S: 5	H: 2 LOB: 0 BB: 0 P: 5	R: 1 E: 0 K: 1 S: 8	H: 3 LOB: 2 BB: 0 P: 8	R: 0 E: 0 K: 1 S: 2	H: 0 LOB: 0 BB: 1 P: 6	R: 0 E: 0 K: 1 S: 5	H: 0 LOB: 0 BB: 0 P: 5	R: 0 E: 0 K: 0 S: 2	H: 0 LOB: 0 BB: 1 P: 6	R: 0 E: 0 K: 2 S: 8	H: 1 LOB: 1 BB: 0 P: 8	R: 0 E: 0 K: 0 S: 3	H: 0 LOB: 0 BB: 0 P: 3	1B: 4 2B: 3 3B: 0 HR: 0	SF: 0 SAC: 0 DP: 1 HBP: 0	WP: 2 PB: 0 SB: 0 CS: 1	PA: 34			
<b>PITCHER</b>	IP	WLS	BF	H	R	ER	SO	BB	IBB	HBP	BLK	WP	HR	S	P	ERA	WHIP								
<b>Jesse Jefferson, R</b> (1, 1) ERA: 2.61	7.0	W	27	6	3	2	5	2	0	0	0	0	0	35	43	2.57	1.143								
<b>Grant Jackson, L</b> (8, 1) ERA: 1.92	2.0	S	7	1	0	0	2	0	0	0	0	0	0	11	11	0.00	0.500								

**Baltimore Orioles @ Chicago White Sox**  
Comiskey Park, Chicago, IL  
Thu Jul 12 1973, 8:05 PM EDT  
Att: 16,772 - Unknown

AB	32
R	3
H	7
RBI	2
BB	2
SO	7
LOB	13





Batter	1	2	3	4	5	6	7	8	9	AB	R	H	RBI	BB	SO	LOB	TOP					
Merv Rettenmund, R OBP: 0.309, SLG: 0.324	0-0 6-3		0-0 1-4-3			0-0 SF4 1B	0-0 F8		0-0 FC5-4	5	1	1	0	0	0	4	<p><b>Baltimore Orioles @ Chicago White Sox</b> Comiskey Park, Chicago, IL</p> <p>Fri Jul 13 1973, 8:05 PM EDT Att: 25,569 - Unknown</p> <p>livebaseballscorecards.com</p>					
Bobby Grich, R OBP: 0.377, SLG: 0.374	0-0 1-3			0-0 5-3		4-0 1B 1-2 BB		0-0 FC1-5 2B	3	0	1	0	1	0	0							
Paul Blair, R OBP: 0.363, SLG: 0.445	0-0 6-3			0-0 5-3		0-0 SF4 2-H		0-0 FC1-5 2B	3	1	0	1	0	0	1							
Tommy Davis, R OBP: 0.322, SLG: 0.375		0-0 4-3		0-0 FC5-4 1B		0-0 PB 1-3 1B		0-0 1-H 1B 2B	4	0	3	1	0	0	0							
Earl Williams, R OBP: 0.324, SLG: 0.412	0-0 6-3			0-0 FC5-4 1-2		0-0 F7 1-2		0-3 K	4	0	0	0	0	1	4							
Boog Powell, L OBP: 0.379, SLG: 0.372	0-0 4-3				0-3 K		0-0 G3	0-0 2-H 1B	4	0	1	0	0	1	0							
Don Baylor, R OBP: 0.296, SLG: 0.330			0-0 F8		0-0 L4		0-0 5-3	0-0 F2	4	0	0	0	0	0	0							
Brooks Robinson, R OBP: 0.300, SLG: 0.313			0-0 PB 1B		0-0 F7		0-0 1B 1B	0-0 5-3	4	0	2	0	0	0	0							
Mark Belanger, R OBP: 0.308, SLG: 0.243			0-0 F6 1-2		0-0 F7		0-0 1-2 1B	0-0 FC5-4 1B	4	0	2	0	0	0	1							
<b>Inning Stats</b>	R: 0 E: 0 K: 0 S: 3	H: 0 LOB: 0 BB: 0 P: 3	R: 0 E: 0 K: 0 S: 3	H: 0 LOB: 0 BB: 0 P: 3	R: 0 E: 0 K: 0 S: 4	H: 1 LOB: 1 BB: 0 P: 4	R: 0 E: 0 K: 0 S: 4	H: 1 LOB: 0 BB: 0 P: 4	R: 0 E: 0 K: 1 S: 5	H: 0 LOB: 0 BB: 0 P: 5	R: 1 E: 0 K: 0 S: 5	H: 2 LOB: 2 BB: 1 P: 9	R: 0 E: 0 K: 0 S: 5	H: 2 LOB: 2 BB: 0 P: 5	R: 1 E: 0 K: 1 S: 7	H: 3 LOB: 2 BB: 0 P: 7	R: 0 E: 0 K: 0 S: 4	H: 1 LOB: 1 BB: 0 P: 4	1B: 8 2B: 2 3B: 0 HR: 0	SF: 1 SAC: 0 DP: 0 HBP: 0	WP: 0 PB: 2 CS: 0	PA: 37
<b>PITCHER</b> Wilbur Wood, L ERA: 2.63	IP: 9.0 WLS: W BF: 37 H: 10 R: 2 ER: 2 SO: 2 BB: 1 IBB: 0 HBP: 0 BLK: 0 WP: 0 HR: 0 S: 40 P: 44 ERA: 2.00 WHIP: 1.222															<b>PITCHER</b>	IP: 0 WLS: 0 BF: 0 H: 0 R: 0 ER: 0 SO: 0 BB: 0 IBB: 0 HBP: 0 BLK: 0 WP: 0 HR: 0 S: 0 P: 0 ERA: 0 WHIP: 0					

Batter	1	2	3	4	5	6	7	8	9	AB	R	H	RBI	BB	SO	LOB	BOTTOM					
Pat Kelly, L OBP: 0.360, SLG: 0.368	0-0 B5			0-0 5-3		0-0 4-3 1-2			0-0 FC5-4 1B	4	0	1	0	0	0	1	<p><b>Baltimore Orioles @ Chicago White Sox</b> Comiskey Park, Chicago, IL</p> <p>Fri Jul 13 1973, 8:05 PM EDT Att: 25,569 - Unknown</p> <p>livebaseballscorecards.com</p>					
Tony Muser, L OBP: 0.376, SLG: 0.377	0-0 4-3			0-3 K		0-0 G3		0-0 FC5-4 1B 1-2	3	0	0	0	0	1	1							
Johnny Jeter, R OBP: 0.245, SLG: 0.315				0-3 K				0-0 1B 2B 1B	4	0	1	0	0	1	0							
Carlos May, L OBP: 0.366, SLG: 0.363	0-0 4-3					0-0 F7		0-0 1B 1-3 2B 1B	4	0	1	0	0	1	0							
Joe Keough, L OBP: 0.363, SLG: 0.363						0-3 K		0-0 2B 1B	0	1	0	0	0	0	0							
Bill Melton, R OBP: 0.375, SLG: 0.478		0-0 F9			0-0 CS 1B		0-3 K	0-0 2B 1B	4	1	2	1	0	1	0							
Ken Henderson, S OBP: 0.332, SLG: 0.335		0-0 F8			0-0 F4 1-2		0-0 6-3	0-0 1B 1-3 2B	4	0	1	1	0	0	1							
Buddy Bradford, R OBP: 0.361, SLG: 0.537		0-0 F8			0-0 WP 2B			0-0 3-H 4-0 1B	3	0	1	0	1	0	0							
Eddie Leon, R OBP: 0.319, SLG: 0.314				0-0 G1-6-3 1B		0-0 F9 2-3		0-0 6-3 1-2 2-3 3-H 1B	4	0	2	1	0	0	1							
Jorge Orta, L OBP: 0.274, SLG: 0.287				0-0 G1-6-3 1-2		0-0 6-3		0-0 6-3	3	0	0	0	0	0	1							
Ed Herrmann, L OBP: 0.274, SLG: 0.343				0-0 1-3		0-0 4-3 1B		0-0 5-3	2	0	1	0	0	0	0							
Luis Alvarado, R OBP: 0.288, SLG: 0.337									1	0	0	0	0	0	0							
<b>Inning Stats</b>	R: 0 E: 0 K: 0 S: 3	H: 0 LOB: 0 BB: 0 P: 3	R: 0 E: 0 K: 0 S: 3	H: 0 LOB: 0 BB: 0 P: 3	R: 0 E: 0 K: 0 S: 3	H: 1 LOB: 0 BB: 0 P: 3	R: 0 E: 0 K: 2 S: 7	H: 0 LOB: 0 BB: 0 P: 7	R: 0 E: 0 K: 0 S: 4	H: 2 LOB: 1 BB: 0 P: 4	R: 0 E: 0 K: 0 S: 4	H: 1 LOB: 1 BB: 0 P: 4	R: 0 E: 0 K: 1 S: 5	H: 0 LOB: 0 BB: 0 P: 5	R: 0 E: 0 K: 0 S: 3	H: 0 LOB: 0 BB: 0 P: 3	R: 3 E: 0 K: 0 S: 7	H: 5 LOB: 3 BB: 1 P: 11	1B: 7 2B: 2 3B: 0 HR: 0	SF: 0 SAC: 0 DP: 1 HBP: 0	WP: 1 PB: 0 CS: 1	PA: 34
<b>PITCHER</b> Dave McNally, L ERA: 2.59	IP: 1.1 WLS: L BF: 2 H: 2 R: 0 ER: 0 SO: 0 BB: 0 IBB: 0 HBP: 0 BLK: 0 WP: 0 HR: 0 S: 2 P: 2 ERA: 2.08 WHIP: 0.692															<b>PITCHER</b>	IP: 0 WLS: 0 BF: 0 H: 0 R: 0 ER: 0 SO: 0 BB: 0 IBB: 0 HBP: 0 BLK: 0 WP: 0 HR: 0 S: 0 P: 0 ERA: 0 WHIP: 0					
Bob Reynolds, R ERA: 2.21	0.0	L	2	2	0	0	0	0	0	0	0	2	2	*	*							
Eddie Watt, R ERA: 4.22	0.0	2	1	1	1	0	0	0	1	0	0	1	5	*	*							



Batter	1	2	3	4	5	6	7	8	9	AB	R	H	RBI	BB	SO	LOB	TOP								
<b>Al Bumby, L</b> OBP: 0.381, SLG: 0.523 (1, 7)										4	0	1	0	1	0	2	<b>Baltimore Orioles @ Chicago White Sox</b> Comiskey Park, Chicago, IL Sat Jul 14 1973, 8:05 PM EDT Att: 28,103 - Unknown <a href="http://livebaseballscorecards.com">livebaseballscorecards.com</a>								
<b>Rich Coggins, L</b> OBP: 0.326, SLG: 0.408 (1, 9)										5	1	1	0	0	0	3									
<b>Paul Blair, R</b> OBP: 0.367, SLG: 0.457 (1, 8)										4	3	2	1	1	1	0									
<b>Boog Powell, L</b> OBP: 0.382, SLG: 0.376 (1, 3)										3	1	2	1	0	0	1									
<b>Enos Cabell, R</b> OBP: 0.300, SLG: 0.370 (6, 3)										2	0	1	0	0	0	1									
<b>Tommy Davis, R</b> OBP: 0.326, SLG: 0.380 (1, 10)										5	0	3	1	0	0	1									
<b>Earl Williams, R</b> OBP: 0.323, SLG: 0.411 (1, 2)										3	0	1	2	0	1	4									
<b>Bobby Grich, R</b> OBP: 0.376, SLG: 0.376 (1, 4)										4	0	1	0	0	1	4									
<b>Brooks Robinson, R</b> OBP: 0.300, SLG: 0.310 (1, 5)										3	0	0	0	1	0	0									
<b>Mark Belanger, R</b> OBP: 0.304, SLG: 0.239 (1, 6)										4	0	0	0	0	1	2									
<b>Inning Stats</b>	R: 2 E: 1 K: 1 S: 8	H: 3 LOB: 2 BB: 1 P: 12	R: 0 E: 0 K: 0 S: 3	H: 1 LOB: 1 BB: 0 P: 3	R: 2 E: 0 K: 0 S: 6	H: 3 LOB: 1 BB: 0 P: 6	R: 0 E: 0 K: 0 S: 3	H: 0 LOB: 1 BB: 1 P: 7	R: 1 E: 0 K: 1 S: 7	H: 2 LOB: 1 BB: 0 P: 7	R: 0 E: 0 K: 1 S: 5	H: 0 LOB: 0 BB: 0 P: 5	R: 0 E: 0 K: 0 S: 5	H: 2 LOB: 2 BB: 0 P: 5	R: 0 E: 0 K: 0 S: 4	H: 1 LOB: 2 BB: 1 P: 8	R: 0 E: 0 K: 2 S: 7	H: 0 LOB: 0 BB: 0 P: 7	1B: 9 2B: 2 3B: 0 HR: 1	SF: 1 SAC: 0 DP: 0 HBP: 0	WP: 0 PB: 0 SB: 1 CS: 0	PA: 41			
<b>PITCHER</b>	IP	WLS	BF	H	R	ER	SO	BB	IBB	HBP	BLK	WP	HR	S	P	ERA	WHIP								
<b>Stan Bahnsen, R</b> ERA: 3.19 (1, 1)	2.1	L	14	7	4	4	1	1	0	0	0	0	1	15	19	15.43	3.429								
<b>Eddie Fisher, R</b> ERA: 5.23 (3, 1)	4.2		21	5	1	1	2	2	0	0	0	0	0	23	31	1.93	1.500								
<b>Rich Gossage, R</b> ERA: 8.55 (8, 1)	2.0	S	6	0	0	0	2	0	0	0	0	0	0	10	10	0.00	0.000								

Batter	1	2	3	4	5	6	7	8	9	AB	R	H	RBI	BB	SO	LOB	BOTTOM								
<b>Pat Kelly, L</b> OBP: 0.363, SLG: 0.373 (1, 9)										4	1	2	0	1	1	1	<b>Baltimore Orioles @ Chicago White Sox</b> Comiskey Park, Chicago, IL Sat Jul 14 1973, 8:05 PM EDT Att: 28,103 - Unknown <a href="http://livebaseballscorecards.com">livebaseballscorecards.com</a>								
<b>Tony Muser, L</b> OBP: 0.372, SLG: 0.373 (1, 3)										4	0	1	0	0	1	1									
<b>Johnny Jeter, R</b> OBP: 0.245, SLG: 0.315 (9, PH)										4	0	0	0	0	0	0									
<b>Joe Keough, L</b> (9, PH)										1	0	0	0	0	0	3									
<b>Carlos May, L</b> OBP: 0.305, SLG: 0.360 (1, 7)										3	0	0	0	1	1	2									
<b>Bill Melton, R</b> OBP: 0.374, SLG: 0.485 (1, 5)										4	1	1	1	0	1	2									
<b>Ken Henderson, S</b> OBP: 0.330, SLG: 0.338 (1, 10)										4	1	1	0	0	0	1									
<b>Buddy Bradford, R</b> OBP: 0.354, SLG: 0.517 (1, 8)										4	1	1	1	0	1	0									
<b>Ed Herrmann, L</b> OBP: 0.274, SLG: 0.343 (1, 2)										3	0	1	0	0	1	0									
<b>Luis Alvarado, R</b> OBP: 0.295, SLG: 0.343 (9, PH)										1	0	1	0	0	0	0									
<b>Jorge Orta, L</b> OBP: 0.274, SLG: 0.286 (1, 4)										4	0	1	1	0	2	1									
<b>Eddie Leon, R</b> OBP: 0.319, SLG: 0.312 (1, 6)										2	0	0	0	1	1	0									
<b>Inning Stats</b>	R: 0 E: 0 K: 2 S: 7	H: 0 LOB: 0 BB: 0 P: 7	R: 0 E: 0 K: 1 S: 5	H: 0 LOB: 0 BB: 0 P: 5	R: 0 E: 0 K: 2 S: 7	H: 0 LOB: 1 BB: 1 P: 11	R: 0 E: 0 K: 1 S: 5	H: 0 LOB: 1 BB: 1 P: 9	R: 0 E: 0 K: 1 S: 5	H: 0 LOB: 0 BB: 0 P: 5	R: 1 E: 1 K: 1 S: 7	H: 2 LOB: 1 BB: 0 P: 7	R: 0 E: 0 K: 0 S: 4	H: 1 LOB: 1 BB: 0 P: 4	R: 0 E: 0 K: 1 S: 6	H: 1 LOB: 0 BB: 0 P: 6	R: 3 E: 0 K: 0 S: 7	H: 5 LOB: 2 BB: 1 P: 11	1B: 6 2B: 2 3B: 0 HR: 1	SF: 0 SAC: 1 DP: 1 HBP: 0	WP: 0 PB: 0 SB: 0 CS: 0	PA: 38			
<b>PITCHER</b>	IP	WLS	BF	H	R	ER	SO	BB	IBB	HBP	BLK	WP	HR	S	P	ERA	WHIP								
<b>Jim Palmer, R</b> ERA: 2.97 (1, 1)	8.0	W	33	7	4	4	9	2	0	0	0	0	0	3	7	0.00	1.125								
<b>Grant Jackson, L</b> ERA: 1.5 (9, 1)	0.1		4	2	0	0	0	0	1	0	0	0	0	3	7	0.00	6.000								
<b>Bob Reynolds, R</b> ERA: 2.18 (9, 1)	0.2	S	1	0	0	0	0	0	0	0	0	0	0	1	1	0.00	0.000								

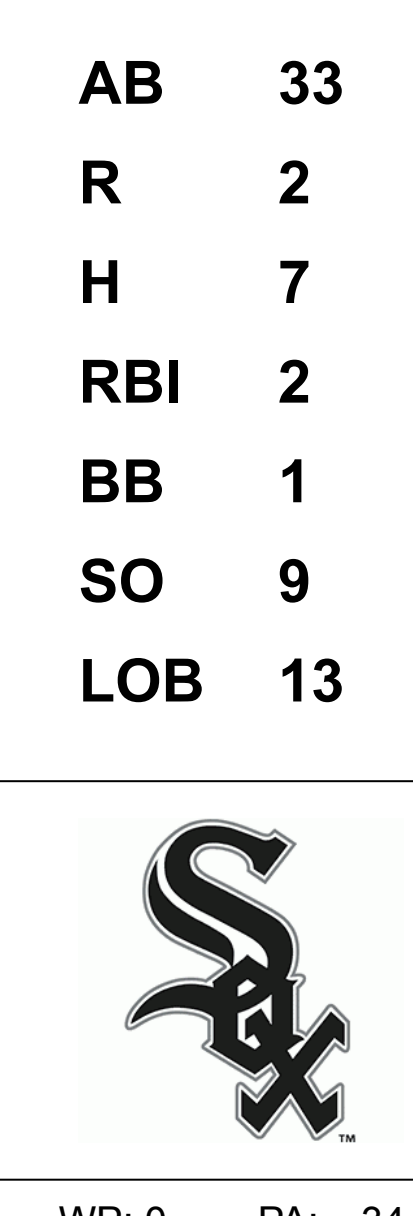


Batter	1	2	3	4	5	6	7	8	9	AB	R	H	RBI	BB	SO	LOB	TOP				
<b>Al Bumby, L</b> OBP: 0.381, SLG: 0.520 <b>Merv Rettenmund, R</b> OBP: 0.313, SLG: 0.327 (8, 9)	F6		F8			1B		1B		3	1	1	1	0	0	0	<b>Baltimore Orioles @ Chicago White Sox</b> Comiskey Park, Chicago, IL Sun Jul 15 1973, 4:33 AM EDT Att: 22,824 - Unknown				
<b>Rich Coggins, L</b> OBP: 0.326, SLG: 0.407 <b>Don Baylor, R</b> OBP: 0.294, SLG: 0.329 (8, 7)	F2			6-3		1B		K		3	0	1	0	0	0	1					
<b>Paul Blair, R</b> OBP: 0.365, SLG: 0.452 (1, 8)	K			6-3		1B		K		3	1	0	0	1	2	2					
<b>Tommy Davis, R</b> OBP: 0.325, SLG: 0.378 (1, 10)		L1		K				F8		4	0	1	1	0	1	2					
<b>Earl Williams, R</b> OBP: 0.329, SLG: 0.416 (1, 3)				K					WP	4	0	3	1	0	1	1					
<b>Eliot Hendricks, L</b> OBP: 0.286, SLG: 0.392 (1, 2)						1B				4	0	0	0	0	1	3					
<b>Bobby Grich, R</b> OBP: 0.372, SLG: 0.371 (1, 4)										4	0	0	0	0	2	2					
<b>Brooks Robinson, R</b> OBP: 0.299, SLG: 0.307 (1, 5)										3	0	0	0	1	0	0					
<b>Mark Belanger, R</b> OBP: 0.303, SLG: 0.243 (1, 6)										4	1	1	0	0	0	2					
<b>Inning Stats</b>	R: 0 E: 0 K: 1 S: 5	H: 0 LOB: 0 BB: 0 P: 5	R: 0 E: 0 K: 1 S: 6	H: 1 LOB: 1 BB: 0 P: 6	R: 0 E: 0 K: 0 S: 3	H: 0 LOB: 0 BB: 0 P: 3	R: 0 E: 0 K: 2 S: 8	H: 1 LOB: 1 BB: 0 P: 8	R: 0 E: 0 K: 0 S: 3	H: 0 LOB: 0 BB: 0 P: 3	R: 3 E: 1 K: 0 S: 6	H: 4 LOB: 1 BB: 1 P: 10	R: 0 E: 0 K: 0 S: 3	H: 0 LOB: 0 BB: 0 P: 3	R: 0 E: 0 K: 2 S: 8	H: 1 LOB: 1 BB: 1 P: 8		R: 0 E: 0 K: 2 S: 8	H: 1 LOB: 2 BB: 1 P: 12	1B: 7 2B: 1 3B: 0 HR: 0	SF: 0 SAC: 0 DP: 0 HBP: 0
<b>PITCHER</b>	IP	WLS	BF	H	R	ER	SO	BB	IBB	HBP	BLK	WP	HR	S	P	ERA	WHIP				
<b>Steve Stone, R</b> ERA: 4.13 <b>Terry Forster, L</b> ERA: 2.04	(1, 1)	5.2	L	22	5	3	3	4	1	0	0	0	0	29	33	4.76	1.059				
<b>PITCHER</b>	IP	WLS	BF	H	R	ER	SO	BB	IBB	HBP	BLK	WP	HR	S	P	ERA	WHIP				
	(6, 1)	3.1		14	3	0	0	4	0	1	0	0	1	0	21	25	0.00	0.900			

AB	34
R	3
H	8
RBI	3
BB	2
SO	8
LOB	14



Batter	1	2	3	4	5	6	7	8	9	AB	R	H	RBI	BB	SO	LOB	BOTTOM				
<b>Pat Kelly, L</b> OBP: 0.365, SLG: 0.373 (1, 9)	1B		FC5-4			1-3		6-3		3	1	1	0	1	0	0	<b>Baltimore Orioles @ Chicago White Sox</b> Comiskey Park, Chicago, IL Sun Jul 15 1973, 4:33 AM EDT Att: 22,824 - Unknown				
<b>Tony Muser, L</b> OBP: 0.362, SLG: 0.362 (1, 3)	F6		FC5-4			F8		F8		4	0	0	0	0	0	2					
<b>Carlos May, L</b> OBP: 0.307, SLG: 0.371 (1, 7)	1B		K			F8		HR		4	1	2	1	0	1	1					
<b>Bill Melton, R</b> OBP: 0.372, SLG: 0.482 (1, 5)	1B		L6			5-3		5-3		4	0	1	1	0	0	1					
<b>Ken Henderson, S</b> OBP: 0.333, SLG: 0.341 (1, 10)	K					1B		1B		4	0	2	0	0	1	2					
<b>Buddy Bradford, R</b> OBP: 0.348, SLG: 0.500 (1, 8)	K					K		5-3		4	0	1	0	0	2	4					
<b>Eddie Leon, R</b> OBP: 0.315, SLG: 0.307 (1, 6)		K				K				4	0	0	0	0	2	2					
<b>Jorge Orta, L</b> OBP: 0.270, SLG: 0.282 (1, 4)		1-3				K		4-3		3	0	0	0	0	1	1					
<b>Chuck Brinkman, R</b> OBP: 0.219, SLG: 0.227 (1, 2)		K						K		3	0	0	0	0	2	0					
<b>Inning Stats</b>	R: 1 E: 0 K: 2 S: 10	H: 3 LOB: 2 BB: 0 P: 10	R: 0 E: 0 K: 2 S: 7	H: 0 LOB: 0 BB: 0 P: 7	R: 0 E: 0 K: 1 S: 5	H: 0 LOB: 1 BB: 1 P: 9	R: 0 E: 0 K: 3 S: 10	H: 1 LOB: 1 BB: 0 P: 10	R: 0 E: 0 K: 0 S: 3	H: 0 LOB: 0 BB: 0 P: 3	R: 0 E: 0 K: 0 S: 4	H: 1 LOB: 1 BB: 0 P: 4	R: 0 E: 0 K: 1 S: 5	H: 0 LOB: 0 BB: 0 P: 5	R: 1 E: 0 K: 0 S: 4	H: 1 LOB: 0 BB: 0 P: 4		R: 0 E: 0 K: 0 S: 3	H: 1 LOB: 0 BB: 0 P: 3	1B: 6 2B: 1 3B: 0 HR: 1	SF: 0 SAC: 0 DP: 1 HBP: 0
<b>PITCHER</b>	IP	WLS	BF	H	R	ER	SO	BB	IBB	HBP	BLK	WP	HR	S	P	ERA	WHIP				
<b>Mike Cuellar, L</b> ERA: 3.62	(1, 1)	9.0	W	34	7	2	2	9	1	0	0	0	1	51	55	2.00	0.889				
<b>PITCHER</b>	IP	WLS	BF	H	R	ER	SO	BB	IBB	HBP	BLK	WP	HR	S	P	ERA	WHIP				
	(1, 1)	9.0		34	7	2	2	9	1	0	0	0	1	51	55	2.00	0.889				





Batter	1	2	3	4	5	6	7	8	9	10	11	AB	R	H	RBI	BB	SO	LOB	TOP						
Johnny Jeter, R OBP: 0.250, SLG: 0.344 (1, 9)												5	2	2	1	0	0	0							
Luis Alvarado, R OBP: 0.291, SLG: 0.336 (1, 4)												5	0	1	0	0	0	0							
Carlos May, L OBP: 0.312, SLG: 0.376 (1, 7)												4	2	2	1	1	0	1							
Bill Melton, R OBP: 0.373, SLG: 0.484 (1, 5)												5	1	2	1	0	0	2							
Ken Henderson, S OBP: 0.330, SLG: 0.352 (1, 10)												5	1	1	3	0	1	2							
Buddy Bradford, R OBP: 0.342, SLG: 0.477 (1, 8)												3	0	0	0	1	0	1							
Pat Kelly, L OBP: 0.364, SLG: 0.372 (11, PH) (11, 9)												1	0	0	0	0	1	0							
Eddie Leon, R OBP: 0.310, SLG: 0.302 (1, 6)												5	0	0	0	0	1	1							
Hank Allen, R OBP: 0.069, SLG: 0.103 (1, 3)												3	0	0	0	0	0	0							
Tony Muser, L OBP: 0.364, SLG: 0.364 (9, PH) (9, 3)												2	1	1	0	0	0	0							
Ed Herrmann, L OBP: 0.274, SLG: 0.354 (1, 2)												4	1	1	2	0	1	0							
<b>Inning Stats</b>	R: 1 E: 0 K: 0 S: 5	H: 2 LOB: 1 BB: 0 P: 5	R: 0 E: 0 K: 0 S: 3	H: 0 LOB: 0 BB: 0 P: 3	R: 4 E: 0 K: 1 S: 7	H: 4 LOB: 0 BB: 0 P: 7	R: 0 E: 0 K: 0 S: 3	H: 0 LOB: 1 BB: 1 P: 7	R: 0 E: 0 K: 1 S: 5	H: 0 LOB: 0 BB: 0 P: 5	R: 1 E: 0 K: 1 S: 7	H: 2 LOB: 1 BB: 0 P: 7	R: 2 E: 0 K: 1 S: 7	H: 2 LOB: 0 BB: 0 P: 7	R: 0 E: 0 K: 0 S: 2	H: 0 LOB: 0 BB: 1 P: 6	R: 0 E: 0 K: 1 S: 5	H: 0 LOB: 0 BB: 0 P: 5	1B: 4 2B: 3 3B: 0 HR: 3	SF: 0 SAC: 0 DP: 1 HBP: 0	WP: 0 PB: 0 SB: 0 CS: 0	PA: 44			
<b>PITCHER</b>	IP ERA WLS BF H R ER SO BB IBB HBP BLK WP HR S P ERA WHIP	2.2 3.37 14 6 5 5 0 0 0 0 0 0 0 0 14 14 16.88 2.250	4.2 2.48 17 2 1 1 1 1 1 0 0 0 0 0 0 18 22 1.93 0.643	3.2 2.95 13 2 2 2 3 1 0 0 0 0 0 1 18 22 4.91 0.818	<b>PITCHER</b>										IP ERA WLS BF H R ER SO BB IBB HBP BLK WP HR S P ERA WHIP										

Chicago White Sox @ Boston Red Sox  
Fenway Park, Boston, MA  
Mon Jul 16 1973, 7:05 PM EDT  
Att: 20,772 - Unknown - 72 F


AB 42  
R 8  
H 10  
RBI 8  
BB 2  
SO 4  
LOB 7



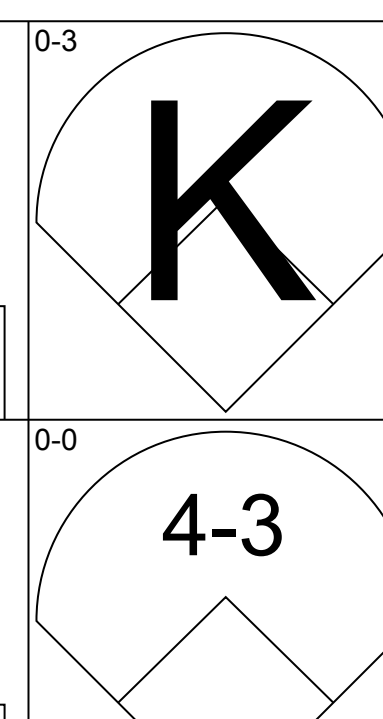
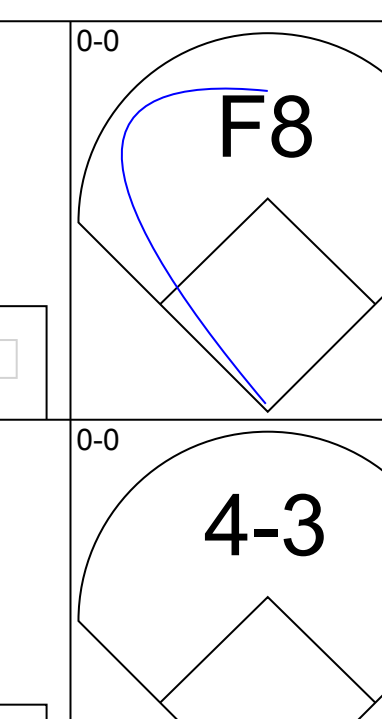
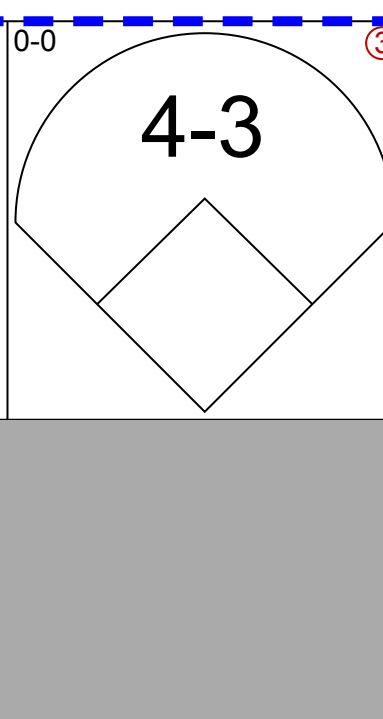
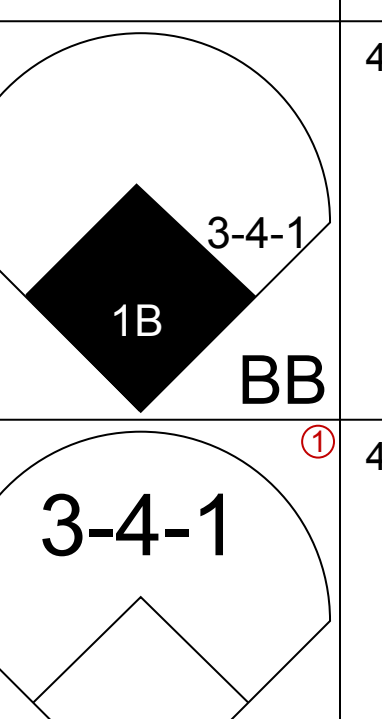
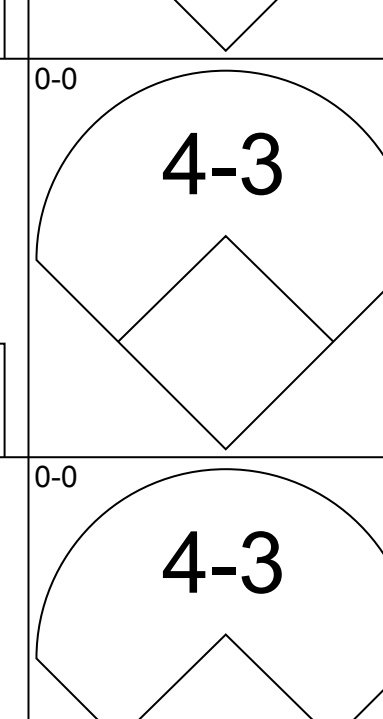
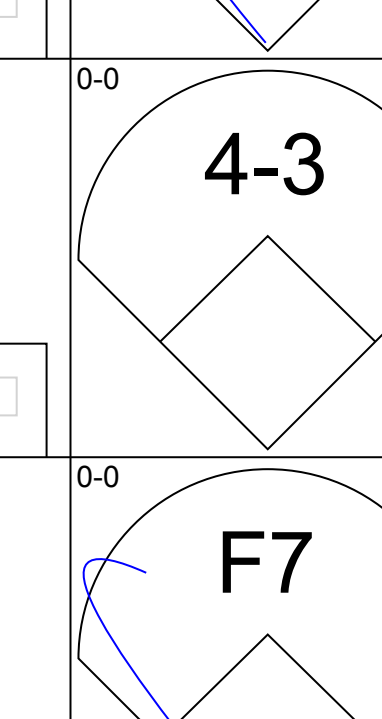
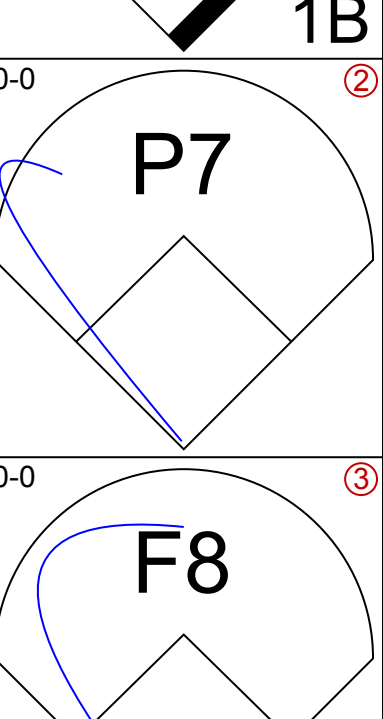
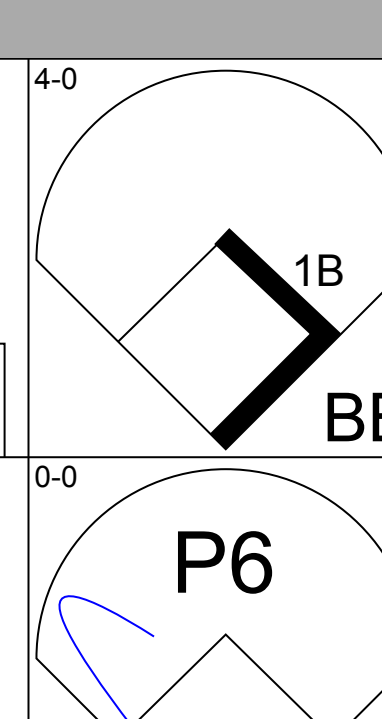
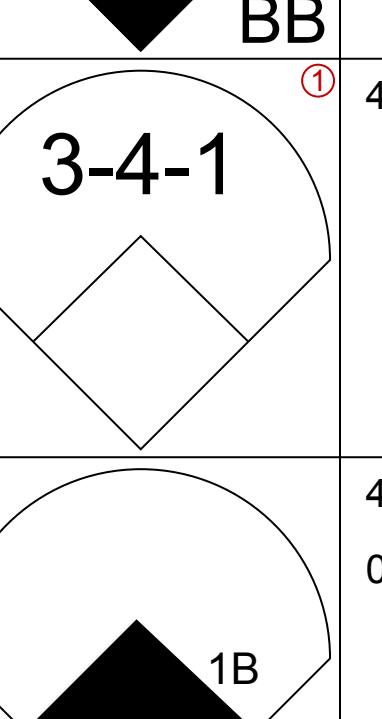
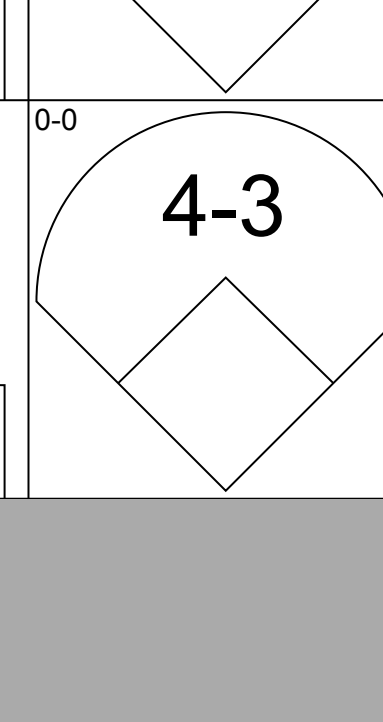
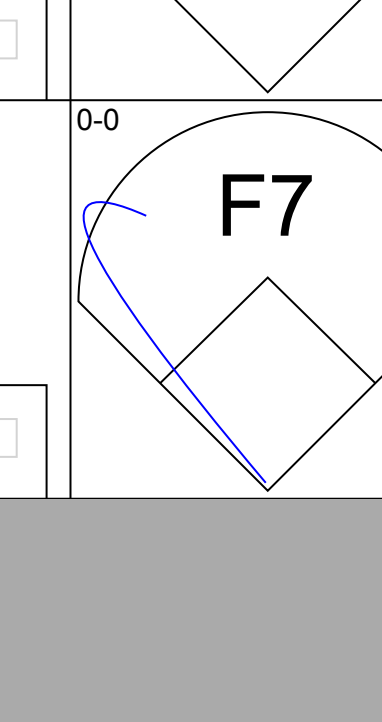
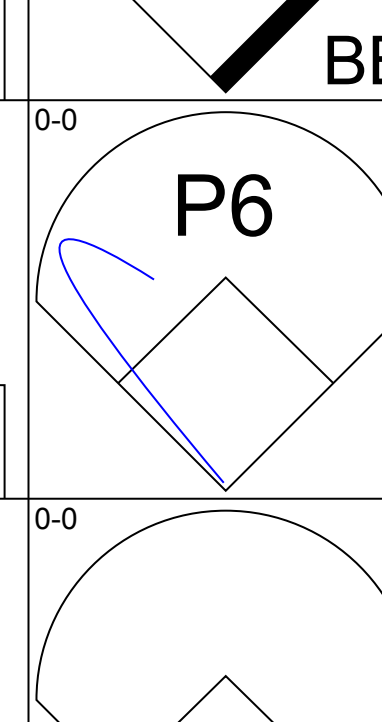
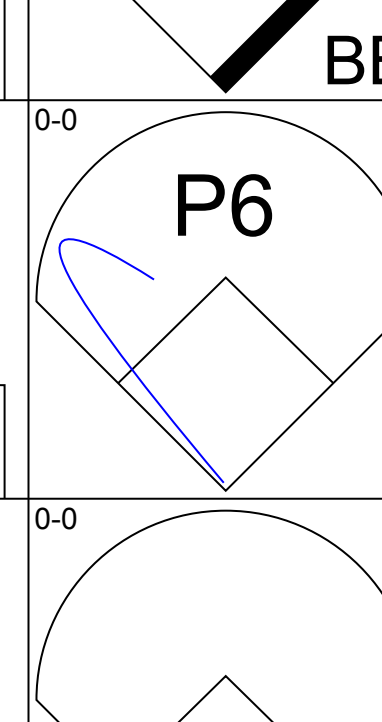
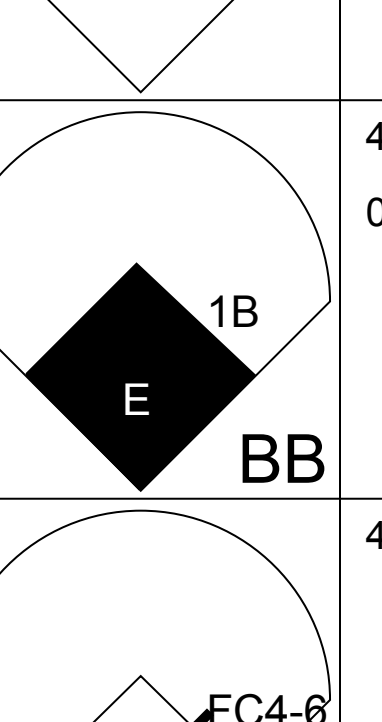
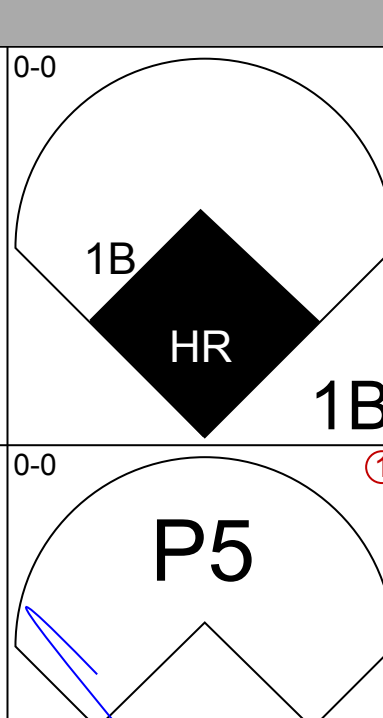
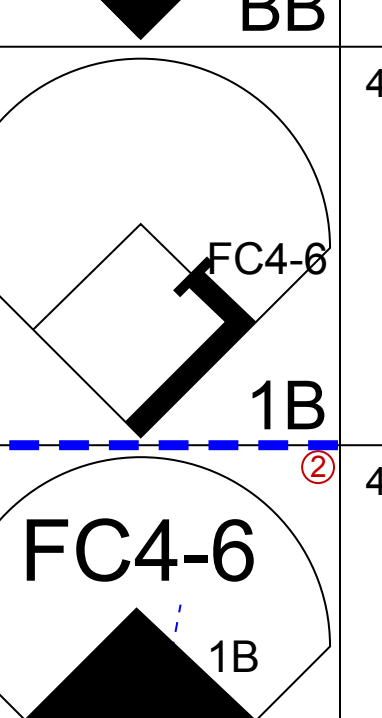
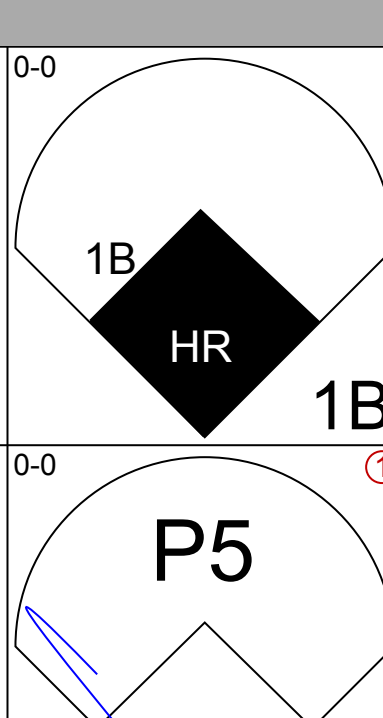

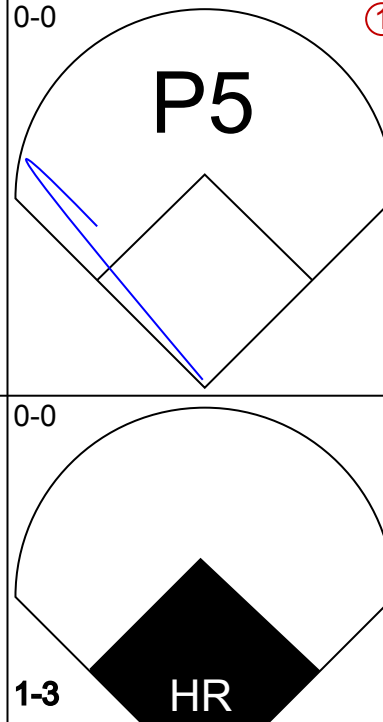
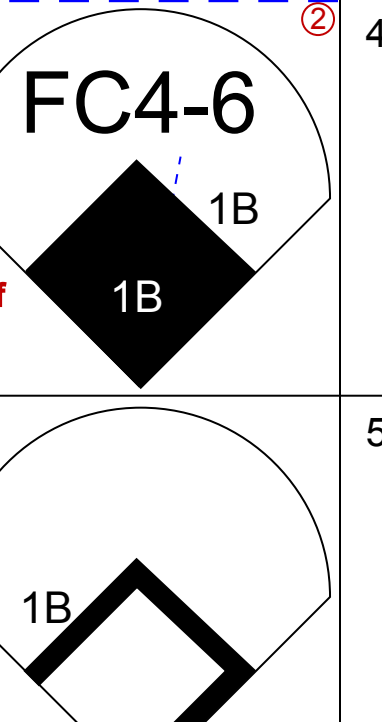
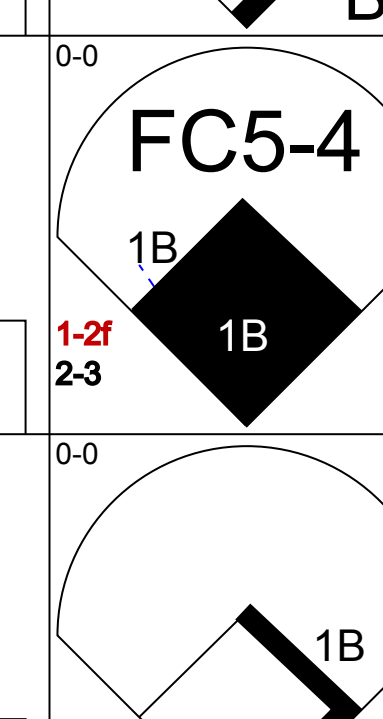
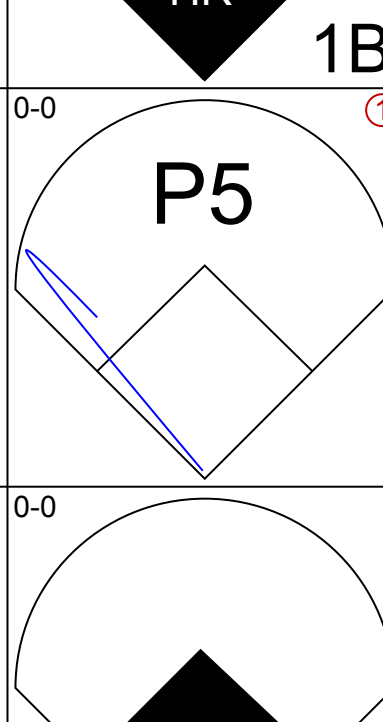
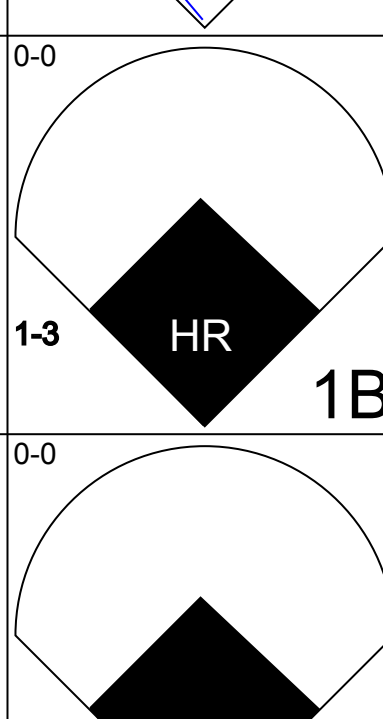
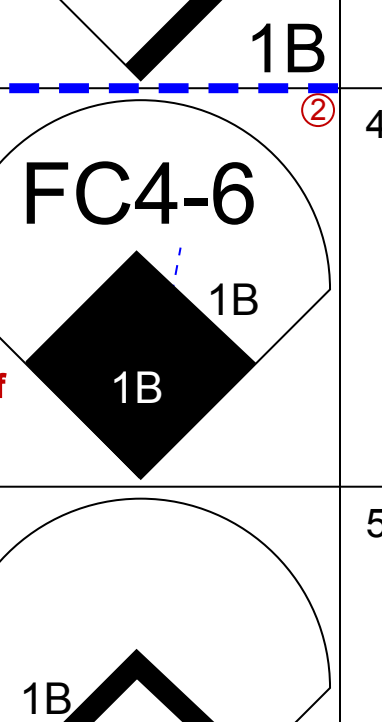
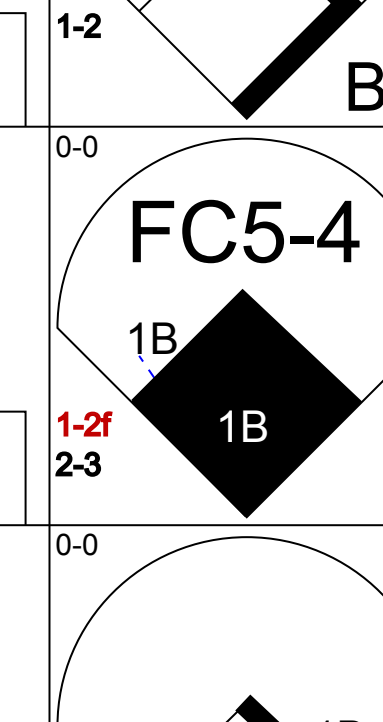
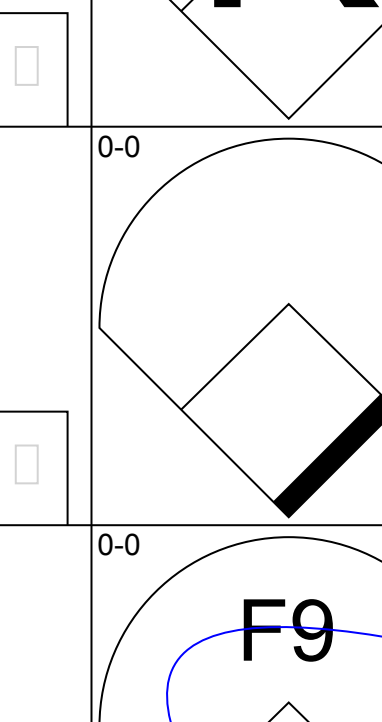
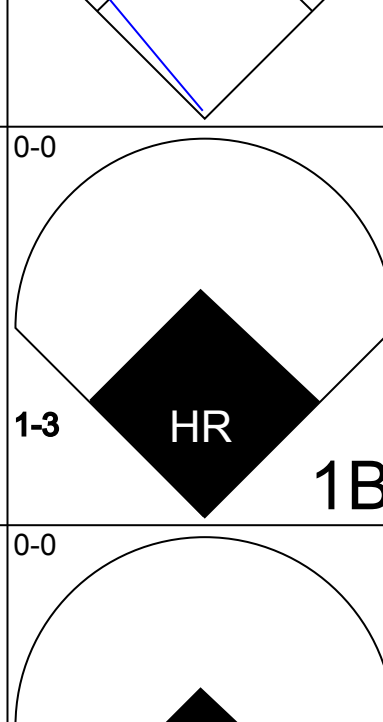

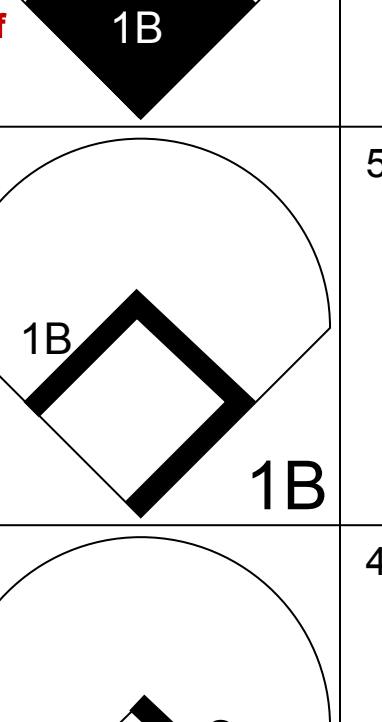
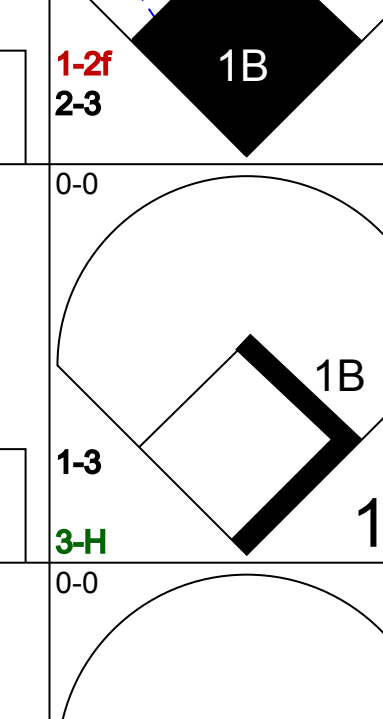
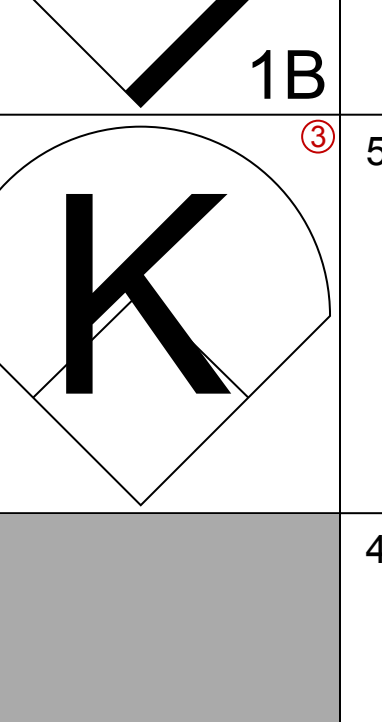
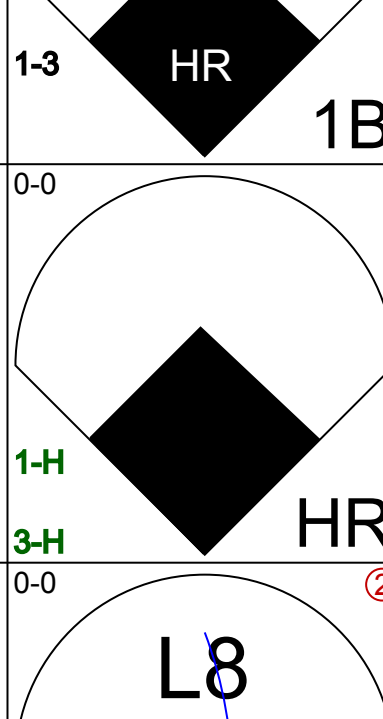
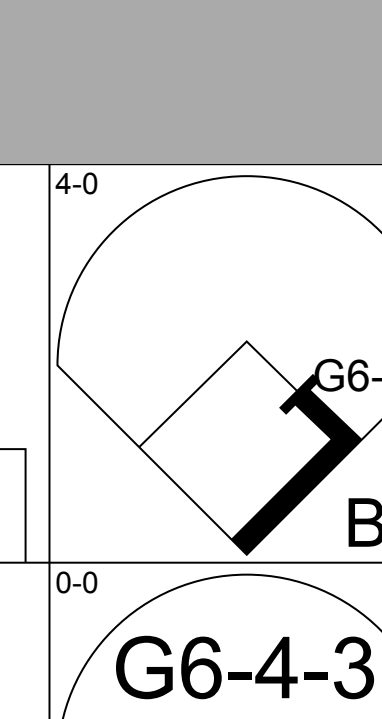
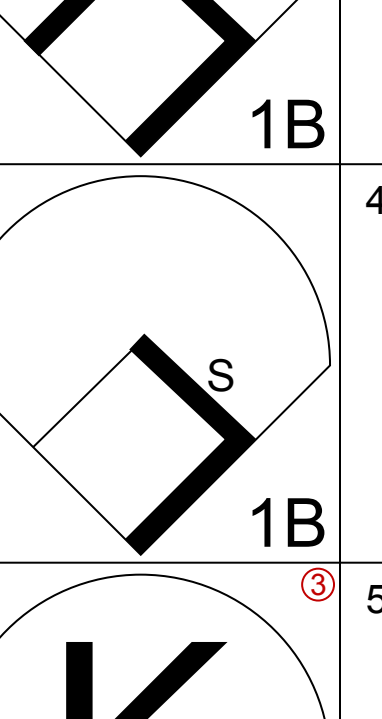
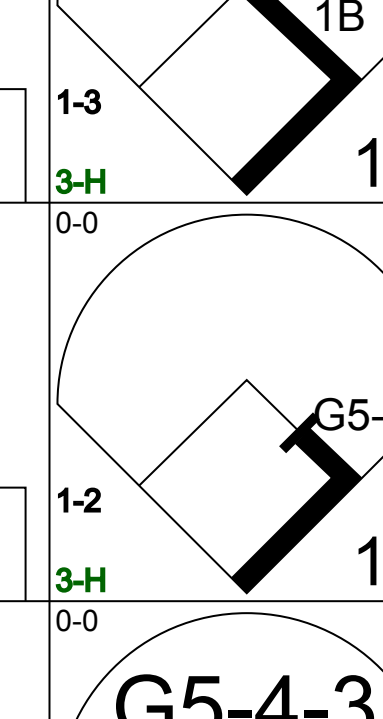
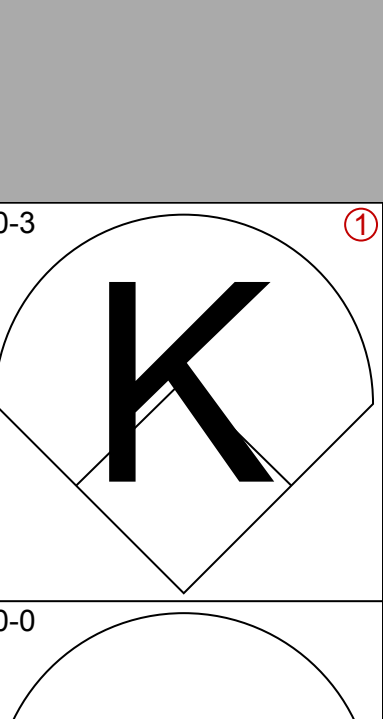
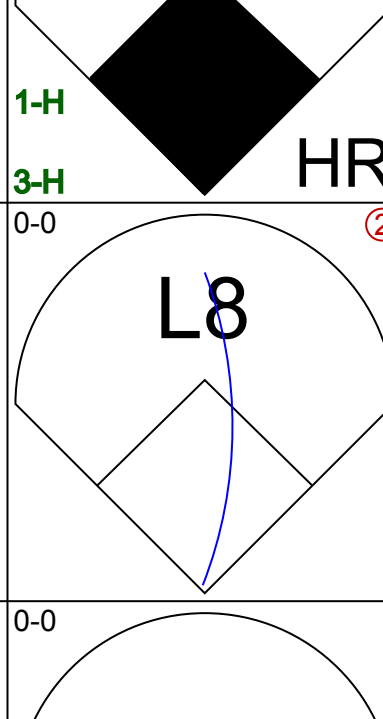
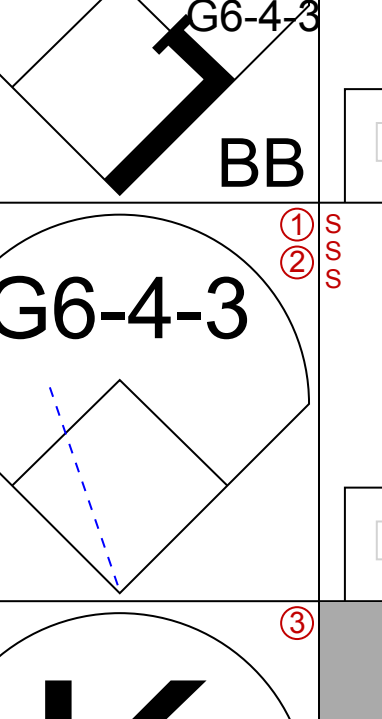
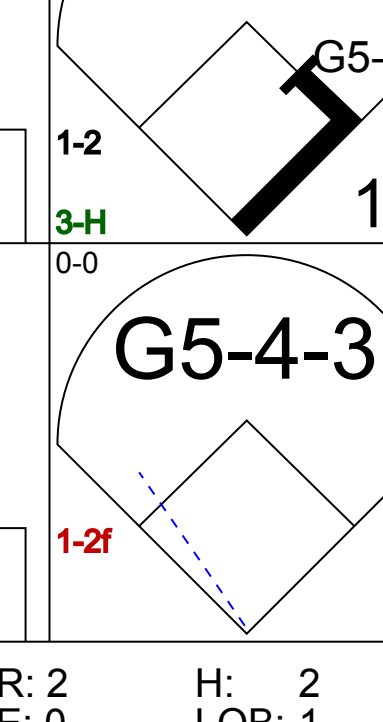
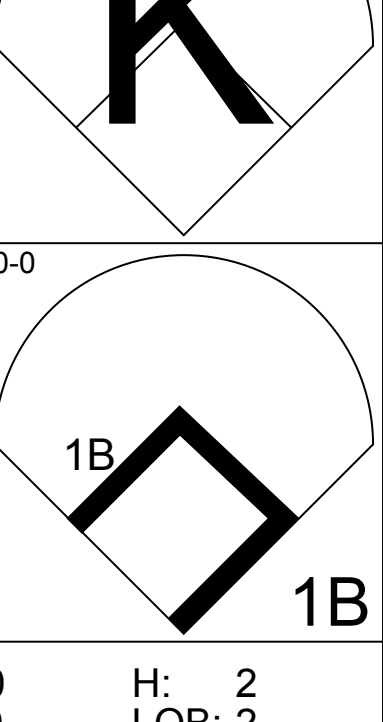
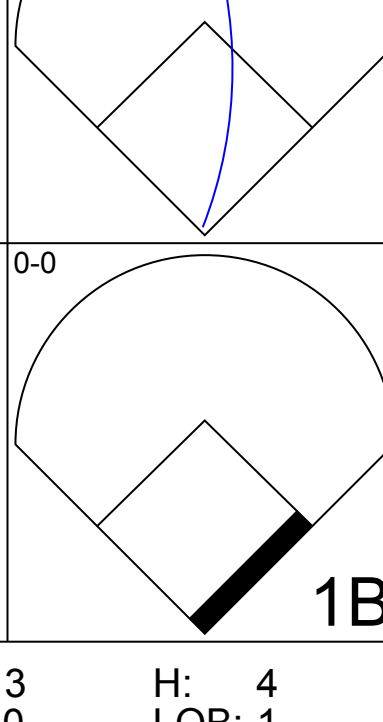
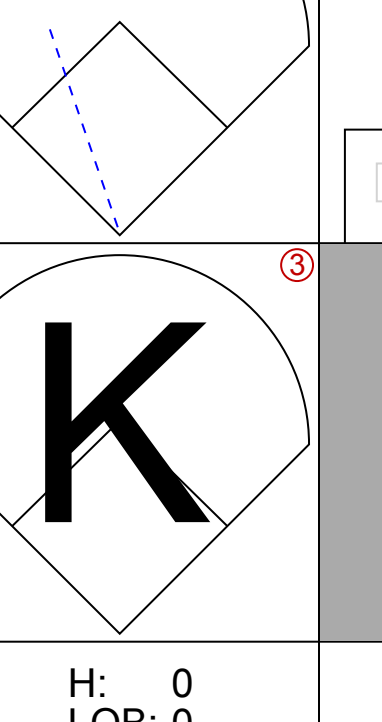
Batter	1	2	3	4	5	6	7	8	9	10	11	AB	R	H	RBI	BB	SO	LOB	BOTTOM							
Tommy Harper, R OBP: 0.333, SLG: 0.371 (1, 7)												4	2	1	3	1	0	1								
Dwight Evans, R OBP: 0.310, SLG: 0.366 (9, 7)												6	1	3	0	0	2	1								
Luis Aparicio, R OBP: 0.320, SLG: 0.304 (1, 6)												5	2	2	3	1	0	2								
Reggie Smith, S OBP: 0.400, SLG: 0.472 (1, 8)												5	2	2	3	1	0	2								
Carl Yastrzemski, L OBP: 0.352, SLG: 0.436 (1, 3)												3	1	1	1	2	1	2								
Orlando Cepeda, R OBP: 0.335, SLG: 0.455 (1, 10)												5	0	1	1	0	1	3								
Carlton Fisk, R OBP: 0.339, SLG: 0.495 (1, 2)												4	1	1	0	1	1	1								
Danny Cater, R OBP: 0.330, SLG: 0.360 (1, 5)												5	0	1	0	0	2	1								
Rick Miller, L OBP: 0.353, SLG: 0.360 (1, 9)												4	1	1	0	1	2	2								
Doug Griffin, R OBP: 0.329, SLG: 0.404 (1, 4)												5	1	2	1	0	0	2								
<b>Inning Stats</b>	R: 2 E: 0 K: 1 S: 7	H: 2 LOB: 1 BB: 1 P: 11	R: 0 E: 0 K: 0 S: 3	H: 0 LOB: 0 BB: 0 P: 3	R: 2 E: 0 K: 1 S: 7	H: 3 LOB: 2 BB: 1 P: 11	R: 3 E: 0 K: 1 S: 7	H: 3 LOB: 1 BB: 2 P: 15	R: 0 E: 0 K: 0 S: 3	H: 1 LOB: 1 BB: 0 P: 3	R: 0 E: 1 K: 0 S: 4	H: 1 LOB: 1 BB: 2 P: 4	R: 1 E: 1 K: 2 S: 8	H: 1 LOB: 1 BB: 1 P: 12	R: 0 E: 0 K: 2 S: 7	H: 0 LOB: 1 BB: 1 P: 11	R: 0 E: 0 K: 1 S: 6	H: 1 LOB: 1 BB: 0 P: 6	R: 1 E: 0 K: 1 S: 5	H: 1 LOB: 0 BB: 0 P: 5	1B: 7 2B: 3 3B: 0 HR: 3	SF: 0 SAC: 0 DP: 0 HBP: 0	WP: 0 PB: 0 SB: 2 CS: 1	PA: 48		
<b>PITCHER</b>	IP ERA WLS BF H R ER SO BB IBB HBP BLK WP HR S P ERA WHIP	4.15 27.00 7 4 3 3 0 2 2 0 0 0 0 1 16 24 13.50 2.250	1.0 9.09 3 4 3 3 0 0 0 0 0 0 0 1 5 13 27.00 6.000	3.1 2.70 12 2 1 1 2 1 0 0 0 0 0 0 15 19 2.70 0.900	3.2 2.46 15 3 1 1 6 1 0 0 0 0 0 1 26 30 2.46 1.091	<b>PITCHER</b>										IP ERA WLS BF H R ER SO BB IBB HBP BLK WP HR S P ERA WHIP										

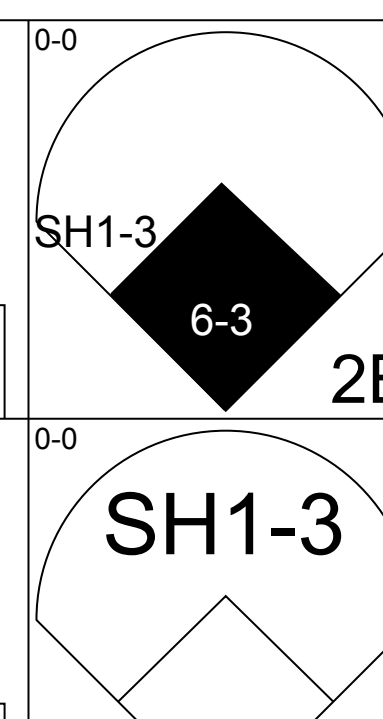
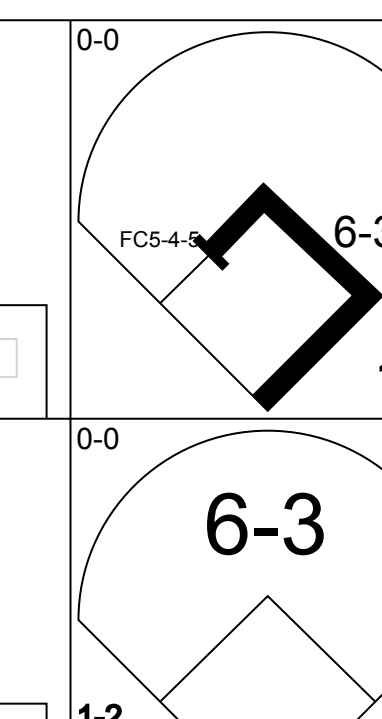
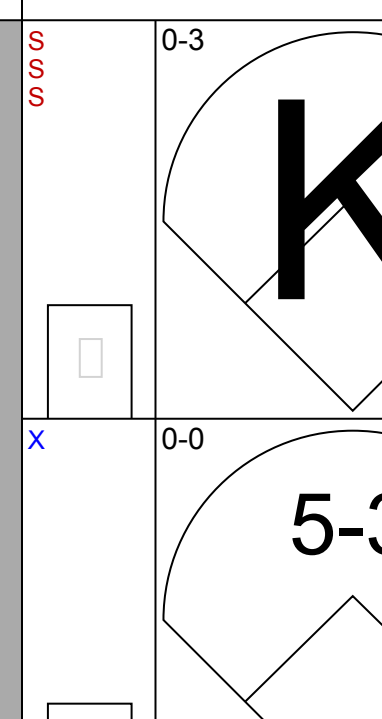
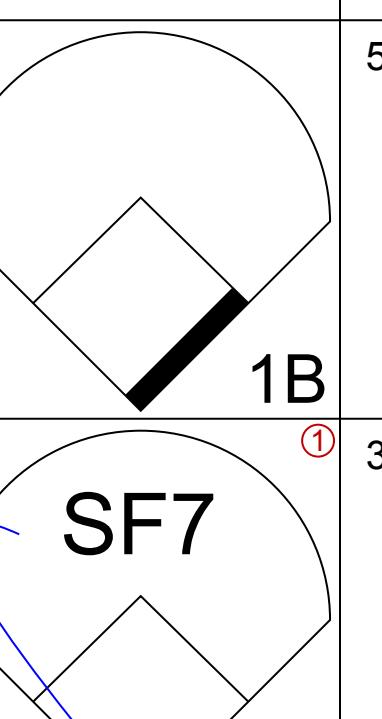
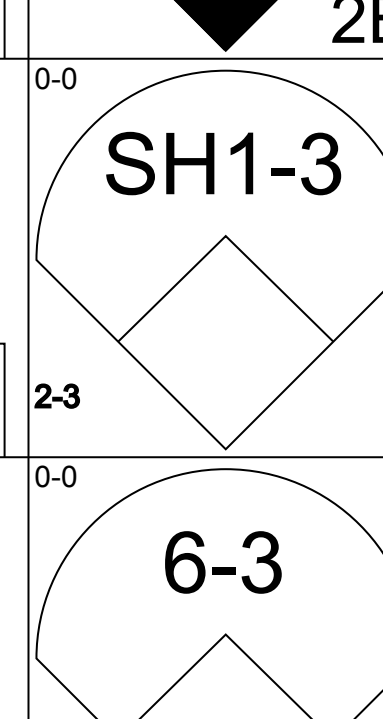
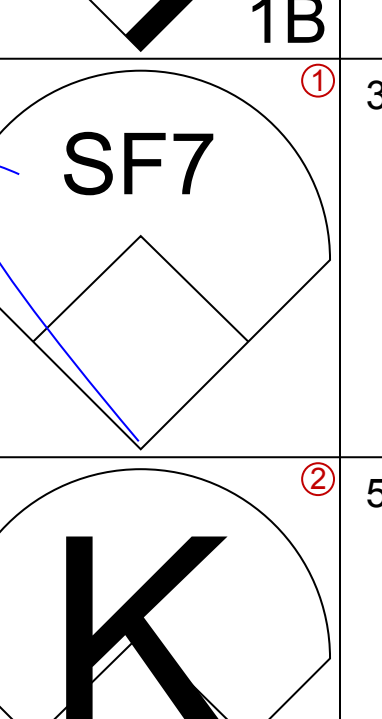
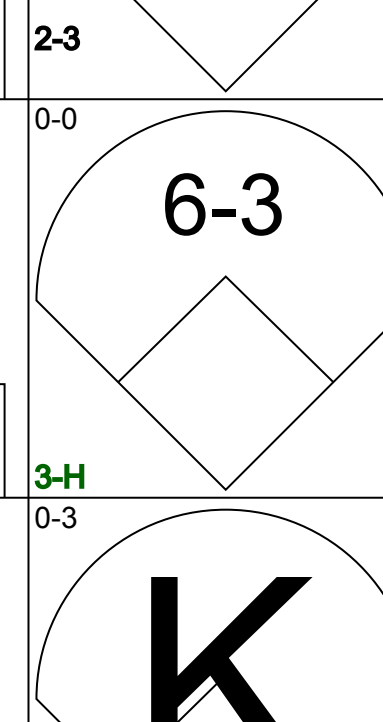
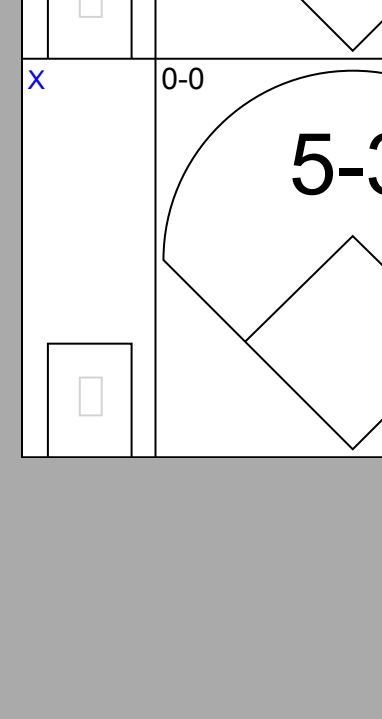
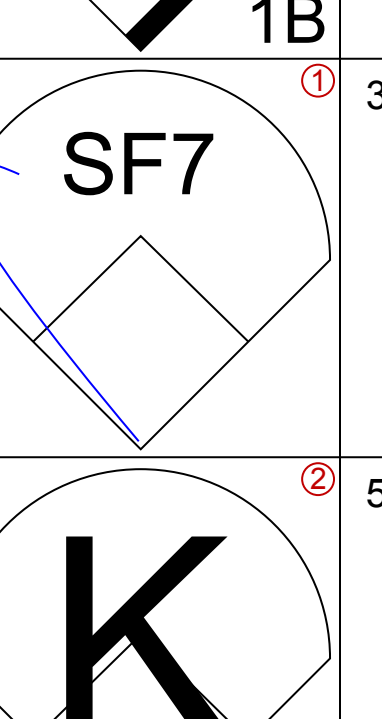
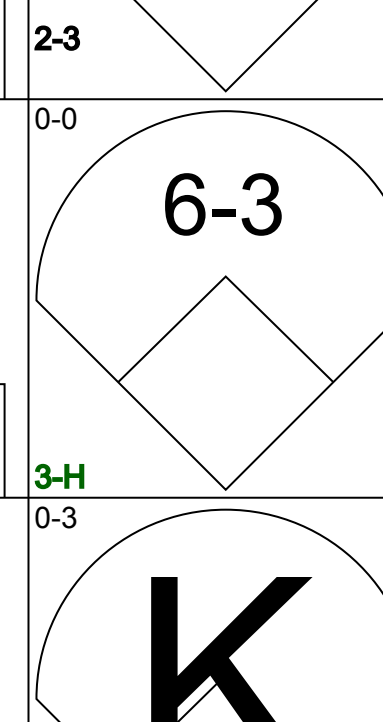
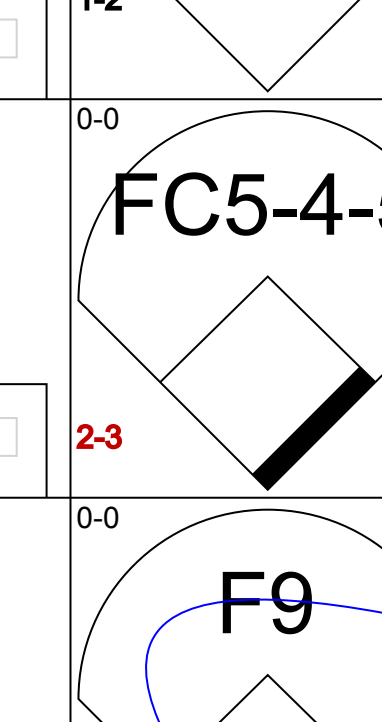
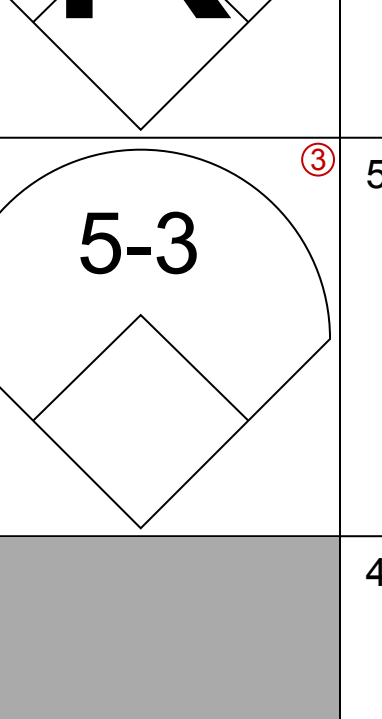
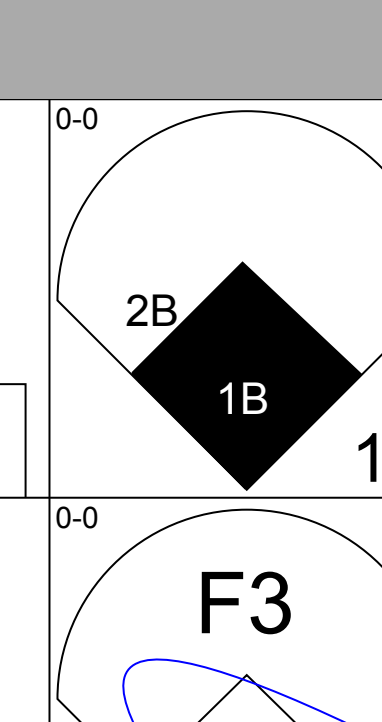
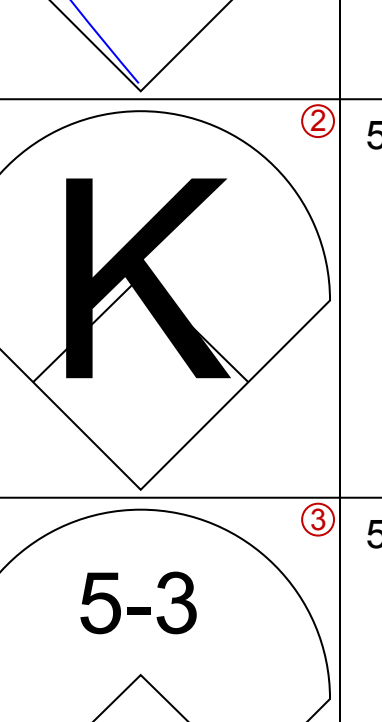
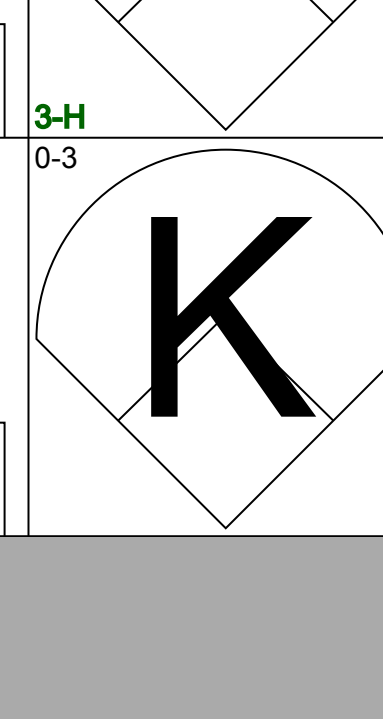

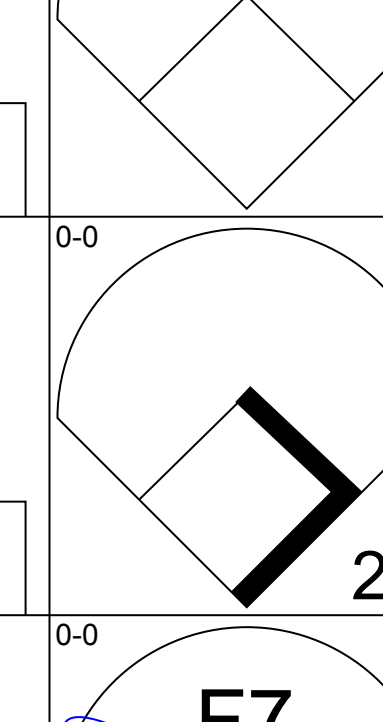
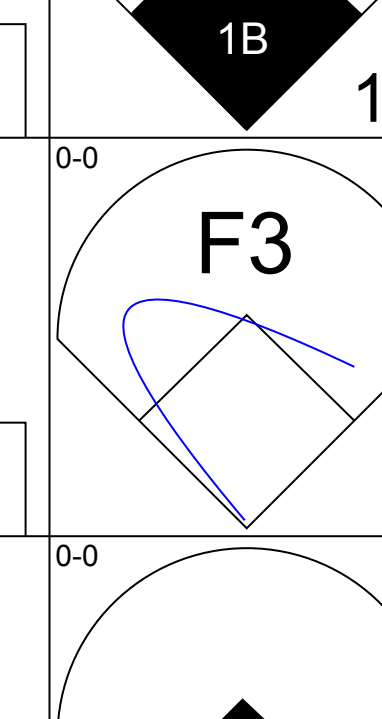
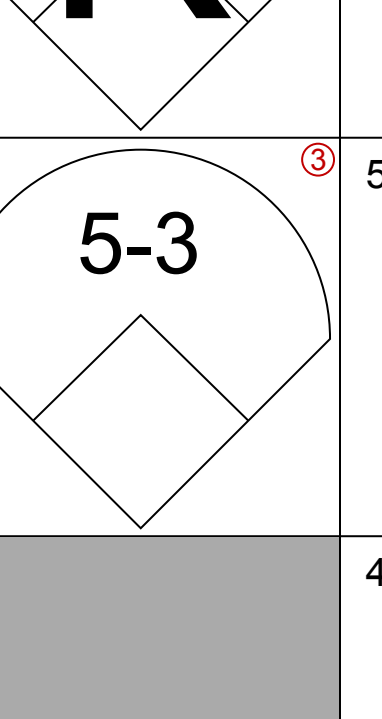
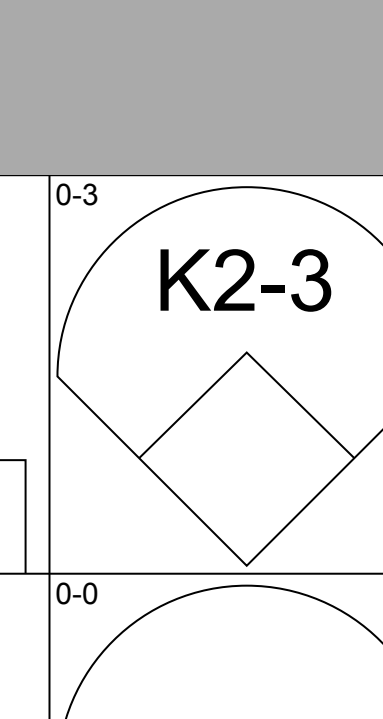
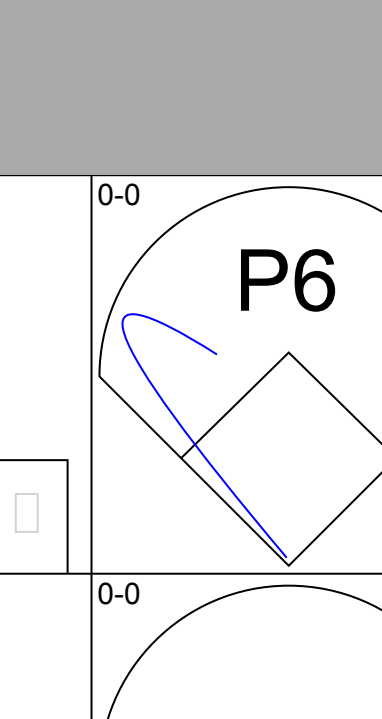
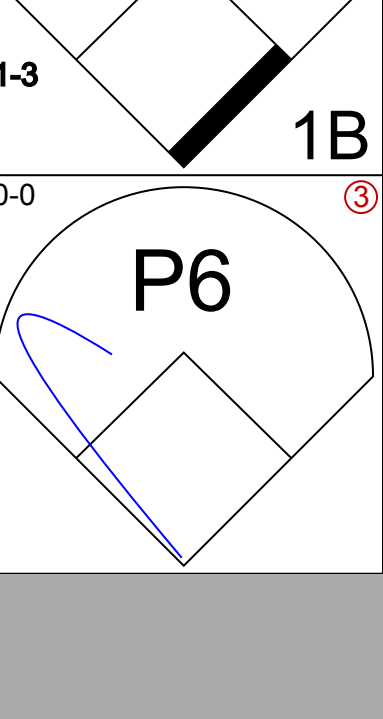
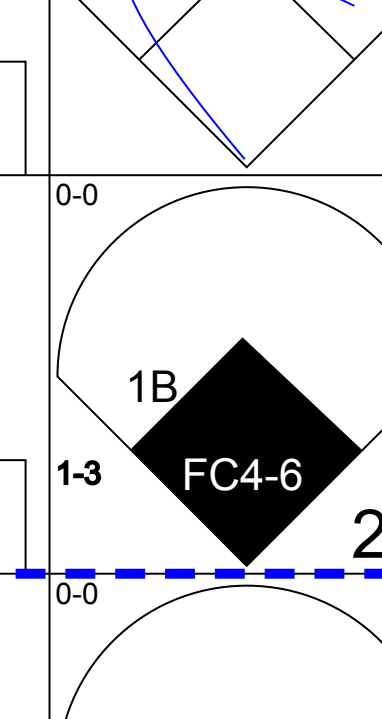

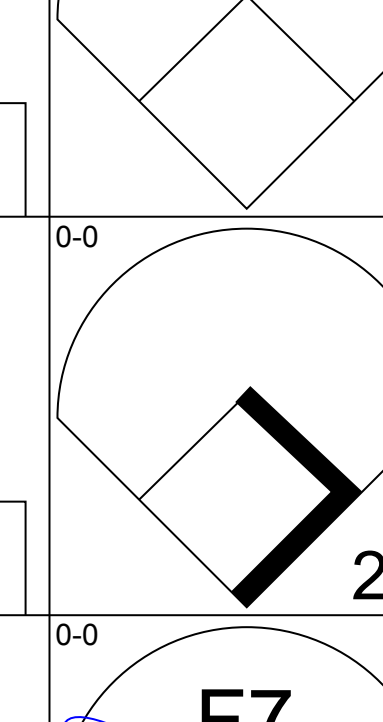
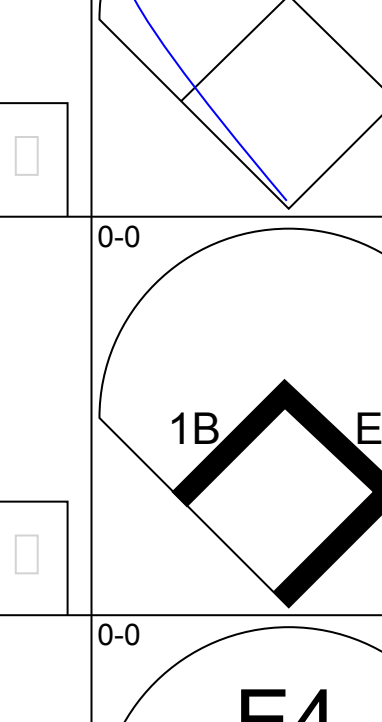

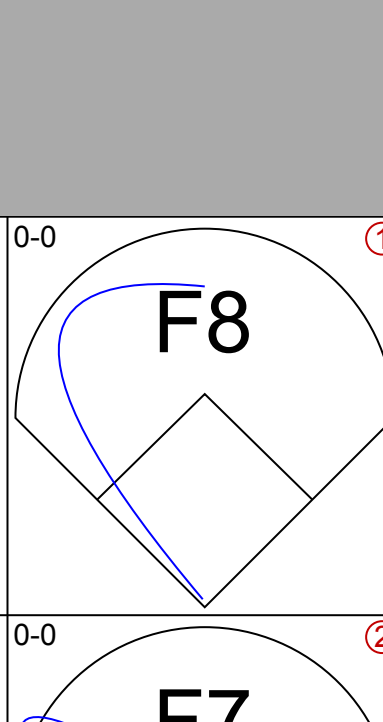
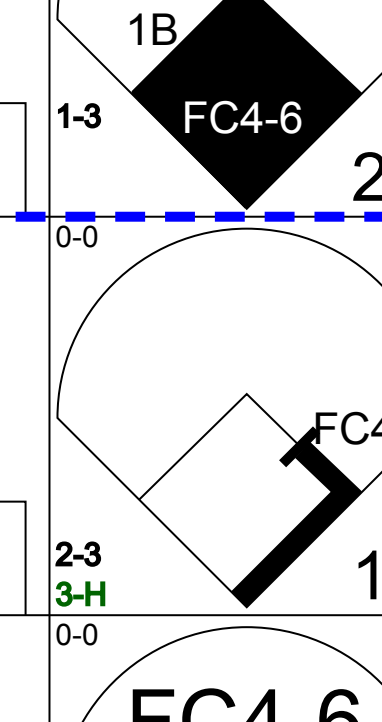

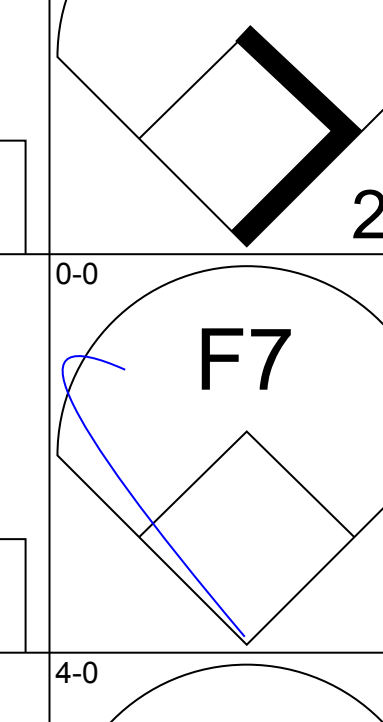
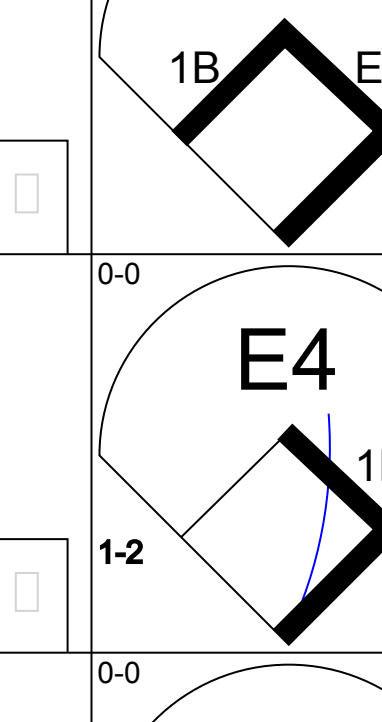

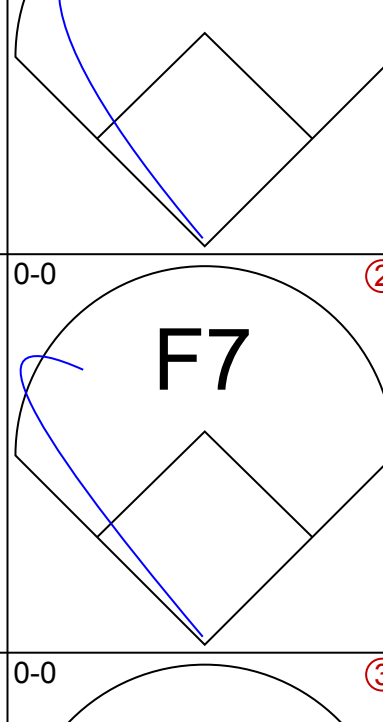
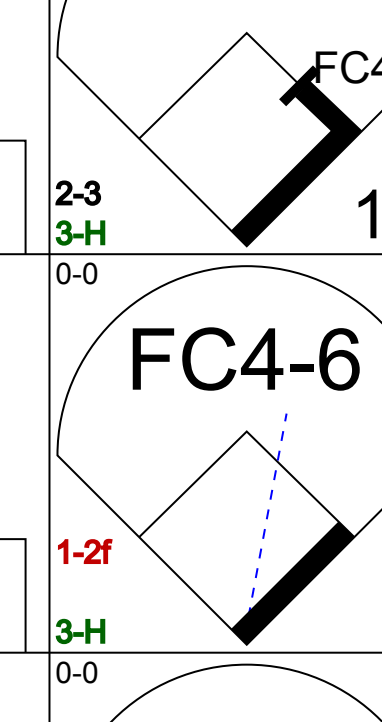

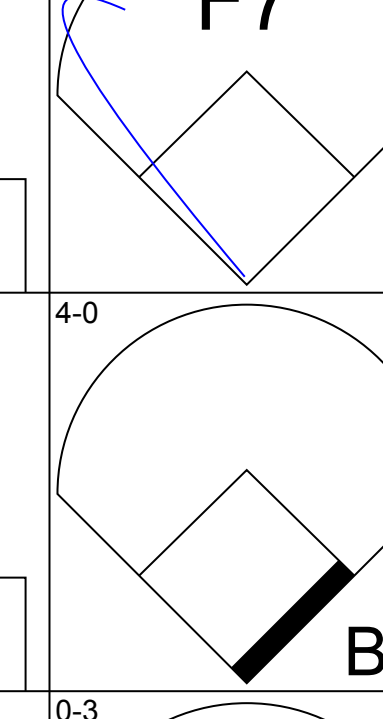
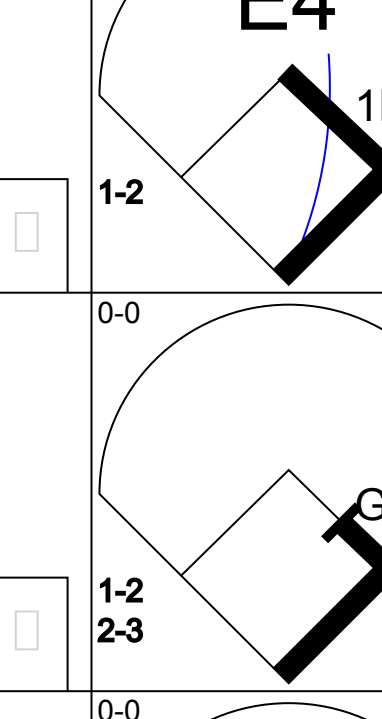

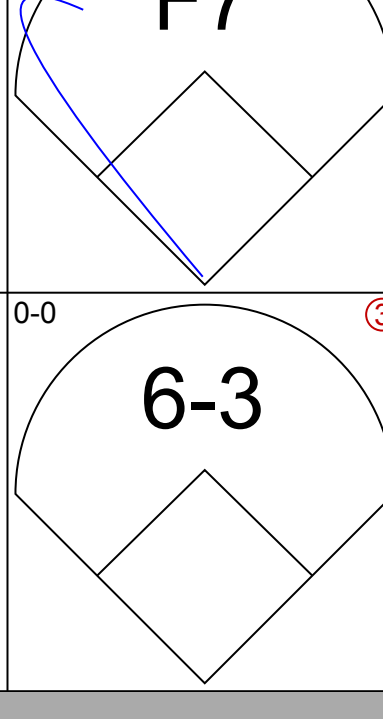
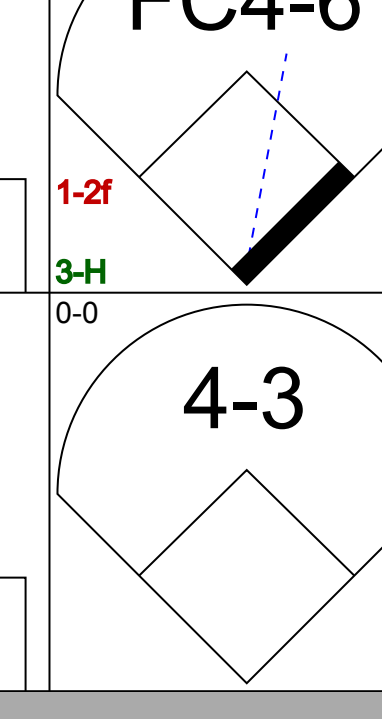



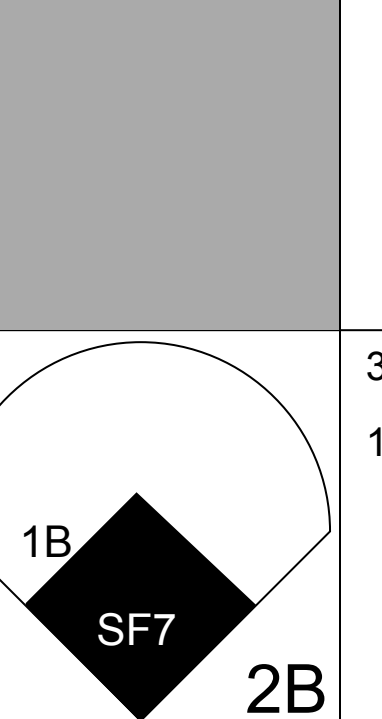
Chicago White Sox @ Boston Red Sox  
Fenway Park, Boston, MA  
Mon Jul 16 1973, 7:05 PM EDT  
Att: 20,772 - Unknown - 72 F

AB 42  
R 9  
H 13  
RBI 9  
BB 6  
SO 10  
LOB 15





Batter	1	2	3	4	5	6	7	8	9	AB	R	H	RBI	BB	SO	LOB	TOP					
Pat Kelly, L OBP: 0.364, SLG: 0.370 (1, 9)										4	1	1	0	1	1	1	<b>Chicago White Sox @ Boston Red Sox</b> Fenway Park, Boston, MA Tue Jul 17 1973, 3:33 AM EDT Att: 25,517 - Unknown - 76 F					
Tony Muser, L OBP: 0.359, SLG: 0.353 (1, 3)										4	0	0	0	1	0	3						
Carlos May, L OBP: 0.368, SLG: 0.371 Bill Sharp, L OBP: 0.301, SLG: 0.329 (1, 7) (7, 7)										4	0	0	0	0	0	3						
Bill Melton, R OBP: 0.379, SLG: 0.487 (1, 5)										4	2	3	1	1	0	0						
Ken Henderson, S OBP: 0.328, SLG: 0.346 (1, 10)										4	1	0	0	1	2	4						
Buddy Bradford, R OBP: 0.359, SLG: 0.486 (1, 8)										5	2	3	0	0	0	4						
Ed Herrmann, L OBP: 0.284, SLG: 0.372 (1, 2)										4	1	3	5	1	0	1						
Jorge Orta, L OBP: 0.269, SLG: 0.281 (1, 4)										5	0	1	1	0	2	3						
Eddie Leon, R OBP: 0.313, SLG: 0.305 (1, 6)										4	0	2	0	0	1	2						
<b>Inning Stats</b>	R: 0 E: 0 K: 1 S: 5	H: 0 LOB: 0 BB: 0 P: 5	R: 2 E: 0 K: 0 S: 4	H: 2 LOB: 1 BB: 2 P: 12	R: 0 E: 0 K: 0 S: 3	H: 0 LOB: 0 BB: 0 P: 3	R: 0 E: 0 K: 1 S: 6	H: 1 LOB: 1 BB: 0 P: 6	R: 0 E: 0 K: 1 S: 7	H: 2 LOB: 2 BB: 0 P: 7	R: 3 E: 0 K: 0 S: 7	H: 4 LOB: 1 BB: 0 P: 7	R: 0 E: 0 K: 1 S: 6	H: 1 LOB: 2 BB: 1 P: 10	R: 0 E: 0 K: 1 S: 4	H: 0 LOB: 0 BB: 1 P: 8	R: 3 E: 1 K: 1 S: 8	H: 3 LOB: 2 BB: 2 P: 16	1B: 12 2B: 0 3B: 0 HR: 1	SF: 0 SAC: 0 DP: 2 HBP: 0	WP: 0 PB: 0 SB: 2 CS: 0	PA: 44
<b>PITCHER</b>	IP	WLS	BF	H	R	ER	SO	BB	IBB	HBP	BLK	WP	HR	S	P	ERA	WHIP					
Marty Pattin, R ERA: 4.66 (1, 1)	5.2	L	27	9	5	5	3	2	0	0	0	0	1	31	39	7.94	1.941					
Mike Garman, R ERA: 7.15 (6, 1)	2.2		13	2	3	3	2	4	0	0	0	0	0	13	29	10.12	2.250					
Bob Veale, L ERA: 2.63 (9, 1)	0.2		4	2	0	0	1	0	0	0	0	0	0	6	6	0.00	3.000					

Batter	1	2	3	4	5	6	7	8	9	AB	R	H	RBI	BB	SO	LOB	BOTTOM				
Tommy Harper, R OBP: 0.341, SLG: 0.383 (1, 7)										5	1	4	0	0	1	0	<b>Chicago White Sox @ Boston Red Sox</b> Fenway Park, Boston, MA Tue Jul 17 1973, 3:33 AM EDT Att: 25,517 - Unknown - 76 F				
Luis Aparicio, R OBP: 0.316, SLG: 0.301 (1, 6)										3	0	0	1	0	0	2					
Reggie Smith, S OBP: 0.396, SLG: 0.467 (1, 8)										5	1	1	1	0	1	3					
Orlando Cepeda, R OBP: 0.333, SLG: 0.451 (1, 10)										5	0	1	0	0	1	3					
Danny Cater, R OBP: 0.327, SLG: 0.365 (1, 3)										4	1	1	0	0	1	2					
Bob Montgomery, R OBP: 0.400, SLG: 0.769 (1, 2)										4	0	3	1	0	0	0					
Dwight Evans, R OBP: 0.303, SLG: 0.358 (1, 9)										4	0	0	1	0	0	3					
Doug Griffin, R OBP: 0.333, SLG: 0.403 (1, 4)										3	0	1	0	1	0	1					
John Kennedy, R OBP: 0.248, SLG: 0.282 Carlton Fisk, R OBP: 0.341, SLG: 0.500 (9, PH)										3	0	0	0	0	1	5					
<b>Inning Stats</b>	R: 1 E: 0 K: 1 S: 6	H: 1 LOB: 0 BB: 0 P: 6	R: 0 E: 0 K: 2 S: 8	H: 1 LOB: 2 BB: 1 P: 12	R: 0 E: 0 K: 0 S: 4	H: 1 LOB: 1 BB: 0 P: 4	R: 0 E: 1 K: 0 S: 5	H: 2 LOB: 2 BB: 0 P: 5	R: 0 E: 0 K: 0 S: 3	H: 0 LOB: 0 BB: 0 P: 3	R: 0 E: 0 K: 1 S: 5	H: 0 LOB: 0 BB: 0 P: 5	R: 2 E: 0 K: 0 S: 6	H: 3 LOB: 1 BB: 0 P: 6	R: 1 E: 0 K: 1 S: 7	H: 2 LOB: 1 BB: 0 P: 7	1B: 8 2B: 4 3B: 0 HR: 0	SF: 1 SAC: 1 DP: 1 HBP: 0	WP: 0 PB: 0 SB: 0 CS: 0	PA: 40	
<b>PITCHER</b>	IP	WLS	BF	H	R	ER	SO	BB	IBB	HBP	BLK	WP	HR	S	P	ERA	WHIP				
Wilbur Wood, L ERA: 2.66 (1, 1)	7.1	W	32	9	3	3	4	1	0	0	0	0	0	39	43	3.68	1.364				
Terry Forster, L ERA: 2.11 (8, 1)	1.2	S	8	3	1	1	1	0	0	0	0	0	0	10	10	5.40	1.800				



Batter	1	2	3	4	5	6	7	8	9	AB	R	H	RBI	BB	SO	LOB	TOP			
Pat Kelly, L OBP: 0.370, SLG: 0.375 (1, 9)										4	1	3	0	1	0	0	<b>Chicago White Sox @ Boston Red Sox</b> Fenway Park, Boston, MA Tue Jul 17 1973, 7:05 PM EDT Att: 23,191 - Unknown			
Tony Muser, L OBP: 0.366, SLG: 0.355 (1, 3)										5	0	2	0	0	0	4				
Carlos May, L OBP: 0.307, SLG: 0.369 (1, 10)										2	0	0	1	1	1	4				
Bill Melton, R OBP: 0.377, SLG: 0.488 (1, 5)										4	1	1	0	0	0	2				
Ken Henderson, S OBP: 0.331, SLG: 0.349 Bill Sharp, L OBP: 0.301, SLG: 0.329 (8, PR) (8, 7)										4	0	2	1	0	2	0				
Buddy Bradford, R OBP: 0.366, SLG: 0.521 (1, 8)										3	2	1	1	1	1	1				
Ed Herrmann, L OBP: 0.283, SLG: 0.371 (1, 2)										4	1	1	0	0	0	1				
Jorge Orta, L OBP: 0.266, SLG: 0.278 Luis Alvarado, R OBP: 0.296, SLG: 0.330 (6, FH) (6, 4)										2	0	0	0	0	0	3				
Eddie Leon, R OBP: 0.312, SLG: 0.304 (1, 6)										4	0	1	2	0	1	0				
<b>Inning Stats</b>	R: 0 E: 0 K: 0 S: 3	H: 0 LOB: 1 BB: 1 P: 7	R: 1 E: 0 K: 1 S: 6	H: 1 LOB: 0 BB: 0 P: 6	R: 0 E: 0 K: 0 S: 4	H: 2 LOB: 1 BB: 0 P: 4	R: 3 E: 0 K: 1 S: 9	H: 4 LOB: 3 BB: 2 P: 17	R: 0 E: 0 K: 1 S: 5	H: 0 LOB: 0 BB: 0 P: 5	R: 1 E: 0 K: 0 S: 4	H: 2 LOB: 0 BB: 0 P: 4	R: 0 E: 0 K: 1 S: 5	H: 1 LOB: 1 BB: 0 P: 5	R: 0 E: 0 K: 0 S: 4	H: 1 LOB: 1 BB: 0 P: 4		1B: 9 2B: 3 3B: 0 HR: 1	SF: 1 SAC: 0 DP: 2 HBP: 0	WP: 0 PB: 0 SB: 0 CS: 1
<b>PITCHER</b>	IP WLS BF H R ER SO BB IBB HBP BLK WP HR S P ERA WHIP																			
Ray Culp, R ERA: 3.92 (1, 1)	3.1 L 18 7 4 4 1 2 0 0 0 0 0 1 18 26 10.80 2.700																			
Craig Skok, L ERA: 6.75 (4, 1)	4.2 16 3 1 1 4 1 0 0 0 0 0 0 23 27 1.93 0.857																			
John Curtis, L ERA: 3.28 (9, 1)	1.0 4 1 0 0 0 0 0 0 0 0 0 0 4 4 0.00 1.000																			

Batter	1	2	3	4	5	6	7	8	9	AB	R	H	RBI	BB	SO	LOB	BOTTOM			
Tommy Harper, R OBP: 0.340, SLG: 0.379 (1, 7)										3	0	0	0	1	1	2	<b>Chicago White Sox @ Boston Red Sox</b> Fenway Park, Boston, MA Tue Jul 17 1973, 7:05 PM EDT Att: 23,191 - Unknown			
Mario Guerrero, R OBP: 0.290, SLG: 0.292 (1, 6)										4	0	2	0	0	0	2				
Reggie Smith, S OBP: 0.394, SLG: 0.463 (1, 8)										4	0	1	0	0	0	4				
Carlton Fisk, R OBP: 0.337, SLG: 0.493 (1, 2)										4	0	0	0	0	0	3				
Rico Petrocelli, R OBP: 0.327, SLG: 0.406 (1, 5)										2	0	0	0	2	0	0				
Ben Oglivie, L OBP: 0.256, SLG: 0.373 (1, 10)										4	0	0	0	0	1	4				
Danny Cater, R OBP: 0.325, SLG: 0.355 (1, 3)										3	0	0	0	1	0	4				
Doug Griffin, R OBP: 0.331, SLG: 0.399 (1, 4)										4	0	1	0	0	0	1				
Rick Miller, L OBP: 0.351, SLG: 0.354 (1, 9)										3	0	0	0	1	0	1				
<b>Inning Stats</b>	R: 0 E: 0 K: 0 S: 3	H: 0 LOB: 1 BB: 1 P: 7	R: 0 E: 0 K: 0 S: 3	H: 0 LOB: 1 BB: 1 P: 7	R: 0 E: 0 K: 0 S: 3	H: 0 LOB: 1 BB: 1 P: 7	R: 0 E: 0 K: 1 S: 5	H: 1 LOB: 0 BB: 0 P: 5	R: 0 E: 0 K: 1 S: 7	H: 2 LOB: 3 BB: 1 P: 11	R: 0 E: 1 K: 0 S: 5	H: 1 LOB: 2 BB: 0 P: 5	R: 0 E: 0 K: 0 S: 3	H: 0 LOB: 0 BB: 0 P: 3	R: 0 E: 0 K: 0 S: 3	H: 0 LOB: 0 BB: 0 P: 3		1B: 4 2B: 0 3B: 0 HR: 0	SF: 0 SAC: 0 DP: 0 HBP: 0	WP: 0 PB: 0 SB: 1 CS: 1
<b>PITCHER</b>	IP WLS BF H R ER SO BB IBB HBP BLK WP HR S P ERA WHIP																			
Stan Bahnsen, R ERA: 3.02 (1, 1)	9.0 W 36 4 0 0 2 5 0 0 0 0 0 0 35 55 0.00 1.000																			



Batter	1	2	3	4	5	6	7	8	9	AB	R	H	RBI	BB	SO	LOB	TOP			
Johnny Jeter, R OBP: 0.250, SLG: 0.357	0-3 K		0-0 3B		0-0 SF8			0-0 F8		3	0	1	1	0	1	0	Chicago White Sox @ Boston Red Sox Fenway Park, Boston, MA Wed Jul 18 1973, 3:33 AM EDT Att: 15,809 - Unknown - 74 F			
Luis Alvarado, R OBP: 0.294, SLG: 0.327	0-0 4-3 1B		0-3 K		0-0 6-3			0-0 6-3		4	0	1	0	0	1					
Carlos May, L OBP: 0.304, SLG: 0.364	0-0 4-3 1-2				0-0 F8			0-0 4-3		4	0	0	0	0	1					
Bill Melton, R OBP: 0.381, SLG: 0.489	0-0 4-3				0-0 FC5-4 1B			0-0 1B BB		3	0	2	0	1	0	1				
Ken Henderson, S OBP: 0.333, SLG: 0.351					0-0 FC5-4 1B			0-0 F9		4	0	2	0	0	2					
Buddy Bradford, R OBP: 0.360, SLG: 0.506					0-0 G5-4-3 1-2			0-0 G5-4-3 1-2		4	0	1	0	0	4					
Eddie Leon, R OBP: 0.308, SLG: 0.300					0-0 6-3			0-0 FC6-4 1-2		4	0	0	0	0	3					
Hank Allen, R OBP: 0.094, SLG: 0.156					0-0 5-3			0-0 5-3		3	1	1	0	0	0					
Chuck Brinkman, R OBP: 0.211, SLG: 0.217					0-0 5-3			0-0 6-3		3	0	0	0	0	1					
<b>Inning Stats</b>	R: 0 E: 0 K: 1 S: 6	H: 1 LOB: 1 BB: 0 P: 6	R: 0 E: 0 K: 0 S: 3	H: 1 LOB: 0 BB: 0 P: 3	R: 0 E: 0 K: 1 S: 6	H: 1 LOB: 1 BB: 0 P: 6	R: 0 E: 0 K: 0 S: 5	H: 2 LOB: 2 BB: 0 P: 5	R: 1 E: 0 K: 0 S: 4	H: 1 LOB: 0 BB: 0 P: 4	R: 0 E: 0 K: 0 S: 3	H: 0 LOB: 0 BB: 0 P: 3	R: 0 E: 0 K: 0 S: 3	H: 1 LOB: 1 BB: 0 P: 4	R: 0 E: 0 K: 0 S: 4	H: 1 LOB: 1 BB: 0 P: 4		1B: 6 2B: 1 3B: 1 HR: 0	SF: 1 SAC: 0 DP: 2 HBP: 0	WP: 0 PB: 0 SB: 1 CS: 0
<b>PITCHER</b> Bill Lee, L ERA: 2.37	(1, 1)	IP: 9.0 WLS: W BF: 34 H: 8 R: 1 ER: 1 SO: 2 BB: 1 IBB: 0 HBP: 0 BLK: 0 WP: 0 HR: 0 S: 37 P: 41 ERA: 1.00 WHIP: 1.000																		

Batter	1	2	3	4	5	6	7	8	9	AB	R	H	RBI	BB	SO	LOB	BOTTOM			
Tommy Harper, R OBP: 0.341, SLG: 0.389	0-0 FC6-4 1B		0-0 E6 3B		0-0 HR			0-3 K		5	2	3	0	1	1		Chicago White Sox @ Boston Red Sox Fenway Park, Boston, MA Wed Jul 18 1973, 3:33 AM EDT Att: 15,809 - Unknown - 74 F			
Luis Aparicio, R OBP: 0.318, SLG: 0.308	0-0 FC6-4 1-2		0-0 1B 3B		0-0 P4			0-0 1B BB		3	1	1	1	0	1					
Reggie Smith, S OBP: 0.392, SLG: 0.472	0-0 F2		0-0 P9		0-0 HR			0-0 L8		4	1	1	1	0	3					
Orlando Cepeda, R OBP: 0.335, SLG: 0.450	0-0 1-2 BB		0-0 CS 1B		0-0 P4			0-0 F2		3	0	1	1	0	1					
Rico Petrocelli, R OBP: 0.329, SLG: 0.407	0-0 P4		0-0 F8		0-0 FC5-4 1B			0-0 1-2 1B		4	0	2	0	0	3					
Carlton Fisk, R OBP: 0.336, SLG: 0.490		0-3 K	0-0 CS		0-0 FC2-5 1B			0-0 FC5-4 1-2		4	0	1	0	0	3					
Danny Cater, R OBP: 0.339, SLG: 0.364		0-0 FC6-4 1B			0-0 SH1-3 1-2 HR BB			0-0 1-3		3	1	2	0	1	0	1				
Rick Miller, L OBP: 0.346, SLG: 0.348		0-3 K			0-0 FC2-5 1-2 HR SH1-3			0-0 F9		4	1	0	0	0	1	4				
Doug Griffin, R OBP: 0.325, SLG: 0.391		0-0 FC6-4 1-2			0-0 SH1-3			0-3 K		3	0	0	0	0	1	2				
<b>Inning Stats</b>	R: 0 E: 0 K: 0 S: 4	H: 1 LOB: 2 BB: 1 P: 8	R: 0 E: 0 K: 2 S: 8	H: 1 LOB: 0 BB: 0 P: 8	R: 2 E: 1 K: 0 S: 5	H: 2 LOB: 0 BB: 0 P: 5	R: 3 E: 0 K: 0 S: 5	H: 2 LOB: 0 BB: 1 P: 9	R: 1 E: 0 K: 0 S: 5	H: 2 LOB: 1 BB: 0 P: 5	R: 0 E: 0 K: 0 S: 3	H: 0 LOB: 0 BB: 0 P: 3	R: 0 E: 0 K: 0 S: 4	H: 1 LOB: 2 BB: 1 P: 8	R: 0 E: 0 K: 2 S: 8	H: 1 LOB: 1 BB: 0 P: 8		1B: 7 2B: 0 3B: 1 HR: 2	SF: 0 SAC: 1 DP: 0 HBP: 0	WP: 1 PB: 0 SB: 1 CS: 1
<b>PITCHER</b> Steve Stone, R ERA: 4.39 Eddie Fisher, R ERA: 4.9	(1, 1) (5, 1)	IP: 4.0 WLS: L BF: 21 H: 7 R: 6 ER: 5 SO: 2 BB: 2 IBB: 0 HBP: 0 BLK: 0 WP: 1 HR: 2 S: 23 P: 31 ERA: 11.25 WHIP: 2.250																		

AB 32  
R 1  
H 8  
RBI 1  
BB 1  
SO 2  
LOB 13



AB 33  
R 6  
H 10  
RBI 6  
BB 3  
SO 4  
LOB 19





Batter	1	2	3	4	5	6	7	8	9	AB	R	H	RBI	BB	SO	LOB	TOP					
Pat Kelly, L OBP: 0.371, SLG: 0.373 (1, 9)										4	0	1	0	1	0	2						
Tony Muser, L OBP: 0.355, SLG: 0.349 (1, 3)										5	0	1	0	0	0	3						
Carlos May, L OBP: 0.305, SLG: 0.365 (1, 7)										5	0	2	0	0	0	3						
Bill Melton, R OBP: 0.387, SLG: 0.502 (1, 5)										4	1	3	1	0	0	2						
Ken Henderson, S OBP: 0.352, SLG: 0.352 (1, 10)										5	1	2	0	0	0	3						
Buddy Bradford, R OBP: 0.344, SLG: 0.481 (1, 8)										4	0	0	0	0	1	4						
Ed Herrmann, L OBP: 0.283, SLG: 0.369 (1, 2)										4	0	1	0	0	0	1						
Jorge Orta, L OBP: 0.270, SLG: 0.282 (1, 4)										4	0	2	0	0	0	2						
Eddie Leon, R OBP: 0.307, SLG: 0.299 (1, 6)										4	0	1	1	0	1	1						
<b>Inning Stats</b>	R: 0 E: 0 K: 0 S: 2	H: 0 LOB: 0 BB: 1 P: 6	R: 0 E: 0 K: 1 S: 7	H: 2 LOB: 2 BB: 0 P: 7	R: 0 E: 0 K: 1 S: 7	H: 2 LOB: 2 BB: 0 P: 7	R: 0 E: 0 K: 0 S: 3	H: 0 LOB: 0 BB: 0 P: 3	R: 0 E: 0 K: 0 S: 5	H: 2 LOB: 2 BB: 0 P: 5	R: 2 E: 0 K: 0 S: 7	H: 4 LOB: 2 BB: 0 P: 7	R: 0 E: 0 K: 0 S: 4	H: 1 LOB: 2 BB: 0 P: 5	R: 0 E: 0 K: 0 S: 3	H: 0 LOB: 0 BB: 0 P: 3	R: 0 E: 0 K: 0 S: 5	H: 2 LOB: 2 BB: 0 P: 5	1B: 12 2B: 0 3B: 0 HR: 1	SF: 0 SAC: 0 DP: 0 HBP: 1	WP: 0 PB: 0 SB: 0 CS: 1	PA: 41
<b>PITCHER</b>	IP WLS BF H R ER SO BB IBB HBP BLK WP HR S P ERA WHIP																					
Doc Medich, R ERA: 3.08 (1, 1)	5.2 W 27 10 2 2 2 1 0 0 0 0 1 30 34 3.18 1.941																					
Lindy McDaniel, R ERA: 2.53 (6, 1)	3.1 S 14 3 0 0 0 0 0 0 1 0 0 0 13 14 0.00 0.900																					

Chicago White Sox @ New York Yankees  
Yankee Stadium, Bronx, NY  
Fri Jul 20 1973, 7:05 PM EDT  
Overcast - 85 F

AB	39
R	2
H	13
RBI	2
BB	1
SO	2
LOB	21



Batter	1	2	3	4	5	6	7	8	9	AB	R	H	RBI	BB	SO	LOB	BOTTOM					
Horace Clarke, S OBP: 0.315, SLG: 0.297 (1, 4)										6	3	2	1	0	1	2						
Matty Alou, L OBP: 0.346, SLG: 0.360 (1, 9)										3	1	3	1	2	0	0						
Roy White, S OBP: 0.348, SLG: 0.367 (1, 7)										5	1	2	3	0	0	4						
Bobby Murcer, L OBP: 0.348, SLG: 0.486 (1, 8)										4	1	2	1	1	0	3						
Thurman Munson, R OBP: 0.360, SLG: 0.497 (1, 2)										5	1	2	1	0	0	2						
Graig Nettles, L OBP: 0.356, SLG: 0.402 (1, 5)										5	1	1	2	0	0	0						
Felipe Alou, R OBP: 0.269, SLG: 0.330 (1, 3)										5	2	3	0	0	2	0						
Celerino Sanchez, R OBP: 0.353, SLG: 0.500 (1, 10)										5	2	4	2	0	0	0						
Hal Lanier, R OBP: 0.200, SLG: 0.224 (1, 6)										5	0	1	1	0	0	4						
<b>Inning Stats</b>	R: 8 E: 0 K: 1 S: 14	H: 8 LOB: 2 BB: 1 P: 18	R: 0 E: 0 K: 0 S: 5	H: 2 LOB: 2 BB: 0 P: 5	R: 0 E: 0 K: 1 S: 5	H: 0 LOB: 0 BB: 0 P: 5	R: 0 E: 0 K: 1 S: 5	H: 0 LOB: 0 BB: 0 P: 5	R: 1 E: 0 K: 0 S: 5	H: 2 LOB: 1 BB: 0 P: 5	R: 0 E: 0 K: 1 S: 5	H: 0 LOB: 0 BB: 0 P: 5	R: 2 E: 0 K: 0 S: 5	H: 3 LOB: 2 BB: 2 P: 13	R: 1 E: 0 K: 0 S: 5	H: 3 LOB: 1 BB: 0 P: 5	R: 0 E: 0 K: 0 S: 5	H: 0 LOB: 0 BB: 0 P: 5	1B: 17 2B: 3 3B: 0 HR: 0	SF: 0 SAC: 0 DP: 0 HBP: 0	WP: 0 PB: 1 SB: 1 CS: 0	PA: 46
<b>PITCHER</b>	IP WLS BF H R ER SO BB IBB HBP BLK WP HR S P ERA WHIP																					
Wilbur Wood, L ERA: 2.85 (1, 1)	0.0 L 6 4 6 0 0 0 0 0 0 0 0 0 27 27 5.40 2.000																					
Eddie Fisher, R ERA: 4.93 (1, 1)	5.0 25 10 3 3 1 0 0 0 0 0 0 27 27 5.40 2.000																					
Rich Gossage, R ERA: 9.08 (6, 1)	2.0 10 3 2 2 1 1 1 0 0 0 0 10 18 9.00 2.000																					
Jim Geddes, R ERA: 1.8 (8, 1)	1.0 5 3 1 1 0 0 0 0 0 0 0 5 5 9.00 3.000																					

Chicago White Sox @ New York Yankees  
Yankee Stadium, Bronx, NY  
Fri Jul 20 1973, 7:05 PM EDT  
Overcast - 85 F

AB	43
R	12
H	20
RBI	12
BB	3
SO	3
LOB	15

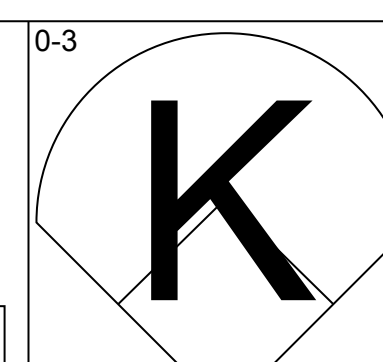
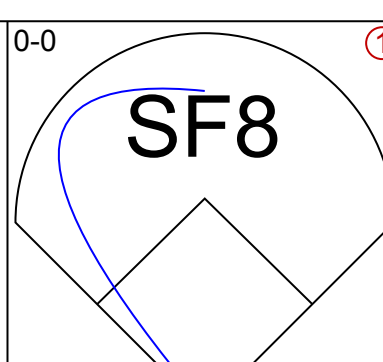
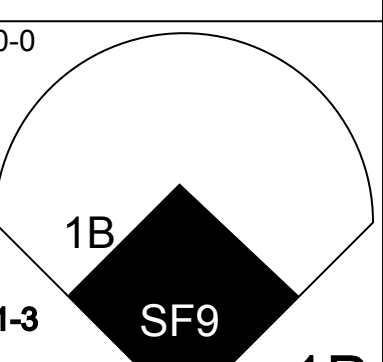
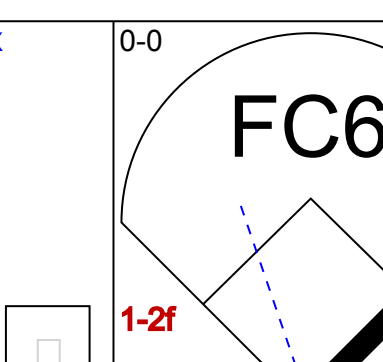
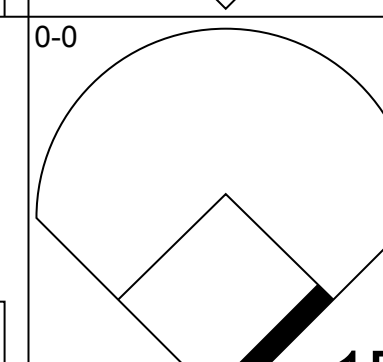
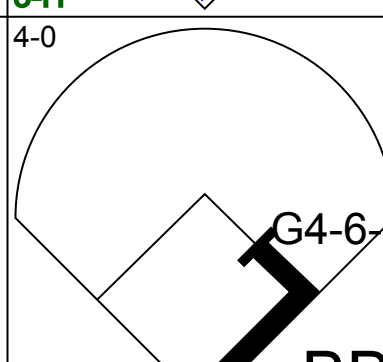
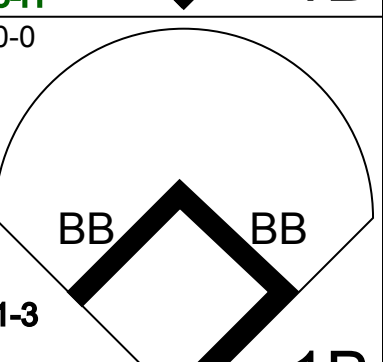

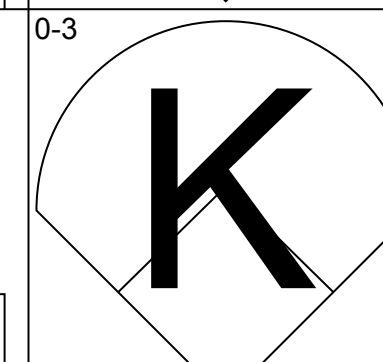
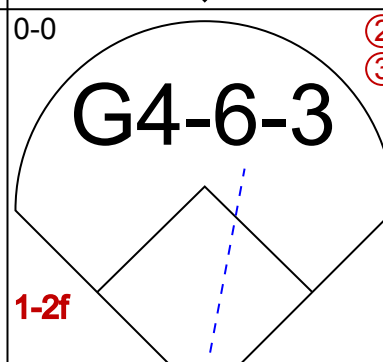
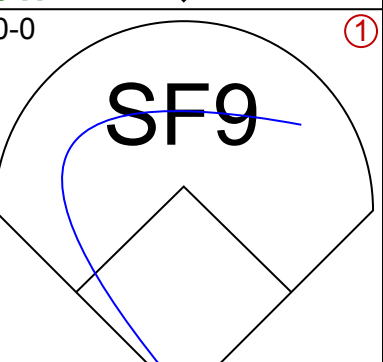
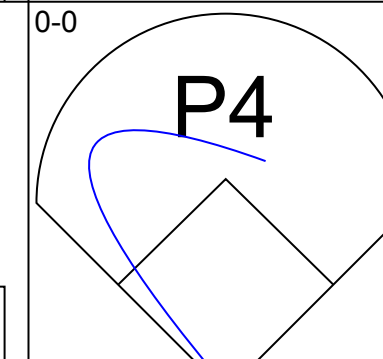
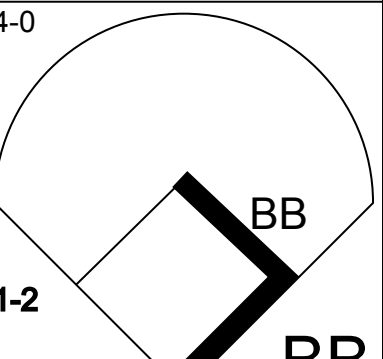
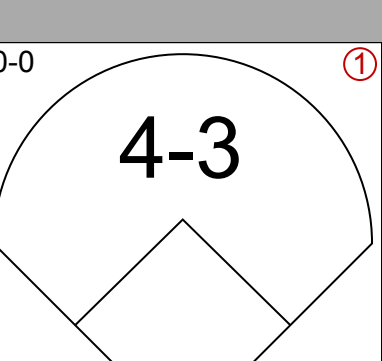
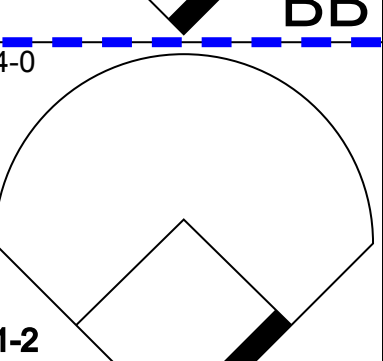
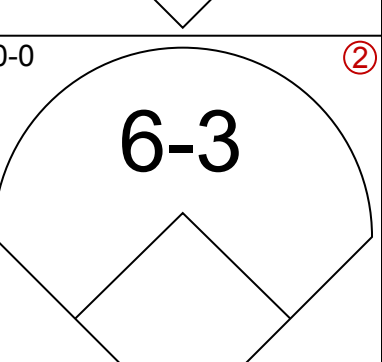
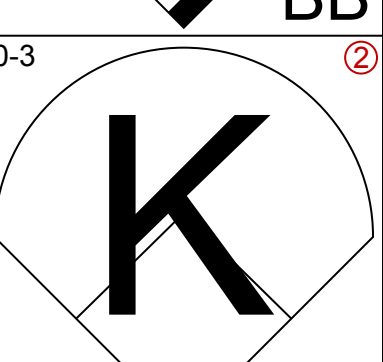
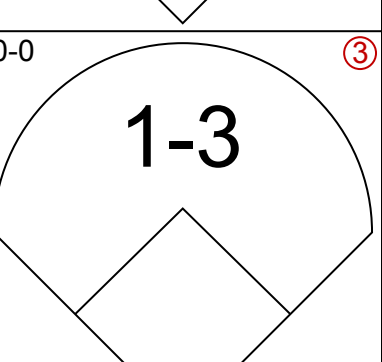
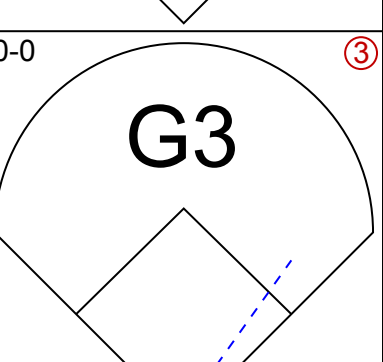
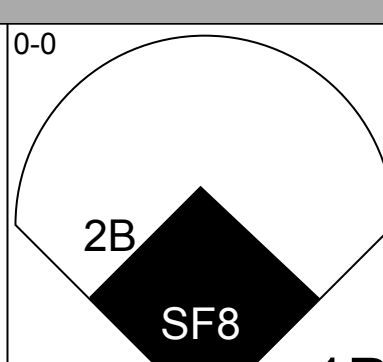
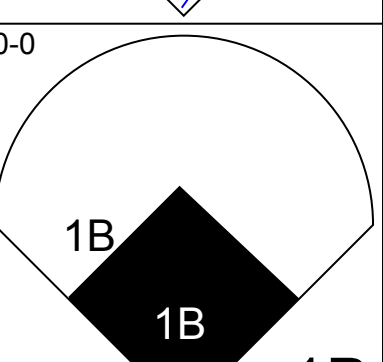
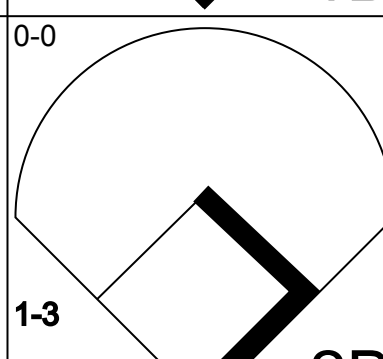
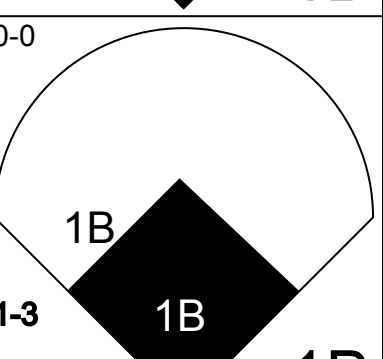


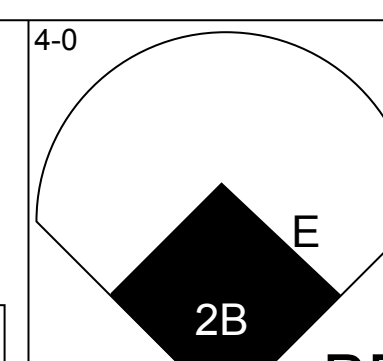
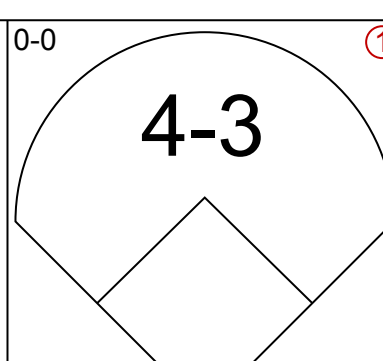
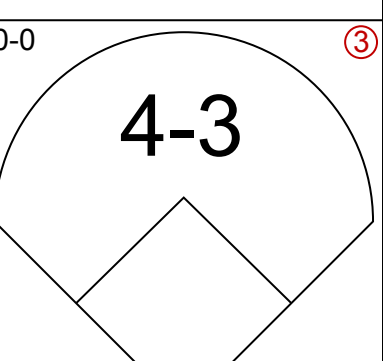
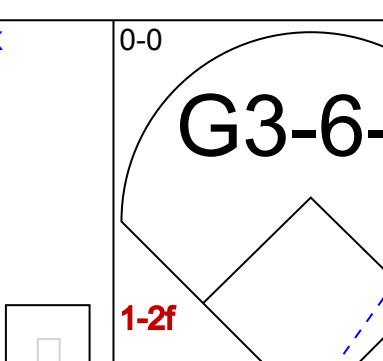
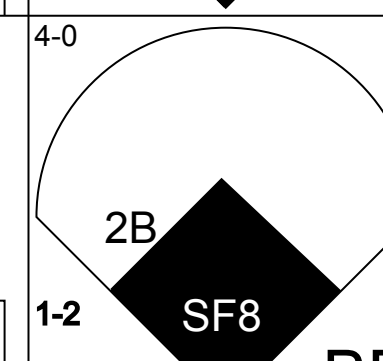
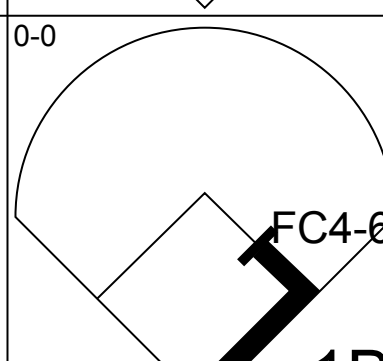

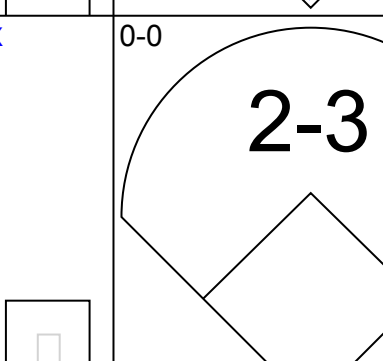
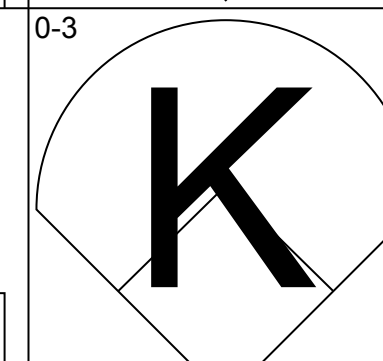
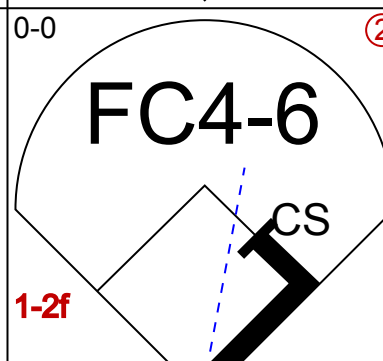

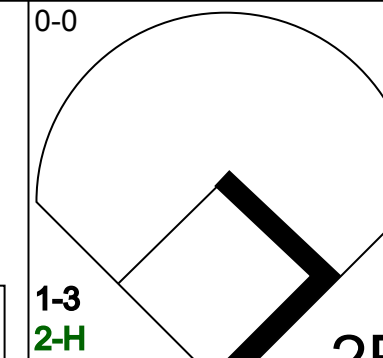
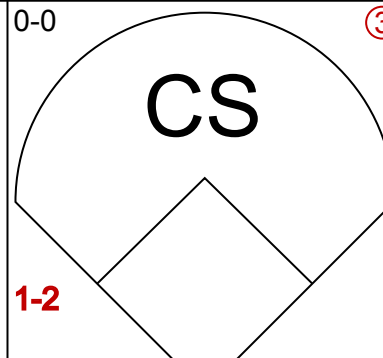

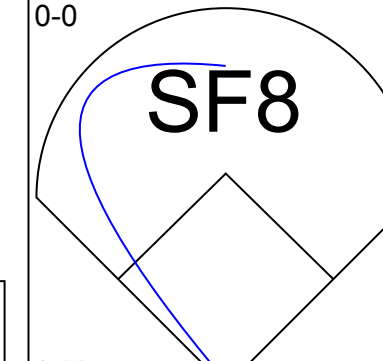



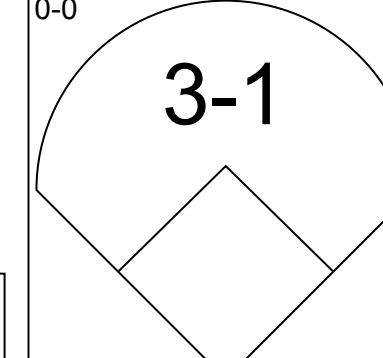

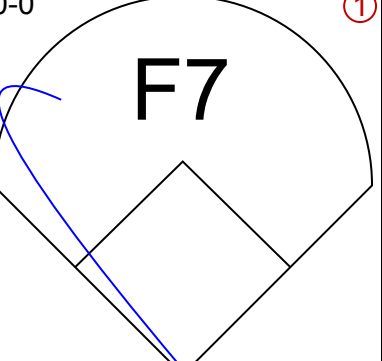

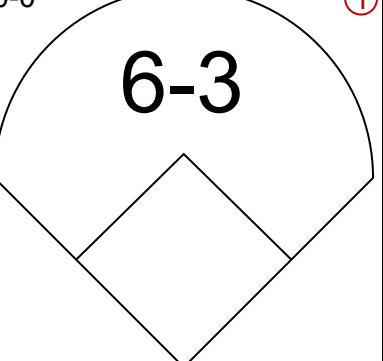
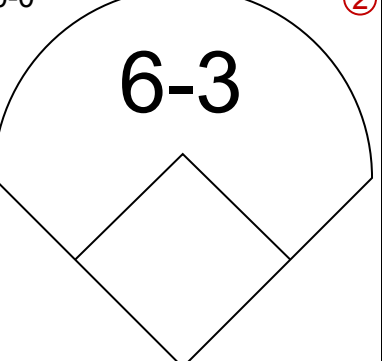
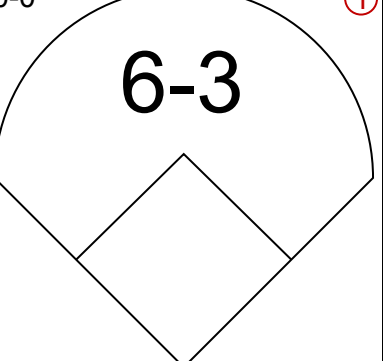
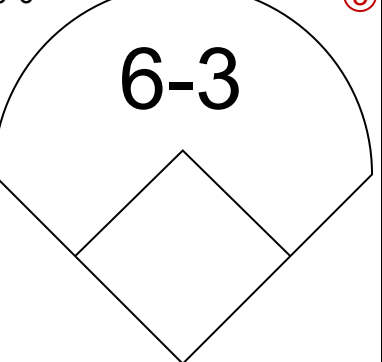
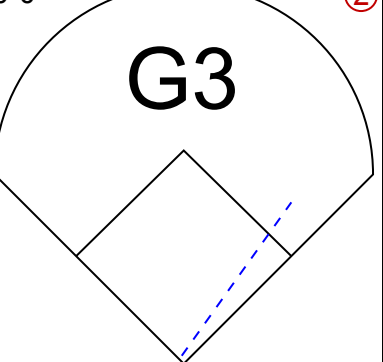


Batter	1	2	3	4	5	6	7	8	9	AB	R	H	RBI	BB	SO	LOB	TOP			
Johnny Jeter, R OBP: 0.246, SLG: 0.350	0-3 K		0-3 K			0-3 K				3	0	0	0	0	3	0	<p>Chicago White Sox @ New York Yankees</p> <p>Yankee Stadium, Bronx, NY</p> <p>Fri Jul 20 1973, 7:05 PM EDT</p> <p>Att: 34,587 - Unknown - 82 F</p> <p>livebaseballscorecards.com</p>			
Luis Alvarado, R OBP: 0.277, SLG: 0.319	0-0 F8		0-0 F8			0-0 4-3				3	0	0	0	0	0	0				
Carlos May, L OBP: 0.306, SLG: 0.363	4-0 BB			0-0 F7		0-0 F2				2	0	0	0	1	0	0				
Bill Melton, R OBP: 0.385, SLG: 0.498	0-3 K			0-0 5-3						2	0	0	0	0	1	1				
Ken Henderson, S OBP: 0.336, SLG: 0.354		0-3 K		0-0 1B						2	0	1	0	0	1	0				
Buddy Bradford, R OBP: 0.337, SLG: 0.470		0-3 K		0-0 L6						2	0	0	0	0	1	1				
Hank Allen, R OBP: 0.118, SLG: 0.176		0-0 1B			0-0 F8					2	0	1	0	0	0	0				
Eddie Leon, R OBP: 0.305, SLG: 0.297		0-0 F9			0-0 5-3					2	0	0	0	0	0	1				
Chuck Brinkman, R OBP: 0.205, SLG: 0.211			0-3 K			0-3 K				2	0	0	0	0	2	0				
<b>Inning Stats</b>	R: 0 E: 0 K: 2 S: 7	H: 0 LOB: 1 BB: 1 P: 11	R: 0 E: 0 K: 2 S: 8	H: 1 LOB: 1 BB: 0 P: 8	R: 0 E: 0 K: 2 S: 7	H: 0 LOB: 0 BB: 0 P: 7	R: 0 E: 0 K: 0 S: 4	H: 1 LOB: 1 BB: 0 P: 4	R: 0 E: 0 K: 1 S: 5	H: 0 LOB: 0 BB: 0 P: 5	R: 0 E: 0 K: 1 S: 5	H: 0 LOB: 0 BB: 0 P: 5					1B: 2 2B: 0 3B: 0 HR: 0	SF: 0 SAC: 0 DP: 0 HBP: 0	WP: 0 PB: 0 SB: 0 CS: 0	PA: 21
<b>PITCHER</b> Sam McDowell, L ERA: 3.01	IP: 6.0 WLS: W BF: 21	H: 2 R: 0 ER: 0 SO: 8	BB: 1 IBB: 0 HBP: 0 BLK: 0	WP: 0 HR: 0 S: 36 P: 40	ERA: 0.00 WHIP: 0.500	<b>PITCHER</b>				IP: 6.0 WLS: W BF: 21	H: 2 R: 0 ER: 0 SO: 8	BB: 1 IBB: 0 HBP: 0 BLK: 0	WP: 0 HR: 0 S: 36 P: 40	ERA: 0.00 WHIP: 0.500						

Batter	1	2	3	4	5	6	7	8	9	AB	R	H	RBI	BB	SO	LOB	BOTTOM			
Horace Clarke, S OBP: 0.318, SLG: 0.298	0-3 K			0-0 FC5-4 1B	1-0 1B HR					2	1	1	0	0	1	0	<p>Chicago White Sox @ New York Yankees</p> <p>Yankee Stadium, Bronx, NY</p> <p>Fri Jul 20 1973, 7:05 PM EDT</p> <p>Att: 34,587 - Unknown - 82 F</p> <p>livebaseballscorecards.com</p>			
Matty Alou, L OBP: 0.346, SLG: 0.360	0-0 G3			0-0 FC5-4 E	0-0 HR 1B					3	1	1	1	0	0	1				
Roy White, S OBP: 0.348, SLG: 0.375	0-0 P4			0-0 E5	0-0 HR 1B					3	2	1	4	0	0	1				
Bobby Murcer, L OBP: 0.348, SLG: 0.483		0-0 F8		0-0 FC1-5-2-5 E	4-0 1B BB					2	1	0	0	1	0	2				
Celerino Sanchez, R OBP: 0.351, SLG: 0.486		0-0 G3		0-0 E9	0-0 1B					3	0	1	0	0	0	0				
Graig Nettles, L OBP: 0.353, SLG: 0.398		0-0 F9		0-0 4-3	0-3 K					3	0	0	0	0	1	3				
Felipe Alou, R OBP: 0.270, SLG: 0.330			0-0 F7		0-0 K					3	0	1	0	0	1	2				
Jerry Moses, R OBP: 0.279, SLG: 0.282			0-0 F9		0-0 FC1-4 2B 1B				0-0 6-3	3	1	0	0	0	0	1				
Gene Michael, S OBP: 0.276, SLG: 0.301		0-0 F9			0-0 1B HR 2B					2	1	1	0	0	0	0				
<b>Inning Stats</b>	R: 0 E: 0 K: 1 S: 5	H: 0 LOB: 0 BB: 0 P: 5	R: 0 E: 0 K: 0 S: 3	H: 0 LOB: 0 BB: 0 P: 3	R: 0 E: 0 K: 0 S: 3	H: 0 LOB: 0 BB: 0 P: 3	R: 2 E: 2 K: 0 S: 6	H: 1 LOB: 1 BB: 1 P: 6	R: 5 E: 0 K: 2 S: 12	H: 5 LOB: 2 BB: 1 P: 17	R: 0 E: 0 K: 0 S: 1	H: 0 LOB: 0 BB: 0 P: 1					1B: 4 2B: 1 3B: 0 HR: 1	SF: 0 SAC: 0 DP: 0 HBP: 1	WP: 0 PB: 0 SB: 0 CS: 0	PA: 26
<b>PITCHER</b> Wilbur Wood, L ERA: 2.98 Ken Frailing, L ERA:	IP: 4.1 WLS: L BF: 21	H: 5 R: 7 ER: 5 SO: 1	BB: 0 IBB: 0 HBP: 1 BLK: 0	WP: 0 HR: 1 S: 22 P: 23	ERA: 10.38 WHIP: 1.154	<b>PITCHER</b>				IP: 1.0 WLS: L BF: 5	H: 1 R: 0 ER: 0 SO: 2	BB: 1 IBB: 0 HBP: 0 BLK: 0	WP: 0 HR: 0 S: 8 P: 12	ERA: 0.00 WHIP: 2.000						



Batter	1	2	3	4	5	6	7	8	9	AB	R	H	RBI	BB	SO	LOB	TOP					
Pat Kelly, L OBP: 0.368, SLG: 0.372 (1, 9)										4	1	1	2	0	1	1	<p>Chicago White Sox @ New York Yankees Yankee Stadium, Bronx, NY Sun Jul 22 1973, 3:33 AM EDT Unknown - 79 F</p> <p>livebaseballscorecards.com</p>					
Tony Muser, L OBP: 0.363, SLG: 0.353 (1, 3)										4	0	2	1	1	0	1						
Carlos May, L OBP: 0.301, SLG: 0.358 (1, 7)										4	0	0	1	0	1	3						
Bill Melton, R OBP: 0.388, SLG: 0.495 (1, 5)										2	0	0	0	3	0	1						
Ken Henderson, S OBP: 0.335, SLG: 0.349 (1, 10)										3	0	0	0	1	0	2						
Buddy Bradford, R OBP: 0.323, SLG: 0.448 (1, 8)										4	0	0	0	0	2	5						
Ed Herrmann, L OBP: 0.279, SLG: 0.363 (1, 2)										4	0	0	0	0	0	4						
Jorge Orta, L OBP: 0.276, SLG: 0.290 (1, 4)										4	2	3	0	0	0	0						
Eddie Leon, R OBP: 0.308, SLG: 0.303 (1, 6)										4	1	2	0	0	0	1						
<b>Inning Stats</b>	R: 0 E: 0 K: 2 S: 8	H: 1 LOB: 1 BB: 0 P: 8	R: 0 E: 0 K: 0 S: 3	H: 0 LOB: 0 BB: 0 P: 3	R: 1 E: 0 K: 0 S: 4	H: 2 LOB: 1 BB: 1 P: 8	R: 0 E: 0 K: 0 S: 3	H: 0 LOB: 1 BB: 1 P: 7	R: 3 E: 0 K: 1 S: 9	H: 4 LOB: 3 BB: 2 P: 17	R: 0 E: 1 K: 0 S: 4	H: 0 LOB: 1 BB: 0 P: 4	R: 0 E: 0 K: 1 S: 5	H: 0 LOB: 1 BB: 1 P: 9	R: 0 E: 0 K: 0 S: 4	H: 1 LOB: 1 BB: 0 P: 4	R: 0 E: 0 K: 0 S: 3	H: 0 LOB: 0 BB: 0 P: 3	1B: 7 2B: 1 3B: 0 HR: 0	SF: 2 SAC: 0 DP: 1 HBP: 0	WP: 0 PB: 0 SB: 1 CS: 0	PA: 40
<b>PITCHER</b>	IP WLS BF H R ER SO BB IBB HBP BLK WP HR S P ERA WHIP	IP WLS BF H R ER SO BB IBB HBP BLK WP HR S P ERA WHIP																				
Mel Stottlemyre, R ERA: 3.02 (1, 1)	4.1 L 22 7 4 4 2 3 0 0 0 0 0 23 35 8.31 2.308																					
Fred Beene, R ERA: 1.47 (5, 1)	4.2 18 1 0 0 2 2 0 0 0 0 0 0 20 28 0.00 0.643																					

Batter	1	2	3	4	5	6	7	8	9	AB	R	H	RBI	BB	SO	LOB	BOTTOM					
Horace Clarke, S OBP: 0.317, SLG: 0.296 (1, 4)										3	1	0	0	1	0	1	<p>Chicago White Sox @ New York Yankees Yankee Stadium, Bronx, NY Sun Jul 22 1973, 3:33 AM EDT Unknown - 79 F</p> <p>livebaseballscorecards.com</p>					
Matty Alou, L OBP: 0.348, SLG: 0.359 (1, 3)										3	1	1	0	1	0	0						
Roy White, S OBP: 0.347, SLG: 0.372 (1, 7)										3	0	0	0	1	2	3						
Bobby Murcer, L OBP: 0.347, SLG: 0.483 (1, 8)										4	0	1	1	0	0	1						
Ron Blomberg, L OBP: 0.419, SLG: 0.516 (1, 10)										2	0	0	1	0	0	0						
Jim Ray Hart, R OBP: 0.312, SLG: 0.383 (9, PH)										1	0	1	0	0	0	0						
Ron Swoboda, R OBP: 0.161, SLG: 0.071 (9, PR)										0	0	0	0	0	0	0						
Graig Nettles, L OBP: 0.355, SLG: 0.396 (1, 5)										2	0	0	0	2	1	3						
Johnny Callison, L OBP: 0.297, SLG: 0.243 (1, 9)										3	0	0	0	0	0	2						
Celerino Sanchez, R OBP: 0.342, SLG: 0.472 (9, PH)										1	0	0	0	0	1	2						
Thurman Munson, R OBP: 0.359, SLG: 0.495 (1, 2)										3	0	1	0	0	0	0						
Gene Michael, S OBP: 0.277, SLG: 0.299 (1, 6)										2	0	0	0	1	0	0						
<b>Inning Stats</b>	R: 2 E: 1 K: 1 S: 6	H: 1 LOB: 2 BB: 2 P: 14	R: 0 E: 0 K: 0 S: 3	H: 0 LOB: 0 BB: 0 P: 3	R: 0 E: 0 K: 0 S: 3	H: 1 LOB: 0 BB: 0 P: 3	R: 0 E: 0 K: 0 S: 3	H: 0 LOB: 1 BB: 1 P: 7	R: 0 E: 0 K: 0 S: 3	H: 0 LOB: 0 BB: 0 P: 3	R: 0 E: 0 K: 1 S: 5	H: 0 LOB: 0 BB: 0 P: 5	R: 0 E: 0 K: 0 S: 3	H: 1 LOB: 2 BB: 1 P: 7	R: 0 E: 0 K: 0 S: 2	H: 0 LOB: 1 BB: 1 P: 6	R: 0 E: 0 K: 2 S: 8	H: 1 LOB: 2 BB: 1 P: 12	1B: 3 2B: 1 3B: 0 HR: 0	SF: 1 SAC: 0 DP: 1 HBP: 0	WP: 0 PB: 0 SB: 0 CS: 1	PA: 35
<b>PITCHER</b>	IP WLS BF H R ER SO BB IBB HBP BLK WP HR S P ERA WHIP	IP WLS BF H R ER SO BB IBB HBP BLK WP HR S P ERA WHIP																				
Stan Bahnsen, R ERA: 2.99 (1, 1)	8.0 W 30 3 2 2 2 6 0 0 0 0 0 28 52 2.25 1.125																					
Terry Forster, L ERA: 2.09 (9, 1)	1.0 S 4 1 0 0 2 0 0 0 0 0 0 8 8 0.00 1.000																					



Batter	1	2	3	4	5	6	7	8	9	AB	R	H	RBI	BB	SO	LOB	TOP			
Pat Kelly, L OBP: 0.367, SLG: 0.368 (1, 9)	F8		1-4-3					4-3		3	0	0	0	0	0	0				
Luis Avarado, R OBP: 0.276, SLG: 0.325 (1, 4)	G3							L6		4	0	1	0	0	0	3				
Carlos May, L OBP: 0.298, SLG: 0.354 (1, 10)	4-3									4	0	0	0	0	1	1				
Bill Melton, R OBP: 0.384, SLG: 0.490 (1, 5)		4-3								4	0	0	0	0	0	1				
Ken Henderson, S OBP: 0.330, SLG: 0.343 (1, 7)		1-3								4	0	0	0	0	0	1				
Buddy Bradford, R OBP: 0.323, SLG: 0.444 (1, 8)										3	0	1	0	0	0	0				
Eddie Leon, R OBP: 0.305, SLG: 0.300 (1, 6)										3	0	0	0	0	0	1				
Tony Muser, L OBP: 0.362, SLG: 0.353 (1, 3)										3	0	1	0	0	0	0				
Chuck Brinkman, R OBP: 0.210, SLG: 0.216 (1, 2)										3	0	1	0	0	0	0				
<b>Inning Stats</b>	R: 0 E: 0 K: 0 S: 3	H: 0 LOB: 0 BB: 0 P: 3	R: 0 E: 0 K: 0 S: 4	H: 1 LOB: 1 BB: 0 P: 4	R: 0 E: 0 K: 0 S: 3	H: 0 LOB: 0 BB: 0 P: 3	R: 0 E: 0 K: 0 S: 4	H: 1 LOB: 1 BB: 0 P: 4	R: 0 E: 0 K: 0 S: 5	H: 2 LOB: 3 BB: 0 P: 6	R: 0 E: 0 K: 0 S: 3	H: 0 LOB: 0 BB: 0 P: 3	R: 0 E: 0 K: 0 S: 3	H: 0 LOB: 0 BB: 0 P: 3	R: 0 E: 0 K: 1 S: 5	H: 0 LOB: 0 BB: 0 P: 5	1B: 3 2B: 1 3B: 0 HR: 0	SF: 0 SAC: 0 DP: 0 HBP: 1	WP: 0 PB: 0 SB: 1 CS: 0	PA: 32
<b>PITCHER</b>	IP	WLS	BF	H	R	ER	SO	BB	IBB	HBP	BLK	WP	HR	S	P	ERA	WHIP			
Fritz Peterson, L ERA: 3.61 Sparky Lyle, L ERA: 1.91	(1, 1)	8.0	W	29	4	0	0	0	0	0	1	0	0	0	0	0.00	0.500			
(9, 1)	1.0	S	3	0	0	0	1	0	0	0	0	0	0	5	5	0.00	0.000			

Chicago White Sox @ New York Yankees  
Yankee Stadium, Bronx, NY  
Sun Jul 22 1973, 3:38 AM EDT  
Att: 53,664 - Unknown - 84 F

AB 31  
R 0  
H 4  
RBI 0  
BB 0  
SO 1  
LOB 7



Batter	1	2	3	4	5	6	7	8	9	AB	R	H	RBI	BB	SO	LOB	BOTTOM			
Bernie Allen, L OBP: 0.278, SLG: 0.245 Horace Clarke, S OBP: 0.317, SLG: 0.296 (7, PR) (8, 4)	4-3									3	0	1	0	1	0	2				
Matty Alou, L OBP: 0.344, SLG: 0.355 (1, 3)	1-3									4	0	0	0	0	0	3				
Roy White, S OBP: 0.348, SLG: 0.371 (1, 7)										3	1	1	0	1	1	1				
Bobby Murcer, L OBP: 0.348, SLG: 0.482 (1, 8)										3	1	1	0	1	0	2				
Ron Blomberg, L OBP: 0.418, SLG: 0.518 Jim Ray Hart, R OBP: 0.311, SLG: 0.381 (8, PH)										3	0	1	2	0	0	1				
Jim Ray Hart, R OBP: 0.311, SLG: 0.381 (8, PH)										1	0	0	0	0	0	1				
Graig Nettles, L OBP: 0.354, SLG: 0.397 (1, 5)										4	0	1	0	0	1	1				
Johnny Callison, L OBP: 0.202, SLG: 0.237 (1, 9)										3	0	0	0	0	1	1				
Jerry Moses, R OBP: 0.283, SLG: 0.286 (1, 2)										3	0	1	0	0	1	1				
Hal Lanier, R OBP: 0.226, SLG: 0.250 (1, 6)										3	0	2	0	0	0	1				
<b>Inning Stats</b>	R: 2 E: 0 K: 0 S: 4	H: 2 LOB: 0 BB: 1 P: 8	R: 0 E: 0 K: 1 S: 7	H: 2 LOB: 2 BB: 0 P: 7	R: 0 E: 0 K: 1 S: 6	H: 1 LOB: 1 BB: 0 P: 6	R: 0 E: 0 K: 1 S: 5	H: 0 LOB: 1 BB: 0 P: 5	R: 0 E: 0 K: 1 S: 4	H: 2 LOB: 2 BB: 0 P: 4	R: 0 E: 0 K: 0 S: 4	H: 1 LOB: 1 BB: 0 P: 4	R: 0 E: 0 K: 0 S: 4	H: 1 LOB: 1 BB: 0 P: 4	1B: 6 2B: 2 3B: 0 HR: 0	SF: 0 SAC: 0 DP: 1 HBP: 0	WP: 1 PB: 0 SB: 0 CS: 0	PA: 34		
<b>PITCHER</b>	IP	WLS	BF	H	R	ER	SO	BB	IBB	HBP	BLK	WP	HR	S	P	ERA	WHIP			
Steve Stone, R ERA: 4.28 Terry Forster, L ERA: 2.06	(1, 1)	7.0	L	30	8	2	2	4	3	0	0	0	0	35	47	2.57	1.571			
(8, 1)	1.0		3	0	0	0	0	0	0	0	0	0	0	3	3	0.00	0.000			

Chicago White Sox @ New York Yankees  
Yankee Stadium, Bronx, NY  
Sun Jul 22 1973, 3:38 AM EDT  
Att: 53,664 - Unknown - 84 F

AB 30  
R 2  
H 8  
RBI 2  
BB 3  
SO 4  
LOB 14





Batter	1	2	3	4	5	6	7	8	9	AB	R	H	RBI	BB	SO	LOB	TOP								
Pat Kelly, L (1, 9) OBP: 0.368, SLG: 0.367	6-3		G1-6-3				F7	PO		4	1	1	0	1	0	3	Chicago White Sox @ Kansas City Royals Royals Stadium, Kansas City, MO Thu Jul 26 1973, 4:33 AM EDT Unknown - 85 F								
Ken Henderson, S (1, 10) OBP: 0.335, SLG: 0.364				F9	SF8				K	3	1	2	4	1	1										
Tony Muser, L (1, 3) OBP: 0.352, SLG: 0.342	G3			K	1-3		P5		E5	5	0	0	0	0	1	5									
Bill Melton, R (1, 5) OBP: 0.384, SLG: 0.485	4-3			F9		L5		1B		3	1	0	0	2	0	2									
Carlos May, L (1, 7) OBP: 0.299, SLG: 0.353		4-3					F8		F5	4	0	1	0	1	0	2									
Jorge Orta, L (1, 4) OBP: 0.276, SLG: 0.288				4-3			F7	FC4-6	F9	5	1	1	1	0	0	5									
Ed Herrmann, L (1, 2) Joe Keough, L (7, PR) Chuck Brinkman, R (7, 2) OBP: 0.207, SLG: 0.213		F8			FC3-6		FC5-6	F7		3	1	2	0	0	0	1									
Buddy Bradford, R (1, 8) OBP: 0.340, SLG: 0.446			F9							2	1	1	0	2	0	0									
Eddie Leon, R (1, 6) OBP: 0.307, SLG: 0.301					FC3-6		FC5-6			3	1	1	0	1	0	4									
<b>Inning Stats</b>	R: 0 E: 0 K: 0 S: 3	H: 0 LOB: 1 BB: 1 P: 7	R: 0 E: 0 K: 0 S: 3	H: 1 LOB: 0 BB: 0 P: 3	R: 0 E: 0 K: 0 S: 3	H: 1 LOB: 0 BB: 0 P: 3	R: 0 E: 0 K: 1 S: 6	H: 1 LOB: 2 BB: 1 P: 10	R: 1 E: 0 K: 0 S: 4	H: 1 LOB: 2 BB: 2 P: 12	R: 0 E: 0 K: 0 S: 3	H: 0 LOB: 0 BB: 0 P: 3	R: 3 E: 1 K: 0 S: 5	H: 2 LOB: 1 BB: 1 P: 9	R: 2 E: 0 K: 0 S: 4	H: 2 LOB: 1 BB: 2 P: 12		R: 1 E: 1 K: 1 S: 7	H: 1 LOB: 2 BB: 1 P: 11	1B: 6 2B: 2 3B: 0 HR: 1	SF: 1 SAC: 0 DP: 1 HBP: 0	WP: 0 PB: 0 SB: 1 CS: 2	PA: 43		
<b>PITCHER</b>	IP	WLS	BF	H	R	ER	SO	BB	IBB	HBP	BLK	WP	HR	S	P	ERA	WHIP								
Dick Drago, R (1, 1) ERA: 3.75	7.0	L	32	7	6	5	1	6	0	0	0	0	1	28	52	6.43	1.857								
Steve Mingori, L (8, 1) ERA: 6.23	2.0		10	2	1	0	1	1	1	0	0	0	0	10	18	0.00	1.500								

Batter	1	2	3	4	5	6	7	8	9	AB	R	H	RBI	BB	SO	LOB	BOTTOM								
Freddie Patek, R (1, 6) Gail Hopkins, L (9, PH) OBP: 0.329, SLG: 0.340 OBP: 0.394, SLG: 0.387	3-1		G6-4-3		SH5-4		F8		F7	3	1	2	0	0	0	0	Chicago White Sox @ Kansas City Royals Royals Stadium, Kansas City, MO Thu Jul 26 1973, 4:33 AM EDT Unknown - 85 F								
Cookie Rojas, R (1, 4) OBP: 0.311, SLG: 0.356	3-1		G6-4-3		SF8			F5		3	0	0	1	0	0	2									
Amos Otis, R (1, 8) OBP: 0.357, SLG: 0.504				1B						1	1	1	0	3	0	0									
John Mayberry, L (1, 3) OBP: 0.439, SLG: 0.542	FC4-6									3	1	2	3	1	0	1									
Rick Reichardt, R (1, 10) OBP: 0.307, SLG: 0.366										4	0	1	0	0	0	2									
Lou Piniella, R (1, 7) OBP: 0.291, SLG: 0.364	F9									4	0	0	0	0	2	2									
Hal McRae, R (1, 9) Steve Hovley, L (9, PH) OBP: 0.271, SLG: 0.250 OBP: 0.342, SLG: 0.309		5-3			F3		F9		K	3	0	0	0	0	0	0									
Kurt Bevacqua, R (1, 5) OBP: 0.331, SLG: 0.362		4-3			F9					4	0	0	0	0	0	0									
Fran Healy, R (1, 2) OBP: 0.333, SLG: 0.372		5-3								3	1	1	0	1	0	0									
<b>Inning Stats</b>	R: 1 E: 0 K: 0 S: 5	H: 2 LOB: 2 BB: 1 P: 9	R: 0 E: 0 K: 0 S: 3	H: 0 LOB: 0 BB: 0 P: 3	R: 0 E: 0 K: 1 S: 5	H: 0 LOB: 0 BB: 0 P: 5	R: 0 E: 0 K: 1 S: 5	H: 0 LOB: 0 BB: 0 P: 5	R: 1 E: 0 K: 0 S: 3	H: 1 LOB: 2 BB: 2 P: 11	R: 0 E: 0 K: 1 S: 5	H: 0 LOB: 0 BB: 0 P: 5	R: 0 E: 0 K: 0 S: 3	H: 0 LOB: 0 BB: 0 P: 3	R: 2 E: 0 K: 0 S: 4	H: 1 LOB: 0 BB: 1 P: 8		R: 0 E: 0 K: 1 S: 5	H: 0 LOB: 1 BB: 1 P: 9	1B: 5 2B: 1 3B: 0 HR: 1	SF: 1 SAC: 1 DP: 1 HBP: 0	WP: 0 PB: 0 SB: 1 CS: 0	PA: 37		
<b>PITCHER</b>	IP	WLS	BF	H	R	ER	SO	BB	IBB	HBP	BLK	WP	HR	S	P	ERA	WHIP								
Wilbur Wood, L (1, 1) ERA: 2.98	6.0	W	26	6	2	2	2	3	0	0	0	0	1	26	38	3.00	1.500								
Cy Acosta, R (7, 1) ERA: 2.15	3.0	S	12	1	2	2	1	2	0	0	0	0	1	12	20	6.00	1.000								



Batter	1	2	3	4	5	6	7	8	9	AB	R	H	RBI	BB	SO	LOB	TOP					
Pat Kelly, L OBP: 0.369, SLG: 0.373 (1, 9)										3	0	1	0	1	0	2						
Jerry Hairston, S OBP: 0.250, SLG: 0.250 (1, 3)										4	0	1	0	0	1	1						
Ken Henderson, S OBP: 0.333, SLG: 0.360 (1, 10)										3	0	0	0	1	0	1						
Bill Melton, R OBP: 0.380, SLG: 0.480 (1, 5)										4	0	0	0	0	2	2						
Carlos May, L OBP: 0.297, SLG: 0.350 (1, 7)										3	0	0	0	0	0	0						
Luis Alvarado, R OBP: 0.270, SLG: 0.317 (1, 4)										3	0	0	0	0	0	0						
Buddy Bradford, R OBP: 0.340, SLG: 0.436 (1, 8)										2	0	0	0	0	1	0						
Eddie Leon, R OBP: 0.305, SLG: 0.298 (1, 6)										3	0	0	0	0	1	1						
Ed Herrmann, L OBP: 0.287, SLG: 0.371 (1, 2)										2	0	1	0	1	0	0						
Joe Keough, L (8, PR)										0	0	0	0	0	0	0						
Chuck Brinkman, R OBP: 0.207, SLG: 0.213 (8, 2)										0	0	0	0	0	0	0						
<b>Inning Stats</b>	R: 0 E: 0 K: 0 S: 3	H: 2 LOB: 1 BB: 1 P: 7	R: 0 E: 0 K: 0 S: 3	H: 0 LOB: 0 BB: 0 P: 3	R: 0 E: 0 K: 1 S: 5	H: 0 LOB: 1 BB: 1 P: 9	R: 0 E: 0 K: 1 S: 5	H: 0 LOB: 0 BB: 0 P: 5	R: 0 E: 0 K: 2 S: 7	H: 0 LOB: 0 BB: 0 P: 7	R: 0 E: 1 K: 0 S: 4	H: 1 LOB: 1 BB: 0 P: 4	R: 0 E: 0 K: 0 S: 3	H: 0 LOB: 0 BB: 0 P: 3	R: 0 E: 0 K: 0 S: 2	H: 0 LOB: 1 BB: 1 P: 7	R: 0 E: 0 K: 1 S: 5	H: 0 LOB: 0 BB: 0 P: 5	1B: 2 2B: 0 3B: 1 HR: 0	SF: 0 SAC: 0 DP: 2 HBP: 1	WP: 0 PB: 0 CS: 1	PA: 31
<b>PITCHER</b> Paul Splittorf, L ERA: 3.31 (1, 1)	IP: 9.0 WLS: W BF: 31 H: 3 R: 0 ER: 0 SO: 5 BB: 3 IBB: 0 HBP: 1 BLK: 0 WP: 0 HR: 0 S: 37 P: 50 ERA: 0.00 WHIP: 0.667															<b>PITCHER</b>	IP: 9.0 WLS: W BF: 31 H: 3 R: 0 ER: 0 SO: 5 BB: 3 IBB: 0 HBP: 1 BLK: 0 WP: 0 HR: 0 S: 37 P: 50 ERA: 0.00 WHIP: 0.667					

Chicago White Sox @ Kansas City Royals  
 Royals Stadium, Kansas City, MO  
 Thu Jul 26 1973, 8:05 PM EDT  
 Att: 22,589 - Unknown

AB	27
R	0
H	3
RBI	0
BB	3
SO	5
LOB	7



Batter	1	2	3	4	5	6	7	8	9	AB	R	H	RBI	BB	SO	LOB	BOTTOM			
Freddie Patek, R OBP: 0.326, SLG: 0.336 (1, 6)										3	0	0	0	0	0	1				
Cookie Rojas, R OBP: 0.310, SLG: 0.355 (1, 4)										4	0	1	0	0	0	1				
Amos Otis, R OBP: 0.358, SLG: 0.504 (1, 8)										4	0	2	0	0	0	1				
John Mayberry, L OBP: 0.438, SLG: 0.539 (1, 3)										2	0	0	0	1	0	2				
Gail Hopkins, L OBP: 0.386, SLG: 0.377 (1, 10)										3	0	0	0	0	0	5				
Ed Kirkpatrick, L OBP: 0.375, SLG: 0.426 (1, 7)										3	0	1	0	0	2	1				
Kurt Bevacqua, R OBP: 0.326, SLG: 0.355 (1, 5)										3	0	0	0	0	1	1				
Steve Hovley, L OBP: 0.342, SLG: 0.315 (1, 9)										3	1	1	0	0	0	0				
Carl Taylor, R OBP: 0.371, SLG: 0.253 (1, 2)										3	0	2	1	0	0	0				
<b>Inning Stats</b>	R: 0 E: 0 K: 0 S: 3	H: 0 LOB: 0 BB: 0 P: 3	R: 0 E: 1 K: 1 S: 5	H: 0 LOB: 0 BB: 0 P: 5	R: 0 E: 0 K: 1 S: 4	H: 1 LOB: 2 BB: 1 P: 8	R: 1 E: 0 K: 0 S: 5	H: 3 LOB: 1 BB: 0 P: 5	R: 0 E: 0 K: 0 S: 4	H: 2 LOB: 1 BB: 0 P: 4	R: 0 E: 0 K: 1 S: 5	H: 0 LOB: 0 BB: 0 P: 5	R: 0 E: 0 K: 0 S: 4	H: 1 LOB: 1 BB: 0 P: 4	R: 0 E: 0 K: 0 S: 3	H: 1 LOB: 1 BB: 0 P: 4	1B: 5 2B: 2 3B: 0 HR: 0	SF: 0 SAC: 1 DP: 2 HBP: 0	WP: 1 PB: 0 CS: 1	PA: 30
<b>PITCHER</b> Stan Bahnsen, R ERA: 2.91 (1, 1)	IP: 8.0 WLS: L BF: 30 H: 7 R: 1 ER: 1 SO: 3 BB: 0 IBB: 1 HBP: 0 BLK: 0 WP: 1 HR: 0 S: 35 P: 39 ERA: 1.12 WHIP: 0.875															<b>PITCHER</b>	IP: 8.0 WLS: L BF: 30 H: 7 R: 1 ER: 1 SO: 3 BB: 0 IBB: 1 HBP: 0 BLK: 0 WP: 1 HR: 0 S: 35 P: 39 ERA: 1.12 WHIP: 0.875			

Chicago White Sox @ Kansas City Royals  
 Royals Stadium, Kansas City, MO  
 Thu Jul 26 1973, 8:05 PM EDT  
 Att: 22,589 - Unknown

AB	28
R	1
H	7
RBI	1
BB	1
SO	3
LOB	12





Batter	1	2	3	4	5	6	7	8	9	10	AB	R	H	RBI	BB	SO	LOB	TOP				
Pat Kelly, L OBP: 0.365, SLG: 0.368 (1, 9)	G3		6-3			4-3		4-3			4	0	0	0	0	0	0					
Jorge Orta, L OBP: 0.276, SLG: 0.296 (1, 4)	6-3			6-3		1B 3B		F7			4	1	1	0	0	0	0					
Jerry Hairston, S OBP: 0.375, SLG: 0.375 Bill Sharp, L OBP: 0.301, SLG: 0.329 (1, 7) (8, 7)	1B			K		BB 1B		6-3			4	0	2	1	0	1	0					
Bill Melton, R OBP: 0.381, SLG: 0.478 (1, 5)	F7					3-H 4-0 1B				P5	3	0	1	0	1	0	1					
Ken Henderson, S OBP: 0.328, SLG: 0.354 (1, 10)		6-3			G3			G3		F9	4	0	0	0	0	0	3					
Tony Muser, L OBP: 0.344, SLG: 0.333 (1, 3)		K				4-3		1-6-3		F9	4	0	0	0	0	1	0					
Buddy Bradford, R OBP: 0.336, SLG: 0.423 (1, 8)		K				5-3		E BB		P6	3	0	0	0	1	1	0					
Ed Herrmann, L OBP: 0.283, SLG: 0.366 (1, 2)			K			F9		P6		L3	4	0	0	0	0	1	1					
Eddie Leon, R OBP: 0.301, SLG: 0.294 (1, 6)			K					F9		F3	4	0	0	0	0	1	1					
<b>Inning Stats</b>	R: 0 E: 0 K: 0 S: 4	H: 1 LOB: 1 BB: 0 P: 4	R: 0 E: 0 K: 2 S: 7	H: 0 LOB: 0 BB: 0 P: 7	R: 0 E: 0 K: 2 S: 7	H: 0 LOB: 0 BB: 0 P: 7	R: 0 E: 0 K: 1 S: 6	H: 1 LOB: 1 BB: 0 P: 6	R: 0 E: 0 K: 0 S: 5	H: 0 LOB: 0 BB: 0 P: 3	R: 1 E: 0 K: 0 S: 5	H: 2 LOB: 2 BB: 1 P: 9	R: 0 E: 1 K: 0 S: 3	H: 0 LOB: 1 BB: 1 P: 7	R: 0 E: 0 K: 0 S: 3	H: 0 LOB: 0 BB: 0 P: 3	R: 0 E: 0 K: 0 S: 3	H: 0 LOB: 0 BB: 0 P: 3	1B: 3 2B: 0 3B: 1 HR: 0	SF: 0 SAC: 0 DP: 0 HBP: 0	WP: 0 PB: 0 SB: 0 CS: 0	PA: 36
<b>PITCHER</b> Steve Busby, R ERA: 4.48 (1, 1)	IP: 10.0 W: 10 L: 0 S: 4	WLS: 36 BF: 4 R: 1 ER: 1 SO: 5	H: 4 R: 1 ER: 1 SO: 5	BB: 2 IBB: 0 HBP: 0 BLK: 0	WP: 0 HR: 0 S: 44 P: 52	ERA: 0.90 WHIP: 0.600	<b>PITCHER</b> IP WLS BF H R ER SO BB IBB HBP BLK WP HR S P ERA WHIP															

Chicago White Sox @ Kansas City Royals  
Royals Stadium, Kansas City, MO  
Fri Jul 27 1973, 8:05 PM EDT  
Att: 23,061 - Unknown - 89 F

AB 34  
R 1  
H 4  
RBI 1  
BB 2  
SO 5  
LOB 6



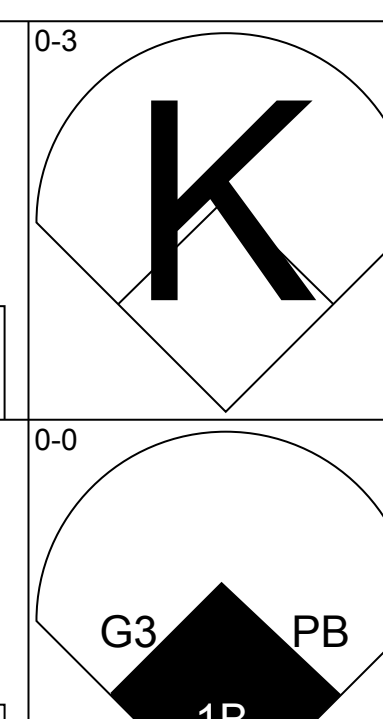
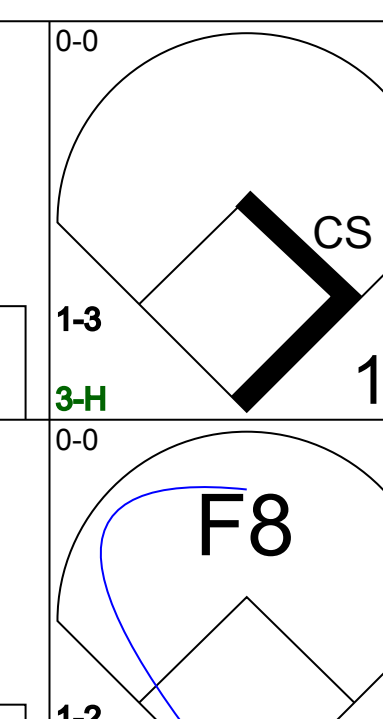
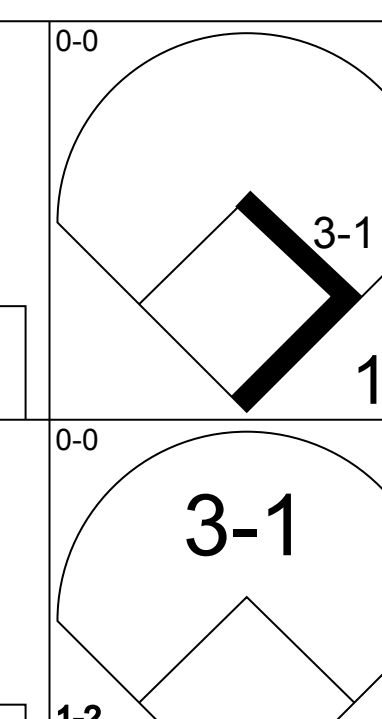
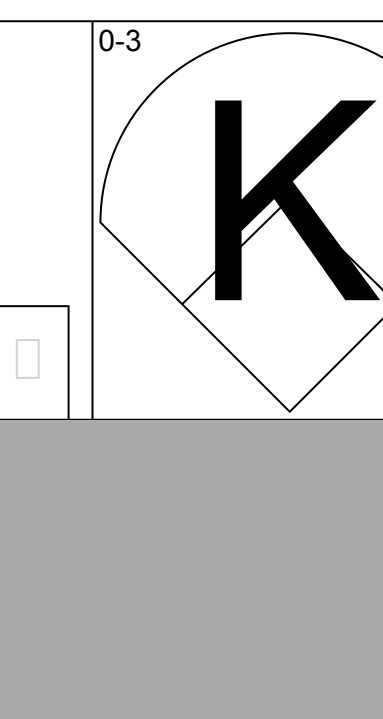
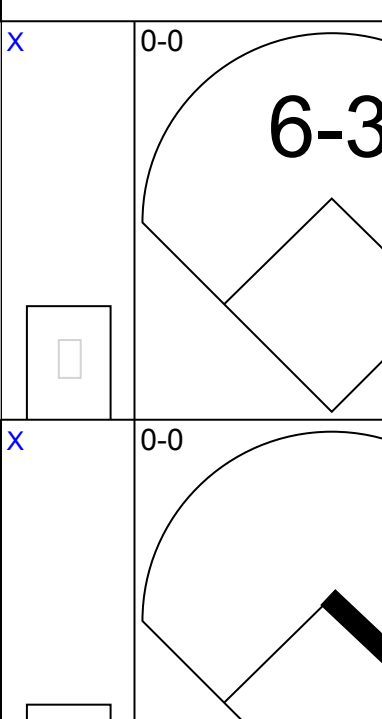
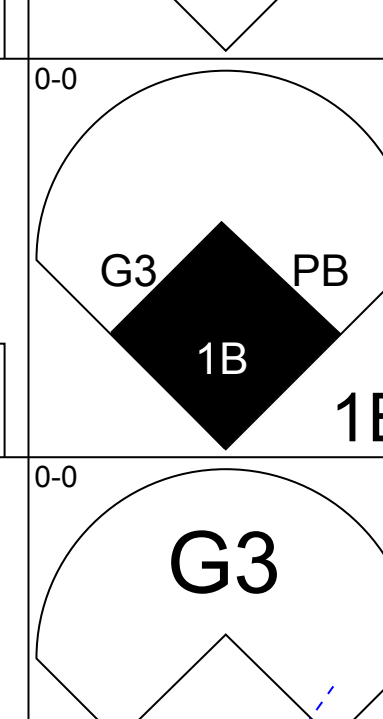
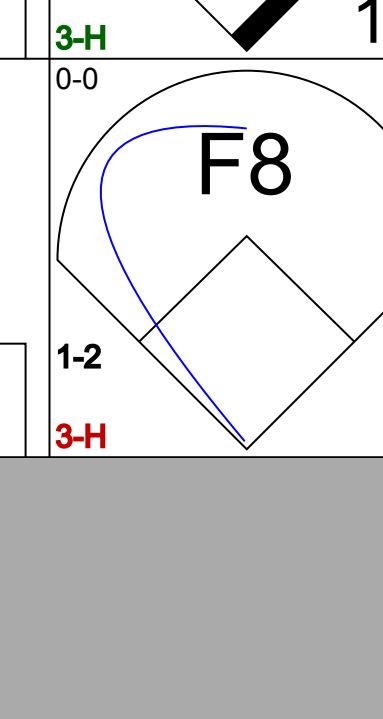
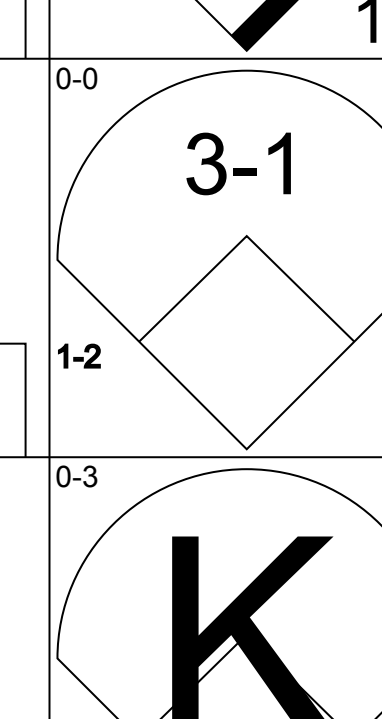
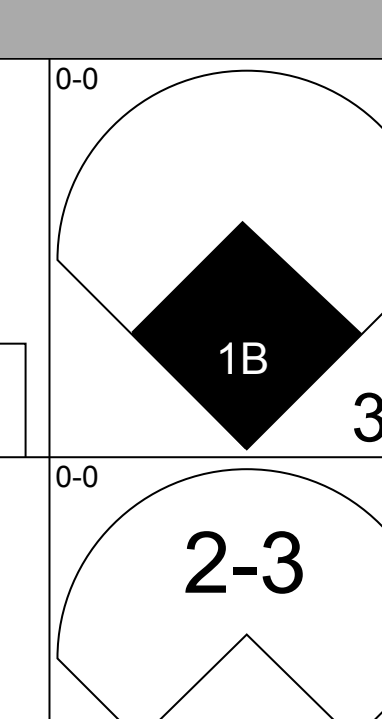
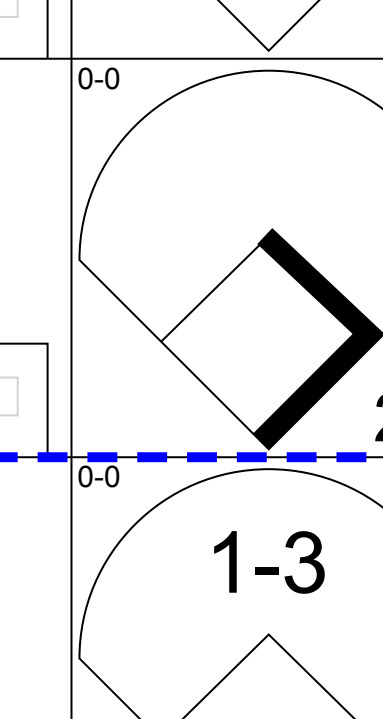
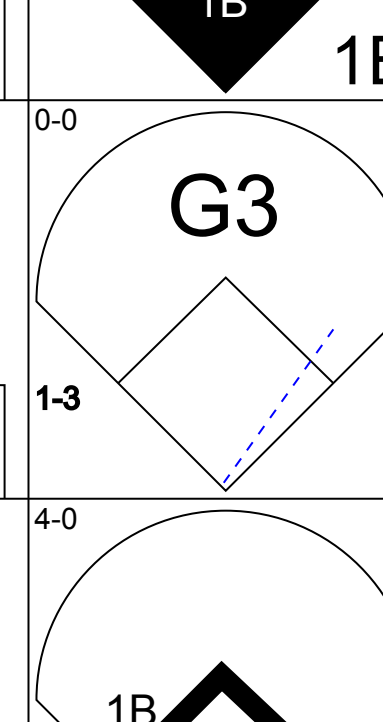
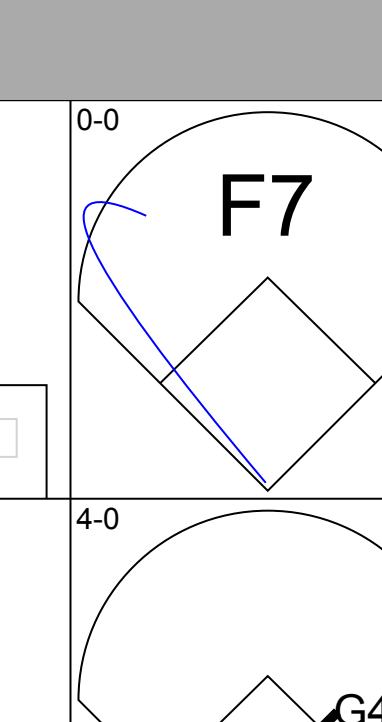
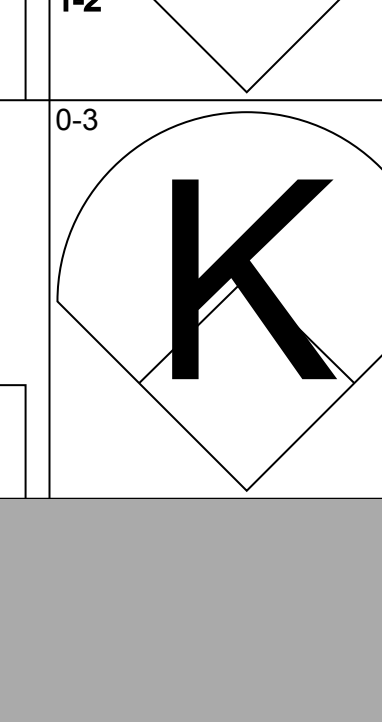
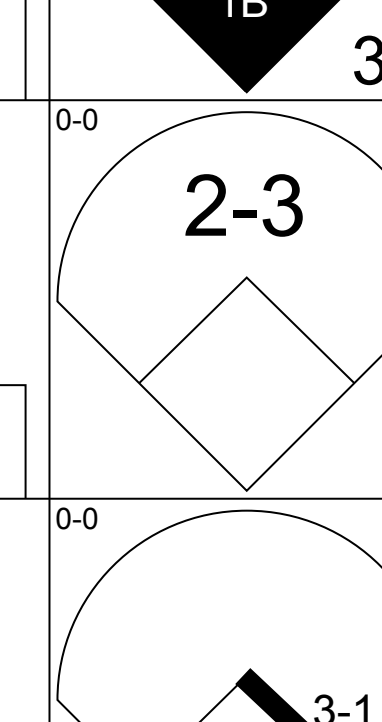
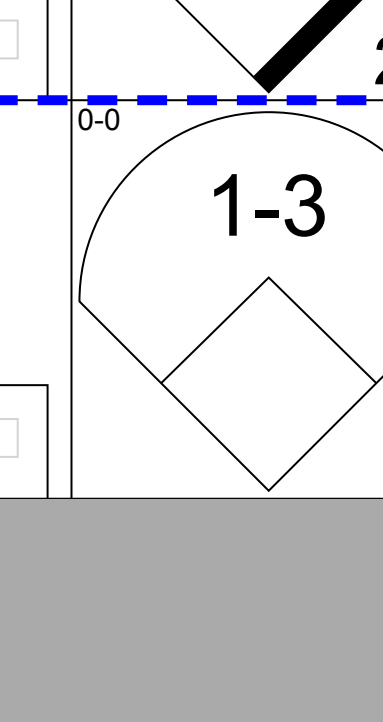
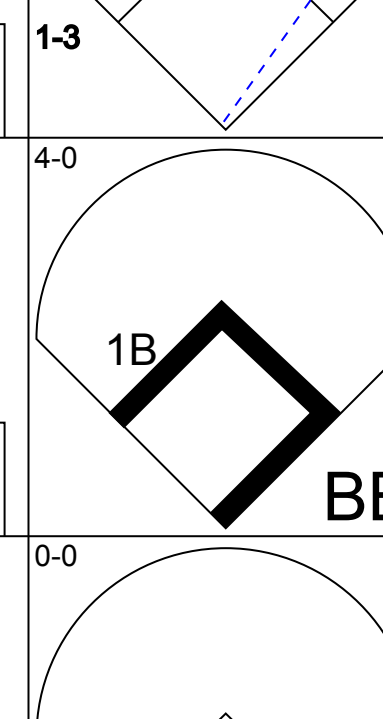
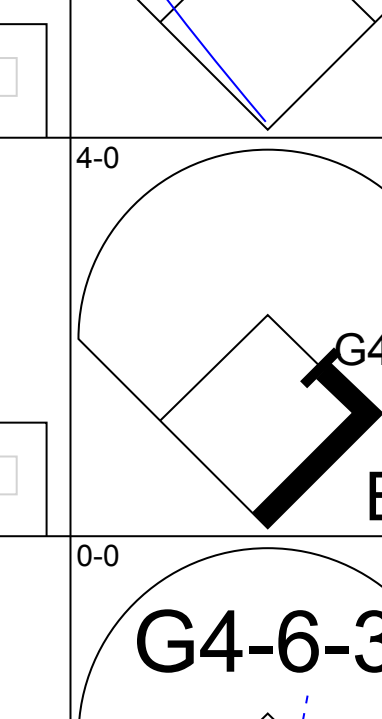
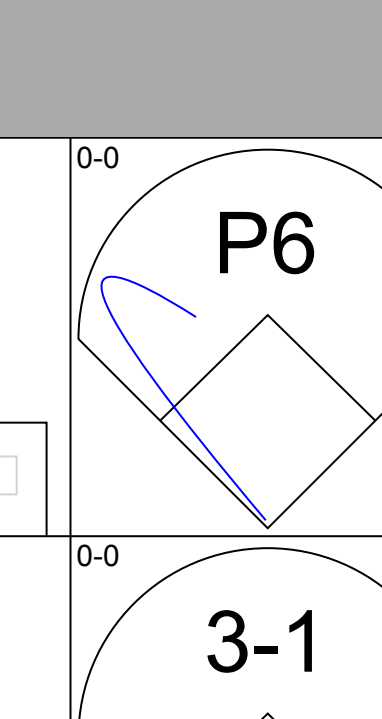
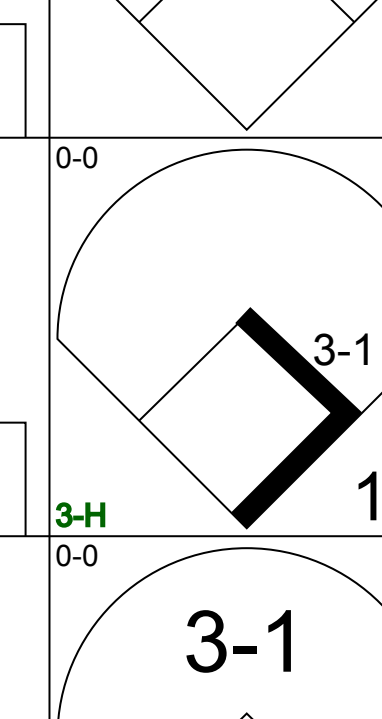
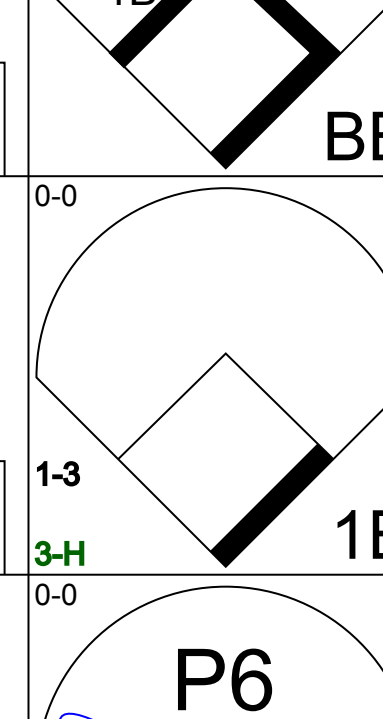
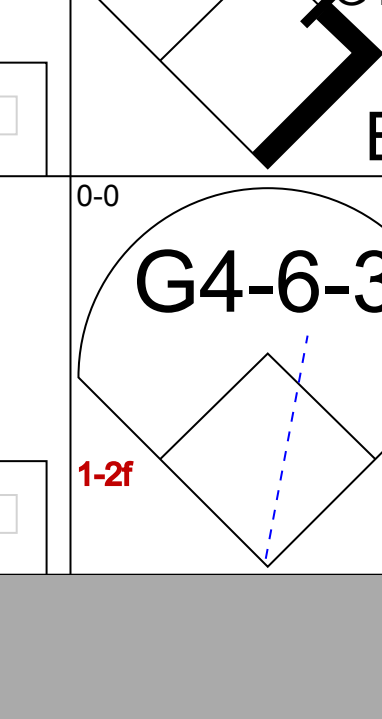
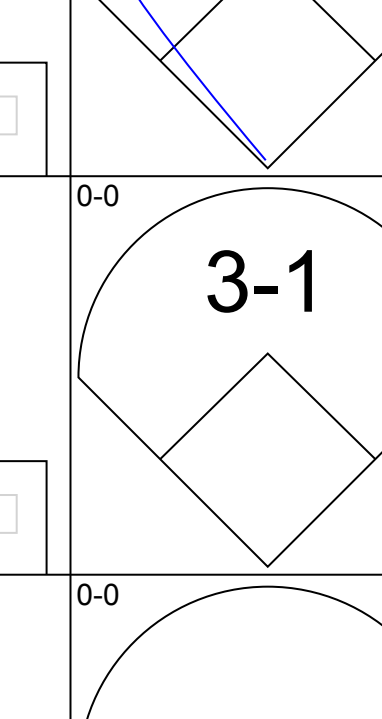
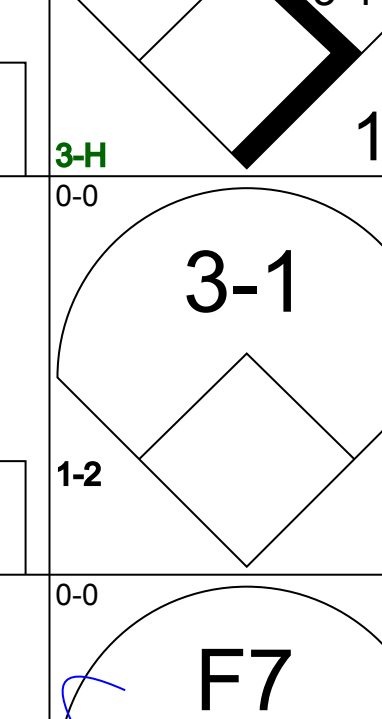
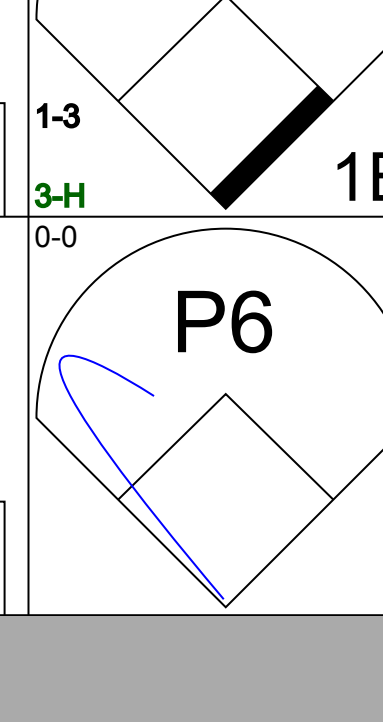
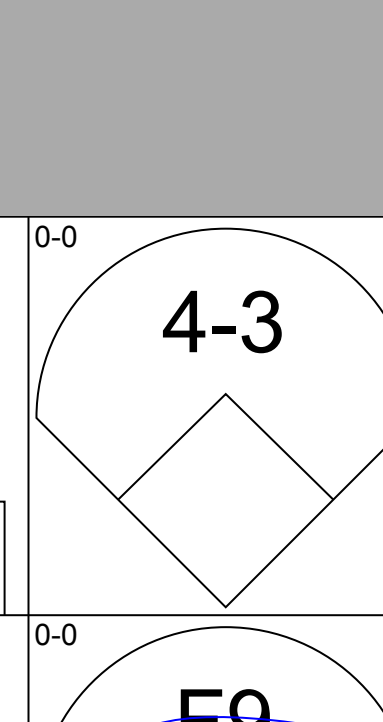
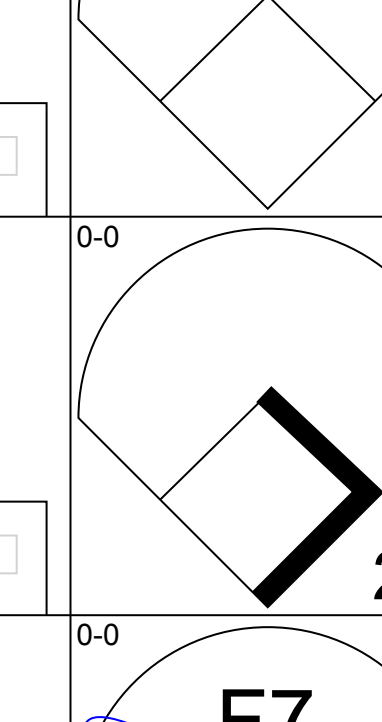
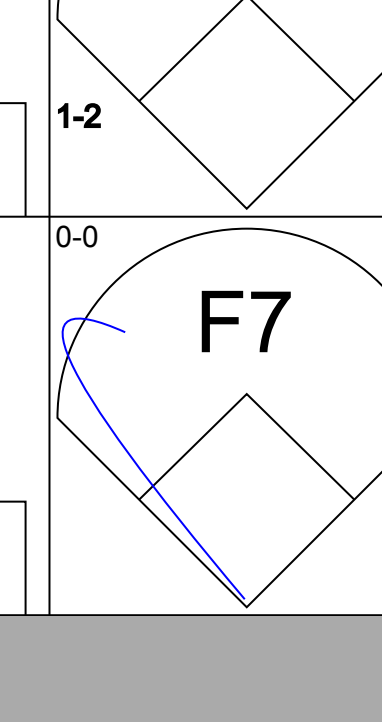
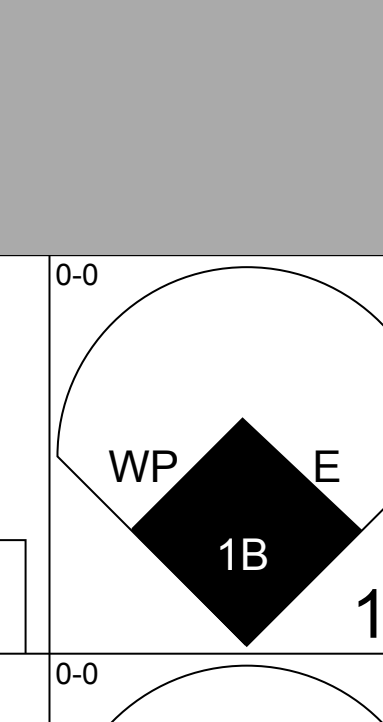
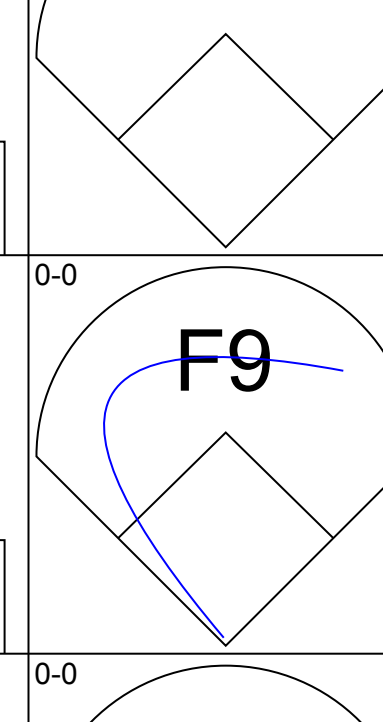
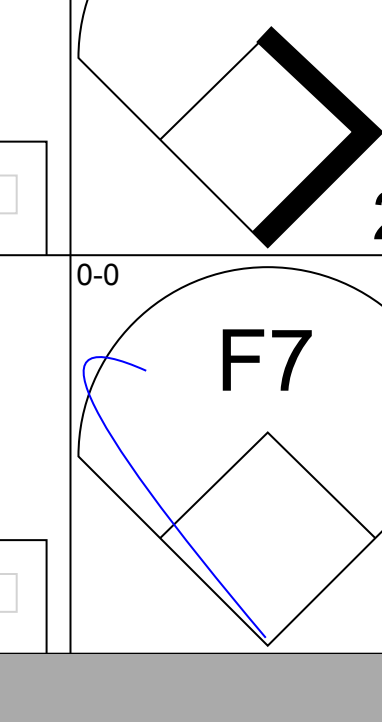
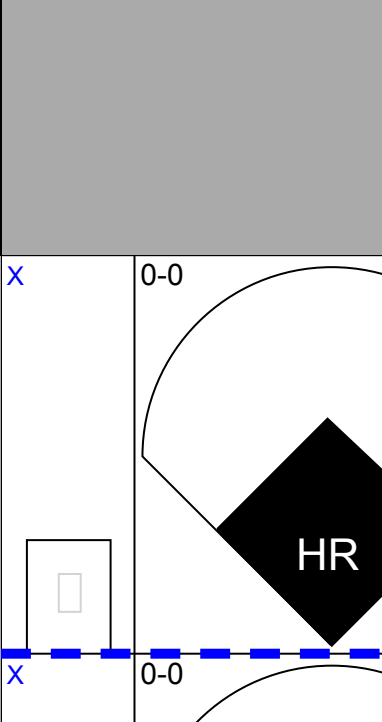
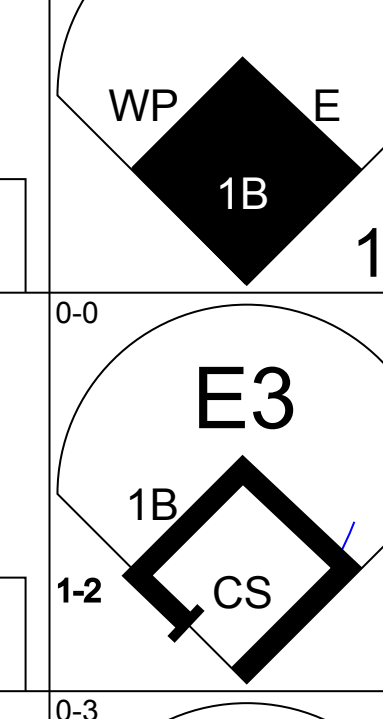
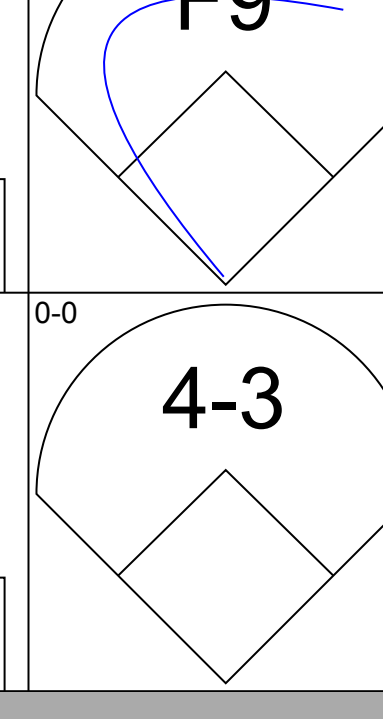
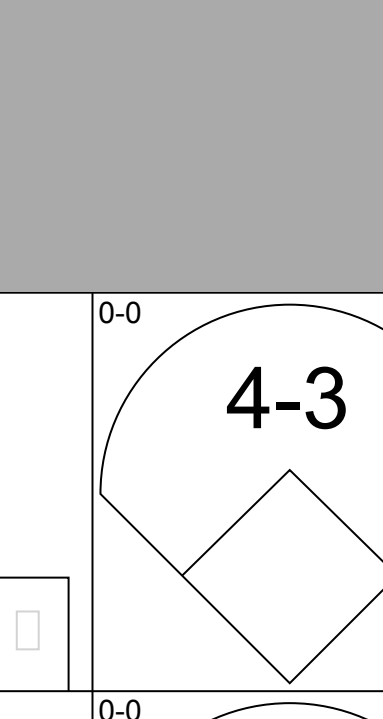
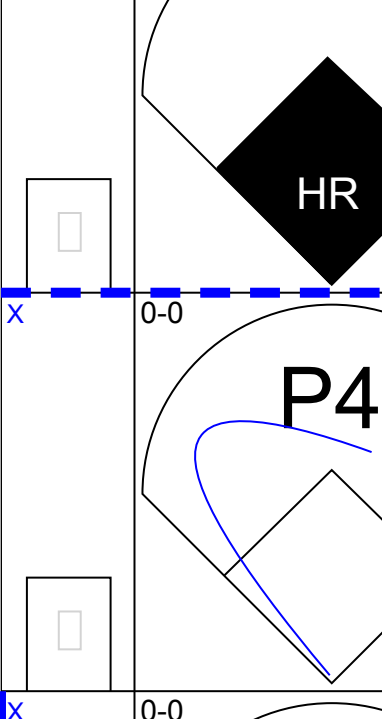
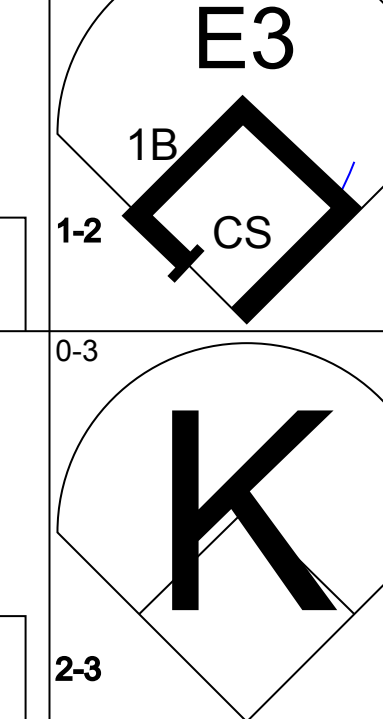
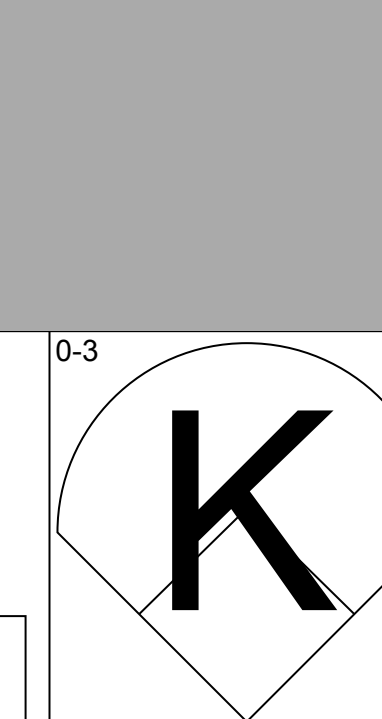
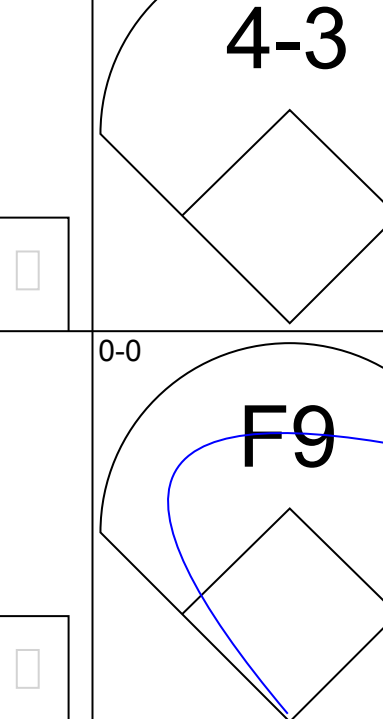
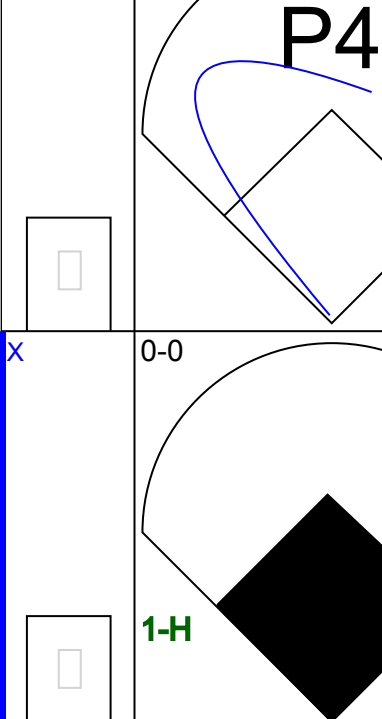
Batter	1	2	3	4	5	6	7	8	9	10	AB	R	H	RBI	BB	SO	LOB	BOTTOM				
Freddie Patek, R OBP: 0.327, SLG: 0.335 (1, 6)	K		K		1B 1B			4-3		S 1B BB	4	1	1	0	1	2	1					
Cookie Rojas, R OBP: 0.312, SLG: 0.355 (1, 4)	1-3			5-3	1B 1B			G6-4-3 1B		F8	5	0	2	0	0	0	1					
Amos Otis, R OBP: 0.359, SLG: 0.501 (1, 8)	F9			1B 1B	F7			G6-4-3 1-2		1B IBB	4	0	1	0	1	0	3					
John Mayberry, L OBP: 0.437, SLG: 0.539 Carl Taylor, R OBP: 0.377, SLG: 0.282 (1, 3) (9, PR) (10, 3)		6-3		K		F8				2B 2B	4	0	1	0	0	1	1					
Rick Reichardt, R OBP: 0.335, SLG: 0.363 (1, 10)	F8					F3				1B	4	0	1	0	0	1	1					
Ed Kirkpatrick, L OBP: 0.374, SLG: 0.423 Hal McRae, R OBP: 0.275, SLG: 0.261 (1, 9) (9, PH) (10, 9)	K			1B		3-1				2B	2	0	0	0	1	1	0					
Lou Piniella, R OBP: 0.291, SLG: 0.361 (1, 7)			K		F9			6-3		G4-6-3 IBB	3	0	0	0	1	1	3					
Kurt Bevacqua, R OBP: 0.319, SLG: 0.347 (1, 5)			4-3		F3			1-3		G4-6-3	4	0	0	0	0	2	2					
Fran Healy, R OBP: 0.332, SLG: 0.374 (1, 2)					K			F7		F8	4	0	1	0	0	1	0					
<b>Inning Stats</b>	R: 0 E: 0 K: 1 S: 5	H: 0 LOB: 0 BB: 0 P: 5	R: 0 E: 0 K: 1 S: 5	H: 0 LOB: 0 BB: 0 P: 5	R: 0 E: 0 K: 2 S: 8	H: 1 LOB: 1 BB: 0 P: 8	R: 0 E: 0 K: 1 S: 7	H: 2 LOB: 3 BB: 1 P: 11	R: 0 E: 0 K: 1 S: 7	H: 0 LOB: 2 BB: 0 P: 7	R: 0 E: 0 K: 0 S: 3	H: 0 LOB: 0 BB: 0 P: 3	R: 0 E: 0 K: 0 S: 3	H: 1 LOB: 0 BB: 0 P: 3	R: 1 E: 0 K: 1 S: 6	H: 2 LOB: 1 BB: 1 P: 10	R: 1 E: 0 K: 0 S: 3	H: 1 LOB: 2 BB: 2 P: 11	1B: 6 2B: 3 3B: 0 HR: 0	SF: 0 SAC: 0 DP: 2 HBP: 0	WP: 0 PB: 0 SB: 1 CS: 0	PA: 40
<b>PITCHER</b> Steve Stone, R ERA: 4.03 Terry Forster, L ERA: 2.21 (1, 1) (8, 1)	IP: 7.1 W: 7 L: 1 S: 11	WLS: 29 BF: 6 R: 0 ER: 0 SO: 6	H: 6 R: 0 ER: 0 SO: 6	BB: 1 IBB: 0 HBP: 0 BLK: 0	WP: 0 HR: 0 S: 40 P: 44	ERA: 0.00 WHIP: 0.955	<b>PITCHER</b> IP WLS BF H R ER SO BB IBB HBP BLK WP HR S P ERA WHIP															

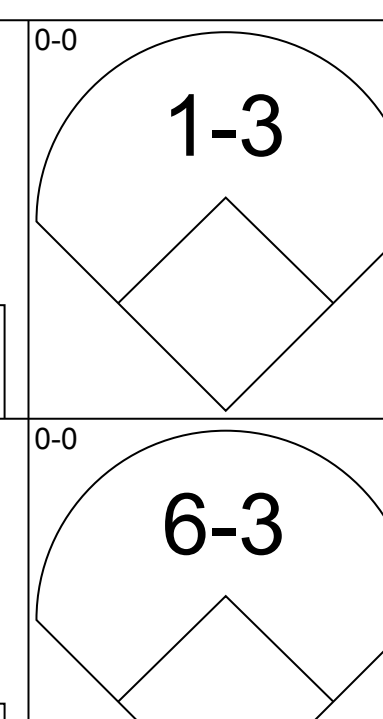
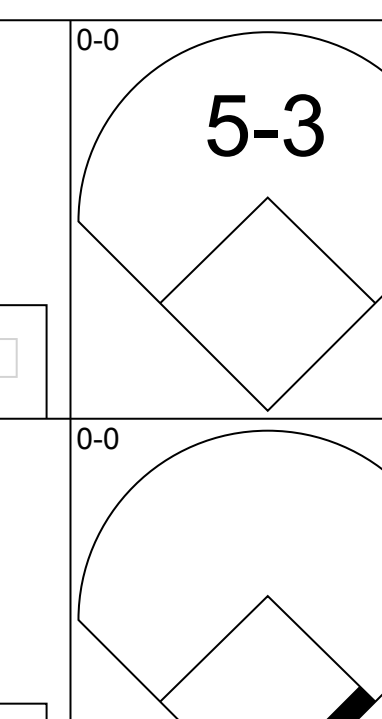
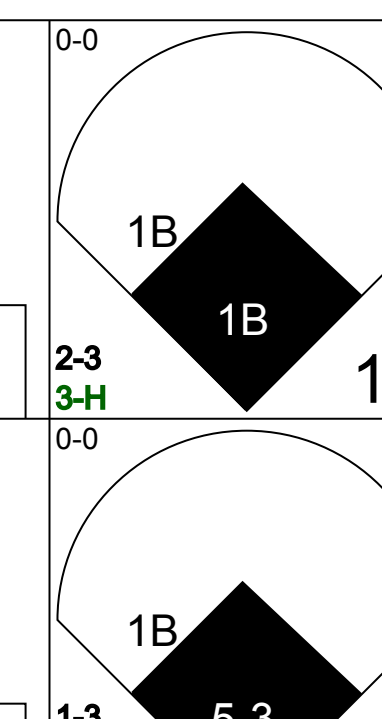
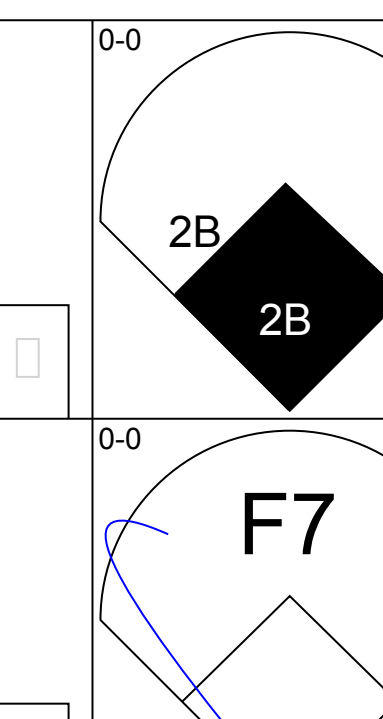
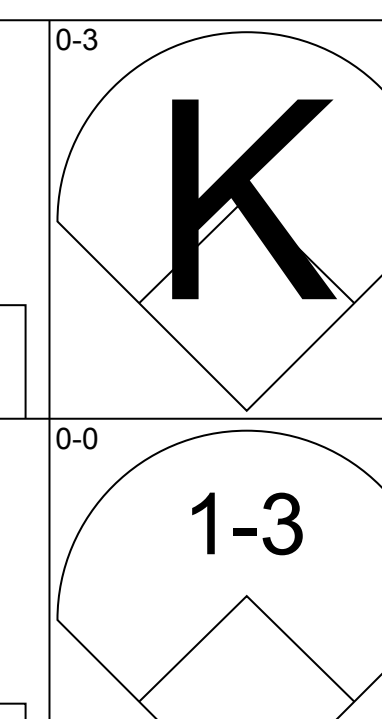
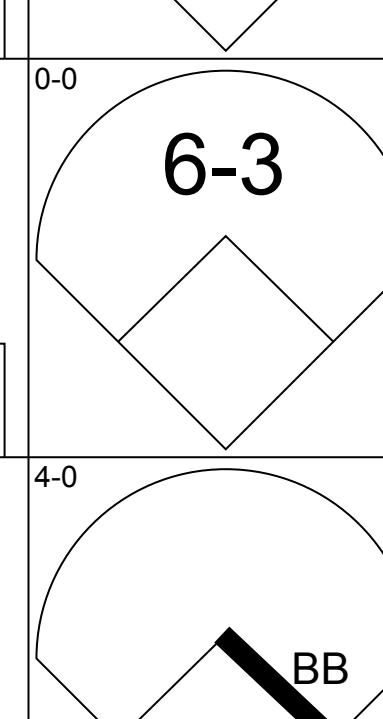
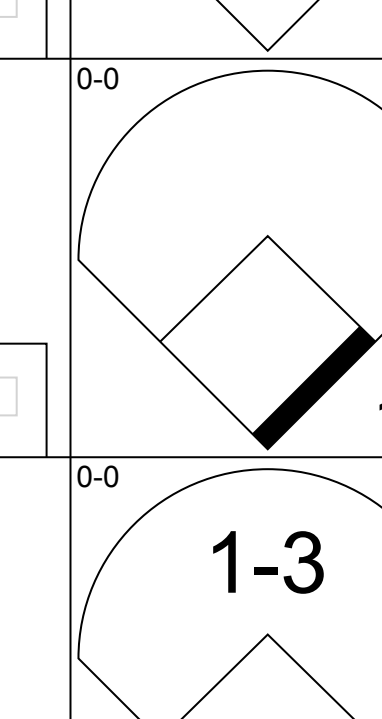
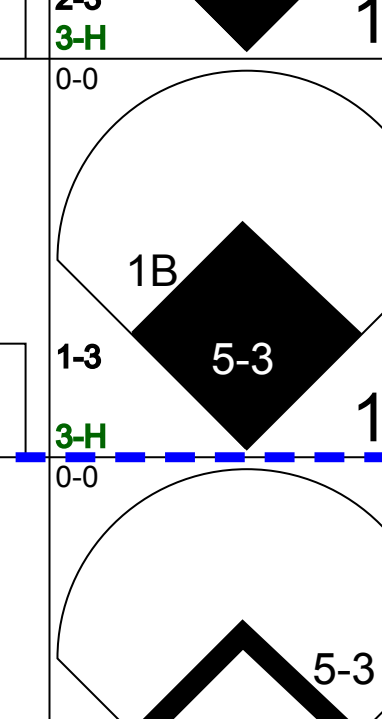
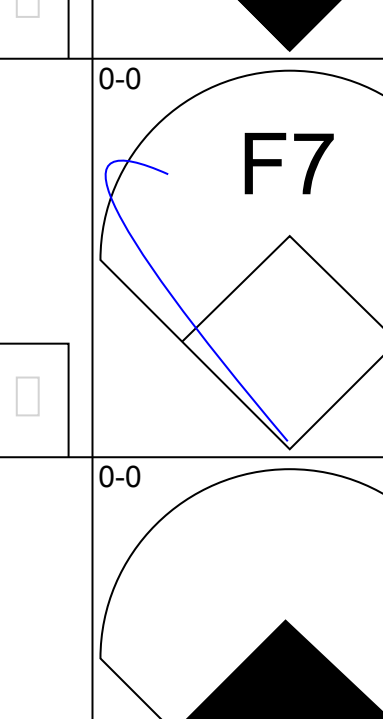
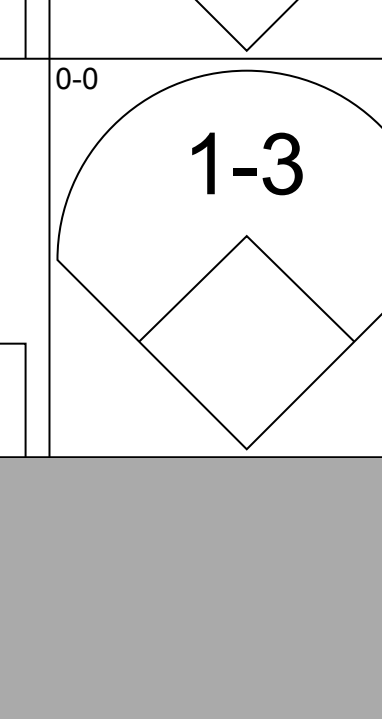
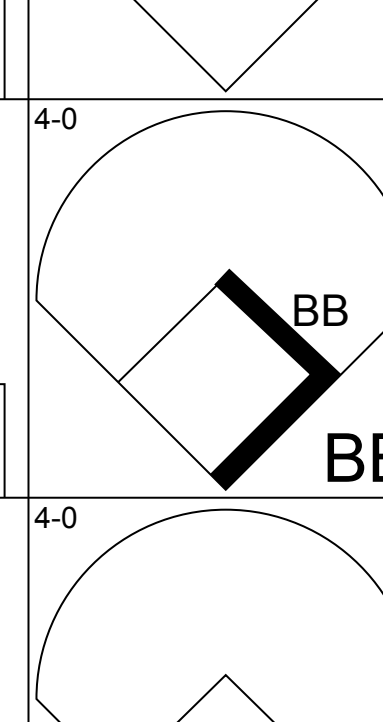
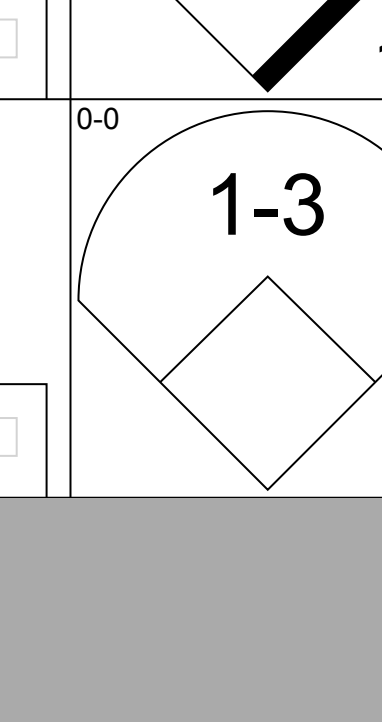
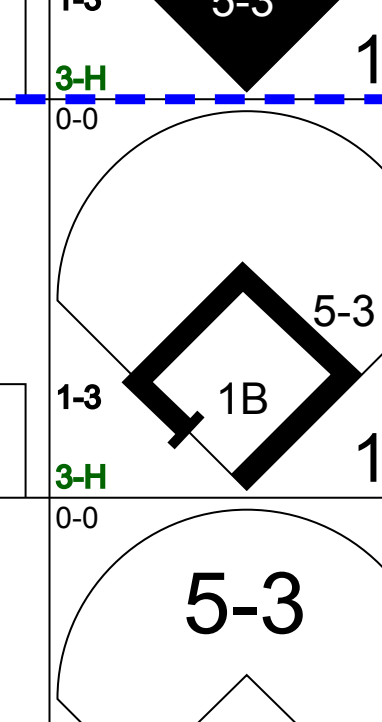
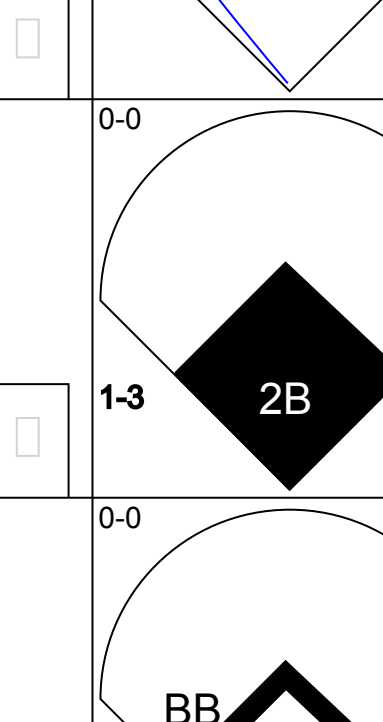
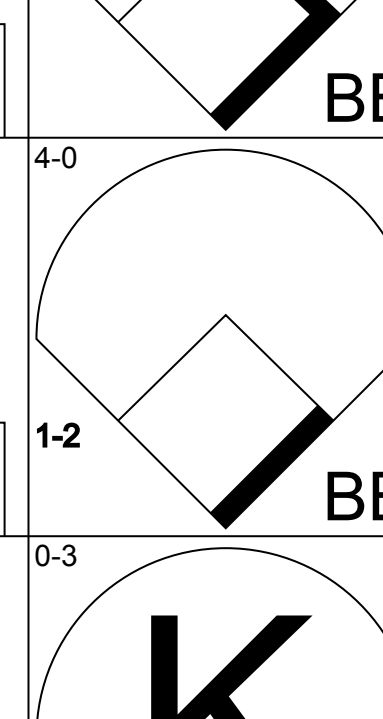
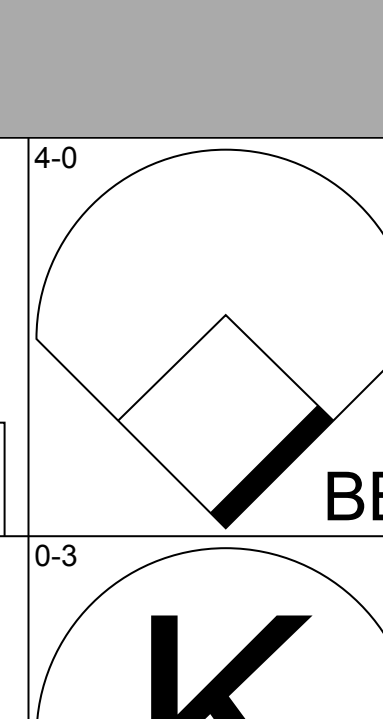
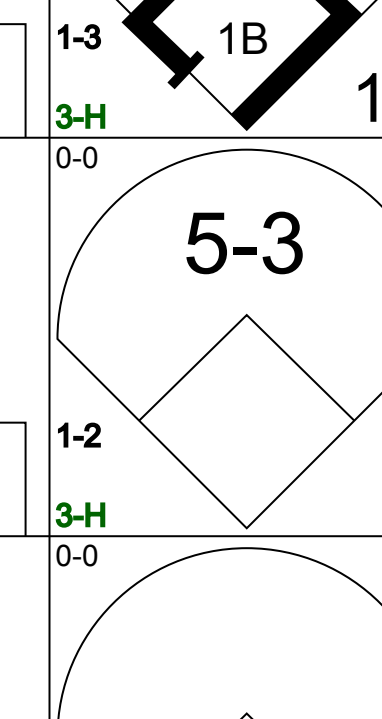
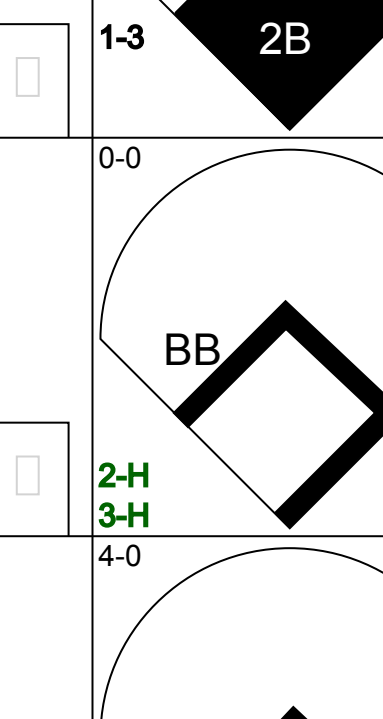
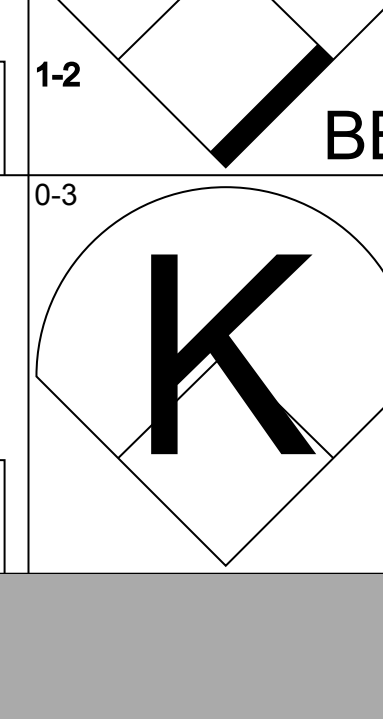
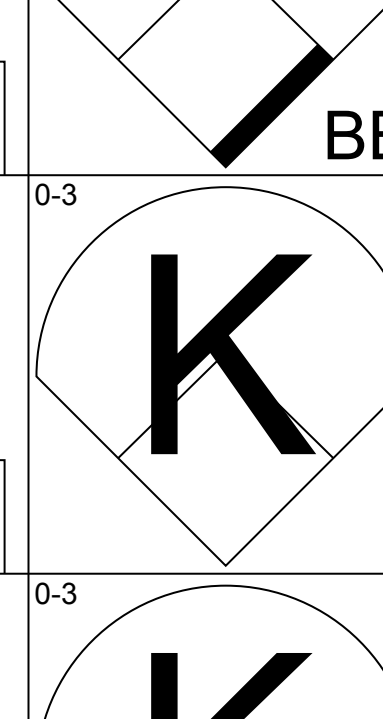
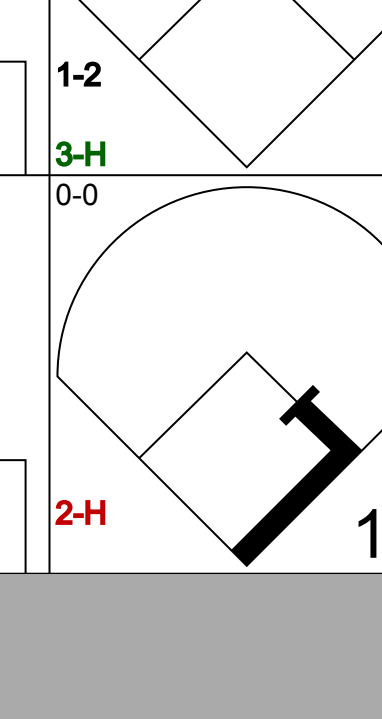
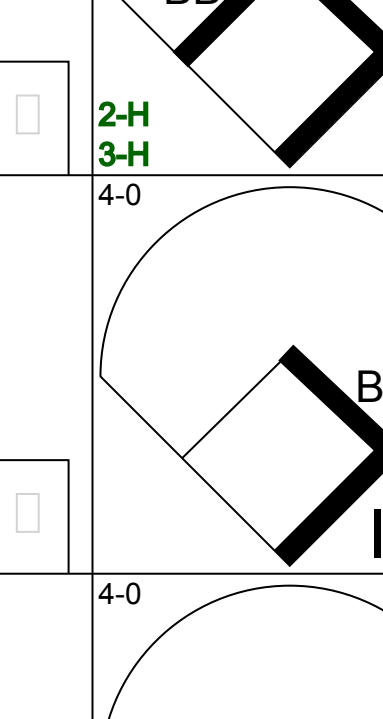
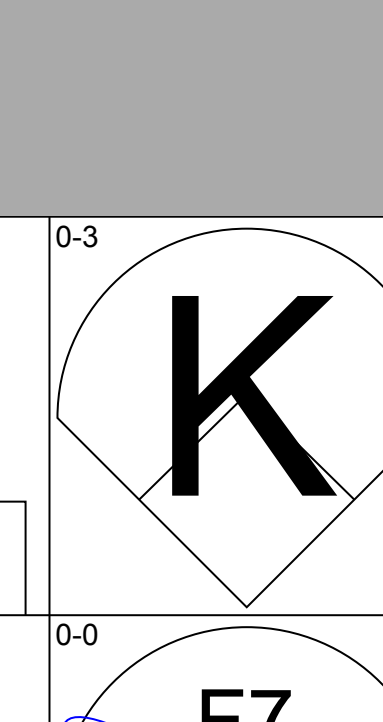
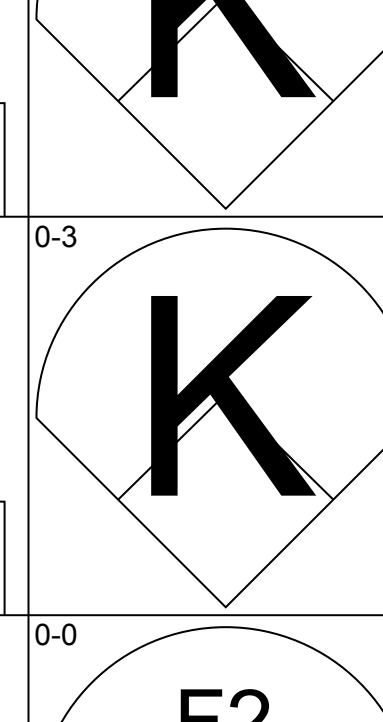
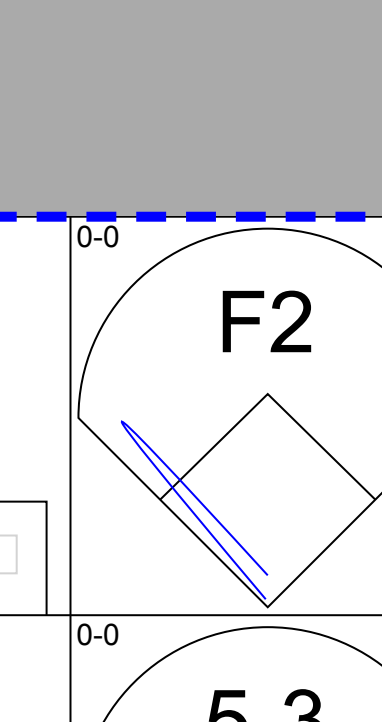
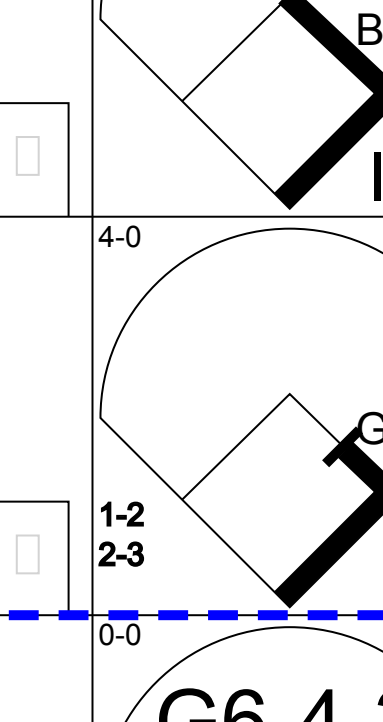
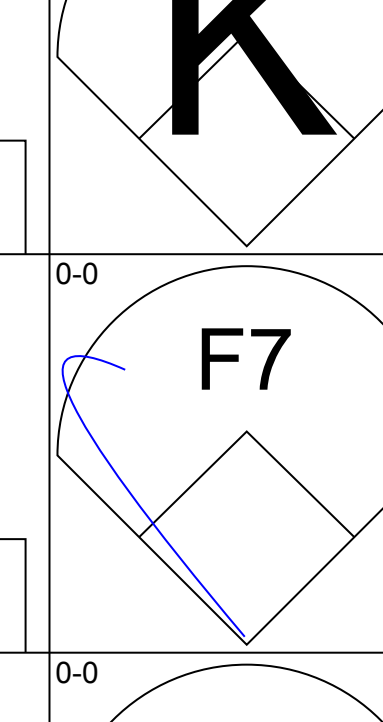
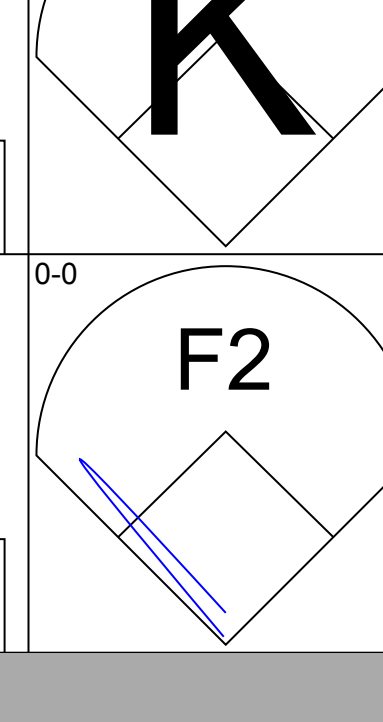
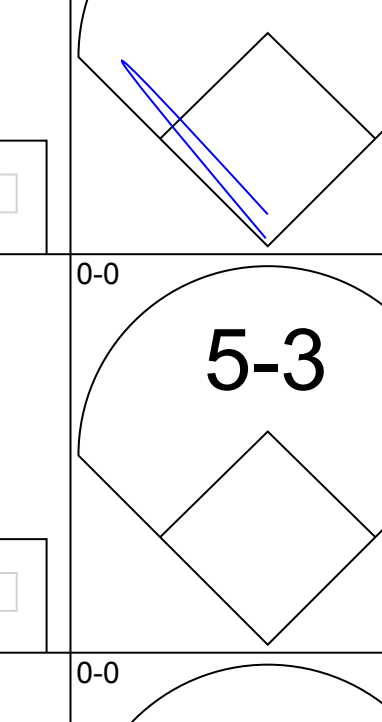
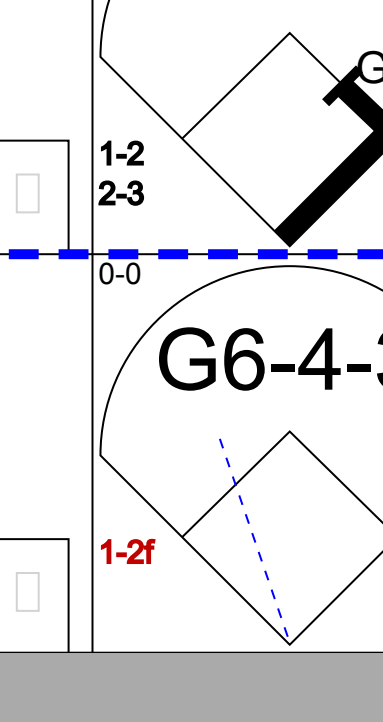
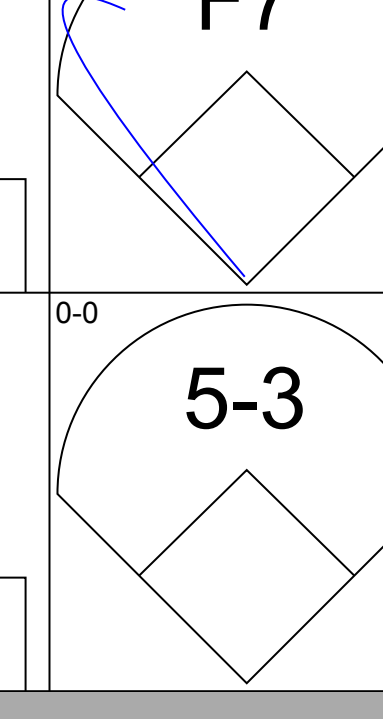
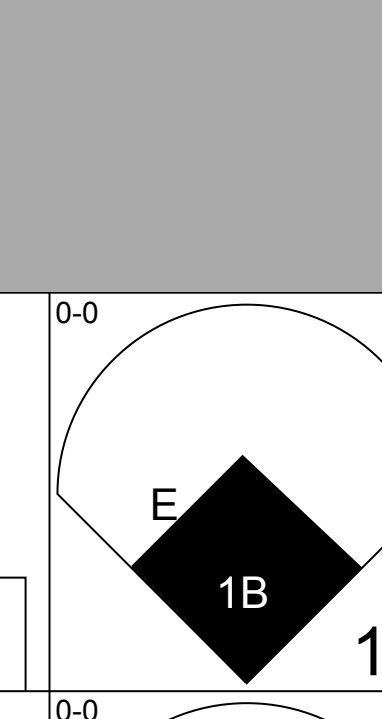
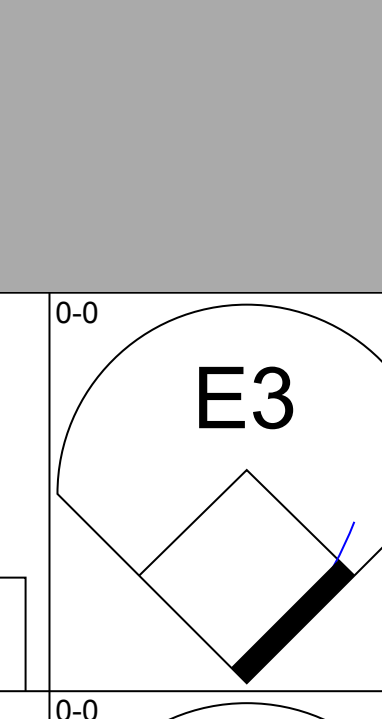
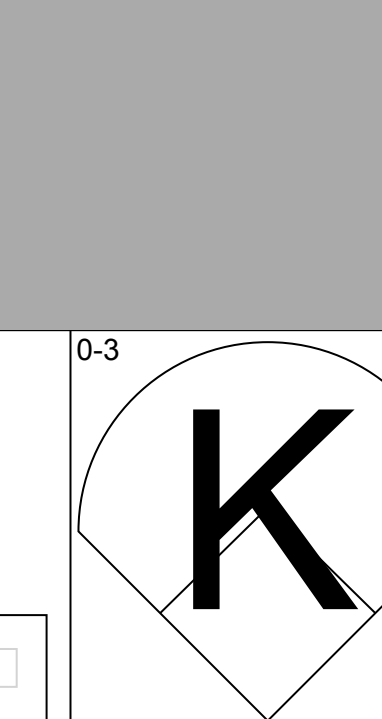
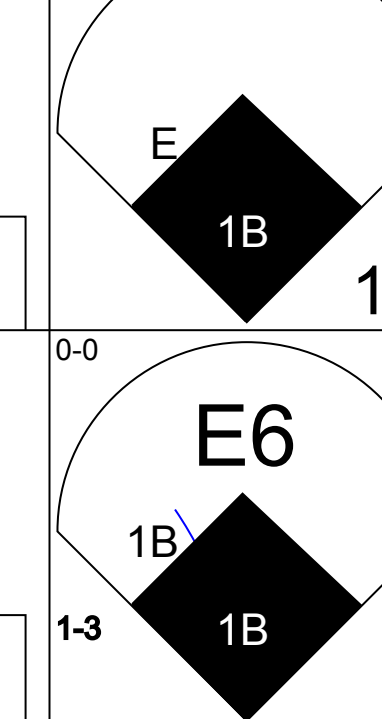
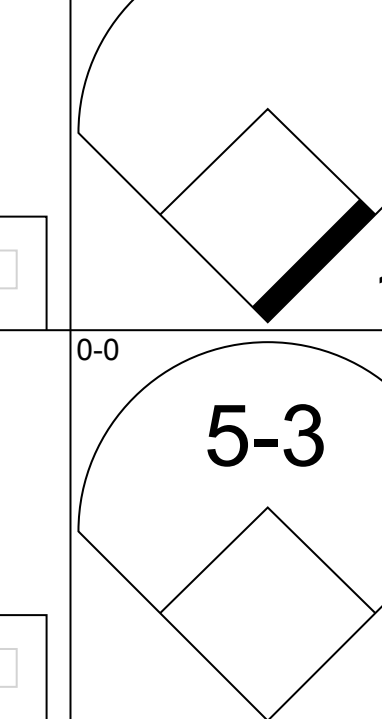
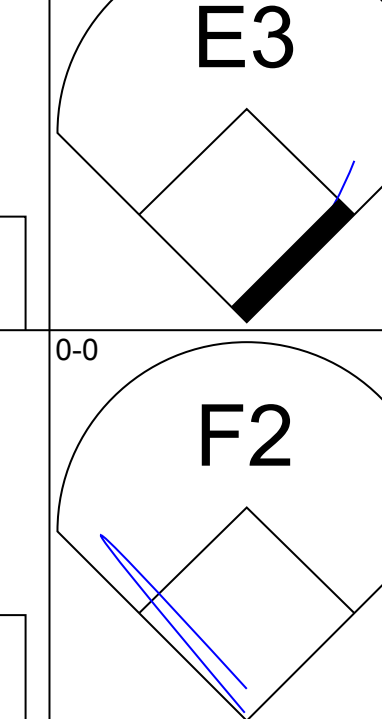
Chicago White Sox @ Kansas City Royals  
Royals Stadium, Kansas City, MO  
Fri Jul 27 1973, 8:05 PM EDT  
Att: 23,061 - Unknown - 89 F

AB 36  
R 2  
H 9  
RBI 2  
BB 4  
SO 7  
LOB 12





Batter	1	2	3	4	5	6	7	8	9	AB	R	H	RBI	BB	SO	LOB	TOP					
Pat Kelly, L OBP: 0.366, SLG: 0.369 (1, 9)										5	0	2	1	0	2	0	<b>Chicago White Sox @ Minnesota Twins</b> Metropolitan Stadium, Bloomington, MI Sat Jul 28 1973, 8:05 PM EDT Att: 21,873 - Unknown - 65 F <a href="http://livebaseballscorecards.com">livebaseballscorecards.com</a>					
Jorge Orta, L OBP: 0.282, SLG: 0.314 (1, 4)										5	2	3	0	0	0	3						
Jerry Hairston, S OBP: 0.231, SLG: 0.231 (1, 10)										5	0	0	0	0	1	4						
Bill Melton, R OBP: 0.385, SLG: 0.478 (1, 5)										2	0	1	1	2	0	0						
Ken Henderson, S OBP: 0.327, SLG: 0.352 (1, 7)										4	0	1	1	0	0	2						
Tony Muser, L OBP: 0.342, SLG: 0.337 (1, 3)											4	0	1	0	0	0		3				
Buddy Bradford, R OBP: 0.342, SLG: 0.426 (1, 8)										4	2	2	0	0	0	1						
Ed Herrmann, L OBP: 0.279, SLG: 0.360 (1, 2)										4	0	0	0	0	0	2						
Eddie Leon, R OBP: 0.299, SLG: 0.291 (1, 6)										3	0	0	0	0	2	2						
Bill Sharp, L OBP: 0.310, SLG: 0.378 (9, PH)										1	1	1	2	0	0	0						
<b>Inning Stats</b>	R: 1 E: 0 K: 1 S: 7	H: 2 LOB: 2 BB: 1 P: 11	R: 1 E: 1 K: 1 S: 7	H: 2 LOB: 1 BB: 0 P: 7	R: 0 E: 0 K: 0 S: 2	H: 0 LOB: 0 BB: 1 P: 6	R: 0 E: 0 K: 0 S: 3	H: 0 LOB: 0 BB: 0 P: 3	R: 0 E: 0 K: 2 S: 8	H: 1 LOB: 1 BB: 0 P: 8	R: 0 E: 0 K: 0 S: 4	H: 1 LOB: 1 BB: 0 P: 4	R: 0 E: 0 K: 1 S: 5	H: 0 LOB: 0 BB: 0 P: 5	R: 1 E: 0 K: 0 S: 5	H: 2 LOB: 1 BB: 0 P: 5	R: 2 E: 0 K: 0 S: 6	H: 3 LOB: 1 BB: 0 P: 6	1B: 7 2B: 2 3B: 1 HR: 1	SF: 0 SAC: 0 DP: 1 HBP: 0	WP: 1 PB: 1 CS: 0 SB: 2	PA: 39
<b>PITCHER</b>	IP	WLS	BF	H	R	ER	SO	BB	IBB	HBP	BLK	WP	HR	S	P	ERA	WHIP					
Joe Decker, R ERA: 4.37 (1, 1)	8.0	W	34	9	4	3	5	2	0	0	0	1	0	42	50	3.38	1.375					
Ray Corbin, R ERA: 2.92 (9, 1)	0.2		4	2	1	1	0	0	0	0	0	0	1	4	4	13.50	3.000					
Eddie Bane, L ERA: 3.54 (9, 1)	0.1	S	1	0	0	0	0	0	0	0	0	0	0	1	1	0.00	0.000					

Batter	1	2	3	4	5	6	7	8	9	AB	R	H	RBI	BB	SO	LOB	BOTTOM				
Jerry Terrell, R OBP: 0.316, SLG: 0.333 (1, 5)										5	2	2	1	0	1	1	<b>Chicago White Sox @ Minnesota Twins</b> Metropolitan Stadium, Bloomington, MI Sat Jul 28 1973, 8:05 PM EDT Att: 21,873 - Unknown - 65 F <a href="http://livebaseballscorecards.com">livebaseballscorecards.com</a>				
Rod Carew, L OBP: 0.411, SLG: 0.484 (1, 4)										5	1	2	1	0	0	2					
Jim Holt, L OBP: 0.339, SLG: 0.475 (1, 9)										3	1	2	1	1	0	1					
George Mitterwald, R OBP: 0.330, SLG: 0.442 (1, 2)										2	0	1	3	2	0	1					
Danny Walton, R OBP: 0.305, SLG: 0.341 (1, 10)										3	0	1	0	0	2	3					
Steve Braun, L OBP: 0.407, SLG: 0.449 (7, PH)										0	0	0	0	1	0	0					
Larry Hise, R OBP: 0.341, SLG: 0.395 (1, 7)										3	0	0	0	1	2	1					
Joe Lis, R OBP: 0.305, SLG: 0.402 (1, 3)										4	0	0	0	0	0	4					
Danny Thompson, R OBP: 0.278, SLG: 0.306 (1, 6)										4	1	2	0	0	0	0					
Steve Brye, R OBP: 0.328, SLG: 0.353 (1, 8)										4	1	0	0	0	1	3					
<b>Inning Stats</b>	R: 0 E: 0 K: 1 S: 5	H: 0 LOB: 2 BB: 2 P: 13	R: 0 E: 0 K: 1 S: 5	H: 0 LOB: 0 BB: 0 P: 5	R: 0 E: 0 K: 1 S: 6	H: 1 LOB: 1 BB: 0 P: 6	R: 0 E: 0 K: 2 S: 7	H: 0 LOB: 1 BB: 1 P: 11	R: 4 E: 1 K: 0 S: 7	H: 5 LOB: 2 BB: 0 P: 7	R: 0 E: 0 K: 0 S: 4	H: 1 LOB: 1 BB: 0 P: 4	R: 2 E: 0 K: 0 S: 5	H: 3 LOB: 2 BB: 2 P: 13	R: 0 E: 1 K: 1 S: 6	H: 0 LOB: 1 BB: 0 P: 6	1B: 8 2B: 2 3B: 0 HR: 0	SF: 0 SAC: 0 DP: 1 HBP: 0	WP: 0 PB: 0 CS: 0 SB: 0	PA: 38	
<b>PITCHER</b>	IP	WLS	BF	H	R	ER	SO	BB	IBB	HBP	BLK	WP	HR	S	P	ERA	WHIP				
Bart Johnson, R ERA: 4.4 (1, 1)	4.0	L	20	4	4	3	5	3	0	0	0	0	0	27	39	6.75	1.750				
Ken Frailing, L ERA: (5, 1)	1.0		3	2	0	0	0	0	0	0	0	0	0	3	3	0.00	2.000				
Dave Baldwin, R ERA: 13.5 (6, 1)	1.1		10	4	2	2	0	1	1	0	0	0	0	8	16	13.50	3.750				
Eddie Fisher, R ERA: 4.84 (7, 1)	1.2		5	0	0	0	1	0	0	0	0	0	0	7	7	0.00	0.000				







Batter	1	2	3	4	5	6	7	8	9	AB	R	H	RBI	BB	SO	LOB	TOP								
<b>Johnny Jeter, R</b> (1, 10) OBP: 0.250, SLG: 0.364	0-3 K		0-0 G4-3 1B			0-3 K	0-0 SF7 3B		0-0 F2	5	1	2	2	0	2	0									
<b>Pat Kelly, L</b> (1, 9) OBP: 0.365, SLG: 0.367	0-0 G3		0-0 G4-3			4-0 3B	0-0 SF7			2	1	0	1	1	0	2									
<b>Jerry Hairston, S</b> (1, 3) OBP: 0.333, SLG: 0.429	0-0 1-3			0-0 5-3		0-0 1B	0-0 3B			3	1	1	1	0	0	0									
<b>Tony Musser, L</b> (6, 3) OBP: 0.352, SLG: 0.357						1-H 1B	2-1 3B			1	0	1	0	0	0	0									
<b>Bill Melton, R</b> (1, 5) OBP: 0.386, SLG: 0.475		0-0 5-3		0-0 5-3		0-0 3B	2-1 1B	0-0 P6		4	1	1	1	0	0	0									
<b>Ken Henderson, S</b> (1, 7) OBP: 0.328, SLG: 0.375		0-0 5-3		0-0 2-3		3-H F9		0-0 HR		4	1	1	1	0	0	1									
<b>Buddy Bradford, R</b> (1, 8) OBP: 0.350, SLG: 0.500	0-3 K				0-0 HR	1-H WP	3B	0-3 K		4	2	2	2	0	2	0									
<b>Luis Alvarado, R</b> (1, 4) OBP: 0.269, SLG: 0.315			0-0 SH 1B		0-0 F9	0-0 P3		0-3 K		4	1	1	0	0	1	0									
<b>Eddie Leon, R</b> (1, 6) OBP: 0.292, SLG: 0.284			0-0 F9		0-3 K		0-3 K		0-0 5-3	4	0	0	0	0	2	1									
<b>Chuck Brinkman, R</b> (1, 2) OBP: 0.212, SLG: 0.231			0-0 SH 1B		0-0 F9		0-0 3B		0-0 F2	3	1	1	0	0	0	0									
<b>Inning Stats</b>	R: 0 E: 0 K: 1 S: 5	H: 0 LOB: 0 BB: 0 P: 5	R: 0 E: 0 K: 1 S: 5	H: 0 LOB: 0 BB: 0 P: 5	R: 1 E: 1 K: 0 S: 5	H: 2 LOB: 1 BB: 0 P: 5	R: 0 E: 0 K: 0 S: 3	H: 0 LOB: 0 BB: 0 P: 3	R: 1 E: 0 K: 1 S: 6	H: 1 LOB: 0 BB: 0 P: 6	R: 4 E: 0 K: 1 S: 8	H: 3 LOB: 0 BB: 1 P: 12	R: 2 E: 0 K: 1 S: 7	H: 3 LOB: 1 BB: 0 P: 7	R: 1 E: 0 K: 2 S: 8	H: 1 LOB: 0 BB: 0 P: 8	R: 0 E: 0 K: 0 S: 3	H: 0 LOB: 0 BB: 0 P: 3	1B: 3 2B: 1 3B: 4 HR: 2	SF: 1 SAC: 1 DP: 1 HBP: 0	WP: 1 PB: 0 SB: 0 CS: 0	PA: 37			
<b>PITCHER</b>	IP	WLS	BF	H	R	ER	SO	BB	IBB	HBP	BLK	WP	HR	S	P	ERA	WHIP								
<b>Jim Kaat, L</b> (1, 1) ERA: 3.93	5.2	L	24	6	6	5	4	1	0	0	0	0	1	31	35	7.94	1.235								
<b>Ray Corbin, R</b> (6, 1) ERA: 2.99	2.1		11	4	3	3	3	0	0	0	0	1	1	16	16	11.57	1.714								
<b>Bill Campbell, R</b> (9, 1) ERA: 2.25	1.0		3	0	0	0	0	0	0	0	0	0	0	3	3	0.00	0.000								

Chicago White Sox @ Minnesota Twins  
Metropolitan Stadium, Bloomington, MI  
Mon Jul 30 1973, 4:33 AM EDT  
Att: 20,758 - Unknown - 73 F

livebaseballscorecards.com

AB 34  
R 9  
H 10  
RBI 8  
BB 1  
SO 7  
LOB 4



Batter	1	2	3	4	5	6	7	8	9	AB	R	H	RBI	BB	SO	LOB	BOTTOM								
<b>Larry Hise, R</b> (1, 8) OBP: 0.342, SLG: 0.395	0-0 FC4-6 1B		0-0 F8		0-0 B2		0-0 6-3		0-0 F8	5	0	1	0	0	0	4									
<b>Rod Carew, L</b> (1, 4) OBP: 0.408, SLG: 0.479	0-0 FC4-6		4-0 1B		0-0 G3			0-0 6-3		3	0	0	0	1	0	1									
<b>Dan Monzon, R</b> (9, 4) OBP: 0.311, SLG: 0.317	1-2 E S		0-0 1B					0-0 6-3		0	0	0	0	0	0	0									
<b>Tony Oliva, L</b> (1, 10) OBP: 0.342, SLG: 0.410	0-3 K		0-0 1B		0-0 6-3			0-0 HR		4	1	2	1	0	1	1									
<b>George Mitterwald, R</b> (1, 2) OBP: 0.333, SLG: 0.441	0-3 K		0-0 F9		0-0 P4			0-0 4-3		4	0	0	0	0	1	4									
<b>Jim Holt, L</b> (1, 7) OBP: 0.336, SLG: 0.467		0-0 3-1		0-0 G3		0-0 1-3		0-0 FC6-4 1B		4	0	1	0	0	0	0									
<b>Bobby Darwin, R</b> (1, 9) OBP: 0.321, SLG: 0.402		0-0 5-3		0-0 5-3 1B		0-0 1B		0-0 FC6-4		4	0	2	0	0	0	1									
<b>Danny Thompson, R</b> (1, 6) OBP: 0.277, SLG: 0.305		0-0 5-3		0-0 5-3		0-0 F7		0-0 BB		3	0	0	0	1	0	2									
<b>Joe Lis, R</b> (1, 3) OBP: 0.309, SLG: 0.405			0-0 1B		0-0 F7		0-0 1B		0-0 P2	4	0	2	0	0	0	2									
<b>Jerry Terrell, R</b> (1, 5) OBP: 0.306, SLG: 0.322			0-0 P4		0-0 6-3		0-0 5-3		0-0 F9	4	0	0	0	0	0	4									
<b>Inning Stats</b>	R: 0 E: 0 K: 2 S: 8	H: 1 LOB: 1 BB: 0 P: 8	R: 0 E: 0 K: 0 S: 3	H: 0 LOB: 0 BB: 0 P: 3	R: 0 E: 0 K: 0 S: 5	H: 2 LOB: 3 BB: 1 P: 9	R: 0 E: 0 K: 0 S: 4	H: 1 LOB: 1 BB: 0 P: 4	R: 0 E: 0 K: 0 S: 3	H: 0 LOB: 0 BB: 0 P: 3	R: 0 E: 0 K: 0 S: 3	H: 0 LOB: 0 BB: 0 P: 3	R: 0 E: 0 K: 0 S: 5	H: 2 LOB: 2 BB: 0 P: 5	R: 1 E: 0 K: 0 S: 5	H: 2 LOB: 1 BB: 0 P: 5	R: 0 E: 0 K: 0 S: 3	H: 0 LOB: 1 BB: 1 P: 7	1B: 7 2B: 0 3B: 0 HR: 1	SF: 0 SAC: 0 DP: 0 HBP: 0	WP: 1 PB: 0 SB: 1 CS: 0	PA: 37			
<b>PITCHER</b>	IP	WLS	BF	H	R	ER	SO	BB	IBB	HBP	BLK	WP	HR	S	P	ERA	WHIP								
<b>Stan Bahnsen, R</b> (1, 1) ERA: 2.82	9.0	W	37	8	1	1	2	2	0	0	0	1	1	39	47	1.00	1.111								

Chicago White Sox @ Minnesota Twins  
Metropolitan Stadium, Bloomington, MI  
Mon Jul 30 1973, 4:33 AM EDT  
Att: 20,758 - Unknown - 73 F

livebaseballscorecards.com

AB 35  
R 1  
H 8  
RBI 1  
BB 2  
SO 2  
LOB 19





Batter	1	2	3	4	5	6	7	8	9	AB	R	H	RBI	BB	SO	LOB	TOP								
Freddie Patek, R OBP: 0.324, SLG: 0.329	1-3		K		L4		P4			4	0	0	0	0	1	2									
Cookie Rojas, R OBP: 0.318, SLG: 0.371	F9		4-3 1B		6-3		K			4	0	1	0	0	1	2									
Amos Otis, R OBP: 0.366, SLG: 0.520	2B	2B	4-3 1-2			3B		3-1		4	1	2	0	0	0	1									
John Mayberry, L OBP: 0.438, SLG: 0.530	2B	BB			1-3		F7			2	1	0	0	2	0	1									
Rick Reichardt, R OBP: 0.300, SLG: 0.363			K		K		K			0	0	0	0	0	0	0									
Ed Kirkpatrick, L OBP: 0.367, SLG: 0.412	F9				4-3		4-3		F7	4	0	0	0	0	0	2									
Lou Piniella, R OBP: 0.294, SLG: 0.361			K		K		K		4-3	4	0	1	0	0	2	0									
Kurt Bevacqua, R OBP: 0.327, SLG: 0.349	L6		L6	CS 1B		1B	BB		K	3	0	1	0	1	1	0									
Fran Healy, R OBP: 0.330, SLG: 0.394	L5		L5	CS	1-3		1-2 1B			3	0	1	0	0	0	0									
<b>Inning Stats</b>	R: 2 E: 0 K: 0 S: 5	H: 2 LOB: 1 BB: 1 P: 9	R: 0 E: 0 K: 0 S: 3	H: 1 LOB: 0 BB: 0 P: 3	R: 0 E: 0 K: 2 S: 8	H: 1 LOB: 2 BB: 1 P: 12	R: 0 E: 0 K: 1 S: 5	H: 1 LOB: 0 BB: 0 P: 5	R: 0 E: 0 K: 0 S: 3	H: 0 LOB: 0 BB: 0 P: 3	R: 0 E: 0 K: 1 S: 6	H: 1 LOB: 1 BB: 0 P: 6	R: 0 E: 0 K: 2 S: 8	H: 1 LOB: 2 BB: 1 P: 12	R: 0 E: 0 K: 1 S: 5	H: 0 LOB: 0 BB: 0 P: 5	R: 0 E: 0 K: 1 S: 5	H: 0 LOB: 0 BB: 0 P: 5	1B: 4 2B: 2 3B: 1 HR: 0	SF: 0 SAC: 0 DP: 0 HBP: 0	WP: 0 PB: 0 SB: 0 CS: 1	PA: 36			
<b>PITCHER</b> Steve Stone, R ERA: 3.9	IP: 9.0 WLS: L BF: 35	H: 7 R: 2 ER: 2 SO: 8	BB: 3 IBB: 0 HBP: 0 BLK: 0	WP: 0 HR: 0 S: 48 P: 60	ERA: 2.00 WHIP: 1.111																				

**Kansas City Royals @ Chicago White Sox**  
Comiskey Park, Chicago, IL  
Tue Jul 31 1973, 8:05 PM EDT  
Att: 19,630 - Unknown - 70 F

AB 28  
R 2  
H 6  
RBI 0  
BB 3  
SO 5  
LOB 8



Batter	1	2	3	4	5	6	7	8	9	AB	R	H	RBI	BB	SO	LOB	BOTTOM								
Johnny Jeter, R OBP: 0.256, SLG: 0.367	4-3		1-2 1B		CS 1B			F3		4	0	2	0	0	0	0									
Jerry Hairston, S OBP: 0.280, SLG: 0.360	F8		F9		F3			6-3		4	0	0	0	0	0	3									
Dick Allen, R OBP: 0.395, SLG: 0.614										4	0	3	0	0	1	2									
Tony Muser, L OBP: 0.352, SLG: 0.357	1B		K							0	0	0	0	0	0	0									
Bill Melton, R OBP: 0.385, SLG: 0.475	F8				1B 2B		1B	F8	F7	4	1	1	0	0	0	3									
Ken Henderson, S OBP: 0.326, SLG: 0.373		F8			5-3					1	0	0	0	0	0	0									
Hank Allen, R OBP: 0.111, SLG: 0.167										2	0	0	0	0	1	2									
Pat Kelly, J OBP: 0.366, SLG: 0.372									F8 2B	1	0	1	0	0	0	0									
Buddy Bradford, R OBP: 0.339, SLG: 0.482		K			P4			F8	F8	4	0	0	0	0	1	3									
Luis Alvarado, R OBP: 0.271, SLG: 0.315										3	0	1	1	0	0	0									
Carlos May, L OBP: 0.296, SLG: 0.349	F9				2H 1B			1-3	F3	1	0	0	0	0	0	1									
Eddie Leon, R OBP: 0.294, SLG: 0.283					1B BB			5-3		2	0	0	0	2	1	1									
Chuck Brinkman, R OBP: 0.205, SLG: 0.222										3	0	0	0	0	1	1									
Ed Herrmann, L OBP: 0.280, SLG: 0.355			K					P4	K	1	0	0	0	0	1	2									
<b>Inning Stats</b>	R: 0 E: 0 K: 0 S: 4	H: 1 LOB: 1 BB: 0 P: 4	R: 0 E: 0 K: 1 S: 5	H: 0 LOB: 0 BB: 0 P: 5	R: 0 E: 0 K: 2 S: 8	H: 1 LOB: 2 BB: 1 P: 12	R: 1 E: 0 K: 1 S: 7	H: 2 LOB: 1 BB: 0 P: 7	R: 0 E: 0 K: 0 S: 3	H: 1 LOB: 0 BB: 0 P: 3	R: 0 E: 0 K: 1 S: 6	H: 1 LOB: 1 BB: 0 P: 6	R: 0 E: 0 K: 0 S: 3	H: 0 LOB: 0 BB: 0 P: 3	R: 0 E: 0 K: 0 S: 4	H: 1 LOB: 1 BB: 0 P: 4	R: 0 E: 0 K: 1 S: 6	H: 1 LOB: 2 BB: 1 P: 10	1B: 6 2B: 2 3B: 0 HR: 0	SF: 0 SAC: 0 DP: 0 HBP: 0	WP: 0 PB: 0 SB: 1 CS: 1	PA: 36			
<b>PITCHER</b> Paul Spittorff, L ERA: 3.22	IP: 8.0 WLS: W BF: 32	H: 8 R: 1 ER: 1 SO: 5	BB: 1 IBB: 0 HBP: 0 BLK: 0	WP: 0 HR: 0 S: 41 P: 45	ERA: 1.12 WHIP: 1.125																				
Doug Bird, R ERA: 3.12	IP: 0.1 WLS: S BF: 1	H: 0 R: 0 ER: 0 SO: 0	BB: 0 IBB: 0 HBP: 0 BLK: 0	WP: 0 HR: 0 S: 1 P: 1	ERA: 0.00 WHIP: 0.000																				
Joe Hoerner, L ERA: 5.4	IP: 0.2 WLS: S BF: 3	H: 0 R: 0 ER: 0 SO: 1	BB: 1 IBB: 0 HBP: 0 BLK: 0	WP: 0 HR: 0 S: 4 P: 8	ERA: 0.00 WHIP: 1.500																				

**Kansas City Royals @ Chicago White Sox**  
Comiskey Park, Chicago, IL  
Tue Jul 31 1973, 8:05 PM EDT  
Att: 19,630 - Unknown - 70 F

AB 34  
R 1  
H 8  
RBI 1  
BB 2  
SO 6  
LOB 18






Batter	1	2	3	4	5	6	7	8	9	AB	R	H	RBI	BB	SO	LOB	TOP
Freddie Patek, R (1,6) OBP: 0.324, SLG: 0.326										3	1	0	0	1	0	0	
Cookie Rojas, R (1,4) OBP: 0.322, SLG: 0.373										4	0	3	0	0	0	0	
Amos Otis, R (1,8) OBP: 0.364, SLG: 0.513										4	1	1	1	0	0	2	
John Mayberry, L (1,3) OBP: 0.439, SLG: 0.526										2	0	1	0	2	0	1	
Gail Hopkins, L (1,10) OBP: 0.377, SLG: 0.363										4	0	0	0	0	1	7	
Lou Piniella, R (1,7) OBP: 0.293, SLG: 0.358										4	1	1	0	0	1	4	
Ed Kirkpatrick, L (1,9) OBP: 0.364, SLG: 0.408										3	0	0	0	0	0	0	
George Brett, L (1,5) OBP: 0.250, SLG: 0.250										4	0	1	0	0	1	1	
Fran Healy, R (1,2) OBP: 0.328, SLG: 0.389										4	0	1	1	0	1	1	
<b>Inning Stats</b>	R: 2 H: 1 E: 1 K: 0 S: 4	H: 1 LOB: 1 BB: 2 P: 12	R: 0 H: 0 E: 0 K: 1 S: 5	H: 0 LOB: 0 BB: 0 P: 5	R: 0 H: 2 E: 0 K: 2 S: 9	H: 3 LOB: 1 BB: 1 P: 13	R: 0 H: 1 E: 0 K: 0 S: 3	H: 1 LOB: 0 BB: 0 P: 3	R: 0 H: 0 E: 0 K: 1 S: 5	H: 0 LOB: 0 BB: 0 P: 5	R: 0 H: 1 E: 1 K: 0 S: 5	H: 1 LOB: 2 BB: 0 P: 5	R: 1 H: 2 E: 0 K: 0 S: 4	H: 2 LOB: 0 BB: 0 P: 4	1B: 8 2B: 0 3B: 0 HR: 0	SF: 0 SAC: 1 DP: 2 HBP: 0	WP: 0 PA: 37 SB: 0 CS: 0
<b>PITCHER</b> Stan Bahnsen, R (1,1) ERA: 2.78	IP: 9.0 WLS: L BF: 36 H: 8 R: 3 ER: 2 SO: 4 BB: 3 IBB: 0 HBP: 0 BLK: 0 WP: 0 HR: 0 S: 41 P: 53 ERA: 2.00 WHIP: 1.222																

**Kansas City Royals @ Chicago White Sox**  
Comiskey Park, Chicago, IL  
Thu Aug 02 1973, 8:05 PM EDT  
Att: 11,775 - Unknown - 70 F

livebaseballscores.com

AB	32
R	3
H	8
RBI	2
BB	3
SO	4
LOB	16




Batter	1	2	3	4	5	6	7	8	9	AB	R	H	RBI	BB	SO	LOB	BOTTOM
Pat Kelly, L (1,9) OBP: 0.367, SLG: 0.372										4	0	2	0	0	0	1	
Jorge Orta, L (1,4) OBP: 0.281, SLG: 0.311										4	0	1	0	0	1	2	
Jerry Hairston, S (1,7) OBP: 0.281, SLG: 0.344										4	0	2	0	0	2	2	
Bill Melton, R (1,5) OBP: 0.382, SLG: 0.468										4	0	1	0	0	0	3	
Carlos May, L (1,10) OBP: 0.296, SLG: 0.348										3	0	1	0	0	0	2	
Johnny Jeter, R (7, PR) OBP: 0.254, SLG: 0.365										1	0	0	0	0	0	1	
Buddy Bradford, R (1,8) OBP: 0.336, SLG: 0.475										3	0	0	0	0	0	2	
Dick Allen, R (8, PH) OBP: 0.394, SLG: 0.612										1	0	0	0	0	0	1	
Tony Muser, L (1,3) OBP: 0.345, SLG: 0.354										3	0	1	0	0	0	1	
Luis Alvarado, R (1,6) OBP: 0.279, SLG: 0.333										2	1	1	0	0	0	1	
Ken Henderson, S (7, PH) OBP: 0.325, SLG: 0.372										1	0	0	0	0	0	1	
Eddie Leon, R (8, 6) OBP: 0.293, SLG: 0.281										0	0	0	0	0	0	0	
Ed Herrmann, L (1,2) OBP: 0.275, SLG: 0.349										2	0	0	1	0	0	1	
<b>Inning Stats</b>	R: 0 H: 1 E: 0 K: 1 S: 6	H: 1 LOB: 1 BB: 0 P: 6	R: 0 H: 0 E: 0 K: 0 S: 3	H: 0 LOB: 0 BB: 0 P: 3	R: 1 H: 2 E: 0 K: 1 S: 6	H: 2 LOB: 0 BB: 0 P: 6	R: 0 H: 2 E: 0 K: 0 S: 4	H: 2 LOB: 1 BB: 0 P: 4	R: 0 H: 1 E: 0 K: 0 S: 4	H: 1 LOB: 1 BB: 0 P: 4	R: 0 H: 0 E: 0 K: 0 S: 3	H: 0 LOB: 0 BB: 0 P: 3	R: 0 H: 1 E: 0 K: 0 S: 4	H: 1 LOB: 1 BB: 0 P: 4	1B: 7 2B: 2 3B: 1 HR: 0	SF: 1 SAC: 0 DP: 2 HBP: 0	WP: 0 PA: 33 SB: 0 CS: 1
<b>PITCHER</b> Dick Drago, R (1,1) ERA: 3.77	IP: 5.0 WLS: W BF: 19 H: 6 R: 1 ER: 1 SO: 2 BB: 0 IBB: 0 HBP: 0 BLK: 0 WP: 0 HR: 0 S: 23 P: 23 ERA: 1.80 WHIP: 1.200																
Gene Garber, R (6,1) ERA: 4.43	IP: 4.0 WLS: S BF: 14 H: 3 R: 0 ER: 0 SO: 1 BB: 0 IBB: 0 HBP: 0 BLK: 0 WP: 0 HR: 0 S: 16 P: 16 ERA: 0.00 WHIP: 0.750																

**Kansas City Royals @ Chicago White Sox**  
Comiskey Park, Chicago, IL  
Thu Aug 02 1973, 8:05 PM EDT  
Att: 11,775 - Unknown - 70 F

livebaseballscores.com

AB	32
R	1
H	9
RBI	1
BB	0
SO	3
LOB	18





Batter	1	2	3	4	5	6	7	8	9	AB	R	H	RBI	BB	SO	LOB	TOP					
Davey Nelson, R OBP: 0.317, SLG: 0.365 (1, 4)	0-0 E 2B		0-0 6-3		0-0 5-3			0-0 E7 F9 1B		4	1	2	0	0	0	0						
Vic Harris, S OBP: 0.314, SLG: 0.356 (1, 8)	0-0 E3 E 2H		0-3 K		0-3 K			0-0 F9 2-3		4	1	0	0	0	2	1						
Jim Spencer, L OBP: 0.348, SLG: 0.378 Tom Grieve, R OBP: 0.358, SLG: 0.420 (6, PH) (8, 9)	0-0 E9 E 4-3 2H		0-0 E8		0-0 F9			0-0 6-3		3	1	1	1	0	0	0						
1B										1	0	0	0	0	0	1						
Alex Johnson, R OBP: 0.315, SLG: 0.377 (1, 10)	0-0 4-3		0-0 L6		0-3 K			0-0 1B		4	0	1	0	0	1	2						
2-3																						
Jim Fregosi, R OBP: 0.340, SLG: 0.365 (1, 6)	0-0 P6		4-0 F7 BB		0-3 K			0-0 P6		3	0	0	0	1	1	1						
3H																						
Jeff Burroughs, R OBP: 0.356, SLG: 0.466 (1, 7)	0-3 K		0-0 F7		0-0 FC1-6 1B			0-3 K		4	0	1	0	0	2	2						
1-2																						
Bill Sudakis, S OBP: 0.275, SLG: 0.416 Pete Mackanin, R OBP: 0.134, SLG: 0.125 (9, PR)	0-0 4-3		0-0 4-3		0-0 FC1-6 CS			0-0 1B		4	0	1	0	0	0	2						
2-3										0	0	0	0	0	0	0						
Larry Bittner, L OBP: 0.270, SLG: 0.248 (1, 9)	0-3 K		0-0 F7		0-0 L9			0-0 4-3		3	0	0	0	0	1	2						
1-2																						
Ken Suarez, R OBP: 0.373, SLG: 0.342 (9, PH)	0-0 6-3		0-0 F9		0-0 CS			0-0 6-3		3	0	0	0	0	0	0						
1-2																						
Dick Billings, R OBP: 0.216, SLG: 0.201 (1, 2)																						
<b>Inning Stats</b>	R: 3 E: 3 K: 1 S: 8	H: 2 LOB: 0 BB: 0 P: 8	R: 0 E: 0 K: 1 S: 5	H: 0 LOB: 0 BB: 0 P: 5	R: 0 E: 1 K: 1 S: 6	H: 0 LOB: 1 BB: 0 P: 6	R: 0 E: 0 K: 0 S: 3	H: 0 LOB: 1 BB: 1 P: 7	R: 0 E: 0 K: 1 S: 5	H: 0 LOB: 0 BB: 0 P: 5	R: 0 E: 0 K: 2 S: 7	H: 1 LOB: 0 BB: 0 P: 7	R: 0 E: 0 K: 0 S: 3	H: 1 LOB: 0 BB: 0 P: 3	R: 0 E: 1 K: 0 S: 4	H: 2 LOB: 2 BB: 0 P: 4	R: 0 E: 0 K: 1 S: 7	H: 2 LOB: 2 BB: 0 P: 7	1B: 5 2B: 1 3B: 0 HR: 0	SF: 0 SAC: 0 DP: 0 HBP: 0	WP: 0 PB: 0 SB: 0 CS: 1	PA: 36
<b>PITCHER</b>	IP WLS BF H R ER SO BB IBB HBP BLK WP HR S P ERA WHIP	IP WLS BF H R ER SO BB IBB HBP BLK WP HR S P ERA WHIP																				
Steve Stone, R ERA: 3.75 (1, 1)	7.2 L 29 4 3 1 6 1 0 0 0 0 0 0 40 44 1.17 0.652	1.1 W 6 2 0 0 1 0 0 0 0 0 0 0 8 8 0.00 1.500																				
Terry Forster, L ERA: 2.18 (8, 1)																						

Texas Rangers @ Chicago White Sox  
Comiskey Park, Chicago, IL  
Fri Aug 03 1973, 8:05 PM EDT  
Att: 24,860 - Unknown - 71 F

AB	34
R	3
H	6
RBI	1
BB	1
SO	7
LOB	13



Batter	1	2	3	4	5	6	7	8	9	AB	R	H	RBI	BB	SO	LOB	BOTTOM					
Pat Kelly, L OBP: 0.372, SLG: 0.373 (1, 9)	4-0 8-6-4 1B BB		0-0 1B		4-0 1-2 2-3 BB			0-0 FC4-6 1B BB		2	0	1	0	3	0	0						
Jorge Orta, L OBP: 0.286, SLG: 0.317 (1, 4)	0-0 8-6-4 1B		0-3 K		0-3 K			0-0 FC4-6 1B		5	0	3	1	0	2	4						
Jerry Hairston, S OBP: 0.270, SLG: 0.306 Bill Sharp, L OBP: 0.318, SLG: 0.378 (9, 7)	0-0 8-6-4		0-0 F9		4-0 1B BB			0-0 FC4-6		4	1	0	1	1	1	6						
1-2 2-3										0	0	0	0	0	0	0						
Bill Melton, R OBP: 0.383, SLG: 0.466 (1, 5)	0-3 K		0-0 F9 1B BB		4-0 1B BB			0-0 P6		4	1	1	0	1	2	3						
1-2 2-3 3H																						
Carlos May, L OBP: 0.298, SLG: 0.347 (1, 10)			4-0 5-3 BB		0-3 K			0-0 4-3		3	0	1	1	1	1	1						
1-3 2H																						
Tony Muser, L OBP: 0.343, SLG: 0.348 (1, 3)	0-3 K		4-0 1B BB		4-0 1B BB			0-0 F7		3	1	0	0	1	2	3						
1-2																						
Ed Herrmann, L OBP: 0.271, SLG: 0.344 (1, 2)	0-0 5-3		0-0 F9		0-3 K			0-0 P6		4	0	0	0	0	1	5						
1-2																						
Buddy Bradford, R OBP: 0.341, SLG: 0.472 (1, 8)	0-3 K		4-0 BB 1B BB		4-0 BB 1B BB			0-0 BB BB 1B		3	1	1	0	1	2	3						
1-2																						
Luis Alvarado, R OBP: 0.286, SLG: 0.333 (1, 6)	0-0 P6		0-0 1B BB		0-0 F7			4-0 1B BB FC4-6 BB		3	1	1	2	1	0	0						
1-2																						
<b>Inning Stats</b>	R: 0 E: 0 K: 1 S: 5	H: 1 LOB: 1 BB: 1 P: 9	R: 0 E: 0 K: 2 S: 7	H: 0 LOB: 1 BB: 1 P: 11	R: 0 E: 0 K: 1 S: 6	H: 1 LOB: 0 BB: 0 P: 6	R: 2 E: 0 K: 2 S: 9	H: 2 LOB: 3 BB: 3 P: 21	R: 1 E: 0 K: 3 S: 10	H: 1 LOB: 2 BB: 2 P: 18	R: 0 E: 0 K: 1 S: 6	H: 1 LOB: 0 BB: 0 P: 6	R: 0 E: 0 K: 1 S: 5	H: 0 LOB: 0 BB: 0 P: 5	R: 2 E: 0 K: 0 S: 5	H: 2 LOB: 2 BB: 2 P: 13	R: 0 E: 0 K: 0 S: 5	H: 2 LOB: 2 BB: 2 P: 13	1B: 8 2B: 1 3B: 0 HR: 0	SF: 0 SAC: 0 DP: 1 HBP: 0	WP: 0 PB: 0 SB: 0 CS: 0	PA: 40
<b>PITCHER</b>	IP WLS BF H R ER SO BB IBB HBP BLK WP HR S P ERA WHIP	IP WLS BF H R ER SO BB IBB HBP BLK WP HR S P ERA WHIP																				
Jim Bibby, R ERA: 3.54 (1, 1)	8.0 L 40 8 5 5 11 9 0 0 0 0 0 0 53 89 5.62 2.125																					

Texas Rangers @ Chicago White Sox  
Comiskey Park, Chicago, IL  
Fri Aug 03 1973, 8:05 PM EDT  
Att: 24,860 - Unknown - 71 F

AB	31
R	5
H	8
RBI	5
BB	9
SO	11
LOB	25





Batter	1	2	3	4	5	6	7	8	9	AB	R	H	RBI	BB	SO	LOB	TOP																					
Davey Nelson, R OBP: 0.316, SLG: 0.363 (1, 4)	1-3	9-2			L3			1B S 1B	K	5	1	1	0	0	1	2																						
Vic Harris, S OBP: 0.315, SLG: 0.360 (1, 8) (8, 9)	K	3-H			F7			SH2-3 1B HR	3B 2B	5	2	2	0	0	2	0																						
Jim Fregosi, R OBP: 0.341, SLG: 0.376 (1, 5)	F7				5-3			SH2-3 HR 1B	3B 2-H	5	1	2	2	0	0	0																						
Alex Johnson, R OBP: 0.316, SLG: 0.378 (1, 10)		HR 1B			5-3			SH2-3 HR 1B	F8 3B	4	1	2	0	0	0	1																						
Bill Sudakis, S OBP: 0.282, SLG: 0.438 (1, 3)		HR			E5			HR IBB		3	2	1	2	1	1	1																						
Jeff Burroughs, R OBP: 0.357, SLG: 0.476 Elliott Maddox, R OBP: 0.341, SLG: 0.250 (1, 7) (8, 8)	FC5-4 1B				F8			HR		4	1	2	4	0	0	2																						
Dick Billings, R OBP: 0.211, SLG: 0.197 (1, 2)	FC5-4 1B E				P3					4	1	0	0	0	0	2																						
Tom Grieve, R OBP: 0.333, SLG: 0.389 (1, 9) (8, 7)	E4 1B 9-2				K					4	0	0	0	0	1	2																						
Pete Mackanin, R OBP: 0.141, SLG: 0.132 (1, 6)	1-3 2-H 1B				6-3					4	0	1	1	0	0	0																						
<b>Inning Stats</b>	R: 0 E: 0 K: 1 S: 5	H: 0 LOB: 0 BB: 0 P: 5	R: 3 E: 1 K: 0 S: 7	H: 4 LOB: 1 BB: 0 P: 7	R: 0 E: 0 K: 1 S: 5	H: 0 LOB: 0 BB: 0 P: 5	R: 0 E: 1 K: 1 S: 6	H: 0 LOB: 1 BB: 0 P: 6	R: 0 E: 0 K: 0 S: 3	H: 1 LOB: 1 BB: 0 P: 6	R: 0 E: 0 K: 0 S: 3	H: 0 LOB: 0 BB: 0 P: 3	R: 5 E: 0 K: 0 S: 7	H: 4 LOB: 0 BB: 1 P: 11	R: 1 E: 0 K: 1 S: 7	H: 2 LOB: 1 BB: 0 P: 7	1B: 7 2B: 2 3B: 1 HR: 2	SF: 0 SAC: 1 DP: 1 HBP: 0	WP: 0 PB: 0 CS: 0	PA: 40																		
<b>PITCHER</b>	IP	WLS	BF	H	R	ER	SO	BB	IBB	HBP	BLK	WP	HR	S	P	ERA	WHIP	<b>PITCHER</b>				IP	WLS	BF	H	R	ER	SO	BB	IBB	HBP	BLK	WP	HR	S	P	ERA	WHIP
Wilbur Wood, L ERA: 3.19 Cy Acosta, R ERA: 2.68 (1, 1) (8, 1)	7.0	L	29	7	5	4	4	0	0	0	0	0	1	37	37	5.14	1.000					2.0		11	4	4	4	1	0	1	0	0	0	1	12	16	18.00	2.000

Texas Rangers @ Chicago White Sox  
Comiskey Park, Chicago, IL  
Sat Aug 04 1973, 4:33 AM EDT  
Att: 17,741 - Unknown - 80 F

AB 38  
R 9  
H 11  
RBI 9  
BB 1  
SO 5  
LOB 10



Batter	1	2	3	4	5	6	7	8	9	AB	R	H	RBI	BB	SO	LOB	BOTTOM																						
Pat Kelly, L OBP: 0.370, SLG: 0.370 (1, 9)	F8				4-3				K	5	0	1	0	0	2	1																							
Jorge Orta, L OBP: 0.285, SLG: 0.317 (1, 4)	HBP				4-3					3	0	1	0	0	0	1																							
Jerry Hairston, S OBP: 0.293, SLG: 0.308 (1, 7)	F7				4-3					3	0	1	0	1	0	1																							
Bill Melton, R OBP: 0.384, SLG: 0.469 (1, 5)	F7				1B					4	1	2	0	0	0	2																							
Carlos May, L OBP: 0.298, SLG: 0.355 (1, 10)					F7					4	1	1	2	0	0	3																							
Tony Muser, L OBP: 0.346, SLG: 0.368 (1, 3)					HR					4	1	2	1	0	0	0																							
Ed Herrmann, L OBP: 0.268, SLG: 0.339 (1, 2)	FC6-4 1B				HR					4	0	0	0	0	1	1																							
Buddy Bradford, R OBP: 0.331, SLG: 0.457 (1, 8)	FC6-4 1-2				6-3					4	0	0	0	0	0	1																							
Luis Alvarado, R OBP: 0.285, SLG: 0.331 (1, 6)					K					4	0	1	0	0	1	0																							
<b>Inning Stats</b>	R: 0 E: 0 K: 0 S: 3	H: 0 LOB: 1 BB: 0 P: 4	R: 0 E: 0 K: 1 S: 6	H: 1 LOB: 0 BB: 0 P: 6	R: 0 E: 0 K: 1 S: 7	H: 2 LOB: 3 BB: 1 P: 11	R: 1 E: 1 K: 0 S: 5	H: 2 LOB: 1 BB: 0 P: 5	R: 2 E: 0 K: 0 S: 5	H: 3 LOB: 0 BB: 0 P: 5	R: 0 E: 0 K: 0 S: 3	H: 0 LOB: 0 BB: 0 P: 3	R: 0 E: 0 K: 1 S: 6	H: 1 LOB: 1 BB: 0 P: 6	R: 0 E: 0 K: 0 S: 3	H: 0 LOB: 0 BB: 0 P: 3	R: 0 E: 0 K: 1 S: 5	H: 0 LOB: 0 BB: 0 P: 5	1B: 6 2B: 1 3B: 0 HR: 2	SF: 0 SAC: 0 DP: 0 HBP: 1	WP: 0 PB: 0 CS: 0	PA: 37																	
<b>PITCHER</b>	IP	WLS	BF	H	R	ER	SO	BB	IBB	HBP	BLK	WP	HR	S	P	ERA	WHIP	<b>PITCHER</b>				IP	WLS	BF	H	R	ER	SO	BB	IBB	HBP	BLK	WP	HR	S	P	ERA	WHIP	
Jackie Brown, R ERA: 1.8 (1, 1)	9.0	W	37	9	3	3	4	1	0	1	0	0	2	43	48	3.00	1.111					9.0		37	9	3	3	4	1	0	0	0	0	0	0	0	0	0	0

Texas Rangers @ Chicago White Sox  
Comiskey Park, Chicago, IL  
Sat Aug 04 1973, 4:33 AM EDT  
Att: 17,741 - Unknown - 80 F

AB 35  
R 3  
H 9  
RBI 3  
BB 1  
SO 4  
LOB 10





Batter	1	2	3	4	5	6	7	8	9	AB	R	H	RBI	BB	SO	LOB	TOP										
Davey Nelson, R OBP: 0.314, SLG: 0.361 (1, 4)	F9		G3 1B		5-3		P3		K	5	1	1	0	0	1	0											
Vic Harris, S OBP: 0.314, SLG: 0.364 (1, 8)	SF7 3B		F7		P4		G3			4	1	1	0	0	0	1											
Jim Spencer, L OBP: 0.273, SLG: 0.377 Dick Billings, R OBP: 0.215, SLG: 0.201 Elliott Maddox, R OBP: 0.341, SLG: 0.250 (1, 3) (6, PH) (8, FR) (8, 5)	SF7 3H		G3 1-H		BB BB				2B 1B	1	0	0	2	1	0	0											
Alex Johnson, R OBP: 0.318, SLG: 0.380 (1, 10)	P3		6-3		BB BB				2B 1B	3	0	1	1	1	0	0											
Jim Fregosi, R OBP: 0.339, SLG: 0.374 (8, 3)		1-3			FC6-4 1B		F5		K	4	0	1	0	0	1	4											
Jeff Burroughs, R OBP: 0.356, SLG: 0.473 (1, 7)	5-3				FC6-4 BB 1-2				F9	4	0	1	0	0	0	3											
Larry Blittner, L OBP: 0.247 Tom Grieve, R OBP: 0.322, SLG: 0.375 (1, 9) (6, PH) (6, 9)		2B BB			F7		G1-4-3 1B 1-2		4-3	1	0	0	0	1	0	1											
Ken Suarez, R OBP: 0.376, SLG: 0.347 (1, 2)					6-3				5-3	3	0	1	0	1	0	0											
Jim Mason, L OBP: 0.284, SLG: 0.304 Pete Mackanin, R OBP: 0.137, SLG: 0.129 (1, 6) (7, PH) (7, 6)					F9				K	2	0	0	0	0	1	4											
									K	2	0	0	0	0	1	0											
<b>Inning Stats</b>	R: 1 E: 0 K: 0 S: 4	H: 1 LOB: 0 BB: 0 P: 4	R: 0 E: 0 K: 1 S: 6	H: 1 LOB: 2 BB: 1 P: 10	R: 1 E: 0 K: 0 S: 4	H: 1 LOB: 0 BB: 0 P: 4	R: 0 E: 0 K: 0 S: 4	H: 1 LOB: 2 BB: 2 P: 8	R: 0 E: 0 K: 0 S: 3	H: 0 LOB: 0 BB: 0 P: 3	R: 0 E: 0 K: 0 S: 3	H: 0 LOB: 0 BB: 0 P: 3	R: 1 E: 0 K: 1 S: 7	H: 2 LOB: 2 BB: 0 P: 7	R: 0 E: 0 K: 2 S: 7	H: 0 LOB: 0 BB: 0 P: 7	1B: 4 2B: 2 3B: 1 HR: 0	SF: 1 SAC: 0 DP: 1 HBP: 0	WP: 0 PB: 0 SB: 1 CS: 0	PA: 37							
<b>PITCHER</b>	IP	WLS	BF	H	R	ER	SO	BB	IBB	HBP	BLK	WP	HR	S	P	ERA	WHIP										
Stan Bahnsen, R ERA: 2.76 (1, 1)	5.0	W	24	5	2	1	1	4	0	0	0	0	0	22	38	1.80	1.800										
Terry Forster, L ERA: 2.16 (6, 1)	4.0	S	13	2	1	1	3	0	0	0	0	0	0	19	19	2.25	0.500										

Texas Rangers @ Chicago White Sox  
Comiskey Park, Chicago, IL  
Sun Aug 05 1973, 4:33 AM EDT  
Unknown - 86 F

AB 32  
R 3  
H 7  
RBI 3  
BB 4  
SO 4  
LOB 16



Batter	1	2	3	4	5	6	7	8	9	AB	R	H	RBI	BB	SO	LOB	BOTTOM										
Pat Kelly, L OBP: 0.373, SLG: 0.372 (1, 9)	1B SF7 BB				F9			5-3		4	1	2	0	1	0	0											
Jorge Orta, L OBP: 0.296, SLG: 0.321 (1, 4)	1B 1-2		K			1B				3	0	2	0	2	1	2											
Jerry Hairston, S OBP: 0.311, SLG: 0.326 Buddy Bradford, R OBP: 0.329, SLG: 0.453 (1, 7) (6, PH) (9, 8)	1B 1-2 2-3		2B 1B		K		FC5-4 1B 1-2		F8	4	1	2	0	0	1	3											
Bill Melton, R OBP: 0.382, SLG: 0.466 (1, 5)	F2		2B 1B			5-3		F8		5	1	1	0	0	0	4											
Carlos May, L OBP: 0.300, SLG: 0.368 (1, 10)	SF7		G4-6-3 1H 2H		K			HR		3	1	2	4	0	1	0											
Tony Muser, L OBP: 0.346, SLG: 0.372 (1, 3)	P5		G4-6-3 BB		1B 2B		6-3			3	1	1	0	1	0	2											
Bill Sharp, L OBP: 0.326, SLG: 0.397 (1, 8) (9, 7)			F9 2B		G4-6-3 1B 2H		F9			4	0	2	1	0	0	2											
Ed Herrmann, L OBP: 0.268, SLG: 0.348 (1, 2)	F9 2-3		K				F8			4	1	1	1	0	1	2											
Eddie Leon, R OBP: 0.292, SLG: 0.289 (1, 6)	K				6-3		F8			4	1	1	1	0	1	1											
<b>Inning Stats</b>	R: 1 E: 0 K: 0 S: 5	H: 2 LOB: 2 BB: 1 P: 9	R: 0 E: 0 K: 2 S: 8	H: 1 LOB: 2 BB: 1 P: 12	R: 2 E: 0 K: 1 S: 7	H: 3 LOB: 1 BB: 1 P: 11	R: 0 E: 0 K: 1 S: 6	H: 1 LOB: 1 BB: 0 P: 6	R: 1 E: 0 K: 0 S: 5	H: 2 LOB: 2 BB: 0 P: 5	R: 1 E: 0 K: 0 S: 4	H: 1 LOB: 0 BB: 0 P: 4	R: 2 E: 0 K: 0 S: 5	H: 2 LOB: 1 BB: 1 P: 9	1B: 8 2B: 3 3B: 0 HR: 3	SF: 1 SAC: 0 DP: 1 HBP: 0	WP: 0 PB: 0 SB: 0 CS: 0	PA: 40									
<b>PITCHER</b>	IP	WLS	BF	H	R	ER	SO	BB	IBB	HBP	BLK	WP	HR	S	P	ERA	WHIP										
Don Durham, R ERA: 7.2 (1, 1)	2.0	L	14	6	3	3	2	2	0	0	0	0	0	16	24	13.50	4.000										
Jim Merritt, L ERA: 4.18 (3, 1)	5.0		22	8	4	4	3	1	0	0	0	0	3	27	31	7.20	1.800										
Mike Paul, L ERA: 5.9 (8, 1)	1.0		4	0	0	0	0	1	0	0	0	0	0	3	7	0.00	1.000										

Texas Rangers @ Chicago White Sox  
Comiskey Park, Chicago, IL  
Sun Aug 05 1973, 4:33 AM EDT  
Unknown - 86 F

AB 35  
R 7  
H 14  
RBI 7  
BB 4  
SO 5  
LOB 17





Batter	1	2	3	4	5	6	7	8	9	AB	R	H	RBI	BB	SO	LOB	TOP															
Davey Nelson, R OBP: 0.315, SLG: 0.361 (1, 4)										5	0	2	0	0	0	1																
Vic Harris, S OBP: 0.313, SLG: 0.360 (1, 8)										4	0	0	0	0	1	2																
Jim Spencer, L OBP: 0.350, SLG: 0.376 (1, 3)										3	1	1	0	1	0	4																
Alex Johnson, R OBP: 0.317, SLG: 0.381 (1, 10)										4	1	1	1	0	1	3																
Bill Sudakis, S OBP: 0.288, SLG: 0.439 Pete Mackanin, R OBP: 0.137, SLG: 0.129 (8, PR) (8, 5)										4	0	2	0	0	1	0																
Jeff Burroughs, R OBP: 0.358, SLG: 0.472 (1, 7)										1	1	0	1	2	0	1																
Larry Blittner, L OBP: 0.273, SLG: 0.267 (1, 9)										4	1	1	2	0	0	3																
Dick Billings, R OBP: 0.216, SLG: 0.202 (1, 2)										4	0	1	0	0	0	2																
Jim Mason, L OBP: 0.284, SLG: 0.300 (1, 6)										3	0	0	0	1	0	1																
<b>Inning Stats</b>	R: 0 E: 0 K: 1 S: 6	H: 1 LOB: 1 BB: 0 P: 6	R: 0 E: 0 K: 1 S: 5	H: 0 LOB: 1 BB: 1 P: 9	R: 0 E: 0 K: 0 S: 3	H: 0 LOB: 0 BB: 1 P: 3	R: 2 E: 0 K: 0 S: 4	H: 2 LOB: 0 BB: 1 P: 8	R: 0 E: 0 K: 0 S: 5	H: 2 LOB: 2 BB: 0 P: 5	R: 2 E: 0 K: 0 S: 4	H: 1 LOB: 0 BB: 1 P: 8	R: 0 E: 0 K: 1 S: 6	H: 1 LOB: 1 BB: 0 P: 7	R: 0 E: 0 K: 0 S: 4	H: 1 LOB: 1 BB: 0 P: 4	R: 0 E: 0 K: 0 S: 2	H: 0 LOB: 0 BB: 1 P: 6	1B: 6 2B: 2 3B: 0 HR: 1	SF: 1 SAC: 0 DP: 2 HBP: 1	WP: 0 PB: 0 SB: 0 CS: 0	PA: 38										
<b>PITCHER</b>	IP WLS BF H R ER SO BB IBB HBP BLK WP HR S P ERA WHIP																															
Bart Johnson, R ERA: 4.58 Cy Acosta, R ERA: 2.53	(1, 1) (7, 1)	6.0 W 3.0	26 12	6 2	4 0	4 0	2 1	3 1	0 0	0 1	0 0	0 0	27 12	39 17	6.00 0.00	1.500 1.000																

Texas Rangers @ Chicago White Sox  
Comiskey Park, Chicago, IL  
Sun Aug 05 1973, 4:38 AM EDT  
Att: 27,931 - Unknown - 89 F

AB 32  
R 4  
H 8  
RBI 4  
BB 4  
SO 3  
LOB 17



Batter	1	2	3	4	5	6	7	8	9	AB	R	H	RBI	BB	SO	LOB	BOTTOM															
Johnny Jeter, R OBP: 0.264, SLG: 0.391 (1, 7)										4	1	2	2	1	1	2																
Luis Alvarado, R OBP: 0.277, SLG: 0.322 (1, 4)										4	0	0	0	0	2	3																
Pat Kelly, L OBP: 0.371, SLG: 0.369 (1, 9)										3	1	0	0	0	0	1																
Bill Melton, R OBP: 0.385, SLG: 0.466 (1, 5)										2	1	1	0	2	0	1																
Carlos May, L OBP: 0.299, SLG: 0.365 Jerry Hairston, S OBP: 0.311, SLG: 0.326 (8, PR) (8, 5)										3	0	0	1	1	0	2																
Buddy Bradford, R OBP: 0.320, SLG: 0.439 (1, 8)										4	0	0	0	0	1	3																
Eddie Leon, R OBP: 0.297, SLG: 0.291 (1, 6)										2	1	1	1	2	1	0																
Tony Muser, L OBP: 0.349, SLG: 0.387 (1, 3)										3	1	1	1	0	0	3																
Chuck Brinkman, R OBP: 0.209, SLG: 0.217 Ken Henderson, S OBP: 0.328, SLG: 0.372 Steve Stone, R (9, PR)										2	0	0	0	1	0	0																
<b>Inning Stats</b>	R: 0 E: 0 K: 0 S: 2	H: 0 LOB: 0 BB: 1 P: 6	R: 0 E: 0 K: 1 S: 4	H: 0 LOB: 0 BB: 1 P: 8	R: 0 E: 0 K: 2 S: 7	H: 0 LOB: 2 BB: 2 P: 15	R: 1 E: 0 K: 0 S: 3	H: 0 LOB: 0 BB: 0 P: 4	R: 2 E: 0 K: 2 S: 9	H: 2 LOB: 0 BB: 0 P: 9	R: 1 E: 0 K: 0 S: 5	H: 2 LOB: 2 BB: 1 P: 9	R: 0 E: 0 K: 0 S: 3	H: 0 LOB: 0 BB: 0 P: 3	R: 0 E: 0 K: 0 S: 3	H: 0 LOB: 1 BB: 1 P: 7	R: 1 E: 0 K: 0 S: 2	H: 1 LOB: 3 BB: 2 P: 10	1B: 2 2B: 1 3B: 0 HR: 2	SF: 0 SAC: 1 DP: 2 HBP: 1	WP: 2 PB: 2 SB: 0 CS: 0	PA: 37										
<b>PITCHER</b>	IP WLS BF H R ER SO BB IBB HBP BLK WP HR S P ERA WHIP																															
David Clyde, L ERA: 3.44 Charlie Hudson, L ERA: 5.4	(1, 1) (7, 1)	6.0 L 2.1	26 11	4 1	4 1	3 1	0 0	5 2	1 1	0 0	0 0	0 0	30 8	51 20	4.50 3.86	1.500 1.286																

Texas Rangers @ Chicago White Sox  
Comiskey Park, Chicago, IL  
Sun Aug 05 1973, 4:38 AM EDT  
Att: 27,931 - Unknown - 89 F

AB 27  
R 5  
H 5  
RBI 5  
BB 8  
SO 5  
LOB 15





Batter	1	2	3	4	5	6	7	8	9	AB	R	H	RBI	BB	SO	LOB	TOP				
<b>Buddy Bell, R</b> OBP: 0.343, SLG: 0.392 (1, 5)	4-0 BB BB	1-0 1B 2B HBP		0-0 F2		0-0 5-3		0-0 1-3		3	1	0	0	1	0	3					
<b>Oscar Gamble, L</b> OBP: 0.346, SLG: 0.505 (1, 10)	0-0 F8	0-0 2B 1B		0-3 K			0-0 L6		0-0 1B 2B	5	1	2	1	0	1	2					
<b>Chris Chambliss, L</b> OBP: 0.330, SLG: 0.343 (1, 3)	4-0 1-2 BB	0-0 1B 2B		0-0 4-3			0-0 G3		0-0 1B 2B	4	1	2	2	1	0	1					
<b>John Ellis, R</b> OBP: 0.335, SLG: 0.403 (1, 2)	0-0 F7	0-0 1B			0-0 F2		0-0 6-3		0-0 G5-4-3	5	0	1	1	0	0	3					
<b>Charlie Spikes, R</b> OBP: 0.297, SLG: 0.411 (1, 7)	0-0 F9		0-0 1B		0-0 6-3			4-0 F8 1B BB		3	1	1	0	1	0	2					
<b>George Hendrick, R</b> OBP: 0.299, SLG: 0.448 (1, 8)		0-0 5-3	0-0 F9		0-0 6-3			0-0 1B F8 1B		4	0	1	0	0	0	1					
<b>John Lowenstein, L</b> OBP: 0.332, SLG: 0.415 <b>Rusty Torres, S</b> OBP: 0.313, SLG: 0.297 (8, 9)		0-3 K	0-0 F8		0-0 4-3		0-0 F8		1-2 2-3	4	0	0	0	0	1	3	AB 35				
<b>Jack Brohamer, L</b> OBP: 0.276, SLG: 0.307 (1, 4)		0-0 1B 3B	0-0 F8		0-0 1B		0-0 2B 1B		2-3 3-H	4	2	3	1	0	0	1	R 7				
<b>Frank Duffy, R</b> OBP: 0.307, SLG: 0.294 (1, 6)		0-0 1B HBP		4-0 BB		0-0 1-2 2B		0-0 1B		3	1	3	2	1	0	0	H 13				
<b>Inning Stats</b>	R: 0 E: 0 K: 0 S: 3	H: 0 LOB: 2 BB: 2 P: 11	R: 5 E: 0 K: 1 S: 9	H: 5 LOB: 1 BB: 0 P: 10	R: 0 E: 0 K: 0 S: 4	H: 1 LOB: 1 BB: 0 P: 4	R: 0 E: 0 K: 1 S: 5	H: 0 LOB: 1 BB: 1 P: 9	R: 0 E: 0 K: 0 S: 4	H: 2 LOB: 1 BB: 0 P: 4	R: 0 E: 0 K: 0 S: 3	H: 0 LOB: 0 BB: 0 P: 3	R: 2 E: 0 K: 0 S: 5	H: 3 LOB: 1 BB: 1 P: 9	R: 0 E: 0 K: 0 S: 3	H: 2 LOB: 0 BB: 0 P: 3	1B: 8 2B: 4 3B: 1 HR: 0	SF: 0 SAC: 0 DP: 1 HBP: 1	WP: 0 PB: 0 SB: 0 CS: 1	PA: 40	
<b>PITCHER</b>	IP	WLS	BF	H	R	ER	SO	BB	IBB	HBP	BLK	WP	HR	S	P	ERA	WHIP				
<b>Steve Stone, R</b> ERA: 4.02 (1, 1)	1.2	L	12	4	5	5	1	2	0	1	0	0	0	11	20	27.00	3.600				
<b>Eddie Fisher, R</b> ERA: 4.75 (2, 1)	5.2		23	6	2	2	1	2	0	0	0	0	0	23	31	3.18	1.412				
<b>Dave Baldwin, R</b> ERA: 6.0 (8, 1)	1.2		5	3	0	0	0	0	0	0	0	0	0	5	5	0.00	1.800				

**Cleveland Indians @ Chicago White Sox**  
Comiskey Park, Chicago, IL  
Mon Aug 06 1973, 8:05 PM EDT  
Att: 5,811 - Unknown - 81 F

AB 35  
R 7  
H 13  
RBI 7  
BB 4  
SO 2  
LOB 16



Batter	1	2	3	4	5	6	7	8	9	AB	R	H	RBI	BB	SO	LOB	BOTTOM					
<b>Pat Kelly, L</b> OBP: 0.373, SLG: 0.370 (1, 9)	0-0 E FC6 1B		0-0 FC3-6 1B		0-3 K		0-0 G4-6-3			4	1	2	0	0	1	1						
<b>Jorge Orta, L</b> OBP: 0.297, SLG: 0.317 (1, 4)	0-0 E6 FC6		0-0 FC3-6 FC3-6		4-0 2B BB		0-0 4-3			3	1	0	0	1	0	2						
<b>Jerry Hairston, S</b> OBP: 0.327, SLG: 0.311 (1, 7)	0-3 K		0-0 FC3-6		4-0 2B BB		4-0 2B BB			2	1	0	0	2	1	3						
<b>Bill Melton, R</b> OBP: 0.384, SLG: 0.466 (1, 5)	0-0 FC6 BB		0-0 F3		0-0 F3		0-0 F3		0-0 1B	4	0	1	2	0	0	4						
<b>Carlos May, L</b> OBP: 0.301, SLG: 0.368 (1, 10)	4-0 1-2 BB		0-0 F7		0-0 6-3		0-0 F2		0-0 L4	3	0	1	1	1	0	1						
<b>Tony Muser, L</b> OBP: 0.342, SLG: 0.379 (1, 3)	0-3 K		0-0 6-3		0-0 F8		0-0 3-1		0-0 F7	4	0	0	0	0	0	2	AB 31					
<b>Bill Sharp, L</b> OBP: 0.312, SLG: 0.378 (1, 8)		0-0 6-3		0-0 F8		0-0 K		0-0 F8		3	0	0	0	1	2	0	R 3					
<b>Eddie Leon, R</b> OBP: 0.297, SLG: 0.288 (1, 6)		0-3 K		4-0 G4-6-3 BB		0-3 K		0-0 F8		4	0	0	0	1	2	0	H 5					
<b>Ed Herrmann, L</b> OBP: 0.267, SLG: 0.347 (1, 2)		0-0 4-3		0-0 G4-6-3		0-0 G4-6-3 1B		0-0 F7		4	0	1	0	0	0	1	RBI 3					
<b>Inning Stats</b>	R: 1 E: 1 K: 2 S: 9	H: 1 LOB: 2 BB: 1 P: 13	R: 0 E: 0 K: 1 S: 5	H: 0 LOB: 0 BB: 0 P: 5	R: 0 E: 0 K: 0 S: 4	H: 1 LOB: 1 BB: 0 P: 4	R: 0 E: 0 K: 0 S: 3	H: 0 LOB: 0 BB: 0 P: 3	R: 0 E: 0 K: 1 S: 4	H: 0 LOB: 0 BB: 1 P: 8	R: 1 E: 0 K: 0 S: 4	H: 1 LOB: 2 BB: 2 P: 12	R: 0 E: 0 K: 1 S: 5	H: 1 LOB: 0 BB: 0 P: 5	R: 0 E: 0 K: 0 S: 4	H: 1 LOB: 1 BB: 1 P: 8	R: 0 E: 0 K: 0 S: 3	H: 0 LOB: 0 BB: 0 P: 3	1B: 3 2B: 2 3B: 0 HR: 0	SF: 0 SAC: 0 DP: 2 HBP: 0	WP: 0 PB: 0 SB: 0 CS: 0	PA: 36
<b>PITCHER</b>	IP	WLS	BF	H	R	ER	SO	BB	IBB	HBP	BLK	WP	HR	S	P	ERA	WHIP					
<b>Gaylord Perry, R</b> ERA: 3.52 (1, 1)	9.0	W	36	5	3	2	5	5	0	0	0	0	0	41	61	2.00	1.111					

**Cleveland Indians @ Chicago White Sox**  
Comiskey Park, Chicago, IL  
Mon Aug 06 1973, 8:05 PM EDT  
Att: 5,811 - Unknown - 81 F

AB 31  
R 3  
H 5  
RBI 3  
BB 5  
SO 5  
LOB 19






Batter	1	2	3	4	5	6	7	8	9	10	11	12	AB	R	H	RBI	BB	SO	LOB						
Buddy Bell, R OBP: 0.339, SLG: 0.387 (1, 5)	L5	FC1-5 1B		3-1		F2			1-3		F8		6	0	0	0	0	0	4						
Walt Williams, R OBP: 0.301, SLG: 0.353 (1, 10)	1B	1B		5-3		FC5			K				6	1	3	1	0	1	2						
Chris Chambliss, L OBP: 0.333, SLG: 0.344 (1, 3)	1B	1B		L5							L5		5	1	2	0	1	1	3						
John Ellis, R OBP: 0.333, SLG: 0.399 (1, 2)	1B	1B		P4									5	1	1	1	0	1	3						
Charlie Spikes, R OBP: 0.288, SLG: 0.417 (1, 7)	4-3												6	1	2	2	0	1	3						
George Hendrick, R OBP: 0.289, SLG: 0.445 (1, 8)	1B			6-3									5	0	1	1	1	1	1						
Rusty Torres, S OBP: 0.313, SLG: 0.292 (1, 9)	4-3												4	0	0	0	2	1	5						
Frank Duffy, R OBP: 0.309, SLG: 0.293 (1, 6)													4	0	1	0	1	1	4						
Tom Ragland, R OBP: 0.284, SLG: 0.308 (1, 4)													4	1	1	0	0	1	3						
Jack Brohamer, L OBP: 0.275, SLG: 0.305 (11, PH) (11, 4)	1B												1	0	0	0	0	0	0						
<b>Inning Stats</b>	R: 3 E: 0 K: 0 S: 7	H: 4 LOB: 1 BB: 0 P: 7	R: 1 E: 0 K: 1 S: 8	H: 3 LOB: 2 BB: 0 P: 8	R: 1 E: 0 K: 2 S: 8	H: 1 LOB: 1 BB: 1 P: 12	R: 0 E: 0 K: 0 S: 3	H: 0 LOB: 0 BB: 2 P: 3	R: 0 E: 0 K: 1 S: 5	H: 0 LOB: 0 BB: 1 P: 6	R: 0 E: 0 K: 0 S: 3	H: 0 LOB: 0 BB: 0 P: 3	R: 0 E: 0 K: 1 S: 5	H: 0 LOB: 0 BB: 0 P: 5	R: 0 E: 0 K: 0 S: 5	H: 1 LOB: 3 BB: 1 P: 9	R: 0 E: 0 K: 0 S: 4	H: 1 LOB: 1 BB: 0 P: 4	R: 0 E: 0 K: 2 S: 8	H: 1 LOB: 1 BB: 0 P: 8	1B: 10 2B: 1 3B: 0 HR: 1	SF: 0 SAC: 1 DP: 1 HBP: 0	WP: 0 PB: 0 SB: 3 CS: 1	PA: 52	
<b>PITCHER</b>	IP WLS BF H R ER SO BB IBB HBP BLK WP HR S P ERA WHIP																								
Wilbur Wood, L ERA: 3.31 (1, 1)	1.1	11	7	4	4	0	0	0	0	0	0	0	0	0	1	15	19	3.38	0.750						
Bart Johnson, R ERA: 4.53 (2, 1)	2.2	10	1	1	1	3	1	0	0	0	0	0	0	0	1	15	19	3.38	0.750						
Dave Baldwin, R ERA: 3.5 (5, 1)	2.0	8	0	0	0	1	2	0	0	0	0	0	0	0	8	16	0.00	1.000							
Cy Acosta, R ERA: 2.28 (7, 1)	6.0	W	23	3	0	0	4	2	0	0	0	0	0	0	29	37	0.00	0.833							

**TOP**

**Cleveland Indians @ Chicago White Sox**  
Comiskey Park, Chicago, IL  
Tue Aug 07 1973, 8:05 PM EDT  
Att. 12,375 - Unknown

AB 46  
R 5  
H 11  
RBI 5  
BB 5  
SO 8  
LOB 28




Batter	1	2	3	4	5	6	7	8	9	10	11	12	AB	R	H	RBI	BB	SO	LOB						
Johnny Jeter, R OBP: 0.266, SLG: 0.389 (1, 7)	F7		F7										6	1	2	1	0	1	4						
Pat Kelly, L OBP: 0.367, SLG: 0.364 (1, 9)	4-3												6	0	0	0	0	1	2						
Jorge Orta, L OBP: 0.298, SLG: 0.313 (1, 4)	F8												4	1	0	0	2	0	2						
Bill Melton, R OBP: 0.383, SLG: 0.472 (1, 5)													6	3	2	2	0	0	2						
Carlos May, L OBP: 0.304, SLG: 0.368 (1, 10)	F7												5	0	2	1	1	0	0						
Tony Muser, L OBP: 0.342, SLG: 0.379 (1, 3)													3	0	1	0	0	0	0						
Ken Henderson, S OBP: 0.330, SLG: 0.378 (8, PH)													1	0	1	1	0	0	0						
Hank Allen, R OBP: 0.111, SLG: 0.167 (9, 3)													0	0	0	0	0	0	0						
Jerry Hairston, S OBP: 0.333, SLG: 0.319 (11, PH) (11, 3)													2	0	1	1	0	0	2						
Buddy Bradford, R OBP: 0.322, SLG: 0.438 (1, 8)													5	0	2	0	0	1	1						
Ed Herrmann, L OBP: 0.270, SLG: 0.352 (9, PR)													4	0	2	0	0	0	2						
Steve Stone, R OBP: 0.209, SLG: 0.217 (10, 2)													0	0	0	0	0	0	0						
Eddie Leon, R OBP: 0.296, SLG: 0.293 (1, 6)													4	1	1	0	0	0	3						
<b>Inning Stats</b>	R: 0 E: 0 K: 0 S: 3	H: 0 LOB: 0 BB: 0 P: 3	R: 0 E: 0 K: 0 S: 3	H: 0 LOB: 0 BB: 0 P: 3	R: 0 E: 0 K: 0 S: 4	H: 1 LOB: 1 BB: 0 P: 4	R: 0 E: 0 K: 0 S: 3	H: 0 LOB: 0 BB: 0 P: 3	R: 0 E: 0 K: 1 S: 6	H: 1 LOB: 1 BB: 0 P: 6	R: 2 E: 0 K: 0 S: 6	H: 4 LOB: 2 BB: 0 P: 6	R: 0 E: 0 K: 0 S: 4	H: 1 LOB: 2 BB: 0 P: 4	R: 0 E: 0 K: 0 S: 4	H: 1 LOB: 2 BB: 1 P: 8	R: 0 E: 0 K: 1 S: 6	H: 1 LOB: 1 BB: 0 P: 6	R: 1 E: 0 K: 0 S: 3	H: 1 LOB: 2 BB: 2 P: 11	1B: 10 2B: 2 3B: 1 HR: 1	SF: 0 SAC: 2 DP: 0 HBP: 0	WP: 1 PB: 0 SB: 1 CS: 0	PA: 51	
<b>PITCHER</b>	IP WLS BF H R ER SO BB IBB HBP BLK WP HR S P ERA WHIP																								
Tom Timmermann, R ERA: 4.89 (1, 1)	5.2	22	5	3	3	1	0	0	0	0	0	0	1	1	24	24	4.76	0.882							
Tom Hilgendorf, L ERA: 3.53 (6, 1)	2.2	13	6	2	2	1	0	0	0	0	0	0	0	0	15	15	6.75	2.250							
Ken Sanders, R ERA: 5.54 (9, 1)	3.1	L	16	3	1	1	1	2	1	0	0	0	0	0	15	27	2.70	1.500							

**BOTTOM**

**Cleveland Indians @ Chicago White Sox**  
Comiskey Park, Chicago, IL  
Tue Aug 07 1973, 8:05 PM EDT  
Att. 12,375 - Unknown

AB 46  
R 6  
H 14  
RBI 6  
BB 3  
SO 3  
LOB 18





Batter	1	2	3	4	5	6	7	8	9	AB	R	H	RBI	BB	SO	LOB	TOP					
Walt Williams, R (1, 10) OBP: 0.302, SLG: 0.370	F8		1-3				5-3		6-3	6	1	2	4	0	0	0						
Oscar Gamble, L (1, 9) OBP: 0.346, SLG: 0.513	HR			F7			K		G3	6	1	2	2	0	2	0						
Chris Chambliss, L (1, 3) OBP: 0.339, SLG: 0.351	HBP			FC4-6			FC6-4		1B	6	2	5	0	0	0	2						
John Ellis, R (1, 2) OBP: 0.333, SLG: 0.398	HBP			FC4-6			5-3		F8	6	1	2	0	0	1	3						
Charlie Spikes, R (1, 7) OBP: 0.299, SLG: 0.417	2B			FC5-4			1B			0	1	0	0	0	0	0						
Ron Lorch, R (2, PH) OBP: 0.247, SLG: 0.326	HBP						1B			4	1	2	1	0	0	1						
George Hendrick, R (1, 8) OBP: 0.305, SLG: 0.454	1B						1B		K	5	2	4	2	0	1	2						
John Lowenstein, L (1, 5) OBP: 0.329, SLG: 0.410	1B						1B		K	5	1	1	2	0	2	4						
Jack Brohamer, L (1, 4) OBP: 0.281, SLG: 0.312	HR						1B		1-4-3	5	1	3	2	0	1	1						
Frank Duffy, R (1, 6) OBP: 0.311, SLG: 0.293	HR						1B		K	4	2	1	0	1	2	3						
<b>Inning Stats</b>	R: 9 E: 0 K: 2 S: 16	H: 9 LOB: 1 BB: 0 P: 17	R: 0 E: 0 K: 0 S: 3	H: 1 LOB: 0 BB: 0 P: 3	R: 0 E: 0 K: 0 S: 3	H: 1 LOB: 0 BB: 0 P: 3	R: 0 E: 0 K: 0 S: 4	H: 1 LOB: 1 BB: 0 P: 4	R: 2 E: 0 K: 1 S: 8	H: 3 LOB: 2 BB: 1 P: 12	R: 1 E: 0 K: 2 S: 10	H: 3 LOB: 2 BB: 0 P: 10	R: 1 E: 0 K: 2 S: 10	H: 3 LOB: 2 BB: 0 P: 10	R: 0 E: 0 K: 2 S: 7	H: 0 LOB: 0 BB: 0 P: 7	R: 0 E: 0 K: 0 S: 4	H: 1 LOB: 1 BB: 0 P: 4	1B: 17 2B: 3 3B: 0 HR: 2	SF: 0 SAC: 0 DP: 2 HBP: 1	WP: 0 PB: 0 SB: 0 CS: 0	PA: 49
<b>PITCHER</b>	IP	WLS	BF	H	R	ER	SO	BB	IBB	HBP	BLK	WP	HR	S	P	ERA	WHIP					
Stan Bahnsen, R (1, 1) ERA: 3.01	0.1	L	7	5	6	6	0	0	0	1	0	0	1	6	7	162.00	15.000					
Eddie Fisher, R (1, 1) ERA: 5.03	5.0		26	12	6	6	3	1	0	0	0	0	1	31	35	10.80	2.600					
Ken Frailing, L (6, 1) ERA: 1.59	3.2		16	5	1	1	6	0	0	0	0	0	0	28	28	2.46	1.364					

Cleveland Indians @ Chicago White Sox  
Comiskey Park, Chicago, IL  
Wed Aug 08 1973, 8:05 PM EDT  
Att: 16,344 - Unknown

AB 47  
R 13  
H 22  
RBI 13  
BB 1  
SO 9  
LOB 16



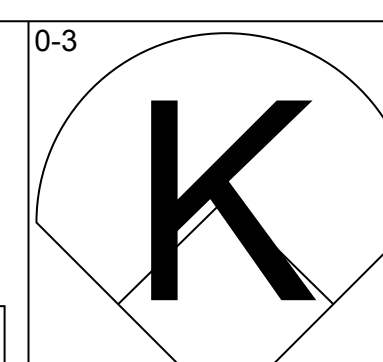
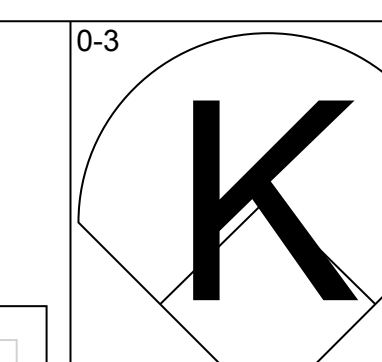
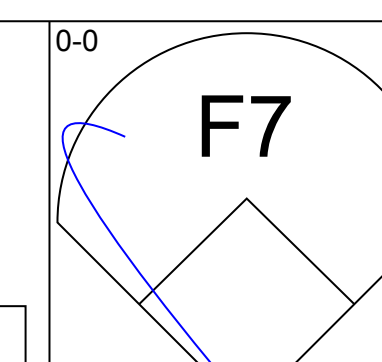
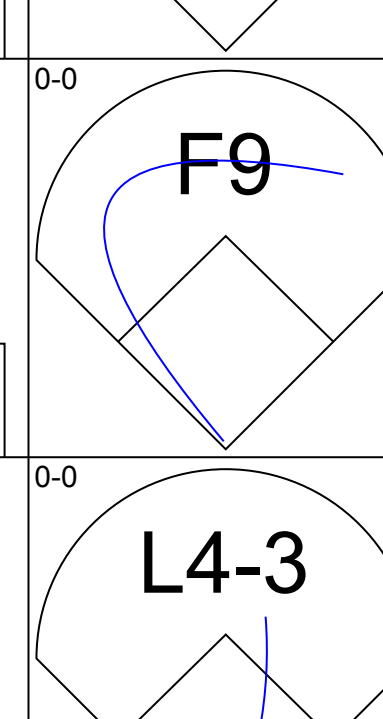
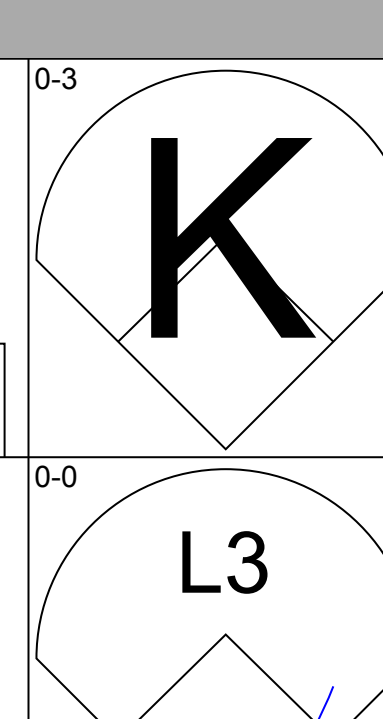
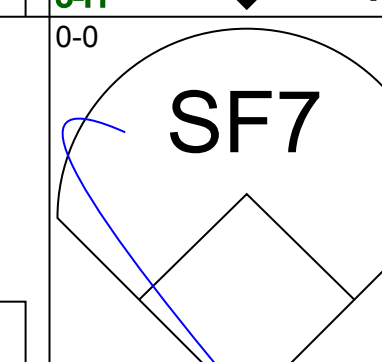
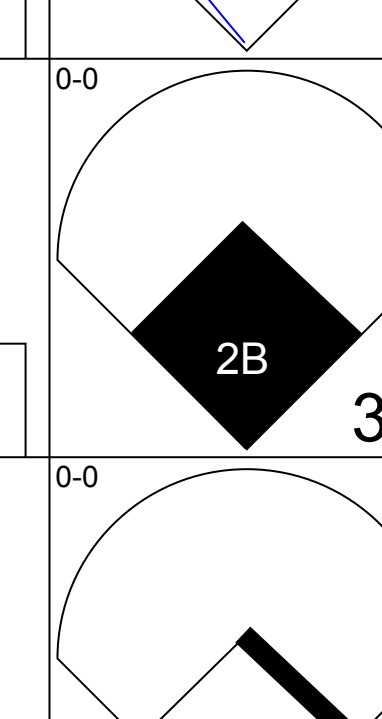
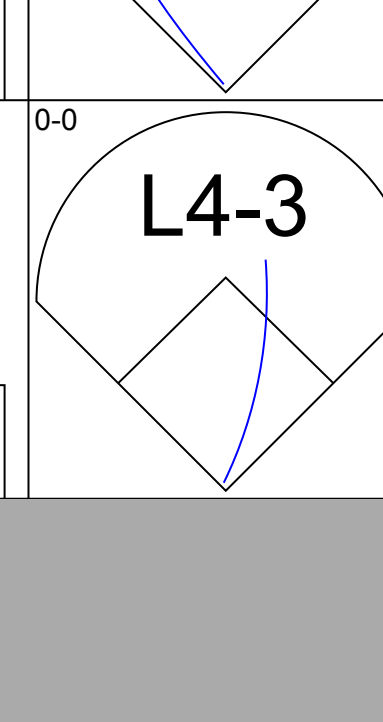
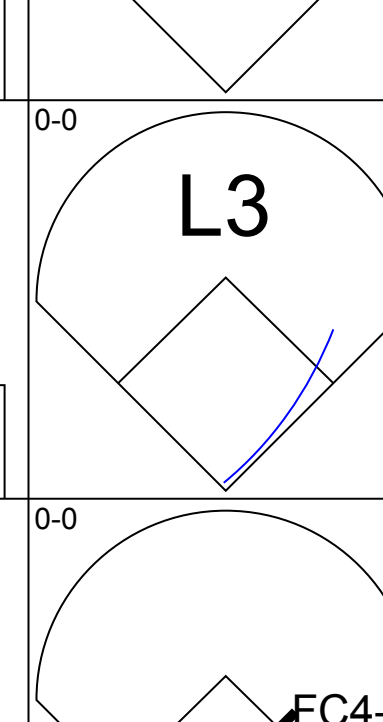
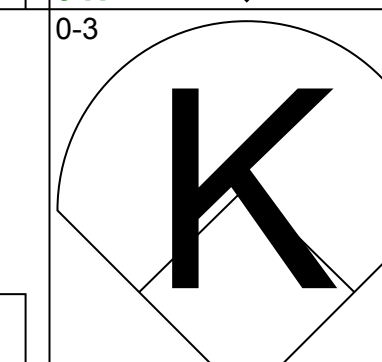
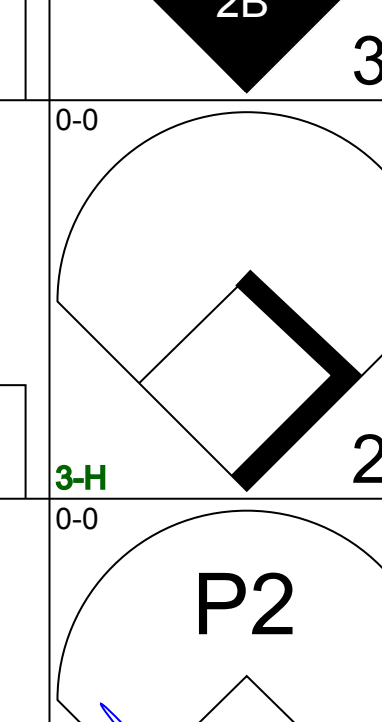
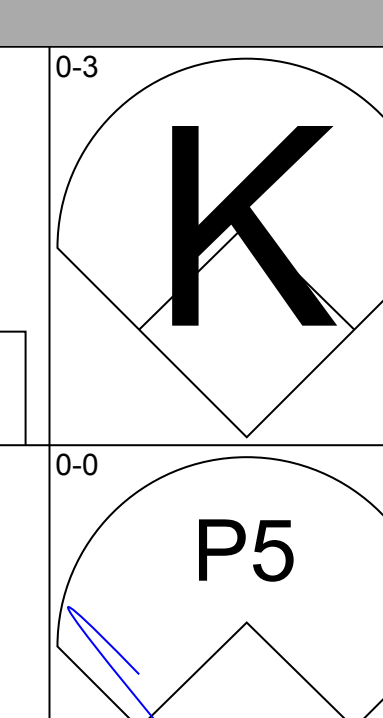
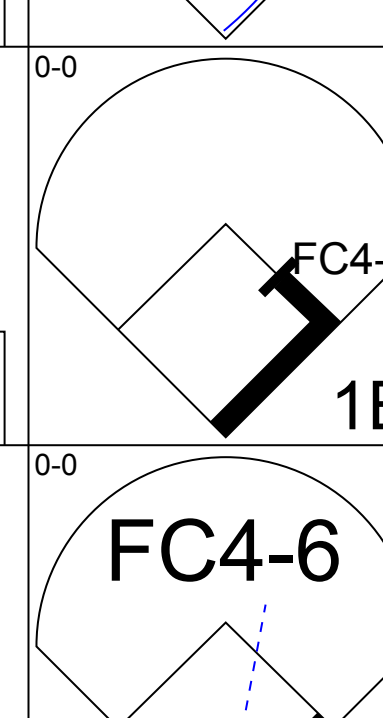
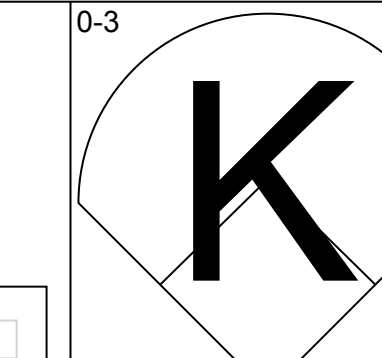
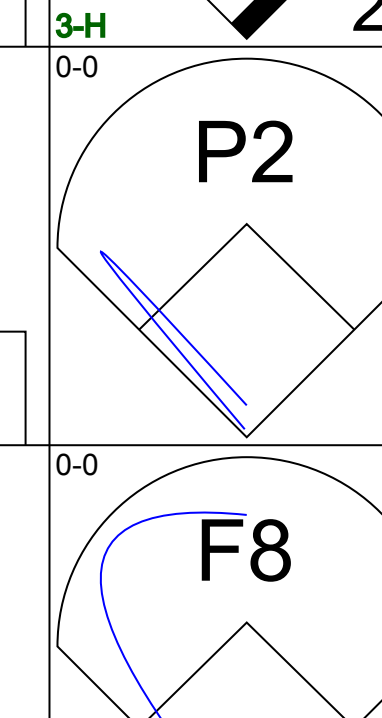
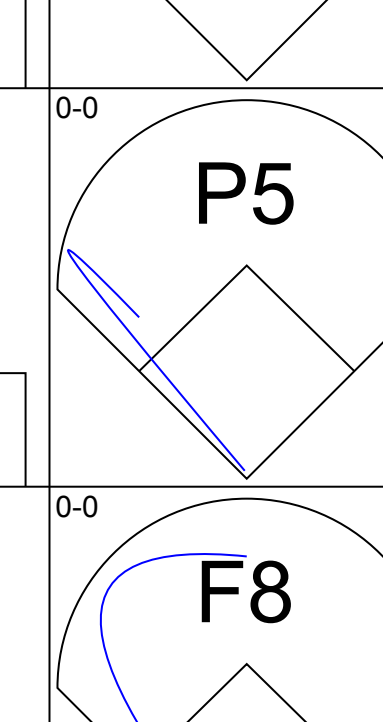
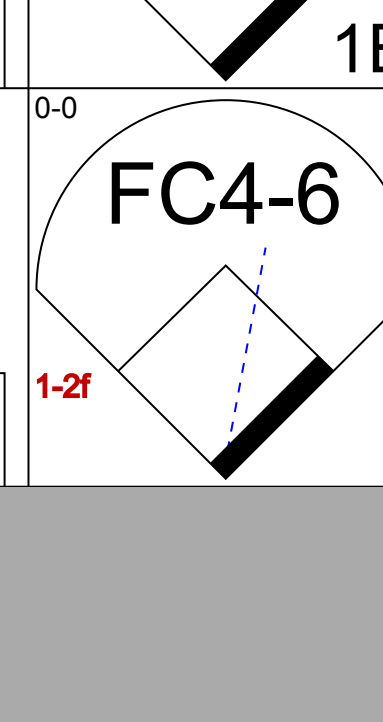
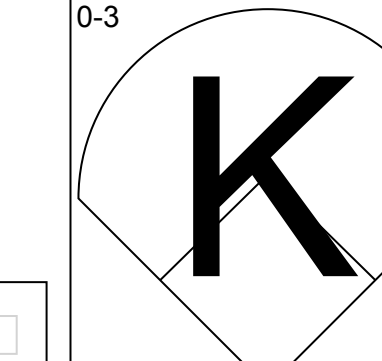
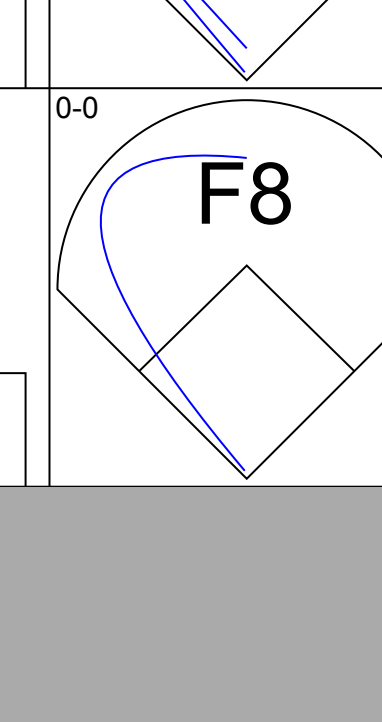
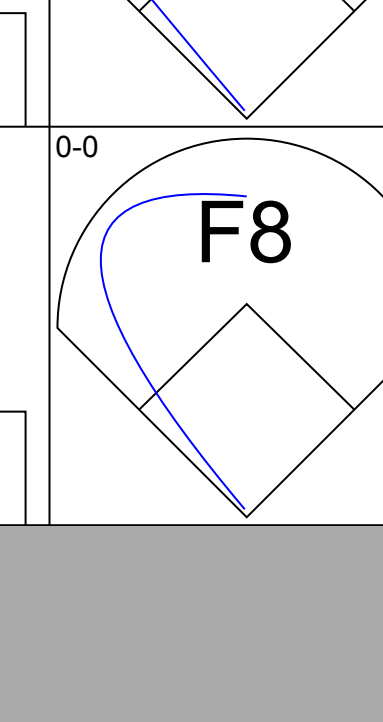
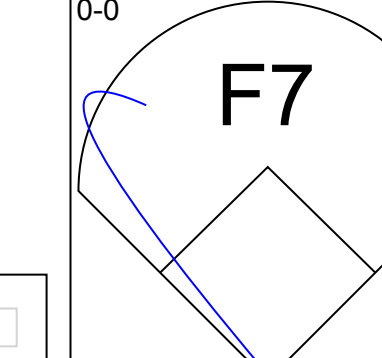
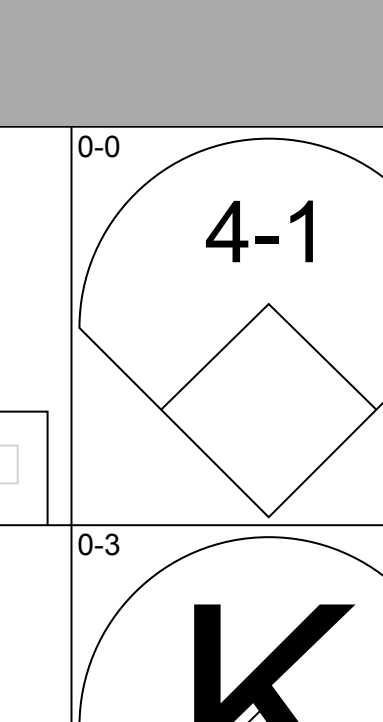
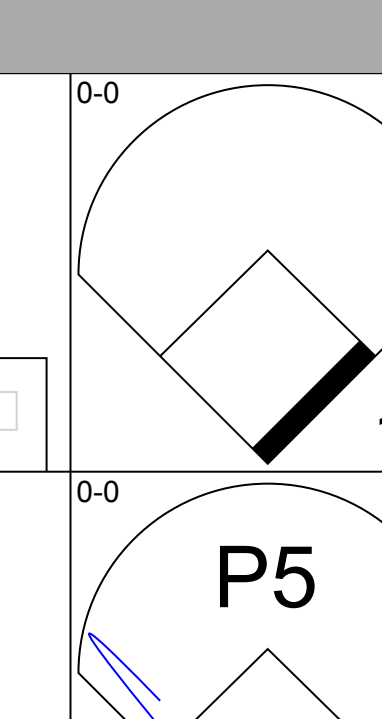
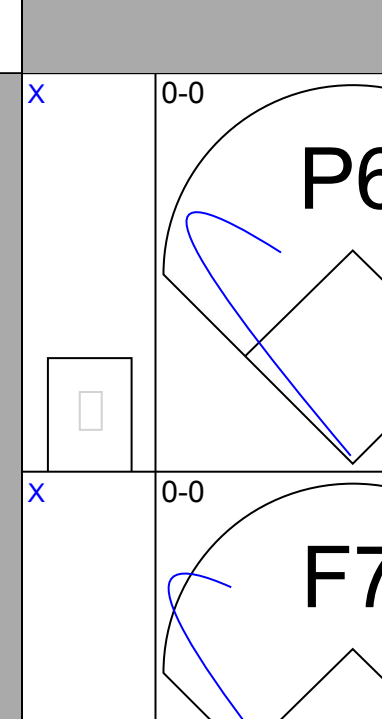
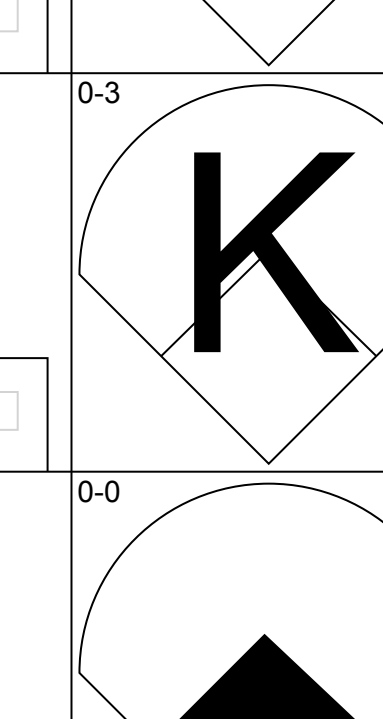
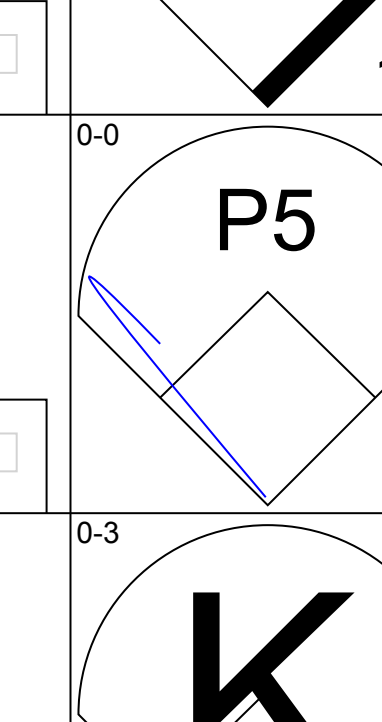
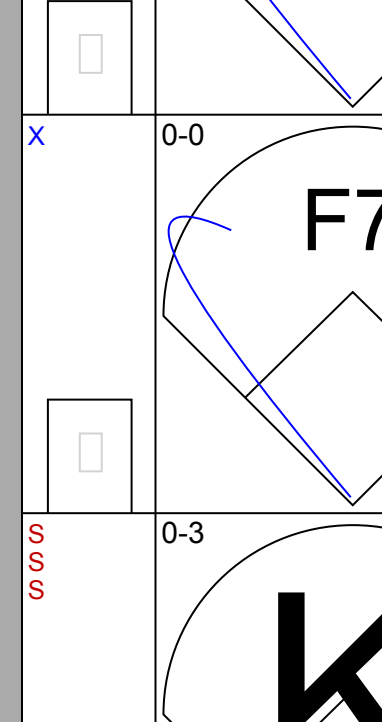
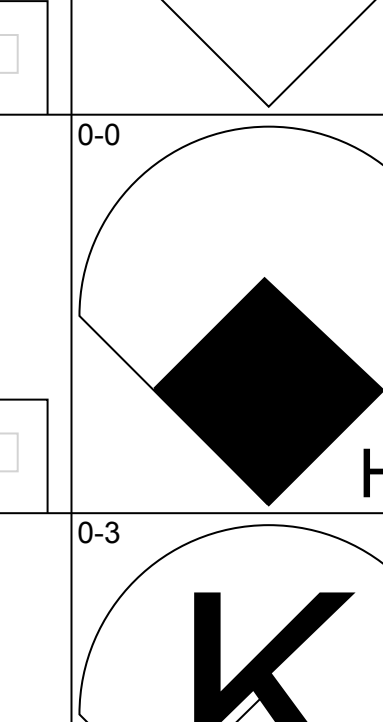
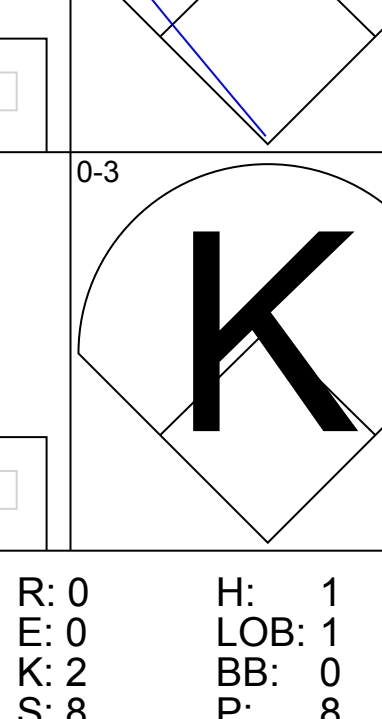
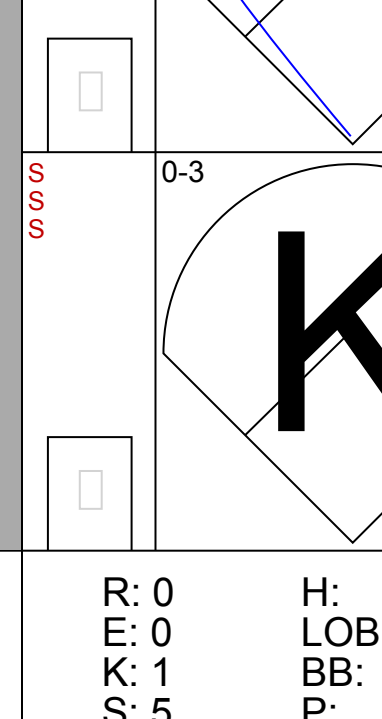
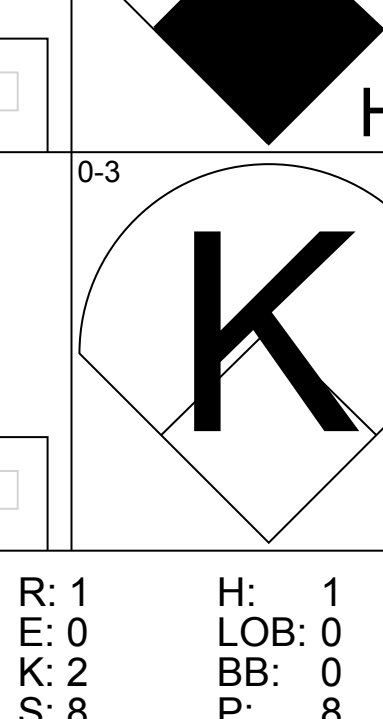
Batter	1	2	3	4	5	6	7	8	9	AB	R	H	RBI	BB	SO	LOB	BOTTOM				
Johnny Jeter, R (1, 7) OBP: 0.266, SLG: 0.397	5-3						K		K	4	0	1	0	0	2	1					
Pat Kelly, L (1, 9) OBP: 0.366, SLG: 0.363	K			4-3			3-1		BB WP	4	0	1	1	0	1	1					
Jorge Orta, L (1, 4) OBP: 0.297, SLG: 0.309	6-3						3-1		BB	3	0	0	0	1	0	0					
Bill Melton, R (1, 5) OBP: 0.384, SLG: 0.469							3-1		BB	2	0	0	0	2	0	0					
Carlos May, L (1, 10) OBP: 0.306, SLG: 0.371							2B		G3-6-1	3	0	1	0	1	0	3					
Tony Muser, L (1, 3) OBP: 0.336, SLG: 0.371							P5		BB	4	0	0	0	0	0	4					
Buddy Bradford, R (1, 8) OBP: 0.318, SLG: 0.432							6-3			2	0	0	0	0	0	3					
Bill Sharp, L (7, 8) OBP: 0.316, SLG: 0.381							6-3		FC5-4	2	0	1	0	0	0	1					
Ed Herrmann, L (1, 2) OBP: 0.268, SLG: 0.349							P6		BB	3	0	0	0	0	0	1					
Chuck Brinkman, R (8, 2) OBP: 0.217, SLG: 0.217							F8		FC5-4-2	0	0	0	0	1	0	0					
Eddie Leon, R (1, 6) OBP: 0.296, SLG: 0.291							F9		BB	3	1	0	0	1	0	2					
<b>Inning Stats</b>	R: 0 E: 0 K: 1 S: 5	H: 0 LOB: 0 BB: 0 P: 5	R: 0 E: 1 K: 0 S: 4	H: 0 LOB: 1 BB: 0 P: 4	R: 0 E: 0 K: 0 S: 4	H: 1 LOB: 2 BB: 1 P: 8	R: 0 E: 0 K: 0 S: 4	H: 1 LOB: 0 BB: 0 P: 5	R: 0 E: 0 K: 0 S: 3	H: 0 LOB: 1 BB: 1 P: 7	R: 1 E: 0 K: 1 S: 5	H: 1 LOB: 3 BB: 3 P: 17	R: 0 E: 0 K: 0 S: 3	H: 1 LOB: 2 BB: 1 P: 7	R: 0 E: 0 K: 0 S: 3	H: 1 LOB: 1 BB: 1 P: 7	1B: 2 2B: 2 3B: 1 HR: 0	SF: 0 SAC: 0 DP: 2 HBP: 0	WP: 1 PB: 1 SB: 0 CS: 0	PA: 36	
<b>PITCHER</b>	IP	WLS	BF	H	R	ER	SO	BB	IBB	HBP	BLK	WP	HR	S	P	ERA	WHIP				
Dick Tidrow, R (1, 1) ERA: 4.31	9.0	W	36	4	1	1	3	6	0	0	0	1	0	36	60	1.00	1.111				

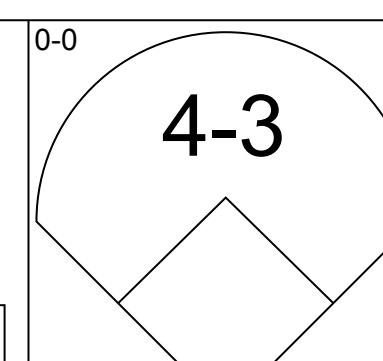
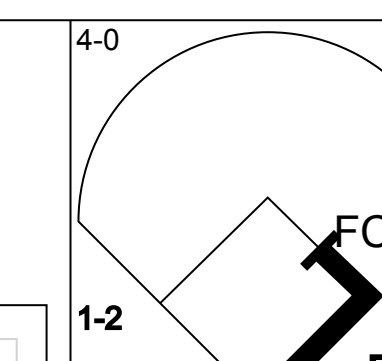
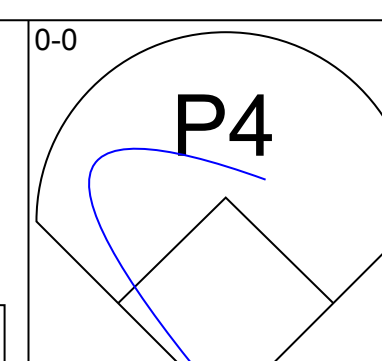
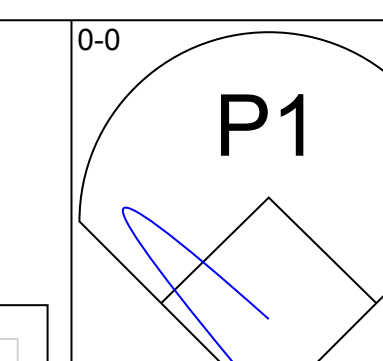
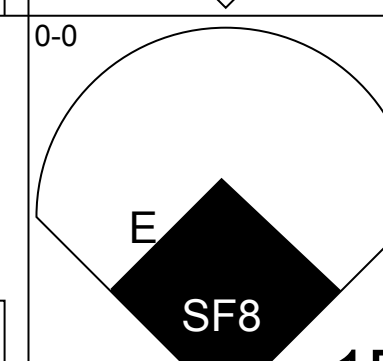
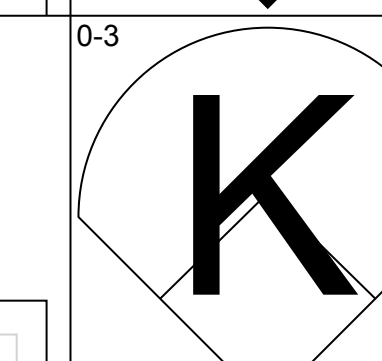
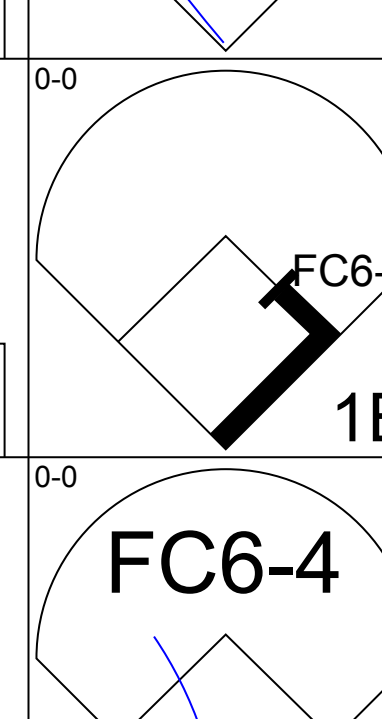
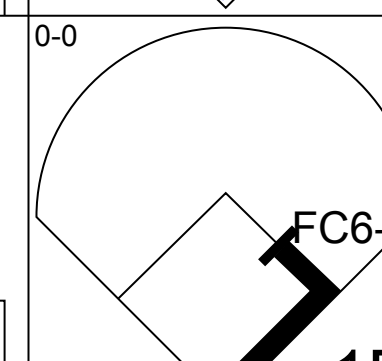
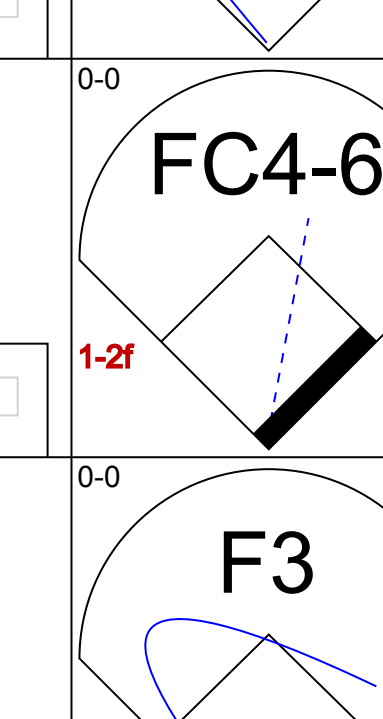
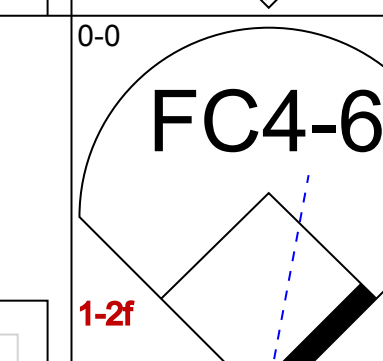
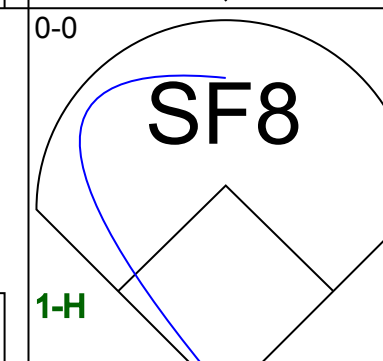
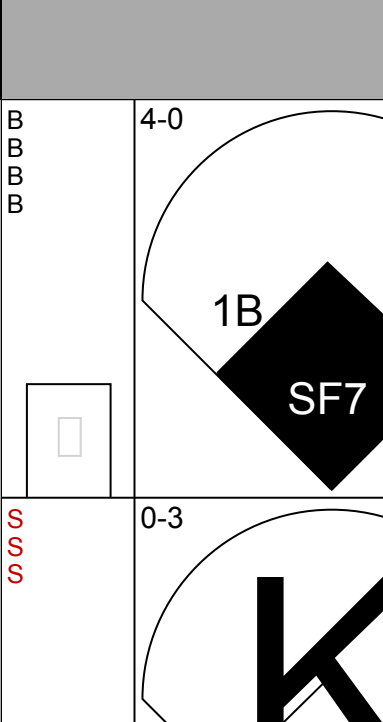
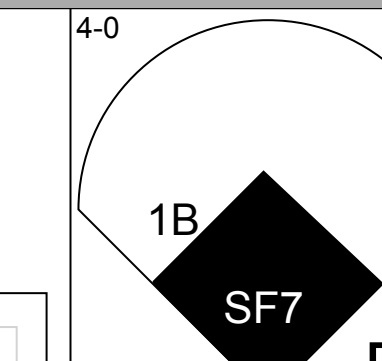
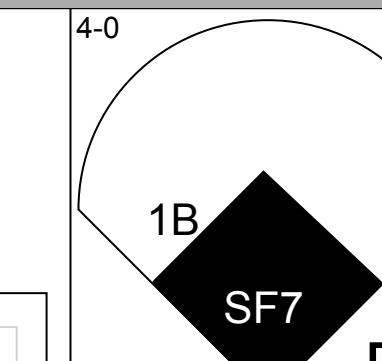
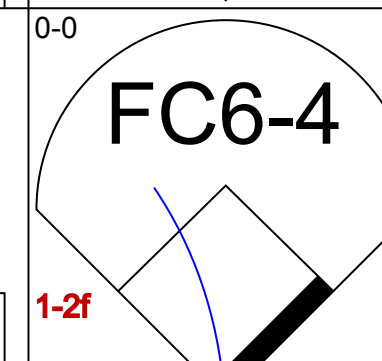
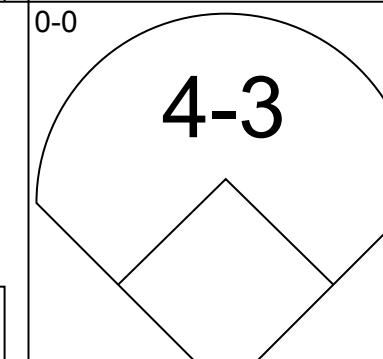
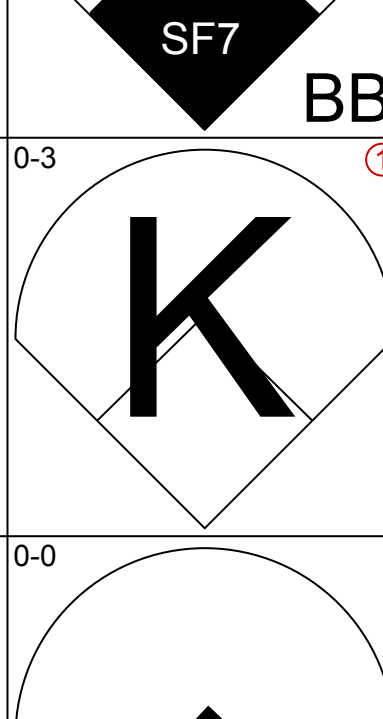
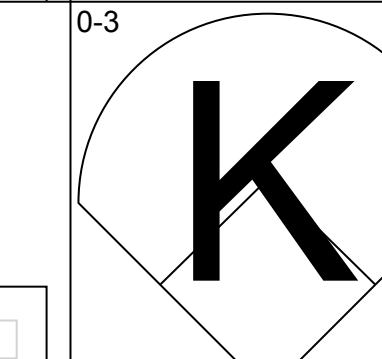
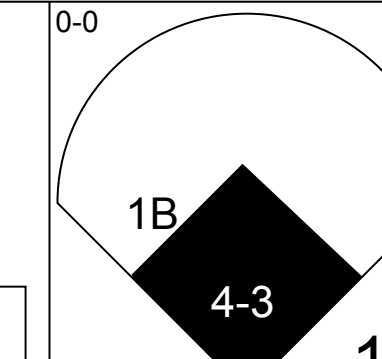

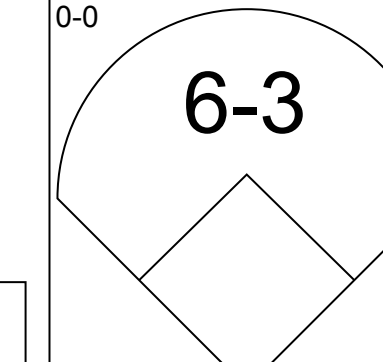
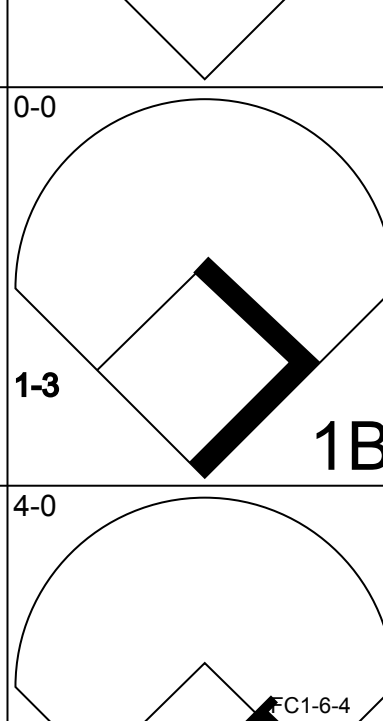
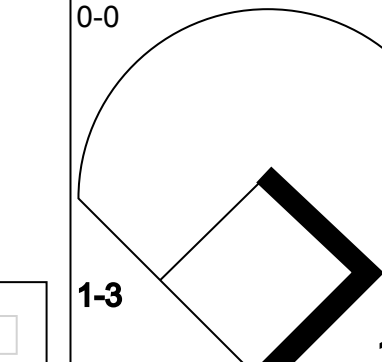
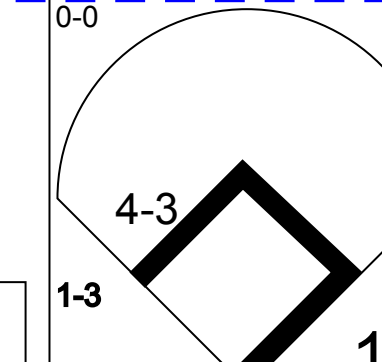

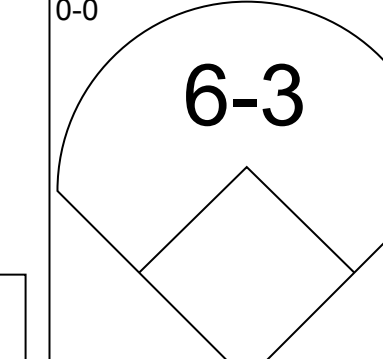
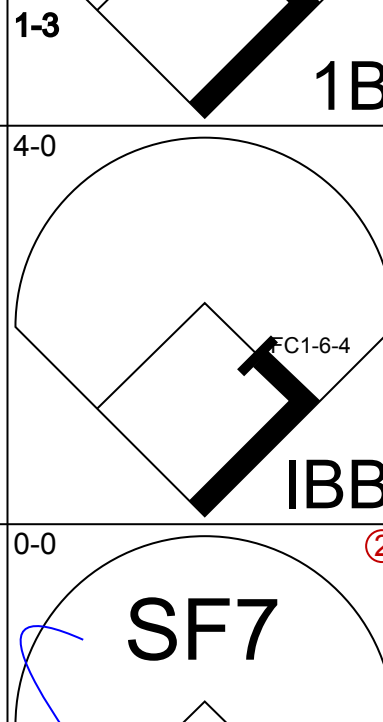
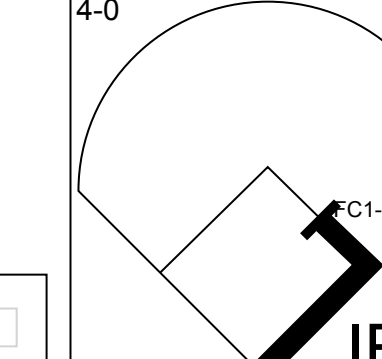
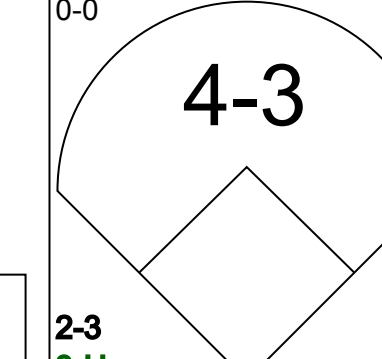

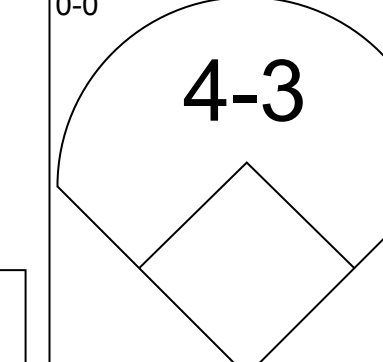
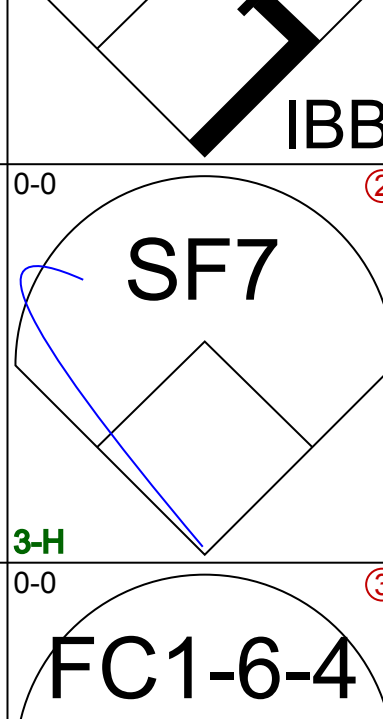
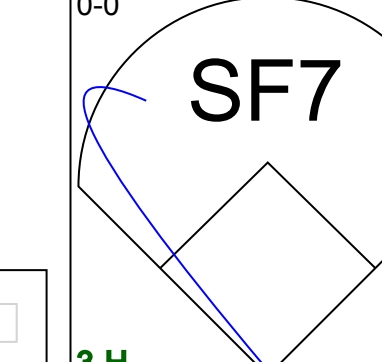
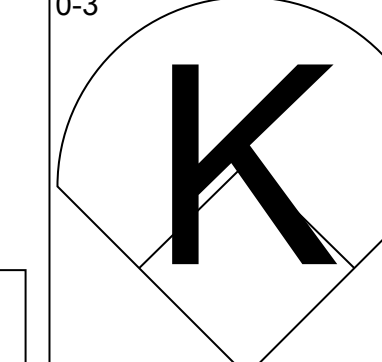
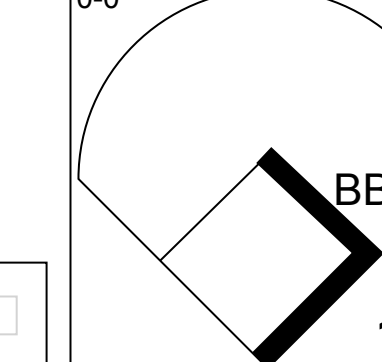
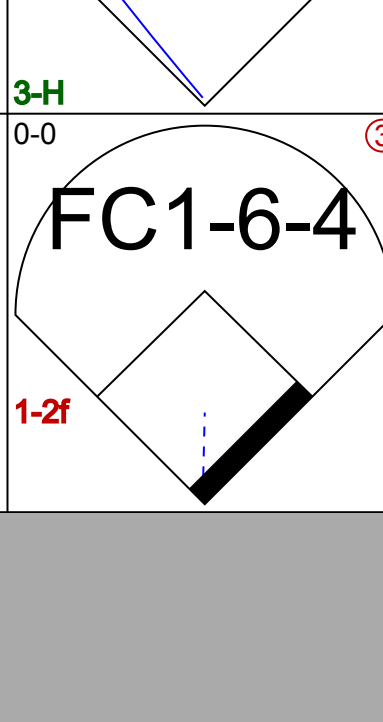
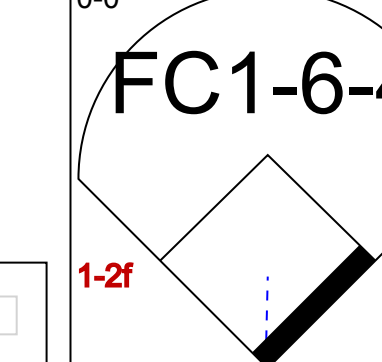
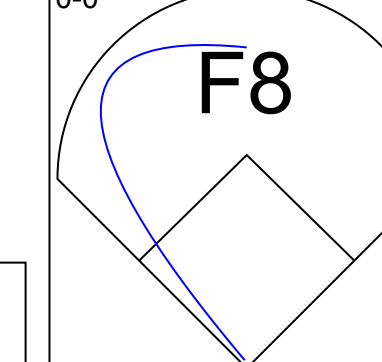
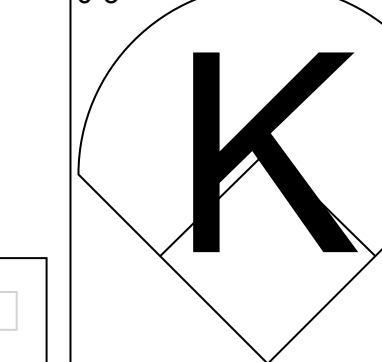
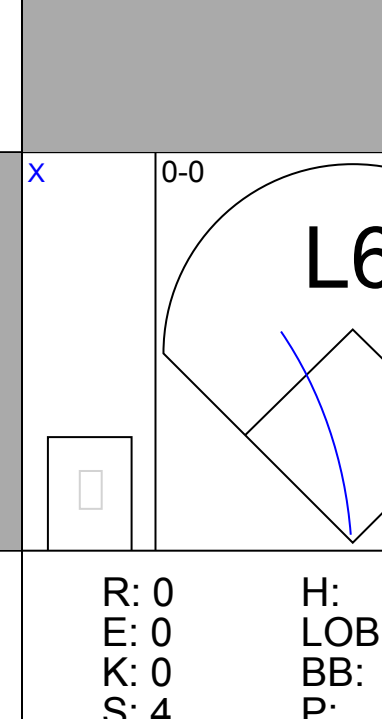
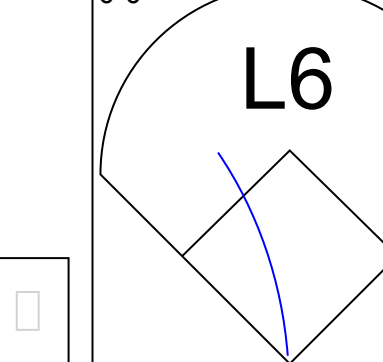
Cleveland Indians @ Chicago White Sox  
Comiskey Park, Chicago, IL  
Wed Aug 08 1973, 8:05 PM EDT  
Att: 16,344 - Unknown

AB 30  
R 1  
H 4  
RBI 1  
BB 6  
SO 3  
LOB 16





Batter	1	2	3	4	5	6	7	8	9	AB	R	H	RBI	BB	SO	LOB	TOP		
Pat Kelly, L OBP: 0.365, SLG: 0.362 (1, 9)										4	0	1	2	0	2	1	<p><b>Chicago White Sox @ Detroit Tigers</b> Tiger Stadium, Detroit, MI Thu Aug 09 1973, 7:05 PM EDT Att: 18,369 - Unknown - 72 F</p>		
Jorge Orta, L OBP: 0.297, SLG: 0.317 (1, 4)										3	1	1	1	0	1	0			
Jerry Hairston, S OBP: 0.327, SLG: 0.333 (1, 7)										4	0	1	1	0	1	1			
Bill Melton, R OBP: 0.383, SLG: 0.467 (1, 5)										4	0	1	0	0	2	1			
Carlos May, L OBP: 0.303, SLG: 0.367 (1, 10)										4	0	0	0	0	1	2			
Tony Muser, L OBP: 0.335, SLG: 0.369 (1, 3)										4	0	1	0	0	0	0			
Ed Herrmann, L OBP: 0.271, SLG: 0.351 (1, 2)										4	1	2	0	0	1	0			
Bill Sharp, L OBP: 0.313, SLG: 0.409 (1, 8)										4	2	1	1	0	0	3			
Eddie Leon, R OBP: 0.295, SLG: 0.289 (1, 6)										3	1	0	0	1	3	1			
<b>Inning Stats</b>	R: 0 E: 0 K: 1 S: 5	H: 0 LOB: 0 BB: 0 P: 5	R: 0 E: 0 K: 1 S: 5	H: 1 LOB: 1 BB: 0 P: 8	R: 0 E: 0 K: 1 S: 6	H: 1 LOB: 1 BB: 0 P: 6	R: 3 E: 0 K: 1 S: 8	H: 3 LOB: 1 BB: 1 P: 12	R: 0 E: 0 K: 2 S: 7	H: 0 LOB: 0 BB: 0 P: 7	R: 0 E: 0 K: 1 S: 5	H: 0 LOB: 1 BB: 0 P: 5	R: 1 E: 0 K: 0 S: 5	H: 2 LOB: 1 BB: 0 P: 5	R: 1 E: 0 K: 2 S: 8	H: 1 LOB: 0 BB: 0 P: 8	1B: 5 2B: 1 3B: 1 HR: 1	SF: 1 SAC: 0 DP: 0 HBP: 0	WP: 0 PA: 36 PB: 0 SB: 0 CS: 0
<b>PITCHER</b> Joe Coleman, R ERA: 3.62 (1, 1)	IP: 9.0 WLS: L BF: 36 H: 8 R: 5 ER: 5 SO: 11 BB: 1 IBB: 0 HBP: 0 BLK: 0 WP: 0 HR: 1 S: 57 P: 61 ERA: 5.00 WHIP: 1.000															<b>PITCHER</b>			

Batter	1	2	3	4	5	6	7	8	9	AB	R	H	RBI	BB	SO	LOB	BOTTOM				
Mickey Stanley, R OBP: 0.300, SLG: 0.384 (1, 8)										4	0	1	1	1	0	1	<p><b>Chicago White Sox @ Detroit Tigers</b> Tiger Stadium, Detroit, MI Thu Aug 09 1973, 7:05 PM EDT Att: 18,369 - Unknown - 72 F</p>				
Tony Taylor, R OBP: 0.267, SLG: 0.311 (1, 4) (9, 3)										5	1	2	0	0	1	4					
Al Kaline, R OBP: 0.308, SLG: 0.351 (1, 3) (9, 9)										3	1	0	1	1	0	4					
Willie Horton, R OBP: 0.384, SLG: 0.537 (8, PR) Jim Northrup, L OBP: 0.354, SLG: 0.460 (9, 7)										4	0	2	0	0	1	1					
Bill Freehan, R OBP: 0.327, SLG: 0.339 (1, 2)										4	0	2	0	0	0	1					
Frank Howard, R OBP: 0.337, SLG: 0.451 (8, PH) Gates Brown, L OBP: 0.350, SLG: 0.401 (9, 4)										2	0	0	0	1	0	1					
Dick Sharon, R OBP: 0.280, SLG: 0.425 Dick McAuliffe, L OBP: 0.368, SLG: 0.469 (9, 4)										2	0	0	1	0	0	0					
Aurelio Rodriguez, R OBP: 0.270, SLG: 0.354 (1, 5)										4	1	2	0	0	0	4					
Ed Brinkman, R OBP: 0.301, SLG: 0.349 Norm Cash, L OBP: 0.346, SLG: 0.496 Rich Reese, L OBP: 0.193, SLG: 0.206 (9, PR)										3	0	0	0	0	2	2					
<b>Inning Stats</b>	R: 1 E: 0 K: 0 S: 4	H: 1 LOB: 0 BB: 0 P: 4	R: 0 E: 0 K: 0 S: 3	H: 0 LOB: 0 BB: 0 P: 3	R: 0 E: 0 K: 2 S: 8	H: 1 LOB: 2 BB: 1 P: 12	R: 0 E: 0 K: 0 S: 3	H: 1 LOB: 0 BB: 0 P: 3	R: 1 E: 0 K: 1 S: 7	H: 2 LOB: 1 BB: 0 P: 7	R: 1 E: 0 K: 1 S: 6	H: 1 LOB: 1 BB: 2 P: 14	R: 0 E: 0 K: 0 S: 4	H: 1 LOB: 1 BB: 0 P: 4	R: 1 E: 0 K: 1 S: 7	H: 2 LOB: 2 BB: 0 P: 7	R: 0 E: 0 K: 0 S: 4	H: 1 LOB: 1 BB: 0 P: 4	1B: 10 2B: 1 3B: 0 HR: 0	SF: 2 SAC: 0 DP: 1 HBP: 0	WP: 0 PA: 39 PB: 1 SB: 0 CS: 0
<b>PITCHER</b> Terry Forster, L ERA: 2.21 Cy Acosta, R ERA: 2.2 (8, 1)	IP: 7.0 WLS: W BF: 31 H: 8 R: 4 ER: 2 SO: 4 BB: 2 IBB: 0 HBP: 0 BLK: 0 WP: 0 HR: 0 S: 36 P: 48 ERA: 2.57 WHIP: 1.429															<b>PITCHER</b>					









Batter	1	2	3	4	5	6	7	8	9	AB	R	H	RBI	BB	SO	LOB	TOP			
Johnny Jeter, R OBP: 0.270, SLG: 0.399										4	0	2	0	0	1	1	Chicago White Sox @ Detroit Tigers Tiger Stadium, Detroit, MI Sat Aug 11 1973, 3:33 AM EDT Att: 41,764 - Unknown - 76 F			
Tony Muser, L OBP: 0.336, SLG: 0.369										4	0	2	1	0	0	1				
Jerry Hairston, S OBP: 0.317, SLG: 0.328										4	0	0	0	0	2	4				
Carlos May, L OBP: 0.302, SLG: 0.364										4	0	1	0	0	2	4				
Brian Downing, R OBP: 0.200, SLG: 0.800										4	1	1	1	0	0	3				
Luis Alvarado, R OBP: 0.286, SLG: 0.309										4	0	0	0	0	2	1				
Jorge Orta, L OBP: 0.289, SLG: 0.308										4	0	0	0	0	2	1				
Eddie Leon, R OBP: 0.300, SLG: 0.293										2	1	0	0	1	0	0				
Ed Herrmann, L OBP: 0.269, SLG: 0.347										3	0	1	0	0	1	1				
<b>Inning Stats</b>	R: 0 E: 0 K: 0 S: 5	H: 2 LOB: 2 BB: 0 P: 5	R: 0 E: 0 K: 1 S: 5	H: 0 LOB: 0 BB: 0 P: 5	R: 0 E: 0 K: 1 S: 5	H: 1 LOB: 0 BB: 0 P: 5	R: 1 E: 0 K: 2 S: 8	H: 1 LOB: 0 BB: 0 P: 8	R: 0 E: 0 K: 0 S: 3	H: 0 LOB: 0 BB: 0 P: 3	R: 0 E: 0 K: 2 S: 8	H: 1 LOB: 1 BB: 0 P: 8	R: 1 E: 0 K: 3 S: 11	H: 2 LOB: 2 BB: 1 P: 15	R: 0 E: 0 K: 1 S: 5	H: 0 LOB: 0 BB: 0 P: 5	1B: 6 2B: 0 3B: 0 HR: 1	SF: 0 SAC: 0 DP: 0 HBP: 0	WP: 0 PB: 1 CS: 1	PA: 34
<b>PITCHER</b>	IP WLS BF H R ER SO BB IBB HBP BLK WP HR S P ERA WHIP																			
Mickey Lolich, L ERA: 3.54	(1, 1) 7.1 W 29 7 2 2 7 1 0 0 0 0 0 0 42 46 2.46 1.091																			
John Hiller, L ERA: 1.99	(8, 1) 1.2 S 5 0 0 0 3 0 0 0 0 0 0 0 11 11 0.00 0.000																			

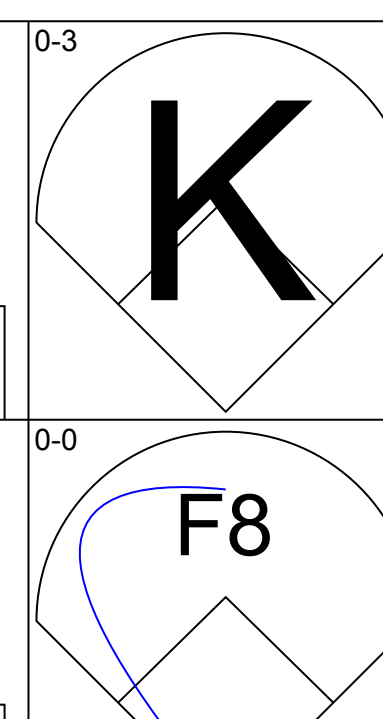
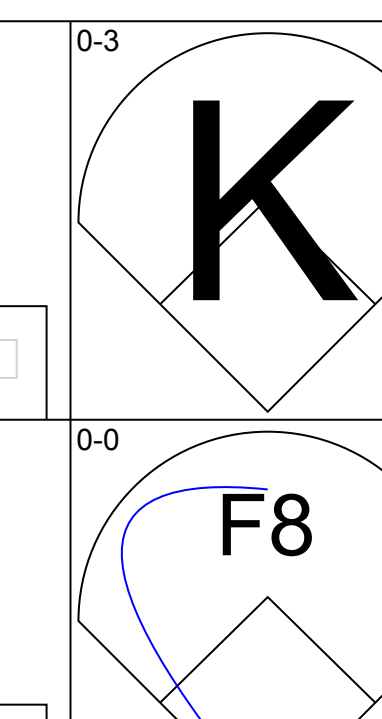
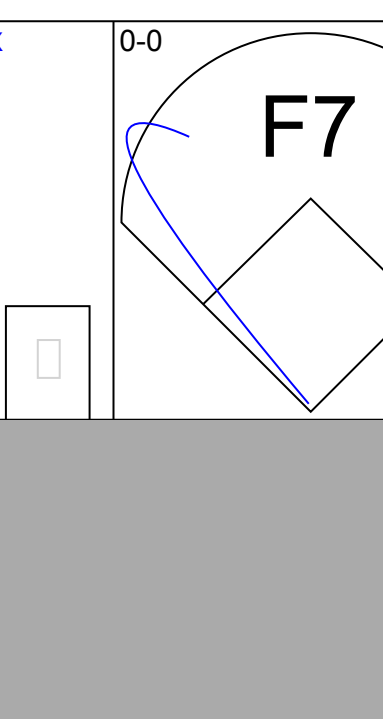
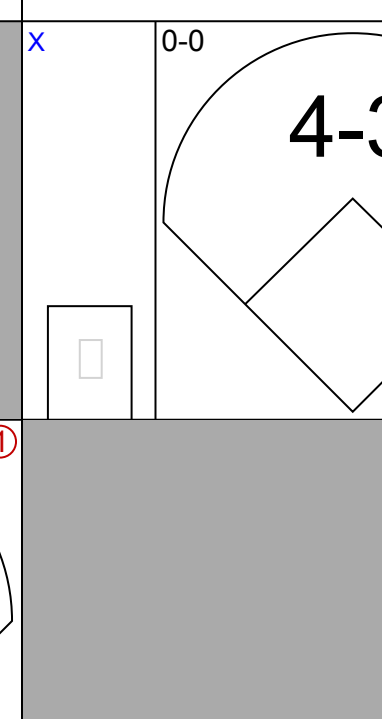
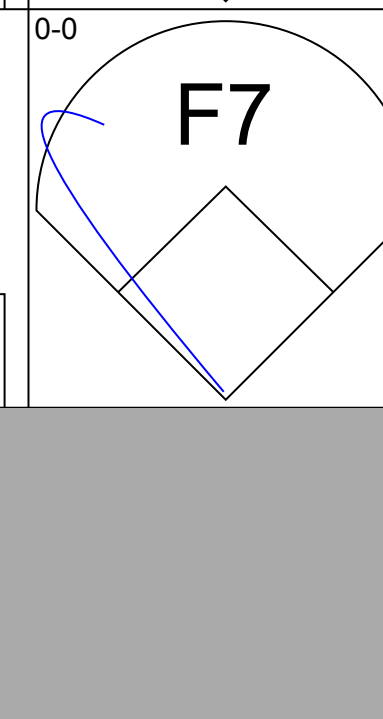




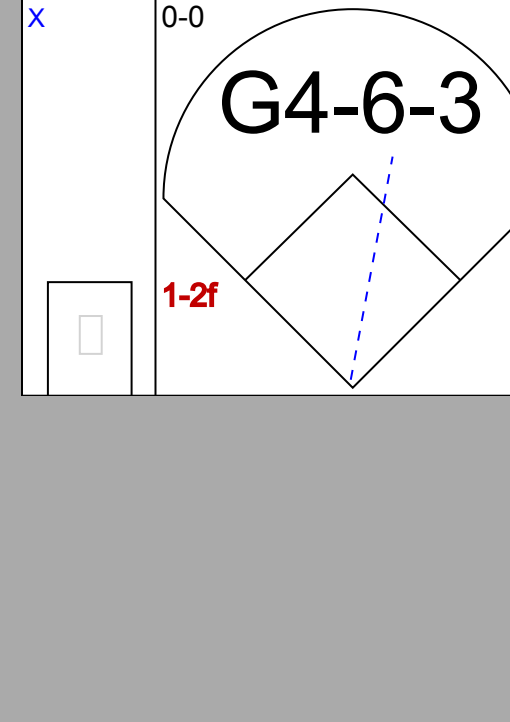
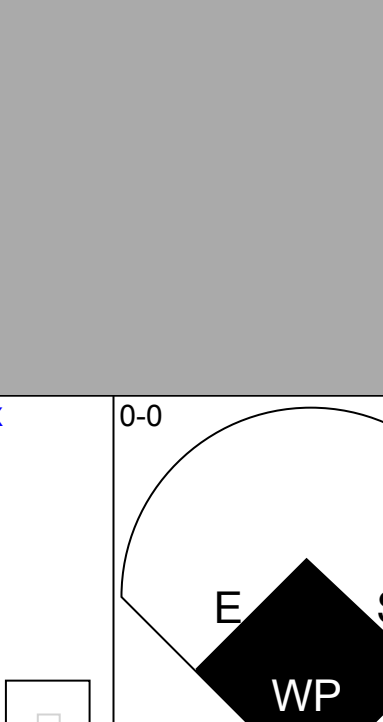

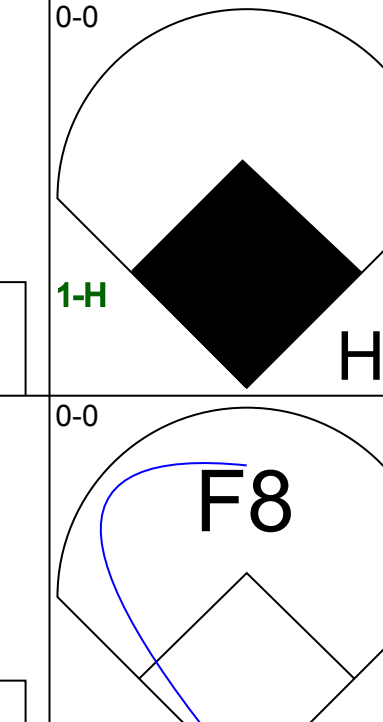
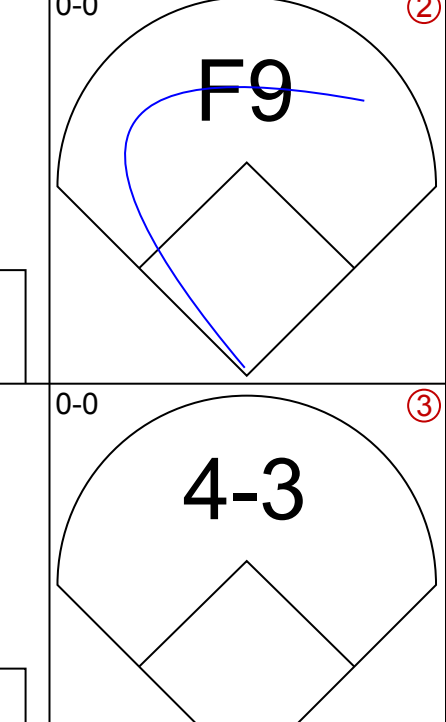


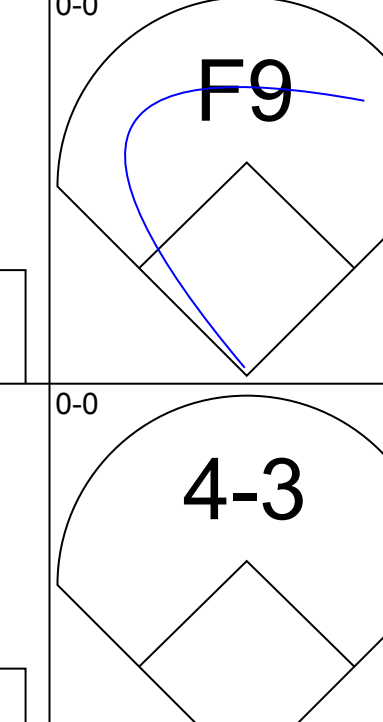
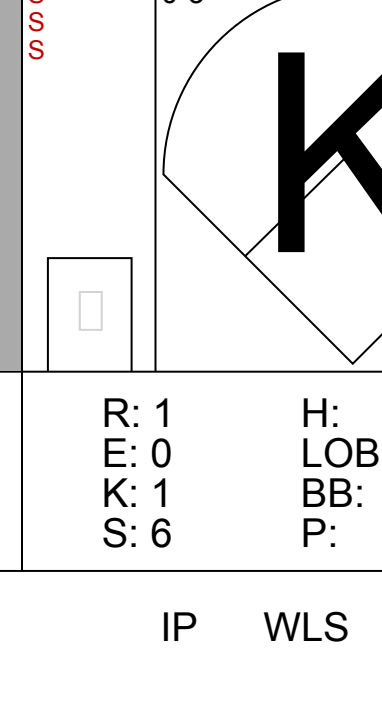
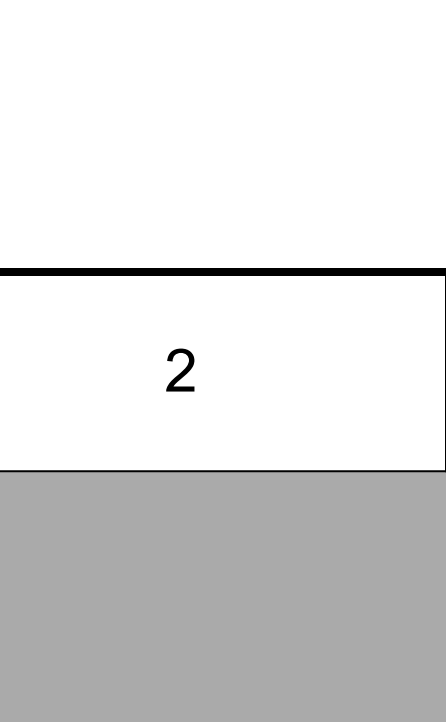
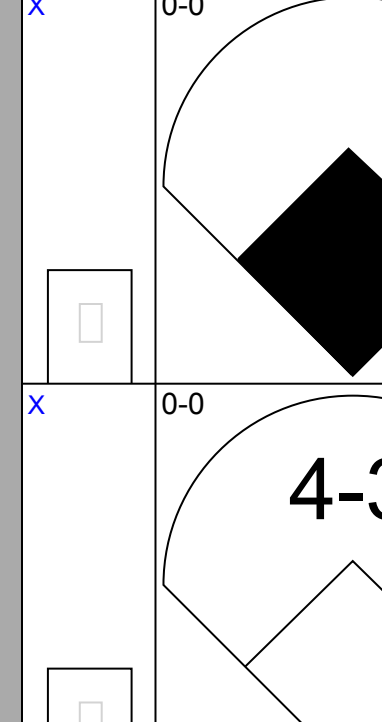
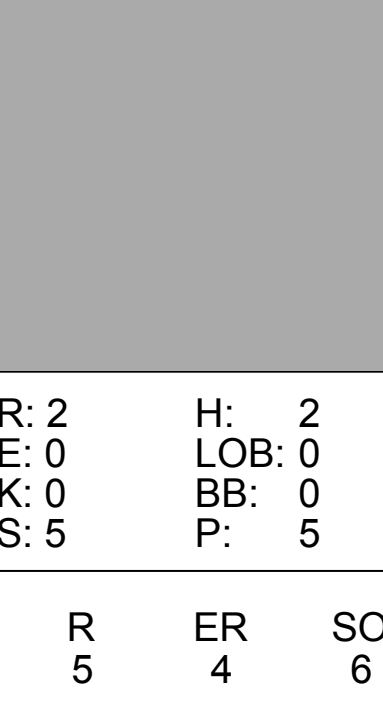
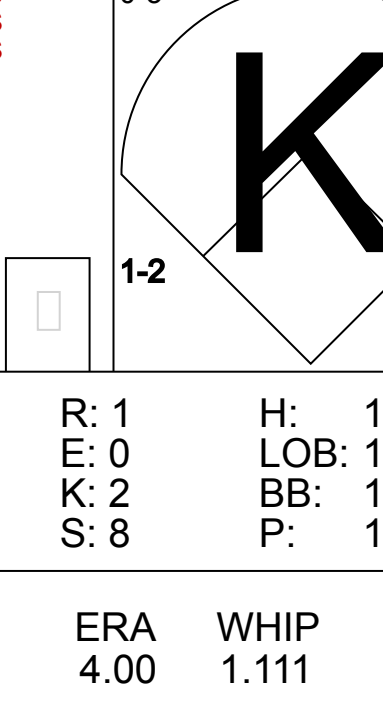
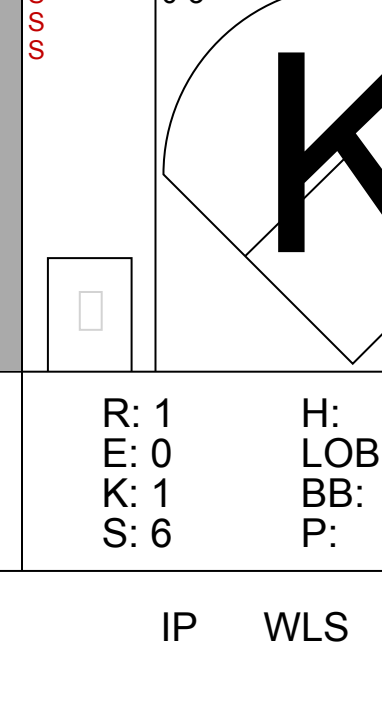
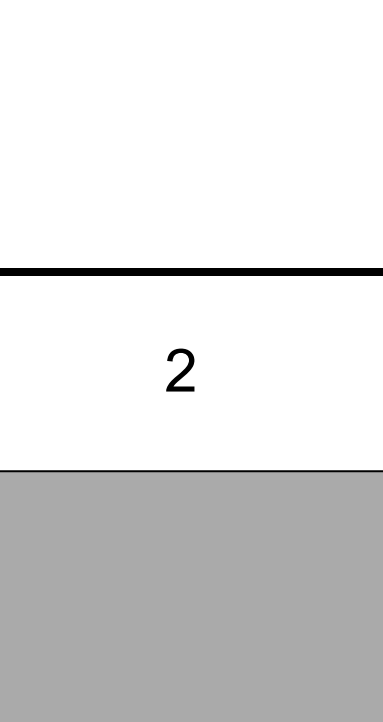
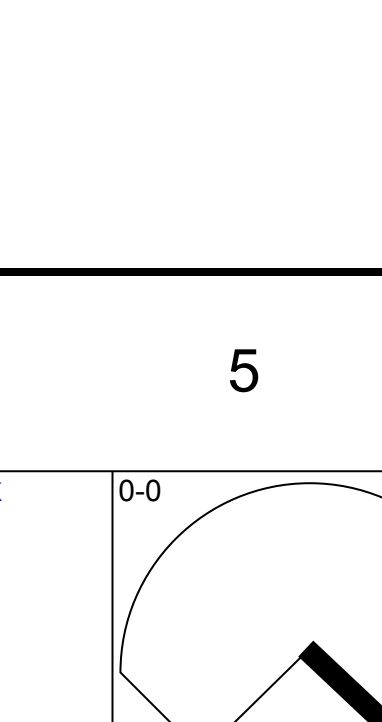

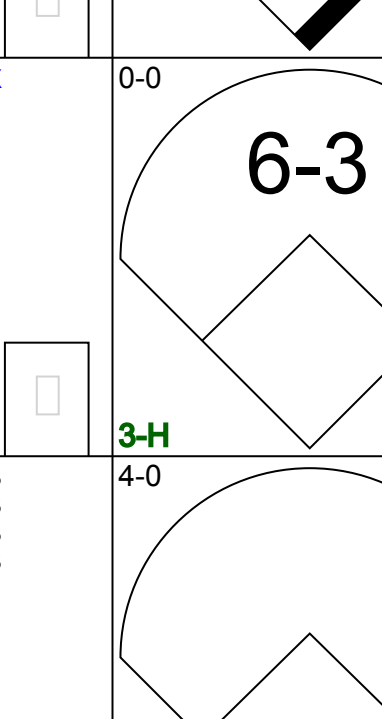
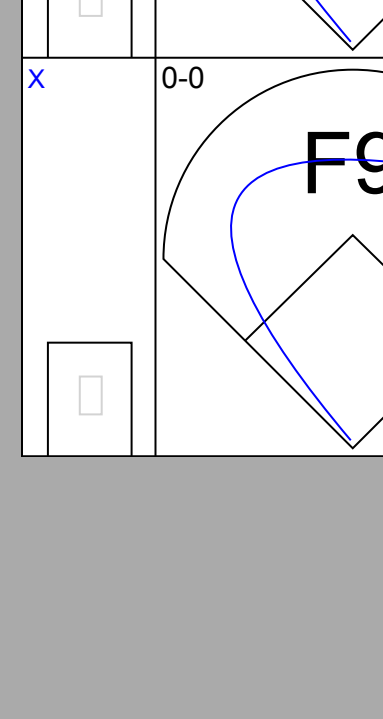

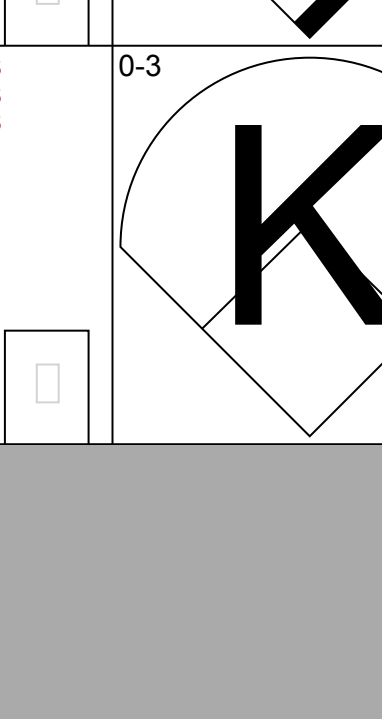
Batter	1	2	3	4	5	6	7	8	9	AB	R	H	RBI	BB	SO	LOB	BOTTOM			
Mickey Stanley, R OBP: 0.301, SLG: 0.386										4	1	1	0	0	1	1	Chicago White Sox @ Detroit Tigers Tiger Stadium, Detroit, MI Sat Aug 11 1973, 3:33 AM EDT Att: 41,764 - Unknown - 76 F			
Tony Taylor, R OBP: 0.262, SLG: 0.304										4	1	0	0	0	2					
Al Kaline, R OBP: 0.320, SLG: 0.385										3	1	3	2	1	0	0				
Willie Horton, R OBP: 0.383, SLG: 0.538										3	1	1	0	0	0	1				
Dick Sharon, R OBP: 0.277, SLG: 0.421										1	0	0	0	0	0	1				
Bill Freehan, R OBP: 0.326, SLG: 0.338										4	0	1	0	0	0	3				
Frank Howard, R OBP: 0.332, SLG: 0.443										3	0	0	0	0	1	2				
Ike Brown, R OBP: 0.414, SLG: 0.283										2	0	0	0	1	0	1				
Aurelio Rodriguez, R OBP: 0.272, SLG: 0.353										3	0	1	1	0	0	0				
Ed Brinkman, R OBP: 0.303, SLG: 0.349										3	0	1	0	0	0	0				
<b>Inning Stats</b>	R: 1 E: 0 K: 0 S: 5	H: 2 LOB: 1 BB: 0 P: 5	R: 0 E: 0 K: 0 S: 3	H: 0 LOB: 0 BB: 0 P: 3	R: 0 E: 0 K: 0 S: 3	H: 0 LOB: 0 BB: 0 P: 3	R: 2 E: 0 K: 0 S: 5	H: 3 LOB: 2 BB: 1 P: 9	R: 1 E: 1 K: 1 S: 6	H: 2 LOB: 1 BB: 0 P: 6	R: 0 E: 0 K: 1 S: 6	H: 1 LOB: 1 BB: 0 P: 6	R: 0 E: 0 K: 0 S: 3	H: 0 LOB: 0 BB: 0 P: 3	R: 0 E: 0 K: 0 S: 3	H: 0 LOB: 1 BB: 1 P: 7	1B: 6 2B: 1 3B: 0 HR: 1	SF: 0 SAC: 0 DP: 0 HBP: 0	WP: 0 PB: 0 CS: 0	PA: 32
<b>PITCHER</b>	IP WLS BF H R ER SO BB IBB HBP BLK WP HR S P ERA WHIP																			
Wilbur Wood, L ERA: 3.31	(1, 1) 8.0 L 32 8 4 3 2 2 0 0 0 0 0 0 1 34 42 3.38 1.250																			



Batter	1	2	3	4	5	6	7	8	9	AB	R	H	RBI	BB	SO	LOB	TOP			
Pat Kelly, L OBP: 0.366, SLG: 0.361 (1, 9)	G3		1B		K				1B	5	0	3	1	0	1	0	<b>Chicago White Sox @ Detroit Tigers</b> Tiger Stadium, Detroit, MI Sun Aug 12 1973, 3:33 AM EDT Att: 43,211 - Unknown - 76 F			
Tony Muser, L OBP: 0.337, SLG: 0.370 (1, 3)	G2		1B				F7		F5	5	0	2	0	0	0	5				
Jerry Hairston, S OBP: 0.338, SLG: 0.365 (1, 7)			F8				F9			5	0	3	1	0	0	3				
Carlos May, L OBP: 0.301, SLG: 0.361 (1, 10)	F8				FC4-6		FC4-6		F5	4	0	0	0	1	0	5				
Jorge Orta, L OBP: 0.286, SLG: 0.304 (1, 4)		F8		FC4-6			F8		FC4-6	4	0	0	0	0	0	3				
Brian Downing, R OBP: 0.111, SLG: 0.444 (1, 5)		F8		K						4	0	0	0	0	1	2				
Bill Sharp, L OBP: 0.321, SLG: 0.398 (1, 8)		3-1		F8			P5		F8	4	0	1	0	0	0	1				
Ed Herrmann, L OBP: 0.271, SLG: 0.347 (1, 2)			L9				P6			3	1	1	0	0	0	0				
Eddie Leon, R OBP: 0.300, SLG: 0.295 (1, 6)			K				1-3			4	1	1	0	0	2	2				
<b>Inning Stats</b>	R: 0 E: 0 K: 0 S: 4	H: 1 LOB: 1 BB: 0 P: 4	R: 0 E: 0 K: 0 S: 3	H: 0 LOB: 0 BB: 0 P: 3	R: 0 E: 0 K: 1 S: 7	H: 2 LOB: 2 BB: 0 P: 7	R: 0 E: 0 K: 1 S: 5	H: 0 LOB: 0 BB: 1 P: 9	R: 0 E: 0 K: 0 S: 5	H: 1 LOB: 1 BB: 0 P: 4	R: 0 E: 0 K: 1 S: 8	H: 3 LOB: 3 BB: 0 P: 8	R: 0 E: 0 K: 0 S: 4	H: 1 LOB: 1 BB: 0 P: 4	R: 2 E: 0 K: 0 S: 6	H: 3 LOB: 2 BB: 0 P: 7		1B: 9 2B: 2 3B: 0 HR: 0	SF: 0 SAC: 0 DP: 0 HBP: 1	WP: 0 PB: 0 SB: 0 CS: 0
<b>PITCHER</b> Jim Perry, R ERA: 3.53 (1, 1)	IP: 9.0 WLS: W BF: 40 H: 11 R: 2 ER: 2 SO: 4 BB: 1 IBB: 0 HBP: 1 BLK: 0 WP: 0 HR: 0 S: 46 P: 51 ERA: 2.00 WHIP: 1.333															<b>PITCHER</b>				


Batter	1	2	3	4	5	6	7	8	9	AB	R	H	RBI	BB	SO	LOB	BOTTOM	
Jim Northrup, L OBP: 0.356, SLG: 0.467 (1, 7)	FC1-6		HR	6-3		G3			K	5	1	2	1	0	1	1	<b>Chicago White Sox @ Detroit Tigers</b> Tiger Stadium, Detroit, MI Sun Aug 12 1973, 3:33 AM EDT Att: 43,211 - Unknown - 76 F	
Mickey Stanley, R OBP: 0.304, SLG: 0.389 (1, 8)	FC1-6		BB	1B					1B	4	2	3	0	0	0	1		
Gates Brown, L OBP: 0.358, SLG: 0.424 (1, 10)	1H		1B	1B					1B	2	1	1	2	2	1	1		
Al Kaline, R OBP: 0.317, SLG: 0.380 (1, 9)	L8		L7						F7	3	0	0	0	0	1	4		
Dick Sharon, R OBP: 0.275, SLG: 0.417 (5, 9)	L8		L7		K				F7	1	0	0	0	0	0	1		
Dick McAuliffe, L OBP: 0.368, SLG: 0.467 (1, 4)	F9		1B							4	0	2	1	0	0	0		
Norm Cash, L OBP: 0.343, SLG: 0.485 (1, 3)	1-3		F9						F8	4	0	0	0	0	0	4		
Bill Freehan, R OBP: 0.325, SLG: 0.340 (1, 2)	F9			3B					F8	4	1	1	0	0	0	0		
Aurelio Rodriguez, R OBP: 0.274, SLG: 0.362 (1, 5)	4-3			SF7					F5	4	1	2	1	0	0	0		
Ed Brinkman, R OBP: 0.300, SLG: 0.346 (1, 6)			K	SF7					P6	3	0	0	1	0	1	1		
<b>Inning Stats</b>	R: 2 E: 0 K: 0 S: 5	H: 2 LOB: 0 BB: 0 P: 5	R: 0 E: 0 K: 0 S: 3	H: 0 LOB: 0 BB: 0 P: 3	R: 2 E: 0 K: 1 S: 8	H: 3 LOB: 2 BB: 1 P: 12	R: 2 E: 0 K: 1 S: 8	H: 3 LOB: 2 BB: 1 P: 12	R: 0 E: 0 K: 0 S: 3	H: 0 LOB: 0 BB: 0 P: 3	R: 0 E: 0 K: 1 S: 7	H: 2 LOB: 2 BB: 0 P: 7	R: 0 E: 0 K: 1 S: 6	H: 1 LOB: 1 BB: 0 P: 6	1B: 6 2B: 2 3B: 1 HR: 2	SF: 1 SAC: 0 DP: 0 HBP: 0		WP: 0 PB: 0 SB: 0 CS: 0
<b>PITCHER</b> Stan Bahnsen, R ERA: 3.23 (1, 1) Bart Johnson, R ERA: 4.15 (4, 1)	IP: 3.0 WLS: L BF: 17 H: 7 R: 6 ER: 6 SO: 1 BB: 1 IBB: 0 HBP: 0 BLK: 0 WP: 0 HR: 2 S: 18 P: 22 ERA: 18.00 WHIP: 2.667															<b>PITCHER</b>		

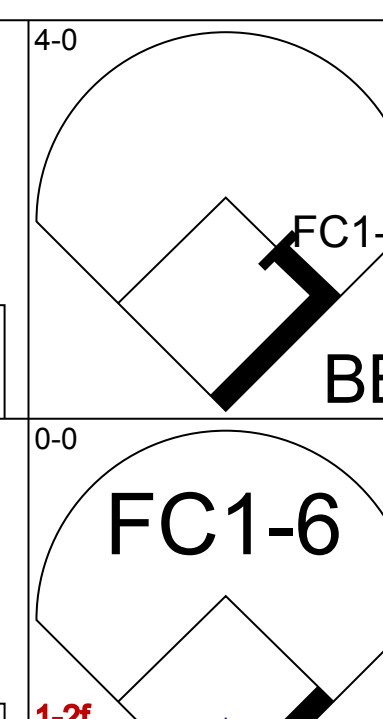
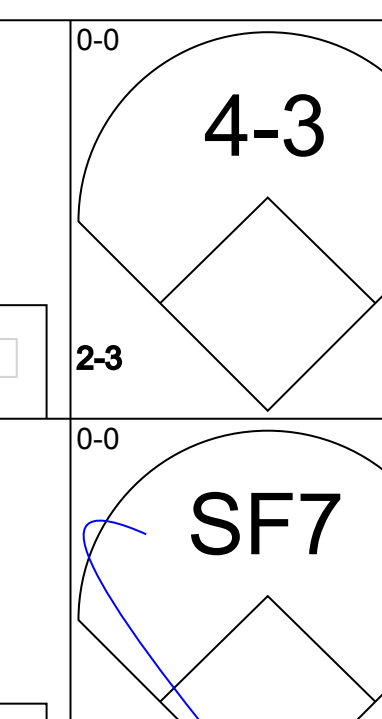
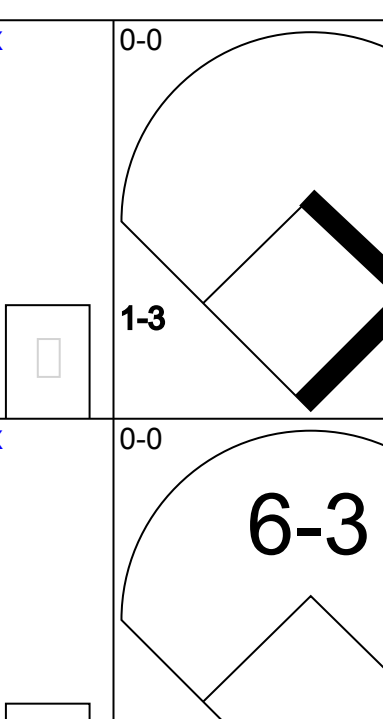
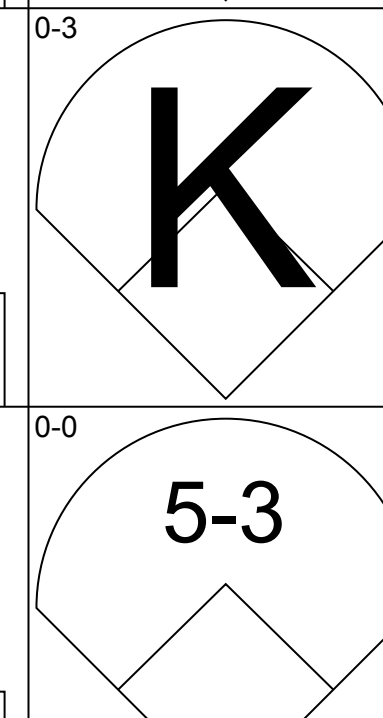
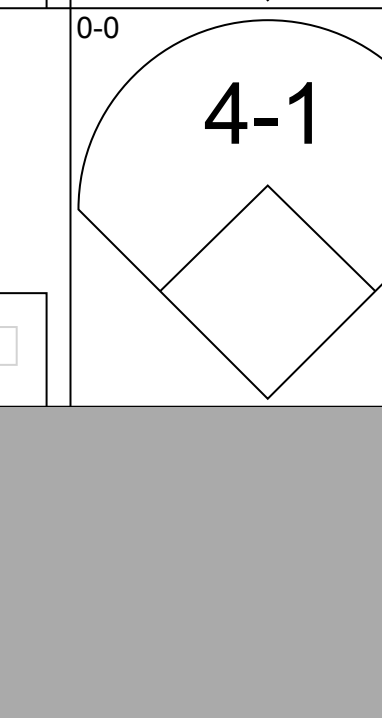
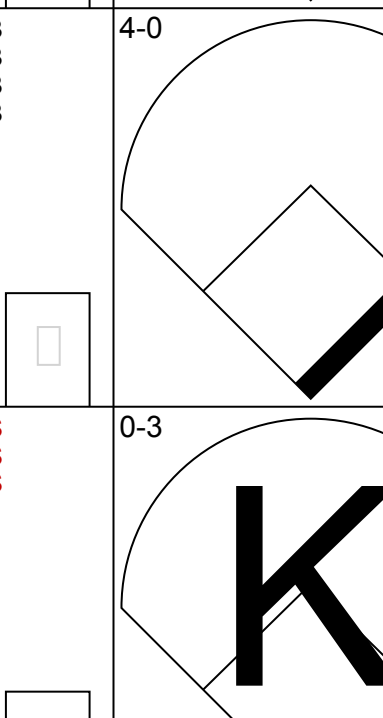




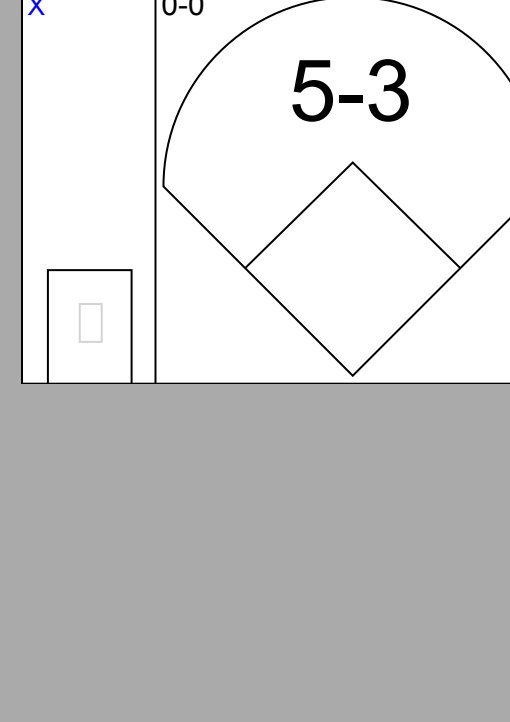
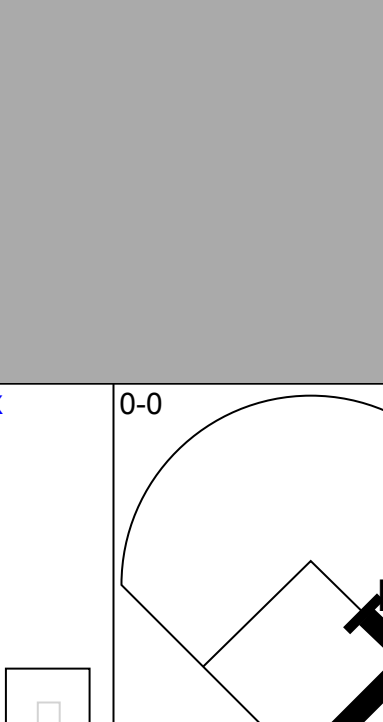
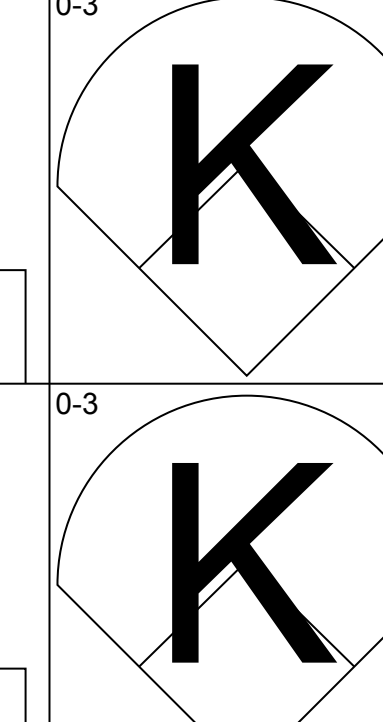
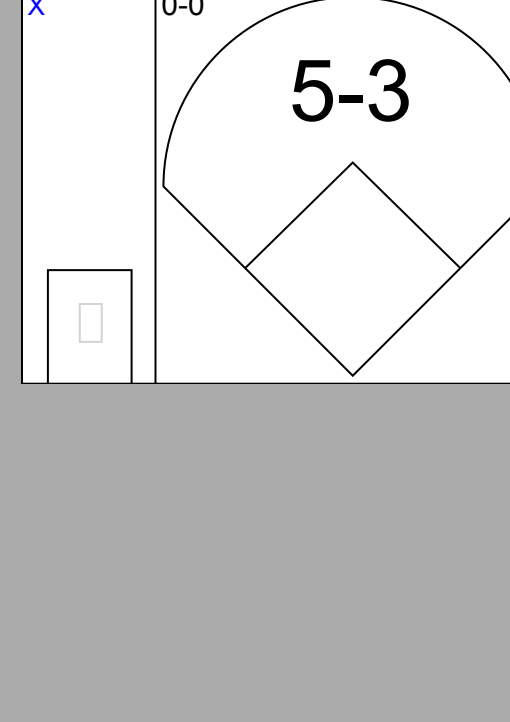
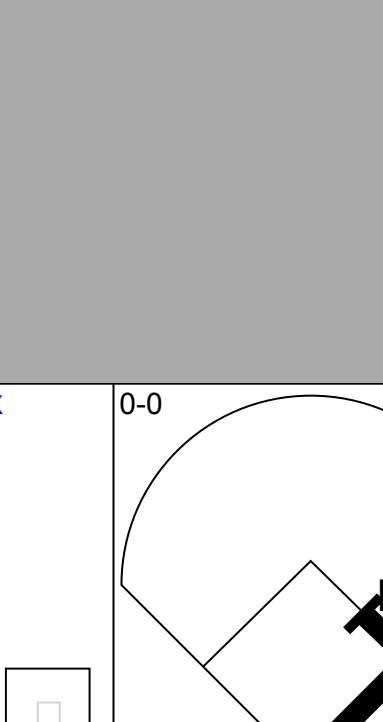
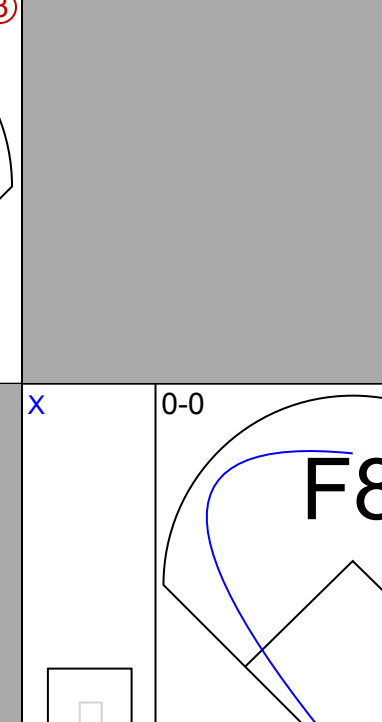
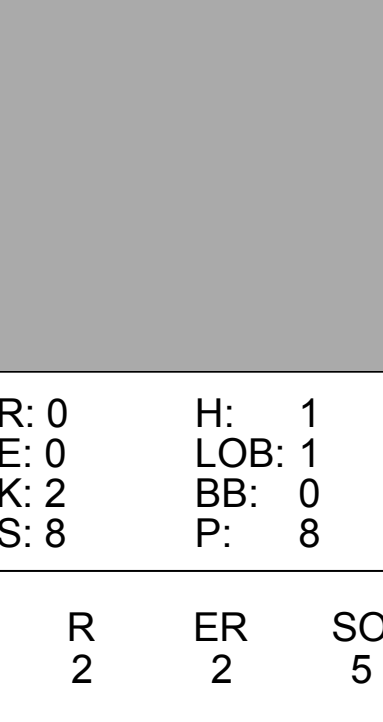
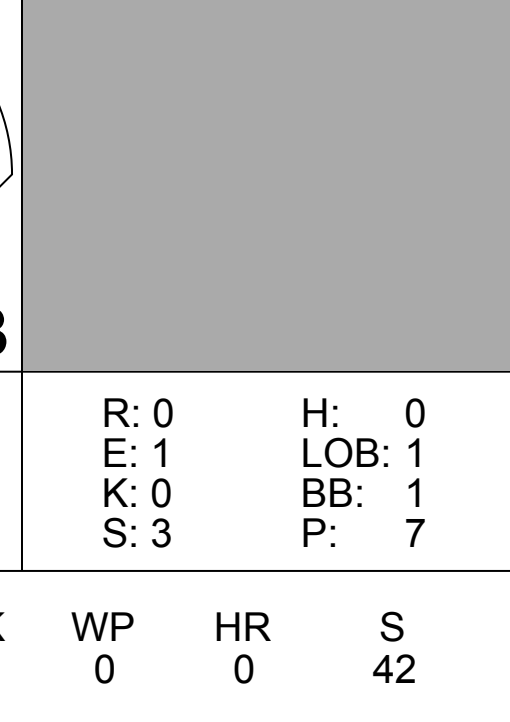
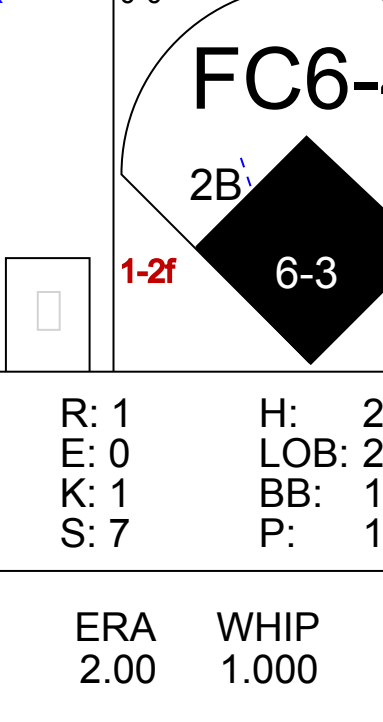
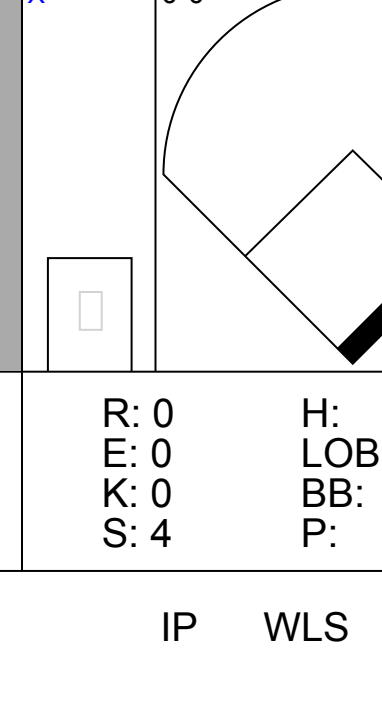






Batter	1	2	3	4	5	6	7	8	9	AB	R	H	RBI	BB	SO	LOB	TOP					
<b>Johnny Jeter, R</b> OBP: 0.265, SLG: 0.391 (1, 8)											4	0	0	0	0	2	1					
<b>Pat Kelly, L</b> OBP: 0.363, SLG: 0.358 (1, 9)											4	0	0	0	0	0	0					
<b>Jerry Hairston, S</b> OBP: 0.333, SLG: 0.358 (1, 7)											4	0	1	0	0	0	0					
<b>Bill Sharp, L</b> OBP: 0.321, SLG: 0.398 (6, 7)											0	0	0	0	0	0	0					
<b>Bill Melton, R</b> OBP: 0.387, SLG: 0.469 (1, 5)											3	2	2	0	1	0	1					
<b>Carlos May, L</b> OBP: 0.303, SLG: 0.370 (1, 10)											4	1	2	3	0	0	2					
<b>Tony Muser, L</b> OBP: 0.336, SLG: 0.368 (1, 3)											4	1	1	0	0	0	1					
<b>Jorge Orta, L</b> OBP: 0.288, SLG: 0.316 (1, 4)											4	1	2	1	0	1	1					
<b>Ed Herrmann, L</b> OBP: 0.271, SLG: 0.344 (1, 2)											3	0	0	0	1	0	1					
<b>Eddie Leon, R</b> OBP: 0.297, SLG: 0.293 (1, 6)											3	0	0	0	0	3	1					
<b>Inning Stats</b>	R: 0 E: 0 K: 1 S: 5	H: 0 LOB: 0 BB: 0 P: 5	R: 2 E: 0 K: 0 S: 5	H: 2 LOB: 0 BB: 0 P: 5	R: 0 E: 0 K: 2 S: 7	H: 0 LOB: 0 BB: 0 P: 7	R: 0 E: 0 K: 0 S: 3	H: 1 LOB: 0 BB: 0 P: 3	R: 1 E: 0 K: 2 S: 8	H: 1 LOB: 1 BB: 1 P: 12	R: 1 E: 0 K: 0 S: 4	H: 1 LOB: 1 BB: 1 P: 8	R: 1 E: 0 K: 1 S: 6	H: 1 LOB: 0 BB: 0 P: 6	R: 0 E: 0 K: 0 S: 4	H: 1 LOB: 1 BB: 0 P: 4	R: 0 E: 0 K: 0 S: 3	H: 1 LOB: 1 BB: 0 P: 3	1B: 6 2B: 0 3B: 0 HR: 2	SF: 0 SAC: 0 DP: 1 HBP: 0	WP: 2 PB: 0 SB: 3 CS: 1	PA: 36
<b>PITCHER</b> <b>Jim Slaton, R</b> ERA: 4.05 (1, 1)	IP: 9.0 WLS: L BF: 35 H: 8 R: 5 ER: 4 SO: 6 BB: 2 IBB: 0 HBP: 0 BLK: 0 WP: 2 HR: 2 S: 45 P: 53 ERA: 4.00 WHIP: 1.111															<b>PITCHER</b>	IP: 9.0 WLS: L BF: 35 H: 8 R: 5 ER: 4 SO: 6 BB: 2 IBB: 0 HBP: 0 BLK: 0 WP: 2 HR: 2 S: 45 P: 53 ERA: 4.00 WHIP: 1.111					

**Chicago White Sox @ Milwaukee Brewers**  
Milwaukee County Stadium, Milwaukee, WI  
Mon Aug 13 1973, 8:05 PM EDT  
Att: 15,212 - Unknown - 72 F


AB 33  
R 5  
H 8  
RBI 4  
BB 2  
SO 6  
LOB 8



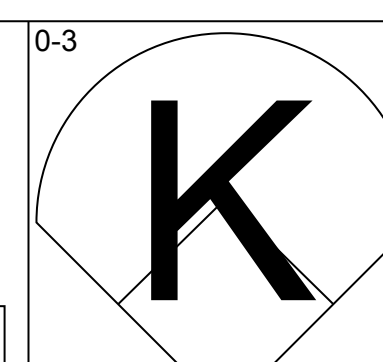
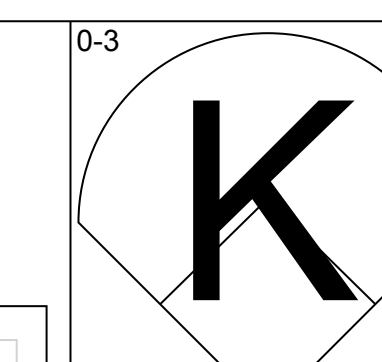
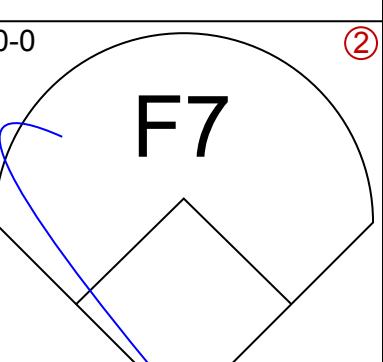
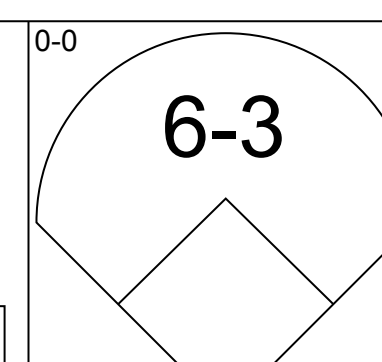
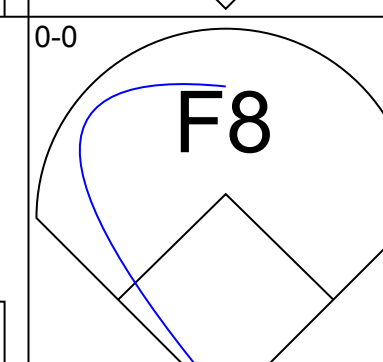
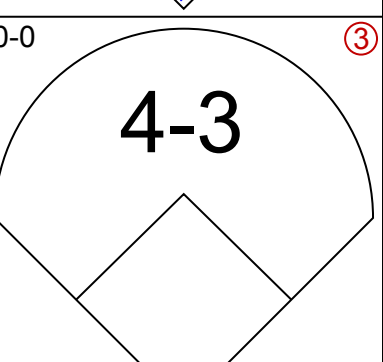
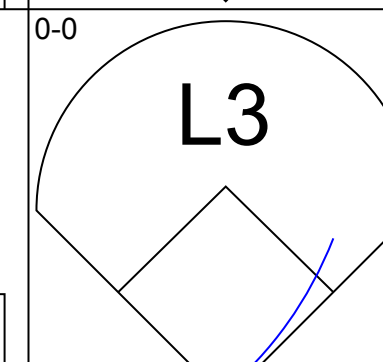
Batter	1	2	3	4	5	6	7	8	9	AB	R	H	RBI	BB	SO	LOB	BOTTOM					
<b>John Briggs, L</b> OBP: 0.369, SLG: 0.441 (1, 7)											3	0	1	0	1	0	2					
<b>Bob Coluccio, R</b> OBP: 0.301, SLG: 0.425 (1, 9)											3	0	0	2	0	0	3					
<b>Dave May, L</b> OBP: 0.363, SLG: 0.493 (1, 8)											3	0	0	0	1	1	1					
<b>George Scott, R</b> OBP: 0.367, SLG: 0.477 (1, 3)											3	0	0	0	1	1	3					
<b>Don Money, R</b> OBP: 0.319, SLG: 0.374 (1, 5)											4	0	0	0	0	0	1					
<b>Ollie Brown, R</b> OBP: 0.351, SLG: 0.394 (1, 10)											4	0	1	0	0	1	2					
<b>Ellie Rodriguez, R</b> OBP: 0.376, SLG: 0.302 (1, 2)											3	0	0	0	1	1	2					
<b>Tim Johnson, L</b> OBP: 0.274, SLG: 0.261 (1, 6)											3	0	1	0	0	1	1					
<b>Bobby Mitchell, R</b> OBP: 0.276, SLG: 0.552 (9, PH)											1	0	0	0	0	0	1					
<b>Pedro Garcia, R</b> OBP: 0.311, SLG: 0.400 (1, 4)											4	2	2	0	0	0	2					
<b>Inning Stats</b>	R: 0 E: 0 K: 1 S: 5	H: 0 LOB: 1 BB: 1 P: 9	R: 0 E: 0 K: 2 S: 8	H: 1 LOB: 1 BB: 0 P: 8	R: 1 E: 0 K: 0 S: 4	H: 1 LOB: 0 BB: 0 P: 4	R: 0 E: 1 K: 0 S: 3	H: 0 LOB: 1 BB: 1 P: 7	R: 1 E: 0 K: 1 S: 7	H: 2 LOB: 2 BB: 1 P: 11	R: 0 E: 0 K: 1 S: 5	H: 0 LOB: 0 BB: 0 P: 5	R: 0 E: 0 K: 0 S: 4	H: 1 LOB: 1 BB: 0 P: 4	R: 0 E: 0 K: 0 S: 3	H: 0 LOB: 0 BB: 0 P: 3	R: 0 E: 0 K: 0 S: 3	H: 0 LOB: 1 BB: 1 P: 7	1B: 3 2B: 2 3B: 0 HR: 0	SF: 1 SAC: 0 DP: 1 HBP: 0	WP: 0 PB: 0 SB: 0 CS: 0	PA: 36
<b>PITCHER</b> <b>Terry Forster, L</b> ERA: 2.19 (1, 1)	IP: 9.0 WLS: W BF: 36 H: 5 R: 2 ER: 2 SO: 5 BB: 4 IBB: 0 HBP: 0 BLK: 0 WP: 0 HR: 0 S: 42 P: 58 ERA: 2.00 WHIP: 1.000															<b>PITCHER</b>	IP: 9.0 WLS: W BF: 36 H: 5 R: 2 ER: 2 SO: 5 BB: 4 IBB: 0 HBP: 0 BLK: 0 WP: 0 HR: 0 S: 42 P: 58 ERA: 2.00 WHIP: 1.000					

**Chicago White Sox @ Milwaukee Brewers**  
Milwaukee County Stadium, Milwaukee, WI  
Mon Aug 13 1973, 8:05 PM EDT  
Att: 15,212 - Unknown - 72 F

AB 31  
R 2  
H 5  
RBI 2  
BB 4  
SO 5  
LOB 18




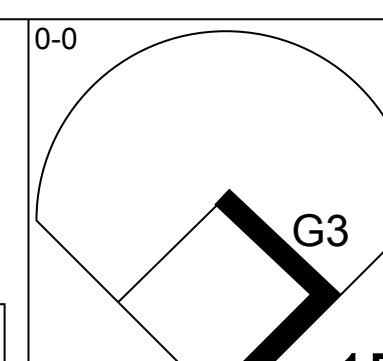
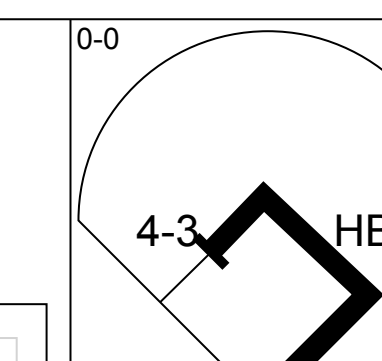
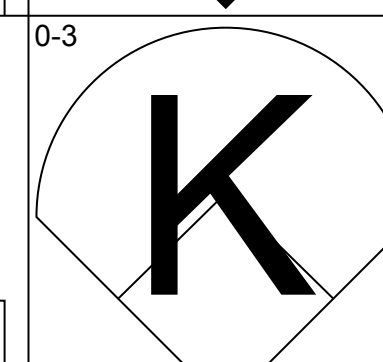
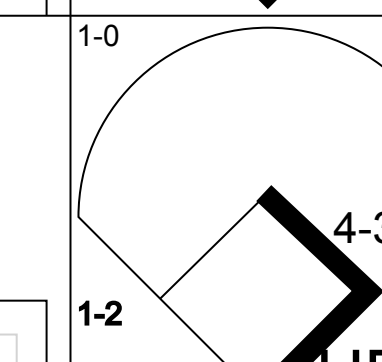
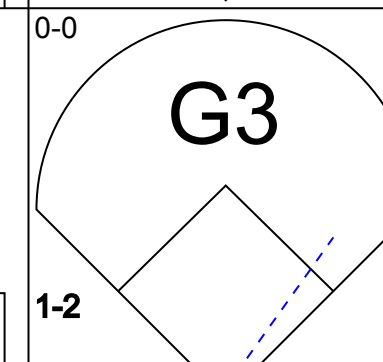
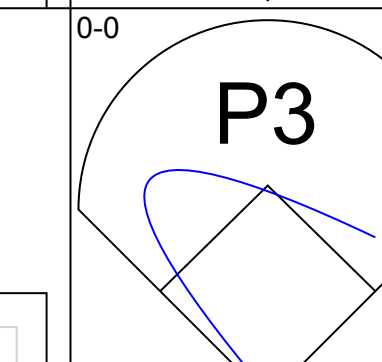
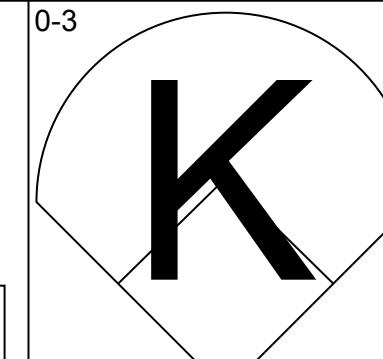
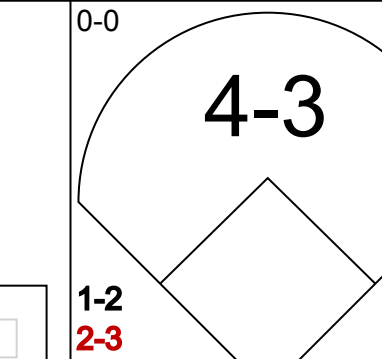


Batter	1	2	3	4	5	6	7	8	9	AB	R	H	RBI	BB	SO	LOB	TOP								
<b>Johnny Jeter, R</b> (1, 8) OBP: 0.263, SLG: 0.386																	5 0 1 0 0 2 1								
<b>Pat Kelly, L</b> (1, 9) OBP: 0.363, SLG: 0.358																	5 0 2 1 0 1 1								
<b>Jerry Hairston, S</b> (1, 7) OBP: 0.351, SLG: 0.380																	4 2 2 0 1 0 1								
<b>Bill Melton, R</b> (1, 5) OBP: 0.387, SLG: 0.470																	5 1 2 1 0 0 4								
<b>Carlos May, L</b> (1, 10) OBP: 0.302, SLG: 0.368																	5 0 1 0 0 2 6								
<b>Tony Muser, L</b> (1, 3) OBP: 0.340, SLG: 0.372																	3 0 2 2 0 0 1								
<b>Bucky Dent, R</b> (8, PH) OBP: 0.250, SLG: 0.250																	1 0 0 0 0 0 0								
<b>Bill Sharp, L</b> (9, PH) OBP: 0.318, SLG: 0.394																	1 0 0 0 0 0 3								
<b>Luis Alvarado, R</b> (9, 4) OBP: 0.266, SLG: 0.309																	0 0 0 0 0 0 0								
<b>Jorge Orta, L</b> (1, 4) OBP: 0.286, SLG: 0.313																	3 0 0 0 0 1 4								
<b>Brian Downing, R</b> (8, PH) OBP: 0.200, SLG: 0.444																	0 0 0 0 1 0 0								
<b>Ed Herrmann, L</b> (1, 2) OBP: 0.274, SLG: 0.346																	4 0 2 0 0 1 1								
<b>Eddie Leon, R</b> (1, 6) OBP: 0.298, SLG: 0.291																	2 1 0 0 1 0 2								
<b>Inning Stats</b>	R: 0 E: 0 K: 1 S: 5	H: 0 LOB: 0 BB: 0 P: 5	R: 0 E: 0 K: 1 S: 6	H: 1 LOB: 1 BB: 0 P: 6	R: 0 E: 0 K: 1 S: 5	H: 0 LOB: 0 BB: 0 P: 5	R: 1 E: 1 K: 2 S: 10	H: 3 LOB: 2 BB: 0 P: 10	R: 0 E: 0 K: 0 S: 4	H: 1 LOB: 1 BB: 0 P: 4	R: 2 E: 0 K: 0 S: 7	H: 4 LOB: 2 BB: 0 P: 7	R: 0 E: 0 K: 0 S: 4	H: 1 LOB: 1 BB: 0 P: 4	R: 0 E: 0 K: 2 S: 7	H: 0 LOB: 1 BB: 2 P: 11	R: 1 E: 0 K: 0 S: 5	H: 2 LOB: 3 BB: 2 P: 13	1B: 10 2B: 2 3B: 0 HR: 0	SF: 0 SAC: 1 DP: 0 HBP: 0	WP: 0 PB: 0 SB: 1 CS: 0	PA: 42			
<b>PITCHER</b>	IP	WLS	BF	H	R	ER	SO	BB	IBB	HBP	BLK	WP	HR	S	P	ERA	WHIP								
<b>Bill Parsons, R</b> (1, 1) ERA: 5.64	5.1		24	8	3	3	5	0	0	0	0	0	0	34	34	5.06	1.500								
<b>Chris Short, L</b> (6, 1) ERA: 4.48	2.2		13	3	1	1	2	2	0	0	0	0	0	15	23	3.38	1.875								
<b>Eduardo Rodriguez, R</b> (9, 1) ERA: 1.62	1.0	W	5	1	0	0	0	1	0	0	0	0	0	4	8	0.00	2.000								

**Chicago White Sox @ Milwaukee Brewers**  
 Milwaukee County Stadium, Milwaukee, WI  
 Tue Aug 14 1973, 8:05 PM EDT  
 Att: 18,944 - Unknown - 70 F


AB 38  
 R 4  
 H 12  
 RBI 4  
 BB 3  
 SO 7  
 LOB 24



Batter	1	2	3	4	5	6	7	8	9	AB	R	H	RBI	BB	SO	LOB	BOTTOM								
<b>Don Money, R</b> (1, 5) OBP: 0.320, SLG: 0.374																	5 0 2 1 0 1 4								
<b>Bob Coluccio, R</b> (1, 9) OBP: 0.299, SLG: 0.420																	4 0 0 0 0 2 5								
<b>Dave May, L</b> (1, 8) OBP: 0.363, SLG: 0.492																	5 0 2 0 0 0 3								
<b>George Scott, R</b> (1, 3) OBP: 0.366, SLG: 0.480																	5 1 1 1 0 1 5								
<b>Darrell Porter, L</b> (1, 2) OBP: 0.376, SLG: 0.526																	3 2 1 0 1 0 1								
<b>John Briggs, L</b> (1, 7) OBP: 0.370, SLG: 0.440																	3 1 1 0 1 0 2								
<b>Ollie Brown, R</b> (1, 10) OBP: 0.359, SLG: 0.407																	4 1 4 2 0 0 0								
<b>Bobby Mitchell, R</b> (8, PR) OBP: 0.276, SLG: 0.552																	0 0 0 0 0 0 0								
<b>Tim Johnson, L</b> (1, 6) OBP: 0.272, SLG: 0.260																	2 0 0 1 0 0 3								
<b>Pedro Garcia, R</b> (1, 4) OBP: 0.310, SLG: 0.397																	3 0 0 0 1 1 4								
<b>Inning Stats</b>	R: 0 E: 0 K: 2 S: 8	H: 1 LOB: 1 BB: 0 P: 8	R: 1 E: 0 K: 0 S: 5	H: 2 LOB: 1 BB: 0 P: 5	R: 0 E: 0 K: 0 S: 3	H: 1 LOB: 1 BB: 0 P: 4	R: 1 E: 0 K: 1 S: 6	H: 1 LOB: 1 BB: 1 P: 10	R: 0 E: 0 K: 1 S: 6	H: 1 LOB: 1 BB: 0 P: 6	R: 2 E: 0 K: 1 S: 7	H: 2 LOB: 2 BB: 2 P: 15	R: 0 E: 0 K: 0 S: 4	H: 1 LOB: 1 BB: 0 P: 4	R: 0 E: 0 K: 0 S: 5	H: 1 LOB: 0 BB: 0 P: 5	R: 1 E: 0 K: 0 S: 2	H: 1 LOB: 0 BB: 0 P: 2	1B: 9 2B: 1 3B: 0 HR: 1	SF: 1 SAC: 1 DP: 0 HBP: 1	WP: 0 PB: 0 SB: 0 CS: 0	PA: 40			
<b>PITCHER</b>	IP	WLS	BF	H	R	ER	SO	BB	IBB	HBP	BLK	WP	HR	S	P	ERA	WHIP								
<b>Steve Stone, R</b> (1, 1) ERA: 4.31	5.0		24	7	4	4	4	2	0	1	0	0	1	29	38	7.20	1.800								
<b>Cy Acosta, R</b> (6, 1) ERA: 2.23	3.1	L	16	4	1	1	1	1	0	0	0	0	0	17	21	2.70	1.500								

**Chicago White Sox @ Milwaukee Brewers**  
 Milwaukee County Stadium, Milwaukee, WI  
 Tue Aug 14 1973, 8:05 PM EDT  
 Att: 18,944 - Unknown - 70 F

AB 34  
 R 5  
 H 11  
 RBI 5  
 BB 3  
 SO 5  
 LOB 27





Batter	1	2	3	4	5	6	7	8	9	AB	R	H	RBI	BB	SO	LOB	TOP										
<b>Johnny Jeter, R</b> OBP: 0.267, SLG: 0.386 (1, 8)										5	2	2	1	0	1	0	<b>Chicago White Sox @ Milwaukee Brewers</b> Milwaukee County Stadium, Milwaukee, WI Wed Aug 15 1973, 8:05 PM EDT Att: 21,539 - Unknown - 71 F <a href="http://livebaseballscorecards.com">livebaseballscorecards.com</a>										
<b>Pat Kelly, L</b> OBP: 0.362, SLG: 0.357 (1, 9)										4	1	1	0	0	0	1											
<b>Jerry Hairston, S</b> OBP: 0.346, SLG: 0.373 (1, 7) (8, 3)										4	0	1	2	0	1	1											
<b>Bill Melton, R</b> OBP: 0.386, SLG: 0.468 (1, 5)										4	0	1	1	0	0	1											
<b>Carlos May, L</b> OBP: 0.301, SLG: 0.366 (1, 10)										4	0	1	0	0	0	1											
<b>Tony Muser, L</b> OBP: 0.340, SLG: 0.371 <b>Brian Downing, R</b> OBP: 0.273, SLG: 0.500 (8, 7) (8, 7)										3	0	1	0	0	0	2											
<b>Jorge Orta, L</b> OBP: 0.265, SLG: 0.314 <b>Luis Alvarado, R</b> OBP: 0.265, SLG: 0.307 (8, 4) (8, 4)										3	0	1	0	0	0	1											
<b>Ed Herrmann, L</b> OBP: 0.273, SLG: 0.345 (1, 2)										4	1	1	0	0	0	2											
<b>Eddie Leon, R</b> OBP: 0.295, SLG: 0.289 (1, 6)										3	0	0	0	0	1	0											
<b>Inning Stats</b>	R: 0 E: 0 K: 1 S: 5	H: 0 LOB: 0 BB: 0 P: 5	R: 0 E: 0 K: 0 S: 4	H: 1 LOB: 1 BB: 0 P: 4	R: 2 E: 0 K: 0 S: 6	H: 3 LOB: 1 BB: 0 P: 6	R: 0 E: 1 K: 0 S: 4	H: 1 LOB: 1 BB: 0 P: 4	R: 0 E: 0 K: 0 S: 3	H: 0 LOB: 0 BB: 0 P: 3	R: 0 E: 0 K: 0 S: 4	H: 1 LOB: 1 BB: 0 P: 4	R: 0 E: 0 K: 0 S: 3	H: 0 LOB: 0 BB: 0 P: 3	R: 2 E: 0 K: 1 S: 9	H: 4 LOB: 2 BB: 0 P: 9		R: 0 E: 0 K: 2 S: 7	H: 0 LOB: 0 BB: 0 P: 7	1B: 10 2B: 0 3B: 0 HR: 0	SF: 0 SAC: 1 DP: 1 HBP: 0	WP: 0 PB: 0 SB: 1 CS: 0	PA: 37				
<b>PITCHER</b>	IP	WLS	BF	H	R	ER	SO	BB	IBB	HBP	BLK	WP	HR	S	P	ERA	WHIP										
<b>Jerry Bell, R</b> ERA: 4.04 <b>Chris Short, L</b> ERA: 4.45 <b>Eduardo Rodriguez, R</b> ERA: 1.58	(1, 1) (8, 1) (8, 1)	7.1 0.1 1.1	31 2 4	9 1 0	4 0 0	4 0 0	1 0 3	0 0 0	0 0 0	0 0 0	0 0 0	0 0 0	0 0 0	33 2 10	33 2 10	4.91 0.00 0.00	1.227 3.000 0.000										

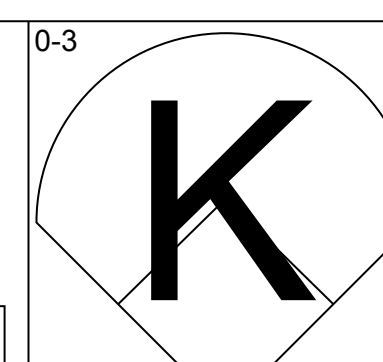
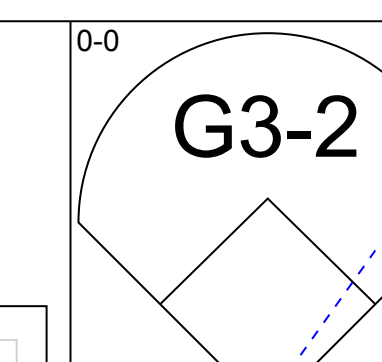
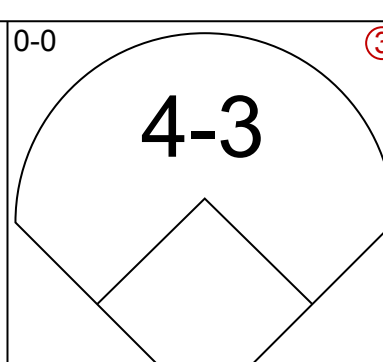
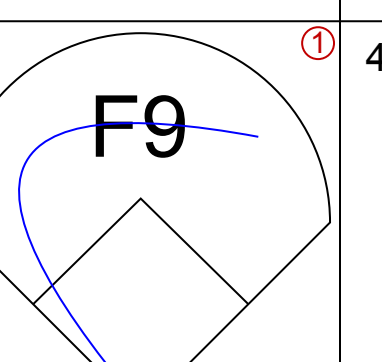
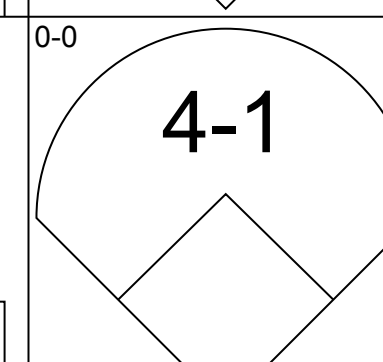
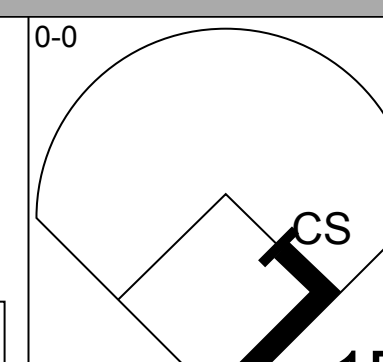
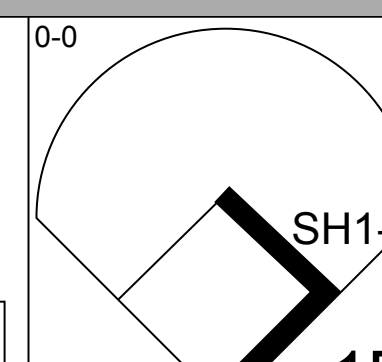
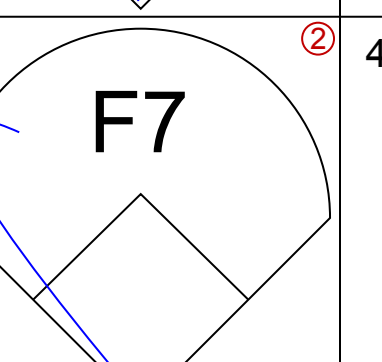
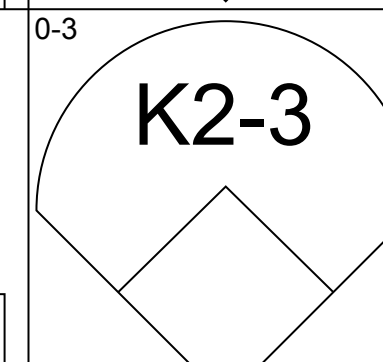
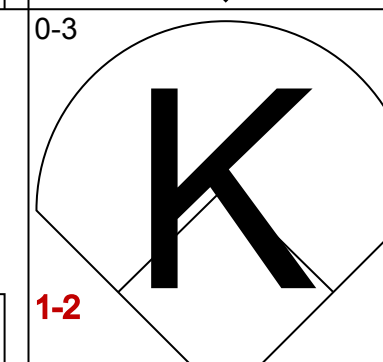
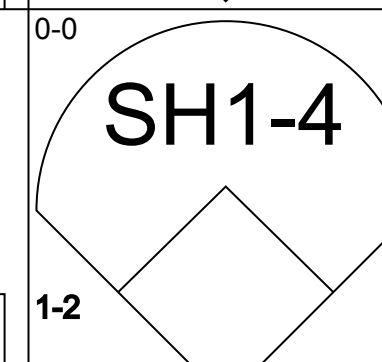
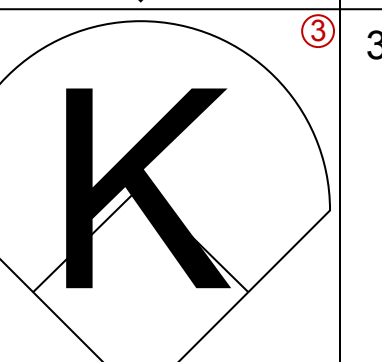
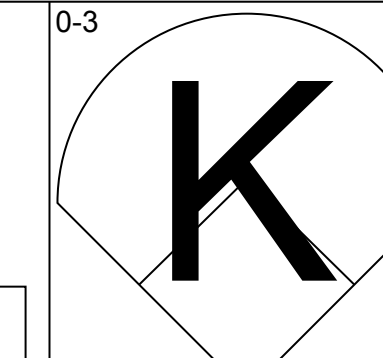
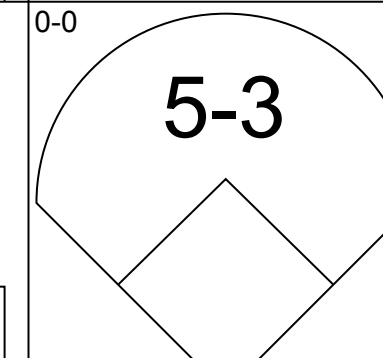
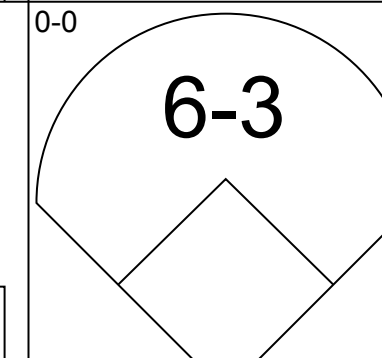
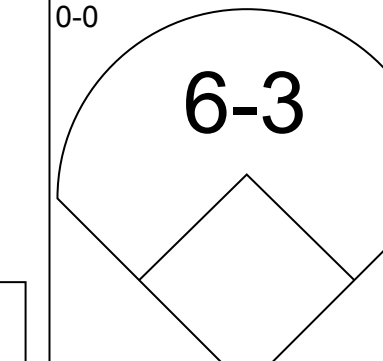
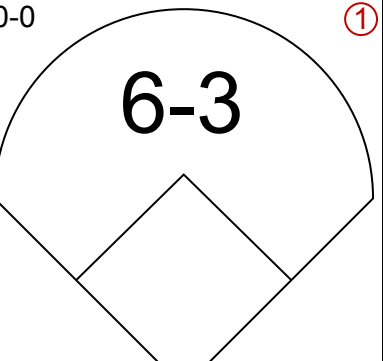
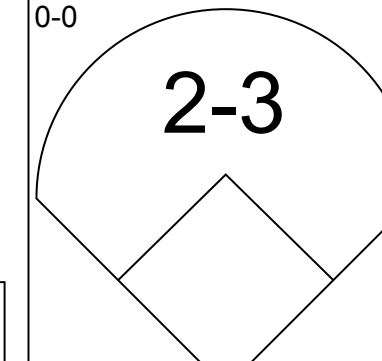
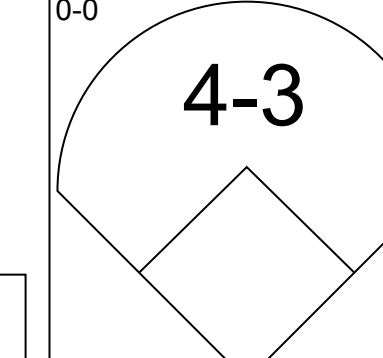
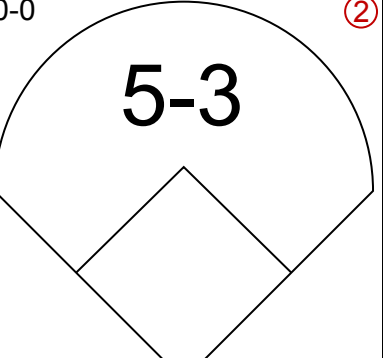
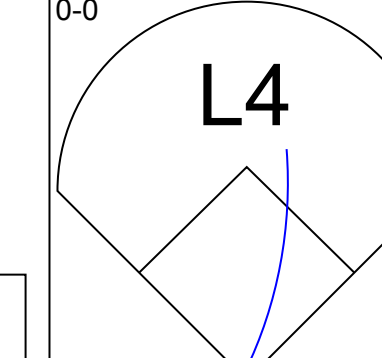
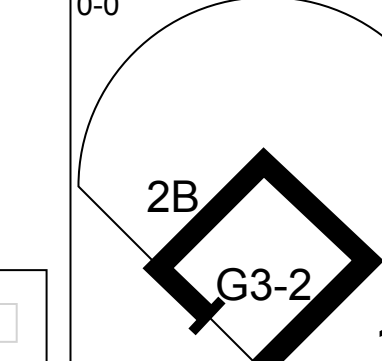
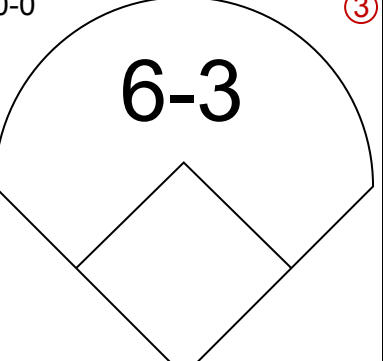
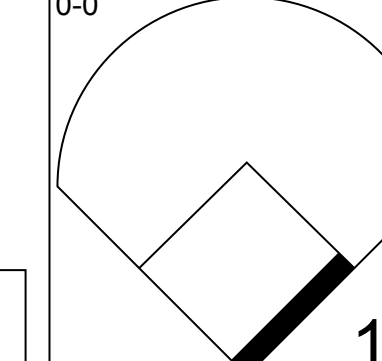
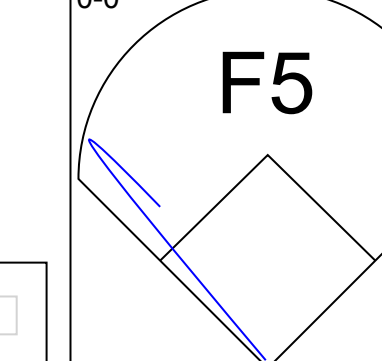
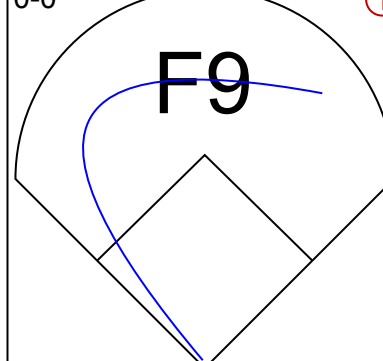
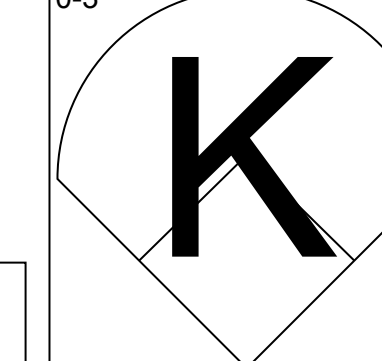
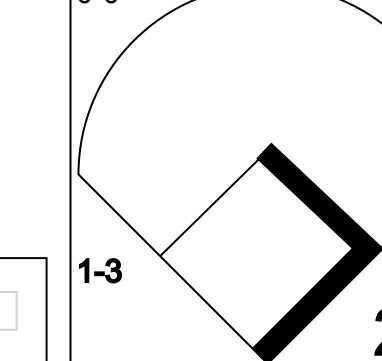
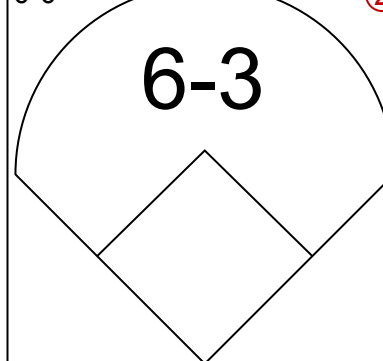
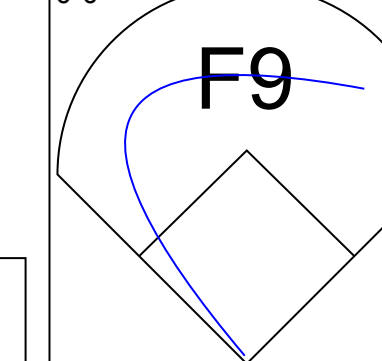
Batter	1	2	3	4	5	6	7	8	9	AB	R	H	RBI	BB	SO	LOB	BOTTOM										
<b>Tim Johnson, L</b> OBP: 0.274, SLG: 0.265 (1, 6)										5	1	2	1	0	0	1	<b>Chicago White Sox @ Milwaukee Brewers</b> Milwaukee County Stadium, Milwaukee, WI Wed Aug 15 1973, 8:05 PM EDT Att: 21,539 - Unknown - 71 F <a href="http://livebaseballscorecards.com">livebaseballscorecards.com</a>										
<b>Bob Coluccio, R</b> OBP: 0.297, SLG: 0.417 <b>Bobby Mitchell, R</b> OBP: 0.313, SLG: 0.594 (1, 9) (5, 9)										2	0	0	0	0	0	2											
<b>Dave May, L</b> OBP: 0.364, SLG: 0.491 (1, 8)										5	2	2	1	0	2	3											
<b>George Scott, R</b> OBP: 0.368, SLG: 0.481 (1, 3)										4	0	2	1	1	1	2											
<b>Don Money, R</b> OBP: 0.323, SLG: 0.375 (1, 5)										4	0	2	0	1	0	4											
<b>Ollie Brown, R</b> OBP: 0.367, SLG: 0.409 (1, 10)										3	0	2	1	2	0	1											
<b>John Briggs, L</b> OBP: 0.368, SLG: 0.437 (1, 7)										3	0	0	1	1	0	7											
<b>Ellie Rodriguez, R</b> OBP: 0.375, SLG: 0.300 <b>Darrell Porter, L</b> OBP: 0.379, SLG: 0.527 (1, 2) (4, 2)										1	0	0	0	0	0	2											
<b>Pedro Garcia, R</b> OBP: 0.310, SLG: 0.395 (1, 4)										4	1	1	0	0	1	2											
<b>Inning Stats</b>	R: 0 E: 0 K: 1 S: 6	H: 1 LOB: 1 BB: 0 P: 6	R: 0 E: 0 K: 0 S: 3	H: 1 LOB: 1 BB: 1 P: 7	R: 3 E: 0 K: 0 S: 7	H: 5 LOB: 2 BB: 1 P: 11	R: 0 E: 0 K: 1 S: 5	H: 1 LOB: 0 BB: 0 P: 5	R: 0 E: 0 K: 0 S: 3	H: 0 LOB: 0 BB: 0 P: 3	R: 1 E: 0 K: 1 S: 7	H: 2 LOB: 2 BB: 1 P: 11	R: 0 E: 0 K: 0 S: 4	H: 1 LOB: 1 BB: 0 P: 4	R: 1 E: 0 K: 0 S: 4	H: 2 LOB: 2 BB: 1 P: 8		1B: 13 2B: 3 3B: 0 HR: 0	SF: 1 SAC: 0 DP: 2 HBP: 0	WP: 1 PB: 1 SB: 0 CS: 0	PA: 43						
<b>PITCHER</b>	IP	WLS	BF	H	R	ER	SO	BB	IBB	HBP	BLK	WP	HR	S	P	ERA	WHIP										
<b>Wilbur Wood, L</b> ERA: 3.35 <b>Cy Acosta, R</b> ERA: 2.31	(1, 1) (8, 1)	7.0 1.2	35 8	13 2	4 1	4 1	0 0	3 1	0 0	0 0	0 0	0 0	0 7	39 11	55 11	5.14 5.40	2.286 1.800										

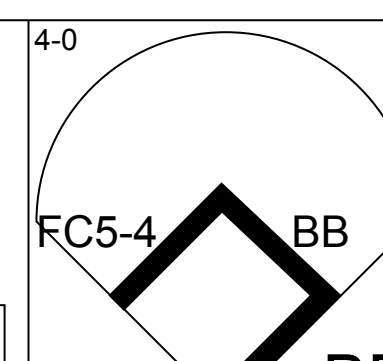
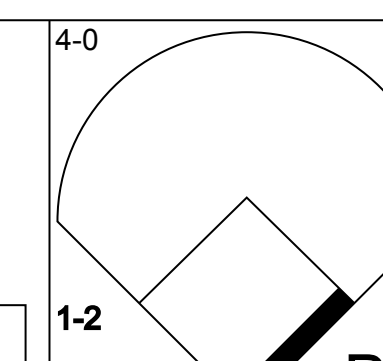
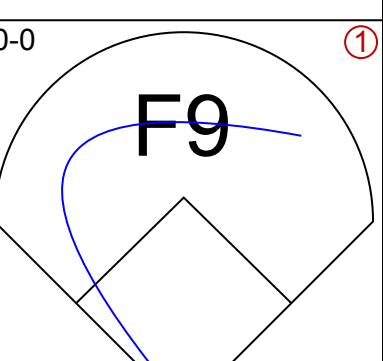
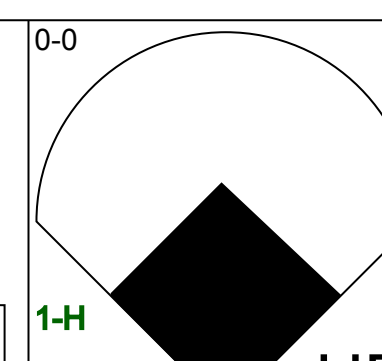
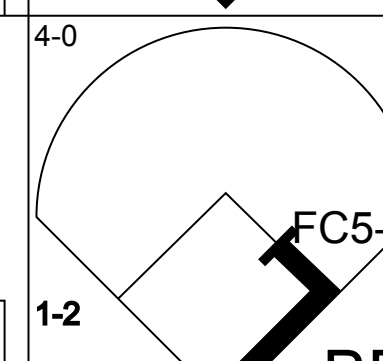
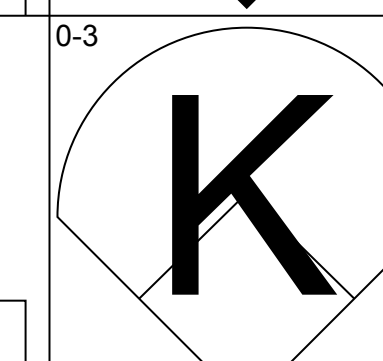
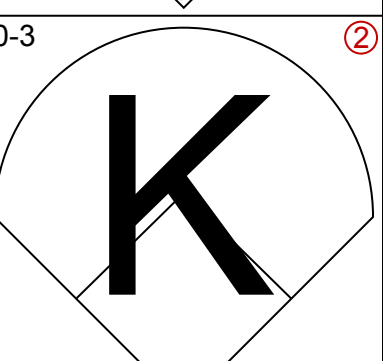
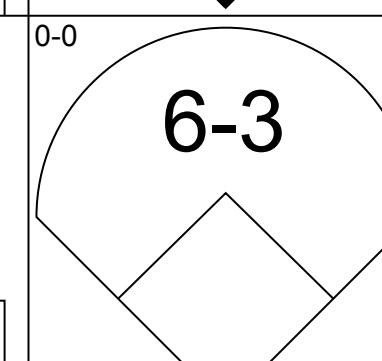
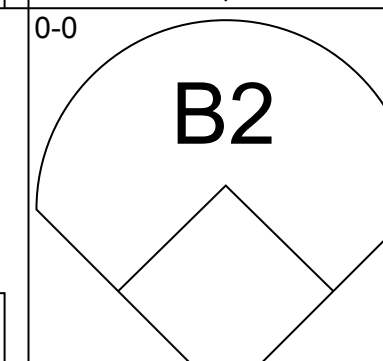
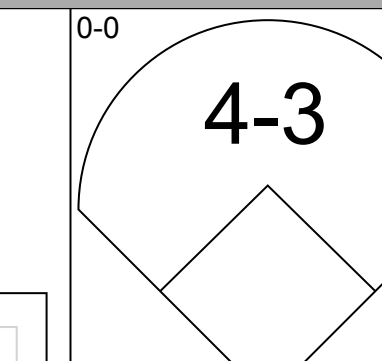
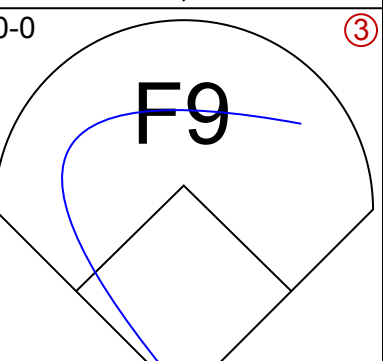
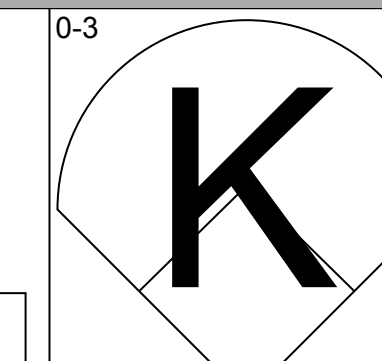
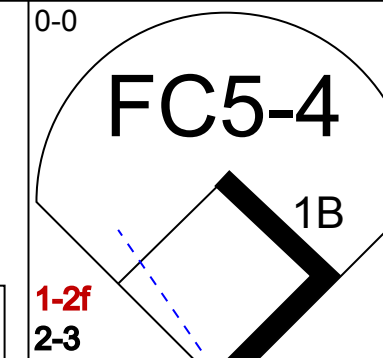
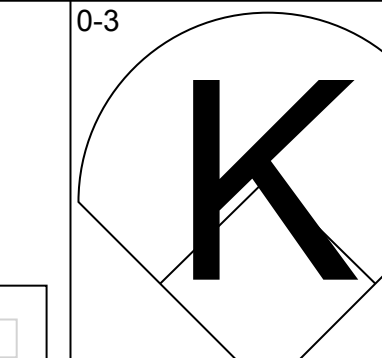
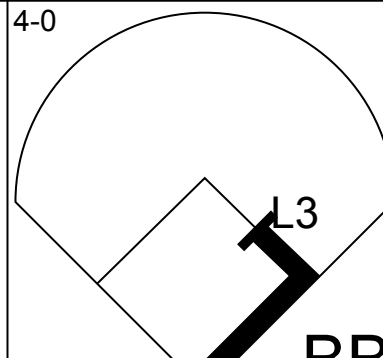
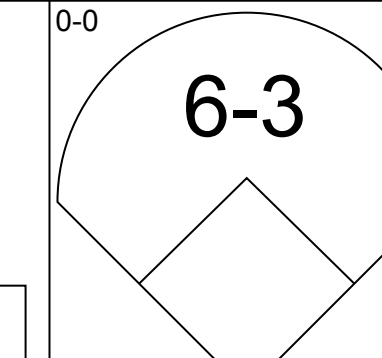
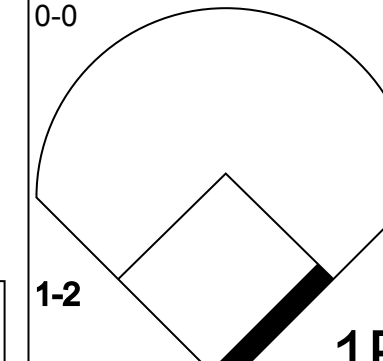
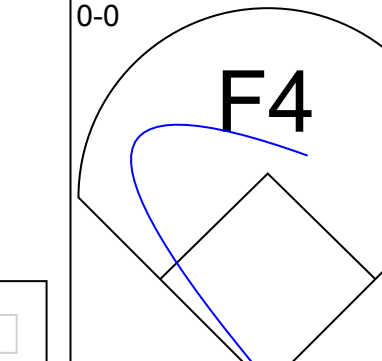
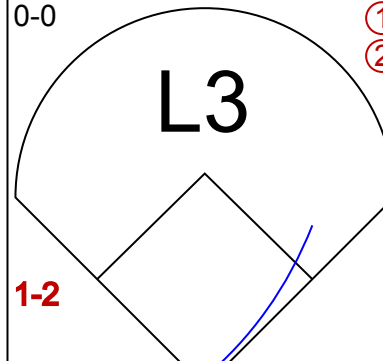
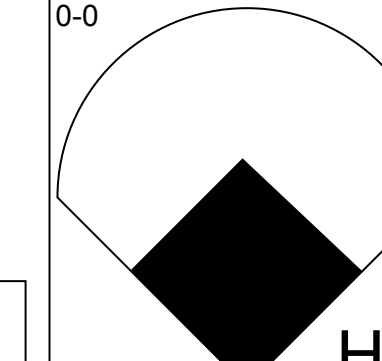
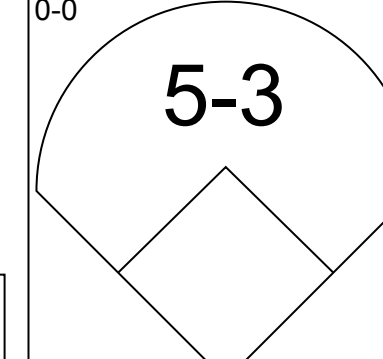
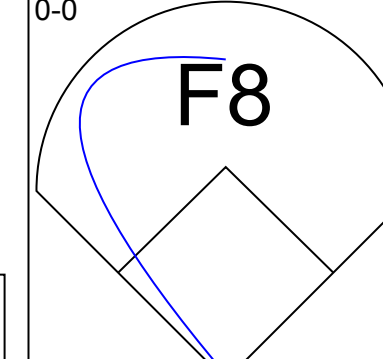
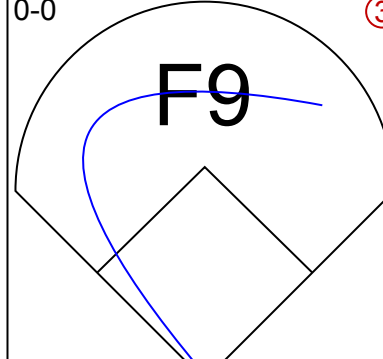
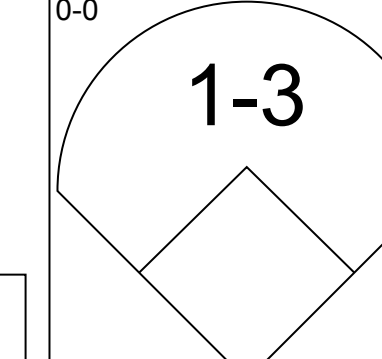
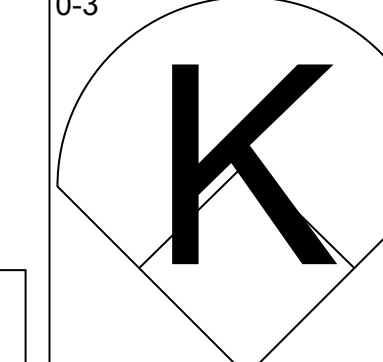
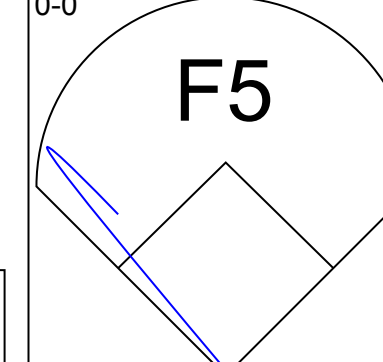
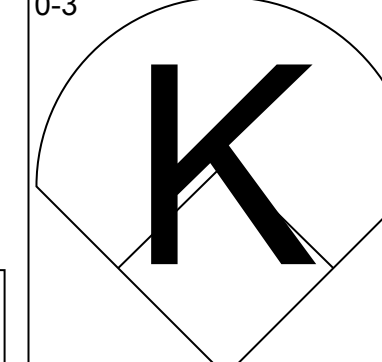
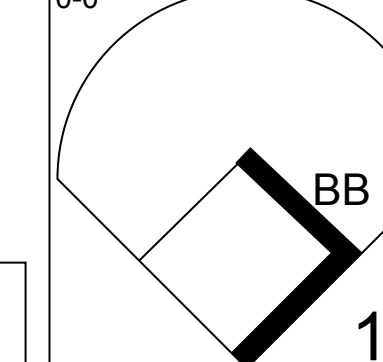
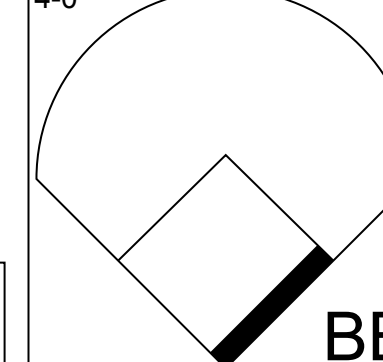
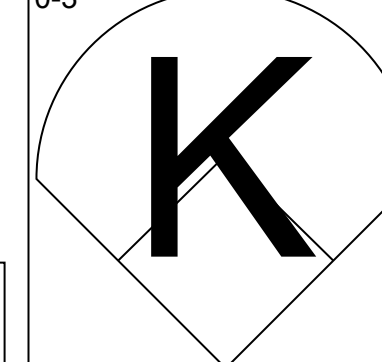

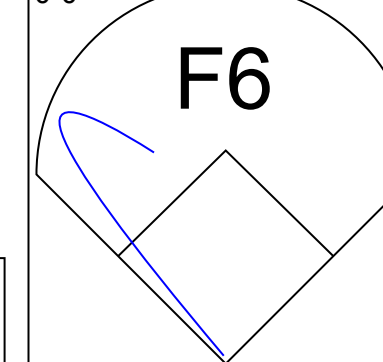
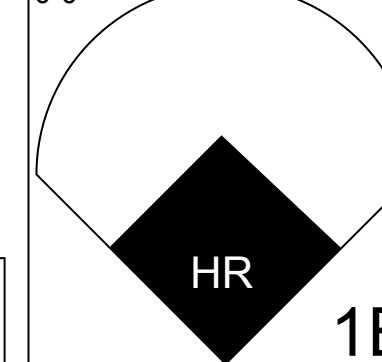


Batter	1	2	3	4	5	6	7	8	9	AB	R	H	RBI	BB	SO	LOB	TOP			
Pat Kelly, L OBP: 0.363, SLG: 0.357 (1, 9)										3	0	1	0	1	1	0	Chicago White Sox @ Baltimore Orioles Memorial Stadium, Baltimore, MD Fri Aug 17 1973, 7:05 PM EDT Att: 14,401 - Unknown			
Bill Shero, L OBP: 0.306, SLG: 0.378 (1, 8)										4	0	0	0	0	1	2				
Jerry Hairston, S OBP: 0.353, SLG: 0.385 (1, 7)										3	1	1	0	1	1	0				
Bill Melton, R OBP: 0.387, SLG: 0.471 (1, 5)										4	1	2	0	0	0	1				
Carlos May, L OBP: 0.301, SLG: 0.364 (1, 10)										3	0	0	1	1	0	3				
Tony Muser, L OBP: 0.346, SLG: 0.378 (1, 3)										4	0	3	1	0	0	1				
Jorge Orta, L OBP: 0.271, SLG: 0.317 (9, PH) Johnny Jeter, R OBP: 0.265, SLG: 0.384 (9, PH)										3	0	1	0	0	0	2				
Ed Herrmann, L OBP: 0.271, SLG: 0.341 (9, PH) Brian Downing, R OBP: 0.250, SLG: 0.455 (9, PH)										3	0	0	0	0	1	2				
Eddie Leon, R OBP: 0.293, SLG: 0.286 (1, 6)										3	0	0	0	0	2	1				
<b>Inning Stats</b>	R: 0 E: 0 K: 2 S: 7	H: 0 LOB: 0 BB: 0 P: 7	R: 0 E: 0 K: 0 S: 4	H: 2 LOB: 1 BB: 0 P: 4	R: 0 E: 0 K: 0 S: 3	H: 1 LOB: 0 BB: 0 P: 3	R: 0 E: 0 K: 0 S: 4	H: 1 LOB: 0 BB: 0 P: 4	R: 0 E: 0 K: 2 S: 7	H: 0 LOB: 0 BB: 0 P: 7	R: 0 E: 0 K: 0 S: 3	H: 0 LOB: 1 BB: 1 P: 7	R: 0 E: 0 K: 2 S: 8	H: 1 LOB: 2 BB: 1 P: 12	R: 2 E: 0 K: 1 S: 7	H: 2 LOB: 1 BB: 1 P: 11	1B: 5 2B: 4 3B: 0 HR: 0	SF: 0 SAC: 0 DP: 1 HBP: 0	WP: 0 PB: 0 SB: 0 CS: 2	PA: 36
<b>PITCHER</b>	IP WLS BF H R ER SO BB IBB HBP BLK WP HR S P ERA WHIP																			
Jim Palmer, R ERA: 2.58 (1, 1)	8.1 W 33 8 2 2 6 3 0 0 0 0 0 0 42 54 2.16 1.320																			
Grant Jackson, L ERA: 1.65 (9, 1)	0.2 S 2 0 0 0 1 0 0 0 0 0 0 0 4 4 0.00 0.000																			


Batter	1	2	3	4	5	6	7	8	9	AB	R	H	RBI	BB	SO	LOB	BOTTOM			
Al Bumby, L OBP: 0.375, SLG: 0.483 (1, 7)										5	1	1	0	0	0	4	Chicago White Sox @ Baltimore Orioles Memorial Stadium, Baltimore, MD Fri Aug 17 1973, 7:05 PM EDT Att: 14,401 - Unknown			
Rich Coggins, L OBP: 0.338, SLG: 0.435 (1, 9)										3	1	1	1	1	0	3				
Tommy Davis, R OBP: 0.332, SLG: 0.402 (1, 10)										4	0	2	0	0	0	1				
Boog Powell, L OBP: 0.362, SLG: 0.366 (1, 3)										3	0	0	1	1	0	3				
Paul Blair, R OBP: 0.339, SLG: 0.390 (1, 8)										3	0	1	0	1	0	4				
Brooks Robinson, R OBP: 0.316, SLG: 0.328 (1, 5)										4	1	1	0	0	0	5				
Earl Williams, R OBP: 0.328, SLG: 0.410 (1, 2)										4	0	1	0	0	0	5				
Bobby Grich, R OBP: 0.357, SLG: 0.369 (1, 4)										3	0	1	1	0	0	0				
Mark Belanger, R OBP: 0.305, SLG: 0.257 (1, 6)										3	0	1	0	1	0	1				
<b>Inning Stats</b>	R: 0 E: 0 K: 0 S: 5	H: 2 LOB: 2 BB: 0 P: 5	R: 1 E: 0 K: 0 S: 5	H: 2 LOB: 2 BB: 1 P: 9	R: 0 E: 0 K: 0 S: 4	H: 1 LOB: 1 BB: 0 P: 8	R: 1 E: 1 K: 0 S: 5	H: 2 LOB: 1 BB: 0 P: 5	R: 0 E: 0 K: 0 S: 3	H: 0 LOB: 1 BB: 1 P: 7	R: 0 E: 0 K: 0 S: 3	H: 1 LOB: 0 BB: 0 P: 3	R: 1 E: 0 K: 0 S: 5	H: 1 LOB: 2 BB: 1 P: 9	R: 0 E: 0 K: 0 S: 3	H: 0 LOB: 0 BB: 0 P: 3	1B: 7 2B: 2 3B: 0 HR: 0	SF: 1 SAC: 0 DP: 0 HBP: 0	WP: 0 PB: 1 SB: 0 CS: 1	PA: 38
<b>PITCHER</b>	IP WLS BF H R ER SO BB IBB HBP BLK WP HR S P ERA WHIP																			
Stan Bahnsen, R ERA: 3.19 (1, 1)	8.0 L 37 9 3 2 0 4 0 0 0 0 0 0 33 49 2.25 1.625																			




Batter	1	2	3	4	5	6	7	8	9	AB	R	H	RBI	BB	SO	LOB	TOP			
<b>Johnny Jeter, R</b> OBP: 0.280, SLG: 0.377 (1, 8)										4	0	0	0	0	1	2	<b>Chicago White Sox @ Baltimore Orioles</b> Memorial Stadium, Baltimore, MD Sat Aug 18 1973, 7:05 PM EDT Att: 30,514 - Unknown <a href="http://livebaseballscorecards.com">livebaseballscorecards.com</a>			
<b>Pat Kelly, L</b> OBP: 0.365, SLG: 0.358 (1, 9)										4	0	2	0	0	0	0				
<b>Brian Downing, R</b> OBP: 0.200, SLG: 0.357 (1, 7) (8, 2)										3	0	0	0	0	3	1				
<b>Bill Melton, R</b> OBP: 0.384, SLG: 0.468 (1, 5)										3	0	0	0	0	1	1				
<b>Carlos May, L</b> OBP: 0.299, SLG: 0.361 (1, 10)										3	0	0	0	0	0	1				
<b>Luis Alvarado, R</b> OBP: 0.299, SLG: 0.301 (1, 4)										3	0	0	0	0	0	0				
<b>Bucky Dent, R</b> OBP: 0.429, SLG: 0.429 (1, 6)										3	0	2	0	0	0	0				
<b>Tony Muser, L</b> OBP: 0.342, SLG: 0.373 (1, 3)										3	0	0	0	0	1	2				
<b>Chuck Brinkman, R</b> OBP: 0.223, SLG: 0.235 <b>Jerry Hairston, S</b> OBP: 0.349, SLG: 0.380 (8, PH) (8, 7)										2	0	1	0	0	0	0	1			
<b>Inning Stats</b>	R: 0 E: 0 K: 2 S: 7	H: 0 LOB: 0 BB: 0 P: 7	R: 0 E: 0 K: 1 S: 5	H: 0 LOB: 0 BB: 0 P: 5	R: 0 E: 0 K: 1 S: 4	H: 2 LOB: 1 BB: 0 P: 4	R: 0 E: 0 K: 1 S: 5	H: 1 LOB: 0 BB: 0 P: 5	R: 0 E: 0 K: 0 S: 3	H: 0 LOB: 0 BB: 0 P: 3	R: 0 E: 0 K: 0 S: 4	H: 1 LOB: 1 BB: 0 P: 4	R: 0 E: 0 K: 1 S: 6	H: 1 LOB: 1 BB: 0 P: 6	R: 0 E: 0 K: 1 S: 5	H: 0 LOB: 0 BB: 0 P: 5	1B: 4 2B: 2 3B: 0 HR: 0	SF: 0 SAC: 1 DP: 1 HBP: 0	WP: 0 PB: 0 CS: 1	PA: 30
<b>PITCHER</b> <b>Mike Cuellar, L</b> ERA: 3.25 (1, 1)	IP: 9.0 WLS: W BF: 30 H: 5 R: 0 ER: 0 SO: 6 BB: 0 IBB: 0 HBP: 0 BLK: 0 WP: 0 HR: 0 S: 42 P: 42 ERA: 0.00 WHIP: 0.556															<b>PITCHER</b> IP: WLS: BF: H: R: ER: SO: BB: IBB: HBP: BLK: WP: HR: S: P: ERA: WHIP:				

Batter	1	2	3	4	5	6	7	8	9	AB	R	H	RBI	BB	SO	LOB	BOTTOM			
<b>Merv Rettenmund, R</b> OBP: 0.358, SLG: 0.425 (1, 9)										2	1	1	2	2	0	0	<b>Chicago White Sox @ Baltimore Orioles</b> Memorial Stadium, Baltimore, MD Sat Aug 18 1973, 7:05 PM EDT Att: 30,514 - Unknown <a href="http://livebaseballscorecards.com">livebaseballscorecards.com</a>			
<b>Bobby Grich, R</b> OBP: 0.356, SLG: 0.366 (1, 4)										3	0	0	0	1	2	2				
<b>Paul Blair, R</b> OBP: 0.336, SLG: 0.386 (1, 8)										4	0	0	0	0	1	2				
<b>Tommy Davis, R</b> OBP: 0.331, SLG: 0.400 (1, 10)										3	0	0	0	1	1	2				
<b>Don Baylor, R</b> OBP: 0.353, SLG: 0.437 (1, 7)										4	1	2	1	0	0	1				
<b>Brooks Robinson, R</b> OBP: 0.313, SLG: 0.325 (1, 5)										4	0	0	0	0	0	3				
<b>Earl Williams, R</b> OBP: 0.325, SLG: 0.407 (1, 3)										3	0	0	0	0	2	0				
<b>Andy Etchebarren, R</b> OBP: 0.274, SLG: 0.348 (1, 2)										2	0	1	0	1	1	0				
<b>Mark Belanger, R</b> OBP: 0.306, SLG: 0.258 (1, 6)										3	1	1	0	0	0	2				
<b>Inning Stats</b>	R: 0 E: 0 K: 0 S: 4	H: 1 LOB: 3 BB: 2 P: 12	R: 0 E: 0 K: 2 S: 8	H: 1 LOB: 2 BB: 1 P: 12	R: 0 E: 0 K: 1 S: 5	H: 0 LOB: 0 BB: 0 P: 5	R: 0 E: 0 K: 0 S: 3	H: 0 LOB: 1 BB: 1 P: 7	R: 0 E: 0 K: 1 S: 5	H: 0 LOB: 0 BB: 0 P: 5	R: 0 E: 0 K: 0 S: 2	H: 0 LOB: 0 BB: 1 P: 6	R: 2 E: 0 K: 2 S: 9	H: 2 LOB: 2 BB: 0 P: 9	R: 1 E: 0 K: 1 S: 6	H: 1 LOB: 0 BB: 0 P: 6	1B: 3 2B: 1 3B: 0 HR: 2	SF: 0 SAC: 0 DP: 1 HBP: 0	WP: 0 PB: 0 CS: 0	PA: 33
<b>PITCHER</b> <b>Terry Forster, L</b> ERA: 2.28 (1, 1)	IP: 8.0 WLS: L BF: 33 H: 5 R: 3 ER: 3 SO: 7 BB: 5 IBB: 0 HBP: 0 BLK: 0 WP: 0 HR: 2 S: 42 P: 62 ERA: 3.38 WHIP: 1.250															<b>PITCHER</b> IP: WLS: BF: H: R: ER: SO: BB: IBB: HBP: BLK: WP: HR: S: P: ERA: WHIP:				



Batter	1	2	3	4	5	6	7	8	9	AB	R	H	RBI	BB	SO	LOB	TOP			
<b>Johnny Jeter, R</b> OBP: 0.273, SLG: 0.393 (1, 8) X	0-0 SH5-3 1B	4-0 BB		0-0 2B		0-0 F8			0-0 G3 2B	4	1	3	0	1	0	1	<b>Chicago White Sox @ Baltimore Orioles</b> Memorial Stadium, Baltimore, MD Sun Aug 19 1973, 7:05 PM EDT Att: 14,345 - Unknown  <b>AB 35</b> <b>R 2</b> <b>H 11</b> <b>RBI 2</b> <b>BB 3</b> <b>SO 4</b> <b>LOB 20</b>			
<b>Pat Kelly, L</b> OBP: 0.362, SLG: 0.355 (1, 9) X	0-0 SH5-3 1-2	0-0 4-3		0-0 6-3		0-0 G1-6-3			0-0 G3	4	0	0	1	0	0	5				
<b>Luis Alvarado, R</b> OBP: 0.258, SLG: 0.297 (1, 4) X	0-0 1B 2-3		0-0 6-3		0-0 6-3				0-0 5-3	5	0	1	0	0	0	1				
<b>Bill Melton, R</b> OBP: 0.382, SLG: 0.464 (1, 5) X	0-3 K		0-0 1B		0-0 F9				0-3 K	5	0	1	0	0	2	3				
<b>Carlos May, L</b> OBP: 0.303, SLG: 0.363 (1, 10) X	0-0 1-3 3-H 1B		0-0 1-2 1B		4-0 BB 1B BB				0-0 5-3	3	0	2	1	1	0	0				
<b>Brian Downing, R</b> OBP: 0.211, SLG: 0.333 (1, 7) S	0-3 K		0-3 F8		0-0 1-2 1B BB				0-0 F7	4	0	1	0	0	1	4				
<b>Jerry Hairston, S</b> OBP: 0.356, SLG: 0.378 (1, 3) X		0-0 SH1-3 1B	0-0 F8		4-0 1-2 2-3 BB FC6-4				0-0 4-3	3	0	1	0	1	0	2				
<b>Bucky Dent, R</b> OBP: 0.273, SLG: 0.273 (1, 6) X		0-0 L8		0-0 F9	0-0 FC6-4				0-0 F8	4	0	0	0	0	0	4				
<b>Chuck Brinkman, R</b> OBP: 0.237, SLG: 0.250 (1, 2) X		0-0 SH1-3 1-2		0-3 K		0-0 G1-6-3 1B			0-0 2B G3 1B	3	1	2	0	0	1	0				
<b>Inning Stats</b>	R: 1 E: 0 K: 2 S: 10	H: 3 LOB: 2 BB: 0 P: 10	R: 0 E: 0 K: 0 S: 4	H: 1 LOB: 2 BB: 1 P: 8	R: 0 E: 0 K: 0 S: 5	H: 2 LOB: 2 BB: 0 P: 5	R: 0 E: 0 K: 1 S: 6	H: 1 LOB: 1 BB: 0 P: 6	R: 0 E: 0 K: 0 S: 3	H: 1 LOB: 3 BB: 2 P: 12	R: 0 E: 0 K: 0 S: 3	H: 0 LOB: 0 BB: 0 P: 3	R: 0 E: 0 K: 0 S: 3	H: 0 LOB: 0 BB: 0 P: 3	R: 1 E: 0 K: 1 S: 7	H: 2 LOB: 1 BB: 0 P: 7		1B: 9 2B: 2 3B: 0 HR: 0	SF: 0 SAC: 2 DP: 1 HBP: 0	WP: 0 PB: 0 CS: 0
<b>PITCHER</b> <b>Dave McNally, L</b> ERA: 3.07 (1, 1)	IP: 9.0 WLS: W BF: 40 H: 11 R: 2 ER: 2 SO: 4 BB: 3 IBB: 0 HBP: 0 BLK: 0 WP: 0 HR: 0 S: 45 P: 57 ERA: 2.00 WHIP: 1.556																			

Batter	1	2	3	4	5	6	7	8	9	AB	R	H	RBI	BB	SO	LOB	BOTTOM			
<b>Merv Rettenmund, R</b> OBP: 0.356, SLG: 0.420 (1, 9) X (8, 7)	0-0 6-3	0-0 1B 1-3 2-H 3-H	0-3 K			0-0 1-3			0-3 K	5	1	1	2	0	2	2	<b>Chicago White Sox @ Baltimore Orioles</b> Memorial Stadium, Baltimore, MD Sun Aug 19 1973, 7:05 PM EDT Att: 14,345 - Unknown  <b>AB 31</b> <b>R 8</b> <b>H 10</b> <b>RBI 7</b> <b>BB 7</b> <b>SO 7</b> <b>LOB 15</b>			
<b>Bobby Grich, R</b> OBP: 0.358, SLG: 0.367 (1, 4) X	0-0 BB 1B	0-0 WP 1B HBP		0-3 K		0-3 K			0-0 FC6-4 1B 2-H	4	0	2	1	0	2	0				
<b>Paul Blair, R</b> OBP: 0.334, SLG: 0.382 (1, 8) B	4-0 G6-4-3 BB	0-0 L5		0-0 F9		0-0 F8			0-0 FC6-4 1-2	4	0	0	0	1	0	4				
<b>Tommy Davis, R</b> OBP: 0.335, SLG: 0.400 (1, 10) X	0-0 G6-4-3 1-2	0-0 WP 1B 1-2 2-H 3-H		4-0 1B BB		4-0 1B BB			0-0 1B 1-2 1B	2	1	1	2	2	0	2				
<b>Don Baylor, R</b> OBP: 0.358, SLG: 0.439 (1, 7) X		0-0 4-3 BB		0-0 1-3 1B		0-0 1B			0-0 1B	3	1	2	0	1	1	2				
<b>Rich Coggins, L</b> OBP: 0.338, SLG: 0.435 (8, 9) X		0-0 K		0-0 1-3 1B		0-0 1B			0-0 1B	0	0	0	0	0	0	0				
<b>Brooks Robinson, R</b> OBP: 0.315, SLG: 0.329 (1, 5) X		0-0 4-3 1-3	0-0 2B 2B		0-0 F8				0-0 1-3 2-H 1B	4	1	2	1	0	0	1				
<b>Boog Powell, L</b> OBP: 0.361, SLG: 0.364 (1, 3) X		0-0 BB PB 1B 3-H	0-3 K		0-0 4-3				0-0 F9	4	1	1	0	0	1	2				
<b>Andy Etchebarren, R</b> OBP: 0.283, SLG: 0.341 (1, 2) X		4-0 BB 1B 1-2 2-3	0-0 5-3		0-0 6-3				4-0 S 1B BB	2	2	0	0	2	0	1				
<b>Mark Belanger, R</b> OBP: 0.308, SLG: 0.261 (1, 6) X		4-0 1B 1-2 2-3 BB	0-0 2B		0-0 F5				0-3 K 1-2	3	1	1	1	1	1	1				
<b>Inning Stats</b>	R: 0 E: 0 K: 0 S: 3	H: 1 LOB: 1 BB: 1 P: 7	R: 5 E: 0 K: 1 S: 8	H: 3 LOB: 3 BB: 3 P: 21	R: 1 E: 0 K: 2 S: 9	H: 2 LOB: 1 BB: 0 P: 9	R: 0 E: 0 K: 1 S: 5	H: 1 LOB: 2 BB: 1 P: 9	R: 0 E: 0 K: 0 S: 3	H: 0 LOB: 0 BB: 0 P: 3	R: 0 E: 0 K: 1 S: 5	H: 0 LOB: 0 BB: 0 P: 5	R: 1 E: 0 K: 0 S: 4	H: 2 LOB: 1 BB: 1 P: 8	R: 1 E: 0 K: 2 S: 8	H: 1 LOB: 1 BB: 1 P: 12		1B: 8 2B: 2 3B: 0 HR: 0	SF: 0 SAC: 0 DP: 1 HBP: 1	WP: 1 PB: 2 CS: 0
<b>PITCHER</b> <b>Wilbur Wood, L</b> ERA: 3.49 (1, 1)	IP: 1.2 WLS: L BF: 13 H: 4 R: 5 ER: 5 SO: 0 BB: 4 IBB: 0 HBP: 1 BLK: 0 WP: 0 HR: 0 S: 8 P: 25 ERA: 27.00 WHIP: 4.800																			
<b>Bart Johnson, R</b> ERA: 4.02 (2, 1)	4.1 16 3 1 1 5 1 0 0 0 1 0 25 29 2.08 0.923																			
<b>Steve Stone, R</b> ERA: 4.37 (7, 1)	2.0 10 3 2 2 2 2 0 0 0 0 0 12 20 9.00 2.500																			



Batter	1	2	3	4	5	6	7	8	9	AB	R	H	RBI	BB	SO	LOB	TOP					
<b>Johnny Jeter, R</b> OBP: 0.268, SLG: 0.386 (1.8)	0-0 5-3		0-0 6-3		0-3 K			0-3 K		4	0	0	0	0	2	1						
<b>Pat Kelly, L</b> OBP: 0.358, SLG: 0.351 (1.9)	0-3 K		0-0 4-3		0-0 F9			0-3 K		4	0	0	0	0	2	1						
<b>Jerry Hairston, S</b> OBP: 0.340, SLG: 0.360 (1.7)	0-3 K			0-3 K		0-0 L6		0-0 F7		4	0	0	0	0	2	0						
<b>Bill Melton, R</b> OBP: 0.383, SLG: 0.462 (1.5)		4-0 1B BB		0-0 G3		0-0 5-3			4-0 1B BB	2	1	0	0	2	0	0						
<b>Carlos May, L</b> OBP: 0.302, SLG: 0.362 (1.10)		0-0 1B 1-3 1B		0-0 4-3		0-0 P6			0-0 F4	4	0	1	0	0	0	1						
<b>Tony Muser, L</b> OBP: 0.341, SLG: 0.375 (1.3)		0-0 L6			0-0 1B 2B			0-0 F7	0-0 F7	4	0	1	0	0	0	3						
<b>Jorge Orta, L</b> OBP: 0.295, SLG: 0.335 (1.4)		0-0 1-3 3-H 1B			0-0 2H 2B 1B			0-0 HR	0-0 FC6-4 1B	4	2	4	2	0	0	0						
<b>Bucky Dent, R</b> OBP: 0.267, SLG: 0.333 (1.6)		0-0 L5-3			0-0 2H 1B 2B			0-0 F3	0-0 FC6-4	4	1	1	1	0	0	4						
<b>Ed Herrmann, L</b> OBP: 0.272, SLG: 0.341 (1.2)			0-3 K		0-0 2H 1B			0-0 4-3		3	0	1	1	0	1	0						
<b>Inning Stats</b>	R: 0 E: 0 K: 2 S: 7	H: 0 LOB: 0 BB: 0 P: 7	R: 1 E: 0 K: 0 S: 4	H: 2 LOB: 1 BB: 1 P: 8	R: 0 E: 0 K: 1 S: 5	H: 0 LOB: 0 BB: 0 P: 5	R: 0 E: 0 K: 1 S: 5	H: 0 LOB: 0 BB: 0 P: 5	R: 2 E: 0 K: 1 S: 8	H: 4 LOB: 1 BB: 0 P: 8	R: 0 E: 0 K: 0 S: 3	H: 0 LOB: 0 BB: 0 P: 3	R: 1 E: 0 K: 0 S: 4	H: 1 LOB: 1 BB: 0 P: 4	R: 0 E: 0 K: 2 S: 7	H: 0 LOB: 0 BB: 0 P: 7	R: 0 E: 0 K: 0 S: 4	H: 1 LOB: 2 BB: 1 P: 8	1B: 5 2B: 3 3B: 0 HR: 1	SF: 0 SAC: 0 DP: 1 HBP: 0	WP: 0 PB: 0 CS: 0	PA: 35
<b>PITCHER</b> <b>Dick Tidrow, R</b> ERA: 4.33 (1.1)	IP: 9.0 WLS: L BF: 35 H: 8 R: 4 ER: 4 SO: 7 BB: 2 IBB: 0 HBP: 0 BLK: 0 WP: 0 HR: 1 S: 47 P: 55 ERA: 4.00 WHIP: 1.111															<b>PITCHER</b>						

Chicago White Sox @ Cleveland Indians  
Cleveland Municipal Stadium, Cleveland, OH  
Tue Aug 21 1973, 7:05 PM EDT  
Att: 13,728 - Unknown - 67 F

AB 33  
R 4  
H 8  
RBI 4  
BB 2  
SO 7  
LOB 10



Batter	1	2	3	4	5	6	7	8	9	AB	R	H	RBI	BB	SO	LOB	BOTTOM			
<b>Buddy Bell, R</b> OBP: 0.332, SLG: 0.392 (1.5)	0-3 K		0-0 4-3			0-0 F2			0-0 P5	4	0	0	0	0	1	0				
<b>Walt Williams, R</b> OBP: 0.300, SLG: 0.371 (1.7)	0-0 F9			0-0 1-3			0-0 F7		0-0 1B	4	0	1	0	0	0	0				
<b>Chris Chambliss, L</b> OBP: 0.350, SLG: 0.368 (1.3)	0-0 F7			0-0 F8			0-0 F8		0-0 F8	4	0	0	0	0	0	1				
<b>John Ellis, R</b> OBP: 0.335, SLG: 0.398 (1.2)		0-3 K		0-0 5-3			0-0 F8			3	0	0	0	0	1	0				
<b>Oscar Gamble, L</b> OBP: 0.340, SLG: 0.484 (1.9)		0-0 4-3			0-0 G3			0-0 6-3		3	0	0	0	0	0	0				
<b>Dave Duncan, R</b> OBP: 0.282, SLG: 0.387 (1.10)		4-0 BB		0-0 6-3				4-0 BB		1	0	0	0	2	0	0				
<b>Jack Brohamer, L</b> OBP: 0.279, SLG: 0.300 (1.4)		0-0 P6			0-0 F9			0-0 F7		3	0	0	0	0	0	2				
<b>Rusty Torres, S</b> OBP: 0.309, SLG: 0.291 (1.8)			0-3 K			0-0 4-3			0-0 F7	3	0	0	0	0	1	1				
<b>Frank Duffy, R</b> OBP: 0.315, SLG: 0.313 (1.6)			0-3 K			0-0 P6			0-0 F8	2	0	0	0	0	1	0				
<b>John Lowenstein, L</b> OBP: 0.329, SLG: 0.403 (8, PH)									0-0 F8	1	0	0	0	0	0	0				
<b>Inning Stats</b>	R: 0 E: 0 K: 1 S: 5	H: 0 LOB: 0 BB: 0 P: 5	R: 0 E: 0 K: 1 S: 5	H: 0 LOB: 1 BB: 1 P: 9	R: 0 E: 0 K: 2 S: 7	H: 0 LOB: 0 BB: 0 P: 7	R: 0 E: 0 K: 0 S: 3	H: 0 LOB: 0 BB: 0 P: 3	R: 0 E: 0 K: 0 S: 3	H: 0 LOB: 0 BB: 0 P: 3	R: 0 E: 0 K: 0 S: 3	H: 0 LOB: 0 BB: 0 P: 3	R: 0 E: 0 K: 0 S: 3	H: 0 LOB: 1 BB: 1 P: 7	R: 0 E: 0 K: 0 S: 4	H: 1 LOB: 1 BB: 0 P: 4	1B: 1 2B: 0 3B: 0 HR: 0	SF: 0 SAC: 0 DP: 0 HBP: 0	WP: 0 PB: 0 CS: 0	PA: 30
<b>PITCHER</b> <b>Stan Bahnsen, R</b> ERA: 3.07 (1.1)	IP: 9.0 WLS: W BF: 30 H: 1 R: 0 ER: 0 SO: 4 BB: 2 IBB: 0 HBP: 0 BLK: 0 WP: 0 HR: 0 S: 36 P: 44 ERA: 0.00 WHIP: 0.333															<b>PITCHER</b>				

Chicago White Sox @ Cleveland Indians  
Cleveland Municipal Stadium, Cleveland, OH  
Tue Aug 21 1973, 7:05 PM EDT  
Att: 13,728 - Unknown - 67 F

AB 28  
R 0  
H 1  
RBI 0  
BB 2  
SO 4  
LOB 4






Batter	1	2	3	4	5	6	7	8	9	10	11	12	AB	R	H	RBI	BB	SO	LOB	TOP						
Pat Kelly, L OBP: 0.356, SLG: 0.351 (1.9)	1-3		6-3		2B		G3			6-3		1-3	6	0	1	0	0	0	1							
Bill Sharp, L OBP: 0.302, SLG: 0.369 (1.8)	1B		1-3		4-3		F8			F9			5	0	1	0	0	0	2							
Jerry Hairston, S OBP: 0.354, SLG: 0.360 (1.7)	F8				FC5-6 BB		K		G5-3 SH1-4 1B				3	0	1	0	2	1	1							
Bill Melton, R OBP: 0.380, SLG: 0.458 (1.5)	F9				L6		E7		SH1-4 1-2			K	4	0	0	0	0	1	3							
Carlos May, L OBP: 0.303, SLG: 0.360 (1.10)		F8			FC5-6 BB 1-2f							F5	3	0	0	0	2	0	1							
Tony Muser, L OBP: 0.342, SLG: 0.373 (1.3)		CS 1B					F8		G5-3 2-3f			4-3	4	0	1	0	1	0	4							
Jorge Orta, L OBP: 0.294, SLG: 0.337 (1.4)		PB 1-2 2B			K		F8					F8	5	0	1	0	0	2	4							
Bucky Dent, R OBP: 0.200, SLG: 0.250 (1.8)		K					K			5-3			5	0	0	0	0	4	1							
Ed Herrmann, L OBP: 0.271, SLG: 0.342 (1.2)			4-3				F9		G3 2B			G3	5	0	1	0	0	0	0							
<b>Inning Stats</b>	R: 0 E: 0 K: 1 S: 4	H: 1 LOB: 1 BB: 0 P: 4	R: 0 E: 0 K: 1 S: 6	H: 2 LOB: 1 BB: 0 P: 6	R: 0 E: 0 K: 0 S: 3	H: 0 LOB: 0 BB: 0 P: 3	R: 0 E: 0 K: 1 S: 5	H: 0 LOB: 2 BB: 2 P: 13	R: 0 E: 0 K: 1 S: 6	H: 1 LOB: 0 BB: 0 P: 6	R: 0 E: 1 K: 1 S: 6	H: 0 LOB: 2 BB: 1 P: 10	R: 0 E: 0 K: 1 S: 5	H: 1 LOB: 1 BB: 0 P: 7	R: 0 E: 0 K: 1 S: 5	H: 0 LOB: 0 BB: 0 P: 5	R: 0 E: 0 K: 1 S: 5	H: 0 LOB: 1 BB: 1 P: 9	R: 0 E: 0 K: 0 S: 3	H: 0 LOB: 0 BB: 0 P: 3	R: 0 E: 1 K: 1 S: 5	H: 0 LOB: 0 BB: 0 P: 6	1B: 3 2B: 3 3B: 0 HR: 0	SF: 0 SAC: 1 DP: 1 HBP: 0	WP: 0 PB: 1 SB: 0 CS: 1	PA: 46
<b>PITCHER</b> Gaylord Perry, R ERA: 3.38 (1.1)	IP: 12.0 WLS: 7 BF: 46 H: 6 R: 0 ER: 0 SO: 8 BB: 4 IBB: 1 HBP: 0 BLK: 0 WP: 0 HR: 0 S: 57 P: 77 ERA: 0.00 WHIP: 0.833											<b>PITCHER</b>	IP: 12.0 WLS: 7 BF: 46 H: 6 R: 0 ER: 0 SO: 8 BB: 4 IBB: 1 HBP: 0 BLK: 0 WP: 0 HR: 0 S: 57 P: 77 ERA: 0.00 WHIP: 0.833													

Chicago White Sox @ Cleveland Indians  
Cleveland Municipal Stadium, Cleveland, OH  
Wed Aug 22 1973, 3:33 AM EDT  
Att: 5,004 - Unknown - 65 F


AB	40
R	0
H	6
RBI	0
BB	5
SO	8
LOB	17



Batter	1	2	3	4	5	6	7	8	9	10	11	12	AB	R	H	RBI	BB	SO	LOB	BOTTOM								
Buddy Bell, R OBP: 0.334, SLG: 0.392 (1.5)	1B		K			E1 1B		5-3		P6		1B E BB	5	1	2	0	1	1	1									
Walt Williams, R OBP: 0.301, SLG: 0.370 (1.7)	F8		4-3			1-3		FC6-4 1B		L3		E5 1B	6	0	2	0	0	0	3									
Chris Chambliss, L OBP: 0.348, SLG: 0.388 (1.3)	K		1-3			K		F8				2B	5	0	1	0	0	2	4									
John Ellis, R OBP: 0.331, SLG: 0.392 (1.2)	F9				6-3	F7		FC6-4 1-2f		F9			5	0	0	0	0	0	4									
Dave Duncan, R OBP: 0.284, SLG: 0.385 (1.10)		P3			1-3		BLK CS 1B			F7		S BB	4	0	1	0	1	0	0									
Ron Lich, R OBP: 0.269, SLG: 0.346 (1.9)		1-3			6-3		1B BLK 1B			FC6-4 1B		P6 BB	5	0	2	0	0	0	1									
Frank Duffy, R OBP: 0.313, SLG: 0.310 (1.6)						G3		L5 1-2 2-3		FC6-4 1B		F8	5	0	1	0	0	0	4									
Rusty Torres, S OBP: 0.310, SLG: 0.293 (1.8)		5-3				5-3				FC6-4 1B		6-3	5	0	2	0	0	0	2									
Tom Ragland, R OBP: 0.289, SLG: 0.306 (1.4)						1-3		F7		FC6-4 1-2f			4	0	1	0	0	0	4									
Jack Brohamer, L OBP: 0.278, SLG: 0.299 (12, PH)			S 1B									F7	1	0	0	0	0	0	0									
<b>Inning Stats</b>	R: 0 E: 0 K: 1 S: 6	H: 1 LOB: 1 BB: 0 P: 4	R: 0 E: 0 K: 0 S: 4	H: 1 LOB: 1 BB: 0 P: 4	R: 0 E: 0 K: 1 S: 6	H: 1 LOB: 1 BB: 0 P: 6	R: 0 E: 0 K: 0 S: 3	H: 0 LOB: 0 BB: 0 P: 3	R: 0 E: 0 K: 1 S: 3	H: 0 LOB: 0 BB: 0 P: 3	R: 0 E: 1 K: 1 S: 6	H: 1 LOB: 1 BB: 0 P: 10	R: 0 E: 0 K: 0 S: 5	H: 3 LOB: 2 BB: 0 P: 5	R: 0 E: 0 K: 0 S: 4	H: 1 LOB: 1 BB: 0 P: 4	R: 0 E: 0 K: 0 S: 5	H: 2 LOB: 2 BB: 0 P: 5	R: 0 E: 0 K: 0 S: 4	H: 1 LOB: 1 BB: 1 P: 4	R: 0 E: 0 K: 0 S: 3	H: 0 LOB: 1 BB: 1 P: 7	R: 1 E: 1 K: 0 S: 2	H: 1 LOB: 1 BB: 1 P: 6	1B: 11 2B: 1 3B: 0 HR: 0	SF: 0 SAC: 0 DP: 0 HBP: 0	WP: 0 PB: 0 SB: 2 CS: 1	PA: 47
<b>PITCHER</b> Terry Forster, L ERA: 2.11 (1.1)	IP: 9.0 WLS: 6 BF: 36 H: 10 R: 0 ER: 0 SO: 3 BB: 0 IBB: 0 HBP: 0 BLK: 1 WP: 0 HR: 0 S: 42 P: 42 ERA: 0.00 WHIP: 1.111											<b>PITCHER</b>	IP: 9.0 WLS: 6 BF: 36 H: 10 R: 0 ER: 0 SO: 3 BB: 0 IBB: 0 HBP: 0 BLK: 1 WP: 0 HR: 0 S: 42 P: 42 ERA: 0.00 WHIP: 1.111															
<b>PITCHER</b> Cy Acosta, R ERA: 2.23 (10.1)	IP: 2.1 WLS: 1 BF: 11 H: 2 R: 1 ER: 0 SO: 0 BB: 2 IBB: 0 HBP: 0 BLK: 0 WP: 0 HR: 0 S: 9 P: 17 ERA: 0.00 WHIP: 1.714											<b>PITCHER</b>	IP: 2.1 WLS: 1 BF: 11 H: 2 R: 1 ER: 0 SO: 0 BB: 2 IBB: 0 HBP: 0 BLK: 0 WP: 0 HR: 0 S: 9 P: 17 ERA: 0.00 WHIP: 1.714															

Chicago White Sox @ Cleveland Indians  
Cleveland Municipal Stadium, Cleveland, OH  
Wed Aug 22 1973, 3:33 AM EDT  
Att: 5,004 - Unknown - 65 F

AB	45
R	1
H	12
RBI	0
BB	2
SO	3
LOB	23






Batter	1	2	3	4	5	6	7	8	9	AB	R	H	RBI	BB	SO	LOB	TOP																					
Mickey Stanley, R OBP: 0.312, SLG: 0.415 (1, 8)										5	3	3	0	0	0	1	<b>Detroit Tigers @ Chicago White Sox</b> Comiskey Park, Chicago, IL Fri Aug 24 1973, 8:05 PM EDT Att: 28,850 - Unknown - 71 F																					
Tony Taylor, R OBP: 0.279, SLG: 0.325 (1, 4) (9, 5)										4	1	3	2	1	0	0																						
Al Kaline, R OBP: 0.321, SLG: 0.384 (1, 3) (9, 9)										5	0	1	1	1	0	2																						
Willie Horton, R OBP: 0.378, SLG: 0.520 Tom Verzyer, R OBP: 0.697, SLG: 0.667 (1, 7) (9, 6)										4	0	1	0	0	0	2																						
Bill Freehan, R OBP: 0.322, SLG: 0.331 (1, 2)										4	0	0	0	0	1	4																						
Frank Howard, R OBP: 0.330, SLG: 0.451 Gates Brown, L OBP: 0.352, SLG: 0.410 (1, 10) (9, PH)										3	0	1	0	0	0	0																						
Dick Sharon, R OBP: 0.263, SLG: 0.409 Jim Northrup, L OBP: 0.360, SLG: 0.458 (1, 9) (9, PH) (9, 7)										3	0	2	0	0	0	0																						
Aurelio Rodriguez, R OBP: 0.273, SLG: 0.354 Dick McAuliffe, L OBP: 0.363, SLG: 0.456 (1, 5) (9, PH) (9, 4)										3	0	0	0	0	1	3																						
Ed Brinkman, R OBP: 0.297, SLG: 0.345 Norm Cash, L OBP: 0.347, SLG: 0.490 (1, 6) (9, PH) (9, 3)										3	0	1	0	0	1	2																						
<b>Inning Stats</b>	R: 0 E: 0 K: 0 S: 3	H: 0 LOB: 0 BB: 0 P: 3	R: 0 E: 0 K: 0 S: 3	H: 0 LOB: 0 BB: 0 P: 3	R: 0 E: 0 K: 0 S: 4	H: 1 LOB: 1 BB: 0 P: 4	R: 1 E: 1 K: 0 S: 3	H: 0 LOB: 0 BB: 1 P: 7	R: 0 E: 0 K: 1 S: 6	H: 2 LOB: 1 BB: 0 P: 6	R: 1 E: 0 K: 0 S: 5	H: 3 LOB: 1 BB: 0 P: 5	R: 0 E: 0 K: 0 S: 3	H: 1 LOB: 0 BB: 0 P: 3	R: 1 E: 0 K: 2 S: 10	H: 3 LOB: 2 BB: 1 P: 10		R: 3 E: 0 K: 0 S: 6	H: 3 LOB: 1 BB: 1 P: 10	1B: 9 2B: 5 3B: 0 HR: 1	SF: 0 SAC: 0 DP: 3 HBP: 0	WP: 0 PB: 0 CS: 0	PA: 39															
<b>PITCHER</b>	IP	WLS	BF	H	R	ER	SO	BB	IBB	HBP	BLK	WP	HR	S	P	ERA	WHIP	<b>PITCHER</b>				IP	WLS	BF	H	R	ER	SO	BB	IBB	HBP	BLK	WP	HR	S	P	ERA	WHIP
Wilbur Wood, L ERA: 3.46 Cy Acosta, R ERA: 2.57 Steve Stone, R ERA: 4.36 (1, 1) (8, 1) (9, 1)	7.1		30	10	3	2	2	1	0	0	0	0	0	0	33	37	2.46	1.500																				

AB	37
R	6
H	13
RBI	5
BB	2
SO	3
LOB	16



Batter	1	2	3	4	5	6	7	8	9	AB	R	H	RBI	BB	SO	LOB	BOTTOM																					
Johnny Jeter, R OBP: 0.268, SLG: 0.390 (1, 8)										3	1	1	2	0	0	0	<b>Detroit Tigers @ Chicago White Sox</b> Comiskey Park, Chicago, IL Fri Aug 24 1973, 8:05 PM EDT Att: 28,850 - Unknown - 71 F																					
Pat Kelly, L OBP: 0.353, SLG: 0.348 (1, 9)										4	0	0	0	0	1	2																						
Jerry Hairston, S OBP: 0.353, SLG: 0.359 Tony Musser, L OBP: 0.341, SLG: 0.371 (1, 3) (6, 3)										3	0	1	0	0	2	0																						
Bill Melton, R OBP: 0.377, SLG: 0.454 (1, 5)										4	0	0	0	0	1	1																						
Carlos May, L OBP: 0.305, SLG: 0.361 (1, 10)										4	0	2	0	0	0	0																						
Brian Downing, R OBP: 0.217, SLG: 0.318 (1, 7)										4	1	1	0	0	0	2																						
Luis Alvarado, R OBP: 0.257, SLG: 0.296 (1, 4)										4	1	1	0	0	0	1																						
Bucky Dent, R OBP: 0.261, SLG: 0.304 (1, 6)										3	1	2	0	0	0	0																						
Ed Herrmann, L OBP: 0.272, SLG: 0.343 (1, 2)										2	1	1	1	0	1	0																						
<b>Inning Stats</b>	R: 0 E: 0 K: 1 S: 5	H: 0 LOB: 0 BB: 0 P: 5	R: 0 E: 0 K: 0 S: 3	H: 1 LOB: 0 BB: 0 P: 3	R: 1 E: 0 K: 1 S: 7	H: 2 LOB: 1 BB: 0 P: 7	R: 0 E: 0 K: 1 S: 5	H: 0 LOB: 0 BB: 0 P: 5	R: 0 E: 0 K: 1 S: 5	H: 0 LOB: 0 BB: 0 P: 5	R: 0 E: 0 K: 0 S: 3	H: 0 LOB: 0 BB: 0 P: 3	R: 0 E: 0 K: 0 S: 3	H: 0 LOB: 0 BB: 0 P: 3	R: 0 E: 0 K: 0 S: 3	H: 0 LOB: 0 BB: 0 P: 3		1B: 8 2B: 1 3B: 0 HR: 0	SF: 1 SAC: 1 DP: 2 HBP: 0	WP: 1 PB: 0 CS: 0	PA: 34																	
<b>PITCHER</b>	IP	WLS	BF	H	R	ER	SO	BB	IBB	HBP	BLK	WP	HR	S	P	ERA	WHIP	<b>PITCHER</b>				IP	WLS	BF	H	R	ER	SO	BB	IBB	HBP	BLK	WP	HR	S	P	ERA	WHIP
Mickey Lolich, L ERA: 3.82 Fred Scherman, L ERA: 4.09 (1, 1) (6, 1)	5.0		22	8	5	5	4	0	0	0	0	0	0	0	14	14	9.00	1.600																				

AB	32
R	5
H	9
RBI	3
BB	0
SO	5
LOB	6





Batter	1	2	3	4	5	6	7	8	9	AB	R	H	RBI	BB	SO	LOB	TOP										
Jim Northrup, L (1, 9) OBP: 0.360, SLG: 0.456 (7, 7)	L3			F8		E1		FC6-4 BB		4	0	1	2	1	0	1											
Mickey Stanley, R (1, 8) OBP: 0.309, SLG: 0.411	P4	4-3			E7 1B	F8		FC6-4 1-2		5	1	0	0	0	0	4											
Gates Brown, L (1, 10) OBP: 0.349, SLG: 0.406	G3		P4		BB 2H 1B		4-3		4-3	5	0	1	1	0	0	0											
Willie Horton, R (1, 7) OBP: 0.376, SLG: 0.517 Dick Sharon, R (7, PR) OBP: 0.291, SLG: 0.406 (7, 9)		5-3	6-3		P6			1B 1B	P6	4	0	1	0	0	0	1											
Dick McAuliffe, L (1, 4) OBP: 0.364, SLG: 0.453		4-3 BB 1B			F8	F7			K	4	1	1	0	1	1	2											
Norm Cash, L (1, 3) OBP: 0.352, SLG: 0.491		BB 1-2 4-3 1B	G3		4-0 1-2 BB			1-3 1B		3	1	2	0	1	0	1											
Duke Sims, L (1, 2) OBP: 0.331, SLG: 0.395		4-3		F9	K				K	4	0	0	0	0	2	6											
Aurelio Rodriguez, R (1, 5) OBP: 0.273, SLG: 0.352		4-0 BB 1B BB		4-3		F8		5-3		3	1	0	0	1	0	0											
Ed Brinkman, R (1, 6) OBP: 0.299, SLG: 0.345		4-0 1-2 2-3 3-H 1B BB				K		L6		3	0	1	1	1	1	0											
<b>Inning Stats</b>	R: 0 E: 0 K: 0 S: 3	H: 0 LOB: 0 BB: 0 P: 3	R: 3 E: 0 K: 0 S: 5	H: 2 LOB: 2 BB: 3 P: 17	R: 0 E: 0 K: 0 S: 4	H: 1 LOB: 1 BB: 0 P: 4	R: 0 E: 0 K: 0 S: 4	H: 1 LOB: 1 BB: 0 P: 4	R: 1 E: 1 K: 1 S: 7	H: 1 LOB: 2 BB: 1 P: 11	R: 0 E: 0 K: 1 S: 6	H: 0 LOB: 1 BB: 0 P: 6	R: 0 E: 0 K: 1 S: 7	H: 2 LOB: 2 BB: 0 P: 7	R: 0 E: 0 K: 0 S: 3	H: 0 LOB: 1 BB: 0 P: 7	R: 0 E: 0 K: 1 S: 5	H: 0 LOB: 0 BB: 0 P: 5	1B: 7 2B: 0 3B: 0 HR: 0	SF: 0 SAC: 0 DP: 0 HBP: 0	WP: 0 PB: 0 CS: 0	PA: 41					
<b>PITCHER</b>	IP	WLS	BF	H	R	ER	SO	BB	IBB	HBP	BLK	WP	HR	S	P	ERA	WHIP										
Stan Bahnsen, R (1, 1) ERA: 3.09	6.2	L	33	7	4	3	2	4	0	0	0	0	0	33	49	4.05	1.650										
Eddie Fisher, R (7, 1) ERA: 4.92	2.1		8	0	0	0	2	1	0	0	0	0	0	11	15	0.00	0.429										

**Detroit Tigers @ Chicago White Sox**  
 Comiskey Park, Chicago, IL  
 Sat Aug 25 1973, 4:33 AM EDT  
 Att: 24,743 - Unknown - 76 F

AB	36
R	4
H	7
RBI	4
BB	5
SO	4
LOB	15



Batter	1	2	3	4	5	6	7	8	9	AB	R	H	RBI	BB	SO	LOB	BOTTOM										
Pat Kelly, L (1, 9) OBP: 0.354, SLG: 0.352	1-3				F8			F8 2B		4	0	2	0	0	0	1											
Bill Shero, L (1, 8) OBP: 0.292, SLG: 0.358	4-3		SF9			4-3		F8		3	0	0	1	0	0	1											
Jerry Hairston, S (1, 7) OBP: 0.349, SLG: 0.354	4-3		F7				G4-3 1B	F8		4	0	1	0	0	0	3											
Bill Melton, R (1, 5) OBP: 0.374, SLG: 0.450		5-3		P4		G4-3		K		4	0	0	0	0	1	2											
Carlos May, L (1, 10) OBP: 0.307, SLG: 0.369		G4-6-3 1B		P6			F7			4	1	2	1	0	0	0											
Tony Muser, L (1, 3) OBP: 0.341, SLG: 0.371 Luis Alvarado, R (9, PH) OBP: 0.262, SLG: 0.301		G4-6-3 1-2		4-3				FC4-6 1B		3	0	1	0	0	0	1											
Jorge Orta, L (1, 4) OBP: 0.294, SLG: 0.336 Johnny Jeter, R (9, PH) OBP: 0.266, SLG: 0.388				1B SF9 1B		4-3		FC4-6 1B 1-2		1	0	0	0	0	1	1											
Ed Herrmann, L (1, 2) OBP: 0.275, SLG: 0.346 Brian Downing, R (9, PH) OBP: 0.208, SLG: 0.304				P4				FC4-6 1B		3	0	2	0	0	0	1											
Bucky Dent, R (1, 6) OBP: 0.259, SLG: 0.296					FC4-6 1-2 1B			F9		4	0	1	0	0	1	4											
<b>Inning Stats</b>	R: 0 E: 0 K: 0 S: 3	H: 0 LOB: 0 BB: 0 P: 3	R: 0 E: 0 K: 0 S: 3	H: 1 LOB: 0 BB: 0 P: 3	R: 1 E: 0 K: 0 S: 6	H: 3 LOB: 2 BB: 0 P: 6	R: 0 E: 0 K: 0 S: 3	H: 0 LOB: 0 BB: 0 P: 3	R: 0 E: 0 K: 0 S: 4	H: 1 LOB: 1 BB: 0 P: 4	R: 0 E: 0 K: 0 S: 3	H: 1 LOB: 2 BB: 0 P: 3	R: 0 E: 0 K: 1 S: 6	H: 2 LOB: 2 BB: 0 P: 5	R: 0 E: 0 K: 1 S: 6	H: 1 LOB: 1 BB: 0 P: 6	R: 1 E: 0 K: 3 S: 11	H: 2 LOB: 1 BB: 0 P: 11	1B: 9 2B: 1 3B: 0 HR: 1	SF: 1 SAC: 0 DP: 2 HBP: 0	WP: 0 PB: 0 CS: 0	PA: 36					
<b>PITCHER</b>	IP	WLS	BF	H	R	ER	SO	BB	IBB	HBP	BLK	WP	HR	S	P	ERA	WHIP										
Jim Perry, R (1, 1) ERA: 3.71	8.0	W	32	10	2	2	1	0	0	0	0	0	0	10	34	2.25	1.250										
John Hiller, L (9, 1) ERA: 1.59	1.0	S	4	1	0	0	3	0	0	0	0	0	0	10	10	0.00	1.000										

**Detroit Tigers @ Chicago White Sox**  
 Comiskey Park, Chicago, IL  
 Sat Aug 25 1973, 4:33 AM EDT  
 Att: 24,743 - Unknown - 76 F


AB	35
R	2
H	11
RBI	2
BB	0
SO	4
LOB	16






Batter	1	2	3	4	5	6	7	8	9	AB	R	H	RBI	BB	SO	LOB	TOP			
Mickey Stanley, R (1.8) OBP: 0.307, SLG: 0.407	0-0 P3		0-0 F8			0-0 F7			0-0 F3	4	0	0	0	0	0	1	Detroit Tigers @ Chicago White Sox Comiskey Park, Chicago, IL Sun Aug 26 1973, 4:33 AM EDT Unknown - 97 F			
Tony Taylor, R (1.4) OBP: 0.274, SLG: 0.319	0-0 6-3		0-0 6-3			0-3 K			0-0 F8	4	0	0	0	0	1	1				
Al Kaline, R (1.3) OBP: 0.317, SLG: 0.379	0-0 L3			0-0 F2				0-0 L6-3	4	0	0	0	0	0	0	0				
Willie Horton, R (1.7) OBP: 0.373, SLG: 0.512		0-0 6-3		0-0 L5				0-0 F3		3	0	0	0	0	0	0				
Bill Freehan, R (1.2) OBP: 0.319, SLG: 0.328		0-0 6-3		0-0 P6				0-0 F8		3	0	0	0	0	0	0				
Frank Howard, R (1.10) OBP: 0.335, SLG: 0.470					0-0 4-3					3	1	2	1	0	0	0				
Dick Sharon, R (1.9) OBP: 0.295, SLG: 0.397						0-0 F7			0-0 P4	3	0	0	0	0	0	1				
Aurelio Rodriguez, R (1.5) OBP: 0.273, SLG: 0.354						0-0 F2			0-0 P5	3	0	1	0	0	0	0				
Ed Brinkman, R (1.6) OBP: 0.298, SLG: 0.343									0-0 6-3	2	0	0	0	0	1	1				
Tom Verzyer, R (6.6) OBP: 0.500, SLG: 0.500										1	0	0	0	0	0	0				
<b>Inning Stats</b>	R: 0 E: 0 K: 0 S: 3	H: 0 LOB: 0 BB: 0 P: 3	R: 0 E: 0 K: 0 S: 4	H: 1 LOB: 1 BB: 0 P: 4	R: 0 E: 0 K: 1 S: 6	H: 1 LOB: 0 BB: 0 P: 6	R: 0 E: 0 K: 0 S: 3	H: 0 LOB: 0 BB: 0 P: 3	R: 0 E: 0 K: 1 S: 5	H: 0 LOB: 0 BB: 0 P: 5	R: 0 E: 0 K: 0 S: 3	H: 0 LOB: 0 BB: 0 P: 3	R: 1 E: 0 K: 0 S: 4	H: 1 LOB: 0 BB: 0 P: 4	R: 0 E: 0 K: 0 S: 3	H: 0 LOB: 0 BB: 0 P: 3	1B: 1 2B: 1 3B: 0 HR: 1	SF: 0 SAC: 0 DP: 0 HBP: 0	WP: 0 PB: 0 CS: 0	PA: 30
<b>PITCHER</b> Jim Kaat, L (1.1) ERA: 4.25	IP: 9.0 WLS: W BF: 30 H: 3 R: 1 ER: 1 SO: 2 BB: 0 IBB: 0 HBP: 0 BLK: 0 WP: 0 HR: 1 S: 34 P: 34 ERA: 1.00 WHIP: 0.333															<b>PITCHER</b>				

AB	30
R	1
H	3
RBI	1
BB	0
SO	2
LOB	4



Batter	1	2	3	4	5	6	7	8	9	AB	R	H	RBI	BB	SO	LOB	BOTTOM			
Pat Kelly, L (1.9) OBP: 0.354, SLG: 0.349	0-0 F8		0-0 L4-3	0-0 F7			4-0 E S BB			3	0	0	0	1	0	3	Detroit Tigers @ Chicago White Sox Comiskey Park, Chicago, IL Sun Aug 26 1973, 4:33 AM EDT Unknown - 97 F			
Bill Shero, L (1.8) OBP: 0.290, SLG: 0.364			0-3 K		0-0 L4-3		0-0 F9			4	1	1	0	0	1	1				
Jerry Hairston, S (1.7) OBP: 0.345, SLG: 0.360			0-0 F8		0-0 L6-3		0-3 K			4	1	1	1	0	1	1				
Bill Melton, R (1.5) OBP: 0.371, SLG: 0.445				0-0 L6-3	0-0 L5-3				0-0 F7	4	0	0	0	0	0	1				
Carlos May, L (1.10) OBP: 0.310, SLG: 0.389						0-3 K				4	2	3	3	0	1	0				
Tony Muser, L (1.3) OBP: 0.339, SLG: 0.367					4-0 BB S BB		0-0 F9		0-3 K	3	0	0	0	1	1	1				
Jorge Orta, L (1.4) OBP: 0.293, SLG: 0.335			0-3 K		0-3 K				0-0 L4-3	4	0	1	0	0	2	1				
Ed Herrmann, L (1.2) OBP: 0.278, SLG: 0.347			0-0 F2		4-0 BB					2	0	1	0	1	0	0				
Bucky Dent, R (1.6) OBP: 0.300, SLG: 0.310					4-0 IBB					2	0	1	0	1	0	0				
<b>Inning Stats</b>	R: 2 E: 0 K: 0 S: 6	H: 3 LOB: 1 BB: 0 P: 6	R: 0 E: 0 K: 1 S: 5	H: 0 LOB: 0 BB: 0 P: 5	R: 0 E: 0 K: 1 S: 5	H: 0 LOB: 0 BB: 0 P: 5	R: 1 E: 0 K: 1 S: 6	H: 1 LOB: 3 BB: 3 P: 18	R: 0 E: 0 K: 0 S: 3	H: 0 LOB: 0 BB: 0 P: 3	R: 0 E: 0 K: 1 S: 6	H: 2 LOB: 1 BB: 0 P: 6	R: 0 E: 0 K: 1 S: 5	H: 1 LOB: 1 BB: 1 P: 9	R: 1 E: 0 K: 1 S: 6	H: 1 LOB: 0 BB: 0 P: 6	1B: 3 2B: 3 3B: 0 HR: 2	SF: 0 SAC: 0 DP: 0 HBP: 0	WP: 0 PB: 0 CS: 1	PA: 34
<b>PITCHER</b> Joe Coleman, R (1.1) ERA: 4.02	IP: 8.0 WLS: L BF: 34 H: 8 R: 4 ER: 4 SO: 6 BB: 3 IBB: 1 HBP: 0 BLK: 0 WP: 0 HR: 2 S: 42 P: 58 ERA: 4.50 WHIP: 1.375															<b>PITCHER</b>				

AB	30
R	4
H	8
RBI	4
BB	4
SO	6
LOB	8





Batter	1	2	3	4	5	6	7	8	9	AB	R	H	RBI	BB	SO	LOB	TOP											
Mickey Stanley, R OBP: 0.306, SLG: 0.406 (1, 8)	0-3 K		0-0 1B		0-0 6-3			0-0 P3		4	0	1	1	0	1	0												
Tony Taylor, R OBP: 0.274, SLG: 0.315 (1, 4) (8, 5)	0-0 F9		0-0 P5		0-0 L4			4-0 BB		3	0	0	0	1	0	2												
Al Kaline, R OBP: 0.313, SLG: 0.374 (1, 3)	0-0 L5-3		0-3 K		0-0 L8			0-0 L8		4	0	0	0	0	1	3												
Frank Howard, R OBP: 0.330, SLG: 0.463 Norm Cash, L OBP: 0.351, SLG: 0.490 (9, PH)		0-0 4-3		0-0 F9		0-0 F2		0-3 K		3	0	0	0	0	0	0												
Bill Freehan, R OBP: 0.317, SLG: 0.325 Duke Sims, L OBP: 0.329, SLG: 0.393 (9, PH)		0-3 K		0-0 5-3		0-0 L6		0-0 F5		3	0	0	0	0	1	0												
Dick Sharon, R OBP: 0.299, SLG: 0.399 Jim Northrup, L OBP: 0.356, SLG: 0.453 (7, PH)		0-0 F2		0-0 1B			0-0 F7		0-0 P6	2	0	1	0	0	0	0												
Ike Brown, R OBP: 0.419, SLG: 0.300 Gates Brown, L OBP: 0.348, SLG: 0.405 (7, PH)			0-0 BB 1B	0-0 1B	0-0 5-3					2	1	2	0	0	0	0												
Tom Veryzer, R OBP: 0.333, SLG: 0.333 Willie Horton, R OBP: 0.372, SLG: 0.511 Ed Brinkman, R OBP: 0.298, SLG: 0.343 (7, PH)			0-0 F9	0-3 K			0-0 6-3			2	0	0	0	0	1	3												
Aurelio Rodriguez, R OBP: 0.274, SLG: 0.353 Dick McAuliffe, L OBP: 0.353, SLG: 0.452 (8, PH)			4-0 1B BB		0-3 K			0-3 K		1	0	0	0	1	1	0												
<b>Inning Stats</b>	R: 0 E: 0 K: 1 S: 5	H: 0 LOB: 0 BB: 0 P: 5	R: 0 E: 0 K: 1 S: 5	H: 0 LOB: 0 BB: 0 P: 5	R: 1 E: 0 K: 1 S: 7	H: 2 LOB: 2 BB: 1 P: 11	R: 0 E: 0 K: 1 S: 7	H: 2 LOB: 2 BB: 0 P: 7	R: 0 E: 0 K: 0 S: 3	H: 0 LOB: 0 BB: 0 P: 3	R: 0 E: 0 K: 0 S: 3	H: 0 LOB: 0 BB: 0 P: 3	R: 0 E: 0 K: 1 S: 5	H: 0 LOB: 1 BB: 0 P: 9	R: 0 E: 0 K: 1 S: 5	H: 0 LOB: 0 BB: 0 P: 5	1B: 4 2B: 0 3B: 0 HR: 0	SF: 0 SAC: 0 DP: 0 HBP: 0	WP: 0 PB: 0 CS: 0	PA: 33								
<b>PITCHER</b>	IP	WLS	BF	H	R	ER	SO	BB	IBB	HBP	BLK	WP	HR	S	P	ERA	WHIP											
Terry Forster, L ERA: 2.08	(1, 1)	6.0	W	23	4	1	1	5	1	0	0	0	0	0	32	36	1.50	0.833										
Cy Acosta, R ERA: 2.47	(7, 1)	3.0	S	10	0	0	0	2	1	0	0	0	0	0	13	17	0.00	0.333										

Detroit Tigers @ Chicago White Sox  
Comiskey Park, Chicago, IL  
Sun Aug 26 1973, 4:38 AM EDT  
Att: 20,828 - Unknown - 95 F

AB 31  
R 1  
H 4  
RBI 1  
BB 2  
SO 7  
LOB 8



Batter	1	2	3	4	5	6	7	8	9	AB	R	H	RBI	BB	SO	LOB	BOTTOM											
Johnny Jeter, R OBP: 0.266, SLG: 0.386 (1, 8)	0-0 L6-3		0-0 1B FC4		0-0 L5-3		0-0 F8			4	1	1	0	0	0	0												
Pat Kelly, L OBP: 0.359, SLG: 0.354 (1, 9)	0-0 HR		0-0 FC4 1B	1-3 1B	4-0 1B BB		0-0 L6-3 1B			3	1	3	0	1	0	0												
Luis Alvarado, R OBP: 0.262, SLG: 0.299 (1, 6)	0-0 F8		0-0 FC4 L5-3 BB	1-2 3H	4-0 1B		0-0 L6-3			4	0	1	1	0	0	3												
Bill Melton, R OBP: 0.374, SLG: 0.452 (1, 10)	0-0 HR		0-0 BB	1-2 BB	4-0 IBB		0-3 K			2	1	1	2	2	1	0												
Carlos May, L OBP: 0.308, SLG: 0.385 (1, 7)	0-3 K		0-0 L5-3		0-3 K		0-0 L3			4	0	0	0	0	2	4												
Brian Downing, R OBP: 0.179, SLG: 0.259 (1, 5)		0-0 P1		0-0 F8		0-0 L4		0-0 F9		4	0	0	0	0	0	0												
Tony Muser, L OBP: 0.336, SLG: 0.362 (1, 3)		0-0 E6		0-0 L5-3		0-3 K				3	0	0	0	0	1	0												
Pete Varney, R OBP: 0.237, SLG: 0.250 (7, 2)		0-0 L7		4-0 BB		0-0 E5				2	0	0	0	1	0	1												
Eddie Leon, R OBP: 0.291, SLG: 0.284 (1, 4)		0-3 K		0-3 K		0-0 L1				3	0	0	0	0	2	3												
<b>Inning Stats</b>	R: 2 E: 0 K: 1 S: 7	H: 2 LOB: 0 BB: 0 P: 7	R: 0 E: 1 K: 1 S: 6	H: 0 LOB: 1 BB: 0 P: 6	R: 1 E: 0 K: 0 S: 4	H: 2 LOB: 1 BB: 1 P: 8	R: 0 E: 0 K: 1 S: 5	H: 0 LOB: 1 BB: 1 P: 9	R: 0 E: 0 K: 1 S: 5	H: 1 LOB: 2 BB: 2 P: 13	R: 0 E: 1 K: 1 S: 6	H: 0 LOB: 1 BB: 0 P: 6	R: 0 E: 0 K: 0 S: 3	H: 1 LOB: 0 BB: 0 P: 3	R: 0 E: 0 K: 1 S: 5	H: 0 LOB: 0 BB: 0 P: 5	1B: 5 2B: 0 3B: 0 HR: 1	SF: 0 SAC: 0 DP: 2 HBP: 0	WP: 0 PB: 0 CS: 0	PA: 33								
<b>PITCHER</b>	IP	WLS	BF	H	R	ER	SO	BB	IBB	HBP	BLK	WP	HR	S	P	ERA	WHIP											
Woodie Fryman, L ERA: 5.21	(1, 1)	6.0	L	27	5	3	3	5	3	1	0	0	0	0	33	49	4.50	1.333										
Bob Miller, R ERA: 3.69	(7, 1)	2.0		6	1	0	0	1	0	0	0	0	0	8	8	0.00	0.500											

Detroit Tigers @ Chicago White Sox  
Comiskey Park, Chicago, IL  
Sun Aug 26 1973, 4:38 AM EDT  
Att: 20,828 - Unknown - 95 F

AB 29  
R 3  
H 6  
RBI 3  
BB 4  
SO 6  
LOB 11





Batter	1	2	3	4	5	6	7	8	9	AB	R	H	RBI	BB	SO	LOB	TOP			
Joe Lahoud, L OBP: 0.271, SLG: 0.285 (1, 9)										4	0	1	0	0	1	2				
Bob Coluccio, R OBP: 0.297, SLG: 0.415 (1, 8)										4	0	1	0	0	1	2				
John Briggs, L OBP: 0.367, SLG: 0.438 (1, 7)										4	0	0	0	0	0	2				
George Scott, R OBP: 0.369, SLG: 0.477 (1, 3)										4	0	1	0	0	0	0				
Don Money, R OBP: 0.335, SLG: 0.394 (1, 5)										4	1	2	0	0	0	1				
Bobby Mitchell, R OBP: 0.279, SLG: 0.508 (1, 10)										4	0	2	1	0	1	2				
Darrell Porter, L OBP: 0.361, SLG: 0.485 (1, 2)										4	0	0	0	0	1	3				
Pedro Garcia, R OBP: 0.311, SLG: 0.400 (1, 4)										4	0	2	0	0	0	0				
Bob Heise, R OBP: 0.197, SLG: 0.200 (1, 6)										4	0	0	0	0	1	2				
<b>Inning Stats</b>	R: 0 E: 0 K: 1 S: 5	H: 0 LOB: 0 BB: 0 P: 5	R: 0 E: 0 K: 1 S: 6	H: 1 LOB: 1 BB: 0 P: 6	R: 0 E: 0 K: 1 S: 6	H: 1 LOB: 1 BB: 0 P: 6	R: 1 E: 0 K: 0 S: 5	H: 2 LOB: 1 BB: 0 P: 5	R: 0 E: 1 K: 1 S: 6	H: 2 LOB: 2 BB: 0 P: 5	R: 0 E: 0 K: 1 S: 6	H: 1 LOB: 1 BB: 0 P: 6	R: 0 E: 0 K: 0 S: 4	H: 1 LOB: 1 BB: 0 P: 4	R: 0 E: 0 K: 0 S: 3	H: 0 LOB: 0 BB: 0 P: 3	1B: 7 2B: 2 3B: 0 HR: 0	SF: 0 SAC: 0 DP: 0 HBP: 0	WP: 0 PB: 1 SB: 0 CS: 0	PA: 36
<b>PITCHER</b> Wilbur Wood, L ERA: 3.39 (1, 1)	IP: 9.0 WLS: W BF: 36 H: 9 R: 1 ER: 1 SO: 5 BB: 0 IBB: 0 HBP: 0 BLK: 0 WP: 0 HR: 0 S: 46 P: 46 ERA: 1.00 WHIP: 1.000															<b>PITCHER</b>				

Milwaukee Brewers @ Chicago White Sox  
Comiskey Park, Chicago, IL  
Mon Aug 27 1973, 8:05 PM EDT  
Att: 11,801 - Unknown - 91 F

AB 36  
R 1  
H 9  
RBI 1  
BB 0  
SO 5  
LOB 14



Batter	1	2	3	4	5	6	7	8	9	AB	R	H	RBI	BB	SO	LOB	BOTTOM			
Pat Kelly, L OBP: 0.363, SLG: 0.354 (1, 9)										2	0	1	1	3	0	0				
Bill Shero, L OBP: 0.287, SLG: 0.357 (1, 8)										5	0	1	1	0	0	4				
Jerry Hairston, S OBP: 0.333, SLG: 0.346 (1, 10)										4	0	0	1	0	0	4				
Bill Melton, R OBP: 0.373, SLG: 0.449 (1, 5)										3	0	0	0	1	0	2				
Carlos May, L OBP: 0.307, SLG: 0.384 (1, 7)										4	0	1	0	0	1	1				
Tony Muser, L OBP: 0.336, SLG: 0.362 (1, 3)										3	2	1	0	1	0	1				
Jorge Orta, L OBP: 0.296, SLG: 0.347 (1, 4)										4	2	2	2	0	1	2				
Ed Herrmann, L OBP: 0.283, SLG: 0.348 (1, 2)										2	1	1	0	2	0	0				
Bucky Dent, R OBP: 0.333, SLG: 0.344 (1, 6)										3	1	2	1	0	0	1				
<b>Inning Stats</b>	R: 0 E: 0 K: 0 S: 3	H: 0 LOB: 0 BB: 0 P: 3	R: 0 E: 0 K: 1 S: 5	H: 1 LOB: 1 BB: 1 P: 9	R: 0 E: 0 K: 0 S: 4	H: 1 LOB: 2 BB: 1 P: 8	R: 0 E: 0 K: 0 S: 3	H: 0 LOB: 0 BB: 0 P: 3	R: 3 E: 0 K: 0 S: 5	H: 2 LOB: 1 BB: 2 P: 13	R: 1 E: 0 K: 1 S: 6	H: 2 LOB: 2 BB: 2 P: 14	R: 0 E: 0 K: 0 S: 3	H: 0 LOB: 0 BB: 0 P: 3	R: 2 E: 0 K: 0 S: 6	H: 3 LOB: 2 BB: 1 P: 10	1B: 8 2B: 1 3B: 0 HR: 1	SF: 0 SAC: 1 DP: 2 HBP: 0	WP: 1 PB: 0 SB: 2 CS: 1	PA: 38
<b>PITCHER</b> Bill Champion, R ERA: 3.98 (1, 1)	IP: 4.0 WLS: L BF: 19 H: 3 R: 3 ER: 3 SO: 1 BB: 4 IBB: 0 HBP: 0 BLK: 0 WP: 1 HR: 0 S: 17 P: 33 ERA: 6.75 WHIP: 1.750															<b>PITCHER</b>				
<b>PITCHER</b> Eduardo Rodriguez, R ERA: 2.65 (5, 1)	IP: 4.0 WLS: L BF: 19 H: 6 R: 3 ER: 3 SO: 1 BB: 2 IBB: 1 HBP: 0 BLK: 0 WP: 0 HR: 1 S: 18 P: 30 ERA: 6.75 WHIP: 2.000															<b>PITCHER</b>				

Milwaukee Brewers @ Chicago White Sox  
Comiskey Park, Chicago, IL  
Mon Aug 27 1973, 8:05 PM EDT  
Att: 11,801 - Unknown - 91 F

AB 30  
R 6  
H 9  
RBI 6  
BB 7  
SO 2  
LOB 15













Batter	1	2	3	4	5	6	7	8	9	AB	R	H	RBI	BB	SO	LOB	TOP			
Sandy Alomar Sr. S OBP: 0.267, SLG: 0.234 (1,4) (5,6)	F7		FC5 1B		6-3	F7			F8	5	0	1	1	0	0	3	<b>California Angels @ Chicago White Sox</b> Comiskey Park, Chicago, IL Fri Aug 31 1973, 8:05 PM EDT Att: 13,305 - Unknown - 84 F			
Rudy Meoli, L Winston Llenas, R OBP: 0.287, SLG: 0.284 (5, PH) (5,4)	4-3		1B		2B 1B			F9	5-3	2	0	1	0	0	0	0				
Frank Robinson, R OBP: 0.373, SLG: 0.489 (1,10)	1B		FC5		2B			F7	P4	5	0	2	0	0	2					
Bob Oliver, R OBP: 0.295, SLG: 0.389 (1,5)	F2			K	F7			K2-3		4	0	0	0	2	3					
Mike Epstein, L OBP: 0.310, SLG: 0.321 (1,3)		K			F8			1B BB		2	0	0	0	2	1					
Ken Berry, R OBP: 0.326, SLG: 0.352 (1,8)	5-3				F9			L4		4	0	0	0	0	2					
Vada Pinson, L OBP: 0.282, SLG: 0.367 (1,7)		K			G3			1B		4	0	1	0	0	1					
Leroy Stanton, R OBP: 0.302, SLG: 0.396 (1,9)			P4		2B 6-3 1B			K		4	1	2	0	0	1					
Jeff Torborg, R OBP: 0.284, SLG: 0.271 (1,2)			1-3		1-3 1B			K		3	1	2	0	0	0					
Tom McCraw, L Rick Stelmazek, L OBP: 0.331, SLG: 0.308 (8, PH) (8,2)					1-3 1B					1	0	0	0	0	1					
<b>Inning Stats</b>	R: 0 E: 0 K: 0 S: 4	H: 1 LOB: 1 BB: 0 P: 4	R: 0 E: 0 K: 2 S: 7	H: 0 LOB: 0 BB: 0 P: 7	R: 0 E: 0 K: 0 S: 5	H: 2 LOB: 2 BB: 0 P: 5	R: 0 E: 0 K: 1 S: 5	H: 0 LOB: 1 BB: 1 P: 9	R: 2 E: 0 K: 0 S: 7	H: 4 LOB: 2 BB: 0 P: 7	R: 0 E: 0 K: 0 S: 5	H: 0 LOB: 0 BB: 0 P: 5	R: 0 E: 0 K: 2 S: 8	H: 1 LOB: 2 BB: 1 P: 12	R: 0 E: 0 K: 0 S: 3	H: 0 LOB: 0 BB: 0 P: 3	1B: 8 2B: 2 3B: 0 HR: 0	SF: 0 SAC: 0 DP: 0 HBP: 0	WP: 0 PB: 0 CS: 0	PA: 39
<b>PITCHER</b>	IP WLS BF H R ER SO BB IBB HBP BLK WP HR S P ERA WHIP																			
Wilbur Wood, L ERA: 3.37 Cy Acosta, R ERA: 2.45	(1,1) (8,1)	7.1 W 34 10 2 2 4 2 0 0 0 0 0 0 9 48 2.46 1.636																		

Batter	1	2	3	4	5	6	7	8	9	AB	R	H	RBI	BB	SO	LOB	BOTTOM	
Pat Kelly, L OBP: 0.362, SLG: 0.356 (1,9)	F7		FC5 2B	1-3		F7		SH5-4		4	0	1	0	0	0	1	<b>California Angels @ Chicago White Sox</b> Comiskey Park, Chicago, IL Fri Aug 31 1973, 8:05 PM EDT Att: 13,305 - Unknown - 84 F	
Tony Muser, L OBP: 0.337, SLG: 0.361 (1,3)	F7		BB FC5 BB	F8		1-3		SF8 BB 1B		4	2	1	0	1	0			
Jerry Hairston, S OBP: 0.354, SLG: 0.354 (1,10)			FC5 BB FC6-4	G3				1B WP 1B		3	2	1	0	2	2			
Bill Melton, R OBP: 0.371, SLG: 0.452 (1,5)	1-3		FC6-4 BB	1B		F9		SF8		3	0	1	1	1	0			
Carlos May, L OBP: 0.309, SLG: 0.380 (1,7)		WP 1B	FC6-4 BB	S BB		F7		1B		3	1	2	2	2	0			
Jorge Orta, L OBP: 0.302, SLG: 0.349 (1,4)	K2-3		FC6-4	BB		WP S		F7		4	0	1	1	1	5			
Bill Sharp, L OBP: 0.298, SLG: 0.352 (1,8)			K	K		WP HBP				3	0	1	1	0	2			
Ed Herrmann, L OBP: 0.284, SLG: 0.359 (1,2)			G3	G3		HR		P4		4	1	2	1	0	2			
Bucky Dent, R OBP: 0.366, SLG: 0.359 (1,6)	5-3		1-3 1B	1B		F8		E6 1B SH5-4 SF8		4	1	1	0	0	1			
<b>Inning Stats</b>	R: 0 E: 0 K: 0 S: 3	H: 0 LOB: 1 BB: 1 P: 7	R: 1 E: 0 K: 1 S: 7	H: 3 LOB: 1 BB: 0 P: 7	R: 2 E: 0 K: 1 S: 6	H: 1 LOB: 2 BB: 3 P: 18	R: 0 E: 0 K: 0 S: 4	H: 1 LOB: 1 BB: 0 P: 4	R: 1 E: 0 K: 0 S: 5	H: 1 LOB: 0 BB: 0 P: 4	R: 1 E: 0 K: 0 S: 5	H: 2 LOB: 2 BB: 0 P: 6	R: 2 E: 1 K: 0 S: 6	H: 2 LOB: 2 BB: 1 P: 10	1B: 9 2B: 1 3B: 0 HR: 1	SF: 1 SAC: 1 DP: 0 HBP: 1		WP: 2 PB: 0 CS: 0
<b>PITCHER</b>	IP WLS BF H R ER SO BB IBB HBP BLK WP HR S P ERA WHIP																	
Bill Singer, R Steve Barber, L Dave Sells, R ERA: 3.09 ERA: 3.99 ERA: 2.81	(1,1) (7,1) (8,1)	6.2 L 33 9 5 5 3 1 0 0 0 0 0 0 4 9 6.75 2.250																



Batter	1	2	3	4	5	6	7	8	9	AB	R	H	RBI	BB	SO	LOB	TOP										
Sandy Alomar Sr. S (1.4) Mike Epstein L (9. PH) OBP: 0.272, SLG: 0.239 OBP: 0.311, SLG: 0.321	FC6-4 1B		2B 1B		1B 1B	F8			BB	4	2	3	0	0	0	0											
Winston Llenas R (1.7) Vada Pinson L (7.7) Billy Parker R (9. PH) John Stephenson L (9. PH) OBP: 0.317, SLG: 0.315 OBP: 0.282, SLG: 0.367 OBP: 0.154, SLG: 0.086 OBP: 0.306, SLG: 0.337	FC6-4 1B		F9		1B 1B		F7		F2	4	2	1	1	0	0	2											
Frank Robinson R (1.10) OBP: 0.375, SLG: 0.492	2B 1B				1B BB		P6		F8	4	0	2	1	1	0	2											
Bob Oliver R (1.3) OBP: 0.297, SLG: 0.392	2B		F8		BB 1B		4-3			4	0	2	3	0	0	1											
Leroy Stanton R (1.9) OBP: 0.301, SLG: 0.391	G3-6-3 BB		F8		F2				L3	3	0	0	0	1	0	2											
Ken Berry R (1.8) OBP: 0.328, SLG: 0.351	G3-6-3				F9 BB		FC6-4 BB		CS 1B	3	0	1	0	1	0	3											
Al Gallagher R (1.5) OBP: 0.350, SLG: 0.301			F9		F9 FC6-4		4-3		4-3	4	0	0	0	0	0	3											
Jeff Torborg R (1.2) Tom McCraw L (9. PH) OBP: 0.281, SLG: 0.267 OBP: 0.330, SLG: 0.306	F9		F9		5-3		1-3		K	3	0	0	0	0	0	0											
Rudy Meoli L (1.6) Richie Scheinblum S (9. PH) OBP: 0.288, SLG: 0.285 OBP: 0.376, SLG: 0.371	4-3		4-3		1B 1B		P3		PB BB	3	1	1	0	0	0	0											
<b>Inning Stats</b>	R: 1 E: 0 K: 0 S: 5	H: 3 LOB: 2 BB: 1 P: 9	R: 0 E: 0 K: 0 S: 3	H: 0 LOB: 0 BB: 0 P: 3	R: 1 E: 0 K: 0 S: 5	H: 2 LOB: 1 BB: 0 P: 5	R: 0 E: 0 K: 0 S: 3	H: 0 LOB: 0 BB: 0 P: 3	R: 3 E: 0 K: 0 S: 6	H: 4 LOB: 2 BB: 2 P: 14	R: 0 E: 0 K: 0 S: 3	H: 0 LOB: 0 BB: 0 P: 3	R: 0 E: 0 K: 0 S: 3	H: 1 LOB: 0 BB: 0 P: 3	R: 0 E: 0 K: 1 S: 5	H: 0 LOB: 2 BB: 2 P: 13	1B: 8 2B: 2 3B: 0 HR: 0	SF: 0 SAC: 0 DP: 1 HBP: 0	WP: 0 PB: 1 SB: 0 CS: 1	PA: 39							
<b>PITCHER</b>	IP	WLS	BF	H	R	ER	SO	BB	IBB	HBP	BLK	WP	HR	S	P	ERA	WHIP										
Jim Kaat L (1.1) ERA: 4.39	4.0		21	8	5	5	0	2	0	0	0	0	0	19	27	11.25	2.500										
Jim McGlothlin R (5.1) ERA: 6.87	2.0	7	1	0	0	0	1	0	0	0	0	0	0	6	10	0.00	1.000										
Bart Johnson R (7.1) ERA: 4.14	2.1	W	8	1	0	0	1	1	0	0	0	0	0	9	13	0.00	0.857										
Ken Frailing L (9.1) ERA: 1.54	0.0	S	2	0	0	0	0	1	0	0	0	0	0	4	∞	∞	∞										
Cy Acosta R (9.1) ERA: 2.43	0.2	S	2	0	0	0	0	0	0	0	0	0	0	2	2	0.00	0.000										

California Angels @ Chicago White Sox  
Comiskey Park, Chicago, IL  
Sat Sep 01 1973, 8:05 PM EDT  
Alt. 9,335 - Unknown - 86 F

AB 34  
R 5  
H 10  
RBI 5  
BB 5  
SO 1  
LOB 15



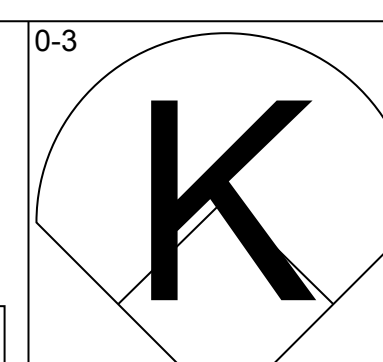
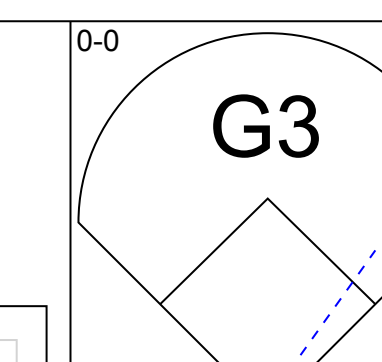
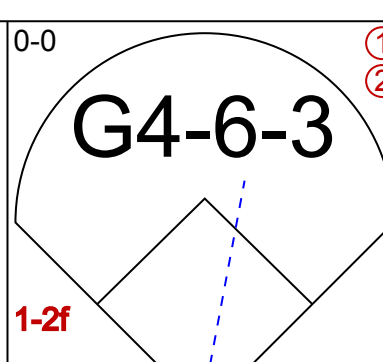
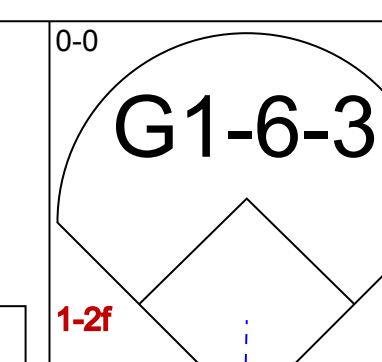
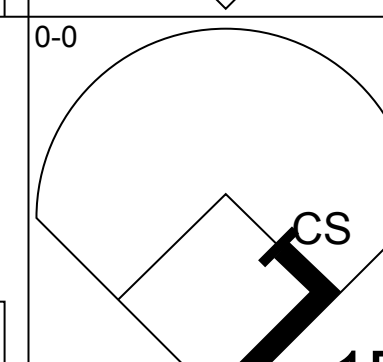
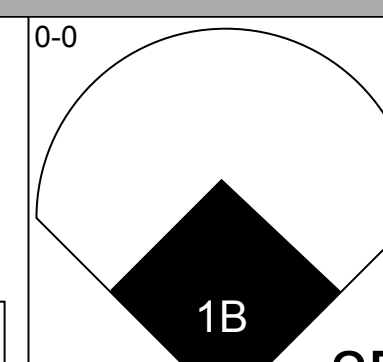
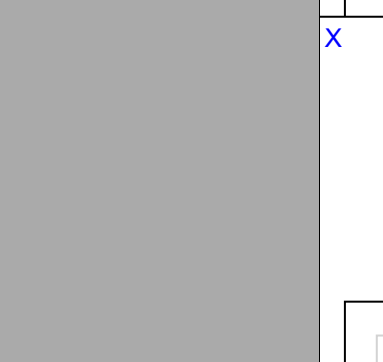
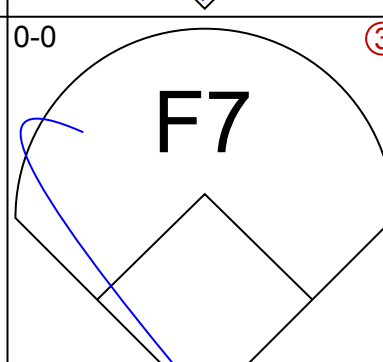
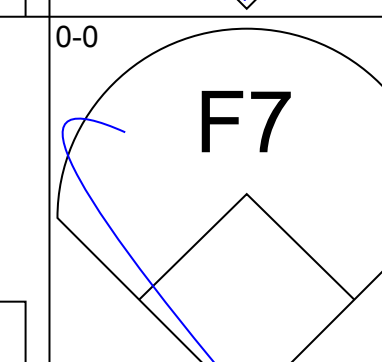
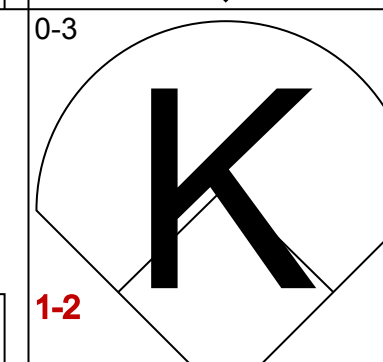
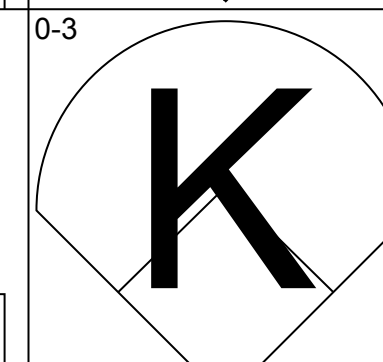
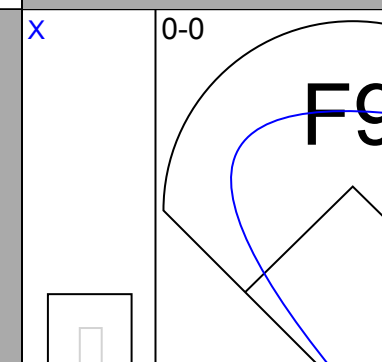
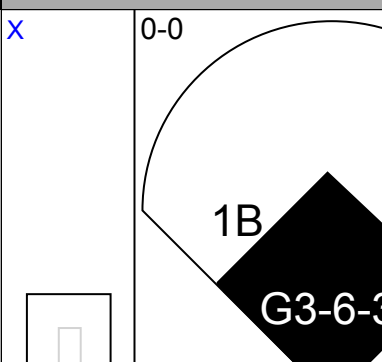
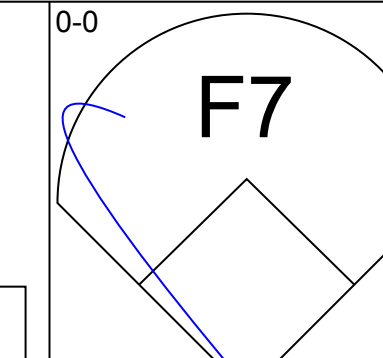
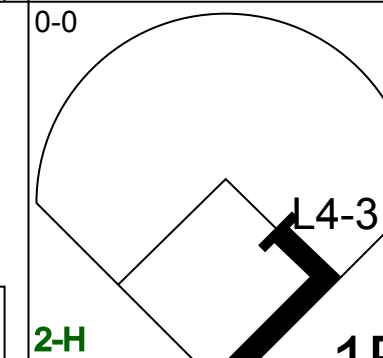
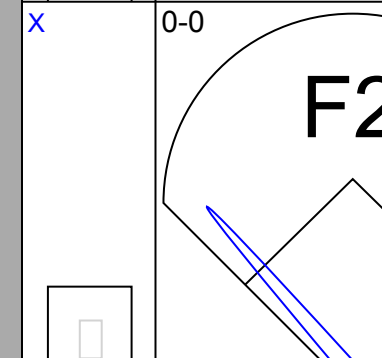
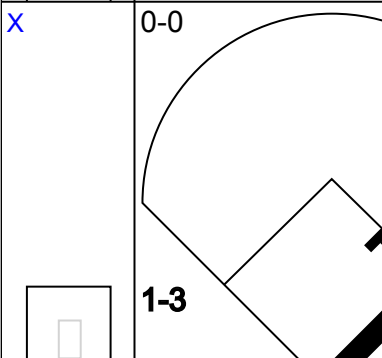
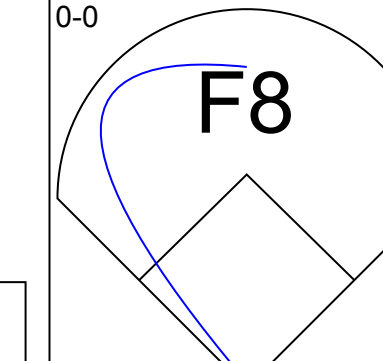
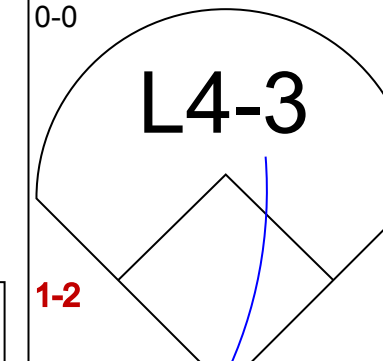

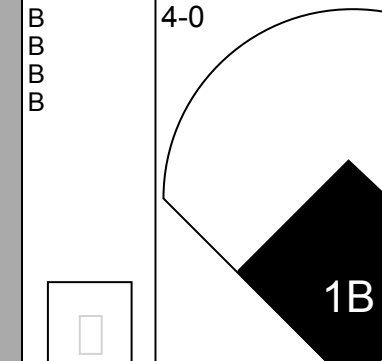
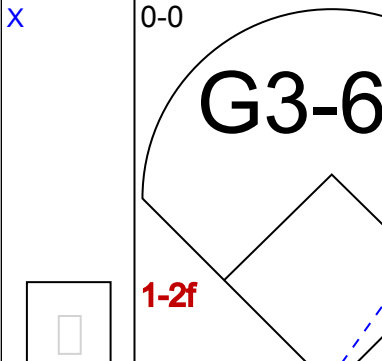
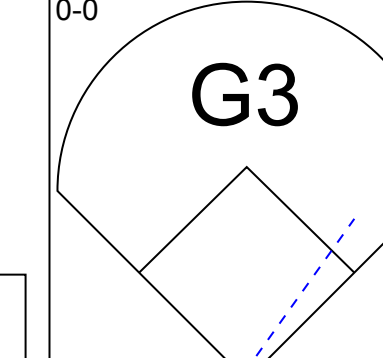
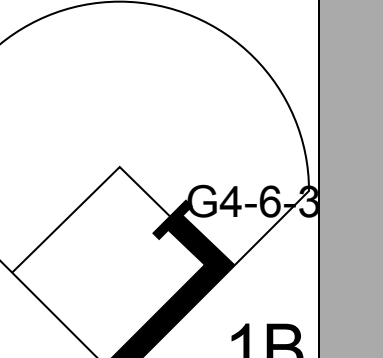
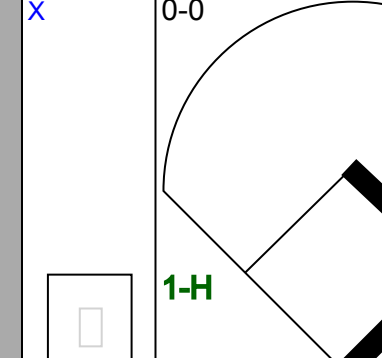
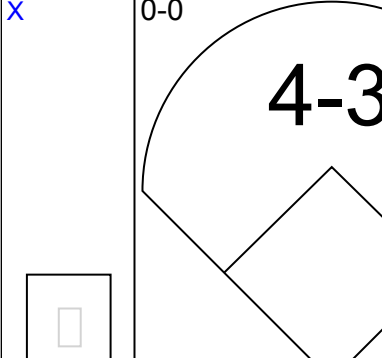
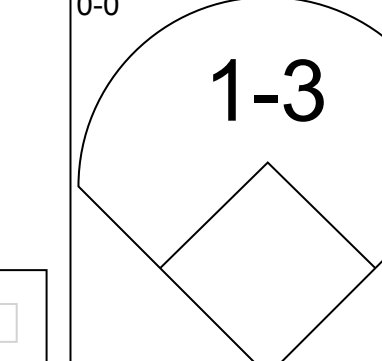
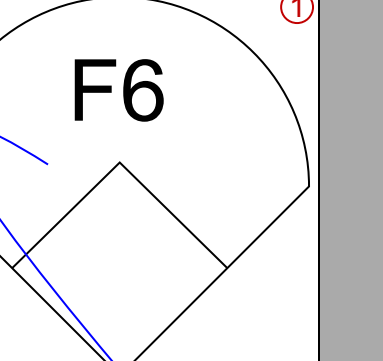
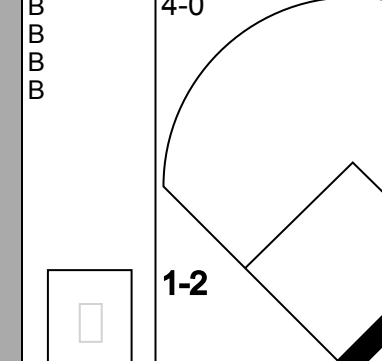
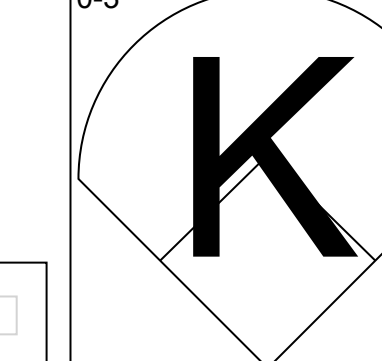
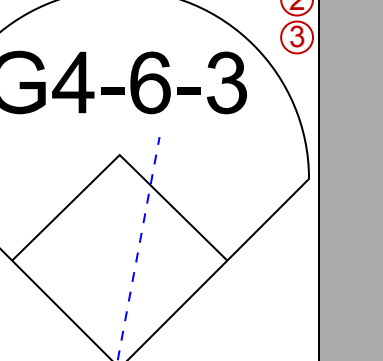
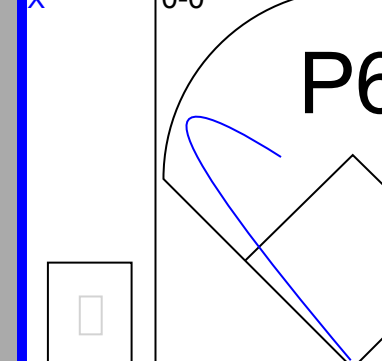
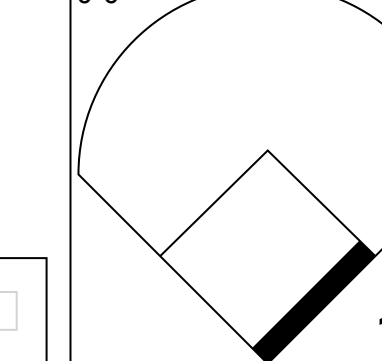

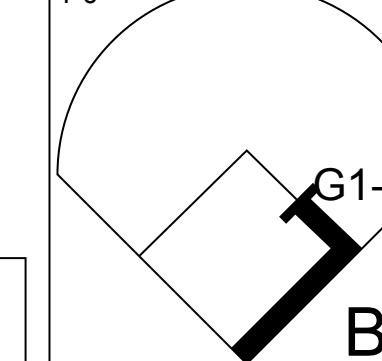
Batter	1	2	3	4	5	6	7	8	9	AB	R	H	RBI	BB	SO	LOB	BOTTOM										
Johnny Jeter R (1.8) OBP: 0.266, SLG: 0.396	F9		K	P4			HR			4	1	1	1	0	1	1											
Luis Alvarado R (1.4) OBP: 0.281, SLG: 0.298	6-3			1B	6-3		5-3			4	0	1	0	0	0	0											
Jerry Hairston S (1.10) OBP: 0.344, SLG: 0.342	E5		L6		K		5-3			4	0	0	0	0	1	1											
Bill Melton R (1.5) OBP: 0.371, SLG: 0.452	P6			BB SF9 2B	5-3		5-3			4	1	1	0	0	0	1											
Carlos May L (1.7) Pat Kelly L (4. PR) OBP: 0.372, SLG: 0.379 OBP: 0.363, SLG: 0.355	4-3			1B BB S BB		K		SH1-4 HR BB		1	0	0	0	1	0	0											
Brian Downing R (1.9) OBP: 0.258, SLG: 0.393	HR			1B BB 1-2 2-3		SH1-3 BB		SH1-4		1	1	1	1	2	0	0											
Bucky Dent R (1.6) Jorge Orta L (6. PH) OBP: 0.372, SLG: 0.375 OBP: 0.304, SLG: 0.360	CS 1B			SF9		SH1-3		HR		1	0	1	1	0	0	0											
Tony Muser L (1.3) OBP: 0.342, SLG: 0.364	K			3-H S 1B 1B				CS 1B		3	1	2	0	1	1	1											
Chuck Brinkman R (1.2) Eddie Leon R (6. PH) Ed Herrmann L (7.2) OBP: 0.242, SLG: 0.256 OBP: 0.290, SLG: 0.283 OBP: 0.284, SLG: 0.358			F7			F9		G3		2	0	1	1	0	0	0											
<b>Inning Stats</b>	R: 0 E: 1 K: 0 S: 4	H: 0 LOB: 1 BB: 0 P: 4	R: 1 E: 0 K: 1 S: 6	H: 2 LOB: 0 BB: 0 P: 6	R: 0 E: 0 K: 1 S: 6	H: 1 LOB: 1 BB: 0 P: 6	R: 3 E: 0 K: 0 S: 5	H: 3 LOB: 1 BB: 2 P: 13	R: 0 E: 0 K: 1 S: 5	H: 0 LOB: 2 BB: 2 P: 5	R: 0 E: 0 K: 1 S: 5	H: 0 LOB: 2 BB: 2 P: 13	R: 1 E: 0 K: 0 S: 4	H: 1 LOB: 0 BB: 0 P: 4	R: 2 E: 0 K: 0 S: 4	H: 2 LOB: 0 BB: 1 P: 8	1B: 5 2B: 1 3B: 0 HR: 3	SF: 1 SAC: 2 DP: 0 HBP: 0	WP: 0 PB: 0 SB: 2 CS: 2	PA: 36							
<b>PITCHER</b>	IP	WLS	BF	H	R	ER	SO	BB	IBB	HBP	BLK	WP	HR	S	P	ERA	WHIP										
Rudy May L (1.1) ERA: 4.13	7.0	L	32	7	6	6	4	5	0	0	0	0	2	35	55	7.71	1.714										
Dave Seils R (8.1) ERA: 2.79	0.1		1	0	0	0	0	0	0	0	0	0	0	1	1	0.00	0.000										
Steve Barber L (8.1) ERA: 3.64	0.2		3	2	1	1	0	0	0	0	0	0	1	3	3	13.50	3.000										

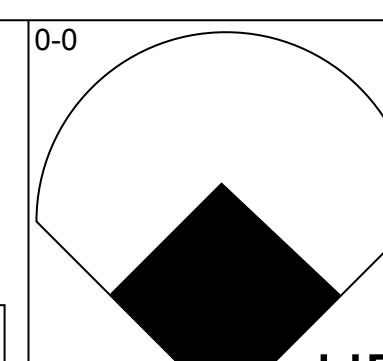
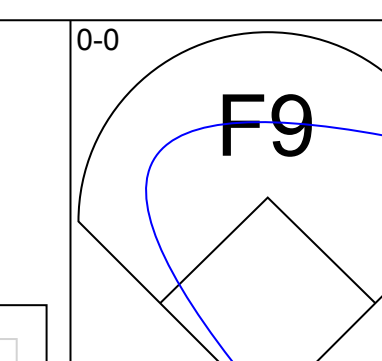
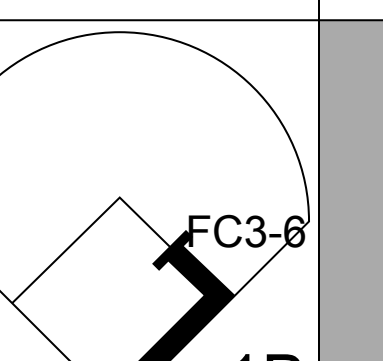
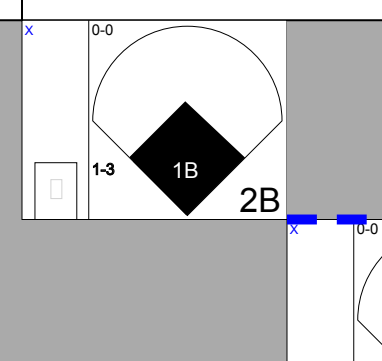
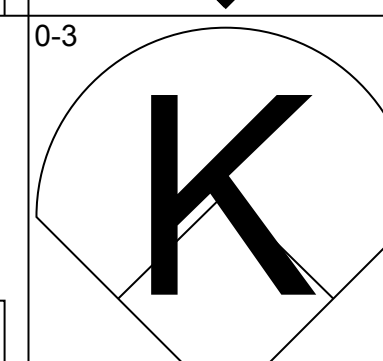
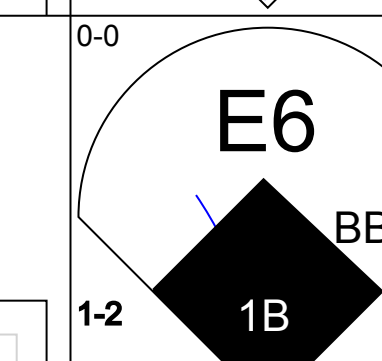
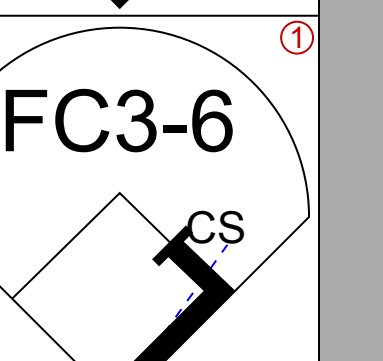
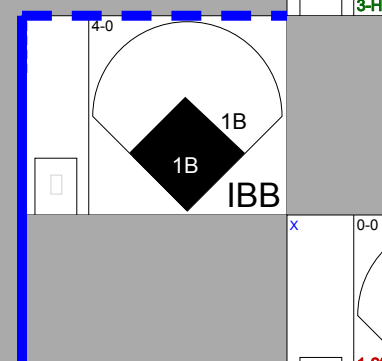
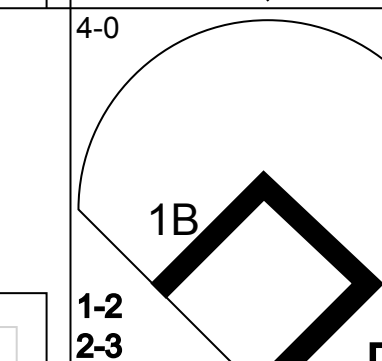
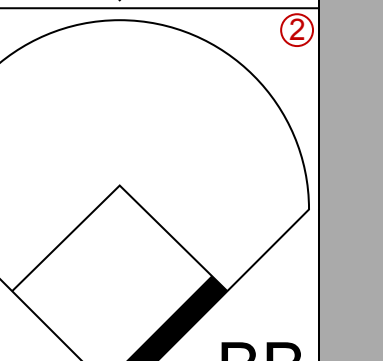
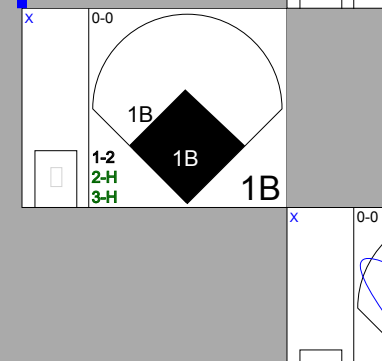
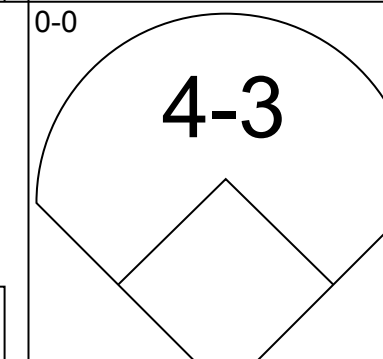
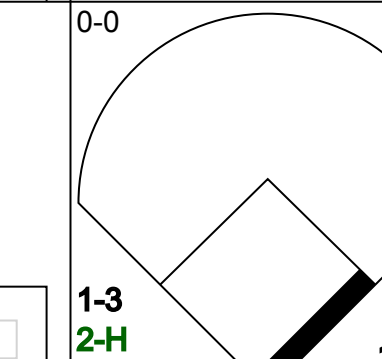
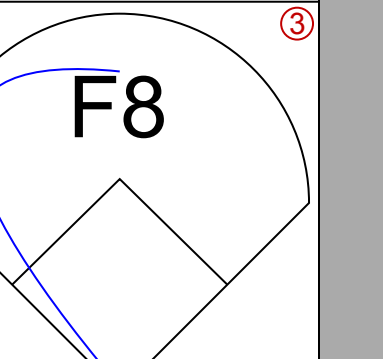
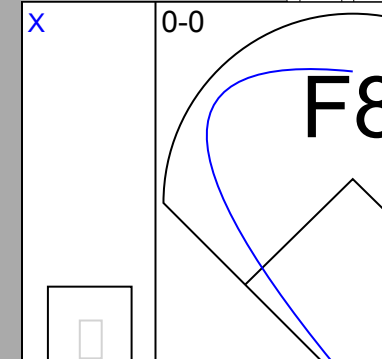
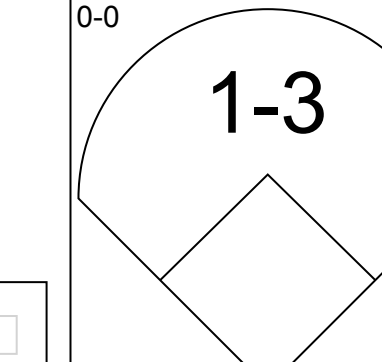

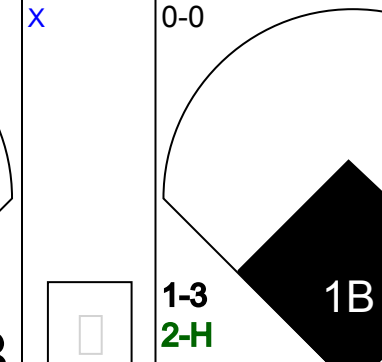



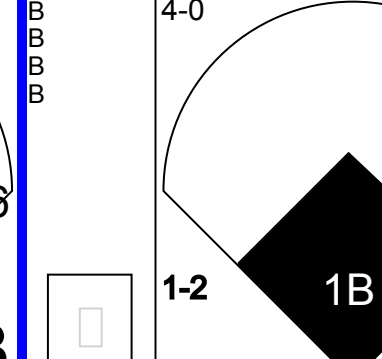
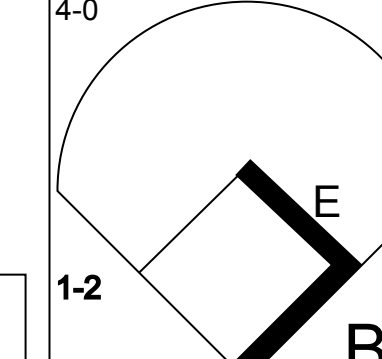
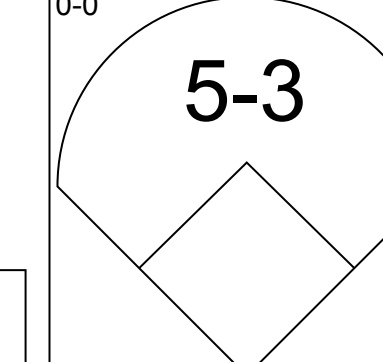


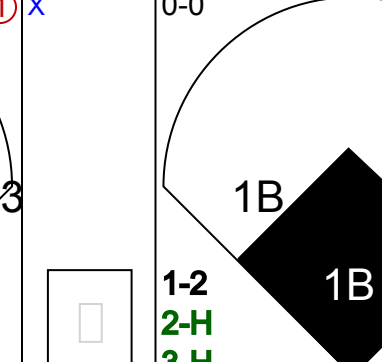
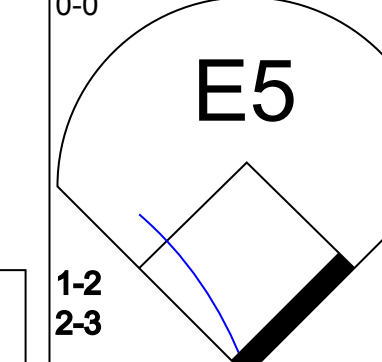


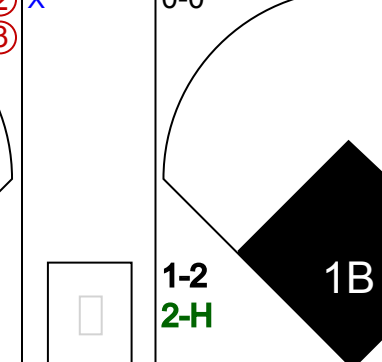
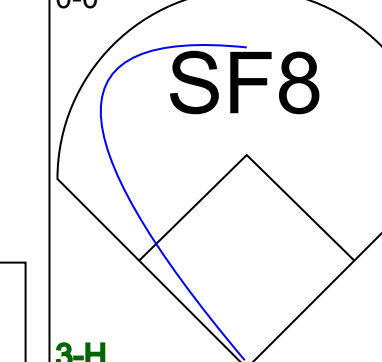


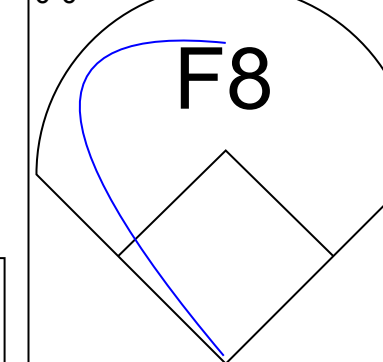

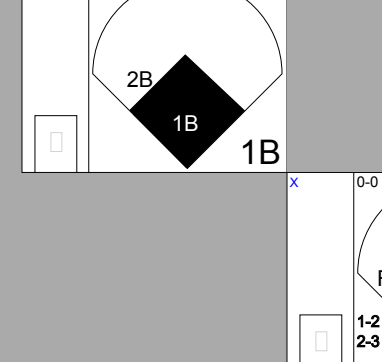
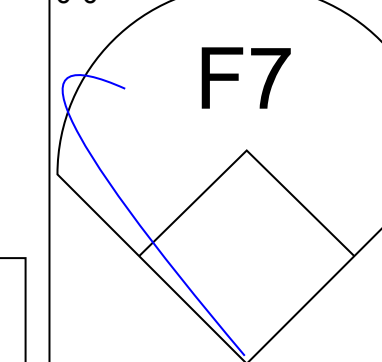

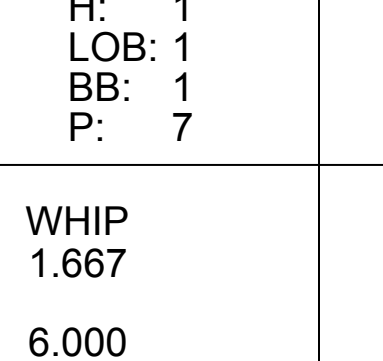
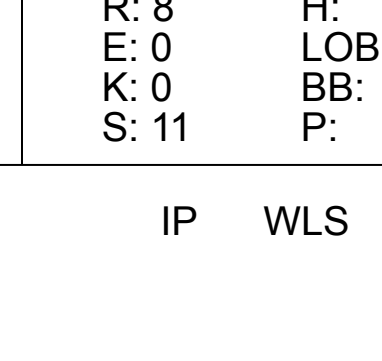
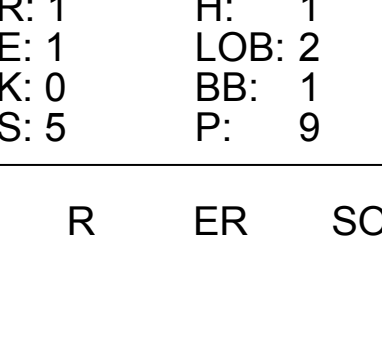






California Angels @ Chicago White Sox  
Comiskey Park, Chicago, IL  
Sat Sep 01 1973, 8:05 PM EDT  
Alt. 9,335 - Unknown - 86 F

AB 28  
R 7  
H 9  
RBI 6  
BB 5  
SO 4  
LOB 7






Batter	1	2	3	4	5	6	7	8	9	AB	R	H	RBI	BB	SO	LOB	TOP					
Vada Pinson, L (1, 8) OBP: 0.279, SLG: 0.364										4	0	0	0	0	1	3	<b>California Angels @ Chicago White Sox</b> Comiskey Park, Chicago, IL Sun Sep 02 1973, 4:33 AM EDT Att: 13,894 - Unknown - 87 F					
Rudy Meoli, L (1, 6) OBP: 0.290, SLG: 0.292										4	1	2	0	0	0	0						
Frank Robinson, R (1, 10) OBP: 0.374, SLG: 0.490										4	1	1	0	0	2	2						
Bob Oliver, R (1, 5) OBP: 0.298, SLG: 0.393										4	0	2	1	0	0	0						
Mike Epstein, L (1, 3) OBP: 0.311, SLG: 0.318										3	1	0	0	1	0	2						
Tom McCraw, L (1, 7) OBP: 0.333, SLG: 0.311										4	0	2	1	0	0	0						
Leroy Stanton, R (1, 9) OBP: 0.302, SLG: 0.387										2	0	0	0	1	0	1						
Rick Stelmazek, L (1, 2) OBP: 0.250, SLG: 0.179										2	0	0	0	0	1	1						
Winston Llenas, R (7, PH) OBP: 0.314, SLG: 0.312										1	0	0	0	0	0	2						
Jeff Torborg, R (7, 2) OBP: 0.281, SLG: 0.267										0	0	0	0	0	0	0						
Sandy Alomar Sr., S (1, 4) OBP: 0.276, SLG: 0.241										1	0	1	0	2	0	0						
<b>Inning Stats</b>	R: 0 E: 0 K: 2 S: 7	H: 1 LOB: 1 BB: 0 P: 7	R: 0 E: 0 K: 0 S: 3	H: 0 LOB: 0 BB: 0 P: 3	R: 0 E: 0 K: 1 S: 6	H: 1 LOB: 1 BB: 0 P: 6	R: 1 E: 0 K: 1 S: 6	H: 2 LOB: 0 BB: 0 P: 6	R: 0 E: 0 K: 0 S: 3	H: 1 LOB: 0 BB: 1 P: 3	R: 0 E: 0 K: 0 S: 2	H: 0 LOB: 0 BB: 1 P: 6	R: 1 E: 0 K: 0 S: 4	H: 1 LOB: 2 BB: 2 P: 12	R: 0 E: 0 K: 0 S: 2	H: 0 LOB: 0 BB: 1 P: 6	R: 1 E: 0 K: 0 S: 4	H: 2 LOB: 0 BB: 0 P: 4	1B: 7 2B: 3 3B: 0 HR: 0	SF: 0 SAC: 0 DP: 6 HBP: 0	WP: 0 PB: 1 SB: 0 CS: 1	PA: 33
<b>PITCHER</b>	IP	WLS	BF	H	R	ER	SO	BB	IBB	HBP	BLK	WP	HR	S	P	ERA	WHIP					
Stan Bahnsen, R (1, 1) ERA: 3.19	9.0	W	33	8	3	2	4	4	0	0	0	0	0	37	53	2.00	1.333					
Stan Bahnsen, R (8, 1) ERA: 3.19	9.0	W	33	8	3	2	4	4	0	0	0	0	0	37	53	2.00	1.333					

Batter	1	2	3	4	5	6	7	8	9	AB	R	H	RBI	BB	SO	LOB	BOTTOM				
Johnny Jeter, R (1, 8) OBP: 0.277, SLG: 0.422										5	2	4	3	0	0	1	<b>California Angels @ Chicago White Sox</b> Comiskey Park, Chicago, IL Sun Sep 02 1973, 4:33 AM EDT Att: 13,894 - Unknown - 87 F				
Luis Alvarado, R (1, 4) OBP: 0.297, SLG: 0.293										3	1	0	0	0	1	2					
Jorge Orta, L (7, PH) OBP: 0.305, SLG: 0.359										1	1	0	0	1	0	2					
Jerry Hairston, S (1, 7) OBP: 0.353, SLG: 0.342										3	1	1	2	2	0	2					
Stan Bahnsen, R (8, 1) ERA: 3.19										0	0	0	0	0	0	0					
Bill Melton, R (1, 5) OBP: 0.369, SLG: 0.449										5	0	1	2	0	0	3					
Carlos May, L (1, 10) OBP: 0.312, SLG: 0.382										4	1	2	1	0	0	2					
Bill Sharp, L (7, PR) OBP: 0.303, SLG: 0.357										1	2	1	0	0	0	0					
Brian Downing, R (1, 9) OBP: 0.285, SLG: 0.387										3	0	1	1	0	0	0					
Pat Kelly, L (7, 9) OBP: 0.365, SLG: 0.355										0	1	0	0	2	0	0					
Bucky Dent, R (1, 6) OBP: 0.354, SLG: 0.356										5	1	1	2	0	0	3					
Tony Muser, L (1, 3) OBP: 0.343, SLG: 0.366										4	2	2	2	0	0	2					
Chuck Brinkman, R (1, 2) OBP: 0.250, SLG: 0.263										5	1	2	0	0	0	4					
<b>Inning Stats</b>	R: 1 E: 0 K: 1 S: 6	H: 1 LOB: 0 BB: 0 P: 6	R: 0 E: 0 K: 0 S: 3	H: 0 LOB: 0 BB: 0 P: 3	R: 2 E: 1 K: 0 S: 6	H: 2 LOB: 2 BB: 1 P: 10	R: 0 E: 1 K: 0 S: 4	H: 0 LOB: 1 BB: 0 P: 4	R: 0 E: 0 K: 0 S: 3	H: 1 LOB: 1 BB: 1 P: 7	R: 1 E: 0 K: 0 S: 4	H: 2 LOB: 0 BB: 0 P: 4	R: 8 E: 0 K: 0 S: 11	H: 8 LOB: 2 BB: 2 P: 19	R: 1 E: 1 K: 0 S: 5	H: 1 LOB: 2 BB: 1 P: 9	1B: 12 2B: 2 3B: 0 HR: 1	SF: 1 SAC: 0 DP: 1 HBP: 0	WP: 0 PB: 0 SB: 0 CS: 1	PA: 45	
<b>PITCHER</b>	IP	WLS	BF	H	R	ER	SO	BB	IBB	HBP	BLK	WP	HR	S	P	ERA	WHIP				
Clyde Wright, L (1, 1) ERA: 3.53	6.0	L	28	8	6	4	1	2	0	0	0	0	0	3	7	6.00	1.667				
Dave Seils, R (7, 1) ERA: 3.24	0.1		4	2	1	1	0	0	1	0	0	0	0	3	7	27.00	6.000				
Steve Barber, L (7, 1) ERA: 3.75	0.0		1	0	0	0	0	1	0	0	0	0	0	4	∞	∞					
Dick Lange, R (7, 1) ERA: 4.89	0.0		3	3	3	3	0	0	0	0	0	0	0	3	3	∞	∞				
Rich Hand, R (7, 1) ERA: 4.99	1.2		9	2	3	2	0	1	0	0	0	0	0	8	12	10.80	1.800				







Batter	1	2	3	4	5	6	7	8	9	AB	R	H	RBI	BB	SO	LOB	TOP					
Davey Nelson, R OBP: 0.319, SLG: 0.368 (1, 4)	0-0 6-3		0-0 SH2-3		0-0 G6-4-3 1B			0-0 1-3		3	0	1	1	0	0	1	<p><b>Texas Rangers @ Chicago White Sox</b> Comiskey Park, Chicago, IL Mon Sep 03 1973, 4:38 AM EDT Att: 12,387 - Unknown - 88 F</p>					
Toby Harrah, R OBP: 0.336, SLG: 0.362 (1, 5) (8, 6)	0-0 6-3		0-0 4-3		0-0 G6-4-3 1-2f			4-0 BB BB		3	0	0	0	1	0	2						
Jeff Burroughs, R OBP: 0.347, SLG: 0.467 (1, 7) (8, 3)	0-3 K			0-0 1B 1B		0-0 G1-6-3 1B		0-3 K		4	1	2	0	0	2	2						
Alex Johnson, R OBP: 0.327, SLG: 0.398 (1, 10)		0-0 4-3		0-0 1B 1-2 1B		0-0 G1-6-3 1-2f		4-0 1-2 2-3 BB		3	0	1	0	1	0	1						
Jim Fregosi, R OBP: 0.323, SLG: 0.350 (1, 3) (8, 5)	0-3 K		0-0 G4-6-3 1-3 2-H 1B		0-0 4-3			0-0 F8		4	0	1	1	0	1	3						
Vic Harris, S OBP: 0.313, SLG: 0.351 (1, 8)	4-0 BB		0-3 K		0-0 4-3			0-0 G5-3 BB 1B		3	0	1	0	1	1	2						
Dick Billings, R OBP: 0.229, SLG: 0.218 (1, 2) (8, 7)	0-0 4-3		0-0 G4-6-3 1-2f		0-0 1-3			0-0 P3		4	0	0	0	0	0	4						
Elliott Maddox, R OBP: 0.354, SLG: 0.252 (1, 9)		4-0 SH2-3 BB		4-0 WP 1B BB		0-0 6-3		4-0 1-2 BB		1	1	0	0	3	0	0						
Jim Mason, L OBP: 0.278, SLG: 0.303 Ken Suarez, R OBP: 0.350, SLG: 0.319 (8, PH) (8, 2)	0-0 P4		0-0 6-3		0-0 6-3			0-0 BB 2B	0-0 G5-3 2-3f	2	0	0	0	0	0	2	<p>AB 29 R 2 H 7 RBI 2 BB 6 SO 4 LOB 19</p> 					
<b>Inning Stats</b>	R: 0 E: 0 K: 1 S: 5	H: 0 LOB: 0 BB: 0 P: 5	R: 0 E: 0 K: 1 S: 5	H: 0 LOB: 1 BB: 1 P: 9	R: 0 E: 0 K: 0 S: 3	H: 0 LOB: 1 BB: 1 P: 7	R: 1 E: 0 K: 1 S: 7	H: 3 LOB: 1 BB: 0 P: 7	R: 1 E: 0 K: 0 S: 3	H: 1 LOB: 0 BB: 1 P: 7	R: 0 E: 0 K: 0 S: 3	H: 0 LOB: 0 BB: 0 P: 3	R: 0 E: 0 K: 0 S: 3	H: 0 LOB: 0 BB: 0 P: 3	R: 0 E: 0 K: 1 S: 6	H: 1 LOB: 3 BB: 2 P: 14	R: 0 E: 0 K: 0 S: 3	H: 1 LOB: 1 BB: 1 P: 7	1B: 6 2B: 1 3B: 0 HR: 0	SF: 0 SAC: 1 DP: 4 HBP: 0	WP: 2 PB: 2 SB: 0 CS: 0	PA: 36
<b>PITCHER</b> Terry Forster, L ERA: 2.08 (1, 1)	IP: 9.0 WLS: W BF: 36 H: 7 R: 2 ER: 2 SO: 4 BB: 6 IBB: 0 HBP: 0 BLK: 0 WP: 1 HR: 0 S: 38 P: 62 ERA: 2.00 WHIP: 1.444															<b>PITCHER</b> IP: 9.0 WLS: W BF: 36 H: 7 R: 2 ER: 2 SO: 4 BB: 6 IBB: 0 HBP: 0 BLK: 0 WP: 1 HR: 0 S: 38 P: 62 ERA: 2.00 WHIP: 1.444						


Batter	1	2	3	4	5	6	7	8	9	AB	R	H	RBI	BB	SO	LOB	BOTTOM			
Johnny Jeter, R OBP: 0.271, SLG: 0.414 (1, 8)	0-3 K		0-0 F9		0-0 F8			0-0 2-3		4	0	0	0	0	1	1	<p><b>Texas Rangers @ Chicago White Sox</b> Comiskey Park, Chicago, IL Mon Sep 03 1973, 4:38 AM EDT Att: 12,387 - Unknown - 88 F</p>			
Luis Alvarado, R OBP: 0.237, SLG: 0.292 (1, 6)	0-0 F5		0-0 6-3		0-0 F8		0-0 2-H E 1B			4	1	1	1	0	0	0				
Jerry Hairston, S OBP: 0.345, SLG: 0.333 Bill Sharp, L OBP: 0.293, SLG: 0.344 (1, 7) (8, 7)	0-0 P4		0-0 5-3		0-0 K		0-0 2-H E5			4	0	0	0	0	1	0				
Bill Melton, R OBP: 0.369, SLG: 0.456 (1, 5)		0-0 BB 2B 1B		0-0 P4		0-0 2B		0-0 6-3		4	1	2	0	0	0	1				
Carlos May, L OBP: 0.321, SLG: 0.396 (1, 10)		4-0 2B SF9 BB		0-0 1-4-3 1B		4-0 FC4-6 IBB		0-0 F9		2	1	1	0	2	0	0				
Brian Downing, R OBP: 0.283, SLG: 0.400 (1, 9)		0-0 FC6-5 1-3 2-H 2B		0-0 1-4-3		0-0 FC4-6 1-2f		0-3 K		4	0	1	1	0	1	3				
Eddie Leon, R OBP: 0.292, SLG: 0.294 (1, 4)		0-0 SF9		0-0 F9				0-0 F8 1B 2B	0-0 3B	3	1	2	1	0	0	1				
Tony Muser, L OBP: 0.339, SLG: 0.358 (1, 3)		0-0 3-H FC6-5 FC6-4		0-0 K		0-0 2-3 F8		0-0 4-3		4	0	0	0	0	1	3				
Chuck Brinkman, R OBP: 0.252, SLG: 0.265 (1, 2)		0-0 FC6-4		0-0 F8		0-0 3-H 1B 1B				3	1	1	1	0	0	1				
<b>Inning Stats</b>	R: 0 E: 0 K: 1 S: 5	H: 0 LOB: 0 BB: 0 P: 5	R: 2 E: 0 K: 0 S: 5	H: 2 LOB: 1 BB: 1 P: 9	R: 0 E: 0 K: 0 S: 3	H: 0 LOB: 0 BB: 0 P: 3	R: 0 E: 0 K: 0 S: 4	H: 1 LOB: 1 BB: 0 P: 4	R: 0 E: 0 K: 1 S: 5	H: 0 LOB: 0 BB: 0 P: 5	R: 0 E: 0 K: 1 S: 6	H: 1 LOB: 2 BB: 1 P: 10	R: 3 E: 1 K: 0 S: 7	H: 3 LOB: 1 BB: 0 P: 7	R: 0 E: 0 K: 1 S: 6	H: 1 LOB: 1 BB: 0 P: 6	1B: 4 2B: 3 3B: 1 HR: 0	SF: 1 SAC: 0 DP: 0 HBP: 0	WP: 0 PB: 0 SB: 0 CS: 0	PA: 35
<b>PITCHER</b> Jim Merritt, L ERA: 4.24 (1, 1)	IP: 8.0 WLS: L BF: 35 H: 8 R: 5 ER: 4 SO: 4 BB: 1 IBB: 1 HBP: 0 BLK: 0 WP: 0 HR: 0 S: 41 P: 49 ERA: 4.50 WHIP: 1.125															<b>PITCHER</b> IP: 8.0 WLS: L BF: 35 H: 8 R: 5 ER: 4 SO: 4 BB: 1 IBB: 1 HBP: 0 BLK: 0 WP: 0 HR: 0 S: 41 P: 49 ERA: 4.50 WHIP: 1.125				



Batter	1	2	3	4	5	6	7	8	9	AB	R	H	RBI	BB	SO	LOB	TOP			
Davey Nelson, R OBP: 0.320, SLG: 0.369 (1, 4)	0-3 K		0-0 FC5-4 1B			0-0 5-3		0-0 S 1B		4	0	2	0	0	1	0				
Toby Harrah, R OBP: 0.333, SLG: 0.359 (1, 6)	0-3 K		0-0 FC5-4 1-2			0-0 F7		0-0 6-3		4	0	0	0	0	1	4				
Jeff Burroughs, R OBP: 0.345, SLG: 0.462 (1, 3)	0-0 F7			0-0 6-3				0-3 K	0-0 P4	4	0	0	0	0	1	0				
Alex Johnson, R OBP: 0.325, SLG: 0.395 (1, 10)		0-0 F8		0-0 F8				0-0 5-3	0-3 K	4	0	0	0	0	1	0				
Jim Fregosi, R OBP: 0.322, SLG: 0.349 (1, 5)		0-0 F9		0-0 6-3				0-0 1B	0-0 F8	4	0	1	0	0	0	0				
Dick Billings, R OBP: 0.226, SLG: 0.216 (1, 7)		0-3 K			0-0 F8			0-0 F8		3	0	0	0	0	1	1				
Vic Harris, S OBP: 0.311, SLG: 0.349 (1, 8)			0-0 F8		0-0 P4			0-0 5-3		3	0	0	0	0	0	0				
Elliott Maddox, R OBP: 0.354, SLG: 0.253 (1, 9)			0-0 6-3		0-0 F9			0-0 1B 1B		3	0	1	0	0	0	0				
Ken Suarez, R OBP: 0.350, SLG: 0.320 (1, 2)			0-0 1B 1B		0-0 F8			0-0 F8		3	0	1	0	0	0	1				
<b>Inning Stats</b>	R: 0 E: 0 K: 2 S: 7	H: 0 LOB: 0 BB: 7	R: 0 E: 0 K: 1 S: 5	H: 0 LOB: 0 BB: 5	R: 0 E: 0 K: 0 S: 5	H: 2 LOB: 2 BB: 0	R: 0 E: 0 K: 0 S: 3	H: 0 LOB: 0 BB: 0	R: 0 E: 0 K: 0 S: 3	H: 0 LOB: 0 BB: 0	R: 0 E: 0 K: 1 S: 6	H: 1 LOB: 1 BB: 6	R: 0 E: 0 K: 0 S: 5	H: 2 LOB: 2 BB: 5	R: 0 E: 0 K: 1 S: 5	H: 0 LOB: 0 BB: 5	1B: 5 2B: 0 3B: 0 HR: 0	SF: 0 SAC: 0 DP: 0 HBP: 0	WP: 0 PB: 0 SB: 1 CS: 0	PA: 32
<b>PITCHER</b> Jim Kaat, L ERA: 4.2 (1, 1)	IP: 9.0 WLS: W BF: 32 H: 5 R: 0 ER: 0 SO: 5 BB: 0 IBB: 0 HBP: 0 BLK: 0 WP: 0 HR: 0 S: 42 P: 42 ERA: 0.00 WHIP: 0.556															<b>PITCHER</b>				

**Texas Rangers @ Chicago White Sox**  
Comiskey Park, Chicago, IL  
Tue Sep 04 1973, 8:05 PM EDT  
Att. 5,502 - Unknown - 75 F


AB 32  
R 0  
H 5  
RBI 0  
BB 0  
SO 5  
LOB 6



Batter	1	2	3	4	5	6	7	8	9	AB	R	H	RBI	BB	SO	LOB	BOTTOM			
Pat Kelly, L OBP: 0.365, SLG: 0.352 (1, 9)	0-0 6-3	4-0 2B BB	0-3 K		0-3 K	0-0 E9 1B 1B		0-0 6-3		5	2	1	2	1	2	3				
Tony Muser, L OBP: 0.345, SLG: 0.363 (1, 3)	4-0 BB WP BB	0-0 1-H 2B		4-0 1B BB	0-0 P5	0-0 2-H 3-H 1B		0-0 G3		4	2	2	3	2	0	0				
Jerry Hairston, S OBP: 0.347, SLG: 0.331 (1, 7)	4-0 1-2 WP BB	0-0 F8		0-0 4-3		0-0 HR 1B				4	2	1	0	1	0	3				
Bill Melton, R OBP: 0.370, SLG: 0.455 Brian Downing, R OBP: 0.292, SLG: 0.400 (1, 5) (7, 5)	4-0 1-2 2-3 WP 3B BB		0-0 F8	0-0 2-H 1B 1B	0-0 P4	4-0 G6-3 HBP 3B BB				3	2	1	1	1	0	1				
Carlos May, L OBP: 0.324, SLG: 0.403 Johnny Jeter, R OBP: 0.271, SLG: 0.414 (1, 10) (7, PR)	0-0 G3		0-0 1B	0-3 K	0-0 1-H HR	1-0 G6-3 HBP				4	1	2	2	0	1	2				
Jorge Orta, L OBP: 0.315, SLG: 0.376 (1, 4)	0-0 3-H 3B		4-0 BB BB 1B	0-0 1B	4-0 2B E BB	0-0 1-2 2-3 1B		0-0 G6-3		3	2	2	1	2	0	2				
Bill Sharp, L OBP: 0.309, SLG: 0.378 (1, 8)	0-3 K		4-0 1B BB BB 1B	0-0 1-2 2-H 1B	0-0 E 2B	0-0 1-3 E 2B		0-0 3-H 3B		4	1	3	2	1	1	1				
Ed Herrmann, L OBP: 0.289, SLG: 0.356 (1, 2)		0-3 K	4-0 1B BB BB 1B	0-0 3-1	1-0 E 1B HBP	0-3 K				3	1	0	0	1	2	4				
Bucky Dent, R OBP: 0.328, SLG: 0.327 (1, 6)		0-3 K	0-0 1-2 2-3 3-H 1B		0-3 K	0-0 F2		0-0 6-3		5	0	1	1	0	2	3				
<b>Inning Stats</b>	R: 3 E: 0 K: 1 S: 6	H: 1 LOB: 1 BB: 3 P: 18	R: 1 E: 0 K: 2 S: 8	H: 1 LOB: 1 BB: 1 P: 12	R: 1 E: 0 K: 1 S: 6	H: 2 LOB: 3 BB: 3 P: 18	R: 2 E: 0 K: 1 S: 8	H: 3 LOB: 2 BB: 1 P: 12	R: 0 E: 0 K: 2 S: 7	H: 0 LOB: 0 BB: 0 P: 7	R: 6 E: 1 K: 0 S: 8	H: 5 LOB: 1 BB: 1 P: 13	R: 1 E: 0 K: 1 S: 5	H: 1 LOB: 2 BB: 1 P: 10	R: 0 E: 0 K: 0 S: 3	H: 0 LOB: 0 BB: 0 P: 3	1B: 8 2B: 2 3B: 2 HR: 1	SF: 0 SAC: 0 DP: 1 HBP: 2	WP: 2 PB: 0 SB: 0 CS: 0	PA: 47
<b>PITCHER</b> Jim Bibby, R ERA: 3.98 Jackie Brown, R ERA: 3.99 Don Durham, R ERA: 8.56 Lloyd Allen, R ERA: 9.0 Bill Cogenolewski, R ERA: 4.28 (1, 1) (3, 1) (4, 1) (6, 1) (8, 1)	IP: 2.2 WLS: L BF: 16 H: 3 R: 5 ER: 5 SO: 3 BB: 6 IBB: 0 HBP: 0 BLK: 0 WP: 0 HR: 0 S: 16 P: 40 ERA: 16.88 WHIP: 3.375															<b>PITCHER</b>				

**Texas Rangers @ Chicago White Sox**  
Comiskey Park, Chicago, IL  
Tue Sep 04 1973, 8:05 PM EDT  
Att. 5,502 - Unknown - 75 F

AB 35  
R 14  
H 13  
RBI 12  
BB 10  
SO 8  
LOB 19















Batter	1	2	3	4	5	6	7	8	9	AB	R	H	RBI	BB	SO	LOB	TOP									
Pat Kelly, L OBP: 0.366, SLG: 0.358 (1, 9)	F7		K			G6-4-3 BB	SF8		K	3	1	0	1	1	2	2	<b>Chicago White Sox @ Minnesota Twins</b> Metropolitan Stadium, Bloomington, MI Sat Sep 08 1973, 4:33 AM EDT Att: 8,902 - Unknown - 61 F									
Tony Muser, L OBP: 0.345, SLG: 0.365 (1, 3)	G3			F8		G6-4-3 1B	F7			4	0	1	0	0	0	2										
Jerry Hairston, S OBP: 0.360, SLG: 0.324 (1, 7)				F8					4-3	4	0	2	0	0	0	0										
Bill Melton, R OBP: 0.365, SLG: 0.446 (1, 5)	K			FC4-6 1B		G6-4-3			5-3	4	0	1	0	0	1	3										
Carlos May, L OBP: 0.326, SLG: 0.407 (1, 10)		4-3		FC4-6 1B		K			G3	4	0	0	0	0	1	2										
Jorge Orta, L OBP: 0.311, SLG: 0.370 (1, 4)		6-3				1B			K	4	0	1	0	0	1	0										
Bill Sharp, L OBP: 0.321, SLG: 0.392 (1, 8)		6-3				1-3-4 1B			F5	4	1	2	0	0	0	0										
Bucky Dent, R OBP: 0.371, SLG: 0.359 (1, 6)			P4		4-3-4				BB	4	0	2	0	0	0	2										
Chuck Brinkman, R OBP: 0.248, SLG: 0.260 Brian Downing, R OBP: 0.317, SLG: 0.417 (7, PH) (7, 2)			K		5-3				BB	2	0	0	0	0	1	1										
<b>Inning Stats</b>	R: 0 E: 0 K: 1 S: 6	H: 1 LOB: 1 BB: 0 P: 6	R: 0 E: 0 K: 0 S: 3	H: 0 LOB: 0 BB: 0 P: 3	R: 0 E: 0 K: 2 S: 7	H: 0 LOB: 0 BB: 0 P: 7	R: 0 E: 0 K: 0 S: 4	H: 1 LOB: 1 BB: 0 P: 4	R: 0 E: 0 K: 0 S: 4	H: 2 LOB: 1 BB: 0 P: 4	R: 1 E: 0 K: 1 S: 6	H: 2 LOB: 1 BB: 1 P: 10	R: 1 E: 0 K: 0 S: 6	H: 3 LOB: 2 BB: 0 P: 6	R: 0 E: 0 K: 0 S: 3	H: 0 LOB: 0 BB: 0 P: 3		R: 0 E: 0 K: 2 S: 8	H: 1 LOB: 2 BB: 1 P: 12	1B: 10 2B: 1 3B: 0 HR: 0	SF: 1 SAC: 0 DP: 2 HBP: 0	WP: 0 PB: 0 SB: 0 CS: 0	PA: 37			
<b>PITCHER</b>	IP	WLS	BF	H	R	ER	SO	BB	IBB	HBP	BLK	WP	HR	S	P	ERA	WHIP									
Dave Goltz, R ERA: 5.44 Bill Campbell, R ERA: 3.96	(1, 1)	7.0	W	29	9	2	2	4	1	0	0	0	0	0	36	40	2.57	1.429								
(8, 1)	2.0	S	8	1	0	0	2	1	0	0	0	0	0	11	15	0.00	1.000									

Batter	1	2	3	4	5	6	7	8	9	AB	R	H	RBI	BB	SO	LOB	BOTTOM									
Larry Hise, R OBP: 0.395, SLG: 0.421 (1, 7)	4-6-3 2B					K				4	1	3	3	0	1	1	<b>Chicago White Sox @ Minnesota Twins</b> Metropolitan Stadium, Bloomington, MI Sat Sep 08 1973, 4:33 AM EDT Att: 8,902 - Unknown - 61 F									
Jerry Terrell, R OBP: 0.314, SLG: 0.333 (1, 4)	4-6-3		4-3	5-3			6-3			4	0	0	0	0	0	2										
Eric Soderholm, R OBP: 0.449, SLG: 0.488 (1, 5)	E6 2B		G6-4-3 BB				CS 1B			2	1	1	0	2	0	1										
Joe Lis, R OBP: 0.321, SLG: 0.404 (1, 3)	K		G6-4-3			K			K	4	0	0	0	0	3	5										
Bobby Darwin, R OBP: 0.300, SLG: 0.383 (1, 9)				BB 2B		K			E6 BB	4	1	2	2	0	1	1										
George Mitterwald, R OBP: 0.329, SLG: 0.466 (1, 2)	6-3			2B 1B		5-3			K	3	1	0	0	1	1	3										
Craig Kusick, R (1, 10)		F8		K					F5	4	0	0	0	0	1	3										
Steve Brye, R OBP: 0.325, SLG: 0.364 (1, 8)				K		K			BB	3	1	1	0	1	2	3										
Danny Thompson, R OBP: 0.271, SLG: 0.297 (1, 6)		4-3				K			F7	4	1	1	1	0	1	4										
<b>Inning Stats</b>	R: 2 E: 1 K: 1 S: 8	H: 2 LOB: 1 BB: 0 P: 8	R: 1 E: 0 K: 0 S: 4	H: 2 LOB: 1 BB: 0 P: 4	R: 0 E: 0 K: 0 S: 2	H: 0 LOB: 0 BB: 1 P: 6	R: 3 E: 0 K: 2 S: 10	H: 3 LOB: 1 BB: 1 P: 14	R: 0 E: 0 K: 2 S: 7	H: 0 LOB: 1 BB: 1 P: 11	R: 0 E: 1 K: 3 S: 10	H: 0 LOB: 1 BB: 0 P: 10	R: 0 E: 0 K: 1 S: 5	H: 1 LOB: 0 BB: 0 P: 5	R: 0 E: 1 K: 1 S: 6	H: 0 LOB: 2 BB: 1 P: 10		1B: 5 2B: 3 3B: 0 HR: 0	SF: 0 SAC: 0 DP: 1 HBP: 0	WP: 0 PB: 0 SB: 0 CS: 1	PA: 36					
<b>PITCHER</b>	IP	WLS	BF	H	R	ER	SO	BB	IBB	HBP	BLK	WP	HR	S	P	ERA	WHIP									
Terry Forster, L ERA: 2.28 Jim McGlothlin, R ERA: 6.07	(1, 1)	3.2	L	19	7	6	4	3	2	0	0	0	0	0	23	31	9.82	2.455								
(4, 1)	4.1		17	1	0	0	7	2	0	0	0	0	0	29	37	0.00	0.692									



Batter	1	2	3	4	5	6	7	8	9	AB	R	H	RBI	BB	SO	LOB	TOP					
Pat Kelly, L OBP: 0.364, SLG: 0.356 (1, 9)										5	2	1	0	0	2	3	<b>Chicago White Sox @ Minnesota Twins</b> Metropolitan Stadium, Bloomington, MI Sun Sep 09 1973, 4:33 AM EDT Att: 10,422 - Cloudy - 64 F					
Tony Muser, L OBP: 0.352, SLG: 0.379 (1, 3)										5	2	4	4	0	0	0						
Jerry Hairston, S OBP: 0.361, SLG: 0.333 (1, 7)										5	0	2	2	0	1	2						
Bill Melton, R OBP: 0.365, SLG: 0.445 Ed Herrmann, L OBP: 0.297, SLG: 0.352 Brian Downing, R OBP: 0.310, SLG: 0.405 (1, 5)										3	0	1	0	0	0	1						
Carlos May, L OBP: 0.327, SLG: 0.409 (1, 10)										5	1	2	0	0	1	2						
Jorge Orta, L OBP: 0.318, SLG: 0.380 (1, 4)										4	2	3	0	1	0	1						
Bill Sharp, L OBP: 0.314, SLG: 0.382 (1, 8)										4	0	0	0	0	1	5						
Bucky Dent, R OBP: 0.365, SLG: 0.348 (1, 6)										2	1	0	1	1	2	2						
Chuck Brinkman, R OBP: 0.250, SLG: 0.262 (1, 2)										3	2	1	0	0	0	0						
<b>Inning Stats</b>	R: 0 E: 0 K: 2 S: 7	H: 1 LOB: 0 BB: 0 P: 7	R: 0 E: 0 K: 3 S: 11	H: 2 LOB: 2 BB: 0 P: 11	R: 0 E: 0 K: 0 S: 3	H: 0 LOB: 0 BB: 0 P: 3	R: 0 E: 0 K: 0 S: 3	H: 0 LOB: 0 BB: 0 P: 3	R: 4 E: 0 K: 0 S: 8	H: 5 LOB: 1 BB: 0 P: 8	R: 2 E: 1 K: 1 S: 7	H: 2 LOB: 0 BB: 0 P: 7	R: 1 E: 0 K: 1 S: 7	H: 2 LOB: 1 BB: 0 P: 7	R: 3 E: 1 K: 0 S: 5	H: 1 LOB: 2 BB: 2 P: 13	R: 0 E: 0 K: 0 S: 4	H: 1 LOB: 1 BB: 0 P: 4	1B: 10 2B: 2 3B: 2 HR: 0	SF: 2 SAC: 2 DP: 0 HBP: 0	WP: 1 PB: 0 SB: 0 CS: 1	PA: 43
<b>PITCHER</b>	IP WLS BF H R ER SO BB IBB HBP BLK WP HR S P ERA WHIP																					
Bert Blyleven, R ERA: 2.59 (1, 1)	6.1 L 30 12 7 5 7 0 0 0 0 0 0 0 44 44 7.11 1.895																					
Bill Hands, R ERA: 3.85 (7, 1)	1.0 5 0 2 0 0 2 0 0 0 1 0 3 11 0.00 2.000																					
Bill Campbell, R ERA: 3.68 (8, 1)	1.2 8 2 1 0 0 0 0 0 0 0 0 8 8 0.00 1.200																					

Batter	1	2	3	4	5	6	7	8	9	AB	R	H	RBI	BB	SO	LOB	BOTTOM					
Larry Hise, R OBP: 0.354, SLG: 0.419 (1, 7)										5	0	1	1	0	2	2	<b>Chicago White Sox @ Minnesota Twins</b> Metropolitan Stadium, Bloomington, MI Sun Sep 09 1973, 4:33 AM EDT Att: 10,422 - Cloudy - 64 F					
Jerry Terrell, R OBP: 0.313, SLG: 0.332 (1, 4)										4	1	1	0	0	1	1						
Tony Oliva, L OBP: 0.343, SLG: 0.406 (9, PH)										1	0	0	0	0	1	1						
Eric Soderholm, R OBP: 0.444, SLG: 0.500 (1, 5)										5	2	2	0	0	1	1						
Harmon Killebrew, R OBP: 0.361, SLG: 0.341 (1, 10)										4	0	2	1	0	0	2						
Bobby Darwin, R OBP: 0.298, SLG: 0.380 (1, 9)										4	1	0	1	0	0	3						
Joe Lys, R OBP: 0.321, SLG: 0.407 Jim Holt, L OBP: 0.336, SLG: 0.444 (1, 3)										3	1	1	0	0	0	1						
Steve Brye, R OBP: 0.326, SLG: 0.374 Rich Reese, L OBP: 0.206, SLG: 0.239 (1, 8)										3	1	1	0	0	0	1						
Danny Thompson, R OBP: 0.268, SLG: 0.294 Rod Carew, L OBP: 0.409, SLG: 0.468 (1, 6)										3	0	0	0	0	0	2						
Phil Roof, R OBP: 0.279, SLG: 0.276 Steve Braun, L OBP: 0.408, SLG: 0.438 (1, 2)										3	1	2	2	0	0	0						
<b>Inning Stats</b>	R: 1 E: 0 K: 1 S: 7	H: 2 LOB: 1 BB: 0 P: 7	R: 2 E: 0 K: 0 S: 6	H: 3 LOB: 1 BB: 0 P: 6	R: 0 E: 0 K: 0 S: 3	H: 1 LOB: 0 BB: 0 P: 3	R: 1 E: 0 K: 1 S: 7	H: 2 LOB: 1 BB: 0 P: 7	R: 0 E: 0 K: 0 S: 3	H: 0 LOB: 0 BB: 0 P: 3	R: 0 E: 0 K: 0 S: 3	H: 0 LOB: 0 BB: 0 P: 3	R: 0 E: 0 K: 0 S: 3	H: 0 LOB: 0 BB: 0 P: 3	R: 3 E: 1 K: 0 S: 7	H: 3 LOB: 1 BB: 0 P: 7	R: 0 E: 0 K: 1 S: 6	H: 1 LOB: 1 BB: 0 P: 6	1B: 7 2B: 3 3B: 2 HR: 0	SF: 0 SAC: 0 DP: 2 HBP: 0	WP: 0 PB: 0 SB: 0 CS: 0	PA: 39
<b>PITCHER</b>	IP WLS BF H R ER SO BB IBB HBP BLK WP HR S P ERA WHIP																					
Jim Kaat, L ERA: 4.27 Cy Acosta, R ERA: 2.24 (1, 1)	7.0 W 30 10 6 5 2 0 0 0 0 0 0 0 34 34 6.43 1.429																					
(8, 1)	2.0 S 9 2 1 0 1 0 0 0 0 0 0 0 11 11 0.00 1.000																					



Batter	1	2	3	4	5	6	7	8	9	AB	R	H	RBI	BB	SO	LOB	TOP
Pat Kelly, L OBP: 0.362, SLG: 0.353 (1,9)	4-3		F8			F7			3-1	4	0	0	0	0	0	0	
Tony Muser, L OBP: 0.352, SLG: 0.388 Johnny Jeter, R OBP: 0.270, SLG: 0.412 (6,7)	HR		4-3			G3			1-3	3	1	1	1	0	0	0	
Jerry Hairston, S OBP: 0.370, SLG: 0.344 (6,3)	L6					G1-6-3 1B			1B	4	0	3	0	0	0	0	
Carlos May, L OBP: 0.325, SLG: 0.405 (1,10)	E6					G1-6-3 1-2			FC4-6 FC5 G3	4	0	0	0	0	0	3	
Jorge Orta, L OBP: 0.315, SLG: 0.377 (1,4)	K					3-1			G3	3	0	0	0	0	1	2	
Brian Downing, R OBP: 0.289, SLG: 0.375 (1,5)						6-3			FC5	3	0	0	0	0	0	1	
Bill Sharp, L OBP: 0.308, SLG: 0.374 (1,8)						4-3			F7	3	0	0	0	0	0	0	
Ed Herrmann, L OBP: 0.285, SLG: 0.349 (1,2)						K			F8	3	0	0	0	0	1	0	
Bucky Dent, R OBP: 0.351, SLG: 0.333 (1,6)						5-3			6-3	3	0	0	0	0	1	0	
<b>Inning Stats</b>	R: 1 E: 1 K: 1 S: 7	H: 1 LOB: 1 BB: 0 P: 7	R: 0 E: 0 K: 0 S: 3	H: 0 LOB: 2 BB: 0 P: 3	R: 0 E: 0 K: 0 S: 3	H: 1 LOB: 0 BB: 0 P: 3	R: 0 E: 0 K: 1 S: 5	H: 0 LOB: 0 BB: 0 P: 5	R: 0 E: 0 K: 0 S: 4	H: 1 LOB: 1 BB: 0 P: 4	R: 0 E: 0 K: 0 S: 3	H: 0 LOB: 0 BB: 0 P: 3	R: 0 E: 0 K: 0 S: 4	H: 1 LOB: 1 BB: 0 P: 4	1B: 3 2B: 0 3B: 0 HR: 1	SF: 0 SAC: 0 DP: 1 HBP: 0	WP: 0 PA: 31 SB: 0 CS: 0
<b>PITCHER</b> Dick Lange, R ERA: 3.83 (1,1)	IP: 9.0 WLS: W BF: 31 H: 4 R: 1 ER: 1 SO: 3 BB: 0 IBB: 0 HBP: 0 BLK: 0 WP: 0 HR: 1 S: 37 P: 37 ERA: 1.00 WHIP: 0.444																

Chicago White Sox @ California Angels  
 Anaheim Stadium, Anaheim, CA  
 Mon Sep 10 1973, 10:05 PM EDT  
 Att: 8,255 - Unknown - 66 F

AB	31
R	1
H	4
RBI	1
BB	0
SO	3
LOB	6



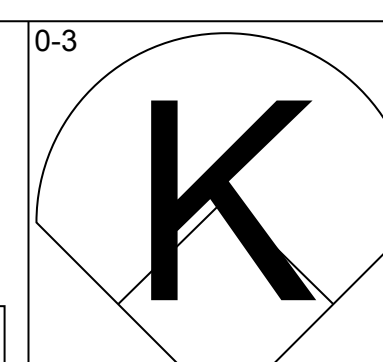
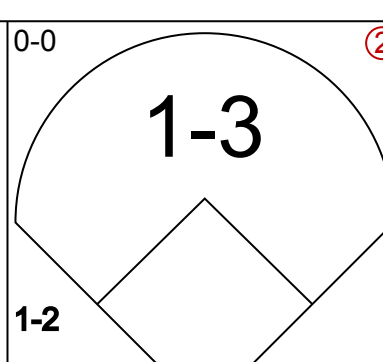
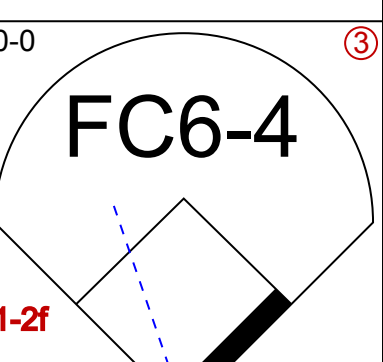
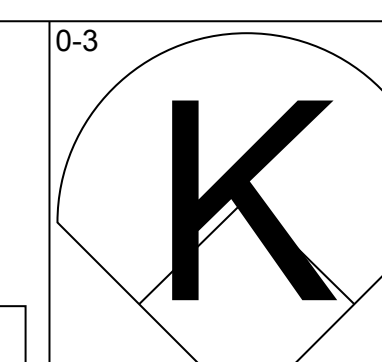
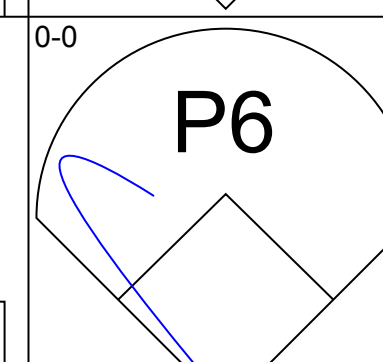
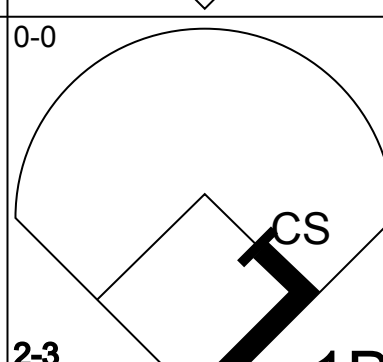
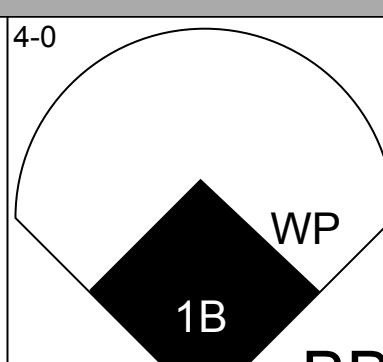
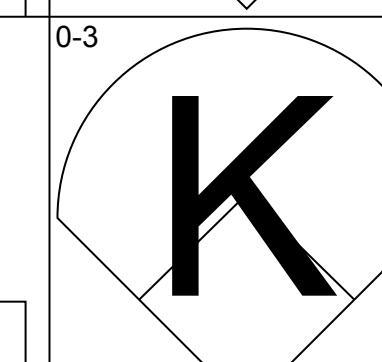
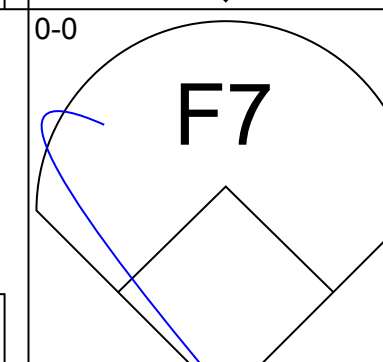
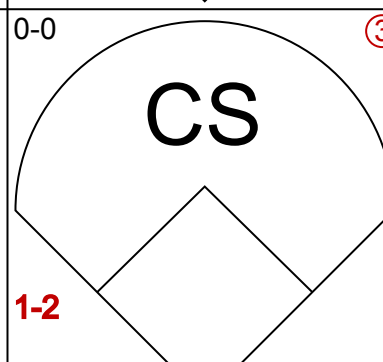
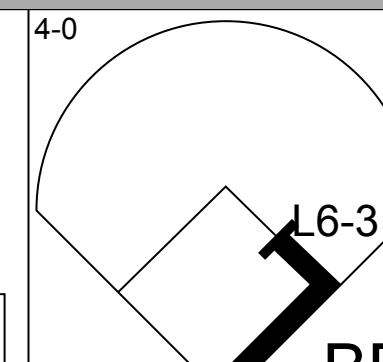
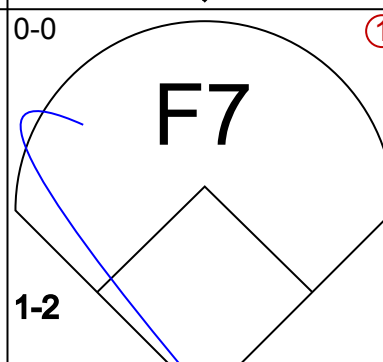
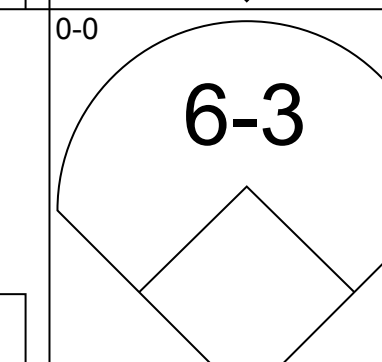
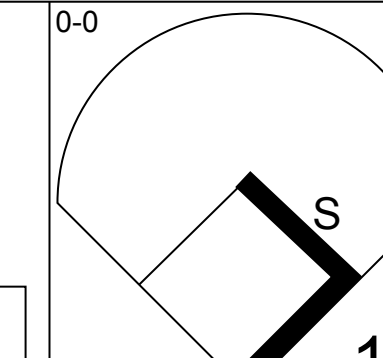
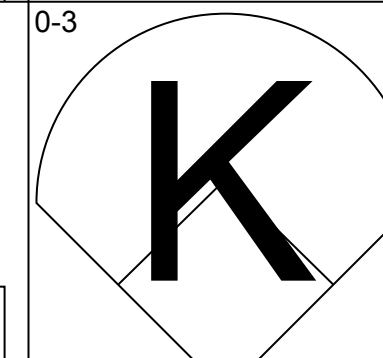
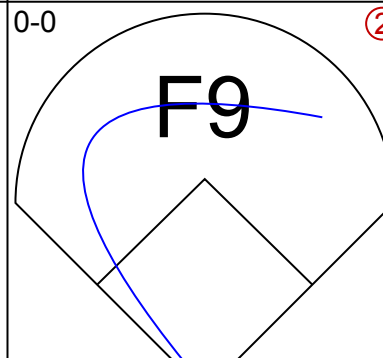
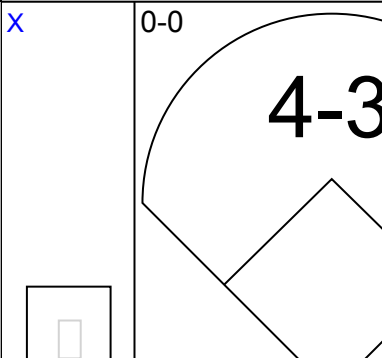

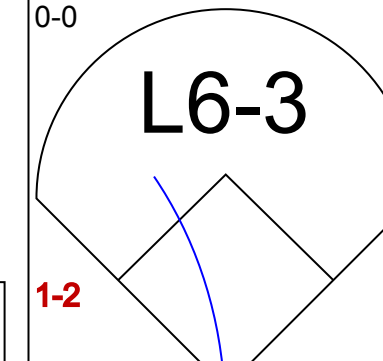
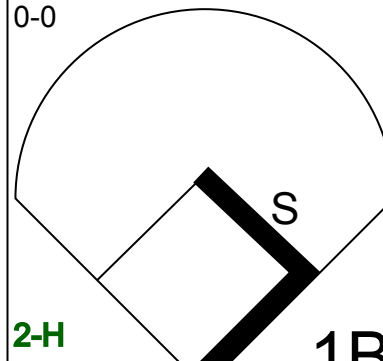
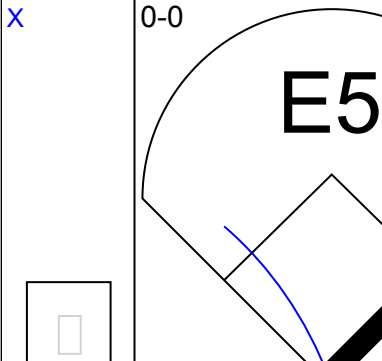

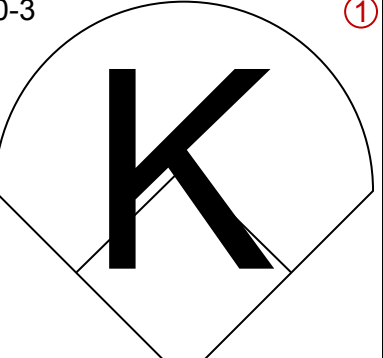
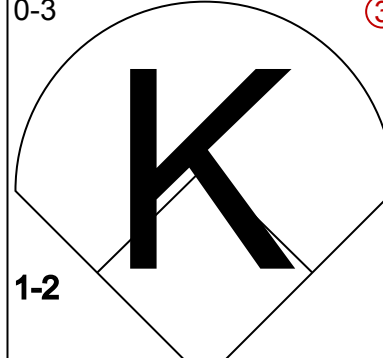
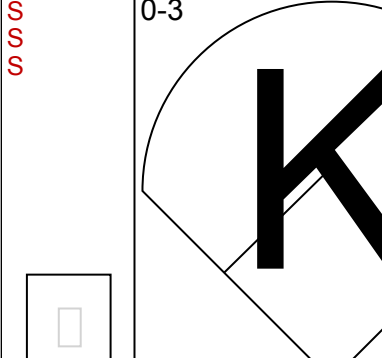

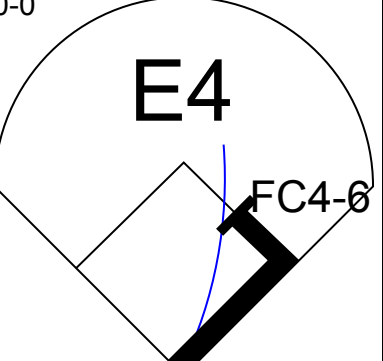
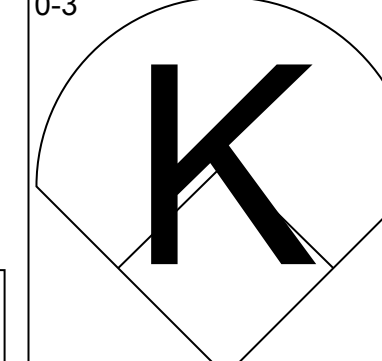
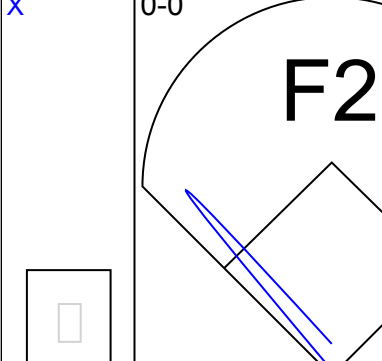
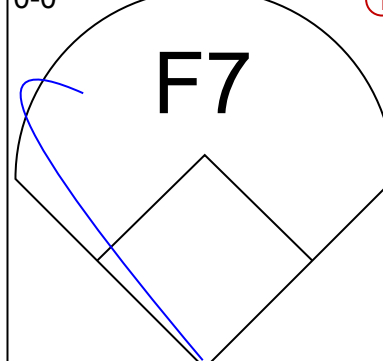
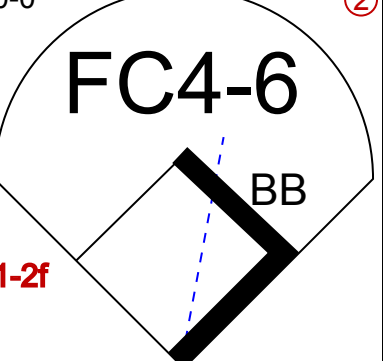
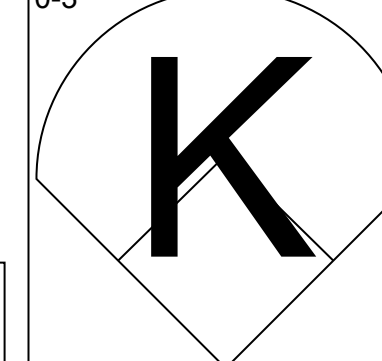
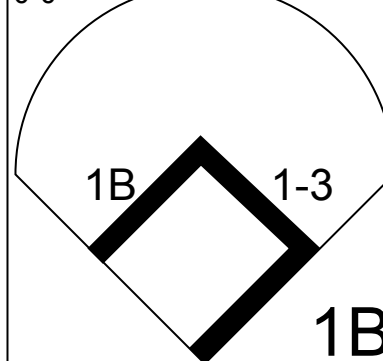

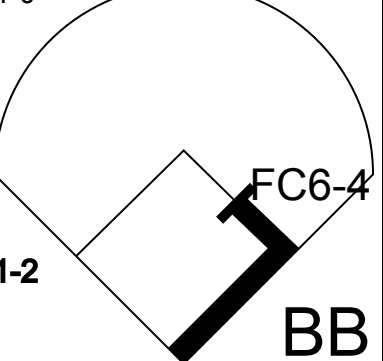
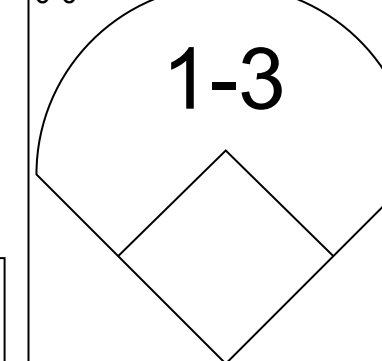
Batter	1	2	3	4	5	6	7	8	9	AB	R	H	RBI	BB	SO	LOB	BOTTOM		
Mickey Rivers, L OBP: 0.486, SLG: 0.548 (1,8)	G3 2B	FC6-5 1B		FC1-6 FC6			1-3	2B		5	1	2	2	0	0	3			
Vada Pinson, L OBP: 0.286, SLG: 0.374 (1,7)	P6			FC6			1-3	2B		5	0	2	1	0	0	3			
Riche Scheinblum, S OBP: 0.391, SLG: 0.370 Billy Parker, R OBP: 0.150, SLG: 0.083 (7, PR)	G3	K					1-3	K		4	0	1	0	0	1	3			
Bob Oliver, R OBP: 0.311, SLG: 0.424 (1,5)	5-3			G1-6-3 1B			P4	6-3		5	0	2	0	0	0	2			
Tom McCraw, L OBP: 0.341, SLG: 0.314 (1,3)		1B 2B BB		G1-6-3			S 1B 1B			3	1	2	1	1	0	1			
Leroy Stanton, R OBP: 0.300, SLG: 0.379 (1,9)		2B 1B		F8			1B	F7		4	1	2	0	0	0	3			
Charlie Sands, L OBP: 0.444, SLG: 0.706 (1,2)		1B 2B		FC1-6 1B			F8	E 3B 1B		4	2	3	2	0	0	0			
Rudy Meoli, L OBP: 0.292, SLG: 0.288 (1,6)		1-3		FC1-6 1B			6-3	E9 3B		4	1	1	0	0	0	2			
Sandy Alomar Sr., S OBP: 0.283, SLG: 0.250 (1,4)		FC6-5 1B		F7			F8	K		4	0	1	1	0	1	4			
<b>Inning Stats</b>	R: 0 E: 0 K: 0 S: 4	H: 1 LOB: 1 BB: 0 P: 4	R: 3 E: 0 K: 1 S: 9	H: 4 LOB: 2 BB: 1 P: 13	R: 0 E: 0 K: 0 S: 3	H: 1 LOB: 0 BB: 0 P: 3	R: 0 E: 0 K: 0 S: 5	H: 2 LOB: 2 BB: 0 P: 5	R: 0 E: 0 K: 0 S: 4	H: 2 LOB: 2 BB: 0 P: 4	R: 0 E: 0 K: 0 S: 3	H: 0 LOB: 0 BB: 0 P: 3	R: 1 E: 0 K: 2 S: 6	H: 3 LOB: 3 BB: 0 P: 6	R: 3 E: 1 K: 2 S: 11	H: 3 LOB: 1 BB: 0 P: 11	1B: 12 2B: 3 3B: 1 HR: 0	SF: 0 SAC: 0 DP: 1 HBP: 0	WP: 0 PA: 40 SB: 1 CS: 0
<b>PITCHER</b> Stan Bahnsen, R ERA: 3.14 Steve Stone, R ERA: 4.43 (7,1)	IP: 6.2 WLS: L BF: 32 H: 13 R: 4 ER: 4 SO: 1 BB: 1 IBB: 0 HBP: 0 BLK: 0 WP: 0 HR: 0 S: 33 P: 37 ERA: 5.40 WHIP: 2.100																		

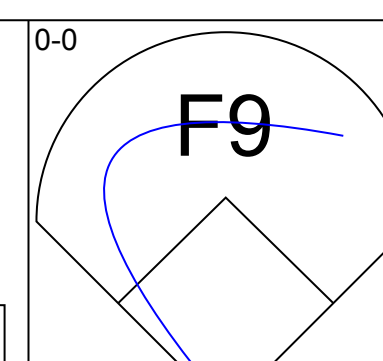
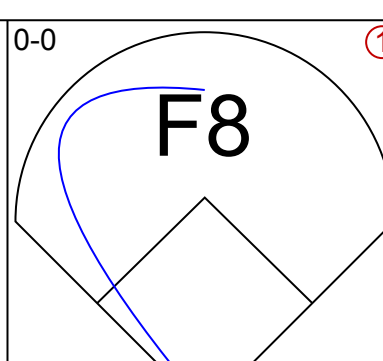
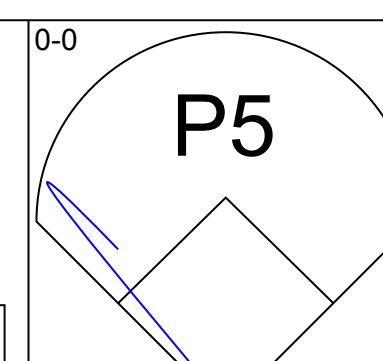
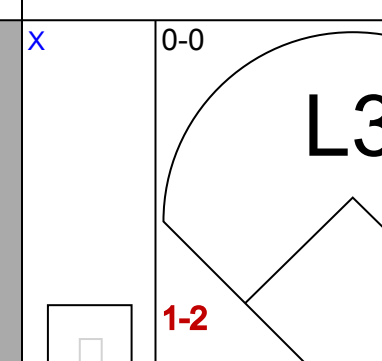
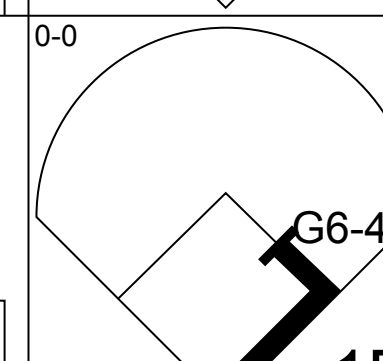
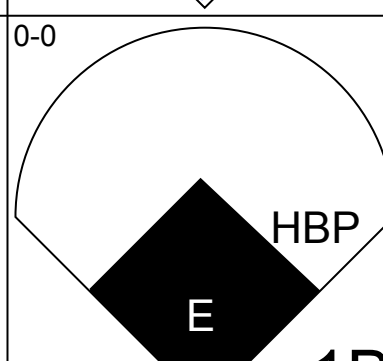
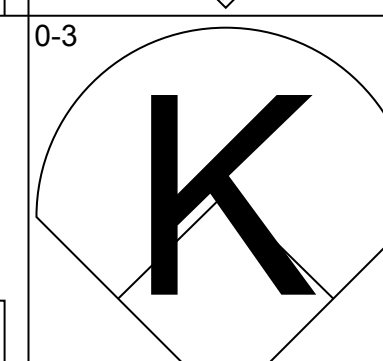
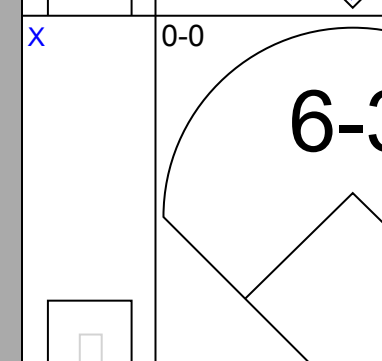
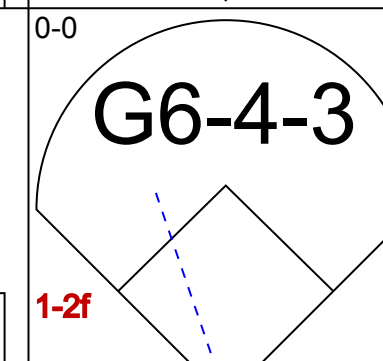
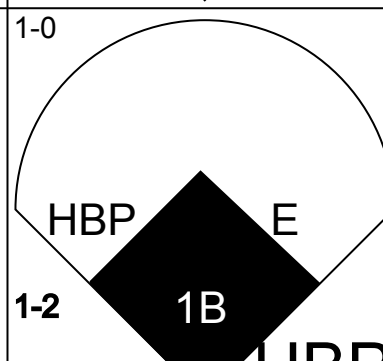

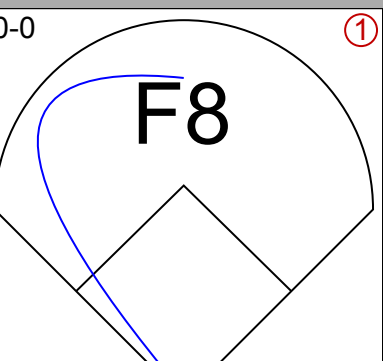
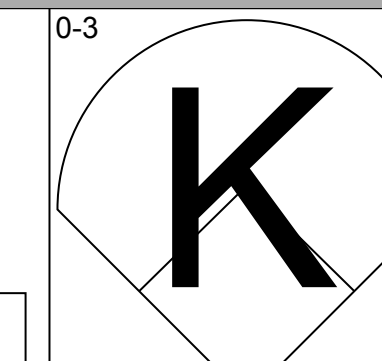
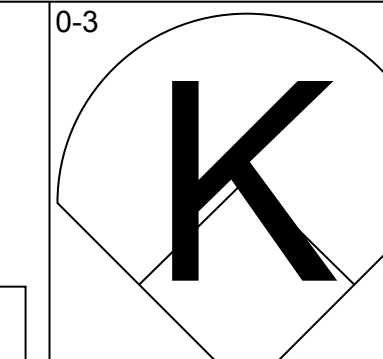
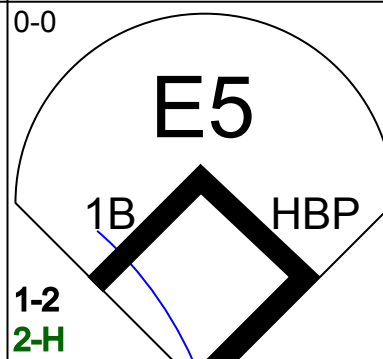
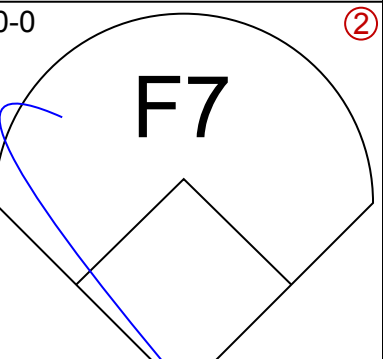
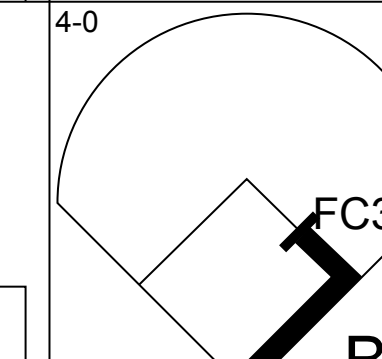

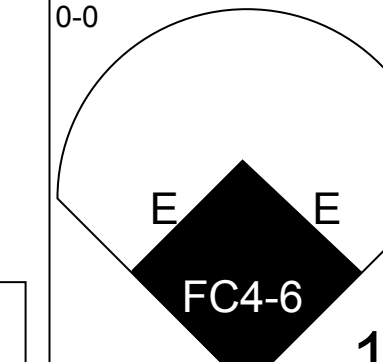
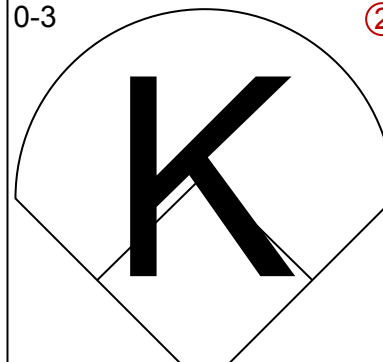
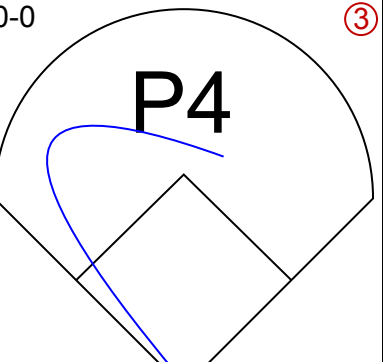
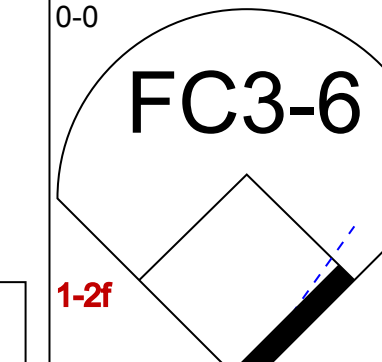

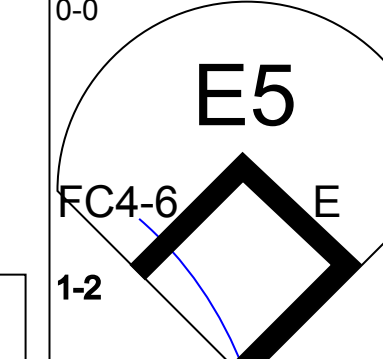
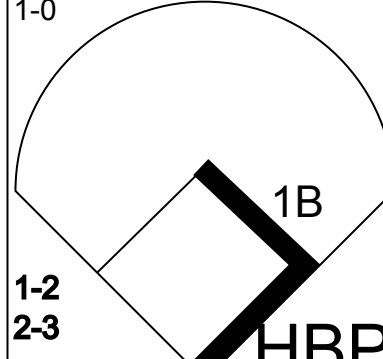

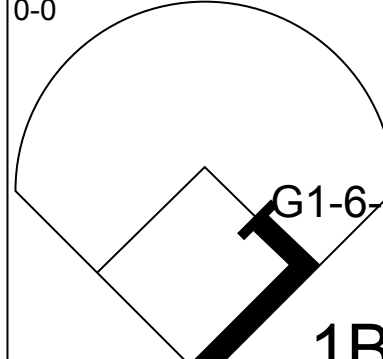
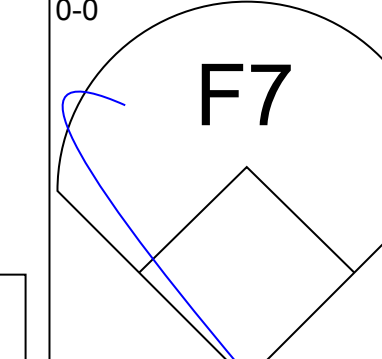
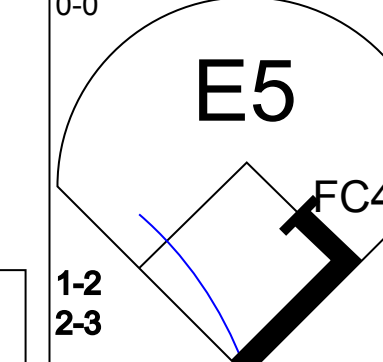
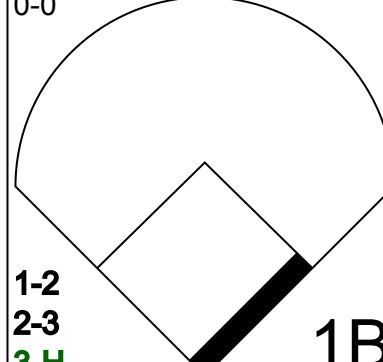

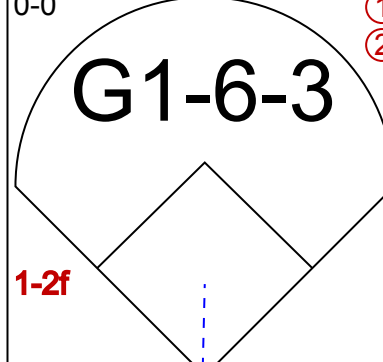

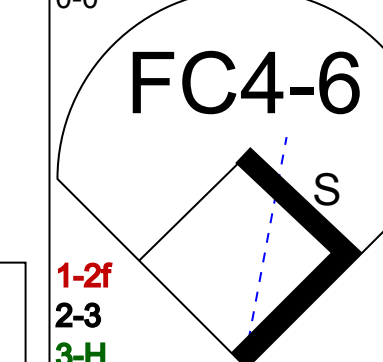
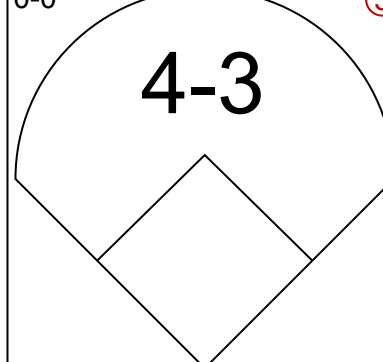
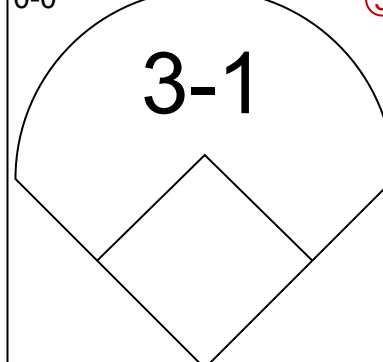
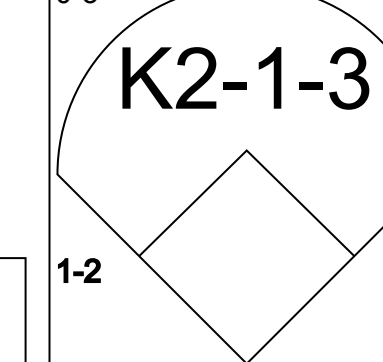
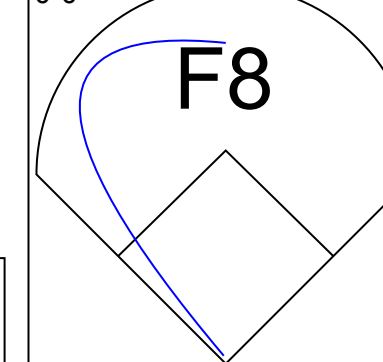
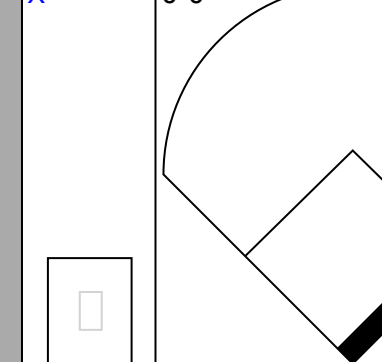
Chicago White Sox @ California Angels  
 Anaheim Stadium, Anaheim, CA  
 Mon Sep 10 1973, 10:05 PM EDT  
 Att: 8,255 - Unknown - 66 F

AB	39
R	7
H	16
RBI	7
BB	1
SO	3
LOB	22





Batter	1	2	3	4	5	6	7	8	9	AB	R	H	RBI	BB	SO	LOB	TOP			
Pat Kelly, L OBP: 0.359, SLG: 0.350 (1, 9)										4	0	0	0	0	2	3	Chicago White Sox @ California Angels Anaheim Stadium, Anaheim, CA Tue Sep 11 1973, 10:05 PM EDT Att: 6,727 - Unknown			
Bucky Dent, R OBP: 0.356, SLG: 0.333 (1, 6)										3	1	1	0	1	1	0				
Jerry Hairston, S OBP: 0.367, SLG: 0.338 (1, 7)										3	0	0	0	1	0	1				
Carlos May, L OBP: 0.324, SLG: 0.404 (1, 10)										4	0	1	0	0	1	2				
Jorge Orta, L OBP: 0.314, SLG: 0.375 (1, 4)										4	0	1	1	0	1	2				
Sam Ewing, L (1, 3)										4	0	0	0	0	4	3				
Brian Downing, R OBP: 0.283, SLG: 0.366 Luis Alvarado, R OBP: 0.253, SLG: 0.287 (4, 5)										1	0	0	0	0	1	1				
Bill Sharp, L OBP: 0.303, SLG: 0.367 (1, 8)										3	0	0	0	0	1	1				
Chuck Brinkman, R OBP: 0.261, SLG: 0.267 (1, 2)										2	0	1	0	1	0	0				
<b>Inning Stats</b>	R: 0 E: 0 K: 1 S: 5	H: 0 LOB: 0 BB: 0 P: 5	R: 0 E: 0 K: 3 S: 10	H: 1 LOB: 1 BB: 0 P: 10	R: 0 E: 0 K: 0 S: 4	H: 2 LOB: 1 BB: 0 P: 4	R: 0 E: 0 K: 1 S: 4	H: 0 LOB: 0 BB: 1 P: 8	R: 0 E: 1 K: 2 S: 6	H: 1 LOB: 1 BB: 1 P: 10	R: 0 E: 0 K: 2 S: 7	H: 0 LOB: 0 BB: 0 P: 7	R: 0 E: 0 K: 1 S: 6	H: 0 LOB: 1 BB: 0 P: 6	R: 0 E: 1 K: 1 S: 6	H: 0 LOB: 1 BB: 0 P: 6		1B: 4 2B: 1 3B: 0 HR: 0	SF: 0 SAC: 0 DP: 1 HBP: 0	WP: 1 PB: 0 SB: 2 CS: 1
<b>PITCHER</b> Nolan Ryan, R ERA: 2.88 (1, 1)	IP: 9.0 WLS: W BF: 34 H: 4 R: 1 ER: 1 SO: 12 BB: 3 IBB: 0 HBP: 0 BLK: 0 WP: 1 HR: 0 S: 55 P: 67 ERA: 1.00 WHIP: 0.778															<b>PITCHER</b>				

Batter	1	2	3	4	5	6	7	8	9	AB	R	H	RBI	BB	SO	LOB	BOTTOM			
Mickey Rivers, L OBP: 0.436, SLG: 0.486 (1, 8)										4	0	0	0	0	0	1	Chicago White Sox @ California Angels Anaheim Stadium, Anaheim, CA Tue Sep 11 1973, 10:05 PM EDT Att: 6,727 - Unknown			
Sandy Alomar Sr., S OBP: 0.266, SLG: 0.252 (1, 4)										4	1	2	0	0	1	0				
Frank Robinson, R OBP: 0.372, SLG: 0.483 (1, 10)										3	1	0	0	0	1	1				
Bob Oliver, R OBP: 0.311, SLG: 0.421 (1, 5)										3	0	0	0	1	1	1				
Tom McCraw, L OBP: 0.340, SLG: 0.312 (1, 3)										4	1	1	0	0	1	3				
Leroy Stanton, R OBP: 0.303, SLG: 0.378 (1, 9)										3	0	1	0	0	0	2				
Ken Berry, R OBP: 0.332, SLG: 0.351 (1, 7)										3	0	1	1	0	0	3				
Rudy Meoli, L OBP: 0.289, SLG: 0.285 (1, 6)										3	0	0	1	0	0	5				
Jeff Torborg, R OBP: 0.275, SLG: 0.262 (1, 2)										3	0	1	0	0	1	2				
<b>Inning Stats</b>	R: 0 E: 0 K: 0 S: 3	H: 1 LOB: 0 BB: 0 P: 3	R: 1 E: 2 K: 2 S: 10	H: 1 LOB: 2 BB: 0 P: 10	R: 2 E: 1 K: 1 S: 8	H: 2 LOB: 3 BB: 0 P: 10	R: 0 E: 0 K: 1 S: 5	H: 0 LOB: 0 BB: 0 P: 5	R: 0 E: 0 K: 0 S: 3	H: 1 LOB: 0 BB: 0 P: 3	R: 0 E: 0 K: 0 S: 3	H: 1 LOB: 0 BB: 0 P: 3	R: 0 E: 0 K: 1 S: 5	H: 0 LOB: 1 BB: 1 P: 9	R: 0 E: 0 K: 1 S: 5	H: 0 LOB: 1 BB: 1 P: 9		1B: 6 2B: 1 3B: 0 HR: 0	SF: 0 SAC: 0 DP: 3 HBP: 2	WP: 0 PB: 0 SB: 1 CS: 0
<b>PITCHER</b> Wilbur Wood, L ERA: 3.32 (1, 1)	IP: 8.0 WLS: L BF: 33 H: 6 R: 3 ER: 0 SO: 5 BB: 1 IBB: 0 HBP: 2 BLK: 0 WP: 0 HR: 0 S: 40 P: 46 ERA: 0.00 WHIP: 0.875															<b>PITCHER</b>				



Batter	1	2	3	4	5	6	7	8	9	AB	R	H	RBI	BB	SO	LOB	TOP			
Pat Kelly, L OBP: 0.359, SLG: 0.351 (1, 9)										5	1	2	0	0	1	2	<b>Chicago White Sox @ California Angels</b> Anaheim Stadium, Anaheim, CA Wed Sep 12 1973, 10:05 PM EDT Alt. 6,555 - Unknown - 64 F			
Jorge Orta, L OBP: 0.316, SLG: 0.374 (1, 4)										4	0	1	0	1	0	1				
Jerry Hairston, S OBP: 0.374, SLG: 0.348 (9, PR)										4	1	2	0	1	0	1				
Johnny Jeter, R OBP: 0.270, SLG: 0.412 (9, PR)										0	0	0	0	0	0	0				
Bill Melton, R OBP: 0.365, SLG: 0.444 (1, 5)										4	1	1	1	1	1	3				
Carlos May, L OBP: 0.325, SLG: 0.405 (1, 10)										4	0	2	0	0	0	2				
Sam Ewing, L OBP: 0.125, SLG: 0.125 (1, 3)										4	1	1	1	0	0	4				
Bill Sharp, L OBP: 0.307, SLG: 0.395 (1, 8)										4	1	2	3	0	1	2				
Bucky Dent, R OBP: 0.341, SLG: 0.316 (8, PR)										4	0	0	0	0	1	4				
Luis Alvarado, R OBP: 0.253, SLG: 0.287 (8, 6)										0	0	0	0	0	0	0				
Chuck Brinkman, R OBP: 0.256, SLG: 0.262 (7, PH)										2	0	0	0	0	1	0				
Buddy Bradford, R OBP: 0.316, SLG: 0.429 (7, 2)										1	0	0	0	0	1	2				
Pete Varney, R (7, 2)										1	0	0	0	0	0	1				
<b>Inning Stats</b>	R: 0 E: 0 K: 0 S: 3	H: 1 LOB: 0 BB: 0 P: 3	R: 0 E: 0 K: 0 S: 4	H: 1 LOB: 2 BB: 1 P: 8	R: 1 E: 0 K: 0 S: 4	H: 1 LOB: 2 BB: 2 P: 12	R: 0 E: 0 K: 2 S: 7	H: 0 LOB: 0 BB: 0 P: 7	R: 0 E: 0 K: 1 S: 5	H: 1 LOB: 0 BB: 0 P: 5	R: 0 E: 0 K: 0 S: 3	H: 2 LOB: 2 BB: 0 P: 7	R: 4 E: 1 K: 0 S: 8	H: 4 LOB: 1 BB: 0 P: 8	R: 0 E: 0 K: 2 S: 8	H: 1 LOB: 1 BB: 0 P: 8	1B: 8 2B: 2 3B: 0 HR: 1	SF: 0 SAC: 0 DP: 1 HBP: 0	WP: 1 PB: 0 SB: 0 CS: 1	PA: 41
<b>PITCHER</b> Bill Singer, R ERA: 3.23 (1, 1)	IP: 9.0 WLS: W BF: 40	H: 11 R: 5 ER: 5 SO: 6	BB: 3 IBB: 0 HBP: 0 BLK: 0	WP: 1 HR: 1 S: 49 P: 61	ERA: 5.00 WHIP: 1.556	<b>PITCHER</b>											IP: WLS: BF: H: R: ER: SO: BB: IBB: HBP: BLK: WP: HR: S: P: ERA: WHIP			

Batter	1	2	3	4	5	6	7	8	9	AB	R	H	RBI	BB	SO	LOB	BOTTOM			
Mickey Rivers, L OBP: 0.432, SLG: 0.475 (1, 8)										5	2	2	0	0	1	0	<b>Chicago White Sox @ California Angels</b> Anaheim Stadium, Anaheim, CA Wed Sep 12 1973, 10:05 PM EDT Alt. 6,555 - Unknown - 64 F			
Sandy Alomar Sr., S OBP: 0.288, SLG: 0.257 (3, 4)										2	2	2	2	0	0	0				
Winston Lenas, R OBP: 0.328, SLG: 0.322 (3, 4)										3	1	2	0	0	0	0				
Frank Robinson, R OBP: 0.376, SLG: 0.485 (1, 10)										4	1	3	1	1	0	1				
Bob Oliver, R OBP: 0.314, SLG: 0.423 (1, 5)										5	0	3	2	0	0	2				
Tom McCraw, L OBP: 0.345, SLG: 0.316 (1, 3)										4	0	2	0	1	0	4				
Leroy Stanton, R OBP: 0.299, SLG: 0.374 (1, 9)										3	0	0	1	0	0	4				
Ken Berry, R OBP: 0.333, SLG: 0.352 (1, 7)										4	0	2	0	0	0	2				
Jeff Torborg, R OBP: 0.270, SLG: 0.258 (1, 2)										4	0	0	0	0	0	5				
Rudy Meoli, L OBP: 0.286, SLG: 0.281 (1, 6)										4	0	0	0	0	1	2				
<b>Inning Stats</b>	R: 3 E: 0 K: 0 S: 7	H: 4 LOB: 2 BB: 1 P: 11	R: 2 E: 1 K: 0 S: 7	H: 4 LOB: 2 BB: 0 P: 7	R: 0 E: 0 K: 1 S: 5	H: 0 LOB: 0 BB: 0 P: 5	R: 0 E: 0 K: 0 S: 4	H: 1 LOB: 1 BB: 0 P: 4	R: 0 E: 0 K: 0 S: 5	H: 2 LOB: 2 BB: 0 P: 5	R: 0 E: 0 K: 1 S: 6	H: 1 LOB: 1 BB: 0 P: 6	R: 0 E: 0 K: 0 S: 4	H: 2 LOB: 1 BB: 0 P: 4	R: 1 E: 0 K: 0 S: 5	H: 2 LOB: 2 BB: 1 P: 9	1B: 15 2B: 1 3B: 0 HR: 0	SF: 1 SAC: 0 DP: 1 HBP: 0	WP: 0 PB: 0 SB: 0 CS: 0	PA: 41
<b>PITCHER</b> Terry Forster, L ERA: 2.51 (1, 1)	IP: 8.0 WLS: L BF: 41	H: 16 R: 6 ER: 6 SO: 2	BB: 2 IBB: 0 HBP: 0 BLK: 0	WP: 0 HR: 0 S: 43 P: 51	ERA: 6.75 WHIP: 2.250	<b>PITCHER</b>											IP: WLS: BF: H: R: ER: SO: BB: IBB: HBP: BLK: WP: HR: S: P: ERA: WHIP			



Batter	1	2	3	4	5	6	7	8	9	AB	R	H	RBI	BB	SO	LOB	TOP																					
Steve Brye, R OBP: 0.338, SLG: 0.381 (1, 8)										4	0	1	0	0	1	0																						
Rod Carew, L OBP: 0.406, SLG: 0.467 (1, 4)										4	0	0	0	0	0	1																						
Tony Oliva, L OBP: 0.344, SLG: 0.404 (1, 10)										4	0	0	0	0	0	0																						
Bobby Darwin, R OBP: 0.302, SLG: 0.387 (1, 9)										3	3	2	1	1	1	0																						
Jim Holt, L OBP: 0.339, SLG: 0.452 (1, 3)										4	2	2	1	0	0	1																						
Eric Soderholm, R OBP: 0.408, SLG: 0.475 (1, 5)										4	1	1	0	0	1	2																						
George Mitterwald, R OBP: 0.329, SLG: 0.405 (1, 2)										4	0	1	2	0	2	1																						
Larry Hisle, R OBP: 0.350, SLG: 0.415 (1, 7)										2	0	0	1	0	1	2																						
Danny Thompson, R OBP: 0.268, SLG: 0.287 (1, 6)										3	0	0	0	0	1	1																						
<b>Inning Stats</b>	R: 0 E: 0 K: 0 S: 3	H: 1 LOB: 0 BB: 0 P: 3	R: 2 E: 1 K: 1 S: 8	H: 3 LOB: 1 BB: 0 P: 8	R: 0 E: 0 K: 0 S: 3	H: 0 LOB: 0 BB: 0 P: 3	R: 2 E: 0 K: 3 S: 11	H: 2 LOB: 0 BB: 0 P: 11	R: 0 E: 0 K: 0 S: 3	H: 0 LOB: 0 BB: 0 P: 3	R: 0 E: 0 K: 1 S: 5	H: 0 LOB: 0 BB: 0 P: 5	R: 1 E: 0 K: 0 S: 4	H: 1 LOB: 0 BB: 0 P: 4	R: 0 E: 0 K: 0 S: 5	H: 0 LOB: 0 BB: 0 P: 5	R: 1 E: 0 K: 0 S: 5	H: 0 LOB: 0 BB: 1 P: 9	1B: 4 2B: 1 3B: 0 HR: 2	SF: 1 SAC: 0 DP: 2 HBP: 0	WP: 2 PA: 34																	
<b>PITCHER</b>	IP	WLS	BF	H	R	ER	SO	BB	IBB	HBP	BLK	WP	HR	S	P	ERA	WHIP	<b>PITCHER</b>				IP	WLS	BF	H	R	ER	SO	BB	IBB	HBP	BLK	WP	HR	S	P	ERA	WHIP
Stan Bahnsen, R ERA: 3.19 (1, 1)	7.0	L	27	7	5	4	5	0	0	0	0	0	2	37	37	5.14	1.000																					
Rich Gossage, R ERA: 8.64 (8, 1)	2.0		7	0	1	1	2	1	0	0	0	2	0	10	14	4.50	0.500																					

Minnesota Twins @ Chicago White Sox  
Comiskey Park, Chicago, IL  
Fri Sep 14 1973, 8:05 PM EDT  
Att: 11,698 - Unknown - 66 F

AB 32  
R 6  
H 7  
RBI 5  
BB 1  
SO 7  
LOB 8



Batter	1	2	3	4	5	6	7	8	9	AB	R	H	RBI	BB	SO	LOB	BOTTOM																					
Pat Kelly, L OBP: 0.359, SLG: 0.350 (1, 9)										4	0	1	0	0	0	0																						
Jorge Orta, L OBP: 0.315, SLG: 0.373 (1, 4)										4	0	1	0	0	0	1																						
Jerry Hairston, S OBP: 0.376, SLG: 0.348 (1, 7)										3	0	1	0	1	0	1																						
Bill Melton, R OBP: 0.364, SLG: 0.444 (1, 5)										4	0	1	0	0	0	3																						
Carlos May, L OBP: 0.325, SLG: 0.404 (1, 10)										1	0	0	0	0	1	0																						
Brian Downing, R OBP: 0.271, SLG: 0.349 (4, PH)										2	0	0	0	0	2	2																						
Sam Ewing, L OBP: 0.091, SLG: 0.091 (1, 3)										3	0	0	0	0	2	1																						
Bill Sharp, L OBP: 0.302, SLG: 0.388 (1, 8)										3	0	0	0	0	2	0																						
Bucky Dent, R OBP: 0.330, SLG: 0.304 (1, 6)										3	0	0	0	0	2	0																						
Chuck Brinkman, R OBP: 0.252, SLG: 0.257 (1, 2)										2	0	0	0	0	2	0																						
Eddie Leon, R OBP: 0.291, SLG: 0.293 (8, PH)										1	0	0	0	0	1	0																						
Pete Varney, R (9, 2)										0	0	0	0	0	0	0																						
<b>Inning Stats</b>	R: 0 E: 0 K: 0 S: 3	H: 1 LOB: 1 BB: 1 P: 7	R: 0 E: 0 K: 2 S: 7	H: 0 LOB: 0 BB: 0 P: 7	R: 0 E: 0 K: 2 S: 7	H: 0 LOB: 0 BB: 0 P: 7	R: 0 E: 0 K: 1 S: 6	H: 1 LOB: 1 BB: 0 P: 6	R: 0 E: 0 K: 3 S: 9	H: 0 LOB: 0 BB: 0 P: 9	R: 0 E: 0 K: 1 S: 5	H: 0 LOB: 0 BB: 0 P: 5	R: 0 E: 0 K: 2 S: 8	H: 1 LOB: 1 BB: 0 P: 8	R: 0 E: 0 K: 1 S: 5	H: 0 LOB: 0 BB: 0 P: 5	R: 0 E: 0 K: 0 S: 4	H: 1 LOB: 1 BB: 0 P: 4	1B: 3 2B: 1 3B: 0 HR: 0	SF: 0 SAC: 0 DP: 0 HBP: 0	WP: 0 PA: 31																	
<b>PITCHER</b>	IP	WLS	BF	H	R	ER	SO	BB	IBB	HBP	BLK	WP	HR	S	P	ERA	WHIP	<b>PITCHER</b>				IP	WLS	BF	H	R	ER	SO	BB	IBB	HBP	BLK	WP	HR	S	P	ERA	WHIP
Bert Blyleven, R ERA: 2.51 (1, 1)	9.0	W	31	4	0	0	12	1	0	0	0	0	0	54	58	0.00	0.556																					

Minnesota Twins @ Chicago White Sox  
Comiskey Park, Chicago, IL  
Fri Sep 14 1973, 8:05 PM EDT  
Att: 11,698 - Unknown - 66 F

AB 30  
R 0  
H 4  
RBI 0  
BB 1  
SO 12  
LOB 8













Batter	1	2	3	4	5	6	7	8	9	AB	R	H	RBI	BB	SO	LOB	TOP				
<b>Johnny Jeter, R</b> OBP: 0.282, SLG: 0.397 (1, 7)	0-0 5-3		0-3 K		0-0 4-3		0-3 K		0-0 G6-4-3	5	0	0	0	0	2	3					
<b>Pat Kelly, L</b> OBP: 0.356, SLG: 0.344 (1, 9)	0-0 4-3		0-0 G3		0-3 K2-3		0-3 K		0-0 4-3	5	0	0	0	0	2	2					
<b>Carlos May, L</b> OBP: 0.326, SLG: 0.401 (1, 10)	0-0 F9			0-0 F3		0-0 F9			0-0 4-3	4	0	0	0	0	0	0					
<b>Bill Melton, R</b> OBP: 0.363, SLG: 0.446 (1, 5)		0-0 5-3		0-0 BB 1-3 1B		0-3 K			0-0 1-3	4	1	1	0	0	1	0					
<b>Jorge Orta, L</b> OBP: 0.322, SLG: 0.373 (1, 4)		4-0 2B BB		0-0 1-3		0-0 1-3			0-0 E 1B 1B	3	0	1	0	1	0	1					
<b>Jerry Hairston, S</b> OBP: 0.407, SLG: 0.369 (1, 3)		0-0 BB		4-0 1-3 BB 1B		0-0 P3			0-0 E8 1B	3	1	2	0	1	0	0					
<b>Bill Sharp, L</b> OBP: 0.313, SLG: 0.401 (1, 8)		0-3 K		4-0 1-2 2-3 BB					0-0 1B 1B	3	0	1	0	1	1	4					
<b>Bucky Dent, R</b> OBP: 0.337, SLG: 0.308 (1, 6)		0-0 5-3		0-0 1-2 2-3 1B					4-0 1B G6-4-3 BB	3	1	2	2	1	0	2					
<b>Chuck Brinkman, R</b> OBP: 0.264, SLG: 0.263 (1, 2)				0-3 K					0-0 F9	1	0	0	0	0	1	0					
<b>Sam Ewing, L</b> OBP: 0.154, SLG: 0.083 (4, PH)				0-3 K					0-0 G6-4-3 1B	1	0	0	0	0	0	2					
<b>Brian Downing, R</b> OBP: 0.275, SLG: 0.348 (4, 2)				0-0 5-3					0-0 F9	2	0	1	0	0	0	2					
<b>Inning Stats</b>	R: 0 E: 0 K: 0 S: 3	H: 0 LOB: 0 BB: 0 P: 3	R: 0 E: 0 K: 1 S: 6	H: 1 LOB: 2 BB: 1 P: 10	R: 0 E: 0 K: 2 S: 7	H: 0 LOB: 0 BB: 0 P: 7	R: 2 E: 0 K: 0 S: 5	H: 2 LOB: 2 BB: 2 P: 13	R: 0 E: 0 K: 1 S: 5	H: 0 LOB: 0 BB: 0 P: 5	R: 0 E: 0 K: 2 S: 9	H: 2 LOB: 2 BB: 0 P: 9	R: 0 E: 1 K: 0 S: 5	H: 2 LOB: 2 BB: 1 P: 5	R: 1 E: 0 K: 0 S: 3	H: 1 LOB: 0 BB: 1 P: 7	1B: 7 2B: 1 3B: 0 HR: 0	SF: 0 SAC: 0 DP: 1 HBP: 0	WP: 0 PB: 0 SB: 0 CS: 0	PA: 38	
<b>PITCHER</b>	IP	WLS	BF	H	R	ER	SO	BB	IBB	HBP	BLK	WP	HR	S	P	ERA	WHIP				
<b>Sonny Siebert, R</b> ERA: 4.21 (1, 1)	8.0	W	34	7	2	2	7	3	0	0	0	0	0	45	57	2.25	1.250				
<b>Rick Waits, L</b> ERA: 9.0 (9, 1)	1.0	S	4	1	1	1	0	1	0	0	0	0	0	3	7	9.00	2.000				

Chicago White Sox @ Texas Rangers  
Arlington Stadium, Arlington, TX  
Mon Sep 17 1973, 8:05 PM EDT  
Att: 2,608 - Unknown

AB 34  
R 3  
H 8  
RBI 2  
BB 4  
SO 7  
LOB 16



Batter	1	2	3	4	5	6	7	8	9	AB	R	H	RBI	BB	SO	LOB	BOTTOM				
<b>Davey Nelson, R</b> OBP: 0.323, SLG: 0.373 (1, 4)	0-0 6-3		0-3 K		0-0 SH1-3 S 1B		0-0 F8		0-0 F8	5	0	1	0	0	1	1					
<b>Toby Harrah, R</b> OBP: 0.330, SLG: 0.376 (1, 6)		4-0 HR 2B BB		0-0 SH1-3		0-0 3-1		0-3 K		3	2	1	1	1	1	0					
<b>Alex Johnson, R</b> OBP: 0.324, SLG: 0.385 (1, 10)	0-0 F7		0-0 1-H 2B		0-3 K		0-0 4-3		0-3 K	5	0	1	1	0	2	1					
<b>Jeff Burroughs, R</b> OBP: 0.354, SLG: 0.475 (7, PR)		4-0 HR BB		0-0 3-1					4-0 FC5-4 BB	2	1	0	0	2	1	2					
<b>Elliott Maddox, R</b> OBP: 0.357, SLG: 0.258 (8, 9)				0-0 HR BB					0-0 FC5-4 BB 1B	0	0	0	0	0	0	0					
<b>Bill Madlock, R</b> OBP: 0.375, SLG: 0.568 (1, 5)				0-0 1-H HR					0-0 FC5-4 BB 2B	4	3	2	2	0	1	1					
<b>Pete Mackanin, R</b> OBP: 0.145, SLG: 0.125 (8, 5)					0-0 SF 3B				0-0 1-2 2B 1B	0	0	0	0	0	0	0					
<b>Tom Grieve, R</b> OBP: 0.386, SLG: 0.524 (1, 7)	0-0 E6 HR		0-0 6-3		0-0 FC4-6 1B		0-0 FC4-6 1B		0-0 2B 1B	4	2	2	0	0	0	1					
<b>Jim Fregosi, R</b> OBP: 0.324, SLG: 0.360 (1, 3)				0-0 HR		0-0 SF		0-0 FC4-6 1B	4-0 FC4-6 BB 2B	2	2	1	3	1	0	1					
<b>Dick Billings, R</b> OBP: 0.235, SLG: 0.226 (1, 2)	0-0 F9		0-0 6-3		0-0 F9		0-0 F9		0-0 1-2 2-3 2B	4	0	1	3	0	0	2					
<b>Lenny Randle, S</b> OBP: 0.250, SLG: 0.500 (1, 8)				0-0 CS 2B		0-0 6-3		0-0 4-3	0-0 F7	4	0	1	0	0	0	3					
<b>Inning Stats</b>	R: 5 E: 1 K: 0 S: 7	H: 3 LOB: 0 BB: 1 P: 11	R: 1 E: 0 K: 2 S: 8	H: 2 LOB: 1 BB: 1 P: 12	R: 1 E: 1 K: 0 S: 5	H: 1 LOB: 1 BB: 0 P: 5	R: 0 E: 0 K: 1 S: 6	H: 1 LOB: 1 BB: 0 P: 6	R: 0 E: 0 K: 0 S: 3	H: 0 LOB: 0 BB: 0 P: 3	R: 3 E: 0 K: 0 S: 5	H: 2 LOB: 2 BB: 2 P: 13	R: 0 E: 0 K: 2 S: 7	H: 0 LOB: 0 BB: 0 P: 7	1B: 3 2B: 3 3B: 1 HR: 3	SF: 1 SAC: 1 DP: 0 HBP: 0	WP: 0 PB: 0 SB: 1 CS: 1	PA: 39			
<b>PITCHER</b>	IP	WLS	BF	H	R	ER	SO	BB	IBB	HBP	BLK	WP	HR	S	P	ERA	WHIP				
<b>Jim Kaat, L</b> ERA: 4.44 (1, 1)	2.0	L	14	6	7	5	2	2	0	0	0	0	0	16	24	22.50	4.000				
<b>Bart Johnson, R</b> ERA: 3.93 (3, 1)	3.0		12	2	0	0	2	0	0	0	0	0	0	16	16	0.00	0.667				
<b>Rich Gossage, R</b> ERA: 9.07 (6, 1)	2.0		10	2	3	3	0	2	0	0	0	0	0	8	16	13.50	2.000				
<b>Jim Geddes, R</b> ERA: 1.84 (8, 1)	1.0		3	0	0	0	2	0	0	0	0	0	0	7	7	0.00	0.000				

Chicago White Sox @ Texas Rangers  
Arlington Stadium, Arlington, TX  
Mon Sep 17 1973, 8:05 PM EDT  
Att: 2,608 - Unknown

AB 33  
R 10  
H 10  
RBI 10  
BB 4  
SO 6  
LOB 12






Batter	1	2	3	4	5	6	7	8	9	AB	R	H	RBI	BB	SO	LOB	TOP					
<b>Johnny Jeter, R</b> OBP: 0.262, SLG: 0.406 (1,7)	0-0 6-3			0-0 F8		0-0 HR		0-0 FC6-4		4	1	1	1	0	0	1						
<b>Pat Kelly, L</b> OBP: 0.354, SLG: 0.341 (1,9)	0-0 F7			0-0 6-3		0-0 F7		0-0 1-3		4	0	0	0	0	0	1						
<b>Jerry Hairston, S</b> OBP: 0.404, SLG: 0.366 (1,3)	0-0 6-3			0-3 K				0-0 1-3		4	0	1	0	0	1	0						
<b>Bill Melton, R</b> OBP: 0.362, SLG: 0.445 (1,5)		0-0 1B		0-0 6-3		0-3 K		0-0 F9		4	0	1	0	0	1	1						
<b>Carlos May, L</b> OBP: 0.326, SLG: 0.400 (1,10)		0-3 K		0-0 4-3		0-0 1B		0-0 G3-6-1		4	0	1	0	0	1	1						
<b>Jorge Orta, L</b> OBP: 0.322, SLG: 0.378 (1,4)	0-0 6-3			0-0 3B		0-0 4-3				3	0	1	0	0	0	1						
<b>Bill Sharp, L</b> OBP: 0.308, SLG: 0.394 (1,8)			0-0 F5		0-0 F7			0-3 K2-3		3	0	0	0	0	1	1						
<b>Bucky Dent, R</b> OBP: 0.346, SLG: 0.304 (1,6)			4-0 BB		0-0 F3			4-0 BB		1	1	0	0	2	0	0						
<b>Chuck Brinkman, R</b> OBP: 0.260, SLG: 0.259 (1,2)			0-0 G6-4-3		0-3 K			4-0 FC6-4		2	0	0	0	0	1	1						
<b>Sam Ewing, L</b> OBP: 0.214, SLG: 0.083 (8, PH)			1-2							0	0	0	0	1	0	0						
<b>Pete Varney, R</b> (8, 2)										0	0	0	0	0	0	0						
<b>Inning Stats</b>	R: 0 E: 0 K: 0 S: 3	H: 0 LOB: 0 BB: 0 P: 3	R: 0 E: 0 K: 1 S: 5	H: 1 LOB: 0 BB: 0 P: 5	R: 0 E: 0 K: 0 S: 2	H: 0 LOB: 0 BB: 1 P: 6	R: 0 E: 0 K: 1 S: 5	H: 0 LOB: 0 BB: 0 P: 5	R: 0 E: 0 K: 0 S: 4	H: 1 LOB: 1 BB: 0 P: 4	R: 1 E: 0 K: 1 S: 6	H: 1 LOB: 0 BB: 0 P: 6	R: 0 E: 0 K: 1 S: 6	H: 1 LOB: 1 BB: 0 P: 6	R: 1 E: 1 K: 1 S: 5	H: 0 LOB: 1 BB: 2 P: 13	R: 0 E: 0 K: 0 S: 3	H: 1 LOB: 0 BB: 0 P: 3	1B: 3 2B: 0 3B: 1 HR: 1	SF: 0 SAC: 0 DP: 2 HBP: 0	WP: 0 PB: 0 SB: 0 CS: 0	PA: 32
<b>PITCHER</b> <b>Jim Bibby, R</b> ERA: 3.62 (1,1)	IP: 9.0 WLS: W BF: 32 H: 5 R: 2 ER: 1 SO: 5 BB: 3 IBB: 0 HBP: 0 BLK: 0 WP: 0 HR: 1 S: 39 P: 51 ERA: 1.00 WHIP: 0.889															<b>PITCHER</b>						

Chicago White Sox @ Texas Rangers  
Arlington Stadium, Arlington, TX  
Tue Sep 18 1973, 8:05 PM EDT  
Att: 3,076 - Unknown


AB	29
R	2
H	5
RBI	1
BB	3
SO	5
LOB	7



Batter	1	2	3	4	5	6	7	8	9	AB	R	H	RBI	BB	SO	LOB	BOTTOM					
<b>Davey Nelson, R</b> OBP: 0.320, SLG: 0.370 (1,4)	0-0 P3		0-0 6-3	0-0 F8		0-3 K				4	0	0	0	0	1	1						
<b>Toby Harrah, R</b> OBP: 0.331, SLG: 0.376 (1,6)	0-0 2B		4-0 HR	0-0 F9		0-0 F2				3	2	1	0	1	0	1						
<b>Jim Spencer, L</b> OBP: 0.336, SLG: 0.366 (1,3)	0-0 F3		0-0 HR	0-0 1B		0-0 P5				4	1	2	2	0	0	1						
<b>Jeff Burroughs, R</b> OBP: 0.355, SLG: 0.483 (1,9)	0-0 2B		0-0 HR	0-0 F9		0-0 P4				4	2	2	2	0	0	2						
<b>Elliott Maddox, R</b> OBP: 0.357, SLG: 0.258 (8, 9)	1-H 2B		0-0 HR			0-3 K				0	0	0	0	0	0	0						
<b>Bill Madlock, R</b> OBP: 0.386, SLG: 0.585 (1,5)	0-0 E		0-0 4-3	0-0 F3		0-3 K				4	2	2	1	0	1	0						
<b>Pete Mackanin, R</b> OBP: 0.145, SLG: 0.125 (8, 5)	2-H 2B		0-0 1B	0-0 F3		0-3 K				0	0	0	0	0	0	0						
<b>Alex Johnson, R</b> OBP: 0.322, SLG: 0.382 (1,10)	0-0 E8		0-0 4-3	0-3 K		0-3 K				4	0	0	0	0	2	1						
<b>Larry Bittner, L</b> OBP: 0.312, SLG: 0.313 (1,7)		0-3 K	0-0 1B	0-0 3B		0-0 E4		0-0 1B		4	0	3	1	0	1	0						
<b>Lenny Randle, S</b> OBP: 0.125, SLG: 0.250 (1,8)	0-0 F7		0-3 K	0-0 F8		0-3 K				4	0	0	0	0	2	3						
<b>Ken Suarez, R</b> OBP: 0.339, SLG: 0.301 (1,2)	0-0 F8		1-0 1B	0-0 F7		0-0 6-3				3	0	0	0	0	0	1						
<b>Inning Stats</b>	R: 3 E: 1 K: 0 S: 6	H: 3 LOB: 1 BB: 0 P: 6	R: 0 E: 0 K: 1 S: 5	H: 0 LOB: 0 BB: 0 P: 5	R: 4 E: 0 K: 1 S: 9	H: 4 LOB: 1 BB: 1 P: 13	R: 0 E: 0 K: 0 S: 4	H: 1 LOB: 2 BB: 0 P: 5	R: 0 E: 0 K: 1 S: 5	H: 0 LOB: 0 BB: 0 P: 5	R: 0 E: 0 K: 1 S: 5	H: 0 LOB: 0 BB: 0 P: 5	R: 0 E: 1 K: 2 S: 8	H: 1 LOB: 1 BB: 0 P: 8	R: 0 E: 1 K: 2 S: 8	H: 0 LOB: 1 BB: 0 P: 8	R: 0 E: 0 K: 0 S: 3	H: 1 LOB: 1 BB: 0 P: 8	1B: 5 2B: 2 3B: 1 HR: 2	SF: 0 SAC: 0 DP: 0 HBP: 1	WP: 0 PB: 0 SB: 1 CS: 0	PA: 36
<b>PITCHER</b> <b>Stan Bahnsen, R</b> ERA: 3.33 (1,1)	IP: 2.1 WLS: L BF: 13 H: 5 R: 1 ER: 1 SO: 1 BB: 1 IBB: 0 HBP: 0 BLK: 0 WP: 0 HR: 2 S: 14 P: 18 ERA: 19.29 WHIP: 2.571															<b>PITCHER</b>						
<b>Steve Stone, R</b> ERA: 4.33 (3,1)	IP: 5.2 WLS: L BF: 23 H: 5 R: 1 ER: 1 SO: 6 BB: 0 IBB: 0 HBP: 1 BLK: 0 WP: 0 HR: 0 S: 34 P: 35 ERA: 1.59 WHIP: 0.882															<b>PITCHER</b>						

Chicago White Sox @ Texas Rangers  
Arlington Stadium, Arlington, TX  
Tue Sep 18 1973, 8:05 PM EDT  
Att: 3,076 - Unknown

AB	34
R	7
H	10
RBI	6
BB	1
SO	7
LOB	10










Batter	1	2	3	4	5	6	7	8	9	AB	R	H	RBI	BB	SO	LOB	TOP					
<b>Johnny Jeter, R</b> OBP: 0.263, SLG: 0.401	F5		G5-4-3		P4		G3		5-3	5	0	0	0	0	0	2						
<b>Luis Alvarado, R</b> OBP: 0.296, SLG: 0.296	L9			1B						4	2	3	1	0	0	0						
<b>Jerry Hairston, S</b> OBP: 0.399, SLG: 0.359	5-3			F8			F8		F9	4	0	1	0	0	0	2						
<b>Bill Melton, R</b> OBP: 0.364, SLG: 0.444		K								3	0	1	1	1	1	0						
<b>Carlos May, L</b> OBP: 0.327, SLG: 0.403	3-1			L8			F7		P6	4	0	0	0	0	0	4						
<b>Buddy Bradford, R</b> OBP: 0.333, SLG: 0.434				F8			FC6-4			3	0	2	1	1	0	2						
<b>Brian Downing, R</b> OBP: 0.246, SLG: 0.308							FC6-4			4	0	0	0	0	1	6						
<b>Eddie Leon, R</b> OBP: 0.293, SLG: 0.293			5-3							3	1	1	0	1	1	0						
<b>Chuck Brinkman, R</b> OBP: 0.252, SLG: 0.250							F9		P6	4	0	1	0	0	0	2						
<b>Inning Stats</b>	R: 0 E: 0 K: 0 S: 3	H: 0 LOB: 0 BB: 0 P: 3	R: 0 E: 0 K: 2 S: 7	H: 0 LOB: 1 BB: 1 P: 11	R: 0 E: 0 K: 0 S: 3	H: 1 LOB: 0 BB: 0 P: 3	R: 1 E: 0 K: 0 S: 6	H: 3 LOB: 2 BB: 0 P: 6	R: 0 E: 0 K: 0 S: 3	H: 1 LOB: 0 BB: 0 P: 3	R: 1 E: 0 K: 0 S: 5	H: 2 LOB: 2 BB: 1 P: 9	R: 1 E: 0 K: 0 S: 4	H: 1 LOB: 1 BB: 1 P: 8	R: 0 E: 0 K: 0 S: 4	H: 1 LOB: 0 BB: 0 P: 4	R: 0 E: 0 K: 1 S: 5	H: 0 LOB: 0 BB: 0 P: 5	1B: 8 2B: 1 3B: 0 HR: 0	SF: 0 SAC: 0 DP: 1 HBP: 0	WP: 1 PB: 0 CS: 0	PA: 37
<b>PITCHER</b>	IP	WLS	BF	H	R	ER	SO	BB	IBB	HBP	BLK	WP	HR	S	P	ERA	WHIP					
<b>Paul Splittorf, L</b> ERA: 4.03	(1, 1)	8.0	W	34	9	3	3	2	3	0	0	0	0	35	47	3.38	1.500					
<b>Doug Bird, R</b> ERA: 3.11	(9, 1)	1.0	S	3	0	0	0	1	0	0	0	0	0	5	5	0.00	0.000					

Chicago White Sox @ Kansas City Royals  
 Royals Stadium, Kansas City, MO  
 Thu Sep 20 1973, 8:05 PM EDT  
 Att: 8,030 - Unknown - 67 F


AB	34
R	3
H	9
RBI	3
BB	3
SO	3
LOB	18



Batter	1	2	3	4	5	6	7	8	9	AB	R	H	RBI	BB	SO	LOB	BOTTOM				
<b>Frank White, R</b> OBP: 0.292, SLG: 0.304	4-3	K			5-3					4	1	0	0	1	2	1					
<b>Jim Welford, R</b> OBP: 0.285, SLG: 0.325	6-3		5-3							4	1	1	1	1	0	0					
<b>Amos Otis, R</b> OBP: 0.369, SLG: 0.490			5-3							2	1	1	2	2	0	0					
<b>Frank Ortensio, R</b> (8, PH)										1	0	0	0	0	0	0					
<b>Kurt Bevacqua, R</b> OBP: 0.314, SLG: 0.332	K		P3							3	1	1	0	1	1	1					
<b>Hal McRae, R</b> OBP: 0.305, SLG: 0.379										4	1	1	0	0	1	2					
<b>Tom Poquette, L</b> OBP: 0.182, SLG: 0.100										0	0	0	0	0	0	0					
<b>Paul Schaaf, R</b> OBP: 0.386, SLG: 0.398										4	2	2	1	0	1	0					
<b>George Brett, L</b> OBP: 0.105, SLG: 0.105										0	0	0	0	0	0	0					
<b>Ed Kirkpatrick, L</b> OBP: 0.339, SLG: 0.380										2	1	0	0	1	0	0					
<b>Freddie Patek, R</b> OBP: 0.313, SLG: 0.326										4	2	3	4	0	0	1					
<b>Buck Martinez, R</b> OBP: 0.364, SLG: 0.222										3	0	1	1	0	0	1					
<b>Inning Stats</b>	R: 0 E: 0 K: 1 S: 5	H: 0 LOB: 1 BB: 1 P: 9	R: 2 E: 0 K: 1 S: 8	H: 3 LOB: 1 BB: 0 P: 8	R: 0 E: 0 K: 0 S: 3	H: 0 LOB: 0 BB: 0 P: 3	R: 0 E: 0 K: 0 S: 3	H: 0 LOB: 0 BB: 0 P: 3	R: 1 E: 0 K: 0 S: 4	H: 2 LOB: 2 BB: 2 P: 12	R: 0 E: 0 K: 1 S: 5	H: 0 LOB: 0 BB: 0 P: 5	R: 7 E: 0 K: 1 S: 10	H: 5 LOB: 1 BB: 3 P: 22	R: 0 E: 0 K: 1 S: 5	H: 0 LOB: 0 BB: 0 P: 5	1B: 9 2B: 0 3B: 0 HR: 1	SF: 0 SAC: 2 DP: 0 HBP: 0	WP: 1 PB: 0 CS: 0	PA: 39	
<b>PITCHER</b>	IP	WLS	BF	H	R	ER	SO	BB	IBB	HBP	BLK	WP	HR	S	P	ERA	WHIP				
<b>Terry Forster, L</b> ERA: 2.9	(1, 1)	6.1	L	29	7	6	6	3	3	1	0	0	0	31	47	8.53	1.579				
<b>Bart Johnson, R</b> ERA: 4.26	(7, 1)	0.1		4	2	1	1	1	1	0	0	0	0	5	9	27.00	9.000				
<b>Ken Frailing, L</b> ERA: 2.08	(7, 1)	1.1		6	1	3	3	1	1	0	0	0	0	7	11	20.25	1.500				

Chicago White Sox @ Kansas City Royals  
 Royals Stadium, Kansas City, MO  
 Thu Sep 20 1973, 8:05 PM EDT  
 Att: 8,030 - Unknown - 67 F

AB	31
R	10
H	10
RBI	9
BB	6
SO	5
LOB	6





Batter	1	2	3	4	5	6	7	8	9	10	11	12	AB	R	H	RBI	BB	SO	LOB	TOP				
Johnny Jeter, R OBP: 0.297, SLG: 0.405													7	1	3	2	0	1	5					
Pat Kelly, L OBP: 0.353, SLG: 0.339													6	1	2	0	1	0	5					
Jerry Hairston, S OBP: 0.388, SLG: 0.349													5	0	0	1	0	0	5					
Bill Melton, R OBP: 0.364, SLG: 0.443													6	0	2	0	0	0	1					
Carlos May, L OBP: 0.330, SLG: 0.405													5	1	3	1	1	0	1					
Jorge Orta, L OBP: 0.329, SLG: 0.393													6	1	3	2	0	0	2					
Bill Sharp, L OBP: 0.310, SLG: 0.388													2	0	0	0	0	0	2	AB 50				
Buddy Bradford, R OBP: 0.331, SLG: 0.430													4	1	1	0	0	2	3	R 6				
Bucky Dent, R OBP: 0.346, SLG: 0.305													2	1	1	0	0	0	0	H 18				
Eddie Leon, R OBP: 0.296, SLG: 0.296													3	0	2	0	0	0	0	RBI 6				
Chuck Brinkman, R OBP: 0.255, SLG: 0.248													1	0	0	0	1	0	1	BB 3				
Sam Ewing, L OBP: 0.188, SLG: 0.071													1	0	0	0	0	0	0	SO 3				
Brian Downing, R OBP: 0.254, SLG: 0.315													2	0	1	0	0	0	1	LOB 26				
<b>Inning Stats</b>	R: 2 E: 0 K: 0 S: 7	H: 4 LOB: 2 BB: 0 P: 7	R: 1 E: 0 K: 0 S: 4	H: 2 LOB: 1 BB: 1 P: 8	R: 0 E: 1 K: 0 S: 3	H: 0 LOB: 0 BB: 0 P: 3	R: 0 E: 1 K: 0 S: 4	H: 0 LOB: 2 BB: 0 P: 7	R: 0 E: 0 K: 0 S: 5	H: 3 LOB: 2 BB: 0 P: 5	R: 0 E: 1 K: 1 S: 7	H: 2 LOB: 0 BB: 0 P: 7	R: 0 E: 0 K: 0 S: 3	R: 0 E: 0 K: 1 S: 7	H: 2 LOB: 2 BB: 0 P: 7	R: 0 E: 0 K: 0 S: 4	H: 2 LOB: 2 BB: 1 P: 8	R: 1 E: 0 K: 0 S: 5	H: 2 LOB: 1 BB: 0 P: 6	1B: 16 2B: 2 3B: 0 HR: 1	SF: 1 SAC: 2 DP: 4 HBP: 0	WP: 0 PB: 0 SB: 0 CS: 1	PA: 56	
<b>PITCHER</b>	IP WLS BF H R ER SO BB IBB HBP BLK WP HR S P ERA WHIP	IP WLS BF H R ER SO BB IBB HBP BLK WP HR S P ERA WHIP	IP WLS BF H R ER SO BB IBB HBP BLK WP HR S P ERA WHIP	IP WLS BF H R ER SO BB IBB HBP BLK WP HR S P ERA WHIP	IP WLS BF H R ER SO BB IBB HBP BLK WP HR S P ERA WHIP	IP WLS BF H R ER SO BB IBB HBP BLK WP HR S P ERA WHIP	IP WLS BF H R ER SO BB IBB HBP BLK WP HR S P ERA WHIP	IP WLS BF H R ER SO BB IBB HBP BLK WP HR S P ERA WHIP	IP WLS BF H R ER SO BB IBB HBP BLK WP HR S P ERA WHIP	IP WLS BF H R ER SO BB IBB HBP BLK WP HR S P ERA WHIP	IP WLS BF H R ER SO BB IBB HBP BLK WP HR S P ERA WHIP	IP WLS BF H R ER SO BB IBB HBP BLK WP HR S P ERA WHIP	IP WLS BF H R ER SO BB IBB HBP BLK WP HR S P ERA WHIP	IP WLS BF H R ER SO BB IBB HBP BLK WP HR S P ERA WHIP	IP WLS BF H R ER SO BB IBB HBP BLK WP HR S P ERA WHIP	IP WLS BF H R ER SO BB IBB HBP BLK WP HR S P ERA WHIP	IP WLS BF H R ER SO BB IBB HBP BLK WP HR S P ERA WHIP	IP WLS BF H R ER SO BB IBB HBP BLK WP HR S P ERA WHIP	IP WLS BF H R ER SO BB IBB HBP BLK WP HR S P ERA WHIP	IP WLS BF H R ER SO BB IBB HBP BLK WP HR S P ERA WHIP	IP WLS BF H R ER SO BB IBB HBP BLK WP HR S P ERA WHIP	IP WLS BF H R ER SO BB IBB HBP BLK WP HR S P ERA WHIP		
Wayne Simpson, R ERA: 5.73	1.1	0.2																						
Joe Hoerner, L ERA: 5.63	1.1	3.2	18	5	1	1	0	2	0	0	0	0	0	0	16	24	2.46	1.909						
Doug Bird, R ERA: 3.15	5.1	4.2	17	3	2	2	2	0	0	0	0	0	0	1	21	21	3.86	0.643						
Dick Drago, R ERA: 4.23	10.1	3.0	L 15	6	1	1	1	1	0	0	0	0	0	0	16	20	3.00	2.333						

Chicago White Sox @ Kansas City Royals  
Royals Stadium, Kansas City, MO

Fri Sep 21 1973, 8:05 PM EDT  
Att: 14,012 - Unknown - 82 F

AB 50  
R 6  
H 18  
RBI 6  
BB 3  
SO 3  
LOB 26



Batter	1	2	3	4	5	6	7	8	9	10	11	12	AB	R	H	RBI	BB	SO	LOB	BOTTOM				
Frank White, R OBP: 0.280, SLG: 0.291													5	0	0	0	0	0	4					
Jim Wohlford, R OBP: 0.273, SLG: 0.317													5	0	1	0	1	0	2					
Amos Otis, R OBP: 0.369, SLG: 0.487													5	1	1	0	1	0	3					
Kurt Bevacqua, R OBP: 0.316, SLG: 0.332													3	1	1	0	1	1	1					
John Mayberry, L OBP: 0.409, SLG: 0.473													2	0	0	0	0	1	2					
Rick Reichardt, R OBP: 0.306, SLG: 0.376													4	0	2	0	0	1	1					
Tom Poquette, L OBP: 0.182, SLG: 0.100													2	0	0	0	0	0	0					
Hal McRae, R OBP: 0.303, SLG: 0.377													0	0	0	0	0	0	0					
Paul Scheal, R OBP: 0.385, SLG: 0.396													5	1	1	1	1	3	0					
Ed Kirkpatrick, L OBP: 0.339, SLG: 0.383													5	0	2	3	0	2	2					
Freddie Patek, R OBP: 0.312, SLG: 0.325													4	0	1	0	0	2	3					
Buck Martinez, R ERA: 4.49	1.2												2	0	1	1	1	0	0					
Carlton Fisk, C OBP: 0.373, SLG: 0.560	8.2												0	0	0	0	0	0	0					
Fran Horowitz, C OBP: 0.371, SLG: 0.292	8.2												1	0	1	0	0	0	0					
Fran Horowitz, C OBP: 0.348, SLG: 0.459	10.2												0	0	0	0	0	0	0					
Steve Hevey, C OBP: 0.319, SLG: 0.329	11.2												0	0	0	0	1	0	0					
<b>Inning Stats</b>	R: 0 E: 0 K: 0 S: 3	H: 0 LOB: 0 BB: 0 P: 3	R: 2 E: 0 K: 1 S: 9	H: 4 LOB: 2 BB: 0 P: 9	R: 3 E: 0 K: 2 S: 10	H: 3 LOB: 1 BB: 1 P: 14	R: 0 E: 0 K: 0 S: 3	H: 0 LOB: 1 BB: 1 P: 7	R: 0 E: 0 K: 2 S: 7	H: 0 LOB: 0 BB: 0 P: 7	R: 0 E: 0 K: 1 S: 5	H: 1 LOB: 0 BB: 0 P: 5	R: 0 E: 0 K: 0 S: 4	H: 1 LOB: 2 BB: 1 P: 8	R: 0 E: 0 K: 1 S: 5	H: 0 LOB: 0 BB: 0 P: 5	R: 0 E: 0 K: 1 S: 6	H: 1 LOB: 2 BB: 1 P: 10	R: 0 E: 0 K: 2 S: 7	H: 0 LOB: 0 BB: 0 P: 7	1B: 10 2B: 1 3B: 0 HR: 0	SF: 0 SAC: 2 DP: 0 HBP: 0	WP: 0 PB: 0 SB: 0 CS: 2	PA: 52
<b>PITCHER</b>	IP WLS BF H R ER SO BB IBB HBP BLK WP HR S P ERA WHIP	IP WLS BF H R ER SO BB IBB HBP BLK WP HR S P ERA WHIP	IP WLS BF H R ER SO BB IBB HBP BLK WP HR S P ERA WHIP	IP WLS BF H R ER SO BB IBB HBP BLK WP HR S P ERA WHIP	IP WLS BF H R ER SO BB IBB HBP BLK WP HR S P ERA WHIP	IP WLS BF H R ER SO BB IBB HBP BLK WP HR S P ERA WHIP	IP WLS BF H R ER SO BB IBB HBP BLK WP HR S P ERA WHIP	IP WLS BF H R ER SO BB IBB HBP BLK WP HR S P ERA WHIP	IP WLS BF H R ER SO BB IBB HBP BLK WP HR S P ERA WHIP	IP WLS BF H R ER SO BB IBB HBP BLK WP HR S P ERA WHIP	IP WLS BF H R ER SO BB IBB HBP BLK WP HR S P ERA WHIP	IP WLS BF H R ER SO BB IBB HBP BLK WP HR S P ERA WHIP	IP WLS BF H R ER SO BB IBB HBP BLK WP HR S P ERA WHIP	IP WLS BF H R ER SO BB IBB HBP BLK WP HR S P ERA WHIP	IP WLS BF H R ER SO BB IBB HBP BLK WP HR S P ERA WHIP	IP WLS BF H R ER SO BB IBB HBP BLK WP HR S P ERA WHIP	IP WLS BF H R ER SO BB IBB HBP BLK WP HR S P ERA WHIP	IP WLS BF H R ER SO BB IBB HBP BLK WP HR S P ERA WHIP	IP WLS BF H R ER SO BB IBB HBP BLK WP HR S P ERA WHIP	IP WLS BF H R ER SO BB IBB HBP BLK WP HR S P ERA WHIP	IP WLS BF H R ER SO BB IBB HBP BLK WP HR S P ERA WHIP	IP WLS BF H R ER SO BB IBB HBP BLK WP HR S P ERA WHIP	IP WLS BF H R ER SO BB IBB HBP BLK WP HR S P ERA WHIP	
Jim Kaat, L ERA: 4.49	1.1	1.0																						
Steve Stone, R ERA: 4.46	3.1	6.0	23	3	0	0	4	3	1	0	0	0	0	0	27	43	0.00	1.000						
Rich Gossage, R ERA: 2.03	9.1	0.1	1	0	0	0	0	0	0	0	0	0	0	0	1	1	0.00	0.000						
Ken Frailing, L ERA: 2.03	10.1	3.0	W 11	1	0	0	4	1	0	0	0	0	0	0	18	22	0.00	0.667						

Chicago White Sox @ Kansas City Royals  
Royals Stadium, Kansas City, MO

Fri Sep 21 1973, 8:05 PM EDT  
Att: 14,012 - Unknown - 82 F

AB 43  
R 3  
H 11  
RBI 5  
BB 6  
SO 10  
LOB 18





Batter	1	2	3	4	5	6	7	8	9	AB	R	H	RBI	BB	SO	LOB	TOP					
Bert Campaneris, R OBP: 0.505, SLG: 0.321 Billy Conigliaro, R OBP: 0.262, SLG: 0.278										4	2	2	1	1	1	3	Oakland Athletics @ Chicago White Sox Comiskey Park, Chicago, IL Sat Sep 22 1973, 8:05 PM EDT Att: 11,145 - Unknown - 73 F					
Joe Rudi, R OBP: 0.308, SLG: 0.402 Manny Trillo, R OBP: 0.500, SLG: 0.833										5	1	3	2	0	2	4						
Sal Bando, R OBP: 0.370, SLG: 0.487 Phil Garner, R										5	1	2	2	0	1	4						
Reggie Jackson, L OBP: 0.382, SLG: 0.531 Vic Davalillo, L OBP: 0.220, SLG: 0.228										5	1	2	1	1	1	5						
Gene Tenace, R OBP: 0.383, SLG: 0.439										3	1	0	0	2	0	4						
Pat Bourque, L OBP: 0.325, SLG: 0.444 Deron Johnson, R OBP: 0.331, SLG: 0.408										3	1	1	1	1	0	4						
Angel Mangual, R OBP: 0.257, SLG: 0.305										5	0	1	0	0	1	2						
Ray Fosse, R OBP: 0.292, SLG: 0.356										5	1	2	1	0	0	2						
Dick Green, R OBP: 0.307, SLG: 0.343 Mike Andrews, R OBP: 0.303, SLG: 0.261 Allan Lewis, S OBP: 0.267, SLG: 0.316										3	0	1	1	0	1	1						
<b>Inning Stats</b>	R: 5 E: 0 K: 3 S: 15	H: 6 LOB: 3 BB: 2 P: 23	R: 0 E: 0 K: 0 S: 4	H: 1 LOB: 1 BB: 0 P: 4	R: 0 E: 0 K: 2 S: 7	H: 0 LOB: 0 BB: 0 P: 7	R: 1 E: 0 K: 0 S: 5	H: 2 LOB: 1 BB: 0 P: 5	R: 0 E: 0 K: 0 S: 3	H: 0 LOB: 1 BB: 1 P: 7	R: 1 E: 0 K: 1 S: 6	H: 2 LOB: 2 BB: 1 P: 11	R: 2 E: 0 K: 1 S: 8	H: 3 LOB: 2 BB: 1 P: 12	R: 0 E: 1 K: 0 S: 4	H: 0 LOB: 2 BB: 0 P: 8		R: 0 E: 0 K: 0 S: 5	H: 2 LOB: 2 BB: 0 P: 5	1B: 10 2B: 4 3B: 1 HR: 1	SF: 0 SAC: 0 DP: 1 HBP: 1	WP: 0 PB: 0 SB: 1 CS: 0
<b>PITCHER</b>	IP WLS BF H R ER SO BB IBB HBP BLK WP HR S P ERA WHIP																					
Stan Bahnsen, R ERA: 3.49	(1, 1) 0.1 L 8 5 5 5 1 2 0 0 0 0 0 1 8 16 135.00 21.000																					
Bart Johnson, R ERA: 4.13	(1, 1) 4.2 19 4 1 1 4 1 0 0 0 0 0 0 26 30 1.93 1.071																					
Jim Geddes, R ERA: 3.65	(6, 1) 1.1 5 3 3 1 2 0 0 1 0 0 0 0 10 19 20.25 5.250																					
Ken Frailing, L ERA: 1.69	(7, 1) 2.2 12 2 0 0 1 1 0 0 0 0 0 0 13 17 0.00 1.125																					

Batter	1	2	3	4	5	6	7	8	9	AB	R	H	RBI	BB	SO	LOB	BOTTOM					
Johnny Jeter, R OBP: 0.263, SLG: 0.399										4	0	0	0	0	2	2	Oakland Athletics @ Chicago White Sox Comiskey Park, Chicago, IL Sat Sep 22 1973, 8:05 PM EDT Att: 11,145 - Unknown - 73 F					
Pat Kelly, L OBP: 0.354, SLG: 0.344										4	1	2	0	0	0	0						
Jerry Hairston, S OBP: 0.386, SLG: 0.347										4	0	1	1	0	0	1						
Bill Melton, R OBP: 0.365, SLG: 0.443										4	0	2	0	0	0	1						
Carlos May, L OBP: 0.330, SLG: 0.409										4	1	1	2	0	1	3						
Jorge Orta, L OBP: 0.326, SLG: 0.389										4	0	0	0	0	3	2						
Bill Sharp, L OBP: 0.316, SLG: 0.386 Buddy Bradford, R OBP: 0.329, SLG: 0.427										1	0	0	0	2	0	0						
Eddie Leon, R OBP: 0.293, SLG: 0.293										4	0	0	0	0	1	2						
Chuck Brinkman, R OBP: 0.254, SLG: 0.246 Brian Downing, R OBP: 0.258, SLG: 0.316										3	1	1	0	0	1	1						
<b>Inning Stats</b>	R: 0 E: 0 K: 1 S: 6	H: 1 LOB: 1 BB: 0 P: 6	R: 0 E: 0 K: 3 S: 9	H: 0 LOB: 1 BB: 1 P: 13	R: 0 E: 0 K: 2 S: 7	H: 0 LOB: 0 BB: 0 P: 7	R: 1 E: 0 K: 1 S: 6	H: 1 LOB: 0 BB: 0 P: 6	R: 0 E: 0 K: 0 S: 3	H: 0 LOB: 1 BB: 1 P: 7	R: 0 E: 0 K: 0 S: 4	H: 1 LOB: 1 BB: 0 P: 4	R: 0 E: 0 K: 0 S: 3	H: 0 LOB: 0 BB: 0 P: 3	R: 2 E: 0 K: 1 S: 9	H: 4 LOB: 2 BB: 0 P: 9		R: 0 E: 0 K: 1 S: 5	H: 0 LOB: 0 BB: 0 P: 5	1B: 4 2B: 2 3B: 0 HR: 1	SF: 0 SAC: 0 DP: 0 HBP: 0	WP: 0 PB: 0 SB: 0 CS: 0
<b>PITCHER</b>	IP WLS BF H R ER SO BB IBB HBP BLK WP HR S P ERA WHIP																					
Catfish Hunter, R ERA: 3.38	(1, 1) 7.1 W 31 7 3 3 7 2 0 0 0 0 0 0 43 51 3.68 1.227																					
Darold Knowles, L ERA: 2.99	(8, 1) 1.2 S 5 0 0 0 2 0 0 0 0 0 0 0 9 9 0.00 0.000																					






Batter	1	2	3	4	5	6	7	8	9	AB	R	H	RBI	BB	SO	LOB	TOP					
Bert Campaneris, R OBP: 0.307, SLG: 0.323 Ted Kubiak, S OBP: 0.265, SLG: 0.313	F9		SH1-4 1B	SH1-4	HR		1-3		4-3	3	2	2	0	0	0	0						
Joe Rudi, R OBP: 0.310, SLG: 0.412 Billy Conigliaro, R OBP: 0.299, SLG: 0.276	5-3 1B		SH1-4	SF7	HR		4-3			2	1	2	4	0	0	0						
Sal Bando, R OBP: 0.372, SLG: 0.490 Phil Garner, R	5-3		1B SF7	2B	BB			K		3	1	2	3	1	0	1						
Reggie Jackson, L OBP: 0.384, SLG: 0.530 Allan Lewis, S (8, PR) Vic Davallo, L OBP: 0.220, SLG: 0.228	F2		BB 1B	F8	BB			F S 1B		4	0	2	0	1	0	2						
Deron Johnson, R OBP: 0.328, SLG: 0.404		5-3	SF7		K			K		4	0	0	1	0	3	3						
Gene Tenace, R OBP: 0.386, SLG: 0.441 Pat Bourque, L OBP: 0.327, SLG: 0.442			3-H 4-0 1B	BB	1B		F9	FC6-4 BB		2	1	2	0	1	0	0						
Angel Mangual, R OBP: 0.256, SLG: 0.302	F9		K		1B		F2	FC6-4 1-2		5	1	1	0	0	1	5						
Ray Fosse, R OBP: 0.293, SLG: 0.357	K			SH1-4 SF7 1B	1B		K		1-3	5	1	2	1	0	2	1						
Dick Green, R OBP: 0.313, SLG: 0.349 Manny Trillo, R OBP: 0.375, SLG: 0.625			SH1-4 1B	SH1-4 2B 1B	HR 1B		F7		K2-3	3	3	3	1	0	0	0						
<b>Inning Stats</b>	R: 0 E: 0 K: 0 S: 4	H: 1 LOB: 1 BB: 0 P: 4	R: 0 E: 0 K: 1 S: 6	H: 1 LOB: 1 BB: 0 P: 6	R: 3 E: 0 K: 1 S: 9	H: 4 LOB: 2 BB: 1 P: 13	R: 2 E: 0 K: 0 S: 6	H: 3 LOB: 1 BB: 0 P: 6	R: 5 E: 0 K: 2 S: 12	H: 6 LOB: 2 BB: 2 P: 20	R: 0 E: 0 K: 1 S: 5	H: 0 LOB: 0 BB: 0 P: 5	R: 0 E: 0 K: 0 S: 3	H: 0 LOB: 0 BB: 0 P: 3	R: 0 E: 0 K: 2 S: 8	H: 1 LOB: 2 BB: 1 P: 12	R: 0 E: 0 K: 1 S: 5	H: 0 LOB: 0 BB: 0 P: 5	1B: 14 2B: 1 3B: 0 HR: 1	SF: 2 SAC: 2 DP: 0 HBP: 0	WP: 0 PB: 0 SB: 1 CS: 0	PA: 46
<b>PITCHER</b>	IP WLS BF H R ER SO BB IBB HBP BLK WP HR S P ERA WHIP	IP WLS BF H R ER SO BB IBB HBP BLK WP HR S P ERA WHIP															IP WLS BF H R ER SO BB IBB HBP BLK WP HR S P ERA WHIP					
Wilbur Wood, L ERA: 3.46 Jim McGlothlin, R ERA: 6.03	4.1 L 26 12 8 8 3 1 0 0 0 0 0 31 35 16.61 3.000	4.2 20 4 2 2 5 3 0 0 0 0 1 27 39 3.86 1.500																				

Oakland Athletics @ Chicago White Sox  
Comiskey Park, Chicago, IL  
Sun Sep 23 1973, 4:33 AM EDT  
Att: 11,160 - Unknown - 58 F


AB 38  
R 10  
H 16  
RBI 10  
BB 4  
SO 8  
LOB 12



Batter	1	2	3	4	5	6	7	8	9	AB	R	H	RBI	BB	SO	LOB	BOTTOM					
Johnny Jeter, R OBP: 0.263, SLG: 0.397 Ed Herrmann, L OBP: 0.287, SLG: 0.349 Terry Forster, L (9, PR)	F9		FC6-4			F8		BB 1B	BB	4	1	1	0	0	0	1						
Luis Alvarado, R OBP: 0.256, SLG: 0.294	F8			6-3		6-3		BB 1B	P6	5	1	1	0	0	0	1						
Jerry Hairston, S OBP: 0.388, SLG: 0.347	K			1B		K		G3 1B SF8 BB		3	1	1	0	1	2	0						
Bill Melton, R OBP: 0.366, SLG: 0.442		1-3		K		HR BB		SF8 G3 1B		3	1	1	2	1	1	1						
Carlos May, L OBP: 0.331, SLG: 0.415	F9			1B		HR		G3		4	1	2	2	0	0	2						
Buddy Bradford, R OBP: 0.324, SLG: 0.418 Pat Kelly, L OBP: 0.353, SLG: 0.344	K			K		K		SF8		3	0	0	0	0	3	2						
Brian Downing, R OBP: 0.258, SLG: 0.300			K		4-3		4-3 BB	K		3	0	0	0	1	2	1						
Eddie Leon, R OBP: 0.291, SLG: 0.291 Bill Sharp, L OBP: 0.314, SLG: 0.384			6-3		K		4-3		4-3	3	0	0	0	0	1	1						
Chuck Brinkman, R OBP: 0.255, SLG: 0.248 Jorge Orta, L OBP: 0.325, SLG: 0.388			FC6-4 1B		K		P6		4-3	3	0	1	0	0	1	1						
<b>Inning Stats</b>	R: 0 E: 0 K: 1 S: 5	H: 0 LOB: 0 BB: 0 P: 5	R: 0 E: 0 K: 1 S: 5	H: 0 LOB: 0 BB: 0 P: 5	R: 0 E: 0 K: 1 S: 6	H: 1 LOB: 1 BB: 0 P: 6	R: 0 E: 0 K: 2 S: 9	H: 2 LOB: 2 BB: 0 P: 9	R: 0 E: 0 K: 2 S: 7	H: 0 LOB: 0 BB: 0 P: 7	R: 0 E: 0 K: 1 S: 5	H: 0 LOB: 0 BB: 0 P: 5	R: 2 E: 0 K: 1 S: 6	H: 1 LOB: 1 BB: 2 P: 14	R: 3 E: 0 K: 1 S: 8	H: 3 LOB: 1 BB: 1 P: 12	R: 0 E: 0 K: 0 S: 3	H: 0 LOB: 1 BB: 1 P: 7	1B: 6 2B: 0 3B: 0 HR: 1	SF: 1 SAC: 0 DP: 0 HBP: 0	WP: 0 PB: 0 SB: 0 CS: 0	PA: 38
<b>PITCHER</b>	IP WLS BF H R ER SO BB IBB HBP BLK WP HR S P ERA WHIP	IP WLS BF H R ER SO BB IBB HBP BLK WP HR S P ERA WHIP															IP WLS BF H R ER SO BB IBB HBP BLK WP HR S P ERA WHIP					
Vida Blue, L ERA: 3.34 Horacio Pina, R ERA: 2.66	7.0 W 30 6 5 5 9 3 0 0 0 0 0 45 57 6.43 1.286	2.0 S 8 1 0 0 1 1 0 0 0 0 0 9 13 0.00 1.000																				

Oakland Athletics @ Chicago White Sox  
Comiskey Park, Chicago, IL  
Sun Sep 23 1973, 4:33 AM EDT  
Att: 11,160 - Unknown - 58 F

AB 33  
R 5  
H 7  
RBI 5  
BB 4  
SO 10  
LOB 10









Batter	1	2	3	4	5	6	7	8	9	AB	R	H	RBI	BB	SO	LOB	TOP										
<b>Freddie Patek, R</b> OBP: 0.314, SLG: 0.325 (1, 6)	0-0 1-3 2B 1B		0-0 6-3	0-0 P3			0-0 3B 1B		0-0 SH3-4	4	2	2	0	0	0	1											
<b>George Brett, L</b> OBP: 0.100, SLG: 0.100 (1, 5)	0-0 F8		0-0 BB 1B		0-0 F8		0-0 F7		0-0 F7	5	0	1	0	0	0	3											
<b>Jim Wohlford, R</b> OBP: 0.314, SLG: 0.365 (1, 7)	0-0 1-3		0-3 K		0-0 P4		0-0 3B		0-0 1B	5	0	2	2	0	1	2											
<b>John Mayberry, L</b> OBP: 0.417, SLG: 0.478 (1, 3)	4-0 2B BB		4-0 1-2 BB		0-0 HR		4-0 IBB		0-3 K	2	2	1	1	3	1	1											
<b>Hal McRae, R</b> OBP: 0.305, SLG: 0.380 (1, 10)	0-0 1-H 2-H 2B		0-0 F9		0-0 4-3		0-0 F7			4	0	1	2	0	0	4											
<b>Ed Kirkpatrick, L</b> OBP: 0.336, SLG: 0.380 (1, 8)	0-0 F8			0-0 WP SF6 2B			0-0 F9		0-0 G3	4	1	1	0	0	0	1											
<b>Tom Poquette, L</b> OBP: 0.217, SLG: 0.200 (1, 9)		0-0 CS 1B		0-0 SF6 2-H		0-0 G3		0-0 4-3		3	0	1	1	0	0	0											
<b>Frank White, R</b> OBP: 0.272, SLG: 0.289 (1, 4)		0-3 K 1-2		0-0 4-3		0-0 F9		0-3 K		4	0	0	0	0	2	1											
<b>Buck Martinez, R</b> OBP: 0.400, SLG: 0.476 (1, 2)		0-0 F8			0-0 2B		0-0 F9		0-0 SH3-4 1B	4	1	2	0	0	0	0											
<b>Inning Stats</b>	R: 2 E: 0 K: 0 S: 5	H: 2 LOB: 1 BB: 1 P: 9	R: 0 E: 0 K: 1 S: 5	H: 1 LOB: 0 BB: 0 P: 5	R: 0 E: 0 K: 1 S: 6	H: 1 LOB: 2 BB: 1 P: 10	R: 1 E: 0 K: 0 S: 5	H: 2 LOB: 1 BB: 0 P: 5	R: 1 E: 0 K: 0 S: 4	H: 1 LOB: 0 BB: 0 P: 4	R: 0 E: 0 K: 0 S: 3	H: 0 LOB: 0 BB: 0 P: 3	R: 1 E: 0 K: 0 S: 5	H: 2 LOB: 2 BB: 1 P: 9	R: 0 E: 0 K: 1 S: 5	H: 0 LOB: 0 BB: 0 P: 5	R: 1 E: 0 K: 1 S: 7	H: 2 LOB: 1 BB: 0 P: 7	1B: 6 2B: 3 3B: 1 HR: 1	SF: 1 SAC: 1 DP: 0 HBP: 0	WP: 1 PB: 0 CS: 1	PA: 40					
<b>PITCHER</b>	IP	WLS	BF	H	R	ER	SO	BB	IBB	HBP	BLK	WP	HR	S	P	ERA	WHIP										
<b>Stan Bahnsen, R</b> ERA: 3.57 (1, 1)	8.2	L	39	11	6	6	3	2	1	0	0	1	1	42	54	6.23	1.500										
<b>Ken Frailing, L</b> ERA: 1.65 (9, 1)	0.1		1	0	0	0	1	0	0	0	0	0	0	3	3	0.00	0.000										

**Kansas City Royals @ Chicago White Sox**  
Comiskey Park, Chicago, IL  
Wed Sep 26 1973, 8:05 PM EDT  
Att: 5,570 - Unknown - 80 F

AB	35
R	6
H	11
RBI	6
BB	3
SO	4
LOB	13



Batter	1	2	3	4	5	6	7	8	9	AB	R	H	RBI	BB	SO	LOB	BOTTOM										
<b>Johnny Jeter, R</b> OBP: 0.267, SLG: 0.395 (1, 7)	0-0 BB 1B	4-0 BB			0-0 P6		0-3 K		0-0 G6-4-3	4	1	1	0	1	1	3											
<b>Bucky Dent, R</b> OBP: 0.330, SLG: 0.291 (1, 6)	0-0 F8	0-3 K			0-0 G6-4-3 1B		0-0 L8			4	0	1	0	0	1	3											
<b>Jerry Hairston, S</b> OBP: 0.377, SLG: 0.342 (1, 3)	0-0 F9		0-0 F8		0-0 G6-4-3			0-0 4-3		4	0	0	0	0	0	2											
<b>Bill Melton, R</b> OBP: 0.364, SLG: 0.438 (1, 5)	4-0 1B BB		0-3 K		0-0 E 1B		0-0 F2			3	1	1	0	1	1	0											
<b>Carlos May, L</b> OBP: 0.333, SLG: 0.417 (1, 10)	0-0 1-2 2-H 1B		0-0 G1		0-0 F7		0-0 P4			4	0	1	1	0	0	1											
<b>Buddy Bradford, R</b> OBP: 0.314, SLG: 0.405 (1, 8)	0-0 1-3			0-3 K		0-0 E4 1B		1-0 BB BB HBP		3	0	0	0	0	1	3											
<b>Bill Sharp, L</b> OBP: 0.324, SLG: 0.387 (9, PH)					0-0 E6 5-3		0-0 G4-3 1B		4-0 BB BB	0	0	0	0	1	0	0											
<b>Luis Alvarado, R</b> OBP: 0.257, SLG: 0.294 (1, 4)		0-0 F8		0-0 E6 5-3		0-0 G4-3 1B		0-0 BB BB		3	0	1	1	0	0	0											
<b>Jorge Orta, L</b> OBP: 0.326, SLG: 0.385 (9, PH)					0-0 E6 5-3		1-2 2-H 1B		1-2 BB BB	0	0	0	0	1	0	0											
<b>Brian Downing, R</b> OBP: 0.274, SLG: 0.292 (1, 9)		0-0 2B 1B		0-0 5-3		0-0 G4-3		0-0 F8		3	0	1	0	0	0	3											
<b>Sam Ewing, L</b> OBP: 0.222, SLG: 0.188 (9, PH)				0-0 5-3		1-2 1B			0-0 F8	1	0	0	0	0	0	2											
<b>Chuck Brinkman, R</b> OBP: 0.259, SLG: 0.260 (1, 2)		0-0 2B 1B		0-0 4-3				4-0 BB BB		2	0	1	0	0	0	1											
<b>Pat Kelly, L</b> OBP: 0.355, SLG: 0.346 (7, PH)				0-0 4-3			0-3 K		4-0 G6-4-3 BB	1	0	0	0	1	1	0											
<b>Inning Stats</b>	R: 1 E: 0 K: 0 S: 5	H: 2 LOB: 2 BB: 1 P: 9	R: 0 E: 0 K: 1 S: 6	H: 2 LOB: 2 BB: 1 P: 10	R: 0 E: 0 K: 1 S: 5	H: 0 LOB: 0 BB: 0 P: 5	R: 0 E: 1 K: 1 S: 6	H: 0 LOB: 1 BB: 0 P: 6	R: 0 E: 0 K: 0 S: 3	H: 1 LOB: 0 BB: 0 P: 3	R: 1 E: 1 K: 0 S: 5	H: 2 LOB: 1 BB: 0 P: 5	R: 0 E: 0 K: 2 S: 7	H: 0 LOB: 0 BB: 0 P: 7	R: 0 E: 0 K: 0 S: 3	H: 0 LOB: 0 BB: 0 P: 3	R: 0 E: 0 K: 0 S: 2	H: 0 LOB: 2 BB: 2 P: 11	1B: 6 2B: 1 3B: 0 HR: 0	SF: 0 SAC: 0 DP: 3 HBP: 1	WP: 0 PB: 0 CS: 0	PA: 37					
<b>PITCHER</b>	IP	WLS	BF	H	R	ER	SO	BB	IBB	HBP	BLK	WP	HR	S	P	ERA	WHIP										
<b>Paul Splittorf, L</b> ERA: 3.98 (1, 1)	6.0	W	26	7	2	1	3	2	0	0	0	0	0	12	21	0.00	0.667										
<b>Doug Bird, R</b> ERA: 2.95 (7, 1)	3.0	S	11	0	0	0	2	2	0	1	0	0	0	12	21	0.00	0.667										

**Kansas City Royals @ Chicago White Sox**  
Comiskey Park, Chicago, IL  
Wed Sep 26 1973, 8:05 PM EDT  
Att: 5,570 - Unknown - 80 F

AB	32
R	2
H	7
RBI	2
BB	4
SO	5
LOB	18





Batter	1	2	3	4	5	6	7	8	9	10	AB	R	H	RBI	BB	SO	LOB	TOP						
Freddie Patek, R OBP: 0.311, SLG: 0.321 (1, 6)	1-3		3-1			F8	F7			F8	5	0	0	0	0	0	1							
Jim Wohlford, R OBP: 0.321, SLG: 0.390 (1, 7)	1B 3B		F9			FC6-4 1B				L8	4	2	2	0	0	0	0							
Kurt Bevacqua, R OBP: 0.317, SLG: 0.330 (1, 5)	K					FC6-4 1B				6-3	4	0	1	0	0	1	1							
Frank Ortizio, R OBP: 0.286, SLG: 0.308 (1, 3)	1B					FC6-4 1B				5-3	4	0	1	1	0	0	2							
Hal McRae, R OBP: 0.307, SLG: 0.384 (1, 10)	6-3					1-2 2-3 1B				L8	4	0	2	1	0	0	1							
Ed Kirkpatrick, L OBP: 0.333, SLG: 0.376 (1, 8)		K				1-2 3-H 1B				F8	4	0	0	0	0	2	3							
Rick Reichardt, R OBP: 0.301, SLG: 0.377 (1, 9)		F8								1-3	0	0	0	0	0	0	0							
Bobby Floyd, R OBP: 0.385, SLG: 0.406 (1, 4)		K				G5-4-3 1B				1-3	4	0	1	0	0	1	0							
Buck Martinez, R OBP: 0.379, SLG: 0.440 (1, 2)						G5-4-3 1B				6-3	4	0	1	0	0	0	1							
<b>Inning Stats</b>	R: 1 E: 0 K: 1 S: 7	H: 2 LOB: 1 BB: 0 P: 7	R: 0 E: 0 K: 2 S: 7	H: 0 LOB: 0 BB: 0 P: 7	R: 0 E: 0 K: 0 S: 3	H: 0 LOB: 0 BB: 0 P: 3	R: 0 E: 0 K: 0 S: 4	H: 1 LOB: 1 BB: 0 P: 4	R: 0 E: 0 K: 1 S: 8	H: 3 LOB: 2 BB: 0 P: 8	R: 0 E: 0 K: 0 S: 4	H: 1 LOB: 1 BB: 0 P: 4	R: 0 E: 0 K: 0 S: 3	H: 0 LOB: 0 BB: 0 P: 3	R: 0 E: 0 K: 0 S: 3	H: 0 LOB: 0 BB: 0 P: 3	R: 0 E: 0 K: 0 S: 3	H: 0 LOB: 0 BB: 0 P: 3	1B: 6 2B: 1 3B: 1 HR: 0	SF: 0 SAC: 0 DP: 1 HBP: 0	WP: 0 PB: 0 SB: 0 CS: 0	PA: 37		
<b>PITCHER</b> Jim Kaat, L ERA: 4.37 (1, 1)	IP: 10.0 W: 10 L: 10	WLS: 37 BF: 37 H: 8 R: 2 ER: 2 SO: 4	H: 8 R: 2 ER: 2 SO: 4	BB: 0 IBB: 0 HBP: 0 BLK: 0	WP: 0 HR: 0 S: 45 P: 45	ERA: 1.80 WHIP: 0.800		<b>PITCHER</b>	IP: 10.0 W: 10 L: 10	WLS: 37 BF: 37 H: 8 R: 2 ER: 2 SO: 4	H: 8 R: 2 ER: 2 SO: 4	BB: 0 IBB: 0 HBP: 0 BLK: 0	WP: 0 HR: 0 S: 45 P: 45	ERA: 1.80 WHIP: 0.800										

**Kansas City Royals @ Chicago White Sox**  
Comiskey Park, Chicago, IL  
Thu Sep 27 1973, 4:33 AM EDT  
Att: 1,729 - Unknown - 80 F


AB	33
R	2
H	8
RBI	2
BB	0
SO	4
LOB	9



Batter	1	2	3	4	5	6	7	8	9	10	AB	R	H	RBI	BB	SO	LOB	BOTTOM					
Pat Kelly, L OBP: 0.354, SLG: 0.346 (1, 9)	4-3		K								3	0	1	0	0	1	0						
Buddy Bradford, R OBP: 0.316, SLG: 0.425 (5, PR) (6, 9)										HR	2	1	1	1	0	0	0						
Bill Sharp, L OBP: 0.336, SLG: 0.400 (1, 8)	G3 1B										4	1	4	0	0	0	0						
Jerry Hairston, S OBP: 0.375, SLG: 0.340 (1, 7)	G3		K								4	0	1	0	0	1	4						
Bill Melton, R OBP: 0.363, SLG: 0.436 (1, 5)											4	0	1	1	0	0	4						
Carlos May, L OBP: 0.353, SLG: 0.414 (1, 10)	F9										3	1	0	0	1	0	3						
Jorge Orta, L OBP: 0.323, SLG: 0.381 (1, 4)											4	0	0	0	0	1	3						
Sam Ewing, L OBP: 0.227, SLG: 0.200 (1, 3)											4	0	1	1	0	0	0						
Bucky Dent, R OBP: 0.319, SLG: 0.280 (1, 6)											4	0	0	0	0	0	1						
Chuck Brinkman, R OBP: 0.252, SLG: 0.252 (1, 2)											4	0	0	0	0	1	0						
<b>Inning Stats</b>	R: 1 E: 0 K: 0 S: 5	H: 2 LOB: 1 BB: 0 P: 5	R: 0 E: 0 K: 0 S: 3	H: 0 LOB: 0 BB: 0 P: 3	R: 0 E: 0 K: 2 S: 8	H: 1 LOB: 1 BB: 0 P: 8	R: 1 E: 0 K: 0 S: 4	H: 1 LOB: 1 BB: 1 P: 8	R: 0 E: 0 K: 1 S: 5	H: 0 LOB: 0 BB: 0 P: 5	R: 0 E: 0 K: 0 S: 3	H: 0 LOB: 0 BB: 0 P: 3	R: 0 E: 0 K: 0 S: 3	H: 0 LOB: 0 BB: 0 P: 3	R: 0 E: 0 K: 0 S: 3	H: 0 LOB: 0 BB: 0 P: 3	R: 1 E: 0 K: 0 S: 1	H: 1 LOB: 1 BB: 0 P: 1	1B: 8 2B: 0 3B: 0 HR: 1	SF: 0 SAC: 0 DP: 0 HBP: 0	WP: 0 PB: 0 SB: 0 CS: 0	PA: 37	
<b>PITCHER</b> Al Fitzmorris, R ERA: 2.83 (1, 1)	IP: 9.0 W: 9 L: 37	WLS: 37 BF: 37 H: 9 R: 3 ER: 3 SO: 4	H: 9 R: 3 ER: 3 SO: 4	BB: 1 IBB: 0 HBP: 0 BLK: 0	WP: 0 HR: 1 S: 44 P: 48	ERA: 3.00 WHIP: 1.111		<b>PITCHER</b>	IP: 9.0 W: 9 L: 37	WLS: 37 BF: 37 H: 9 R: 3 ER: 3 SO: 4	H: 9 R: 3 ER: 3 SO: 4	BB: 1 IBB: 0 HBP: 0 BLK: 0	WP: 0 HR: 1 S: 44 P: 48	ERA: 3.00 WHIP: 1.111									

**Kansas City Royals @ Chicago White Sox**  
Comiskey Park, Chicago, IL  
Thu Sep 27 1973, 4:33 AM EDT  
Att: 1,729 - Unknown - 80 F

AB	36
R	3
H	9
RBI	3
BB	1
SO	4
LOB	15





Batter	1	2	3	4	5	6	7	8	9	AB	R	H	RBI	BB	SO	LOB	TOP										
<b>Johnny Jeter, R</b> OBP: 0.284, SLG: 0.390 (1, 7)	0-3 K		0-3 K		0-0 FC1-4-6		0-0 F8			4	0	0	0	0	2	1	<b>Chicago White Sox @ Oakland Athletics</b> Oakland-Alameda County Coliseum, Oakland, CA Fri Sep 28 1973, 7:05 PM PDT Att: 5,355 - Unknown <a href="http://livebaseballscorecards.com">livebaseballscorecards.com</a>										
<b>Luis Avarado, R</b> OBP: 0.294, SLG: 0.290 (1, 4)	0-0 1-3		0-0 F8		0-0 F8			4-0 G6-4-3 BB		3	0	0	0	0	0	1											
<b>Jorge Orta, L</b> OBP: 0.325, SLG: 0.381 (8, PH)										0	1	0	0	1	0	0											
<b>Buddy Bradford, R</b> OBP: 0.326, SLG: 0.426 (1, 8)	0-0 S		4-0 CS		0-0 5-3			4-0 G6-4-3 BB		2	0	1	0	2	0	0											
<b>Bill Melton, R</b> OBP: 0.364, SLG: 0.435 (1, 5)	4-0 1-2		0-0 CS		0-0 F8		4-0 1B	0-0 G6-4-3		2	0	0	0	2	0	2											
<b>Carlos May, L</b> OBP: 0.336, SLG: 0.416 (1, 10)	0-3 K				4-0 1B		0-0 1B	0-0 1B		3	0	2	1	1	1	2											
<b>Brian Downing, R</b> OBP: 0.276, SLG: 0.294 (8, PH)		0-0 6-3			0-0 G4-6-3		0-0 F9	0-0 F7		3	0	1	0	0	0	2											
<b>Pat Kelly, L</b> OBP: 0.354, SLG: 0.346 (8, 9)					1-2 1B					1	0	0	0	0	0	1											
<b>Hank Allen, R</b> OBP: 0.154 (1, 3)					0-0 G4-6-3		0-0 P3			2	0	0	0	1	0	4											
<b>Bill Sharp, L</b> OBP: 0.335, SLG: 0.398 (9, PH)	4-0 4-3				1-2 1B					1	0	0	0	0	0	0											
<b>Bucky Dent, R</b> OBP: 0.309, SLG: 0.270 (1, 6)	0-0 4-3				0-0 F9		0-0 2-3			4	0	0	0	0	0	1											
<b>Chuck Brinkman, R</b> OBP: 0.252, SLG: 0.252 (1, 2)	0-0 P4				0-0 P3		0-0 P3		0-3 K	4	0	1	0	0	1	1											
<b>Inning Stats</b>	R: 0 E: 0 K: 2 S: 8	H: 1 LOB: 2 BB: 1 P: 12	R: 0 E: 0 K: 0 S: 3	H: 0 LOB: 1 BB: 1 P: 7	R: 0 E: 0 K: 1 S: 4	H: 0 LOB: 0 BB: 1 P: 8	R: 0 E: 0 K: 0 S: 3	H: 1 LOB: 1 BB: 1 P: 7	R: 0 E: 0 K: 0 S: 4	H: 1 LOB: 2 BB: 0 P: 4	R: 0 E: 0 K: 0 S: 4	H: 0 LOB: 0 BB: 0 P: 3	R: 0 E: 0 K: 0 S: 3	H: 1 LOB: 1 BB: 2 P: 11	R: 0 E: 0 K: 1 S: 5	H: 0 LOB: 0 BB: 0 P: 5	1B: 5 2B: 0 3B: 0 HR: 0	SF: 0 SAC: 0 DP: 2 HBP: 0	WP: 0 PB: 0 SB: 1 CS: 1	PA: 37							
<b>PITCHER</b>	IP	WLS	BF	H	R	ER	SO	BB	IBB	HBP	BLK	WP	HR	S	P	ERA	WHIP										
<b>Vida Blue, L</b> ERA: 3.28	4.2		19	3	0	0	3	4	0	0	0	0	0	21	37	0.00	1.500										
<b>Paul Lindblad, L</b> ERA: 3.79	2.1	W	9	1	0	0	0	1	0	0	0	0	0	8	12	0.00	0.857										
<b>Horacio Pina, R</b> ERA: 2.67	1.0		5	1	1	1	0	2	0	0	0	0	0	3	11	9.00	3.000										
<b>Rollie Fingers, R</b> ERA: 1.93	1.0	S	3	0	0	0	1	0	0	0	0	0	0	5	5	0.00	0.000										

Batter	1	2	3	4	5	6	7	8	9	AB	R	H	RBI	BB	SO	LOB	BOTTOM										
<b>Bert Campaneris, R</b> OBP: 0.307, SLG: 0.318 (1, 6)	0-0 6-3		0-0 F9		4-0 FC4		4-0 E		0-0 1B	2	1	0	0	2	0	0	<b>Chicago White Sox @ Oakland Athletics</b> Oakland-Alameda County Coliseum, Oakland, CA Fri Sep 28 1973, 7:05 PM PDT Att: 5,355 - Unknown <a href="http://livebaseballscorecards.com">livebaseballscorecards.com</a>										
<b>Ted Kubiak, S</b> OBP: 0.269, SLG: 0.317 (7, 6)					0-0 FC4		0-0 SF7		0-3 K	3	1	0	0	0	0	1											
<b>Vic Davalillo, L</b> OBP: 0.219, SLG: 0.225 (1, 9)	0-0 6-3		0-0 4-3		0-0 FC4		0-0 SF7			1	0	0	1	0	1	1											
<b>Sal Bando, R</b> OBP: 0.374, SLG: 0.495 (7, 5)	4-0 BB		0-0 2B		0-0 G3		0-0 F7			3	1	2	2	1	0	1											
<b>Phil Garner, R</b> (7, 5)					1-2 1B		1-2 2B			0	0	0	0	0	0	0											
<b>Reggie Jackson, L</b> OBP: 0.383, SLG: 0.531 (1, 10)	4-0 BB		4-0 BB		0-0 G3		0-0 PO		2-3 2B	2	0	1	0	2	0	1											
<b>Allan Lewis, S</b> (7, PR)	1-2 BB				2-3 1B				2-3 2B	0	0	0	0	0	0	0											
<b>Gene Tenace, R</b> OBP: 0.385, SLG: 0.444 (1, 3)	4-0 1-2		0-0 F8		0-0 F8		0-0 2-3		0-0 2-3	2	0	1	1	1	0	2											
<b>Pat Bourque, L</b> OBP: 0.324, SLG: 0.427 (7, PH)	1-2 BB				3-1 1B				4-0 BB	1	0	0	0	0	0	1											
<b>Joe Rudi, R</b> OBP: 0.310, SLG: 0.410 (1, 7)	0-0 F8				0-0 6-3		0-0 F8		4-0 BB	3	0	0	0	1	0	4											
<b>Angel Mangual, R</b> OBP: 0.258, SLG: 0.299 (1, 8)		0-0 6-3		4-0 1B	0-0 5-3		0-3 K			3	0	0	0	1	1	4											
<b>Ray Fosse, R</b> OBP: 0.291, SLG: 0.355 (1, 2)		0-0 6-3		0-0 G6-4-3	0-0 1B		0-0 PO		0-0 6-3	4	1	2	0	0	0	0											
<b>Dick Green, R</b> OBP: 0.309, SLG: 0.341 (1, 4)					0-0 G6-4-3		0-0 3-1		0-0 6-3	2	0	0	0	0	0	2											
<b>Jesus Alou, R</b> OBP: 0.305, SLG: 0.352 (6, PH)		0-0 5-3			0-0 G6-4-3		0-0 3-1		0-0 6-3	1	0	0	0	0	0	1											
<b>Manny Trillo, R</b> OBP: 0.300, SLG: 0.500 (7, 4)					1-2 1B					1	0	0	0	0	0	0											
<b>Inning Stats</b>	R: 0 E: 0 K: 0 S: 3	H: 0 LOB: 3 BB: 3 P: 15	R: 0 E: 0 K: 0 S: 3	H: 0 LOB: 0 BB: 0 P: 3	R: 0 E: 0 K: 0 S: 4	H: 1 LOB: 2 BB: 1 P: 8	R: 0 E: 0 K: 0 S: 3	H: 1 LOB: 1 BB: 1 P: 7	R: 3 E: 0 K: 0 S: 6	H: 2 LOB: 1 BB: 1 P: 10	R: 1 E: 1 K: 0 S: 4	H: 1 LOB: 1 BB: 1 P: 8	R: 0 E: 0 K: 1 S: 5	H: 1 LOB: 2 BB: 1 P: 9	R: 0 E: 0 K: 1 S: 6	H: 1 LOB: 1 BB: 0 P: 6	1B: 3 2B: 4 3B: 0 HR: 0	SF: 1 SAC: 0 DP: 1 HBP: 0	WP: 0 PB: 0 SB: 0 CS: 0	PA: 39							
<b>PITCHER</b>	IP	WLS	BF	H	R	ER	SO	BB	IBB	HBP	BLK	WP	HR	S	P	ERA	WHIP										
<b>Jim McGlothlin, R</b> ERA: 6.06	4.0	L	21	3	3	3	0	6	0	0	0	0	0	15	39	6.75	2.250										
<b>Ken Frealig, L</b> ERA: 1.96	2.0		9	2	1	1	0	1	0	0	0	0	0	8	12	4.50	1.500										
<b>Rich Gossage, R</b> ERA: 7.43	2.0		8	2	0	0	2	1	0	0	0	0	0	11	15	0.00	1.500										





Batter	1	2	3	4	5	6	7	8	9	AB	R	H	RBI	BB	SO	LOB	TOP				
<b>Johnny Jeter, R</b> OBP: 0.260, SLG: 0.383 (1, 7)										5	1	0	0	0	0	5	<b>Chicago White Sox @ Oakland Athletics</b> Oakland-Alameda County Coliseum, Oakland, CA Sat Sep 29 1973, 3:33 AM PDT Att: 6,481 - Unknown <a href="http://livebaseballscorecards.com">livebaseballscorecards.com</a>				
<b>Pat Kelly, L</b> OBP: 0.355, SLG: 0.347 (1, 9)										4	1	2	1	0	2	0					
<b>Buddy Bradford, R</b> OBP: 0.319, SLG: 0.416 (1, 8)										4	0	0	0	0	2	2					
<b>Bill Melton, R</b> OBP: 0.365, SLG: 0.442 (1, 5)										4	2	2	1	0	0	1					
<b>Carlos May, L</b> OBP: 0.333, SLG: 0.413 (1, 3)										4	0	0	1	0	1	2					
<b>Brian Downing, R</b> OBP: 0.266, SLG: 0.282 (1, 2)										3	0	0	0	0	1	0					
<b>Bill Sharp, L</b> OBP: 0.338, SLG: 0.401 (9, PH)										1	1	1	0	0	0	0					
<b>Jorge Orta, L</b> OBP: 0.326, SLG: 0.381 (1, 4)										3	0	1	0	1	1	0					
<b>Bucky Dent, R</b> OBP: 0.310, SLG: 0.272 (1, 6)										3	0	1	0	0	0	1					
<b>Jerry Hairston, S</b> OBP: 0.376, SLG: 0.340 (9, PH)										0	0	0	0	1	0	0					
<b>Luis Alvarado, R</b> OBP: 0.250, SLG: 0.286 (1, 10)										3	0	0	0	0	0	2					
<b>Ed Hermann, L</b> OBP: 0.289, SLG: 0.351 (9, PH)										1	0	1	1	0	0	0					
<b>Inning Stats</b>	R: 1 E: 1 K: 1 S: 7	H: 1 LOB: 1 BB: 0 P: 7	R: 0 E: 0 K: 1 S: 5	H: 0 LOB: 0 BB: 0 P: 5	R: 0 E: 0 K: 1 S: 5	H: 0 LOB: 0 BB: 0 P: 5	R: 1 E: 0 K: 1 S: 6	H: 1 LOB: 0 BB: 0 P: 6	R: 0 E: 0 K: 1 S: 6	H: 1 LOB: 1 BB: 0 P: 6	R: 2 E: 0 K: 1 S: 7	H: 2 LOB: 0 BB: 0 P: 7	R: 0 E: 0 K: 0 S: 4	H: 1 LOB: 1 BB: 0 P: 4	R: 0 E: 0 K: 1 S: 5	H: 0 LOB: 0 BB: 0 P: 5	R: 1 E: 0 K: 0 S: 4	H: 2 LOB: 2 BB: 2 P: 12	1B: 6 2B: 1 3B: 0 HR: 1	SF: 0 SAC: 0 DP: 1 HBP: 0	WP: 2 PA: 37 SB: 0 CS: 0
<b>PITCHER</b>	IP WLS BF H R ER SO BB IBB HBP BLK WP HR S P ERA WHIP																				
<b>Ken Holtzman, L</b> ERA: 2.97 (1, 1)	7.0 W 28 6 4 3 6 0 0 0 0 0 2 1 40 40 3.86 0.857																				
<b>Darold Knowles, L</b> ERA: 3.09 (8, 1)	1.0 3 0 0 0 1 0 0 0 0 0 0 0 5 5 0.00 0.000																				
<b>Horacio Pina, R</b> ERA: 2.76 (9, 1)	0.1 4 1 1 1 0 2 0 0 0 0 0 0 2 10 27.00 9.000																				
<b>Rollie Fingers, R</b> ERA: 1.92 (9, 1)	0.2 S 2 1 0 0 0 0 0 0 0 0 0 0 2 2 0.00 1.500																				

Batter	1	2	3	4	5	6	7	8	9	AB	R	H	RBI	BB	SO	LOB	BOTTOM		
<b>Bert Campaneris, R</b> OBP: 0.308, SLG: 0.318 (1, 6)										3	1	1	0	1	0	0	<b>Chicago White Sox @ Oakland Athletics</b> Oakland-Alameda County Coliseum, Oakland, CA Sat Sep 29 1973, 3:33 AM PDT Att: 6,481 - Unknown <a href="http://livebaseballscorecards.com">livebaseballscorecards.com</a>		
<b>Ted Kubiak, S</b> OBP: 0.268, SLG: 0.315 (7, 6)										1	0	0	0	0	0	0			
<b>Joe Rudi, R</b> OBP: 0.315, SLG: 0.414 (1, 7)										5	2	4	0	0	0	0			
<b>Sal Bando, R</b> OBP: 0.376, SLG: 0.501 (1, 5)										5	2	3	3	0	1	3			
<b>Phil Garner, R</b> OBP: 0.258, SLG: 0.303 (9, 5)										0	0	0	0	0	0	0			
<b>Gene Tenace, R</b> OBP: 0.388, SLG: 0.445 (1, 3)										2	2	1	1	2	0	0			
<b>Darold Knowles, L</b> ERA: 3.09 (8, 1)										0	0	0	0	0	0	0			
<b>Blue Moon Odom, R</b> OBP: 0.310, SLG: 0.341 (8, PH)										1	0	0	0	0	0	1			
<b>Horacio Pina, R</b> OBP: 0.268, SLG: 0.315 (9, 1)										0	0	0	0	0	0	0			
<b>Rollie Fingers, R</b> ERA: 1.92 (9, 1)										0	0	0	0	0	0	0			
<b>Angel Mangual, R</b> OBP: 0.258, SLG: 0.303 (1, 8)										4	0	1	1	0	0	3			
<b>Mike Andrews, R</b> OBP: 0.301, SLG: 0.256 (1, 10)										2	0	0	0	1	0	0			
<b>Vic Davallillo, L</b> OBP: 0.216, SLG: 0.224 (7, PH)										1	0	0	0	0	0	1			
<b>Billy Conigliaro, R</b> OBP: 0.261, SLG: 0.264 (1, 9)										3	0	0	0	1	1	2			
<b>Ray Fosse, R</b> OBP: 0.293, SLG: 0.357 (1, 2)										4	0	2	0	0	1	0			
<b>Dick Green, R</b> OBP: 0.309, SLG: 0.341 (1, 4)										3	0	1	0	0	0	0			
<b>Allan Lewis, S</b> OBP: 0.273, SLG: 0.455 (6, PR)										0	0	0	0	0	0	0			
<b>Manny Trillo, R</b> OBP: 0.273, SLG: 0.455 (7, 4)										1	0	0	0	0	1	2			
<b>Inning Stats</b>	R: 0 E: 0 K: 0 S: 4	H: 1 LOB: 2 BB: 1 P: 8	R: 0 E: 0 K: 2 S: 7	H: 0 LOB: 0 BB: 0 P: 7	R: 3 E: 0 K: 0 S: 6	H: 3 LOB: 0 BB: 0 P: 6	R: 0 E: 0 K: 0 S: 3	H: 1 LOB: 0 BB: 0 P: 3	R: 3 E: 1 K: 0 S: 7	H: 4 LOB: 2 BB: 1 P: 11	R: 0 E: 0 K: 1 S: 6	H: 2 LOB: 2 BB: 1 P: 10	R: 1 E: 1 K: 1 S: 6	H: 1 LOB: 2 BB: 2 P: 14	R: 0 E: 0 K: 0 S: 4	H: 1 LOB: 1 BB: 0 P: 4	1B: 11 2B: 1 3B: 0 HR: 1	SF: 0 SAC: 0 DP: 0 HBP: 0	WP: 0 PA: 41 SB: 0 CS: 2
<b>PITCHER</b>	IP WLS BF H R ER SO BB IBB HBP BLK WP HR S P ERA WHIP																		
<b>Terry Forster, L</b> ERA: 3.23 (1, 1)	4.2 L 24 9 6 5 2 3 0 0 0 0 0 0 1 26 34 9.64 2.357																		
<b>Jim Geddes, R</b> ERA: 2.87 (5, 1)	3.1 16 4 1 0 2 3 0 0 0 0 0 0 0 17 29 0.00 2.100																		





Batter	1	2	3	4	5	6	7	8	9	10	AB	R	H	RBI	BB	SO	LOB	TOP
Pat Kelly, L OBP: 0.355, SLG: 0.347 Terry Forster, L (5, PH) Buddy Bradford, R OBP: 0.316, SLG: 0.411	0-0 1B		5-3		F7			P4		K	2	0	1	0	0	0	0	
Jorge Orta, L OBP: 0.323, SLG: 0.376	0-3 K		1-3			G3			P6	L6	5	0	0	0	0	1	4	
Jerry Hairston, S OBP: 0.371, SLG: 0.333	0-0 F7		F7			P4			K		4	0	0	0	0	1	1	
Bill Melton, R OBP: 0.363, SLG: 0.439 Luis Alvarado, R OBP: 0.250, SLG: 0.286	0-0 F8			F8		F8			4-3		4	0	0	0	0	0	1	
Carlos May, L OBP: 0.354, SLG: 0.412		4-0 CS, 1B BB		4-3		1-3				SH1-4 BB 1B	3	1	1	0	1	0	0	
Bill Sharp, L OBP: 0.345, SLG: 0.408	0-0 CS 1B			P4						BB SH1-4 1B	4	0	3	0	0	0	0	
Ed Herrmann, L OBP: 0.289, SLG: 0.354	0-3 K					G3-6-3 1B				SH1-4	3	0	1	0	0	1	3	
Brian Downing, R OBP: 0.277, SLG: 0.274	4-0 BB			5-3						BB IBB	2	0	0	0	2	0	1	
Bucky Dent, R OBP: 0.308, SLG: 0.265	0-0 1-3				F8					1-2 2-3 3-H BB	3	0	0	1	1	0	3	
<b>Inning Stats</b>	R: 0 E: 0 K: 1 S: 6	H: 1 LOB: 1 BB: 0 P: 6	R: 0 E: 0 K: 1 S: 5	H: 1 LOB: 2 BB: 2 P: 13	R: 0 E: 0 K: 0 S: 3	H: 0 LOB: 0 BB: 0 P: 3	R: 0 E: 0 K: 0 S: 3	H: 0 LOB: 0 BB: 0 P: 3	R: 0 E: 0 K: 0 S: 3	H: 1 LOB: 0 BB: 0 P: 3	R: 0 E: 0 K: 1 S: 5	H: 0 LOB: 0 BB: 0 P: 5	R: 1 E: 0 K: 1 S: 7	H: 2 LOB: 3 BB: 2 P: 15	1B: 5 2B: 2 3B: 0 HR: 0	SF: 0 SAC: 1 DP: 2 HBP: 0	WP: 0 PA: 38	
<b>PITCHER</b>	IP 5.0	WLS 19	BF 3	H 0	R 0	ER 0	SO 2	BB 2	IBB 0	HBP 0	BLK 0	WP 0	HR 0	S 21	P 29	ERA 0.00	WHIP 1.000	
Catfish Hunter, R ERA: 3.34																		
Paul Lindblad, L ERA: 3.69																		
Blue Moon Odom, R ERA: 4.49																		
Darold Knowles, L ERA: 3.09																		

Chicago White Sox @ Oakland Athletics  
Oakland-Alameda County Coliseum, Oakland, CA

AB 33  
R 1  
H 6  
RBI 1  
BB 4  
SO 4  
LOB 17



Sun Sep 30 1973, 3:33 AM PDT  
Att: 7,422 - Unknown

livebaseballscores.com

Batter	1	2	3	4	5	6	7	8	9	10	AB	R	H	RBI	BB	SO	LOB	BOTTOM
Bert Campaneris, R OBP: 0.308, SLG: 0.318 Ted Kubiak, S OBP: 0.257, SLG: 0.313	0-0 1B		F8			K			F9		3	0	1	0	0	1	0	
Vic Davallo, L OBP: 0.211, SLG: 0.218	0-0 F7		F8			F3			F7		4	0	0	0	0	1		
Sal Bando, R OBP: 0.375, SLG: 0.498	4-0 BB		P3			K			F9		3	0	0	0	1	1	0	
Gene Tenace, R OBP: 0.357, SLG: 0.443 Allan Lewis, S (10, PR)	0-3 K			K				5-3		FC3-5 S 1B	4	0	1	0	0	2	2	
Pat Bourque, L OBP: 0.323, SLG: 0.420	0-3 K			F8		F7				FC3-5 BB	3	0	0	0	1	1	2	
Angel Mangual, R OBP: 0.257, SLG: 0.302		0-0 1B		K		K				FC3-5 FC5-4	4	0	1	0	0	2	2	
Billy Conigliaro, R OBP: 0.252, SLG: 0.255	0-3 K				K				F9		4	0	0	0	0	2	3	
Ray Fosse, R OBP: 0.291, SLG: 0.354	0-0 F9				K					FC5-4	4	0	0	0	0	2	3	
Dick Green, R OBP: 0.308, SLG: 0.340 Jesus Alou, R (5, PH) Manny Trillo, R OBP: 0.250, SLG: 0.417	0-3 K								F9		1	0	0	0	0	1	1	
<b>Inning Stats</b>	R: 0 E: 0 K: 2 S: 8	H: 1 LOB: 1 BB: 1 P: 8	R: 0 E: 0 K: 2 S: 8	H: 1 LOB: 1 BB: 0 P: 8	R: 0 E: 0 K: 0 S: 3	H: 0 LOB: 0 BB: 0 P: 3	R: 0 E: 0 K: 2 S: 7	H: 0 LOB: 0 BB: 0 P: 7	R: 0 E: 0 K: 1 S: 5	H: 0 LOB: 0 BB: 0 P: 5	R: 0 E: 0 K: 0 S: 3	H: 0 LOB: 0 BB: 0 P: 3	R: 0 E: 0 K: 0 S: 4	H: 1 LOB: 2 BB: 1 P: 8	1B: 3 2B: 0 3B: 0 HR: 0	SF: 0 SAC: 0 DP: 0 HBP: 0	WP: 0 PA: 35	
<b>PITCHER</b>	IP 9.0	WLS 32	BF 3	H 0	R 0	ER 0	SO 12	BB 2	IBB 0	HBP 0	BLK 0	WP 0	HR 0	S 54	P 62	ERA 0.00	WHIP 0.556	
Steve Stone, R ERA: 4.24																		
Cy Acosta, R ERA: 2.23																		

Chicago White Sox @ Oakland Athletics  
Oakland-Alameda County Coliseum, Oakland, CA

AB 33  
R 0  
H 3  
RBI 0  
BB 2  
SO 12  
LOB 14



Sun Sep 30 1973, 3:33 AM PDT  
Att: 7,422 - Unknown

livebaseballscores.com