

# Chicago White Sox - 1974

Batter	1	2	3	4	5	6	7	8	9	AB	R	H	RBI	BB	SO	LOB	TOP					
Mickey Rivers, L OBP: 0.167, SLG: 0.167 (1, 8)	0-0 1-3	0-0 FC2		0-0 F7		0-3 K2-3		0-0 BB BB 6-3 1B	0-3 K	6	1	1	0	0	2	3						
Denny Doyle, L OBP: 0.333, SLG: 0.200 (1, 4)	0-0 1-3	0-0 1-3			0-0 4-3		0-0 CS 1B	4-0 6-3 BB 1B	0-0 1-3	5	1	1	1	1	0	3						
Bobby Valentine, R Joe Lahoud, L (7, PR) (7, 7)	0-0 1B		0-0 4-3		0-0 E5 2B		4-0 BB 1B	4-0 1B 6-3 BB		3	0	1	0	1	0	0						
Frank Robinson, R OBP: 0.600, SLG: 0.750 (1, 10)	0-0 F8		0-0 FC5-4 1B		0-0 G5-3 2B		4-0 BB 1B	0-0 6-3		4	0	2	1	1	0	3						
Mike Epstein, L Tom McCraw, L (8, PH) (8, 3)		1-0 1B 2B HBP	0-3 K		4-0 BB		0-0 F8	4-0 1B BB		2	1	0	0	1	1	3						
Bob Oliver, R OBP: 0.800, SLG: 0.800 (1, 5)		0-0 2B FC2 1B	0-0 FC5-4 1B		0-0 G5-3		0-0 1B BB	0-0 1B		5	0	4	2	0	0	3						
Leroy Stanton, R OBP: 0.400, SLG: 1.500 (1, 9)		0-0 FC2 2B	0-0 FC5-4		0-0 HR		0-0 F8	0-0 SF7		4	1	2	3	0	0	4						
Ellie Rodriguez, R OBP: 0.200, SLG: 0.200 (1, 2)		0-3 K		0-0 F8		0-0 P4		0-0 BB 1B		5	1	1	0	0	1	4						
Dave Chalk, R OBP: 0.400, SLG: 0.250 (1, 6)		1-0 FC2 HBP		0-0 F7		0-0 4-3		0-0 BB 1B	0-0 P6	4	1	1	0	0	0	0						
<b>Inning Stats</b>	R: 0 E: 0 K: 0 S: 4	H: 1 LOB: 1 BB: 0 P: 4	R: 1 E: 0 K: 1 S: 7	H: 2 LOB: 3 BB: 0 P: 9	R: 0 E: 0 K: 1 S: 7	H: 2 LOB: 2 BB: 0 P: 7	R: 0 E: 0 K: 0 S: 3	H: 0 LOB: 0 BB: 0 P: 3	R: 0 E: 1 K: 0 S: 4	H: 1 LOB: 2 BB: 1 P: 8	R: 1 E: 0 K: 0 S: 4	H: 2 LOB: 2 BB: 2 P: 12	R: 5 E: 0 K: 0 S: 7	H: 4 LOB: 2 BB: 3 P: 19	R: 0 E: 0 K: 1 S: 5	H: 0 LOB: 0 BB: 0 P: 5	1B: 10 2B: 2 3B: 0 HR: 1	SF: 1 SAC: 0 DP: 1 HBP: 2	WP: 0 PB: 0 SB: 0 CS: 1	PA: 47		
<b>PITCHER</b>	IP WLS BF H R ER SO BB IBB HBP BLK WP HR S P ERA WHIP	IP WLS BF H R ER SO BB IBB HBP BLK WP HR S P ERA WHIP	IP WLS BF H R ER SO BB IBB HBP BLK WP HR S P ERA WHIP	IP WLS BF H R ER SO BB IBB HBP BLK WP HR S P ERA WHIP	IP WLS BF H R ER SO BB IBB HBP BLK WP HR S P ERA WHIP	IP WLS BF H R ER SO BB IBB HBP BLK WP HR S P ERA WHIP	IP WLS BF H R ER SO BB IBB HBP BLK WP HR S P ERA WHIP	IP WLS BF H R ER SO BB IBB HBP BLK WP HR S P ERA WHIP	IP WLS BF H R ER SO BB IBB HBP BLK WP HR S P ERA WHIP	IP WLS BF H R ER SO BB IBB HBP BLK WP HR S P ERA WHIP	IP WLS BF H R ER SO BB IBB HBP BLK WP HR S P ERA WHIP	IP WLS BF H R ER SO BB IBB HBP BLK WP HR S P ERA WHIP	IP WLS BF H R ER SO BB IBB HBP BLK WP HR S P ERA WHIP	IP WLS BF H R ER SO BB IBB HBP BLK WP HR S P ERA WHIP	IP WLS BF H R ER SO BB IBB HBP BLK WP HR S P ERA WHIP	IP WLS BF H R ER SO BB IBB HBP BLK WP HR S P ERA WHIP	IP WLS BF H R ER SO BB IBB HBP BLK WP HR S P ERA WHIP	IP WLS BF H R ER SO BB IBB HBP BLK WP HR S P ERA WHIP	IP WLS BF H R ER SO BB IBB HBP BLK WP HR S P ERA WHIP	IP WLS BF H R ER SO BB IBB HBP BLK WP HR S P ERA WHIP	IP WLS BF H R ER SO BB IBB HBP BLK WP HR S P ERA WHIP	IP WLS BF H R ER SO BB IBB HBP BLK WP HR S P ERA WHIP

California Angels @ Chicago White Sox  
Comiskey Park, Chicago, IL  
Fri Apr 05 1974, 4:33 AM EDT  
Att: 30,041 - Unknown - 37 F

AB 38  
R 8  
H 13  
RBI 8  
BB 6  
SO 4  
LOB 23




Batter	1	2	3	4	5	6	7	8	9	AB	R	H	RBI	BB	SO	LOB	BOTTOM					
Pat Kelly, L OBP: 0.400, SLG: 0.250 (1, 9)	0-0 F8	4-0 1B BB		0-0 CS 1B			0-3 K		0-0 F9	4	0	1	0	1	1	1						
Ken Henderson, S OBP: 0.800, SLG: 0.667 (1, 8)	4-0 1B FC3-6 BB	0-0 G6-4-3 1B		0-0 F8			4-0 BB		0-0 1B	3	1	2	1	2	0	1						
Dick Allen, R (1, 3)	4-0 FC3-6 BB	0-0 G6-4-3			0-0 6-3		0-3 K		0-0 F8	4	0	0	0	1	1	6						
Bill Melton, R OBP: 0.500, SLG: 0.333 (1, 5)	0-0 FC3-6 1B		4-0 FC4-6 BB		0-3 K		0-0 1-3			3	0	1	0	1	1	2						
Carlos May, L (1, 7)	0-0 FC3-6		0-0 F7		0-0 4-3			0-3 K		4	0	0	1	0	1	3						
Ron Santo, R (1, 10)	0-0 4-3		4-0 FC4-6 BB			4-0 CS BB		4-0 F3 BB		1	0	0	0	3	0	2						
Jorge Orta, L OBP: 0.250, SLG: 0.500 (1, 4)		0-0 FC1-5 2B	0-0 FC4-6		0-3 K		0-0 F3			4	0	1	0	0	1	4						
Ed Herrmann, L (1, 2)		4-0 BB FC1-5 1B BB	0-0 4-3		0-0 F9		0-0 1-3			3	1	0	0	1	0	4						
Bucky Dent, R Jerry Hairston, S Luis Alvarado, R (7, PH) (7, PR) (8, 6)		0-0 FC1-5 1B BB		0-0 1-3		0-0 CS	4-0 BB		0-0 F9	2	0	0	0	0	0	2						
<b>Inning Stats</b>	R: 1 E: 0 K: 0 S: 4	H: 1 LOB: 2 BB: 2 P: 12	R: 1 E: 0 K: 0 S: 4	H: 2 LOB: 2 BB: 2 P: 12	R: 0 E: 0 K: 0 S: 3	H: 0 LOB: 2 BB: 2 P: 11	R: 0 E: 0 K: 0 S: 3	H: 1 LOB: 0 BB: 0 P: 3	R: 0 E: 0 K: 1 S: 5	H: 0 LOB: 0 BB: 0 P: 5	R: 0 E: 0 K: 1 S: 4	H: 0 LOB: 2 BB: 2 P: 15	R: 0 E: 0 K: 1 S: 5	H: 0 LOB: 1 BB: 1 P: 9	R: 0 E: 0 K: 0 S: 4	H: 1 LOB: 1 BB: 0 P: 4	1B: 4 2B: 1 3B: 0 HR: 0	SF: 0 SAC: 0 DP: 1 HBP: 0	WP: 0 PB: 0 SB: 0 CS: 2	PA: 40		
<b>PITCHER</b>	IP WLS BF H R ER SO BB IBB HBP BLK WP HR S P ERA WHIP	IP WLS BF H R ER SO BB IBB HBP BLK WP HR S P ERA WHIP	IP WLS BF H R ER SO BB IBB HBP BLK WP HR S P ERA WHIP	IP WLS BF H R ER SO BB IBB HBP BLK WP HR S P ERA WHIP	IP WLS BF H R ER SO BB IBB HBP BLK WP HR S P ERA WHIP	IP WLS BF H R ER SO BB IBB HBP BLK WP HR S P ERA WHIP	IP WLS BF H R ER SO BB IBB HBP BLK WP HR S P ERA WHIP	IP WLS BF H R ER SO BB IBB HBP BLK WP HR S P ERA WHIP	IP WLS BF H R ER SO BB IBB HBP BLK WP HR S P ERA WHIP	IP WLS BF H R ER SO BB IBB HBP BLK WP HR S P ERA WHIP	IP WLS BF H R ER SO BB IBB HBP BLK WP HR S P ERA WHIP	IP WLS BF H R ER SO BB IBB HBP BLK WP HR S P ERA WHIP	IP WLS BF H R ER SO BB IBB HBP BLK WP HR S P ERA WHIP	IP WLS BF H R ER SO BB IBB HBP BLK WP HR S P ERA WHIP	IP WLS BF H R ER SO BB IBB HBP BLK WP HR S P ERA WHIP	IP WLS BF H R ER SO BB IBB HBP BLK WP HR S P ERA WHIP	IP WLS BF H R ER SO BB IBB HBP BLK WP HR S P ERA WHIP	IP WLS BF H R ER SO BB IBB HBP BLK WP HR S P ERA WHIP	IP WLS BF H R ER SO BB IBB HBP BLK WP HR S P ERA WHIP	IP WLS BF H R ER SO BB IBB HBP BLK WP HR S P ERA WHIP	IP WLS BF H R ER SO BB IBB HBP BLK WP HR S P ERA WHIP	IP WLS BF H R ER SO BB IBB HBP BLK WP HR S P ERA WHIP


California Angels @ Chicago White Sox  
Comiskey Park, Chicago, IL  
Fri Apr 05 1974, 4:33 AM EDT  
Att: 30,041 - Unknown - 37 F

AB 29  
R 2  
H 5  
RBI 2  
BB 10  
SO 5  
LOB 25





Batter	1	2	3	4	5	6	7	8	9	AB	R	H	RBI	BB	SO	LOB	TOP			
Mickey Rivers, L OBP: 0.273, SLG: 0.364	SH1-4 2B	G3		4-3			P6		CS 1B	5	0	2	1	0	0	2	<b>California Angels @ Chicago White Sox</b> Comiskey Park, Chicago, IL Sat Apr 06 1974, 4:33 AM EDT Att: 10,841 - Unknown - 51 F  <b>AB 31</b> <b>R 3</b> <b>H 7</b> <b>RBI 3</b> <b>BB 4</b> <b>SO 5</b> <b>LOB 16</b> 			
Denny Doyle, L OBP: 0.300, SLG: 0.125	FC2 SH1-4			K			1-3		CS 1-2	3	0	0	0	1	1					
Bobby Valentine, R Joe Lahoud, L OBP: 0.167	SH1-4 1-2 2-3	6-3			E6 CS			F9		3	0	0	0	0	0	3				
Frank Robinson, R OBP: 0.444, SLG: 0.429	K				P6				6-3 BB	3	0	0	0	1	2	3				
Mike Epstein, L Tom McCraw, L (1,3) (9,3)	F6								6-3 2B	3	1	0	0	1	0	3				
Bob Oliver, R OBP: 0.697, SLG: 0.778		1B 1B			SF9 2B			F8		4	1	2	0	0	0	1				
Leroy Stanton, R OBP: 0.333, SLG: 1.000		K			SF9 2B			K		3	0	1	1	0	2	1				
Ellie Rodriguez, R OBP: 0.333, SLG: 0.250		G3 1B			6-3			1-3		3	1	1	0	1	0	1				
Dave Chalk, R OBP: 0.333, SLG: 0.250		1-2 3H G3 1B			5-3			1-3		4	0	1	1	0	0	1				
<b>Inning Stats</b>	R: 0 E: 0 K: 1 S: 7	H: 1 LOB: 2 BB: 0 P: 7	R: 1 E: 0 K: 1 S: 8	H: 3 LOB: 3 BB: 1 P: 12	R: 1 E: 0 K: 0 S: 4	H: 1 LOB: 1 BB: 1 P: 8	R: 0 E: 0 K: 1 S: 5	H: 0 LOB: 0 BB: 0 P: 5	R: 0 E: 0 K: 1 S: 5	H: 0 LOB: 0 BB: 0 P: 5	R: 0 E: 0 K: 0 S: 3	H: 0 LOB: 0 BB: 0 P: 3	R: 0 E: 0 K: 0 S: 3	H: 0 LOB: 1 BB: 1 P: 7	R: 1 E: 1 K: 0 S: 3	H: 2 LOB: 0 BB: 1 P: 7		1B: 5 2B: 3 3B: 0 HR: 0	SF: 1 SAC: 1 DP: 1 HBP: 0	WP: 1 PB: 0 CS: 3
<b>PITCHER</b> Stan Bahnsen, R ERA: 2.0	IP: 9.0 WLS: L BF: 37 H: 7 R: 3 ER: 2 SO: 5 BB: 4 IBB: 0 HBP: 0 BLK: 0 WP: 1 HR: 0 S: 43 P: 59 ERA: 2.00 WHIP: 1.222															<b>PITCHER</b>				

Batter	1	2	3	4	5	6	7	8	9	AB	R	H	RBI	BB	SO	LOB	BOTTOM			
Buddy Bradford, R OBP: 0.750, SLG: 2.000	HR				F8			SH5-3 2B		3	1	2	1	1	0	1	<b>California Angels @ Chicago White Sox</b> Comiskey Park, Chicago, IL Sat Apr 06 1974, 4:33 AM EDT Att: 10,841 - Unknown - 51 F  <b>AB 30</b> <b>R 2</b> <b>H 6</b> <b>RBI 2</b> <b>BB 3</b> <b>SO 3</b> <b>LOB 12</b> 			
Ken Henderson, S OBP: 0.625, SLG: 0.500	FC6-4 1B				F8			SH5-3 2-3		3	0	1	0	0	1	3				
Dick Allen, R	FC6-4 1-2				L6			G6-4-3 IBB		3	0	0	0	1	0	3				
Bill Melton, R OBP: 0.375, SLG: 0.714	F8				5-3			G6-4-3 1-2		4	1	1	1	0	0	3				
Carlos May, L	FC6-4 1-2				1-3			4-3		4	0	0	0	0	0	1				
Ron Santo, R		5-3			BB			5-3		3	0	0	0	1	0	0				
Jorge Orta, L OBP: 0.125, SLG: 0.250		1-3			K			F7		4	0	0	0	0	2	1				
Bucky Dent, R		6-3						F3		3	0	0	0	0	0	0				
Ed Herrmann, L OBP: 0.429, SLG: 0.500								4-3		3	0	2	0	0	0	0				
<b>Inning Stats</b>	R: 1 E: 0 K: 0 S: 5	H: 2 LOB: 1 BB: 0 P: 5	R: 0 E: 0 K: 0 S: 3	H: 0 LOB: 0 BB: 0 P: 3	R: 0 E: 0 K: 1 S: 5	H: 1 LOB: 1 BB: 1 P: 9	R: 0 E: 0 K: 1 S: 5	H: 0 LOB: 1 BB: 1 P: 9	R: 0 E: 0 K: 0 S: 4	H: 1 LOB: 0 BB: 0 P: 4	R: 1 E: 0 K: 0 S: 4	H: 1 LOB: 0 BB: 0 P: 4	R: 0 E: 0 K: 0 S: 3	H: 0 LOB: 1 BB: 1 P: 7	R: 0 E: 0 K: 1 S: 5	H: 0 LOB: 0 BB: 0 P: 5		1B: 2 2B: 3 3B: 0 HR: 2	SF: 0 SAC: 1 DP: 2 HBP: 0	WP: 0 PB: 0 CS: 0
<b>PITCHER</b> Frank Tanana, L ERA: 2.45 Dick Selma, R ERA:	IP: 7.1 WLS: W BF: 4 H: 0 R: 0 ER: 0 SO: 1 BB: 0 IBB: 0 HBP: 0 BLK: 0 WP: 0 HR: 0 S: 6 P: 6 ERA: 0.00 WHIP: 0.000															<b>PITCHER</b>				







Batter	1	2	3	4	5	6	7	8	9	AB	R	H	RBI	BB	SO	LOB	TOP				
Pat Kelly, L OBP: 0.400, SLG: 0.308 (1, 9)										5	0	0	0	0	2	6	<b>Chicago White Sox @ Minnesota Twins</b> Metropolitan Stadium, Bloomington, MI Tue Apr 09 1974, 4:33 AM EDT Att: 10,409 - Sunny - 53 F <a href="http://livebaseballscorecards.com">livebaseballscorecards.com</a>				
Ken Henderson, S OBP: 0.421, SLG: 0.412 (1, 8)										5	0	1	0	0	2	6					
Dick Allen, R OBP: 0.278, SLG: 0.313 (1, 3)										4	0	2	1	0	1	3					
Bill Melton, R OBP: 0.353, SLG: 0.500 (1, 5)										4	0	0	0	0	3						
Carlos May, L OBP: 0.176, SLG: 0.235 (1, 7)										4	0	0	0	0	2	1					
Ron Santo, R OBP: 0.412, SLG: 0.167 (1, 10)										4	0	1	0	0	2	1					
Jorge Orta, L OBP: 0.294, SLG: 0.313 (1, 4)										4	0	2	0	0	0	0					
Ed Herrmann, L OBP: 0.429, SLG: 0.538 (9, PH) Buddy Bradford, R OBP: 0.571, SLG: 1.200										3	0	1	0	0	1	1					
Bucky Dent, R OBP: 0.273, SLG: 0.400 (1, 6)										3	1	2	0	1	1	1					
<b>Inning Stats</b>	R: 0 E: 0 K: 2 S: 8	H: 1 LOB: 1 BB: 0 P: 8	R: 0 E: 0 K: 3 S: 10	H: 1 LOB: 1 BB: 0 P: 10	R: 1 E: 0 K: 1 S: 7	H: 2 LOB: 1 BB: 0 P: 7	R: 0 E: 1 K: 0 S: 3	H: 0 LOB: 0 BB: 0 P: 3	R: 0 E: 1 K: 1 S: 7	H: 1 LOB: 2 BB: 0 P: 7	R: 0 E: 0 K: 1 S: 5	H: 0 LOB: 0 BB: 0 P: 5	R: 0 E: 0 K: 0 S: 4	H: 1 LOB: 1 BB: 0 P: 4	R: 0 E: 2 K: 2 S: 8	H: 1 LOB: 3 BB: 1 P: 8		1B: 7 2B: 1 3B: 1 HR: 0	SF: 0 SAC: 0 DP: 1 HBP: 0	WP: 0 PB: 0 SB: 0 CS: 0	PA: 38
<b>PITCHER</b>	IP	WLS	BF	H	R	ER	SO	BB	IBB	HBP	BLK	WP	HR	S	P	ERA	WHIP				
Bert Blyleven, R ERA: 2.12 (1, 1)	8.0	W	34	9	1	1	10	0	0	0	0	0	0	54	54	1.12	1.125				
Tom Burgmeier, L ERA: 7.71 (9, 1)	0.1		2	0	0	0	0	1	0	0	0	0	0	1	5	0.00	3.000				
Bill Campbell, R ERA: (9, 1)	0.2	S	2	0	0	0	1	0	0	0	0	0	0	4	4	0.00	0.000				

Batter	1	2	3	4	5	6	7	8	9	AB	R	H	RBI	BB	SO	LOB	BOTTOM				
Sergio Ferrer, S OBP: 0.400, SLG: 0.462 (1, 6)										4	0	1	0	0	0	2	<b>Chicago White Sox @ Minnesota Twins</b> Metropolitan Stadium, Bloomington, MI Tue Apr 09 1974, 4:33 AM EDT Att: 10,409 - Sunny - 53 F <a href="http://livebaseballscorecards.com">livebaseballscorecards.com</a>				
Rod Carew, L OBP: 0.400, SLG: 0.357 (1, 4)									4	2	2	0	0	1	1						
Larry Hisle, R OBP: 0.400, SLG: 0.818 (1, 8)									3	1	1	1	1	0	1						
Bobby Darwin, R OBP: 0.615, SLG: 0.917 (1, 9)									4	0	2	1	0	1	0						
Harmon Killebrew, R OBP: 0.154, SLG: 0.167 (1, 10)									3	0	0	1	0	0	2						
Steve Braun, L OBP: 0.182, SLG: 0.455 (1, 7)									3	0	0	0	0	0	2						
Joe Lis, R OBP: 0.250, SLG: 0.250 (1, 3)										3	0	1	0	0	0	0					
Randy Hundley, R OBP: 0.455, SLG: 0.400 (1, 2)										3	0	0	0	0	0	1					
Jerry Terrell, R OBP: 0.273, SLG: 0.364 (1, 5)										3	0	1	0	0	0	1					
<b>Inning Stats</b>	R: 1 E: 0 K: 0 S: 5	H: 3 LOB: 2 BB: 1 P: 9	R: 0 E: 0 K: 0 S: 3	H: 0 LOB: 0 BB: 0 P: 3	R: 1 E: 0 K: 0 S: 5	H: 2 LOB: 1 BB: 0 P: 5	R: 0 E: 0 K: 0 S: 3	H: 0 LOB: 0 BB: 0 P: 3	R: 0 E: 0 K: 1 S: 6	H: 1 LOB: 0 BB: 0 P: 6	R: 0 E: 0 K: 0 S: 4	H: 1 LOB: 1 BB: 0 P: 4	R: 0 E: 1 K: 1 S: 6	H: 0 LOB: 1 BB: 0 P: 6	1B: 6 2B: 1 3B: 0 HR: 1	SF: 1 SAC: 0 DP: 1 HBP: 0		WP: 0 PB: 0 SB: 2 CS: 1	PA: 32		
<b>PITCHER</b>	IP	WLS	BF	H	R	ER	SO	BB	IBB	HBP	BLK	WP	HR	S	P	ERA	WHIP				
Wilbur Wood, L ERA: 3.88 (1, 1)	8.0	L	32	8	3	3	2	1	0	0	0	0	1	35	39	3.38	1.125				



Batter	1	2	3	4	5	6	7	8	9	AB	R	H	RBI	BB	SO	LOB	TOP			
Pat Kelly, L OBP: 0.500, SLG: 0.471 (1, 9)	0-0 4-3	0-0 1-3 1B			0-0 HR 2B	4-0 CS BB		0-0 1-3 1B		4	1	3	0	1	0	0	<b>Chicago White Sox @ Minnesota Twins</b> Metropolitan Stadium, Bloomington, MI Wed Apr 10 1974, 4:33 AM EDT Alt. 2,837 - Unknown - 56 F			
Ken Henderson, S OBP: 0.417, SLG: 0.381 (1, 8)	0-0 1B	0-0 G3			0-0 6-3	0-0 CS	4-0 1B E BB	0-0 P3		4	2	1	0	1	0	5				
Dick Allen, R OBP: 0.261, SLG: 0.429 (1, 3)	0-3 K		0-3 K		0-0 2H HR		0-3 K	0-3 K		5	1	1	2	0	4	4				
Bill Melton, R OBP: 0.409, SLG: 0.500 (1, 5)	0-0 1B		0-3 K		4-0 1B FC5-4 BB		0-0 F9		0-0 FC6-4 1B	4	1	2	0	1	1	1				
Carlos May, L OBP: 0.318, SLG: 0.364 (1, 7)	0-0 FC6-4 1B		0-0 S 1B		0-0 FC5-4 1B		0-0 E9 E 1B		0-0 FC6-4 G6-4-3	5	0	4	1	0	0	1				
Ron Santo, R OBP: 0.318, SLG: 0.118 (1, 10)	0-0 FC6-4 1-2f		0-0 4-3		0-0 FC5-4 1-2f		0-0 E5 1-2		0-0 G6-4-3 1-2f	5	0	0	1	0	0	6				
Jorge Orta, L OBP: 0.238, SLG: 0.250 (1, 4)		0-3 K		0-0 3-1	0-0 F8		0-0 3-1			4	0	0	0	0	1	3				
Ed Herrmann, L OBP: 0.444, SLG: 0.529 (1, 2)		0-0 1B		0-0 3-1		0-0 L4		0-0 1B		4	0	2	0	0	0	0				
Brian Downing, R (8, PR) (8, 2)		0-0 1B		0-0 3-1		0-0 P4		0-0 L5		0	0	0	0	0	0	0				
Bucky Dent, R OBP: 0.214, SLG: 0.308 (1, 6)		0-3 K		0-0 5-3						3	0	0	0	0	1	1				
Jerry Hairston, S (8, PH)										1	0	0	0	0	0	1				
Luis Alvarado, R (8, 6)										0	0	0	0	0	0	0				
<b>Inning Stats</b>	R: 1 E: 0 K: 1 S: 8	H: 3 LOB: 2 BB: 0 P: 8	R: 0 E: 0 K: 2 S: 9	H: 2 LOB: 2 BB: 0 P: 9	R: 0 E: 0 K: 2 S: 8	H: 1 LOB: 1 BB: 0 P: 8	R: 0 E: 0 K: 0 S: 3	H: 0 LOB: 0 BB: 0 P: 3	R: 3 E: 0 K: 0 S: 6	H: 3 LOB: 1 BB: 1 P: 10	R: 1 E: 2 K: 1 S: 7	H: 1 LOB: 2 BB: 1 P: 11	R: 0 E: 0 K: 1 S: 7	H: 2 LOB: 2 BB: 0 P: 7	R: 0 E: 0 K: 0 S: 3	H: 1 LOB: 0 BB: 0 P: 3	1B: 11 2B: 1 3B: 0 HR: 1	SF: 0 SAC: 0 DP: 1 HBP: 0	WP: 0 PB: 0 SB: 1 CS: 1	PA: 43
<b>PITCHER</b>	IP WLS BF H R ER SO BB IBB HBP BLK WP HR S P ERA WHIP	IP WLS BF H R ER SO BB IBB HBP BLK WP HR S P ERA WHIP	IP WLS BF H R ER SO BB IBB HBP BLK WP HR S P ERA WHIP	IP WLS BF H R ER SO BB IBB HBP BLK WP HR S P ERA WHIP	IP WLS BF H R ER SO BB IBB HBP BLK WP HR S P ERA WHIP	IP WLS BF H R ER SO BB IBB HBP BLK WP HR S P ERA WHIP	IP WLS BF H R ER SO BB IBB HBP BLK WP HR S P ERA WHIP	IP WLS BF H R ER SO BB IBB HBP BLK WP HR S P ERA WHIP	IP WLS BF H R ER SO BB IBB HBP BLK WP HR S P ERA WHIP	IP WLS BF H R ER SO BB IBB HBP BLK WP HR S P ERA WHIP	IP WLS BF H R ER SO BB IBB HBP BLK WP HR S P ERA WHIP	IP WLS BF H R ER SO BB IBB HBP BLK WP HR S P ERA WHIP	IP WLS BF H R ER SO BB IBB HBP BLK WP HR S P ERA WHIP	IP WLS BF H R ER SO BB IBB HBP BLK WP HR S P ERA WHIP	IP WLS BF H R ER SO BB IBB HBP BLK WP HR S P ERA WHIP	IP WLS BF H R ER SO BB IBB HBP BLK WP HR S P ERA WHIP	IP WLS BF H R ER SO BB IBB HBP BLK WP HR S P ERA WHIP			
Bill Hands, R ERA: 17.47 (1, 1)	5.0	25	9	4	4	5	1	0	0	0	0	0	0	0	0	0	7.20	2.000		
Vic Albury, L ERA: 7.71 (6, 1)	1.2	7	1	1	0	1	2	0	0	0	0	0	0	0	0	0	0.00	1.800		
Ray Corbin, R ERA: 16.2 (7, 1)	0.1	W	2	0	0	0	0	0	0	0	0	0	0	0	0	0	0.00	0.000		
Bill Campbell, R ERA: (8, 1)	2.0	S	8	3	0	0	0	0	0	0	0	0	0	0	0	0	0.00	1.500		

Batter	1	2	3	4	5	6	7	8	9	AB	R	H	RBI	BB	SO	LOB	BOTTOM			
Sergio Ferrer, S OBP: 0.450, SLG: 0.438 (1, 6)	4-0 FC4-6 BB			0-0 L7		0-0 G3 1B	4-0 BB SF8 BB	0-3 K		3	2	1	0	2	1	2	<b>Chicago White Sox @ Minnesota Twins</b> Metropolitan Stadium, Bloomington, MI Wed Apr 10 1974, 4:33 AM EDT Alt. 2,837 - Unknown - 56 F			
Rod Carew, L OBP: 0.421, SLG: 0.412 (1, 4)	0-0 FC4-6 1-2f			0-0 1B		0-0 G3 1-2	4-0 BB BB			3	1	1	1	1	0	2				
Larry Hisle, R OBP: 0.474, SLG: 0.786 (1, 8)	0-0 G6-4-3 1-2f			0-0 1B		0-0 FC5 1B	0-0 BB			3	0	2	3	1	0	1				
Tony Oliva, L OBP: 0.400, SLG: 0.500 (1, 10)		0-3 K		0-0 G6-4-3 1B		0-0 1B	0-0 SF8			3	0	2	1	0	1	0				
Bobby Darwin, R OBP: 0.471, SLG: 0.688 (1, 9)		0-0 F3		0-0 G6-4-3 1-2f		0-0 FC5	0-0 F3			4	0	0	0	0	0	6				
Steve Braun, L OBP: 0.287, SLG: 0.429 (1, 7)		0-0 4-3			0-0 G6-4-3 1B		0-0 F7	4-0 FC1-6 BB		3	0	1	0	1	0	0				
Jim Holt, L (1, 3)			0-0 F7		0-0 F2		4-0 BB 2B BB	0-0 FC1-6 E 1B		2	1	0	0	1	0	1				
Danny Thompson, R (8, PH)										1	0	0	0	0	0	1				
Joe Lis, R OBP: 0.250, SLG: 0.250 (9, 3)										0	0	0	0	0	0	0				
Randy Hundley, R OBP: 0.400, SLG: 0.308 (1, 2)					0-0 6-3		4-0 2B BB BB	0-0 F9		3	1	0	0	1	0	2				
Jerry Terrell, R OBP: 0.333, SLG: 0.467 (1, 5)				0-0 P6		0-0 5-3	0-0 BB 2B	0-0 E6 S 1B		4	1	2	1	0	0	0				
<b>Inning Stats</b>	R: 0 E: 0 K: 0 S: 2	H: 0 LOB: 1 BB: 1 P: 6	R: 0 E: 0 K: 1 S: 5	H: 0 LOB: 0 BB: 0 P: 5	R: 0 E: 0 K: 0 S: 3	H: 0 LOB: 0 BB: 0 P: 3	R: 1 E: 0 K: 0 S: 5	H: 3 LOB: 1 BB: 0 P: 5	R: 0 E: 0 K: 0 S: 3	H: 1 LOB: 0 BB: 0 P: 3	R: 1 E: 0 K: 0 S: 6	H: 3 LOB: 2 BB: 0 P: 6	R: 4 E: 0 K: 0 S: 4	H: 1 LOB: 2 BB: 5 P: 24	R: 0 E: 1 K: 1 S: 6	H: 1 LOB: 2 BB: 1 P: 10	1B: 7 2B: 2 3B: 0 HR: 0	SF: 1 SAC: 0 DP: 3 HBP: 0	WP: 0 PB: 0 SB: 1 CS: 0	PA: 37
<b>PITCHER</b>	IP WLS BF H R ER SO BB IBB HBP BLK WP HR S P ERA WHIP	IP WLS BF H R ER SO BB IBB HBP BLK WP HR S P ERA WHIP	IP WLS BF H R ER SO BB IBB HBP BLK WP HR S P ERA WHIP	IP WLS BF H R ER SO BB IBB HBP BLK WP HR S P ERA WHIP	IP WLS BF H R ER SO BB IBB HBP BLK WP HR S P ERA WHIP	IP WLS BF H R ER SO BB IBB HBP BLK WP HR S P ERA WHIP	IP WLS BF H R ER SO BB IBB HBP BLK WP HR S P ERA WHIP	IP WLS BF H R ER SO BB IBB HBP BLK WP HR S P ERA WHIP	IP WLS BF H R ER SO BB IBB HBP BLK WP HR S P ERA WHIP	IP WLS BF H R ER SO BB IBB HBP BLK WP HR S P ERA WHIP	IP WLS BF H R ER SO BB IBB HBP BLK WP HR S P ERA WHIP	IP WLS BF H R ER SO BB IBB HBP BLK WP HR S P ERA WHIP	IP WLS BF H R ER SO BB IBB HBP BLK WP HR S P ERA WHIP	IP WLS BF H R ER SO BB IBB HBP BLK WP HR S P ERA WHIP	IP WLS BF H R ER SO BB IBB HBP BLK WP HR S P ERA WHIP	IP WLS BF H R ER SO BB IBB HBP BLK WP HR S P ERA WHIP	IP WLS BF H R ER SO BB IBB HBP BLK WP HR S P ERA WHIP			
Stan Bahnsen, R ERA: 2.93 (1, 1)	6.1	25	7	3	3	1	2	0	0	0	0	0	0	0	0	0	4.26	1.421		
Terry Forster, L ERA: 21.6 (7, 1)	0.0	L	4	1	1	0	3	0	0	0	0	0	0	0	0	0				
Cy Acosta, R ERA: (7, 1)	0.2	3	0	2	2	0	1	0	0	0	0	0	0	0	0	0	27.00	1.500		
Skip Pitlock, L ERA: (8, 1)	1.0	5	1	0	0	1	1	0	0	0	0	0	0	0	0	0	0.00	2.000		






Batter	1	2	3	4	5	6	7	8	9	AB	R	H	RBI	BB	SO	LOB	TOP			
Pat Kelly, L OBP: 0.478, SLG: 0.450 (1, 9)	0-0 4-3		0-0 S 1B 1B		0-0 4-3					3	1	1	0	0	0	0				
Carlos May, L OBP: 0.320, SLG: 0.360 (1, 7)	0-0 4-1		0-0 S 1B 1B		0-3 K					3	1	1	0	0	1	0				
Dick Allen, R OBP: 0.231, SLG: 0.375 (1, 3)	0-0 6-3		0-3 K		0-0 4-3					3	0	0	0	0	1	2				
Bill Melton, R OBP: 0.400, SLG: 0.450 (1, 10)		0-0 6-3	4-0 1B BB		0-0 F2					2	0	0	0	1	0	0				
Ron Santo, R OBP: 0.400, SLG: 0.167 (1, 5)		4-0 2B FC BB	0-0 1-3 2-H 3-H 1B		4-0 2B BB					1	2	1	2	2	0	0				
Ken Henderson, S OBP: 0.444, SLG: 0.500 (1, 8)		0-0 FC 2B	0-3 K		0-0 2B					3	0	2	1	0	1	2				
Jorge Orta, L OBP: 0.208, SLG: 0.217 (1, 4)		0-0 FC G5-4-3		0-0 4-3		0-0 F8				3	0	0	1	0	0	2	AB 23			
Ed Herrmann, L OBP: 0.381, SLG: 0.450 (1, 2)		0-0 G5-4-3		0-3 K		0-0 1-3				3	0	0	0	0	1	3	R 4			
Bucky Dent, R OBP: 0.188, SLG: 0.267 (1, 6)			0-0 1-3		0-0 F9					2	0	0	0	0	0	0	H 5			
<b>Inning Stats</b>	R: 0 E: 0 K: 0 S: 3	H: 0 LOB: 0 BB: 0 P: 3	R: 1 E: 0 K: 0 S: 4	H: 1 LOB: 1 BB: 1 P: 8	R: 2 E: 0 K: 2 S: 10	H: 3 LOB: 2 BB: 1 P: 14	R: 0 E: 0 K: 1 S: 5	H: 0 LOB: 0 BB: 0 P: 5	R: 0 E: 0 K: 1 S: 5	H: 0 LOB: 0 BB: 0 P: 5	R: 1 E: 0 K: 0 S: 4	H: 1 LOB: 1 BB: 1 P: 8					1B: 3 2B: 2 3B: 0 HR: 0	SF: 0 SAC: 0 DP: 1 HBP: 0	WP: 0 PB: 0 CS: 2	PA: 26
<b>PITCHER</b> Joe Decker, R ERA: 6.0 (1, 1)	IP: 6.0 WLS: 26 BF: 5	H: 5 R: 4 ER: 4 SO: 4	BB: 3 IBB: 0 HBP: 0 BLK: 0	WP: 0 HR: 0 S: 31 P: 43	ERA: 6.00 WHIP: 1.333	<b>PITCHER</b>										IP: 0 WLS: 0 BF: 0 H: 0 R: 0 ER: 0 SO: 0 BB: 0 IBB: 0 HBP: 0 BLK: 0	WP: 0 HR: 0 S: 0 P: 0	ERA: 0.00 WHIP: 0.000		

Chicago White Sox @ Minnesota Twins  
Metropolitan Stadium, Bloomington, MI  
Thu Apr 11 1974, 4:33 AM EDT  
Att. 2,182 - Overcast - 52 F

livebaseballscorecards.com

AB 23  
R 4  
H 5  
RBI 4  
BB 3  
SO 4  
LOB 9




Batter	1	2	3	4	5	6	7	8	9	AB	R	H	RBI	BB	SO	LOB	BOTTOM			
Sergio Ferrer, S OBP: 0.455, SLG: 0.444 (1, 6)	0-0 4-3		0-0 1B FC5-2 1B		0-0 1B					2	0	1	0	0	0	0				
Danny Thompson, R OBP: 0.500, SLG: 0.500 (4, 6)										1	0	1	0	0	0	0				
Rod Carew, L OBP: 0.408, SLG: 0.400 (1, 4)	0-0 4-3		0-0 HBP 1-3 1B FC5-2 1B		0-0 F7					3	1	1	0	0	0	1				
Larry Hisle, R OBP: 0.455, SLG: 0.706 (1, 7)	0-3 K		0-0 FC5-2 HBP 1-2 1B 3-H		0-0 CS 1B					3	1	1	0	0	1	2				
Joe Lis, R OBP: 0.364, SLG: 0.222 (1, 3)		4-0 3B BB	1-0 1B 2-3 HBP		0-0 4-3					1	1	0	0	1	0	1				
Bobby Darwin, R OBP: 0.500, SLG: 0.789 (1, 9)		0-0 1-H WP 3B	0-0 1-3 2-H 3-H 1B		0-0 P6					3	1	2	3	0	0	0				
Harmon Killebrew, R OBP: 0.250, SLG: 0.214 (1, 10)		0-0 FC5-4 1B	4-0 1-2 BB		0-3 K					2	0	1	0	1	1	0				
Steve Brye, R OBP: 0.250, SLG: 0.250 (1, 8)		0-0 FC5-4 1-2 1B	0-0 5-3		1-0 HBP					2	0	0	0	0	0	4	AB 23			
Steve Braun, L OBP: 0.313, SLG: 0.429 (5, 7)										0	0	0	0	0	0	0	R 4			
Randy Hundley, R OBP: 0.333, SLG: 0.250 (1, 2)		0-0 G6-4-3		0-0 6-3		0-0 F8				3	0	0	0	0	0	2	H 7			
Jerry Terrell, R OBP: 0.278, SLG: 0.389 (1, 5)			0-0 6-3		0-0 6-3		0-0 L8			3	0	0	0	0	0	1	RBI 3			
<b>Inning Stats</b>	R: 0 E: 0 K: 1 S: 5	H: 0 LOB: 0 BB: 0 P: 5	R: 2 E: 0 K: 0 S: 4	H: 2 LOB: 0 BB: 1 P: 8	R: 2 E: 0 K: 0 S: 6	H: 3 LOB: 3 BB: 1 P: 11	R: 0 E: 0 K: 0 S: 4	H: 1 LOB: 1 BB: 0 P: 4	R: 0 E: 0 K: 0 S: 3	H: 1 LOB: 0 BB: 0 P: 3	R: 0 E: 0 K: 1 S: 5	H: 0 LOB: 1 BB: 0 P: 6					1B: 6 2B: 0 3B: 1 HR: 0	SF: 0 SAC: 0 DP: 1 HBP: 2	WP: 1 PB: 0 CS: 1	PA: 27
<b>PITCHER</b> Jim Kaat, L ERA: 5.79 (1, 1)	IP: 2.2 WLS: 14 BF: 14	H: 5 R: 4 ER: 4 SO: 4	BB: 1 IBB: 0 HBP: 1 BLK: 0	WP: 0 HR: 0 S: 14 P: 19	ERA: 13.50 WHIP: 2.250	<b>PITCHER</b>										IP: 0 WLS: 0 BF: 0 H: 0 R: 0 ER: 0 SO: 0 BB: 0 IBB: 0 HBP: 0 BLK: 0	WP: 0 HR: 0 S: 0 P: 0	ERA: 0.00 WHIP: 0.900		
Rich Gossage, R ERA: (3, 1)	3.1 WLS: 13 BF: 2	H: 2 R: 0 ER: 0 SO: 1	BB: 1 IBB: 0 HBP: 1 BLK: 0	WP: 0 HR: 0 S: 13 P: 18	ERA: 0.00 WHIP: 0.900											IP: 0 WLS: 0 BF: 0 H: 0 R: 0 ER: 0 SO: 0 BB: 0 IBB: 0 HBP: 0 BLK: 0	WP: 0 HR: 0 S: 0 P: 0	ERA: 0.00 WHIP: 0.900		

Chicago White Sox @ Minnesota Twins  
Metropolitan Stadium, Bloomington, MI  
Thu Apr 11 1974, 4:33 AM EDT  
Att. 2,182 - Overcast - 52 F

livebaseballscorecards.com

AB 23  
R 4  
H 7  
RBI 3  
BB 2  
SO 2  
LOB 11









Batter	1	2	3	4	5	6	7	8	9	AB	R	H	RBI	BB	SO	LOB	TOP					
Buddy Bradford, R OBP: 0.500, SLG: 1.250 (1, 9)	6-3		CS BB		HR		SF8		P5	3	1	2	1	0	0		<b>Chicago White Sox @ California Angels</b> Anaheim Stadium, Anaheim, CA Sat Apr 13, 1974, 10:05 PM EDT Att: 23,712 - Unknown - 63 F					
Ken Henderson, S OBP: 0.417, SLG: 0.545 (1, 8)	WP SF9 2B		6-3		K		3H 0-0		K	5	1	2	1	0	2	1						
Dick Allen, R OBP: 0.235, SLG: 0.310 (1, 3)	SF9 2H		6-3		P4		2H 0-0		F8	3	0	0	1	0	0	1						
Bill Melton, R OBP: 0.364, SLG: 0.500 (1, 5)	K			L1-6		6-3			1B 1B	4	0	1	0	0	1	0						
Ron Santo, R OBP: 0.424, SLG: 0.240 (1, 4)		SH2-4 1B		E BB		5-3			P4	3	1	1	0	1	0	1						
Carlos May, L OBP: 0.273, SLG: 0.303 Pat Kelly, L OBP: 0.407, SLG: 0.375 (1, 7) (9, 9)		5-3 SH2-4 1B		F3		1-3			F9	4	0	1	0	0	0	2						
Eddie Leon, R Tony Muser, L OBP: 0.600, SLG: 0.800 (1, 10) (8, PH)		SH2-4		E4			4-0 BB		FC1-6 BB	1	0	0	0	1	0	1						
Ed Herrmann, L OBP: 0.286, SLG: 0.333 (1, 2)		5-3		P4			0-0 FC1-6 2B SF8		K	4	1	0	1	0	1	6						
Bucky Dent, R OBP: 0.174, SLG: 0.273 (1, 6)		4-3				5-3			PB 3B 2B	4	1	1	0	0	0	1						
<b>Inning Stats</b>	R: 1 E: 0 K: 1 S: 6	H: 1 LOB: 0 BB: 0 P: 6	R: 1 E: 0 K: 0 S: 5	H: 2 LOB: 1 BB: 0 P: 5	R: 0 E: 0 K: 0 S: 2	H: 0 LOB: 0 BB: 1 P: 6	R: 0 E: 1 K: 0 S: 4	H: 0 LOB: 2 BB: 1 P: 8	R: 1 E: 0 K: 1 S: 6	H: 1 LOB: 0 BB: 0 P: 6	R: 0 E: 0 K: 0 S: 3	H: 0 LOB: 0 BB: 0 P: 3	R: 2 E: 0 K: 0 S: 5	H: 2 LOB: 1 BB: 1 P: 9	R: 0 E: 0 K: 1 S: 7	H: 2 LOB: 2 BB: 0 P: 7		R: 0 E: 0 K: 1 S: 5	H: 0 LOB: 0 BB: 0 P: 5	1B: 4 2B: 2 3B: 1 HR: 1	SF: 2 SAC: 1 DP: 0 HBP: 0	WP: 1 PB: 1 SB: 0 CS: 0
<b>PITCHER</b>	IP WLS BF H R ER SO BB IBB HBP BLK WP HR S P ERA WHIP	6.2 L 29 6 5 5 2 3 0 0 0 0 1 1 30 42 6.75 1.350	2.1 9 2 0 0 2 0 0 0 0 0 0 0 0 13 13 0.00 0.857											<b>PITCHER</b>	IP WLS BF H R ER SO BB IBB HBP BLK WP HR S P ERA WHIP							
Rudy May, L ERA: 5.73 Skip Lockwood, R ERA: 2.84 (1, 1) (7, 1)																						

AB 32  
R 5  
H 8  
RBI 5  
BB 3  
SO 4  
LOB 13



Batter	1	2	3	4	5	6	7	8	9	AB	R	H	RBI	BB	SO	LOB	BOTTOM					
Mickey Rivers, L OBP: 0.333, SLG: 0.361 (1, 8)	1-3		E4 3B		P4		S BB		K	4	1	1	1	1	1	1	<b>Chicago White Sox @ California Angels</b> Anaheim Stadium, Anaheim, CA Sat Apr 13, 1974, 10:05 PM EDT Att: 23,712 - Unknown - 63 F					
Dave Chalk, R OBP: 0.314, SLG: 0.172 (1, 6)	B2		FC5-4 BB		5-3		FC5-4 HBP			2	0	0	0	1	0	0						
Bobby Valentine, R Joe Lahoud, L Riche Scheinblum, S OBP: 0.417, SLG: 0.550 OBP: 0.333, SLG: 0.800 OBP: 0.286, SLG: 0.286 (1, 7) (7, 7) (7, PH) (8, 7)	5-3		FC5-4			K			FC5-4	3	0	0	0	0	1	1						
Frank Robinson, R OBP: 0.417, SLG: 0.607 (1, 10)		G6-4-3 HBP	6-3			5-3			F8	3	0	0	0	0	0	1						
Bob Oliver, R OBP: 0.333, SLG: 0.343 (1, 5)		G6-4-3				F8			K	4	0	1	0	0	1	1						
Mike Epstein, L OBP: 0.384, SLG: 0.500 (1, 3)					K				K	3	1	1	1	1	2	1						
Leroy Stanton, R OBP: 0.486, SLG: 0.933 (1, 9)					K				K	4	1	2	0	0	2	2						
Ellie Rodriguez, R OBP: 0.353, SLG: 0.300 (1, 2)					K				WP SH1-4 1B	3	0	0	0	0	1	2						
Denny Doyle, L Winston Lienas, R OBP: 0.384, SLG: 0.286 (1, 4) (7, PH) (8, 4)					E 1B				F7	2	1	1	0	0	0	0						
<b>Inning Stats</b>	R: 0 E: 0 K: 0 S: 3	H: 0 LOB: 0 BB: 0 P: 3	R: 0 E: 0 K: 1 S: 4	H: 0 LOB: 1 BB: 1 P: 9	R: 2 E: 1 K: 1 S: 7	H: 2 LOB: 1 BB: 1 P: 11	R: 0 E: 0 K: 2 S: 8	H: 1 LOB: 0 BB: 0 P: 8	R: 0 E: 0 K: 0 S: 3	H: 0 LOB: 0 BB: 0 P: 3	R: 0 E: 0 K: 1 S: 5	H: 0 LOB: 0 BB: 0 P: 5	R: 2 E: 0 K: 0 S: 5	H: 2 LOB: 2 BB: 1 P: 10	R: 0 E: 0 K: 2 S: 7	H: 0 LOB: 0 BB: 0 P: 7		R: 0 E: 0 K: 1 S: 6	H: 1 LOB: 1 BB: 0 P: 6	1B: 3 2B: 1 3B: 1 HR: 1	SF: 1 SAC: 1 DP: 1 HBP: 2	WP: 1 PB: 0 SB: 1 CS: 0
<b>PITCHER</b>	IP WLS BF H R ER SO BB IBB HBP BLK WP HR S P ERA WHIP	9.0 W 37 6 4 4 8 3 0 2 0 1 1 48 62 4.00 1.000											<b>PITCHER</b>	IP WLS BF H R ER SO BB IBB HBP BLK WP HR S P ERA WHIP								
Wilbur Wood, L ERA: 3.8 (1, 1)																						

AB 30  
R 4  
H 6  
RBI 3  
BB 3  
SO 8  
LOB 12





Batter	1	2	3	4	5	6	7	8	9	AB	R	H	RBI	BB	SO	LOB	TOP	
<b>Buddy Bradford, R</b> OBP: 0.529, SLG: 1.000 (1, 7)	F9		FC5 BB 1B		G6-4-3 HBP		FC1-2 1B		K	4	0	2	0	0	1	0	<b>Chicago White Sox @ California Angels</b> Anaheim Stadium, Anaheim, CA Sun Apr 14 1974, 6:33 AM EDT Att. 9,365 - Unknown - 80 F <a href="http://livebaseballscorecards.com">livebaseballscorecards.com</a>	
<b>Luis Alvarado, R</b> (1, 10) <b>Carlos May, L</b> (7, PH) OBP: 0.265, SLG: 0.294	F7		F7		F9		FC1-2 G4-6-3 1B			3	0	0	0	0	0	2		
<b>Dick Allen, R</b> (1, 3) OBP: 0.263, SLG: 0.290					G6-4-3		G4-6-3			2	0	0	0	2	0	4		
<b>Bill Melton, R</b> (1, 5) OBP: 0.378, SLG: 0.516									K	3	1	1	0	1	1	3		
<b>Ron Santo, R</b> (1, 4) OBP: 0.459, SLG: 0.286										3	1	2	0	1	0	1		
<b>Ken Henderson, S</b> (1, 8) OBP: 0.400, SLG: 0.514										4	0	1	0	0	0	3		
<b>Brian Downing, R</b> (1, 9) <b>Pat Kelly, L</b> (8, PH) (8, 9) OBP: 0.393, SLG: 0.360										3	0	0	0	0	1	3		
<b>Ed Herrmann, L</b> (1, 2) OBP: 0.313, SLG: 0.452										4	1	2	2	0	0	1		
<b>Bucky Dent, R</b> (1, 6) OBP: 0.154, SLG: 0.240 <b>Jerry Hairston, S</b> (9, PH)										3	0	0	0	0	0	2		
<b>Inning Stats</b>	R: 0 E: 0 K: 1 S: 5	H: 0 LOB: 1 BB: 1 P: 9	R: 0 E: 0 K: 1 S: 4	H: 0 LOB: 0 BB: 1 P: 8	R: 1 E: 0 K: 0 S: 5	H: 2 LOB: 2 BB: 1 P: 9	R: 1 E: 0 K: 0 S: 5	H: 2 LOB: 1 BB: 0 P: 5	R: 0 E: 0 K: 0 S: 2	H: 1 LOB: 1 BB: 0 P: 4	R: 0 E: 1 K: 0 S: 5	H: 2 LOB: 2 BB: 0 P: 5	R: 1 E: 0 K: 1 S: 5	H: 1 LOB: 0 BB: 1 P: 9	R: 0 E: 0 K: 1 S: 5	H: 0 LOB: 0 BB: 0 P: 5		1B: 6 SF: 0 2B: 1 SAC: 0 3B: 0 DP: 4 HR: 1 HBP: 1
<b>PITCHER</b>	IP WLS BF H R ER SO BB IBB HBP BLK WP HR S P ERA WHIP																	
<b>Frank Tanana, L</b> (1, 1) ERA: 2.82 <b>Dick Selma, R</b> (7, 1) ERA: 1.13	6.0 W 28 7 2 2 2 3 0 1 0 0 1 28 41 3.00 1.667																	
<b>PITCHER</b>	IP WLS BF H R ER SO BB IBB HBP BLK WP HR S P ERA WHIP																	

Batter	1	2	3	4	5	6	7	8	9	AB	R	H	RBI	BB	SO	LOB	BOTTOM	
<b>Mickey Rivers, L</b> (1, 8) OBP: 0.326, SLG: 0.350										4	1	1	0	0	1	1	<b>Chicago White Sox @ California Angels</b> Anaheim Stadium, Anaheim, CA Sun Apr 14 1974, 6:33 AM EDT Att. 9,365 - Unknown - 80 F <a href="http://livebaseballscorecards.com">livebaseballscorecards.com</a>	
<b>Denny Doyle, L</b> (1, 4) OBP: 0.378, SLG: 0.290										3	1	1	0	1	0	0		
<b>Joe Lahoud, L</b> (1, 7) OBP: 0.200, SLG: 0.444										4	0	0	0	0	3	3		
<b>Frank Robinson, R</b> (1, 10) OBP: 0.425, SLG: 0.688										4	2	2	2	0	1	1		
<b>Mike Epstein, L</b> (1, 3) OBP: 0.351, SLG: 0.448 <b>Tom McCraw, L</b> (9, 3) OBP: 0.500, SLG: 0.333										3	0	0	0	1	0	0		
<b>Leroy Stanton, R</b> (1, 9) OBP: 0.487, SLG: 0.909										3	2	2	1	0	0	0		
<b>Ellie Rodriguez, R</b> (1, 2) OBP: 0.351, SLG: 0.303										3	0	1	1	0	1	1		
<b>Dave Chalk, R</b> (1, 6) OBP: 0.289, SLG: 0.161										2	0	0	1	0	0	3		
<b>Sandy Alomar Sr., S</b> (1, 5) OBP: 0.333, SLG: 1.000										3	0	1	1	0	1	0		
<b>Inning Stats</b>	R: 3 E: 0 K: 1 S: 9	H: 4 LOB: 2 BB: 1 P: 13	R: 0 E: 0 K: 0 S: 3	H: 0 LOB: 0 BB: 0 P: 3	R: 0 E: 0 K: 1 S: 5	H: 0 LOB: 0 BB: 0 P: 5	R: 1 E: 0 K: 2 S: 9	H: 2 LOB: 1 BB: 0 P: 9	R: 1 E: 0 K: 1 S: 6	H: 1 LOB: 0 BB: 0 P: 6	R: 1 E: 0 K: 1 S: 6	H: 1 LOB: 0 BB: 0 P: 6	R: 0 E: 0 K: 1 S: 5	H: 0 LOB: 1 BB: 1 P: 9	R: 0 E: 0 K: 3 S: 3	H: 0 LOB: 0 BB: 0 P: 3		1B: 6 SF: 2 2B: 0 SAC: 1 3B: 1 DP: 0 HR: 1 HBP: 0
<b>PITCHER</b>	IP WLS BF H R ER SO BB IBB HBP BLK WP HR S P ERA WHIP																	
<b>Stan Bahnsen, R</b> (1, 1) ERA: 4.24	8.0 L 34 8 6 6 7 2 0 0 0 0 0 1 46 54 6.75 1.250																	
<b>PITCHER</b>	IP WLS BF H R ER SO BB IBB HBP BLK WP HR S P ERA WHIP																	



Batter	1	2	3	4	5	6	7	8	9	10	11	12	13	AB	R	H	RBI	BB	SO	LOB	TOP	
Buddy Bradford, R OBP: 0.478, SLG: 0.765 (1, 7)														5	1	1	0	1	1	3		
Pat Kelly, L OBP: 0.353, SLG: 0.323 (1, 9)														6	0	1	0	0	1	3		
Dick Allen, R OBP: 0.273, SLG: 0.405 (1, 3)														6	2	2	1	0	0	2		
Bill Melton, R OBP: 0.357, SLG: 0.472 (1, 5)													5	0	1	0	0	0	0			
Ron Santo, R OBP: 0.442, SLG: 0.324 (1, 10)													6	0	2	1	0	0	2			
Ken Henderson, S OBP: 0.391, SLG: 0.476 (1, 8)													5	0	1	0	1	2	1			
Ed Herrmann, L OBP: 0.306, SLG: 0.429 (1, 2)													4	0	1	0	0	0	2			
Brian Downing, R OBP: 0.167, SLG: 0.167 (9, PR)														2	0	1	0	0	1	2		
Jorge Orta, L OBP: 0.207, SLG: 0.185 (1, 4)													4	0	0	0	1	0	1			
Bucky Dent, R OBP: 0.138, SLG: 0.214 (9, PH)													3	0	0	0	0	0	1			
Luis Alvarado, R OBP: 0.167, SLG: 0.167 (9, 2)														1	0	0	0	0	2			
Carlos May, L OBP: 0.257, SLG: 0.286 (12, PH)														1	0	0	0	1	2			
Eddie Leon, R OBP: 0.257, SLG: 0.286 (12, 6)														0	0	0	0	0	0			
<b>Inning Stats</b>	R: 2 E: 0 K: 0 S: 6	H: 3 LOB: 1 BB: 0 P: 6	R: 0 E: 1 K: 0 S: 4	H: 0 LOB: 1 BB: 0 P: 4	R: 1 E: 0 K: 0 S: 4	H: 2 LOB: 1 BB: 0 P: 4	R: 0 E: 0 K: 0 S: 3	H: 0 LOB: 0 BB: 0 P: 3	R: 0 E: 0 K: 1 S: 5	H: 0 LOB: 0 BB: 0 P: 5	R: 0 E: 0 K: 1 S: 5	H: 1 LOB: 2 BB: 0 P: 6	R: 0 E: 0 K: 1 S: 5	H: 0 LOB: 0 BB: 0 P: 5	R: 0 E: 0 K: 1 S: 6	H: 1 LOB: 2 BB: 1 P: 10	R: 0 E: 0 K: 1 S: 6	H: 1 LOB: 2 BB: 1 P: 10	1B: 7 2B: 2 3B: 0 HR: 1	SF: 0 SAC: 1 DP: 0 HBP: 0	Wf: 0 PB: 1 SB: 3 CS: 0	PA: 52
<b>PITCHER</b>	IP	WLS	BF	H	R	ER	SO	BB	IBB	HBP	BLK	WP	HR	S	P	ERA	WHIP					
Ken Holtzman, L ERA: 3.8 (1, 1)	9.0	36	8	3	3	2	1	0	0	0	0	0	1	39	43	3.00	1.000					
Rollie Fingers, R ERA: 0.75 (10, 1)	4.0	16	2	0	0	4	1	1	0	0	0	0	0	22	30	0.00	0.750					

Chicago White Sox @ Oakland Athletics  
Oakland-Alameda County Coliseum, Oakland, CA  
Mon Apr 15 1974, 7:05 PM PDT  
Att: 5,718 - Unknown

AB 48  
R 3  
H 10  
RBI 2  
BB 3  
SO 6  
LOB 21



Batter	1	2	3	4	5	6	7	8	9	10	11	12	13	AB	R	H	RBI	BB	SO	LOB	BOTTOM	
Bert Campaneris, R OBP: 0.410, SLG: 0.441 (1, 6)														4	0	2	0	2	0			
Jesus Alou, R OBP: 0.231, SLG: 0.231 (1, 9)													6	1	3	0	0	0	4			
Sal Bando, R OBP: 0.412, SLG: 0.481 (8, PR)														4	0	1	0	0	0	3		
John Donaldson, L OBP: 0.333, SLG: 0.333 (9, 5)														5	0	0	1	0	2	1		
Reggie Jackson, L OBP: 0.350, SLG: 0.865 (1, 8)													4	0	0	0	0	0	0			
Joe Rudi, R OBP: 0.436, SLG: 0.529 (1, 7)													4	0	0	0	2	1	2			
Gene Tenace, R OBP: 0.395, SLG: 0.467 (1, 3)													4	1	1	1	2	1	2			
Ray Fosse, R OBP: 0.269, SLG: 0.423 (1, 2)													5	1	1	2	0	1	4			
Angel Mangual, R OBP: 0.200, SLG: 0.111 (7, PH)														2	0	0	0	1	0			
Manny Trillo, R OBP: 0.231, SLG: 0.091 (1, 4)													2	0	0	0	0	0	0			
Vic Davalillo, L OBP: 0.111, SLG: 0.111 (8, 4)														1	0	0	0	0	0			
Ted Kubiak, S OBP: 0.111, SLG: 0.111 (11, 9)														2	0	0	0	0	0			
<b>Inning Stats</b>	R: 0 E: 0 K: 0 S: 3	H: 1 LOB: 0 BB: 0 P: 3	R: 0 E: 0 K: 2 S: 7	H: 0 LOB: 1 BB: 1 P: 7	R: 0 E: 0 K: 0 S: 5	H: 0 LOB: 0 BB: 0 P: 5	R: 2 E: 0 K: 1 S: 8	H: 3 LOB: 2 BB: 1 P: 12	R: 0 E: 0 K: 1 S: 5	H: 0 LOB: 0 BB: 0 P: 5	R: 1 E: 0 K: 1 S: 7	H: 2 LOB: 2 BB: 1 P: 11	R: 0 E: 1 K: 1 S: 5	H: 0 LOB: 0 BB: 0 P: 5	R: 0 E: 0 K: 0 S: 3	H: 1 LOB: 0 BB: 0 P: 3	R: 0 E: 0 K: 0 S: 3	H: 1 LOB: 0 BB: 0 P: 3	1B: 8 2B: 1 3B: 0 HR: 1	SF: 1 SAC: 0 DP: 3 HBP: 0	Wf: 0 PB: 0 SB: 1 CS: 0	PA: 51
<b>PITCHER</b>	IP	WLS	BF	H	R	ER	SO	BB	IBB	HBP	BLK	WP	HR	S	P	ERA	WHIP					
Jim Kaat, L ERA: 5.14 (1, 1)	4.2	20	4	2	2	4	3	0	0	0	0	0	1	25	37	3.86	1.500					
Rich Gossage, R ERA: 1.23 (5, 1)	2.1	10	2	1	1	1	1	0	0	0	0	0	0	11	15	3.86	1.286					
Skip Pitlock, L ERA: 1.23 (8, 1)	0.2	2	0	0	0	1	0	0	0	0	0	0	0	4	4	0.00	0.000					
Bill Moran, R ERA: 1.23 (8, 1)	0.0	1	0	0	0	0	1	0	0	0	0	0	0	4	4	0.00	0.000					
Terry Forster, L ERA: 11.57 (8, 1)	5.0	18	3	1	1	2	1	0	0	0	0	0	0	21	25	1.80	0.800					

Chicago White Sox @ Oakland Athletics  
Oakland-Alameda County Coliseum, Oakland, CA  
Mon Apr 15 1974, 7:05 PM PDT  
Att: 5,718 - Unknown

AB 44  
R 4  
H 9  
RBI 4  
BB 6  
SO 8  
LOB 16





Batter	1	2	3	4	5	6	7	8	9	AB	R	H	RBI	BB	SO	LOB	TOP																					
Buddy Bradford, R (1, 7) OBP: 0.481, SLG: 0.700	5-3		G6-4-3			G6-4-3		E		3	0	1	0	1	0	1	Chicago White Sox @ Oakland Athletics Oakland-Alameda County Coliseum, Oakland, CA Tue Apr 16 1974, 7:05 PM PDT Att: 3,641 - Unknown																					
Pat Kelly, L (1, 9) OBP: 0.316, SLG: 0.286	4-3			4-3		F8		E5		4	0	0	0	0	0	2																						
Dick Allen, R (1, 3) OBP: 0.250, SLG: 0.366	6-3			F9		G6-4-3		K		4	0	0	0	0	1	3																						
Bill Melton, R (1, 5) OBP: 0.326, SLG: 0.425		F9		F3			E6	F9		4	0	0	0	0	0	2																						
Ron Santo, R (1, 10) OBP: 0.404, SLG: 0.289		L8			F9		FC6-4		K	4	0	0	0	0	1	1																						
Ken Henderson, S (1, 8) OBP: 0.380, SLG: 0.444		5-3			L7		G3-6-1		4-3	3	0	0	0	1	0	0																						
Ed Herrmann, L (1, 2) Luis Alvarado, R (9, PR) OBP: 0.350, SLG: 0.487			G3			G3-6-1				4	2	3	0	0	0	2																						
Jorge Orta, L (1, 4) OBP: 0.212, SLG: 0.226			G3					1-3	K	0	0	0	0	0	0	0																						
Bucky Dent, R (1, 6) OBP: 0.188, SLG: 0.258					6-3					4	0	1	1	0	1	2																						
Inning Stats	R: 0 E: 0 K: 0 S: 3	H: 0 LOB: 0 BB: 0 P: 3	R: 0 E: 0 K: 0 S: 3	H: 0 LOB: 0 BB: 0 P: 3	R: 0 E: 0 K: 0 S: 4	H: 2 LOB: 0 BB: 0 P: 4	R: 0 E: 0 K: 0 S: 3	H: 0 LOB: 0 BB: 0 P: 3	R: 1 E: 0 K: 0 S: 5	H: 2 LOB: 1 BB: 0 P: 5	R: 0 E: 0 K: 0 S: 2	H: 0 LOB: 0 BB: 1 P: 6	R: 0 E: 1 K: 0 S: 3	H: 0 LOB: 1 BB: 1 P: 7	R: 1 E: 1 K: 1 S: 8	H: 2 LOB: 2 BB: 0 P: 8	R: 0 E: 0 K: 2 S: 8	H: 1 LOB: 1 BB: 0 P: 8	1B: 5 2B: 2 3B: 0 HR: 0	SF: 0 SAC: 0 DP: 3 HBP: 0	WP: 0 PB: 0 SB: 1 CS: 0	PA: 35																
PITCHER	IP	WLS	BF	H	R	ER	SO	BB	IBB	HBP	BLK	WP	HR	S	P	ERA	WHIP	PITCHER				IP	WLS	BF	H	R	ER	SO	BB	IBB	HBP	BLK	WP	HR	S	P	ERA	WHIP
Paul Lindblad, L (1, 1) ERA: 1.2	6.1	W	24	4	2	2	0	2	0	0	0	0	0	22	30	2.84	0.947					6.1	W	24	4	2	2	0	2	0	0	0	0	0	22	30	2.84	0.947
Darold Knowles, L (7, 1) ERA: 5.4	1.0		5	2	1	0	0	0	0	0	0	0	0	5	5	0.00	2.000					1.0		5	2	1	0	0	0	0	0	0	5	5	0.00	2.000		
Rollie Fingers, R (8, 1) ERA: 0.64	1.2	S	6	1	0	0	3	0	0	0	0	0	0	12	12	0.00	0.600					1.2	S	6	1	0	0	3	0	0	0	0	12	12	0.00	0.600		

Batter	1	2	3	4	5	6	7	8	9	AB	R	H	RBI	BB	SO	LOB	BOTTOM																					
Bert Campaneris, R (1, 6) OBP: 0.419, SLG: 0.447			K			6-3				4	0	2	1	0	1	0	Chicago White Sox @ Oakland Athletics Oakland-Alameda County Coliseum, Oakland, CA Tue Apr 16 1974, 7:05 PM PDT Att: 3,641 - Unknown																					
Jesus Alou, R (1, 9) Vic Davallo, L (7, PH) OBP: 0.188, SLG: 0.188		G5-4-3		2-3		E3		FC6-4		3	1	0	0	0	0	1																						
Sal Bando, R (1, 5) OBP: 0.421, SLG: 0.567						HR		FC6-4		1	0	0	0	0	0	2																						
Reggie Jackson, L (1, 8) (8, 9) OBP: 0.364, SLG: 0.900						HR		BB		3	1	1	1	1	0	3																						
Joe Rudi, R (1, 7) OBP: 0.419, SLG: 0.500		K2-3		F8				F6		4	0	1	0	0	1	1																						
Gene Tenace, R (1, 3) Herb Washington, R (8, PR) Pat Bourque, L (9, 3) OBP: 0.405, SLG: 0.438						1B				2	0	0	0	1	1	1																						
Ray Fosse, R (1, 2) OBP: 0.267, SLG: 0.400								BLK		0	0	0	0	0	0	0																						
Angel Mangual, R (1, 10) OBP: 0.222, SLG: 0.375			P3					HBP		0	0	0	0	0	0	0																						
Manny Trillo, R (1, 4) OBP: 0.235, SLG: 0.071			6-3							4	0	1	0	0	1	3																						
Inning Stats	R: 0 E: 0 K: 1 S: 5	H: 1 LOB: 0 BB: 0 P: 5	R: 0 E: 0 K: 1 S: 4	H: 0 LOB: 2 BB: 2 P: 12	R: 0 E: 0 K: 1 S: 5	H: 0 LOB: 0 BB: 0 P: 5	R: 1 E: 0 K: 1 S: 6	H: 1 LOB: 0 BB: 0 P: 6	R: 0 E: 0 K: 1 S: 6	H: 1 LOB: 1 BB: 0 P: 6	R: 2 E: 1 K: 0 S: 6	H: 2 LOB: 1 BB: 0 P: 6	R: 1 E: 0 K: 0 S: 5	H: 2 LOB: 3 BB: 2 P: 13	R: 0 E: 0 K: 2 S: 7	H: 0 LOB: 2 BB: 1 P: 12	1B: 4 2B: 0 3B: 1 HR: 2	SF: 0 SAC: 0 DP: 2 HBP: 1	WP: 0 PB: 0 SB: 2 CS: 0	PA: 36																		
PITCHER	IP	WLS	BF	H	R	ER	SO	BB	IBB	HBP	BLK	WP	HR	S	P	ERA	WHIP	PITCHER				IP	WLS	BF	H	R	ER	SO	BB	IBB	HBP	BLK	WP	HR	S	P	ERA	WHIP
Wilbur Wood, L (1, 1) ERA: 3.9	6.1	L	28	7	4	3	5	3	0	0	0	0	2	35	47	4.26	1.579					6.1	L	28	7	4	3	5	3	0	0	0	2	35	47	4.26	1.579	
Rich Gossage, R (7, 1) ERA: 1.17	0.1		2	0	0	0	0	1	0	0	0	0	0	1	5	0.00	3.000					0.1		2	0	0	0	0	1	0	0	1	5	0.00	3.000			
Skip Pitlock, L (7, 1) ERA:	1.1		6	0	0	0	2	0	1	1	1	0	0	8	13	0.00	0.000					1.1		6	0	0	0	2	0	1	1	1	0	8	13	0.00	0.000	









Batter	1	2	3	4	5	6	7	8	9	AB	R	H	RBI	BB	SO	LOB	TOP										
<b>Freddie Patek, R</b> OBP: 0.405, SLG: 0.400 (1, 6)										3	0	2	0	2	0	0	<b>Kansas City Royals @ Chicago White Sox</b> Comiskey Park, Chicago, IL Fri Apr 19 1974, 8:05 PM EDT Att: 9,317 - Unknown - 44 F <a href="http://livebaseballscorecards.com">livebaseballscorecards.com</a>										
<b>Cookie Rojas, R</b> OBP: 0.270, SLG: 0.324 (1, 4)										5	0	0	0	0	0	6											
<b>Jim Wohlford, R</b> OBP: 0.429, SLG: 0.371 (1, 7)										4	0	2	0	1	1	1											
<b>John Mayberry, L</b> OBP: 0.561, SLG: 0.750 (1, 3)										3	1	1	0	2	2	3											
<b>Hal McRae, R</b> OBP: 0.321, SLG: 0.519 (1, 10)										5	1	0	0	0	2	8											
<b>Fran Healy, R</b> OBP: 0.314, SLG: 0.515 (1, 2)										4	2	2	3	0	0	1											
<b>Vada Pinson, L</b> OBP: 0.182, SLG: 0.182 (1, 8)										4	0	1	0	0	1	1											
<b>Paul Schaal, R</b> OBP: 0.367, SLG: 0.458 (1, 5)										2	0	0	1	1	0	0											
<b>Al Cowens, R</b> OBP: 0.250, SLG: 0.364 (1, 9)										4	0	0	0	0	1	3											
<b>Inning Stats</b>	R: 0 E: 0 K: 0 S: 4	H: 1 LOB: 2 BB: 1 P: 8	R: 0 E: 1 K: 0 S: 4	H: 0 LOB: 3 BB: 2 P: 12	R: 3 E: 1 K: 1 S: 9	H: 4 LOB: 1 BB: 0 P: 9	R: 0 E: 0 K: 1 S: 5	H: 0 LOB: 2 BB: 2 P: 13	R: 1 E: 0 K: 0 S: 4	H: 1 LOB: 0 BB: 0 P: 4	R: 0 E: 0 K: 1 S: 5	H: 1 LOB: 1 BB: 1 P: 11	R: 0 E: 0 K: 2 S: 3	H: 0 LOB: 0 BB: 0 P: 3	R: 0 E: 0 K: 2 S: 8	H: 1 LOB: 1 BB: 0 P: 8	1B: 6 2B: 2 3B: 0 HR: 1	SF: 1 SAC: 0 DP: 1 HBP: 0	WP: 0 PB: 0 SB: 0 CS: 0	PA: 41							
<b>PITCHER</b>	IP	WLS	BF	H	R	ER	SO	BB	IBB	HBP	BLK	WP	HR	S	P	ERA	WHIP										
<b>Jim Kaat, L</b> ERA: 4.84 (1, 1)	8.1	W	39	8	4	4	5	6	0	0	0	0	1	43	67	4.32	1.680										
<b>Terry Forster, L</b> ERA: 10.95 (9, 1)	0.2	S	2	0	0	0	2	0	0	0	0	0	0	6	6	0.00	0.000										

Batter	1	2	3	4	5	6	7	8	9	AB	R	H	RBI	BB	SO	LOB	BOTTOM										
<b>Buddy Bradford, R</b> OBP: 0.432, SLG: 0.536 (1, 9)										3	2	0	0	2	1	2	<b>Kansas City Royals @ Chicago White Sox</b> Comiskey Park, Chicago, IL Fri Apr 19 1974, 8:05 PM EDT Att: 9,317 - Unknown - 44 F <a href="http://livebaseballscorecards.com">livebaseballscorecards.com</a>										
<b>Carlos May, L</b> OBP: 0.275, SLG: 0.325 (1, 7)										5	0	2	1	0	0	2											
<b>Dick Allen, R</b> OBP: 0.310, SLG: 0.362 (1, 3)										3	1	1	0	2	1	2											
<b>Bill Melton, R</b> OBP: 0.345, SLG: 0.426 (1, 5)										5	0	1	1	0	0	4											
<b>Ken Henderson, S</b> OBP: 0.379, SLG: 0.420 (1, 8)										2	1	0	0	2	1	3											
<b>Ron Santo, R</b> OBP: 0.400, SLG: 0.289 (1, 10)										3	0	1	1	1	0	0											
<b>Jorge Orta, L</b> OBP: 0.220, SLG: 0.231 (1, 4)										4	1	2	1	0	0	3											
<b>Brian Downing, R</b> OBP: 0.357, SLG: 0.500 (1, 2)										3	0	1	0	1	1	0											
<b>Bucky Dent, R</b> OBP: 0.216, SLG: 0.257 Jerry Hairston, S (4, PH) Eddie Leon, R (5, 6)										1	0	0	0	0	1	0											
<b>Inning Stats</b>	R: 1 E: 0 K: 2 S: 8	H: 1 LOB: 1 BB: 1 P: 12	R: 0 E: 0 K: 1 S: 5	H: 0 LOB: 0 BB: 0 P: 5	R: 1 E: 1 K: 1 S: 6	H: 1 LOB: 2 BB: 2 P: 14	R: 1 E: 0 K: 0 S: 4	H: 3 LOB: 3 BB: 3 P: 16	R: 0 E: 0 K: 2 S: 7	H: 0 LOB: 0 BB: 0 P: 7	R: 0 E: 0 K: 0 S: 3	H: 0 LOB: 0 BB: 0 P: 3	R: 0 E: 0 K: 0 S: 3	H: 0 LOB: 0 BB: 0 P: 3	1B: 7 2B: 1 3B: 0 HR: 0	SF: 0 SAC: 0 DP: 1 HBP: 0	WP: 0 PB: 0 SB: 0 CS: 0	PA: 40									
<b>PITCHER</b>	IP	WLS	BF	H	R	ER	SO	BB	IBB	HBP	BLK	WP	HR	S	P	ERA	WHIP										
<b>Mary Pattin, R</b> ERA: 8.0 (1, 1)	5.0		27	7	4	4	4	5	0	0	0	0	0	30	50	7.20	2.400										
<b>Bruce Dal Canton, R</b> ERA: 1.17 (6, 1)	0.2	L	6	1	1	1	0	3	0	0	0	0	0	3	15	13.50	6.000										
<b>Joe Hoerner, L</b> ERA: (6, 1)	2.1		7	0	0	0	2	0	0	0	0	0	0	11	11	0.00	0.000										



Batter	1	2	3	4	5	6	7	8	9	AB	R	H	RBI	BB	SO	LOB	TOP								
<b>Freddie Patek, R</b> OBP: 0.383, SLG: 0.359 (1, 6)	P5		K		FC1-5 HR		4-3		S BB	4	1	0	0	1	1	3	<b>Kansas City Royals @ Chicago White Sox</b> Comiskey Park, Chicago, IL Sat Apr 20 1974, 4:33 AM EDT Att: 30,472 - Unknown - 77 F <a href="http://livebaseballscorecards.com">livebaseballscorecards.com</a>								
<b>Cookie Rojas, R</b> OBP: 0.316, SLG: 0.415 (1, 4)	F8		P6				FC6-4 BB		G4-6-3 BB	4	1	2	3	1	0	1									
<b>Jim Wohlford, R</b> OBP: 0.426, SLG: 0.359 (1, 7)	6-3				4-3		FC6-4 BB		G4-6-3	4	1	1	0	1	0	2									
<b>John Mayberry, L</b> OBP: 0.511, SLG: 0.656 (1, 3)		3-1			F8		P6			4	0	0	0	0	1	3									
<b>Hal McRae, R</b> OBP: 0.313, SLG: 0.533 (1, 10)		K			SF8		E9		FC6-4	3	1	1	1	0	1	2									
<b>Fran Healy, R</b> OBP: 0.308, SLG: 0.514 (1, 2)		6-3			4-3		2B			4	0	1	0	0	1	0									
<b>Vada Pinson, L</b> OBP: 0.216, SLG: 0.194 (1, 8)							F5		K	3	2	1	0	1	1	1									
<b>Fernando Gonzalez, R</b> OBP: 0.231, SLG: 0.308 (1, 5)							F2		1-3	4	0	2	1	0	0	1									
<b>Al Cowens, R</b> OBP: 0.250, SLG: 0.333 (1, 9)							F7		P6	4	1	1	1	0	0	2									
<b>Inning Stats</b>	R: 0 E: 0 K: 0 S: 3	H: 0 LOB: 0 BB: 0 P: 3	R: 0 E: 0 K: 1 S: 5	H: 0 LOB: 0 BB: 0 P: 5	R: 1 E: 0 K: 1 S: 7	H: 2 LOB: 1 BB: 0 P: 7	R: 1 E: 0 K: 0 S: 4	H: 1 LOB: 0 BB: 0 P: 4	R: 4 E: 0 K: 1 S: 8	H: 3 LOB: 0 BB: 1 P: 12	R: 1 E: 1 K: 0 S: 5	H: 2 LOB: 1 BB: 0 P: 5	R: 0 E: 0 K: 2 S: 4	H: 1 LOB: 1 BB: 1 P: 8	R: 0 E: 0 K: 2 S: 7	H: 0 LOB: 0 BB: 2 P: 7	R: 0 E: 0 K: 2 S: 2	H: 0 LOB: 1 BB: 2 P: 10	1B: 5 2B: 3 3B: 0 HR: 1	SF: 1 SAC: 0 DP: 1 HBP: 0	WP: 0 PB: 0 SB: 2 CS: 0	PA: 39			
<b>PITCHER</b>	IP	WLS	BF	H	R	ER	SO	BB	IBB	HBP	BLK	WP	HR	S	P	ERA	WHIP								
<b>Wilbur Wood, L</b> ERA: 4.98 (1, 1)	4.1	L	20	6	6	6	2	1	0	0	0	0	1	23	27	12.46	1.615								
<b>Rich Gossage, R</b> ERA: 1.46 (5, 1)	4.2		19	3	1	1	3	3	0	0	0	0	0	22	34	1.93	1.286								

Batter	1	2	3	4	5	6	7	8	9	AB	R	H	RBI	BB	SO	LOB	BOTTOM								
<b>Buddy Bradford, R</b> OBP: 0.429, SLG: 0.594 (1, 9)	F8		BB		HR		F7		P5	4	1	1	2	1	0	0	<b>Kansas City Royals @ Chicago White Sox</b> Comiskey Park, Chicago, IL Sat Apr 20 1974, 4:33 AM EDT Att: 30,472 - Unknown - 77 F <a href="http://livebaseballscorecards.com">livebaseballscorecards.com</a>								
<b>Luis Alvarado, R</b> OBP: 0.100, SLG: 0.100 (1, 4)	L5		K		5-3		BB			4	0	1	0	0	1	1									
<b>Dick Allen, R</b> OBP: 0.323, SLG: 0.420 (1, 3)	BB		F7		HR		F9			3	1	1	1	1	0	2									
<b>Bill Melton, R</b> OBP: 0.339, SLG: 0.412 (1, 10)	F9				5-3		F8		1B	4	0	1	0	0	0	1									
<b>Ron Santo, R</b> OBP: 0.390, SLG: 0.286 (1, 5)			F9		F9		F9		K	4	0	1	0	0	1	1									
<b>Carlos May, L</b> OBP: 0.316, SLG: 0.364 (1, 7)							4-3		G4-6-3	4	0	3	0	0	0	0									
<b>Ken Henderson, S</b> OBP: 0.387, SLG: 0.415 (1, 8)			F9		BB		G4-6-3		G4-6-3	3	0	1	0	1	0	4									
<b>Eddie Leon, R</b> (9, PH)			G4-6-3		F9		G6-4-3		F8	3	0	0	0	0	0	5									
<b>Chuck Brinkman, R</b> OBP: 0.333, SLG: 0.333 (1, 2)							4-3		1-3	3	1	1	0	0	0	0									
<b>Tony Muser, L</b> OBP: 0.500, SLG: 0.667 (9, PH)			F8		HR					1	0	0	0	0	0	0									
<b>Inning Stats</b>	R: 0 E: 0 K: 0 S: 3	H: 0 LOB: 1 BB: 1 P: 7	R: 0 E: 0 K: 0 S: 4	H: 2 LOB: 1 BB: 0 P: 4	R: 0 E: 0 K: 1 S: 5	H: 0 LOB: 1 BB: 1 P: 9	R: 0 E: 0 K: 0 S: 4	H: 1 LOB: 2 BB: 1 P: 8	R: 3 E: 0 K: 0 S: 6	H: 3 LOB: 0 BB: 0 P: 6	R: 0 E: 0 K: 0 S: 3	H: 1 LOB: 0 BB: 0 P: 3	R: 0 E: 0 K: 1 S: 6	H: 2 LOB: 1 BB: 0 P: 6	R: 0 E: 0 K: 1 S: 3	H: 0 LOB: 0 BB: 0 P: 3	1B: 8 2B: 0 3B: 0 HR: 2	SF: 0 SAC: 0 DP: 3 HBP: 0	WP: 0 PB: 0 SB: 0 CS: 0	PA: 37					
<b>PITCHER</b>	IP	WLS	BF	H	R	ER	SO	BB	IBB	HBP	BLK	WP	HR	S	P	ERA	WHIP								
<b>Paul Splittorf, L</b> ERA: 4.55 (1, 1)	6.2	W	29	8	3	3	1	3	0	0	0	0	0	10	10	4.05	1.650								
<b>Lindy McDaniel, R</b> ERA: 3.0 (7, 1)	2.1		8	2	0	0	1	0	0	0	0	0	0	10	10	0.00	0.857								



Batter	1	2	3	4	5	6	7	8	9	AB	R	H	RBI	BB	SO	LOB	TOP										
<b>Freddie Patek, R</b> OBP: 0.415, SLG: 0.386 (1, 6)	0-0 CS 1B	0-0 FC4-6 1B		4-0 2B BB	0-0 1B		0-0 F8	0-0 5-3		5	1	3	0	1	0	1											
<b>Cookie Rojas, R</b> OBP: 0.354, SLG: 0.457 (1, 4)	4-0 1B BB	0-0 FC4-6 1B		0-0 SH1-3 1-H HR 2B	0-0 1B		0-0 1B		0-0 6-3	5	2	3	1	1	0	2											
<b>Jim Wohlford, R</b> OBP: 0.423, SLG: 0.364 (1, 9)	0-0 1B 1B	0-0 F9		0-0 SH1-3 2-3	0-0 6-3		0-0 FC5-4 1B		0-3 K	5	1	2	0	0	1	4											
<b>John Mayberry, L</b> OBP: 0.510, SLG: 0.703 (1, 3)	0-0 BB 1B 1-3 3-H		4-0 G6-4-3 BB	0-0 HR	0-0 F9		0-3 K		0-0 4-3	5	1	2	3	1	1	4											
<b>Hal McRae, R</b> OBP: 0.324, SLG: 0.500 (1, 7)	0-0 BB 1B 1-2 3-H		0-0 G6-4-3 1-2	0-0 F8		4-0 3-1 S BB	0-0 FC5-4 1-2			4	0	1	1	1	0	3											
<b>Tony Solaita, L</b> OBP: 0.500, SLG: 0.875 (1, 10)	4-0 1B BB 1-2 2-3		0-0 HR	0-0 2B		0-3 K		0-0 5-3 1B 4-3		3	1	2	1	1	1	1											
<b>Frank White, R</b> OBP: 0.500, SLG: 1.250 (8, PH)										1	1	1	0	0	0	0											
<b>Fran Healy, R</b> OBP: 0.500, SLG: 0.500 (1, 2)	0-0 G6-4-3		4-0 2B BB	1-0 HBP		4-0 3-1 BB		0-0 4-3 5-3 1B		1	0	0	0	0	0	3											
<b>Buck Martinez, R</b> OBP: 1.000, SLG: 1.000 (2, 2)	0-0 G6-4-3 1-2									1	0	1	0	2	0	0											
<b>Vada Pinson, L</b> OBP: 0.244, SLG: 0.250 (8, PH)			0-0 FC4-6 1B	0-0 1B		0-0 F8		0-0 5-3		4	0	2	0	0	0	4											
<b>Al Cowens, R</b> OBP: 0.235, SLG: 0.313 (8, 8)			0-0 1B	1-3 2B		0-0 3-1		0-0 5-3		1	0	0	0	0	0	2											
<b>Fernando Gonzalez, R</b> OBP: 0.167, SLG: 0.222 (1, 5)		0-0 F7	0-0 G3		0-0 5-3	0-0 5-3		0-0 4-3		5	0	0	1	0	0	6											
<b>Inning Stats</b>	R: 2 E: 0 K: 0 S: 5	H: 4 LOB: 2 BB: 2 P: 13	R: 0 E: 0 K: 0 S: 5	H: 2 LOB: 2 BB: 0 P: 5	R: 1 E: 0 K: 0 S: 4	H: 2 LOB: 2 BB: 2 P: 12	R: 3 E: 0 K: 0 S: 6	H: 3 LOB: 2 BB: 1 P: 11	R: 0 E: 0 K: 1 S: 5	H: 0 LOB: 2 BB: 0 P: 5	R: 0 E: 0 K: 1 S: 7	H: 2 LOB: 2 BB: 0 P: 7	R: 0 E: 0 K: 0 S: 5	H: 2 LOB: 1 BB: 0 P: 5	R: 0 E: 0 K: 1 S: 5	H: 0 LOB: 0 BB: 0 P: 5	1B: 12 2B: 3 3B: 0 HR: 2	SF: 0 SAC: 1 DP: 2 HBP: 1	WP: 0 PB: 0 SB: 1 CS: 1	PA: 49							
<b>PITCHER</b>	IP	WLS	BF	H	R	ER	SO	BB	IBB	HBP	BLK	WP	HR	S	P	ERA	WHIP										
<b>Stan Bahnsen, R</b> ERA: 4.11 (1, 1)	2.2		17	8	3	3	0	4	0	0	0	0	1	13	29	10.12	4.500										
<b>Skip Pitlock, L</b> ERA: 7.36 (3, 1)	0.2		5	2	3	3	0	1	0	0	0	0	1	4	8	40.50	4.500										
<b>Bill Moran, R</b> ERA: (4, 1)	1.0		7	3	0	0	0	0	0	1	0	0	0	6	7	0.00	3.000										
<b>Terry Forster, L</b> ERA: 8.47 (5, 1)	4.2	W	20	4	1	1	3	2	0	0	0	0	0	24	32	1.93	1.286										

**Kansas City Royals @ Chicago White Sox**  
Comiskey Park, Chicago, IL  
Sun Apr 21 1974, 4:33 AM EDT  
Alt. 7,890 - Unknown - 73 F

AB	40
R	7
H	17
RBI	7
BB	7
SO	3
LOB	30



Batter	1	2	3	4	5	6	7	8	9	AB	R	H	RBI	BB	SO	LOB	BOTTOM											
<b>Pat Kelly, L</b> OBP: 0.313, SLG: 0.273 (1, 9)	4-0 E BB	0-0 1B		0-3 K	0-0 F9	0-0 E S 2B 1B		0-0 1B		4	2	2	0	1	1	2												
<b>Buddy Bradford, R</b> OBP: 0.442, SLG: 0.606 (7, 9)		0-0 1B						0-0 1B		1	0	1	0	0	0	0												
<b>Jorge Orta, L</b> OBP: 0.292, SLG: 0.326 (1, 4)	0-3 K	0-0 1B		0-0 BB 1B		0-0 1B		0-0 1B		6	0	5	1	0	1	1												
<b>Dick Allen, R</b> OBP: 0.328, SLG: 0.407 (1, 3)	0-0 1B	0-0 L4		0-3 K		0-0 L6		0-0 G1-6-3		4	1	1	0	1	1	4												
<b>Tony Musser, L</b> OBP: 0.429, SLG: 0.571 (8, 3)	1-2 E 1B							0-0 G1-6-3		1	0	0	0	0	0	2												
<b>Carlos May, L</b> OBP: 0.327, SLG: 0.354 (1, 7)	0-3 K	0-0 6-3		4-0 1B	1-2 BB	0-0 FC5-2 WP 1B		0-0 F8		4	1	1	0	1	1	6												
<b>Bill Melton, R</b> OBP: 0.328, SLG: 0.393 (1, 10)	0-0 E7 1B 1B		0-0 P3	0-3 K		0-0 FC5-2 WP BB 3B		0-0 6-3		5	2	1	1	0	1	4												
<b>Ken Henderson, S</b> OBP: 0.403, SLG: 0.421 (1, 8)	0-0 S 1B		0-0 HBP 1B		0-0 F7	4-0 WP 3B BB		0-0 E3		4	1	2	2	1	0	0												
<b>Ron Santo, R</b> OBP: 0.391, SLG: 0.283 (1, 5)	0-3 K		0-0 F7		0-0 BB 1B	4-0 1-2 2-3 3-H		0-0 F9		4	1	1	0	1	1	3												
<b>Brian Downing, R</b> OBP: 0.474, SLG: 0.867 (1, 2)		0-0 HR	1-0 HBP		4-0 1-2 BB	0-0 1B 3B		0-0 1-3		3	2	2	4	1	0	1												
<b>Eddie Leon, R</b> (1, 6)		0-3 HR		0-0 HBP		0-3 1B 3B		0-0 P4		2	0	0	0	0	1	2												
<b>Jerry Hairston, S</b> (5, PH)			0-0 K		0-3 K					1	0	0	0	0	1	2												
<b>Bucky Dent, R</b> OBP: 0.231, SLG: 0.270 (6, 6)						0-0 1B E 1B				2	1	1	1	0	0	0												
<b>Inning Stats</b>	R: 3 E: 1 K: 3 S: 12	H: 3 LOB: 1 BB: 1 P: 16	R: 1 E: 0 K: 1 S: 8	H: 3 LOB: 2 BB: 0 P: 8	R: 0 E: 0 K: 0 S: 4	H: 1 LOB: 2 BB: 0 P: 5	R: 0 E: 0 K: 3 S: 10	H: 1 LOB: 2 BB: 1 P: 14	R: 0 E: 0 K: 1 S: 6	H: 1 LOB: 2 BB: 1 P: 10	R: 0 E: 0 K: 0 S: 9	H: 0 LOB: 3 BB: 3 P: 21	R: 0 E: 1 K: 0 S: 4	H: 2 LOB: 1 BB: 0 P: 4	R: 0 E: 0 K: 0 S: 4	H: 0 LOB: 0 BB: 0 P: 4	1B: 14 2B: 1 3B: 1 HR: 1	SF: 0 SAC: 0 DP: 1 HBP: 1	WP: 1 PB: 0 SB: 2 CS: 0	PA: 48								
<b>PITCHER</b>	IP	WLS	BF	H	R	ER	SO	BB	IBB	HBP	BLK	WP	HR	S	P	ERA	WHIP											
<b>Steve Busby, R</b> ERA: 5.2 (1, 1)	5.2	L	33	11	7	6	8	4	0	1	0	0	1	0	3	7	9.53	2.647										
<b>Lindy McDaniel, R</b> ERA: 7.5 (6, 1)	0.0		4	3	2	2	0	0	1	0	0	0	0	2	6	54.00	3.000											
<b>Joe Hoerner, L</b> ERA: (6, 1)	0.1		3	1	2	2	0	0	1	0	0	0	0	2	6	0.00	1.000											
<b>Doug Bird, R</b> ERA: 12.0 (7, 1)	2.0		8	2	0	0	0	0	0	0	0	0	0	8	8	0.00	1.000											

**Kansas City Royals @ Chicago White Sox**  
Comiskey Park, Chicago, IL  
Sun Apr 21 1974, 4:33 AM EDT  
Alt. 7,890 - Unknown - 73 F

AB	41
R	11
H	17
RBI	9
BB	6
SO	8
LOB	27





Batter	1	2	3	4	5	6	7	8	9	AB	R	H	RBI	BB	SO	LOB	TOP				
<b>Don Money, R</b> OBP: 0.293, SLG: 0.367 (1, 5)	L6		F7			L9	FC6-4 PB			4	0	0	0	0	0	3	<b>Milwaukee Brewers @ Chicago White Sox</b> Comiskey Park, Chicago, IL Tue Apr 23 1974, 8:05 PM EDT Att. 4,382 - Unknown - 41 F				
<b>Bob Coluccio, R</b> OBP: 0.333, SLG: 0.348 (1, 8)	F9		HBP			1B BB	F8			2	1	0	0	1	0	1					
<b>Dave May, L</b> OBP: 0.222, SLG: 0.269 (1, 9)	K		K			FC6-4 1B				4	0	1	0	0	2	2					
<b>George Scott, R</b> OBP: 0.327, SLG: 0.295 (1, 3)		5-3		4-3		FC6-4 1B				4	0	1	1	0	1	0					
<b>Pedro Garcia, R</b> OBP: 0.300, SLG: 0.565 (1, 4)	F8		F9			FC6-4 1B				4	0	0	0	0	0	2					
<b>John Briggs, L</b> OBP: 0.327, SLG: 0.489 (1, 7)				K		F8				3	0	0	0	1	1	2					
<b>Charlie Moore, R</b> OBP: 0.286, SLG: 0.231 (1, 2)										4	0	0	0	0	1	1					
<b>Rob Ellis, R</b> OBP: 0.333, SLG: 0.250 (1, 10)			K			F9	FC6-4 BB PB 1B			4	1	1	0	0	1	0					
<b>Robin Yount, R</b> OBP: 0.205, SLG: 0.257 (7, PH)						6-3				2	0	0	0	0	0	0					
<b>Darrell Porter, L</b> OBP: 0.343, SLG: 0.241 (7, PR)			E6 HBP			6-3	FC6-4 BB			0	0	0	0	1	0	0					
<b>Tim Johnson, L</b> OBP: 0.200, SLG: 0.400 (7, 6)										0	0	0	0	0	0	0					
<b>Inning Stats</b>	R: 0 H: 0 E: 0 K: 1 S: 5	H: 0 LOB: 0 BB: 0 P: 5	R: 0 H: 0 E: 0 K: 1 S: 5	H: 0 LOB: 1 BB: 1 P: 9	R: 0 H: 0 E: 0 K: 2 S: 8	H: 0 LOB: 0 BB: 0 P: 9	R: 0 H: 0 E: 0 K: 0 S: 3	H: 0 LOB: 0 BB: 0 P: 3	R: 1 H: 2 E: 0 K: 0 S: 5	H: 2 LOB: 2 BB: 1 P: 9	R: 1 H: 1 E: 0 K: 1 S: 4	H: 1 LOB: 2 BB: 1 P: 8	R: 0 H: 0 E: 0 K: 1 S: 5	H: 0 LOB: 0 BB: 0 P: 3	R: 0 H: 0 E: 0 K: 0 S: 3	H: 0 LOB: 0 BB: 0 P: 3	1B: 3 2B: 0 3B: 0 HR: 0	SF: 0 SAC: 0 DP: 0 HBP: 1	WP: 0 PB: 1 CS: 0	PA: 35	
<b>PITCHER</b>	IP	WLS	BF	H	R	ER	SO	BB	IBB	HBP	BLK	WP	HR	S	P	ERA	WHIP				
<b>Jim Kaat, L</b> ERA: 4.08 (1, 1)	6.1	W	26	3	2	1	5	2	0	1	0	0	0	33	42	1.42	0.789				
<b>Cy Acosta, R</b> ERA: (7, 1)	2.2	S	9	0	0	0	1	1	0	0	0	0	0	10	14	0.00	0.375				

Batter	1	2	3	4	5	6	7	8	9	AB	R	H	RBI	BB	SO	LOB	BOTTOM				
<b>Pat Kelly, L</b> OBP: 0.308, SLG: 0.271 (1, 9)	5-3	G3				G3				4	0	1	0	0	0	0	<b>Milwaukee Brewers @ Chicago White Sox</b> Comiskey Park, Chicago, IL Tue Apr 23 1974, 8:05 PM EDT Att. 4,382 - Unknown - 41 F				
<b>Jorge Orta, L</b> OBP: 0.308, SLG: 0.347 (1, 4)	2B BB		K			4-3				3	1	1	0	1	1	0					
<b>Dick Allen, R</b> OBP: 0.366, SLG: 0.446 (1, 3)										2	2	2	1	2	0	0					
<b>Tony Muser, L</b> OBP: 0.429, SLG: 0.571 (8, 3)	1B 2B		FC6-4 BB			1B WP 1B	BB IBB			0	0	0	0	0	0	0					
<b>Carlos May, L</b> OBP: 0.327, SLG: 0.340 (1, 7)	F5		F7			WP FC6-2 1B				2	0	0	0	1	0	2					
<b>Buddy Bradford, R</b> OBP: 0.455, SLG: 0.606 (7, 7)						FC6-2 BB				0	0	0	0	1	0	0					
<b>Bill Melton, R</b> OBP: 0.338, SLG: 0.390 (1, 5)	1B BB		FC6-4			FC6-2 WP 1B				3	0	1	0	1	0	4					
<b>Ken Henderson, S</b> OBP: 0.394, SLG: 0.410 (1, 8)						P4				4	0	1	1	0	0	3					
<b>Ron Santo, R</b> OBP: 0.382, SLG: 0.281 (1, 10)	K					F9				4	0	1	0	0	1	4					
<b>Ed Herrmann, L</b> OBP: 0.318, SLG: 0.442 (1, 2)			K			4-3				4	0	0	0	0	1	3					
<b>Eddie Leon, R</b> (1, 6)						1-3-1				3	0	0	0	0	1	0					
<b>Inning Stats</b>	R: 2 H: 2 E: 0 K: 1 S: 7	H: 2 LOB: 2 BB: 2 P: 15	R: 0 H: 0 E: 0 K: 1 S: 5	H: 0 LOB: 0 BB: 0 P: 5	R: 0 H: 0 E: 0 K: 1 S: 3	H: 0 LOB: 0 BB: 0 P: 3	R: 0 H: 0 E: 0 K: 0 S: 3	H: 0 LOB: 0 BB: 0 P: 3	R: 1 H: 2 E: 0 K: 0 S: 5	H: 2 LOB: 2 BB: 1 P: 9	R: 0 H: 2 E: 0 K: 1 S: 6	H: 2 LOB: 3 BB: 2 P: 14	R: 0 H: 1 E: 0 K: 0 S: 3	H: 0 LOB: 0 BB: 0 P: 3	1B: 5 2B: 2 3B: 0 HR: 0	SF: 0 SAC: 0 DP: 1 HBP: 0	WP: 1 PB: 0 CS: 1	PA: 35			
<b>PITCHER</b>	IP	WLS	BF	H	R	ER	SO	BB	IBB	HBP	BLK	WP	HR	S	P	ERA	WHIP				
<b>Jim Slaton, R</b> ERA: 5.25 (1, 1)	6.2	L	31	6	3	3	4	5	1	0	0	0	0	33	57	4.05	1.650				
<b>Tom Murphy, R</b> ERA: 0.9 (7, 1)	1.1		4	1	0	0	0	0	0	0	0	0	0	4	4	0.00	0.750				



Batter	1	2	3	4	5	6	7	8	9	AB	R	H	RBI	BB	SO	LOB	TOP											
Don Money, R OBP: 0.323, SLG: 0.385										3	1	2	0	1	0	1	<b>Milwaukee Brewers @ Chicago White Sox</b> Comiskey Park, Chicago, IL Wed Apr 24 1974, 8:05 PM EDT Alt. 5,409 - Unknown - 42 F											
Bob Coluccio, R OBP: 0.315, SLG: 0.327										3	0	0	0	0	1	4												
Dave May, L Felipe Alou, R OBP: 0.211, SLG: 0.255 (8, PH) (8, 9)										3	0	0	0	0	2	1												
George Scott, R OBP: 0.357, SLG: 0.319										3	1	2	1	1	0	0												
John Briggs, L OBP: 0.321, SLG: 0.469										4	0	1	1	0	1	2												
Pedro Garcia, R OBP: 0.296, SLG: 0.540										4	0	1	0	0	0	2												
Ken Berry, R OBP: 0.270, SLG: 0.206										4	0	1	0	0	1	1												
Darrell Porter, L OBP: 0.333, SLG: 0.219										3	0	0	0	1	3	2												
Robin Yount, R OBP: 0.209, SLG: 0.256										4	0	1	0	0	2	3												
<b>Inning Stats</b>	R: 1 E: 0 K: 1 S: 7	H: 2 LOB: 1 BB: 0 P: 7	R: 0 E: 0 K: 1 S: 5	H: 0 LOB: 0 BB: 0 P: 5	R: 0 E: 0 K: 0 S: 3	H: 1 LOB: 0 BB: 0 P: 3	R: 0 E: 0 K: 1 S: 6	H: 1 LOB: 1 BB: 0 P: 6	R: 0 E: 0 K: 0 S: 4	H: 1 LOB: 2 BB: 1 P: 8	R: 0 E: 0 K: 0 S: 3	H: 1 LOB: 0 BB: 1 P: 7	R: 0 E: 0 K: 3 S: 10	H: 0 LOB: 0 BB: 0 P: 14	R: 0 E: 0 K: 3 S: 7	H: 1 LOB: 1 BB: 0 P: 10		R: 0 E: 0 K: 3 S: 10	H: 1 LOB: 1 BB: 0 P: 10	1B: 8 2B: 0 3B: 0 HR: 0	SF: 0 SAC: 1 DP: 2 HBP: 0	WP: 1 PB: 0 CS: 0	PA: 36					
<b>PITCHER</b>	IP	WLS	BF	H	R	ER	SO	BB	IBB	HBP	BLK	WP	HR	S	P	ERA	WHIP											
Wilbur Wood, L ERA: 4.69	(1, 1)	6.0	W	25	7	2	2	3	2	0	0	0	1	0	29	37	3.00	1.500										
Terry Forster, L ERA: 7.2	(7, 1)	3.0	S	11	1	0	0	8	1	0	0	0	0	0	26	30	0.00	0.667										

Batter	1	2	3	4	5	6	7	8	9	AB	R	H	RBI	BB	SO	LOB	BOTTOM											
Buddy Bradford, R OBP: 0.408, SLG: 0.526										5	0	0	0	0	0	3	<b>Milwaukee Brewers @ Chicago White Sox</b> Comiskey Park, Chicago, IL Wed Apr 24 1974, 8:05 PM EDT Alt. 5,409 - Unknown - 42 F											
Jorge Orta, L OBP: 0.298, SLG: 0.333										5	1	1	0	0	2	4												
Dick Allen, R Tony Musser, L OBP: 0.373, SLG: 0.450 (8, 3) OBP: 0.500, SLG: 0.625										4	1	2	0	0	0	1												
Bill Melton, R OBP: 0.356, SLG: 0.397										4	1	2	1	1	0	2												
Ron Santo, R OBP: 0.370, SLG: 0.274										5	1	1	0	0	2	5												
Ken Henderson, S OBP: 0.400, SLG: 0.415										4	0	2	1	0	1	2												
Brian Downing, R OBP: 0.435, SLG: 0.737										4	1	1	1	0	0	3												
Ed Herrmann, L OBP: 0.333, SLG: 0.435										3	0	1	1	1	0	2												
Eddie Leon, R OBP: 0.188, SLG: 0.133										4	1	2	1	0	0	2												
<b>Inning Stats</b>	R: 0 E: 1 K: 0 S: 4	H: 0 LOB: 1 BB: 0 P: 4	R: 0 E: 0 K: 0 S: 4	H: 1 LOB: 2 BB: 1 P: 8	R: 0 E: 0 K: 1 S: 5	H: 0 LOB: 0 BB: 0 P: 5	R: 3 E: 0 K: 0 S: 7	H: 4 LOB: 2 BB: 1 P: 11	R: 1 E: 0 K: 0 S: 6	H: 3 LOB: 2 BB: 0 P: 6	R: 1 E: 1 K: 1 S: 8	H: 2 LOB: 2 BB: 0 P: 8	R: 0 E: 0 K: 1 S: 5	H: 0 LOB: 0 BB: 0 P: 5	R: 2 E: 1 K: 2 S: 10	H: 3 LOB: 1 BB: 0 P: 10		1B: 13 2B: 0 3B: 0 HR: 0	SF: 0 SAC: 0 DP: 0 HBP: 0	WP: 0 PB: 0 SB: 1 CS: 0	PA: 41							
<b>PITCHER</b>	IP	WLS	BF	H	R	ER	SO	BB	IBB	HBP	BLK	WP	HR	S	P	ERA	WHIP											
Clyde Wright, L ERA: 2.4	(1, 1)	4.0	L	22	7	4	4	1	0	0	0	0	0	0	22	30	9.00	2.250										
Ed Sprague, R ERA: 0.96	(5, 1)	4.0		19	6	3	1	4	0	0	0	0	0	0	27	27	2.25	1.500										








Batter	1	2	3	4	5	6	7	8	9	AB	R	H	RBI	BB	SO	LOB	TOP								
Dick Sharon, R OBP: 0.308, SLG: 0.308 (1, 8)										5	1	3	0	0	1	1									
Gary Sutherland, R OBP: 0.313, SLG: 0.359 (1, 4)										5	0	1	0	0	0	2									
Mickey Stanley, R OBP: 0.247, SLG: 0.348 (1, 3)										3	1	0	1	1	0	2									
Al Kaline, R OBP: 0.365, SLG: 0.412 (1, 10)										5	1	2	0	0	2	3									
Willie Horton, R OBP: 0.286, SLG: 0.446 (1, 7)										4	2	1	1	1	1	3									
Bill Freahan, R OBP: 0.418, SLG: 0.511 (1, 2)										4	1	3	1	0	0	0									
Jim Northrup, L OBP: 0.260, SLG: 0.274 (1, 9)										4	0	2	1	1	0	1									
Aurelio Rodriguez, R OBP: 0.216, SLG: 0.191 (1, 5)										4	0	0	2	1	2	2									
Ed Brinkman, R OBP: 0.265, SLG: 0.359 (1, 6)										4	2	2	2	0	2	4									
<b>Inning Stats</b>	R: 0 E: 0 K: 0 S: 3	H: 1 LOB: 0 BB: 0 P: 3	R: 0 E: 0 K: 1 S: 6	H: 3 LOB: 2 BB: 0 P: 6	R: 2 E: 0 K: 1 S: 8	H: 3 LOB: 1 BB: 0 P: 8	R: 0 E: 0 K: 1 S: 6	H: 1 LOB: 1 BB: 0 P: 6	R: 4 E: 0 K: 1 S: 7	H: 2 LOB: 3 BB: 4 P: 24	R: 0 E: 1 K: 1 S: 7	H: 1 LOB: 2 BB: 0 P: 7	R: 1 E: 0 K: 2 S: 9	H: 2 LOB: 1 BB: 0 P: 9	R: 0 E: 0 K: 0 S: 3	H: 0 LOB: 0 BB: 0 P: 3	R: 1 E: 0 K: 1 S: 6	H: 1 LOB: 0 BB: 0 P: 6	1B: 11 2B: 1 3B: 0 HR: 3	SF: 1 SAC: 0 DP: 2 HBP: 1	WP: 1 PB: 0 SB: 1 CS: 1	PA: 44			
<b>PITCHER</b>	IP	WLS	BF	H	R	ER	SO	BB	IBB	HBP	BLK	WP	HR	S	P	ERA	WHIP								
Jim Kaat, L ERA: 4.59 (1, 1)	4.2	L	21	9	4	4	3	1	0	0	0	1	2	26	30	7.71	2.143								
Rich Gossage, R ERA: 2.92 (5, 1)	0.0		1	1	0	0	0	0	0	0	0	0	0	1	1	∞	∞								
Skip Pitlock, L ERA: 7.36 (5, 1)	0.0		4	0	2	2	0	3	0	1	0	0	0	0	13	∞	∞								
Bill Moran, R ERA: 1.5 (5, 1)	1.1		7	2	1	1	2	0	0	0	0	0	0	11	11	6.75	1.500								
Cy Acosta, R ERA: 1.29 (7, 1)	3.0		11	2	1	1	3	0	0	0	0	0	1	17	17	3.00	0.667								

Detroit Tigers @ Chicago White Sox  
Comiskey Park, Chicago, IL  
Sat Apr 27 1974, 8:05 PM EDT  
Att: 32,737 - Unknown - 77 F


AB 38  
R 8  
H 14  
RBI 8  
BB 4  
SO 8  
LOB 18



Batter	1	2	3	4	5	6	7	8	9	AB	R	H	RBI	BB	SO	LOB	BOTTOM								
Pat Kelly, L OBP: 0.304, SLG: 0.269 (1, 9)										4	0	1	0	0	1	1									
Jerry Hairston, S (9, PH)										1	0	0	0	0	1	1									
Carlos May, L OBP: 0.328, SLG: 0.316 (1, 7)										3	0	0	0	1	0	0									
Dick Allen, R OBP: 0.398, SLG: 0.470 (1, 3)										2	1	1	0	2	0	1									
Bill Melton, R OBP: 0.341, SLG: 0.408 (1, 5)										4	1	1	2	0	1	2									
Ken Henderson, S OBP: 0.434, SLG: 0.479 (1, 8)										4	1	2	0	0	0	0									
Ron Santo, R OBP: 0.376, SLG: 0.304 (1, 4)										3	0	0	0	1	1	2									
Jorge Orta, L OBP: 0.305, SLG: 0.357 (1, 10)										2	0	1	1	0	0	0									
Buddy Bradford, R OBP: 0.411, SLG: 0.533 (7, PH)										2	0	0	0	0	0	0									
Ed Herrmann, L OBP: 0.333, SLG: 0.412 (1, 2)										1	0	0	0	1	0	0									
Brian Downing, R OBP: 0.500, SLG: 0.864 (7, PH)										1	0	1	0	1	0	0									
Eddie Leon, R OBP: 0.167, SLG: 0.136 (1, 6)										4	0	0	0	0	1	5									
<b>Inning Stats</b>	R: 0 E: 0 K: 0 S: 2	H: 1 LOB: 1 BB: 1 P: 6	R: 1 E: 0 K: 0 S: 4	H: 2 LOB: 2 BB: 2 P: 12	R: 0 E: 0 K: 0 S: 3	H: 0 LOB: 1 BB: 1 P: 7	R: 0 E: 0 K: 0 S: 3	H: 0 LOB: 0 BB: 0 P: 3	R: 0 E: 0 K: 2 S: 7	H: 0 LOB: 0 BB: 0 P: 7	R: 2 E: 0 K: 0 S: 4	H: 1 LOB: 0 BB: 1 P: 8	R: 0 E: 0 K: 2 S: 9	H: 0 LOB: 2 BB: 0 P: 9	R: 0 E: 0 K: 1 S: 6	H: 1 LOB: 1 BB: 0 P: 6	1B: 5 2B: 1 3B: 0 HR: 1	SF: 0 SAC: 0 DP: 2 HBP: 0	WP: 0 PB: 0 SB: 1 CS: 0	PA: 37					
<b>PITCHER</b>	IP	WLS	BF	H	R	ER	SO	BB	IBB	HBP	BLK	WP	HR	S	P	ERA	WHIP								
Lerin LaGrow, R ERA: 4.32 (1, 1)	6.0	W	24	4	3	3	2	4	1	0	0	0	1	23	43	4.50	1.333								
John Hillier, L ERA: 0.4 (7, 1)	3.0	S	13	3	0	0	3	1	0	0	0	0	0	18	22	0.00	1.333								

Detroit Tigers @ Chicago White Sox  
Comiskey Park, Chicago, IL  
Sat Apr 27 1974, 8:05 PM EDT  
Att: 32,737 - Unknown - 77 F

AB 31  
R 3  
H 7  
RBI 3  
BB 6  
SO 5  
LOB 12





Batter	1	2	3	4	5	6	7	8	9	AB	R	H	RBI	BB	SO	LOB	TOP											
Dick Sharon, R OBP: 0.444, SLG: 0.412	0-0 1B	0-0 1B		4-0 BB		0-0 F5			0-0 E4 1B	4	2	3	0	1	0	0												
Gary Sutherland, R OBP: 0.333, SLG: 0.377	0-0 2B	0-0 1B		9-6-3		0-0 P6			0-0 F	5	1	3	2	0	0	1												
Mickey Stanley, R OBP: 0.244, SLG: 0.351	0-0 2B	0-3 K				0-0 F8			0-3 K	5	1	1	1	0	2	2												
Al Kaline, R OBP: 0.342, SLG: 0.384	0-0 L6-3			0-0 L5		0-0 L8			0-0 L5	5	0	0	0	0	0	2												
Willie Horton, R OBP: 0.307, SLG: 0.507	0-0 2B			0-0 HR		1-0 1B HBP			0-3 K	4	2	2	2	0	1	2												
Bill Freehan, R OBP: 0.441, SLG: 0.542	1-0 HBP			0-0 2B		0-0 1B			0-0 6-3	3	0	2	0	0	0	0												
Jim Northrup, L OBP: 0.299, SLG: 0.273	0-3 K			0-0 4-3		0-0 1B			0-3 K2-3	4	0	1	1	0	2	3												
Aurelio Rodriguez, R OBP: 0.205, SLG: 0.161		0-3 K		0-0 F7		0-0 5-3			0-0 F8	4	0	0	0	0	1	3												
Ed Brinkman, R OBP: 0.250, SLG: 0.338		0-0 5-3		0-0 F5		0-0 P4			0-0 P4	4	0	0	0	0	0	0												
<b>Inning Stats</b>	R: 2 E: 0 K: 1 S: 8	H: 4 LOB: 2 BB: 0 P: 9	R: 1 E: 0 K: 2 S: 9	H: 2 LOB: 1 BB: 0 P: 9	R: 1 E: 0 K: 0 S: 5	H: 2 LOB: 1 BB: 0 P: 5	R: 0 E: 0 K: 0 S: 2	H: 0 LOB: 0 BB: 1 P: 6	R: 1 E: 0 K: 0 S: 5	H: 2 LOB: 2 BB: 0 P: 6	R: 0 E: 0 K: 0 S: 3	H: 0 LOB: 0 BB: 0 P: 3	R: 0 E: 0 K: 1 S: 5	H: 0 LOB: 0 BB: 0 P: 5	R: 1 E: 2 K: 2 S: 10	H: 2 LOB: 2 BB: 0 P: 10	1B: 8 2B: 4 3B: 0 HR: 1	SF: 0 SAC: 0 DP: 1 HBP: 2	WP: 0 PB: 0 SB: 1 CS: 0	PA: 41								
<b>PITCHER</b>	IP	WLS	BF	H	R	ER	SO	BB	IBB	HBP	BLK	WP	HR	S	P	ERA	WHIP											
Wilbur Wood, L ERA: 5.27	(1, 1)	2.1	L	15	8	4	4	3	0	0	1	0	0	1	20	21	15.43	3.429										
Bill Moran, R ERA: 1.95	(3, 1)	3.2		14	2	1	1	0	1	0	1	0	0	0	12	17	2.46	0.818										
Terry Forster, L ERA: 5.76	(7, 1)	3.0		12	2	1	0	3	0	0	0	0	0	0	18	18	0.00	0.667										

**Detroit Tigers @ Chicago White Sox**  
 Comiskey Park, Chicago, IL  
 Sun Apr 28 1974, 4:33 AM EDT  
 Att: 14,443 - Unknown - 75 F

AB	38
R	6
H	12
RBI	6
BB	1
SO	6
LOB	13



Batter	1	2	3	4	5	6	7	8	9	AB	R	H	RBI	BB	SO	LOB	BOTTOM											
Pat Kelly, L OBP: 0.361, SLG: 0.339	0-0 HR			0-0 FC6-4		0-0 WP			4-0 BB	4	1	4	0	1	0	0												
Jorge Orta, L OBP: 0.286, SLG: 0.333	0-0 F5			0-0 F8		0-3 K			0-0 F3	4	0	0	1	0	1	4												
Jerry Hairston, S (9, PH)						1-2 K			0-0 F3	1	0	0	0	0	0	2												
Dick Allen, R OBP: 0.402, SLG: 0.507	0-0 HR			0-0 FC6-4		0-0 IBB			0-0 P6	3	1	1	2	1	0	2												
Carlos May, L OBP: 0.308, SLG: 0.295	0-0 4-3			0-3 K		0-3 K			0-3 K	4	0	0	0	0	3	3												
Bill Melton, R OBP: 0.337, SLG: 0.400	0-0 6-3			0-0 6-3		0-3 K			0-0 CS	4	0	1	0	0	1	0												
Ken Henderson, S OBP: 0.414, SLG: 0.453				0-0 4-3		0-0 3-1			0-3 K	4	0	0	0	0	1	1												
Ron Santo, R OBP: 0.372, SLG: 0.301				0-0 L6		0-0 F7			0-3 K	4	0	1	0	0	1	0												
Ed Herrmann, L OBP: 0.351, SLG: 0.434				0-3 1B		0-0 1B			4-0 BB	2	2	1	0	1	1	1												
Brian Downing, R OBP: 0.517, SLG: 0.864				0-0 K		0-0 WP			4-0 FC1-6	0	0	0	0	1	0	0												
Bucky Dent, R OBP: 0.220, SLG: 0.256				0-0 1-3		0-0 F3			0-3 K	2	0	0	0	0	0	2												
Buddy Bradford, R OBP: 0.404, SLG: 0.522						0-0 K			0-3 K	1	0	0	0	0	1	1												
Eddie Leon, R OBP: 0.160, SLG: 0.130									0-3 K	1	0	0	0	0	1	1												
<b>Inning Stats</b>	R: 2 E: 0 K: 0 S: 5	H: 2 LOB: 0 BB: 0 P: 5	R: 0 E: 0 K: 1 S: 6	H: 1 LOB: 1 BB: 0 P: 6	R: 0 E: 0 K: 1 S: 6	H: 1 LOB: 1 BB: 0 P: 6	R: 0 E: 0 K: 0 S: 3	H: 0 LOB: 0 BB: 0 P: 3	R: 1 E: 0 K: 2 S: 9	H: 2 LOB: 2 BB: 1 P: 13	R: 0 E: 0 K: 1 S: 5	H: 0 LOB: 0 BB: 0 P: 5	R: 1 E: 0 K: 1 S: 6	H: 1 LOB: 1 BB: 1 P: 10	R: 0 E: 0 K: 2 S: 7	H: 1 LOB: 1 BB: 0 P: 7	R: 0 E: 0 K: 2 S: 7	H: 0 LOB: 2 BB: 2 P: 15	1B: 5 2B: 3 3B: 0 HR: 1	SF: 0 SAC: 0 DP: 1 HBP: 0	WP: 1 PB: 0 SB: 0 CS: 1	PA: 38						
<b>PITCHER</b>	IP	WLS	BF	H	R	ER	SO	BB	IBB	HBP	BLK	WP	HR	S	P	ERA	WHIP											
Joe Coleman, R ERA: 2.86	(1, 1)	6.0	W	26	6	4	4	5	1	0	0	0	0	0	34	42	6.00	1.167										
John Hiller, L ERA: 0.36	(7, 1)	3.0	S	12	2	0	0	5	2	0	0	0	0	20	28	0.00	1.333											

**Detroit Tigers @ Chicago White Sox**  
 Comiskey Park, Chicago, IL  
 Sun Apr 28 1974, 4:33 AM EDT  
 Att: 14,443 - Unknown - 75 F

AB	34
R	4
H	8
RBI	3
BB	4
SO	10
LOB	17









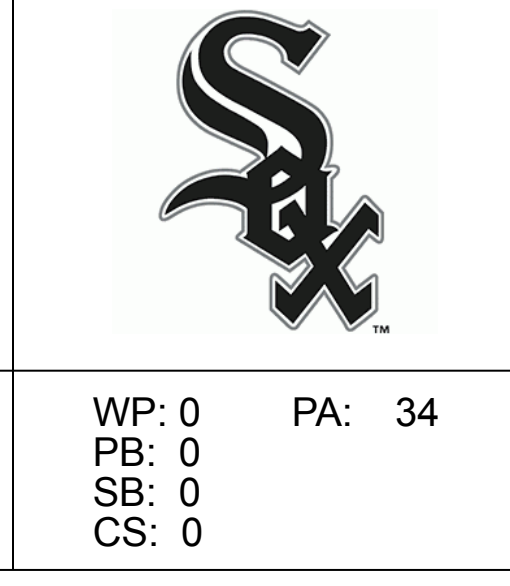
Batter	1	2	3	4	5	6	7	8	9	AB	R	H	RBI	BB	SO	LOB	TOP					
Paul Blair, R OBP: 0.206, SLG: 0.250 (1, 8)										3	0	0	0	1	0	0	<b>Baltimore Orioles @ Chicago White Sox</b> Comiskey Park, Chicago, IL Wed May 01 1974, 4:33 AM EDT Att: 6,854 - Unknown					
Bobby Grich, R OBP: 0.495, SLG: 0.592 (1, 4)										3	0	1	0	1	1	2						
Tommy Davis, R OBP: 0.305, SLG: 0.372 (1, 10)										4	0	0	0	0	0	2						
Earl Williams, R OBP: 0.294, SLG: 0.246 (9, PR)										4	0	2	0	0	1	0						
Don Baylor, R OBP: 0.253, SLG: 0.176 (1, 7)										4	0	0	0	0	0	3						
Brooks Robinson, R OBP: 0.357, SLG: 0.390 (9, PR)										3	0	1	0	1	0	0						
Frank Baker, L OBP: 0.250, SLG: 0.250 (9, PR)										0	0	0	0	0	0	0						
Jim Fuller, R OBP: 0.314, SLG: 0.375 (1, 9)										4	0	0	0	0	2	2						
Andy Etchebarren, R OBP: 0.286, SLG: 0.280 (1, 2)										2	0	1	0	1	0	0						
Mark Belanger, R OBP: 0.245, SLG: 0.309 (1, 6)										3	0	1	0	0	0	2						
<b>Inning Stats</b>	R: 0 E: 0 K: 0 S: 2	H: 0 LOB: 0 BB: 1 P: 6	R: 0 E: 0 K: 0 S: 3	H: 0 LOB: 0 BB: 0 P: 3	R: 0 E: 0 K: 1 S: 6	H: 1 LOB: 2 BB: 1 P: 10	R: 0 E: 0 K: 1 S: 5	H: 0 LOB: 0 BB: 0 P: 5	R: 0 E: 0 K: 0 S: 3	H: 1 LOB: 1 BB: 1 P: 7	R: 0 E: 0 K: 0 S: 5	H: 2 LOB: 2 BB: 0 P: 5	R: 0 E: 0 K: 1 S: 3	H: 0 LOB: 1 BB: 1 P: 9	R: 0 E: 0 K: 0 S: 3	H: 0 LOB: 0 BB: 0 P: 3	R: 0 E: 0 K: 1 S: 6	H: 2 LOB: 1 BB: 0 P: 6	1B: 6 2B: 0 3B: 0 HR: 0	SF: 0 SAC: 0 DP: 3 HBP: 0	WP: 2 PB: 0 SB: 0 CS: 0	PA: 34
<b>PITCHER</b>	IP WLS BF H R ER SO BB IBB HBP BLK WP HR S P ERA WHIP	8.0 W 31 5 0 0 3 4 0 0 0 2 0 33 49 0.00 1.125	1.0 S 3 1 0 0 1 0 0 0 0 0 0 5 5 0.00 1.000	<b>PITCHER</b>										IP WLS BF H R ER SO BB IBB HBP BLK WP HR S P ERA WHIP								
Jim Kaat, L ERA: 3.7 (1, 1)											8.0 W 31 5 0 0 3 4 0 0 0 2 0 33 49 0.00 1.125											
Terry Forster, L ERA: 5.54 (9, 1)											1.0 S 3 1 0 0 1 0 0 0 0 0 0 5 5 0.00 1.000											

Batter	1	2	3	4	5	6	7	8	9	AB	R	H	RBI	BB	SO	LOB	BOTTOM				
Buddy Bradford, R OBP: 0.410, SLG: 0.520 (1, 9)										4	1	2	0	0	0	3	<b>Baltimore Orioles @ Chicago White Sox</b> Comiskey Park, Chicago, IL Wed May 01 1974, 4:33 AM EDT Att: 6,854 - Unknown				
Carlos May, L OBP: 0.301, SLG: 0.290 (1, 7)										4	0	2	0	0	1	3					
Dick Allen, R OBP: 0.400, SLG: 0.487 (1, 3)										3	0	1	1	1	0	1					
Bill Melton, R OBP: 0.333, SLG: 0.375 (1, 5)										1	0	0	0	2	0	1					
Ron Santo, R OBP: 0.362, SLG: 0.325 (1, 4)										4	0	0	0	0	0	5					
Ken Henderson, S OBP: 0.421, SLG: 0.463 (1, 8)										4	0	0	0	0	0	2					
Brian Downing, R OBP: 0.515, SLG: 0.846 (1, 10)										4	1	2	0	0	0	0					
Ed Herrmann, L OBP: 0.381, SLG: 0.448 (1, 2)										3	0	2	0	0	0	1					
Bucky Dent, R OBP: 0.213, SLG: 0.244 (1, 6)										3	0	1	1	0	0	2					
<b>Inning Stats</b>	R: 0 E: 0 K: 0 S: 3	H: 1 LOB: 2 BB: 2 P: 11	R: 1 E: 0 K: 1 S: 8	H: 3 LOB: 2 BB: 0 P: 8	R: 0 E: 0 K: 0 S: 2	H: 0 LOB: 0 BB: 1 P: 6	R: 0 E: 0 K: 0 S: 4	H: 1 LOB: 1 BB: 0 P: 4	R: 1 E: 0 K: 0 S: 6	H: 3 LOB: 2 BB: 0 P: 6	R: 0 E: 0 K: 0 S: 4	H: 1 LOB: 1 BB: 0 P: 4	R: 0 E: 0 K: 0 S: 3	H: 1 LOB: 0 BB: 0 P: 3	R: 0 E: 0 K: 0 S: 3	H: 0 LOB: 0 BB: 0 P: 3		1B: 9 2B: 1 3B: 0 HR: 0	SF: 0 SAC: 1 DP: 2 HBP: 0	WP: 0 PB: 0 SB: 0 CS: 0	PA: 34
<b>PITCHER</b>	IP WLS BF H R ER SO BB IBB HBP BLK WP HR S P ERA WHIP	4.0 L 21 8 2 2 1 3 0 0 0 0 0 20 32 4.50 2.750	4.0 L 13 2 0 0 0 0 0 0 0 0 0 13 13 0.00 0.500	<b>PITCHER</b>										IP WLS BF H R ER SO BB IBB HBP BLK WP HR S P ERA WHIP							
Dave McNally, L ERA: 2.95 (1, 1)											4.0 L 21 8 2 2 1 3 0 0 0 0 0 20 32 4.50 2.750										
Doyle Alexander, R ERA: (5, 1)											4.0 L 13 2 0 0 0 0 0 0 0 0 0 13 13 0.00 0.500										

AB	30
R	0
H	6
RBI	0
BB	4
SO	4
LOB	11



AB	30
R	2
H	10
RBI	2
BB	3
SO	1
LOB	18





Batter	1	2	3	4	5	6	7	8	9	AB	R	H	RBI	BB	SO	LOB	TOP					
Buddy Bradford, R OBP: 0.394, SLG: 0.491 (1, 9)	F8		1B	K	1-3		4-3			5	1	1	0	0	1	4	<b>Chicago White Sox @ Milwaukee Brewers</b> Milwaukee County Stadium, Milwaukee, WI Fri May 03 1974, 8:05 PM EDT Att: 9,415 - Unknown <a href="http://livebaseballscorecards.com">livebaseballscorecards.com</a>					
Carlos May, L OBP: 0.295, SLG: 0.284 (1, 7)	F8		1B	3-1	4-3			4-3		5	1	1	0	0	0	2						
Dick Allen, R OBP: 0.402, SLG: 0.487 Tony Muser, L OBP: 0.417, SLG: 0.500 (1, 3)	F9		1B	BB			F8	F8		2	1	1	1	0	0	0						
Bill Melton, R OBP: 0.347, SLG: 0.381 (1, 5)		4-3	1B	1B	5-3		F9			4	2	2	0	1	0	1						
Ron Santo, R OBP: 0.367, SLG: 0.333 Jorge Orta, L OBP: 0.269, SLG: 0.313 (1, 4)	5-3		1B	HR			FC1-6	4-3		4	1	2	2	0	0	1						
Ken Henderson, S OBP: 0.410, SLG: 0.448 (1, 8)	4-3		HR				FC1-6			5	2	1	1	0	1	2						
Brian Downing, R OBP: 0.341, SLG: 0.391 Jerry Hairston, S (9, PH)			HR				1B	6-3		3	2	2	4	1	0	0						
Ed Herrmann, L OBP: 0.382, SLG: 0.435 (1, 2)	F8		6-3				2B	1B		4	0	1	0	1	0	1						
Bucky Dent, R OBP: 0.235, SLG: 0.286 (1, 6)			5-3				1-3			4	0	2	2	0	1	0						
			K				1-3															
<b>Inning Stats</b>	R: 0 E: 0 K: 0 S: 3	H: 0 LOB: 0 BB: 0 P: 3	R: 1 E: 0 K: 0 S: 5	H: 2 LOB: 1 BB: 0 P: 5	R: 7 E: 0 K: 1 S: 11	H: 6 LOB: 0 BB: 1 P: 15	R: 0 E: 0 K: 1 S: 6	H: 1 LOB: 1 BB: 0 P: 6	R: 2 E: 0 K: 0 S: 6	H: 3 LOB: 2 BB: 1 P: 10	R: 0 E: 0 K: 0 S: 3	H: 0 LOB: 0 BB: 0 P: 3	R: 0 E: 0 K: 0 S: 4	H: 1 LOB: 2 BB: 1 P: 8	R: 0 E: 0 K: 2 S: 4	H: 1 LOB: 1 BB: 0 P: 4	R: 0 E: 0 K: 2 S: 7	H: 0 LOB: 0 BB: 0 P: 7	1B: 12 2B: 1 3B: 0 HR: 1	SF: 0 SAC: 0 DP: 0 HBP: 0	WP: 0 PB: 0 SB: 0 CS: 0	PA: 44
<b>PITCHER</b>	IP	WLS	BF	H	R	ER	SO	BB	IBB	HBP	BLK	WP	HR	S	P	ERA	WHIP					
Clyde Wright, L ERA: 5.11 (1, 1)	2.1	L	16	8	8	8	0	1	0	0	0	0	1	15	19	30.86	3.857					
Ed Sprague, R ERA: 1.32 (3, 1)	1.2		6	1	0	0	2	0	0	0	0	0	0	10	10	0.00	0.600					
Bill Champion, R ERA: 4.5 (5, 1)	4.0		19	5	2	2	0	2	0	0	0	0	0	17	25	4.50	1.750					
Kevin Kobel, L ERA: 3.24 (9, 1)	1.0		3	0	0	0	2	0	0	0	0	0	0	7	7	0.00	0.000					

Batter	1	2	3	4	5	6	7	8	9	AB	R	H	RBI	BB	SO	LOB	BOTTOM					
Don Money, R OBP: 0.322, SLG: 0.425 (1, 5)	F6		HR			6-3		FC6-4		4	1	2	1	0	0	0	<b>Chicago White Sox @ Milwaukee Brewers</b> Milwaukee County Stadium, Milwaukee, WI Fri May 03 1974, 8:05 PM EDT Att: 9,415 - Unknown <a href="http://livebaseballscorecards.com">livebaseballscorecards.com</a>					
Ken Berry, R OBP: 0.250, SLG: 0.195 (1, 9)	F7		K			K		F7		4	0	0	0	0	2	1						
John Briggs, L OBP: 0.376, SLG: 0.556 Rob Ellis, R OBP: 0.300, SLG: 0.222 (1, 7)	FC5-4				4-3			FC6-4		2	1	1	1	1	0	0						
George Scott, R OBP: 0.346, SLG: 0.431 John Vukovich, R (7, 3)	FC5-4				F3		F9			3	0	0	0	0	0	1						
Bobby Mitchell, R OBP: 0.357, SLG: 0.417 (1, 10)	F2					5-3				4	1	2	1	0	0	0						
Bob Coluccio, R OBP: 0.316, SLG: 0.370 (1, 8)	F8				F6		1B			4	0	1	0	0	0	1						
Charlie Moore, R OBP: 0.222, SLG: 0.176 (1, 2)	5-3				K		F9			4	0	0	0	0	1	1						
Pedro Garcia, R OBP: 0.333, SLG: 0.609 Bob Sheldon, L OBP: 0.286, SLG: 0.294 (1, 4)			F8			6-3		G3		2	0	0	0	0	0	0						
Robin Yount, R OBP: 0.212, SLG: 0.242 (1, 6)			K2-3			6-3		F7		3	0	0	0	0	1	0						
<b>Inning Stats</b>	R: 0 E: 0 K: 0 S: 3	H: 0 LOB: 1 BB: 1 P: 7	R: 0 E: 0 K: 0 S: 3	H: 0 LOB: 0 BB: 0 P: 3	R: 1 E: 0 K: 2 S: 8	H: 1 LOB: 0 BB: 0 P: 8	R: 0 E: 0 K: 0 S: 4	H: 1 LOB: 1 BB: 0 P: 4	R: 0 E: 0 K: 1 S: 5	H: 0 LOB: 0 BB: 0 P: 5	R: 1 E: 0 K: 1 S: 6	H: 1 LOB: 0 BB: 0 P: 6	R: 0 E: 0 K: 0 S: 4	H: 1 LOB: 1 BB: 0 P: 4	R: 0 E: 0 K: 0 S: 4	H: 1 LOB: 1 BB: 0 P: 4	R: 1 E: 0 K: 0 S: 4	H: 1 LOB: 0 BB: 0 P: 4	1B: 2 2B: 1 3B: 0 HR: 3	SF: 0 SAC: 0 DP: 0 HBP: 0	WP: 0 PB: 0 SB: 0 CS: 0	PA: 34
<b>PITCHER</b>	IP	WLS	BF	H	R	ER	SO	BB	IBB	HBP	BLK	WP	HR	S	P	ERA	WHIP					
Wilbur Wood, L ERA: 4.88 (1, 1)	9.0	W	34	6	3	3	4	1	0	0	0	0	3	41	45	3.00	0.778					



Batter	1	2	3	4	5	6	7	8	9	AB	R	H	RBI	BB	SO	LOB	TOP			
Pat Kelly, L OBP: 0.377, SLG: 0.339 Buddy Bradford, R OBP: 0.394, SLG: 0.491	4-0 E BB		0-0 4-3		4-0 BB			0-0 1B 1B		2	1	1	0	2	0	0				
Carlos May, L OBP: 0.305, SLG: 0.308	0-0 E4 1B 2B		0-3 K		0-0 4-3			0-0 1B 1B		4	1	2	1	0	1	1				
Dick Allen, R OBP: 0.406, SLG: 0.488 Tony Muser, L OBP: 0.417, SLG: 0.500	0-0 FC5-4 1B		0-0 F7		0-0 G6-4-3 1B			0-3 K K		4	0	2	1	0	1	2				
Bill Melton, R OBP: 0.333, SLG: 0.364	0-0 F7			0-0 F9		0-0 G6-4-3 1B		0-0 F6		4	0	0	0	0	0	4				
Ken Henderson, S OBP: 0.413, SLG: 0.516	0-0 F8			0-0 HR		0-0 F7			0-0 HR	4	2	2	2	0	0	1				
Ron Santo, R OBP: 0.353, SLG: 0.318	0-0 FC5-4			0-0 F6			0-0 F9		0-0 F4	4	0	0	0	0	0	1				
Brian Downing, R OBP: 0.512, SLG: 0.848		0-3 K		0-0 CS 1B		0-0 6-3		0-3 K		4	0	1	0	0	2	0				
Ed Herrmann, L OBP: 0.361, SLG: 0.409	0-0 1-3			0-0 CS	0-0 F5		0-0 G3		0-0 F9	4	0	0	0	0	0	0				
Bucky Dent, R OBP: 0.222, SLG: 0.269	0-0 F3				0-0 6-3			0-0 6-3		3	0	0	0	0	0	0				
<b>Inning Stats</b>	R: 2 E: 1 K: 0 S: 5	H: 2 LOB: 1 BB: 1 P: 9	R: 0 E: 0 K: 1 S: 5	H: 0 LOB: 0 BB: 0 P: 5	R: 0 E: 0 K: 1 S: 5	H: 0 LOB: 0 BB: 0 P: 5	R: 1 E: 0 K: 0 S: 4	H: 2 LOB: 2 BB: 0 P: 4	R: 0 E: 0 K: 0 S: 3	H: 1 LOB: 0 BB: 0 P: 3	R: 0 E: 0 K: 0 S: 3	H: 0 LOB: 0 BB: 0 P: 3	R: 0 E: 0 K: 1 S: 7	H: 2 LOB: 2 BB: 0 P: 7	R: 1 E: 0 K: 1 S: 6	H: 1 LOB: 0 BB: 0 P: 6	1B: 5 2B: 1 3B: 0 HR: 2	SF: 0 SAC: 0 DP: 1 HBP: 0	WP: 0 PB: 0 SB: 0 CS: 1	PA: 36
<b>PITCHER</b> Jim Colborn, R ERA: 6.41	IP: 9.0 WLS: L BF: 35	H: 8 R: 4 ER: 4 SO: 4	BB: 2 IBB: 0 HBP: 0 BLK: 0	WP: 0 HR: 2 S: 41 P: 49	ERA: 4.00 WHIP: 1.111															

Chicago White Sox @ Milwaukee Brewers  
Milwaukee County Stadium, Milwaukee, WI  
Sat May 04 1974, 4:33 AM EDT  
Att: 11,836 - Unknown - 51 F


AB 33  
R 4  
H 8  
RBI 4  
BB 2  
SO 4  
LOB 9



Batter	1	2	3	4	5	6	7	8	9	AB	R	H	RBI	BB	SO	LOB	BOTTOM					
Don Money, R OBP: 0.330, SLG: 0.415	0-0 6-3		4-0 S BB		0-3 K			4-0 WP 1B 1-3 BB		2	1	0	0	2	1	1						
Dave May, L OBP: 0.213, SLG: 0.282 Rob Ellis, R OBP: 0.273, SLG: 0.200	0-0 F6		0-0 F4		0-0 4-3			0-0 1-3 1-2		3	0	0	0	0	0	2						
John Briggs, L OBP: 0.384, SLG: 0.566	0-0 F7			0-0 F9 1B 2B		0-0 6-3		0-0 G1-4-3 1B		4	1	2	1	0	0	1						
George Scott, R OBP: 0.341, SLG: 0.413		4-0 1B BB		0-0 F9		0-3 K		0-0 G1-4-3		3	0	0	0	1	1	2						
Bobby Mitchell, R OBP: 0.375, SLG: 0.429		0-0 L4-3 1B		0-0 BB 1B		0-0 5-3			0-0 4-3	4	0	2	1	0	0	0						
Darrell Porter, L OBP: 0.326, SLG: 0.283		0-0 L4-3		0-0 BB		0-0 4-3			0-3 K	3	0	0	0	1	1	2						
Bob Coluccio, R OBP: 0.301, SLG: 0.351		0-3 K		0-0 F8			0-3 K		0-0 F8	4	0	0	0	0	2	3						
Pedro Garcia, R OBP: 0.319, SLG: 0.582			0-0 F7		0-0 F8			0-0 F7		3	0	0	0	0	0	2						
Robin Yount, R OBP: 0.217, SLG: 0.246			0-0 F9			0-0 4-3 1B			0-0 4-3	3	0	1	0	0	0	0						
<b>Inning Stats</b>	R: 0 E: 0 K: 0 S: 3	H: 0 LOB: 0 BB: 0 P: 3	R: 0 E: 0 K: 1 S: 5	H: 1 LOB: 1 BB: 1 P: 9	R: 0 E: 0 K: 0 S: 3	H: 0 LOB: 1 BB: 1 P: 7	R: 1 E: 0 K: 0 S: 5	H: 2 LOB: 2 BB: 1 P: 9	R: 0 E: 0 K: 1 S: 6	H: 1 LOB: 1 BB: 0 P: 6	R: 0 E: 0 K: 1 S: 5	H: 0 LOB: 0 BB: 0 P: 5	R: 0 E: 0 K: 1 S: 5	H: 0 LOB: 0 BB: 0 P: 5	R: 1 E: 0 K: 0 S: 3	H: 1 LOB: 1 BB: 1 P: 7	R: 0 E: 0 K: 1 S: 5	H: 0 LOB: 0 BB: 0 P: 5	1B: 4 2B: 2 3B: 0 HR: 0	SF: 0 SAC: 0 DP: 2 HBP: 0	WP: 1 PB: 0 SB: 1 CS: 0	PA: 34
<b>PITCHER</b> Stan Bahnsen, R ERA: 3.05 Terry Forster, L ERA: 5.1	IP: 5.0 WLS: W BF: 21	H: 4 R: 1 ER: 1 SO: 2	BB: 3 IBB: 0 HBP: 0 BLK: 0	WP: 0 HR: 0 S: 22 P: 34	ERA: 1.80 WHIP: 1.400																	
<b>PITCHER</b>	IP: 4.0 WLS: S BF: 13	H: 1 R: 1 ER: 1 SO: 3	BB: 1 IBB: 0 HBP: 0 BLK: 0	WP: 1 HR: 0 S: 18 P: 22	ERA: 2.25 WHIP: 0.500																	

Chicago White Sox @ Milwaukee Brewers  
Milwaukee County Stadium, Milwaukee, WI  
Sat May 04 1974, 4:33 AM EDT  
Att: 11,836 - Unknown - 51 F

AB 30  
R 2  
H 5  
RBI 2  
BB 4  
SO 5  
LOB 14









Batter	1	2	3	4	5	6	7	8	9	AB	R	H	RBI	BB	SO	LOB	TOP										
Pat Kelly, L OBP: 0.395, SLG: 0.397 Buddy Bradford, R OBP: 0.397, SLG: 0.491	1-3		HR		1B		E6 1B			3	1	2	2	0	0	0	<b>Chicago White Sox @ Detroit Tigers</b> Tiger Stadium, Detroit, MI Mon May 06 1974, 7:05 PM EDT Att. 7,355 - Unknown - 40 F										
Jorge Orta, L OBP: 0.287, SLG: 0.319 Brian Downing, R OBP: 0.500, SLG: 0.824	G3 2B		K		P6		5-3			3	0	1	0	0	1	2											
Dick Allen, R OBP: 0.400, SLG: 0.467	G3		K			K		K		4	0	0	0	0	3	1											
Bill Melton, R OBP: 0.333, SLG: 0.354	F8			L6		6-3		F8		4	0	0	0	0	0	1											
Carlos May, L OBP: 0.286, SLG: 0.287		K		K		G3		4-3		4	0	0	0	0	2	0											
Ken Henderson, S OBP: 0.416, SLG: 0.495		P6		4-3			CS BB		K	3	0	0	0	1	1	0											
Ron Santo, R OBP: 0.351, SLG: 0.305		K			1B BB		F3		L5	3	0	0	0	1	1	1											
Ed Herrmann, L OBP: 0.363, SLG: 0.438			SH5-3 HR BB		K			HR	F8	3	2	1	1	1	1	1											
Bucky Dent, R OBP: 0.233, SLG: 0.345			SH5-3		F8			E 2B		2	1	1	0	0	0	1											
<b>Inning Stats</b>	R: 0 E: 0 K: 0 S: 4	H: 1 LOB: 1 BB: 0 P: 4	R: 0 E: 0 K: 2 S: 7	H: 0 LOB: 0 BB: 7	R: 2 E: 0 K: 2 S: 8	H: 1 LOB: 0 BB: 1 P: 12	R: 0 E: 0 K: 1 S: 5	H: 0 LOB: 2 BB: 1 P: 5	R: 0 E: 0 K: 1 S: 6	H: 1 LOB: 1 BB: 1 P: 10	R: 2 E: 1 K: 0 S: 5	H: 3 LOB: 1 BB: 1 P: 9	R: 0 E: 0 K: 1 S: 5	H: 0 LOB: 0 BB: 0 P: 5	R: 0 E: 0 K: 1 S: 5	H: 0 LOB: 0 BB: 0 P: 5		1B: 2 2B: 2 3B: 0 HR: 2	SF: 0 SAC: 1 DP: 0 HBP: 0	WP: 0 PB: 0 SB: 0 CS: 1	PA: 35						
<b>PITCHER</b>	IP	WLS	BF	H	R	ER	SO	BB	IBB	HBP	BLK	WP	HR	S	P	ERA	WHIP										
Joe Coleman, R ERA: 3.43 John Hiller, L ERA: 0.55	(1, 1) (7, 1)	6.2 2.1	27 8	5 1	4 0	3 0	7 2	3 0	0 0	0 0	0 0	0 0	2 0	38 12	50 12	4.05 0.00	1.200 0.429										

Batter	1	2	3	4	5	6	7	8	9	AB	R	H	RBI	BB	SO	LOB	BOTTOM										
Mickey Stanley, R OBP: 0.234, SLG: 0.308	K		F7	5-3		FC6-2		6-3		5	0	0	0	0	1	4	<b>Chicago White Sox @ Detroit Tigers</b> Tiger Stadium, Detroit, MI Mon May 06 1974, 7:05 PM EDT Att. 7,355 - Unknown - 40 F										
Gary Sutherland, R OBP: 0.317, SLG: 0.370	F2		HR	1B		6-3		6-3		4	1	1	0	1	0	2											
Jim Northrup, L OBP: 0.291, SLG: 0.340	1-3		HR		F8		1B FC6-4 1B			4	2	2	3	0	0	2											
Willie Horton, R OBP: 0.314, SLG: 0.495		FC3-6 BB			F9		P2			3	0	1	0	1	0	1											
Gates Brown, L OBP: 0.455, SLG: 0.250 John Knox, L OBP: 0.250, SLG: 0.250	FC3-6 1B		FC5-4 BB		F8		FC6-4 1B			3	0	1	0	1	0	1											
Norm Cash, L OBP: 0.351, SLG: 0.400 Dick Sharon, R OBP: 0.424, SLG: 0.367			F3		K		FC6-4 1B			3	0	1	0	0	1	2											
Jerry Moses, R OBP: 0.355, SLG: 0.517		K	FC5-4			SH1-4 FC6-2 BB		1B		3	0	1	1	1	1	4											
Aurelio Rodriguez, R OBP: 0.257, SLG: 0.250		4-3				SH FC6-2 SH1-4		K		2	0	0	0	1	1	3											
Ed Brinkman, R OBP: 0.250, SLG: 0.303			HR		K		SH1-4		F8	3	1	1	0	0	1	1											
<b>Inning Stats</b>	R: 0 E: 0 K: 1 S: 5	H: 0 LOB: 0 BB: 0 P: 5	R: 0 E: 0 K: 1 S: 6	H: 1 LOB: 1 BB: 1 P: 10	R: 3 E: 0 K: 0 S: 7	H: 4 LOB: 2 BB: 1 P: 11	R: 0 E: 0 K: 1 S: 5	H: 0 LOB: 2 BB: 2 P: 13	R: 0 E: 1 K: 0 S: 4	H: 0 LOB: 1 BB: 1 P: 8	R: 2 E: 0 K: 1 S: 8	H: 3 LOB: 1 BB: 0 P: 8	R: 0 E: 0 K: 0 S: 3	H: 0 LOB: 0 BB: 0 P: 3	1B: 6 2B: 1 3B: 0 HR: 1	SF: 0 SAC: 2 DP: 0 HBP: 0		WP: 0 PB: 0 SB: 1 CS: 0	PA: 38								
<b>PITCHER</b>	IP	WLS	BF	H	R	ER	SO	BB	IBB	HBP	BLK	WP	HR	S	P	ERA	WHIP										
Stan Perzanowski, R ERA: 11.57 Skip Pitcock, L ERA: 4.26 Cy Acosta, R ERA: 9.24 Terry Forster, L ERA: 4.73	(1, 1) (3, 1) (6, 1) (7, 1)	2.1 2.2 1.1 1.2	13 13 6 6	5 0 2 1	3 0 2 0	3 0 2 0	3 2 0 1	1 4 0 0	0 0 0 0	0 0 0 0	0 0 0 0	0 0 0 0	1 0 6 8	16 13 6 8	20 29 6 8	11.57 0.00 13.50 0.00	2.571 1.500 1.500 0.600										



Batter	1	2	3	4	5	6	7	8	9	10	11	AB	R	H	RBI	BB	SO	LOB	TOP			
Pat Kelly, L OBP: 0.370, SLG: 0.370 (1, 9)	F7		1-3			K			F7		F7	5	0	0	0	0	1	1				
Jorge Orta, L OBP: 0.290, SLG: 0.299 (1, 10)	K			L7		K			3-1		L4	5	0	0	0	0	2	0				
Carlos May, L OBP: 0.284, SLG: 0.297 (1, 7)	F7				2B	4-3			F8			4	0	1	0	0	0	0				
Bill Melton, R OBP: 0.322, SLG: 0.340 (1, 5)		5-3		F8			P6			K		4	0	0	0	0	1	1				
Ken Henderson, S OBP: 0.427, SLG: 0.500 (1, 8)				4-3								3	0	2	0	1	0	1				
Tony Muser, L OBP: 0.333, SLG: 0.400 Dick Allen, R OBP: 0.396, SLG: 0.462 (10, PH) (10, 3)		G6-3 1B					G6-4-3 1B					3	0	0	0	0	0	2				
Ron Santo, R OBP: 0.348, SLG: 0.296 (1, 4)												3	0	0	0	1	0	1				
Ed Herrmann, L OBP: 0.357, SLG: 0.468 (1, 2)												4	1	1	1	0	1	1				
Bucky Dent, R OBP: 0.234, SLG: 0.339 (1, 6)												4	0	1	0	0	0	1				
<b>Inning Stats</b>	R: 0 E: 0 K: 1 S: 5	H: 0 LOB: 0 BB: 0 P: 5	R: 0 E: 0 K: 0 S: 3	H: 1 LOB: 0 BB: 0 P: 3	R: 0 E: 0 K: 0 S: 4	H: 1 LOB: 1 BB: 1 P: 4	R: 0 E: 0 K: 0 S: 4	H: 1 LOB: 1 BB: 0 P: 4	R: 0 E: 0 K: 2 S: 7	H: 0 LOB: 0 BB: 0 P: 7	R: 0 E: 0 K: 0 S: 3	H: 0 LOB: 0 BB: 0 P: 5	R: 0 E: 0 K: 0 S: 5	H: 0 LOB: 0 BB: 0 P: 3	R: 0 E: 0 K: 1 S: 5	H: 0 LOB: 1 BB: 1 P: 9	R: 0 E: 0 K: 0 S: 4	H: 1 LOB: 0 BB: 0 P: 4	1B: 3 2B: 1 3B: 0 HR: 1	SF: 0 SAC: 0 DP: 2 HBP: 0	WP: 0 PB: 0 SB: 0 CS: 0	PA: 38
<b>PITCHER</b> Lerrin LaGrew, R ERA: 2.6 (1, 1)	IP 11.0	WLS L	BF 38	H 5	R 1	ER 1	SO 5	BB 2	IBB 0	HBP 0	BLK 0	WP 0	HR 1	S 46	P 54	ERA 0.82	WHIP 0.636					

Chicago White Sox @ Detroit Tigers  
Tiger Stadium, Detroit, MI  
Tue May 07 1974, 7:05 PM EDT  
Att: 7,327 - Unknown - 52 F

AB 36  
R 1  
H 5  
RBI 1  
BB 2  
SO 5  
LOB 9



Batter	1	2	3	4	5	6	7	8	9	10	11	AB	R	H	RBI	BB	SO	LOB	BOTTOM					
Dick Sharon, R OBP: 0.368, SLG: 0.314 (1, 8)	K			K		5-3			5-3		K	5	0	0	0	0	3	0						
Gary Sutherland, R OBP: 0.303, SLG: 0.352 (1, 4)	5-3			F3					6-3		5-3	5	0	0	0	0	0	0						
Mickey Stanley, R OBP: 0.243, SLG: 0.309 (1, 3)	F7				CS 1B							3	0	1	0	1	1	0						
Al Kaline, R OBP: 0.321, SLG: 0.330 John Knox, L OBP: 0.250, SLG: 0.250 (10, PR)		L8		L	FC1-4 BB						BB 1B BB	3	0	0	0	2	1	2						
Willie Horton, R OBP: 0.311, SLG: 0.485 (1, 7)		6-3							F7			4	0	1	0	0	0	2						
Jerry Moses, R OBP: 0.343, SLG: 0.469 (1, 2)												3	0	0	0	1	2	1						
Jim Northrup, L OBP: 0.281, SLG: 0.327 (1, 9)												4	0	0	0	0	2	4						
Aurelio Rodriguez, R OBP: 0.248, SLG: 0.240 (1, 5)												4	0	0	0	0	0	3						
Ed Brinkman, R OBP: 0.240, SLG: 0.290 (1, 6)												4	0	0	0	0	1	0						
<b>Inning Stats</b>	R: 0 E: 0 K: 1 S: 5	H: 0 LOB: 0 BB: 0 P: 5	R: 0 E: 0 K: 1 S: 5	H: 0 LOB: 0 BB: 0 P: 5	R: 0 E: 0 K: 1 S: 5	H: 1 LOB: 0 BB: 0 P: 5	R: 0 E: 0 K: 1 S: 5	H: 0 LOB: 1 BB: 1 P: 7	R: 0 E: 0 K: 1 S: 5	H: 0 LOB: 0 BB: 0 P: 5	R: 0 E: 0 K: 1 S: 7	H: 0 LOB: 0 BB: 0 P: 7	R: 0 E: 0 K: 2 S: 7	H: 0 LOB: 0 BB: 0 P: 7	R: 0 E: 0 K: 0 S: 3	H: 0 LOB: 0 BB: 0 P: 3	R: 0 E: 0 K: 1 S: 6	H: 1 LOB: 3 BB: 2 P: 14	R: 0 E: 0 K: 1 S: 5	H: 0 LOB: 0 BB: 0 P: 5	1B: 2 2B: 0 3B: 0 HR: 0	SF: 0 SAC: 0 DP: 0 HBP: 0	WP: 0 PB: 0 SB: 0 CS: 1	PA: 39
<b>PITCHER</b> Wilbur Wood, L ERA: 4.02 (1, 1)	IP 11.0	WLS W	BF 39	H 2	R 0	ER 0	SO 10	BB 4	IBB 0	HBP 0	BLK 0	WP 0	HR 0	S 54	P 70	ERA 0.00	WHIP 0.545							

Chicago White Sox @ Detroit Tigers  
Tiger Stadium, Detroit, MI  
Tue May 07 1974, 7:05 PM EDT  
Att: 7,327 - Unknown - 52 F

AB 35  
R 0  
H 2  
RBI 0  
BB 4  
SO 10  
LOB 12






Batter	1	2	3	4	5	6	7	8	9	10	11	12	13	14	AB	R	H	RBI	BB	SO	LOB	TOP						
Pat Kelly, L OBP: 0.368, SLG: 0.380 (1.9)															6	2	2	0	0	1	3							
Carlos May, L OBP: 0.284, SLG: 0.292 (1.7)															5	0	1	0	2	3	3							
Dick Allen, R OBP: 0.390, SLG: 0.490 (1.3)															7	2	2	2	0	3	7							
Bill Melton, R OBP: 0.322, SLG: 0.343 Jorge Orta, L OBP: 0.251, SLG: 0.308 (12. PR) (12.4)															5	0	1	2	1	0	4							
Ken Henderson, S OBP: 0.411, SLG: 0.486 (1.8)															7	1	1	0	0	3	5							
Ron Santo, R OBP: 0.344, SLG: 0.295 (1.4) (12.5)															7	0	2	0	0	1	2							
Jerry Hairston, S OBP: 0.133, SLG: 0.143 (1.10)															6	1	1	1	0	2	3							
Ed Herrmann, L OBP: 0.344, SLG: 0.439 (1.2)															5	0	0	0	1	2	2							
Bucky Dent, R OBP: 0.242, SLG: 0.349 Tony Muser, L OBP: 0.375, SLG: 0.438 Eddie Leon, R OBP: 0.179, SLG: 0.120 (7. PH) (7.6)															1	1	1	1	0	0	0							
<b>Inning Stats</b>	R: 2 E: 0 K: 2 S: 9	H: 2 LOB: 1 BB: 1 P: 13	R: 1 E: 0 K: 1 S: 6	H: 1 LOB: 0 BB: 0 P: 6	R: 0 E: 0 K: 1 S: 4	H: 0 LOB: 0 BB: 1 P: 8	R: 1 E: 0 K: 1 S: 4	H: 2 LOB: 0 BB: 0 P: 4	R: 1 E: 1 K: 1 S: 7	H: 1 LOB: 1 BB: 0 P: 7	R: 0 E: 0 K: 1 S: 5	H: 0 LOB: 0 BB: 0 P: 5	R: 0 E: 0 K: 1 S: 5	H: 0 LOB: 0 BB: 0 P: 5	R: 0 E: 0 K: 2 S: 7	H: 1 LOB: 2 BB: 1 P: 8	R: 0 E: 0 K: 2 S: 8	H: 1 LOB: 1 BB: 0 P: 8	R: 0 E: 1 K: 0 S: 9	H: 1 LOB: 2 BB: 0 P: 9	R: 0 E: 0 K: 2 S: 3	H: 0 LOB: 0 BB: 0 P: 3	R: 1 E: 0 K: 1 S: 7	H: 2 LOB: 1 BB: 0 P: 7	1B: 7 2B: 5 3B: 0 HR: 1	SF: 1 SAC: 1 DP: 1 HBP: 0	WP: 0 PB: 0 SB: 1 CS: 1	PA: 61
<b>PITCHER</b>	IP	WLS	BF	H	R	ER	SO	BB	IBB	HBP	BLK	WP	HR	S	P	ERA	WHIP											
Steve Bahnsen, R ERA: 3.83	(1.1)	6.0	26	6	6	5	6	3	0	0	0	0	0	35	47	7.50	1.500											
Steve Foucault, R ERA: 2.1	(7.1)	8.0	34	7	2	2	9	2	0	0	0	0	0	50	58	2.25	1.125											

Chicago White Sox @ Texas Rangers  
Arlington Stadium, Arlington, TX  
Fri May 10 1974, 8:05 PM EDT  
Att. 28,157 - Unknown - 80 F


AB 53  
R 8  
H 13  
RBI 7  
BB 5  
SO 15  
LOB 29



Batter	1	2	3	4	5	6	7	8	9	10	11	12	13	14	AB	R	H	RBI	BB	SO	LOB	BOTTOM								
Davey Nelson, R OBP: 0.339, SLG: 0.360 Cesar Tovar, R OBP: 0.299, SLG: 0.288 (4.8)															1	0	0	0	1	0										
Toby Harrah, R OBP: 0.292, SLG: 0.284 (1.6)															6	1	0	0	1	0	2									
Alex Johnson, R OBP: 0.346, SLG: 0.323 (1.7)															7	1	3	1	0	0	1									
Jeff Burroughs, R OBP: 0.321, SLG: 0.488 (1.9)															5	0	1	1	0	1	1									
Mike Hargrove, L OBP: 0.438, SLG: 0.500 (1.3)															4	1	2	0	2	1	2									
Tom Grieve, R OBP: 0.348, SLG: 0.488 (1.10)															4	1	1	0	1	1	3									
Lenny Randle, S OBP: 0.398, SLG: 0.360 Leo Cardenas, R OBP: 0.714, SLG: 0.667 (4.5)															1	0	0	0	0	2										
Larry Brown, R OBP: 0.233, SLG: 0.148 (4.4)															5	1	0	1	1	1	5									
Jim Sundberg, R OBP: 0.304, SLG: 0.283 (1.2)															6	0	0	0	0	1	3									
<b>Inning Stats</b>	R: 0 E: 0 K: 1 S: 5	H: 0 LOB: 0 BB: 0 P: 5	R: 0 E: 0 K: 0 S: 3	H: 1 LOB: 1 BB: 1 P: 7	R: 0 E: 0 K: 1 S: 6	H: 0 LOB: 0 BB: 0 P: 6	R: 1 E: 1 K: 0 S: 10	H: 3 LOB: 2 BB: 0 P: 10	R: 1 E: 2 K: 0 S: 5	H: 1 LOB: 1 BB: 0 P: 5	R: 5 E: 0 K: 0 S: 6	H: 3 LOB: 3 BB: 3 P: 18	R: 0 E: 0 K: 0 S: 3	H: 0 LOB: 0 BB: 0 P: 3	R: 0 E: 0 K: 1 S: 5	H: 0 LOB: 0 BB: 0 P: 5	R: 0 E: 0 K: 0 S: 2	H: 0 LOB: 1 BB: 2 P: 10	R: 0 E: 0 K: 1 S: 5	H: 0 LOB: 0 BB: 0 P: 5	R: 0 E: 0 K: 0 S: 4	H: 1 LOB: 1 BB: 0 P: 4	R: 0 E: 0 K: 0 S: 3	H: 1 LOB: 0 BB: 0 P: 3	R: 0 E: 0 K: 0 S: 3	H: 1 LOB: 0 BB: 0 P: 3	1B: 10 2B: 2 3B: 0 HR: 0	SF: 1 SAC: 2 DP: 4 HBP: 0	WP: 0 PB: 0 SB: 0 CS: 1	PA: 58
<b>PITCHER</b>	IP	WLS	BF	H	R	ER	SO	BB	IBB	HBP	BLK	WP	HR	S	P	ERA	WHIP													
Stan Bahnsen, R ERA: 3.39	(1.1)	5.0	25	6	5	4	4	2	0	0	0	0	0	31	39	7.20	1.600													
Cy Acosta, R ERA: 5.19	(6.1)	0.1	4	1	0	0	0	2	0	0	0	0	0	2	10	0.00	9.000													
Terry Forster, L ERA: 3.73	(6.1)	8.2	28	4	2	2	2	1	1	0	0	0	0	30	38	2.08	0.577													

Chicago White Sox @ Texas Rangers  
Arlington Stadium, Arlington, TX  
Fri May 10 1974, 8:05 PM EDT  
Att. 28,157 - Unknown - 80 F

AB 48  
R 7  
H 11  
RBI 6  
BB 6  
SO 6  
LOB 21





Batter	1	2	3	4	5	6	7	8	9	AB	R	H	RBI	BB	SO	LOB	TOP					
Buddy Bradford, R OBP: 0.389, SLG: 0.475 (1, 9)	0-0 CS 1B		0-0 6-3		0-0 6-3			0-0 F8		4	0	1	0	0	0	1						
Pat Kelly, L OBP: 0.352, SLG: 0.361 (1, 10)	0-3 K 1-2		0-0 P6			0-0 F7		0-0 F8		4	0	0	0	0	1	2						
Dick Allen, R OBP: 0.393, SLG: 0.490 (1, 3)	0-0 6-3			0-0 1B 1B		0-0 5-3			0-0 1B	4	1	2	0	0	0	0						
Bill Melton, R OBP: 0.320, SLG: 0.339 (1, 5)		0-0 P4		0-0 1B G4-3 1B		0-0 F8			0-0 P4	4	1	1	0	0	0	1						
Ron Santo, R OBP: 0.341, SLG: 0.294 (1, 4)	0-3 K		0-0 G4-3 1B			0-0 F8			0-0 F8	4	0	1	1	0	1	1						
Carlos May, L OBP: 0.302, SLG: 0.310 (1, 7)	0-0 2B		0-0 G4-3 1B			0-0 1B			0-0 F8	4	0	2	0	0	0	2						
Ken Henderson, S OBP: 0.402, SLG: 0.473 (1, 8)	0-0 P6		0-0 6-3			0-0 F8				3	0	0	0	0	0	2						
Brian Downing, R OBP: 0.489, SLG: 0.784 (1, 2)			0-0 E3 SH3-4 1B		0-0 5-3			0-0 F9		3	0	1	0	0	0	1						
Bucky Dent, R OBP: 0.235, SLG: 0.338 (1, 6)			0-0 SH3-4 2-3		0-0 P4			0-0 F8		2	0	0	0	0	0	0						
<b>Inning Stats</b>	R: 0 E: 0 K: 1 S: 5	H: 1 LOB: 0 BB: 0 P: 5	R: 0 E: 0 K: 1 S: 6	H: 1 LOB: 1 BB: 0 P: 6	R: 0 E: 1 K: 0 S: 4	H: 1 LOB: 1 BB: 0 P: 4	R: 2 E: 0 K: 0 S: 5	H: 3 LOB: 0 BB: 0 P: 5	R: 0 E: 0 K: 0 S: 3	H: 0 LOB: 0 BB: 0 P: 3	R: 0 E: 0 K: 0 S: 4	H: 1 LOB: 1 BB: 0 P: 4	R: 0 E: 0 K: 0 S: 3	H: 0 LOB: 0 BB: 0 P: 3	R: 0 E: 0 K: 0 S: 4	H: 1 LOB: 1 BB: 0 P: 4	R: 0 E: 0 K: 0 S: 4	H: 1 LOB: 1 BB: 0 P: 4	1B: 7 2B: 2 3B: 0 HR: 0	SF: 0 SAC: 1 DP: 2 HBP: 0	WP: 0 PB: 0 SB: 0 CS: 1	PA: 33
<b>PITCHER</b> David Clyde, L ERA: 2.84 (1, 1)	IP: 9.0 WLS: W BF: 33 H: 8 R: 2 ER: 2 SO: 2 BB: 0 IBB: 0 HBP: 0 BLK: 0 WP: 0 HR: 0 S: 37 P: 37 ERA: 2.00 WHIP: 0.889																					

Chicago White Sox @ Texas Rangers  
Arlington Stadium, Arlington, TX  
Sat May 11 1974, 8:05 PM EDT  
Att: 18,762 - Unknown - 80 F

AB 32  
R 2  
H 8  
RBI 1  
BB 0  
SO 2  
LOB 10



Batter	1	2	3	4	5	6	7	8	9	AB	R	H	RBI	BB	SO	LOB	BOTTOM					
Cesar Tovar, R OBP: 0.276, SLG: 0.291 (1, 9)	4-0 2B BB		0-0 L8		0-0 1B FC1 1B		0-0 P6			3	2	1	0	1	0	1						
Toby Harrah, R OBP: 0.299, SLG: 0.300 (1, 5)	0-0 F8 1B 2B		0-0 F9		0-0 E 1B		0-0 6-3			4	1	2	1	0	0	0						
Alex Johnson, R OBP: 0.336, SLG: 0.313 (1, 7)	0-0 F8 2-3		0-0 6-3		0-0 FC1 G6-4-3 1B			0-0 F3		4	0	0	0	0	0	2						
Jeff Burroughs, R OBP: 0.319, SLG: 0.481 (1, 3)	0-0 F9		0-0 FC5-4 1B		0-0 F9			0-0 6-3		4	0	1	0	0	0	3						
Tom Grieve, R OBP: 0.344, SLG: 0.477 (1, 10)	0-0 FC4 1B		0-0 FC5-4 1-2		0-0 G6-4-3 1-2			0-0 F8		4	0	1	1	0	0	3						
Leo Cardenas, R OBP: 0.600, SLG: 0.556 (1, 6)	0-0 FC4 1-2			0-0 F9		0-0 G5-4-3 1B				3	0	1	0	0	0	1						
Larry Brown, R OBP: 0.242, SLG: 0.167 (1, 4)		0-0 5-3		0-0 1B		0-0 G5-4-3 1-2				3	0	1	0	0	0	1						
Joe Lovitto, S OBP: 0.162, SLG: 0.167 (1, 8)		0-0 1-3		0-0 P4		0-0 1-3				2	0	0	0	0	0	1						
Mike Hargrove, L OBP: 0.432, SLG: 0.492 (6, 3)										1	0	0	0	0	0	0						
Jim Sundberg, R OBP: 0.306, SLG: 0.302 (1, 2)		0-0 2B		0-0 F3			0-0 L7			3	0	1	0	0	0	1						
<b>Inning Stats</b>	R: 2 E: 0 K: 0 S: 5	H: 2 LOB: 1 BB: 1 P: 9	R: 0 E: 0 K: 0 S: 4	H: 1 LOB: 1 BB: 0 P: 4	R: 0 E: 0 K: 0 S: 4	H: 1 LOB: 1 BB: 0 P: 4	R: 0 E: 0 K: 0 S: 4	H: 1 LOB: 1 BB: 0 P: 4	R: 1 E: 1 K: 0 S: 5	H: 2 LOB: 1 BB: 0 P: 5	R: 0 E: 0 K: 0 S: 3	H: 1 LOB: 0 BB: 0 P: 3	R: 0 E: 0 K: 0 S: 3	H: 0 LOB: 0 BB: 0 P: 3	R: 0 E: 0 K: 0 S: 3	H: 0 LOB: 0 BB: 0 P: 3	R: 0 E: 0 K: 0 S: 3	H: 0 LOB: 0 BB: 0 P: 3	1B: 6 2B: 2 3B: 0 HR: 0	SF: 0 SAC: 0 DP: 2 HBP: 0	WP: 0 PB: 0 SB: 0 CS: 0	PA: 32
<b>PITCHER</b> Jim Kaat, L ERA: 3.43 (1, 1)	IP: 8.0 WLS: L BF: 32 H: 8 R: 3 ER: 2 SO: 0 BB: 1 IBB: 0 HBP: 0 BLK: 0 WP: 0 HR: 0 S: 31 P: 35 ERA: 2.25 WHIP: 1.125																					

Chicago White Sox @ Texas Rangers  
Arlington Stadium, Arlington, TX  
Sat May 11 1974, 8:05 PM EDT  
Att: 18,762 - Unknown - 80 F

AB 31  
R 3  
H 8  
RBI 2  
BB 1  
SO 0  
LOB 13





Batter	1	2	3	4	5	6	7	8	9	AB	R	H	RBI	BB	SO	LOB	TOP					
Pat Kelly, L OBP: 0.358, SLG: 0.402 (1,9)	0-0 2-3		0-0 1-H HR		0-0 F7			0-0 G3 SH5-3 1B		4	1	2	2	0	0	1	Chicago White Sox @ Texas Rangers Arlington Stadium, Arlington, TX Sun May 12 1974, 4:33 AM EDT Att: 14,140 - Unknown					
Jorge Orta, L OBP: 0.282, SLG: 0.321 (1,4)	0-0 F7		0-0 1B 2B			0-0 3-1		0-0 SH5-3		3	1	1	0	0	0	0						
Tony Muser, L OBP: 0.350, SLG: 0.400 (1,3)	0-0 F5		0-0 2-H 1B			0-0 F9		0-0 G3		4	0	1	1	0	0	1						
Bill Melton, R OBP: 0.318, SLG: 0.336 (1,5)		0-0 F9	0-0 CS 1-2	0-0 CS 1B		0-0 5-3		0-0 F7		4	0	1	0	0	0	1						
Carlos May, L OBP: 0.300, SLG: 0.301 (1,7)	0-0 L4			0-0 FC1-5-6 CS			4-0 2B BB		0-0 F9	3	1	0	0	1	0	1						
Ken Henderson, S OBP: 0.397, SLG: 0.474 (1,8)	0-0 4-3			0-0 F5 1-2			0-0 4-3 1B 2B		0-0 F7	4	1	1	1	0	0	1						
Jerry Hairston, S OBP: 0.105, SLG: 0.111 (1,10)			0-0 6-3		0-0 3-1		0-0 4-3		0-3 K	4	0	0	0	0	1	1						
Ed Herrmann, L OBP: 0.355, SLG: 0.447 (1,2)			0-3 K		0-0		0-0 G6-4-3 1B			3	0	2	1	0	1	0						
Bucky Dent, R OBP: 0.239, SLG: 0.338 (1,6)			0-0 S HR 1B		0-0 F3		0-0 G6-4-3 1-2			3	1	1	0	0	0	2						
<b>Inning Stats</b>	R: 0 E: 0 K: 0 S: 3	H: 0 LOB: 0 BB: 0 P: 3	R: 0 E: 0 K: 0 S: 3	H: 0 LOB: 0 BB: 0 P: 3	R: 3 E: 0 K: 1 S: 8	H: 4 LOB: 0 BB: 0 P: 8	R: 0 E: 0 K: 0 S: 3	H: 1 LOB: 0 BB: 0 P: 3	R: 0 E: 0 K: 0 S: 4	H: 1 LOB: 1 BB: 0 P: 4	R: 0 E: 0 K: 0 S: 3	H: 0 LOB: 0 BB: 0 P: 3	R: 2 E: 0 K: 0 S: 4	H: 2 LOB: 0 BB: 1 P: 8	R: 0 E: 0 K: 0 S: 4	H: 1 LOB: 1 BB: 0 P: 4	R: 0 E: 0 K: 1 S: 5	H: 0 LOB: 0 BB: 0 P: 5	1B: 6 2B: 2 3B: 0 HR: 1	SF: 0 SAC: 1 DP: 1 HBP: 0	WP: 0 PB: 0 SB: 1 CS: 2	PA: 35
<b>PITCHER</b> Fergie Jenkins, R ERA: 2.23 (1,1)	IP: 9.0 WLS: L BF: 34	H: 9 R: 5 ER: 5 SO: 2	BB: 1 IBB: 0 HBP: 0 BLK: 0	WP: 0 HR: 1 S: 37 P: 41	ERA: 5.00 WHIP: 1.111	<b>PITCHER</b>																

Batter	1	2	3	4	5	6	7	8	9	AB	R	H	RBI	BB	SO	LOB	BOTTOM			
Cesar Tovar, R OBP: 0.270, SLG: 0.283 (1,8)	0-0 SH1-4 1B		0-0 F8			0-0 B5-3		0-0 F3	0-0 G1-6-3	5	1	1	0	0	0	2	Chicago White Sox @ Texas Rangers Arlington Stadium, Arlington, TX Sun May 12 1974, 4:33 AM EDT Att: 14,140 - Unknown			
Toby Harrah, R OBP: 0.307, SLG: 0.303 (1,5)	0-0 SH1-4 1-2		0-0 S 1B			0-0 F8		4-0 1B BB		2	2	1	0	1	0	0				
Alex Johnson, R OBP: 0.340, SLG: 0.319 (1,7)	0-0 P4		0-0 1-H 1B			0-0 F9		0-0 2B 1B		4	1	2	1	0	0	1				
Jeff Burroughs, R OBP: 0.324, SLG: 0.489 (1,9)	0-0	0-0 2-H 1B	0-0 PO 1-2	0-3 K		0-0 F7		0-0 1-H 2B		4	0	2	3	0	1	0				
Tom Grieve, R OBP: 0.351, SLG: 0.466 (1,10)	0-3 K			4-0 G6-4-3 BB		0-0 E5 1B		1-0 HBP		2	0	0	0	1	1	1				
Leo Cardenas, R OBP: 0.500, SLG: 0.462 (1,6)		0-0 6-3		0-0 G6-4-3 1-2		0-0	0-0 5-3			4	0	1	0	0	0	3				
Mike Hargrove, L OBP: 0.310, SLG: 0.464 (1,3)		0-0 G3			0-0 G3		0-3 K		0-0 P6	4	0	0	0	0	1	2				
Larry Brown, R OBP: 0.243, SLG: 0.152 (1,4)		0-0 5-3			0-0 B1-3		0-3 K		4-0 1B BB	3	0	0	0	1	1	2				
Jim Sundberg, R OBP: 0.293, SLG: 0.288 (1,2)			0-3 K		0-0 6-3			0-3 K		3	0	0	0	0	2	0				
Duke Sims, L OBP: 0.217, SLG: 0.227 (1,PH)								0-0 G1-6-3 1B		1	0	1	0	0	0	0				
<b>Inning Stats</b>	R: 1 E: 0 K: 1 S: 7	H: 2 LOB: 1 BB: 0 P: 7	R: 0 E: 0 K: 0 S: 3	H: 0 LOB: 0 BB: 0 P: 3	R: 1 E: 0 K: 1 S: 6	H: 2 LOB: 0 BB: 0 P: 6	R: 0 E: 0 K: 1 S: 4	H: 0 LOB: 0 BB: 1 P: 8	R: 0 E: 0 K: 0 S: 3	H: 0 LOB: 0 BB: 0 P: 3	R: 0 E: 0 K: 2 S: 9	H: 1 LOB: 2 BB: 0 P: 9	R: 2 E: 0 K: 1 S: 7	H: 2 LOB: 2 BB: 1 P: 12	R: 0 E: 0 K: 0 S: 3	H: 1 LOB: 2 BB: 1 P: 7	1B: 7 2B: 1 3B: 0 HR: 0	SF: 0 SAC: 1 DP: 2 HBP: 1	WP: 0 PB: 0 SB: 1 CS: 0	PA: 38
<b>PITCHER</b> Wilbur Wood, L ERA: 4.09 (1,1)	IP: 7.2 WLS: W BF: 31	H: 7 R: 4 ER: 4 SO: 6	BB: 2 IBB: 0 HBP: 0 BLK: 0	WP: 0 HR: 0 S: 41 P: 49	ERA: 4.70 WHIP: 1.174	<b>PITCHER</b>														
Cy Acosta, R ERA: 4.5 (1,1)	IP: 1.1 WLS: S BF: 6	H: 1 R: 0 ER: 0 SO: 0	BB: 1 IBB: 0 HBP: 1 BLK: 0	WP: 0 HR: 0 S: 4 P: 9	ERA: 0.00 WHIP: 1.500	<b>PITCHER</b>														



Batter	1	2	3	4	5	6	7	8	9	AB	R	H	RBI	BB	SO	LOB	TOP										
Steve Braun, L OBP: 0.333, SLG: 0.390 Steve Brye, R OBP: 0.262, SLG: 0.356	L8		1B		F7	K		F8	E4	5	0	1	0	0	1	4											
Rod Carew, L OBP: 0.438, SLG: 0.458	6-3		1B		2B		WP	6-3		3	2	3	0	2	0	0											
Larry Hisle, R OBP: 0.345, SLG: 0.510	6-3		L8		2B		FC6-4	6-3		4	1	1	2	1	0	4											
Tony Oliva, L OBP: 0.333, SLG: 0.459	F7				4-3		E5	1-3		4	0	0	0	1	0	4											
Bobby Darwin, R OBP: 0.337, SLG: 0.531		2-3			K		FC6-4			3	2	0	0	0	1	3											
Jim Holt, L OBP: 0.196, SLG: 0.146 Joe Lis, R OBP: 0.273, SLG: 0.172	1-3				G6-4-3		F5	5-3		3	0	1	0	0	0	1											
Glenn Borgmann, R OBP: 0.250, SLG: 0.156	4-3				G6-4-3		1B	1B		4	0	1	2	1	0	3											
Jerry Terrell, R OBP: 0.267, SLG: 0.322			K				1B	SH1-3		5	2	4	1	0	1	0											
Luis Gomez, R OBP: 0.241, SLG: 0.214 Harmon Killebrew, R OBP: 0.297, SLG: 0.465 Sergio Ferrer, S OBP: 0.391, SLG: 0.364					SH1-3		F6	6-3		1	0	1	0	0	0	0											
<b>Inning Stats</b>	R: 0 E: 0 K: 0 S: 3	H: 0 LOB: 1 BB: 1 P: 7	R: 0 E: 0 K: 0 S: 3	H: 0 LOB: 0 BB: 0 P: 3	R: 0 E: 0 K: 1 S: 7	H: 3 LOB: 2 BB: 0 P: 7	R: 0 E: 0 K: 1 S: 5	H: 1 LOB: 1 BB: 1 P: 9	R: 2 E: 0 K: 0 S: 6	H: 3 LOB: 1 BB: 0 P: 6	R: 0 E: 0 K: 1 S: 6	H: 1 LOB: 3 BB: 1 P: 11	R: 3 E: 1 K: 0 S: 6	H: 2 LOB: 2 BB: 2 P: 14	R: 0 E: 0 K: 0 S: 4	H: 1 LOB: 1 BB: 0 P: 4	R: 2 E: 1 K: 0 S: 4	H: 1 LOB: 2 BB: 1 P: 9	1B: 10 2B: 1 3B: 1 HR: 0	SF: 0 SAC: 2 DP: 1 HBP: 2	WP: 1 PB: 0 SB: 2 CS: 1	PA: 46					
<b>PITCHER</b>	IP	WLS	BF	H	R	ER	SO	BB	IBB	HBP	BLK	WP	HR	S	P	ERA	WHIP										
Bill Moran, R ERA: 2.4	5.1	L	26	8	2	2	2	3	0	1	0	0	0	26	39	3.38	2.062										
Ken Tatum, R ERA:	0.1		1	0	0	0	0	0	0	0	0	0	0	1	1	0.00	0.000										
Skip Pitlock, L ERA: 5.14	0.2		5	0	3	1	1	2	0	0	0	1	0	5	13	13.50	3.000										
Wayne Granger, R ERA: 20.25	1.2		8	3	0	0	0	0	0	0	0	0	0	8	8	0.00	1.800										
Cy Acosta, R ERA: 4.91	1.0		6	1	2	1	0	1	0	1	0	0	0	4	9	9.00	2.000										

**Minnesota Twins @ Chicago White Sox**  
Comiskey Park, Chicago, IL  
Mon May 13 1974, 8:05 PM EDT  
Att. 5,138 - Unknown - 48 F

AB	36
R	7
H	12
RBI	5
BB	6
SO	3
LOB	27



Batter	1	2	3	4	5	6	7	8	9	AB	R	H	RBI	BB	SO	LOB	BOTTOM										
Pat Kelly, L OBP: 0.360, SLG: 0.402	G3		1B		1-3		1B	K		5	0	2	1	0	1	2											
Carlos May, L OBP: 0.313, SLG: 0.308	G5-3		1B		K		1B			4	1	2	0	1	2	0											
Dick Allen, R OBP: 0.386, SLG: 0.472	1-2		5-3-5		5-3		K			4	0	0	0	1	1	4											
Bill Melton, R OBP: 0.328, SLG: 0.356	G5-3		S				F8			5	2	3	1	0	0	2											
Ken Henderson, S OBP: 0.397, SLG: 0.496	F7		K				6-3			5	1	2	3	0	1	1											
Ron Santo, R OBP: 0.344, SLG: 0.307	1B		1B		K		K			5	0	2	0	0	2	1											
Jerry Hairston, S OBP: 0.130, SLG: 0.136	1B		1B		5-3		G3			4	0	1	0	0	0	1											
Ed Herrmann, L OBP: 0.361, SLG: 0.461	F7						1B			4	1	2	0	0	1	3											
Bucky Dent, R OBP: 0.247, SLG: 0.343 Jorge Orta, L OBP: 0.259, SLG: 0.317 Eddie Leon, R OBP: 0.178, SLG: 0.120 Tony Muser, L OBP: 0.381, SLG: 0.400	1-2		1B		1-3		6-3			2	0	1	0	0	0	1											
<b>Inning Stats</b>	R: 0 E: 0 K: 0 S: 2	H: 0 LOB: 2 BB: 2 P: 10	R: 0 E: 0 K: 0 S: 5	H: 3 LOB: 3 BB: 0 P: 5	R: 1 E: 0 K: 1 S: 7	H: 3 LOB: 1 BB: 0 P: 7	R: 0 E: 0 K: 1 S: 6	H: 1 LOB: 1 BB: 0 P: 6	R: 0 E: 0 K: 1 S: 5	H: 0 LOB: 0 BB: 0 P: 5	R: 1 E: 0 K: 1 S: 8	H: 3 LOB: 2 BB: 0 P: 8	R: 2 E: 0 K: 2 S: 10	H: 3 LOB: 2 BB: 1 P: 14	R: 1 E: 0 K: 1 S: 7	H: 2 LOB: 1 BB: 0 P: 7	1B: 11 2B: 4 3B: 0 HR: 1	SF: 0 SAC: 0 DP: 2 HBP: 0	WP: 0 PB: 0 SB: 1 CS: 0	PA: 42							
<b>PITCHER</b>	IP	WLS	BF	H	R	ER	SO	BB	IBB	HBP	BLK	WP	HR	S	P	ERA	WHIP										
Dave Goltz, R ERA: 2.7	6.2	W	29	10	2	2	4	2	0	0	0	0	1	35	43	2.70	1.800										
Bill Campbell, R ERA: 1.71	2.1	S	13	5	3	3	4	1	0	0	0	0	1	20	24	11.57	2.571										

**Minnesota Twins @ Chicago White Sox**  
Comiskey Park, Chicago, IL  
Mon May 13 1974, 8:05 PM EDT  
Att. 5,138 - Unknown - 48 F

AB	39
R	5
H	15
RBI	5
BB	3
SO	8
LOB	16





Batter	1	2	3	4	5	6	7	8	9	AB	R	H	RBI	BB	SO	LOB	TOP			
Jerry Terrell, R (1, 5) OBP: 0.266, SLG: 0.317	0-3 K			0-0 F9			0-0 6-3		0-0 FC6 1B	4	0	1	0	0	1	0				
Steve Braun, L (1, 7) OBP: 0.319, SLG: 0.372	0-0 4-3			0-0 4-3			0-0 4-3		0-0 FC6 1-2	4	0	0	0	0	0	1				
Tony Oliva, L (1, 10) OBP: 0.321, SLG: 0.442	0-3 K			0-3 K			0-0 F8			3	0	0	0	0	2	0				
Harmon Killebrew, R (1, 3) OBP: 0.287, SLG: 0.391		0-0 F8			0-3 K			0-0 F6		3	0	0	0	0	1	0				
Randy Hundley, R (8, 2) OBP: 0.283, SLG: 0.245										0	0	0	0	0	0	0				
Larry Hise, R (1, 8) OBP: 0.336, SLG: 0.495		0-0 F2			0-3 K			0-0 F9		3	0	0	0	0	1	0				
Bobby Darwin, R (1, 9) OBP: 0.336, SLG: 0.525		0-0 F8			0-0 5-3			0-0 1B		3	0	1	0	0	0	0				
Glenn Borgmann, R (1, 2) OBP: 0.241, SLG: 0.149			0-3 K			0-0 6-3		0-0 1-3		2	0	0	0	0	1	0				
Jim Holt, L (8, PH) OBP: 0.191, SLG: 0.143										1	0	0	0	0	0	1				
Sergio Ferrer, S (1, 4) OBP: 0.379, SLG: 0.351			0-3 K			0-0 4-3		0-0 F8		2	0	0	0	0	1	0				
Rod Carew, L (9, PH) OBP: 0.435, SLG: 0.455										1	0	0	0	0	0	0				
Luis Gomez, R (1, 6) OBP: 0.226, SLG: 0.200			0-0 F6			0-0 5-3		0-3 K		2	0	0	0	0	0	0				
Eric Soderholm, R (9, PH) OBP: 0.391, SLG: 0.518										1	0	0	0	0	1	0				
<b>Inning Stats</b>	R: 0 E: 0 K: 2 S: 7	H: 0 LOB: 0 BB: 0 P: 7	R: 0 E: 0 K: 0 S: 3	H: 0 LOB: 0 BB: 0 P: 3	R: 0 E: 0 K: 2 S: 7	H: 0 LOB: 0 BB: 0 P: 7	R: 0 E: 0 K: 1 S: 5	H: 0 LOB: 0 BB: 0 P: 5	R: 0 E: 0 K: 2 S: 7	H: 0 LOB: 0 BB: 0 P: 7	R: 0 E: 0 K: 0 S: 3	H: 0 LOB: 0 BB: 0 P: 3	R: 0 E: 0 K: 0 S: 3	H: 1 LOB: 1 BB: 0 P: 3	R: 0 E: 0 K: 1 S: 6	H: 1 LOB: 1 BB: 0 P: 6	1B: 2 2B: 0 3B: 0 HR: 0	SF: 0 SAC: 0 DP: 0 HBP: 0	WP: 0 PB: 0 CS: 0	PA: 29
<b>PITCHER</b> Stan Bahnsen, R (1, 1) ERA: 2.96	IP: 9.0 WLS: W BF: 29 H: 2 R: 0 ER: 0 SO: 8 BB: 0 IBB: 0 HBP: 0 BLK: 0 WP: 0 HR: 0 S: 45 P: 45 ERA: 0.00 WHIP: 0.222																			

Minnesota Twins @ Chicago White Sox  
Comiskey Park, Chicago, IL  
Wed May 15 1974, 8:05 PM EDT  
Att. 6,604 - Unknown - 50 F

AB 29  
R 0  
H 2  
RBI 0  
BB 0  
SO 8  
LOB 2



Batter	1	2	3	4	5	6	7	8	9	AB	R	H	RBI	BB	SO	LOB	BOTTOM			
Pat Kelly, L (1, 9) OBP: 0.356, SLG: 0.396	0-0 G6-4-3 1B		0-3 K		0-0 6-3			0-0 F7		4	0	1	0	0	1	0				
Jorge Orta, L (1, 4) OBP: 0.281, SLG: 0.318	0-0 G6-4-3 1-2		0-0 S 1B		0-0 3-1					3	0	1	0	0	0	1				
Dick Allen, R (1, 3) OBP: 0.365, SLG: 0.463	4-0 BB		0-3 K		0-0 6-3			0-0 6-3		2	0	0	0	1	1	1				
Tony Muser, L (7, 3) OBP: 0.381, SLG: 0.400			1-2 K		0-0 6-3			0-0 1-3		0	0	0	0	0	0	0				
Bill Melton, R (1, 10) OBP: 0.321, SLG: 0.347	0-0 5-3		0-0 6-3		0-0 1-3					3	0	0	0	0	0	2				
Carlos May, L (1, 7) OBP: 0.322, SLG: 0.318		0-0 S 1B 1B		0-0 1-4-3		0-0 CS 1B				3	1	2	0	0	0	0				
Ken Henderson, S (1, 8) OBP: 0.388, SLG: 0.484		0-0 6-3 1-2		0-0 4-3		0-0 F8				3	0	0	0	0	0	2				
Ron Santo, R (1, 5) OBP: 0.343, SLG: 0.308		0-0 G3 2-H 1B		0-0 F9		0-3 K				3	0	1	1	0	1	1				
Ed Herrmann, L (1, 2) OBP: 0.350, SLG: 0.446		0-0 G3 1-2		0-0 F9		0-0 1-3				3	0	0	0	0	0	1				
Bucky Dent, R (1, 6) OBP: 0.237, SLG: 0.329		0-0 6-3		0-3 K		0-3 K				3	0	0	0	0	2	1				
<b>Inning Stats</b>	R: 0 E: 0 K: 0 S: 3	H: 1 LOB: 1 BB: 1 P: 7	R: 1 E: 0 K: 0 S: 5	H: 2 LOB: 1 BB: 0 P: 5	R: 0 E: 0 K: 2 S: 8	H: 1 LOB: 1 BB: 0 P: 8	R: 0 E: 0 K: 0 S: 3	H: 0 LOB: 0 BB: 0 P: 3	R: 0 E: 0 K: 1 S: 5	H: 0 LOB: 0 BB: 0 P: 5	R: 0 E: 0 K: 0 S: 3	H: 0 LOB: 0 BB: 0 P: 3	R: 0 E: 0 K: 1 S: 5	H: 1 LOB: 0 BB: 0 P: 5	R: 0 E: 0 K: 1 S: 5	H: 0 LOB: 0 BB: 0 P: 5	1B: 5 2B: 0 3B: 0 HR: 0	SF: 0 SAC: 0 DP: 1 HBP: 0	WP: 0 PB: 0 CS: 1	PA: 28
<b>PITCHER</b> Bert Blyleven, R (1, 1) ERA: 2.01	IP: 8.0 WLS: L BF: 28 H: 5 R: 1 ER: 1 SO: 5 BB: 1 IBB: 0 HBP: 0 BLK: 0 WP: 0 HR: 0 S: 37 P: 41 ERA: 1.12 WHIP: 0.750																			

Minnesota Twins @ Chicago White Sox  
Comiskey Park, Chicago, IL  
Wed May 15 1974, 8:05 PM EDT  
Att. 6,604 - Unknown - 50 F

AB 27  
R 1  
H 5  
RBI 1  
BB 1  
SO 5  
LOB 9





Batter	1	2	3	4	5	6	7	8	9	AB	R	H	RBI	BB	SO	LOB	TOP		
<b>Bill North, S</b> OBP: 0.301, SLG: 0.293 (1, 8)										3	0	1	1	1	0	1	<b>Oakland Athletics @ Chicago White Sox</b> Comiskey Park, Chicago, IL Thu May 16 1974, 8:05 PM EDT Att: 12,818 - Unknown - 76 F <a href="http://livebaseballscorecards.com">livebaseballscorecards.com</a>		
<b>Bert Campaneris, R</b> OBP: 0.354, SLG: 0.359 (1, 6)										4	0	1	0	0	0	4			
<b>Joe Rudi, R</b> OBP: 0.344, SLG: 0.482 (1, 7)										4	0	1	0	0	0	2			
<b>Gene Tenace, R</b> OBP: 0.404, SLG: 0.389 (1, 3)										2	1	1	0	2	1	1			
<b>Ray Fosse, R</b> OBP: 0.264, SLG: 0.380 (1, 2)										4	0	0	0	0	0	6			
<b>Jesus Alou, R</b> OBP: 0.275, SLG: 0.282 (1, 10)										4	2	3	1	0	0	1			
<b>Angel Mangual, R</b> OBP: 0.184, SLG: 0.333 (1, 9)										3	0	1	0	0	0	2			
<b>Ted Kubiak, S</b> OBP: 0.261, SLG: 0.241 (1, 4)										2	0	1	1	0	0	0			
<b>Gaylen Pitts, R</b> OBP: 0.368, SLG: 0.412 (1, 5)										3	0	0	0	0	0	3			
<b>Inning Stats</b>	R: 0 E: 0 K: 0 S: 3	H: 1 LOB: 2 BB: 2 P: 11	R: 1 E: 1 K: 0 S: 6	H: 2 LOB: 2 BB: 0 P: 6	R: 1 E: 0 K: 0 S: 5	H: 2 LOB: 1 BB: 0 P: 5	R: 0 E: 0 K: 0 S: 3	H: 0 LOB: 0 BB: 0 P: 3	R: 0 E: 0 K: 0 S: 3	H: 0 LOB: 1 BB: 1 P: 7	R: 1 E: 0 K: 0 S: 6	H: 3 LOB: 2 BB: 0 P: 6	R: 0 E: 0 K: 1 S: 6	H: 1 LOB: 1 BB: 0 P: 6				<b>1B:</b> 7 <b>2B:</b> 2 <b>3B:</b> 0 <b>HR:</b> 0 <b>SF:</b> 1 <b>SAC:</b> 0 <b>DP:</b> 1 <b>HBP:</b> 0 <b>WP:</b> 0 <b>PA:</b> 33 <b>CS:</b> 0	
<b>PITCHER</b>	IP	WLS	BF	H	R	ER	SO	BB	IBB	HBP	BLK	WP	HR	S	P	ERA	WHIP		
<b>Wilbur Wood, L</b> ERA: 4.14 (1, 1)	5.2	W	28	8	3	3	0	2	1	0	0	0	0	25	37	4.76	1.765		
<b>Cy Acosta, R</b> ERA: 4.75 (6, 1)	0.1		2	1	0	0	0	0	0	0	0	0	0	2	2	0.00	3.000		
<b>Terry Forster, L</b> ERA: 3.64 (7, 1)	1.0	S	3	0	0	0	1	0	0	0	0	0	0	5	5	0.00	0.000		

Batter	1	2	3	4	5	6	7	8	9	AB	R	H	RBI	BB	SO	LOB	BOTTOM			
<b>Buddy Bradford, R</b> OBP: 0.395, SLG: 0.523 (1, 9)										4	2	2	1	0	0	3	<b>Oakland Athletics @ Chicago White Sox</b> Comiskey Park, Chicago, IL Thu May 16 1974, 8:05 PM EDT Att: 12,818 - Unknown - 76 F <a href="http://livebaseballscorecards.com">livebaseballscorecards.com</a>			
<b>Carlos May, L</b> OBP: 0.336, SLG: 0.327 (1, 7)										3	0	2	0	1	0	0				
<b>Dick Allen, R</b> OBP: 0.381, SLG: 0.450 (1, 3)										3	1	0	1	1	1	3				
<b>Bill Melton, R</b> OBP: 0.326, SLG: 0.347 (1, 5)										3	0	1	1	1	0	2				
<b>Ron Santo, R</b> OBP: 0.341, SLG: 0.300 (1, 4)										3	0	0	0	1	0	4				
<b>Ken Henderson, S</b> OBP: 0.387, SLG: 0.504 (1, 8)										3	1	1	1	0	0	2				
<b>Brian Downing, R</b> OBP: 0.479, SLG: 0.775 (1, 10)										3	0	1	0	0	0	0				
<b>Ed Herrmann, L</b> OBP: 0.359, SLG: 0.453 (1, 2)										3	0	2	0	0	0	1				
<b>Bucky Dent, R</b> OBP: 0.244, SLG: 0.324 (1, 6)										1	0	0	0	1	1	0				
<b>Inning Stats</b>	R: 1 E: 1 K: 0 S: 4	H: 2 LOB: 1 BB: 1 P: 8	R: 0 E: 0 K: 0 S: 3	H: 1 LOB: 0 BB: 0 P: 3	R: 2 E: 0 K: 1 S: 7	H: 2 LOB: 1 BB: 1 P: 11	R: 1 E: 0 K: 0 S: 5	H: 2 LOB: 1 BB: 0 P: 5	R: 0 E: 0 K: 0 S: 4	H: 1 LOB: 2 BB: 1 P: 8	R: 0 E: 0 K: 0 S: 3	H: 1 LOB: 1 BB: 1 P: 7	R: 0 E: 0 K: 1 S: 5	H: 0 LOB: 1 BB: 1 P: 9				<b>1B:</b> 6 <b>2B:</b> 1 <b>3B:</b> 0 <b>HR:</b> 2 <b>SF:</b> 0 <b>SAC:</b> 1 <b>DP:</b> 2 <b>HBP:</b> 0 <b>WP:</b> 0 <b>PA:</b> 32 <b>CS:</b> 0		
<b>PITCHER</b>	IP	WLS	BF	H	R	ER	SO	BB	IBB	HBP	BLK	WP	HR	S	P	ERA	WHIP			
<b>Ken Holtzman, L</b> ERA: 3.77 (1, 1)	2.2	L	13	5	3	2	1	2	0	0	0	0	0	1	13	21	6.75	2.625		
<b>Blue Moon Odom, R</b> ERA: 7.71 (3, 1)	3.1		16	4	1	1	0	3	0	0	0	0	1	13	25	2.70	2.100			
<b>Rollie Fingers, R</b> ERA: 2.14 (7, 1)	1.0		3	0	0	0	1	0	0	0	0	0	0	5	5	0.00	0.000			



Batter	1	2	3	4	5	6	7	8	9	AB	R	H	RBI	BB	SO	LOB	TOP																					
<b>Bill North, S</b> OBP: 0.297, SLG: 0.289 (1, 8)	F4	F7	F7		5-3			L8		5	1	1	0	0	0	2																						
<b>Bert Campaneris, R</b> OBP: 0.362, SLG: 0.374 (1, 6)	FC6-4 3B	1B	6-3		F8			6-3		5	2	3	0	0	0	1																						
<b>Joe Rudi, R</b> OBP: 0.349, SLG: 0.479 <b>Pat Bourque, L</b> OBP: 0.308, SLG: 0.306 <b>Darold Knowles, L</b> (8, 1) <b>Paul Lindblad, L</b> (9, 1)	FC6-4 BB	BB	6-3		K			F7		3	1	1	2	1	1	2																						
<b>Gene Tenace, R</b> OBP: 0.404, SLG: 0.379 (1, 3)	FC6-4 3B	E WP	F3		F9			L1-3 BB		3	2	0	0	2	0	4																						
<b>Jesus Alou, R</b> OBP: 0.293, SLG: 0.282 <b>Champ Summers, L</b> (2, PH) (8, 7)	3B	E5 WP SF7		4-3	1-3			L4		0	1	0	0	0	0	0																						
<b>Ray Fosse, R</b> OBP: 0.289, SLG: 0.406 <b>Larry Haney, R</b> (4, PH) (4, 2)	1B	SF7		5-3				L1-3		1	1	1	4	0	0	0																						
<b>Angel Mangual, R</b> OBP: 0.190, SLG: 0.325 (1, 9)	1B	F8		F6				F3		4	0	1	1	0	0	0																						
<b>Ted Kubiak, S</b> OBP: 0.260, SLG: 0.242 (1, 4)	1-3	F8		1-3				1B		4	0	1	0	0	0	1																						
<b>Gaylen Pitts, R</b> OBP: 0.435, SLG: 0.524 (1, 5)		1B	1B	1B	2B			4-3		4	1	3	0	0	0	1																						
<b>Inning Stats</b>	R: 4 E: 0 K: 0 S: 6	H: 3 LOB: 1 BB: 1 P: 11	R: 6 E: 1 K: 0 S: 8	H: 4 LOB: 0 BB: 1 P: 12	R: 0 E: 0 K: 0 S: 5	H: 2 LOB: 2 BB: 0 P: 5	R: 0 E: 0 K: 0 S: 3	H: 0 LOB: 0 BB: 0 P: 3	R: 0 E: 0 K: 0 S: 4	H: 1 LOB: 1 BB: 0 P: 4	R: 0 E: 0 K: 0 S: 5	H: 0 LOB: 0 BB: 0 P: 5	R: 0 E: 0 K: 0 S: 4	H: 1 LOB: 1 BB: 0 P: 4	R: 0 E: 0 K: 0 S: 3	H: 0 LOB: 0 BB: 1 P: 6	1B: 8 2B: 3 3B: 1 HR: 0	SF: 1 SAC: 0 DP: 1 HBP: 1	WP: 1 PB: 0 CS: 0	PA: 42																		
<b>PITCHER</b>	IP	WLS	BF	H	R	ER	SO	BB	IBB	HBP	BLK	WP	HR	S	P	ERA	WHIP	<b>PITCHER</b>				IP	WLS	BF	H	R	ER	SO	BB	IBB	HBP	BLK	WP	HR	S	P	ERA	WHIP
<b>Jim Kaat, L</b> ERA: 4.14	(1, 1)	1.0	L	9	4	5	5	0	1	0	1	0	0	7	12	45.00	5.000																					
<b>Stan Perzanowski, R</b> ERA: 19.29	(2, 1)	0.0		4	3	1	1	0	0	0	0	0	0	3	7																							
<b>Ken Tatum, R</b> ERA:	(2, 1)	5.0		19	3	4	1	1	0	0	0	0	1	0	21	21	1.80	0.600																				
<b>Wayne Granger, R</b> ERA: 9.53	(7, 1)	3.0		10	1	0	0	0	1	0	0	0	0	9	13	0.00	0.667																					

Batter	1	2	3	4	5	6	7	8	9	AB	R	H	RBI	BB	SO	LOB	BOTTOM																						
<b>Buddy Bradford, R</b> OBP: 0.395, SLG: 0.523 (1, 9)	K		F6		6-3			HR 1B		0	0	0	0	0	0	0																							
<b>Pat Kelly, L</b> OBP: 0.346, SLG: 0.384 <b>Jerry Hairston, S</b> OBP: 0.167, SLG: 0.174 (6, 9)	K		F6		6-3			HR 1B		3	0	0	0	0	1	1																							
<b>Carlos May, L</b> OBP: 0.325, SLG: 0.316 (1, 7)	F7			3-1		4-3		F2		4	0	0	0	0	0	1																							
<b>Dick Allen, R</b> OBP: 0.391, SLG: 0.513 <b>Tony Muser, L</b> OBP: 0.381, SLG: 0.400 (9, 3)	HR			BB 1B		6-3		HR		4	2	3	3	0	0	0																							
<b>Bill Melton, R</b> OBP: 0.338, SLG: 0.349 <b>Eddie Leon, R</b> OBP: 0.175, SLG: 0.120 (9, 5)	F9			G4-6-3 BB		BB		FC6-4 1B		2	0	1	0	2	0	0																							
<b>Ron Santo, R</b> OBP: 0.331, SLG: 0.290 (1, 4)	F8			G4-6-3 1-2f		F3		FC6-4		4	0	0	0	0	0	4																							
<b>Ken Henderson, S</b> OBP: 0.390, SLG: 0.527 (1, 8)	K					F3		FC6-4		4	1	2	1	0	1	0																							
<b>Brian Downing, R</b> OBP: 0.442, SLG: 0.705 (1, 10)	K					HR 1B		F2		4	0	0	0	0	1	1																							
<b>Ed Herrmann, L</b> OBP: 0.359, SLG: 0.453 <b>Chuck Brinkman, R</b> OBP: 0.429, SLG: 0.533 (3, 2)	K					G6-4-3 1B		F5		4	0	0	0	0	0	0																							
<b>Bucky Dent, R</b> OBP: 0.232, SLG: 0.308 (1, 6)	F9					FC4 1B		BB		0	0	0	0	0	0	0																							
<b>Inning Stats</b>	R: 1 E: 0 K: 1 S: 6	H: 1 LOB: 0 BB: 0 P: 6	R: 0 E: 0 K: 2 S: 7	H: 0 LOB: 0 BB: 0 P: 7	R: 0 E: 0 K: 1 S: 5	H: 0 LOB: 0 BB: 0 P: 5	R: 0 E: 0 K: 0 S: 3	H: 1 LOB: 1 BB: 1 P: 7	R: 1 E: 0 K: 0 S: 5	H: 2 LOB: 1 BB: 0 P: 5	R: 0 E: 0 K: 0 S: 3	H: 0 LOB: 0 BB: 1 P: 7	R: 0 E: 0 K: 0 S: 3	H: 1 LOB: 0 BB: 0 P: 3	R: 2 E: 0 K: 1 S: 8	H: 3 LOB: 1 BB: 0 P: 8	R: 0 E: 0 K: 0 S: 3	H: 0 LOB: 1 BB: 1 P: 7	1B: 5 2B: 0 3B: 0 HR: 3	SF: 0 SAC: 0 DP: 2 HBP: 0	WP: 0 PB: 0 CS: 0	PA: 36																	
<b>PITCHER</b>	IP	WLS	BF	H	R	ER	SO	BB	IBB	HBP	BLK	WP	HR	S	P	ERA	WHIP	<b>PITCHER</b>				IP	WLS	BF	H	R	ER	SO	BB	IBB	HBP	BLK	WP	HR	S	P	ERA	WHIP	
<b>Dave Hamilton, L</b> ERA: 3.33	(1, 1)	7.0	W	26	5	2	2	4	2	0	0	0	0	2	32	40	2.57	1.000																					
<b>Darold Knowles, L</b> ERA: 5.79	(8, 1)	1.0		6	3	2	2	1	0	0	0	0	0	1	8	8	18.00	3.000																					
<b>Paul Lindblad, L</b> ERA: 2.08	(9, 1)	1.0		4	0	0	0	0	1	0	0	0	0	0	3	7	0.00	1.000																					

Oakland Athletics @ Chicago White Sox  
Comiskey Park, Chicago, IL  
Fri May 17 1974, 8:05 PM EDT  
Att: 17,772 - Unknown - 50 F

AB	37
R	10
H	11
RBI	8
BB	3
SO	1
LOB	14



Oakland Athletics @ Chicago White Sox  
Comiskey Park, Chicago, IL  
Fri May 17 1974, 8:05 PM EDT  
Att: 17,772 - Unknown - 50 F

AB	33
R	4
H	8
RBI	4
BB	3
SO	5
LOB	10





Batter	1	2	3	4	5	6	7	8	9	AB	R	H	RBI	BB	SO	LOB	TOP			
Bill North, S OBP: 0.307, SLG: 0.290 (1, 8)	4-0 PB 6-3 BB		0-0 2B 1B		0-0 F6	1-0 HBP		0-3 K	3 0 1 0 1 1 0											
Bert Campaneris, R OBP: 0.363, SLG: 0.382 (1, 6)	0-0 F5		0-0 1-3 2B		0-0 6-3	0-3 K		0-0 S 1B	5 0 2 0 0 1 2											
Joe Rudi, R OBP: 0.350, SLG: 0.483 (1, 7)	0-0 6-3		0-0 F3		0-0 1B 1B			0-0 2B	5 1 2 0 0 0 4											
Reggie Jackson, L OBP: 0.454, SLG: 0.766 Jesus Alou, R OBP: 0.279, SLG: 0.268 (7, PH)	0-0 F6 2-3		4-0 IBB		0-0 FC5 1B 1B			0-0 6-3	2 0 1 0 1 0 1 2 0 0 0 0 0 2											
Gene Tenace, R OBP: 0.400, SLG: 0.375 (1, 3)		0-3 K	0-0 F8		0-0 1-2 2-H 1B			0-3 K	4 0 1 1 0 2 4											
Ray Fosse, R OBP: 0.299, SLG: 0.390 (1, 2)		0-0 5-3		0-0 F5	0-0 FC5 2-3f			0-0 F7	4 0 0 0 0 0 3											
Angel Mangual, R OBP: 0.261, SLG: 0.455 (1, 9)				0-0 G3 2B		0-0 1B 3B		0-0 G4-6-3 1B	4 1 4 0 0 0 0								AB 37 R 2 H 12 RBI 2 BB 2 SO 4 LOB 21			
Ted Kubiak, S OBP: 0.260, SLG: 0.242 (1, 4)			0-0 F8	0-0 G3	0-0 G5-4-3 1B			0-0 G4-6-3 1-2f	4 0 1 1 0 0 3											
Gaylen Pitts, R OBP: 0.370, SLG: 0.440 (1, 5)			0-0 F7	0-0 F4	0-0 G5-4-3 1-2f			0-0 6-3	4 0 0 0 0 0 2											
<b>Inning Stats</b>	R: 0 E: 0 K: 0 S: 3	H: 0 LOB: 1 BB: 1 P: 7	R: 0 E: 0 K: 1 S: 6	H: 1 LOB: 1 BB: 0 P: 6	R: 0 E: 0 K: 0 S: 5	H: 2 LOB: 3 BB: 1 P: 9	R: 0 E: 0 K: 0 S: 4	H: 1 LOB: 1 BB: 0 P: 4	R: 1 E: 0 K: 0 S: 6	H: 3 LOB: 2 BB: 0 P: 6	R: 0 E: 0 K: 1 S: 6	H: 1 LOB: 1 BB: 0 P: 6	R: 0 E: 0 K: 0 S: 3	H: 1 LOB: 0 BB: 0 P: 3	R: 0 E: 0 K: 1 S: 6	H: 1 LOB: 1 BB: 0 P: 6	1B: 8 2B: 3 3B: 1 HR: 0	SF: 0 SAC: 0 DP: 2 HBP: 1	WP: 0 PB: 1 SB: 0 CS: 1	PA: 40
<b>PITCHER</b>	IP WLS BF H R ER SO BB IBB HBP BLK WP HR S P ERA WHIP																			
Bill Moran, R ERA: 2.7 (1, 1)	5.0 W 26 9 2 2 1 1 1 0 0 0 0 26 34 3.60 2.000																			
Terry Forster, L ERA: 3.33 (6, 1)	4.0 S 14 3 0 0 3 0 0 1 0 0 0 19 20 0.00 0.750																			

Oakland Athletics @ Chicago White Sox  
Comiskey Park, Chicago, IL  
Sat May 18 1974, 8:05 PM EDT  
Att: 19,064 - Unknown - 51 F

AB	37
R	2
H	12
RBI	2
BB	2
SO	4
LOB	21



Batter	1	2	3	4	5	6	7	8	9	AB	R	H	RBI	BB	SO	LOB	BOTTOM			
Brian Downing, R OBP: 0.446, SLG: 0.681 (1, 9)	4-0 FC6-4 BB		0-0 1B		0-0 F8		0-0 6-3		3 0 1 0 1 0 0											
Carlos May, L OBP: 0.323, SLG: 0.314 (1, 7)	0-0 FC6-4 CS 1-2f		0-3 K		0-0 FC5-4 1B		0-0 4-3		4 0 1 0 0 1 2											
Dick Allen, R OBP: 0.380, SLG: 0.496 (1, 3)	0-3 K 1-2			0-0 F8	0-0 F7			0-3 K	4 0 0 0 0 2 2											
Bill Melton, R OBP: 0.336, SLG: 0.346 (1, 5)		0-0 F8		0-0 E 1B 1B	0-0 FC5-4 1-2f			0-0 F9	4 1 1 0 0 0 1											
Ron Santo, R OBP: 0.336, SLG: 0.297 (1, 4)		0-0 1B		0-0 E5 1B 3B 1B		0-3 K		0-0 F9	4 1 2 0 0 1 0											
Ken Henderson, S OBP: 0.389, SLG: 0.523 (1, 8)		0-3 K		0-0 3B 1B		0-3 K			3 1 1 1 0 2 1											
Lamar Johnson, R OBP: 0.333, SLG: 0.333 (1, 10)		0-3 K		0-0 K		0-0 1B			3 0 1 0 0 2 3								AB 31 R 3 H 8 RBI 3 BB 1 SO 10 LOB 11			
Bucky Dent, R OBP: 0.235, SLG: 0.333 (1, 6)			0-3 K	0-0 1-H 3-H 3B		0-3 K			3 0 1 2 0 2 1											
Chuck Brinkman, R OBP: 0.300, SLG: 0.222 (1, 2)			0-0 6-3	0-0 6-3			0-0 2-3		3 0 0 0 0 0 1											
<b>Inning Stats</b>	R: 0 E: 0 K: 1 S: 4	H: 0 LOB: 1 BB: 1 P: 8	R: 0 E: 0 K: 2 S: 8	H: 1 LOB: 0 BB: 0 P: 8	R: 0 E: 0 K: 2 S: 8	H: 1 LOB: 1 BB: 0 P: 8	R: 3 E: 1 K: 1 S: 9	H: 4 LOB: 1 BB: 0 P: 9	R: 0 E: 0 K: 0 S: 4	H: 1 LOB: 1 BB: 0 P: 4	R: 0 E: 0 K: 3 S: 10	H: 1 LOB: 0 BB: 0 P: 10	R: 0 E: 0 K: 0 S: 3	H: 0 LOB: 0 BB: 0 P: 3	R: 0 E: 0 K: 1 S: 5	H: 0 LOB: 0 BB: 0 P: 5	1B: 7 2B: 1 3B: 1 HR: 0	SF: 0 SAC: 0 DP: 1 HBP: 0	WP: 0 PB: 0 SB: 0 CS: 1	PA: 32
<b>PITCHER</b>	IP WLS BF H R ER SO BB IBB HBP BLK WP HR S P ERA WHIP																			
Vida Blue, L ERA: 4.29 (1, 1)	8.0 L 32 8 3 3 10 1 0 0 0 0 0 51 55 3.38 1.125																			

Oakland Athletics @ Chicago White Sox  
Comiskey Park, Chicago, IL  
Sat May 18 1974, 8:05 PM EDT  
Att: 19,064 - Unknown - 51 F

AB	31
R	3
H	8
RBI	3
BB	1
SO	10
LOB	11





Batter	1	2	3	4	5	6	7	8	9	AB	R	H	RBI	BB	SO	LOB	TOP																																																																												
<b>Bill North, S</b> (1, 8) <small>OBP: 0.312, SLG: 0.286</small> <b>Champ Summers, L</b> (8, FH) <small>OBP: 0.083, SLG: 0.083</small>										2	2	0	0	2	1	1																																																																													
<b>Bert Campaneris, R</b> (1, 6) <small>OBP: 0.358, SLG: 0.372</small>										4	1	0	0	1	1	4																																																																													
<b>Joe Rudi, R</b> (1, 7) <small>OBP: 0.348, SLG: 0.477</small> <b>Jesus Alou, R</b> (8, 9) <small>OBP: 0.273, SLG: 0.262</small>										4	0	1	1	0	1	4																																																																													
<b>Reggie Jackson, L</b> (1, 10) <small>OBP: 0.463, SLG: 0.772</small> <b>Herb Washington, R</b> (7, PR) <b>Deron Johnson, R</b> (9, FH) <small>OBP: 0.228, SLG: 0.301</small>										3	2	2	0	1	0	1																																																																													
<b>Gene Tenace, R</b> (1, 2) <small>OBP: 0.399, SLG: 0.369</small> <b>Larry Haney, R</b> (6, 2) <small>OBP: 0.154, SLG: 0.154</small>										2	1	0	0	1	1	3																																																																													
<b>Pat Bourque, L</b> (1, 3) <small>OBP: 0.348, SLG: 0.333</small>										3	1	2	2	1	0	2																																																																													
<b>Angel Mangual, R</b> (1, 9) <small>OBP: 0.260, SLG: 0.500</small>										4	1	1	5	0	2	4																																																																													
<b>Ted Kubiak, S</b> (1, 4) <small>OBP: 0.260, SLG: 0.253</small>										4	0	1	0	0	1	2																																																																													
<b>Gaylen Pitts, R</b> (1, 5) <small>OBP: 0.355, SLG: 0.393</small>										3	0	0	0	1	1	1																																																																													
<b>Inning Stats</b>	R: 5 E: 0 K: 3 S: 10	H: 1 LOB: 0 BB: 4 P: 26	R: 0 E: 0 K: 1 S: 5	H: 0 LOB: 1 BB: 1 P: 9	R: 2 E: 0 K: 0 S: 4	H: 2 LOB: 0 BB: 1 P: 8	R: 1 E: 0 K: 0 S: 4	H: 1 LOB: 1 BB: 1 P: 8	R: 0 E: 0 K: 1 S: 6	H: 1 LOB: 1 BB: 0 P: 6	R: 0 E: 1 K: 0 S: 4	H: 0 LOB: 1 BB: 0 P: 4	R: 0 E: 0 K: 1 S: 6	H: 1 LOB: 2 BB: 0 P: 6	R: 0 E: 0 K: 2 S: 8	H: 1 LOB: 1 BB: 0 P: 8	R: 0 E: 0 K: 2 S: 7	H: 0 LOB: 0 BB: 0 P: 7	1B: 4 2B: 2 3B: 0 HR: 1	SF: 0 SAC: 0 DP: 1 HBP: 0	WP: 1 PB: 0 SB: 1 CS: 0	PA: 41																																																																							
<b>PITCHER</b>	IP WLS BF H R ER SO BB IBB HBP BLK WP HR S P ERA WHIP	IP WLS BF H R ER SO BB IBB HBP BLK WP HR S P ERA WHIP	IP WLS BF H R ER SO BB IBB HBP BLK WP HR S P ERA WHIP	IP WLS BF H R ER SO BB IBB HBP BLK WP HR S P ERA WHIP	IP WLS BF H R ER SO BB IBB HBP BLK WP HR S P ERA WHIP	IP WLS BF H R ER SO BB IBB HBP BLK WP HR S P ERA WHIP	IP WLS BF H R ER SO BB IBB HBP BLK WP HR S P ERA WHIP	IP WLS BF H R ER SO BB IBB HBP BLK WP HR S P ERA WHIP	IP WLS BF H R ER SO BB IBB HBP BLK WP HR S P ERA WHIP	IP WLS BF H R ER SO BB IBB HBP BLK WP HR S P ERA WHIP	IP WLS BF H R ER SO BB IBB HBP BLK WP HR S P ERA WHIP	IP WLS BF H R ER SO BB IBB HBP BLK WP HR S P ERA WHIP	IP WLS BF H R ER SO BB IBB HBP BLK WP HR S P ERA WHIP	IP WLS BF H R ER SO BB IBB HBP BLK WP HR S P ERA WHIP	IP WLS BF H R ER SO BB IBB HBP BLK WP HR S P ERA WHIP	IP WLS BF H R ER SO BB IBB HBP BLK WP HR S P ERA WHIP	IP WLS BF H R ER SO BB IBB HBP BLK WP HR S P ERA WHIP	IP WLS BF H R ER SO BB IBB HBP BLK WP HR S P ERA WHIP	IP WLS BF H R ER SO BB IBB HBP BLK WP HR S P ERA WHIP	IP WLS BF H R ER SO BB IBB HBP BLK WP HR S P ERA WHIP	IP WLS BF H R ER SO BB IBB HBP BLK WP HR S P ERA WHIP	IP WLS BF H R ER SO BB IBB HBP BLK WP HR S P ERA WHIP	IP WLS BF H R ER SO BB IBB HBP BLK WP HR S P ERA WHIP	IP WLS BF H R ER SO BB IBB HBP BLK WP HR S P ERA WHIP	IP WLS BF H R ER SO BB IBB HBP BLK WP HR S P ERA WHIP	IP WLS BF H R ER SO BB IBB HBP BLK WP HR S P ERA WHIP	IP WLS BF H R ER SO BB IBB HBP BLK WP HR S P ERA WHIP	IP WLS BF H R ER SO BB IBB HBP BLK WP HR S P ERA WHIP	IP WLS BF H R ER SO BB IBB HBP BLK WP HR S P ERA WHIP	IP WLS BF H R ER SO BB IBB HBP BLK WP HR S P ERA WHIP	IP WLS BF H R ER SO BB IBB HBP BLK WP HR S P ERA WHIP	IP WLS BF H R ER SO BB IBB HBP BLK WP HR S P ERA WHIP	IP WLS BF H R ER SO BB IBB HBP BLK WP HR S P ERA WHIP	IP WLS BF H R ER SO BB IBB HBP BLK WP HR S P ERA WHIP	IP WLS BF H R ER SO BB IBB HBP BLK WP HR S P ERA WHIP	IP WLS BF H R ER SO BB IBB HBP BLK WP HR S P ERA WHIP	IP WLS BF H R ER SO BB IBB HBP BLK WP HR S P ERA WHIP	IP WLS BF H R ER SO BB IBB HBP BLK WP HR S P ERA WHIP	IP WLS BF H R ER SO BB IBB HBP BLK WP HR S P ERA WHIP	IP WLS BF H R ER SO BB IBB HBP BLK WP HR S P ERA WHIP	IP WLS BF H R ER SO BB IBB HBP BLK WP HR S P ERA WHIP	IP WLS BF H R ER SO BB IBB HBP BLK WP HR S P ERA WHIP	IP WLS BF H R ER SO BB IBB HBP BLK WP HR S P ERA WHIP	IP WLS BF H R ER SO BB IBB HBP BLK WP HR S P ERA WHIP	IP WLS BF H R ER SO BB IBB HBP BLK WP HR S P ERA WHIP	IP WLS BF H R ER SO BB IBB HBP BLK WP HR S P ERA WHIP	IP WLS BF H R ER SO BB IBB HBP BLK WP HR S P ERA WHIP	IP WLS BF H R ER SO BB IBB HBP BLK WP HR S P ERA WHIP	IP WLS BF H R ER SO BB IBB HBP BLK WP HR S P ERA WHIP	IP WLS BF H R ER SO BB IBB HBP BLK WP HR S P ERA WHIP	IP WLS BF H R ER SO BB IBB HBP BLK WP HR S P ERA WHIP	IP WLS BF H R ER SO BB IBB HBP BLK WP HR S P ERA WHIP	IP WLS BF H R ER SO BB IBB HBP BLK WP HR S P ERA WHIP	IP WLS BF H R ER SO BB IBB HBP BLK WP HR S P ERA WHIP	IP WLS BF H R ER SO BB IBB HBP BLK WP HR S P ERA WHIP	IP WLS BF H R ER SO BB IBB HBP BLK WP HR S P ERA WHIP	IP WLS BF H R ER SO BB IBB HBP BLK WP HR S P ERA WHIP	IP WLS BF H R ER SO BB IBB HBP BLK WP HR S P ERA WHIP	IP WLS BF H R ER SO BB IBB HBP BLK WP HR S P ERA WHIP	IP WLS BF H R ER SO BB IBB HBP BLK WP HR S P ERA WHIP	IP WLS BF H R ER SO BB IBB HBP BLK WP HR S P ERA WHIP	IP WLS BF H R ER SO BB IBB HBP BLK WP HR S P ERA WHIP	IP WLS BF H R ER SO BB IBB HBP BLK WP HR S P ERA WHIP	IP WLS BF H R ER SO BB IBB HBP BLK WP HR S P ERA WHIP	IP WLS BF H R ER SO BB IBB HBP BLK WP HR S P ERA WHIP	IP WLS BF H R ER SO BB IBB HBP BLK WP HR S P ERA WHIP	IP WLS BF H R ER SO BB IBB HBP BLK WP HR S P ERA WHIP	IP WLS BF H R ER SO BB IBB HBP BLK WP HR S P ERA WHIP	IP WLS BF H R ER SO BB IBB HBP BLK WP HR S P ERA WHIP	IP WLS BF H R ER SO BB IBB HBP BLK WP HR S P ERA WHIP	IP WLS BF H R ER SO BB IBB HBP BLK WP HR S P ERA WHIP	IP WLS BF H R ER SO BB IBB HBP BLK WP HR S P ERA WHIP	IP WLS BF H R ER SO BB IBB HBP BLK WP HR S P ERA WHIP	IP WLS BF H R ER SO BB IBB HBP BLK WP HR S P ERA WHIP	IP WLS BF H R ER SO BB IBB HBP BLK WP HR S P ERA WHIP	IP WLS BF H R ER SO BB IBB HBP BLK WP HR S P ERA WHIP	IP WLS BF H R ER SO BB IBB HBP BLK WP HR S P ERA WHIP	IP WLS BF H R ER SO BB IBB HBP BLK WP HR S P ERA WHIP	IP WLS BF H R ER SO BB IBB HBP BLK WP HR S P ERA WHIP	IP WLS BF H R ER SO BB IBB HBP BLK WP HR S P ERA WHIP	IP WLS BF H R ER SO BB IBB HBP BLK WP HR S P ERA WHIP	IP WLS BF H R ER SO BB IBB HBP BLK WP HR S P ERA WHIP	IP WLS BF H R ER SO BB IBB HBP BLK WP HR S P ERA WHIP	IP WLS BF H R ER SO BB IBB HBP BLK WP HR S P ERA WHIP	IP WLS BF H R ER SO BB IBB HBP BLK WP HR S P ERA WHIP	IP WLS BF H R ER SO BB IBB HBP BLK WP HR S P ERA WHIP	IP WLS BF H R ER SO BB IBB HBP BLK WP HR S P ERA WHIP	IP WLS BF H R ER SO BB IBB HBP BLK WP HR S P ERA WHIP	IP WLS BF H R ER SO BB IBB HBP BLK WP HR S P ERA WHIP	IP WLS BF H R ER SO BB IBB HBP BLK WP HR S P ERA WHIP	IP WLS BF H R ER SO BB IBB HBP BLK WP HR S P ERA WHIP	IP WLS BF H R ER SO BB IBB HBP BLK WP HR S P ERA WHIP	IP WLS BF H R ER SO BB IBB HBP BLK WP HR S P ERA



Batter	1	2	3	4	5	6	7	8	9	AB	R	H	RBI	BB	SO	LOB	TOP			
Cesar Tovar, R OBP: 0.292, SLG: 0.253 (1, 8)										3	1	1	0	1	2	0	<b>Texas Rangers @ Chicago White Sox</b> Comiskey Park, Chicago, IL Wed May 22 1974, 8:05 PM EDT Unknown - 64 F			
Toby Harrah, R OBP: 0.321, SLG: 0.315 (1, 6)										4	0	0	0	0	2					
Alex Johnson, R OBP: 0.347, SLG: 0.331 (1, 7)										4	0	1	0	0	2					
Jeff Burroughs, R OBP: 0.362, SLG: 0.578 (1, 9)										3	1	2	2	1	0	0				
Tom Grieve, R OBP: 0.336, SLG: 0.439 (1, 10)										4	0	0	0	0	2	3				
Lenny Randle, S OBP: 0.341, SLG: 0.380 (1, 4)										4	0	0	0	0	1	1				
Dick Billings, R OBP: 0.321, SLG: 0.280 Jim Sundberg, R OBP: 0.314, SLG: 0.303 (7, PR) (7, 2)										3	0	1	0	0	1	0				
Joe Lovitto, S OBP: 0.202, SLG: 0.221 (1, 3)										3	0	1	0	0	1	1				
Larry Brown, R OBP: 0.250, SLG: 0.176 (1, 5)										3	0	0	0	0	2					
<b>Inning Stats</b>	R: 2 E: 0 K: 0 S: 5	H: 2 LOB: 0 BB: 0 P: 5	R: 0 E: 0 K: 1 S: 6	H: 1 LOB: 1 BB: 0 P: 6	R: 0 E: 0 K: 1 S: 6	H: 1 LOB: 2 BB: 1 P: 10	R: 0 E: 0 K: 2 S: 7	H: 0 LOB: 0 BB: 0 P: 7	R: 0 E: 0 K: 1 S: 5	H: 0 LOB: 0 BB: 0 P: 5	R: 0 E: 0 K: 0 S: 4	H: 1 LOB: 1 BB: 0 P: 4	R: 0 E: 0 K: 0 S: 2	H: 0 LOB: 0 BB: 1 P: 6	R: 0 E: 0 K: 1 S: 5	H: 1 LOB: 0 BB: 0 P: 5	1B: 3 2B: 2 3B: 0 HR: 1	SF: 0 SAC: 0 DP: 2 HBP: 0	WP: 0 PB: 0 SB: 1 CS: 0	PA: 33
<b>PITCHER</b>	IP WLS BF H R ER SO BB IBB HBP BLK WP HR S P ERA WHIP	IP WLS BF H R ER SO BB IBB HBP BLK WP HR S P ERA WHIP																		
Wilbur Wood, L ERA: 4.01 (1, 1)	7.0 W 28 5 2 2 6 2 0 0 0 0 1 38 46 2.57 1.000																			
Wilbur Wood, L ERA: 4.01 (8, 1)	7.0 W 28 5 2 2 6 2 0 0 0 0 0 1 38 46 2.57 1.000																			
Terry Forster, L ERA: 3.19 (8, 1)	2.0 5 1 0 0 1 0 0 0 0 0 0 0 7 7 0.00 0.500																			

Batter	1	2	3	4	5	6	7	8	9	AB	R	H	RBI	BB	SO	LOB	BOTTOM			
Pat Kelly, L OBP: 0.348, SLG: 0.393 (1, 9)										5	2	3	0	0	1	1	<b>Texas Rangers @ Chicago White Sox</b> Comiskey Park, Chicago, IL Wed May 22 1974, 8:05 PM EDT Unknown - 64 F			
Tony Muser, L OBP: 0.308, SLG: 0.333 (1, 10) (8, 3)										3	0	0	1	0	1	3				
Dick Allen, R OBP: 0.392, SLG: 0.516 Wilbur Wood, R Terry Forster, L (8, 1) (8, 1)										3	2	3	1	1	0	0				
Carlos May, L OBP: 0.319, SLG: 0.310 (1, 7)										4	0	1	1	0	0	3				
Ken Henderson, S OBP: 0.389, SLG: 0.511 (1, 8)										3	0	1	2	0	2					
Bill Melton, R OBP: 0.318, SLG: 0.326 (1, 5)										4	0	0	0	0	2	3				
Ron Santo, R OBP: 0.299, SLG: 0.305 Jorge Orta, L OBP: 0.269, SLG: 0.315 (7, PR) (8, 4)										3	0	1	0	0	2	0				
Ed Herrmann, L OBP: 0.346, SLG: 0.434 (1, 2)										4	0	0	0	0	2					
Bucky Dent, R OBP: 0.231, SLG: 0.322 Jerry Hairston, S OBP: 0.207, SLG: 0.214 Eddie Leon, R OBP: 0.172, SLG: 0.115 (1, 6) (7, PH) (8, 6)										2	0	1	0	0	0	0				
<b>Inning Stats</b>	R: 1 E: 0 K: 0 S: 5	H: 2 LOB: 1 BB: 0 P: 5	R: 0 E: 0 K: 2 S: 7	H: 0 LOB: 0 BB: 0 P: 7	R: 0 E: 0 K: 1 S: 5	H: 0 LOB: 0 BB: 0 P: 5	R: 1 E: 0 K: 0 S: 4	H: 1 LOB: 0 BB: 0 P: 4	R: 0 E: 0 K: 2 S: 9	H: 2 LOB: 2 BB: 0 P: 9	R: 0 E: 0 K: 0 S: 3	H: 0 LOB: 1 BB: 1 P: 7	R: 4 E: 0 K: 1 S: 11	H: 6 LOB: 2 BB: 0 P: 11	R: 0 E: 1 K: 1 S: 4	H: 0 LOB: 1 BB: 1 P: 8	1B: 7 2B: 4 3B: 0 HR: 0	SF: 2 SAC: 0 DP: 0 HBP: 0	WP: 0 PB: 0 SB: 3 CS: 0	PA: 37
<b>PITCHER</b>	IP WLS BF H R ER SO BB IBB HBP BLK WP HR S P ERA WHIP	IP WLS BF H R ER SO BB IBB HBP BLK WP HR S P ERA WHIP																		
Jim Bibby, R ERA: 5.29 (7, 1)	0.1 2 1 0 0 0 0 0 0 0 0 0 0 2 2 0.00 3.000																			
Steve Foucault, R ERA: 1.95 Lloyd Allen, R ERA: 4.5 (7, 1) (8, 1)	0.1 4 3 1 1 1 0 0 0 0 0 0 0 6 6 27.00 9.000																			
Lloyd Allen, R ERA: 4.5 (8, 1)	1.0 4 0 0 0 1 1 0 0 0 0 0 0 4 8 0.00 1.000																			



Batter	1	2	3	4	5	6	7	8	9	AB	R	H	RBI	BB	SO	LOB	TOP			
<b>Cesar Tovar, R</b> OBP: 0.287, SLG: 0.250 (1, 8)	F8		F8	F7			F8	2B		5	1	1	1	0	0	2	<b>Texas Rangers @ Chicago White Sox</b> Comiskey Park, Chicago, IL Wed May 22 1974, 8:05 PM EDT Att: 12,663 - Unknown			
<b>Toby Harrah, R</b> OBP: 0.329, SLG: 0.333 (1, 6)	6-3		1B	3B		P4				4	1	2	2	1	0	0				
<b>Alex Johnson, R</b> OBP: 0.348, SLG: 0.329 (1, 7)	4-3		3B	1B		G5-3	K	F9		4	1	1	0	1	1	2				
<b>Jeff Burroughs, R</b> OBP: 0.371, SLG: 0.591 <b>Jim Spencer, L</b> OBP: 0.387, SLG: 0.544 (7, 3)		K	1B	3B		1B		K		3	1	2	2	1	1	0				
<b>Tom Grieve, R</b> OBP: 0.348, SLG: 0.466 (1, 10)	1B		1B	1B		G5-3	4-3	3B		5	1	3	1	0	0	4				
<b>Lenny Randle, S</b> OBP: 0.345, SLG: 0.373 (1, 4)	F8		F7			F9		G6-4-3	S	4	1	1	0	0	0	2				
<b>Leo Cardenas, R</b> OBP: 0.370, SLG: 0.346 <b>Larry Brown, R</b> OBP: 0.246, SLG: 0.173 (8, 5)	1B			F8				G6-4-3	P4	4	0	2	0	0	0	1				
<b>Joe Lovitto, S</b> OBP: 0.213, SLG: 0.253 (7, 8)	L5			B1-3		F8		1B	3B	5	1	2	2	0	0	3				
<b>Jim Sundberg, R</b> OBP: 0.330, SLG: 0.304 (1, 2)				CS		K		1B	F7	3	1	1	0	2	1	2				
<b>Inning Stats</b>	R: 0 E: 0 K: 0 S: 3	H: 0 LOB: 0 BB: 0 P: 3	R: 0 E: 0 K: 1 S: 7	H: 2 LOB: 2 BB: 0 P: 7	R: 3 E: 0 K: 0 S: 6	H: 4 LOB: 1 BB: 1 P: 10	R: 0 E: 0 K: 0 S: 3	H: 0 LOB: 1 BB: 1 P: 7	R: 0 E: 0 K: 1 S: 6	H: 1 LOB: 1 BB: 0 P: 6	R: 0 E: 0 K: 1 S: 6	H: 1 LOB: 2 BB: 1 P: 10	R: 3 E: 0 K: 0 S: 6	H: 4 LOB: 1 BB: 1 P: 10	R: 2 E: 0 K: 1 S: 7	H: 2 LOB: 1 BB: 0 P: 8		1B: 10 2B: 2 3B: 3 HR: 0	SF: 0 SAC: 0 DP: 2 HBP: 1	WP: 0 PB: 0 SB: 1 CS: 1
<b>PITCHER</b>	IP	WLS	BF	H	R	ER	SO	BB	IBB	HBP	BLK	WP	HR	S	P	ERA	WHIP			
<b>Jim Kaat, L</b> ERA: 4.15 (1, 1)	6.1	L	29	9	3	3	2	3	0	0	0	0	0	30	42	4.26	1.895			
<b>Rich Gossage, R</b> ERA: 4.02 (7, 1)	1.1		8	3	3	3	1	1	1	0	0	0	0	8	16	20.25	3.000			
<b>Cy Acosta, R</b> ERA: 5.68 (8, 1)	1.1		8	3	2	2	1	0	0	1	0	0	0	9	10	13.50	2.250			

AB	39
R	8
H	15
RBI	8
BB	5
SO	4
LOB	18



Batter	1	2	3	4	5	6	7	8	9	AB	R	H	RBI	BB	SO	LOB	BOTTOM			
<b>Pat Kelly, L</b> OBP: 0.342, SLG: 0.411 (1, 9)	IHR		K		5-3		F7		6-3	5	1	1	1	0	1	2	<b>Texas Rangers @ Chicago White Sox</b> Comiskey Park, Chicago, IL Wed May 22 1974, 8:05 PM EDT Att: 12,663 - Unknown			
<b>Tony Muser, L</b> OBP: 0.333, SLG: 0.357 (1, 10)	4-3		F8				F8			4	0	2	0	0	0	0				
<b>Dick Allen, R</b> OBP: 0.388, SLG: 0.516 (1, 3)	K			4-3	K			1-3		4	1	1	0	0	2	2				
<b>Carlos May, L</b> OBP: 0.317, SLG: 0.308 (1, 7)	4-3			4-3			1B	F8		4	0	1	0	0	0	2				
<b>Ken Henderson, S</b> OBP: 0.385, SLG: 0.500 (1, 8)	K			S	F2		F7			3	0	0	0	1	1	2				
<b>Bill Melton, R</b> OBP: 0.317, SLG: 0.324 (1, 5)	K		K		K		K		1B	4	0	1	0	0	3	3				
<b>Ron Santo, R</b> OBP: 0.340, SLG: 0.306 (1, 4)	5-3			1-3			1B		K	3	0	1	0	1	1	1				
<b>Brian Downing, R</b> OBP: 0.429, SLG: 0.685 <b>Jerry Hairston, S</b> OBP: 0.200, SLG: 0.207 (9, PH)	K			3-H			6-3		F2	3	0	0	0	0	2	4				
<b>Bucky Dent, R</b> OBP: 0.223, SLG: 0.311 <b>Jorge Orta, L</b> OBP: 0.277, SLG: 0.322 (9, PH)			P4		5-3		F7		1B	3	0	0	0	0	0	0				
<b>Inning Stats</b>	R: 1 E: 0 K: 2 S: 9	H: 2 LOB: 1 BB: 0 P: 9	R: 0 E: 0 K: 2 S: 7	H: 0 LOB: 0 BB: 0 P: 7	R: 0 E: 0 K: 1 S: 5	H: 0 LOB: 0 BB: 0 P: 5	R: 1 E: 0 K: 2 S: 8	H: 1 LOB: 2 BB: 2 P: 16	R: 0 E: 0 K: 1 S: 6	H: 1 LOB: 1 BB: 0 P: 6	R: 0 E: 0 K: 1 S: 7	H: 2 LOB: 2 BB: 0 P: 7	R: 0 E: 0 K: 0 S: 3	H: 0 LOB: 0 BB: 0 P: 3	R: 0 E: 0 K: 1 S: 7	H: 2 LOB: 2 BB: 0 P: 7		1B: 6 2B: 1 3B: 0 HR: 1	SF: 0 SAC: 0 DP: 0 HBP: 0	WP: 0 PB: 0 SB: 2 CS: 0
<b>PITCHER</b>	IP	WLS	BF	H	R	ER	SO	BB	IBB	HBP	BLK	WP	HR	S	P	ERA	WHIP			
<b>Fergie Jenkins, R</b> ERA: 2.38 (1, 1)	9.0	W	37	8	2	1	10	2	0	0	0	0	0	55	63	1.00	1.111			

AB	35
R	2
H	8
RBI	1
BB	2
SO	10
LOB	17





Batter	1	2	3	4	5	6	7	8	9	AB	R	H	RBI	BB	SO	LOB	TOP																		
Lenny Randle, S OBP: 0.348, SLG: 0.386 (1, 4)										5	1	2	0	0	0	2	<b>Texas Rangers @ Chicago White Sox</b> Comiskey Park, Chicago, IL Thu May 23 1974, 8:05 PM EDT Att: 6,789 - Unknown - 66 F																		
Toby Harrah, R OBP: 0.326, SLG: 0.329 (1, 6)										5	0	1	0	0	1	2																			
Alex Johnson, R OBP: 0.355, SLG: 0.343 (1, 7)										5	2	3	1	0	0	3																			
Jeff Burroughs, R OBP: 0.372, SLG: 0.601 (1, 9)										4	2	1	1	1	1	3																			
Mike Hargrove, L OBP: 0.335, SLG: 0.489 (1, 10)										4	1	3	2	1	1	1																			
Jim Spencer, L OBP: 0.385, SLG: 0.535 Tom Grieve, R OBP: 0.342, SLG: 0.462 (7, PH) (7, 3)										3	0	1	1	0	1	2																			
Duke Sims, L OBP: 0.240, SLG: 0.196 Dick Billings, R OBP: 0.310, SLG: 0.269 (9, PH) (1, 2)										4	0	0	0	0	1	2																			
Joe Lovitto, S OBP: 0.204, SLG: 0.242 (1, 8)										4	0	0	0	0	0	1																			
Leo Cardenas, R OBP: 0.419, SLG: 0.400 (1, 5)										4	0	3	0	0	0	0																			
<b>Inning Stats</b>	R: 3 E: 0 K: 2 S: 11	H: 4 LOB: 1 BB: 0 P: 11	R: 0 E: 0 K: 0 S: 4	H: 1 LOB: 1 BB: 0 P: 4	R: 0 E: 0 K: 2 S: 8	H: 1 LOB: 1 BB: 0 P: 8	R: 1 E: 0 K: 0 S: 4	H: 1 LOB: 1 BB: 1 P: 8	R: 0 E: 0 K: 1 S: 8	H: 3 LOB: 3 BB: 0 P: 8	R: 1 E: 0 K: 0 S: 4	H: 1 LOB: 1 BB: 1 P: 8	R: 0 E: 0 K: 0 S: 3	H: 0 LOB: 0 BB: 0 P: 3	R: 1 E: 0 K: 1 S: 7	H: 2 LOB: 1 BB: 0 P: 7		1B: 9 2B: 4 3B: 0 HR: 1	SF: 1 SAC: 0 DP: 0 HBP: 0	WP: 0 PB: 0 SB: 0 CS: 0	PA: 43														
<b>PITCHER</b>	IP WLS BF H R ER SO BB IBB HBP BLK WP HR S P ERA WHIP	IP WLS BF H R ER SO BB IBB HBP BLK WP HR S P ERA WHIP																																	
Bill Moran, R ERA: 3.92 Skip Pitlock, L ERA: 3.46 Skip Pitlock, L ERA: 3.46 Ken Tatum, R ERA: 1.86 Terry Forster, L ERA: 3.19 (1, 1) (1, 1) (6, 1) (6, 1) (7, 1)	0.2 5.0 5.0 0.1 3.0	WLS W W S	6 22 22 4	H 4 6 2	R 3 1 1 1	ER 3 1 1 1	SO 2 3 1 1	BB 0 1 1 0	IBB 0 0 0 0	HBP 0 0 0 0	BLK 0 0 0 0	WP 0 0 0 0	HR 0 1 1 0	S 10 27 27 3	P 10 31 31 7	ERA 40.50 1.80 1.80 27.00	WHIP 6.000 1.400 1.400 9.000																		
<b>Batter</b>	<b>1</b>	<b>2</b>	<b>3</b>	<b>4</b>	<b>5</b>	<b>6</b>	<b>7</b>	<b>8</b>	<b>9</b>	<b>AB</b>	<b>R</b>	<b>H</b>	<b>RBI</b>	<b>BB</b>	<b>SO</b>	<b>LOB</b>	<b>BOTTOM</b>																		
Pat Kelly, L OBP: 0.344, SLG: 0.405 (1, 9)										4	1	1	0	1	1	2	<b>Texas Rangers @ Chicago White Sox</b> Comiskey Park, Chicago, IL Thu May 23 1974, 8:05 PM EDT Att: 6,789 - Unknown - 66 F																		
Tony Muser, L OBP: 0.314, SLG: 0.333 (1, 10) (6, 3)										5	2	1	0	0	1	2																			
Dick Allen, R OBP: 0.394, SLG: 0.515 Skip Pitlock, L ERA: 3.46 Ken Tatum, R ERA: 1.86 Terry Forster, L ERA: 3.19 (1, 3) (6, 1) (6, 1) (7, 1)										2	2	1	0	1	1	0																			
Carlos May, L OBP: 0.322, SLG: 0.319 (1, 7)										2	1	1	3	1	0	0																			
Ken Henderson, S OBP: 0.382, SLG: 0.493 (1, 8)										4	1	1	1	0	1	2																			
Bill Melton, R OBP: 0.317, SLG: 0.319 (1, 5)										2	0	0	0	1	1	0																			
Ron Santo, R OBP: 0.344, SLG: 0.307 (1, 4)										3	1	1	2	1	1	2																			
Ed Herrmann, L OBP: 0.342, SLG: 0.447 (1, 2)										4	1	1	1	0	1	3																			
Bucky Dent, R OBP: 0.235, SLG: 0.319 (1, 6)										4	0	2	1	0	0	1																			
<b>Inning Stats</b>	R: 3 E: 0 K: 1 S: 7	H: 2 LOB: 2 BB: 3 P: 19	R: 0 E: 0 K: 1 S: 5	H: 0 LOB: 0 BB: 0 P: 5	R: 0 E: 0 K: 2 S: 7	H: 0 LOB: 0 BB: 0 P: 7	R: 2 E: 0 K: 2 S: 9	H: 2 LOB: 1 BB: 1 P: 13	R: 3 E: 1 K: 0 S: 6	H: 3 LOB: 1 BB: 1 P: 10	R: 1 E: 1 K: 0 S: 5	H: 1 LOB: 0 BB: 0 P: 5	R: 0 E: 0 K: 1 S: 5	H: 0 LOB: 0 BB: 0 P: 5	R: 0 E: 0 K: 0 S: 3	H: 1 LOB: 0 BB: 0 P: 3		1B: 7 2B: 1 3B: 1 HR: 0	SF: 1 SAC: 1 DP: 1 HBP: 0	WP: 1 PB: 0 SB: 1 CS: 1	PA: 39														
<b>PITCHER</b>	IP WLS BF H R ER SO BB IBB HBP BLK WP HR S P ERA WHIP	IP WLS BF H R ER SO BB IBB HBP BLK WP HR S P ERA WHIP																																	
Steve Hargan, R ERA: 3.98 Lloyd Allen, R ERA: 6.19 Steve Foucault, R ERA: 1.89 Jim Shellenback, L ERA: 4.15 (1, 1) (1, 1) (5, 1) (6, 1)	0.0 4.0 1.0 3.0	L	19	4	5	5	6	3	0	0	0	0	0	0	4	4	0.00	1.000																	



Batter	1	2	3	4	5	6	7	8	9	AB	R	H	RBI	BB	SO	LOB	TOP			
Brian Downing, R OBP: 0.433, SLG: 0.672 (1, 9)										4	0	2	0	0	0	2				
Carlos May, L OBP: 0.322, SLG: 0.319 (1, 7)										3	1	1	0	0	0	1				
Dick Allen, R OBP: 0.390, SLG: 0.530 (1, 3)										4	1	1	2	0	0	1				
Bill Melton, R OBP: 0.310, SLG: 0.311 (1, 5)										4	0	0	0	0	0	1				
Ron Santo, R OBP: 0.335, SLG: 0.298 (1, 4)										4	0	0	0	0	1	0				
Ken Henderson, S OBP: 0.379, SLG: 0.486 (1, 8)										4	0	1	0	0	0	0				
Lamar Johnson, R OBP: 0.143, SLG: 0.143 (1, 10)										3	0	0	0	0	0	2				
Bucky Dent, R OBP: 0.238, SLG: 0.320 (1, 6)										3	0	1	0	0	0	0				
Chuck Brinkman, R OBP: 0.250, SLG: 0.182 Jerry Hairston, S OBP: 0.194, SLG: 0.200 (8, PH) (8, 9)										2	0	0	0	0	1	0				
										1	0	0	0	0	0	2				
<b>Inning Stats</b>	R: 0 E: 0 K: 0 S: 4	H: 1 LOB: 1 BB: 0 P: 4	R: 0 E: 0 K: 1 S: 5	H: 1 LOB: 0 BB: 0 P: 5	R: 0 E: 0 K: 1 S: 6	H: 1 LOB: 1 BB: 0 P: 6	R: 0 E: 0 K: 0 S: 3	H: 0 LOB: 0 BB: 0 P: 3	R: 0 E: 0 K: 0 S: 3	H: 0 LOB: 0 BB: 0 P: 3	R: 0 E: 0 K: 0 S: 3	H: 0 LOB: 0 BB: 0 P: 3	R: 0 E: 0 K: 0 S: 5	H: 1 LOB: 2 BB: 0 P: 5	R: 2 E: 0 K: 0 S: 5	H: 2 LOB: 0 BB: 0 P: 5	1B: 5 2B: 0 3B: 0 HR: 1	SF: 0 SAC: 1 DP: 1 HBP: 0	WP: 0 PB: 0 SB: 0 CS: 0	PA: 33
<b>PITCHER</b> Paul Spittorf, L ERA: 3.11 (1, 1)	IP: 9.0 WLS: W BF: 33 H: 6 R: 2 ER: 2 SO: 2 BB: 0 IBB: 0 HBP: 0 BLK: 0 WP: 0 HR: 1 S: 37 P: 37 ERA: 2.00 WHIP: 0.667																			

Chicago White Sox @ Kansas City Royals  
 Royals Stadium, Kansas City, MO  
 Fri May 24 1974, 8:05 PM EDT  
 Att: 12,239 - Unknown - 77 F

AB	32
R	2
H	6
RBI	2
BB	0
SO	2
LOB	9

Batter	1	2	3	4	5	6	7	8	9	AB	R	H	RBI	BB	SO	LOB	BOTTOM			
Freddie Patek, R OBP: 0.308, SLG: 0.309 (1, 6)										4	0	0	0	0	1	2				
Vada Pinson, L OBP: 0.248, SLG: 0.341 (1, 9)										4	0	1	0	0	1	2				
Amos Otis, R OBP: 0.366, SLG: 0.447 (1, 8)										4	1	1	2	0	0	1				
John Mayberry, L OBP: 0.385, SLG: 0.503 (3, PR) Tony Solaita, L OBP: 0.371, SLG: 0.563 (4, 3)										1	1	1	1	0	0	0				
Hal McRae, R OBP: 0.412, SLG: 0.588 (1, 10)										4	0	1	1	0	0	2				
Cookie Rojas, R OBP: 0.333, SLG: 0.418 (1, 4)										3	0	0	0	1	0	0				
Jim Wohlford, R OBP: 0.351, SLG: 0.355 (1, 7)										4	0	1	0	0	0	3				
George Brett, L OBP: 0.286, SLG: 0.385 (1, 5)										3	1	2	0	0	0	1				
Fran Healy, R OBP: 0.303, SLG: 0.463 (1, 2)										3	1	1	0	0	0	1				
<b>Inning Stats</b>	R: 0 E: 0 K: 0 S: 3	H: 0 LOB: 0 BB: 0 P: 3	R: 1 E: 0 K: 0 S: 4	H: 1 LOB: 0 BB: 0 P: 4	R: 2 E: 0 K: 1 S: 8	H: 3 LOB: 2 BB: 0 P: 9	R: 0 E: 0 K: 0 S: 3	H: 1 LOB: 0 BB: 0 P: 3	R: 0 E: 0 K: 1 S: 5	H: 0 LOB: 0 BB: 0 P: 5	R: 0 E: 0 K: 0 S: 3	H: 1 LOB: 1 BB: 0 P: 3	R: 1 E: 1 K: 1 S: 8	H: 2 LOB: 3 BB: 1 P: 12	R: 6 E: 1 K: 1 S: 8	H: 9 LOB: 12	1B: 6 2B: 1 3B: 1 HR: 1	SF: 0 SAC: 0 DP: 1 HBP: 1	WP: 0 PB: 0 SB: 1 CS: 1	PA: 34
<b>PITCHER</b> Stan Bahnsen, R ERA: 3.71 (1, 1)	IP: 8.0 WLS: L BF: 34 H: 9 R: 4 ER: 3 SO: 3 BB: 0 IBB: 1 HBP: 1 BLK: 0 WP: 0 HR: 1 S: 38 P: 43 ERA: 3.38 WHIP: 1.125																			

Chicago White Sox @ Kansas City Royals  
 Royals Stadium, Kansas City, MO  
 Fri May 24 1974, 8:05 PM EDT  
 Att: 12,239 - Unknown - 77 F

AB	32
R	4
H	9
RBI	4
BB	1
SO	3
LOB	12

Chicago White Sox @ Kansas City Royals  
 Royals Stadium, Kansas City, MO  
 Fri May 24 1974, 8:05 PM EDT  
 Att: 12,239 - Unknown - 77 F



Batter	1	2	3	4	5	6	7	8	9	10	11	12	13	14	AB	R	H	RBI	BB	SO	LOB	TOP	
Pat Kelly, L OBP: 0.348, SLG: 0.407 (1, 9)															7	1	3	0	0	0	4		
Jerry Hairston, S OBP: 0.184, SLG: 0.189 (1, 10)															7	0	1	0	0	1	4		
Dick Allen, R OBP: 0.386, SLG: 0.518 (1, 3)															7	1	2	0	0	2	2		
Carlos May, L OBP: 0.327, SLG: 0.324 (1, 7)															7	0	3	1	0	1	2		
Ken Henderson, S OBP: 0.381, SLG: 0.484 (1, 8)															7	1	3	1	0	2	3		
Bill Melton, R OBP: 0.309, SLG: 0.312 (1, 5)															6	0	1	1	1	0	3		
Ron Santo, R OBP: 0.333, SLG: 0.293 (1, 4)															6	0	1	0	0	0	3		
Ed Herrmann, L OBP: 0.342, SLG: 0.443 (7, PR)															3	0	1	0	0	1	1		
Brian Downing, R OBP: 0.429, SLG: 0.650 (7, 2)															2	0	0	0	1	1	3		
Bucky Dent, R OBP: 0.233, SLG: 0.313 (7, PH)															2	0	0	0	0	0	0		
Tony Muser, L OBP: 0.333, SLG: 0.353 (7, PH)															1	0	1	0	0	0			
Eddie Leon, R OBP: 0.172, SLG: 0.115 (9, PH)															0	0	0	0	0	0			
Jorge Orta, L OBP: 0.278, SLG: 0.323 (9, 6)															3	0	1	0	0	1			
<b>Inning Stats</b>	R: 0 E: 0 K: 1 S: 6	H: 2 LOB: 1 BB: 0 P: 6	R: 0 E: 0 K: 2 S: 8	H: 1 LOB: 1 BB: 0 P: 8	R: 0 E: 0 K: 1 S: 3	H: 0 LOB: 0 BB: 0 P: 3	R: 1 E: 0 K: 0 S: 5	H: 2 LOB: 1 BB: 0 P: 5	R: 0 E: 0 K: 1 S: 6	H: 1 LOB: 0 BB: 0 P: 6	R: 0 E: 0 K: 1 S: 5	H: 0 LOB: 0 BB: 0 P: 3	R: 0 E: 0 K: 1 S: 5	H: 0 LOB: 0 BB: 0 P: 5	R: 0 E: 0 K: 0 S: 4	H: 1 LOB: 2 BB: 1 P: 8	R: 1 E: 0 K: 0 S: 6	H: 3 LOB: 2 BB: 0 P: 6	1B: 16 2B: 1 3B: 0 HR: 0	SF: 0 SAC: 0 DP: 1 HBP: 1	WP: 0 PB: 0 SB: 1 CS: 0	PA: 61	
<b>PITCHER</b>	IP 11.0	WLS 47	BF 13	H 2	R 2	ER 1	SO 1	BB 1	IBB 0	HBP 0	BLK 0	WP 0	HR 0	S 61	P 66	ERA 3.01	WHIP 1.273						
Steve Busby, R ERA: 3.01																							
Doug Bird, R ERA: 2.3																							

Chicago White Sox @ Kansas City Royals  
Royals Stadium, Kansas City, MO  
Sat May 25 1974, 8:05 PM EDT  
Att. 13,034 - Unknown - 61 F

AB 58  
R 3  
H 17  
RBI 13  
BB 2  
SO 9  
LOB 25



Batter	1	2	3	4	5	6	7	8	9	10	11	12	13	14	AB	R	H	RBI	BB	SO	LOB	BOTTOM								
Freddie Patek, R OBP: 0.303, SLG: 0.310 (1, 6)															6	0	1	0	0	2	1									
Cookie Rojas, R OBP: 0.333, SLG: 0.415 (1, 4)															6	1	2	0	0	1	1									
Amos Otis, R OBP: 0.361, SLG: 0.434 (1, 8)															4	0	0	0	1	0	1									
John Mayberry, L OBP: 0.389, SLG: 0.493 (1, 3)															3	1	0	0	3	0	2									
Hal McRae, R OBP: 0.403, SLG: 0.570 (1, 10)															6	0	1	1	0	2	5									
Jim Wolford, R OBP: 0.345, SLG: 0.344 (1, 7)															5	1	0	0	1	0	5									
Al Cowens, R OBP: 0.220, SLG: 0.231 (1, 9)															5	1	1	0	1	1	2									
George Brett, L OBP: 0.292, SLG: 0.407 (10, PH)															2	0	1	1	0	0	0									
Richie Scheinblum, S OBP: 0.193, SLG: 0.109 (10, PH)															1	0	0	0	0	0	0									
Frank White, R OBP: 0.244, SLG: 0.317 (11, 5)															2	0	1	0	0	0	0									
Fran Healy, R OBP: 0.297, SLG: 0.457 (1, 2)															6	0	1	2	0	2	3									
<b>Inning Stats</b>	R: 0 E: 0 K: 0 S: 3	H: 0 LOB: 0 BB: 0 P: 3	R: 1 E: 0 K: 3 S: 11	H: 1 LOB: 2 BB: 1 P: 15	R: 1 E: 0 K: 1 S: 7	H: 2 LOB: 2 BB: 1 P: 11	R: 0 E: 0 K: 0 S: 3	H: 0 LOB: 0 BB: 0 P: 3	R: 0 E: 0 K: 1 S: 5	H: 0 LOB: 0 BB: 0 P: 5	R: 0 E: 0 K: 0 S: 2	H: 0 LOB: 0 BB: 0 P: 6	R: 0 E: 0 K: 0 S: 3	H: 0 LOB: 0 BB: 0 P: 7	R: 0 E: 0 K: 1 S: 5	H: 0 LOB: 0 BB: 0 P: 5	R: 0 E: 0 K: 0 S: 3	H: 1 LOB: 2 BB: 1 P: 8	R: 0 E: 0 K: 1 S: 5	H: 0 LOB: 0 BB: 0 P: 5	R: 0 E: 0 K: 0 S: 4	H: 1 LOB: 2 BB: 1 P: 8	R: 0 E: 0 K: 0 S: 4	H: 1 LOB: 2 BB: 1 P: 8	R: 2 E: 1 K: 0 S: 4	H: 3 LOB: 2 BB: 0 P: 4	1B: 5 2B: 3 3B: 0 HR: 0	SF: 0 SAC: 2 DP: 0 HBP: 0	WP: 0 PB: 1 SB: 0 CS: 1	PA: 55
<b>PITCHER</b>	IP 13.0	WLS L 54	BF 8	H 4	R 4	ER 2	SO 8	BB 4	IBB 2	HBP 0	BLK 0	WP 0	HR 0	S 64	P 88	ERA 1.39	WHIP 0.923													
Wilbur Wood, L ERA: 3.66																														

Chicago White Sox @ Kansas City Royals  
Royals Stadium, Kansas City, MO  
Sat May 25 1974, 8:05 PM EDT  
Att. 13,034 - Unknown - 61 F

AB 46  
R 4  
H 8  
RBI 4  
BB 6  
SO 8  
LOB 20





Batter	1	2	3	4	5	6	7	8	9	AB	R	H	RBI	BB	SO	LOB	TOP																					
Pat Kelly, L OBP: 0.346, SLG: 0.402 (1, 9)	F7		1B		6-3			FC3-6		4	0	1	1	0	0	2																						
Jorge Orta, L OBP: 0.277, SLG: 0.320 (1, 4) (8, 6)	3-1		1B		6-3			FC4-6		4	0	1	0	0	0	1																						
Tony Muser, L OBP: 0.350, SLG: 0.368 (1, 3)	L8		1-3		1B			1B		4	0	2	0	0	0	2																						
Bill Melton, R OBP: 0.307, SLG: 0.310 (1, 5)		6-3			F8			4-3		4	0	1	0	0	0	2																						
Carlos May, L OBP: 0.319, SLG: 0.315 (1, 7)	L7				4-3			G3		4	0	0	0	0	0	1																						
Ken Henderson, S OBP: 0.378, SLG: 0.478 (1, 8)	K				3-1			F7		4	0	1	0	0	1	0																						
Jerry Hairston, S OBP: 0.167, SLG: 0.171 (1, 10)			4-3		F7			1-5-3		4	0	0	0	0	0	1																						
Ed Herrmann, L OBP: 0.339, SLG: 0.436 (1, 2)			SH5-3		F9			4-3		4	1	1	0	0	0	1																						
Bucky Dent, R OBP: 0.240, SLG: 0.320 (1, 6)			1B							1	0	1	0	0	0	0																						
Ron Santo, R OBP: 0.337, SLG: 0.297 (8, PH) (8, 4)			SH5-3					FC3-6		1	0	1	0	0	0	0																						
<b>Inning Stats</b>	R: 0 E: 0 K: 0 S: 3	H: 0 LOB: 0 BB: 0 P: 3	R: 0 E: 0 K: 1 S: 5	H: 0 LOB: 0 BB: 0 P: 5	R: 1 E: 0 K: 0 S: 6	H: 3 LOB: 2 BB: 0 P: 6	R: 0 E: 0 K: 0 S: 3	H: 0 LOB: 0 BB: 0 P: 3	R: 0 E: 0 K: 0 S: 4	H: 1 LOB: 1 BB: 0 P: 4	R: 0 E: 0 K: 0 S: 4	H: 2 LOB: 1 BB: 0 P: 4	R: 0 E: 0 K: 0 S: 3	H: 0 LOB: 0 BB: 0 P: 3	R: 0 E: 0 K: 0 S: 5	H: 2 LOB: 2 BB: 0 P: 5	R: 0 E: 0 K: 0 S: 4	H: 1 LOB: 1 BB: 0 P: 4	1B: 9 2B: 0 3B: 0 HR: 0	SF: 0 SAC: 1 DP: 0 HBP: 0	WP: 0 PB: 0 CS: 0	PA: 35																
<b>PITCHER</b>	IP	WLS	BF	H	R	ER	SO	BB	IBB	HBP	BLK	WP	HR	S	P	ERA	WHIP	<b>PITCHER</b>				IP	WLS	BF	H	R	ER	SO	BB	IBB	HBP	BLK	WP	HR	S	P	ERA	WHIP
Al Fitzmorris, R ERA: 3.33 (1, 1)	9.0	W	35	9	1	1	1	0	0	0	0	0	0	37	37	1.00	1.000																					

Chicago White Sox @ Kansas City Royals  
Royals Stadium, Kansas City, MO  
Sun May 26 1974, 4:33 AM EDT  
Att: 14,639 - Unknown - 66 F

AB 34  
R 1  
H 9  
RBI 1  
BB 0  
SO 1  
LOB 10



Batter	1	2	3	4	5	6	7	8	9	AB	R	H	RBI	BB	SO	LOB	BOTTOM																					
Freddie Patek, R OBP: 0.296, SLG: 0.302 (1, 6)	L9		F8		F8			F7		4	0	0	0	0	0	1																						
Cookie Rojas, R OBP: 0.331, SLG: 0.411 (1, 4)	P3							P4		4	1	1	0	0	0	0																						
Amos Otis, R OBP: 0.358, SLG: 0.436 (1, 8)	F3				P4			L8		4	1	1	0	0	0	1																						
John Mayberry, L OBP: 0.391, SLG: 0.497 (1, 3)		F8						4-3		3	1	1	1	1	0	0																						
Hal McRae, R OBP: 0.401, SLG: 0.563 (1, 10)	K				F8					2	0	0	0	1	1	1																						
Jim Wehford, R OBP: 0.350, SLG: 0.358 (1, 7)	4-3									2	1	1	2	1	0	0																						
Al Cowens, R OBP: 0.227, SLG: 0.238 (1, 9)			4-3		PO			G6-4-3		3	0	1	1	0	0	3																						
George Brett, L OBP: 0.295, SLG: 0.421 (1, 5)					PO			4-3		3	0	1	0	0	0	0																						
Fran Healy, R OBP: 0.291, SLG: 0.446 (1, 2)	F7				L8			6-3		3	0	0	0	0	0	1																						
<b>Inning Stats</b>	R: 0 E: 0 K: 0 S: 3	H: 0 LOB: 0 BB: 0 P: 3	R: 0 E: 0 K: 1 S: 5	H: 0 LOB: 0 BB: 0 P: 5	R: 0 E: 0 K: 0 S: 4	H: 1 LOB: 1 BB: 0 P: 4	R: 3 E: 0 K: 0 S: 6	H: 4 LOB: 0 BB: 0 P: 6	R: 0 E: 0 K: 0 S: 3	H: 0 LOB: 0 BB: 0 P: 3	R: 1 E: 0 K: 0 S: 3	H: 1 LOB: 2 BB: 3 P: 15	R: 0 E: 0 K: 0 S: 3	H: 0 LOB: 0 BB: 0 P: 3	R: 0 E: 0 K: 0 S: 3	H: 0 LOB: 0 BB: 0 P: 3	1B: 2 2B: 3 3B: 1 HR: 0	SF: 0 SAC: 0 DP: 1 HBP: 0	WP: 0 PB: 0 CS: 0	PA: 32																		
<b>PITCHER</b>	IP	WLS	BF	H	R	ER	SO	BB	IBB	HBP	BLK	WP	HR	S	P	ERA	WHIP	<b>PITCHER</b>				IP	WLS	BF	H	R	ER	SO	BB	IBB	HBP	BLK	WP	HR	S	P	ERA	WHIP
Jim Kaat, L ERA: 4.35 (1, 1)	5.1	L	22	6	4	4	1	0	0	0	0	0	0	23	27	6.75	1.125																					
Rich Gossage, R ERA: 4.02 (6, 1)	0.0		2	0	0	0	0	2	0	0	0	0	0	0	8	∞	∞																					
Cy Acosta, R ERA: 4.7 (6, 1)	2.2		7	0	0	0	0	0	0	0	0	0	0	7	7	0.00	0.000																					

Chicago White Sox @ Kansas City Royals  
Royals Stadium, Kansas City, MO  
Sun May 26 1974, 4:33 AM EDT  
Att: 14,639 - Unknown - 66 F

AB 28  
R 4  
H 6  
RBI 4  
BB 3  
SO 1  
LOB 7





Batter	1	2	3	4	5	6	7	8	9	AB	R	H	RBI	BB	SO	LOB	TOP					
Pat Kelly, L OBP: 0.348, SLG: 0.402 (1, 9)										5	1	2	2	0	1	0						
Jorge Orta, L OBP: 0.283, SLG: 0.333 (1, 10) (7, 4)										5	0	2	0	0	0	1						
Dick Allen, R OBP: 0.380, SLG: 0.507 (1, 3)										5	0	1	0	0	0	1						
Bill Melton, R OBP: 0.317, SLG: 0.321 (1, 5) Terry Forster, L (7, 1)										4	1	3	0	0	0	1						
Carlos May, L OBP: 0.317, SLG: 0.314 (1, 7)										4	0	1	0	0	0	2						
Ken Henderson, S OBP: 0.375, SLG: 0.469 (1, 8)										3	1	0	0	0	3							
Ron Santo, R OBP: 0.335, SLG: 0.303 (1, 4) (7, 5)										4	1	1	0	0	1	2						
Ed Herrmann, L OBP: 0.361, SLG: 0.451 (1, 2)										3	1	3	1	1	0	0						
Bucky Dent, R OBP: 0.238, SLG: 0.317 (1, 6) Tony Muser, L OBP: 0.341, SLG: 0.359 (4, PH) Eddie Leon, R OBP: 0.161, SLG: 0.107 (4, 6)										1	0	0	0	0	2							
										1	0	0	0	0	2							
										2	0	0	0	0	2							
<b>Inning Stats</b>	R: 0 E: 0 K: 0 S: 3	H: 0 LOB: 0 BB: 0 P: 3	R: 1 E: 0 K: 1 S: 8	H: 3 LOB: 2 BB: 0 P: 8	R: 0 E: 0 K: 0 S: 4	H: 3 LOB: 2 BB: 0 P: 4	R: 3 E: 1 K: 0 S: 5	H: 2 LOB: 1 BB: 1 P: 10	R: 0 E: 0 K: 0 S: 4	H: 1 LOB: 1 BB: 0 P: 4	R: 0 E: 0 K: 0 S: 3	H: 1 LOB: 0 BB: 0 P: 3	R: 1 E: 1 K: 0 S: 5	H: 2 LOB: 1 BB: 0 P: 5	R: 0 E: 0 K: 0 S: 4	H: 1 LOB: 1 BB: 0 P: 4	R: 0 E: 0 K: 1 S: 5	H: 0 LOB: 0 BB: 0 P: 5	1B: 11 2B: 2 3B: 0 HR: 0	SF: 0 SAC: 0 DP: 1 HBP: 1	WP: 0 PB: 0 SB: 0 CS: 0	PA: 39
<b>PITCHER</b> Doc Medich, R ERA: 3.45 (1, 1)	IP: 9.0 WLS: L BF: 39 H: 13 R: 5 ER: 4 SO: 2 BB: 0 IBB: 1 HBP: 1 BLK: 1 WP: 0 HR: 0 S: 41 P: 46 ERA: 4.00 WHIP: 1.444											<b>PITCHER</b>	IP: 9.0 WLS: L BF: 39 H: 13 R: 5 ER: 4 SO: 2 BB: 0 IBB: 1 HBP: 1 BLK: 1 WP: 0 HR: 0 S: 41 P: 46 ERA: 4.00 WHIP: 1.444									

Chicago White Sox @ New York Yankees  
Shea Stadium, Flushing, NY  
Mon May 27 1974, 3:33 AM EDT  
Att: 17,174 - Cloudy - 53 F

AB	37
R	5
H	13
RBI	3
BB	1
SO	2
LOB	16



Batter	1	2	3	4	5	6	7	8	9	AB	R	H	RBI	BB	SO	LOB	BOTTOM					
Ron Blomberg, L OBP: 0.444, SLG: 0.571 (1, 9)										4	1	1	0	1	1	1						
Thurman Munson, R OBP: 0.275, SLG: 0.409 (1, 2)										5	1	3	2	0	1	1						
Elliott Maddox, R OBP: 0.386, SLG: 0.327 (1, 8) (9, 5)										3	0	1	0	2	0	0						
Lou Piniella, R OBP: 0.355, SLG: 0.394 (1, 7)										4	0	0	0	0	1	7						
Bill Sudakis, S OBP: 0.290, SLG: 0.337 (1, 3) Chris Chambliss, L OBP: 0.306, SLG: 0.343 (7, 3)										3	0	0	0	0	2	4						
										1	1	1	0	0	0	0						
Jim Ray Hart, R OBP: 0.182, SLG: 0.053 (1, 10)										4	0	0	0	0	2	1						
Graig Nettles, L OBP: 0.320, SLG: 0.470 (1, 5) (9, 6)										3	0	0	0	1	2	1						
Fernando Gonzalez, R OBP: 0.224, SLG: 0.259 (1, 4) Roy White, S OBP: 0.380, SLG: 0.389 (8, PH) Bobby Murcer, L OBP: 0.316, SLG: 0.331 (9, 8)										3	0	0	0	0	1	1						
										1	0	1	1	0	0	0						
										0	0	0	0	0	0	0						
Gene Michael, S OBP: 0.224, SLG: 0.179 (1, 6) Walt Williams, R OBP: 0.120, SLG: 0.083 (7, PH) Jim Mason, L OBP: 0.287, SLG: 0.293 (8, 6) Rick Dempsey, R OBP: 0.261, SLG: 0.310 (8, PH) Horace Clarke, S OBP: 0.294, SLG: 0.255 (9, 4)										2	0	0	0	0	1	1						
										1	0	0	0	0	0	0						
										0	0	0	0	0	0	0						
										0	0	0	0	0	0	1						
										0	0	0	0	0	0	0						
<b>Inning Stats</b>	R: 0 E: 0 K: 1 S: 7	H: 2 LOB: 2 BB: 0 P: 7	R: 0 E: 0 K: 1 S: 5	H: 0 LOB: 1 BB: 1 P: 9	R: 0 E: 0 K: 2 S: 8	H: 1 LOB: 2 BB: 1 P: 12	R: 0 E: 0 K: 3 S: 9	H: 0 LOB: 0 BB: 0 P: 9	R: 2 E: 0 K: 0 S: 4	H: 1 LOB: 0 BB: 1 P: 8	R: 0 E: 0 K: 1 S: 5	H: 0 LOB: 0 BB: 0 P: 5	R: 0 E: 1 K: 0 S: 5	H: 1 LOB: 3 BB: 1 P: 9	R: 1 E: 0 K: 1 S: 7	H: 2 LOB: 1 BB: 0 P: 7	R: 0 E: 0 K: 2 S: 7	H: 0 LOB: 0 BB: 0 P: 7	1B: 5 2B: 1 3B: 0 HR: 1	SF: 0 SAC: 0 DP: 0 HBP: 0	WP: 0 PB: 0 SB: 2 CS: 0	PA: 39
<b>PITCHER</b> Skip Pitlock, L ERA: 2.75 (1, 1) Terry Forster, L ERA: 3.21 (7, 1)	IP: 6.2 WLS: W BF: 29 H: 5 R: 2 ER: 1 SO: 8 BB: 3 IBB: 0 HBP: 0 BLK: 0 WP: 0 HR: 1 S: 42 P: 54 ERA: 1.35 WHIP: 1.200											<b>PITCHER</b>	IP: 2.1 WLS: S BF: 10 H: 2 R: 1 ER: 1 SO: 3 BB: 1 IBB: 0 HBP: 0 BLK: 0 WP: 0 HR: 0 S: 15 P: 19 ERA: 3.86 WHIP: 1.286									

Chicago White Sox @ New York Yankees  
Shea Stadium, Flushing, NY  
Mon May 27 1974, 3:33 AM EDT  
Att: 17,174 - Cloudy - 53 F

AB	35
R	3
H	7
RBI	3
BB	4
SO	11
LOB	18





Batter	1	2	3	4	5	6	7	8	9	10	AB	R	H	RBI	BB	SO	LOB	TOP							
Pat Kelly, L OBP: 0.349, SLG: 0.397 (1, 9)	0-0 FC5-4 1B		0-0 4-3			0-0 F5		4-0 1B BB	0-0 6-3		4	0	1	0	1	0	2								
Jorge Orta, L OBP: 0.297, SLG: 0.340 (1, 10)	0-0 FC5-4 FC6-4 1-2r		4-0 WP BB			0-0 G5-4-3 1B		0-0 1B	0-0 1B	0-0 1-3	4	0	2	0	1	0	1								
Dick Allen, R OBP: 0.375, SLG: 0.497 (1, 3)	0-0 FC6-4 BB 1-2r		0-0 6-3			0-0 G5-4-3 1-2r		0-0 G5-4-3 1B 1-2 2-3	0-0 F9	0-0 F9	5	0	1	0	0	0	3								
Bill Melton, R OBP: 0.314, SLG: 0.313 (1, 5)	4-0 BB 1-2					0-0 5-3		0-0 F8	0-0 G5-4-3 1-2r	0-0 F8	4	0	0	0	1	0	3								
Carlos May, L OBP: 0.321, SLG: 0.325 (1, 7)	0-0 F3					0-0 F7		0-0 E 2B	0-0 BB 1B	0-0 F8	4	2	2	0	0	0	2								
Ken Henderson, S OBP: 0.367, SLG: 0.458 (1, 8)		0-0 F7				0-0 1-3		0-0 E3 2-H	0-3 K	0-0 K	4	0	0	0	0	1	1								
Ron Santo, R OBP: 0.333, SLG: 0.297 (1, 4)		0-0 F8				0-3 K		0-3 K	4-0 2B BB	0-0 K	3	0	0	0	1	2	1								
Ed Herrmann, L OBP: 0.352, SLG: 0.440 Brian Downing, R OBP: 0.423, SLG: 0.639 (1, 2) (9, PH) (9, 2)		0-0 6-3				0-0 F8		0-0 G3	0-3 BB BB	0-3 K	3	0	0	0	0	0	1								
Bucky Dent, R OBP: 0.234, SLG: 0.311 Tony Muser, L OBP: 0.333, SLG: 0.350 Eddie Leon, R OBP: 0.188, SLG: 0.172 (1, 6) (8, PH) (8, 6)			0-0 6-3			0-3 K		0-0 F9	0-0 1-3 2-H 2B	0-0 K	2	0	0	0	0	1	0								
<b>Inning Stats</b>	R: 0 E: 0 K: 0 S: 4	H: 1 LOB: 2 BB: 1 P: 8	R: 0 E: 0 K: 0 S: 3	H: 0 LOB: 0 BB: 0 P: 3	R: 0 E: 0 K: 0 S: 3	H: 0 LOB: 1 BB: 1 P: 7	R: 0 E: 0 K: 2 S: 7	H: 0 LOB: 0 BB: 0 P: 7	R: 1 E: 1 K: 1 S: 7	H: 1 LOB: 1 BB: 0 P: 7	R: 0 E: 0 K: 0 S: 4	H: 2 LOB: 2 BB: 1 P: 8	R: 1 E: 0 K: 2 S: 9	H: 2 LOB: 2 BB: 13 P: 13	R: 0 E: 0 K: 0 S: 3	H: 0 LOB: 0 BB: 0 P: 3	1B: 5 2B: 2 3B: 0 HR: 0	SF: 0 SAC: 0 DP: 2 HBP: 0	WP: 1 PA: 40						
<b>PITCHER</b>	IP WLS BF H R ER SO BB IBB HBP BLK WP HR S P ERA WHIP																								
Mel Stottlemyre, R ERA: 3.5 Sparky Lyle, L ERA: 1.53 (1, 1) (9, 1)	8.0 W 8	32 6 2 1 3	6 2 0 0 2	3 1 3 0 0	3 0 0 0 0	1 0 0 0 0	35 47 11 15	1.12 1.125 0.00 1.000																	

Chicago White Sox @ New York Yankees  
Shea Stadium, Flushing, NY  
Tue May 28 1974, 7:05 PM EDT  
Att: 9,075 - Unknown - 66 F


AB 36  
R 2  
H 7  
RBI 1  
BB 4  
SO 5  
LOB 16



Batter	1	2	3	4	5	6	7	8	9	10	AB	R	H	RBI	BB	SO	LOB	BOTTOM							
Elliott Maddox, R OBP: 0.387, SLG: 0.321 (1, 8)	4-0 2B BB 6-3	0-0 1-2 1B		0-0 F9			0-0 F8		0-0 F3		4	1	1	0	1	0	0								
Lou Piniella, R OBP: 0.350, SLG: 0.388 (1, 7)	0-0 6-3 1-2	0-0 F4					0-0 F3		0-0 F9		5	0	1	0	0	0	3								
Bobby Murcer, L OBP: 0.318, SLG: 0.339 (1, 9)	0-0 3B 2B 2-H		0-0 4-3				0-0 F9		0-0 G3		5	2	2	1	0	0	1								
Ron Blomberg, L OBP: 0.448, SLG: 0.588 Horace Clarke, S OBP: 0.294, SLG: 0.255 (1, 10) (10, PH)	0-0 FC3-2 3B 2-H		0-0 1B BB 1B				0-0 6-3		0-0 F8		4	0	2	1	0	0	0								
Graig Nettles, L OBP: 0.332, SLG: 0.480 (1, 5)	0-0 FC3-2 3-H		4-0 1B BB 1B				0-0 G4-6-3 1B		4-0 FC4-6 BB		3	0	2	1	2	0	1								
Chris Chambliss, L OBP: 0.304, SLG: 0.341 (1, 3)	0-0 4-3		0-0 G6-4-3 1B 1-2 2-3				0-0 G4-6-3 1-2r		0-0 FC4-6 1B 1-2r		4	0	1	0	0	0	3								
Thurman Munson, R OBP: 0.280, SLG: 0.412 Rick Dempsey, R OBP: 0.261, SLG: 0.310 (1, 2) (9, 2)		0-0 F8		0-0 G6-4-3 1-2r			0-0 1B		0-0 1B		4	0	2	0	0	0	3								
Jim Mason, L OBP: 0.279, SLG: 0.285 (1, 6)		0-0 4-3		0-0 3-1			0-0 1-3		0-0 F8		4	0	0	0	0	0	3								
Fred Stanley, R Roy White, S Fernando Gonzalez, R OBP: 0.358, SLG: 0.386 OBP: 0.224, SLG: 0.256 (1, 4) (9, PH) (10, 4)		4-0 1B BB		0-0 4-3			0-0 F9		0-3 K		2	0	0	0	1	0	0								
<b>Inning Stats</b>	R: 2 E: 0 K: 0 S: 5	H: 2 LOB: 1 BB: 1 P: 9	R: 0 E: 0 K: 0 S: 4	H: 1 LOB: 2 BB: 1 P: 8	R: 0 E: 0 K: 0 S: 4	H: 2 LOB: 2 BB: 1 P: 8	R: 0 E: 0 K: 0 S: 3	H: 0 LOB: 0 BB: 0 P: 3	R: 0 E: 0 K: 0 S: 4	H: 1 LOB: 1 BB: 0 P: 4	R: 0 E: 0 K: 0 S: 4	H: 1 LOB: 2 BB: 1 P: 8	R: 0 E: 0 K: 1 S: 5	H: 0 LOB: 0 BB: 5 P: 5	R: 1 E: 1 K: 0 S: 3	H: 2 LOB: 2 BB: 3 P: 3	1B: 8 2B: 2 3B: 1 HR: 0	SF: 0 SAC: 1 DP: 2 HBP: 0	WP: 0 PA: 41						
<b>PITCHER</b>	IP WLS BF H R ER SO BB IBB HBP BLK WP HR S P ERA WHIP																								
Stan Bahnsen, R ERA: 3.54 Terry Forster, L ERA: 3.38 (1, 1) (10, 1)	9.0 L 3	38 9 2 1 0	2 2 1 0	1 0 0 0	0 0 0 0	0 0 0 0	36 52 3 3	2.00 1.444 ∞ ∞																	

Chicago White Sox @ New York Yankees  
Shea Stadium, Flushing, NY  
Tue May 28 1974, 7:05 PM EDT  
Att: 9,075 - Unknown - 66 F

AB 36  
R 3  
H 11  
RBI 3  
BB 4  
SO 1  
LOB 14





Batter	1	2	3	4	5	6	7	8	9	AB	R	H	RBI	BB	SO	LOB	TOP														
Dick Allen, R OBP: 0.383, SLG: 0.519 (1, 3)										3	1	2	2	1	0	1															
Bill Melton, R OBP: 0.323, SLG: 0.347 (1, 5)										4	1	3	1	0	0	1															
Ron Santo, R OBP: 0.326, SLG: 0.289 (1, 4)										4	0	0	0	0	1	3															
Ken Henderson, S OBP: 0.365, SLG: 0.453 (1, 8)										4	0	1	0	0	0	1															
Carlos May, L OBP: 0.320, SLG: 0.323 (1, 7)										4	0	1	0	0	1	4															
Brian Downing, R OBP: 0.413, SLG: 0.615 (1, 9)										4	0	1	0	0	1	4															
Ed Herrmann, L OBP: 0.349, SLG: 0.433 (1, 2)										4	0	1	0	0	0	1															
Jerry Hairston, S OBP: 0.178, SLG: 0.182 (1, 10)									3	0	1	0	0	0	0	1															
Lamar Johnson, R OBP: 0.125, SLG: 0.125 (9, PH)										1	0	0	0	0	0	1															
Bucky Dent, R OBP: 0.234, SLG: 0.308 (1, 6)										4	1	1	0	0	0	2															
<b>Inning Stats</b>	R: 0 E: 0 K: 0 S: 3	H: 1 LOB: 0 BB: 0 P: 3	R: 0 E: 0 K: 0 S: 3	H: 1 LOB: 0 BB: 0 P: 3	R: 3 E: 0 K: 1 S: 8	H: 3 LOB: 0 BB: 0 P: 8	R: 0 E: 0 K: 1 S: 5	H: 0 LOB: 0 BB: 0 P: 5	R: 0 E: 0 K: 0 S: 3	H: 1 LOB: 3 BB: 1 P: 3	R: 0 E: 0 K: 0 S: 7	H: 2 LOB: 3 BB: 1 P: 11	R: 0 E: 0 K: 0 S: 4	H: 1 LOB: 1 BB: 0 P: 4	R: 0 E: 0 K: 0 S: 4	H: 1 LOB: 1 BB: 0 P: 4	R: 0 E: 0 K: 0 S: 4	H: 1 LOB: 1 BB: 0 P: 4	1B: 8 2B: 1 3B: 0 HR: 2	SF: 0 SAC: 0 DP: 3 HBP: 0	WP: 0 PB: 0 SB: 0 CS: 0	PA: 36									
<b>PITCHER</b> Bill Lee, L ERA: 2.88 (1, 1)	IP: 9.0 WLS: L BF: 36	H: 11 R: 3 ER: 3 SO: 3	BB: 1 IBB: 0 HBP: 0 BLK: 0	WP: 0 HR: 2 S: 41 P: 45	ERA: 3.00 WHIP: 1.333											<b>PITCHER</b>	IP: 9.0 WLS: L BF: 36	H: 11 R: 3 ER: 3 SO: 3	BB: 1 IBB: 0 HBP: 0 BLK: 0	WP: 0 HR: 2 S: 41 P: 45	ERA: 3.00 WHIP: 1.333										

Chicago White Sox @ Boston Red Sox  
Fenway Park, Boston, MA  
Fri May 31 1974, 7:05 PM EDT  
Att: 21,398 - Unknown - 65 F

AB	35
R	3
H	11
RBI	3
BB	1
SO	3
LOB	19



Batter	1	2	3	4	5	6	7	8	9	AB	R	H	RBI	BB	SO	LOB	BOTTOM														
Juan Beniquez, R OBP: 0.312, SLG: 0.376 (1, 8)										4	0	0	0	0	1	0															
Mario Guerrero, R OBP: 0.311, SLG: 0.298 (1, 6)										4	0	0	0	0	0	0															
Dwight Evans, R OBP: 0.405, SLG: 0.536 (1, 9)										4	0	0	0	0	1	0															
Carl Yastrzemski, L OBP: 0.423, SLG: 0.468 (1, 7)										4	0	1	0	0	0	0															
Rico Petrocelli, R OBP: 0.379, SLG: 0.444 (1, 5)										3	0	1	0	1	0	0															
Rick Miller, L OBP: 0.359, SLG: 0.308 (9, PR)										0	0	0	0	0	0	0															
Carlton Fisk, R OBP: 0.336, SLG: 0.535 (1, 2)										3	2	3	2	1	0	0															
Tommy Harper, R OBP: 0.209, SLG: 0.215 (1, 10)										4	0	0	0	0	0	5															
Cecil Cooper, L OBP: 0.357, SLG: 0.420 (1, 3)										3	0	0	0	0	1	0															
Rick Burleson, R OBP: 0.341, SLG: 0.500 (1, 4)										3	0	0	0	0	1	0															
<b>Inning Stats</b>	R: 0 E: 0 K: 0 S: 3	H: 0 LOB: 0 BB: 0 P: 3	R: 1 E: 0 K: 0 S: 4	H: 1 LOB: 0 BB: 0 P: 4	R: 0 E: 0 K: 0 S: 3	H: 0 LOB: 0 BB: 0 P: 3	R: 0 E: 0 K: 0 S: 5	H: 2 LOB: 3 BB: 1 P: 9	R: 0 E: 0 K: 0 S: 3	H: 0 LOB: 0 BB: 0 P: 3	R: 1 E: 0 K: 0 S: 4	H: 1 LOB: 0 BB: 0 P: 4	R: 0 E: 0 K: 0 S: 3	H: 0 LOB: 0 BB: 0 P: 3	R: 0 E: 0 K: 1 S: 6	H: 1 LOB: 2 BB: 1 P: 10	1B: 3 2B: 0 3B: 0 HR: 2	SF: 0 SAC: 0 DP: 0 HBP: 0	WP: 0 PB: 0 SB: 0 CS: 0	PA: 34											
<b>PITCHER</b> Wilbur Wood, L ERA: 3.53 (1, 1)	IP: 8.2 WLS: W BF: 32	H: 4 R: 2 ER: 2 SO: 4	BB: 2 IBB: 0 HBP: 0 BLK: 0	WP: 0 HR: 2 S: 38 P: 46	ERA: 2.08 WHIP: 0.692											<b>PITCHER</b>	IP: 8.2 WLS: S BF: 2	H: 1 R: 0 ER: 0 SO: 0	BB: 0 IBB: 0 HBP: 0 BLK: 0	WP: 0 HR: 0 S: 2 P: 2	ERA: 0.00 WHIP: 3.000										
Terry Forster, L ERA: 3.35 (9, 1)	0.1 S: 2	1 R: 0 ER: 0 SO: 0	0 BB: 0 HBP: 0 BLK: 0	0 WP: 0 HR: 0 S: 2 P: 2	0.00 3.000																										

Chicago White Sox @ Boston Red Sox  
Fenway Park, Boston, MA  
Fri May 31 1974, 7:05 PM EDT  
Att: 21,398 - Unknown - 65 F

AB	32
R	2
H	5
RBI	2
BB	2
SO	4
LOB	5





Batter	1	2	3	4	5	6	7	8	9	AB	R	H	RBI	BB	SO	LOB	TOP
Pat Kelly, L OBP: 0.353, SLG: 0.400 (1, 9)										4	0	2	0	0	0	0	
Carlos May, L OBP: 0.316, SLG: 0.321 (1, 7)										4	0	1	0	0	0	2	
Dick Allen, R OBP: 0.375, SLG: 0.506 (1, 3)										4	0	0	0	0	1	1	
Bill Melton, R OBP: 0.323, SLG: 0.347 (1, 5)										3	0	1	0	0	0	0	
Ron Santo, R OBP: 0.321, SLG: 0.284 (1, 4)										3	0	0	0	0	0	1	
Ken Henderson, S OBP: 0.384, SLG: 0.451 (1, 8)										3	0	1	0	0	1	0	
Jorge Orta, L OBP: 0.298, SLG: 0.333 (1, 10)										2	0	0	0	1	0	0	
Ed Herrmann, L OBP: 0.341, SLG: 0.423 (1, 2)										3	0	0	0	0	1	2	
Chuck Brinkman, R OBP: 0.250, SLG: 0.182 (8, 2)										0	0	0	0	0	0	0	
Bucky Dent, R OBP: 0.230, SLG: 0.303 (1, 6)										2	0	0	0	0	1	0	
Tony Muser, L OBP: 0.326, SLG: 0.341 (9, PH)										1	0	0	0	0	0	0	
<b>Inning Stats</b>	R: 0 E: 0 K: 1 S: 5	H: 1 LOB: 0 BB: 0 P: 5	R: 0 E: 0 K: 0 S: 4	H: 1 LOB: 2 BB: 1 P: 8	R: 0 E: 0 K: 1 S: 5	H: 0 LOB: 0 BB: 0 P: 5	R: 0 E: 0 K: 0 S: 3	H: 1 LOB: 0 BB: 0 P: 3	R: 0 E: 0 K: 0 S: 3	H: 0 LOB: 0 BB: 0 P: 3	R: 0 E: 0 K: 0 S: 3	H: 0 LOB: 0 BB: 0 P: 3	R: 0 E: 0 K: 0 S: 4	H: 1 LOB: 1 BB: 0 P: 4	1B: 5 2B: 1 3B: 0 HR: 0	SF: 0 SAC: 0 DP: 3 HBP: 0	WP: 0 PA: 30 PB: 0 SB: 0 CS: 0
<b>PITCHER</b>	IP WLS BF H R ER SO BB IBB HBP BLK WP HR S P ERA WHIP																
Luis Tiant, R ERA: 3.67 (1, 1)	9.0 W 30 5 0 0 4 1 0 0 0 0 0 0 0 0 0.00 0.667																

**Chicago White Sox @ Boston Red Sox**  
 Fenway Park, Boston, MA  
 Sat Jun 01 1974, 7:05 PM EDT  
 Att: 20,404 - Unknown - 72 F

livebaseballscorecards.com

AB 29  
 R 0  
 H 5  
 RBI 0  
 BB 1  
 SO 4  
 LOB 6

Batter	1	2	3	4	5	6	7	8	9	AB	R	H	RBI	BB	SO	LOB	BOTTOM
Juan Beniquez, R OBP: 0.315, SLG: 0.372 (1, 8)										4	2	1	1	1	0	2	
Cecil Cooper, L OBP: 0.364, SLG: 0.422 (1, 3)										4	2	2	1	1	0	1	
Dwight Evans, R OBP: 0.400, SLG: 0.526 (1, 9)										4	0	1	1	0	2	1	
Carl Yastrzemski, L OBP: 0.434, SLG: 0.497 (1, 7)										3	1	3	3	0	0	0	
Rick Miller, L OBP: 0.359, SLG: 0.308 (7, PR) (8, 7)										0	0	0	0	0	0	0	
Carlton Fisk, R OBP: 0.333, SLG: 0.519 (1, 2)										3	0	0	0	1	1	3	
Rico Petrocelli, R OBP: 0.375, SLG: 0.433 (1, 5)										3	1	0	0	1	0	4	
Tommy Harper, R OBP: 0.218, SLG: 0.218 (1, 10)										3	1	1	0	1	0	3	
Dick McAuliffe, L OBP: 0.279, SLG: 0.318 (1, 4)										4	1	1	0	0	1	2	
Mario Guerrero, R OBP: 0.309, SLG: 0.296 (1, 6)										4	0	1	1	0	1	2	
<b>Inning Stats</b>	R: 2 E: 0 K: 0 S: 5	H: 3 LOB: 1 BB: 1 P: 9	R: 0 E: 0 K: 1 S: 5	H: 0 LOB: 1 BB: 1 P: 9	R: 1 E: 0 K: 1 S: 6	H: 1 LOB: 0 BB: 0 P: 6	R: 2 E: 0 K: 0 S: 5	H: 2 LOB: 1 BB: 1 P: 9	R: 0 E: 0 K: 1 S: 5	H: 0 LOB: 2 BB: 1 P: 8	R: 1 E: 0 K: 1 S: 6	H: 1 LOB: 1 BB: 1 P: 10	R: 2 E: 1 K: 1 S: 8	H: 3 LOB: 1 BB: 0 P: 8	1B: 9 2B: 0 3B: 0 HR: 1	SF: 0 SAC: 1 DP: 1 HBP: 1	WP: 0 PA: 39 PB: 0 SB: 1 CS: 0
<b>PITCHER</b>	IP WLS BF H R ER SO BB IBB HBP BLK WP HR S P ERA WHIP																
Stan Bahnsen, R ERA: 3.87 (1, 1)	4.0 L 20 6 5 5 2 3 0 0 0 0 0 0 0 0 11.25 2.250																
Rich Gossage, R ERA: 3.66 (5, 1)	3.0 13 1 1 1 2 2 0 1 0 0 0 0 14 23 3.00 1.000																
Wayne Granger, R ERA: 9.45 (8, 1)	1.0 6 3 2 1 1 0 0 0 0 0 0 0 8 8 9.00 3.000																

**Chicago White Sox @ Boston Red Sox**  
 Fenway Park, Boston, MA  
 Sat Jun 01 1974, 7:05 PM EDT  
 Att: 20,404 - Unknown - 72 F

livebaseballscorecards.com

AB 32  
 R 8  
 H 10  
 RBI 7  
 BB 5  
 SO 5  
 LOB 18







Batter	1	2	3	4	5	6	7	8	9	AB	R	H	RBI	BB	SO	LOB	TOP			
<b>Elliott Maddox, R</b> OBP: 0.410, SLG: 0.338 (1, 8)	5-3		F9		1-3			6-3		4	0	0	0	0	0	2	<b>New York Yankees @ Chicago White Sox</b> Comiskey Park, Chicago, IL Tue Jun 04 1974, 8:05 PM EDT Att: 14,351 - Unknown - 79 F <a href="http://livebaseballscorecards.com">livebaseballscorecards.com</a>			
<b>Ron Blomberg, L</b> OBP: 0.428, SLG: 0.576 (1, 10)	F6		G4-6-3 1B		4-3			K		4	0	1	0	0	1	1				
<b>Bobby Murcer, L</b> OBP: 0.307, SLG: 0.337 (1, 9)	4-3		G4-6-3 1-2					F5		4	0	0	0	0	2					
<b>Lou Piniella, R</b> OBP: 0.355, SLG: 0.405 (1, 7)		6-3 1B			F8			F2		4	1	1	0	0	0	0				
<b>Bill Sudakis, S</b> OBP: 0.297, SLG: 0.333 (1, 3)	K				F8			F4		4	0	0	0	0	1	1				
<b>Graig Nettles, L</b> OBP: 0.346, SLG: 0.481 (1, 5)	6-3				K			4-3		4	0	0	0	0	1	1				
<b>Rick Dempsey, R</b> OBP: 0.328, SLG: 0.424 (1, 2)										3	1	3	1	0	0	0				
<b>Fred Stanley, R</b> OBP: 0.353, SLG: 0.214 (1, 4)					4-3 2B					2	0	0	0	0	2					
<b>Roy White, S</b> OBP: 0.354, SLG: 0.367 (7, PH)					4-3			6-3		1	0	0	0	0	1					
<b>Fernando Gonzalez, R</b> OBP: 0.225, SLG: 0.259 (7, 4)	F2				2-3			1-2		0	0	0	0	0	0	0				
<b>Jim Mason, L</b> OBP: 0.302, SLG: 0.320 (1, 6)								F6		3	0	2	1	0	0	1				
<b>Inning Stats</b>	R: 0 E: 0 K: 1 S: 3	H: 0 LOB: 0 BB: 0 P: 3	R: 1 E: 0 K: 1 S: 7	H: 2 LOB: 1 BB: 0 P: 7	R: 0 E: 0 K: 1 S: 4	H: 2 LOB: 1 BB: 0 P: 4	R: 0 E: 0 K: 1 S: 5	H: 0 LOB: 0 BB: 0 P: 5	R: 0 E: 0 K: 1 S: 5	H: 1 LOB: 1 BB: 0 P: 4	R: 0 E: 0 K: 1 S: 5	H: 0 LOB: 0 BB: 0 P: 5	R: 0 E: 0 K: 0 S: 3	H: 0 LOB: 0 BB: 0 P: 3	R: 0 E: 0 K: 0 S: 3	H: 0 LOB: 0 BB: 0 P: 3	1B: 5 2B: 2 3B: 0 HR: 0	SF: 0 SAC: 0 DP: 1 HBP: 0	WP: 0 PB: 0 SB: 1 CS: 1	PA: 33
<b>PITCHER</b> <b>Wilbur Wood, L</b> ERA: 3.4 (1, 1)	IP: 9.0 WLS: W BF: 33 H: 7 R: 2 ER: 2 SO: 3 BB: 0 IBB: 0 HBP: 0 BLK: 0 WP: 0 HR: 0 S: 39 P: 39 ERA: 2.00 WHIP: 0.778															<b>PITCHER</b>				


Batter	1	2	3	4	5	6	7	8	9	AB	R	H	RBI	BB	SO	LOB	BOTTOM			
<b>Pat Kelly, L</b> OBP: 0.365, SLG: 0.412 (1, 10)			F7		F5		1-4-3 2B			4	1	2	0	0	0	2	<b>New York Yankees @ Chicago White Sox</b> Comiskey Park, Chicago, IL Tue Jun 04 1974, 8:05 PM EDT Att: 14,351 - Unknown - 79 F <a href="http://livebaseballscorecards.com">livebaseballscorecards.com</a>			
<b>Brian Downing, R</b> OBP: 0.413, SLG: 0.594 (8, PH)	CS 1B						1B			1	0	1	0	0	0	0				
<b>Carlos May, L</b> OBP: 0.314, SLG: 0.312 (1, 7)	3-1		4-3		HR 1B		1-4-3	4-3		5	1	1	0	0	0	3				
<b>Dick Allen, R</b> OBP: 0.378, SLG: 0.542 (1, 3)					F7		K			4	1	1	4	0	2	1				
<b>Tony Muser, L</b> OBP: 0.318, SLG: 0.333 (9, 3)	K				HR 1B		K			0	0	0	0	0	0	0				
<b>Bill Melton, R</b> OBP: 0.328, SLG: 0.369 (1, 5)		4-0 1B			5-3		1B			3	2	1	1	1	0	0				
<b>Ken Henderson, S</b> OBP: 0.369, SLG: 0.459 (1, 8)		E8 1B					2B			4	0	3	1	0	0	0				
<b>Jorge Orta, L</b> OBP: 0.317, SLG: 0.368 (1, 4)			F7		F7		SH1-3 1B			4	1	2	0	0	0	3				
<b>Bill Sharp, L</b> OBP: 0.667, SLG: 0.667 (1, 9)			G4-6-3 1B		4-3		SH1-3			3	0	2	1	0	0	0				
<b>Ed Herrmann, L</b> OBP: 0.346, SLG: 0.421 (1, 2)			G4-6-3 1-2				1B			3	1	1	0	1	0	4				
<b>Bucky Dent, R</b> OBP: 0.233, SLG: 0.328 (1, 6)			5-3		HR 1B		HR 1B			4	2	2	2	0	0	2				
<b>Inning Stats</b>	R: 0 E: 0 K: 1 S: 5	H: 1 LOB: 0 BB: 0 P: 5	R: 1 E: 1 K: 0 S: 4	H: 2 LOB: 1 BB: 1 P: 8	R: 0 E: 0 K: 0 S: 3	H: 0 LOB: 0 BB: 0 P: 3	R: 0 E: 0 K: 0 S: 4	H: 1 LOB: 1 BB: 0 P: 4	R: 4 E: 0 K: 0 S: 7	H: 4 LOB: 0 BB: 0 P: 7	R: 0 E: 0 K: 0 S: 4	H: 1 LOB: 2 BB: 1 P: 8	R: 2 E: 0 K: 1 S: 7	H: 3 LOB: 1 BB: 0 P: 7	R: 2 E: 0 K: 0 S: 6	H: 4 LOB: 1 BB: 0 P: 6	1B: 11 2B: 3 3B: 0 HR: 2	SF: 0 SAC: 1 DP: 1 HBP: 0	WP: 0 PB: 0 SB: 0 CS: 1	PA: 38
<b>PITCHER</b> <b>Pat Dobson, R</b> ERA: 4.33 (1, 1)	IP: 6.0 WLS: L BF: 27 H: 9 R: 5 ER: 5 SO: 1 BB: 1 IBB: 1 HBP: 0 BLK: 0 WP: 0 HR: 1 S: 27 P: 35 ERA: 7.50 WHIP: 1.667															<b>PITCHER</b>				
<b>Dave Pagan, R</b> ERA: 9.23 (7, 1)	1.0 7 5 4 4 1 0 0 0 0 0 0 9 9 36.00 5.000																			
<b>Mike Wallace, L</b> ERA: 4.5 (8, 1)	1.0 4 2 0 0 0 0 0 0 0 0 1 4 4 0.00 2.000																			



Batter	1	2	3	4	5	6	7	8	9	10	11	12	13	14	15	AB	R	H	RBI	BB	SO	LOB	TOP
<b>Elliott Maddox, R</b> OBP: 0.400, SLG: 0.346 (9, 4)																7	2	2	0	0	1	1	
<b>Ron Blomberg, L</b> OBP: 0.414, SLG: 0.548 (1, 10)																6	1	0	0	0	2	2	
<b>Bobby Murcer, L</b> OBP: 0.311, SLG: 0.340 (9, 8)																7	1	3	2	0	2	0	
<b>Lou Piniella, R</b> OBP: 0.366, SLG: 0.402 (1, 7)																6	1	2	0	1	1	3	
<b>Bill Sudakis, S</b> OBP: 0.297, SLG: 0.330 (1, 3)																7	1	2	1	0	0	2	
<b>Graig Nettles, L</b> OBP: 0.353, SLG: 0.484 (1, 5)																5	0	2	3	2	2	3	
<b>Rick Dempsey, R</b> OBP: 0.296, SLG: 0.379 (9, 9)																7	0	0	0	0	1	7	
<b>Fred Stanley, R</b> OBP: 0.300, SLG: 0.176 (1, 4)																3	0	0	0	0	0	1	
<b>Roy White, S</b> OBP: 0.352, SLG: 0.365 (8, 8)																1	0	0	0	0	0	1	
<b>Gene Michael, S</b> OBP: 0.241, SLG: 0.200 (8, 8)																2	0	1	0	0	1	0	
<b>Jim Mason, L</b> OBP: 0.305, SLG: 0.329 (8, 8)																2	0	1	0	0	1	1	
<b>Walt Williams, R</b> OBP: 0.100, SLG: 0.069 (8, 8)																1	0	0	0	0	0	0	
<b>Fernando Gonzalez, R</b> OBP: 0.225, SLG: 0.259 (8, 8)																0	0	0	0	0	0	0	
<b>Chris Chambers, L</b> OBP: 0.266, SLG: 0.330 (8, 8)																1	0	0	0	0	1	0	
<b>Jim Deidel, R</b> (8, 2)																2	0	0	0	0	0	1	
<b>Inning Stats</b>	R: 2 E: 0 K: 5	H: 2 LOB: 2 BB: 1 P: 10	R: 0 E: 0 K: 4	H: 1 LOB: 1 BB: 0 P: 4	R: 3 E: 0 K: 8	H: 3 LOB: 1 BB: 1 P: 12	R: 0 E: 0 K: 5	H: 0 LOB: 0 BB: 0 P: 5	R: 0 E: 0 K: 3	H: 1 LOB: 1 BB: 1 P: 7	R: 0 E: 0 K: 5	H: 0 LOB: 0 BB: 0 P: 5	R: 0 E: 0 K: 5	H: 0 LOB: 0 BB: 0 P: 5	R: 0 E: 0 K: 5	H: 1 LOB: 1 BB: 0 P: 6	R: 0 E: 1 K: 6	H: 0 LOB: 1 BB: 0 P: 6	1B: 10 2B: 3 3B: 0 HR: 0	SF: 0 SAC: 0 DP: 2 HBP: 1	WP: 0 PB: 0 CS: 0	PA: 61	
<b>Skip Pitcock, L</b> ERA: 4.15 (1, 1)	IP: 2.0 WLS: 4 BF: 13 H: 4 R: 4 ER: 4 SO: 0 BB: 2 IBB: 0 HBP: 0 BLK: 0 WP: 0 HR: 0 S: 10 P: 19 ERA: 18.00 WHIP: 3.000																						
<b>Jim Kaat, L</b> ERA: 4.6 (3, 1)	5.1 20 4 1 1 5 1 0 0 0 0 0 29 33 1.69 0.938																						
<b>Cy Acosta, R</b> ERA: 3.6 (8, 1)	0.2 2 0 0 0 0 0 0 0 0 0 2 2 0.00 0.000																						
<b>Terry Forster, L</b> ERA: 3.12 (9, 1)	7.0 W 26 5 1 1 7 0 0 0 0 0 40 40 1.29 0.714																						

**New York Yankees @ Chicago White Sox**  
Comiskey Park, Chicago, IL  
Wed Jun 05 1974, 8:05 PM EDT  
Att: 7,566 - Unknown - 66 F


**AB 57**  
**R 6**  
**H 13**  
**RBI 6**  
**BB 3**  
**SO 12**  
**LOB 22**



Batter	1	2	3	4	5	6	7	8	9	10	11	12	13	14	15	AB	R	H	RBI	BB	SO	LOB	BOTTOM				
<b>Pat Kelly, L</b> OBP: 0.374, SLG: 0.417 (1, 10)																3	1	2	0	1	0	0					
<b>Ron Santo, R</b> OBP: 0.355, SLG: 0.281 (8, 8)																3	0	1	0	0	1	0					
<b>Carlos May, L</b> OBP: 0.323, SLG: 0.315 (1, 7)																5	1	2	2	2	0	3					
<b>Dick Allen, R</b> OBP: 0.300, SLG: 0.547 (1, 3)																6	2	2	1	1	5						
<b>Bill Melton, R</b> OBP: 0.319, SLG: 0.357 (1, 5)																6	0	0	0	0	2	4					
<b>Ken Henderson, S</b> OBP: 0.362, SLG: 0.446 (1, 8)																5	0	0	1	1	3	0					
<b>Jorge Orta, L</b> OBP: 0.323, SLG: 0.374 (1, 4)																6	0	2	1	1	2	0					
<b>Bill Sharp, L</b> OBP: 0.429, SLG: 0.429 (1, 9)																4	1	1	0	0	1	1					
<b>Jerry Hairston, S</b> OBP: 0.191, SLG: 0.196 (11, 8)																2	0	1	0	0	0	0					
<b>Ed Herrmann, L</b> OBP: 0.345, SLG: 0.414 (1, 2)																2	1	0	0	1	0	1					
<b>Brian Downing, R</b> OBP: 0.398, SLG: 0.569 (10, 2)																3	0	0	0	0	2	2					
<b>Bucky Dent, R</b> OBP: 0.240, SLG: 0.331 (1, 8)																5	1	2	0	0	0	0					
<b>Tony Muser, R</b> OBP: 0.315, SLG: 0.326 (14, 8)																1	0	0	0	0	0	0					
<b>Eddie Leon, R</b> OBP: 0.188, SLG: 0.172 (15, 8)																0	0	0	0	0	0	0					
<b>Inning Stats</b>	R: 0 E: 0 K: 2 S: 2	H: 0 LOB: 0 BB: 1 P: 6	R: 0 E: 0 K: 3	H: 0 LOB: 0 BB: 0 P: 3	R: 6 E: 1 K: 9	H: 4 LOB: 0 BB: 17	R: 0 E: 0 K: 5	H: 0 LOB: 0 BB: 1 P: 9	R: 0 E: 0 K: 3	H: 1 LOB: 1 BB: 1 P: 7	R: 0 E: 0 K: 5	H: 0 LOB: 0 BB: 0 P: 7	R: 0 E: 0 K: 5	H: 2 LOB: 2 BB: 0 P: 7	R: 0 E: 0 K: 5	H: 1 LOB: 1 BB: 0 P: 5	R: 0 E: 0 K: 5	H: 2 LOB: 2 BB: 0 P: 7	R: 0 E: 0 K: 3	H: 1 LOB: 1 BB: 0 P: 3	R: 1 E: 0 K: 3	H: 2 LOB: 2 BB: 1 P: 7	1B: 11 2B: 1 3B: 1 HR: 0	SF: 1 SAC: 1 DP: 1 HBP: 0	WP: 0 PB: 0 CS: 2	PA: 61	
<b>Dick Tidrow, R</b> ERA: 6.2 (1, 1)	IP: 2.1 WLS: 13 BF: 13 H: 4 R: 6 ER: 6 SO: 1 BB: 3 IBB: 0 HBP: 0 BLK: 0 WP: 0 HR: 0 S: 12 P: 24 ERA: 23.14 WHIP: 3.000																										
<b>Mike Wallace, L</b> ERA: 3.68 (3, 1)	3.2 5.0 13 1 0 0 2 2 0 0 0 0 0 15 23 0.00 0.818																										
<b>Sparky Lyle, L</b> ERA: 1.38 (7, 1)	5.0 19 3 0 0 6 1 0 0 0 0 0 30 34 0.00 0.800																										
<b>Cecil Upshaw, R</b> ERA: 3.29 (12, 1)	3.1 L 15 5 1 1 3 0 1 0 0 0 20 24 2.70 1.500																										

**New York Yankees @ Chicago White Sox**  
Comiskey Park, Chicago, IL  
Wed Jun 05 1974, 8:05 PM EDT  
Att: 7,566 - Unknown - 66 F

**AB 51**  
**R 7**  
**H 13**  
**RBI 6**  
**BB 7**  
**SO 12**  
**LOB 16**









Batter	1	2	3	4	5	6	7	8	9	AB	R	H	RBI	BB	SO	LOB	TOP										
Tommy Harper, R (1, 10) OBP: 0.248, SLG: 0.287	5-3		1-3					F8									5 2 2 2 0 0 2										
Juan Beniquez, R (1, 8) OBP: 0.327, SLG: 0.394	F8																5 0 3 1 0 0 0										
Dwight Evans, R (1, 9) OBP: 0.358, SLG: 0.478	5-3		6-3														4 0 0 1 1 0 2										
Carl Yastrzemski, L (1, 3) OBP: 0.419, SLG: 0.461																	4 0 0 1 0 1 1										
Bernie Carbo, L (1, 7) OBP: 0.383, SLG: 0.523																	3 1 1 1 1 1 2										
Rico Petrocelli, R (1, 5) OBP: 0.373, SLG: 0.448																	4 0 0 0 0 0 1										
Carlton Fisk, R (1, 2) OBP: 0.360, SLG: 0.529																	0 1 0 0 3 0 0										
Bob Montgomery, R (6, 2) OBP: 0.221, SLG: 0.264																	1 0 0 0 0 0 0										
Rick Burleson, R (1, 4) OBP: 0.396, SLG: 0.520																	4 1 2 0 0 1 2										
Mario Guerrero, R (1, 6) OBP: 0.287, SLG: 0.274																	4 1 1 0 0 0 3										
<b>Inning Stats</b>	R: 0 E: 0 K: 0 S: 3	H: 0 LOB: 0 BB: 0 P: 3	R: 1 E: 0 K: 1 S: 6	H: 1 LOB: 1 BB: 1 P: 10	R: 0 E: 0 K: 0 S: 4	H: 1 LOB: 1 BB: 0 P: 4	R: 0 E: 0 K: 0 S: 2	H: 0 LOB: 0 BB: 1 P: 6	R: 4 E: 0 K: 0 S: 6	H: 3 LOB: 1 BB: 2 P: 14	R: 0 E: 0 K: 0 S: 3	H: 0 LOB: 1 BB: 1 P: 7	R: 1 E: 0 K: 2 S: 9	H: 2 LOB: 1 BB: 0 P: 9	R: 0 E: 0 K: 0 S: 5	H: 2 LOB: 2 BB: 0 P: 5	R: 0 E: 0 K: 0 S: 3	H: 0 LOB: 0 BB: 0 P: 3	1B: 7 2B: 1 3B: 0 HR: 1	SF: 1 SAC: 0 DP: 1 HBP: 0	WP: 0 PB: 0 SB: 1 CS: 0	PA: 40					
<b>PITCHER</b>	IP	WLS	BF	H	R	ER	SO	BB	IBB	HBP	BLK	WP	HR	S	P	ERA	WHIP										
Joe Henderson, R (1, 1) ERA: 9.0	4.0		20	5	5	4	1	3	0	0	0	0	1	19	31	9.00	2.000										
Bill Moran, R (5, 1) ERA: 3.92	0.0	1	0	0	0	0	0	1	0	0	0	0	0	0	4	∞	∞										
Jim Kaat, L (5, 1) ERA: 4.59	2.0	W	8	2	1	1	0	1	0	0	0	0	0	7	11	4.50	1.500										
Terry Forster, L (7, 1) ERA: 3.03	1.2		7	2	0	0	2	0	0	0	0	0	0	11	11	0.00	1.200										
Cy Acosta, R (8, 1) ERA: 3.38	1.1	S	4	0	0	0	0	0	0	0	0	0	0	4	4	0.00	0.000										

**Boston Red Sox @ Chicago White Sox**  
Comiskey Park, Chicago, IL  
Fri Jun 07 1974, 8:05 PM EDT  
Att: 15,173 - Unknown - 67 F

AB 34  
R 6  
H 9  
RBI 6  
BB 5  
SO 3  
LOB 13



Batter	1	2	3	4	5	6	7	8	9	AB	R	H	RBI	BB	SO	LOB	BOTTOM										
Jorge Orta, L (1, 10) OBP: 0.338, SLG: 0.367	F7																3 1 0 1 2 2 1										
Carlos May, L (1, 7) OBP: 0.323, SLG: 0.316	3-1																5 1 2 1 0 0 2										
Dick Allen, R (1, 3) OBP: 0.360, SLG: 0.553	6-3																4 1 1 3 0 0 2										
Tony Musser, L (7, 3) OBP: 0.304, SLG: 0.318																	1 0 0 0 0 0 0										
Bill Melton, R (1, 5) OBP: 0.324, SLG: 0.354																	3 2 1 0 2 1 0										
Ken Henderson, S (1, 8) OBP: 0.356, SLG: 0.451																	5 0 1 0 0 2 2										
Ron Santo, R (1, 4) OBP: 0.333, SLG: 0.284																	2 1 1 0 2 1 2										
Bill Sharp, L (1, 9) OBP: 0.368, SLG: 0.308																	2 0 0 0 0 0 3										
Brian Downing, R (6, PH) (6, 9) OBP: 0.412, SLG: 0.575																	1 1 1 1 1 0 0										
Ed Herrmann, L (1, 2) OBP: 0.347, SLG: 0.412																	4 0 0 0 0 2 5										
Bucky Dent, R (1, 6) OBP: 0.244, SLG: 0.331																	4 1 2 0 0 0 2										
<b>Inning Stats</b>	R: 0 E: 0 K: 0 S: 3	H: 0 LOB: 0 BB: 0 P: 3	R: 0 E: 0 K: 2 S: 7	H: 0 LOB: 1 BB: 1 P: 11	R: 4 E: 0 K: 1 S: 10	H: 5 LOB: 2 BB: 1 P: 14	R: 0 E: 0 K: 1 S: 7	H: 2 LOB: 2 BB: 0 P: 7	R: 3 E: 1 K: 1 S: 6	H: 0 LOB: 2 BB: 4 P: 22	R: 1 E: 0 K: 2 S: 9	H: 2 LOB: 2 BB: 1 P: 13	R: 0 E: 0 K: 1 S: 5	H: 0 LOB: 0 BB: 0 P: 5	R: 0 E: 0 K: 0 S: 3	H: 0 LOB: 0 BB: 0 P: 3	1B: 8 2B: 0 3B: 0 HR: 1	SF: 0 SAC: 0 DP: 0 HBP: 0	WP: 1 PB: 0 SB: 1 CS: 0	PA: 41							
<b>PITCHER</b>	IP	WLS	BF	H	R	ER	SO	BB	IBB	HBP	BLK	WP	HR	S	P	ERA	WHIP										
Reggie Cleveland, R (1, 1) ERA: 6.3	2.2		15	5	4	4	3	2	0	0	0	0	1	19	27	13.50	2.625										
Roger Moret, L (3, 1) ERA: 4.13	2.0	L	13	2	3	0	2	4	0	0	0	0	0	13	29	0.00	3.000										
Diego Segui, R (5, 1) ERA: 2.14	1.2		8	2	1	1	2	1	0	0	0	1	0	11	15	5.40	1.800										
Bob Veale, L (7, 1) ERA: 1.8	1.2		5	0	0	0	1	0	0	0	0	0	0	7	7	0.00	0.000										

**Boston Red Sox @ Chicago White Sox**  
Comiskey Park, Chicago, IL  
Fri Jun 07 1974, 8:05 PM EDT  
Att: 15,173 - Unknown - 67 F

AB 34  
R 8  
H 9  
RBI 6  
BB 7  
SO 8  
LOB 19





Batter	1	2	3	4	5	6	7	8	9	AB	R	H	RBI	BB	SO	LOB	TOP										
<b>Tommy Harper, R</b> OBP: 0.254, SLG: 0.291 (1, 10)	5-3		SH1-3 2H SF8-4-5 1B		L5		FC4-6 1-2 2-3 1B		F3	5	1	2	1	0	0	0	<b>Boston Red Sox @ Chicago White Sox</b> Comiskey Park, Chicago, IL Sat Jun 08 1974, 8:05 PM EDT Att: 42,096 - Unknown - 62 F										
<b>Juan Beniquez, R</b> OBP: 0.335, SLG: 0.396 (1, 8)	5-3		SH1-3 1-2 BB				FC4-6 1-2 2-3 1B		K	4	0	2	1	1	1	0											
<b>Carlton Fisk, R</b> OBP: 0.368, SLG: 0.533 <b>Bob Montgomery, R</b> OBP: 0.225, SLG: 0.270 (1, 2) (3, 2)	2B 1B		SH1-3 1-2 2-3		F8		SF8 3H			1	1	1	0	0	0	0											
<b>Carl Yastrzemski, L</b> OBP: 0.416, SLG: 0.464 <b>Danny Cater, R</b> OBP: 0.342, SLG: 0.406 (1, 3) (8, 3)	1H 2B		SF8-6-4-5 2-3 3H			4-3	FC4-6 1-2 2-3 PB		P4	3	0	1	2	0	0	2											
<b>Rico Petrocelli, R</b> OBP: 0.382, SLG: 0.473 <b>Terry Hughes, R</b> OBP: 0.267, SLG: 0.214 (1, 5) (8, 5)	K				F9 BB 1B		HR 1-2 BB			3	1	2	1	1	1	1											
<b>Bernie Carbo, L</b> OBP: 0.380, SLG: 0.513 (1, 7)		6-3				5-3	L7			3	0	0	0	1	0	3											
<b>Dwight Evans, R</b> OBP: 0.348, SLG: 0.465 (1, 9)		G3			F9 2-3		P6		L9	4	0	0	0	0	0	2											
<b>Rick Burleson, R</b> OBP: 0.386, SLG: 0.500 (1, 4)		6-3			L4-3 1-2		E6 1B 1B		G6-4-3 1B	4	1	1	0	0	0	2											
<b>Mario Guerrero, R</b> OBP: 0.286, SLG: 0.273 (1, 6)					E6 1B		1-3		G6-4-3 1-2 1B	4	2	1	0	0	0	1											
<b>Inning Stats</b>	R: 1 E: 0 K: 1 S: 7	H: 2 LOB: 1 BB: 0 P: 7	R: 0 E: 0 K: 0 S: 3	H: 0 LOB: 0 BB: 0 P: 3	R: 2 E: 1 K: 0 S: 4	H: 1 LOB: 0 BB: 1 P: 8	R: 0 E: 0 K: 0 S: 3	H: 1 LOB: 1 BB: 0 P: 7	R: 0 E: 0 K: 0 S: 4	H: 1 LOB: 1 BB: 0 P: 4	R: 1 E: 0 K: 0 S: 4	H: 1 LOB: 0 BB: 0 P: 4	R: 2 E: 1 K: 0 S: 7	H: 3 LOB: 3 BB: 1 P: 11	R: 0 E: 0 K: 0 S: 3	H: 1 LOB: 0 BB: 0 P: 3		R: 0 E: 0 K: 1 S: 6	H: 1 LOB: 1 BB: 0 P: 6	1B: 9 2B: 3 3B: 0 HR: 1	SF: 2 SAC: 1 DP: 3 HBP: 0	WP: 0 PB: 1 SB: 1 CS: 0	PA: 40				
<b>PITCHER</b>	IP	WLS	BF	H	R	ER	SO	BB	IBB	HBP	BLK	WP	HR	S	P	ERA	WHIP										
<b>Wilbur Wood, L</b> ERA: 3.46 (1, 1)	6.0	W	29	9	6	3	1	2	0	0	0	0	1	29	37	4.50	1.833										
<b>Terry Forster, L</b> ERA: 2.99 (7, 1)	1.0		4	0	0	0	0	1	0	0	0	0	0	3	7	0.00	1.000										
<b>Cy Acosta, R</b> ERA: 3.09 (8, 1)	2.0		7	2	0	0	1	0	0	0	0	0	0	9	9	0.00	1.000										

Batter	1	2	3	4	5	6	7	8	9	AB	R	H	RBI	BB	SO	LOB	BOTTOM										
<b>Jorge Orta, L</b> OBP: 0.331, SLG: 0.359 <b>Brian Downing, R</b> OBP: 0.432, SLG: 0.600 (1, 10) (6, FH) (8, 7)	K		F8	6-3		2B 1B	2B			3	0	0	0	0	1	1	<b>Boston Red Sox @ Chicago White Sox</b> Comiskey Park, Chicago, IL Sat Jun 08 1974, 8:05 PM EDT Att: 42,096 - Unknown - 62 F										
<b>Carlos May, L</b> OBP: 0.325, SLG: 0.323 <b>Cy Acosta, R</b> (1, 7) (8, 1)	BB 1B		4-3		F8	F5	1B		K	5	2	2	2	0	0	2											
<b>Dick Allen, R</b> OBP: 0.362, SLG: 0.557 <b>Tony Muser, L</b> OBP: 0.319, SLG: 0.333 (1, 3) (7, 3)	K				5-3	BB HR 2B	1B			4	1	2	2	0	1	1											
<b>Bill Melton, R</b> OBP: 0.335, SLG: 0.361 (1, 5)	1B BB		K			HR BB				2	1	1	0	3	1	1											
<b>Ken Henderson, S</b> OBP: 0.362, SLG: 0.449 (1, 8)					F7	HR BB			K	3	1	1	1	2	1	1											
<b>Ron Santo, R</b> OBP: 0.335, SLG: 0.305 (1, 4)	5-3					HR BB				5	2	2	4	0	0	5											
<b>Bill Sharp, L</b> OBP: 0.444, SLG: 0.529 (1, 9)		G3								4	2	3	0	1	0	0											
<b>Ed Herrmann, L</b> OBP: 0.351, SLG: 0.414 <b>Chuck Brinkman, R</b> OBP: 0.231, SLG: 0.167 (1, 2) (8, 2)									6-3	4	0	2	2	0	0	2											
<b>Bucky Dent, R</b> OBP: 0.250, SLG: 0.333 (1, 6)	G5-4-3									1	0	0	0	0	0	1											
<b>Inning Stats</b>	R: 1 E: 0 K: 2 S: 9	H: 2 LOB: 2 BB: 1 P: 13	R: 0 E: 0 K: 0 S: 3	H: 1 LOB: 0 BB: 0 P: 3	R: 0 E: 0 K: 1 S: 6	H: 1 LOB: 1 BB: 0 P: 6	R: 2 E: 0 K: 0 S: 6	H: 3 LOB: 1 BB: 0 P: 6	R: 0 E: 0 K: 0 S: 4	H: 1 LOB: 2 BB: 1 P: 8	R: 7 E: 1 K: 0 S: 8	H: 5 LOB: 3 BB: 3 P: 20	R: 3 E: 0 K: 1 S: 8	H: 4 LOB: 1 BB: 1 P: 12	R: 0 E: 0 K: 1 S: 6	H: 1 LOB: 2 BB: 1 P: 10		1B: 11 2B: 6 3B: 0 HR: 1	SF: 0 SAC: 0 DP: 1 HBP: 0	WP: 1 PB: 0 SB: 0 CS: 0	PA: 47						
<b>PITCHER</b>	IP	WLS	BF	H	R	ER	SO	BB	IBB	HBP	BLK	WP	HR	S	P	ERA	WHIP										
<b>Dick Drago, R</b> ERA: 3.43 (1, 1)	5.0		25	9	4	4	3	1	0	0	0	0	0	29	37	7.20	2.000										
<b>Bob Veale, L</b> ERA: 4.76 (6, 1)	0.2	L	4	2	0	0	0	0	0	0	0	0	0	4	4	0.00	3.000										
<b>Diego Segui, R</b> ERA: 2.91 (6, 1)	0.0		4	2	6	6	0	2	0	0	0	0	1	2	10	∞	∞										
<b>Roger Moret, L</b> ERA: 4.78 (6, 1)	2.1		14	5	3	3	2	3	0	0	0	1	0	15	27	11.57	3.429										





Batter	1	2	3	4	5	6	7	8	9	AB	R	H	RBI	BB	SO	LOB	TOP								
Tommy Harper, R (1, 7) OBP: 0.254, SLG: 0.290 Rick Miller, L (6, FR) OBP: 0.370, SLG: 0.313 (6, 7)	F8	K			F7	1B		L4		4	0	1	1	0	1	0	<b>Boston Red Sox @ Chicago White Sox</b> Comiskey Park, Chicago, IL Sun Jun 09 1974, 4:33 AM EDT Att: 16,678 - Unknown								
Juan Beniquez, R (1, 8) OBP: 0.326, SLG: 0.385	F9	3-1			6-3	F8		5-3		5	0	0	0	0	0	2									
Carlton Fisk, R (1, 10) OBP: 0.369, SLG: 0.532	WP 1B	2B		6-3	K	K			F3 S	4	2	1	0	1	2	2									
Carl Yastrzemski, L (1, 3) OBP: 0.420, SLG: 0.468	BB 1B	1B				1B			F3	5	2	3	1	0	0	3									
Rico Petrocelli, R (1, 5) OBP: 0.393, SLG: 0.467	WP 1B	1B			F3	1B BB		F8		2	2	0	1	2	0	1									
Dwight Evans, R (1, 9) OBP: 0.350, SLG: 0.459	WP 1B	1B			K	1B		6-3		4	2	1	1	1	1	1									
Bob Montgomery, R (1, 2) OBP: 0.250, SLG: 0.295	FC6-4	1B			F8	2B 1B				4	1	3	3	0	0	0									
Rick Burleson, R (1, 4) OBP: 0.377, SLG: 0.500	FC6-4				F2	1B 1B		K		4	1	1	2	0	1	2									
Mario Guerrero, R (1, 6) OBP: 0.285, SLG: 0.273		5-3			F8	1B		K		4	0	1	1	0	1	0									
<b>Inning Stats</b>	R: 4 E: 0 K: 0 S: 7	H: 4 LOB: 1 BB: 1 P: 11	R: 0 E: 0 K: 1 S: 5	H: 0 LOB: 0 BB: 0 P: 5	R: 0 E: 0 K: 1 S: 6	H: 1 LOB: 1 BB: 0 P: 6	R: 0 E: 0 K: 0 S: 3	H: 0 LOB: 0 BB: 0 P: 3	R: 0 E: 0 K: 1 S: 5	H: 0 LOB: 0 BB: 0 P: 5	R: 5 E: 0 K: 1 S: 10	H: 5 LOB: 2 BB: 2 P: 18	R: 0 E: 0 K: 1 S: 6	H: 1 LOB: 1 BB: 0 P: 6	R: 0 E: 0 K: 1 S: 5	H: 0 LOB: 0 BB: 1 P: 5	R: 1 E: 0 K: 0 S: 3	H: 0 LOB: 0 BB: 1 P: 7	1B: 9 2B: 2 3B: 0 HR: 0	SF: 1 SAC: 0 DP: 0 HBP: 0	WP: 2 PB: 0 SB: 1 CS: 0	PA: 42			
<b>PITCHER</b>	IP	WLS	BF	H	R	ER	SO	BB	IBB	HBP	BLK	WP	HR	S	P	ERA	WHIP								
Skip Pitlock, L (1, 1) ERA: 5.64	0.2	L	6	3	4	4	0	1	0	0	0	1	0	5	9	54.00	6.000								
Rich Gossage, R (1, 1) ERA: 3.77	4.1		18	3	3	3	3	2	0	0	0	1	0	22	30	6.23	1.154								
Jim Kaat, L (6, 1) ERA: 4.82	0.0		2	2	0	0	0	0	0	0	0	0	0	2	2	∞	∞								
Cy Acosta, R (6, 1) ERA: 2.96	4.0		16	3	3	3	3	1	0	0	0	0	0	21	25	6.75	1.000								

Batter	1	2	3	4	5	6	7	8	9	AB	R	H	RBI	BB	SO	LOB	BOTTOM								
Pat Kelly, L (1, 10) OBP: 0.363, SLG: 0.403	3-1	4-3			4-3		K			4	0	0	0	0	1	1	<b>Boston Red Sox @ Chicago White Sox</b> Comiskey Park, Chicago, IL Sun Jun 09 1974, 4:33 AM EDT Att: 16,678 - Unknown								
Ron Santo, R (1, 4) OBP: 0.343, SLG: 0.348	HR	1B			6-3	IHR	HR			4	3	3	3	0	0	0									
Dick Allen, R (1, 3) OBP: 0.380, SLG: 0.567	HR	HR			6-3	F8	K			4	1	1	2	0	1	0									
Bill Melton, R (1, 5) OBP: 0.329, SLG: 0.354	F8				5-3		F7		F9	4	0	0	0	0	0	0									
Ken Henderson, S (1, 8) OBP: 0.360, SLG: 0.443	1B	BB			6-3		4-3		6-3	3	0	0	0	1	0	0									
Carlos May, L (1, 7) OBP: 0.326, SLG: 0.327	1B					K			4-3	4	0	2	0	0	1	0									
Brian Downing, R (1, 9) OBP: 0.429, SLG: 0.584 Bill Sharp, L (9, PH) OBP: 0.474, SLG: 0.556	K				K		1B		1B	2	1	0	0	1	2	3									
Ed Herrmann, L (1, 2) OBP: 0.348, SLG: 0.410		3-1			F8		1B		G4-6-3	4	1	1	0	0	0	2									
Bucky Dent, R (1, 6) OBP: 0.245, SLG: 0.326 Jorge Orta, L (9, PH) OBP: 0.329, SLG: 0.356	F8				6-3		1-3		4-3	3	0	0	1	0	0	1									
<b>Inning Stats</b>	R: 2 E: 0 K: 1 S: 8	H: 3 LOB: 2 BB: 1 P: 12	R: 0 E: 0 K: 0 S: 3	H: 0 LOB: 0 BB: 0 P: 3	R: 0 E: 0 K: 1 S: 6	H: 1 LOB: 1 BB: 0 P: 6	R: 1 E: 0 K: 0 S: 4	H: 1 LOB: 0 BB: 0 P: 4	R: 0 E: 0 K: 1 S: 5	H: 0 LOB: 0 BB: 0 P: 5	R: 3 E: 0 K: 2 S: 9	H: 2 LOB: 1 BB: 1 P: 13	R: 0 E: 0 K: 0 S: 3	H: 0 LOB: 0 BB: 0 P: 3	R: 0 E: 0 K: 0 S: 3	H: 1 LOB: 0 BB: 0 P: 3	1B: 5 2B: 0 3B: 0 HR: 3	SF: 0 SAC: 0 DP: 1 HBP: 0	WP: 0 PB: 0 SB: 0 CS: 0	PA: 36					
<b>PITCHER</b>	IP	WLS	BF	H	R	ER	SO	BB	IBB	HBP	BLK	WP	HR	S	P	ERA	WHIP								
Bill Lee, L (1, 1) ERA: 3.12	6.2	W	29	7	6	6	4	2	0	0	0	0	0	9	9	0.00	0.429								
Reggie Cleveland, R (7, 1) ERA: 6.1	2.1		7	1	0	0	1	0	0	0	0	0	0	9	9	0.00	0.429								



Batter	1	2	3	4	5	6	7	8	9	AB	R	H	RBI	BB	SO	LOB	TOP					
Ed Crosby, L OBP: 0.267, SLG: 0.333 (1, 5)	G3	FC5		5-3		P6	F8			5	0	0	0	0	0	5	<b>Cleveland Indians @ Chicago White Sox</b> Comiskey Park, Chicago, IL Tue Jun 11 1974, 8:05 PM EDT Att: 12,577 - Unknown - 56 F					
Jack Brohamer, L OBP: 0.383, SLG: 0.419 Luis Alvarado, R OBP: 0.167, SLG: 0.175 (5, FR) (5, 4)	3-1			G4-6-3 1B		F8		F3		3	0	2	0	0	0	0						
Leron Lee, L OBP: 0.365, SLG: 0.500 (1, 7)	E3		G4-6-3 1-2		G6-4-3 1B			4-3		5	0	2	1	0	0	1						
Charlie Spikes, R OBP: 0.344, SLG: 0.436 (1, 9)	FC4			E BB		G6-4-3 1-2	F7		1-3	4	1	0	0	1	0	3						
Oscar Gamble, L OBP: 0.358, SLG: 0.453 (1, 10)		E 1B BB		E5		BB 1B		K		4	2	0	1	1	1	1						
George Hendrick, R OBP: 0.309, SLG: 0.406 Rusty Torres, S OBP: 0.346, SLG: 0.227 (8, 8)	F7		E6		1B BB			L5		3	1	1	0	1	0	2						
Joe Lis, R OBP: 0.311, SLG: 0.296 (1, 3)	F3		5-3		1-2 2-H			2B 1B		1	0	0	0	0	1							
Dave Duncan, R OBP: 0.244, SLG: 0.361 (1, 2)	E5				F8					4	0	1	1	1	1	4						
Frank Duffy, R OBP: 0.245, SLG: 0.316 (1, 6)					F8			E 2B		5	0	2	1	0	0	3						
					5-3			G5-4-3 1-2 2-3		4	1	2	1	1	0	3						
<b>Inning Stats</b>	R: 0 E: 1 K: 0 S: 4	H: 0 LOB: 1 BB: 0 P: 4	R: 1 E: 1 K: 0 S: 5	H: 1 LOB: 2 BB: 1 P: 9	R: 1 E: 2 K: 0 S: 5	H: 1 LOB: 2 BB: 1 P: 9	R: 0 E: 0 K: 0 S: 3	H: 0 LOB: 0 BB: 0 P: 3	R: 2 E: 0 K: 0 S: 6	H: 4 LOB: 2 BB: 1 P: 10	R: 1 E: 0 K: 0 S: 5	H: 2 LOB: 1 BB: 0 P: 5	R: 1 E: 1 K: 2 S: 9	H: 2 LOB: 2 BB: 1 P: 13	R: 0 E: 0 K: 0 S: 3	H: 0 LOB: 0 BB: 0 P: 3	R: 0 E: 0 K: 0 S: 4	H: 2 LOB: 2 BB: 1 P: 8	1B: 10 2B: 2 3B: 0 HR: 0	SF: 0 SAC: 0 DP: 3 HBP: 0	WP: 1 PB: 0 CS: 0	PA: 45
<b>PITCHER</b>	IP	WLS	BF	H	R	ER	SO	BB	IBB	HBP	BLK	WP	HR	S	P	ERA	WHIP					
Stan Bahnsen, R ERA: 4.19 (1, 1)	6.2	L	35	10	6	4	2	3	0	0	0	0	0	36	48	5.40	1.950					
Cy Acosta, R ERA: 2.53 (7, 1)	1.1		5	0	0	0	0	1	0	0	0	0	0	4	8	0.00	0.750					
Ken Tatum, R ERA: 4.5 (9, 1)	1.0		5	2	0	0	0	1	0	0	0	1	0	4	8	0.00	3.000					

AB	40
R	6
H	12
RBI	4
BB	5
SO	2
LOB	24



Batter	1	2	3	4	5	6	7	8	9	AB	R	H	RBI	BB	SO	LOB	BOTTOM				
Pat Kelly, L OBP: 0.366, SLG: 0.405 (1, 10)	F9		4-3							4	0	2	0	0	0	1	<b>Cleveland Indians @ Chicago White Sox</b> Comiskey Park, Chicago, IL Tue Jun 11 1974, 8:05 PM EDT Att: 12,577 - Unknown - 56 F				
Bill Sharp, L OBP: 0.435, SLG: 0.500 (1, 9)	F8			8-4 1B		F8		F8		4	0	1	0	0	2						
Dick Allen, R OBP: 0.377, SLG: 0.560 (1, 3)	G3			8-4 1B		6-3				4	0	1	0	0	1						
Bill Melton, R OBP: 0.323, SLG: 0.347 (1, 5)		F7		8-4 1-2 2-3		F7		P4		4	0	0	0	0	2						
Ken Henderson, S OBP: 0.362, SLG: 0.444 (1, 8)		K		G3						4	0	2	0	0	1						
Ron Santo, R OBP: 0.341, SLG: 0.346 (1, 4)		5-3				5-3		P4		4	0	1	0	0	1						
Brian Downing, R OBP: 0.411, SLG: 0.556 (1, 7)			F2			K		FC6-4 1B		4	0	0	0	0	1	3					
Ed Herrmann, L OBP: 0.342, SLG: 0.401 (1, 2)			G3			4-3				3	0	0	0	0	0						
Bucky Dent, R OBP: 0.248, SLG: 0.328 Jorge Orta, L OBP: 0.326, SLG: 0.353 (8, PH) (9, 6)										2	0	1	0	0	0	0					
										1	0	0	0	0	0	0					
<b>Inning Stats</b>	R: 0 E: 0 K: 0 S: 3	H: 0 LOB: 0 BB: 0 P: 3	R: 0 E: 0 K: 1 S: 5	H: 0 LOB: 0 BB: 0 P: 5	R: 0 E: 0 K: 0 S: 4	H: 1 LOB: 1 BB: 0 P: 4	R: 0 E: 0 K: 0 S: 4	H: 2 LOB: 1 BB: 0 P: 4	R: 0 E: 0 K: 0 S: 4	H: 1 LOB: 1 BB: 0 P: 4	R: 0 E: 0 K: 0 S: 4	H: 1 LOB: 1 BB: 0 P: 4	R: 0 E: 0 K: 0 S: 4	H: 1 LOB: 1 BB: 0 P: 4	R: 0 E: 0 K: 0 S: 5	H: 2 LOB: 2 BB: 0 P: 5	1B: 8 2B: 1 3B: 0 HR: 0	SF: 0 SAC: 0 DP: 1 HBP: 0	WP: 0 PB: 0 CS: 0	PA: 34	
<b>PITCHER</b>	IP	WLS	BF	H	R	ER	SO	BB	IBB	HBP	BLK	WP	HR	S	P	ERA	WHIP				
Jim Perry, R ERA: 2.48 (1, 1)	9.0	W	34	8	0	0	2	0	0	0	0	0	0	38	38	0.00	0.889				

AB	34
R	0
H	8
RBI	0
BB	0
SO	2
LOB	11





Batter	1	2	3	4	5	6	7	8	9	AB	R	H	RBI	BB	SO	LOB	TOP										
Luis Alvarado, R OBP: 0.185, SLG: 0.194 (1, 4)	6-3		G3	1B		1B		P4		5	1	2	1	0	0	1											
Frank Duffy, R OBP: 0.246, SLG: 0.323 (1, 6)	2B		5-3	HR		L5		K		5	1	2	1	0	1	2											
Leron Lee, L OBP: 0.367, SLG: 0.488 (1, 7)	F9		F8	HR		P5		1B		4	1	1	0	1	0	3											
Charlie Spikes, R OBP: 0.342, SLG: 0.447 Rusty Torres, S OBP: 0.333, SLG: 0.217 (1, 9) (6, 9)	6-3		5-3	HR		4-3		F9		4	1	1	3	0	0	2											
George Hendrick, R OBP: 0.316, SLG: 0.413 (1, 8)		E		K					E5	4	2	0	1	1	0												
Joe Lis, R OBP: 0.323, SLG: 0.298 Alan Ashby, S OBP: 0.500, SLG: 0.500 (1, 3) (8, 2)	E4		1B	1B		1B		K		3	2	1	1	1	1	2											
Oscar Gamble, L OBP: 0.359, SLG: 0.447 (1, 10)	G6-3		F8	1B				4-3		4	0	1	0	1	0	3											
Dave Duncan, R OBP: 0.243, SLG: 0.353 (1, 2) (8, 3)	F8		1B	IBB		G6-4-3		K		4	1	0	0	1	1	4											
Ed Crosby, L OBP: 0.316, SLG: 0.333 (1, 5)			CS	1B		F8		G3		3	1	1	1	1	0	2											
<b>Inning Stats</b>	R: 0 E: 0 K: 0 S: 4	H: 1 LOB: 1 BB: 0 P: 4	R: 1 E: 1 K: 0 S: 4	H: 1 LOB: 0 BB: 0 P: 4	R: 0 E: 0 K: 0 S: 3	H: 0 LOB: 1 BB: 1 P: 7	R: 8 E: 0 K: 1 S: 11	H: 6 LOB: 2 BB: 2 P: 19	R: 1 E: 0 K: 0 S: 3	H: 1 LOB: 1 BB: 1 P: 7	R: 0 E: 0 K: 2 S: 7	H: 0 LOB: 2 BB: 2 P: 15	R: 0 E: 0 K: 1 S: 6	H: 1 LOB: 1 BB: 0 P: 6	R: 0 E: 1 K: 0 S: 4	H: 0 LOB: 1 BB: 0 P: 4	1B: 8 2B: 2 3B: 0 HR: 1	SF: 0 SAC: 0 DP: 2 HBP: 0	WP: 0 PB: 1 SB: 1 CS: 1	PA: 44							
<b>PITCHER</b>	IP	WLS	BF	H	R	ER	SO	BB	IBB	HBP	BLK	WP	HR	S	P	ERA	WHIP										
Wilbur Wood, L ERA: 3.72 Rich Gossage, R ERA: 4.97 Bill Moran, R ERA: 3.42 Ken Tatum, R ERA: 3.86	3.2	L	19	6	6	5	0	1	1	0	0	0	0	17	25	12.27	1.909										
																		AB	R	H	RBI	BB	SO	LOB			
																		3	0	1	0	1	0	2			
																		4	0	0	0	0	1	4			
																		4	0	0	0	0	1	1			
																		3	0	0	0	1	1	0			
																		4	0	1	0	0	1	1			
																		3	0	0	0	1	0	0			
																		4	0	1	0	0	1	1			
																		3	0	0	0	1	0	0			
																		3	0	1	0	0	0	1			
																		1	0	1	1	1	0	0			
<b>Inning Stats</b>	R: 0 E: 0 K: 0 S: 3	H: 1 LOB: 0 BB: 0 P: 3	R: 0 E: 0 K: 0 S: 2	H: 0 LOB: 0 BB: 1 P: 6	R: 0 E: 0 K: 0 S: 4	H: 1 LOB: 1 BB: 0 P: 4	R: 0 E: 0 K: 0 S: 3	H: 0 LOB: 0 BB: 0 P: 3	R: 1 E: 1 K: 0 S: 6	H: 3 LOB: 3 BB: 1 P: 10	R: 0 E: 0 K: 1 S: 5	H: 0 LOB: 0 BB: 0 P: 5	R: 0 E: 0 K: 0 S: 3	H: 0 LOB: 0 BB: 0 P: 3	R: 0 E: 0 K: 1 S: 4	H: 0 LOB: 1 BB: 1 P: 8	R: 0 E: 0 K: 2 S: 8	H: 1 LOB: 2 BB: 1 P: 12	1B: 6 2B: 0 3B: 0 HR: 0	SF: 0 SAC: 1 DP: 3 HBP: 0	WP: 0 PB: 0 SB: 0 CS: 0	PA: 34					
<b>PITCHER</b>	IP	WLS	BF	H	R	ER	SO	BB	IBB	HBP	BLK	WP	HR	S	P	ERA	WHIP										
Gaylord Perry, R ERA: 1.33	9.0	W	34	6	1	0	4	4	0	0	0	0	0	38	54	0.00	1.111										

Cleveland Indians @ Chicago White Sox  
Comiskey Park, Chicago, IL  
Wed Jun 12 1974, 8:05 PM EDT  
Att: 17,552 - Unknown

AB 38  
R 10  
H 11  
RBI 7  
BB 6  
SO 4  
LOB 21



Batter	1	2	3	4	5	6	7	8	9	AB	R	H	RBI	BB	SO	LOB	BOTTOM										
Pat Kelly, L OBP: 0.369, SLG: 0.404 (1, 10)	FC3-6		4-3					G4-6-3		3	0	1	0	1	0	2											
Carlos May, L OBP: 0.322, SLG: 0.320 (1, 7)	FC3-6		4-3		F8			K		4	0	0	0	0	1	4											
Dick Allen, R OBP: 0.371, SLG: 0.549 (1, 3)	G5-4-3		6-3		5-3			K		4	0	0	0	0	1	1											
Ken Henderson, S OBP: 0.360, SLG: 0.438 (1, 8)		G3-6-1	3-1		F8			K		3	0	0	0	1	1	0											
Ron Santo, R OBP: 0.340, SLG: 0.344 (1, 4)	G3-6-1		F9		K			BB		4	0	1	0	0	1	1											
Bill Melton, R OBP: 0.322, SLG: 0.341 (1, 5)	F8		F8		L5			BB		3	0	0	0	1	0	0											
Bill Sharp, L OBP: 0.444, SLG: 0.500 (1, 9)			SH1-3		E			F8		4	1	2	0	0	0	2											
Ed Herrmann, L OBP: 0.342, SLG: 0.400 (1, 2)			F7		E5			1-3-1		3	0	1	0	0	0	1											
Bucky Dent, R OBP: 0.259, SLG: 0.333 (1, 6)			SH1-3		BB			G4-6-3		1	0	1	1	1	0	0											
<b>Inning Stats</b>	R: 0 E: 0 K: 0 S: 3	H: 1 LOB: 0 BB: 0 P: 3	R: 0 E: 0 K: 0 S: 2	H: 0 LOB: 0 BB: 1 P: 6	R: 0 E: 0 K: 0 S: 4	H: 1 LOB: 1 BB: 0 P: 4	R: 0 E: 0 K: 0 S: 3	H: 0 LOB: 0 BB: 0 P: 3	R: 1 E: 1 K: 0 S: 6	H: 3 LOB: 3 BB: 1 P: 10	R: 0 E: 0 K: 1 S: 5	H: 0 LOB: 0 BB: 0 P: 5	R: 0 E: 0 K: 0 S: 3	H: 0 LOB: 0 BB: 0 P: 3	R: 0 E: 0 K: 1 S: 4	H: 0 LOB: 1 BB: 1 P: 8	R: 0 E: 0 K: 2 S: 8	H: 1 LOB: 2 BB: 1 P: 12	1B: 6 2B: 0 3B: 0 HR: 0	SF: 0 SAC: 1 DP: 3 HBP: 0	WP: 0 PB: 0 SB: 0 CS: 0	PA: 34					
<b>PITCHER</b>	IP	WLS	BF	H	R	ER	SO	BB	IBB	HBP	BLK	WP	HR	S	P	ERA	WHIP										
Gaylord Perry, R ERA: 1.33	9.0	W	34	6	1	0	4	4	0	0	0	0	0	38	54	0.00	1.111										

Cleveland Indians @ Chicago White Sox  
Comiskey Park, Chicago, IL  
Wed Jun 12 1974, 8:05 PM EDT  
Att: 17,552 - Unknown

AB 29  
R 1  
H 6  
RBI 1  
BB 4  
SO 4  
LOB 11





Batter	1	2	3	4	5	6	7	8	9	AB	R	H	RBI	BB	SO	LOB	TOP		
Pat Kelly, L (1, 10) OBP: 0.372, SLG: 0.402	4-0 1B SF9 BB		0-0 4-3		0-0 1-3			0-0 CS 1B		3	1	1	0	1	0	0	Chicago White Sox @ Baltimore Orioles Memorial Stadium, Baltimore, MD Fri Jun 14 1974, 7:05 PM EDT Att: 11,844 - Unknown		
Ken Henderson, S (1, 8) OBP: 0.358, SLG: 0.434	0-0 1-3 1B		0-0 5-3		0-0 L7			0-3 K		4	0	1	0	0	1	1			
Ron Santo, R (1, 3) OBP: 0.343, SLG: 0.356	0-0 SF9		0-0				0-0 F9		4-0 G6-4-3 BB	2	0	1	1	1	0	0			
Jorge Orta, L (9, FR) OBP: 0.326, SLG: 0.353	0-0 3-H		0-0 3B				0-0 F9		0-0 F4	0	0	0	0	0	0	0			
Bill Melton, R (1, 5) OBP: 0.317, SLG: 0.335	0-0 F7		0-0 5-3				0-0 F3		0-0 F4	4	0	0	0	0	0	3			
Carlos May, L (1, 7) OBP: 0.317, SLG: 0.314	0-0 G3			0-3 K			0-0 F9		0-0 G6-4-3	4	0	0	0	0	1	2			
Brian Downing, R (1, 9) OBP: 0.398, SLG: 0.536		0-0 F3		0-3 K				0-3 K		3	0	0	0	0	2	0			
Ed Herrmann, L (1, 2) OBP: 0.341, SLG: 0.399		0-0 F9		0-0 FC5-4 1B				0-3 K		3	0	1	0	0	1	0			
Bucky Dent, R (1, 6) OBP: 0.260, SLG: 0.340		0-0		0-0 FC5-4 1-2				0-0 F9		3	0	1	0	0	0	1			
Eddie Leon, R (1, 4) OBP: 0.176, SLG: 0.161		0-0 F9					0-0 F5		0-0 F8	1	0	0	0	0	0	1			
Dick Allen, R (2, 3) OBP: 0.367, SLG: 0.543										2	0	0	0	0	0	0			
<b>Inning Stats</b>	R: 1 E: 0 K: 0 S: 4	H: 1 LOB: 1 BB: 1 P: 8	R: 0 E: 0 K: 0 S: 4	H: 1 LOB: 1 BB: 0 P: 4	R: 0 E: 0 K: 2 S: 8	H: 1 LOB: 1 BB: 0 P: 8	R: 0 E: 0 K: 0 S: 3	H: 0 LOB: 0 BB: 0 P: 3	R: 0 E: 0 K: 0 S: 7	H: 0 LOB: 0 BB: 0 P: 7	R: 0 E: 0 K: 1 S: 5	H: 1 LOB: 0 BB: 0 P: 5	R: 0 E: 0 K: 0 S: 2	H: 0 LOB: 1 BB: 1 P: 6	1B: 3 2B: 1 3B: 1 HR: 0	SF: 1 SAC: 0 DP: 1 HBP: 0	WP: 0 PB: 0 SB: 0 CS: 1	PA: 32	
<b>PITCHER</b> Ross Grimsley, L (1, 1) ERA: 3.83	IP: 9.0 WLS: W BF: 32	H: 5 R: 1 ER: 1 SO: 5	BB: 2 IBB: 0 HBP: 0 BLK: 0	WP: 0 HR: 0 S: 40 P: 48	ERA: 1.00 WHIP: 0.778	<b>PITCHER</b>										IP: 0 WLS: 0 BF: 0 H: 0 R: 0 ER: 0 SO: 0	BB: 0 IBB: 0 HBP: 0 BLK: 0	WP: 0 HR: 0 S: 0 P: 0	ERA: 0 WHIP: 0

Batter	1	2	3	4	5	6	7	8	9	AB	R	H	RBI	BB	SO	LOB	BOTTOM			
Paul Blair, R (1, 8) OBP: 0.282, SLG: 0.362	0-0 F8				0-3 K			0-0 SH5-4		3	0	0	0	0	1	1	Chicago White Sox @ Baltimore Orioles Memorial Stadium, Baltimore, MD Fri Jun 14 1974, 7:05 PM EDT Att: 11,844 - Unknown			
Bobby Grich, R (1, 4) OBP: 0.414, SLG: 0.476	4-0 1B BB		0-0 L7		0-0 F3			1-0 1B HBP		2	1	0	0	1	0	0				
Tommy Davis, R (1, 10) OBP: 0.290, SLG: 0.345	0-0 F8		0-0 F3			0-3 K		0-0 HBP 1B		4	0	1	1	0	1	1				
Al Bumbry, L (6, PR) OBP: 0.224, SLG: 0.267	0-0 F8		0-0 F3			0-3 K		0-0 HBP 1B		0	0	0	0	0	0	0				
Jim Fuller, R (1, 9) OBP: 0.333, SLG: 0.450	0-0 BB 1-3 1B		0-3 K			0-3 K		0-0 HBP 1B		4	0	2	1	0	2	0				
Don Baylor, R (1, 10) OBP: 0.328, SLG: 0.280	4-0 1-2 BB			0-3 K		0-3 K		1-0 HBP		2	0	0	0	1	2	0				
Brooks Robinson, R (1, 5) OBP: 0.370, SLG: 0.409	0-0 F4			0-0 1B			0-0 5-3	0-0 G1-2-3		4	0	1	0	0	0	6				
Earl Williams, R (1, 3) OBP: 0.321, SLG: 0.278		0-0 F2		0-0 F2			0-0 L7			3	0	0	0	0	0	1				
Andy Etchebarren, R (1, 2) OBP: 0.286, SLG: 0.275		0-0		0-0 6-3			0-0 F3			3	0	1	0	0	0	1				
Mark Belanger, R (1, 6) OBP: 0.361, SLG: 0.439		0-0 F5			0-3 K			4-0 SH5-4 1B BB		2	1	0	0	1	1	1				
<b>Inning Stats</b>	R: 0 E: 0 K: 0 S: 4	H: 1 LOB: 3 BB: 2 P: 12	R: 0 E: 0 K: 0 S: 4	H: 1 LOB: 0 BB: 0 P: 4	R: 0 E: 0 K: 1 S: 5	H: 0 LOB: 0 BB: 0 P: 5	R: 0 E: 0 K: 1 S: 6	H: 1 LOB: 1 BB: 0 P: 6	R: 0 E: 0 K: 2 S: 7	H: 0 LOB: 0 BB: 0 P: 7	R: 0 E: 0 K: 3 S: 9	H: 0 LOB: 0 BB: 0 P: 9	R: 0 E: 0 K: 0 S: 3	H: 0 LOB: 0 BB: 0 P: 3	R: 2 E: 0 K: 0 S: 4	H: 2 LOB: 2 BB: 1 P: 10	1B: 4 2B: 1 3B: 0 HR: 0	SF: 0 SAC: 1 DP: 1 HBP: 2	WP: 0 PB: 0 SB: 0 CS: 0	PA: 33
<b>PITCHER</b> Skip Pitlock, L (1, 1) ERA: 4.6	IP: 7.0 WLS: L BF: 27	H: 3 R: 1 ER: 1 SO: 7	BB: 3 IBB: 0 HBP: 0 BLK: 0	WP: 0 HR: 0 S: 38 P: 50	ERA: 1.29 WHIP: 0.857	<b>PITCHER</b>										IP: 0 WLS: 0 BF: 0 H: 0 R: 0 ER: 0 SO: 0	BB: 0 IBB: 0 HBP: 0 BLK: 0	WP: 0 HR: 0 S: 0 P: 0	ERA: 0 WHIP: 0	
<b>PITCHER</b> Terry Forster, L (8, 1) ERA: 3.09	IP: 1.0 WLS: L BF: 6	H: 2 R: 1 ER: 1 SO: 0	BB: 0 IBB: 0 HBP: 2 BLK: 0	WP: 0 HR: 0 S: 4 P: 6	ERA: 9.00 WHIP: 2.000	<b>PITCHER</b>										IP: 0 WLS: 0 BF: 0 H: 0 R: 0 ER: 0 SO: 0	BB: 0 IBB: 0 HBP: 0 BLK: 0	WP: 0 HR: 0 S: 0 P: 0	ERA: 0 WHIP: 0	




Batter	1	2	3	4	5	6	7	8	9	10	11	AB	R	H	RBI	BB	SO	LOB	TOP							
Pat Kelly, L OBP: 0.362, SLG: 0.391 (1, 10)	F7			K		1-3		4-3			FC6-4	5	0	0	0	0	1	2								
Ken Henderson, S OBP: 0.351, SLG: 0.424 (1, 8)	5-3			F8		6-3		F8			G6-4-3	5	0	0	0	0	0	2								
Dick Allen, R OBP: 0.361, SLG: 0.532 (1, 3)	F7			F9		F2					K	4	0	0	0	0	1	0								
Ron Santo, R OBP: 0.341, SLG: 0.354 (1, 4)		F8									K	4	1	1	0	0	1	0								
Brian Downing, R OBP: 0.392, SLG: 0.517 (8, 2)	5-3										K	3	0	0	0	1	2	0								
Carlos May, L OBP: 0.312, SLG: 0.309 (1, 7)	F7										K	3	0	0	0	0	1	0								
Bill Melton, R OBP: 0.316, SLG: 0.330 (1, 5)			F7								F8	3	0	0	0	1	0	0								
Ed Herrmann, L OBP: 0.341, SLG: 0.400 (8, PR)			F9								F3	2	0	1	1	0	0	0								
Bill Sharp, L OBP: 0.429, SLG: 0.481 (8, 9)											F5	1	1	0	0	0	0	0								
Bucky Dent, R OBP: 0.267, SLG: 0.366 (1, 6)			6-3								FC6-4	4	1	2	2	0	0	2								
<b>Inning Stats</b>	R: 0 E: 0 K: 0 S: 3	H: 0 LOB: 0 BB: 0 P: 3	R: 0 E: 0 K: 0 S: 3	H: 0 LOB: 0 BB: 0 P: 3	R: 0 E: 0 K: 0 S: 3	H: 0 LOB: 0 BB: 0 P: 3	R: 0 E: 0 K: 1 S: 5	H: 0 LOB: 0 BB: 0 P: 5	R: 1 E: 0 K: 0 S: 4	H: 1 LOB: 2 BB: 2 P: 12	R: 0 E: 0 K: 0 S: 3	H: 0 LOB: 0 BB: 0 P: 3	R: 0 E: 0 K: 2 S: 7	H: 0 LOB: 0 BB: 0 P: 7	R: 2 E: 0 K: 0 S: 5	H: 2 LOB: 1 BB: 0 P: 5	R: 0 E: 0 K: 3 S: 9	H: 0 LOB: 0 BB: 0 P: 9	R: 0 E: 0 K: 0 S: 3	H: 0 LOB: 0 BB: 0 P: 3	R: 0 E: 0 K: 0 S: 3	H: 1 LOB: 0 BB: 0 P: 3	1B: 3 2B: 0 3B: 0 HR: 1	SF: 1 SAC: 1 DP: 1 HBP: 0	WP: 0 PB: 0 SB: 0 CS: 0	PA: 38
<b>PITCHER</b> Dave McNally, L ERA: 4.13 (1, 1)	IP: 11.0 WLS: 7 BF: 38 H: 4 R: 3 ER: 3 SO: 6 BB: 1 IBB: 1 HBP: 0 BLK: 0 WP: 0 HR: 1 S: 48 P: 56 ERA: 2.46 WHIP: 0.455											<b>PITCHER</b>	IP: 11.0 WLS: 7 BF: 38 H: 4 R: 3 ER: 3 SO: 6 BB: 1 IBB: 1 HBP: 0 BLK: 0 WP: 0 HR: 1 S: 48 P: 56 ERA: 2.46 WHIP: 0.455													

Chicago White Sox @ Baltimore Orioles  
Memorial Stadium, Baltimore, MD  
Sat Jun 15 1974, 7:05 PM EDT  
Att: 19,553 - Unknown

livebaseballscorecards.com

AB 34  
R 3  
H 4  
RBI 3  
BB 2  
SO 6  
LOB 6




Batter	1	2	3	4	5	6	7	8	9	10	11	AB	R	H	RBI	BB	SO	LOB	BOTTOM					
Al Bumbry, L OBP: 0.230, SLG: 0.266 (1, 7)	FC4-6		6-3			4-3						4	0	1	0	1	1	0						
Rich Coggins, L OBP: 0.239, SLG: 0.229 (10, 8)	FC4-6			4-3		F9		G4-3				5	0	0	0	0	0	2						
Bobby Grich, R OBP: 0.418, SLG: 0.476 (1, 4)	G6-4-3			5-3								4	2	2	0	1	0	0						
Tommy Davis, R OBP: 0.293, SLG: 0.352 (9, PR)	G6-4-3			6-3		E8						4	0	2	1	0	0	2						
Enos Cabell, R OBP: 0.313, SLG: 0.367 (9, PR)												1	1	0	0	0	0	0						
Boog Powell, L OBP: 0.296, SLG: 0.426 (1, 3)		4-3										5	1	2	1	0	0	2						
Paul Blair, R OBP: 0.277, SLG: 0.356 (9, PH)												3	0	0	0	0	0	1						
Elrod Hendricks, L OBP: 0.333, SLG: 0.468 (9, PR)	B1-3											1	0	1	1	0	0	0						
Don Baylor, R OBP: 0.328, SLG: 0.280 (10, 9)												0	0	0	0	0	0	0						
Brooks Robinson, R OBP: 0.372, SLG: 0.408 (1, 5)		F8										3	0	1	0	1	0	0						
Andy Etchebarren, R OBP: 0.267, SLG: 0.255 (1, 2)			F9									4	0	0	0	0	1	4						
Mark Belanger, R OBP: 0.353, SLG: 0.429 (1, 6)			F9			4-3						4	0	0	0	0	0	2						
<b>Inning Stats</b>	R: 0 E: 0 K: 0 S: 2	H: 0 LOB: 1 BB: 2 P: 10	R: 0 E: 0 K: 0 S: 3	H: 0 LOB: 0 BB: 0 P: 3	R: 0 E: 0 K: 0 S: 3	H: 0 LOB: 0 BB: 0 P: 3	R: 0 E: 0 K: 0 S: 5	H: 2 LOB: 2 BB: 0 P: 5	R: 1 E: 1 K: 0 S: 5	H: 2 LOB: 1 BB: 0 P: 5	R: 0 E: 0 K: 0 S: 3	H: 0 LOB: 0 BB: 0 P: 3	R: 0 E: 0 K: 1 S: 7	H: 3 LOB: 2 BB: 1 P: 11	R: 2 E: 1 K: 1 S: 7	H: 0 LOB: 0 BB: 0 P: 11	R: 0 E: 0 K: 1 S: 5	H: 0 LOB: 0 BB: 0 P: 5	R: 1 E: 0 K: 0 S: 3	H: 1 LOB: 0 BB: 0 P: 3	1B: 7 2B: 1 3B: 0 HR: 1	SF: 0 SAC: 0 DP: 2 HBP: 0	WP: 0 PB: 0 SB: 2 CS: 3	PA: 41
<b>PITCHER</b> Stan Bahnsen, R ERA: 4.05 (1, 1)	IP: 8.0 WLS: 2 BF: 31 H: 7 R: 3 ER: 2 SO: 0 BB: 2 IBB: 0 HBP: 0 BLK: 0 WP: 0 HR: 0 S: 29 P: 37 ERA: 2.25 WHIP: 1.125											<b>PITCHER</b>	IP: 8.0 WLS: 2 BF: 31 H: 7 R: 3 ER: 2 SO: 0 BB: 2 IBB: 0 HBP: 0 BLK: 0 WP: 0 HR: 0 S: 29 P: 37 ERA: 2.25 WHIP: 1.125											

Chicago White Sox @ Baltimore Orioles  
Memorial Stadium, Baltimore, MD  
Sat Jun 15 1974, 7:05 PM EDT  
Att: 19,553 - Unknown

livebaseballscorecards.com

AB 38  
R 4  
H 9  
RBI 3  
BB 3  
SO 2  
LOB 13





Batter	1	2	3	4	5	6	7	8	9	AB	R	H	RBI	BB	SO	LOB	TOP				
Pat Kelly, L OBP: 0.373, SLG: 0.404 (1, 10)										4	2	3	0	1	0	2	Chicago White Sox @ Baltimore Orioles Memorial Stadium, Baltimore, MD Sun Jun 16 1974, 3:33 AM EDT Att: 9,066 - Unknown				
Jorge Orta, L OBP: 0.322, SLG: 0.355 (1, 4)										5	1	1	2	0	1	5					
Tony Muser, L OBP: 0.365, SLG: 0.460 (1, 3)										5	3	4	3	0	0	0					
Carlos May, L OBP: 0.310, SLG: 0.307 (1, 7)										5	1	1	1	0	2	5					
Ken Henderson, S OBP: 0.356, SLG: 0.430 (1, 8)										4	0	2	2	1	1	0					
Ron Santo, R OBP: 0.333, SLG: 0.345 (1, 5)										5	0	0	0	0	1	4					
Bill Sharp, L OBP: 0.394, SLG: 0.419 (1, 9)										4	0	0	0	1	0	0					
Ed Herrmann, L OBP: 0.337, SLG: 0.400 (1, 2)										5	1	1	0	0	1	3					
Bucky Dent, R OBP: 0.273, SLG: 0.365 (1, 6)										3	1	1	0	1	0	0					
<b>Inning Stats</b>	R: 3 E: 0 K: 0 S: 6	H: 3 LOB: 2 BB: 2 P: 14	R: 2 E: 0 K: 2 S: 10	H: 3 LOB: 2 BB: 1 P: 14	R: 4 E: 0 K: 0 S: 7	H: 4 LOB: 0 BB: 0 P: 7	R: 0 E: 0 K: 0 S: 3	H: 1 LOB: 0 BB: 0 P: 3	R: 0 E: 0 K: 1 S: 5	H: 0 LOB: 1 BB: 1 P: 9	R: 0 E: 0 K: 0 S: 3	H: 0 LOB: 0 BB: 0 P: 3	R: 0 E: 0 K: 1 S: 7	H: 2 LOB: 2 BB: 0 P: 7	R: 0 E: 1 K: 1 S: 6	H: 0 LOB: 1 BB: 0 P: 6	1B: 7 2B: 6 3B: 0 HR: 1	SF: 0 SAC: 0 DP: 1 HBP: 0	WP: 0 PB: 0 SB: 3 CS: 0	PA: 44	
<b>PITCHER</b>	IP WLS BF H R ER SO BB IBB HBP BLK WP HR S P ERA WHIP	IP WLS BF H R ER SO BB IBB HBP BLK WP HR S P ERA WHIP																			
Jim Palmer, R ERA: 4.01 (1, 1)	0.2 L 7 3 3 2 0	1.0 7 3 2 2 1	1.0 7 4 4 4 1	6.1 23 3 0 0 4	2 0 0 0 0 0	2 0 0 0 0 0	0 0 0 0 0 0	0 0 0 0 0 0	0 0 0 0 0 0	0 0 0 0 0 0	0 0 0 0 0 0	0 0 0 0 0 0	0 0 0 0 0 0	0 0 0 0 0 0	0 0 0 0 0 0	0 0 0 0 0 0	0 0 0 0 0 0	0 0 0 0 0 0	0 0 0 0 0 0	0 0 0 0 0 0	27.00 7.500
Don Hood, L ERA: 4.01 (1, 1)	1.0 7 3 2 2 1	1.0 7 4 4 4 1	1.0 7 4 4 4 1	6.1 23 3 0 0 4	2 0 0 0 0 0	2 0 0 0 0 0	0 0 0 0 0 0	0 0 0 0 0 0	0 0 0 0 0 0	0 0 0 0 0 0	0 0 0 0 0 0	0 0 0 0 0 0	0 0 0 0 0 0	0 0 0 0 0 0	0 0 0 0 0 0	0 0 0 0 0 0	0 0 0 0 0 0	0 0 0 0 0 0	0 0 0 0 0 0	0 0 0 0 0 0	18.00 4.000
Jesse Jefferson, R ERA: 6.56 (2, 1)	1.0 7 3 2 2 1	1.0 7 4 4 4 1	1.0 7 4 4 4 1	6.1 23 3 0 0 4	2 0 0 0 0 0	2 0 0 0 0 0	0 0 0 0 0 0	0 0 0 0 0 0	0 0 0 0 0 0	0 0 0 0 0 0	0 0 0 0 0 0	0 0 0 0 0 0	0 0 0 0 0 0	0 0 0 0 0 0	0 0 0 0 0 0	0 0 0 0 0 0	0 0 0 0 0 0	0 0 0 0 0 0	0 0 0 0 0 0	0 0 0 0 0 0	36.00 4.000
Wayne Garland, R ERA: 2.5 (3, 1)	6.1 23 3 0 0 4	6.1 23 3 0 0 4	6.1 23 3 0 0 4	6.1 23 3 0 0 4	2 0 0 0 0 0	2 0 0 0 0 0	0 0 0 0 0 0	0 0 0 0 0 0	0 0 0 0 0 0	0 0 0 0 0 0	0 0 0 0 0 0	0 0 0 0 0 0	0 0 0 0 0 0	0 0 0 0 0 0	0 0 0 0 0 0	0 0 0 0 0 0	0 0 0 0 0 0	0 0 0 0 0 0	0 0 0 0 0 0	0 0 0 0 0 0	0.00 0.632

AB	40
R	9
H	13
RBI	8
BB	4
SO	6
LOB	19



Batter	1	2	3	4	5	6	7	8	9	AB	R	H	RBI	BB	SO	LOB	BOTTOM					
Paul Blair, R OBP: 0.277, SLG: 0.353 (1, 8)										4	0	1	0	0	0	0	Chicago White Sox @ Baltimore Orioles Memorial Stadium, Baltimore, MD Sun Jun 16 1974, 3:33 AM EDT Att: 9,066 - Unknown					
Bobby Grich, R OBP: 0.418, SLG: 0.474 (1, 4)										1	0	0	0	1	0	1						
Enos Cabell, R OBP: 0.324, SLG: 0.375 (4, 4)										2	1	1	0	0	0	0						
Tommy Davis, R OBP: 0.289, SLG: 0.346 (1, 10)										4	0	0	0	0	0	2						
Jim Fuller, R OBP: 0.330, SLG: 0.442 (1, 9)										4	0	1	1	0	1	0						
Don Baylor, R OBP: 0.326, SLG: 0.286 (1, 7)										4	0	1	0	0	0	1						
Brooks Robinson, R OBP: 0.376, SLG: 0.411 (1, 5)										3	0	2	0	0	1	0						
Frank Baker, L OBP: 0.125, SLG: 0.067 (7, FR)										1	0	0	0	0	0	1						
Boog Powell, L OBP: 0.296, SLG: 0.424 (1, 3)										3	0	1	0	0	0	2						
Andy Etchebarran, R OBP: 0.254, SLG: 0.241 (1, 2)										3	0	0	0	0	2	2						
Mark Belanger, R OBP: 0.353, SLG: 0.433 (1, 6)										3	0	1	0	0	1	0						
<b>Inning Stats</b>	R: 0 E: 0 K: 0 S: 2	H: 0 LOB: 0 BB: 1 P: 6	R: 0 E: 0 K: 0 S: 4	H: 1 LOB: 1 BB: 0 P: 4	R: 0 E: 0 K: 1 S: 6	H: 1 LOB: 1 BB: 0 P: 6	R: 0 E: 0 K: 0 S: 3	H: 0 LOB: 0 BB: 0 P: 3	R: 0 E: 0 K: 0 S: 8	H: 2 LOB: 2 BB: 0 P: 8	R: 1 E: 0 K: 0 S: 5	H: 2 LOB: 1 BB: 0 P: 5	R: 0 E: 0 K: 0 S: 3	H: 1 LOB: 1 BB: 0 P: 3	R: 0 E: 0 K: 1 S: 5	H: 0 LOB: 0 BB: 0 P: 5	R: 0 E: 0 K: 1 S: 6	H: 1 LOB: 1 BB: 0 P: 6	1B: 6 2B: 2 3B: 0 HR: 0	SF: 0 SAC: 0 DP: 2 HBP: 0	WP: 0 PB: 0 SB: 0 CS: 0	PA: 33
<b>PITCHER</b>	IP WLS BF H R ER SO BB IBB HBP BLK WP HR S P ERA WHIP	IP WLS BF H R ER SO BB IBB HBP BLK WP HR S P ERA WHIP																				
Wilbur Wood, L ERA: 3.54 (1, 1)	9.0 W 33 8 1 1 5	9.0 W 33 8 1 1 5	9.0 W 33 8 1 1 5	9.0 W 33 8 1 1 5	1 0 0 0 0 0	1 0 0 0 0 0	0 0 0 0 0 0	0 0 0 0 0 0	0 0 0 0 0 0	0 0 0 0 0 0	0 0 0 0 0 0	0 0 0 0 0 0	0 0 0 0 0 0	0 0 0 0 0 0	0 0 0 0 0 0	0 0 0 0 0 0	0 0 0 0 0 0	0 0 0 0 0 0	0 0 0 0 0 0	0 0 0 0 0 0	0 0 0 0 0 0	1.00 1.000

AB	32
R	1
H	8
RBI	1
BB	1
SO	5
LOB	9





Batter	1	2	3	4	5	6	7	8	9	AB	R	H	RBI	BB	SO	LOB	TOP			
Pat Kelly, L OBP: 0.376, SLG: 0.403 (1, 10)										3	1	1	0	1	1	0	<b>Chicago White Sox @ Cleveland Indians</b> Cleveland Municipal Stadium, Cleveland, OH Mon Jun 17 1974, 7:05 PM EDT Att: 12,576 - Unknown - 64 F			
Jorge Orta, L OBP: 0.327, SLG: 0.380 (1, 4)										4	1	2	2	0	1	1				
Dick Allen, R OBP: 0.355, SLG: 0.522 (1, 3)										4	0	0	0	0	4	3				
Carlos May, L OBP: 0.304, SLG: 0.301 (1, 7)										4	0	0	0	0	1	2				
Ken Henderson, S OBP: 0.350, SLG: 0.422 (1, 8)										4	0	0	0	0	0	0				
Ron Santo, R OBP: 0.332, SLG: 0.343 (1, 5)										4	0	1	0	0	0	0				
Bill Sharp, L OBP: 0.361, SLG: 0.382 (1, 9)										3	0	0	0	0	0	1				
Ed Herrmann, L OBP: 0.331, SLG: 0.393 (1, 2)										3	0	0	0	0	0	0				
Bucky Dent, R OBP: 0.274, SLG: 0.364 (1, 6)										3	1	1	0	0	2	0				
<b>Inning Stats</b>	R: 0 E: 0 K: 2 S: 7	H: 1 LOB: 0 BB: 0 P: 7	R: 0 E: 0 K: 1 S: 6	H: 1 LOB: 1 BB: 0 P: 6	R: 1 E: 0 K: 1 S: 7	H: 1 LOB: 2 BB: 1 P: 11	R: 0 E: 0 K: 0 S: 3	H: 0 LOB: 0 BB: 0 P: 3	R: 0 E: 0 K: 1 S: 5	H: 0 LOB: 0 BB: 0 P: 5	R: 0 E: 0 K: 0 S: 3	H: 0 LOB: 0 BB: 0 P: 3	R: 0 E: 0 K: 0 S: 9	H: 0 LOB: 0 BB: 0 P: 9	R: 0 E: 0 K: 0 S: 3	H: 0 LOB: 0 BB: 0 P: 3	1B: 4 2B: 0 3B: 0 HR: 1	SF: 0 SAC: 0 DP: 0 HBP: 0	WP: 0 PB: 0 CS: 1	PA: 33
<b>PITCHER</b> Gaylord Perry, R ERA: 1.37 (1, 1)	IP: 9.0 WLS: W BF: 33 H: 5 R: 3 ER: 2 SO: 9 BB: 1 IBB: 0 HBP: 0 BLK: 0 WP: 0 HR: 1 S: 50 P: 54 ERA: 2.00 WHIP: 0.667															<b>PITCHER</b>				

Batter	1	2	3	4	5	6	7	8	9	AB	R	H	RBI	BB	SO	LOB	BOTTOM					
Ed Crosby, L OBP: 0.263, SLG: 0.278 (1, 5)										3	0	0	0	0	1	1	<b>Chicago White Sox @ Cleveland Indians</b> Cleveland Municipal Stadium, Cleveland, OH Mon Jun 17 1974, 7:05 PM EDT Att: 12,576 - Unknown - 64 F					
Jack Brohamer, L OBP: 0.383, SLG: 0.423 (1, 4)										4	0	2	2	1	0	1						
John Lowenstein, L OBP: 0.324, SLG: 0.302 (1, 3) (8, 7)										4	1	1	1	0	0	2						
Charlie Spikes, R OBP: 0.347, SLG: 0.456 (1, 9)										4	0	0	0	0	2	4						
Oscar Gamble, L OBP: 0.335, SLG: 0.414 Buddy Bell, R OBP: 0.283, SLG: 0.361 (8, PH)										3	0	0	0	0	0	0						
Leron Lee, L OBP: 0.337, SLG: 0.453 Joe Lis, R OBP: 0.303, SLG: 0.279 (8, 3)										3	0	1	0	0	0	0						
George Hendrick, R OBP: 0.326, SLG: 0.419 (1, 8)										3	0	1	0	1	1	1						
Dave Duncan, R OBP: 0.246, SLG: 0.378 (1, 2)										4	0	0	0	0	2	5						
Frank Duffy, R OBP: 0.257, SLG: 0.332 (1, 6)										4	3	2	0	0	0	0						
<b>Inning Stats</b>	R: 0 E: 0 K: 1 S: 5	H: 0 LOB: 1 BB: 1 P: 9	R: 0 E: 0 K: 0 S: 4	H: 1 LOB: 1 BB: 0 P: 4	R: 1 E: 0 K: 1 S: 7	H: 2 LOB: 1 BB: 0 P: 7	R: 0 E: 0 K: 1 S: 6	H: 1 LOB: 1 BB: 0 P: 6	R: 1 E: 0 K: 1 S: 7	H: 2 LOB: 1 BB: 0 P: 7	R: 0 E: 0 K: 1 S: 5	H: 0 LOB: 0 BB: 0 P: 5	R: 0 E: 0 K: 1 S: 5	H: 0 LOB: 0 BB: 0 P: 5	R: 1 E: 1 K: 0 S: 5	H: 1 LOB: 3 BB: 1 P: 10	R: 1 E: 1 K: 0 S: 3	H: 1 LOB: 1 BB: 0 P: 3	1B: 5 2B: 3 3B: 0 HR: 0	SF: 0 SAC: 2 DP: 0 HBP: 1	WP: 0 PB: 0 CS: 0	PA: 38
<b>PITCHER</b> Joe Henderson, R ERA: 6.48 Skip Pitlock, L ERA: 4.13 Cy Acosta, R ERA: 2.81 (1, 1) (5, 1) (8, 1)	IP: 3.1 WLS: L BF: 12 H: 6 R: 2 ER: 1 SO: 3 BB: 0 IBB: 0 HBP: 1 BLK: 0 WP: 0 HR: 0 S: 25 P: 29 ERA: 0.00 WHIP: 0.000															<b>PITCHER</b>						



Batter	1	2	3	4	5	6	7	8	9	AB	R	H	RBI	BB	SO	LOB	TOP			
Pat Kelly, L (1, 10) OBP: 0.366, SLG: 0.392	F8		K		F7		FC6-4 PB S		F7	5	0	0	0	0	0	1				
Jorge Orta, L (1, 4) OBP: 0.342, SLG: 0.432	F8		HR		HR		PB BB		HR	4	3	3	2	1	0	0				
Dick Allen, R (1, 3) OBP: 0.360, SLG: 0.552 Tony Muser, L (9, 3) OBP: 0.365, SLG: 0.460	HR		1B		6-3		F9		HR	5	2	3	3	0	0	2				
Carlos May, L (1, 7) OBP: 0.306, SLG: 0.317	F9		1B		HR		F9		K	5	1	2	1	0	1	2				
Ken Henderson, S (1, 8) OBP: 0.349, SLG: 0.432		4-3	4-3		G3				HR	4	1	1	1	0	0	2				
Ron Santo, R (1, 5) OBP: 0.335, SLG: 0.346					E7 G5-3		K		4-3	4	0	2	0	0	1	0				
Bill Sharp, L (1, 9) OBP: 0.350, SLG: 0.368		1B			B1		6-3			4	0	1	0	0	0	2				
Ed Herrmann, L (1, 2) OBP: 0.330, SLG: 0.389							4-3		G4-6-3	4	0	1	0	0	0	2				
Bucky Dent, R (1, 6) OBP: 0.273, SLG: 0.361					6-3		G5-3		F9	4	0	1	0	0	0	2				
<b>Inning Stats</b>	R: 1 E: 0 K: 0 S: 4	H: 1 LOB: 0 BB: 0 P: 4	R: 0 E: 0 K: 0 S: 4	H: 1 LOB: 1 BB: 0 P: 4	R: 1 E: 0 K: 1 S: 8	H: 3 LOB: 2 BB: 0 P: 8	R: 0 E: 1 K: 0 S: 4	H: 2 LOB: 1 BB: 0 P: 4	R: 2 E: 0 K: 1 S: 5	H: 2 LOB: 0 BB: 0 P: 5	R: 0 E: 0 K: 0 S: 4	H: 1 LOB: 2 BB: 1 P: 8	R: 1 E: 0 K: 0 S: 4	H: 2 LOB: 2 BB: 0 P: 4	R: 2 E: 0 K: 1 S: 7	H: 2 LOB: 0 BB: 0 P: 7	1B: 8 2B: 0 3B: 0 HR: 6	SF: 0 SAC: 0 DP: 2 HBP: 0	WP: 0 PB: 1 CS: 1	PA: 40
<b>PITCHER</b>	IP WLS BF H R ER SO BB IBB HBP BLK WP HR S P ERA WHIP																			
Bob Johnson, R (1, 1) ERA: 4.29	4.2 L 22 9 4 4 1 0 0 0 0 0 0 4 24 24 7.71 1.929																			
Tom Buskey, R (5, 1) ERA: 3.91	4.1 18 5 3 3 2 1 0 0 0 0 0 2 21 25 6.23 1.385																			

Chicago White Sox @ Cleveland Indians  
Cleveland Municipal Stadium, Cleveland, OH  
Tue Jun 18 1974, 7:05 PM EDT  
Att: 8,068 - Unknown - 70 F

livebaseballscorecards.com

AB	39
R	7
H	14
RBI	7
BB	1
SO	3
LOB	13



Batter	1	2	3	4	5	6	7	8	9	AB	R	H	RBI	BB	SO	LOB	BOTTOM			
Buddy Bell, R (1, 5) OBP: 0.282, SLG: 0.358	FC6-4 1B		F3			5-3	F9			4	0	1	0	0	0	1				
Jack Brohamer, L (1, 4) OBP: 0.380, SLG: 0.418	F6				F4		1B		4-3	4	0	1	0	0	0	1				
Leron Lee, L (1, 7) OBP: 0.333, SLG: 0.444	K				6-3		G4-3 1B		K	4	0	1	0	0	2	1				
Charlie Spikes, R (1, 9) OBP: 0.345, SLG: 0.452	FC6-4 1-2				FC6-4 1B		G4-3 1-2		F8	4	0	1	0	0	0	3				
George Hendrick, R (1, 8) OBP: 0.329, SLG: 0.449					FC6-4 1-2		HR		HR	4	2	2	2	0	0	1				
Joe Lie, R (1, 3) OBP: 0.300, SLG: 0.268					F9		K		K	3	1	0	0	1	2	0				
Oscar Gamble, L (1, 10) OBP: 0.340, SLG: 0.419 Rusty Torres, S (9, PH) OBP: 0.300, SLG: 0.192					3-1		FC5-4 1B		F9	3	0	2	0	0	0	0				
Dave Duncan, R (1, 2) OBP: 0.242, SLG: 0.370					6-3		K		F7	4	0	0	0	0	1	2				
Frank Duffy, R (1, 6) OBP: 0.258, SLG: 0.332					F8		FC5-4 1-2			3	0	1	0	0	0	1				
<b>Inning Stats</b>	R: 0 E: 0 K: 1 S: 6	H: 1 LOB: 1 BB: 0 P: 6	R: 0 E: 0 K: 0 S: 3	H: 0 LOB: 0 BB: 0 P: 3	R: 0 E: 0 K: 0 S: 3	H: 0 LOB: 0 BB: 0 P: 3	R: 0 E: 0 K: 0 S: 4	H: 1 LOB: 1 BB: 0 P: 4	R: 0 E: 0 K: 2 S: 8	H: 1 LOB: 1 BB: 0 P: 8	R: 0 E: 0 K: 0 S: 4	H: 2 LOB: 1 BB: 0 P: 4	R: 2 E: 1 K: 0 S: 5	H: 3 LOB: 1 BB: 1 P: 9	R: 1 E: 0 K: 1 S: 6	H: 1 LOB: 0 BB: 0 P: 6	1B: 7 2B: 0 3B: 0 HR: 2	SF: 0 SAC: 0 DP: 2 HBP: 0	WP: 0 PB: 0 CS: 0	PA: 35
<b>PITCHER</b>	IP WLS BF H R ER SO BB IBB HBP BLK WP HR S P ERA WHIP																			
Jim Kaat, L (1, 1) ERA: 4.63	9.0 W 35 9 3 3 5 1 0 0 0 0 0 2 44 48 3.00 1.111																			

Chicago White Sox @ Cleveland Indians  
Cleveland Municipal Stadium, Cleveland, OH  
Tue Jun 18 1974, 7:05 PM EDT  
Att: 8,068 - Unknown - 70 F

livebaseballscorecards.com

AB	34
R	3
H	9
RBI	2
BB	1
SO	5
LOB	10





Batter	1	2	3	4	5	6	7	8	9	AB	R	H	RBI	BB	SO	LOB	TOP					
Pat Kelly, L (1, 10) OBP: 0.363, SLG: 0.388 Bill Melton, R (4, FH) OBP: 0.310, SLG: 0.326	0-0 4-3	0-0 L6-3		0-0 SF9			F4		0-0 F8	2	0	0	0	0	0	1	<b>Chicago White Sox @ Cleveland Indians</b> Cleveland Municipal Stadium, Cleveland, OH Wed Jun 19 1974, 7:05 PM EDT Att: 35,592 - Unknown - 72 F <a href="http://livebaseballscorecards.com">livebaseballscorecards.com</a>					
Jorge Orta, L (1, 4) OBP: 0.362, SLG: 0.437	0-0 1B		0-0 F8	0-0 4-3			0-0 HR	0-0 1B	0-0 1B	5	3	3	0	1	0	1						
Dick Allen, R (1, 3) OBP: 0.362, SLG: 0.563 Tony Muser, L (7, 3)	4-0 1B		0-0 F6		0-3 K		0-0 HR	0-0 1B	0-0 FC4-6	3	2	1	2	1	1	0						
Carlos May, L (1, 7) OBP: 0.308, SLG: 0.319 Jerry Hairston, S (8, 7)	0-0 F4		0-0 S		0-0 F7		0-0 1B	0-0 E1	0-0 F4	5	2	2	0	0	0	2						
Ken Henderson, S (1, 8) OBP: 0.351, SLG: 0.433 Brian Downing, R (7, 9)	0-0 1B		0-0 F4		0-0 F9		0-0 1B	0-0 1B		4	1	2	2	0	0	1						
Ron Santo, R (1, 5) OBP: 0.340, SLG: 0.349	0-0 5-3			4-0 1B		0-0 F8	0-0 1B	0-0 1B	0-0 1B	4	2	2	2	1	0	1						
Bill Sharp, L (1, 9) OBP: 0.400, SLG: 0.442		0-0 3-1		0-0 1B		0-0 B3-1	0-0 2B	0-0 1B	0-0 1B	5	3	4	1	0	0	0						
Ed Herrmann, L (1, 2) OBP: 0.332, SLG: 0.395		0-0 3-1		0-0 1B		0-0 5-3	0-0 1B	0-0 F4		5	1	2	2	0	0	3						
Bucky Dent, R (1, 6) OBP: 0.277, SLG: 0.363		0-0 L6-3		0-3 K			0-0 F4	0-0 F3		5	0	2	3	0	1	4						
<b>Inning Stats</b>	R: 2 E: 1 K: 0 S: 5	H: 2 LOB: 1 BB: 1 P: 9	R: 1 E: 0 K: 0 S: 4	H: 2 LOB: 0 BB: 0 P: 4	R: 0 E: 0 K: 0 S: 4	H: 1 LOB: 1 BB: 0 P: 4	R: 2 E: 0 K: 1 S: 7	H: 2 LOB: 1 BB: 1 P: 11	R: 0 E: 0 K: 0 S: 5	H: 0 LOB: 0 BB: 0 P: 5	R: 0 E: 0 K: 0 S: 3	H: 0 LOB: 0 BB: 0 P: 3	R: 7 E: 0 K: 0 S: 11	H: 8 LOB: 1 BB: 0 P: 11	R: 3 E: 1 K: 0 S: 7	H: 4 LOB: 2 BB: 1 P: 11		R: 0 E: 0 K: 0 S: 4	H: 1 LOB: 1 BB: 0 P: 4	1B: 16 2B: 4 3B: 0 HR: 1	SF: 1 SAC: 0 DP: 1 HBP: 0	WP: 0 PB: 0 SB: 1 CS: 0
<b>PITCHER</b>	IP WLS BF H R ER SO BB IBB HBP BLK WP HR S P ERA WHIP																					
Steve Arlin, R (1, 1) ERA: 6.18	3.0 L 16 6 5 4 0 2 0 0 0 0 0 0 0 14 22 12.00 2.667																					
Tom Higendorf, L (4, 1) ERA: 5.19	3.2 13 2 1 1 2 0 0 0 0 0 0 0 1 17 17 2.46 0.545																					
Fred Beene, R (7, 1) ERA: 3.99	0.0 4 4 2 2 0 0 0 0 0 0 0 0 1 4 4 ∞ ∞																					
Mitt Wilcox, R (7, 1) ERA: 3.03	0.2 9 6 7 6 0 1 0 0 0 0 0 0 8 12 81.00 10.500																					
Dick Bosman, R (8, 1) ERA: 6.75	1.2 7 2 0 0 0 0 0 0 0 0 0 0 7 7 0.00 1.200																					
<b>Batter</b>	<b>1</b>	<b>2</b>	<b>3</b>	<b>4</b>	<b>5</b>	<b>6</b>	<b>7</b>	<b>8</b>	<b>9</b>	<b>AB</b>	<b>R</b>	<b>H</b>	<b>RBI</b>	<b>BB</b>	<b>SO</b>	<b>LOB</b>	<b>BOTTOM</b>					
Buddy Bell, R (1, 5) OBP: 0.287, SLG: 0.357	0-0 5-3		0-0 1B		4-0 1B		0-0 F3			3	0	1	0	1	0	1	<b>Chicago White Sox @ Cleveland Indians</b> Cleveland Municipal Stadium, Cleveland, OH Wed Jun 19 1974, 7:05 PM EDT Att: 35,592 - Unknown - 72 F <a href="http://livebaseballscorecards.com">livebaseballscorecards.com</a>					
Jack Brohamer, L (1, 4) OBP: 0.370, SLG: 0.407	0-0 6-3		0-0 F8		0-0 F9		0-0 F6			4	0	0	0	0	0	3						
John Lowenstein, L (1, 3) OBP: 0.326, SLG: 0.306	0-0 4-3		0-0 1B		0-0 FC6-4		0-0 G3			4	0	2	0	0	0	1						
Charlie Spikes, R (1, 9) OBP: 0.344, SLG: 0.449		0-0 3B		0-0 F4		0-0 FC6-4		0-0 F8		4	1	1	0	0	0	3						
Oscar Gamble, L (1, 10) OBP: 0.338, SLG: 0.426		0-0 1B		0-0 F8		0-3 K		0-0 F8		4	1	1	1	0	1	0						
Leron Lee, L (1, 7) OBP: 0.330, SLG: 0.466		0-0 F7		0-0 HR		0-3 K		0-0 6-3		4	1	1	1	0	1	1						
George Hendrick, R (1, 8) OBP: 0.332, SLG: 0.447		0-0 1B		0-0 F5		4-0 BB		0-0 F4		3	1	1	1	1	0	0						
Dave Duncan, R (1, 2) OBP: 0.237, SLG: 0.362		0-0 5-6-3		0-0 F7		0-3 K		0-3 K		4	0	0	0	0	2	2						
Frank Duffy, R (1, 6) OBP: 0.262, SLG: 0.339		0-0 1B		0-0 F5		0-0 2B		0-0 F8		4	0	2	1	0	0	0						
<b>Inning Stats</b>	R: 0 E: 0 K: 0 S: 3	H: 0 LOB: 0 BB: 0 P: 3	R: 3 E: 0 K: 0 S: 6	H: 4 LOB: 1 BB: 0 P: 6	R: 0 E: 0 K: 0 S: 4	H: 2 LOB: 1 BB: 0 P: 4	R: 1 E: 0 K: 0 S: 4	H: 1 LOB: 0 BB: 0 P: 4	R: 0 E: 0 K: 0 S: 4	H: 1 LOB: 2 BB: 1 P: 8	R: 0 E: 0 K: 3 S: 9	H: 0 LOB: 1 BB: 1 P: 13	R: 0 E: 0 K: 0 S: 4	H: 1 LOB: 1 BB: 0 P: 4	R: 0 E: 0 K: 0 S: 3	H: 0 LOB: 0 BB: 0 P: 3		R: 0 E: 0 K: 1 S: 5	H: 0 LOB: 0 BB: 0 P: 5	1B: 6 2B: 1 3B: 1 HR: 1	SF: 0 SAC: 0 DP: 0 HBP: 0	WP: 0 PB: 0 SB: 1 CS: 0
<b>PITCHER</b>	IP WLS BF H R ER SO BB IBB HBP BLK WP HR S P ERA WHIP																					
Stan Bahnsen, R (1, 1) ERA: 4.19	5.0 W 22 8 4 4 0 1 0 0 0 0 0 0 1 21 25 7.20 1.800																					
Skip Pitlock, L (6, 1) ERA: 3.66	4.0 S 14 1 0 0 4 1 0 0 0 0 0 0 21 25 0.00 0.500																					



Batter	1	2	3	4	5	6	7	8	9	AB	R	H	RBI	BB	SO	LOB	TOP		
Pat Kelly, L (1, 10) OBP: 0.354, SLG: 0.378	F6		G3-6-1		G3		F7		FC4-6 1B	5	0	0	1	0	0	4	Chicago White Sox @ Minnesota Twins Metropolitan Stadium, Bloomington, MI Thu Jun 20 1974, 8:05 PM EDT Att: 12,802 - Unknown - 73 F		
Jorge Orta, L (1, 4) OBP: 0.355, SLG: 0.432	BB			4-3	4-3		F7		1B	4	0	1	0	1	0	1			
Dick Allen, R (1, 3) OBP: 0.368, SLG: 0.571 Tony Muser, L (8, 3) OBP: 0.364, SLG: 0.453	F8			BB 1B		FC6-4 1B		2B	K	4	0	3	0	0	0	1			
Carlos May, L (1, 7) OBP: 0.307, SLG: 0.317	F9			BB 1B		F2		K2-3		4	0	1	0	0	1	3			
Ken Henderson, S (1, 8) OBP: 0.353, SLG: 0.430	F9			BB 1B		F8		IBB		2	0	0	0	2	0	1			
Ron Santo, R (1, 5) OBP: 0.335, SLG: 0.343	6-3			K		FC6-4 1-2		K		4	0	0	0	0	2	6			
Bill Sharp, L (1, 9) OBP: 0.408, SLG: 0.500	F4			4-3			HR		1B FC4-6 BB	3	2	1	1	1	0	3			
Ed Herrmann, L (1, 2) OBP: 0.340, SLG: 0.403 Jerry Hairston, S (9, PR) OBP: 0.194, SLG: 0.188			G3-6-1 1B		G3 SH5-3 1B		K		FC4-6 1B	4	0	3	0	0	1	0			
Bucky Dent, R (1, 6) OBP: 0.280, SLG: 0.364 Bill Melton, R (9, PH) OBP: 0.309, SLG: 0.324			B4		SH5-3 1-2		CS 1B		K	2	0	1	0	0	0	1			
										1	0	0	0	0	1	2			
<b>Inning Stats</b>	R: 0 E: 0 K: 0 S: 3	H: 0 LOB: 1 BB: 1 P: 7	R: 0 E: 0 K: 0 S: 3	H: 0 LOB: 0 BB: 0 P: 3	R: 0 E: 0 K: 0 S: 3	H: 1 LOB: 0 BB: 0 P: 3	R: 0 E: 0 K: 1 S: 7	H: 2 LOB: 3 BB: 1 P: 11	R: 0 E: 0 K: 0 S: 4	H: 1 LOB: 1 BB: 0 P: 4	R: 1 E: 0 K: 1 S: 6	H: 2 LOB: 0 BB: 0 P: 6	R: 0 E: 0 K: 2 S: 8	H: 1 LOB: 2 BB: 1 P: 12	R: 1 E: 0 K: 2 S: 9	H: 2 LOB: 2 BB: 1 P: 13	1B: 8 2B: 1 3B: 0 HR: 1	SF: 0 SAC: 1 DP: 1 HBP: 0	WP: 0 PA: 39 SB: 0 CS: 1
<b>PITCHER</b>	IP WLS BF H R ER SO BB IBB HBP BLK WP HR S P ERA WHIP																		
Ray Corbin, R (1, 1) ERA: 3.27	8.0 W 34 8 2 2 4 3 1 0 0 0 1 38 54 2.25 1.375																		
Bill Campbell, R (9, 1) ERA: 2.69	1.0 S 5 2 0 0 2 0 0 0 0 0 0 9 9 0.00 2.000																		

Batter	1	2	3	4	5	6	7	8	9	AB	R	H	RBI	BB	SO	LOB	BOTTOM		
Steve Brye, R (1, 8) OBP: 0.311, SLG: 0.322	6-3		6-3			SH1-4 BB		FC1-6 1B HR		3	1	0	0	1	0	1	Chicago White Sox @ Minnesota Twins Metropolitan Stadium, Bloomington, MI Thu Jun 20 1974, 8:05 PM EDT Att: 12,802 - Unknown - 73 F		
Rod Carew, L (1, 4) OBP: 0.451, SLG: 0.469	6-3 1B			K		SH1-4		HR 1B		3	1	2	0	0	1	0			
Tony Oliva, L (1, 10) OBP: 0.353, SLG: 0.443	6-3 1-2			K		K		HR		4	1	1	3	0	2	2			
Bobby Darwin, R (1, 9) OBP: 0.312, SLG: 0.444	F8			1B 1B		F6		5-3		4	0	1	0	0	0	3			
Larry Hise, R (1, 7) OBP: 0.364, SLG: 0.525		5-3		FC6-4 1B			3B	E S BB		3	0	2	0	1	0	0			
Eric Soderholm, R (1, 5) OBP: 0.330, SLG: 0.369	F4		FC6-4 1-2		5-3		5-3	K		4	0	0	0	0	1	4			
Randy Hundley, R (1, 2) OBP: 0.239, SLG: 0.226 Glenn Borgmann, R (9, 2) OBP: 0.283, SLG: 0.289	F8				F5		F5			3	0	0	0	0	0	1			
Craig Kusick, R (1, 3) OBP: 0.264, SLG: 0.294			5-3		K		1-3			3	0	0	0	0	1	1			
Luis Gomez, R (1, 6) OBP: 0.271, SLG: 0.212 Hammon Killebrew, R (8, PH) OBP: 0.253, SLG: 0.329 Jerry Terrell, R (8, PR) OBP: 0.251, SLG: 0.337 Danny Thompson, R (9, 6) OBP: 0.239, SLG: 0.295			6-3		F7			FC1-6 1B		2	0	0	0	0	0	0			
										0	0	0	0	0	0	0			
<b>Inning Stats</b>	R: 0 E: 0 K: 0 S: 4	H: 1 LOB: 1 BB: 0 P: 4	R: 0 E: 0 K: 0 S: 3	H: 0 LOB: 0 BB: 0 P: 3	R: 0 E: 0 K: 2 S: 9	H: 2 LOB: 2 BB: 0 P: 9	R: 0 E: 0 K: 1 S: 5	H: 0 LOB: 0 BB: 0 P: 5	R: 0 E: 0 K: 1 S: 5	H: 0 LOB: 1 BB: 1 P: 9	R: 0 E: 0 K: 0 S: 4	H: 1 LOB: 1 BB: 0 P: 4	R: 3 E: 0 K: 1 S: 8	H: 3 LOB: 2 BB: 1 P: 12	R: 0 E: 0 K: 1 S: 9	H: 0 LOB: 0 BB: 0 P: 12	1B: 5 2B: 0 3B: 1 HR: 1	SF: 0 SAC: 1 DP: 0 HBP: 0	WP: 0 PA: 33 SB: 1 CS: 0
<b>PITCHER</b>	IP WLS BF H R ER SO BB IBB HBP BLK WP HR S P ERA WHIP																		
Wilbur Wood, L (1, 1) ERA: 3.53	8.0 L 33 7 3 3 5 2 0 0 0 0 0 1 41 49 3.38 1.125																		





Batter	1	2	3	4	5	6	7	8	9	AB	R	H	RBI	BB	SO	LOB	TOP			
<b>Bill Sharp, L</b> OBP: 0.418, SLG: 0.500 (1, 9)	0-0 1B	0-0 F3	0-0 B2-3		0-0 3-1		0-0 1B		0-0 BB	6	1	3	0	0	0	1	<b>Chicago White Sox @ Minnesota Twins</b> Metropolitan Stadium, Bloomington, MI Fri Jun 21 1974, 8:05 PM EDT Att: 10,182 - Unknown - 81 F			
<b>Jorge Orta, L</b> OBP: 0.366, SLG: 0.438 (1, 4)	0-0 1B	0-0 2B	0-0 F8		0-0 4-3		0-0 FC4-6		0-0 BB	5	2	3	0	1	0	1				
<b>Dick Allen, R</b> OBP: 0.371, SLG: 0.575 <b>Joe Henderson, L</b> (6, 1)	0-3 K	0-0 2B		0-0 2B		0-0 6-3		0-0 FC4-6	0-3 K	4	2	2	0	0	1	2				
<b>Cy Acosta, R</b> (8, 1)		1-3 1B		0-0 SF7						1	0	0	0	0	0	2				
<b>Skip Pitlock, L</b> (9, 1)				0-0 1B						1	0	0	0	0	1	2				
										0	0	0	0	0	0	0				
<b>Carlos May, L</b> OBP: 0.321, SLG: 0.340 <b>Jerry Hairston, S</b> OBP: 0.194, SLG: 0.188 (1, 7)	0-0 HR	0-0 F9		0-0 1B		0-0 HR		0-0 2B		5	3	5	3	0	0	0				
<b>Ken Henderson, S</b> OBP: 0.358, SLG: 0.460 <b>Brian Downing, R</b> OBP: 0.398, SLG: 0.534 (1, 8)	0-0 HR	0-0 F9		0-0 2B		0-0 HR		0-0 1B		0	0	0	0	0	0	0				
<b>Ron Santo, R</b> OBP: 0.336, SLG: 0.349 (1, 5)	0-0 6-3	0-0 F9		0-0 1B		0-0 HR		0-0 2B		4	2	3	6	0	0	1				
										0	0	0	0	0	0	0				
<b>Tony Muser, L</b> OBP: 0.350, SLG: 0.431 (1, 10)	0-0 2B	0-0 F4		0-3 K		0-0 6-3		0-0 F6		5	1	1	0	0	1	4				
<b>Ed Herrmann, L</b> OBP: 0.344, SLG: 0.411 <b>Chuck Brinkman, R</b> OBP: 0.214, SLG: 0.154 (1, 2)	0-0 2B		0-0 FC6-4		0-0 F6		0-0 4-3		0-3 K	4	0	2	1	0	0	1				
<b>Bucky Dent, R</b> OBP: 0.272, SLG: 0.353 (1, 6)	0-0 5-3		0-0 FC6-4		0-0 F8		0-0 F9		0-3 K	5	0	0	0	0	1	2				
<b>Inning Stats</b>	R: 5 E: 0 K: 1 S: 11	H: 6 LOB: 1 BB: 0 P: 11	R: 2 E: 0 K: 0 S: 7	H: 4 LOB: 2 BB: 7 P: 7	R: 0 E: 0 K: 0 S: 4	H: 1 LOB: 1 BB: 0 P: 4	R: 2 E: 0 K: 1 S: 8	H: 3 LOB: 1 BB: 0 P: 8	R: 0 E: 0 K: 0 S: 3	H: 0 LOB: 0 BB: 0 P: 3	R: 2 E: 0 K: 0 S: 5	H: 2 LOB: 0 BB: 0 P: 5	R: 0 E: 0 K: 0 S: 4	H: 2 LOB: 1 BB: 0 P: 4	R: 0 E: 0 K: 3 S: 10	H: 1 LOB: 2 BB: 1 P: 14	1B: 14 2B: 5 3B: 0 HR: 2	SF: 1 SAC: 0 DP: 0 HBP: 0	WP: 0 PB: 0 SB: 0 CS: 0	PA: 48
<b>PITCHER</b>	IP	WLS	BF	H	R	ER	SO	BB	IBB	HBP	BLK	WP	HR	S	P	ERA	WHIP			
<b>Dave Goltz, R</b> ERA: 3.95 (1, 1)	0.2	L	8	6	5	5	1	0	0	0	0	0	1	10	10	67.50	9.000			
<b>Tom Burgmeier, L</b> ERA: 6.14 (1, 1)	3.1		18	8	4	4	1	0	0	0	0	0	0	20	20	10.80	2.400			
<b>Bill Hands, R</b> ERA: 5.5 (5, 1)	3.0		13	4	2	2	0	0	0	0	0	0	1	13	13	6.00	1.333			
<b>Bill Campbell, R</b> ERA: 2.99 (8, 1)	2.0		9	3	0	0	3	1	0	0	0	0	0	14	18	0.00	2.000			

AB	46
R	11
H	21
RBI	11
BB	1
SO	5
LOB	18



Batter	1	2	3	4	5	6	7	8	9	AB	R	H	RBI	BB	SO	LOB	BOTTOM					
<b>Steve Braun, L</b> OBP: 0.376, SLG: 0.375 (1, 7)	0-3 K	0-0 F5		0-3 K		0-0 4-3		0-0 SF7		4	0	0	1	0	2	4	<b>Chicago White Sox @ Minnesota Twins</b> Metropolitan Stadium, Bloomington, MI Fri Jun 21 1974, 8:05 PM EDT Att: 10,182 - Unknown - 81 F					
<b>Rod Carew, L</b> OBP: 0.443, SLG: 0.460 (1, 4)	0-0 4-3		0-0 4-3		0-3 K		0-3 K		0-3 K	5	0	0	0	0	2	3						
<b>Tony Oliva, L</b> OBP: 0.349, SLG: 0.452 (1, 10)	0-0 F8		0-0 F9		0-0 F5		0-0 G3		0-0 HR	5	1	1	1	0	0	1						
<b>Bobby Darwin, R</b> OBP: 0.318, SLG: 0.449 (1, 9)		4-0 3B	0-0 1B		0-3 K		0-3 K		0-0 FC3-6	4	3	2	0	1	2	0						
<b>Larry Hise, R</b> OBP: 0.374, SLG: 0.537 (1, 8)		0-0 1B	0-0 BB	0-0 1B		0-3 K		4-0 BB	4-0 FC3-6	3	2	2	1	2	1	0						
<b>Eric Soderholm, R</b> OBP: 0.337, SLG: 0.373 (1, 5)		0-0 1B	0-0 BB		0-3 K		4-0 1B	0-0 FC3-6	4-0 FC6-4	4	1	2	2	1	1	2						
<b>Glenn Borgmann, R</b> OBP: 0.297, SLG: 0.285 (1, 2)		0-0 F4		0-0 BB		0-0 5-3		4-0 1B	0-0 SF8	2	0	0	1	2	0	1						
<b>Craig Kusick, R</b> OBP: 0.259, SLG: 0.189 (1, 3)		0-3 K		0-3 K		4-0 FC1-6		0-3 K	0-0 FC6-4	4	0	0	1	3	8							
<b>Luis Gomez, R</b> OBP: 0.280, SLG: 0.217 <b>Harmon Killebrew, R</b> OBP: 0.297, SLG: 0.333 <b>Danny Thompson, R</b> OBP: 0.239, SLG: 0.295 (1, 6)		0-0 1B		4-0 BB		0-0 FC1-6		0-0 1B		2	0	1	0	1	0	1						
										1	0	1	1	0	0	0						
										0	0	0	0	0	0	0						
<b>Inning Stats</b>	R: 0 E: 0 K: 1 S: 5	H: 0 LOB: 0 BB: 0 P: 5	R: 2 E: 0 K: 1 S: 8	H: 3 LOB: 1 BB: 1 P: 12	R: 1 E: 0 K: 1 S: 8	H: 3 LOB: 3 BB: 1 P: 12	R: 0 E: 0 K: 2 S: 7	H: 0 LOB: 1 BB: 1 P: 11	R: 0 E: 0 K: 3 S: 9	H: 0 LOB: 0 BB: 0 P: 9	R: 0 E: 0 K: 0 S: 3	H: 0 LOB: 1 BB: 1 P: 7	R: 0 E: 0 K: 1 S: 5	H: 0 LOB: 0 BB: 0 P: 5	R: 2 E: 0 K: 2 S: 8	H: 1 LOB: 2 BB: 3 P: 20	R: 2 E: 0 K: 0 S: 5	H: 2 LOB: 1 BB: 1 P: 9	1B: 6 2B: 1 3B: 1 HR: 1	SF: 2 SAC: 0 DP: 0 HBP: 0	WP: 0 PB: 0 SB: 0 CS: 0	PA: 44
<b>PITCHER</b>	IP	WLS	BF	H	R	ER	SO	BB	IBB	HBP	BLK	WP	HR	S	P	ERA	WHIP					
<b>Ken Tatum, R</b> ERA: 4.86 (1, 1)	2.2		15	6	3	3	2	7	6	0	0	0	0	0	27	51	4.15	1.385				
<b>Joe Henderson, R</b> ERA: 5.69 (3, 1)	4.1	W	19	0	2	2	7	6	0	0	0	0	0	0	27	51	4.15	1.385				
<b>Joe Henderson, R</b> ERA: 5.68 (6, 1)	4.1	W	19	0	2	2	7	6	0	0	0	0	0	0	27	51	4.15	1.385				
<b>Cy Acosta, R</b> ERA: 3.27 (8, 1)	1.0		7	3	2	2	2	1	0	0	0	0	1	10	14	18.00	4.000					
<b>Skip Pitlock, L</b> ERA: 3.58 (9, 1)	1.0		3	0	0	0	0	0	0	0	0	0	0	3	3	0.00	0.000					





Batter	1	2	3	4	5	6	7	8	9	10	AB	R	H	RBI	BB	SO	LOB	TOP				
<b>Brian Downing, R</b> OBP: 0.398, SLG: 0.522 (1, 9)	4-0 WP 1B BB		0-0 5-3		0-0 5-3			0-0 F8		0-0 HR 1B	4	2	1	0	1	0	1					
<b>Jorge Orta, L</b> OBP: 0.378, SLG: 0.460 (1, 4)	0-0 WP 1B		4-0 BB		4-0 BB			0-0 F8		0-0 1-H HR	3	1	2	2	2	0	0					
<b>Dick Allen, R</b> OBP: 0.371, SLG: 0.569 (1, 3)	0-0 F2		0-0 F3		0-0 F7			4-0 BB		0-0 1B	4	0	1	0	1	0	5					
<b>Ron Santo, R</b> OBP: 0.329, SLG: 0.341 (1, 5)	0-0 6-3		0-0 F9		0-0 F7			0-0 F4		0-0 F9	5	0	0	1	0	0	4					
<b>Ken Henderson, S</b> OBP: 0.353, SLG: 0.453 (1, 8)	0-0 F7			0-3 K		0-0 6-3				0-0 F9	4	0	0	0	0	1	1					
<b>Carlos May, L</b> OBP: 0.316, SLG: 0.335 (1, 7)		0-0 4-3		0-0 4-3		0-0 4-3				0-3 K	4	0	0	0	0	1	0					
<b>Bill Melton, R</b> OBP: 0.308, SLG: 0.323 (1, 10)		0-0 1B		0-0 5-3				0-0 F4		0-3 K	4	0	1	0	0	1	0					
<b>Ed Herrmann, L</b> OBP: 0.337, SLG: 0.402 (1, 2)		0-0 F8			0-0 E4 SH3-4			0-3 K		0-0 6-3	4	0	0	0	0	1	1					
<b>Bucky Dent, R</b> OBP: 0.267, SLG: 0.347 (1, 6)		0-3 K			0-0 SH3-4			0-0 F8		0-0 F7	3	0	0	0	0	1	1					
<b>Inning Stats</b>	R: 1 E: 0 K: 0 S: 4	H: 1 LOB: 1 BB: 1 P: 8	R: 0 E: 0 K: 1 S: 6	H: 1 LOB: 1 BB: 0 P: 6	R: 0 E: 0 K: 0 S: 3	H: 0 LOB: 1 BB: 1 P: 7	R: 0 E: 0 K: 1 S: 5	H: 0 LOB: 2 BB: 1 P: 8	R: 0 E: 1 K: 0 S: 4	H: 0 LOB: 0 BB: 0 P: 3	R: 0 E: 0 K: 1 S: 5	H: 0 LOB: 0 BB: 0 P: 5	R: 0 E: 0 K: 0 S: 3	H: 0 LOB: 1 BB: 1 P: 7	R: 0 E: 0 K: 2 S: 7	H: 0 LOB: 0 BB: 0 P: 7	R: 2 E: 0 K: 0 S: 6	H: 3 LOB: 1 BB: 0 P: 6	1B: 4 2B: 0 3B: 0 HR: 1	SF: 0 SAC: 1 DP: 0 HBP: 0	WP: 1 PB: 0 SB: 0 CS: 0	PA: 40
<b>PITCHER</b> <b>Vic Albury, L</b> ERA: 4.01 (1, 1)	IP: 10.0 WLS: 1 BF: 40 H: 5 R: 3 ER: 3 SO: 5 BB: 4 IBB: 0 HBP: 0 BLK: 0 WP: 1 HR: 1 S: 46 P: 62 ERA: 2.70 WHIP: 0.900											<b>PITCHER</b>										

Chicago White Sox @ Minnesota Twins  
Metropolitan Stadium, Bloomington, MI  
Sat Jun 22 1974, 4:33 AM EDT  
Att: 9,587 - Unknown - 72 F

AB 35  
R 3  
H 5  
RBI 3  
BB 4  
SO 5  
LOB 13



Batter	1	2	3	4	5	6	7	8	9	10	AB	R	H	RBI	BB	SO	LOB	BOTTOM				
<b>Steve Brye, R</b> OBP: 0.311, SLG: 0.322 (1, 8)	0-0 5-3		0-0 F3			0-0 SH1		0-0 FC6-4 1B			3	0	1	1	0	0	0					
<b>Rod Carew, L</b> OBP: 0.440, SLG: 0.456 (1, 4)	0-0 1B			0-0 6-3		0-0 3-1		3-H FC6-4 1-2r			4	0	1	0	0	0	2					
<b>Larry Hisle, R</b> OBP: 0.372, SLG: 0.529 (1, 7)	0-0 F9			4-0 BB		0-3 K				0-0 F8	3	0	0	0	1	1	2					
<b>Harmon Killebrew, R</b> OBP: 0.290, SLG: 0.325 (1, 3)	0-0 F8			0-0 F9		0-0 F4				0-0 6-3	4	0	0	0	0	0	2					
<b>Tony Oliva, L</b> OBP: 0.345, SLG: 0.443 (1, 10)		0-0 5-3		0-0 4-3		0-0 F7				0-0 G3	4	0	0	0	0	0	1					
<b>Bobby Darwin, R</b> OBP: 0.317, SLG: 0.446 (1, 9)		0-0 1-3			0-0 CS 1B		0-0 5-3			0-0 F9	4	0	1	0	0	0	0					
<b>Eric Soderholm, R</b> OBP: 0.335, SLG: 0.370 (1, 5)		0-0 F8			0-3 K			0-0 4-3 SH1-4 1B		0-0 F8	4	1	1	0	0	1	1					
<b>Glenn Borgmann, R</b> OBP: 0.281, SLG: 0.278 (1, 2)			0-3 K		0-0 4-3			1-2 SH1-4		0-0 F4	3	0	0	0	0	1	1					
<b>Luis Gomez, R</b> OBP: 0.284, SLG: 0.221 <b>Danny Thompson, R</b> OBP: 0.234, SLG: 0.289 (8, PH) (9, 6)			0-0 F8		0-0 F8		0-0 3-1 SH1 1B		0-0 4-3		2	0	1	0	0	0	0					
<b>Inning Stats</b>	R: 0 E: 0 K: 0 S: 4	H: 1 LOB: 1 BB: 0 P: 4	R: 0 E: 0 K: 0 S: 3	H: 0 LOB: 0 BB: 0 P: 3	R: 0 E: 0 K: 1 S: 5	H: 0 LOB: 1 BB: 1 P: 7	R: 0 E: 0 K: 1 S: 5	H: 1 LOB: 0 BB: 0 P: 5	R: 0 E: 0 K: 1 S: 6	H: 1 LOB: 1 BB: 0 P: 6	R: 0 E: 0 K: 0 S: 3	H: 0 LOB: 0 BB: 0 P: 3	R: 1 E: 0 K: 0 S: 5	H: 2 LOB: 1 BB: 0 P: 5	R: 0 E: 0 K: 0 S: 3	H: 0 LOB: 0 BB: 0 P: 3	R: 0 E: 0 K: 0 S: 3	H: 0 LOB: 0 BB: 0 P: 3	1B: 5 2B: 0 3B: 0 HR: 0	SF: 0 SAC: 2 DP: 0 HBP: 0	WP: 0 PB: 0 SB: 0 CS: 1	PA: 35
<b>PITCHER</b> <b>Jim Kaat, L</b> ERA: 4.26 (1, 1)	IP: 10.0 WLS: 1 BF: 35 H: 5 R: 1 ER: 1 SO: 3 BB: 1 IBB: 0 HBP: 0 BLK: 0 WP: 0 HR: 0 S: 40 P: 44 ERA: 0.90 WHIP: 0.600											<b>PITCHER</b>										

Chicago White Sox @ Minnesota Twins  
Metropolitan Stadium, Bloomington, MI  
Sat Jun 22 1974, 4:33 AM EDT  
Att: 9,587 - Unknown - 72 F

AB 32  
R 1  
H 5  
RBI 1  
BB 1  
SO 3  
LOB 10






Batter	1	2	3	4	5	6	7	8	9	AB	R	H	RBI	BB	SO	LOB	TOP																			
Pat Kelly, L OBP: 0.357, SLG: 0.378 (1, 10)	G3		3-1		SH												3 0 1 0 1 0 0																			
Jorge Orta, L OBP: 0.385, SLG: 0.464 (1, 4)	S 1B				FC4-6												3 1 2 0 2 0 2																			
Dick Allen, R OBP: 0.368, SLG: 0.561 (1, 3)	K				G6-4-3												5 0 1 0 0 1 6																			
Carlos May, L OBP: 0.322, SLG: 0.340 (1, 7)																	5 1 3 1 0 1 2																			
Ken Henderson, S OBP: 0.351, SLG: 0.449 (1, 8)	4-3				FC3-6 E WP 1B												4 0 1 0 0 0 2																			
Ron Santo, R OBP: 0.332, SLG: 0.344 (1, 5)					F7												4 0 2 0 0 0 1																			
Bill Sharp, L OBP: 0.407, SLG: 0.482 (1, 9)					E6 FC3-6												4 0 1 0 0 1 4																			
Ed Herrmann, L OBP: 0.330, SLG: 0.394 (1, 2)					FC3-6 WP												4 0 0 0 0 1 5																			
Bucky Dent, R OBP: 0.267, SLG: 0.345 (1, 6)					6-3												4 0 1 0 0 0 0																			
Inning Stats	R: 1 E: 0 K: 1 S: 7	H: 2 LOB: 1 BB: 0 P: 7	R: 0 E: 0 K: 2 S: 7	H: 0 LOB: 0 BB: 0 P: 7	R: 0 E: 0 K: 0 S: 3	H: 0 LOB: 1 BB: 1 P: 7	R: 1 E: 1 K: 0 S: 5	H: 1 LOB: 1 BB: 0 P: 5	R: 0 E: 0 K: 0 S: 4	H: 3 LOB: 2 BB: 0 P: 5	R: 0 E: 0 K: 0 S: 3	H: 1 LOB: 1 BB: 1 P: 7	R: 0 E: 0 K: 1 S: 7	H: 2 LOB: 2 BB: 0 P: 7	R: 0 E: 0 K: 0 S: 4	H: 2 LOB: 2 BB: 1 P: 8	1B: 12 2B: 0 3B: 0 HR: 0	SF: 0 SAC: 1 DP: 2 HBP: 0	WP: 1 PA: 40 CS: 1																	
PITCHER	IP	WLS	BF	H	R	ER	SO	BB	IBB	HBP	BLK	WP	HR	S	P	ERA	WHIP	PITCHER		IP	WLS	BF	H	R	ER	SO	BB	IBB	HBP	BLK	WP	HR	S	P	ERA	WHIP
Joe Decker, R ERA: 3.16 (1, 1)	8.2	L	39	12	2	1	4	3	0	0	0	1	0	44	56	1.04	1.731																			
Bill Campbell, R ERA: 2.57 (9, 1)	0.1		1	0	0	0	0	0	0	0	0	0	0	1	1	0.00	0.000																			

Chicago White Sox @ Minnesota Twins  
Metropolitan Stadium, Bloomington, MI  
Sun Jun 23 1974, 4:33 AM EDT  
Unknown - 67 F


AB 36  
R 2  
H 12  
RBI 1  
BB 3  
SO 4  
LOB 22



Batter	1	2	3	4	5	6	7	8	9	AB	R	H	RBI	BB	SO	LOB	BOTTOM																			
Steve Brye, R OBP: 0.304, SLG: 0.314 (1, 8)	L6		F9		F7												4 0 0 0 0 0 0																			
Jerry Terrell, R OBP: 0.295, SLG: 0.337 (1, 4)					1-3												3 0 1 0 1 0 0																			
Tony Oliva, L OBP: 0.341, SLG: 0.444 (1, 10)					4-3												4 0 1 0 0 1 2																			
Harmon Killebrew, R OBP: 0.283, SLG: 0.316 (1, 3)					2B												4 0 0 0 0 1 3																			
Larry Hise, R OBP: 0.370, SLG: 0.522 (1, 7)					F8												3 1 0 0 1 1 0																			
Steve Braun, L OBP: 0.368, SLG: 0.367 (1, 5)					G3												4 0 0 0 0 0 1																			
Jim Holt, L OBP: 0.326, SLG: 0.349 (1, 9)					F5												4 0 1 0 0 0 1																			
Eric Soderholm, R OBP: 0.335, SLG: 0.370 (9, PR)					P6												0 0 0 0 0 0 0																			
Glenn Borgmann, R OBP: 0.298, SLG: 0.281 (1, 2)																	2 0 1 1 1 0 0																			
Bobby Darwin, R OBP: 0.315, SLG: 0.444 (9, PH)																	1 0 0 0 0 0 1																			
Luis Gomez, R OBP: 0.277, SLG: 0.216 (1, 6)																	3 0 0 0 0 1 3																			
Inning Stats	R: 0 E: 0 K: 0 S: 4	H: 1 LOB: 1 BB: 0 P: 4	R: 0 E: 1 K: 2 S: 8	H: 0 LOB: 2 BB: 1 P: 12	R: 0 E: 0 K: 1 S: 5	H: 0 LOB: 1 BB: 1 P: 9	R: 1 E: 0 K: 0 S: 4	H: 1 LOB: 1 BB: 1 P: 8	R: 0 E: 0 K: 0 S: 4	H: 0 LOB: 0 BB: 0 P: 4	R: 0 E: 0 K: 0 S: 3	H: 0 LOB: 0 BB: 0 P: 3	R: 0 E: 0 K: 1 S: 5	H: 0 LOB: 0 BB: 0 P: 5	R: 0 E: 0 K: 0 S: 4	H: 1 LOB: 1 BB: 0 P: 4	1B: 3 2B: 1 3B: 0 HR: 0	SF: 0 SAC: 0 DP: 0 HBP: 0	WP: 0 PA: 35 CS: 0																	
PITCHER	IP	WLS	BF	H	R	ER	SO	BB	IBB	HBP	BLK	WP	HR	S	P	ERA	WHIP	PITCHER		IP	WLS	BF	H	R	ER	SO	BB	IBB	HBP	BLK	WP	HR	S	P	ERA	WHIP
Stan Bahnsen, R ERA: 3.96 (1, 1)	9.0	W	35	4	1	1	4	3	0	0	0	0	0	40	52	1.00	0.778																			

Chicago White Sox @ Minnesota Twins  
Metropolitan Stadium, Bloomington, MI  
Sun Jun 23 1974, 4:33 AM EDT  
Unknown - 67 F

AB 32  
R 1  
H 4  
RBI 1  
BB 3  
SO 4  
LOB 11






Batter	1	2	3	4	5	6	7	8	9	AB	R	H	RBI	BB	SO	LOB	TOP					
Brian Downing, R OBP: 0.389, SLG: 0.505 (1, 2)	0-0 6-3		0-0 6-3	0-0 1-2 1B		0-0 F9		0-0 F8		5	0	1	0	0	0	0						
Jorge Orta, L OBP: 0.386, SLG: 0.456 (1, 4)	0-0 F8		0-0 F7	0-0 F5		4-0 BB				3	0	0	0	1	0	2						
Dick Allen, R OBP: 0.366, SLG: 0.560 Tony Muser, L OBP: 0.350, SLG: 0.431 (1, 3) (7, 3)	0-3 K		0-0 2B		0-0 5-3		0-0 F2			4	0	1	0	0	1	1						
Ron Santo, R OBP: 0.331, SLG: 0.339 (1, 10)		4-0 FC3-6 BB	0-0 6-3		0-3 K			0-3 K		3	0	0	0	1	2	1						
Ken Henderson, S OBP: 0.353, SLG: 0.446 (1, 8)	0-0 F7			4-0 1B SH4-3 BB	0-0 P4			4-0 FC6-4 BB		2	1	0	0	2	0	1						
Carlos May, L OBP: 0.321, SLG: 0.339 (1, 7)	0-0 FC3-6 BB 1-2 1B		0-0 SH4-3 1B		0-3 K			0-0 F7		4	2	1	0	0	1	2						
Bill Melton, R OBP: 0.307, SLG: 0.318 (1, 5)	4-0 1B 1-2 BB		0-0 P6		0-3 K			0-0 FC6-4 1-2		3	0	0	0	1	1	3						
Bill Sharp, L OBP: 0.403, SLG: 0.475 (1, 9)	0-0 1-3 2-H 1B		0-0 SH4-3		0-0 F5			0-0 F8		3	0	1	2	0	0	0						
Bucky Dent, R OBP: 0.266, SLG: 0.343 (1, 6)	0-0 P4		0-0 1B 2-H		0-0 F2			0-0 F7		4	0	1	1	0	0	2						
<b>Inning Stats</b>	R: 0 E: 0 K: 1 S: 5	H: 0 LOB: 0 BB: 0 P: 5	R: 1 E: 0 K: 0 S: 4	H: 1 LOB: 2 BB: 2 P: 12	R: 0 E: 0 K: 0 S: 4	H: 1 LOB: 1 BB: 0 P: 4	R: 2 E: 0 K: 0 S: 6	H: 3 LOB: 2 BB: 1 P: 10	R: 0 E: 0 K: 1 S: 5	H: 0 LOB: 0 BB: 0 P: 5	R: 0 E: 0 K: 2 S: 7	H: 0 LOB: 1 BB: 1 P: 7	R: 0 E: 0 K: 0 S: 3	H: 0 LOB: 1 BB: 1 P: 7	R: 0 E: 0 K: 1 S: 5	H: 0 LOB: 0 BB: 1 P: 9	R: 0 E: 0 K: 0 S: 3	H: 0 LOB: 0 BB: 0 P: 3	1B: 4 2B: 1 3B: 0 HR: 0	SF: 0 SAC: 1 DP: 0 HBP: 0	WP: 0 PB: 0 SB: 0 CS: 0	PA: 37
<b>PITCHER</b> Bill Butler, L ERA: 4.22 (1, 1)	IP: 9.0 WLS: W BF: 37 H: 5 R: 3 ER: 3 SO: 5 BB: 5 IBB: 0 HBP: 0 BLK: 0 WP: 0 HR: 0 S: 42 P: 62 ERA: 3.00 WHIP: 1.111															<b>PITCHER</b>	IP: 9.0 WLS: W BF: 37 H: 5 R: 3 ER: 3 SO: 5 BB: 5 IBB: 0 HBP: 0 BLK: 0 WP: 0 HR: 0 S: 42 P: 62 ERA: 3.00 WHIP: 1.111					

Chicago White Sox @ Minnesota Twins  
Metropolitan Stadium, Bloomington, MI  
Sun Jun 23 1974, 4:38 AM EDT  
Att: 18,672 - Unknown

AB 31  
R 3  
H 5  
RBI 3  
BB 5  
SO 5  
LOB 12



Batter	1	2	3	4	5	6	7	8	9	AB	R	H	RBI	BB	SO	LOB	BOTTOM			
Steve Brye, R OBP: 0.314, SLG: 0.325 (1, 8)	0-3 K		0-0 1-2 1B			0-0 HR BB 1B	0-0 1B			4	1	3	1	0	1	0				
Jerry Terrell, R OBP: 0.297, SLG: 0.327 (1, 4)	0-3 K		0-3 K			4-0 HR BB	0-0 P4			3	1	0	0	1	2	3				
Tony Oliva, L OBP: 0.335, SLG: 0.436 (1, 10)	0-0 G3		0-0 F2			0-0 F8	0-0 P5			4	0	0	0	0	0	5				
Bobby Darwin, R OBP: 0.314, SLG: 0.453 (1, 9)		0-3 K		0-3 K		0-0 HR 1-H 2-H		0-0 F7		4	1	1	3	0	2	0				
Larry Hisle, R OBP: 0.365, SLG: 0.514 Eric Soderholm, R OBP: 0.333, SLG: 0.367 (1, 7) (7, 5)		0-3 K		0-0 1-3		0-3 K		0-0 6-3		3	0	0	0	0	2	0				
Steve Braun, L OBP: 0.371, SLG: 0.370 (1, 5) (7, 7)		0-0 FC6-4 1B		0-0 F7		0-0 FC6-4 1B		0-3 K		4	0	2	0	0	1	0				
Jim Holt, L OBP: 0.316, SLG: 0.337 (1, 3)		0-0 FC6-4 1-2			0-0 F8	0-0 FC6-4 1-2				3	0	0	0	0	0	2				
Phil Roof, R OBP: 0.333, SLG: 0.143 (1, 2)			0-0 1B 1B		4-0 G4-6-3 BB		0-0 P4			2	0	1	0	1	0	0				
Luis Gomez, R OBP: 0.275, SLG: 0.214 Danny Thompson, R (5, PH) OBP: 0.245, SLG: 0.340 (1, 6) (6, 6)			0-0 F8		0-0 G4-6-3 1-2		0-0 1B 3B			1	0	0	0	0	0	1				
<b>Inning Stats</b>	R: 0 E: 0 K: 2 S: 7	H: 0 LOB: 0 BB: 0 P: 7	R: 0 E: 0 K: 2 S: 8	H: 1 LOB: 1 BB: 0 P: 8	R: 0 E: 0 K: 1 S: 7	H: 2 LOB: 2 BB: 0 P: 7	R: 0 E: 0 K: 1 S: 5	H: 0 LOB: 0 BB: 0 P: 5	R: 0 E: 0 K: 0 S: 2	H: 0 LOB: 1 BB: 1 P: 6	R: 3 E: 0 K: 1 S: 8	H: 3 LOB: 1 BB: 1 P: 12	R: 1 E: 0 K: 0 S: 5	H: 2 LOB: 1 BB: 0 P: 5	R: 0 E: 0 K: 1 S: 5	H: 0 LOB: 0 BB: 0 P: 5	1B: 6 2B: 0 3B: 1 HR: 1	SF: 0 SAC: 0 DP: 1 HBP: 0	WP: 0 PB: 0 SB: 0 CS: 0	PA: 33
<b>PITCHER</b> Rich Gossage, R ERA: 4.93 Skip Pitlock, L ERA: 3.6 (1, 1) (6, 1)	IP: 5.2 WLS: L BF: 9 H: 2 R: 1 ER: 1 SO: 1 BB: 0 IBB: 0 HBP: 0 BLK: 0 WP: 0 HR: 0 S: 11 P: 11 ERA: 4.76 WHIP: 1.412															<b>PITCHER</b>	IP: 5.2 WLS: L BF: 9 H: 2 R: 1 ER: 1 SO: 1 BB: 0 IBB: 0 HBP: 0 BLK: 0 WP: 0 HR: 0 S: 11 P: 11 ERA: 4.76 WHIP: 1.412			

Chicago White Sox @ Minnesota Twins  
Metropolitan Stadium, Bloomington, MI  
Sun Jun 23 1974, 4:38 AM EDT  
Att: 18,672 - Unknown

AB 31  
R 4  
H 8  
RBI 4  
BB 2  
SO 8  
LOB 12





Batter	1	2	3	4	5	6	7	8	9	AB	R	H	RBI	BB	SO	LOB	TOP
Pat Kelly, L OBP: 0.359, SLG: 0.377 (1, 10)	G3			BB		FC6 1B	CS	F8		3	0	1	0	1	0	0	
Jorge Orta, L OBP: 0.378, SLG: 0.445 (1, 4)	K			K		FC6		4-3		4	0	0	0	0	2	2	
Dick Allen, R OBP: 0.363, SLG: 0.555 Tony Musser, L OBP: 0.355, SLG: 0.433 (1, 3) (4, 3)	F8			L8		4-3				2	0	0	0	0	0	1	
Carlos May, L OBP: 0.320, SLG: 0.337 (1, 7)		F9		4-3			HR	G3		4	1	1	0	0	0	2	
Ken Henderson, S OBP: 0.348, SLG: 0.439 (1, 8)		K			F9		F4		4-3	4	0	0	0	0	1	1	
Ron Santo, R OBP: 0.333, SLG: 0.352 (1, 5)		6-3			FC4-6 BB		HR	F9		3	1	1	2	1	0	0	
Bill Sharp, L OBP: 0.409, SLG: 0.492 (1, 9)			F7		FC4-6 BB		1B			4	1	2	0	0	0	1	
Ed Herrmann, L OBP: 0.324, SLG: 0.385 (1, 2)			K		L8		F9	F8		4	0	0	0	0	1	3	
Bucky Dent, R OBP: 0.267, SLG: 0.343 (1, 6)			P4			P4	CS			3	0	1	1	0	0	0	
<b>Inning Stats</b>	R: 0 E: 0 K: 1 S: 5	H: 0 LOB: 0 BB: 0 P: 5	R: 0 E: 0 K: 1 S: 5	H: 0 LOB: 0 BB: 0 P: 5	R: 0 E: 0 K: 1 S: 5	H: 0 LOB: 0 BB: 1 P: 9	R: 0 E: 0 K: 0 S: 3	H: 1 LOB: 1 BB: 1 P: 7	R: 3 E: 0 K: 0 S: 6	H: 4 LOB: 0 BB: 0 P: 6	R: 0 E: 0 K: 0 S: 4	H: 1 LOB: 1 BB: 0 P: 4	R: 0 E: 0 K: 0 S: 4	H: 1 LOB: 1 BB: 0 P: 4	1B: 5 2B: 1 3B: 0 HR: 1	SF: 0 SAC: 0 DP: 0 HBP: 0	WP: 0 PA: 36 PB: 0 CS: 1
<b>PITCHER</b> Steve Busby, R ERA: 3.37 (1, 1)	IP: 9.0 WLS: L BF: 35 H: 7 R: 3 ER: 3 SO: 4 BB: 2 IBB: 0 HBP: 0 BLK: 0 WP: 0 HR: 1 S: 41 P: 49 ERA: 3.00 WHIP: 1.000																

Chicago White Sox @ Kansas City Royals  
 Royals Stadium, Kansas City, MO  
 Mon Jun 24 1974, 8:05 PM EDT  
 Att: 16,193 - Unknown - 75 F

AB	33
R	3
H	7
RBI	3
BB	2
SO	4
LOB	11



Batter	1	2	3	4	5	6	7	8	9	AB	R	H	RBI	BB	SO	LOB	BOTTOM				
Jim Wohlford, R OBP: 0.354, SLG: 0.366 (1, 7)	6-3		K			SH PB 1B		1-3		3	0	0	0	0	1	0					
Freddie Patek, R OBP: 0.298, SLG: 0.298 (1, 6)	F7			K		F2		5-3		4	0	0	0	0	1	2					
Cookie Rojas, R OBP: 0.321, SLG: 0.372 (1, 4)	1-3			FC5-4 1B		PB 1B		1-6-3		4	0	2	1	0	0	0					
Hal McRae, R OBP: 0.403, SLG: 0.507 (1, 9)		G6-4-3 HBP		F7		G5-4-3 IBB		1B BB		2	0	1	0	1	0	1					
Richie Scheinblum, S OBP: 0.219, SLG: 0.199 Frank White, R OBP: 0.220, SLG: 0.305 (1, 10) (9, PR)	G6-4-3			FC5-4		G5-4-3		1B BB		3	0	0	0	1	0	5					
Tony Solaita, L OBP: 0.373, SLG: 0.477 Buck Martinez, R OBP: 0.306, SLG: 0.226 Bobby Floyd, R OBP: 0.273, SLG: 0.111 (1, 3) (9, FH) (9, PR)					4-3		K		G6-3 1B	3	0	1	0	0	1	0					
Al Cowens, R OBP: 0.265, SLG: 0.258 (1, 8)	F8				G3		K		G6-3	4	0	0	0	0	1	4					
Fran Healy, R OBP: 0.317, SLG: 0.413 (1, 2)			4-3		6-3		F9			3	0	0	0	0	0	0					
George Brett, L OBP: 0.315, SLG: 0.336 (1, 5)			1-3			SH 1B BB		6-3		2	1	0	0	1	0	0					
<b>Inning Stats</b>	R: 0 E: 0 K: 0 S: 3	H: 0 LOB: 0 BB: 0 P: 3	R: 0 E: 0 K: 0 S: 3	H: 1 LOB: 1 BB: 0 P: 4	R: 0 E: 0 K: 1 S: 5	H: 0 LOB: 0 BB: 0 P: 5	R: 0 E: 0 K: 1 S: 6	H: 1 LOB: 1 BB: 0 P: 6	R: 0 E: 0 K: 0 S: 3	H: 0 LOB: 0 BB: 0 P: 3	R: 1 E: 0 K: 0 S: 4	H: 1 LOB: 2 BB: 2 P: 12	R: 0 E: 0 K: 2 S: 7	H: 0 LOB: 0 BB: 0 P: 7	R: 0 E: 0 K: 0 S: 3	H: 0 LOB: 0 BB: 0 P: 3	R: 0 E: 0 K: 0 S: 4	H: 2 LOB: 3 BB: 1 P: 8	1B: 4 2B: 1 3B: 0 HR: 0	SF: 0 SAC: 1 DP: 3 HBP: 1	WP: 0 PA: 34 PB: 1 CS: 0
<b>PITCHER</b> Wilbur Wood, L ERA: 3.39 Terry Forster, L ERA: 3.05 (1, 1) (9, 1)	IP: 8.1 WLS: W BF: 31 H: 4 R: 1 ER: 1 SO: 4 BB: 1 IBB: 1 HBP: 1 BLK: 0 WP: 0 HR: 0 S: 36 P: 45 ERA: 1.08 WHIP: 0.600																				

Chicago White Sox @ Kansas City Royals  
 Royals Stadium, Kansas City, MO  
 Mon Jun 24 1974, 8:05 PM EDT  
 Att: 16,193 - Unknown - 75 F

AB	29
R	1
H	5
RBI	1
BB	3
SO	4
LOB	12





Batter	1	2	3	4	5	6	7	8	9	10	11	12	AB	R	H	RBI	BB	SO	LOB	TOP							
Pat Kelly, L OBP: 0.356, SLG: 0.373 Bill Melton, R OBP: 0.305, SLG: 0.329	F8		G3	F7		HR		P3		6-3		6-3	2 5	0 1	0 1	0 3	0 0	0 0	0 3								
Jorge Orta, L OBP: 0.380, SLG: 0.441	1B 2B 1B		HR 1B	K		HBP 1B HBP		G3		F5		L8	6 6	3 0	2 0	0 0	1 1	3 0	1 0	3 0							
Dick Allen, R OBP: 0.368, SLG: 0.568 Tony Muser, L OBP: 0.365, SLG: 0.443	2B 1B		HR			HBP 1B 1B		F8				FC6-4 1B	5 1	3 0	3 1	2 0	0 0	0 0	1 0	1 0							
Carlos May, L OBP: 0.324, SLG: 0.344	L8					FC5-4 BB HBP				F8		F7	4 6	0 0	1 2	0 4	1 0	1 0	1 0	3 3							
Ken Henderson, S OBP: 0.348, SLG: 0.440			F8					G3				K	6 6	0 0	2 4	0 0	2 2	3 3									
Ron Santo, R OBP: 0.350, SLG: 0.345	F2					BB		FC5-4 K		5-3		FC6-4	5 5	0 0	0 0	0 1	1 1	5 5									
Bill Sharp, L OBP: 0.403, SLG: 0.478		3-1	G3			K		4-3				WP 1B	6 5	2 0	2 1	0 0	1 0	1 1	2 1								
Ed Herrmann, L OBP: 0.321, SLG: 0.381	F9					K		F8		F5		SH 6-3 SH5-4	5 5	0 1	1 0	0 0	1 1										
Bucky Dent, R OBP: 0.271, SLG: 0.344	F8					K HR 1B		4-3				SH5-4	5 5	1 1	2 1	1 0	1 1										
<b>Inning Stats</b>	R: 2 E: 0 K: 0 S: 6	H: 3 LOB: 1 BB: 0 P: 6	R: 0 E: 0 K: 0 S: 3	H: 0 LOB: 0 BB: 0 P: 3	R: 2 E: 0 K: 2 S: 6	H: 3 LOB: 2 BB: 1 P: 10	R: 0 E: 0 K: 2 S: 8	H: 1 LOB: 1 BB: 0 P: 8	R: 0 E: 0 K: 2 S: 7	H: 0 LOB: 1 BB: 1 P: 11	R: 4 E: 0 K: 3 S: 13	H: 4 LOB: 2 BB: 0 P: 15	R: 0 E: 0 K: 0 S: 3	H: 0 LOB: 0 BB: 0 P: 3	R: 0 E: 0 K: 0 S: 3	H: 0 LOB: 0 BB: 0 P: 3	R: 1 E: 0 K: 0 S: 5	H: 2 LOB: 1 BB: 0 P: 5	R: 0 E: 0 K: 1 S: 6	H: 1 LOB: 1 BB: 0 P: 6	R: 1 E: 0 K: 0 S: 5	H: 1 LOB: 1 BB: 0 P: 6	1B: 11 2B: 1 3B: 1 HR: 2	SF: 0 SAC: 2 DP: 0 HBP: 2	WP: 1 PB: 0 SB: 0 CS: 0	PA: 56	
<b>PITCHER</b>	IP WLS BF H R ER SO BB IBB HBP BLK WP HR S P ERA WHIP	2.2 15 6 4 4 0 0 1 0 0 0 0 1 1 14 18 13.50 2.625	3.0 16 4 4 4 6 1 0 2 0 0 0 1 25 31 12.00 1.667	4.0 15 3 1 1 1 0 0 0 0 1 0 17 17 2.25 0.750	1.1 7 2 1 1 1 0 0 0 0 0 0 9 9 6.75 1.500	1.0 3 0 0 0 0 0 0 0 0 0 0 3 3 0.00 0.000	<b>PITCHER</b>										IP WLS BF H R ER SO BB IBB HBP BLK WP HR S P ERA WHIP										

**Chicago White Sox @ Kansas City Royals**  
Royals Stadium, Kansas City, MO  
Tue Jun 25 1974, 8:05 PM EDT  
Att. 11,797 - Unknown - 76 F

AB 50  
R 10  
H 15  
RBI 10  
BB 2  
SO 8  
LOB 21



Batter	1	2	3	4	5	6	7	8	9	10	11	12	AB	R	H	RBI	BB	SO	LOB	BOTTOM						
Jim Wohlford, R OBP: 0.361, SLG: 0.378	1B 1B			BB				4-3		5-3			5 6	1 1	3 1	0 0	1 0	1 0	3 3							
Vada Pinson, L OBP: 0.259, SLG: 0.343	1B 1B		4-3	G4-6-3			G3			K		K	6 6	1 1	1 2	0 1	0 0	2 1	3 1							
Cookie Rojas, R OBP: 0.321, SLG: 0.371	1B 2B 1B						F2			P4		B1-3	6 6	1 1	2 1	1 0	0 0	1 1								
Tony Solaita, L OBP: 0.351, SLG: 0.440	2B 1B		F7				4-3			F2		K	6 6	1 1	1 1	0 2	3 3									
Hal McRae, R OBP: 0.405, SLG: 0.525	1B SF7 2B		CS				F9			1B FC5-4 1B		F8	6 5	3 1	3 4	2 1	0 1	1 1	1 0							
Fran Healy, R OBP: 0.351, SLG: 0.427	S 1B						K			1B WP 1B		BB	5 5	1 1	4 1	1 1	1 1	0 0								
Al Cowens, R OBP: 0.260, SLG: 0.255	SF7						K			FC5-4 G3 3B		1B 2B	5 5	1 1	1 3	0 2	3 3									
George Brett, L OBP: 0.312, SLG: 0.331 Buck Martinez, R OBP: 0.324, SLG: 0.226 Frank White, R OBP: 0.220, SLG: 0.305	G3		5-3					G3		G3		P3	5 0	0 0	0 0	1 0	0 0	0 0	3 0							
Freddie Patek, R OBP: 0.299, SLG: 0.304	P4						F3					F9	5 5	0 1	1 1	1 0	4 4									
<b>Inning Stats</b>	R: 5 E: 0 K: 0 S: 9	H: 6 LOB: 1 BB: 0 P: 9	R: 0 E: 0 K: 0 S: 4	H: 2 LOB: 1 BB: 0 P: 4	R: 1 E: 0 K: 2 S: 4	H: 1 LOB: 0 BB: 0 P: 8	R: 0 E: 0 K: 0 S: 2	H: 0 LOB: 0 BB: 1 P: 6	R: 0 E: 0 K: 0 S: 4	H: 2 LOB: 1 BB: 0 P: 4	R: 0 E: 0 K: 0 S: 6	H: 1 LOB: 1 BB: 0 P: 6	R: 2 E: 0 K: 0 S: 6	H: 3 LOB: 1 BB: 0 P: 6	R: 0 E: 0 K: 2 S: 7	H: 0 LOB: 0 BB: 0 P: 7	R: 1 E: 0 K: 1 S: 7	H: 2 LOB: 2 BB: 1 P: 11	R: 0 E: 0 K: 2 S: 7	H: 0 LOB: 0 BB: 0 P: 7	R: 0 E: 0 K: 1 S: 5	H: 0 LOB: 2 BB: 2 P: 13	1B: 12 2B: 2 3B: 2 HR: 1	SF: 1 SAC: 0 DP: 1 HBP: 0	WP: 2 PB: 0 SB: 2 CS: 1	PA: 55
<b>PITCHER</b>	IP WLS BF H R ER SO BB IBB HBP BLK WP HR S P ERA WHIP	0.0 3 3 3 0 0 0 0 0 0 0 0 0 3 3 ∞ ∞	7.0 29 10 4 4 2 1 0 0 0 0 1 1 32 36 5.14 1.571	8.1 22 10 4 2 2 6 3 0 0 0 1 0 31 43 3.60 1.400	<b>PITCHER</b>										IP WLS BF H R ER SO BB IBB HBP BLK WP HR S P ERA WHIP											

**Chicago White Sox @ Kansas City Royals**  
Royals Stadium, Kansas City, MO  
Tue Jun 25 1974, 8:05 PM EDT  
Att. 11,797 - Unknown - 76 F

AB 49  
R 9  
H 17  
RBI 9  
BB 4  
SO 8  
LOB 20





Batter	1	2	3	4	5	6	7	8	9	10	11	12	AB	R	H	RBI	BB	SO	LOB								
Brian Downing, R OBP: 0.397, SLG: 0.490 (1, 2)	0-3 K		0-0 L8		0-0 FC6			4-0 BB		0-3 K		0-0 1B	5	0	1	0	1	2	2								
Carlos May, L OBP: 0.320, SLG: 0.340 (1, 7)	0-0 4-3		0-0 6-3			0-0 1B		0-0 F7		0-0 L7		0-0 4-3	6	0	1	0	0	0	2								
Dick Allen, R OBP: 0.368, SLG: 0.581 (1, 3)	0-0 2B			0-0 F9		0-0 L9			0-0 HR		0-0 6-3		5	1	2	1	0	0	1								
Bill Melton, R OBP: 0.300, SLG: 0.322 (1, 5)	0-0 5-3			0-0 F9		0-0 G6-3			0-0 6-3		0-0 E5		5	0	0	0	0	0	2								
Ron Santo, R OBP: 0.328, SLG: 0.340 Pat Kelly, L OBP: 0.326, SLG: 0.373 Eddie Leon, R OBP: 0.178, SLG: 0.161 (1, 4)		0-0 P4		0-0 6-3			0-3 K		4-0 WP BB		0-0 SH2-4		3	0	0	0	1	1	0								
Ken Handerson, S OBP: 0.356, SLG: 0.443 (1, 8)		0-0 1B				0-0 4-3 SH2-4 1B		0-0 6-3		4-0 1-2 BB		4-0 1B	3	0	2	0	2	0	0								
Jerry Hairston, S OBP: 0.170, SLG: 0.173 (1, 10)		0-0 E5				0-0 SH2-4		0-0 6-3		0-3 K		0-0 3-1	4	0	0	0	0	1	5								
Bill Sharp, L OBP: 0.377, SLG: 0.446 (1, 9)		0-0 G4-6-3				0-0 4-3		0-0 4-3		0-0 1-3		0-0 P6	5	0	0	0	0	0	5								
Bucky Dent, R OBP: 0.269, SLG: 0.337 (1, 6)			0-0 6-3			4-0 FC6 BB		0-0 F7		0-0 L9		0-0 F8	4	0	0	0	1	0	0								
<b>Inning Stats</b>	R: 0 E: 0 K: 1 S: 6	H: 1 LOB: 1 BB: 0 P: 6	R: 0 E: 1 K: 0 S: 4	H: 1 LOB: 1 BB: 0 P: 4	R: 0 E: 0 K: 0 S: 3	H: 0 LOB: 0 BB: 0 P: 3	R: 0 E: 0 K: 0 S: 3	H: 1 LOB: 2 BB: 0 P: 6	R: 0 E: 0 K: 1 S: 5	H: 0 LOB: 0 BB: 0 P: 5	R: 0 E: 0 K: 0 S: 3	H: 1 LOB: 1 BB: 1 P: 7	R: 1 E: 0 K: 1 S: 6	H: 1 LOB: 2 BB: 2 P: 14	R: 0 E: 0 K: 1 S: 5	H: 0 LOB: 0 BB: 0 P: 5	R: 0 E: 1 K: 0 S: 4	H: 0 LOB: 2 BB: 1 P: 8	R: 0 E: 0 K: 0 S: 4	H: 1 LOB: 1 BB: 0 P: 4	1B: 4 2B: 1 3B: 0 HR: 1	SF: 0 SAC: 2 DP: 2 HBP: 0	WP: 1 PB: 0 SB: 0 CS: 0	PA: 47			
<b>PITCHER</b> Paul Spittorff, L ERA: 2.9 (1, 1)	IP 12.0	WLS W 47	BF 47	H 6	R 1	ER 1	SO 4	BB 4	IBB 1	HBP 0	BLK 0	WP 1	HR 1	S 50	P 70	ERA 0.75	WHIP 0.833										

**TOP**

**Chicago White Sox @ Kansas City Royals**  
Royals Stadium, Kansas City, MO

Wed Jun 26 1974, 8:05 PM EDT  
Att: 11,506 - Unknown - 79 F

livebaseballscorecards.com

AB 40  
R 1  
H 6  
RBI 1  
BB 5  
SO 4  
LOB 17



Batter	1	2	3	4	5	6	7	8	9	10	11	12	AB	R	H	RBI	BB	SO	LOB								
Jim Wohlford, R OBP: 0.353, SLG: 0.370 (1, 7)	0-3 K		0-0 FC1-6		0-3 K		0-0 5-3		0-3 K			0-3 K	6	0	0	0	0	4	3								
Cookie Rojas, R OBP: 0.326, SLG: 0.379 Frank White, R OBP: 0.233, SLG: 0.317 (10, PR) (11, 4)	0-0 BB 1B		0-0 L7			0-0 1B SH3 2B		0-0 F7		0-0 SH3-1-4 1B		0-0 BB 1B	5	1	3	0	0	0	1								
Amos Otis, R OBP: 0.347, SLG: 0.419 (1, 10)	4-0 1-2 BB		0-0 F9			0-0 F8		0-0 BB 1B		0-0 SH3-1-4 1B		4-0 1-2 BB	3	0	1	0	2	0	2								
Hal McRae, R OBP: 0.411, SLG: 0.526 (1, 9)	0-0 F9			0-0 F9		0-0 SH3 1B		0-0 1-2 BB 1B		4-0 1B		0-0 BB	5	0	3	1	1	0	2								
Fran Healy, R OBP: 0.325, SLG: 0.419 (1, 2)	0-0 4-3			0-0 4-3		0-0 SH3		0-3 K		0-0 P6		0-0 1B	4	0	0	1	0	1	6								
Al Cowens, R OBP: 0.259, SLG: 0.248 Vada Pinson, L OBP: 0.258, SLG: 0.341 (10, PH) (11, 8)		0-0 4-3		0-0 6-3		0-0 K		4-0 1-2 FC4 BB		0-3 K		0-3 K	3	0	0	0	1	1	1								
Tony Solanta, L OBP: 0.339, SLG: 0.436 (1, 3)		0-0 F7			0-0 G3 2B		0-3 K		0-0 FC4			0-0 L4	5	0	1	0	0	1	3								
Freddie Patek, R OBP: 0.294, SLG: 0.299 (1, 6)		0-3 K			0-0 G3		0-0 F8		0-3 K			0-0 P6	5	0	0	0	0	2	1								
George Brett, L OBP: 0.306, SLG: 0.327 (1, 5)			0-0 E3		0-0 F8		0-0 1B		0-0 F8		0-0 F8		0-0 F8	5	0	1	0	0	1								
<b>Inning Stats</b>	R: 0 E: 0 K: 1 S: 6	H: 1 LOB: 2 BB: 1 P: 10	R: 0 E: 0 K: 1 S: 5	H: 0 LOB: 0 BB: 0 P: 5	R: 0 E: 1 K: 0 S: 4	H: 0 LOB: 1 BB: 0 P: 4	R: 0 E: 0 K: 0 S: 3	H: 0 LOB: 0 BB: 0 P: 3	R: 0 E: 0 K: 1 S: 6	H: 1 LOB: 1 BB: 0 P: 6	R: 0 E: 0 K: 1 S: 7	H: 2 LOB: 3 BB: 1 P: 11	R: 0 E: 0 K: 2 S: 7	H: 0 LOB: 0 BB: 0 P: 7	R: 0 E: 0 K: 1 S: 6	H: 1 LOB: 2 BB: 1 P: 10	R: 0 E: 0 K: 0 S: 3	H: 0 LOB: 0 BB: 0 P: 3	R: 0 E: 0 K: 1 S: 5	H: 2 LOB: 2 BB: 1 P: 9	1B: 8 2B: 2 3B: 0 HR: 0	SF: 0 SAC: 2 DP: 0 HBP: 0	WP: 0 PB: 0 SB: 0 CS: 0	PA: 49			
<b>PITCHER</b> Jim Kaat, L ERA: 4.05 Rich Gossage, R ERA: 4.66 (8, 1)	IP 7.1	WLS L 18	BF 31	H 7	R 1	ER 1	SO 5	BB 1	IBB 0	HBP 0	BLK 0	WP 0	HR 0	S 40	P 44	ERA 1.23	WHIP 1.091										


**BOTTOM**

**Chicago White Sox @ Kansas City Royals**  
Royals Stadium, Kansas City, MO

Wed Jun 26 1974, 8:05 PM EDT  
Att: 11,506 - Unknown - 79 F

livebaseballscorecards.com

AB 43  
R 2  
H 10  
RBI 2  
BB 4  
SO 10  
LOB 22





Batter	1	2	3	4	5	6	7	8	9	AB	R	H	RBI	BB	SO	LOB	TOP					
Steve Brye, R OBP: 0.321, SLG: 0.341 (1, 8)										4	1	1	1	1	1	2	<b>Minnesota Twins @ Chicago White Sox</b> Comiskey Park, Chicago, IL Thu Jun 27 1974, 8:05 PM EDT Att: 12,841 - Unknown - 63 F					
Rod Carew, L OBP: 0.452, SLG: 0.487 (1, 4)										5	2	3	1	0	0							
Tony Oliva, L OBP: 0.328, SLG: 0.450 (1, 10)										5	1	2	2	0	2							
Bobby Darwin, R OBP: 0.322, SLG: 0.450 (1, 9)										4	0	0	0	1	1	4						
Steve Braun, L OBP: 0.379, SLG: 0.393 (1, 7)										5	0	2	1	0	1	1						
Jim Holt, L OBP: 0.310, SLG: 0.330 (1, 3)										5	0	1	0	0	1	2						
Eric Soderholm, R OBP: 0.338, SLG: 0.364 (1, 5)										2	0	0	0	2	0	3						
Danny Thompson, R OBP: 0.318, SLG: 0.435 (1, 6)										2	1	0	0	2	0	4						
Glenn Borgmann, R OBP: 0.303, SLG: 0.302 (1, 2)										4	1	2	1	0	0	2						
<b>Inning Stats</b>	R: 3 E: 0 K: 1 S: 7	H: 2 LOB: 0 BB: 1 P: 11	R: 0 E: 0 K: 0 S: 3	H: 1 LOB: 1 BB: 1 P: 7	R: 1 E: 0 K: 1 S: 9	H: 4 LOB: 3 BB: 0 P: 9	R: 0 E: 0 K: 1 S: 5	H: 0 LOB: 0 BB: 0 P: 5	R: 0 E: 0 K: 1 S: 5	H: 0 LOB: 1 BB: 1 P: 9	R: 2 E: 0 K: 0 S: 6	H: 3 LOB: 2 BB: 1 P: 10	R: 0 E: 0 K: 0 S: 3	H: 1 LOB: 2 BB: 2 P: 11	R: 0 E: 0 K: 0 S: 3	H: 0 LOB: 0 BB: 0 P: 3	R: 0 E: 0 K: 0 S: 3	H: 0 LOB: 0 BB: 0 P: 3	1B: 8 2B: 0 3B: 2 HR: 1	SF: 0 SAC: 0 DP: 2 HBP: 0	WP: 0 PB: 0 SB: 0 CS: 0	PA: 42
<b>PITCHER</b>	IP WLS BF H R ER SO BB IBB HBP BLK WP HR S P ERA WHIP																					
Stan Bahnsen, R ERA: 4.17 (1, 1)	2.1 L 14 6 4 4 2 2 2 0 0 0 0 1 16 24 15.43 3.429																					
Skip Pillock, L ERA: 3.53 (3, 1)	3.1 16 4 2 2 2 2 0 0 0 0 0 18 26 5.40 1.800																					
Ken Tatum, R ERA: 4.05 (6, 1)	3.1 12 1 0 0 0 2 0 0 0 0 0 10 18 0.00 0.900																					

Batter	1	2	3	4	5	6	7	8	9	AB	R	H	RBI	BB	SO	LOB	BOTTOM			
Pat Kelly, L OBP: 0.350, SLG: 0.366 (1, 10)										4	0	0	0	0	0	1	<b>Minnesota Twins @ Chicago White Sox</b> Comiskey Park, Chicago, IL Thu Jun 27 1974, 8:05 PM EDT Att: 12,841 - Unknown - 63 F			
Jorge Orta, L OBP: 0.377, SLG: 0.437 (1, 4)										4	0	1	0	0	0	1				
Dick Allen, R OBP: 0.374, SLG: 0.584 (1, 3)										4	1	3	0	0	1	0				
Carlos May, L OBP: 0.319, SLG: 0.350 (1, 7)										4	1	1	2	0	1	3				
Ken Henderson, S OBP: 0.354, SLG: 0.440 (1, 8)										4	1	1	0	0	1	3				
Ron Santo, R OBP: 0.324, SLG: 0.336 (1, 5)										3	0	0	1	0	0	1				
Bill Sharp, L OBP: 0.383, SLG: 0.442 (1, 9)										3	0	1	0	1	0	0				
Ed Herrmann, L OBP: 0.315, SLG: 0.373 (1, 2)										4	0	0	0	0	2					
Bucky Dent, R OBP: 0.270, SLG: 0.337 (1, 6)										3	0	1	0	0	1	1				
<b>Inning Stats</b>	R: 0 E: 0 K: 1 S: 5	H: 0 LOB: 0 BB: 0 P: 5	R: 1 E: 1 K: 0 S: 4	H: 1 LOB: 0 BB: 0 P: 4	R: 0 E: 0 K: 2 S: 8	H: 1 LOB: 1 BB: 0 P: 8	R: 0 E: 0 K: 0 S: 3	H: 1 LOB: 0 BB: 0 P: 3	R: 0 E: 0 K: 0 S: 5	H: 2 LOB: 2 BB: 0 P: 5	R: 0 E: 0 K: 1 S: 5	H: 0 LOB: 1 BB: 1 P: 9	R: 2 E: 0 K: 0 S: 5	H: 2 LOB: 0 BB: 0 P: 5	R: 0 E: 0 K: 0 S: 3	H: 0 LOB: 0 BB: 0 P: 3	1B: 7 2B: 0 3B: 0 HR: 1	SF: 1 SAC: 0 DP: 1 HBP: 0	WP: 0 PB: 0 SB: 1 CS: 0	PA: 35
<b>PITCHER</b>	IP WLS BF H R ER SO BB IBB HBP BLK WP HR S P ERA WHIP																			
Joe Decker, R ERA: 2.98 (1, 1)	6.1 W 25 6 1 0 3 1 0 0 0 0 0 1 30 34 0.00 1.105																			
Bill Campbell, R ERA: 2.76 (7, 1)	2.2 10 2 2 2 1 0 0 0 0 0 0 1 12 12 6.75 0.750																			





Batter	1	2	3	4	5	6	7	8	9	AB	R	H	RBI	BB	SO	LOB	TOP				
Steve Bue, R OBP: 0.328, SLG: 0.353 (1, 8)										5	0	3	1	0	0	0	<b>Minnesota Twins @ Chicago White Sox</b> Comiskey Park, Chicago, IL Fri Jun 28 1974, 8:05 PM EDT Att: 22,479 - Unknown - 69 F				
Rod Carew, L OBP: 0.451, SLG: 0.483 Dave Goltz, R (8, 1)										4	2	1	0	1	0	2					
Tony Oliva, L OBP: 0.339, SLG: 0.485 Jerry Terrell, R OBP: 0.281, SLG: 0.307 (7, PR) (8, 4)										4	3	4	3	0	0	0					
Harmon Killebrew, R OBP: 0.293, SLG: 0.352 Jim Holt, L OBP: 0.307, SLG: 0.327 (1, 3) (7, 3)										4	2	2	3	0	1	0					
Bobby Darwin, R OBP: 0.326, SLG: 0.449 (1, 9)										3	0	1	0	0	0	1					
Larry Hise, R OBP: 0.359, SLG: 0.514 (1, 7)										5	1	1	1	0	0	4					
Steve Braun, L OBP: 0.384, SLG: 0.405 (1, 5)										4	0	2	2	1	0	1					
Danny Thompson, R OBP: 0.329, SLG: 0.431 Luis Gomez, R OBP: 0.273, SLG: 0.213 (1, 6) (7, 6)										3	1	1	0	1	0	2					
Glenn Borgmann, R OBP: 0.296, SLG: 0.294 (1, 2)										4	0	0	0	0	0	4					
<b>Inning Stats</b>	R: 4 E: 0 K: 0 S: 7	H: 4 LOB: 1 BB: 0 P: 8	R: 0 E: 0 K: 0 S: 3	H: 0 LOB: 0 BB: 0 P: 3	R: 1 E: 0 K: 0 S: 4	H: 1 LOB: 0 BB: 0 P: 4	R: 0 E: 0 K: 0 S: 2	H: 0 LOB: 0 BB: 1 P: 6	R: 2 E: 0 K: 1 S: 7	H: 2 LOB: 1 BB: 1 P: 11	R: 2 E: 0 K: 0 S: 7	H: 4 LOB: 2 BB: 0 P: 7	R: 0 E: 0 K: 0 S: 4	H: 2 LOB: 1 BB: 0 P: 4	R: 0 E: 0 K: 0 S: 2	H: 0 LOB: 0 BB: 0 P: 3		1B: 9 2B: 2 3B: 1 HR: 3	SF: 0 SAC: 0 DP: 4 HBP: 2	WP: 0 PB: 0 SB: 1 CS: 0	PA: 43
<b>PITCHER</b>	IP WLS BF H R ER SO BB IBB HBP BLK WP HR S P ERA WHIP	IP WLS BF H R ER SO BB IBB HBP BLK WP HR S P ERA WHIP	IP WLS BF H R ER SO BB IBB HBP BLK WP HR S P ERA WHIP	IP WLS BF H R ER SO BB IBB HBP BLK WP HR S P ERA WHIP	IP WLS BF H R ER SO BB IBB HBP BLK WP HR S P ERA WHIP	IP WLS BF H R ER SO BB IBB HBP BLK WP HR S P ERA WHIP	IP WLS BF H R ER SO BB IBB HBP BLK WP HR S P ERA WHIP	IP WLS BF H R ER SO BB IBB HBP BLK WP HR S P ERA WHIP	IP WLS BF H R ER SO BB IBB HBP BLK WP HR S P ERA WHIP	IP WLS BF H R ER SO BB IBB HBP BLK WP HR S P ERA WHIP	IP WLS BF H R ER SO BB IBB HBP BLK WP HR S P ERA WHIP	IP WLS BF H R ER SO BB IBB HBP BLK WP HR S P ERA WHIP	IP WLS BF H R ER SO BB IBB HBP BLK WP HR S P ERA WHIP	IP WLS BF H R ER SO BB IBB HBP BLK WP HR S P ERA WHIP	IP WLS BF H R ER SO BB IBB HBP BLK WP HR S P ERA WHIP	IP WLS BF H R ER SO BB IBB HBP BLK WP HR S P ERA WHIP	IP WLS BF H R ER SO BB IBB HBP BLK WP HR S P ERA WHIP	IP WLS BF H R ER SO BB IBB HBP BLK WP HR S P ERA WHIP	IP WLS BF H R ER SO BB IBB HBP BLK WP HR S P ERA WHIP	IP WLS BF H R ER SO BB IBB HBP BLK WP HR S P ERA WHIP	IP WLS BF H R ER SO BB IBB HBP BLK WP HR S P ERA WHIP

AB	38
R	10
H	15
RBI	10
BB	3
SO	1
LOB	18



Batter	1	2	3	4	5	6	7	8	9	AB	R	H	RBI	BB	SO	LOB	BOTTOM				
Brian Downing, R OBP: 0.403, SLG: 0.524 (1, 9)										3	2	2	1	2	0	1	<b>Minnesota Twins @ Chicago White Sox</b> Comiskey Park, Chicago, IL Fri Jun 28 1974, 8:05 PM EDT Att: 22,479 - Unknown - 69 F				
Carlos May, L OBP: 0.321, SLG: 0.348 (1, 7)										4	0	1	0	1	0	3					
Dick Allen, R OBP: 0.372, SLG: 0.577 Tony Musser, L OBP: 0.359, SLG: 0.435 (1, 3) (8, 3)										3	0	0	1	1	0	5					
Ken Henderson, S OBP: 0.356, SLG: 0.439 Bill Sharp, L OBP: 0.376, SLG: 0.436 (7, PR) (8, 8)										3	0	1	1	1	1	4					
Ron Santo, R OBP: 0.323, SLG: 0.332 (1, 4)										3	0	0	0	1	0	7					
Bill Melton, R OBP: 0.295, SLG: 0.316 (1, 5)										4	0	0	0	0	0	2					
Lee Richard, R OBP: 0.250, SLG: 0.250 (1, 10)										4	0	1	0	0	0	0					
Ed Herrmann, L OBP: 0.310, SLG: 0.368 Chuck Brinkman, R OBP: 0.200, SLG: 0.143 (8, PH) (9, 2)										3	0	0	0	0	0	1					
Bucky Dent, R OBP: 0.279, SLG: 0.342 (1, 6)										3	1	2	0	1	1	0					
<b>Inning Stats</b>	R: 0 E: 1 K: 0 S: 4	H: 1 LOB: 2 BB: 1 P: 8	R: 0 E: 0 K: 0 S: 3	H: 0 LOB: 0 BB: 0 P: 3	R: 0 E: 0 K: 1 S: 6	H: 1 LOB: 3 BB: 2 P: 14	R: 0 E: 0 K: 0 S: 3	H: 0 LOB: 0 BB: 0 P: 3	R: 2 E: 0 K: 0 S: 3	H: 0 LOB: 2 BB: 4 P: 19	R: 0 E: 0 K: 0 S: 4	H: 1 LOB: 1 BB: 0 P: 4	R: 0 E: 0 K: 0 S: 3	H: 0 LOB: 0 BB: 0 P: 3	R: 0 E: 0 K: 0 S: 3	H: 0 LOB: 0 BB: 0 P: 3		1B: 6 2B: 0 3B: 0 HR: 1	SF: 0 SAC: 0 DP: 2 HBP: 0	WP: 0 PB: 0 SB: 0 CS: 0	PA: 40
<b>PITCHER</b>	IP WLS BF H R ER SO BB IBB HBP BLK WP HR S P ERA WHIP	IP WLS BF H R ER SO BB IBB HBP BLK WP HR S P ERA WHIP	IP WLS BF H R ER SO BB IBB HBP BLK WP HR S P ERA WHIP	IP WLS BF H R ER SO BB IBB HBP BLK WP HR S P ERA WHIP	IP WLS BF H R ER SO BB IBB HBP BLK WP HR S P ERA WHIP	IP WLS BF H R ER SO BB IBB HBP BLK WP HR S P ERA WHIP	IP WLS BF H R ER SO BB IBB HBP BLK WP HR S P ERA WHIP	IP WLS BF H R ER SO BB IBB HBP BLK WP HR S P ERA WHIP	IP WLS BF H R ER SO BB IBB HBP BLK WP HR S P ERA WHIP	IP WLS BF H R ER SO BB IBB HBP BLK WP HR S P ERA WHIP	IP WLS BF H R ER SO BB IBB HBP BLK WP HR S P ERA WHIP	IP WLS BF H R ER SO BB IBB HBP BLK WP HR S P ERA WHIP	IP WLS BF H R ER SO BB IBB HBP BLK WP HR S P ERA WHIP	IP WLS BF H R ER SO BB IBB HBP BLK WP HR S P ERA WHIP	IP WLS BF H R ER SO BB IBB HBP BLK WP HR S P ERA WHIP	IP WLS BF H R ER SO BB IBB HBP BLK WP HR S P ERA WHIP	IP WLS BF H R ER SO BB IBB HBP BLK WP HR S P ERA WHIP	IP WLS BF H R ER SO BB IBB HBP BLK WP HR S P ERA WHIP	IP WLS BF H R ER SO BB IBB HBP BLK WP HR S P ERA WHIP	IP WLS BF H R ER SO BB IBB HBP BLK WP HR S P ERA WHIP	IP WLS BF H R ER SO BB IBB HBP BLK WP HR S P ERA WHIP

AB	33
R	3
H	7
RBI	3
BB	7
SO	2
LOB	23





Batter	1	2	3	4	5	6	7	8	9	AB	R	H	RBI	BB	SO	LOB	TOP								
Steve Brye, R OBP: 0.327, SLG: 0.351 (1, 8)	5-3		2B	6-3			5-3			4	1	1	0	0	0	1	<b>Minnesota Twins @ Chicago White Sox</b> Comiskey Park, Chicago, IL Sat Jun 29 1974, 4:33 AM EDT Att: 26,582 - Unknown - 80 F								
Rod Carew, L OBP: 0.448, SLG: 0.484 (1, 4)	E4		2B	4-3			K			4	1	1	1	0	1										
Tony Oliva, L OBP: 0.333, SLG: 0.477 (1, 10)	F8		F6				1-6-3			4	0	0	0	0	2										
Harmon Killebrew, R OBP: 0.286, SLG: 0.343 Jim Holt, L OBP: 0.307, SLG: 0.327 (8, 3)	F9		6-3				5-3			4	0	0	0	0	2										
Bobby Darwin, R OBP: 0.325, SLG: 0.450 (1, 9)		F3	2B				5-3			4	0	1	1	0	1										
Steve Braun, L OBP: 0.386, SLG: 0.401 (1, 5)		1B					F7			2	0	0	0	2	0										
Larry Hise, R OBP: 0.353, SLG: 0.504 (1, 7)		K		1-3			F7			4	0	0	0	0	1										
Danny Thompson, R OBP: 0.351, SLG: 0.485 (1, 6)										3	1	2	1	1	1										
Phil Roof, R OBP: 0.348, SLG: 0.211 Eric Soderholm, R OBP: 0.337, SLG: 0.362 (9, PH)										2	0	0	0	0	1										
										1	0	0	0	0	0										
<b>Inning Stats</b>	R: 0 E: 1 K: 0 S: 4	H: 0 LOB: 1 BB: 0 P: 4	R: 0 E: 0 K: 1 S: 6	H: 1 LOB: 2 BB: 1 P: 10	R: 2 E: 0 K: 0 S: 6	H: 3 LOB: 2 BB: 1 P: 10	R: 0 E: 0 K: 0 S: 3	H: 0 LOB: 1 BB: 1 P: 7	R: 0 E: 0 K: 1 S: 6	H: 0 LOB: 0 BB: 0 P: 3	R: 1 E: 0 K: 1 S: 6	H: 1 LOB: 0 BB: 0 P: 6	R: 0 E: 0 K: 1 S: 5	H: 0 LOB: 0 BB: 0 P: 5	R: 0 E: 0 K: 1 S: 5	H: 0 LOB: 0 BB: 0 P: 5	1B: 2 2B: 2 3B: 0 HR: 1	SF: 0 SAC: 1 DP: 0 HBP: 0	WP: 0 PB: 0 SB: 1 CS: 0	PA: 36					
<b>PITCHER</b>	IP	WLS	BF	H	R	ER	SO	BB	IBB	HBP	BLK	WP	HR	S	P	ERA	WHIP								
Bill Moran, R ERA: 3.6 (1, 1)	6.1		28	5	3	3	2	3	0	0	0	0	1	29	41	4.26	1.263								
Terry Forster, L ERA: 2.97 (7, 1)	2.2	W	8	0	0	0	3	0	0	0	0	0	0	14	14	0.00	0.000								

Batter	1	2	3	4	5	6	7	8	9	AB	R	H	RBI	BB	SO	LOB	BOTTOM								
Pat Kelly, L OBP: 0.344, SLG: 0.359 (1, 10)	F9		K				4-3			4	0	0	0	0	2	2	<b>Minnesota Twins @ Chicago White Sox</b> Comiskey Park, Chicago, IL Sat Jun 29 1974, 4:33 AM EDT Att: 26,582 - Unknown - 80 F								
Jorge Orta, L OBP: 0.385, SLG: 0.449 (1, 4)	K		2B							4	1	3	1	0	1										
Tony Muser, L OBP: 0.358, SLG: 0.431 (1, 3)	1B		K				L4			3	0	1	0	0	1										
Carlos May, L OBP: 0.326, SLG: 0.360 (1, 7)	1B		K							2	2	1	1	2	1										
Ken Henderson, S OBP: 0.355, SLG: 0.436 (1, 8)	K						F7			4	0	1	1	0	1										
Bill Sharp, L OBP: 0.395, SLG: 0.451 (1, 9)										4	0	3	1	0	0										
Ron Santo, R OBP: 0.318, SLG: 0.327 (1, 5)										4	0	0	0	0	2										
Ed Herrmann, L OBP: 0.311, SLG: 0.367 Dick Allen, R OBP: 0.371, SLG: 0.575 Chuck Brinkman, R OBP: 0.200, SLG: 0.143 (9, PH)										3	0	1	0	0	0										
Bucky Dent, R OBP: 0.282, SLG: 0.343 (1, 6)										2	1	1	0	0	0										
										1	0	0	0	0	0										
<b>Inning Stats</b>	R: 0 E: 0 K: 2 S: 8	H: 1 LOB: 2 BB: 1 P: 12	R: 0 E: 0 K: 0 S: 3	H: 1 LOB: 0 BB: 0 P: 3	R: 1 E: 0 K: 3 S: 11	H: 2 LOB: 1 BB: 0 P: 11	R: 0 E: 0 K: 0 S: 3	H: 0 LOB: 0 BB: 0 P: 3	R: 0 E: 0 K: 1 S: 6	H: 2 LOB: 2 BB: 0 P: 6	R: 1 E: 0 K: 1 S: 7	H: 2 LOB: 1 BB: 0 P: 7	R: 0 E: 0 K: 0 S: 3	H: 0 LOB: 0 BB: 0 P: 3	R: 2 E: 0 K: 1 S: 8	H: 3 LOB: 2 BB: 1 P: 12	1B: 9 2B: 1 3B: 0 HR: 1	SF: 0 SAC: 2 DP: 1 HBP: 0	WP: 0 PB: 0 SB: 0 CS: 0	PA: 35					
<b>PITCHER</b>	IP	WLS	BF	H	R	ER	SO	BB	IBB	HBP	BLK	WP	HR	S	P	ERA	WHIP								
Bert Blyleven, R ERA: 3.28 (1, 1)	7.1	L	33	10	4	4	7	2	0	0	0	0	0	44	52	4.91	1.636								
Bill Hands, R ERA: 4.99 (8, 1)	0.2		3	1	0	0	1	0	0	0	0	0	0	5	5	0.00	1.500								





Batter	1	2	3	4	5	6	7	8	9	AB	R	H	RBI	BB	SO	LOB	TOP			
Steve Brye, R OBP: 0.333, SLG: 0.363 (1, 8)	F9		G1 2B		F8		1B 1B		1-2 1B	5	0	3	0	0	0	0	<b>Minnesota Twins @ Chicago White Sox</b> Comiskey Park, Chicago, IL Sun Jun 30 1974, 4:33 AM EDT Unknown			
Rod Carew, L OBP: 0.448, SLG: 0.480 (1, 4)	K		G1				FC6 1B		F7	4	0	1	0	1	1	3				
Larry Hisle, R OBP: 0.347, SLG: 0.496 (1, 7)	K		K		5-3		FC6 1B			4	0	0	0	0	2	4				
Harmon Killebrew, R OBP: 0.280, SLG: 0.335 (1, 10)		E6 2B 1B	5-3			6-3			F7	4	1	0	0	0	0	1				
Bobby Darwin, R OBP: 0.321, SLG: 0.443 (1, 9)	F9				F8		F7		6-3	4	0	0	0	0	0	1				
Eric Soderholm, R OBP: 0.340, SLG: 0.376 (1, 5)	1B SF9 2B				4-3 2B		F7		F8	4	1	2	0	0	0	0				
Danny Thompson, R OBP: 0.346, SLG: 0.472 (1, 6)					4-3				6-3	4	0	1	1	0	0	1				
Craig Kusick, R OBP: 0.274, SLG: 0.268 (1, 3)	SF9				K		HR		FC6-4 1B	3	1	2	2	0	1	1				
Phil Roof, R OBP: 0.308, SLG: 0.182 Jerry Terrell, R OBP: 0.279, SLG: 0.304 (9, PH)	6-3				K		6-3		FC6-4 1B	3	0	0	0	0	1	1				
<b>Inning Stats</b>	R: 0 E: 0 K: 2 S: 7	H: 0 LOB: 0 BB: 0 P: 7	R: 2 E: 1 K: 0 S: 6	H: 2 LOB: 1 BB: 0 P: 6	R: 0 E: 0 K: 1 S: 6	H: 1 LOB: 1 BB: 0 P: 6	R: 0 E: 0 K: 1 S: 6	H: 0 LOB: 1 BB: 1 P: 9	R: 0 E: 0 K: 0 S: 3	H: 0 LOB: 0 BB: 0 P: 3	R: 1 E: 0 K: 0 S: 6	H: 3 LOB: 2 BB: 0 P: 6	R: 0 E: 0 K: 0 S: 3	H: 0 LOB: 0 BB: 0 P: 3	R: 0 E: 0 K: 0 S: 5	H: 2 LOB: 2 BB: 0 P: 5	1B: 5 2B: 3 3B: 0 HR: 1	SF: 1 SAC: 0 DP: 0 HBP: 0	WP: 0 PA: 38 SB: 0 CS: 0	
<b>PITCHER</b>	IP	WLS	BF	H	R	ER	SO	BB	IBB	HBP	BLK	WP	HR	S	P	ERA	WHIP			
Jim Kaat, L ERA: 3.81 Jim Kaat, L ERA: 3.81	(1, 1)	9.0	W	38	9	3	1	5	1	0	0	0	0	1	47	51	1.00	1.111		
(7, 1)	9.0	W	38	9	3	1	5	1	0	0	0	0	0	1	47	51	1.00	1.111		

Batter	1	2	3	4	5	6	7	8	9	AB	R	H	RBI	BB	SO	LOB	BOTTOM		
Bill Sharp, L OBP: 0.396, SLG: 0.465 (1, 9)	2B 3B	1B SF7 HBP	K			4-3			K	4	2	1	0	0	2	1	<b>Minnesota Twins @ Chicago White Sox</b> Comiskey Park, Chicago, IL Sun Jun 30 1974, 4:33 AM EDT Unknown		
Jorge Orta, L OBP: 0.399, SLG: 0.484 (1, 4)	1B 2B	FC4-6 1B			G3 2B	1B 3B		1B		5	2	5	2	0	0	0			
Dick Allen, R OBP: 0.372, SLG: 0.576 Jim Kaat, L	1B E	SF7			F9	G3-6 1B		F5		3	1	2	2	0	0	1			
Carlos May, L OBP: 0.328, SLG: 0.361 Brian Downing, R OBP: 0.403, SLG: 0.524	E9 2B	FC4-6 1B			G3	G3-6-1				5	1	2	1	0	0	3			
Ken Henderson, S OBP: 0.359, SLG: 0.440 (1, 8)	1B 2B	HBP 1B			G3			G3		4	1	2	1	1	0	3			
Tony Muser, L OBP: 0.380, SLG: 0.433 (1, 10)	1B	HBP				FC6-4 BB		F8		2	0	1	1	1	0	1			
Bill Melton, R OBP: 0.291, SLG: 0.311 (1, 5)	F7	F8			K			F9		4	0	0	0	0	1	6			
Ed Herrmann, L OBP: 0.305, SLG: 0.360 (1, 2)	F5				F8	FC6-4		4-3		4	0	0	0	0	0	3			
Bucky Dent, R OBP: 0.281, SLG: 0.342 (1, 6)	F7				F6	K			S 1B	4	1	1	0	0	1	2			
<b>Inning Stats</b>	R: 5 E: 1 K: 0 S: 9	H: 6 LOB: 1 BB: 0 P: 9	R: 1 E: 0 K: 0 S: 5	H: 2 LOB: 3 BB: 0 P: 7	R: 0 E: 0 K: 1 S: 5	H: 0 LOB: 0 BB: 0 P: 5	R: 0 E: 0 K: 0 S: 4	H: 1 LOB: 1 BB: 0 P: 4	R: 0 E: 0 K: 2 S: 7	H: 0 LOB: 1 BB: 1 P: 11	R: 1 E: 0 K: 0 S: 4	H: 2 LOB: 0 BB: 0 P: 4	R: 0 E: 0 K: 0 S: 3	H: 0 LOB: 1 BB: 1 P: 7	R: 1 E: 0 K: 1 S: 8	H: 3 LOB: 2 BB: 0 P: 8	1B: 9 2B: 3 3B: 2 HR: 0	SF: 1 SAC: 0 DP: 1 HBP: 2	WP: 0 PA: 41 SB: 1 CS: 0
<b>PITCHER</b>	IP	WLS	BF	H	R	ER	SO	BB	IBB	HBP	BLK	WP	HR	S	P	ERA	WHIP		
Ray Corbin, R ERA: 3.93 Tom Burgmeier, L ERA: 6.15 Dave Goltz, R ERA: 3.9 Bill Campbell, R ERA: 2.75	(1, 1)	0.0	L	4	4	4	4	0	0	0	0	0	0	9	11	10.80	2.400		
(2, 1)	6.0	25	6	2	2	4	2	0	0	0	0	0	0	31	39	3.00	1.333		
(8, 1)	0.1	1	0	0	0	0	0	0	0	0	0	0	0	1	1	0.00	0.000		



Batter	1	2	3	4	5	6	7	8	9	AB	R	H	RBI	BB	SO	LOB	TOP																					
Steve Blye, R OBP: 0.335, SLG: 0.360 (1, 8)	F9		FC4-6 BB		1B SF7	K		K		4	1	1	0	1	2	2																						
Rod Carew, L OBP: 0.444, SLG: 0.475 Jerry Terrell, R OBP: 0.279, SLG: 0.304 (1, 4)	4-3		FC4-6 1B		1B	F5		F8		5	2	1	0	0	0	1																						
Tony Oliva, L OBP: 0.339, SLG: 0.480 (1, 10)	1B		1B		HBP 1B		3-1	F4		5	1	3	1	0	0	0																						
Bobby Darwin, R OBP: 0.316, SLG: 0.437 (1, 9)	K		K		SF7		K	F5		4	0	0	1	0	3	2																						
Steve Braun, L OBP: 0.384, SLG: 0.398 (1, 7)		F8		6-3	HBP 1B		F8			4	1	1	1	0	0	0																						
Jim Holt, L OBP: 0.314, SLG: 0.327 (1, 3)	1B		1B		1-2 2-3 HBP		F7			3	0	1	0	0	0	0																						
Eric Soderholm, R OBP: 0.348, SLG: 0.401 (1, 5)	F3		HR		1-2 2-3 HBP	1B		1B		4	1	3	3	0	0	1																						
Glenn Borgmann, R OBP: 0.294, SLG: 0.293 (1, 2)	K		4-3		F6			1B		4	0	1	0	0	1	3																						
Luis Gomez, R OBP: 0.266, SLG: 0.206 (1, 6)			1-3		5-3	F6		F3		4	0	0	0	0	0	2																						
<b>Inning Stats</b>	R: 0 E: 0 K: 1 S: 6	H: 1 LOB: 1 BB: 0 P: 6	R: 0 E: 0 K: 1 S: 6	H: 1 LOB: 1 BB: 0 P: 6	R: 1 E: 0 K: 1 S: 6	H: 1 LOB: 1 BB: 1 P: 10	R: 1 E: 0 K: 0 S: 4	H: 1 LOB: 0 BB: 0 P: 4	R: 4 E: 0 K: 0 S: 8	H: 5 LOB: 2 BB: 0 P: 9	R: 0 E: 0 K: 1 S: 5	H: 0 LOB: 0 BB: 0 P: 5	R: 0 E: 0 K: 0 S: 5	H: 0 LOB: 0 BB: 0 P: 5	R: 0 E: 0 K: 1 S: 7	H: 2 LOB: 2 BB: 0 P: 7	R: 0 E: 0 K: 0 S: 3	H: 0 LOB: 0 BB: 0 P: 3	1B: 10 2B: 0 3B: 0 HR: 1	SF: 1 SAC: 0 DP: 0 HBP: 1	WP: 0 PA: 40 SB: 0 CS: 1																	
<b>PITCHER</b>	IP	WLS	BF	H	R	ER	SO	BB	IBB	HBP	BLK	WP	HR	S	P	ERA	WHIP	<b>PITCHER</b>				IP	WLS	BF	H	R	ER	SO	BB	IBB	HBP	BLK	WP	HR	S	P	ERA	WHIP
Rich Gossage, R ERA: 5.02 (1, 1)	4.1	L	20	6	4	4	3	1	0	0	0	0	1	25	29	8.31	1.615																					
Skip Pitlock, L ERA: 4.25 (5, 1)	0.1		5	3	2	2	0	0	0	1	0	0	0	4	5	54.00	9.000																					
Cy Acosta, R ERA: 2.72 (5, 1)	4.1		15	2	0	0	3	0	0	0	0	0	0	21	21	0.00	0.462																					

Minnesota Twins @ Chicago White Sox  
Comiskey Park, Chicago, IL  
Sun Jun 30 1974, 4:38 AM EDT  
Att: 44,158 - Unknown

AB 37  
R 6  
H 11  
RBI 6  
BB 1  
SO 6  
LOB 11



Batter	1	2	3	4	5	6	7	8	9	AB	R	H	RBI	BB	SO	LOB	BOTTOM																					
Lee Richard, R OBP: 0.250, SLG: 0.250 (1, 10)	F6		1B			K		F8		4	0	1	0	0	1	1																						
Jorge Orta, L OBP: 0.396, SLG: 0.480 (1, 4)	K			4-3		G3		2B 1B		4	1	1	0	0	1	0																						
Dick Allen, R OBP: 0.374, SLG: 0.577 (1, 3)	F6			F4		FC3-6 BB		2B 2B		3	1	1	0	1	0	0																						
Ken Henderson, S OBP: 0.357, SLG: 0.436 (1, 8)		F8		BB		FC3-6		F6		3	0	0	0	1	0	3																						
Carlos May, L OBP: 0.328, SLG: 0.361 Pat Kelly, L OBP: 0.346, SLG: 0.367 (1, 7)		G3 1B		4-3		F5		2B 2B		3	0	1	0	0	0	2																						
Brian Downing, R OBP: 0.391, SLG: 0.505 (1, 2)		G3			F7		F5	F5		4	0	0	0	0	0	3																						
Ron Santo, R OBP: 0.317, SLG: 0.329 (1, 5)		5-3			K			5-3		4	0	1	1	0	1	1																						
Bill Sharp, L OBP: 0.400, SLG: 0.472 (1, 9)			F9		K			2B BB		3	0	1	0	1	1	0																						
Bucky Dent, R OBP: 0.277, SLG: 0.337 Tony Muser, L OBP: 0.375, SLG: 0.426 (1, 6)		5-3				F7		F8	K	3	0	0	0	0	0	1																						
<b>Inning Stats</b>	R: 0 E: 0 K: 1 S: 5	H: 0 LOB: 0 BB: 0 P: 5	R: 0 E: 0 K: 0 S: 4	H: 1 LOB: 1 BB: 0 P: 4	R: 0 E: 0 K: 0 S: 3	H: 1 LOB: 0 BB: 0 P: 3	R: 0 E: 0 K: 0 S: 3	H: 0 LOB: 1 BB: 1 P: 7	R: 0 E: 0 K: 2 S: 7	H: 0 LOB: 0 BB: 0 P: 7	R: 0 E: 0 K: 1 S: 5	H: 0 LOB: 0 BB: 0 P: 5	R: 0 E: 0 K: 0 S: 3	H: 0 LOB: 1 BB: 1 P: 7	R: 0 E: 0 K: 0 S: 4	H: 1 LOB: 1 BB: 0 P: 4	R: 3 E: 0 K: 1 S: 9	H: 4 LOB: 2 BB: 1 P: 13	1B: 3 2B: 4 3B: 0 HR: 0	SF: 0 SAC: 0 DP: 0 HBP: 0	WP: 0 PA: 36 SB: 0 CS: 0																	
<b>PITCHER</b>	IP	WLS	BF	H	R	ER	SO	BB	IBB	HBP	BLK	WP	HR	S	P	ERA	WHIP	<b>PITCHER</b>				IP	WLS	BF	H	R	ER	SO	BB	IBB	HBP	BLK	WP	HR	S	P	ERA	WHIP
Vic Albury, L ERA: 4.09 (1, 1)	8.2		35	7	3	3	4	3	0	0	0	0	0	40	52	3.12	1.154																					
Bill Campbell, R ERA: 2.73 (9, 1)	0.1	S	1	0	0	0	1	0	0	0	0	0	0	3	3	0.00	0.000																					

Minnesota Twins @ Chicago White Sox  
Comiskey Park, Chicago, IL  
Sun Jun 30 1974, 4:38 AM EDT  
Att: 44,158 - Unknown

AB 33  
R 3  
H 7  
RBI 3  
BB 3  
SO 5  
LOB 13





Batter	1	2	3	4	5	6	7	8	9	AB	R	H	RBI	BB	SO	LOB	TOP										
<b>Freddie Patek, R</b> OBP: 0.299, SLG: 0.299 (1, 6)	4-0 CS 1B BB	4-0 1B BB				4-0 HR BB	4-0 HR BB	4-0 G5-4-3 BB		1	2	1	1	4	0	0											
<b>Cookie Rojas, R</b> OBP: 0.336, SLG: 0.394 (1, 4)	0-0	0-0				0-0 HR 1B	0-0 1-H HR	0-0 F7		5	2	4	4	0	0	1											
<b>Frank White, R</b> OBP: 0.242, SLG: 0.323 (8, 4)	1-2 CS 1B	1-2 2-H 3-H 0-0 1B				0-0 HR 1B	0-0 HR	0-0 G5-4-3		0	0	0	0	0	0	0											
<b>Amos Otis, R</b> OBP: 0.339, SLG: 0.425 (1, 8)	0-3 K 1-2 2-3	5-3				0-0 L6	0-0 5-3	0-0 G5-4-3 1-2		5	0	0	0	0	1	6											
<b>Hal McRae, R</b> OBP: 0.413, SLG: 0.543 (1, 10)	4-0 BB					0-0 HR	0-0 1B	0-0 F8		4	1	2	2	1	0	0											
<b>Fran Healy, R</b> OBP: 0.326, SLG: 0.403 (1, 2)	0-3 K					4-0 CS BB	4-0 FC4-6 BB	0-0 F8		3	0	0	0	2	1	3											
<b>Tony Solaita, L</b> OBP: 0.321, SLG: 0.392 (1, 3)		0-0 L4	0-0 F7			0-0 FC4-6 1B	0-3 K	0-0 1B		5	2	1	0	0	1	3											
<b>Jim Wohlford, R</b> OBP: 0.352, SLG: 0.372 (1, 7)		0-0 6-3 1B	0-0 CS	0-0 6-3		0-0 1B		0-0 F8		5	1	3	0	0	0	0											
<b>Vada Pinson, L</b> OBP: 0.261, SLG: 0.335 (1, 9)		0-0 6-3 1B				0-0 F8	0-0 1-3 2-H 1B	0-0 4-3		5	1	3	2	0	0	0											
<b>George Brett, L</b> OBP: 0.299, SLG: 0.311 (1, 5)		0-0 6-3				0-0 K	0-0 F8	0-3 K		5	0	0	0	0	2	6											
<b>Inning Stats</b>	R: 0 E: 0 K: 2 S: 7	H: 1 LOB: 2 BB: 2 P: 15	R: 2 E: 0 K: 0 S: 6	H: 3 LOB: 2 BB: 1 P: 10	R: 0 E: 0 K: 0 S: 2	H: 0 LOB: 0 BB: 1 P: 6	R: 0 E: 0 K: 1 S: 5	H: 0 LOB: 0 BB: 0 P: 5	R: 4 E: 0 K: 0 S: 8	H: 5 LOB: 2 BB: 1 P: 12	R: 2 E: 0 K: 1 S: 7	H: 2 LOB: 1 BB: 1 P: 11	R: 0 E: 0 K: 1 S: 5	H: 0 LOB: 0 BB: 0 P: 5	R: 0 E: 0 K: 0 S: 2	H: 0 LOB: 0 BB: 1 P: 6	R: 1 E: 0 K: 0 S: 6	H: 3 LOB: 2 BB: 0 P: 6	1B: 11 2B: 1 3B: 0 HR: 3	SF: 0 SAC: 0 DP: 2 HBP: 0	WP: 0 PB: 0 CS: 3	PA: 46					
<b>PITCHER</b>	IP	WLS	BF	H	R	ER	SO	BB	IBB	HBP	BLK	WP	HR	S	P	ERA	WHIP										
<b>Stan Bahnsen, R</b> ERA: 4.32 (1, 1)	4.0	L	20	6	4	4	3	4	0	0	0	0	1	22	38	9.00	2.500										
<b>Ken Tatum, R</b> ERA: 4.73 (5, 1)	0.2		5	2	1	1	0	1	0	0	0	0	1	4	8	13.50	4.500										
<b>Skip Pitlock, L</b> ERA: 4.42 (5, 1)	4.1		20	6	4	4	2	2	0	0	0	0	1	22	30	8.31	1.846										
Batter	1	2	3	4	5	6	7	8	9	AB	R	H	RBI	BB	SO	LOB	BOTTOM										
<b>Pat Kelly, L</b> OBP: 0.345, SLG: 0.362 (1, 10)	0-0 L3		0-3 K			4-0 BB		0-0 F8		3	0	0	0	1	1	1											
<b>Jorge Orta, L</b> OBP: 0.398, SLG: 0.480 (1, 4)	0-0		0-0 WP 1-3 1B			0-3 K		0-0 1-3		4	0	2	0	0	1	1											
<b>Dick Allen, R</b> OBP: 0.372, SLG: 0.570 (1, 3)	0-0 F8		4-0 2-3 BB			0-3 K		0-0 L9		3	0	0	0	1	1	1											
<b>Tony Muser, L</b> OBP: 0.375, SLG: 0.426 (9, 3)	0-0		2-3 BB			0-0 K		0-0 L9		0	0	0	0	0	0	0											
<b>Carlos May, L</b> OBP: 0.323, SLG: 0.356 (1, 7)	0-0 4-3		0-0 1-3			0-0 F7		0-0 6-3		4	0	0	0	0	0	3											
<b>Ken Henderson, S</b> OBP: 0.353, SLG: 0.430 (1, 8)		0-0 G3				0-0 L7		0-0 3-1		4	0	0	0	0	0	0											
<b>Bill Shero, L</b> OBP: 0.394, SLG: 0.473 (1, 9)		0-0 2B				0-0 G3		0-0 1-3		4	0	1	0	0	0	0											
<b>Ron Santo, R</b> OBP: 0.314, SLG: 0.326 (1, 5)		0-0 3-1				0-0 5-3		0-3 K		3	0	0	0	0	1	1											
<b>Ed Herrmann, L</b> OBP: 0.305, SLG: 0.360 (1, 2)		0-0 5-3				0-0 F5		0-0 1B		3	0	1	0	0	0	1											
<b>Brian Downing, R</b> OBP: 0.391, SLG: 0.505 (7, PR) (8, 2)						0-0 P3		0-0 6-3		0	0	0	0	0	0	0											
<b>Bucky Dent, R</b> OBP: 0.278, SLG: 0.337 (1, 6)			0-0 1B			0-0 1B		0-0 6-3		3	0	1	0	0	0	1											
<b>Inning Stats</b>	R: 0 E: 0 K: 0 S: 4	H: 1 LOB: 1 BB: 0 P: 4	R: 0 E: 0 K: 0 S: 4	H: 1 LOB: 1 BB: 0 P: 4	R: 0 E: 0 K: 1 S: 6	H: 2 LOB: 2 BB: 1 P: 10	R: 0 E: 0 K: 0 S: 3	H: 0 LOB: 0 BB: 0 P: 3	R: 0 E: 0 K: 1 S: 5	H: 0 LOB: 1 BB: 1 P: 9	R: 0 E: 0 K: 1 S: 5	H: 0 LOB: 0 BB: 0 P: 5	R: 0 E: 0 K: 1 S: 6	H: 1 LOB: 1 BB: 0 P: 6	R: 0 E: 0 K: 0 S: 3	H: 0 LOB: 0 BB: 0 P: 3	R: 0 E: 0 K: 0 S: 3	H: 0 LOB: 0 BB: 0 P: 3	1B: 4 2B: 1 3B: 0 HR: 0	SF: 0 SAC: 0 DP: 0 HBP: 0	WP: 1 PB: 0 CS: 0	PA: 33					
<b>PITCHER</b>	IP	WLS	BF	H	R	ER	SO	BB	IBB	HBP	BLK	WP	HR	S	P	ERA	WHIP										
<b>Bruce Dal Canton, R</b> ERA: 2.76 (1, 1)	9.0	W	33	5	0	0	4	2	0	0	0	1	0	39	47	0.00	0.778										

**Kansas City Royals @ Chicago White Sox**  
Comiskey Park, Chicago, IL  
Mon Jul 01 1974, 8:05 PM EDT  
Att: 17,494 - Unknown - 88 F

AB	38
R	9
H	14
RBI	9
BB	7
SO	5
LOB	19



**Kansas City Royals @ Chicago White Sox**  
Comiskey Park, Chicago, IL  
Mon Jul 01 1974, 8:05 PM EDT  
Att: 17,494 - Unknown - 88 F

AB	31
R	0
H	5
RBI	0
BB	2
SO	4
LOB	9





Batter	1	2	3	4	5	6	7	8	9	AB	R	H	RBI	BB	SO	LOB	TOP			
Freddie Patek, R (1, 6) OBP: 0.295, SLG: 0.295	5-3		P5			K		P4		4	0	0	0	0	1	1	<b>Kansas City Royals @ Chicago White Sox</b> Comiskey Park, Chicago, IL Tue Jul 02, 1974, 8:05 PM EDT Att: 11,162 - Unknown - 91 F <a href="http://livebaseballscorecards.com">livebaseballscorecards.com</a>			
Cookie Rojas, R (1, 4) OBP: 0.331, SLG: 0.389	6-3			F9		F7		5-3		4	0	0	0	0	1					
Amos Otis, R (1, 8) OBP: 0.338, SLG: 0.426	K			5-3 2B		B1-3			5-3	4	1	1	0	0	1					
Hal McRae, R (1, 10) OBP: 0.410, SLG: 0.538		4-3		5-3			6-3		FC6-4 1B	4	0	1	0	0	1					
Fran Healy, R (1, 2) OBP: 0.328, SLG: 0.409		F9		2-3			4-3 1B		FC6-4 1-2	4	0	2	1	0	1					
Tony Solaita, L (1, 3) OBP: 0.321, SLG: 0.390				3-H 2B			4-3 1-2			3	0	1	0	0	2					
Buck Martinez, R (8, PH) OBP: 0.333, SLG: 0.242				P3					K	1	0	0	0	1	1					
Jim Wohlford, R (1, 7) OBP: 0.349, SLG: 0.368				1B						3	0	0	0	0	2					
Vada Pinson, L (1, 9) OBP: 0.259, SLG: 0.332			F9			B1-3				2	0	0	0	0	0					
Al Cowens, R (8, PH) OBP: 0.271, SLG: 0.255									FC6-4 1B	1	0	1	0	0	0					
George Brett, L (1, 5) OBP: 0.296, SLG: 0.307										2	0	0	0	0	2					
Frank White, R (8, PH) OBP: 0.238, SLG: 0.317			K			K			FC6-4 1-2	1	0	0	0	0	1					
<b>Inning Stats</b>	R: 0 E: 0 K: 1 S: 5	H: 0 LOB: 0 BB: 0 P: 5	R: 0 E: 0 K: 0 S: 4	H: 1 LOB: 1 BB: 0 P: 4	R: 0 E: 0 K: 1 S: 5	H: 0 LOB: 0 BB: 0 P: 5	R: 1 E: 0 K: 0 S: 5	H: 2 LOB: 1 BB: 0 P: 5	R: 0 E: 0 K: 1 S: 5	H: 0 LOB: 0 BB: 0 P: 5	R: 0 E: 0 K: 0 S: 4	H: 1 LOB: 1 BB: 0 P: 4	R: 0 E: 0 K: 1 S: 6	H: 1 LOB: 1 BB: 0 P: 6	R: 0 E: 0 K: 1 S: 6	H: 1 LOB: 1 BB: 0 P: 6	1B: 4 2B: 2 3B: 0 HR: 0	SF: 0 SAC: 0 DP: 0 HBP: 0	WP: 0 PB: 0 SB: 0 CS: 0	PA: 33
<b>PITCHER</b> Wilbur Wood, L (1, 1) ERA: 3.56	IP: 9.0 WLS: W BF: 33 H: 6 R: 1 ER: 1 SO: 5 BB: 0 IBB: 0 HBP: 0 BLK: 0 WP: 0 HR: 0 S: 43 P: 43 ERA: 1.00 WHIP: 0.667															<b>PITCHER</b>				

Batter	1	2	3	4	5	6	7	8	9	AB	R	H	RBI	BB	SO	LOB	BOTTOM			
Pat Kelly, L (1, 9) OBP: 0.339, SLG: 0.355	K		F7			L8	G3			4	0	0	0	0	1	0	<b>Kansas City Royals @ Chicago White Sox</b> Comiskey Park, Chicago, IL Tue Jul 02, 1974, 8:05 PM EDT Att: 11,162 - Unknown - 91 F <a href="http://livebaseballscorecards.com">livebaseballscorecards.com</a>			
Jorge Orta, L (1, 4) OBP: 0.391, SLG: 0.471	4-3		K2-3			E7 1B		1-3		4	1	0	0	0	1	0				
Dick Allen, R (1, 3) OBP: 0.377, SLG: 0.583				1B G6-3 1B		5-3 1B IBB		F8		3	2	2	1	1	0	0				
Carlos May, L (1, 10) OBP: 0.326, SLG: 0.358	6-3			1-3 1B		1-2 3-H 1B		1-3		4	0	2	1	0	0	0				
Ken Henderson, S (1, 8) OBP: 0.350, SLG: 0.425		4-3		1-2 3-H 1B		5-3				3	0	0	0	0	3					
Bill Shero, L (1, 7) OBP: 0.382, SLG: 0.458		4-3		G3		1-2 2-3 F8				3	0	0	0	0	2					
Bill Melton, R (1, 5) OBP: 0.295, SLG: 0.328						F8				3	1	2	1	0	0	0				
Ed Herrmann, L (1, 2) OBP: 0.301, SLG: 0.355		6-3				4-3		K		3	0	0	0	0	1	1				
Bucky Dent, R (1, 6) OBP: 0.274, SLG: 0.332			6-3			5-3		F7		3	0	0	0	0	0	0				
<b>Inning Stats</b>	R: 1 E: 0 K: 1 S: 6	H: 1 LOB: 0 BB: 0 P: 6	R: 0 E: 0 K: 0 S: 4	H: 1 LOB: 1 BB: 0 P: 4	R: 0 E: 0 K: 1 S: 5	H: 0 LOB: 0 BB: 0 P: 5	R: 1 E: 0 K: 0 S: 4	H: 2 LOB: 0 BB: 0 P: 4	R: 0 E: 0 K: 0 S: 3	H: 0 LOB: 0 BB: 0 P: 3	R: 1 E: 1 K: 0 S: 5	H: 1 LOB: 2 BB: 1 P: 9	R: 1 E: 0 K: 1 S: 6	H: 1 LOB: 0 BB: 0 P: 6	R: 0 E: 0 K: 0 S: 3	H: 0 LOB: 0 BB: 0 P: 3		1B: 4 2B: 0 3B: 0 HR: 2	SF: 0 SAC: 0 DP: 1 HBP: 0	WP: 0 PB: 0 SB: 0 CS: 0
<b>PITCHER</b> Lindy McDaniel, R (1, 1) ERA: 3.81	IP: 5.1 WLS: L BF: 21 H: 4 R: 3 ER: 2 SO: 2 BB: 0 IBB: 0 HBP: 0 BLK: 0 WP: 0 HR: 1 S: 24 P: 28 ERA: 3.38 WHIP: 0.750															<b>PITCHER</b> Steve Mingori, L (6, 1) ERA: 4.94				



Batter	1	2	3	4	5	6	7	8	9	AB	R	H	RBI	BB	SO	LOB	TOP			
<b>Freddie Patek, R</b> OBP: 0.300, SLG: 0.293 (1, 6)										2	0	0	0	3	2	2	<b>Kansas City Royals @ Chicago White Sox</b> Comiskey Park, Chicago, IL Wed Jul 03 1974, 8:05 PM EDT Att: 13,795 - Unknown - 92 F			
<b>Cookie Rojas, R</b> OBP: 0.329, SLG: 0.385 (1, 4)										5	0	1	1	0	1	4				
<b>Amos Otis, R</b> OBP: 0.339, SLG: 0.445 (1, 8)										5	1	2	1	0	0	3				
<b>Hal McRae, R</b> OBP: 0.403, SLG: 0.527 (1, 10)										5	0	0	0	0	0	2				
<b>Fran Healy, R</b> OBP: 0.331, SLG: 0.408 (1, 2)										3	1	1	0	1	1	0				
<b>Tony Solaita, L</b> OBP: 0.330, SLG: 0.400 (1, 3)										3	1	1	0	1	1	1				
<b>Jim Wohlford, R</b> OBP: 0.347, SLG: 0.367 (1, 7)										4	0	1	0	0	0	3				
<b>Vada Pinson, L</b> OBP: 0.268, SLG: 0.349 (9, 9)										2	2	1	1	2	0	1				
<b>George Brett, L</b> OBP: 0.295, SLG: 0.306 (1, 5)										4	0	1	2	0	1	2				
<b>Inning Stats</b>	R: 0 E: 0 K: 0 S: 3	H: 0 LOB: 1 BB: 1 P: 7	R: 3 E: 0 K: 1 S: 9	H: 4 LOB: 2 BB: 1 P: 13	R: 0 E: 0 K: 0 S: 2	H: 0 LOB: 0 BB: 1 P: 6	R: 1 E: 0 K: 0 S: 4	H: 1 LOB: 1 BB: 1 P: 8	R: 1 E: 0 K: 2 S: 8	H: 1 LOB: 0 BB: 0 P: 8	R: 0 E: 0 K: 0 S: 3	H: 0 LOB: 0 BB: 0 P: 3	R: 0 E: 0 K: 1 S: 4	H: 0 LOB: 1 BB: 2 P: 12	R: 0 E: 0 K: 2 S: 8	H: 1 LOB: 1 BB: 0 P: 8		1B: 4 2B: 2 3B: 1 HR: 2	SF: 0 SAC: 0 DP: 2 HBP: 0	WP: 0 PB: 0 SB: 1 CS: 0
<b>PITCHER</b>	IP WLS BF H R ER SO BB IBB HBP BLK WP HR S P ERA WHIP																			
<b>Bill Moran, R</b> ERA: 4.28 (1, 1)	3.2 L 19 5 4 4 1 3 1 0 0 0 0 1 17 33 9.82 2.182																			
<b>Skip Pitlock, L</b> ERA: 4.42 (4, 1)	2.0 9 2 1 1 2 1 0 0 0 0 0 1 12 16 4.50 1.500																			
<b>Lloyd Allen, R</b> ERA: 6.0 (6, 1)	2.0 7 0 0 0 0 2 0 0 0 0 0 0 5 13 0.00 1.000																			
<b>Terry Forster, L</b> ERA: 2.92 (8, 1)	1.1 5 1 0 0 3 0 0 0 0 0 0 0 11 11 0.00 0.750																			

Batter	1	2	3	4	5	6	7	8	9	AB	R	H	RBI	BB	SO	LOB	BOTTOM			
<b>Lee Richard, R</b> OBP: 0.182, SLG: 0.182 (1, 10)										3	0	0	0	0	0	1	<b>Kansas City Royals @ Chicago White Sox</b> Comiskey Park, Chicago, IL Wed Jul 03 1974, 8:05 PM EDT Att: 13,795 - Unknown - 92 F			
<b>Carlos May, L</b> OBP: 0.325, SLG: 0.356 (8, FH)										4	0	1	0	0	0	0				
<b>Pat Kelly, L</b> OBP: 0.338, SLG: 0.353 (1, 9)										4	2	3	1	0	1	0				
<b>Dick Allen, R</b> OBP: 0.382, SLG: 0.596 (1, 3)										4	1	3	2	0	1	2				
<b>Ken Henderson, S</b> OBP: 0.345, SLG: 0.419 (1, 8)										4	0	0	0	0	1	2				
<b>Brian Downing, R</b> OBP: 0.379, SLG: 0.487 (1, 2)										4	0	0	0	0	2	2				
<b>Ron Santo, R</b> OBP: 0.316, SLG: 0.326 (1, 4)										3	0	1	0	1	0	0				
<b>Bill Sharp, L</b> OBP: 0.371, SLG: 0.444 (1, 7)										3	0	0	0	0	0	2				
<b>Bucky Dent, R</b> OBP: 0.271, SLG: 0.329 (1, 6)										2	0	0	0	0	0	1				
<b>Tony Muser, L</b> OBP: 0.370, SLG: 0.420 (8, FH)										1	0	0	0	0	0	0				
<b>Eddie Leon, R</b> OBP: 0.176, SLG: 0.161 (9, 6)										0	0	0	0	0	0	0				
<b>Inning Stats</b>	R: 0 E: 0 K: 1 S: 5	H: 0 LOB: 0 BB: 0 P: 5	R: 0 E: 0 K: 1 S: 5	H: 1 LOB: 0 BB: 0 P: 5	R: 0 E: 0 K: 0 S: 4	H: 1 LOB: 1 BB: 0 P: 4	R: 1 E: 0 K: 0 S: 5	H: 2 LOB: 1 BB: 0 P: 5	R: 0 E: 0 K: 0 S: 2	H: 0 LOB: 0 BB: 1 P: 6	R: 2 E: 1 K: 0 S: 5	H: 2 LOB: 0 BB: 0 P: 5	R: 0 E: 0 K: 2 S: 9	H: 2 LOB: 2 BB: 0 P: 9	R: 0 E: 0 K: 1 S: 5	H: 0 LOB: 0 BB: 0 P: 5	1B: 5 2B: 1 3B: 0 HR: 2	SF: 0 SAC: 0 DP: 2 HBP: 0	WP: 0 PB: 0 SB: 0 CS: 0	PA: 34
<b>PITCHER</b>	IP WLS BF H R ER SO BB IBB HBP BLK WP HR S P ERA WHIP																			
<b>Paul Spittorf, L</b> ERA: 2.98 (1, 1)	6.0 W 23 6 3 3 2 1 0 0 0 0 0 0 26 30 4.50 1.167																			
<b>Doug Bird, R</b> ERA: 2.37 (7, 1)	3.0 S 11 2 0 0 4 0 0 0 0 0 0 0 19 19 0.00 0.667																			



Batter	1	2	3	4	5	6	7	8	9	AB	R	H	RBI	BB	SO	LOB	TOP											
Freddie Patek, R OBP: 0.295, SLG: 0.289	K		L9		F8		SF8		6-3	4	0	0	1	0	1	1	<b>Kansas City Royals @ Chicago White Sox</b> Comiskey Park, Chicago, IL Thu Jul 04 1974, 8:05 PM EDT Att: 25,805 - Unknown <a href="http://livebaseballscorecards.com">livebaseballscorecards.com</a>											
Frank White, R OBP: 0.239, SLG: 0.328	F9		5-3		F9		1B			4	1	1	0	0	0	1												
Amos Otis, R OBP: 0.341, SLG: 0.450	2B		F7				6-3			4	0	2	2	0	0	0												
Hal McRae, R OBP: 0.401, SLG: 0.521	F8			P4		FC5-4				3	0	0	0	1	1	2												
Fran Healy, R OBP: 0.333, SLG: 0.409		BB		FC4-6		FC5-4				4	0	2	0	0	0	1												
Jim Wehford, R OBP: 0.343, SLG: 0.361	L4			FC4-6		FC5-4				4	0	0	0	0	0	3												
Tony Solaita, L OBP: 0.333, SLG: 0.395										1	0	0	0	1	1	1												
Richie Scheinblum, S OBP: 0.235, SLG: 0.169										1	1	1	0	0	0	0												
John Mayberry, L OBP: 0.399, SLG: 0.530										1	0	0	0	0	1	0												
Al Cowens, R OBP: 0.270, SLG: 0.248	F8									3	0	0	0	1	0	3												
George Brett, L OBP: 0.290, SLG: 0.301										3	1	0	0	0	0	4												
Buck Martinez, R OBP: 0.325, SLG: 0.235	FC4-6				L6		E3		4-3	1	0	0	0	0	0	0												
<b>Inning Stats</b>	R: 0 E: 0 K: 1 S: 6	H: 1 LOB: 1 BB: 0 P: 6	R: 0 E: 0 K: 0 S: 4	H: 1 LOB: 2 BB: 1 P: 8	R: 0 E: 0 K: 0 S: 3	H: 0 LOB: 0 BB: 0 P: 3	R: 0 E: 0 K: 1 S: 6	H: 1 LOB: 1 BB: 0 P: 6	R: 0 E: 0 K: 0 S: 3	H: 0 LOB: 1 BB: 1 P: 7	R: 0 E: 0 K: 0 S: 3	H: 0 LOB: 1 BB: 1 P: 7	R: 3 E: 1 K: 1 S: 9	H: 3 LOB: 1 BB: 0 P: 9	R: 0 E: 0 K: 1 S: 5	H: 0 LOB: 0 BB: 0 P: 5	R: 0 E: 0 K: 0 S: 3	H: 0 LOB: 0 BB: 0 P: 3	1B: 4 2B: 2 3B: 0 HR: 0	SF: 1 SAC: 0 DP: 0 HBP: 0	WP: 0 PB: 0 CS: 0	PA: 37						
<b>PITCHER</b>	IP	WLS	BF	H	R	ER	SO	BB	IBB	HBP	BLK	WP	HR	S	P	ERA	WHIP											
Jim Kaat, L ERA: 3.6	(1, 1)	6.2	W	30	6	3	0	2	3	0	0	0	0	0	31	43	0.00	1.350										
Terry Forster, L ERA: 2.53	(7, 1)	2.1	S	7	0	0	0	2	0	0	0	0	0	0	11	11	0.00	0.000										
Terry Forster, L ERA: 2.83	(9, 1)	2.1	S	7	0	0	0	2	0	0	0	0	0	0	11	11	0.00	0.000										

Batter	1	2	3	4	5	6	7	8	9	AB	R	H	RBI	BB	SO	LOB	BOTTOM											
Pat Kelly, L OBP: 0.344, SLG: 0.364	3-1									4	3	3	1	0	0	0	<b>Kansas City Royals @ Chicago White Sox</b> Comiskey Park, Chicago, IL Thu Jul 04 1974, 8:05 PM EDT Att: 25,805 - Unknown <a href="http://livebaseballscorecards.com">livebaseballscorecards.com</a>											
Ken Henderson, S OBP: 0.347, SLG: 0.425			4-3		4-3		1B			1	1	1	1	0	0	0												
Jorge Orta, L OBP: 0.391, SLG: 0.466	6-3		4-3		4-3		1B			4	2	1	1	1	0	2												
Dick Allen, R OBP: 0.383, SLG: 0.593										5	0	2	3	0	1	2												
Lee Richard, R OBP: 0.182, SLG: 0.182	K				6-3		G3			0	0	0	0	0	0	0												
Terry Forster, L ERA: 2.83										0	0	0	0	0	0	0												
Carlos May, L OBP: 0.326, SLG: 0.355		6-3	F9							4	0	1	0	1	0	3												
Bill Melton, R OBP: 0.310, SLG: 0.372										5	1	4	4	0	0	1												
Tony Muser, L OBP: 0.364, SLG: 0.411										4	0	1	0	0	0	4												
Bill Sharp, L OBP: 0.358, SLG: 0.427	F8									4	0	0	0	0	0	2												
Ed Herrmann, L OBP: 0.309, SLG: 0.373										3	2	2	1	1	1	0												
Bucky Dent, R OBP: 0.277, SLG: 0.335										2	2	1	0	0	1	2												
<b>Inning Stats</b>	R: 0 E: 0 K: 1 S: 5	H: 0 LOB: 0 BB: 0 P: 5	R: 1 E: 0 K: 0 S: 4	H: 2 LOB: 0 BB: 0 P: 4	R: 2 E: 0 K: 0 S: 6	H: 3 LOB: 1 BB: 0 P: 6	R: 0 E: 0 K: 1 S: 6	H: 1 LOB: 2 BB: 1 P: 10	R: 1 E: 0 K: 0 S: 5	H: 2 LOB: 1 BB: 0 P: 5	R: 0 E: 0 K: 1 S: 5	H: 0 LOB: 0 BB: 0 P: 5	R: 3 E: 0 K: 0 S: 5	H: 3 LOB: 1 BB: 1 P: 10	R: 4 E: 0 K: 0 S: 8	H: 5 LOB: 3 BB: 1 P: 12	1B: 11 2B: 3 3B: 0 HR: 2	SF: 0 SAC: 2 DP: 1 HBP: 1	WP: 1 PB: 1 SB: 0 CS: 1	PA: 42								
<b>PITCHER</b>	IP	WLS	BF	H	R	ER	SO	BB	IBB	HBP	BLK	WP	HR	S	P	ERA	WHIP											
Steve Busby, R ERA: 3.39	(1, 1)	6.0	L	28	9	6	6	3	0	0	0	0	0	1	1	9.00	1.500											
Joe Hoerner, L ERA: 4.5	(7, 1)	0.0		1	1	0	0	0	0	0	0	0	0	1	1	∞	∞											
Doug Bird, R ERA: 2.66	(7, 1)	1.1		7	3	3	3	0	0	1	0	0	0	1	6	10	20.25	2.250										
Steve Mingo, L ERA: 5.55	(8, 1)	0.2		6	3	2	2	0	1	0	0	0	0	0	5	9	27.00	6.000										



Batter	1	2	3	4	5	6	7	8	9	AB	R	H	RBI	BB	SO	LOB	TOP				
Pat Kelly, L OBP: 0.345, SLG: 0.362 (1, 9)	0-0 1-3		0-3 K		0-0 1B		1-2 2-3 BB		0-3 K	4	0	1	0	1	2	1	<b>Chicago White Sox @ Detroit Tigers</b> Tiger Stadium, Detroit, MI Fri Jul 05 1974, 7:05 PM EDT Unknown				
Jorge Orta, L OBP: 0.391, SLG: 0.479 (1, 4)	0-0 G5-4-3 1B		0-3 K		0-0 L9		0-0 4-3		0-0 HR	5	1	2	3	0	1	3					
Dick Allen, R OBP: 0.377, SLG: 0.582 (1, 3)	0-0 G5-4-3 1-2			0-3 K	0-0 4-3		0-0 F9		0-0 6-3	5	0	0	0	0	1	4					
Carlos May, L OBP: 0.324, SLG: 0.350 (1, 7)		0-0 F8		0-3 K		0-0 F9		0-0 F7	4-0 BB	4	0	0	0	1	1	0					
Bill Melton, R OBP: 0.312, SLG: 0.372 (1, 5)		0-0 F8		0-0 1B		0-3 K		0-0 1B	0-3 K	5	0	2	0	0	2	1					
Tony Muser, L OBP: 0.370, SLG: 0.416 (1, 10)		0-0 1B		0-0 F5		0-0 P4		0-0 1B		4	0	2	0	0	0	1					
Bill Sharp, L OBP: 0.363, SLG: 0.425 (1, 8)		0-0 1-3			0-0 HR 1B		4-0 BB 4-3 BB		0-3 K	3	2	1	0	1	1	3					
Ed Herrmann, L OBP: 0.312, SLG: 0.402 (1, 2)			0-0 HR		0-0 HR 1-H		0-3 K		0-0 3-1	4	2	2	3	0	1	3					
Bucky Dent, R OBP: 0.281, SLG: 0.338 (1, 6)			0-0 4-3		0-0 6-3		0-0 4-3 BB 1B		0-0 HR 1B	4	1	2	0	0	0	0					
<b>Inning Stats</b>	R: 0 E: 0 K: 0 S: 3	H: 1 LOB: 0 BB: 0 P: 3	R: 0 E: 0 K: 0 S: 4	H: 1 LOB: 1 BB: 0 P: 4	R: 1 E: 0 K: 2 S: 8	H: 1 LOB: 0 BB: 0 P: 8	R: 0 E: 0 K: 2 S: 8	H: 1 LOB: 1 BB: 0 P: 8	R: 2 E: 0 K: 0 S: 6	H: 3 LOB: 1 BB: 0 P: 6	R: 0 E: 0 K: 1 S: 5	H: 0 LOB: 0 BB: 0 P: 5	R: 1 E: 0 K: 1 S: 6	H: 1 LOB: 2 BB: 2 P: 14	R: 0 E: 0 K: 1 S: 7	H: 2 LOB: 2 BB: 0 P: 7	R: 2 E: 0 K: 2 S: 9	H: 2 LOB: 1 BB: 1 P: 13	1B: 9 2B: 0 3B: 0 HR: 3	SF: 0 SAC: 0 DP: 1 HBP: 0	WP: 0 PA: 41 CS: 0
<b>PITCHER</b> Joe Coleman, R ERA: 4.98 (1, 1)	IP: 9.0 WLS: W BF: 41 H: 12 R: 6 ER: 6 SO: 9 BB: 3 IBB: 0 HBP: 0 BLK: 0 WP: 0 HR: 3 S: 56 P: 68 ERA: 6.00 WHIP: 1.667															<b>PITCHER</b>					

Batter	1	2	3	4	5	6	7	8	9	AB	R	H	RBI	BB	SO	LOB	BOTTOM		
Mickey Stanley, R OBP: 0.268, SLG: 0.312 (1, 8)	0-0 F8		0-3 K	4-0 BB		0-0 L8		0-0 5-3		4	0	0	0	1	1	2	<b>Chicago White Sox @ Detroit Tigers</b> Tiger Stadium, Detroit, MI Fri Jul 05 1974, 7:05 PM EDT Unknown		
Gary Sutherland, R OBP: 0.281, SLG: 0.332 (1, 4)	0-0 4-3		0-0 E4 BB WP	0-0 F2		0-0 F8		0-0 WP 1B 1B		5	2	1	1	0	0	2			
Al Kaline, R OBP: 0.339, SLG: 0.369 (1, 10)	0-3 K		0-3 WP BB BB	0-3 K		0-3 K		0-0 L8		4	1	0	0	1	3	2			
Willie Horton, R OBP: 0.358, SLG: 0.526 (7, PR)		0-3 K	4-0 BB WP BB		4-0 FC4-6 BB		0-0 BB WP 1B 1B	0-0 1B		2	0	1	1	2	1	0			
Dick Sharon, R OBP: 0.295, SLG: 0.237 (8, 7)		0-0 HR	4-0 1-2 2-3 3-H IBB		0-0 FC4-6 1B 1B		0-0 F5	4-0 1B	0-0 IBB	1	1	1	1	0	0	0			
Jim Northrup, L OBP: 0.319, SLG: 0.382 (1, 9)		0-0 HR	4-0 1-2 2-3 3-H IBB		0-0 FC4-6 1B 1B		0-0 F5	4-0 IBB		3	2	1	1	2	0	2			
Bill Freehan, R OBP: 0.385, SLG: 0.398 (1, 3)		0-0 5-3	0-0 L8		0-3 K		4-0 BB 1B BB		0-0 F8	4	1	0	0	1	1	6			
Aurelio Rodriguez, R OBP: 0.277, SLG: 0.307 (1, 5)		0-0 L5	4-0 1-2 2-3 3-H BB		0-0 L5		4-0 1B BB		0-0 1B BB	2	0	1	2	2	0	0			
Gene Lamont, L OBP: 0.318, SLG: 0.350 (3, PH)			0-0 1B 2B		0-0 L5		0-0 1B BB		0-0 1B BB	1	1	1	0	0	0	0			
Jerry Moses, R OBP: 0.279, SLG: 0.336 (4, 2)			0-0 K		0-0 L5		0-0 1B BB		0-0 1B BB	3	0	1	2	0	1	4			
Ed Brinkman, R OBP: 0.262, SLG: 0.316 (1, 6)			0-0 BB BB 1B		0-0 F3		0-0 5-3		0-0 F9	4	1	1	0	0	0	2			
<b>Inning Stats</b>	R: 0 E: 0 K: 1 S: 5	H: 0 LOB: 0 BB: 0 P: 5	R: 1 E: 0 K: 1 S: 6	H: 1 LOB: 0 BB: 0 P: 6	R: 3 E: 1 K: 2 S: 10	H: 2 LOB: 3 BB: 4 P: 26	R: 0 E: 0 K: 1 S: 5	H: 0 LOB: 1 BB: 1 P: 9	R: 1 E: 0 K: 1 S: 6	H: 1 LOB: 1 BB: 1 P: 10	R: 0 E: 0 K: 0 S: 3	H: 0 LOB: 0 BB: 0 P: 3	R: 2 E: 0 K: 1 S: 7	H: 2 LOB: 2 BB: 2 P: 15	R: 1 E: 0 K: 0 S: 5	H: 2 LOB: 2 BB: 1 P: 9	1B: 6 2B: 1 3B: 0 HR: 1	SF: 0 SAC: 0 DP: 0 HBP: 0	WP: 3 PA: 42 CS: 0
<b>PITCHER</b> Stan Bahnsen, R ERA: 4.43 Skip Plick, L ERA: 4.57 Cy Acosta, R ERA: 2.9 Lloyd Allen, R ERA: 5.84	IP: 2.2 WLS: L BF: 16 H: 3 R: 5 ER: 3 SO: 3 BB: 3 IBB: 0 HBP: 0 BLK: 0 WP: 1 HR: 1 S: 18 P: 34 ERA: 10.12 WHIP: 2.250															<b>PITCHER</b>			



Batter	1	2	3	4	5	6	7	8	9	AB	R	H	RBI	BB	SO	LOB	TOP	
Pat Kelly, L OBP: 0.344, SLG: 0.361 (1, 10)										4	1	1	0	0	2	1	<b>Chicago White Sox @ Detroit Tigers</b> Tiger Stadium, Detroit, MI Fri Jul 05 1974, 7:05 PM EDT Att: 25,819 - Unknown	
Jorge Orta, L OBP: 0.385, SLG: 0.475 (1, 4)										4	1	1	0	0	0	1		
Carlos May, L OBP: 0.320, SLG: 0.346 (1, 7)										4	1	0	0	0	1	2		
Bill Melton, R OBP: 0.315, SLG: 0.375 Ron Santo, R OBP: 0.315, SLG: 0.324 (6, 5)										3	0	2	2	0	0	0		
Ken Henderson, S OBP: 0.349, SLG: 0.426 (1, 8)										4	1	2	1	0	0	2		
Tony Muser, L OBP: 0.353, SLG: 0.395 (1, 3)										4	0	0	0	0	0	3		
Bill Sharp, L OBP: 0.350, SLG: 0.409 (1, 9)										4	0	0	0	0	0	3		
Ed Herrmann, L OBP: 0.320, SLG: 0.408 (1, 2)										4	0	3	1	0	0	0		
Bucky Dent, R OBP: 0.276, SLG: 0.332 (1, 6)										4	0	0	0	0	1	3		
<b>Inning Stats</b>	R: 3 E: 1 K: 0 S: 7	H: 3 LOB: 1 BB: 0 P: 7	R: 0 E: 0 K: 2 S: 8	H: 1 LOB: 0 BB: 0 P: 8	R: 0 E: 0 K: 0 S: 3	H: 1 LOB: 0 BB: 0 P: 3	R: 0 E: 0 K: 0 S: 4	H: 0 LOB: 0 BB: 0 P: 4	R: 0 E: 0 K: 0 S: 3	H: 0 LOB: 0 BB: 0 P: 3	R: 0 E: 0 K: 0 S: 3	H: 0 LOB: 0 BB: 0 P: 3	R: 1 E: 0 K: 0 S: 5	H: 2 LOB: 1 BB: 0 P: 5	1B: 9 2B: 0 3B: 0 HR: 0	SF: 0 SAC: 0 DP: 1 HBP: 0		WP: 0 PB: 0 SB: 1 CS: 0
<b>PITCHER</b> Lerin LaGrow, R ERA: 3.58 (1, 1)	IP: 9.0 WLS: W BF: 36 H: 9 R: 4 ER: 3 SO: 4 BB: 0 IBB: 0 HBP: 0 BLK: 0 WP: 0 HR: 0 S: 44 P: 44 ERA: 3.00 WHIP: 1.000																	

Batter	1	2	3	4	5	6	7	8	9	AB	R	H	RBI	BB	SO	LOB	BOTTOM			
John Knox, L OBP: 0.340, SLG: 0.314 (1, 4)										5	0	1	1	0	1	0	<b>Chicago White Sox @ Detroit Tigers</b> Tiger Stadium, Detroit, MI Fri Jul 05 1974, 7:05 PM EDT Att: 25,819 - Unknown			
Aurelio Rodriguez, R OBP: 0.272, SLG: 0.301 (1, 5)										5	0	0	0	0	0	2				
Ben Oglivie, L OBP: 0.420, SLG: 0.464 (1, 7)										3	1	2	0	1	0	0				
Jim Northrup, L OBP: 0.318, SLG: 0.378 (1, 9)										3	0	0	0	1	0	2				
Gates Brown, L OBP: 0.357, SLG: 0.383 (1, 10)										3	2	1	2	1	0	2				
Norm Cash, L OBP: 0.325, SLG: 0.394 (1, 3)										3	2	2	2	0	0	0				
Mickey Stanley, R OBP: 0.288, SLG: 0.311 (1, 8)										4	1	1	0	0	1	1				
Jerry Moses, R OBP: 0.271, SLG: 0.325 (1, 2)										4	0	0	0	0	2	4				
Ed Brinkman, R OBP: 0.265, SLG: 0.331 (1, 6)										4	1	2	2	0	0	0				
<b>Inning Stats</b>	R: 0 E: 0 K: 0 S: 4	H: 1 LOB: 1 BB: 0 P: 4	R: 2 E: 0 K: 1 S: 9	H: 4 LOB: 2 BB: 0 P: 9	R: 2 E: 1 K: 0 S: 5	H: 1 LOB: 1 BB: 1 P: 9	R: 1 E: 0 K: 0 S: 4	H: 1 LOB: 2 BB: 2 P: 12	R: 0 E: 0 K: 0 S: 3	H: 0 LOB: 0 BB: 0 P: 3	R: 0 E: 0 K: 0 S: 3	H: 0 LOB: 0 BB: 0 P: 3	R: 2 E: 0 K: 2 S: 9	H: 2 LOB: 1 BB: 0 P: 10	R: 0 E: 0 K: 1 S: 5	H: 0 LOB: 0 BB: 0 P: 5		1B: 5 2B: 1 3B: 0 HR: 3	SF: 0 SAC: 0 DP: 0 HBP: 1	WP: 0 PB: 0 SB: 2 CS: 0
<b>PITCHER</b> Rich Gossage, R ERA: 5.24 Bill Moran, R ERA: 4.73 (2, 1)	IP: 6.1 WLS: L BF: 28 H: 4 R: 5 ER: 5 SO: 3 BB: 3 IBB: 0 HBP: 1 BLK: 0 WP: 0 HR: 3 S: 30 P: 43 ERA: 7.11 WHIP: 1.105																			



Batter	1	2	3	4	5	6	7	8	9	AB	R	H	RBI	BB	SO	LOB	TOP								
Lee Richard, R (1,4) OBP: 0.200, SLG: 0.143 Jorge Orta, L (8, FH) OBP: 0.392, SLG: 0.475	6-3	HR		F7	1-3			BB		3	1	0	0	1	0	2	Chicago White Sox @ Detroit Tigers Tiger Stadium, Detroit, MI Sat Jul 06 1974, 3:33 AM EDT Att: 17,470 - Unknown - 80 F								
Carlos May, L (1,7) OBP: 0.320, SLG: 0.355 Bill Sharp, L (5,7) OBP: 0.353, SLG: 0.405	K	HR		F7			CS	F7		3	1	1	3	0	1	0									
Dick Allen, R (1,3) OBP: 0.377, SLG: 0.588	P4				HR			P6		4	1	1	1	1	1	2									
Bill Melton, R (1,10)		BB			HR				5-3	4	2	1	1	1	1	2									
Ken Henderson, S (1,8) OBP: 0.350, SLG: 0.423		2B	K		1B	CS	P6	F9		4	2	1	1	1	1	0									
Brian Downing, R (1,9) OBP: 0.387, SLG: 0.496		1B		F3						4	1	2	0	1	1	1									
Ron Santo, R (1,5) OBP: 0.317, SLG: 0.326		HR		F3						5	1	2	2	0	0	3									
Ed Herrmann, L (1,2) OBP: 0.318, SLG: 0.405	4-1			F7			G3			4	0	1	0	0	0	3									
Bucky Dent, R (1,6) OBP: 0.275, SLG: 0.330	5-3			F9				P4		4	0	1	1	0	0	1									
<b>Inning Stats</b>	R: 0 E: 0 K: 1 S: 5	H: 0 LOB: 0 BB: 0 P: 5	R: 6 E: 0 K: 1 S: 9	H: 4 LOB: 1 BB: 3 P: 21	R: 0 E: 0 K: 1 S: 5	H: 0 LOB: 0 BB: 1 P: 9	R: 0 E: 0 K: 0 S: 3	H: 0 LOB: 0 BB: 0 P: 3	R: 3 E: 0 K: 0 S: 7	H: 4 LOB: 2 BB: 1 P: 11	R: 0 E: 0 K: 1 S: 4	H: 0 LOB: 0 BB: 1 P: 8	R: 0 E: 0 K: 1 S: 6	H: 1 LOB: 1 BB: 0 P: 6	R: 0 E: 0 K: 0 S: 3	H: 0 LOB: 1 BB: 0 P: 7	R: 0 E: 0 K: 0 S: 4	H: 1 LOB: 1 BB: 0 P: 4	1B: 6 2B: 1 3B: 0 HR: 3	SF: 0 SAC: 0 DP: 0 HBP: 0	WP: 0 PB: 0 SB: 1 CS: 1	PA: 44			
<b>PITCHER</b>	IP	WLS	BF	H	R	ER	SO	BB	IBB	HBP	BLK	WP	HR	S	P	ERA	WHIP								
Luke Walker, L (1,1) ERA: 3.86	1.2	L	11	4	6	6	1	2	0	0	0	0	1	11	19	32.40	3.600								
Dave Lemanczyk, R (2,1) ERA: 8.75	3.0		16	4	3	3	2	3	0	0	0	0	2	17	29	9.00	2.333								
Bill Slayback, R (5,1) ERA: 4.05	4.1		16	2	0	0	2	2	0	0	0	0	0	18	26	0.00	0.923								


Batter	1	2	3	4	5	6	7	8	9	AB	R	H	RBI	BB	SO	LOB	BOTTOM								
Mickey Stanley, R (1,8) OBP: 0.270, SLG: 0.322	P5				G3	HR		4-3		5	1	2	3	0	0	1	Chicago White Sox @ Detroit Tigers Tiger Stadium, Detroit, MI Sat Jul 06 1974, 3:33 AM EDT Att: 17,470 - Unknown - 80 F								
Gary Sutherland, R (1,4) OBP: 0.283, SLG: 0.333	P3			FC4-6	1B	6-3		FC6-4	1B	5	1	2	0	0	0	2									
Al Kaline, R (1,10) OBP: 0.343, SLG: 0.371	L9				3B	HBP		L7		4	1	2	0	1	0	1									
Willie Horton, R (1,7) OBP: 0.367, SLG: 0.538 Dick Sharon, R (8, PR) OBP: 0.295, SLG: 0.237				F8	1B	HBP		FC6-4	1B	4	1	3	2	0	0	3									
Jim Northrup, L (1,9) OBP: 0.316, SLG: 0.375	G4-6-3			F7	WP	K		FC6-4		0	0	0	0	0	0	0									
Bill Freehan, R (1,3) OBP: 0.351, SLG: 0.393				F5	5-3	K		1-3		5	0	1	1	0	1	5									
Aurelio Rodriguez, R (1,5) OBP: 0.268, SLG: 0.296	F2			F8	F9			6-3		5	0	0	0	0	0	2									
Jerry Moses, R (1,2) OBP: 0.275, SLG: 0.328				P4	HR	1B		F9		5	2	2	0	0	0	0									
Ed Brinkman, R (1,6) OBP: 0.275, SLG: 0.349		BB			HR	HR		6-3		4	2	3	2	1	0	0									
<b>Inning Stats</b>	R: 0 E: 0 K: 0 S: 3	H: 0 LOB: 0 BB: 0 P: 3	R: 0 E: 0 K: 0 S: 4	H: 2 LOB: 1 BB: 0 P: 4	R: 0 E: 0 K: 0 S: 5	H: 2 LOB: 3 BB: 1 P: 9	R: 0 E: 0 K: 0 S: 3	H: 0 LOB: 0 BB: 0 P: 3	R: 5 E: 0 K: 0 S: 9	H: 6 LOB: 1 BB: 0 P: 9	R: 3 E: 0 K: 2 S: 11	H: 4 LOB: 2 BB: 0 P: 12	R: 0 E: 0 K: 0 S: 3	H: 2 LOB: 1 BB: 0 P: 7	R: 0 E: 0 K: 0 S: 5	H: 0 LOB: 0 BB: 0 P: 5	R: 0 E: 0 K: 0 S: 3	H: 0 LOB: 0 BB: 0 P: 3	1B: 13 2B: 0 3B: 1 HR: 2	SF: 0 SAC: 0 DP: 1 HBP: 1	WP: 1 PB: 0 SB: 0 CS: 0	PA: 45			
<b>PITCHER</b>	IP	WLS	BF	H	R	ER	SO	BB	IBB	HBP	BLK	WP	HR	S	P	ERA	WHIP								
Wilbur Wood, L (1,1) ERA: 3.72	5.0	W	25	10	5	5	0	1	0	0	0	0	1	24	28	9.00	2.200								
Terry Forster, L (6,1) ERA: 3.02	4.0	S	20	6	3	3	2	1	0	1	0	0	1	22	27	6.75	1.750								



Batter	1	2	3	4	5	6	7	8	9	AB	R	H	RBI	BB	SO	LOB	TOP			
Lee Richard, R (1.4) OBP: 0.211, SLG: 0.167	0-0 6-3		0-3 K			0-0 F9	0-0 1B			4	0	1	0	0	1	2				
Carlos May, L (1.7) OBP: 0.316, SLG: 0.351	0-0 F7		0-3 K			0-3 K	0-3 K			4	0	0	0	0	3	4				
Dick Allen, R (1.3) OBP: 0.378, SLG: 0.589	0-0 2B			0-0 F8		4-0 1B 1B		0-0 P4		3	1	1	0	1	0	0				
Bill Melton, R (1.5) OBP: 0.316, SLG: 0.383	0-0 F5			0-0 5-3		0-0 1B E 1B		0-0 P3		4	1	1	0	0	0	1				
Ken Henderson, S (1.8) OBP: 0.352, SLG: 0.428		0-0 F9		0-3 K		0-0 E9 1B		0-0 2B		4	0	2	2	0	1	0				
Brian Downing, R (1.9) OBP: 0.376, SLG: 0.479		0-0 4-3			0-0 4-3	0-3 K		0-3 K		4	0	0	0	0	2	2				
Ron Santo, R (1.10) OBP: 0.313, SLG: 0.321		0-3 K			0-3 K		0-0 F9		0-0 F9	4	0	0	0	0	2	0				
Ed Herrmann, L (1.2) OBP: 0.317, SLG: 0.403			0-0 1B		0-0 L4		0-0 4-3		0-0 4-3	4	0	1	0	0	0	0				
Bucky Dent, R (1.6) OBP: 0.279, SLG: 0.338		0-0 F8				0-0 1B 1B 2B	0-0 1B		0-0 F3	4	1	2	0	0	0	1				
<b>Inning Stats</b>	R: 0 E: 0 K: 0 S: 4	H: 1 LOB: 1 BB: 0 P: 4	R: 0 E: 0 K: 1 S: 5	H: 0 LOB: 0 BB: 0 P: 5	R: 0 E: 0 K: 2 S: 8	H: 0 LOB: 0 BB: 0 P: 8	R: 0 E: 0 K: 1 S: 5	H: 0 LOB: 0 BB: 0 P: 5	R: 0 E: 0 K: 2 S: 10	H: 3 LOB: 1 BB: 1 P: 14	R: 0 E: 0 K: 1 S: 7	H: 2 LOB: 2 BB: 0 P: 7	R: 0 E: 0 K: 1 S: 6	H: 1 LOB: 1 BB: 0 P: 6	R: 0 E: 0 K: 0 S: 3	H: 0 LOB: 0 BB: 0 P: 3	1B: 5 2B: 3 3B: 0 HR: 0	SF: 0 SAC: 0 DP: 0 HBP: 0	WP: 0 PB: 0 CS: 0	PA: 36
<b>PITCHER</b> Mickey Lolich, L (1.1) ERA: 3.21	IP: 9.0 WLS: L BF: 36	H: 8 R: 3 ER: 2 SO: 9	BB: 0 IBB: 1 HBP: 0 BLK: 0	WP: 0 HR: 0 S: 53 P: 57	ERA: 2.00 WHIP: 0.889															

Chicago White Sox @ Detroit Tigers  
Tiger Stadium, Detroit, MI  
Sun Jul 07 1974, 3:33 AM EDT  
Att: 31,680 - Unknown

AB 35  
R 3  
H 8  
RBI 2  
BB 1  
SO 9  
LOB 10



Batter	1	2	3	4	5	6	7	8	9	AB	R	H	RBI	BB	SO	LOB	BOTTOM					
Mickey Stanley, R (1.8) OBP: 0.272, SLG: 0.322	4-0 6-3 BB		0-0 5-3			0-0 F5			0-0 1B	3	0	1	0	1	0	0						
Gary Sutherland, R (1.4) OBP: 0.279, SLG: 0.329	0-0 6-3 1-2		0-3 K			0-0 F9			0-0 F2	4	0	0	0	0	1	2						
Jim Northrup, L (1.9) OBP: 0.312, SLG: 0.369	0-3 K		0-0 L9			0-0 F7			0-0 P6	4	0	0	0	0	1	2						
Willie Horton, R (1.7) OBP: 0.361, SLG: 0.529	0-3 K			0-0 F8		0-0 5-3			0-0 F2	4	0	0	0	0	1	2						
Gates Brown, L (1.10) OBP: 0.339, SLG: 0.360		0-3 K		0-3 K		0-0 P5				3	0	0	0	0	2	0						
Norm Cash, L (1.3) OBP: 0.326, SLG: 0.420		0-0 HR		0-3 K		0-0 F8				3	1	1	1	0	1	0						
Aurelio Rodriguez, R (1.5) OBP: 0.269, SLG: 0.294		4-0 BB			0-0 P6			0-0 F2		2	0	0	0	1	0	0						
Gene Lamont, L (1.2) OBP: 0.292, SLG: 0.318		0-3 BB			0-0 G3			0-0 4-3		2	0	0	0	0	1	1						
Ben Oglive, L (8, PH) OBP: 0.415, SLG: 0.457		0-0 K			0-0 K			0-0 K		1	0	0	0	0	0	0						
Jerry Moses, R (9, 2) OBP: 0.275, SLG: 0.328		1-2 K			0-3 K					0	0	0	0	0	0	0						
Ed Brinkman, R (1.6) OBP: 0.272, SLG: 0.345		0-0 L6			0-3 K			0-3 K		3	0	0	0	0	2	1						
<b>Inning Stats</b>	R: 0 E: 0 K: 2 S: 7	H: 0 LOB: 1 BB: 1 P: 11	R: 1 E: 0 K: 2 S: 8	H: 1 LOB: 1 BB: 1 P: 12	R: 0 E: 0 K: 1 S: 5	H: 0 LOB: 0 BB: 0 P: 5	R: 0 E: 0 K: 2 S: 7	H: 0 LOB: 0 BB: 0 P: 7	R: 0 E: 0 K: 1 S: 5	H: 0 LOB: 0 BB: 0 P: 5	R: 0 E: 0 K: 0 S: 3	H: 0 LOB: 0 BB: 0 P: 3	R: 0 E: 0 K: 0 S: 3	H: 0 LOB: 0 BB: 0 P: 3	R: 0 E: 0 K: 1 S: 5	H: 0 LOB: 0 BB: 0 P: 5	R: 0 E: 0 K: 0 S: 4	H: 1 LOB: 1 BB: 0 P: 4	1B: 1 2B: 0 3B: 0 HR: 1	SF: 0 SAC: 0 DP: 0 HBP: 0	WP: 0 PB: 0 CS: 0	PA: 31
<b>PITCHER</b> Bart Johnson, R (1.1) ERA: 1.0	IP: 9.0 WLS: W BF: 31	H: 2 R: 1 ER: 1 SO: 9	BB: 2 IBB: 0 HBP: 0 BLK: 0	WP: 0 HR: 1 S: 47 P: 55	ERA: 1.00 WHIP: 0.444																	

Chicago White Sox @ Detroit Tigers  
Tiger Stadium, Detroit, MI  
Sun Jul 07 1974, 3:33 AM EDT  
Att: 31,680 - Unknown

AB 29  
R 1  
H 2  
RBI 1  
BB 2  
SO 9  
LOB 8





Batter	1	2	3	4	5	6	7	8	9	10	11	12	AB	R	H	RBI	BB	SO	LOB	TOP							
Pat Kelly, L (1.10) Ron Santo, R (11, PH) OBP: 0.345, SLG: 0.363 OBP: 0.312, SLG: 0.320	K			F8	F5		BB 1-H SF8 2B		BB		K		4 1 1 1 1 1 2 1 0 0 0 0 1 1														
Jorge Orta, L (1.4) OBP: 0.398, SLG: 0.477	K			HR	2B		BB		F7		BB		3 1 1 0 3 1 1														
Dick Allen, R (1.3) OBP: 0.378, SLG: 0.592	K			HR	4-3		BB		K		F9		5 1 1 2 1 2 6														
Carlos May, L (1.7) OBP: 0.319, SLG: 0.358				F8			G3		SF8				5 1 3 1 0 0 0														
Ken Henderson, S (1.8) OBP: 0.354, SLG: 0.427				F8	1B				F7		F8		5 0 2 1 1 0 4														
Bill Melton, R (1.5) OBP: 0.310, SLG: 0.375	K			4-3			F8		1-3		F9		6 0 0 0 0 1 5														
Bill Sharp, L (1.9) Brian Downing, R (12, PH) OBP: 0.355, SLG: 0.400 OBP: 0.380, SLG: 0.479				G4-3 BB	1B		F8		F9		F5		4 0 1 0 1 0 2 0 0 0 0 0 1 0 0														
Ed Herrmann, L (1.2) OBP: 0.314, SLG: 0.397				K	1B		K		G3		3-1		6 0 1 0 0 3 3														
Bucky Dent, R (1.6) OBP: 0.280, SLG: 0.335				G4-3	K		2B 1B		F7		BB		5 1 1 0 1 2 5														
<b>Inning Stats</b>	R: 0 E: 0 K: 3 S: 9	H: 0 LOB: 0 BB: 0 P: 9	R: 0 E: 0 K: 1 S: 5	H: 1 LOB: 1 BB: 0 P: 5	R: 0 E: 0 K: 1 S: 4	H: 0 LOB: 0 BB: 1 P: 6	R: 2 E: 0 K: 0 S: 6	H: 3 LOB: 3 BB: 0 P: 6	R: 0 E: 0 K: 1 S: 7	H: 2 LOB: 3 BB: 1 P: 11	R: 0 E: 0 K: 3 S: 3	H: 0 LOB: 1 BB: 0 P: 7	R: 2 E: 0 K: 1 S: 7	H: 2 LOB: 2 BB: 2 P: 15	R: 0 E: 0 K: 0 S: 3	H: 0 LOB: 0 BB: 0 P: 3	R: 0 E: 0 K: 1 S: 5	H: 1 LOB: 1 BB: 1 P: 9	R: 0 E: 0 K: 1 S: 5	H: 0 LOB: 2 BB: 2 P: 13	R: 1 E: 0 K: 2 S: 9	H: 2 LOB: 2 BB: 1 P: 13	1B: 7 2B: 4 3B: 0 HR: 1	SF: 1 SAC: 0 DP: 2 HBP: 0	WP: 0 PB: 0 SB: 0 CS: 1	PA: 54	
<b>PITCHER</b>	IP WLS BF H R ER SO	IP WLS BF H R ER SO	IP WLS BF H R ER SO	IP WLS BF H R ER SO	IP WLS BF H R ER SO	IP WLS BF H R ER SO	IP WLS BF H R ER SO	IP WLS BF H R ER SO	IP WLS BF H R ER SO	IP WLS BF H R ER SO	IP WLS BF H R ER SO	IP WLS BF H R ER SO	IP WLS BF H R ER SO	IP WLS BF H R ER SO	IP WLS BF H R ER SO	IP WLS BF H R ER SO	IP WLS BF H R ER SO	IP WLS BF H R ER SO	IP WLS BF H R ER SO	IP WLS BF H R ER SO	IP WLS BF H R ER SO	IP WLS BF H R ER SO	ERA WHIP	ERA WHIP	ERA WHIP		
Ed Sprague, R (1.1) ERA: 2.36	3.2	13	1	0	0	1	1	0	0	0	0	0	14	18	0.00	0.545											
Tom Murphy, R (7.1) ERA: 2.03	2.0	W	11	2	1	1	3	2	1	0	0	0	0	0	14	26	4.50	2.000									
Bill Travers, L (11.1) ERA: 5.33																											

Chicago White Sox @ Milwaukee Brewers  
Milwaukee County Stadium, Milwaukee, WI

Mon Jul 08 1974, 8:05 PM EDT  
Att. 13,604 - Unknown

AB	44
R	5
H	11
RBI	5
BB	9
SO	11
LOB	29



Batter	1	2	3	4	5	6	7	8	9	10	11	12	AB	R	H	RBI	BB	SO	LOB	BOTTOM								
Robin Yount, R (1.6) OBP: 0.290, SLG: 0.359	F9			1B	F9		K		6-3		S BB		5 0 1 0 1 1 1															
Ken Berry, R (1.8) OBP: 0.264, SLG: 0.232	F3			1B	F9		F5		6-3		1-3		6 0 1 0 0 0 2															
Don Money, R (1.5) OBP: 0.355, SLG: 0.431	F8			6-3			1B 1B		4-3		F4		5 2 1 0 1 0 2															
George Scott, R (1.3) OBP: 0.346, SLG: 0.429				5-3	F9		L9		SF9 3B		BB 1B		6 1 2 0 0 0 2															
Deron Johnson, R (1.10) Mike Hegan, L (12, PH) OBP: 0.251, SLG: 0.372 OBP: 0.328, SLG: 0.446				6-3	F7		K		SF9		K		4 0 0 1 0 2 2 1 1 1 2 0 0 0															
John Briggs, L (1.7) OBP: 0.270, SLG: 0.538	F4			BB			1B 1B		1B 8-2 1B		BB		3 1 2 0 2 0 0															
Bob Coluccio, R (1.9) Dave May, L (10, PH) OBP: 0.301, SLG: 0.369 OBP: 0.264, SLG: 0.361				K	F7		1B		1B		L8		4 0 2 1 0 1 1 1 0 0 0 0 0 2															
Charlie Moore, R (1.2) OBP: 0.350, SLG: 0.385				F7			1B		8-2		K		5 0 2 1 0 1 2															
Pedro Garcia, R (1.4) OBP: 0.272, SLG: 0.401				HR	F6		K		5-3		K		5 1 1 1 0 2 3															
<b>Inning Stats</b>	R: 0 E: 0 K: 0 S: 3	H: 0 LOB: 0 BB: 0 P: 3	R: 0 E: 0 K: 0 S: 3	H: 0 LOB: 0 BB: 0 P: 3	R: 1 E: 0 K: 1 S: 3	H: 3 LOB: 2 BB: 0 P: 6	R: 0 E: 0 K: 0 S: 3	H: 0 LOB: 1 BB: 1 P: 7	R: 0 E: 0 K: 0 S: 4	H: 1 LOB: 1 BB: 0 P: 4	R: 2 E: 0 K: 2 S: 11	H: 4 LOB: 2 BB: 0 P: 11	R: 0 E: 0 K: 0 S: 5	H: 0 LOB: 0 BB: 0 P: 5	R: 1 E: 0 K: 0 S: 5	H: 3 LOB: 1 BB: 0 P: 5	R: 0 E: 0 K: 0 S: 3	H: 0 LOB: 0 BB: 0 P: 3	R: 0 E: 0 K: 2 S: 6	H: 1 LOB: 2 BB: 1 P: 10	R: 0 E: 0 K: 0 S: 7	H: 0 LOB: 1 BB: 1 P: 11	R: 2 E: 0 K: 0 S: 2	H: 1 LOB: 0 BB: 1 P: 6	1B: 10 2B: 1 3B: 1 HR: 2	SF: 1 SAC: 0 DP: 1 HBP: 0	WP: 0 PB: 0 SB: 1 CS: 0	PA: 50
<b>PITCHER</b>	IP WLS BF H R ER SO	IP WLS BF H R ER SO	IP WLS BF H R ER SO	IP WLS BF H R ER SO	IP WLS BF H R ER SO	IP WLS BF H R ER SO	IP WLS BF H R ER SO	IP WLS BF H R ER SO	IP WLS BF H R ER SO	IP WLS BF H R ER SO	IP WLS BF H R ER SO	IP WLS BF H R ER SO	IP WLS BF H R ER SO	IP WLS BF H R ER SO	IP WLS BF H R ER SO	IP WLS BF H R ER SO	IP WLS BF H R ER SO	IP WLS BF H R ER SO	IP WLS BF H R ER SO	IP WLS BF H R ER SO	IP WLS BF H R ER SO	IP WLS BF H R ER SO	ERA WHIP	ERA WHIP	ERA WHIP			
Jim Kaat, L (1.1) ERA: 3.65	5.2	25	7	3	3	2	1	0	0	0	0	0	28	32	4.76	1.412												
Terry Forster, L (6.1) ERA: 3.07	1.2	9	4	1	1	2	0	0	0	0	0	0	13	13	5.40	2.400												
Stan Bahnsen, R (8.1) ERA: 4.43	4.0	L	16	2	2	3	3	0	0	0	0	1	19	31	4.50	1.250												

Chicago White Sox @ Milwaukee Brewers  
Milwaukee County Stadium, Milwaukee, WI

Mon Jul 08 1974, 8:05 PM EDT  
Att. 13,604 - Unknown

AB	45
R	6
H	13
RBI	6
BB	4
SO	7
LOB	17









Batter	1	2	3	4	5	6	7	8	9	AB	R	H	RBI	BB	SO	LOB	TOP	
Pat Kelly, L OBP: 0.338, SLG: 0.355 (1, 10)	L6		P6			S 1B		F8		4	0	1	0	0	0	1	<b>Chicago White Sox @ Milwaukee Brewers</b> Milwaukee County Stadium, Milwaukee, WI Wed Jul 10 1974, 8:05 PM EDT Att: 15,791 - Unknown <a href="http://livebaseballscorecards.com">livebaseballscorecards.com</a>	
Jorge Orta, L OBP: 0.392, SLG: 0.480 (1, 4)	3-1			K		K		F8		4	0	0	0	0	2	2		
Dick Allen, R OBP: 0.374, SLG: 0.580 (1, 3)	BB			6-3		F9			5-3	3	0	0	0	1	0	1		
Carlos May, L OBP: 0.320, SLG: 0.355 (1, 7)	F5			E3			4-3		F7	4	0	0	0	0	0	1		
Ken Henderson, S OBP: 0.357, SLG: 0.431 (1, 8)		K		K			K			4	0	1	0	0	3	1		
Bill Melton, R OBP: 0.305, SLG: 0.378 (1, 5)	F9				F8				F8	4	1	1	1	0	0	1		
Bill Sharp, L OBP: 0.351, SLG: 0.393 (1, 9)	3-1				4-3		HR		L4	3	0	0	0	0	0	0		
Ed Herrmann, L OBP: 0.313, SLG: 0.394 (1, 2)			F3		K				L7	3	0	0	0	0	1	0		
Bucky Dent, R OBP: 0.279, SLG: 0.332 (1, 6)			5-3			P5				3	0	1	0	0	0	0		
<b>Inning Stats</b>	R: 0 E: 0 K: 0 S: 3	H: 0 LOB: 1 BB: 1 P: 7	R: 0 E: 0 K: 1 S: 5	H: 0 LOB: 0 BB: 0 P: 5	R: 0 E: 0 K: 2 S: 8	H: 0 LOB: 1 BB: 0 P: 8	R: 0 E: 0 K: 1 S: 6	H: 1 LOB: 1 BB: 0 P: 6	R: 1 E: 0 K: 1 S: 6	H: 1 LOB: 0 BB: 0 P: 6	R: 0 E: 0 K: 0 S: 4	H: 1 LOB: 1 BB: 0 P: 4	R: 0 E: 0 K: 0 S: 4	H: 1 LOB: 1 BB: 0 P: 4	1B: 3 2B: 0 3B: 0 HR: 1	SF: 0 SAC: 0 DP: 0 HBP: 0	WP: 0 PB: 0 SB: 1 CS: 0	PA: 33
<b>PITCHER</b> Bill Champion, R ERA: 3.34 (1, 1)	IP: 9.0 WLS: W BF: 33 H: 4 R: 1 ER: 1 SO: 6 BB: 1 IBB: 0 HBP: 0 BLK: 0 WP: 0 HR: 1 S: 44 P: 48 ERA: 1.00 WHIP: 0.556																	

Batter	1	2	3	4	5	6	7	8	9	AB	R	H	RBI	BB	SO	LOB	BOTTOM		
Don Money, R OBP: 0.351, SLG: 0.427 (1, 5)	F9			6-3			HR	L1		5	1	2	1	0	0	2	<b>Chicago White Sox @ Milwaukee Brewers</b> Milwaukee County Stadium, Milwaukee, WI Wed Jul 10 1974, 8:05 PM EDT Att: 15,791 - Unknown <a href="http://livebaseballscorecards.com">livebaseballscorecards.com</a>		
Robin Yount, R OBP: 0.295, SLG: 0.366 (1, 6)	1-3 BB	5-3			K		K			4	0	1	0	0	2	2			
John Briggs, L OBP: 0.372, SLG: 0.535 (1, 7)	1-3 1-2 BB		P6		K		HR	IBB		2	1	0	0	2	1	0			
George Scott, R OBP: 0.349, SLG: 0.450 Mike Hegan, L OBP: 0.326, SLG: 0.471 (7, 3)	1-3			4-3			HR			3	1	1	1	0	0	2			
Deron Johnson, R OBP: 0.254, SLG: 0.370 Bob Hansen, L OBP: 0.321, SLG: 0.340 (7, PH)	1-2 2-3		HR		4-3		HR			1	1	1	3	0	0	0			
Darrell Porter, L OBP: 0.353, SLG: 0.392 (1, 2)		FC3-6 SF9 1B	CS		6-3		BB			3	0	0	0	0	0	2			
Bob Coluccio, R OBP: 0.311, SLG: 0.374 (1, 8)		FC3-6 1B	CS	4-3 1B		K		FC3-6 HBP		3	0	2	0	0	1	1			
Dave May, L OBP: 0.263, SLG: 0.358 (1, 9)		FC3-6 1B		4-3		3-1		FC3-6 FC5-4		4	1	0	0	0	0	5			
Pedro Garcia, R OBP: 0.272, SLG: 0.399 (1, 4)		SF9		5-3		K		FC5-4		3	0	0	1	0	1	2			
<b>Inning Stats</b>	R: 0 E: 0 K: 0 S: 4	H: 1 LOB: 2 BB: 1 P: 8	R: 2 E: 0 K: 0 S: 6	H: 3 LOB: 1 BB: 0 P: 6	R: 1 E: 0 K: 0 S: 4	H: 2 LOB: 0 BB: 0 P: 4	R: 0 E: 0 K: 2 S: 7	H: 1 LOB: 1 BB: 0 P: 7	R: 3 E: 0 K: 2 S: 9	H: 2 LOB: 1 BB: 2 P: 17	R: 0 E: 0 K: 0 S: 3	H: 0 LOB: 1 BB: 0 P: 4	R: 0 E: 0 K: 0 S: 3	H: 0 LOB: 1 BB: 0 P: 4	1B: 6 2B: 1 3B: 0 HR: 2	SF: 1 SAC: 0 DP: 0 HBP: 1		WP: 0 PB: 1 SB: 0 CS: 1	PA: 38
<b>PITCHER</b> Wilbur Wood, L ERA: 3.89 Lloyd Allen, R ERA: 5.54 (7, 1)	IP: 6.2 WLS: L BF: 31 H: 9 R: 6 ER: 6 SO: 5 BB: 2 IBB: 1 HBP: 0 BLK: 0 WP: 0 HR: 2 S: 38 P: 50 ERA: 8.10 WHIP: 1.650																		



Batter	1	2	3	4	5	6	7	8	9	AB	R	H	RBI	BB	SO	LOB	TOP					
<b>Al Bumby, L</b> OBP: 0.242, SLG: 0.279 (1, 7)										4	1	0	0	1	1	2	<b>Baltimore Orioles @ Chicago White Sox</b> Comiskey Park, Chicago, IL Thu Jul 11 1974, 8:05 PM EDT Att: 11,790 - Unknown					
<b>Rich Coggins, L</b> OBP: 0.274, SLG: 0.307 (1, 9)										5	2	2	0	0	0	1						
<b>Bobby Grich, R</b> OBP: 0.392, SLG: 0.510 (1, 4)										4	0	2	1	0	2	2						
<b>Tommy Davis, R</b> OBP: 0.298, SLG: 0.352 (1, 10)										4	0	2	2	0	0	2						
<b>Boog Powell, L</b> OBP: 0.327, SLG: 0.456 (1, 3)										4	0	0	0	0	1	3						
<b>Paul Blair, R</b> OBP: 0.307, SLG: 0.416 (1, 8)										4	0	1	0	0	0	0						
<b>Brooks Robinson, R</b> OBP: 0.382, SLG: 0.417 (1, 5)										3	0	2	0	1	0	0						
<b>Eliot Hendricks, L</b> OBP: 0.333, SLG: 0.435 (1, 2)										2	0	0	0	2	0	3						
<b>Mark Belanger, R</b> OBP: 0.325, SLG: 0.378 (1, 6)										4	0	0	0	0	2	4						
<b>Inning Stats</b>	R: 1 E: 0 K: 2 S: 9	H: 2 LOB: 1 BB: 0 P: 9	R: 0 E: 0 K: 0 S: 4	H: 1 LOB: 1 BB: 0 P: 4	R: 1 E: 0 K: 0 S: 4	H: 1 LOB: 1 BB: 1 P: 8	R: 0 E: 0 K: 2 S: 8	H: 1 LOB: 0 BB: 1 P: 12	R: 1 E: 0 K: 1 S: 6	H: 2 LOB: 0 BB: 0 P: 6	R: 0 E: 0 K: 1 S: 5	H: 0 LOB: 1 BB: 1 P: 9	R: 0 E: 0 K: 0 S: 4	H: 1 LOB: 1 BB: 0 P: 4	R: 0 E: 0 K: 0 S: 3	H: 1 LOB: 1 BB: 1 P: 7	R: 0 E: 0 K: 0 S: 3	H: 0 LOB: 0 BB: 0 P: 3	1B: 7 2B: 2 3B: 0 HR: 0	SF: 0 SAC: 0 DP: 1 HBP: 0	WP: 1 PB: 0 SB: 3 CS: 1	PA: 39
<b>PITCHER</b> <b>Bart Johnson, R</b> ERA: 2.0 (1, 1)	IP: 9.0 WLS: W BF: 38 H: 9 R: 3 ER: 3 SO: 6 BB: 4 IBB: 0 HBP: 0 BLK: 0 WP: 1 HR: 0 S: 46 P: 62 ERA: 3.00 WHIP: 1.444															<b>PITCHER</b>						

Batter	1	2	3	4	5	6	7	8	9	AB	R	H	RBI	BB	SO	LOB	BOTTOM					
<b>Lee Richard, R</b> OBP: 0.174, SLG: 0.136 (1, 4)										4	1	0	0	0	0	3	<b>Baltimore Orioles @ Chicago White Sox</b> Comiskey Park, Chicago, IL Thu Jul 11 1974, 8:05 PM EDT Att: 11,790 - Unknown					
<b>Carlos May, L</b> OBP: 0.316, SLG: 0.354 (1, 7)										4	0	1	0	0	1	1						
<b>Dick Allen, R</b> OBP: 0.372, SLG: 0.576 (1, 3)										4	1	1	0	0	0	2						
<b>Bill Melton, R</b> OBP: 0.307, SLG: 0.378 (1, 5)										3	0	1	1	1	2	2						
<b>Ken Henderson, S</b> OBP: 0.355, SLG: 0.429 (1, 8)										4	0	1	0	0	0	2						
<b>Brian Downing, R</b> OBP: 0.390, SLG: 0.504 (1, 9)										2	2	1	1	2	0	0						
<b>Ron Santo, R</b> OBP: 0.316, SLG: 0.322 (1, 10)										1	0	1	0	0	0	0						
<b>Tony Muser, L</b> OBP: 0.356, SLG: 0.398 (7, PH)										1	0	0	0	0	0	2						
<b>Hugh Yancy, R</b> ERA: 4.91 (9, PH)										0	0	0	0	0	0	0						
<b>Ed Herrmann, L</b> OBP: 0.308, SLG: 0.387 (1, 2)										4	0	0	0	0	1	5						
<b>Bucky Dent, R</b> OBP: 0.283, SLG: 0.336 (1, 6)										4	0	2	0	0	0	1						
<b>Inning Stats</b>	R: 0 E: 0 K: 0 S: 3	H: 0 LOB: 0 BB: 0 P: 3	R: 0 E: 0 K: 0 S: 2	H: 0 LOB: 0 BB: 1 P: 6	R: 0 E: 0 K: 1 S: 5	H: 0 LOB: 0 BB: 0 P: 6	R: 0 E: 0 K: 2 S: 7	H: 0 LOB: 0 BB: 0 P: 7	R: 1 E: 0 K: 0 S: 4	H: 2 LOB: 0 BB: 0 P: 4	R: 0 E: 0 K: 1 S: 7	H: 2 LOB: 2 BB: 0 P: 7	R: 0 E: 0 K: 0 S: 3	H: 1 LOB: 1 BB: 1 P: 7	R: 2 E: 1 K: 0 S: 6	H: 3 LOB: 1 BB: 0 P: 6	R: 1 E: 0 K: 0 S: 2	H: 0 LOB: 0 BB: 1 P: 6	1B: 7 2B: 2 3B: 0 HR: 1	SF: 0 SAC: 1 DP: 3 HBP: 1	WP: 1 PB: 0 SB: 0 CS: 0	PA: 36
<b>PITCHER</b> <b>Dave McNally, L</b> ERA: 4.06 (1, 1)	IP: 6.0 WLS: 1 BF: 24 H: 5 R: 1 ER: 1 SO: 4 BB: 2 IBB: 0 HBP: 0 BLK: 0 WP: 0 HR: 1 S: 29 P: 38 ERA: 1.50 WHIP: 1.167															<b>PITCHER</b>						
<b>Dave Johnson, R</b> ERA: 4.91 (7, 1)	0.1	1	0	0	0	0	0	0	0	0	0	1	1	0.00	0.000							
<b>Don Hood, L</b> ERA: 3.41 (7, 1)	1.1	4	1	1	1	0	0	0	0	0	4	4	6.75	0.750								
<b>Bob Reynolds, R</b> ERA: 3.1 (8, 1)	0.1	L	4	2	2	1	0	1	0	0	3	7	27.00	9.000								
<b>Grant Jackson, L</b> ERA: 3.45 (9, 1)	0.2	3	0	0	0	0	0	0	0	0	2	2	0.00	0.000								



Batter	1	2	3	4	5	6	7	8	9	AB	R	H	RBI	BB	SO	LOB	TOP																					
<b>Paul Blair, R</b> OBP: 0.305, SLG: 0.412 (1, 8)										5	0	1	0	0	1	2	<b>Baltimore Orioles @ Chicago White Sox</b> Comiskey Park, Chicago, IL Fri Jul 12, 1974, 8:05 PM EDT Att: 20,486 - Unknown																					
<b>Enos Cabell, R</b> OBP: 0.280, SLG: 0.313 (1, 3)										4	1	2	0	0	1	2																						
<b>Bobby Grich, R</b> OBP: 0.394, SLG: 0.519 (1, 4)										4	1	2	2	0	0	1																						
<b>Tommy Davis, R</b> OBP: 0.300, SLG: 0.354 (1, 10)										4	0	2	0	0	0	1																						
<b>Earl Williams, R</b> OBP: 0.342, SLG: 0.357 (1, 2)										4	0	1	0	0	0	3																						
<b>Don Baylor, R</b> OBP: 0.321, SLG: 0.328 (1, 7)										4	0	0	0	0	0	4																						
<b>Brooks Robinson, R</b> OBP: 0.378, SLG: 0.411 (1, 5)										4	0	0	0	0	1	0																						
<b>Jim Fuller, R</b> OBP: 0.289, SLG: 0.439 (1, 9)										4	1	1	1	0	3	0																						
<b>Mark Belanger, R</b> OBP: 0.331, SLG: 0.384 (1, 6)										4	0	3	0	0	0	0																						
<b>Inning Stats</b>	R: 0 E: 0 K: 1 S: 5	H: 0 LOB: 0 BB: 0 P: 5	R: 0 E: 0 K: 0 S: 3	H: 1 LOB: 0 BB: 0 P: 3	R: 0 E: 0 K: 1 S: 7	H: 2 LOB: 2 BB: 0 P: 7	R: 0 E: 0 K: 0 S: 4	H: 2 LOB: 1 BB: 0 P: 4	R: 0 E: 0 K: 1 S: 6	H: 1 LOB: 1 BB: 0 P: 6	R: 0 E: 0 K: 0 S: 5	H: 2 LOB: 2 BB: 0 P: 5	R: 1 E: 0 K: 2 S: 8	H: 1 LOB: 0 BB: 0 P: 8	R: 2 E: 0 K: 0 S: 5	H: 2 LOB: 2 BB: 0 P: 5	R: 0 E: 0 K: 1 S: 6	H: 1 LOB: 1 BB: 0 P: 6	1B: 10 2B: 0 3B: 0 HR: 2	SF: 0 SAC: 0 DP: 2 HBP: 0	WP: 0 PA: 37 CS: 0																	
<b>PITCHER</b>	IP	WLS	BF	H	R	ER	SO	BB	IBB	HBP	BLK	WP	HR	S	P	ERA	WHIP	<b>PITCHER</b>				IP	WLS	BF	H	R	ER	SO	BB	IBB	HBP	BLK	WP	HR	S	P	ERA	WHIP
<b>Jim Kaat, L</b> ERA: 3.67 (1, 1)	7.0		30	11	3	3	5	0	0	0	0	0	2	40	40	3.86	1.571																					
<b>Rich Gossage, R</b> ERA: 4.97 (8, 1)	2.0	W	7	1	0	0	1	0	0	0	0	0	0	9	9	0.00	0.500																					

AB 37  
R 3  
H 12  
RBI 3  
BB 0  
SO 6  
LOB 13



Batter	1	2	3	4	5	6	7	8	9	AB	R	H	RBI	BB	SO	LOB	BOTTOM																					
<b>Pat Kelly, L</b> OBP: 0.333, SLG: 0.349 (1, 10)										4	0	0	0	0	0	2	<b>Baltimore Orioles @ Chicago White Sox</b> Comiskey Park, Chicago, IL Fri Jul 12, 1974, 8:05 PM EDT Att: 20,486 - Unknown																					
<b>Jorge Orta, L</b> OBP: 0.394, SLG: 0.481 (1, 4)										4	1	2	0	0	1	0																						
<b>Dick Allen, R</b> OBP: 0.371, SLG: 0.571 (1, 3)										4	0	1	0	0	1	2																						
<b>Carlos May, L</b> OBP: 0.321, SLG: 0.352 (1, 7)										2	1	0	0	2	2	1																						
<b>Ken Henderson, S</b> OBP: 0.357, SLG: 0.428 (1, 8)										3	1	1	1	1	0	1																						
<b>Bill Melton, R</b> OBP: 0.304, SLG: 0.372 (1, 5)										4	0	0	0	0	0	2																						
<b>Bill Sharp, L</b> OBP: 0.356, SLG: 0.392 (1, 9)										3	1	1	0	1	0	1																						
<b>Ed Herrmann, L</b> OBP: 0.311, SLG: 0.393 (1, 2)										4	0	2	1	0	0	2																						
<b>Bucky Dent, R</b> OBP: 0.284, SLG: 0.336 (1, 6)										3	0	1	0	0	0	1																						
<b>Inning Stats</b>	R: 3 E: 2 K: 0 S: 6	H: 2 LOB: 1 BB: 1 P: 10	R: 0 E: 0 K: 0 S: 3	H: 1 LOB: 0 BB: 0 P: 3	R: 0 E: 0 K: 2 S: 7	H: 1 LOB: 0 BB: 0 P: 7	R: 0 E: 0 K: 0 S: 3	H: 1 LOB: 1 BB: 1 P: 7	R: 0 E: 0 K: 0 S: 3	H: 0 LOB: 0 BB: 0 P: 3	R: 0 E: 0 K: 0 S: 3	H: 0 LOB: 1 BB: 1 P: 7	R: 0 E: 0 K: 2 S: 8	H: 1 LOB: 1 BB: 0 P: 8	R: 1 E: 0 K: 0 S: 3	H: 1 LOB: 1 BB: 1 P: 7	1B: 7 2B: 2 3B: 0 HR: 0	SF: 0 SAC: 0 DP: 3 HBP: 0	WP: 1 PA: 35 CS: 0																			
<b>PITCHER</b>	IP	WLS	BF	H	R	ER	SO	BB	IBB	HBP	BLK	WP	HR	S	P	ERA	WHIP	<b>PITCHER</b>				IP	WLS	BF	H	R	ER	SO	BB	IBB	HBP	BLK	WP	HR	S	P	ERA	WHIP
<b>Doyle Alexander, R</b> ERA: 4.32 (1, 1)	8.2	L	35	8	4	2	4	4	0	0	0	1	0	39	55	2.08	1.385																					

AB 31  
R 4  
H 8  
RBI 2  
BB 4  
SO 4  
LOB 12





Batter	1	2	3	4	5	6	7	8	9	AB	R	H	RBI	BB	SO	LOB	TOP			
<b>Paul Blair, R</b> OBP: 0.301, SLG: 0.406 (1, 8)	5-3		F9		5-3		F4			4	0	0	0	0	0	1	<b>Baltimore Orioles @ Chicago White Sox</b> Comiskey Park, Chicago, IL Sat Jul 13 1974, 8:05 PM EDT Att: 25,593 - Unknown			
<b>Bobby Grich, R</b> OBP: 0.395, SLG: 0.518 (1, 4)	BB		F7			PB 1B		5-3		3	1	1	0	1	0	0				
<b>Tommy Davis, R</b> OBP: 0.300, SLG: 0.350 (1, 10)	BB		6-3			F4		K		3	0	0	0	1	1	1				
<b>Earl Williams, R</b> OBP: 0.341, SLG: 0.356 (1, 2)	F3				F9	5-3		PB 1B		4	0	1	0	0	0	3				
<b>Don Baylor, R</b> OBP: 0.320, SLG: 0.327 (1, 7)	4-3				1-3	CS 1B		4-3		4	0	1	1	0	0	3				
<b>Brooks Robinson, R</b> OBP: 0.379, SLG: 0.409 (1, 5)		BB			G3	F2			SH1-3 BB	2	0	0	0	2	0	1				
<b>Boog Powell, L</b> OBP: 0.327, SLG: 0.455 (1, 3)		K				4-3			SH1-3	3	1	1	0	0	1	1				
<b>Enos Cabell, R</b> OBP: 0.259, SLG: 0.288 (1, 9)		K				E6 S		G3	F5	4	0	0	0	0	1	3				
<b>Mark Belanger, R</b> OBP: 0.326, SLG: 0.379 (1, 6)			F8			F2		SF7	F8	3	0	0	1	0	0	3				
<b>Inning Stats</b>	R: 0 E: 0 K: 0 S: 3	H: 0 LOB: 2 BB: 2 P: 11	R: 0 E: 0 K: 2 S: 7	H: 0 LOB: 1 BB: 1 P: 11	R: 0 E: 0 K: 0 S: 3	H: 0 LOB: 0 BB: 0 P: 3	R: 0 E: 0 K: 0 S: 3	H: 0 LOB: 0 BB: 0 P: 3	R: 1 E: 1 K: 0 S: 5	H: 2 LOB: 1 BB: 0 P: 5	R: 1 E: 1 K: 0 S: 4	H: 1 LOB: 0 BB: 0 P: 4	R: 0 E: 0 K: 1 S: 6	H: 1 LOB: 1 BB: 0 P: 6	R: 0 E: 0 K: 0 S: 3	H: 0 LOB: 1 BB: 1 P: 7	1B: 4 2B: 0 3B: 0 HR: 0	SF: 1 SAC: 1 DP: 0 HBP: 0	WP: 0 PB: 0 CS: 1	PA: 36
<b>PITCHER</b> <b>Wilbur Wood, L</b> ERA: 3.74 (1, 1)	IP: 9.0 WLS: L BF: 36	H: 4 R: 2 ER: 1 SO: 3	BB: 4 IBB: 0 HBP: 0 BLK: 0	WP: 0 HR: 0 S: 38 P: 54	ERA: 1.00 WHIP: 0.889											ERA: 1.00 WHIP: 0.889				


AB	30
R	2
H	4
RBI	2
BB	4
SO	3
LOB	16



Batter	1	2	3	4	5	6	7	8	9	AB	R	H	RBI	BB	SO	LOB	BOTTOM			
<b>Pat Kelly, L</b> OBP: 0.328, SLG: 0.344 (1, 9)	4-3		5-3			1-3		K		4	0	0	0	0	1	1	<b>Baltimore Orioles @ Chicago White Sox</b> Comiskey Park, Chicago, IL Sat Jul 13 1974, 8:05 PM EDT Att: 25,593 - Unknown			
<b>Jorge Orta, L</b> OBP: 0.388, SLG: 0.473 (1, 4)	4-3		K			F8		F9		4	0	0	0	0	1	1				
<b>Dick Allen, R</b> OBP: 0.369, SLG: 0.566 (1, 3)	BB				6-3			F4		3	0	0	0	1	0	0				
<b>Bill Melton, R</b> OBP: 0.300, SLG: 0.367 (1, 5)	F3				F3	E7 1B 2B		F8		4	1	0	0	0	0	1				
<b>Ken Henderson, S</b> OBP: 0.361, SLG: 0.430 (1, 8)		BB			K					3	0	2	0	1	1	0				
<b>Brian Downing, R</b> OBP: 0.389, SLG: 0.508 (1, 7)		K				G3				3	0	1	1	0	1	1				
<b>Carlos May, L</b> OBP: 0.320, SLG: 0.351 (8, FH)		K							K	1	0	0	0	0	1	1				
<b>Ron Santo, R</b> OBP: 0.315, SLG: 0.319 (1, 10)			F8			F8		F8		3	0	0	0	0	0	2				
<b>Ed Herrmann, L</b> OBP: 0.308, SLG: 0.388 (1, 2)		G3				4-3			G3	3	0	0	0	0	0	1				
<b>Bucky Dent, R</b> OBP: 0.285, SLG: 0.336 (1, 6)										3	0	1	0	0	0	0				
<b>Lee Richard, R</b> OBP: 0.174, SLG: 0.136 (8, PR)			1-3					F8		0	0	0	0	0	0	0				
<b>Inning Stats</b>	R: 0 E: 0 K: 0 S: 3	H: 0 LOB: 1 BB: 1 P: 7	R: 0 E: 0 K: 1 S: 5	H: 0 LOB: 1 BB: 1 P: 9	R: 0 E: 0 K: 1 S: 5	H: 0 LOB: 0 BB: 0 P: 5	R: 0 E: 0 K: 1 S: 5	H: 0 LOB: 0 BB: 0 P: 5	R: 0 E: 0 K: 0 S: 3	H: 0 LOB: 0 BB: 0 P: 3	R: 1 E: 1 K: 0 S: 5	H: 2 LOB: 1 BB: 0 P: 5	R: 0 E: 0 K: 1 S: 6	H: 1 LOB: 1 BB: 0 P: 6	R: 0 E: 0 K: 1 S: 6	H: 1 LOB: 1 BB: 0 P: 6	1B: 3 2B: 1 3B: 0 HR: 0	SF: 0 SAC: 0 DP: 0 HBP: 0	WP: 0 PB: 0 CS: 0	PA: 33
<b>PITCHER</b> <b>Mike Cuellar, L</b> ERA: 2.94 (1, 1)	IP: 8.0 WLS: W BF: 29	H: 3 R: 1 ER: 0 SO: 4	BB: 2 IBB: 0 HBP: 0 BLK: 0	WP: 0 HR: 0 S: 35 P: 43	ERA: 0.00 WHIP: 0.625											ERA: 0.00 WHIP: 0.625				
<b>Dave Johnson, R</b> ERA: 4.15 (8, PR)	IP: 0.2 WLS: S BF: 3	H: 1 R: 0 ER: 0 SO: 0	BB: 0 IBB: 0 HBP: 0 BLK: 0	WP: 0 HR: 0 S: 3 P: 3	ERA: 0.00 WHIP: 1.500											ERA: 0.00 WHIP: 1.500				
<b>Grant Jackson, L</b> ERA: 3.41 (8, PR)	IP: 0.1 WLS: S BF: 1	H: 0 R: 0 ER: 0 SO: 1	BB: 0 IBB: 0 HBP: 0 BLK: 0	WP: 0 HR: 0 S: 3 P: 3	ERA: 0.00 WHIP: 0.000											ERA: 0.00 WHIP: 0.000				





Batter	1	2	3	4	5	6	7	8	9	AB	R	H	RBI	BB	SO	LOB	TOP								
<b>Al Bumbry, L</b> OBP: 0.242, SLG: 0.275 (1, 7)	0-0 4-3		0-0 6-3		0-0 F7			1-0 BB FC9-6 HBP		3	1	0	0	0	0	2	<b>Baltimore Orioles @ Chicago White Sox</b> Comiskey Park, Chicago, IL Sun Jul 14 1974, 4:33 AM EDT Att: 18,207 - Unknown								
<b>Rich Coggins, L</b> OBP: 0.282, SLG: 0.313 (1, 9)	0-0 FC6 1B		0-0 S 1B		0-0 F5			4-0 FC9-6 BB 1-2 BB		3	0	2	0	1	0	2									
<b>Tommy Davis, R</b> OBP: 0.296, SLG: 0.346 (1, 10)	0-0 FC6 1-2		0-0 6-3 1-2			0-0 1-3		0-0 F9		4	0	0	0	0	0	4									
<b>Boog Powell, L</b> OBP: 0.339, SLG: 0.455 (1, 3)	4-0 BB			4-0 G5-4-3 BB		4-0 CS BB		4-0 FC9-6 BB 1-2 2-3		0	0	0	0	4	0	0									
<b>Bobby Grich, R</b> OBP: 0.391, SLG: 0.511 (1, 4)	0-3 K			0-0 G5-4-3 1-2		0-3 K 1-2		0-0 FC9-6 1-2 2-3 3-4		4	0	0	1	0	2	6									
<b>Brooks Robinson, R</b> OBP: 0.381, SLG: 0.406 (1, 5)		4-0 BB G6-4-3		0-0 F2			4-0 BB	0-3 K		2	0	0	0	2	1	2									
<b>Earl Williams, R</b> OBP: 0.336, SLG: 0.350 (1, 2)		0-0 G6-4-3 1-2		0-0 5-3			0-3 K	0-0 F8		4	0	0	0	0	1	2									
<b>Paul Blair, R</b> OBP: 0.303, SLG: 0.404 (1, 8)		0-0 6-3		4-0 BB G4-6-3		4-0 BB F7		4-0 BB G4-6-3		2	0	0	0	2	0	1									
<b>Mark Belanger, R</b> OBP: 0.326, SLG: 0.376 (1, 6)			0-0 F7		4-0 BB F9			0-0 G4-6-3 1-2		2	0	0	0	1	0	1									
<b>Elrod Hendricks, L</b> OBP: 0.329, SLG: 0.429 (9, PH)										1	0	0	0	0	0	1									
<b>Inning Stats</b>	R: 0 E: 1 K: 1 S: 6	H: 1 LOB: 2 BB: 1 P: 10	R: 0 E: 0 K: 0 S: 2	H: 0 LOB: 0 BB: 1 P: 6	R: 0 E: 0 K: 0 S: 4	H: 1 LOB: 1 BB: 0 P: 4	R: 0 E: 0 K: 0 S: 2	H: 0 LOB: 0 BB: 1 P: 6	R: 0 E: 0 K: 1 S: 3	H: 0 LOB: 2 BB: 2 P: 11	R: 0 E: 0 K: 1 S: 4	H: 0 LOB: 0 BB: 1 P: 8	R: 0 E: 0 K: 1 S: 5	H: 0 LOB: 1 BB: 1 P: 9	R: 1 E: 0 K: 1 S: 5	H: 0 LOB: 2 BB: 2 P: 14	R: 0 E: 0 K: 0 S: 2	H: 0 LOB: 0 BB: 1 P: 6	1B: 2 2B: 0 3B: 0 HR: 0	SF: 0 SAC: 0 DP: 3 HBP: 1	WP: 0 PB: 0 SB: 1 CS: 1	PA: 36			
<b>PITCHER</b>	IP	WLS	BF	H	R	ER	SO	BB	IBB	HBP	BLK	WP	HR	S	P	ERA	WHIP								
<b>Stan Bahnsen, R</b> ERA: 4.28 (1, 1)	7.0	W	29	2	1	1	3	8	0	1	0	0	0	26	59	1.29	1.429								
<b>Rich Gossage, R</b> ERA: 4.75 (8, 1)	2.0	S	7	0	0	0	1	2	0	0	0	0	0	7	15	0.00	1.000								

Batter	1	2	3	4	5	6	7	8	9	AB	R	H	RBI	BB	SO	LOB	BOTTOM								
<b>Lee Richard, R</b> OBP: 0.185, SLG: 0.120 (1, 10)	0-0 5-3		0-3 K		0-0 L6		4-0 IBB			3	0	0	0	1	1	0	<b>Baltimore Orioles @ Chicago White Sox</b> Comiskey Park, Chicago, IL Sun Jul 14 1974, 4:33 AM EDT Att: 18,207 - Unknown								
<b>Carlos May, L</b> OBP: 0.322, SLG: 0.352 (1, 7)	0-0 5-3 HR		0-3 K		4-0 CS BB		0-0 SF8 2-3 3-4			2	1	1	1	1	1	0									
<b>Ken Henderson, S</b> OBP: 0.360, SLG: 0.426 (1, 8)	0-0 5-3 1-2		4-0 BB		0-0 F2 1-2		0-0 F3			3	0	0	0	1	0	4									
<b>Bill Melton, R</b> OBP: 0.299, SLG: 0.376 (1, 5)	0-0 2H HR		0-0 L6		0-0 L7		0-0 F3			4	1	1	2	0	0	1									
<b>Ron Santo, R</b> OBP: 0.312, SLG: 0.315 (1, 3)	0-3 K			0-0 F9		0-3 K		0-0 4-3		3	0	0	0	0	2	0									
<b>Tony Muser, L</b> OBP: 0.352, SLG: 0.393 (7, 3)										1	0	0	0	0	0	0									
<b>Brian Downing, R</b> OBP: 0.386, SLG: 0.496 (1, 2)		0-3 K		4-0 BB BB		0-3 K		0-3 K		3	0	0	0	1	3	0									
<b>Bill Sharp, L</b> OBP: 0.355, SLG: 0.391 (1, 9)		0-3 K		0-0 F7		0-0 SH3-4 1B SF8 1B				3	1	1	0	0	1	1									
<b>Bucky Dent, R</b> OBP: 0.293, SLG: 0.341 (1, 6)		0-0 FC6-4 1B		4-0 1-2 BB		0-0 SF8 SH3-4 1B				2	0	2	0	1	0	0									
<b>Eddie Leon, R</b> OBP: 0.167, SLG: 0.152 (1, 4)		0-0 FC6-4 1-2		0-3 K		0-0 SH3-4 1-2 2-3				2	0	0	0	0	1	3									
<b>Inning Stats</b>	R: 2 E: 0 K: 1 S: 7	H: 2 LOB: 0 BB: 0 P: 7	R: 0 E: 0 K: 2 S: 8	H: 1 LOB: 1 BB: 0 P: 8	R: 0 E: 0 K: 2 S: 7	H: 0 LOB: 1 BB: 1 P: 11	R: 0 E: 0 K: 1 S: 5	H: 0 LOB: 2 BB: 2 P: 13	R: 0 E: 0 K: 0 S: 2	H: 0 LOB: 0 BB: 1 P: 6	R: 0 E: 0 K: 2 S: 7	H: 0 LOB: 0 BB: 0 P: 7	R: 1 E: 0 K: 0 S: 5	H: 2 LOB: 2 BB: 1 P: 9	R: 0 E: 0 K: 1 S: 5	H: 0 LOB: 0 BB: 0 P: 5	1B: 4 2B: 0 3B: 0 HR: 1	SF: 1 SAC: 1 DP: 0 HBP: 0	WP: 0 PB: 0 SB: 0 CS: 1	PA: 33					
<b>PITCHER</b>	IP	WLS	BF	H	R	ER	SO	BB	IBB	HBP	BLK	WP	HR	S	P	ERA	WHIP								
<b>Ross Grimsley, L</b> ERA: 3.23 (1, 1)	8.0	L	33	5	3	3	9	4	1	0	0	0	1	46	66	3.38	1.125								



Batter	1	2	3	4	5	6	7	8	9	AB	R	H	RBI	BB	SO	LOB	TOP								
Mickey Stanley, R (1, 8) OBP: 0.268, SLG: 0.317										4	0	1	0	0	0	2	<b>Detroit Tigers @ Chicago White Sox</b> Comiskey Park, Chicago, IL Mon Jul 15 1974, 8:05 PM EDT Att: 15,033 - Unknown - 70 F								
Gary Sutherland, R (1, 4) OBP: 0.290, SLG: 0.337										4	0	3	2	0	0	1									
Ben Oglvie, L (1, 10) OBP: 0.392, SLG: 0.409										3	0	0	0	0	1	2									
Marvin Lane, R (6, PH) OBP: 0.382, SLG: 0.407										1	0	0	0	0	0	1									
Jim Northrup, L (1, 9) OBP: 0.307, SLG: 0.362										3	0	1	0	1	0	2									
Jim Nettles, L (1, 7) Dick Sharon, R (8, PH) OBP: 0.284, SLG: 0.253										3	0	0	0	0	1	3									
Norm Cash, L (1, 3) OBP: 0.316, SLG: 0.407										4	0	0	0	0	0	1									
Aurelio Rodriguez, R (1, 5) OBP: 0.257, SLG: 0.263										4	0	0	0	0	1	1									
Jerry Moses, R (1, 2) OBP: 0.281, SLG: 0.327										2	0	0	0	0	2	0									
Gates Brown, L (8, PH) OBP: 0.309, SLG: 0.322										1	0	1	0	0	0	0									
John Knox, L (8, PR) OBP: 0.333, SLG: 0.309										0	1	0	0	0	0	0									
Gene Lamont, L (8, 2) OBP: 0.250, SLG: 0.269										1	0	0	0	0	0	0									
Ed Brinkman, R (1, 6) OBP: 0.267, SLG: 0.340										3	1	1	0	0	1	0									
<b>Inning Stats</b>	R: 0 E: 0 K: 0 S: 3	H: 1 LOB: 0 BB: 0 P: 3	R: 0 E: 0 K: 0 S: 3	H: 0 LOB: 0 BB: 0 P: 3	R: 0 E: 0 K: 2 S: 7	H: 0 LOB: 0 BB: 0 P: 7	R: 0 E: 0 K: 2 S: 8	H: 1 LOB: 2 BB: 1 P: 12	R: 0 E: 0 K: 1 S: 5	H: 0 LOB: 0 BB: 0 P: 5	R: 0 E: 0 K: 0 S: 4	H: 1 LOB: 1 BB: 0 P: 4	R: 0 E: 0 K: 1 S: 6	H: 1 LOB: 1 BB: 0 P: 6	R: 2 E: 1 K: 1 S: 9	H: 3 LOB: 3 BB: 0 P: 9	R: 0 E: 0 K: 0 S: 3	H: 0 LOB: 0 BB: 0 P: 3	1B: 7 2B: 1 3B: 0 HR: 0	SF: 0 SAC: 0 DP: 1 HBP: 0	WP: 0 PB: 0 SB: 1 CS: 0	PA: 35			
<b>PITCHER</b>	IP	WLS	BF	H	R	ER	SO	BB	IBB	HBP	BLK	WP	HR	S	P	ERA	WHIP								
Bart Johnson, R (1, 1) ERA: 2.13	7.1		29	7	2	2	6	1	0	0	0	0	0	40	44	2.46	1.091								
Skip Pillock, L (8, 1) ERA: 4.82	0.1		2	0	0	0	0	0	0	0	0	0	0	2	2	0.00	0.000								
Rich Gossage, R (8, 1) ERA: 4.67	1.1	W	4	0	0	0	1	0	0	0	0	0	0	6	6	0.00	0.000								

Batter	1	2	3	4	5	6	7	8	9	AB	R	H	RBI	BB	SO	LOB	BOTTOM								
Bill Sharp, L (1, 9) OBP: 0.352, SLG: 0.386										4	1	1	0	0	0	0	<b>Detroit Tigers @ Chicago White Sox</b> Comiskey Park, Chicago, IL Mon Jul 15 1974, 8:05 PM EDT Att: 15,033 - Unknown - 70 F								
Jorge Orta, L (1, 4) OBP: 0.386, SLG: 0.469										4	0	1	1	0	0	0									
Dick Allen, R (1, 3) OBP: 0.365, SLG: 0.559										4	0	0	0	0	0	3									
Carlos May, L (1, 7) OBP: 0.327, SLG: 0.359										4	0	3	1	0	0	0									
Ken Henderson, S (1, 8) OBP: 0.361, SLG: 0.436										4	1	2	1	0	0	2									
Bill Melton, R (1, 5) OBP: 0.297, SLG: 0.372										3	0	0	0	0	0	2									
Tony Muser, L (1, 10) OBP: 0.363, SLG: 0.402										3	0	2	0	0	0	0									
Ed Herrmann, L (1, 2) OBP: 0.304, SLG: 0.384										3	0	0	0	0	0	1									
Bucky Dent, R (1, 6) OBP: 0.293, SLG: 0.339										2	1	0	0	1	0	1									
<b>Inning Stats</b>	R: 0 E: 0 K: 0 S: 3	H: 0 LOB: 0 BB: 0 P: 3	R: 0 E: 0 K: 0 S: 4	H: 2 LOB: 2 BB: 0 P: 4	R: 2 E: 0 K: 0 S: 5	H: 3 LOB: 1 BB: 1 P: 9	R: 0 E: 0 K: 0 S: 3	H: 1 LOB: 0 BB: 0 P: 3	R: 0 E: 1 K: 0 S: 4	H: 1 LOB: 1 BB: 0 P: 4	R: 0 E: 0 K: 0 S: 4	H: 1 LOB: 1 BB: 0 P: 4	R: 0 E: 0 K: 0 S: 3	H: 0 LOB: 0 BB: 0 P: 3	R: 1 E: 0 K: 0 S: 2	H: 1 LOB: 0 BB: 0 P: 2		1B: 7 2B: 1 3B: 0 HR: 1	SF: 0 SAC: 0 DP: 0 HBP: 0	WP: 0 PB: 0 SB: 0 CS: 2	PA: 33				
<b>PITCHER</b>	IP	WLS	BF	H	R	ER	SO	BB	IBB	HBP	BLK	WP	HR	S	P	ERA	WHIP								
Lerin LaGrow, R (1, 1) ERA: 3.78	8.1	L	32	9	3	3	0	1	0	0	0	0	1	31	35	3.24	1.200								







Batter	1	2	3	4	5	6	7	8	9	AB	R	H	RBI	BB	SO	LOB	TOP			
Mickey Stanley, R OBP: 0.265, SLG: 0.313 (1, 8)	0-3 K		0-3 K			0-3 K			0-0 5-3	4	0	0	0	0	3	1	Detroit Tigers @ Chicago White Sox Comiskey Park, Chicago, IL Wed Jul 17 1974, 8:05 PM EDT Att: 14,022 - Unknown - 87 F			
Gary Sutherland, R OBP: 0.284, SLG: 0.329 (1, 4)	0-0 G3		0-3 K			0-0 6-3			0-0 4-3	4	0	0	0	0	1	1				
Al Kaline, R OBP: 0.322, SLG: 0.341 (1, 10)	0-0 L5-3			0-0 L7					0-0 L5-3	4	0	0	0	0	0	1				
Bill Freehan, R OBP: 0.362, SLG: 0.406 (1, 3)		0-0 PB 2B 1B		0-0 F8					0-0 F8	3	1	1	0	0	0	0				
Jim Northrup, L OBP: 0.304, SLG: 0.358 (1, 9)		0-0 F9		0-3 K					0-3 K	3	0	0	0	0	2	1				
Marvin Lane, R OBP: 0.350, SLG: 0.394 (1, 7)		0-0 F8 1-H 2B			0-0 F6				0-3 K	3	0	1	1	0	1	0				
Aurelio Rodriguez, R OBP: 0.252, SLG: 0.277 (1, 5)		0-0 F8 2-3			0-0 G3				0-0 L9	3	0	0	0	0	0	1				
Jerry Moses, R OBP: 0.277, SLG: 0.320 (1, 2)		0-0 F7			0-0 6-3				0-0 5-3	3	0	0	0	0	0	1				
Ed Brinkman, R OBP: 0.265, SLG: 0.337 (1, 6)			0-0 6-3			0-0 P6			0-0 5-3 1B	3	0	1	0	0	0	0				
<b>Inning Stats</b>	R: 0 E: 0 K: 1 S: 5	H: 0 LOB: 0 BB: 0 P: 5	R: 1 E: 0 K: 0 S: 5	H: 2 LOB: 1 BB: 0 P: 5	R: 0 E: 0 K: 2 S: 7	H: 0 LOB: 0 BB: 0 P: 7	R: 0 E: 0 K: 1 S: 5	H: 0 LOB: 0 BB: 0 P: 5	R: 0 E: 0 K: 0 S: 3	H: 0 LOB: 0 BB: 0 P: 3	R: 0 E: 0 K: 1 S: 5	H: 0 LOB: 0 BB: 0 P: 5	R: 0 E: 0 K: 1 S: 5	H: 0 LOB: 0 BB: 0 P: 5	R: 0 E: 0 K: 0 S: 4	H: 1 LOB: 1 BB: 0 P: 4	1B: 2 2B: 1 3B: 0 HR: 0	SF: 0 SAC: 0 DP: 0 HBP: 0	WP: 0 PB: 1 CS: 0	PA: 30
<b>PITCHER</b> Wilbur Wood, L ERA: 3.62 (1, 1)	IP: 9.0 WLS: W BF: 30 H: 3 R: 1 ER: 1 SO: 7 BB: 0 IBB: 0 HBP: 0 BLK: 0 WP: 0 HR: 0 S: 44 P: 44 ERA: 1.00 WHIP: 0.333															<b>PITCHER</b>				

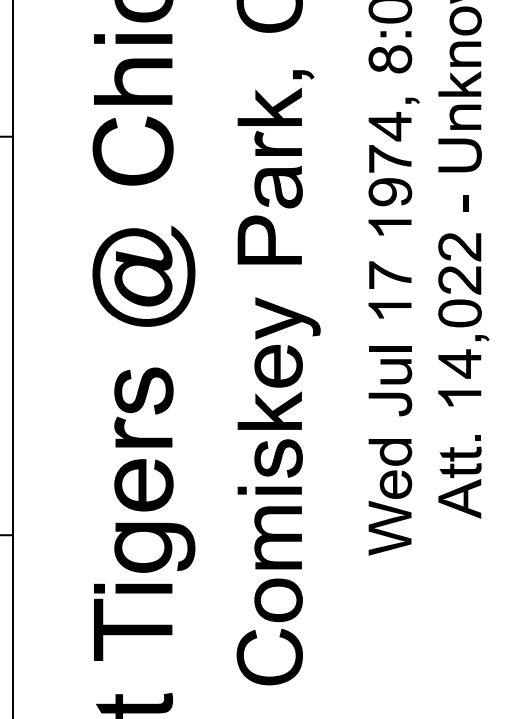
Batter	1	2	3	4	5	6	7	8	9	AB	R	H	RBI	BB	SO	LOB	BOTTOM			
Bucky Dent, R OBP: 0.291, SLG: 0.336 (1, 6)	0-0 1B SF7 1B	0-0 6-3	0-0 4-3		0-0 SF7		0-0 FC6-4			4	1	1	1	0	0	4	Detroit Tigers @ Chicago White Sox Comiskey Park, Chicago, IL Wed Jul 17 1974, 8:05 PM EDT Att: 14,022 - Unknown - 87 F			
Carlos May, L OBP: 0.327, SLG: 0.360 (1, 7)	0-0 1B 1B	0-3 K		0-0 E3 HR	0-0 3-1			0-0 F7	5	2	1	0	0	1	0					
Dick Allen, R OBP: 0.369, SLG: 0.583 Tony Musser, L OBP: 0.366, SLG: 0.404 (1, 3) (7, 3)	0-0 SF7	0-0 FC6-4 1B		0-0 HR		0-0 6-3		0-0 L6-3 1B	3	1	2	3	0	0	0					
Bill Melton, R OBP: 0.295, SLG: 0.375 (1, 5)	0-0 1B 1B BB	0-0 FC6-4		0-3 K		0-0 F9		0-0 L6-3	4	1	0	0	1	1	2					
Ken Henderson, S OBP: 0.362, SLG: 0.437 (1, 8)	0-0 1-4-3 1B 1-3 2-H 1B		0-0 1B 2B		0-0 1B		0-3 K			4	1	3	1	0	1	0				
Brian Downing, R OBP: 0.391, SLG: 0.515 (1, 9)	0-0 1-4-3 1B		0-0 1B BB	0-0 G4-6-3 1B		0-0 6-3			3	0	2	1	1	0	0					
Ron Santo, R OBP: 0.306, SLG: 0.308 (1, 10)	0-0 1-4-3		0-3 K	0-0 G4-6-3		0-3 K			4	0	0	0	0	2	6					
Ed Herrmann, L OBP: 0.311, SLG: 0.388 (1, 2)	0-0 IBB		0-0 F9		0-0 4-3 SF7 2B		0-0 E4 1B	3	1	1	0	1	0	2						
Eddie Leon, R OBP: 0.167, SLG: 0.152 Jorge Orta, L OBP: 0.387, SLG: 0.469 (1, 4) (1, PH) (2, 4)	0-3 K		0-0 1-2 2-H 1B		0-0 4-3		0-0 FC6-4 1B	0	0	0	0	0	0	0	0	0				
<b>Inning Stats</b>	R: 3 E: 0 K: 1 S: 9	H: 4 LOB: 3 BB: 2 P: 17	R: 0 E: 0 K: 1 S: 6	H: 1 LOB: 1 BB: 0 P: 6	R: 1 E: 0 K: 1 S: 7	H: 2 LOB: 2 BB: 1 P: 11	R: 2 E: 1 K: 1 S: 8	H: 3 LOB: 1 BB: 0 P: 8	R: 1 E: 0 K: 0 S: 4	H: 1 LOB: 0 BB: 0 P: 4	R: 0 E: 0 K: 1 S: 5	H: 0 LOB: 0 BB: 0 P: 5	R: 0 E: 1 K: 1 S: 7	H: 1 LOB: 2 BB: 0 P: 7	R: 0 E: 0 K: 0 S: 3	H: 1 LOB: 0 BB: 0 P: 3	1B: 10 2B: 3 3B: 0 HR: 1	SF: 2 SAC: 0 DP: 2 HBP: 0	WP: 0 PB: 0 CS: 0	PA: 40
<b>PITCHER</b> Woodie Fryman, L ERA: 4.76 Dave Lemanczyk, R ERA: 5.87 Bill Slayback, R ERA: 3.76 (1, 1) (1, 1) (4, 1)	IP: 0.1 WLS: L BF: 6 H: 4 R: 3 ER: 3 SO: 3 BB: 1 IBB: 0 HBP: 0 BLK: 0 WP: 0 HR: 0 S: 5 P: 9 ERA: 81.00 WHIP: 15.000															<b>PITCHER</b>				

AB	30
R	1
H	3
RBI	1
BB	0
SO	7
LOB	6



**BOTTOM**

AB	35
R	7
H	13
RBI	7
BB	3
SO	6
LOB	18

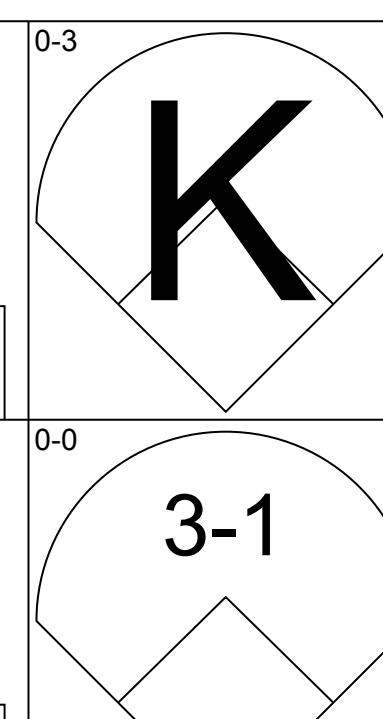
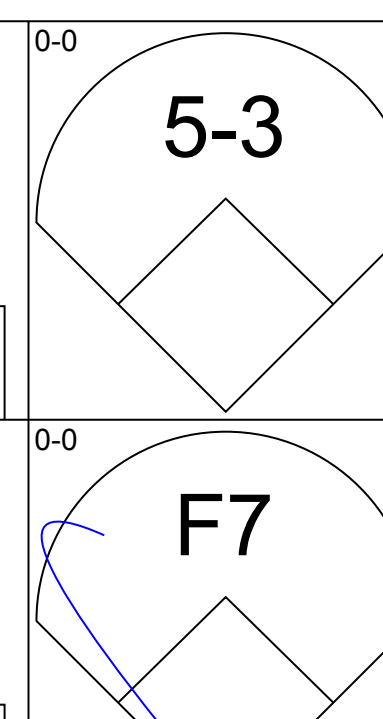
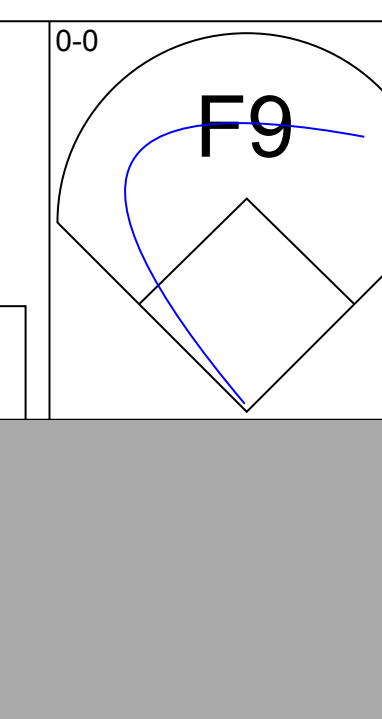
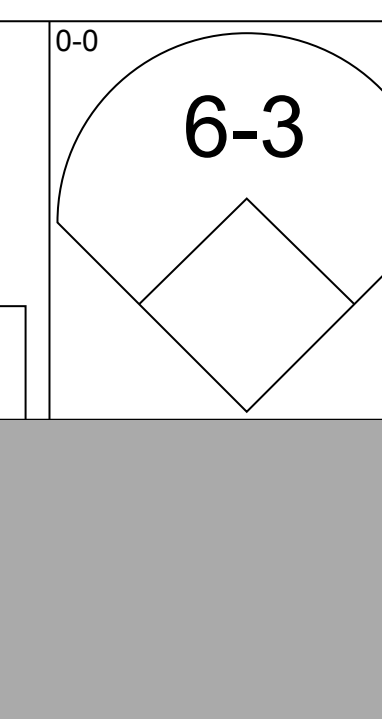
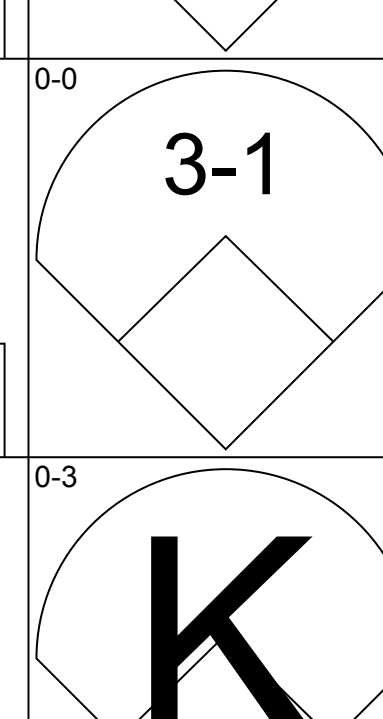
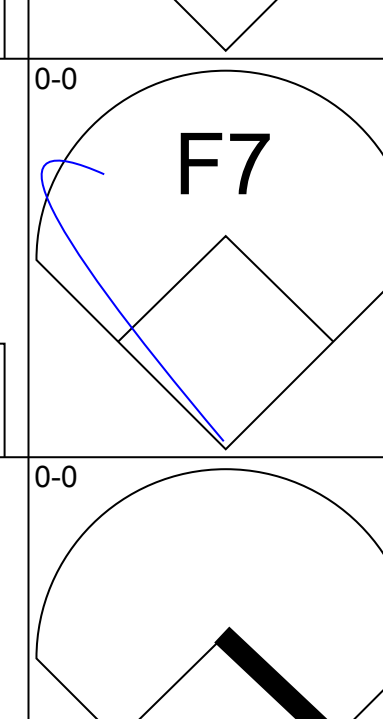
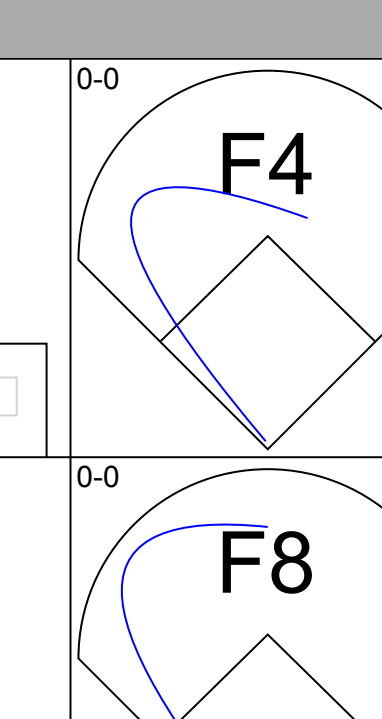
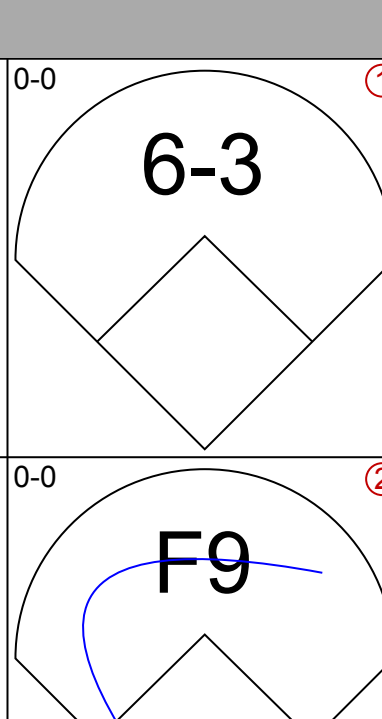
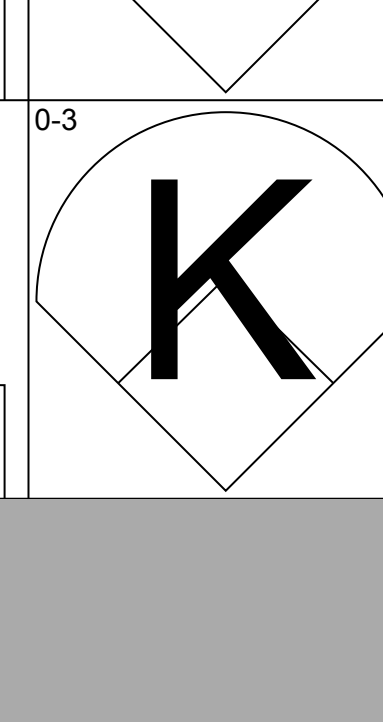
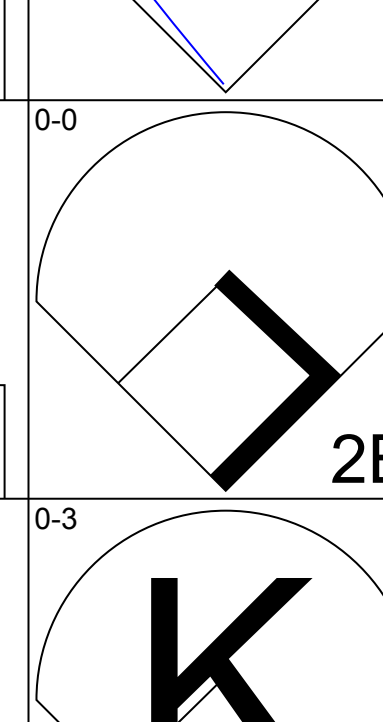
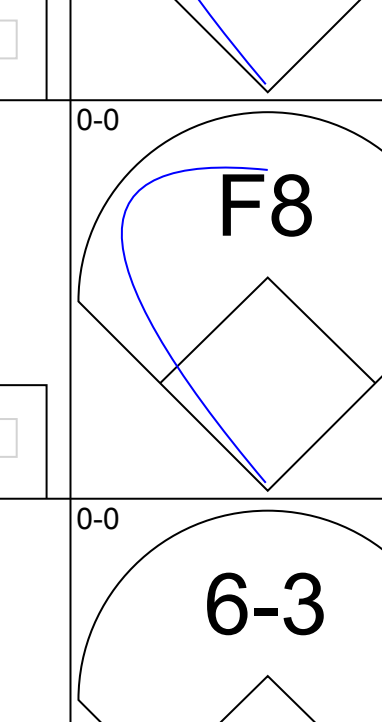
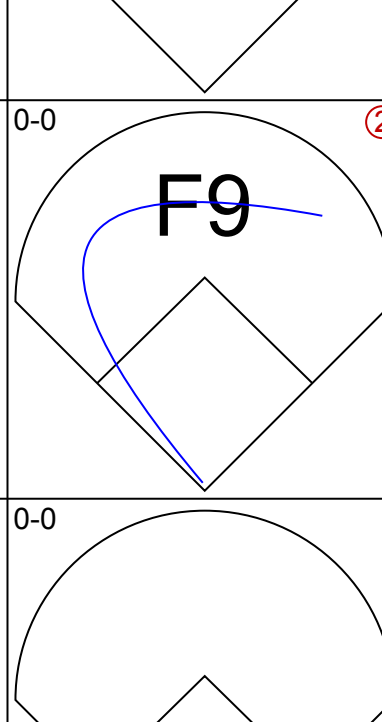
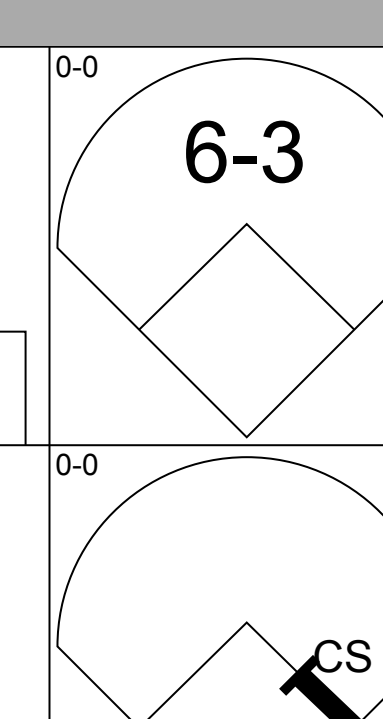
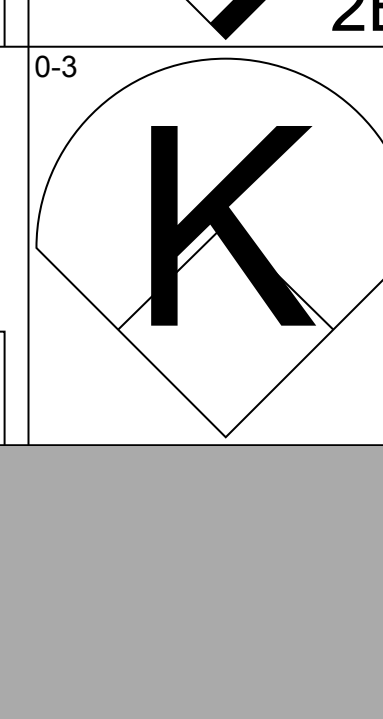
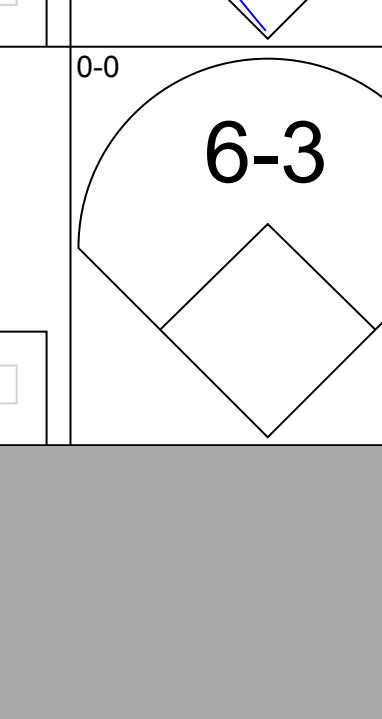
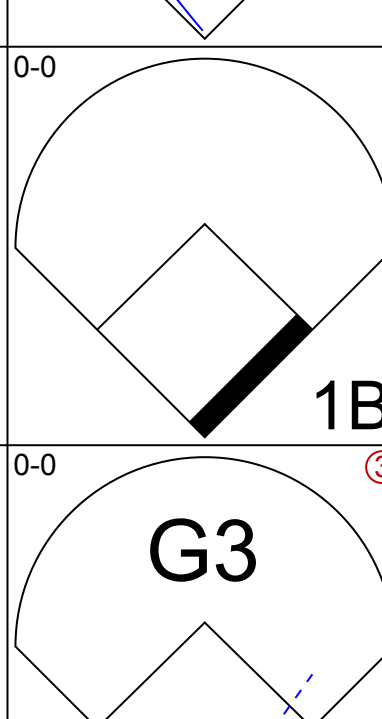
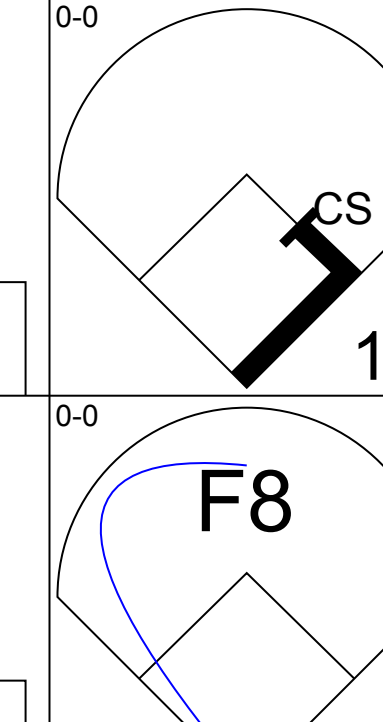
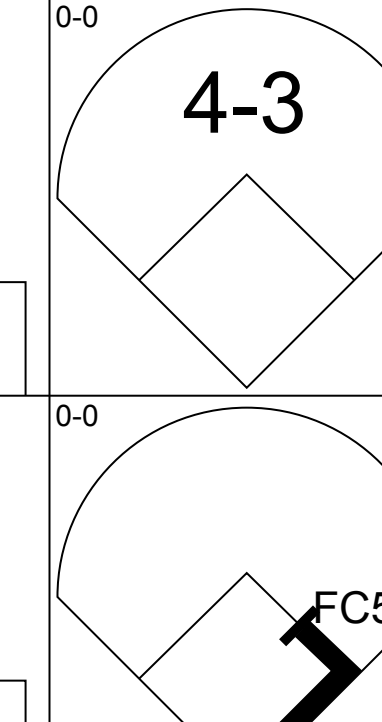
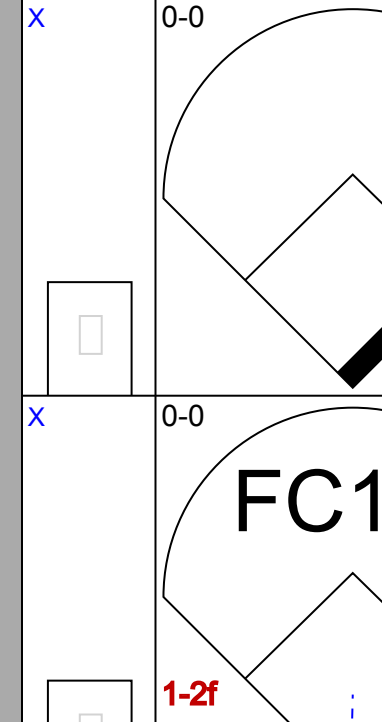
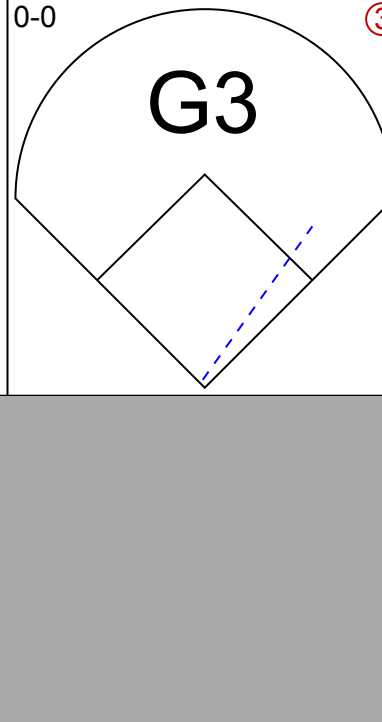
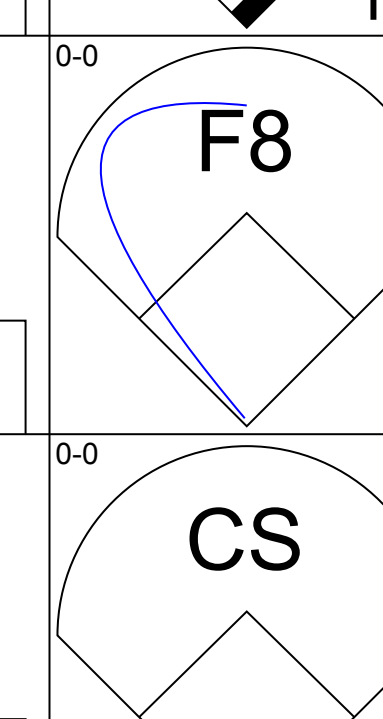
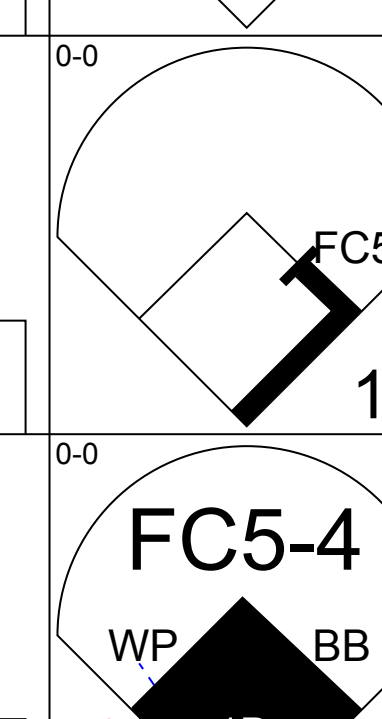
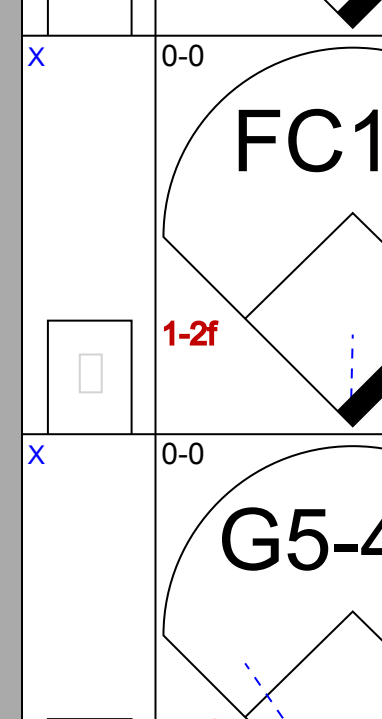
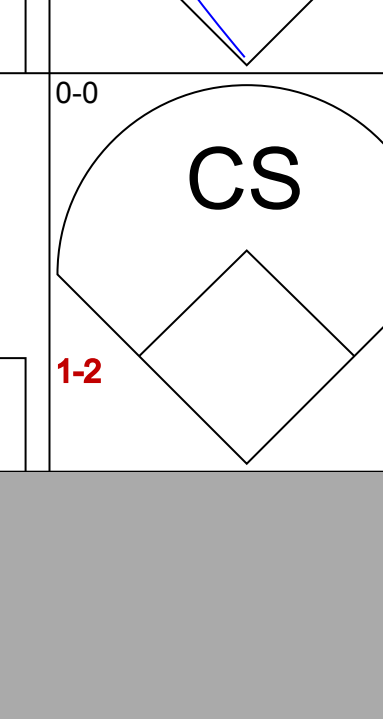
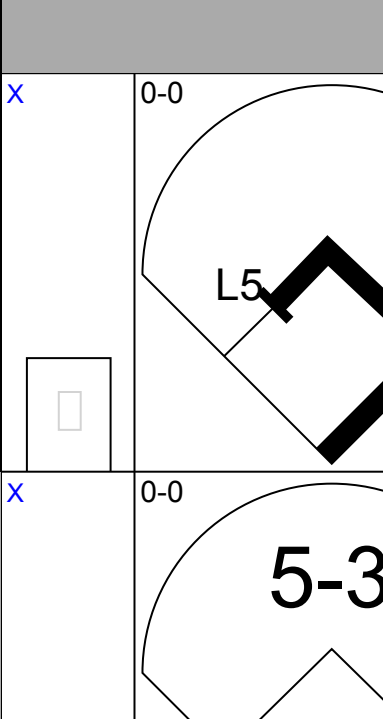
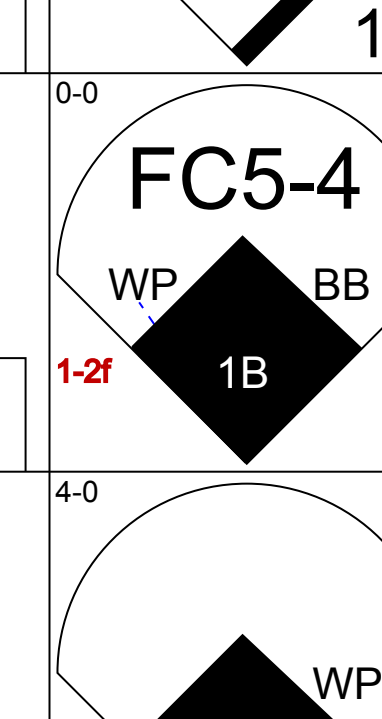
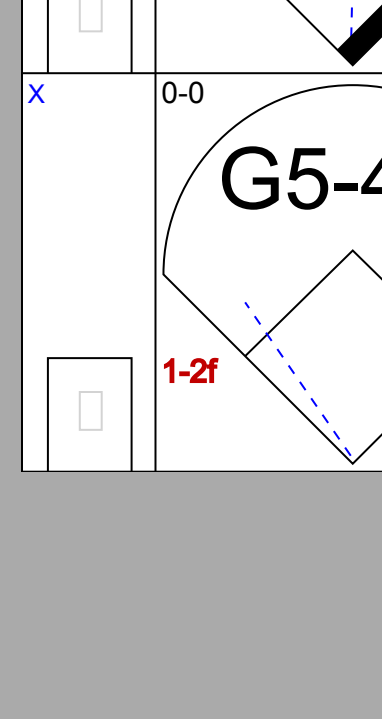
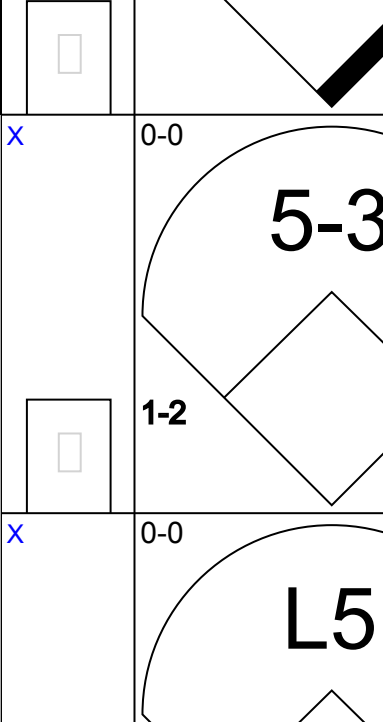
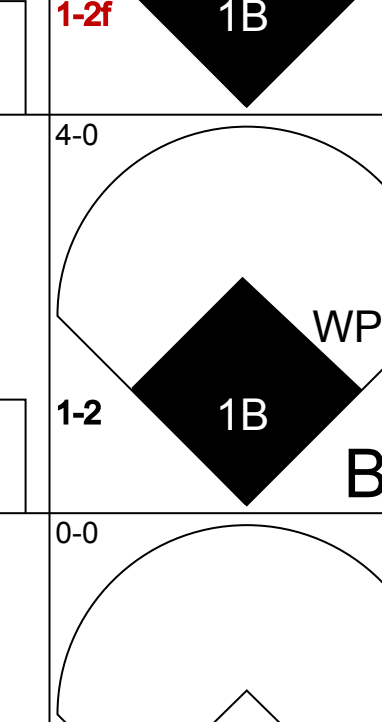
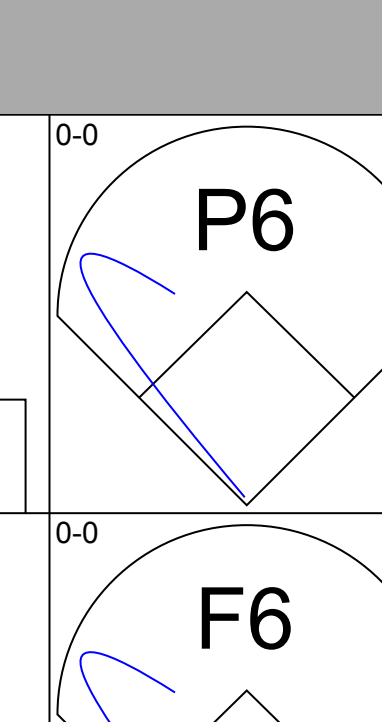
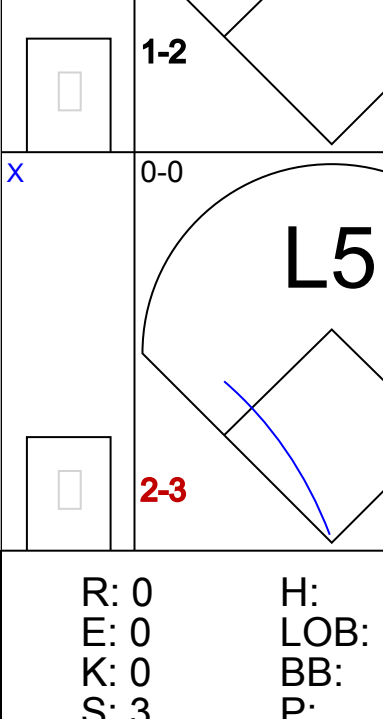
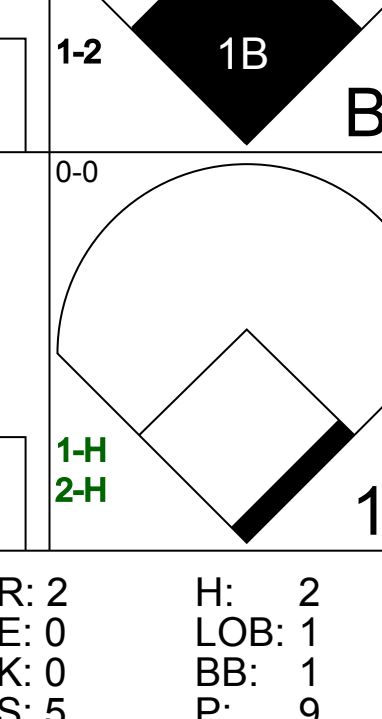
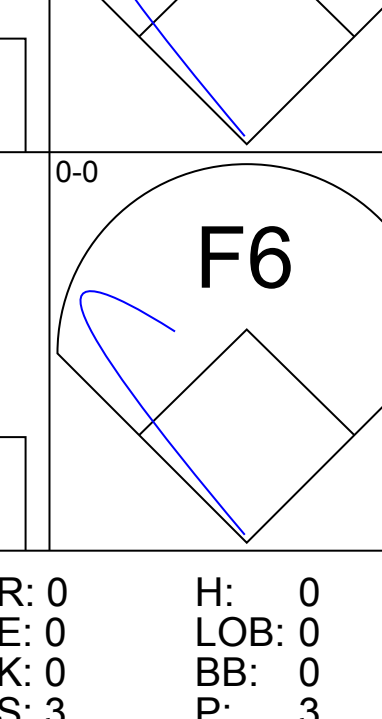


WP	0
PB	0
CS	0





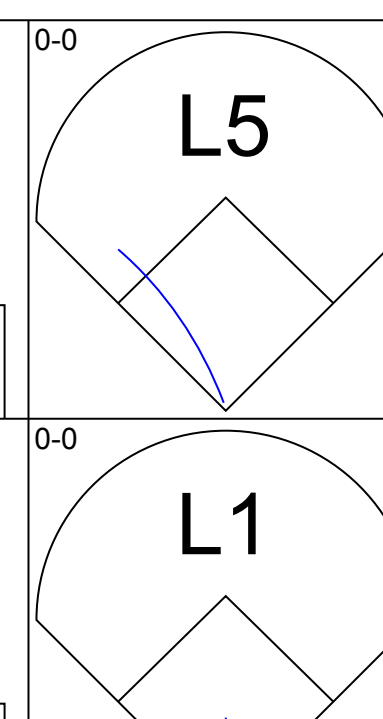
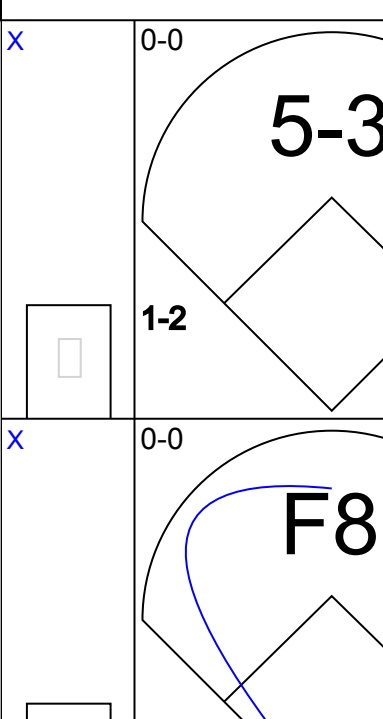
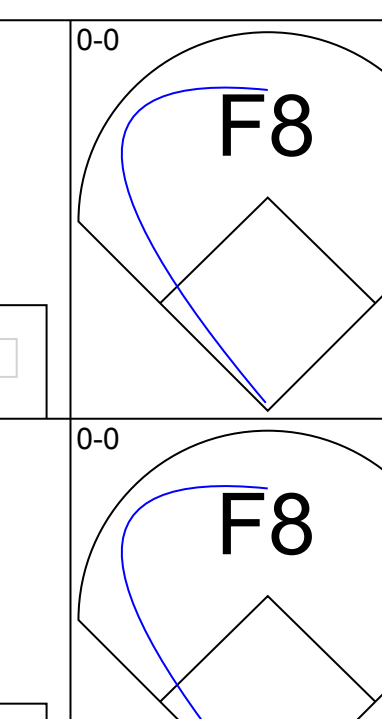
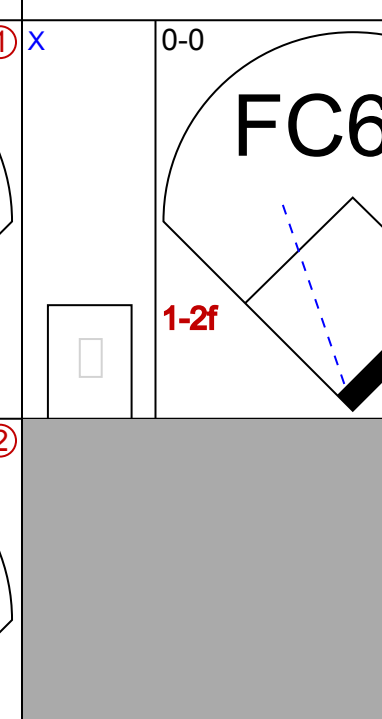
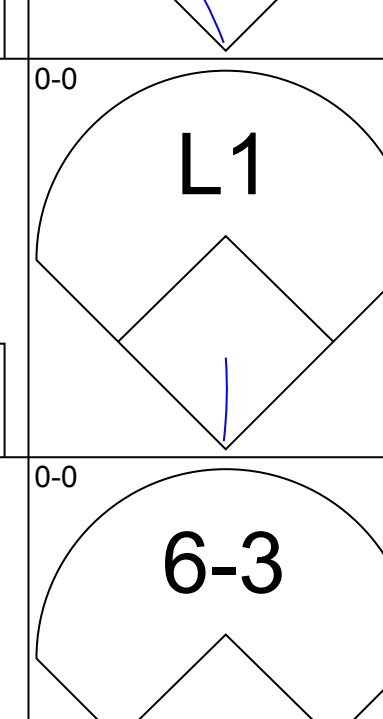
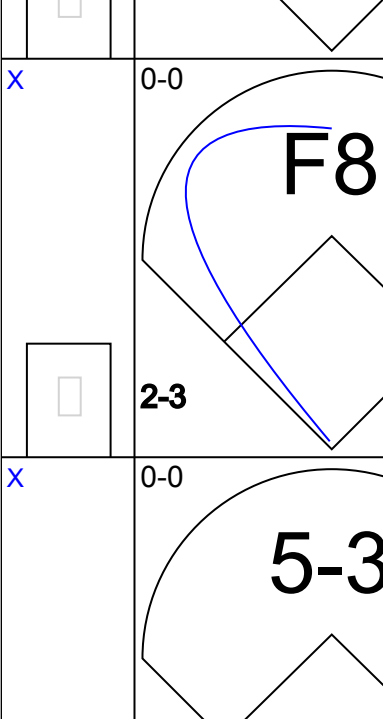
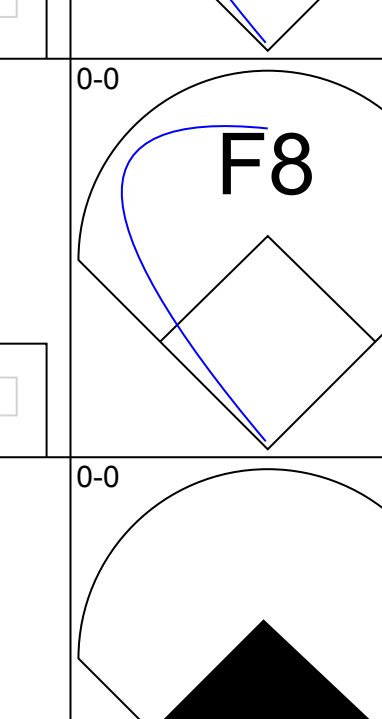
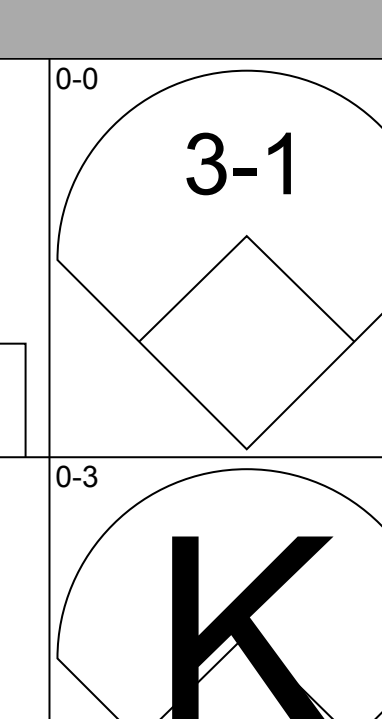
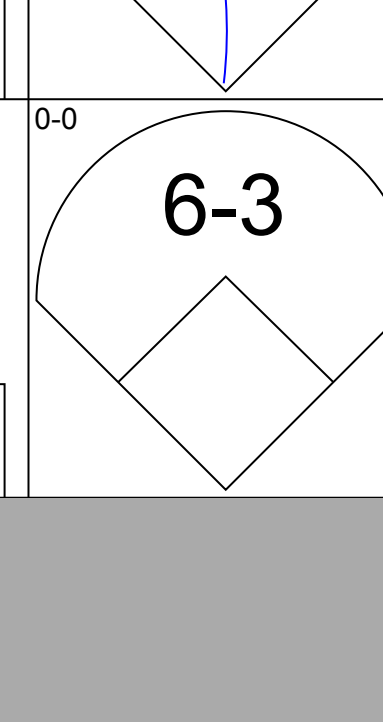
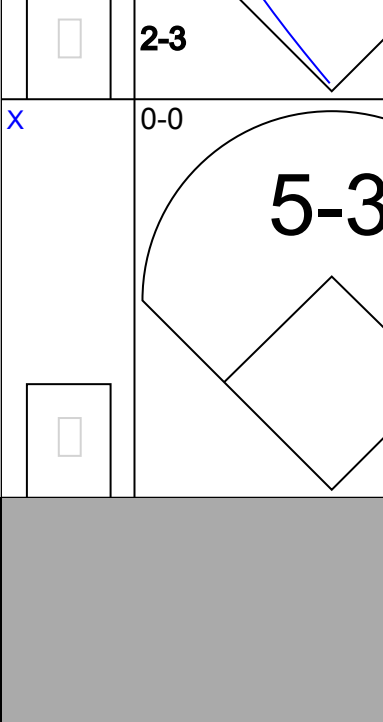
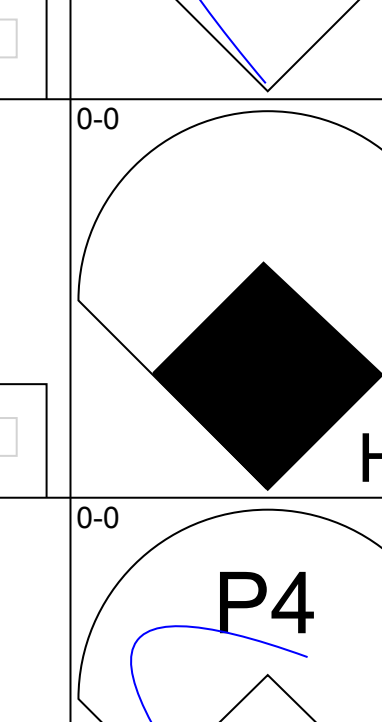
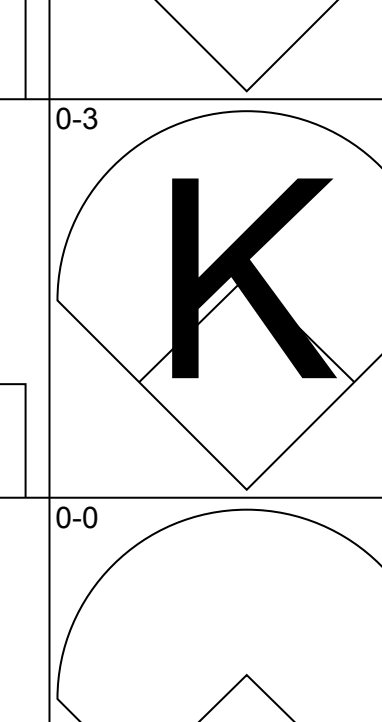
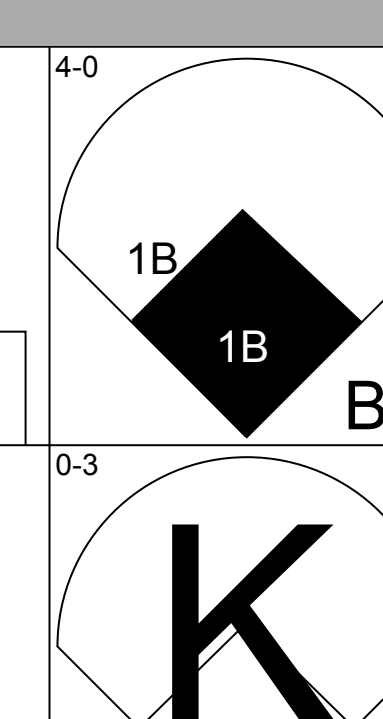
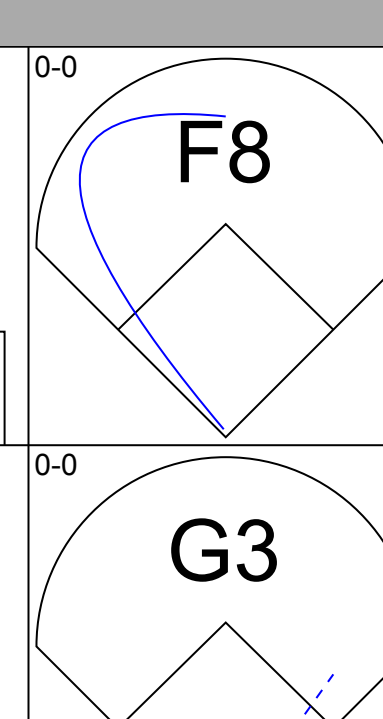
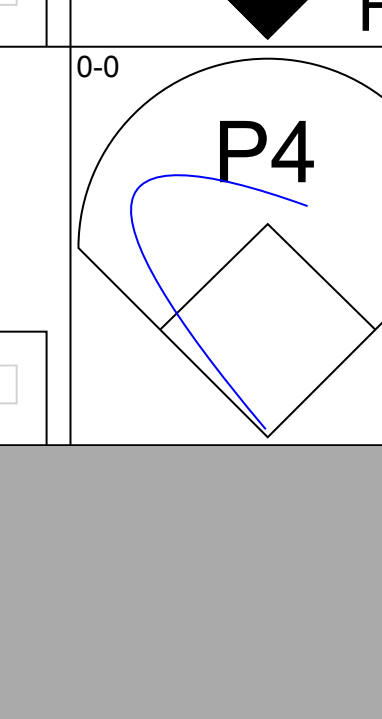
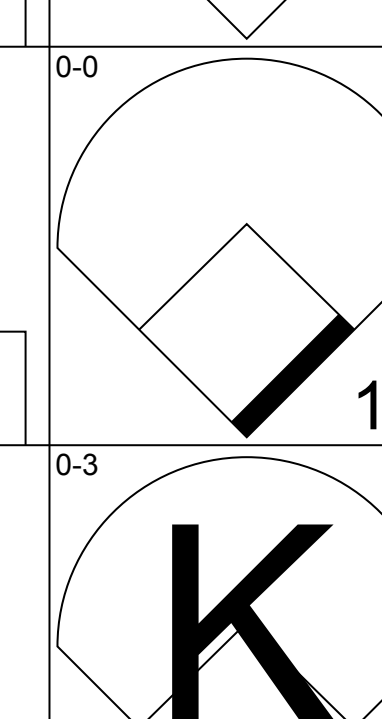
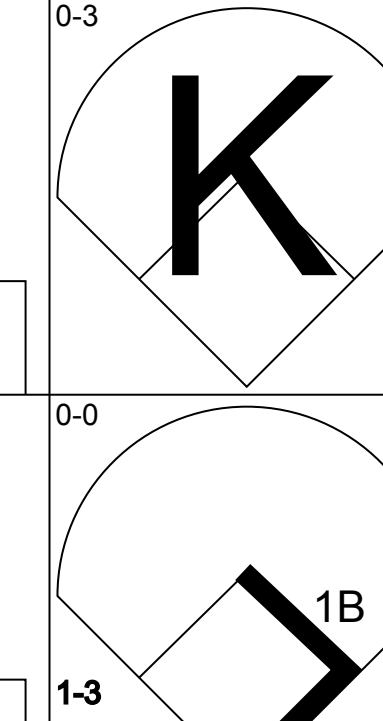
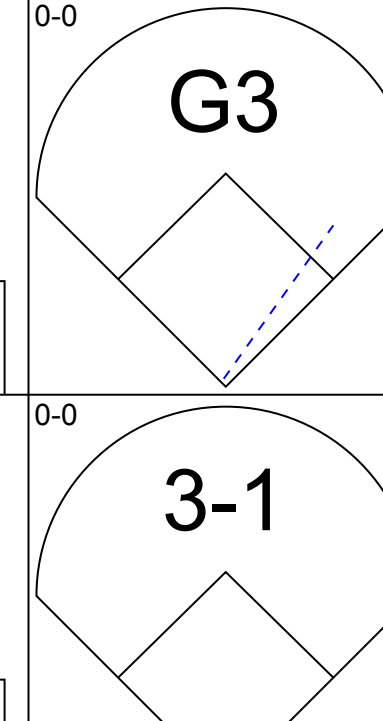


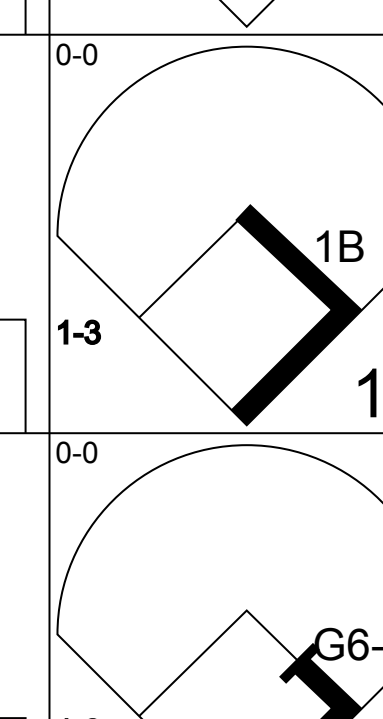
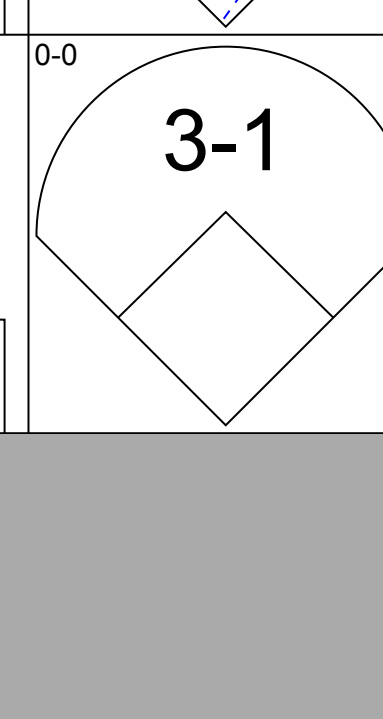


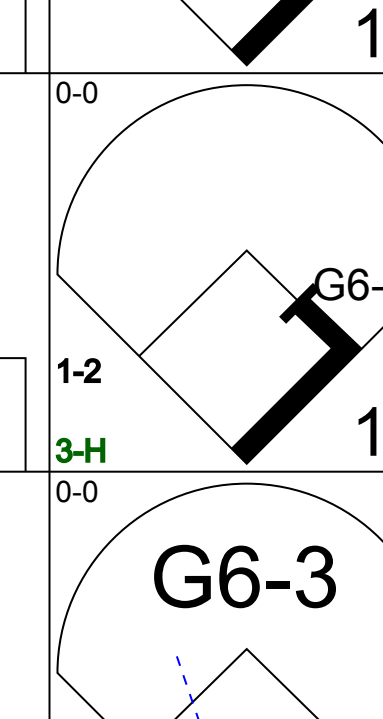
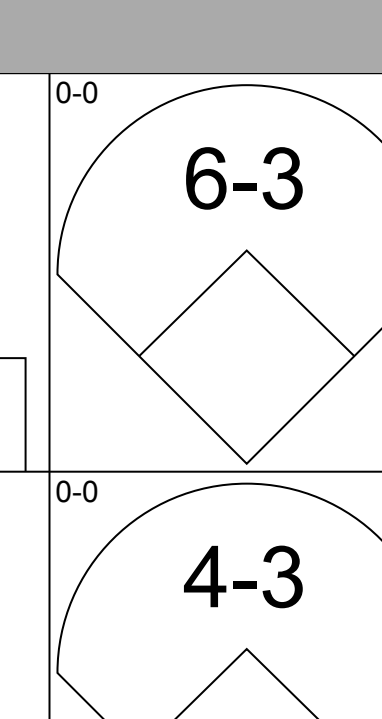
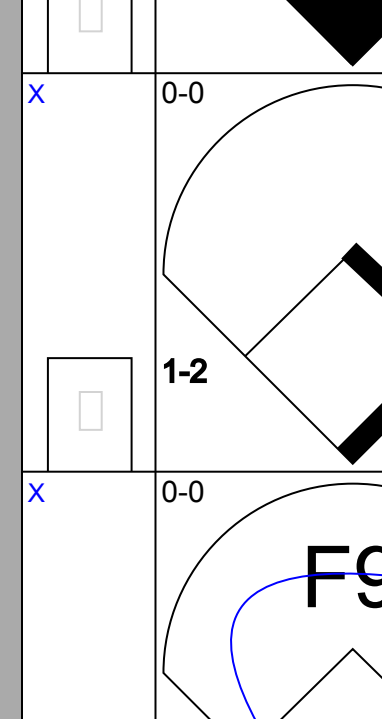
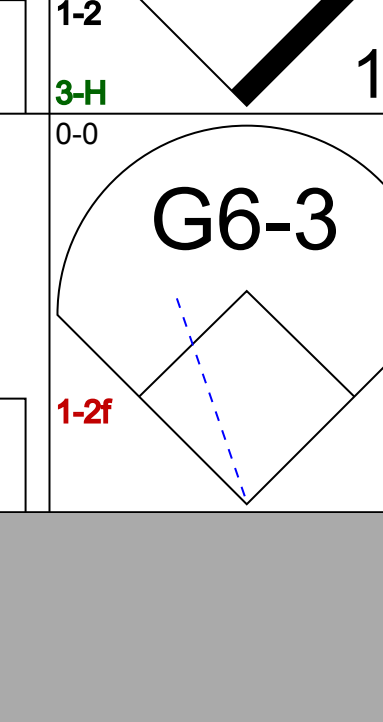
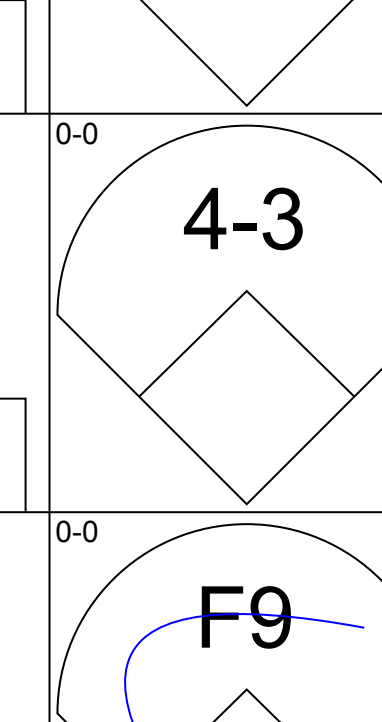
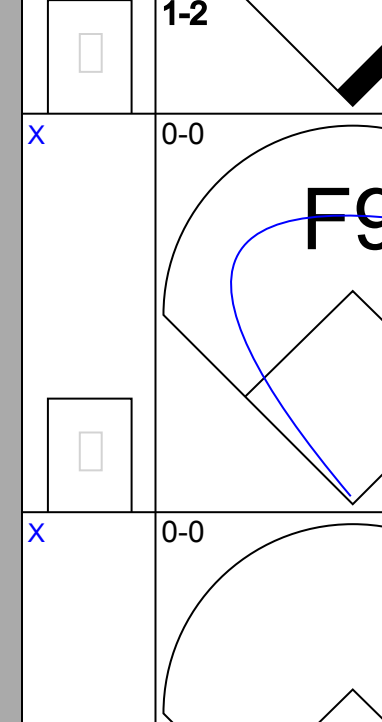
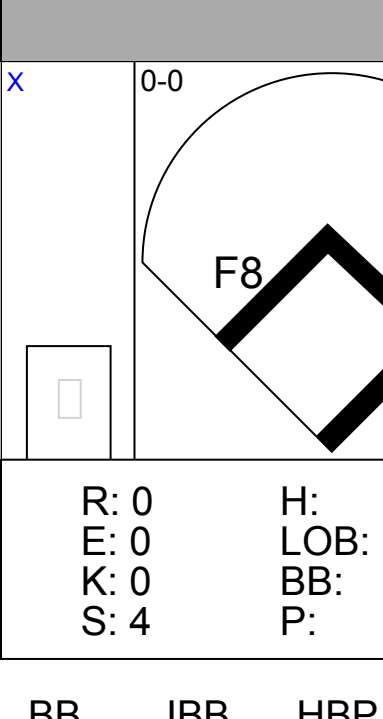
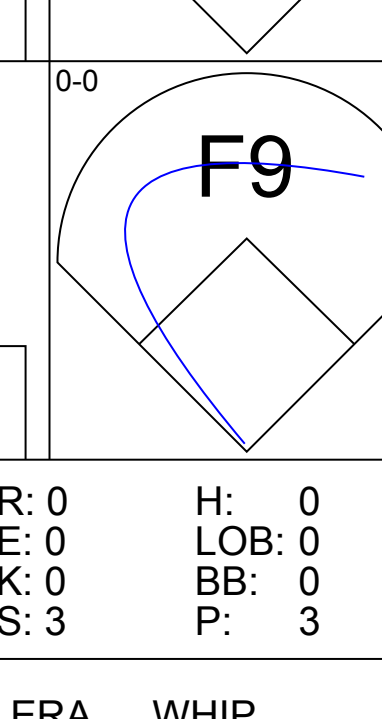
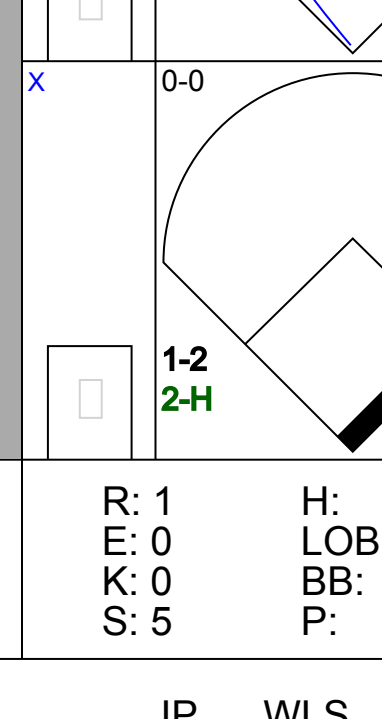


Batter	1	2	3	4	5	6	7	8	9	AB	R	H	RBI	BB	SO	LOB	TOP								
<b>Don Money, R</b> OBP: 0.334, SLG: 0.414 (1, 5)										4	0	0	0	0	1	1									
<b>Ken Berry, R</b> OBP: 0.270, SLG: 0.252 (1, 8)										4	0	0	0	0	0	0									
<b>John Briggs, L</b> OBP: 0.364, SLG: 0.518 (1, 7)										4	0	1	0	0	1	0									
<b>George Scott, R</b> OBP: 0.351, SLG: 0.467 (1, 3)										4	0	1	0	0	1	1									
<b>Darrell Porter, L</b> OBP: 0.358, SLG: 0.402 (1, 2)										4	0	2	0	0	0	1									
<b>Deron Johnson, R</b> OBP: 0.257, SLG: 0.363 (1, 10)										3	0	1	0	0	0	2									
<b>Bob Coluccio, R</b> OBP: 0.329, SLG: 0.379 (1, 9)										3	1	1	0	0	0	2									
<b>Pedro Garcia, R</b> OBP: 0.277, SLG: 0.402 (1, 4)										2	1	0	0	1	0	1									
<b>Robin Yount, R</b> OBP: 0.288, SLG: 0.365 (1, 6)										3	0	1	2	0	0	1									
<b>Inning Stats</b>	R: 0 E: 0 K: 2 S: 7	H: 0 LOB: 0 BB: 0 P: 7	R: 0 E: 0 K: 0 S: 3	H: 1 LOB: 0 BB: 0 P: 3	R: 0 E: 0 K: 0 S: 3	H: 1 LOB: 0 BB: 0 P: 3	R: 0 E: 0 K: 1 S: 6	H: 1 LOB: 1 BB: 0 P: 6	R: 2 E: 0 K: 0 S: 5	H: 2 LOB: 1 BB: 1 P: 9	R: 0 E: 0 K: 0 S: 3	H: 0 LOB: 0 BB: 0 P: 3	R: 0 E: 0 K: 0 S: 3	H: 1 LOB: 0 BB: 0 P: 3	R: 0 E: 0 K: 0 S: 4	H: 0 LOB: 0 BB: 0 P: 3	R: 0 E: 0 K: 0 S: 4	H: 1 LOB: 1 BB: 0 P: 4	1B: 6 2B: 2 3B: 0 HR: 0	SF: 0 SAC: 0 DP: 2 HBP: 0	WP: 1 PB: 0 CS: 1	PA: 33			
<b>PITCHER</b> <b>Wilbur Wood, L</b> ERA: 3.54 (1, 1)	IP: 9.0 WLS: W BF: 32	H: 7 R: 2 ER: 2 SO: 3	BB: 1 IBB: 0 HBP: 0 BLK: 0	WP: 1 HR: 0 S: 37 P: 41	ERA: 2.00 WHIP: 0.889																				

Milwaukee Brewers @ Chicago White Sox  
Comiskey Park, Chicago, IL  
Sat Jul 20 1974, 4:33 AM EDT  
Att: 19,145 - Unknown - 71 F

AB	31
R	2
H	7
RBI	2
BB	1
SO	3
LOB	9



Batter	1	2	3	4	5	6	7	8	9	AB	R	H	RBI	BB	SO	LOB	BOTTOM								
<b>Brian Downing, R</b> OBP: 0.382, SLG: 0.500 (1, 9)										4	0	0	0	0	0	3									
<b>Jorge Orta, L</b> OBP: 0.384, SLG: 0.462 (1, 4)										4	0	0	0	0	0	1									
<b>Dick Allen, R</b> OBP: 0.365, SLG: 0.584 <b>Tony Muser, L</b> OBP: 0.366, SLG: 0.404 (1, 3) (9, 3)										4	1	1	1	0	1	1									
<b>Bill Melton, R</b> OBP: 0.299, SLG: 0.378 (1, 5)										3	1	1	0	1	0	0									
<b>Ken Henderson, S</b> OBP: 0.362, SLG: 0.447 (1, 8)										4	0	0	0	0	2	2									
<b>Carlos May, L</b> OBP: 0.326, SLG: 0.359 (1, 7)										2	1	1	0	1	0	0									
<b>Ron Santo, R</b> OBP: 0.306, SLG: 0.310 (1, 10)										3	0	2	1	0	0	0									
<b>Ed Herrmann, L</b> OBP: 0.310, SLG: 0.385 (1, 2)										3	0	0	0	0	0	4									
<b>Bucky Dent, R</b> OBP: 0.291, SLG: 0.335 (1, 6)										3	0	2	1	0	0	0									
<b>Inning Stats</b>	R: 0 E: 0 K: 0 S: 3	H: 0 LOB: 0 BB: 0 P: 3	R: 1 E: 0 K: 1 S: 6	H: 2 LOB: 1 BB: 1 P: 10	R: 0 E: 0 K: 0 S: 4	H: 1 LOB: 0 BB: 0 P: 4	R: 0 E: 0 K: 0 S: 3	H: 0 LOB: 0 BB: 0 P: 3	R: 0 E: 0 K: 0 S: 4	H: 1 LOB: 0 BB: 0 P: 4	R: 1 E: 0 K: 0 S: 5	H: 2 LOB: 2 BB: 1 P: 9	R: 0 E: 0 K: 2 S: 8	H: 1 LOB: 1 BB: 0 P: 8	R: 0 E: 0 K: 0 S: 8	H: 1 LOB: 0 BB: 0 P: 8	1B: 6 2B: 0 3B: 0 HR: 1	SF: 0 SAC: 0 DP: 1 HBP: 0	WP: 0 PB: 0 CS: 0	PA: 32					
<b>PITCHER</b> <b>Clyde Wright, L</b> ERA: 3.92 (1, 1)	IP: 8.0 WLS: L BF: 32	H: 7 R: 3 ER: 3 SO: 3	BB: 2 IBB: 0 HBP: 0 BLK: 0	WP: 0 HR: 1 S: 36 P: 44	ERA: 3.38 WHIP: 1.125																				

Milwaukee Brewers @ Chicago White Sox  
Comiskey Park, Chicago, IL  
Sat Jul 20 1974, 4:33 AM EDT  
Att: 19,145 - Unknown - 71 F

AB	30
R	3
H	7
RBI	3
BB	2
SO	3
LOB	11





Batter	1	2	3	4	5	6	7	8	9	AB	R	H	RBI	BB	SO	LOB	TOP										
<b>Bob Coluccio, R</b> OBP: 0.324, SLG: 0.373 (1, 9)	0-0 6-3			0-0 4-3		0-0 6-3		0-0 6-3		4	0	0	0	0	0	0	<b>Milwaukee Brewers @ Chicago White Sox</b> Comiskey Park, Chicago, IL Sun Jul 21 1974, 4:33 AM EDT Unknown <a href="http://livebaseballscorecards.com">livebaseballscorecards.com</a>										
<b>Charlie Moore, R</b> OBP: 0.341, SLG: 0.380 (1, 2)	0-0 4-3			0-0 1B 2B		0-0 F3		0-3 K		4	1	1	0	0	1	0											
<b>John Briggs, L</b> OBP: 0.366, SLG: 0.515 (1, 7)	0-0 3-1			4-0 1B BB		0-0 P6			4-0 FC6-4 BB	2	0	0	0	2	0	0											
<b>George Scott, R</b> OBP: 0.352, SLG: 0.468 (1, 3)		0-0 P4		0-0 L4 1B			0-0 1-5-3 1B		0-3 K	4	0	2	1	0	1	1											
<b>Don Money, R</b> OBP: 0.331, SLG: 0.409 (1, 5)		0-3 K		0-0 L4		0-0 F9		0-0 FC6-4 1B		4	1	0	0	0	1	4											
<b>Deron Johnson, R</b> OBP: 0.257, SLG: 0.363 <b>Bobby Mitchell, R</b> OBP: 0.304, SLG: 0.380 (7, PR)		0-0 6-3			0-0 L5		0-0 1-5-3 1B		0-0 1B	3	0	1	0	0	0	0											
<b>Ken Berry, R</b> OBP: 0.262, SLG: 0.244 (1, 8)			0-3 K		0-0 F7		0-0 1-5-3		0-3 K	4	0	0	0	0	2	3											
<b>Robin Yount, R</b> OBP: 0.288, SLG: 0.365 (1, 6)			0-0 5-3		0-0 1B		0-0 F7			3	0	1	0	0	0	3											
<b>Pedro Garcia, R</b> OBP: 0.274, SLG: 0.398 (1, 4)			0-0 F3		0-0 L5			0-3 K		3	0	0	0	0	1	1											
<b>Inning Stats</b>	R: 0 E: 0 K: 0 S: 3	H: 0 LOB: 0 BB: 0 P: 3	R: 0 E: 0 K: 1 S: 5	H: 0 LOB: 0 BB: 0 P: 5	R: 0 E: 0 K: 1 S: 5	H: 0 LOB: 0 BB: 0 P: 5	R: 1 E: 0 K: 0 S: 4	H: 2 LOB: 1 BB: 1 P: 8	R: 0 E: 0 K: 0 S: 3	H: 0 LOB: 0 BB: 0 P: 3	R: 0 E: 0 K: 0 S: 5	H: 2 LOB: 2 BB: 0 P: 5	R: 0 E: 0 K: 2 S: 7	H: 0 LOB: 0 BB: 0 P: 7	R: 1 E: 0 K: 2 S: 8	H: 1 LOB: 1 BB: 1 P: 12		1B: 5 2B: 2 3B: 0 HR: 0	SF: 0 SAC: 0 DP: 1 HBP: 0	WP: 1 PB: 0 CS: 0	PA: 34						
<b>PITCHER</b>	IP	WLS	BF	H	R	ER	SO	BB	IBB	HBP	BLK	WP	HR	S	P	ERA	WHIP										
<b>Jim Kaat, L</b> ERA: 3.35 (1, 1)	6.1	W	24	5	1	1	2	1	0	0	0	0	0	27	31	1.42	0.947										
<b>Terry Forster, L</b> ERA: 3.05 (7, 1)	2.2	S	10	1	1	1	4	1	0	0	0	1	0	17	21	3.38	0.750										

Batter	1	2	3	4	5	6	7	8	9	AB	R	H	RBI	BB	SO	LOB	BOTTOM										
<b>Pat Kelly, L</b> OBP: 0.339, SLG: 0.347 (1, 10)	4-0 S E BB	0-3 K		0-0 FC6-4 BB		0-0 F8		0-0 FC6-4 1B		4	1	1	0	1	1	2	<b>Milwaukee Brewers @ Chicago White Sox</b> Comiskey Park, Chicago, IL Sun Jul 21 1974, 4:33 AM EDT Unknown <a href="http://livebaseballscorecards.com">livebaseballscorecards.com</a>										
<b>Jorge Orta, L</b> OBP: 0.380, SLG: 0.455 (1, 4)	0-0 F5		0-0 F9	4-0 FC6-4 BB		0-0 F9		0-0 FC6-4		4	0	0	0	1	0	2											
<b>Dick Allen, R</b> OBP: 0.369, SLG: 0.601 (1, 3)	0-0 E4 2B		0-0 2B	0-0 FC6-4		0-0 HR				4	2	3	2	0	0	3											
<b>Carlos May, L</b> OBP: 0.331, SLG: 0.362 (1, 7)	0-0 F9		4-0 G6-4-3 BB	0-0 G5-4-3 2B		0-0 F8				3	0	1	0	1	0	1											
<b>Ken Henderson, S</b> OBP: 0.363, SLG: 0.449 (1, 8)	0-0 2B		0-0 G6-4-3	4-0 G5-4-3 BB		0-0 F9				3	0	1	1	1	0	2											
<b>Bill Melton, R</b> OBP: 0.304, SLG: 0.390 (1, 5)	4-0 BB			0-0 HR	4-0 G5-4-3		0-0 1B E 1B			3	2	2	1	1	0	2											
<b>Bill Sharp, L</b> OBP: 0.347, SLG: 0.379 (1, 9)	0-3 K			0-0 G3	0-0 F2		0-0 E9 SF9 1B			4	1	1	0	0	1	3											
<b>Ed Herrmann, L</b> OBP: 0.310, SLG: 0.385 (1, 2)		0-3 K		0-0 FC6-4 1B		0-0 4-3		0-0 SF9		3	0	1	1	0	1	0											
<b>Bucky Dent, R</b> OBP: 0.290, SLG: 0.333 (1, 6)		0-0 P5		0-0 FC6-4 1B		0-0 P6		0-0 5-3		4	0	1	0	0	0	0											
<b>Inning Stats</b>	R: 2 E: 1 K: 1 S: 7	H: 2 LOB: 2 BB: 2 P: 15	R: 0 E: 0 K: 2 S: 7	H: 0 LOB: 0 BB: 0 P: 7	R: 0 E: 0 K: 0 S: 3	H: 1 LOB: 1 BB: 1 P: 7	R: 1 E: 0 K: 0 S: 6	H: 3 LOB: 3 BB: 1 P: 10	R: 0 E: 0 K: 0 S: 3	H: 0 LOB: 0 BB: 0 P: 3	R: 1 E: 0 K: 0 S: 4	H: 1 LOB: 0 BB: 0 P: 4	R: 2 E: 1 K: 0 S: 6	H: 3 LOB: 1 BB: 0 P: 6	1B: 5 2B: 4 3B: 0 HR: 2	SF: 1 SAC: 0 DP: 2 HBP: 0		WP: 0 PB: 0 SB: 1 CS: 0	PA: 38								
<b>PITCHER</b>	IP	WLS	BF	H	R	ER	SO	BB	IBB	HBP	BLK	WP	HR	S	P	ERA	WHIP										
<b>Jim Colborn, R</b> ERA: 5.32 (1, 1)	8.0	L	38	11	6	6	3	5	0	0	0	0	2	39	59	6.75	2.000										



Batter	1	2	3	4	5	6	7	8	9	AB	R	H	RBI	BB	SO	LOB	TOP	
Bob Coluccio, R (1, 8) OBP: 0.321, SLG: 0.369 Mike Hegan, L (9, PH) OBP: 0.317, SLG: 0.445 Ken Berry, R (9, 8) OBP: 0.262, SLG: 0.244	P4		5-3			6-3			BB HR 1B	3	0	0	0	0	0	0		
Robin Yount, R (1, 6) OBP: 0.284, SLG: 0.360	6-3				F7			F8	F8	4	0	0	0	0	0	2		
John Briggs, L (1, 7) OBP: 0.370, SLG: 0.515				G5-4-3 BB					K	2	0	1	0	2	1	2		
George Scott, R (1, 3) OBP: 0.351, SLG: 0.465	F9			G5-4-3 1-2				F9	BB HR 1B	4	1	1	1	0	0	3		
Darrell Porter, L (1, 2) OBP: 0.356, SLG: 0.398		G3			F9			4-3	HR BB	3	1	0	0	1	0	1		
Deron Johnson, R (1, 10) OBP: 0.257, SLG: 0.373	1-3				6-3			K	HR	4	1	1	4	0	1	0		
Dave May, L (1, 9) OBP: 0.268, SLG: 0.346	4-3				4-3			P6	G1	4	0	0	0	0	0	0		
Tim Johnson, L (1, 4) OBP: 0.262, SLG: 0.342			F8			1-3		K		3	0	0	0	0	1	0		
John Vukovich, R (1, 5) OBP: 0.220, SLG: 0.426 Bob Hansen, L (9, PH) OBP: 0.317, SLG: 0.333 Don Money, R (9, 5) OBP: 0.331, SLG: 0.409			5-3			F8			1B 1B	2	0	0	0	0	0	0		
<b>Inning Stats</b>	R: 0 E: 0 K: 0 S: 3	H: 0 LOB: 1 BB: 1 P: 7	R: 0 E: 0 K: 0 S: 3	H: 0 LOB: 0 BB: 0 P: 3	R: 0 E: 0 K: 0 S: 3	H: 0 LOB: 0 BB: 1 P: 6	R: 0 E: 0 K: 0 S: 3	H: 0 LOB: 0 BB: 0 P: 3	R: 0 E: 0 K: 0 S: 4	H: 1 LOB: 1 BB: 0 P: 4	R: 0 E: 0 K: 2 S: 7	H: 0 LOB: 0 BB: 0 P: 7	R: 5 E: 0 K: 1 S: 9	H: 4 LOB: 0 BB: 1 P: 13	1B: 4 2B: 0 3B: 0 HR: 1	SF: 0 SAC: 0 DP: 1 HBP: 0	WP: 0 PA: 34 PB: 0 CS: 1	
<b>PITCHER</b>	IP	WLS	BF	H	R	ER	SO	BB	IBB	HBP	BLK	WP	HR	S	P	ERA	WHIP	
Stan Bahnsen, R (1, 1) ERA: 4.17 Terry Forster, L (9, 1) ERA: 3.36	8.1	L	29	3	2	2	2	2	0	0	0	0	0	31	39	2.16	0.600	

Milwaukee Brewers @ Chicago White Sox  
Comiskey Park, Chicago, IL  
Sun Jul 21 1974, 4:38 AM EDT  
Att: 36,827 - Unknown

AB 31  
R 5  
H 5  
RBI 5  
BB 3  
SO 3  
LOB 8



Batter	1	2	3	4	5	6	7	8	9	AB	R	H	RBI	BB	SO	LOB	BOTTOM	
Pat Kelly, L (1, 9) OBP: 0.338, SLG: 0.346	4-3		4-3			F8		E9 1B 1B		4	0	1	0	0	0	1		
Jorge Orta, L (1, 4) OBP: 0.385, SLG: 0.460				G3 SH1-4 1B		F8		HR 1B		4	1	3	1	0	0	0		
Tony Muser, L (1, 3) OBP: 0.365, SLG: 0.402	G4-3			SH1-4				F9		3	0	1	0	0	0	2		
Carlos May, L (1, 10) OBP: 0.327, SLG: 0.358		4-3		G3		F5		K		4	0	0	0	0	1	3		
Ken Henderson, S (1, 8) OBP: 0.362, SLG: 0.447		G3		S 1B		F7		L9		4	0	1	1	0	0	1		
Bill Melton, R (1, 5) OBP: 0.304, SLG: 0.388				6-3				F8		4	0	1	0	0	0	1		
Bill Sharp, L (1, 7) OBP: 0.344, SLG: 0.375	F8				SH1-4 E 1B			L9		4	1	1	0	0	0	1		
Brian Downing, R (1, 2) OBP: 0.377, SLG: 0.493			5-3		SH1-4			F9		2	0	0	0	0	0	0		
Bucky Dent, R (1, 6) OBP: 0.294, SLG: 0.337				4-3 1B		F7		E 1B 1B		3	1	2	0	0	0	0		
<b>Inning Stats</b>	R: 0 E: 0 K: 0 S: 3	H: 1 LOB: 0 BB: 0 P: 3	R: 0 E: 0 K: 0 S: 4	H: 1 LOB: 1 BB: 0 P: 4	R: 0 E: 0 K: 0 S: 3	H: 1 LOB: 0 BB: 0 P: 3	R: 1 E: 0 K: 0 S: 5	H: 2 LOB: 1 BB: 0 P: 5	R: 1 E: 1 K: 0 S: 4	H: 1 LOB: 0 BB: 0 P: 4	R: 0 E: 0 K: 0 S: 3	H: 0 LOB: 0 BB: 0 P: 3	R: 1 E: 1 K: 1 S: 7	H: 3 LOB: 1 BB: 0 P: 7	1B: 10 2B: 0 3B: 0 HR: 0	SF: 0 SAC: 2 DP: 1 HBP: 0	WP: 0 PA: 34 PB: 0 CS: 0	
<b>PITCHER</b>	IP	WLS	BF	H	R	ER	SO	BB	IBB	HBP	BLK	WP	HR	S	P	ERA	WHIP	
Bill Champion, R (1, 1) ERA: 3.18 Tom Murphy, R (8, 1) ERA: 1.96	7.1	W	5	0	0	0	1	0	0	0	0	0	0	7	7	0.00	0.000	

Milwaukee Brewers @ Chicago White Sox  
Comiskey Park, Chicago, IL  
Sun Jul 21 1974, 4:38 AM EDT  
Att: 36,827 - Unknown

AB 32  
R 3  
H 10  
RBI 2  
BB 0  
SO 1  
LOB 9





Batter	1	2	3	4	5	6	7	8	9	AB	R	H	RBI	BB	SO	LOB	TOP			
Pat Kelly, L OBP: 0.340, SLG: 0.352 (1, 10)										4	0	2	0	0	0	2				
Jorge Orta, L OBP: 0.384, SLG: 0.457 (1, 4)										4	1	1	0	0	0	3				
Dick Allen, R OBP: 0.368, SLG: 0.597 (1, 3)										4	0	1	0	0	2	1				
Carlos May, L OBP: 0.324, SLG: 0.354 (1, 7)										4	0	0	0	0	1	3				
Ken Henderson, S OBP: 0.361, SLG: 0.448 (1, 8)										4	0	1	1	0	1	3				
Bill Melton, R OBP: 0.301, SLG: 0.383 (1, 5)										4	0	0	0	0	0	1				
Bill Sharp, L OBP: 0.342, SLG: 0.367 (1, 9)										3	0	0	0	1	0	0				
Ed Herrmann, L OBP: 0.309, SLG: 0.383 (1, 2)										4	0	1	0	0	0	1				
Bucky Dent, R OBP: 0.295, SLG: 0.337 (1, 6)										3	0	1	0	0	0	1				
<b>Inning Stats</b>	R: 0 E: 0 K: 2 S: 9	H: 2 LOB: 2 BB: 0 P: 9	R: 0 E: 0 K: 0 S: 4	H: 1 LOB: 2 BB: 1 P: 8	R: 1 E: 0 K: 1 S: 7	H: 2 LOB: 1 BB: 0 P: 7	R: 0 E: 0 K: 0 S: 3	H: 0 LOB: 0 BB: 0 P: 3	R: 0 E: 0 K: 0 S: 3	H: 0 LOB: 0 BB: 0 P: 3	R: 0 E: 0 K: 0 S: 5	H: 2 LOB: 2 BB: 0 P: 5	R: 0 E: 1 K: 1 S: 5	H: 0 LOB: 0 BB: 0 P: 5	R: 0 E: 0 K: 0 S: 3	H: 0 LOB: 0 BB: 0 P: 3	1B: 5 2B: 2 3B: 0 HR: 0	SF: 0 SAC: 0 DP: 1 HBP: 0	WP: 0 PB: 0 SB: 0 CS: 0	PA: 35
<b>PITCHER</b> Fergie Jenkins, R ERA: 3.69 (1, 1)	IP: 9.0 WLS: W BF: 35 H: 7 R: 1 ER: 1 SO: 4 BB: 1 IBB: 0 HBP: 0 BLK: 0 WP: 0 HR: 0 S: 42 P: 46 ERA: 1.00 WHIP: 0.889															<b>PITCHER</b>				

Chicago White Sox @ Texas Rangers  
Arlington Stadium, Arlington, TX  
Thu Jul 25 1974, 8:05 PM EDT  
Att: 11,790 - Unknown - 97 F

AB 34  
R 1  
H 7  
RBI 1  
BB 1  
SO 4  
LOB 15



Batter	1	2	3	4	5	6	7	8	9	AB	R	H	RBI	BB	SO	LOB	BOTTOM			
Cesar Tovar, R OBP: 0.349, SLG: 0.354 (1, 8) (9, 7)										4	0	2	0	0	1	1				
Alex Johnson, R OBP: 0.328, SLG: 0.346 (1, 10)										4	0	1	0	0	0	2				
Jeff Burroughs, R OBP: 0.358, SLG: 0.483 (1, 9)										4	0	1	0	0	0	4				
Tom Grieve, R OBP: 0.321, SLG: 0.469 Joe Lovitto, S OBP: 0.217, SLG: 0.272 (1, 7) (9, 8)										3	1	0	0	1	2	1				
Lenny Randle, S OBP: 0.359, SLG: 0.399 (1, 4)										2	1	1	0	1	0	0				
Toby Harrah, R OBP: 0.324, SLG: 0.432 (1, 6)										4	1	1	0	0	2	3				
Jim Fregosi, R OBP: 0.354, SLG: 0.488 Jim Spencer, L OBP: 0.350, SLG: 0.446 (1, 3) (9, 3)										3	1	2	2	1	0	1				
Leo Cardenas, R OBP: 0.296, SLG: 0.275 (1, 5)										3	0	1	2	0	0	1				
Jim Sundberg, R OBP: 0.378, SLG: 0.340 (1, 2)										3	0	1	0	0	0	3				
<b>Inning Stats</b>	R: 0 E: 0 K: 1 S: 6	H: 1 LOB: 1 BB: 0 P: 6	R: 1 E: 0 K: 0 S: 5	H: 2 LOB: 1 BB: 0 P: 5	R: 0 E: 0 K: 0 S: 3	H: 1 LOB: 0 BB: 0 P: 3	R: 2 E: 0 K: 2 S: 8	H: 1 LOB: 0 BB: 1 P: 12	R: 0 E: 0 K: 1 S: 6	H: 2 LOB: 1 BB: 0 P: 6	R: 1 E: 0 K: 0 S: 4	H: 1 LOB: 2 BB: 2 P: 12	R: 0 E: 0 K: 0 S: 3	H: 1 LOB: 1 BB: 0 P: 3	R: 0 E: 0 K: 1 S: 6	H: 1 LOB: 1 BB: 0 P: 6	1B: 8 2B: 1 3B: 0 HR: 1	SF: 0 SAC: 1 DP: 2 HBP: 0	WP: 0 PB: 0 SB: 0 CS: 1	PA: 35
<b>PITCHER</b> Wilbur Wood, L ERA: 3.58 (1, 1)	IP: 8.0 WLS: L BF: 34 H: 10 R: 4 ER: 4 SO: 5 BB: 2 IBB: 1 HBP: 0 BLK: 0 WP: 0 HR: 1 S: 41 P: 53 ERA: 4.50 WHIP: 1.500															<b>PITCHER</b>				

Chicago White Sox @ Texas Rangers  
Arlington Stadium, Arlington, TX  
Thu Jul 25 1974, 8:05 PM EDT  
Att: 11,790 - Unknown - 97 F

AB 30  
R 4  
H 10  
RBI 4  
BB 3  
SO 5  
LOB 16






Batter	1	2	3	4	5	6	7	8	9	AB	R	H	RBI	BB	SO	LOB	TOP					
Pat Kelly, L OBP: 0.342, SLG: 0.354	0-0 S 1B		0-0 SH2-3			0-0 2B 4-3 1B		0-0 F4	0-0 FC4-6	4	1	2	0	0	0	1						
Jorge Orta, L OBP: 0.380, SLG: 0.456	0-3 K		0-0 G3			0-0 HR 2B		0-0 F8	0-0 F7	5	1	1	0	0	1	3						
Dick Allen, R OBP: 0.366, SLG: 0.593	0-3 K		0-3 K			0-0 4-3		0-0 HR 1B		4	1	1	1	1	0	2	3					
Carlos May, L OBP: 0.326, SLG: 0.372	0-0 4-3					0-0 F8		0-0 HR 2B		4	2	2	4	0	0	1						
Ken Henderson, S OBP: 0.358, SLG: 0.443		0-3 K				0-0 F5		0-0 6-3	0-0 E4	4	0	0	0	0	1	0						
Bill Melton, R OBP: 0.302, SLG: 0.384	0-0 1B					0-0 F5		0-0 F8		2	0	1	0	0	0	0						
Ron Santo, R OBP: 0.306, SLG: 0.308										2	0	0	0	0	0	1						
Bill Sharp, L OBP: 0.340, SLG: 0.371	0-3 K					0-0 F7		0-0 F9		4	1	1	0	0	1	1						
Ed Herrmann, L OBP: 0.307, SLG: 0.380	0-0 F5					0-0 P6		0-0 6-3		2	0	0	0	0	0	1						
Brian Downing, R OBP: 0.379, SLG: 0.493										2	0	1	1	0	0	0						
Bucky Dent, R OBP: 0.295, SLG: 0.335										2	0	0	0	1	0	0						
Tony Muser, L OBP: 0.361, SLG: 0.398			4-0 SH2-3 BB			0-0 F8		0-0 6-3		1	0	0	0	0	1	1						
<b>Inning Stats</b>	R: 0 E: 0 K: 2 S: 8	H: 1 LOB: 1 BB: 0 P: 8	R: 0 E: 0 K: 2 S: 8	H: 1 LOB: 1 BB: 0 P: 8	R: 0 E: 0 K: 1 S: 5	H: 0 LOB: 1 BB: 1 P: 9	R: 0 E: 0 K: 0 S: 3	H: 0 LOB: 0 BB: 0 P: 3	R: 0 E: 0 K: 0 S: 3	H: 0 LOB: 0 BB: 0 P: 3	R: 3 E: 0 K: 0 S: 6	H: 3 LOB: 0 BB: 0 P: 6	R: 0 E: 0 K: 0 S: 3	H: 0 LOB: 0 BB: 0 P: 3	R: 2 E: 1 K: 0 S: 6	H: 2 LOB: 1 BB: 0 P: 6	R: 1 E: 0 K: 1 S: 7	H: 2 LOB: 1 BB: 0 P: 7	1B: 5 2B: 2 3B: 0 HR: 2	SF: 0 SAC: 1 DP: 0 HBP: 0	WP: 0 PB: 0 SB: 1 CS: 0	PA: 38
<b>PITCHER</b>	IP WLS BF H R ER SO BB IBB HBP BLK WP HR S P ERA WHIP	8.0 W 34 8 6 6 5 1 0 0 0 0 2 43 47 6.75 1.125	1.0 L 4 1 0 0 1 0 0 0 0 0 0 6 6 0.00 1.000											<b>PITCHER</b>	IP WLS BF H R ER SO BB IBB HBP BLK WP HR S P ERA WHIP							
Jim Bibby, R ERA: 4.54											Steve Foucault, R ERA: 2.12											

Chicago White Sox @ Texas Rangers  
Arlington Stadium, Arlington, TX  
Fri Jul 26 1974, 8:05 PM EDT  
Att: 16,598 - Unknown


AB 36  
R 6  
H 9  
RBI 6  
BB 1  
SO 6  
LOB 12



Batter	1	2	3	4	5	6	7	8	9	AB	R	H	RBI	BB	SO	LOB	BOTTOM				
Cesar Tovar, R OBP: 0.350, SLG: 0.361	0-0 1B 2B	0-0 E4		0-0 1B SF7 2B	0-0 F8		0-0 L5-4			5	2	2	1	0	0	4					
Alex Johnson, R OBP: 0.331, SLG: 0.349	0-0 G6-4-3 1B	0-0 F8		0-0 SF7 1B		0-0 SH1-4 SH1-3 1B		0-0 2B SH 1B		3	1	2	0	0	0	2					
Mike Hargrove, L OBP: 0.302, SLG: 0.447										2	2	2	0	0	0	0					
Jeff Burroughs, R OBP: 0.361, SLG: 0.492	0-0 G6-4-3 1B		0-0 E 2B	0-0 SF7 1B		0-0 SH1-4 1B		0-0 SH SF7 2B		4	2	3	1	0	0	2					
Tom Grieve, R OBP: 0.330, SLG: 0.474	0-0 FC6-4 1B		4-0 FC4-6 BB	0-0 1B 1B		0-0 SH1-4 1B		0-0 F5		2	0	2	2	1	0	0					
Joe Lovitto, S OBP: 0.215, SLG: 0.270										1	0	0	0	0	0	2					
Lenny Randle, S OBP: 0.358, SLG: 0.399	0-0 FC6-4		0-0 FC4-6 1B	0-0 E 1B	0-0 1B	0-0 SH1-3		0-0 SH E		3	1	1	2	0	0	2					
Toby Harrah, R OBP: 0.322, SLG: 0.429		0-0 F3	0-0 E7 1B	0-0 F8		0-0 F3		0-0 E4		5	0	1	0	0	0	4					
Jim Fregosi, R OBP: 0.360, SLG: 0.482		0-3 K	0-3 K							2	0	0	0	0	2	1					
Jim Spencer, L OBP: 0.350, SLG: 0.447										2	0	1	1	0	0	0					
Leo Cardenas, R OBP: 0.289, SLG: 0.284		0-0 E6 BB E	0-3 K			0-0 F7		0-0 5-3		5	1	1	0	0	1	4					
Jim Sundberg, R OBP: 0.385, SLG: 0.342		4-0 E BB		0-0 2B 1B	0-0 F8		4-0 L5-4 BB			2	1	1	0	2	0	1					
<b>Inning Stats</b>	R: 1 E: 0 K: 0 S: 5	H: 3 LOB: 1 BB: 0 P: 5	R: 1 E: 2 K: 1 S: 7	H: 0 LOB: 2 BB: 1 P: 11	R: 2 E: 2 K: 2 S: 9	H: 2 LOB: 1 BB: 1 P: 13	R: 3 E: 0 K: 0 S: 7	H: 5 LOB: 1 BB: 0 P: 7	R: 0 E: 0 K: 0 S: 4	H: 1 LOB: 1 BB: 0 P: 4	R: 1 E: 0 K: 0 S: 5	H: 2 LOB: 1 BB: 0 P: 5	R: 0 E: 0 K: 0 S: 3	H: 1 LOB: 1 BB: 0 P: 7	R: 2 E: 1 K: 0 S: 7	H: 2 LOB: 2 BB: 0 P: 7	1B: 11 2B: 6 3B: 0 HR: 0	SF: 2 SAC: 3 DP: 2 HBP: 0	WP: 0 PB: 0 SB: 0 CS: 0	PA: 44	
<b>PITCHER</b>	IP WLS BF H R ER SO BB IBB HBP BLK WP HR S P ERA WHIP	3.0 L 19 7 6 2 0 2 0 0 0 0 0 11 11 9.00 3.000	2.0 L 11 6 2 2 0 0 0 0 0 0 0 5 9 0.00 1.500	1.1 L 6 1 0 0 0 1 0 0 0 0 0 5 9 0.00 1.500	7.1 L 8 2 2 1 0 0 0 0 0 0 0 8 8 5.40 1.200											<b>PITCHER</b>	IP WLS BF H R ER SO BB IBB HBP BLK WP HR S P ERA WHIP				
Jim Kaat, L ERA: 3.52											Bill Moran, R ERA: 4.53										
Skip Pitcock, L ERA: 4.73											Rich Gossage, R ERA: 4.69										

Chicago White Sox @ Texas Rangers  
Arlington Stadium, Arlington, TX  
Fri Jul 26 1974, 8:05 PM EDT  
Att: 16,598 - Unknown

AB 36  
R 10  
H 16  
RBI 7  
BB 3  
SO 3  
LOB 22





Batter	1	2	3	4	5	6	7	8	9	AB	R	H	RBI	BB	SO	LOB	TOP				
Pat Kelly, L (1, 10) OBP: 0.340, SLG: 0.349	F7		5-3		F7		F8	1B BB		4	0	0	0	1	0	1	Chicago White Sox @ Texas Rangers Arlington Stadium, Arlington, TX Sat Jul 27 1974, 8:05 PM EDT Alt. 9,844 - Unknown - 99 F				
Jorge Orta, L (1, 4) OBP: 0.384, SLG: 0.458	F7		1B		1-3			1B		5	1	3	2	0	0						
Dick Allen, R (1, 3) OBP: 0.365, SLG: 0.588	6-3		6-3		L6			1B		3	1	0	0	1	0	1					
Ron Santo, R (6, PH) OBP: 0.305, SLG: 0.307								1B		1	0	0	0	0	1	2					
Tony Muser, L (8, 3) OBP: 0.361, SLG: 0.398								K		0	0	0	0	0	0	0					
Carlos May, L (1, 7) OBP: 0.329, SLG: 0.375		4-3							4-3	5	2	3	1	0	0	0					
Brian Downing, R (9, 7) OBP: 0.379, SLG: 0.493										0	0	0	0	0	0	0					
Ken Henderson, S (1, 8) OBP: 0.358, SLG: 0.447	2-3									5	1	2	1	0	1	1					
Bill Melton, R (1, 5) OBP: 0.300, SLG: 0.380	P3									4	0	0	0	0	2	3					
Bill Sharp, L (1, 9) OBP: 0.331, SLG: 0.364			K		SF7					3	2	0	2	0	2	3					
Ed Herrmann, L (1, 2) OBP: 0.309, SLG: 0.380			1B							3	0	1	0	1	1	2					
Bucky Dent, R (1, 6) OBP: 0.294, SLG: 0.337			FC3-6		FC5					4	2	1	3	0	0	3					
<b>Inning Stats</b>	R: 0 E: 0 K: 0 S: 3	H: 0 LOB: 0 BB: 0 P: 3	R: 0 E: 0 K: 0 S: 3	H: 0 LOB: 0 BB: 0 P: 3	R: 2 E: 0 K: 1 S: 8	H: 2 LOB: 1 BB: 0 P: 8	R: 1 E: 0 K: 1 S: 7	H: 2 LOB: 2 BB: 1 P: 11	R: 0 E: 0 K: 2 S: 8	H: 1 LOB: 1 BB: 0 P: 8	R: 0 E: 0 K: 0 S: 3	H: 0 LOB: 0 BB: 0 P: 3	R: 6 E: 0 K: 2 S: 12	H: 5 LOB: 2 BB: 2 P: 21	R: 0 E: 0 K: 1 S: 5	H: 0 LOB: 0 BB: 0 P: 5	1B: 7 2B: 3 3B: 0 HR: 0	SF: 1 SAC: 0 DP: 0 HBP: 1	WP: 1 PB: 0 SB: 0 CS: 0	PA: 42	
<b>PITCHER</b>	IP	WLS	BF	H	R	ER	SO	BB	IBB	HBP	BLK	WP	HR	S	P	ERA	WHIP				
Steve Hargan, R (1, 1) ERA: 3.95	7.0	L	32	8	7	7	4	1	1	0	0	1	0	38	46	9.00	1.286				
Steve Foucault, R (8, 1) ERA: 2.32	0.2		5	1	1	1	1	1	0	1	0	0	0	5	10	13.50	3.000				
David Clyde, L (8, 1) ERA: 3.91	1.1		5	1	1	1	2	0	0	0	0	0	0	9	9	6.75	0.750				


Batter	1	2	3	4	5	6	7	8	9	AB	R	H	RBI	BB	SO	LOB	BOTTOM				
Cesar Tovar, R (1, 8) OBP: 0.351, SLG: 0.364	P3		4-3		F7			4-3		5	1	2	0	0	0	1	Chicago White Sox @ Texas Rangers Arlington Stadium, Arlington, TX Sat Jul 27 1974, 8:05 PM EDT Alt. 9,844 - Unknown - 99 F				
Alex Johnson, R (1, 7) OBP: 0.332, SLG: 0.352	1B		4-3		BB				6-3	5	2	2	0	0	1	2					
Jeff Burroughs, R (1, 9) OBP: 0.366, SLG: 0.495	1B		4-3		1B				6-3	2	1	1	1	2	0	0					
Mike Hargrove, L (1, 3) OBP: 0.302, SLG: 0.446	FC4-6		4-3		1B				1-3	5	0	2	3	0	0	3					
Jim Spencer, L (1, 10) OBP: 0.350, SLG: 0.445	P5		1B		F8					3	0	1	1	0	0	4					
Tom Grieve, R (7, PH) OBP: 0.329, SLG: 0.471			1B		1B					1	0	0	0	0	0	0					
Lenny Randle, S (1, 4) OBP: 0.357, SLG: 0.395	FC4-6		1B							3	0	0	0	1	0	2					
Toby Harrah, R (1, 6) OBP: 0.324, SLG: 0.430			F2							4	0	2	0	0	0	0					
Leo Cardenas, R (1, 5) OBP: 0.288, SLG: 0.295			K		P5					4	0	1	0	0	1	0					
Jim Sundberg, R (1, 2) OBP: 0.382, SLG: 0.340	L6				BB					4	1	1	0	0	0	1					
<b>Inning Stats</b>	R: 1 E: 0 K: 0 S: 5	H: 2 LOB: 2 BB: 0 P: 6	R: 0 E: 0 K: 1 S: 5	H: 0 LOB: 0 BB: 0 P: 5	R: 2 E: 0 K: 0 S: 6	H: 4 LOB: 2 BB: 1 P: 10	R: 2 E: 0 K: 0 S: 6	H: 3 LOB: 1 BB: 1 P: 10	R: 0 E: 0 K: 0 S: 4	H: 2 LOB: 1 BB: 0 P: 4	R: 0 E: 0 K: 1 S: 5	H: 1 LOB: 1 BB: 1 P: 9	R: 0 E: 0 K: 0 S: 3	H: 0 LOB: 0 BB: 0 P: 3	R: 0 E: 0 K: 0 S: 3	H: 0 LOB: 0 BB: 0 P: 3	1B: 8 2B: 4 3B: 0 HR: 0	SF: 0 SAC: 0 DP: 0 HBP: 1	WP: 0 PB: 0 SB: 0 CS: 3	PA: 40	
<b>PITCHER</b>	IP	WLS	BF	H	R	ER	SO	BB	IBB	HBP	BLK	WP	HR	S	P	ERA	WHIP				
Bart Johnson, R (1, 1) ERA: 3.34																					
Skip Pickick, L (4, 1) ERA: 4.5	3.1	W	13	4	0	0	1	1	0	0	0	0	0	14	18	0.00	1.500				
Terry Forster, L (8, 1) ERA: 3.29	2.0		6	0	0	0	0	0	0	0	0	0	0	6	6	0.00	0.000				



Batter	1	2	3	4	5	6	7	8	9	AB	R	H	RBI	BB	SO	LOB	TOP		
<b>Bucky Dent, R</b> OBP: 0.294, SLG: 0.336 (1, 6)	F8			F8		1B		G5-4-3		4	0	1	0	0	0	1			
<b>Jorge Orta, L</b> OBP: 0.382, SLG: 0.455 (1, 4)	K			6-3		1B		4-3		4	0	1	0	0	1	0			
<b>Dick Allen, R</b> OBP: 0.364, SLG: 0.587 (1, 3)	K			1B	2B				6-3	4	1	1	0	0	2	2			
<b>Bill Melton, R</b> OBP: 0.300, SLG: 0.378 (1, 5)		5-3				FC6-4			6-3	4	0	1	1	0	0	2			
<b>Ken Henderson, S</b> OBP: 0.357, SLG: 0.445 (1, 8)		G3		L4					F8	4	1	1	0	0	0	1			
<b>Carlos May, L</b> OBP: 0.327, SLG: 0.372 (1, 7)										3	0	0	0	0	1	1			
<b>Ron Santo, R</b> OBP: 0.302, SLG: 0.305 (1, 10)				4-3		F8		SF8		2	0	0	1	0	0	0			
<b>Ed Herrmann, L</b> OBP: 0.306, SLG: 0.376 (1, 2)				F3		K		P4		3	0	0	0	0	1	0			
<b>Brian Downing, R</b> OBP: 0.378, SLG: 0.490 (1, 9)				6-3		K2-3				3	0	1	0	0	1	0			
<b>Inning Stats</b>	R: 0 E: 0 K: 2 S: 7	H: 0 LOB: 0 BB: 0 P: 7	R: 0 E: 0 K: 0 S: 3	H: 0 LOB: 0 BB: 0 P: 3	R: 0 E: 0 K: 0 S: 3	H: 0 LOB: 0 BB: 0 P: 3	R: 1 E: 0 K: 0 S: 5	H: 2 LOB: 1 BB: 0 P: 5	R: 0 E: 0 K: 2 S: 9	H: 2 LOB: 2 BB: 0 P: 9	R: 1 E: 0 K: 0 S: 4	H: 1 LOB: 0 BB: 0 P: 4	R: 0 E: 0 K: 0 S: 3	H: 1 LOB: 0 BB: 0 P: 3	R: 0 E: 0 K: 0 S: 3	H: 0 LOB: 0 BB: 0 P: 3	1B: 5 2B: 1 3B: 0 HR: 0	SF: 1 SAC: 0 DP: 1 HBP: 0	WP: 1 PA: 32 CS: 0
<b>PITCHER</b> <b>Ken Holtzman, L</b> ERA: 3.77 (1, 1)	IP: 9.0 WLS: W BF: 32 H: 6 R: 2 ER: 2 SO: 6 BB: 0 IBB: 0 HBP: 0 BLK: 0 WP: 1 HR: 0 S: 44 P: 44 ERA: 2.00 WHIP: 0.667															<b>PITCHER</b> IP: WLS: BF: H: R: ER: SO: BB: IBB: HBP: BLK: WP: HR: S: P: ERA: WHIP:			

Chicago White Sox @ Oakland Athletics  
Oakland-Alameda County Coliseum, Oakland, CA  
Sun Jul 28 1974, 3:33 AM PDT  
Unknown

AB 31  
R 2  
H 6  
RBI 2  
BB 0  
SO 6  
LOB 7



Batter	1	2	3	4	5	6	7	8	9	AB	R	H	RBI	BB	SO	LOB	BOTTOM		
<b>Bill North, S</b> OBP: 0.339, SLG: 0.341 (1, 8)	1-3							F8		3	1	1	0	1	0	0			
<b>Bert Campaneris, R</b> OBP: 0.352, SLG: 0.375 <b>Herb Washington, R</b> (5, FR)	F8							5-3		2	0	1	2	0	0	0			
<b>Ted Kubiak, S</b> OBP: 0.269, SLG: 0.239 (6, 6)										0	0	0	0	0	0	0			
<b>Sal Bando, R</b> OBP: 0.385, SLG: 0.469 (1, 5)										2	0	1	1	1	0	1			
<b>Reggie Jackson, L</b> OBP: 0.398, SLG: 0.532 (1, 9)	K							F8		4	0	0	0	0	2	4			
<b>Joe Rudi, R</b> OBP: 0.341, SLG: 0.479 (1, 3)								6-3		4	1	2	1	0	0	1			
<b>Claudell Washington, L</b> OBP: 0.269, SLG: 0.364 (1, 10)	4-3									4	0	1	0	0	0	1			
<b>Angel Mangual, R</b> OBP: 0.273, SLG: 0.406 (1, 7)	F9									3	1	0	0	1	0	1			
<b>Gene Tenace, R</b> OBP: 0.394, SLG: 0.414 (1, 2)	K									4	2	2	3	0	1	1			
<b>Dick Green, R</b> OBP: 0.312, SLG: 0.349 (1, 4)										3	2	1	0	1	1	0			
<b>Inning Stats</b>	R: 0 E: 0 K: 1 S: 5	H: 0 LOB: 1 BB: 1 P: 9	R: 1 E: 0 K: 1 S: 6	H: 1 LOB: 0 BB: 0 P: 6	R: 1 E: 0 K: 0 S: 4	H: 1 LOB: 1 BB: 1 P: 8	R: 0 E: 0 K: 0 S: 4	H: 1 LOB: 1 BB: 0 P: 4	R: 2 E: 0 K: 1 S: 7	H: 2 LOB: 1 BB: 1 P: 11	R: 1 E: 0 K: 0 S: 4	H: 1 LOB: 0 BB: 0 P: 4	R: 0 E: 0 K: 0 S: 4	H: 1 LOB: 1 BB: 0 P: 4	R: 2 E: 0 K: 1 S: 6	H: 2 LOB: 0 BB: 1 P: 10	1B: 4 2B: 1 3B: 1 HR: 3	SF: 1 SAC: 1 DP: 0 HBP: 0	WP: 0 PA: 36 CS: 1
<b>PITCHER</b> <b>Stan Bahnsen, R</b> ERA: 4.35 (1, 1)	IP: 8.0 WLS: L BF: 36 H: 9 R: 7 ER: 7 SO: 4 BB: 4 IBB: 0 HBP: 0 BLK: 0 WP: 0 HR: 3 S: 40 P: 56 ERA: 7.88 WHIP: 1.625															<b>PITCHER</b> IP: WLS: BF: H: R: ER: SO: BB: IBB: HBP: BLK: WP: HR: S: P: ERA: WHIP:			

Chicago White Sox @ Oakland Athletics  
Oakland-Alameda County Coliseum, Oakland, CA  
Sun Jul 28 1974, 3:33 AM PDT  
Unknown

AB 30  
R 7  
H 9  
RBI 7  
BB 4  
SO 4  
LOB 9





Batter	1	2	3	4	5	6	7	8	9	AB	R	H	RBI	BB	SO	LOB	TOP				
<b>Buddy Bradford, R</b> OBP: 0.395, SLG: 0.507 (1, 7)	0-0 6-3		0-0 F8		0-0 2B 1B		0-0 6-3	4-0 BB		4	1	1	0	1	0	0	<b>Chicago White Sox @ Oakland Athletics</b> Oakland-Alameda County Coliseum, Oakland, CA Sun Jul 28 1974, 3:38 AM PDT Att: 24,317 - Unknown <a href="http://livebaseballscorecards.com">livebaseballscorecards.com</a>				
<b>Jorge Orta, L</b> OBP: 0.383, SLG: 0.458 (1, 4)	0-0 6-3		0-0 4-3		0-0 1B 2B		0-0 1B 1B	0-3 K		5	1	2	1	0	1	2					
<b>Dick Allen, R</b> OBP: 0.371, SLG: 0.589 <b>Tony Muser, L</b> OBP: 0.357, SLG: 0.394 (7, PR)	4-0 BB BB		4-0 BB		0-0 F8 1B 1B		0-0 1B 1B		0-0 4-3	2	0	2	0	2	0	0					
<b>Bill Melton, R</b> OBP: 0.306, SLG: 0.381 <b>Lee Richard, R</b> OBP: 0.200, SLG: 0.143 (9, PR)	4-0 1-2 BB		0-3 K		0-0 1B 1B		0-0 FC6-4 1B		4-0 G3 BB	3	0	2	1	2	1	1					
<b>Ken Henderson, S</b> OBP: 0.353, SLG: 0.439 (1, 8)	0-3 K			0-0 F7	0-0 F9		0-3 K		0-0 G3	5	0	0	0	0	2	8					
<b>Brian Downing, R</b> OBP: 0.383, SLG: 0.490 <b>Carlos May, L</b> OBP: 0.325, SLG: 0.370 (7, PH)		0-0 4-3 1B		4-0 FC4-6 BB BB	0-0 F8		0-0 FC6-4		0-0 4-3	2	0	1	0	1	0	2					
<b>Ron Santo, R</b> OBP: 0.303, SLG: 0.303 <b>Pat Kelly, L</b> OBP: 0.339, SLG: 0.348 (8, PH)		0-0 F7		4-0 FC4-6 BB		0-0 5-3		0-0 F9		2	0	0	0	1	0	1					
<b>Ed Herrmann, L</b> OBP: 0.302, SLG: 0.371 (1, 2)	0-0 4-3		0-0 FC4-6 FC5-4		0-0 4-3		0-0 4-3		0-0 F8	4	0	0	0	0	0	3					
<b>Bucky Dent, R</b> OBP: 0.293, SLG: 0.332 (1, 6)	0-0 F3		0-0 FC5-4		0-0 6-3		4-0 BB BB			3	0	0	0	1	0	3					
<b>Inning Stats</b>	R: 0 E: 0 K: 1 S: 5	H: 0 LOB: 2 BB: 2 P: 13	R: 0 E: 0 K: 0 S: 4	H: 1 LOB: 1 BB: 0 P: 4	R: 0 E: 0 K: 1 S: 5	H: 0 LOB: 1 BB: 1 P: 9	R: 0 E: 0 K: 0 S: 3	H: 0 LOB: 2 BB: 2 P: 11	R: 2 E: 0 K: 0 S: 6	H: 4 LOB: 1 BB: 0 P: 6	R: 0 E: 0 K: 1 S: 8	H: 3 LOB: 3 BB: 0 P: 8	R: 0 E: 0 K: 1 S: 5	H: 0 LOB: 2 BB: 2 P: 13	R: 0 E: 0 K: 0 S: 3	H: 0 LOB: 2 BB: 1 P: 7		1B: 7 2B: 2 3B: 0 HR: 0	SF: 0 SAC: 0 DP: 1 HBP: 0	WP: 0 PB: 0 SB: 0 CS: 0	PA: 42
<b>PITCHER</b>	IP	WLS	BF	H	R	ER	SO	BB	IBB	HBP	BLK	WP	HR	S	P	ERA	WHIP				
<b>Dave Hamilton, L</b> ERA: 3.31 (1, 1)	4.0		22	5	2	2	2	5	0	0	0	0	0	21	41	4.50	2.500				
<b>Paul Lindblad, L</b> ERA: 1.13 (5, 1)	2.1	W	8	2	0	0	0	0	0	0	0	0	0	8	8	0.00	0.857				
<b>Rollie Fingers, R</b> ERA: 2.8 (7, 1)	2.2	S	12	1	0	0	2	3	0	0	0	0	0	13	25	0.00	1.500				

Batter	1	2	3	4	5	6	7	8	9	AB	R	H	RBI	BB	SO	LOB	BOTTOM				
<b>Bill North, S</b> OBP: 0.338, SLG: 0.338 (1, 8)	0-0 4-3		4-0 2B BB		0-3 K		0-0 6-3			3	1	0	0	1	1	0	<b>Chicago White Sox @ Oakland Athletics</b> Oakland-Alameda County Coliseum, Oakland, CA Sun Jul 28 1974, 3:38 AM PDT Att: 24,317 - Unknown <a href="http://livebaseballscorecards.com">livebaseballscorecards.com</a>				
<b>Claudell Washington, L</b> OBP: 0.288, SLG: 0.348 (1, 10)	0-3 K		4-0 2B 1B BB		0-0 F8		0-3 K			3	1	0	0	1	2	0					
<b>Sal Bando, R</b> OBP: 0.387, SLG: 0.471 (1, 5)	0-0 6-3		0-0 1B 2B		4-0 BB BB		0-0 F8			3	0	1	2	1	0	0					
<b>Reggie Jackson, L</b> OBP: 0.402, SLG: 0.534 (1, 9)		0-0 4-3	0-0 1B 2B		4-0 BB BB		0-0 BB S 1B			3	0	2	1	1	0	0					
<b>Joe Rudi, R</b> OBP: 0.341, SLG: 0.476 <b>Angel Mangual, R</b> OBP: 0.272, SLG: 0.404 (6, 7)		4-0 1B CS BB		0-0 P4	0-0 F9		0-3 K		0-3 K	2	0	0	0	1	0	2					
<b>Gene Tenace, R</b> OBP: 0.395, SLG: 0.411 (1, 3)		0-3 K		0-0 F7		4-0 CS BB		4-0 BB IBB		2	0	0	0	2	1	1					
<b>Dick Green, R</b> OBP: 0.317, SLG: 0.348 (1, 4)		0-0 1B		4-0 BB BB		0-3 K		0-3 K		3	0	1	0	1	2	3					
<b>Ted Kubiak, S</b> OBP: 0.284, SLG: 0.243 (1, 6)		0-0 CS	4-0 BB 2B BB		4-0 BB BB		0-0 1B		4-0 1-2 2-3 BB	1	1	1	0	3	0	0					
<b>Larry Haney, R</b> OBP: 0.169, SLG: 0.186 <b>Jesus Alou, R</b> OBP: 0.327, SLG: 0.330 <b>Pat Bourque, L</b> OBP: 0.333, SLG: 0.321 (8, PH)		0-0 3-H	0-0 L9		0-0 4-3		0-0 F7		0-0 1-3	3	0	0	0	0	0	4					
<b>Inning Stats</b>	R: 0 E: 0 K: 1 S: 5	H: 0 LOB: 0 BB: 0 P: 5	R: 0 E: 0 K: 1 S: 5	H: 1 LOB: 1 BB: 1 P: 9	R: 3 E: 0 K: 0 S: 3	H: 2 LOB: 3 BB: 3 P: 15	R: 0 E: 0 K: 0 S: 3	H: 0 LOB: 2 BB: 2 P: 11	R: 0 E: 0 K: 1 S: 5	H: 0 LOB: 2 BB: 2 P: 13	R: 0 E: 0 K: 1 S: 5	H: 1 LOB: 1 BB: 1 P: 9	R: 0 E: 0 K: 1 S: 8	H: 0 LOB: 0 BB: 0 P: 5	R: 0 E: 0 K: 2 S: 8	H: 1 LOB: 3 BB: 2 P: 16		1B: 4 2B: 1 3B: 0 HR: 0	SF: 0 SAC: 0 DP: 0 HBP: 0	WP: 0 PB: 0 SB: 0 CS: 2	PA: 37
<b>PITCHER</b>	IP	WLS	BF	H	R	ER	SO	BB	IBB	HBP	BLK	WP	HR	S	P	ERA	WHIP				
<b>Lloyd Allen, R</b> ERA: 6.04 (1, 1)	2.1	L	12	3	3	3	2	4	0	0	0	0	0	8	24	11.57	2.571				
<b>Skip Plick, L</b> ERA: 4.35 (3, 1)	2.1		10	1	0	0	1	4	0	0	0	0	0	8	24	0.00	2.143				
<b>Rich Gossage, R</b> ERA: 4.42 (5, 1)	3.1		14	2	0	0	4	2	1	0	0	0	0	19	31	0.00	1.200				



Batter	1	2	3	4	5	6	7	8	9	AB	R	H	RBI	BB	SO	LOB	TOP										
Buddy Bradford, R (1, 7) OBP: 0.405, SLG: 0.514 Carlos May, L (6, PH) OBP: 0.323, SLG: 0.368 (6, 7)	SH5-4 1B	CS 1-2	E7 E SF 1B	K		F8-4 1-2		1-3		3	1	2	0	0	1	1											
Jorge Orta, L (1, 4) OBP: 0.387, SLG: 0.462	SH5-4 1-2		K						1B SF8 1B	4	1	3	1	0	1	1											
Dick Allen, R (1, 3) OBP: 0.368, SLG: 0.584	K		E5 E SF BB 2-3	K					BB 1B 1B	5	2	1	0	0	2	5											
Bill Melton, R (1, 5) OBP: 0.307, SLG: 0.382	K		SF BB E 1-2 3-H	FC5 2-3					BB 1B 1B	4	1	2	1	0	1	3											
Ken Henderson, S (1, 8) OBP: 0.351, SLG: 0.438		F8	E6 BB 1-2 2-3						SF8 1B	4	0	1	1	0	0	3											
Brian Downing, R (1, 9) OBP: 0.400, SLG: 0.493		2B SF8 BB				G6-4-3 1B			2B BB	1	2	1	1	4	0	0											
Ron Santo, R (1, 10) OBP: 0.332, SLG: 0.306 Pat Kelly, L (9, PH) OBP: 0.338, SLG: 0.347			F8			G6-4-3 1B			F7	4	1	1	0	0	0	6											
Ed Herrmann, L (1, 2) OBP: 0.307, SLG: 0.379		SF8	K							4	1	3	4	0	1	3											
Bucky Dent, R (1, 6) OBP: 0.297, SLG: 0.336 Tony Muser, L (9, PH) OBP: 0.354, SLG: 0.389						SH 1B			F8	3	0	2	1	0	0	1											
<b>Inning Stats</b>	R: 0 E: 0 K: 2 S: 8	H: 1 LOB: 1 BB: 0 P: 8	R: 2 E: 0 K: 0 S: 4	H: 2 LOB: 0 BB: 1 P: 8	R: 2 E: 4 K: 2 S: 11	H: 1 LOB: 3 BB: 1 P: 15	R: 0 E: 0 K: 2 S: 9	H: 2 LOB: 2 BB: 0 P: 9	R: 0 E: 0 K: 0 S: 3	H: 2 LOB: 1 BB: 0 P: 3	R: 1 E: 0 K: 0 S: 5	H: 2 LOB: 1 BB: 0 P: 5	R: 0 E: 0 K: 0 S: 3	H: 1 LOB: 1 BB: 1 P: 7	R: 0 E: 0 K: 0 S: 3	H: 1 LOB: 0 BB: 1 P: 3	R: 4 E: 0 K: 0 S: 7	H: 4 LOB: 1 BB: 1 P: 11	1B: 14 2B: 3 3B: 0 HR: 0	SF: 3 SAC: 2 DP: 4 HBP: 0	WP: 0 PB: 0 SB: 0 CS: 1	PA: 46					
<b>PITCHER</b>	IP	WLS	BF	H	R	ER	SO	BB	IBB	HBP	BLK	WP	HR	S	P	ERA	WHIP	<b>PITCHER</b>									
Vida Blue, L (1, 1) ERA: 3.39	2.1		15	4	4	2	3	2	0	0	0	0	0	19	27	7.71	2.571										
Blue Moon Odom, R (3, 1) ERA: 4.01	4.0		18	7	1	1	3	1	0	0	0	0	0	23	27	2.25	2.000										
Paul Lindblad, L (7, 1) ERA: 1.64	2.0	W	9	4	4	0	0	1	0	0	0	0	0	8	12	18.00	2.500										
Rollie Fingers, R (9, 1) ERA: 2.78	0.2		3	1	0	0	0	0	0	0	0	0	0	3	3	0.00	1.500										

Chicago White Sox @ Oakland Athletics  
Oakland-Alameda County Coliseum, Oakland, CA  
Mon Jul 29 1974, 7:05 PM PDT  
Att: 44,279 - Unknown

AB 36  
R 9  
H 16  
RBI 9  
BB 4  
SO 6  
LOB 29



Batter	1	2	3	4	5	6	7	8	9	AB	R	H	RBI	BB	SO	LOB	BOTTOM										
Jesus Alou, R (1, 10) OBP: 0.333, SLG: 0.340 Herb Washington, R (7, PR) Caudell Washington, L (8, PH) OBP: 0.278, SLG: 0.357	F3									3	0	2	3	0	0	0											
Bill North, S (1, 8) OBP: 0.341, SLG: 0.344	5-3		2H 1B							5	1	3	4	0	0	1											
Sal Bando, R (1, 5) OBP: 0.387, SLG: 0.468	5-3									4	0	1	2	1	2	1											
Reggie Jackson, L (1, 9) OBP: 0.398, SLG: 0.527		F7								4	0	0	0	0	0	2											
Gene Tenace, R (1, 3) OBP: 0.391, SLG: 0.405		5-3								4	0	0	0	0	0	3											
Angel Mangual, R (1, 7) OBP: 0.271, SLG: 0.402										4	1	1	0	0	0	1											
Dick Green, R (1, 4) OBP: 0.329, SLG: 0.356										3	2	2	0	1	0	0											
Ted Kubiak, S (1, 6) OBP: 0.288, SLG: 0.245										3	3	1	1	1	0	2											
Larry Haney, R (1, 2) OBP: 0.167, SLG: 0.184 Tim Hosley, R (7, PH) OBP: 0.500, SLG: 0.500 (8, 2)										1	0	0	0	0	0	1											
<b>Inning Stats</b>	R: 0 E: 0 K: 0 S: 3	H: 0 LOB: 0 BB: 0 P: 3	R: 0 E: 0 K: 0 S: 3	H: 0 LOB: 0 BB: 0 P: 3	R: 1 E: 0 K: 0 S: 4	H: 1 LOB: 1 BB: 1 P: 8	R: 0 E: 0 K: 1 S: 5	H: 0 LOB: 0 BB: 0 P: 5	R: 3 E: 0 K: 0 S: 6	H: 4 LOB: 1 BB: 0 P: 6	R: 0 E: 0 K: 0 S: 3	H: 0 LOB: 1 BB: 1 P: 7	R: 4 E: 0 K: 0 S: 7	H: 4 LOB: 2 BB: 1 P: 11	R: 3 E: 0 K: 1 S: 8	H: 3 LOB: 1 BB: 1 P: 12	1B: 11 2B: 1 3B: 0 HR: 0	SF: 1 SAC: 1 DP: 0 HBP: 0	WP: 0 PB: 0 SB: 0 CS: 0	PA: 39							
<b>PITCHER</b>	IP	WLS	BF	H	R	ER	SO	BB	IBB	HBP	BLK	WP	HR	S	P	ERA	WHIP	<b>PITCHER</b>									
Wilbur Wood, L (1, 1) ERA: 3.69	6.0		25	6	5	5	1	2	0	0	0	0	0	14	22	27.00	4.000										
Terry Forster, L (7, 1) ERA: 3.6	2.0	L	14	6	6	6	1	2	0	0	0	0	0	14	22	27.00	4.000										

Chicago White Sox @ Oakland Athletics  
Oakland-Alameda County Coliseum, Oakland, CA  
Mon Jul 29 1974, 7:05 PM PDT  
Att: 44,279 - Unknown

AB 33  
R 11  
H 12  
RBI 11  
BB 4  
SO 2  
LOB 11






Batter	1	2	3	4	5	6	7	8	9	10	AB	R	H	RBI	BB	SO	LOB	TOP	
Pat Kelly, L OBP: 0.333, SLG: 0.342 Dick Allen, R OBP: 0.358, SLG: 0.582	4-3		1-3			F7		FC4-6		K	4	0	0	0	0	0	2		
Jorge Orta, L OBP: 0.382, SLG: 0.455	K		K			FC3-6		K			4	0	0	0	0	3	2		
Tony Muser, L OBP: 0.350, SLG: 0.378					6-3	F8				4-3	3	0	0	0	1	0	1		
Carlos May, L OBP: 0.323, SLG: 0.367	CS	4-3		4-3					F7		4	0	1	0	0	0	0		
Ken Henderson, S OBP: 0.350, SLG: 0.434				L3			1B			P4	3	1	0	0	1	1	1		
Bill Melton, R OBP: 0.307, SLG: 0.389						F9					4	1	1	2	0	0	1		
Bill Sharp, L OBP: 0.324, SLG: 0.354						F7				K	4	0	0	0	0	2	1		
Ed Herrmann, L OBP: 0.309, SLG: 0.391						G1					4	1	2	1	0	1	0		
Bucky Dent, R OBP: 0.299, SLG: 0.338					5-3						4	0	2	0	0	0	1		
<b>Inning Stats</b>	R: 0 E: 0 K: 1 S: 4	H: 0 LOB: 0 BB: 1 P: 8	R: 2 E: 0 K: 2 S: 8	H: 1 LOB: 0 BB: 1 P: 12	R: 0 E: 0 K: 1 S: 5	H: 0 LOB: 0 BB: 0 P: 5	R: 0 E: 0 K: 0 S: 3	H: 0 LOB: 0 BB: 0 P: 3	R: 0 E: 0 K: 0 S: 4	H: 1 LOB: 1 BB: 0 P: 4	R: 0 E: 0 K: 1 S: 6	H: 1 LOB: 1 BB: 0 P: 6	R: 0 E: 0 K: 1 S: 3	H: 0 LOB: 0 BB: 0 P: 3	R: 1 E: 0 K: 2 S: 9	H: 2 LOB: 1 BB: 0 P: 9	1B: 4 2B: 0 3B: 0 HR: 2	SF: 0 SAC: 0 DP: 0 HBP: 0	WP: 0 PA: 38
<b>PITCHER</b> Nolan Ryan, R ERA: 3.44	IP: 10.0 WLS: L BF: 37 H: 6 R: 3 ER: 3 SO: 8 BB: 2 IBB: 0 HBP: 0 BLK: 0 WP: 0 HR: 2 S: 51 P: 59 ERA: 2.70 WHIP: 0.800																		

Chicago White Sox @ California Angels  
Anaheim Stadium, Anaheim, CA  
Tue Jul 30 1974, 10:05 PM EDT  
Att: 10,029 - Unknown - 70 F


AB	35
R	3
H	6
RBI	3
BB	2
SO	8
LOB	10



Batter	1	2	3	4	5	6	7	8	9	10	AB	R	H	RBI	BB	SO	LOB	BOTTOM	
Mickey Rivers, L OBP: 0.342, SLG: 0.392	F8			F9						K	4	1	1	0	0	1	0		
Ellie Rodriguez, R OBP: 0.378, SLG: 0.370	1-2-3			K		E4				L6	4	0	0	0	0	1	0		
Leroy Stanton, R OBP: 0.353, SLG: 0.472	F8			K		K					4	0	1	0	0	2	1		
Frank Robinson, R OBP: 0.351, SLG: 0.453											4	1	1	0	0	1	1		
Bobby Valentine, R OBP: 0.293, SLG: 0.351											4	0	1	0	0	0	1		
Winston Lienes, R OBP: 0.303, SLG: 0.404											2	0	0	1	0	0	0		
Bruce Bochte, L OBP: 0.467, SLG: 0.500											4	0	0	0	0	1	1		
Bob Oliver, R OBP: 0.271, SLG: 0.329											4	0	1	0	0	0	0		
Denny Doyle, L OBP: 0.286, SLG: 0.306											3	0	1	0	0	0	0		
<b>Inning Stats</b>	R: 0 E: 0 K: 0 S: 3	H: 0 LOB: 0 BB: 0 P: 3	R: 0 E: 0 K: 0 S: 3	H: 0 LOB: 0 BB: 0 P: 3	R: 0 E: 0 K: 0 S: 3	H: 0 LOB: 0 BB: 0 P: 3	R: 0 E: 0 K: 2 S: 7	H: 0 LOB: 0 BB: 0 P: 7	R: 1 E: 1 K: 1 S: 7	H: 2 LOB: 1 BB: 0 P: 7	R: 0 E: 0 K: 0 S: 3	H: 0 LOB: 0 BB: 0 P: 3	R: 0 E: 0 K: 1 S: 6	H: 1 LOB: 1 BB: 0 P: 6	R: 0 E: 0 K: 1 S: 6	H: 2 LOB: 2 BB: 0 P: 6	1B: 5 2B: 1 3B: 0 HR: 0	SF: 1 SAC: 1 DP: 0 HBP: 0	WP: 0 PA: 35
<b>PITCHER</b> Jim Kaat, L ERA: 3.38 Terry Forster, L ERA: 3.76	IP: 9.0 WLS: W BF: 32 H: 5 R: 2 ER: 1 SO: 5 BB: 0 IBB: 0 HBP: 0 BLK: 0 WP: 0 HR: 0 S: 42 P: 42 ERA: 1.00 WHIP: 0.556																		

Chicago White Sox @ California Angels  
Anaheim Stadium, Anaheim, CA  
Tue Jul 30 1974, 10:05 PM EDT  
Att: 10,029 - Unknown - 70 F

AB	33
R	2
H	6
RBI	1
BB	0
SO	6
LOB	4





Batter	1	2	3	4	5	6	7	8	9	AB	R	H	RBI	BB	SO	LOB	TOP					
Pat Kelly, L OBP: 0.330, SLG: 0.338 Ron Santo, R OBP: 0.301, SLG: 0.305	K		4-3		G3			K		3	0	0	0	0	1	1	Chicago White Sox @ California Angels Anaheim Stadium, Anaheim, CA Wed Jul 31 1974, 6:33 AM EDT Att: 8,236 - Unknown					
Jorge Orta, L OBP: 0.378, SLG: 0.449	F8				F8		4-3	K		4	0	0	0	0	1	0						
Dick Allen, R OBP: 0.369, SLG: 0.588	1-3				5-3		HR			3	1	1	1	1	0	0						
Carlos May, L OBP: 0.322, SLG: 0.364		6-3			HR BB		F2			3	1	0	0	1	0	1						
Ken Henderson, S OBP: 0.349, SLG: 0.431		G3			HR BB		4-3			3	1	0	0	1	0	0						
Bill Melton, R OBP: 0.306, SLG: 0.397	K				HR					3	1	1	3	1	2	0						
Bill Sharp, L OBP: 0.320, SLG: 0.350 Brian Downing, R OBP: 0.398, SLG: 0.490			F9		4-3		SH1-4 BB			2	0	0	0	0	0	0						
Ed Herrmann, L OBP: 0.307, SLG: 0.387			K		4-3		F9			3	0	0	0	0	1	1						
Lee Richard, R OBP: 0.182, SLG: 0.129			E3		6-3		L5			3	0	0	0	0	0	1						
<b>Inning Stats</b>	R: 0 E: 0 K: 1 S: 5	H: 0 LOB: 0 BB: 0 P: 5	R: 0 E: 0 K: 1 S: 5	H: 0 LOB: 0 BB: 0 P: 5	R: 0 E: 1 K: 1 S: 6	H: 0 LOB: 1 BB: 0 P: 6	R: 3 E: 0 K: 0 S: 4	H: 1 LOB: 0 BB: 2 P: 12	R: 0 E: 0 K: 0 S: 3	H: 0 LOB: 0 BB: 0 P: 3	R: 1 E: 0 K: 0 S: 4	H: 1 LOB: 0 BB: 0 P: 4	R: 0 E: 0 K: 0 S: 3	H: 0 LOB: 1 BB: 1 P: 7	R: 0 E: 0 K: 2 S: 7	H: 0 LOB: 1 BB: 1 P: 11		R: 0 E: 0 K: 2 S: 7	H: 0 LOB: 0 BB: 0 P: 7	1B: 0 2B: 0 3B: 0 HR: 2	SF: 0 SAC: 1 DP: 0 HBP: 0	WP: 0 PB: 0 SB: 0 CS: 0
<b>PITCHER</b>	IP	WLS	BF	H	R	ER	SO	BB	IBB	HBP	BLK	WP	HR	S	P	ERA	WHIP					
Dick Lange, R ERA: 3.57 Luis Quintana, L ERA: 2.84	(1, 1) (7, 1)	6.1 2.2	W 9	25 0	4 0	4 0	3 4	3 1	0 0	0 0	0 0	0 0	2 0	28 16	40 20	5.68 0.00	0.789 0.375					

Batter	1	2	3	4	5	6	7	8	9	AB	R	H	RBI	BB	SO	LOB	BOTTOM					
Mickey Rivers, L OBP: 0.344, SLG: 0.390	G3		1B 2B 1B		F7			6-3		4	1	1	2	2	0	2	Chicago White Sox @ California Angels Anaheim Stadium, Anaheim, CA Wed Jul 31 1974, 6:33 AM EDT Att: 8,236 - Unknown					
Rudy Meoli, L OBP: 0.500, SLG: 0.500			2B 1B		F2		E1 1B F7	4-3		6	2	3	0	0	0	5						
Leroy Stanton, R OBP: 0.353, SLG: 0.471	1B		P4		BB 1B		FC4-2 2B 2B	WP E 1B		5	2	2	0	0	0	5						
Frank Robinson, R OBP: 0.366, SLG: 0.461 Doug Howard, R (8, PR)	K		3-1 1B 2B		BB		2-3 3-H 2B 2B	E 1B BB		3	2	2	3	2	1	1						
Joe Lahoud, L OBP: 0.358, SLG: 0.502 Winston Llenas, R OBP: 0.300, SLG: 0.400		1B PB 1B	3-1		F7		1B 1B 2B	E3 1B		2	1	1	0	0	0	1						
John Doherty, L OBP: 0.272, SLG: 0.354 (8, 3)		1B PB 1B	2-3		F7		2-H 3-H 1B 2B	1-2 1B BB		1	0	0	0	0	0	2						
Bruce Bochte, L OBP: 0.514, SLG: 0.533 (8, 7)		1B PB 1B	3-H 1B		P4		1B 1B BB	1-2 1B 1B		4	2	3	2	1	0	2						
Elie Rodriguez, R OBP: 0.376, SLG: 0.370		6-3	4-3				E1 FC5-4	BB 1B 4-3 1B		5	1	2	1	0	0	2						
Bobby Valentine, R OBP: 0.295, SLG: 0.352		5-3			L4		FC5-4 CS	BB 1B 4-3 1B		5	0	2	1	0	0	2						
Denny Doyle, L OBP: 0.282, SLG: 0.302		F8			4-3		K 1-2	K 1-2 2-3 3-H		5	0	0	1	0	2	7						
<b>Inning Stats</b>	R: 0 E: 0 K: 1 S: 6	H: 1 LOB: 1 BB: 0 P: 6	R: 1 E: 0 K: 0 S: 5	H: 2 LOB: 1 BB: 0 P: 5	R: 3 E: 0 K: 0 S: 7	H: 4 LOB: 1 BB: 0 P: 7	R: 0 E: 0 K: 0 S: 3	H: 0 LOB: 0 BB: 0 P: 3	R: 0 E: 1 K: 1 S: 5	H: 0 LOB: 0 BB: 0 P: 5	R: 5 E: 1 K: 1 S: 10	H: 5 LOB: 3 BB: 3 P: 22	R: 5 E: 1 K: 0 S: 8	H: 4 LOB: 2 BB: 1 P: 12	1B: 14 2B: 3 3B: 0 HR: 0	SF: 0 SAC: 0 DP: 0 HBP: 0	WP: 1 PB: 1 SB: 0 CS: 1	PA: 47				
<b>PITCHER</b>	IP	WLS	BF	H	R	ER	SO	BB	IBB	HBP	BLK	WP	HR	S	P	ERA	WHIP					
Bart Johnson, R ERA: 4.1 Skip Pillock, L ERA: 4.39 Rich Gossage, R ERA: 4.85 Lloyd Allen, R ERA: 6.83 Jim Otten, R ERA:	(1, 1) (3, 1) (7, 1) (7, 1) (8, 1)	2.1 3.2 0.1 0.2 1.0	L 16 6 7 5	13 3 4 2 2	4 2 2 5 1	4 2 2 4 0	1 1 0 1 0	0 2 0 2 0	0 0 1 0 0	0 0 0 0 0	0 0 0 1 0	0 0 0 0 0	0 0 0 0 0	0 0 0 0 0	5 16 9 7 5	9 24 9 15 5	54.00 4.91 54.00 54.00 0.00	15.000 1.364 15.000 6.000 2.000				



Batter	1	2	3	4	5	6	7	8	9	AB	R	H	RBI	BB	SO	LOB	TOP					
<b>Bill North, S</b> OBP: 0.349, SLG: 0.352 (1, 8)	0-0 CS 1B		0-0 4-3 HR 1B		0-0 1B FC6-4 2B		0-0 3-1			4	2	3	0	0	0	0						
<b>Claudell Washington, L</b> OBP: 0.291, SLG: 0.369 (1, 10)	0-3 K		0-0 4-3		0-0 FC6-4 1B		0-0			4	0	2	0	0	1	2						
<b>Sal Bando, R</b> OBP: 0.389, SLG: 0.475 (1, 5)	4-0 WP BB BB		0-0 2-H HR		0-0 FC6-4 1-2 3-H		0-0 F8			3	1	1	3	1	0	2						
<b>Reggie Jackson, L</b> OBP: 0.398, SLG: 0.537 (1, 9)	4-0 FC6-4 1-2 BB		0-3 K		0-0 F7		0-0 F7		0-0 F7	3	0	0	0	1	1	1						
<b>Joe Rudi, R</b> OBP: 0.339, SLG: 0.471 (1, 3)	0-0 FC6-4 1-2 2-3		0-0 F8		0-3 K		0-0 G6-4-3 HBP		0-0 G6-4-3	3	0	0	0	0	1	3						
<b>Gene Tenace, R</b> OBP: 0.392, SLG: 0.422 (1, 2)		0-0 F8		0-3 K		0-0 5-3		0-0 G6-4-3 1-2		4	0	0	0	0	1	1						
<b>Angel Mangual, R</b> OBP: 0.273, SLG: 0.395 (1, 7)		4-0 BB		0-0 5-3		0-0 6-3			0-0 G3	3	0	0	0	1	0	0						
<b>Dick Green, R</b> OBP: 0.329, SLG: 0.363 (1, 4)		0-0 F8		0-0 K		0-3 K			0-3 K	4	0	1	0	0	2	1						
<b>Ted Kubiak, S</b> OBP: 0.285, SLG: 0.240 (1, 6)		0-0 4-1		0-0 4-3					0-0 6-3	2	0	0	0	0	0	2						
<b>Jesus Alou, R</b> OBP: 0.330, SLG: 0.337 (7, PH)										1	0	0	0	0	0	0						
<b>Dal Maxvill, R</b> OBP: 0.286, SLG: 0.167 (7, 6)										0	0	0	0	0	0	0						
<b>Pat Bourque, L</b> OBP: 0.333, SLG: 0.315 (9, PH)										1	0	0	0	0	0	0						
<b>Inning Stats</b>	R: 0 E: 0 K: 1 S: 5	H: 1 LOB: 2 BB: 2 P: 13	R: 0 E: 0 K: 0 S: 3	H: 0 LOB: 1 BB: 1 P: 7	R: 2 E: 0 K: 1 S: 7	H: 2 LOB: 0 BB: 0 P: 7	R: 0 E: 0 K: 1 S: 6	H: 1 LOB: 1 BB: 0 P: 6	R: 1 E: 0 K: 1 S: 7	H: 2 LOB: 1 BB: 0 P: 7	R: 0 E: 0 K: 1 S: 5	H: 0 LOB: 0 BB: 0 P: 5	R: 0 E: 0 K: 0 S: 4	H: 1 LOB: 1 BB: 0 P: 4	R: 0 E: 0 K: 0 S: 2	H: 0 LOB: 0 BB: 0 P: 3	R: 0 E: 0 K: 1 S: 5	H: 0 LOB: 0 BB: 0 P: 5	1B: 4 2B: 3 3B: 0 HR: 1	SF: 0 SAC: 0 DP: 2 HBP: 1	WP: 1 PB: 0 SB: 0 CS: 1	PA: 36
<b>PITCHER</b> <b>Stan Bahnsen, R</b> ERA: 4.28 (1, 1)	IP: 9.0 WLS: W BF: 36 H: 7 R: 3 ER: 3 SO: 6 BB: 3 IBB: 0 HBP: 1 BLK: 0 WP: 1 HR: 1 S: 44 P: 57 ERA: 3.00 WHIP: 1.111																					

Oakland Athletics @ Chicago White Sox  
Comiskey Park, Chicago, IL  
Thu Aug 01 1974, 8:05 PM EDT  
Att: 20,530 - Unknown

AB 32  
R 3  
H 7  
RBI 3  
BB 3  
SO 6  
LOB 12



Batter	1	2	3	4	5	6	7	8	9	AB	R	H	RBI	BB	SO	LOB	BOTTOM			
<b>Buddy Bradford, R</b> OBP: 0.416, SLG: 0.519 (1, 9)	0-0 SH 1B		0-0 6-3		0-0 1-3 1B		0-0 F8			5	1	3	0	0	0	1				
<b>Bill Sharp, L</b> OBP: 0.320, SLG: 0.350 (8, 9)										0	0	0	0	0	0	0				
<b>Jorge Orta, L</b> OBP: 0.373, SLG: 0.443 (1, 4)	0-0 SH BB 1B		0-0 4-3		0-3 K		0-0 F7		0-3 K	4	1	0	0	0	2	4				
<b>Dick Allen, R</b> OBP: 0.367, SLG: 0.583 (1, 3)	0-0 F9		0-0 F8		0-0 F9		0-0 F8		0-0 1B FC3-2 1B	5	0	1	0	0	0	4				
<b>Tony Muser, L</b> OBP: 0.350, SLG: 0.378 (9, 3)										0	0	0	0	0	0	0				
<b>Bill Melton, R</b> OBP: 0.313, SLG: 0.400 (1, 5)	0-0 BB 1B		0-0 F8		0-0 P4		0-0 2B 1B		0-0 FC3-2 1B 1B	5	3	3	1	0	0	0				
<b>Ken Henderson, S</b> OBP: 0.354, SLG: 0.437 (1, 8)	4-0 1-2 2-3 BB		0-0 S 1B		0-0 2B		0-3 K		0-0 FC3-2 1B 1B	4	0	3	0	1	1	1				
<b>Carlos May, L</b> OBP: 0.323, SLG: 0.365 (1, 7)	0-0 P6		0-0 G3		4-0 BB		0-0 1B 2B		0-0 FC3-2 1B	4	1	1	0	1	0	7				
<b>Brian Downing, R</b> OBP: 0.403, SLG: 0.490 (1, 2)	0-0 1-2 2-H 3-H 1B		0-0 6-3		0-0 F9		4-0 1B SH3 IBB		0-0 1-2 2-3 3-H 1B	4	1	2	3	1	0	2				
<b>Ron Santo, R</b> OBP: 0.301, SLG: 0.304 (1, 10)	0-0 F9		0-0 F8		0-0 4-3		0-0 SH3 1B			4	0	1	2	0	0	2				
<b>Bucky Dent, R</b> OBP: 0.303, SLG: 0.341 (1, 6)		0-0 P4		0-0 1B		0-0 1B		0-0 SH3		3	0	2	1	0	0	0				
<b>Inning Stats</b>	R: 3 E: 1 K: 0 S: 7	H: 3 LOB: 2 BB: 1 P: 11	R: 0 E: 0 K: 0 S: 3	H: 0 LOB: 0 BB: 0 P: 3	R: 0 E: 0 K: 0 S: 4	H: 1 LOB: 1 BB: 0 P: 4	R: 0 E: 0 K: 1 S: 7	H: 2 LOB: 2 BB: 0 P: 7	R: 0 E: 0 K: 0 S: 4	H: 1 LOB: 2 BB: 1 P: 8	R: 0 E: 0 K: 0 S: 5	H: 2 LOB: 0 BB: 0 P: 5	R: 3 E: 0 K: 1 S: 8	H: 3 LOB: 1 BB: 1 P: 12	R: 1 E: 0 K: 1 S: 8	H: 4 LOB: 2 BB: 0 P: 8	1B: 14 2B: 2 3B: 0 HR: 0	SF: 0 SAC: 2 DP: 0 HBP: 0	WP: 0 PB: 0 SB: 1 CS: 0	PA: 43
<b>PITCHER</b> <b>Ken Holtzman, L</b> ERA: 3.84 (1, 1)	IP: 6.1 WLS: L BF: 35 H: 12 R: 6 ER: 4 SO: 2 BB: 2 IBB: 1 HBP: 0 BLK: 0 WP: 0 HR: 0 S: 36 P: 48 ERA: 5.68 WHIP: 2.211																			
<b>Blue Moon Odom, R</b> ERA: 3.89 (7, 1)	0.2	2	0	0	0	0	0	0	0	0	0	2	2	0.00	0.000					
<b>Darold Knowles, L</b> ERA: 4.54 (8, 1)	1.0	6	4	1	1	1	0	0	0	0	0	8	8	9.00	4.000					

Oakland Athletics @ Chicago White Sox  
Comiskey Park, Chicago, IL  
Thu Aug 01 1974, 8:05 PM EDT  
Att: 20,530 - Unknown

AB 38  
R 7  
H 16  
RBI 7  
BB 3  
SO 3  
LOB 21









Batter	1	2	3	4	5	6	7	8	9	AB	R	H	RBI	BB	SO	LOB	TOP								
Cesar Tovar, R OBP: 0.347, SLG: 0.365 Joe Lovitto, S OBP: 0.222, SLG: 0.288	F7		FC4-6 1B	HBP HR 1B		5-3		E 1B		4	2	1	2	0	0	2									
Alex Johnson, R OBP: 0.339, SLG: 0.367	F9		1B	HR HBP 1B		1B		E6 G5-3 1B	F8	5	1	2	1	0	0	2									
Jeff Burroughs, R OBP: 0.380, SLG: 0.517	FC6-4 1B		1B	HR		F9		1B		5	1	4	6	0	0	1									
Tom Grieve, R OBP: 0.326, SLG: 0.465	FC6-4		F8	HR		1B		G5-3		5	0	2	0	0	0	5									
Lenny Randle, S OBP: 0.344, SLG: 0.381		6-3	F7	F7		F7			F5	5	0	0	0	0	0	5									
Toby Harrah, R OBP: 0.326, SLG: 0.428	CS 1B			F9	5-3		L4-3 BB		P5	4	0	1	0	1	0	0									
Jim Fregosi, R OBP: 0.353, SLG: 0.484 Jim Spencer, L OBP: 0.348, SLG: 0.441	F9		1B	BB 1B	4-3		L4-3	WP 1B BB		4	1	1	0	0	0	2	AB 42								
Davey Nelson, R OBP: 0.301, SLG: 0.296			1B FC4-6 1B	F9	K		6-3	WP 3B 1B		5	2	2	0	0	1	1	R 12								
Jim Sundberg, R OBP: 0.389, SLG: 0.355			1B	HR BB		1B		WP 3B BB		3	3	2	0	2	0	0	H 17								
<b>Inning Stats</b>	R: 0 E: 0 K: 0 S: 4	H: 1 LOB: 1 BB: 0 P: 4	R: 0 E: 0 K: 0 S: 3	H: 1 LOB: 0 BB: 0 P: 3	R: 2 E: 0 K: 0 S: 7	H: 4 LOB: 2 BB: 0 P: 7	R: 5 E: 0 K: 0 S: 7	H: 4 LOB: 1 BB: 1 P: 12	R: 0 E: 0 K: 1 S: 5	H: 0 LOB: 0 BB: 0 P: 5	R: 1 E: 0 K: 0 S: 6	H: 3 LOB: 2 BB: 0 P: 6	R: 0 E: 0 K: 0 S: 2	H: 0 LOB: 0 BB: 1 P: 6	R: 1 E: 1 K: 0 S: 5	H: 2 LOB: 1 BB: 0 P: 5	R: 3 E: 0 K: 0 S: 5	H: 2 LOB: 1 BB: 2 P: 13	1B: 14 2B: 1 3B: 2 HR: 1	SF: 0 SAC: 0 DP: 2 HBP: 1	WP: 2 PB: 0 SB: 0 CS: 1	PA: 47			
<b>PITCHER</b>	IP	WLS	BF	H	R	ER	SO	BB	IBB	HBP	BLK	WP	HR	S	P	ERA	WHIP								
Jim Kaat, L ERA: 3.69	3.2	L	21	9	7	7	0	1	0	1	0	0	1	19	24	17.18	2.727								
Bill Moran, R ERA: 4.56	4.1		19	6	2	1	1	1	0	0	0	0	0	20	24	2.08	1.615								
Jim Otten, R ERA: 13.5	1.0		7	2	3	3	0	2	0	0	0	2	0	5	13	27.00	4.000								

Texas Rangers @ Chicago White Sox  
Comiskey Park, Chicago, IL  
Sat Aug 03 1974, 4:33 AM EDT  
Att: 12,258 - Unknown - 68 F

AB 42  
R 12  
H 17  
RBI 11  
BB 4  
SO 1  
LOB 18



Batter	1	2	3	4	5	6	7	8	9	AB	R	H	RBI	BB	SO	LOB	BOTTOM								
Pat Kelly, L OBP: 0.328, SLG: 0.333	F8		BB 1-2 BB		K			F8	G6-3	4	0	0	0	1	1	3									
Jorge Orta, L OBP: 0.397, SLG: 0.438	4-3		F8			1B		F7		4	1	1	0	0	0	2									
Tony Muser, L OBP: 0.336, SLG: 0.363	F5			F8		4-3		4-3		4	0	0	0	0	0	1									
Carlos May, L OBP: 0.324, SLG: 0.364		4-3		4-3		G3-6 1B		BB HR BB		3	1	1	1	1	0	0									
Ken Henderson, S OBP: 0.353, SLG: 0.433	F7			4-3		G3-6		HR BB		3	1	0	0	1	0	1									
Bill Melton, R OBP: 0.317, SLG: 0.408	F8				1-3			G6-3 1B		4	1	2	3	0	0	0									
Bill Sharp, L OBP: 0.326, SLG: 0.364 Buddy Bradford, R OBP: 0.419, SLG: 0.513			G4-6-3 BB			2B 3B		G6-3	E5 1B	2	1	1	0	1	0	1	AB 32								
Ed Herrmann, L OBP: 0.310, SLG: 0.395 Brian Downing, R OBP: 0.395, SLG: 0.478			G4-6-3		PB 2B			HR	K	1	0	0	0	0	1	1	R 5								
Bucky Dent, R OBP: 0.302, SLG: 0.338			BB BB		F8			G6-3 1B		3	0	1	0	1	0	2	H 8								
<b>Inning Stats</b>	R: 0 E: 0 K: 0 S: 3	H: 0 LOB: 0 BB: 0 P: 3	R: 0 E: 0 K: 0 S: 3	H: 0 LOB: 0 BB: 0 P: 3	R: 0 E: 0 K: 0 S: 2	H: 0 LOB: 2 BB: 3 P: 14	R: 0 E: 0 K: 0 S: 3	H: 0 LOB: 0 BB: 0 P: 3	R: 1 E: 0 K: 0 S: 4	H: 2 LOB: 1 BB: 0 P: 4	R: 0 E: 0 K: 0 S: 4	H: 2 LOB: 1 BB: 0 P: 4	R: 0 E: 0 K: 0 S: 3	H: 0 LOB: 0 BB: 0 P: 3	R: 3 E: 1 K: 1 S: 7	H: 2 LOB: 1 BB: 2 P: 15	1B: 4 2B: 2 3B: 1 HR: 1	SF: 0 SAC: 0 DP: 4 HBP: 0	WP: 0 PB: 1 SB: 0 CS: 0	PA: 37					
<b>PITCHER</b>	IP	WLS	BF	H	R	ER	SO	BB	IBB	HBP	BLK	WP	HR	S	P	ERA	WHIP								
Jim Bibby, R ERA: 4.81	8.0	W	33	7	5	5	1	5	0	0	0	0	1	30	50	5.62	1.500								
Jim Merritt, L ERA: 8.04	0.1		3	1	0	0	1	0	0	0	0	0	0	5	5	0.00	3.000								
Stan Thomas, R ERA: 8.0	0.2		1	0	0	0	0	0	0	0	0	0	0	1	1	0.00	0.000								

Texas Rangers @ Chicago White Sox  
Comiskey Park, Chicago, IL  
Sat Aug 03 1974, 4:33 AM EDT  
Att: 12,258 - Unknown - 68 F

AB 32  
R 5  
H 8  
RBI 5  
BB 5  
SO 2  
LOB 12





Batter	1	2	3	4	5	6	7	8	9	AB	R	H	RBI	BB	SO	LOB	TOP			
Cesar Tovar, R OBP: 0.342, SLG: 0.360 (1, 8)	6-3		F7		4-3		5-3		4-3	5	0	0	0	0	0	2				
Alex Johnson, R OBP: 0.339, SLG: 0.366 (1, 7)	F9				K		5-3			4	1	1	0	0	1	2				
Jeff Burroughs, R OBP: 0.379, SLG: 0.514 (1, 9)				F2	F9		P4			4	0	1	0	0	0	3				
Mike Hargrove, L OBP: 0.307, SLG: 0.436 (1, 3)	4-3			1B					G3	3	1	1	0	1	0	1				
Lenny Randle, S OBP: 0.346, SLG: 0.382 (1, 5)		F9					F8			4	0	2	1	0	0	1				
Jim Spencer, L OBP: 0.342, SLG: 0.433 (1, 10)	F8			K			F8		FC6-4	4	0	0	0	0	1	4				
Toby Harrah, R OBP: 0.325, SLG: 0.426 (1, 6)	5-3			1-3					K	4	0	1	1	0	1	3				
Davey Nelson, R OBP: 0.300, SLG: 0.296 (1, 4)			4-3		E8		K			4	1	1	0	0	1	1				
Jim Sundberg, R OBP: 0.390, SLG: 0.357 (1, 2)	4-3				E4				G6-4-3	4	0	2	0	0	0	1				
<b>Inning Stats</b>	R: 0 E: 0 K: 0 S: 4	H: 1 LOB: 1 BB: 0 P: 4	R: 0 E: 0 K: 0 S: 3	H: 0 LOB: 0 BB: 0 P: 3	R: 0 E: 0 K: 0 S: 3	H: 0 LOB: 0 BB: 0 P: 3	R: 1 E: 0 K: 1 S: 7	H: 2 LOB: 2 BB: 1 P: 11	R: 1 E: 2 K: 1 S: 7	H: 1 LOB: 1 BB: 0 P: 7	R: 0 E: 0 K: 0 S: 4	H: 1 LOB: 1 BB: 0 P: 4	R: 0 E: 0 K: 1 S: 6	H: 1 LOB: 1 BB: 0 P: 6	R: 0 E: 0 K: 0 S: 3	H: 1 LOB: 0 BB: 0 P: 3	1B: 9 2B: 0 3B: 0 HR: 0	SF: 0 SAC: 0 DP: 1 HBP: 0	WP: 0 PB: 0 SB: 2 CS: 0	PA: 37
<b>PITCHER</b> Bart Johnson, R ERA: 3.69 (1, 1)	IP: 9.0 WLS: W BF: 37 H: 9 R: 3 ER: 2 SO: 4 BB: 1 IBB: 0 HBP: 0 BLK: 0 WP: 0 HR: 0 S: 44 P: 48 ERA: 2.00 WHIP: 1.111																			

Texas Rangers @ Chicago White Sox  
Comiskey Park, Chicago, IL  
Sun Aug 04 1974, 4:33 AM EDT  
Unknown - 62 F

AB 36  
R 3  
H 9  
RBI 2  
BB 1  
SO 4  
LOB 18



Batter	1	2	3	4	5	6	7	8	9	AB	R	H	RBI	BB	SO	LOB	BOTTOM			
Buddy Bradford, R OBP: 0.406, SLG: 0.494 Bill Sharp, L OBP: 0.333, SLG: 0.372 (7, PH) (8, 9)	F8		F2		6-3					3	0	0	0	0	0	0				
Jorge Orta, L OBP: 0.371, SLG: 0.442 (1, 4)			4-3							4	2	2	0	1	1	2				
Dick Allen, R OBP: 0.365, SLG: 0.592 (1, 3)	P4				HR					4	1	1	1	0	0	3				
Bill Melton, R OBP: 0.316, SLG: 0.407 (1, 5)	P4			F2						4	0	1	1	0	0	2				
Ken Henderson, S OBP: 0.352, SLG: 0.438 (1, 8)			K		HR					4	1	1	1	0	2	3				
Carlos May, L OBP: 0.326, SLG: 0.364 (1, 7)				4-3						3	0	1	0	1	0	0				
Brian Downing, R OBP: 0.392, SLG: 0.472 (1, 2)		F2		F7						4	1	1	0	0	1	3				
Ron Santo, R OBP: 0.296, SLG: 0.299 Pat Kelly, L OBP: 0.329, SLG: 0.334 (7, PH)			K		F7					2	0	0	0	0	1	1				
Bucky Dent, R OBP: 0.299, SLG: 0.333 (1, 6)				F3						2	0	1	0	0	1	0				
<b>Inning Stats</b>	R: 0 E: 0 K: 0 S: 4	H: 1 LOB: 1 BB: 0 P: 4	R: 0 E: 0 K: 2 S: 7	H: 0 LOB: 1 BB: 1 P: 11	R: 0 E: 0 K: 0 S: 3	H: 0 LOB: 0 BB: 0 P: 3	R: 2 E: 0 K: 0 S: 5	H: 2 LOB: 0 BB: 0 P: 5	R: 0 E: 0 K: 0 S: 3	H: 0 LOB: 0 BB: 0 P: 3	R: 1 E: 0 K: 2 S: 9	H: 2 LOB: 2 BB: 1 P: 13	R: 2 E: 2 K: 2 S: 11	H: 2 LOB: 2 BB: 0 P: 11	R: 1 E: 0 K: 1 S: 8	H: 3 LOB: 2 BB: 0 P: 8	1B: 7 2B: 1 3B: 0 HR: 2	SF: 0 SAC: 0 DP: 0 HBP: 0	WP: 0 PB: 0 SB: 2 CS: 0	PA: 38
<b>PITCHER</b> David Clyde, L ERA: 3.98 Steve Foucault, R ERA: 2.13 Jim Merritt, L ERA: 8.1 (1, 1) (6, 1) (8, 1)	IP: 5.1 WLS: L BF: 11 H: 4 R: 2 ER: 0 SO: 4 BB: 0 IBB: 0 HBP: 0 BLK: 0 WP: 0 HR: 0 S: 19 P: 19 ERA: 0.00 WHIP: 2.400																			

Texas Rangers @ Chicago White Sox  
Comiskey Park, Chicago, IL  
Sun Aug 04 1974, 4:33 AM EDT  
Unknown - 62 F

AB 36  
R 6  
H 10  
RBI 4  
BB 2  
SO 7  
LOB 16





Batter	1	2	3	4	5	6	7	8	9	AB	R	H	RBI	BB	SO	LOB	TOP							
Davey Nelson, R OBP: 0.301, SLG: 0.297 (1, 4)										6	2	2	1	0	2	2	<b>Texas Rangers @ Chicago White Sox</b> Comiskey Park, Chicago, IL Sun Aug 04 1974, 4:38 AM EDT Att: 17,242 - Unknown							
Alex Johnson, R OBP: 0.342, SLG: 0.369 (1, 7)										5	2	3	0	0	1	2								
Jeff Burroughs, R OBP: 0.386, SLG: 0.533 (1, 9)										3	2	3	4	2	0	0								
Mike Hargrove, L OBP: 0.310, SLG: 0.444 (1, 3)										4	1	2	3	1	0	2								
Lenny Randle, S OBP: 0.344, SLG: 0.382 (1, 5)										3	0	1	2	0	0	2								
Jim Spencer, L OBP: 0.342, SLG: 0.433 Tom Grieve, R OBP: 0.324, SLG: 0.457 (1, 10)										0	0	0	0	0	0	0								
Toby Harrah, R OBP: 0.323, SLG: 0.422 (1, 6)										4	0	0	0	1	0	4								
Joe Lovitto, S OBP: 0.240, SLG: 0.296 (1, 8)										3	2	2	0	2	1	0								
Duke Sims, L OBP: 0.244, SLG: 0.262 Jim Sundberg, R OBP: 0.397, SLG: 0.354 (1, 2)										1	1	0	0	1	1	1								
										2	0	0	0	0	0	1								
<b>Inning Stats</b>	R: 2 E: 0 K: 0 S: 4	H: 2 LOB: 2 BB: 3 P: 16	R: 3 E: 0 K: 0 S: 5	H: 2 LOB: 2 BB: 3 P: 17	R: 0 E: 0 K: 1 S: 5	H: 0 LOB: 1 BB: 0 P: 6	R: 2 E: 1 K: 1 S: 8	H: 2 LOB: 1 BB: 0 P: 8	R: 1 E: 0 K: 2 S: 9	H: 2 LOB: 2 BB: 1 P: 13	R: 0 E: 0 K: 0 S: 3	H: 2 LOB: 0 BB: 0 P: 7	R: 2 E: 0 K: 1 S: 7	H: 2 LOB: 0 BB: 0 P: 7	R: 0 E: 0 K: 1 S: 5	H: 0 LOB: 0 BB: 0 P: 5	R: 0 E: 0 K: 0 S: 3	H: 1 LOB: 0 BB: 0 P: 3	1B: 10 2B: 0 3B: 1 HR: 2	SF: 1 SAC: 1 DP: 2 HBP: 1	WP: 0 PB: 0 SB: 3 CS: 2	PA: 47		
<b>PITCHER</b>	IP WLS BF H R ER SO BB IBB HBP BLK WP HR S P ERA WHIP	IP WLS BF H R ER SO BB IBB HBP BLK WP HR S P ERA WHIP	IP WLS BF H R ER SO BB IBB HBP BLK WP HR S P ERA WHIP	IP WLS BF H R ER SO BB IBB HBP BLK WP HR S P ERA WHIP	IP WLS BF H R ER SO BB IBB HBP BLK WP HR S P ERA WHIP	IP WLS BF H R ER SO BB IBB HBP BLK WP HR S P ERA WHIP	IP WLS BF H R ER SO BB IBB HBP BLK WP HR S P ERA WHIP	IP WLS BF H R ER SO BB IBB HBP BLK WP HR S P ERA WHIP	IP WLS BF H R ER SO BB IBB HBP BLK WP HR S P ERA WHIP	IP WLS BF H R ER SO BB IBB HBP BLK WP HR S P ERA WHIP	IP WLS BF H R ER SO BB IBB HBP BLK WP HR S P ERA WHIP	IP WLS BF H R ER SO BB IBB HBP BLK WP HR S P ERA WHIP	IP WLS BF H R ER SO BB IBB HBP BLK WP HR S P ERA WHIP	IP WLS BF H R ER SO BB IBB HBP BLK WP HR S P ERA WHIP	IP WLS BF H R ER SO BB IBB HBP BLK WP HR S P ERA WHIP	IP WLS BF H R ER SO BB IBB HBP BLK WP HR S P ERA WHIP	IP WLS BF H R ER SO BB IBB HBP BLK WP HR S P ERA WHIP	IP WLS BF H R ER SO BB IBB HBP BLK WP HR S P ERA WHIP	IP WLS BF H R ER SO BB IBB HBP BLK WP HR S P ERA WHIP	IP WLS BF H R ER SO BB IBB HBP BLK WP HR S P ERA WHIP	IP WLS BF H R ER SO BB IBB HBP BLK WP HR S P ERA WHIP	IP WLS BF H R ER SO BB IBB HBP BLK WP HR S P ERA WHIP	IP WLS BF H R ER SO BB IBB HBP BLK WP HR S P ERA WHIP	IP WLS BF H R ER SO BB IBB HBP BLK WP HR S P ERA WHIP

AB 35  
R 10  
H 13  
RBI 10  
BB 8  
SO 6  
LOB 18



Batter	1	2	3	4	5	6	7	8	9	AB	R	H	RBI	BB	SO	LOB	BOTTOM							
Pat Kelly, L OBP: 0.333, SLG: 0.346 (1, 10)										5	3	3	0	0	0	1	<b>Texas Rangers @ Chicago White Sox</b> Comiskey Park, Chicago, IL Sun Aug 04 1974, 4:38 AM EDT Att: 17,242 - Unknown							
Jorge Orta, L OBP: 0.377, SLG: 0.464 (1, 4)										5	2	4	5	0	0	1								
Tony Muser, L OBP: 0.339, SLG: 0.364 (1, 3)										5	2	2	0	0	1	3								
Carlos May, L OBP: 0.331, SLG: 0.372 (1, 7)										5	2	4	2	0	1	1								
Ken Henderson, S OBP: 0.351, SLG: 0.439 (1, 8)										4	0	1	2	0	1	2								
Bill Melton, R OBP: 0.317, SLG: 0.415 (1, 5)										5	1	2	2	0	0	2								
Bill Sharp, L OBP: 0.330, SLG: 0.373 (1, 9)										5	1	1	0	0	0	3								
Brian Downing, R OBP: 0.397, SLG: 0.476 (1, 2)										3	2	1	1	2	0	2								
Bucky Dent, R OBP: 0.295, SLG: 0.329 (1, 6)										4	0	0	0	0	1	4								
<b>Inning Stats</b>	R: 1 E: 0 K: 0 S: 5	H: 2 LOB: 1 BB: 0 P: 5	R: 0 E: 0 K: 0 S: 4	H: 1 LOB: 0 BB: 0 P: 4	R: 3 E: 0 K: 0 S: 7	H: 4 LOB: 1 BB: 0 P: 7	R: 2 E: 0 K: 1 S: 7	H: 2 LOB: 1 BB: 1 P: 11	R: 1 E: 0 K: 1 S: 7	H: 2 LOB: 1 BB: 0 P: 7	R: 4 E: 1 K: 0 S: 7	H: 4 LOB: 0 BB: 0 P: 7	R: 1 E: 0 K: 2 S: 8	H: 1 LOB: 1 BB: 1 P: 12	R: 1 E: 0 K: 0 S: 5	H: 2 LOB: 1 BB: 0 P: 5		1B: 8 2B: 8 3B: 0 HR: 2	SF: 1 SAC: 0 DP: 0 HBP: 0	WP: 0 PB: 0 SB: 0 CS: 0	PA: 44			
<b>PITCHER</b>	IP WLS BF H R ER SO BB IBB HBP BLK WP HR S P ERA WHIP	IP WLS BF H R ER SO BB IBB HBP BLK WP HR S P ERA WHIP	IP WLS BF H R ER SO BB IBB HBP BLK WP HR S P ERA WHIP	IP WLS BF H R ER SO BB IBB HBP BLK WP HR S P ERA WHIP	IP WLS BF H R ER SO BB IBB HBP BLK WP HR S P ERA WHIP	IP WLS BF H R ER SO BB IBB HBP BLK WP HR S P ERA WHIP	IP WLS BF H R ER SO BB IBB HBP BLK WP HR S P ERA WHIP	IP WLS BF H R ER SO BB IBB HBP BLK WP HR S P ERA WHIP	IP WLS BF H R ER SO BB IBB HBP BLK WP HR S P ERA WHIP	IP WLS BF H R ER SO BB IBB HBP BLK WP HR S P ERA WHIP	IP WLS BF H R ER SO BB IBB HBP BLK WP HR S P ERA WHIP	IP WLS BF H R ER SO BB IBB HBP BLK WP HR S P ERA WHIP	IP WLS BF H R ER SO BB IBB HBP BLK WP HR S P ERA WHIP	IP WLS BF H R ER SO BB IBB HBP BLK WP HR S P ERA WHIP	IP WLS BF H R ER SO BB IBB HBP BLK WP HR S P ERA WHIP	IP WLS BF H R ER SO BB IBB HBP BLK WP HR S P ERA WHIP	IP WLS BF H R ER SO BB IBB HBP BLK WP HR S P ERA WHIP	IP WLS BF H R ER SO BB IBB HBP BLK WP HR S P ERA WHIP	IP WLS BF H R ER SO BB IBB HBP BLK WP HR S P ERA WHIP	IP WLS BF H R ER SO BB IBB HBP BLK WP HR S P ERA WHIP	IP WLS BF H R ER SO BB IBB HBP BLK WP HR S P ERA WHIP	IP WLS BF H R ER SO BB IBB HBP BLK WP HR S P ERA WHIP	IP WLS BF H R ER SO BB IBB HBP BLK WP HR S P ERA WHIP	IP WLS BF H R ER SO BB IBB HBP BLK WP HR S P ERA WHIP

AB 41  
R 13  
H 18  
RBI 12  
BB 2  
SO 4  
LOB 19





Batter	1	2	3	4	5	6	7	8	9	AB	R	H	RBI	BB	SO	LOB	TOP																					
<b>Cesar Tovar, R</b> OBP: 0.347, SLG: 0.366 (1, 8)			6-3		E SF7 1B		BLK 2B		6-3	5	2	3	3	1	0	1	<b>Texas Rangers @ Chicago White Sox</b> Comiskey Park, Chicago, IL Mon Aug 05 1974, 8:05 PM EDT Att: 11,174 - Unknown - 69 F																					
<b>Alex Johnson, R</b> OBP: 0.341, SLG: 0.368 <b>Larry Brown, R</b> OBP: 0.265, SLG: 0.205 (1, 7) (5, 5)	F8			F9	E5 1B		F9		F3	4	1	1	0	0	1	3																						
<b>Jeff Burroughs, R</b> OBP: 0.397, SLG: 0.531 (1, 9)	4-0 1B BB	4-0 2B SF9 BB		1B WP 1B	SF7 1B		K		K	3	3	1	1	2	2	1																						
<b>Mike Hargrove, L</b> OBP: 0.416, SLG: 0.452 (1, 3)	0-0 1B BB	0-0 SF9 2B BB		0-0 WP 1B	E 1B		6-3			4	2	3	1	1	0	1																						
<b>Lenny Randle, S</b> OBP: 0.342, SLG: 0.380 (1, 5) (5, 7)	0-0 F8	0-0 SF9		0-3 K	E2 1B				3-1	4	0	1	2	0	1	3																						
<b>Jim Spencer, L</b> OBP: 0.347, SLG: 0.445 (1, 10)	0-0 HBP 1B	4-3		0-0 2B	P5					5	1	3	2	0	0	3																						
<b>Toby Harrah, R</b> OBP: 0.322, SLG: 0.419 (1, 6)	0-0 BB HBP 1B	6-3		0-0 F8			K		K	5	1	1	1	0	2	3																						
<b>Davey Nelson, R</b> OBP: 0.302, SLG: 0.296 (1, 4)	1-0 BB HBP 1B		6-3		F8 1B		F3		1-3	4	2	1	0	0	0	1																						
<b>Jim Sundberg, R</b> OBP: 0.388, SLG: 0.357 (1, 2)	4-0 1B BB		5-3		F8		K			4	1	1	1	1	1	1																						
<b>Inning Stats</b>	R: 6 E: 0 K: 1 S: 9	H: 4 LOB: 2 BB: 3 P: 22	R: 1 E: 0 K: 0 S: 4	H: 1 LOB: 1 BB: 1 P: 8	R: 0 E: 0 K: 0 S: 3	H: 0 LOB: 0 BB: 0 P: 3	R: 2 E: 0 K: 1 S: 8	H: 3 LOB: 1 BB: 0 P: 8	R: 3 E: 2 K: 0 S: 7	H: 4 LOB: 2 BB: 1 P: 11	R: 0 E: 0 K: 2 S: 7	H: 0 LOB: 0 BB: 0 P: 7	R: 0 E: 0 K: 1 S: 6	H: 1 LOB: 1 BB: 0 P: 6	R: 0 E: 0 K: 1 S: 6	H: 1 LOB: 1 BB: 0 P: 6	R: 1 E: 0 K: 1 S: 6	H: 1 LOB: 0 BB: 0 P: 6	1B: 10 2B: 5 3B: 0 HR: 0	SF: 2 SAC: 0 DP: 0 HBP: 1	WP: 1 PB: 2 SB: 2 CS: 0	PA: 48																
<b>PITCHER</b>	IP	WLS	BF	H	R	ER	SO	BB	IBB	HBP	BLK	WP	HR	S	P	ERA	WHIP	<b>PITCHER</b>				IP	WLS	BF	H	R	ER	SO	BB	IBB	HBP	BLK	WP	HR	S	P	ERA	WHIP
<b>Stan Bahnsen, R</b> ERA: 4.53 (1, 1)	0.2	L	7	3	5	5	0	2	0	0	0	0	0	5	13	67.50	7.500																					
<b>Cy Acosta, R</b> ERA: 3.89 (1, 1)	3.2		21	7	6	6	2	2	0	1	0	1	0	22	31	14.73	2.455																					
<b>Rich Gossage, R</b> ERA: 4.52 (5, 1)	4.2		20	5	2	1	5	0	1	0	1	0	0	29	33	1.93	1.071																					

AB	40
R	13
H	15
RBI	11
BB	5
SO	7
LOB	19



Batter	1	2	3	4	5	6	7	8	9	AB	R	H	RBI	BB	SO	LOB	BOTTOM																					
<b>Pat Kelly, L</b> OBP: 0.334, SLG: 0.347 (1, 10)	0-0 P6		0-0 1B	1-3 1B	0-0 F7			0-0 FC3-6		5	2	2	0	0	0	2	<b>Texas Rangers @ Chicago White Sox</b> Comiskey Park, Chicago, IL Mon Aug 05 1974, 8:05 PM EDT Att: 11,174 - Unknown - 69 F																					
<b>Jorge Orta, L</b> OBP: 0.377, SLG: 0.461 (1, 4)	0-0 F9		0-0 1B	1-2 K		4-0 CS		0-0 FC6-4		4	1	1	0	1	1	3																						
<b>Dick Allen, R</b> OBP: 0.363, SLG: 0.587 (1, 3)	0-0 F9		0-0 1B	1-2 1B	2-H 3-H 1B	0-3 K		0-0 F9		5	2	1	3	0	1	3																						
<b>Carlos May, L</b> OBP: 0.334, SLG: 0.382 (1, 7)		0-0 6-3	0-0 1B	1-3 2-H 1B	0-0 BB 1B	0-0 E9				5	1	3	3	0	0	0																						
<b>Ken Henderson, S</b> OBP: 0.353, SLG: 0.442 (1, 8)		0-0 1B 2B	0-0 1B	1-2 FC5-4	1-2 BB	0-3 K				4	1	2	1	1	1	1																						
<b>Bill Melton, R</b> OBP: 0.314, SLG: 0.409 (1, 5)		0-0 5-3	0-3 K	1-2 FC5-4	1-2 BB					5	0	0	0	0	2	5																						
<b>Bill Sharp, L</b> OBP: 0.332, SLG: 0.370 (1, 9)		0-0 1B	0-0 4-3		0-0 F8					4	0	1	1	1	0	2																						
<b>Brian Downing, R</b> OBP: 0.397, SLG: 0.471 (1, 2)		0-3 K		0-0 5-3	4-0 BB					4	0	1	0	1	1	1																						
<b>Bucky Dent, R</b> OBP: 0.296, SLG: 0.327 <b>Tony Muser, L</b> OBP: 0.345, SLG: 0.364 <b>Eddie Leon, R</b> OBP: 0.162, SLG: 0.147 (1, 6) (8, PH) (9, 6)			0-0 5-3	4-0 1B BB	0-0 F9			4-0 FC3-6		2	1	0	0	1	0	1																						
<b>Inning Stats</b>	R: 0 E: 0 K: 0 S: 3	H: 0 LOB: 0 BB: 0 P: 3	R: 1 E: 0 K: 1 S: 7	H: 2 LOB: 1 BB: 0 P: 7	R: 3 E: 1 K: 1 S: 10	H: 4 LOB: 2 BB: 0 P: 10	R: 3 E: 0 K: 1 S: 8	H: 3 LOB: 2 BB: 2 P: 16	R: 0 E: 1 K: 2 S: 7	H: 0 LOB: 1 BB: 1 P: 11	R: 0 E: 0 K: 0 S: 3	H: 0 LOB: 0 BB: 0 P: 3	R: 0 E: 0 K: 0 S: 3	H: 0 LOB: 1 BB: 1 P: 7	R: 0 E: 0 K: 0 S: 3	H: 0 LOB: 1 BB: 1 P: 7	R: 1 E: 0 K: 2 S: 9	H: 2 LOB: 2 BB: 1 P: 13	1B: 9 2B: 2 3B: 0 HR: 1	SF: 0 SAC: 0 DP: 1 HBP: 0	WP: 1 PB: 0 SB: 1 CS: 1	PA: 45																
<b>PITCHER</b>	IP	WLS	BF	H	R	ER	SO	BB	IBB	HBP	BLK	WP	HR	S	P	ERA	WHIP	<b>PITCHER</b>				IP	WLS	BF	H	R	ER	SO	BB	IBB	HBP	BLK	WP	HR	S	P	ERA	WHIP
<b>Jackie Brown, R</b> ERA: 3.79 (1, 1)	3.2		7	0	0	0	0	3	0	0	0	0	0	4	16	0.00	2.250																					
<b>Pete Broberg, R</b> ERA: 9.15 (4, 1)	1.1		7	0	0	0	0	3	0	0	0	0	0	4	16	0.00	2.250																					
<b>Don Stanhouse, R</b> ERA: 4.91 (6, 1)	4.0	W	16	2	1	1	4	2	0	0	0	1	1	22	30	2.25	1.000																					

AB	39
R	8
H	11
RBI	8
BB	6
SO	7
LOB	20





Batter	1	2	3	4	5	6	7	8	9	AB	R	H	RBI	BB	SO	LOB	TOP			
Mickey Rivers, L OBP: 0.342, SLG: 0.391 (1, 8)	1-3		1B		K			G4-6-3		4	0	1	0	0	1	1	<b>California Angels @ Chicago White Sox</b> Comiskey Park, Chicago, IL Tue Aug 06 1974, 8:05 PM EDT Att: 11,896 - Unknown - 71 F			
Rudy Meoli, L OBP: 0.391, SLG: 0.409 (1, 5)	1-3		1B			K2-3		K		4	0	1	1	0	2	0				
Leroy Stanton, R OBP: 0.344, SLG: 0.458 (1, 9)	F9		G5-4-3			5-3			K	4	0	0	0	0	1	3				
Frank Robinson, R OBP: 0.362, SLG: 0.450 (1, 10)		F9		4-3		F8			F7	4	0	1	0	0	0	0				
Bruce Bochte, L OBP: 0.534, SLG: 0.560 (1, 7)		K		4-3						4	0	2	0	0	1	1				
Dave Chalk, R OBP: 0.318, SLG: 0.330 (1, 6)	K2-3			F7		G5-4-3			F7	4	0	0	0	0	1	3				
Bob Oliver, R OBP: 0.273, SLG: 0.327 (1, 3)			F7	5-3				K		3	0	0	0	0	1	1				
Ellie Rodriguez, R OBP: 0.382, SLG: 0.372 (1, 2)			1B	5-3				1B	G4-6-3	3	2	2	0	0	0	0				
Denny Doyle, L OBP: 0.293, SLG: 0.301 (1, 4)			1B	F7				1B	G4-6-3	3	0	2	0	0	0	0				
<b>Inning Stats</b>	R: 0 E: 0 K: 0 S: 3	H: 0 LOB: 0 BB: 0 P: 3	R: 0 E: 0 K: 2 S: 7	H: 0 LOB: 0 BB: 7 P: 7	R: 1 E: 0 K: 0 S: 6	H: 4 LOB: 2 BB: 0 P: 6	R: 0 E: 0 K: 0 S: 4	H: 1 LOB: 1 BB: 0 P: 4	R: 0 E: 0 K: 1 S: 5	H: 0 LOB: 0 BB: 0 P: 5	R: 0 E: 0 K: 1 S: 5	H: 1 LOB: 0 BB: 0 P: 5	R: 1 E: 0 K: 1 S: 6	H: 2 LOB: 0 BB: 0 P: 6	R: 0 E: 0 K: 1 S: 6	H: 1 LOB: 1 BB: 0 P: 6	1B: 8 2B: 1 3B: 0 HR: 0	SF: 0 SAC: 0 DP: 3 HBP: 0	WP: 0 PB: 0 SB: 0 CS: 0	PA: 33
<b>PITCHER</b> Wilbur Wood, L ERA: 3.62 (1, 1)	IP: 9.0 WLS: W BF: 33 H: 9 R: 2 ER: 2 SO: 7 BB: 0 IBB: 0 HBP: 0 BLK: 0 WP: 0 HR: 0 S: 47 P: 47 ERA: 2.00 WHIP: 1.000															<b>PITCHER</b>				

Batter	1	2	3	4	5	6	7	8	9	AB	R	H	RBI	BB	SO	LOB	BOTTOM
Buddy Bradford, R OBP: 0.418, SLG: 0.506 (1, 9)	FC6-5	1B	1B			HR				2	0	2	1	0	0	0	<b>California Angels @ Chicago White Sox</b> Comiskey Park, Chicago, IL Tue Aug 06 1974, 8:05 PM EDT Att: 11,896 - Unknown - 71 F
Bill Sharp, L OBP: 0.337, SLG: 0.389 (3, 9)	G3	1B	BB			G3				2	1	1	1	1	0	2	
Jorge Orta, L OBP: 0.380, SLG: 0.463 (1, 4)	G3	1B	4-3			1B		1B		5	2	3	0	0	0	3	
Dick Allen, R OBP: 0.362, SLG: 0.583 (1, 3)	FC6-5	1B		6-3				1B		4	1	1	0	0	1	2	
Tony Muser, L OBP: 0.342, SLG: 0.361 (7, 3)	FC6-5	1B		6-3		K		K		1	0	0	0	0	1	1	
Bill Melton, R OBP: 0.315, SLG: 0.407 (1, 5)	F7	1B		6-3		P6		1B		4	2	1	0	1	0	2	
Lee Richard, R OBP: 0.182, SLG: 0.129 (9, 5)	F7	1B		6-3		P6		E		0	0	0	0	0	0	0	
Ken Henderson, S OBP: 0.358, SLG: 0.454 (1, 8)		1B		2B		P4		E		4	2	3	4	1	0	1	
Carlos May, L OBP: 0.337, SLG: 0.383 (1, 7)		1B		F8		1B		E		4	2	2	2	1	0	2	
Ron Santo, R OBP: 0.301, SLG: 0.304 (1, 10)	F9	K				1B		1B		5	0	3	1	0	1	2	
Brian Downing, R OBP: 0.392, SLG: 0.469 (1, 2)	E	6-3		6-3		F8		K		5	1	1	1	0	1	4	
Bucky Dent, R OBP: 0.294, SLG: 0.325 (1, 6)	E6	1B		1B		G4-6-3		F7		5	1	1	0	0	0	4	
<b>Inning Stats</b>	R: 7 E: 0 K: 0 S: 4	H: 6 LOB: 1 BB: 2 P: 17	R: 0 E: 0 K: 1 S: 6	H: 1 LOB: 2 BB: 1 P: 10	R: 0 E: 0 K: 0 S: 4	H: 1 LOB: 0 BB: 0 P: 4	R: 1 E: 0 K: 1 S: 7	H: 2 LOB: 1 BB: 0 P: 7	R: 0 E: 0 K: 0 S: 4	H: 1 LOB: 2 BB: 1 P: 8	R: 4 E: 1 K: 2 S: 12	H: 5 LOB: 1 BB: 0 P: 12	1B: 13 2B: 3 3B: 1 HR: 1	SF: 0 SAC: 0 DP: 1 HBP: 0	WP: 0 PB: 0 SB: 0 CS: 0	PA: 45	
<b>PITCHER</b> Andy Hassler, L ERA: 3.23 Dave Sells, R ERA: 3.69 Luis Quintana, L ERA: 6.14 (1, 1) (2, 1) (8, 1)	IP: 1.2 WLS: L BF: 12 H: 6 R: 6 ER: 3 SO: 0 BB: 1 IBB: 0 HBP: 0 BLK: 0 WP: 0 HR: 0 S: 11 P: 15 ERA: 16.20 WHIP: 4.200															<b>PITCHER</b>	



Batter	1	2	3	4	5	6	7	8	9	AB	R	H	RBI	BB	SO	LOB	TOP		
Mickey Rivers, L OBP: 0.344, SLG: 0.392 (1, 8)										4	0	2	0	0	0	0	<b>California Angels @ Chicago White Sox</b> Comiskey Park, Chicago, IL Wed Aug 07 1974, 8:05 PM EDT Att: 11,636 - Unknown - 70 F		
Rudy Meoli, L OBP: 0.407, SLG: 0.423 (1, 5)										4	0	2	0	0	1	1			
Leroy Stanton, R OBP: 0.339, SLG: 0.452 (1, 9)										4	0	0	0	0	0	3			
Frank Robinson, R OBP: 0.362, SLG: 0.458 (1, 10)										3	1	1	1	0	0	1			
Bruce Bochte, L OBP: 0.508, SLG: 0.528 (1, 3)										3	0	0	0	0	0	1			
Bobby Valentine, R OBP: 0.294, SLG: 0.356 (1, 7)										3	0	0	0	0	0	0			
Dave Chalk, R OBP: 0.318, SLG: 0.330 (1, 6)										3	0	1	0	0	0	0			
Ellie Rodriguez, R OBP: 0.376, SLG: 0.368 (1, 2)										3	0	0	0	0	2	1			
Denny Doyle, L OBP: 0.290, SLG: 0.299 (1, 4)										3	0	0	0	0	0	0			
<b>Inning Stats</b>	R: 0 E: 0 K: 1 S: 5	H: 1 LOB: 0 BB: 0 P: 5	R: 1 E: 0 K: 0 S: 4	H: 1 LOB: 0 BB: 0 P: 4	R: 0 E: 0 K: 1 S: 5	H: 0 LOB: 0 BB: 0 P: 5	R: 0 E: 0 K: 0 S: 4	H: 1 LOB: 1 BB: 0 P: 4	R: 0 E: 0 K: 0 S: 3	H: 0 LOB: 0 BB: 0 P: 3	R: 0 E: 0 K: 0 S: 5	H: 0 LOB: 0 BB: 0 P: 5	R: 0 E: 0 K: 0 S: 3	H: 0 LOB: 0 BB: 0 P: 3	R: 0 E: 0 K: 0 S: 3	H: 0 LOB: 0 BB: 0 P: 3		1B: 5 2B: 1 3B: 0 HR: 1	SF: 0 SAC: 0 DP: 3 HBP: 0
<b>PITCHER</b> Jim Kaat, L ERA: 3.55 (1, 1)	IP: 9.0 WLS: W BF: 30 H: 6 R: 1 ER: 1 SO: 3 BB: 0 IBB: 0 HBP: 0 BLK: 0 WP: 0 HR: 1 S: 36 P: 36 ERA: 1.00 WHIP: 0.667															<b>PITCHER</b> IP: 9.0 WLS: W BF: 30 H: 6 R: 1 ER: 1 SO: 3 BB: 0 IBB: 0 HBP: 0 BLK: 0 WP: 0 HR: 1 S: 36 P: 36 ERA: 1.00 WHIP: 0.667			

Batter	1	2	3	4	5	6	7	8	9	AB	R	H	RBI	BB	SO	LOB	BOTTOM				
Pat Kelly, L OBP: 0.330, SLG: 0.342 (1, 10)										4	0	0	0	0	1	1	<b>California Angels @ Chicago White Sox</b> Comiskey Park, Chicago, IL Wed Aug 07 1974, 8:05 PM EDT Att: 11,636 - Unknown - 70 F				
Jorge Orta, L OBP: 0.376, SLG: 0.458 (1, 4)										4	0	0	0	0	4	0					
Dick Allen, R OBP: 0.363, SLG: 0.581 (1, 3)										3	1	1	0	1	2	0					
Carlos May, L OBP: 0.334, SLG: 0.380 Lee Richard, R OBP: 0.182, SLG: 0.129 (9, PR)										4	0	0	0	0	0	2					
Ken Henderson, S OBP: 0.359, SLG: 0.453 (1, 8)										3	0	1	1	1	2	0					
Bill Melton, R OBP: 0.316, SLG: 0.405 (1, 5)										2	0	0	0	2	1	3					
Bill Sharp, L OBP: 0.337, SLG: 0.388 (1, 9)										3	0	1	1	0	1	1					
Brian Downing, R OBP: 0.387, SLG: 0.461 (1, 2)										3	0	0	0	0	2	2					
Bucky Dent, R OBP: 0.294, SLG: 0.323 (1, 6)										2	0	0	0	1	0	2					
<b>Inning Stats</b>	R: 0 E: 0 K: 3 S: 9	H: 0 LOB: 0 BB: 0 P: 9	R: 0 E: 0 K: 1 S: 5	H: 0 LOB: 1 BB: 1 P: 9	R: 0 E: 0 K: 0 S: 2	H: 0 LOB: 0 BB: 1 P: 6	R: 0 E: 0 K: 2 S: 7	H: 0 LOB: 0 BB: 0 P: 7	R: 0 E: 0 K: 1 S: 5	H: 0 LOB: 2 BB: 2 P: 13	R: 0 E: 0 K: 1 S: 5	H: 0 LOB: 1 BB: 1 P: 9	R: 0 E: 0 K: 3 S: 9	H: 0 LOB: 0 BB: 0 P: 9	R: 0 E: 0 K: 1 S: 5	H: 0 LOB: 0 BB: 0 P: 5		R: 2 E: 1 K: 1 S: 8	H: 3 LOB: 3 BB: 0 P: 8	1B: 3 2B: 0 3B: 0 HR: 0	SF: 0 SAC: 1 DP: 1 HBP: 0
<b>PITCHER</b> Nolan Ryan, R ERA: 3.29 (1, 1)	IP: 8.2 WLS: L BF: 34 H: 3 R: 2 ER: 1 SO: 13 BB: 5 IBB: 0 HBP: 0 BLK: 0 WP: 0 HR: 0 S: 55 P: 75 ERA: 1.04 WHIP: 0.923															<b>PITCHER</b> IP: 8.2 WLS: L BF: 34 H: 3 R: 2 ER: 1 SO: 13 BB: 5 IBB: 0 HBP: 0 BLK: 0 WP: 0 HR: 0 S: 55 P: 75 ERA: 1.04 WHIP: 0.923					



Batter	1	2	3	4	5	6	7	8	9	AB	R	H	RBI	BB	SO	LOB	TOP								
Mickey Rivers, L OBP: 0.342, SLG: 0.394 (1, 8)										5	0	1	0	0	0	5	<b>California Angels @ Chicago White Sox</b> Comiskey Park, Chicago, IL Thu Aug 08 1974, 4:33 AM EDT Att: 14,901 - Unknown - 71 F								
Rudy Meoli, L OBP: 0.367, SLG: 0.379 Bob Oliver, R OBP: 0.271, SLG: 0.325 (1, 5) (7, PH) (7, 5)										3	0	0	0	0	1	1									
Bruce Bochte, L OBP: 0.470, SLG: 0.483 (1, 7) (7, 3)										5	0	0	0	0	2	1									
Frank Robinson, R OBP: 0.362, SLG: 0.463 (1, 10)										5	2	2	0	0	1	1									
Joe Lahoud, L OBP: 0.367, SLG: 0.495 (1, 9) (7, 7)										3	0	2	0	0	0	0									
Doug Howard, R OBP: 0.375, SLG: 0.375 (8, PH) (8, 7)										2	1	2	2	0	0	0									
Dave Chalk, R OBP: 0.317, SLG: 0.329 Bobby Valentine, R OBP: 0.297, SLG: 0.355 (1, 6) (3, 6)										1	0	0	0	0	0	1									
John Doherty, L OBP: 0.269, SLG: 0.345 Ellie Rodriguez, R OBP: 0.382, SLG: 0.370 (1, 3) (7, 2)										3	1	1	0	0	0	1									
Denny Doyle, L OBP: 0.294, SLG: 0.303 Winston Lianas, R OBP: 0.300, SLG: 0.378 (1, 4) (7, PH) (7, 4)										2	0	2	0	0	0	0									
Bob Heise, R OBP: 0.083, SLG: 0.083 (9, 4)										2	0	1	1	1	0	3									
Tom Egan, R OBP: 0.200, SLG: 0.059 Leroy Stanton, R OBP: 0.343, SLG: 0.455 (1, 2) (7, PH) (7, 9)										2	0	0	0	0	1	3									
<b>Inning Stats</b>	R: 0 E: 0 K: 0 S: 3	H: 0 LOB: 0 BB: 0 P: 3	R: 0 E: 0 K: 1 S: 5	H: 1 LOB: 0 BB: 0 P: 5	R: 0 E: 0 K: 0 S: 4	H: 1 LOB: 1 BB: 0 P: 4	R: 0 E: 0 K: 1 S: 5	H: 0 LOB: 0 BB: 0 P: 5	R: 0 E: 0 K: 1 S: 7	H: 2 LOB: 2 BB: 0 P: 7	R: 0 E: 0 K: 1 S: 6	H: 1 LOB: 1 BB: 0 P: 6	R: 2 E: 0 K: 1 S: 9	H: 4 LOB: 2 BB: 0 P: 9	R: 3 E: 1 K: 0 S: 7	H: 4 LOB: 2 BB: 1 P: 11	R: 1 E: 0 K: 2 S: 9	H: 2 LOB: 3 BB: 2 P: 17	1B: 12 2B: 2 3B: 1 HR: 0	SF: 0 SAC: 0 DP: 1 HBP: 0	WP: 0 PB: 0 SB: 1 CS: 0	PA: 44			
<b>PITCHER</b>	IP	WLS	BF	H	R	ER	SO	BB	IBB	HBP	BLK	WP	HR	S	P	ERA	WHIP								
Bart Johnson, R ERA: 3.59 (1, 1)	6.1		25	7	2	2	4	0	0	0	0	0	0	33	33	2.84	1.105								
Terry Forster, L ERA: 3.87 (7, 1)	1.0		6	3	1	1	1	0	0	0	0	0	0	8	8	9.00	3.000								
Rich Gossage, R ERA: 4.76 (8, 1)	0.1	L	4	2	1	1	0	1	0	0	0	0	0	3	7	27.00	9.000								
Cy Acosta, R ERA: 3.89 (8, 1)	0.0		1	1	1	1	0	0	0	0	0	0	0	1	1	∞	∞								
Skip Pitlock, L ERA: 4.82 (8, 1)	1.0		6	2	1	1	2	1	0	0	0	0	0	9	13	9.00	3.000								

Batter	1	2	3	4	5	6	7	8	9	AB	R	H	RBI	BB	SO	LOB	BOTTOM								
Pat Kelly, L OBP: 0.334, SLG: 0.346 (1, 10)										5	0	3	2	0	1	0	<b>California Angels @ Chicago White Sox</b> Comiskey Park, Chicago, IL Thu Aug 08 1974, 4:33 AM EDT Att: 14,901 - Unknown - 71 F								
Jorge Orta, L OBP: 0.371, SLG: 0.451 (1, 4)										5	0	0	0	0	1	3									
Dick Allen, R OBP: 0.363, SLG: 0.579 Tony Musser, L OBP: 0.339, SLG: 0.358 Ron Santo, R OBP: 0.303, SLG: 0.304 (1, 3) (7, 3) (9, PH)										3	1	1	0	0	1	0									
Carlos May, L OBP: 0.337, SLG: 0.379 (1, 7)										3	1	1	0	2	0	2									
Ken Henderson, S OBP: 0.361, SLG: 0.453 (1, 8)										3	0	1	0	0	0	3									
Bill Melton, R OBP: 0.316, SLG: 0.405 (1, 5)										3	0	1	1	0	0	3									
Bill Sharp, L OBP: 0.335, SLG: 0.383 (1, 9)										2	0	0	1	1	2	3									
Brian Downing, R OBP: 0.389, SLG: 0.464 (1, 2)										3	2	1	0	1	0	2									
Bucky Dent, R OBP: 0.292, SLG: 0.320 (1, 6)										3	0	0	0	0	1	3									
<b>Inning Stats</b>	R: 0 E: 0 K: 1 S: 5	H: 0 LOB: 0 BB: 0 P: 5	R: 1 E: 0 K: 0 S: 4	H: 1 LOB: 2 BB: 2 P: 12	R: 0 E: 0 K: 1 S: 5	H: 0 LOB: 0 BB: 0 P: 5	R: 0 E: 0 K: 1 S: 5	H: 0 LOB: 1 BB: 0 P: 6	R: 1 E: 1 K: 0 S: 4	H: 1 LOB: 0 BB: 0 P: 4	R: 1 E: 0 K: 0 S: 3	H: 1 LOB: 2 BB: 0 P: 3	R: 0 E: 0 K: 1 S: 7	H: 2 LOB: 0 BB: 0 P: 7	R: 1 E: 0 K: 2 S: 9	H: 2 LOB: 2 BB: 1 P: 13		1B: 7 2B: 2 3B: 0 HR: 0	SF: 2 SAC: 1 DP: 1 HBP: 1	WP: 0 PB: 0 SB: 3 CS: 1	PA: 40				
<b>PITCHER</b>	IP	WLS	BF	H	R	ER	SO	BB	IBB	HBP	BLK	WP	HR	S	P	ERA	WHIP								
Ed Figueroa, R ERA: 3.5 (1, 1)	6.1		28	4	3	2	3	3	1	0	0	0	0	29	46	2.84	1.105								
Luis Quintana, L ERA: 5.19 (7, 1)	1.1	W	4	1	0	0	0	0	0	0	0	0	0	4	4	0.00	0.750								
Horacio Pina, R ERA: 4.09 (8, 1)	0.2		5	3	1	1	2	0	0	0	0	0	0	9	9	13.50	4.500								
Andy Hassler, L ERA: 3.2 (9, 1)	0.2	S	3	0	0	0	1	1	0	0	0	0	0	4	8	0.00	1.500								



Batter	1	2	3	4	5	6	7	8	9	AB	R	H	RBI	BB	SO	LOB	TOP					
Pat Kelly, L (1, 10) OBP: 0.339, SLG: 0.359										3	1	2	1	1	0	0						
Jorge Orta, L (1, 4) OBP: 0.370, SLG: 0.457										4	1	1	1	0	2	2						
Dick Allen, R (1, 3) OBP: 0.366, SLG: 0.587										2	2	1	1	2	0	1						
Carlos May, L (1, 7) OBP: 0.336, SLG: 0.380										4	1	1	1	0	0	2						
Ken Henderson, S (1, 8) OBP: 0.360, SLG: 0.451										4	0	1	0	0	2	1						
Bill Melton, R (1, 5) OBP: 0.315, SLG: 0.403										4	0	1	0	0	0	1						
Bill Sharp, L (1, 9) OBP: 0.328, SLG: 0.377										3	0	0	1	0	0	0						
Brian Downing, R (1, 2) OBP: 0.386, SLG: 0.465										4	0	1	0	0	0	1						
Bucky Dent, R (1, 6) OBP: 0.289, SLG: 0.316										4	0	0	0	0	0	0						
<b>Inning Stats</b>	R: 0 E: 0 K: 1 S: 5	H: 0 LOB: 1 BB: 1 P: 9	R: 0 E: 0 K: 0 S: 3	H: 0 LOB: 0 BB: 0 P: 3	R: 0 E: 0 K: 0 S: 4	H: 1 LOB: 1 BB: 0 P: 4	R: 0 E: 0 K: 0 S: 3	H: 1 LOB: 1 BB: 1 P: 7	R: 0 E: 0 K: 0 S: 3	H: 0 LOB: 0 BB: 0 P: 3	R: 4 E: 0 K: 1 S: 9	H: 4 LOB: 1 BB: 1 P: 13	R: 0 E: 0 K: 1 S: 5	H: 0 LOB: 0 BB: 0 P: 5	R: 1 E: 0 K: 1 S: 6	H: 1 LOB: 0 BB: 0 P: 6	R: 0 E: 0 K: 0 S: 3	H: 1 LOB: 0 BB: 0 P: 3	1B: 3 2B: 2 3B: 0 HR: 3	SF: 1 SAC: 0 DP: 0 HBP: 0	WP: 0 PB: 0 CS: 1	PA: 36
<b>PITCHER</b> Gaylord Perry, R (1, 1) ERA: 2.43	IP: 9.0 WLS: L BF: 36 H: 8 R: 5 ER: 5 SO: 4 BB: 3 IBB: 0 HBP: 0 BLK: 0 WP: 0 HR: 3 S: 41 P: 53 ERA: 5.00 WHIP: 1.222															<b>PITCHER</b>						

Chicago White Sox @ Cleveland Indians  
Cleveland Municipal Stadium, Cleveland, OH

AB 32  
R 5  
H 8  
RBI 5  
BB 3  
SO 4  
LOB 8



WP: 0 PA: 36  
PB: 0  
CS: 1

Batter	1	2	3	4	5	6	7	8	9	AB	R	H	RBI	BB	SO	LOB	BOTTOM					
John Lowenstein, L (1, 5) OBP: 0.330, SLG: 0.347										4	2	3	0	1	0	2						
Frank Duffy, R (1, 6) OBP: 0.275, SLG: 0.329										5	0	2	1	0	0	5						
George Hendrick, R (1, 8) OBP: 0.344, SLG: 0.479										1	0	0	0	0	0	1						
Rusty Torres, S (3, 8) OBP: 0.232, SLG: 0.188										3	0	0	0	0	0	3						
John Ellis, R (9, PH) OBP: 0.343, SLG: 0.447										0	0	0	0	0	1	0						
Fred Beene, S (9, PR)										0	0	0	0	0	0	0						
Charlie Spikes, R (1, 9) OBP: 0.341, SLG: 0.450										5	1	3	1	0	1	1						
Oscar Gamble, L (1, 10) OBP: 0.357, SLG: 0.450										3	0	2	0	1	0	0						
Joe Lis, R (9, PH) OBP: 0.293, SLG: 0.269										1	0	0	0	0	1	3						
Tom McCraw, L (1, 3) OBP: 0.341, SLG: 0.413										4	0	1	1	0	0	3						
Leron Lee, L (1, 7) OBP: 0.306, SLG: 0.390										4	0	1	0	0	1	3						
Dave Duncan, R (1, 2) OBP: 0.258, SLG: 0.355										4	0	0	0	0	1	3						
Luis Alvarado, R (1, 4) OBP: 0.218, SLG: 0.202										2	0	1	0	0	0	0						
Ed Crosby, L (7, PH) OBP: 0.294, SLG: 0.258										1	0	0	0	1	0	0						
<b>Inning Stats</b>	R: 0 E: 0 K: 0 S: 3	H: 1 LOB: 0 BB: 0 P: 3	R: 0 E: 0 K: 0 S: 3	H: 1 LOB: 0 BB: 0 P: 3	R: 0 E: 0 K: 0 S: 5	H: 2 LOB: 2 BB: 0 P: 5	R: 1 E: 0 K: 0 S: 6	H: 3 LOB: 2 BB: 0 P: 6	R: 1 E: 0 K: 1 S: 7	H: 2 LOB: 1 BB: 0 P: 7	R: 0 E: 0 K: 0 S: 3	H: 0 LOB: 0 BB: 0 P: 3	R: 0 E: 0 K: 1 S: 6	H: 1 LOB: 2 BB: 1 P: 10	R: 0 E: 0 K: 1 S: 5	H: 1 LOB: 1 BB: 1 P: 9	R: 1 E: 0 K: 1 S: 7	H: 2 LOB: 3 BB: 2 P: 15	1B: 11 2B: 2 3B: 0 HR: 0	SF: 0 SAC: 0 DP: 2 HBP: 0	WP: 1 PB: 0 CS: 1	PA: 41
<b>PITCHER</b> Stan Bahnsen, R (1, 1) ERA: 4.46	IP: 8.2 WLS: W BF: 40 H: 13 R: 3 ER: 3 SO: 3 BB: 4 IBB: 0 HBP: 0 BLK: 0 WP: 1 HR: 0 S: 42 P: 58 ERA: 3.12 WHIP: 1.962															<b>PITCHER</b>						
Terry Forster, L (9, 1) ERA: 3.95	IP: 0.1 WLS: S BF: 1 H: 0 R: 0 ER: 0 SO: 1 BB: 0 IBB: 0 HBP: 0 BLK: 0 WP: 0 HR: 3 S: 3 P: 3 ERA: 0.00 WHIP: 0.000															<b>PITCHER</b>						

Chicago White Sox @ Cleveland Indians  
Cleveland Municipal Stadium, Cleveland, OH

AB 37  
R 3  
H 13  
RBI 3  
BB 4  
SO 4  
LOB 24



WP: 1 PA: 41  
PB: 0  
CS: 1



Batter	1	2	3	4	5	6	7	8	9	AB	R	H	RBI	BB	SO	LOB	TOP					
Pat Kelly, L (1, 10) OBP: 0.346, SLG: 0.369										5	2	4	1	0	0	1	<b>Chicago White Sox @ Cleveland Indians</b> Cleveland Municipal Stadium, Cleveland, OH Sat Aug 10 1974, 3:33 AM EDT Att: 14,562 - Unknown - 76 F					
Jorge Orta, L (1, 4) OBP: 0.370, SLG: 0.456										5	1	2	0	0	1	4						
Dick Allen, R (1, 3) OBP: 0.367, SLG: 0.593										4	1	2	4	0	0	2						
Tony Muser, L (7, 3) OBP: 0.336, SLG: 0.355										1	0	0	0	0	0	1						
Carlos May, L (1, 7) OBP: 0.333, SLG: 0.377										4	0	0	0	0	0	1						
Ken Henderson, S (1, 8) OBP: 0.357, SLG: 0.447										4	0	0	0	0	1	0						
Bill Melton, R (1, 5) OBP: 0.317, SLG: 0.403										3	0	1	0	1	0	0						
Bill Sharp, L (1, 9) OBP: 0.322, SLG: 0.369										4	0	0	0	0	1	2						
Brian Downing, R (1, 2) OBP: 0.384, SLG: 0.466										4	1	1	0	0	1	0						
Bucky Dent, R (1, 6) OBP: 0.292, SLG: 0.317										2	0	1	0	1	0	0						
<b>Inning Stats</b>	R: 3 E: 0 K: 1 S: 8	H: 3 LOB: 1 BB: 1 P: 12	R: 0 E: 0 K: 0 S: 5	H: 2 LOB: 2 BB: 0 P: 5	R: 0 E: 0 K: 0 S: 4	H: 1 LOB: 1 BB: 0 P: 4	R: 2 E: 0 K: 1 S: 8	H: 3 LOB: 1 BB: 0 P: 8	R: 0 E: 0 K: 0 S: 3	H: 0 LOB: 0 BB: 0 P: 3	R: 0 E: 0 K: 1 S: 6	H: 1 LOB: 1 BB: 0 P: 6	R: 0 E: 0 K: 0 S: 3	H: 0 LOB: 0 BB: 0 P: 3	R: 0 E: 0 K: 1 S: 5	H: 0 LOB: 0 BB: 0 P: 5	R: 0 E: 0 K: 0 S: 3	H: 1 LOB: 1 BB: 1 P: 7	1B: 8 2B: 3 3B: 0 HR: 1	SF: 0 SAC: 1 DP: 1 HBP: 0	WP: 0 PB: 0 SB: 1 CS: 0	PA: 39
<b>PITCHER</b>	IP WLS BF H R ER SO BB IBB HBP BLK WP HR S P ERA WHIP	IP WLS BF H R ER SO BB IBB HBP BLK WP HR S P ERA WHIP																				
Dick Bosman, R (1, 1) ERA: 4.25	3.2 L 21 9 5 5 2 1 0 0 0 0 1 24 28 12.27 2.727																					
Bruce Ellingsen, L (4, 1) ERA: 2.33	3.1 11 1 0 0 1 0 0 0 0 0 0 0 13 13 0.00 0.300																					
Fred Beene, R (8, 1) ERA: 5.28	2.0 7 1 0 0 1 1 0 0 0 0 0 0 8 12 0.00 1.000																					

Batter	1	2	3	4	5	6	7	8	9	AB	R	H	RBI	BB	SO	LOB	BOTTOM					
John Lowenstein, L (1, 5) OBP: 0.329, SLG: 0.346										4	0	1	0	0	0	1	<b>Chicago White Sox @ Cleveland Indians</b> Cleveland Municipal Stadium, Cleveland, OH Sat Aug 10 1974, 3:33 AM EDT Att: 14,562 - Unknown - 76 F					
Frank Duffy, R (1, 6) OBP: 0.275, SLG: 0.328										4	0	1	0	0	0	1						
Tom McCraw, L (1, 3) OBP: 0.345, SLG: 0.434										4	1	2	1	0	1	3						
Charlie Spikes, R (1, 9) OBP: 0.340, SLG: 0.450										4	0	1	0	0	0	2						
Oscar Gamble, L (1, 10) OBP: 0.353, SLG: 0.445										4	0	0	0	0	2	1						
Leron Lee, L (1, 7) OBP: 0.310, SLG: 0.395										3	0	1	0	1	0	0						
Rusty Torres, S (1, 8) OBP: 0.219, SLG: 0.176										4	0	0	0	0	0	2						
Dave Duncan, R (1, 2) OBP: 0.255, SLG: 0.351										3	0	0	0	0	0	1						
Luis Alvarado, R (1, 4) OBP: 0.220, SLG: 0.205										3	0	1	0	0	0	0						
<b>Inning Stats</b>	R: 1 E: 0 K: 0 S: 4	H: 1 LOB: 0 BB: 0 P: 4	R: 0 E: 0 K: 1 S: 5	H: 0 LOB: 1 BB: 1 P: 9	R: 0 E: 0 K: 1 S: 6	H: 1 LOB: 1 BB: 0 P: 6	R: 0 E: 0 K: 1 S: 6	H: 1 LOB: 1 BB: 0 P: 6	R: 0 E: 0 K: 0 S: 3	H: 0 LOB: 0 BB: 0 P: 3	R: 0 E: 0 K: 0 S: 4	H: 2 LOB: 1 BB: 0 P: 4	R: 0 E: 0 K: 0 S: 3	H: 0 LOB: 0 BB: 0 P: 3	R: 0 E: 0 K: 0 S: 5	H: 2 LOB: 2 BB: 0 P: 5	R: 0 E: 0 K: 0 S: 3	H: 0 LOB: 0 BB: 0 P: 3	1B: 4 2B: 2 3B: 0 HR: 1	SF: 0 SAC: 0 DP: 0 HBP: 0	WP: 0 PB: 1 SB: 0 CS: 0	PA: 34
<b>PITCHER</b>	IP WLS BF H R ER SO BB IBB HBP BLK WP HR S P ERA WHIP	IP WLS BF H R ER SO BB IBB HBP BLK WP HR S P ERA WHIP																				
Wilbur Wood, L (1, 1) ERA: 3.52	9.0 W 34 7 1 1 1 3 1 0 0 0 0 1 39 43 1.00 0.889																					

AB	36
R	5
H	11
RBI	5
BB	2
SO	4
LOB	11





Batter	1	2	3	4	5	6	7	8	9	AB	R	H	RBI	BB	SO	LOB	TOP										
Pat Kelly, L OBP: 0.343, SLG: 0.366 Buddy Bradford, R OBP: 0.424, SLG: 0.547 Ken Henderson, S OBP: 0.358, SLG: 0.448	0-0 4-3	0-0 G3		0-0 4-3			0-0 HR		0-0 2B 1B	3	0	0	0	0	0	4	<b>Chicago White Sox @ Cleveland Indians</b> Cleveland Municipal Stadium, Cleveland, OH Sun Aug 11 1974, 3:33 AM EDT Att: 14,388 - Unknown <a href="http://livebaseballscorecards.com">livebaseballscorecards.com</a>										
Jorge Orta, L OBP: 0.388, SLG: 0.456	0-0 F7		0-0 F9		0-0 3-1		0-3 K		0-0 2B 1-H	5	0	1	0	0	1	0											
Dick Allen, R OBP: 0.374, SLG: 0.597	0-0 FC6 1B		0-0 1B 1B		0-0 FC6-4 1B		0-0 FC4-6 1B		4-0 IBB	4	0	4	0	1	0	0											
Carlos May, L OBP: 0.332, SLG: 0.375	0-0 FC6 1-2		0-0 1B 1B		0-0 FC6-4 1-2		0-0 FC4-6 1-2		0-0 4-3	5	0	1	0	0	0	5											
Bill Melton, R OBP: 0.314, SLG: 0.398		0-0 F3	0-0 F8		0-0 F7		0-0 F5			4	0	0	0	0	0	4											
Tony Muser, L OBP: 0.336, SLG: 0.354 Ron Santo, R OBP: 0.302, SLG: 0.303	0-0 4-3		0-0 1B 1-2 2-H		0-0 F8		0-0 F8		0-0 F8	3	0	1	0	0	0	0											
Bill Sharp, L OBP: 0.321, SLG: 0.363		1-0 BB HBP		0-0 F9		0-0 F7		0-0 F8		3	0	0	0	0	0	0											
Brian Downing, R OBP: 0.382, SLG: 0.458		4-0 BB 1-2		0-0 F9		0-3 K		0-3 K		3	0	0	0	1	2	0											
Bucky Dent, R OBP: 0.297, SLG: 0.329		4-0 BB 1-2 2-3		0-0 1B			0-0 HR		0-0 F8	3	1	2	1	1	0	0											
<b>Inning Stats</b>	R: 0 E: 0 K: 0 S: 4	H: 1 LOB: 1 BB: 0 P: 4	R: 0 E: 0 K: 0 S: 3	H: 0 LOB: 3 BB: 2 P: 12	R: 0 E: 0 K: 0 S: 5	H: 3 LOB: 3 BB: 0 P: 5	R: 0 E: 0 K: 0 S: 4	H: 1 LOB: 1 BB: 0 P: 4	R: 0 E: 0 K: 1 S: 5	H: 0 LOB: 0 BB: 0 P: 5	R: 2 E: 0 K: 1 S: 8	H: 3 LOB: 1 BB: 0 P: 8	R: 0 E: 0 K: 1 S: 5	H: 0 LOB: 0 BB: 1 P: 5	R: 0 E: 0 K: 0 S: 4	H: 2 LOB: 2 BB: 1 P: 8		1B: 8 2B: 1 3B: 0 HR: 2	SF: 0 SAC: 0 DP: 0 HBP: 1	WP: 0 PB: 0 CS: 0	PA: 40						
<b>PITCHER</b>	IP	WLS	BF	H	R	ER	SO	BB	IBB	HBP	BLK	WP	HR	S	P	ERA	WHIP										
Jim Perry, R ERA: 3.1	6.0	W	27	7	1	1	1	2	0	1	0	0	1	26	35	1.50	1.500										
Tom Higandorf, L ERA: 3.92	1.2		7	2	1	1	1	0	0	0	0	0	1	9	9	5.40	1.200										
Tom Buskey, R ERA: 3.41	1.1	S	6	2	0	0	1	0	1	0	0	0	0	7	11	0.00	1.500										

Batter	1	2	3	4	5	6	7	8	9	AB	R	H	RBI	BB	SO	LOB	BOTTOM										
John Lowenstein, L OBP: 0.328, SLG: 0.343	0-3 K		0-0 L1		4-0 S 1B BB		0-0 F8			3	0	0	0	1	1	2	<b>Chicago White Sox @ Cleveland Indians</b> Cleveland Municipal Stadium, Cleveland, OH Sun Aug 11 1974, 3:33 AM EDT Att: 14,388 - Unknown <a href="http://livebaseballscorecards.com">livebaseballscorecards.com</a>										
Frank Duffy, R OBP: 0.277, SLG: 0.328	0-0 F9		0-0 F8		0-0 S 1B		4-0 BB			3	0	1	1	1	0	2											
Leron Lee, L OBP: 0.303, SLG: 0.386	0-0 1-3		0-0 FC6-4 1-2		0-3 K 1-2 2-3		0-3 K			4	0	0	0	0	2	5											
Charlie Spikes, R OBP: 0.344, SLG: 0.459		0-0 HR		0-0 SH1-3 1B	4-0 G4-3 IBB		0-3 K			3	2	2	1	1	1	0											
John Ellis, R OBP: 0.345, SLG: 0.448 Tommy Smith, L (8, PR)		0-0 4-3		0-0 SH1-3 1B	0-0 G4-3		0-0 G5-4-3 1B			4	0	2	0	0	0	3											
Joe Lis, R OBP: 0.283, SLG: 0.259		0-0 5-3		0-0 F8		0-0 F8		0-0 G5-4-3 1-2		4	0	0	0	0	0	3											
Rusty Torres, S OBP: 0.213, SLG: 0.171		0-0 6-3		0-0 SH1-3		0-0 4-3				2	0	0	1	0	0	0											
Dave Duncan, R OBP: 0.256, SLG: 0.351			0-0 1B 1B		0-0 G3		0-0 F9			3	0	1	0	0	0	1											
Luis Alvarado, R OBP: 0.231, SLG: 0.217			0-0 FC6-4 1B		0-0 S 1B		0-0 5-3			3	1	2	0	0	0	0											
<b>Inning Stats</b>	R: 0 E: 0 K: 1 S: 5	H: 0 LOB: 0 BB: 0 P: 5	R: 1 E: 0 K: 0 S: 4	H: 1 LOB: 0 BB: 0 P: 4	R: 0 E: 0 K: 0 S: 5	H: 2 LOB: 2 BB: 0 P: 5	R: 1 E: 0 K: 0 S: 6	H: 2 LOB: 1 BB: 0 P: 5	R: 1 E: 0 K: 1 S: 3	H: 0 LOB: 0 BB: 0 P: 3	R: 0 E: 0 K: 1 S: 5	H: 0 LOB: 1 BB: 1 P: 9	R: 0 E: 0 K: 1 S: 5	H: 1 LOB: 1 BB: 0 P: 5	1B: 7 2B: 0 3B: 0 HR: 1	SF: 0 SAC: 1 DP: 2 HBP: 0		WP: 0 PB: 0 CS: 0	PA: 33								
<b>PITCHER</b>	IP	WLS	BF	H	R	ER	SO	BB	IBB	HBP	BLK	WP	HR	S	P	ERA	WHIP										
Jim Kaat, L ERA: 3.54	8.0	L	33	8	3	3	4	2	1	0	0	0	1	38	50	3.38	1.250										



Batter	1	2	3	4	5	6	7	8	9	AB	R	H	RBI	BB	SO	LOB	TOP								
Pat Kelly, L (1, 10) OBP: 0.340, SLG: 0.362 Ron Santo, R (7, PH) OBP: 0.301, SLG: 0.302	F9		F9		G4-6-3		K			3	0	0	0	0	0	4	<b>Chicago White Sox @ Baltimore Orioles</b> Memorial Stadium, Baltimore, MD Tue Aug 13 1974, 7:05 PM EDT Att: 10,086 - Unknown								
Jorge Orta, L (1, 4) OBP: 0.366, SLG: 0.452	K		F8			G3		1B BB	3	0	0	0	1	1	2										
Dick Allen, R (1, 3) OBP: 0.376, SLG: 0.599	K			1-3 1B		E	2B	F8	4	1	2	0	0	1	1										
Carlos May, L (1, 7) OBP: 0.331, SLG: 0.374		L8		K		E3 1B SF7		1-2 1B	4	1	1	0	0	1	1										
Ken Henderson, S (1, 8) OBP: 0.357, SLG: 0.446	6-3			1-3		1-3 1B		F9	4	0	1	0	0	0	3										
Bill Melton, R (1, 5) OBP: 0.311, SLG: 0.395	5-3			F5		SF7		K	3	0	0	1	0	1	3										
Bill Sharp, L (1, 9) OBP: 0.321, SLG: 0.363 Buddy Bradford, R (9, PH) OBP: 0.420, SLG: 0.540			F7			1B 1B	K2-3		3	0	1	0	0	1	1										
Brian Downing, R (1, 2) OBP: 0.384, SLG: 0.456			F9 1B BB		1-2 1B		K		3	0	1	0	1	2	0										
Bucky Dent, R (1, 6) OBP: 0.296, SLG: 0.328			1-2 1B		F7		F7		4	0	1	0	0	0	2										
<b>Inning Stats</b>	R: 0 E: 0 K: 2 S: 7	H: 0 LOB: 0 BB: 7	R: 0 E: 0 K: 0 S: 3	H: 0 LOB: 0 BB: 3	R: 0 E: 0 K: 0 S: 4	H: 1 LOB: 2 BB: 1 P: 8	R: 0 E: 0 K: 1 S: 6	H: 1 LOB: 1 BB: 0 P: 6	R: 0 E: 0 K: 0 S: 4	H: 2 LOB: 1 BB: 0 P: 4	R: 2 E: 1 K: 1 S: 8	H: 2 LOB: 1 BB: 0 P: 8	R: 0 E: 0 K: 2 S: 7	H: 0 LOB: 0 BB: 0 P: 7	R: 0 E: 0 K: 1 S: 6	H: 1 LOB: 2 BB: 0 P: 10		R: 0 E: 0 K: 2 S: 7	H: 0 LOB: 0 BB: 0 P: 7	1B: 6 2B: 1 3B: 0 HR: 0	SF: 1 SAC: 0 DP: 1 HBP: 0	WP: 0 PB: 0 SB: 0 CS: 0	PA: 36		
<b>PITCHER</b>	IP	WLS	BF	H	R	ER	SO	BB	IBB	HBP	BLK	WP	HR	S	P	ERA	WHIP								
Jim Palmer, R (1, 1) ERA: 3.86	6.0	W	25	6	2	1	4	1	0	0	0	0	0	32	36	1.50	1.167								
Grant Jackson, L (7, 1) ERA: 2.28	3.0	S	11	1	0	0	5	1	0	0	0	0	0	20	24	0.00	0.667								

Batter	1	2	3	4	5	6	7	8	9	AB	R	H	RBI	BB	SO	LOB	BOTTOM								
Rich Coggins, L (1, 9) OBP: 0.303, SLG: 0.324	G3		F6			K		F2		4	1	0	0	1	1	1	<b>Chicago White Sox @ Baltimore Orioles</b> Memorial Stadium, Baltimore, MD Tue Aug 13 1974, 7:05 PM EDT Att: 10,086 - Unknown								
Paul Blair, R (1, 8) OBP: 0.298, SLG: 0.401	HR BB	E 1B 2B 1B	F4			F8		F9	4	2	1	0	1	0	1										
Tommy Davis, R (1, 10) OBP: 0.307, SLG: 0.377	E6 HR E	2B 1B		5-3		3B 2B			4	2	2	1	0	0	1										
Bobby Grich, R (1, 4) OBP: 0.390, SLG: 0.489	FC4 HR			6-3		3B			4	1	2	2	0	0	2										
Boog Powell, L (1, 3) OBP: 0.353, SLG: 0.417	HR			6-3			F8		3	1	1	4	1	0	0										
Don Baylor, R (1, 7) OBP: 0.317, SLG: 0.339	6-3		F4		4-3		F8		4	0	0	0	0	0	3										
Brooks Robinson, R (1, 5) OBP: 0.365, SLG: 0.398			K				F8		3	0	1	0	1	1	3										
Eliot Hendricks, L (1, 2) OBP: 0.301, SLG: 0.389	F8		F9					2B	4	0	1	0	0	0	5										
Mark Belanger, R (1, 6) OBP: 0.310, SLG: 0.342		1B E 2B	K			K		F7	4	1	1	0	0	2	2										
<b>Inning Stats</b>	R: 4 E: 2 K: 0 S: 6	H: 1 LOB: 1 BB: 2 P: 14	R: 3 E: 1 K: 1 S: 9	H: 4 LOB: 3 BB: 2 P: 17	R: 0 E: 0 K: 1 S: 5	H: 0 LOB: 0 BB: 0 P: 5	R: 0 E: 0 K: 0 S: 3	H: 0 LOB: 0 BB: 0 P: 3	R: 0 E: 0 K: 1 S: 6	H: 1 LOB: 1 BB: 0 P: 6	R: 1 E: 0 K: 1 S: 6	H: 2 LOB: 1 BB: 0 P: 6	R: 0 E: 0 K: 0 S: 3	H: 0 LOB: 0 BB: 0 P: 3	R: 0 E: 0 K: 0 S: 4	H: 1 LOB: 1 BB: 0 P: 4		1B: 3 2B: 4 3B: 1 HR: 1	SF: 0 SAC: 0 DP: 0 HBP: 0	WP: 0 PB: 0 SB: 0 CS: 0	PA: 38				
<b>PITCHER</b>	IP	WLS	BF	H	R	ER	SO	BB	IBB	HBP	BLK	WP	HR	S	P	ERA	WHIP								
Bart Johnson, R (1, 1) ERA: 4.02	1.0	L	13	5	7	3	0	3	0	0	0	0	0	10	22	27.00	8.000								
Skip Pitcock, L (2, 1) ERA: 4.53	7.0		25	4	1	1	4	1	0	0	0	0	0	32	36	1.29	0.714								



Batter	1	2	3	4	5	6	7	8	9	AB	R	H	RBI	BB	SO	LOB	TOP		
Buddy Bradford, R (1, 9) OBP: 0.423, SLG: 0.533 Bill Sharp, L (7, 9) OBP: 0.319, SLG: 0.361	F8		SH5-4 BB		5-3		1B		6-3	3	0	1	0	1	0	0	Chicago White Sox @ Baltimore Orioles Memorial Stadium, Baltimore, MD Wed Aug 14, 1974, 7:05 PM EDT Att: 8,727 - Unknown		
Jorge Orta, L (1, 4) OBP: 0.365, SLG: 0.449	1-3		SH5-4		G3		1B		F8	4	0	1	1	0	0				
Dick Allen, R (1, 3) OBP: 0.360, SLG: 0.600 Tony Muser, L (9, 3) OBP: 0.336, SLG: 0.354	HBP 1B BB		FC6-4 BB		HR		G1-4-3		1B	3	2	2	0	2	0				
Bill Melton, R (1, 5) OBP: 0.312, SLG: 0.393	1B 1-2 HBP		K		K		HR		SH5-4 1B HBP	3	1	0	0	2	4				
Ken Henderson, S (1, 8) OBP: 0.359, SLG: 0.454	1-3 2-H 1B		FC6-4		HR		SH5-4			3	1	2	3	0	2				
Carlos May, L (1, 7) OBP: 0.333, SLG: 0.373	K				G3		1B		1B IBB	3	0	1	0	1	2				
Ron Santo, R (1, 10) OBP: 0.298, SLG: 0.298			F8		F8		F3		L4	4	0	0	0	0	3				
Brian Downing, R (1, 2) OBP: 0.386, SLG: 0.457	6-3		G5-4-3				1B SH3-4 1B		1-2 2-H 1B	4	1	2	1	0	1				
Bucky Dent, R (1, 6) OBP: 0.294, SLG: 0.326	6-3				F7		SH3-4		F7	3	0	0	0	0	2				
<b>Inning Stats</b>	R: 1 E: 0 K: 1 S: 6	H: 1 LOB: 2 BB: 1 P: 11	R: 0 E: 0 K: 0 S: 3	H: 0 LOB: 0 BB: 0 P: 3	R: 0 E: 0 K: 1 S: 5	H: 1 LOB: 2 BB: 0 P: 13	R: 0 E: 0 K: 0 S: 3	H: 0 LOB: 0 BB: 0 P: 3	R: 2 E: 0 K: 1 S: 7	H: 2 LOB: 0 BB: 0 P: 7	R: 1 E: 0 K: 0 S: 5	H: 3 LOB: 1 BB: 0 P: 5	R: 1 E: 0 K: 0 S: 4	H: 1 LOB: 2 BB: 1 P: 9	R: 0 E: 0 K: 0 S: 4	H: 1 LOB: 1 BB: 0 P: 4	1B: 8 2B: 0 3B: 0 HR: 1	SF: 0 SAC: 3 DP: 2 HBP: 2	WP: 0 PA: 40 CS: 0
<b>PITCHER</b>	IP WLS BF H R ER SO BB IBB HBP BLK WP HR S P ERA WHIP	6.1 L 29 7 4 4 3 3 0 1 0 0 1 31 44 5.68 1.579	2.2 L 11 2 1 1 0 0 1 1 0 0 0 9 14 3.38 0.750											IP WLS BF H R ER SO BB IBB HBP BLK WP HR S P ERA WHIP					
Dave McNally, L (1, 1) ERA: 4.39 Doyle Alexander, R (7, 1) ERA: 4.35																			

Batter	1	2	3	4	5	6	7	8	9	AB	R	H	RBI	BB	SO	LOB	BOTTOM				
Rich Coggins, L (1, 9) OBP: 0.302, SLG: 0.330 Earl Williams, R (8, PH) OBP: 0.343, SLG: 0.372	K		G6-4-3		SF8 3B		F9		F7	4	1	1	0	0	1	2	Chicago White Sox @ Baltimore Orioles Memorial Stadium, Baltimore, MD Wed Aug 14, 1974, 7:05 PM EDT Att: 8,727 - Unknown				
Paul Blair, R (1, 8) OBP: 0.300, SLG: 0.405	F8				1-3		SF8		FC6-4 6-3 1B	4	1	2	1	0	0						
Tommy Davis, R (1, 10) OBP: 0.305, SLG: 0.375	1-3				4-3		2B		1-4-3 2B	5	0	1	0	0	2						
Bobby Grich, R (1, 4) OBP: 0.392, SLG: 0.488					F3		F7		WP 1B HBP	3	1	1	0	1	1						
Don Baylor, R (1, 7) OBP: 0.320, SLG: 0.349					F9		1B		WP 1B	5	1	3	2	0	2						
Brooks Robinson, R (1, 5) OBP: 0.363, SLG: 0.395					F9		2B		FC6-4 FC6	5	0	1	1	0	6						
Boog Powell, L (1, 3) OBP: 0.356, SLG: 0.418 Curt Motton, R (8, PH) OBP: 0.307, SLG: 0.338					6-3		F9		FC6	5	0	1	1	0	6						
Andy Etchebarren, R (1, 2) OBP: 0.237, SLG: 0.244					FC5-6 E 1B		G3		K	2	0	1	0	1	0						
Mark Belanger, R (1, 6) OBP: 0.307, SLG: 0.338					E4 FC5-6 1B		F9			3	0	1	0	1	1						
<b>Inning Stats</b>	R: 0 E: 0 K: 1 S: 5	H: 0 LOB: 0 BB: 0 P: 5	R: 0 E: 0 K: 0 S: 3	H: 0 LOB: 0 BB: 0 P: 3	R: 0 E: 1 K: 0 S: 4	H: 1 LOB: 1 BB: 0 P: 4	R: 2 E: 0 K: 0 S: 6	H: 3 LOB: 3 BB: 2 P: 14	R: 1 E: 0 K: 0 S: 6	H: 3 LOB: 2 BB: 0 P: 6	R: 0 E: 0 K: 0 S: 3	H: 0 LOB: 0 BB: 0 P: 3	R: 1 E: 0 K: 0 S: 5	H: 2 LOB: 2 BB: 0 P: 6	R: 0 E: 0 K: 1 S: 6	H: 1 LOB: 1 BB: 0 P: 6	R: 0 E: 0 K: 0 S: 4	H: 1 LOB: 2 BB: 1 P: 8	1B: 7 2B: 3 3B: 1 HR: 0	SF: 1 SAC: 0 DP: 1 HBP: 1	WP: 1 PA: 42 CS: 0
<b>PITCHER</b>	IP WLS BF H R ER SO BB IBB HBP BLK WP HR S P ERA WHIP	6.1 W 13 3 0 0 1 1 0 1 0 1 0 13 18 0.00 1.500											IP WLS BF H R ER SO BB IBB HBP BLK WP HR S P ERA WHIP								
Wilbur Wood, L (1, 1) ERA: 3.58 Terry Forster, L (7, 1) ERA: 3.75																					



Batter	1	2	3	4	5	6	7	8	9	AB	R	H	RBI	BB	SO	LOB	TOP					
Buddy Bradford, R OBP: 0.421, SLG: 0.527 (1, 9)	5-3		SH1-3		F3					3	0	1	1	0	0	2	<b>Chicago White Sox @ Baltimore Orioles</b> Memorial Stadium, Baltimore, MD Thu Aug 15 1974, 7:05 PM EDT Att: 7,839 - Unknown <a href="http://livebaseballscorecards.com">livebaseballscorecards.com</a>					
Jorge Orta, L OBP: 0.382, SLG: 0.444 (1, 4)	F5		4-3		F8		L6			4	0	0	0	0	0	5						
Dick Allen, R OBP: 0.377, SLG: 0.594 (1, 3)	K		K			F4		K		4	0	0	0	0	3	1						
Bill Melton, R OBP: 0.309, SLG: 0.389 (1, 5)		K			F9		5-3		F8	4	0	0	0	0	1	0						
Ken Henderson, S OBP: 0.358, SLG: 0.452 (1, 8)		F8			K		L5			4	0	1	0	0	1	0						
Carlos May, L OBP: 0.332, SLG: 0.371 (1, 7)		1B BB			K			K	4-3	3	0	0	0	1	2	1						
Ron Santo, R OBP: 0.303, SLG: 0.306 Pat Kelly, L OBP: 0.339, SLG: 0.361 (7, PR)					1B 2B			1B BB	F2	2	0	2	0	1	0	0						
Brian Downing, R OBP: 0.383, SLG: 0.450 (1, 2)		1B			K			1B BB	F7	3	0	0	0	1	2	3						
Bucky Dent, R OBP: 0.296, SLG: 0.328 (1, 6)					4-3 SH1-3 1B			2-3 1B	F4	4	0	2	0	0	1	2						
<b>Inning Stats</b>	R: 0 E: 0 K: 1 S: 5	H: 0 LOB: 0 BB: 0 P: 5	R: 0 E: 0 K: 2 S: 8	H: 1 LOB: 2 BB: 1 P: 12	R: 0 E: 0 K: 1 S: 6	H: 1 LOB: 1 BB: 0 P: 6	R: 0 E: 0 K: 2 S: 7	H: 0 LOB: 0 BB: 0 P: 7	R: 0 E: 0 K: 1 S: 7	H: 2 LOB: 0 BB: 0 P: 7	R: 0 E: 0 K: 0 S: 3	H: 0 LOB: 0 BB: 0 P: 3	R: 1 E: 0 K: 2 S: 8	H: 1 LOB: 2 BB: 2 P: 16	R: 0 E: 0 K: 1 S: 6	H: 1 LOB: 1 BB: 0 P: 6		R: 0 E: 0 K: 0 S: 3	H: 0 LOB: 0 BB: 0 P: 3	1B: 5 2B: 1 3B: 0 HR: 0	SF: 0 SAC: 1 DP: 0 HBP: 0	WP: 0 PB: 0 SB: 0 CS: 0
<b>PITCHER</b> Mike Cuellar, L ERA: 3.41 (1, 1)	IP: 9.0 WLS: W BF: 36 H: 6 R: 1 ER: 1 SO: 10 BB: 3 IBB: 0 HBP: 0 BLK: 0 WP: 0 HR: 0 S: 53 P: 65 ERA: 1.00 WHIP: 1.000																					

Batter	1	2	3	4	5	6	7	8	9	AB	R	H	RBI	BB	SO	LOB	BOTTOM			
Mark Belanger, R OBP: 0.304, SLG: 0.334 (1, 6)	F7		E5 FC5-4		F9		5-3			4	0	0	0	0	0	2	<b>Chicago White Sox @ Baltimore Orioles</b> Memorial Stadium, Baltimore, MD Thu Aug 15 1974, 7:05 PM EDT Att: 7,839 - Unknown <a href="http://livebaseballscorecards.com">livebaseballscorecards.com</a>			
Paul Blair, R OBP: 0.299, SLG: 0.411 (1, 8)	F7		K		HR			F7		4	1	1	1	0	1	3				
Tommy Davis, R OBP: 0.305, SLG: 0.376 (1, 10)	F8		FC5-4		2B			6-3		4	0	1	0	0	0	3				
Bobby Grich, R OBP: 0.391, SLG: 0.486 (1, 4)		K			6-3		F8		FC6-4 1B	4	0	1	0	0	1	1				
Earl Williams, R OBP: 0.344, SLG: 0.383 (1, 3)		K			HR		G6-4-3 1B		FC6-4	4	1	2	1	0	1	1				
Don Baylor, R OBP: 0.318, SLG: 0.346 (1, 7)		5-3			F7		F4			3	0	0	0	0	0	1				
Brooks Robinson, R OBP: 0.365, SLG: 0.397 (1, 5)					E 1B 1B		G6-4-3 1B		1-2	3	0	2	0	0	0	1				
Andy Etchebarren, R OBP: 0.239, SLG: 0.246 (1, 2)					E 1B		FC6-4			3	0	1	0	0	0	1				
Enos Cabell, R OBP: 0.266, SLG: 0.289 (1, 9)					K		5-3		F9	3	0	0	0	0	1	2				
<b>Inning Stats</b>	R: 0 E: 0 K: 0 S: 3	H: 0 LOB: 0 BB: 0 P: 3	R: 0 E: 0 K: 2 S: 10	H: 2 LOB: 3 BB: 0 P: 10	R: 1 E: 0 K: 0 S: 5	H: 2 LOB: 1 BB: 0 P: 5	R: 1 E: 0 K: 0 S: 5	H: 2 LOB: 1 BB: 0 P: 5	R: 0 E: 0 K: 0 S: 3	H: 1 LOB: 0 BB: 0 P: 3	R: 0 E: 0 K: 0 S: 3	H: 0 LOB: 0 BB: 0 P: 3	R: 0 E: 0 K: 0 S: 4	H: 1 LOB: 1 BB: 0 P: 4	R: 0 E: 0 K: 0 S: 4	H: 1 LOB: 1 BB: 0 P: 4		1B: 5 2B: 1 3B: 0 HR: 2	SF: 0 SAC: 0 DP: 1 HBP: 0	WP: 0 PB: 0 SB: 0 CS: 0
<b>PITCHER</b> Jim Kaat, L ERA: 3.49 (1, 1)	IP: 8.0 WLS: L BF: 32 H: 8 R: 2 ER: 2 SO: 4 BB: 0 IBB: 0 HBP: 0 BLK: 0 WP: 0 HR: 2 S: 40 P: 40 ERA: 2.25 WHIP: 1.000																			



Batter	1	2	3	4	5	6	7	8	9	10	11	12	13	AB	R	H	RBI	BB	SO	LOB	TOP					
Pat Kelly, L (1, 10) OBP: 0.345, SLG: 0.363 Ron Santo, R (12, PH) OBP: 0.302, SLG: 0.305														4 1 2 0 2 1 0 1 0 0 0 0 1 0												
Jorge Orta, L (1, 4) OBP: 0.366, SLG: 0.466														7 2 5 3 0 0 2												
Tony Muser, L (1, 3) OBP: 0.325, SLG: 0.342 Dick Allen, R (8, PH) OBP: 0.379, SLG: 0.600 (8, 3)														4 0 0 0 0 2 3 2 1 1 1 1 0 2												
Carlos May, L (1, 7) OBP: 0.335, SLG: 0.370																										
Ken Henderson, S (1, 8) OBP: 0.357, SLG: 0.457														7 1 2 1 0 0 4												
Bill Melton, R (1, 5) OBP: 0.309, SLG: 0.389														7 1 2 0 0 3 2												
Bill Sharp, L (1, 9) OBP: 0.324, SLG: 0.362 Budny Bradford, R (7, PH) OBP: 0.422, SLG: 0.521 (7, 9)														2 1 1 1 1 0 2 1 0 0 0 1 1 0												
Lee Richard, R (10, 9) OBP: 0.176, SLG: 0.125														6 0 1 0 0 2 5												
Brian Downing, R (1, 2) OBP: 0.378, SLG: 0.442														6 1 1 0 0 1 1												
Bucky Dent, R (1, 6) OBP: 0.294, SLG: 0.325																										
<b>Inning Stats</b>	R: 1 E: 0 K: 0 S: 4	H: 2 LOB: 1 BB: 1 P: 8	R: 2 E: 1 K: 2 S: 10	H: 3 LOB: 2 BB: 1 P: 14	R: 0 E: 0 K: 0 S: 4	H: 1 LOB: 2 BB: 1 P: 8	R: 0 E: 0 K: 1 S: 6	H: 1 LOB: 1 BB: 0 P: 6	R: 1 E: 0 K: 2 S: 8	H: 1 LOB: 2 BB: 2 P: 13	R: 2 E: 1 K: 1 S: 7	H: 2 LOB: 1 BB: 1 P: 11	R: 0 E: 0 K: 0 S: 5	H: 0 LOB: 0 BB: 0 P: 7	R: 0 E: 0 K: 1 S: 5	H: 0 LOB: 0 BB: 0 P: 3	R: 0 E: 0 K: 1 S: 6	H: 1 LOB: 1 BB: 1 P: 10	1B: 11 2B: 1 3B: 0 HR: 4	SF: 0 SAC: 0 DP: 0 HBP: 0	WP: 0 PB: 0 SB: 0 CS: 1	PA: 61				
<b>PITCHER</b>	IP 5.2	WLS 29	BF 10	H 5	ER 5	SO 5	BB 4	IBB 0	HBP 0	BLK 0	WP 0	HR 3	S 35	P 51	ERA 7.94	WHIP 2.471										
Pat Dobson, R (1, 1) ERA: 3.34	2.1	12	3	2	1	3	2	1	0	2	0	0	15	27	3.86	2.143										
Tippy Martinez, L (8, 1) ERA: 3.86	1.2	7	2	0	0	2	0	0	0	2	0	0	11	11	0.00	1.200										
Cecil Upshaw, R (10, 1) ERA: 2.53	3.1	W	12	1	1	1	2	1	0	0	0	0	1	15	2.70	0.600										
Sparky Lyle, L (10, 1) ERA: 2.07																										

Chicago White Sox @ New York Yankees  
Shea Stadium, Flushing, NY  
Fri Aug 16 1974, 7:05 PM EDT  
Sunny - 80 F

AB 52  
R 8  
H 16  
RBI 6  
BB 8  
SO 12  
LOB 24



Batter	1	2	3	4	5	6	7	8	9	10	11	12	13	AB	R	H	RBI	BB	SO	LOB	BOTTOM					
Sandy Alomar Sr., S (1, 4) OBP: 0.271, SLG: 0.296														7 1 2 1 0 1 2												
Elliott Maddox, R (1, 8) OBP: 0.366, SLG: 0.359														5 1 2 0 1 0 0												
Bobby Murcer, L (1, 9) OBP: 0.333, SLG: 0.384														7 1 3 1 0 0 3												
Ron Blomberg, L (1, 10) OBP: 0.356, SLG: 0.446 Thurman Munson, R (8, PH) OBP: 0.298, SLG: 0.371														4 1 1 1 0 0 2 3 1 2 2 0 1 1												
Lou Piniella, R (1, 7) OBP: 0.344, SLG: 0.402														6 2 2 1 0 1 4												
Chris Chambliss, L (1, 3) OBP: 0.288, SLG: 0.316 Bill Sudakis, S (8, PH) OBP: 0.299, SLG: 0.356 (8, 3)														3 0 1 1 0 1 0 3 0 1 0 0 0 3												
Mel Stottlemyre, R (12, PR)													0 0 0 0 0 0 0 0 0 0 0 0 0 0													
Otto Velez, R (13, 3) OBP: 0.329, SLG: 0.368													5 1 0 0 1 1 2													
Rick Dempsey, R (1, 2) OBP: 0.287, SLG: 0.337													5 1 3 2 1 0 0													
Jim Mason, L (1, 6) OBP: 0.307, SLG: 0.361 Roy White, S (8, PH) OBP: 0.366, SLG: 0.366 Gene Michael, S (8, 6) OBP: 0.289, SLG: 0.281													3 0 0 0 0 0 2 0 0 0 0 1 0 0 2 0 0 0 0 1 2													
<b>Inning Stats</b>	R: 3 E: 0 K: 0 S: 6	H: 3 LOB: 1 BB: 1 P: 10	R: 2 E: 0 K: 0 S: 7	H: 4 LOB: 2 BB: 0 P: 7	R: 0 E: 0 K: 0 S: 5	H: 0 LOB: 1 BB: 1 P: 7	R: 0 E: 0 K: 1 S: 5	H: 0 LOB: 0 BB: 0 P: 5	R: 0 E: 0 K: 0 S: 3	H: 1 LOB: 1 BB: 0 P: 3	R: 2 E: 0 K: 0 S: 5	H: 2 LOB: 2 BB: 2 P: 13	R: 0 E: 0 K: 1 S: 5	H: 2 LOB: 2 BB: 0 P: 5	R: 0 E: 0 K: 1 S: 6	H: 1 LOB: 1 BB: 0 P: 6	R: 0 E: 0 K: 1 S: 7	H: 2 LOB: 2 BB: 0 P: 7	R: 2 E: 0 K: 0 S: 4	H: 2 LOB: 0 BB: 0 P: 4	1B: 13 2B: 3 3B: 0 HR: 1	SF: 0 SAC: 1 DP: 0 HBP: 0	WP: 1 PB: 0 SB: 0 CS: 0	PA: 58		
<b>PITCHER</b>	IP 1.1	WLS 12	BF 7	H 5	ER 5	SO 0	BB 1	IBB 0	HBP 0	BLK 0	WP 1	HR 0	S 11	P 15	ERA 33.75	WHIP 6.000										
Stan Bahnsen, R (1, 1) ERA: 4.67	6.0	20	2	1	1	3	1	0	0	0	0	0	25	29	1.50	0.500										
Skip Pitcock, L (2, 1) ERA: 4.34	5.1	L	26	8	3	3	1	1	0	0	0	0	1	30	5.06	1.688										
Terry Forster, L (8, 1) ERA: 3.82																										

Chicago White Sox @ New York Yankees  
Shea Stadium, Flushing, NY  
Fri Aug 16 1974, 7:05 PM EDT  
Sunny - 80 F

AB 53  
R 9  
H 17  
RBI 9  
BB 4  
SO 6  
LOB 21









Batter	1	2	3	4	5	6	7	8	9	AB	R	H	RBI	BB	SO	LOB	TOP			
Pat Kelly, L OBP: 0.351, SLG: 0.366 (1, 10)										2	0	1	0	1	1	0	<b>Chicago White Sox @ New York Yankees</b> Shea Stadium, Flushing, NY Sat Aug 17 1974, 3:33 AM EDT Att: 10,535 - Cloudy - 77 F			
Jorge Orta, L OBP: 0.365, SLG: 0.461 (1, 4)										3	1	1	0	0	0	2				
Tony Muser, L OBP: 0.321, SLG: 0.344 (1, 3)										3	0	1	0	0	0	2				
Carlos May, L OBP: 0.333, SLG: 0.368 (1, 7)										3	0	0	1	0	0	2				
Ken Henderson, S OBP: 0.356, SLG: 0.456 (1, 8)										3	0	0	0	0	1	1				
Bill Melton, R OBP: 0.311, SLG: 0.394 (1, 5)										2	0	0	0	1	1	0				
Bill Sharp, L OBP: 0.318, SLG: 0.369 (1, 9)										3	0	0	0	0	1	1				
Brian Downing, R OBP: 0.373, SLG: 0.436 (1, 2)										3	0	0	0	0	1	1				
Bucky Dent, R OBP: 0.292, SLG: 0.320 (1, 6)										2	0	0	0	0	0	0				
<b>Inning Stats</b>	R: 0 E: 0 K: 0 S: 4	H: 1 LOB: 1 BB: 0 P: 4	R: 0 E: 0 K: 2 S: 7	H: 0 LOB: 1 BB: 1 P: 11	R: 0 E: 0 K: 1 S: 3	H: 0 LOB: 0 BB: 0 P: 7	R: 0 E: 0 K: 1 S: 5	H: 0 LOB: 0 BB: 0 P: 5	R: 0 E: 0 K: 1 S: 3	H: 0 LOB: 0 BB: 0 P: 3	R: 1 E: 0 K: 1 S: 7	H: 2 LOB: 1 BB: 0 P: 7	R: 0 E: 0 K: 1 S: 5	H: 0 LOB: 0 BB: 0 P: 5			1B: 1 2B: 2 3B: 0 HR: 0	SF: 0 SAC: 0 DP: 0 HBP: 0	WP: 0 PB: 0 CS: 0	PA: 26
<b>PITCHER</b> Doc Medich, R ERA: 3.52 (1, 1)	IP: 7.0 WLS: W BF: 26 H: 3 R: 1 ER: 1 SO: 5 BB: 2 IBB: 0 HBP: 0 BLK: 0 WP: 0 HR: 0 S: 34 P: 42 ERA: 1.29 WHIP: 0.714															<b>PITCHER</b>	IP: WLS: BF: H: R: ER: SO: BB: IBB: HBP: BLK: WP: HR: S: P: ERA: WHIP:			

AB	24
R	1
H	3
RBI	1
BB	2
SO	5
LOB	9



Batter	1	2	3	4	5	6	7	8	9	AB	R	H	RBI	BB	SO	LOB	BOTTOM			
Sandy Alomar Sr., S OBP: 0.276, SLG: 0.278 (1, 4)										2	1	0	0	1	1	0	<b>Chicago White Sox @ New York Yankees</b> Shea Stadium, Flushing, NY Sat Aug 17 1974, 3:33 AM EDT Att: 10,535 - Cloudy - 77 F			
Elliott Maddox, R OBP: 0.388, SLG: 0.364 (1, 8)										3	1	1	0	0	1	0				
Bobby Murcer, L OBP: 0.328, SLG: 0.378 (1, 9)										3	0	0	0	0	1	2				
Ron Blomberg, L OBP: 0.358, SLG: 0.443 (1, 10)										2	0	0	0	1	0	0				
Lou Piniella, R OBP: 0.350, SLG: 0.408 (1, 7)										3	0	2	2	0	0	0				
Chris Chambliss, L OBP: 0.288, SLG: 0.316 (1, 3)										3	0	0	0	0	0	2				
Graig Nettles, L OBP: 0.325, SLG: 0.389 (1, 5)										2	0	2	0	1	0	0				
Thurman Munson, R OBP: 0.296, SLG: 0.368 (1, 2)										2	0	0	0	0	0	4				
Jim Mason, L OBP: 0.303, SLG: 0.356 (1, 6)										2	0	0	0	0	0	0				
<b>Inning Stats</b>	R: 2 E: 0 K: 1 S: 7	H: 2 LOB: 3 BB: 3 P: 19	R: 0 E: 0 K: 1 S: 5	H: 0 LOB: 0 BB: 0 P: 5	R: 0 E: 0 K: 0 S: 3	H: 1 LOB: 0 BB: 0 P: 3	R: 0 E: 0 K: 0 S: 3	H: 1 LOB: 0 BB: 0 P: 3	R: 0 E: 0 K: 0 S: 3	H: 0 LOB: 0 BB: 0 P: 5	R: 0 E: 0 K: 0 S: 2	H: 0 LOB: 0 BB: 0 P: 3	R: 0 E: 0 K: 0 S: 2	H: 1 LOB: 1 BB: 0 P: 2			1B: 4 2B: 1 3B: 0 HR: 0	SF: 0 SAC: 0 DP: 1 HBP: 0	WP: 0 PB: 0 CS: 1	PA: 26
<b>PITCHER</b> Bart Johnson, R ERA: 3.9 (1, 1)	IP: 6.1 WLS: L BF: 25 H: 5 R: 2 ER: 2 SO: 3 BB: 3 IBB: 0 HBP: 0 BLK: 0 WP: 0 HR: 0 S: 28 P: 40 ERA: 2.84 WHIP: 1.263															<b>PITCHER</b>	IP: WLS: BF: H: R: ER: SO: BB: IBB: HBP: BLK: WP: HR: S: P: ERA: WHIP:			

AB	22
R	2
H	5
RBI	2
BB	3
SO	3
LOB	8









Batter	1	2	3	4	5	6	7	8	9	AB	R	H	RBI	BB	SO	LOB	TOP					
Dick Allen, R OBP: 0.378, SLG: 0.597 (1, 3)	F3			1B			L8	G5-4-3		4	0	1	0	0	0	2						
Bill Melton, R OBP: 0.311, SLG: 0.399 (1, 5)	5-3			K			BB		1-3	4	0	1	0	0	1	1						
Carlos May, L OBP: 0.329, SLG: 0.363 (1, 7)	K			K			BB		F8	3	0	0	0	1	2	0						
Ken Henderson, S OBP: 0.358, SLG: 0.455 (1, 8)		5-3			G4-6-3		K		4-3	4	0	1	0	0	1	2						
Brian Downing, R OBP: 0.371, SLG: 0.429 (8, 2)		5-3			K		F8			3	0	0	0	0	1	3						
Ron Santo, R OBP: 0.298, SLG: 0.299 (1, 10)		6-3			G4-6-3			F8		3	0	0	0	0	0	1						
Jorge Orta, L OBP: 0.361, SLG: 0.453 (1, 4)			K			G3		BB	BB	2	1	0	0	1	1	0						
Pete Varney, R OBP: 0.286, SLG: 0.286 (8, FR)			P4			5-3				3	0	1	0	0	0	0						
Pat Kelly, L OBP: 0.350, SLG: 0.365 (8, 9)								BB		0	0	0	0	0	0	0						
Bucky Dent, R OBP: 0.295, SLG: 0.319 (1, 6)			F7			6-3		BB		3	0	1	1	0	0	0						
<b>Inning Stats</b>	R: 0 E: 0 K: 1 S: 5	H: 0 LOB: 0 BB: 0 P: 5	R: 0 E: 0 K: 0 S: 3	H: 0 LOB: 0 BB: 0 P: 3	R: 0 E: 0 K: 1 S: 5	H: 0 LOB: 0 BB: 0 P: 5	R: 0 E: 0 K: 2 S: 7	H: 1 LOB: 0 BB: 0 P: 7	R: 0 E: 0 K: 1 S: 5	H: 1 LOB: 0 BB: 0 P: 5	R: 0 E: 0 K: 0 S: 3	H: 0 LOB: 0 BB: 0 P: 3	R: 0 E: 0 K: 1 S: 6	H: 1 LOB: 2 BB: 1 P: 10	R: 1 E: 0 K: 0 S: 4	H: 2 LOB: 2 BB: 1 P: 8	R: 0 E: 0 K: 0 S: 3	H: 0 LOB: 0 BB: 0 P: 3	1B: 5 2B: 0 3B: 0 HR: 0	SF: 0 SAC: 0 DP: 2 HBP: 0	WP: 0 PB: 0 SB: 0 CS: 0	PA: 31
<b>PITCHER</b>	IP	WLS	BF	H	R	ER	SO	BB	IBB	HBP	BLK	WP	HR	S	P	ERA	WHIP					
Bill Lee, L ERA: 3.94 (1, 1)	7.1	W	27	5	1	1	6	2	0	0	0	0	0	37	45	1.23	0.955					
Diego Segui, R ERA: 3.65 (8, 1)	1.2	S	4	0	0	0	0	0	0	0	0	0	0	4	4	0.00	0.000					

**Chicago White Sox @ Boston Red Sox**  
 Fenway Park, Boston, MA  
 Mon Aug 19 1974, 7:05 PM EDT  
 Att: 23,923 - Unknown - 82 F

livebaseballscorecards.com

AB	29
R	1
H	5
RBI	1
BB	2
SO	6
LOB	9



Batter	1	2	3	4	5	6	7	8	9	AB	R	H	RBI	BB	SO	LOB	BOTTOM					
Tommy Harper, R OBP: 0.299, SLG: 0.318 (1, 7)	K							SH1-3		3	0	0	0	0	2	2						
Rick Miller, L OBP: 0.347, SLG: 0.348 (9, 7)			L8							0	0	0	0	0	0	0						
Juan Beniquez, R OBP: 0.323, SLG: 0.389 (1, 8)	F8		FC6		B1			BB		4	1	1	1	0	0	2						
Dwight Evans, R OBP: 0.336, SLG: 0.439 (1, 9)	F8			BB				BB		4	1	1	0	0	0	1						
Carl Yastrzemski, L OBP: 0.417, SLG: 0.463 (1, 3)		F9		SF9				BB		4	2	2	1	0	1	0						
Rico Petrocelli, R OBP: 0.363, SLG: 0.465 (1, 5)		K		SF9				HBP		3	0	1	1	0	1	0						
Jim Rice, R (1, 10)		3-1		SF9				BB		2	0	0	1	0	0	0						
Doug Griffin, R OBP: 0.366, SLG: 0.383 (1, 4)				BB				BB		2	1	1	1	2	0	0						
Rick Burleson, R OBP: 0.339, SLG: 0.412 (1, 6)			6-3					BB		4	0	1	0	0	0	5						
Bob Montgomery, R OBP: 0.280, SLG: 0.324 (1, 2)					4-3			BB		3	1	2	1	0	0	1						
<b>Inning Stats</b>	R: 0 E: 0 K: 1 S: 5	H: 0 LOB: 0 BB: 0 P: 5	R: 0 E: 0 K: 1 S: 5	H: 0 LOB: 0 BB: 0 P: 5	R: 1 E: 0 K: 0 S: 5	H: 2 LOB: 1 BB: 0 P: 5	R: 2 E: 0 K: 0 S: 5	H: 2 LOB: 0 BB: 0 P: 5	R: 0 E: 0 K: 1 S: 6	H: 1 LOB: 1 BB: 0 P: 6	R: 0 E: 0 K: 1 S: 5	H: 0 LOB: 0 BB: 0 P: 5	R: 0 E: 0 K: 0 S: 2	H: 0 LOB: 0 BB: 1 P: 6	R: 3 E: 0 K: 0 S: 7	H: 4 LOB: 3 BB: 1 P: 12	R: 0 E: 0 K: 0 S: 3	H: 0 LOB: 0 BB: 0 P: 3	1B: 6 2B: 3 3B: 0 HR: 0	SF: 2 SAC: 1 DP: 0 HBP: 1	WP: 0 PB: 0 SB: 0 CS: 1	PA: 35
<b>PITCHER</b>	IP	WLS	BF	H	R	ER	SO	BB	IBB	HBP	BLK	WP	HR	S	P	ERA	WHIP					
Jim Kaat, L ERA: 3.58 (1, 1)	7.1	L	29	7	5	5	4	1	0	0	0	0	0	36	40	6.14	1.091					
Rich Gossage, R ERA: 4.66 (8, 1)	0.1		1	0	0	0	0	0	0	0	0	0	0	1	1	0.00	0.000					
Terry Forster, L ERA: 3.89 (8, 1)	0.1		5	2	1	1	0	1	0	1	0	0	0	3	8	27.00	9.000					

**Chicago White Sox @ Boston Red Sox**  
 Fenway Park, Boston, MA  
 Mon Aug 19 1974, 7:05 PM EDT  
 Att: 23,923 - Unknown - 82 F

livebaseballscorecards.com

AB	29
R	6
H	9
RBI	6
BB	2
SO	4
LOB	11






Batter	1	2	3	4	5	6	7	8	9	AB	R	H	RBI	BB	SO	LOB	TOP			
Pat Kelly, L OBP: 0.348, SLG: 0.363 (1, 10)										5	0	1	0	0	0	2				
Jorge Orta, L OBP: 0.362, SLG: 0.456 (1, 4)										4	1	2	1	0	1	0				
Dick Allen, R OBP: 0.379, SLG: 0.598 Tony Muser, L OBP: 0.321, SLG: 0.344 (8, 3)										3	0	1	1	1	0	0				
Carlos May, L OBP: 0.327, SLG: 0.359 (1, 7)										4	0	0	0	0	0	4				
Ken Henderson, S OBP: 0.356, SLG: 0.451 (1, 8)										4	0	0	0	0	0	0				
Bill Melton, R OBP: 0.311, SLG: 0.400 (1, 5)										4	1	1	0	0	0	0				
Bill Sharp, L OBP: 0.325, SLG: 0.381 (1, 9)										4	0	2	1	0	0	0				
Ed Herrmann, L OBP: 0.306, SLG: 0.390 (1, 2)										4	0	0	0	0	1	2				
Bucky Dent, R OBP: 0.297, SLG: 0.319 (1, 6)										3	1	1	0	1	0	0				
<b>Inning Stats</b>	R: 0 E: 0 K: 1 S: 5	H: 0 LOB: 0 BB: 0 P: 5	R: 0 E: 0 K: 0 S: 3	H: 0 LOB: 0 BB: 0 P: 3	R: 1 E: 0 K: 1 S: 7	H: 2 LOB: 3 BB: 2 P: 15	R: 0 E: 0 K: 0 S: 4	H: 1 LOB: 1 BB: 0 P: 4	R: 0 E: 0 K: 0 S: 3	H: 0 LOB: 0 BB: 0 P: 3	R: 0 E: 0 K: 0 S: 3	H: 0 LOB: 0 BB: 0 P: 3	R: 0 E: 0 K: 0 S: 5	H: 2 LOB: 1 BB: 0 P: 5	R: 1 E: 0 K: 0 S: 6	H: 3 LOB: 2 BB: 0 P: 6	1B: 3 2B: 5 3B: 0 HR: 0	SF: 0 SAC: 0 DP: 0 HBP: 0	WP: 0 PB: 0 SB: 0 CS: 0	PA: 37
<b>PITCHER</b> Dick Drago, R ERA: 3.88 (1, 1)	IP: 9.0 WLS: W BF: 37 H: 8 R: 3 ER: 3 SO: 2 BB: 2 IBB: 0 HBP: 0 BLK: 0 WP: 0 HR: 0 S: 39 P: 47 ERA: 3.00 WHIP: 1.111																			

Chicago White Sox @ Boston Red Sox  
Fenway Park, Boston, MA  
Tue Aug 20 1974, 7:05 PM EDT  
Att: 27,881 - Unknown - 69 F


AB 35  
R 3  
H 8  
RBI 3  
BB 2  
SO 2  
LOB 8



Batter	1	2	3	4	5	6	7	8	9	AB	R	H	RBI	BB	SO	LOB	BOTTOM			
Rick Miller, L OBP: 0.356, SLG: 0.358 (1, 8)										5	2	4	0	0	0	0				
Cecil Cooper, L OBP: 0.328, SLG: 0.413 (1, 10)										3	1	1	1	1	1	3				
Dwight Evans, R OBP: 0.334, SLG: 0.439 (1, 9)										5	0	1	3	0	0	4				
Carl Yastrzemski, L OBP: 0.418, SLG: 0.462 Danny Gater, R OBP: 0.317, SLG: 0.411 (8, 3)										3	0	1	1	1	0	1				
Rico Petrocelli, R OBP: 0.365, SLG: 0.466 Dick McAuliffe, L OBP: 0.324, SLG: 0.330 (8, 5)										4	1	2	0	0	2	2				
Bernie Carbo, L OBP: 0.372, SLG: 0.425 (1, 7)										3	0	0	0	1	1	3				
Doug Griffin, R OBP: 0.370, SLG: 0.389 (1, 4)										2	1	1	0	1	0	0				
Rick Burleson, R OBP: 0.342, SLG: 0.414 (1, 6)										3	2	2	2	0	0	1				
Tim Blackwell, S OBP: 0.340, SLG: 0.307 (1, 2)										3	1	1	0	1	0	2				
<b>Inning Stats</b>	R: 0 E: 0 K: 0 S: 3	H: 1 LOB: 0 BB: 0 P: 3	R: 0 E: 0 K: 1 S: 5	H: 0 LOB: 0 BB: 0 P: 5	R: 3 E: 0 K: 0 S: 4	H: 2 LOB: 1 BB: 3 P: 16	R: 1 E: 0 K: 0 S: 4	H: 1 LOB: 1 BB: 1 P: 8	R: 1 E: 0 K: 1 S: 7	H: 2 LOB: 1 BB: 0 P: 7	R: 2 E: 1 K: 2 S: 10	H: 3 LOB: 1 BB: 0 P: 10	R: 0 E: 0 K: 0 S: 3	H: 1 LOB: 1 BB: 1 P: 7	R: 1 E: 0 K: 0 S: 6	H: 3 LOB: 2 BB: 0 P: 6	1B: 11 2B: 2 3B: 0 HR: 0	SF: 1 SAC: 2 DP: 3 HBP: 0	WP: 0 PB: 1 SB: 0 CS: 2	PA: 40
<b>PITCHER</b> Stan Bahnsen, R ERA: 4.69 Jack Kucek, R ERA: 4.32 (5, 1)	IP: 4.1 WLS: L BF: 22 H: 6 R: 5 ER: 5 SO: 1 BB: 4 IBB: 0 HBP: 0 BLK: 0 WP: 0 HR: 0 S: 20 P: 36 ERA: 10.38 WHIP: 2.308																			

Chicago White Sox @ Boston Red Sox  
Fenway Park, Boston, MA  
Tue Aug 20 1974, 7:05 PM EDT  
Att: 27,881 - Unknown - 69 F

AB 31  
R 8  
H 13  
RBI 7  
BB 5  
SO 4  
LOB 16






Batter	1	2	3	4	5	6	7	8	9	AB	R	H	RBI	BB	SO	LOB	TOP		
Brian Downing, R OBP: 0.369, SLG: 0.423 (1, 9)	F9			SH5-3 BB		K			K	3	0	0	0	1	2	1			
Jorge Orta, L OBP: 0.360, SLG: 0.454 Buddy Bradford, R OBP: 0.418, SLG: 0.516 (1, 4)	F8			SH5-3			K		L1-3	2	0	0	0	0	1	0			
Dick Allen, R OBP: 0.379, SLG: 0.596 (1, 3)	4-3			F7			FC5-4 1B			3	0	1	0	0	0	1			
Bill Melton, R OBP: 0.309, SLG: 0.398 Lee Richard, R OBP: 0.171, SLG: 0.121 (1, 5)				K			FC5-4 FC5-4			2	0	0	0	0	2	1			
Ken Henderson, S OBP: 0.354, SLG: 0.448 (1, 8)				K			FC5-4			3	0	0	0	0	2	1			
Carlos May, L OBP: 0.325, SLG: 0.357 (1, 7)				6-3					G3	3	0	0	0	0	0	0			
Ron Santo, R OBP: 0.295, SLG: 0.296 (1, 10)				F3					K	3	0	0	0	0	2	0			
Ed Herrmann, L OBP: 0.304, SLG: 0.387 (1, 2)				K					K	3	0	0	0	0	3	0			
Bucky Dent, R OBP: 0.297, SLG: 0.317 (1, 6)				F8					2-3	2	0	0	0	1	0	0			
<b>Inning Stats</b>	R: 0 H: 0 E: 0 K: 0 S: 3	H: 0 LOB: 0 BB: 0 P: 3	R: 0 H: 0 E: 0 K: 2 S: 7	H: 0 LOB: 0 BB: 0 P: 7	R: 0 H: 0 E: 0 K: 1 S: 5	H: 0 LOB: 0 BB: 0 P: 5	R: 0 H: 0 E: 0 K: 1 S: 5	H: 0 LOB: 1 BB: 1 P: 9	R: 0 H: 0 E: 0 K: 2 S: 7	H: 0 LOB: 0 BB: 0 P: 7	R: 0 H: 1 E: 0 K: 1 S: 6	H: 1 LOB: 1 BB: 0 P: 6	R: 0 H: 0 E: 0 K: 2 S: 7	H: 0 LOB: 0 BB: 1 P: 7	R: 0 H: 0 E: 0 K: 1 S: 4	H: 0 LOB: 0 BB: 1 P: 8	1B: 1 2B: 1 3B: 0 HR: 0	SF: 0 SAC: 1 DP: 1 HBP: 0	WP: 0 PA: 29 PB: 0 SB: 0 CS: 0
<b>PITCHER</b> Rogier Moret, L ERA: 3.17 (1, 1)	IP: 9.0 WLS: W BF: 29 H: 1 R: 0 ER: 0 SO: 12 BB: 2 IBB: 0 HBP: 0 BLK: 0 WP: 0 HR: 0 S: 51 P: 59 ERA: 0.00 WHIP: 0.333															<b>PITCHER</b> IP: 9.0 WLS: W BF: 29 H: 1 R: 0 ER: 0 SO: 12 BB: 2 IBB: 0 HBP: 0 BLK: 0 WP: 0 HR: 0 S: 51 P: 59 ERA: 0.00 WHIP: 0.333			

Chicago White Sox @ Boston Red Sox  
Fenway Park, Boston, MA  
Wed Aug 21 1974, 3:33 AM EDT  
Att: 32,395 - Unknown

AB 26  
R 0  
H 1  
RBI 0  
BB 2  
SO 12  
LOB 6



Batter	1	2	3	4	5	6	7	8	9	AB	R	H	RBI	BB	SO	LOB	BOTTOM
Tommy Harper, R OBP: 0.295, SLG: 0.314 (1, 7)	5-3		F8			F9			5-3	4	0	0	0	0	0	0	
Juan Beniquez, R OBP: 0.326, SLG: 0.390 (1, 8)	L8			PB SF8 1B		F4			CS 1B	4	1	2	0	0	0	0	
Dwight Evans, R OBP: 0.333, SLG: 0.435 (1, 9)	5-3			6-3		E5 BB			IBB 1B BB	3	1	0	0	1	0	1	
Carl Yastrzemski, L OBP: 0.418, SLG: 0.462 (1, 3)			F2			SF8			IBB 1B	2	1	1	1	1	0	0	
Rico Petrocelli, R OBP: 0.366, SLG: 0.467 (1, 5)				K		BB			1B 1B	3	0	1	0	1	2	2	
Jim Rice, R OBP: 0.375, SLG: 0.333 (1, 10)			5-3			FC5-6 1B			1B 1B	4	0	2	2	0	1	1	
Doug Griffin, R OBP: 0.366, SLG: 0.383 (1, 4)			K			FC5-6 1B			F8	3	1	0	0	0	1	2	
Rick Burleson, R OBP: 0.341, SLG: 0.414 (1, 6)			F4			K				3	0	1	0	0	1	1	
Bob Montgomery, R OBP: 0.280, SLG: 0.324 (1, 2)			F7			1B			5-3	3	0	1	1	0	0	1	
<b>Inning Stats</b>	R: 0 H: 0 E: 0 K: 0 S: 3	H: 1 LOB: 1 BB: 0 P: 6	R: 0 H: 0 E: 0 K: 1 S: 3	H: 0 LOB: 0 BB: 0 P: 3	R: 1 H: 1 E: 0 K: 1 S: 6	H: 1 LOB: 0 BB: 0 P: 6	R: 1 H: 2 E: 0 K: 1 S: 6	H: 2 LOB: 1 BB: 0 P: 6	R: 0 H: 0 E: 1 K: 1 S: 6	H: 0 LOB: 2 BB: 1 P: 10	R: 0 H: 1 E: 0 K: 1 S: 6	H: 1 LOB: 1 BB: 0 P: 6	R: 2 H: 3 E: 0 K: 0 S: 4	H: 3 LOB: 3 BB: 2 P: 12	1B: 7 2B: 1 3B: 0 HR: 0	SF: 1 SAC: 0 DP: 0 HBP: 0	WP: 0 PA: 33 PB: 1 SB: 2 CS: 1
<b>PITCHER</b> Wilbur Wood, L ERA: 3.69 (1, 1)	IP: 8.0 WLS: L BF: 33 H: 8 R: 4 ER: 3 SO: 5 BB: 2 IBB: 1 HBP: 0 BLK: 0 WP: 0 HR: 0 S: 40 P: 52 ERA: 3.38 WHIP: 1.250															<b>PITCHER</b> IP: 8.0 WLS: L BF: 33 H: 8 R: 4 ER: 3 SO: 5 BB: 2 IBB: 1 HBP: 0 BLK: 0 WP: 0 HR: 0 S: 40 P: 52 ERA: 3.38 WHIP: 1.250	

Chicago White Sox @ Boston Red Sox  
Fenway Park, Boston, MA  
Wed Aug 21 1974, 3:33 AM EDT  
Att: 32,395 - Unknown

AB 29  
R 4  
H 8  
RBI 4  
BB 3  
SO 5  
LOB 8





Batter	1	2	3	4	5	6	7	8	9	AB	R	H	RBI	BB	SO	LOB	TOP			
Frank Duffy, R OBP: 0.276, SLG: 0.317 (1, 6)	F3			F6		6-3			4-3 1B	4	1	1	0	0	0	0				
Remy Hermoso, R OBP: 0.256, SLG: 0.276 (1, 4)	G4-6-3 1B			E4 1B		F8			4-3 1-2	4	0	1	0	0	0	1				
Rico Carty, R OBP: 0.300, SLG: 0.300 John Lowenstein, L OBP: 0.318, SLG: 0.328 (9, PR)	G4-6-3 1-2								FC5-4 1B 2-H	4	0	3	1	0	0	1				
Charlie Spikes, R OBP: 0.342, SLG: 0.453 (1, 9)		6-3		F7					FC5-4 1B 1-2	4	0	0	0	0	0	4				
John Ellis, R OBP: 0.341, SLG: 0.438 (1, 3)		G6-4-3 1B		K					FC5-4 1-2	4	0	1	0	0	1	4				
George Hendrick, R OBP: 0.336, SLG: 0.470 (1, 8)		G6-4-3 1-2			1-3					3	0	0	0	0	0	2				
Joe Lis, R OBP: 0.299, SLG: 0.306 (1, 5)				F8		5-3			5-3	3	0	0	0	0	0	0				
Rusty Torres, S OBP: 0.226, SLG: 0.198 (1, 7)				G5-4-3 1B		6-3			K	3	0	1	0	0	1	0				
Dave Duncan, R OBP: 0.254, SLG: 0.346 (1, 2)				G5-4-3 1-2					K F8	3	0	0	0	0	1	1				
<b>Inning Stats</b>	R: 0 E: 0 K: 0 S: 3	H: 1 LOB: 0 BB: 0 P: 3	R: 0 E: 0 K: 0 S: 3	H: 1 LOB: 0 BB: 0 P: 3	R: 0 E: 0 K: 1 S: 7	H: 1 LOB: 2 BB: 0 P: 7	R: 0 E: 0 K: 0 S: 3	H: 0 LOB: 0 BB: 0 P: 3	R: 0 E: 0 K: 1 S: 5	H: 0 LOB: 0 BB: 0 P: 5	R: 0 E: 0 K: 0 S: 4	H: 1 LOB: 1 BB: 0 P: 4	R: 0 E: 0 K: 1 S: 5	H: 0 LOB: 0 BB: 0 P: 5	R: 1 E: 0 K: 0 S: 5	H: 2 LOB: 1 BB: 0 P: 5	1B: 7 2B: 0 3B: 0 HR: 0	SF: 0 SAC: 0 DP: 3 HBP: 0	WP: 0 PB: 0 SB: 0 CS: 0	PA: 32
<b>PITCHER</b> Jim Kaat, L ERA: 3.47 (1, 1)	IP: 9.0 WLS: W BF: 32 H: 7 R: 1 ER: 1 SO: 3 BB: 0 IBB: 0 HBP: 0 BLK: 0 WP: 0 HR: 0 S: 38 P: 38 ERA: 1.00 WHIP: 0.778															<b>PITCHER</b>				

Cleveland Indians @ Chicago White Sox  
Comiskey Park, Chicago, IL  
Fri Aug 23 1974, 8:05 PM EDT  
Att: 14,217 - Unknown - 68 F

AB 32  
R 1  
H 7  
RBI 1  
BB 0  
SO 3  
LOB 13



Batter	1	2	3	4	5	6	7	8	9	AB	R	H	RBI	BB	SO	LOB	BOTTOM			
Brian Downing, R OBP: 0.369, SLG: 0.422 Carlos May, L OBP: 0.324, SLG: 0.356 (6, FH) (7, 7)	1-3					1-3			F7	3	0	1	0	0	0	0				
Jorge Orta, L OBP: 0.362, SLG: 0.453 (1, 4)	4-0 BB					K			1-3	3	0	1	0	1	1	3				
Dick Allen, R OBP: 0.378, SLG: 0.593 (1, 3)	0-3 K			F3		FC6-4 1B			6-3	4	0	1	0	0	1	3				
Bill Melton, R OBP: 0.307, SLG: 0.394 (1, 5)	F7			K		FC6-4 1-2			F7	4	0	0	0	0	1	4				
Ken Henderson, S OBP: 0.353, SLG: 0.448 (1, 8)				1-3		F8 1B 2B			F9	4	1	1	0	0	0	0				
Ron Santo, R OBP: 0.297, SLG: 0.299 (1, 10)				3-1		1B 2-H 1B 1B			4-3	4	1	2	1	0	0	0				
Jerry Hairston, S OBP: 0.196, SLG: 0.200 Bill Sharp, L OBP: 0.323, SLG: 0.379 (6, PR) (7, 9)						F9			E 1B 1-2	3	0	2	0	0	0	1				
Ed Herrmann, L OBP: 0.300, SLG: 0.382 (1, 2)				1B					3-4-3	1	0	0	0	0	0	0				
Bucky Dent, R OBP: 0.300, SLG: 0.318 (1, 6)				4-3		L5			E4 HBP 1-3 2-H	4	0	0	0	0	0	3				
<b>Inning Stats</b>	R: 0 E: 0 K: 1 S: 5	H: 0 LOB: 1 BB: 1 P: 9	R: 0 E: 0 K: 0 S: 4	H: 1 LOB: 0 BB: 0 P: 4	R: 0 E: 0 K: 1 S: 7	H: 2 LOB: 2 BB: 0 P: 7	R: 1 E: 0 K: 0 S: 5	H: 3 LOB: 3 BB: 0 P: 5	R: 0 E: 0 K: 1 S: 6	H: 1 LOB: 1 BB: 0 P: 6	R: 1 E: 1 K: 0 S: 6	H: 2 LOB: 3 BB: 0 P: 7	R: 0 E: 0 K: 0 S: 3	H: 0 LOB: 0 BB: 0 P: 3	R: 0 E: 0 K: 0 S: 3	H: 0 LOB: 0 BB: 0 P: 3	1B: 8 2B: 1 3B: 0 HR: 0	SF: 0 SAC: 0 DP: 0 HBP: 1	WP: 0 PB: 0 SB: 0 CS: 0	PA: 35
<b>PITCHER</b> Fritz Peterson, L ERA: 3.85 Milt Wilcox, R ERA: 3.79 Bruce Ellingsen, L ERA: 2.05 (1, 1) (6, 1) (6, 1)	IP: 5.1 WLS: L BF: 26 H: 9 R: 2 ER: 1 SO: 3 BB: 1 IBB: 0 HBP: 0 BLK: 0 WP: 0 HR: 0 S: 31 P: 35 ERA: 1.69 WHIP: 1.875															<b>PITCHER</b>				

Cleveland Indians @ Chicago White Sox  
Comiskey Park, Chicago, IL  
Fri Aug 23 1974, 8:05 PM EDT  
Att: 14,217 - Unknown - 68 F

AB 33  
R 2  
H 9  
RBI 1  
BB 1  
SO 3  
LOB 17









Batter	1	2	3	4	5	6	7	8	9	AB	R	H	RBI	BB	SO	LOB	TOP			
Frank Duffy, R OBP: 0.274, SLG: 0.323										5	1	2	1	0	0	4				
Luis Alvarado, R OBP: 0.224, SLG: 0.211										4	0	1	1	0	1	2				
Rico Carty, R OBP: 0.357, SLG: 0.370										3	0	2	0	1	0	0				
Charlie Spikes, R OBP: 0.336, SLG: 0.444										4	0	0	0	0	2	4				
John Ellis, R OBP: 0.338, SLG: 0.433										4	1	1	0	0	0	1				
Oscar Gamble, L OBP: 0.359, SLG: 0.451										4	2	2	1	0	2	1				
Joe Lis, R OBP: 0.289, SLG: 0.294										4	0	0	0	0	2	2				
Dave Duncan, R OBP: 0.255, SLG: 0.346										4	0	1	1	0	0	0				
John Lowenstein, L OBP: 0.316, SLG: 0.325										0	0	0	0	0	0	0				
Rusty Torres, S OBP: 0.240, SLG: 0.207										4	1	2	1	0	1	1				
<b>Inning Stats</b>	R: 0 E: 0 K: 0 S: 4	H: 2 LOB: 1 BB: 0 P: 4	R: 0 E: 0 K: 1 S: 5	H: 0 LOB: 0 BB: 0 P: 5	R: 1 E: 0 K: 1 S: 7	H: 2 LOB: 2 BB: 1 P: 11	R: 1 E: 0 K: 0 S: 4	H: 1 LOB: 0 BB: 0 P: 4	R: 0 E: 0 K: 2 S: 8	H: 1 LOB: 0 BB: 0 P: 8	R: 0 E: 0 K: 2 S: 7	H: 0 LOB: 0 BB: 0 P: 7	R: 1 E: 0 K: 1 S: 6	H: 1 LOB: 0 BB: 0 P: 6	R: 2 E: 0 K: 1 S: 8	H: 3 LOB: 2 BB: 0 P: 8	1B: 7 2B: 2 3B: 0 HR: 2	SF: 0 SAC: 0 DP: 2 HBP: 0	WP: 0 PB: 0 SB: 1 CS: 0	PA: 37
<b>PITCHER</b> Wilbur Wood, L ERA: 3.74	IP: 9.0 WLS: W BF: 37 H: 11 R: 5 ER: 5 SO: 8 BB: 1 IBB: 0 HBP: 0 BLK: 0 WP: 0 HR: 2 S: 52 P: 56 ERA: 5.00 WHIP: 1.333															<b>PITCHER</b>				

Cleveland Indians @ Chicago White Sox  
Comiskey Park, Chicago, IL  
Sun Aug 25 1974, 4:33 AM EDT  
Unknown - 7 1 F

AB	36
R	5
H	11
RBI	5
BB	1
SO	8
LOB	15



Batter	1	2	3	4	5	6	7	8	9	AB	R	H	RBI	BB	SO	LOB	BOTTOM			
Pat Kelly, L OBP: 0.350, SLG: 0.359										3	2	1	0	2	1	3				
Jorge Orta, L OBP: 0.361, SLG: 0.450										5	1	1	0	0	0	3				
Dick Allen, R OBP: 0.377, SLG: 0.589										4	1	1	0	0	1	2				
Tony Musser, L OBP: 0.319, SLG: 0.341										0	0	0	0	0	0	0				
Carlos May, L OBP: 0.323, SLG: 0.355										3	0	1	2	0	1	0				
Ken Henderson, S OBP: 0.354, SLG: 0.453										3	2	2	2	0	0	0				
Bill Melton, R OBP: 0.311, SLG: 0.396										2	1	1	1	2	0	1				
Bill Sharp, L OBP: 0.318, SLG: 0.372										4	1	1	1	0	0	2				
Ed Herrmann, L OBP: 0.300, SLG: 0.378										3	0	1	2	1	0	0				
Bucky Dent, R OBP: 0.300, SLG: 0.317										4	0	1	0	0	0	1				
<b>Inning Stats</b>	R: 2 E: 0 K: 0 S: 5	H: 2 LOB: 1 BB: 1 P: 9	R: 0 E: 0 K: 0 S: 3	H: 0 LOB: 0 BB: 0 P: 3	R: 3 E: 1 K: 0 S: 6	H: 3 LOB: 1 BB: 1 P: 10	R: 0 E: 0 K: 0 S: 4	H: 1 LOB: 0 BB: 0 P: 4	R: 3 E: 0 K: 2 S: 11	H: 4 LOB: 2 BB: 1 P: 15	R: 0 E: 0 K: 0 S: 3	H: 0 LOB: 0 BB: 0 P: 3	R: 0 E: 0 K: 0 S: 2	H: 0 LOB: 0 BB: 1 P: 6	R: 0 E: 0 K: 1 S: 5	H: 0 LOB: 1 BB: 1 P: 9	1B: 8 2B: 2 3B: 0 HR: 0	SF: 2 SAC: 0 DP: 1 HBP: 0	WP: 0 PB: 0 SB: 1 CS: 0	PA: 38
<b>PITCHER</b> Dick Bosman, R ERA: 4.31	IP: 2.2 WLS: L BF: 15 H: 5 R: 5 ER: 5 SO: 0 BB: 2 IBB: 0 HBP: 0 BLK: 0 WP: 0 HR: 0 S: 13 P: 21 ERA: 16.88 WHIP: 2.625															<b>PITCHER</b>				
Tom Higendorf, L ERA: 4.35	IP: 2.1 WLS: L BF: 13 H: 5 R: 3 ER: 3 SO: 2 BB: 0 IBB: 1 HBP: 0 BLK: 0 WP: 0 HR: 0 S: 16 P: 20 ERA: 11.57 WHIP: 2.143															<b>PITCHER</b>				
Fred Beene, R ERA: 5.03	IP: 3.0 WLS: L BF: 10 H: 0 R: 0 ER: 0 SO: 1 BB: 2 IBB: 0 HBP: 0 BLK: 0 WP: 0 HR: 0 S: 10 P: 18 ERA: 0.00 WHIP: 0.667															<b>PITCHER</b>				

Cleveland Indians @ Chicago White Sox  
Comiskey Park, Chicago, IL  
Sun Aug 25 1974, 4:33 AM EDT  
Unknown - 7 1 F

AB	31
R	8
H	10
RBI	8
BB	5
SO	3
LOB	12









Batter	1	2	3	4	5	6	7	8	9	AB	R	H	RBI	BB	SO	LOB	TOP									
<b>Tommy Harper, R</b> OBP: 0.296, SLG: 0.322 (1, 7)										4	1	1	1	1	0	0	<b>Boston Red Sox @ Chicago White Sox</b> Comiskey Park, Chicago, IL Tue Aug 27 1974, 8:05 PM EDT Att: 12,009 - Unknown - 67 F									
<b>Rick Burleson, R</b> OBP: 0.344, SLG: 0.414 (1, 6)										5	1	2	0	0	1	2										
<b>Dwight Evans, R</b> OBP: 0.334, SLG: 0.433 (1, 9)										4	2	2	0	1	0	2										
<b>Carl Yastrzemski, L</b> OBP: 0.415, SLG: 0.499 (1, 3)										5	1	1	1	0	0	6										
<b>Rico Petrocelli, R</b> OBP: 0.359, SLG: 0.452 (1, 5)										4	0	1	1	1	0	0										
<b>Jim Rice, R</b> OBP: 0.381, SLG: 0.389 (1, 10)										5	0	3	3	0	0	0										
<b>Doug Griffin, R</b> OBP: 0.356, SLG: 0.376 (1, 4)										5	0	1	0	0	0	5										
<b>Bob Montgomery, R</b> OBP: 0.275, SLG: 0.316 (1, 2)										4	0	1	0	0	2	3										
<b>Rick Miller, L</b> OBP: 0.353, SLG: 0.352 (1, 8)										4	1	1	0	0	0	1	<b>AB 40</b> <b>R 6</b> <b>H 13</b> <b>RBI 6</b> <b>BB 3</b> <b>SO 3</b> <b>LOB 19</b> 									
<b>Inning Stats</b>	R: 0 E: 0 K: 0 S: 3	H: 0 LOB: 0 BB: 0 P: 3	R: 0 E: 0 K: 0 S: 4	H: 1 LOB: 1 BB: 0 P: 4	R: 0 E: 0 K: 0 S: 3	H: 1 LOB: 0 BB: 0 P: 3	R: 2 E: 0 K: 1 S: 8	H: 3 LOB: 2 BB: 1 P: 12	R: 0 E: 0 K: 1 S: 5	H: 0 LOB: 2 BB: 2 P: 13	R: 0 E: 0 K: 0 S: 4	H: 1 LOB: 1 BB: 0 P: 4	R: 3 E: 1 K: 0 S: 8	H: 5 LOB: 2 BB: 0 P: 8	R: 1 E: 1 K: 1 S: 8	H: 2 LOB: 2 BB: 0 P: 8		R: 0 E: 0 K: 0 S: 3	H: 0 LOB: 0 BB: 0 P: 3	1B: 13 2B: 1 3B: 0 HR: 0	SF: 0 SAC: 0 DP: 1 HBP: 0	WP: 1 PB: 0 SB: 2 CS: 0	PA: 43			
<b>PITCHER</b>	IP	WLS	BF	H	R	ER	SO	BB	IBB	HBP	BLK	WP	HR	S	P	ERA		WHIP								
<b>Jim Kaat, L</b> ERA: 3.45 (1, 1)	6.2	L	32	10	5	2	2	3	0	0	0	0	0	33	45	2.70		1.950								
<b>Rich Gossage, R</b> ERA: 4.75 (7, 1)	2.1		11	3	1	1	1	0	0	0	0	1	0	13	13	3.86		1.286								

Batter	1	2	3	4	5	6	7	8	9	AB	R	H	RBI	BB	SO	LOB	BOTTOM									
<b>Pat Kelly, L</b> OBP: 0.356, SLG: 0.369 (1, 10)										4	1	2	0	0	1	1	<b>Boston Red Sox @ Chicago White Sox</b> Comiskey Park, Chicago, IL Tue Aug 27 1974, 8:05 PM EDT Att: 12,009 - Unknown - 67 F									
<b>Jorge Orta, L</b> OBP: 0.363, SLG: 0.451 (1, 4)										3	0	0	1	0	0	0										
<b>Dick Allen, R</b> OBP: 0.373, SLG: 0.584 (1, 3)										4	0	0	0	0	1	0										
<b>Carlos May, L</b> OBP: 0.321, SLG: 0.351 (1, 7)										4	0	0	0	0	3	0										
<b>Ken Henderson, S</b> OBP: 0.356, SLG: 0.453 (1, 8)										2	0	1	0	1	0	0										
<b>Bill Melton, R</b> OBP: 0.312, SLG: 0.393 (1, 5)										3	0	1	0	0	0	2										
<b>Bill Sharp, L</b> OBP: 0.316, SLG: 0.364 (1, 9)										3	0	1	0	0	0	1										
<b>Ed Herrmann, L</b> OBP: 0.300, SLG: 0.378 (1, 2)										3	0	1	0	0	0	1										
<b>Bucky Dent, R</b> OBP: 0.302, SLG: 0.323 (1, 6)										2	0	1	0	0	0	0	<b>AB 28</b> <b>R 1</b> <b>H 7</b> <b>RBI 1</b> <b>BB 1</b> <b>SO 5</b> <b>LOB 5</b> 									
<b>Inning Stats</b>	R: 1 E: 0 K: 2 S: 8	H: 1 LOB: 0 BB: 0 P: 8	R: 0 E: 0 K: 0 S: 3	H: 1 LOB: 0 BB: 0 P: 3	R: 0 E: 0 K: 1 S: 5	H: 1 LOB: 0 BB: 0 P: 5	R: 0 E: 0 K: 1 S: 5	H: 0 LOB: 0 BB: 0 P: 5	R: 0 E: 0 K: 0 S: 3	H: 0 LOB: 0 BB: 0 P: 3	R: 0 E: 0 K: 0 S: 4	H: 1 LOB: 1 BB: 0 P: 4	R: 0 E: 0 K: 0 S: 4	H: 2 LOB: 2 BB: 0 P: 4	R: 0 E: 0 K: 1 S: 5	H: 0 LOB: 0 BB: 0 P: 5		1B: 5 2B: 1 3B: 1 HR: 0	SF: 1 SAC: 1 DP: 2 HBP: 0	WP: 1 PB: 0 SB: 0 CS: 0	PA: 31					
<b>PITCHER</b>	IP	WLS	BF	H	R	ER	SO	BB	IBB	HBP	BLK	WP	HR	S	P	ERA		WHIP								
<b>Reggie Cleveland, R</b> ERA: 4.5 (1, 1)	8.0	W	28	7	1	1	4	1	0	0	0	0	0	35	39	1.12		1.000								
<b>Diego Segui, R</b> ERA: 3.8 (9, 1)	1.0		3	0	0	0	1	0	0	0	0	0	0	5	5	0.00		0.000								



Batter	1	2	3	4	5	6	7	8	9	AB	R	H	RBI	BB	SO	LOB	TOP			
<b>Rick Miller, L</b> (1, 8) OBP: 0.348, SLG: 0.346	0-3 K		0-0 F8			0-0 F3		0-3 K		4	0	0	0	0	2	1				
<b>Cecil Cooper, L</b> (1, 10) OBP: 0.322, SLG: 0.404	0-0 6-3			0-3 K		0-0 4-3			0-0 F8	4	0	0	0	0	1	1				
<b>Dwight Evans, R</b> (1, 9) OBP: 0.336, SLG: 0.434	0-0 1B			0-0 1B		0-0 F3			0-0 4-3	4	0	2	0	0	0	1				
<b>Carl Yastrzemski, L</b> (1, 3) OBP: 0.416, SLG: 0.488	0-3 K			0-0 F7				0-0 1B	4-0 1B BB	3	0	1	0	1	1	2				
<b>Rico Petrocelli, R</b> (1, 5) OBP: 0.358, SLG: 0.450		0-0 6-3		0-0 6-3				0-0 F3	0-0 1B BB	4	0	1	0	0	0	2				
<b>Bernie Carbo, L</b> (1, 7) OBP: 0.364, SLG: 0.413	0-3 K				0-0 6-3			0-0 F7	0-0 3-1	4	0	0	0	0	1	3				
<b>Doug Griffin, R</b> (1, 4) OBP: 0.352, SLG: 0.371					0-0 6-3			0-0 P4		3	0	0	0	0	0	1				
<b>Rick Burleson, R</b> (1, 6) OBP: 0.341, SLG: 0.410				0-0 F8		0-0 F7			0-0 4-3	3	0	0	0	0	0	0				
<b>Tim Blackwell, S</b> (1, 2) OBP: 0.343, SLG: 0.304								0-0 F8		1	0	0	0	1	1	0				
<b>Jim Rice, R</b> (8, PH) OBP: 0.364, SLG: 0.368										1	0	0	0	0	0	0				
<b>Bob Montgomery, R</b> (8, 2) OBP: 0.275, SLG: 0.316				0-0 K				4-0 BB		0	0	0	0	0	0	0				
<b>Inning Stats</b>	R: 0 E: 0 K: 2 S: 8	H: 1 LOB: 1 BB: 0 P: 8	R: 0 E: 0 K: 1 S: 5	H: 0 LOB: 0 BB: 0 P: 5	R: 0 E: 0 K: 1 S: 5	H: 0 LOB: 0 BB: 0 P: 5	R: 0 E: 0 K: 1 S: 6	H: 1 LOB: 1 BB: 0 P: 6	R: 0 E: 0 K: 0 S: 3	H: 0 LOB: 2 BB: 0 P: 3	R: 0 E: 0 K: 0 S: 4	H: 1 LOB: 1 BB: 0 P: 4	R: 0 E: 0 K: 1 S: 5	H: 0 LOB: 0 BB: 1 P: 5	R: 0 E: 0 K: 0 S: 4	H: 1 LOB: 2 BB: 1 P: 8	1B: 4 2B: 0 3B: 0 HR: 0	SF: 0 SAC: 0 DP: 0 HBP: 0	WP: 0 PB: 0 SB: 0 CS: 0	PA: 33
<b>PITCHER</b> <b>Barth Johnson, R</b> (1, 1) ERA: 3.0	IP: 9.0 WLS: W BF: 33 H: 4 R: 0 ER: 0 SO: 6 BB: 2 IBB: 0 HBP: 0 BLK: 0 WP: 0 HR: 0 S: 43 P: 51 ERA: 0.00 WHIP: 0.667															<b>PITCHER</b>				

**Boston Red Sox @ Chicago White Sox**  
Comiskey Park, Chicago, IL  
Wed Aug 28 1974, 8:05 PM EDT  
Att: 11,642 - Unknown - 68 F

AB 31  
R 0  
H 4  
RBI 0  
BB 2  
SO 6  
LOB 11



Batter	1	2	3	4	5	6	7	8	9	AB	R	H	RBI	BB	SO	LOB	BOTTOM			
<b>Pat Kelly, L</b> (1, 10) OBP: 0.352, SLG: 0.365	0-0 F9		0-3 K		0-0 3-1		0-0 5-3			4	0	0	0	0	1	2				
<b>Jorge Orta, L</b> (1, 4) OBP: 0.366, SLG: 0.451	0-3 K			4-0 FC4-6 1B BB	4-0 FC5-2 BB		0-0 1B			2	0	1	0	2	1	0				
<b>Tony Muser, L</b> (1, 3) OBP: 0.319, SLG: 0.343	0-0 4-3			0-0 F8	0-0 FC5-2		0-0 F8			4	0	0	0	0	0	4				
<b>Carlos May, L</b> (1, 7) OBP: 0.324, SLG: 0.359		0-0 F9		0-0 FC4-6 1B		0-0 CS 1B		0-0 2B 3B		4	1	3	0	0	0	0				
<b>Ken Henderson, S</b> (1, 8) OBP: 0.355, SLG: 0.450		0-0 6-3		0-0 FC4-6	0-0 3-1		0-0 SH1-3 2B BB			3	1	0	0	1	0	3				
<b>Bill Melton, R</b> (1, 5) OBP: 0.312, SLG: 0.393		0-0 6-3		0-0 F9		0-0 1B		0-0 SH1-3		3	0	1	0	0	0	2				
<b>Bill Sharp, L</b> (1, 9) OBP: 0.327, SLG: 0.386				0-0 1B 1B		0-0 HR 1B		0-0 2B IBB		3	1	3	1	1	0	0				
<b>Ed Herrmann, L</b> (1, 2) OBP: 0.297, SLG: 0.373				0-0 P5		0-0 P5		0-0 P5		4	0	0	0	0	0	6				
<b>Bucky Dent, R</b> (1, 6) OBP: 0.307, SLG: 0.332				0-0 1B		0-0 FC5-2 2B		0-0 2B		4	0	3	2	0	0	0				
<b>Inning Stats</b>	R: 0 E: 0 K: 1 S: 5	H: 0 LOB: 0 BB: 0 P: 5	R: 0 E: 0 K: 0 S: 3	H: 0 LOB: 0 BB: 0 P: 3	R: 0 E: 0 K: 1 S: 6	H: 2 LOB: 1 BB: 0 P: 6	R: 0 E: 0 K: 0 S: 4	H: 1 LOB: 2 BB: 1 P: 8	R: 1 E: 0 K: 0 S: 5	H: 2 LOB: 2 BB: 1 P: 9	R: 0 E: 0 K: 0 S: 5	H: 3 LOB: 0 BB: 0 P: 5	R: 0 E: 0 K: 0 S: 4	H: 1 LOB: 1 BB: 0 P: 4	R: 2 E: 0 K: 0 S: 4	H: 2 LOB: 2 BB: 2 P: 12	1B: 7 2B: 2 3B: 1 HR: 1	SF: 0 SAC: 1 DP: 0 HBP: 0	WP: 0 PB: 0 SB: 0 CS: 1	PA: 36
<b>PITCHER</b> <b>Luis Tiant, R</b> (1, 1) ERA: 2.87	IP: 8.0 WLS: L BF: 36 H: 11 R: 3 ER: 3 SO: 2 BB: 3 IBB: 1 HBP: 0 BLK: 0 WP: 0 HR: 1 S: 36 P: 52 ERA: 3.38 WHIP: 1.750															<b>PITCHER</b>				

**Boston Red Sox @ Chicago White Sox**  
Comiskey Park, Chicago, IL  
Wed Aug 28 1974, 8:05 PM EDT  
Att: 11,642 - Unknown - 68 F

AB 31  
R 3  
H 11  
RBI 3  
BB 4  
SO 2  
LOB 17





Batter	1	2	3	4	5	6	7	8	9	AB	R	H	RBI	BB	SO	LOB	TOP			
Tommy Harper, R OBP: 0.298, SLG: 0.327 (1, 7)										4	2	2	0	0	1	0	<b>Boston Red Sox @ Chicago White Sox</b> Comiskey Park, Chicago, IL Thu Aug 29 1974, 8:05 PM EDT Att: 11,656 - Unknown - 68 F			
Rick Burleson, R OBP: 0.341, SLG: 0.409 Mario Guerrero, R OBP: 0.289, SLG: 0.285 (1, 6) (5, 6)										3	0	1	2	0	0	1				
Dwight Evans, R OBP: 0.336, SLG: 0.433 (1, 9)										3	0	1	0	0	0	1				
Carl Yastrzemski, L OBP: 0.415, SLG: 0.456 (1, 3)										4	0	1	1	0	1	3				
Rico Petrocelli, R OBP: 0.354, SLG: 0.445 (1, 5)										4	0	0	0	0	2	5				
Jim Rice, R OBP: 0.346, SLG: 0.348 (1, 10)										4	0	1	0	0	1	0				
Doug Griffin, R OBP: 0.346, SLG: 0.364 (1, 4)										4	0	0	0	0	0	1				
Bob Montgomery, R OBP: 0.270, SLG: 0.309 (1, 2)										4	0	0	0	0	1	2				
Rick Miller, L OBP: 0.348, SLG: 0.346 (1, 8)										3	1	1	0	0	0	1				
<b>Inning Stats</b>	R: 1 E: 0 K: 0 S: 5	H: 2 LOB: 1 BB: 0 P: 5	R: 0 E: 0 K: 0 S: 3	H: 1 LOB: 0 BB: 0 P: 3	R: 2 E: 0 K: 1 S: 8	H: 3 LOB: 2 BB: 0 P: 8	R: 0 E: 1 K: 0 S: 4	H: 0 LOB: 1 BB: 0 P: 4	R: 0 E: 0 K: 2 S: 7	H: 0 LOB: 0 BB: 0 P: 7	R: 0 E: 0 K: 0 S: 3	H: 0 LOB: 0 BB: 0 P: 3	R: 0 E: 0 K: 1 S: 7	H: 2 LOB: 2 BB: 0 P: 7	R: 0 E: 0 K: 1 S: 5	H: 0 LOB: 0 BB: 0 P: 5	1B: 7 2B: 2 3B: 0 HR: 0	SF: 0 SAC: 1 DP: 2 HBP: 0	WP: 0 PB: 0 SB: 0 CS: 1	PA: 35
<b>PITCHER</b> Wilbur Wood, L ERA: 3.71 (1, 1)	IP: 9.0 WLS: L BF: 35	H: 8 R: 3 ER: 3 SO: 6	BB: 0 IBB: 0 HBP: 0 BLK: 0	WP: 0 HR: 0 S: 47 P: 47	ERA: 3.00 WHIP: 0.889	<b>PITCHER</b>										IP: 9.0 WLS: L BF: 35	H: 8 R: 3 ER: 3 SO: 6	BB: 0 IBB: 0 HBP: 0 BLK: 0	WP: 0 HR: 0 S: 47 P: 47	ERA: 3.00 WHIP: 0.889

Batter	1	2	3	4	5	6	7	8	9	AB	R	H	RBI	BB	SO	LOB	BOTTOM			
Bucky Dent, R OBP: 0.309, SLG: 0.337 (1, 6)										4	0	2	0	0	0	0	<b>Boston Red Sox @ Chicago White Sox</b> Comiskey Park, Chicago, IL Thu Aug 29 1974, 8:05 PM EDT Att: 11,656 - Unknown - 68 F			
Jorge Orta, L OBP: 0.397, SLG: 0.453 (1, 4)									3	0	1	0	1	0	2					
Dick Allen, R OBP: 0.372, SLG: 0.580 (1, 3)									3	0	0	0	1	0	2					
Bill Melton, R OBP: 0.313, SLG: 0.394 (1, 5)										4	1	2	0	0	0	2				
Ken Henderson, S OBP: 0.358, SLG: 0.457 (1, 8)										4	1	3	1	0	0	2				
Jerry Hairston, S OBP: 0.234, SLG: 0.242 Carlos May, L OBP: 0.324, SLG: 0.358 (1, 7) (8, PH)									3	0	0	1	0	1	3					
Ron Santo, R OBP: 0.298, SLG: 0.300 Pat Kelly, L OBP: 0.350, SLG: 0.363 (1, 10) (7, PH)									2	0	1	0	0	0	0					
Brian Downing, R OBP: 0.364, SLG: 0.412 Bill Sharp, L OBP: 0.324, SLG: 0.383 (1, 9) (7, PH) (8, 9)									2	0	0	0	0	0	2					
Ed Herrmann, L OBP: 0.294, SLG: 0.370 (1, 2)									3	0	0	0	0	1	1					
<b>Inning Stats</b>	R: 0 E: 0 K: 0 S: 2	H: 0 LOB: 0 BB: 1 P: 6	R: 0 E: 0 K: 0 S: 5	H: 3 LOB: 2 BB: 0 P: 5	R: 0 E: 0 K: 1 S: 6	H: 1 LOB: 1 BB: 0 P: 6	R: 0 E: 0 K: 1 S: 5	H: 1 LOB: 1 BB: 0 P: 5	R: 0 E: 0 K: 0 S: 3	H: 0 LOB: 0 BB: 0 P: 3	R: 2 E: 1 K: 0 S: 6	H: 2 LOB: 1 BB: 0 P: 6	R: 0 E: 0 K: 0 S: 4	H: 1 LOB: 2 BB: 1 P: 8	R: 0 E: 0 K: 1 S: 5	H: 0 LOB: 0 BB: 0 P: 5	1B: 6 2B: 4 3B: 1 HR: 0	SF: 0 SAC: 0 DP: 4 HBP: 0	WP: 0 PB: 0 SB: 0 CS: 1	PA: 35
<b>PITCHER</b> Bill Lee, L ERA: 3.73 Diego Segui, R ERA: 3.66 (1, 1) (7, 1)	IP: 6.0 WLS: W BF: 23	H: 8 R: 2 ER: 0 SO: 2	BB: 1 IBB: 0 HBP: 0 BLK: 0	WP: 0 HR: 0 S: 26 P: 30	ERA: 0.00 WHIP: 1.500	<b>PITCHER</b>										IP: 3.0 WLS: S BF: 12	H: 1 R: 0 ER: 0 SO: 1	BB: 1 IBB: 0 HBP: 0 BLK: 0	WP: 0 HR: 0 S: 13 P: 17	ERA: 0.00 WHIP: 0.667



Batter	1	2	3	4	5	6	7	8	9	AB	R	H	RBI	BB	SO	LOB	TOP								
Roy White, S (1, 10) OBP: 0.365, SLG: 0.390	4-0 PB 1B BB	0-0 E7 1B		4-0 BB		0-0 2B	0-0 SF8		0-0 SH1-3 1-2	2	0	2	2	2	0	0									
Elliott Maddox, R (1, 8) OBP: 0.394, SLG: 0.380	0-3 K	4-0 BB		0-0 F8		0-0 F9	4-0 BB		0-0 6-3	4	0	0	0	2	1	4									
Bobby Murcer, L (1, 9) OBP: 0.337, SLG: 0.382	0-0 PB 1-2 1B	0-0 P1		0-0 P5		4-0 BB	0-0 4-3		0-0 3-1	5	0	1	0	1	0	6									
Graig Nettles, L (1, 5) OBP: 0.325, SLG: 0.397	0-3 K 1-2 2-3		0-0 3B 2B		0-3 K	0-0 F7		0-0 P5		5	1	1	0	0	2	4									
Lou Piniella, R (1, 7) OBP: 0.344, SLG: 0.395	0-0 5-3		0-3 K		0-0 1B 1B		0-0 E 1B	4-0 1B SF8 BB		4	2	2	0	1	1	3									
Chris Chambliss, L (1, 3) OBP: 0.286, SLG: 0.322		0-0 5-3		0-0 SF8 3B		0-3 K		0-0 E1 E 1-2	0-0 1B	4	1	1	1	0	1	2									
Walt Williams, R (7, PR) OBP: 0.128, SLG: 0.111										0	1	0	0	0	0	0									
Gene Michael, S (7, 6) OBP: 0.287, SLG: 0.278										1	0	1	0	0	0	0									
Thurman Munson, R (1, 2) OBP: 0.308, SLG: 0.382		0-0 BB E 1B		0-0 SF8		0-0 1-2 1B		0-0 E1 E 1-3 2-H	0-0 SF8	3	2	2	2	0	0	1									
Jim Mason, L (1, 6) OBP: 0.303, SLG: 0.356		0-3 K		0-0 1-3		0-0 P6		0-0 E5 4-3 SF8 2-H 3-H	0-3 K	3	0	0	0	0	1	3									
Bill Sudakis, S (7, PH) OBP: 0.293, SLG: 0.350										2	1	0	0	0	1	2									
Sandy Alomar Sr., S (1, 4) OBP: 0.299, SLG: 0.314	4-0 E 1-2 BB			0-0 1-3		0-0 1-3		0-0 4-3	0-0 SH1-3 1B	4	0	1	0	1	0	2									
<b>Inning Stats</b>	R: 0 E: 0 K: 2 S: 8	H: 1 LOB: 2 BB: 1 P: 12	R: 1 E: 1 K: 1 S: 7	H: 2 LOB: 3 BB: 2 P: 15	R: 2 E: 0 K: 1 S: 7	H: 2 LOB: 0 BB: 0 P: 7	R: 0 E: 0 K: 0 S: 3	H: 0 LOB: 1 BB: 1 P: 7	R: 0 E: 0 K: 2 S: 9	H: 2 LOB: 2 BB: 0 P: 9	R: 0 E: 0 K: 0 S: 4	H: 1 LOB: 2 BB: 1 P: 8	R: 4 E: 3 K: 0 S: 7	H: 1 LOB: 1 BB: 1 P: 11	R: 1 E: 0 K: 1 S: 6	H: 1 LOB: 1 BB: 1 P: 10	R: 0 E: 0 K: 0 S: 4	H: 1 LOB: 0 BB: 0 P: 4	1B: 8 2B: 2 3B: 1 HR: 0	SF: 3 SAC: 1 DP: 0 HBP: 0	WP: 0 PB: 1 CS: 0	PA: 48			
<b>PITCHER</b>	IP WLS BF H R ER SO BB IBB HBP BLK WP HR S P ERA WHIP	5.1 28 8 3 3 6 4 0 0 0 0 0 36 52 0.06 2.250	0.2 5 1 0 0 0 1 0 0 0 0 0 4 8 0.00 3.000	L 1 0 0 0 0 0 0 0 0 0 0 1 1 ∞ ∞	3.0 14 2 3 1 1 2 0 0 0 0 0 14 22 3.00 1.333																				

New York Yankees @ Chicago White Sox  
Comiskey Park, Chicago, IL  
Fri Aug 30 1974, 8:05 PM EDT  
Att: 12,723 - Cloudy - 76 F

AB 37  
R 8  
H 11  
RBI 5  
BB 7  
SO 7  
LOB 27



Batter	1	2	3	4	5	6	7	8	9	AB	R	H	RBI	BB	SO	LOB	BOTTOM								
Bucky Dent, R (1, 6) OBP: 0.312, SLG: 0.341	4-0 1B BB		0-0 F7	0-0 1B 1-2 2-H 3-H 1B		0-3 K			0-0 2B	4	1	2	2	1	1	0									
Jorge Orta, L (1, 4) OBP: 0.370, SLG: 0.453	0-3 K		0-0 1B	0-0 1B 1-2 2-H 1B		4-0 FC4-6 BB			0-0 F7	4	0	2	1	1	1	2									
Dick Allen, R (1, 3) OBP: 0.371, SLG: 0.577	0-0 F8		0-3 K	0-0 1B 1-2 2-H 1B		0-0 FC4-6 G4-3			0-0 G4-3	4	0	1	1	0	1	3									
Bill Melton, R (1, 5) OBP: 0.315, SLG: 0.401	0-0 1-2 1B			HR L8		0-0 G4-3			0-0 6-3	4	1	2	1	0	0	3									
Ken Henderson, S (1, 8) OBP: 0.355, SLG: 0.453	0-3 K		0-0 L6	0-0 K		0-3 6-3			0-0 6-3	4	0	0	0	0	2	2									
Ron Santo, R (1, 10) OBP: 0.296, SLG: 0.302		0-0 F8		0-0 FC4-6 1B 2B		0-0 5-3			0-0 6-3	4	1	1	0	0	0	0									
Brian Downing, R (1, 9) OBP: 0.363, SLG: 0.409		0-0 G1		0-0 FC4-6 1B		0-0 F7			0-0 4-3	4	0	1	0	0	0	0									
Ed Herrmann, L (1, 2) OBP: 0.291, SLG: 0.365		0-0 F9		0-0 FC4-6 BB 1B 1-2 2-3		0-0 4-3			0-0 F9	4	1	0	0	0	0	2									
Jerry Hairston, S (1, 7) OBP: 0.239, SLG: 0.234			0-0 L5	4-0 1B 1-2 1B BB		0-0 F8			0-3 K	2	1	0	0	1	0	0									
Bill Sharp, L (7, 7) OBP: 0.323, SLG: 0.381										1	0	0	0	0	1	0									
<b>Inning Stats</b>	R: 0 E: 0 K: 2 S: 8	H: 1 LOB: 2 BB: 1 P: 12	R: 0 E: 0 K: 0 S: 3	H: 0 LOB: 0 BB: 0 P: 3	R: 0 E: 0 K: 1 S: 6	H: 1 LOB: 1 BB: 0 P: 6	R: 5 E: 0 K: 0 S: 9	H: 6 LOB: 2 BB: 1 P: 13	R: 0 E: 0 K: 1 S: 5	H: 0 LOB: 0 BB: 0 P: 5	R: 0 E: 0 K: 1 S: 5	H: 0 LOB: 0 BB: 0 P: 5	R: 0 E: 0 K: 0 S: 2	H: 0 LOB: 0 BB: 1 P: 6	R: 0 E: 0 K: 0 S: 3	H: 0 LOB: 0 BB: 0 P: 3	R: 0 E: 0 K: 1 S: 6	H: 1 LOB: 1 BB: 0 P: 6	1B: 6 2B: 2 3B: 0 HR: 1	SF: 0 SAC: 0 DP: 1 HBP: 0	WP: 0 PB: 0 CS: 0	PA: 38			
<b>PITCHER</b>	IP WLS BF H R ER SO BB IBB HBP BLK WP HR S P ERA WHIP	3.2 19 6 5 5 3 2 0 0 0 0 0 2 2 ∞ ∞	0.0 2 2 0 0 0 0 0 0 0 0 0 2 2 ∞ ∞	3.1 10 0 0 0 2 1 0 0 0 0 0 13 17 0.00 0.300	2.0 7 1 0 0 1 0 0 0 0 0 0 9 9 0.00 0.500																				

New York Yankees @ Chicago White Sox  
Comiskey Park, Chicago, IL  
Fri Aug 30 1974, 8:05 PM EDT  
Att: 12,723 - Cloudy - 76 F

AB 35  
R 5  
H 9  
RBI 5  
BB 3  
SO 6  
LOB 12









Batter	1	2	3	4	5	6	7	8	9	AB	R	H	RBI	BB	SO	LOB	TOP				
Roy White, S OBP: 0.371, SLG: 0.397 (1, 7)	4-3		4-3		P6	1B		FC5-4 1B		5	0	2	0	0	0	3	<b>New York Yankees @ Chicago White Sox</b> Comiskey Park, Chicago, IL Sun Sep 01 1974, 4:33 AM EDT Att: 15,096 - Unknown - 64 F				
Elliott Maddox, R OBP: 0.392, SLG: 0.381 (1, 8)	K		P4		K	1B		FC5-4 1-2 1B		5	0	1	1	0	2	4					
Bobby Murcer, L OBP: 0.339, SLG: 0.382 (1, 9)	F8				1B	1B		F8		4	1	1	1	1	1	3					
Graig Nettles, L OBP: 0.326, SLG: 0.396 (1, 5)		1B	F9		1B	G3-6-1			1-3	4	2	1	2	1	0	3					
Ron Blomberg, L OBP: 0.364, SLG: 0.434 (1, 10)		1B			F7	1B				4	0	2	1	1	1	0					
Chris Chambliss, L OBP: 0.290, SLG: 0.326 (1, 3)			G3		G3	1B			F7	5	0	3	2	0	0	1					
Thurman Munson, R OBP: 0.314, SLG: 0.393 (1, 2)			F7		F7	1B			L4	4	0	0	0	1	0	4					
Gene Michael, S OBP: 0.299, SLG: 0.299 (1, 6)			G4-3							4	1	1	0	0	0	6					
Sandy Alomar Sr., S OBP: 0.311, SLG: 0.324 (1, 4)								F7		4	3	3	0	0	0	0					
<b>Inning Stats</b>	R: 0 E: 0 K: 1 S: 5	H: 0 LOB: 0 BB: 0 P: 5	R: 1 E: 0 K: 0 S: 4	H: 2 LOB: 1 BB: 1 P: 8	R: 1 E: 0 K: 0 S: 5	H: 2 LOB: 1 BB: 0 P: 5	R: 0 E: 0 K: 0 S: 3	H: 0 LOB: 0 BB: 0 P: 3	R: 4 E: 0 K: 1 S: 10	H: 5 LOB: 3 BB: 2 P: 18	R: 1 E: 0 K: 0 S: 5	H: 3 LOB: 1 BB: 0 P: 5	R: 0 E: 0 K: 1 S: 6	H: 1 LOB: 1 BB: 0 P: 6	R: 0 E: 0 K: 1 S: 6	H: 0 LOB: 1 BB: 1 P: 7	1B: 13 2B: 1 3B: 0 HR: 0	SF: 0 SAC: 0 DP: 2 HBP: 0	WP: 0 PB: 0 SB: 1 CS: 1	PA: 43	
<b>PITCHER</b>	IP WLS BF H R ER SO BB IBB HBP BLK WP HR S P ERA WHIP	IP WLS BF H R ER SO BB IBB HBP BLK WP HR S P ERA WHIP	IP WLS BF H R ER SO BB IBB HBP BLK WP HR S P ERA WHIP	IP WLS BF H R ER SO BB IBB HBP BLK WP HR S P ERA WHIP	IP WLS BF H R ER SO BB IBB HBP BLK WP HR S P ERA WHIP	IP WLS BF H R ER SO BB IBB HBP BLK WP HR S P ERA WHIP	IP WLS BF H R ER SO BB IBB HBP BLK WP HR S P ERA WHIP	IP WLS BF H R ER SO BB IBB HBP BLK WP HR S P ERA WHIP	IP WLS BF H R ER SO BB IBB HBP BLK WP HR S P ERA WHIP	IP WLS BF H R ER SO BB IBB HBP BLK WP HR S P ERA WHIP	IP WLS BF H R ER SO BB IBB HBP BLK WP HR S P ERA WHIP	IP WLS BF H R ER SO BB IBB HBP BLK WP HR S P ERA WHIP	IP WLS BF H R ER SO BB IBB HBP BLK WP HR S P ERA WHIP	IP WLS BF H R ER SO BB IBB HBP BLK WP HR S P ERA WHIP	IP WLS BF H R ER SO BB IBB HBP BLK WP HR S P ERA WHIP	IP WLS BF H R ER SO BB IBB HBP BLK WP HR S P ERA WHIP	IP WLS BF H R ER SO BB IBB HBP BLK WP HR S P ERA WHIP	IP WLS BF H R ER SO BB IBB HBP BLK WP HR S P ERA WHIP	IP WLS BF H R ER SO BB IBB HBP BLK WP HR S P ERA WHIP	IP WLS BF H R ER SO BB IBB HBP BLK WP HR S P ERA WHIP	IP WLS BF H R ER SO BB IBB HBP BLK WP HR S P ERA WHIP
Bart Johnson, R ERA: 3.48 (1, 1)	4.2	L	23	8	6	6	2	1	1	0	0	0	0	0	25	33	11.57	1.929			
Skip Pitlock, L ERA: 4.37 (5, 1)	3.2		18	6	1	1	2	1	1	0	0	0	0	0	20	28	2.46	1.909			
Terry Forster, L ERA: 3.75 (9, 1)	0.2		2	0	0	0	0	0	0	0	0	0	0	0	2	2	0.00	0.000			
<b>Batter</b>	<b>1</b>	<b>2</b>	<b>3</b>	<b>4</b>	<b>5</b>	<b>6</b>	<b>7</b>	<b>8</b>	<b>9</b>	<b>AB</b>	<b>R</b>	<b>H</b>	<b>RBI</b>	<b>BB</b>	<b>SO</b>	<b>LOB</b>	<b>BOTTOM</b>				
Pat Kelly, L OBP: 0.347, SLG: 0.360 (1, 9)	F7		F8							4	0	1	0	0	0	2	<b>New York Yankees @ Chicago White Sox</b> Comiskey Park, Chicago, IL Sun Sep 01 1974, 4:33 AM EDT Att: 15,096 - Unknown - 64 F				
Brian Downing, R OBP: 0.361, SLG: 0.408 (8, FH)					1B			5-3		1	0	0	0	0	0	1					
Jorge Orta, L OBP: 0.371, SLG: 0.457 (1, 4)					F7				F7	5	0	3	2	0	0	1					
Tony Muser, L OBP: 0.311, SLG: 0.333 (1, 3)																					
Dick Allen, R OBP: 0.371, SLG: 0.573 (9, FH)	K		F9		F9				K	4	0	0	0	0	1	4					
Carlos May, L OBP: 0.323, SLG: 0.361 (1, 10)										1	0	0	0	0	1	0					
Ken Henderson, S OBP: 0.354, SLG: 0.458 (1, 8)					4-3					4	1	1	1	0	0	2					
Bill Melton, R OBP: 0.321, SLG: 0.405 (1, 5)										3	1	2	0	1	0	0					
Bill Sharp, L OBP: 0.321, SLG: 0.374 (1, 7)										3	0	0	0	1	1	2					
Ed Herrmann, L OBP: 0.296, SLG: 0.387 (1, 2)										4	2	2	2	0	0	3					
Bucky Dent, R OBP: 0.313, SLG: 0.340 (1, 6)										3	1	1	0	1	0	1					
<b>Inning Stats</b>	R: 0 E: 0 K: 1 S: 6	H: 1 LOB: 2 BB: 1 P: 10	R: 0 E: 1 K: 0 S: 4	H: 1 LOB: 1 BB: 0 P: 4	R: 0 E: 0 K: 0 S: 3	H: 1 LOB: 1 BB: 1 P: 7	R: 0 E: 0 K: 0 S: 3	H: 0 LOB: 0 BB: 0 P: 5	R: 2 E: 0 K: 0 S: 6	H: 3 LOB: 1 BB: 0 P: 6	R: 3 E: 0 K: 1 S: 7	H: 2 LOB: 1 BB: 2 P: 15	R: 0 E: 0 K: 2 S: 7	H: 0 LOB: 0 BB: 0 P: 7	1B: 7 2B: 0 3B: 1 HR: 2	SF: 0 SAC: 0 DP: 1 HBP: 0	WP: 0 PB: 0 SB: 1 CS: 0	PA: 40			
<b>PITCHER</b>	IP WLS BF H R ER SO BB IBB HBP BLK WP HR S P ERA WHIP	IP WLS BF H R ER SO BB IBB HBP BLK WP HR S P ERA WHIP	IP WLS BF H R ER SO BB IBB HBP BLK WP HR S P ERA WHIP	IP WLS BF H R ER SO BB IBB HBP BLK WP HR S P ERA WHIP	IP WLS BF H R ER SO BB IBB HBP BLK WP HR S P ERA WHIP	IP WLS BF H R ER SO BB IBB HBP BLK WP HR S P ERA WHIP	IP WLS BF H R ER SO BB IBB HBP BLK WP HR S P ERA WHIP	IP WLS BF H R ER SO BB IBB HBP BLK WP HR S P ERA WHIP	IP WLS BF H R ER SO BB IBB HBP BLK WP HR S P ERA WHIP	IP WLS BF H R ER SO BB IBB HBP BLK WP HR S P ERA WHIP	IP WLS BF H R ER SO BB IBB HBP BLK WP HR S P ERA WHIP	IP WLS BF H R ER SO BB IBB HBP BLK WP HR S P ERA WHIP	IP WLS BF H R ER SO BB IBB HBP BLK WP HR S P ERA WHIP	IP WLS BF H R ER SO BB IBB HBP BLK WP HR S P ERA WHIP	IP WLS BF H R ER SO BB IBB HBP BLK WP HR S P ERA WHIP	IP WLS BF H R ER SO BB IBB HBP BLK WP HR S P ERA WHIP	IP WLS BF H R ER SO BB IBB HBP BLK WP HR S P ERA WHIP	IP WLS BF H R ER SO BB IBB HBP BLK WP HR S P ERA WHIP	IP WLS BF H R ER SO BB IBB HBP BLK WP HR S P ERA WHIP	IP WLS BF H R ER SO BB IBB HBP BLK WP HR S P ERA WHIP	
Pat Dobson, R ERA: 3.12 (8, 1)	1.1		5	0	0	0	2	1	0	0	0	0	0	0	8	12	0.00	0.750			
<b>Batter</b>	<b>1</b>	<b>2</b>	<b>3</b>	<b>4</b>	<b>5</b>	<b>6</b>	<b>7</b>	<b>8</b>	<b>9</b>	<b>AB</b>	<b>R</b>	<b>H</b>	<b>RBI</b>	<b>BB</b>	<b>SO</b>	<b>LOB</b>	<b>TOP</b>				
Roy White, S OBP: 0.371, SLG: 0.397 (1, 7)	4-3		4-3		P6	1B		FC5-4 1B		5	0	2	0	0	0	3	<b>New York Yankees @ Chicago White Sox</b> Comiskey Park, Chicago, IL Sun Sep 01 1974, 4:33 AM EDT Att: 15,096 - Unknown - 64 F				
Elliott Maddox, R OBP: 0.392, SLG: 0.381 (1, 8)	K		P4		K	1B		FC5-4 1-2 1B		5	0	1	1	0	2	4					
Bobby Murcer, L OBP: 0.339, SLG: 0.382 (1, 9)	F8				1B	1B		F8		4	1	1	1	1	1	3					
Graig Nettles, L OBP: 0.326, SLG: 0.396 (1, 5)		1B	F9		1B	G3-6-1			1-3	4	2	1	2	1	0	3					
Ron Blomberg, L OBP: 0.364, SLG: 0.434 (1, 10)		1B			F7	1B				4	0	2	1	1	1	0					
Chris Chambliss, L OBP: 0.290, SLG: 0.326 (1, 3)			G3		G3	1B			F7	5	0	3	2	0	0	1					
Thurman Munson, R OBP: 0.314, SLG: 0.393 (1, 2)			F7		F7	1B			L4	4	0	0	0	1	0	4					
Gene Michael, S OBP: 0.299, SLG: 0.299 (1, 6)			G4-3							4	1	1	0	0	0	6					
Sandy Alomar Sr., S OBP: 0.311, SLG: 0.324 (1, 4)								F7		4	3	3	0	0	0	0					
<b>Inning Stats</b>	R: 0 E: 0 K: 1 S: 5	H: 0 LOB: 0 BB: 0 P: 5	R: 1 E: 0 K: 0 S: 4	H: 2 LOB: 1 BB: 1 P: 8	R: 1 E: 0 K: 0 S: 5	H: 2 LOB: 1 BB: 0 P: 5	R: 0 E: 0 K: 0 S: 3	H: 0 LOB: 0 BB: 0 P: 3	R: 4 E: 0 K: 1 S: 10	H: 5 LOB: 3 BB: 2 P: 18	R: 1 E: 0 K: 0 S: 5	H: 3 LOB: 1 BB: 0 P: 5	R: 0 E: 0 K: 1 S: 6	H: 1 LOB: 1 BB: 0 P: 6	R: 0 E: 0 K: 1 S: 6	H: 0 LOB: 1 BB: 1 P: 7	1B: 13 2B: 1 3B: 0 HR: 0	SF: 0 SAC: 0 DP: 2 HBP: 0	WP: 0 PB: 0 SB: 1 CS: 1	PA: 43	
<b>PITCHER</b>	IP WLS BF H R ER SO BB IBB HBP BLK WP HR S P ERA WHIP	IP WLS BF H R ER SO BB IBB HBP BLK WP HR S P ERA WHIP	IP WLS BF H R ER SO BB IBB HBP BLK WP HR S P ERA WHIP	IP WLS BF H R ER SO BB IBB HBP BLK WP HR S P ERA WHIP	IP WLS BF H R ER SO BB IBB HBP BLK WP HR S P ERA WHIP	IP WLS BF H R ER SO BB IBB HBP BLK WP HR S P ERA WHIP	IP WLS BF H R ER SO BB IBB HBP BLK WP HR S P ERA WHIP	IP WLS BF H R ER SO BB IBB HBP BLK WP HR S P ERA WHIP	IP WLS BF H R ER SO BB IBB HBP BLK WP HR S P ERA WHIP	IP WLS BF H R ER SO BB IBB HBP BLK WP HR S P ERA WHIP	IP WLS BF H R ER SO BB IBB HBP BLK WP HR S P ERA WHIP	IP WLS BF H R ER SO BB IBB HBP BLK WP HR S P ERA WHIP	IP WLS BF H R ER SO BB IBB HBP BLK WP HR S P ERA WHIP	IP WLS BF H R ER SO BB IBB HBP BLK WP HR S P ERA WHIP	IP WLS BF H R ER SO BB IBB HBP BLK WP HR S P ERA WHIP	IP WLS BF H R ER SO BB IBB HBP BLK WP HR S P ERA WHIP	IP WLS BF H R ER SO BB IBB HBP BLK WP HR S P ERA WHIP	IP WLS BF H R ER SO BB IBB HBP BLK WP HR S P ERA WHIP	IP WLS BF H R ER SO BB IBB HBP BLK WP HR S P ERA WHIP	IP WLS BF H R ER SO BB IBB HBP BLK WP HR S P ERA WHIP	IP WLS BF H R ER SO BB IBB HBP BLK WP HR S P ERA WHIP
Pat Dobson, R ERA: 3.12 (8, 1)	1.1		5	0	0	0	2	1	0	0	0	0	0	0	8	12	0.00	0.750			








Batter	1	2	3	4	5	6	7	8	9	AB	R	H	RBI	BB	SO	LOB	TOP								
Pat Kelly, L (1, 10) OBP: 0.350, SLG: 0.358										4	1	1	0	1	0	1									
Jorge Orta, L (1, 4) OBP: 0.365, SLG: 0.455										4	0	0	0	0	3	2									
Tony Muser, L (1, 3) OBP: 0.316, SLG: 0.345										4	1	2	1	0	1	0									
Ken Henderson, S (1, 8) OBP: 0.354, SLG: 0.458										4	0	1	1	0	1	2									
Bill Melton, R (1, 5) OBP: 0.321, SLG: 0.402										4	0	1	0	0	0	1									
Jerry Hairston, S (1, 7) OBP: 0.274, SLG: 0.286										4	0	2	0	0	0	2									
Bill Sharp, L (1, 9) OBP: 0.321, SLG: 0.370										3	0	1	0	1	1	1	AB 33								
Brian Downing, R (1, 2) OBP: 0.362, SLG: 0.408										2	0	0	0	1	2	3	R 2								
Bucky Dent, R (1, 6) OBP: 0.311, SLG: 0.337										4	0	0	0	0	0	2	H 8								
<b>Inning Stats</b>	R: 2 E: 0 K: 1 S: 8	H: 3 LOB: 1 BB: 0 P: 8	R: 0 E: 0 K: 1 S: 4	H: 0 LOB: 0 BB: 1 P: 8	R: 0 E: 0 K: 1 S: 5	H: 0 LOB: 0 BB: 0 P: 5	R: 0 E: 0 K: 1 S: 6	H: 2 LOB: 2 BB: 1 P: 10	R: 0 E: 0 K: 1 S: 6	H: 1 LOB: 2 BB: 1 P: 10	R: 0 E: 0 K: 1 S: 6	H: 1 LOB: 0 BB: 0 P: 6	R: 0 E: 0 K: 1 S: 5	H: 0 LOB: 0 BB: 0 P: 5	R: 0 E: 1 K: 1 S: 6	H: 0 LOB: 1 BB: 0 P: 6	R: 0 E: 0 K: 0 S: 4	H: 1 LOB: 1 BB: 0 P: 4	1B: 6 2B: 2 3B: 0 HR: 0	SF: 0 SAC: 1 DP: 1 HBP: 0	WP: 1 PB: 1 CS: 2	PA: 37			
<b>PITCHER</b> Bruce Dal Canton, R (1, 1) ERA: 2.93	IP: 9.0 WLS: L BF: 37	H: 8 R: 2 ER: 2 SO: 8	BB: 3 IBB: 0 HBP: 0 BLK: 0	WP: 1 HR: 0 S: 50 P: 62	ERA: 2.00 WHIP: 1.222																				

Chicago White Sox @ Kansas City Royals  
 Royals Stadium, Kansas City, MO  
 Tue Sep 03 1974, 8:05 PM EDT  
 Att. 7,173 - Unknown - 63 F


AB	33
R	2
H	8
RBI	2
BB	3
SO	8
LOB	14



Batter	1	2	3	4	5	6	7	8	9	AB	R	H	RBI	BB	SO	LOB	BOTTOM								
Vada Pinson, L (1, 9) OBP: 0.298, SLG: 0.375										4	0	1	0	0	1	1									
Cookie Rojas, R (1, 4) OBP: 0.314, SLG: 0.350										4	0	1	1	0	1	1									
Amos Otis, R (1, 8) OBP: 0.357, SLG: 0.465										4	0	0	0	0	0	2									
John Mayberry, L (1, 10) OBP: 0.377, SLG: 0.469										3	0	1	0	1	0	2									
Hal McRae, R (1, 7) OBP: 0.382, SLG: 0.502										4	0	0	0	0	3	4									
Tony Solaita, L (1, 3) OBP: 0.385, SLG: 0.397										3	0	0	0	0	2	2									
Jim Wohlford, R (8, FH) OBP: 0.340, SLG: 0.365										1	0	0	0	0	1	0									
George Brett, L (1, 5) OBP: 0.313, SLG: 0.361										4	0	1	0	0	0	1	AB 34								
Fran Healy, R (1, 2) OBP: 0.348, SLG: 0.395										3	0	1	0	1	0	2	R 1								
Frank White, R (1, 6) OBP: 0.256, SLG: 0.333																	H 7								
Orlando Cepeda, R (8, FH) OBP: 0.290, SLG: 0.299											3	1	2	0	0	0	1	RBI 1							
<b>Inning Stats</b>	R: 0 E: 0 K: 2 S: 7	H: 0 LOB: 0 BB: 0 P: 7	R: 0 E: 0 K: 2 S: 8	H: 1 LOB: 0 BB: 0 P: 8	R: 0 E: 0 K: 0 S: 4	H: 1 LOB: 1 BB: 0 P: 4	R: 0 E: 0 K: 0 S: 3	H: 0 LOB: 0 BB: 0 P: 3	R: 0 E: 0 K: 1 S: 5	H: 0 LOB: 1 BB: 1 P: 9	R: 0 E: 0 K: 0 S: 3	H: 0 LOB: 0 BB: 0 P: 3	R: 0 E: 0 K: 1 S: 6	H: 1 LOB: 2 BB: 1 P: 10	R: 1 E: 0 K: 1 S: 8	H: 3 LOB: 2 BB: 0 P: 8	R: 0 E: 0 K: 1 S: 6	H: 1 LOB: 1 BB: 0 P: 6	1B: 5 2B: 1 3B: 1 HR: 0	SF: 0 SAC: 0 DP: 0 HBP: 0	WP: 0 PB: 0 CS: 0	PA: 36			
<b>PITCHER</b> Jack Kucek, R (1, 1) ERA: 3.48	IP: 7.0 WLS: W BF: 28	H: 5 R: 1 ER: 1 SO: 1	BB: 2 IBB: 0 HBP: 0 BLK: 0	WP: 0 HR: 0 S: 38 P: 46	ERA: 1.29 WHIP: 1.000																				
<b>PITCHER</b> Terry Forster, L (8, 1) ERA: 3.69	IP: 2.0 WLS: S BF: 8	H: 2 R: 0 ER: 0 SO: 2	BB: 0 IBB: 0 HBP: 0 BLK: 0	WP: 0 HR: 0 S: 12 P: 12	ERA: 0.00 WHIP: 1.000																				

Chicago White Sox @ Kansas City Royals  
 Royals Stadium, Kansas City, MO  
 Tue Sep 03 1974, 8:05 PM EDT  
 Att. 7,173 - Unknown - 63 F

AB	34
R	1
H	7
RBI	1
BB	2
SO	8
LOB	17





Batter	1	2	3	4	5	6	7	8	9	AB	R	H	RBI	BB	SO	LOB	TOP					
<b>Bucky Dent, R</b> OBP: 0.313, SLG: 0.339 (1, 6)										4	1	2	0	0	0	1	<b>Chicago White Sox @ Kansas City Royals</b> Royals Stadium, Kansas City, MO Wed Sep 04 1974, 8:05 PM EDT Alt. 7,584 - Unknown - 64 F <a href="http://livebaseballscorecards.com">livebaseballscorecards.com</a>					
<b>Jorge Orta, L</b> OBP: 0.372, SLG: 0.457 (1, 4)										5	1	3	2	0	1	2						
<b>Dick Allen, R</b> OBP: 0.376, SLG: 0.573 (1, 3)										4	1	2	1	1	0	2						
<b>Bill Melton, R</b> OBP: 0.322, SLG: 0.404 (1, 5)										5	1	2	1	0	0	5						
<b>Ken Henderson, S</b> OBP: 0.351, SLG: 0.454 (1, 8)										4	0	0	1	0	2	4						
<b>Ron Santo, R</b> OBP: 0.295, SLG: 0.302 (1, 10)										5	0	0	0	0	1	1						
<b>Jerry Hairston, S</b> OBP: 0.269, SLG: 0.280 (1, 7)										5	0	1	1	0	0	1						
<b>Brian Downing, R</b> OBP: 0.364, SLG: 0.420 (1, 2)										3	1	1	1	0	0	2						
<b>Bill Sharp, L</b> OBP: 0.327, SLG: 0.380 (1, 9)										4	2	3	0	0	0	1						
<b>Inning Stats</b>	R: 0 E: 0 K: 1 S: 7	H: 2 LOB: 2 BB: 0 P: 7	R: 0 E: 1 K: 0 S: 3	H: 0 LOB: 0 BB: 0 P: 3	R: 0 E: 0 K: 1 S: 6	H: 1 LOB: 2 BB: 1 P: 10	R: 0 E: 0 K: 1 S: 5	H: 0 LOB: 0 BB: 0 P: 5	R: 6 E: 0 K: 1 S: 12	H: 7 LOB: 1 BB: 0 P: 12	R: 1 E: 0 K: 0 S: 6	H: 3 LOB: 2 BB: 0 P: 6	R: 0 E: 0 K: 0 S: 3	H: 0 LOB: 1 BB: 0 P: 4	R: 0 E: 0 K: 0 S: 4	H: 1 LOB: 1 BB: 0 P: 4	R: 0 E: 0 K: 0 S: 3	H: 0 LOB: 0 BB: 0 P: 3	1B: 11 2B: 2 3B: 0 HR: 1	SF: 1 SAC: 1 DP: 1 HBP: 1	WP: 0 PB: 0 CS: 0	PA: 43
<b>PITCHER</b>	IP	WLS	BF	H	R	ER	SO	BB	IBB	HBP	BLK	WP	HR	S	P	ERA	WHIP					
<b>Paul Spittorf, L</b> ERA: 3.61 (1, 1)	4.0	L	21	8	5	5	3	1	0	0	0	0	1	26	30	11.25	2.250					
<b>Nelson Briles, R</b> ERA: 4.15 (5, 1)	2.0		11	5	2	2	1	0	0	0	0	0	0	13	13	9.00	2.500					
<b>Dennis Leonard, R</b> ERA: (7, 1)	2.0		8	1	0	0	0	0	0	1	0	0	0	7	8	0.00	0.500					
<b>Aurelio Lopez, R</b> ERA: 4.91 (9, 1)	1.0		3	0	0	0	0	0	0	0	0	0	0	3	3	0.00	0.000					

Batter	1	2	3	4	5	6	7	8	9	AB	R	H	RBI	BB	SO	LOB	BOTTOM					
<b>Frank White, R</b> OBP: 0.248, SLG: 0.323 (1, 4)										4	0	0	0	0	1	1	<b>Chicago White Sox @ Kansas City Royals</b> Royals Stadium, Kansas City, MO Wed Sep 04 1974, 8:05 PM EDT Alt. 7,584 - Unknown - 64 F <a href="http://livebaseballscorecards.com">livebaseballscorecards.com</a>					
<b>Jim Wehford, R</b> OBP: 0.339, SLG: 0.364 (1, 7)										4	0	1	0	0	0	1						
<b>Amos Otis, R</b> OBP: 0.355, SLG: 0.461 (1, 8)										4	0	0	0	0	0	1						
<b>Hal McRae, R</b> OBP: 0.379, SLG: 0.498 (1, 10)										4	0	0	0	0	0	0						
<b>John Mayberry, L</b> OBP: 0.376, SLG: 0.465 (1, 3)										3	0	0	0	1	1	0						
<b>Fran Healy, R</b> OBP: 0.352, SLG: 0.398 (1, 2)										2	0	2	0	1	0	0						
<b>Al Cowens, R</b> OBP: 0.270, SLG: 0.273 (1, 9)										3	0	0	0	0	1	4						
<b>Freddie Patek, R</b> OBP: 0.327, SLG: 0.304 (1, 6)										3	0	0	0	0	0	3						
<b>George Brett, L</b> OBP: 0.313, SLG: 0.364 (1, 5)										3	0	1	0	0	0	1						
<b>Inning Stats</b>	R: 0 E: 0 K: 0 S: 3	H: 0 LOB: 0 BB: 0 P: 3	R: 0 E: 0 K: 1 S: 6	H: 1 LOB: 2 BB: 1 P: 10	R: 0 E: 0 K: 1 S: 5	H: 0 LOB: 0 BB: 0 P: 5	R: 0 E: 0 K: 1 S: 5	H: 0 LOB: 0 BB: 0 P: 5	R: 0 E: 0 K: 0 S: 4	H: 1 LOB: 1 BB: 0 P: 4	R: 0 E: 0 K: 0 S: 3	H: 1 LOB: 0 BB: 0 P: 3	R: 0 E: 0 K: 0 S: 3	H: 0 LOB: 1 BB: 1 P: 7	R: 0 E: 0 K: 0 S: 4	H: 1 LOB: 1 BB: 0 P: 4	R: 0 E: 0 K: 0 S: 3	H: 0 LOB: 0 BB: 0 P: 3	1B: 3 2B: 1 3B: 0 HR: 0	SF: 0 SAC: 0 DP: 1 HBP: 0	WP: 0 PB: 0 CS: 0	PA: 32
<b>PITCHER</b>	IP	WLS	BF	H	R	ER	SO	BB	IBB	HBP	BLK	WP	HR	S	P	ERA	WHIP					
<b>Jim Kaat, L</b> ERA: 3.51 (1, 1)	9.0	W	32	4	0	0	3	2	0	0	0	0	0	36	44	0.00	0.667					



Batter	1	2	3	4	5	6	7	8	9	AB	R	H	RBI	BB	SO	LOB	TOP					
Pat Kelly, L (1, 10) OBP: 0.346, SLG: 0.354	F7		F7		F7			K		4	0	0	0	0	1	0	Chicago White Sox @ California Angels Anaheim Stadium, Anaheim, CA Thu Sep 05 1974, 10:05 PM EDT Alt. 5,057 - Unknown - 75 F					
Jorge Orta, L (1, 4) OBP: 0.375, SLG: 0.458	FC BB F9-2 1B		BB BB BB BB			2B 1B		G3		3	1	2	0	1	0	0						
Dick Allen, R (1, 3) OBP: 0.379, SLG: 0.571 Tony Musser, L (8, 3) OBP: 0.316, SLG: 0.345	FC BB 1-2		BB BB BB BB		1-2	K		BB		1	0	0	0	3	1	1						
Ken Henderson, S (1, 8) OBP: 0.351, SLG: 0.455	FC 1-2 2-3		BB BB BB BB		1-2	S 1-H 2B		K		4	0	1	1	0	1	5						
Bill Melton, R (1, 5) OBP: 0.322, SLG: 0.403	F9-2 3-H				F9			FC4-6 1B		4	0	1	0	0	0	4						
Jerry Hairston, S (1, 7) OBP: 0.296, SLG: 0.266		F7			3-1			P2		4	0	0	0	0	0	2						
Bill Sharp, L (1, 9) OBP: 0.323, SLG: 0.374		F8			1-3			FC4-6 CS 1-2		4	0	0	0	0	0	1						
Brian Downing, R (1, 2) OBP: 0.360, SLG: 0.415		1-3			6-3			CS 1-2		3	0	0	0	0	0	0						
Bucky Dent, R (1, 6) OBP: 0.311, SLG: 0.337					6-3			K		3	0	0	0	0	2	0						
<b>Inning Stats</b>	R: 0 E: 1 K: 0 S: 4	H: 1 LOB: 2 BB: 1 P: 8	R: 0 E: 0 K: 0 S: 3	H: 0 LOB: 0 BB: 0 P: 3	R: 0 E: 0 K: 0 S: 3	H: 0 LOB: 0 BB: 2 P: 11	R: 0 E: 0 K: 0 S: 3	H: 0 LOB: 0 BB: 0 P: 3	R: 0 E: 0 K: 1 S: 5	H: 0 LOB: 0 BB: 0 P: 5	R: 1 E: 0 K: 1 S: 7	H: 2 LOB: 1 BB: 0 P: 7	R: 0 E: 0 K: 2 S: 5	H: 0 LOB: 0 BB: 0 P: 5	R: 0 E: 0 K: 1 S: 7	H: 0 LOB: 1 BB: 0 P: 11	R: 0 E: 0 K: 0 S: 3	H: 1 LOB: 0 BB: 0 P: 3	1B: 3 2B: 2 3B: 0 HR: 0	SF: 0 SAC: 0 DP: 1 HBP: 0	WP: 0 PB: 0 SB: 1 CS: 1	PA: 35
<b>PITCHER</b> Ed Figueroa, R (1, 1) ERA: 3.47	IP: 9.0 WLS: L BF: 34	H: 4 R: 1 ER: 1 SO: 5	BB: 4 IBB: 0 HBP: 0 BLK: 0	WP: 0 HR: 0 S: 40 P: 56	ERA: 1.00 WHIP: 0.889	<b>PITCHER</b>																

AB 30  
R 1  
H 4  
RBI 1  
BB 4  
SO 5  
LOB 13



Batter	1	2	3	4	5	6	7	8	9	AB	R	H	RBI	BB	SO	LOB	BOTTOM			
Morris Nettles, L (1, 8) OBP: 0.330, SLG: 0.300	CS 1B		E5 1-3 1B			6-3		K		4	0	2	0	0	1	2	Chicago White Sox @ California Angels Anaheim Stadium, Anaheim, CA Thu Sep 05 1974, 10:05 PM EDT Alt. 5,057 - Unknown - 75 F			
Orlando Ramirez, R (1, 6) OBP: 0.230, SLG: 0.179 Bobby Valentine, R (8, PH) OBP: 0.306, SLG: 0.338	F9 1-2		6-3			BB		1-3		2	0	0	0	1	0	3				
Bruce Bochte, L (1, 7) OBP: 0.343, SLG: 0.416 Winston Llenas, R (9, PH) OBP: 0.296, SLG: 0.350 Bob Heise, R (9, PR) OBP: 0.333, SLG: 0.392	5-3				3-1			F8		3	0	0	0	0	0	1				
Frank Robinson, R (1, 10) OBP: 0.374, SLG: 0.473		G3			F9			P6		4	0	0	0	0	0	1				
Joe Lahoud, L (1, 9) OBP: 0.373, SLG: 0.457 Leroy Stanton, R (9, PH) OBP: 0.331, SLG: 0.417		F9			P4			F3		3	0	0	0	0	0	0				
John Doherty, L (1, 3) OBP: 0.288, SLG: 0.379 Bob Oliver, R (9, PH) OBP: 0.280, SLG: 0.348		K			6-3			6-3		3	0	0	0	0	1	0				
Dave Chalk, R (1, 5) OBP: 0.313, SLG: 0.334					3-1			5-3		2	0	0	0	1	0	0				
Denny Doyle, L (1, 4) OBP: 0.287, SLG: 0.296					F7			1B 1B		3	0	1	0	0	0	1				
Tom Egan, R (1, 2) OBP: 0.138, SLG: 0.038 Charlie Sands, L (8, PH) OBP: 0.366, SLG: 0.387 Rudy Meoli, L (8, PR) OBP: 0.288, SLG: 0.261 Ellie Rodriguez, R (9, 2) OBP: 0.371, SLG: 0.350					K			1-3 1B		2	0	0	0	0	2	1				
<b>Inning Stats</b>	R: 0 E: 0 K: 0 S: 3	H: 1 LOB: 0 BB: 0 P: 3	R: 0 E: 0 K: 1 S: 5	H: 0 LOB: 0 BB: 0 P: 5	R: 0 E: 1 K: 1 S: 6	H: 1 LOB: 2 BB: 1 P: 10	R: 0 E: 0 K: 0 S: 3	H: 0 LOB: 0 BB: 0 P: 3	R: 0 E: 0 K: 1 S: 5	H: 0 LOB: 1 BB: 1 P: 9	R: 0 E: 0 K: 0 S: 3	H: 0 LOB: 0 BB: 0 P: 3	R: 0 E: 0 K: 1 S: 7	H: 2 LOB: 2 BB: 0 P: 7	R: 0 E: 0 K: 1 S: 6	H: 1 LOB: 2 BB: 0 P: 6	1B: 5 2B: 0 3B: 0 HR: 0	SF: 0 SAC: 0 DP: 0 HBP: 0	WP: 0 PB: 0 SB: 0 CS: 1	PA: 33
<b>PITCHER</b> Bart Johnson, R (1, 1) ERA: 3.2 Terry Forster, L (8, 1) ERA: 3.64	IP: 7.1 WLS: W BF: 27	H: 4 R: 0 ER: 0 SO: 3	BB: 2 IBB: 0 HBP: 0 BLK: 0	WP: 0 HR: 0 S: 31 P: 39	ERA: 0.00 WHIP: 0.818	<b>PITCHER</b>														

AB 31  
R 0  
H 5  
RBI 0  
BB 2  
SO 5  
LOB 15





Batter	1	2	3	4	5	6	7	8	9	AB	R	H	RBI	BB	SO	LOB	TOP					
<b>Bucky Dent, R</b> OBP: 0.310, SLG: 0.336 (1, 6)	L1		E6		P6					4	0	1	0	0	0	1	<b>Chicago White Sox @ California Angels</b> Anaheim Stadium, Anaheim, CA Fri Sep 06 1974, 10:05 PM EDT Att: 5,612 - Unknown - 76 F					
<b>Jorge Orta, L</b> OBP: 0.374, SLG: 0.457 (1, 4)	6-3				1-3		4-3			4	0	1	1	0	0	1						
<b>Dick Allen, R</b> OBP: 0.376, SLG: 0.566 (1, 3)	F3		F5			5-3		6-3		4	0	0	0	0	0	2						
<b>Bill Melton, R</b> OBP: 0.324, SLG: 0.409 (1, 5)										3	1	2	0	0	0	2						
<b>Lee Richard, R</b> OBP: 0.167, SLG: 0.118 (6, 5)			P3			1B	2B	K		1	0	0	0	0	1	0						
<b>Ken Henderson, S</b> OBP: 0.348, SLG: 0.451 (1, 8)					5-3		K			4	0	0	0	0	2	2						
<b>Ron Santo, R</b> OBP: 0.297, SLG: 0.304 (1, 10)										4	0	2	1	0	1	1						
<b>Jerry Hairston, S</b> OBP: 0.267, SLG: 0.277 (1, 7)										4	0	2	0	0	1	2						
<b>Brian Downing, R</b> OBP: 0.360, SLG: 0.414 (1, 2)										3	1	1	0	0	1	2						
<b>Carlos May, L</b> OBP: 0.320, SLG: 0.357 (9, PH)										1	0	0	0	0	0	1						
<b>Nyls Nyman, L</b> OBP: 0.357, SLG: 0.357 (9, FR)										0	0	0	0	0	0	0						
<b>Bill Sharp, L</b> OBP: 0.319, SLG: 0.370 (1, 9)										3	0	0	0	0	1	1						
<b>Inning Stats</b>	R: 0 E: 0 K: 0 S: 3	H: 0 LOB: 0 BB: 0 P: 3	R: 0 E: 0 K: 1 S: 6	H: 1 LOB: 1 BB: 0 P: 6	R: 1 E: 1 K: 0 S: 6	H: 2 LOB: 2 BB: 0 P: 6	R: 0 E: 0 K: 0 S: 4	H: 2 LOB: 1 BB: 0 P: 4	R: 0 E: 0 K: 1 S: 5	H: 0 LOB: 0 BB: 0 P: 5	R: 1 E: 0 K: 1 S: 7	H: 2 LOB: 1 BB: 0 P: 7	R: 0 E: 0 K: 1 S: 6	H: 1 LOB: 1 BB: 0 P: 6	R: 0 E: 0 K: 2 S: 7	H: 0 LOB: 0 BB: 0 P: 7	R: 0 E: 0 K: 1 S: 6	H: 1 LOB: 1 BB: 0 P: 6	1B: 7 2B: 2 3B: 0 HR: 0	SF: 0 SAC: 1 DP: 1 HBP: 0	WP: 0 PB: 0 SB: 0 CS: 0	PA: 36
<b>PITCHER</b>	IP	WLS	BF	H	R	ER	SO	BB	IBB	HBP	BLK	WP	HR	S	P	ERA	WHIP					
<b>Frank Tanana, L</b> ERA: 3.49 (1, 1)	8.1	W	34	9	2	2	7	0	0	0	0	0	0	48	48	2.16	1.080					
<b>Orlando Pena, R</b> ERA: 2.96 (9, 1)	0.2	S	2	0	0	0	0	0	0	0	0	0	0	2	2	0.00	0.000					


Batter	1	2	3	4	5	6	7	8	9	AB	R	H	RBI	BB	SO	LOB	BOTTOM				
<b>Morris Nettles, L</b> OBP: 0.326, SLG: 0.298 (1, 8)	K						E4			4	0	1	0	0	2	2	<b>Chicago White Sox @ California Angels</b> Anaheim Stadium, Anaheim, CA Fri Sep 06 1974, 10:05 PM EDT Att: 5,612 - Unknown - 76 F				
<b>Orlando Ramirez, R</b> OBP: 0.215, SLG: 0.167 (1, 6)	F8		6-3		P4		F3			4	0	0	0	0	0	3					
<b>Bobby Valentine, R</b> OBP: 0.306, SLG: 0.337 (1, 7)										4	1	1	0	0	0	2					
<b>Joe Lahoud, L</b> OBP: 0.373, SLG: 0.457 (8, 7)	L3									0	0	0	0	0	0	0					
<b>Frank Robinson, R</b> OBP: 0.373, SLG: 0.473 (1, 10)										4	0	1	0	0	0	1					
<b>Leroy Stanton, R</b> OBP: 0.330, SLG: 0.414 (1, 9)										3	1	0	0	1	1	1					
<b>Bob Oliver, R</b> OBP: 0.280, SLG: 0.349 (1, 3)										4	1	1	1	0	1	1					
<b>Dave Chalk, R</b> OBP: 0.311, SLG: 0.332 (1, 5)										3	1	0	0	0	0	2					
<b>Bob Heise, R</b> OBP: 0.357, SLG: 0.415 (1, 4)										2	0	2	1	0	0	0					
<b>Tom Egan, R</b> OBP: 0.148, SLG: 0.055 (1, 2)										3	0	1	1	0	1	2					
<b>Inning Stats</b>	R: 0 E: 0 K: 1 S: 5	H: 0 LOB: 0 BB: 0 P: 5	R: 0 E: 0 K: 1 S: 6	H: 1 LOB: 1 BB: 0 P: 6	R: 0 E: 0 K: 0 S: 4	H: 2 LOB: 1 BB: 0 P: 4	R: 4 E: 1 K: 1 S: 9	H: 3 LOB: 1 BB: 1 P: 13	R: 0 E: 0 K: 0 S: 3	H: 0 LOB: 0 BB: 0 P: 3	R: 0 E: 1 K: 1 S: 7	H: 1 LOB: 2 BB: 0 P: 7	R: 0 E: 0 K: 0 S: 3	H: 0 LOB: 0 BB: 0 P: 3	R: 0 E: 0 K: 1 S: 3	H: 0 LOB: 0 BB: 0 P: 3	1B: 5 2B: 2 3B: 0 HR: 0	SF: 0 SAC: 1 DP: 1 HBP: 0	WP: 0 PB: 0 SB: 0 CS: 0	PA: 33	
<b>PITCHER</b>	IP	WLS	BF	H	R	ER	SO	BB	IBB	HBP	BLK	WP	HR	S	P	ERA	WHIP				
<b>Wilbur Wood, L</b> ERA: 3.64 (1, 1)	8.0	L	33	7	4	1	5	1	0	0	0	0	0	42	46	1.12	1.000				



Batter	1	2	3	4	5	6	7	8	9	AB	R	H	RBI	BB	SO	LOB	TOP					
Pat Kelly, L (1, 10) OBP: 0.344, SLG: 0.352	G3		E 1B		K	F8			G6-4-3	5	0	1	0	0	1	6						
Bill Shero, L (1, 9) OBP: 0.317, SLG: 0.364	6-3		BB		F5				F2	4	0	0	0	1	1	2						
Tony Muser, L (1, 3) OBP: 0.314, SLG: 0.342	5-3		1-3		1B				F7	4	0	1	1	0	0	2						
Jorge Orta, L (1, 4) OBP: 0.375, SLG: 0.458		FC1-5 2B		G4-6-3 HBP	4-3				K	3	0	1	0	0	1	2						
Ken Henderson, S (1, 8) OBP: 0.349, SLG: 0.449		CS FC1-5 BB		G4-6-3		1B BB			K	2	0	0	0	2	1	1						
Jerry Hairston, S (1, 7) OBP: 0.289, SLG: 0.274		FC1-5		BB		1B BB				1	0	0	0	3	0	2						
Brian Downing, R (1, 2) OBP: 0.355, SLG: 0.407		K		K		P5			K	4	0	0	0	0	3	6						
Bucky Dent, R (1, 6) OBP: 0.311, SLG: 0.336			F8			P6			K	3	1	1	0	0	0	2						
Carlos May, L (8, PH) OBP: 0.320, SLG: 0.356					1B					1	0	0	0	0	1	1						
Ron Santo, R (8, 5) OBP: 0.297, SLG: 0.304					1B					0	0	0	0	0	0	0						
Lee Richard, R (1, 5) (8, 6) OBP: 0.225, SLG: 0.162			K		1B				G6-4-3 BB	3	0	2	0	1	1	0						
<b>Inning Stats</b>	R: 0 E: 0 K: 0 S: 3	H: 0 LOB: 0 BB: 0 P: 3	R: 0 E: 0 K: 1 S: 5	H: 1 LOB: 1 BB: 1 P: 9	R: 0 E: 1 K: 1 S: 6	H: 1 LOB: 2 BB: 1 P: 10	R: 0 E: 0 K: 1 S: 4	H: 0 LOB: 1 BB: 1 P: 9	R: 1 E: 0 K: 1 S: 8	H: 3 LOB: 2 BB: 0 P: 8	R: 0 E: 0 K: 0 S: 4	H: 1 LOB: 0 BB: 2 P: 12	R: 0 E: 0 K: 2 S: 7	H: 0 LOB: 0 BB: 0 P: 7	R: 0 E: 0 K: 3 S: 9	H: 0 LOB: 1 BB: 1 P: 13	R: 0 E: 0 K: 0 S: 2	H: 0 LOB: 0 BB: 1 P: 6	1B: 5 2B: 1 3B: 0 HR: 0	SF: 0 SAC: 0 DP: 2 HBP: 1	WP: 0 PB: 0 SB: 0 CS: 1	PA: 38
<b>PITCHER</b> Nolan Ryan, R (1, 1) ERA: 3.07	IP: 9.0 WLS: W BF: 38 H: 6 R: 1 ER: 1 SO: 9 BB: 7 IBB: 0 HBP: 1 BLK: 0 WP: 0 HR: 0 S: 48 P: 77 ERA: 1.00 WHIP: 1.444															<b>PITCHER</b>						

Chicago White Sox @ California Angels  
Anaheim Stadium, Anaheim, CA  
Sat Sep 07 1974, 10:05 PM EDT  
Att: 13,510 - Unknown


AB 30  
R 1  
H 6  
RBI 1  
BB 7  
SO 9  
LOB 24



Batter	1	2	3	4	5	6	7	8	9	AB	R	H	RBI	BB	SO	LOB	BOTTOM					
Morris Nettles, L (1, 8) OBP: 0.326, SLG: 0.299	S 1B		K			5-3			SH1-4	3	0	1	0	0	1	1						
Orlando Ramirez, R (1, 6) OBP: 0.217, SLG: 0.172	K		S 1B			4-3			G3	4	0	1	1	0	1	2						
Bruce Bochte, L (1, 7) OBP: 0.348, SLG: 0.409	G6-4-3 BB		2-5 1B		1B FC5-4 BB	6-3			F7	2	1	0	0	2	0	1						
Frank Robinson, R (1, 10) OBP: 0.373, SLG: 0.471	G6-4-3				F7				1B WP HBP	2	1	0	0	0	0	3						
Joe Lahoud, L (1, 9) OBP: 0.372, SLG: 0.456		4-3			FC5-4 1B				K	3	0	1	0	0	1	1						
Dave Chalk, R (1, 5) OBP: 0.311, SLG: 0.332		K			FC5-4 CS				WP 1B	3	0	1	1	0	1	1						
John Doherty, L (1, 3) OBP: 0.285, SLG: 0.375					CS				6-3	2	0	0	0	0	0	0						
Bob Oliver, R (7, PH) (8, 3) OBP: 0.279, SLG: 0.348		4-3				F8				1	0	0	0	0	0	1						
Denny Doyle, L (1, 4) OBP: 0.288, SLG: 0.297						4-3			F3	3	1	1	0	0	0	1						
Tom Egan, R (1, 2) OBP: 0.159, SLG: 0.054			SH1-4 1B			P4			G3 SH1-4 BB	1	0	0	0	1	0	0						
<b>Inning Stats</b>	R: 0 E: 0 K: 1 S: 5	H: 1 LOB: 1 BB: 1 P: 9	R: 0 E: 0 K: 1 S: 5	H: 0 LOB: 0 BB: 0 P: 5	R: 1 E: 0 K: 1 S: 6	H: 2 LOB: 1 BB: 0 P: 6	R: 1 E: 0 K: 0 S: 3	H: 1 LOB: 0 BB: 1 P: 7	R: 0 E: 0 K: 0 S: 3	H: 0 LOB: 0 BB: 0 P: 3	R: 0 E: 0 K: 0 S: 3	H: 0 LOB: 0 BB: 0 P: 3	R: 1 E: 0 K: 1 S: 6	H: 1 LOB: 1 BB: 0 P: 7	R: 0 E: 0 K: 0 S: 3	H: 0 LOB: 1 BB: 1 P: 7	R: 0 E: 0 K: 0 S: 3	H: 0 LOB: 0 BB: 1 P: 7	1B: 5 2B: 0 3B: 0 HR: 0	SF: 0 SAC: 2 DP: 1 HBP: 1	WP: 1 PB: 0 SB: 2 CS: 1	PA: 31
<b>PITCHER</b> Jack Kucek, R (1, 1) ERA: 3.67	IP: 6.1 WLS: L BF: 25 H: 5 R: 3 ER: 3 SO: 4 BB: 2 IBB: 0 HBP: 1 BLK: 0 WP: 0 HR: 0 S: 29 P: 38 ERA: 4.26 WHIP: 1.105															<b>PITCHER</b>						
<b>PITCHER</b> Terry Forster, L (7, 1) ERA: 3.55	IP: 1.2 WLS: L BF: 6 H: 0 R: 0 ER: 0 SO: 0 BB: 1 IBB: 0 HBP: 0 BLK: 0 WP: 1 HR: 0 S: 5 P: 9 ERA: 0.00 WHIP: 0.600															<b>PITCHER</b>						

Chicago White Sox @ California Angels  
Anaheim Stadium, Anaheim, CA  
Sat Sep 07 1974, 10:05 PM EDT  
Att: 13,510 - Unknown

AB 24  
R 3  
H 5  
RBI 2  
BB 3  
SO 4  
LOB 11





Batter	1	2	3	4	5	6	7	8	9	AB	R	H	RBI	BB	SO	LOB	TOP
Lee Richard, R (1.5) OBP: 0.227, SLG: 0.195	6-3		5-3 E 2B		1-3		6-3			4	1	1	0	0	0	2	
Bucky Dent, R (1.6) OBP: 0.312, SLG: 0.334	BB HBP BB		5-3 HBP		F8			6-3		2	0	0	0	1	0	0	
Dick Allen, R (1.3) OBP: 0.375, SLG: 0.563 Tony Muser, L (8.3) OBP: 0.314, SLG: 0.342	BB HBP		5-3		K		P4			3	0	0	0	0	1	2	
Ken Henderson, S (1.8) OBP: 0.349, SLG: 0.447	BB HBP		1-2 2-3 BB		F9		F9			3	0	0	0	1	0	1	
Ron Santo, R (1.10) OBP: 0.294, SLG: 0.301	K		G5-4-3		F9			4-3		4	0	0	0	0	1	5	
Brian Downing, R (1.2) OBP: 0.353, SLG: 0.402	P6				L4		E5 FC1-5 E			3	0	0	0	1	0	3	
Jerry Hairston, S (1.7) OBP: 0.277, SLG: 0.261					4-3		E5 G3 FC1-5			4	0	0	0	0	2	2	AB 30
Eddie Leon, R (1.4) OBP: 0.146, SLG: 0.132					F9		FC1-5 G3			4	0	0	0	0	1	3	R 1
Bill Sharp, L (1.9) OBP: 0.314, SLG: 0.360					F7		G3			3	0	0	0	0	1	2	H 1
<b>Inning Stats</b>	R: 0 E: 0 K: 1 S: 5	H: 0 LOB: 3 BB: 2 P: 14	R: 0 E: 0 K: 2 S: 7	H: 0 LOB: 0 BB: 0 P: 7	R: 1 E: 1 K: 0 S: 4	H: 1 LOB: 1 BB: 0 P: 5	R: 0 E: 0 K: 0 S: 3	H: 0 LOB: 0 BB: 0 P: 3	R: 0 E: 0 K: 1 S: 5	H: 0 LOB: 0 BB: 0 P: 5	R: 0 E: 0 K: 0 S: 3	H: 0 LOB: 0 BB: 0 P: 3	R: 0 E: 0 K: 2 S: 7	H: 0 LOB: 1 BB: 1 P: 11	1B: 0 2B: 1 3B: 0 HR: 0	SF: 0 SAC: 0 DP: 1 HBP: 2	WP: 0 PA: 35 CS: 0
<b>PITCHER</b> Andy Hassler, L (1.1) ERA: 2.99	IP: 9.0 WLS: L BF: 35	H: 1 R: 1 ER: 0 SO: 6	BB: 3 IBB: 0 HBP: 2 BLK: 0	WP: 0 HR: 0 S: 42 P: 56	ERA: 0.00 WHIP: 0.444	<b>PITCHER</b>											

Chicago White Sox @ California Angels  
 Anaheim Stadium, Anaheim, CA  
 Sun Sep.08 1974, 6:33 AM EDT  
 Alt. 9,663 - Unknown - 83 F


AB 30  
 R 1  
 H 1  
 RBI 0  
 BB 3  
 SO 6  
 LOB 20



Batter	1	2	3	4	5	6	7	8	9	AB	R	H	RBI	BB	SO	LOB	BOTTOM
Morris Nettles, L (1.8) OBP: 0.343, SLG: 0.311 Elie Rodriguez, R (9. PH) OBP: 0.372, SLG: 0.352	CS 1B				K					3	0	2	0	1	1	0	
Orlando Ramirez, R (1.6) OBP: 0.222, SLG: 0.167 Frank Robinson, R (7. PH) OBP: 0.372, SLG: 0.470 Denny Doyle, L (8.4) OBP: 0.298, SLG: 0.297 Doug Howard, R (9. PH) OBP: 0.300, SLG: 0.321	BB 1B		1B			4-3	F8		6-3	2	0	0	0	1	1	1	
Bobby Valentine, R (1.10) OBP: 0.308, SLG: 0.337	BB		5-3			E5		S 1B		3	0	1	0	1	0	1	
Bob Oliver, R (1.3) OBP: 0.279, SLG: 0.347	F9				E 1B	F8		K		4	0	1	0	0	1	4	
Leroy Stanton, R (1.9) OBP: 0.327, SLG: 0.410	K				E5 G6-4-3	5-3		F8		4	0	0	0	0	1	5	
Dave Chalk, R (1.5) OBP: 0.313, SLG: 0.332			F8		K		G5-4-3 1B	1-2 BB		3	0	1	0	1	1	2	
Bruce Bochte, L (1.7) OBP: 0.340, SLG: 0.400 Winston Llenas, R (6. PH) OBP: 0.294, SLG: 0.347			5-3		G6-4-3		G5-4-3 1B	1-3 BB		3	0	0	0	0	0	3	
Bob Heise, R (1.4) OBP: 0.350, SLG: 0.393			1-3			K		K		1	0	0	0	1	2	0	AB 33
Tom Egan, R (1.2) OBP: 0.164, SLG: 0.067			P4		L7		1B BB	F9		4	0	1	0	0	0	0	
<b>Inning Stats</b>	R: 0 E: 0 K: 1 S: 5	H: 1 LOB: 2 BB: 2 P: 13	R: 0 E: 0 K: 0 S: 3	H: 0 LOB: 0 BB: 0 P: 3	R: 0 E: 1 K: 1 S: 6	H: 1 LOB: 1 BB: 0 P: 6	R: 0 E: 0 K: 1 S: 6	H: 1 LOB: 1 BB: 0 P: 6	R: 0 E: 1 K: 2 S: 7	H: 0 LOB: 0 BB: 0 P: 7	R: 0 E: 0 K: 0 S: 4	H: 0 LOB: 1 BB: 0 P: 4	R: 0 E: 0 K: 1 S: 6	H: 1 LOB: 2 BB: 1 P: 10	1B: 7 2B: 0 3B: 0 HR: 0	SF: 0 SAC: 0 DP: 2 HBP: 0	WP: 0 PA: 38 CS: 1
<b>PITCHER</b> Jim Kaat, L (1.1) ERA: 3.41 Terry Forster, L (7.1) ERA: 3.52	IP: 6.2 WLS: W BF: 28	H: 5 R: 0 ER: 0 SO: 5	BB: 4 IBB: 0 HBP: 0 BLK: 0	WP: 0 HR: 0 S: 34 P: 50	ERA: 0.00 WHIP: 1.350	<b>PITCHER</b>											

Chicago White Sox @ California Angels  
 Anaheim Stadium, Anaheim, CA  
 Sun Sep.08 1974, 6:33 AM EDT  
 Alt. 9,663 - Unknown - 83 F

AB 33  
 R 0  
 H 7  
 RBI 0  
 BB 5  
 SO 7  
 LOB 22





Batter	1	2	3	4	5	6	7	8	9	AB	R	H	RBI	BB	SO	LOB	TOP			
Pat Kelly, L OBP: 0.344, SLG: 0.354 (1, 9)										4	0	1	0	0	0	1				
Bucky Dent, R OBP: 0.312, SLG: 0.334 (1, 6)										3	1	1	0	0	0	0				
Jorge Orta, L OBP: 0.374, SLG: 0.457 (1, 4)										3	0	1	0	0	1	1				
Carlos May, L OBP: 0.318, SLG: 0.353 (1, 10)										4	0	0	0	0	1	2				
Ken Henderson, S OBP: 0.348, SLG: 0.446 (1, 8)										3	0	1	1	0	1	0				
Tony Muser, L OBP: 0.308, SLG: 0.336 (1, 3)										3	0	0	0	0	1	1				
Bill Sharp, L OBP: 0.311, SLG: 0.356 (1, 7)										3	0	0	0	0	0	0				
Brian Downing, R OBP: 0.350, SLG: 0.398 (1, 2)										3	0	0	0	0	0	0				
Lee Richard, R OBP: 0.234, SLG: 0.205 (1, 5)										3	0	1	0	0	0	0				
<b>Inning Stats</b>	R: 0 E: 0 K: 0 S: 4	H: 1 LOB: 1 BB: 0 P: 4	R: 0 E: 0 K: 0 S: 3	H: 0 LOB: 0 BB: 0 P: 3	R: 0 E: 0 K: 0 S: 3	H: 0 LOB: 0 BB: 0 P: 3	R: 1 E: 0 K: 2 S: 9	H: 2 LOB: 1 BB: 0 P: 9	R: 0 E: 0 K: 0 S: 3	H: 0 LOB: 0 BB: 0 P: 3	R: 0 E: 0 K: 1 S: 5	H: 0 LOB: 0 BB: 0 P: 5	R: 0 E: 0 K: 0 S: 4	H: 1 LOB: 1 BB: 0 P: 4	R: 0 E: 0 K: 1 S: 5	H: 0 LOB: 0 BB: 0 P: 5	1B: 4 2B: 1 3B: 0 HR: 0	SF: 0 SAC: 0 DP: 0 HBP: 0	WP: 0 PB: 0 SB: 0 CS: 1	PA: 32
<b>PITCHER</b> Dave Goltz, R ERA: 3.55 (1, 1)	IP: 9.0 WLS: W BF: 31 H: 5 R: 1 ER: 1 SO: 4 BB: 0 IBB: 0 HBP: 0 BLK: 0 WP: 0 HR: 0 S: 39 P: 39 ERA: 1.00 WHIP: 0.556															<b>PITCHER</b> IP: 9.0 WLS: W BF: 31 H: 5 R: 1 ER: 1 SO: 4 BB: 0 IBB: 0 HBP: 0 BLK: 0 WP: 0 HR: 0 S: 39 P: 39 ERA: 1.00 WHIP: 0.556				

Chicago White Sox @ Minnesota Twins  
 Metropolitan Stadium, Bloomington, MI  
 Mon Sep 09 1974, 8:05 PM EDT  
 Att: 3,065 - Unknown - 56 F

livebaseballscorecards.com

AB 29  
 R 1  
 H 5  
 RBI 1  
 BB 0  
 SO 4  
 LOB 5

Batter	1	2	3	4	5	6	7	8	9	AB	R	H	RBI	BB	SO	LOB	BOTTOM			
Steve Braun, L OBP: 0.366, SLG: 0.375 (1, 7)										4	1	1	1	0	2	0				
Rod Carew, L OBP: 0.422, SLG: 0.444 (1, 4)										4	0	1	0	0	1	1				
Larry Hise, R OBP: 0.353, SLG: 0.471 (1, 8) (9, 9)										3	0	0	0	0	1	1				
Bobby Darwin, R OBP: 0.332, SLG: 0.469 (9, 3) Craig Kusick, R OBP: 0.337, SLG: 0.398 (9, 3)										3	0	0	0	0	1	1				
Tony Oliva, L OBP: 0.325, SLG: 0.431 (1, 10)										3	0	0	0	0	0	0				
Jerry Terrell, R OBP: 0.288, SLG: 0.322 (1, 5)										2	0	0	0	1	1	0				
Pat Bourque, L OBP: 0.273, SLG: 0.296 (1, 3) Steve Brye, R OBP: 0.317, SLG: 0.362 (6, PR) (9, 8)										3	0	2	0	0	0	1				
Danny Thompson, R OBP: 0.315, SLG: 0.332 (1, 6)										3	0	0	0	0	0	2				
Phil Roof, R OBP: 0.273, SLG: 0.296 (1, 2) Harmon Killebrew, R OBP: 0.322, SLG: 0.380 (8, PH) Glenn Borgmann, R OBP: 0.331, SLG: 0.398 (9, 2)										2	0	0	0	0	1	0				
<b>Inning Stats</b>	R: 0 E: 0 K: 2 S: 8	H: 1 LOB: 1 BB: 0 P: 8	R: 0 E: 0 K: 0 S: 2	H: 0 LOB: 0 BB: 1 P: 6	R: 0 E: 0 K: 1 S: 5	H: 0 LOB: 0 BB: 0 P: 5	R: 0 E: 0 K: 1 S: 5	H: 0 LOB: 0 BB: 0 P: 5	R: 0 E: 0 K: 0 S: 4	H: 1 LOB: 1 BB: 0 P: 4	R: 0 E: 0 K: 2 S: 7	H: 0 LOB: 0 BB: 0 P: 7	R: 0 E: 0 K: 0 S: 3	H: 0 LOB: 0 BB: 0 P: 3	R: 3 E: 0 K: 1 S: 8	H: 3 LOB: 1 BB: 0 P: 8	1B: 2 2B: 1 3B: 0 HR: 2	SF: 0 SAC: 0 DP: 1 HBP: 0	WP: 0 PB: 0 SB: 1 CS: 0	PA: 29
<b>PITCHER</b> Bart Johnson, R ERA: 3.21 (1, 1)	IP: 8.0 WLS: L BF: 29 H: 5 R: 3 ER: 3 SO: 7 BB: 1 IBB: 0 HBP: 0 BLK: 0 WP: 0 HR: 2 S: 42 P: 46 ERA: 3.38 WHIP: 0.750															<b>PITCHER</b> IP: 8.0 WLS: L BF: 29 H: 5 R: 3 ER: 3 SO: 7 BB: 1 IBB: 0 HBP: 0 BLK: 0 WP: 0 HR: 2 S: 42 P: 46 ERA: 3.38 WHIP: 0.750				

Chicago White Sox @ Minnesota Twins  
 Metropolitan Stadium, Bloomington, MI  
 Mon Sep 09 1974, 8:05 PM EDT  
 Att: 3,065 - Unknown - 56 F

livebaseballscorecards.com

AB 28  
 R 3  
 H 5  
 RBI 3  
 BB 1  
 SO 7  
 LOB 6



Batter	1	2	3	4	5	6	7	8	9	10	11	12	13	14	15	AB	R	H	RBI	BB	SO	LOB	TOP			
Lee Richard, R Pat Kelly, L Eddie Leon, R	F7		F7			F2		K	K		F3			K		3	0	0	0	0	0	0				
Jorge Orta, L	3-1		CS 1B			F5		F8		K		6-3		4-3 1B		7	1	2	0	0	1	1				
Ken Henderson, S			K			F7			2B HR 1B	K				4-3 1B		7	1	3	0	0	2	2				
Ron Santo, R Nylis Nyman, L	1-3				5-3			K		1-3		G4-6-3 1B				3	0	0	0	0	1	1				
Brian Downing, R						F8								F7		6	3	3	3	1	0	1				
Jerry Hairston, S					5-3											6	1	3	0	0	0	1				
Tony Muser, L																7	0	2	1	0	1	3				
Bucky Dent, R																7	0	2	0	1	4					
Bill Sharp, L																6	0	2	0	0	0	4				
<b>Inning Stats</b>	R: 0 E: 0 K: 0 S: 4	H: 1 LOB: 1 BB: 0 P: 4	R: 1 E: 0 K: 0 S: 4	H: 2 LOB: 1 BB: 1 P: 8	R: 0 E: 0 K: 1 S: 5	H: 1 LOB: 1 BB: 0 P: 5	R: 0 E: 0 K: 0 S: 3	H: 0 LOB: 0 BB: 0 P: 3	R: 0 E: 0 K: 1 S: 6	H: 1 LOB: 1 BB: 0 P: 6	R: 0 E: 0 K: 2 S: 8	H: 1 LOB: 1 BB: 0 P: 8	R: 0 E: 0 K: 0 S: 3	H: 0 LOB: 0 BB: 0 P: 7	R: 1 E: 0 K: 0 S: 5	H: 2 LOB: 1 BB: 0 P: 5	R: 1 E: 1 K: 1 S: 7	H: 2 LOB: 1 BB: 0 P: 7	R: 0 E: 0 K: 0 S: 3	H: 0 LOB: 0 BB: 0 P: 3	R: 0 E: 0 K: 0 S: 3	H: 0 LOB: 0 BB: 0 P: 3	1B: 15 2B: 5 3B: 0 HR: 1	SF: 0 SAC: 1 DP: 3 HBP: 0	WP: 0 PB: 0 CS: 1	PA: 62
<b>PITCHER</b>	IP ERA WLS BF H R ER SO BB IBB HBP BLK WP HR S P ERA WHIP	7.0 4.56 1.0 8 5 3 3 2 0 0 0 0 0 1 12 12 27.00 5.000	8.1 2.76 7 21 7 2 2 4 0 0 0 0 0 0 29 29 3.60 1.400	8.1 4.41 2.0 W 8 2 1 0 1 0 0 0 0 0 0 10 10 0.00 1.000	8.1 4.41 2.0 W 8 2 1 0 1 0 0 0 0 0 0 0 10 10 0.00 1.000																					

**Chicago White Sox @ Minnesota Twins**  
 Metropolitan Stadium, Bloomington, MI  
 Tue Sep 10 1974, 8:05 PM EDT  
 Att. 3,285 - Cloudy - 77 F

**AB 60**  
**R 7**  
**H 19**  
**RBI 7**  
**BB 1**  
**SO 9**  
**LOB 23**



Batter	1	2	3	4	5	6	7	8	9	10	11	12	13	14	15	AB	R	H	RBI	BB	SO	LOB	BOTTOM			
Steve Brye, R	5-4-3 1B HR															6	1	3	0	0	1	3				
Rod Carew, L																5	2	1	0	3	0	3				
Larry Hisle, R																6	0	1	1	2	2	7				
Bobby Darwin, R																7	1	1	2	0	3	5				
Harmon Killebrew, R																5	0	0	0	2	0	1				
Eric Soderholm, R																5	2	1	1	2	0	2				
Craig Kusick, R Jerry Johnson, R Tommy Harper, R Tony Oliva, R Luis Gomez, R																5	1	2	1	1	1	3				
Danny Thomson, R Steve Braun, L Tom Johnson, R																5	1	2	1	0	1	0				
Phil Roof, R Glenn Borgmann, R																4	0	1	0	0	1	2				
<b>Inning Stats</b>	R: 2 E: 0 K: 0 S: 5	H: 3 LOB: 0 BB: 0 P: 5	R: 0 E: 0 K: 1 S: 4	H: 2 LOB: 1 BB: 0 P: 4	R: 0 E: 0 K: 1 S: 6	H: 1 LOB: 1 BB: 0 P: 6	R: 0 E: 0 K: 0 S: 3	H: 0 LOB: 0 BB: 0 P: 3	R: 0 E: 0 K: 1 S: 6	H: 1 LOB: 0 BB: 0 P: 6	R: 1 E: 0 K: 1 S: 8	H: 1 LOB: 3 BB: 3 P: 20	R: 0 E: 0 K: 0 S: 3	H: 0 LOB: 0 BB: 0 P: 3	R: 0 E: 0 K: 0 S: 3	H: 0 LOB: 2 BB: 2 P: 11	R: 1 E: 0 K: 1 S: 6	H: 1 LOB: 3 BB: 3 P: 18	R: 1 E: 0 K: 1 S: 7	H: 2 LOB: 3 BB: 1 P: 11	R: 1 E: 0 K: 1 S: 4	H: 1 LOB: 1 BB: 0 P: 8	1B: 10 2B: 1 3B: 0 HR: 3	SF: 0 SAC: 1 DP: 2 HBP: 0	WP: 1 PB: 3 CS: 0	PA: 66
<b>PITCHER</b>	IP ERA WLS BF H R ER SO BB IBB HBP BLK WP HR S P ERA WHIP	8.0 3.63 5.2 27 4 3 3 5 5 1 0 0 1 1 31 55 4.76 1.588	8.1 3.57 0.2 L 5 1 1 1 1 1 0 0 0 0 0 5 13 13.50 3.000																							

**Chicago White Sox @ Minnesota Twins**  
 Metropolitan Stadium, Bloomington, MI  
 Tue Sep 10 1974, 8:05 PM EDT  
 Att. 3,285 - Cloudy - 77 F

**AB 54**  
**R 8**  
**H 14**  
**RBI 8**  
**BB 11**  
**SO 10**  
**LOB 28**






Batter	1	2	3	4	5	6	7	8	9	AB	R	H	RBI	BB	SO	LOB	TOP																					
Davey Nelson, R OBP: 0.296, SLG: 0.288 (1, 4)	4-3	L1				6-3		G1-6-3		5	1	1	0	0	0	2																						
Cesar Tovar, R OBP: 0.345, SLG: 0.362 (1, 7) (9, 9)	PB		6-3			F8		5-3		5	1	2	1	0	0	1																						
Jeff Burroughs, R OBP: 0.394, SLG: 0.518 Larry Brown, R OBP: 0.271, SLG: 0.213 (9, PR) (9, 5)	K					1B		HBP		4	1	3	1	1	1	0																						
Mike Hargrove, L OBP: 0.301, SLG: 0.444 (1, 3)	E5		6-3			1B		F8		4	1	1	1	0	0	3																						
Jim Spencer, L OBP: 0.329, SLG: 0.407 (1, 10)	1B					K		L3		5	0	2	2	0	1	2																						
Lenny Randle, S OBP: 0.339, SLG: 0.362 (1, 5) (9, 7)	1B					K		F3		3	0	1	0	1	1	2																						
Toby Harrah, R OBP: 0.321, SLG: 0.426 (1, 6)	K					F9		F8		4	0	0	0	0	1	3																						
Joe Lovitto, S OBP: 0.283, SLG: 0.287 (1, 8)			F7			F7		6-3		3	0	0	0	1	0	1																						
Jim Sundberg, R OBP: 0.370, SLG: 0.345 (1, 2)	1-3					6-3		G1-6-3		2	2	1	0	2	0	0																						
<b>Inning Stats</b>	R: 2 E: 1 K: 2 S: 11	H: 3 LOB: 2 BB: 0 P: 11	R: 0 E: 0 K: 0 S: 3	H: 0 LOB: 0 BB: 0 P: 3	R: 0 E: 0 K: 0 S: 3	H: 1 LOB: 0 BB: 0 P: 3	R: 0 E: 0 K: 1 S: 5	H: 0 LOB: 1 BB: 1 P: 9	R: 2 E: 0 K: 0 S: 6	H: 4 LOB: 2 BB: 1 P: 10	R: 0 E: 0 K: 0 S: 3	H: 0 LOB: 0 BB: 0 P: 3	R: 0 E: 0 K: 0 S: 2	H: 0 LOB: 0 BB: 1 P: 6	R: 0 E: 0 K: 0 S: 3	H: 1 LOB: 2 BB: 0 P: 4	1B: 10 2B: 0 3B: 1 HR: 0	SF: 0 SAC: 0 DP: 2 HBP: 1	WP: 0 PB: 1 SB: 1 CS: 2	PA: 41																		
<b>PITCHER</b>	IP	WLS	BF	H	R	ER	SO	BB	IBB	HBP	BLK	WP	HR	S	P	ERA	WHIP	<b>PITCHER</b>				IP	WLS	BF	H	R	ER	SO	BB	IBB	HBP	BLK	WP	HR	S	P	ERA	WHIP
Jack Kucek, R ERA: 3.69 (1, 1)	4.2	L	23	6	4	2	3	3	0	0	0	0	0	26	38	3.86	1.929																					
Jim Otten, R ERA: 15.0 (5, 1)	1.0		7	4	2	2	1	1	0	0	0	0	0	8	12	18.00	5.000																					
Skip Pitlock, L ERA: 4.23 (6, 1)	3.1		11	1	0	0	0	1	0	1	0	0	0	9	14	0.00	0.600																					

Texas Rangers @ Chicago White Sox  
Comiskey Park, Chicago, IL  
Wed Sep 11, 1974, 8:05 PM EDT  
Att: 4,767 - Unknown

livebaseballscores.com

AB 35  
R 6  
H 11  
RBI 5  
BB 5  
SO 4  
LOB 14




Batter	1	2	3	4	5	6	7	8	9	AB	R	H	RBI	BB	SO	LOB	BOTTOM																					
Pat Kelly, L OBP: 0.342, SLG: 0.350 (1, 9)	K		K			FC3-6		K		3	0	0	0	1	3	2																						
Bill Shero, L OBP: 0.310, SLG: 0.354 (1, 7)	G4-6-3		F2			FC3-6		F7		4	0	1	0	0	0	2																						
Jorge Orta, L OBP: 0.370, SLG: 0.451 (1, 4)	G4-6-3					3-1		K		4	0	0	0	0	1	2																						
Carlos May, L OBP: 0.319, SLG: 0.353 (1, 10)			K			F2		HR		3	1	1	0	1	1	0																						
Ken Henderson, S OBP: 0.350, SLG: 0.451 (1, 8)						4-3		K		3	1	1	2	1	1	1																						
Tony Muser, L OBP: 0.306, SLG: 0.331 (1, 3)	K					E9		G3-6-1		4	0	1	0	0	1	2																						
Brian Downing, R OBP: 0.350, SLG: 0.405 (1, 2)	K					L4		F8		4	0	0	0	0	1	3																						
Bucky Dent, R OBP: 0.312, SLG: 0.332 (1, 6)			6-3			F9		BB		2	0	0	0	1	0	0																						
Lee Richard, R OBP: 0.226, SLG: 0.184 (1, 5)						F7		F7		2	0	0	0	1	0	1																						
<b>Inning Stats</b>	R: 0 E: 0 K: 1 S: 5	H: 1 LOB: 0 BB: 0 P: 5	R: 0 E: 0 K: 3 S: 9	H: 0 LOB: 1 BB: 1 P: 13	R: 0 E: 0 K: 1 S: 5	H: 0 LOB: 1 BB: 1 P: 9	R: 0 E: 0 K: 0 S: 3	H: 0 LOB: 0 BB: 0 P: 3	R: 0 E: 1 K: 0 S: 3	H: 0 LOB: 0 BB: 0 P: 3	R: 0 E: 0 K: 1 S: 4	H: 0 LOB: 0 BB: 1 P: 8	R: 0 E: 0 K: 1 S: 5	H: 0 LOB: 1 BB: 1 P: 9	R: 2 E: 0 K: 1 S: 8	H: 3 LOB: 1 BB: 0 P: 8	1B: 3 2B: 1 3B: 0 HR: 1	SF: 0 SAC: 0 DP: 3 HBP: 0	WP: 0 PB: 0 SB: 0 CS: 0	PA: 34																		
<b>PITCHER</b>	IP	WLS	BF	H	R	ER	SO	BB	IBB	HBP	BLK	WP	HR	S	P	ERA	WHIP	<b>PITCHER</b>				IP	WLS	BF	H	R	ER	SO	BB	IBB	HBP	BLK	WP	HR	S	P	ERA	WHIP
Jim Bibby, R ERA: 4.6 (1, 1)	8.2	W	33	4	2	2	8	5	0	0	0	0	0	44	64	2.08	1.038																					
Steve Foucault, R ERA: 1.99 (9, 1)	0.1		1	0	0	0	0	0	0	0	0	0	0	1	1	0.00	0.000																					

Texas Rangers @ Chicago White Sox  
Comiskey Park, Chicago, IL  
Wed Sep 11, 1974, 8:05 PM EDT  
Att: 4,767 - Unknown

livebaseballscores.com

AB 29  
R 2  
H 4  
RBI 2  
BB 5  
SO 8  
LOB 13





Batter	1	2	3	4	5	6	7	8	9	AB	R	H	RBI	BB	SO	LOB	TOP		
<b>Davey Nelson, R</b> OBP: 0.297, SLG: 0.286 (1, 4)	4-0 BB 1B BB	0-0 6-3			0-0 5-3					2	1	0	0	1	0	0			
<b>Cesar Tovar, R</b> OBP: 0.345, SLG: 0.361 (1, 7)	0-0 G2		0-0 G3-6-3 1B		0-0 6-3					3	0	1	0	0	0	1			
<b>Jeff Burroughs, R</b> OBP: 0.395, SLG: 0.518 (1, 9)	4-0 1B 1B FC4-6 BB		0-0 G3-6-3 1B		0-3 K					2	1	1	0	1	1	0			
<b>Mike Hargrove, L</b> OBP: 0.403, SLG: 0.444 (1, 3)	0-0 FC4-6 1B 1-2 2H 1B		0-0 G3-6-3		4-0 FC6-4 BB					2	0	1	1	1	0	2			
<b>Jim Spencer, L</b> OBP: 0.329, SLG: 0.406 (1, 10)	0-0 FC4-6 1B 1-2 2-3		0-0 F7		0-0 FC6-4 CS					3	0	1	0	0	0	2			
<b>Lenny Randle, S</b> OBP: 0.337, SLG: 0.359 (1, 5)	0-0 FC4-6 1-2 2-3 3-H			0-0 4-3		0-3 K				3	0	0	1	0	1	3			
<b>Toby Harrah, R</b> OBP: 0.321, SLG: 0.426 (1, 6)	0-0 P3			0-0 S 1B						2	0	1	0	0	0	2			
<b>Joe Lovitto, S</b> OBP: 0.284, SLG: 0.286 (1, 8)		0-0 4-3		4-0 G4-6-3 BB						1	0	0	0	1	0	0			
<b>Jim Sundberg, R</b> OBP: 0.368, SLG: 0.343 (1, 2)		0-3 K		0-0 G4-6-3						2	0	0	0	0	1	2			
<b>Inning Stats</b>	R: 2 E: 0 K: 0 S: 5	H: 2 LOB: 2 BB: 2 P: 13	R: 0 E: 0 K: 1 S: 5	H: 0 LOB: 0 BB: 0 P: 5	R: 0 E: 0 K: 1 S: 4	H: 2 LOB: 1 BB: 0 P: 4	R: 0 E: 0 K: 0 S: 3	H: 1 LOB: 1 BB: 1 P: 7	R: 0 E: 0 K: 1 S: 5	H: 0 LOB: 0 BB: 0 P: 5	R: 0 E: 0 K: 1 S: 4	H: 0 LOB: 1 BB: 1 P: 8					1B: 5 2B: 1 3B: 0 HR: 0	SF: 0 SAC: 0 DP: 3 HBP: 0	WP: 0 PA: 24 CS: 1
<b>PITCHER</b> <b>Stan Bahnsen, R</b> ERA: 4.81 (1, 1)	IP: 6.0 WLS: 24 BF: 24 H: 5 R: 2 ER: 2 SO: 3 BB: 4 IBB: 0 HBP: 0 BLK: 0 WP: 0 HR: 0 S: 26 P: 42 ERA: 3.00 WHIP: 1.500															<b>PITCHER</b>			

Texas Rangers @ Chicago White Sox  
Comiskey Park, Chicago, IL  
Thu Sep 12 1974, 8:05 PM EDT  
Att: 3,821 - Unknown

AB 20  
R 2  
H 5  
RBI 2  
BB 4  
SO 3  
LOB 12



Batter	1	2	3	4	5	6	7	8	9	AB	R	H	RBI	BB	SO	LOB	BOTTOM
<b>Nyls Nyman, L</b> OBP: 0.571, SLG: 1.000 (1, 7)	0-0 SF8 3B		0-3 K		0-0 1B					3	1	2	0	0	1	1	
<b>Jorge Orta, L</b> OBP: 0.368, SLG: 0.449 (1, 4)	0-0 SF8		0-0 G6-3		0-0 4-3					2	0	0	1	0	0	2	
<b>Carlos May, L</b> OBP: 0.319, SLG: 0.352 (1, 10)	0-0 4-3			4-0 FC4 BB		0-0 F5				2	0	0	0	1	0	0	
<b>Ken Henderson, S</b> OBP: 0.350, SLG: 0.456 (1, 8)	0-0 4-3			0-0 FC4 1B		0-0 HR				3	1	1	1	0	0	1	
<b>Tony Muser, L</b> OBP: 0.312, SLG: 0.337 (1, 3)		0-0 G1-4-3 1B		0-0 F8		0-0 G6-4-3 1B				3	0	2	0	0	0	1	
<b>Ron Santo, R</b> OBP: 0.292, SLG: 0.299 (1, 5)		0-0 G1-4-3		0-0 1B		0-0 G6-4-3				3	0	1	0	0	0	2	
<b>Bill Sharp, L</b> OBP: 0.311, SLG: 0.355 (1, 9)		0-0 FC6-4 1B		0-0 F8						2	0	1	0	0	0	2	
<b>Brian Downing, R</b> OBP: 0.348, SLG: 0.402 (1, 2)		0-0 FC6-4			0-0 1-3					2	0	0	0	0	0	1	
<b>Bucky Dent, R</b> OBP: 0.313, SLG: 0.333 (1, 6)			0-0 G6-3 1B		0-3 K					2	0	1	0	0	1	0	
<b>Inning Stats</b>	R: 1 E: 0 K: 0 S: 4	H: 1 LOB: 0 BB: 0 P: 4	R: 0 E: 0 K: 0 S: 4	H: 2 LOB: 1 BB: 0 P: 4	R: 0 E: 0 K: 1 S: 5	H: 1 LOB: 0 BB: 0 P: 5	R: 0 E: 0 K: 0 S: 4	H: 1 LOB: 2 BB: 1 P: 8	R: 0 E: 0 K: 1 S: 6	H: 2 LOB: 0 BB: 0 P: 4					1B: 6 2B: 0 3B: 1 HR: 1	SF: 1 SAC: 0 DP: 3 HBP: 0	WP: 0 PA: 24 CS: 0
<b>PITCHER</b> <b>Steve Hargan, R</b> ERA: 4.17 (1, 1)	IP: 6.0 WLS: 24 BF: 24 H: 8 R: 2 ER: 2 SO: 2 BB: 1 IBB: 0 HBP: 0 BLK: 0 WP: 0 HR: 1 S: 27 P: 31 ERA: 3.00 WHIP: 1.500															<b>PITCHER</b>	

Texas Rangers @ Chicago White Sox  
Comiskey Park, Chicago, IL  
Thu Sep 12 1974, 8:05 PM EDT  
Att: 3,821 - Unknown

AB 22  
R 2  
H 8  
RBI 2  
BB 1  
SO 2  
LOB 10





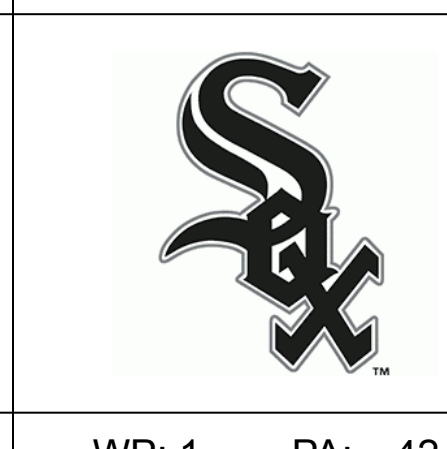
Batter	1	2	3	4	5	6	7	8	9	AB	R	H	RBI	BB	SO	LOB	TOP					
Morris Nettles, L (1, 8) OBP: 0.320, SLG: 0.273	0-3 K		0-0 6-3			0-3 K		0-3 K		4	0	0	0	0	3	2	California Angels @ Chicago White Sox Comiskey Park, Chicago, IL Fri Sep 13 1974, 4:33 AM EDT Unknown - 57 F					
Bob Heise, R (1, 4) OBP: 0.336, SLG: 0.377	0-0 E5		0-0 F9			0-0 F9		0-0 G5-4-3		4	0	0	0	0	2							
Bobby Valentine, R (1, 6) OBP: 0.305, SLG: 0.332	0-3 K		0-0 F7			0-0 F9			0-0 F9	4	0	0	0	0	1							
Winston Llenas, R (1, 10) OBP: 0.296, SLG: 0.346	0-0 P4			0-0 F7			0-0 1B		0-0 F7	4	0	1	0	0	0							
Leroy Stanton, R (1, 9) OBP: 0.325, SLG: 0.405		4-0 FC6-4 1B BB		0-3 K		0-3 K			0-0 F8	3	0	0	0	1	2							
John Balaz, R (1, 7)		0-3 K		0-0 F8		0-0 F8				3	0	0	0	0	1							
Dave Chalk, R (1, 5) OBP: 0.318, SLG: 0.335		0-0 FC6-4 1B			0-0 5-3		0-0 F8			3	0	1	0	0	0							
Ellie Rodriguez, R (1, 2) OBP: 0.374, SLG: 0.356		0-3 K		0-0 7-6 2B				0-0 E 1B		3	0	2	0	0	1							
Doug Howard, R (1, 3) OBP: 0.265, SLG: 0.281		0-0 FC6-4 1-2 2-3		0-0 7-6 2-3				0-0 FC5 G5-4-3 1-2		3	0	0	0	0	4							
<b>Inning Stats</b>	R: 0 E: 1 K: 2 S: 8	H: 0 LOB: 1 BB: 0 P: 8	R: 0 E: 0 K: 2 S: 8	H: 1 LOB: 2 BB: 1 P: 12	R: 0 E: 0 K: 0 S: 3	H: 0 LOB: 0 BB: 0 P: 3	R: 0 E: 0 K: 1 S: 5	H: 0 LOB: 0 BB: 0 P: 5	R: 0 E: 0 K: 0 S: 3	H: 1 LOB: 0 BB: 0 P: 3	R: 0 E: 0 K: 1 S: 5	H: 0 LOB: 0 BB: 0 P: 5	R: 0 E: 0 K: 1 S: 6	H: 1 LOB: 1 BB: 0 P: 6	R: 0 E: 1 K: 1 S: 6	H: 1 LOB: 1 BB: 0 P: 6	R: 0 E: 0 K: 0 S: 3	H: 0 LOB: 0 BB: 0 P: 3	1B: 3 2B: 2 3B: 0 HR: 0	SF: 0 SAC: 0 DP: 2 HBP: 0	WP: 0 PB: 0 CS: 0	PA: 32
<b>PITCHER</b> Jim Kaat, L (1, 1) ERA: 3.28	IP: 9.0 WLS: W BF: 32 H: 4 R: 0 ER: 0 SO: 8 BB: 1 IBB: 0 HBP: 0 BLK: 0 WP: 0 HR: 0 S: 47 P: 51 ERA: 0.00 WHIP: 0.556															<b>PITCHER</b>	IP: 9.0 WLS: W BF: 32 H: 4 R: 0 ER: 0 SO: 8 BB: 1 IBB: 0 HBP: 0 BLK: 0 WP: 0 HR: 0 S: 47 P: 51 ERA: 0.00 WHIP: 0.556					

Batter	1	2	3	4	5	6	7	8	9	AB	R	H	RBI	BB	SO	LOB	BOTTOM					
Nyls Nyman, L (1, 7) OBP: 0.583, SLG: 0.833	0-0 3-1		0-0 4-3 WP 3B 1B	0-0 F9		0-0 1-3 2-H 1B		0-0 1B 1B		5	2	3	2	0	0	1	California Angels @ Chicago White Sox Comiskey Park, Chicago, IL Fri Sep 13 1974, 4:33 AM EDT Unknown - 57 F					
Jorge Orta, L (1, 4) OBP: 0.368, SLG: 0.450	0-0 2B		0-0 F7 1-2	0-0 F7		0-3 K2-5-2 3-3		0-0 1B 1B		5	1	2	1	0	1	4						
Carlos May, L (1, 10) OBP: 0.318, SLG: 0.350	0-0 F9		0-0 4-3 2-3		0-0 P2		0-0 F9	0-0 1B 1B 2-H 2-H		5	0	1	1	0	0	2						
Ken Henderson, S (1, 8) OBP: 0.354, SLG: 0.463	0-3 K		0-0 3B	0-0 4-3 2B		0-0 4-3 2B		0-0 1B 1B 1-3 2-H		4	0	3	2	1	1							
Tony Muser, L (1, 3) OBP: 0.315, SLG: 0.339		0-0 3-1 1B 1B	0-0 F8		0-0 4-3		0-0 F8	0-0 1B 1B 1-2		5	0	2	0	0	0	3						
Ron Santo, R (1, 5) OBP: 0.291, SLG: 0.297		0-0 3-1 1B		0-3 K	0-0 F8		0-3 K	0-0 5-3		5	0	1	0	0	2	4						
Bill Sharp, L (1, 9) OBP: 0.317, SLG: 0.362	0-0 F9		0-0 E HR 2B		0-0 5-3 1B 1B		0-0 1B 1B BB	4-0 1B 1B BB		3	3	2	0	1	0	2						
Ed Herrmann, L (1, 2) OBP: 0.296, SLG: 0.394	0-0 3-1 1-2 2-3		0-0 2-H HR		0-0 5-3		0-0 F8		0-0 F8	4	1	1	2	0	0	4						
Bucky Dent, R (1, 6) OBP: 0.317, SLG: 0.335	0-0 F9		0-0 1B		0-0 1B K2-5-2 BB		0-0 1B 1B	0-0 1B 1B 1-3		3	1	2	0	1	0	2						
<b>Inning Stats</b>	R: 0 E: 0 K: 1 S: 6	H: 1 LOB: 1 BB: 0 P: 6	R: 0 E: 0 K: 0 S: 5	H: 2 LOB: 2 BB: 0 P: 5	R: 1 E: 0 K: 0 S: 5	H: 2 LOB: 1 BB: 0 P: 5	R: 2 E: 1 K: 1 S: 8	H: 3 LOB: 1 BB: 0 P: 8	R: 0 E: 0 K: 0 S: 4	H: 1 LOB: 1 BB: 0 P: 4	R: 1 E: 0 K: 1 S: 6	H: 2 LOB: 2 BB: 1 P: 10	R: 0 E: 0 K: 1 S: 5	H: 0 LOB: 1 BB: 1 P: 9	R: 4 E: 0 K: 0 S: 8	H: 6 LOB: 2 BB: 1 P: 12	R: 0 E: 0 K: 0 S: 3	H: 0 LOB: 0 BB: 0 P: 3	1B: 12 2B: 4 3B: 1 HR: 1	SF: 0 SAC: 0 DP: 1 HBP: 0	WP: 1 PB: 0 CS: 0	PA: 42
<b>PITCHER</b> Chuck Dobson, R (1, 1) ERA: 3.14 Don Kirkwood, R (6, 1) ERA: 15.43 Horacio Pina, R (8, 1) ERA: 3.79	IP: 5.1 WLS: L BF: 28 H: 11 R: 4 ER: 4 SO: 2 BB: 1 IBB: 0 HBP: 0 BLK: 0 WP: 1 HR: 1 S: 31 P: 35 ERA: 6.75 WHIP: 2.250															<b>PITCHER</b>	IP: 5.1 WLS: L BF: 28 H: 11 R: 4 ER: 4 SO: 2 BB: 1 IBB: 0 HBP: 0 BLK: 0 WP: 1 HR: 1 S: 31 P: 35 ERA: 6.75 WHIP: 2.250					

AB	31
R	0
H	4
RBI	0
BB	1
SO	8
LOB	16



AB	39
R	8
H	17
RBI	8
BB	3
SO	4
LOB	23





Batter	1	2	3	4	5	6	7	8	9	AB	R	H	RBI	BB	SO	LOB	TOP					
Morris Nettles, L (1, 8) Winston Llenas, R (8, PH) OBP: 0.312, SLG: 0.265 OBP: 0.294, SLG: 0.344	E5		K			K		G6-4-3		3	0	0	0	0	2	0	California Angels @ Chicago White Sox Comiskey Park, Chicago, IL Fri Sep 13 1974, 4:38 AM EDT Att: 11,874 - Unknown					
Denny Doyle, L (1, 4) Bobby Valentine, R (8, PH) OBP: 0.288, SLG: 0.301 OBP: 0.304, SLG: 0.331	P4		1B			2B		F8		3	0	2	0	0	0	1						
Bruce Bochte, L (1, 7) Ellie Rodriguez, R (9, PH) OBP: 0.337, SLG: 0.381 OBP: 0.375, SLG: 0.361	1-3		F9			K		1B	FC6-4	2	0	0	0	1	1	2						
Joe Lahoud, L (1, 9) Leroy Stanton, R (9, PH) OBP: 0.381, SLG: 0.476 OBP: 0.327, SLG: 0.405	K		F3			K		FC6-4	1B	3	0	0	0	0	2	3						
Charlie Sands, L (1, 10) John Balaz, R (9, PH) OBP: 0.360, SLG: 0.368 OBP: 0.250, SLG: 0.250	K		F8			K		FC6-4	BB	2	0	0	0	1	1	2						
Dave Chalk, R (1, 5)		F8				G6-4-3		FC6-4	1B	4	0	0	1	0	0	3						
John Doherty, L (1, 3) Doug Howard, R (9, PH) OBP: 0.284, SLG: 0.367 OBP: 0.257, SLG: 0.273	6-3					G6-4-3		F7		3	0	1	0	0	0	0						
Rudy Meoli, L (1, 6)		K				F5		G6-4-3	1B	3	0	1	0	0	1	1						
Tom Egan, R (1, 2)			F8			G6-4-3		G6-4-3	1B	3	0	1	0	0	0	1						
<b>Inning Stats</b>	R: 0 E: 1 K: 2 S: 8	H: 0 LOB: 2 BB: 1 P: 12	R: 0 E: 0 K: 1 S: 5	H: 0 LOB: 0 BB: 0 P: 5	R: 0 E: 0 K: 1 S: 6	H: 1 LOB: 1 BB: 0 P: 6	R: 0 E: 0 K: 0 S: 3	H: 0 LOB: 0 BB: 0 P: 3	R: 0 E: 0 K: 0 S: 3	H: 1 LOB: 0 BB: 0 P: 3	R: 0 E: 0 K: 3 S: 10	H: 1 LOB: 1 BB: 0 P: 10	R: 0 E: 0 K: 0 S: 2	H: 0 LOB: 0 BB: 1 P: 6	R: 0 E: 0 K: 0 S: 4	H: 2 LOB: 1 BB: 0 P: 4		R: 1 E: 0 K: 0 S: 4	H: 2 LOB: 1 BB: 1 P: 8	1B: 5 2B: 2 3B: 0 HR: 0	SF: 0 SAC: 0 DP: 4 HBP: 0	WP: 0 PB: 0 SB: 2 CS: 0
<b>PITCHER</b>	IP WLS BF H R ER SO BB IBB HBP BLK WP HR S P ERA WHIP																					
Bart Johnson, R (1, 1) ERA: 3.0	7.0 W 27 5 0 0 7 2 0 0 0 0 0 0 39 47 0.00 1.000																					
Terry Forster, L (8, 1) ERA: 3.99	2.0 S 7 2 1 1 0 1 0 0 0 0 0 0 6 10 4.50 1.500																					

Batter	1	2	3	4	5	6	7	8	9	AB	R	H	RBI	BB	SO	LOB	BOTTOM			
Lee Richard, R (1, 6) OBP: 0.228, SLG: 0.189	5-3		F7			6-3				4	0	1	1	0	0	2	California Angels @ Chicago White Sox Comiskey Park, Chicago, IL Fri Sep 13 1974, 4:38 AM EDT Att: 11,874 - Unknown			
Nyls Nyman, L (1, 7) Pat Kelly, L (7, 9) OBP: 0.687, SLG: 0.929 OBP: 0.341, SLG: 0.349	G6-4-3		1B			2B		F7		2	1	2	1	0	0	0				
Bill Stein, R (1, 5)	G6-4-3		F9			K		6-3		4	0	0	0	0	1	3				
Ken Henderson, S (1, 8) OBP: 0.357, SLG: 0.467		CS				P5				4	0	3	1	0	0	0				
Brian Downing, R (1, 2) OBP: 0.350, SLG: 0.399		BB				1-3		G5-4-3		2	0	0	0	2	0	1				
Jerry Hairston, S (1, 10) OBP: 0.291, SLG: 0.292		BB				L5				2	0	0	0	1	1	2				
Lamar Johnson, R (1, 3) Tony Muser, L (7, PR) OBP: 0.273, SLG: 0.273 OBP: 0.315, SLG: 0.339	G6-4-3					SH1-4		4-3	SH3-4	3	0	2	0	0	0	2				
Bill Sharp, L (1, 9) OBP: 0.316, SLG: 0.360			E6			SH1-4		SH3-4		1	1	0	0	0	0	0				
Eddie Leon, R (1, 4) OBP: 0.130, SLG: 0.116			SH3			F9		4-3		2	0	0	0	0	0	3				
<b>Inning Stats</b>	R: 0 E: 0 K: 0 S: 3	H: 1 LOB: 0 BB: 2 P: 3	R: 0 E: 0 K: 0 S: 2	H: 1 LOB: 1 BB: 2 P: 10	R: 1 E: 1 K: 0 S: 5	H: 1 LOB: 1 BB: 0 P: 5	R: 0 E: 0 K: 0 S: 3	H: 0 LOB: 0 BB: 0 P: 3	R: 0 E: 0 K: 0 S: 4	H: 1 LOB: 1 BB: 0 P: 4	R: 1 E: 0 K: 2 S: 7	H: 1 LOB: 2 BB: 1 P: 12	R: 1 E: 0 K: 0 S: 5	H: 2 LOB: 0 BB: 0 P: 5	R: 0 E: 0 K: 0 S: 3	H: 1 LOB: 0 BB: 0 P: 3		1B: 6 2B: 3 3B: 0 HR: 0	SF: 0 SAC: 3 DP: 4 HBP: 1	WP: 0 PB: 0 SB: 1 CS: 2
<b>PITCHER</b>	IP WLS BF H R ER SO BB IBB HBP BLK WP HR S P ERA WHIP																			
Andy Hassler, L (1, 1) ERA: 2.95	8.0 L 32 8 3 2 2 3 0 0 1 0 0 0 32 45 2.25 1.375																			



Batter	1	2	3	4	5	6	7	8	9	AB	R	H	RBI	BB	SO	LOB	TOP		
Morris Nettles, L (1, 8) OBP: 0.323, SLG: 0.280	2-3	CS 1B				FC6-4			CS 1B	5	1	3	0	0	0	2	<b>California Angels @ Chicago White Sox</b> Comiskey Park, Chicago, IL Sat Sep 14 1974, 8:05 PM EDT Att. 9,511 - Unknown - 62 F		
Bob Heise, R (1, 4) OBP: 0.329, SLG: 0.364	BB 1B	6-3			6-3		5-3	F7	5	1	1	0	0	0	3				
Bobby Valentine, R (1, 10) OBP: 0.306, SLG: 0.331	1B BB		1-3		4-3 1B		F7		3	1	1	1	1	0	0				
John Balaz, R (1, 7) OBP: 0.375, SLG: 0.375	1B 1B				4-3 1B		F8		4	1	2	1	0	0	1				
Elie Rodriguez, R (1, 2) OBP: 0.374, SLG: 0.360	E SF9 1B		K		K			P4	4	1	1	1	0	2	2				
Dave Chalk, R (1, 5) OBP: 0.315, SLG: 0.331	E7 1B		5-3				E5 G6-4-3	E4 WP	4	0	1	1	0	0	1				
Leroy Stanton, R (1, 9) OBP: 0.324, SLG: 0.402	SF9				K		G6-4-3	F9	3	0	0	1	0	1	2				
John Doherty, L (1, 3) OBP: 0.283, SLG: 0.365	G1				K			F6	4	0	1	0	0	1	2				
Orlando Ramirez, R (1, 6) OBP: 0.222, SLG: 0.173		4-3			K			K	4	0	1	0	0	2	0				
<b>Inning Stats</b>	R: 4 E: 1 K: 0 S: 7	H: 4 LOB: 1 BB: 1 P: 11	R: 0 E: 0 K: 0 S: 3	H: 1 LOB: 0 BB: 0 P: 3	R: 0 E: 0 K: 1 S: 6	H: 1 LOB: 1 BB: 0 P: 6	R: 0 E: 0 K: 3 S: 9	H: 0 LOB: 0 BB: 0 P: 9	R: 1 E: 0 K: 1 S: 7	H: 2 LOB: 1 BB: 0 P: 7	R: 0 E: 1 K: 0 S: 5	H: 2 LOB: 2 BB: 0 P: 5	R: 0 E: 1 K: 0 S: 4	H: 0 LOB: 1 BB: 0 P: 4	R: 0 E: 0 K: 1 S: 5	H: 1 LOB: 0 BB: 0 P: 5	1B: 11 2B: 0 3B: 0 HR: 0	SF: 1 SAC: 0 DP: 1 HBP: 0	WP: 1 PA: 38 CS: 2
<b>PITCHER</b> Wilbur Wood, L (1, 1) ERA: 3.64	IP: 9.0 WLS: L BF: 38	H: 11 R: 5 ER: 4 SO: 6	BB: 1 IBB: 0 HBP: 0 BLK: 0	WP: 1 HR: 0 S: 49 P: 53	ERA: 4.00 WHIP: 1.333	<b>PITCHER</b>										ERA: 4.00 WHIP: 1.333			

Batter	1	2	3	4	5	6	7	8	9	AB	R	H	RBI	BB	SO	LOB	BOTTOM		
Lee Richard, R (1, 6) OBP: 0.230, SLG: 0.193	F8		F6			F3				4	0	1	0	0	0	0	<b>California Angels @ Chicago White Sox</b> Comiskey Park, Chicago, IL Sat Sep 14 1974, 8:05 PM EDT Att. 9,511 - Unknown - 62 F		
Jerry Hairston, S (1, 7) OBP: 0.299, SLG: 0.303					F8	1B BB		K	3	0	1	0	1	1	2				
Bill Stein, R (1, 10) OBP: 0.125, SLG: 0.125	K				K			F9	4	0	1	0	0	2	3				
Ken Henderson, S (1, 8) OBP: 0.354, SLG: 0.464	K				K			F4	4	0	0	0	0	2	3				
Brian Downing, R (1, 2) OBP: 0.349, SLG: 0.395		F8			1B BB			F3	3	0	0	0	1	0	0				
Ron Santo, R (1, 5) OBP: 0.293, SLG: 0.298					K			K	3	0	1	0	1	2	1				
Lamar Johnson, R (1, 3) OBP: 0.267, SLG: 0.267		G1-4-3 1B						5-3	4	0	1	0	0	0	2				
Bill Sharp, L (1, 9) OBP: 0.313, SLG: 0.357			G3			G6-4-3 1B		K	3	0	0	0	0	1	2				
Eddie Leon, R (1, 4) OBP: 0.143, SLG: 0.130					K			P3	3	0	1	0	0	1	0				
<b>Inning Stats</b>	R: 0 E: 0 K: 2 S: 8	H: 1 LOB: 0 BB: 0 P: 8	R: 0 E: 0 K: 0 S: 3	H: 1 LOB: 0 BB: 0 P: 3	R: 0 E: 0 K: 1 S: 5	H: 0 LOB: 0 BB: 0 P: 5	R: 0 E: 0 K: 2 S: 7	H: 0 LOB: 0 BB: 0 P: 7	R: 0 E: 0 K: 1 S: 5	H: 1 LOB: 1 BB: 0 P: 7	R: 0 E: 0 K: 0 S: 4	H: 1 LOB: 2 BB: 1 P: 8	R: 0 E: 0 K: 1 S: 5	H: 0 LOB: 0 BB: 0 P: 5	R: 0 E: 0 K: 2 S: 9	H: 2 LOB: 2 BB: 0 P: 9	1B: 5 2B: 1 3B: 0 HR: 0	SF: 0 SAC: 0 DP: 2 HBP: 0	WP: 0 PA: 34 CS: 0
<b>PITCHER</b> Frank Tanana, L (1, 1) ERA: 3.29	IP: 9.0 WLS: W BF: 34	H: 6 R: 0 ER: 0 SO: 9	BB: 3 IBB: 0 HBP: 0 BLK: 0	WP: 0 HR: 0 S: 49 P: 61	ERA: 0.00 WHIP: 1.000	<b>PITCHER</b>										ERA: 0.00 WHIP: 1.000			



Batter	1	2	3	4	5	6	7	8	9	AB	R	H	RBI	BB	SO	LOB	TOP			
Morris Nettles, L (1,8) OBP: 0.341, SLG: 0.283	0-0 CS 1B		4-0 1B SF8 BB		4-0 1B BB		0-0 1-3		4-0 BB	2	2	1	0	3	0	0	<b>California Angels @ Chicago White Sox</b> Comiskey Park, Chicago, IL Sun Sep 15 1974, 4:33 AM EDT Alt. 6,523 - Unknown - 67 F			
Denny Doyle, L (1,4) OBP: 0.283, SLG: 0.306	0-0 G3 1B		0-0 1-3 1B		0-0 1-3 1B		0-0 G4-6-3 1B		0-0 F7	5	1	4	0	0	2					
Bruce Bochte, L (1,7) OBP: 0.335, SLG: 0.376	0-0 G3 1-2		0-0 SF8		4-0 1B S BB		0-0 G4-6-3 1-2			2	1	0	1	1	0	2				
Joe Lahoud, L (1,9) OBP: 0.379, SLG: 0.473	0-0 4-3		0-0 F8		0-0 S 1B				0-0 P5	4	0	1	2	0	2					
Charlie Sands, L (1,10) OBP: 0.355, SLG: 0.361		0-0 6-3		0-0 F8		0-0 P6			0-0 9-3 1B	4	0	1	0	0	1					
Dave Chalk, R (1,5) OBP: 0.314, SLG: 0.335		0-0 F2		0-0 1B 3B		0-0 F7			0-0 9-3	4	1	1	0	0	2					
John Doherty, L (1,3) OBP: 0.292, SLG: 0.386		0-0 HR		0-0 G6-4-3 1B		0-0 F5			0-0 FC3-6 1B	4	1	3	2	0	0					
Orlando Ramirez, R (1,6) OBP: 0.212, SLG: 0.165		0-0 L4		0-0 G6-4-3		0-3 K			0-0 FC3-6	4	0	0	0	0	1	2				
Tom Egan, R (1,2) OBP: 0.158, SLG: 0.072			0-0 5-3		0-3 K		0-3 K		0-3 K	4	0	0	0	0	3	1				
<b>Inning Stats</b>	R: 0 E: 0 K: 0 S: 4	H: 2 LOB: 1 P: 4	R: 1 E: 0 K: 0 S: 4	H: 1 LOB: 0 BB: 0 P: 4	R: 1 E: 0 K: 0 S: 4	H: 1 LOB: 1 BB: 1 P: 8	R: 1 E: 0 K: 0 S: 4	H: 2 LOB: 0 BB: 0 P: 4	R: 3 E: 0 K: 1 S: 7	H: 2 LOB: 1 BB: 2 P: 15	R: 0 E: 0 K: 2 S: 7	H: 0 LOB: 0 BB: 0 P: 7	R: 0 E: 0 K: 0 S: 3	H: 1 LOB: 0 BB: 0 P: 3	R: 0 E: 0 K: 1 S: 6	H: 1 LOB: 2 BB: 1 P: 10		1B: 9 2B: 1 3B: 1 HR: 1	SF: 1 SAC: 0 DP: 3 HBP: 0	WP: 0 PB: 0 CS: 1
<b>PITCHER</b>	IP WLS BF	H R ER SO	BB IBB HBP BLK	WP HR S P	ERA WHIP	<b>PITCHER</b>	IP WLS BF	H R ER SO	BB IBB HBP BLK	WP HR S P	ERA WHIP									
Jack Kucek, R (1,1) ERA: 4.11	3.1 L	5 3 3 0	1 0 0 0	0 0 0 0	0 1 14 18	8.10 1.800														
Skip Pillock, L (4,1) ERA: 4.44	1.0	3 3 3 1	2 0 0 0	0 0 0 0	0 0 7 15	27.00 5.000														
Rich Gossage, R (5,1) ERA: 4.52	4.2	3 0 0 3	1 0 0 0	0 0 0 0	0 0 21 25	0.00 0.857														

Batter	1	2	3	4	5	6	7	8	9	AB	R	H	RBI	BB	SO	LOB	BOTTOM			
Pat Kelly, L (1,9) OBP: 0.345, SLG: 0.355	0-0 G3 3B		4-0 1B E BB		0-0 F9				4-0 BB BB	2	2	1	0	2	0	0	<b>California Angels @ Chicago White Sox</b> Comiskey Park, Chicago, IL Sun Sep 15 1974, 4:33 AM EDT Alt. 6,523 - Unknown - 67 F			
Jorge Orta, L (1,4) OBP: 0.369, SLG: 0.450	0-0 4-3		0-0 F8 4-3 1B		0-0 1-3				4-0 BB BB	3	0	1	1	1	0	1				
Tony Muser, L (1,3) OBP: 0.308, SLG: 0.331	0-0 G3		0-0 4-3		0-0 5-3				0-3 K	4	0	0	1	0	1	3				
Ken Henderson, S (1,8) OBP: 0.352, SLG: 0.461	0-3 K		0-0 F8		0-0 F8				0-3 K	4	0	0	0	0	2	3				
Carlos May, L (1,10) OBP: 0.316, SLG: 0.348		0-0 G3		0-0 4-3		0-3 K			0-0 F7	4	0	0	0	0	1	1				
Bill Sharp, L (1,7) OBP: 0.312, SLG: 0.353		0-0 F9		4-0 G6-4-3 BB		0-0 P5			0-0 F7	3	0	0	0	1	0	0				
Bill Stein, R (1,5) OBP: 0.167, SLG: 0.167		0-0 BB 1B		0-0 F8		0-0 4-3			0-3 K	4	0	1	0	0	1	1				
Brian Downing, R (1,2) OBP: 0.349, SLG: 0.392		4-0 FC6-4 BB		0-0 G6-4-3		0-0 6-3				2	0	0	0	1	0	1				
Lee Richard, R (1,6) OBP: 0.219, SLG: 0.183		0-0 FC6-4		0-3 K		0-3 K				3	0	0	0	0	2	2				
<b>Inning Stats</b>	R: 1 E: 0 K: 1 S: 6	H: 1 LOB: 0 BB: 1 P: 6	R: 0 E: 0 K: 0 S: 4	H: 1 LOB: 2 BB: 1 P: 8	R: 1 E: 1 K: 0 S: 4	H: 1 LOB: 1 BB: 1 P: 8	R: 0 E: 0 K: 0 S: 2	H: 0 LOB: 0 BB: 1 P: 6	R: 0 E: 0 K: 1 S: 5	H: 0 LOB: 0 BB: 0 P: 5	R: 0 E: 0 K: 1 S: 5	H: 0 LOB: 0 BB: 0 P: 5	R: 0 E: 0 K: 3 S: 9	H: 0 LOB: 2 BB: 2 P: 17	R: 0 E: 0 K: 1 S: 5	H: 0 LOB: 0 BB: 0 P: 5		1B: 2 2B: 0 3B: 1 HR: 0	SF: 0 SAC: 0 DP: 1 HBP: 0	WP: 0 PB: 0 CS: 0
<b>PITCHER</b>	IP WLS BF	H R ER SO	BB IBB HBP BLK	WP HR S P	ERA WHIP	<b>PITCHER</b>	IP WLS BF	H R ER SO	BB IBB HBP BLK	WP HR S P	ERA WHIP									
Nolan Ryan, R (1,1) ERA: 2.99	9.0 W	3 2 2 7	5 0 0 0	0 0 0 0	0 0 43 63	2.00 0.889														







Batter	1	2	3	4	5	6	7	8	9	AB	R	H	RBI	BB	SO	LOB	TOP			
Steve Blye, R OBP: 0.311, SLG: 0.354	F3		K		L4			5-3		4	0	0	0	0	1	2				
Rod Carew, L OBP: 0.430, SLG: 0.447	K				6-3			K		4	0	1	1	0	2	0				
Larry Hisle, R OBP: 0.355, SLG: 0.472			L6-4				F7	E6		4	0	1	0	0	0	2				
Bobby Darwin, R OBP: 0.329, SLG: 0.455	K						K			4	0	2	0	0	2	1				
Harmon Killebrew, R OBP: 0.318, SLG: 0.373		K			F9		F4	K		4	0	0	0	0	2	3				
Eric Soderholm, R OBP: 0.357, SLG: 0.405	F3								L6	4	0	1	0	0	1	0				
Craig Kusick, R OBP: 0.341, SLG: 0.403	4-3				F3				F2	4	0	1	0	0	0	2				
Danny Thompson, R OBP: 0.305, SLG: 0.328					F6			F9		3	1	0	0	1	0	3				
Glenn Borgmann, R OBP: 0.329, SLG: 0.317			L6-4				L7	F7		3	0	1	0	0	0	1				
<b>Inning Stats</b>	R: 0 E: 0 K: 2 S: 8	H: 1 LOB: 1 BB: 0 P: 8	R: 0 E: 0 K: 1 S: 5	H: 0 LOB: 0 BB: 0 P: 5	R: 1 E: 0 K: 1 S: 6	H: 2 LOB: 1 BB: 1 P: 10	R: 0 E: 0 K: 0 S: 5	H: 2 LOB: 2 BB: 0 P: 5	R: 0 E: 0 K: 1 S: 3	H: 0 LOB: 0 BB: 0 P: 3	R: 0 E: 0 K: 1 S: 6	H: 1 LOB: 1 BB: 0 P: 6	R: 0 E: 1 K: 2 S: 9	H: 1 LOB: 2 BB: 0 P: 9	R: 0 E: 0 K: 0 S: 3	H: 0 LOB: 0 BB: 0 P: 3	1B: 7 2B: 1 3B: 0 HR: 0	SF: 0 SAC: 0 DP: 1 HBP: 0	WP: 0 PB: 0 SB: 0 CS: 0	PA: 35
<b>PITCHER</b> Jim Kaat, L ERA: 3.2	IP: 9.0 WLS: W BF: 35 H: 7 R: 1 ER: 1 SO: 8 BB: 1 IBB: 0 HBP: 0 BLK: 0 WP: 0 HR: 0 S: 50 P: 54 ERA: 1.00 WHIP: 0.889															<b>PITCHER</b>				

Minnesota Twins @ Chicago White Sox  
Comiskey Park, Chicago, IL  
Wed Sep 18 1974, 8:05 PM EDT  
Att. 4,189 - Unknown - 61 F

AB 34  
R 1  
H 7  
RBI 1  
BB 1  
SO 8  
LOB 14



Batter	1	2	3	4	5	6	7	8	9	AB	R	H	RBI	BB	SO	LOB	BOTTOM			
Pat Kelly, L OBP: 0.344, SLG: 0.359	6-3	K			F8		4-3			4	1	1	0	0	1	1				
Bucky Dent, R OBP: 0.315, SLG: 0.340	6-3		F9				F7			4	1	1	1	0	0	0				
Jorge Orta, L OBP: 0.368, SLG: 0.445	4-3		F7					4-3		4	0	1	1	0	0	0				
Carlos May, L OBP: 0.315, SLG: 0.347	1B		F8				3-1	1-3		4	0	1	0	0	0	1				
Ken Henderson, S OBP: 0.352, SLG: 0.465							G3	4-3		4	1	2	1	0	0	1				
Tony Muser, L OBP: 0.308, SLG: 0.331	F7									3	0	1	0	0	0	2				
Bill Sharp, L OBP: 0.310, SLG: 0.353										3	0	1	0	0	0	1				
Brian Downing, R OBP: 0.348, SLG: 0.387		SH4-3								2	0	0	0	0	1	1				
Lee Richard, R OBP: 0.224, SLG: 0.190	6-3							G3		3	0	1	0	0	0	1				
<b>Inning Stats</b>	R: 1 E: 0 K: 0 S: 6	H: 3 LOB: 2 BB: 0 P: 6	R: 0 E: 0 K: 1 S: 6	H: 1 LOB: 0 BB: 0 P: 6	R: 0 E: 0 K: 0 S: 3	H: 0 LOB: 0 BB: 0 P: 3	R: 1 E: 0 K: 0 S: 5	H: 3 LOB: 2 BB: 0 P: 5	R: 1 E: 0 K: 0 S: 5	H: 2 LOB: 1 BB: 0 P: 5	R: 0 E: 0 K: 1 S: 3	H: 0 LOB: 0 BB: 0 P: 3	R: 0 E: 0 K: 0 S: 3	H: 0 LOB: 0 BB: 0 P: 3	R: 0 E: 0 K: 0 S: 3	H: 0 LOB: 0 BB: 0 P: 3	1B: 5 2B: 1 3B: 2 HR: 1	SF: 0 SAC: 1 DP: 0 HBP: 0	WP: 0 PB: 0 SB: 1 CS: 0	PA: 32
<b>PITCHER</b> Dave Goltz, R ERA: 3.55	IP: 8.0 WLS: L BF: 32 H: 9 R: 3 ER: 3 SO: 2 BB: 0 IBB: 0 HBP: 0 BLK: 0 WP: 0 HR: 1 S: 36 P: 36 ERA: 3.38 WHIP: 1.125															<b>PITCHER</b>				

Minnesota Twins @ Chicago White Sox  
Comiskey Park, Chicago, IL  
Wed Sep 18 1974, 8:05 PM EDT  
Att. 4,189 - Unknown - 61 F

AB 31  
R 3  
H 9  
RBI 3  
BB 0  
SO 2  
LOB 8





Batter	1	2	3	4	5	6	7	8	9	AB	R	H	RBI	BB	SO	LOB	TOP										
Bill North, S OBP: 0.355, SLG: 0.344 (1, 8)	F7		E3		5-3			1-3		4	0	0	0	1	0	1	Oakland Athletics @ Chicago White Sox Comiskey Park, Chicago, IL Fri Sep 20 1974, 8:05 PM EDT Alt. 9, 129 - Unknown - 59 F										
Bert Campaneris, R OBP: 0.354, SLG: 0.372 (1, 6)	F8		1-3					L6	BB	5	0	1	0	0	1	4											
Joe Rudi, R OBP: 0.334, SLG: 0.480 (1, 7)	6-3			L6		F9				4	0	1	0	0	0	1											
Reggie Jackson, L OBP: 0.397, SLG: 0.527 (1, 9)		F7				F7				2	0	0	0	2	0	1											
Sal Bando, R OBP: 0.355, SLG: 0.439 (1, 5)										2	0	0	0	2	1	3											
Phil Garner, R OBP: 0.105, SLG: 0.056 (8, 5)										0	0	0	0	0	0	0											
Gene Tenace, R OBP: 0.370, SLG: 0.410 (1, 3)										2	0	0	0	0	0	0											
Gene Tenace, R OBP: 0.370, SLG: 0.410 (7, 2)										3	0	0	0	1	0	3											
Claudell Washington, L OBP: 0.324, SLG: 0.361 (1, 10)										3	0	1	0	1	0	2											
Ray Fosse, R OBP: 0.250, SLG: 0.341 (1, 2)										2	0	0	0	0	1	1											
Jesus Alou, R OBP: 0.293, SLG: 0.337 (7, PH)										1	0	0	0	0	0	0											
Dal Maxvill, R OBP: 0.271, SLG: 0.177 (7, 4)										0	0	0	0	0	0	0											
Angel Mangual, R OBP: 0.256, SLG: 0.356 (9, PH)										0	0	0	0	1	0	0											
Herb Washington, R (9, PR)										0	0	0	0	0	0	0											
Dick Green, R OBP: 0.273, SLG: 0.276 (1, 4)										2	0	0	0	0	0	1											
Jim Holt, L OBP: 0.282, SLG: 0.280 (7, PH)										1	0	0	0	0	0	0											
Jim Holt, L OBP: 0.282, SLG: 0.280 (7, 3)										1	0	0	0	0	0	0											
Ted Kubiak, S OBP: 0.272, SLG: 0.227 (9, PH)										1	0	0	0	0	1	2											
<b>Inning Stats</b>	R: 0 E: 0 K: 0 S: 3	H: 0 LOB: 0 BB: 0 P: 3	R: 0 E: 0 K: 0 S: 2	H: 0 LOB: 1 BB: 2 P: 10	R: 0 E: 1 K: 0 S: 4	H: 0 LOB: 1 BB: 0 P: 4	R: 0 E: 0 K: 0 S: 3	H: 0 LOB: 1 BB: 1 P: 7	R: 0 E: 0 K: 1 S: 6	H: 1 LOB: 1 BB: 0 P: 6	R: 0 E: 0 K: 0 S: 4	H: 0 LOB: 0 BB: 0 P: 3	R: 0 E: 0 K: 1 S: 6	H: 1 LOB: 2 BB: 1 P: 10	R: 0 E: 0 K: 2 S: 5	H: 0 LOB: 0 BB: 0 P: 5	R: 0 E: 0 K: 0 S: 5	H: 2 LOB: 2 BB: 0 P: 5	R: 0 E: 0 K: 2 S: 7	H: 0 LOB: 3 BB: 3 P: 19	1B: 2 2B: 1 3B: 0 HR: 0	SF: 0 SAC: 0 DP: 1 HBP: 0	WP: 1 PB: 0 SB: 4 CS: 0	PA: 38			
<b>PITCHER</b>	IP	WLS	BF	H	R	ER	SO	BB	IBB	HBP	BLK	WP	HR	S	P	ERA	WHIP	<b>PITCHER</b>									
Bart Johnson, R ERA: 2.8 (1, 1)	7.2	W	30	3	0	0	1	3	1	0	0	0	0	28	44	0.00	0.783										
Terry Forster, L ERA: 3.55 (8, 1)	1.1	S	8	0	0	0	3	4	0	0	0	1	0	10	26	0.00	3.000										

AB	30
R	0
H	3
RBI	0
BB	8
SO	4
LOB	19



Batter	1	2	3	4	5	6	7	8	9	AB	R	H	RBI	BB	SO	LOB	BOTTOM										
Pat Kelly, L OBP: 0.345, SLG: 0.362 (1, 10)	4-3							F5		3	1	1	0	1	0	0	Oakland Athletics @ Chicago White Sox Comiskey Park, Chicago, IL Fri Sep 20 1974, 8:05 PM EDT Alt. 9, 129 - Unknown - 59 F										
Bucky Dent, R OBP: 0.319, SLG: 0.344 (1, 6)										4	1	3	0	0	0	1											
Jorge Orta, L OBP: 0.369, SLG: 0.446 (1, 4)										4	0	2	1	0	0	2											
Carlos May, L OBP: 0.313, SLG: 0.344 (1, 7)										4	0	0	0	0	1	4											
Ken Henderson, S OBP: 0.352, SLG: 0.463 (1, 8)										2	0	0	0	1	1	0											
Tony Muser, L OBP: 0.309, SLG: 0.331 (1, 3)										3	0	1	0	0	1	1											
Bill Sharp, L OBP: 0.307, SLG: 0.349 (1, 9)										3	0	0	0	0	0	1											
Ed Herrmann, L OBP: 0.294, SLG: 0.392 (1, 2)										2	0	0	0	0	0	1											
Brian Downing, R OBP: 0.347, SLG: 0.385 (7, PH)										1	0	0	0	0	1	0											
Brian Downing, R OBP: 0.347, SLG: 0.385 (8, 2)										3	0	0	0	0	0	0											
Lee Richard, R OBP: 0.214, SLG: 0.182 (1, 5)										3	0	0	0	0	0	0											
<b>Inning Stats</b>	R: 0 E: 0 K: 0 S: 4	H: 1 LOB: 1 BB: 0 P: 4	R: 0 E: 0 K: 0 S: 4	H: 1 LOB: 1 BB: 0 P: 4	R: 0 E: 0 K: 2 S: 6	H: 0 LOB: 0 BB: 1 P: 10	R: 0 E: 0 K: 0 S: 3	H: 0 LOB: 0 BB: 0 P: 3	R: 2 E: 1 K: 1 S: 6	H: 2 LOB: 0 BB: 1 P: 10	R: 0 E: 0 K: 1 S: 5	H: 0 LOB: 0 BB: 0 P: 5	R: 0 E: 0 K: 0 S: 5	H: 2 LOB: 2 BB: 0 P: 5	R: 0 E: 0 K: 2 S: 5	H: 2 LOB: 2 BB: 0 P: 5	1B: 6 2B: 1 3B: 0 HR: 0	SF: 0 SAC: 0 DP: 1 HBP: 0	WP: 0 PB: 0 SB: 0 CS: 1	PA: 31							
<b>PITCHER</b>	IP	WLS	BF	H	R	ER	SO	BB	IBB	HBP	BLK	WP	HR	S	P	ERA	WHIP	<b>PITCHER</b>									
Glenn Abbott, R ERA: 3.1 (1, 1)	5.0	L	21	5	2	2	2	2	0	0	0	0	0	23	31	3.60	1.400										
Paul Lindblad, L ERA: 2.04 (6, 1)	3.0		10	2	0	0	2	0	0	0	0	0	0	14	14	0.00	0.667										









Batter	1	2	3	4	5	6	7	8	9	AB	R	H	RBI	BB	SO	LOB	TOP			
Bill North, S OBP: 0.352, SLG: 0.339 (1, 8)	4-3		K		FC6-4			6-3		4	0	0	0	0	1	1	<b>Oakland Athletics @ Chicago White Sox</b> Comiskey Park, Chicago, IL Sun Sep 22 1974, 4:33 AM EDT Alt. 9,471 - Unknown - 44 F			
Bert Campaneris, R OBP: 0.352, SLG: 0.370 (1, 6)	F8		K				F7	K		4	0	0	0	0	2	0				
Reggie Jackson, L OBP: 0.391, SLG: 0.519 Claudell Washington, L OBP: 0.327, SLG: 0.385 (8, 9)	K			K			G3	K		4	0	0	0	0	3	0				
Sal Bando, R OBP: 0.354, SLG: 0.433 (1, 5)		K			HBP		K			3	0	0	0	0	2	0				
Joe Rudi, R OBP: 0.332, SLG: 0.476 (1, 7)		PB 1B		K			F9			4	1	1	0	0	1	1				
Gene Tenace, R OBP: 0.370, SLG: 0.407 (1, 3)		K			F8			1B		4	0	1	0	0	1	2				
Angel Mangual, R OBP: 0.259, SLG: 0.362 (1, 10)							5-3	F5		3	0	1	1	0	0	1				
Ray Fosse, R OBP: 0.256, SLG: 0.346 (1, 2)										3	0	2	0	0	0	1				
Ted Kubiak, S OBP: 0.268, SLG: 0.223 Dick Green, R OBP: 0.272, SLG: 0.275 Jesus Alou, R OBP: 0.294, SLG: 0.337 Dal Maxvill, R OBP: 0.271, SLG: 0.177 (7, 4)				F8			FC4	1B		1	0	0	0	0	0	0				
					FC4			F9		1	0	0	0	0	0	1				
										1	0	0	0	0	0	2				
										0	0	0	0	0	0	0				
<b>Inning Stats</b>	R: 0 E: 0 K: 1 S: 5	H: 0 LOB: 0 BB: 0 P: 5	R: 1 E: 0 K: 2 S: 9	H: 2 LOB: 1 BB: 0 P: 9	R: 0 E: 0 K: 2 S: 7	H: 0 LOB: 0 BB: 0 P: 7	R: 0 E: 0 K: 2 S: 7	H: 0 LOB: 1 BB: 0 P: 8	R: 0 E: 0 K: 0 S: 4	H: 1 LOB: 1 BB: 0 P: 4	R: 0 E: 0 K: 1 S: 5	H: 0 LOB: 0 BB: 0 P: 5	R: 0 E: 0 K: 0 S: 5	H: 2 LOB: 2 BB: 0 P: 5	R: 0 E: 0 K: 2 S: 7	H: 0 LOB: 0 BB: 0 P: 3	1B: 5 2B: 0 3B: 0 HR: 0	SF: 0 SAC: 0 DP: 0 HBP: 1	WP: 0 PB: 1 SB: 0 CS: 0	PA: 33
<b>PITCHER</b> Jim Kaat, L ERA: 3.09 (1, 1)	IP: 9.0 WLS: W BF: 33 H: 5 R: 1 ER: 0 SO: 10 BB: 0 IBB: 0 HBP: 1 BLK: 0 WP: 0 HR: 0 S: 52 P: 53 ERA: 0.00 WHIP: 0.556															<b>PITCHER</b>				

AB	32
R	1
H	5
RBI	1
BB	0
SO	10
LOB	9



Batter	1	2	3	4	5	6	7	8	9	AB	R	H	RBI	BB	SO	LOB	BOTTOM			
Bucky Dent, R OBP: 0.318, SLG: 0.347 (1, 6)	5-3		F4		F7					3	0	0	0	1	0	2	<b>Oakland Athletics @ Chicago White Sox</b> Comiskey Park, Chicago, IL Sun Sep 22 1974, 4:33 AM EDT Alt. 9,471 - Unknown - 44 F			
Jorge Orta, L OBP: 0.369, SLG: 0.443 (1, 4)	6-3									4	0	2	1	0	1	1				
Bill Stein, R OBP: 0.250, SLG: 0.211 (1, 5)	F9									3	0	1	0	1	0	1				
Bill Melton, R OBP: 0.325, SLG: 0.408 Pat Kelly, L OBP: 0.344, SLG: 0.360 (6, PR)		4-3								3	0	1	0	0	0	3				
Ken Henderson, S OBP: 0.354, SLG: 0.472 (1, 8)										1	1	0	0	0	0	2				
Ken Henderson, S OBP: 0.354, SLG: 0.472 (1, 8)		4-3								4	1	3	0	0	0	0				
Carlos May, L OBP: 0.310, SLG: 0.343 (1, 7)										4	0	0	0	0	1	4				
Lamar Johnson, R OBP: 0.318, SLG: 0.333 Tony Muser, L OBP: 0.316, SLG: 0.339 (8, 3)										2	1	1	1	0	0	1				
Brian Downing, R OBP: 0.347, SLG: 0.382 Bill Sharp, L OBP: 0.303, SLG: 0.344 (8, PH)										1	0	0	0	0	0	0				
Pete Varney, R OBP: 0.167, SLG: 0.167 (1, 2)										4	0	0	0	0	1	4				
<b>Inning Stats</b>	R: 0 E: 0 K: 0 S: 3	H: 0 LOB: 0 BB: 0 P: 3	R: 0 E: 0 K: 0 S: 3	H: 0 LOB: 0 BB: 0 P: 3	R: 1 E: 1 K: 0 S: 6	H: 2 LOB: 3 BB: 1 P: 10	R: 0 E: 0 K: 1 S: 6	H: 1 LOB: 2 BB: 1 P: 10	R: 0 E: 0 K: 0 S: 3	H: 1 LOB: 0 BB: 0 P: 3	R: 1 E: 0 K: 1 S: 7	H: 2 LOB: 2 BB: 0 P: 7	R: 0 E: 0 K: 1 S: 6	H: 1 LOB: 2 BB: 1 P: 10	R: 1 E: 0 K: 1 S: 7	H: 2 LOB: 1 BB: 0 P: 7	1B: 8 2B: 0 3B: 1 HR: 0	SF: 1 SAC: 0 DP: 1 HBP: 0	WP: 0 PB: 0 SB: 1 CS: 0	PA: 36
<b>PITCHER</b> Ken Holtzman, L ERA: 3.09 Rollie Fingers, R ERA: 2.73 (8, 1)	IP: 7.1 WLS: L BF: 34 H: 9 R: 3 ER: 2 SO: 4 BB: 3 IBB: 0 HBP: 0 BLK: 0 WP: 0 HR: 0 S: 39 P: 51 ERA: 2.46 WHIP: 1.636															<b>PITCHER</b>				

AB	32
R	3
H	9
RBI	3
BB	3
SO	4
LOB	21





Batter	1	2	3	4	5	6	7	8	9	AB	R	H	RBI	BB	SO	LOB	TOP										
Pat Kelly, L (1, 10) OBP: 0.347, SLG: 0.359	0-3 K		0-0 E 1B		4-0 2B BB		4-0 CS BB	0-0 F8	3 1 1 0 2 1 0																		
Bucky Dent, R (1, 6) OBP: 0.319, SLG: 0.350	0-0 5-3		0-0 E5		0-0 2B 2B		0-0 6-3	0-0 G4-6-3 1B	5 1 2 0 0 0 3																		
Jorge Orta, L (1, 4) OBP: 0.367, SLG: 0.444	0-0 5-3		0-0 SF7		0-0 2B			0-0 F7	0-0 G4-6-3 1B	4 0 1 3 0 0 1																	
Carlos May, L (1, 7) OBP: 0.310, SLG: 0.341		0-0 3-1	0-0 F6		0-0 F8			4-0 BB 3B	3 1 0 0 1 0 3																		
Ken Henderson, S (1, 8) OBP: 0.356, SLG: 0.473		0-0 FC6-4 1B		0-3 K		0-0 WP 1B		4-0 BB 3B	3 1 2 0 1 1 0																		
Tony Muser, L (1, 3) OBP: 0.315, SLG: 0.347		0-0 FC6-4 1-2		0-3 K		0-0 F7		0-0 3B	4 0 1 2 0 1 2																		
Bill Sharp, L (1, 9) OBP: 0.302, SLG: 0.343		0-0 4-3		0-0 1-3		0-0 WP 1B		0-0 G3	4 0 1 0 0 0 2																		
Bill Stein, R (1, 5) OBP: 0.250, SLG: 0.182			0-0 F8		0-0 6-3	0-0 FC6-4-5 1-3 2-H		4-0 IBB	3 0 0 0 1 0 2																		
Ed Herrmann, L (1, 2) OBP: 0.291, SLG: 0.387			0-0 E SF7 1B		0-3 K		0-0 F7	0-3 K	4 1 1 0 0 2 2																		
<b>Inning Stats</b>	R: 0 E: 0 K: 1 S: 5	H: 0 LOB: 0 BB: 0 P: 5	R: 0 E: 0 K: 0 S: 4	H: 1 LOB: 1 BB: 0 P: 4	R: 1 E: 1 K: 0 S: 6	H: 2 LOB: 2 BB: 0 P: 6	R: 0 E: 0 K: 2 S: 7	H: 0 LOB: 0 BB: 0 P: 7	R: 2 E: 0 K: 1 S: 7	H: 2 LOB: 1 BB: 1 P: 11	R: 0 E: 0 K: 0 S: 4	H: 2 LOB: 0 BB: 0 P: 6	R: 0 E: 0 K: 0 S: 2	H: 0 LOB: 0 BB: 1 P: 6	R: 2 E: 0 K: 1 S: 6	H: 1 LOB: 2 BB: 3 P: 18	R: 0 E: 0 K: 0 S: 3	H: 1 LOB: 0 BB: 0 P: 3	1B: 6 2B: 3 3B: 1 HR: 0	SF: 1 SAC: 0 DP: 2 HBP: 0	WP: 1 PA: 39 PB: 0 SB: 0 CS: 1						
<b>PITCHER</b>	IP	WLS	BF	H	R	ER	SO	BB	IBB	HBP	BLK	WP	HR	S	P	ERA	WHIP										
Steve Hargan, R (1, 1) ERA: 3.95	5.0	L	22	5	3	2	4	1	0	0	0	0	0	29	33	3.60	1.200										
David Clyde, L (6, 1) ERA: 4.08	2.1		10	2	2	2	0	3	0	0	0	1	0	7	19	7.71	2.143										
Jim Merritt, L (8, 1) ERA: 4.35	1.2		7	2	0	0	1	0	1	0	0	0	0	8	12	0.00	1.200										

Chicago White Sox @ Texas Rangers  
Arlington Stadium, Arlington, TX  
Thu Sep 26 1974, 8:05 PM EDT  
Unknown

AB 33  
R 5  
H 9  
RBI 5  
BB 5  
SO 5  
LOB 15



Batter	1	2	3	4	5	6	7	8	9	AB	R	H	RBI	BB	SO	LOB	BOTTOM										
Davey Nelson, R (1, 4) OBP: 0.293, SLG: 0.283	0-0 CS 1B			0-0 F9		0-0 F9		0-0 2B 2B	4 1 2 0 0 0 0																		
Cesar Tovar, R (1, 7) OBP: 0.345, SLG: 0.365	0-0 F4 1-2			0-0 1-3		0-0 F9		0-0 2B 2B	4 0 1 1 0 0 1																		
Jeff Burroughs, R (1, 9) OBP: 0.397, SLG: 0.505	0-3 K			4-0 E E BB		0-3 K		0-3 K	3 0 0 0 1 3 1																		
Tom Robson, R (1, 10) OBP: 0.438, SLG: 0.333		0-3 K		0-0 E5		0-0 6-3		0-0 5-3	4 0 0 0 0 1 1																		
Lenny Randle, S (1, 5) OBP: 0.339, SLG: 0.360		0-0 4-3		0-0 E6		0-0 FC6-4		0-0 5-3	4 0 1 0 0 0 2																		
Toby Harrah, R (1, 6) OBP: 0.323, SLG: 0.425		0-3 K		0-0 FC6-4		0-0 F4		0-0 L5	4 0 0 0 0 1 4																		
Jim Fregosi, R (1, 3) OBP: 0.324, SLG: 0.439			0-0 5-3		0-3 K		0-0 F8		3 0 0 0 0 1 1																		
Joe Lovitto, S (1, 8) OBP: 0.284, SLG: 0.292			0-0 4-3		0-0 CS 1B		0-3 K		3 0 1 0 0 1 0																		
Jim Sundberg, R (1, 2) OBP: 0.358, SLG: 0.328			0-0 5-3		0-0 5-3		0-3 K		3 0 0 0 0 1 1																		
<b>Inning Stats</b>	R: 0 E: 0 K: 1 S: 5	H: 1 LOB: 0 BB: 0 P: 5	R: 0 E: 0 K: 2 S: 7	H: 0 LOB: 0 BB: 0 P: 7	R: 0 E: 0 K: 0 S: 3	H: 0 LOB: 0 BB: 0 P: 3	R: 0 E: 2 K: 0 S: 5	H: 0 LOB: 3 BB: 1 P: 9	R: 0 E: 0 K: 1 S: 5	H: 1 LOB: 0 BB: 0 P: 5	R: 0 E: 0 K: 1 S: 5	H: 0 LOB: 0 BB: 0 P: 5	R: 0 E: 0 K: 0 S: 4	H: 1 LOB: 1 BB: 0 P: 4	R: 1 E: 0 K: 3 S: 11	H: 2 LOB: 1 BB: 0 P: 11	R: 0 E: 0 K: 0 S: 3	H: 0 LOB: 0 BB: 0 P: 3	1B: 3 2B: 2 3B: 0 HR: 0	SF: 0 SAC: 0 DP: 0 HBP: 0	WP: 0 PA: 33 PB: 0 SB: 0 CS: 2						
<b>PITCHER</b>	IP	WLS	BF	H	R	ER	SO	BB	IBB	HBP	BLK	WP	HR	S	P	ERA	WHIP										
Jim Kaat, L (1, 1) ERA: 3.02	9.0	W	33	5	1	1	8	1	0	0	0	0	0	48	52	1.00	0.667										

Chicago White Sox @ Texas Rangers  
Arlington Stadium, Arlington, TX  
Thu Sep 26 1974, 8:05 PM EDT  
Unknown

AB 32  
R 1  
H 5  
RBI 1  
BB 1  
SO 8  
LOB 11









Batter	1	2	3	4	5	6	7	8	9	AB	R	H	RBI	BB	SO	LOB	TOP			
<b>Bucky Dent, R</b> OBP: 0.319, SLG: 0.351 (1, 6)										4	1	2	0	0	0	1				
<b>Jorge Orta, L</b> OBP: 0.366, SLG: 0.443 (1, 4)										5	1	2	0	0	1	2				
<b>Bill Stein, R</b> OBP: 0.344, SLG: 0.310 (1, 5)										3	1	0	0	1	0	2				
<b>Bill Melton, R</b> OBP: 0.324, SLG: 0.406 (1, 10)										5	0	1	0	0	1	7				
<b>Ken Henderson, S</b> OBP: 0.359, SLG: 0.471 (1, 8)										3	0	1	0	2	1	3				
<b>Carlos May, L</b> OBP: 0.307, SLG: 0.336 (1, 7)										4	0	0	0	0	0	6				
<b>Brian Downing, R</b> OBP: 0.346, SLG: 0.381 (1, 9)										4	0	1	2	0	2	1				
<b>Lamar Johnson, R</b> OBP: 0.280, SLG: 0.292 (1, 3)										3	0	0	0	0	0	2				
<b>Tony Muser, L</b> OBP: 0.317, SLG: 0.349 (6, 3)										1	0	0	0	0	1	1				
<b>Pete Varney, R</b> OBP: 0.250, SLG: 0.250 (1, 2)										4	0	2	0	0	2	1				
<b>Inning Stats</b>	R: 3 E: 1 K: 0 S: 7	H: 3 LOB: 2 BB: 1 P: 11	R: 0 E: 0 K: 0 S: 5	H: 2 LOB: 2 BB: 0 P: 5	R: 0 E: 0 K: 0 S: 3	H: 0 LOB: 0 BB: 0 P: 3	R: 0 E: 0 K: 1 S: 5	H: 0 LOB: 0 BB: 0 P: 5	R: 0 E: 0 K: 1 S: 6	H: 1 LOB: 2 BB: 1 P: 10	R: 0 E: 0 K: 0 S: 3	H: 0 LOB: 0 BB: 0 P: 3	R: 0 E: 0 K: 2 S: 8	H: 1 LOB: 1 BB: 1 P: 8	R: 0 E: 0 K: 2 S: 9	H: 2 LOB: 3 BB: 1 P: 13	1B: 8 2B: 1 3B: 0 HR: 0	SF: 0 SAC: 2 DP: 0 HBP: 0	WP: 0 PB: 1 CS: 0	PA: 41
<b>PITCHER</b>	IP WLS BF H R ER SO BB IBB HBP BLK WP HR S P ERA WHIP																			
<b>Ken Holtzman, L</b> ERA: 3.03 (1, 1)	5.0 L 24 6 3 0 2 1 1 0 0 0 0 0 26 34 0.00 1.400																			
<b>Rollie Fingers, R</b> ERA: 2.53 (6, 1)	2.0 7 0 0 0 2 0 0 0 0 0 0 0 11 11 0.00 0.000																			
<b>Dave Hamilton, L</b> ERA: 3.2 (8, 1)	1.0 4 1 0 0 2 0 0 0 0 0 0 0 8 8 0.00 1.000																			
<b>Blue Moon Odom, R</b> ERA: 3.5 (9, 1)	1.0 6 2 0 0 2 1 0 0 0 0 0 0 9 13 0.00 3.000																			

Chicago White Sox @ Oakland Athletics  
Oakland-Alameda County Coliseum, Oakland, CA

AB 36  
R 3  
H 9  
RBI 2  
BB 3  
SO 8  
LOB 26



WP: 0 PA: 41  
PB: 1  
CS: 0

Batter	1	2	3	4	5	6	7	8	9	AB	R	H	RBI	BB	SO	LOB	BOTTOM					
<b>Bill North, S</b> OBP: 0.349, SLG: 0.338 (1, 8)										2	0	1	0	1	0	1						
<b>Reggie Jackson, L</b> OBP: 0.391, SLG: 0.518 (7, PH)										1	0	0	0	0	1	0						
<b>Dave Hamilton, L</b> (8, 1)										0	0	0	0	0	0	0						
<b>Blue Moon Odom, R</b> (9, 1)										0	0	0	0	0	0	0						
<b>Bert Campaneris, R</b> OBP: 0.347, SLG: 0.366 (1, 6)										2	0	0	0	0	1	2						
<b>Dal Maxvill, R</b> OBP: 0.264, SLG: 0.172 (4, 6)										2	0	0	0	0	1	3						
<b>Claudell Washington, L</b> OBP: 0.316, SLG: 0.371 (1, 9)										4	0	0	0	0	1	0						
<b>Sal Bando, R</b> OBP: 0.354, SLG: 0.429 (1, 5)										2	0	0	0	0	0	1						
<b>Jim Holt, L</b> OBP: 0.281, SLG: 0.280 (6, 3)										2	0	1	0	0	1	0						
<b>Joe Rudi, R</b> OBP: 0.330, SLG: 0.472 (1, 7)										2	0	1	0	0	0	0						
<b>Jesus Alou, R</b> OBP: 0.293, SLG: 0.335 (6, 7)										2	0	0	0	0	0	1						
<b>Gene Tenace, R</b> OBP: 0.370, SLG: 0.411 (1, 3)										1	0	0	0	1	0	0						
<b>Phil Garner, R</b> OBP: 0.095, SLG: 0.050 (6, 5)										2	0	0	0	0	1	1						
<b>Angel Mangual, R</b> OBP: 0.261, SLG: 0.370 (1, 10)										4	2	2	1	0	0	2						
<b>Ray Fosse, R</b> OBP: 0.247, SLG: 0.332 (1, 2)										3	0	0	0	0	0	3						
<b>Dick Green, R</b> OBP: 0.272, SLG: 0.279 (1, 4)										2	0	2	1	0	0	0						
<b>Manny Trillo, R</b> OBP: 0.200, SLG: 0.091 (5, PR)										1	0	0	0	0	0	0						
<b>Inning Stats</b>	R: 0 E: 1 K: 1 S: 5	H: 0 LOB: 1 BB: 1 P: 9	R: 0 E: 0 K: 0 S: 3	H: 1 LOB: 1 BB: 1 P: 7	R: 0 E: 0 K: 0 S: 3	H: 1 LOB: 0 BB: 0 P: 3	R: 0 E: 0 K: 0 S: 3	H: 0 LOB: 0 BB: 0 P: 3	R: 1 E: 0 K: 1 S: 8	H: 3 LOB: 3 BB: 0 P: 8	R: 0 E: 0 K: 0 S: 4	H: 1 LOB: 1 BB: 0 P: 4	R: 1 E: 0 K: 1 S: 6	H: 1 LOB: 0 BB: 0 P: 6	R: 0 E: 0 K: 2 S: 7	H: 0 LOB: 0 BB: 0 P: 7	R: 0 E: 0 K: 1 S: 5	H: 0 LOB: 0 BB: 0 P: 5	1B: 5 2B: 1 3B: 0 HR: 1	SF: 0 SAC: 0 DP: 2 HBP: 0	WP: 0 PB: 0 CS: 0	PA: 34
<b>PITCHER</b>	IP WLS BF H R ER SO BB IBB HBP BLK WP HR S P ERA WHIP																					
<b>Stan Bahnsen, R</b> ERA: 4.82 (1, 1)	6.2 W 27 7 2 2 2 2 0 0 0 0 0 1 29 37 2.70 1.350																					
<b>Terry Forster, L</b> ERA: 3.49 (7, 1)	2.1 S 7 0 0 0 4 0 0 0 0 0 0 0 15 15 0.00 0.000																					

Chicago White Sox @ Oakland Athletics  
Oakland-Alameda County Coliseum, Oakland, CA

AB 32  
R 2  
H 7  
RBI 2  
BB 2  
SO 6  
LOB 14



WP: 0 PA: 34  
PB: 0  
CS: 0







Batter	1	2	3	4	5	6	7	8	9	AB	R	H	RBI	BB	SO	LOB	TOP										
Pat Kelly, L (1, 10) OBP: 0.347, SLG: 0.358 Ron Santo, R (8, PH) OBP: 0.294, SLG: 0.299	0-0 2B 1B		0-0 F9			0-0 F7		0-0 F7		3	0	1	0	0	0	1											
Bucky Dent, R (1, 6) OBP: 0.317, SLG: 0.348	0-3 K			0-0 5-3		0-0 1B		0-0 F4		4	0	1	1	0	1	1											
Jorge Orta, L (1, 4) OBP: 0.368, SLG: 0.445	0-0 L4-6 1-3 2B			0-3 K		0-0 3-1 1B			0-3 K	4	0	1	0	0	2	1											
Carlos May, L (1, 7) OBP: 0.307, SLG: 0.335	0-0 L4-6 2-3			0-0 5-3			0-0 E4 2B 1B		0-0 4-3	4	1	1	0	0	0	2											
Ken Henderson, S (1, 8) OBP: 0.361, SLG: 0.471		0-0 G3			0-0 F9		0-0 2B 2B		0-0 F8	4	0	1	1	0	0	0											
Tony Muser, L (1, 3) OBP: 0.312, SLG: 0.343		0-0 6-3			0-3 K		0-0 6-3			3	0	0	0	0	1	1											
Bill Sharp, L (1, 9) OBP: 0.302, SLG: 0.342 Bill Melton, R (7, PH) OBP: 0.326, SLG: 0.404 Brian Downing, R (7, 9) OBP: 0.344, SLG: 0.375		0-0 3-1			0-0 4-3		0-0 F7			2	0	0	0	0	0	0											
Bill Stein, R (1, 5) OBP: 0.390, SLG: 0.314			0-3 K2-3			0-0 1B WP 1B		0-0 6-3		3	1	1	0	0	1	1											
Ed Herrmann, L (1, 2) OBP: 0.290, SLG: 0.385 Buddy Bradford, R (8, PH) OBP: 0.414, SLG: 0.510 Pete Varney, R (8, 2) OBP: 0.280, SLG: 0.261			0-3 K			0-0 F2		0-3 K		2	0	0	0	0	1	1											
<b>Inning Stats</b>	R: 0 E: 0 K: 1 S: 6	H: 2 LOB: 1 BB: 0 P: 6	R: 0 E: 0 K: 0 S: 3	H: 0 LOB: 0 BB: 0 P: 3	R: 0 E: 0 K: 2 S: 7	H: 0 LOB: 0 BB: 0 P: 7	R: 0 E: 0 K: 1 S: 5	H: 0 LOB: 0 BB: 0 P: 5	R: 0 E: 0 K: 1 S: 5	H: 0 LOB: 0 BB: 0 P: 5	R: 1 E: 0 K: 0 S: 5	H: 2 LOB: 1 BB: 0 P: 5	R: 1 E: 1 K: 0 S: 5	H: 2 LOB: 1 BB: 0 P: 5	R: 0 E: 0 K: 1 S: 5	H: 0 LOB: 0 BB: 0 P: 5	R: 0 E: 0 K: 1 S: 5	H: 0 LOB: 0 BB: 0 P: 5	1B: 4 2B: 3 3B: 0 HR: 0	SF: 0 SAC: 0 DP: 1 HBP: 0	WP: 1 PA: 32						
<b>PITCHER</b>	IP	WLS	BF	H	R	ER	SO	BB	IBB	HBP	BLK	WP	HR	S	P	ERA	WHIP										
Glenn Abbott, R (1, 1) ERA: 3.0	2.0		7	2	0	0	1	0	0	0	0	0	0	9	9	0.00	1.000										
Dave Hamilton, L (3, 1) ERA: 3.18	3.1	W	11	1	1	1	4	0	0	0	0	0	0	19	19	2.70	0.300										
Darold Knowles, L (6, 1) ERA: 4.38	3.0	S	12	3	1	1	2	0	0	0	0	1	0	16	16	3.00	1.000										
Rollie Fingers, R (9, 1) ERA: 2.62	0.2		2	0	0	0	0	0	0	0	0	0	0	2	2	0.00	0.000										

Chicago White Sox @ Oakland Athletics  
Oakland-Alameda County Coliseum, Oakland, CA  
Sun Sep 29 1974, 3:33 AM PDT  
Att: 6,448 - Unknown

AB	32
R	2
H	6
RBI	2
BB	0
SO	7
LOB	9



Batter	1	2	3	4	5	6	7	8	9	AB	R	H	RBI	BB	SO	LOB	BOTTOM										
Claudell Washington, L (1, 7) OBP: 0.328, SLG: 0.381	4-0 CS BB		0-0 F8		0-0 FC6-4		0-0 1B			3	0	1	1	1	0	2											
Angel Mangual, R (1, 8) OBP: 0.295, SLG: 0.372	0-0 1B		0-0 S 1B		0-0 1-5-3 1B		0-0 F9			4	0	3	0	0	0	2											
Joe Rudi, R (1, 3) OBP: 0.332, SLG: 0.476 Jim Holt, L (6, 3) OBP: 0.283, SLG: 0.282 Herb Washington, R (7, PR)	0-0 F9		0-0 F9		0-3 K		0-0 CS 1B			3	0	0	0	0	1	3											
Ray Fosse, R (8, 2) OBP: 0.247, SLG: 0.332	0-0 FC6-4 BB		0-3 K		0-0 1-5-3		0-0 F9			2	0	0	0	1	1	2											
Reggie Jackson, L (1, 10) OBP: 0.391, SLG: 0.516 Bill North, S (7, PH) OBP: 0.348, SLG: 0.338	0-0 FC6-4 BB		0-0 6-3		0-3 K		0-0 5-3			3	0	0	0	0	1	4											
Gene Tenace, R (1, 2) OBP: 0.369, SLG: 0.415 Larry Haney, R (6, 2) OBP: 0.187, SLG: 0.250	0-0 FC6-4		0-0 6-3		0-3 K		0-0 5-3			1	0	0	0	0	0	1											
Jesus Alou, R (1, 9) OBP: 0.291, SLG: 0.336		0-0 6-3		0-0 1B 2B		0-0 5-3		0-0 L6		4	0	1	0	0	0	0											
Phil Garner, R (1, 5) OBP: 0.207, SLG: 0.214		0-0 1B 2B		0-0 1-6-3		0-0 F8 BB 1B 1B		0-0 SH1-4 1B		4	2	3	0	0	0	1											
Dal Maxvill, R (1, 6) OBP: 0.278, SLG: 0.174		0-0 F8		0-0 1B 1B		0-0 1B BB		0-0 SH1-4		2	1	1	0	1	0	1											
Manny Trillo, R (1, 4) OBP: 0.242, SLG: 0.167		0-0 1B		0-0 FC6-4 1B		0-0 F8		0-0 F7		4	0	2	2	0	0	3											
<b>Inning Stats</b>	R: 0 E: 0 K: 0 S: 3	H: 1 LOB: 2 BB: 2 P: 11	R: 1 E: 0 K: 0 S: 5	H: 2 LOB: 1 BB: 0 P: 5	R: 0 E: 0 K: 1 S: 6	H: 1 LOB: 1 BB: 0 P: 6	R: 1 E: 0 K: 0 S: 5	H: 3 LOB: 1 BB: 0 P: 5	R: 0 E: 0 K: 2 S: 8	H: 1 LOB: 1 BB: 0 P: 8	R: 1 E: 0 K: 0 S: 5	H: 2 LOB: 2 BB: 1 P: 9	R: 0 E: 0 K: 0 S: 3	H: 1 LOB: 1 BB: 0 P: 3	R: 0 E: 0 K: 0 S: 4	H: 1 LOB: 1 BB: 0 P: 4	R: 0 E: 0 K: 0 S: 4	H: 1 LOB: 1 BB: 0 P: 4	1B: 10 2B: 2 3B: 0 HR: 0	SF: 0 SAC: 1 DP: 0 HBP: 0	WP: 0 PA: 36						
<b>PITCHER</b>	IP	WLS	BF	H	R	ER	SO	BB	IBB	HBP	BLK	WP	HR	S	P	ERA	WHIP										
Jim Otten, R (1, 1) ERA: 5.51	5.1	L	26	9	3	3	3	3	0	0	0	0	0	29	41	5.06	2.250										
Rich Gossage, R (6, 1) ERA: 4.36	0.1		1	0	0	0	0	0	0	0	0	0	0	1	1	0.00	0.000										
Terry Forster, L (6, 1) ERA: 3.43	2.1		9	3	0	0	0	0	0	0	0	0	0	9	9	0.00	1.286										

Chicago White Sox @ Oakland Athletics  
Oakland-Alameda County Coliseum, Oakland, CA  
Sun Sep 29 1974, 3:33 AM PDT  
Att: 6,448 - Unknown

AB	32
R	3
H	12
RBI	3
BB	3
SO	3
LOB	20





Batter	1	2	3	4	5	6	7	8	9	AB	R	H	RBI	BB	SO	LOB	TOP					
<b>Freddie Patek, R</b> OBP: 0.325, SLG: 0.299 (1, 6)	0-0 4-3		0-0 E 1B		0-0 L8		0-0 F9			4	1	1	0	0	0	2	<b>Kansas City Royals @ Chicago White Sox</b> Comiskey Park, Chicago, IL Tue Oct 01 1974, 8:05 PM EDT Alt. 4,430 - Unknown - 42 F <a href="http://livebaseballscorecards.com">livebaseballscorecards.com</a>					
<b>Jim Wohlford, R</b> OBP: 0.321, SLG: 0.338 (1, 7)	0-0 L4		0-0 E9 1B			0-0 E5 FC1-6		0-0 6-3		4	0	1	0	0	0	0						
<b>George Brett, L</b> OBP: 0.316, SLG: 0.368 (1, 5)	0-0 6-3		0-0 6-3			0-0 FC1-6 FC3-6 1B 1-2		0-0 1-3		4	0	0	0	0	0	2						
<b>Hal McRae, R</b> OBP: 0.376, SLG: 0.475 (1, 10)		0-0 5-3		0-0 P4		0-0 FC3-6 1B 1-2		0-0 1B		4	0	2	0	0	0	0						
<b>Al Cowens, R</b> OBP: 0.302, SLG: 0.288 (1, 8)		0-0 5-3		0-0 L9		0-0 FC3-6 1-2 2-3		0-0 4-3		4	0	0	0	0	0	3						
<b>Cookie Rojas, R</b> OBP: 0.307, SLG: 0.338 (1, 4)		0-0 1B		0-0 F8		0-0 L8		0-0 F7		4	0	1	0	0	0	2						
<b>Dennis Paepke, R</b> OBP: 0.111, SLG: 0.111 (1, 9)		0-0 F9		4-0 CS BB		0-3 K		0-3 K		3	0	0	0	1	2	1						
<b>Kurt Bevacqua, R</b> OBP: 0.267, SLG: 0.202 (1, 3)		0-0 6-3		4-0 1-2 BB		0-0 F9		0-0 6-3		3	0	0	0	1	0	0						
<b>Buck Martinez, R</b> OBP: 0.311, SLG: 0.290 <b>Fran Healy, R</b> OBP: 0.341, SLG: 0.375 (8, 2)		0-0 F8		0-0 F8		0-0 F8		0-0 3B		3	0	1	0	0	0	1						
<b>Inning Stats</b>	R: 0 E: 0 K: 0 S: 3	H: 0 LOB: 0 BB: 0 P: 3	R: 0 E: 0 K: 0 S: 4	H: 1 LOB: 1 BB: 0 P: 4	R: 1 E: 1 K: 0 S: 5	H: 2 LOB: 1 BB: 0 P: 5	R: 0 E: 0 K: 0 S: 3	H: 0 LOB: 0 BB: 0 P: 3	R: 0 E: 0 K: 0 S: 2	H: 0 LOB: 1 BB: 2 P: 10	R: 0 E: 1 K: 0 S: 5	H: 1 LOB: 2 BB: 0 P: 5	R: 0 E: 0 K: 1 S: 6	H: 1 LOB: 0 BB: 0 P: 6	R: 0 E: 0 K: 0 S: 4	H: 1 LOB: 1 BB: 0 P: 4	R: 0 E: 0 K: 1 S: 5	H: 0 LOB: 0 BB: 0 P: 5	1B: 5 2B: 0 3B: 1 HR: 0	SF: 0 SAC: 0 DP: 0 HBP: 0	WP: 0 PB: 0 SB: 0 CS: 1	PA: 35
<b>PITCHER</b> <b>Jim Kaat, L</b> ERA: 2.92 (1, 1)	IP: 9.0 WLS: W BF: 35 H: 6 R: 1 ER: 0 SO: 2 BB: 2 IBB: 0 HBP: 0 BLK: 0 WP: 0 HR: 0 S: 37 P: 45 ERA: 0.00 WHIP: 0.889											<b>PITCHER</b>	IP: 9.0 WLS: W BF: 35 H: 6 R: 1 ER: 0 SO: 2 BB: 2 IBB: 0 HBP: 0 BLK: 0 WP: 0 HR: 0 S: 37 P: 45 ERA: 0.00 WHIP: 0.889									

Batter	1	2	3	4	5	6	7	8	9	AB	R	H	RBI	BB	SO	LOB	BOTTOM	
<b>Pat Kelly, L</b> OBP: 0.348, SLG: 0.360 (1, 10)	0-0 SH3 1B		0-0 G3		0-3 K		0-0 1B			4	0	2	0	0	1	0	<b>Kansas City Royals @ Chicago White Sox</b> Comiskey Park, Chicago, IL Tue Oct 01 1974, 8:05 PM EDT Alt. 4,430 - Unknown - 42 F <a href="http://livebaseballscorecards.com">livebaseballscorecards.com</a>	
<b>Bucky Dent, R</b> OBP: 0.317, SLG: 0.348 (1, 6)	0-0 SH3 1-2		0-0 1B		0-0 5-3		0-0 L3			3	0	1	0	0	0	1		
<b>Jorge Orta, L</b> OBP: 0.367, SLG: 0.443 (1, 4)	0-0 F9		0-0 L8		0-0 1B G3 FC4-6 1B		0-3 K			4	1	1	0	0	1	2		
<b>Ken Henderson, S</b> OBP: 0.359, SLG: 0.468 (1, 8)	0-3 K		0-3 K		0-0 G3 1-2		0-0 F7			4	0	0	0	0	2	3		
<b>Carlos May, L</b> OBP: 0.306, SLG: 0.335 (1, 7)		0-0 4-3		0-0 F7		0-0 FC4-6 1B 2-3		0-0 4-3		4	0	1	0	0	0	0		
<b>Tony Muser, L</b> OBP: 0.313, SLG: 0.340 (1, 3)		4-0 G3 1B BB		0-0 4-3		0-0 FC4-6 1-2 3H 0-3				2	1	0	1	1	0	1		
<b>Bill Sharp, L</b> OBP: 0.302, SLG: 0.342 (1, 9)		0-0 G3 1-2		0-0 1B		0-0 K				3	0	1	0	0	1	2		
<b>Bill Stein, R</b> OBP: 0.386, SLG: 0.316 (1, 5)		0-0 2H 1B		0-3 K		0-0 5-3				3	0	1	1	0	1	1		
<b>Ed Herrmann, L</b> OBP: 0.288, SLG: 0.381 (1, 2)		0-0 F8		0-0 P6		0-0 L7				3	0	0	0	0	0	1		
<b>Inning Stats</b>	R: 0 E: 0 K: 1 S: 6	H: 1 LOB: 1 BB: 0 P: 6	R: 1 E: 0 K: 0 S: 4	H: 1 LOB: 1 BB: 1 P: 8	R: 0 E: 0 K: 1 S: 6	H: 1 LOB: 1 BB: 0 P: 6	R: 0 E: 0 K: 1 S: 6	H: 1 LOB: 0 BB: 0 P: 6	R: 0 E: 0 K: 1 S: 7	H: 2 LOB: 1 BB: 0 P: 7	R: 0 E: 0 K: 0 S: 4	H: 1 LOB: 0 BB: 0 P: 4	R: 0 E: 0 K: 1 S: 5	H: 0 LOB: 0 BB: 0 P: 5	1B: 7 2B: 0 3B: 0 HR: 0	SF: 0 SAC: 1 DP: 0 HBP: 0	WP: 0 PB: 0 SB: 0 CS: 0	PA: 32
<b>PITCHER</b> <b>Doug Bird, R</b> ERA: 2.73 (1, 1)	IP: 8.0 WLS: L BF: 32 H: 7 R: 2 ER: 2 SO: 6 BB: 1 IBB: 0 HBP: 0 BLK: 0 WP: 0 HR: 0 S: 43 P: 47 ERA: 2.25 WHIP: 1.000											<b>PITCHER</b>	IP: 8.0 WLS: L BF: 32 H: 7 R: 2 ER: 2 SO: 6 BB: 1 IBB: 0 HBP: 0 BLK: 0 WP: 0 HR: 0 S: 43 P: 47 ERA: 2.25 WHIP: 1.000					



