Chicago White Sox - 1975

Batter	1	2	3	4	5	6	7	8	9	AB	R	H	RBI	BB	SO	LOB
Nyls Nyman, L (1, 7) OBP: 0.500, SLG: 0.333	5-3		4-3			1B		1B HBP		3	0	1	0	0	0	1
Jorge Orta, L (1, 4) OBP: 0.250, SLG: 0.250	4-3		K			F2		1-3 1B		4	0	1	0	0	1	1
Buddy Bradford, R (1, 9)	K		K			F3		K		3	0	0	0	0	2	1
Bill Sharp, L (8, PH)										1	0	0	0	0	1	1
(8, 9)																
Deron Johnson, R (1, 10)		F9		6-3			K		F2	4	0	0	0	0	1	0
Ken Henderson, S (1, 8) OBP: 0.750, SLG: 0.750		1-3			1B		BB 1B 1B		2B 1B	4	2	3	0	0	0	0
Bill Melton, R (1, 5) OBP: 0.500, SLG: 0.667		K			F9		1-2 1B BB		1-H 1B 2B	3	0	1	1	1	1	1
Lee Richard, R (9, PR)										0	0	0	0	0	0	0
Bucky Dent, R (1, 6) OBP: 0.333, SLG: 0.333			K2-3		K		1-2 2-H G6-3 1B		2-H 1B	3	0	1	1	0	2	1
Pat Kelly, L (9, PH) OBP: 1.000, SLG: 1.000										1	0	1	0	0	0	0
Carlos May, L (1, 3)			4-3		G3		1-2f G6-3		F7	4	0	0	0	0	0	4
Brian Downing, R (1, 2)			BB			F9		F8		2	0	0	0	1	0	0
Inning Stats	R: 0 E: 0 K: 1 S: 5 H: 0 LOB: 0 BB: 0 P: 5	R: 0 E: 0 K: 1 S: 5 H: 0 LOB: 0 BB: 0 P: 5	R: 0 E: 0 K: 1 S: 5 H: 0 LOB: 1 BB: 1 P: 9	R: 0 E: 0 K: 2 S: 7 H: 0 LOB: 0 BB: 0 P: 7	R: 0 E: 0 K: 1 S: 6 H: 1 LOB: 1 BB: 0 P: 6	R: 0 E: 0 K: 0 S: 4 H: 1 LOB: 1 BB: 0 P: 4	R: 1 E: 0 K: 1 S: 6 H: 2 LOB: 1 BB: 1 P: 10	R: 0 E: 0 K: 1 S: 5 H: 1 LOB: 1 BB: 0 P: 6	R: 1 E: 0 K: 0 S: 5 H: 3 LOB: 1 BB: 0 P: 5	1B: 7 2B: 1 3B: 0 HR: 0	SF: 0 SAC: 0 DP: 1 HBP: 1						

TOP

Chicago White Sox @ Oakland Athletics

Oakland-Alameda County Coliseum, Oakland, CA

Tue Apr 08 1975, 7:05 PM PDT

Att. 17,477 - Unknown - 49 F

livebaseballscorecards.com

AB	32
R	2
H	8
RBI	2
BB	2
SO	8
LOB	10

WP: 0 PB: 0 SB: 0 CS: 0 PA: 35

PITCHER		IP	WLS	BF	H	R	ER	SO	BB	IBB	HBP	BLK	WP	HR	S	P	ERA	WHIP
Vida Blue, L ERA: 1.29	(1, 1)	7.0	W	26	4	1	1	7	2	0	0	0	0	0	38	46	1.29	0.857
Rollie Fingers, R ERA: 4.5	(8, 1)	2.0	S	9	4	1	1	1	0	0	1	0	0	0	10	11	4.50	2.000

PITCHER	IP	WLS	BF	H	R	ER	SO	BB	IBB	HBP	BLK	WP	HR	S	P	ERA	WHIP

BOTTOM

Chicago White Sox @ Oakland Athletics

Oakland-Alameda County Coliseum, Oakland, CA

Tue Apr 08 1975, 7:05 PM PDT

Att. 17,477 - Unknown - 49 F

livebaseballscorecards.com

Batter	1	2	3	4	5	6	7	8	9	AB	R	H	RBI	BB	SO	LOB
Bill North, S (1, 8)	6-3	CS 1-2	4-3		5-3		6-3			4	0	0	0	0	0	0
Bert Campaneris, R (1, 6) OBP: 0.250, SLG: 0.250	K		5-3		S 1B			2-3		4	0	1	0	0	1	0
Sal Bando, R (1, 5) Herb Washington, R (8, PR) Jim Holt, L (9, 3)	BB		BB		F4 1-3			S 2B BB		1 0 0	0 1 0	0 0 0	0 0 0	3 0 0	0 0 0	1 0 0
Reggie Jackson, L (1, 9)	4-3		4-3		3-1			F8 1-2		4	0	0	0	0	0	4
Joe Rudi, R (1, 3) OBP: 0.500, SLG: 0.750 Don Hopkins, L (8, PR) Ted Kubiak, S (9, 5)		2B 1B 1B		L6		F7		BB FC1-2 2-H 2B		4 0 0	1 0 0	2 0 0	1 0 0	0 0 0	0 0 0	0 0 0
Billy Williams, L (1, 10) OBP: 0.750, SLG: 1.000 Billy Grabarkewitz, R (8, PR)	1-3 1B 2B			FC5 1B BB		G3		BB IBB		2 0	1 0	1 0	0 0	2 0	0 0	0 0
Gene Tenace, R (1, 2)	F2			F2		5-3		1-2 2-3 BB		3	0	0	0	1	0	3
Claudell Washington, L (1, 7) OBP: 0.250, SLG: 0.250	4-3			1-2 1B			F7	FC1-2 3-Hf		4	0	1	0	0	0	5
Phil Garner, R (1, 4) OBP: 0.333, SLG: 0.333	CS 2-H 3-H 1B			FC5 2-3f			6-3			3	0	1	2	0	0	2
Inning Stats	R: 0 E: 0 K: 1 S: 5 H: 0 LOB: 1 BB: 1 P: 9	R: 2 E: 0 K: 0 S: 5 H: 3 LOB: 0 BB: 0 P: 5	R: 0 E: 0 K: 0 S: 3 H: 0 LOB: 1 BB: 1 P: 7	R: 0 E: 0 K: 0 S: 4 H: 1 LOB: 2 BB: 1 P: 8	R: 0 E: 0 K: 0 S: 4 H: 1 LOB: 1 BB: 0 P: 4	R: 0 E: 0 K: 0 S: 3 H: 0 LOB: 0 BB: 0 P: 3	R: 0 E: 0 K: 0 S: 3 H: 0 LOB: 0 BB: 0 P: 3	R: 1 E: 0 K: 0 S: 4 H: 1 LOB: 3 BB: 3 P: 16		1B: 4 2B: 2 3B: 0 HR: 0 SF: 0 SAC: 0 DP: 0 HBP: 0						

	AB	29
	R	3
	H	6
	RBI	3
	BB	6
	SO	1
	LOB	15

WP: 0 PA: 36
PB: 0
SB: 3
CS: 1

PITCHER		IP	WLS	BF	H	R	ER	SO	BB	IBB	HBP	BLK	WP	HR	S	P	ERA	WHIP
Wilbur Wood, L ERA: 3.52	(1, 1)	7.2	L	32	6	3	3	1	4	0	0	0	0	0	30	46	3.52	1.304
Terry Forster, L ERA:	(8, 1)	0.1		3	0	0	0	0	1	1	0	0	0	0	1	9	0.00	3.000

PITCHER	IP	WLS	BF	H	R	ER	SO	BB	IBB	HBP	BLK	WP	HR	S	P	ERA	WHIP

Chicago White Sox @ Oakland Athletics

Oakland-Alameda County Coliseum, Oakland, CA

Wed Apr 09 1975, 7:05 PM PDT

Att. 4,543 - Unknown - 48 F

TOP

livebaseballscorecards.com

Batter	1	2	3	4	5	6	7	8	9	AB	R	H	RBI	BB	SO	LOB
Nyls Nyman, L (1, 7) OBP: 0.556, SLG: 0.571	0-0 SH5-3 1B	4-0 BB			0-3 K		0-0 2B	0-0 4-3		4	1	2	0	1	1	1
Jorge Orta, L (1, 4) OBP: 0.250, SLG: 0.375	0-0 SH5-3 1-2	0-0 4-3			0-0 F7		0-3 K		0-0 3B 2B	4	1	1	0	0	1	3
Buddy Bradford, R (1, 9) Bill Sharp, L (9, PH) (9, 9)	4-0 E 1B BB		0-0 6-3		0-0 F3		0-3 K		0-0 F8	3 1	0 0	0 0	0 0	1 0	1 0	1 1
Bill Melton, R (1, 5) OBP: 0.444, SLG: 0.500	0-0 1-2 2-H 1B		0-0 F9			0-0 6-3		0-0 1B 1B	0-0 5-3	5	1	2	1	0	0	1
Ken Henderson, S (1, 8) OBP: 0.778, SLG: 0.714	0-0 F9 2-3		0-0 E7 1B			4-0 BB		0-0 1B 1-2 1B	4-0 3B IBB	3	2	2	0	2	0	2
Deron Johnson, R (1, 10) OBP: 0.125, SLG: 0.125 Pat Kelly, L (9, PH) OBP: 1.000, SLG: 2.000	0-0 F8		0-0 6-3			0-0 F8		0-0 1B 1-3 2-H 1B	0-0 2B 1-H 2-H 3B	4 1	1 1	1 1	1 2	0 0	0 0	4 0
Carlos May, L (1, 3) OBP: 0.444, SLG: 0.556 Tony Muser, L (9, 3)		0-0 SH2-4 1B		0-0 1-3		0-0 1-2 1B		0-0 G6-4-3 1-3 3-H 1B	0-0 2B 3-H	5 0	0 0	4 0	2 0	0 0	0 0	0 0
Bucky Dent, R (1, 6) OBP: 0.429, SLG: 0.429		0-0 SH2-4 1-2		0-0 G6-4-3 1B		0-0 1-3		0-0 G6-4-3 1-2 3-H 1B	0-3 K	4	0	2	1	0	1	3
Brian Downing, R (1, 2)		0-3 K		0-0 G6-4-3 1-2f			0-0 5-3	0-0 G6-4-3 1-2f 2-3		4	0	0	0	0	1	4

	AB	38
	R	7
	H	15
	RBI	7
	BB	4
	SO	5
	LOB	20

Inning Stats	1	2	3	4	5	6	7	8	9
	R: 1 E: 1 K: 0 S: 5	R: 0 E: 0 K: 1 S: 6	R: 0 E: 1 K: 0 S: 4	R: 0 E: 0 K: 0 S: 3	R: 0 E: 0 K: 1 S: 5	R: 0 E: 0 K: 0 S: 4	R: 0 E: 0 K: 2 S: 8	R: 3 E: 0 K: 0 S: 7	R: 3 E: 0 K: 1 S: 8
	H: 2 LOB: 2 BB: 1 P: 9	H: 1 LOB: 2 BB: 1 P: 10	H: 1 LOB: 1 BB: 0 P: 4	H: 1 LOB: 0 BB: 0 P: 3	H: 0 LOB: 0 BB: 0 P: 5	H: 1 LOB: 2 BB: 1 P: 8	H: 1 LOB: 1 BB: 0 P: 8	H: 5 LOB: 1 BB: 0 P: 7	H: 3 LOB: 1 BB: 1 P: 12

	1B	11	SF	0	WP	0	PA	44
	2B	3	SAC	2	PB	0		
	3B	1	DP	2	SB	0		
	HR	0	HBP	0	CS	0		

PITCHER		IP	WLS	BF	H	R	ER	SO	BB	IBB	HBP	BLK	WP	HR	S	P	ERA	WHIP
Ken Holtzman, L ERA: 3.86	(1, 1)	7.0		32	9	3	3	4	3	0	0	0	0	0	37	49	3.86	1.714
Blue Moon Odom, R ERA:	(8, 1)	0.0		3	3	1	1	0	0	0	0	0	0	0	3	3	∞	∞
Paul Lindblad, L ERA: 9.0	(8, 1)	1.0		3	1	1	1	0	0	0	0	0	0	0	3	3	9.00	1.000
Rollie Fingers, R ERA: 9.0	(9, 1)	1.0	L	6	2	2	2	1	0	1	0	0	0	0	7	11	18.00	2.000

PITCHER		IP	WLS	BF	H	R	ER	SO	BB	IBB	HBP	BLK	WP	HR	S	P	ERA	WHIP

BOTTOM

Chicago White Sox @ Oakland Athletics

Oakland-Alameda County Coliseum, Oakland, CA

Wed Apr 09 1975, 7:05 PM PDT

Att. 4,543 - Unknown - 48 F

livebaseballscorecards.com

Batter	1	2	3	4	5	6	7	8	9	AB	R	H	RBI	BB	SO	LOB
Bill North, S (1, 8) OBP: 0.375, SLG: 0.429	0-0 BB 2B	0-0 F8		4-0 G6-3 BB			0-0 CS 1B			3	0	2	0	1	0	2
Claudell Washington, L (1, 7) OBP: 0.250, SLG: 0.250	0-0 1-3		0-0 BB E HR 1B	0-0 G6-3 1-2f			0-3 K 1-2			4	1	1	0	0	1	3
Sal Bando, R (1, 5) OBP: 0.625, SLG: 0.250	4-0 2-3 BB		0-0 F7		0-0 F7		0-0 CS 1B			3	0	1	0	1	0	1
Reggie Jackson, L (1, 9)	0-0 F6		0-0 E9 BB HR 1-2		0-0 F7		0-0 CS 1-2	0-3 K		4	1	0	0	0	1	2
Joe Rudi, R (1, 3) OBP: 0.250, SLG: 0.375		0-0 1-6-3	0-3 K		0-0 5-3			0-0 F9		4	0	0	0	0	1	2
Billy Williams, L (1, 10) OBP: 0.625, SLG: 0.500	4-0 E 1B BB		4-0 1-2 2-3 HR BB			0-0 G3		0-0 G1		2	2	0	0	2	0	0
Gene Tenace, R (1, 2) OBP: 0.250, SLG: 0.571	0-0 F7		0-0 1-H 2-H 3-H HR			0-0 1-3			0-0 F3	4	1	1	4	0	0	1
Ted Kubiak, S (1, 6) OBP: 0.333, SLG: 0.333 Billy Grabarkewitz, R (9, PH)	0-0 E6 1B 1-2		0-0 5-3			0-0 1B			0-0 F8	3 1	0 0	1 0	0 0	0 0	0 0	1 0
Phil Garner, R (1, 4) OBP: 0.333, SLG: 0.333 Angel Mangual, R (9, PH)	0-0 1-2 2-H 1B			0-0 F5		0-0 F9			0-0 F9	3 1	0 0	1 0	1 0	0 0	0 0	1 0
Inning Stats	R: 0 H: 1 E: 0 LOB: 1 K: 0 BB: 1 S: 3 P: 7	R: 1 H: 1 E: 1 LOB: 2 K: 0 BB: 1 S: 5 P: 9	R: 4 H: 2 E: 1 LOB: 0 K: 1 BB: 1 S: 8 P: 12	R: 0 H: 0 E: 0 LOB: 0 K: 0 BB: 1 S: 2 P: 6	R: 0 H: 0 E: 0 LOB: 0 K: 0 BB: 0 S: 3 P: 3	R: 0 H: 1 E: 0 LOB: 1 K: 0 BB: 0 S: 4 P: 4	R: 0 H: 2 E: 0 LOB: 0 K: 1 BB: 0 S: 5 P: 5	R: 0 H: 0 E: 0 LOB: 0 K: 1 BB: 0 S: 5 P: 5	R: 0 H: 0 E: 0 LOB: 0 K: 0 BB: 0 S: 3 P: 3	1B: 5 SF: 0 2B: 2 SAC: 0 3B: 0 DP: 2 HR: 1 HBP: 0						

	AB	32
	R	5
	H	7
	RBI	5
	BB	4
	SO	3
	LOB	13

WP: 0 PB: 0 SB: 0 CS: 2 PA: 37

PITCHER	IP	WLS	BF	H	R	ER	SO	BB	IBB	HBP	BLK	WP	HR	S	P	ERA	WHIP
Jim Kaat, L (1, 1) ERA:	9.0	W	36	7	5	0	3	4	0	0	0	0	1	38	54	0.00	1.222

PITCHER	IP	WLS	BF	H	R	ER	SO	BB	IBB	HBP	BLK	WP	HR	S	P	ERA	WHIP

Batter	1	2	3	4	5	6	7	8	9	AB	R	H	RBI	BB	SO	LOB
Pat Kelly, L (1, 10) OBP: 0.833, SLG: 1.400	6-3 1B		BBBB 4-0 S BB			4-3			2B	3	0	2	0	1	0	0
Nyls Nyman, L (1, 7) OBP: 0.385, SLG: 0.364	6-3 1-2		3-1 1-2			1-3			SSS 0-3 K	4	0	0	0	0	1	3
Jorge Orta, L (1, 4) OBP: 0.167, SLG: 0.250	F7			F8		F8			F6	4	0	0	0	0	0	1
Bill Melton, R (1, 5) OBP: 0.385, SLG: 0.364		F8		L5			5-3		BBBB 4-0 BB	3	0	0	0	1	0	0
Ken Henderson, S (1, 8) OBP: 0.538, SLG: 0.455		F8		SSS 0-3 K			F9		F8	4	0	0	0	0	1	2
Carlos May, L (1, 3) OBP: 0.500, SLG: 0.545		1B			BBBB 4-0 BB		4-3			2	0	1	0	1	0	0
Bill Sharp, L (1, 9)		6-3			F9				F6	3	0	0	0	0	0	2
Bucky Dent, R (1, 6) OBP: 0.300, SLG: 0.300			F3		F8				1-3	3	0	0	0	0	0	1
Brian Downing, R (1, 2) Pete Varney, R (8, 2)			SSS 0-3 K		F7				5-3	3 0	0 0	0 0	0 0	0 0	1 0	1 0
Inning Stats	R: 0 E: 0 K: 0 S: 3 H: 1 LOB: 0 BB: 0 P: 3	R: 0 E: 0 K: 0 S: 4 H: 1 LOB: 1 BB: 0 P: 4	R: 0 E: 0 K: 1 S: 5 H: 0 LOB: 1 BB: 1 P: 9	R: 0 E: 0 K: 1 S: 5 H: 0 LOB: 0 BB: 0 P: 5	R: 0 E: 0 K: 0 S: 3 H: 0 LOB: 1 BB: 1 P: 7	R: 0 E: 0 K: 0 S: 3 H: 0 LOB: 0 BB: 0 P: 3	R: 0 E: 0 K: 0 S: 3 H: 0 LOB: 0 BB: 0 P: 3	R: 0 E: 0 K: 0 S: 3 H: 0 LOB: 0 BB: 0 P: 3	R: 0 E: 0 K: 1 S: 6 H: 1 LOB: 2 BB: 1 P: 10	1B: 2 2B: 1 3B: 0 HR: 0 SF: 0 SAC: 0 DP: 0 HBP: 0						

PITCHER		IP	WLS	BF	H	R	ER	SO	BB	IBB	HBP	BLK	WP	HR	S	P	ERA	WHIP
Mike Norris, R ERA:	(1, 1)	9.0	W	32	3	0	0	3	3	0	0	0	0	0	35	47	0.00	0.667

PITCHER	IP	WLS	BF	H	R	ER	SO	BB	IBB	HBP	BLK	WP	HR	S	P	ERA	WHIP

TOP

Chicago White Sox @ Oakland Athletics

Oakland-Alameda County Coliseum, Oakland, CA

Thu Apr 10 1975, 3:33 AM PDT

Att. 4,730 - Unknown

livebaseballscorecards.com

AB	29
R	0
H	3
RBI	0
BB	3
SO	3
LOB	10

Batter	1	2	3	4	5	6	7	8	9	AB	R	H	RBI	BB	SO	LOB
Bill North, S (1, 8) OBP: 0.615, SLG: 0.600	H 1-0 CS HBP		x 0-0 BB HR 1B	B B B B 4-0 S BB		x 0-0 S 2-3 1B 1B	x 0-0 2-H 3-H 1B			3	2	3	2	1	0	0
Claudell Washington, L (1, 7) OBP: 0.308, SLG: 0.250	x 0-0 ① ② 6-3 1-2		B B B B 4-0 1-2 HR BB	S S S 0-3 ② K 1-2		x 0-0 S 1-H 3-H 1B	x 0-0 ③ 6-3			4	1	1	2	1	1	4
Sal Bando, R (1, 5) OBP: 0.538, SLG: 0.143	x 0-0 ③ F8		x 0-0 ② F7	x 0-0 ③ 1-3		B B B B 4-0 1-2 BB		B B B B 4-0 BB BB		3	0	0	0	2	0	3
Reggie Jackson, L (1, 9) OBP: 0.154, SLG: 0.333		B B B B 4-0 1B BB	x 0-0 1-H 2-H HR		x 0-0 ① F7	x 0-0 ③ L7		x 0-0 ① F7		4	1	1	3	1	0	3
Joe Rudi, R (1, 3) OBP: 0.417, SLG: 0.667 Herb Washington, R (7, PR) Jim Holt, L (8, 3)	x 0-0 BB 1-3 1B	x 0-0 1B 2B		x 0-0 ② F6			x 0-0 1B 2B	B B B B 4-0 1-2 BB		4 0 0	1 1 0	3 0 0	0 0 0	0 0 1	0 0 0	0 0 0
Billy Williams, L (1, 10) OBP: 0.667, SLG: 0.500 Don Hopkins, L (7, PR)	B B B B 4-0 G4-6-3 1-2 BB	x 0-0 BB 2-H 1B		x 0-0 ③ 4-3			B B B B 4-0 G3 1B 1B BB	x 0-0 ② F7		2 1	0 1	1 1	1 0	2 0	0 0	0 2
Gene Tenace, R (1, 2) OBP: 0.308, SLG: 0.400	x 0-0 ① F2	B B B B 4-0 1-2 BB				B B B B 4-0 1B SH2-3 1B BB	S S S 0-3 ① K	S S S 0-3 ③ K		3	1	0	0	2	2	7
Ted Kubiak, S (1, 6) OBP: 0.333, SLG: 0.333	x 0-0 ② ③ G4-6-3 1-2f	S S S 0-3 ③ K				x 0-0 ① SH2-3 1-2	x 0-0 G3 1-2 2-H 1B			3	1	1	1	0	1	5
Phil Garner, R (1, 4) OBP: 0.200, SLG: 0.200		S S S 0-3 ① K	S S S 0-3 ① K			x 0-0 ② 6-3	x 0-0 ② G3 1-2 2-3			4	0	0	0	0	2	3
Inning Stats	R: 0 H: 0 E: 0 LOB: 0 K: 0 BB: 0 S: 2 P: 3	R: 0 H: 1 E: 0 LOB: 2 K: 0 BB: 2 S: 3 P: 11	R: 4 H: 4 E: 0 LOB: 2 K: 2 BB: 2 S: 11 P: 19	R: 0 H: 0 E: 0 LOB: 1 K: 2 BB: 1 S: 7 P: 11	R: 0 H: 0 E: 0 LOB: 0 K: 0 BB: 0 S: 3 P: 3	R: 2 H: 2 E: 0 LOB: 2 K: 0 BB: 2 S: 5 P: 13	R: 3 H: 3 E: 0 LOB: 2 K: 1 BB: 1 S: 8 P: 12	R: 0 H: 0 E: 0 LOB: 2 K: 1 BB: 2 S: 5 P: 13		1B: 7 SF: 0 2B: 2 SAC: 1 3B: 0 DP: 1 HR: 1 HBP: 1				WP: 0 PA: 43 PB: 0 SB: 3 CS: 1		

PITCHER		IP	WLS	BF	H	R	ER	SO	BB	IBB	HBP	BLK	WP	HR	S	P	ERA	WHIP
Stan Bahnsen, R ERA: 13.5	(1, 1)	2.2	L	14	4	4	4	1	3	0	1	0	0	1	12	25	13.50	2.625
Skip Pitlock, L ERA:	(3, 1)	0.0		1	1	0	0	0	0	0	0	0	0	0	1	1	∞	∞
Rich Gossage, R ERA: 5.4	(3, 1)	3.1		16	2	2	2	3	4	0	0	0	0	0	18	34	5.40	1.800
Cecil Upshaw, R ERA: 27.0	(7, 1)	1.0		7	3	3	3	1	1	0	0	0	0	0	8	12	27.00	4.000
Jim Otten, R ERA:	(8, 1)	1.0		5	0	0	0	1	2	0	0	0	0	0	5	13	0.00	2.000

PITCHER	IP	WLS	BF	H	R	ER	SO	BB	IBB	HBP	BLK	WP	HR	S	P	ERA	WHIP

BOTTOM

Chicago White Sox @ Oakland Athletics

Oakland-Alameda County Coliseum, Oakland, CA

Thu Apr 10 1975, 3:33 AM PDT

Att. 4,730 - Unknown

livebaseballscorecards.com

AB	31
R	9
H	10
RBI	9
BB	10
SO	6
LOB	27

Batter	1	2	3	4	5	6	7	8	9	AB	R	H	RBI	BB	SO	LOB
Pat Kelly, L (1, 9) OBP: 0.700, SLG: 1.000	BBBB 4-0 G5-4-3 BB		x 0-0 1-2 1B	x 0-0 ③ F8				x 0-0 ① F7		3	0	1	0	1	0	0
Nyls Nyman, L (1, 7) OBP: 0.353, SLG: 0.333	x 0-0 ①② G5-4-3 1-2f		x 0-0 ③ 1-3			SSS 0-3 ① K		x 0-0 G3 1B		4	0	1	0	0	1	3
Jorge Orta, L (1, 4) OBP: 0.125, SLG: 0.188	x 0-0 ③ F8			SSS 0-3 ① K		x 0-0 ② 6-3		x 0-0 ② G3 1-2		4	0	0	0	0	1	1
Bill Melton, R (1, 5) OBP: 0.471, SLG: 0.385		BBBB 4-0 G4-6-3 BB		x 0-0 F9 BB 1B		BBBB 4-0 BB		SSS 0-3 ③ K		2	0	1	0	2	1	1
Ken Henderson, S (1, 8) OBP: 0.471, SLG: 0.357		x 0-0 ①② G4-6-3 1-2f		BBBB 4-0 1-2 BB		SSS 0-3 ③ K			SSS 0-3 ① K	3	0	0	0	1	2	2
Carlos May, L (1, 3) OBP: 0.500, SLG: 0.533		x 0-0 ③ F8		x 0-0 ② F9 2-3			x 0-0 FC5-4 1B		x 0-0 G6-4-3 1B	4	0	2	0	0	0	2
Deron Johnson, R (1, 10) OBP: 0.167, SLG: 0.167			x 0-0 FC1-6 1B	SSS 0-3 ③ K			SSS 0-3 ① K		x 0-0 ②③ G6-4-3 1-2f	4	0	1	0	0	2	4
Bucky Dent, R (1, 6) OBP: 0.231, SLG: 0.231			x 0-0 ① FC1-6 1B 1-2f		SSS 0-3 ① K		x 0-0 ② FC5-4 1-2f			3	0	0	0	0	1	2
Brian Downing, R (1, 2)			x 0-0 ② F7		SSS 0-3 ② K		SSS 0-3 ③ K			3	0	0	0	0	2	2
Inning Stats	R: 0 H: 0 E: 0 LOB: 0 K: 0 BB: 1 S: 2 P: 6	R: 0 H: 0 E: 0 LOB: 0 K: 0 BB: 1 S: 2 P: 6	R: 0 H: 2 E: 0 LOB: 2 K: 0 BB: 0 S: 5 P: 5	R: 0 H: 1 E: 0 LOB: 2 K: 2 BB: 1 S: 8 P: 12	R: 0 H: 0 E: 0 LOB: 0 K: 2 BB: 0 S: 7 P: 7	R: 0 H: 0 E: 0 LOB: 1 K: 2 BB: 1 S: 7 P: 11	R: 0 H: 1 E: 0 LOB: 1 K: 2 BB: 0 S: 8 P: 8	R: 0 H: 1 E: 0 LOB: 1 K: 1 BB: 0 S: 6 P: 6	R: 0 H: 1 E: 0 LOB: 0 K: 1 BB: 0 S: 5 P: 5	1B: 6 SF: 0 2B: 0 SAC: 0 3B: 0 DP: 3 HR: 0 HBP: 0					WP: 0 PA: 34 PB: 0 SB: 0 CS: 0	

PITCHER	IP	WLS	BF	H	R	ER	SO	BB	IBB	HBP	BLK	WP	HR	S	P	ERA	WHIP
Nolan Ryan, R (1, 1) ERA: 1.0	9.0	W	34	6	0	0	10	4	0	0	0	0	0	50	66	0.00	1.111

PITCHER	IP	WLS	BF	H	R	ER	SO	BB	IBB	HBP	BLK	WP	HR	S	P	ERA	WHIP

TOP

Chicago White Sox @ California Angels

Anaheim Stadium, Anaheim, CA

Fri Apr 11 1975, 10:05 PM EDT

Att. 20,028 - Unknown

livebaseballscorecards.com

AB	30
R	0
H	6
RBI	0
BB	4
SO	10
LOB	17

BOTTOM

Chicago White Sox @ California Angels

Anaheim Stadium, Anaheim, CA

Fri Apr 11 1975, 10:05 PM EDT

Att. 20,028 - Unknown

livebaseballscorecards.com

Batter	1	2	3	4	5	6	7	8	9	AB	R	H	RBI	BB	SO	LOB
Morris Nettles, L (1, 8) OBP: 0.214, SLG: 0.154	6-3		FC4-6 (BB, 1B; G3) 1-2f	6-3 1-2 2-3		CS 1-2	1B WP 1B	FC4-2 (G4-6-3) 1-2 2-3 3-Hf		5	2	1	0	0	0	6
Mickey Rivers, L (1, 7) Joe Lahoud, L (8, PH) (9, 7) OBP: 0.462, SLG: 0.417 OBP: 0.333, SLG: 0.200	BBBB S BB		G3 BB 1B 1-2 1B	SSS K			WP S 1B 1-3 1B	G4-6-3 1-2f		3 1	2 0	2 0	0 0	1 0	1 0	2 3
Tommy Harper, R (1, 10) OBP: 0.538, SLG: 0.400	F2 1-2		BBBB G3 1B 1-2 2-3 BB	6-3			BBBB CS 1-3 3-H BB			2	1	0	0	2	0	1
Bruce Bochte, L (1, 3) OBP: 0.273, SLG: 0.400	F8		G3 1-2 2-3 3-H	3-1			CS 1-2 3-H 1B			4	0	1	2	0	0	3
Dave Chalk, R (1, 5) OBP: 0.750, SLG: 1.000		CS 1B	2-H 3-H 1B	1B			1-2 2B			4	0	4	2	0	0	0
Leroy Stanton, R (1, 9) OBP: 0.143, SLG: 0.143		SSS K	F9	F8			F9			4	0	0	0	0	1	4
Ellie Rodriguez, R (1, 2) OBP: 0.364, SLG: 0.125		BBBB 1-2 BB	FC1-5 1B 1B			SSS K		BBBB BB 1B FC4-2 BB		2	0	1	0	2	1	0
Jerry Remy, L (1, 4) OBP: 0.455, SLG: 0.455		1-3	6-3 FC1-5 1-2 1B			FC4-6 1B		FC4-2 BB 1-2 1B		4	0	3	0	0	0	1
Orlando Ramirez, R (1, 6) OBP: 0.556, SLG: 0.429			FC4-6 1B	FC1-5 6-3 1-2 2-3f		FC4-6 CS 1-2f		FC4-2 1-2 2-3 BB		3	0	1	0	1	0	3
Inning Stats	R: 0 E: 0 K: 0 S: 3 H: 0 LOB: 1 BB: 1 P: 7	R: 0 E: 0 K: 1 S: 5 H: 1 LOB: 1 BB: 1 P: 9	R: 3 E: 0 K: 0 S: 6 H: 3 LOB: 1 BB: 1 P: 10	R: 0 E: 0 K: 1 S: 7 H: 2 LOB: 2 BB: 0 P: 7	R: 0 E: 0 K: 0 S: 4 H: 1 LOB: 1 BB: 0 P: 4	R: 0 E: 0 K: 1 S: 5 H: 1 LOB: 0 BB: 0 P: 5	R: 2 E: 0 K: 0 S: 5 H: 4 LOB: 1 BB: 1 P: 9	R: 0 E: 0 K: 0 S: 3 H: 1 LOB: 2 BB: 2 P: 11		1B: 12 2B: 1 3B: 0 HR: 0 SF: 0 SAC: 0 DP: 1 HBP: 0						

	AB	32
	R	5
	H	13
	RBI	4
	BB	6
	SO	3
	LOB	23

WP: 1 PB: 0 SB: 2 CS: 4 PA: 39

PITCHER		IP	WLS	BF	H	R	ER	SO	BB	IBB	HBP	BLK	WP	HR	S	P	ERA	WHIP
Claude Osteen, L ERA: 7.5	(1, 1)	6.0	L	29	10	5	5	3	3	0	0	0	0	0	32	44	7.50	2.167
Jack Kucek, R ERA:	(7, 1)	1.0		7	3	0	0	0	3	0	0	0	1	0	4	16	0.00	6.000
Cecil Upshaw, R ERA: 13.5	(8, 1)	1.0		2	0	0	0	0	0	0	0	0	0	0	2	2	0.00	0.000

PITCHER	IP	WLS	BF	H	R	ER	SO	BB	IBB	HBP	BLK	WP	HR	S	P	ERA	WHIP

Batter	1	2	3	4	5	6	7	8	9	10	AB	R	H	RBI	BB	SO	LOB
Nyls Nyman, L (1, 7) OBP: 0.273, SLG: 0.250	6-3		1-3		K		K			F9	5	0	0	0	0	2	1
Jorge Orta, L (1, 4) OBP: 0.143, SLG: 0.150	BB		6-3		4-3		K			4-3	4	0	0	0	1	1	1
Buddy Bradford, R (1, 9) OBP: 0.273, SLG: 0.111	6-3			1B	BB			L6			3	1	1	0	1	0	1
Bill Melton, R (1, 5) OBP: 0.429, SLG: 0.353	F9			E	FC4			F7			4	1	1	0	0	0	2
Ken Henderson, S (1, 8) OBP: 0.429, SLG: 0.389		K		E		G3		6-3			4	1	1	1	0	1	0
Deron Johnson, R (1, 10) OBP: 0.250, SLG: 0.250		FC3-6		E6		K			FC1-6		4	0	2	1	0	1	1
Pat Kelly, L (9, PR) OBP: 0.700, SLG: 1.000											0	0	0	0	0	0	0
Carlos May, L (1, 3) OBP: 0.421, SLG: 0.444		FC3-6		K		4-3			FC1-6		3	0	0	0	0	1	3
Tony Muser, L (7, 3)									G5-4-3		1	0	0	0	0	0	1
Bucky Dent, R (1, 6) OBP: 0.294, SLG: 0.294		F3		2-H 3-H	1B			SH1-4		G5-4-3	4	0	2	1	0	0	2
Brian Downing, R (1, 2)			K	K				SH1-4		K	3	0	0	0	0	3	1
Inning Stats	R: 0 E: 0 K: 0 S: 3 H: 0 LOB: 1 BB: 1 P: 7	R: 0 E: 0 K: 1 S: 6 H: 1 LOB: 1 BB: 0 P: 6	R: 0 E: 0 K: 1 S: 5 H: 0 LOB: 0 BB: 0 P: 5	R: 3 E: 1 K: 2 S: 11 H: 4 LOB: 1 BB: 0 P: 11	R: 0 E: 0 K: 1 S: 5 H: 0 LOB: 1 BB: 1 P: 9	R: 0 E: 0 K: 1 S: 5 H: 0 LOB: 0 BB: 0 P: 5	R: 0 E: 0 K: 2 S: 8 H: 1 LOB: 1 BB: 0 P: 8	R: 0 E: 0 K: 0 S: 3 H: 0 LOB: 0 BB: 0 P: 3	R: 0 E: 0 K: 0 S: 3 H: 1 LOB: 1 BB: 0 P: 3	R: 0 E: 0 K: 1 S: 5 H: 0 LOB: 0 BB: 0 P: 5	1B: 6 2B: 1 3B: 0 HR: 0	SF: 0 SAC: 1 DP: 1 HBP: 0						

PITCHER	IP	WLS	BF	H	R	ER	SO	BB	IBB	HBP	BLK	WP	HR	S	P	ERA	WHIP
Andy Hassler, L (1, 1) ERA: 2.7	10.0	W	38	7	3	3	9	2	0	0	0	0	0	54	62	2.70	0.900

PITCHER	IP	WLS	BF	H	R	ER	SO	BB	IBB	HBP	BLK	WP	HR	S	P	ERA	WHIP

TOP

Chicago White Sox @ California Angels

Anaheim Stadium, Anaheim, CA

Sat Apr 12 1975, 6:33 AM EDT

Att. 6,517 - Unknown

livebaseballscorecards.com

AB	35
R	3
H	7
RBI	3
BB	2
SO	9
LOB	13

1B: 6	SF: 0	WP: 0	PA: 38
2B: 1	SAC: 1	PB: 0	
3B: 0	DP: 1	SB: 1	
HR: 0	HBP: 0	CS: 0	

Batter	1	2	3	4	5	6	7	8	9	10	AB	R	H	RBI	BB	SO	LOB
Morris Nettles, L (1, 8) OBP: 0.263, SLG: 0.222	S S S 0-3 K ①		x 0-0 1-3 4-3 1B		x 0-0 1-3 ②		x 0-0 S 1B 1B		x 0-0 L3 ①		5	1	2	0	0	1	0
Mickey Rivers, L (1, 7) OBP: 0.389, SLG: 0.412	x 0-0 F4 ②		x 0-0 4-3 ① 1-2		x 0-0 2B		S S S 0-3 K ② 1-2		x 0-0 F9 ②		5	0	1	0	0	1	2
Tommy Harper, R (1, 10) OBP: 0.500, SLG: 0.400	x 0-0 2-3 ③		x 0-0 1-3 ② 2-3		S S S 0-3 K ③		x 0-0 2-H 1B		x 0-0 S 1B		5	0	2	1	0	1	2
Bruce Bochte, L (1, 3) OBP: 0.250, SLG: 0.333		x 0-0 4-3 ①	x 0-0 F5 ③			x 0-0 1B FC2 1B	x 0-0 F8 ③		S S S 0-3 K ③ 1-2		5	0	1	0	0	1	3
Dave Chalk, R (1, 5) OBP: 0.647, SLG: 0.857		x 0-0 2B 2B		S S S 0-3 K ①		x 0-0 FC2 1-3 1B		x 0-0 5-3 ①		x 0-0 F6 ①	5	1	2	0	0	1	0
Leroy Stanton, R (1, 9) OBP: 0.250, SLG: 0.455		x 0-0 F9 ②		x 0-0 5-3 ②		x 0-0 F5 ①	B B B B 4-0 FC1-4 1B BB			x 0-0 HR	4	1	1	1	1	0	3
Ellie Rodriguez, R (1, 2) OBP: 0.467, SLG: 0.273		B B B B 4-0 2B BB		x 0-0 1B		x 0-0 F2 ②	x 0-0 FC1-4 1-2 1B				3	1	2	0	1	0	2
Jerry Remy, L (1, 4) OBP: 0.400, SLG: 0.467		x 0-0 1-H 2-H 2B		x 0-0 F8 ③		x 0-0 FC2 1-2 3-H	x 0-0 FC1-4 ② 1-2f 2-3				4	0	1	2	0	0	5
Orlando Ramirez, R (1, 6) OBP: 0.385, SLG: 0.273		x 0-0 1-6-3 ③			S S S 0-3 K ①		x 0-0 F9 ①	x 0-0 F7 ③			4	0	0	0	0	1	3
Inning Stats	R: 0 H: 0 E: 0 LOB: 0 K: 1 BB: 0 S: 5 P: 5	R: 2 H: 2 E: 0 LOB: 1 K: 0 BB: 1 S: 5 P: 9	R: 0 H: 1 E: 0 LOB: 1 K: 0 BB: 0 S: 4 P: 4	R: 0 H: 1 E: 0 LOB: 1 K: 1 BB: 0 S: 6 P: 6	R: 0 H: 1 E: 0 LOB: 1 K: 2 BB: 0 S: 8 P: 8	R: 0 H: 2 E: 0 LOB: 2 K: 0 BB: 0 S: 5 P: 5	R: 1 H: 2 E: 0 LOB: 1 K: 1 BB: 0 S: 7 P: 7	R: 0 H: 1 E: 0 LOB: 2 K: 0 BB: 1 S: 4 P: 8	R: 0 H: 1 E: 0 LOB: 1 K: 1 BB: 0 S: 6 P: 6	R: 1 H: 1 E: 0 LOB: 0 K: 0 BB: 0 S: 2 P: 2	1B: 8 SF: 0 2B: 3 SAC: 0 3B: 0 DP: 0 HR: 1 HBP: 0						

PITCHER	IP	WLS	BF	H	R	ER	SO	BB	IBB	HBP	BLK	WP	HR	S	P	ERA	WHIP
Wilbur Wood, L (1, 1) ERA: 3.71	9.1	L	42	12	4	4	6	2	0	0	0	0	1	52	60	3.86	1.500

PITCHER	IP	WLS	BF	H	R	ER	SO	BB	IBB	HBP	BLK	WP	HR	S	P	ERA	WHIP

BOTTOM

Chicago White Sox @ California Angels

Anaheim Stadium, Anaheim, CA

Sat Apr 12 1975, 6:33 AM EDT

Att. 6,517 - Unknown

livebaseballscorecards.com

AB	40
R	4
H	12
RBI	4
BB	2
SO	6
LOB	20

WP: 0 PA: 42
PB: 0
SB: 2
CS: 0

Batter	1	2	3	4	5	6	7	8	9	10	11	12	AB	R	H	RBI	BB	SO	LOB
Pat Kelly, L (1, 9) OBP: 0.538, SLG: 0.727	L5	G1-6-3 1-2f		G4-6-3 1-2f			F7			F7		SH 1B 1B 1-2 2-3	3	0	0	0	0	0	4
Bill Sharp, L (4, 9) (12, 7)													2	1	0	0	0	0	1
Nyls Nyman, L (1, 7) OBP: 0.296, SLG: 0.280	F8		FC6-4 1B		G6-4-3 1B		6-3			F8		F3	5	0	2	0	0	0	1
Buddy Bradford, R (12, PH) OBP: 0.250, SLG: 0.100 (12, 9)													1	0	0	0	0	0	3
Jorge Orta, L (1, 4) OBP: 0.185, SLG: 0.192	WP S 2B 1B		FC6-4 1-2f CS		G6-4-3 1-2f			K			6-3	1B 1-2 2-3 3-H	6	1	2	1	0	1	2
Bill Melton, R (1, 5) OBP: 0.462, SLG: 0.350	BB 1-3		F8 1-2		K			FC3-6 1B			1B BB	F7	3	1	1	0	2	1	1
Lee Richard, R (11, PR) (11, 5)	2B												1	0	0	0	0	0	3
Ken Henderson, S (1, 8) OBP: 0.444, SLG: 0.458	1-H 3-H 2B			HR 1B		4-3		FC3-6 CS 1-2f			F7	1B 1-2 2-H 3-H	6	1	3	4	0	0	2
Carlos May, L (1, 3) OBP: 0.400, SLG: 0.542	F4			1-H HR		6-3		CS 1-2	K		1B 1-2	F8	6	1	2	2	0	1	3
Tony Muser, L (12, 3)													0	0	0	0	0	0	0
Deron Johnson, R (1, 10) OBP: 0.190, SLG: 0.190		5-3		5-3		K			F9		F8		5	0	0	0	0	1	2
Bucky Dent, R (1, 6) OBP: 0.364, SLG: 0.409		2B		BB 1B				SH1-4 1B	G3			E5 SH E 1B	5	1	3	0	0	0	0
Brian Downing, R (1, 2)		BB G1-6-3		BB 1-2 G4-6-3				SH1-4 1-2		F4		E1 1B SH 1-2 1B	2	1	0	0	2	0	1
Inning Stats	R: 2 H: 2 E: 0 LOB: 1 K: 0 BB: 1 S: 5 P: 9	R: 0 H: 1 E: 0 LOB: 1 K: 0 BB: 1 S: 3 P: 7	R: 0 H: 1 E: 0 LOB: 0 K: 0 BB: 0 S: 3 P: 3	R: 2 H: 3 E: 0 LOB: 1 K: 0 BB: 1 S: 5 P: 9	R: 0 H: 1 E: 0 LOB: 0 K: 1 BB: 0 S: 5 P: 5	R: 0 H: 0 E: 0 LOB: 0 K: 1 BB: 0 S: 5 P: 5	R: 0 H: 1 E: 0 LOB: 1 K: 0 BB: 0 S: 4 P: 4	R: 0 H: 1 E: 0 LOB: 0 K: 1 BB: 0 S: 5 P: 5	R: 0 H: 0 E: 0 LOB: 0 K: 1 BB: 0 S: 5 P: 5	R: 0 H: 0 E: 0 LOB: 0 K: 0 BB: 0 S: 3 P: 3	R: 0 H: 1 E: 0 LOB: 2 K: 0 BB: 1 S: 4 P: 8	R: 3 H: 2 E: 3 LOB: 2 K: 0 BB: 0 S: 8 P: 8	1B: 10 SF: 0 2B: 2 SAC: 2 3B: 0 DP: 3 HR: 1 HBP: 0						

PITCHER	IP	WLS	BF	H	R	ER	SO	BB	IBB	HBP	BLK	WP	HR	S	P	ERA	WHIP
Chuck Dobson, R (1, 1) ERA: 6.14	3.0		15	6	4	4	0	2	0	0	0	1	1	13	21	12.00	2.667
Don Kirkwood, R (4, 1) ERA:	8.0	L	31	5	3	0	4	2	0	0	0	0	0	37	45	0.00	0.875
Mickey Scott, L (12, 1) ERA:	1.0		5	2	0	0	0	0	0	0	0	0	0	5	5	0.00	2.000

PITCHER	IP	WLS	BF	H	R	ER	SO	BB	IBB	HBP	BLK	WP	HR	S	P	ERA	WHIP

Chicago White Sox @ California Angels

Anaheim Stadium, Anaheim, CA

Sun Apr 13 1975, 6:33 AM EDT

Unknown

TOP

livebaseballscorecards.com

AB	45
R	7
H	13
RBI	7
BB	4
SO	4
LOB	23

PA: 52

Batter	1	2	3	4	5	6	7	8	9	10	11	12	AB	R	H	RBI	BB	SO	LOB
Morris Nettles, L (1, 8) OBP: 0.280, SLG: 0.217	6-3		K	F4		2-H 1B			FC1-4 BB		K		5	0	1	0	1	2	1
Mickey Rivers, L (1, 7) OBP: 0.458, SLG: 0.455	1B 1B		S 1B		4-3 1B		K		FC1-4 S 1-2f			G6-4-3 BB	5	0	3	0	1	1	1
Tommy Harper, R (1, 10) OBP: 0.417, SLG: 0.300	F9		K 1-2		K		F8		G6-4-3 1-2 IBB			G6-4-3 1-2f	5	0	0	0	1	2	4
Bruce Bochte, L (1, 3) OBP: 0.318, SLG: 0.316	1-2 1B			6-3 1B 2B HBP	4-3 1-2		4-3		G6-4-3 1-2f			BB 1B BB	4	2	1	0	1	0	3
Dave Chalk, R (1, 5) OBP: 0.609, SLG: 0.722	F8			6-3 1-2 2B 1B	F8			1-3		CS BB		1B 1-2 BB	4	1	1	0	2	0	3
Leroy Stanton, R (1, 9) OBP: 0.294, SLG: 0.357	K			6-3 1-2 2-3		SH1-3 2B BB		S BB		K 1-2		FC5-4 1-3 2-H 1B	3	1	0	0	2	2	3
Joe Lahoud, L (12, PH) OBP: 0.429, SLG: 0.333													1	0	1	1	0	0	0
Denny Doyle, L (12, PR)													0	0	0	0	0	0	0
Ellie Rodriguez, R (1, 2) OBP: 0.400, SLG: 0.313	L5			4-3 E 2H 3H 2B		SH1-3 1-2	K		K	K		FC5-4 1-2f	5	1	1	2	0	2	3
Jerry Remy, L (1, 4) OBP: 0.350, SLG: 0.368	6-3			4-3 2-3		K			BB 1-2		L6		4	0	0	0	1	1	2
Orlando Ramirez, R (1, 6) OBP: 0.333, SLG: 0.231 Winston Llenas, R (6, PH) OBP: 1.000, SLG: 2.000 Billy Smith, S (6, PR) (7, 6) Bill Sudakis, S (8, PH) Rudy Meoli, L (9, 6) OBP: 0.500, SLG: 0.500			5-3	E5 3-H		2-H 1B 2B		2-3			6-3		2 1 0 1 1	0 0 0 0 0	0 1 0 0 0	0 1 0 0 0	0 0 0 0 0	0 0 0 0 0	0 0 0 2 0
Inning Stats	R: 0 H: 2 E: 0 LOB: 2 K: 0 BB: 0 S: 5 P: 5	R: 0 H: 0 E: 0 LOB: 0 K: 1 BB: 0 S: 5 P: 5	R: 0 H: 1 E: 0 LOB: 1 K: 2 BB: 0 S: 8 P: 8	R: 3 H: 2 E: 1 LOB: 1 K: 0 BB: 0 S: 6 P: 7	R: 0 H: 1 E: 0 LOB: 1 K: 1 BB: 0 S: 6 P: 6	R: 1 H: 2 E: 0 LOB: 2 K: 1 BB: 1 S: 6 P: 10	R: 0 H: 0 E: 0 LOB: 0 K: 1 BB: 0 S: 5 P: 5	R: 0 H: 0 E: 0 LOB: 2 K: 1 BB: 2 S: 5 P: 13	R: 0 H: 0 E: 0 LOB: 1 K: 0 BB: 2 S: 2 P: 10	R: 0 H: 0 E: 0 LOB: 0 K: 2 BB: 1 S: 6 P: 10	R: 0 H: 0 E: 0 LOB: 0 K: 1 BB: 0 S: 5 P: 5	R: 1 H: 1 E: 0 LOB: 2 K: 0 BB: 3 S: 3 P: 15	1B: 7 SF: 0 2B: 3 SAC: 1 3B: 0 DP: 3 HR: 0 HBP: 1						

PITCHER		IP	WLS	BF	H	R	ER	SO	BB	IBB	HBP	BLK	WP	HR	S	P	ERA	WHIP
Jim Kaat, L ERA: 1.8	(1, 1)	6.0		28	8	4	3	5	1	0	1	0	0	0	36	41	4.50	1.500
Terry Forster, L ERA: 1.5	(7, 1)	5.2	W	21	0	1	1	5	6	1	0	0	0	0	24	52	1.59	1.059
Rich Gossage, R ERA: 4.91	(12, 1)	0.1	S	3	1	0	0	0	1	0	0	0	0	0	2	6	0.00	6.000

PITCHER	IP	WLS	BF	H	R	ER	SO	BB	IBB	HBP	BLK	WP	HR	S	P	ERA	WHIP

BOTTOM

Chicago White Sox @ California Angels

Anaheim Stadium, Anaheim, CA

Sun Apr 13 1975, 6:33 AM EDT

Unknown

livebaseballscorecards.com

AB	41
R	5
H	9
RBI	4
BB	9
SO	10
LOB	22

Batter	1	2	3	4	5	6	7	8	9	AB	R	H	RBI	BB	SO	LOB
Pat Kelly, L (1, 10) OBP: 0.500, SLG: 0.600	1B	BBB 1B		4-3		F9			1-3	4	2	1	0	1	0	0
Nyls Nyman, L (1, 7) OBP: 0.281, SLG: 0.267	F6	1-3 1B		F2			SSS K		4-3	5	1	1	0	0	1	1
Jorge Orta, L (1, 4) OBP: 0.258, SLG: 0.267	1-2 1B	2-H 3-H 1B		1B			4-3			4	1	3	2	0	0	0
Bill Melton, R (1, 5) OBP: 0.467, SLG: 0.375	1-2 2-3 1B	F8		PO 1-2 1B			F6			4	1	2	0	0	0	1
Ken Henderson, S (1, 8) OBP: 0.387, SLG: 0.393	F2	4-3		PO 1-2	F7			F8		4	0	0	0	0	0	4
Carlos May, L (1, 3) OBP: 0.429, SLG: 0.538 Tony Muser, L (5, 3)	1-2 2-3 3-H 1B		L6		BBB G3-6 BB			6-3		2 1	0 0	1 0	1 0	1 0	0 0	0 0
Bill Sharp, L (1, 9) OBP: 0.273, SLG: 0.273	1-3 2-H 3-H 1B		1B	G3-6 1-2f				1B		4	0	3	2	0	0	1
Bucky Dent, R (1, 6) OBP: 0.308, SLG: 0.346	F4		F7			F7		F4		4	0	0	0	0	0	4
Brian Downing, R (1, 2)		SSS K	SSS K			6-3			F5	4	0	0	0	0	2	1
Inning Stats	R: 3 E: 0 K: 0 S: 8 H: 5 LOB: 2 BB: 0 P: 8	R: 2 E: 0 K: 1 S: 7 H: 2 LOB: 1 BB: 1 P: 11	R: 0 E: 0 K: 1 S: 6 H: 1 LOB: 1 BB: 0 P: 6	R: 0 E: 0 K: 0 S: 4 H: 2 LOB: 1 BB: 0 P: 4	R: 0 E: 0 K: 0 S: 2 H: 0 LOB: 0 BB: 1 P: 6	R: 0 E: 0 K: 0 S: 3 H: 0 LOB: 0 BB: 0 P: 3	R: 0 E: 0 K: 1 S: 5 H: 0 LOB: 0 BB: 0 P: 5	R: 0 E: 0 K: 0 S: 4 H: 1 LOB: 1 BB: 0 P: 4	R: 0 E: 0 K: 0 S: 3 H: 0 LOB: 0 BB: 0 P: 3	1B: 11 2B: 0 3B: 0 HR: 0 SF: 0 SAC: 0 DP: 1 HBP: 0						

PITCHER	IP	WLS	BF	H	R	ER	SO	BB	IBB	HBP	BLK	WP	HR	S	P	ERA	WHIP
Bill Singer, R (1, 1) ERA: 5.0	9.0	L	38	11	5	5	3	2	0	0	0	0	0	42	50	5.00	1.444

PITCHER	IP	WLS	BF	H	R	ER	SO	BB	IBB	HBP	BLK	WP	HR	S	P	ERA	WHIP

TOP

Chicago White Sox @ California Angels

Anaheim Stadium, Anaheim, CA

Sun Apr 13 1975, 6:38 AM EDT

Att. 14,626 - Unknown

livebaseballscorecards.com

AB	36
R	5
H	11
RBI	5
BB	2
SO	3
LOB	12

PA: 39

WP: 0
PB: 0
SB: 0
CS: 0

BOTTOM

Chicago White Sox @ California Angels

Anaheim Stadium, Anaheim, CA

Sun Apr 13 1975, 6:38 AM EDT

Att. 14,626 - Unknown

livebaseballscorecards.com

Batter	1	2	3	4	5	6	7	8	9	AB	R	H	RBI	BB	SO	LOB
Morris Nettles, L (1, 8) OBP: 0.233, SLG: 0.179	K		1-3		FC4 (1B) BB 1-2f 2-3 3-H	CS 3-H	4-3		K	5	1	0	1	0	2	3
Mickey Rivers, L (1, 7) (6, 9) (9, 7) OBP: 0.414, SLG: 0.385	3-1		1-3		BB (1B) SF7 1-2		F9		F9	4	1	0	0	1	0	1
Tommy Harper, R (1, 10) OBP: 0.429, SLG: 0.333	FC6 1B		6-3		S BB 1-2 2-H 3-H		F6			4	0	2	2	0	0	0
Bruce Bochte, L (1, 3) OBP: 0.308, SLG: 0.273	FC6 1-2f			K	S 1-2 2-3			K		3	0	0	0	1	2	1
Dave Chalk, R (1, 5) OBP: 0.593, SLG: 0.684		FC3-6 BB		F7	SF7 3-H			CS BB		1	0	0	1	2	0	0
Joe Lahoud, L (1, 9) OBP: 0.333, SLG: 0.250 Winston Llenas, R (5, PH) (6, 7) OBP: 0.667, SLG: 1.000 Leroy Stanton, R (8, PR) (9, 9) OBP: 0.294, SLG: 0.357		FC3-6 FC4-6 1-2f		F9	K 1-2 2-3			BB 1-2		2 1 0	0 0 0	0 0 0	0 1 0	0 1 0	0 1 0	1 2 0
Jerry Remy, L (1, 4) OBP: 0.375, SLG: 0.364		FC4-6 1B 1-2f			1B BB FC4 1B	G3 S CS BB		K 2-3		3	1	1	0	1	1	3
Tom Egan, R (1, 2) OBP: 0.667, SLG: 0.500 Rudy Meoli, L (9, PH) OBP: 0.667, SLG: 0.500		1-2 1B			FC4 1B 1-2 1B BB	K 1-2			SH3-4 BB	2 0	1 0	1 0	0 0	1 1	1 0	1 0
Orlando Ramirez, R (1, 6) OBP: 0.353, SLG: 0.267 Bill Sudakis, S (6, PH) Billy Smith, S (7, 6)	K				FC4 1-2 2-3 1B	G3 2-3			SH3-4 1-2	2 1 0	0 0 0	1 0 0	0 0 0	0 0 0	1 0 0	2 1 0
Inning Stats	R: 0 E: 0 K: 1 S: 6 H: 1 LOB: 1 BB: 0 P: 6	R: 0 E: 0 K: 1 S: 6 H: 1 LOB: 2 BB: 1 P: 10	R: 0 E: 0 K: 0 S: 3 H: 0 LOB: 0 BB: 0 P: 3	R: 0 E: 0 K: 1 S: 5 H: 0 LOB: 0 BB: 0 P: 5	R: 4 E: 0 K: 1 S: 8 H: 3 LOB: 2 BB: 3 P: 20	R: 0 E: 0 K: 1 S: 4 H: 0 LOB: 0 BB: 1 P: 8	R: 0 E: 0 K: 0 S: 3 H: 0 LOB: 0 BB: 0 P: 3	R: 0 E: 0 K: 2 S: 6 H: 0 LOB: 2 BB: 2 P: 14	R: 0 E: 0 K: 1 S: 5 H: 0 LOB: 1 BB: 1 P: 9	1B: 5 2B: 1 3B: 0 HR: 0	SF: 1 SAC: 1 DP: 1 HBP: 0					

	AB	28
	R	4
	H	5
	RBI	4
	BB	8
	SO	8
	LOB	15

WP: 0 PB: 0 SB: 3 CS: 2 PA: 39

PITCHER		IP	WLS	BF	H	R	ER	SO	BB	IBB	HBP	BLK	WP	HR	S	P	ERA	WHIP
Stan Bahnsen, R ERA: 10.29	(1, 1)	4.1		21	5	4	4	3	3	0	0	0	0	0	24	36	8.31	1.846
Jim Kaat, L ERA: 1.76	(5, 1)	0.1		2	0	0	0	0	1	0	0	0	0	0	1	5	0.00	3.000
Cecil Upshaw, R ERA: 5.79	(5, 1)	2.2	W	10	0	0	0	3	3	0	0	0	0	0	13	25	0.00	1.125
Rich Gossage, R ERA: 3.38	(8, 1)	1.2	S	5	0	0	0	2	1	0	0	0	0	0	8	12	0.00	0.600

PITCHER	IP	WLS	BF	H	R	ER	SO	BB	IBB	HBP	BLK	WP	HR	S	P	ERA	WHIP

Texas Rangers @ Chicago White Sox

Comiskey Park, Chicago, IL

Tue Apr 15 1975, 4:33 AM EDT

Att. 20,202 - Unknown

TOP

livebaseballscorecards.com

Batter	1	2	3	4	5	6	7	8	9	10	11	12	13	AB	R	H	RBI	BB	SO	LOB
Cesar Tovar, R (1, 7) OBP: 0.480, SLG: 0.450	G3		1B	1-3			1-H 2B		K		FC4-6 E 1B		1-H CS 1B	4	0	2	1	0	0	1
Joe Lovitto, S (7, 7) OBP: 0.500, SLG: 0.500														3	0	2	1	0	1	0
Willie Davis, L (1, 8) OBP: 0.143, SLG: 0.143	F8		F9		L9		F5		G3		E6 FC4-6 1-2		1-3 1B	7	0	1	0	0	0	3
Lenny Randle, S (1, 5) OBP: 0.400, SLG: 0.440	FC5-4 1B		F8		5-3		BBBB FC6-4 BB		S 1B		FC4-6 1-2f 2-3		3-H	6	0	2	0	1	0	5
Jeff Burroughs, R (1, 9) OBP: 0.231, SLG: 0.320	FC5-4 1-2f		1-3		F8		FC6-4 1-2f		F8 1-2		F8			6	0	0	0	0	0	7
Jim Fregosi, R (1, 3) OBP: 0.300, SLG: 0.222		F9 5-3 1B 1B		L6		6-3		1B 4-3 2B		BBBB BB		F4		3	1	1	0	0	0	0
Jim Spencer, L (7, 3) OBP: 0.294, SLG: 0.533														2	1	1	0	1	0	0
Toby Harrah, R (1, 6) OBP: 0.320, SLG: 0.300		5-3 1-2		BBBB S HR BB		F7		4-3 2-3		F4		SSS K		5	1	1	0	1	1	2
Tom Grieve, R (1, 10) OBP: 0.286, SLG: 1.143		F9 2-3		1-H HR		6-3		4-3 1-2 3-H		F8		F9		3	1	1	2	0	0	1
Mike Hargrove, L (8, PH) OBP: 0.278, SLG: 0.294														3	0	0	1	0	0	2
Davey Nelson, R (1, 4) OBP: 0.208, SLG: 0.174		S 3-H 1B		F9			1-3	1-3		1-3			S 1B 1B	6	1	2	1	0	0	2
Jim Sundberg, R (1, 2) OBP: 0.318, SLG: 0.222		6-3 1-2		2B			BBBB 2B BB	F9			1-3		SSS K	5	1	1	0	1	1	3
Inning Stats	R: 0 H: 1 E: 0 LOB: 1 K: 0 BB: 0 S: 4 P: 4	R: 1 H: 2 E: 0 LOB: 1 K: 0 BB: 0 S: 5 P: 5	R: 0 H: 1 E: 0 LOB: 1 K: 0 BB: 0 S: 4 P: 4	R: 2 H: 2 E: 0 LOB: 1 K: 0 BB: 1 S: 5 P: 9	R: 0 H: 0 E: 0 LOB: 0 K: 0 BB: 0 S: 3 P: 3	R: 0 H: 0 E: 0 LOB: 0 K: 0 BB: 0 S: 3 P: 3	R: 1 H: 1 E: 0 LOB: 2 K: 0 BB: 2 S: 4 P: 12	R: 1 H: 2 E: 0 LOB: 1 K: 0 BB: 0 S: 5 P: 5	R: 0 H: 1 E: 0 LOB: 1 K: 1 BB: 0 S: 6 P: 6	R: 0 H: 0 E: 0 LOB: 1 K: 0 BB: 1 S: 3 P: 7	R: 0 H: 1 E: 1 LOB: 2 K: 0 BB: 0 S: 5 P: 5	R: 0 H: 0 E: 0 LOB: 0 K: 1 BB: 0 S: 5 P: 5	R: 1 H: 3 E: 0 LOB: 1 K: 1 BB: 0 S: 7 P: 7	1B: 10 2B: 3 3B: 0 HR: 1	SF: 0 SAC: 0 DP: 0 HBP: 0	WP: 0 PB: 0 SB: 5 CS: 1	PA: 57		

PITCHER		IP	WLS	BF	H	R	ER	SO	BB	IBB	HBP	BLK	WP	HR	S	P	ERA	WHIP
Claude Osteen, L ERA: 6.39	(1, 1)	6.2		30	7	4	4	0	3	0	0	0	0	1	27	39	5.40	1.500
Rich Gossage, R ERA: 3.27	(7, 1)	5.2	L	26	7	2	2	3	1	0	0	0	0	0	31	35	3.18	1.412
Jim Kaat, L ERA: 1.69	(13, 1)	0.2		1	0	0	0	0	0	0	0	0	0	0	1	1	0.00	0.000

PITCHER	IP	WLS	BF	H	R	ER	SO	BB	IBB	HBP	BLK	WP	HR	S	P	ERA	WHIP

AB	53
R	6
H	14
RBI	6
BB	4
SO	3
LOB	26

Texas Rangers @ Chicago White Sox

Comiskey Park, Chicago, IL

Tue Apr 15 1975, 4:33 AM EDT

Att. 20,202 - Unknown

livebaseballscorecards.com

BOTTOM

Batter	1	2	3	4	5	6	7	8	9	10	11	12	13	AB	R	H	RBI	BB	SO	LOB
Nyls Nyman, L (1, 7) OBP: 0.306, SLG: 0.294	6-3 1B		6-3			1-3	1B		FC5-4 1-2f 2-3		G4-6-3 1-2f			4	1	2	1	0	0	1
Jerry Hairston, S (9, PH) (10, 7)														2	0	0	0	0	0	3
Bucky Dent, R (1, 6) OBP: 0.281, SLG: 0.313	6-3 1-2		F8			F9	1B 1-2 2-H		5-3			5-3		6	0	1	1	0	0	4
Buddy Bradford, R (1, 9) OBP: 0.267, SLG: 0.083	K			L4-3 BB		1-3	4-3			4-3		4-3		2	0	0	0	1	1	2
Bill Sharp, L (7, PH) OBP: 0.214, SLG: 0.214 (8, 9)														3	0	0	0	0	0	2
Bill Melton, R (1, 5) OBP: 0.417, SLG: 0.333	2-H 1B			L7			6-3	F3		6-3		F3		6	0	1	1	0	0	1
Ken Henderson, S (1, 8) OBP: 0.405, SLG: 0.412	F8			L4-3 1-2			BB 1B	F4 1B		1B 1B			6-3	6	1	3	0	0	0	2
Deron Johnson, R (1, 10) OBP: 0.259, SLG: 0.231		F9	3-1				1B 1B 1-2 BB	F4 1-2		1-3 1B			G4-6-3 1B	5	1	2	0	1	0	1
Lee Richard, R (13, PR)														0	0	0	0	0	0	0
Carlos May, L (1, 3) OBP: 0.419, SLG: 0.517		1-3	G3				1B 1B 1-3 2-H		F7	F8			G4-6-3 1-2f	3	1	1	1	0	0	0
Tony Muser, L (8, 3)							1B							3	0	0	0	0	0	3
Jorge Orta, L (1, 4) OBP: 0.306, SLG: 0.324		F5	1-6-3				1B 1-2 3-H		FC5-4 2B		G4-6-3 BB			4	1	2	1	1	0	0
Brian Downing, R (1, 2) OBP: 0.172, SLG: 0.080			6-3			2B	K		FC5-4 IBB		F7			4	0	1	0	1	1	3
Inning Stats	R: 1 E: 0 K: 1 S: 7 H: 2 LOB: 1 BB: 0 P: 7	R: 0 E: 0 K: 0 S: 3 H: 0 LOB: 0 BB: 0 P: 3	R: 0 E: 0 K: 0 S: 3 H: 0 LOB: 0 BB: 0 P: 3	R: 0 E: 0 K: 0 S: 2 H: 0 LOB: 0 BB: 1 P: 6	R: 0 E: 0 K: 0 S: 3 H: 0 LOB: 0 BB: 0 P: 3	R: 0 E: 0 K: 0 S: 4 H: 1 LOB: 1 BB: 0 P: 4	R: 4 E: 0 K: 1 S: 10 H: 5 LOB: 2 BB: 1 P: 14	R: 0 E: 0 K: 0 S: 3 H: 1 LOB: 0 BB: 0 P: 3	R: 0 E: 0 K: 0 S: 4 H: 1 LOB: 2 BB: 1 P: 8	R: 0 E: 0 K: 0 S: 5 H: 2 LOB: 2 BB: 0 P: 5	R: 0 E: 0 K: 0 S: 2 H: 0 LOB: 0 BB: 1 P: 6	R: 0 E: 0 K: 0 S: 3 H: 0 LOB: 0 BB: 0 P: 3	R: 0 E: 0 K: 0 S: 3 H: 1 LOB: 1 BB: 0 P: 3	1B: 11 2B: 3 3B: 0 HR: 0 SF: 0 SAC: 0 DP: 3 HBP: 0	WP: 0 PB: 0 SB: 0 CS: 0 PA: 52					

PITCHER		IP	WLS	BF	H	R	ER	SO	BB	IBB	HBP	BLK	WP	HR	S	P	ERA	WHIP
Clyde Wright, L ERA: 6.14	(1, 1)	6.1		26	6	5	5	1	2	0	0	0	0	0	26	34	7.11	1.263
Steve Foucault, R ERA: 6.75	(7, 1)	0.1		3	2	0	0	1	0	0	0	0	0	0	5	5	0.00	6.000
Jim Umbarger, L ERA: 3.38	(7, 1)	2.0		8	2	0	0	0	0	1	0	0	0	0	7	11	0.00	1.000
Stan Thomas, R ERA:	(9, 1)	1.0		5	2	0	0	0	0	0	0	0	0	0	5	5	0.00	2.000
Jim Merritt, L ERA:	(10, 1)	0.1		1	0	0	0	0	0	0	0	0	0	0	1	1	0.00	0.000

PITCHER		IP	WLS	BF	H	R	ER	SO	BB	IBB	HBP	BLK	WP	HR	S	P	ERA	WHIP
Steve Hargan, R ERA: 1.17	(11, 1)	3.0	W	9	1	0	0	0	1	0	0	0	0	0	8	12	0.00	0.667

AB	48
R	5
H	13
RBI	5
BB	4
SO	2
LOB	22

Batter	1	2	3	4	5	6	7	8	9	AB	R	H	RBI	BB	SO	LOB
Davey Nelson, R (1, 4) OBP: 0.241, SLG: 0.222 Roy Howell, L (9, PH) (9, 5)	K	K	BB		G6-4-3 1-2f		1B 1-3 2-H 3-H 2B		K	4 1	1 0	1 0	2 0	1 0	2 1	4 0
Willie Davis, L (1, 8) OBP: 0.206, SLG: 0.324	K	F8	F2			HR	FC4-6 2-H 3-H 1B		1B 2B	6	2	3	3	0	1	2
Lenny Randle, S (1, 5) OBP: 0.361, SLG: 0.387 (9, 4)	E6 1B 2B		HR 1B	F7		L6	FC4-6 BB 1-2f		F7	6	2	1	0	0	0	2
Jeff Burroughs, R (1, 9) OBP: 0.313, SLG: 0.467	2B 1-2 2B 1B		HR 1-H	K		5-3	BB 1-2		1B 2-H 1B	5	2	3	3	1	1	0
Jim Fregosi, R (1, 3) OBP: 0.385, SLG: 0.417 Jim Spencer, L (4, 3) OBP: 0.300, SLG: 0.500	2B 1-3 2-H 2B		2B SF8 1B	6-3		L9	K		FC6-4 1-3 1B	3 3	2 0	2 1	1 0	0 0	0 1	0 2
Toby Harrah, R (1, 6) OBP: 0.387, SLG: 0.440	2-H 3-H 2B		1-3 E 2B		1B BB		K	1B	FC6-4 1-2f	5	1	3	2	1	1	2
Tom Grieve, R (1, 10) OBP: 0.250, SLG: 1.000 Mike Hargrove, L (3, PH) OBP: 0.364, SLG: 0.350	F7		E SH1-3 BB		1-3 BB 1B		2B 2B 1B	F7		1 3	0 2	0 2	0 0	0 1	0 0	1 1
Joe Lovitto, S (1, 7) OBP: 0.444, SLG: 0.571		L9	SF8 1-3 2-H 3-H		G6-4-3 1-2 BB		1-3 2B 2B	F7		3	1	1	1	1	0	1
Jim Sundberg, R (1, 2) OBP: 0.346, SLG: 0.238		1B	SH1-3 3-H		L5		2B 1B BB	F8		3	1	1	1	1	0	4
Inning Stats	R: 3 E: 1 K: 2 S: 11 H: 3 LOB: 1 BB: 0 P: 11	R: 0 E: 0 K: 1 S: 6 H: 1 LOB: 1 BB: 0 P: 6	R: 5 E: 1 K: 0 S: 7 H: 4 LOB: 1 BB: 2 P: 15	R: 0 E: 0 K: 1 S: 5 H: 0 LOB: 0 BB: 0 P: 5	R: 0 E: 0 K: 0 S: 3 H: 1 LOB: 2 BB: 2 P: 11	R: 1 E: 0 K: 0 S: 4 H: 1 LOB: 0 BB: 0 P: 4	R: 4 E: 0 K: 2 S: 11 H: 4 LOB: 2 BB: 2 P: 19	R: 0 E: 0 K: 0 S: 4 H: 1 LOB: 1 BB: 0 P: 4	R: 1 E: 0 K: 1 S: 8 H: 3 LOB: 2 BB: 0 P: 8	1B: 10 2B: 6 3B: 0 HR: 2 SF: 1 SAC: 1 DP: 1 HBP: 0						

PITCHER		IP	WLS	BF	H	R	ER	SO	BB	IBB	HBP	BLK	WP	HR	S	P	ERA	WHIP
Wilbur Wood, L ERA: 5.21	(1, 1)	2.0	L	15	8	7	4	3	0	0	0	0	0	1	21	21	18.00	4.000
Jim Otten, R ERA: 6.75	(3, 1)	4.1		21	4	5	4	2	5	0	0	0	0	1	20	40	8.31	2.077
Jack Kucek, R ERA: 4.91	(7, 1)	2.2		15	6	2	2	2	1	0	0	0	0	0	18	22	6.75	2.625

PITCHER	IP	WLS	BF	H	R	ER	SO	BB	IBB	HBP	BLK	WP	HR	S	P	ERA	WHIP

Texas Rangers @ Chicago White Sox

Comiskey Park, Chicago, IL

Wed Apr 16 1975, 4:33 AM EDT

Att. 2,159 - Unknown

TOP

livebaseballscorecards.com

AB	43
R	14
H	18
RBI	13
BB	6
SO	7
LOB	19

WP: 0	PA: 51		
PB: 0			
SB: 0			
CS: 0			

Texas Rangers @ Chicago White Sox

Comiskey Park, Chicago, IL

Wed Apr 16 1975, 4:33 AM EDT

Att. 2,159 - Unknown

BOTTOM

livebaseballscorecards.com

Batter	1	2	3	4	5	6	7	8	9	AB	R	H	RBI	BB	SO	LOB
Pat Kelly, L (1, 10) OBP: 0.500, SLG: 0.556	BBBB 4-0 BB, 1B, BB	0-0 5-3 ① 1-2		0-0 2-3 ②			0-0 L6-4, 1B 1-2, 1B		0-0 F8 ②	3	1	1	0	1	0	1
Bill Stein, R (9, PH)										1	0	0	0	0	0	0
Nyls Nyman, L (1, 7) OBP: 0.317, SLG: 0.289	BBBB 4-0 E, 1B, 3B 1-2, BB	0-0 1-3 ② 2-3		0-0 F5 ③			0-0 1B 1-2 2-3		0-0 F8 ③	4	1	1	0	1	0	1
Jorge Orta, L (1, 4) OBP: 0.275, SLG: 0.289	SSS 0-3 K ①	0-0 1-3 ③			0-0 5-3 ①		0-0 F5 ①			4	0	0	0	0	1	6
Bill Melton, R (1, 5) OBP: 0.400, SLG: 0.324	0-0 E, 3B 1-2 2-H, 1B		0-0 5-3 ①		0-0 F9 ②		0-0 L6-4 ②③ 2-3			4	1	1	1	0	0	3
Ken Henderson, S (1, 8) OBP: 0.390, SLG: 0.395	0-0 E4, 3B 1-2 2-3		0-0 1B, 1B		SSS 0-3 K ③			0-0 4-3 ①		4	1	1	0	0	1	2
Carlos May, L (1, 3) OBP: 0.457, SLG: 0.606	0-0 BB, 3B 1-H 2-H 3-H		0-0 1-2, 1B			0-0 FC6-4, 1B		0-0 E1		4	0	3	3	0	0	0
Bill Sharp, L (1, 9) OBP: 0.222, SLG: 0.176	BBBB 4-0 BB 3-H		0-0 F8 ②			0-0 FC6-4, G5-4-3 ① 1-2f		0-0 F7 ②		3	0	0	0	1	0	4
Bucky Dent, R (1, 6) OBP: 0.250, SLG: 0.278	0-0 F3 ③		0-0 F8 ③			0-0 G5-4-3 ②③ 1-2f		0-0 L5 ③		4	0	0	0	0	0	5
Brian Downing, R (1, 2) OBP: 0.182, SLG: 0.071		BBBB 4-0 1-3, 5-3, BB		0-0 5-3 ①			0-0 E4 1B, 1B		0-0 F3 ①	3	0	0	0	1	0	0
Inning Stats	R: 4 E: 1 K: 1 S: 7 H: 2 LOB: 1 BB: 3 P: 19	R: 0 E: 0 K: 0 S: 3 H: 0 LOB: 1 BB: 1 P: 7	R: 0 E: 0 K: 0 S: 5 H: 2 LOB: 2 BB: 0 P: 5	R: 0 E: 0 K: 0 S: 3 H: 0 LOB: 0 BB: 0 P: 3	R: 0 E: 0 K: 1 S: 5 H: 0 LOB: 0 BB: 0 P: 5	R: 0 E: 0 K: 0 S: 3 H: 1 LOB: 0 BB: 0 P: 3	R: 0 E: 1 K: 0 S: 5 H: 2 LOB: 2 BB: 0 P: 5	R: 0 E: 1 K: 0 S: 4 H: 0 LOB: 1 BB: 0 P: 4	R: 0 E: 0 K: 0 S: 3 H: 0 LOB: 0 BB: 0 P: 3	1B: 6 2B: 1 3B: 1 HR: 0		SF: 0 SAC: 0 DP: 2 HBP: 0				

	AB	34
	R	4
	H	7
	RBI	4
	BB	4
	SO	2
	LOB	22

PITCHER		IP	WLS	BF	H	R	ER	SO	BB	IBB	HBP	BLK	WP	HR	S	P	ERA	WHIP
Jim Bibby, R ERA: 4.82	(1, 1)	0.1		6	2	4	3	1	2	0	0	0	0	0	6	14	81.00	12.000
Jim Umbarger, L ERA: 0.87	(1, 1)	7.2	W	29	5	0	0	1	2	0	0	0	0	0	29	37	0.00	0.913
Jim Merritt, L ERA:	(9, 1)	1.0		3	0	0	0	0	0	0	0	0	0	0	3	3	0.00	0.000

PITCHER	IP	WLS	BF	H	R	ER	SO	BB	IBB	HBP	BLK	WP	HR	S	P	ERA	WHIP

WP: 0 PB: 0 SB: 0 CS: 0 PA: 38

Batter	1	2	3	4	5	6	7	8	9	AB	R	H	RBI	BB	SO	LOB
Cesar Tovar, R (1, 7) OBP: 0.448, SLG: 0.391 Tom Grieve, R (8, PH) OBP: 0.222, SLG: 0.889 (8, 7)	4-3		F2		HBP F8			K		3 1	1 0	0 0	0 0	0 0	0 1	3 0
Willie Davis, L (1, 8) OBP: 0.179, SLG: 0.282	E5 CS		F5		F7	4-3		3-1		5	0	0	0	0	0	3
Lenny Randle, S (1, 5) OBP: 0.390, SLG: 0.400	F8 1-2		1B 1-2		BB 1-2 2-3	F5			2B 1B	4	2	2	0	1	0	1
Jeff Burroughs, R (1, 9) OBP: 0.297, SLG: 0.429		F3	L5		1B 1-2 2-3 3-H	5-3			F7	5	1	1	1	0	0	3
Mike Hargrove, L (1, 3) OBP: 0.407, SLG: 0.458		BB		F5	2B 1-3 2-H 3-H		F8		6-3 1-H	4	1	2	3	1	0	0
Jim Spencer, L (1, 10) OBP: 0.400, SLG: 0.600		BB 1-2		BB	3B 2-H 3-H		BB		6-3 2-3	2	1	1	2	3	0	1
Toby Harrah, R (1, 6) OBP: 0.361, SLG: 0.400		K		F2	1B BB 3-H		F7	4-3		5	0	1	1	0	1	5
Davey Nelson, R (1, 4) OBP: 0.212, SLG: 0.194		F2		F6	F3		F9			4	0	0	0	0	0	5
Jim Sundberg, R (1, 2) OBP: 0.400, SLG: 0.261			BB 1B		HBP 1B BB 1-2			F4		2	1	1	0	2	0	0
Inning Stats	R: 0 E: 1 K: 0 S: 3 H: 0 LOB: 0 BB: 0 P: 3	R: 0 E: 0 K: 1 S: 5 H: 0 LOB: 2 BB: 2 P: 13	R: 0 E: 0 K: 0 S: 4 H: 1 LOB: 2 BB: 1 P: 8	R: 0 E: 0 K: 0 S: 3 H: 0 LOB: 1 BB: 1 P: 7	R: 6 E: 0 K: 0 S: 8 H: 5 LOB: 2 BB: 2 P: 17	R: 0 E: 0 K: 0 S: 3 H: 0 LOB: 0 BB: 0 P: 3	R: 0 E: 0 K: 0 S: 3 H: 0 LOB: 1 BB: 1 P: 7	R: 0 E: 0 K: 1 S: 5 H: 0 LOB: 0 BB: 0 P: 5	R: 1 E: 0 K: 0 S: 5 H: 2 LOB: 1 BB: 0 P: 5	1B: 5 2B: 2 3B: 1 HR: 0 SF: 0 SAC: 0 DP: 0 HBP: 1						

PITCHER		IP	WLS	BF	H	R	ER	SO	BB	IBB	HBP	BLK	WP	HR	S	P	ERA	WHIP
Stan Bahnsen, R ERA: 11.12	(1, 1)	4.1	L	24	5	6	6	1	5	0	1	0	0	0	20	41	12.46	2.308
Cecil Upshaw, R ERA: 4.05	(5, 1)	2.0		8	1	0	0	0	1	0	0	0	0	0	7	11	0.00	1.000
Bill Gogolewski, R ERA: 3.38	(7, 1)	2.2		11	2	1	1	1	1	0	0	0	0	0	12	16	3.38	1.125

PITCHER	IP	WLS	BF	H	R	ER	SO	BB	IBB	HBP	BLK	WP	HR	S	P	ERA	WHIP

TOP

Texas Rangers @ Chicago White Sox

Comiskey Park, Chicago, IL

Thu Apr 17 1975, 4:33 AM EDT

Att. 1,295 - Unknown

livebaseballscorecards.com

AB	35
R	7
H	8
RBI	7
BB	7
SO	2
LOB	21

WP: 0	PA: 43				
PB: 0					
SB: 0					
CS: 1					

Batter	1	2	3	4	5	6	7	8	9	AB	R	H	RBI	BB	SO	LOB
Pat Kelly, L (1, 9) OBP: 0.500, SLG: 0.545	G3		FC4-6 1-2 1B			6-3 2B 1B		K		4	1	2	0	0	1	0
Nyls Nyman, L (1, 7) OBP: 0.289, SLG: 0.262	F4		FC4-6 1-2f			6-3 1-2		F7		4	0	0	0	0	0	3
Jorge Orta, L (1, 4) OBP: 0.273, SLG: 0.286	K			F7		F4		1B		4	0	1	0	0	1	1
Bill Melton, R (1, 5) OBP: 0.386, SLG: 0.342		6-3		6-3		2-H 2B		K		4	0	1	1	0	1	1
Ken Henderson, S (1, 8) OBP: 0.378, SLG: 0.381		F9		K		4-3			HR 1B	4	1	1	0	0	1	1
Carlos May, L (1, 3) OBP: 0.410, SLG: 0.541		F8			5-3		F7		F8	4	0	0	0	0	0	1
Deron Johnson, R (1, 10) OBP: 0.290, SLG: 0.367			F7		5-3		FC5-6-4 1B		1-H HR	4	1	2	2	0	0	0
Bucky Dent, R (1, 6) OBP: 0.250, SLG: 0.275			F3		1B		FC5-6-4 FC5-4 1-2f		1-3	4	0	1	0	0	0	1
Brian Downing, R (1, 2) OBP: 0.189, SLG: 0.094			1B 1B		F9		FC5-4 1-2f		6-3	4	0	1	0	0	0	2
Inning Stats	R: 0 H: 0 E: 0 LOB: 0 K: 1 BB: 0 S: 5 P: 5	R: 0 H: 0 E: 0 LOB: 0 K: 0 BB: 0 S: 3 P: 3	R: 0 H: 2 E: 0 LOB: 2 K: 0 BB: 0 S: 5 P: 5	R: 0 H: 0 E: 0 LOB: 0 K: 1 BB: 0 S: 5 P: 5	R: 0 H: 1 E: 0 LOB: 1 K: 0 BB: 0 S: 4 P: 4	R: 1 H: 2 E: 0 LOB: 1 K: 0 BB: 0 S: 5 P: 5	R: 0 H: 1 E: 0 LOB: 1 K: 0 BB: 0 S: 4 P: 4	R: 0 H: 1 E: 0 LOB: 1 K: 2 BB: 0 S: 8 P: 8	R: 2 H: 2 E: 0 LOB: 0 K: 0 BB: 0 S: 5 P: 5	1B: 7 SF: 0 2B: 1 SAC: 0 3B: 0 DP: 0 HR: 1 HBP: 0						WP: 0 PA: 36 PB: 0 SB: 0 CS: 0	

PITCHER		IP	WLS	BF	H	R	ER	SO	BB	IBB	HBP	BLK	WP	HR	S	P	ERA	WHIP
Fergie Jenkins, R ERA: 6.06	(1, 1)	7.2	W	30	7	1	1	3	0	0	0	0	0	0	36	36	1.17	0.913
Steve Foucault, R ERA: 8.1	(8, 1)	1.1		6	2	2	2	1	0	0	0	0	0	1	8	8	13.50	1.500

PITCHER	IP	WLS	BF	H	R	ER	SO	BB	IBB	HBP	BLK	WP	HR	S	P	ERA	WHIP

BOTTOM

Texas Rangers @ Chicago White Sox

Comiskey Park, Chicago, IL

Thu Apr 17 1975, 4:33 AM EDT

Att. 1,295 - Unknown

livebaseballscorecards.com

AB	36
R	3
H	9
RBI	3
BB	0
SO	4
LOB	10

California Angels @ Chicago White Sox

Comiskey Park, Chicago, IL

Sat Apr 19 1975, 4:33 AM EDT

Att. 4,591 - Unknown

livebaseballscorecards.com

Batter	1	2	3	4	5	6	7	8	9	AB	R	H	RBI	BB	SO	LOB
Morris Nettles, L (1, 8) OBP: 0.244, SLG: 0.233	2-3		6-3			4-3	E4 4-3 S 1-H 3-H		1-3	5	0	0	1	0	0	0
Mickey Rivers, L (1, 7) OBP: 0.409, SLG: 0.488	4-3 3B		F3			FC5 2B	4-3 1-3		1B	5	1	3	0	0	0	1
Tommy Harper, R (1, 10) OBP: 0.372, SLG: 0.306	4-3 1B BB		4-3			F7	G3		6-3	4	1	0	0	1	0	3
Bruce Bochte, L (1, 3) OBP: 0.275, SLG: 0.257	4-3 1-2 3-H			4-3		BB		5-3		3	0	0	1	1	0	1
Dave Chalk, R (1, 5) OBP: 0.625, SLG: 0.615	S 2-H 1B			G6-3 1B		FC5 2-3f		FC5-4 BB		3	0	2	1	1	0	2
Leroy Stanton, R (1, 9) OBP: 0.238, SLG: 0.278	4-3 1-2			G6-3 1-2f			5-3	FC5-4 E S PB 1-2f		4	1	0	0	0	0	3
Ellie Rodriguez, R (1, 2) OBP: 0.469, SLG: 0.391		K			F7		E 2B	1-0 1-H HBP		3	1	1	0	0	1	0
Jerry Remy, L (1, 4) OBP: 0.351, SLG: 0.343		F7			F8		E9 1B S E 2-H 1B	K		4	1	1	0	0	1	1
Orlando Ramirez, R (1, 6) OBP: 0.320, SLG: 0.261		6-3			F8		S E 1-3 1B		K	4	1	1	0	0	1	0

Inning Stats	1	2	3	4	5	6	7	8	9		
	R: 2 H: 2 E: 0 LOB: 1 K: 0 BB: 1 S: 5 P: 9	R: 0 H: 0 E: 0 LOB: 0 K: 1 BB: 0 S: 5 P: 5	R: 0 H: 0 E: 0 LOB: 0 K: 0 BB: 0 S: 3 P: 3	R: 0 H: 1 E: 0 LOB: 0 K: 0 BB: 0 S: 3 P: 3	R: 0 H: 0 E: 0 LOB: 0 K: 0 BB: 0 S: 3 P: 3	R: 0 H: 1 E: 0 LOB: 2 K: 0 BB: 1 S: 4 P: 8	R: 3 H: 3 E: 2 LOB: 1 K: 0 BB: 0 S: 7 P: 7	R: 1 H: 0 E: 0 LOB: 1 K: 1 BB: 1 S: 5 P: 10	R: 0 H: 1 E: 0 LOB: 1 K: 1 BB: 0 S: 6 P: 6	1B: 5 SF: 0 2B: 2 SAC: 0 3B: 1 DP: 1 HR: 0 HBP: 1	WP: 0 PA: 39 PB: 1 SB: 5 CS: 0

PITCHER	IP	WLS	BF	H	R	ER	SO	BB	IBB	HBP	BLK	WP	HR	S	P	ERA	WHIP
Wilbur Wood, L (1, 1) ERA: 4.82	9.0	L	39	8	6	4	3	3	0	1	0	0	0	41	54	4.00	1.222

PITCHER	IP	WLS	BF	H	R	ER	SO	BB	IBB	HBP	BLK	WP	HR	S	P	ERA	WHIP

Batter	1	2	3	4	5	6	7	8	9	AB	R	H	RBI	BB	SO	LOB
Pat Kelly, L (1, 10) OBP: 0.467, SLG: 0.500	E3 FC1-6	G4-6-3 1-2f			6-3		L3 1B	1-3 2-H 1B		4	0	1	0	0	0	2
Deron Johnson, R (8, PH) OBP: 0.313, SLG: 0.387										1	0	1	1	0	0	0
Nyls Nyman, L (1, 7) OBP: 0.260, SLG: 0.234	FC1-6 1B 1-2f SF9		K		F7		F7	1-3		5	1	0	0	0	1	4
Jorge Orta, L (1, 4) OBP: 0.286, SLG: 0.298	BB 1-3 1B		1-3		4-3		L3 1-2		1B	5	0	2	0	0	0	1
Bill Melton, R (1, 5) OBP: 0.367, SLG: 0.333	SF9 3-H		K			6-3		FC5-4 1B E 1B	F5	4	1	1	1	0	1	1
Ken Henderson, S (1, 8) OBP: 0.400, SLG: 0.391	BB 1-2			1B FC1-6 1B		BB 1B 1B		F7	F8	4	1	2	0	1	0	2
Carlos May, L (1, 3) OBP: 0.409, SLG: 0.524	1-3			FC1-6 1-3 1B		F7		FC5-4 1-2 1B	F9	5	0	2	0	0	0	4
Bill Sharp, L (1, 9) OBP: 0.286, SLG: 0.211		BB BB		FC1-6 1-2f 3-H		BB 1-2 1B		FC5-4 E 1B 1-2f 2-3		2	0	1	1	1	0	1
Buddy Bradford, R (8, PH) OBP: 0.250, SLG: 0.077										1	1	0	0	0	0	2
(9, 9)																
Bucky Dent, R (1, 6) OBP: 0.250, SLG: 0.256		F8		F7		BB 1-2 2-3 BB		E6 1B 1-2 1B 3-H		3	1	0	0	1	0	3
Brian Downing, R (1, 2) OBP: 0.220, SLG: 0.114		G4-6-3 1-2 BB		F8		L6		1B 1-2 2-H 1B		3	0	1	1	1	0	4
Inning Stats	R: 1 E: 1 K: 0 S: 5 H: 1 LOB: 2 BB: 1 P: 9	R: 0 E: 0 K: 0 S: 2 H: 0 LOB: 1 BB: 2 P: 10	R: 0 E: 0 K: 2 S: 7 H: 0 LOB: 0 BB: 0 P: 7	R: 1 E: 0 K: 0 S: 5 H: 2 LOB: 1 BB: 0 P: 5	R: 0 E: 0 K: 0 S: 3 H: 0 LOB: 0 BB: 0 P: 3	R: 0 E: 0 K: 0 S: 5 H: 2 LOB: 3 BB: 1 P: 9	R: 0 E: 0 K: 0 S: 3 H: 1 LOB: 0 BB: 0 P: 3	R: 3 E: 1 K: 0 S: 8 H: 4 LOB: 2 BB: 0 P: 8	R: 0 E: 0 K: 0 S: 4 H: 1 LOB: 1 BB: 0 P: 4	1B: 11 2B: 1 3B: 0 HR: 0 SF: 1 SAC: 0 DP: 2 HBP: 0						

PITCHER		IP	WLS	BF	H	R	ER	SO	BB	IBB	HBP	BLK	WP	HR	S	P	ERA	WHIP
Bill Singer, R ERA: 3.31	(1, 1)	7.1	W	33	8	4	1	2	4	0	0	0	0	0	33	49	1.23	1.636
Mickey Scott, L ERA:	(8, 1)	0.1		3	1	0	0	0	0	0	0	0	0	0	3	3	0.00	3.000
Don Kirkwood, R ERA:	(8, 1)	1.1	S	6	2	1	0	0	0	0	0	0	0	0	6	6	0.00	1.500

PITCHER	IP	WLS	BF	H	R	ER	SO	BB	IBB	HBP	BLK	WP	HR	S	P	ERA	WHIP

BOTTOM

California Angels @ Chicago White Sox

Comiskey Park, Chicago, IL

Sat Apr 19 1975, 4:33 AM EDT

Att. 4,591 - Unknown

livebaseballscorecards.com

AB	37
R	5
H	11
RBI	4
BB	4
SO	2
LOB	24

Batter	1	2	3	4	5	6	7	8	9	AB	R	H	RBI	BB	SO	LOB
Morris Nettles, L (1, 8) OBP: 0.220, SLG: 0.208	6-3	1-3			1-3		E6 WP S 1B	K		5	1	0	0	0	1	0
Mickey Rivers, L (1, 7) OBP: 0.408, SLG: 0.455	F3		F4		L6 S BB		1-3 1B BB	K		3	1	0	0	2	1	0
Tommy Harper, R (1, 10) OBP: 0.396, SLG: 0.308	3B 1B		G3		1-2 BB		1-2 1B 1B BB		3-1	3	2	1	0	2	0	0
Bruce Bochte, L (1, 3) OBP: 0.311, SLG: 0.400	1-H 2B 3B		F6		2-3 L6		FC1-5 1B 1-2 2-H 3-H 1B		2B 3B	5	2	3	3	0	0	2
Dave Chalk, R (1, 5) OBP: 0.644, SLG: 0.700	3-H 2B			6-3		SH1-4 1B BB	BB FC1-5 FC6-4-3-2 1-2 2-H 1B		3-H 2B	4	1	3	3	1	0	0
Leroy Stanton, R (1, 9) OBP: 0.308, SLG: 0.286	BB			1B 1B BB		1-2 SH1-4 1B	FC1-5 BB FC6-4-3-2 1-2 2-3f		F9	3	1	1	0	2	0	3
Ellie Rodriguez, R (1, 2) OBP: 0.472, SLG: 0.385	F9			1B 1-3 1B	SH1-4 1-2 2-3	FC6-4-3-2 1-2 2-3 BB			G3	3	0	1	0	1	0	3
Jerry Remy, L (1, 4) OBP: 0.366, SLG: 0.342		6-3		G1-6-3 1-2 3-H 1B		G6-4-3 IBB	FC6-4-3-2 1-2 2-H 3-H			3	0	1	2	1	0	2
Orlando Ramirez, R (1, 6) OBP: 0.296, SLG: 0.240		K		G1-6-3 1-2f	G6-4-3 1-2f			4-3		2	0	0	0	0	1	2
Joe Lahoud, L (6, PH) OBP: 0.421, SLG: 0.563										0	0	0	0	0	0	0
Winston Llenas, R (6, PH) OBP: 0.500, SLG: 0.667										1	0	0	0	0	0	3
Billy Smith, S (6, 6)										1	0	0	0	0	0	0
Inning Stats	R: 2 E: 0 K: 0 S: 6 H: 3 LOB: 2 BB: 1 P: 10	R: 0 E: 0 K: 1 S: 5 H: 0 LOB: 0 BB: 0 P: 5	R: 0 E: 0 K: 0 S: 3 H: 0 LOB: 0 BB: 0 P: 3	R: 1 E: 0 K: 0 S: 4 H: 2 LOB: 1 BB: 1 P: 8	R: 0 E: 0 K: 0 S: 2 H: 0 LOB: 1 BB: 2 P: 10	R: 0 E: 0 K: 0 S: 3 H: 1 LOB: 2 BB: 2 P: 11	R: 4 E: 1 K: 0 S: 5 H: 2 LOB: 1 BB: 3 P: 17	R: 0 E: 0 K: 2 S: 7 H: 0 LOB: 0 BB: 0 P: 7	R: 1 E: 0 K: 0 S: 5 H: 2 LOB: 1 BB: 0 P: 5	1B: 6 2B: 4 3B: 2 HR: 0 SF: 0 SAC: 1 DP: 4 HBP: 0						

TOP

California Angels @ Chicago White Sox

Comiskey Park, Chicago, IL

Sun Apr 20 1975, 4:33 AM EDT

Att. 4,801 - Unknown

livebaseballscorecards.com

AB	33
R	8
H	10
RBI	8
BB	9
SO	3
LOB	15

WP: 1	PA: 43
PB: 0	
SB: 3	
CS: 0	

PITCHER		IP	WLS	BF	H	R	ER	SO	BB	IBB	HBP	BLK	WP	HR	S	P	ERA	WHIP
Claude Osteen, L ERA: 6.11	(1, 1)	5.0	L	24	6	3	3	1	5	0	0	0	0	0	21	41	5.40	2.200
Rich Gossage, R ERA: 3.18	(6, 1)	0.1		2	0	0	0	0	0	1	0	0	0	0	1	5	0.00	0.000
Terry Forster, L ERA: 3.12	(6, 1)	2.2		12	2	4	2	2	3	0	0	0	1	0	13	25	6.75	1.875
Bill Gogolewski, R ERA: 4.91	(9, 1)	1.0		5	2	1	1	0	0	0	0	0	0	0	5	5	9.00	2.000

PITCHER	IP	WLS	BF	H	R	ER	SO	BB	IBB	HBP	BLK	WP	HR	S	P	ERA	WHIP

BOTTOM

California Angels @ Chicago White Sox

Comiskey Park, Chicago, IL

Sun Apr 20 1975, 4:33 AM EDT

Att. 4,801 - Unknown

livebaseballscorecards.com

Batter	1	2	3	4	5	6	7	8	9	AB	R	H	RBI	BB	SO	LOB
Pat Kelly, L (1, 9) OBP: 0.457, SLG: 0.448	BBBB 4-0 FC6-4 BB		BBBB 4-0 FC6-4 BB		x 0-0 G3 ②		SSS 0-3 K ①	SSS 0-3 K ③		3	0	0	0	2	2	0
Nyls Nyman, L (1, 7) OBP: 0.273, SLG: 0.288	x 0-0 F8 ①		x 0-0 FC6-4 ③ 1-2f		x 0-0 3B		x 0-0 HR 1B		x 0-0 5-3 ①	5	1	2	0	0	0	2
Jorge Orta, L (1, 4) OBP: 0.315, SLG: 0.360	x 0-0 F7 ②			x 0-0 1-3 ①	BBBB 4-0 BB BB		x 0-0 1-H HR		BBBB 4-0 G5-4-3 BB	3	1	1	2	2	0	1
Bill Melton, R (1, 5) OBP: 0.389, SLG: 0.333	x 0-0 FC6-4 ③ 1-2f			BBBB 4-0 HR BB	BBBB 4-0 1-2 BB		x 0-0 WP 1B		x 0-0 G5-4-3 ②③ 1-2f	3	1	1	0	2	0	2
Ken Henderson, S (1, 8) OBP: 0.389, SLG: 0.440		SSS 0-3 K ①		x 0-0 1-H HR ③	x 0-0 F5 ③		x 0-0 1-2 F5 ②			4	1	1	2	0	1	4
Carlos May, L (1, 3) OBP: 0.417, SLG: 0.500		x 0-0 F4 ②		BBBB 4-0 S BB		x 0-0 4-3 ①	BBBB 4-0 BB			2	0	0	0	2	0	0
Deron Johnson, R (1, 10) OBP: 0.278, SLG: 0.343		x 0-0 1-3 ③		x 0-0 F7 ② 1-2		SSS 0-3 K ②	x 0-0 F5 ③			4	0	0	0	0	1	3
Bucky Dent, R (1, 6) OBP: 0.250, SLG: 0.239			x 0-0 F7 ①	x 0-0 F9 ③		BBBB 4-0 BB		x 0-0 F7 ①		3	0	0	0	1	0	1
Pete Varney, R (1, 2)			SSS 0-3 K ②		SSS 0-3 K ①	x 0-0 F9 ③		x 0-0 6-3 ②		4	0	0	0	0	2	1
Inning Stats	R: 0 E: 0 K: 0 S: 3 H: 0 LOB: 1 BB: 1 P: 7	R: 0 E: 0 K: 1 S: 5 H: 0 LOB: 0 BB: 0 P: 5	R: 0 E: 0 K: 1 S: 5 H: 0 LOB: 1 BB: 1 P: 9	R: 2 E: 0 K: 0 S: 4 H: 1 LOB: 1 BB: 2 P: 12	R: 0 E: 0 K: 1 S: 6 H: 1 LOB: 3 BB: 2 P: 14	R: 0 E: 0 K: 1 S: 5 H: 0 LOB: 1 BB: 1 P: 9	R: 2 E: 0 K: 1 S: 8 H: 3 LOB: 2 BB: 1 P: 12	R: 0 E: 0 K: 1 S: 5 H: 0 LOB: 0 BB: 0 P: 5	R: 0 E: 0 K: 0 S: 2 H: 0 LOB: 0 BB: 1 P: 6	1B: 2 2B: 0 3B: 1 HR: 2	SF: 0 SAC: 0 DP: 1 HBP: 0						

	AB	31
	R	4
	H	5
	RBI	4
	BB	9
	SO	6
	LOB	14

WP: 1 PB: 0 SB: 1 CS: 0 PA: 40

PITCHER	IP	WLS	BF	H	R	ER	SO	BB	IBB	HBP	BLK	WP	HR	S	P	ERA	WHIP
Nolan Ryan, R (1, 1) ERA: 2.31	9.0	W	40	5	4	4	6	9	0	0	0	1	2	43	79	4.00	1.556

PITCHER	IP	WLS	BF	H	R	ER	SO	BB	IBB	HBP	BLK	WP	HR	S	P	ERA	WHIP

Batter	1	2	3	4	5	6	7	8	9	AB	R	H	RBI	BB	SO	LOB
Freddie Patek, R (1, 6) OBP: 0.302, SLG: 0.306	4-3		E5 1-2		G6-4-3 1-2f		F9 2-3		K	5	0	0	0	0	1	4
Amos Otis, R (1, 8) OBP: 0.415, SLG: 0.476	F8		K			F9	1-2 1B 3-H			4	0	1	1	0	1	2
John Mayberry, L (1, 3) OBP: 0.340, SLG: 0.295	CS HBP			G6-4-3 HBP		G5-4-3 1B	3-1			2	0	1	0	0	0	2
Hal McRae, R (1, 7) OBP: 0.346, SLG: 0.447	CS 1-2	L8		G6-4-3 1-2f		G5-4-3 1-2f		F8		4	0	0	0	0	0	2
Harmon Killebrew, R (1, 10) OBP: 0.375, SLG: 0.500		K		1B BB			FC6-4 1B	L6		3	0	1	0	1	1	0
George Brett, L (1, 5) OBP: 0.417, SLG: 0.395		1-3		1-2 1B			FC6-4 1-2f 1B 2B	1B		4	1	2	0	0	0	1
Cookie Rojas, R (1, 4) OBP: 0.306, SLG: 0.333			E 1B	F8			1-2 2B 1B	K		3	0	2	0	0	0	2
Rodney Scott, S (7, PR) (7, 4)										0	1	0	0	0	0	0
Al Cowens, R (8, PH) OBP: 0.273, SLG: 0.500										1	0	0	0	0	1	1
Frank White, R (8, 4) OBP: 0.222, SLG: 0.278										0	0	0	0	0	0	0
Jim Wohlford, R (1, 9) OBP: 0.357, SLG: 0.545			F9		G6-4-3 1B		F9 1-H 2-H 1B 2B		3-1	4	1	2	2	0	0	1
Buck Martinez, R (1, 2) OBP: 0.241, SLG: 0.259			F8		F8					2	0	0	0	1	0	2
Bob Stinson, S (7, PR) OBP: 0.400, SLG: 0.250							BB 1B		K	1	0	0	0	0	1	0
(7, 2)																
Inning Stats	R: 0 E: 0 K: 0 S: 2 H: 0 LOB: 0 BB: 0 P: 3	R: 0 E: 0 K: 1 S: 5 H: 0 LOB: 0 BB: 0 P: 5	R: 0 E: 1 K: 1 S: 7 H: 1 LOB: 2 BB: 0 P: 7	R: 0 E: 0 K: 0 S: 3 H: 1 LOB: 2 BB: 1 P: 8	R: 0 E: 0 K: 0 S: 3 H: 1 LOB: 0 BB: 0 P: 3	R: 0 E: 0 K: 0 S: 3 H: 1 LOB: 0 BB: 0 P: 3	R: 3 E: 0 K: 0 S: 7 H: 4 LOB: 2 BB: 1 P: 11	R: 0 E: 0 K: 1 S: 6 H: 1 LOB: 1 BB: 0 P: 6	R: 0 E: 0 K: 2 S: 7 H: 0 LOB: 0 BB: 0 P: 7	1B: 8 2B: 1 3B: 0 HR: 0	SF: 0 SAC: 0 DP: 3 HBP: 2						

TOP

Kansas City Royals @ Chicago White Sox

Comiskey Park, Chicago, IL

Tue Apr 22 1975, 4:33 AM EDT

Att. 4,859 - Unknown - 58 F

livebaseballscorecards.com

AB	33
R	3
H	9
RBI	3
BB	2
SO	5
LOB	17

WP: 0 PB: 0 SB: 0 CS: 1 PA: 38

PITCHER		IP	WLS	BF	H	R	ER	SO	BB	IBB	HBP	BLK	WP	HR	S	P	ERA	WHIP
Jim Kaat, L ERA: 2.38	(1, 1)	6.2	W	29	8	3	3	2	2	0	2	0	0	0	29	39	4.05	1.500
Terry Forster, L ERA: 2.45	(7, 1)	2.1	S	8	1	0	0	3	0	0	0	0	0	0	14	14	0.00	0.429

PITCHER	IP	WLS	BF	H	R	ER	SO	BB	IBB	HBP	BLK	WP	HR	S	P	ERA	WHIP

Batter	1	2	3	4	5	6	7	8	9	AB	R	H	RBI	BB	SO	LOB
Nyls Nyman, L (1, 7) OBP: 0.250, SLG: 0.263	4-3	2-3 1-2	5-3			G3		K		5	0	0	0	0	1	3
Jorge Orta, L (1, 4) OBP: 0.328, SLG: 0.389	PB 1B 2B	1B 2-3 3-H 1B		P6		6-3				4	1	2	1	0	0	0
Pat Kelly, L (1, 9) OBP: 0.462, SLG: 0.438	B B B B S 1B 2-3 BB	S 1-3 3-H 1B		3-1		F7				3	1	1	1	1	0	0
Bill Melton, R (1, 5) OBP: 0.362, SLG: 0.306	S S S K 1-2	S S S K 1-2		F8			F9			4	0	0	0	0	2	4
Ken Henderson, S (1, 8) OBP: 0.397, SLG: 0.434	S 2-H 3-H 1B	G3			B B B B FC3-6 BB		6-3			3	0	1	2	1	0	2
Carlos May, L (1, 3) OBP: 0.392, SLG: 0.468 Tony Muser, L (6, 3)	P4 1-2		G3		FC3-6 1B 1-2f		G1			3 1	0 0	0 0	0 0	0 0	0 0	2 0
Deron Johnson, R (1, 10) OBP: 0.275, SLG: 0.333		2B PB 1B	L8		S S S K			F8		4	1	1	0	0	1	1
Bucky Dent, R (1, 6) OBP: 0.288, SLG: 0.300		PB 1-3 1B 2B	E5 HR		1-2 1B			1-3 1B		4	2	3	0	0	0	0
Brian Downing, R (1, 2) OBP: 0.244, SLG: 0.211		B B B B 1B 2-3 1B 2-3 3-H BB	1-H HR		S S S K			1-3 1-2		3	2	1	2	1	1	3
Inning Stats	R: 2 E: 0 K: 1 S: 7 H: 2 LOB: 1 BB: 1 P: 11	R: 3 E: 0 K: 1 S: 9 H: 4 LOB: 2 BB: 1 P: 13	R: 2 E: 1 K: 0 S: 5 H: 1 LOB: 0 BB: 0 P: 5	R: 0 E: 0 K: 0 S: 3 H: 0 LOB: 0 BB: 0 P: 3	R: 0 E: 0 K: 2 S: 8 H: 1 LOB: 2 BB: 1 P: 12	R: 0 E: 0 K: 0 S: 3 H: 0 LOB: 0 BB: 0 P: 3	R: 0 E: 0 K: 0 S: 3 H: 0 LOB: 0 BB: 0 P: 3	R: 0 E: 0 K: 1 S: 6 H: 1 LOB: 1 BB: 0 P: 6		1B: 6 2B: 2 3B: 0 HR: 1 SF: 0 SAC: 0 DP: 0 HBP: 0						

PITCHER		IP	WLS	BF	H	R	ER	SO	BB	IBB	HBP	BLK	WP	HR	S	P	ERA	WHIP
Bruce Dal Canton, R ERA: 27.0	(1, 1)	1.1	L	11	5	5	4	1	2	0	0	0	0	0	11	19	27.00	5.250
Marty Pattin, R ERA: 5.4	(2, 1)	4.2		19	3	2	0	3	1	0	0	0	0	1	24	28	0.00	0.857
Steve Mingori, L ERA: 4.5	(7, 1)	2.0		7	1	0	0	1	0	0	0	0	0	0	9	9	0.00	0.500

PITCHER	IP	WLS	BF	H	R	ER	SO	BB	IBB	HBP	BLK	WP	HR	S	P	ERA	WHIP

BOTTOM

Kansas City Royals @ Chicago White Sox

Comiskey Park, Chicago, IL

Tue Apr 22 1975, 4:33 AM EDT

Att. 4,859 - Unknown - 58 F

livebaseballscorecards.com

AB	34
R	7
H	9
RBI	6
BB	3
SO	5
LOB	15

Batter	1	2	3	4	5	6	7	8	9	AB	R	H	RBI	BB	SO	LOB
Nyls Nyman, L (1, 7) OBP: 0.246, SLG: 0.258	F8		F5 1-2			G3		1B 1-2	F9	5	0	1	0	0	0	1
Jorge Orta, L (1, 4) OBP: 0.306, SLG: 0.362	K		K			F8		F8 2-3		4	0	0	0	0	2	3
Pat Kelly, L (1, 9) OBP: 0.419, SLG: 0.389	K			F8		G3		K		4	0	0	0	0	2	2
Bill Stein, R (8, 5)										0	0	0	0	0	0	0
Carlos May, L (1, 10) OBP: 0.400, SLG: 0.529		K		1B			4-3		HR	4	1	2	1	0	1	0
Ken Henderson, S (1, 8) OBP: 0.403, SLG: 0.474		G3		P5			HBP 1B		1B 3B	4	1	2	0	0	0	1
Bill Melton, R (1, 5) OBP: 0.377, SLG: 0.300		BB		K			G3-6-1 1-2 HBP		HR 1B 3-H	1	0	0	0	1	1	1
Lee Richard, R (7, PR) OBP: 0.500, SLG: 0.500										1	1	1	1	0	0	0
(7, 5)																
(8, 6)																
Tony Muser, L (1, 3)		4-3			4-3		G3-6-1 1-2f		HR 1-H	3	0	0	0	0	0	3
Deron Johnson, R (9, PH) OBP: 0.293, SLG: 0.425										1	1	1	2	0	0	0
(9, 3)																
Bucky Dent, R (1, 6) OBP: 0.278, SLG: 0.288			F7		F8			F8 1B	CS BB	2	0	0	0	0	0	0
Bill Sharp, L (8, PH) OBP: 0.318, SLG: 0.250										1	0	1	0	0	0	0
(8, 9)																
Buddy Bradford, R (9, PH) OBP: 0.294, SLG: 0.077										0	0	0	0	1	0	0
(9, 9)																
Brian Downing, R (1, 2) OBP: 0.245, SLG: 0.195			BB		K			L7	K 1-2	3	0	0	0	1	2	2
Inning Stats	R: 0 E: 0 K: 2 S: 7 H: 0 LOB: 0 BB: 0 P: 7	R: 0 E: 0 K: 1 S: 5 H: 0 LOB: 1 BB: 1 P: 9	R: 0 E: 0 K: 1 S: 5 H: 0 LOB: 1 BB: 1 P: 9	R: 0 E: 0 K: 1 S: 6 H: 1 LOB: 1 BB: 0 P: 6	R: 0 E: 0 K: 1 S: 5 H: 0 LOB: 0 BB: 0 P: 5	R: 0 E: 0 K: 0 S: 3 H: 0 LOB: 0 BB: 0 P: 3	R: 0 E: 0 K: 0 S: 3 H: 1 LOB: 2 BB: 0 P: 4	R: 0 E: 0 K: 1 S: 7 H: 2 LOB: 2 BB: 0 P: 7	R: 4 E: 0 K: 1 S: 8 H: 4 LOB: 0 BB: 1 P: 12	1B: 5 2B: 0 3B: 1 HR: 2 SF: 0 SAC: 0 DP: 1 HBP: 1	WP: 0 PB: 0 SB: 1 CS: 1 PA: 37					

PITCHER		IP	WLS	BF	H	R	ER	SO	BB	IBB	HBP	BLK	WP	HR	S	P	ERA	WHIP
Bert Blyleven, R ERA: 3.05	(1, 1)	8.0		33	7	3	3	7	2	0	1	0	0	1	44	53	3.38	1.125
Tom Burgmeier, L ERA: 1.29	(9, 1)	0.0	L	2	1	1	1	0	1	0	0	0	0	1	1	5	∞	∞
Bill Campbell, R ERA: 2.53	(9, 1)	1.0		2	0	0	0	1	0	0	0	0	0	0	4	4	0.00	0.000

PITCHER	IP	WLS	BF	H	R	ER	SO	BB	IBB	HBP	BLK	WP	HR	S	P	ERA	WHIP

TOP

Chicago White Sox @ Minnesota Twins

Metropolitan Stadium, Bloomington , MI

Thu Apr 24 1975, 4:33 AM EDT

Att. 2,516 - Cloudy - 47 F

livebaseballscorecards.com

AB	33
R	4
H	8
RBI	4
BB	3
SO	8
LOB	13

Batter	1	2	3	4	5	6	7	8	9	AB	R	H	RBI	BB	SO	LOB
Dan Ford, R (1, 8) OBP: 0.179, SLG: 0.115	F2		P5		CS 1-2	6-3		SH2-4 1B BB		3	1	0	0	1	0	1
Sergio Ferrer, S (1, 4) OBP: 0.250, SLG: 0.270	G3		F8			5-3		SH2-4 1-2		3	0	0	0	0	0	1
Steve Brye, R (1, 9) OBP: 0.462, SLG: 0.565	F8			P6		1B		1B IBB		3	0	1	0	1	0	0
Bobby Darwin, R (1, 10) OBP: 0.273, SLG: 0.367		6-3		F2		5-3		G6-4-3 1-2 2-H 1B		4	0	1	1	0	0	1
Eric Soderholm, R (1, 5) OBP: 0.317, SLG: 0.268		5-3		4-3			1-3	G6-4-3 1-2f		4	0	0	0	0	0	2
Larry Hisle, R (1, 7) OBP: 0.318, SLG: 0.458		K S 1B			6-3		BB 1B S		K	3	1	0	0	1	2	0
Craig Kusick, R (1, 3) OBP: 0.357, SLG: 0.444 Steve Braun, L (9, PR) OBP: 0.278, SLG: 0.242		1-H 1B			WP 5-3 1B		F8 1-2		1B	4 0	1 0	3 0	0 0	0 0	0 0	1 0
Glenn Borgmann, R (1, 2) OBP: 0.308, SLG: 0.333			F8		5-3 1-2		2-H 1B		L8	4	0	1	1	0	0	2
Luis Gomez, R (1, 6) OBP: 0.400, SLG: 0.250 Danny Walton, R (9, PH) OBP: 0.231, SLG: 0.231			1B		2-H CS 1B		L8		K	3 1	0 0	2 0	1 0	0 0	0 1	1 1
Inning Stats	R: 0 E: 0 K: 0 S: 3 H: 0 LOB: 0 BB: 0 P: 3	R: 0 E: 0 K: 1 S: 6 H: 1 LOB: 2 BB: 0 P: 6	R: 0 E: 0 K: 0 S: 4 H: 1 LOB: 1 BB: 0 P: 4	R: 0 E: 0 K: 0 S: 3 H: 0 LOB: 0 BB: 0 P: 3	R: 1 E: 0 K: 0 S: 4 H: 2 LOB: 0 BB: 0 P: 4	R: 0 E: 0 K: 0 S: 4 H: 1 LOB: 1 BB: 0 P: 4	R: 1 E: 0 K: 0 S: 4 H: 1 LOB: 1 BB: 1 P: 8	R: 1 E: 0 K: 0 S: 3 H: 1 LOB: 1 BB: 2 P: 11	R: 0 E: 0 K: 2 S: 8 H: 1 LOB: 1 BB: 0 P: 8	1B: 8 2B: 0 3B: 0 HR: 0	SF: 0 SAC: 1 DP: 1 HBP: 0						

PITCHER	IP	WLS	BF	H	R	ER	SO	BB	IBB	HBP	BLK	WP	HR	S	P	ERA	WHIP
Wilbur Wood, L (1, 1) ERA: 4.5	8.0	W	32	7	3	3	1	2	1	0	0	1	0	31	43	3.38	1.125
Terry Forster, L (9, 1) ERA: 2.25	1.0	S	4	1	0	0	2	0	0	0	0	0	0	8	8	0.00	1.000

PITCHER	IP	WLS	BF	H	R	ER	SO	BB	IBB	HBP	BLK	WP	HR	S	P	ERA	WHIP

BOTTOM

Chicago White Sox @ Minnesota Twins

Metropolitan Stadium, Bloomington , MI

Thu Apr 24 1975, 4:33 AM EDT

Att. 2,516 - Cloudy - 47 F

livebaseballscorecards.com

AB	32
R	3
H	8
RBI	3
BB	3
SO	3
LOB	10

1B: 8	SF: 0	WP: 1	PA: 37
2B: 0	SAC: 1	PB: 1	
3B: 0	DP: 1	SB: 2	
HR: 0	HBP: 0	CS: 1	

Batter	1	2	3	4	5	6	7	8	9	AB	R	H	RBI	BB	SO	LOB
Nyls Nyman, L (1, 7) OBP: 0.229, SLG: 0.239	6-3		FC4-6 WP S 1-2f		F9 1-3		4-3		G1-6-3 1-2f	5	0	0	0	0	0	4
Jorge Orta, L (1, 4) OBP: 0.318, SLG: 0.393	3B		BBBB 4-0 CS 1-3 BB		E3 3-H		SSS 0-3 K			3	0	1	0	1	1	0
Pat Kelly, L (1, 9) OBP: 0.413, SLG: 0.368	BBBB 4-0 F9 BB		4-3 1-2		G3			6-3		2	0	0	0	1	0	3
Bill Sharp, L (5, 9) OBP: 0.304, SLG: 0.238								1-3		1	0	0	0	0	0	0
Bill Melton, R (1, 5) OBP: 0.354, SLG: 0.278	F9 1-2			SSS K		F9		5-3		4	0	0	0	0	1	2
Ken Henderson, S (1, 8) OBP: 0.409, SLG: 0.500		F9		1B 3B		BBBB 4-0 2B BB				3	2	1	0	1	0	0
Carlos May, L (1, 3) OBP: 0.431, SLG: 0.574		S 1B		G4-6-3 3-H 1B		1-H 1B 2B			E3 BB 1B	3	1	3	2	0	0	0
Tony Muser, L (8, 3)										1	1	0	0	0	0	0
Deron Johnson, R (1, 10) OBP: 0.311, SLG: 0.419		F9 1-2		G4-6-3 1-2f		3-H 1B			BBBB 4-0 1B 1-2 BB	3	0	1	1	1	0	2
Bucky Dent, R (1, 6) OBP: 0.259, SLG: 0.268		6-3			F8	5-3			F7	4	0	0	0	0	0	3
Brian Downing, R (1, 2) OBP: 0.283, SLG: 0.227			FC4-6 1B		BBBB 4-0 WP S E BB		5-3		G1-6-3 1-2 2-H 1B	3	1	2	1	1	0	0
Inning Stats	R: 0 E: 0 K: 0 S: 3 / H: 1 LOB: 1 BB: 1 P: 7	R: 0 E: 0 K: 0 S: 4 / H: 1 LOB: 1 BB: 0 P: 4	R: 0 E: 0 K: 0 S: 3 / H: 1 LOB: 1 BB: 1 P: 7	R: 1 E: 0 K: 1 S: 6 / H: 2 LOB: 0 BB: 0 P: 6	R: 1 E: 1 K: 0 S: 4 / H: 0 LOB: 1 BB: 1 P: 8	R: 2 E: 0 K: 0 S: 4 / H: 2 LOB: 0 BB: 1 P: 8	R: 0 E: 0 K: 1 S: 5 / H: 0 LOB: 0 BB: 0 P: 5	R: 0 E: 0 K: 0 S: 3 / H: 0 LOB: 0 BB: 0 P: 3	R: 1 E: 1 K: 0 S: 4 / H: 1 LOB: 1 BB: 1 P: 8	1B: 5 2B: 1 3B: 2 HR: 0	SF: 0 SAC: 0 DP: 2 HBP: 0						

PITCHER		IP	WLS	BF	H	R	ER	SO	BB	IBB	HBP	BLK	WP	HR	S	P	ERA	WHIP
Al Fitzmorris, R ERA: 2.45	(1, 1)	6.0	L	26	7	4	3	1	4	0	0	0	2	0	24	40	4.50	1.833
Steve Mingori, L ERA: 1.8	(7, 1)	3.0		11	1	1	0	1	1	0	0	0	0	0	12	16	0.00	0.667

PITCHER	IP	WLS	BF	H	R	ER	SO	BB	IBB	HBP	BLK	WP	HR	S	P	ERA	WHIP

TOP

Chicago White Sox @ Kansas City Royals

Royals Stadium, Kansas City, MO

Fri Apr 25 1975, 8:05 PM EDT
Att. 10,903 - Cloudy - 70 F

livebaseballscorecards.com

AB	32
R	5
H	8
RBI	4
BB	5
SO	2
LOB	14

1B: 5	SF: 0	WP: 2	PA: 37
2B: 1	SAC: 0	PB: 0	
3B: 2	DP: 2	SB: 3	
HR: 0	HBP: 0	CS: 1	

Batter	1	2	3	4	5	6	7	8	9	AB	R	H	RBI	BB	SO	LOB
Jim Wohlford, R (1, 9) OBP: 0.321, SLG: 0.520	6-3		F3		BB, 1B 2-3: 1B		P4		F8	5	1	1	0	0	0	0
Amos Otis, R (1, 8) OBP: 0.424, SLG: 0.481	3B		5-3		1B 1-2: BB		BB 1B		K	4	0	2	0	1	1	0
John Mayberry, L (1, 3) OBP: 0.369, SLG: 0.275	K		1B		K		FC4-6 1-2: BB			3	0	1	0	1	2	4
Hal McRae, R (1, 7) OBP: 0.297, SLG: 0.397	F8		F3		F2		F7			4	0	0	0	0	0	7
Harmon Killebrew, R (1, 10) OBP: 0.346, SLG: 0.409		F9		K	1B 1-3 2-H 3-H		FC4-6 1-2f			4	0	1	2	0	1	2
George Brett, L (1, 5) OBP: 0.367, SLG: 0.333		F7		E8 1B	K			BB, L3		3	0	1	0	1	1	2
Cookie Rojas, R (1, 4) OBP: 0.333, SLG: 0.375		2B		5-3		1-3		L3 1-2		4	0	1	0	0	0	2
Freddie Patek, R (1, 6) OBP: 0.358, SLG: 0.372		BB, FC5-4		6-3		1-3		6-3		3	0	0	0	1	0	1
Buck Martinez, R (1, 2) OBP: 0.235, SLG: 0.281		FC5-4 1-2f			1B, 2B	6-3			F8	3	1	1	0	0	0	2
Vada Pinson, L (9, PH) OBP: 0.172, SLG: 0.214										1	0	0	0	0	0	0
Inning Stats	R: 0 H: 1 E: 0 LOB: 1 K: 1 BB: 0 S: 6 P: 6	R: 0 H: 1 E: 0 LOB: 2 K: 0 BB: 1 S: 4 P: 8	R: 0 H: 1 E: 0 LOB: 1 K: 0 BB: 0 S: 4 P: 4	R: 0 H: 1 E: 1 LOB: 1 K: 1 BB: 0 S: 6 P: 6	R: 2 H: 3 E: 0 LOB: 2 K: 2 BB: 1 S: 10 P: 14	R: 0 H: 0 E: 0 LOB: 0 K: 0 BB: 0 S: 3 P: 3	R: 0 H: 1 E: 0 LOB: 2 K: 0 BB: 1 S: 4 P: 8	R: 0 H: 0 E: 0 LOB: 0 K: 0 BB: 1 S: 2 P: 6	R: 0 H: 0 E: 0 LOB: 0 K: 1 BB: 0 S: 5 P: 5	1B: 5 SF: 0 2B: 3 SAC: 0 3B: 1 DP: 1 HR: 0 HBP: 0						

PITCHER	IP	WLS	BF	H	R	ER	SO	BB	IBB	HBP	BLK	WP	HR	S	P	ERA	WHIP
Claude Osteen, L (1, 1) ERA: 5.25	6.1	W	30	8	2	2	4	3	0	0	0	0	0	35	47	2.84	1.737
Rich Gossage, R (7, 1) ERA: 2.57	2.2	S	8	0	0	0	1	1	0	0	0	0	0	9	13	0.00	0.375

PITCHER	IP	WLS	BF	H	R	ER	SO	BB	IBB	HBP	BLK	WP	HR	S	P	ERA	WHIP

BOTTOM

Chicago White Sox @ Kansas City Royals

Royals Stadium, Kansas City, MO

Fri Apr 25 1975, 8:05 PM EDT
Att. 10,903 - Cloudy - 70 F

livebaseballscorecards.com

AB	34
R	2
H	8
RBI	2
BB	4
SO	5
LOB	20

Batter	1	2	3	4	5	6	7	8	9	AB	R	H	RBI	BB	SO	LOB
Nyls Nyman, L (1, 7) OBP: 0.240, SLG: 0.268	L3		HBP		L9		3B		G3	4	1	1	2	0	0	0
Jorge Orta, L (1, 4) OBP: 0.324, SLG: 0.400	BB		G3		K		F8		2B	4	0	1	0	1	1	2
Pat Kelly, L (1, 9) OBP: 0.431, SLG: 0.381	1B		BB			F8		2B 1B	L6	4	2	2	0	1	0	1
Bill Melton, R (1, 5) OBP: 0.348, SLG: 0.293	K		2B			F9		F9		4	0	1	2	0	1	3
Ken Henderson, S (1, 8) OBP: 0.400, SLG: 0.500	F8		G3			F9		1B SF9 2B		4	1	1	1	0	0	3
Carlos May, L (1, 3) OBP: 0.419, SLG: 0.552		4-3		K			F9	2-3 1B		4	0	1	0	0	1	0
Deron Johnson, R (1, 10) OBP: 0.327, SLG: 0.409		6-3		G5-4-3 BB			FC6-4 BB	SF9 3-H		1	0	0	1	2	0	0
Bucky Dent, R (1, 6) OBP: 0.246, SLG: 0.254		P6		G5-4-3 1-2f			FC6-4 1B 3B 1-2f	F8		3	1	0	0	0	0	2
Bill Sharp, L (8, PH) OBP: 0.292, SLG: 0.227										1	0	0	0	0	0	1
Lee Richard, R (8, 6) OBP: 0.500, SLG: 0.500										0	0	0	0	0	0	0
Brian Downing, R (1, 2) OBP: 0.286, SLG: 0.234		6-3			K		1-2 3B 1B		L8	3	1	1	0	0	1	0
Tony Muser, L (9, PH)										1	0	0	0	0	0	0

Inning Stats									
	R: 0 E: 0 K: 1 S: 6	H: 1 LOB: 2 BB: 1 P: 10	R: 0 E: 0 K: 0 S: 3	H: 0 LOB: 0 BB: 0 P: 3	R: 2 E: 0 K: 0 S: 4	H: 1 LOB: 1 BB: 1 P: 9	R: 0 E: 0 K: 1 S: 4	H: 0 LOB: 0 BB: 1 P: 8	R: 0 E: 0 K: 2 S: 7	H: 0 LOB: 0 BB: 0 P: 7
	R: 0 E: 0 K: 0 S: 3	H: 0 LOB: 0 BB: 0 P: 3	R: 2 E: 0 K: 0 S: 5	H: 2 LOB: 1 BB: 1 P: 9	R: 2 E: 0 K: 0 S: 6	H: 3 LOB: 1 BB: 0 P: 6	R: 0 E: 0 K: 0 S: 4	H: 1 LOB: 1 BB: 0 P: 4	1B: 4 2B: 3 3B: 1 HR: 0	SF: 1 SAC: 0 DP: 1 HBP: 1	WP: 0 PB: 0 SB: 0 CS: 0	PA: 39

PITCHER		IP	WLS	BF	H	R	ER	SO	BB	IBB	HBP	BLK	WP	HR	S	P	ERA	WHIP
Nelson Briles, R ERA: 3.09	(1, 1)	7.1	W	32	6	6	6	4	4	0	1	0	0	0	35	52	7.36	1.364
Steve Mingori, L ERA: 1.8	(8, 1)	0.0		1	1	0	0	0	0	0	0	0	0	0	1	1	∞	∞
Doug Bird, R ERA:	(8, 1)	1.2	S	6	1	0	0	0	0	0	0	0	0	0	6	6	0.00	0.600

PITCHER	IP	WLS	BF	H	R	ER	SO	BB	IBB	HBP	BLK	WP	HR	S	P	ERA	WHIP

TOP

Chicago White Sox @ Kansas City Royals

Royals Stadium, Kansas City, MO

Sat Apr 26 1975, 4:33 AM EDT
Att. 8,749 - Cloudy - 70 F

livebaseballscorecards.com

AB	33
R	6
H	8
RBI	6
BB	4
SO	4
LOB	12

BOTTOM

Chicago White Sox @ Kansas City Royals

Royals Stadium, Kansas City, MO

Sat Apr 26 1975, 4:33 AM EDT

Att. 8,749 - Cloudy - 70 F

livebaseballscorecards.com

Batter	1	2	3	4	5	6	7	8	9	AB	R	H	RBI	BB	SO	LOB
Vada Pinson, L (1, 9) OBP: 0.242, SLG: 0.419	G6-3 3B	HR			BB HR BB	FC4-6 2B 1B		K		3	4	2	1	1	0	1
Al Cowens, R (7, 9) OBP: 0.250, SLG: 0.455										1	0	0	0	0	1	0
Amos Otis, R (1, 8) OBP: 0.437, SLG: 0.561	G6-3 1B	5-3			1-H HR	1-3 1B 2B		F7		5	2	3	2	0	0	0
John Mayberry, L (1, 10) OBP: 0.377, SLG: 0.278	G6-3 1-2f 3-H		4-3		BB BB	FC5-4 2-H 3-H 1B				3	0	1	2	1	0	1
Hal McRae, R (1, 7) OBP: 0.309, SLG: 0.393	2B 1B		5-3		1-2 BB	FC5-4 1-2f				3	1	1	0	1	0	1
Tony Solaita, L (1, 3) OBP: 0.286, SLG: 0.385	1-H 3B 2B		K		K		3-1			4	1	1	1	0	2	2
George Brett, L (1, 5) OBP: 0.375, SLG: 0.397	2-H 3B			1-3	K		FC1-5-6-5 2B			4	0	2	1	0	1	2
Frank White, R (1, 4) OBP: 0.227, SLG: 0.238	6-3			BB	F9		FC1-5-6-5 2-3			3	0	0	0	1	0	4
Freddie Patek, R (1, 6) OBP: 0.351, SLG: 0.362		G6-4-3 1B		K		1-3	F7			4	0	1	0	0	1	2
Buck Martinez, R (1, 2) OBP: 0.237, SLG: 0.278		G6-4-3 1-2f		L8		FC4-6 1B		6-3		4	0	1	0	0	0	2
Inning Stats	R: 3 E: 0 K: 0 S: 7 H: 5 LOB: 1 BB: 0 P: 7	R: 1 E: 0 K: 0 S: 4 H: 2 LOB: 0 BB: 0 P: 4	R: 0 E: 0 K: 1 S: 5 H: 0 LOB: 0 BB: 0 P: 5	R: 0 E: 0 K: 1 S: 5 H: 0 LOB: 1 BB: 1 P: 9	R: 2 E: 0 K: 2 S: 8 H: 1 LOB: 2 BB: 3 P: 20	R: 2 E: 0 K: 0 S: 6 H: 3 LOB: 1 BB: 0 P: 6	R: 0 E: 0 K: 0 S: 4 H: 1 LOB: 1 BB: 0 P: 4	R: 0 E: 0 K: 1 S: 5 H: 0 LOB: 0 BB: 0 P: 5		1B: 5 2B: 3 3B: 2 HR: 2	SF: 0 SAC: 0 DP: 2 HBP: 0						

	AB	34
	R	8
	H	12
	RBI	7
	BB	4
	SO	5
	LOB	15

WP: 0 PB: 0 SB: 0 CS: 0 PA: 38

PITCHER		IP	WLS	BF	H	R	ER	SO	BB	IBB	HBP	BLK	WP	HR	S	P	ERA	WHIP
Stan Bahnsen, R ERA: 11.74	(1, 1)	4.0	L	21	8	6	6	2	3	0	0	0	0	2	22	34	13.50	2.750
Ozzie Osborn, R ERA: 4.5	(5, 1)	4.0		17	4	2	2	3	1	0	0	0	0	0	22	26	4.50	1.250

PITCHER	IP	WLS	BF	H	R	ER	SO	BB	IBB	HBP	BLK	WP	HR	S	P	ERA	WHIP

Batter	1	2	3	4	5	6	7	8	9	AB	R	H	RBI	BB	SO	LOB
Nyls Nyman, L (1, 7) OBP: 0.235, SLG: 0.260	E5 1B 1B G6-4-3	F2	1-3		4-3		2-H 1B		E1 1-2 2-3	6	1	1	1	0	0	7
Jorge Orta, L (1, 4) OBP: 0.325, SLG: 0.394	G6-4-3 1B 1-2 PB 1B	F7		F7 1B		4-3	6-3		G3	6	1	2	0	0	0	5
Pat Kelly, L (1, 9) OBP: 0.436, SLG: 0.378 Bill Sharp, L (6, 9) OBP: 0.280, SLG: 0.217	G6-4-3 1-2 2-3 1B	BBB 1B 1B BB	F7 1-2			P6		P6		3 1	1 0	1 0	0 0	1 0	0 0	1 0
Deron Johnson, R (1, 10) OBP: 0.315, SLG: 0.388	G6-4-3 1-2f 2-3 3-H	FC4-6 1B 1-3 1B 1B	F7			P6		SSS K		5	1	1	0	0	1	3
Ken Henderson, S (1, 8) OBP: 0.413, SLG: 0.522	BB 3-H 1B	FC4-6 1-2 3-H 1B	4-1				2B 2B	F9		5	1	3	1	0	0	1
Carlos May, L (1, 3) OBP: 0.424, SLG: 0.557 Tony Muser, L (7, 3) OBP: 0.083, SLG: 0.083	BBB 1-2 BB	FC4-6 1-2f 2-3 1B 1B		4-3			2-H 1B 2B		FC4-6 1B	3 1	2 0	1 1	1 0	1 0	0 0	2 0
Bill Melton, R (1, 5) OBP: 0.351, SLG: 0.302	SSS K	1B 1-2 3-H 1B	5-3			SH1-4 2-H 1B 1B		F8		5	1	2	2	0	1	3
Bucky Dent, R (1, 6) OBP: 0.262, SLG: 0.270	F9 1-2 2-H 1B	1B 1B		SH1-4 1-2		FC4-6 E 1B 1-2f				4	0	2	1	0	0	1
Brian Downing, R (1, 2) OBP: 0.311, SLG: 0.269	P6 1-2 1B	6-3 1-2 1B		E 1-2 1B						5	0	3	0	0	0	3

Inning Stats										
	R: 2 E: 1 K: 1 S: 8	H: 3 LOB: 2 BB: 1 P: 12	R: 0 E: 0 K: 0 S: 4	H: 1 LOB: 1 BB: 0 P: 4	R: 3 E: 0 K: 0 S: 7	H: 4 LOB: 2 BB: 1 P: 11	R: 0 E: 0 K: 0 S: 4	H: 1 LOB: 1 BB: 0 P: 4	R: 0 E: 0 K: 0 S: 5	H: 2 LOB: 2 BB: 0 P: 5
	R: 0 E: 0 K: 0 S: 3	H: 0 LOB: 0 BB: 0 P: 3	R: 3 E: 0 K: 0 S: 7	H: 4 LOB: 1 BB: 0 P: 7	R: 0 E: 0 K: 1 S: 5	H: 0 LOB: 0 BB: 0 P: 5	R: 0 E: 1 K: 0 S: 6	H: 2 LOB: 3 BB: 0 P: 6	1B: 15 2B: 2 3B: 0 HR: 0	SF: 0 SAC: 1 DP: 1 HBP: 0

PITCHER		IP	WLS	BF	H	R	ER	SO	BB	IBB	HBP	BLK	WP	HR	S	P	ERA	WHIP
Bruce Dal Canton, R ERA: 17.18	(1, 1)	2.1	L	16	7	5	3	1	2	0	0	0	0	0	16	24	11.57	3.857
Marty Pattin, R ERA: 6.23	(3, 1)	3.2		18	7	3	3	0	0	0	0	0	0	0	18	18	7.36	1.909
Lindy McDaniel, R ERA: 0.77	(7, 1)	3.0		13	3	0	0	1	0	0	0	0	0	0	15	15	0.00	1.000

PITCHER	IP	WLS	BF	H	R	ER	SO	BB	IBB	HBP	BLK	WP	HR	S	P	ERA	WHIP

TOP

Chicago White Sox @ Kansas City Royals

Royals Stadium, Kansas City, MO

Sun Apr 27 1975, 4:33 AM EDT

Att. 9,803 - Cloudy - 80 F

livebaseballscorecards.com

AB	44
R	8
H	17
RBI	6
BB	2
SO	2
LOB	26

WP: 0	PB: 1	SB: 0	CS: 0
PA: 47			

Batter	1	2	3	4	5	6	7	8	9	AB	R	H	RBI	BB	SO	LOB
Jim Wohlford, R (1, 7) OBP: 0.281, SLG: 0.448	6-3		K		P4		L8			4	0	0	0	0	1	0
Amos Otis, R (1, 8) OBP: 0.413, SLG: 0.525	K		F9		5-3			F8		4	0	0	0	0	1	0
Hal McRae, R (1, 10) OBP: 0.306, SLG: 0.375	HR BB		K			F8		K		3	1	0	0	1	2	0
Harmon Killebrew, R (1, 3) OBP: 0.375, SLG: 0.511 Vada Pinson, L (8, PR) (9, 3) OBP: 0.242, SLG: 0.419	1-H HR			3-1 1B 2B		L8		BB		3 0	2 0	2 0	2 0	1 0	0 0	0 0
George Brett, L (1, 5) OBP: 0.368, SLG: 0.377	2B BB			3-1 2-3		6-3		4-3		3	1	0	0	1	0	2
Cookie Rojas, R (1, 4) OBP: 0.327, SLG: 0.385	1-H 2B		K				F8		F5	4	0	1	1	0	1	1
Al Cowens, R (1, 9) OBP: 0.250, SLG: 0.400		P6		3-H 1B			5-3		4-3	4	0	1	1	0	0	0
Freddie Patek, R (1, 6) OBP: 0.350, SLG: 0.380 Tony Solaita, L (9, PH) OBP: 0.267, SLG: 0.357		L3		F4			HR 2B		K	3 1	1 0	1 0	0 0	0 0	0 1	1 0
Buck Martinez, R (1, 2) OBP: 0.244, SLG: 0.359		4-3			4-3		2-H HR			3	1	1	2	0	0	0
Inning Stats	R: 3 H: 2 E: 0 LOB: 1 K: 1 BB: 2 S: 6 P: 14	R: 0 H: 0 E: 0 LOB: 0 K: 0 BB: 0 S: 3 P: 3	R: 0 H: 0 E: 0 LOB: 0 K: 2 BB: 0 S: 7 P: 7	R: 1 H: 2 E: 0 LOB: 1 K: 1 BB: 0 S: 7 P: 7	R: 0 H: 0 E: 0 LOB: 0 K: 0 BB: 0 S: 3 P: 3	R: 0 H: 0 E: 0 LOB: 0 K: 0 BB: 0 S: 3 P: 3	R: 2 H: 2 E: 0 LOB: 0 K: 0 BB: 0 S: 5 P: 5	R: 0 H: 0 E: 0 LOB: 1 K: 1 BB: 1 S: 5 P: 9	R: 0 H: 0 E: 0 LOB: 0 K: 1 BB: 0 S: 5 P: 5	1B: 1 SF: 0 2B: 3 SAC: 0 3B: 0 DP: 0 HR: 2 HBP: 0						

PITCHER		IP	WLS	BF	H	R	ER	SO	BB	IBB	HBP	BLK	WP	HR	S	P	ERA	WHIP
Jim Kaat, L ERA: 3.68	(1, 1)	6.2	W	27	6	6	6	4	2	0	0	0	0	2	33	41	8.10	1.200
Rich Gossage, R ERA: 2.2	(7, 1)	2.1	S	8	0	0	0	2	1	0	0	0	0	0	11	15	0.00	0.429

PITCHER	IP	WLS	BF	H	R	ER	SO	BB	IBB	HBP	BLK	WP	HR	S	P	ERA	WHIP

BOTTOM

Chicago White Sox @ Kansas City Royals

Royals Stadium, Kansas City, MO

Sun Apr 27 1975, 4:33 AM EDT

Att. 9,803 - Cloudy - 80 F

livebaseballscorecards.com

AB	32
R	6
H	6
RBI	6
BB	3
SO	6
LOB	4

Chicago White Sox @ Kansas City Royals

Royals Stadium, Kansas City, MO

Mon Apr 28 1975, 8:05 PM EDT

Att. 8,352 - Unknown - 74 F

TOP

livebaseballscorecards.com

Batter	1	2	3	4	5	6	7	8	9	AB	R	H	RBI	BB	SO	LOB
Nyls Nyman, L (1, 7) OBP: 0.221, SLG: 0.244	3-1	K			K	1-6-3		F7		5	0	0	0	0	2	3
Jorge Orta, L (1, 4) OBP: 0.329, SLG: 0.434	6-3		4-3			1B	F9		1-H HR	5	2	2	2	0	0	1
Pat Kelly, L (1, 9) OBP: 0.450, SLG: 0.440	1B 2B		K			1B G4-6-3 1-2		2B	K	5	2	3	0	0	2	0
Carlos May, L (1, 10) OBP: 0.429, SLG: 0.554	2B 2-H 1B		4-3			G4-6-3 1-3 2-H		K		4	0	2	2	0	1	1
Ken Henderson, S (1, 8) OBP: 0.418, SLG: 0.528	1-3 2B			4-3		G4-6-3 1-2f 3-H		BB		3	0	1	0	1	0	1
Bill Melton, R (1, 5) OBP: 0.333, SLG: 0.284	1-3			F9		E4		F7		4	0	0	0	0	0	4
Tony Muser, L (1, 3) OBP: 0.063, SLG: 0.063		4-3		4-3		1-3		4-3		4	0	0	0	0	0	3
Bucky Dent, R (1, 6) OBP: 0.250, SLG: 0.258		6-3			1-4-3		6-3		F5	3	0	0	0	0	0	0
Bill Sharp, L (9, PH) OBP: 0.269, SLG: 0.208										1	0	0	0	0	0	0
Brian Downing, R (1, 2) OBP: 0.338, SLG: 0.309		2B			5-3		1-6-3 1B		HR BB	3	1	2	0	1	0	0
Inning Stats	R: 1 E: 0 K: 0 S: 6 H: 3 LOB: 2 BB: 0 P: 6	R: 0 E: 0 K: 1 S: 6 H: 1 LOB: 1 BB: 0 P: 6	R: 0 E: 0 K: 1 S: 5 H: 0 LOB: 0 BB: 0 P: 5	R: 0 E: 0 K: 0 S: 3 H: 0 LOB: 0 BB: 0 P: 3	R: 0 E: 0 K: 1 S: 5 H: 0 LOB: 0 BB: 0 P: 5	R: 2 E: 1 K: 0 S: 6 H: 3 LOB: 1 BB: 0 P: 6	R: 0 E: 0 K: 0 S: 4 H: 1 LOB: 1 BB: 0 P: 4	R: 0 E: 0 K: 1 S: 6 H: 1 LOB: 2 BB: 1 P: 10	R: 2 E: 0 K: 1 S: 6 H: 1 LOB: 0 BB: 1 P: 10	1B: 5 2B: 4 3B: 0 HR: 1 SF: 0 SAC: 0 DP: 1 HBP: 0						

	AB	37
	R	5
	H	10
	RBI	4
	BB	2
	SO	5
	LOB	13

WP: 0 PB: 0 SB: 0 CS: 0 PA: 39

PITCHER		IP	WLS	BF	H	R	ER	SO	BB	IBB	HBP	BLK	WP	HR	S	P	ERA	WHIP
Steve Busby, R ERA: 2.2	(1, 1)	8.0	W	34	9	3	3	4	1	0	0	0	0	0	41	45	3.38	1.250
Doug Bird, R ERA: 1.86	(9, 1)	1.0		5	1	2	2	1	1	0	0	0	0	1	6	10	18.00	2.000

PITCHER		IP	WLS	BF	H	R	ER	SO	BB	IBB	HBP	BLK	WP	HR	S	P	ERA	WHIP

BOTTOM

Chicago White Sox @ Kansas City Royals

Royals Stadium, Kansas City, MO

Mon Apr 28 1975, 8:05 PM EDT

Att. 8,352 - Unknown - 74 F

livebaseballscorecards.com

Batter	1	2	3	4	5	6	7	8	9	AB	R	H	RBI	BB	SO	LOB
Freddie Patek, R (1, 6) OBP: 0.369, SLG: 0.389	K		3B 1B		2B BB		BB S 3B 1B	K		4	3	2	0	1	2	1
Amos Otis, R (1, 8) OBP: 0.425, SLG: 0.569	K		1-H G6-4-3 3B		1-H 2B		1-2 BB 3B BB	P4		4	2	2	2	1	1	1
John Mayberry, L (1, 3) OBP: 0.397, SLG: 0.286	FC6-4 1B		G6-4-3 BB		K		1-2 2-3 3B BB			2	1	1	0	2	1	1
Hal McRae, R (1, 7) OBP: 0.303, SLG: 0.397	FC6-4 1-2f		G6-4-3 1-2f 3-H		6-3		1-H 2-H 3-H 3B			4	0	1	3	0	0	3
Harmon Killebrew, R (1, 10) Rodney Scott, S (7, PR) OBP: 0.400, SLG: 0.571		FC4-6 BB	L5			HR	BB			2 0	1 0	1 0	1 0	2 0	0 0	0 0
George Brett, L (1, 5) OBP: 0.347, SLG: 0.354		FC4-6 1-2f 1B		6-3		K	K			4	0	0	0	0	2	3
Cookie Rojas, R (1, 4) OBP: 0.321, SLG: 0.375		F9		L3 1B		P5	1-3			4	0	1	0	0	0	3
Jim Wohlford, R (1, 9) OBP: 0.306, SLG: 0.455		1-2 1B		L3 1-2		CS 1B		F8		4	0	2	0	0	0	1
Buck Martinez, R (1, 2) OBP: 0.244, SLG: 0.333		P6			F8	CS 1-2	6-3	BB		3	0	0	0	1	0	2
Inning Stats	R: 0 E: 0 K: 2 S: 8 H: 1 LOB: 1 BB: 0 P: 8	R: 0 E: 0 K: 0 S: 4 H: 1 LOB: 2 BB: 1 P: 8	R: 2 E: 0 K: 0 S: 4 H: 2 LOB: 0 BB: 1 P: 8	R: 0 E: 0 K: 0 S: 3 H: 1 LOB: 0 BB: 0 P: 3	R: 1 E: 0 K: 1 S: 6 H: 1 LOB: 1 BB: 1 P: 10	R: 1 E: 0 K: 1 S: 6 H: 2 LOB: 0 BB: 0 P: 6	R: 3 E: 0 K: 1 S: 7 H: 2 LOB: 2 BB: 3 P: 19	R: 0 E: 0 K: 1 S: 5 H: 0 LOB: 1 BB: 1 P: 9		1B: 6 2B: 2 3B: 2 HR: 1	SF: 0 SAC: 0 DP: 2 HBP: 0						

	AB	31
	R	7
	H	10
	RBI	6
	BB	7
	SO	6
	LOB	15

WP: 0 PB: 0 SB: 1 CS: 1 PA: 39

PITCHER		IP	WLS	BF	H	R	ER	SO	BB	IBB	HBP	BLK	WP	HR	S	P	ERA	WHIP
Wilbur Wood, L ERA: 5.1	(1, 1)	6.1	L	29	9	6	6	4	4	0	0	0	0	1	33	49	8.53	2.053
Terry Forster, L ERA: 2.63	(7, 1)	1.2		9	1	1	1	2	3	0	0	0	0	0	10	22	5.40	2.400

PITCHER	IP	WLS	BF	H	R	ER	SO	BB	IBB	HBP	BLK	WP	HR	S	P	ERA	WHIP

Chicago White Sox @ Texas Rangers

Arlington Stadium, Arlington, TX

Tue Apr 29 1975, 8:05 PM EDT

Att. 7,107 - Unknown

TOP

Batter	1	2	3	4	5	6	7	8	9	AB	R	H	RBI	BB	SO	LOB
Pat Kelly, L (1, 9) OBP: 0.438, SLG: 0.426	4-3		K 1-2		1B			F9		4	0	1	0	0	1	1
Jorge Orta, L (1, 4) OBP: 0.326, SLG: 0.450	F8			F7	F8			1B 3B		4	1	1	0	0	0	1
Carlos May, L (1, 3) OBP: 0.432, SLG: 0.544	K			1B 1B BB		F9		G1-6-3 3-H 1B		3	1	1	1	1	1	0
Ken Henderson, S (1, 8) OBP: 0.410, SLG: 0.513		F9		FC5-4 1B 1-3 1B		G3		G1-6-3 1-2f		4	0	1	0	0	0	1
Bill Melton, R (1, 5) OBP: 0.341, SLG: 0.296		K		FC5-4 1-2 3-H 1B		K			FC4-6 1B	4	0	2	1	0	2	0
Lee Richard, R (9, PR) OBP: 0.500, SLG: 0.500										0	0	0	0	0	0	0
Deron Johnson, R (1, 10) OBP: 0.293, SLG: 0.358		K		FC5-4 FC1-4 1-2f 2-3			6-3		K	4	0	0	0	0	2	3
Nyls Nyman, L (1, 7) OBP: 0.222, SLG: 0.244			L5-3 1B	FC1-4 1-2f			4-3		FC4-6 1-2f	4	0	1	0	0	0	3
Bucky Dent, R (1, 6) OBP: 0.254, SLG: 0.275			L5-3 1-2		K		2B		F6	3	0	1	0	0	1	1
Bill Sharp, L (9, PH) OBP: 0.259, SLG: 0.200										1	0	0	0	0	0	1
Brian Downing, R (1, 2) OBP: 0.338, SLG: 0.310			S 1B		5-3		L5			3	0	1	0	0	0	1

Inning Stats	1	2	3	4	5	6	7	8	9
R	0	0	0	1	0	0	0	1	0
E	0	0	0	0	0	0	0	0	0
K	1	2	1	0	1	1	0	0	1
S	5	7	6	5	6	5	4	4	6
H	0	0	2	2	1	0	1	2	1
LOB	0	0	1	2	1	0	1	0	1
BB	0	0	0	1	0	0	0	0	0
P	5	7	6	9	6	5	4	4	6

1B	7
2B	2
3B	1
HR	0
SF	0
SAC	0
DP	2
HBP	0
WP	0
PB	0
SB	1
CS	0
PA	35

AB	34
R	2
H	9
RBI	2
BB	1
SO	7
LOB	12

livebaseballscorecards.com

PITCHER	IP	WLS	BF	H	R	ER	SO	BB	IBB	HBP	BLK	WP	HR	S	P	ERA	WHIP
Fergie Jenkins, R (1, 1) ERA: 3.67	9.0	W	35	9	2	2	7	1	0	0	0	0	0	48	52	2.00	1.111

PITCHER	IP	WLS	BF	H	R	ER	SO	BB	IBB	HBP	BLK	WP	HR	S	P	ERA	WHIP

Batter	1	2	3	4	5	6	7	8	9	AB	R	H	RBI	BB	SO	LOB
Cesar Tovar, R (1, 7) OBP: 0.365, SLG: 0.333	1-3		HR 1B	F6			G3 1B			4	1	2	0	0	0	2
Willie Davis, L (1, 8) OBP: 0.231, SLG: 0.289	K		K		G3		G3 1-2			4	0	0	0	0	2	2
Lenny Randle, S (1, 4) OBP: 0.367, SLG: 0.373	BB 1B BB		1-H HR		FC5-4 1B		5-3			3	2	2	2	1	0	1
Jeff Burroughs, R (1, 9) OBP: 0.387, SLG: 0.485	1B 1-2 BB		K		FC5-4 1B 1-2f		IBB			2	0	0	0	2	1	1
Jim Fregosi, R (1, 3) OBP: 0.310, SLG: 0.333	1-2 2-H 1B		K		1-2 1B		K			4	0	2	1	0	2	2
Tom Grieve, R (1, 10) OBP: 0.261, SLG: 0.591 Mike Hargrove, L (5, PH) OBP: 0.333, SLG: 0.426	K			6-3	F8			F9		2 2	0 0	0 0	0 0	0 0	1 0	2 2
Toby Harrah, R (1, 6) OBP: 0.343, SLG: 0.393		5-3		F8		6-3		F8		4	0	0	0	0	0	0
Leo Cardenas, R (1, 5) OBP: 0.200, SLG: 0.111		5-3		BB BB		4-3		K		3	0	0	0	1	1	0
Jim Sundberg, R (1, 2) OBP: 0.276, SLG: 0.224		F7		1-2 BB		K				2	0	0	0	1	1	0
Inning Stats	R: 1 H: 1 E: 0 LOB: 2 K: 2 BB: 2 S: 8 P: 16	R: 0 H: 0 E: 0 LOB: 0 K: 0 BB: 0 S: 3 P: 3	R: 2 H: 2 E: 0 LOB: 0 K: 3 BB: 0 S: 11 P: 11	R: 0 H: 0 E: 0 LOB: 2 K: 0 BB: 2 S: 3 P: 11	R: 0 H: 2 E: 0 LOB: 2 K: 0 BB: 0 S: 5 P: 5	R: 0 H: 0 E: 0 LOB: 0 K: 1 BB: 0 S: 5 P: 5	R: 0 H: 1 E: 0 LOB: 2 K: 1 BB: 1 S: 6 P: 10	R: 0 H: 0 E: 0 LOB: 0 K: 1 BB: 0 S: 5 P: 5		1B: 5 SF: 0 2B: 0 SAC: 0 3B: 0 DP: 0 HR: 1 HBP: 0						

PITCHER		IP	WLS	BF	H	R	ER	SO	BB	IBB	HBP	BLK	WP	HR	S	P	ERA	WHIP
Claude Osteen, L ERA: 5.34	(1, 1)	4.2	L	23	5	3	3	5	4	0	0	0	0	1	29	45	5.79	1.929
Rich Gossage, R ERA: 1.83	(5, 1)	3.1		12	1	0	0	3	0	1	0	0	0	0	17	21	0.00	0.300

PITCHER	IP	WLS	BF	H	R	ER	SO	BB	IBB	HBP	BLK	WP	HR	S	P	ERA	WHIP

BOTTOM

Chicago White Sox @ Texas Rangers

Arlington Stadium, Arlington, TX

Tue Apr 29 1975, 8:05 PM EDT

Att. 7,107 - Unknown

livebaseballscorecards.com

AB	30
R	3
H	6
RBI	3
BB	5
SO	8
LOB	12

1B: 5	SF: 0	WP: 0	PA: 35
2B: 0	SAC: 0	PB: 0	
3B: 0	DP: 0	SB: 0	
HR: 1	HBP: 0	CS: 0	

Batter	1	2	3	4	5	6	7	8	9	AB	R	H	RBI	BB	SO	LOB
Pat Kelly, L (1, 9) OBP: 0.456, SLG: 0.439	BBB 4-0 CS BB		x 0-0 FC4-6 1-3 2-H 1B		x 0-0 ② 4-3			x 0-0 1B 1B	x 0-0 ③ L4	3	0	2	1	1	0	0
Buddy Bradford, R (9, PH) OBP: 0.278, SLG: 0.071										1	0	0	0	0	0	1
Jorge Orta, L (1, 4) OBP: 0.322, SLG: 0.440	SSS 0-3 ① ② K 1-2		x 0-0 ① FC4-6 1B 1-2f 3-H		x 0-0 ③ 6-3			x 0-0 BB 1-3 1B		4	0	1	1	0	1	2
Carlos May, L (1, 10) OBP: 0.423, SLG: 0.528	x 0-0 ③ F7		x 0-0 ② 1-3 1B			x 0-0 ① 6-3		x 0-0 ① F4		4	0	1	0	0	0	2
Ken Henderson, S (1, 8) OBP: 0.414, SLG: 0.500		BBBB 4-0 FC1-5-4 1B BB	x 0-0 ③ F6			BBBB 4-0 FC4-6 BB		SSS 0-3 ② K		2	0	0	0	2	1	3
Bill Melton, R (1, 5) OBP: 0.349, SLG: 0.297		x 0-0 FC1-5-4 1-2 1B		x 0-0 ① F4		x 0-0 ② F6		BBBB 4-0 1-2 BB		3	0	1	0	1	0	1
Tony Muser, L (1, 3) OBP: 0.105, SLG: 0.056		x 0-0 ① F5		BBBB 4-0 BB		x 0-0 ③ FC4-6 1-2f		x 0-0 ③ F7		2	0	0	0	1	0	3
Deron Johnson, R (8, PH) OBP: 0.288, SLG: 0.352 (8, 3)										1	0	0	0	0	0	3
Nyls Nyman, L (1, 7) OBP: 0.215, SLG: 0.236		x 0-0 ② ③ FC1-5-4 1-2 2-3		x 0-0 ② F6			x 0-0 ① L7		x 0-0 ① 1-3	3	0	0	0	0	0	3
Jerry Hairston, S (9, PH)										1	0	0	0	0	0	0
Bucky Dent, R (1, 6) OBP: 0.253, SLG: 0.264			BBBB 4-0 BB 1B BB	x 0-0 ③ F8			x 0-0 ② 5-3		x 0-0 ② F9	3	1	0	0	1	0	1
Brian Downing, R (1, 2) OBP: 0.347, SLG: 0.300			BBBB 4-0 1B 1-2 FC4-6 BB		x 0-0 ① F7		x 0-0 ③ F4		BBBB 4-0 BB	2	1	0	0	2	0	0
Inning Stats	R: 0 H: 0 E: 0 LOB: 0 K: 1 BB: 1 S: 4 P: 8	R: 0 H: 1 E: 0 LOB: 1 K: 0 BB: 1 S: 3 P: 7	R: 2 H: 2 E: 0 LOB: 1 K: 0 BB: 2 S: 4 P: 12	R: 0 H: 0 E: 0 LOB: 1 K: 0 BB: 1 S: 3 P: 7	R: 0 H: 0 E: 0 LOB: 0 K: 0 BB: 1 S: 3 P: 3	R: 0 H: 0 E: 0 LOB: 1 K: 0 BB: 1 S: 3 P: 7	R: 0 H: 0 E: 0 LOB: 1 K: 0 BB: 0 S: 3 P: 3	R: 0 H: 2 E: 0 LOB: 3 K: 1 BB: 1 S: 7 P: 11	R: 0 H: 0 E: 0 LOB: 1 K: 0 BB: 1 S: 3 P: 7	1B: 5 2B: 1 3B: 0 HR: 0	SF: 0 SAC: 0 DP: 2 HBP: 0						

TOP

Chicago White Sox @ Texas Rangers

Arlington Stadium, Arlington, TX

Wed Apr 30 1975, 8:05 PM EDT

Att. 8,105 - Unknown

livebaseballscorecards.com

AB	29
R	2
H	5
RBI	2
BB	8
SO	2
LOB	19

WP: 0 PA: 37
PB: 0
SB: 0
CS: 1

PITCHER		IP	WLS	BF	H	R	ER	SO	BB	IBB	HBP	BLK	WP	HR	S	P	ERA	WHIP
Jim Bibby, R ERA: 5.24	(1, 1)	7.2	W	32	5	2	2	2	7	0	0	0	0	0	29	57	2.35	1.565
Jim Umbarger, L ERA: 0.69	(8, 1)	1.1		5	0	0	0	0	1	0	0	0	0	0	4	8	0.00	0.750

PITCHER	IP	WLS	BF	H	R	ER	SO	BB	IBB	HBP	BLK	WP	HR	S	P	ERA	WHIP

BOTTOM

Chicago White Sox @ Texas Rangers

Arlington Stadium, Arlington, TX

Wed Apr 30 1975, 8:05 PM EDT

Att. 8,105 - Unknown

livebaseballscorecards.com

Batter	1	2	3	4	5	6	7	8	9	AB	R	H	RBI	BB	SO	LOB
Cesar Tovar, R (1, 7) OBP: 0.351, SLG: 0.306	BBBB 4-0 4-3 2B BB	x 0-0 ② F8	x 0-0 ③ F8		x 0-0 ② 1-3 1-2	x 0-0 ③ L6				4	1	0	0	1	0	6
Joe Lovitto, S (7, 7)										0	0	0	0	0	0	0
(8, 8)																
Willie Davis, L (1, 8) OBP: 0.253, SLG: 0.316	x 0-0 ① 4-3 1-2	BBBB 4-0 BB		x 0-0 ① F9	x 0-0 2-H 3B	H 1-0 G5-4-3 HBP				3	0	1	1	1	0	1
Tom Grieve, R (8, 7) OBP: 0.261, SLG: 0.591										0	0	0	0	0	0	0
Lenny Randle, S (1, 4) OBP: 0.369, SLG: 0.380	x 0-0 6-3 1B 2H 2B	SSS 0-3 ③ K		BBBB 4-0 BB 2B BB	x 0-0 ③ 4-3		x 0-0 ① F9			4	2	1	1	1	1	3
Jeff Burroughs, R (1, 9) OBP: 0.388, SLG: 0.479	x 0-0 ② 6-3 2-3		x 0-0 FC3-6 1B	x 0-0 ② F8		x 0-0 WP S FC3-6 1B	x 0-0 ②③ G5-4-3 1-2f			5	1	2	0	0	0	3
Mike Hargrove, L (1, 3) OBP: 0.339, SLG: 0.412	x 0-0 BB 1B 3-H 1B	x 0-0 ① FC3-6 1-2f HR	BBBB 4-0 1-2 2B BB			x 0-0 ① F7		x 0-0 ① 6-3		4	2	1	1	1	0	2
Jim Spencer, L (1, 10) OBP: 0.362, SLG: 0.500	x 0-0 BB 1-2 1B	x 0-0 1-H HR	x 0-0 1-H 2-H 2B			H 1-0 FC3-6 1-3 HBP		SSS 0-3 ② K		4	1	3	4	0	1	0
Toby Harrah, R (1, 6) OBP: 0.361, SLG: 0.393	BBBB 4-0 1-2 2-3 BB	H 1-0 2B HBP	x 0-0 ③ 3-1			x 0-0 ② FC3-6 BB HBP 1-2f 3-H		x 0-0 ③ F8		0	0	0	0	1	0	0
Roy Smalley, S (4, 6)										3	0	0	1	0	0	2
Roy Howell, L (1, 5) OBP: 0.250, SLG: 0.333	x 0-0 ③ F5	x 0-0 ② 1-2 2B			x 0-0 ① F8	H 1-0 BB 1-2 HBP				3	0	1	0	0	0	3
Jim Sundberg, R (1, 2) OBP: 0.306, SLG: 0.235		x 0-0 ① F9	BBBB 4-0 BB		x 0-0 1-3 3B 1B	BBBB 4-0 1-2 2-3 BB				2	1	1	0	2	0	0
Inning Stats	R: 2 E: 0 K: 0 S: 6 H: 3 LOB: 3 BB: 2 P: 14	R: 0 E: 0 K: 1 S: 5 H: 0 LOB: 1 BB: 1 P: 9	R: 2 E: 0 K: 0 S: 5 H: 3 LOB: 2 BB: 1 P: 10	R: 2 E: 0 K: 0 S: 4 H: 1 LOB: 1 BB: 2 P: 12	R: 1 E: 0 K: 0 S: 5 H: 2 LOB: 1 BB: 0 P: 5	R: 1 E: 0 K: 0 S: 4 H: 1 LOB: 3 BB: 1 P: 10	R: 0 E: 0 K: 0 S: 2 H: 0 LOB: 0 BB: 0 P: 3	R: 0 E: 0 K: 1 S: 5 H: 0 LOB: 0 BB: 0 P: 5		1B: 5 2B: 3 3B: 1 HR: 1	SF: 0 SAC: 0 DP: 1 HBP: 4					

	AB	32
	R	8
	H	10
	RBI	8
	BB	7
	SO	2
	LOB	20

PITCHER		IP	WLS	BF	H	R	ER	SO	BB	IBB	HBP	BLK	WP	HR	S	P	ERA	WHIP
Stan Bahnsen, R ERA: 12.0	(1, 1)	2.2	L	17	6	4	4	1	3	0	1	0	0	1	15	28	13.50	3.375
Ozzie Osborn, R ERA: 7.11	(3, 1)	2.1		13	3	3	3	0	3	0	0	0	0	0	10	22	11.57	2.571
Cecil Upshaw, R ERA: 3.72	(6, 1)	3.0		13	1	1	1	1	1	0	3	0	1	0	11	18	3.00	0.667

PITCHER	IP	WLS	BF	H	R	ER	SO	BB	IBB	HBP	BLK	WP	HR	S	P	ERA	WHIP

Batter	1	2	3	4	5	6	7	8	9	AB	R	H	RBI	BB	SO	LOB
Buddy Bradford, R (1, 9) OBP: 0.261, SLG: 0.059	BBBB 4-0 L1-3 BB		x 0-0 ② 5-3		x 0-0 ② SF9 3-H		SSS 0-3 ② K		SSS 0-3 ③ K	3	0	0	1	1	2	0
Bucky Dent, R (1, 6) OBP: 0.266, SLG: 0.276	x 0-0 ①② L1-3 1-2		x 0-0 1B		x 0-0 BB 1B		x 0-0 ③ F9			4	0	2	0	0	0	1
Carlos May, L (1, 3) OBP: 0.439, SLG: 0.541	BBBB 4-0 BB BB		x 0-0 ③ G3		BBBB 4-0 FC5-4 1-2 BB			x 0-0 FC6-4 2B		2	0	1	0	2	0	1
Ken Henderson, S (1, 8) OBP: 0.418, SLG: 0.488	BBBB 4-0 FC5-4 1-2 BB			x 0-0 ① F9	x 0-0 ③ FC5-4 1-2f			BBBB 4-0 FC6-4 BB		2	0	0	0	2	0	2
Bill Melton, R (1, 5) OBP: 0.344, SLG: 0.295	x 0-0 ③ FC5-4 1-2f			x 0-0 ② 4-3		x 0-0 G5-4-3 1B		x 0-0 ① F7		4	0	1	0	0	0	4
Deron Johnson, R (1, 10) OBP: 0.286, SLG: 0.333		x 0-0 ① 5-3		BBBB 4-0 BB		x 0-0 ①② G5-4-3 1-2f		x 0-0 ② FC6-4 FC6 1-2f 2-3		3	0	0	0	1	0	3
Jorge Orta, L (1, 4) OBP: 0.319, SLG: 0.432		x 0-0 ② 6-3		x 0-0 ③ F6		x 0-0 E S 1B		x 0-0 ③ FC6 1-2f		4	0	1	0	0	0	3
Brian Downing, R (1, 2) OBP: 0.342, SLG: 0.313		x 0-0 ③ 4-3		x 0-0 G3 SF9 2B	x 0-0 ③ 6-3 1-3			x 0-0 ① F4		4	1	1	0	0	0	1
Nyls Nyman, L (1, 7) OBP: 0.206, SLG: 0.226			x 0-0 ① 5-3		x 0-0 ① G3 2-3		SSS 0-3 ① K		x 0-0 ② 6-3	4	0	0	0	0	1	1
Inning Stats	R: 0 H: 0 E: 0 LOB: 2 K: 0 BB: 3 S: 2 P: 14	R: 0 H: 0 E: 0 LOB: 0 K: 0 BB: 0 S: 3 P: 3	R: 0 H: 1 E: 0 LOB: 1 K: 0 BB: 0 S: 4 P: 4	R: 0 H: 0 E: 0 LOB: 1 K: 0 BB: 1 S: 3 P: 7	R: 1 H: 2 E: 0 LOB: 2 K: 0 BB: 1 S: 5 P: 9	R: 0 H: 2 E: 0 LOB: 1 K: 0 BB: 0 S: 4 P: 4	R: 0 H: 0 E: 0 LOB: 0 K: 2 BB: 0 S: 7 P: 7	R: 0 H: 1 E: 0 LOB: 2 K: 0 BB: 1 S: 4 P: 8	R: 0 H: 0 E: 0 LOB: 0 K: 1 BB: 0 S: 5 P: 5	1B: 4 SF: 1 2B: 3 SAC: 0 3B: 0 DP: 2 HR: 0 HBP: 0						

PITCHER	IP	WLS	BF	H	R	ER	SO	BB	IBB	HBP	BLK	WP	HR	S	P	ERA	WHIP
Clyde Wright, L (1, 1) ERA: 3.05	7.0		31	6	1	0	2	6	0	0	0	0	0	29	53	0.00	1.714
Steve Foucault, R (8, 1) ERA: 4.42	2.0	W	6	0	0	0	1	0	0	0	0	0	0	8	8	0.00	0.000

PITCHER	IP	WLS	BF	H	R	ER	SO	BB	IBB	HBP	BLK	WP	HR	S	P	ERA	WHIP

TOP

Chicago White Sox @ Texas Rangers

Arlington Stadium, Arlington, TX

Thu May 01 1975, 8:05 PM EDT

Att. 6,481 - Unknown

livebaseballscorecards.com

AB	30
R	1
H	6
RBI	1
BB	6
SO	3
LOB	16

WP: 0	PA: 37		
PB: 0			
SB: 1			
CS: 0			

BOTTOM

Batter	1	2	3	4	5	6	7	8	9	AB	R	H	RBI	BB	SO	LOB
Cesar Tovar, R (1, 10) OBP: 0.339, SLG: 0.296	4-3 1B		G6-4-3 1-2f		FC4-6 FC5-4 1-2f		F8		E4 1B S 1-3	5	0	1	0	0	0	5
Leo Cardenas, R (1, 5) OBP: 0.286, SLG: 0.231 Roy Howell, L (9, PH) OBP: 0.241, SLG: 0.321	4-3 1-2			1B 4-3 1B 1B	FC5-4 1-2f			BB SH1-3 1B	K 1-2	4 1	1 0	2 0	0 0	0 0	0 1	2 2
Lenny Randle, S (1, 4) OBP: 0.375, SLG: 0.387	K			4-3 1-2		G6-4-3 1B		SH1-3 1-2	1B 2-3 3-H	4	0	2	1	0	1	2
Jeff Burroughs, R (1, 9) OBP: 0.393, SLG: 0.473	K			1B 1B 2-3 1B		F9		BB IBB		3	0	1	0	1	1	2
Jim Fregosi, R (1, 3) OBP: 0.303, SLG: 0.323		4-3		1B 1-2 3-H 1B		G6-4-3 1-2f		F9		4	0	1	1	0	0	3
Tom Grieve, R (1, 7) OBP: 0.296, SLG: 0.560 Willie Davis, L (9, 8) OBP: 0.253, SLG: 0.316		F7		1-3 2-H 1B			K	BB 1-2 2-3		3 0	0 0	1 0	0 0	1 0	1 0	0 0
Joe Lovitto, S (1, 8) (9, 7) OBP: 0.300, SLG: 0.294		K		K			1B 1B	F7		4	0	1	0	0	2	5
Roy Smalley, S (1, 6) OBP: 0.286, SLG: 0.286			1-3		FC4-6 1B		1-2 1B		K	4	0	2	0	0	1	0
Jim Sundberg, R (1, 2) OBP: 0.303, SLG: 0.222			E7 G6-4-3		K		F8		E 1B HBP	3	1	0	0	0	1	3
Inning Stats	R: 0 E: 0 K: 2 S: 8 H: 1 LOB: 1 BB: 0 P: 8	R: 0 E: 0 K: 1 S: 5 H: 0 LOB: 0 BB: 0 P: 5	R: 0 E: 1 K: 0 S: 3 H: 0 LOB: 0 BB: 0 P: 3	R: 1 E: 0 K: 1 S: 8 H: 4 LOB: 2 BB: 0 P: 8	R: 0 E: 0 K: 1 S: 6 H: 1 LOB: 1 BB: 0 P: 6	R: 0 E: 0 K: 0 S: 3 H: 1 LOB: 0 BB: 0 P: 3	R: 0 E: 0 K: 1 S: 7 H: 2 LOB: 2 BB: 0 P: 7	R: 0 E: 0 K: 0 S: 4 H: 1 LOB: 3 BB: 2 P: 12	R: 1 E: 1 K: 2 S: 8 H: 1 LOB: 2 BB: 0 P: 9	1B: 11 2B: 0 3B: 0 HR: 0	SF: 0 SAC: 1 DP: 2 HBP: 1					

PITCHER		IP	WLS	BF	H	R	ER	SO	BB	IBB	HBP	BLK	WP	HR	S	P	ERA	WHIP
Jim Kaat, L ERA: 3.19	(1, 1)	7.1		30	10	1	1	6	0	0	0	0	0	0	42	42	1.23	1.364
Rich Gossage, R ERA: 1.74	(8, 1)	1.0	L	7	0	1	0	1	1	1	1	0	0	0	6	15	0.00	1.000
Terry Forster, L ERA: 2.57	(9, 1)	0.1		2	1	0	0	1	0	0	0	0	0	0	4	4	0.00	3.000

PITCHER	IP	WLS	BF	H	R	ER	SO	BB	IBB	HBP	BLK	WP	HR	S	P	ERA	WHIP

Chicago White Sox @ Texas Rangers

Arlington Stadium, Arlington, TX

Thu May 01 1975, 8:05 PM EDT

Att. 6,481 - Unknown

livebaseballscorecards.com

AB	35
R	2
H	11
RBI	2
BB	2
SO	8
LOB	24

PA: 39

WP: 0 PB: 0 SB: 1 CS: 0

Batter	1	2	3	4	5	6	7	8	9	10	11	12	AB	R	H	RBI	BB	SO	LOB
Bill North, S (1, 8) OBP: 0.376, SLG: 0.310	SSS 0-3 K ①		x 0-0 L4 ①		x 0-0 PB 1B 1B	x 0-0 5-3 ③		BBBB 4-0 BB		BBBB 4-0 BB		x 0-0 2-H 3-H 1B ②	5	1	2	1	2	1	1
Bert Campaneris, R (1, 6) OBP: 0.213, SLG: 0.220	x 0-0 BB 2B 1B		SSS 0-3 K ②		x 0-0 F8 ①		x 0-0 3-4-3 1B	SSS 0-3 K ③		SSS 0-3 K ③		x 0-0 6-3 ③	7	1	2	0	0	3	6
Reggie Jackson, L (1, 9) OBP: 0.372, SLG: 0.417	BBBB 4-0 2B SF8 1-2 BB		x 0-0 1B		x 0-0 F3 ② 1-2		x 0-0 3-4-3 ① 1-2		x 0-0 L6 ①		x 0-0 S 1B		5	1	2	0	1	0	2
Joe Rudi, R (1, 3) OBP: 0.388, SLG: 0.526 Matt Alexander, S (9, PR) Jim Holt, L (9, 3)	x 0-0 SF8 1-3 2-H 2B		x 0-0 F8 ③		x 0-0 FC5 BB 2-H 1B		III 4-0 IBB		x 0-0 S 1B	SSS 0-3 K ① 1-2			4 0 1	0 0 0	3 0 0	2 0 0	1 0 0	0 0 1	1 0 1
Billy Williams, L (1, 10) OBP: 0.349, SLG: 0.318	x 0-0 SF8 ② 2-3 3-H			x 0-0 F8 ①	BBBB 4-0 1-2 BB		SSS 0-3 K ②		x 0-0 1-3 ② 1-2		x 0-0 F9 ②		4	0	0	1	1	1	4
Sal Bando, R (1, 5) OBP: 0.295, SLG: 0.278	x 0-0 F8 ③			x 0-0 2B 1B	x 0-0 FC5 ③ 2-3f		x 0-0 F2 ③		x 0-0 F2 ③		x 0-0 F7 ③		6	0	1	0	0	0	8
Claudell Washington, L (1, 7) OBP: 0.386, SLG: 0.392		x 0-0 CS 1B		x 0-0 1-3 2B		x 0-0 G3 ①		x 0-0 SH1-3 S 1B		SSS 0-3 K ①		x 0-0 SH3-4 FC 1B 1B	6	1	4	0	0	1	0
Gene Tenace, R (1, 2) OBP: 0.365, SLG: 0.322 Don Hopkins, L (10, PR) Larry Haney, R (10, 2) Herb Washington, R (12, PR) Ray Fosse, R (12, 2) OBP: 0.083, SLG: 0.083		x 0-0 F8 ①		x 0-0 5-3 ②		x 0-0 5-3 ②		x 0-0 SH1-3 ① 1-3		x 0-0 E S 1B		x 0-0 FC SH3-4 1-2 1B	4 0 1 0 0	0 0 0 0 0	1 0 0 0 0	0 0 0 0 0	0 0 0 0 0	0 0 1 0 0	3 0 1 0 0
Phil Garner, R (1, 4) OBP: 0.270, SLG: 0.259 Angel Mangual, R (8, PH) OBP: 0.111, SLG: 0.222 Ted Kubiak, S (8, 4) OBP: 0.308, SLG: 0.292		x 0-0 5-3 ② ③ 1-2		x 0-0 5-3 ③		x 0-0 1B		x 0-0 6-3 ②		x 0-0 F2 ② 1-3		x 0-0 SH3-4 ① 1-2 2-3	3 1 1	0 0 0	1 0 0	0 0 0	0 0 0	0 0 1	3 1 1
Inning Stats	R: 2 E: 0 K: 1 S: 7 H: 2 LOB: 1 BB: 1 P: 11	R: 0 E: 0 K: 0 S: 3 H: 1 LOB: 0 BB: 0 P: 3	R: 0 E: 0 K: 1 S: 6 H: 1 LOB: 1 BB: 0 P: 6	R: 0 E: 0 K: 0 S: 5 H: 2 LOB: 2 BB: 0 P: 5	R: 1 E: 0 K: 0 S: 5 H: 2 LOB: 2 BB: 1 P: 9	R: 0 E: 0 K: 0 S: 4 H: 1 LOB: 1 BB: 0 P: 4	R: 0 E: 0 K: 1 S: 6 H: 1 LOB: 2 BB: 1 P: 10	R: 0 E: 0 K: 1 S: 6 H: 1 LOB: 2 BB: 1 P: 10	R: 0 E: 0 K: 0 S: 4 H: 1 LOB: 2 BB: 0 P: 4	R: 0 E: 0 K: 2 S: 8 H: 1 LOB: 2 BB: 1 P: 12	R: 0 E: 0 K: 1 S: 6 H: 1 LOB: 1 BB: 0 P: 6	R: 1 E: 0 K: 0 S: 5 H: 2 LOB: 1 BB: 0 P: 5	1B: 14 2B: 2 3B: 0 HR: 0	SF: 1 SAC: 2 DP: 0 HBP: 0	WP: 0 PB: 1 SB: 4 CS: 1	PA: 56			

PITCHER	IP	WLS	BF	H	R	ER	SO	BB	IBB	HBP	BLK	WP	HR	S	P	ERA	WHIP
Wilbur Wood, L (1, 1) ERA: 4.74	7.0		34	11	3	2	3	2	1	0	0	0	0	37	49	2.57	1.857
Terry Forster, L (8, 1) ERA: 2.37	5.0	L	22	5	1	1	4	2	0	0	0	0	0	28	36	1.80	1.400

PITCHER	IP	WLS	BF	H	R	ER	SO	BB	IBB	HBP	BLK	WP	HR	S	P	ERA	WHIP

TOP

Oakland Athletics @ Chicago White Sox

Comiskey Park, Chicago, IL

Fri May 02 1975, 8:05 PM EDT

Att. 12,113 - Unknown - 66 F

livebaseballscorecards.com

AB	48
R	4
H	16
RBI	4
BB	5
SO	7
LOB	32

Batter	1	2	3	4	5	6	7	8	9	10	11	12	AB	R	H	RBI	BB	SO	LOB
Buddy Bradford, R (1, 9) OBP: 0.250, SLG: 0.091 Pat Kelly, L (11, PH) OBP: 0.449, SLG: 0.431 (12, 9)	F9	K			SH1-4 E 1B		K		K		4-3		5	1	1	0	0	3	2
													1	0	0	0	0	0	0
Bucky Dent, R (1, 6) OBP: 0.262, SLG: 0.272	4-3		BLK 1B		SH1-4 1-2		F9		F7			F8	5	0	1	0	0	0	1
Ken Henderson, S (1, 8) OBP: 0.423, SLG: 0.476	BB		5-3 1-2		E8 2-H 1B		4-3			F8		BB	4	0	1	0	2	0	1
Deron Johnson, R (1, 10) OBP: 0.275, SLG: 0.306 Nyls Nyman, L (12, PR) OBP: 0.206, SLG: 0.226	F8		K		F3			6-3		K		G5-4-3 1-2 BB	5	0	0	0	1	2	3
													0	0	0	0	0	0	0
Bill Melton, R (1, 5) OBP: 0.358, SLG: 0.309 Lee Richard, R (10, PR) OBP: 0.500, SLG: 0.500 (11, 5) Bill Sharp, L (12, PH) OBP: 0.259, SLG: 0.200 Bill Stein, R (12, PH)		E FC6-4 1-3 BB	FC4-6 BB		K			F8		2B		G5-4-3 1-2f	3	1	1	0	2	1	1
													0	0	0	0	0	0	0
													0	0	0	0	0	0	0
													1	0	0	0	0	0	2
Carlos May, L (1, 3) OBP: 0.448, SLG: 0.532		1-3 1-2	FC4-6 1-2f			FC6-4 BB		1B		IBB			3	0	1	0	2	0	3
Jerry Hairston, S (1, 7)		E6 FC6-4 2-3		6-3		F4		4-3		F5			5	0	0	0	0	0	5
Jorge Orta, L (1, 4) OBP: 0.313, SLG: 0.419		FC6-4 S 2B 1-2f 3-H		6-3		FC6-4 1-2f			SH2-4 1B		5-3		5	1	1	1	0	0	2
Brian Downing, R (1, 2) OBP: 0.338, SLG: 0.324		2B 1-H		6-3		5-3			SH2-4 1-2		L5		4	0	1	1	0	0	1
Inning Stats	R: 0 H: 0 E: 0 LOB: 1 K: 0 BB: 1 S: 3 P: 7	R: 2 H: 1 E: 1 LOB: 1 K: 1 BB: 1 S: 7 P: 11	R: 0 H: 1 E: 0 LOB: 2 K: 1 BB: 1 S: 6 P: 10	R: 0 H: 0 E: 0 LOB: 0 K: 0 BB: 0 S: 3 P: 3	R: 1 H: 2 E: 1 LOB: 1 K: 1 BB: 0 S: 7 P: 7	R: 0 H: 0 E: 0 LOB: 1 K: 0 BB: 1 S: 3 P: 7	R: 0 H: 0 E: 0 LOB: 0 K: 1 BB: 0 S: 5 P: 5	R: 0 H: 1 E: 0 LOB: 1 K: 0 BB: 0 S: 4 P: 4	R: 0 H: 1 E: 0 LOB: 1 K: 1 BB: 0 S: 6 P: 6	R: 0 H: 1 E: 0 LOB: 2 K: 1 BB: 1 S: 6 P: 10	R: 0 H: 0 E: 0 LOB: 0 K: 0 BB: 0 S: 3 P: 3	R: 0 H: 0 E: 0 LOB: 2 K: 0 BB: 2 S: 2 P: 10	1B: 5 SF: 0 2B: 2 SAC: 2 3B: 0 DP: 1 HR: 0 HBP: 0						

PITCHER		IP	WLS	BF	H	R	ER	SO	BB	IBB	HBP	BLK	WP	HR	S	P	ERA	WHIP
Vida Blue, L ERA: 2.03	(1, 1)	10.0		43	7	3	0	6	4	1	0	1	0	0	50	70	0.00	1.100
Rollie Fingers, R ERA: 4.11	(11, 1)	1.1	W	6	0	0	0	0	2	0	0	0	0	0	4	12	0.00	1.500
Paul Lindblad, L ERA: 5.17	(12, 1)	0.2	S	1	0	0	0	0	0	0	0	0	0	0	1	1	0.00	0.000

PITCHER	IP	WLS	BF	H	R	ER	SO	BB	IBB	HBP	BLK	WP	HR	S	P	ERA	WHIP

BOTTOM

Oakland Athletics @ Chicago White Sox

Comiskey Park, Chicago, IL

Fri May 02 1975, 8:05 PM EDT

Att. 12,113 - Unknown - 66 F

livebaseballscorecards.com

AB	41
R	3
H	7
RBI	2
BB	7
SO	6
LOB	21

Batter	1	2	3	4	5	6	7	8	9	10	AB	R	H	RBI	BB	SO	LOB
Bill North, S (1, 8) OBP: 0.400, SLG: 0.351	BBBB 4-0 1B 1B BB	x 0-0 3B	x 0-0 E 1B 1B	BBB 4-0 SH1-3 BB	SSS 0-3 ① K						3	2	2	0	2	1	0
Bert Campaneris, R (1, 6) OBP: 0.215, SLG: 0.222	x 0-0 1B 1-2 1B	x 0-0 ② 4-3	x 0-0 ② 5-3 1-3	x 0-0 ① SH1-3 1-2	x 0-0 ② 5-3						4	0	1	0	0	0	2
Reggie Jackson, L (1, 9) OBP: 0.374, SLG: 0.416	x 0-0 CS 1-3 2-H 1B	SSS 0-3 ③ K	x 0-0 3-H 1B	SSS 0-3 ② K	x 0-0 F9						5	0	2	2	0	2	2
Joe Rudi, R (1, 3) OBP: 0.389, SLG: 0.512	BBBB 4-0 ① G4-3 1-2 BB	x 0-0 FC6-4 1B 1B	x 0-0 ③ F7	SSS 0-3 ③ K	x 0-0 ① 1-3						4	0	1	0	1	1	2
Billy Williams, L (1, 10) OBP: 0.368, SLG: 0.333 Don Hopkins, L (8, PR)	x 0-0 ②③ G4-3 1-2f	x 0-0 FC6-4 1-2 1B	x 0-0 G1-6-3 BB 1B 1B	BBB 4-0 S BB	x 0-0 ② 5-3						3 1	1 0	2 0	0 0	1 0	0 0	2 0
Sal Bando, R (1, 5) OBP: 0.301, SLG: 0.276 Herb Washington, R (10, PR) Ted Kubiak, S (10, 5) OBP: 0.308, SLG: 0.292	x 0-0 ① F8	x 0-0 ① F6	BBBB 4-0 G1-6-3 1-2 BB	SSS 0-3 ① K 1-2	x 0-0 E 1B						4 0 0	0 0 0	1 0 0	0 0 0	1 0 0	1 0 0	3 0 0
Claudell Washington, L (1, 7) OBP: 0.387, SLG: 0.378	SSS 0-3 ② K	x 0-0 ② FC6-4 1-2f 2-3	x 0-0 ①② G1-6-3 1-2f 2-3	III 4-0 IBB	III 4-0 1-2 IBB						3	0	0	0	2	1	4
Gene Tenace, R (1, 2) OBP: 0.364, SLG: 0.323 Matt Alexander, S (6, PR) Larry Haney, R (6, 2) Jim Holt, L (8, PH) Ray Fosse, R (8, 2) OBP: 0.077, SLG: 0.077	x 0-0 ③ F7	x 0-0 ③ F8	x 0-0 S 3-H 1B	SSS 0-3 ② K	SSS 0-3 ③ K						3 0 0 1 1	0 0 0 0 0	1 0 0 0 0	1 0 0 0 0	0 0 0 1 1	0 0 0 2 2	2 0 0 2 2
Phil Garner, R (1, 4) OBP: 0.254, SLG: 0.242	x 0-0 ① F8	x 0-0 ① F8	x 0-0 ③ L3 1-2	SSS 0-3 ③ K							4	0	0	0	0	1	3

| Inning Stats | | | | | | |

Batter	1	2	3	4	5	6	7	8	9	10	AB	R	H	RBI	BB	SO	LOB
Nyls Nyman, L (1, 8) OBP: 0.206, SLG: 0.224	6-3		F2		6-3		2B G1-2-3 1B		1-3		5	0	1	0	0	0	0
Bucky Dent, R (1, 6) OBP: 0.258, SLG: 0.279	5-3		E5 L4-3		L6		1-3 2B		6-3		5	0	1	0	0	0	0
Carlos May, L (1, 3) OBP: 0.457, SLG: 0.525	HBP		L4-3 1-2		F9		IBB			2B 1B	3	1	1	0	1	0	1
Bill Melton, R (1, 5) OBP: 0.370, SLG: 0.365	5-3			HR		BBB SH1-3 1B BB	SSS K			1-H 2B	4	2	2	2	1	1	4
Deron Johnson, R (1, 10) OBP: 0.288, SLG: 0.297		E6 FC4-6 1B		BBBB FC3-6 BB BB		BBBB SH1-3 1-2 1B BB	G1-2-3 3-Hf				2	1	0	0	2	0	3
Buddy Bradford, R (1, 9) OBP: 0.267, SLG: 0.087 Pat Kelly, L (8, PH) OBP: 0.443, SLG: 0.424 (9, 9)		F8		BBBB FC3-6 1-2 BB		SH1-3 1-2 2-3		L7			1 1	0 0	0 0	0 0	1 0	0 0	1 0
Jerry Hairston, S (1, 7) OBP: 0.167, SLG: 0.167		FC4-6 1-2 1B		SSS K		SSS K		G6-4-3 1B			4	0	2	0	0	2	4
Jorge Orta, L (1, 4) OBP: 0.311, SLG: 0.412		FC4-6 FC5-4 1-2f 2-3		FC3-6 1-2f 2-3		2-H 3-H 1B		G6-4-3 1-2f			4	0	1	2	0	0	5
Brian Downing, R (1, 2) OBP: 0.321, SLG: 0.306		FC5-4 1-2f		SSS K		F7			1-3		4	0	0	0	0	1	5
Inning Stats	R: 0 H: 0 E: 0 LOB: 1 K: 0 BB: 0 S: 3 P: 4	R: 0 H: 1 E: 1 LOB: 2 K: 0 BB: 0 S: 5 P: 5	R: 0 H: 0 E: 1 LOB: 0 K: 0 BB: 0 S: 3 P: 3	R: 1 H: 1 E: 0 LOB: 2 K: 2 BB: 2 S: 8 P: 16	R: 0 H: 0 E: 0 LOB: 0 K: 0 BB: 0 S: 3 P: 3	R: 2 H: 1 E: 0 LOB: 1 K: 1 BB: 2 S: 6 P: 14	R: 0 H: 2 E: 0 LOB: 2 K: 1 BB: 1 S: 6 P: 10	R: 0 H: 1 E: 0 LOB: 0 K: 0 BB: 0 S: 3 P: 3	R: 0 H: 0 E: 0 LOB: 0 K: 0 BB: 0 S: 3 P: 3	R: 1 H: 2 E: 0 LOB: 1 K: 0 BB: 0 S: 2 P: 2	1B: 5 SF: 0 2B: 3 SAC: 1 3B: 0 DP: 3 HR: 1 HBP: 1						

PITCHER	IP	WLS	BF	H	R	ER	SO	BB	IBB	HBP	BLK	WP	HR	S	P	ERA	WHIP
Ken Holtzman, L (1, 1) ERA: 2.35	6.0		29	5	3	3	3	4	0	1	0	0	1	30	47	4.50	1.500
Jim Todd, R (7, 1) ERA: 5.0	3.0	L	11	3	1	1	1	0	1	0	0	0	0	12	16	3.00	1.000

PITCHER	IP	WLS	BF	H	R	ER	SO	BB	IBB	HBP	BLK	WP	HR	S	P	ERA	WHIP

BOTTOM

Oakland Athletics @ Chicago White Sox

Comiskey Park, Chicago, IL

Sat May 03 1975, 8:05 PM EDT
Att. 17,874 - Unknown - 59 F

livebaseballscorecards.com

AB	33
R	4
H	8
RBI	4
BB	5
SO	4
LOB	23

WP: 0 PA: 40
PB: 0
SB: 0
CS: 0

Batter	1	2	3	4	5	6	7	8	9	AB	R	H	RBI	BB	SO	LOB
Bill North, S (1, 8) OBP: 0.400, SLG: 0.354	0-0 1B		0-0 6-3 ②		0-3 K ②		0-0 1B		0-0 1-3 ①② 1-2	5	0	2	0	0	1	2
Bert Campaneris, R (1, 6) OBP: 0.200, SLG: 0.206	0-0 F9 ①		0-0 F8 ③		0-0 F9 ③		0-0 6-3 ③		0-0 1-3 ③	5	0	0	0	0	0	3
Reggie Jackson, L (1, 9) OBP: 0.368, SLG: 0.444	0-3 K ②			0-0 HR		0-0 L6 ①		0-0 4-3 ①		4	1	1	1	0	1	1
Joe Rudi, R (1, 3) OBP: 0.383, SLG: 0.500	0-3 K ③			0-3 K ①		0-0 BB 1B		0-0 F7 ②		4	0	1	0	0	2	1
Sal Bando, R (1, 5) OBP: 0.309, SLG: 0.278		0-0 5-3 ①		0-0 F6 ②		4-0 BB 1-2		0-0 BB BB 1B		3	0	1	0	1	0	0
Billy Williams, L (1, 10) OBP: 0.374, SLG: 0.347 Matt Alexander, S (8, PR)		0-0 2B		0-0 L9 ③		0-3 K ②		4-0 BB 1-2 BB		3 0	0 0	1 0	0 0	1 0	1 0	2 0
Gene Tenace, R (1, 2) OBP: 0.358, SLG: 0.308 Herb Washington, R (8, PR) Larry Haney, R (8, 2)		0-0 F7 ②			0-0 F4 ①	0-0 F6 ③		4-0 BB 1-2 2-3 BB		3 0 0	0 0 0	0 0 0	0 0 0	1 0 0	0 0 0	3 0 0
Claudell Washington, L (1, 7) OBP: 0.381, SLG: 0.372		0-0 1-3 ③			0-0 2B 1B		0-0 6-3 ①	0-3 K ③		4	1	1	0	0	1	4
Phil Garner, R (1, 4) OBP: 0.268, SLG: 0.273			0-0 F4 ①		0-0 1-H 2B		0-0 5-3 ②		0-0 CS 1B	4	0	2	1	0	0	0
Inning Stats	R: 0 H: 1 E: 0 LOB: 1 K: 2 BB: 0 S: 8 P: 8	R: 0 H: 1 E: 0 LOB: 1 K: 0 BB: 0 S: 4 P: 4	R: 0 H: 0 E: 0 LOB: 0 K: 0 BB: 0 S: 3 P: 3	R: 1 H: 1 E: 0 LOB: 0 K: 1 BB: 0 S: 6 P: 6	R: 1 H: 2 E: 0 LOB: 1 K: 1 BB: 0 S: 7 P: 7	R: 0 H: 1 E: 0 LOB: 2 K: 1 BB: 1 S: 6 P: 10	R: 0 H: 1 E: 0 LOB: 1 K: 0 BB: 0 S: 4 P: 4	R: 0 H: 1 E: 0 LOB: 3 K: 1 BB: 2 S: 6 P: 14	R: 0 H: 1 E: 0 LOB: 0 K: 0 BB: 0 S: 3 P: 3	1B: 6 SF: 0 2B: 2 SAC: 0 3B: 0 DP: 0 HR: 1 HBP: 0						

PITCHER		IP	WLS	BF	H	R	ER	SO	BB	IBB	HBP	BLK	WP	HR	S	P	ERA	WHIP
Jim Kaat, L ERA: 3.05	(1, 1)	7.2	W	34	8	2	2	5	3	0	0	0	0	1	41	53	2.35	1.435
Terry Forster, L ERA: 2.21	(8, 1)	1.1	S	4	1	0	0	1	0	0	0	0	0	0	6	6	0.00	0.750

PITCHER	IP	WLS	BF	H	R	ER	SO	BB	IBB	HBP	BLK	WP	HR	S	P	ERA	WHIP

TOP

Oakland Athletics @ Chicago White Sox

Comiskey Park, Chicago, IL

Sun May 04 1975, 4:33 AM EDT

Att. 12,931 - Unknown - 52 F

livebaseballscorecards.com

AB	35
R	2
H	9
RBI	2
BB	3
SO	6
LOB	16

1B: 6	SF: 0	WP: 0	PA: 38
2B: 2	SAC: 0	PB: 0	
3B: 0	DP: 0	SB: 0	
HR: 1	HBP: 0	CS: 1	

Batter	1	2	3	4	5	6	7	8	9	AB	R	H	RBI	BB	SO	LOB
Pat Kelly, L (1, 9) OBP: 0.432, SLG: 0.403	F7		1B E 1-2 BB	4-3			F8			3	1	0	0	1	0	0
Jorge Orta, L (1, 4) OBP: 0.327, SLG: 0.436	S 1B		E9 SF9 1-H 2-H 1B		PB SF8 2B		K			4	2	3	1	0	1	0
Carlos May, L (1, 3) OBP: 0.448, SLG: 0.512	1-2 BB		SF9 3-H		5-3		F2			2	0	0	1	1	0	1
Tony Muser, L (8, 3) OBP: 0.105, SLG: 0.056										0	0	0	0	0	0	0
Bill Melton, R (1, 5) OBP: 0.365, SLG: 0.352	F7		F9		2-3 IBB			K		3	0	0	0	1	1	2
Deron Johnson, R (1, 10) OBP: 0.286, SLG: 0.313	F7		2B		SF8 3-H			F8		3	0	1	1	0	0	2
Nyls Nyman, L (1, 8) OBP: 0.198, SLG: 0.216		F8	L4		4-3			4-3		4	0	0	0	0	0	2
Bill Sharp, L (1, 7) OBP: 0.233, SLG: 0.179		K2-3		4-3		F8				3	0	0	0	0	1	0
Bucky Dent, R (1, 6) OBP: 0.250, SLG: 0.270		F8		F7		F8				3	0	0	0	0	0	0
Brian Downing, R (1, 2) OBP: 0.333, SLG: 0.351			BLK 1B BB	HR		F9				2	2	1	1	1	0	0
Inning Stats	R: 0 E: 0 K: 0 S: 4 H: 1 LOB: 2 BB: 1 P: 8	R: 0 E: 0 K: 1 S: 5 H: 0 LOB: 0 BB: 0 P: 5	R: 3 E: 1 K: 0 S: 5 H: 2 LOB: 1 BB: 2 P: 13	R: 1 E: 0 K: 0 S: 4 H: 1 LOB: 0 BB: 0 P: 4	R: 1 E: 0 K: 0 S: 4 H: 1 LOB: 1 BB: 1 P: 8	R: 0 E: 0 K: 0 S: 3 H: 0 LOB: 0 BB: 0 P: 3	R: 0 E: 0 K: 1 S: 5 H: 0 LOB: 0 BB: 0 P: 5	R: 0 E: 0 K: 1 S: 5 H: 0 LOB: 0 BB: 0 P: 5		1B: 2 2B: 2 3B: 0 HR: 1 SF: 2 SAC: 0 DP: 0 HBP: 0						

PITCHER		IP	WLS	BF	H	R	ER	SO	BB	IBB	HBP	BLK	WP	HR	S	P	ERA	WHIP
Glenn Abbott, R ERA: 3.47	(1, 1)	4.0	L	19	4	4	4	1	3	0	0	1	0	1	18	30	9.00	1.750
Paul Lindblad, L ERA: 4.34	(5, 1)	3.0		11	1	1	0	1	0	1	0	0	0	0	12	16	0.00	0.333
Rollie Fingers, R ERA: 3.86	(8, 1)	1.0		3	0	0	0	1	0	0	0	0	0	0	5	5	0.00	0.000

PITCHER	IP	WLS	BF	H	R	ER	SO	BB	IBB	HBP	BLK	WP	HR	S	P	ERA	WHIP

BOTTOM

Oakland Athletics @ Chicago White Sox

Comiskey Park, Chicago, IL

Sun May 04 1975, 4:33 AM EDT
Att. 12,931 - Unknown - 52 F

livebaseballscorecards.com

AB	27
R	5
H	5
RBI	4
BB	4
SO	3
LOB	7

Batter	1	2	3	4	5	6	7	8	9	AB	R	H	RBI	BB	SO	LOB
Rod Carew, L (1, 4) OBP: 0.491, SLG: 0.574	FC5-4 1B	1-2 3-H 1B		E3			F7 ①		1-3 ①	5	0	2	1	0	0	1
Sergio Ferrer, S (1, 6) OBP: 0.298, SLG: 0.321	K ①	5-3 ③		F8 ③			P6 ②		CS 1B	5	0	1	0	0	1	5
Steve Brye, R (1, 9) OBP: 0.400, SLG: 0.565	L6 ②		HR		F8 ①		1-2 1B		K 1-2 ②③	5	1	2	1	0	1	2
Bobby Darwin, R (1, 10) OBP: 0.284, SLG: 0.329	FC5-4 1-2f ③		F7 ①		5-3 ②		FC5 2-3f ③			4	0	0	0	0	0	3
Eric Soderholm, R (1, 5) OBP: 0.357, SLG: 0.351		K2-3 ①	1-3 ②		CS 1B			3B 1B		4	1	2	0	0	1	0
Larry Hisle, R (1, 8) (7, 7) OBP: 0.329, SLG: 0.478		2B 1B 1B	S 1B		CS ③ 1-2	F7 ①		1-H 3B		4	1	3	1	0	0	0
Craig Kusick, R (1, 3) OBP: 0.367, SLG: 0.478		1B 1B 1-3 2B	6-3 1-2 ③			6-3 ②		F7 ①		4	1	1	0	0	0	2
Steve Braun, L (1, 7) OBP: 0.346, SLG: 0.298		1B 2-3 3-H 1B		K ①		K ③		K ②		3	0	1	1	0	2	0
Dan Ford, R (7, 8) OBP: 0.200, SLG: 0.158										1	0	0	0	0	1	1
Glenn Borgmann, R (1, 2) OBP: 0.306, SLG: 0.281		F7 ②		5-3 ②			BBBB FC5 1B BB 4-0	1-3 ③		3	0	0	0	1	0	3
Inning Stats	R: 0 E: 0 K: 1 S: 6 H: 1 LOB: 1 BB: 0 P: 6	R: 2 E: 0 K: 1 S: 9 H: 4 LOB: 2 BB: 0 P: 9	R: 1 E: 0 K: 0 S: 5 H: 2 LOB: 1 BB: 0 P: 5	R: 0 E: 1 K: 1 S: 6 H: 0 LOB: 1 BB: 0 P: 6	R: 0 E: 0 K: 0 S: 3 H: 1 LOB: 0 BB: 0 P: 3	R: 0 E: 0 K: 1 S: 5 H: 0 LOB: 0 BB: 0 P: 5	R: 0 E: 0 K: 0 S: 4 H: 1 LOB: 2 BB: 1 P: 8	R: 1 E: 0 K: 1 S: 7 H: 2 LOB: 1 BB: 0 P: 7	R: 0 E: 0 K: 1 S: 5 H: 1 LOB: 0 BB: 0 P: 5	1B: 9 2B: 1 3B: 1 HR: 1	SF: 0 SAC: 0 DP: 0 HBP: 0						

TOP

Minnesota Twins @ Chicago White Sox

Comiskey Park, Chicago, IL

Tue May 06 1975, 8:05 PM EDT
Att. 3,458 - Unknown - 42 F

livebaseballscorecards.com

AB	38
R	4
H	12
RBI	4
BB	1
SO	6
LOB	17

PITCHER		IP	WLS	BF	H	R	ER	SO	BB	IBB	HBP	BLK	WP	HR	S	P	ERA	WHIP
Wilbur Wood, L ERA: 4.79	(1, 1)	7.0	L	33	11	4	4	4	1	0	0	0	0	1	40	44	5.14	1.714
Rich Gossage, R ERA: 1.3	(8, 1)	2.0		6	1	0	0	2	0	0	0	0	0	0	10	10	0.00	0.500

PITCHER		IP	WLS	BF	H	R	ER	SO	BB	IBB	HBP	BLK	WP	HR	S	P	ERA	WHIP

Batter	1	2	3	4	5	6	7	8	9	AB	R	H	RBI	BB	SO	LOB
Pat Kelly, L (1, 9) OBP: 0.410, SLG: 0.379	K		G3		1-3			K		4	0	0	0	0	2	1
Jorge Orta, L (1, 4) OBP: 0.315, SLG: 0.419	5-3		4-3			1-3		F7		4	0	0	0	0	0	0
Carlos May, L (1, 3) OBP: 0.430, SLG: 0.488	4-3		6-3			P6			3-1	4	0	0	0	0	0	0
Bill Melton, R (1, 5) OBP: 0.361, SLG: 0.348		K		P6		F2			1B	4	0	1	0	0	1	0
Deron Johnson, R (1, 10) OBP: 0.300, SLG: 0.329 Buddy Bradford, R (7, PR) OBP: 0.258, SLG: 0.083		WP 1B 1B		K			WP S 1B		K	3 1	1 0	2 0	0 0	0 0	1 1	0 1
Nyls Nyman, L (1, 8) OBP: 0.191, SLG: 0.208		K2-3 1-2		4-3			F7 1-2		K	4	0	0	0	0	2	3
Bill Sharp, L (1, 7) OBP: 0.242, SLG: 0.194		1B 2-H 1B			E6 G4-6-3		K 2-3			3	0	1	1	0	1	2
Bucky Dent, R (1, 6) OBP: 0.253, SLG: 0.272		1-2 1B			G4-6-3 1-2f		5-3			3	0	1	0	0	0	3
Brian Downing, R (1, 2) OBP: 0.333, SLG: 0.342		F9			BB			K		2	0	0	0	1	1	2
Inning Stats	R: 0 H: 0 E: 0 LOB: 0 K: 1 BB: 0 S: 5 P: 5	R: 1 H: 3 E: 0 LOB: 2 K: 2 BB: 0 S: 10 P: 10	R: 0 H: 0 E: 0 LOB: 0 K: 0 BB: 0 S: 3 P: 3	R: 0 H: 0 E: 0 LOB: 0 K: 1 BB: 0 S: 5 P: 5	R: 0 H: 0 E: 1 LOB: 1 K: 0 BB: 1 S: 3 P: 7	R: 0 H: 0 E: 0 LOB: 0 K: 0 BB: 0 S: 3 P: 3	R: 0 H: 1 E: 0 LOB: 2 K: 1 BB: 0 S: 6 P: 6	R: 0 H: 0 E: 0 LOB: 0 K: 2 BB: 0 S: 7 P: 7	R: 0 H: 1 E: 0 LOB: 1 K: 2 BB: 0 S: 8 P: 8	1B: 5 SF: 0 2B: 0 SAC: 0 3B: 0 DP: 1 HR: 0 HBP: 0						

PITCHER		IP	WLS	BF	H	R	ER	SO	BB	IBB	HBP	BLK	WP	HR	S	P	ERA	WHIP
Dave Goltz, R ERA: 3.33	(1, 1)	6.1	W	24	4	1	1	4	1	0	0	0	1	0	31	35	1.42	0.789
Bill Campbell, R ERA: 1.84	(7, 1)	2.2	S	9	1	0	0	5	0	0	0	0	1	0	19	19	0.00	0.375

PITCHER	IP	WLS	BF	H	R	ER	SO	BB	IBB	HBP	BLK	WP	HR	S	P	ERA	WHIP

BOTTOM

Minnesota Twins @ Chicago White Sox

Comiskey Park, Chicago, IL

Tue May 06 1975, 8:05 PM EDT

Att. 3,458 - Unknown - 42 F

livebaseballscorecards.com

AB	32
R	1
H	5
RBI	1
BB	1
SO	9
LOB	12

WP: 2 PA: 33
PB: 0
SB: 1
CS: 0

Batter	1	2	3	4	5	6	7	8	9	AB	R	H	RBI	BB	SO	LOB
Rod Carew, L (1, 4) OBP: 0.483, SLG: 0.549	0-0 2B 1B		0-0 ① 4-3		4-0 IBB		0-0 ①② G4-6-3 1-2f		0-0 ③ FC6-4 1-2f	4	1	1	0	1	0	3
Sergio Ferrer, S (1, 6) OBP: 0.279, SLG: 0.298	0-0 ① L9		0-0 ② F7		0-0 ② F9		0-0 ③ F7			4	0	0	0	0	0	3
Steve Brye, R (1, 9) OBP: 0.389, SLG: 0.540	0-0 ② F8		0-0 ③ F9		0-0 ③ L9			0-0 G1-4-3 1B		4	0	1	0	0	0	3
Bobby Darwin, R (1, 10) OBP: 0.293, SLG: 0.386	0-0 1-H 2B			0-0 ① 5-3		0-0 HR		0-0 ①② G1-4-3 1-2f		4	1	2	2	0	0	1
Eric Soderholm, R (1, 5) OBP: 0.341, SLG: 0.333	0-0 ③ 4-3			0-0 ② F9		0-0 ① 5-3		0-3 ③ K		4	0	0	0	0	1	1
Larry Hisle, R (1, 8) (7, 7) OBP: 0.338, SLG: 0.472		0-0 ① 6-3		BBBB 4-0 BB		0-0 S 1B			0-0 ① 6-3	3	0	1	0	1	0	0
Craig Kusick, R (1, 3) OBP: 0.340, SLG: 0.440		SSS 0-3 ② K		0-0 ③ 6-3		0-0 ② F9 1-2			0-0 ② F2	4	0	0	0	0	1	2
Steve Braun, L (1, 7) OBP: 0.364, SLG: 0.320 Dan Ford, R (7, 8) OBP: 0.220, SLG: 0.158		0-0 1B			0-0 SH5-3 1B	0-0 ③ 4-3			BBBB 4-0 BB	3 0	0 0	2 0	0 0	0 1	0 0	1 0
Glenn Borgmann, R (1, 2) OBP: 0.320, SLG: 0.288		0-0 ③ P6			0-0 ① SH5-3 1-2		0-0 G4-6-3 1B		BBBB 4-0 1-2 FC6-4 BB	2	0	1	0	1	0	1
Inning Stats	R: 1 E: 0 K: 0 S: 5 H: 2 LOB: 1 BB: 0 P: 5	R: 0 E: 0 K: 1 S: 6 H: 1 LOB: 1 BB: 0 P: 6	R: 0 E: 0 K: 0 S: 3 H: 0 LOB: 0 BB: 0 P: 3	R: 0 E: 0 K: 0 S: 3 H: 0 LOB: 1 BB: 1 P: 7	R: 0 E: 0 K: 0 S: 4 H: 1 LOB: 2 BB: 1 P: 8	R: 1 E: 0 K: 0 S: 5 H: 2 LOB: 1 BB: 0 P: 5	R: 0 E: 0 K: 0 S: 3 H: 1 LOB: 0 BB: 0 P: 3	R: 0 E: 0 K: 1 S: 5 H: 1 LOB: 0 BB: 0 P: 5	R: 0 E: 0 K: 0 S: 3 H: 0 LOB: 2 BB: 2 P: 11	1B: 6 2B: 1 3B: 0 HR: 1	SF: 0 SAC: 1 DP: 2 HBP: 0						

PITCHER		IP	WLS	BF	H	R	ER	SO	BB	IBB	HBP	BLK	WP	HR	S	P	ERA	WHIP
Claude Osteen, L ERA: 4.87	(1, 1)	7.0		30	8	2	2	1	1	1	0	0	0	1	30	38	2.57	1.286
Terry Forster, L ERA: 2.01	(8, 1)	2.0	W	7	0	0	0	1	2	0	0	0	0	0	7	15	0.00	1.000

PITCHER	IP	WLS	BF	H	R	ER	SO	BB	IBB	HBP	BLK	WP	HR	S	P	ERA	WHIP

TOP

Minnesota Twins @ Chicago White Sox

Comiskey Park, Chicago, IL

Wed May 07 1975, 8:05 PM EDT

Att. 3,255 - Unknown - 48 F

livebaseballscorecards.com

AB	32
R	2
H	8
RBI	2
BB	4
SO	2
LOB	15

1B: 6	SF: 0	WP: 0	PA: 37
2B: 1	SAC: 1	PB: 0	
3B: 0	DP: 2	SB: 1	
HR: 1	HBP: 0	CS: 0	

BOTTOM

Minnesota Twins @ Chicago White Sox

Comiskey Park, Chicago, IL

Wed May 07 1975, 8:05 PM EDT

Att. 3,255 - Unknown - 48 F

Batter	1	2	3	4	5	6	7	8	9	AB	R	H	RBI	BB	SO	LOB
Pat Kelly, L (1, 9) OBP: 0.402, SLG: 0.400 Deron Johnson, R (9, PH) OBP: 0.309, SLG: 0.338	G3		3B		4-3		G6-4-3 1-2f		1B 1-2 2-H 3-H	4 1	0 0	1 1	0 2	0 0	0 0	1 0
Jorge Orta, L (1, 4) OBP: 0.304, SLG: 0.404	K		F7		F9			1-3		4	0	0	0	0	1	1
Jerry Hairston, S (1, 7) OBP: 0.250, SLG: 0.143	BB		L4			1B BB		6-3		2	0	0	0	2	0	1
Carlos May, L (1, 10) OBP: 0.423, SLG: 0.472	1-2 BB		K			P6		K		3	0	0	0	1	2	2
Bill Melton, R (1, 5) OBP: 0.357, SLG: 0.337 Lee Richard, R (9, PR) OBP: 0.500, SLG: 0.500	F3			K		K			1B 1B BB	3 0	0 1	0 0	0 0	1 0	2 0	3 0
Bill Sharp, L (1, 8) OBP: 0.243, SLG: 0.200		F8		L8		1-2 1B			L4	4	0	1	0	0	0	1
Tony Muser, L (1, 3) OBP: 0.217, SLG: 0.182 Nyls Nyman, L (9, PR) OBP: 0.191, SLG: 0.208		1B		FC6-4 1B		4-3			BB 1-2 1B 1B	4 0	0 1	3 0	0 0	0 0	0 0	2 0
Bucky Dent, R (1, 6) OBP: 0.245, SLG: 0.263 Ken Henderson, S (9, PH) OBP: 0.429, SLG: 0.482		F8		FC6-4 1-2f			F7		BB 1-2 2-H 1B	3 1	0 1	0 1	0 1	0 0	0 0	2 0
Brian Downing, R (1, 2) OBP: 0.340, SLG: 0.342		K			K		G6-4-3 1B		1B 1-2 2-3 BB	3	0	1	0	1	2	1

	AB	32
	R	3
	H	8
	RBI	3
	BB	5
	SO	7
	LOB	14

Inning Stats	1	2	3	4	5	6	7	8	9	1B: 7	SF: 0	WP: 0	PA: 37
	R: 0 E: 0 K: 1 S: 5	H: 0 LOB: 2 BB: 2 P: 13	R: 0 E: 0 K: 1 S: 6	H: 1 LOB: 1 BB: 0 P: 6	R: 0 E: 0 K: 1 S: 6	H: 1 LOB: 1 BB: 0 P: 6	R: 0 E: 0 K: 1 S: 6	H: 1 LOB: 2 BB: 1 P: 10	R: 0 E: 0 K: 0 S: 3	H: 1 LOB: 0 BB: 0 P: 3	R: 0 E: 0 K: 1 S: 5	H: 0 LOB: 0 BB: 0 P: 5	R: 3 E: 0 K: 0 S: 4	H: 3 LOB: 2 BB: 2 P: 12	2B: 0 3B: 1 HR: 0	SAC: 0 DP: 1 HBP: 0	PB: 0 SB: 0 CS: 0

PITCHER	IP	WLS	BF	H	R	ER	SO	BB	IBB	HBP	BLK	WP	HR	S	P	ERA	WHIP
Bert Blyleven, R (1, 1) ERA: 2.93	8.0		32	5	1	1	7	4	0	0	0	0	0	42	58	1.12	1.125
Bill Campbell, R (9, 1) ERA: 3.0	0.1	L	4	2	0	0	0	1	0	0	0	0	0	3	7	0.00	9.000
Tom Burgmeier, L (9, 1) ERA: 1.04	0.0		1	1	2	2	0	0	0	0	0	0	0	1	1	∞	∞

PITCHER	IP	WLS	BF	H	R	ER	SO	BB	IBB	HBP	BLK	WP	HR	S	P	ERA	WHIP

livebaseballscorecards.com

Batter	1	2	3	4	5	6	7	8	9	AB	R	H	RBI	BB	SO	LOB
Pat Kelly, L (1, 9) OBP: 0.395, SLG: 0.432	4-3		4-3			FC1-5 1-2 2-3f		HR 3-H		4	1	1	2	0	0	2
Bob Coluccio, R (8, 9) OBP: 0.320, SLG: 0.274										0	0	0	0	0	0	0
Jorge Orta, L (1, 4) OBP: 0.294, SLG: 0.389	G3			F8		F8 2-3		F8		4	0	0	0	0	0	2
Carlos May, L (1, 7) OBP: 0.411, SLG: 0.457	1-3			L4		F8			CS 1B	3	0	0	0	0	0	2
Nyls Nyman, L (8, 7) OBP: 0.198, SLG: 0.215										1	0	1	0	0	0	0
Ken Henderson, S (1, 8) OBP: 0.412, SLG: 0.461		F7		L4			F6		F8 1-2	4	0	0	0	0	0	1
Bill Melton, R (1, 5) OBP: 0.345, SLG: 0.323		K			1-3		F4		F7	4	0	0	0	0	1	0
Deron Johnson, R (1, 10) OBP: 0.298, SLG: 0.324		E5			5-3		4-3			3	0	0	0	0	0	0
Tony Muser, L (1, 3) OBP: 0.231, SLG: 0.200		F7			K			F8 HR SH1-4 1B		3	1	1	0	0	1	1
Bucky Dent, R (1, 6) OBP: 0.250, SLG: 0.278			F8			FC1-5 2B		SH1-4 1-2		2	0	1	0	0	0	0
Brian Downing, R (1, 2) OBP: 0.340, SLG: 0.333			F2			F8 FC1-5 BB		F8 2-3		2	0	0	0	1	0	1
Inning Stats	R: 0 E: 0 K: 0 S: 3 H: 0 LOB: 0 BB: 0 P: 3	R: 0 E: 1 K: 1 S: 6 H: 0 LOB: 1 BB: 0 P: 6	R: 0 E: 0 K: 0 S: 3 H: 0 LOB: 0 BB: 0 P: 3	R: 0 E: 0 K: 0 S: 3 H: 0 LOB: 0 BB: 0 P: 3	R: 0 E: 0 K: 1 S: 5 H: 0 LOB: 0 BB: 0 P: 5	R: 0 E: 0 K: 0 S: 4 H: 1 LOB: 2 BB: 1 P: 8	R: 0 E: 0 K: 0 S: 3 H: 0 LOB: 0 BB: 0 P: 3	R: 2 E: 0 K: 0 S: 5 H: 2 LOB: 0 BB: 0 P: 5	R: 0 E: 0 K: 0 S: 3 H: 1 LOB: 0 BB: 0 P: 3	1B: 2 2B: 1 3B: 0 HR: 1 SF: 0 SAC: 1 DP: 0 HBP: 0						

PITCHER	IP	WLS	BF	H	R	ER	SO	BB	IBB	HBP	BLK	WP	HR	S	P	ERA	WHIP
Gaylord Perry, R (1, 1) ERA: 3.15	9.0	L	32	4	2	2	2	1	0	0	0	0	1	35	39	2.00	0.556

PITCHER	IP	WLS	BF	H	R	ER	SO	BB	IBB	HBP	BLK	WP	HR	S	P	ERA	WHIP

TOP

Chicago White Sox @ Cleveland Indians

Cleveland Municipal Stadium, Cleveland, OH

Fri May 09 1975, 7:05 PM EDT
Att. 10,422 - Unknown

livebaseballscorecards.com

AB	30
R	2
H	4
RBI	2
BB	1
SO	2
LOB	9

WP: 0 PB: 0 SB: 0 CS: 1 PA: 32

Batter	1	2	3	4	5	6	7	8	9	AB	R	H	RBI	BB	SO	LOB
Frank Duffy, R (1, 6) OBP: 0.256, SLG: 0.240	K	BB 1-2			CS SH5-3 1B		F6			3	0	1	0	1	1	0
Oscar Gamble, L (1, 7) OBP: 0.340, SLG: 0.467	F8	2-3			SH5-3 1-2			F9		3	0	0	0	0	0	2
George Hendrick, R (1, 8) OBP: 0.333, SLG: 0.443	1B BB 1B		F8		E5			K		4	0	1	0	0	1	1
Frank Robinson, R (1, 10) OBP: 0.344, SLG: 0.346	1B 1-2 BB		F9		K 2-3			4-3		3	0	0	0	1	1	2
Rico Carty, R (1, 3) OBP: 0.341, SLG: 0.488	1B 1-2 2-3		1B			6-3			WP 2B	4	0	3	0	0	0	0
John Ellis, R (1, 2) OBP: 0.244, SLG: 0.349	1-3		L6			F8			6-3	4	0	0	0	0	0	5
Charlie Spikes, R (1, 9) OBP: 0.185, SLG: 0.208		K		F2		1-4-3			K 2-3	3	0	0	0	0	1	0
Boog Powell, L (9, PH) OBP: 0.471, SLG: 0.593										1	0	0	0	0	1	1
Buddy Bell, R (1, 5) OBP: 0.294, SLG: 0.256		K		F9			F9		1-3	4	0	0	0	0	1	1
Jack Brohamer, L (1, 4) OBP: 0.274, SLG: 0.338		BB 1B		F9			F4			3	0	1	0	0	0	0
Inning Stats	R: 0 H: 2 E: 0 LOB: 3 K: 1 BB: 1 S: 7 P: 11	R: 0 H: 1 E: 0 LOB: 2 K: 2 BB: 1 S: 8 P: 12	R: 0 H: 1 E: 0 LOB: 1 K: 0 BB: 0 S: 4 P: 4	R: 0 H: 0 E: 0 LOB: 0 K: 0 BB: 0 S: 3 P: 3	R: 0 H: 1 E: 1 LOB: 2 K: 1 BB: 0 S: 6 P: 6	R: 0 H: 0 E: 0 LOB: 0 K: 0 BB: 0 S: 3 P: 3	R: 0 H: 0 E: 0 LOB: 0 K: 0 BB: 0 S: 3 P: 3	R: 0 H: 0 E: 0 LOB: 0 K: 1 BB: 0 S: 5 P: 5	R: 0 H: 1 E: 0 LOB: 1 K: 1 BB: 0 S: 6 P: 6	1B: 5 SF: 0 2B: 2 SAC: 1 3B: 0 DP: 1 HR: 0 HBP: 0						

PITCHER	IP	WLS	BF	H	R	ER	SO	BB	IBB	HBP	BLK	WP	HR	S	P	ERA	WHIP
Jim Kaat, L (1, 1) ERA: 2.58	8.0	W	32	6	0	0	5	2	0	0	0	0	0	40	48	0.00	1.000
Rich Gossage, R (9, 1) ERA: 1.29	0.1		1	0	0	0	0	0	0	0	0	0	0	1	1	0.00	0.000
Terry Forster, L (9, 1) ERA: 1.96	0.2	S	2	0	0	0	1	0	0	0	0	1	0	4	4	0.00	0.000

PITCHER	IP	WLS	BF	H	R	ER	SO	BB	IBB	HBP	BLK	WP	HR	S	P	ERA	WHIP

BOTTOM

Chicago White Sox @ Cleveland Indians

Cleveland Municipal Stadium, Cleveland, OH

Fri May 09 1975, 7:05 PM EDT

Att. 10,422 - Unknown

livebaseballscorecards.com

AB	32
R	0
H	6
RBI	0
BB	2
SO	6
LOB	12

TOP

Chicago White Sox @ Cleveland Indians

Cleveland Municipal Stadium, Cleveland, OH

Sat May 10 1975, 7:05 PM EDT

Att. 10,165 - Unknown

livebaseballscorecards.com

Batter	1	2	3	4	5	6	7	8	9	AB	R	H	RBI	BB	SO	LOB
Buddy Bradford, R (1, 9) OBP: 0.278, SLG: 0.214	K		6-3		HR		K		HBP	4	2	1	4	0	2	1
Bob Coluccio, R (1, 7) Carlos May, L (7, PH) Nyls Nyman, L (7, PR) OBP: 0.196, SLG: 0.213 (7, 7)	E S 1B		K		5-3		BB		F8	3 0 1	0 0 0	1 0 0	0 0 0	0 1 0	1 0 0	1 0 1
Ken Henderson, S (1, 8) OBP: 0.402, SLG: 0.441	F7			F7	G3		K		IBB	4	0	0	0	1	1	5
Bill Melton, R (1, 5) OBP: 0.347, SLG: 0.350	K			F4	F8			HR	BB	4	1	1	1	1	1	1
Deron Johnson, R (1, 3) Tony Muser, L (5, 3) OBP: 0.241, SLG: 0.222		F7		5-3		F9		1B FC4-2 1B	SF7	2 2	0 0	0 1	0 1	0 0	0 0	0 0
Bill Stein, R (1, 10) Pat Kelly, L (5, PR) OBP: 0.250, SLG: 0.250 OBP: 0.393, SLG: 0.429		F8			G3 BLK 2B 1B	1-3		E FC4-2 1B	F7	2 3	0 2	1 1	0 0	0 0	0 0	0 2
Jorge Orta, L (1, 4) OBP: 0.293, SLG: 0.385		K			G3		CS 1B	FC4-2		4	0	1	0	0	1	3
Bucky Dent, R (1, 6) OBP: 0.269, SLG: 0.307			WP 5-3 6-3 1B		HR 2B		6-3	E5		4	2	3	2	0	0	1
Brian Downing, R (1, 2) OBP: 0.347, SLG: 0.333			5-3		HR BB		BB PB 1B	5-3		3	1	1	0	1	0	2

	AB	36
	R	8
	H	11
	RBI	8
	BB	4
	SO	6
	LOB	17

Inning Stats																																		
	R: 0	E: 0	K: 2	S: 8	H: 1	LOB: 1	BB: 0	P: 8	R: 0	E: 0	K: 1	S: 5	H: 0	LOB: 0	BB: 0	P: 5	R: 1	E: 0	K: 1	S: 6	H: 1	LOB: 0	BB: 0	P: 6	R: 0	E: 0	K: 0	S: 3	H: 0	LOB: 0	BB: 0	P: 3	R: 4	E: 0	K: 0	S: 6	H: 3	LOB: 1	BB: 1	P: 10	R: 0	E: 0	K: 0	S: 3	H: 0	LOB: 0	BB: 0	P: 3	R: 0	E: 0	K: 2	S: 9	H: 2	LOB: 3	BB: 1	P: 13	R: 2	E: 1	K: 0	S: 6	H: 4	LOB: 1	BB: 0	P: 6	R: 1	E: 0	K: 0	S: 3	H: 0	LOB: 2	BB: 2	P: 12	1B: 8	2B: 1	3B: 0	HR: 2	SF: 1	SAC: 0	DP: 0	HBP: 1	WP: 1	PB: 1	SB: 3	CS: 1	PA: 42

PITCHER		IP	WLS	BF	H	R	ER	SO	BB	IBB	HBP	BLK	WP	HR	S	P	ERA	WHIP
Don Hood, L ERA: 3.98	(1, 1)	4.1	L	19	5	5	5	4	1	0	0	1	1	1	26	30	10.38	1.385
Tom Buskey, R ERA: 2.04	(5, 1)	2.2		11	2	0	0	2	1	0	0	0	0	0	14	18	0.00	1.125
Dave LaRoche, L ERA: 4.7	(8, 1)	0.1		4	3	2	2	0	0	0	0	0	0	1	4	4	54.00	9.000
Dick Bosman, R ERA: 4.29	(8, 1)	1.2		8	1	1	1	0	1	1	1	0	0	0	5	14	5.40	1.200

PITCHER	IP	WLS	BF	H	R	ER	SO	BB	IBB	HBP	BLK	WP	HR	S	P	ERA	WHIP

BOTTOM

Chicago White Sox @ Cleveland Indians

Cleveland Municipal Stadium, Cleveland, OH

Sat May 10 1975, 7:05 PM EDT

Att. 10,165 - Unknown

livebaseballscorecards.com

Batter	1	2	3	4	5	6	7	8	9	AB	R	H	RBI	BB	SO	LOB
Frank Duffy, R (1, 6) OBP: 0.265, SLG: 0.263	4-3 SF8 2B		K		BB 2B 1B		5-3		G5-4-3 1-2f	5	2	2	0	0	1	1
Oscar Gamble, L (1, 7) OBP: 0.333, SLG: 0.438	4-3 2-3		F8		2B 1-2 BB		F5			3	0	0	0	1	0	1
George Hendrick, R (1, 8) OBP: 0.340, SLG: 0.490	SF8 3-H		HR		L3-6 1-3 2-H 2B			F8		3	1	2	3	0	0	0
Boog Powell, L (1, 3) OBP: 0.486, SLG: 0.621	BB 1B		1B		L3-6 2-3			2B		4	0	3	0	0	0	2
Rico Carty, R (1, 10) OBP: 0.333, SLG: 0.455	1-2 BB		F6			F7		K		3	0	0	0	1	1	2
Charlie Spikes, R (1, 9) OBP: 0.200, SLG: 0.203	L6			6-3		BB 1-2 BB		BB		2	0	0	0	2	0	2
Buddy Bell, R (1, 5) OBP: 0.295, SLG: 0.250 John Lowenstein, L (8, PH) OBP: 0.328, SLG: 0.347 (9, 5)		K		K		G6-4-3 1-2 BB		F7		2 1	0 0	0 0	0 0	1 0	2 0	0 2
Alan Ashby, S (1, 2) OBP: 0.333, SLG: 0.200 Leron Lee, L (9, PH) OBP: 0.240, SLG: 0.182		4-3		4-3		G6-4-3 1-2f			6-3	3 1	0 0	0 0	0 0	0 0	0 0	2 0
Jack Brohamer, L (1, 4) OBP: 0.273, SLG: 0.333		F9			L6		F8		G5-4-3 1B	4	0	1	0	0	0	0
Inning Stats	R: 1 E: 0 K: 0 S: 5 H: 2 LOB: 2 BB: 1 P: 9	R: 0 E: 0 K: 1 S: 5 H: 0 LOB: 0 BB: 0 P: 5	R: 1 E: 0 K: 1 S: 7 H: 2 LOB: 1 BB: 0 P: 7	R: 0 E: 0 K: 1 S: 5 H: 0 LOB: 0 BB: 0 P: 5	R: 1 E: 0 K: 0 S: 4 H: 2 LOB: 1 BB: 1 P: 8	R: 0 E: 0 K: 0 S: 2 H: 0 LOB: 1 BB: 2 P: 10	R: 0 E: 0 K: 0 S: 3 H: 0 LOB: 0 BB: 0 P: 3	R: 0 E: 0 K: 1 S: 6 H: 1 LOB: 2 BB: 1 P: 10	R: 0 E: 0 K: 0 S: 3 H: 1 LOB: 0 BB: 0 P: 3	1B: 4 2B: 4 3B: 0 HR: 1	SF: 1 SAC: 0 DP: 3 HBP: 0						

	AB	31
	R	3
	H	8
	RBI	3
	BB	5
	SO	4
	LOB	12

PITCHER		IP	WLS	BF	H	R	ER	SO	BB	IBB	HBP	BLK	WP	HR	S	P	ERA	WHIP
Wilbur Wood, L ERA: 4.82	(1, 1)	5.1	W	24	6	3	3	3	3	0	0	0	0	1	27	39	5.06	1.688
Rich Gossage, R ERA: 1.14	(6, 1)	3.2	S	13	2	0	0	1	2	0	0	0	0	0	13	21	0.00	1.091

PITCHER	IP	WLS	BF	H	R	ER	SO	BB	IBB	HBP	BLK	WP	HR	S	P	ERA	WHIP

Chicago White Sox @ Cleveland Indians

Cleveland Municipal Stadium, Cleveland, OH

Sun May 11 1975, 3:33 AM EDT

Att. 19,490 - Unknown

TOP

livebaseballscorecards.com

Batter	1	2	3	4	5	6	7	8	9	10	11	AB	R	H	RBI	BB	SO	LOB
Pat Kelly, L (1, 9) OBP: 0.398, SLG: 0.425	K	BB G6-4-3 1-2 2-3		1-3			4-3 1B		4-3		1B 1B 2-H 1B	3	0	1	0	1	1	0
Nyls Nyman, L (7, 7) OBP: 0.202, SLG: 0.218												2	0	1	1	0	0	0
Jorge Orta, L (1, 4) OBP: 0.295, SLG: 0.377	BB WP 1B	G6-4-3 1-2f			F7		4-3 1-2		F2		1-H 1B	5	1	1	0	1	0	4
Carlos May, L (1, 7) OBP: 0.429, SLG: 0.457	F6 1-2		BB CS 1B		BB 1B		IBB		K			2	0	1	0	2	0	1
Bob Coluccio, R (7, 9) OBP: 0.316, SLG: 0.273												1	0	0	0	0	1	0
Ken Henderson, S (1, 8) OBP: 0.402, SLG: 0.433	BB 1B		1B CS 1-2		F8		K			1-3		4	1	1	0	1	1	3
Bill Melton, R (1, 5) OBP: 0.355, SLG: 0.352	1B 1-3 2-H		K 1-2 2-3		BB 1-2		1-3			4-3		2	0	1	1	1	1	2
Lee Richard, R (5, 5) OBP: 0.250, SLG: 0.250												2	0	0	0	0	0	2
Deron Johnson, R (1, 10) OBP: 0.286, SLG: 0.309	K		1B 2-H		K			6-3		L5		5	0	1	1	0	2	4
Tony Muser, L (1, 3) OBP: 0.235, SLG: 0.219		F6	4-3			F8		F9			SH2-4 1B 1B	5	1	1	0	0	0	1
Bucky Dent, R (1, 6) OBP: 0.287, SLG: 0.317		BB 1B 1B		F4		CS BB		1B			SH2-4 1-2	3	0	2	0	1	0	0
Brian Downing, R (1, 2) OBP: 0.340, SLG: 0.326		BB 1-2 1B		F7		K 1-2		K			5-3	5	0	1	0	0	2	3
Inning Stats	R: 1 E: 0 K: 2 S: 8 H: 1 LOB: 2 BB: 2 P: 16	R: 0 E: 0 K: 0 S: 4 H: 2 LOB: 2 BB: 1 P: 8	R: 1 E: 0 K: 1 S: 6 H: 2 LOB: 1 BB: 1 P: 10	R: 0 E: 0 K: 0 S: 3 H: 0 LOB: 0 BB: 0 P: 3	R: 0 E: 0 K: 1 S: 6 H: 1 LOB: 2 BB: 1 P: 10	R: 0 E: 0 K: 1 S: 4 H: 0 LOB: 0 BB: 1 P: 8	R: 0 E: 0 K: 1 S: 6 H: 1 LOB: 2 BB: 1 P: 10	R: 0 E: 0 K: 1 S: 6 H: 1 LOB: 1 BB: 0 P: 6	R: 0 E: 0 K: 1 S: 5 H: 0 LOB: 0 BB: 0 P: 5	R: 0 E: 0 K: 0 S: 3 H: 0 LOB: 0 BB: 0 P: 3	R: 1 E: 0 K: 0 S: 5 H: 3 LOB: 2 BB: 0 P: 5							

	AB	39
	R	3
	H	11
	RBI	3
	BB	7
	SO	8
	LOB	20

1B: 11 SF: 0 PA: 47
2B: 1 SAC: 1
3B: 0 DP: 2
HR: 0 HBP: 0

WP: 1
PB: 0
SB: 0
CS: 3

PITCHER	IP	WLS	BF	H	R	ER	SO	BB	IBB	HBP	BLK	WP	HR	S	P	ERA	WHIP
Jim Kern, R (1, 1) ERA: 1.87	9.0		39	8	2	2	8	6	1	0	0	1	0	48	76	2.00	1.556
Tom Buskey, R (10, 1) ERA: 2.29	2.0	W	8	3	1	1	0	0	0	0	0	0	0	8	8	4.50	1.500

BOTTOM

Chicago White Sox @ Cleveland Indians

Cleveland Municipal Stadium, Cleveland, OH

Sun May 11 1975, 3:33 AM EDT

Att. 19,490 - Unknown

livebaseballscorecards.com

	AB	R	H	RBI	BB	SO	LOB
Frank Duffy, R (1, 6) OBP: 0.273, SLG: 0.271	5	0	2	0	0	1	1
Oscar Gamble, L (1, 7) OBP: 0.339, SLG: 0.440	2	0	1	0	0	0	1
Ken Berry, R (4, 7) OBP: 0.222, SLG: 0.200	3	0	0	0	0	0	2
George Hendrick, R (1, 8) OBP: 0.333, SLG: 0.495	5	0	1	0	0	1	1
Boog Powell, L (1, 3) OBP: 0.455, SLG: 0.571	5	0	0	0	0	2	1
Rico Carty, R (1, 10) OBP: 0.377, SLG: 0.522	2	2	1	1	3	0	0
Charlie Spikes, R (1, 9) OBP: 0.213, SLG: 0.241	4	0	2	0	0	1	1
Buddy Bell, R (1, 5) OBP: 0.290, SLG: 0.247	5	1	1	0	0	0	5
Alan Ashby, S (1, 2) OBP: 0.286, SLG: 0.167	2	0	0	0	0	0	2
John Ellis, R (7, PH) OBP: 0.269, SLG: 0.364 (8, 2)	2	1	2	0	1	0	0
Jack Brohamer, L (1, 4) OBP: 0.267, SLG: 0.326	2	0	0	0	0	0	0
Frank Robinson, R (7, PH) OBP: 0.364, SLG: 0.370	1	0	1	1	0	0	0
Ed Crosby, L (8, 4) OBP: 0.412, SLG: 0.357	1	0	0	0	0	0	1
Tom McCraw, L (11, PH) OBP: 0.316, SLG: 0.444	1	0	1	1	0	0	0

	AB	R	H	RBI	BB	SO	LOB
AB	40						
R	4						
H	12						
RBI	3						
BB	4						
SO	5						
LOB	15						

Inning Stats	1	2	3	4	5	6	7	8	9	10	11
	R: 0 E: 0 K: 0 S: 4	R: 0 E: 1 K: 0 S: 4	R: 0 E: 0 K: 1 S: 6	R: 0 E: 0 K: 1 S: 5	R: 0 E: 0 K: 0 S: 3	R: 0 E: 0 K: 0 S: 3	R: 2 E: 0 K: 0 S: 7	R: 0 E: 0 K: 2 S: 8	R: 0 E: 0 K: 0 S: 3	R: 0 E: 0 K: 1 S: 5	R: 2 E: 1 K: 0 S: 3
	H: 2 LOB: 1 BB: 0 P: 4	H: 1 LOB: 1 BB: 0 P: 4	H: 1 LOB: 1 BB: 0 P: 6	H: 0 LOB: 1 BB: 1 P: 9	H: 0 LOB: 1 BB: 0 P: 3	H: 0 LOB: 0 BB: 0 P: 3	H: 5 LOB: 2 BB: 0 P: 7	H: 1 LOB: 2 BB: 1 P: 12	H: 1 LOB: 0 BB: 0 P: 3	H: 0 LOB: 0 BB: 0 P: 5	H: 1 LOB: 1 BB: 2 P: 11

1B: 9 2B: 0 3B: 2 HR: 1 | SF: 0 SAC: 1 DP: 3 HBP: 0 | WP: 0 PB: 0 SB: 0 CS: 0 | PA: 45

PITCHER	IP	WLS	BF	H	R	ER	SO	BB	IBB	HBP	BLK	WP	HR	S	P	ERA	WHIP
Claude Osteen, L (1, 1) ERA: 4.44	6.0		23	5	1	1	2	1	0	0	0	0	0	26	30	1.50	1.000
Terry Forster, L (7, 1) ERA: 2.28	4.2	L	22	7	3	2	3	2	1	0	0	0	0	25	37	3.86	1.929

PITCHER	IP	WLS	BF	H	R	ER	SO	BB	IBB	HBP	BLK	WP	HR	S	P	ERA	WHIP

Batter	1	2	3	4	5	6	7	8	9	AB	R	H	RBI	BB	SO	LOB
Buddy Bradford, R (1, 9) OBP: 0.275, SLG: 0.226	S S S 0-3 ① K		x 0-0 ② SF7 3-H		x 0-0 1-2 2-H 1B			x 0-0 ② F9		3	0	1	2	0	1	0
Bucky Dent, R (1, 6) OBP: 0.295, SLG: 0.333	x 0-0 1B		x 0-0 2B		x 0-0 ② ③ G5-3 2-3f			x 0-0 ③ 4-3		4	0	2	0	0	0	2
Ken Henderson, S (1, 8) OBP: 0.388, SLG: 0.416	x 0-0 ② F8		x 0-0 ③ F8			x 0-0 ① 5-3			x 0-0 ① F3	4	0	0	0	0	0	2
Bill Melton, R (1, 5) OBP: 0.344, SLG: 0.339	x 0-0 ③ F7			x 0-0 ① F6		x 0-0 ② F7			x 0-0 ② F8	4	0	0	0	0	0	1
Deron Johnson, R (1, 3) OBP: 0.274, SLG: 0.294		S S S 0-3 ① K		x 0-0 ② 5-3		x 0-0 ③ 4-3			S S S 0-3 ③ K	4	0	0	0	0	2	0
Bob Coluccio, R (1, 7) OBP: 0.305, SLG: 0.261		S S S 0-3 ② K		x 0-0 ③ F8			x 0-0 ① F8			3	0	0	0	0	1	0
Jorge Orta, L (1, 4) OBP: 0.295, SLG: 0.371		x 0-0 ③ L5			B B B 4-0 S 1B BB		x 0-0 ② 4-3			2	1	0	0	1	0	0
Bill Stein, R (1, 10) OBP: 0.286, SLG: 0.429			x 0-0 SH1-3 SF7 2B		x 0-0 ① F3 1-2		x 0-0 ③ F8			3	1	1	0	0	0	1
Brian Downing, R (1, 2) OBP: 0.343, SLG: 0.322			x 0-0 ① SH1-3 2-3		B B B 4-0 G5-3 1B BB			x 0-0 ① 6-3		1	0	0	0	1	0	0
Inning Stats	R: 0 E: 0 K: 1 S: 6 H: 1 LOB: 1 BB: 0 P: 6	R: 0 E: 0 K: 2 S: 7 H: 0 LOB: 0 BB: 0 P: 7	R: 1 E: 0 K: 0 S: 5 H: 2 LOB: 1 BB: 0 P: 5	R: 0 E: 0 K: 0 S: 3 H: 0 LOB: 0 BB: 0 P: 3	R: 1 E: 0 K: 0 S: 3 H: 1 LOB: 1 BB: 2 P: 11	R: 0 E: 0 K: 0 S: 3 H: 0 LOB: 0 BB: 0 P: 3	R: 0 E: 0 K: 0 S: 3 H: 0 LOB: 0 BB: 0 P: 3	R: 0 E: 0 K: 0 S: 3 H: 0 LOB: 0 BB: 0 P: 3	R: 0 E: 0 K: 1 S: 5 H: 0 LOB: 0 BB: 0 P: 5	1B: 2 2B: 2 3B: 0 HR: 0 SF: 1 SAC: 1 DP: 1 HBP: 0							

TOP

Chicago White Sox @ Baltimore Orioles

Memorial Stadium, Baltimore, MD

Tue May 13 1975, 7:05 PM EDT

Att. 4,574 - Unknown

livebaseballscorecards.com

AB	28
R	2
H	4
RBI	2
BB	2
SO	4
LOB	6

PITCHER		IP	WLS	BF	H	R	ER	SO	BB	IBB	HBP	BLK	WP	HR	S	P	ERA	WHIP
Ross Grimsley, L ERA: 4.29	(1, 1)	9.0	W	32	4	2	2	4	2	0	0	0	0	0	38	46	2.00	0.667

PITCHER	IP	WLS	BF	H	R	ER	SO	BB	IBB	HBP	BLK	WP	HR	S	P	ERA	WHIP

Batter	1	2	3	4	5	6	7	8	9	AB	R	H	RBI	BB	SO	LOB
Ken Singleton, S (1, 9) OBP: 0.416, SLG: 0.347	6-3		6-3		5-3		K			4	0	0	0	0	1	0
Paul Blair, R (1, 8) OBP: 0.337, SLG: 0.402	6-3 1B		F8		2B 3B		K			4	1	2	0	0	1	0
Tommy Davis, R (1, 10) OBP: 0.308, SLG: 0.341	6-3 1-2			K	3-H 2B		F5			4	0	1	1	0	1	1
Lee May, R (1, 3) OBP: 0.268, SLG: 0.398	K			3B 1B	5-3			K		4	1	1	0	0	2	2
Bobby Grich, R (1, 4) OBP: 0.440, SLG: 0.545		6-3		1-H SF9 3B		BBBB 1B BB		F9		3	1	1	1	1	0	0
Don Baylor, R (1, 7) OBP: 0.389, SLG: 0.480		CS 1B		BBBB BB		1-3 S 1B		S 1B		3	0	3	0	1	0	0
Brooks Robinson, R (1, 5) OBP: 0.243, SLG: 0.189		BBBB 1-2 BB		SF9 3-H		F9 1-2		F7 1-2		2	0	0	1	1	0	3
Dave Duncan, R (1, 2) OBP: 0.236, SLG: 0.308		K		1-3		K				3	0	0	0	0	2	4
Tim Nordbrook, R (1, 6) OBP: 0.190, SLG: 0.056			F7		F8	F6				3	0	0	0	0	0	2
Inning Stats	R: 0 E: 0 K: 1 S: 6 H: 1 LOB: 1 BB: 0 P: 6	R: 0 E: 0 K: 1 S: 5 H: 1 LOB: 1 BB: 1 P: 9	R: 0 E: 0 K: 0 S: 3 H: 0 LOB: 0 BB: 0 P: 3	R: 2 E: 0 K: 1 S: 7 H: 2 LOB: 1 BB: 1 P: 11	R: 1 E: 0 K: 0 S: 5 H: 2 LOB: 1 BB: 0 P: 5	R: 0 E: 0 K: 1 S: 6 H: 1 LOB: 2 BB: 1 P: 10	R: 0 E: 0 K: 2 S: 7 H: 0 LOB: 0 BB: 0 P: 7	R: 0 E: 0 K: 1 S: 6 H: 1 LOB: 1 BB: 0 P: 6		1B: 5 2B: 1 3B: 2 HR: 0	SF: 1 SAC: 0 DP: 0 HBP: 0						

PITCHER	IP	WLS	BF	H	R	ER	SO	BB	IBB	HBP	BLK	WP	HR	S	P	ERA	WHIP
Jim Kaat, L (1, 1) ERA: 2.83	5.0	L	24	7	3	3	3	3	0	0	0	0	0	27	39	5.40	2.000
Rich Gossage, R (6, 1) ERA: 1.04	3.0		10	1	0	0	4	0	0	0	0	0	0	18	18	0.00	0.333

PITCHER	IP	WLS	BF	H	R	ER	SO	BB	IBB	HBP	BLK	WP	HR	S	P	ERA	WHIP

BOTTOM

Chicago White Sox @ Baltimore Orioles

Memorial Stadium, Baltimore, MD

Tue May 13 1975, 7:05 PM EDT

Att. 4,574 - Unknown

livebaseballscorecards.com

AB	30
R	3
H	8
RBI	3
BB	3
SO	7
LOB	12



WP: 0 PA: 34
PB: 0
SB: 2
CS: 1

Batter	1	2	3	4	5	6	7	8	9	AB	R	H	RBI	BB	SO	LOB
Pat Kelly, L (1, 9) OBP: 0.412, SLG: 0.470	HR		1B		BB		6-3		FC3-2 IBB 2-3 3-H	3	1	2	1	1	0	1
Nyls Nyman, L (7, 7) OBP: 0.200, SLG: 0.216										1	0	0	0	0	0	2
Jorge Orta, L (1, 4) OBP: 0.321, SLG: 0.386	G6-3 1B		BB 1-3 1B		FC4-6 1-2 2-H 1B		BB		IBB 1-2	3	0	3	1	2	0	0
Carlos May, L (1, 7) OBP: 0.422, SLG: 0.443	F9		BB 1-2		FC4-6 FC4-6 1-2f 2-3		F7		K	3	0	0	0	1	0	5
Bob Coluccio, R (7, 9) OBP: 0.301, SLG: 0.257										1	0	0	0	0	1	3
Ken Henderson, S (1, 8) OBP: 0.383, SLG: 0.410	G6-3 1-2f		F7		FC4-6 1-2f			FC5-4 1B		4	0	1	0	0	0	6
Bill Melton, R (1, 5) OBP: 0.341, SLG: 0.336		G4-6-3 1B		F8		4-3		FC5-4 CS 1-2f		4	0	1	0	0	0	1
Deron Johnson, R (1, 10) OBP: 0.276, SLG: 0.287		G4-6-3 1-2f		K		CS BB		K 1-2		2	0	0	0	1	1	1
Buddy Bradford, R (6, PR) OBP: 0.268, SLG: 0.219										1	0	0	0	0	1	1
Tony Muser, L (1, 3) OBP: 0.237, SLG: 0.222		6-3		F8		5-3 1-2			SH5-3 SH FC3-2 1B	4	0	1	0	0	0	1
Bucky Dent, R (1, 6) OBP: 0.296, SLG: 0.351			K		4-3		3B		SH FC3-2 SH5-3 1-2	3	0	1	0	0	1	0
Brian Downing, R (1, 2) OBP: 0.342, SLG: 0.315			1-3		BB 1B BB		6-3		SH5-3 1-2 2-3	2	1	0	0	1	0	1
Inning Stats	R: 1 E: 0 K: 0 S: 4 H: 2 LOB: 0 BB: 0 P: 4	R: 0 E: 0 K: 0 S: 3 H: 1 LOB: 0 BB: 0 P: 3	R: 0 E: 0 K: 1 S: 7 H: 2 LOB: 3 BB: 1 P: 11	R: 0 E: 0 K: 1 S: 5 H: 0 LOB: 0 BB: 0 P: 5	R: 1 E: 0 K: 0 S: 4 H: 1 LOB: 2 BB: 2 P: 12	R: 0 E: 0 K: 0 S: 2 H: 0 LOB: 1 BB: 1 P: 6	R: 0 E: 0 K: 0 S: 4 H: 1 LOB: 2 BB: 1 P: 8	R: 0 E: 0 K: 1 S: 5 H: 1 LOB: 0 BB: 0 P: 5	R: 0 E: 0 K: 1 S: 7 H: 1 LOB: 3 BB: 1 P: 11	1B: 7 2B: 0 3B: 1 HR: 1 SF: 0 SAC: 2 DP: 2 HBP: 0						

PITCHER	IP	WLS	BF	H	R	ER	SO	BB	IBB	HBP	BLK	WP	HR	S	P	ERA	WHIP
Mike Torrez, R (1, 1) ERA: 3.59	9.0	W	39	9	2	2	4	5	1	0	0	0	1	41	65	2.00	1.556

PITCHER	IP	WLS	BF	H	R	ER	SO	BB	IBB	HBP	BLK	WP	HR	S	P	ERA	WHIP

TOP

Chicago White Sox @ Baltimore Orioles

Memorial Stadium, Baltimore, MD

Wed May 14 1975, 7:05 PM EDT

Att. 6,828 - Unknown

livebaseballscorecards.com

AB	31
R	2
H	9
RBI	2
BB	6
SO	4
LOB	22

Batter	1	2	3	4	5	6	7	8	9	AB	R	H	RBI	BB	SO	LOB
Ken Singleton, S (1, 9) OBP: 0.403, SLG: 0.333	4-3		1-3 1-2 2-3			6-3		F8		4	0	0	0	0	0	3
Paul Blair, R (1, 8) OBP: 0.324, SLG: 0.386	L5		F8			6-3		5-3 1-3		4	0	0	0	0	0	3
Tommy Davis, R (1, 10) OBP: 0.316, SLG: 0.341	3-1			G1-4-3 1B			BBBB 4-0 5-3 2B BB	F8		3	1	1	0	1	0	1
Lee May, R (1, 3) OBP: 0.260, SLG: 0.385		SSS 0-3 K		G1-4-3 1-2f			F8		F6	4	0	0	0	0	1	2
Bobby Grich, R (1, 4) OBP: 0.433, SLG: 0.531		SSS 0-3 K		F4			5-3 1-2		3B 1B	4	1	1	0	0	1	1
Don Baylor, R (1, 7) OBP: 0.402, SLG: 0.519		F9			G6-4-3 1B		1B 2-H 2B		1-H 3B	4	1	3	2	0	0	0
Brooks Robinson, R (1, 5) OBP: 0.255, SLG: 0.204			1-3 BB 1B		G6-4-3 1-2f		1B 2-H			3	0	2	1	0	0	1
Dave Duncan, R (1, 2) OBP: 0.224, SLG: 0.291			SSS 0-3 K		F4		F9			3	0	0	0	0	1	2
Mark Belanger, R (1, 6) OBP: 0.257, SLG: 0.190			BBBB 4-0 1-3 1-2 BB			5-3		5-3 1B		2	0	1	0	1	0	0
Inning Stats	R: 0 E: 0 K: 0 S: 3 H: 0 LOB: 0 BB: 0 P: 3	R: 0 E: 0 K: 2 S: 7 H: 0 LOB: 0 BB: 0 P: 7	R: 0 E: 0 K: 1 S: 6 H: 1 LOB: 2 BB: 1 P: 10	R: 0 E: 0 K: 0 S: 3 H: 1 LOB: 0 BB: 0 P: 3	R: 0 E: 0 K: 0 S: 3 H: 1 LOB: 0 BB: 0 P: 3	R: 0 E: 0 K: 0 S: 3 H: 0 LOB: 0 BB: 0 P: 3	R: 2 E: 0 K: 0 S: 5 H: 2 LOB: 1 BB: 1 P: 9	R: 0 E: 0 K: 0 S: 4 H: 1 LOB: 1 BB: 0 P: 4	R: 1 E: 0 K: 0 S: 3 H: 2 LOB: 1 BB: 0 P: 3	1B: 6 2B: 1 3B: 1 HR: 0 SF: 0 SAC: 0 DP: 2 HBP: 0						

PITCHER		IP	WLS	BF	H	R	ER	SO	BB	IBB	HBP	BLK	WP	HR	S	P	ERA	WHIP
Wilbur Wood, L ERA: 4.61	(1, 1)	6.2		24	4	2	2	3	2	0	0	0	0	0	28	36	2.70	0.900
Terry Forster, L ERA: 2.45	(7, 1)	1.2	L	9	4	1	1	0	0	0	0	0	0	0	9	9	5.40	2.400

PITCHER	IP	WLS	BF	H	R	ER	SO	BB	IBB	HBP	BLK	WP	HR	S	P	ERA	WHIP

BOTTOM

Chicago White Sox @ Baltimore Orioles

Memorial Stadium, Baltimore, MD

Wed May 14 1975, 7:05 PM EDT

Att. 6,828 - Unknown

livebaseballscorecards.com

AB	31
R	3
H	8
RBI	3
BB	2
SO	3
LOB	13

WP: 0 PA: 33
PB: 0
SB: 0
CS: 0

Batter	1	2	3	4	5	6	7	8	9	AB	R	H	RBI	BB	SO	LOB
Frank Duffy, R (1, 6) OBP: 0.269, SLG: 0.283	S S S 0-3 ① K	x 0-0 ② SF7 3-H		x 0-0 ② ③ G6-4-3 1-2f			x 0-0 ② 1-3			3	0	0	1	0	1	3
Frank Robinson, R (1, 10) OBP: 0.325, SLG: 0.353	x 0-0 ② 6-3	x 0-0 ③ F7			x 0-0 ① F3		x 0-0 ③ F7			3	0	0	0	0	0	2
Oscar Gamble, L (7, PH) OBP: 0.333, SLG: 0.444										1	0	0	0	0	0	0
George Hendrick, R (1, 8) OBP: 0.320, SLG: 0.455	x 0-0 1B S 1B		x 0-0 G6-3 1B		x 0-0 ② 4-3			x 0-0 ① 4-3		4	1	2	0	0	0	0
Rico Carty, R (1, 7) OBP: 0.369, SLG: 0.455	x 0-0 E S 1-3 1B		x 0-0 ① ② G6-3 1-2f		x 0-0 ③ F8			x 0-0 ② 4-3		4	0	1	0	0	0	1
Ken Berry, R (9, 7) OBP: 0.222, SLG: 0.200										0	0	0	0	0	0	0
John Ellis, R (1, 2) OBP: 0.248, SLG: 0.330	x 0-0 ③ 6-3 1-3 3-H		x 0-0 ③ F7			x 0-0 ① F8		x 0-0 ③ F3		4	0	0	0	0	0	1
Boog Powell, L (1, 3) OBP: 0.415, SLG: 0.526		x 0-0 SH1-4 BB SF7 1B		B B B B 4-0 BB 1B BB		B B B B 4-0 CS 1B BB			x 0-0 ① F7	2	1	1	0	2	0	0
Charlie Spikes, R (1, 9) OBP: 0.242, SLG: 0.253		B B B B 4-0 SH1-4 1-2 BB		x 0-0 BB 1-2 1B		x 0-0 1-2 1B			x 0-0 CS 1B	3	0	3	0	1	0	0
Buddy Bell, R (1, 5) OBP: 0.311, SLG: 0.283	x 0-0 ① SH1-4 1-2 2-3		B B B B 4-0 G6-4-3 1-2 2-3 BB			x 0-0 ② ③ F3 2-3			B B B B 4-0 ② 1-2 BB	1	0	0	0	2	0	2
Jack Brohamer, L (1, 4) OBP: 0.286, SLG: 0.357		B B B B 4-0 BB		x 0-0 ① F2			x 0-0 ① 6-3		x 0-0 ③ F8	3	0	0	0	1	0	4

Cleveland Indians @ Chicago White Sox

Comiskey Park, Chicago, IL

Fri May 16 1975, 8:05 PM EDT

Att. 5,794 - Unknown

TOP

livebaseballscorecards.com

AB	28
R	2
H	7
RBI	1
BB	6
SO	1
LOB	13

Inning Stats	1	2	3	4	5	6	7	8	9	1B: 7 SF: 1	WP: 0 PA: 36
R:	1	1	0	0	0	1	0	0	0	2B: 0 SAC: 1	PB: 0
E:	0	0	0	0	0	0	0	0	0	3B: 0 DP: 2	SB: 2
K:	1	0	0	0	0	0	0	0	0	HR: 0 HBP: 0	CS: 2
S:	7	4	3	3	3	3	3	3	3		
H:	2	1	1	1	0	1	0	0	1		
LOB:	1	2	0	2	0	1	0	0	1		
BB:	0	2	0	2	0	1	0	0	1		
P:	7	12	3	11	3	7	3	3	7		

PITCHER		IP	WLS	BF	H	R	ER	SO	BB	IBB	HBP	BLK	WP	HR	S	P	ERA	WHIP
Claude Osteen, L ERA: 4.33	(1, 1)	5.1		25	6	2	2	1	5	0	0	0	0	0	22	42	3.38	2.062
Rich Gossage, R ERA: 0.94	(6, 1)	3.2	W	11	1	0	0	0	1	0	0	0	0	0	10	14	0.00	0.545

PITCHER	IP	WLS	BF	H	R	ER	SO	BB	IBB	HBP	BLK	WP	HR	S	P	ERA	WHIP

BOTTOM

Cleveland Indians @ Chicago White Sox

Comiskey Park, Chicago, IL

Fri May 16 1975, 8:05 PM EDT

Att. 5,794 - Unknown

livebaseballscorecards.com

Batter	1	2	3	4	5	6	7	8	9	AB	R	H	RBI	BB	SO	LOB
Pat Kelly, L (1, 9) OBP: 0.396, SLG: 0.448 Buddy Bradford, R (9, PH) OBP: 0.286, SLG: 0.219	4-3		K		FC6-4 1-2f			K	BB HBP 1-2 2-3 3-H	4 0	0 0	0 0	0 1	0 0	2 0	1 0
Jorge Orta, L (1, 4) OBP: 0.338, SLG: 0.392	E8 1B		G5-4-3 1B			K		BB	BB 1-2 2-3 3-H	3	0	2	1	2	1	0
Carlos May, L (1, 7) OBP: 0.417, SLG: 0.430	BB		G5-4-3 1-2f			F7		F2		3	0	0	0	1	0	2
Ken Henderson, S (1, 8) OBP: 0.371, SLG: 0.394	K			1-3		F7		K		4	0	0	0	0	2	3
Bill Melton, R (1, 5) OBP: 0.338, SLG: 0.328 Lee Richard, R (9, PR) OBP: 0.250, SLG: 0.250	K			K			F5		1B 1B BB	3 0	0 1	0 0	0 0	1 0	2 0	2 0
Deron Johnson, R (1, 10) OBP: 0.284, SLG: 0.289 Bob Coluccio, R (9, PR) OBP: 0.301, SLG: 0.257		FC5-4 BB		F9			1-3		1B 1B 1-3 HBP 1B	3 0	0 1	1 0	0 0	1 0	0 0	0 0
Tony Muser, L (1, 3) OBP: 0.262, SLG: 0.231		FC5-4 1-2f			1-3		BB		HBP 1B 1-2 BB 3-H 1B	3	1	1	1	1	0	1
Bucky Dent, R (1, 6) OBP: 0.303, SLG: 0.351		F4			F3		1-2 BB		BB HBP 1-2 2-3 1B	3	0	1	0	1	0	1
Pete Varney, R (1, 2) OBP: 0.143, SLG: 0.143 Nyls Nyman, L (9, PH) OBP: 0.200, SLG: 0.216 Bill Stein, R (9, PH) OBP: 0.250, SLG: 0.375		K			FC6-4 1B		K		K	3 0 1	0 0 0	1 0 0	0 0 0	0 0 1	2 0 0	3 0 3

Inning Stats	1	2	3	4	5	6	7	8	9
	R: 0 H: 1	R: 0 H: 0	R: 0 H: 1	R: 0 H: 0	R: 0 H: 1	R: 0 H: 0	R: 0 H: 0	R: 0 H: 0	R: 3 H: 3
	E: 1 LOB: 2	E: 0 LOB: 1	E: 0 LOB: 0	E: 0 LOB: 0	E: 0 LOB: 1	E: 0 LOB: 0	E: 0 LOB: 2	E: 0 LOB: 1	E: 0 LOB: 3
	K: 2 BB: 1	K: 1 BB: 1	K: 1 BB: 0	K: 1 BB: 0	K: 0 BB: 0	K: 1 BB: 0	K: 1 BB: 2	K: 2 BB: 1	K: 1 BB: 2
	S: 8 P: 12	S: 5 P: 9	S: 5 P: 5	S: 5 P: 5	S: 4 P: 4	S: 5 P: 5	S: 5 P: 13	S: 7 P: 11	S: 6 P: 15

	AB	R	H	RBI	BB	SO	LOB
	30	3	6	3	7	10	16

1B: 6	SF: 0
2B: 0	SAC: 0
3B: 0	DP: 1
HR: 0	HBP: 1
WP: 0	PA: 38
PB: 0	
SB: 0	
CS: 0	

PITCHER		IP	WLS	BF	H	R	ER	SO	BB	IBB	HBP	BLK	WP	HR	S	P	ERA	WHIP
Jim Kern, R ERA: 1.73	(1, 1)	8.0		32	3	1	1	9	6	0	0	0	0	0	44	68	1.12	1.125
Tom Buskey, R ERA: 3.2	(9, 1)	0.0	L	3	3	0	0	0	0	0	0	0	0	0	3	3	∞	∞
Dave LaRoche, L ERA: 4.32	(9, 1)	0.1		1	0	0	0	1	0	0	0	0	0	0	3	3	0.00	0.000
Dennis Eckersley, R ERA:	(9, 1)	0.0		2	0	2	2	0	1	0	1	0	0	0	0	5	∞	∞

PITCHER	IP	WLS	BF	H	R	ER	SO	BB	IBB	HBP	BLK	WP	HR	S	P	ERA	WHIP

Cleveland Indians @ Chicago White Sox

Comiskey Park, Chicago, IL

Sat May 17 1975, 8:05 PM EDT

Att. 8,070 - Unknown

TOP

livebaseballscorecards.com

Batter	1	2	3	4	5	6	7	8	9	AB	R	H	RBI	BB	SO	LOB
Buddy Bell, R (1, 5) OBP: 0.311, SLG: 0.284	3-1		F9		1-2 1B		K		1-2 2-H 1B	3	0	1	0	0	0	1
Ed Crosby, L (6, 5) OBP: 0.409, SLG: 0.421										2	0	1	1	0	1	1
Frank Duffy, R (1, 6) OBP: 0.266, SLG: 0.279	G4-6-3 1B		F8		F8			F5	F3	5	0	1	0	0	0	5
George Hendrick, R (1, 8) OBP: 0.311, SLG: 0.440	G4-6-3 1-2f			K		3-1		5-3		4	0	0	0	0	1	1
Rico Carty, R (1, 3) OBP: 0.391, SLG: 0.466		1-3 1B		E5 FC6-4		BBBB 4-0 FC6-4 BB		0-0 1B		3	0	2	0	1	0	0
Frank Robinson, R (1, 10) OBP: 0.302, SLG: 0.324		1-3 1-2		F9		F7		5-3		3	0	0	0	0	0	3
Alan Ashby, S (8, PH) OBP: 0.278, SLG: 0.188										1	0	0	0	0	0	1
John Ellis, R (1, 2) OBP: 0.239, SLG: 0.317		F9		FC6-4 1-2f		FC6-4 1-2f			6-3	4	0	0	0	0	0	3
Charlie Spikes, R (1, 9) OBP: 0.243, SLG: 0.253		6-3			K		G4-6-3 1B		K	4	0	1	0	0	2	1
Ken Berry, R (1, 7) OBP: 0.226, SLG: 0.207			F8		K		G4-6-3 1-2f		BB 1B	4	1	1	0	0	1	1
Jack Brohamer, L (1, 4) OBP: 0.312, SLG: 0.376					1B				BBBB 4-0 1B 1-2 BB	3	0	3	0	1	0	0
Inning Stats	R: 0 H: 1 E: 0 LOB: 0 K: 0 BB: 0 S: 3 P: 3	R: 0 H: 1 E: 0 LOB: 1 K: 0 BB: 0 S: 4 P: 4	R: 0 H: 1 E: 0 LOB: 1 K: 0 BB: 0 S: 4 P: 4	R: 0 H: 0 E: 1 LOB: 1 K: 1 BB: 0 S: 6 P: 6	R: 0 H: 2 E: 0 LOB: 2 K: 2 BB: 0 S: 9 P: 9	R: 0 H: 0 E: 0 LOB: 1 K: 0 BB: 1 S: 3 P: 7	R: 0 H: 2 E: 0 LOB: 1 K: 1 BB: 0 S: 6 P: 6	R: 0 H: 1 E: 0 LOB: 1 K: 0 BB: 0 S: 4 P: 4	R: 1 H: 2 E: 0 LOB: 2 K: 1 BB: 1 S: 7 P: 11	1B: 10 SF: 0 2B: 0 SAC: 0 3B: 0 DP: 2 HR: 0 HBP: 0						

	AB	36
	R	1
	H	10
	RBI	1
	BB	2
	SO	5
	LOB	17

WP: 0 PA: 38
PB: 0
SB: 0
CS: 0

PITCHER		IP	WLS	BF	H	R	ER	SO	BB	IBB	HBP	BLK	WP	HR	S	P	ERA	WHIP
Jim Kaat, L ERA: 2.58	(1, 1)	9.0	W	38	10	1	1	5	2	0	0	0	0	0	46	54	1.00	1.333

PITCHER	IP	WLS	BF	H	R	ER	SO	BB	IBB	HBP	BLK	WP	HR	S	P	ERA	WHIP

BOTTOM

Cleveland Indians @ Chicago White Sox

Comiskey Park, Chicago, IL

Sat May 17 1975, 8:05 PM EDT

Att. 8,070 - Unknown

livebaseballscorecards.com

Batter	1	2	3	4	5	6	7	8	9	AB	R	H	RBI	BB	SO	LOB
Buddy Bradford, R (1, 9) OBP: 0.311, SLG: 0.273	HR 2B		E S HBP		K		F4			1	1	1	1	0	0	0
Nyls Nyman, L (4, 7) OBP: 0.197, SLG: 0.212	SF8 3-H									2	0	0	0	0	1	2
Bucky Dent, R (1, 6) OBP: 0.317, SLG: 0.364	SH HR 1B 1-2		K 1-3		1B 1-2 2-H		1B			4	1	3	1	0	1	1
Ken Henderson, S (1, 8) OBP: 0.380, SLG: 0.430	HR 1-H 2-H F7			CS 1B 1B	F2		1B 1-2			5	1	3	3	0	0	4
Bill Melton, R (1, 5) OBP: 0.343, SLG: 0.333	F4	F7		1B 1-2		1B E 1B	F2			4	0	2	0	0	0	0
Lee Richard, R (6, PR) (7, 5) OBP: 0.200, SLG: 0.200										1	1	0	0	0	0	2
Deron Johnson, R (1, 10) OBP: 0.290, SLG: 0.295	E 1B 1B 1B	G3		K 2-3		FC4-6 1-2 1B	1-3			5	1	2	0	0	1	4
Carlos May, L (1, 3) OBP: 0.419, SLG: 0.433	E 1B 1-2 1B	1B		5-3		FC4-6 1-2f 2-H 3B	F6			4	1	2	0	0	0	2
Tony Muser, L (6, PR) (7, 3) OBP: 0.256, SLG: 0.225										1	1	0	0	0	0	0
Bob Coluccio, R (1, 7) (4, 9) OBP: 0.284, SLG: 0.240	E7 1B 1B 1-2 2-3	5-3			4-3	F3		K		5	1	0	0	0	1	5
Jorge Orta, L (1, 4) OBP: 0.354, SLG: 0.418	1B SF8 1-3 2-H 3-H 1B		G5-4-3 BB		BB 1B 1B	3-H 3B		L6		4	2	3	3	1	0	0
Brian Downing, R (1, 2) OBP: 0.348, SLG: 0.316	1B 1-3 3-H 1B		G5-4-3 1-2f		1-2 BB	6-3				3	0	1	1	1	0	3
Inning Stats	R: 7 E: 2 K: 0 S: 12 H: 7 LOB: 2 BB: 0 P: 12	R: 0 E: 0 K: 0 S: 4 H: 1 LOB: 1 BB: 0 P: 4	R: 0 E: 0 K: 1 S: 4 H: 0 LOB: 1 BB: 1 P: 9	R: 0 E: 0 K: 1 S: 6 H: 2 LOB: 1 BB: 0 P: 6	R: 1 E: 0 K: 1 S: 7 H: 2 LOB: 2 BB: 1 P: 11	R: 2 E: 1 K: 0 S: 6 H: 3 LOB: 2 BB: 0 P: 6	R: 0 E: 0 K: 0 S: 5 H: 2 LOB: 2 BB: 0 P: 5	R: 0 E: 0 K: 1 S: 5 H: 0 LOB: 0 BB: 0 P: 5		1B: 14 2B: 2 3B: 1 HR: 1 SF: 1 SAC: 1 DP: 2 HBP: 1						

	AB	39
	R	10
	H	17
	RBI	9
	BB	2
	SO	4
	LOB	23

PITCHER		IP	WLS	BF	H	R	ER	SO	BB	IBB	HBP	BLK	WP	HR	S	P	ERA	WHIP
Fritz Peterson, L ERA: 6.91	(1, 1)	0.1	L	6	4	5	2	0	0	0	0	0	0	1	6	6	54.00	12.000
Dick Bosman, R ERA: 4.08	(1, 1)	7.2		38	13	5	3	4	2	0	1	0	0	0	43	52	3.52	1.957

PITCHER	IP	WLS	BF	H	R	ER	SO	BB	IBB	HBP	BLK	WP	HR	S	P	ERA	WHIP

Cleveland Indians @ Chicago White Sox

Comiskey Park, Chicago, IL

Sun May 18 1975, 4:33 AM EDT

Att. 10,033 - Unknown

TOP

livebaseballscorecards.com

Batter	1	2	3	4	5	6	7	8	9	AB	R	H	RBI	BB	SO	LOB
Buddy Bell, R (1, 5) OBP: 0.318, SLG: 0.303	5-3		1-3, 1-H, 2B, 2B		HR, 1B		F8			4	2	2	1	0	0	0
Frank Duffy, R (1, 6) OBP: 0.257, SLG: 0.269	L5		1-3, 2-3		K		5-3			4	0	0	0	0	1	2
George Hendrick, R (1, 8) OBP: 0.316, SLG: 0.473	F8		HR, 3-H, 2B		1-H, HR			K		4	2	2	3	0	1	0
Boog Powell, L (1, 3) OBP: 0.418, SLG: 0.556		G3	HR, 2-H		BB, G6-3			4-3		3	1	1	2	1	0	0
Frank Robinson, R (1, 10) OBP: 0.295, SLG: 0.316		F8	G3		G6-3, 1-2f			K		1	0	0	0	0	0	0
Oscar Gamble, L (3, PH) OBP: 0.317, SLG: 0.421										3	0	0	0	0	1	1
Rico Carty, R (1, 7) OBP: 0.397, SLG: 0.484		1B, 2B		F4		K			SH1-3, 1B, 1B	4	1	2	0	0	1	0
Ken Berry, R (9, PR) OBP: 0.226, SLG: 0.207 (9, 7)										0	0	0	0	0	0	0
John Ellis, R (1, 2) OBP: 0.250, SLG: 0.336						K			SH1-3, 1-2	3	0	2	1	0	1	0
Alan Ashby, S (6, 2) OBP: 0.278, SLG: 0.188		2-H, 1B		2B						0	0	0	0	0	0	0
Charlie Spikes, R (1, 9) OBP: 0.243, SLG: 0.245			5-3	6-3		5-3			1B, IBB	3	0	0	0	1	0	1
Jack Brohamer, L (1, 4) OBP: 0.319, SLG: 0.381			PB, 2B, 1B	K			K		1-3, 2-H, 1B	4	1	2	0	0	2	1

	AB	33
	R	7
	H	11
	RBI	7
	BB	2
	SO	7
	LOB	5

Inning Stats	1	2	3	4	5	6	7	8	9	1B: 5	SF: 0	WP: 0	PA: 36
	R: 0 E: 0 K: 0 S: 3	R: 1 E: 0 K: 0 S: 4	R: 4 E: 0 K: 0 S: 7	R: 0 E: 0 K: 1 S: 6	R: 2 E: 0 K: 1 S: 6	R: 0 E: 0 K: 2 S: 7	R: 0 E: 0 K: 1 S: 5	R: 0 E: 0 K: 2 S: 7	R: 0 E: 0 K: 0 S: 3	2B: 4	SAC: 1	PB: 1	
	H: 0 LOB: 0 BB: 0 P: 3	H: 2 LOB: 1 BB: 0 P: 4	H: 4 LOB: 0 BB: 0 P: 7	H: 1 LOB: 1 BB: 0 P: 6	H: 2 LOB: 0 BB: 1 P: 10	H: 0 LOB: 0 BB: 0 P: 7	H: 0 LOB: 0 BB: 0 P: 5	H: 0 LOB: 0 BB: 0 P: 7	H: 2 LOB: 2 BB: 1 P: 7	3B: 0	DP: 1	SB: 0	
										HR: 2	HBP: 0	CS: 0	

PITCHER	IP	WLS	BF	H	R	ER	SO	BB	IBB	HBP	BLK	WP	HR	S	P	ERA	WHIP
Wilbur Wood, L (1, 1) ERA: 5.07	2.2	L	13	6	5	5	0	0	0	0	0	0	1	13	13	16.88	2.250
Bill Gogolewski, R (3, 1) ERA: 5.14	3.1		13	3	2	2	4	1	0	0	0	0	1	20	24	5.40	1.200
Terry Forster, L (7, 1) ERA: 2.23	3.0		10	2	0	0	3	0	1	0	0	0	0	15	19	0.00	0.667

PITCHER	IP	WLS	BF	H	R	ER	SO	BB	IBB	HBP	BLK	WP	HR	S	P	ERA	WHIP

Batter	1	2	3	4	5	6	7	8	9	AB	R	H	RBI	BB	SO	LOB
Pat Kelly, L (1, 9) OBP: 0.396, SLG: 0.446	CS 1B		F7	4-3		1B 1B 1B 1-2 2-H		F8		5	1	2	1	0	0	4
Jorge Orta, L (1, 4) OBP: 0.368, SLG: 0.419	F9 1-2		BB 1-2 2-3		WP BB	1B E 1B 1-2 2-H			FC5-6 BB	2	1	1	1	3	0	1
Carlos May, L (1, 7) OBP: 0.411, SLG: 0.422	6-3		F3		F1 1-2	E9 1-H 2-H 1B			FC5-6 S 1-2f	5	0	1	1	0	0	5
Ken Henderson, S (1, 8) OBP: 0.366, SLG: 0.412		4-3	K		K	G3			K 1-2	5	0	0	0	0	3	6
Bill Melton, R (1, 5) OBP: 0.331, SLG: 0.320		F9		K	F8		F2		K	5	0	0	0	0	2	2
Deron Johnson, R (1, 10) OBP: 0.297, SLG: 0.333		HR		1B 1B 1B		F8	5-3			4	2	2	1	0	0	0
Tony Muser, L (1, 3) OBP: 0.255, SLG: 0.227		F7		1B 1B 1-2		4-3	6-3			4	0	1	0	0	0	0
Bucky Dent, R (1, 6) OBP: 0.331, SLG: 0.385			BB 2B	1B 1B 1-2 2-H		1B 1B 1B		L4		4	1	3	1	0	0	0
Brian Downing, R (1, 2) OBP: 0.353, SLG: 0.316			BB BB	K		1B 1B 1B 1-2		6-3		3	1	1	0	1	1	2
Inning Stats	R: 0 H: 1 E: 0 LOB: 0 K: 0 BB: 0 S: 3 P: 3	R: 1 H: 1 E: 0 LOB: 0 K: 0 BB: 0 S: 4 P: 4	R: 0 H: 1 E: 0 LOB: 3 K: 1 BB: 2 S: 6 P: 14	R: 1 H: 3 E: 0 LOB: 2 K: 2 BB: 0 S: 10 P: 10	R: 0 H: 0 E: 0 LOB: 1 K: 1 BB: 1 S: 5 P: 9	R: 4 H: 5 E: 1 LOB: 1 K: 0 BB: 0 S: 8 P: 8	R: 0 H: 0 E: 0 LOB: 0 K: 0 BB: 0 S: 3 P: 3	R: 0 H: 0 E: 0 LOB: 0 K: 0 BB: 0 S: 3 P: 3	R: 0 H: 0 E: 0 LOB: 1 K: 2 BB: 1 S: 7 P: 11	1B: 9 SF: 0 2B: 1 SAC: 0 3B: 0 DP: 0 HR: 1 HBP: 0						

PITCHER		IP	WLS	BF	H	R	ER	SO	BB	IBB	HBP	BLK	WP	HR	S	P	ERA	WHIP
Gaylord Perry, R ERA: 3.4	(1, 1)	5.2	W	30	11	6	5	4	3	0	0	0	1	1	35	47	7.94	2.471
Tom Buskey, R ERA: 2.86	(6, 1)	2.1		7	0	0	0	0	0	0	0	0	0	0	7	7	0.00	0.000
Dave LaRoche, L ERA: 4.0	(9, 1)	0.2		3	0	0	0	1	1	0	0	0	0	0	4	8	0.00	1.500
Dennis Eckersley, R ERA:	(9, 1)	0.1	S	1	0	0	0	1	0	0	0	0	0	0	3	3	0.00	0.000

PITCHER	IP	WLS	BF	H	R	ER	SO	BB	IBB	HBP	BLK	WP	HR	S	P	ERA	WHIP

BOTTOM

Cleveland Indians @ Chicago White Sox

Comiskey Park, Chicago, IL

Sun May 18 1975, 4:33 AM EDT

Att. 10,033 - Unknown

livebaseballscorecards.com

AB	37
R	6
H	11
RBI	5
BB	4
SO	6
LOB	20

1B: 9	SF: 0	WP: 1	PA: 41
2B: 1	SAC: 0	PB: 0	
3B: 0	DP: 0	SB: 1	
HR: 1	HBP: 0	CS: 1	

Baltimore Orioles @ Chicago White Sox

Comiskey Park, Chicago, IL

Mon May 19 1975, 8:05 PM EDT

Att. 6,308 - Unknown

TOP

livebaseballscorecards.com

Batter	1	2	3	4	5	6	7	8	9	AB	R	H	RBI	BB	SO	LOB
Ken Singleton, S (1, 9) OBP: 0.421, SLG: 0.339	BBBB 4-0 G6-4-3 BB	BBB 4-0 1-2 2-3 BB			BBB 4-0 BB		x 0-0 ②③ G1-6-3 1-2f			1	0	0	0	3	0	2
Paul Blair, R (1, 8) OBP: 0.298, SLG: 0.345	x 0-0 ①② G6-4-3 1-2f	x 0-0 ③ F3			x 0-0 ② F8			x 0-0 ① 5-3		4	0	0	0	0	0	5
Tommy Davis, R (1, 10) OBP: 0.327, SLG: 0.354	x 0-0 1B		x 0-0 ① 6-3		x 0-0 ③ F4			x 0-0 ② F4		4	0	1	0	0	0	1
Lee May, R (1, 3) OBP: 0.252, SLG: 0.358	x 0-0 ③ F3		x 0-0 ② L6			x 0-0 ① 5-3		x 0-0 ③ 4-3		4	0	0	0	0	0	1
Bobby Grich, R (1, 4) OBP: 0.424, SLG: 0.525		x 0-0 ① F7	x 0-0 ③ 5-3			SSS 0-3 ② K			x 0-0 ① 6-3	4	0	0	0	0	1	0
Don Baylor, R (1, 7) OBP: 0.394, SLG: 0.551		x 0-0 HR		x 0-0 ① F7		x 0-0 ③ 5-3			x 0-0 ② 4-3	4	1	1	1	0	0	0
Brooks Robinson, R (1, 5) OBP: 0.250, SLG: 0.191 Tom Shopay, L (7, PR) Doug DeCinces, R (7, 5) OBP: 0.348, SLG: 0.500	x 0-0 E5 BB BB			x 0-0 ② F9			x 0-0 E 1B 1B		SSS 0-3 ③ K	3 0 1	0 0 0	1 0 0	0 0 0	0 0 1	0 0 0	0 0 0
Elrod Hendricks, L (1, 2) OBP: 0.415, SLG: 0.342		SSS 0-3 ② K		x 0-0 ③ F8			x 0-0 E1 FC3-6 1-3 1B			3	0	1	0	0	1	1
Mark Belanger, R (1, 6) OBP: 0.262, SLG: 0.187		BBBB 4-0 BB 1-2 BB			x 0-0 ① 4-3		x 0-0 ① FC3-6 G1-6-3 1-2f			2	0	0	0	1	0	2
Inning Stats	R: 0 E: 0 K: 0 S: 3 H: 1 LOB: 1 BB: 1 P: 7	R: 1 E: 1 K: 1 S: 7 H: 1 LOB: 3 BB: 2 P: 15	R: 0 E: 0 K: 0 S: 3 H: 0 LOB: 0 BB: 0 P: 3	R: 0 E: 0 K: 0 S: 3 H: 0 LOB: 0 BB: 0 P: 3	R: 0 E: 0 K: 0 S: 3 H: 0 LOB: 1 BB: 1 P: 7	R: 0 E: 0 K: 1 S: 5 H: 0 LOB: 0 BB: 0 P: 5	R: 0 E: 1 K: 0 S: 4 H: 2 LOB: 2 BB: 0 P: 4	R: 0 E: 0 K: 0 S: 3 H: 0 LOB: 0 BB: 0 P: 3	R: 0 E: 0 K: 1 S: 5 H: 0 LOB: 0 BB: 0 P: 5	1B: 3 2B: 0 3B: 0 HR: 1	SF: 0 SAC: 0 DP: 2 HBP: 0						

AB	30
R	1
H	4
RBI	1
BB	4
SO	3
LOB	12

WP: 0 PB: 0 SB: 0 CS: 0 PA: 34

PITCHER		IP	WLS	BF	H	R	ER	SO	BB	IBB	HBP	BLK	WP	HR	S	P	ERA	WHIP
Stan Bahnsen, R ERA: 9.38	(1, 1)	6.0	W	25	3	1	1	2	4	0	0	0	0	1	25	41	1.50	1.167
Rich Gossage, R ERA: 0.87	(7, 1)	3.0	S	9	1	0	0	1	0	0	0	0	0	0	11	11	0.00	0.333

PITCHER	IP	WLS	BF	H	R	ER	SO	BB	IBB	HBP	BLK	WP	HR	S	P	ERA	WHIP

Baltimore Orioles @ Chicago White Sox

Comiskey Park, Chicago, IL

Mon May 19 1975, 8:05 PM EDT

Att. 6,308 - Unknown

BOTTOM

livebaseballscorecards.com

Batter	1	2	3	4	5	6	7	8	9	AB	R	H	RBI	BB	SO	LOB
Pat Kelly, L (1, 9) OBP: 0.404, SLG: 0.447	G4-6-3 1B		BBB 1B 1-2 2-3 BB		1-3			6-3		2	0	1	0	1	0	0
Bob Coluccio, R (6, 9) OBP: 0.281, SLG: 0.237										1	0	0	0	0	0	0
Jorge Orta, L (1, 4) OBP: 0.365, SLG: 0.414	F7		G4-6-3 1-3 2-H 3-H 1B			F7		4-3		4	0	1	2	0	0	1
Carlos May, L (1, 7) OBP: 0.402, SLG: 0.411	G4-6-3 1-2f		G4-6-3 1-2f			SSS K				3	0	0	0	0	1	3
Ken Henderson, S (1, 8) OBP: 0.358, SLG: 0.402		G3		F6		L3				3	0	0	0	0	0	0
Deron Johnson, R (1, 10) OBP: 0.289, SLG: 0.324		F3		6-3			5-3			3	0	0	0	0	0	0
Bill Melton, R (1, 5) OBP: 0.331, SLG: 0.320		F4		S 1B			F8			3	0	1	0	0	0	0
Tony Muser, L (1, 3) OBP: 0.280, SLG: 0.255			BB 1B 1B 1B	F7 1-2			1B			3	1	2	0	0	0	1
Bucky Dent, R (1, 6) OBP: 0.331, SLG: 0.384			BB 1-2 1B 1B		6-3		F7			3	1	1	0	0	0	1
Brian Downing, R (1, 2) OBP: 0.344, SLG: 0.307			L4		5-3			SSS K		3	0	0	0	0	1	2
Inning Stats	R: 0 E: 0 K: 0 S: 3 H: 1 LOB: 0 BB: 0 P: 3	R: 0 E: 0 K: 0 S: 3 H: 0 LOB: 0 BB: 0 P: 3	R: 2 E: 0 K: 0 S: 5 H: 3 LOB: 1 BB: 1 P: 9	R: 0 E: 0 K: 0 S: 4 H: 1 LOB: 1 BB: 0 P: 4	R: 0 E: 0 K: 0 S: 3 H: 0 LOB: 0 BB: 0 P: 3	R: 0 E: 0 K: 1 S: 5 H: 0 LOB: 0 BB: 0 P: 5	R: 0 E: 0 K: 0 S: 4 H: 1 LOB: 1 BB: 0 P: 4	R: 0 E: 0 K: 1 S: 5 H: 0 LOB: 0 BB: 0 P: 5		1B: 6 2B: 0 3B: 0 HR: 0 SF: 0 SAC: 0 DP: 2 HBP: 0						

	AB	28
	R	2
	H	6
	RBI	2
	BB	1
	SO	2
	LOB	8

PITCHER	IP	WLS	BF	H	R	ER	SO	BB	IBB	HBP	BLK	WP	HR	S	P	ERA	WHIP
Doyle Alexander, R (1, 1) ERA: 2.73	8.0	L	29	6	2	2	2	1	0	0	0	0	0	32	36	2.25	0.875

PITCHER	IP	WLS	BF	H	R	ER	SO	BB	IBB	HBP	BLK	WP	HR	S	P	ERA	WHIP

WP: 0 PA: 29
PB: 0
SB: 1
CS: 0

Batter	1	2	3	4	5	6	7	8	9	AB	R	H	RBI	BB	SO	LOB
Ken Singleton, S (1, 9) OBP: 0.420, SLG: 0.345	G3 1B 2B	BBB SH1-4 BB		E7			G3		F7	4	1	1	0	1	0	0
Mark Belanger, R (1, 6) OBP: 0.273, SLG: 0.203	G3 2-3	SH1-4 1-2 2-3		6-3			FC3-6 1B 1B		1B S 1B	4	0	2	0	0	0	2
Tommy Davis, R (1, 10) OBP: 0.339, SLG: 0.365	HR 1B 3-H 1B	F2			5-3		1-2 FC3-6 1B		1-3 1B	5	1	3	1	0	0	2
Don Baylor, R (1, 7) OBP: 0.394, SLG: 0.545	HR 1-2 1B	F9			CS 1B		FC3-6 1-2f 2-3		6-3	5	1	2	0	0	0	6
Bobby Grich, R (1, 4) OBP: 0.419, SLG: 0.544	HR 1-H 2-H		K		F7		F9			4	1	1	3	0	1	3
Lee May, R (1, 3) OBP: 0.252, SLG: 0.376	5-3		6-3		CS 1-2	HR		K		4	1	1	1	0	1	0
Paul Blair, R (1, 8) OBP: 0.296, SLG: 0.342	K		CS 1B			F5		F8		4	0	1	0	0	1	0
Brooks Robinson, R (1, 5) OBP: 0.250, SLG: 0.202		2B 2B	CS 1-2	F9		F7		F7		4	1	1	0	0	0	0
Andy Etchebarren, R (1, 2) OBP: 0.182, SLG: 0.273		SH1-4 2-H 2B		1-3		K			K	4	0	1	1	0	2	0
Inning Stats	R: 4 E: 0 K: 1 S: 9 H: 4 LOB: 0 BB: 0 P: 9	R: 1 E: 0 K: 0 S: 5 H: 2 LOB: 2 BB: 1 P: 9	R: 0 E: 0 K: 1 S: 5 H: 1 LOB: 0 BB: 0 P: 5	R: 0 E: 1 K: 0 S: 4 H: 0 LOB: 1 BB: 0 P: 4	R: 0 E: 0 K: 0 S: 3 H: 1 LOB: 0 BB: 0 P: 3	R: 1 E: 0 K: 1 S: 6 H: 1 LOB: 0 BB: 0 P: 6	R: 0 E: 0 K: 0 S: 5 H: 2 LOB: 2 BB: 0 P: 5	R: 0 E: 0 K: 1 S: 5 H: 0 LOB: 0 BB: 0 P: 5	R: 0 E: 0 K: 1 S: 7 H: 2 LOB: 2 BB: 0 P: 7	1B: 8 2B: 3 3B: 0 HR: 2	SF: 0 SAC: 1 DP: 0 HBP: 0						

TOP

Baltimore Orioles @ Chicago White Sox

Comiskey Park, Chicago, IL

Wed May 21 1975, 8:05 PM EDT

Att. 4,250 - Unknown

livebaseballscorecards.com

AB	38
R	6
H	13
RBI	6
BB	1
SO	5
LOB	13

PITCHER	IP	WLS	BF	H	R	ER	SO	BB	IBB	HBP	BLK	WP	HR	S	P	ERA	WHIP
Claude Osteen, L (1, 1) ERA: 4.99	0.1	L	5	4	4	4	0	0	0	0	0	0	1	5	5	108.00	12.000
Bill Gogolewski, R (1, 1) ERA: 4.15	6.0		24	6	2	2	3	1	0	0	0	0	1	29	33	3.00	1.167
Cecil Upshaw, R (7, 1) ERA: 2.92	2.2		11	3	0	0	2	0	0	0	0	0	0	15	15	0.00	1.125

PITCHER	IP	WLS	BF	H	R	ER	SO	BB	IBB	HBP	BLK	WP	HR	S	P	ERA	WHIP

Baltimore Orioles @ Chicago White Sox

Comiskey Park, Chicago, IL

Wed May 21 1975, 8:05 PM EDT

Att. 4,250 - Unknown

BOTTOM

livebaseballscorecards.com

Batter	1	2	3	4	5	6	7	8	9	AB	R	H	RBI	BB	SO	LOB
Pat Kelly, L (1, 10) OBP: 0.404, SLG: 0.439	BBBB 4-0 F9 1B BB	x 0-0 ② F8			x 0-0 ① F7		x 0-0 E 1B 1B		x 0-0 ② F8	4	0	1	0	1	0	2
Jorge Orta, L (1, 4) OBP: 0.366, SLG: 0.414	x 0-0 S 1-2 1B	x 0-0 ③ 1-3			x 0-0 ② 4-3		x 0-0 E 1-2 1B		x 0-0 ③ F6	5	0	2	0	0	0	2
Carlos May, L (1, 7) OBP: 0.390, SLG: 0.397	x 0-0 ① F9 2-3		x 0-0 ① F9		SSS 0-3 ③ K		x 0-0 E4 1-2 2-3			4	0	0	0	0	1	4
Ken Henderson, S (1, 8) OBP: 0.355, SLG: 0.392	SSS 0-3 ② K 1-2		BBBB 4-0 BB			x 0-0 ① F5	SSS 0-3 ③ K			3	0	0	0	1	2	5
Bill Melton, R (1, 5) OBP: 0.329, SLG: 0.341	SSS 0-3 ③ K		SSS 0-3 ② K			x 0-0 ② F7		x 0-0 HR		4	1	1	1	0	2	3
Tony Muser, L (1, 3) OBP: 0.296, SLG: 0.275		x 0-0 F9 1B 1B 1B	x 0-0 ③ 4-3			x 0-0 FC5-4 1B		x 0-0 ① P1		4	1	2	0	0	0	1
Nyls Nyman, L (1, 9) OBP: 0.198, SLG: 0.214		x 0-0 1B 1-2 1B		x 0-0 ① F8		x 0-0 ③ FC5-4 1-2f		x 0-0 ② B1-3		4	0	1	0	0	0	1
Bucky Dent, R (1, 6) OBP: 0.321, SLG: 0.372		x 0-0 ① F9 2-3		x 0-0 ② F4			x 0-0 ① F4	x 0-0 ③ F7		4	0	0	0	0	0	2
Brian Downing, R (1, 2) OBP: 0.347, SLG: 0.311 Pete Varney, R (5, 2) OBP: 0.111, SLG: 0.111		x 0-0 1-3 3-H 1B		SSS 0-3 ③ K			x 0-0 ② F9		x 0-0 ① F8	2 2	0 0	1 0	1 0	0 0	1 0	0 0
Inning Stats	R: 0 E: 0 K: 2 S: 8 H: 1 LOB: 2 BB: 1 P: 12	R: 1 E: 0 K: 0 S: 6 H: 3 LOB: 2 BB: 0 P: 6	R: 0 E: 0 K: 1 S: 5 H: 0 LOB: 1 BB: 1 P: 9	R: 0 E: 0 K: 1 S: 5 H: 0 LOB: 0 BB: 0 P: 5	R: 0 E: 0 K: 1 S: 5 H: 0 LOB: 0 BB: 0 P: 5	R: 0 E: 0 K: 0 S: 4 H: 1 LOB: 1 BB: 0 P: 4	R: 0 E: 1 K: 1 S: 8 H: 2 LOB: 3 BB: 0 P: 8	R: 1 E: 0 K: 0 S: 4 H: 1 LOB: 0 BB: 0 P: 4	R: 0 E: 0 K: 0 S: 3 H: 0 LOB: 0 BB: 0 P: 3	1B: 7 2B: 0 3B: 0 HR: 1 SF: 0 SAC: 0 DP: 0 HBP: 0						

	AB	36
	R	2
	H	8
	RBI	2
	BB	2
	SO	6
	LOB	20

PITCHER	IP	WLS	BF	H	R	ER	SO	BB	IBB	HBP	BLK	WP	HR	S	P	ERA	WHIP
Jim Palmer, R (1, 1) ERA: 1.64	9.0	W	38	8	2	2	6	2	0	0	0	0	1	48	56	2.00	1.111

PITCHER	IP	WLS	BF	H	R	ER	SO	BB	IBB	HBP	BLK	WP	HR	S	P	ERA	WHIP

Baltimore Orioles @ Chicago White Sox

Comiskey Park, Chicago, IL

Thu May 22 1975, 8:05 PM EDT

Att. 2,467 - Unknown

TOP

livebaseballscorecards.com

Batter	1	2	3	4	5	6	7	8	9	AB	R	H	RBI	BB	SO	LOB
Ken Singleton, S (1, 9) OBP: 0.416, SLG: 0.350	5-3			2B		4-3	SH1-3 1-2 2-3		K	4	0	1	0	0	1	1
Mark Belanger, R (1, 6) OBP: 0.264, SLG: 0.195	5-3			F8		L9	IBB		6-3	3	0	0	0	0	0	1
Al Bumbry, L (7, PH) OBP: 0.392, SLG: 0.479										0	0	0	0	1	0	0
Doug DeCinces, R (7, 5) OBP: 0.340, SLG: 0.488										1	0	0	0	0	0	1
Tommy Davis, R (1, 10) OBP: 0.336, SLG: 0.361	F4			4-3		BB BB BB 1B	K			4	1	1	0	0	1	4
Don Baylor, R (1, 7) OBP: 0.390, SLG: 0.532		F3		F9		BB BB 1-2 BB	F8			3	0	0	0	1	0	4
Bobby Grich, R (1, 4) OBP: 0.429, SLG: 0.538		CS BB			FC4-6 BB	1-2 2-3 BB		F9		1	0	0	0	3	0	0
Lee May, R (1, 3) OBP: 0.252, SLG: 0.368		F8 1-2			FC4-6 1B 1-2f	1-2 2-3 3-H BB		K		3	0	0	1	1	1	2
Paul Blair, R (1, 8) OBP: 0.291, SLG: 0.336			F8		F5	K		F8		2	0	0	0	0	0	1
Jim Northrup, L (6, PH) OBP: 0.406, SLG: 0.417										2	0	0	0	0	1	3
(6, 8)																
Brooks Robinson, R (1, 5) OBP: 0.260, SLG: 0.214			F8		1-2 1B		SH1-3 1B		BB	3	0	2	0	0	0	0
Tim Nordbrook, R (7, PR) OBP: 0.227, SLG: 0.056										0	0	0	0	1	0	0
(7, 6)																
Andy Etchebarren, R (1, 2) OBP: 0.154, SLG: 0.231			6-3		F2		1-2 SH1-3 1B		F6	2	0	0	0	0	0	2
Tom Shopay, L (7, PH) OBP: 0.222, SLG: 0.125										1	0	1	0	0	0	0
Elrod Hendricks, L (7, 2) OBP: 0.407, SLG: 0.333										1	0	0	0	0	0	1

	AB	30
	R	1
	H	5
	RBI	1
	BB	7
	SO	4
	LOB	20

Inning Stats	1	2	3	4	5	6	7	8	9
	R: 0 E: 0 K: 0 S: 3	H: 0 LOB: 0 BB: 0 P: 3	R: 0 E: 0 K: 0 S: 2	H: 0 LOB: 0 BB: 1 P: 6	R: 0 E: 0 K: 0 S: 3	H: 0 LOB: 0 BB: 0 P: 3	R: 0 E: 0 K: 0 S: 4	H: 1 LOB: 1 BB: 0 P: 4	R: 0 E: 0 K: 0 S: 4	H: 1 LOB: 2 BB: 1 P: 8	R: 1 E: 0 K: 1 S: 6	H: 1 LOB: 3 BB: 3 P: 18	R: 0 E: 0 K: 1 S: 7	H: 2 LOB: 3 BB: 1 P: 11	R: 0 E: 0 K: 1 S: 5	H: 0 LOB: 0 BB: 0 P: 5	R: 0 E: 0 K: 1 S: 5	H: 0 LOB: 1 BB: 1 P: 9

	1B: 4	SF: 0	WP: 0	PA: 38
	2B: 1	SAC: 1	PB: 0	
	3B: 0	DP: 0	SB: 0	
	HR: 0	HBP: 0	CS: 1	

PITCHER		IP	WLS	BF	H	R	ER	SO	BB	IBB	HBP	BLK	WP	HR	S	P	ERA	WHIP
Jim Kaat, L	(1, 1)	5.2	W	24	3	1	1	0	5	0	0	0	0	0	19	39	1.59	1.412
ERA: 2.5																		
Rich Gossage, R	(6, 1)	3.1	S	14	2	0	0	4	1	1	0	0	0	0	20	28	0.00	0.900
ERA: 0.81																		

PITCHER	IP	WLS	BF	H	R	ER	SO	BB	IBB	HBP	BLK	WP	HR	S	P	ERA	WHIP

Batter	1	2	3	4	5	6	7	8	9	AB	R	H	RBI	BB	SO	LOB
Bob Coluccio, R (1, 9) OBP: 0.290, SLG: 0.250	SH1-4 1B		SH5-4 1B 1-2		5-3			6-3		4	1	2	0	0	0	0
Bucky Dent, R (1, 6) OBP: 0.331, SLG: 0.377	SH1-4 1-2		SH5-4 1-2 2-3			FC5-4 1B		F8 HBP BB		1	0	1	0	1	0	0
Carlos May, L (1, 7) OBP: 0.400, SLG: 0.403	1-3		G5-4-3 1B 2-H 3-H			FC5-4 1B 1-2		HBP 1-2		3	0	2	2	0	0	1
Bill Melton, R (1, 5) OBP: 0.321, SLG: 0.331	F4		G5-4-3 1-2f			FC5-4 1B 1-2 2-3		F8 2-3		4	0	0	0	0	0	6
Ken Henderson, S (1, 8) OBP: 0.352, SLG: 0.388		F9		1-3		1B 1-2		F3		4	0	1	0	0	0	2
Deron Johnson, R (1, 3) OBP: 0.291, SLG: 0.324 Tony Muser, L (7, 3) OBP: 0.296, SLG: 0.275		1B		K		F5				3 0	0 0	1 0	0 0	0 0	1 0	2 0
Bill Stein, R (1, 10) OBP: 0.182, SLG: 0.273		F8		6-3			F2			3	0	0	0	0	0	1
Jorge Orta, L (1, 4) OBP: 0.360, SLG: 0.405		F9			F7		G3			3	0	0	0	0	0	1
Brian Downing, R (1, 2) OBP: 0.346, SLG: 0.305			SH5-4 1B 1B BB		5-3		K			2	1	0	0	1	1	0
Inning Stats	R: 0 E: 0 K: 0 S: 4 H: 1 LOB: 1 BB: 0 P: 4	R: 0 E: 0 K: 0 S: 4 H: 1 LOB: 1 BB: 0 P: 4	R: 2 E: 0 K: 0 S: 4 H: 2 LOB: 0 BB: 1 P: 8	R: 0 E: 0 K: 1 S: 5 H: 0 LOB: 0 BB: 0 P: 5	R: 0 E: 0 K: 0 S: 3 H: 0 LOB: 0 BB: 0 P: 3	R: 0 E: 0 K: 0 S: 5 H: 3 LOB: 2 BB: 0 P: 5	R: 0 E: 0 K: 1 S: 5 H: 0 LOB: 0 BB: 0 P: 5	R: 0 E: 0 K: 0 S: 3 H: 0 LOB: 2 BB: 1 P: 8		1B: 7 2B: 0 3B: 0 HR: 0	SF: 0 SAC: 2 DP: 2 HBP: 1			WP: 0 PB: 0 SB: 0 CS: 0	PA: 32	

PITCHER	IP	WLS	BF	H	R	ER	SO	BB	IBB	HBP	BLK	WP	HR	S	P	ERA	WHIP
Mike Cuellar, L (1, 1) ERA: 3.84	8.0	L	32	7	2	2	2	2	0	1	0	0	0	33	42	2.25	1.125

PITCHER	IP	WLS	BF	H	R	ER	SO	BB	IBB	HBP	BLK	WP	HR	S	P	ERA	WHIP

BOTTOM

Baltimore Orioles @ Chicago White Sox

Comiskey Park, Chicago, IL

Thu May 22 1975, 8:05 PM EDT

Att. 2,467 - Unknown

livebaseballscorecards.com

AB	27
R	2
H	7
RBI	2
BB	2
SO	2
LOB	13

Batter	1	2	3	4	5	6	7	8	9	AB	R	H	RBI	BB	SO	LOB
Ron LeFlore, R (1, 8) OBP: 0.324, SLG: 0.415	6-3		E6 CS		6-3 1-2		PB 1B		K	5	0	1	0	0	1	2
Gary Sutherland, R (1, 4) OBP: 0.326, SLG: 0.354	K		F9 1-2			1B 1B 1B	F3 1-2			4	1	1	0	0	1	2
Dan Meyer, L (1, 7) OBP: 0.330, SLG: 0.437	1B			3B		1B 1-3 1B		G3		4	0	3	0	0	0	0
Willie Horton, R (1, 10) OBP: 0.280, SLG: 0.493	L8			6-3		FC5-4 1-2 3-H 1B		K		4	0	1	1	0	1	2
Leon Roberts, R (1, 9) OBP: 0.407, SLG: 0.605		K		F3		K		BB		3	0	0	0	1	2	3
Nate Colbert, R (1, 3) OBP: 0.250, SLG: 0.317		CS 1B		5-3		F4		F2		4	0	1	0	0	0	4
Bill Freehan, R (1, 2) OBP: 0.294, SLG: 0.385		1-2 1B			4-3 FC6-2 2B	FC5-4 1-2f			F8	4	0	2	0	0	0	2
Aurelio Rodriguez, R (1, 5) OBP: 0.255, SLG: 0.340		F6			4-3 2-3		5-3		K	3	0	0	0	0	0	2
Ben Oglivie, L (9, PH) OBP: 0.175, SLG: 0.231										1	0	0	0	0	1	0
Tom Veryzer, R (1, 6) OBP: 0.289, SLG: 0.260			K		FC6-2 S 3-H		6-3		HBP	3	0	0	0	0	1	1
Gates Brown, L (9, PH)										0	0	0	0	0	0	0
John Knox, L (9, PR) OBP: 0.182, SLG: 0.100										0	0	0	0	0	0	0
Inning Stats	R: 0 E: 0 K: 1 S: 6 H: 1 LOB: 1 BB: 0 P: 6	R: 0 E: 0 K: 1 S: 6 H: 2 LOB: 1 BB: 0 P: 6	R: 0 E: 1 K: 1 S: 5 H: 0 LOB: 0 BB: 0 P: 5	R: 0 E: 0 K: 0 S: 4 H: 1 LOB: 1 BB: 0 P: 4	R: 0 E: 0 K: 0 S: 4 H: 1 LOB: 1 BB: 0 P: 4	R: 1 E: 0 K: 1 S: 8 H: 3 LOB: 2 BB: 0 P: 8	R: 0 E: 0 K: 0 S: 4 H: 1 LOB: 1 BB: 0 P: 4	R: 0 E: 0 K: 1 S: 5 H: 0 LOB: 1 BB: 1 P: 9	R: 0 E: 0 K: 2 S: 7 H: 0 LOB: 1 BB: 0 P: 8	1B: 7 2B: 1 3B: 1 HR: 0	SF: 0 SAC: 0 DP: 0 HBP: 1					WP: 0 PB: 1 SB: 1 CS: 2	PA: 37	

PITCHER		IP	WLS	BF	H	R	ER	SO	BB	IBB	HBP	BLK	WP	HR	S	P	ERA	WHIP
Wilbur Wood, L ERA: 4.86	(1, 1)	5.0		21	7	1	1	3	0	0	0	0	0	0	27	27	1.80	1.400
Terry Forster, L ERA: 2.06	(6, 1)	2.2	W	10	2	0	0	2	0	0	0	0	0	0	14	14	0.00	0.750
Cecil Upshaw, R ERA: 2.63	(8, 1)	1.1		6	0	0	0	2	1	0	1	0	0	0	8	13	0.00	0.750

PITCHER	IP	WLS	BF	H	R	ER	SO	BB	IBB	HBP	BLK	WP	HR	S	P	ERA	WHIP

TOP

Detroit Tigers @ Chicago White Sox

Comiskey Park, Chicago, IL

Fri May 23 1975, 8:05 PM EDT

Att. 8,789 - Unknown - 65 F

livebaseballscorecards.com

AB	35
R	1
H	9
RBI	1
BB	1
SO	7
LOB	18

Batter	1	2	3	4	5	6	7	8	9	AB	R	H	RBI	BB	SO	LOB
Pat Kelly, L (1, 9) OBP: 0.402, SLG: 0.430	BBBB 4-0 G3 S BB		SSS 0-3 ① K		x 0-0 4-3 ③	x 0-0 F8 ③		x 0-0 L9 ③		2	0	0	0	1	1	0
Bob Coluccio, R (6, PH) OBP: 0.284, SLG: 0.244										2	0	0	0	0	0	3
(7, 9)																
Jorge Orta, L (1, 4) OBP: 0.357, SLG: 0.408	x 0-0 G3 ① 1-3		x 0-0 4-3 ②			x 0-0 1B 2B	x 0-0 5-3 ①			4	1	1	0	0	0	1
Carlos May, L (1, 7) OBP: 0.403, SLG: 0.402	x 0-0 L4 ②		SSS 0-3 ③ K			x 0-0 E 1B 2-H 1B	BBBB 4-0 4-3 BB			3	1	1	1	1	1	1
Ken Henderson, S (1, 8) OBP: 0.342, SLG: 0.376	x 0-0 F5 ③			x 0-0 4-3 ①		x 0-0 F7 ①	x 0-0 4-3 ② 1-2			4	0	0	0	0	0	3
Bill Melton, R (1, 5) OBP: 0.319, SLG: 0.324		x 0-0 6-3 ①		BBBB 4-0 2B BB		x 0-0 E8 1-3 1B	x 0-0 F7 ③			3	1	0	0	1	0	2
Deron Johnson, R (1, 10) OBP: 0.298, SLG: 0.330		x 0-0 F9 ②	SSS 0-3 ② K			x 0-0 2B SF7 2-H 3-H 1B		x 0-0 WP S 1-3 1B		4	1	2	2	0	1	1
Nyls Nyman, L (8, PR) OBP: 0.198, SLG: 0.214										0	1	0	0	0	0	0
Tony Muser, L (1, 3) OBP: 0.328, SLG: 0.345		x 0-0 S E 1B		x 0-0 ③ 1-H 2B		x 0-0 1-3 2B		x 0-0 ① 1-3 1-3		4	1	3	0	0	0	1
Bucky Dent, R (1, 6) OBP: 0.329, SLG: 0.368		x 0-0 E5 1-H			x 0-0 ① F8	4-0 IBB		x 0-0 ② 1-3 3-H		3	0	0	1	1	0	1
Brian Downing, R (1, 2) OBP: 0.344, SLG: 0.299		x 0-0 5-3 ③			SSS 0-3 ② K	x 0-0 SF7 ② 3-H		BBBB 4-0 BB		2	0	0	1	1	1	1
Inning Stats	R: 0 H: 0 E: 0 LOB: 1 K: 0 BB: 1 S: 3 P: 7	R: 1 H: 1 E: 1 LOB: 1 K: 0 BB: 0 S: 5 P: 5	R: 0 H: 0 E: 0 LOB: 0 K: 2 BB: 0 S: 7 P: 7	R: 0 H: 1 E: 0 LOB: 2 K: 1 BB: 1 S: 5 P: 9	R: 0 H: 0 E: 0 LOB: 0 K: 1 BB: 0 S: 5 P: 5	R: 4 H: 4 E: 1 LOB: 2 K: 0 BB: 1 S: 8 P: 12	R: 0 H: 0 E: 0 LOB: 1 K: 0 BB: 1 S: 3 P: 7	R: 1 H: 1 E: 0 LOB: 1 K: 0 BB: 1 S: 4 P: 8		1B: 4 SF: 1 2B: 3 SAC: 0 3B: 0 DP: 0 HR: 0 HBP: 0						

PITCHER		IP	WLS	BF	H	R	ER	SO	BB	IBB	HBP	BLK	WP	HR	S	P	ERA	WHIP
Lerrin LaGrow, R ERA: 4.29	(1, 1)	5.2	L	27	6	5	2	4	2	1	0	0	0	0	32	44	3.18	1.412
Tom Makowski, L ERA: 4.82	(6, 1)	2.1		10	1	1	1	0	2	0	0	0	1	0	8	16	3.86	1.286

PITCHER	IP	WLS	BF	H	R	ER	SO	BB	IBB	HBP	BLK	WP	HR	S	P	ERA	WHIP

BOTTOM

Detroit Tigers @ Chicago White Sox

Comiskey Park, Chicago, IL

Fri May 23 1975, 8:05 PM EDT

Att. 8,789 - Unknown - 65 F

livebaseballscorecards.com

AB	31
R	6
H	7
RBI	5
BB	5
SO	4
LOB	14

WP: 1 PA: 37
PB: 0
SB: 3
CS: 0

Detroit Tigers @ Chicago White Sox

Comiskey Park, Chicago, IL

Sat May 24 1975, 4:33 AM EDT
Att. 29,683 - Unknown - 73 F

TOP

livebaseballscorecards.com

Batter	1	2	3	4	5	6	7	8	9	AB	R	H	RBI	BB	SO	LOB
Ron LeFlore, R (1, 8) OBP: 0.327, SLG: 0.411	SSS 0-3 ① K		BBBB 4-0 CS BB		SSS 0-3 ③ K		x 0-0 1B 1B 1B	x 0-0 ② F8 2-3		4	1	1	0	1	2	2
Gary Sutherland, R (1, 4) OBP: 0.322, SLG: 0.348	x 0-0 ② F9		0-0 ③ CS 1-2	x 0-0 ① 1-3		x 0-0 ① F8	x 0-0 1B 1B 1B 1-2	x 0-0 ③ F8		5	1	1	0	0	0	1
Dan Meyer, L (1, 7) OBP: 0.333, SLG: 0.444	x 0-0 ③ F7			x 0-0 1B 2B		x 0-0 ② G3	x 0-0 1B BB 1B 1-3 2-H		x 0-0 ① F7	5	2	2	1	0	0	0
Willie Horton, R (1, 10) OBP: 0.284, SLG: 0.489		x 0-0 1B		x 0-0 ② F7		x 0-0 ③ F8	x 0-0 1B BB 1B 1-2 3-H		x 0-0 ② 5-3	5	1	2	1	0	0	1
Leon Roberts, R (1, 9) OBP: 0.417, SLG: 0.600		SSS 0-3 ① K		x 0-0 2-H 1B			x 0-0 HR 1B 4-0 1B 1-2 2-3 BB		SSS 0-3 ③ K	4	1	2	1	1	2	1
Nate Colbert, R (1, 3) OBP: 0.250, SLG: 0.315		SSS 0-3 ② K		SSS 0-3 ③ K			x 0-0 F8 0-0 1-2 2-H 3-H 1B			4	0	1	2	0	2	3
Bill Freehan, R (1, 2) OBP: 0.297, SLG: 0.387		x 0-0 ③ F7			x 0-0 1-3 1B		x 0-0 HR 1-2 1B 0-0 K			2	0	1	0	0	0	1
Gene Lamont, L (5, 2) OBP: 0.375, SLG: 0.500										2	1	1	0	0	1	2
Aurelio Rodriguez, R (1, 5) OBP: 0.254, SLG: 0.337			x 0-0 ① F4		x 0-0 ① F3		SSS 0-3 ② K	x 0-0 F8 SH1-4 1B		4	0	1	0	0	1	3
Gene Michael, S (1, 6) OBP: 0.200, SLG: 0.333			SSS 0-3 ② K		x 0-0 ② 1-3 1-2		x 0-0 1-H 2-H HR	x 0-0 ① SH1-4 1-2		3	1	1	3	0	1	1
Inning Stats	R: 0 E: 0 K: 1 S: 5 H: 0 LOB: 0 BB: 0 P: 5	R: 0 E: 0 K: 2 S: 8 H: 1 LOB: 1 BB: 0 P: 8	R: 0 E: 0 K: 1 S: 4 H: 0 LOB: 0 BB: 1 P: 8	R: 1 E: 0 K: 1 S: 7 H: 2 LOB: 1 BB: 0 P: 7	R: 0 E: 0 K: 1 S: 6 H: 1 LOB: 1 BB: 0 P: 6	R: 0 E: 0 K: 0 S: 3 H: 0 LOB: 0 BB: 0 P: 3	R: 7 E: 0 K: 2 S: 15 H: 8 LOB: 2 BB: 1 P: 19	R: 0 E: 0 K: 0 S: 4 H: 1 LOB: 1 BB: 0 P: 4	R: 0 E: 0 K: 1 S: 5 H: 0 LOB: 0 BB: 0 P: 5	1B: 11 2B: 1 3B: 0 HR: 1 SF: 0 SAC: 1 DP: 0 HBP: 0						

	AB	38
	R	8
	H	13
	RBI	8
	BB	2
	SO	9
	LOB	15

PITCHER		IP	WLS	BF	H	R	ER	SO	BB	IBB	HBP	BLK	WP	HR	S	P	ERA	WHIP
Stan Bahnsen, R ERA: 8.8	(1, 1)	6.2	W	28	8	5	5	7	1	0	0	0	0	1	41	45	6.75	1.350
Cecil Upshaw, R ERA: 4.61	(7, 1)	0.0		5	4	3	3	0	1	0	0	0	0	0	4	8	∞	∞
Bill Gogolewski, R ERA: 3.52	(7, 1)	2.1	S	8	1	0	0	2	0	0	0	0	0	0	12	12	0.00	0.429

PITCHER	IP	WLS	BF	H	R	ER	SO	BB	IBB	HBP	BLK	WP	HR	S	P	ERA	WHIP

Batter	1	2	3	4	5	6	7	8	9	AB	R	H	RBI	BB	SO	LOB
Pat Kelly, L (1, 9) OBP: 0.388, SLG: 0.413	F9	F8	K		G3	K		BB		4	0	0	0	0	1	4
Bob Coluccio, R (6, 9) OBP: 0.289, SLG: 0.241										1	0	0	0	1	1	0
Jorge Orta, L (1, 4) OBP: 0.356, SLG: 0.418	F8	CS, S 1B	K		1B 3B		6-3	K		6	1	2	2	0	2	3
Carlos May, L (1, 7) OBP: 0.409, SLG: 0.395	1B BB	BB		G3	G3		S BB			2	0	0	0	3	0	1
Ken Henderson, S (1, 8) OBP: 0.351, SLG: 0.380	HBP 1B	CS	1B HR 1B	3-1	BB 1B BB		F4			4	1	2	0	1	0	1
Bill Melton, R (1, 5) OBP: 0.333, SLG: 0.336	HBP		HR 1B	1B 2B 1B	BB 1B		F7			4	2	3	1	0	0	1
Deron Johnson, R (1, 10) OBP: 0.317, SLG: 0.366	F1		HR	2B 1B	BB			S 1B BB		3	1	2	3	2	0	3
Nyls Nyman, L (8, PR) OBP: 0.198, SLG: 0.214										0	1	0	0	0	0	0
Tony Muser, L (1, 3) OBP: 0.349, SLG: 0.373		4-3	1B S BB	2B	F7			SH2-4 1B		4	1	2	2	1	0	3
Bucky Dent, R (1, 6) OBP: 0.326, SLG: 0.372		E 2B	F9	F3		K		SH2-4		4	1	1	0	0	1	3
Pete Varney, R (1, 2) OBP: 0.286, SLG: 0.286		E6 F8 1B 1B	S		G3 3B 1B	K		K		5	2	3	0	0	2	2
Inning Stats	R: 0 E: 0 K: 0 S: 4 H: 1 LOB: 3 BB: 1 P: 9	R: 2 E: 1 K: 0 S: 5 H: 3 LOB: 1 BB: 1 P: 9	R: 4 E: 0 K: 2 S: 11 H: 4 LOB: 1 BB: 1 P: 15	R: 1 E: 0 K: 0 S: 6 H: 3 LOB: 2 BB: 0 P: 6	R: 2 E: 0 K: 0 S: 6 H: 3 LOB: 3 BB: 2 P: 14	R: 0 E: 0 K: 3 S: 9 H: 0 LOB: 0 BB: 0 P: 9	R: 0 E: 0 K: 0 S: 3 H: 0 LOB: 1 BB: 1 P: 7	R: 1 E: 0 K: 2 S: 8 H: 1 LOB: 2 BB: 2 P: 16		1B: 11 2B: 2 3B: 1 HR: 1	SF: 0 SAC: 1 DP: 0 HBP: 1						

PITCHER		IP	WLS	BF	H	R	ER	SO	BB	IBB	HBP	BLK	WP	HR	S	P	ERA	WHIP
Joe Coleman, R ERA: 6.45	(1, 1)	2.1	L	18	8	6	6	0	3	0	1	0	0	1	14	27	23.14	4.714
Dave Lemanczyk, R ERA: 5.6	(3, 1)	4.0		21	6	3	3	5	3	0	0	0	0	0	28	40	6.75	2.250
Tom Walker, R ERA: 3.14	(7, 1)	1.2		8	1	1	1	2	2	0	0	0	0	0	10	18	5.40	1.800

PITCHER	IP	WLS	BF	H	R	ER	SO	BB	IBB	HBP	BLK	WP	HR	S	P	ERA	WHIP

BOTTOM

Detroit Tigers @ Chicago White Sox

Comiskey Park, Chicago, IL

Sat May 24 1975, 4:33 AM EDT
Att. 29,683 - Unknown - 73 F

livebaseballscorecards.com

AB	37
R	10
H	15
RBI	8
BB	8
SO	7
LOB	21

Batter	1	2	3	4	5	6	7	8	9	AB	R	H	RBI	BB	SO	LOB
Ron LeFlore, R (1, 8) OBP: 0.331, SLG: 0.412	B B B B 4-0 1B 1B BB	x 0-0 ② SF9 3-H			x 0-0 BB 1B		x 0-0 ① F9			2	1	1	1	1	0	0
Gary Sutherland, R (1, 4) OBP: 0.327, SLG: 0.348	x 0-0 ① F9	x 0-0 ③ F2			B B B B 4-0 FC6-4 1-2 BB		x 0-0 FC3-6 1B			3	0	1	0	1	0	2
Dan Meyer, L (1, 7) OBP: 0.331, SLG: 0.438	x 0-0 1B 1-3 1B		x 0-0 ① 3-1		x 0-0 ② L9		x 0-0 ② FC3-6 1-2f			4	0	1	0	0	0	3
Willie Horton, R (1, 10) OBP: 0.283, SLG: 0.483	x 0-0 G6-4-3 1-2 3-H 1B		x 0-0 ② 5-3		x 0-0 ③ FC6-4 1-2f		S S S 0-3 ③ K			4	0	1	1	0	1	3
Leon Roberts, R (1, 9) OBP: 0.400, SLG: 0.573	x 0-0 ② ③ G6-4-3 1-2f		x 0-0 ③ 5-3			x 0-0 ① L5		x 0-0 ① P1		4	0	0	0	0	0	2
Bill Freehan, R (1, 2) OBP: 0.305, SLG: 0.388		H 1-0 1B 1B SF7 HBP		x 0-0 ① 5-3		x 0-0 2B 1B				2	2	1	0	0	0	0
Nate Colbert, R (1, 3) OBP: 0.252, SLG: 0.315		x 0-0 SF7 1B 1-2 SF9 1B		S S S 0-3 ② K		x 0-0 ② F8				3	1	1	0	0	1	1
Aurelio Rodriguez, R (1, 5) OBP: 0.265, SLG: 0.355		x 0-0 1-2 2-3 1B		x 0-0 ③ G3		x 0-0 1-H 2B				3	0	2	1	0	0	0
Tom Veryzer, R (1, 6) OBP: 0.279, SLG: 0.253		x 0-0 ① SF7 2-3 3-H			x 0-0 ① 4-3	S S S 0-3 ③ K				2	0	0	1	0	1	1
Inning Stats	R: 1 E: 0 K: 0 S: 4 H: 2 LOB: 1 BB: 1 P: 8	R: 2 E: 0 K: 0 S: 5 H: 2 LOB: 1 BB: 0 P: 6	R: 0 E: 0 K: 0 S: 3 H: 0 LOB: 0 BB: 0 P: 3	R: 0 E: 0 K: 1 S: 5 H: 0 LOB: 0 BB: 0 P: 5	R: 0 E: 0 K: 0 S: 4 H: 1 LOB: 2 BB: 1 P: 8	R: 1 E: 0 K: 1 S: 7 H: 2 LOB: 1 BB: 0 P: 7	R: 0 E: 0 K: 1 S: 6 H: 1 LOB: 1 BB: 0 P: 6	R: 0 E: 0 K: 0 S: 1 H: 0 LOB: 0 BB: 0 P: 1		1B: 7 2B: 1 3B: 0 HR: 0 SF: 2 SAC: 0 DP: 1 HBP: 1						

PITCHER	IP	WLS	BF	H	R	ER	SO	BB	IBB	HBP	BLK	WP	HR	S	P	ERA	WHIP
Claude Osteen, L (1, 1) ERA: 4.98	7.1	L	32	8	4	4	3	2	0	1	0	0	0	35	44	4.91	1.364

PITCHER	IP	WLS	BF	H	R	ER	SO	BB	IBB	HBP	BLK	WP	HR	S	P	ERA	WHIP

TOP

Detroit Tigers @ Chicago White Sox

Comiskey Park, Chicago, IL

Sun May 25 1975, 4:33 AM EDT

Att. 30,947 - Unknown - 66 F

livebaseballscorecards.com

AB	27
R	4
H	8
RBI	4
BB	2
SO	3
LOB	12

PA: 32

WP: 0 PB: 0 SB: 0 CS: 0

1B: 7 2B: 1 3B: 0 HR: 0 SF: 2 SAC: 0 DP: 1 HBP: 1

Batter	1	2	3	4	5	6	7	8	9	AB	R	H	RBI	BB	SO	LOB
Bob Coluccio, R (1, 9) OBP: 0.287, SLG: 0.233	x 0-0 ① L8	x 0-0 ③ 5-3			B B B B 4-0 BB		S S S 0-3 ② K			3	0	0	0	1	1	3
Bucky Dent, R (1, 6) OBP: 0.331, SLG: 0.383	x 0-0 2B	S S S 0-3 ① K			x 0-0 ② F9		x 0-0 1-3 1B			4	0	2	0	0	1	1
Carlos May, L (1, 7) OBP: 0.399, SLG: 0.383	S S S 0-3 ② K	x 0-0 ② F9			x 0-0 ③ F9		x 0-0 ③ F8			4	0	0	0	0	1	4
Bill Melton, R (1, 5) OBP: 0.327, SLG: 0.329	x 0-0 ③ 6-3		x 0-0 ③ 5-3			x 0-0 ① 5-3				3	0	0	0	0	0	1
Ken Henderson, S (1, 8) OBP: 0.350, SLG: 0.386		S S S 0-3 ① K		x 0-0 ① F7		x 0-0 2B				3	0	1	0	0	1	0
Deron Johnson, R (1, 3) OBP: 0.318, SLG: 0.374		x 0-0 1B 2B		x 0-0 ② 5-3		x 0-0 ② F7				3	1	1	0	0	0	1
Bill Stein, R (1, 10) OBP: 0.286, SLG: 0.357		x 0-0 FC6-4 BB 2-H 1B		x 0-0 1B		x 0-0 ③ 5-3				3	0	2	1	0	0	1
Jorge Orta, L (1, 4) OBP: 0.356, SLG: 0.413		B B B 4-0 FC6-4 1-2 BB		S S S 0-3 ③ K			x 0-0 ① 4-3			2	0	0	0	1	1	1
Pete Varney, R (1, 2) OBP: 0.294, SLG: 0.294		x 0-0 ② FC6-4 1-2f 2-3			S S S 0-3 ① K		x 0-0 1B 1B			3	0	1	0	0	1	2
Inning Stats	R: 0 E: 0 K: 1 S: 6 H: 1 LOB: 1 BB: 0 P: 6	R: 1 E: 0 K: 1 S: 7 H: 2 LOB: 2 BB: 1 P: 11	R: 0 E: 0 K: 1 S: 5 H: 0 LOB: 0 BB: 0 P: 5	R: 0 E: 0 K: 1 S: 6 H: 1 LOB: 1 BB: 0 P: 6	R: 0 E: 0 K: 1 S: 5 H: 0 LOB: 1 BB: 1 P: 9	R: 0 E: 0 K: 0 S: 4 H: 1 LOB: 1 BB: 0 P: 4	R: 0 E: 0 K: 1 S: 7 H: 2 LOB: 2 BB: 0 P: 7			1B: 4 2B: 3 3B: 0 HR: 0 SF: 0 SAC: 0 DP: 0 HBP: 0						

BOTTOM

Detroit Tigers @ Chicago White Sox

Comiskey Park, Chicago, IL

Sun May 25 1975, 4:33 AM EDT
Att. 30,947 - Unknown - 66 F

livebaseballscorecards.com

AB	28
R	1
H	7
RBI	1
BB	2
SO	6
LOB	14

WP: 0 PB: 0 SB: 0 CS: 0 PA: 30

PITCHER	IP	WLS	BF	H	R	ER	SO	BB	IBB	HBP	BLK	WP	HR	S	P	ERA	WHIP
Mickey Lolich, L (1, 1) ERA: 3.98	7.0	W	30	7	1	1	6	2	0	0	0	0	0	40	48	1.29	1.286

PITCHER	IP	WLS	BF	H	R	ER	SO	BB	IBB	HBP	BLK	WP	HR	S	P	ERA	WHIP

Chicago White Sox @ Milwaukee Brewers

Milwaukee County Stadium, Milwaukee, WI

Mon May 26 1975, 4:33 AM EDT
Att. 16,343 - Unknown - 74 F

TOP

livebaseballscorecards.com

Batter	1	2	3	4	5	6	7	8	9	AB	R	H	RBI	BB	SO	LOB
Pat Kelly, L (1, 9) OBP: 0.384, SLG: 0.407	F8		F8		K S 1B		F7		F8	4	0	1	0	0	0	1
Bob Coluccio, R (7, 9) OBP: 0.284, SLG: 0.230										1	0	0	0	0	0	0
Jorge Orta, L (1, 4) OBP: 0.359, SLG: 0.433	6-3		HR		K 1-3			FC2-6 1B		4	1	2	1	0	1	1
Carlos May, L (1, 7) OBP: 0.395, SLG: 0.379	4-3		FC6-4 1B			L3		FC2-6 FC5-4 1-2f		4	0	1	0	0	0	1
Ken Henderson, S (1, 8) OBP: 0.354, SLG: 0.380		BBBB 1B 1B BB	FC6-4 1-2f			BBBB BB		F7		2	1	0	0	2	0	2
Bill Melton, R (1, 5) OBP: 0.320, SLG: 0.320		F8	F8			F7		FC5-4 1-2f		4	0	0	0	0	0	4
Deron Johnson, R (1, 10) OBP: 0.308, SLG: 0.361		SSS K		F2		F2			6-3	4	0	0	0	0	1	2
Tony Muser, L (1, 3) OBP: 0.358, SLG: 0.381		1B 1-2 1B		CS 1B			4-3			4	0	2	0	0	0	0
Bucky Dent, R (1, 6) OBP: 0.336, SLG: 0.407		1-3 2-H 1B		5-3 1-2			SSS K		HR	4	1	2	2	0	1	1
Brian Downing, R (1, 2) OBP: 0.348, SLG: 0.333		SSS K			F8		1B		HR	4	1	2	1	0	1	2

AB	35
R	4
H	10
RBI	4
BB	2
SO	4
LOB	14

Inning Stats	1	2	3	4	5	6	7	8	9
	R: 0 H: 0 E: 0 LOB: 0 K: 0 BB: 0 S: 3 P: 3	R: 1 H: 2 E: 0 LOB: 2 K: 2 BB: 1 S: 9 P: 13	R: 1 H: 2 E: 0 LOB: 1 K: 0 BB: 0 S: 5 P: 5	R: 0 H: 1 E: 0 LOB: 0 K: 0 BB: 0 S: 3 P: 3	R: 0 H: 1 E: 0 LOB: 0 K: 1 BB: 0 S: 5 P: 5	R: 0 H: 0 E: 0 LOB: 1 K: 0 BB: 1 S: 3 P: 7	R: 0 H: 1 E: 0 LOB: 1 K: 1 BB: 0 S: 6 P: 6	R: 0 H: 1 E: 0 LOB: 1 K: 0 BB: 0 S: 4 P: 4	R: 2 H: 2 E: 0 LOB: 0 K: 0 BB: 0 S: 5 P: 5

| | | | | | | | | | |

Batter	1	2	3	4	5	6	7	8	9	AB	R	H	RBI	BB	SO	LOB
Bill Sharp, L (1, 8) OBP: 0.273, SLG: 0.301	4-3		G5 1-2 2-3f		4-3 3-H		1-H 2-3 2B		F8	5	0	1	2	0	0	4
Robin Yount, R (1, 6) OBP: 0.384, SLG: 0.529	F7		K		6-3		F9			4	0	0	0	0	1	3
Sixto Lezcano, R (1, 9) OBP: 0.302, SLG: 0.426	K		FC6-4 1-			K		F8		4	0	0	0	0	2	2
George Scott, R (1, 3) OBP: 0.329, SLG: 0.405		F7		F8		BB		F7		3	0	0	0	1	0	0
Hank Aaron, R (1, 10) OBP: 0.316, SLG: 0.354		FC6 1B		K		F2		K		4	0	1	0	0	2	1
Bobby Mitchell, R (1, 7) OBP: 0.388, SLG: 0.563		K		2B		F7			K	4	0	1	0	0	2	2
Charlie Moore, R (1, 2) OBP: 0.211, SLG: 0.278		FC6 1-2f		F8			5-3		BB 1B	4	0	1	0	0	0	2
Pedro Garcia, R (1, 4) OBP: 0.267, SLG: 0.313 John Briggs, L (9, PH) OBP: 0.391, SLG: 0.514			G5 1B 1B		F7 4-3 2B		K		BB 1-2 BB	3 0	1 0	2 0	0 0	0 1	1 0	0 0
Kurt Bevacqua, R (1, 5) OBP: 0.176, SLG: 0.156 Mike Hegan, L (9, PH) OBP: 0.375, SLG: 0.400			G5 1-2 1B		F7 2-3		2B 1B		K	3 1	1 0	2 0	0 0	0 1	0 2	1 2
Inning Stats	R: 0 E: 0 K: 1 S: 5 H: 0 LOB: 0 BB: 0 P: 5	R: 0 E: 0 K: 1 S: 6 H: 1 LOB: 1 BB: 0 P: 6	R: 0 E: 0 K: 1 S: 7 H: 2 LOB: 2 BB: 0 P: 7	R: 0 E: 0 K: 1 S: 6 H: 1 LOB: 1 BB: 0 P: 6	R: 1 E: 0 K: 0 S: 4 H: 1 LOB: 0 BB: 0 P: 4	R: 0 E: 0 K: 1 S: 5 H: 0 LOB: 1 BB: 1 P: 9	R: 1 E: 0 K: 1 S: 7 H: 2 LOB: 1 BB: 0 P: 7	R: 0 E: 0 K: 1 S: 5 H: 0 LOB: 0 BB: 0 P: 5	R: 0 E: 0 K: 2 S: 8 H: 1 LOB: 2 BB: 1 P: 12	1B: 5 2B: 3 3B: 0 HR: 0 SF: 0 SAC: 0 DP: 0 HBP: 0						

PITCHER		IP	WLS	BF	H	R	ER	SO	BB	IBB	HBP	BLK	WP	HR	S	P	ERA	WHIP
Jim Kaat, L ERA: 2.46	(1, 1)	8.1	W	34	8	2	2	8	1	0	0	0	0	0	49	53	2.16	1.080
Rich Gossage, R ERA: 0.79	(9, 1)	0.2	S	3	0	0	0	1	1	0	0	0	0	0	4	8	0.00	1.500

PITCHER	IP	WLS	BF	H	R	ER	SO	BB	IBB	HBP	BLK	WP	HR	S	P	ERA	WHIP

BOTTOM

Chicago White Sox @ Milwaukee Brewers

Milwaukee County Stadium, Milwaukee, WI

Mon May 26 1975, 4:33 AM EDT

Att. 16,343 - Unknown - 74 F

livebaseballscorecards.com

AB	35
R	2
H	8
RBI	2
BB	2
SO	9
LOB	17

Batter	1	2	3	4	5	6	7	8	9	AB	R	H	RBI	BB	SO	LOB
Pat Kelly, L (1, 9) OBP: 0.392, SLG: 0.442	HR	1B E 1B 1-2 2-H		K		4-3 S SF9 1-3 1B		F8		5	3	3	2	0	1	0
Jorge Orta, L (1, 4) OBP: 0.366, SLG: 0.444	1B 2B	FC3-6 1B 1-2 2-H		6-3		4-3 1-3 3-H			BB 1B 1B 1B	5	1	3	2	0	0	1
Carlos May, L (1, 7) OBP: 0.401, SLG: 0.397	1B 2-3	FC3-6 S 1-2f 2-H		2B		SF9 3-H			BB 1B 1B 1-2	4	1	3	1	0	0	1
Ken Henderson, S (1, 8) OBP: 0.355, SLG: 0.372	F6	IBB 1-2		G3		K			L5-4 1B BB 1-2 2-3	3	0	0	0	2	1	3
Bill Melton, R (1, 5) OBP: 0.322, SLG: 0.318 Lee Richard, R (9, PR) OBP: 0.200, SLG: 0.200	K	F8			G4-3 1B BB		5-3		F9 1-2 2-H 3-H 1B	4 0	0 0	1 0	2 0	1 0	1 0	4 0
Deron Johnson, R (1, 10) OBP: 0.304, SLG: 0.355	5-3		K		G4-3 1-2 1B		L5		F9	5	0	1	0	0	1	4
Tony Muser, L (1, 3) OBP: 0.333, SLG: 0.353		4-3	5-3		G4-3 1-2f 2-3		F6		L5-4 2-3	5	0	0	0	0	0	4
Bucky Dent, R (1, 6) OBP: 0.340, SLG: 0.409		E 1B 1B	1B		F5			F8		4	1	2	0	0	0	1
Brian Downing, R (1, 2) OBP: 0.345, SLG: 0.325		E5 1B 1B 1-2	K			1B 4-3 BB		3-1		3	2	0	0	1	1	2
Inning Stats	R: 1 H: 3 E: 0 LOB: 2 K: 1 BB: 0 S: 8 P: 8	R: 3 H: 3 E: 2 LOB: 2 K: 0 BB: 1 S: 7 P: 11	R: 0 H: 1 E: 0 LOB: 1 K: 2 BB: 0 S: 8 P: 8	R: 0 H: 1 E: 0 LOB: 1 K: 1 BB: 0 S: 6 P: 6	R: 0 H: 1 E: 0 LOB: 1 K: 0 BB: 1 S: 3 P: 7	R: 2 H: 1 E: 0 LOB: 0 K: 1 BB: 1 S: 6 P: 10	R: 0 H: 0 E: 0 LOB: 0 K: 0 BB: 0 S: 3 P: 3	R: 0 H: 0 E: 0 LOB: 0 K: 0 BB: 0 S: 3 P: 3	R: 2 H: 3 E: 0 LOB: 1 K: 0 BB: 1 S: 5 P: 9	1B: 10 SF: 1 2B: 3 SAC: 0 3B: 0 DP: 2 HR: 1 HBP: 0						

PITCHER		IP	WLS	BF	H	R	ER	SO	BB	IBB	HBP	BLK	WP	HR	S	P	ERA	WHIP
Ed Sprague, R ERA: 4.5	(1, 1)	1.1		11	6	4	2	1	0	0	0	0	0	1	13	13	13.50	4.500
Tom Hausman, R ERA: 5.06	(2, 1)	6.2	W	27	5	3	3	4	2	1	0	0	0	0	32	44	4.05	1.050
Eduardo Rodriguez, R ERA: 2.16	(9, 1)	0.0		3	2	1	1	0	1	0	0	0	0	0	2	6	∞	∞
Tom Murphy, R ERA: 1.69	(9, 1)	1.0	S	2	0	0	0	0	0	0	0	0	0	0	2	2	0.00	0.000

PITCHER	IP	WLS	BF	H	R	ER	SO	BB	IBB	HBP	BLK	WP	HR	S	P	ERA	WHIP

TOP

Chicago White Sox @ Milwaukee Brewers

Milwaukee County Stadium, Milwaukee, WI

Tue May 27 1975, 8:05 PM EDT
Att. 12,066 - Unknown - 64 F

livebaseballscorecards.com

AB	38
R	8
H	13
RBI	7
BB	4
SO	5
LOB	20

WP: 0	PA: 43
PB: 0	
SB: 2	
CS: 0	

Chicago White Sox @ Milwaukee Brewers

Milwaukee County Stadium, Milwaukee, WI

Tue May 27 1975, 8:05 PM EDT

Att. 12,066 - Unknown - 64 F

livebaseballscorecards.com

BOTTOM

Batter	1	2	3	4	5	6	7	8	9	AB	R	H	RBI	BB	SO	LOB
Bobby Mitchell, R (1, 10) OBP: 0.376, SLG: 0.579	F8		F4	1-H 2-H HR	K			K		5	1	1	3	0	2	3
Bill Sharp, L (1, 8) OBP: 0.278, SLG: 0.306	F9		K	1- 1B		1B		F8		5	0	2	0	0	1	2
George Scott, R (1, 3) OBP: 0.333, SLG: 0.408	1B		1-2 2-H FC6-4 1B	F5		1- K				4	0	2	1	0	1	1
Kurt Bevacqua, R (1, 5) OBP: 0.184, SLG: 0.143	F6		1-2f FC6-4		E3 BB 1B 5-6-3	BB				3	1	0	0	1	0	3
Pedro Garcia, R (1, 4) OBP: 0.275, SLG: 0.320		F8		1B 1B	1-2 5-6-3 BB 1B	K				4	2	2	0	0	1	1
Sixto Lezcano, R (1, 9) OBP: 0.307, SLG: 0.424		F9		1-2 1B E 1B	2-3 1B 5-6-3 BB		K			3	2	1	0	1	1	0
Hank Aaron, R (1, 7) OBP: 0.316, SLG: 0.353		6-3		1-3 2-H 6-3 HR 1B	1-2 2-3 3-H 5-6-3		6-3			3	1	1	2	0	0	2
Gorman Thomas, R (6, 7) OBP: 0.222, SLG: 0.313										1	0	0	0	0	0	0
Charlie Moore, R (1, 2) OBP: 0.304, SLG: 0.333			1B 1B	1-2 6-3	2-H 3-H FC6-4 1B		BB CS			3	1	2	2	1	0	2
Robin Yount, R (1, 6) OBP: 0.379, SLG: 0.519			1-2 1B	3-H E5 HR	1-2f FC6-4		CS	F4		4	1	1	1	0	0	2

Inning Stats	1	2	3	4	5	6	7	8	9
	R: 0 E: 0 K: 0 S: 4 H: 1 LOB: 1 BB: 0 P: 4	R: 0 E: 0 K: 0 S: 3 H: 0 LOB: 0 BB: 0 P: 3	R: 1 E: 0 K: 1 S: 8 H: 3 LOB: 2 BB: 0 P: 8	R: 5 E: 1 K: 0 S: 8 H: 5 LOB: 0 BB: 0 P: 8	R: 3 E: 1 K: 1 S: 8 H: 2 LOB: 1 BB: 1 P: 12	R: 0 E: 0 K: 2 S: 7 H: 1 LOB: 1 BB: 1 P: 11	R: 0 E: 0 K: 1 S: 4 H: 0 LOB: 0 BB: 1 P: 8	R: 0 E: 0 K: 1 S: 5 H: 0 LOB: 0 BB: 0 P: 5	

	AB	R	H	RBI	BB	SO	LOB
	35	9	12	9	3	6	16

	1B	SF	WP	PA
	11	0	0	39
	2B: 0	SAC: 0	PB: 0	
	3B: 0	DP: 0	SB: 0	
	HR: 1	HBP: 0	CS: 2	

PITCHER		IP	WLS	BF	H	R	ER	SO	BB	IBB	HBP	BLK	WP	HR	S	P	ERA	WHIP
Wilbur Wood, L ERA: 5.29	(1, 1)	4.0	L	23	10	8	7	1	0	0	0	0	0	1	25	25	15.75	2.500
Ozzie Osborn, R ERA: 5.23	(5, 1)	4.0		15	2	1	0	5	3	0	0	0	0	0	22	34	0.00	1.250

PITCHER	IP	WLS	BF	H	R	ER	SO	BB	IBB	HBP	BLK	WP	HR	S	P	ERA	WHIP

Batter	1	2	3	4	5	6	7	8	9	AB	R	H	RBI	BB	SO	LOB
Pat Kelly, L (1, 9) OBP: 0.396, SLG: 0.440	1B		BB G6-4-3 1-2		L3	K			6-3	3	1	1	0	1	0	3
Bob Coluccio, R (5, 9) OBP: 0.279, SLG: 0.225	4-3									2	0	0	0	0	1	3
Jorge Orta, L (1, 4) OBP: 0.370, SLG: 0.443	BB 1B 1-2	2B 1B	G6-4-3 1-2f 2-3		G3-6-1 1B		K		4-3	5	2	2	0	1	1	2
Carlos May, L (1, 7) OBP: 0.407, SLG: 0.418	BB 1-2 2-H	2B 1-3	2B 3-H		G3-6-1 1-2f		E6			5	2	3	2	0	0	1
Ken Henderson, S (1, 8) OBP: 0.363, SLG: 0.383	E4 1B 1-2 2-H	E 2B 2-H 3-H	BB			6-3 WP 1B	F3			4	3	2	2	1	0	2
Bill Melton, R (1, 5) OBP: 0.324, SLG: 0.312	1B 1-2 2-3	E BB	L5			F8 1-2	5-3			3	0	0	0	2	0	4
Deron Johnson, R (1, 10) OBP: 0.294, SLG: 0.341	K	K		F7		6-3 2-3		5-3		5	0	0	0	0	2	6
Tony Muser, L (1, 3) OBP: 0.325, SLG: 0.342	E6 1B 1-2 2-3 3-H	K		G3		BB BB 1B 3-H		3-1		5	0	1	2	0	1	4
Bucky Dent, R (1, 6) OBP: 0.348, SLG: 0.412	1B 1-2 2-3 3-H	6-3 1-2 2-H		1B		BB 1-2		F8		4	0	2	1	1	0	1
Brian Downing, R (1, 2) OBP: 0.347, SLG: 0.322	K		G6-4-3 BB 2B 1B	5-3		BB 1-2 2-3			K	4	1	1	0	1	2	4
Inning Stats	R: 4 E: 2 K: 2 S: 12 H: 3 LOB: 3 BB: 2 P: 20	R: 3 E: 1 K: 2 S: 10 H: 3 LOB: 1 BB: 1 P: 14	R: 1 E: 0 K: 0 S: 4 H: 2 LOB: 2 BB: 2 P: 12	R: 0 E: 0 K: 0 S: 4 H: 1 LOB: 1 BB: 0 P: 4	R: 0 E: 0 K: 0 S: 3 H: 1 LOB: 0 BB: 0 P: 3	R: 1 E: 0 K: 1 S: 7 H: 2 LOB: 3 BB: 2 P: 15	R: 0 E: 1 K: 1 S: 6 H: 0 LOB: 1 BB: 0 P: 6	R: 0 E: 0 K: 0 S: 3 H: 0 LOB: 0 BB: 0 P: 3	R: 0 E: 0 K: 1 S: 5 H: 0 LOB: 0 BB: 0 P: 5	1B: 9 2B: 3 3B: 0 HR: 0 SF: 0 SAC: 0 DP: 2 HBP: 0						

PITCHER		IP	WLS	BF	H	R	ER	SO	BB	IBB	HBP	BLK	WP	HR	S	P	ERA	WHIP
Jim Slaton, R ERA: 6.11	(1, 1)	1.0	L	13	6	7	3	2	2	0	0	0	0	0	15	23	27.00	8.000
Bill Castro, R ERA: 1.23	(2, 1)	4.0		17	4	1	1	2	3	0	0	0	0	0	18	30	2.25	1.750
Eduardo Rodriguez, R ERA: 2.33	(6, 1)	2.0		11	2	1	1	2	2	0	0	0	1	0	13	21	4.50	2.000
Tom Murphy, R ERA: 1.57	(8, 1)	2.0		6	0	0	0	1	0	0	0	0	0	0	8	8	0.00	0.000

PITCHER	IP	WLS	BF	H	R	ER	SO	BB	IBB	HBP	BLK	WP	HR	S	P	ERA	WHIP

TOP

Chicago White Sox @ Milwaukee Brewers

Milwaukee County Stadium, Milwaukee, WI

Wed May 28 1975, 8:05 PM EDT
Att. 9,971 - Unknown - 64 F

livebaseballscorecards.com

AB	40
R	9
H	12
RBI	7
BB	7
SO	7
LOB	30

Chicago White Sox @ Milwaukee Brewers

Milwaukee County Stadium, Milwaukee, WI

Wed May 28 1975, 8:05 PM EDT

Att. 9,971 - Unknown - 64 F

BOTTOM

livebaseballscorecards.com

Batter	1	2	3	4	5	6	7	8	9	AB	R	H	RBI	BB	SO	LOB
Bill Sharp, L (1, 8) OBP: 0.267, SLG: 0.292	F8	F7			K		F8		6-3	5	0	0	0	0	1	3
Robin Yount, R (1, 6) OBP: 0.372, SLG: 0.505	BB, 1B		6-3		G4-6-3, 1-2f		F4		5-3	5	0	1	0	0	0	1
John Briggs, L (1, 7) OBP: 0.392, SLG: 0.475	1-2, BB		4-3			HR, BB	F9		6-3	3	1	0	0	2	0	0
George Scott, R (1, 5) OBP: 0.343, SLG: 0.429	K		BB			1-H, HR		1B, 1B, FC6-4, BB		2	2	1	2	2	1	2
Hank Aaron, R (1, 10) OBP: 0.313, SLG: 0.348 Tommy Bianco, S (6, PH)	F3		F2			F8		F8		2 2	0 0	0 0	0 0	0 0	0 0	3 1
Mike Hegan, L (1, 3) OBP: 0.389, SLG: 0.414		F8, BB, 1B		F7		K		FC6-4, 1B, 1-2		4	0	2	0	0	1	0
Darrell Porter, L (1, 2) OBP: 0.338, SLG: 0.318		1-2, BB		F7		1B, BB		FC6-4, 1-2, 2-3		2	0	1	0	2	0	0
Sixto Lezcano, R (1, 9) OBP: 0.306, SLG: 0.420		F8, 2-3		K		1-2		FC6-4, 1-2f, 2-3, 3-H		4	0	1	1	0	1	4
Pedro Garcia, R (1, 4) OBP: 0.274, SLG: 0.311		K			G4-6-3, BB	F6		L9		3	0	0	0	1	1	6
Inning Stats	R: 0 E: 0 K: 1 S: 6 H: 1 LOB: 2 BB: 1 P: 10	R: 0 E: 0 K: 1 S: 6 H: 1 LOB: 2 BB: 1 P: 10	R: 0 E: 0 K: 0 S: 3 H: 0 LOB: 1 BB: 1 P: 7	R: 0 E: 0 K: 1 S: 5 H: 0 LOB: 0 BB: 0 P: 5	R: 0 E: 0 K: 1 S: 4 H: 0 LOB: 0 BB: 1 P: 8	R: 2 E: 0 K: 1 S: 7 H: 2 LOB: 2 BB: 2 P: 15	R: 0 E: 0 K: 0 S: 3 H: 0 LOB: 0 BB: 0 P: 3	R: 1 E: 0 K: 0 S: 5 H: 2 LOB: 2 BB: 1 P: 9	R: 0 E: 0 K: 0 S: 3 H: 0 LOB: 0 BB: 0 P: 3	1B: 5 2B: 0 3B: 0 HR: 1	SF: 0 SAC: 0 DP: 1 HBP: 0	WP: 0 PB: 0 SB: 0 CS: 0	PA: 39				

PITCHER	IP	WLS	BF	H	R	ER	SO	BB	IBB	HBP	BLK	WP	HR	S	P	ERA	WHIP
Stan Bahnsen, R (1, 1) ERA: 7.49	9.0	W	39	6	3	3	5	7	0	0	0	0	1	42	70	3.00	1.444

PITCHER	IP	WLS	BF	H	R	ER	SO	BB	IBB	HBP	BLK	WP	HR	S	P	ERA	WHIP

AB	32
R	3
H	6
RBI	3
BB	7
SO	5
LOB	20

Chicago White Sox @ Detroit Tigers

Tiger Stadium, Detroit, MI

Sat May 31 1975, 3:33 AM EDT

Att. 13,152 - Unknown - 70 F

TOP

livebaseballscorecards.com

Batter	1	2	3	4	5	6	7	8	9	AB	R	H	RBI	BB	SO	LOB
Pat Kelly, L (1, 9) OBP: 0.384, SLG: 0.425	G3			E3 FC3-6	K			4-3		4	0	0	0	0	1	2
Jorge Orta, L (1, 4) OBP: 0.362, SLG: 0.433	4-3			F2		4-3			F8	4	0	0	0	0	0	1
Carlos May, L (1, 7) OBP: 0.398, SLG: 0.407	4-3			FC3-6 1B 1-2f		F4			L5	4	0	0	0	0	0	1
Ken Henderson, S (1, 8) OBP: 0.360, SLG: 0.379		F8		1B 1-2		K			F8	4	0	1	0	0	1	0
Deron Johnson, R (1, 10) OBP: 0.288, SLG: 0.333		F7		F4			K			3	0	0	0	0	1	2
Bill Stein, R (1, 5) OBP: 0.235, SLG: 0.294		5-3			5-3		F8			3	0	0	0	0	0	0
Tony Muser, L (1, 3) OBP: 0.313, SLG: 0.329			K		5-3		3-1			3	0	0	0	0	1	0
Bucky Dent, R (1, 6) OBP: 0.348, SLG: 0.406			F5		1B BB			5-3		2	0	0	0	1	0	0
Brian Downing, R (1, 2) OBP: 0.347, SLG: 0.322			K		1B 1-2			F9		3	0	1	0	0	1	0

	AB	30
	R	0
	H	2
	RBI	0
	BB	1
	SO	5
	LOB	6

| Inning Stats | | |

Chicago White Sox @ Detroit Tigers

Tiger Stadium, Detroit, MI

Sat May 31 1975, 3:33 AM EDT
Att. 13,152 - Unknown - 70 F

Batter	1	2	3	4	5	6	7	8	9	AB	R	H	RBI	BB	SO	LOB
Ron LeFlore, R (1, 8) OBP: 0.328, SLG: 0.436	0-3 K		0-0 FC4-6 CS 1-2f		0-0 1B			0-0 F9		4	0	1	0	0	1	1
Gary Sutherland, R (1, 4) OBP: 0.331, SLG: 0.342	0-0 F8		0-0 CS 1-2	0-3 K	0-0 4-3			0-0 F8		4	0	0	0	0	1	1
Dan Meyer, L (1, 7) OBP: 0.338, SLG: 0.452	0-0 E 1B			0-0 HR 1B		0-0 F9				3	1	2	0	0	0	0
Willie Horton, R (1, 10) OBP: 0.281, SLG: 0.481	0-3 K 1-3			0-0 1-H HR		0-0 L6				3	1	1	2	0	1	1
Leon Roberts, R (1, 9) OBP: 0.391, SLG: 0.525		0-0 F4		0-0 4-3		0-3 K				3	0	0	0	0	1	0
Nate Colbert, R (1, 3) OBP: 0.239, SLG: 0.282		0-0 5-3		4-0 BB			0-3 K			2	0	0	0	1	1	0
Aurelio Rodriguez, R (1, 5) OBP: 0.260, SLG: 0.372		0-0 5-3		0-0 F6			0-0 F4			3	0	0	0	0	0	1
Tom Veryzer, R (1, 6) OBP: 0.273, SLG: 0.267			0-0 L6		0-0 F8		0-0 F6			3	0	0	0	0	0	0
Terry Humphrey, R (1, 2) OBP: 0.222, SLG: 0.222			0-0 FC4-6 1B		0-0 1-3			0-0 6-3		3	0	1	0	0	0	0

Inning Stats	1	2	3	4	5	6	7	8	9	
	R: 0 H: 1 E: 1 LOB: 1 K: 2 BB: 0 S: 8 P: 8	R: 0 H: 0 E: 0 LOB: 0 K: 0 BB: 0 S: 3 P: 3	R: 0 H: 1 E: 0 LOB: 0 K: 0 BB: 0 S: 3 P: 3	R: 2 H: 2 E: 0 LOB: 1 K: 1 BB: 1 S: 7 P: 11	R: 0 H: 1 E: 0 LOB: 1 K: 0 BB: 0 S: 4 P: 4	R: 0 H: 0 E: 0 LOB: 0 K: 1 BB: 0 S: 5 P: 5	R: 0 H: 0 E: 0 LOB: 0 K: 1 BB: 0 S: 5 P: 5	R: 0 H: 0 E: 0 LOB: 0 K: 0 BB: 0 S: 3 P: 3		1B: 4 SF: 0 2B: 0 SAC: 0 3B: 0 DP: 0 HR: 1 HBP: 0

PITCHER	IP	WLS	BF	H	R	ER	SO	BB	IBB	HBP	BLK	WP	HR	S	P	ERA	WHIP
Jim Kaat, L (1, 1) ERA: 2.45	8.0	L	29	5	2	2	5	1	0	0	0	0	1	38	42	2.25	0.750

PITCHER	IP	WLS	BF	H	R	ER	SO	BB	IBB	HBP	BLK	WP	HR	S	P	ERA	WHIP

BOTTOM

livebaseballscorecards.com

AB	28
R	2
H	5
RBI	2
BB	1
SO	5
LOB	4

WP: 0 PA: 30
PB: 0
SB: 0
CS: 1

Chicago White Sox @ Detroit Tigers

Tiger Stadium, Detroit, MI

Sun Jun 01 1975, 3:33 AM EDT

Unknown

Batter	1	2	3	4	5	6	7	8	9	AB	R	H	RBI	BB	SO	LOB
Lee Richard, R (1, 10) OBP: 0.333, SLG: 0.250	0-0 G5-4-3 1B		4-0 CS BB		0-0 1-3			0-0 F9		3	0	1	0	1	0	3
Bob Coluccio, R (1, 7) OBP: 0.278, SLG: 0.217	0-0 G5-4-3 1-2f		0-0 CS 1-2	4-0 G5-4-3 1B BB		0-0 F7		0-0 B1-3 1-2		3	0	0	0	1	0	2
Bucky Dent, R (1, 6) OBP: 0.345, SLG: 0.403	0-0 F4			0-0 G5-4-3 1-2 1B		0-0 5-3		0-0 F9		4	0	1	0	0	0	1
Ken Henderson, S (1, 8) OBP: 0.352, SLG: 0.369		0-3 K		0-0 G5-4-3 1-2f 2-3		0-0 F7			0-0 5-3	4	0	0	0	0	1	2
Deron Johnson, R (1, 3) OBP: 0.287, SLG: 0.338		0-0 6-3		0-0 6-3			0-3 K		0-0 2B	4	0	1	0	0	1	1
Buddy Bradford, R (1, 9) OBP: 0.306, SLG: 0.324		0-0 5-3			0-0 F3		0-0 3B		0-0 F9	4	0	1	0	0	0	1
Bill Stein, R (1, 5) OBP: 0.286, SLG: 0.524			0-0 HR		0-0 4-3 2B		0-3 K		0-0 F3	4	1	2	1	0	1	2
Jorge Orta, L (1, 4) OBP: 0.357, SLG: 0.425			0-0 4-3		0-0 4-3 2-3		0-0 4-3			3	0	0	0	0	0	2
Brian Downing, R (1, 2) OBP: 0.353, SLG: 0.325			0-0 5-3		4-0 BB			0-0 B1-3 1B		2	0	1	0	1	0	0

Inning Stats	1	2	3	4	5	6	7	8	9	AB	R	H	RBI	BB	SO	LOB
	R: 0 E: 0 K: 0 S: 3	H: 1 LOB: 0 BB: 0 P: 3	R: 0 E: 0 K: 1 S: 5	H: 0 LOB: 0 BB: 0 P: 5	R: 1 E: 0 K: 0 S: 3	H: 1 LOB: 0 BB: 1 P: 7	R: 0 E: 0 K: 0 S: 3	H: 1 LOB: 1 BB: 1 P: 7	R: 0 E: 0 K: 0 S: 4	H: 1 LOB: 2 BB: 1 P: 8	R: 0 E: 0 K: 0 S: 3	H: 0 LOB: 0 BB: 0 P: 3	R: 0 E: 0 K: 2 S: 8	H: 1 LOB: 1 BB: 0 P: 8	R: 0 E: 0 K: 0 S: 4	H: 1 LOB: 1 BB: 0 P: 4	R: 0 E: 0 K: 0 S: 4	H: 1 LOB: 1 BB: 0 P: 4

PITCHER	IP	WLS	BF	H	R	ER	SO	BB	IBB	HBP	BLK	WP	HR	S	P	ERA	WHIP
Mickey Lolich, L (1, 1) ERA: 3.6	9.0	W	34	7	1	1	3	3	0	0	0	0	1	37	49	1.00	1.111

PITCHER	IP	WLS	BF	H	R	ER	SO	BB	IBB	HBP	BLK	WP	HR	S	P	ERA	WHIP

TOP

AB	31
R	1
H	7
RBI	1
BB	3
SO	3
LOB	14

1B: 3	SF: 0	WP: 0	PA: 35
2B: 2	SAC: 0	PB: 0	
3B: 1	DP: 2	SB: 0	
HR: 1	HBP: 0	CS: 1	

livebaseballscorecards.com

Batter	1	2	3	4	5	6	7	8	9	AB	R	H	RBI	BB	SO	LOB
Ron LeFlore, R (1, 8) OBP: 0.331, SLG: 0.438	4-3		CS 1-2	F9		WP S 3B 1B		1B 1B 1B		4	2	2	0	0	0	0
Gary Sutherland, R (1, 4) OBP: 0.341, SLG: 0.373	F8			FC6-5-4 2B		1-H 1B 3B		1B 1B 1B 1-3 1B		4	2	3	1	0	0	0
Dan Meyer, L (1, 7) OBP: 0.336, SLG: 0.446	1-3			FC6-5-4 2-3		3-H 1B		L4		4	0	1	1	0	0	3
Willie Horton, R (1, 10) OBP: 0.281, SLG: 0.475		SSS K		F9		SSS K		1B 1B 1-2 3-H		4	0	1	1	0	2	2
Leon Roberts, R (1, 9) OBP: 0.395, SLG: 0.520		1-3			G6-4-3 HBP		6-3	1B 1-2 2-3		3	0	1	0	0	0	0
Nate Colbert, R (1, 3) OBP: 0.239, SLG: 0.276		5-3			F6	BBBB WP 1B BB	SSS K			3	1	0	0	1	1	4
Bill Freehan, R (1, 2) OBP: 0.315, SLG: 0.409			5-3		G6-4-3 1-2f	IIII 1B 1B IBB		1-2 2-H 3-H 1B		3	0	1	1	1	0	1
Aurelio Rodriguez, R (1, 5) OBP: 0.254, SLG: 0.363			F5			SSS K	SSS K			3	0	0	0	0	2	2
Tom Veryzer, R (1, 6) OBP: 0.284, SLG: 0.280			CS 1B			F7	1-H 2-H 1B			3	0	2	1	0	0	0
Inning Stats	R: 0 E: 0 K: 0 S: 3 H: 0 LOB: 0 BB: 0 P: 3	R: 0 E: 0 K: 1 S: 5 H: 0 LOB: 0 BB: 0 P: 5	R: 0 E: 0 K: 0 S: 3 H: 1 LOB: 0 BB: 0 P: 3	R: 0 E: 0 K: 0 S: 4 H: 1 LOB: 1 BB: 0 P: 4	R: 0 E: 0 K: 0 S: 2 H: 0 LOB: 0 BB: 0 P: 3	R: 2 E: 0 K: 2 S: 10 H: 3 LOB: 1 BB: 0 P: 10	R: 1 E: 0 K: 1 S: 5 H: 1 LOB: 2 BB: 2 P: 13	R: 2 E: 0 K: 1 S: 9 H: 5 LOB: 2 BB: 0 P: 9		1B: 9 2B: 1 3B: 1 HR: 0	SF: 0 SAC: 0 DP: 1 HBP: 1						

BOTTOM

Chicago White Sox @ Detroit Tigers

Tiger Stadium, Detroit, MI

Sun Jun 01 1975, 3:33 AM EDT

Unknown

livebaseballscorecards.com

AB	31
R	5
H	11
RBI	5
BB	2
SO	5
LOB	12

WP: 2 PB: 0 SB: 1 CS: 1 PA: 35

PITCHER		IP	WLS	BF	H	R	ER	SO	BB	IBB	HBP	BLK	WP	HR	S	P	ERA	WHIP
Wilbur Wood, L ERA: 5.36	(1, 1)	7.1	L	31	9	5	5	4	1	1	1	0	2	0	36	45	6.14	1.364
Ozzie Osborn, R ERA: 4.91	(8, 1)	0.2		3	2	0	0	1	0	0	0	0	0	0	5	5	0.00	3.000

PITCHER	IP	WLS	BF	H	R	ER	SO	BB	IBB	HBP	BLK	WP	HR	S	P	ERA	WHIP

Chicago White Sox @ Detroit Tigers

Tiger Stadium, Detroit, MI

Sun Jun 01 1975, 3:38 AM EDT

Att. 26,749 - Unknown - 60 F

TOP

livebaseballscorecards.com

Batter	1	2	3	4	5	6	7	8	9	AB	R	H	RBI	BB	SO	LOB
Pat Kelly, L (1, 9) OBP: 0.373, SLG: 0.411	L8		F2		K 1-2	3-1 1-2		K		4	0	0	0	0	1	2
Bob Coluccio, R (8, PH) OBP: 0.275, SLG: 0.215										1	0	0	0	0	1	1
(8, 9)																
Jorge Orta, L (1, 4) OBP: 0.353, SLG: 0.416	L3		F8		BB 1B HBP		5-3		F4	4	0	0	0	0	0	0
Carlos May, L (1, 7) OBP: 0.409, SLG: 0.440	WP 1B			HR	BB 1B 1-2 2-3		1B FC5-2 1B		6-3	5	1	4	1	0	0	0
Ken Henderson, S (1, 8) OBP: 0.353, SLG: 0.366	F9 1-2			2B 6-3 BB	K		FC5-2 1-3 1B		F2	4	1	1	0	1	1	4
Deron Johnson, R (1, 10) OBP: 0.292, SLG: 0.345		L8		1-3 2B	BB 1-2 2-3 3-H		FC5-2 1-2 3-H			3	0	1	1	1	0	2
Bill Stein, R (1, 5) OBP: 0.240, SLG: 0.440		E4 FC5-4		6-3 3-H	K		L7			4	0	0	1	0	1	6
Tony Muser, L (1, 3) OBP: 0.298, SLG: 0.313		FC5-4 1-2f		K	5-3			F8		4	0	0	0	0	1	2
Bucky Dent, R (1, 6) OBP: 0.337, SLG: 0.393		L6		F7	5-3			5-3		4	0	0	0	0	0	2
Pete Varney, R (1, 2) OBP: 0.350, SLG: 0.350			L5		1B S BB 1B	S 1B		BB		3	1	2	0	0	0	0
Lee Richard, R (6, PR) OBP: 0.333, SLG: 0.250										0	0	0	0	0	0	0
Brian Downing, R (6, 2) OBP: 0.358, SLG: 0.325										0	0	0	0	1	0	0

Inning Stats										
	R: 0 E: 0 K: 0 S: 4	H: 1 LOB: 1 BB: 0 P: 4	R: 0 E: 1 K: 0 S: 4	H: 0 LOB: 1 BB: 0 P: 4	R: 0 E: 0 K: 0 S: 3	H: 0 LOB: 0 BB: 0 P: 3	R: 2 E: 0 K: 1 S: 7	H: 2 LOB: 1 BB: 1 P: 11	R: 1 E: 0 K: 3 S: 11	H: 2 LOB: 3 BB: 1 P: 16
	R: 0 E: 0 K: 0 S: 4	H: 1 LOB: 2 BB: 0 P: 4	R: 0 E: 0 K: 0 S: 5	H: 2 LOB: 2 BB: 0 P: 5	R: 0 E: 0 K: 1 S: 5	H: 0 LOB: 1 BB: 1 P: 9	R: 0 E: 0 K: 0 S: 3	H: 0 LOB: 0 BB: 0 P: 3	1B: 6 2B: 1 3B: 0 HR: 1	SF: 0 SAC: 0 DP: 0 HBP: 1

	AB	36
	R	3
	H	8
	RBI	3
	BB	3
	SO	5
	LOB	19

WP: 1 PB: 0 SB: 2 CS: 0 PA: 40

PITCHER		IP	WLS	BF	H	R	ER	SO	BB	IBB	HBP	BLK	WP	HR	S	P	ERA	WHIP
Lerrin LaGrow, R ERA: 4.58	(1, 1)	3.0		14	3	2	2	0	1	0	0	0	1	1	13	17	6.00	1.333
Tom Walker, R ERA: 2.97	(4, 1)	2.0	L	10	2	1	1	4	1	0	1	0	0	0	16	21	4.50	1.500
Dave Lemanczyk, R ERA: 5.34	(6, 1)	1.1		7	3	0	0	0	0	0	0	0	0	0	7	7	0.00	2.250
John Hiller, L ERA: 2.23	(7, 1)	2.2		9	0	0	0	1	1	0	0	0	0	0	10	14	0.00	0.375

PITCHER	IP	WLS	BF	H	R	ER	SO	BB	IBB	HBP	BLK	WP	HR	S	P	ERA	WHIP

Chicago White Sox @ Detroit Tigers

Tiger Stadium, Detroit, MI

Sun Jun 01 1975, 3:38 AM EDT

Att. 26,749 - Unknown - 60 F

livebaseballscorecards.com

BOTTOM

Batter	1	2	3	4	5	6	7	8	9	AB	R	H	RBI	BB	SO	LOB
Ron LeFlore, R (1, 8) OBP: 0.335, SLG: 0.436	F9	BB			F8		E4			3	0	1	0	1	0	0
Gary Sutherland, R (1, 4) OBP: 0.333, SLG: 0.363	L8	F7			L5		4-3			4	0	0	0	0	0	4
Dan Meyer, L (1, 7) OBP: 0.333, SLG: 0.440	4-3		F9		1B			4-3		4	0	1	0	0	0	0
Willie Horton, R (1, 10) OBP: 0.274, SLG: 0.464		K	K		K			F9		4	0	0	0	0	3	1
Leon Roberts, R (1, 9) OBP: 0.398, SLG: 0.543	HR	5-3				BB		K		3	1	1	1	1	1	0
Nate Colbert, R (1, 3) OBP: 0.247, SLG: 0.277	WP 1B	1B		CS BB		G5-4-3			K	3	1	1	0	1	1	1
Aurelio Rodriguez, R (1, 5) OBP: 0.255, SLG: 0.357 Jack Pierce, L (9, PH)	BB 1B	BB		F7		F9			K	2 1	0 0	0 0	0 0	1 0	0 1	1 0
Tom Veryzer, R (1, 6) OBP: 0.288, SLG: 0.284 Gates Brown, L (7, PH) Gene Michael, S (8, 6) OBP: 0.195, SLG: 0.325	F3		1B				4-3		K	2 1 1	0 0 0	1 0 0	0 0 0	0 0 0	0 0 1	2 0 0
Terry Humphrey, R (1, 2) OBP: 0.250, SLG: 0.250	BB	F3					F9			3	0	1	1	0	0	1
Inning Stats	R: 0 E: 0 K: 0 S: 3 H: 0 LOB: 0 BB: 0 P: 3	R: 2 E: 0 K: 1 S: 8 H: 3 LOB: 3 BB: 2 P: 16	R: 0 E: 0 K: 1 S: 5 H: 0 LOB: 0 BB: 0 P: 5	R: 0 E: 0 K: 0 S: 3 H: 1 LOB: 1 BB: 1 P: 7	R: 0 E: 0 K: 1 S: 6 H: 1 LOB: 1 BB: 0 P: 6	R: 0 E: 0 K: 0 S: 2 H: 0 LOB: 0 BB: 1 P: 6	R: 0 E: 1 K: 0 S: 4 H: 1 LOB: 1 BB: 0 P: 4	R: 0 E: 0 K: 1 S: 5 H: 0 LOB: 0 BB: 0 P: 5	R: 0 E: 0 K: 3 S: 9 H: 0 LOB: 0 BB: 0 P: 9							

PITCHER		IP	WLS	BF	H	R	ER	SO	BB	IBB	HBP	BLK	WP	HR	S	P	ERA	WHIP
Claude Osteen, L ERA: 4.9	(1, 1)	4.2		21	5	2	2	2	3	0	0	0	1	1	22	34	3.86	1.714
Rich Gossage, R ERA: 0.72	(5, 1)	4.1	W	14	1	0	0	5	1	0	0	0	0	0	23	27	0.00	0.462

PITCHER	IP	WLS	BF	H	R	ER	SO	BB	IBB	HBP	BLK	WP	HR	S	P	ERA	WHIP

1B: 5	SF: 0
2B: 0	SAC: 0
3B: 0	DP: 1
HR: 1	HBP: 0
WP: 1	PA: 35
PB: 0	
SB: 0	
CS: 1	

AB	31
R	2
H	6
RBI	2
BB	4
SO	7
LOB	10

Batter	1	2	3	4	5	6	7	8	9	AB	R	H	RBI	BB	SO	LOB
Bob Coluccio, R (1, 9) OBP: 0.278, SLG: 0.253	S S S 0-3 ① K		S S S 0-3 ① K	x 0-0 ③ 4-3			x 0-0 1B 2B		x 0-0 1B 3B 0-0 FC6-4 1-2f	6	2	2	0	0	2	3
Bucky Dent, R (1, 6) OBP: 0.345, SLG: 0.399 Stan Bahnsen, R (9, 1)	x 0-0 1B 1B		x 0-0 ② L8		x 0-0 ① F7		x 0-0 FC1-4-6 2-H 1B		x 0-0 2B 3-H 1B	5 0	1 0	3 0	2 0	0 0	0 0	0 0
Ken Henderson, S (1, 8) OBP: 0.354, SLG: 0.373	x 0-0 1-3 1B		x 0-0 ③ 4-3		x 0-0 ② P9		x 0-0 ② FC1-4-6 FC6-4 1-2f		x 0-0 E 1-H 1B 2B	5	1	2	1	0	0	1
Deron Johnson, R (1, 3) OBP: 0.297, SLG: 0.366 Tony Muser, L (7, 3) OBP: 0.294, SLG: 0.309	B B B B 4-0 FC6 BB			x 0-0 HR	x 0-0 ③ F3		x 0-0 ③ FC6-4 1-2f		x 0-0 ① B2	3 1	1 0	1 0	1 0	1 0	0 0	1 1
Bill Melton, R (1, 10) OBP: 0.323, SLG: 0.317 Lee Richard, R (8, PR) OBP: 0.400, SLG: 0.333 (9, 6)	S S S 0-3 ② K			x 0-0 ① 6-3		x 0-0 ① F8		x 0-0 1B 2B	x 0-0 1B SF9 2-H 1B	4 1	0 1	1 1	0 1	0 0	1 0	3 0
Bill Stein, R (1, 5) OBP: 0.333, SLG: 0.500	x 0-0 ③ FC6 1-2f			x 0-0 2B E 1B		x 0-0 FC1-4 1B		x 0-0 FC1-4 2-3 1B	x 0-0 S 1-3 1B	5	2	4	0	0	0	3
Buddy Bradford, R (1, 7) OBP: 0.296, SLG: 0.341		x 0-0 ① 2-3		x 0-0 E 1-3 1B 2B		x 0-0 ② FC1-4 1-2f		x 0-0 ① FC1-4 1-2f	x 0-0 ② SF9 3-H	4	1	1	1	0	0	4
Jorge Orta, L (1, 4) OBP: 0.349, SLG: 0.407		x 0-0 ② G3		S S S 0-3 ② K 2-3 3-H		x 0-0 ③ 3-1		S S S 0-3 ② K	B B B B 4-0 1B 1-2 BB	4	0	0	0	1	2	4
Brian Downing, R (1, 2) OBP: 0.359, SLG: 0.328		x 0-0 ③ 5-3		x 0-0 3-H 1B			x 0-0 ① 5-3	x 0-0 ③ 6-3	x 0-0 1-2 2-H FC6-4 1B	5	0	2	2	0	0	2
Inning Stats	R: 0 H: 2 E: 0 LOB: 3 K: 2 BB: 1 S: 9 P: 13	R: 0 H: 0 E: 0 LOB: 0 K: 0 BB: 0 S: 3 P: 3	R: 0 H: 0 E: 0 LOB: 0 K: 1 BB: 0 S: 5 P: 5	R: 3 H: 4 E: 1 LOB: 1 K: 1 BB: 0 S: 9 P: 9	R: 0 H: 0 E: 0 LOB: 0 K: 0 BB: 0 S: 3 P: 3	R: 0 H: 1 E: 0 LOB: 1 K: 0 BB: 0 S: 4 P: 4	R: 1 H: 2 E: 0 LOB: 1 K: 0 BB: 0 S: 5 P: 5	R: 0 H: 2 E: 0 LOB: 2 K: 1 BB: 0 S: 7 P: 7	R: 5 H: 6 E: 1 LOB: 2 K: 0 BB: 1 S: 9 P: 13	1B: 11 SF: 1 2B: 4 SAC: 0 3B: 1 DP: 0 HR: 1 HBP: 0						

PITCHER		IP	WLS	BF	H	R	ER	SO	BB	IBB	HBP	BLK	WP	HR	S	P	ERA	WHIP
Bill Lee, L ERA: 3.61	(1, 1)	8.1	L	41	15	8	8	5	1	0	0	0	0	1	50	54	8.64	1.920
Dick Drago, R ERA: 2.12	(9, 1)	0.2		5	2	1	1	0	1	0	0	0	0	0	4	8	13.50	4.500

PITCHER		IP	WLS	BF	H	R	ER	SO	BB	IBB	HBP	BLK	WP	HR	S	P	ERA	WHIP

TOP

Chicago White Sox @ Boston Red Sox

Fenway Park, Boston, MA

Mon Jun 02 1975, 7:05 PM EDT

Att. 15,681 - Unknown - 79 F

livebaseballscorecards.com

AB	43
R	9
H	17
RBI	8
BB	2
SO	5
LOB	22

WP: 0	PA: 46		
PB: 0			
SB: 1			
CS: 0			

Batter	1	2	3	4	5	6	7	8	9	AB	R	H	RBI	BB	SO	LOB
Bernie Carbo, L (1, 7) OBP: 0.443, SLG: 0.670	P7		BB, 1B		2B, BB			K		3	1	1	0	1	1	0
Rick Burleson, R (1, 6) OBP: 0.343, SLG: 0.335	6-3		1-2, BB		1-H, 2B			BB		2	0	1	1	2	0	0
Carl Yastrzemski, L (1, 3) OBP: 0.374, SLG: 0.395	L9		P7			1B		L8		4	0	1	0	0	0	3
Fred Lynn, L (1, 8) OBP: 0.412, SLG: 0.620		4-3		6-3, 3B		P7		F7		4	1	1	0	0	0	2
Jim Rice, R (1, 10) OBP: 0.322, SLG: 0.515		1B		6-3, 3-H		F9			4-3	4	0	1	1	0	0	1
Dwight Evans, R (1, 9) OBP: 0.330, SLG: 0.419		K		5-3		1-3			F9	4	0	0	0	0	1	2
Juan Beniquez, R (1, 5) OBP: 0.384, SLG: 0.423		4-3		F8			L6-3, 1B		1B, 1B	4	0	2	0	0	0	1
Tim Blackwell, S (1, 2) OBP: 0.333, SLG: 0.273			5-3		F8		L6-3, 1-2		1-2, 1B	4	0	1	0	0	0	1
Doug Griffin, R (1, 4) OBP: 0.289, SLG: 0.290			4-3		5-3		1-3		K	3	0	0	0	0	0	0
Cecil Cooper, L (9, PH) OBP: 0.250, SLG: 0.296										1	0	0	0	0	1	2
Inning Stats	R: 0 E: 0 K: 0 S: 3 H: 0 LOB: 0 BB: 0 P: 3	R: 0 E: 0 K: 1 S: 6 H: 1 LOB: 1 BB: 0 P: 6	R: 0 E: 0 K: 0 S: 4 H: 1 LOB: 2 BB: 1 P: 8	R: 1 E: 0 K: 0 S: 4 H: 1 LOB: 0 BB: 0 P: 4	R: 1 E: 0 K: 0 S: 3 H: 1 LOB: 1 BB: 1 P: 7	R: 0 E: 0 K: 0 S: 4 H: 1 LOB: 1 BB: 0 P: 4	R: 0 E: 0 K: 0 S: 3 H: 1 LOB: 0 BB: 0 P: 3	R: 0 E: 0 K: 1 S: 5 H: 0 LOB: 1 BB: 1 P: 9	R: 0 E: 0 K: 1 S: 7 H: 2 LOB: 2 BB: 0 P: 7	1B: 6 2B: 2 3B: 1 HR: 0	SF: 0 SAC: 0 DP: 1 HBP: 0						

PITCHER	IP	WLS	BF	H	R	ER	SO	BB	IBB	HBP	BLK	WP	HR	S	P	ERA	WHIP
Stan Bahnsen, R (1, 1) ERA: 6.47	9.0	W	36	8	2	2	3	3	0	0	0	0	0	39	51	2.00	1.222
Stan Bahnsen, R (9, 1) ERA: 6.47	9.0	W	36	8	2	2	3	3	0	0	0	0	0	39	51	2.00	1.222

PITCHER	IP	WLS	BF	H	R	ER	SO	BB	IBB	HBP	BLK	WP	HR	S	P	ERA	WHIP

BOTTOM

Chicago White Sox @ Boston Red Sox

Fenway Park, Boston, MA

Mon Jun 02 1975, 7:05 PM EDT

Att. 15,681 - Unknown - 79 F

livebaseballscorecards.com

AB	33
R	2
H	8
RBI	2
BB	3
SO	3
LOB	12

1B: 6	SF: 0	WP: 0	PA: 36
2B: 2	SAC: 0	PB: 0	
3B: 1	DP: 1	SB: 0	
HR: 0	HBP: 0	CS: 0	

Batter	1	2	3	4	5	6	7	8	9	AB	R	H	RBI	BB	SO	LOB
Pat Kelly, L (1, 9) OBP: 0.370, SLG: 0.406	6-3		1-2 1B			6-3		F9		4	0	1	0	0	0	0
Jorge Orta, L (1, 4) OBP: 0.347, SLG: 0.415	4-3		F2			4-3			3B	4	0	1	0	0	0	2
Carlos May, L (1, 7) OBP: 0.406, SLG: 0.431	3-1			6-3		BBBB FC6-4 BB			F6	3	0	0	0	1	0	1
Deron Johnson, R (1, 3) OBP: 0.290, SLG: 0.356		SSS K		SSS K		FC6-4 1-2f			P9	4	0	0	0	0	2	2
Ken Henderson, S (1, 8) OBP: 0.347, SLG: 0.365		4-3		G3			SSS K		F6	4	0	0	0	0	1	1
Bill Melton, R (1, 10) OBP: 0.328, SLG: 0.319		BBBB CS BB			FC5-4 1B		SSS K			2	0	1	0	1	1	0
Bill Stein, R (1, 5) OBP: 0.303, SLG: 0.455		CS 1-2	4-3		SSS K		SSS K			3	0	0	0	0	2	1
Lee Richard, R (1, 6) OBP: 0.385, SLG: 0.273			BBBB 1B BB		SSS K			P7		2	0	0	0	1	1	1
Brian Downing, R (1, 2) OBP: 0.354, SLG: 0.323			SSS K		FC5-4 1-2f			F5		2	0	0	0	0	1	2
Tony Muser, L (8, PH) OBP: 0.291, SLG: 0.305										1	0	0	0	0	0	0
Pete Varney, R (8, 2) OBP: 0.350, SLG: 0.350										0	0	0	0	0	0	0
Inning Stats	R: 0 H: 0 E: 0 LOB: 0 K: 0 BB: 0 S: 3 P: 3	R: 0 H: 0 E: 0 LOB: 0 K: 1 BB: 1 S: 4 P: 8	R: 0 H: 1 E: 0 LOB: 2 K: 1 BB: 1 S: 6 P: 10	R: 0 H: 0 E: 0 LOB: 0 K: 1 BB: 0 S: 5 P: 5	R: 0 H: 1 E: 0 LOB: 1 K: 2 BB: 0 S: 8 P: 8	R: 0 H: 0 E: 0 LOB: 1 K: 0 BB: 1 S: 3 P: 7	R: 0 H: 0 E: 0 LOB: 0 K: 3 BB: 0 S: 9 P: 9	R: 0 H: 0 E: 0 LOB: 0 K: 0 BB: 0 S: 3 P: 3	R: 0 H: 1 E: 0 LOB: 1 K: 0 BB: 0 S: 4 P: 4	1B: 2 SF: 0 2B: 0 SAC: 0 3B: 1 DP: 0 HR: 0 HBP: 0						

PITCHER	IP	WLS	BF	H	R	ER	SO	BB	IBB	HBP	BLK	WP	HR	S	P	ERA	WHIP
Dick Pole, R (1, 1) ERA: 2.49	9.0	W	32	3	0	0	8	3	0	0	0	0	0	45	57	0.00	0.667

PITCHER	IP	WLS	BF	H	R	ER	SO	BB	IBB	HBP	BLK	WP	HR	S	P	ERA	WHIP

TOP

Chicago White Sox @ Boston Red Sox

Fenway Park, Boston, MA

Tue Jun 03 1975, 7:05 PM EDT

Att. 10,625 - Unknown - 60 F

livebaseballscorecards.com

AB	29
R	0
H	3
RBI	0
BB	3
SO	8
LOB	10

PA: 33

WP: 0 PB: 0 SB: 0 CS: 1

Batter	1	2	3	4	5	6	7	8	9	AB	R	H	RBI	BB	SO	LOB
Bernie Carbo, L (1, 7) OBP: 0.441, SLG: 0.650	S S S 0-3 ① K	x 0-0 ③ 4-3		B B B B 4-0 FC6-4 1-2 2-3 BB		x 0-0 ① L5		B B B B 4-0 FC2-5 1-2 1B BB		3	0	0	0	2	1	3
Rick Burleson, R (1, 6) OBP: 0.333, SLG: 0.325	x 0-0 ② F2	x 0-0 E5 S	x 0-0 FC6-4 1-2f			S S S 0-3 ② K		x 0-0 ① FC2-5 1B 1-2 2-3f		5	0	0	0	0	1	7
Carl Yastrzemski, L (1, 3) OBP: 0.375, SLG: 0.387	B B B B 4-0 S HR BB	x 0-0 ① F8	x 0-0 ① 4-3			4-0 IBB		x 0-0 ② F9		3	1	0	0	2	0	3
Fred Lynn, L (1, 8) OBP: 0.418, SLG: 0.614	B B B B 4-0 1-2 HR BB	S S S 0-3 ② K 1-2			B B B B 4-0 5-3 E BB	x 0-0 ③ 4-3		x 0-0 ③ 1-2 2-H 1B		3	2	1	0	2	1	4
Jim Rice, R (1, 10) OBP: 0.327, SLG: 0.537	x 0-0 1-H 2-H HR	x 0-0 ③ L9	x 0-0 ② 5-3 1-2				x 0-0 4-3 SH1-4 1B			4	1	2	3	0	0	2
Juan Beniquez, R (1, 5) OBP: 0.382, SLG: 0.420 Bob Heise, R (8, 5) OBP: 0.143, SLG: 0.105	x 0-0 ③ 6-3			x 0-0 ① 6-3	x 0-0 E6 2-H 1B		x 0-0 ① SH1-4 1-2			3 0	0 0	1 0	1 0	0 0	0 0	0 0
Dwight Evans, R (1, 9) OBP: 0.333, SLG: 0.414		B B B B 4-0 FC6-4 SH1-4 BB		B B B B 4-0 FC6-4 BB	S S S 0-3 ③ K		x 0-0 ② 4-3 2-3			2	0	0	0	2	1	2
Doug Griffin, R (1, 4) OBP: 0.290, SLG: 0.291		x 0-0 ① SH1-4 1-2		x 0-0 ② FC6-4 BB 1B 1-2f		x 0-0 SH 1B	x 0-0 ③ 1-3			3	0	1	0	0	0	2
Bob Montgomery, R (1, 2) OBP: 0.236, SLG: 0.252		x 0-0 ② FC6-4 2-3		x 0-0 BB 1-2 1B		x 0-0 SH 1-3		B B B B 4-0 FC2-5 S BB		2	0	1	0	1	0	1
Inning Stats	R: 3 H: 1 E: 0 LOB: 0 K: 1 BB: 2 S: 6 P: 14	R: 0 H: 0 E: 0 LOB: 1 K: 0 BB: 1 S: 3 P: 7	R: 0 H: 0 E: 1 LOB: 1 K: 1 BB: 0 S: 6 P: 6	R: 0 H: 1 E: 0 LOB: 3 K: 0 BB: 2 S: 4 P: 12	R: 1 H: 1 E: 1 LOB: 1 K: 1 BB: 1 S: 6 P: 10	R: 0 H: 1 E: 1 LOB: 3 K: 1 BB: 1 S: 7 P: 11	R: 0 H: 1 E: 0 LOB: 1 K: 0 BB: 0 S: 4 P: 4	R: 0 H: 1 E: 0 LOB: 2 K: 0 BB: 2 S: 3 P: 11		1B: 5 SF: 0 2B: 0 SAC: 3 3B: 0 DP: 0 HR: 1 HBP: 0						WP: 0 PA: 40 PB: 0 SB: 3 CS: 0

PITCHER		IP	WLS	BF	H	R	ER	SO	BB	IBB	HBP	BLK	WP	HR	S	P	ERA	WHIP
Lloyd Allen, R ERA: 7.36	(1, 1)	3.2	L	19	2	3	3	2	5	0	0	0	0	1	18	38	7.36	1.909
Bill Gogolewski, R ERA: 3.2	(4, 1)	4.1		21	4	1	1	2	3	1	0	0	0	0	21	37	2.08	1.615

PITCHER	IP	WLS	BF	H	R	ER	SO	BB	IBB	HBP	BLK	WP	HR	S	P	ERA	WHIP

BOTTOM

Chicago White Sox @ Boston Red Sox

Fenway Park, Boston, MA

Tue Jun 03 1975, 7:05 PM EDT

Att. 10,625 - Unknown - 60 F

livebaseballscorecards.com

AB	28
R	4
H	6
RBI	4
BB	9
SO	4
LOB	24

Chicago White Sox @ Boston Red Sox

Fenway Park, Boston, MA

Wed Jun 04 1975, 3:33 AM EDT
Att. 12,366 - Unknown - 62 F

TOP

livebaseballscorecards.com

Batter	1	2	3	4	5	6	7	8	9	AB	R	H	RBI	BB	SO	LOB
Pat Kelly, L (1, 9) OBP: 0.369, SLG: 0.405	0-0 4-3 S CS 1B		0-0 ② 6-3 2-3		0-0 ① SH1-3 2-3		0-0 FC3 S 1B 2-3	0-0 ③ 1-3		3	2	1	0	0	0	2
Bob Coluccio, R (7, 9) OBP: 0.276, SLG: 0.250										1	0	0	0	0	0	1
Jorge Orta, L (1, 4) OBP: 0.339, SLG: 0.408	0-0 ① 4-3 1-3		S S S 0-3 ③ K		0-0 ② SF8 3-H		0-0 ① SF8 1-2 3-H		0-0 ① F7	3	0	0	2	0	1	2
Carlos May, L (1, 7) OBP: 0.422, SLG: 0.442	B B B B 4-0 CS BB			0-0 1B 2B 2B	B B B 4-0 BB		I I I I 4-0 1B IBB		B B B B 4-0 BB 5-3 BB	1	1	1	0	4	0	0
Deron Johnson, R (1, 10) OBP: 0.287, SLG: 0.351	0-0 ② F9			0-0 2B 2-3 1B	0-0 ③ F6		0-0 ② F4		0-0 ② 5-3 1-2	5	1	1	0	0	0	6
Ken Henderson, S (1, 8) OBP: 0.354, SLG: 0.374	0-0 ③ CS 1-2 3-H	0-0 ① F9		0-0 ① 1-H 3-H 2B		0-0 ① G3	0-0 1-2 2-H 1B		I I I I 4-0 BB IBB	4	0	2	3	1	0	0
Tony Muser, L (1, 3) OBP: 0.286, SLG: 0.291		S S S 0-3 ② K		0-0 ② L8		0-0 ② F5	0-0 ③ L8		B B B B 4-0 1-2 2-3 BB	4	0	0	0	1	1	2
Bill Stein, R (1, 5) OBP: 0.342, SLG: 0.459	0-0 ③ 1-3		0-0 FC5-4 1B		0-0 1B		B B B B 4-0 BB	0-0 ③ 6-3		4	0	2	0	1	0	3
Bucky Dent, R (1, 6) OBP: 0.343, SLG: 0.401		0-0 6-3 2B	0-0 ③ FC5-4 1-2f		0-0 F7		0-0 ① F7			4	0	1	0	0	0	3
Brian Downing, R (1, 2) OBP: 0.358, SLG: 0.343		0-0 ① 6-3		0-0 SH1-3 SF8 2B		0-0 FC3 SF8 2B	S S S 0-3 ② K			4	2	2	0	0	1	2
Inning Stats	R: 1 E: 0 K: 0 S: 3 H: 1 LOB: 0 BB: 1 P: 7	R: 0 E: 0 K: 1 S: 5 H: 0 LOB: 0 BB: 0 P: 5	R: 0 E: 0 K: 1 S: 6 H: 1 LOB: 1 BB: 0 P: 6	R: 2 E: 0 K: 0 S: 6 H: 4 LOB: 1 BB: 0 P: 6	R: 1 E: 0 K: 0 S: 4 H: 1 LOB: 1 BB: 1 P: 8	R: 0 E: 0 K: 0 S: 4 H: 1 LOB: 1 BB: 0 P: 4	R: 2 E: 0 K: 0 S: 6 H: 2 LOB: 2 BB: 1 P: 10	R: 0 E: 0 K: 1 S: 5 H: 0 LOB: 1 BB: 1 P: 9	R: 0 E: 0 K: 0 S: 3 H: 0 LOB: 3 BB: 3 P: 15	1B: 5 2B: 5 3B: 0 HR: 0	SF: 2 SAC: 1 DP: 0 HBP: 0						

	AB	33
	R	6
	H	10
	RBI	5
	BB	7
	SO	3
	LOB	21

WP: 0 PB: 0 SB: 2 CS: 2 PA: 44

PITCHER		IP	WLS	BF	H	R	ER	SO	BB	IBB	HBP	BLK	WP	HR	S	P	ERA	WHIP
Rick Wise, R ERA: 4.96	(1, 1)	6.2		32	10	6	6	2	2	1	0	0	0	0	33	45	8.10	1.800
Roger Moret, L ERA: 3.79	(7, 1)	2.1	W	11	0	0	0	1	3	1	0	0	0	0	9	25	0.00	1.286

PITCHER		IP	WLS	BF	H	R	ER	SO	BB	IBB	HBP	BLK	WP	HR	S	P	ERA	WHIP

Batter	1	2	3	4	5	6	7	8	9	AB	R	H	RBI	BB	SO	LOB
Juan Beniquez, R (1, 5) OBP: 0.383, SLG: 0.424	0-0 1B 1B 2B	BBB 4-0 CS BB			x 0-0 6-3 ②			x 0-0 B1-3 ①	x 0-0 F6 ②	4	1	1	0	1	0	2
Rick Burleson, R (1, 6) OBP: 0.335, SLG: 0.327	0-0 L9 1B 2B 2-3 1B	0-0 CS ③ 1-2	x 0-0 F8 ①		x 0-0 F4 ③			x 0-0 L7 ②	x 0-0 1-2 2-H 1B	5	1	2	1	0	0	0
Carl Yastrzemski, L (1, 3) OBP: 0.372, SLG: 0.383	x 0-0 2B SF9 1-2 3-H 1B		x 0-0 F3 ②			x 0-0 4-3 ①		x 0-0 F4 ③		4	1	1	1	0	0	0
Jim Rice, R (1, 7) OBP: 0.325, SLG: 0.525	x 0-0 L9 ① 2-3		x 0-0 6-3 ③			SSS 0-3 K ②			BBB 4-0 FC4-6 BB	3	0	0	0	1	1	2
Fred Lynn, L (1, 8) OBP: 0.420, SLG: 0.618	x 0-0 SF9 1-3 3-H 2B			SSS 0-3 K ①		x 0-0 FC6-4 1B			x 0-0 FC4-6 ① 2B 1-2f 2B	4	1	2	1	0	1	1
Tony Conigliaro, R (1, 10) OBP: 0.222, SLG: 0.264	x 0-0 SF9 ② 2-3 3-H			x 0-0 F4 ②		x 0-0 FC6-4 ③ 1-2f			x 0-0 1-3 2B 2B	3	1	1	1	0	0	1
Dwight Evans, R (1, 9) OBP: 0.333, SLG: 0.413 Bernie Carbo, L (9, PH) OBP: 0.445, SLG: 0.663	x 0-0 6-3 ③			x 0-0 1B			x 0-0 P9 ①		x 0-0 1B 1B 2-H 3-H 2B	3 1	0 1	1 1	0 2	0 0	0 0	1 0
Doug Griffin, R (1, 4) OBP: 0.284, SLG: 0.285 Tim McCarver, L (9, PH) OBP: 0.333, SLG: 0.333 Rick Miller, L (9, PR) OBP: 0.250, SLG: 0.143		x 0-0 6-3 ①		SSS 0-3 K ③			SSS 0-3 K ②		x 0-0 1B 1B 2-3 1B	3 1 0	0 0 1	0 1 0	0 0 0	0 0 0	2 0 0	1 0 0
Bob Montgomery, R (1, 2) OBP: 0.231, SLG: 0.246 Cecil Cooper, L (9, PH) OBP: 0.276, SLG: 0.321		x 0-0 F9 ②			x 0-0 F8 ①		x 0-0 5-3 ③		x 0-0 1B 1-2 3-H 1B	3 1	0 0	0 1	0 1	0 0	0 0	0 0
Inning Stats	R: 3 E: 0 K: 0 S: 7 H: 4 LOB: 1 BB: 0 P: 7	R: 0 E: 0 K: 0 S: 2 H: 0 LOB: 0 BB: 1 P: 6	R: 0 E: 0 K: 0 S: 3 H: 0 LOB: 0 BB: 0 P: 3	R: 0 E: 0 K: 2 S: 8 H: 1 LOB: 1 BB: 0 P: 8	R: 0 E: 0 K: 0 S: 3 H: 0 LOB: 0 BB: 0 P: 3	R: 0 E: 0 K: 1 S: 6 H: 1 LOB: 1 BB: 0 P: 6	R: 0 E: 0 K: 1 S: 5 H: 0 LOB: 0 BB: 0 P: 5	R: 0 E: 0 K: 0 S: 3 H: 0 LOB: 0 BB: 0 P: 3	R: 4 E: 0 K: 0 S: 7 H: 5 LOB: 2 BB: 1 P: 11	1B: 7 2B: 4 3B: 0 HR: 0	SF: 1 SAC: 0 DP: 0 HBP: 0						

PITCHER		IP	WLS	BF	H	R	ER	SO	BB	IBB	HBP	BLK	WP	HR	S	P	ERA	WHIP
Jim Kaat, L ERA: 2.7	(1, 1)	8.1		33	7	5	5	4	2	0	0	0	0	0	39	47	5.40	1.080
Rich Gossage, R ERA: 1.08	(9, 1)	0.1	L	5	4	2	2	0	0	0	0	0	0	0	5	5	54.00	12.000

PITCHER	IP	WLS	BF	H	R	ER	SO	BB	IBB	HBP	BLK	WP	HR	S	P	ERA	WHIP

BOTTOM

Chicago White Sox @ Boston Red Sox

Fenway Park, Boston, MA

Wed Jun 04 1975, 3:33 AM EDT
Att. 12,366 - Unknown - 62 F

livebaseballscorecards.com

AB	35
R	7
H	11
RBI	7
BB	2
SO	4
LOB	8

1B: 7	SF: 1	WP: 0	PA: 39
2B: 4	SAC: 0	PB: 0	
3B: 0	DP: 0	SB: 0	
HR: 0	HBP: 0	CS: 1	

New York Yankees @ Chicago White Sox

Comiskey Park, Chicago, IL

Fri Jun 06 1975, 8:05 PM EDT
Att. 17,159 - Unknown - 66 F

livebaseballscorecards.com

Batter	1	2	3	4	5	6	7	8	9	AB	R	H	RBI	BB	SO	LOB
Bobby Bonds, R (1, 9) OBP: 0.335, SLG: 0.490	6-3	HR 1-H		K			K			4	1	1	2	0	2	0
Elliott Maddox, R (1, 8) OBP: 0.386, SLG: 0.397	E SF7 1B 1B	F9		5-3			1B			4	1	2	0	0	0	0
Roy White, S (1, 7) OBP: 0.418, SLG: 0.473	E8 1B 1B 1B 1-3		FC4-6 1B 2B 1B		5-3		F9			4	2	2	0	0	0	1
Thurman Munson, R (1, 2) OBP: 0.392, SLG: 0.460	SF7 3-H		FC4-6 1B 1-2		G6-4-3 1B			6-3		3	0	2	1	0	0	0
Rick Dempsey, R (1, 10) OBP: 0.607, SLG: 0.571	1B 1B 1-3		FC4-6 2B 1-2f 2-3		G6-4-3 1-2f			5-3		4	0	1	0	0	0	3
Graig Nettles, L (1, 5) OBP: 0.320, SLG: 0.425	1B 2-H 3-H		K			F5		G3		4	0	1	1	0	1	2
Chris Chambliss, L (1, 3) OBP: 0.354, SLG: 0.471		HR 1B	1-3 2B 3-H			F8			F8	4	1	2	1	0	0	0
Jim Mason, L (1, 6) OBP: 0.188, SLG: 0.180		F8	K			K			K	4	0	0	0	0	3	3
Fred Stanley, R (1, 4) OBP: 0.269, SLG: 0.238		F3		F9			K		6-3	4	0	0	0	0	1	1

AB	35
R	5
H	11
RBI	5
BB	0
SO	7
LOB	10

Inning Stats	1	2	3	4	5	6	7	8	9			
	R: 2 E: 1 K: 0 S: 6	R: 2 E: 0 K: 0 S: 5	R: 1 E: 0 K: 2 S: 10	R: 0 E: 0 K: 1 S: 5	R: 0 E: 0 K: 0 S: 3	R: 0 E: 0 K: 1 S: 5	R: 0 E: 0 K: 2 S: 8	R: 0 E: 0 K: 0 S: 3	R: 0 E: 0 K: 1 S: 5	1B: 9 2B: 1 3B: 0 HR: 1	SF: 1 SAC: 0 DP: 1 HBP: 0	WP: 0 PB: 0 SB: 0 CS: 0 PA: 36
	H: 4 LOB: 2 BB: 0 P: 6	H: 2 LOB: 0 BB: 0 P: 5	H: 3 LOB: 2 BB: 0 P: 10	H: 0 LOB: 0 BB: 0 P: 5	H: 1 LOB: 0 BB: 0 P: 3	H: 0 LOB: 0 BB: 0 P: 5	H: 1 LOB: 1 BB: 0 P: 8	H: 0 LOB: 0 BB: 0 P: 3	H: 0 LOB: 0 BB: 0 P: 5			

PITCHER		IP	WLS	BF	H	R	ER	SO	BB	IBB	HBP	BLK	WP	HR	S	P	ERA	WHIP
Wilbur Wood, L (1, 1) ERA: 5.74		2.0	L	13	8	5	5	0	0	0	0	0	0	1	13	13	22.50	4.000
Bill Gogolewski, R (3, 1) ERA: 2.36		7.0		23	3	0	0	7	0	0	0	0	0	0	37	37	0.00	0.429

PITCHER	IP	WLS	BF	H	R	ER	SO	BB	IBB	HBP	BLK	WP	HR	S	P	ERA	WHIP

Batter	1	2	3	4	5	6	7	8	9	AB	R	H	RBI	BB	SO	LOB
Bob Coluccio, R (1, 9) OBP: 0.289, SLG: 0.260	5-3		WP, 1B 1-2 2-H		1B, BB		BB, 1B		F8	4	0	2	1	1	0	0
Bucky Dent, R (1, 6) OBP: 0.344, SLG: 0.398	F7		K S S S		F9		1-2, BB B B B B		1B	4	0	1	0	1	1	3
Carlos May, L (1, 7) OBP: 0.421, SLG: 0.440	1B		K S S S 1-2 2-3		1-3, 1B		K S S S		F9	5	0	2	0	0	2	5
Deron Johnson, R (1, 3) OBP: 0.281, SLG: 0.342	F4		1-3		1-3			1-3		4	0	0	0	0	0	5
Ken Henderson, S (1, 8) OBP: 0.356, SLG: 0.373		L3		1B, BB B B B B		K S S S		1B		3	0	1	0	1	1	0
Bill Melton, R (1, 10) OBP: 0.321, SLG: 0.311		5-3		F7		F3		K S S S		4	0	0	0	0	1	2
Bill Stein, R (1, 5) OBP: 0.357, SLG: 0.463		5-3		G4-6-3 1-2		F8		1-2		4	0	2	0	0	0	0
Jorge Orta, L (1, 4) OBP: 0.338, SLG: 0.405			BB, 1B	G4-6-3 1-2f			4-3	4-3		4	1	1	0	0	0	4
Brian Downing, R (1, 2) OBP: 0.355, SLG: 0.336			WP, 1B, BB B B B B 1-2		L7		F5		K S S S	3	0	0	0	1	1	0
Inning Stats	R: 0 H: 1 E: 0 LOB: 1 K: 0 BB: 0 S: 4 P: 4	R: 0 H: 0 E: 0 LOB: 0 K: 0 BB: 0 S: 3 P: 3	R: 1 H: 2 E: 0 LOB: 2 K: 2 BB: 1 S: 9 P: 13	R: 0 H: 1 E: 0 LOB: 1 K: 0 BB: 1 S: 3 P: 7	R: 0 H: 1 E: 0 LOB: 2 K: 0 BB: 1 S: 4 P: 8	R: 0 H: 0 E: 0 LOB: 0 K: 1 BB: 0 S: 5 P: 5	R: 0 H: 1 E: 0 LOB: 2 K: 1 BB: 1 S: 6 P: 10	R: 0 H: 2 E: 0 LOB: 2 K: 1 BB: 0 S: 7 P: 7	R: 0 H: 1 E: 0 LOB: 1 K: 1 BB: 0 S: 6 P: 6	1B: 9 SF: 0 2B: 0 SAC: 0 3B: 0 DP: 1 HR: 0 HBP: 0						

PITCHER	IP	WLS	BF	H	R	ER	SO	BB	IBB	HBP	BLK	WP	HR	S	P	ERA	WHIP
Rudy May, L (1, 1) ERA: 2.61	9.0	W	39	9	1	1	6	4	0	0	0	1	0	47	63	1.00	1.444

PITCHER	IP	WLS	BF	H	R	ER	SO	BB	IBB	HBP	BLK	WP	HR	S	P	ERA	WHIP

BOTTOM

New York Yankees @ Chicago White Sox

Comiskey Park, Chicago, IL

Fri Jun 06 1975, 8:05 PM EDT

Att. 17,159 - Unknown - 66 F

livebaseballscorecards.com

AB	35
R	1
H	9
RBI	1
BB	4
SO	6
LOB	19

WP: 1	PA: 39		
PB: 0			
SB: 0			
CS: 0			

Batter	1	2	3	4	5	6	7	8	9	AB	R	H	RBI	BB	SO	LOB
Bobby Bonds, R (1, 9) OBP: 0.342, SLG: 0.525	HR		1B		HR		K	K		4	2	3	3	0	1	3
Walt Williams, R (8, PH) OBP: 0.385, SLG: 0.480										1	0	0	0	0	1	2
Larry Murray, S (8, 9)										0	0	0	0	0	0	0
Elliott Maddox, R (1, 8) OBP: 0.382, SLG: 0.392	FC3-6 1B		K 1-2		2-3		K		K	5	0	1	0	0	3	4
Roy White, S (1, 7) OBP: 0.408, SLG: 0.459	FC3-6 CS 1-2f		F6			F9	4-3		F8	5	0	0	0	0	0	4
Thurman Munson, R (1, 10) OBP: 0.383, SLG: 0.448	E6 1-2			5-3		F7		E4 3B	K	5	1	0	0	0	1	1
Chris Chambliss, L (1, 3) OBP: 0.358, SLG: 0.484	L8			F9-3 1B		1-3		1-H 1B 3B		4	1	2	1	0	0	1
Graig Nettles, L (1, 5) OBP: 0.324, SLG: 0.432		F7		F9-3 1-2			WP FC4 2B	FC1-5 1B 1B		4	1	2	0	0	0	1
Ed Herrmann, L (1, 2) OBP: 0.325, SLG: 0.338		1B			L5		BBBB SH FC4 2-3 BB	1-2 3-H FC1-5 1B		3	0	2	1	1	0	0
Jim Mason, L (1, 6) OBP: 0.182, SLG: 0.175		F7			K		FC4 SH 1-2 3-H	FC1-5 1-2 2-3f		4	0	0	1	0	1	4
Fred Stanley, R (1, 4) OBP: 0.271, SLG: 0.242		K			HR 1B		SH 1-2 2-3	K		3	1	1	0	0	2	3
Inning Stats	R: 1 E: 1 K: 0 S: 5 H: 2 LOB: 1 BB: 0 P: 5	R: 0 E: 0 K: 1 S: 6 H: 1 LOB: 1 BB: 0 P: 6	R: 0 E: 0 K: 1 S: 5 H: 1 LOB: 0 BB: 0 P: 5	R: 0 E: 0 K: 0 S: 3 H: 1 LOB: 0 BB: 0 P: 3	R: 2 E: 0 K: 1 S: 7 H: 2 LOB: 0 BB: 0 P: 7	R: 0 E: 0 K: 0 S: 3 H: 0 LOB: 0 BB: 0 P: 3	R: 1 E: 1 K: 2 S: 10 H: 1 LOB: 3 BB: 1 P: 14	R: 2 E: 1 K: 2 S: 11 H: 3 LOB: 2 BB: 0 P: 11	R: 0 E: 0 K: 2 S: 7 H: 0 LOB: 0 BB: 0 P: 7	1B: 7 2B: 2 3B: 1 HR: 2 SF: 0 SAC: 1 DP: 1 HBP: 0						

PITCHER		IP	WLS	BF	H	R	ER	SO	BB	IBB	HBP	BLK	WP	HR	S	P	ERA	WHIP
Stan Bahnsen, R ERA: 6.42	(1, 1)	6.0	L	25	8	4	4	3	1	0	0	0	1	2	30	34	6.00	1.500
Rich Gossage, R ERA: 1.19	(7, 1)	3.0		15	3	2	1	6	0	0	0	0	0	0	27	27	3.00	1.000

PITCHER	IP	WLS	BF	H	R	ER	SO	BB	IBB	HBP	BLK	WP	HR	S	P	ERA	WHIP

New York Yankees @ Chicago White Sox

Comiskey Park, Chicago, IL

Sat Jun 07 1975, 8:05 PM EDT

Att. 22,242 - Unknown

TOP

livebaseballscorecards.com

AB	38
R	6
H	11
RBI	6
BB	1
SO	9
LOB	23

1B: 7	SF: 0	WP: 1	PA: 40
2B: 2	SAC: 1	PB: 0	
3B: 1	DP: 1	SB: 0	
HR: 2	HBP: 0	CS: 1	

Batter	1	2	3	4	5	6	7	8	9	AB	R	H	RBI	BB	SO	LOB
Pat Kelly, L (1, 9) OBP: 0.364, SLG: 0.404	F6	G3			5-3		2B		K	5	0	1	1	0	1	2
Jorge Orta, L (1, 4) OBP: 0.336, SLG: 0.399	1-3		4-3		BB		F9			3	0	0	0	1	0	1
Carlos May, L (1, 7) OBP: 0.418, SLG: 0.436	1B		F8		K			G3		4	0	1	0	0	1	2
Bill Melton, R (1, 10) OBP: 0.315, SLG: 0.304	K		F9			3-1		E5		4	0	0	0	0	1	1
Nyls Nyman, L (8, PR) OBP: 0.198, SLG: 0.214										0	0	0	0	0	0	0
Ken Henderson, S (1, 8) OBP: 0.359, SLG: 0.369		1B 2B BB		4-3		F9		BB		2	1	0	0	2	0	0
Bill Stein, R (1, 5) OBP: 0.326, SLG: 0.422		K		4-3		6-3		K		4	0	0	0	0	2	3
Tony Muser, L (1, 3) OBP: 0.284, SLG: 0.289		1-2 2B 1B		K			4-3	F7		4	1	1	0	0	1	2
Bucky Dent, R (1, 6) OBP: 0.353, SLG: 0.411		1-H 2-H 2B			SH2-4 1B		2B 1B		F4	4	1	3	2	0	0	0
Brian Downing, R (1, 2) OBP: 0.349, SLG: 0.329		6-3			SH2-4 1-2		F7		K	3	0	0	0	0	1	2
Inning Stats	R: 0 E: 0 K: 1 S: 6 H: 1 LOB: 1 BB: 0 P: 6	R: 2 E: 0 K: 1 S: 7 H: 2 LOB: 1 BB: 1 P: 11	R: 0 E: 0 K: 0 S: 3 H: 0 LOB: 0 BB: 0 P: 3	R: 0 E: 0 K: 1 S: 5 H: 0 LOB: 0 BB: 0 P: 5	R: 0 E: 0 K: 1 S: 6 H: 1 LOB: 2 BB: 1 P: 10	R: 0 E: 0 K: 0 S: 3 H: 0 LOB: 0 BB: 0 P: 3	R: 1 E: 0 K: 0 S: 5 H: 2 LOB: 1 BB: 0 P: 5	R: 0 E: 1 K: 1 S: 6 H: 0 LOB: 2 BB: 1 P: 10	R: 0 E: 0 K: 2 S: 7 H: 0 LOB: 0 BB: 0 P: 7	1B: 4 2B: 2 3B: 0 HR: 0	SF: 0 SAC: 1 DP: 0 HBP: 0						

PITCHER	IP	WLS	BF	H	R	ER	SO	BB	IBB	HBP	BLK	WP	HR	S	P	ERA	WHIP
Pat Dobson, R (1, 1) ERA: 3.44	9.0	W	37	6	3	3	7	3	0	0	0	0	0	48	60	3.00	1.000

PITCHER	IP	WLS	BF	H	R	ER	SO	BB	IBB	HBP	BLK	WP	HR	S	P	ERA	WHIP

BOTTOM

New York Yankees @ Chicago White Sox

Comiskey Park, Chicago, IL

Sat Jun 07 1975, 8:05 PM EDT

Att. 22,242 - Unknown

livebaseballscorecards.com

AB	33
R	3
H	6
RBI	3
BB	3
SO	7
LOB	13

Batter	1	2	3	4	5	6	7	8	9	AB	R	H	RBI	BB	SO	LOB
Walt Williams, R (1, 9) OBP: 0.355, SLG: 0.433	F9		FC5-4 1-2f 2B		1-3			BB 1-2 1B	F4	5	1	1	0	0	0	2
Elliott Maddox, R (1, 8) OBP: 0.384, SLG: 0.396	F9		1-H 2B			F9		BBBB FC6 1-2 2-3 BB		3	0	1	1	1	0	0
Roy White, S (1, 7) OBP: 0.400, SLG: 0.449	6-3		F9			4-3		F8		4	0	0	0	0	0	4
Thurman Munson, R (1, 2) OBP: 0.380, SLG: 0.444		6-3		E5 F9 4-3 1B		5-3		FC6 1-2f		4	1	1	0	0	0	3
Rick Dempsey, R (1, 10) OBP: 0.563, SLG: 0.520		K		F9 2-3			F8		E 1B 1B	4	1	1	0	0	1	1
Graig Nettles, L (1, 5) OBP: 0.327, SLG: 0.433		1B		4-3 3-H			4-3		E7 1-3 1B 1B	4	1	2	1	0	0	0
Chris Chambliss, L (1, 3) OBP: 0.355, SLG: 0.478		1-3		F7			4-3		2-H 3-H 1B	4	0	1	2	0	0	1
Sandy Alomar Sr., S (1, 4) OBP: 0.210, SLG: 0.212			FC1-6 1B		F9			5-3	F8	4	0	1	0	0	0	1
Fred Stanley, R (1, 6) OBP: 0.270, SLG: 0.243			FC1-6 FC5-4 1-2f		F3			BB 1B 1B	6-3	4	0	1	0	0	0	2
Inning Stats	R: 0 E: 0 K: 0 S: 3 H: 0 LOB: 0 BB: 0 P: 3	R: 0 E: 0 K: 1 S: 6 H: 1 LOB: 1 BB: 0 P: 6	R: 1 E: 0 K: 0 S: 5 H: 2 LOB: 1 BB: 0 P: 5	R: 1 E: 1 K: 0 S: 4 H: 1 LOB: 0 BB: 0 P: 4	R: 0 E: 0 K: 0 S: 3 H: 0 LOB: 0 BB: 0 P: 3	R: 0 E: 0 K: 0 S: 3 H: 0 LOB: 0 BB: 0 P: 3	R: 0 E: 0 K: 0 S: 3 H: 0 LOB: 0 BB: 0 P: 3	R: 0 E: 0 K: 0 S: 5 H: 2 LOB: 3 BB: 1 P: 9	R: 2 E: 1 K: 0 S: 6 H: 3 LOB: 1 BB: 0 P: 6	1B: 8 2B: 1 3B: 0 HR: 0 SF: 0 SAC: 0 DP: 0 HBP: 0						

PITCHER	IP	WLS	BF	H	R	ER	SO	BB	IBB	HBP	BLK	WP	HR	S	P	ERA	WHIP
Jim Kaat, L (1, 1) ERA: 2.64	9.0	L	37	9	4	2	1	1	0	0	0	0	0	38	42	2.00	1.111

PITCHER	IP	WLS	BF	H	R	ER	SO	BB	IBB	HBP	BLK	WP	HR	S	P	ERA	WHIP

TOP

New York Yankees @ Chicago White Sox

Comiskey Park, Chicago, IL

Sun Jun 08 1975, 4:33 AM EDT

Att. 13,423 - Unknown - 58 F

livebaseballscorecards.com

AB	36
R	4
H	9
RBI	4
BB	1
SO	1
LOB	14

PA: 37

WP: 0
PB: 0
SB: 0
CS: 0

Batter	1	2	3	4	5	6	7	8	9	AB	R	H	RBI	BB	SO	LOB
Pat Kelly, L (1, 9) OBP: 0.361, SLG: 0.400	F8		G3			4-3		WP, FC2-5, BB, 1B; 1-2	FC5-4; 1-2f	4	1	1	0	0	0	0
Buddy Bradford, R (9, PH) OBP: 0.291, SLG: 0.333										1	0	0	0	0	0	1
Jorge Orta, L (1, 4) OBP: 0.339, SLG: 0.403	2B			K		1B, BB		FC2-5; BB, WP; 1-2, 2-3f		3	0	1	0	1	1	2
Bucky Dent, R (1, 6) OBP: 0.361, SLG: 0.415	F6			1B		1-2; 1B		BB; 1-2, 2-3		3	0	2	0	1	0	1
Carlos May, L (1, 7) OBP: 0.419, SLG: 0.434	4-3			1-3; 1B		K		1-2, 2-3, 3-H; BB		3	0	1	1	1	1	3
Ken Henderson, S (1, 8) OBP: 0.352, SLG: 0.361		F9		K		F6		K		4	0	0	0	0	2	6
Deron Johnson, R (1, 10) OBP: 0.274, SLG: 0.333		K			K		F6	K		4	0	0	0	0	3	3
Tony Muser, L (1, 3) OBP: 0.276, SLG: 0.280		G3			1-5-3		3-1		F9	3	0	0	0	0	0	0
Bob Coluccio, R (9, PH) OBP: 0.287, SLG: 0.257										1	0	0	0	0	0	0
Bill Stein, R (1, 5) OBP: 0.360, SLG: 0.449			L4-3; 1B		FC6-4; 1B		K		FC5-4; 1B	4	0	3	0	0	1	0
Brian Downing, R (1, 2) OBP: 0.347, SLG: 0.326			L4-3; 1-2		FC6-4; 1-2f			FC2-5, 1B; 1B	F9	4	0	1	0	0	0	3
Inning Stats	R: 0, H: 1, E: 0, LOB: 1, K: 0, BB: 0, S: 4, P: 4	R: 0, H: 0, E: 0, LOB: 0, K: 1, BB: 0, S: 5, P: 5	R: 0, H: 1, E: 0, LOB: 0, K: 0, BB: 0, S: 3, P: 3	R: 0, H: 2, E: 0, LOB: 1, K: 2, BB: 0, S: 8, P: 8	R: 0, H: 1, E: 0, LOB: 1, K: 1, BB: 0, S: 6, P: 6	R: 0, H: 1, E: 0, LOB: 2, K: 1, BB: 1, S: 6, P: 10	R: 0, H: 0, E: 0, LOB: 0, K: 1, BB: 0, S: 5, P: 5	R: 1, H: 2, E: 0, LOB: 3, K: 2, BB: 2, S: 9, P: 17	R: 0, H: 1, E: 0, LOB: 1, K: 0, BB: 0, S: 4, P: 4	1B: 8, 2B: 2, 3B: 0, HR: 0	SF: 0, SAC: 0, DP: 1, HBP: 0						

PITCHER		IP	WLS	BF	H	R	ER	SO	BB	IBB	HBP	BLK	WP	HR	S	P	ERA	WHIP
Doc Medich, R ERA: 3.46	(1, 1)	7.1	W	30	8	1	1	6	2	0	0	0	1	0	40	48	1.23	1.364
Sparky Lyle, L ERA: 3.46	(8, 1)	1.2	S	7	1	0	0	2	1	0	0	0	0	0	10	14	0.00	1.200

PITCHER	IP	WLS	BF	H	R	ER	SO	BB	IBB	HBP	BLK	WP	HR	S	P	ERA	WHIP

BOTTOM

New York Yankees @ Chicago White Sox

Comiskey Park, Chicago, IL

Sun Jun 08 1975, 4:33 AM EDT

Att. 13,423 - Unknown - 58 F

livebaseballscorecards.com

AB	34
R	1
H	9
RBI	1
BB	3
SO	8
LOB	19

1B: 8	SF: 0	WP: 1	PA: 37
2B: 2	SAC: 0	PB: 0	
3B: 0	DP: 1	SB: 0	
HR: 0	HBP: 0	CS: 0	

Batter	1	2	3	4	5	6	7	8	9	AB	R	H	RBI	BB	SO	LOB
Robin Yount, R (1, 6) OBP: 0.364, SLG: 0.467	F8		BBBB 4-0 1B BB		F7		0-0 2B		4-3 1-2	4	0	1	0	1	0	2
John Briggs, L (1, 7) OBP: 0.452, SLG: 0.483	1B		BB BB 1-2 1B		G3 1-2		SSS 0-3 K			4	0	2	0	0	1	2
George Scott, R (1, 3) OBP: 0.329, SLG: 0.432	SSS 0-3 K		BBBB 4-0 BB 1-2 BB		3-1			0-0 4-3		3	0	0	0	1	1	2
Hank Aaron, R (1, 10) OBP: 0.308, SLG: 0.329 Bobby Mitchell, R (8, PR) OBP: 0.356, SLG: 0.511	L7		BBBB 4-0 1-2 2-3 BB			6-3		1B 1B		3 0	0 0	1 0	0 0	1 0	0 0	1 0
Sixto Lezcano, R (1, 9) OBP: 0.323, SLG: 0.398		E9 4-3	F3			1B		SSS 0-3 K		4	0	1	0	0	1	4
Pedro Garcia, R (1, 4) OBP: 0.278, SLG: 0.336		1-3		F7		F7		1-3 1B		4	0	1	0	0	0	2
Darrell Porter, L (1, 2) OBP: 0.343, SLG: 0.370		4-3 2-3		4-1		F8			HR	4	1	1	1	0	0	2
Kurt Bevacqua, R (1, 5) OBP: 0.232, SLG: 0.238		B1-3		G3			F8		CS 1B	4	0	1	0	0	0	1
Gorman Thomas, R (1, 8) OBP: 0.286, SLG: 0.241			F8		G3 1B		SSS 0-3 K		F9	4	0	1	0	0	1	1
Inning Stats	R: 0 H: 1 E: 0 LOB: 1 K: 1 BB: 0 S: 6 P: 6	R: 0 H: 0 E: 1 LOB: 1 K: 0 BB: 0 S: 4 P: 4	R: 0 H: 1 E: 0 LOB: 3 K: 0 BB: 3 S: 3 P: 15	R: 0 H: 0 E: 0 LOB: 0 K: 0 BB: 0 S: 3 P: 3	R: 0 H: 1 E: 0 LOB: 1 K: 0 BB: 0 S: 4 P: 4	R: 0 H: 1 E: 0 LOB: 1 K: 0 BB: 0 S: 4 P: 4	R: 0 H: 1 E: 0 LOB: 1 K: 2 BB: 0 S: 8 P: 8	R: 0 H: 2 E: 0 LOB: 2 K: 1 BB: 0 S: 6 P: 6	R: 1 H: 2 E: 0 LOB: 0 K: 0 BB: 0 S: 4 P: 4	1B: 7 SF: 0 2B: 1 SAC: 0 3B: 0 DP: 0 HR: 1 HBP: 0						

TOP

Milwaukee Brewers @ Chicago White Sox

Comiskey Park, Chicago, IL

Mon Jun 09 1975, 8:05 PM EDT

Att. 4,949 - Unknown - 63 F

livebaseballscorecards.com

AB	34
R	1
H	9
RBI	1
BB	3
SO	4
LOB	17

PITCHER		IP	WLS	BF	H	R	ER	SO	BB	IBB	HBP	BLK	WP	HR	S	P	ERA	WHIP
Claude Osteen, L ERA: 4.4	(1, 1)	7.1		31	6	0	0	3	3	0	0	0	0	0	34	46	0.00	1.227
Rich Gossage, R ERA: 1.32	(8, 1)	1.2	L	6	3	1	1	1	0	0	0	0	0	1	8	8	5.40	1.800

PITCHER	IP	WLS	BF	H	R	ER	SO	BB	IBB	HBP	BLK	WP	HR	S	P	ERA	WHIP

BOTTOM

Milwaukee Brewers @ Chicago White Sox

Comiskey Park, Chicago, IL

Mon Jun 09 1975, 8:05 PM EDT

Att. 4,949 - Unknown - 63 F

livebaseballscorecards.com

Batter	1	2	3	4	5	6	7	8	9	AB	R	H	RBI	BB	SO	LOB
Bob Coluccio, R (1, 9) OBP: 0.278, SLG: 0.248	6-3			K		F8		FC5-6 1-2f		4	0	0	0	0	1	3
Bucky Dent, R (1, 6) OBP: 0.359, SLG: 0.409	4-3			FC5-4 BB		F8		F9		3	0	0	0	1	0	3
Carlos May, L (1, 7) OBP: 0.416, SLG: 0.426	4-3			FC5-4 CS 1-2f			BB SH3-4 BB	G3		3	0	0	0	1	0	2
Deron Johnson, R (1, 3) OBP: 0.277, SLG: 0.331 Tony Muser, L (7, PH) OBP: 0.283, SLG: 0.287 (8, 3) Lee Richard, R (9, PR) OBP: 0.385, SLG: 0.273		G6-4-3 BB		CS 1-2	F6		SH3-4 1-2		BB BB 1B	1 1 0	0 0 0	0 1 0	0 0 0	1 0 0	0 0 0	0 0 0
Ken Henderson, S (1, 8) OBP: 0.355, SLG: 0.357		G6-4-3 1-2f			F7		BB IBB		BB 1-2 BB	2	0	0	0	2	0	1
Bill Melton, R (1, 10) OBP: 0.312, SLG: 0.301 Pat Kelly, L (7, PH) OBP: 0.356, SLG: 0.394		K			F4		K		L6	2 2	0 0	0 0	0 0	0 0	1 1	0 4
Bill Stein, R (1, 5) OBP: 0.389, SLG: 0.451			CS 1B			F4	FC6-4 1-2 2-3 BB		G4-6-3 1-2 2-3 BB	2	0	1	0	2	0	0
Jorge Orta, L (1, 4) OBP: 0.338, SLG: 0.397			K 1-2			BB	FC6-4 1-2f		G4-6-3 1-2f	3	0	0	0	1	1	7
Brian Downing, R (1, 2) OBP: 0.352, SLG: 0.329			F8			BB 1-2		FC5-6 1B		2	0	1	0	1	0	0
Inning Stats	R: 0 E: 0 K: 0 S: 3 H: 0 LOB: 0 BB: 0 P: 3	R: 0 E: 0 K: 1 S: 4 H: 0 LOB: 0 BB: 1 P: 8	R: 0 E: 0 K: 1 S: 5 H: 1 LOB: 0 BB: 0 P: 5	R: 0 E: 0 K: 1 S: 4 H: 0 LOB: 0 BB: 1 P: 8	R: 0 E: 0 K: 0 S: 3 H: 0 LOB: 0 BB: 0 P: 3	R: 0 E: 0 K: 0 S: 3 H: 0 LOB: 2 BB: 2 P: 11	R: 0 E: 0 K: 1 S: 5 H: 0 LOB: 3 BB: 3 P: 17	R: 0 E: 0 K: 0 S: 4 H: 1 LOB: 1 BB: 0 P: 4	R: 0 E: 0 K: 0 S: 3 H: 1 LOB: 3 BB: 2 P: 11	1B: 3 2B: 1 3B: 0 HR: 0	SF: 0 SAC: 1 DP: 3 HBP: 0						

	AB	25
	R	0
	H	3
	RBI	0
	BB	9
	SO	4
	LOB	20

WP: 0 PB: 0 SB: 0 CS: 2 PA: 36

PITCHER		IP	WLS	BF	H	R	ER	SO	BB	IBB	HBP	BLK	WP	HR	S	P	ERA	WHIP
Bill Travers, L ERA: 2.08	(1, 1)	6.0		21	1	0	0	3	5	0	0	0	0	0	22	42	0.00	1.000
Eduardo Rodriguez, R ERA: 3.0	(7, 1)	2.1	W	13	2	0	0	1	3	1	0	0	0	0	11	27	0.00	2.143
Tom Murphy, R ERA: 1.49	(9, 1)	0.2	S	1	0	0	0	0	0	0	0	0	0	0	1	1	0.00	0.000

PITCHER	IP	WLS	BF	H	R	ER	SO	BB	IBB	HBP	BLK	WP	HR	S	P	ERA	WHIP

Batter	1	2	3	4	5	6	7	8	9	AB	R	H	RBI	BB	SO	LOB
Robin Yount, R (1, 6) OBP: 0.359, SLG: 0.455	6-3		FC5-4 (6-3) 1-2f	BB		F6 2-3			4-3	4	0	0	0	1	0	2
John Briggs, L (1, 7) Bobby Mitchell, R (9, PH) OBP: 0.363, SLG: 0.527	1B BB		6-3 1-2	K			4-3		2B	3 1	0 0	0 1	0 0	1 0	1 0	4 0
George Scott, R (1, 3) OBP: 0.330, SLG: 0.431	F9		E5		G6-4-3 1B		2B 1B		K	5	1	2	0	0	1	3
Hank Aaron, R (1, 10) OBP: 0.305, SLG: 0.326	1-2 1B		L8		G6-4-3 1-2f		F4		5-3	5	0	1	0	0	0	5
Sixto Lezcano, R (1, 9) OBP: 0.327, SLG: 0.406	F8			1B SH 1B	E1		1-H 2B			4	1	2	1	0	0	2
Pedro Garcia, R (1, 4) OBP: 0.284, SLG: 0.336		BB		SH 1-2 1B	G3		F7			3	0	1	0	1	0	2
Darrell Porter, L (1, 2) Charlie Moore, R (8, PH) (8, 2) OBP: 0.345, SLG: 0.367 OBP: 0.303, SLG: 0.300		K 1-3		SH 1-3 2-H		BB		1B		1 1	0 0	0 1	0 0	1 0	1 0	1 0
Kurt Bevacqua, R (1, 5) OBP: 0.219, SLG: 0.224		6-3		K		G4-6-3 1-2f		K		4	0	0	0	0	2	4
Gorman Thomas, R (1, 8) OBP: 0.308, SLG: 0.303			FC5-4 1B	F7		WP 2B		G6-4-3 1-2f		4	0	2	0	0	0	3
Inning Stats	R: 0 E: 0 K: 0 S: 4 H: 1 LOB: 2 BB: 1 P: 8	R: 0 E: 0 K: 1 S: 4 H: 0 LOB: 0 BB: 1 P: 8	R: 0 E: 1 K: 0 S: 5 H: 1 LOB: 2 BB: 0 P: 5	R: 1 E: 1 K: 2 S: 10 H: 2 LOB: 3 BB: 1 P: 14	R: 0 E: 1 K: 0 S: 4 H: 1 LOB: 1 BB: 0 P: 4	R: 0 E: 0 K: 0 S: 3 H: 1 LOB: 1 BB: 1 P: 7	R: 1 E: 0 K: 0 S: 5 H: 2 LOB: 1 BB: 0 P: 5	R: 0 E: 0 K: 1 S: 5 H: 1 LOB: 0 BB: 0 P: 5	R: 0 E: 0 K: 1 S: 6 H: 1 LOB: 1 BB: 0 P: 6	1B: 7 2B: 4 3B: 0 HR: 0 SF: 0 SAC: 1 DP: 4 HBP: 0						

PITCHER	IP	WLS	BF	H	R	ER	SO	BB	IBB	HBP	BLK	WP	HR	S	P	ERA	WHIP
Wilbur Wood, L (1, 1) ERA: 5.31	9.0	W	40	10	2	1	5	4	0	0	0	1	0	46	62	1.00	1.556

PITCHER	IP	WLS	BF	H	R	ER	SO	BB	IBB	HBP	BLK	WP	HR	S	P	ERA	WHIP

TOP

Milwaukee Brewers @ Chicago White Sox

Comiskey Park, Chicago, IL

Tue Jun 10 1975, 8:05 PM EDT

Att. 5,541 - Unknown - 69 F

livebaseballscorecards.com

AB	35
R	2
H	10
RBI	1
BB	4
SO	5
LOB	26

WP: 1	PA: 40				
PB: 0					
SB: 2					
CS: 0					

BOTTOM

Milwaukee Brewers @ Chicago White Sox

Comiskey Park, Chicago, IL

Tue Jun 10 1975, 8:05 PM EDT

Att. 5,541 - Unknown - 69 F

livebaseballscorecards.com

Batter	1	2	3	4	5	6	7	8	9	AB	R	H	RBI	BB	SO	LOB
Pat Kelly, L (1, 9) OBP: 0.360, SLG: 0.414	F7		F8		HR	1B 5-3 IBB	BB			3	2	1	1	1	0	0
Bob Coluccio, R (7, 9) OBP: 0.283, SLG: 0.248										0	0	0	1	1	0	0
Jorge Orta, L (1, 4) OBP: 0.343, SLG: 0.402	1B		F8		1B 1B	5-3	3-1			5	1	3	2	0	0	3
Bucky Dent, R (1, 6) OBP: 0.360, SLG: 0.408	F7		L4		1B SF8	5-3		4-3 1B FC1-5		5	1	2	1	0	0	2
Carlos May, L (1, 7) OBP: 0.415, SLG: 0.425	F7			F9	SF8 WP WP	4-3		FC1-5 4-3 BB		5	2	2	1	0	0	2
Buddy Bradford, R (9, 7) OBP: 0.291, SLG: 0.333										0	0	0	0	0	0	0
Ken Henderson, S (1, 8) OBP: 0.352, SLG: 0.354		F6		F8	SF8		6-3 E BB	4-3		4	1	1	1	0	0	2
Deron Johnson, R (1, 10) OBP: 0.280, SLG: 0.345		2B		1B 2B	L8		L5	FC1-5 BB BB		5	0	2	0	0	0	3
Tony Muser, L (1, 3) OBP: 0.317, SLG: 0.302		FC5-4 BB		2-3 1B	2B 1B	BB 6-3 IBB		BB		2	1	2	0	3	0	0
Bill Stein, R (1, 5) OBP: 0.373, SLG: 0.418		K		1-3	B3	6-3		BB		4	0	0	1	1	1	7
Brian Downing, R (1, 2) OBP: 0.354, SLG: 0.333		FC5-4 1-2f			F7	1B 2B	BB IBB	K		4	1	1	0	1	1	5
Inning Stats	R: 0 E: 0 K: 0 S: 4 H: 1 LOB: 1 BB: 0 P: 4	R: 0 E: 0 K: 1 S: 6 H: 1 LOB: 2 BB: 1 P: 10	R: 0 E: 0 K: 0 S: 3 H: 0 LOB: 0 BB: 0 P: 3	R: 0 E: 0 K: 0 S: 5 H: 2 LOB: 2 BB: 0 P: 5	R: 4 E: 0 K: 0 S: 7 H: 4 LOB: 0 BB: 0 P: 7	R: 3 E: 0 K: 0 S: 6 H: 3 LOB: 1 BB: 1 P: 10	R: 1 E: 1 K: 0 S: 4 H: 1 LOB: 3 BB: 3 P: 16	R: 1 E: 0 K: 1 S: 7 H: 2 LOB: 3 BB: 2 P: 15		1B: 10 2B: 3 3B: 0 HR: 1 SF: 1 SAC: 0 DP: 0 HBP: 0						

AB	37
R	9
H	14
RBI	8
BB	7
SO	2
LOB	24

WP: 2 PB: 0 SB: 0 CS: 0 PA: 45

PITCHER		IP	WLS	BF	H	R	ER	SO	BB	IBB	HBP	BLK	WP	HR	S	P	ERA	WHIP
Pete Broberg, R ERA: 4.01	(1, 1)	4.1	L	21	7	3	3	1	1	0	0	0	0	1	22	26	6.23	1.846
Bill Champion, R ERA: 4.75	(5, 1)	0.2		4	2	2	2	0	0	0	0	0	2	0	4	4	27.00	3.000
Tom Hausman, R ERA: 5.56	(6, 1)	3.0		20	5	4	4	1	3	3	0	0	0	0	16	40	12.00	2.667

PITCHER	IP	WLS	BF	H	R	ER	SO	BB	IBB	HBP	BLK	WP	HR	S	P	ERA	WHIP

Boston Red Sox @ Chicago White Sox

Comiskey Park, Chicago, IL

Wed Jun 11 1975, 8:05 PM EDT

Att. 5,228 - Unknown

TOP

livebaseballscorecards.com

Batter	1	2	3	4	5	6	7	8	9	10	11	12	13	14	AB	R	H	RBI	BB	SO	LOB
Bernie Carbo, L (1, 7) OBP: 0.437, SLG: 0.653	3-1	G4-6-3		K		F7	G3		FC4		FC4			S HR HBP	5	1	0	0	2	1	5
Rick Burleson, R (1, 6) OBP: 0.312, SLG: 0.310	4-3	E6		F4		6-3		K	FC4		FC4			P9	8	1	0	0	0	1	7
Carl Yastrzemski, L (1, 3) OBP: 0.390, SLG: 0.404	1B BB	1B BB			3-1 BB 4-3 1B	F2		1B		SH1-4 2B BB		K		1-H HR	5	2	3	2	3	1	1
Fred Lynn, L (1, 8) OBP: 0.414, SLG: 0.601	FC6-4 1B	1B			3-1 BB		K	F9		SH1-4		F8		K	6	0	2	1	1	2	1
Jim Rice, R (1, 10) OBP: 0.328, SLG: 0.524	FC6-4	L8			3-1		1B 1B	G3		2B		L6			7	1	2	0	0	0	7
Tim McCarver, L (1, 2) OBP: 0.400, SLG: 0.579		E 2B	6-3		4-3		1B 1B		BB SH3-4 1B	4-3			F6		4	1	2	1	0	0	1
Tim Blackwell, S (7, 2) OBP: 0.333, SLG: 0.278															3	0	1	0	0	0	1
Rico Petrocelli, R (1, 5) OBP: 0.301, SLG: 0.333		E4 SH 1B	F4		K		1B		SH3-4		K		1-3		6	1	1	1	0	2	1
Rick Miller, L (1, 9) OBP: 0.364, SLG: 0.176		SH 1B G4-6-3	L4			E 1B	IBB		BB IBB		4-3 BB		K		3	2	1	0	3	1	0
Doug Griffin, R (1, 4) OBP: 0.302, SLG: 0.296				F8		6-3 1B	K		F2		4-3			3-1	6	0	2	2	0	1	6
Cecil Cooper, L (14, PH) OBP: 0.267, SLG: 0.310		G4-6-3 1B													1	0	0	0	0	0	0
Bob Heise, R (14, 4) OBP: 0.148, SLG: 0.120															0	0	0	0	0	0	0
Inning Stats	R: 0 E: 0 K: 0 S: 4 H: 1 LOB: 2 BB: 1 P: 8	R: 4 E: 3 K: 0 S: 8 H: 3 LOB: 2 BB: 1 P: 12	R: 0 E: 0 K: 0 S: 3 H: 0 LOB: 0 BB: 0 P: 3	R: 0 E: 0 K: 1 S: 5 H: 0 LOB: 0 BB: 0 P: 5	R: 1 E: 0 K: 1 S: 6 H: 1 LOB: 1 BB: 1 P: 10	R: 1 E: 1 K: 0 S: 5 H: 2 LOB: 1 BB: 0 P: 5	R: 1 E: 0 K: 2 S: 10 H: 3 LOB: 3 BB: 1 P: 14	R: 0 E: 0 K: 1 S: 6 H: 1 LOB: 1 BB: 0 P: 6	R: 0 E: 0 K: 0 S: 4 H: 1 LOB: 3 BB: 2 P: 12	R: 0 E: 0 K: 0 S: 3 H: 1 LOB: 1 BB: 1 P: 7	R: 0 E: 0 K: 1 S: 5 H: 0 LOB: 2 BB: 2 P: 13	R: 0 E: 0 K: 1 S: 5 H: 0 LOB: 0 BB: 0 P: 5	R: 0 E: 0 K: 1 S: 5 H: 0 LOB: 0 BB: 0 P: 5	R: 2 E: 0 K: 1 S: 6 H: 1 LOB: 0 BB: 0 P: 7	1B: 11 2B: 2 3B: 0 HR: 1 SF: 0 SAC: 3 DP: 1 HBP: 1						

	AB	54
	R	9
	H	14
	RBI	7
	BB	9
	SO	9
	LOB	30

PITCHER	IP	WLS	BF	H	R	ER	SO	BB	IBB	HBP	BLK	WP	HR	S	P	ERA	WHIP
Stan Bahnsen, R (1, 1) ERA: 6.2	6.1		33	9	7	3	3	3	0	0	0	0	0	36	48	4.26	1.895
Rich Gossage, R (7, 1) ERA: 1.44	7.2	L	34	5	2	2	6	3	3	1	0	0	1	39	64	2.35	1.043

PITCHER	IP	WLS	BF	H	R	ER	SO	BB	IBB	HBP	BLK	WP	HR	S	P	ERA	WHIP

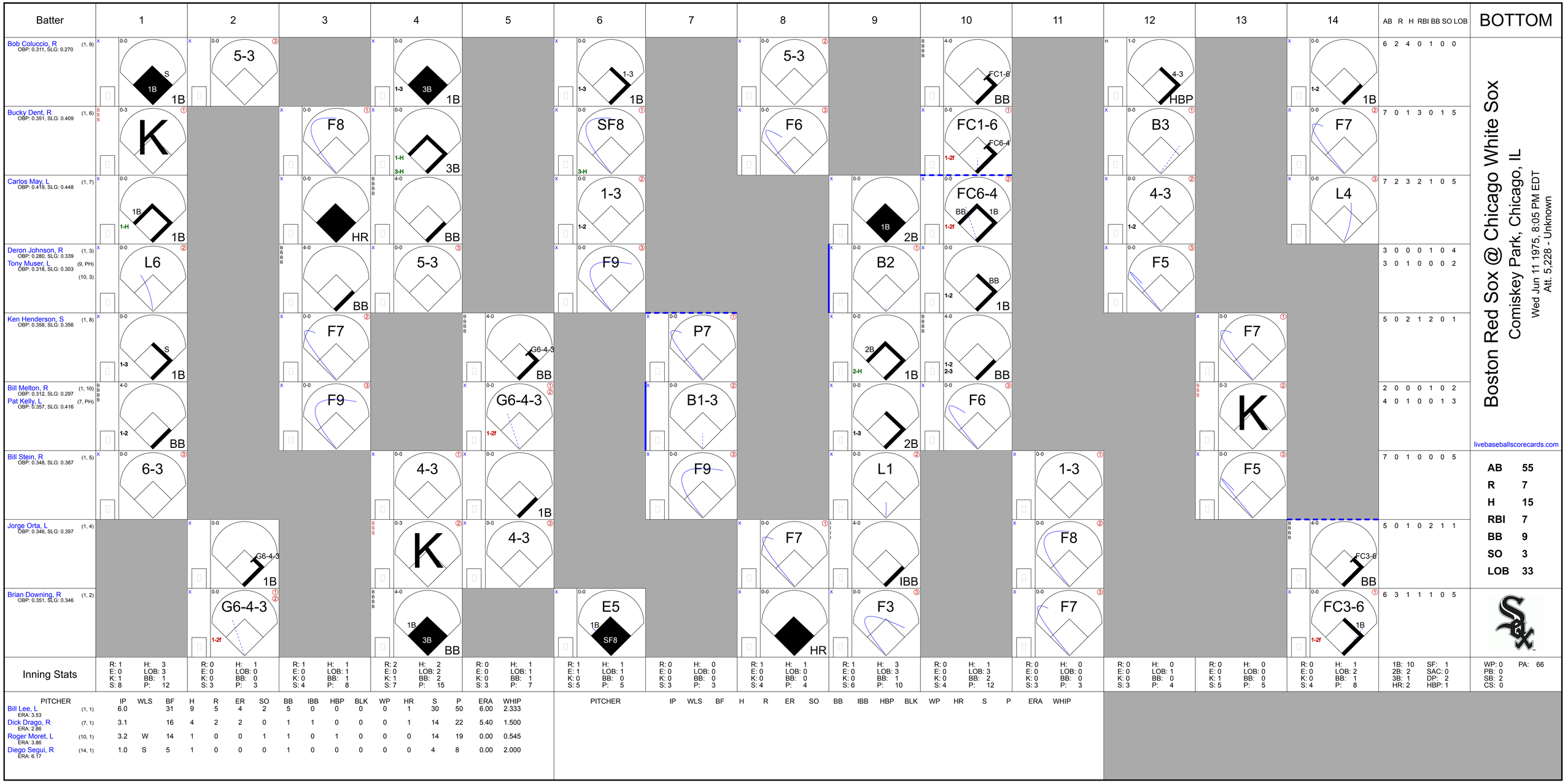
Batter
1
2
3
4
5
6
7
8
9
10
11
12
13
14
AB R H RBI BB SO LOB
BOTTOM
Bob Coluccio, R (1, 9) OBP: 0.311, SLG: 0.270
Bucky Dent, R (1, 6) OBP: 0.351, SLG: 0.409
Carlos May, L (1, 7) OBP: 0.419, SLG: 0.448
Deron Johnson, R (1, 3) OBP: 0.280, SLG: 0.339
Tony Muser, L (9, PH) OBP: 0.318, SLG: 0.303 (10, 3)
Ken Henderson, S (1, 8) OBP: 0.358, SLG: 0.356
Bill Melton, R (1, 10) OBP: 0.312, SLG: 0.297
Pat Kelly, L (7, PH) OBP: 0.357, SLG: 0.416
Bill Stein, R (1, 5) OBP: 0.348, SLG: 0.387
Jorge Orta, L (1, 4) OBP: 0.346, SLG: 0.397
Brian Downing, R (1, 2) OBP: 0.351, SLG: 0.346
Boston Red Sox @ Chicago White Sox
Comiskey Park, Chicago, IL
Wed Jun 11 1975, 8:05 PM EDT
Att. 5,228 - Unknown
livebaseballscorecards.com
AB 55
R 7
H 15
RBI 7
BB 9
SO 3
LOB 33
Inning Stats
PITCHER IP WLS BF H R ER SO BB IBB HBP BLK WP HR S P ERA WHIP
Bill Lee, L (1, 1) ERA: 3.53 6.0 31 9 5 4 2 5 0 0 0 0 1 30 50 6.00 2.333
Dick Drago, R (7, 1) ERA: 2.86 3.1 16 4 2 2 0 1 1 0 0 0 1 14 22 5.40 1.500
Roger Moret, L (10, 1) ERA: 3.86 3.2 W 14 1 0 0 1 1 0 1 0 0 0 14 19 0.00 0.545
Diego Segui, R (14, 1) ERA: 6.17 1.0 S 5 1 0 0 0 1 0 0 0 0 0 4 8 0.00 2.000
1B: 10 SF: 1
2B: 2 SAC: 0
3B: 1 DP: 2
HR: 2 HBP: 1
WP: 0 PA: 66
PB: 0
SB: 2
CS: 0

Batter	1	2	3	4	5	6	7	8	9	AB	R	H	RBI	BB	SO	LOB
Juan Beniquez, R (1, 9) OBP: 0.381, SLG: 0.417	FC5-4 1B	F9			F9	1B 1B	1B		1B	5	1	3	0	0	0	2
Rick Burleson, R (1, 6) OBP: 0.314, SLG: 0.312	FC5-4 1B 1-2f		F7			FC5-4 1B	1B 1-2		F8	5	0	2	0	0	0	2
Carl Yastrzemski, L (1, 3) OBP: 0.391, SLG: 0.406 Cecil Cooper, L (3, 3) OBP: 0.281, SLG: 0.323	1-3 1B		F5			FC5-4 1B 1-2f	1-2 2-H 1B			2 2	0 1	1 1	0 1	0 0	0 0	0 1
Jim Rice, R (1, 7) OBP: 0.326, SLG: 0.518	S S S K		F8			FC5 1B 1-2	P8			4	0	1	0	0	1	4
Fred Lynn, L (1, 8) OBP: 0.411, SLG: 0.593	3-1			S S S K		E 1-2 2-H 1B		6-3		4	0	1	1	0	1	2
Tony Conigliaro, R (1, 10) OBP: 0.221, SLG: 0.246		6-3		B B B B G6-4-3 BB		FC5 G5-4-3 1-2 2-3		4-3		3	0	0	0	1	0	2
Rico Petrocelli, R (1, 5) OBP: 0.293, SLG: 0.324		L3		G6-4-3 1-2f		G5-4-3 1-2f		F9		4	0	0	0	0	0	4
Doug Griffin, R (1, 4) OBP: 0.301, SLG: 0.294		2B 1B			F9		5-3		L4	4	0	1	0	0	0	0
Bob Montgomery, R (1, 2) OBP: 0.241, SLG: 0.265		1-3 2B			S S S K		6-3		F8	4	0	1	0	0	1	0
Inning Stats	R: 0 H: 2 E: 0 LOB: 2 K: 1 BB: 0 S: 7 P: 7	R: 0 H: 2 E: 0 LOB: 2 K: 0 BB: 0 S: 5 P: 5	R: 0 H: 0 E: 0 LOB: 0 K: 0 BB: 0 S: 3 P: 3	R: 0 H: 0 E: 0 LOB: 0 K: 1 BB: 1 S: 4 P: 8	R: 0 H: 0 E: 0 LOB: 0 K: 1 BB: 0 S: 5 P: 5	R: 1 H: 3 E: 1 LOB: 2 K: 0 BB: 0 S: 6 P: 6	R: 1 H: 3 E: 0 LOB: 2 K: 0 BB: 0 S: 6 P: 6	R: 0 H: 0 E: 0 LOB: 0 K: 0 BB: 0 S: 3 P: 3	R: 0 H: 1 E: 0 LOB: 1 K: 0 BB: 0 S: 4 P: 4	1B: 10 SF: 0 2B: 1 SAC: 0 3B: 0 DP: 2 HR: 0 HBP: 0						

PITCHER	IP	WLS	BF	H	R	ER	SO	BB	IBB	HBP	BLK	WP	HR	S	P	ERA	WHIP
Jim Kaat, L (1, 1) ERA: 2.59	9.0	W	38	11	2	2	3	1	0	0	0	0	0	43	47	2.00	1.333

PITCHER	IP	WLS	BF	H	R	ER	SO	BB	IBB	HBP	BLK	WP	HR	S	P	ERA	WHIP

TOP

Boston Red Sox @ Chicago White Sox

Comiskey Park, Chicago, IL

Thu Jun 12 1975, 8:05 PM EDT

Att. 5,944 - Unknown - 63 F

livebaseballscorecards.com

AB	37
R	2
H	11
RBI	2
BB	1
SO	3
LOB	17

WP: 0 PA: 38
PB: 0
SB: 0
CS: 0

Batter	1	2	3	4	5	6	7	8	9	AB	R	H	RBI	BB	SO	LOB
Bob Coluccio, R (1, 9) OBP: 0.307, SLG: 0.292	F2		HR 2-H		K	K		FC6-4 1-2f		5	1	1	2	0	2	3
Bucky Dent, R (1, 6) OBP: 0.344, SLG: 0.401	5-3		K		F8		6-3			4	0	0	0	0	1	0
Carlos May, L (1, 7) OBP: 0.416, SLG: 0.449	3-1		F7			1B 1B 2B	E6 G3-6-3			4	1	1	0	0	0	0
Deron Johnson, R (1, 3) OBP: 0.280, SLG: 0.357		HR		E5 G6-4-3 1B 1B		F3	G3-6-3 1-2f			3	2	1	1	0	0	1
Tony Muser, L (7, 3) OBP: 0.315, SLG: 0.300										1	0	0	0	0	0	1
Ken Henderson, S (1, 8) OBP: 0.365, SLG: 0.364		F8		G6-4-3 1-2 1B		E 1B 2-3 1B		E 1B		4	2	3	0	0	0	0
Bill Melton, R (1, 10) OBP: 0.314, SLG: 0.299		FC4-6 1B		G6-4-3 1-2f 2-3		E 1B 1-2 3-H 1B		K		2	0	1	0	0	0	2
Pat Kelly, L (6, PH) OBP: 0.359, SLG: 0.417										2	1	1	1	0	1	1
Bill Stein, R (1, 5) OBP: 0.343, SLG: 0.379		FC4-6 CS 1-2f		3-H 1B		F8		F9		4	0	1	1	0	0	4
Jorge Orta, L (1, 4) OBP: 0.344, SLG: 0.395		CS 1-2	F8	4-3		E3 1-3 2-H 1B		E5 WP 1-H 1B		4	1	1	0	0	0	2
Brian Downing, R (1, 2) OBP: 0.359, SLG: 0.352			E4 HR 1B		F8	2-H 3-H 1B		FC6-4 2-3 BB		3	1	2	2	1	0	0
Inning Stats	R: 0 E: 0 K: 0 S: 3 H: 0 LOB: 0 BB: 0 P: 3	R: 1 E: 0 K: 0 S: 4 H: 2 LOB: 0 BB: 0 P: 4	R: 2 E: 1 K: 1 S: 7 H: 2 LOB: 0 BB: 0 P: 7	R: 1 E: 1 K: 0 S: 5 H: 2 LOB: 1 BB: 0 P: 5	R: 0 E: 0 K: 1 S: 5 H: 0 LOB: 0 BB: 0 P: 5	R: 4 E: 1 K: 1 S: 10 H: 4 LOB: 1 BB: 0 P: 10	R: 0 E: 1 K: 0 S: 3 H: 0 LOB: 0 BB: 0 P: 3	R: 1 E: 1 K: 1 S: 7 H: 2 LOB: 2 BB: 1 P: 11		1B: 9 2B: 1 3B: 0 HR: 2	SF: 0 SAC: 0 DP: 2 HBP: 0						

BOTTOM

Boston Red Sox @ Chicago White Sox

Comiskey Park, Chicago, IL

Thu Jun 12 1975, 8:05 PM EDT

Att. 5,944 - Unknown - 63 F

livebaseballscorecards.com

AB	36
R	9
H	12
RBI	7
BB	1
SO	4
LOB	14

WP: 1 PB: 0 SB: 0 CS: 1 PA: 38

PITCHER		IP	WLS	BF	H	R	ER	SO	BB	IBB	HBP	BLK	WP	HR	S	P	ERA	WHIP
Jim Burton, L ERA: 5.68	(1, 1)	5.1	L	23	8	6	5	2	0	0	0	0	0	2	27	27	8.44	1.500
Reggie Cleveland, R ERA: 4.86	(6, 1)	2.2		14	4	3	1	2	1	0	0	0	1	0	17	21	3.38	1.875

PITCHER	IP	WLS	BF	H	R	ER	SO	BB	IBB	HBP	BLK	WP	HR	S	P	ERA	WHIP

Batter	1	2	3	4	5	6	7	8	9	AB	R	H	RBI	BB	SO	LOB
Pat Kelly, L (1, 9) OBP: 0.356, SLG: 0.413	F7		L5			K		1-3 1B		4	0	1	0	0	1	1
Jorge Orta, L (1, 4) OBP: 0.339, SLG: 0.388	4-3		3-1			L9		K		4	0	0	0	0	1	2
Carlos May, L (1, 7) OBP: 0.413, SLG: 0.444	F7		4-3			1-3			1B SF8 1B	4	1	1	0	0	0	0
Deron Johnson, R (1, 10) OBP: 0.280, SLG: 0.351		K	BB				K		F7	3	0	0	0	1	2	1
Ken Henderson, S (1, 8) OBP: 0.363, SLG: 0.361		F9	4-3				1-3		1-3 1B	4	0	1	0	0	0	1
Lee Richard, R (9, PR) OBP: 0.385, SLG: 0.273										0	0	0	0	0	0	0
Bill Melton, R (1, 5) OBP: 0.313, SLG: 0.300		5-3			G6-3 1B		F3		SF8 3-H	3	0	1	1	0	0	0
Tony Muser, L (1, 3) OBP: 0.304, SLG: 0.288			F6		G6-3 1-2f			4-3	K	4	0	0	0	0	1	2
Bucky Dent, R (1, 6) OBP: 0.339, SLG: 0.395			F8		E6			F8		3	0	0	0	0	0	0
Brian Downing, R (1, 2) OBP: 0.364, SLG: 0.354			BB		K			1B		2	0	1	0	1	1	1
Inning Stats	R: 0 E: 0 K: 0 S: 3 H: 0 LOB: 0 BB: 0 P: 3	R: 0 E: 0 K: 1 S: 5 H: 0 LOB: 0 BB: 0 P: 5	R: 0 E: 0 K: 0 S: 3 H: 0 LOB: 1 BB: 1 P: 7	R: 0 E: 0 K: 0 S: 3 H: 0 LOB: 1 BB: 1 P: 7	R: 0 E: 1 K: 1 S: 6 H: 1 LOB: 1 BB: 0 P: 6	R: 0 E: 0 K: 1 S: 5 H: 0 LOB: 0 BB: 0 P: 5	R: 0 E: 0 K: 1 S: 5 H: 0 LOB: 0 BB: 0 P: 5	R: 0 E: 0 K: 1 S: 7 H: 2 LOB: 2 BB: 0 P: 7	R: 1 E: 0 K: 1 S: 7 H: 2 LOB: 1 BB: 0 P: 7	1B: 5 2B: 0 3B: 0 HR: 0	SF: 1 SAC: 0 DP: 1 HBP: 0						

PITCHER	IP	WLS	BF	H	R	ER	SO	BB	IBB	HBP	BLK	WP	HR	S	P	ERA	WHIP
Pat Dobson, R (1, 1) ERA: 3.22	9.0	W	34	5	1	1	6	2	0	0	0	0	0	44	52	1.00	0.778

PITCHER	IP	WLS	BF	H	R	ER	SO	BB	IBB	HBP	BLK	WP	HR	S	P	ERA	WHIP

TOP

Chicago White Sox @ New York Yankees

Shea Stadium, Flushing, NY

Fri Jun 13 1975, 7:05 PM EDT

Att. 26,485 - Unknown - 73 F

livebaseballscorecards.com

AB	31
R	1
H	5
RBI	1
BB	2
SO	6
LOB	8

Batter	1	2	3	4	5	6	7	8	9	AB	R	H	RBI	BB	SO	LOB
Walt Williams, R (1, 7) (9, 8) OBP: 0.292, SLG: 0.326	6-3		6-3			SH2-3 (1-2)		FC5-4 (FC5-4 1B) (1-2f)		3	0	0	0	0	0	1
Elliott Maddox, R (1, 8) OBP: 0.382, SLG: 0.394	CS 1B			G6-4-3 1B		F8		FC5-4 1B (1-2)		4	0	3	0	0	0	1
Lou Piniella, R (9, 7) OBP: 0.286, SLG: 0.250										0	0	0	0	0	0	0
Alex Johnson, R (1, 10) OBP: 0.273, SLG: 0.310	F8 (1-2)			G6-4-3 (1-2f)		F5		FC5-4 (FC6-4) (1-2f 2-3)		3	0	0	0	0	0	3
Ron Blomberg, L (8, PH) OBP: 0.340, SLG: 0.511										1	0	0	0	0	0	2
Thurman Munson, R (1, 2) OBP: 0.380, SLG: 0.441		F8		5-3			SH1-4 1B	FC6-4 (1-2f)		4	1	1	0	0	0	2
Rick Dempsey, R (1, 9) OBP: 0.513, SLG: 0.469		1-3			G6-4-3 1B		SH1-4 (1-2)			2	0	1	0	0	0	0
Graig Nettles, L (1, 5) OBP: 0.336, SLG: 0.445		HR			G6-4-3 (1-2)		FC5-4 (2-H)			3	1	3	2	0	0	0
Chris Chambliss, L (1, 3) OBP: 0.337, SLG: 0.469		6-3			G6-4-3 (1-2f 2-3)		F8			3	0	0	0	0	0	3
Sandy Alomar Sr., S (1, 4) OBP: 0.216, SLG: 0.224			F9		4-3		FC5-4 (1-2f)			3	0	0	0	0	0	2
Fred Stanley, R (1, 6) OBP: 0.298, SLG: 0.256			F4			BB SH2-3		BB FC5-4		1	0	0	0	2	0	0
Inning Stats	R: 0 E: 0 K: 0 S: 3 H: 1 LOB: 0 BB: 0 P: 3	R: 1 E: 0 K: 0 S: 4 H: 1 LOB: 0 BB: 0 P: 4	R: 0 E: 0 K: 0 S: 3 H: 0 LOB: 0 BB: 0 P: 3	R: 0 E: 0 K: 0 S: 3 H: 1 LOB: 0 BB: 0 P: 3	R: 0 E: 0 K: 0 S: 4 H: 2 LOB: 1 BB: 0 P: 4	R: 0 E: 0 K: 0 S: 3 H: 0 LOB: 1 BB: 1 P: 7	R: 1 E: 0 K: 0 S: 5 H: 2 LOB: 1 BB: 0 P: 5	R: 0 E: 0 K: 0 S: 4 H: 1 LOB: 2 BB: 1 P: 8		1B: 7 2B: 0 3B: 0 HR: 1	SF: 0 SAC: 2 DP: 2 HBP: 0					

PITCHER	IP	WLS	BF	H	R	ER	SO	BB	IBB	HBP	BLK	WP	HR	S	P	ERA	WHIP
Claude Osteen, L (1, 1) ERA: 4.23	7.0	L	27	7	2	2	0	2	0	0	0	0	1	25	33	2.57	1.286
Bill Gogolewski, R (8, 1) ERA: 2.28	1.0		4	1	0	0	0	0	0	0	0	0	0	4	4	0.00	1.000

PITCHER	IP	WLS	BF	H	R	ER	SO	BB	IBB	HBP	BLK	WP	HR	S	P	ERA	WHIP

BOTTOM

Chicago White Sox @ New York Yankees

Shea Stadium, Flushing, NY

Fri Jun 13 1975, 7:05 PM EDT

Att. 26,485 - Unknown - 73 F

livebaseballscorecards.com

AB	27
R	2
H	8
RBI	2
BB	2
SO	0
LOB	14

WP: 0	PA: 31		
PB: 0			
SB: 0			
CS: 1			

Batter	1	2	3	4	5	6	7	8	9	AB	R	H	RBI	BB	SO	LOB
Pat Kelly, L (1, 9) OBP: 0.354, SLG: 0.409	S S S 0-3 ① K		x 0-0 ②③ G3-6-3 1-2f			S S S 0-3 ① K	x 0-0 1B HR 2-3 1B		x 0-0 ① F9	4	1	1	0	0	2	2
Bob Coluccio, R (7, 9) OBP: 0.305, SLG: 0.289										1	0	0	0	0	0	0
Jorge Orta, L (1, 4) OBP: 0.340, SLG: 0.388	x 0-0 ② F7			x 0-0 ① F7		x 0-0 E SF9 1-H 1B	x 0-0 HR 1-3 3-H 1B		x 0-0 ② L6	5	2	2	2	0	0	0
Carlos May, L (1, 7) OBP: 0.404, SLG: 0.433	x 0-0 ③ 3-1			x 0-0 ② F8		x 0-0 E4 BB SF9 1-3	S S S 0-3 ② K		x 0-0 ③ F5	5	0	0	0	0	1	3
Deron Johnson, R (1, 10) OBP: 0.284, SLG: 0.390		x 0-0 ① F9		x 0-0 HR		x 0-0 ② SF9 1-2 3-H	x 0-0 1-H 3-H HR			3	2	2	5	0	0	0
Ken Henderson, S (1, 8) OBP: 0.361, SLG: 0.356		x 0-0 ② 4-3		x 0-0 ③ 4-3		I I I 4-0 BB IBB	x 0-0 ③ F4			3	0	0	0	1	0	0
Bill Melton, R (1, 5) OBP: 0.325, SLG: 0.304		B B B B 4-0 BB			x 0-0 G6-3 1B	B B B B 4-0 1-2 2-3 BB		B B B B 4-0 6-3 BB		1	0	1	0	3	0	0
Tony Muser, L (1, 3) OBP: 0.293, SLG: 0.278		x 0-0 ③ F7			x 0-0 ①② G6-3 1-2f	x 0-0 ③ F8		x 0-0 ① 6-3 1-2		4	0	0	0	0	0	6
Bucky Dent, R (1, 6) OBP: 0.338, SLG: 0.397			x 0-0 ① 4-3		x 0-0 ③ 6-3		x 0-0 1B 1B 2B	x 0-0 ② F8		4	1	1	0	0	0	1
Brian Downing, R (1, 2) OBP: 0.367, SLG: 0.354			B B B B 4-0 G3-6-3 BB			x 0-0 S 1B 1B	x 0-0 ① B3-4	S S S 0-3 ③ K		3	1	1	0	1	1	2
Inning Stats	R: 0 H: 0 E: 0 LOB: 0 K: 1 BB: 0 S: 5 P: 5	R: 0 H: 0 E: 0 LOB: 0 K: 0 BB: 1 S: 3 P: 7	R: 0 H: 0 E: 0 LOB: 0 K: 0 BB: 1 S: 2 P: 6	R: 1 H: 1 E: 0 LOB: 0 K: 0 BB: 0 S: 4 P: 4	R: 0 H: 1 E: 0 LOB: 0 K: 0 BB: 0 S: 3 P: 3	R: 2 H: 2 E: 1 LOB: 3 K: 1 BB: 2 S: 8 P: 16	R: 4 H: 4 E: 0 LOB: 0 K: 1 BB: 0 S: 9 P: 9	R: 0 H: 0 E: 0 LOB: 1 K: 1 BB: 1 S: 5 P: 9	R: 0 H: 0 E: 0 LOB: 0 K: 0 BB: 0 S: 3 P: 3	1B: 5 SF: 1 2B: 1 SAC: 0 3B: 0 DP: 2 HR: 2 HBP: 0						

PITCHER	IP	WLS	BF	H	R	ER	SO	BB	IBB	HBP	BLK	WP	HR	S	P	ERA	WHIP
Doc Medich, R (1, 1) ERA: 3.67	6.1	L	29	7	6	5	2	3	1	0	0	0	1	29	45	7.11	1.579
Larry Gura, L (7, 1) ERA: 3.46	0.2		3	1	1	1	1	0	0	0	0	0	1	5	5	13.50	1.500
Dave Pagan, R (8, 1) ERA:	2.0		7	0	0	0	1	1	0	0	0	0	0	8	12	0.00	0.500

PITCHER	IP	WLS	BF	H	R	ER	SO	BB	IBB	HBP	BLK	WP	HR	S	P	ERA	WHIP

TOP

Chicago White Sox @ New York Yankees

Shea Stadium, Flushing, NY

Sat Jun 14 1975, 7:05 PM EDT
Att. 31,120 - Unknown - 68 F

livebaseballscorecards.com

AB	33
R	7
H	8
RBI	7
BB	5
SO	4
LOB	14

Batter	1	2	3	4	5	6	7	8	9	AB	R	H	RBI	BB	SO	LOB
Walt Williams, R (1, 8) (9, 9) OBP: 0.302, SLG: 0.320	F9 1B 1B 1B		K		2B BB		FC6-5 2-3		F3	4	1	1	0	1	1	2
Alex Johnson, R (1, 10) OBP: 0.309, SLG: 0.360	1B 1-2 1B		1B		1-3 2B			FC5-4 1B		4	0	4	0	0	0	0
Bobby Bonds, R (1, 9) OBP: 0.336, SLG: 0.515 Kerry Dineen, L (9, 8)	F9 2-3		F7		F8			F6		4 0	0 0	0 0	0 0	0 0	0 0	6 0
Thurman Munson, R (1, 2) OBP: 0.373, SLG: 0.433	K		K			6-3		F7		4	0	0	0	0	2	4
Rick Dempsey, R (1, 7) OBP: 0.488, SLG: 0.444	1-2 3-H 1B			6-3		5-3		FC5-4 1-2f		4	0	1	1	0	0	1
Graig Nettles, L (1, 5) OBP: 0.335, SLG: 0.456	L3			F7		4-3			HR	4	1	1	1	0	0	2
Chris Chambliss, L (1, 3) OBP: 0.340, SLG: 0.475		FC6-4 1B		1-3			FC6-5 2B		K	4	0	2	0	0	1	0
Ed Brinkman, R (1, 6) OBP: 0.289, SLG: 0.313 Bob Oliver, R (9, PH) OBP: 0.143, SLG: 0.190		FC6-4 G4-6-3 1-2f			4-3		F8		WP 1B	3 1	0 0	0 1	0 0	0 0	0 0	2 0
Sandy Alomar Sr., S (1, 4) OBP: 0.212, SLG: 0.220 Lou Piniella, R (9, PH) OBP: 0.282, SLG: 0.246		G4-6-3 1-2f			6-3		L5		6-3 1-2	3 1	0 0	0 0	0 0	0 0	0 0	2 1
Inning Stats	R: 1 H: 3 E: 0 LOB: 2 K: 1 BB: 0 S: 8 P: 8	R: 0 H: 1 E: 0 LOB: 0 K: 0 BB: 0 S: 3 P: 3	R: 0 H: 1 E: 0 LOB: 1 K: 2 BB: 0 S: 8 P: 8	R: 0 H: 0 E: 0 LOB: 0 K: 0 BB: 0 S: 3 P: 3	R: 0 H: 1 E: 0 LOB: 2 K: 0 BB: 1 S: 4 P: 8	R: 0 H: 0 E: 0 LOB: 0 K: 0 BB: 0 S: 3 P: 3	R: 0 H: 1 E: 0 LOB: 1 K: 0 BB: 0 S: 4 P: 4	R: 0 H: 1 E: 0 LOB: 1 K: 0 BB: 0 S: 4 P: 4	R: 1 H: 2 E: 0 LOB: 1 K: 1 BB: 0 S: 7 P: 7	1B: 7 SF: 0 2B: 2 SAC: 0 3B: 0 DP: 1 HR: 1 HBP: 0						

PITCHER	IP	WLS	BF	H	R	ER	SO	BB	IBB	HBP	BLK	WP	HR	S	P	ERA	WHIP
Wilbur Wood, L (1, 1) ERA: 5.03	9.0	W	37	10	2	2	4	1	0	0	0	1	1	44	48	2.00	1.222

PITCHER	IP	WLS	BF	H	R	ER	SO	BB	IBB	HBP	BLK	WP	HR	S	P	ERA	WHIP

BOTTOM

Chicago White Sox @ New York Yankees

Shea Stadium, Flushing, NY

Sat Jun 14 1975, 7:05 PM EDT
Att. 31,120 - Unknown - 68 F

livebaseballscorecards.com

AB	36
R	2
H	10
RBI	2
BB	1
SO	4
LOB	20

WP: 1 PA: 37
PB: 0
SB: 0
CS: 0

Batter	1	2	3	4	5	6	7	8	9	AB	R	H	RBI	BB	SO	LOB
Pat Kelly, L (1, 9) OBP: 0.346, SLG: 0.399	F5		F8			K		4-3		4	0	0	0	0	1	2
Jorge Orta, L (1, 4) OBP: 0.338, SLG: 0.386	CS 1B			F8		F9			F8	4	0	1	0	0	0	0
Carlos May, L (1, 7) OBP: 0.401, SLG: 0.434	K 1-2			4-3			3-1		4-3 2B	4	0	1	0	0	1	1
Deron Johnson, R (1, 10) OBP: 0.279, SLG: 0.381		F8		F7			F8		4-3 2-3	4	0	0	0	0	0	1
Ken Henderson, S (1, 8) OBP: 0.360, SLG: 0.351		BB			F9		4-3		F8	3	0	0	0	1	0	1
Bill Melton, R (1, 5) OBP: 0.330, SLG: 0.310		K			1B			BB 1B		3	0	2	0	0	1	1
Tony Muser, L (1, 3) OBP: 0.286, SLG: 0.270		K			F5			F3		3	0	0	0	0	1	3
Bucky Dent, R (1, 6) OBP: 0.333, SLG: 0.392			F3		F3			K		3	0	0	0	0	1	2
Brian Downing, R (1, 2) OBP: 0.366, SLG: 0.349			K			F6		1-2 BB		2	0	0	0	1	1	0
Inning Stats	R: 0 H: 1 E: 0 LOB: 0 K: 1 BB: 0 S: 5 P: 5	R: 0 H: 0 E: 0 LOB: 1 K: 2 BB: 1 S: 7 P: 11	R: 0 H: 0 E: 0 LOB: 0 K: 1 BB: 0 S: 5 P: 5	R: 0 H: 0 E: 0 LOB: 0 K: 0 BB: 0 S: 3 P: 3	R: 0 H: 1 E: 0 LOB: 1 K: 0 BB: 0 S: 4 P: 4	R: 0 H: 0 E: 0 LOB: 0 K: 1 BB: 0 S: 5 P: 5	R: 0 H: 0 E: 0 LOB: 0 K: 0 BB: 0 S: 3 P: 3	R: 0 H: 1 E: 0 LOB: 2 K: 1 BB: 1 S: 6 P: 10	R: 0 H: 1 E: 0 LOB: 1 K: 0 BB: 0 S: 4 P: 4	1B: 3 SF: 0 2B: 1 SAC: 0 3B: 0 DP: 0 HR: 0 HBP: 0						

PITCHER		IP	WLS	BF	H	R	ER	SO	BB	IBB	HBP	BLK	WP	HR	S	P	ERA	WHIP
Catfish Hunter, R ERA: 3.0	(1, 1)	9.0	W	32	4	0	0	6	2	0	0	0	0	0	42	50	0.00	0.667

PITCHER	IP	WLS	BF	H	R	ER	SO	BB	IBB	HBP	BLK	WP	HR	S	P	ERA	WHIP

TOP

Chicago White Sox @ New York Yankees

Shea Stadium, Flushing, NY

Sun Jun 15 1975, 3:33 AM EDT

Att. 53,562 - Sunny - 75 F

livebaseballscorecards.com

AB	30
R	0
H	4
RBI	0
BB	2
SO	6
LOB	11

Batter	1	2	3	4	5	6	7	8	9	AB	R	H	RBI	BB	SO	LOB
Kerry Dineen, L (1, 8) OBP: 0.250, SLG: 0.250	6-3		L9	FC6-4 1-2f			SH3 1B 1B			4	1	1	0	0	0	1
Rick Dempsey, R (1, 9) OBP: 0.500, SLG: 0.447	BBBB 1B BB		BB 1B 1B		6-3		SH3 1-2			2	1	1	0	1	0	0
Ron Blomberg, L (1, 10) OBP: 0.386, SLG: 0.580	1-3 1B		BBBB BB 1B 1-2 BB		1B 3B		G6-4-3 2-H 1B			3	1	3	1	1	0	0
Thurman Munson, R (1, 7) OBP: 0.376, SLG: 0.434 Walt Williams, R (9, 7) OBP: 0.302, SLG: 0.320	F4		BB 1-2 2-H 1B		3-H 1B		G6-4-3 1-2f			4 0	0 0	2 0	2 0	0 0	0 0	3 0
Chris Chambliss, L (1, 3) OBP: 0.339, SLG: 0.467	F6		BBBB 1-2 2-3 BB		F8			F7		3	0	0	0	1	0	3
Graig Nettles, L (1, 5) OBP: 0.333, SLG: 0.449		BBBB G6-4-3 BB	F9		F9			6-3		3	0	0	0	1	0	4
Ed Herrmann, L (1, 2) OBP: 0.303, SLG: 0.304		G6-4-3 1-2f		6-3		F6		4-3		4	0	0	0	0	0	1
Jim Mason, L (1, 6) OBP: 0.183, SLG: 0.193		G3		F7		3-1				3	0	0	0	0	0	0
Sandy Alomar Sr., S (1, 4) OBP: 0.214, SLG: 0.222			F8	FC6-4 1B		1-3				3	0	1	0	0	0	0
Inning Stats	R: 0 E: 0 K: 0 S: 4 H: 1 LOB: 2 BB: 1 P: 8	R: 0 E: 0 K: 0 S: 2 H: 0 LOB: 0 BB: 1 P: 6	R: 1 E: 0 K: 0 S: 5 H: 2 LOB: 3 BB: 2 P: 13	R: 0 E: 0 K: 0 S: 4 H: 1 LOB: 1 BB: 0 P: 4	R: 1 E: 0 K: 0 S: 5 H: 2 LOB: 1 BB: 0 P: 5	R: 0 E: 0 K: 0 S: 3 H: 0 LOB: 0 BB: 0 P: 3	R: 1 E: 0 K: 0 S: 4 H: 2 LOB: 0 BB: 0 P: 4	R: 0 E: 0 K: 0 S: 3 H: 0 LOB: 0 BB: 0 P: 3		1B: 7 2B: 0 3B: 1 HR: 0	SF: 0 SAC: 1 DP: 2 HBP: 0					

PITCHER	IP	WLS	BF	H	R	ER	SO	BB	IBB	HBP	BLK	WP	HR	S	P	ERA	WHIP
Stan Bahnsen, R (1, 1) ERA: 6.01	6.1	L	30	8	3	3	0	4	0	0	0	0	0	26	42	4.26	1.895
Rich Gossage, R (7, 1) ERA: 1.41	1.2		4	0	0	0	0	0	0	0	0	0	0	4	4	0.00	0.000

PITCHER	IP	WLS	BF	H	R	ER	SO	BB	IBB	HBP	BLK	WP	HR	S	P	ERA	WHIP

BOTTOM

Chicago White Sox @ New York Yankees

Shea Stadium, Flushing, NY

Sun Jun 15 1975, 3:33 AM EDT

Att. 53,562 - Sunny - 75 F

livebaseballscorecards.com

AB	29
R	3
H	8
RBI	3
BB	4
SO	0
LOB	12

WP: 0 PB: 0 SB: 0 CS: 0 PA: 34

Chicago White Sox @ Texas Rangers

Arlington Stadium, Arlington, TX

Tue Jun 17 1975, 8:05 PM EDT

Att. 11,973 - Unknown

livebaseballscorecards.com

Batter	1	2	3	4	5	6	7	8	9	AB	R	H	RBI	BB	SO	LOB
Bob Coluccio, R (1, 9) OBP: 0.313, SLG: 0.307	K	K		E6		FC4-2	FC6-4		BB	6	2	3	2	0	2	3
Bucky Dent, R (1, 6) OBP: 0.329, SLG: 0.385	HR, BB	F7		E6		F8	FC6-4		6-3	6	1	1	0	0	0	7
Carlos May, L (1, 7) OBP: 0.408, SLG: 0.436	HR	4-3	G5-4-3			FC5-4		K	BB	4	2	2	2	2	1	0
Deron Johnson, R (1, 3) OBP: 0.290, SLG: 0.397	HR	BB	G5-4-3			FC5-4		BB, E	1B	3	3	1	3	3	0	4
Ken Henderson, S (1, 8) Nyls Nyman, L (9, 8) OBP: 0.363, SLG: 0.360 OBP: 0.198, SLG: 0.214	CS, BB	2B	1-3				BB	E9, BB	F3	6 0	1 0	3 0	1 0	0 0	0 0	4 0
Bill Melton, R (1, 5) OBP: 0.335, SLG: 0.309	CS	BB	BB	5-3		F2	L4		2B	4	1	1	2	2	0	3
Buddy Bradford, R (1, 10) OBP: 0.295, SLG: 0.340	K	K	L5			K	BB		2B	5	0	1	2	1	3	5
Jorge Orta, L (1, 4) OBP: 0.342, SLG: 0.388		2B	4-3			FC4-2, HBP	BB	F9	F7	4	1	1	0	1	0	6
Brian Downing, R (1, 2) OBP: 0.372, SLG: 0.357		F8		6-3		FC4-2	1B		2B	5	2	3	1	0	0	1

	AB	R	H	RBI	BB	SO	LOB
	43	13	16	13	9	6	33

Inning Stats																																		
	R: 3	E: 0	K: 2	S: 9	H: 3	LOB: 1	BB: 2	P: 17	R: 0	E: 0	K: 1	S: 6	H: 1	LOB: 1	BB: 0	P: 6	R: 1	E: 0	K: 1	S: 6	H: 1	LOB: 2	BB: 2	P: 14	R: 1	E: 2	K: 0	S: 5	H: 2	LOB: 1	BB: 0	P: 5	R: 0	E: 0	K: 0	S: 3	H: 0	LOB: 0	BB: 0	P: 3
	R: 1	E: 0	K: 0	S: 5	H: 2	LOB: 2	BB: 0	P: 6	R: 2	E: 0	K: 1	S: 8	H: 3	LOB: 2	BB: 1	P: 12	R: 0	E: 1	K: 1	S: 6	H: 0	LOB: 3	BB: 2	P: 14	R: 5	E: 0	K: 0	S: 7	H: 4	LOB: 1	BB: 2	P: 15	1B: 11	2B: 4	3B: 0	HR: 1	SF: 0	SAC: 0	DP: 1	HBP: 1	WP: 0	PB: 0	SB: 0	CS: 2	PA: 53

PITCHER		IP	WLS	BF	H	R	ER	SO	BB	IBB	HBP	BLK	WP	HR	S	P	ERA	WHIP
Jim Umbarger, L ERA: 2.44	(1, 1)	0.1	L	5	3	3	3	1	1	0	0	0	0	1	6	10	81.00	12.000
Mike Bacsik, R ERA: 1.8	(1, 1)	3.0		16	4	2	1	3	3	0	0	0	0	0	19	31	3.00	2.333
Stan Thomas, R ERA: 3.46	(4, 1)	2.1		8	1	1	1	0	0	0	1	0	0	0	7	8	3.86	0.429
Mike Kekich, L ERA: 7.2	(6, 1)	1.0		7	3	2	2	1	1	0	0	0	0	0	8	12	18.00	4.000
Steve Foucault, R ERA: 4.31	(7, 1)	2.0		15	4	5	5	1	4	0	0	0	0	0	13	29	22.50	4.000

PITCHER		IP	WLS	BF	H	R	ER	SO	BB	IBB	HBP	BLK	WP	HR	S	P	ERA	WHIP
Clyde Wright, L ERA: 3.98	(9, 1)	0.1		2	1	0	0	0	0	0	0	0	0	0	2	2	0.00	3.000

BOTTOM

Chicago White Sox @ Texas Rangers

Arlington Stadium, Arlington, TX

Tue Jun 17 1975, 8:05 PM EDT

Att. 11,973 - Unknown

livebaseballscorecards.com

Batter	1	2	3	4	5	6	7	8	9	AB	R	H	RBI	BB	SO	LOB
Cesar Tovar, R (1, 10) OBP: 0.289, SLG: 0.297	F8		BB			BB SF7 BB 1B	F8		G6-4-3 1-2f 3-H	4	1	1	0	1	0	3
Toby Harrah, R (1, 4) OBP: 0.374, SLG: 0.420	F6		K			1-2 BB	1-2 BB		1B	3	0	1	0	2	1	1
Jeff Burroughs, R (1, 9) OBP: 0.303, SLG: 0.445	F9			F8		1-2 2-3 G5-4-3 BB	K		1-3	4	0	0	0	1	1	4
Jim Fregosi, R (1, 3) OBP: 0.329, SLG: 0.394		K		F7		3-H SF7		FC4-6 1B		2	0	0	1	0	1	0
Jim Spencer, L (8, 3) OBP: 0.329, SLG: 0.484										1	0	1	0	0	0	0
Tom Grieve, R (1, 7) OBP: 0.286, SLG: 0.443		K		1B		1-2f G5-4-3		K		3	0	1	0	0	1	2
Mike Hargrove, L (8, PH) OBP: 0.447, SLG: 0.497										1	0	0	0	0	1	1
(9, 7)																
Lenny Randle, S (1, 8) OBP: 0.339, SLG: 0.352		1B		F7			2B 1B	FC4-6 1-2f		4	1	2	0	0	0	2
Leo Cardenas, R (1, 5) OBP: 0.348, SLG: 0.375		F7			F7		1B 1-H 2B	4-3		3	0	1	1	0	0	1
Roy Howell, L (8, PH) OBP: 0.268, SLG: 0.302										1	0	0	0	0	0	1
(9, 5)																
Roy Smalley, S (1, 6) OBP: 0.315, SLG: 0.373			F8		5-3		BB 2-3 1B		E 1B G6-4-3 1B	4	1	2	0	0	0	0
Jim Sundberg, R (1, 2) OBP: 0.311, SLG: 0.346			F8		F8		F3		E8 1-3 G6-4-3 1B	2	0	0	0	0	0	0
Mike Cubbage, L (7, PH)										1	0	0	0	0	0	2
Bill Fahey, L (8, 2) OBP: 0.300, SLG: 0.350										1	0	1	0	0	0	0

Inning Stats	1	2	3	4	5	6	7	8	9
	R: 0 H: 0 E: 0 LOB: 0 K: 0 BB: 0 S: 3 P: 3	R: 0 H: 1 E: 0 LOB: 1 K: 2 BB: 0 S: 8 P: 8	R: 0 H: 0 E: 0 LOB: 1 K: 1 BB: 1 S: 5 P: 9	R: 0 H: 1 E: 0 LOB: 1 K: 0 BB: 0 S: 4 P: 4	R: 0 H: 0 E: 0 LOB: 0 K: 0 BB: 0 S: 3 P: 3	R: 1 H: 1 E: 0 LOB: 1 K: 0 BB: 2 S: 3 P: 11	R: 1 H: 3 E: 0 LOB: 3 K: 1 BB: 1 S: 8 P: 12	R: 0 H: 1 E: 0 LOB: 1 K: 1 BB: 0 S: 6 P: 6	R: 1 H: 3 E: 1 LOB: 1 K: 0 BB: 0 S: 5 P: 5

1B: 9 SF: 1
2B: 1 SAC: 0
3B: 0 DP: 2
HR: 0 HBP: 0

WP: 0 PA: 39
PB: 0
SB: 0
CS: 0

	AB	34
	R	3
	H	10
	RBI	2
	BB	4
	SO	5
	LOB	17

PITCHER		IP	WLS	BF	H	R	ER	SO	BB	IBB	HBP	BLK	WP	HR	S	P	ERA	WHIP
Jim Kaat, L ERA: 2.61	(1, 1)	6.0	W	25	5	2	2	3	3	0	0	0	0	0	28	40	3.00	1.333
Rich Gossage, R ERA: 1.48	(7, 1)	3.0	S	14	5	1	1	2	1	0	0	0	0	0	17	21	3.00	2.000

PITCHER	IP	WLS	BF	H	R	ER	SO	BB	IBB	HBP	BLK	WP	HR	S	P	ERA	WHIP

Chicago White Sox @ Texas Rangers

Arlington Stadium, Arlington, TX

Wed Jun 18 1975, 8:05 PM EDT

Att. 11,076 - Unknown

livebaseballscorecards.com

Batter	1	2	3	4	5	6	7	8	9	AB	R	H	RBI	BB	SO	LOB
Pat Kelly, L (1, 10) OBP: 0.348, SLG: 0.399	0-0 1B		0-3 K		0-0 3-1		0-0 1B		0-0 G3	5	0	2	0	0	1	0
Jorge Orta, L (1, 4) OBP: 0.341, SLG: 0.393	0-0 F2		0-0 3B		0-0 E4		0-3 K			4	0	1	0	0	1	2
Carlos May, L (1, 7) OBP: 0.405, SLG: 0.447	0-0 F9		0-0 F7		0-0 4-3			0-0 HR		4	1	1	1	0	0	3
Deron Johnson, R (1, 3) OBP: 0.289, SLG: 0.410	0-3 K			0-0 HR		0-0 1-3		0-0 F8		4	1	1	1	0	1	1
Ken Henderson, S (1, 8) OBP: 0.361, SLG: 0.362		0-3 K		0-0 3-1		0-0 2B		0-0 F8		4	0	1	0	0	1	0
Bill Melton, R (1, 5) OBP: 0.342, SLG: 0.330		0-0 HR		1-0 HBP		0-0 F8		0-0 FC4 1B		3	1	2	1	0	0	1
Bob Coluccio, R (1, 9) OBP: 0.305, SLG: 0.298		0-0 F8		0-3 K 1-2		0-3 K		0-0 FC4 1-2f		4	0	0	0	0	2	3
Bucky Dent, R (1, 6) OBP: 0.323, SLG: 0.378		0-0 F8		0-0 5-3			0-0 6-3		0-0 5-3	4	0	0	0	0	0	1
Brian Downing, R (1, 2) OBP: 0.365, SLG: 0.349			0-3 K		0-3 K		0-0 F7		0-0 F7	4	0	0	0	0	2	0
Inning Stats	R: 0 E: 0 K: 1 S: 6 H: 1 LOB: 1 BB: 0 P: 6	R: 1 E: 0 K: 1 S: 6 H: 1 LOB: 0 BB: 0 P: 6	R: 0 E: 0 K: 2 S: 8 H: 1 LOB: 1 BB: 0 P: 8	R: 1 E: 0 K: 1 S: 6 H: 1 LOB: 1 BB: 0 P: 7	R: 0 E: 1 K: 1 S: 6 H: 0 LOB: 1 BB: 0 P: 6	R: 0 E: 0 K: 1 S: 6 H: 1 LOB: 1 BB: 0 P: 6	R: 0 E: 0 K: 1 S: 6 H: 1 LOB: 1 BB: 0 P: 6	R: 1 E: 0 K: 0 S: 5 H: 2 LOB: 1 BB: 0 P: 5	R: 0 E: 0 K: 0 S: 3 H: 0 LOB: 0 BB: 0 P: 3	1B: 3 2B: 1 3B: 1 HR: 3	SF: 0 SAC: 0 DP: 0 HBP: 1						

TOP	
AB	36
R	3
H	8
RBI	3
BB	0
SO	8
LOB	11

WP: 0 PB: 0 SB: 1 CS: 0 PA: 37

PITCHER	IP	WLS	BF	H	R	ER	SO	BB	IBB	HBP	BLK	WP	HR	S	P	ERA	WHIP
Fergie Jenkins, R (1, 1) ERA: 4.46	9.0	W	37	8	3	3	8	0	0	1	0	0	3	52	53	3.00	0.889

PITCHER	IP	WLS	BF	H	R	ER	SO	BB	IBB	HBP	BLK	WP	HR	S	P	ERA	WHIP

Batter	1	2	3	4	5	6	7	8	9	AB	R	H	RBI	BB	SO	LOB
Cesar Tovar, R (1, 7) OBP: 0.287, SLG: 0.292	5-3		F4			SH, 1B, HBP	6-3	G3		4	1	0	0	0	0	0
Toby Harrah, R (1, 4) OBP: 0.374, SLG: 0.423	5-3		F7			SH, 1B, 2B	2B			3	1	1	0	0	0	0
Jim Fregosi, R (1, 10) OBP: 0.325, SLG: 0.386	L5			6-3		2B, 1B	L5			4	1	1	1	0	0	1
Tom Grieve, R (1, 9) OBP: 0.296, SLG: 0.459		1B, FC5-4, 1B		F7		4-3, 2B, 2B		6-3		4	2	2	2	0	0	0
Mike Hargrove, L (1, 3) OBP: 0.452, SLG: 0.500		FC5-4, 1-3, 1B		BB		4-3, 2-3		1B, HR, 1B		3	1	2	0	1	0	1
Lenny Randle, S (1, 8) OBP: 0.342, SLG: 0.359		FC5-4, 1-3, BLK, WP, 1-2f, 3-H		5-3		4-3, CS, 2B, 3-H		HR, 1-3, 1B		4	2	2	2	0	0	2
Leo Cardenas, R (1, 5) OBP: 0.340, SLG: 0.349		1-3, 1-3			5-3	4-3, 2-3		HR, BB		3	1	0	0	1	0	2
Roy Smalley, S (1, 6) OBP: 0.322, SLG: 0.400		F9, 3-H			5-3	BB		1-H, 2-H, 3-H, HR		3	1	1	4	1	0	0
Jim Sundberg, R (1, 2) OBP: 0.305, SLG: 0.339			F9		5-3	CS, 3-H	K	4-3		4	0	0	0	0	1	0
Inning Stats	R: 0 E: 0 K: 0 S: 3 H: 0 LOB: 0 BB: 0 P: 3	R: 2 E: 0 K: 0 S: 5 H: 2 LOB: 0 BB: 0 P: 5	R: 0 E: 0 K: 0 S: 3 H: 0 LOB: 0 BB: 0 P: 3	R: 0 E: 0 K: 0 S: 3 H: 0 LOB: 1 BB: 1 P: 7	R: 0 E: 0 K: 0 S: 3 H: 0 LOB: 0 BB: 0 P: 3	R: 4 E: 1 K: 0 S: 6 H: 3 LOB: 1 BB: 1 P: 11	R: 0 E: 0 K: 1 S: 6 H: 1 LOB: 1 BB: 0 P: 6	R: 4 E: 0 K: 0 S: 6 H: 3 LOB: 0 BB: 1 P: 10		1B: 5 2B: 3 3B: 0 HR: 1 SF: 0 SAC: 1 DP: 0 HBP: 1						

PITCHER		IP	WLS	BF	H	R	ER	SO	BB	IBB	HBP	BLK	WP	HR	S	P	ERA	WHIP
Wilbur Wood, L ERA: 5.19	(1, 1)	5.1	L	24	5	6	5	0	1	0	1	1	1	0	22	27	8.44	1.125
Bill Gogolewski, R ERA: 3.34	(6, 1)	2.0		11	4	4	4	1	2	0	0	0	0	1	11	19	18.00	3.000
Cecil Upshaw, R ERA: 4.4	(8, 1)	0.2		2	0	0	0	0	0	0	0	0	0	0	2	2	0.00	0.000

PITCHER	IP	WLS	BF	H	R	ER	SO	BB	IBB	HBP	BLK	WP	HR	S	P	ERA	WHIP

BOTTOM

Chicago White Sox @ Texas Rangers

Arlington Stadium, Arlington, TX

Wed Jun 18 1975, 8:05 PM EDT

Att. 11,076 - Unknown

livebaseballscorecards.com

AB	32
R	10
H	9
RBI	9
BB	3
SO	1
LOB	6

WP: 1 PA: 38
PB: 0
SB: 0
CS: 1

Batter	1	2	3	4	5	6	7	8	9	AB	R	H	RBI	BB	SO	LOB
Pat Kelly, L (1, 9) OBP: 0.351, SLG: 0.398	BBBB 4-0 2B BB	x 0-0 1B 1B			x 0-0 ① F6			x 0-0 ① 5-3		3	1	1	0	1	0	0
Jorge Orta, L (1, 4) OBP: 0.343, SLG: 0.399	x 0-0 4-3 1-H E 2B	x 0-0 1-3 1B			SSS 0-3 ② K2-3			x 0-0 ② 4-3		4	1	2	1	0	1	0
Carlos May, L (1, 7) (8, 3) OBP: 0.402, SLG: 0.443	x 0-0 ① 4-3 2-3	x 0-0 ③ F7			x 0-0 ③ F8			x 0-0 BB 1B		4	0	1	0	0	0	3
Deron Johnson, R (1, 3) OBP: 0.288, SLG: 0.403 Nyls Nyman, L (8, PR) (8, 7) OBP: 0.198, SLG: 0.214	x 0-0 FC4 BB 1B 3-H		x 0-0 ① 6-3			SSS 0-3 ① K		BBBB 4-0 1-2 BB		3 0	1 0	0 0	0 0	1 0	1 0	0 0
Ken Henderson, S (1, 8) OBP: 0.359, SLG: 0.357	BBBB 4-0 G5-3 1B 1-2 BB		SSS 0-3 ② K			x 0-0 ② F6		x 0-0 ③ F6		3	0	0	0	1	1	2
Bill Melton, R (1, 5) OBP: 0.341, SLG: 0.328	x 0-0 1-2 2-H 1B		x 0-0 ③ F8			x 0-0 ③ F7			x 0-0 ① 6-3	4	0	1	1	0	0	0
Buddy Bradford, R (1, 10) OBP: 0.277, SLG: 0.314	x 0-0 ② ③ G5-3 2-3f			x 0-0 ① 6-3			SSS 0-3 ① K		SSS 0-3 ② K	4	0	0	0	0	2	2
Bucky Dent, R (1, 6) OBP: 0.322, SLG: 0.376		x 0-0 ① F9		x 0-0 ② F8			x 0-0 ② 5-3		x 0-0 1B	4	0	1	0	0	0	0
Brian Downing, R (1, 2) OBP: 0.358, SLG: 0.341		x 0-0 ② 4-3		x 0-0 ③ 5-3			x 0-0 ③ 6-3		x 0-0 ③ F7	4	0	0	0	0	0	1
Inning Stats	R: 3 E: 1 K: 0 S: 5 H: 2 LOB: 1 BB: 2 P: 13	R: 0 E: 0 K: 0 S: 5 H: 2 LOB: 2 BB: 0 P: 5	R: 0 E: 0 K: 1 S: 5 H: 0 LOB: 0 BB: 0 P: 5	R: 0 E: 0 K: 0 S: 3 H: 0 LOB: 0 BB: 0 P: 3	R: 0 E: 0 K: 1 S: 5 H: 0 LOB: 0 BB: 0 P: 5	R: 0 E: 0 K: 1 S: 5 H: 0 LOB: 0 BB: 0 P: 5	R: 0 E: 0 K: 1 S: 5 H: 0 LOB: 0 BB: 0 P: 5	R: 0 E: 0 K: 0 S: 4 H: 1 LOB: 2 BB: 1 P: 8	R: 0 E: 0 K: 1 S: 6 H: 1 LOB: 1 BB: 0 P: 6	1B: 5 2B: 1 3B: 0 HR: 0 SF: 0 SAC: 0 DP: 1 HBP: 0						WP: 0 PB: 0 SB: 0 CS: 0 PA: 36

PITCHER	IP	WLS	BF	H	R	ER	SO	BB	IBB	HBP	BLK	WP	HR	S	P	ERA	WHIP
Steve Hargan, R (1, 1) ERA: 3.87	0.1		6	2	3	2	0	2	0	0	0	0	0	4	12	54.00	12.000
Stan Thomas, R (1, 1) ERA: 2.6	8.2	W	30	4	0	0	5	1	0	0	0	0	0	39	43	0.00	0.577

PITCHER	IP	WLS	BF	H	R	ER	SO	BB	IBB	HBP	BLK	WP	HR	S	P	ERA	WHIP

TOP

Chicago White Sox @ Texas Rangers

Arlington Stadium, Arlington, TX

Thu Jun 19 1975, 8:05 PM EDT

Att. 11,709 - Unknown

livebaseballscorecards.com

AB	33
R	3
H	6
RBI	2
BB	3
SO	5
LOB	8

Batter	1	2	3	4	5	6	7	8	9	AB	R	H	RBI	BB	SO	LOB
Cesar Tovar, R (1, 7) OBP: 0.290, SLG: 0.292	5-3		F8		BB		1B	FC5-4		4	1	1	1	1	0	1
Toby Harrah, R (1, 4) (8, 5) OBP: 0.374, SLG: 0.423	F8		1B		K		1-2 2-H 2B 1B	5-3		5	1	2	1	0	1	2
Jim Fregosi, R (1, 10) OBP: 0.338, SLG: 0.397 Jim Spencer, L (7, PH) OBP: 0.327, SLG: 0.481	1B		F9			1B	K			3 1	0 0	2 0	0 0	0 0	0 1	1 2
Tom Grieve, R (1, 9) OBP: 0.294, SLG: 0.462	F9		F7			F9	1-H 2-H 1B 2B			4	1	1	2	0	0	3
Mike Hargrove, L (1, 3) OBP: 0.449, SLG: 0.492		F6		F8		F9	1B IBB			3	0	0	0	1	0	1
Lenny Randle, S (1, 8) OBP: 0.344, SLG: 0.361		5-3 1B		F4		5-3	1-2 2-H 1B			4	0	2	1	0	0	1
Leo Cardenas, R (1, 5) OBP: 0.340, SLG: 0.348 Mike Cubbage, L (7, PH) (8, 4)	5-3 1-2		6-3				BB 1B 4-3			3 1	1 0	1 0	0 0	0 0	0 0	1 2
Roy Smalley, S (1, 6) OBP: 0.328, SLG: 0.398	BB		G5-4-3 1B				K	4-3		3	0	1	0	1	1	1
Jim Sundberg, R (1, 2) OBP: 0.308, SLG: 0.335	1-3		G5-4-3 1-2f				1-2 1B 1B BB	FC5-4 BB		2	1	0	0	2	0	3
Inning Stats	R: 0 E: 0 K: 0 S: 4 H: 1 LOB: 1 BB: 0 P: 4	R: 0 E: 0 K: 0 S: 4 H: 1 LOB: 2 BB: 1 P: 8	R: 0 E: 0 K: 0 S: 4 H: 1 LOB: 1 BB: 0 P: 4	R: 0 E: 0 K: 0 S: 3 H: 0 LOB: 0 BB: 0 P: 3	R: 0 E: 0 K: 1 S: 5 H: 1 LOB: 1 BB: 1 P: 9	R: 0 E: 0 K: 0 S: 4 H: 1 LOB: 1 BB: 0 P: 4	R: 5 E: 0 K: 2 S: 12 H: 5 LOB: 2 BB: 2 P: 20	R: 0 E: 0 K: 0 S: 3 H: 0 LOB: 1 BB: 1 P: 7		1B: 9 2B: 1 3B: 0 HR: 0		SF: 0 SAC: 0 DP: 1 HBP: 0				

PITCHER		IP	WLS	BF	H	R	ER	SO	BB	IBB	HBP	BLK	WP	HR	S	P	ERA	WHIP
Claude Osteen, L ERA: 4.24	(1, 1)	6.1		28	7	3	3	2	3	0	0	0	0	0	29	41	4.26	1.579
Rich Gossage, R ERA: 1.74	(7, 1)	0.1	L	5	3	2	2	1	0	1	0	0	0	0	6	10	54.00	9.000
Cecil Upshaw, R ERA: 4.02	(7, 1)	1.1		5	0	0	0	0	1	0	0	0	0	0	4	8	0.00	0.750

PITCHER	IP	WLS	BF	H	R	ER	SO	BB	IBB	HBP	BLK	WP	HR	S	P	ERA	WHIP

BOTTOM

Chicago White Sox @ Texas Rangers

Arlington Stadium, Arlington, TX

Thu Jun 19 1975, 8:05 PM EDT

Att. 11,709 - Unknown

livebaseballscorecards.com

AB	33
R	5
H	10
RBI	5
BB	5
SO	3
LOB	18

1B: 9 SF: 0
2B: 1 SAC: 0
3B: 0 DP: 1
HR: 0 HBP: 0

WP: 0 PA: 38
PB: 0
SB: 0
CS: 0

Batter	1	2	3	4	5	6	7	8	9	AB	R	H	RBI	BB	SO	LOB
Dan Ford, R (1, 8) OBP: 0.311, SLG: 0.415	B B B B 4-0 S HR BB	x 0-0 ③ FC6-4 1-2f		x 0-0 ③ 5-3		x 0-0 ③ F9		x 0-0 ③ 1-3		4	1	0	0	1	0	4
Rod Carew, L (1, 4) OBP: 0.455, SLG: 0.548	S S S 0-3 ① K 1-2		x 0-0 S 1B		x 0-0 ① 1-3		x 0-0 G5-4-3 1B		S S S 0-3 ① K	5	0	2	0	0	2	1
Eric Soderholm, R (1, 5) OBP: 0.359, SLG: 0.385	B B B B 4-0 HR BB		x 0-0 ① P4 1-2		x 0-0 2B		x 0-0 ① ② G5-4-3 1-2f		x 0-0 1B 2B	4	2	2	0	1	0	2
Tony Oliva, L (1, 10) OBP: 0.367, SLG: 0.381 Larry Hisle, R (9, PR) OBP: 0.361, SLG: 0.518	x 0-0 ② F7		x 0-0 ② F7		x 0-0 ② F8		x 0-0 BB 1B 1B		I I I 4-0 WP 1B IBB	4 0	0 0	1 0	0 0	1 0	0 0	4 0
Steve Brye, R (1, 9) OBP: 0.333, SLG: 0.463	x 0-0 1-H 2-H HR		x 0-0 ③ 6-3		x 0-0 ③ F9		x 0-0 BB 1-2 1B		x 0-0 ② F7	5	1	2	3	0	0	4
John Briggs, L (1, 7) OBP: 0.437, SLG: 0.419	x 0-0 ③ F7			S S S 0-3 ① K		B B B B 4-0 1B 4-3 SF7 BB	B B B B 4-0 1-2 2-3 BB		x 0-0 WP 1-2 2-H 1B	3	1	1	1	2	1	0
Danny Thompson, R (1, 6) OBP: 0.331, SLG: 0.346		B B B B 4-0 CS BB		x 0-0 FC3-6 1B 1B		x 0-0 ① 4-3 1-2	x 0-0 ③ 4-3		x 0-0 ③ 5-3 1-2 2-3	4	0	1	0	1	0	6
Glenn Borgmann, R (1, 2) OBP: 0.297, SLG: 0.248	S S S 0-3 ① ② K 1-2		x 0-0 FC3-6 1-2 1B		x 0-0 2-3 1B		x 0-0 ① F8		4	0	2	0	0	1	1	
Tom Kelly, L (1, 3) OBP: 0.238, SLG: 0.272		x 0-0 FC6-4 1B		x 0-0 ② FC3-6 1-2f 2-3		x 0-0 ② SF7 3-H		x 0-0 ② F7		3	0	1	1	0	0	2
Inning Stats	R: 3 H: 1 E: 0 LOB: 0 K: 1 BB: 2 S: 6 P: 14	R: 0 H: 1 E: 0 LOB: 1 K: 1 BB: 1 S: 5 P: 9	R: 0 H: 1 E: 0 LOB: 1 K: 0 BB: 0 S: 4 P: 4	R: 0 H: 2 E: 0 LOB: 2 K: 1 BB: 0 S: 7 P: 7	R: 0 H: 1 E: 0 LOB: 1 K: 0 BB: 0 S: 4 P: 4	R: 1 H: 1 E: 0 LOB: 1 K: 0 BB: 1 S: 4 P: 8	R: 0 H: 3 E: 0 LOB: 3 K: 0 BB: 1 S: 5 P: 9	R: 0 H: 0 E: 0 LOB: 0 K: 0 BB: 0 S: 3 P: 3	R: 1 H: 2 E: 0 LOB: 3 K: 1 BB: 1 S: 7 P: 11	1B: 9 SF: 1 2B: 2 SAC: 0 3B: 0 DP: 1 HR: 1 HBP: 0						

PITCHER		IP	WLS	BF	H	R	ER	SO	BB	IBB	HBP	BLK	WP	HR	S	P	ERA	WHIP
Dave Hamilton, L ERA: 4.32	(1, 1)	6.0	L	29	8	4	4	3	4	0	0	0	0	1	31	47	6.00	2.000
Bill Gogolewski, R ERA: 3.23	(7, 1)	1.0		5	2	0	0	0	1	0	0	0	0	0	4	8	0.00	3.000
Cecil Upshaw, R ERA: 4.08	(8, 1)	2.0		9	2	1	1	1	0	1	0	0	1	0	10	14	4.50	1.000

PITCHER	IP	WLS	BF	H	R	ER	SO	BB	IBB	HBP	BLK	WP	HR	S	P	ERA	WHIP

TOP

Minnesota Twins @ Chicago White Sox

Comiskey Park, Chicago, IL

Fri Jun 20 1975, 8:05 PM EDT
Att. 9,208 - Cloudy - 84 F

livebaseballscorecards.com

AB	36
R	5
H	12
RBI	5
BB	6
SO	4
LOB	24

1B: 9 SF: 1
2B: 2 SAC: 0
3B: 0 DP: 1
HR: 1 HBP: 0

WP: 1 PA: 43
PB: 0
SB: 2
CS: 1

Batter	1	2	3	4	5	6	7	8	9	AB	R	H	RBI	BB	SO	LOB
Pat Kelly, L (1, 9) OBP: 0.357, SLG: 0.402	0-0 1B 1B 1B	BBBB 4-0 BB BB			x 0-0 FC5-4 1B		SSS 0-3 ② K		x 0-0 ② SF8 2-3 3-H	3	0	2	1	1	1	1
Jorge Orta, L (1, 4) OBP: 0.348, SLG: 0.401	0-0 1B 1-2 1B	BBBB 4-0 1-2 BB			x 0-0 ① L9		x 0-0 ③ L7		x 0-0 3-H 1B	4	0	2	1	1	0	2
Carlos May, L (1, 3) OBP: 0.394, SLG: 0.433	SSS 0-3 ① K	x 0-0 ③ F9			x 0-0 ② F7			SSS 0-3 ① K	x 0-0 ③ 4-3	5	0	0	0	0	2	7
Deron Johnson, R (1, 10) OBP: 0.288, SLG: 0.400	x 0-0 FC6 1-2 2-3 1B		SSS 0-3 ① K		x 0-0 ③ FC5-4 1-2f			x 0-0 ② 5-3		4	0	1	0	0	1	1
Ken Henderson, S (1, 8) OBP: 0.358, SLG: 0.369	x 0-0 ② P4		x 0-0 ② L4			x 0-0 ① 4-3		x 0-0 HR		4	1	1	1	0	0	3
Bill Melton, R (1, 5) OBP: 0.335, SLG: 0.322	x 0-0 ③ FC6 1-2f		x 0-0 ③ F8			SSS 0-3 ② K		SSS 0-3 ③ K		4	0	0	0	0	2	3
Nyls Nyman, L (1, 7) OBP: 0.208, SLG: 0.223		x 0-0 G6-4-3 1B 1B	SSS 0-3 ① K			x 0-0 ③ G3			x 0-0 2B SF8 1B	4	1	2	0	0	1	0
Bucky Dent, R (1, 6) OBP: 0.329, SLG: 0.387		x 0-0 G6-4-3 1-2 1B	x 0-0 ② P4				x 0-0 FC5-4 1B		x 0-0 SF8 1-3 1B 2B	4	1	3	0	0	0	0
Brian Downing, R (1, 2) OBP: 0.352, SLG: 0.333		x 0-0 ① ② G6-4-3 1-2f 2-3	SSS 0-3 ③ K				x 0-0 ① FC5-4 1-2f		SSS 0-3 ① K	4	0	0	0	0	2	5
Inning Stats	R: 0 E: 0 K: 1 S: 8 H: 3 LOB: 3 BB: 0 P: 8	R: 0 E: 0 K: 0 S: 4 H: 2 LOB: 3 BB: 2 P: 12	R: 0 E: 0 K: 1 S: 5 H: 0 LOB: 0 BB: 0 P: 5	R: 0 E: 0 K: 2 S: 7 H: 0 LOB: 0 BB: 0 P: 7	R: 0 E: 0 K: 0 S: 4 H: 1 LOB: 1 BB: 0 P: 4	R: 0 E: 0 K: 1 S: 5 H: 0 LOB: 0 BB: 0 P: 5	R: 0 E: 0 K: 1 S: 6 H: 1 LOB: 1 BB: 0 P: 6	R: 1 E: 0 K: 2 S: 8 H: 1 LOB: 0 BB: 0 P: 8	R: 2 E: 0 K: 1 S: 8 H: 3 LOB: 1 BB: 0 P: 8	1B: 9 2B: 1 3B: 0 HR: 1	SF: 1 SAC: 0 DP: 1 HBP: 0						

PITCHER	IP	WLS	BF	H	R	ER	SO	BB	IBB	HBP	BLK	WP	HR	S	P	ERA	WHIP
Ray Corbin, R (1, 1) ERA: 3.41	9.0	W	39	11	3	3	9	2	0	0	0	0	1	55	63	3.00	1.444

PITCHER	IP	WLS	BF	H	R	ER	SO	BB	IBB	HBP	BLK	WP	HR	S	P	ERA	WHIP

BOTTOM

Minnesota Twins @ Chicago White Sox

Comiskey Park, Chicago, IL

Fri Jun 20 1975, 8:05 PM EDT

Att. 9,208 - Cloudy - 84 F

livebaseballscorecards.com

AB	36
R	3
H	11
RBI	3
BB	2
SO	9
LOB	22

1B: 9	SF: 1	WP: 0	PA: 39
2B: 1	SAC: 0	PB: 0	
3B: 0	DP: 1	SB: 0	
HR: 1	HBP: 0	CS: 0	

Batter	1	2	3	4	5	6	7	8	9	AB	R	H	RBI	BB	SO	LOB
Dan Ford, R (1, 8) OBP: 0.324, SLG: 0.485	FC5-4 1B 1B		1-H HR		3-1 1-2		FC1-4 2B 1-2f 2B	HR		5	3	3	3	0	0	2
Rod Carew, L (1, 4) OBP: 0.449, SLG: 0.544	K		6-3		1-3		1-3 2B	L5		5	1	1	0	0	1	2
Eric Soderholm, R (1, 5) OBP: 0.369, SLG: 0.392	FC5-4 1-2 1B		BBBB L4-3 BB			E 1B 1B	K		FC5-4 1B	4	1	3	0	1	1	2
Tony Oliva, L (1, 10) OBP: 0.362, SLG: 0.371 Larry Hisle, R (9, PR) OBP: 0.361, SLG: 0.518	FC5-4 1-2f 2-3		L4-3 1-2			E4 1B 1-3 2B	2B IBB		FC5-4 1-2f	4 0	1 0	0 0	0 0	1 0	0 0	5 0
Steve Brye, R (1, 9) OBP: 0.336, SLG: 0.468	K			5-3		1-2 2B 1B 3-H	1-3 2-H 3-H 2B		F7	5	1	2	3	0	1	3
John Briggs, L (1, 7) OBP: 0.427, SLG: 0.402		1-6-3		K		P5	IBB		L4	4	0	0	0	1	1	3
Danny Thompson, R (1, 6) OBP: 0.330, SLG: 0.350 Luis Gomez, R (7, 6) OBP: 0.217, SLG: 0.143		6-3		4-3		1-H 2-H 2B	F7			4 0	0 0	1 0	2 0	0 0	0 0	3 0
Glenn Borgmann, R (1, 2) OBP: 0.296, SLG: 0.248		K			FC3-6 1B	P6		F8		4	0	1	0	0	1	0
Tom Kelly, L (1, 3) OBP: 0.248, SLG: 0.274			BBBB HR BB		FC3-6 1-2f 3-1		FC1-4 1B	K		3	1	1	0	1	1	1
Inning Stats	R: 0 H: 2 E: 0 LOB: 2 K: 2 BB: 0 S: 9 P: 9	R: 0 H: 0 E: 0 LOB: 0 K: 1 BB: 0 S: 5 P: 5	R: 2 H: 1 E: 0 LOB: 0 K: 0 BB: 2 S: 3 P: 11	R: 0 H: 0 E: 0 LOB: 0 K: 1 BB: 0 S: 5 P: 5	R: 0 H: 1 E: 0 LOB: 1 K: 0 BB: 0 S: 4 P: 4	R: 3 H: 3 E: 1 LOB: 0 K: 0 BB: 0 S: 6 P: 6	R: 2 H: 3 E: 0 LOB: 3 K: 1 BB: 2 S: 8 P: 16	R: 1 H: 1 E: 0 LOB: 0 K: 1 BB: 0 S: 6 P: 6	R: 0 H: 1 E: 0 LOB: 1 K: 0 BB: 0 S: 4 P: 4	1B: 7 SF: 0 2B: 4 SAC: 0 3B: 0 DP: 1 HR: 2 HBP: 0						

TOP

Minnesota Twins @ Chicago White Sox

Comiskey Park, Chicago, IL

Sat Jun 21 1975, 4:33 AM EDT
Att. 15,079 - Unknown - 77 F

livebaseballscorecards.com

AB	38
R	8
H	12
RBI	8
BB	4
SO	6
LOB	21

PITCHER		IP	WLS	BF	H	R	ER	SO	BB	IBB	HBP	BLK	WP	HR	S	P	ERA	WHIP
Jim Kaat, L ERA: 2.91	(1, 1)	6.1	L	29	9	7	6	4	2	0	0	0	0	1	35	43	8.53	1.737
Rich Gossage, R ERA: 1.72	(7, 1)	0.2		5	1	0	0	1	0	2	0	0	0	0	5	13	0.00	1.500
Ozzie Osborn, R ERA: 4.85	(8, 1)	2.0		8	2	1	1	1	0	0	0	0	0	1	10	10	4.50	1.000

PITCHER	IP	WLS	BF	H	R	ER	SO	BB	IBB	HBP	BLK	WP	HR	S	P	ERA	WHIP

Batter	1	2	3	4	5	6	7	8	9	AB	R	H	RBI	BB	SO	LOB
Pat Kelly, L (1, 9) OBP: 0.355, SLG: 0.399	4-3		SF9 1B S 2-3 3-H 1B		K		K			4	1	1	1	0	2	1
Jorge Orta, L (1, 4) OBP: 0.346, SLG: 0.398	G3		E S 1-2 1B		F7			4-3		4	0	1	0	0	0	1
Carlos May, L (1, 3) OBP: 0.388, SLG: 0.427	1-3		SF9 2-3 3-H		K			F2		3	0	0	1	0	1	1
Deron Johnson, R (1, 10) OBP: 0.296, SLG: 0.417		2B	K 1-3 3-H			FC4-6 1B		2B		4	0	3	0	0	1	1
Ken Henderson, S (1, 8) OBP: 0.352, SLG: 0.362		P3	L9			FC4-6 1-3 1-2f		F7		4	0	0	0	0	0	4
Bill Melton, R (1, 5) OBP: 0.329, SLG: 0.315		5-3	F3			1-3 1-2			4-3	4	0	0	0	0	0	2
Nyls Nyman, L (1, 7) OBP: 0.202, SLG: 0.216		P4	1-3			L1			F2	4	0	0	0	0	0	2
Bucky Dent, R (1, 6) OBP: 0.328, SLG: 0.385			2B 1B 1B	6-3			F8		F9	4	1	1	0	0	0	0
Pete Varney, R (1, 2) OBP: 0.391, SLG: 0.435			1B SF9 1-3 2B		1B		K			3	1	2	0	0	1	0
Inning Stats	R: 0 H: 0 E: 0 LOB: 0 K: 0 BB: 0 S: 3 P: 3	R: 0 H: 1 E: 0 LOB: 1 K: 0 BB: 0 S: 4 P: 4	R: 3 H: 4 E: 0 LOB: 1 K: 1 BB: 0 S: 9 P: 9	R: 0 H: 0 E: 0 LOB: 0 K: 0 BB: 0 S: 3 P: 3	R: 0 H: 1 E: 0 LOB: 1 K: 2 BB: 0 S: 8 P: 8	R: 0 H: 1 E: 0 LOB: 1 K: 0 BB: 0 S: 4 P: 4	R: 0 H: 0 E: 0 LOB: 0 K: 2 BB: 0 S: 7 P: 7	R: 0 H: 1 E: 0 LOB: 1 K: 0 BB: 0 S: 4 P: 4	R: 0 H: 0 E: 0 LOB: 0 K: 0 BB: 0 S: 3 P: 3	1B: 5 SF: 1 2B: 3 SAC: 0 3B: 0 DP: 0 HR: 0 HBP: 0						

BOTTOM

Minnesota Twins @ Chicago White Sox

Comiskey Park, Chicago, IL

Sat Jun 21 1975, 4:33 AM EDT
Att. 15,079 - Unknown - 77 F

livebaseballscorecards.com

AB	34
R	3
H	8
RBI	2
BB	0
SO	5
LOB	12

PITCHER		IP	WLS	BF	H	R	ER	SO	BB	IBB	HBP	BLK	WP	HR	S	P	ERA	WHIP
Bill Campbell, R ERA: 4.06	(1, 1)	9.0	W	35	8	3	3	5	0	0	0	0	0	0	45	45	3.00	0.889

PITCHER	IP	WLS	BF	H	R	ER	SO	BB	IBB	HBP	BLK	WP	HR	S	P	ERA	WHIP

Batter	1	2	3	4	5	6	7	8	9	10	AB	R	H	RBI	BB	SO	LOB
Dan Ford, R (1, 8) OBP: 0.325, SLG: 0.500	BBBB 4-0 E S BB	x 0-0 ③ F7		x 0-0 ③ F6			x 0-0 HR	SSS 0-3 ② K		x 0-0 ① 6-3	5	1	1	1	1	1	7
Rod Carew, L (1, 4) OBP: 0.450, SLG: 0.557	SSS 0-3 ① K 1-3		x 0-0 ① G3		x 0-0 HR		x 0-0 G6-4-3 BB 1B	SSS 0-3 ③ K		x 0-0 1B 1B	6	1	3	1	0	2	4
Eric Soderholm, R (1, 5) OBP: 0.372, SLG: 0.386	BBBB 4-0 BB		x 0-0 ② F8		BBB 4-0 G4-6-3 BB		BBBB 4-0 G6-4-3 1-2 BB		SSS 0-3 ① K	x 0-0 ② F7	3	0	0	0	3	1	1
Tony Oliva, L (1, 10) OBP: 0.356, SLG: 0.364	SSS 0-3 ② K		x 0-0 ③ F5		x 0-0 ①② G4-6-3 1-2f		x 0-0 ①② G6-4-3 1-2f 2-3		SSS 0-3 ② K	x 0-0 1-3 1B	6	0	1	0	0	2	5
Steve Brye, R (1, 9) OBP: 0.335, SLG: 0.463	x 0-0 ③ 5-3			x 0-0 2B 1B	x 0-0 ③ F9		SSS 0-3 ③ K		x 0-0 BB 1B 1B	x 0-0 ③ F3	6	2	2	0	0	1	5
John Briggs, L (1, 7) OBP: 0.434, SLG: 0.430		SSS 0-3 ① K		x 0-0 ① F9		x 0-0 HR		BBBB 4-0 1B 1B BB	BBBB 4-0 1B 1-2 BB		3	1	1	1	2	1	1
Danny Thompson, R (1, 6) OBP: 0.330, SLG: 0.349 Steve Braun, L (8, PH) OBP: 0.381, SLG: 0.459 Luis Gomez, R (8, PR) OBP: 0.217, SLG: 0.143 (8, 6) Jerry Terrell, R (9, PH) OBP: 0.359, SLG: 0.395 (9, 6)		x 0-0 2B 1B		SSS 0-3 ② K		x 0-0 ① F9		x 0-0 1B 1-2 1B	x 0-0 BB 1-3 2-H 1B		3 1 0 1	0 0 0 0	1 1 0 1	0 0 0 1	0 0 0 0	1 0 0 0	1 0 0 0
Glenn Borgmann, R (1, 2) OBP: 0.302, SLG: 0.268 Danny Walton, R (8, PH) OBP: 0.271, SLG: 0.333 Phil Roof, R (8, 2) OBP: 0.250, SLG: 0.100		x 0-0 1-3 2B		x 0-0 1-H 2B		x 0-0 ② 5-3		SSS 0-3 ① K	BBBB 4-0 1-2 BB		3 1 0	0 0 0	2 0 0	1 0 0	0 0 1	0 1 0	0 2 0
Tom Kelly, L (1, 3) OBP: 0.255, SLG: 0.273		x 0-0 ② G3		BBB 4-0 BB		x 0-0 ③ 6-3		x 0-0 1-2 2-3 1B	SSS 0-3 ③ K		4	0	1	0	1	1	5
Inning Stats	R: 0 E: 0 K: 2 S: 7 H: 0 LOB: 2 BB: 2 P: 15	R: 0 E: 0 K: 1 S: 7 H: 2 LOB: 2 BB: 0 P: 7	R: 0 E: 0 K: 0 S: 3 H: 0 LOB: 0 BB: 0 P: 3	R: 1 E: 0 K: 1 S: 7 H: 2 LOB: 2 BB: 1 P: 11	R: 1 E: 0 K: 0 S: 3 H: 1 LOB: 0 BB: 1 P: 7	R: 1 E: 0 K: 0 S: 4 H: 1 LOB: 0 BB: 0 P: 4	R: 1 E: 0 K: 1 S: 6 H: 2 LOB: 1 BB: 1 P: 10	R: 0 E: 0 K: 3 S: 11 H: 2 LOB: 3 BB: 1 P: 15	R: 1 E: 0 K: 3 S: 11 H: 2 LOB: 3 BB: 2 P: 19	R: 0 E: 0 K: 0 S: 5 H: 2 LOB: 2 BB: 0 P: 5	1B: 9 2B: 2 3B: 0 HR: 3	SF: 0 SAC: 0 DP: 2 HBP: 0						

PITCHER		IP	WLS	BF	H	R	ER	SO	BB	IBB	HBP	BLK	WP	HR	S	P	ERA	WHIP
Wilbur Wood, L ERA: 5.2	(1, 1)	5.0		24	6	3	3	4	4	0	0	0	0	2	28	44	5.40	2.000
Cecil Upshaw, R ERA: 4.34	(6, 1)	1.0		5	2	1	1	0	0	0	0	0	0	1	5	5	9.00	2.000
Rich Gossage, R ERA: 1.78	(7, 1)	2.2		15	4	1	1	6	4	0	0	0	0	0	23	39	3.38	3.000
Ozzie Osborn, R ERA: 4.4	(9, 1)	1.1	W	6	2	0	0	1	0	0	0	0	0	0	8	8	0.00	1.500

PITCHER	IP	WLS	BF	H	R	ER	SO	BB	IBB	HBP	BLK	WP	HR	S	P	ERA	WHIP

TOP

Minnesota Twins @ Chicago White Sox

Comiskey Park, Chicago, IL

Sun Jun 22 1975, 4:33 AM EDT

Unknown - 89 F

livebaseballscorecards.com

AB	42
R	5
H	14
RBI	5
BB	8
SO	11
LOB	31

1B: 9	SF: 0	WP: 0	PA: 50
2B: 2	SAC: 0	PB: 0	
3B: 0	DP: 2	SB: 1	
HR: 3	HBP: 0	CS: 0	

Batter	1	2	3	4	5	6	7	8	9	10	AB	R	H	RBI	BB	SO	LOB
Pat Kelly, L (1, 9) OBP: 0.351, SLG: 0.393	3-1	4-3 1-2		5-3		F9		1B		2B 1-3 2-H	5	0	1	0	0	0	2
Bob Coluccio, R (9, 9) OBP: 0.309, SLG: 0.311											1	0	1	1	0	0	0
Jorge Orta, L (1, 4) OBP: 0.347, SLG: 0.406	2B		4-3	2B		F8		4-3			5	0	2	0	0	0	2
Carlos May, L (1, 3) OBP: 0.388, SLG: 0.426	K S S S		E 1B 1B	G3		1-2 1B			F9		5	1	2	0	0	1	2
Deron Johnson, R (1, 10) OBP: 0.294, SLG: 0.412	P3		E8 1-H SF7 1B		L6	P3			F8		5	1	1	0	0	0	3
Ken Henderson, S (1, 8) OBP: 0.349, SLG: 0.369		1B 3B	SF7 3-H		4-3		4-3		F3		4	1	1	1	0	0	0
Bill Melton, R (1, 5) OBP: 0.335, SLG: 0.327		G3 1B 3-H 1B	1B 1B		1B 2B		F7			P3	5	2	3	1	0	0	0
Nyls Nyman, L (1, 7) OBP: 0.209, SLG: 0.223		G3 1-2	FC5-4 1-2 1B		2-H 1B		S S S K			S S S K	5	0	2	1	0	2	1
Bucky Dent, R (1, 6) OBP: 0.329, SLG: 0.385		5-3	FC5-4 1-2f		5-3			CS 1B		BB 2B 1B	5	0	2	0	0	0	4
Lee Richard, R (10, PR) OBP: 0.385, SLG: 0.273											0	1	0	0	0	0	0
Brian Downing, R (1, 2) OBP: 0.357, SLG: 0.337		S 2-H 1B		4-3		1B 1B		F7 1-2		B B B B 2B 1-2 BB	4	0	2	1	1	0	1
Inning Stats	R: 0 H: 1 E: 0 LOB: 1 K: 1 BB: 0 S: 6 P: 6	R: 2 H: 3 E: 0 LOB: 1 K: 0 BB: 0 S: 6 P: 6	R: 2 H: 4 E: 1 LOB: 2 K: 0 BB: 0 S: 7 P: 7	R: 0 H: 1 E: 0 LOB: 1 K: 0 BB: 0 S: 4 P: 4	R: 1 H: 2 E: 0 LOB: 1 K: 0 BB: 0 S: 5 P: 5	R: 0 H: 2 E: 0 LOB: 2 K: 0 BB: 0 S: 5 P: 5	R: 0 H: 0 E: 0 LOB: 0 K: 1 BB: 0 S: 5 P: 5	R: 0 H: 2 E: 0 LOB: 1 K: 0 BB: 0 S: 4 P: 4	R: 0 H: 0 E: 0 LOB: 0 K: 0 BB: 0 S: 3 P: 3	R: 1 H: 2 E: 0 LOB: 3 K: 1 BB: 1 S: 6 P: 10	1B: 12 SF: 1 2B: 4 SAC: 0 3B: 1 DP: 0 HR: 0 HBP: 0						

PITCHER		IP	WLS	BF	H	R	ER	SO	BB	IBB	HBP	BLK	WP	HR	S	P	ERA	WHIP
Dave Goltz, R ERA: 3.28	(1, 1)	6.0		31	13	5	5	1	0	0	0	0	0	0	33	33	7.50	2.167
Mark Wiley, R ERA: 5.79	(7, 1)	1.2		6	2	0	0	1	0	0	0	0	0	0	8	8	0.00	1.200
Tom Burgmeier, L ERA: 2.97	(8, 1)	2.0	L	9	2	1	1	1	1	0	0	0	0	0	10	14	4.50	1.500

PITCHER	IP	WLS	BF	H	R	ER	SO	BB	IBB	HBP	BLK	WP	HR	S	P	ERA	WHIP

BOTTOM

Minnesota Twins @ Chicago White Sox

Comiskey Park, Chicago, IL

Sun Jun 22 1975, 4:33 AM EDT

Unknown - 89 F

livebaseballscorecards.com

AB	44
R	6
H	17
RBI	5
BB	1
SO	3
LOB	15

Minnesota Twins @ Chicago White Sox

Comiskey Park, Chicago, IL

Sun Jun 22 1975, 4:38 AM EDT

Att. 23,299 - Unknown

livebaseballscorecards.com

Batter	1	2	3	4	5	6	7	8	9	AB	R	H	RBI	BB	SO	LOB
Dan Ford, R (1, 8) OBP: 0.322, SLG: 0.486	6-3		F7			1B FC5-4 BB	F9			3	1	0	0	1	0	1
Rod Carew, L (1, 4) OBP: 0.443, SLG: 0.547	4-3		F8			F5		E6 L4-3		4	0	0	0	0	0	1
Luis Gomez, R (8, 6) OBP: 0.217, SLG: 0.143										0	0	0	0	0	0	0
Eric Soderholm, R (1, 5) OBP: 0.374, SLG: 0.386	BB			K		FC5-4 1B 1-3		L4-3 1-2		3	0	1	0	1	1	1
Tony Oliva, L (1, 10) OBP: 0.349, SLG: 0.355	6-3			4-3		FC5-4 1-2f 3-H		F8		4	0	0	1	0	0	2
Steve Brye, R (1, 9) OBP: 0.327, SLG: 0.450		1-3		E5		K			4-3	4	0	0	0	0	1	1
John Briggs, L (1, 7) OBP: 0.436, SLG: 0.456		BB		G3			HR		4-3	3	1	1	1	1	0	1
Jerry Terrell, R (1, 6) OBP: 0.326, SLG: 0.357 (8, 4)		K			5-3		6-3		6-3	4	0	0	0	0	1	1
Tom Kelly, L (1, 3) OBP: 0.248, SLG: 0.265		1-3			F2		G3			3	0	0	0	0	0	1
Phil Roof, R (1, 2) OBP: 0.200, SLG: 0.077			P6		K		E4			3	0	0	0	0	1	0
Inning Stats	R: 0 E: 0 K: 0 S: 3 H: 0 LOB: 1 BB: 1 P: 7	R: 0 E: 0 K: 1 S: 5 H: 0 LOB: 1 BB: 1 P: 9	R: 0 E: 0 K: 0 S: 3 H: 0 LOB: 0 BB: 0 P: 3	R: 0 E: 1 K: 1 S: 6 H: 0 LOB: 1 BB: 0 P: 6	R: 0 E: 0 K: 1 S: 5 H: 0 LOB: 0 BB: 0 P: 5	R: 1 E: 1 K: 1 S: 6 H: 1 LOB: 1 BB: 1 P: 10	R: 1 E: 1 K: 0 S: 5 H: 1 LOB: 1 BB: 0 P: 5	R: 0 E: 1 K: 0 S: 3 H: 0 LOB: 0 BB: 0 P: 3	R: 0 E: 0 K: 0 S: 3 H: 0 LOB: 0 BB: 0 P: 3	1B: 1 2B: 1 3B: 0 HR: 1 SF: 0 SAC: 0 DP: 1 HBP: 0						

PITCHER	IP	WLS	BF	H	R	ER	SO	BB	IBB	HBP	BLK	WP	HR	S	P	ERA	WHIP
Jesse Jefferson, R (1, 1) ERA: 2.03	5.2	W	22	1	1	1	3	3	0	0	0	0	0	25	37	1.59	0.706
Cecil Upshaw, R (6, 1) ERA: 4.09	3.1	S	12	1	1	1	1	0	0	0	0	0	1	14	14	2.70	0.300

PITCHER	IP	WLS	BF	H	R	ER	SO	BB	IBB	HBP	BLK	WP	HR	S	P	ERA	WHIP

AB	31
R	2
H	2
RBI	2
BB	3
SO	4
LOB	9

WP: 0 PB: 0 SB: 0 CS: 0 PA: 34

Batter	1	2	3	4	5	6	7	8	9	AB	R	H	RBI	BB	SO	LOB
Bob Coluccio, R (1, 9) OBP: 0.321, SLG: 0.360	F8	1B 1-2 3-H 1B	3B			HR				4	1	3	2	0	0	0
Bucky Dent, R (1, 6) OBP: 0.332, SLG: 0.387	1B	1-3 2-H 1B	L3			F8				4	0	2	1	0	0	1
Ken Henderson, S (1, 8) OBP: 0.348, SLG: 0.364	F2		HR BB	1-3		K				3	1	0	0	1	1	1
Deron Johnson, R (1, 3) OBP: 0.297, SLG: 0.428	K		1-H HR	K			CS 1B			4	1	2	2	0	2	1
Bill Melton, R (1, 5) OBP: 0.337, SLG: 0.332		1B WP BB	HR 2B	P4			K			3	2	1	0	1	1	1
Carlos May, L (1, 10) OBP: 0.386, SLG: 0.423		WP 1-3 1B 1B	K		F8		K 1-2			4	1	1	0	0	2	2
Bill Stein, R (1, 4) OBP: 0.351, SLG: 0.368		1B 1B 2-3 3-H BB	HR BB		1-3			K		2	2	0	0	2	1	0
Buddy Bradford, R (1, 7) OBP: 0.275, SLG: 0.364		K	1-H 2-H HR		K			F9		4	1	1	3	0	2	2
Pete Varney, R (1, 2) OBP: 0.333, SLG: 0.370		K	K			F7		F7		4	0	0	0	0	2	2
Inning Stats	R: 0 E: 0 K: 1 S: 6 H: 1 LOB: 1 BB: 0 P: 6	R: 3 E: 0 K: 2 S: 9 H: 3 LOB: 2 BB: 2 P: 17	R: 5 E: 0 K: 2 S: 11 H: 4 LOB: 1 BB: 2 P: 19	R: 0 E: 0 K: 1 S: 5 H: 0 LOB: 0 BB: 0 P: 5	R: 0 E: 0 K: 1 S: 5 H: 0 LOB: 0 BB: 0 P: 5	R: 1 E: 0 K: 1 S: 6 H: 1 LOB: 0 BB: 0 P: 6	R: 0 E: 0 K: 2 S: 7 H: 1 LOB: 1 BB: 0 P: 7	R: 0 E: 0 K: 1 S: 5 H: 0 LOB: 0 BB: 0 P: 5		1B: 5 2B: 2 3B: 1 HR: 3 SF: 0 SAC: 0 DP: 1 HBP: 0					WP: 1 PB: 0 SB: 0 CS: 1 PA: 36	

PITCHER		IP	WLS	BF	H	R	ER	SO	BB	IBB	HBP	BLK	WP	HR	S	P	ERA	WHIP
Vic Albury, L ERA: 4.65	(1, 1)	2.0	L	14	6	6	6	3	3	0	0	0	1	1	17	29	27.00	4.500
Bill Butler, L ERA: 8.58	(3, 1)	6.0		22	4	3	3	8	1	0	0	0	0	2	37	41	4.50	0.833

PITCHER	IP	WLS	BF	H	R	ER	SO	BB	IBB	HBP	BLK	WP	HR	S	P	ERA	WHIP

BOTTOM

Minnesota Twins @ Chicago White Sox

Comiskey Park, Chicago, IL

Sun Jun 22 1975, 4:38 AM EDT

Att. 23,299 - Unknown

livebaseballscorecards.com

AB	32
R	9
H	10
RBI	8
BB	4
SO	11
LOB	10

Texas Rangers @ Chicago White Sox

Comiskey Park, Chicago, IL

Tue Jun 24 1975, 8:05 PM EDT

Att. 6,318 - Unknown

TOP

Batter	1	2	3	4	5	6	7	8	9	AB	R	H	RBI	BB	SO	LOB
Cesar Tovar, R (1, 8) OBP: 0.292, SLG: 0.292	5-3	WP 1B			E S 1B		4-3		2B 1B	5	1	3	0	0	0	0
Toby Harrah, R (1, 4) OBP: 0.383, SLG: 0.422	BB 1B BB	1-2 BB			F9		F7		1B BB 2B 1-3 2-H	3	2	1	1	2	0	1
Jim Fregosi, R (1, 3) OBP: 0.333, SLG: 0.375	1B 1-2 FC1-2-5 BB	1-3			E5 1-3		BB 1B		K	2	0	0	0	2	0	3
Jim Spencer, L (9, PH) OBP: 0.324, SLG: 0.467										1	0	0	0	0	1	2
Jeff Burroughs, R (1, 9) OBP: 0.297, SLG: 0.426	FC1-2-5 1B 1-3 2-H 1B		5-3		K		1-2 1B		K	5	1	2	1	0	2	4
Mike Hargrove, L (1, 7) OBP: 0.431, SLG: 0.490	FC1-2-5 1B 1-2 3-H		4-3		K		F7		BB 1B BB	4	0	0	0	1	1	6
Tom Grieve, R (1, 10) OBP: 0.301, SLG: 0.491	1-2 2-H 1B		5-3			6-3 2B		6-3	BB 1-2 2-3 3-H 1B	5	0	3	2	0	0	0
Roy Smalley, S (1, 6) OBP: 0.315, SLG: 0.364	F7			6-3	K			F4	1-2 2-3 3-H BB	4	0	0	1	1	1	3
Leo Cardenas, R (1, 5) OBP: 0.323, SLG: 0.327		4-3		F8	6-3 2-3			F9	F7	4	0	0	0	0	0	1
Mike Cubbage, L (9, PH) OBP: 0.286, SLG: 0.333										1	0	0	0	0	0	3
Jim Sundberg, R (1, 2) OBP: 0.292, SLG: 0.311		F6		F4	1-3				E3 2B	4	1	0	0	0	0	1
Inning Stats	R: 2 E: 0 K: 0 S: 5 H: 2 LOB: 2 BB: 2 P: 13	R: 0 E: 0 K: 0 S: 4 H: 1 LOB: 2 BB: 1 P: 8	R: 0 E: 0 K: 0 S: 3 H: 0 LOB: 0 BB: 0 P: 3	R: 0 E: 0 K: 0 S: 3 H: 0 LOB: 0 BB: 0 P: 3	R: 0 E: 1 K: 2 S: 9 H: 1 LOB: 2 BB: 0 P: 9	R: 0 E: 0 K: 1 S: 6 H: 1 LOB: 1 BB: 0 P: 6	R: 0 E: 0 K: 0 S: 4 H: 1 LOB: 2 BB: 1 P: 8	R: 0 E: 0 K: 0 S: 3 H: 0 LOB: 0 BB: 0 P: 3	R: 3 E: 1 K: 2 S: 11 H: 3 LOB: 3 BB: 2 P: 19	1B: 7 2B: 2 3B: 0 HR: 0 SF: 0 SAC: 0 DP: 0 HBP: 0							

livebaseballscorecards.com

AB	38
R	5
H	9
RBI	5
BB	6
SO	5
LOB	24

WP: 1 PB: 0 SB: 1 CS: 0 PA: 44

PITCHER	IP	WLS	BF	H	R	ER	SO	BB	IBB	HBP	BLK	WP	HR	S	P	ERA	WHIP
Claude Osteen, L (1, 1) ERA: 4.06	8.0	W	38	8	5	2	3	4	0	0	0	1	0	40	56	2.25	1.500
Rich Gossage, R (9, 1) ERA: 1.76	1.0	S	6	1	0	0	2	2	0	0	0	0	0	8	16	0.00	3.000

PITCHER	IP	WLS	BF	H	R	ER	SO	BB	IBB	HBP	BLK	WP	HR	S	P	ERA	WHIP

Batter	1	2	3	4	5	6	7	8	9	AB	R	H	RBI	BB	SO	LOB
Pat Kelly, L (1, 9) OBP: 0.356, SLG: 0.403	HR 1B		1B 2B	4-3		F9 2-3		BB 1-2		3	2	2	0	0	0	0
Bob Coluccio, R (6, PH) (7, 9) OBP: 0.323, SLG: 0.358										1	0	0	0	1	0	2
Jorge Orta, L (1, 4) OBP: 0.348, SLG: 0.419	HR 1-H		1B 2-H		1-3	SF8 3-H		F8 1-2 2-3		4	2	2	4	0	0	2
Carlos May, L (1, 3) OBP: 0.383, SLG: 0.422	6-3		F4 1-3		2B	F7 1-2		F7		5	1	1	0	0	0	4
Deron Johnson, R (1, 10) OBP: 0.301, SLG: 0.439	2B 1-3		K		1B 4-3 2-H	2B	F2			4	1	2	1	0	1	1
Ken Henderson, S (1, 8) OBP: 0.347, SLG: 0.360	1-3 2-3		BB 1B		4-3 2-3		6-3			3	0	0	0	1	0	2
Bill Melton, R (1, 5) OBP: 0.344, SLG: 0.340	F5		1B 1-3 3-H		1B 3-H		PB 1B			4	0	3	2	0	0	1
Nyls Nyman, L (1, 7) OBP: 0.210, SLG: 0.224			L6-3 1B	6-3	4-3		1-3 1-2			4	0	1	0	0	0	4
Bucky Dent, R (1, 6) OBP: 0.327, SLG: 0.381			L6-3 1-2	5-3		E5 F9 1B SF8		6-3		4	1	0	0	0	0	1
Brian Downing, R (1, 2) OBP: 0.360, SLG: 0.340			F8	F8		S 1-2 1B		F8 BB 1B		4	0	2	0	0	0	0
Inning Stats	R: 2 E: 0 K: 0 S: 6 H: 3 LOB: 1 BB: 0 P: 6		R: 2 E: 0 K: 1 S: 8 H: 3 LOB: 2 BB: 1 P: 12	R: 0 E: 0 K: 0 S: 3 H: 0 LOB: 0 BB: 0 P: 3	R: 2 E: 0 K: 0 S: 6 H: 3 LOB: 1 BB: 0 P: 6	R: 1 E: 1 K: 0 S: 5 H: 1 LOB: 1 BB: 0 P: 5	R: 0 E: 0 K: 0 S: 4 H: 1 LOB: 1 BB: 0 P: 4	R: 0 E: 0 K: 0 S: 4 H: 1 LOB: 2 BB: 1 P: 8		1B: 8 2B: 5 3B: 0 HR: 1 SF: 1 SAC: 0 DP: 1 HBP: 0						

PITCHER		IP	WLS	BF	H	R	ER	SO	BB	IBB	HBP	BLK	WP	HR	S	P	ERA	WHIP
Gaylord Perry, R ERA: 4.38	(1, 1)	5.0	L	25	10	6	6	1	1	0	0	0	0	1	26	30	10.80	2.200
Mike Kekich, L ERA: 4.32	(6, 1)	3.0		14	3	1	0	0	1	0	0	0	0	0	13	17	0.00	1.333

PITCHER	IP	WLS	BF	H	R	ER	SO	BB	IBB	HBP	BLK	WP	HR	S	P	ERA	WHIP

BOTTOM

Texas Rangers @ Chicago White Sox

Comiskey Park, Chicago, IL

Tue Jun 24 1975, 8:05 PM EDT

Att. 6,318 - Unknown

livebaseballscorecards.com

AB	36
R	7
H	13
RBI	7
BB	2
SO	1
LOB	17

Texas Rangers @ Chicago White Sox

Comiskey Park, Chicago, IL

Wed Jun 25 1975, 8:05 PM EDT

Att. 6,590 - Unknown

TOP

livebaseballscorecards.com

Batter	1	2	3	4	5	6	7	8	9	AB	R	H	RBI	BB	SO	LOB
Cesar Tovar, R (1, 10) OBP: 0.292, SLG: 0.291	4-3		F4			F8		5-3 1B 1-2		4	0	1	0	0	0	0
Leo Cardenas, R (1, 5) OBP: 0.338, SLG: 0.345	FC6-4 1B		F9			2B 1B		F8		3	0	2	0	0	0	0
Mike Cubbage, L (8, PH) OBP: 0.273, SLG: 0.316										1	0	0	0	0	0	2
(8, 4)																
Tom Grieve, R (1, 8) OBP: 0.308, SLG: 0.500	FC6-4 1-2f			K		1-3 2B		5-3 1-2 2-H 1B		4	0	2	1	0	1	1
Jeff Burroughs, R (1, 9) OBP: 0.293, SLG: 0.420	F9			F8		F8		5-3 1-2 2-3		4	0	0	0	0	0	5
Jim Fregosi, R (1, 3) OBP: 0.344, SLG: 0.398		6-3 SF7 2B		F8			G3-6-3 1B	BB		3	1	2	0	0	0	0
Jim Spencer, L (8, PH) OBP: 0.324, SLG: 0.467										0	0	0	0	0	0	0
Ron Pruitt, R (8, PH)										0	0	0	0	1	0	0
(8, 7)																
Mike Hargrove, L (1, 7) OBP: 0.428, SLG: 0.486		6-3 2-3			F8		G3-6-3 1-2 1B	F8		4	0	1	0	0	0	4
(8, 3)																
Lenny Randle, S (1, 4) OBP: 0.332, SLG: 0.348		SF7 3-H			4-3		G3-6-3 1-2f 2-3		F8	3	0	0	1	0	0	2
(8, 5)																
Roy Smalley, S (1, 6) OBP: 0.307, SLG: 0.353		K			K		F8		F3	4	0	0	0	0	2	1
Jim Sundberg, R (1, 2) OBP: 0.291, SLG: 0.310			F4			6-3		1B 1B 1B	1-3	4	1	1	0	0	0	0

	AB	34
	R	2
	H	9
	RBI	2
	BB	1
	SO	3
	LOB	15

Inning Stats	1	2	3	4	5	6	7	8	9
	R: 0 H: 1 E: 0 LOB: 1 K: 0 BB: 0 S: 4 P: 4	R: 1 H: 1 E: 0 LOB: 0 K: 1 BB: 0 S: 6 P: 6	R: 0 H: 0 E: 0 LOB: 0 K: 0 BB: 0 S: 3 P: 3	R: 0 H: 0 E: 0 LOB: 0 K: 1 BB: 0 S: 5 P: 5	R: 0 H: 0 E: 0 LOB: 0 K: 1 BB: 0 S: 5 P: 5	R: 0 H: 2 E: 0 LOB: 2 K: 0 BB: 0 S: 5 P: 5	R: 0 H: 2 E: 0 LOB: 1 K: 0 BB: 0 S: 4 P: 4	R: 1 H: 3 E: 0 LOB: 3 K: 0 BB: 1 S: 6 P: 10	R: 0 H: 0 E: 0 LOB: 0 K: 0 BB: 0 S: 3 P: 3

1B: 7 SF: 1
2B: 2 SAC: 0
3B: 0 DP: 1
HR: 0 HBP: 0

WP: 0 PA: 36
PB: 0
SB: 0
CS: 0

PITCHER		IP	WLS	BF	H	R	ER	SO	BB	IBB	HBP	BLK	WP	HR	S	P	ERA	WHIP
Jim Kaat, L ERA: 2.89	(1, 1)	7.0	W	28	8	2	2	3	0	0	0	0	0	0	34	34	2.57	1.143
Cecil Upshaw, R ERA: 3.97	(8, 1)	0.2		3	1	0	0	0	0	0	0	0	0	0	3	3	0.00	1.500
Dave Hamilton, L ERA: 4.19	(8, 1)	1.1	S	5	0	0	0	0	1	0	0	0	0	0	4	8	0.00	0.750

PITCHER		IP	WLS	BF	H	R	ER	SO	BB	IBB	HBP	BLK	WP	HR	S	P	ERA	WHIP

Batter	1	2	3	4	5	6	7	8	9	AB	R	H	RBI	BB	SO	LOB
Pat Kelly, L (1, 9) OBP: 0.354, SLG: 0.405	6-3		K		FC 2B 1-3		E8 3B 2B 2-H	4-3		4	1	1	1	0	1	1
Bob Coluccio, R (8, 9) OBP: 0.321, SLG: 0.355										1	0	0	0	0	0	1
Jorge Orta, L (1, 4) OBP: 0.353, SLG: 0.433	1B SF4 BB		K		1-3 2B 3-H		1B 3B 3-H			3	2	2	2	1	1	0
Carlos May, L (1, 3) OBP: 0.385, SLG: 0.421	1-3 1B		F7		F7		S 1B IBB			3	0	1	0	1	0	1
Deron Johnson, R (1, 10) OBP: 0.304, SLG: 0.439	SF4 3-H			HBP		F9	1-2 1B 3-H			2	0	1	2	0	0	0
Lee Richard, R (7, PR) OBP: 0.385, SLG: 0.273										0	0	0	0	0	0	0
Ken Henderson, S (1, 8) OBP: 0.345, SLG: 0.355	F7			K		BB	F6 2-3			3	0	0	0	1	1	4
Bill Melton, R (1, 5) OBP: 0.339, SLG: 0.333		F4		K		F8	L4			4	0	0	0	0	1	4
Nyls Nyman, L (1, 7) OBP: 0.211, SLG: 0.239		3B		K		1-3		G3		4	0	1	0	0	1	2
Bucky Dent, R (1, 6) OBP: 0.326, SLG: 0.378		6-3			F7		SH2-4 E 1B	3-1		4	1	1	0	0	0	1
Brian Downing, R (1, 2) OBP: 0.364, SLG: 0.345		5-3			E FC 2B 1B		SH2-4 1-2	1B		3	1	2	0	0	0	1
Inning Stats	R: 1 E: 0 K: 0 S: 4 H: 1 LOB: 1 BB: 1 P: 8	R: 0 E: 0 K: 0 S: 4 H: 1 LOB: 1 BB: 0 P: 4	R: 0 E: 0 K: 2 S: 7 H: 0 LOB: 0 BB: 0 P: 7	R: 0 E: 0 K: 3 S: 9 H: 0 LOB: 1 BB: 0 P: 10	R: 1 E: 1 K: 0 S: 5 H: 2 LOB: 1 BB: 0 P: 5	R: 0 E: 0 K: 0 S: 3 H: 0 LOB: 1 BB: 1 P: 7	R: 3 E: 1 K: 0 S: 7 H: 4 LOB: 2 BB: 1 P: 11	R: 0 E: 0 K: 0 S: 4 H: 1 LOB: 1 BB: 0 P: 4		1B: 5 2B: 2 3B: 2 HR: 0	SF: 1 SAC: 1 DP: 0 HBP: 1						

PITCHER		IP	WLS	BF	H	R	ER	SO	BB	IBB	HBP	BLK	WP	HR	S	P	ERA	WHIP
Mike Bacsik, R ERA: 2.65	(1, 1)	6.1	L	30	7	5	4	5	2	1	1	0	0	0	36	49	5.68	1.421
Steve Foucault, R ERA: 4.26	(7, 1)	1.2		7	2	0	0	0	0	0	0	0	0	0	7	7	0.00	1.200

PITCHER	IP	WLS	BF	H	R	ER	SO	BB	IBB	HBP	BLK	WP	HR	S	P	ERA	WHIP

BOTTOM

Texas Rangers @ Chicago White Sox

Comiskey Park, Chicago, IL

Wed Jun 25 1975, 8:05 PM EDT

Att. 6,590 - Unknown

livebaseballscorecards.com

AB	31
R	5
H	9
RBI	5
BB	3
SO	5
LOB	15

1B: 5 2B: 2 3B: 2 HR: 0 SF: 1 SAC: 1 DP: 0 HBP: 1

WP: 0 PB: 0 SB: 1 CS: 0 PA: 37

Texas Rangers @ Chicago White Sox

Comiskey Park, Chicago, IL

Thu Jun 26 1975, 4:33 AM EDT

Att. 7,681 - Unknown

TOP

livebaseballscorecards.com

Batter	1	2	3	4	5	6	7	8	9	AB	R	H	RBI	BB	SO	LOB
Cesar Tovar, R (1, 8) OBP: 0.287, SLG: 0.286	L1			5-3	L9		F9		FC4-6 1-2f	5	0	0	0	0	0	6
Jim Fregosi, R (1, 3) OBP: 0.344, SLG: 0.395	5-3			1B		F7		L9		3	0	1	0	0	0	0
Jim Spencer, L (8, PH) (8, 3) OBP: 0.323, SLG: 0.465										1	0	0	0	0	0	0
Jeff Burroughs, R (1, 10) OBP: 0.289, SLG: 0.414	F9			K		K		K		4	0	0	0	0	3	1
Tom Grieve, R (1, 9) OBP: 0.298, SLG: 0.482		6-3		F9		5-3		K		4	0	0	0	0	1	1
Mike Hargrove, L (1, 7) OBP: 0.429, SLG: 0.500		F6			G3		HR		3-1 4-3 1B 1B	4	2	2	1	0	0	0
Lenny Randle, S (1, 4) OBP: 0.334, SLG: 0.350		CS 1B			1B 2B 1B		K		4-3 1-2	4	1	2	0	0	1	1
Leo Cardenas, R (1, 5) OBP: 0.338, SLG: 0.333		CS 1-2	6-3		F9		BB		3-1 2-3	2	0	0	0	1	0	1
Mike Cubbage, L (9, PH) OBP: 0.261, SLG: 0.300										1	0	0	0	0	0	1
Roy Smalley, S (1, 6) OBP: 0.312, SLG: 0.353			K		2B 1-2 1B		F5		1B BB	3	0	1	0	1	1	1
Jim Sundberg, R (1, 2) OBP: 0.296, SLG: 0.316			5-3		1-3 2-H 2B		1-2 BB		FC4-6 1-2 3-H 1B	2	0	1	1	1	0	0
Roy Howell, L (9, PH) OBP: 0.271, SLG: 0.305										1	0	1	1	0	0	0

	AB	R	H	RBI	BB	SO	LOB
	34	3	8	3	3	6	12

Inning Stats	1	2	3	4	5	6	7	8	9	1B: 6	SF: 0	WP: 0	PA: 38
R:	0	0	0	0	1	0	1	0	1	2B: 1	SAC: 0	PB: 0	
E:	0	0	0	0	0	0	0	0	0	3B: 0	DP: 0	SB: 0	
K:	0	0	1	1	0	1	1	2	0	HR: 1	HBP: 0	CS: 1	
S:	3	3	5	6	6	5	6	7	5				
H:	0	1	0	1	3	0	1	0	2				
LOB:	0	0	0	1	2	0	2	0	2				
BB:	0	0	0	0	0	0	2	0	1				
P:	3	3	5	6	6	5	14	7	9				

PITCHER		IP	WLS	BF	H	R	ER	SO	BB	IBB	HBP	BLK	WP	HR	S	P	ERA	WHIP
Wilbur Wood, L ERA: 5.08	(1, 1)	6.1	W	25	6	2	2	4	1	0	0	0	0	1	32	36	2.84	1.105
Rich Gossage, R ERA: 1.82	(7, 1)	2.2	S	12	2	1	1	2	2	0	0	0	0	0	14	22	3.38	1.500

PITCHER		IP	WLS	BF	H	R	ER	SO	BB	IBB	HBP	BLK	WP	HR	S	P	ERA	WHIP

Texas Rangers @ Chicago White Sox

Comiskey Park, Chicago, IL

Thu Jun 26 1975, 4:33 AM EDT

Att. 7,681 - Unknown

livebaseballscorecards.com

Batter	1	2	3	4	5	6	7	8	9	AB	R	H	RBI	BB	SO	LOB
Pat Kelly, L (1, 9) OBP: 0.347, SLG: 0.397	3-1	F7			F8			F4		4	0	0	0	0	0	1
Jorge Orta, L (1, 4) OBP: 0.355, SLG: 0.438	E6 1B		F8 1B 2B		4-3			S 1B 1B		4	3	2	0	0	0	0
Carlos May, L (1, 3) OBP: 0.386, SLG: 0.423	2-H 1B		F8 2-3		4-3			1B 1B HR 1-H 1B		4	1	2	2	0	0	1
Deron Johnson, R (1, 10) OBP: 0.307, SLG: 0.440 Lee Richard, R (8, PR) OBP: 0.385, SLG: 0.273	K		G3-6 3-H 1B			K		1B HR 1-2 1B		4 0	0 1	2 0	1 0	0 0	2 0	1 0
Ken Henderson, S (1, 8) OBP: 0.344, SLG: 0.354	G3		G3-6 1-2f			F2		HR 1-2 2-3 1B		4	1	1	0	0	0	2
Bill Melton, R (1, 5) OBP: 0.337, SLG: 0.345		F7		6-3		5-3		HR 1-H 2-H 3-H		4	1	1	4	0	0	0
Nyls Nyman, L (1, 7) OBP: 0.215, SLG: 0.237 Bob Coluccio, R (6, 7) OBP: 0.317, SLG: 0.350		BBBB S 2B BB		G3			F6	F8		1 2	1 0	0 0	0 0	1 0	0 0	0 1
Bucky Dent, R (1, 6) OBP: 0.325, SLG: 0.376		F3 1-2		1B			F7	6-3		4	0	1	0	0	0	2
Brian Downing, R (1, 2) OBP: 0.363, SLG: 0.350		2-H 2B		1-3			5-3			3	0	1	1	0	0	1
Inning Stats	R: 1 H: 1 E: 1 LOB: 1 K: 1 BB: 0 S: 7 P: 7	R: 1 H: 1 E: 0 LOB: 1 K: 0 BB: 1 S: 4 P: 8	R: 1 H: 2 E: 0 LOB: 0 K: 0 BB: 0 S: 4 P: 4	R: 0 H: 1 E: 0 LOB: 1 K: 0 BB: 0 S: 4 P: 4	R: 0 H: 0 E: 0 LOB: 0 K: 0 BB: 0 S: 3 P: 3	R: 0 H: 0 E: 0 LOB: 0 K: 1 BB: 0 S: 5 P: 5	R: 0 H: 0 E: 0 LOB: 0 K: 0 BB: 0 S: 3 P: 3	R: 5 H: 5 E: 0 LOB: 1 K: 0 BB: 0 S: 8 P: 8		1B: 7 SF: 0 2B: 2 SAC: 0 3B: 0 DP: 1 HR: 1 HBP: 0						WP: 0 PA: 35 PB: 0 SB: 2 CS: 0

PITCHER	IP	WLS	BF	H	R	ER	SO	BB	IBB	HBP	BLK	WP	HR	S	P	ERA	WHIP
Fergie Jenkins, R (1, 1) ERA: 4.39	8.0	L	35	10	8	7	2	1	0	0	0	0	1	38	42	7.88	1.375

PITCHER	IP	WLS	BF	H	R	ER	SO	BB	IBB	HBP	BLK	WP	HR	S	P	ERA	WHIP

AB	34
R	8
H	10
RBI	8
BB	1
SO	2
LOB	9

Batter	1	2	3	4	5	6	7	8	9	AB	R	H	RBI	BB	SO	LOB
Vada Pinson, L (1, 8) OBP: 0.262, SLG: 0.387	F7		G4-3 1-2f		FC4-6 E 1-2f 2B		4-3 1-2		L9	5	1	0	0	0	0	3
Jim Wohlford, R (1, 9) OBP: 0.362, SLG: 0.346	6-3		HBP BB		2B 1-2 BB		3B BB		6-3	2	1	0	0	3	0	0
George Brett, L (1, 5) OBP: 0.341, SLG: 0.418	2B		1-2 HBP		F7		L9 2-3		K	4	0	1	0	0	1	4
Hal McRae, R (1, 7) OBP: 0.374, SLG: 0.439	K		F9		1-3 2-H 2B		1-H 3-H 3B			4	0	2	3	0	1	3
Tony Solaita, L (1, 3) OBP: 0.373, SLG: 0.546		CS 1B		P6	K		K			4	0	1	0	0	2	3
John Mayberry, L (1, 10) OBP: 0.362, SLG: 0.373		1-2 BB		FC6-4 1B		K		P4		3	0	1	0	1	1	0
Cookie Rojas, R (1, 4) OBP: 0.315, SLG: 0.332		L9		FC6-4 1-2f		L3		6-3		4	0	0	0	0	0	2
Fran Healy, R (1, 2) OBP: 0.299, SLG: 0.349		F9		F9		5-3		2B		4	0	1	0	0	0	2
Freddie Patek, R (1, 6) OBP: 0.302, SLG: 0.287			G4-3 1B		FC4-6 BB		L9 4-3 3B BB	K		2	1	1	0	2	1	1
Inning Stats	R: 0 E: 0 K: 1 S: 6 H: 1 LOB: 1 BB: 0 P: 6	R: 0 E: 0 K: 0 S: 3 H: 1 LOB: 1 BB: 1 P: 7	R: 0 E: 0 K: 0 S: 3 H: 1 LOB: 2 BB: 1 P: 8	R: 0 E: 0 K: 0 S: 4 H: 1 LOB: 1 BB: 0 P: 4	R: 1 E: 1 K: 1 S: 6 H: 1 LOB: 2 BB: 2 P: 14	R: 0 E: 0 K: 1 S: 5 H: 0 LOB: 0 BB: 0 P: 5	R: 2 E: 0 K: 1 S: 6 H: 1 LOB: 1 BB: 2 P: 14	R: 0 E: 0 K: 1 S: 6 H: 1 LOB: 1 BB: 0 P: 6	R: 0 E: 0 K: 1 S: 5 H: 0 LOB: 0 BB: 0 P: 5	1B: 3 2B: 3 3B: 1 HR: 0 SF: 0 SAC: 0 DP: 1 HBP: 1						

PITCHER	IP	WLS	BF	H	R	ER	SO	BB	IBB	HBP	BLK	WP	HR	S	P	ERA	WHIP
Jesse Jefferson, R (1, 1) ERA: 2.7	6.2		31	6	3	3	3	6	0	1	0	0	0	30	55	4.05	1.800
Dave Hamilton, L (7, 1) ERA: 3.97	2.1	W	8	1	0	0	3	0	0	0	0	0	0	14	14	0.00	0.429

PITCHER	IP	WLS	BF	H	R	ER	SO	BB	IBB	HBP	BLK	WP	HR	S	P	ERA	WHIP

TOP

Kansas City Royals @ Chicago White Sox

Comiskey Park, Chicago, IL

Fri Jun 27 1975, 8:05 PM EDT
Att. 12,191 - Unknown - 76 F

livebaseballscorecards.com

AB	32
R	3
H	7
RBI	3
BB	6
SO	6
LOB	18

PA: 39

WP: 0
PB: 0
SB: 0
CS: 1

BOTTOM

Kansas City Royals @ Chicago White Sox

Comiskey Park, Chicago, IL

Fri Jun 27 1975, 8:05 PM EDT

Att. 12,191 - Unknown - 76 F

Batter	1	2	3	4	5	6	7	8	9	AB	R	H	RBI	BB	SO	LOB
Pat Kelly, L (1, 9) OBP: 0.350, SLG: 0.409	2B		5-3			1-3		3B 2B	E1 1-2 2-H	4	1	2	0	0	0	1
Bill Stein, R (9, PH) OBP: 0.347, SLG: 0.362										1	0	0	0	0	0	1
Jorge Orta, L (1, 4) OBP: 0.360, SLG: 0.440	1B 1B			F9 1B		4-3		BBBB 3B BB		3	1	2	0	1	0	1
Carlos May, L (1, 3) OBP: 0.391, SLG: 0.436	G6-4-3 1-3 1B			F5			BB 1B	1-H 2-H 3B		4	0	3	2	0	0	1
Deron Johnson, R (1, 10) OBP: 0.302, SLG: 0.432	G6-4-3 1-2f			F9 1-2			SSS K	6-3		4	0	0	0	0	1	5
Ken Henderson, S (1, 8) OBP: 0.346, SLG: 0.353		G3			F8		BBBB 1-2 BB		1B SF7 1B	3	0	1	0	1	0	0
Lee Richard, R (9, PR) OBP: 0.385, SLG: 0.273										0	1	0	0	0	0	0
Bill Melton, R (1, 5) OBP: 0.332, SLG: 0.339		SSS K			6-3		P5		P6	4	0	0	0	0	1	3
Bob Coluccio, R (1, 7) OBP: 0.315, SLG: 0.347		F9			F8		SSS K		S E 1-3 1B	4	1	1	0	0	1	2
Bucky Dent, R (1, 6) OBP: 0.324, SLG: 0.380			5-3			6-3 2B		P3	SF7 3-H	3	0	1	1	0	0	0
Brian Downing, R (1, 2) OBP: 0.361, SLG: 0.345			6-3			6-3 2-3		1-3	E IBB 1-2	3	0	0	0	1	0	1

livebaseballscorecards.com

AB	33
R	4
H	10
RBI	3
BB	3
SO	3
LOB	15

Inning Stats	1	2	3	4	5	6	7	8	9
	R: 0 E: 0 K: 0 S: 4	H: 3 LOB: 1 BB: 0 P: 4	R: 0 E: 0 K: 1 S: 5	H: 0 LOB: 0 BB: 0 P: 5	R: 0 E: 0 K: 0 S: 3	H: 0 LOB: 0 BB: 0 P: 3	R: 0 E: 0 K: 0 S: 3	H: 1 LOB: 0 BB: 0 P: 3	R: 0 E: 0 K: 0 S: 3	H: 0 LOB: 0 BB: 0 P: 3
	R: 0 E: 0 K: 0 S: 4	H: 1 LOB: 1 BB: 0 P: 4	R: 0 E: 0 K: 2 S: 8	H: 1 LOB: 2 BB: 1 P: 12	R: 2 E: 0 K: 0 S: 5	H: 2 LOB: 1 BB: 1 P: 9	R: 2 E: 1 K: 0 S: 5	H: 2 LOB: 2 BB: 1 P: 9	1B: 6 2B: 3 3B: 1 HR: 0	SF: 1 SAC: 0 DP: 1 HBP: 0	WP: 0 PB: 0 SB: 1 CS: 0	PA: 37

PITCHER		IP	WLS	BF	H	R	ER	SO	BB	IBB	HBP	BLK	WP	HR	S	P	ERA	WHIP
Al Fitzmorris, R ERA: 3.57	(1, 1)	6.0		20	5	0	0	1	0	0	0	0	0	0	22	22	0.00	0.833
Doug Bird, R ERA: 3.55	(7, 1)	2.2	L	16	5	4	3	2	2	1	0	0	0	0	17	29	10.12	2.625
Steve Mingori, L ERA: 2.63	(9, 1)	0.0		1	0	0	0	0	0	0	0	0	0	0	1	1	∞	∞

PITCHER	IP	WLS	BF	H	R	ER	SO	BB	IBB	HBP	BLK	WP	HR	S	P	ERA	WHIP

Batter	1	2	3	4	5	6	7	8	9	AB	R	H	RBI	BB	SO	LOB
Jim Wohlford, R (1, 9) OBP: 0.360, SLG: 0.343	G4-6-3 1B		4-3			L7		6-3		4	0	1	0	0	0	0
George Brett, L (1, 5) OBP: 0.337, SLG: 0.412	K		L8			4-3		F7		4	0	0	0	0	1	1
Hal McRae, R (1, 7) OBP: 0.373, SLG: 0.436	G4-6-3 1-2f		1-3			1B			5-3	4	0	1	0	0	0	1
Harmon Killebrew, R (1, 10) OBP: 0.322, SLG: 0.401		BBBB 2B 1B BB		6-3		P4			F8	3	1	0	0	1	0	1
John Mayberry, L (1, 3) OBP: 0.367, SLG: 0.395		1-3 1B 2B		G1-6-3 1B			SSS K		HR	4	2	3	1	0	1	0
Cookie Rojas, R (1, 4) OBP: 0.309, SLG: 0.325		6-3		G1-6-3 1-2f			L5		1-4-3	4	0	0	0	0	0	3
Al Cowens, R (1, 8) OBP: 0.304, SLG: 0.338		4-3			F8		BBBB BB			2	0	0	0	1	0	2
Fran Healy, R (1, 2) OBP: 0.300, SLG: 0.348		2-H 3-H 1B			L9		L8			3	0	1	2	0	0	1
Freddie Patek, R (1, 6) OBP: 0.298, SLG: 0.283		F8			F7			G1		3	0	0	0	0	0	1
Inning Stats	R: 0 E: 0 K: 1 S: 5 H: 1 LOB: 0 BB: 0 P: 5	R: 2 E: 0 K: 0 S: 5 H: 2 LOB: 1 BB: 1 P: 9	R: 0 E: 0 K: 0 S: 3 H: 0 LOB: 0 BB: 0 P: 3	R: 0 E: 0 K: 0 S: 3 H: 1 LOB: 0 BB: 0 P: 3	R: 0 E: 0 K: 0 S: 3 H: 0 LOB: 0 BB: 0 P: 3	R: 0 E: 0 K: 0 S: 4 H: 1 LOB: 1 BB: 0 P: 4	R: 0 E: 0 K: 1 S: 5 H: 0 LOB: 1 BB: 1 P: 9	R: 0 E: 0 K: 0 S: 3 H: 0 LOB: 0 BB: 0 P: 3	R: 1 E: 0 K: 0 S: 4 H: 1 LOB: 0 BB: 0 P: 4	1B: 4 2B: 1 3B: 0 HR: 1	SF: 0 SAC: 0 DP: 2 HBP: 0						

PITCHER	IP	WLS	BF	H	R	ER	SO	BB	IBB	HBP	BLK	WP	HR	S	P	ERA	WHIP
Claude Osteen, L (1, 1) ERA: 3.97	9.0	W	33	6	3	3	2	2	0	0	0	0	1	35	43	3.00	0.889

PITCHER	IP	WLS	BF	H	R	ER	SO	BB	IBB	HBP	BLK	WP	HR	S	P	ERA	WHIP

TOP

Kansas City Royals @ Chicago White Sox

Comiskey Park, Chicago, IL

Sat Jun 28 1975, 8:05 PM EDT

Att. 14,361 - Unknown - 76 F

livebaseballscorecards.com

AB	31
R	3
H	6
RBI	3
BB	2
SO	2
LOB	10

WP: 0 PB: 0 SB: 0 CS: 0 PA: 33

Batter	1	2	3	4	5	6	7	8	9	AB	R	H	RBI	BB	SO	LOB
Pat Kelly, L (1, 9) OBP: 0.353, SLG: 0.418	K		2B 3B	G4-6-3 IBB		K				3	1	1	0	1	2	1
Jorge Orta, L (1, 4) OBP: 0.362, SLG: 0.442	1B 2B BB		SH1-3 2B 3-H	G4-6-3 1-2f		K				3	1	1	1	1	1	4
Bucky Dent, R (1, 6) OBP: 0.327, SLG: 0.381	2B SF7 1B 1-3		SH1-3 2-3		1B SF9 BB		K			2	2	1	0	1	1	0
Deron Johnson, R (1, 3) OBP: 0.306, SLG: 0.438	2B 1-3 3-H		P4		1B 1-3		5-3			4	0	2	1	0	0	1
Ken Henderson, S (1, 8) OBP: 0.341, SLG: 0.351	SF7 3-H		F7		SF9 3-H		L8			2	0	0	2	0	0	1
Bill Melton, R (1, 5) OBP: 0.335, SLG: 0.339	F9			1B 1B	K			FC6-4 BB		3	1	1	0	1	1	2
Carlos May, L (1, 10) OBP: 0.389, SLG: 0.433		L7		SH1-3 1B 1-3	F7			K		4	0	1	0	0	1	2
Bob Coluccio, R (1, 7) OBP: 0.320, SLG: 0.347		4-3		SH1-3 1-2 3-H		4-3 S BB		K		3	0	1	1	1	1	1
Brian Downing, R (1, 2) OBP: 0.357, SLG: 0.340		F8		SH1-3 1-2 2-3		4-3 1-3		FC6-4 1-2f		3	0	0	0	0	0	2
Inning Stats	R: 2 H: 2 E: 0 LOB: 1 K: 1 BB: 1 S: 7 P: 11	R: 0 H: 0 E: 0 LOB: 0 K: 0 BB: 0 S: 3 P: 3	R: 1 H: 2 E: 0 LOB: 1 K: 0 BB: 0 S: 5 P: 5	R: 1 H: 3 E: 0 LOB: 2 K: 0 BB: 1 S: 5 P: 9	R: 1 H: 1 E: 0 LOB: 1 K: 1 BB: 1 S: 6 P: 10	R: 0 H: 0 E: 0 LOB: 1 K: 2 BB: 1 S: 7 P: 11	R: 0 H: 0 E: 0 LOB: 0 K: 1 BB: 0 S: 5 P: 5	R: 0 H: 0 E: 0 LOB: 1 K: 2 BB: 1 S: 7 P: 11		1B: 5 SF: 2 2B: 2 SAC: 2 3B: 1 DP: 1 HR: 0 HBP: 0						

PITCHER		IP	WLS	BF	H	R	ER	SO	BB	IBB	HBP	BLK	WP	HR	S	P	ERA	WHIP
Dennis Leonard, R ERA: 4.26	(1, 1)	3.1	L	19	7	4	4	1	1	1	0	0	0	0	19	27	10.80	2.400
Lindy McDaniel, R ERA: 4.03	(4, 1)	4.2		17	1	1	1	6	3	0	0	0	0	0	26	38	1.93	0.857

PITCHER	IP	WLS	BF	H	R	ER	SO	BB	IBB	HBP	BLK	WP	HR	S	P	ERA	WHIP

BOTTOM

Kansas City Royals @ Chicago White Sox

Comiskey Park, Chicago, IL

Sat Jun 28 1975, 8:05 PM EDT
Att. 14,361 - Unknown - 76 F

livebaseballscorecards.com

AB	27
R	5
H	8
RBI	5
BB	5
SO	7
LOB	14

Batter	1	2	3	4	5	6	7	8	9	AB	R	H	RBI	BB	SO	LOB
Jim Wohlford, R (1, 9) (7, 7) OBP: 0.358, SLG: 0.337	x 0-0 ① 5-3		x 0-0 ② 6-3			x 0-0 ① F9	B B B B 4-0 1-2 2-3 BB			3	0	0	0	1	0	1
Frank White, R (1, 4) OBP: 0.243, SLG: 0.337	S S S 0-3 ② K		x 0-0 ③ F8			x 0-0 ② F8	x 0-0 ③ F7			3	0	0	0	0	1	1
Tony Solaita, L (7, PH) OBP: 0.369, SLG: 0.541										1	0	0	0	0	0	3
Vada Pinson, L (7, 9) OBP: 0.262, SLG: 0.387										0	0	0	0	0	0	0
George Brett, L (1, 5) (7, 6) OBP: 0.335, SLG: 0.410	x 0-0 ③ F5			S S S 0-3 ① K		x 0-0 1B		S S S 0-3 ① K		4	0	1	0	0	2	0
Hal McRae, R (1, 7) (7, 5) OBP: 0.368, SLG: 0.430		x 0-0 ① F9		x 0-0 ② 6-3		x 0-0 ③ F8		x 0-0 ② F8		4	0	0	0	0	0	1
John Mayberry, L (1, 3) OBP: 0.369, SLG: 0.398		x 0-0 2B		B B B B 4-0 BB			x 0-0 ① 6-3	S S S 0-3 ③ K		3	0	1	0	1	1	0
Fran Healy, R (1, 10) OBP: 0.292, SLG: 0.338		S S S 0-3 ② K		x 0-0 ③ 5-3			x 0-0 ② 6-3		x 0-0 ① L6	4	0	0	0	0	1	2
Al Cowens, R (1, 8) OBP: 0.301, SLG: 0.333		x 0-0 ③ 5-3			x 0-0 ① F8		x 0-0 BB 1B 1B		x 0-0 ② 5-3	4	1	1	0	0	0	1
Buck Martinez, R (1, 2) OBP: 0.342, SLG: 0.365			B B B B 4-0 SH5-3 BB		x 0-0 ② 6-3		B B B B 4-0 BB 1B 1-2 BB		x 0-0 ③ 6-3	2	0	0	0	2	0	0
Freddie Patek, R (1, 6) OBP: 0.297, SLG: 0.282			x 0-0 ① SH5-3 1-2		x 0-0 ③ 6-3		x 0-0 BB 1-2 2-H 1B			1	0	0	0	0	0	0
Harmon Killebrew, R (7, PH) OBP: 0.325, SLG: 0.404										1	0	1	1	0	0	0
Cookie Rojas, R (7, PR) (7, 4) OBP: 0.309, SLG: 0.325										0	0	0	0	0	0	0
Inning Stats	R: 0 E: 0 K: 1 S: 5 H: 0 LOB: 0 BB: 0 P: 5	R: 0 E: 0 K: 1 S: 6 H: 1 LOB: 1 BB: 0 P: 6	R: 0 E: 0 K: 0 S: 3 H: 0 LOB: 1 BB: 1 P: 7	R: 0 E: 0 K: 1 S: 5 H: 0 LOB: 1 BB: 1 P: 9	R: 0 E: 0 K: 0 S: 3 H: 0 LOB: 0 BB: 0 P: 3	R: 0 E: 0 K: 0 S: 4 H: 1 LOB: 1 BB: 0 P: 4	R: 1 E: 0 K: 0 S: 5 H: 2 LOB: 3 BB: 2 P: 13	R: 0 E: 0 K: 2 S: 7 H: 0 LOB: 0 BB: 0 P: 7	R: 0 E: 0 K: 0 S: 3 H: 0 LOB: 0 BB: 0 P: 3	1B: 3 2B: 1 3B: 0 HR: 0	SF: 0 SAC: 1 DP: 0 HBP: 0						

TOP

Kansas City Royals @ Chicago White Sox

Comiskey Park, Chicago, IL

Sun Jun 29 1975, 4:33 AM EDT

Att. 9,271 - Unknown

livebaseballscorecards.com

AB	30
R	1
H	4
RBI	1
BB	4
SO	5
LOB	9

WP: 0 PB: 0 SB: 0 CS: 0 PA: 35

PITCHER		IP	WLS	BF	H	R	ER	SO	BB	IBB	HBP	BLK	WP	HR	S	P	ERA	WHIP
Jim Kaat, L ERA: 2.82	(1, 1)	6.2	W	26	3	1	1	3	3	0	0	0	0	0	29	41	1.35	0.900
Rich Gossage, R ERA: 1.82	(7, 1)	0.0		2	1	0	0	0	1	0	0	0	0	0	1	5	∞	∞
Dave Hamilton, L ERA: 3.78	(7, 1)	2.1	S	7	0	0	0	2	0	0	0	0	0	0	11	11	0.00	0.000

PITCHER	IP	WLS	BF	H	R	ER	SO	BB	IBB	HBP	BLK	WP	HR	S	P	ERA	WHIP

Batter	1	2	3	4	5	6	7	8	9	AB	R	H	RBI	BB	SO	LOB
Bob Coluccio, R (1, 7) OBP: 0.312, SLG: 0.338	S S S 0-3 ① K	x 0-0 ③ P4		S S S 0-3 ③ K		x 0-0 ③ 5-3				4	0	0	0	0	2	2
Bucky Dent, R (1, 6) OBP: 0.333, SLG: 0.388	x 0-0 ② F8		x 0-0 HR 2B		x 0-0 BB 1B		B B B B 4-0 FC6-4 BB			3	1	2	0	1	0	0
Ken Henderson, S (1, 8) OBP: 0.340, SLG: 0.349	x 0-0 BB S 1B		x 0-0 ① 6-3		x 0-0 ① F8		x 0-0 ① FC6-4 FC9-6 1-2f			4	0	1	0	0	0	3
Deron Johnson, R (1, 3) OBP: 0.305, SLG: 0.432	B B B B 4-0 BB 1-2 BB		x 0-0 ② 5-3		x 0-0 ② F8		x 0-0 ② FC9-6 1-2f			3	0	0	0	1	0	3
Bill Melton, R (1, 5) OBP: 0.341, SLG: 0.353	B B B B 4-0 1-2 2-3 BB		x 0-0 2-H HR		B B B B 4-0 1-2 BB		x 0-0 ③ P4			2	1	1	2	2	0	1
Bill Stein, R (1, 10) OBP: 0.333, SLG: 0.347 Pat Kelly, L (8, PH) OBP: 0.351, SLG: 0.416	x 0-0 ③ L6		x 0-0 ③ 5-3		x 0-0 ③ F8			x 0-0 ① L8		3 1	0 0	0 0	0 0	0 0	0 0	5 0
Buddy Bradford, R (1, 9) OBP: 0.274, SLG: 0.345		B B B B 4-0 SH2-3 BB		x 0-0 ① L6		x 0-0 ① F9		S S S 0-3 ② K		3	0	0	0	1	1	0
Jorge Orta, L (1, 4) OBP: 0.362, SLG: 0.441		x 0-0 ① SH2-3 1-2		x 0-0 E S SH1-3 1B		S S S 0-3 ② K		x 0-0 ③ P4		3	1	1	0	0	1	0
Brian Downing, R (1, 2) OBP: 0.358, SLG: 0.338		x 0-0 ② L9		x 0-0 ② SH1-3 1-H		B B B B 4-0 BB				1	0	0	1	1	0	1
Inning Stats	R: 0 E: 0 K: 1 S: 6 H: 1 LOB: 3 BB: 2 P: 14	R: 0 E: 0 K: 0 S: 3 H: 0 LOB: 1 BB: 1 P: 7	R: 2 E: 0 K: 0 S: 5 H: 2 LOB: 0 BB: 0 P: 5	R: 1 E: 0 K: 1 S: 6 H: 1 LOB: 0 BB: 0 P: 6	R: 0 E: 0 K: 0 S: 4 H: 1 LOB: 2 BB: 1 P: 8	R: 0 E: 0 K: 1 S: 5 H: 0 LOB: 1 BB: 1 P: 9	R: 0 E: 0 K: 0 S: 3 H: 0 LOB: 1 BB: 1 P: 7	R: 0 E: 0 K: 1 S: 5 H: 0 LOB: 0 BB: 0 P: 5		1B: 3 2B: 1 3B: 0 HR: 1	SF: 0 SAC: 2 DP: 0 HBP: 0			WP: 0 PB: 0 SB: 2 CS: 0	PA: 35		

PITCHER		IP	WLS	BF	H	R	ER	SO	BB	IBB	HBP	BLK	WP	HR	S	P	ERA	WHIP
Paul Splittorff, L ERA: 4.61	(1, 1)	6.2	L	31	5	3	2	3	6	0	0	0	0	1	31	55	2.70	1.650
Doug Bird, R ERA: 3.45	(7, 1)	1.1		4	0	0	0	1	0	0	0	0	0	0	6	6	0.00	0.000

PITCHER	IP	WLS	BF	H	R	ER	SO	BB	IBB	HBP	BLK	WP	HR	S	P	ERA	WHIP

BOTTOM

Kansas City Royals @ Chicago White Sox

Comiskey Park, Chicago, IL

Sun Jun 29 1975, 4:33 AM EDT

Att. 9,271 - Unknown

livebaseballscorecards.com

AB	27
R	3
H	5
RBI	3
BB	6
SO	4
LOB	15

Batter	1	2	3	4	5	6	7	8	9	AB	R	H	RBI	BB	SO	LOB
Bert Campaneris, R (1, 6) OBP: 0.323, SLG: 0.327	F7		F7		G6-4-3 1-3 1B			1-6-3		4	0	1	0	0	0	0
Bill North, S (1, 8) OBP: 0.382, SLG: 0.308	6-3		F9		G6-4-3 1-2f			5-3		4	0	0	0	0	0	2
Sal Bando, R (1, 5) OBP: 0.326, SLG: 0.319	BB		K2-3			6-3		1B		3	0	1	0	1	1	0
Reggie Jackson, L (1, 9) OBP: 0.332, SLG: 0.507	4-3			G6-4-3 BB		4-3		G3		3	0	0	0	1	0	2
Joe Rudi, R (1, 3) OBP: 0.340, SLG: 0.472		1-3		G6-4-3 1-2f		1B			F8	4	0	1	0	0	0	1
Gene Tenace, R (1, 2) OBP: 0.423, SLG: 0.505		FC6-4 HBP		K		F8			G4-3 1B	3	0	1	0	0	1	1
Angel Mangual, R (1, 7) OBP: 0.204, SLG: 0.191		FC6-4 1B 1-2f			1B FC6-4 1B		6-3		G4-3 1-2f	4	1	1	0	0	0	2
Billy Williams, L (1, 10) OBP: 0.346, SLG: 0.383		1-3 1B			FC6-4 1-3 1B		3-1			3	0	2	0	0	0	0
Phil Garner, R (1, 4) OBP: 0.276, SLG: 0.338		5-3			FC6-4 1B 1-2f 3-H		6-3			3	0	0	1	0	0	3
Inning Stats	R: 0 E: 0 K: 0 S: 3 H: 0 LOB: 1 BB: 1 P: 7	R: 0 E: 0 K: 0 S: 4 H: 1 LOB: 2 BB: 0 P: 5	R: 0 E: 0 K: 1 S: 5 H: 0 LOB: 0 BB: 0 P: 5	R: 0 E: 0 K: 1 S: 4 H: 0 LOB: 0 BB: 1 P: 8	R: 1 E: 0 K: 0 S: 5 H: 3 LOB: 1 BB: 0 P: 5	R: 0 E: 0 K: 0 S: 4 H: 1 LOB: 1 BB: 0 P: 4	R: 0 E: 0 K: 0 S: 3 H: 0 LOB: 0 BB: 0 P: 3	R: 0 E: 0 K: 0 S: 4 H: 1 LOB: 1 BB: 0 P: 4	R: 0 E: 0 K: 0 S: 3 H: 1 LOB: 0 BB: 0 P: 3	1B: 7 2B: 0 3B: 0 HR: 0 SF: 0 SAC: 0 DP: 3 HBP: 1						

PITCHER	IP	WLS	BF	H	R	ER	SO	BB	IBB	HBP	BLK	WP	HR	S	P	ERA	WHIP
Wilbur Wood, L (1, 1) ERA: 4.8	9.0	W	34	7	1	1	2	2	0	1	0	0	0	35	44	1.00	1.000
Wilbur Wood, L (9, 1) ERA: 4.8	9.0	W	34	7	1	1	2	2	0	1	0	0	0	35	44	1.00	1.000

PITCHER	IP	WLS	BF	H	R	ER	SO	BB	IBB	HBP	BLK	WP	HR	S	P	ERA	WHIP

TOP

Oakland Athletics @ Chicago White Sox

Comiskey Park, Chicago, IL

Mon Jun 30 1975, 8:05 PM EDT

Att. 21,536 - Unknown - 79 F

livebaseballscorecards.com

AB	31
R	1
H	7
RBI	1
BB	2
SO	2
LOB	11

WP: 0 PB: 0 SB: 0 CS: 0 PA: 34

Oakland Athletics @ Chicago White Sox

Comiskey Park, Chicago, IL

Mon Jun 30 1975, 8:05 PM EDT

Att. 21,536 - Unknown - 79 F

BOTTOM

Batter	1	2	3	4	5	6	7	8	9	AB	R	H	RBI	BB	SO	LOB
Pat Kelly, L (1, 9) OBP: 0.346, SLG: 0.410	4-3	G3 1-2 2-3 3-H		5-3 1-2		IBB		5-3		3	0	0	1	0	0	3
Bob Coluccio, R (6, PH) (7, 9)										1	0	0	0	1	0	0
Wilbur Wood, R (9, 1)										0	0	0	0	0	0	0
Jorge Orta, L (1, 4) OBP: 0.357, SLG: 0.437	4-3	L8		F8		SF9 2-3 3-H				3	0	0	1	0	0	3
Carlos May, L (1, 3) OBP: 0.384, SLG: 0.426	K S S S		F9		5-3	CS 3-H	F8			4	0	0	0	0	1	0
(9, 7)																
Deron Johnson, R (1, 10) OBP: 0.308, SLG: 0.446		BB 1B 1B 1B	F8		HR		K S S			4	2	2	1	0	1	0
(9, 3)																
Ken Henderson, S (1, 8) OBP: 0.346, SLG: 0.353		1B BB 1-2 FC3-2 1B	BB		3-1		1B			3	0	2	0	1	0	0
Bill Melton, R (1, 5) OBP: 0.343, SLG: 0.353		FC3-2 1B BB 1-2 2-3 BB	K		K		1-2 1B			3	1	1	0	1	2	1
Jerry Hairston, S (1, 7) OBP: 0.350, SLG: 0.294		BB FC3-2 G3 1-2 2-3 3-H 1B		SH3 WP 2B		2B SF9 BB	4-3			3	3	2	1	1	0	2
(9, 9)																
Bucky Dent, R (1, 6) OBP: 0.330, SLG: 0.383		FC3-2 G3 BB 1-2 2-3 3-Hf		SH3 2-3		F6		6-3		3	0	0	0	0	0	4
Brian Downing, R (1, 2) OBP: 0.364, SLG: 0.345		G3 1-2 2-3 3-H BB		5-3 3-H BB		SF9 1-3 CS 2B		2-3		2	0	1	1	2	0	0
Inning Stats	R: 0 E: 0 K: 1 S: 5 H: 0 LOB: 0 BB: 0 P: 5	R: 3 E: 0 K: 0 S: 6 H: 3 LOB: 2 BB: 2 P: 14	R: 0 E: 0 K: 1 S: 5 H: 0 LOB: 1 BB: 1 P: 9	R: 1 E: 0 K: 0 S: 4 H: 1 LOB: 1 BB: 1 P: 8	R: 1 E: 0 K: 1 S: 6 H: 1 LOB: 0 BB: 0 P: 6	R: 1 E: 0 K: 0 S: 3 H: 1 LOB: 1 BB: 2 P: 11	R: 0 E: 0 K: 1 S: 7 H: 2 LOB: 2 BB: 0 P: 7	R: 0 E: 0 K: 0 S: 3 H: 0 LOB: 0 BB: 0 P: 3		1B: 5 2B: 2 3B: 0 HR: 1 SF: 1 SAC: 1 DP: 0 HBP: 0					

livebaseballscorecards.com

AB	29
R	6
H	8
RBI	5
BB	6
SO	4
LOB	13

PITCHER		IP	WLS	BF	H	R	ER	SO	BB	IBB	HBP	BLK	WP	HR	S	P	ERA	WHIP
Stan Bahnsen, R ERA: 5.79	(1, 1)	3.1	L	18	4	4	4	2	4	0	0	0	1	0	18	34	10.80	2.400
Glenn Abbott, R ERA: 4.26	(4, 1)	2.0		9	2	2	2	1	1	0	0	0	0	1	10	14	9.00	1.500
Paul Lindblad, L ERA: 2.48	(6, 1)	0.2		2	0	0	0	0	0	1	0	0	0	0	1	5	0.00	0.000
Jim Todd, R ERA: 2.04	(7, 1)	2.0		8	2	0	0	1	0	0	0	0	0	0	10	10	0.00	1.000

PITCHER	IP	WLS	BF	H	R	ER	SO	BB	IBB	HBP	BLK	WP	HR	S	P	ERA	WHIP

WP: 1 PB: 0 SB: 0 CS: 1 PA: 38

Oakland Athletics @ Chicago White Sox

Comiskey Park, Chicago, IL

Tue Jul 01 1975, 8:05 PM EDT

Att. 19,458 - Unknown - 79 F

TOP

livebaseballscorecards.com

Batter	1	2	3	4	5	6	7	8	9	AB	R	H	RBI	BB	SO	LOB
Bert Campaneris, R (1, 6) OBP: 0.328, SLG: 0.336 Angel Mangual, R (8, 7) OBP: 0.200, SLG: 0.188 (9, 9)	1B 2B	F9	BB 1B		CS	6-3		FC3-6 1B	4-3	5 1	1 0	3 0	1 1	0 0	0 0	0 1
Bill North, S (1, 8) OBP: 0.381, SLG: 0.304	K	F9	BB			4-3		FC3-6 FC5-4	BB	4	0	0	0	2	1	2
Claudell Washington, L (1, 7) OBP: 0.347, SLG: 0.425 Ted Martinez, R (8, 6) OBP: 0.194, SLG: 0.250	WP 1B		K			E4 1B		FC5-4 2B	FC5	5 1	3 0	2 0	1 0	0 0	1 0	3 2
Reggie Jackson, L (1, 9) OBP: 0.340, SLG: 0.513 Jim Holt, L (9, 7) OBP: 0.441, SLG: 0.333	WP 1B BB	K		G1-6-3 1B		1B BB		1B 2B		3 0	2 0	2 0	1 0	2 0	1 0	1 0
Joe Rudi, R (1, 3) OBP: 0.347, SLG: 0.476	6-3 1B 1B		1B SF8 BB	G1-6-3		1B		1B		4	1	3	3	1	0	1
Billy Williams, L (1, 10) OBP: 0.347, SLG: 0.383	6-3 1B		3B 1B	K		G1		F2		5	1	2	0	0	1	3
Sal Bando, R (1, 5) OBP: 0.320, SLG: 0.313	6-3		F3		F8		F5		F9	5	0	0	0	0	0	4
Phil Garner, R (1, 4) OBP: 0.283, SLG: 0.342	FC6-4 BB		SF8		CS 1B		1-3		1B 4-3 1B	3	1	2	1	1	0	0
Ray Fosse, R (1, 2) OBP: 0.138, SLG: 0.158 Don Hopkins, L (9, PR) Larry Haney, R (9, 2)	FC6-4		1B 3B		F8		1-3		FC5 4-3 1B	5 0 0	1 0 0	2 0 0	1 0 0	0 0 0	0 0 0	4 0 0
Inning Stats	R: 3 E: 0 K: 1 S: 9 H: 4 LOB: 3 BB: 2 P: 17	R: 0 E: 0 K: 1 S: 6 H: 1 LOB: 1 BB: 0 P: 6	R: 3 E: 0 K: 1 S: 8 H: 3 LOB: 2 BB: 2 P: 16	R: 0 E: 0 K: 1 S: 5 H: 1 LOB: 0 BB: 0 P: 5	R: 0 E: 0 K: 0 S: 3 H: 1 LOB: 0 BB: 0 P: 3	R: 1 E: 1 K: 0 S: 5 H: 1 LOB: 2 BB: 1 P: 9	R: 0 E: 0 K: 0 S: 3 H: 0 LOB: 0 BB: 0 P: 3	R: 2 E: 0 K: 0 S: 6 H: 3 LOB: 1 BB: 0 P: 6	R: 1 E: 0 K: 0 S: 5 H: 2 LOB: 2 BB: 1 P: 9	1B: 13 2B: 2 3B: 1 HR: 0 SF: 1 SAC: 0 DP: 1 HBP: 0						

	AB	41
	R	10
	H	16
	RBI	9
	BB	6
	SO	4
	LOB	21

WP: 3 PB: 0 SB: 2 CS: 1 PA: 49

PITCHER		IP	WLS	BF	H	R	ER	SO	BB	IBB	HBP	BLK	WP	HR	S	P	ERA	WHIP
Jesse Jefferson, R ERA: 3.98	(1, 1)	0.1	L	6	4	3	3	1	1	0	0	0	1	0	7	11	81.00	15.000
Ozzie Osborn, R ERA: 4.2	(1, 1)	0.2		3	0	0	0	0	1	0	0	0	0	0	2	6	0.00	1.500
Terry Forster, L ERA: 2.0	(2, 1)	1.0		4	1	0	0	1	0	0	0	0	0	0	6	6	0.00	1.000
Bill Gogolewski, R ERA: 3.93	(3, 1)	6.0		29	9	6	5	2	3	0	0	0	0	0	30	42	7.50	2.000
Lloyd Allen, R ERA: 7.71	(9, 1)	1.0		6	2	1	1	0	1	0	0	0	0	0	5	9	9.00	3.000

PITCHER		IP	WLS	BF	H	R	ER	SO	BB	IBB	HBP	BLK	WP	HR	S	P	ERA	WHIP

Batter	1	2	3	4	5	6	7	8	9	AB	R	H	RBI	BB	SO	LOB
Jerry Hairston, S (1, 9) OBP: 0.417, SLG: 0.350	FC6-4 1B	6-3			BBBB G5-4-3 BB			1-2 FC6-4 1B		3	0	2	0	1	0	1
Bucky Dent, R (1, 6) OBP: 0.329, SLG: 0.381	FC6-4 E5 FC5 1-2f		G6-4-3 1B		G5-4-3 1-2f			F8		4	0	1	0	0	0	4
Ken Henderson, S (1, 8) OBP: 0.341, SLG: 0.347	FC5 1-3		G6-4-3 1-2f			SSS K		L8		4	0	0	0	0	1	4
Deron Johnson, R (1, 3) OBP: 0.303, SLG: 0.439	SSS K		SSS K			SSS K		FC6-4 1-2f		4	0	0	0	0	3	4
Bill Melton, R (1, 5) OBP: 0.342, SLG: 0.356	SSS K			F8		SSS K			2B	4	0	1	0	0	2	2
Carlos May, L (1, 7) OBP: 0.386, SLG: 0.437		HR		BBBB FC5-4 6-3 BB			4-3		SSS K	3	1	1	1	1	1	1
Bill Stein, R (1, 10) OBP: 0.341, SLG: 0.338		BBBB BB		6-3 1-2			BBBB G1-6-3 BB		F8	2	0	0	0	2	0	2
Jorge Orta, L (1, 4) OBP: 0.353, SLG: 0.431		SSS K		FC5-4 2-3			G1-6-3 1-2f		4-3	4	0	0	0	0	1	4
Brian Downing, R (1, 2) OBP: 0.364, SLG: 0.341		SSS K			F9			BBBB 1B BB		2	0	0	0	1	1	1
Inning Stats	R: 0 H: 1 E: 1 LOB: 2 K: 2 BB: 0 S: 9 P: 9	R: 1 H: 1 E: 0 LOB: 1 K: 2 BB: 1 S: 8 P: 12	R: 0 H: 1 E: 0 LOB: 0 K: 1 BB: 0 S: 5 P: 5	R: 0 H: 0 E: 0 LOB: 1 K: 0 BB: 1 S: 3 P: 7	R: 0 H: 0 E: 0 LOB: 0 K: 0 BB: 1 S: 2 P: 6	R: 0 H: 0 E: 0 LOB: 0 K: 3 BB: 0 S: 9 P: 9	R: 0 H: 0 E: 0 LOB: 0 K: 0 BB: 1 S: 2 P: 6	R: 0 H: 1 E: 0 LOB: 2 K: 0 BB: 1 S: 4 P: 8	R: 0 H: 1 E: 0 LOB: 1 K: 1 BB: 0 S: 6 P: 6	1B: 3 SF: 0 2B: 1 SAC: 0 3B: 0 DP: 3 HR: 1 HBP: 0						

PITCHER	IP	WLS	BF	H	R	ER	SO	BB	IBB	HBP	BLK	WP	HR	S	P	ERA	WHIP
Vida Blue, L (1, 1) ERA: 3.17	8.0	W	31	4	1	1	8	5	0	0	0	0	1	42	62	1.12	1.125
Glenn Abbott, R (9, 1) ERA: 4.17	1.0		4	1	0	0	1	0	0	0	0	0	0	6	6	0.00	1.000

PITCHER	IP	WLS	BF	H	R	ER	SO	BB	IBB	HBP	BLK	WP	HR	S	P	ERA	WHIP

BOTTOM

Oakland Athletics @ Chicago White Sox

Comiskey Park, Chicago, IL

Tue Jul 01 1975, 8:05 PM EDT

Att. 19,458 - Unknown - 79 F

livebaseballscorecards.com

AB	30
R	1
H	5
RBI	1
BB	5
SO	9
LOB	23

Batter	1	2	3	4	5	6	7	8	9	AB	R	H	RBI	BB	SO	LOB
Bert Campaneris, R (1, 6) OBP: 0.326, SLG: 0.333	3-1	F4		G5-4-3 1-2f	6-3				FC1-6 1B	5	0	1	0	0	0	4
Bill North, S (1, 8) OBP: 0.378, SLG: 0.302	E 1B 1B	5-3	6-3		K				FC1-6 FC5-4 1-2f	5	1	1	0	0	1	1
Claudell Washington, L (1, 7) OBP: 0.351, SLG: 0.431	E6 1-3 1B	CS 1B	2B 2B		FC5-6 1B				FC5-4 CS 1-2f	5	2	3	0	0	0	2
Reggie Jackson, L (1, 9) OBP: 0.342, SLG: 0.511	2-H 3-H 1B	FC4-6 1-2 BB	K		FC5-6 FC5-4 1-2f		CS 1-2			3	0	1	2	1	1	2
Joe Rudi, R (1, 3) OBP: 0.346, SLG: 0.476	F4	FC4-6 1-2f	2-H 2B		FC5-4 1-2f					4	0	1	1	0	0	3
Gene Tenace, R (1, 2) OBP: 0.425, SLG: 0.502 Don Hopkins, L (8, PR) Ray Fosse, R (8, 2) OBP: 0.138, SLG: 0.158	F8		1B 1B BB	F7				4-3 S 1B		3 0 0	1 0 0	1 0 0	0 0 0	1 0 0	0 0 0	2 0 0
Billy Williams, L (1, 10) OBP: 0.349, SLG: 0.385		K	1B 1-3 1B	5-3 1B			4-3 1-3			4	0	2	0	0	1	1
Sal Bando, R (1, 5) OBP: 0.323, SLG: 0.313		BB	G5-4-3 1-2 3-H 1B		K		K			3	0	1	1	1	2	3
Phil Garner, R (1, 4) OBP: 0.279, SLG: 0.338 Jim Holt, L (8, PH) OBP: 0.429, SLG: 0.321 Ted Martinez, R (8, 4) OBP: 0.194, SLG: 0.250		L7	F4		5-3 1-2			6-3		3 1 0	0 0 0	0 0 0	0 0 0	0 0 0	0 0 0	4 2 0
Inning Stats	R: 2 E: 1 K: 0 S: 6 H: 2 LOB: 1 BB: 0 P: 6	R: 0 E: 0 K: 1 S: 5 H: 0 LOB: 1 BB: 1 P: 9	R: 0 E: 0 K: 0 S: 3 H: 1 LOB: 1 BB: 1 P: 7	R: 1 E: 0 K: 0 S: 4 H: 2 LOB: 1 BB: 1 P: 8	R: 1 E: 0 K: 1 S: 7 H: 2 LOB: 1 BB: 0 P: 7	R: 0 E: 0 K: 1 S: 6 H: 1 LOB: 1 BB: 0 P: 6	R: 0 E: 0 K: 1 S: 6 H: 1 LOB: 1 BB: 0 P: 6	R: 0 E: 0 K: 1 S: 6 H: 1 LOB: 2 BB: 0 P: 6	R: 0 E: 0 K: 0 S: 3 H: 1 LOB: 0 BB: 0 P: 3	1B: 9 2B: 2 3B: 0 HR: 0 SF: 0 SAC: 0 DP: 1 HBP: 0						

TOP

Oakland Athletics @ Chicago White Sox

Comiskey Park, Chicago, IL

Wed Jul 02 1975, 8:05 PM EDT

Att. 16,750 - Unknown - 80 F

livebaseballscorecards.com

AB	36
R	4
H	11
RBI	4
BB	3
SO	5
LOB	24

WP: 0 PB: 0 SB: 1 CS: 2 PA: 40

PITCHER		IP	WLS	BF	H	R	ER	SO	BB	IBB	HBP	BLK	WP	HR	S	P	ERA	WHIP
Claude Osteen, L ERA: 4.03	(1, 1)	3.0		17	5	3	2	1	3	0	0	0	0	0	16	28	6.00	2.667
Ozzie Osborn, R ERA: 3.72	(4, 1)	4.1		17	5	1	1	3	0	0	0	0	0	0	23	23	2.08	1.154
Rich Gossage, R ERA: 1.78	(8, 1)	1.2	W	5	1	0	0	1	0	0	0	0	0	0	7	7	0.00	0.600

PITCHER	IP	WLS	BF	H	R	ER	SO	BB	IBB	HBP	BLK	WP	HR	S	P	ERA	WHIP

Batter	1	2	3	4	5	6	7	8	9	AB	R	H	RBI	BB	SO	LOB
Pat Kelly, L (1, 9) OBP: 0.345, SLG: 0.407	PB 4-3 1B		3-1		F2		4-3			4	1	1	0	0	0	2
Jorge Orta, L (1, 4) OBP: 0.352, SLG: 0.435	K		L6		1-H 2-H 3B			F5		4	0	1	2	0	1	1
Carlos May, L (1, 3) OBP: 0.387, SLG: 0.440	4-3 1-H			F4 6-3 2B	F7			BBBB G6-4-3 BB		3	1	1	1	1	0	1
Deron Johnson, R (1, 10) OBP: 0.299, SLG: 0.432	F9			F4 2-3		SSS K		G6-4-3 1-2f		4	0	0	0	0	1	2
Ken Henderson, S (1, 8) OBP: 0.337, SLG: 0.342		SSS K		6-3 3-H		SSS K			F7	4	0	0	1	0	2	0
Bill Melton, R (1, 5) OBP: 0.340, SLG: 0.351		G3		F8		BBBB FC6-4 BB			F6	3	0	0	0	1	0	0
Jerry Hairston, S (1, 7) OBP: 0.464, SLG: 0.435		BBBB BB			3B 2B	FC6-4 1-2f			1B 1B	3	2	2	0	1	0	1
Bucky Dent, R (1, 6) OBP: 0.328, SLG: 0.380		F9			B2		F3		1B 1-3 1B	4	0	1	0	0	0	2
Brian Downing, R (1, 2) OBP: 0.366, SLG: 0.341			F2		BBBB 3B BB		F5		1-2 3-H 1B	3	1	1	1	1	0	0
Inning Stats	R: 1 E: 0 K: 1 S: 6 H: 1 LOB: 0 BB: 0 P: 6	R: 0 E: 0 K: 1 S: 5 H: 0 LOB: 1 BB: 1 P: 9	R: 0 E: 0 K: 0 S: 3 H: 0 LOB: 0 BB: 0 P: 3	R: 1 E: 0 K: 0 S: 4 H: 1 LOB: 0 BB: 0 P: 4	R: 2 E: 0 K: 0 S: 5 H: 2 LOB: 1 BB: 1 P: 9	R: 0 E: 0 K: 2 S: 7 H: 0 LOB: 1 BB: 1 P: 11	R: 0 E: 0 K: 0 S: 3 H: 0 LOB: 0 BB: 0 P: 3	R: 0 E: 0 K: 0 S: 2 H: 0 LOB: 0 BB: 1 P: 6	R: 1 E: 0 K: 0 S: 5 H: 3 LOB: 2 BB: 0 P: 5	1B: 4 2B: 2 3B: 1 HR: 0	SF: 0 SAC: 0 DP: 1 HBP: 0						

PITCHER	IP	WLS	BF	H	R	ER	SO	BB	IBB	HBP	BLK	WP	HR	S	P	ERA	WHIP
Jim Perry, R (1, 1) ERA: 5.38	4.1		18	3	4	3	2	2	0	0	0	0	0	20	28	6.23	1.154
Paul Lindblad, L (5, 1) ERA: 2.34	3.2		13	1	0	0	2	2	0	0	0	0	0	15	23	0.00	0.818
Rollie Fingers, R (9, 1) ERA: 3.17	0.2	L	5	3	1	1	0	0	0	0	0	0	0	5	5	13.50	4.500

PITCHER	IP	WLS	BF	H	R	ER	SO	BB	IBB	HBP	BLK	WP	HR	S	P	ERA	WHIP

BOTTOM

Oakland Athletics @ Chicago White Sox

Comiskey Park, Chicago, IL

Wed Jul 02 1975, 8:05 PM EDT

Att. 16,750 - Unknown - 80 F

livebaseballscorecards.com

AB	32
R	5
H	7
RBI	5
BB	4
SO	4
LOB	9

1B: 4 SF: 0
2B: 2 SAC: 0
3B: 1 DP: 1
HR: 0 HBP: 0

WP: 0 PA: 36
PB: 2
SB: 0
CS: 0

Oakland Athletics @ Chicago White Sox

Comiskey Park, Chicago, IL

Thu Jul 03 1975, 4:33 AM EDT

Att. 13,359 - Unknown - 89 F

TOP

livebaseballscorecards.com

Batter	1	2	3	4	5	6	7	8	9	AB	R	H	RBI	BB	SO	LOB
Bert Campaneris, R (1, 6) OBP: 0.330, SLG: 0.345	E 3B		5-3 1B		BLK 1B		F2		K	5	1	3	0	0	1	2
Bill North, S (1, 8) OBP: 0.375, SLG: 0.300	E4 FC4-6 3-H		5-3 1-2		5-3 1-2		1B		K	5	0	1	1	0	1	4
Claudell Washington, L (1, 7) OBP: 0.347, SLG: 0.426	FC4-6 G3 1B 1-2f		K		3-1		G1			4	1	0	0	0	1	4
Reggie Jackson, L (1, 9) OBP: 0.337, SLG: 0.504	G3 1-2		6-3			K		B1-3		4	0	0	0	0	1	2
Joe Rudi, R (1, 3) OBP: 0.351, SLG: 0.480	1B 2-H			5-3		1B		CS 1B		4	0	3	1	0	0	0
Don Hopkins, L (8, PR)										0	0	0	0	0	0	0
Ray Fosse, R (8, 2) OBP: 0.138, SLG: 0.158										0	0	0	0	0	0	0
Gene Tenace, R (1, 2) (8, 3) OBP: 0.426, SLG: 0.502	5-3			1B		FC6-4 1-2 1B		K		4	0	2	0	0	1	2
Angel Mangual, R (1, 10) OBP: 0.185, SLG: 0.173		F9		F4		F7		CS 1-2	F7	4	0	0	0	0	0	3
Sal Bando, R (1, 5) OBP: 0.322, SLG: 0.312		6-3		F9		FC6-4 1-2f			1B	4	0	1	0	0	0	3
Phil Garner, R (1, 4) OBP: 0.276, SLG: 0.333		K			K		L5			3	0	0	0	0	2	0
Billy Williams, L (9, PH) OBP: 0.351, SLG: 0.388									1B 1-3	1	0	1	0	0	0	0
Ted Martinez, R (9, PR) OBP: 0.194, SLG: 0.250										0	0	0	0	0	0	0
Inning Stats	R: 2 E: 1 K: 0 S: 6 H: 2 LOB: 1 BB: 0 P: 6	R: 0 E: 0 K: 1 S: 5 H: 0 LOB: 0 BB: 0 P: 5	R: 0 E: 0 K: 1 S: 6 H: 1 LOB: 1 BB: 0 P: 6	R: 0 E: 0 K: 0 S: 4 H: 1 LOB: 1 BB: 0 P: 4	R: 0 E: 0 K: 1 S: 6 H: 1 LOB: 1 BB: 0 P: 6	R: 0 E: 0 K: 1 S: 7 H: 2 LOB: 2 BB: 0 P: 7	R: 0 E: 0 K: 0 S: 4 H: 1 LOB: 1 BB: 0 P: 4	R: 0 E: 0 K: 1 S: 5 H: 1 LOB: 1 BB: 0 P: 5	R: 0 E: 0 K: 2 S: 9 H: 2 LOB: 2 BB: 0 P: 9	1B: 10 2B: 0 3B: 1 HR: 0	SF: 0 SAC: 0 DP: 0 HBP: 0						

	AB	38
	R	2
	H	11
	RBI	2
	BB	0
	SO	7
	LOB	20

WP: 0 PB: 0 SB: 0 CS: 1 PA: 39

PITCHER	IP	WLS	BF	H	R	ER	SO	BB	IBB	HBP	BLK	WP	HR	S	P	ERA	WHIP
Jim Kaat, L (1, 1) ERA: 2.72	8.1	W	36	11	2	1	5	0	0	0	1	0	0	46	46	1.08	1.320
Rich Gossage, R (9, 1) ERA: 1.76	0.2	S	2	0	0	0	2	0	0	0	0	0	0	6	6	0.00	0.000

PITCHER	IP	WLS	BF	H	R	ER	SO	BB	IBB	HBP	BLK	WP	HR	S	P	ERA	WHIP

Batter	1	2	3	4	5	6	7	8	9	AB	R	H	RBI	BB	SO	LOB
Pat Kelly, L (1, 9) OBP: 0.343, SLG: 0.404	F7		F8		4-3		6-3 (FC6-5-4, 1-3)			4	0	1	0	0	0	0
Jorge Orta, L (1, 4) OBP: 0.355, SLG: 0.447	3B		F7		1B 2B		6-3 (1-2, 3-H)			3	0	2	0	0	0	0
Lee Richard, R (5, PR) (6, 4) OBP: 0.357, SLG: 0.250										1	1	0	1	0	0	1
Carlos May, L (1, 3) OBP: 0.385, SLG: 0.435	4-3		BBB 1B BB		F3		F8			3	0	0	0	1	0	3
Deron Johnson, R (1, 10) OBP: 0.301, SLG: 0.433	1-3		1-2 1B		2-H 1B 1B		FC6-5-4 (2-3)			4	0	2	1	0	0	2
Ken Henderson, S (1, 8) OBP: 0.339, SLG: 0.348		1B 2B	F9		1-H 1B			F5		4	0	2	0	0	0	2
Bill Melton, R (1, 5) OBP: 0.343, SLG: 0.354		1B 6-3 (2-H) 1B		5-3		F6		3-1		4	1	2	0	0	0	0
Jerry Hairston, S (1, 7) OBP: 0.438, SLG: 0.407		2-3 1B		F5	SSS K			3-1 (1-2)		4	0	1	0	0	1	1
Bucky Dent, R (1, 6) OBP: 0.327, SLG: 0.378		6-3 (3-H)		1B		L1		5-3		4	0	1	1	0	0	2
Brian Downing, R (1, 2) OBP: 0.362, SLG: 0.336		F9		F6			E6 (1B S, 6-3)			3	1	0	0	0	0	2
Inning Stats	R: 0 E: 0 K: 0 S: 4 H: 1 LOB: 1 BB: 0 P: 4	R: 1 E: 0 K: 0 S: 5 H: 3 LOB: 1 BB: 0 P: 5	R: 0 E: 0 K: 0 S: 4 H: 1 LOB: 2 BB: 1 P: 8	R: 0 E: 0 K: 0 S: 4 H: 1 LOB: 1 BB: 0 P: 4	R: 1 E: 0 K: 0 S: 5 H: 3 LOB: 2 BB: 0 P: 5	R: 0 E: 0 K: 1 S: 5 H: 0 LOB: 0 BB: 0 P: 5	R: 1 E: 1 K: 0 S: 5 H: 1 LOB: 1 BB: 0 P: 5	R: 0 E: 0 K: 0 S: 4 H: 1 LOB: 1 BB: 0 P: 4								

BOTTOM

Oakland Athletics @ Chicago White Sox

Comiskey Park, Chicago, IL

Thu Jul 03 1975, 4:33 AM EDT

Att. 13,359 - Unknown - 89 F

livebaseballscorecards.com

AB	34
R	3
H	11
RBI	3
BB	1
SO	1
LOB	13

1B: 8 SF: 0
2B: 2 SAC: 0
3B: 1 DP: 0
HR: 0 HBP: 0

WP: 0 PA: 35
PB: 0
SB: 1
CS: 0

PITCHER		IP	WLS	BF	H	R	ER	SO	BB	IBB	HBP	BLK	WP	HR	S	P	ERA	WHIP
Dick Bosman, R ERA: 3.99	(1, 1)	5.0		23	9	2	2	0	1	0	0	0	0	0	22	26	3.60	2.000
Jim Todd, R ERA: 2.0	(6, 1)	1.0	L	5	1	1	0	1	0	0	0	0	0	0	7	7	0.00	1.000
Paul Lindblad, L ERA: 2.31	(7, 1)	0.2		2	0	0	0	0	0	0	0	0	0	0	2	2	0.00	0.000
Rollie Fingers, R ERA: 3.11	(7, 1)	1.1		5	1	0	0	0	0	0	0	0	0	0	5	5	0.00	0.750

PITCHER	IP	WLS	BF	H	R	ER	SO	BB	IBB	HBP	BLK	WP	HR	S	P	ERA	WHIP

Batter	1	2	3	4	5	6	7	8	9	AB	R	H	RBI	BB	SO	LOB
Pat Kelly, L (1, 9) OBP: 0.342, SLG: 0.401	G3		F8			K		FC4-6 1B		4	0	1	0	0	1	2
Jerry Hairston, S (1, 7) OBP: 0.389, SLG: 0.355	P6			G3		FC4-6 1B 1-2f		F7		4	1	0	0	0	0	2
Carlos May, L (1, 3) OBP: 0.384, SLG: 0.432	G3			4-3		1B 1-2		F9		4	0	1	0	0	0	1
Deron Johnson, R (1, 10) OBP: 0.301, SLG: 0.430		F8		K		1-2 2-H		FC4-6 1-2f		4	0	1	1	0	1	1
Ken Henderson, S (1, 8) OBP: 0.338, SLG: 0.347		1-3			FC5-4 1B	F3			P4	4	0	1	0	0	0	2
Bill Melton, R (1, 5) OBP: 0.338, SLG: 0.348		5-3			F7		F8		F9	4	0	0	0	0	0	1
Bucky Dent, R (1, 6) OBP: 0.329, SLG: 0.383			1B		F8		F7		1B 2B	4	1	2	0	0	0	1
Lee Richard, R (1, 4) Jorge Orta, L (9, PH) Nyls Nyman, L (9, PR) Bill Stein, R (9, 4) OBP: 0.353, SLG: 0.214 OBP: 0.356, SLG: 0.449 OBP: 0.215, SLG: 0.237 OBP: 0.341, SLG: 0.338			F6		FC5-4 1-2f		BB		2-H 1B	2 1 0 0	0 0 0 0	0 1 0 0	0 1 0 0	1 0 0 0	0 0 0 0	2 0 0 0
Brian Downing, R (1, 2) OBP: 0.360, SLG: 0.335			K			FC4-6 1B	F9		F8	4	0	1	0	0	1	3
Inning Stats	R: 0 E: 0 K: 0 S: 3 H: 0 LOB: 0 BB: 0 P: 3	R: 0 E: 0 K: 0 S: 3 H: 0 LOB: 0 BB: 0 P: 3	R: 0 E: 0 K: 1 S: 6 H: 1 LOB: 1 BB: 0 P: 6	R: 0 E: 0 K: 1 S: 5 H: 0 LOB: 0 BB: 0 P: 5	R: 0 E: 0 K: 0 S: 4 H: 1 LOB: 1 BB: 0 P: 4	R: 1 E: 0 K: 1 S: 8 H: 3 LOB: 2 BB: 0 P: 8	R: 0 E: 0 K: 0 S: 3 H: 0 LOB: 1 BB: 1 P: 7	R: 0 E: 0 K: 0 S: 4 H: 1 LOB: 1 BB: 0 P: 4	R: 1 E: 0 K: 0 S: 5 H: 2 LOB: 1 BB: 0 P: 5	1B: 7 2B: 1 3B: 0 HR: 0 SF: 0 SAC: 0 DP: 0 HBP: 0						

PITCHER	IP	WLS	BF	H	R	ER	SO	BB	IBB	HBP	BLK	WP	HR	S	P	ERA	WHIP
Nelson Briles, R (1, 1) ERA: 3.89	5.0		17	2	0	0	2	0	0	0	0	0	0	21	21	0.00	0.400
Dennis Leonard, R (6, 1) ERA: 4.27	4.0	W	19	6	2	2	1	1	0	0	0	0	0	20	24	4.50	1.750

PITCHER	IP	WLS	BF	H	R	ER	SO	BB	IBB	HBP	BLK	WP	HR	S	P	ERA	WHIP

TOP

Chicago White Sox @ Kansas City Royals

Royals Stadium, Kansas City, MO

Fri Jul 04 1975, 8:05 PM EDT

Att. 29,118 - Unknown - 93 F

livebaseballscorecards.com

AB	35
R	2
H	8
RBI	2
BB	1
SO	3
LOB	15

PA: 36

WP: 0
PB: 0
SB: 0
CS: 0

Batter	1	2	3	4	5	6	7	8	9	AB	R	H	RBI	BB	SO	LOB
Jim Wohlford, R (1, 9) OBP: 0.352, SLG: 0.330	F9		F9		5-3		SH1-3 1-2		1-2 2-H 1B	4	0	1	1	0	0	0
George Brett, L (1, 5) OBP: 0.332, SLG: 0.420	SF8 3B		B1-3		K		BB			3	1	1	0	1	1	0
Hal McRae, R (1, 7) OBP: 0.366, SLG: 0.430	SF8 3-H		1B BB		CS 1B		F3			2	0	1	1	1	0	2
John Mayberry, L (1, 3) OBP: 0.379, SLG: 0.472	HR		FC5-4 1-3 1B		CS 1-2	P4		F8		4	1	2	1	0	0	0
Harmon Killebrew, R (1, 10) OBP: 0.318, SLG: 0.407	K		FC5-4 1-2f			K		F7		4	0	0	0	0	2	2
Fran Healy, R (1, 2) OBP: 0.292, SLG: 0.329		P6		CS 1B		FC6-4 1-2f 1B		5-3		4	0	2	0	0	0	0
Al Cowens, R (1, 8) OBP: 0.299, SLG: 0.329		L7		F5 1-2		FC6-4			FC1-5 1B	4	0	1	0	0	0	2
Frank White, R (1, 4) OBP: 0.261, SLG: 0.357		2B		1B			6-3		FC1-5 1-2 1B	4	1	3	0	0	0	0
Freddie Patek, R (1, 6) OBP: 0.314, SLG: 0.319		6-3		K			SH1-3 1B		FC1-5 1-2 1B 2-3f	4	0	1	0	0	1	4
Inning Stats	R: 2 H: 2 E: 0 LOB: 0 K: 1 BB: 0 S: 7 P: 7		R: 0 H: 1 E: 0 LOB: 1 K: 0 BB: 0 S: 4 P: 4		R: 0 H: 1 E: 0 LOB: 2 K: 0 BB: 1 S: 4 P: 8		R: 0 H: 2 E: 0 LOB: 1 K: 1 BB: 0 S: 6 P: 6		R: 0 H: 1 E: 0 LOB: 0 K: 1 BB: 0 S: 5 P: 5							
						R: 0 H: 1 E: 0 LOB: 1 K: 1 BB: 0 S: 6 P: 6		R: 0 H: 1 E: 0 LOB: 2 K: 0 BB: 1 S: 4 P: 8		R: 0 H: 0 E: 0 LOB: 0 K: 0 BB: 0 S: 3 P: 3		R: 1 H: 3 E: 0 LOB: 2 K: 0 BB: 0 S: 4 P: 4				

PITCHER		IP	WLS	BF	H	R	ER	SO	BB	IBB	HBP	BLK	WP	HR	S	P	ERA	WHIP
Wilbur Wood, L ERA: 4.71	(1, 1)	8.1	L	37	12	3	3	4	2	0	0	0	0	1	43	51	3.24	1.680

PITCHER	IP	WLS	BF	H	R	ER	SO	BB	IBB	HBP	BLK	WP	HR	S	P	ERA	WHIP

1B: 9	SF: 1	WP: 0	PA: 38
2B: 1	SAC: 1	PB: 0	
3B: 1	DP: 0	SB: 0	
HR: 1	HBP: 0	CS: 2	

BOTTOM

Chicago White Sox @ Kansas City Royals

Royals Stadium, Kansas City, MO

Fri Jul 04 1975, 8:05 PM EDT

Att. 29,118 - Unknown - 93 F

livebaseballscorecards.com

AB	33
R	3
H	12
RBI	3
BB	2
SO	4
LOB	10

Batter	1	2	3	4	5	6	7	8	9	AB	R	H	RBI	BB	SO	LOB
Pat Kelly, L (1, 9) OBP: 0.343, SLG: 0.398	3-1		G4-6-3 S 1B		4-3 2-3		4-3		FC6 BB	4	0	1	0	1	0	2
Bucky Dent, R (1, 6) OBP: 0.330, SLG: 0.388	F9		G4-6-3 1-2 BB		F9			G3 3B	F8	4	1	1	0	1	0	2
Carlos May, L (1, 3) OBP: 0.377, SLG: 0.424	K		G4-6-3 1-2f 2-3			4-3		G3 3-H	FC6 1-2f	5	0	0	1	0	1	3
Deron Johnson, R (1, 10) OBP: 0.300, SLG: 0.431		3-1	5-3			FC1-6-3 2B		6-3		4	0	1	0	0	0	1
Ken Henderson, S (1, 8) OBP: 0.340, SLG: 0.350		E9 1B 2B		G3		FC1-6-5 E 2-3		HR	BB	3	2	1	0	1	0	1
Bill Melton, R (1, 5) OBP: 0.337, SLG: 0.358		K		K		5-3 1-3		1-H	HR	4	1	1	2	0	2	2
Jerry Hairston, S (1, 7) OBP: 0.400, SLG: 0.371		1B 3-H 1B		F5			F8	1B		4	0	2	1	0	0	0
Lee Richard, R (1, 4) OBP: 0.350, SLG: 0.235		1-3 1B			L6		L4	K		3	0	1	0	0	0	0
Jorge Orta, L (8, PH) OBP: 0.356, SLG: 0.449										0	0	0	0	0	0	0
Bill Stein, R (8, PH) OBP: 0.337, SLG: 0.333 (8, 4)										1	0	0	0	0	1	1
Brian Downing, R (1, 2) OBP: 0.362, SLG: 0.342		5-3			4-3 2B		1B		G3	4	0	2	0	0	0	2
Inning Stats	R: 0 E: 0 K: 1 S: 5 H: 0 LOB: 0 BB: 0 P: 5	R: 1 E: 1 K: 1 S: 8 H: 3 LOB: 2 BB: 0 P: 8	R: 0 E: 0 K: 0 S: 3 H: 1 LOB: 1 BB: 1 P: 7	R: 0 E: 0 K: 1 S: 5 H: 0 LOB: 0 BB: 0 P: 5	R: 0 E: 0 K: 0 S: 4 H: 1 LOB: 1 BB: 0 P: 4	R: 0 E: 1 K: 0 S: 4 H: 1 LOB: 1 BB: 0 P: 4	R: 0 E: 0 K: 0 S: 4 H: 1 LOB: 1 BB: 0 P: 4	R: 3 E: 0 K: 1 S: 8 H: 3 LOB: 1 BB: 1 P: 12	R: 0 E: 0 K: 0 S: 3 H: 0 LOB: 1 BB: 1 P: 7	1B: 5 2B: 3 3B: 1 HR: 1	SF: 0 SAC: 0 DP: 1 HBP: 0					

TOP

Chicago White Sox @ Kansas City Royals

Royals Stadium, Kansas City, MO

Sat Jul 05 1975, 8:05 PM EDT

Att. 20,211 - Unknown

livebaseballscorecards.com

AB	36
R	4
H	10
RBI	4
BB	3
SO	4
LOB	14

PITCHER		IP	WLS	BF	H	R	ER	SO	BB	IBB	HBP	BLK	WP	HR	S	P	ERA	WHIP
Steve Busby, R ERA: 2.62	(1, 1)	7.2		32	8	3	3	3	2	0	0	0	0	0	36	44	3.52	1.304
Doug Bird, R ERA: 3.54	(8, 1)	0.0		2	2	1	1	0	0	0	0	0	0	1	2	2	∞	∞
Paul Splittorff, L ERA: 4.3	(8, 1)	1.1	W	5	0	0	0	1	1	0	0	0	0	0	6	10	0.00	0.750

PITCHER		IP	WLS	BF	H	R	ER	SO	BB	IBB	HBP	BLK	WP	HR	S	P	ERA	WHIP

BOTTOM

Chicago White Sox @ Kansas City Royals

Royals Stadium, Kansas City, MO

Sat Jul 05 1975, 8:05 PM EDT

Att. 20,211 - Unknown

livebaseballscorecards.com

Batter	1	2	3	4	5	6	7	8	9	AB	R	H	RBI	BB	SO	LOB
Jim Wohlford, R (1, 9) (8, 7) OBP: 0.363, SLG: 0.347	0-0 FC1-5 E 1B	0-0 E 1B			0-0 ① F8		0-0 1B 2B 1B	0-0 1B 2B		5	2	4	0	0	0	0
George Brett, L (1, 5) OBP: 0.336, SLG: 0.421	0-0 E4 BB FC1-5 1-2 1B	4-0 1-3 BB			0-0 ② F7		0-0 2B 1-3 E 1B	0-0 2-H 1B		4	2	2	1	1	0	1
John Mayberry, L (1, 10) OBP: 0.377, SLG: 0.465	0-0 ① FC1-5 1B BB 1-2 2-3f	0-0 ③ F7			0-0 ③ 4-3		0-3 ① K	4-0 IBB		4	0	0	0	1	1	6
Hal McRae, R (1, 7) OBP: 0.365, SLG: 0.431 Vada Pinson, L (7, PR) (8, 9) OBP: 0.247, SLG: 0.362	0-3 ② K		0-0 ① F9			0-0 ① P3	0-0 E4 1B 1-H 3-H 2B	0-0 ② F7		4 1	0 1	1 1	1 0	0 0	1 0	2 2
Tony Solaita, L (1, 3) OBP: 0.371, SLG: 0.569	4-0 1B 1-2 2-3 BB		0-0 ② F9			0-3 ② K	0-0 2-H 1B	0-0 ③ F9		4	0	1	1	1	1	2
Fran Healy, R (1, 2) OBP: 0.297, SLG: 0.329	0-0 1-2 2-3 3-H 1B		0-3 ③ K			4-0 BB BB BB	0-0 ② L8			3	0	1	1	1	1	2
Al Cowens, R (1, 8) OBP: 0.308, SLG: 0.329	0-0 ③ 4-3			0-0 CS 1B		4-0 1-2 BB BB	0-0 ③ F7			3	0	1	0	1	0	5
Frank White, R (1, 4) (7, 6) OBP: 0.268, SLG: 0.383		0-3 ① K		0-0 ① ② F7 1-2		4-0 1-2 2-3 BB		0-0 HR		3	1	1	1	1	1	1
Freddie Patek, R (1, 6) OBP: 0.312, SLG: 0.316 Cookie Rojas, R (6, PH) (7, 4) OBP: 0.300, SLG: 0.312		0-0 ② F7		0-0 ③ F8		0-0 ③ L4		0-0 ① F8		2 2	0 0	0 0	0 0	0 0	0 0	0 3
Inning Stats	R: 1 E: 1 K: 1 S: 8 H: 2 LOB: 3 BB: 1 P: 12	R: 0 E: 1 K: 1 S: 6 H: 1 LOB: 2 BB: 1 P: 10	R: 0 E: 0 K: 1 S: 5 H: 0 LOB: 0 BB: 0 P: 5	R: 0 E: 0 K: 0 S: 3 H: 1 LOB: 0 BB: 0 P: 3	R: 0 E: 0 K: 0 S: 3 H: 0 LOB: 0 BB: 0 P: 3	R: 0 E: 0 K: 1 S: 5 H: 0 LOB: 3 BB: 3 P: 17	R: 3 E: 1 K: 1 S: 9 H: 4 LOB: 2 BB: 0 P: 9	R: 2 E: 0 K: 0 S: 6 H: 3 LOB: 2 BB: 1 P: 10		1B: 8 2B: 2 3B: 0 HR: 1	SF: 0 SAC: 0 DP: 0 HBP: 0			WP: 0 PB: 0 SB: 0 CS: 1	PA: 41		

	AB	35
	R	6
	H	11
	RBI	5
	BB	6
	SO	5
	LOB	24

PITCHER		IP	WLS	BF	H	R	ER	SO	BB	IBB	HBP	BLK	WP	HR	S	P	ERA	WHIP
Jesse Jefferson, R ERA: 3.12	(1, 1)	5.2		26	4	1	0	4	5	0	0	0	0	0	29	49	0.00	1.588
Rich Gossage, R ERA: 1.99	(6, 1)	0.1		3	2	2	2	0	0	0	0	0	0	0	3	3	54.00	6.000
Dave Hamilton, L ERA: 4.17	(7, 1)	2.0	L	12	5	3	3	1	0	1	0	0	0	1	13	17	13.50	2.500

PITCHER	IP	WLS	BF	H	R	ER	SO	BB	IBB	HBP	BLK	WP	HR	S	P	ERA	WHIP

Chicago White Sox @ Kansas City Royals

Royals Stadium, Kansas City, MO

Sun Jul 06 1975, 4:33 AM EDT

Att. 10,633 - Unknown - 86 F

livebaseballscorecards.com

TOP

Batter	1	2	3	4	5	6	7	8	9	AB	R	H	RBI	BB	SO	LOB
Pat Kelly, L (1, 9) OBP: 0.347, SLG: 0.410	P4	1-3 2-H 2B 2B	K		K		3-H 1B 2B		1B	6	2	3	2	0	2	3
Bucky Dent, R (1, 6) OBP: 0.333, SLG: 0.392	F7	2-H 3-H 1B 2B		1B S 1B	F8		1B BB		4-3	5	2	2	2	1	0	2
Carlos May, L (1, 10) OBP: 0.381, SLG: 0.427	BB 1B 1B	6-3		E S 1-H SH3 1B		F5	1-2 2-H 1B			5	1	3	2	0	0	1
Deron Johnson, R (1, 3) OBP: 0.305, SLG: 0.434	1-2 BB 1B	2-H FC6-4 1B		1-2 K		G6-4-3 1B	F9			5	0	3	1	0	1	3
Ken Henderson, S (1, 8) OBP: 0.337, SLG: 0.345	1-2 2-3 BB	1-2f FC6-4		2-3 E4 SH3		1-2f G6-4-3			K	4	0	0	0	1	1	3
Bill Melton, R (1, 5) OBP: 0.336, SLG: 0.357	P4		K	1-2 3-H SH3			3B 1B		F3	4	1	1	1	0	1	3
Jerry Hairston, S (1, 7) OBP: 0.378, SLG: 0.350		1B 2B 1B	P4				P6		F9	5	1	1	0	0	1	2
Bill Stein, R (1, 4) OBP: 0.352, SLG: 0.363		1-2 2B 2B 1B	2B		1B		F9		K	5	1	3	0	0	1	1
Pete Varney, R (1, 2) OBP: 0.344, SLG: 0.419		K	IBB		F9		1-H 2B 3B		K	4	1	1	1	1	2	3
Inning Stats	R: 0 E: 0 K: 0 S: 5 H: 2 LOB: 3 BB: 1 P: 9	R: 4 E: 0 K: 1 S: 10 H: 5 LOB: 1 BB: 0 P: 10	R: 0 E: 0 K: 2 S: 8 H: 1 LOB: 2 BB: 1 P: 12	R: 2 E: 1 K: 2 S: 10 H: 2 LOB: 1 BB: 0 P: 10	R: 0 E: 0 K: 1 S: 6 H: 1 LOB: 1 BB: 0 P: 6	R: 0 E: 0 K: 0 S: 3 H: 1 LOB: 0 BB: 0 P: 3	R: 3 E: 0 K: 0 S: 7 H: 4 LOB: 2 BB: 1 P: 11	R: 0 E: 0 K: 1 S: 5 H: 0 LOB: 0 BB: 0 P: 5	R: 0 E: 0 K: 2 S: 8 H: 1 LOB: 1 BB: 0 P: 8	1B: 12 2B: 4 3B: 1 HR: 0 SF: 0 SAC: 1 DP: 1 HBP: 0						

	AB	43
	R	9
	H	17
	RBI	9
	BB	3
	SO	9
	LOB	21

WP: 0 PB: 0 SB: 2 CS: 0 PA: 47

PITCHER	IP	WLS	BF	H	R	ER	SO	BB	IBB	HBP	BLK	WP	HR	S	P	ERA	WHIP
Marty Pattin, R (1, 1) ERA: 3.39	1.2	L	13	7	4	4	1	1	0	0	0	0	0	14	18	21.60	4.800
Steve Mingori, L (2, 1) ERA: 2.45	4.1		19	5	2	1	5	0	1	0	0	0	0	28	32	2.08	1.154
Lindy McDaniel, R (7, 1) ERA: 4.09	2.0		11	4	3	3	1	1	0	0	0	0	0	12	16	13.50	2.500
Doug Bird, R (9, 1) ERA: 3.47	1.0		4	1	0	0	2	0	0	0	0	0	0	8	8	0.00	1.000

PITCHER	IP	WLS	BF	H	R	ER	SO	BB	IBB	HBP	BLK	WP	HR	S	P	ERA	WHIP

Batter	1	2	3	4	5	6	7	8	9	AB	R	H	RBI	BB	SO	LOB
Jim Wohlford, R (1, 9) OBP: 0.361, SLG: 0.342	BBBB 4-0 G6-4-3 BB		x 0-0 F9 ②		x 0-0 L9 ②			x 0-0 P6 ①		3	0	0	0	1	0	1
George Brett, L (1, 5) OBP: 0.335, SLG: 0.417	x 0-0 F8 ①		x 0-0 4-3 ③		x 0-0 4-3 ③			BBBB 4-0 1-3 BB BB		3	0	0	0	1	0	2
Hal McRae, R (1, 7) OBP: 0.366, SLG: 0.434	x 0-0 G6-4-3 ②③ 1-2f			x 0-0 HR 2B		x 0-0 5-3 ①		BBBB 4-0 1-3 1-2 BB		3	1	1	0	1	0	1
John Mayberry, L (1, 3) OBP: 0.375, SLG: 0.473		x 0-0 4-3 ①		x 0-0 2-H HR		x 0-0 F8 ②		x 0-0 1-3 ② 1-2 2-3		4	1	1	2	0	0	2
Harmon Killebrew, R (1, 10) OBP: 0.317, SLG: 0.404		x 0-0 G6-3 1B		x 0-0 6-3 ①		SSS 0-3 K ③		x 0-0 5-3 ③		4	0	1	0	0	1	2
Fran Healy, R (1, 2) OBP: 0.296, SLG: 0.323		x 0-0 G6-3 ②③ 1-2f		BBBB 4-0 BB			x 0-0 6-3 ①		x 0-0 F9 ①	3	0	0	0	1	0	1
Al Cowens, R (1, 8) OBP: 0.316, SLG: 0.329			BBBB 4-0 S 2B BB	SSS 0-3 K ②			x 0-0 1B 1B		x 0-0 F7 ②	3	1	1	0	1	1	1
Cookie Rojas, R (1, 4) OBP: 0.300, SLG: 0.311			x 0-0 F3 ① 1-2	x 0-0 F8 ③			x 0-0 G6-4-3 1-2 1B		x 0-0 F8 ③	4	0	1	0	0	0	2
Frank White, R (1, 6) OBP: 0.270, SLG: 0.390			x 0-0 2-H 2B		x 0-0 P3 ①		x 0-0 G6-4-3 ②③ 1-2f			3	0	1	1	0	0	2
Inning Stats	R: 0 E: 0 K: 0 S: 2 H: 0 LOB: 0 BB: 1 P: 6	R: 0 E: 0 K: 0 S: 3 H: 1 LOB: 0 BB: 0 P: 3	R: 1 E: 0 K: 0 S: 4 H: 1 LOB: 1 BB: 1 P: 8	R: 2 E: 0 K: 1 S: 7 H: 2 LOB: 1 BB: 1 P: 11	R: 0 E: 0 K: 0 S: 3 H: 0 LOB: 0 BB: 0 P: 3	R: 0 E: 0 K: 1 S: 5 H: 0 LOB: 0 BB: 0 P: 5	R: 0 E: 0 K: 0 S: 4 H: 2 LOB: 1 BB: 0 P: 4	R: 0 E: 0 K: 0 S: 3 H: 0 LOB: 2 BB: 2 P: 11	R: 0 E: 0 K: 0 S: 3 H: 0 LOB: 0 BB: 0 P: 3	1B: 3 2B: 2 3B: 0 HR: 1	SF: 0 SAC: 0 DP: 3 HBP: 0						

PITCHER		IP	WLS	BF	H	R	ER	SO	BB	IBB	HBP	BLK	WP	HR	S	P	ERA	WHIP
Claude Osteen, L ERA: 3.95	(1, 1)	9.0	W	35	6	3	3	2	5	0	0	0	0	1	34	54	3.00	1.222

PITCHER	IP	WLS	BF	H	R	ER	SO	BB	IBB	HBP	BLK	WP	HR	S	P	ERA	WHIP

BOTTOM

Chicago White Sox @ Kansas City Royals

Royals Stadium, Kansas City, MO

Sun Jul 06 1975, 4:33 AM EDT

Att. 10,633 - Unknown - 86 F

livebaseballscorecards.com

AB	30
R	3
H	6
RBI	3
BB	5
SO	2
LOB	14

1B: 3	SF: 0	WP: 0	PA: 35
2B: 2	SAC: 0	PB: 0	
3B: 0	DP: 3	SB: 1	
HR: 1	HBP: 0	CS: 0	

Batter	1	2	3	4	5	6	7	8	9	AB	R	H	RBI	BB	SO	LOB
Pat Kelly, L (1, 9) OBP: 0.345, SLG: 0.407	CS 1B		F8			F7		K		4	0	1	0	0	1	0
Bucky Dent, R (1, 6) OBP: 0.329, SLG: 0.386	K 1-2		L7			F4		5-3		4	0	0	0	0	1	1
Carlos May, L (1, 3) OBP: 0.382, SLG: 0.426	1B			CS HBP		F5			4-3	3	0	1	0	0	0	0
Deron Johnson, R (1, 10) OBP: 0.301, SLG: 0.427	5-3			F9 1-2			F8		4-3	4	0	0	0	0	0	2
Ken Henderson, S (1, 8) OBP: 0.342, SLG: 0.365		HR		4-3			FC5 1B 1B		2B	4	1	3	1	0	0	0
Bill Melton, R (1, 5) OBP: 0.334, SLG: 0.355		K			F8-4 1B 1B		F7		K	4	0	1	0	0	2	2
Jerry Hairston, S (1, 7) OBP: 0.375, SLG: 0.349		G3			F9		1-2 1B			3	0	1	0	0	0	1
Bill Stein, R (1, 4) OBP: 0.352, SLG: 0.361		F9			1-2 1B		FC5 2-3f			3	0	1	0	0	0	2
Brian Downing, R (1, 2) OBP: 0.358, SLG: 0.338			5-3		F8-4 2-3			6-3		3	0	0	0	0	0	2
Inning Stats	R: 0 H: 2 E: 0 LOB: 1 K: 1 BB: 0 S: 6 P: 6	R: 1 H: 1 E: 0 LOB: 0 K: 1 BB: 0 S: 6 P: 6	R: 0 H: 0 E: 0 LOB: 0 K: 0 BB: 0 S: 3 P: 3	R: 0 H: 0 E: 0 LOB: 0 K: 0 BB: 0 S: 2 P: 3	R: 0 H: 2 E: 0 LOB: 1 K: 0 BB: 0 S: 4 P: 4	R: 0 H: 0 E: 0 LOB: 0 K: 0 BB: 0 S: 3 P: 3	R: 0 H: 2 E: 0 LOB: 2 K: 0 BB: 0 S: 5 P: 5	R: 0 H: 0 E: 0 LOB: 0 K: 1 BB: 0 S: 5 P: 5	R: 0 H: 1 E: 0 LOB: 1 K: 1 BB: 0 S: 6 P: 6	1B: 6 SF: 0 2B: 2 SAC: 0 3B: 0 DP: 1 HR: 1 HBP: 1						

PITCHER	IP	WLS	BF	H	R	ER	SO	BB	IBB	HBP	BLK	WP	HR	S	P	ERA	WHIP
Tom Walker, R (1, 1) ERA: 4.38	9.0	W	33	8	1	1	4	0	0	1	0	0	1	40	41	1.00	0.889

PITCHER	IP	WLS	BF	H	R	ER	SO	BB	IBB	HBP	BLK	WP	HR	S	P	ERA	WHIP

TOP

Chicago White Sox @ Detroit Tigers

Tiger Stadium, Detroit, MI

Mon Jul 07 1975, 7:05 PM EDT

Att. 15,377 - Unknown

livebaseballscorecards.com

AB	32
R	1
H	8
RBI	1
BB	0
SO	4
LOB	10

Batter	1	2	3	4	5	6	7	8	9	AB	R	H	RBI	BB	SO	LOB
Ron LeFlore, R (1, 8) OBP: 0.328, SLG: 0.404	1B		5-3		FC1-2 3-H			1B		4	0	2	0	0	0	1
Gary Sutherland, R (1, 4) OBP: 0.342, SLG: 0.350	F7			3B 1B		5-3		1-3 G5-4-3 1B		4	1	2	0	0	0	1
Leon Roberts, R (1, 9) OBP: 0.347, SLG: 0.406	F9			1-H SF9 3B		L3		1-2f G5-4-3		4	1	1	1	0	0	3
Willie Horton, R (1, 10) OBP: 0.308, SLG: 0.438	K			SF9 3-H		1B				2	0	1	1	0	1	1
Bill Freehan, R (1, 2) OBP: 0.333, SLG: 0.450		6-3		G5-4-3 BB		K				2	0	0	0	1	1	1
Mickey Stanley, R (1, 3) OBP: 0.310, SLG: 0.433		F9		G5-4-3 1-2f			G3-6-3 1B			3	0	1	0	0	0	1
Tom Veryzer, R (1, 6) OBP: 0.277, SLG: 0.304		F7			F8 SH1-3 FC1-2 1B		K			3	0	1	0	0	1	1
Ben Oglivie, L (1, 7) OBP: 0.233, SLG: 0.310			K		SH1-3 1-2		G3-6-3 1-2f			2	0	0	0	0	1	1
Aurelio Rodriguez, R (1, 5) OBP: 0.271, SLG: 0.387			4-3		F8 2-3			6-3		3	0	0	0	0	0	1
Inning Stats	R: 0 E: 0 K: 1 S: 6 H: 1 LOB: 1 BB: 0 P: 6	R: 0 E: 0 K: 0 S: 3 H: 0 LOB: 0 BB: 0 P: 3	R: 0 E: 0 K: 1 S: 5 H: 0 LOB: 0 BB: 0 P: 5	R: 2 E: 0 K: 0 S: 4 H: 2 LOB: 0 BB: 1 P: 8	R: 0 E: 0 K: 0 S: 4 H: 1 LOB: 1 BB: 0 P: 4	R: 0 E: 0 K: 1 S: 6 H: 1 LOB: 1 BB: 0 P: 6	R: 0 E: 0 K: 1 S: 5 H: 1 LOB: 0 BB: 0 P: 5	R: 0 E: 0 K: 0 S: 4 H: 2 LOB: 1 BB: 0 P: 4		1B: 7 2B: 0 3B: 1 HR: 0 SF: 1 SAC: 1 DP: 3 HBP: 0				WP: 0 PB: 0 SB: 0 CS: 0 PA: 30		

PITCHER	IP	WLS	BF	H	R	ER	SO	BB	IBB	HBP	BLK	WP	HR	S	P	ERA	WHIP
Jim Kaat, L (1, 1) ERA: 2.69	8.0	L	30	8	2	2	4	1	0	0	0	0	0	37	41	2.25	1.125

PITCHER	IP	WLS	BF	H	R	ER	SO	BB	IBB	HBP	BLK	WP	HR	S	P	ERA	WHIP

BOTTOM

Chicago White Sox @ Detroit Tigers

Tiger Stadium, Detroit, MI

Mon Jul 07 1975, 7:05 PM EDT

Att. 15,377 - Unknown

livebaseballscorecards.com

AB	27
R	2
H	8
RBI	2
BB	1
SO	4
LOB	11

Chicago White Sox @ Detroit Tigers

Tiger Stadium, Detroit, MI

Tue Jul 08 1975, 7:05 PM EDT

Att. 13,268 - Unknown

TOP

livebaseballscorecards.com

Batter	1	2	3	4	5	6	7	8	9	AB	R	H	RBI	BB	SO	LOB
Pat Kelly, L (1, 9) OBP: 0.340, SLG: 0.400	B2		K			F8		F9		4	0	0	0	0	1	2
Bucky Dent, R (1, 6) OBP: 0.328, SLG: 0.385	FC5-4 1B		F9			5-3			F7	4	0	1	0	0	0	1
Carlos May, L (1, 3) OBP: 0.378, SLG: 0.420	F8		F8			1-3			K	4	0	0	0	0	1	2
Deron Johnson, R (1, 10) OBP: 0.301, SLG: 0.426 Nyls Nyman, L (7, PR) OBP: 0.215, SLG: 0.237 Pete Varney, R (9, PH) OBP: 0.364, SLG: 0.438	FC5-4 1-2f			K			6-3 WP 1B		BB BB 1B	3 0 1	0 0 0	1 0 1	0 0 0	0 0 0	1 0 0	1 0 0
Ken Henderson, S (1, 8) OBP: 0.341, SLG: 0.361		F5		K			K 1-2		BB 1-2 BB	3	0	0	0	1	2	1
Bill Melton, R (1, 5) OBP: 0.333, SLG: 0.351		2-3		K			6-3 2-3		1-2 2-3 BB	3	0	0	0	1	1	2
Jerry Hairston, S (1, 7) OBP: 0.365, SLG: 0.326		WP BB			G3		G3		K	3	0	0	0	1	1	5
Bill Stein, R (1, 4) OBP: 0.344, SLG: 0.353 Jorge Orta, L (8, PH) OBP: 0.358, SLG: 0.451 Lee Richard, R (8, PR) OBP: 0.350, SLG: 0.235 (8, 4)	5-3 1-2				L9			G6-4-3 1B		2 1 0	0 0 0	0 1 0	0 0 0	0 0 0	0 0 0	1 0 0
Brian Downing, R (1, 2) OBP: 0.358, SLG: 0.338			1B		K			G6-4-3 1-2f		3	0	1	0	0	1	1
Inning Stats	R: 0 H: 1 E: 0 LOB: 1 K: 0 BB: 0 S: 4 P: 4	R: 0 H: 0 E: 0 LOB: 1 K: 0 BB: 1 S: 3 P: 7	R: 0 H: 1 E: 0 LOB: 1 K: 1 BB: 0 S: 6 P: 6	R: 0 H: 0 E: 0 LOB: 0 K: 3 BB: 0 S: 9 P: 9	R: 0 H: 0 E: 0 LOB: 0 K: 1 BB: 0 S: 5 P: 5	R: 0 H: 0 E: 0 LOB: 0 K: 0 BB: 0 S: 3 P: 3	R: 0 H: 1 E: 0 LOB: 2 K: 1 BB: 0 S: 6 P: 6	R: 0 H: 1 E: 0 LOB: 1 K: 0 BB: 0 S: 3 P: 3	R: 0 H: 1 E: 0 LOB: 3 K: 2 BB: 2 S: 8 P: 16	1B: 5 SF: 0 2B: 0 SAC: 0 3B: 0 DP: 1 HR: 0 HBP: 0						

	AB	31
	R	0
	H	5
	RBI	0
	BB	3
	SO	8
	LOB	16

WP: 2 PA: 34
PB: 0
SB: 0
CS: 0

PITCHER		IP	WLS	BF	H	R	ER	SO	BB	IBB	HBP	BLK	WP	HR	S	P	ERA	WHIP
Joe Coleman, R ERA: 5.91	(1, 1)	8.0	W	28	4	0	0	6	1	0	0	0	2	0	39	43	0.00	0.625
John Hiller, L ERA: 2.61	(9, 1)	1.0	S	6	1	0	0	2	2	0	0	0	0	0	8	16	0.00	3.000

PITCHER		IP	WLS	BF	H	R	ER	SO	BB	IBB	HBP	BLK	WP	HR	S	P	ERA	WHIP

BOTTOM

Chicago White Sox @ Detroit Tigers

Tiger Stadium, Detroit, MI

Tue Jul 08 1975, 7:05 PM EDT

Att. 13,268 - Unknown

livebaseballscorecards.com

Batter	1	2	3	4	5	6	7	8	9	AB	R	H	RBI	BB	SO	LOB
Ron LeFlore, R (1, 8) OBP: 0.332, SLG: 0.417	F4			HR	G5-4-3, 1B			HR, 1B		4	2	3	1	0	0	0
Gary Sutherland, R (1, 4) OBP: 0.344, SLG: 0.350	6-3-5, BB			2B, 1B	G5-4-3			F9		3	0	1	0	1	0	3
Leon Roberts, R (1, 9) OBP: 0.349, SLG: 0.424	6-3-5			1-3, 2B		K		HR		4	1	2	2	0	1	1
Willie Horton, R (1, 10) OBP: 0.308, SLG: 0.435		G5-4-3, 1B		F8		F3		F8		4	0	1	0	0	0	2
Bill Freehan, R (1, 2) OBP: 0.333, SLG: 0.446		F5		IBB		K2-3				2	0	0	0	1	1	1
Mickey Stanley, R (1, 3) OBP: 0.302, SLG: 0.421		G5-4-3		F2			5-3			3	0	0	0	0	0	4
Tom Veryzer, R (1, 6) OBP: 0.273, SLG: 0.299			L6	F3			F3			3	0	0	0	0	0	3
Ben Oglivie, L (1, 7) OBP: 0.238, SLG: 0.311			4-3		CS, 1B		4-3			3	0	1	0	0	0	0
Aurelio Rodriguez, R (1, 5) OBP: 0.272, SLG: 0.386			L5		1B, 1B			1-3		3	0	1	0	0	0	0
Inning Stats	R: 0 E: 0 K: 0 S: 2 H: 0 LOB: 0 BB: 1 P: 6	R: 0 E: 0 K: 0 S: 3 H: 1 LOB: 0 BB: 0 P: 3	R: 0 E: 0 K: 0 S: 3 H: 0 LOB: 0 BB: 0 P: 3	R: 1 E: 0 K: 0 S: 6 H: 3 LOB: 3 BB: 1 P: 10	R: 0 E: 0 K: 0 S: 4 H: 3 LOB: 1 BB: 0 P: 4	R: 0 E: 0 K: 2 S: 7 H: 0 LOB: 0 BB: 0 P: 7	R: 0 E: 0 K: 0 S: 3 H: 0 LOB: 0 BB: 0 P: 3	R: 2 E: 0 K: 0 S: 5 H: 2 LOB: 0 BB: 0 P: 5		1B: 6 2B: 2 3B: 0 HR: 2 SF: 0 SAC: 0 DP: 3 HBP: 0						

	AB	29
	R	3
	H	9
	RBI	3
	BB	2
	SO	2
	LOB	14

WP: 0 PA: 31
PB: 0
SB: 0
CS: 1

PITCHER	IP	WLS	BF	H	R	ER	SO	BB	IBB	HBP	BLK	WP	HR	S	P	ERA	WHIP
Wilbur Wood, L (1, 1) ERA: 4.64	8.0	L	31	9	3	3	2	1	1	0	0	0	2	33	41	3.38	1.250

PITCHER	IP	WLS	BF	H	R	ER	SO	BB	IBB	HBP	BLK	WP	HR	S	P	ERA	WHIP

Batter	1	2	3	4	5	6	7	8	9	AB	R	H	RBI	BB	SO	LOB
Pat Kelly, L (1, 9) OBP: 0.337, SLG: 0.400	F8		L6		F7		F8		2B	5	0	1	0	0	0	0
Bucky Dent, R (1, 6) OBP: 0.329, SLG: 0.385	FC3-6 1B		F7		5-3		1B		4-3	5	0	2	0	0	0	1
Carlos May, L (1, 3) OBP: 0.376, SLG: 0.418	FC3-6 1-2f			3-1		FC6-4 1B	F6			4	0	1	0	0	0	2
Deron Johnson, R (1, 10) OBP: 0.297, SLG: 0.420	F8			4-3		FC6-4 1B 1-2f		K SSS		4	0	0	0	0	1	2
Ken Henderson, S (1, 8) OBP: 0.346, SLG: 0.364		L7		BB BBBB		BB 1-3 1B		1B		3	0	2	0	1	0	0
Bill Melton, R (1, 5) OBP: 0.329, SLG: 0.346		6-3		F8		L6		F8		4	0	0	0	0	0	4
Jerry Hairston, S (1, 7) OBP: 0.393, SLG: 0.333		BB BBBB			HR 1B	BB BBBB 1-2		4-3		2	1	1	0	2	0	1
Bill Stein, R (1, 4) OBP: 0.333, SLG: 0.341		F8			F9	F3			1-3	3	0	0	0	0	0	5
Nyls Nyman, L (9, PH) OBP: 0.214, SLG: 0.236										1	0	0	0	0	0	0
Brian Downing, R (1, 2) OBP: 0.356, SLG: 0.349			K SSS		HR 1-H		6-3		F7	4	1	1	2	0	1	0
Inning Stats	R: 0 E: 0 K: 0 S: 4 H: 1 LOB: 1 BB: 0 P: 4	R: 0 E: 0 K: 0 S: 3 H: 0 LOB: 1 BB: 1 P: 7	R: 0 E: 0 K: 1 S: 5 H: 0 LOB: 0 BB: 0 P: 5	R: 0 E: 0 K: 0 S: 3 H: 0 LOB: 1 BB: 1 P: 7	R: 2 E: 0 K: 0 S: 5 H: 2 LOB: 0 BB: 0 P: 5	R: 0 E: 0 K: 0 S: 5 H: 2 LOB: 3 BB: 1 P: 9	R: 0 E: 0 K: 0 S: 4 H: 1 LOB: 1 BB: 0 P: 4	R: 0 E: 0 K: 1 S: 6 H: 1 LOB: 1 BB: 0 P: 6	R: 0 E: 0 K: 0 S: 4 H: 1 LOB: 1 BB: 0 P: 4	1B: 6 2B: 1 3B: 0 HR: 1 SF: 0 SAC: 0 DP: 0 HBP: 0						

PITCHER	IP	WLS	BF	H	R	ER	SO	BB	IBB	HBP	BLK	WP	HR	S	P	ERA	WHIP
Ray Bare, R (1, 1) ERA: 4.11	9.0	W	38	8	2	2	2	3	0	0	0	0	1	39	51	2.00	1.222

PITCHER	IP	WLS	BF	H	R	ER	SO	BB	IBB	HBP	BLK	WP	HR	S	P	ERA	WHIP

TOP

Chicago White Sox @ Detroit Tigers

Tiger Stadium, Detroit, MI

Wed Jul 09 1975, 7:05 PM EDT

Att. 16,155 - Unknown

livebaseballscorecards.com

AB	35
R	2
H	8
RBI	2
BB	3
SO	2
LOB	15

Batter	1	2	3	4	5	6	7	8	9	AB	R	H	RBI	BB	SO	LOB
Ron LeFlore, R (1, 8) OBP: 0.331, SLG: 0.414	SSS 0-3 ① K	x 0-0 G1-6-3 1-2 1B		SSS 0-3 ③ K		SSS 0-3 ② K		x 0-0 ① 6-3		5	0	1	0	0	3	1
Gary Sutherland, R (1, 4) OBP: 0.342, SLG: 0.348	x 0-0 ② F8	x 0-0 ②③ G1-6-3 1-2f			x 0-0 ① 5-3	x 0-0 BB 1-3 1B		x 0-0 ② 5-3		5	0	1	0	0	0	2
Dan Meyer, L (1, 7) OBP: 0.312, SLG: 0.377 Mickey Stanley, R (3, PR) OBP: 0.319, SLG: 0.431 (4, 7)	BBBB 4-0 1B BB 1B BB		x 0-0 F8 1B FC3-6 1B		x 0-0 1B HR 1B	BBBB 4-0 1-2 BB		x 0-0 1B 1B		1 2	1 2	1 2	1 0	0 1	1 0	0 0
Willie Horton, R (1, 10) OBP: 0.315, SLG: 0.439	BBBB 4-0 1B 1-2 1B BB		x 0-0 FC3-6 1-2 1B		x 0-0 1-3 HR 1B	x 0-0 ③ L4		x 0-0 1-2 1B		4	2	3	0	1	0	3
Bill Freehan, R (1, 2) OBP: 0.339, SLG: 0.462	x 0-0 1B 1-2 2-3 1B		x 0-0 ① F8 2-3		x 0-0 1-H 3-H HR		BBBB 4-0 E 1B BB	SSS 0-3 ③ K		4	1	2	3	1	1	4
Jack Pierce, L (1, 3) OBP: 0.333, SLG: 0.346	x 0-0 1-3 2-H 3-H 1B		x 0-0 ② FC3-6 1-2f 3-H		x 0-0 ② F4		x 0-0 E 1-2 1B			4	0	2	3	0	0	1
Leon Roberts, R (1, 9) OBP: 0.344, SLG: 0.417	x 0-0 ③ 5-3		x 0-0 ③ F8		SSS 0-3 ③ K		SSS 0-3 ① K			4	0	0	0	0	2	5
Tom Veryzer, R (1, 6) OBP: 0.272, SLG: 0.294		SSS 0-3 ① K		x 0-0 ① 6-3		BBBB 4-0 1B BB	x 0-0 E5 G6-3 1-2 2-3			3	0	0	0	1	1	2
Aurelio Rodriguez, R (1, 5) OBP: 0.271, SLG: 0.384		x 0-0 1B 1B		x 0-0 ② L7		x 0-0 ① F3	x 0-0 ②③ G6-3 1-2f			4	0	1	0	0	0	4
Inning Stats	R: 2 E: 0 K: 1 S: 7 H: 2 LOB: 2 BB: 2 P: 15	R: 0 E: 0 K: 1 S: 6 H: 2 LOB: 1 BB: 0 P: 6	R: 1 E: 0 K: 0 S: 5 H: 2 LOB: 1 BB: 0 P: 5	R: 0 E: 0 K: 1 S: 5 H: 0 LOB: 0 BB: 0 P: 5	R: 3 E: 0 K: 1 S: 8 H: 3 LOB: 0 BB: 0 P: 8	R: 0 E: 0 K: 1 S: 6 H: 1 LOB: 3 BB: 2 P: 14	R: 0 E: 1 K: 1 S: 6 H: 1 LOB: 2 BB: 1 P: 10	R: 0 E: 0 K: 1 S: 7 H: 2 LOB: 2 BB: 0 P: 7		1B: 12 2B: 0 3B: 0 HR: 1	SF: 0 SAC: 0 DP: 2 HBP: 0					

PITCHER		IP	WLS	BF	H	R	ER	SO	BB	IBB	HBP	BLK	WP	HR	S	P	ERA	WHIP
Jesse Jefferson, R ERA: 3.86	(1, 1)	2.0	L	13	6	3	3	2	2	0	0	0	0	0	15	23	13.50	4.000
Ozzie Osborn, R ERA: 4.57	(3, 1)	2.1		10	3	3	3	1	0	0	0	0	0	1	12	12	11.57	1.286
Dave Hamilton, L ERA: 4.06	(5, 1)	1.1		7	1	0	0	2	2	0	0	0	0	0	9	17	0.00	2.250
Cecil Upshaw, R ERA: 3.6	(6, 1)	2.1		11	3	0	0	2	1	0	0	0	0	0	14	18	0.00	1.714

PITCHER	IP	WLS	BF	H	R	ER	SO	BB	IBB	HBP	BLK	WP	HR	S	P	ERA	WHIP

BOTTOM

Chicago White Sox @ Detroit Tigers

Tiger Stadium, Detroit, MI

Wed Jul 09 1975, 7:05 PM EDT

Att. 16,155 - Unknown

livebaseballscorecards.com

AB	36
R	6
H	13
RBI	6
BB	5
SO	7
LOB	22

Batter	1	2	3	4	5	6	7	8	9	AB	R	H	RBI	BB	SO	LOB
Pat Kelly, L (1, 9) OBP: 0.342, SLG: 0.404	0-0 S 2B 1B		0-0 B5-3 1B		0-3 ② K		0-0 FC1-6 1B	0-0 ③ F6 1-2		5	1	3	0	0	1	1
Bucky Dent, R (1, 6) OBP: 0.327, SLG: 0.385	0-0 G3 1-H 2B		0-0 ② B5-3 1-2		0-3 ③ K		0-0 ① FC1-6 1B 1-2f		0-3 ① K	5	0	1	1	0	2	2
Carlos May, L (1, 3) OBP: 0.373, SLG: 0.414	0-0 ① G3 2-3		0-0 ③ F7			0-0 ① 4-3	0-3 ② K		0-0 CS 1B	5	0	1	0	0	1	3
Deron Johnson, R (1, 10) OBP: 0.306, SLG: 0.425	0-0 ② 4-3			0-0 G4-6-3 1B PB 1B		0-0 BB 2B 1B	0-0 1-2 1B		4-0 ② 1-2 BB	4	2	3	0	1	0	1
Ken Henderson, S (1, 8) OBP: 0.345, SLG: 0.363 Nyls Nyman, L (8, 8) OBP: 0.212, SLG: 0.234	0-0 ③ F7			0-0 G4-6-3 1-2 1B		0-3 ② K	0-0 ③ 1-3		0-0 ③ 4-3	4	0	1	0	0	1	4
										1	0	0	0	0	0	1
Bill Melton, R (1, 5) OBP: 0.331, SLG: 0.343		0-0 ① 5-3		0-0 ①② G4-6-3 1-2f 2-3		4-0 1-2 2B BB		1-0 WP SH3-4 1B HBP		2	2	0	0	1	0	2
Jerry Hairston, S (1, 7) OBP: 0.407, SLG: 0.360		0-0 ② F6		4-0 PB BB		0-0 1-H 2-H 2B		0-0 ① SH3-4 1-2		2	0	1	2	1	0	0
Bill Stein, R (1, 4) OBP: 0.330, SLG: 0.330		0-3 ③ K		0-0 ③ 1-3 1-2 3-H		4-0 FC5-4 BB		0-0 ② F4		3	0	0	0	1	1	2
Brian Downing, R (1, 2) OBP: 0.355, SLG: 0.347			0-0 ① L5		0-0 ① F8	0-0 ③ FC5-4 1-2f		0-0 S 2-H 1B		4	0	1	1	0	0	2
Inning Stats	R: 1 H: 2 E: 0 LOB: 1 K: 0 BB: 0 S: 5 P: 5	R: 0 H: 0 E: 0 LOB: 0 K: 1 BB: 0 S: 5 P: 5	R: 0 H: 1 E: 0 LOB: 1 K: 0 BB: 0 S: 4 P: 4	R: 1 H: 2 E: 0 LOB: 1 K: 0 BB: 1 S: 4 P: 8	R: 0 H: 0 E: 0 LOB: 0 K: 2 BB: 0 S: 7 P: 7	R: 2 H: 2 E: 0 LOB: 2 K: 1 BB: 2 S: 7 P: 15	R: 0 H: 2 E: 0 LOB: 2 K: 1 BB: 0 S: 7 P: 7	R: 1 H: 1 E: 0 LOB: 1 K: 0 BB: 0 S: 4 P: 5	R: 0 H: 1 E: 0 LOB: 1 K: 1 BB: 1 S: 5 P: 9	1B: 9 SF: 0 2B: 2 SAC: 1 3B: 0 DP: 1 HR: 0 HBP: 1						WP: 1 PA: 41 PB: 1 SB: 2 CS: 1	

TOP

Chicago White Sox @ Milwaukee Brewers

Milwaukee County Stadium, Milwaukee, WI

Fri Jul 11 1975, 8:05 PM EDT
Att. 19,655 - Unknown - 66 F

livebaseballscorecards.com

AB	35
R	5
H	11
RBI	4
BB	4
SO	6
LOB	18

PITCHER		IP	WLS	BF	H	R	ER	SO	BB	IBB	HBP	BLK	WP	HR	S	P	ERA	WHIP
Ed Sprague, R ERA: 4.55	(1, 1)	5.2	L	25	7	4	3	4	2	0	0	0	0	0	31	39	4.76	1.588
Tom Hausman, R ERA: 4.94	(6, 1)	2.0		11	3	1	1	1	1	0	1	0	1	0	11	16	4.50	2.000
Rick Austin, L ERA: 2.03	(8, 1)	1.1		5	1	0	0	1	1	0	0	0	0	0	6	10	0.00	1.500

PITCHER	IP	WLS	BF	H	R	ER	SO	BB	IBB	HBP	BLK	WP	HR	S	P	ERA	WHIP

Batter	1	2	3	4	5	6	7	8	9	AB	R	H	RBI	BB	SO	LOB
Don Money, R (1, 5) OBP: 0.311, SLG: 0.381	2B		K		BB FC6-5 1B		6-3			3	0	1	0	1	1	1
Robin Yount, R (1, 6) OBP: 0.344, SLG: 0.392	6-3		5-3		1B 1-2 2-H			5-3		4	0	1	1	0	0	1
George Scott, R (1, 3) OBP: 0.352, SLG: 0.491	6-3		4-3		FC6-5 2-3f			BB		3	0	0	0	1	0	3
Hank Aaron, R (1, 10) OBP: 0.329, SLG: 0.383	5-3			5-3		6-3		F3		4	0	0	0	0	0	2
Bobby Darwin, R (1, 7) OBP: 0.316, SLG: 0.409		BB S HR		F7		K		F4		3	1	0	0	1	1	1
Charlie Moore, R (1, 2) OBP: 0.309, SLG: 0.368		F9		F7		F8				3	0	0	0	0	0	1
Bob Sheldon, L (9, PH) OBP: 0.375, SLG: 0.500									PB 4-3 1B	1	0	1	0	0	0	0
Sixto Lezcano, R (1, 9) OBP: 0.324, SLG: 0.390		HR 1-H			1B SH1-3		SH1-4 1B		K	4	2	3	2	0	1	1
Kurt Bevacqua, R (1, 4) OBP: 0.228, SLG: 0.226		5-3			SH1-3 1-2		SH1-4 1-2		4-3 1-2	1	0	0	0	0	0	0
Darrell Porter, L (9, PH) OBP: 0.356, SLG: 0.367										1	0	0	0	0	0	1
Gorman Thomas, R (1, 8) OBP: 0.344, SLG: 0.552		K			F8		K		K 2-3	3	0	0	0	0	2	2
Mike Hegan, L (9, PH) OBP: 0.375, SLG: 0.389										1	0	0	0	0	1	1
Inning Stats	R: 0 H: 1 E: 0 LOB: 1 K: 0 BB: 0 S: 4 P: 4	R: 2 H: 1 E: 0 LOB: 0 K: 1 BB: 1 S: 6 P: 10	R: 0 H: 0 E: 0 LOB: 0 K: 1 BB: 0 S: 5 P: 5	R: 0 H: 0 E: 0 LOB: 0 K: 0 BB: 0 S: 3 P: 3	R: 1 H: 2 E: 0 LOB: 2 K: 0 BB: 1 S: 5 P: 9	R: 0 H: 0 E: 0 LOB: 0 K: 1 BB: 0 S: 5 P: 5	R: 0 H: 1 E: 0 LOB: 1 K: 1 BB: 0 S: 6 P: 6	R: 0 H: 0 E: 0 LOB: 1 K: 0 BB: 1 S: 3 P: 7	R: 0 H: 1 E: 0 LOB: 1 K: 2 BB: 0 S: 8 P: 8	1B: 4 SF: 0 2B: 1 SAC: 2 3B: 0 DP: 0 HR: 1 HBP: 0						WP: 0 PA: 36 PB: 1 SB: 1 CS: 0	

PITCHER	IP	WLS	BF	H	R	ER	SO	BB	IBB	HBP	BLK	WP	HR	S	P	ERA	WHIP
Claude Osteen, L (1, 1) ERA: 3.96	6.1	W	26	5	3	3	3	2	0	0	0	0	1	30	38	4.26	1.105
Rich Gossage, R (7, 1) ERA: 1.92	2.2	S	10	1	0	0	3	1	0	0	0	0	0	15	19	0.00	0.750

PITCHER	IP	WLS	BF	H	R	ER	SO	BB	IBB	HBP	BLK	WP	HR	S	P	ERA	WHIP

BOTTOM

Chicago White Sox @ Milwaukee Brewers

Milwaukee County Stadium, Milwaukee, WI

Fri Jul 11 1975, 8:05 PM EDT

Att. 19,655 - Unknown - 66 F

livebaseballscorecards.com

AB	31
R	3
H	6
RBI	3
BB	3
SO	6
LOB	14

Batter	1	2	3	4	5	6	7	8	9	AB	R	H	RBI	BB	SO	LOB
Pat Kelly, L (1, 9) OBP: 0.344, SLG: 0.406	S S S 0-3 ① K			x 0-0 ③ FC6-4 1B	x 0-0 ③ L3			x 0-0 1B 1B		4	0	2	0	0	1	0
Nyls Nyman, L (1, 8) OBP: 0.213, SLG: 0.234	S S S 0-3 ② K2-3			x 0-0 ① FC6-4 1B 1-2f WP		x 0-0 ① F9		x 0-0 K 1-2 1B		4	1	1	0	0	1	1
Carlos May, L (1, 3) OBP: 0.372, SLG: 0.412	x 0-0 ③ 4-3			x 0-0 WP 1B 1-3 1B		x 0-0 ② F5		x 0-0 ① F5		4	1	1	0	0	0	2
Deron Johnson, R (1, 10) OBP: 0.305, SLG: 0.422		S S S 0-3 ① K		x 0-0 BB 1B 1-H 3-H 1B		S S S 0-3 ③ K		S S S 0-3 ② ③ K 1-2		4	1	1	1	0	3	2
Bill Melton, R (1, 5) OBP: 0.333, SLG: 0.354		x 0-0 ② F7		B B B B 4-0 1B 1-2 BB			x 0-0 HR		x 0-0 ① 5-3	3	1	1	1	1	0	0
Jerry Hairston, S (1, 7) OBP: 0.381, SLG: 0.333		x 0-0 ③ 3-1		x 0-0 ② F8			x 0-0 ① 4-3		x 0-0 ② F4	4	0	0	0	0	0	2
Bucky Dent, R (1, 6) OBP: 0.326, SLG: 0.383			x 0-0 ① 5-3	x 0-0 ③ 1-3 2-H 1B			S S S 0-3 ② K		x 0-0 ③ F8	4	0	1	1	0	1	0
Bill Stein, R (1, 4) OBP: 0.330, SLG: 0.330			S S S 0-3 ② K		x 0-0 ① F8		x 0-0 1B			3	0	1	0	0	1	0
Pete Varney, R (1, 2) OBP: 0.333, SLG: 0.400			S S S 0-3 ③ K		x 0-0 ② 3-1		S S S 0-3 ③ K			3	0	0	0	0	2	1

TOP

Chicago White Sox @ Milwaukee Brewers

Milwaukee County Stadium, Milwaukee, WI

Sat Jul 12 1975, 8:05 PM EDT
Att. 28,079 - Unknown - 63 F

livebaseballscorecards.com

AB	33
R	4
H	8
RBI	3
BB	1
SO	9
LOB	8

Inning Stats	1	2	3	4	5	6	7	8	9
	R: 0 E: 0 K: 2 S: 7	R: 0 E: 0 K: 1 S: 5	R: 0 E: 0 K: 2 S: 7	R: 3 E: 0 K: 0 S: 6	R: 0 E: 0 K: 0 S: 3	R: 0 E: 0 K: 1 S: 5	R: 1 E: 0 K: 2 S: 9	R: 0 E: 0 K: 1 S: 6	R: 0 E: 0 K: 0 S: 3
	H: 0 LOB: 0 BB: 0 P: 7	H: 0 LOB: 0 BB: 0 P: 5	H: 0 LOB: 0 BB: 0 P: 7	H: 4 LOB: 2 BB: 1 P: 10	H: 0 LOB: 0 BB: 0 P: 3	H: 0 LOB: 0 BB: 0 P: 5	H: 2 LOB: 1 BB: 0 P: 9	H: 2 LOB: 1 BB: 0 P: 6	H: 0 LOB: 0 BB: 0 P: 3

1B: 7	SF: 0	WP: 1
2B: 0	SAC: 0	PB: 0
3B: 0	DP: 0	SB: 0
HR: 1	HBP: 0	CS: 0

PA: 34

PITCHER		IP	WLS	BF	H	R	ER	SO	BB	IBB	HBP	BLK	WP	HR	S	P	ERA	WHIP
Jim Slaton, R ERA: 4.83	(1, 1)	6.0	W	23	5	4	4	6	1	0	0	0	1	1	34	38	6.00	1.000
Eduardo Rodriguez, R ERA: 2.54	(7, 1)	3.0	S	11	3	0	0	3	0	0	0	0	0	0	17	17	0.00	1.000

PITCHER		IP	WLS	BF	H	R	ER	SO	BB	IBB	HBP	BLK	WP	HR	S	P	ERA	WHIP

Batter	1	2	3	4	5	6	7	8	9	AB	R	H	RBI	BB	SO	LOB
Don Money, R (1, 5) OBP: 0.313, SLG: 0.381	F4		F8	SH3 1B		CS 1B		F7		5	0	2	0	0	0	1
Robin Yount, R (1, 6) OBP: 0.346, SLG: 0.393	6-3		2B BB 1B	SH3		CS	FC5 1B	1-3		4	1	2	0	0	0	1
George Scott, R (1, 3) OBP: 0.356, SLG: 0.495	F9		BB 1B 2B	IBB			FC5 1B			3	1	2	0	1	0	0
Hank Aaron, R (1, 10) OBP: 0.331, SLG: 0.386		1B SF9 2B	BB 1B BB	L5			F2			3	2	1	0	1	0	5
Bobby Darwin, R (1, 7) OBP: 0.315, SLG: 0.406 Bill Sharp, L (9, 7) OBP: 0.272, SLG: 0.312		2B 1B	L5		K		FC5			4 0	0 0	1 0	0 0	0 0	1 0	5 0
Sixto Lezcano, R (1, 9) OBP: 0.326, SLG: 0.389		SF9	1B BB		FC5-4 BB		F7			1	0	0	2	2	0	3
Charlie Moore, R (1, 2) OBP: 0.321, SLG: 0.392 Mike Hegan, L (7, PH) OBP: 0.375, SLG: 0.389 Bobby Mitchell, R (7, PH) OBP: 0.349, SLG: 0.489 Darrell Porter, L (8, 2) OBP: 0.356, SLG: 0.367		E S 2B	1B	FC5-4 CS			L5			3 0 1 0	1 0 0 0	2 0 0 0	2 0 0 0	0 0 0 0	0 0 3 0	1 0 0 0
Kurt Bevacqua, R (1, 4) OBP: 0.224, SLG: 0.222 Bob Sheldon, L (6, PH) OBP: 0.333, SLG: 0.444 (7, 4)		E4 S	F8		CS	F6		F7		2 2	0 0	0 0	0 0	0 0	0 0	3 0
Gorman Thomas, R (1, 8) OBP: 0.349, SLG: 0.546		5-3		SH3 1B L5 1B		K		BB		3	0	1	0	1	1	1
Inning Stats	R: 0 E: 0 K: 0 S: 3 H: 0 LOB: 0 BB: 0 P: 3	R: 2 E: 1 K: 0 S: 6 H: 3 LOB: 1 BB: 0 P: 6	R: 3 E: 0 K: 0 S: 6 H: 3 LOB: 2 BB: 2 P: 14	R: 0 E: 0 K: 0 S: 4 H: 2 LOB: 2 BB: 1 P: 8	R: 0 E: 0 K: 1 S: 4 H: 0 LOB: 0 BB: 1 P: 8	R: 0 E: 0 K: 1 S: 5 H: 1 LOB: 0 BB: 0 P: 5	R: 0 E: 0 K: 0 S: 6 H: 2 LOB: 3 BB: 0 P: 6	R: 0 E: 0 K: 0 S: 3 H: 0 LOB: 1 BB: 1 P: 7		1B: 8 2B: 4 3B: 0 HR: 0	SF: 1 SAC: 1 DP: 1 HBP: 0					

PITCHER		IP	WLS	BF	H	R	ER	SO	BB	IBB	HBP	BLK	WP	HR	S	P	ERA	WHIP
Jim Kaat, L ERA: 2.87	(1, 1)	3.0	L	19	8	5	4	0	2	0	0	0	0	0	17	25	12.00	3.333
Bill Gogolewski, R ERA: 3.63	(4, 1)	3.0		9	1	0	0	2	1	1	0	0	0	0	11	19	0.00	0.667
Cecil Upshaw, R ERA: 3.51	(7, 1)	0.2		5	2	0	0	0	0	0	0	0	0	0	5	5	0.00	3.000
Dave Hamilton, L ERA: 3.96	(7, 1)	1.1		5	0	0	0	0	1	0	0	0	0	0	4	8	0.00	0.750

PITCHER	IP	WLS	BF	H	R	ER	SO	BB	IBB	HBP	BLK	WP	HR	S	P	ERA	WHIP

BOTTOM

Chicago White Sox @ Milwaukee Brewers

Milwaukee County Stadium, Milwaukee, WI

Sat Jul 12 1975, 8:05 PM EDT

Att. 28,079 - Unknown - 63 F

livebaseballscorecards.com

AB	31
R	5
H	11
RBI	4
BB	5
SO	2
LOB	23

1B: 8 2B: 4 3B: 0 HR: 0 SF: 1 SAC: 1 DP: 1 HBP: 0

WP: 0 PB: 0 SB: 2 CS: 2 PA: 40

Batter	1	2	3	4	5	6	7	8	9	AB	R	H	RBI	BB	SO	LOB
Pat Kelly, L (1, 9) OBP: 0.356, SLG: 0.410	BBBB 4-0 G5-4-3 BB		x 0-0 CS 1B	BBBB 4-0 1-2 3-H BB		x 0-0 G5-4-3 3-H 1B			BBBB 4-0 G6-4-3 BB	2	0	2	1	3	0	0
Bucky Dent, R (1, 6) OBP: 0.321, SLG: 0.377	x 0-0 ①② G5-4-3 1-2f		x 0-0 ②③ 4-3 1-2	x 0-0 ③ F6		x 0-0 ②③ G5-4-3 1-2f			x 0-0 ①② G6-4-3 1-2f	5	0	0	0	0	0	6
Jerry Hairston, S (1, 7) OBP: 0.368, SLG: 0.310	SSS 0-3 ③ K			x 0-0 ① 5-3	BBBB 4-0 S BB		x 0-0 ① F9		x 0-0 ③ F7	4	0	0	0	1	1	0
Deron Johnson, R (1, 3) OBP: 0.304, SLG: 0.418		SSS 0-3 ① K		BBBB 4-0 BB 1B BB BB	SSS 0-3 ① K		x 0-0 ② F3			3	1	0	0	1	2	1
Bill Melton, R (1, 5) OBP: 0.332, SLG: 0.350		SSS 0-3 ② K		BBBB 4-0 1-2 BB 1B BB	SSS 0-3 ② 1-2 K		x 0-0 ③ F9			3	1	0	0	1	2	1
Carlos May, L (1, 10) OBP: 0.374, SLG: 0.414		x 0-0 2B	x 0-0 ② F3		4-0 FC6 IBB			x 0-0 ① F9		3	0	1	0	1	0	2
Brian Downing, R (1, 2) OBP: 0.357, SLG: 0.345		IIII 4-0 IBB	BBB 4-0 1-2 2-3 1B 1B BB	x 0-0 ③ FC6 1-2f				x 0-0 ② F6		2	1	0	0	2	0	2
Nyls Nyman, L (1, 8) OBP: 0.227, SLG: 0.250		x 0-0 ③ 5-3	x 0-0 1-2 2-H 3-H 1B S 1B		x 0-0 SH1-3 2-3 1B 2B			BBBB 4-0 BB		3	2	2	2	1	0	2
Bill Stein, R (1, 4) OBP: 0.330, SLG: 0.330			SSS 0-3 ① K	x 0-0 1-3 2-H S 1B		x 0-0 ① SH1-3 2-3		x 0-0 ③ F9		3	0	1	1	0	1	1
Inning Stats	R: 0 H: 0 E: 0 LOB: 0 K: 1 BB: 1 S: 4 P: 8	R: 0 H: 1 E: 0 LOB: 2 K: 2 BB: 1 S: 8 P: 12	R: 0 H: 1 E: 0 LOB: 0 K: 1 BB: 0 S: 5 P: 5	R: 4 H: 2 E: 0 LOB: 2 K: 0 BB: 4 S: 5 P: 21	R: 0 H: 0 E: 0 LOB: 2 K: 2 BB: 2 S: 7 P: 15	R: 1 H: 2 E: 0 LOB: 0 K: 0 BB: 0 S: 4 P: 4	R: 0 H: 0 E: 0 LOB: 0 K: 0 BB: 0 S: 3 P: 3	R: 0 H: 0 E: 0 LOB: 1 K: 0 BB: 1 S: 3 P: 7	R: 0 H: 0 E: 0 LOB: 0 K: 0 BB: 1 S: 2 P: 6	1B: 4 SF: 0 2B: 2 SAC: 1 3B: 0 DP: 3 HR: 0 HBP: 0						

PITCHER		IP	WLS	BF	H	R	ER	SO	BB	IBB	HBP	BLK	WP	HR	S	P	ERA	WHIP
Bill Travers, L ERA: 4.88	(1, 1)	3.2	L	18	4	4	4	4	4	1	0	0	0	0	21	41	9.82	2.182
Pete Broberg, R ERA: 4.71	(4, 1)	5.1		21	2	1	1	2	4	1	0	0	0	0	20	40	1.69	1.125

PITCHER	IP	WLS	BF	H	R	ER	SO	BB	IBB	HBP	BLK	WP	HR	S	P	ERA	WHIP

TOP

Chicago White Sox @ Milwaukee Brewers

Milwaukee County Stadium, Milwaukee, WI

Sun Jul 13 1975, 4:33 AM EDT
Att. 27,386 - Unknown

livebaseballscorecards.com

AB	28
R	5
H	6
RBI	4
BB	10
SO	6
LOB	15

WP: 0 PA: 39
PB: 0
SB: 3
CS: 1

Batter	1	2	3	4	5	6	7	8	9	AB	R	H	RBI	BB	SO	LOB
Don Money, R (1, 5) OBP: 0.312, SLG: 0.376	K		BB		5-3			6-3		3	0	0	0	1	1	0
Robin Yount, R (1, 6) OBP: 0.342, SLG: 0.388	6-3		5-3			K		K		4	0	0	0	0	2	1
George Scott, R (1, 3) OBP: 0.352, SLG: 0.489	F6			F8		5-3			K	4	0	0	0	0	1	0
Hank Aaron, R (1, 10) OBP: 0.333, SLG: 0.385		FC5-4 BB		5-3		F7			FC5-4 1B	3	0	1	0	1	0	0
Bobby Darwin, R (1, 7) OBP: 0.314, SLG: 0.403		F7		1B			K		FC5-4 1-2f	4	0	1	0	0	1	2
Sixto Lezcano, R (1, 9) OBP: 0.325, SLG: 0.387		FC5-4 1-2f		1-3 1B			E8		6-3	4	0	1	0	0	0	2
Darrell Porter, L (1, 2) OBP: 0.352, SLG: 0.362		5-3		F7			F9			3	0	0	0	0	0	4
Kurt Bevacqua, R (1, 4) OBP: 0.218, SLG: 0.216			6-3		6-3		F2			3	0	0	0	0	0	1
Gorman Thomas, R (1, 8) OBP: 0.341, SLG: 0.532			5-3		5-3			F6		3	0	0	0	0	0	0
Inning Stats	R: 0 E: 0 K: 1 S: 5 H: 0 LOB: 0 BB: 0 P: 5	R: 0 E: 0 K: 0 S: 3 H: 0 LOB: 1 BB: 1 P: 7	R: 0 E: 0 K: 0 S: 3 H: 0 LOB: 1 BB: 1 P: 7	R: 0 E: 0 K: 0 S: 5 H: 2 LOB: 2 BB: 0 P: 5	R: 0 E: 0 K: 0 S: 3 H: 0 LOB: 0 BB: 0 P: 3	R: 0 E: 0 K: 1 S: 5 H: 0 LOB: 0 BB: 0 P: 5	R: 0 E: 1 K: 1 S: 6 H: 0 LOB: 1 BB: 0 P: 6	R: 0 E: 0 K: 1 S: 5 H: 0 LOB: 0 BB: 0 P: 5	R: 0 E: 1 K: 1 S: 6 H: 1 LOB: 1 BB: 0 P: 6	1B: 3 2B: 0 3B: 0 HR: 0	SF: 0 SAC: 0 DP: 0 HBP: 0						

PITCHER	IP	WLS	BF	H	R	ER	SO	BB	IBB	HBP	BLK	WP	HR	S	P	ERA	WHIP
Wilbur Wood, L (1, 1) ERA: 4.38	9.0	W	33	3	0	0	5	2	0	0	0	0	0	41	49	0.00	0.556

PITCHER	IP	WLS	BF	H	R	ER	SO	BB	IBB	HBP	BLK	WP	HR	S	P	ERA	WHIP

BOTTOM

Chicago White Sox @ Milwaukee Brewers

Milwaukee County Stadium, Milwaukee, WI

Sun Jul 13 1975, 4:33 AM EDT

Att. 27,386 - Unknown

livebaseballscorecards.com

AB	31
R	0
H	3
RBI	0
BB	2
SO	5
LOB	10

1B: 3 SF: 0
2B: 0 SAC: 0
3B: 0 DP: 0
HR: 0 HBP: 0

WP: 0 PA: 33
PB: 0
SB: 0
CS: 0

Batter	1	2	3	4	5	6	7	8	9	AB	R	H	RBI	BB	SO	LOB
Ron LeFlore, R (1, 8) OBP: 0.336, SLG: 0.413	S S S 0-3 ① K		x 0-0 CS 1B			x 0-0 ③ 5-3			S S S 0-3 ② K	3	0	1	0	0	1	0
Ben Oglivie, L (6, 7) OBP: 0.246, SLG: 0.303										1	0	0	0	0	1	0
Gary Sutherland, R (1, 4) OBP: 0.337, SLG: 0.339	B B B B 4-0 FC5-4 BB		0-0 ③ CS 1-2	x 0-0 ① F7			x 0-0 ① F7		x 0-0 ③ L5	3	0	0	0	1	0	0
Leon Roberts, R (1, 9) OBP: 0.338, SLG: 0.407	x 0-0 ② FC5-4 FC6-4 1-2f			x 0-0 ② L9			x 0-0 ② L6			3	0	0	0	0	0	1
Willie Horton, R (1, 10) OBP: 0.313, SLG: 0.436	x 0-0 ③ FC6-4 1-2f			x 0-0 ③ 6-3			x 0-0 ③ F8			3	0	0	0	0	0	1
Bill Freehan, R (1, 2) OBP: 0.327, SLG: 0.454		x 0-0 ① F7			S S S 0-3 ① K			x 0-0 ① F7		3	0	0	0	0	1	0
Mickey Stanley, R (1, 7) (6, 8) OBP: 0.309, SLG: 0.394		x 0-0 ② 1-3			x 0-0 ② 5-3			S S S 0-3 ② K		3	0	0	0	0	1	0
Jack Pierce, L (1, 3) OBP: 0.351, SLG: 0.389		x 0-0 ③ F8			x 0-0 ③ F4			x 0-0 1B		3	0	1	0	0	0	0
Tom Veryzer, R (1, 6) OBP: 0.275, SLG: 0.294			x 0-0 ① L4			x 0-0 ① 5-3		x 0-0 ③ L5		3	0	0	0	0	0	1
Aurelio Rodriguez, R (1, 5) OBP: 0.280, SLG: 0.388			x 0-0 ② L5			x 0-0 ② 6-3			x 0-0 ① F7	3	0	0	0	0	0	0
Inning Stats	R: 0 H: 0 E: 0 LOB: 1 K: 1 BB: 1 S: 5 P: 9	R: 0 H: 0 E: 0 LOB: 0 K: 0 BB: 0 S: 3 P: 3	R: 0 H: 1 E: 0 LOB: 0 K: 0 BB: 0 S: 3 P: 3	R: 0 H: 0 E: 0 LOB: 0 K: 0 BB: 0 S: 3 P: 3	R: 0 H: 0 E: 0 LOB: 0 K: 1 BB: 0 S: 5 P: 5	R: 0 H: 0 E: 0 LOB: 0 K: 0 BB: 0 S: 3 P: 3	R: 0 H: 0 E: 0 LOB: 0 K: 0 BB: 0 S: 3 P: 3	R: 0 H: 1 E: 0 LOB: 1 K: 1 BB: 0 S: 6 P: 6	R: 0 H: 0 E: 0 LOB: 0 K: 1 BB: 0 S: 5 P: 5	1B: 2 SF: 0 2B: 0 SAC: 0 3B: 0 DP: 0 HR: 0 HBP: 0						WP: 0 PA: 30 PB: 0 SB: 0 CS: 1	

TOP

Detroit Tigers @ Chicago White Sox

Comiskey Park, Chicago, IL

Thu Jul 17 1975, 4:33 AM EDT

Unknown - 90 F

livebaseballscorecards.com

AB	28
R	0
H	2
RBI	0
BB	1
SO	4
LOB	3

PITCHER		IP	WLS	BF	H	R	ER	SO	BB	IBB	HBP	BLK	WP	HR	S	P	ERA	WHIP
Wilbur Wood, L ERA: 4.14	(1, 1)	9.0	W	29	2	0	0	4	1	0	0	0	0	0	36	40	0.00	0.333

PITCHER	IP	WLS	BF	H	R	ER	SO	BB	IBB	HBP	BLK	WP	HR	S	P	ERA	WHIP

Detroit Tigers @ Chicago White Sox

Comiskey Park, Chicago, IL

Thu Jul 17 1975, 4:33 AM EDT

Unknown - 90 F

livebaseballscorecards.com

Batter	1	2	3	4	5	6	7	8	9	AB	R	H	RBI	BB	SO	LOB
Pat Kelly, L (1, 9) OBP: 0.351, SLG: 0.404	6-3		FC5-4 BB 1B 1B 1-2f 2-3	K			F8			4	1	0	0	0	1	2
Bucky Dent, R (1, 6) OBP: 0.318, SLG: 0.373	F8		K		K		F3			4	0	0	0	0	2	2
Ken Henderson, S (1, 8) OBP: 0.344, SLG: 0.361	4-3		BB 1B 1-2 3-H 1B		4-3			F8		4	1	1	1	0	0	0
Deron Johnson, R (1, 3) OBP: 0.307, SLG: 0.417		5-3	1B 1B 1-2 2-3 BB		1B			K		3	1	1	0	1	1	0
Bill Melton, R (1, 5) OBP: 0.334, SLG: 0.350		S BB	1B 1-2 2-H 3-H 1B		K			6-3		3	0	1	2	1	1	1
Carlos May, L (1, 10) OBP: 0.373, SLG: 0.413		F9	1-2 2-H 1B			F8				3	0	1	1	0	0	1
Jerry Hairston, S (1, 7) OBP: 0.352, SLG: 0.295		5-3 1-2	F9			F4				3	0	0	0	0	0	3
Bill Stein, R (1, 4) OBP: 0.330, SLG: 0.330			FC5-4 E 1B 1B	F9		F9				3	1	1	0	0	0	0
Brian Downing, R (1, 2) OBP: 0.353, SLG: 0.340			E6 FC5-4 1-2	F7			F2			3	0	0	0	0	0	1

BOTTOM	
AB	30
R	4
H	5
RBI	4
BB	2
SO	5
LOB	10

Inning Stats	1	2	3	4	5	6	7	8	9
	R: 0 H: 0 E: 0 LOB: 0 K: 0 BB: 0 S: 3 P: 3	R: 0 H: 0 E: 0 LOB: 1 K: 0 BB: 1 S: 3 P: 7	R: 4 H: 4 E: 1 LOB: 2 K: 1 BB: 1 S: 10 P: 14	R: 0 H: 0 E: 0 LOB: 0 K: 1 BB: 0 S: 5 P: 5	R: 0 H: 1 E: 0 LOB: 1 K: 2 BB: 0 S: 8 P: 8	R: 0 H: 0 E: 0 LOB: 0 K: 0 BB: 0 S: 3 P: 3	R: 0 H: 0 E: 0 LOB: 0 K: 0 BB: 0 S: 3 P: 3	R: 0 H: 0 E: 0 LOB: 0 K: 1 BB: 0 S: 5 P: 5	

	1B	SF	WP	PA
	2B: 0	SAC: 0	PB: 0	
	3B: 0	DP: 0	SB: 1	
	HR: 0	HBP: 0	CS: 0	

PITCHER	IP	WLS	BF	H	R	ER	SO	BB	IBB	HBP	BLK	WP	HR	S	P	ERA	WHIP
Mickey Lolich, L (1, 1) ERA: 3.23	8.0	L	32	5	4	0	5	2	0	0	0	0	0	40	48	0.00	0.875

PITCHER	IP	WLS	BF	H	R	ER	SO	BB	IBB	HBP	BLK	WP	HR	S	P	ERA	WHIP

Detroit Tigers @ Chicago White Sox

Comiskey Park, Chicago, IL

Thu Jul 17 1975, 8:05 PM EDT

Att. 13,161 - Unknown

TOP

livebaseballscorecards.com

Batter	1	2	3	4	5	6	7	8	9	AB	R	H	RBI	BB	SO	LOB
Mickey Stanley, R (1, 8) OBP: 0.326, SLG: 0.405	1B 2B 1B		BB SH1-3 1B BB	3-H 1B		F7			F8 4-3 E 1B	4	3	3	1	1	0	0
Gene Michael, S (1, 4) OBP: 0.250, SLG: 0.316	2B 1-3 SF8 1B		SH1-3 1-2	F8		K			4-3 1-2	4	1	1	0	0	1	2
Leon Roberts, R (1, 9) OBP: 0.336, SLG: 0.407	SF8 1-3 1B 3-H 2B		F9		F4		L4		F8 2-3	5	1	1	1	0	0	2
Willie Horton, R (1, 10) OBP: 0.317, SLG: 0.435	SF8 2-3 3-H		BB 1B IBB		E 2B BB		6-3		E BB	1	2	0	1	3	0	0
John Wockenfuss, R (1, 2) OBP: 0.329, SLG: 0.523	G5-4-3 3-H 1B		1B 1-2 2-3 BB		E4 1-2 2B		F5		E5 1-2 3-H	4	1	1	1	1	0	2
Aurelio Rodriguez, R (1, 5) OBP: 0.286, SLG: 0.394	G5-4-3 1-2f		1-3 2-H 3-H 1B		1-H 2-H 2B			FC3-6 BB	F9	4	0	2	4	1	0	3
Tom Veryzer, R (1, 6) OBP: 0.274, SLG: 0.290		G3		G4-6-3 BB	F8			K		3	0	0	0	1	1	2
Jack Pierce, L (1, 3) OBP: 0.339, SLG: 0.374		K		G4-6-3 1-2f	F4			FC3-6 1-2f		4	0	0	0	0	1	3
Ben Oglivie, L (1, 7) OBP: 0.247, SLG: 0.314		F7		E7 1B 2B		F9		3-1		4	1	1	0	0	0	1
Inning Stats	R: 3 E: 0 K: 0 S: 6 H: 4 LOB: 0 BB: 0 P: 6	R: 0 E: 0 K: 1 S: 5 H: 0 LOB: 0 BB: 0 P: 5	R: 2 E: 0 K: 0 S: 3 H: 1 LOB: 2 BB: 3 P: 15	R: 1 E: 1 K: 0 S: 4 H: 2 LOB: 1 BB: 1 P: 8	R: 2 E: 1 K: 0 S: 5 H: 1 LOB: 1 BB: 1 P: 9	R: 0 E: 0 K: 1 S: 5 H: 0 LOB: 0 BB: 0 P: 5	R: 0 E: 0 K: 0 S: 3 H: 0 LOB: 0 BB: 0 P: 3	R: 0 E: 0 K: 1 S: 5 H: 0 LOB: 1 BB: 1 P: 9	R: 1 E: 1 K: 0 S: 5 H: 1 LOB: 2 BB: 1 P: 9	1B: 6 2B: 3 3B: 0 HR: 0 SF: 1 SAC: 1 DP: 2 HBP: 0							

	AB	33
	R	9
	H	9
	RBI	8
	BB	7
	SO	3
	LOB	15

WP: 0 PB: 0 SB: 0 CS: 0 PA: 42

PITCHER		IP	WLS	BF	H	R	ER	SO	BB	IBB	HBP	BLK	WP	HR	S	P	ERA	WHIP
Claude Osteen, L ERA: 4.18	(1, 1)	0.1	L	5	4	3	3	0	0	0	0	0	0	0	5	5	81.00	12.000
Ozzie Osborn, R ERA: 4.97	(1, 1)	3.2		15	3	3	3	1	3	1	0	0	0	0	13	29	7.36	1.636
Bill Gogolewski, R ERA: 3.43	(5, 1)	5.0		22	2	3	1	2	3	0	0	0	0	0	23	35	1.80	1.000

PITCHER	IP	WLS	BF	H	R	ER	SO	BB	IBB	HBP	BLK	WP	HR	S	P	ERA	WHIP

BOTTOM

Detroit Tigers @ Chicago White Sox

Comiskey Park, Chicago, IL

Thu Jul 17 1975, 8:05 PM EDT

Att. 13,161 - Unknown

livebaseballscorecards.com

Batter	1	2	3	4	5	6	7	8	9	AB	R	H	RBI	BB	SO	LOB
Nyls Nyman, L (1, 9) OBP: 0.222, SLG: 0.243	4-3		4-3		4-3			F9		4	0	0	0	0	0	1
Jorge Orta, L (1, 4) OBP: 0.360, SLG: 0.452	1B 1B 1B		F8			G4-3 1B		F7		4	1	2	0	0	0	0
Carlos May, L (1, 3) OBP: 0.375, SLG: 0.414	1B 1-3 1B			1B		G4-3 1-2f		F3		4	0	2	0	0	0	1
Deron Johnson, R (1, 10) OBP: 0.306, SLG: 0.415	G4-6-3 1-2 3-H 1B			F8		4-3			F8	4	0	1	1	0	0	1
Ken Henderson, S (1, 8) OBP: 0.343, SLG: 0.360	G4-6-3 1-2f			F8			FC5-4 1B		F8	4	0	1	0	0	0	3
Bill Melton, R (1, 5) OBP: 0.330, SLG: 0.345		F3		F6			K		F7	4	0	0	0	0	1	2
Jerry Hairston, S (1, 7) OBP: 0.351, SLG: 0.297		K			F5		FC5-4 1-2 1B			3	0	1	0	0	1	0
Bucky Dent, R (1, 6) OBP: 0.315, SLG: 0.369		F8			5-3		FC5-4 1-2f 2-3			3	0	0	0	0	0	2
Pete Varney, R (1, 2) OBP: 0.333, SLG: 0.378			K		BB		4-3			2	0	0	0	1	1	2
Inning Stats	R: 1 E: 0 K: 0 S: 5 H: 3 LOB: 1 BB: 0 P: 5	R: 0 E: 0 K: 1 S: 5 H: 0 LOB: 0 BB: 0 P: 5	R: 0 E: 0 K: 1 S: 5 H: 0 LOB: 0 BB: 0 P: 5	R: 0 E: 0 K: 0 S: 4 H: 1 LOB: 1 BB: 0 P: 4	R: 0 E: 0 K: 0 S: 3 H: 0 LOB: 1 BB: 1 P: 7	R: 0 E: 0 K: 0 S: 3 H: 1 LOB: 0 BB: 0 P: 3	R: 0 E: 0 K: 1 S: 7 H: 2 LOB: 2 BB: 0 P: 7	R: 0 E: 0 K: 0 S: 3 H: 0 LOB: 0 BB: 0 P: 3	R: 0 E: 0 K: 0 S: 3 H: 0 LOB: 0 BB: 0 P: 3	1B: 7 2B: 0 3B: 0 HR: 0	SF: 0 SAC: 0 DP: 2 HBP: 0						

	AB	32
	R	1
	H	7
	RBI	1
	BB	1
	SO	3
	LOB	12

WP: 0 PB: 0 SB: 0 CS: 0 PA: 33

PITCHER	IP	WLS	BF	H	R	ER	SO	BB	IBB	HBP	BLK	WP	HR	S	P	ERA	WHIP
Lerrin LaGrow, R (1, 1) ERA: 3.86	9.0	W	33	7	1	1	3	1	0	0	0	0	0	38	42	1.00	0.889

PITCHER	IP	WLS	BF	H	R	ER	SO	BB	IBB	HBP	BLK	WP	HR	S	P	ERA	WHIP

Batter	1	2	3	4	5	6	7	8	9	AB	R	H	RBI	BB	SO	LOB
Mickey Stanley, R (1, 8) OBP: 0.324, SLG: 0.396	K		CS 1-2	F9		K			BB FC5-4	3	0	0	0	1	2	0
Gary Sutherland, R (1, 4) OBP: 0.333, SLG: 0.334	6-3			F4		6-3			FC5-4 1-2f	4	0	0	0	0	0	1
Leon Roberts, R (1, 9) OBP: 0.334, SLG: 0.404	6-3			1B			6-3		K	4	0	1	0	0	1	1
Willie Horton, R (1, 10) OBP: 0.314, SLG: 0.429		F4			5-3		F8		F8	4	0	0	0	0	0	1
Bill Freehan, R (1, 2) OBP: 0.323, SLG: 0.448		F9			F9		F9			3	0	0	0	0	0	0
Aurelio Rodriguez, R (1, 5) OBP: 0.286, SLG: 0.393		L3			1B 1B			F8		3	0	1	0	0	0	0
Tom Veryzer, R (1, 6) OBP: 0.275, SLG: 0.291			K		1B 1-2			E6 FC3-6		3	0	1	0	0	1	0
Jack Pierce, L (1, 3) OBP: 0.331, SLG: 0.363			K		F3			FC3-6 1-2f		3	0	0	0	0	1	3
Ben Oglivie, L (1, 7) OBP: 0.250, SLG: 0.315			CS 1B			K		K		3	0	1	0	0	2	1
Inning Stats	R: 0 H: 0 E: 0 LOB: 0 K: 1 BB: 0 S: 5 P: 5	R: 0 H: 0 E: 0 LOB: 0 K: 0 BB: 0 S: 3 P: 3	R: 0 H: 1 E: 0 LOB: 0 K: 2 BB: 0 S: 7 P: 7	R: 0 H: 1 E: 0 LOB: 1 K: 0 BB: 0 S: 3 P: 3	R: 0 H: 2 E: 0 LOB: 2 K: 0 BB: 0 S: 5 P: 5	R: 0 H: 0 E: 0 LOB: 0 K: 2 BB: 0 S: 7 P: 7	R: 0 H: 0 E: 0 LOB: 0 K: 0 BB: 0 S: 3 P: 3	R: 0 H: 0 E: 1 LOB: 1 K: 1 BB: 0 S: 6 P: 6	R: 0 H: 0 E: 0 LOB: 1 K: 1 BB: 1 S: 5 P: 9	1B: 4 SF: 0 2B: 0 SAC: 0 3B: 0 DP: 0 HR: 0 HBP: 0						

TOP

Detroit Tigers @ Chicago White Sox

Comiskey Park, Chicago, IL

Fri Jul 18 1975, 8:05 PM EDT

Att. 11,701 - Unknown - 83 F

livebaseballscorecards.com

AB	30
R	0
H	4
RBI	0
BB	1
SO	7
LOB	7

WP: 0 PA: 32
PB: 0
SB: 0
CS: 1

PITCHER	IP	WLS	BF	H	R	ER	SO	BB	IBB	HBP	BLK	WP	HR	S	P	ERA	WHIP
Jim Kaat, L (1, 1) ERA: 2.72	9.0	W	31	4	0	0	7	1	0	0	0	0	0	44	48	0.00	0.556

PITCHER	IP	WLS	BF	H	R	ER	SO	BB	IBB	HBP	BLK	WP	HR	S	P	ERA	WHIP

BOTTOM

Detroit Tigers @ Chicago White Sox

Comiskey Park, Chicago, IL

Fri Jul 18 1975, 8:05 PM EDT

Att. 11,701 - Unknown - 83 F

Batter	1	2	3	4	5	6	7	8	9	AB	R	H	RBI	BB	SO	LOB
Pat Kelly, L (1, 9) OBP: 0.346, SLG: 0.398	F8		G3	K			FC4-6 CS 1-2f			4	0	0	0	0	1	2
Jorge Orta, L (1, 4) OBP: 0.365, SLG: 0.459	FC3-6 1B		2B	F9			1B 1-2			4	0	3	0	0	0	1
Carlos May, L (1, 3) OBP: 0.370, SLG: 0.409	FC3-6 FC5-4 1-2f		F9		F8		6-3			4	0	0	0	0	0	3
Deron Johnson, R (1, 10) OBP: 0.305, SLG: 0.412	FC5-4 1-2f			BB BB 1B 1B	K			6-3		4	1	1	0	0	1	1
Ken Henderson, S (1, 8) OBP: 0.342, SLG: 0.356		4-3		1B BB 1B 1-2 BB	3-1			K		3	1	0	0	1	1	0
Bill Melton, R (1, 5) OBP: 0.332, SLG: 0.343		6-3		1B 1B 1-2 2-3 BB		K		S BB		2	1	0	0	2	1	0
Jerry Hairston, S (1, 7) OBP: 0.372, SLG: 0.303		BB		1B SF8 1-2 2-3 3-H 1B		K	K	1-2 BB		2	1	1	1	2	1	0
Bucky Dent, R (1, 6) OBP: 0.314, SLG: 0.368	L6			1-3 2-H 3-H 1B		K	K	6-3		4	0	1	2	0	1	3
Brian Downing, R (1, 2) OBP: 0.353, SLG: 0.339			6-3	SF8 3-H			FC4-6 BB			1	0	0	1	1	0	0
Inning Stats	R: 0 E: 0 K: 0 S: 4 H: 1 LOB: 1 BB: 0 P: 4	R: 0 E: 0 K: 0 S: 3 H: 0 LOB: 1 BB: 1 P: 7	R: 0 E: 0 K: 0 S: 4 H: 1 LOB: 1 BB: 0 P: 4	R: 4 E: 0 K: 1 S: 8 H: 3 LOB: 1 BB: 2 P: 16	R: 0 E: 0 K: 1 S: 5 H: 0 LOB: 0 BB: 0 P: 5	R: 0 E: 0 K: 3 S: 9 H: 0 LOB: 0 BB: 0 P: 9	R: 0 E: 0 K: 0 S: 3 H: 1 LOB: 1 BB: 1 P: 7	R: 0 E: 0 K: 1 S: 5 H: 0 LOB: 2 BB: 2 P: 13		1B: 5 2B: 1 3B: 0 HR: 0 SF: 1 SAC: 0 DP: 0 HBP: 0						

livebaseballscorecards.com

AB	28
R	4
H	6
RBI	4
BB	6
SO	6
LOB	10

PITCHER		IP	WLS	BF	H	R	ER	SO	BB	IBB	HBP	BLK	WP	HR	S	P	ERA	WHIP
Vern Ruhle, R ERA: 3.55	(1, 1)	3.0	L	17	5	4	4	0	3	0	0	0	0	0	14	26	12.00	2.667
Bob Reynolds, R ERA: 4.67	(4, 1)	2.0		6	0	0	0	2	0	0	0	0	0	0	10	10	0.00	0.000
Tom Walker, R ERA: 4.25	(6, 1)	2.0		7	1	0	0	3	1	0	0	0	0	0	12	16	0.00	1.000
John Hiller, L ERA: 2.44	(8, 1)	1.0		5	0	0	0	1	2	0	0	0	0	0	5	13	0.00	2.000

PITCHER	IP	WLS	BF	H	R	ER	SO	BB	IBB	HBP	BLK	WP	HR	S	P	ERA	WHIP

Batter	1	2	3	4	5	6	7	8	9	AB	R	H	RBI	BB	SO	LOB
Don Money, R (1, 5) OBP: 0.305, SLG: 0.360	B B B B 4-0 G4-6-3 BB		x 0-0 ② F9		x 0-0 ③ 5-3		x 0-0 ③ F5			3	0	0	0	1	0	2
Robin Yount, R (1, 6) OBP: 0.332, SLG: 0.374	x 0-0 ① ② G4-6-3 1-2f		S S S 0-3 ③ K			B B B B 4-0 BB BB		x 0-0 ① 6-3		3	0	0	0	1	1	2
George Scott, R (1, 3) OBP: 0.352, SLG: 0.493	x 0-0 E S 1B			x 0-0 HR		x 0-0 ① F8		S S S 0-3 ② K		4	1	2	1	0	1	1
Darrell Porter, L (1, 2) OBP: 0.357, SLG: 0.377	x 0-0 ③ 3-1 1-3			x 0-0 G5-4-3 1B		S S S 0-3 ② K		x 0-0 ③ F9		4	0	1	0	0	1	2
Bobby Darwin, R (1, 7) OBP: 0.310, SLG: 0.390		S S S 0-3 ① K		x 0-0 ① ② G5-4-3 1-2f		B B B B 4-0 1-2 BB			S S S 0-3 ① K	3	0	0	0	1	2	1
Mike Hegan, L (1, 10) Hank Aaron, R (6, PH) Kurt Bevacqua, R (9, PR) OBP: 0.364, SLG: 0.376 OBP: 0.329, SLG: 0.377 OBP: 0.218, SLG: 0.216		x 0-0 ② 6-3		x 0-0 ③ F7		S S S 0-3 ③ K			x 0-0 FC6-4 BB 1B	2 2 0	0 0 0	0 1 0	0 0 0	0 0 0	0 1 0	0 2 0
Sixto Lezcano, R (1, 9) OBP: 0.325, SLG: 0.386		S S S 0-3 ③ K			x 0-0 4-3 SF9 2B		S S S 0-3 ① K		B B B B 4-0 1-2 FC6-4 BB	3	1	1	0	1	2	0
Bob Sheldon, L (1, 4) OBP: 0.393, SLG: 0.444			B B B B 4-0 BB		x 0-0 ① 4-3 2-3		x 0-0 1B		x 0-0 ② FC6-4 1-2f 2-3	3	0	1	0	1	0	3
Gorman Thomas, R (1, 8) OBP: 0.333, SLG: 0.538			S S S 0-3 ① K		x 0-0 ② SF9 3-H		S S S 0-3 ② K		S S S 0-3 ③ K	3	0	0	1	0	3	4
Inning Stats	R: 0 E: 0 K: 0 S: 3 H: 1 LOB: 1 BB: 1 P: 7	R: 0 E: 0 K: 2 S: 7 H: 0 LOB: 0 BB: 0 P: 7	R: 0 E: 0 K: 2 S: 7 H: 0 LOB: 1 BB: 1 P: 11	R: 1 E: 0 K: 0 S: 4 H: 2 LOB: 0 BB: 0 P: 4	R: 1 E: 0 K: 0 S: 4 H: 1 LOB: 0 BB: 0 P: 4	R: 0 E: 0 K: 2 S: 7 H: 0 LOB: 2 BB: 2 P: 15	R: 0 E: 0 K: 2 S: 8 H: 1 LOB: 1 BB: 0 P: 8	R: 0 E: 0 K: 1 S: 5 H: 0 LOB: 0 BB: 0 P: 5	R: 0 E: 0 K: 2 S: 8 H: 1 LOB: 2 BB: 1 P: 12	1B: 4 2B: 1 3B: 0 HR: 1 SF: 1 SAC: 0 DP: 2 HBP: 0						

TOP

Milwaukee Brewers @ Chicago White Sox

Comiskey Park, Chicago, IL

Sat Jul 19 1975, 4:33 AM EDT

Att. 20,516 - Unknown - 84 F

livebaseballscorecards.com

AB	30
R	2
H	6
RBI	2
BB	5
SO	11
LOB	17

PITCHER		IP	WLS	BF	H	R	ER	SO	BB	IBB	HBP	BLK	WP	HR	S	P	ERA	WHIP
Jesse Jefferson, R ERA: 3.78	(1, 1)	5.1	W	21	4	2	2	4	3	0	0	0	0	1	26	38	3.38	1.312
Dave Hamilton, L ERA: 3.93	(6, 1)	0.1		2	0	0	0	1	1	0	0	0	0	0	3	7	0.00	3.000
Rich Gossage, R ERA: 1.84	(6, 1)	3.1	S	13	2	0	0	6	1	0	0	0	0	0	24	28	0.00	0.900

PITCHER	IP	WLS	BF	H	R	ER	SO	BB	IBB	HBP	BLK	WP	HR	S	P	ERA	WHIP

WP: 0	PA: 36
PB: 0	
SB: 1	
CS: 0	

Batter	1	2	3	4	5	6	7	8	9	AB	R	H	RBI	BB	SO	LOB
Pat Kelly, L (1, 9) OBP: 0.347, SLG: 0.407	S S S 0-3 ① K	x 0-0 1-H 2-H 3-H HR		S S S 0-3 ② K		B B B 4-0 BB		x 0-0 ③ 4-3		4	1	1	4	1	2	1
Bucky Dent, R (1, 6) OBP: 0.313, SLG: 0.366	x 0-0 ② L6	x 0-0 1B 1B		x 0-0 ③ G2		x 0-0 ② F6				4	0	1	0	0	0	1
Ken Henderson, S (1, 8) OBP: 0.346, SLG: 0.362	B B B B 4-0 BB	x 0-0 FC6-4 1-2 1B			x 0-0 SH3-4 FC3-2 2B	x 0-0 ③ 1-3				3	0	2	0	1	0	1
Deron Johnson, R (1, 10) OBP: 0.305, SLG: 0.408	x 0-0 ③ L5	x 0-0 ③ FC6-4 1-2f			B B B 4-0 FC3-2 SH3-4 BB		x 0-0 ① 4-3			3	0	0	0	1	0	3
Bill Melton, R (1, 5) OBP: 0.329, SLG: 0.339		x 0-0 E5 BB 1B HR	x 0-0 ① F2		x 0-0 ① SH3-4 1-2 2-3		x 0-0 ② 5-3			3	1	0	0	0	0	0
Carlos May, L (1, 3) OBP: 0.372, SLG: 0.408		x 0-0 ① F8	x 0-0 1B		4-0 FC3-2 IBB		x 0-0 ③ F8			3	0	1	0	1	0	1
Bill Stein, R (1, 4) Jorge Orta, L (5, PH) (6, 4) OBP: 0.324, SLG: 0.324 OBP: 0.363, SLG: 0.456		x 0-0 ② F8	x 0-0 ② F8		x 0-0 ② FC3-2 1-2 2-3 3-Hf			S S S 0-3 ① K		2 2	0 0	0 0	0 0	0 0	0 1	2 3
Jerry Hairston, S (1, 7) OBP: 0.366, SLG: 0.300		x 0-0 BB HR 1-2 1B	x 0-0 ③ F7		x 0-0 ③ F7			x 0-0 ② F4		4	1	1	0	0	0	4
Brian Downing, R (1, 2) OBP: 0.355, SLG: 0.336		B B B B 4-0 1-2 2-3 HR BB		x 0-0 ① 5-3		x 0-0 ① 6-3		B B B 4-0 BB		2	1	0	0	2	0	0
Inning Stats	R: 0 E: 0 K: 1 S: 5 H: 0 LOB: 1 BB: 1 P: 9	R: 4 E: 1 K: 0 S: 8 H: 4 LOB: 2 BB: 1 P: 12	R: 0 E: 0 K: 0 S: 4 H: 1 LOB: 1 BB: 0 P: 4	R: 0 E: 0 K: 1 S: 5 H: 0 LOB: 0 BB: 0 P: 5	R: 0 E: 0 K: 0 S: 4 H: 1 LOB: 3 BB: 2 P: 12	R: 0 E: 0 K: 0 S: 3 H: 0 LOB: 1 BB: 1 P: 7	R: 0 E: 0 K: 0 S: 3 H: 0 LOB: 0 BB: 0 P: 3	R: 0 E: 0 K: 1 S: 5 H: 0 LOB: 1 BB: 1 P: 9		1B: 4 2B: 1 3B: 0 HR: 1	SF: 0 SAC: 1 DP: 0 HBP: 0					

PITCHER		IP	WLS	BF	H	R	ER	SO	BB	IBB	HBP	BLK	WP	HR	S	P	ERA	WHIP
Bill Travers, L ERA: 4.71	(1, 1)	1.2	L	12	4	4	0	1	2	0	0	0	0	1	12	20	0.00	3.600
Tom Hausman, R ERA: 4.27	(2, 1)	6.1		25	2	0	0	2	3	1	0	0	0	0	25	41	0.00	0.789

PITCHER	IP	WLS	BF	H	R	ER	SO	BB	IBB	HBP	BLK	WP	HR	S	P	ERA	WHIP

BOTTOM

Milwaukee Brewers @ Chicago White Sox

Comiskey Park, Chicago, IL

Sat Jul 19 1975, 4:33 AM EDT

Att. 20,516 - Unknown - 84 F

livebaseballscorecards.com

AB	30
R	4
H	6
RBI	4
BB	6
SO	3
LOB	16

Batter	1	2	3	4	5	6	7	8	9	AB	R	H	RBI	BB	SO	LOB
Don Money, R (1, 5) OBP: 0.300, SLG: 0.353	5-3	K			F8			F6		4	0	0	0	0	1	0
Robin Yount, R (1, 6) OBP: 0.332, SLG: 0.371	F3		F7			BB		4-3		2	0	0	0	1	0	0
Tim Johnson, L (6, 6) OBP: 0.190, SLG: 0.141										1	0	0	0	0	0	0
George Scott, R (1, 3) OBP: 0.352, SLG: 0.491	1B		4-3			F4			G3	3	0	1	0	0	0	1
Mike Hegan, L (7, 3) OBP: 0.361, SLG: 0.372										1	0	0	0	0	0	0
Hank Aaron, R (1, 10) OBP: 0.331, SLG: 0.376	1-2 1B		K			G5-4-3 1-2 BB			5-3	3	0	1	0	1	1	0
Bobby Darwin, R (1, 7) OBP: 0.309, SLG: 0.388	F5			FC6-4 1B		G5-4-3 1-2f			K	4	0	1	0	0	1	4
Sixto Lezcano, R (1, 9) OBP: 0.322, SLG: 0.382		F8		FC6-4 G3-6 1-2f			1-3			3	0	0	0	0	0	1
Darrell Porter, L (1, 2) OBP: 0.357, SLG: 0.373		FC6-4 BB		G3-6 1-2f			K			2	0	0	0	1	1	1
Kurt Bevacqua, R (1, 4) OBP: 0.213, SLG: 0.211		FC6-4 1-2f HR			K		L6			3	1	0	0	0	1	1
Gorman Thomas, R (1, 8) OBP: 0.333, SLG: 0.557		1-H HR			K			5-3		3	1	1	2	0	1	0
Inning Stats	R: 0 E: 0 K: 0 S: 5 H: 2 LOB: 2 BB: 0 P: 5	R: 2 E: 0 K: 1 S: 6 H: 1 LOB: 0 BB: 1 P: 10	R: 0 E: 0 K: 1 S: 5 H: 0 LOB: 0 BB: 0 P: 5	R: 0 E: 0 K: 0 S: 3 H: 1 LOB: 0 BB: 0 P: 3	R: 0 E: 0 K: 2 S: 7 H: 0 LOB: 0 BB: 0 P: 7	R: 0 E: 0 K: 0 S: 2 H: 0 LOB: 1 BB: 2 P: 10	R: 0 E: 0 K: 1 S: 5 H: 0 LOB: 0 BB: 0 P: 5	R: 0 E: 0 K: 0 S: 3 H: 0 LOB: 0 BB: 0 P: 3	R: 0 E: 0 K: 1 S: 5 H: 0 LOB: 0 BB: 0 P: 5	1B: 3 2B: 0 3B: 0 HR: 1 SF: 0 SAC: 0 DP: 2 HBP: 0						

PITCHER	IP	WLS	BF	H	R	ER	SO	BB	IBB	HBP	BLK	WP	HR	S	P	ERA	WHIP
Wilbur Wood, L (1, 1) ERA: 4.03	9.0	W	32	4	2	2	6	3	0	0	0	0	1	41	53	2.00	0.778

PITCHER	IP	WLS	BF	H	R	ER	SO	BB	IBB	HBP	BLK	WP	HR	S	P	ERA	WHIP

TOP

Milwaukee Brewers @ Chicago White Sox

Comiskey Park, Chicago, IL

Sun Jul 20 1975, 4:33 AM EDT

Unknown - 86 F

livebaseballscorecards.com

AB	29
R	2
H	4
RBI	2
BB	3
SO	6
LOB	8

PA: 32

WP: 0 PB: 0 SB: 0 CS: 0

Batter	1	2	3	4	5	6	7	8	9	AB	R	H	RBI	BB	SO	LOB
Pat Kelly, L (1, 9) OBP: 0.351, SLG: 0.414	HBP, BB, 1B; 1B	1B, FC3-6; 1B	2B		L3-6; 1-3		E6, WP; 1-3			5	2	3	0	0	0	2
Bucky Dent, R (1, 6) OBP: 0.317, SLG: 0.371	HBP; 1-2; 1B; BB	FC3-6; 1-3; 1B	F8		1B; 2B		F8; 1-2; 3-H			4	2	2	0	1	0	2
Carlos May, L (1, 7) OBP: 0.375, SLG: 0.408 Nyls Nyman, L (8, 7) OBP: 0.222, SLG: 0.243	1B; 1-2; 2-3; E; HBP	FC3-6; S; 1-2f; 3-H; 1B	FC6-4; IBB		2-H; 1B		6-3			3 0	2 0	1 0	2 0	1 0	0 0	2 0
Deron Johnson, R (1, 3) OBP: 0.300, SLG: 0.401	F5	E6; 1B; 1-2; SF	FC6-4; 1-2f		K			F7		5	1	0	0	0	1	7
Ken Henderson, S (1, 8) OBP: 0.353, SLG: 0.369	E; 1-2; 2-H; 3-H; 1B	SF; 1-3; 2-H; 1B		7-4; 1B		F9		1B		5	1	4	3	0	0	0
Bill Melton, R (1, 5) OBP: 0.325, SLG: 0.334	E5; 1B; 1-2; 2-H	SF; 1-2; 3-H		7-4; 1-2f		K		F6		4	0	0	1	0	1	3
Jorge Orta, L (1, 10) OBP: 0.361, SLG: 0.453 Jerry Moses, R (8, PH) OBP: 0.227, SLG: 0.250	K	F8		1B		1-3		5-3		4 1	0 0	1 0	0 0	0 0	1 0	4 1
Bill Stein, R (1, 4) OBP: 0.322, SLG: 0.321	1-2; 2-H; 1B	F8		L5			1-3			4	0	1	1	0	0	3
Brian Downing, R (1, 2) OBP: 0.357, SLG: 0.339	F5		5-3		L3-6, S; 1B		E, WP; 1B			4	1	2	0	0	0	2
Inning Stats	R: 4 E: 1 K: 1 S: 9 H: 3 LOB: 2 BB: 1 P: 14	R: 3 E: 2 K: 0 S: 8 H: 3 LOB: 2 BB: 0 P: 8	R: 0 E: 0 K: 0 S: 4 H: 1 LOB: 2 BB: 1 P: 8	R: 0 E: 0 K: 0 S: 4 H: 2 LOB: 1 BB: 0 P: 4	R: 1 E: 0 K: 1 S: 7 H: 3 LOB: 1 BB: 0 P: 7	R: 0 E: 0 K: 1 S: 5 H: 0 LOB: 0 BB: 0 P: 5	R: 1 E: 1 K: 0 S: 5 H: 1 LOB: 1 BB: 0 P: 5	R: 0 E: 0 K: 0 S: 4 H: 1 LOB: 1 BB: 0 P: 4							

PITCHER		IP	WLS	BF	H	R	ER	SO	BB	IBB	HBP	BLK	WP	HR	S	P	ERA	WHIP
Ed Sprague, R ERA: 4.81	(1, 1)	0.1	L	5	2	4	2	0	1	0	1	0	0	0	3	8	54.00	9.000
Bill Castro, R ERA: 2.52	(1, 1)	3.1		19	6	3	2	1	0	1	0	0	0	0	20	24	5.40	1.800
Bill Travers, L ERA: 4.5	(4, 1)	4.1		19	6	2	1	2	0	0	0	0	1	0	23	23	2.08	1.385

PITCHER	IP	WLS	BF	H	R	ER	SO	BB	IBB	HBP	BLK	WP	HR	S	P	ERA	WHIP

BOTTOM

Milwaukee Brewers @ Chicago White Sox

Comiskey Park, Chicago, IL

Sun Jul 20 1975, 4:33 AM EDT

Unknown - 86 F

livebaseballscorecards.com

AB	39
R	9
H	14
RBI	7
BB	2
SO	3
LOB	26

1B: 12	SF: 1	WP: 1	PA: 43
2B: 4	SAC: 0	PB: 0	
3B: 0	DP: 2	SB: 2	
HR: 0	HBP: 1	CS: 0	

Milwaukee Brewers @ Chicago White Sox

Comiskey Park, Chicago, IL

Mon Jul 21 1975, 8:05 PM EDT

Att. 11,550 - Unknown - 73 F

TOP

livebaseballscorecards.com

Batter	1	2	3	4	5	6	7	8	9	AB	R	H	RBI	BB	SO	LOB
Bob Sheldon, L (1, 4) OBP: 0.486, SLG: 0.469	4-3		BBB 4-0 SH1-4 1B 1-2 BB	0-0 1B		0-0 F7		0-0 1-H 2-H HR	SSS 0-3 K 1-2	3	1	1	0	1	0	1
Bobby Darwin, R (8, PH) OBP: 0.311, SLG: 0.402										1	1	1	3	0	0	0
Kurt Bevacqua, R (8, 4) OBP: 0.211, SLG: 0.209										1	0	0	0	0	1	2
Don Money, R (1, 5) OBP: 0.300, SLG: 0.350	F6		0-0 SH1-4 1-2 2-3	0-0 6-3			BBB 4-0 1B BB	0-0 1B 1B		3	0	1	0	1	0	1
George Scott, R (1, 3) OBP: 0.350, SLG: 0.493	SSS 0-3 K		III 4-0 1B FC5-2-5 IBB		0-0 6-3		0-0 S 1-3 1B	SSS 0-3 K		4	0	1	0	1	2	1
Hank Aaron, R (1, 10) OBP: 0.336, SLG: 0.383		0-0 F7	0-0 BB FC5-2-5 1-3 2-H 3-H 1B		0-0 5-3		0-0 F4	0-0 1-3 1B		5	0	2	2	0	0	1
Tim Johnson, L (8, PR) OBP: 0.190, SLG: 0.141										0	0	0	0	0	0	0
Charlie Moore, R (1, 2) OBP: 0.330, SLG: 0.385		0-0 6-3	0-0 FC5-2-5 BB 1-2 3-H		0-0 1B		0-0 4-3 1-2	0-0 5-3		5	0	1	0	0	0	5
Gorman Thomas, R (1, 8) OBP: 0.331, SLG: 0.538		0-0 2B 2B	BBB 4-0 1-2 2-3 BB		SSS 0-3 K			0-0 6-3	SSS 0-3 K	4	1	1	0	1	2	1
Bobby Mitchell, R (1, 7) OBP: 0.353, SLG: 0.500		0-0 2-H 2B	0-0 F8			0-0 5-3 1B		0-0 1B	0-0 F9	3	0	2	1	0	0	3
Bill Sharp, L (6, 7) OBP: 0.273, SLG: 0.313										0	1	0	0	0	0	0
Sixto Lezcano, R (1, 9) OBP: 0.330, SLG: 0.385		SSS 0-3 K		SSS 0-3 K		0-0 5-3 1-2		0-0 1B 1-3 HR 1B	BBB 4-0 1B BB	4	1	1	0	1	2	2
Robin Yount, R (1, 6) OBP: 0.331, SLG: 0.369			0-0 SH1-4 BB 1B 1B	0-0 6-3		0-0 F4		0-0 1-2 3-H HR 1B	0-0 S 1-3 1B	5	2	3	1	0	0	1

	AB	R	H	RBI	BB	SO
	38	7	14	7	5	7

LOB 18

Inning Stats	1	2	3	4	5	6	7	8	9
	R: 0 E: 0 K: 1 S: 5	H: 0 LOB: 0 BB: 0 P: 5	R: 1 E: 0 K: 1 S: 7	H: 2 LOB: 1 BB: 0 P: 7	R: 2 E: 0 K: 0 S: 5	H: 2 LOB: 3 BB: 3 P: 17	R: 0 E: 0 K: 1 S: 6	H: 1 LOB: 1 BB: 0 P: 6	R: 0 E: 0 K: 1 S: 6	H: 1 LOB: 1 BB: 0 P: 6
	R: 0 E: 0 K: 0 S: 4	H: 1 LOB: 1 BB: 0 P: 4	R: 0 E: 0 K: 0 S: 3	H: 1 LOB: 1 BB: 1 P: 7	R: 4 E: 0 K: 1 S: 11	H: 6 LOB: 2 BB: 0 P: 11	R: 0 E: 0 K: 2 S: 8	H: 1 LOB: 2 BB: 1 P: 12	1B: 12 2B: 2 3B: 0 HR: 1	SF: 0 SAC: 1 DP: 0 HBP: 0

WP: 0 PB: 0 SB: 2 CS: 0 PA: 46

PITCHER	IP	WLS	BF	H	R	ER	SO	BB	IBB	HBP	BLK	WP	HR	S	P	ERA	WHIP
Claude Osteen, L (1, 1) ERA: 4.6	2.1	L	13	4	3	3	2	1	1	0	0	0	0	15	23	11.57	2.143
Cecil Upshaw, R (3, 1) ERA: 3.82	5.0		23	7	3	3	2	2	0	0	0	0	0	25	33	5.40	1.800
Dave Hamilton, L (8, 1) ERA: 3.98	1.2		10	4	1	1	3	1	0	0	0	0	1	15	19	5.40	3.000

PITCHER	IP	WLS	BF	H	R	ER	SO	BB	IBB	HBP	BLK	WP	HR	S	P	ERA	WHIP

Batter	1	2	3	4	5	6	7	8	9	AB	R	H	RBI	BB	SO	LOB
Pat Kelly, L (1, 9) OBP: 0.350, SLG: 0.406	4-3		G4-6-3 1-2f		4-3 1-2		1B 1-3 2-H		K S S S	5	0	1	1	0	1	3
Bucky Dent, R (1, 6) OBP: 0.321, SLG: 0.376	2B		L6			FC4-6 1B		1B 1B 1B	FC6-4 BB 1-2f	5	0	3	0	0	0	1
Carlos May, L (1, 10) OBP: 0.374, SLG: 0.402	F4			4-3		FC4-6 G5-4-3 1-2f		F4 B B B	FC5-4 1-2 BB	4	0	0	0	1	0	3
Deron Johnson, R (1, 3) OBP: 0.304, SLG: 0.401	F9			1B		G5-4-3 1-2f		BB 1B 1B 1-2 1B	FC5-4 1-2f	5	1	2	0	0	0	4
Ken Henderson, S (1, 8) OBP: 0.350, SLG: 0.366		F7	K S S S				F7	BB 1B 1-2 2-H 1B		4	1	1	0	0	1	1
Bill Melton, R (1, 5) OBP: 0.331, SLG: 0.348		F7	F6				F7 B B B	1B 1-2 2-3 BB		3	0	0	0	1	0	1
Nyls Nyman, L (1, 7) OBP: 0.247, SLG: 0.259		E S B B B BB			E 1B		B B B 1B 1B BB	1B 1-2 2-H 3-H		2	1	2	2	2	0	0
Bill Stein, R (1, 4) OBP: 0.325, SLG: 0.351		F2 1-3			F7		1B 1-2 1B	S S S		4	1	1	0	0	1	4
Brian Downing, R (1, 2) OBP: 0.362, SLG: 0.340			G4-6-3 B B B BB		F5		1B 1-2 2-H 1B		FC6-4 B B B BB	2	0	1	1	2	0	1
Inning Stats	R: 0 H: 1 E: 0 LOB: 1 K: 0 BB: 0 S: 4 P: 4	R: 0 H: 0 E: 0 LOB: 1 K: 0 BB: 1 S: 3 P: 7	R: 0 H: 0 E: 0 LOB: 0 K: 0 BB: 1 S: 2 P: 6	R: 0 H: 1 E: 0 LOB: 1 K: 1 BB: 0 S: 6 P: 6	R: 0 H: 1 E: 1 LOB: 1 K: 0 BB: 0 S: 4 P: 4	R: 0 H: 1 E: 0 LOB: 0 K: 0 BB: 0 S: 3 P: 3	R: 2 H: 3 E: 0 LOB: 2 K: 0 BB: 1 S: 5 P: 9	R: 2 H: 4 E: 0 LOB: 2 K: 1 BB: 1 S: 8 P: 12	R: 0 H: 0 E: 0 LOB: 2 K: 1 BB: 2 S: 5 P: 13	1B: 10 SF: 0 2B: 1 SAC: 0 3B: 0 DP: 2 HR: 0 HBP: 0						

PITCHER		IP	WLS	BF	H	R	ER	SO	BB	IBB	HBP	BLK	WP	HR	S	P	ERA	WHIP
Jim Colborn, R ERA: 4.41	(1, 1)	6.2	W	27	6	2	2	1	3	0	0	0	0	0	26	38	2.70	1.350
Eduardo Rodriguez, R ERA: 2.74	(7, 1)	1.1		9	5	2	2	1	2	0	0	0	0	0	9	17	13.50	5.250
Rick Austin, L ERA: 1.62	(9, 1)	1.0	S	4	0	0	0	1	1	0	0	0	0	0	5	9	0.00	1.000

PITCHER	IP	WLS	BF	H	R	ER	SO	BB	IBB	HBP	BLK	WP	HR	S	P	ERA	WHIP

BOTTOM

Milwaukee Brewers @ Chicago White Sox

Comiskey Park, Chicago, IL

Mon Jul 21 1975, 8:05 PM EDT

Att. 11,550 - Unknown - 73 F

livebaseballscorecards.com

AB	34
R	4
H	11
RBI	4
BB	6
SO	3
LOB	18

WP: 0 PB: 0 SB: 1 CS: 0 PA: 40

Batter	1	2	3	4	5	6	7	8	9	AB	R	H	RBI	BB	SO	LOB
Bobby Bonds, R (1, 8) (7, 9) OBP: 0.337, SLG: 0.508	F7		F9 FC3-2-5 2B	3-H 2B			F5	K		5	0	2	1	0	1	3
Rick Dempsey, R (1, 10) OBP: 0.382, SLG: 0.333	F9		F9 2-3		F8		1B 4-3 1B 1-2 2-H		K	5	1	1	1	0	1	1
Roy White, S (1, 7) OBP: 0.396, SLG: 0.460	6-3		FC3-2-5 3-H		6-3		4-3 1B 1-3 2-H		1B 2B	5	1	2	1	0	0	1
Thurman Munson, R (1, 2) OBP: 0.369, SLG: 0.424		4-3	4-3		4-3		4-3 1-2 3-H		1B 1B IBB	4	1	0	1	1	0	2
Lou Piniella, R (1, 9) OBP: 0.265, SLG: 0.228 Rick Bladt, R (7, 8) OBP: 0.600, SLG: 0.333		1B 1B BB B B B B		F4		6-3	4-3		K	3 1	1 0	0 0	0 0	1 0	0 1	1 2
Graig Nettles, L (1, 5) OBP: 0.342, SLG: 0.457		1B 1B 1B 1-3		1B 2B HBP		F9		F5	1B 1-2 2-H	4	2	2	1	0	0	0
Chris Chambliss, L (1, 3) OBP: 0.325, SLG: 0.428		1B 1B 2-3 3-H		2B 1B 1-2		4-3		G3	FC5-4 1B 1-2 2-H	5	1	3	2	0	0	0
Sandy Alomar Sr., S (1, 4) OBP: 0.227, SLG: 0.252		F3		2B 1-H 2-H			1B 2B	1B 2B	FC5-4 1-2f	5	3	3	2	0	0	4
Fred Stanley, R (1, 6) OBP: 0.286, SLG: 0.252		1B 1-3 3-H		K			1B 1B HBP	2-H 1B		3	1	2	2	0	1	1
Inning Stats	R: 0 H: 0 E: 0 LOB: 0 K: 0 BB: 0 S: 3 P: 3	R: 2 H: 3 E: 0 LOB: 2 K: 0 BB: 1 S: 5 P: 9	R: 0 H: 1 E: 0 LOB: 1 K: 0 BB: 0 S: 4 P: 4	R: 3 H: 3 E: 0 LOB: 1 K: 1 BB: 0 S: 7 P: 8	R: 0 H: 0 E: 0 LOB: 0 K: 0 BB: 0 S: 3 P: 3	R: 0 H: 0 E: 0 LOB: 0 K: 0 BB: 0 S: 3 P: 3	R: 3 H: 3 E: 0 LOB: 1 K: 0 BB: 0 S: 6 P: 7	R: 1 H: 2 E: 0 LOB: 1 K: 1 BB: 0 S: 7 P: 7	R: 2 H: 3 E: 0 LOB: 2 K: 2 BB: 1 S: 10 P: 14	1B: 9 SF: 0 2B: 6 SAC: 0 3B: 0 DP: 0 HR: 0 HBP: 2						

PITCHER		IP	WLS	BF	H	R	ER	SO	BB	IBB	HBP	BLK	WP	HR	S	P	ERA	WHIP
Jim Kaat, L ERA: 2.98	(1, 1)	6.0	L	27	8	7	7	1	1	0	2	0	0	0	26	32	10.50	1.500
Ozzie Osborn, R ERA: 4.22	(7, 1)	0.1		2	1	0	0	0	0	0	0	0	0	0	2	2	0.00	3.000
Rich Gossage, R ERA: 1.83	(7, 1)	0.2		3	1	1	1	0	0	0	0	0	0	0	3	3	13.50	1.500
Bill Gogolewski, R ERA: 3.88	(8, 1)	1.2		9	3	3	3	3	0	1	0	0	0	0	14	18	16.20	1.800
Dave Hamilton, L ERA: 3.95	(9, 1)	0.1		3	2	0	0	0	0	0	0	0	0	0	3	3	0.00	6.000

PITCHER	IP	WLS	BF	H	R	ER	SO	BB	IBB	HBP	BLK	WP	HR	S	P	ERA	WHIP

TOP

New York Yankees @ Chicago White Sox

Comiskey Park, Chicago, IL

Tue Jul 22 1975, 8:05 PM EDT

Att. 17,395 - Unknown - 81 F

livebaseballscorecards.com

AB	40
R	11
H	15
RBI	11
BB	2
SO	4
LOB	15

WP: 0 PA: 44
PB: 0
SB: 0
CS: 0

Batter	1	2	3	4	5	6	7	8	9	AB	R	H	RBI	BB	SO	LOB
Pat Kelly, L (1, 9) OBP: 0.347, SLG: 0.413	F8		1-3		1-H, 2-H: HR		F5	K		5	1	1	3	0	1	5
Bucky Dent, R (1, 6) OBP: 0.322, SLG: 0.374	F4			G4-6-3, 1B	6-3			F8	FC6-4, BB	4	0	1	0	1	0	0
Carlos May, L (1, 3) OBP: 0.372, SLG: 0.399	F6			G4-6-3, 1-2f		4-3		2B, 1B	F8	5	1	1	0	0	0	2
Deron Johnson, R (1, 10) OBP: 0.305, SLG: 0.404		K		1B		5-3		1-H: E, 2B	F8	5	1	2	1	0	1	1
Ken Henderson, S (1, 8) OBP: 0.351, SLG: 0.367		FC4-6, 1B		K		F6		E9, HBP, 1B 2-H: 1B	FC6-4 1-2f	5	1	2	0	0	1	2
Bill Melton, R (1, 5) OBP: 0.333, SLG: 0.346		F6			5-3		WP, BB	HBP 1-2: 1B, HBP		2	0	0	0	1	0	1
Nyls Nyman, L (1, 7) OBP: 0.247, SLG: 0.259		FC4-6 1-2f			E1, FC5-4		F8 1-2	HBP 1-2 2-H: 1B		4	0	1	1	0	0	2
Bill Stein, R (1, 4) OBP: 0.331, SLG: 0.350			G6-4-3, 1B		FC5-4 1-2f: HR, 1B		BB	F3		3	1	1	0	1	0	3
Brian Downing, R (1, 2) OBP: 0.364, SLG: 0.340			G6-4-3 1-2f		1-2: HR, 1B		K	1-2 2-3: HBP		3	1	1	0	0	1	3
Inning Stats	R: 0 E: 0 K: 0 S: 3 H: 0 LOB: 0 BB: 0 P: 3	R: 0 E: 0 K: 1 S: 6 H: 1 LOB: 1 BB: 0 P: 6	R: 0 E: 0 K: 0 S: 3 H: 1 LOB: 0 BB: 0 P: 3	R: 0 E: 0 K: 1 S: 6 H: 2 LOB: 1 BB: 0 P: 6	R: 3 E: 1 K: 0 S: 6 H: 2 LOB: 0 BB: 0 P: 6	R: 0 E: 0 K: 0 S: 3 H: 0 LOB: 0 BB: 0 P: 3	R: 0 E: 0 K: 1 S: 5 H: 0 LOB: 2 BB: 2 P: 13	R: 3 E: 1 K: 1 S: 9 H: 4 LOB: 3 BB: 0 P: 11	R: 0 E: 0 K: 0 S: 3 H: 0 LOB: 1 BB: 1 P: 7	1B: 8 2B: 1 3B: 0 HR: 1 SF: 0 SAC: 0 DP: 2 HBP: 2						

PITCHER	IP	WLS	BF	H	R	ER	SO	BB	IBB	HBP	BLK	WP	HR	S	P	ERA	WHIP
Catfish Hunter, R (1, 1) ERA: 2.81	7.1	W	32	9	6	3	3	2	0	0	0	1	1	36	44	3.68	1.500
Dick Tidrow, R (8, 1) ERA: 3.07	0.1		4	1	0	0	0	0	0	2	0	0	0	2	4	0.00	3.000
Tippy Martinez, L (8, 1) ERA: 1.69	1.1	S	5	0	0	0	1	1	0	0	0	0	0	6	10	0.00	0.750

PITCHER	IP	WLS	BF	H	R	ER	SO	BB	IBB	HBP	BLK	WP	HR	S	P	ERA	WHIP

BOTTOM

New York Yankees @ Chicago White Sox

Comiskey Park, Chicago, IL

Tue Jul 22 1975, 8:05 PM EDT

Att. 17,395 - Unknown - 81 F

livebaseballscorecards.com

AB	36
R	6
H	10
RBI	5
BB	3
SO	4
LOB	19

WP: 1 PB: 0 SB: 0 CS: 0 PA: 41

Batter	1	2	3	4	5	6	7	8	9	10	11	AB	R	H	RBI	BB	SO	LOB
Bobby Bonds, R (1, 8) (10, 9) OBP: 0.335, SLG: 0.507	0-0 1B 1B 2B	0-3 K			0-0 F8		0-0 F8		0-3 K			5	1	1	0	0	2	4
Rick Dempsey, R (1, 10) OBP: 0.372, SLG: 0.325	0-0 1B 2-3 1B		0-0 F7		0-0 F7			0-3 K	0-0 4-3			5	0	1	0	0	1	0
Roy White, S (1, 7) OBP: 0.393, SLG: 0.459	0-0 F5		0-0 F2			0-0 F7		0-0 3B 2B		0-0 F8		5	1	1	0	0	0	2
Thurman Munson, R (1, 2) Alex Johnson, R (8, PR) OBP: 0.302, SLG: 0.361 Jim Mason, L (8, 6) OBP: 0.206, SLG: 0.215	0-0 G1-4-3 1-2 3-H 1B		BBB 4-0 FC6-4 BB			0-3 K		1-0 3B HBP		0-0 F7		2 0 1	0 1 0	1 0 0	1 0 0	1 0 0	1 0 0	0 0 0
Lou Piniella, R (1, 9) OBP: 0.254, SLG: 0.217 Rick Bladt, R (10, 8) OBP: 0.600, SLG: 0.333	0-0 G1-4-3 1-2f		0-0 FC6-4 1-2f			0-0 5-3		0-3 K		0-3 K		5 0	0 0	0 0	0 0	0 0	2 0	5 0
Graig Nettles, L (1, 5) OBP: 0.340, SLG: 0.459		0-0 4-3		0-3 K			0-3 K	0-0 1-H 2-H 3B			0-3 K	5	0	1	2	0	3	0
Chris Chambliss, L (1, 3) OBP: 0.329, SLG: 0.429		0-3 K		0-0 L3			0-0 FC6-4 1B	4-0 IBB			0-0 G3-6-3 1B	4	0	2	0	1	1	0
Sandy Alomar Sr., S (1, 4) OBP: 0.229, SLG: 0.250 Ed Herrmann, L (8, PH) (8, 2) OBP: 0.315, SLG: 0.351	BBBB 4-0 1B BB			SSS 0-3 K			0-0 FC6-4 1B 1-2f	0-0 F8			0-0 G3-6-3 1-2f	2 2	0 0	0 0	0 0	1 0	1 0	1 3
Fred Stanley, R (1, 6) OBP: 0.289, SLG: 0.257 Walt Williams, R (7, PH) OBP: 0.297, SLG: 0.364 Ed Brinkman, R (7, 6) OBP: 0.268, SLG: 0.315 (8, 4)		0-0 1-2 1B			0-0 F4		0-0 1-3 1B		0-3 K			2 1 1	0 0 0	1 1 0	0 0 0	0 0 0	0 0 1	0 0 0
Inning Stats	R: 1 E: 0 K: 0 S: 5 H: 3 LOB: 1 BB: 0 P: 5	R: 0 E: 0 K: 2 S: 8 H: 1 LOB: 2 BB: 1 P: 12	R: 0 E: 0 K: 0 S: 3 H: 0 LOB: 1 BB: 1 P: 7	R: 0 E: 0 K: 2 S: 7 H: 0 LOB: 0 BB: 0 P: 7	R: 0 E: 0 K: 0 S: 3 H: 0 LOB: 0 BB: 0 P: 3	R: 0 E: 0 K: 1 S: 5 H: 0 LOB: 0 BB: 0 P: 5	R: 0 E: 0 K: 1 S: 7 H: 2 LOB: 2 BB: 0 P: 7	R: 2 E: 0 K: 2 S: 9 H: 2 LOB: 2 BB: 1 P: 14	R: 0 E: 0 K: 2 S: 7 H: 0 LOB: 0 BB: 0 P: 7	R: 0 E: 0 K: 1 S: 5 H: 0 LOB: 0 BB: 0 P: 5	R: 0 E: 0 K: 1 S: 5 H: 1 LOB: 0 BB: 0 P: 5	1B: 6 2B: 2 3B: 1 HR: 0	SF: 0 SAC: 0 DP: 2 HBP: 1					

PITCHER	IP	WLS	BF	H	R	ER	SO	BB	IBB	HBP	BLK	WP	HR	S	P	ERA	WHIP
Wilbur Wood, L (1, 1) ERA: 3.93	6.2		27	6	1	1	6	2	0	0	0	0	0	37	45	1.35	1.200
Rich Gossage, R (7, 1) ERA: 1.94	4.1	W	17	3	2	2	6	0	1	1	0	0	0	27	32	4.15	0.692

PITCHER	IP	WLS	BF	H	R	ER	SO	BB	IBB	HBP	BLK	WP	HR	S	P	ERA	WHIP

New York Yankees @ Chicago White Sox

Comiskey Park, Chicago, IL

Thu Jul 24 1975, 4:33 AM EDT

Unknown - 74 F

TOP

livebaseballscorecards.com

AB	40
R	3
H	9
RBI	3
BB	3
SO	12
LOB	15

WP: 0 PA: 44
PB: 0
SB: 0
CS: 0

Batter	1	2	3	4	5	6	7	8	9	10	11	AB	R	H	RBI	BB	SO	LOB
Pat Kelly, L (1, 9) OBP: 0.345, SLG: 0.407	BBBB 4-0 1B BB		x 0-0 ① 4-3		x 0-0 ② F8	SSS 0-3 ② K			x 0-0 ①② B2-3 1-2f			4	0	0	0	1	1	3
Bucky Dent, R (1, 6) OBP: 0.324, SLG: 0.376 Lee Richard, R (9, PH) OBP: 0.333, SLG: 0.222 (10, 6)	x 0-0 ① F4		x 0-0 BB 1B		x 0-0 1B	SSS 0-3 ③ K			SSS 0-3 ③ K			4 1	0 0	2 0	0 0	1 0	3 0	3 0
Carlos May, L (1, 3) OBP: 0.372, SLG: 0.397	x 0-0 1-3 1B		BBBB 4-0 1-2 BB		x 0-0 ③ 4-3		SSS 0-3 ① K			x 0-0 ① F7		4	0	1	0	1	1	1
Deron Johnson, R (1, 10) OBP: 0.305, SLG: 0.403 Jerry Hairston, S (6, PR) OBP: 0.357, SLG: 0.292	SSS 0-3 ② K		x 0-0 ② F3			x 0-0 FC3-5 BB 1B	x 0-0 ② F7			SSS 0-3 ② K		3 2	0 0	1 0	0 0	1 0	4 0	0 0
Ken Henderson, S (1, 8) OBP: 0.352, SLG: 0.366	x 0-0 ③ F7		x 0-0 ③ F9			BBBB 4-0 1-2 FC3-5 1B BB	x 0-0 ③ F3			x 0-0 BB 1B		4	1	1	0	1	0	4
Bill Melton, R (1, 5) OBP: 0.334, SLG: 0.344		x 0-0 G6-4-3 1B		SSS 0-3 ① K		x 0-0 ① FC3-5 1B 1-2 2-3f 1B		x 0-0 ① 5-3		BBBB 4-0 1-2 BB		4	1	1	0	1	1	2
Nyls Nyman, L (1, 7) OBP: 0.246, SLG: 0.257		x 0-0 ①② G6-4-3 1-2f		x 0-0 ② F4		x 0-0 1B 1-3 2-H 1B		x 0-0 ② 4-3		x 0-0 ③ 4-3		5	1	1	1	0	0	3
Bill Stein, R (1, 4) OBP: 0.333, SLG: 0.352		x 0-0 E 1B		x 0-0 ③ 6-3		x 0-0 1B 2-3 3-H 1B		x 0-0 ③ 5-3			x 0-0 ① F9	5	0	2	1	0	0	0
Brian Downing, R (1, 2) OBP: 0.368, SLG: 0.354		x 0-0 ③ F4 1-2			x 0-0 ① F8	x 0-0 1-2 3-H 1B			BBBB 4-0 B2-3 BB		x 0-0 HR	4	1	2	2	1	0	1
Inning Stats	R: 0 E: 0 K: 1 S: 6 H: 1 LOB: 2 BB: 1 P: 10	R: 0 E: 1 K: 0 S: 4 H: 2 LOB: 1 BB: 0 P: 4	R: 0 E: 0 K: 0 S: 4 H: 1 LOB: 2 BB: 1 P: 8	R: 0 E: 0 K: 1 S: 5 H: 0 LOB: 0 BB: 0 P: 5	R: 0 E: 0 K: 0 S: 4 H: 1 LOB: 1 BB: 0 P: 4	R: 3 E: 0 K: 2 S: 11 H: 4 LOB: 2 BB: 1 P: 15	R: 0 E: 0 K: 1 S: 5 H: 0 LOB: 0 BB: 0 P: 5	R: 0 E: 0 K: 0 S: 3 H: 0 LOB: 0 BB: 0 P: 3	R: 0 E: 0 K: 1 S: 4 H: 0 LOB: 0 BB: 1 P: 8	R: 0 E: 0 K: 1 S: 6 H: 1 LOB: 2 BB: 1 P: 10	R: 1 E: 0 K: 0 S: 2 H: 1 LOB: 0 BB: 0 P: 2	1B: 10 2B: 1 3B: 0 HR: 1 SF: 0 SAC: 0 DP: 2 HBP: 0						

PITCHER		IP	WLS	BF	H	R	ER	SO	BB	IBB	HBP	BLK	WP	HR	S	P	ERA	WHIP
Doc Medich, R ERA: 3.85	(1, 1)	5.1		27	9	3	3	2	3	0	0	0	0	0	28	40	5.06	2.250
Sparky Lyle, L ERA: 2.77	(6, 1)	4.2		16	1	0	0	5	2	0	0	0	0	0	24	32	0.00	0.643
Dick Tidrow, R ERA: 3.2	(11, 1)	0.1	L	2	1	1	1	0	0	0	0	0	0	1	2	2	27.00	3.000

PITCHER	IP	WLS	BF	H	R	ER	SO	BB	IBB	HBP	BLK	WP	HR	S	P	ERA	WHIP

BOTTOM

New York Yankees @ Chicago White Sox

Comiskey Park, Chicago, IL

Thu Jul 24 1975, 4:33 AM EDT

Unknown - 74 F

livebaseballscorecards.com

AB	40
R	4
H	11
RBI	4
BB	5
SO	7
LOB	21

WP: 0 PB: 0 SB: 0 CS: 0 PA: 45

Batter	1	2	3	4	5	6	7	8	9	AB	R	H	RBI	BB	SO	LOB
Bobby Bonds, R (1, 8) OBP: 0.337, SLG: 0.503	F9		BB			WP SH1-4 BB		6-3		2	0	0	0	2	0	0
Rich Coggins, L (1, 9) OBP: 0.266, SLG: 0.315	L4-6 BB		K			SH1-4		1B		2	0	1	0	1	1	1
Roy White, S (1, 7) OBP: 0.392, SLG: 0.455	BB			F2		1-3		F3		3	0	0	0	1	0	2
Graig Nettles, L (1, 5) OBP: 0.342, SLG: 0.458	L4-6			4-3		BB		1B		3	0	1	0	1	0	2
Chris Chambliss, L (1, 3) OBP: 0.328, SLG: 0.427		4-3		1B		4-3		F9		4	0	1	0	0	0	4
Ed Herrmann, L (1, 2) OBP: 0.307, SLG: 0.342		L6		4-3			K		K	3	0	0	0	0	1	1
Lou Piniella, R (9, PH) OBP: 0.252, SLG: 0.215										1	0	0	0	0	1	0
Rick Dempsey, R (1, 10) OBP: 0.367, SLG: 0.322		5-3			F9		1-3 1B		6-3	4	0	1	0	0	0	0
Jim Mason, L (1, 6) OBP: 0.208, SLG: 0.212			4-3		BB		1-3		6-3	2	0	0	0	1	0	1
Thurman Munson, R (9, PH) OBP: 0.372, SLG: 0.423										1	0	0	0	0	0	0
Sandy Alomar Sr., S (1, 4) OBP: 0.227, SLG: 0.248			F9		F5		6-3			2	0	0	0	0	0	1
Walt Williams, R (7, PH) OBP: 0.294, SLG: 0.360										1	0	0	0	0	0	1
Fred Stanley, R (7, 4) OBP: 0.289, SLG: 0.257										0	0	0	0	0	0	0
Inning Stats	R: 0 E: 0 K: 0 S: 2 H: 0 LOB: 1 BB: 2 P: 10	R: 0 E: 0 K: 0 S: 3 H: 0 LOB: 0 BB: 0 P: 3	R: 0 E: 0 K: 1 S: 5 H: 0 LOB: 1 BB: 1 P: 9	R: 0 E: 0 K: 0 S: 4 H: 1 LOB: 1 BB: 0 P: 4	R: 0 E: 0 K: 0 S: 2 H: 0 LOB: 0 BB: 1 P: 6	R: 0 E: 0 K: 0 S: 3 H: 0 LOB: 2 BB: 2 P: 11	R: 0 E: 0 K: 1 S: 6 H: 1 LOB: 1 BB: 0 P: 6	R: 0 E: 0 K: 0 S: 5 H: 2 LOB: 2 BB: 0 P: 5	R: 0 E: 0 K: 1 S: 5 H: 0 LOB: 0 BB: 0 P: 5	1B: 4 2B: 1 3B: 0 HR: 0	SF: 0 SAC: 1 DP: 1 HBP: 0						

PITCHER	IP	WLS	BF	H	R	ER	SO	BB	IBB	HBP	BLK	WP	HR	S	P	ERA	WHIP
Jesse Jefferson, R (1, 1) ERA: 3.07	7.2		31	4	0	0	2	6	0	0	0	1	0	29	53	0.00	1.304
Dave Hamilton, L (8, 1) ERA: 3.86	1.1	W	4	0	0	0	1	0	0	0	0	0	0	6	6	0.00	0.000

PITCHER	IP	WLS	BF	H	R	ER	SO	BB	IBB	HBP	BLK	WP	HR	S	P	ERA	WHIP

TOP

New York Yankees @ Chicago White Sox

Comiskey Park, Chicago, IL

Thu Jul 24 1975, 4:38 AM EDT

Att. 13,910 - Unknown - 84 F

livebaseballscorecards.com

AB	28
R	0
H	4
RBI	0
BB	6
SO	3
LOB	13

1B: 4 SF: 0
2B: 1 SAC: 1
3B: 0 DP: 1
HR: 0 HBP: 0

WP: 1 PA: 35
PB: 0
SB: 0
CS: 1

Batter	1	2	3	4	5	6	7	8	9	AB	R	H	RBI	BB	SO	LOB
Pat Kelly, L (1, 9) OBP: 0.342, SLG: 0.403	S S S 0-3 ① K			x 0-0 ① F7		x 0-0 ① F5		x 0-0 ① SH1-4 1-2		3	0	0	0	0	1	0
Lee Richard, R (1, 6) OBP: 0.320, SLG: 0.227	x 0-0 ② F9			x 0-0 ② F7		x 0-0 ② L6		x 0-0 HBP 2-3 1B		4	0	1	0	0	0	0
Ken Henderson, S (1, 8) OBP: 0.356, SLG: 0.364	x 0-0 ③ L5			B B B B 4-0 1B BB		B B B B 4-0 1B BB		I I I I 4-0 HBP IBB		1	0	0	0	3	0	0
Deron Johnson, R (1, 3) OBP: 0.311, SLG: 0.408		x 0-0 K2-3-2 1B		x 0-0 1-2 1B		x 0-0 1-3 1B		x 0-0 ② F8		4	0	3	0	0	0	3
Bill Melton, R (1, 5) OBP: 0.333, SLG: 0.341		S S S 0-3 ① ② K2-3-2 1-1		S S S 0-3 ③ K		x 0-0 ③ F6		H 1-0 1-2 2-3 3-H HBP		3	0	0	1	0	2	5
Carlos May, L (1, 10) OBP: 0.368, SLG: 0.392		x 0-0 ③ F5			x 0-0 ① F9		S S S 0-3 ① K	x 0-0 ③ F7		4	0	0	0	0	1	3
Jerry Hairston, S (1, 7) OBP: 0.356, SLG: 0.284			B B B B 4-0 G6-4-3 BB		x 0-0 ② F8		S S S 0-3 ② K			2	0	0	0	1	1	0
Bill Stein, R (1, 4) OBP: 0.333, SLG: 0.352			x 0-0 ① ② G6-4-3 1-2f		x 0-0 1B		x 0-0 ③ F9			3	0	1	0	0	0	1
Pete Varney, R (1, 2) OBP: 0.304, SLG: 0.341 Brian Downing, R (8, PR) (9, 2) OBP: 0.368, SLG: 0.354			x 0-0 ③ F7		x 0-0 ③ F2			x 0-0 1B SH1-4 HBP 1B		3 0	0 1	1 0	0 0	0 0	0 0	1 0
Inning Stats	R: 0 H: 0 E: 0 LOB: 0 K: 1 BB: 0 S: 5 P: 5	R: 0 H: 1 E: 0 LOB: 0 K: 1 BB: 0 S: 5 P: 5	R: 0 H: 0 E: 0 LOB: 0 K: 0 BB: 1 S: 2 P: 6	R: 0 H: 1 E: 0 LOB: 2 K: 1 BB: 1 S: 6 P: 10	R: 0 H: 1 E: 0 LOB: 1 K: 0 BB: 0 S: 4 P: 4	R: 0 H: 1 E: 0 LOB: 2 K: 0 BB: 1 S: 4 P: 8	R: 0 H: 0 E: 0 LOB: 0 K: 2 BB: 0 S: 7 P: 7	R: 1 H: 2 E: 0 LOB: 3 K: 0 BB: 1 S: 5 P: 10		1B: 6 2B: 1 3B: 0 HR: 0	SF: 0 SAC: 1 DP: 2 HBP: 1			WP: 0 PB: 0 SB: 0 CS: 0	PA: 33	

PITCHER		IP	WLS	BF	H	R	ER	SO	BB	IBB	HBP	BLK	WP	HR	S	P	ERA	WHIP
Larry Gura, L ERA: 3.28	(1, 1)	7.1	L	29	6	1	1	5	3	0	0	0	0	0	36	48	1.23	1.227
Dick Tidrow, R ERA: 3.19	(8, 1)	0.1		3	0	0	0	0	0	1	1	0	0	0	1	6	0.00	0.000
Tippy Martinez, L ERA: 1.59	(8, 1)	0.1		1	0	0	0	0	0	0	0	0	0	0	1	1	0.00	0.000

PITCHER	IP	WLS	BF	H	R	ER	SO	BB	IBB	HBP	BLK	WP	HR	S	P	ERA	WHIP

BOTTOM

New York Yankees @ Chicago White Sox

Comiskey Park, Chicago, IL

Thu Jul 24 1975, 4:38 AM EDT
Att. 13,910 - Unknown - 84 F

livebaseballscorecards.com

AB	27
R	1
H	6
RBI	1
BB	4
SO	5
LOB	13

Chicago White Sox @ Oakland Athletics

Oakland-Alameda County Coliseum, Oakland, CA

Fri Jul 25 1975, 7:05 PM PDT

Att. 10,500 - Unknown - 72 F

TOP

livebaseballscorecards.com

Batter	1	2	3	4	5	6	7	8	9	10	11	12	13	AB	R	H	RBI	BB	SO	LOB
Pat Kelly, L (1, 9) OBP: 0.342, SLG: 0.401	G3		4-3			1-3 3B 1B	F6			1B		E3 1-3 1B		6	2	2	0	0	0	3
Lee Richard, R (1, 6) OBP: 0.355, SLG: 0.357	F9			G4-6-3 1B		1-H 1B 3B 3-H	1-2 1B			K		G3		6	1	3	2	0	1	3
Ken Henderson, S (1, 8) OBP: 0.355, SLG: 0.362	5-3			G4-6-3 1-2f		E 9-2-5 1B 3-H	F5			F8		1B IBB		5	0	1	1	1	0	4
Deron Johnson, R (1, 10) OBP: 0.308, SLG: 0.403		F8		4-3		E5 1-3		5-3		F8		G5-4-3 1-2 2-H 3-H 1B		6	0	1	2	0	0	2
Bill Melton, R (1, 5) OBP: 0.331, SLG: 0.338		F8			4-3 1B	9-2-5 3-Hf		1-3			K	G5-4-3 1-2f		6	0	1	0	0	1	4
Carlos May, L (1, 3) OBP: 0.368, SLG: 0.398		4-3			F7	IBB		K			HR		1-3	5	1	1	1	1	1	1
Bill Stein, R (1, 4) OBP: 0.319, SLG: 0.336			G3		4-3 1-2	K			K		F9		6-3	6	0	0	0	0	2	3
Nyls Nyman, L (1, 7) OBP: 0.249, SLG: 0.266			2B		4-3		F2		3-1		3-1		1B	6	0	2	0	0	0	1
Brian Downing, R (1, 2) OBP: 0.370, SLG: 0.355			F3			1B 3B 1B	BB		F6			E 1B	F8	5	2	2	0	1	0	2
Inning Stats	R: 0 E: 0 K: 0 S: 3 H: 0 LOB: 0 BB: 0 P: 3	R: 0 E: 0 K: 0 S: 3 H: 0 LOB: 0 BB: 0 P: 3	R: 0 E: 0 K: 0 S: 4 H: 1 LOB: 1 BB: 0 P: 4	R: 0 E: 0 K: 0 S: 3 H: 1 LOB: 0 BB: 0 P: 3	R: 0 E: 0 K: 0 S: 4 H: 1 LOB: 1 BB: 0 P: 4	R: 3 E: 1 K: 1 S: 9 H: 4 LOB: 2 BB: 1 P: 13	R: 0 E: 0 K: 0 S: 4 H: 1 LOB: 2 BB: 1 P: 8	R: 0 E: 0 K: 1 S: 5 H: 0 LOB: 0 BB: 0 P: 5	R: 0 E: 0 K: 1 S: 5 H: 0 LOB: 0 BB: 0 P: 5	R: 0 E: 0 K: 1 S: 6 H: 1 LOB: 1 BB: 0 P: 6	R: 1 E: 0 K: 1 S: 6 H: 1 LOB: 0 BB: 0 P: 6	R: 2 E: 1 K: 0 S: 5 H: 2 LOB: 1 BB: 1 P: 9	R: 0 E: 0 K: 0 S: 4 H: 1 LOB: 1 BB: 0 P: 4	1B: 10 2B: 2 3B: 1 HR: 1 SF: 0 SAC: 0 DP: 3 HBP: 0	WP: 0 PB: 0 SB: 0 CS: 0	PA: 54			

PITCHER		IP	WLS	BF	H	R	ER	SO	BB	IBB	HBP	BLK	WP	HR	S	P	ERA	WHIP
Ken Holtzman, L ERA: 3.47	(1, 1)	5.0		22	7	3	3	0	0	0	0	0	0	0	22	22	5.40	1.400
Jim Todd, R ERA: 1.65	(6, 1)	4.0		14	1	0	0	3	1	1	0	0	0	0	18	26	0.00	0.500
Rollie Fingers, R ERA: 3.09	(10, 1)	3.0		14	4	3	2	2	0	1	0	0	0	1	17	21	6.00	1.333
Paul Lindblad, L ERA: 2.13	(13, 1)	1.0	W	4	1	0	0	0	0	0	0	0	0	0	4	4	0.00	1.000

AB	51
R	6
H	13
RBI	6
BB	3
SO	5
LOB	23

Batter	1	2	3	4	5	6	7	8	9	10	11	12	13	AB	R	H	RBI	BB	SO	LOB
Bert Campaneris, R (1, 6) OBP: 0.336, SLG: 0.336	BBBB 4-0 CS BB		x 0-0 1-2 1B		x 0-0 6-3		BBBB 4-0 1-2 BB		BBBB 4-0 FC4-6 1B 1-2 BB		x 0-0 F9		x 0-0 F8	4	0	1	0	3	0	1
Bill North, S (1, 8) OBP: 0.369, SLG: 0.306	x 0-0 ① FC6-4 1-2 1B		x 0-0 ② F8 2-3			x 0-0 HR 1B	x 0-0 ③ 4-3		x 0-0 ③ FC4-6 1-2 2-H 1B		x 0-0 1-H 3B		BBBB 4-0 FC3-6 BB	6	1	4	2	1	0	4
Billy Williams, L (1, 10) OBP: 0.344, SLG: 0.399	SSS 0-3 ② K		x 0-0 ③ 4-3			x 0-0 ① F9		x 0-0 ① L7	x 0-0 ② FC4-6 1-2f 2-3		SSS 0-3 ③ K		x 0-0 ② FC3-6 1-2f HR	7	1	0	0	0	2	8
Reggie Jackson, L (1, 9) OBP: 0.345, SLG: 0.535	x 0-0 ③ FC6-4 1-2f			x 0-0 F9 2B		SSS 0-3 ② K		x 0-0 2B	x 0-0 F5			x 0-0 S 1B 1B	x 0-0 1-H HR	7	2	4	2	0	1	4
Joe Rudi, R (1, 7) (12, 3) OBP: 0.339, SLG: 0.472		x 0-0 ① 6-3		x 0-0 ① F9 2-3		x 0-0 1-H HR		x 0-0 ② 5-3		x 0-0 ① F9		x 0-0 1-2 S 1B		6	2	2	2	0	0	2
Gene Tenace, R (1, 3) (8, 2) (10, 3) (12, 2) OBP: 0.416, SLG: 0.465		x 0-0 ② F3		x 0-0 ② F3		SSS 0-3 ③ K		BBBB 4-0 BB		x 0-0 ② 5-3		x 0-0 ① F3		5	0	0	0	1	1	3
Sal Bando, R (1, 5) OBP: 0.329, SLG: 0.320		x 0-0 ③ 6-3		x 0-0 ③ G3			x 0-0 ① 1-3	x 0-0 ③ F7		SSS 0-3 ③ K		SSS 0-3 ② K 1-2 2-3		6	0	0	0	0	2	5
Phil Garner, R (1, 4) OBP: 0.274, SLG: 0.323			BBBB 4-0 FC4-3-6 BB		x 0-0 ① F8		x 0-0 ② 5-3		SSS 0-3 ① K		x 0-0 ① F9	x 0-0 2-H 3-H 1B		5	0	1	2	1	1	0
Ray Fosse, R (1, 2) Don Hopkins, L (7, PR) Jim Holt, L (8, 3) Matt Alexander, S (9, PR) Larry Haney, R (10, 2) Angel Mangual, R (11, PH) (12, 7) OBP: 0.171, SLG: 0.153 OBP: 0.375, SLG: 0.167 OBP: 0.447, SLG: 0.368 OBP: 0.100, SLG: 0.400 OBP: 0.228, SLG: 0.224			x 0-0 ① FC4-3-6 F8 1B 1-2f		x 0-0 ② F7		x 0-0 S 1B		BBBB 4-0 BB 1B BB		x 0-0 3B 1B	x 0-0 4-3		3 0 0 0 0 2	0 0 0 1 0 1	1 0 0 0 0 1	0 0 0 0 0 1	0 0 1 0 0 0	0 0 0 0 0 1	1 0 0 0 0 1
Inning Stats	R: 0 E: 0 K: 1 S: 5 H: 1 LOB: 1 BB: 1 P: 9	R: 0 E: 0 K: 0 S: 3 H: 0 LOB: 0 BB: 0 P: 3	R: 0 E: 0 K: 0 S: 4 H: 1 LOB: 2 BB: 1 P: 8	R: 0 E: 0 K: 0 S: 4 H: 1 LOB: 1 BB: 0 P: 4	R: 0 E: 0 K: 0 S: 3 H: 0 LOB: 0 BB: 0 P: 3	R: 2 E: 0 K: 2 S: 9 H: 2 LOB: 0 BB: 0 P: 9	R: 0 E: 0 K: 0 S: 4 H: 1 LOB: 2 BB: 1 P: 8	R: 0 E: 0 K: 0 S: 4 H: 1 LOB: 2 BB: 1 P: 8	R: 1 E: 0 K: 1 S: 6 H: 1 LOB: 2 BB: 2 P: 14	R: 0 E: 0 K: 1 S: 5 H: 0 LOB: 0 BB: 0 P: 5	R: 1 E: 0 K: 1 S: 7 H: 2 LOB: 1 BB: 0 P: 7	R: 2 E: 0 K: 1 S: 8 H: 3 LOB: 1 BB: 0 P: 8	R: 2 E: 0 K: 0 S: 3 H: 1 LOB: 0 BB: 1 P: 7	1B: 9 2B: 2 3B: 1 HR: 2	SF: 0 SAC: 0 DP: 0 HBP: 0	WP: 0 PB: 0 SB: 3 CS: 1	PA: 58		

PITCHER		IP	WLS	BF	H	R	ER	SO	BB	IBB	HBP	BLK	WP	HR	S	P	ERA	WHIP
Claude Osteen, L ERA: 4.5	(1, 1)	6.2		27	6	2	2	3	2	0	0	0	0	1	31	39	2.70	1.200
Ozzie Osborn, R ERA: 4.09	(7, 1)	1.0		6	1	0	0	0	2	0	0	0	0	0	4	12	0.00	3.000
Bill Gogolewski, R ERA: 4.01	(8, 1)	0.2		5	1	1	1	1	2	0	0	0	0	0	5	13	13.50	4.500
Dave Hamilton, L ERA: 4.14	(9, 1)	2.2		12	4	3	3	2	0	0	0	0	0	0	16	16	10.12	1.500
Cecil Upshaw, R ERA: 4.18	(12, 1)	1.2	L	8	2	2	2	1	1	0	0	0	0	1	9	13	10.80	1.800

PITCHER		IP	WLS	BF	H	R	ER	SO	BB	IBB	HBP	BLK	WP	HR	S	P	ERA	WHIP

BOTTOM

Chicago White Sox @ Oakland Athletics

Oakland-Alameda County Coliseum, Oakland, CA

Fri Jul 25 1975, 7:05 PM PDT

Att. 10,500 - Unknown - 72 F

livebaseballscorecards.com

AB	51
R	8
H	14
RBI	8
BB	7
SO	7
LOB	29

Chicago White Sox @ Oakland Athletics

Oakland-Alameda County Coliseum, Oakland, CA

Sat Jul 26 1975, 3:33 AM PDT

Att. 11,168 - Unknown

TOP

livebaseballscorecards.com

Batter	1	2	3	4	5	6	7	8	9	AB	R	H	RBI	BB	SO	LOB
Pat Kelly, L (1, 9) OBP: 0.347, SLG: 0.407	E9 SF8 2B		G3			1-3 1B		BBB HR BB		3	2	2	0	1	0	0
Bucky Dent, R (1, 6) OBP: 0.323, SLG: 0.384	SF8 3-H			F3		F9		1-H 2-H HR		3	1	1	4	0	0	2
Carlos May, L (1, 3) OBP: 0.364, SLG: 0.394	F8			F9		4-3		6-3		4	0	0	0	0	0	3
Deron Johnson, R (1, 10) OBP: 0.305, SLG: 0.398	F9			5-3			4-3		6-3	4	0	0	0	0	0	0
Ken Henderson, S (1, 8) OBP: 0.357, SLG: 0.362		1-3			F5		H 1-0 G5-4-3 HBP		1B 1B 1B	3	1	1	0	0	0	0
Bill Melton, R (1, 5) OBP: 0.330, SLG: 0.336		F9			6-3		G5-4-3 1-2f		FC5 1-2 1B	4	0	1	0	0	0	1
Jorge Orta, L (1, 4) OBP: 0.361, SLG: 0.455		F5			K			HR 2B	K	3	0	1	0	0	1	0
Lee Richard, R (8, PR) OBP: 0.355, SLG: 0.357										0	1	0	0	0	0	0
Bill Stein, R (8, 4) OBP: 0.317, SLG: 0.333										1	0	0	0	0	1	2
Nyls Nyman, L (1, 7) OBP: 0.249, SLG: 0.266			F2			4-3		F8	1-2 2-H 1B	4	0	1	1	0	0	1
Brian Downing, R (1, 2) OBP: 0.369, SLG: 0.353			F8			1B 1B		1-3	2-3f FC5	4	0	1	0	0	0	3

	AB	33
	R	5
	H	8
	RBI	5
	BB	1
	SO	2
	LOB	12

Inning Stats										
	R: 1	H: 1	R: 0	H: 0	R: 0	H: 0	R: 0	H: 0	R: 0	H: 2
	E: 1	LOB: 0	E: 0	LOB: 0	E: 0	LOB: 0	E: 0	LOB: 0	E: 0	LOB: 2
	K: 0	BB: 0	K: 0	BB: 0	K: 0	BB: 0	K: 1	BB: 0	K: 0	BB: 0
	S: 4	P: 4	S: 3	P: 3	S: 3	P: 3	S: 5	P: 5	S: 5	P: 5

Inning Stats										
	R: 0	H: 0	R: 3	H: 2	R: 1	H: 3	1B: 5	SF: 1	WP: 0	PA: 36
	E: 0	LOB: 0	E: 0	LOB: 1	E: 0	LOB: 2	2B: 2	SAC: 0	PB: 0	
	K: 0	BB: 0	K: 0	BB: 1	K: 1	BB: 0	3B: 0	DP: 1	SB: 0	
	S: 2	P: 3	S: 5	P: 9	S: 8	P: 8	HR: 1	HBP: 1	CS: 0	

PITCHER		IP	WLS	BF	H	R	ER	SO	BB	IBB	HBP	BLK	WP	HR	S	P	ERA	WHIP
Dick Bosman, R ERA: 3.58	(1, 1)	6.0		21	3	1	1	1	0	0	0	0	0	0	23	23	1.50	0.500
Rollie Fingers, R ERA: 3.4	(7, 1)	3.0	L	15	5	4	4	1	1	0	1	0	0	1	15	20	12.00	2.000

PITCHER	IP	WLS	BF	H	R	ER	SO	BB	IBB	HBP	BLK	WP	HR	S	P	ERA	WHIP

Batter	1	2	3	4	5	6	7	8	9	AB	R	H	RBI	BB	SO	LOB
Bert Campaneris, R (1, 6) OBP: 0.335, SLG: 0.333	BBBB 4-0 G4-6-3 BB		x 0-0 4-3 ③		x 0-0 F9 ③			x 0-0 F8 ②		3	0	0	0	1	0	2
Bill North, S (1, 8) OBP: 0.366, SLG: 0.302	x 0-0 G4-6-3 ①② 1-2f			x 0-0 F9 ①		x 0-0 F7 ①		x 0-0 F8 ③		4	0	0	0	0	0	1
Billy Williams, L (1, 10) OBP: 0.340, SLG: 0.394	x 0-0 4-3 ③			x 0-0 F8 ②		SSS 0-3 K ②			x 0-0 4-3 ①	4	0	0	0	0	1	0
Reggie Jackson, L (1, 9) OBP: 0.341, SLG: 0.529		SSS 0-3 K ①		x 0-0 L7 ③		x 0-0 6-3 ③			x 0-0 F5 ②	4	0	0	0	0	1	0
Joe Rudi, R (1, 3) OBP: 0.341, SLG: 0.472		SSS 0-3 K ②			x 0-0 F9 ①		x 0-0 1B		x 0-0 1B	4	0	2	0	0	1	0
Gene Tenace, R (1, 2) OBP: 0.414, SLG: 0.472		SSS 0-3 K ③			x 0-0 HR		SSS 0-3 K ①		x 0-0 F8 ③	4	1	1	1	0	2	2
Sal Bando, R (1, 5) OBP: 0.329, SLG: 0.320			x 0-0 F8 ①		x 0-0 E 1B		x 0-0 F4 ②			3	0	1	0	0	0	1
Angel Mangual, R (1, 7) OBP: 0.220, SLG: 0.215			x 0-0 3-1 ②		x 0-0 E3 1-2		x 0-0 F8 ③			3	0	0	0	0	0	2
Phil Garner, R (1, 4) OBP: 0.274, SLG: 0.333			x 0-0 HR		x 0-0 F7 ②			x 0-0 1-3 ①		3	1	1	1	0	0	2
Inning Stats	R: 0 H: 0 E: 0 LOB: 0 K: 0 BB: 1 S: 2 P: 6	R: 0 H: 0 E: 0 LOB: 0 K: 3 BB: 0 S: 9 P: 9	R: 1 H: 1 E: 0 LOB: 0 K: 0 BB: 0 S: 4 P: 4	R: 0 H: 0 E: 0 LOB: 0 K: 0 BB: 0 S: 3 P: 3	R: 1 H: 2 E: 1 LOB: 2 K: 0 BB: 0 S: 6 P: 6	R: 0 H: 0 E: 0 LOB: 0 K: 1 BB: 0 S: 5 P: 5	R: 0 H: 1 E: 0 LOB: 1 K: 1 BB: 0 S: 6 P: 6	R: 0 H: 0 E: 0 LOB: 0 K: 0 BB: 0 S: 3 P: 3	R: 0 H: 1 E: 0 LOB: 1 K: 0 BB: 0 S: 4 P: 4	1B: 3 SF: 0 2B: 0 SAC: 0 3B: 0 DP: 1 HR: 2 HBP: 0							WP: 0 PA: 33 PB: 0 SB: 0 CS: 0

PITCHER	IP	WLS	BF	H	R	ER	SO	BB	IBB	HBP	BLK	WP	HR	S	P	ERA	WHIP
Jim Kaat, L (1, 1) ERA: 2.93	9.0	W	33	5	2	2	5	1	0	0	0	0	2	42	46	2.00	0.667

PITCHER	IP	WLS	BF	H	R	ER	SO	BB	IBB	HBP	BLK	WP	HR	S	P	ERA	WHIP

BOTTOM

Chicago White Sox @ Oakland Athletics

Oakland-Alameda County Coliseum, Oakland, CA

Sat Jul 26 1975, 3:33 AM PDT

Att. 11,168 - Unknown

livebaseballscorecards.com

AB	32
R	2
H	5
RBI	2
BB	1
SO	5
LOB	10

Batter	1	2	3	4	5	6	7	8	9	AB	R	H	RBI	BB	SO	LOB
Pat Kelly, L (1, 9) OBP: 0.351, SLG: 0.410	0-0 1B		H 1-0 G6-4-3 HBP		4-3			0-0 G5-4-3 1B		3	0	2	0	0	0	2
Bucky Dent, R (1, 6) OBP: 0.325, SLG: 0.385	0-0 F8		0-0 G6-4-3 1-2f			0-0 G5-3 1B		0-0 G5-4-3 1-2		4	0	2	0	0	0	2
Ken Henderson, S (1, 8) OBP: 0.358, SLG: 0.363	0-0 G5-4-3 1-3			0-0 F8		0-0 G5-3 1-2		0-0 G5-4-3 1-2f 2-3		4	0	2	0	0	0	2
Deron Johnson, R (1, 3) OBP: 0.301, SLG: 0.393	0-0 G5-4-3 1-2f			0-0 F7		0-0 G5-3 1-2 2-3f		0-0 F8		4	0	0	0	0	0	5
Bill Melton, R (1, 5) OBP: 0.327, SLG: 0.333 Lee Richard, R (7, 5) OBP: 0.344, SLG: 0.345		0-0 F2		0-0 4-3		SSS 0-3 K			0-0 F9	3 1	0 0	0 0	0 0	0 0	1 0	1 0
Carlos May, L (1, 10) OBP: 0.363, SLG: 0.390		0-0 G3			H 1-0 FC3-6 HBP		0-0 6-3		SSS 0-3 K	3	0	0	0	0	1	0
Bill Stein, R (1, 4) OBP: 0.322, SLG: 0.353		0-0 1B			SSS 0-3 K		0-0 4-3 3B		0-0 L7	4	1	2	0	0	1	1
Nyls Nyman, L (1, 7) OBP: 0.245, SLG: 0.261		0-0 G3			0-0 FC3-6 BB 1-2f		0-0 4-3 3-H			3	0	0	1	0	0	2
Brian Downing, R (1, 2) OBP: 0.368, SLG: 0.351			0-0 5-3		BBB 4-0 BB 1-2		0-0 F6			2	0	0	0	1	0	0
Inning Stats	R: 0 E: 0 K: 0 S: 4 H: 2 LOB: 1 BB: 0 P: 4	R: 0 E: 0 K: 0 S: 4 H: 1 LOB: 1 BB: 0 P: 4	R: 0 E: 0 K: 0 S: 2 H: 0 LOB: 0 BB: 0 P: 3	R: 0 E: 0 K: 0 S: 3 H: 0 LOB: 0 BB: 0 P: 3	R: 0 E: 0 K: 1 S: 5 H: 0 LOB: 2 BB: 1 P: 10	R: 0 E: 0 K: 1 S: 6 H: 2 LOB: 1 BB: 0 P: 6	R: 1 E: 0 K: 0 S: 4 H: 1 LOB: 0 BB: 0 P: 4	R: 0 E: 0 K: 0 S: 4 H: 2 LOB: 1 BB: 0 P: 4	R: 0 E: 0 K: 1 S: 5 H: 0 LOB: 0 BB: 0 P: 5	1B: 7 2B: 0 3B: 1 HR: 0 SF: 0 SAC: 0 DP: 4 HBP: 2							

TOP

Chicago White Sox @ Oakland Athletics

Oakland-Alameda County Coliseum, Oakland, CA

Sun Jul 27 1975, 3:33 AM PDT

Unknown

livebaseballscorecards.com

AB	31
R	1
H	8
RBI	1
BB	1
SO	3
LOB	15

PITCHER	IP	WLS	BF	H	R	ER	SO	BB	IBB	HBP	BLK	WP	HR	S	P	ERA	WHIP
Vida Blue, L (1, 1) ERA: 2.86	9.0	W	34	8	1	1	3	1	0	2	0	0	0	37	43	1.00	1.000

PITCHER	IP	WLS	BF	H	R	ER	SO	BB	IBB	HBP	BLK	WP	HR	S	P	ERA	WHIP

BOTTOM

Chicago White Sox @ Oakland Athletics

Oakland-Alameda County Coliseum, Oakland, CA

Sun Jul 27 1975, 3:33 AM PDT

Unknown

livebaseballscorecards.com

Batter	1	2	3	4	5	6	7	8	9	AB	R	H	RBI	BB	SO	LOB
Bert Campaneris, R (1, 6) OBP: 0.336, SLG: 0.332 Ted Martinez, R (9, 6) OBP: 0.222, SLG: 0.245	B B B B 4-0 FC1-5 BLK BB		x 0-0 ① 4-3	x 0-0 BB 1B 1B 2-H 3-H	x 0-0 ② F9		x 0-0 ② F8			4 0	1 0	1 0	2 0	1 0	0 0	2 0
Bill North, S (1, 8) OBP: 0.369, SLG: 0.304	S S S 0-3 ① K 1-2		x 0-0 HR 1B	B B B B 4-0 1B BB 1-2	x 0-0 FC6-4 1B 1-3 2-H		x 0-0 ③ F8			4	1	2	1	1	1	1
Claudell Washington, L (1, 7) OBP: 0.344, SLG: 0.424	x 0-0 E7 FC5 FC1-5		S S S 0-3 ② K	x 0-0 S 1B 1-3 2-H	x 0-0 ③ FC6-4 1-2f			x 0-0 1B 2B 1B		5	1	2	1	0	1	4
Reggie Jackson, L (1, 9) OBP: 0.341, SLG: 0.534 Angel Mangual, R (7, 9) OBP: 0.229, SLG: 0.225	x 0-0 ② FC1-5 1-2 2-3f		x 0-0 HR 1-H	S S S 0-3 ② K 1-2		x 0-0 ① G3		x 0-0 2B 1B 1-2		4 1	1 1	1 1	2 0	0 0	1 0	4 0
Joe Rudi, R (1, 3) OBP: 0.344, SLG: 0.483 Matt Alexander, S (8, PR) Jim Holt, L (9, 3) OBP: 0.447, SLG: 0.368	x 0-0 ③ FC5 2-3f		S S S 0-3 ③ K	4-0 IBB		x 0-0 HR		x 0-0 4-3 2B 1-H 2-H		4 0 0	1 0 0	2 0 0	3 0 0	1 0 0	1 0 0	2 0 0
Billy Williams, L (1, 10) OBP: 0.336, SLG: 0.388		x 0-0 ① L3		x 0-0 ① 5-3 x 0-0 ③ 4-3		x 0-0 ② 4-3		x 0-0 ① 4-3 2-3		5	0	0	0	0	0	4
Gene Tenace, R (1, 2) OBP: 0.418, SLG: 0.471 Don Hopkins, L (6, PR) OBP: 0.375, SLG: 0.167 Larry Haney, R (7, 2) OBP: 0.091, SLG: 0.364		S S S 0-3 ② K		B B B B 4-0 1B 1B BB B B B B 4-0 1B 1B BB		B B B B 4-0 BB		x 0-0 ② F6		1 0 1	2 0 0	0 0 0	0 0 0	3 0 0	1 0 0	0 0 2
Sal Bando, R (1, 5) OBP: 0.330, SLG: 0.322		x 0-0 FC6-4 1B		x 0-0 1B 1B 1B 1-2	x 0-0 ① L7	x 0-0 ③ F8		x 0-0 ③ F5		5	1	2	0	0	0	4
Phil Garner, R (1, 4) OBP: 0.277, SLG: 0.336		x 0-0 ③ FC6-4 1-2f		x 0-0 1B 1B 1-3 2-H	x 0-0 1B 1B 1-2		S S S 0-3 ① K			4	1	2	1	0	1	1
Inning Stats	R: 0 H: 0 E: 1 LOB: 2 K: 1 BB: 1 S: 6 P: 10	R: 0 H: 1 E: 0 LOB: 1 K: 1 BB: 0 S: 6 P: 6	R: 2 H: 2 E: 0 LOB: 0 K: 2 BB: 0 S: 9 P: 9	R: 4 H: 4 E: 0 LOB: 3 K: 1 BB: 3 S: 9 P: 21	R: 1 H: 2 E: 0 LOB: 2 K: 0 BB: 1 S: 5 P: 9	R: 1 H: 1 E: 0 LOB: 1 K: 0 BB: 1 S: 4 P: 8	R: 0 H: 0 E: 0 LOB: 0 K: 1 BB: 0 S: 5 P: 5	R: 2 H: 3 E: 0 LOB: 2 K: 0 BB: 0 S: 6 P: 6		1B: 10 SF: 0 2B: 1 SAC: 0 3B: 0 DP: 0 HR: 2 HBP: 0						

	AB	38
	R	10
	H	13
	RBI	10
	BB	6
	SO	6
	LOB	24

WP: 0 PA: 44
PB: 0
SB: 1
CS: 0

PITCHER		IP	WLS	BF	H	R	ER	SO	BB	IBB	HBP	BLK	WP	HR	S	P	ERA	WHIP
Jesse Jefferson, R ERA: 3.86	(1, 1)	3.1	L	18	5	5	5	4	2	0	0	1	0	1	24	32	13.50	2.100
Rich Hinton, L ERA: 9.64	(4, 1)	4.2		26	8	5	5	2	3	1	0	0	0	1	26	42	9.64	2.357

PITCHER		IP	WLS	BF	H	R	ER	SO	BB	IBB	HBP	BLK	WP	HR	S	P	ERA	WHIP

Batter	1	2	3	4	5	6	7	8	9	AB	R	H	RBI	BB	SO	LOB
Pat Kelly, L (1, 9) OBP: 0.350, SLG: 0.408	S S S 0-3 ① K		x 0-0 ② 4-3 2-3		S S S 0-3 ② K			x 0-0 1B 1B		4	0	1	0	0	2	2
Bucky Dent, R (1, 6) OBP: 0.324, SLG: 0.386	x 0-0 ② F9		x 0-0 2B 3-H		x 0-0 ③ 6-3			x 0-0 ② F8		4	0	1	1	0	0	2
Carlos May, L (1, 3) OBP: 0.364, SLG: 0.390	x 0-0 ③ F8		H 1-0 HBP			x 0-0 ① F8		x 0-0 1B 1-2		3	0	1	0	0	0	0
Deron Johnson, R (1, 10) OBP: 0.298, SLG: 0.389		S S S 0-3 ① K	x 0-0 ③ F7			x 0-0 ② 6-3		x 0-0 ③ 1-3		4	0	0	0	0	1	4
Ken Henderson, S (1, 8) OBP: 0.357, SLG: 0.362		x 0-0 1B		x 0-0 ① F9		x 0-0 ③ F7			x 0-0 ① 4-3	4	0	1	0	0	0	0
Bill Melton, R (1, 5) OBP: 0.328, SLG: 0.332		S S S 0-3 ② K		H 1-0 G4-6-3 HBP			x 0-0 G4-6-3 1B		x 0-0 ② 4-3	1	0	0	0	0	1	1
Lee Richard, R (4, PR) (4, 5) OBP: 0.353, SLG: 0.355										2	0	1	0	0	0	0
Jorge Orta, L (1, 4) OBP: 0.360, SLG: 0.453		x 0-0 ③ F7		x 0-0 ② ③ G4-6-3 1-2f			x 0-0 ① ② G4-6-3 1-2f		x 0-0 1B	4	0	1	0	0	0	3
Nyls Nyman, L (1, 7) OBP: 0.240, SLG: 0.255			x 0-0 ① 3-1		x 0-0 ① F9		x 0-0 ③ F3		x 0-0 ③ F2	4	0	0	0	0	0	1
Pete Varney, R (1, 2) OBP: 0.327, SLG: 0.404			x 0-0 4-3 2B 2B		x 0-0 2B			x 0-0 ① F4		3	1	2	0	0	0	0

TOP

Chicago White Sox @ Oakland Athletics

Oakland-Alameda County Coliseum, Oakland, CA

Sun Jul 27 1975, 3:38 AM PDT

Att. 21,254 - Unknown

livebaseballscorecards.com

AB	33
R	1
H	8
RBI	1
BB	0
SO	4
LOB	13

Inning Stats	1	2	3	4	5	6	7	8	9			
	R: 0 E: 0 K: 1 S: 5	H: 0 LOB: 0 BB: 0 P: 5	R: 0 E: 0 K: 2 S: 8	H: 1 LOB: 1 BB: 0 P: 8	R: 1 E: 0 K: 0 S: 5	H: 2 LOB: 2 BB: 0 P: 6	R: 0 E: 0 K: 0 S: 2	H: 0 LOB: 1 BB: 0 P: 3	R: 0 E: 0 K: 1 S: 6	H: 1 LOB: 1 BB: 0 P: 6	R: 0 E: 0 K: 0 S: 3	H: 0 LOB: 0 BB: 0 P: 3
	R: 0 E: 0 K: 3 S: 3	H: 1 LOB: 0 BB: 0 P: 3	R: 0 E: 0 K: 0 S: 5	H: 2 LOB: 2 BB: 0 P: 5	R: 0 E: 0 K: 0 S: 4	H: 1 LOB: 1 BB: 0 P: 4	1B: 5 2B: 3 3B: 0 HR: 0	SF: 0 SAC: 0 DP: 2 HBP: 2	WP: 0 PB: 0 SB: 0 CS: 0	PA: 35		

PITCHER	IP	WLS	BF	H	R	ER	SO	BB	IBB	HBP	BLK	WP	HR	S	P	ERA	WHIP
Stan Bahnsen, R (1, 1) ERA: 5.25	9.0	W	35	8	1	1	4	0	0	2	0	0	0	41	43	1.00	0.889

PITCHER	IP	WLS	BF	H	R	ER	SO	BB	IBB	HBP	BLK	WP	HR	S	P	ERA	WHIP

Batter	1	2	3	4	5	6	7	8	9	AB	R	H	RBI	BB	SO	LOB
Bert Campaneris, R (1, 6) OBP: 0.342, SLG: 0.339	E SF8 1B	G1-4-3 1B	1B		5-3			1B		5	1	4	1	0	0	1
Don Hopkins, L (8, PR) OBP: 0.375, SLG: 0.167										0	0	0	0	0	0	0
Ted Martinez, R (9, 6) OBP: 0.222, SLG: 0.245										0	0	0	0	0	0	0
Bill North, S (1, 8) OBP: 0.370, SLG: 0.306	E6 HR 1B	G1-4-3	K			F8		1B		1	1	1	0	0	0	0
Gene Tenace, R (2, 3) OBP: 0.416, SLG: 0.468										4	0	1	0	0	1	3
Claudell Washington, L (1, 7) (2, 8) OBP: 0.342, SLG: 0.423	SF8	S 1B	G3			6-3		F8		4	0	1	1	0	0	4
Reggie Jackson, L (1, 9) OBP: 0.341, SLG: 0.540	HR	K		G3		FC5-4 1B		K		5	1	2	2	0	2	3
Angel Mangual, R (9, 9) OBP: 0.229, SLG: 0.225										0	0	0	0	0	0	0
Joe Rudi, R (1, 3) (2, 7) OBP: 0.343, SLG: 0.488	F8		HR	F4		FC5-4				4	1	1	1	0	0	1
Billy Williams, L (1, 10) OBP: 0.338, SLG: 0.393	BB 1B		2B 2B	F5			3-1			4	1	2	0	0	0	0
Sal Bando, R (1, 5) OBP: 0.332, SLG: 0.325	BB		1B 2B		K		F7			3	1	1	1	1	1	0
Phil Garner, R (1, 4) OBP: 0.277, SLG: 0.332	F3		BB		K		F7			3	0	0	0	1	1	2
Ray Fosse, R (1, 2) OBP: 0.188, SLG: 0.160		1B G1-4-3 1B	F3		BB			F5		3	1	1	0	1	0	2
Inning Stats	R: 3 E: 1 K: 0 S: 7 H: 4 LOB: 2 BB: 1 P: 11	R: 1 E: 0 K: 1 S: 7 H: 3 LOB: 1 BB: 0 P: 7	R: 3 E: 0 K: 1 S: 9 H: 4 LOB: 2 BB: 1 P: 13	R: 0 E: 0 K: 0 S: 3 H: 0 LOB: 0 BB: 0 P: 3	R: 0 E: 0 K: 2 S: 7 H: 0 LOB: 1 BB: 1 P: 11	R: 0 E: 0 K: 0 S: 4 H: 1 LOB: 1 BB: 0 P: 4	R: 0 E: 0 K: 0 S: 3 H: 0 LOB: 0 BB: 0 P: 3	R: 0 E: 0 K: 1 S: 7 H: 2 LOB: 2 BB: 0 P: 7		1B: 10 2B: 2 3B: 0 HR: 2	SF: 1 SAC: 0 DP: 1 HBP: 0						

BOTTOM

Chicago White Sox @ Oakland Athletics

Oakland-Alameda County Coliseum, Oakland, CA

Sun Jul 27 1975, 3:38 AM PDT

Att. 21,254 - Unknown

livebaseballscorecards.com

AB	36
R	7
H	14
RBI	6
BB	3
SO	5
LOB	16

PITCHER		IP	WLS	BF	H	R	ER	SO	BB	IBB	HBP	BLK	WP	HR	S	P	ERA	WHIP
Lloyd Allen, R ERA: 11.81	(1, 1)	0.2	L	6	4	3	3	0	0	0	0	0	0	1	6	6	40.50	6.000
Bill Gogolewski, R ERA: 4.44	(1, 1)	1.1		9	5	3	3	1	1	0	0	0	0	1	10	14	20.25	4.500
Ozzie Osborn, R ERA: 3.69	(3, 1)	6.0		25	5	1	1	4	2	0	0	0	0	0	31	39	1.50	1.167

PITCHER	IP	WLS	BF	H	R	ER	SO	BB	IBB	HBP	BLK	WP	HR	S	P	ERA	WHIP

Batter	1	2	3	4	5	6	7	8	9	AB	R	H	RBI	BB	SO	LOB
Pat Kelly, L (1, 9) OBP: 0.349, SLG: 0.406	1-4-3		K		F9			CS 1B		4	0	1	0	0	1	1
Bucky Dent, R (1, 6) OBP: 0.323, SLG: 0.385	K			CS 1B		K		5-3 1-2		4	0	1	0	0	2	1
Ken Henderson, S (1, 8) OBP: 0.354, SLG: 0.358	1-3			F6		F7			5-3	4	0	0	0	0	0	1
Deron Johnson, R (1, 10) OBP: 0.295, SLG: 0.384		F8		F8		K			F6	4	0	0	0	0	1	1
Bill Melton, R (1, 5) OBP: 0.332, SLG: 0.335		G4-6-3 1B		CS 1-2	1B 1B BB		1B		F8	3	1	2	0	1	0	0
Carlos May, L (1, 3) OBP: 0.364, SLG: 0.389		G4-6-3 1-2f			HBP 1B 1-3		K			3	1	1	0	0	1	2
Bill Stein, R (1, 4) OBP: 0.322, SLG: 0.348			F2		1B SF7 HBP 1-2		K			2	1	0	0	0	1	1
Nyls Nyman, L (1, 7) OBP: 0.241, SLG: 0.257			1-3		1B 1-3 2-H 3-H		4-3			3	0	1	2	0	0	1
Brian Downing, R (1, 2) OBP: 0.368, SLG: 0.349			HBP		SF7 3-H			F7		1	0	0	1	0	0	0
Inning Stats	R: 0 E: 0 K: 1 S: 5 H: 0 LOB: 0 BB: 0 P: 5	R: 0 E: 0 K: 0 S: 3 H: 1 LOB: 0 BB: 0 P: 3	R: 0 E: 0 K: 1 S: 5 H: 0 LOB: 1 BB: 0 P: 6	R: 0 E: 0 K: 0 S: 3 H: 1 LOB: 0 BB: 0 P: 3	R: 3 E: 0 K: 0 S: 4 H: 2 LOB: 0 BB: 1 P: 9	R: 0 E: 0 K: 2 S: 7 H: 0 LOB: 0 BB: 0 P: 7	R: 0 E: 0 K: 2 S: 8 H: 1 LOB: 1 BB: 0 P: 8	R: 0 E: 0 K: 0 S: 3 H: 1 LOB: 0 BB: 0 P: 3	R: 0 E: 0 K: 0 S: 3 H: 0 LOB: 0 BB: 0 P: 3	1B: 6 2B: 0 3B: 0 HR: 0	SF: 1 SAC: 0 DP: 1 HBP: 2	WP: 0 PB: 0 SB: 0 CS: 2	PA: 33				

PITCHER	IP	WLS	BF	H	R	ER	SO	BB	IBB	HBP	BLK	WP	HR	S	P	ERA	WHIP
Frank Tanana, L (1, 1) ERA: 2.78	9.0	L	32	6	3	3	6	1	0	2	0	0	0	41	47	3.00	0.778

PITCHER	IP	WLS	BF	H	R	ER	SO	BB	IBB	HBP	BLK	WP	HR	S	P	ERA	WHIP

TOP

Chicago White Sox @ California Angels

Anaheim Stadium, Anaheim, CA

Mon Jul 28 1975, 10:05 PM EDT

Att. 20,973 - Unknown

livebaseballscorecards.com

AB	28
R	3
H	6
RBI	3
BB	1
SO	6
LOB	8

Batter	1	2	3	4	5	6	7	8	9	AB	R	H	RBI	BB	SO	LOB
Jerry Remy, L (1, 4) OBP: 0.324, SLG: 0.331	FC4-6 1B		G1-6-3 1-2f 2-3			5-3		BB 2B 1B		3	1	1	0	1	0	2
Mickey Rivers, L (1, 8) OBP: 0.323, SLG: 0.352	FC4-6 S 1-2f		F4			4-3		1-3 1B 2B		4	1	1	0	0	0	2
Dave Collins, S (1, 10) OBP: 0.398, SLG: 0.430	F2			F4			F4	2-H 3-H 1B		4	0	1	2	0	0	1
Leroy Stanton, R (1, 9) OBP: 0.370, SLG: 0.458	F7 1-2			K			5-3 1B	K		4	0	1	0	0	2	2
Dave Chalk, R (1, 5) OBP: 0.365, SLG: 0.358		4-3		5-3			5-3 1-2		4-3	4	0	0	0	0	0	1
Tommy Harper, R (1, 3) OBP: 0.330, SLG: 0.328		F7			F8		FC6-4 BB		BB 1B	3	0	1	0	1	0	0
John Balaz, R (1, 7) OBP: 0.324, SLG: 0.500 Joe Lahoud, L (9, PH) OBP: 0.371, SLG: 0.361 Morris Nettles, L (9, PR) OBP: 0.299, SLG: 0.283		L5			G6-4-3 BB		FC6-4 1-2f		1-2 BB	2 0 0	0 0 0	0 0 0	0 0 0	1 1 0	0 0 0	2 0 0
Ike Hampton, S (1, 2) OBP: 0.318, SLG: 0.316 John Doherty, L (9, PH) OBP: 0.255, SLG: 0.258			G1-6-3 1B HBP		G6-4-3 1-2f			K	F7	2 1	0 0	0 0	0 0	0 0	1 0	1 2
Mike Miley, S (1, 6) OBP: 0.294, SLG: 0.333 Rudy Meoli, L (9, PH) OBP: 0.329, SLG: 0.240			G1-6-3 1-2 1B			F7		F7	F8	3 1	0 0	1 0	0 0	0 0	0 0	0 2
Inning Stats	R: 0 E: 0 K: 0 S: 4 H: 1 LOB: 1 BB: 0 P: 4	R: 0 E: 0 K: 0 S: 3 H: 0 LOB: 0 BB: 0 P: 3	R: 0 E: 0 K: 0 S: 3 H: 1 LOB: 1 BB: 0 P: 4	R: 0 E: 0 K: 1 S: 5 H: 0 LOB: 0 BB: 0 P: 5	R: 0 E: 0 K: 0 S: 2 H: 0 LOB: 0 BB: 1 P: 6	R: 0 E: 0 K: 0 S: 3 H: 0 LOB: 0 BB: 0 P: 3	R: 0 E: 0 K: 0 S: 4 H: 1 LOB: 2 BB: 1 P: 8	R: 2 E: 0 K: 2 S: 9 H: 2 LOB: 1 BB: 1 P: 13	R: 0 E: 0 K: 0 S: 4 H: 1 LOB: 2 BB: 1 P: 8	1B: 5 2B: 1 3B: 0 HR: 0	SF: 0 SAC: 0 DP: 2 HBP: 1						

PITCHER	IP	WLS	BF	H	R	ER	SO	BB	IBB	HBP	BLK	WP	HR	S	P	ERA	WHIP
Wilbur Wood, L (1, 1) ERA: 3.87	7.2	W	30	5	2	2	2	3	0	1	0	0	0	30	43	2.35	1.043
Rich Gossage, R (8, 1) ERA: 1.91	1.1	S	6	1	0	0	1	1	0	0	0	0	0	7	11	0.00	1.500

PITCHER	IP	WLS	BF	H	R	ER	SO	BB	IBB	HBP	BLK	WP	HR	S	P	ERA	WHIP

BOTTOM

Chicago White Sox @ California Angels

Anaheim Stadium, Anaheim, CA

Mon Jul 28 1975, 10:05 PM EDT

Att. 20,973 - Unknown

livebaseballscorecards.com

AB	31
R	2
H	6
RBI	2
BB	4
SO	3
LOB	15

Batter	1	2	3	4	5	6	7	8	9	AB	R	H	RBI	BB	SO	LOB
Pat Kelly, L (1, 9) OBP: 0.351, SLG: 0.405	0-0 ① 6-3		SSS 0-3 ③ K		x 0-0 CS 2-H 1B		BBB 4-0 FC6-4 BB			3	0	1	1	1	1	0
Bucky Dent, R (1, 6) OBP: 0.325, SLG: 0.384	0-0 ② 6-3			x 0-0 BB HR 1B	BBB 4-0 ② 1-2 HR BB		x 0-0 ③ FC6-4 1-2f			3	2	1	0	1	0	1
Ken Henderson, S (1, 8) OBP: 0.355, SLG: 0.366	SSS 0-3 ③ K			BBB 4-0 1-2 HR BB	x 0-0 1-H HR			x 0-0 ① F6		3	2	1	2	1	1	0
Deron Johnson, R (1, 10) OBP: 0.294, SLG: 0.391		x 0-0 ① F8		x 0-0 1-H 2-H HR	x 0-0 ③ 1-3			SSS 0-3 ② K		4	1	1	3	0	1	0
Bill Melton, R (1, 5) OBP: 0.329, SLG: 0.331		x 0-0 ② 5-3		x 0-0 ① F8		x 0-0 ① F9		SSS 0-3 ③ K		4	0	0	0	0	1	0
Carlos May, L (1, 3) OBP: 0.365, SLG: 0.397		BBB 4-0 BB		x 0-0 ② 4-3		x 0-0 ② F7			x 0-0 HR	3	1	1	1	1	0	0
Bill Stein, R (1, 4) OBP: 0.314, SLG: 0.338		x 0-0 ③ F9		x 0-0 ③ F8		x 0-0 ③ F9			x 0-0 ① 6-3	4	0	0	0	0	0	1
Nyls Nyman, L (1, 7) OBP: 0.241, SLG: 0.253			SSS 0-3 ① K		BBB 4-0 4-3 1B BB		SSS 0-3 ① K		SSS 0-3 ② K	3	1	0	0	1	3	0
Brian Downing, R (1, 2) OBP: 0.364, SLG: 0.344			x 0-0 ② 5-3		x 0-0 ① 4-3 1-2		x 0-0 ② 4-3		x 0-0 ③ F5	4	0	0	0	0	0	1
Inning Stats	R: 0 H: 0 E: 0 LOB: 0 K: 1 BB: 0 S: 5 P: 5	R: 0 H: 0 E: 0 LOB: 1 K: 0 BB: 1 S: 3 P: 7	R: 0 H: 0 E: 0 LOB: 0 K: 2 BB: 0 S: 7 P: 7	R: 3 H: 2 E: 0 LOB: 0 K: 0 BB: 1 S: 5 P: 9	R: 3 H: 2 E: 0 LOB: 0 K: 0 BB: 2 S: 4 P: 12	R: 0 H: 0 E: 0 LOB: 0 K: 0 BB: 0 S: 3 P: 3	R: 0 H: 0 E: 0 LOB: 1 K: 1 BB: 1 S: 5 P: 9	R: 0 H: 0 E: 0 LOB: 0 K: 2 BB: 0 S: 7 P: 7	R: 1 H: 1 E: 0 LOB: 0 K: 1 BB: 0 S: 6 P: 6	1B: 2 SF: 0 2B: 0 SAC: 0 3B: 0 DP: 0 HR: 3 HBP: 0						WP: 0 PA: 36 PB: 0 SB: 0 CS: 1

PITCHER		IP	WLS	BF	H	R	ER	SO	BB	IBB	HBP	BLK	WP	HR	S	P	ERA	WHIP
Andy Hassler, L ERA: 5.91	(1, 1)	4.2	L	21	4	6	6	3	4	0	0	0	0	2	23	39	11.57	1.714
Chuck Hockenbery, R ERA: 3.0	(5, 1)	2.1		8	0	0	0	1	1	0	0	0	0	0	9	13	0.00	0.429
Don Kirkwood, R ERA: 2.16	(8, 1)	2.0		7	1	1	1	3	0	0	0	0	0	1	13	13	4.50	0.500

PITCHER	IP	WLS	BF	H	R	ER	SO	BB	IBB	HBP	BLK	WP	HR	S	P	ERA	WHIP

TOP

Chicago White Sox @ California Angels

Anaheim Stadium, Anaheim, CA

Tue Jul 29 1975, 10:05 PM EDT

Att. 7,968 - Unknown

livebaseballscorecards.com

AB	31
R	7
H	5
RBI	7
BB	5
SO	7
LOB	3

BOTTOM

Chicago White Sox @ California Angels

Anaheim Stadium, Anaheim, CA

Tue Jul 29 1975, 10:05 PM EDT

Att. 7,968 - Unknown

livebaseballscorecards.com

Batter	1	2	3	4	5	6	7	8	9	AB	R	H	RBI	BB	SO	LOB
Jerry Remy, L (1, 4) OBP: 0.324, SLG: 0.330	CS, S 1B		1B FC5-2 BB		F9 ①		3-1 ①	4-3 ②		4	0	1	0	1	0	0
Mickey Rivers, L (1, 8) OBP: 0.329, SLG: 0.356	1-2 BB		BB FC5-2 1-3 1B		1B		5-3 1B 1B	4-3 ③		4	1	3	0	1	0	0
Dave Collins, S (1, 10) OBP: 0.393, SLG: 0.424	K ①		FC5-2 BB 1-2 3-H		F8 ②		5-3 1-2 1B		F8 ①	5	1	1	0	0	1	5
Leroy Stanton, R (1, 9) OBP: 0.370, SLG: 0.453	6-3 ②③ 2-3		1-2 2-3 BB		F9 ③		5-3 ② 1-2 2-3		FC5-4 1B 2B BB	3	1	0	0	2	0	5
Dave Chalk, R (1, 5) OBP: 0.366, SLG: 0.359 Rudy Meoli, L (7, PR) OBP: 0.329, SLG: 0.240 (8, 5) Winston Llenas, R (9, PH) OBP: 0.240, SLG: 0.221		FC1-6 1B	F8 ③			6-3 ①	BB HBP 2-H 3-H 1B		FC5-4 1-2 1B	4 0 1	0 0 0	2 0 1	2 0 0	0 0 0	0 0 0	3 0 0
Tommy Harper, R (1, 3) OBP: 0.331, SLG: 0.331	K ①			F3 ①		2B H	1-0 BB 1-2 HBP		FC5-4 ② 1-2f 2-3 2B	4	1	1	0	0	1	3
John Balaz, R (1, 7) OBP: 0.357, SLG: 0.525		FC1-6 ② 1-2f		1B	F8 ② BBBB		4-0 1-2 2-3 BB		1-H 3-H 2B	4	0	2	2	1	0	2
Ike Hampton, S (1, 2) OBP: 0.320, SLG: 0.286 Joe Lahoud, L (7, PH) OBP: 0.369, SLG: 0.359 Ellie Rodriguez, R (8, 2) OBP: 0.382, SLG: 0.306		F7 ③		L3 ②	4-0 BB	F6 ③			K	2 1 1	0 0 0	0 0 0	0 0 0	1 0 0	0 0 1	2 3 1
Mike Miley, S (1, 6) OBP: 0.278, SLG: 0.313			4-3 ①	4-3 ③		1-3 ③		5-3 ①		4	0	0	0	0	0	3

| Inning Stats | | |

Batter	1	2	3	4	5	6	7	8	9	AB	R	H	RBI	BB	SO	LOB
Pat Kelly, L (1, 9) OBP: 0.349, SLG: 0.400	BBBB 4-0 F9 S 1B BB	x 0-0 ① G3 1-3		x 0-0 ② F7		x 0-0 ①② G4-6-3 1-2f		x 0-0 ①② G4-6-3 1-2f		4	1	0	0	1	0	3
Bucky Dent, R (1, 6) OBP: 0.326, SLG: 0.385	x 0-0 ① F9 1-3	x 0-0 ② 4-6-3		x 0-0 1B		x 0-0 HBP 1B		SSS 0-3 ③ K		5	0	2	0	0	1	2
Carlos May, L (1, 3) OBP: 0.366, SLG: 0.396	x 0-0 2B 1B 3-H 1B	SSS 0-3 ③ K		x 0-0 ③ F8		H 1-0 FC6-4 1-2 HBP			x 0-0 ① G3	4	1	1	1	0	1	2
Deron Johnson, R (1, 10) OBP: 0.296, SLG: 0.393	x 0-0 1-3 1B 2B	x 0-0 ① 6-3		BBBB 4-0 F7 WP BB		x 0-0 ③ FC6-4 1-2f			x 0-0 ② 5-3	4	1	1	0	1	0	2
Ken Henderson, S (1, 8) OBP: 0.356, SLG: 0.365	x 0-0 BB 2-H 3-H 1B	SSS 0-3 ② K		BBBB 4-0 1-2 BB			x 0-0 ① F7		x 0-0 E3 PO	4	0	1	2	1	1	0
Bill Melton, R (1, 5) OBP: 0.331, SLG: 0.329	BBBB 4-0 1-2 BB	BBBB 4-0 BB 1B BB		SSS 0-3 ① K			x 0-0 E6 FC4-6		0-0 ③ PO 1-2	2	1	0	0	2	1	2
Jorge Orta, L (1, 4) OBP: 0.359, SLG: 0.449	SSS 0-3 ② K	BBBB 4-0 1B 1-2 CS BB		x 0-0 ② F7 2-3			x 0-0 ② FC4-6 1-2f			3	0	0	0	1	1	5
Nyls Nyman, L (1, 7) OBP: 0.241, SLG: 0.253	x 0-0 ③ F9	x 0-0 1-3 2-H 1B		x 0-0 ③ F4			x 0-0 ③ F6			4	0	1	1	0	0	5
Brian Downing, R (1, 2) OBP: 0.368, SLG: 0.348		x 0-0 G3 S 1B		0-0 ③ CS 3-H	x 0-0 ① F4	BBBB 4-0 G4-6-3 BB		x 0-0 G4-6-3 1B		3	0	2	0	1	0	0
Inning Stats	R: 3 H: 3 E: 0 LOB: 2 K: 1 BB: 2 S: 8 P: 16	R: 0 H: 1 E: 0 LOB: 1 K: 1 BB: 0 S: 6 P: 6	R: 1 H: 1 E: 0 LOB: 1 K: 1 BB: 2 S: 5 P: 13	R: 0 H: 1 E: 0 LOB: 1 K: 0 BB: 0 S: 4 P: 4	R: 0 H: 0 E: 0 LOB: 2 K: 1 BB: 2 S: 5 P: 13	R: 0 H: 1 E: 0 LOB: 2 K: 0 BB: 1 S: 3 P: 8	R: 0 H: 0 E: 1 LOB: 1 K: 0 BB: 0 S: 4 P: 4	R: 0 H: 1 E: 0 LOB: 0 K: 1 BB: 0 S: 5 P: 5	R: 0 H: 0 E: 1 LOB: 0 K: 0 BB: 0 S: 3 P: 3	1B: 7 SF: 0 2B: 1 SAC: 0 3B: 0 DP: 2 HR: 0 HBP: 1						

PITCHER		IP	WLS	BF	H	R	ER	SO	BB	IBB	HBP	BLK	WP	HR	S	P	ERA	WHIP
Nolan Ryan, R ERA: 3.56	(1, 1)	9.0	W	41	8	4	4	5	7	0	1	0	1	0	43	72	4.00	1.667

PITCHER	IP	WLS	BF	H	R	ER	SO	BB	IBB	HBP	BLK	WP	HR	S	P	ERA	WHIP

TOP

Chicago White Sox @ California Angels

Anaheim Stadium, Anaheim, CA

Wed Jul 30 1975, 10:05 PM EDT

Att. 11,095 - Unknown

livebaseballscorecards.com

AB	33
R	4
H	8
RBI	4
BB	7
SO	5
LOB	21

PA: 43

WP: 1
PB: 0
SB: 2
CS: 1

Batter	1	2	3	4	5	6	7	8	9	AB	R	H	RBI	BB	SO	LOB
Jerry Remy, L (1, 4) OBP: 0.324, SLG: 0.329	5-3		E 1-2 2-3 1B		5-3			K		4	0	1	0	0	1	0
Mickey Rivers, L (1, 8) OBP: 0.328, SLG: 0.355	F8		E7 1-3 2-H 3-H 1B			F8		K		4	0	1	1	0	1	0
Dave Collins, S (1, 10) OBP: 0.385, SLG: 0.414	6-3		1-3			4-3		K		4	0	0	0	0	1	2
Leroy Stanton, R (1, 9) OBP: 0.369, SLG: 0.448		F9	F8			E6 FC6-4			1B 1B BB BB	3	1	0	0	1	0	2
Tommy Harper, R (1, 3) OBP: 0.330, SLG: 0.329		F2		F5		FC6-4 1-2f			BB 1B 1-2 1B	4	1	1	0	0	0	1
John Balaz, R (1, 7) OBP: 0.370, SLG: 0.523 Morris Nettles, L (9, PR) OBP: 0.299, SLG: 0.283		F3		G6-4-3 1B			F7		BB 1-2 2-3 1B	4 0	0 1	2 0	0 0	0 0	0 0	0 0
Winston Llenas, R (1, 5) OBP: 0.243, SLG: 0.216 Joe Lahoud, L (9, PH) OBP: 0.372, SLG: 0.359			6-3	G6-4-3 1-2f			E BB		1B 1-2 2-3 3-H BB	2 0	0 0	0 0	0 1	1 1	0 0	1 0
Ike Hampton, S (1, 2) OBP: 0.321, SLG: 0.261 John Doherty, L (9, PH) OBP: 0.262, SLG: 0.266			1B 1B 1B BB		F7		E5 G6-3 1-2		1-2 2-H 3-H 1B	2 1	1 0	0 1	0 2	1 0	0 0	1 0
Mike Miley, S (1, 6) OBP: 0.280, SLG: 0.313			1B 1B 1-2 E 1B		6-3		G6-3 1-2f			3	1	1	0	0	0	2
Inning Stats	R: 0 E: 0 K: 0 S: 3 H: 0 LOB: 0 BB: 0 P: 3	R: 0 E: 0 K: 0 S: 3 H: 0 LOB: 0 BB: 0 P: 3	R: 2 E: 1 K: 0 S: 6 H: 3 LOB: 2 BB: 1 P: 10	R: 0 E: 0 K: 0 S: 3 H: 1 LOB: 0 BB: 0 P: 3	R: 0 E: 0 K: 0 S: 3 H: 0 LOB: 0 BB: 0 P: 3	R: 0 E: 1 K: 0 S: 4 H: 0 LOB: 1 BB: 0 P: 4	R: 0 E: 1 K: 0 S: 3 H: 0 LOB: 1 BB: 1 P: 7	R: 0 E: 0 K: 3 S: 9 H: 0 LOB: 0 BB: 0 P: 9	R: 3 E: 0 K: 0 S: 3 H: 3 LOB: 2 BB: 2 P: 11	1B: 7 2B: 0 3B: 0 HR: 0 SF: 0 SAC: 0 DP: 2 HBP: 0						

PITCHER	IP	WLS	BF	H	R	ER	SO	BB	IBB	HBP	BLK	WP	HR	S	P	ERA	WHIP
Jim Kaat, L (1, 1) ERA: 3.0	8.0	L	33	6	5	4	3	3	0	0	0	0	0	36	48	4.50	1.125
Rich Gossage, R (9, 1) ERA: 1.91	0.0		2	1	0	0	0	1	0	0	0	0	0	1	5	∞	∞

PITCHER	IP	WLS	BF	H	R	ER	SO	BB	IBB	HBP	BLK	WP	HR	S	P	ERA	WHIP

BOTTOM

Chicago White Sox @ California Angels

Anaheim Stadium, Anaheim, CA

Wed Jul 30 1975, 10:05 PM EDT

Att. 11,095 - Unknown

livebaseballscorecards.com

AB	31
R	5
H	7
RBI	4
BB	4
SO	3
LOB	9

Batter	1	2	3	4	5	6	7	8	9	AB	R	H	RBI	BB	SO	LOB
Pat Kelly, L (1, 9) OBP: 0.351, SLG: 0.415	x 0-0 2B		x 0-0 1-H HR	x 0-0 ③ 3-1 1-2						3	1	2	2	0	0	1
Jorge Orta, L (1, 4) OBP: 0.358, SLG: 0.448	x 0-0 ① 5-3		x 0-0 HR 1B 1B		x 0-0 ① 4-3					3	1	1	0	0	0	1
Carlos May, L (1, 3) OBP: 0.370, SLG: 0.397	B B B B 4-0 G1-4-3 BB		x 0-0 1-2 HR 1B		B B B B 4-0 1B BB					1	1	1	0	2	0	0
Deron Johnson, R (1, 10) OBP: 0.294, SLG: 0.389	x 0-0 ②③ G1-4-3 1-2f		S S S 0-3 ② K		S S S 0-3 ② K					3	0	0	0	0	2	5
Ken Henderson, S (1, 8) OBP: 0.358, SLG: 0.376		S S S 0-3 ① K	x 0-0 1-H 2-H HR		x 0-0 1-2 1B					3	1	2	3	0	1	0
Bill Melton, R (1, 5) OBP: 0.328, SLG: 0.326		x 0-0 ② P4	x 0-0 ③ 5-3		S S S 0-3 ③ K					3	0	0	0	0	1	2
Bucky Dent, R (1, 6) OBP: 0.323, SLG: 0.382		x 0-0 ③ 5-3		x 0-0 ① 5-3		x 0-0 ① 5-3				3	0	0	0	0	0	0
Nyls Nyman, L (1, 7) OBP: 0.243, SLG: 0.254			x 0-0 ① L9	x 0-0 ② F9		x 0-0 6-3 1B				3	0	1	0	0	0	0
Brian Downing, R (1, 2) OBP: 0.371, SLG: 0.351			x 0-0 HR 1B	x 0-0 PB 1B		x 0-0 ②③ 6-3 1-2				3	1	2	0	0	0	1
Inning Stats	R: 0 E: 0 K: 0 S: 3 H: 1 LOB: 1 BB: 1 P: 7	R: 0 E: 0 K: 1 S: 5 H: 0 LOB: 0 BB: 0 P: 5	R: 5 E: 0 K: 1 S: 10 H: 5 LOB: 0 BB: 0 P: 10	R: 0 E: 0 K: 0 S: 4 H: 1 LOB: 1 BB: 0 P: 4	R: 0 E: 0 K: 2 S: 8 H: 1 LOB: 2 BB: 1 P: 12	R: 0 E: 0 K: 0 S: 3 H: 1 LOB: 1 BB: 0 P: 3				1B: 6 2B: 1 3B: 0 HR: 2	SF: 0 SAC: 0 DP: 1 HBP: 0						

PITCHER	IP	WLS	BF	H	R	ER	SO	BB	IBB	HBP	BLK	WP	HR	S	P	ERA	WHIP
Dave Goltz, R (1, 1) ERA: 4.1	6.0	L	27	9	5	5	4	2	0	0	0	0	2	33	41	7.50	1.833

PITCHER	IP	WLS	BF	H	R	ER	SO	BB	IBB	HBP	BLK	WP	HR	S	P	ERA	WHIP

WP: 0 PB: 1 SB: 0 CS: 0 PA: 27

TOP

Chicago White Sox @ Minnesota Twins

Metropolitan Stadium, Bloomington , MI

Fri Aug 01 1975, 8:05 PM EDT
Att. 12,239 - Unknown - 86 F

livebaseballscorecards.com

AB	25
R	5
H	9
RBI	5
BB	2
SO	4
LOB	10

Batter	1	2	3	4	5	6	7	8	9	AB	R	H	RBI	BB	SO	LOB
Dan Ford, R (1, 8) OBP: 0.317, SLG: 0.431	L9		5-3		K					3	0	0	0	0	1	1
Jerry Terrell, R (1, 3) OBP: 0.305, SLG: 0.320	G3 2B		F8		F8					3	0	1	0	0	0	1
Rod Carew, L (1, 4) OBP: 0.430, SLG: 0.533	G3 2-3		4-3		F8					3	0	0	0	0	0	2
Tony Oliva, L (1, 10) OBP: 0.368, SLG: 0.436	6-3			2B 1B		4-3				3	0	1	0	0	0	1
Eric Soderholm, R (1, 5) OBP: 0.351, SLG: 0.357		5-3		F9		1B BB 2B				3	1	1	0	0	0	1
Steve Braun, L (1, 7) OBP: 0.370, SLG: 0.409		BBB 1B BB		1-3 2B		BBB 2B 1-2 BB				1	0	1	0	2	0	0
Danny Thompson, R (1, 6) OBP: 0.317, SLG: 0.355		F8		P6		1-3 2-H 2B				3	0	1	1	0	0	3
Lyman Bostock, L (1, 9) OBP: 0.303, SLG: 0.321		1-3 1B		F7						2	0	1	0	0	0	2
Phil Roof, R (1, 2) OBP: 0.281, SLG: 0.367		K			2B					2	0	1	0	0	1	2
Inning Stats	R: 0 E: 0 K: 0 S: 4 H: 1 LOB: 1 BB: 0 P: 4	R: 0 E: 0 K: 1 S: 6 H: 1 LOB: 2 BB: 1 P: 10	R: 0 E: 0 K: 0 S: 3 H: 0 LOB: 0 BB: 0 P: 3	R: 0 E: 0 K: 0 S: 5 H: 2 LOB: 2 BB: 0 P: 5	R: 0 E: 0 K: 1 S: 6 H: 1 LOB: 1 BB: 0 P: 6	R: 1 E: 0 K: 0 S: 3 H: 2 LOB: 2 BB: 1 P: 7				1B: 3 2B: 4 3B: 0 HR: 0 SF: 0 SAC: 0 DP: 0 HBP: 0						

PITCHER	IP	WLS	BF	H	R	ER	SO	BB	IBB	HBP	BLK	WP	HR	S	P	ERA	WHIP
Wilbur Wood, L (1, 1) ERA: 3.81	5.1	W	25	7	1	1	2	2	0	0	0	0	0	27	35	1.69	1.688

PITCHER	IP	WLS	BF	H	R	ER	SO	BB	IBB	HBP	BLK	WP	HR	S	P	ERA	WHIP

BOTTOM

Chicago White Sox @ Minnesota Twins

Metropolitan Stadium, Bloomington , MI

Fri Aug 01 1975, 8:05 PM EDT
Att. 12,239 - Unknown - 86 F

livebaseballscorecards.com

AB	23
R	1
H	7
RBI	1
BB	2
SO	2
LOB	13

WP: 0 PA: 25
PB: 0
SB: 0
CS: 0

Batter	1	2	3	4	5	6	7	8	9	AB	R	H	RBI	BB	SO	LOB
Pat Kelly, L (1, 9) OBP: 0.346, SLG: 0.409	G3			3-1	E4 2-H		F8		L3	5	0	0	0	0	0	1
Jorge Orta, L (1, 4) OBP: 0.356, SLG: 0.444	F8			K	F5		P6		1B	5	0	1	0	0	1	2
Carlos May, L (1, 3) OBP: 0.371, SLG: 0.398	K			BB		1B 2B	1-3		4-3	4	0	1	0	1	1	2
Deron Johnson, R (1, 10) OBP: 0.298, SLG: 0.392 Jerry Hairston, S (8, PR) OBP: 0.356, SLG: 0.284		K		BB 1-2		G2 2-3		FC6-4	1B	3 0	0 0	2 0	0 0	1 0	1 0	0 0
Ken Henderson, S (1, 8) OBP: 0.357, SLG: 0.373		L6		BB 1-2 2-3		G2 1-2		F8		3	0	0	0	1	0	3
Bill Melton, R (1, 5) OBP: 0.327, SLG: 0.323 Lee Richard, R (8, PR) OBP: 0.353, SLG: 0.355 (8, 5)		K		F8		BB		FC6-4 E 1 S 1-2f		3 0	0 0	0 0	0 0	1 0	1 0	4 0
Nyls Nyman, L (1, 7) OBP: 0.243, SLG: 0.254			4-3		SH1-4 E 1B	K		E3 1-3		4	1	1	0	0	1	4
Bucky Dent, R (1, 6) OBP: 0.321, SLG: 0.379			5-3	SH1-4 1-2	K			K		3	0	0	0	0	2	5
Brian Downing, R (1, 2) OBP: 0.370, SLG: 0.348			G3	6-3		BB	F7			3	0	0	0	1	0	1
Inning Stats	R: 0 E: 0 K: 1 S: 5 H: 0 LOB: 0 BB: 0 P: 5	R: 0 E: 0 K: 2 S: 7 H: 0 LOB: 0 BB: 0 P: 7	R: 0 E: 0 K: 0 S: 3 H: 0 LOB: 0 BB: 0 P: 3	R: 0 E: 0 K: 1 S: 5 H: 0 LOB: 3 BB: 3 P: 17	R: 1 E: 1 K: 0 S: 5 H: 1 LOB: 1 BB: 0 P: 5	R: 0 E: 0 K: 2 S: 9 H: 2 LOB: 3 BB: 1 P: 13	R: 0 E: 0 K: 0 S: 3 H: 0 LOB: 1 BB: 1 P: 7	R: 0 E: 1 K: 1 S: 7 H: 1 LOB: 2 BB: 0 P: 7	R: 0 E: 0 K: 0 S: 4 H: 1 LOB: 1 BB: 0 P: 4	1B: 4 2B: 1 3B: 0 HR: 0 SF: 0 SAC: 1 DP: 0 HBP: 0						

PITCHER	IP	WLS	BF	H	R	ER	SO	BB	IBB	HBP	BLK	WP	HR	S	P	ERA	WHIP
Bert Blyleven, R (1, 1) ERA: 3.05	9.0	W	39	5	1	0	7	5	0	0	0	0	0	48	68	0.00	1.111

PITCHER	IP	WLS	BF	H	R	ER	SO	BB	IBB	HBP	BLK	WP	HR	S	P	ERA	WHIP

TOP

Chicago White Sox @ Minnesota Twins

Metropolitan Stadium, Bloomington , MI

Sat Aug 02 1975, 4:33 AM EDT

Unknown - 80 F

AB	33
R	1
H	5
RBI	0
BB	5
SO	7
LOB	22

WP: 0	PA: 39		
PB: 0			
SB: 1			
CS: 0			

livebaseballscorecards.com

BOTTOM

Chicago White Sox @ Minnesota Twins

Metropolitan Stadium, Bloomington , MI

Sat Aug 02 1975, 4:33 AM EDT

Unknown - 80 F

livebaseballscorecards.com

Batter	1	2	3	4	5	6	7	8	9	AB	R	H	RBI	BB	SO	LOB
Dan Ford, R (1, 8) OBP: 0.318, SLG: 0.431	0-0 1B		0-0 F3 ②		0-0 1B 1B 1-2 1B		0-0 4-3 ① S S S	0-3 K ③		5	1	2	0	0	1	2
Jerry Terrell, R (1, 3) OBP: 0.304, SLG: 0.319	0-0 F8 ①		0-0 2-3 ③		0-0 1B 1-2 2-H 1B		S S S 0-3 K ②			4	0	1	1	0	1	1
Rod Carew, L (1, 4) OBP: 0.431, SLG: 0.532	0-0 G6-4-3 1-3 1B			0-0 L7 ①	0-0 BB 1-3 2-H 1B		0-0 F8 ③			4	0	2	1	0	0	0
Tony Oliva, L (1, 10) OBP: 0.366, SLG: 0.432	0-0 G6-4-3 ②③ 1-2f			0-0 4-3 ② B B B	4-0 1-2 BB			S S S 0-3 K ①		3	0	0	0	1	1	2
Eric Soderholm, R (1, 5) OBP: 0.352, SLG: 0.358		0-0 SH5-3 1B		0-0 1B S S S	0-3 K ②			S S S 0-3 K ②		4	0	2	0	0	2	3
Steve Braun, L (1, 7) OBP: 0.373, SLG: 0.415		0-0 SH5-3 ① 1-2		0-0 1-2 1B S S S	0-3 K ③			0-0 1B 2B		3	1	2	0	0	1	3
Danny Thompson, R (1, 6) OBP: 0.313, SLG: 0.351 John Briggs, L (8, PH) OBP: 0.424, SLG: 0.429 Luis Gomez, R (9, 6) OBP: 0.236, SLG: 0.180		0-0 F8 ②		0-0 1-3 ③		0-0 P6 ①		4-0 1B 1B IBB		3 0 0	0 1 0	0 0 0	0 0 0	0 1 0	0 0 0	3 0 0
Lyman Bostock, L (1, 9) OBP: 0.307, SLG: 0.321		0-0 4-3 ③			0-0 3-1 ① B B B B	4-0 F9 BB		0-0 1B 1-2 2-H 1B		3	0	1	1	1	0	1
Phil Roof, R (1, 2) OBP: 0.306, SLG: 0.364			0-0 F8 ①		4-0 B B B B 1B 1B BB	0-0 F9 ②③ 1-2		0-0 1-3 2-H 1B		3	1	1	1	1	0	1
Inning Stats	R: 0 H: 2 E: 0 LOB: 1 K: 0 BB: 0 S: 4 P: 4	R: 0 H: 1 E: 0 LOB: 1 K: 0 BB: 0 S: 4 P: 4	R: 0 H: 0 E: 0 LOB: 0 K: 0 BB: 0 S: 3 P: 3	R: 0 H: 2 E: 0 LOB: 2 K: 0 BB: 0 S: 5 P: 5	R: 2 H: 3 E: 0 LOB: 3 K: 2 BB: 2 S: 10 P: 18	R: 0 H: 0 E: 0 LOB: 0 K: 0 BB: 1 S: 2 P: 6	R: 0 H: 0 E: 0 LOB: 0 K: 1 BB: 0 S: 5 P: 5	R: 2 H: 3 E: 0 LOB: 2 K: 3 BB: 1 S: 12 P: 16		1B: 10 SF: 0 2B: 1 SAC: 1 3B: 0 DP: 1 HR: 0 HBP: 0						

	AB	32
	R	4
	H	11
	RBI	4
	BB	4
	SO	6
	LOB	16

WP: 0 PA: 37
PB: 0
SB: 0
CS: 0

PITCHER		IP	WLS	BF	H	R	ER	SO	BB	IBB	HBP	BLK	WP	HR	S	P	ERA	WHIP
Claude Osteen, L ERA: 4.4	(1, 1)	4.1	L	20	7	2	2	0	1	0	0	0	0	0	19	23	4.15	1.846
Rich Gossage, R ERA: 2.03	(5, 1)	3.2		17	4	2	2	6	2	1	0	0	0	0	26	38	4.91	1.636

PITCHER	IP	WLS	BF	H	R	ER	SO	BB	IBB	HBP	BLK	WP	HR	S	P	ERA	WHIP

Batter	1	2	3	4	5	6	7	8	9	AB	R	H	RBI	BB	SO	LOB
Pat Kelly, L (1, 9) OBP: 0.347, SLG: 0.410	S 1B		4-3		4-3		FC5-4 1B 1-3 2-H		SF8 3-H	4	0	2	2	0	0	0
Bucky Dent, R (1, 6) OBP: 0.324, SLG: 0.378	F9 1-2		FC5-4 BB B B B B			BB B B B B	FC5-4 1-2f		1B 1-3	3	0	1	0	2	0	3
Ken Henderson, S (1, 8) OBP: 0.353, SLG: 0.368	F7		FC5-4 1-2f			F7		P4	P3	5	0	0	0	0	0	5
Deron Johnson, R (1, 3) OBP: 0.298, SLG: 0.388	BB B B B B			K S S S		K S S S		5-3		3	0	0	0	1	2	1
Bill Melton, R (1, 5) OBP: 0.327, SLG: 0.321	F2			BB B B B B		K S S S		F3		3	0	0	0	1	1	3
Carlos May, L (1, 10) OBP: 0.367, SLG: 0.394		6-3		F7			4-3		F7	4	0	0	0	0	0	1
Bill Stein, R (1, 4) OBP: 0.318, SLG: 0.338		L7		F9			1B BB B B B B		1B 1B 1B	3	2	1	0	1	0	1
Jerry Hairston, S (1, 7) OBP: 0.363, SLG: 0.295		L3			K S S S		1B 1-2		1B SF8 1-3	4	1	2	0	0	1	0
Pete Varney, R (1, 2) OBP: 0.321, SLG: 0.392			P3		F8		K S S S		1B 1-3 3-H	4	0	1	1	0	1	2
Inning Stats	R: 0 E: 0 K: 0 S: 4 H: 1 LOB: 2 BB: 1 P: 8	R: 0 E: 0 K: 0 S: 3 H: 0 LOB: 0 BB: 0 P: 3	R: 0 E: 0 K: 0 S: 3 H: 0 LOB: 1 BB: 1 P: 7	R: 0 E: 0 K: 1 S: 5 H: 0 LOB: 1 BB: 1 P: 9	R: 0 E: 0 K: 1 S: 5 H: 0 LOB: 0 BB: 0 P: 5	R: 0 E: 0 K: 2 S: 7 H: 0 LOB: 1 BB: 1 P: 11	R: 1 E: 0 K: 1 S: 7 H: 2 LOB: 2 BB: 1 P: 11	R: 0 E: 0 K: 0 S: 3 H: 0 LOB: 0 BB: 0 P: 3	R: 2 E: 0 K: 0 S: 7 H: 4 LOB: 2 BB: 0 P: 7	1B: 7 2B: 0 3B: 0 HR: 0	SF: 1 SAC: 0 DP: 0 HBP: 0						

Chicago White Sox @ Minnesota Twins

Metropolitan Stadium, Bloomington , MI

Sat Aug 02 1975, 4:38 AM EDT

Att. 17,194 - Unknown

TOP

livebaseballscorecards.com

AB	33
R	3
H	7
RBI	3
BB	5
SO	5
LOB	16

PITCHER		IP	WLS	BF	H	R	ER	SO	BB	IBB	HBP	BLK	WP	HR	S	P	ERA	WHIP
Bill Butler, L ERA: 6.39	(1, 1)	9.0	W	39	7	3	3	5	5	0	0	0	0	0	44	64	3.00	1.333

PITCHER	IP	WLS	BF	H	R	ER	SO	BB	IBB	HBP	BLK	WP	HR	S	P	ERA	WHIP

WP: 0 PB: 0 SB: 1 CS: 0 PA: 39

Batter	1	2	3	4	5	6	7	8	9	AB	R	H	RBI	BB	SO	LOB
Lyman Bostock, L (1, 9) OBP: 0.310, SLG: 0.316	BBBB 4-0 WP E 1B BB	x 0-0 ② F7		x 0-0 ① F8	BBBB 4-0 1B 1-2 2-3 BB		x 0-0 ① F8			3	1	0	0	2	0	1
Dan Ford, R (1, 8) OBP: 0.313, SLG: 0.423	x 0-0 ① P2 1-2	SSS 0-3 ③ K		x 0-0 ② 5-3	SSS 0-3 ② K		x 0-0 ② 6-3			5	0	0	0	0	2	5
Rod Carew, L (1, 4) OBP: 0.434, SLG: 0.532 Luis Gomez, R (6, 6) OBP: 0.232, SLG: 0.176	BBBB 4-0 WP 1B BB		x 0-0 ① L4	BBBB 4-0 BB	x 0-0 1-2 2-H 3-H 1B		x 0-0 ③ 4-3			2 1	1 0	1 0	2 0	2 0	0 0	0 0
Tony Oliva, L (1, 10) OBP: 0.364, SLG: 0.438	SSS 0-3 ② K 1-2 2-3		x 0-0 HR	SSS 0-3 ③ K	x 0-0 ③ F8			x 0-0 ① 5-3		5	1	1	1	0	2	5
John Briggs, L (1, 3) OBP: 0.427, SLG: 0.425	IIII 4-0 1B IBB		BBBB 4-0 FC4-6 BB 1B BB		BBBB 4-0 1B 1B BB	SSS 0-3 ① K		SSS 0-3 ② K		2	2	0	0	3	2	0
Eric Soderholm, R (1, 5) OBP: 0.357, SLG: 0.363	x 0-0 1-2 2-H 3-H 1B		BBBB 4-0 FC4-6 1-2 BB		x 0-0 1B 1B 1-2 1B	SSS 0-3 ② K		x 0-0 E9 1B 1B		4	1	3	2	1	1	0
Steve Braun, L (1, 7) OBP: 0.373, SLG: 0.413	x 0-0 ③ F2		x 0-0 ② FC4-6 FC5 1B 1-2f 2-3		SSS 0-3 ① K	BBBB 4-0 HBP BB		x 0-0 ③ 2-H 1B		4	0	1	0	1	1	6
Jerry Terrell, R (1, 6) OBP: 0.318, SLG: 0.326 (6, 4)		BBBB 4-0 SH5-3 BB	x 0-0 1-2 3-H 1B		x 0-0 BB 1B 1B 1-3 2-H 1B	H 1-0 1-2 HBP				2	1	2	2	1	0	0
Glenn Borgmann, R (1, 2) OBP: 0.304, SLG: 0.297		x 0-0 ① SH5-3 1-2	x 0-0 ③ FC5 2-3f		x 0-0 BB 1B 1-2 3-H 1B	SSS 0-3 ③ K				3	1	1	1	0	1	4
Inning Stats	R: 2 H: 1 E: 1 LOB: 2 K: 1 BB: 3 S: 6 P: 18	R: 0 H: 0 E: 0 LOB: 1 K: 1 BB: 1 S: 5 P: 9	R: 2 H: 2 E: 0 LOB: 2 K: 0 BB: 2 S: 5 P: 13	R: 0 H: 0 E: 0 LOB: 1 K: 1 BB: 1 S: 5 P: 9	R: 4 H: 4 E: 0 LOB: 2 K: 2 BB: 2 S: 11 P: 19	R: 0 H: 0 E: 0 LOB: 2 K: 3 BB: 1 S: 9 P: 14	R: 0 H: 0 E: 0 LOB: 0 K: 0 BB: 0 S: 3 P: 3	R: 0 H: 2 E: 1 LOB: 2 K: 1 BB: 0 S: 6 P: 6		1B: 8 SF: 0 2B: 0 SAC: 1 3B: 0 DP: 0 HR: 1 HBP: 1				WP: 1 PA: 43 PB: 0 SB: 0 CS: 0	

PITCHER		IP	WLS	BF	H	R	ER	SO	BB	IBB	HBP	BLK	WP	HR	S	P	ERA	WHIP
Jesse Jefferson, R ERA: 4.44	(1, 1)	2.1	L	15	2	4	4	2	5	1	0	0	1	1	13	37	15.43	3.000
Rich Hinton, L ERA: 9.45	(3, 1)	2.0		10	2	2	2	2	2	0	0	0	0	0	12	20	9.00	2.000
Bill Gogolewski, R ERA: 4.47	(5, 1)	3.2		18	5	2	2	5	2	0	1	0	0	0	25	34	4.91	1.909

PITCHER	IP	WLS	BF	H	R	ER	SO	BB	IBB	HBP	BLK	WP	HR	S	P	ERA	WHIP

BOTTOM

Chicago White Sox @ Minnesota Twins

Metropolitan Stadium, Bloomington , MI

Sat Aug 02 1975, 4:38 AM EDT

Att. 17,194 - Unknown

livebaseballscorecards.com

AB	31
R	8
H	9
RBI	8
BB	10
SO	9
LOB	21

Batter	1	2	3	4	5	6	7	8	9	AB	R	H	RBI	BB	SO	LOB
Pat Kelly, L (1, 9) OBP: 0.348, SLG: 0.408	BBBB 4-0 FC5-4 BB		x 0-0 ① F8		x 0-0 1-2 1B		x 0-0 E3 1-3 2-H	x 0-0 ③ 4-3		4	0	1	0	1	0	4
Bucky Dent, R (1, 6) OBP: 0.323, SLG: 0.377	x 0-0 ① FC5-4 BB S 1-2f		x 0-0 ② F7		x 0-0 ③ P6		x 0-0 ② SF7 3-H		x 0-0 BB 1B 1B	4	1	1	1	0	0	3
Ken Henderson, S (1, 8) OBP: 0.351, SLG: 0.364	SSS 0-3 ② K 1-2		x 0-0 ③ 4-3			x 0-0 ① F8	x 0-0 ③ F9		BBBB 4-0 G5-4-3 1B 1-2 BB	4	0	0	0	1	1	2
Deron Johnson, R (1, 3) OBP: 0.299, SLG: 0.387	BBBB 4-0 BB BB			x 0-0 ① 6-3		x 0-0 ② 5-3		SSS 0-3 ① K	x 0-0 G5-4-3 1-2 2-H 1B	4	0	1	1	1	1	0
Bill Melton, R (1, 5) OBP: 0.330, SLG: 0.319	BBBB 4-0 1-2 2-3 BB			SSS 0-3 ② K		BBBB 4-0 BB		BBBB 4-0 BB 1B BB	x 0-0 ①② G5-4-3 1-2f 2-3	2	1	0	0	3	1	2
Carlos May, L (1, 7) OBP: 0.365, SLG: 0.390	SSS 0-3 ③ K			x 0-0 ③ G3		x 0-0 ③ L9		BBBB 4-0 1B 1B 1-2 BB	x 0-0 ③ 1-3	4	0	0	0	1	1	5
Bill Stein, R (1, 4) OBP: 0.319, SLG: 0.338		x 0-0 ① 4-3			x 0-0 ① F8		x 0-0 E 1B 1B	x 0-0 1B 1-2 2-H 1B		3	1	1	0	0	0	0
Nyls Nyman, L (8, PH) OBP: 0.246, SLG: 0.257										1	0	1	1	0	0	0
Lee Richard, R (8, 4) OBP: 0.353, SLG: 0.355										0	0	0	0	0	0	0
Jorge Orta, L (1, 10) OBP: 0.352, SLG: 0.438		SSS 0-3 ② K			x 0-0 ② F7		x 0-0 ① F8	x 0-0 ② F7		4	0	0	0	0	1	3
Brian Downing, R (1, 2) OBP: 0.374, SLG: 0.351		x 0-0 ③ F7			BBBB 4-0 1B BB		x 0-0 E 1-2 SF7 1B	x 0-0 1-2 2-3 1B		3	1	2	0	1	0	0
Inning Stats	R: 0 E: 0 K: 2 S: 7 H: 0 LOB: 3 BB: 3 P: 19	R: 0 E: 0 K: 1 S: 5 H: 0 LOB: 0 BB: 0 P: 5	R: 0 E: 0 K: 0 S: 3 H: 0 LOB: 0 BB: 0 P: 3	R: 0 E: 0 K: 1 S: 5 H: 0 LOB: 0 BB: 0 P: 5	R: 0 E: 0 K: 0 S: 4 H: 1 LOB: 2 BB: 1 P: 8	R: 0 E: 0 K: 0 S: 3 H: 0 LOB: 1 BB: 1 P: 7	R: 2 E: 1 K: 0 S: 6 H: 2 LOB: 1 BB: 0 P: 6	R: 1 E: 0 K: 1 S: 7 H: 2 LOB: 3 BB: 2 P: 15	R: 1 E: 0 K: 0 S: 4 H: 2 LOB: 1 BB: 1 P: 8	1B: 7 2B: 0 3B: 0 HR: 0 SF: 1 SAC: 0 DP: 1 HBP: 0						

TOP

Chicago White Sox @ Minnesota Twins

Metropolitan Stadium, Bloomington , MI

Sun Aug 03 1975, 4:33 AM EDT

Unknown - 81 F

livebaseballscorecards.com

AB	33
R	4
H	7
RBI	3
BB	8
SO	5
LOB	19

WP: 0 PB: 0 SB: 1 CS: 0 PA: 42

PITCHER		IP	WLS	BF	H	R	ER	SO	BB	IBB	HBP	BLK	WP	HR	S	P	ERA	WHIP
Vic Albury, L ERA: 3.86	(1, 1)	6.1	W	28	3	2	0	4	5	0	0	0	0	0	31	51	0.00	1.263
Tom Johnson, R ERA: 3.98	(7, 1)	1.0		5	0	1	1	1	2	0	0	0	0	0	5	13	9.00	2.000
Tom Burgmeier, L ERA: 3.13	(8, 1)	0.2		7	4	1	1	0	1	0	0	0	0	0	6	10	13.50	7.500
Mark Wiley, R ERA: 6.2	(9, 1)	1.0	S	2	0	0	0	0	0	0	0	0	0	0	2	2	0.00	0.000

PITCHER	IP	WLS	BF	H	R	ER	SO	BB	IBB	HBP	BLK	WP	HR	S	P	ERA	WHIP

BOTTOM

Chicago White Sox @ Minnesota Twins

Metropolitan Stadium, Bloomington , MI

Sun Aug 03 1975, 4:33 AM EDT

Unknown - 81 F

livebaseballscorecards.com

Batter	1	2	3	4	5	6	7	8	9	AB	R	H	RBI	BB	SO	LOB
Dan Ford, R (1, 8) OBP: 0.318, SLG: 0.437	0-0 1B 1B 1B	0-0 F9 ③			0-0 HR		0-0 L4-3 1B	0-0 P4 ③		5	2	3	1	0	0	1
Jerry Terrell, R (1, 3) OBP: 0.317, SLG: 0.325	0-0 F9 ①		0-0 1B G3 FC5-4 1B		0-0 6-3 ①		0-0 ①② L4-3 1-2			4	1	1	0	0	0	2
Rod Carew, L (1, 4) OBP: 0.434, SLG: 0.531	0-0 1B HR 1-3 1B		0-0 ① G3 1-2		0-0 ② 6-3		B B B B 4-0 BLK BB			3	1	1	0	1	0	1
Tony Oliva, L (1, 10) OBP: 0.371, SLG: 0.443 Steve Brye, R (7, PR) OBP: 0.325, SLG: 0.429	0-0 HR 1-2 3-H 1B		0-0 FC5-4 2-3 1B		0-0 1B		B B B B 4-0 1-2 BB			3 0	1 0	3 0	1 0	1 0	0 0	0 0
Eric Soderholm, R (1, 5) OBP: 0.356, SLG: 0.370	0-0 1-H 2-H HR		0-0 ② FC5-4 1-2f 3-H		0-0 ③ F9		S S S 0-3 ③ K			4	1	1	4	0	1	4
John Briggs, L (1, 7) OBP: 0.425, SLG: 0.419	0-0 ② L6		S S S 0-3 ③ K			S S S 0-3 ① K		B B B B 4-0 1B PB BB		3	1	0	0	1	2	1
Danny Thompson, R (1, 6) OBP: 0.309, SLG: 0.345 Luis Gomez, R (9, 6) OBP: 0.232, SLG: 0.176	0-0 ③ 6-3			0-0 ① 6-3		0-0 ② L8		0-0 ① L4		4 0	0 0	0 0	0 0	0 0	0 0	1 0
Lyman Bostock, L (1, 9) OBP: 0.313, SLG: 0.320		0-0 ① P6		0-0 ② 4-3		0-0 FC5-4 1B		0-0 PB 1-3 1B		4	0	2	0	0	0	0
Phil Roof, R (1, 2) OBP: 0.282, SLG: 0.333 Steve Braun, L (8, PH) OBP: 0.373, SLG: 0.413 Glenn Borgmann, R (8, PH) OBP: 0.303, SLG: 0.296 (9, 2)		S S S 0-3 ② K		0-0 ③ 5-3		0-0 ③ FC5-4 1-2f		0-0 ② 6-3 1-2 3-H		3 0 1	0 0 0	0 0 0	0 0 0	1 0 0	1 0 1	1 0 1
Inning Stats	R: 4 E: 0 K: 0 S: 7 H: 4 LOB: 0 BB: 0 P: 7	R: 0 E: 0 K: 1 S: 5 H: 0 LOB: 0 BB: 0 P: 5	R: 1 E: 0 K: 1 S: 7 H: 2 LOB: 1 BB: 0 P: 7	R: 0 E: 0 K: 0 S: 3 H: 0 LOB: 0 BB: 0 P: 3	R: 1 E: 0 K: 0 S: 5 H: 2 LOB: 1 BB: 0 P: 5	R: 0 E: 0 K: 1 S: 6 H: 1 LOB: 1 BB: 0 P: 6	R: 0 E: 0 K: 1 S: 5 H: 1 LOB: 2 BB: 2 P: 13	R: 1 E: 0 K: 0 S: 4 H: 1 LOB: 1 BB: 1 P: 8		1B: 9 2B: 1 3B: 0 HR: 2	SF: 0 SAC: 0 DP: 1 HBP: 0					

	AB	34
	R	7
	H	11
	RBI	6
	BB	3
	SO	4
	LOB	12

PITCHER		IP	WLS	BF	H	R	ER	SO	BB	IBB	HBP	BLK	WP	HR	S	P	ERA	WHIP
Jim Kaat, L ERA: 3.17	(1, 1)	6.2	L	31	10	6	6	3	2	0	0	1	0	2	35	43	8.10	1.800
Cecil Upshaw, R ERA: 4.09	(7, 1)	0.2		4	1	1	0	1	1	0	0	0	0	0	5	9	0.00	3.000
Dave Hamilton, L ERA: 4.23	(8, 1)	0.2		2	0	0	0	0	0	0	0	0	0	0	2	2	0.00	0.000

PITCHER	IP	WLS	BF	H	R	ER	SO	BB	IBB	HBP	BLK	WP	HR	S	P	ERA	WHIP

Batter	1	2	3	4	5	6	7	8	9	AB	R	H	RBI	BB	SO	LOB
Pat Kelly, L (1, 9) OBP: 0.353, SLG: 0.412	BBBB 4-0 FC5-4 BB	x 0-0 1-3 2B		x 0-0 ③ G3		BBBB 4-0 1B 2B BB	SSS 0-3 ① K		x 0-0 G6-3 2-3 1B	4	1	2	0	2	1	0
Jorge Orta, L (1, 4) OBP: 0.349, SLG: 0.434	x 0-0 ① FC5-4 2B 1-2f FC5-2	x 0-0 ② 4-3			x 0-0 ① F7	x 0-0 BB 2B 1-3 1B	x 0-0 ② 4-3		x 0-0 ②③ G6-3 1-2f	6	1	1	0	0	0	5
Carlos May, L (1, 3) OBP: 0.370, SLG: 0.395	x 0-0 1-3 1B 2B	4-0 IBB			x 0-0 2B 4-3 1B	BBBB 4-0 2B BB 1-2	x 0-0 ③ F8			3	3	2	0	2	0	0
Deron Johnson, R (1, 10) OBP: 0.303, SLG: 0.403	x 0-0 ② FC5-2 E 1B 3-H	x 0-0 ③ F9			x 0-0 4-3 1-3 1B 2B	x 0-0 BB 1B 1-3 2-H 3-H 2B		x 0-0 HR		5	3	3	3	0	0	5
Ken Henderson, S (1, 8) OBP: 0.354, SLG: 0.365	x 0-0 E9 BB 1-3 2-H 1B		x 0-0 ① G3		x 0-0 ② 4-3 2-3 3-H	BBBB 4-0 BB 1B BB		x 0-0 G6-4-3 1B		4	1	2	2	1	0	1
Bill Melton, R (1, 5) OBP: 0.332, SLG: 0.319 Bill Stein, R (1, 5) OBP: 0.323, SLG: 0.338	BBBB 4-0 1-2 BB		SSS 0-3 ② K		x 0-0 3-H 1B	BBBB 4-0 BB 1B 1-2 2-3 3-H BB		x 0-0 ①② G6-4-3 1-2f		0 3	0 0	0 1	0 2	1 1	0 1	0 1
Nyls Nyman, L (1, 7) OBP: 0.245, SLG: 0.256	x 0-0 ③ L1		SSS 0-3 ③ K		x 0-0 ③ P4	x 0-0 BB 1B 1-2 2-H 3-H		x 0-0 ③ G3		5	0	1	2	0	1	4
Bucky Dent, R (1, 6) OBP: 0.321, SLG: 0.373		x 0-0 ① 5-3		x 0-0 ① 5-3		x 0-0 ① 5-3 4-0 FC6-4 BB 1-2 2-3			x 0-0 ① 6-3	4	0	0	0	1	0	0
Pete Varney, R (1, 2) OBP: 0.321, SLG: 0.389 Jerry Hairston, S (6, PH) OBP: 0.359, SLG: 0.291 Brian Downing, R (6, 2) OBP: 0.376, SLG: 0.357		x 0-0 2B 1B		SSS 0-3 ② K		0-0 F8 x 0-0 ① FC6-4 1-2f			x 0-0 1B 2B	3 1 1	0 0 0	1 0 1	0 0 0	0 0 0	1 0 0	0 3 0
Inning Stats	R: 1 E: 1 K: 0 S: 5 H: 2 LOB: 3 BB: 2 P: 13	R: 0 E: 0 K: 0 S: 5 H: 2 LOB: 3 BB: 1 P: 9	R: 0 E: 0 K: 2 S: 7 H: 0 LOB: 0 BB: 0 P: 7	R: 0 E: 0 K: 1 S: 5 H: 0 LOB: 0 BB: 0 P: 5	R: 2 E: 0 K: 0 S: 6 H: 3 LOB: 1 BB: 0 P: 6	R: 5 E: 0 K: 0 S: 6 H: 3 LOB: 3 BB: 5 P: 26	R: 0 E: 0 K: 1 S: 5 H: 0 LOB: 0 BB: 0 P: 5	R: 1 E: 0 K: 0 S: 4 H: 2 LOB: 0 BB: 0 P: 4	R: 0 E: 0 K: 0 S: 4 H: 2 LOB: 1 BB: 0 P: 4	1B: 8 2B: 5 3B: 0 HR: 1 SF: 0 SAC: 0 DP: 2 HBP: 0						

TOP

Chicago White Sox @ Minnesota Twins

Metropolitan Stadium, Bloomington , MI

Sun Aug 03 1975, 4:38 AM EDT

Att. 14,782 - Unknown

livebaseballscorecards.com

AB	39
R	9
H	14
RBI	9
BB	8
SO	4
LOB	19

WP: 0 PB: 0 SB: 0 CS: 0 PA: 47

PITCHER		IP	WLS	BF	H	R	ER	SO	BB	IBB	HBP	BLK	WP	HR	S	P	ERA	WHIP
Bill Campbell, R ERA: 4.48	(1, 1)	5.2	W	32	9	8	8	3	5	1	0	0	0	0	32	56	12.71	2.471
Tom Johnson, R ERA: 3.98	(6, 1)	0.0		3	1	0	0	0	2	0	0	0	0	0	1	9	∞	∞
Mark Wiley, R ERA: 5.79	(6, 1)	3.1	S	12	4	1	1	1	0	0	0	0	0	1	14	14	2.70	1.200

PITCHER	IP	WLS	BF	H	R	ER	SO	BB	IBB	HBP	BLK	WP	HR	S	P	ERA	WHIP

Batter	1	2	3	4	5	6	7	8	9	AB	R	H	RBI	BB	SO	LOB
Lyman Bostock, L (1, 9) OBP: 0.320, SLG: 0.333	FC 1B 2B		WP 1B; 1-2 2-3 2B 1B		SF7 3-H		FC6-4 BB 1B 1-2f 2-3			4	3	3	1	0	0	2
Dan Ford, R (1, 8) OBP: 0.319, SLG: 0.440	FC WP 1B 2-3		F8 1-2; 1-2 2B		P6		BB 1B 1-2 3-H			5	1	2	4	0	0	4
Rod Carew, L (1, 4) OBP: 0.436, SLG: 0.530	F8 1B 1-H 3-H		1B 1B 2-H; F7		S S S K		B B B BB 4-0; G6-4-3 BB 1-2 2-3			4	1	2	3	1	1	3
Tony Oliva, L (1, 10) OBP: 0.374, SLG: 0.446 Steve Brye, R (4, PR) OBP: 0.325, SLG: 0.429 Tom Lundstedt, S (6, PH) OBP: 0.208, SLG: 0.136	F8 1-2		1B 1B 2-H	L3 1B	B B B BB 4-0		G6-4-3 1-2f			3 0 1	1 0 0	2 0 0	1 0 0	0 0 1	0 0 0	1 0 3
John Briggs, L (1, 3) OBP: 0.421, SLG: 0.412	F7		I I I I 4-0; 1B 1B IBB	L3 1-2		S S S K 0-3		F9		4	1	0	0	1	1	2
Eric Soderholm, R (1, 5) OBP: 0.357, SLG: 0.370		F8	1B 1-2 2-H 1B	F3		P4		1B		5	1	2	1	0	0	2
Steve Braun, L (1, 7) OBP: 0.376, SLG: 0.417		B B B BB 4-0; G5-3 1B BB	1B 1B 1-3 2-H 2B 1B		1B SF7 2B	4-3		S S S K 0-3		4	2	2	1	1	1	2
Jerry Terrell, R (1, 6) OBP: 0.329, SLG: 0.333 Luis Gomez, R (9, 6) OBP: 0.232, SLG: 0.176		1-2 1B	1B 1-2 2B 3-H 1B		BB 2-3 1B		B B B BB 4-0; FC6-4 BB 1B BB	5-3		4 0	2 0	3 0	1 0	1 0	0 0	1 0
Glenn Borgmann, R (1, 2) OBP: 0.305, SLG: 0.294		G5-3 2-3f	S S S K 0-3		B B B BB 4-0 1-2		B B B FC6-4 BB 4-0 1-2			2	0	0	0	2	1	4
Inning Stats	R: 2 E: 0 K: 0 S: 5 H: 2 LOB: 0 BB: 0 P: 5	R: 0 E: 0 K: 0 S: 3 H: 1 LOB: 1 BB: 1 P: 7	R: 8 E: 0 K: 1 S: 13 H: 8 LOB: 1 BB: 1 P: 17	R: 0 E: 0 K: 0 S: 3 H: 1 LOB: 1 BB: 0 P: 3	R: 1 E: 0 K: 1 S: 7 H: 2 LOB: 2 BB: 1 P: 11	R: 0 E: 0 K: 1 S: 5 H: 0 LOB: 1 BB: 1 P: 9	R: 1 E: 0 K: 0 S: 3 H: 1 LOB: 2 BB: 3 P: 15	R: 0 E: 0 K: 1 S: 6 H: 1 LOB: 1 BB: 0 P: 6		1B: 13 2B: 4 3B: 0 HR: 0 SF: 1 SAC: 0 DP: 3 HBP: 0						

PITCHER		IP	WLS	BF	H	R	ER	SO	BB	IBB	HBP	BLK	WP	HR	S	P	ERA	WHIP
Pete Vuckovich, R ERA: 27.0	(1, 1)	2.1	L	15	7	7	7	0	1	1	0	0	2	0	13	21	27.00	3.429
Rich Hinton, L ERA: 10.8	(3, 1)	0.0		1	1	0	0	0	0	0	0	0	0	0	1	1	∞	∞
Ozzie Osborn, R ERA: 4.1	(3, 1)	2.2		15	6	4	4	2	2	0	0	0	0	0	17	25	13.50	3.000
Dave Hamilton, L ERA: 4.18	(6, 1)	3.0		13	2	1	1	2	3	0	0	0	0	0	14	26	3.00	1.667

PITCHER	IP	WLS	BF	H	R	ER	SO	BB	IBB	HBP	BLK	WP	HR	S	P	ERA	WHIP

BOTTOM

Chicago White Sox @ Minnesota Twins

Metropolitan Stadium, Bloomington , MI

Sun Aug 03 1975, 4:38 AM EDT

Att. 14,782 - Unknown

livebaseballscorecards.com

AB	36
R	12
H	16
RBI	12
BB	7
SO	4
LOB	24

PA: 44

WP: 2
PB: 0
SB: 0
CS: 0

Batter	1	2	3	4	5	6	7	8	9	AB	R	H	RBI	BB	SO	LOB
Jerry Remy, L (1, 4) OBP: 0.320, SLG: 0.328	S S S 0-3 ① K			x 0-0 ① 4-3		x 0-0 FC4-6 1B	x 0-0 ② 5-3 3-H			4	0	1	1	0	1	1
Mickey Rivers, L (1, 8) OBP: 0.325, SLG: 0.356	S S S 0-3 ② K2-3			x 0-0 3B		x 0-0 ① FC4-6 1B 1-2f 1B	x 0-0 ③ F8			4	1	1	0	0	1	2
Dave Collins, S (1, 7) OBP: 0.386, SLG: 0.404	x 0-0 ③ 6-3			B B B B 4-0 S BB		x 0-0 FC5-4 1B 1-2 1B		S S S 0-3 ① K		3	0	1	0	1	1	0
Adrian Garrett, L (1, 3) OBP: 0.194, SLG: 0.441		S S S 0-3 ① K		x 0-0 ② F4		x 0-0 FC5-4 1-2 2-H 1B		S S S 0-3 ② K		4	0	1	1	0	2	2
Leroy Stanton, R (1, 9) OBP: 0.358, SLG: 0.431		x 0-0 ② 5-3		x 0-0 ③ 6-3 1-2		x 0-0 ② FC5-4 FC6-4 1-2f 2-3		S S S 0-3 ③ K		4	0	0	0	0	1	4
Dave Chalk, R (1, 5) OBP: 0.362, SLG: 0.355		x 0-0 ③ 6-3			x 0-0 ① F7	x 0-0 ③ FC6-4 1-2f			x 0-0 ① G3	4	0	0	0	0	0	2
Tommy Harper, R (1, 10) OBP: 0.336, SLG: 0.328			x 0-0 ① 5-3		x 0-0 1B		B B B B 4-0 SH1-4 HBP 5-3 BB		x 0-0 ② F3	3	1	1	0	1	0	0
Ike Hampton, S (1, 2) Morris Nettles, L (7, PH) Ellie Rodriguez, R (7, 2) OBP: 0.316, SLG: 0.250 OBP: 0.299, SLG: 0.276 OBP: 0.385, SLG: 0.306			S S S 0-3 ② K		x 0-0 ② F8		H 1-0 SH1-4 1-2 HBP		B B B B 4-0 BB	2	0	0	0	0	1	1
										0	0	0	0	0	0	0
										0	0	0	0	1	0	0
Mike Miley, S (1, 6) OBP: 0.241, SLG: 0.266			x 0-0 ③ 4-3		x 0-0 ③ F6		x 0-0 ① SH1-4 1-2 2-3		x 0-0 ③ F7	3	0	0	0	0	0	2
Inning Stats	R: 0 E: 0 K: 2 S: 7 H: 0 LOB: 0 BB: 0 P: 7	R: 0 E: 0 K: 1 S: 5 H: 0 LOB: 0 BB: 0 P: 5	R: 0 E: 0 K: 1 S: 5 H: 0 LOB: 0 BB: 0 P: 5	R: 0 E: 0 K: 0 S: 4 H: 1 LOB: 2 BB: 1 P: 8	R: 0 E: 0 K: 0 S: 4 H: 1 LOB: 1 BB: 0 P: 4	R: 1 E: 0 K: 0 S: 6 H: 3 LOB: 2 BB: 0 P: 6	R: 1 E: 0 K: 0 S: 3 H: 0 LOB: 1 BB: 1 P: 8	R: 0 E: 0 K: 3 S: 9 H: 0 LOB: 0 BB: 0 P: 9	R: 0 E: 0 K: 0 S: 3 H: 0 LOB: 1 BB: 1 P: 7	1B: 4 2B: 0 3B: 1 HR: 0 SF: 0 SAC: 1 DP: 0 HBP: 1						

PITCHER	IP	WLS	BF	H	R	ER	SO	BB	IBB	HBP	BLK	WP	HR	S	P	ERA	WHIP
Wilbur Wood, L (1, 1) ERA: 3.79	6.0	W	25	5	2	2	4	2	0	0	0	0	0	31	39	3.00	1.167
Rich Gossage, R (7, 1) ERA: 1.97	3.0	S	11	0	0	0	3	1	0	1	0	0	0	15	20	0.00	0.333

PITCHER	IP	WLS	BF	H	R	ER	SO	BB	IBB	HBP	BLK	WP	HR	S	P	ERA	WHIP

TOP

California Angels @ Chicago White Sox

Comiskey Park, Chicago, IL

Mon Aug 04 1975, 8:05 PM EDT

Att. 5,400 - Unknown

livebaseballscorecards.com

AB	31
R	2
H	5
RBI	2
BB	3
SO	7
LOB	14

WP: 0 PB: 0 SB: 1 CS: 0 PA: 36

Batter	1	2	3	4	5	6	7	8	9	AB	R	H	RBI	BB	SO	LOB
Nyls Nyman, L (1, 9) (8, 8) OBP: 0.249, SLG: 0.259	4-3		4-3 1B		BB 1-3 1B	F3		G3		5	0	2	0	0	0	2
Jorge Orta, L (1, 4) OBP: 0.346, SLG: 0.429	G3		4-3 1-2		1-3 1-2	7-2 3-Hf				4	0	0	0	0	0	3
Carlos May, L (1, 3) OBP: 0.371, SLG: 0.393	HBP E BB		F7		BB		F7			2	0	0	0	2	0	1
Deron Johnson, R (1, 10) OBP: 0.302, SLG: 0.400	E6 HBP 1-2		K		1-2 2-3 BB		K			3	0	0	0	1	2	2
Ken Henderson, S (1, 8) OBP: 0.355, SLG: 0.365	1-2 2-3 HBP			2B SF7 1B	F7		6-3			3	1	1	0	0	0	3
Pat Kelly, L (8, 9) OBP: 0.353, SLG: 0.412										0	0	0	0	0	0	0
Bill Melton, R (1, 5) OBP: 0.331, SLG: 0.318	K			F8	F8			1B SH3-4 E 1B		4	1	1	0	0	1	7
Jerry Hairston, S (1, 7) OBP: 0.368, SLG: 0.309		K		1-3 2B		1B 3B BB		SH3-4 1-2		2	1	1	0	1	1	0
Bucky Dent, R (1, 6) OBP: 0.325, SLG: 0.378		G4-3 1B		SF7 3-H		1-3 3B 1B		E 2-3 1B		3	1	3	1	0	0	0
Brian Downing, R (1, 2) OBP: 0.374, SLG: 0.362		G4-3 1-2f		5-3		1-H 7-2 3-H 3B		F2 1-3 3-H		4	0	1	2	0	0	3
Inning Stats	R: 0 E: 1 K: 1 S: 6 H: 0 LOB: 3 BB: 1 P: 11	R: 0 E: 0 K: 1 S: 5 H: 1 LOB: 0 BB: 0 P: 5	R: 0 E: 0 K: 1 S: 6 H: 1 LOB: 1 BB: 0 P: 6	R: 1 E: 0 K: 0 S: 5 H: 2 LOB: 1 BB: 0 P: 5	R: 0 E: 0 K: 0 S: 4 H: 1 LOB: 3 BB: 2 P: 12	R: 2 E: 0 K: 0 S: 4 H: 2 LOB: 0 BB: 1 P: 8	R: 0 E: 0 K: 1 S: 5 H: 0 LOB: 0 BB: 0 P: 5	R: 1 E: 1 K: 0 S: 5 H: 2 LOB: 1 BB: 0 P: 5		1B: 7 2B: 2 3B: 1 HR: 0	SF: 1 SAC: 1 DP: 2 HBP: 1					

PITCHER		IP	WLS	BF	H	R	ER	SO	BB	IBB	HBP	BLK	WP	HR	S	P	ERA	WHIP
Chuck Hockenbery, R ERA: 4.4	(1, 1)	5.0	L	27	7	3	3	3	4	0	1	0	0	0	28	45	5.40	2.200
Mickey Scott, L ERA: 3.98	(6, 1)	3.0		10	2	1	0	1	0	0	0	0	0	0	12	12	0.00	0.667

PITCHER	IP	WLS	BF	H	R	ER	SO	BB	IBB	HBP	BLK	WP	HR	S	P	ERA	WHIP

BOTTOM

California Angels @ Chicago White Sox

Comiskey Park, Chicago, IL

Mon Aug 04 1975, 8:05 PM EDT

Att. 5,400 - Unknown

livebaseballscorecards.com

AB	30
R	4
H	9
RBI	3
BB	4
SO	4
LOB	21

WP: 0	PB: 0	SB: 0	CS: 0
PA: 37			

California Angels @ Chicago White Sox

Comiskey Park, Chicago, IL

Tue Aug 05 1975, 8:05 PM EDT

Unknown

livebaseballscorecards.com

Batter	1	2	3	4	5	6	7	8	9	AB	R	H	RBI	BB	SO	LOB
Jerry Remy, L (1, 4) OBP: 0.321, SLG: 0.329	0-0 4-3	0-0 3B 1B 2-H 3-H	0-0 E9 1B SF9 1B 1-3 2-H 3-H		0-0 F7		0-3 K		0-3 K	5	2	2	4	0	1	1
Rudy Meoli, L (7, 4) OBP: 0.304, SLG: 0.220										1	0	0	0	0	1	0
Mickey Rivers, L (1, 8) OBP: 0.330, SLG: 0.366	0-0 4-3 1B	0-0 1-H 3B	0-0 SF9 1B 1-3 3-H		0-0 1-3		0-0 1B 1B 1-2 1B		0-3 K	5	0	4	2	0	0	0
Morris Nettles, L (7, PR) OBP: 0.298, SLG: 0.275 (7, 8)										1	1	0	0	0	1	0
Dave Collins, S (1, 10) OBP: 0.391, SLG: 0.405	0-0 4-3 1-2	4-0 S BB	0-0 SF9 2-3 3-H			4-0 1B BB	0-0 1B 1B 1-2 2-H			2	0	1	2	2	0	1
Leroy Stanton, R (1, 9) OBP: 0.359, SLG: 0.430	0-0 E6 FC4-6	0-0 5-3 1-2	0-0 F8			0-0 1B 1-2	0-0 1B 1-2 2-H			5	0	2	1	0	0	4
John Balaz, R (1, 7) OBP: 0.353, SLG: 0.510	0-0 FC4-6 1-2f		0-0 1B 1B 2B	0-3 K		0-3 K	0-3 K			5	1	1	0	0	3	6
Dave Chalk, R (1, 5) OBP: 0.365, SLG: 0.359		0-0 2B 1B 1B	0-0 SH1-4 1B 1B 2-3 1B	0-0 1B		0-3 K		0-0 5-3		5	2	3	0	0	1	2
Bobby Valentine, R (1, 3) OBP: 0.455, SLG: 0.500		0-0 1B 2B 1-3	0-0 SH1-4 1B 1B 1-2 3-H	0-0 1B		0-0 F8		0-0 F4		5	2	3	1	0	0	2
Ike Hampton, S (1, 2) OBP: 0.310, SLG: 0.250		0-0 F6	0-0 SH1-4 1-2 2-3	0-3 K			0-0 1B 1B 1B	0-0 F9		4	1	1	0	0	1	3
Mike Miley, S (1, 6) OBP: 0.239, SLG: 0.253		0-0 F2	4-0 E 1B 1B BB		0-0 F8		0-0 F2		0-0 5-3	4	1	0	0	1	0	3

Inning Stats	1	2	3	4	5	6	7	8	9		
	R: 0 H: 1 E: 1 LOB: 2 K: 0 BB: 0 S: 5 P: 5	R: 3 H: 4 E: 0 LOB: 2 K: 0 BB: 1 S: 7 P: 11	R: 5 H: 5 E: 1 LOB: 1 K: 0 BB: 1 S: 8 P: 12	R: 0 H: 2 E: 0 LOB: 1 K: 2 BB: 0 S: 8 P: 8	R: 0 H: 0 E: 0 LOB: 0 K: 0 BB: 0 S: 3 P: 3	R: 0 H: 1 E: 0 LOB: 2 K: 2 BB: 1 S: 8 P: 12	R: 2 H: 4 E: 0 LOB: 2 K: 2 BB: 0 S: 11 P: 11	R: 0 H: 0 E: 0 LOB: 0 K: 0 BB: 0 S: 3 P: 3	R: 0 H: 0 E: 0 LOB: 0 K: 2 BB: 0 S: 7 P: 7	1B: 14 SF: 1 2B: 2 SAC: 1 3B: 1 DP: 0 HR: 0 HBP: 0	WP: 0 PA: 47 PB: 0 SB: 1 CS: 0

PITCHER		IP	WLS	BF	H	R	ER	SO	BB	IBB	HBP	BLK	WP	HR	S	P	ERA	WHIP
Claude Osteen, L ERA: 4.54	(1, 1)	1.2	L	12	5	3	3	0	1	0	0	0	0	0	11	15	16.20	3.600
Bill Gogolewski, R ERA: 5.24	(2, 1)	0.2		7	4	5	5	0	1	0	0	0	0	0	6	10	67.50	7.500
Rich Hinton, L ERA: 6.75	(3, 1)	6.2		28	8	2	2	8	1	0	0	0	0	0	43	47	2.70	1.350

PITCHER	IP	WLS	BF	H	R	ER	SO	BB	IBB	HBP	BLK	WP	HR	S	P	ERA	WHIP

TOP	
AB	42
R	10
H	17
RBI	10
BB	3
SO	8
LOB	22

BOTTOM

California Angels @ Chicago White Sox

Comiskey Park, Chicago, IL

Tue Aug 05 1975, 8:05 PM EDT

Unknown

livebaseballscorecards.com

Batter	1	2	3	4	5	6	7	8	9	AB	R	H	RBI	BB	SO	LOB
Nyls Nyman, L (1, 8) OBP: 0.243, SLG: 0.253	4-3	G3		FC4-6 1-2f		L6		G4-6-3 1-2f		5	0	0	0	0	0	8
Bucky Dent, R (1, 6) OBP: 0.326, SLG: 0.378	1B 1B		F9		5-3	F8			BB 1B SF8 1B	5	1	2	0	0	0	0
Carlos May, L (1, 7) OBP: 0.374, SLG: 0.395	G1-4-3 1-3 1B		4-3		WP 1B 1B		6-3		SF8 BB 1-2 1B 1B	5	2	3	0	0	0	0
Deron Johnson, R (1, 3) OBP: 0.303, SLG: 0.398	G1-4-3 1-2f		F6		BB BB 1-H 1B		F8		B B B B 1B 1-2 2-3 BB	4	0	1	1	1	0	2
Jorge Orta, L (1, 4) OBP: 0.344, SLG: 0.425		3-1		FC4-6 1B	S S S K		4-3		S S S K	5	0	1	0	0	2	4
Bill Melton, R (1, 5) OBP: 0.332, SLG: 0.321		4-3		FC4-6 BB 1B 1-2f	B B B B BB 1-2 BB			1B 1B 2B	SF8 2-3 3-H	3	1	1	1	1	0	1
Jerry Hairston, S (1, 9) OBP: 0.400, SLG: 0.333		B B B B BB BB BB		BB 1-2 1B	B B B B 1-2 2-3 BB			1B 2-3 1B	1B 1-2 3-H 1B	3	0	3	1	2	0	0
Bill Stein, R (1, 10) OBP: 0.320, SLG: 0.329		B B B B BB 1-2 BB		S S S K	F8			F7	S S S K2-3	4	0	0	0	1	2	9
Brian Downing, R (1, 2) OBP: 0.379, SLG: 0.363		B B B B 1-2 2-3 BB		B B B B FC4-6 1-2 2-3 BB		6-3		G4-6-3 1-2 3-H 1B		2	0	1	1	2	0	0

Inning Stats	R: 0 E: 0 K: 0 S: 4	H: 2 LOB: 1 BB: 0 P: 4	R: 0 E: 0 K: 0 S: 3	H: 0 LOB: 3 BB: 3 P: 15	R: 0 E: 0 K: 0 S: 3	H: 0 LOB: 0 BB: 0 P: 3	R: 0 E: 0 K: 1 S: 7	H: 2 LOB: 3 BB: 1 P: 11	R: 1 E: 0 K: 1 S: 7	H: 2 LOB: 3 BB: 2 P: 15	R: 0 E: 0 K: 0 S: 3	H: 0 LOB: 0 BB: 0 P: 3	R: 0 E: 0 K: 3 S: 3	H: 0 LOB: 0 BB: 0 P: 3	R: 1 E: 0 K: 0 S: 5	H: 3 LOB: 1 BB: 0 P: 5	R: 2 E: 0 K: 2 S: 10	H: 3 LOB: 2 BB: 1 P: 14	1B: 11 2B: 1 3B: 0 HR: 0	SF: 1 SAC: 0 DP: 2 HBP: 0	WP: 1 PB: 0 SB: 0 CS: 0	PA: 44

	AB	36
	R	4
	H	12
	RBI	4
	BB	7
	SO	4
	LOB	24

PITCHER		IP	WLS	BF	H	R	ER	SO	BB	IBB	HBP	BLK	WP	HR	S	P	ERA	WHIP
Ed Figueroa, R ERA: 2.51	(1, 1)	8.0	W	40	11	4	4	2	7	0	0	0	1	0	37	65	4.50	2.250
Jim Brewer, L ERA: 4.11	(9, 1)	1.0		4	1	0	0	2	0	0	0	0	0	0	8	8	0.00	1.000

PITCHER	IP	WLS	BF	H	R	ER	SO	BB	IBB	HBP	BLK	WP	HR	S	P	ERA	WHIP

Batter	1	2	3	4	5	6	7	8	9	AB	R	H	RBI	BB	SO	LOB
Morris Nettles, L (1, 9) OBP: 0.307, SLG: 0.280	B B B B 4-0 G4-3 S BB		B B B B 4-0 CS BB			x 0-0 CS 1B		x 0-0 WP G3 1B	x 0-0 ③ 4-3	3	0	2	0	2	0	3
Mickey Rivers, L (1, 8) OBP: 0.330, SLG: 0.363	B B B B B 4-0 G4-3 1-2 BB		0-0 ③ CS 1-2	x 0-0 ① 1-3		x 0-0 ① F9		x 0-0 ① G3 1-2		3	0	0	0	1	0	2
Jerry Remy, L (1, 4) OBP: 0.323, SLG: 0.328	x 0-0 ① ② G4-3 1-2f 2-3			B B B B 4-0 2B SF8 BB		B B B B 4-0 ② 1-2 BB		S S S 0-3 ② K		2	1	0	0	2	1	3
Adrian Garrett, L (1, 3) OBP: 0.200, SLG: 0.447	S S S 0-3 ③ K			x 0-0 SF8 1-3 2B		S S S 0-3 ③ K		x 0-0 ③ 4-3 2-3		4	0	1	0	0	2	3
Dave Collins, S (1, 7) OBP: 0.384, SLG: 0.399		x 0-0 ① 1-3		x 0-0 ② SF8 2-3 3-H			x 0-0 ① F7		S S S 0-3 ① K	3	0	0	1	0	1	0
Tommy Harper, R (1, 10) OBP: 0.334, SLG: 0.325		x 0-0 ② F4		x 0-0 ③ 5-3			B B B B 4-0 BB BB		x 0-0 ② F7	3	0	0	0	1	0	1
Dave Chalk, R (1, 5) OBP: 0.364, SLG: 0.357		S S S 0-3 ③ K			x 0-0 ① L5		x 0-0 ② F7		x 0-0 BB BB 1B	4	0	1	0	0	1	1
Ellie Rodriguez, R (1, 2) OBP: 0.387, SLG: 0.303			x 0-0 ① F6		x 0-0 ② 6-3		B B B B 4-0 1-2 BB		B B B B 4-0 1-2 BB	2	0	0	0	2	0	0
Mike Miley, S (1, 6) OBP: 0.234, SLG: 0.247 Leroy Stanton, R (7, PH) OBP: 0.358, SLG: 0.429 Rudy Meoli, L (7, 6) OBP: 0.312, SLG: 0.220			x 0-0 ② F8		x 0-0 ③ F5		S S S 0-3 ③ K		B B B B 4-0 1-2 2-3 BB	2 1 0	0 0 0	0 0 0	0 0 0	0 0 1	0 1 0	0 2 0
Inning Stats	R: 0 E: 0 K: 1 S: 4 H: 0 LOB: 1 BB: 2 P: 12	R: 0 E: 0 K: 1 S: 5 H: 0 LOB: 0 BB: 0 P: 5	R: 0 E: 0 K: 0 S: 2 H: 0 LOB: 0 BB: 1 P: 6	R: 1 E: 0 K: 0 S: 4 H: 1 LOB: 1 BB: 1 P: 8	R: 0 E: 0 K: 0 S: 3 H: 0 LOB: 0 BB: 0 P: 3	R: 0 E: 0 K: 1 S: 5 H: 1 LOB: 1 BB: 1 P: 9	R: 0 E: 0 K: 1 S: 5 H: 0 LOB: 2 BB: 2 P: 13	R: 0 E: 0 K: 1 S: 6 H: 1 LOB: 1 BB: 0 P: 6	R: 0 E: 0 K: 1 S: 6 H: 1 LOB: 3 BB: 2 P: 14	1B: 3 2B: 1 3B: 0 HR: 0 SF: 1 SAC: 0 DP: 1 HBP: 0						

PITCHER		IP	WLS	BF	H	R	ER	SO	BB	IBB	HBP	BLK	WP	HR	S	P	ERA	WHIP
Jesse Jefferson, R ERA: 3.9	(1, 1)	8.2	W	36	4	1	1	6	9	0	0	0	1	0	39	75	1.04	1.500
Rich Gossage, R ERA: 1.96	(9, 1)	0.1	S	1	0	0	0	0	0	0	0	0	0	0	1	1	0.00	0.000

PITCHER	IP	WLS	BF	H	R	ER	SO	BB	IBB	HBP	BLK	WP	HR	S	P	ERA	WHIP

TOP

California Angels @ Chicago White Sox

Comiskey Park, Chicago, IL

Tue Aug 05 1975, 8:05 PM EDT
Att. 7,265 - Unknown

livebaseballscorecards.com

AB	27
R	1
H	4
RBI	1
BB	9
SO	6
LOB	15



Batter	1	2	3	4	5	6	7	8	9	AB	R	H	RBI	BB	SO	LOB
Nyls Nyman, L (1, 8) OBP: 0.243, SLG: 0.250	BBBB 4-0 CS S BB	x 0-0 ③ 1-3			x 0-0 ② 1-3	x 0-0 ③ F4				3	0	0	0	1	0	3
Jorge Orta, L (1, 4) OBP: 0.345, SLG: 0.425	BBBB 4-0 ① FC5-4 1B 1-3 BB		x 0-0 CS 1B		x 0-0 ③ 4-3		x 0-0 ① 6-3			3	0	1	0	1	0	0
Carlos May, L (1, 7) OBP: 0.375, SLG: 0.395	x 0-0 FC5-4 1-2 1B		x 0-0 ① F7			BBBB 4-0 2B BB BB	SSS 0-3 ② K			3	1	1	0	1	1	1
Deron Johnson, R (1, 3) OBP: 0.308, SLG: 0.402	x 0-0 ② FC5-4 1-2f 2-3		BBBB 4-0 ② 1-2 BB			x 0-0 BB 1-3 SF9 2B	BBBB 4-0 BB			2	1	1	0	2	0	2
Bill Melton, R (1, 5) OBP: 0.331, SLG: 0.318	x 0-0 ③ F8		SSS 0-3 ③ K			BBBB 4-0 SF9 BB 2B BB	x 0-0 ③ 5-3			3	1	0	0	1	1	4
Jerry Hairston, S (1, 9) OBP: 0.413, SLG: 0.337		H 1-0 1B HBP		x 0-0 G4-6-3 1B		BBBB 4-0 1-2 2-3 3-H 2B BB		x 0-0 ① 5-3		2	1	1	1	1	0	0
Bucky Dent, R (1, 6) OBP: 0.326, SLG: 0.378		x 0-0 1-2 1B		x 0-0 ① F9		x 0-0 ① SF9 2-3 3-H		x 0-0 ② 5-3		3	0	1	1	0	0	1
Brian Downing, R (1, 10) OBP: 0.377, SLG: 0.359		SSS 0-3 ① K		x 0-0 ② ③ G4-6-3 1-2f		x 0-0 ② L5		BBBB 4-0 BB		3	0	0	0	1	1	5
Pete Varney, R (1, 2) OBP: 0.317, SLG: 0.397		SSS 0-3 ② K			x 0-0 ① F9	x 0-0 1-H 3-H 2B		x 0-0 ③ F7		4	0	1	2	0	1	3
Inning Stats	R: 0 H: 1 E: 0 LOB: 2 K: 0 BB: 2 S: 3 P: 11	R: 0 H: 1 E: 0 LOB: 2 K: 2 BB: 0 S: 8 P: 9	R: 0 H: 1 E: 0 LOB: 1 K: 1 BB: 1 S: 5 P: 9	R: 0 H: 1 E: 0 LOB: 0 K: 0 BB: 0 S: 3 P: 3	R: 0 H: 0 E: 0 LOB: 0 K: 0 BB: 0 S: 3 P: 3	R: 4 H: 2 E: 0 LOB: 1 K: 0 BB: 3 S: 5 P: 17	R: 0 H: 0 E: 0 LOB: 1 K: 1 BB: 1 S: 5 P: 9	R: 0 H: 0 E: 0 LOB: 1 K: 0 BB: 1 S: 3 P: 7		1B: 4 SF: 1 2B: 2 SAC: 0 3B: 0 DP: 1 HR: 0 HBP: 1						

PITCHER		IP	WLS	BF	H	R	ER	SO	BB	IBB	HBP	BLK	WP	HR	S	P	ERA	WHIP
Bill Singer, R ERA: 4.63	(1, 1)	5.0	L	23	5	3	3	3	5	0	1	0	0	0	23	44	5.40	2.000
Don Kirkwood, R ERA: 2.57	(6, 1)	0.2		4	1	1	1	0	1	0	0	0	0	0	3	7	13.50	3.000
Mickey Scott, L ERA: 3.77	(6, 1)	2.1		9	0	0	0	1	2	0	0	0	0	0	9	17	0.00	0.857

PITCHER	IP	WLS	BF	H	R	ER	SO	BB	IBB	HBP	BLK	WP	HR	S	P	ERA	WHIP

BOTTOM

California Angels @ Chicago White Sox

Comiskey Park, Chicago, IL

Tue Aug 05 1975, 8:05 PM EDT

Att. 7,265 - Unknown

livebaseballscorecards.com

AB	26
R	4
H	6
RBI	4
BB	8
SO	4
LOB	19

Batter	1	2	3	4	5	6	7	8	9	AB	R	H	RBI	BB	SO	LOB
Jerry Remy, L (1, 4) OBP: 0.324, SLG: 0.334	0-0 1B SF9 1B		0-0 3B		0-0 ② FC5-4 BB 1-2f 2-3		0-0 ③ FC6-4 1-2f			4	1	2	0	0	0	3
Mickey Rivers, L (1, 8) OBP: 0.333, SLG: 0.365	0-0 SF9 1-3 1B		0-0 G5-4-3 1B		BBBB 4-0 1-2 BB			0-0 ① 4-3		3	0	2	0	1	0	0
Dave Collins, S (1, 7) OBP: 0.378, SLG: 0.391	SSS 0-3 ① K		0-0 ②③ G5-4-3 1-2f		0-0 ③ 6-3			0-0 ② F9		4	0	0	0	0	1	7
Leroy Stanton, R (1, 9) OBP: 0.353, SLG: 0.424	0-0 ② SF9 2-3 3-H			0-0 ① 6-3		0-0 ① F6		0-0 ③ 6-3		3	0	0	1	0	0	0
Dave Chalk, R (1, 5) OBP: 0.360, SLG: 0.353	0-0 ③ L5			0-0 ② 5-3		0-0 ② F7			0-0 ① 1-3	4	0	0	0	0	0	1
Bobby Valentine, R (1, 3) OBP: 0.333, SLG: 0.357		0-0 ① F9		SSS 0-3 ③ K		0-0 ③ F4			0-0 ② F8	4	0	0	0	0	1	0
Tommy Harper, R (1, 10) OBP: 0.333, SLG: 0.324		0-0 ② F3			0-0 FC5-4 BB 1B		0-0 ① L1		0-0 ③ F9	4	0	1	0	0	0	0
Ike Hampton, S (1, 2) OBP: 0.311, SLG: 0.237		0-0 ③ F9			0-0 ① F2		BBBB 4-0 FC6-4 BB			2	0	0	0	1	0	1
Mike Miley, S (1, 6) OBP: 0.237, SLG: 0.241			0-0 ① F4		BBBB 4-0 1-2 FC5-4 BB		0-0 ② F8			2	0	0	0	1	0	1
Inning Stats	R: 1 E: 0 K: 1 S: 7 H: 2 LOB: 1 BB: 0 P: 7	R: 0 E: 0 K: 0 S: 3 H: 0 LOB: 0 BB: 0 P: 3	R: 0 E: 0 K: 0 S: 4 H: 2 LOB: 1 BB: 0 P: 4	R: 0 E: 0 K: 1 S: 5 H: 0 LOB: 0 BB: 0 P: 5	R: 0 E: 0 K: 0 S: 4 H: 1 LOB: 3 BB: 2 P: 12	R: 0 E: 0 K: 0 S: 3 H: 0 LOB: 0 BB: 0 P: 3	R: 0 E: 0 K: 0 S: 3 H: 0 LOB: 1 BB: 1 P: 7	R: 0 E: 0 K: 0 S: 3 H: 0 LOB: 0 BB: 0 P: 3	R: 0 E: 0 K: 0 S: 3 H: 0 LOB: 0 BB: 0 P: 3	1B: 4 2B: 0 3B: 1 HR: 0	SF: 1 SAC: 0 DP: 1 HBP: 0						

PITCHER	IP	WLS	BF	H	R	ER	SO	BB	IBB	HBP	BLK	WP	HR	S	P	ERA	WHIP
Jim Kaat, L (1, 1) ERA: 3.08	9.0	W	34	5	1	1	2	3	0	0	0	0	0	35	47	1.00	0.889

PITCHER	IP	WLS	BF	H	R	ER	SO	BB	IBB	HBP	BLK	WP	HR	S	P	ERA	WHIP

TOP

California Angels @ Chicago White Sox

Comiskey Park, Chicago, IL

Wed Aug 06 1975, 8:05 PM EDT

Att. 9,178 - Unknown

livebaseballscorecards.com

AB	30
R	1
H	5
RBI	1
BB	3
SO	2
LOB	13



Batter	1	2	3	4	5	6	7	8	9	AB	R	H	RBI	BB	SO	LOB
Pat Kelly, L (1, 9) OBP: 0.351, SLG: 0.415	0-0 1B 3B	0-0 E3 1B SF9	0-0 ② 1-3 1-2		0-0 ① F7 1-2		0-0 ② F7			5	2	1	0	0	0	2
Jorge Orta, L (1, 4) OBP: 0.349, SLG: 0.427	0-0 BB HR 1B 3-H	0-0 1B 1-3 1B	0-0 ③ F8		0-0 2-H 1B		0-0 ③ 4-3			5	2	3	2	0	0	1
Carlos May, L (1, 7) OBP: 0.373, SLG: 0.396 Bob Coluccio, R (9, 7) OBP: 0.314, SLG: 0.336	0-0 ① F9	0-0 ② SF9 3-H		0-0 1B 2B	0-0 ② F9			0-0 ① F6		4 0	1 0	1 0	1 0	0 0	0 0	2 0
Deron Johnson, R (1, 3) OBP: 0.314, SLG: 0.405	B B B B 4-0 1-2 HR BB	0-0 1B 1-2 1B 1B		0-0 1-3 BB 2-H 1B	0-0 ③ F9			0-0 E6 2B 1B		4	3	3	1	1	0	1
Bill Melton, R (1, 5) OBP: 0.336, SLG: 0.334	0-0 1-H 2-H HR	0-0 1B 1-3 2-H 1B		B B B B 4-0 1-3 1-2 BB		0-0 ① 5-3		0-0 1B 2-H 2B		4	2	3	5	1	0	0
Bucky Dent, R (1, 6) OBP: 0.324, SLG: 0.376	0-0 ② 1-3	0-0 1-2 3-H 1B		0-0 ① 1-3 1-2 2-3		0-0 ② 1-3		0-0 ② F9		5	0	1	1	0	0	3
Jerry Hairston, S (1, 10) OBP: 0.422, SLG: 0.356	0-0 2B	0-0 ③ F7		0-0 ② F2		B B B B 4-0 BB		0-0 2-H 1B		4	0	2	1	1	0	4
Nyls Nyman, L (1, 8) OBP: 0.243, SLG: 0.249	0-0 ③ G3		0-0 1-3 1B	0-0 ③ F4		0-0 ③ 5-3		0-0 ③ F3		5	0	1	0	0	0	5
Brian Downing, R (1, 2) OBP: 0.376, SLG: 0.356		S S S 0-3 ① K	S S S 0-3 ① K		B B B B 4-0 S 1B BB		0-0 ① 5-3			3	1	0	0	1	2	1
Inning Stats	R: 4 E: 0 K: 0 S: 7 H: 4 LOB: 1 BB: 1 P: 11	R: 3 E: 1 K: 1 S: 10 H: 4 LOB: 2 BB: 0 P: 10	R: 0 E: 0 K: 1 S: 6 H: 1 LOB: 1 BB: 0 P: 6	R: 1 E: 0 K: 0 S: 5 H: 2 LOB: 2 BB: 1 P: 9	R: 1 E: 0 K: 0 S: 4 H: 1 LOB: 1 BB: 1 P: 8	R: 0 E: 0 K: 0 S: 3 H: 0 LOB: 1 BB: 1 P: 7	R: 0 E: 0 K: 0 S: 3 H: 0 LOB: 0 BB: 0 P: 3	R: 2 E: 1 K: 0 S: 6 H: 3 LOB: 1 BB: 0 P: 6		1B: 10 2B: 3 3B: 1 HR: 1 SF: 1 SAC: 0 DP: 0 HBP: 0						

BOTTOM

California Angels @ Chicago White Sox

Comiskey Park, Chicago, IL

Wed Aug 06 1975, 8:05 PM EDT

Att. 9,178 - Unknown

livebaseballscorecards.com

AB	39
R	11
H	15
RBI	11
BB	4
SO	2
LOB	19

PITCHER		IP	WLS	BF	H	R	ER	SO	BB	IBB	HBP	BLK	WP	HR	S	P	ERA	WHIP
Dick Lange, R ERA: 4.65	(1, 1)	3.0	L	23	11	8	5	2	2	0	0	0	0	1	25	33	15.00	4.333
Mickey Scott, L ERA: 3.8	(4, 1)	2.0		8	1	1	1	0	1	0	0	0	0	0	7	11	4.50	1.000
Chuck Hockenbery, R ERA: 4.67	(6, 1)	3.0		13	3	2	2	0	1	0	0	0	0	0	12	16	6.00	1.333

PITCHER	IP	WLS	BF	H	R	ER	SO	BB	IBB	HBP	BLK	WP	HR	S	P	ERA	WHIP

Batter	1	2	3	4	5	6	7	8	9	AB	R	H	RBI	BB	SO	LOB
Jerry Remy, L (1, 4) OBP: 0.324, SLG: 0.332	F5		BB	CS	F6		1-3			3	1	0	0	1	0	0
Mickey Rivers, L (1, 8) OBP: 0.335, SLG: 0.367	4-3		1B		F9			G5-4-3		4	0	2	0	0	0	0
Dave Collins, S (1, 7) OBP: 0.371, SLG: 0.383	K		L4		2-3			G5-4-3		4	0	0	0	0	1	3
Adrian Garrett, L (1, 3) OBP: 0.227, SLG: 0.439		BB	G5-4-3			F8		K		3	1	1	1	1	1	0
Dave Chalk, R (1, 5) OBP: 0.360, SLG: 0.353		SH5-3	G5-4-3			F7			1B	3	0	1	0	0	0	2
Tommy Harper, R (1, 10) OBP: 0.332, SLG: 0.320		F4		BB		E8			F4	3	1	0	0	1	0	2
Morris Nettles, L (1, 9) OBP: 0.308, SLG: 0.285				K		F7			F5	2	1	1	1	0	1	1
Bobby Valentine, R (6, PH) OBP: 0.294, SLG: 0.313 (6, 9)		2-H								2	0	0	0	0	0	2
Ellie Rodriguez, R (1, 2) OBP: 0.384, SLG: 0.298		BB		F7			K		K	3	0	0	0	1	2	2
Mike Miley, S (1, 6) OBP: 0.250, SLG: 0.256		1-2 2-H		1-H CS			K			3	0	2	2	0	1	0
Inning Stats	R: 0 E: 0 K: 1 S: 5 H: 0 LOB: 0 BB: 0 P: 5	R: 2 E: 0 K: 0 S: 4 H: 2 LOB: 2 BB: 2 P: 12	R: 1 E: 0 K: 0 S: 4 H: 2 LOB: 1 BB: 1 P: 8	R: 1 E: 0 K: 1 S: 5 H: 1 LOB: 0 BB: 1 P: 9	R: 0 E: 0 K: 0 S: 3 H: 0 LOB: 0 BB: 0 P: 3	R: 0 E: 1 K: 0 S: 4 H: 0 LOB: 1 BB: 0 P: 4	R: 0 E: 0 K: 2 S: 7 H: 0 LOB: 0 BB: 0 P: 7	R: 0 E: 0 K: 1 S: 5 H: 1 LOB: 0 BB: 0 P: 5	R: 0 E: 0 K: 1 S: 6 H: 1 LOB: 1 BB: 0 P: 6	1B: 6 2B: 1 3B: 0 HR: 0 SF: 0 SAC: 1 DP: 2 HBP: 0						

PITCHER		IP	WLS	BF	H	R	ER	SO	BB	IBB	HBP	BLK	WP	HR	S	P	ERA	WHIP
Pete Vuckovich, R ERA: 18.56	(1, 1)	3.0		15	4	4	4	1	4	0	0	0	0	0	13	29	12.00	2.667
Dave Hamilton, L ERA: 3.82	(4, 1)	6.0	W	20	3	0	0	5	0	0	0	0	0	0	30	30	0.00	0.500

PITCHER		IP	WLS	BF	H	R	ER	SO	BB	IBB	HBP	BLK	WP	HR	S	P	ERA	WHIP

TOP

California Angels @ Chicago White Sox

Comiskey Park, Chicago, IL

Thu Aug 07 1975, 4:33 AM EDT

Att. 10,543 - Unknown

livebaseballscorecards.com

AB	30
R	4
H	7
RBI	4
BB	4
SO	6
LOB	12
WP	0
PB	0
SB	1
CS	1
PA	36

Batter	1	2	3	4	5	6	7	8	9	AB	R	H	RBI	BB	SO	LOB
Pat Kelly, L (1, 9) OBP: 0.352, SLG: 0.413	H 1-0 BB BB 1B HBP	x 0-0 G3 1-2 2-3 1B	x 0-0 ③ F8			x 0-0 ③ F9		x 0-0 ① 4-3		4	1	1	0	0	0	1
Bucky Dent, R (1, 6) OBP: 0.327, SLG: 0.377	B B B B 4-0 FC6 BB 1-2 BB	x 0-0 ① P8		x 0-0 ① 6-3			x 0-0 BB 1B 1B	x 0-0 G3 1B		4	1	2	0	1	0	3
Carlos May, L (1, 7) OBP: 0.373, SLG: 0.393	B B B B 4-0 FC6 1B 1-2 2-3 BB	x 0-0 ② G3 1-2 2-3 3-H		x 0-0 ② 6-3			B B B B 4-0 F9 1B 1B 1-2 BB	x 0-0 ② G3 1-2		3	2	0	1	2	0	3
Deron Johnson, R (1, 3) OBP: 0.312, SLG: 0.403	x 0-0 ① FC6 1B 1-2 2-3f	x 0-0 ③ F8		S S S 0-3 ③ K			x 0-0 1B E 1-2 2-H 1B	x 0-0 ③ 1-3		5	1	1	1	0	1	6
Bill Melton, R (1, 10) OBP: 0.338, SLG: 0.332	S S S 0-3 ② K		B B B B 4-0 2B 1B BB		B B B B 4-0 G6-3 BB		x 0-0 ① F9 2-3			2	1	0	0	2	1	5
Jorge Orta, L (1, 4) OBP: 0.350, SLG: 0.428	x 0-0 1-2 2-H 3-H 1B		x 0-0 ① F5		x 0-0 ① ② G6-3 1-2f		x 0-0 FC3-6 1-2 3-H 1B			4	0	2	3	0	0	2
Bill Stein, R (1, 5) OBP: 0.318, SLG: 0.333	x 0-0 ③ 5-3		x 0-0 1-3 1B 2B		S S S 0-3 ③ K		x 0-0 ② FC3-6 1B 1-2f 2-H			4	1	1	0	0	1	3
Nyls Nyman, L (1, 8) OBP: 0.251, SLG: 0.254		B B B B 4-0 1B BB G3 BB	x 0-0 CS 2-H 3-H 1B			x 0-0 ① G3	x 0-0 2-3 1B			3	1	2	2	1	0	0
Brian Downing, R (1, 2) OBP: 0.377, SLG: 0.355		B B B B 4-0 G3 1B 1-2 BB	x 0-0 ② 1-2 1B			x 0-0 ② 4-3	x 0-0 ③ F4			3	0	1	0	1	0	2
Inning Stats	R: 2 E: 0 K: 1 S: 6 H: 1 LOB: 2 BB: 2 P: 15	R: 1 E: 0 K: 0 S: 4 H: 1 LOB: 2 BB: 2 P: 12	R: 2 E: 0 K: 0 S: 5 H: 3 LOB: 1 BB: 1 P: 9	R: 0 E: 0 K: 1 S: 5 H: 0 LOB: 0 BB: 0 P: 5	R: 0 E: 0 K: 1 S: 4 H: 0 LOB: 0 BB: 1 P: 8	R: 0 E: 0 K: 0 S: 3 H: 0 LOB: 0 BB: 0 P: 3	R: 3 E: 1 K: 0 S: 7 H: 4 LOB: 2 BB: 1 P: 11	R: 0 E: 0 K: 0 S: 4 H: 1 LOB: 1 BB: 0 P: 4		1B: 9 2B: 1 3B: 0 HR: 0	SF: 0 SAC: 0 DP: 1 HBP: 1					

PITCHER		IP	WLS	BF	H	R	ER	SO	BB	IBB	HBP	BLK	WP	HR	S	P	ERA	WHIP
Andy Hassler, L ERA: 6.18	(1, 1)	2.1	L	17	4	5	5	1	5	0	1	0	0	0	13	34	19.29	3.857
Dick Lange, R ERA: 4.78	(3, 1)	3.2		14	3	3	3	2	2	0	0	0	0	0	16	24	7.36	1.364
Jim Brewer, L ERA: 3.94	(7, 1)	2.0		9	3	0	0	0	0	0	0	0	0	0	9	9	0.00	1.500

PITCHER	IP	WLS	BF	H	R	ER	SO	BB	IBB	HBP	BLK	WP	HR	S	P	ERA	WHIP

BOTTOM

California Angels @ Chicago White Sox

Comiskey Park, Chicago, IL

Thu Aug 07 1975, 4:33 AM EDT

Att. 10,543 - Unknown

livebaseballscorecards.com

AB	32
R	8
H	10
RBI	7
BB	7
SO	3
LOB	25

Batter	1	2	3	4	5	6	7	8	9	AB	R	H	RBI	BB	SO	LOB
Ken Singleton, S (1, 9) OBP: 0.417, SLG: 0.447	0-0 1B 1B		0-0 F7 ①	0-0 F8 ②			0-3 K2-3 ① S S S	0-0 1B ① 1-2 2-H 3-H		5	1	2	2	0	1	0
Paul Blair, R (1, 8) OBP: 0.242, SLG: 0.253	0-3 K ① S S S		0-0 1-3 2B 1B ③	0-0 6-3 ③			0-0 F3 ② S S S	0-0 F9 ③		5	1	1	0	0	1	3
Tommy Davis, R (1, 10) OBP: 0.319, SLG: 0.369	0-0 F9 ② S S S		0-0 1-3 ② 1-2		0-0 F9 ①		0-3 K ③ S S S		0-0 6-3 ① S S S	5	0	0	0	0	1	2
Don Baylor, R (1, 7) OBP: 0.375, SLG: 0.520	0-0 1B 1B 1-2		0-0 1B 2B 2-H		0-0 F7 ② S S S			4-0 E S 1B BB B B B B	4-0 1B S BB B B B B	3	2	2	1	2	0	0
Bobby Grich, R (1, 4) OBP: 0.402, SLG: 0.415	0-0 FC5-4 1B 1-3 2-H		4-0 1B BB B B B B		0-0 5-3 ③ S S S			4-0 F9 1B 1B BB B B B B 1-3	0-0 6-3 ② S S S 1-2	3	1	1	1	2	0	1
Lee May, R (1, 3) OBP: 0.313, SLG: 0.451 Tony Muser, L (8, PR) OBP: 0.327, SLG: 0.296 (8, 3)	0-0 FC5-4 ③ 1-2f		0-0 BB 1B 1-3 2-H			0-0 6-3 ① S S S		0-0 F8 1B 1B 1-2 3-H	0-0 1B ③ S S S 2-3	4 1	0 1	2 1	2 1	0 0	0 0	2 0
Brooks Robinson, R (1, 5) OBP: 0.282, SLG: 0.282		0-0 F5 ① S S S	4-0 BB B B B B 1-2			0-0 F7 ② S S S		0-0 F9 ① S S S 2-3		3	0	0	0	1	0	2
Dave Duncan, R (1, 2) OBP: 0.247, SLG: 0.333 Jim Northrup, L (8, PH) OBP: 0.348, SLG: 0.451 Elrod Hendricks, L (8, 2) OBP: 0.331, SLG: 0.371		0-3 K ② S S S	0-0 F8 ③			0-0 HR		0-0 F8 ② 1-2		3 1 0	1 0 0	1 0 0	1 0 0	0 0 0	1 0 0	3 2 0
Mark Belanger, R (1, 6) OBP: 0.263, SLG: 0.243		0-0 5-3 ③ S S S		0-3 K ① S S S		0-0 F8 ③		4-0 1B BB B B B B		3	0	0	0	1	1	0
Inning Stats	R: 1 H: 3 E: 0 LOB: 2 K: 1 BB: 0 S: 8 P: 8	R: 0 H: 0 E: 0 LOB: 0 K: 1 BB: 0 S: 5 P: 5	R: 2 H: 3 E: 0 LOB: 3 K: 0 BB: 2 S: 6 P: 14	R: 0 H: 0 E: 0 LOB: 0 K: 1 BB: 0 S: 5 P: 5	R: 0 H: 0 E: 0 LOB: 0 K: 0 BB: 0 S: 3 P: 3	R: 1 H: 1 E: 0 LOB: 0 K: 0 BB: 0 S: 4 P: 4	R: 0 H: 0 E: 0 LOB: 0 K: 2 BB: 0 S: 7 P: 7	R: 3 H: 2 E: 0 LOB: 2 K: 0 BB: 3 S: 5 P: 17	R: 0 H: 1 E: 0 LOB: 2 K: 0 BB: 1 S: 3 P: 7	1B: 8 SF: 0 2B: 1 SAC: 0 3B: 0 DP: 0 HR: 1 HBP: 0						

PITCHER		IP	WLS	BF	H	R	ER	SO	BB	IBB	HBP	BLK	WP	HR	S	P	ERA	WHIP
Wilbur Wood, L ERA: 3.92	(1, 1)	7.0	L	32	7	6	6	5	4	0	0	0	0	1	38	54	7.71	1.571
Rich Gossage, R ERA: 2.04	(8, 1)	0.2		5	2	1	1	0	1	0	0	0	0	0	4	8	13.50	4.500
Cecil Upshaw, R ERA: 3.93	(8, 1)	1.1		5	1	0	0	0	1	0	0	0	0	0	4	8	0.00	1.500

PITCHER	IP	WLS	BF	H	R	ER	SO	BB	IBB	HBP	BLK	WP	HR	S	P	ERA	WHIP

TOP

Baltimore Orioles @ Chicago White Sox

Comiskey Park, Chicago, IL

Fri Aug 08 1975, 8:05 PM EDT

Att. 12,199 - Unknown

livebaseballscorecards.com

AB	36
R	7
H	10
RBI	7
BB	6
SO	5
LOB	15

WP: 0 PA: 42
PB: 0
SB: 2
CS: 0

BOTTOM

Baltimore Orioles @ Chicago White Sox

Comiskey Park, Chicago, IL

Fri Aug 08 1975, 8:05 PM EDT

Att. 12,199 - Unknown

livebaseballscorecards.com

Batter	1	2	3	4	5	6	7	8	9	AB	R	H	RBI	BB	SO	LOB
Pat Kelly, L (1, 9) OBP: 0.352, SLG: 0.411	BBBB 4-0 WP 1B BB		x 0-0 ② F8		x 0-0 ② F7		x 0-0 WP 1-3 1B		SSS 0-3 ② K	4	1	1	0	1	1	0
Jorge Orta, L (1, 4) OBP: 0.348, SLG: 0.425	x 0-0 F9 1-H 1B		SSS 0-3 ③ K		x 0-0 ③ 4-3		SSS 0-3 ② K		x 0-0 ③ F7	5	0	1	1	0	2	2
Carlos May, L (1, 3) OBP: 0.370, SLG: 0.389	x 0-0 ① F9 2-3			x 0-0 ① 4-3		x 0-0 ① L3	x 0-0 ③ 4-3 1-2 3-H			4	0	0	0	0	0	2
Deron Johnson, R (1, 10) OBP: 0.316, SLG: 0.414	x 0-0 ② 5-3			x 0-0 1B 1B 1B		x 0-0 1B 1B		x 0-0 HR		4	2	3	1	0	0	1
Ken Henderson, S (1, 8) OBP: 0.357, SLG: 0.369	x 0-0 ③ B1-3			x 0-0 ② F7		x 0-0 1-2 1B		x 0-0 2B		4	0	2	0	0	0	2
Bill Melton, R (1, 5) OBP: 0.339, SLG: 0.332		BBBB 4-0 FC4-6 BB		x 0-0 1B 1-2 1B		SSS 0-3 ② K		SSS 0-3 ① K		3	0	1	0	1	2	3
Bucky Dent, R (1, 6) OBP: 0.327, SLG: 0.376		x 0-0 ① F9		x 0-0 1-3 2-H 1B		x 0-0 ③ F8		x 0-0 ② 4-3		4	0	1	1	0	0	4
Nyls Nyman, L (1, 7) OBP: 0.251, SLG: 0.254		x 0-0 ② FC4-6 PO 1-2f		x 0-0 ③ 6-3			x 0-0 1B WP 1B	x 0-0 ③ 6-3		4	1	1	0	0	0	4
Brian Downing, R (1, 2) OBP: 0.373, SLG: 0.351		0-0 ③ PO 1-2	x 0-0 ① 3-1		SSS 0-3 ① K		x 0-0 ① F8		x 0-0 ① F7	4	0	0	0	0	1	1
Inning Stats	R: 1 H: 1 E: 0 LOB: 1 K: 0 BB: 1 S: 4 P: 8	R: 0 H: 0 E: 0 LOB: 0 K: 0 BB: 1 S: 2 P: 6	R: 0 H: 0 E: 0 LOB: 0 K: 1 BB: 0 S: 5 P: 5	R: 1 H: 3 E: 0 LOB: 2 K: 0 BB: 0 S: 6 P: 6	R: 0 H: 0 E: 0 LOB: 0 K: 1 BB: 0 S: 5 P: 5	R: 0 H: 2 E: 0 LOB: 2 K: 1 BB: 0 S: 7 P: 7	R: 1 H: 2 E: 0 LOB: 1 K: 1 BB: 0 S: 7 P: 7	R: 1 H: 2 E: 0 LOB: 1 K: 1 BB: 0 S: 7 P: 7	R: 0 H: 0 E: 0 LOB: 0 K: 1 BB: 0 S: 5 P: 5	1B: 8 SF: 0 2B: 1 SAC: 0 3B: 0 DP: 0 HR: 1 HBP: 0						WP: 2 PA: 39 PB: 0 SB: 0 CS: 0	

	AB	36
	R	4
	H	10
	RBI	3
	BB	2
	SO	6
	LOB	19

PITCHER		IP	WLS	BF	H	R	ER	SO	BB	IBB	HBP	BLK	WP	HR	S	P	ERA	WHIP
Doyle Alexander, R ERA: 3.59	(1, 1)	6.1	W	27	7	3	3	3	2	0	0	0	1	0	31	39	4.26	1.421
Grant Jackson, L ERA: 3.96	(7, 1)	0.2		5	3	1	1	1	0	0	0	0	1	1	7	7	13.50	4.500
Dyar Miller, R ERA: 1.97	(8, 1)	2.0	S	6	0	0	0	2	0	0	0	0	0	0	10	10	0.00	0.000

PITCHER	IP	WLS	BF	H	R	ER	SO	BB	IBB	HBP	BLK	WP	HR	S	P	ERA	WHIP

Baltimore Orioles @ Chicago White Sox

Comiskey Park, Chicago, IL

Sat Aug 09 1975, 8:05 PM EDT

Att. 15,343 - Unknown

TOP

livebaseballscorecards.com

Batter	1	2	3	4	5	6	7	8	9	AB	R	H	RBI	BB	SO	LOB
Ken Singleton, S (1, 9) OBP: 0.418, SLG: 0.446	F8	F9		F8		BB		1B	2-H 3-H 1B	5	0	2	2	1	0	0
Paul Blair, R (1, 8) OBP: 0.241, SLG: 0.259	SF8 3B		K		F2	F9		F9	F9	6	1	1	0	0	1	3
Tommy Davis, R (1, 10) OBP: 0.323, SLG: 0.372	SF8 3-H		E 1B		1B 1B		F8 BB	F9		3	2	2	1	1	0	1
Don Baylor, R (1, 7) OBP: 0.370, SLG: 0.513	F8		L6		F6		K		F4	5	0	0	0	0	1	3
Bobby Grich, R (1, 4) OBP: 0.408, SLG: 0.415		E 1B BB	E 1-2 BB		1B 1-2 BB		1-2 BB		BB 1B BB	0	3	0	0	5	0	0
Tim Nordbrook, R (9, 4) OBP: 0.229, SLG: 0.069										0	0	0	0	0	0	0
Lee May, R (1, 3) OBP: 0.316, SLG: 0.451		FC6-4 1-2 1B	E8 1-H 2-H		1-2 2-H 1B		F8 2-3		1B E 1-2 BB	4	0	2	1	1	0	2
Tony Muser, L (9, PR) OBP: 0.327, SLG: 0.296 (9, 3)										0	1	0	0	0	0	0
Brooks Robinson, R (1, 5) OBP: 0.281, SLG: 0.281		FC6-4 HR 1-2f 2-H	F9		6-3		F4		E 1B 1-2 2-H 1B	5	2	1	1	0	0	6
Dave Duncan, R (1, 2) OBP: 0.250, SLG: 0.360		HR 2-H		K		K		HR	K	5	2	2	3	0	3	2
Mark Belanger, R (1, 6) OBP: 0.263, SLG: 0.242		6-3		F6		K		4-3	E7 1B 1-3 2-H 1B	5	1	1	1	0	1	0

	AB	38
	R	12
	H	11
	RBI	9
	BB	8
	SO	6
	LOB	17

Inning Stats										
	R: 1	H: 1	R: 3	H: 2	R: 2	H: 1	R: 0	H: 0	R: 1	H: 2
	E: 0	LOB: 0	E: 1	LOB: 0	E: 1	LOB: 1	E: 0	LOB: 0	E: 0	LOB: 2
	K: 0	BB: 0	K: 0	BB: 1	K: 1	BB: 1	K: 1	BB: 0	K: 0	BB: 1
	S: 4	P: 4	S: 5	P: 9	S: 7	P: 11	S: 5	P: 5	S: 5	P: 9

Inning Stats										
	R: 0	H: 0	R: 0	H: 0	R: 1	H: 2	R: 4	H: 3	1B: 8	SF: 1
	E: 0	LOB: 2	E: 0	LOB: 1	E: 0	LOB: 1	E: 1	LOB: 1	2B: 0	SAC: 0
	K: 2	BB: 2	K: 1	BB: 0	K: 0	BB: 2	K: 1	BB: 2	3B: 1	DP: 0
	S: 7	P: 13	S: 5	P: 5	S: 5	P: 16	S: 8	P: 16	HR: 2	HBP: 0

	WP: 0	PA: 47
	PB: 0	
	SB: 0	
	CS: 0	

PITCHER		IP	WLS	BF	H	R	ER	SO	BB	IBB	HBP	BLK	WP	HR	S	P	ERA	WHIP
Claude Osteen, L ERA: 4.69	(1, 1)	5.0	L	25	6	7	5	2	3	0	0	0	0	1	26	38	9.00	1.800
Jesse Jefferson, R ERA: 4.25	(6, 1)	4.0		22	5	5	4	4	5	0	0	0	0	1	25	45	9.00	2.500

PITCHER		IP	WLS	BF	H	R	ER	SO	BB	IBB	HBP	BLK	WP	HR	S	P	ERA	WHIP

Batter	1	2	3	4	5	6	7	8	9	AB	R	H	RBI	BB	SO	LOB
Pat Kelly, L (1, 9) OBP: 0.348, SLG: 0.405	E6		F8		FC3-6	F6			F7	5	1	0	0	0	0	4
Jorge Orta, L (1, 4) OBP: 0.351, SLG: 0.435			K				F7		HR	5	1	3	3	0	1	0
Carlos May, L (1, 3) OBP: 0.369, SLG: 0.388	6-3		L6		F5		G6-4-3		SF7	4	0	1	0	0	0	3
Jerry Moses, R (8, 3) OBP: 0.261, SLG: 0.381										1	1	1	0	0	0	0
Deron Johnson, R (1, 10) OBP: 0.313, SLG: 0.410	6-3			F9	K		G6-4-3		SF7	4	0	0	1	0	1	4
Ken Henderson, S (1, 8) OBP: 0.357, SLG: 0.369	F7			K		3-1		2B 1B	1B 1B	5	1	2	0	0	1	1
Bill Melton, R (1, 5) OBP: 0.345, SLG: 0.340		F4		1B		BB 2B 1B		1B 2B	1B 1B	4	1	3	1	1	0	0
Bucky Dent, R (1, 6) OBP: 0.323, SLG: 0.371		F9		F4		F5		F7	F4	5	0	0	0	0	0	5
Jerry Hairston, S (1, 7) OBP: 0.434, SLG: 0.359		BB			FC3-6 1B BB	2B 1B		F7		2	1	1	0	2	0	1
Pete Varney, R (1, 2) OBP: 0.328, SLG: 0.419		F8			FC3-6	2B		F8		4	0	2	1	0	0	2
Inning Stats	R: 1 E: 2 K: 0 S: 5 H: 1 LOB: 1 BB: 0 P: 5	R: 0 E: 0 K: 0 S: 3 H: 0 LOB: 1 BB: 1 P: 7	R: 0 E: 0 K: 1 S: 5 H: 0 LOB: 0 BB: 0 P: 5	R: 0 E: 0 K: 1 S: 6 H: 1 LOB: 1 BB: 0 P: 6	R: 1 E: 0 K: 1 S: 7 H: 2 LOB: 2 BB: 1 P: 11	R: 1 E: 0 K: 0 S: 5 H: 2 LOB: 2 BB: 1 P: 9	R: 0 E: 0 K: 0 S: 3 H: 1 LOB: 0 BB: 0 P: 3	R: 1 E: 0 K: 0 S: 5 H: 2 LOB: 1 BB: 0 P: 5	R: 2 E: 0 K: 0 S: 7 H: 4 LOB: 2 BB: 0 P: 7	1B: 9 2B: 2 3B: 1 HR: 1	SF: 1 SAC: 0 DP: 1 HBP: 0						

PITCHER	IP	WLS	BF	H	R	ER	SO	BB	IBB	HBP	BLK	WP	HR	S	P	ERA	WHIP
Jim Palmer, R (1, 1) ERA: 2.43	8.2	W	42	13	6	5	3	3	0	0	0	0	1	45	57	5.19	1.846
Dyar Miller, R (9, 1) ERA: 1.95	0.1		1	0	0	0	0	0	0	0	0	0	0	1	1	0.00	0.000

PITCHER	IP	WLS	BF	H	R	ER	SO	BB	IBB	HBP	BLK	WP	HR	S	P	ERA	WHIP

BOTTOM

Baltimore Orioles @ Chicago White Sox

Comiskey Park, Chicago, IL

Sat Aug 09 1975, 8:05 PM EDT

Att. 15,343 - Unknown

livebaseballscorecards.com

AB	39
R	6
H	13
RBI	6
BB	3
SO	3
LOB	20

Batter	1	2	3	4	5	6	7	8	9	AB	R	H	RBI	BB	SO	LOB
Ken Singleton, S (1, 9) OBP: 0.418, SLG: 0.454	E4 FC6-4		F3 ①		1-2 1B			HR		4	1	2	1	0	0	0
Paul Blair, R (1, 8) OBP: 0.238, SLG: 0.255	F8 ①		6-3 ②		F7 ③			F7 ①		4	0	0	0	0	0	3
Tommy Davis, R (1, 10) OBP: 0.319, SLG: 0.367	FC6-4 ② 1B 1-2f		5-3 ③			F7 ①		K		4	0	0	0	0	1	1
Lee May, R (1, 3) OBP: 0.315, SLG: 0.449 Tony Muser, L (8, 3) OBP: 0.327, SLG: 0.296	FC5-4 1-2 1B			F7 ①		K ②		G3 ③		4 0	0 0	1 0	0 0	0 0	1 0	0 0
Don Baylor, R (1, 7) OBP: 0.372, SLG: 0.515	FC5-4 ③ 1-2f			F8 ②		1B			1B 2B	4	1	2	0	0	0	2
Doug DeCinces, R (1, 4) OBP: 0.296, SLG: 0.410		5-3 ①		F2 ③		F3 ③			K ①	4	0	0	0	0	1	2
Brooks Robinson, R (1, 5) OBP: 0.283, SLG: 0.281		K ②			G6-4-3 HBP		6-3 ①		2-H 1B	3	0	1	1	0	1	0
Dave Duncan, R (1, 2) OBP: 0.246, SLG: 0.354		E5 FC6-4			G6-4-3 ①② 1-2f		F8 ②		F2 ②	4	0	0	0	0	0	2
Mark Belanger, R (1, 6) OBP: 0.262, SLG: 0.242		FC6-4 ③ 1-2f			1B 1B		6-3 ③		F8 ③	4	0	1	0	0	0	2
Inning Stats	R: 0 E: 1 K: 0 S: 5 H: 1 LOB: 2 BB: 0 P: 5	R: 0 E: 1 K: 1 S: 6 H: 0 LOB: 1 BB: 0 P: 6	R: 0 E: 0 K: 0 S: 3 H: 0 LOB: 0 BB: 0 P: 3	R: 0 E: 0 K: 0 S: 3 H: 0 LOB: 0 BB: 0 P: 3	R: 0 E: 0 K: 0 S: 4 H: 2 LOB: 2 BB: 0 P: 5	R: 0 E: 0 K: 1 S: 6 H: 1 LOB: 1 BB: 0 P: 6	R: 0 E: 0 K: 0 S: 3 H: 0 LOB: 0 BB: 0 P: 3	R: 1 E: 0 K: 1 S: 6 H: 1 LOB: 0 BB: 0 P: 6	R: 1 E: 0 K: 1 S: 7 H: 2 LOB: 1 BB: 0 P: 7	1B: 5 2B: 1 3B: 0 HR: 1	SF: 0 SAC: 0 DP: 1 HBP: 1						

TOP

Baltimore Orioles @ Chicago White Sox

Comiskey Park, Chicago, IL

Sun Aug 10 1975, 4:33 AM EDT
Att. 12,431 - Unknown

livebaseballscorecards.com

AB	35
R	2
H	7
RBI	2
BB	0
SO	4
LOB	12

PITCHER		IP	WLS	BF	H	R	ER	SO	BB	IBB	HBP	BLK	WP	HR	S	P	ERA	WHIP
Jim Kaat, L ERA: 3.04	(1, 1)	8.1		34	7	2	2	4	0	0	1	0	0	1	41	42	2.16	0.840
Rich Gossage, R ERA: 2.03	(9, 1)	0.2	W	2	0	0	0	0	0	0	0	0	0	0	2	2	0.00	0.000

PITCHER	IP	WLS	BF	H	R	ER	SO	BB	IBB	HBP	BLK	WP	HR	S	P	ERA	WHIP

Batter	1	2	3	4	5	6	7	8	9	AB	R	H	RBI	BB	SO	LOB
Pat Kelly, L (1, 9) OBP: 0.351, SLG: 0.404	BBBB 4-0 S BB		x 0-0 ② 5-3		x 0-0 ② ③ G6-3 1-2f			x 0-0 SH1-3 E 1B	BBBB 4-0 2B BB	3	1	1	0	2	0	2
Jorge Orta, L (1, 4) OBP: 0.350, SLG: 0.435	x 0-0 ① F5 1-2		x 0-0 ③ F7			x 0-0 ① 6-3		x 0-0 E2 SH1-3 1-2	x 0-0 1-H 2B	5	0	1	1	0	0	2
Jerry Hairston, S (1, 10) OBP: 0.431, SLG: 0.351	BBBB 4-0 BB			SSS 0-3 ① K		x 0-0 ② F7		x 0-0 ① SH1-3 1-2 2-3		2	0	0	0	1	1	0
Deron Johnson, R (1, 3) OBP: 0.312, SLG: 0.413	SSS 0-3 ② K			x 0-0 3B		x 0-0 ③ 5-3		SSS 0-3 ② K		4	0	1	0	0	2	4
Ken Henderson, S (1, 8) OBP: 0.358, SLG: 0.369	x 0-0 ③ F7			x 0-0 ② L6			x 0-0 BB 1B	4-0 FC6-4 IBB		3	0	1	0	1	0	3
Bill Melton, R (1, 5) OBP: 0.344, SLG: 0.337		x 0-0 ① F4		SSS 0-3 ③ K			BBBB 4-0 ① FC4-6 BB 1-2 BB	x 0-0 ③ FC6-4 1-2f		3	0	0	0	1	1	4
Bucky Dent, R (1, 6) OBP: 0.327, SLG: 0.372		x 0-0 ② 5-3			x 0-0 SH5-4 1B		BBBB 4-0 FC4-6 1-2 BB		BBBB 4-0 HR BB	2	1	1	0	2	0	0
Nyls Nyman, L (1, 7) OBP: 0.249, SLG: 0.252 Bill Stein, R (9, PH) OBP: 0.316, SLG: 0.331		SSS 0-3 ③ K			x 0-0 ① SH5-4 1-3		x 0-0 ② FC4-6 FC5-4 1-2f 2-3		x 0-0 ① F9	2 1	0 0	0 0	0 0	0 0	1 0	2 1
Brian Downing, R (1, 2) OBP: 0.374, SLG: 0.360			x 0-0 ① 4-3		BBBB 4-0 G6-3 BB		x 0-0 ③ FC5-4 1-2f		x 0-0 1-H HR	3	1	1	2	1	0	2
Inning Stats	R: 0 E: 0 K: 1 S: 5 H: 0 LOB: 2 BB: 2 P: 13	R: 0 E: 0 K: 1 S: 5 H: 0 LOB: 0 BB: 0 P: 5	R: 0 E: 0 K: 0 S: 3 H: 0 LOB: 0 BB: 0 P: 3	R: 0 E: 0 K: 2 S: 8 H: 1 LOB: 1 BB: 0 P: 8	R: 0 E: 0 K: 0 S: 3 H: 1 LOB: 1 BB: 1 P: 7	R: 0 E: 0 K: 0 S: 3 H: 0 LOB: 0 BB: 0 P: 3	R: 0 E: 0 K: 0 S: 3 H: 1 LOB: 2 BB: 2 P: 11	R: 0 E: 1 K: 1 S: 7 H: 1 LOB: 3 BB: 1 P: 11	R: 3 E: 0 K: 0 S: 3 H: 2 LOB: 1 BB: 2 P: 11	1B: 3 2B: 1 3B: 1 HR: 1	SF: 0 SAC: 2 DP: 1 HBP: 0						

PITCHER		IP	WLS	BF	H	R	ER	SO	BB	IBB	HBP	BLK	WP	HR	S	P	ERA	WHIP
Mike Torrez, R ERA: 2.98	(1, 1)	8.0		34	4	1	1	5	6	1	0	0	0	0	37	65	1.12	1.250
Grant Jackson, L ERA: 4.42	(9, 1)	0.1	L	2	1	1	1	0	0	0	0	0	0	1	2	2	27.00	3.000
Ross Grimsley, L ERA: 3.8	(9, 1)	0.0		2	1	1	1	0	1	0	0	0	0	0	1	5	∞	∞

PITCHER	IP	WLS	BF	H	R	ER	SO	BB	IBB	HBP	BLK	WP	HR	S	P	ERA	WHIP

BOTTOM

Baltimore Orioles @ Chicago White Sox

Comiskey Park, Chicago, IL

Sun Aug 10 1975, 4:33 AM EDT

Att. 12,431 - Unknown

livebaseballscorecards.com

AB	28
R	3
H	6
RBI	3
BB	8
SO	5
LOB	20

WP: 0 PB: 0 SB: 1 CS: 0 PA: 38

Batter	1	2	3	4	5	6	7	8	9	AB	R	H	RBI	BB	SO	LOB
Rick Manning, L (1, 8) OBP: 0.350, SLG: 0.365	0-0 1B 6-3 1B		0-0 4-3		0-0 FC4-6 5-3 1-2f 1B		0-0 F8	0-0 SH5-3 3-H		4	1	1	1	0	0	1
Buddy Bell, R (1, 5) OBP: 0.313, SLG: 0.365	0-0 6-3 1-2		0-0 F8		0-0 5-3 1-2		4-0 HR BB	0-0 1B		4	1	1	0	1	0	2
George Hendrick, R (1, 9) OBP: 0.311, SLG: 0.434	0-0 BB 2-3 1B		4-0 BB		0-0 BB 2-H 1B		0-0 1-H HR	0-0 4-3		4	1	3	3	1	0	1
Boog Powell, L (1, 3) OBP: 0.388, SLG: 0.515	0-0 F3		0-0 L8		4-0 1-2 BB		4-0 BB		4-0 FC4-6 BB	2	0	0	0	3	0	3
Rico Carty, R (1, 10) OBP: 0.375, SLG: 0.511 Duane Kuiper, L (9, PR) OBP: 0.355, SLG: 0.333	4-0 1-2 BB			0-0 6-3	0-0 F9		0-0 F6		0-0 FC4-6 CS 1-2f	4 0	0 0	0 0	0 0	1 0	0 0	4 0
Charlie Spikes, R (1, 7) OBP: 0.284, SLG: 0.352	0-0 L6			0-0 F8		0-0 1B 2B	0-0 F4		0-0 4-3 1-2	5	1	1	0	0	0	5
John Ellis, R (1, 2) OBP: 0.262, SLG: 0.342		0-3 K		0-0 2B		0-0 2-H 1B		0-3 K		4	0	2	1	0	2	0
Jack Brohamer, L (1, 4) OBP: 0.289, SLG: 0.354		0-0 F8		0-0 1-3		0-0 F8		0-0 E 1B		4	1	1	0	0	0	1
Frank Duffy, R (1, 6) OBP: 0.266, SLG: 0.272		0-0 5-3			0-0 FC4-6 1B	0-0 F8		0-0 E8 1-H SH5-3 1B		4	1	2	0	0	0	0
Inning Stats	R: 0 H: 2 E: 0 LOB: 3 K: 0 BB: 1 S: 5 P: 9	R: 0 H: 0 E: 0 LOB: 0 K: 1 BB: 0 S: 5 P: 5	R: 0 H: 0 E: 0 LOB: 1 K: 0 BB: 1 S: 3 P: 7	R: 0 H: 1 E: 0 LOB: 1 K: 0 BB: 0 S: 4 P: 4	R: 1 H: 2 E: 0 LOB: 2 K: 0 BB: 1 S: 5 P: 9	R: 1 H: 2 E: 0 LOB: 0 K: 0 BB: 0 S: 4 P: 4	R: 2 H: 1 E: 0 LOB: 1 K: 0 BB: 2 S: 4 P: 12	R: 2 H: 3 E: 1 LOB: 1 K: 1 BB: 0 S: 8 P: 8	R: 0 H: 0 E: 0 LOB: 1 K: 0 BB: 1 S: 2 P: 6	1B: 8 SF: 0 2B: 2 SAC: 1 3B: 0 DP: 0 HR: 1 HBP: 0						

PITCHER	IP	WLS	BF	H	R	ER	SO	BB	IBB	HBP	BLK	WP	HR	S	P	ERA	WHIP
Wilbur Wood, L (1, 1) ERA: 3.97	6.1	L	31	8	4	4	1	5	0	0	0	0	1	28	48	5.68	2.053
Rich Gossage, R (7, 1) ERA: 2.17	1.2		8	3	2	2	1	0	0	0	0	0	0	10	10	10.80	1.800
Cecil Upshaw, R (9, 1) ERA: 3.82	1.0		3	0	0	0	0	1	0	0	0	0	0	2	6	0.00	1.000

PITCHER IP WLS BF H R ER SO BB IBB HBP BLK WP HR S P ERA WHIP

TOP

Cleveland Indians @ Chicago White Sox

Comiskey Park, Chicago, IL

Tue Aug 12 1975, 8:05 PM EDT

Att. 8,327 - Unknown

livebaseballscorecards.com

AB	35
R	6
H	11
RBI	5
BB	6
SO	2
LOB	17

WP: 0 PA: 42
PB: 0
SB: 0
CS: 1

BOTTOM

Cleveland Indians @ Chicago White Sox

Comiskey Park, Chicago, IL

Tue Aug 12 1975, 8:05 PM EDT

Att. 8,327 - Unknown

livebaseballscorecards.com

Batter	1	2	3	4	5	6	7	8	9	AB	R	H	RBI	BB	SO	LOB
Pat Kelly, L (1, 9) OBP: 0.349, SLG: 0.404	4-3	G4-6-3 1-2f			G6-4-3 1-2f			1B 2B	F8	5	1	1	0	0	0	4
Bucky Dent, R (1, 6) OBP: 0.326, SLG: 0.373	L6		4-3			1B 2B		F9		4	0	1	0	0	0	1
Carlos May, L (1, 7) OBP: 0.370, SLG: 0.387	K		F7			2-3 1B		BB 1B HBP		3	0	1	0	0	1	0
Deron Johnson, R (1, 3) OBP: 0.314, SLG: 0.413		BBBB E HBP 2B BB	F7			K		1-2 2-H BB 1B		3	1	1	1	1	1	1
Ken Henderson, S (1, 8) OBP: 0.362, SLG: 0.370		H 1-0 E 1-2 2B HBP		G4-6-3 1B		IBB		F8		2	1	1	0	1	0	2
Jorge Orta, L (1, 4) OBP: 0.349, SLG: 0.431		E6 2B 1-2 2-3		G4-6-3 1-2f		4-3		BBBB 1-2 2-3 BB		3	0	0	0	1	0	5
Bill Stein, R (1, 5) OBP: 0.315, SLG: 0.335		1-3 2-H 3-H 2B		4-3			F9	F7		4	0	1	2	0	0	3
Lee Richard, R (1, 10) OBP: 0.342, SLG: 0.324		K			BBBB G6-4-3 BB		F8		1-3	3	0	0	0	1	1	2
Brian Downing, R (1, 2) OBP: 0.373, SLG: 0.357		G4-6-3 IBB			F9		F2		K	3	0	0	0	1	1	1
Inning Stats	R: 0 E: 0 K: 1 S: 5 H: 0 LOB: 0 BB: 0 P: 5	R: 2 E: 1 K: 1 S: 6 H: 1 LOB: 2 BB: 2 P: 15	R: 0 E: 0 K: 0 S: 3 H: 0 LOB: 0 BB: 0 P: 3	R: 0 E: 0 K: 0 S: 3 H: 1 LOB: 0 BB: 0 P: 3	R: 0 E: 0 K: 0 S: 2 H: 0 LOB: 0 BB: 1 P: 6	R: 0 E: 0 K: 1 S: 6 H: 2 LOB: 2 BB: 1 P: 10	R: 0 E: 0 K: 0 S: 3 H: 0 LOB: 0 BB: 0 P: 3	R: 1 E: 0 K: 0 S: 5 H: 2 LOB: 3 BB: 1 P: 10	R: 0 E: 0 K: 1 S: 5 H: 0 LOB: 0 BB: 0 P: 5	1B: 3 2B: 3 3B: 0 HR: 0 SF: 0 SAC: 0 DP: 3 HBP: 2						

	AB	30
	R	3
	H	6
	RBI	3
	BB	5
	SO	4
	LOB	19

WP: 0 PB: 0 SB: 0 CS: 0 PA: 37

PITCHER	IP	WLS	BF	H	R	ER	SO	BB	IBB	HBP	BLK	WP	HR	S	P	ERA	WHIP
Fritz Peterson, L (1, 1) ERA: 4.75	7.1	W	30	5	3	2	3	2	2	2	0	0	0	30	48	2.46	0.955
Dave LaRoche, L (8, 1) ERA: 1.88	1.2	S	7	1	0	0	1	1	0	0	0	0	0	8	12	0.00	1.200

PITCHER	IP	WLS	BF	H	R	ER	SO	BB	IBB	HBP	BLK	WP	HR	S	P	ERA	WHIP

Cleveland Indians @ Chicago White Sox

Comiskey Park, Chicago, IL

Wed Aug 13 1975, 8:05 PM EDT

Att. 5,551 - Unknown

TOP

livebaseballscorecards.com

Batter	1	2	3	4	5	6	7	8	9	10	11	12	AB	R	H	RBI	BB	SO	LOB
Rick Manning, L (1, 8) OBP: 0.353, SLG: 0.370	1B 2B		F8		1B PB 1B		F9 SH1-4 1B		3-1			6-3	6	2	3	0	0	0	0
Buddy Bell, R (1, 5) OBP: 0.312, SLG: 0.361	L3		BBBB 1-3 BB		L7		SH1-4 1-2			SSS K		F2	4	0	0	0	1	1	2
George Hendrick, R (1, 9) OBP: 0.313, SLG: 0.435	2-H 1B 1B		1-3 1-2		1B PB 1-3 1B		F9 2-3			F4		1B 1B	6	1	3	1	0	0	2
Boog Powell, L (1, 3) OBP: 0.393, SLG: 0.518	1B 1-2 1B		4-3		1-3 3-H 1B		1-3			BB 1B		FC5-4 1-3 1B	6	0	4	0	0	0	2
Rico Carty, R (1, 10) OBP: 0.378, SLG: 0.509	G6-4-3 1-2 2-H 1B			1B	L6			4-3		BBBB FC6-4 1-2 BB		FC5-4 1-2f	5	0	2	1	1	0	4
Charlie Spikes, R (1, 7) OBP: 0.284, SLG: 0.348	G6-4-3 1-2f			BBBB CS BB		6-3		SSS K		FC6-4 1-2f			3	0	0	0	1	1	2
Oscar Gamble, L (10, PH) (10, 7) OBP: 0.359, SLG: 0.434													1	0	0	0	0	0	2
John Ellis, R (1, 2) OBP: 0.264, SLG: 0.341		F9		BBBB 1-2 BB		E6 1B		SSS K			F9		4	0	1	0	1	1	0
Jack Brohamer, L (1, 4) OBP: 0.282, SLG: 0.345		L1		G3		L6			F8		F8		5	0	0	0	0	0	2
Frank Duffy, R (1, 6) OBP: 0.263, SLG: 0.268		6-3			G3	4-3			F8		6-3		5	0	0	0	0	0	1
Inning Stats	R: 2 E: 0 K: 0 S: 6 H: 4 LOB: 1 BB: 0 P: 6	R: 0 E: 0 K: 0 S: 3 H: 0 LOB: 0 BB: 0 P: 3	R: 0 E: 0 K: 0 S: 3 H: 0 LOB: 1 BB: 1 P: 7	R: 0 E: 0 K: 0 S: 2 H: 1 LOB: 1 BB: 2 P: 10	R: 1 E: 0 K: 0 S: 6 H: 3 LOB: 2 BB: 0 P: 6	R: 0 E: 1 K: 0 S: 4 H: 1 LOB: 1 BB: 0 P: 4	R: 0 E: 0 K: 0 S: 4 H: 1 LOB: 1 BB: 0 P: 4	R: 0 E: 0 K: 2 S: 7 H: 0 LOB: 0 BB: 0 P: 7	R: 0 E: 0 K: 0 S: 3 H: 0 LOB: 0 BB: 0 P: 3	R: 0 E: 0 K: 1 S: 6 H: 1 LOB: 2 BB: 1 P: 10	R: 0 E: 0 K: 0 S: 3 H: 0 LOB: 0 BB: 0 P: 3	R: 0 E: 0 K: 0 S: 5 H: 2 LOB: 2 BB: 0 P: 5	1B: 12 2B: 1 3B: 0 HR: 0	SF: 0 SAC: 1 DP: 1 HBP: 0					

	AB	45
	R	3
	H	13
	RBI	2
	BB	4
	SO	3
	LOB	17

WP: 0 PB: 1 SB: 0 CS: 1 PA: 50

PITCHER		IP	WLS	BF	H	R	ER	SO	BB	IBB	HBP	BLK	WP	HR	S	P	ERA	WHIP
Claude Osteen, L ERA: 4.73	(1, 1)	4.2		22	8	3	3	0	3	0	0	0	0	0	19	31	5.79	2.357
Rich Gossage, R ERA: 2.03	(5, 1)	7.1	W	28	5	0	0	3	1	0	0	0	0	0	33	37	0.00	0.818

PITCHER	IP	WLS	BF	H	R	ER	SO	BB	IBB	HBP	BLK	WP	HR	S	P	ERA	WHIP

Batter	1	2	3	4	5	6	7	8	9	10	11	12	AB	R	H	RBI	BB	SO	LOB
Pat Kelly, L (1, 9) OBP: 0.349, SLG: 0.402	G3	K			1-3		1B 1-3 1B		4-3 2-3		G4-6-3 1-2 BB		5	0	1	0	1	1	3
Bucky Dent, R (1, 6) OBP: 0.328, SLG: 0.373	F9		FC5-4 1B		F4		1-2 3-H 1B		IBB		G4-6-3 1-2f		5	0	2	1	1	0	2
Carlos May, L (1, 7) OBP: 0.370, SLG: 0.383	FC4 BB		F9		4-3		G3		F2			1B PB FC4-2 BB	4	0	0	0	2	0	5
Deron Johnson, R (1, 3) OBP: 0.310, SLG: 0.406	FC4 1-2f		K			F8		K		4-3		1-3 1-2	6	0	0	0	0	2	3
Ken Henderson, S (1, 8) OBP: 0.361, SLG: 0.368		BLK 1B 1B	FC5-4 1-2f			F5		K		F8		FC4-2 1B BB IBB	5	2	1	0	1	1	1
Jorge Orta, L (1, 4) OBP: 0.353, SLG: 0.438		K 1-2		1B 1B		4-3		2B		1B		BB FC4-2 1-2 2-3 1B	6	0	4	0	0	1	1
Bill Stein, R (1, 5) OBP: 0.326, SLG: 0.343 Lee Richard, R (7, PR) OBP: 0.317, SLG: 0.297 (8, 5)	1B WP 2-H 1B		FC6-4 1-3 1B				CS BB	5-3		F8		FC4-2 BB 1-2 2-3 3-Hf	2 3	1 0	2 0	1 0	1 0	0 5	0
Jerry Hairston, S (1, 10) OBP: 0.433, SLG: 0.351 Nyls Nyman, L (9, PR) OBP: 0.248, SLG: 0.251 Pete Varney, R (12, PH) OBP: 0.338, SLG: 0.419	WP 1-2 1B		F8			F6 1-2			4-3 SH3-4 BB		F8		3 1 0	0 0 0	1 0 0	0 0 1	1 0 1	0 0 0	2 0 0
Brian Downing, R (1, 2) OBP: 0.374, SLG: 0.357		F4 1-3 2-H		FC6-4 1-2f			1B 1B		SH3-4 1-2		BB		3	1	1	0	1	0	2
Inning Stats	R: 0 E: 0 K: 0 S: 3 H: 0 LOB: 1 BB: 1 P: 7	R: 2 E: 0 K: 2 S: 10 H: 3 LOB: 1 BB: 0 P: 10	R: 0 E: 0 K: 1 S: 6 H: 1 LOB: 1 BB: 0 P: 6	R: 0 E: 0 K: 0 S: 4 H: 2 LOB: 1 BB: 0 P: 4	R: 0 E: 0 K: 0 S: 3 H: 0 LOB: 0 BB: 0 P: 3	R: 0 E: 0 K: 0 S: 3 H: 0 LOB: 0 BB: 0 P: 3	R: 1 E: 0 K: 0 S: 5 H: 3 LOB: 2 BB: 1 P: 9	R: 0 E: 0 K: 2 S: 8 H: 1 LOB: 1 BB: 0 P: 8	R: 0 E: 0 K: 0 S: 3 H: 0 LOB: 2 BB: 2 P: 11	R: 0 E: 0 K: 0 S: 4 H: 1 LOB: 1 BB: 0 P: 4	R: 0 E: 0 K: 0 S: 2 H: 0 LOB: 1 BB: 2 P: 10	R: 1 E: 0 K: 0 S: 3 H: 1 LOB: 3 BB: 3 P: 15	1B: 11 2B: 1 3B: 0 HR: 0 SF: 0 SAC: 1 DP: 1 HBP: 0						

PITCHER	IP	WLS	BF	H	R	ER	SO	BB	IBB	HBP	BLK	WP	HR	S	P	ERA	WHIP
Don Hood, L (1, 1) ERA: 4.91	6.2		29	9	3	3	3	2	0	0	1	1	0	33	41	4.05	1.650
Dave LaRoche, L (7, 1) ERA: 1.81	2.1		10	1	0	0	2	1	1	0	0	0	0	12	20	0.00	0.857
Jim Bibby, R (10, 1) ERA: 4.48	2.1	L	11	1	1	1	0	3	1	0	0	0	0	7	23	3.86	1.714
Rick Waits, L (12, 1) ERA: 2.19	0.1		3	1	0	0	0	1	0	0	0	0	0	2	6	0.00	6.000

PITCHER	IP	WLS	BF	H	R	ER	SO	BB	IBB	HBP	BLK	WP	HR	S	P	ERA	WHIP

BOTTOM

Cleveland Indians @ Chicago White Sox

Comiskey Park, Chicago, IL

Wed Aug 13 1975, 8:05 PM EDT

Att. 5,551 - Unknown

livebaseballscorecards.com

AB	43
R	4
H	12
RBI	3
BB	9
SO	5
LOB	24

WP: 3 PA: 53
PB: 1
SB: 0
CS: 1

Batter	1	2	3	4	5	6	7	8	9	AB	R	H	RBI	BB	SO	LOB
Rick Manning, L (1, 8) OBP: 0.348, SLG: 0.364	F1		FC6-4 1-2f		K		F6		K 1-2 2-3	5	0	0	0	0	2	5
Buddy Bell, R (1, 5) OBP: 0.311, SLG: 0.359	K			F9		F7	1-2 2-H 1B		5-3	5	0	1	0	0	1	2
George Hendrick, R (1, 9) OBP: 0.313, SLG: 0.436	F7			2B 2B		5-3		K		4	1	1	0	0	1	0
Rico Carty, R (1, 3) OBP: 0.383, SLG: 0.529		F8		2-H 2B		HR		F7 1B CS 1B		4	1	3	2	0	0	0
Duane Kuiper, L (8, PR) OBP: 0.355, SLG: 0.333										0	0	0	0	0	0	0
Boog Powell, L (8, 3) OBP: 0.393, SLG: 0.518										0	0	0	0	0	0	0
Frank Robinson, R (1, 10) OBP: 0.388, SLG: 0.529		6-3		F7		5-3		1-2 1B		4	0	1	0	0	0	1
Charlie Spikes, R (1, 7) OBP: 0.280, SLG: 0.343		F9		F4			6-3	2-3 F7		4	0	0	0	0	0	3
John Ellis, R (1, 2) OBP: 0.268, SLG: 0.355			F4		HR		BB 1B 1B	3-H CS	3-1	3	2	2	1	0	0	0
Alan Ashby, S (7, 2) OBP: 0.267, SLG: 0.291										1	0	0	0	0	0	0
Jack Brohamer, L (1, 4) OBP: 0.286, SLG: 0.350			4-3		F2		1-2 1B 1B BB		PB 2B	3	0	1	0	1	0	0
Frank Duffy, R (1, 6) OBP: 0.268, SLG: 0.271			FC6-4 1B		6-3		1-2 2-H 1B		PB BB	3	0	2	1	1	0	0

TOP

Cleveland Indians @ Chicago White Sox

Comiskey Park, Chicago, IL

Thu Aug 14 1975, 8:05 PM EDT

Att. 7,399 - Unknown

livebaseballscorecards.com

AB	36
R	4
H	11
RBI	4
BB	2
SO	4
LOB	11

Inning Stats	1	2	3	4	5	6	7	8	9
	R: 0 E: 0 K: 1 S: 5	R: 0 E: 0 K: 0 S: 3	R: 0 E: 0 K: 0 S: 4	R: 1 E: 0 K: 0 S: 5	R: 1 E: 0 K: 1 S: 6	R: 1 E: 0 K: 0 S: 4	R: 1 E: 0 K: 0 S: 5	R: 0 E: 0 K: 1 S: 6	R: 0 E: 0 K: 1 S: 6
	H: 0 LOB: 0 BB: 0 P: 5	H: 0 LOB: 0 BB: 0 P: 3	H: 1 LOB: 1 BB: 0 P: 4	H: 2 LOB: 1 BB: 0 P: 5	H: 1 LOB: 0 BB: 0 P: 6	H: 1 LOB: 0 BB: 0 P: 4	H: 3 LOB: 2 BB: 1 P: 9	H: 2 LOB: 1 BB: 0 P: 6	H: 1 LOB: 2 BB: 1 P: 10

1B: 6	SF: 0	WP: 0
2B: 3	SAC: 0	PB: 1
3B: 0	DP: 0	SB: 0
HR: 2	HBP: 0	CS: 1

PA: 39

PITCHER		IP	WLS	BF	H	R	ER	SO	BB	IBB	HBP	BLK	WP	HR	S	P	ERA	WHIP
Jim Kaat, L ERA: 3.1	(1, 1)	7.1	W	32	10	4	4	3	1	0	0	0	0	2	37	41	4.91	1.500
Dave Hamilton, L ERA: 3.73	(8, 1)	1.2	S	6	1	0	0	1	1	0	0	0	0	0	7	11	0.00	1.200

PITCHER		IP	WLS	BF	H	R	ER	SO	BB	IBB	HBP	BLK	WP	HR	S	P	ERA	WHIP

BOTTOM

Cleveland Indians @ Chicago White Sox

Comiskey Park, Chicago, IL

Thu Aug 14 1975, 8:05 PM EDT

Att. 7,399 - Unknown

livebaseballscorecards.com

Batter	1	2	3	4	5	6	7	8	9	AB	R	H	RBI	BB	SO	LOB
Pat Kelly, L (1, 9) OBP: 0.349, SLG: 0.415	F6	1-H, 2-H 3B		F7			HR	K		5	1	2	3	0	1	2
Jorge Orta, L (1, 4) OBP: 0.352, SLG: 0.438	F5	F9		F9			2B			4	1	1	0	0	0	3
Carlos May, L (1, 3) OBP: 0.371, SLG: 0.383	S BB		1-3		CS 1B		F6			3	0	1	0	1	0	1
Deron Johnson, R (1, 10) OBP: 0.309, SLG: 0.407	F7 1-2		F2		K 1-2		2-H 2B			4	0	1	1	0	1	2
Ken Henderson, S (1, 8) OBP: 0.365, SLG: 0.367		4-3 1B BB	BB		F3		IBB			1	1	0	0	3	0	0
Bucky Dent, R (1, 6) OBP: 0.326, SLG: 0.370		4-3 1-2	F9			F7	K			4	0	0	0	0	1	4
Jerry Hairston, S (1, 7) OBP: 0.427, SLG: 0.347 Nyls Nyman, L (9, 7) OBP: 0.248, SLG: 0.251	BB 3B 2-H 1B			6-3		F7		F8		4 0	1 0	1 0	1 0	0 0	0 0	0 0
Bill Stein, R (1, 5) OBP: 0.330, SLG: 0.365		F8		E 1B		1-3		HR		4	1	2	1	0	0	1
Brian Downing, R (1, 2) OBP: 0.374, SLG: 0.354 Pete Varney, R (8, PH) OBP: 0.333, SLG: 0.413 (9, 2)	1-2 3B BB			E5 1-2			K	K		2 1	1 0	0 0	0 0	1 0	1 1	1 0
Inning Stats	R: 0 E: 0 K: 0 S: 3 H: 0 LOB: 1 BB: 1 P: 7	R: 3 E: 0 K: 0 S: 5 H: 2 LOB: 1 BB: 2 P: 13	R: 0 E: 0 K: 0 S: 3 H: 0 LOB: 1 BB: 1 P: 7	R: 0 E: 1 K: 0 S: 5 H: 1 LOB: 2 BB: 0 P: 5	R: 0 E: 0 K: 1 S: 5 H: 1 LOB: 0 BB: 0 P: 5	R: 0 E: 0 K: 0 S: 3 H: 0 LOB: 0 BB: 0 P: 3	R: 2 E: 0 K: 2 S: 10 H: 3 LOB: 2 BB: 1 P: 14	R: 1 E: 0 K: 2 S: 8 H: 1 LOB: 0 BB: 0 P: 8		1B: 3 2B: 2 3B: 1 HR: 2 SF: 0 SAC: 0 DP: 0 HBP: 0						

	AB	32
	R	6
	H	8
	RBI	6
	BB	5
	SO	5
	LOB	14

WP: 0 PB: 0 SB: 1 CS: 1 PA: 37

PITCHER		IP	WLS	BF	H	R	ER	SO	BB	IBB	HBP	BLK	WP	HR	S	P	ERA	WHIP
Roric Harrison, R ERA: 4.52	(1, 1)	6.2	L	32	7	5	5	2	4	1	0	0	0	1	31	51	6.75	1.650
Jackie Brown, R ERA: 4.76	(7, 1)	1.1		5	1	1	1	3	0	0	0	0	0	1	11	11	6.75	0.750

PITCHER	IP	WLS	BF	H	R	ER	SO	BB	IBB	HBP	BLK	WP	HR	S	P	ERA	WHIP

Batter	1	2	3	4	5	6	7	8	9	AB	R	H	RBI	BB	SO	LOB
Juan Beniquez, R (1, 7) OBP: 0.377, SLG: 0.421	F8		3B		2-3		F7		FC6-4 1-2f	5	0	1	0	0	0	1
Denny Doyle, L (1, 4) OBP: 0.317, SLG: 0.405	BB		F5		4-3		F8		P7	4	0	0	0	1	0	2
Carl Yastrzemski, L (1, 3) OBP: 0.385, SLG: 0.434	K		P7		4-3			1B		4	0	1	0	0	1	2
Fred Lynn, L (1, 8) OBP: 0.407, SLG: 0.588	BB 1-2		F8			4-3 1B BB		K		2	1	0	0	2	1	2
Carlton Fisk, R (1, 2) OBP: 0.376, SLG: 0.487	K			F9		4-3 1-2		F8		4	0	0	0	0	1	4
Cecil Cooper, L (1, 10) OBP: 0.368, SLG: 0.611		SF9 3B		HR		K		FC6-4 1-3 1B		4	2	3	1	0	1	1
Rick Miller, L (1, 9) OBP: 0.330, SLG: 0.253		F5		F9 S BB		S 2-H 1B		FC6-4 1-2f		3	0	1	1	1	0	3
Rico Petrocelli, R (1, 5) OBP: 0.320, SLG: 0.328		SF9 3-H		F9 1-3		F9 1-2			6-3	3	0	0	1	0	0	2
Rick Burleson, R (1, 6) OBP: 0.322, SLG: 0.348		L5		6-3			K		FC6-4 1B	4	0	1	0	0	1	1
Inning Stats	R: 0 E: 0 K: 2 S: 7 H: 0 LOB: 2 BB: 2 P: 15	R: 1 E: 0 K: 0 S: 4 H: 1 LOB: 0 BB: 0 P: 4	R: 0 E: 0 K: 0 S: 4 H: 1 LOB: 1 BB: 0 P: 4	R: 1 E: 0 K: 0 S: 4 H: 1 LOB: 1 BB: 1 P: 8	R: 0 E: 0 K: 0 S: 3 H: 0 LOB: 0 BB: 0 P: 3	R: 1 E: 0 K: 1 S: 6 H: 1 LOB: 1 BB: 1 P: 10	R: 0 E: 0 K: 1 S: 5 H: 0 LOB: 0 BB: 0 P: 5	R: 0 E: 0 K: 1 S: 7 H: 2 LOB: 2 BB: 0 P: 7	R: 0 E: 0 K: 0 S: 4 H: 1 LOB: 1 BB: 0 P: 4	1B: 4 2B: 0 3B: 2 HR: 1 SF: 1 SAC: 0 DP: 0 HBP: 0	WP: 0 PB: 0 SB: 2 CS: 0 PA: 38					

PITCHER	IP	WLS	BF	H	R	ER	SO	BB	IBB	HBP	BLK	WP	HR	S	P	ERA	WHIP
Jesse Jefferson, R (1, 1) ERA: 4.08	9.0	L	38	7	3	3	5	4	0	0	0	0	1	44	60	3.00	1.222

PITCHER	IP	WLS	BF	H	R	ER	SO	BB	IBB	HBP	BLK	WP	HR	S	P	ERA	WHIP

TOP

Boston Red Sox @ Chicago White Sox

Comiskey Park, Chicago, IL

Fri Aug 15 1975, 8:05 PM EDT

Att. 17,281 - Unknown - 73 F

livebaseballscorecards.com

AB	33
R	3
H	7
RBI	3
BB	4
SO	5
LOB	18

Batter	1	2	3	4	5	6	7	8	9	AB	R	H	RBI	BB	SO	LOB
Pat Kelly, L (1, 9) OBP: 0.348, SLG: 0.419	B5-3		1B 3B		G1-6-3 1-2f		F8			4	1	1	0	0	0	2
Jorge Orta, L (1, 4) OBP: 0.356, SLG: 0.438	1B BB		2B 1B 3-H			E BB		F7		2	1	1	1	2	0	0
Carlos May, L (1, 3) OBP: 0.372, SLG: 0.386	S 1B 1-3		1-H 2B			P7		F6		4	0	2	0	0	0	1
Deron Johnson, R (1, 10) OBP: 0.306, SLG: 0.403	K 1-2		K			F8		1-3		4	0	0	0	0	2	4
Ken Henderson, S (1, 8) OBP: 0.364, SLG: 0.368	1-3			F8		E9 2B 1-H			P7	4	0	1	1	0	0	2
Bill Melton, R (1, 5) OBP: 0.343, SLG: 0.336		F7		G3-6-3 1B		5-3			L7	4	0	1	0	0	0	1
Jerry Hairston, S (1, 7) OBP: 0.414, SLG: 0.333		5-3		G3-6-3 1-2f			F9		F6	4	0	0	0	0	0	1
Bucky Dent, R (1, 6) OBP: 0.326, SLG: 0.370		6-3			P9		FC3-6 1B			3	0	1	0	0	0	0
Pete Varney, R (1, 2) OBP: 0.333, SLG: 0.400			K		BB G1-6-3		FC3-6 1-2f			2	0	0	0	1	1	1
Inning Stats	R: 0 H: 1 E: 0 LOB: 2 K: 1 BB: 1 S: 6 P: 10	R: 0 H: 0 E: 0 LOB: 0 K: 0 BB: 0 S: 3 P: 3	R: 1 H: 3 E: 0 LOB: 1 K: 2 BB: 0 S: 9 P: 9	R: 0 H: 1 E: 0 LOB: 0 K: 0 BB: 0 S: 3 P: 3	R: 0 H: 0 E: 0 LOB: 0 K: 0 BB: 1 S: 2 P: 6	R: 1 H: 1 E: 1 LOB: 1 K: 0 BB: 1 S: 4 P: 8	R: 0 H: 1 E: 0 LOB: 1 K: 0 BB: 0 S: 4 P: 4	R: 0 H: 0 E: 0 LOB: 0 K: 0 BB: 0 S: 3 P: 3	R: 0 H: 0 E: 0 LOB: 0 K: 0 BB: 0 S: 3 P: 3	1B: 4 SF: 0 2B: 2 SAC: 0 3B: 1 DP: 2 HR: 0 HBP: 0						WP: 0 PA: 34 PB: 0 SB: 1 CS: 0	

PITCHER	IP	WLS	BF	H	R	ER	SO	BB	IBB	HBP	BLK	WP	HR	S	P	ERA	WHIP
Luis Tiant, R (1, 1) ERA: 4.11	9.0	W	34	7	2	2	3	3	0	0	0	0	0	37	49	2.00	1.111

PITCHER	IP	WLS	BF	H	R	ER	SO	BB	IBB	HBP	BLK	WP	HR	S	P	ERA	WHIP

BOTTOM

Boston Red Sox @ Chicago White Sox

Comiskey Park, Chicago, IL

Fri Aug 15 1975, 8:05 PM EDT

Att. 17,281 - Unknown - 73 F

livebaseballscorecards.com

AB	31
R	2
H	7
RBI	2
BB	3
SO	3
LOB	12

Batter	1	2	3	4	5	6	7	8	9	AB	R	H	RBI	BB	SO	LOB
Juan Beniquez, R (1, 7) OBP: 0.375, SLG: 0.415	B B B B 4-0 4-3 3B BB		x 0-0 ① ② G5-4-3 1-2f			x 0-0 ① 6-3		x 0-0 ② F8		3	1	0	0	1	0	1
Rick Burleson, R (1, 6) OBP: 0.321, SLG: 0.346	x 0-0 ① P9		B B B B 4-0 BB			x 0-0 ② F9		x 0-0 ③ F2		3	0	0	0	1	0	1
Carl Yastrzemski, L (1, 3) OBP: 0.384, SLG: 0.432	x 0-0 ② 4-3 1-2		x 0-0 ③ F9			x 0-0 1B			x 0-0 ① 4-3	4	0	1	0	0	0	2
Carlton Fisk, R (1, 2) OBP: 0.379, SLG: 0.500	x 0-0 2-H 3B			x 0-0 ① F7		x 0-0 ③ 5-3			x 0-0 S 1B 1B	4	1	2	1	0	0	1
Fred Lynn, L (1, 8) OBP: 0.405, SLG: 0.585	S S S 0-3 ③ K			x 0-0 ② F9			x 0-0 ① 5-3		x 0-0 S 1-H 3B 1B	4	1	1	1	0	1	1
Dwight Evans, R (1, 9) OBP: 0.351, SLG: 0.448 Rick Miller, L (9, PR) OBP: 0.330, SLG: 0.253 (9, 9)		x 0-0 ① 5-3		S S S 0-3 ③ K2-3			x 0-0 HR		x 0-0 2-H 1B 3B	4 0	1 1	2 0	2 0	0 0	1 0	0 0
Cecil Cooper, L (1, 10) OBP: 0.371, SLG: 0.609		S S S 0-3 ② K			x 0-0 CS 1B		x 0-0 ② G3		x 0-0 3-H 1B	4	0	2	1	0	1	0
Doug Griffin, R (1, 4) OBP: 0.299, SLG: 0.292		x 0-0 ③ 5-3			x 0-0 ① ② P8 1-2		x 0-0 ③ F8		S S S 0-3 ② K	4	0	0	0	0	1	3
Bob Heise, R (1, 5) OBP: 0.238, SLG: 0.223			x 0-0 G5-4-3 1B		x 0-0 ③ F6			x 0-0 ① F7	x 0-0 ③ 1-3	4	0	1	0	0	0	2
Inning Stats	R: 1 H: 1 E: 0 LOB: 1 K: 1 BB: 1 S: 6 P: 10	R: 0 H: 0 E: 0 LOB: 0 K: 1 BB: 0 S: 5 P: 5	R: 0 H: 1 E: 0 LOB: 1 K: 0 BB: 1 S: 3 P: 7	R: 0 H: 0 E: 0 LOB: 0 K: 1 BB: 0 S: 5 P: 5	R: 0 H: 1 E: 0 LOB: 0 K: 0 BB: 0 S: 3 P: 3	R: 0 H: 1 E: 0 LOB: 1 K: 0 BB: 0 S: 4 P: 4	R: 1 H: 1 E: 0 LOB: 0 K: 0 BB: 0 S: 4 P: 4	R: 0 H: 0 E: 0 LOB: 0 K: 0 BB: 0 S: 3 P: 3	R: 3 H: 4 E: 0 LOB: 2 K: 1 BB: 0 S: 9 P: 9	1B: 6 SF: 0 2B: 0 SAC: 0 3B: 2 DP: 1 HR: 1 HBP: 0						

PITCHER	IP	WLS	BF	H	R	ER	SO	BB	IBB	HBP	BLK	WP	HR	S	P	ERA	WHIP
Wilbur Wood, L (1, 1) ERA: 4.02	8.1	L	34	9	5	5	3	2	0	0	0	0	1	38	46	5.40	1.320
Cecil Upshaw, R (9, 1) ERA: 3.75	0.2		2	0	0	0	1	0	0	0	0	0	0	4	4	0.00	0.000

PITCHER	IP	WLS	BF	H	R	ER	SO	BB	IBB	HBP	BLK	WP	HR	S	P	ERA	WHIP

TOP

Boston Red Sox @ Chicago White Sox

Comiskey Park, Chicago, IL

Sat Aug 16 1975, 4:33 AM EDT
Att. 15,352 - Unknown - 80 F

AB	34
R	5
H	9
RBI	5
BB	2
SO	4
LOB	11

WP: 0	PA: 36				
PB: 0					
SB: 2					
CS: 1					

livebaseballscorecards.com

BOTTOM

Boston Red Sox @ Chicago White Sox

Comiskey Park, Chicago, IL

Sat Aug 16 1975, 4:33 AM EDT

Att. 15,352 - Unknown - 80 F

livebaseballscorecards.com

Batter	1	2	3	4	5	6	7	8	9	AB	R	H	RBI	BB	SO	LOB
Pat Kelly, L (1, 9) OBP: 0.348, SLG: 0.415	BBBB 4-0 CS BB			x 0-0 ① G3		x 0-0 ③ F9			x 0-0 ② F7	3	0	0	0	1	0	0
Bucky Dent, R (1, 6) OBP: 0.325, SLG: 0.369	x 0-0 ① F4			x 0-0 ② F7			x 0-0 G6-4-3 1B		x 0-0 ③ 1-3	4	0	1	0	0	0	1
Ken Henderson, S (1, 8) OBP: 0.361, SLG: 0.365	x 0-0 ② ③ F7 1-2			x 0-0 ③ F9			x 0-0 ① ② G6-4-3 1-2f			3	0	0	0	0	0	2
Deron Johnson, R (1, 3) OBP: 0.304, SLG: 0.400		x 0-0 ① 5-3			x 0-0 ① 5-3		x 0-0 ③ F7			3	0	0	0	0	0	0
Bill Melton, R (1, 5) OBP: 0.343, SLG: 0.334		S S S 0-3 ② K			BBBB 4-0 FC5-4 BB			x 0-0 ① F3		2	0	0	0	1	1	0
Carlos May, L (1, 7) OBP: 0.372, SLG: 0.385		x 0-0 ③ 4-3			S S S 0-3 ② K			H 1-0 FC4-6 HBP		2	0	0	0	0	1	1
Bill Stein, R (1, 10) OBP: 0.332, SLG: 0.366			x 0-0 G5-4-3 1B		x 0-0 ③ FC5-4 1-2f			x 0-0 ② FC4-6 1-2f		2	0	1	0	0	0	1
Jerry Hairston, S (8, PH) OBP: 0.411, SLG: 0.330										1	0	0	0	0	0	1
Jorge Orta, L (1, 4) OBP: 0.353, SLG: 0.435			x 0-0 ① F7			x 0-0 ① 3-1		x 0-0 ③ 4-3		3	0	0	0	0	0	2
Brian Downing, R (1, 2) OBP: 0.371, SLG: 0.351			x 0-0 ② ③ G5-4-3 1-2f			x 0-0 ② F7			x 0-0 ① F7	3	0	0	0	0	0	1

	AB	26
	R	0
	H	2
	RBI	0
	BB	2
	SO	2
	LOB	9

Inning Stats	1	2	3	4	5	6	7	8	9
	R: 0 E: 0 K: 0 S: 2 H: 0 LOB: 0 BB: 1 P: 6	R: 0 E: 0 K: 1 S: 5 H: 0 LOB: 0 BB: 0 P: 5	R: 0 E: 0 K: 0 S: 3 H: 1 LOB: 0 BB: 0 P: 3	R: 0 E: 0 K: 0 S: 3 H: 0 LOB: 0 BB: 0 P: 3	R: 0 E: 0 K: 1 S: 5 H: 0 LOB: 1 BB: 1 P: 9	R: 0 E: 0 K: 0 S: 3 H: 0 LOB: 0 BB: 0 P: 3	R: 0 E: 0 K: 0 S: 3 H: 1 LOB: 0 BB: 0 P: 3	R: 0 E: 1 K: 0 S: 3 H: 0 LOB: 1 BB: 0 P: 4	R: 0 E: 0 K: 0 S: 3 H: 0 LOB: 0 BB: 0 P: 3

1B: 2 SF: 0 2B: 0 SAC: 0 3B: 0 DP: 2 HR: 0 HBP: 1

WP: 0 PA: 29 PB: 0 SB: 0 CS: 1

PITCHER		IP	WLS	BF	H	R	ER	SO	BB	IBB	HBP	BLK	WP	HR	S	P	ERA	WHIP
Roger Moret, L ERA: 3.61	(1, 1)	7.0	W	22	2	0	0	2	2	0	0	0	0	0	24	32	0.00	0.571
Jim Willoughby, R ERA: 3.07	(8, 1)	2.0	S	7	0	0	0	0	0	0	1	0	0	0	6	7	0.00	0.000

PITCHER	IP	WLS	BF	H	R	ER	SO	BB	IBB	HBP	BLK	WP	HR	S	P	ERA	WHIP

Batter	1	2	3	4	5	6	7	8	9	AB	R	H	RBI	BB	SO	LOB
Juan Beniquez, R (1, 10) OBP: 0.368, SLG: 0.407	S S S 0-3 ① K	S S S 0-3 ③ K		x 0-0 ② P9			x 0-0 ① F6		x 0-0 1B	4	0	0	0	0	2	5
Cecil Cooper, L (9, PH) OBP: 0.374, SLG: 0.611										1	0	1	0	0	0	0
Doug Griffin, R (1, 4) OBP: 0.298, SLG: 0.289	x 0-0 ② F9		x 0-0 ① 6-3	S S S 0-3 ③ K			B B B B 4-0 BB		x 0-0 ① L7	3	0	0	0	1	1	3
Rick Miller, L (9, PH) OBP: 0.327, SLG: 0.250										1	0	0	0	0	0	1
Carl Yastrzemski, L (1, 3) OBP: 0.382, SLG: 0.432	x 0-0 2B		x 0-0 ② G3		S S S 0-3 ① K		x 0-0 ② F3		x 0-0 ② F8	5	0	1	0	0	1	2
Jim Rice, R (1, 7) OBP: 0.344, SLG: 0.502	x 0-0 ③ 1-3		x 0-0 1B		x 0-0 1B 1B		S S S 0-3 ③ K		S S S 0-3 ③ K	5	0	2	0	0	2	3
Carlton Fisk, R (1, 2) OBP: 0.387, SLG: 0.518		x 0-0 1B 2B	x 0-0 ③ 5-3		x 0-0 G6-4-3 1-2 1B			x 0-0 1B 2B		4	2	3	0	0	0	1
Fred Lynn, L (1, 8) OBP: 0.404, SLG: 0.582		x 0-0 E5 SH5-4 1B		x 0-0 1B BB 1B	x 0-0 ② ③ G6-4-3 1-2f			S S S 0-3 ① K		4	0	1	0	0	1	4
Dwight Evans, R (1, 9) OBP: 0.359, SLG: 0.454		x 0-0 SH5-4 1-2 2-H 1B		B B B B 4-0 1B 1-2 BB 1B		x 0-0 G4-3 1B		x 0-0 2-H 1B		3	0	3	2	1	0	0
Rick Burleson, R (1, 6) OBP: 0.319, SLG: 0.344		x 0-0 ① SH5-4 1-2 2-3		S S S 0-3 ① K		x 0-0 ① ② G4-3 1-2f		S S S 0-3 ② K		3	0	0	0	0	2	4
Bob Heise, R (1, 5) OBP: 0.240, SLG: 0.227		x 0-0 ② F3		x 0-0 1-2 2-3 1B		x 0-0 ③ 1-3		x 0-0 ③ 4-3		3	0	1	0	0	0	2
Denny Doyle, L (8, PH) OBP: 0.316, SLG: 0.403										1	0	0	0	0	0	1
(8, 5)																
Inning Stats	R: 0 E: 0 K: 1 S: 6 H: 1 LOB: 1 BB: 0 P: 6	R: 1 E: 1 K: 1 S: 8 H: 2 LOB: 2 BB: 0 P: 8	R: 0 E: 0 K: 0 S: 4 H: 1 LOB: 1 BB: 0 P: 4	R: 0 E: 0 K: 2 S: 9 H: 2 LOB: 3 BB: 1 P: 13	R: 0 E: 0 K: 1 S: 6 H: 2 LOB: 1 BB: 0 P: 6	R: 0 E: 0 K: 0 S: 3 H: 1 LOB: 0 BB: 0 P: 3	R: 0 E: 0 K: 1 S: 5 H: 0 LOB: 1 BB: 1 P: 9	R: 1 E: 0 K: 2 S: 9 H: 2 LOB: 1 BB: 0 P: 9	R: 0 E: 0 K: 1 S: 6 H: 1 LOB: 1 BB: 0 P: 6	1B: 9 2B: 3 3B: 0 HR: 0 SF: 0 SAC: 1 DP: 2 HBP: 0						

PITCHER		IP	WLS	BF	H	R	ER	SO	BB	IBB	HBP	BLK	WP	HR	S	P	ERA	WHIP
Terry Forster, L ERA: 2.19	(1, 1)	1.0		5	2	1	1	1	0	0	0	0	0	0	7	7	9.00	2.000
Dave Hamilton, L ERA: 3.55	(2, 1)	6.1	W	29	9	1	1	6	2	0	0	0	0	0	39	47	1.42	1.737
Rich Gossage, R ERA: 1.99	(8, 1)	1.2	S	6	1	0	0	2	0	0	0	0	0	0	10	10	0.00	0.600

PITCHER	IP	WLS	BF	H	R	ER	SO	BB	IBB	HBP	BLK	WP	HR	S	P	ERA	WHIP

TOP

Boston Red Sox @ Chicago White Sox

Comiskey Park, Chicago, IL

Sun Aug 17 1975, 4:33 AM EDT

Unknown - 76 F

livebaseballscorecards.com

AB	37
R	2
H	12
RBI	2
BB	2
SO	9
LOB	26

WP: 0	PA: 40		
PB: 0			
SB: 0			
CS: 0			

Batter	1	2	3	4	5	6	7	8	9	AB	R	H	RBI	BB	SO	LOB
Pat Kelly, L (1, 9) OBP: 0.353, SLG: 0.417	BBBB 4-0 CS BB	BBBB 4-0 1B BB 1-2 2-3		x 0-0 1B 1B	x 0-0 ③ P7		x 0-0 CS 1B 2-H			3	0	2	1	2	0	2
Jorge Orta, L (1, 4) OBP: 0.354, SLG: 0.435	x 0-0 ①② 1-3 1-2	x 0-0 FC6-4 1B 1-2 2-H 3-H		x 0-0 1-3 1B 1-3		x 0-0 ① 4-3	0-0 ③ CS 1-2	x 0-0 ① 4-3		5	0	2	2	0	0	1
Carlos May, L (1, 3) OBP: 0.374, SLG: 0.386	BBBB 4-0 BB	x 0-0 ③ FC6-4 1-2f		x 0-0 ② 1-3 1-2		x 0-0 2B 1B		x 0-0 S 1B 1B		4	2	2	0	1	0	4
Deron Johnson, R (1, 10) OBP: 0.305, SLG: 0.401	x 0-0 ③ F8		x 0-0 ① F7	BBBB 4-0 BB		x 0-0 1-H 2B		SSS 0-3 ② K 1-2		4	0	1	1	1	1	2
Ken Henderson, S (1, 8) OBP: 0.362, SLG: 0.364		BBBB 4-0 SH BB SF8 BB	x 0-0 ② 1-3	x 0-0 ③ F8		x 0-0 ② F8		x 0-0 BB 1B 2-H		4	1	1	1	1	0	4
Bill Melton, R (1, 5) OBP: 0.348, SLG: 0.337		BBBB 4-0 BB SH 1B BB 1-2	x 0-0 1B 1B		x 0-0 4-3 SH1-3 1B	SSS 0-3 ③ K		BBBB 4-0 1-2 BB		3	1	2	0	2	1	1
Jerry Hairston, S (1, 7) OBP: 0.420, SLG: 0.336 Nyls Nyman, L (7, PR) OBP: 0.247, SLG: 0.250 (8, 7)	x 0-0 SH BB 1B 1-2 2-3	x 0-0 1-3 1B		x 0-0 ① SH1-3 1-2		BBBB 4-0 FC1-6 BB	x 0-0 ③ F4			1 1	1 0	1 0	0 0	1 0	0 0	0 2
Bucky Dent, R (1, 6) OBP: 0.322, SLG: 0.366	x 0-0 ① SF8 3-H	SSS 0-3 ③ K		x 0-0 ② 4-3 2-3			x 0-0 ① FC1-6 5-3 1B 1-2f			3	1	0	1	0	1	4
Brian Downing, R (1, 2) OBP: 0.370, SLG: 0.348	SSS 0-3 ② K		x 0-0 ① F5	BBBB 4-0 BB			x 0-0 ② 5-3 1-2			3	0	0	0	1	1	3
Inning Stats	R: 0 H: 0 E: 0 LOB: 1 K: 0 BB: 2 S: 2 P: 10	R: 3 H: 1 E: 1 LOB: 2 K: 1 BB: 3 S: 7 P: 19	R: 0 H: 2 E: 0 LOB: 2 K: 1 BB: 0 S: 7 P: 7	R: 0 H: 2 E: 0 LOB: 3 K: 0 BB: 1 S: 5 P: 9	R: 0 H: 1 E: 0 LOB: 2 K: 0 BB: 1 S: 4 P: 8	R: 1 H: 2 E: 0 LOB: 1 K: 1 BB: 0 S: 7 P: 7	R: 1 H: 1 E: 0 LOB: 1 K: 0 BB: 1 S: 3 P: 7	R: 1 H: 2 E: 0 LOB: 2 K: 1 BB: 1 S: 7 P: 11		1B: 10 SF: 1 2B: 1 SAC: 2 3B: 0 DP: 0 HR: 0 HBP: 0						

PITCHER		IP	WLS	BF	H	R	ER	SO	BB	IBB	HBP	BLK	WP	HR	S	P	ERA	WHIP
Rick Wise, R ERA: 4.07	(1, 1)	6.2	L	36	8	5	3	3	8	0	0	0	0	0	34	66	4.05	2.400
Jim Burton, L ERA: 3.14	(7, 1)	0.2		3	2	1	1	0	0	0	0	0	0	0	3	3	13.50	3.000
Diego Segui, R ERA: 5.28	(8, 1)	0.2		4	1	0	0	1	1	0	0	0	0	0	5	9	0.00	3.000

PITCHER	IP	WLS	BF	H	R	ER	SO	BB	IBB	HBP	BLK	WP	HR	S	P	ERA	WHIP

BOTTOM

Boston Red Sox @ Chicago White Sox

Comiskey Park, Chicago, IL

Sun Aug 17 1975, 4:33 AM EDT

Unknown - 76 F

livebaseballscorecards.com

AB	31
R	6
H	11
RBI	6
BB	9
SO	4
LOB	23

Batter	1	2	3	4	5	6	7	8	9	10	11	AB	R	H	RBI	BB	SO	LOB
Juan Beniquez, R (1, 8) OBP: 0.375, SLG: 0.415	1B, SH1 1B		E 2B		G3-6-3, 1B BB		4-3		K		6-3	3	1	2	0	1	0	0
Rick Miller, L (8, 8) OBP: 0.325, SLG: 0.247												1	0	0	0	0	1	0
Tim Blackwell, S (9, 2) OBP: 0.293, SLG: 0.248												1	0	0	0	0	0	2
Doug Griffin, R (1, 4) OBP: 0.301, SLG: 0.292	SH1 1-2		E3 HBP 2-H 1B		G3-6-3 1-2 1B		L4			6-3		4	0	2	0	0	0	0
Carl Yastrzemski, L (1, 3) OBP: 0.381, SLG: 0.429	 2-3 1B		F9		G3-6-3 1-2f 2-3			F8		1-6-3		5	0	1	0	0	0	3
Jim Rice, R (1, 7) OBP: 0.340, SLG: 0.497	F8		L9		4-3			F9	K	K		5	0	0	0	0	1	3
Dwight Evans, R (1, 9) OBP: 0.363, SLG: 0.465		F9	HBP 1-2			HR		1B 1B			F7	4	1	2	1	0	0	0
Cecil Cooper, L (1, 10) OBP: 0.374, SLG: 0.606		E, S 1B 1B	K			4-3		 1-2 1B			6-3	5	1	2	0	0	1	2
Rick Burleson, R (1, 6) OBP: 0.320, SLG: 0.344		CS 1-H 1B	F3			F8		F6			BB 1B 1B	5	1	2	1	0	0	2
Bob Montgomery, R (1, 2) OBP: 0.244, SLG: 0.283		 1-2 2B	P7			F9			K		 1-2 BB	3	0	1	0	0	0	0
Fred Lynn, L (9, PH) OBP: 0.404, SLG: 0.580 (9, 8)												1	0	0	0	1	1	0
Bob Heise, R (1, 5) OBP: 0.234, SLG: 0.220		K	P8				K		K		 1-3 2-H 1B	3	0	0	0	0	2	1
Denny Doyle, L (9, PH) OBP: 0.317, SLG: 0.404 (9, 5)												2	0	1	1	0	1	0
Inning Stats	R: 0 E: 0 K: 0 S: 4 H: 2 LOB: 1 BB: 0 P: 4	R: 1 E: 0 K: 1 S: 7 H: 3 LOB: 1 BB: 0 P: 7	R: 1 E: 1 K: 1 S: 7 H: 2 LOB: 2 BB: 0 P: 8	R: 0 E: 0 K: 0 S: 3 H: 0 LOB: 0 BB: 0 P: 3	R: 0 E: 0 K: 0 S: 3 H: 1 LOB: 1 BB: 1 P: 7	R: 1 E: 0 K: 0 S: 4 H: 1 LOB: 0 BB: 0 P: 4	R: 0 E: 0 K: 1 S: 5 H: 0 LOB: 0 BB: 0 P: 5	R: 0 E: 0 K: 0 S: 5 H: 2 LOB: 2 BB: 0 P: 5	R: 0 E: 0 K: 3 S: 9 H: 0 LOB: 0 BB: 0 P: 9	R: 0 E: 0 K: 1 S: 5 H: 0 LOB: 0 BB: 0 P: 5	R: 1 E: 0 K: 0 S: 5 H: 2 LOB: 2 BB: 1 P: 9	1B: 10 2B: 2 3B: 0 HR: 1 SF: 0 SAC: 1 DP: 1 HBP: 1	WP: 0 PB: 0 SB: 1 CS: 1 PA: 46					

PITCHER		IP	WLS	BF	H	R	ER	SO	BB	IBB	HBP	BLK	WP	HR	S	P	ERA	WHIP
Jim Kaat, L ERA: 3.12	(1, 1)	7.2		33	11	3	3	3	1	0	1	0	0	1	37	42	3.52	1.565
Rich Gossage, R ERA: 2.01	(8, 1)	3.1	L	13	2	1	1	4	1	0	0	0	0	0	20	24	2.70	0.900

PITCHER	IP	WLS	BF	H	R	ER	SO	BB	IBB	HBP	BLK	WP	HR	S	P	ERA	WHIP

TOP

Boston Red Sox @ Chicago White Sox

Comiskey Park, Chicago, IL

Sun Aug 17 1975, 4:38 AM EDT
Att. 21,995 - Unknown - 84 F

livebaseballscorecards.com

AB	42
R	4
H	13
RBI	3
BB	2
SO	7
LOB	13

Boston Red Sox @ Chicago White Sox

Comiskey Park, Chicago, IL

Sun Aug 17 1975, 4:38 AM EDT

Att. 21,995 - Unknown - 84 F

livebaseballscorecards.com

BOTTOM

Batter	1	2	3	4	5	6	7	8	9	10	11	AB	R	H	RBI	BB	SO	LOB
Pat Kelly, L (1, 9) OBP: 0.353, SLG: 0.416	BBBB 4-0 L3 BB		x 0-0 ③ 4-3		x 0-0 ① F8			x 0-0 ① 4-3		x 0-0 1B		4	0	1	0	1	0	1
Jorge Orta, L (1, 4) OBP: 0.354, SLG: 0.433	x 0-0 ①② L3 1-2			x 0-0 S 1B 1B	SSS 0-3 ② K			BBBB 4-0 BB		SSS 0-3 ② K		4	1	1	0	1	2	3
Carlos May, L (1, 3) OBP: 0.372, SLG: 0.382	BBBB 4-0 BB			x 0-0 ① F9	SSS 0-3 ③ K			x 0-0 ② F8		x 0-0 ③ 4-3		4	0	0	0	1	1	4
Deron Johnson, R (1, 10) OBP: 0.304, SLG: 0.398	SSS 0-3 ③ K			BBBB 4-0 1B 1B 1-2 BB		x 0-0 ① F8		x 0-0 ③ F8			x 0-0 ① L6	4	1	0	0	1	1	2
Ken Henderson, S (1, 8) OBP: 0.360, SLG: 0.362		x 0-0 ① 6-3		x 0-0 1B 1-2 2-H 1B		x 0-0 ② G3			x 0-0 ① G3		x 0-0 ② F8	5	0	1	1	0	0	0
Bill Melton, R (1, 5) OBP: 0.349, SLG: 0.336		BBBB 4-0 F9-3 BB		x 0-0 ② 1B 1-3 2-H 1B		x 0-0 ③ F7			x 0-0 ② F9		x 0-0 ③ F8	4	1	1	1	1	0	0
Jerry Hairston, S (1, 7) OBP: 0.422, SLG: 0.336	x 0-0 ②③ F9-3 1-2			x 0-0 2-H 1B			x 0-0 ① G3		BBBB 4-0 BB			3	0	1	1	1	0	1
Bucky Dent, R (1, 6) OBP: 0.320, SLG: 0.363			x 0-0 ① F9	x 0-0 ③ F7			SSS 0-3 ② K		x 0-0 ③ 5-3			4	0	0	0	0	1	2
Brian Downing, R (1, 2) OBP: 0.369, SLG: 0.347			x 0-0 ② F5		x 0-0 1B		x 0-0 ③ F7			x 0-0 ① 6-3		4	0	1	0	0	0	0

	AB	36
	R	3
	H	6
	RBI	3
	BB	6
	SO	5
	LOB	13

Inning Stats	1	2	3	4	5	6	7	8	9	10	11
	R: 0 E: 0 K: 1 S: 4	R: 0 E: 0 K: 0 S: 2	R: 0 E: 0 K: 0 S: 3	R: 3 E: 0 K: 0 S: 6	R: 0 E: 0 K: 2 S: 8	R: 0 E: 0 K: 0 S: 3	R: 0 E: 0 K: 1 S: 5	R: 0 E: 0 K: 0 S: 3	R: 0 E: 0 K: 0 S: 3	R: 0 E: 0 K: 1 S: 6	R: 0 E: 0 K: 0 S: 3
	H: 0 LOB: 1 BB: 2 P: 12	H: 0 LOB: 0 BB: 1 P: 6	H: 0 LOB: 0 BB: 0 P: 3	H: 4 LOB: 1 BB: 1 P: 10	H: 1 LOB: 1 BB: 0 P: 8	H: 0 LOB: 0 BB: 0 P: 3	H: 0 LOB: 0 BB: 0 P: 5	H: 0 LOB: 1 BB: 1 P: 7	H: 0 LOB: 1 BB: 1 P: 7	H: 1 LOB: 1 BB: 0 P: 6	H: 0 LOB: 0 BB: 0 P: 3

	1B: 6	SF: 0	WP: 0	PA: 42
	2B: 2	SAC: 0	PB: 0	
	3B: 0	DP: 2	SB: 1	
	HR: 0	HBP: 0	CS: 0	

PITCHER		IP	WLS	BF	H	R	ER	SO	BB	IBB	HBP	BLK	WP	HR	S	P	ERA	WHIP
Reggie Cleveland, R ERA: 5.04	(1, 1)	7.1		29	5	3	3	4	5	0	0	0	0	0	32	52	3.68	1.364
Bill Lee, L ERA: 3.86	(8, 1)	0.1		1	0	0	0	0	0	0	0	0	0	0	1	1	0.00	0.000
Jim Willoughby, R ERA: 2.76	(8, 1)	3.1	W	12	1	0	0	1	1	0	0	0	0	0	13	17	0.00	0.600

PITCHER	IP	WLS	BF	H	R	ER	SO	BB	IBB	HBP	BLK	WP	HR	S	P	ERA	WHIP

Batter	1	2	3	4	5	6	7	8	9	10	11	AB	R	H	RBI	BB	SO	LOB
Pat Kelly, L (1, 9) OBP: 0.353, SLG: 0.413	4-3		4-3		1-3		HR 1B		F7		BB	5	1	1	0	1	0	0
Bucky Dent, R (1, 6) OBP: 0.320, SLG: 0.369	5-3		6-3		B5-3		HR			1B	L6	6	1	2	3	0	0	2
Ken Henderson, S (1, 8) OBP: 0.356, SLG: 0.358	K		F9			F7	6-3			F6		5	0	0	0	0	1	1
Deron Johnson, R (1, 3) OBP: 0.305, SLG: 0.400		K		1B 2B 1B		F9 2B	6-3			F5		5	1	2	0	0	1	1
Bill Melton, R (1, 5) OBP: 0.351, SLG: 0.336		FC4-6 BB		1-2 2B 1B		BB		F7		F3		3	0	1	0	2	0	1
Carlos May, L (1, 7) OBP: 0.373, SLG: 0.383 Nyls Nyman, L (11, PR) OBP: 0.247, SLG: 0.250 (11, 7)		FC4-6 1-2f 2B		F9 1-H 2-H 2B		F9 2-3		4-3			4-3 SH3-4 1B BB	4	1	1	1	1	0	3
												0	1	0	0	0	0	0
Bill Stein, R (1, 10) OBP: 0.330, SLG: 0.369		PO 1-H 2B		F9 2-3		F4		F9			SH3-4 1-2	4	0	1	1	0	0	3
Jorge Orta, L (1, 4) OBP: 0.355, SLG: 0.431		BB		K			F8		6-3		G3 WP 2-H 1B	4	0	1	1	1	1	1
Pete Varney, R (1, 2) OBP: 0.338, SLG: 0.443		PO 2-3		HR	F9		1B HR 1B		5-3		G3 1-3	5	2	2	1	0	0	1
Inning Stats	R: 0 E: 0 K: 1 S: 5 H: 0 LOB: 0 BB: 0 P: 5	R: 1 E: 0 K: 1 S: 5 H: 1 LOB: 1 BB: 2 P: 13	R: 1 E: 0 K: 0 S: 4 H: 1 LOB: 0 BB: 0 P: 4	R: 1 E: 0 K: 1 S: 7 H: 3 LOB: 1 BB: 0 P: 7	R: 0 E: 0 K: 0 S: 3 H: 0 LOB: 0 BB: 0 P: 3	R: 0 E: 0 K: 0 S: 4 H: 1 LOB: 2 BB: 1 P: 8	R: 3 E: 0 K: 0 S: 6 H: 3 LOB: 0 BB: 0 P: 6	R: 0 E: 0 K: 0 S: 3 H: 0 LOB: 0 BB: 0 P: 3	R: 0 E: 0 K: 0 S: 3 H: 0 LOB: 0 BB: 0 P: 3	R: 0 E: 0 K: 0 S: 4 H: 1 LOB: 1 BB: 0 P: 4	R: 1 E: 0 K: 0 S: 4 H: 1 LOB: 2 BB: 2 P: 12	1B: 6 2B: 3 3B: 0 HR: 2	SF: 0 SAC: 1 DP: 0 HBP: 0					

PITCHER		IP	WLS	BF	H	R	ER	SO	BB	IBB	HBP	BLK	WP	HR	S	P	ERA	WHIP
Larry Gura, L ERA: 3.43	(1, 1)	6.1		29	9	6	6	3	3	0	0	0	0	2	32	44	8.53	1.895
Sparky Lyle, L ERA: 3.24	(7, 1)	4.2	L	18	2	1	1	0	2	0	0	0	1	0	16	24	1.93	0.857

PITCHER	IP	WLS	BF	H	R	ER	SO	BB	IBB	HBP	BLK	WP	HR	S	P	ERA	WHIP

TOP

Chicago White Sox @ New York Yankees

Shea Stadium, Flushing, NY

Tue Aug 19 1975, 7:05 PM EDT
Att. 12,738 - Unknown - 75 F

livebaseballscorecards.com

AB	41
R	7
H	11
RBI	7
BB	5
SO	3
LOB	13

WP: 1	PA: 48		
PB: 0			
SB: 0			
CS: 0			

Batter	1	2	3	4	5	6	7	8	9	10	11	AB	R	H	RBI	BB	SO	LOB
Bobby Bonds, R (1, 9) OBP: 0.359, SLG: 0.484	F8	CS	BB	BB		K		IBB		1B		3	0	1	0	3	1	0
Sandy Alomar Sr., S (1, 4) OBP: 0.256, SLG: 0.264	BB		E5	F8		F8		L8		F6		5	2	1	0	1	0	6
Roy White, S (1, 7) OBP: 0.376, SLG: 0.435	FC4-6		BB	4-3			1-6-3		BB		F6	4	2	1	0	2	0	2
Thurman Munson, R (1, 2) OBP: 0.365, SLG: 0.423	FC4-6		F2		F8		F6		SH		F8	5	0	1	1	0	0	2
Graig Nettles, L (1, 5) OBP: 0.323, SLG: 0.431	FC4-6		2B		HR		F6		FC3-6		4-3	6	1	2	4	0	0	3
Chris Chambliss, L (1, 3) OBP: 0.325, SLG: 0.417	F7		6-3		1-3			FC1-6				5	0	2	0	0	0	2
Ed Herrmann, L (1, 10) OBP: 0.317, SLG: 0.373		K		2B	BB				G3			3	1	1	0	1	1	1
Alex Johnson, R (8, PR) OBP: 0.302, SLG: 0.350				3B				FC1-6				1	0	0	0	0	0	2
Rich Coggins, L (1, 8) OBP: 0.250, SLG: 0.286		F9		G3	F9					K		3	0	0	0	0	0	2
Walt Williams, R (8, PH) OBP: 0.295, SLG: 0.370								1-3				1	0	1	0	0	0	0
Rick Bladt, R (9, 8) OBP: 0.265, SLG: 0.194												1	0	0	0	0	1	0
Fred Stanley, R (1, 6) OBP: 0.287, SLG: 0.231		BB		2B		5-3		1-3		F9		4	0	1	1	1	0	2
Inning Stats	R: 2 E: 0 K: 0 S: 5 H: 2 LOB: 1 BB: 1 P: 9	R: 0 E: 0 K: 1 S: 4 H: 0 LOB: 0 BB: 1 P: 8	R: 2 E: 1 K: 0 S: 4 H: 2 LOB: 1 BB: 2 P: 12	R: 1 E: 0 K: 0 S: 5 H: 2 LOB: 2 BB: 1 P: 9	R: 1 E: 0 K: 0 S: 4 H: 1 LOB: 1 BB: 1 P: 8	R: 0 E: 0 K: 1 S: 5 H: 0 LOB: 0 BB: 0 P: 5	R: 0 E: 0 K: 0 S: 3 H: 0 LOB: 0 BB: 0 P: 3	R: 0 E: 0 K: 0 S: 5 H: 2 LOB: 3 BB: 1 P: 9	R: 0 E: 1 K: 0 S: 4 H: 1 LOB: 2 BB: 1 P: 8	R: 0 E: 0 K: 1 S: 6 H: 1 LOB: 1 BB: 0 P: 6	R: 0 E: 0 K: 0 S: 3 H: 0 LOB: 0 BB: 0 P: 3	1B: 7 2B: 2 3B: 1 HR: 1 SF: 0 SAC: 1 DP: 0 HBP: 0						

PITCHER	IP	WLS	BF	H	R	ER	SO	BB	IBB	HBP	BLK	WP	HR	S	P	ERA	WHIP
Jesse Jefferson, R (1, 1) ERA: 4.52	3.1		19	6	5	5	1	5	0	0	0	0	0	16	36	13.50	3.300
Rich Hinton, L (4, 1) ERA: 5.71	4.0		15	2	1	1	1	1	0	0	0	0	1	16	20	2.25	0.750
Cecil Upshaw, R (8, 1) ERA: 3.68	0.2		6	1	0	0	0	1	1	0	0	0	0	4	12	0.00	3.000
Dave Hamilton, L (9, 1) ERA: 3.42	3.0	W	10	2	0	0	1	0	0	0	0	0	0	12	12	0.00	0.667

PITCHER	IP	WLS	BF	H	R	ER	SO	BB	IBB	HBP	BLK	WP	HR	S	P	ERA	WHIP

BOTTOM

Chicago White Sox @ New York Yankees

Shea Stadium, Flushing, NY

Tue Aug 19 1975, 7:05 PM EDT

Att. 12,738 - Unknown - 75 F

livebaseballscorecards.com

AB	41
R	6
H	11
RBI	6
BB	8
SO	3
LOB	22
WP: 0	PA: 51
PB: 0	
SB: 0	
CS: 4	

Chicago White Sox @ New York Yankees

Shea Stadium, Flushing, NY

Wed Aug 20 1975, 7:05 PM EDT

Att. 12,304 - Unknown - 74 F

TOP

livebaseballscorecards.com

Batter	1	2	3	4	5	6	7	8	9	AB	R	H	RBI	BB	SO	LOB
Jerry Hairston, S (1, 7) OBP: 0.424, SLG: 0.330	BBBB 4-0 G6-4-3 1B BB		x 0-0 ① 3-1 1-2 2-3		BBBB 4-0 1B BB	SSS 0-3 K			SSS 0-3 ① K	2	0	0	0	2	1	3
Nyls Nyman, L (8, 7) OBP: 0.246, SLG: 0.249										1	0	0	0	0	1	0
Bucky Dent, R (1, 6) OBP: 0.323, SLG: 0.372	x 0-0 G6-4-3 1-2 1B		x 0-0 ② SF8 3-H		x 0-0 1-2 2-H 1B		x 0-0 5-3 1B		x 0-0 ② F7	4	0	3	2	0	0	0
Ken Henderson, S (1, 8) OBP: 0.355, SLG: 0.356	x 0-0 ① ② G6-4-3 1-2f 2-3		SSS 0-3 ③ K		x 0-0 ③ F9		x 0-0 ① 5-3 1-2		x 0-0 BB 1B	5	0	1	0	0	1	6
Deron Johnson, R (1, 3) OBP: 0.304, SLG: 0.396	x 0-0 ③ F8			x 0-0 ① 5-3		x 0-0 ① F8	x 0-0 ② F4		BBBB 4-0 1-2 BB	4	0	0	0	1	0	2
Bill Melton, R (1, 5) OBP: 0.348, SLG: 0.332		SSS 0-3 ① K		SSS 0-3 ② K		x 0-0 ② 5-3	x 0-0 ③ F7		SSS 0-3 ③ K	5	0	0	0	0	3	3
Bill Stein, R (1, 10) OBP: 0.330, SLG: 0.374		x 0-0 ② 1-3		x 0-0 ③ 5-3		x 0-0 1B 2B 2B		x 0-0 ① 1-3		3	1	1	0	0	0	0
Pat Kelly, L (8, PH) OBP: 0.352, SLG: 0.412										1	0	0	0	0	0	0
Bob Coluccio, R (1, 9) OBP: 0.313, SLG: 0.333		x 0-0 ③ L6			SSS 0-3 ① K	x 0-0 2B 1B 2-3 1B		SSS 0-3 ② K		4	1	1	0	0	2	0
Jorge Orta, L (1, 4) OBP: 0.361, SLG: 0.443			x 0-0 3-1 E SF8 1B		BBBB 4-0 WP 1B BB	x 0-0 1B 1-3 3-H 2B		x 0-0 3B		3	3	3	1	1	0	0
Brian Downing, R (1, 2) OBP: 0.368, SLG: 0.345			x 0-0 E1 3-1 1-2		x 0-0 ② 1-3 1-2	x 0-0 2-H 3-H 1B		SSS 0-3 ③ K		4	0	1	2	0	1	3
Inning Stats	R: 0 E: 0 K: 0 S: 3 H: 1 LOB: 1 BB: 1 P: 7	R: 0 E: 0 K: 1 S: 5 H: 0 LOB: 0 BB: 0 P: 5	R: 1 E: 1 K: 1 S: 7 H: 1 LOB: 1 BB: 0 P: 7	R: 0 E: 0 K: 1 S: 5 H: 0 LOB: 0 BB: 0 P: 5	R: 1 E: 0 K: 1 S: 6 H: 1 LOB: 2 BB: 2 P: 14	R: 3 E: 0 K: 1 S: 9 H: 4 LOB: 1 BB: 0 P: 9	R: 0 E: 0 K: 0 S: 4 H: 1 LOB: 1 BB: 0 P: 4	R: 0 E: 0 K: 2 S: 8 H: 1 LOB: 1 BB: 0 P: 8	R: 0 E: 0 K: 2 S: 8 H: 1 LOB: 2 BB: 1 P: 12	1B: 7 2B: 2 3B: 1 HR: 0	SF: 1 SAC: 0 DP: 1 HBP: 0						

	AB	36
	R	5
	H	10
	RBI	5
	BB	4
	SO	9
	LOB	17

WP: 1 PB: 0 SB: 0 CS: 0 PA: 41

PITCHER		IP	WLS	BF	H	R	ER	SO	BB	IBB	HBP	BLK	WP	HR	S	P	ERA	WHIP
Rudy May, L ERA: 3.12	(1, 1)	7.0	L	32	8	5	4	5	3	0	0	0	1	0	39	51	5.14	1.571
Pat Dobson, R ERA: 3.92	(8, 1)	2.0		9	2	0	0	4	1	0	0	0	0	0	16	20	0.00	1.500

PITCHER	IP	WLS	BF	H	R	ER	SO	BB	IBB	HBP	BLK	WP	HR	S	P	ERA	WHIP

Batter	1	2	3	4	5	6	7	8	9	AB	R	H	RBI	BB	SO	LOB
Bobby Bonds, R (1, 8) OBP: 0.358, SLG: 0.489	F8	1-H, 3-H, HR			K			5-3		4	1	1	3	0	1	0
Sandy Alomar Sr., S (1, 4) OBP: 0.256, SLG: 0.267	S, 2B	F8			F6			K		4	0	1	0	0	1	0
Roy White, S (1, 7) OBP: 0.373, SLG: 0.430	6-3		1-3			6-3		K		4	0	0	0	0	1	1
Thurman Munson, R (1, 2) OBP: 0.364, SLG: 0.420	B B B B, 2-3, BB		K			6-3			F7	3	0	0	0	1	1	0
Graig Nettles, L (1, 5) OBP: 0.321, SLG: 0.428	F9		4-3			K			K	4	0	0	0	0	2	2
Lou Piniella, R (1, 9) OBP: 0.268, SLG: 0.231		F7		F7			5-3		6-3	4	0	0	0	0	0	0
Chris Chambliss, L (1, 3) OBP: 0.327, SLG: 0.421		1B, HR, 2B		3-1			1B			3	1	2	0	0	0	0
Walt Williams, R (1, 10) OBP: 0.302, SLG: 0.376		HR, 2-3, 1B		CS, 1B			K			3	1	2	0	0	1	1
Fred Stanley, R (1, 6) OBP: 0.284, SLG: 0.228		L5		CS, 1-2	F9		F8			2	0	0	0	0	0	2
Rick Dempsey, R (7, PH) OBP: 0.342, SLG: 0.290										1	0	0	0	0	0	1
Ed Brinkman, R (8, 6) OBP: 0.271, SLG: 0.313										0	0	0	0	0	0	0
Inning Stats	R: 0, E: 0, K: 0, S: 4, H: 1, LOB: 2, BB: 1, P: 8	R: 3, E: 0, K: 0, S: 6, H: 3, LOB: 0, BB: 0, P: 6	R: 0, E: 0, K: 1, S: 5, H: 0, LOB: 0, BB: 0, P: 5	R: 0, E: 0, K: 0, S: 3, H: 1, LOB: 0, BB: 0, P: 3	R: 0, E: 0, K: 1, S: 5, H: 0, LOB: 0, BB: 0, P: 5	R: 0, E: 0, K: 1, S: 5, H: 0, LOB: 0, BB: 0, P: 5	R: 0, E: 0, K: 1, S: 6, H: 1, LOB: 1, BB: 0, P: 6	R: 0, E: 0, K: 2, S: 7, H: 0, LOB: 0, BB: 0, P: 7	R: 0, E: 0, K: 1, S: 5, H: 0, LOB: 0, BB: 0, P: 5	1B: 3, 2B: 2, 3B: 0, HR: 1	SF: 0, SAC: 0, DP: 0, HBP: 0						

PITCHER	IP	WLS	BF	H	R	ER	SO	BB	IBB	HBP	BLK	WP	HR	S	P	ERA	WHIP
Wilbur Wood, L (1, 1) ERA: 3.98	9.0	W	33	6	3	3	7	1	0	0	0	0	1	46	50	3.00	0.778

PITCHER	IP	WLS	BF	H	R	ER	SO	BB	IBB	HBP	BLK	WP	HR	S	P	ERA	WHIP

BOTTOM

Chicago White Sox @ New York Yankees

Shea Stadium, Flushing, NY

Wed Aug 20 1975, 7:05 PM EDT

Att. 12,304 - Unknown - 74 F

livebaseballscorecards.com

AB	32
R	3
H	6
RBI	3
BB	1
SO	7
LOB	7

WP: 0 PB: 0 SB: 1 CS: 1 PA: 34

Batter	1	2	3	4	5	6	7	8	9	AB	R	H	RBI	BB	SO	LOB
Pat Kelly, L (1, 9) OBP: 0.351, SLG: 0.410	BBBB 4-0 G6-4-3 BB		x 0-0 ② SF8 3-H		x 0-0 ③ F5			x 0-0 ② FC3-6 1-2f		2	0	0	1	1	0	2
Bucky Dent, R (1, 6) OBP: 0.320, SLG: 0.369	x 0-0 ①② G6-4-3 1-2f		x 0-0 ③ F8			x 0-0 ① 6-3		SSS 0-3 ③ K		4	0	0	0	0	1	3
Jorge Orta, L (1, 4) OBP: 0.360, SLG: 0.439	x 0-0 ③ F7			BBBB 4-0 G5-4-3 BB		x 0-0 ② F8			x 0-0 ① F8	3	0	0	0	1	0	0
Deron Johnson, R (1, 3) OBP: 0.304, SLG: 0.395		x 0-0 ① F5		x 0-0 ①② G5-4-3 1-2f		x 0-0 ③ F7			x 0-0 1B 1B 1B	4	1	1	0	0	0	1
Ken Henderson, S (1, 8) OBP: 0.354, SLG: 0.355		x 0-0 ② F8		x 0-0 FC5-4 1B			x 0-0 ① 4-3		x 0-0 ② F7	4	0	1	0	0	0	1
Bill Melton, R (1, 5) OBP: 0.347, SLG: 0.331		x 0-0 ③ 4-3		x 0-0 ③ FC5-4 1-2f			x 0-0 ② 6-3		x 0-0 1B 1-2 1B	4	0	1	0	0	0	1
Jerry Hairston, S (1, 7) OBP: 0.420, SLG: 0.328			x 0-0 ① F7		x 0-0 ① 3-1		x 0-0 ③ G3		x 0-0 1B 1-3 2-H	4	0	1	1	0	0	0
Nyls Nyman, L (9, PR) OBP: 0.246, SLG: 0.249 (9, 7)										0	0	0	0	0	0	0
Carlos May, L (1, 10) OBP: 0.375, SLG: 0.384			x 0-0 E 1B SF8 1B		BBBB 4-0 BB			x 0-0 ① F7	4-0 IBB	2	1	1	0	2	0	0
Brian Downing, R (1, 2) OBP: 0.369, SLG: 0.347			x 0-0 E9 1-3 1B		SSS 0-3 ② K			x 0-0 FC3-6 1B	x 0-0 ③ F8	4	0	2	0	0	1	4
Inning Stats	R: 0 E: 0 K: 0 S: 2 H: 0 LOB: 0 BB: 1 P: 6	R: 0 E: 0 K: 0 S: 3 H: 0 LOB: 0 BB: 0 P: 3	R: 1 E: 1 K: 0 S: 5 H: 2 LOB: 0 BB: 0 P: 5	R: 0 E: 0 K: 0 S: 3 H: 1 LOB: 1 BB: 1 P: 7	R: 0 E: 0 K: 1 S: 5 H: 0 LOB: 1 BB: 1 P: 9	R: 0 E: 0 K: 0 S: 3 H: 0 LOB: 0 BB: 0 P: 3	R: 0 E: 0 K: 0 S: 3 H: 0 LOB: 0 BB: 0 P: 3	R: 0 E: 0 K: 1 S: 6 H: 1 LOB: 1 BB: 0 P: 6	R: 1 E: 0 K: 0 S: 6 H: 3 LOB: 3 BB: 1 P: 10	1B: 7 2B: 0 3B: 0 HR: 0 SF: 1 SAC: 0 DP: 2 HBP: 0							

PITCHER	IP	WLS	BF	H	R	ER	SO	BB	IBB	HBP	BLK	WP	HR	S	P	ERA	WHIP
Doc Medich, R (1, 1) ERA: 3.5	9.0	L	36	7	2	1	2	3	1	0	0	0	0	36	52	1.00	1.111

PITCHER	IP	WLS	BF	H	R	ER	SO	BB	IBB	HBP	BLK	WP	HR	S	P	ERA	WHIP

TOP

Chicago White Sox @ New York Yankees

Shea Stadium, Flushing, NY

Thu Aug 21 1975, 7:05 PM EDT

Att. 10,012 - Unknown - 76 F

livebaseballscorecards.com

AB	31
R	2
H	7
RBI	2
BB	4
SO	2
LOB	12

Batter	1	2	3	4	5	6	7	8	9	AB	R	H	RBI	BB	SO	LOB
Sandy Alomar Sr., S (1, 4) OBP: 0.256, SLG: 0.267	F8		E7 E5 1B			6-3		6-3		4	0	1	0	0	0	0
Roy White, S (1, 7) OBP: 0.370, SLG: 0.426	6-3		E5 2-3			6-3		6-3		4	0	0	0	0	0	1
Bobby Bonds, R (1, 8) OBP: 0.355, SLG: 0.484	K		F9			F4			6-3	4	0	0	0	0	1	1
Thurman Munson, R (1, 2) OBP: 0.363, SLG: 0.419		1B FC4-6 1B		6-3			F6		6-3	4	1	1	0	0	0	0
Graig Nettles, L (1, 5) OBP: 0.324, SLG: 0.429		FC4-6 HBP 1-3 1B		B B B B G1-4-3 BB			G3		1B 1B	3	0	2	0	1	0	0
Lou Piniella, R (1, 9) OBP: 0.278, SLG: 0.239 Alex Johnson, R (9, PR) OBP: 0.302, SLG: 0.350	H 1-0 FC4-6 1-2 HBP			G1-4-3 1-2f			1B 1B		1-3 1B	3 0	0 0	2 0	0 0	0 0	0 0	1 0
Chris Chambliss, L (1, 3) OBP: 0.329, SLG: 0.422	FC4-6 G6-4-3 1-2f 2-3 3-H				G6-3 1B		1-2 1B		4-3	4	0	2	1	0	0	4
Walt Williams, R (1, 10) OBP: 0.296, SLG: 0.368	G6-4-3 1-2f				G6-3 1-2f		F8			3	0	0	0	0	0	5
Fred Stanley, R (1, 6) OBP: 0.280, SLG: 0.224			F9		G3			F9		3	0	0	0	0	0	0
Inning Stats	R: 0 E: 0 K: 1 S: 5 H: 0 LOB: 0 BB: 0 P: 5	R: 1 E: 0 K: 0 S: 4 H: 2 LOB: 1 BB: 0 P: 5	R: 0 E: 2 K: 0 S: 4 H: 1 LOB: 1 BB: 0 P: 4	R: 0 E: 0 K: 0 S: 2 H: 0 LOB: 0 BB: 1 P: 6	R: 0 E: 0 K: 0 S: 3 H: 1 LOB: 0 BB: 0 P: 3	R: 0 E: 0 K: 0 S: 3 H: 0 LOB: 0 BB: 0 P: 3	R: 0 E: 0 K: 0 S: 5 H: 2 LOB: 2 BB: 0 P: 5	R: 0 E: 0 K: 0 S: 3 H: 0 LOB: 0 BB: 0 P: 3	R: 0 E: 0 K: 0 S: 5 H: 2 LOB: 2 BB: 0 P: 5	1B: 8 2B: 0 3B: 0 HR: 0 SF: 0 SAC: 0 DP: 3 HBP: 1						

PITCHER	IP	WLS	BF	H	R	ER	SO	BB	IBB	HBP	BLK	WP	HR	S	P	ERA	WHIP
Jim Kaat, L (1, 1) ERA: 3.04	8.2	W	33	8	1	1	1	1	0	1	0	0	0	33	38	1.04	1.038
Rich Gossage, R (9, 1) ERA: 2.01	0.1	S	1	0	0	0	0	0	0	0	0	0	0	1	1	0.00	0.000

PITCHER	IP	WLS	BF	H	R	ER	SO	BB	IBB	HBP	BLK	WP	HR	S	P	ERA	WHIP

BOTTOM

Chicago White Sox @ New York Yankees

Shea Stadium, Flushing, NY

Thu Aug 21 1975, 7:05 PM EDT

Att. 10,012 - Unknown - 76 F

livebaseballscorecards.com

AB	32
R	1
H	8
RBI	1
BB	1
SO	1
LOB	12

WP: 0 PA: 34
PB: 0
SB: 0
CS: 0

Batter	1	2	3	4	5	6	7	8	9	AB	R	H	RBI	BB	SO	LOB
Jerry Hairston, S (1, 7) OBP: 0.419, SLG: 0.325	FC5-4 1B		K 1-2		F8		1B 1-2 BB		G6-4-3 1-2f	4	0	1	0	1	1	3
Bucky Dent, R (1, 6) OBP: 0.321, SLG: 0.369	FC5-4 G1-4-3 1-2f		BB		K		1-3 2-H 1B			3	0	1	1	1	1	2
Ken Henderson, S (1, 8) OBP: 0.351, SLG: 0.352	G1-4-3 1-2f		K			F8	F2			4	0	0	0	0	1	5
Deron Johnson, R (1, 3) OBP: 0.303, SLG: 0.394		6-3		BB 1B		6-3		4-3		4	0	1	0	0	0	0
Bill Melton, R (1, 5) OBP: 0.350, SLG: 0.330		6-3		G4-6-3 1-2 BB		BB		FC6-4 BB		1	0	0	0	3	0	0
Bill Stein, R (1, 10) OBP: 0.328, SLG: 0.368		BB		F8		F9		K		3	0	0	0	1	1	4
Bob Coluccio, R (1, 9) OBP: 0.306, SLG: 0.325		F8		G4-6-3 1-2f			K	FC6-4 1-2f		4	0	0	0	0	1	4
Jorge Orta, L (1, 4) OBP: 0.359, SLG: 0.438			4-3		1B		K		5-3	4	0	1	0	0	1	0
Brian Downing, R (1, 2) OBP: 0.373, SLG: 0.346			S BB		F9		BB 1B BB		G6-4-3 BB	1	1	0	0	3	0	1
Inning Stats	R: 0 E: 0 K: 0 S: 3 H: 1 LOB: 0 BB: 0 P: 3	R: 0 E: 0 K: 0 S: 3 H: 0 LOB: 1 BB: 1 P: 7	R: 0 E: 0 K: 2 S: 7 H: 0 LOB: 2 BB: 2 P: 15	R: 0 E: 0 K: 0 S: 3 H: 1 LOB: 1 BB: 1 P: 7	R: 0 E: 0 K: 1 S: 6 H: 1 LOB: 1 BB: 0 P: 6	R: 0 E: 0 K: 0 S: 3 H: 0 LOB: 1 BB: 1 P: 7	R: 1 E: 0 K: 2 S: 8 H: 1 LOB: 2 BB: 2 P: 16	R: 0 E: 0 K: 1 S: 5 H: 0 LOB: 1 BB: 1 P: 9	R: 0 E: 0 K: 0 S: 2 H: 0 LOB: 0 BB: 1 P: 6	1B: 4 2B: 0 3B: 0 HR: 0	SF: 0 SAC: 0 DP: 3 HBP: 0					

PITCHER		IP	WLS	BF	H	R	ER	SO	BB	IBB	HBP	BLK	WP	HR	S	P	ERA	WHIP
Roger Moret, L ERA: 3.39	(1, 1)	9.0	W	37	4	1	1	6	9	0	0	0	0	0	40	76	1.00	1.444

PITCHER	IP	WLS	BF	H	R	ER	SO	BB	IBB	HBP	BLK	WP	HR	S	P	ERA	WHIP

TOP

Chicago White Sox @ Boston Red Sox

Fenway Park, Boston, MA

Fri Aug 22 1975, 7:05 PM EDT

Att. 32,458 - Unknown - 68 F

livebaseballscorecards.com

AB	28
R	1
H	4
RBI	1
BB	9
SO	6
LOB	19

1B: 4	SF: 0	WP: 0	PA: 37
2B: 0	SAC: 0	PB: 0	
3B: 0	DP: 3	SB: 1	
HR: 0	HBP: 0	CS: 0	

Batter	1	2	3	4	5	6	7	8	9	AB	R	H	RBI	BB	SO	LOB
Cecil Cooper, L (1, 10) OBP: 0.371, SLG: 0.602	F9		3-1		1B		L4			4	0	1	0	0	0	1
Doug Griffin, R (1, 4) OBP: 0.300, SLG: 0.289	1-3			BBBB 4-0 FC4-6 BB	1-3			F8		3	0	0	0	1	0	1
Carl Yastrzemski, L (1, 3) OBP: 0.381, SLG: 0.424	F8			FC4-6 1B 1-2f		E S 1B 1B		F8		4	1	1	0	0	0	1
Jim Rice, R (1, 7) OBP: 0.336, SLG: 0.488		F8		1-2 1B		F8		F8		4	0	1	0	0	0	1
Fred Lynn, L (1, 8) OBP: 0.403, SLG: 0.583		SSS 0-3 K		SSS 0-3 K		FC6-4 1-H 1B				3	0	1	1	0	2	2
Carlton Fisk, R (1, 2) OBP: 0.381, SLG: 0.500		6-3		6-3		F8				3	0	0	0	0	0	3
Dwight Evans, R (1, 9) OBP: 0.363, SLG: 0.478			2B		HR	FC6-4 1-2f				3	1	2	1	0	0	1
Rick Burleson, R (1, 6) OBP: 0.316, SLG: 0.339			SSS 0-3 K		F6		F6			3	0	0	0	0	1	1
Bob Heise, R (1, 5) OBP: 0.233, SLG: 0.213			F6		F7		6-3			3	0	0	0	0	0	1
Inning Stats	R: 0 E: 0 K: 0 S: 3 H: 0 LOB: 0 BB: 0 P: 3	R: 0 E: 0 K: 1 S: 5 H: 0 LOB: 0 BB: 0 P: 5	R: 0 E: 0 K: 1 S: 6 H: 1 LOB: 1 BB: 0 P: 6	R: 0 E: 0 K: 1 S: 6 H: 1 LOB: 2 BB: 1 P: 10	R: 1 E: 0 K: 0 S: 5 H: 2 LOB: 1 BB: 0 P: 5	R: 1 E: 0 K: 0 S: 5 H: 2 LOB: 1 BB: 0 P: 5	R: 0 E: 0 K: 0 S: 3 H: 0 LOB: 0 BB: 0 P: 3	R: 0 E: 0 K: 0 S: 3 H: 0 LOB: 0 BB: 0 P: 3		1B: 4 2B: 1 3B: 0 HR: 1	SF: 0 SAC: 0 DP: 0 HBP: 0						

PITCHER	IP	WLS	BF	H	R	ER	SO	BB	IBB	HBP	BLK	WP	HR	S	P	ERA	WHIP
Claude Osteen, L (1, 1) ERA: 4.6	8.0	L	31	6	2	2	3	1	0	0	0	0	1	36	40	2.25	0.875

PITCHER	IP	WLS	BF	H	R	ER	SO	BB	IBB	HBP	BLK	WP	HR	S	P	ERA	WHIP

BOTTOM

Chicago White Sox @ Boston Red Sox

Fenway Park, Boston, MA

Fri Aug 22 1975, 7:05 PM EDT

Att. 32,458 - Unknown - 68 F

livebaseballscorecards.com

AB	30
R	2
H	6
RBI	2
BB	1
SO	3
LOB	12

1B: 4 2B: 1 3B: 0 HR: 1 SF: 0 SAC: 0 DP: 0 HBP: 0

WP: 0 PB: 0 SB: 1 CS: 0 PA: 31

Batter	1	2	3	4	5	6	7	8	9	AB	R	H	RBI	BB	SO	LOB
Pat Kelly, L (1, 9) OBP: 0.354, SLG: 0.411	F9 1B BB 1B	BBB 1-2 BB			4-3 ①		1B 1-3 1B	6-3 ③		4	2	2	0	1	0	0
Jorge Orta, L (1, 4) OBP: 0.359, SLG: 0.437	BB BB 1-2 1B	0-0 ② F9 2-3			4-3 ②		1B 1-2 3-H 1B		F7 ①	5	0	2	1	0	0	2
Carlos May, L (1, 10) OBP: 0.374, SLG: 0.382	F6 ① 0-0	4-3 ③ 0-0			SSS K ③ 0-3		1-3 2-H 1B 0-0 ①		SSS K ② 0-3	5	0	1	1	0	2	4
Deron Johnson, R (1, 3) OBP: 0.300, SLG: 0.389	F9 ② 0-0 2-3		6-3 ① 0-0			2-3 ① 0-0	5-3 ② 0-0		SSS K ③ 0-3	5	0	0	0	0	1	3
Ken Henderson, S (1, 8) OBP: 0.356, SLG: 0.353	BB 1-2 BB 4-0		G6-4-3 1B 0-0			HR BB 4-0	IBB 4-0			1	1	1	0	3	0	0
Bill Melton, R (1, 5) OBP: 0.351, SLG: 0.338	1-2 2-3 3-H BB 4-0		G6-4-3 ② 1-2f ③ 0-0			1-H HR 0-0	F9 ③ 0-0			3	1	1	3	1	0	3
Jerry Hairston, S (1, 7) OBP: 0.411, SLG: 0.317 Nyls Nyman, L (6, 7) OBP: 0.249, SLG: 0.265	SSS K ③ 0-3			4-3 ① 0-0		4-3 ② 0-0		HR 0-0		3 1	0 1	0 1	0 1	0 0	1 0	3 0
Bucky Dent, R (1, 6) OBP: 0.321, SLG: 0.368		F9 BB 1B 0-0		P9 ② 0-0		F8 ③ 0-0		1-3 ① 0-0		4	0	1	0	0	0	0
Pete Varney, R (1, 2) OBP: 0.333, SLG: 0.432		SSS K ① 0-3		F6 ③ 0-0			1B 1B 1B 0-0	5-3 ② 0-0		4	1	1	0	0	1	1
Inning Stats	R: 1 H: 2 E: 0 LOB: 3 K: 1 BB: 2 S: 7 P: 15	R: 0 H: 1 E: 0 LOB: 2 K: 1 BB: 1 S: 6 P: 10	R: 0 H: 1 E: 0 LOB: 0 K: 0 BB: 0 S: 3 P: 3	R: 0 H: 0 E: 0 LOB: 0 K: 0 BB: 0 S: 3 P: 3	R: 0 H: 0 E: 0 LOB: 0 K: 1 BB: 0 S: 5 P: 5	R: 2 H: 1 E: 0 LOB: 0 K: 0 BB: 1 S: 4 P: 8	R: 2 H: 4 E: 0 LOB: 2 K: 0 BB: 1 S: 6 P: 10	R: 1 H: 1 E: 0 LOB: 0 K: 0 BB: 0 S: 4 P: 4	R: 0 H: 0 E: 0 LOB: 0 K: 2 BB: 0 S: 7 P: 7	1B: 8 SF: 0 2B: 0 SAC: 0 3B: 0 DP: 1 HR: 2 HBP: 0						

TOP

Chicago White Sox @ Boston Red Sox

Fenway Park, Boston, MA

Sat Aug 23 1975, 3:33 AM EDT
Att. 27,730 - Unknown - 78 F

livebaseballscorecards.com

AB	35
R	6
H	10
RBI	6
BB	5
SO	5
LOB	16

PITCHER		IP	WLS	BF	H	R	ER	SO	BB	IBB	HBP	BLK	WP	HR	S	P	ERA	WHIP
Rick Wise, R ERA: 4.17	(1, 1)	6.0	L	28	7	5	5	3	4	0	0	0	0	1	30	46	7.50	1.833
Jim Burton, L ERA: 3.12	(7, 1)	0.1		2	2	0	0	0	0	0	0	0	0	0	2	2	0.00	6.000
Jim Willoughby, R ERA: 2.88	(7, 1)	1.2		7	1	1	1	0	0	1	0	0	0	1	6	10	5.40	0.600
Diego Segui, R ERA: 5.2	(9, 1)	1.0		3	0	0	0	2	0	0	0	0	0	0	7	7	0.00	0.000

PITCHER	IP	WLS	BF	H	R	ER	SO	BB	IBB	HBP	BLK	WP	HR	S	P	ERA	WHIP

Batter	1	2	3	4	5	6	7	8	9	AB	R	H	RBI	BB	SO	LOB
Cecil Cooper, L (1, 10) OBP: 0.367, SLG: 0.591	F7	P7			BB E		3-1		F8	4	0	0	0	1	0	2
Denny Doyle, L (1, 4) OBP: 0.317, SLG: 0.396	F9	F7			F4			BB E 2B HBP		3	1	0	0	0	0	1
Carl Yastrzemski, L (1, 3) OBP: 0.378, SLG: 0.420	F6	6-3			F8			F9		4	0	0	0	0	0	2
Fred Lynn, L (1, 8) OBP: 0.400, SLG: 0.578		F5	6-3			F4		E9 BB 2B		4	1	0	0	0	0	1
Jim Rice, R (1, 7) OBP: 0.337, SLG: 0.490		BB 1B 2B		FC6-5-4 SH3-4 1B		K		F8		4	1	2	0	0	1	2
Carlton Fisk, R (1, 2) OBP: 0.381, SLG: 0.500 Tim Blackwell, S (1, 2) OBP: 0.310, SLG: 0.273		BB 1B BB		SH3-4		3B		1-2 2-3 2B BB		0 1	0 1	0 1	0 0	0 2	0 0	0 0
Dwight Evans, R (1, 9) OBP: 0.364, SLG: 0.480		1B 1-2 2-3 BB		FC6-5-4 2-3		G1		1-H 2-H 3-H 2B		3	0	1	2	1	0	2
Rick Burleson, R (1, 6) OBP: 0.314, SLG: 0.336		K		6-3			F1		4-3	4	0	0	0	0	1	4
Bob Heise, R (1, 5) OBP: 0.237, SLG: 0.218 Bernie Carbo, L (7, PH) OBP: 0.406, SLG: 0.498 Dick McAuliffe, L (8, 5) Rick Miller, L (9, PH) OBP: 0.319, SLG: 0.242		1-2 2-H 3-H 1B			5-3		K		K	2 1 0 1	0 0 0 0	1 0 0 0	2 0 0 0	0 1 0 0	0 0 0 1	0 0 0 0
Inning Stats	R: 0 E: 0 K: 0 S: 3 H: 0 LOB: 0 BB: 0 P: 3	R: 2 E: 0 K: 1 S: 7 H: 2 LOB: 2 BB: 2 P: 15	R: 0 E: 0 K: 0 S: 3 H: 0 LOB: 0 BB: 0 P: 3	R: 0 E: 0 K: 0 S: 4 H: 1 LOB: 1 BB: 0 P: 4	R: 0 E: 1 K: 0 S: 3 H: 0 LOB: 1 BB: 1 P: 7	R: 0 E: 0 K: 1 S: 6 H: 1 LOB: 1 BB: 0 P: 6	R: 0 E: 0 K: 1 S: 5 H: 0 LOB: 0 BB: 0 P: 5	R: 2 E: 1 K: 0 S: 4 H: 1 LOB: 2 BB: 1 P: 9	R: 0 E: 0 K: 1 S: 5 H: 0 LOB: 0 BB: 0 P: 5	1B: 2 2B: 2 3B: 1 HR: 0	SF: 0 SAC: 1 DP: 0 HBP: 1						

PITCHER		IP	WLS	BF	H	R	ER	SO	BB	IBB	HBP	BLK	WP	HR	S	P	ERA	WHIP
Jesse Jefferson, R ERA: 4.31	(1, 1)	7.2	W	33	4	4	2	3	4	0	1	0	0	0	34	51	2.35	1.043
Rich Gossage, R ERA: 1.99	(8, 1)	1.1	S	4	1	0	0	1	0	0	0	0	0	0	6	6	0.00	0.750

PITCHER	IP	WLS	BF	H	R	ER	SO	BB	IBB	HBP	BLK	WP	HR	S	P	ERA	WHIP

BOTTOM

Chicago White Sox @ Boston Red Sox

Fenway Park, Boston, MA

Sat Aug 23 1975, 3:33 AM EDT
Att. 27,730 - Unknown - 78 F

livebaseballscorecards.com

AB	31
R	4
H	5
RBI	4
BB	4
SO	4
LOB	14

Chicago White Sox @ Boston Red Sox

Fenway Park, Boston, MA

Sun Aug 24 1975, 3:33 AM EDT

Att. 22,024 - Unknown - 64 F

TOP

livebaseballscorecards.com

Batter	1	2	3	4	5	6	7	8	9	AB	R	H	RBI	BB	SO	LOB
Jerry Hairston, S (1, 7) OBP: 0.413, SLG: 0.312	4-3		F9		BB			BB		2	0	0	0	2	0	0
Bucky Dent, R (1, 6) OBP: 0.318, SLG: 0.365	K		F8		G1-2-3 3-Hf			6-3 1-2		4	0	0	0	0	1	4
Ken Henderson, S (1, 8) OBP: 0.357, SLG: 0.355	P9			F8		1B		1B 2-3		4	0	2	0	0	0	0
Deron Johnson, R (1, 3) OBP: 0.302, SLG: 0.390		FC3-6 1B 1B		4-3		G6-4-3 1-2 1B		L4		4	0	2	0	0	0	2
Bill Melton, R (1, 5) OBP: 0.351, SLG: 0.337		FC3-6 1-2 1B		1-3		K		F7		4	0	1	0	0	1	4
Bill Stein, R (1, 10) OBP: 0.327, SLG: 0.366		F4			1B SH 1B	G6-4-3 1-2f			1-3	4	1	1	0	0	0	4
Bob Coluccio, R (1, 9) OBP: 0.305, SLG: 0.323		FC3-6 1-2f 2-3			SH 1-2 G1-2-3 1B		F9		K	4	0	1	0	0	1	2
Jorge Orta, L (1, 4) OBP: 0.359, SLG: 0.436		6-3			SH 1-3 2-H		L8		FC4-6 1B	3	0	1	0	0	0	2
Brian Downing, R (1, 2) OBP: 0.369, SLG: 0.342			5-3		F6		6-3		FC4-6 1-2f	4	0	0	0	0	0	3

	AB	33
	R	1
	H	8
	RBI	0
	BB	2
	SO	3
	LOB	21

Inning Stats	1	2	3	4	5	6	7	8	9
	R: 0 E: 0 K: 1 S: 5	R: 0 E: 0 K: 0 S: 5	R: 0 E: 0 K: 0 S: 3	R: 0 E: 0 K: 0 S: 3	R: 1 E: 1 K: 0 S: 5	R: 0 E: 0 K: 1 S: 6	R: 0 E: 0 K: 0 S: 3	R: 0 E: 0 K: 0 S: 4	R: 0 E: 0 K: 1 S: 6
	H: 0 LOB: 0 BB: 0 P: 5	H: 2 LOB: 2 BB: 0 P: 5	H: 0 LOB: 0 BB: 0 P: 3	H: 0 LOB: 0 BB: 0 P: 3	H: 2 LOB: 2 BB: 1 P: 9	H: 2 LOB: 1 BB: 0 P: 6	H: 0 LOB: 0 BB: 0 P: 3	H: 1 LOB: 2 BB: 1 P: 8	H: 1 LOB: 1 BB: 0 P: 6

	1B	8	SF	0	WP	0	PA	36
	2B	0	SAC	1	PB	0		
	3B	0	DP	2	SB	0		
	HR	0	HBP	0	CS	0		

PITCHER	IP	WLS	BF	H	R	ER	SO	BB	IBB	HBP	BLK	WP	HR	S	P	ERA	WHIP
Bill Lee, L (1, 1) ERA: 3.56	9.0	W	36	8	1	0	3	2	0	0	0	0	0	40	48	0.00	1.111

PITCHER	IP	WLS	BF	H	R	ER	SO	BB	IBB	HBP	BLK	WP	HR	S	P	ERA	WHIP

BOTTOM

Chicago White Sox @ Boston Red Sox

Fenway Park, Boston, MA

Sun Aug 24 1975, 3:33 AM EDT
Att. 22,024 - Unknown - 64 F

Batter	1	2	3	4	5	6	7	8	9	AB	R	H	RBI	BB	SO	LOB
Juan Beniquez, R (1, 10) OBP: 0.373, SLG: 0.412	S S S 0-3 K ①		x 0-0 6-3 ③		x 0-0 F8 ②		x 0-0 1B G1 2-3 1B ①			4	1	1	0	0	1	2
Doug Griffin, R (1, 4) OBP: 0.297, SLG: 0.285	x 0-0 5-3 ②			x 0-0 5-3 ①	x 0-0 F6 ③		x 0-0 G1 1-3 3-H 1B			3	0	0	0	0	0	2
Denny Doyle, L (7, PH) OBP: 0.320, SLG: 0.398 (8, 4)										1	0	1	1	0	0	0
Carl Yastrzemski, L (1, 3) OBP: 0.377, SLG: 0.425	x 0-0 HR			x 0-0 L7 ②		x 0-0 4-3 ①	x 0-0 G1 ② 1-2 3-H			4	1	1	2	0	0	1
Jim Rice, R (1, 7) OBP: 0.341, SLG: 0.498	x 0-0 CS 1B			x 0-0 F4 ③		x 0-0 HR B B B	4-0 BB			3	1	2	1	1	0	0
Fred Lynn, L (1, 8) OBP: 0.399, SLG: 0.577	0-0 CS ③ 1-2	x 0-0 1-3 ①			x 0-0 1B SF9 2B	x 0-0 G3 ②	x 0-0 4-3 ③			4	1	1	0	0	0	2
Dwight Evans, R (1, 9) OBP: 0.366, SLG: 0.480		x 0-0 1-3 ②			x 0-0 1B SF9 1B 2-3 1B	x 0-0 1B		x 0-0 6-3 ①		4	1	2	0	0	0	0
Rick Burleson, R (1, 6) OBP: 0.311, SLG: 0.334		x 0-0 F8 ③			x 0-0 SF9 ① 1-2 3-H	x 0-0 1-3 ③		x 0-0 5-3 ②		3	0	0	1	0	0	1
Bob Montgomery, R (1, 2) OBP: 0.244, SLG: 0.282			x 0-0 F7 ①		x 0-0 1B 2-3 1B		x 0-0 F8 ① S S S	0-3 K ③		4	0	1	0	0	1	0
Bob Heise, R (1, 5) OBP: 0.248, SLG: 0.239			x 0-0 5-3 ②		x 0-0 1-2 3-H 1B		x 0-0 1B 1B 2B			3	1	2	1	0	0	0
Inning Stats	R: 1 H: 2 E: 0 LOB: 0 K: 1 BB: 0 S: 6 P: 6	R: 0 H: 0 E: 0 LOB: 0 K: 0 BB: 0 S: 3 P: 3	R: 0 H: 0 E: 0 LOB: 0 K: 0 BB: 0 S: 3 P: 3	R: 0 H: 0 E: 0 LOB: 0 K: 0 BB: 0 S: 3 P: 3	R: 2 H: 4 E: 0 LOB: 2 K: 0 BB: 0 S: 7 P: 7	R: 1 H: 2 E: 0 LOB: 1 K: 0 BB: 0 S: 5 P: 5	R: 2 H: 3 E: 0 LOB: 2 K: 0 BB: 1 S: 6 P: 10	R: 0 H: 0 E: 0 LOB: 0 K: 1 BB: 0 S: 5 P: 5		1B: 7 SF: 1 2B: 2 SAC: 0 3B: 0 DP: 0 HR: 2 HBP: 0						

livebaseballscorecards.com

AB	33
R	6
H	11
RBI	6
BB	1
SO	2
LOB	8

PITCHER		IP	WLS	BF	H	R	ER	SO	BB	IBB	HBP	BLK	WP	HR	S	P	ERA	WHIP
Wilbur Wood, L ERA: 4.1	(1, 1)	6.1	L	28	10	6	6	1	0	0	0	0	0	2	30	30	8.53	1.579
Cecil Upshaw, R ERA: 3.68	(7, 1)	0.0		1	1	0	0	0	0	0	0	0	0	0	1	1	∞	∞
Rich Hinton, L ERA: 5.21	(7, 1)	1.2		6	0	0	0	1	1	0	0	0	0	0	7	11	0.00	0.600

PITCHER	IP	WLS	BF	H	R	ER	SO	BB	IBB	HBP	BLK	WP	HR	S	P	ERA	WHIP

Batter	1	2	3	4	5	6	7	8	9	AB	R	H	RBI	BB	SO	LOB
Pat Kelly, L (1, 9) OBP: 0.353, SLG: 0.408	S S S 0-3 ① K		B B B B 4-0 1-2 BB			x 0-0 ① F3		x 0-0 ① F8		3	0	0	0	1	1	0
Jorge Orta, L (1, 4) OBP: 0.358, SLG: 0.435	x 0-0 ② F5		x 0-0 ③ F8			x 0-0 ② F9		x 0-0 ① G3-6-3 1B		4	0	1	0	0	0	2
Carlos May, L (1, 10) OBP: 0.371, SLG: 0.378	x 0-0 ③ 3-1			S S S 0-3 ① K		x 0-0 ③ F7		x 0-0 ②③ G3-6-3 1-2f		4	0	0	0	0	1	1
Deron Johnson, R (1, 3) OBP: 0.303, SLG: 0.389		S S S 0-3 ① K		B B B B 4-0 BB			B B B B 4-0 PB 1B BB		x 0-0 ① F7	2	1	0	0	2	1	0
Ken Henderson, S (1, 8) OBP: 0.357, SLG: 0.354		S S S 0-3 ② K		S S S 0-3 ② K			S S S 0-3 ① K 1-2		x 0-0 1B	4	0	1	0	0	3	2
Bill Melton, R (1, 5) OBP: 0.350, SLG: 0.336		x 0-0 ③ F8		x 0-0 ③ F6			x 0-0 4-3 2-H 1B		x 0-0 ② F7	4	0	1	1	0	0	2
Nyls Nyman, L (1, 7) OBP: 0.245, SLG: 0.260			x 0-0 ① F3		x 0-0 ① F8		x 0-0 ② 4-3 1-2		x 0-0 ③ F5	4	0	0	0	0	0	2
Bucky Dent, R (1, 6) OBP: 0.318, SLG: 0.363			S S S 0-3 ② K		S S S 0-3 ② K		B B B B 4-0 BB			2	0	0	0	1	2	0
Brian Downing, R (1, 2) OBP: 0.369, SLG: 0.340			B B B B 4-0 BB BB		x 0-0 ③ F8		x 0-0 ③ F3			2	0	0	0	1	0	2
Inning Stats	R: 0 E: 0 K: 1 S: 5 H: 0 LOB: 0 BB: 0 P: 5	R: 0 E: 0 K: 2 S: 7 H: 0 LOB: 0 BB: 0 P: 7	R: 0 E: 0 K: 1 S: 5 H: 0 LOB: 2 BB: 2 P: 13	R: 0 E: 0 K: 2 S: 7 H: 0 LOB: 1 BB: 1 P: 11	R: 0 E: 0 K: 1 S: 5 H: 0 LOB: 0 BB: 0 P: 5	R: 0 E: 0 K: 0 S: 3 H: 0 LOB: 0 BB: 0 P: 3	R: 1 E: 0 K: 1 S: 6 H: 1 LOB: 2 BB: 2 P: 14	R: 0 E: 0 K: 0 S: 3 H: 1 LOB: 0 BB: 0 P: 3	R: 0 E: 0 K: 0 S: 4 H: 1 LOB: 1 BB: 0 P: 4	1B: 3 2B: 0 3B: 0 HR: 0	SF: 0 SAC: 0 DP: 1 HBP: 0						

TOP

Chicago White Sox @ Cleveland Indians

Cleveland Municipal Stadium, Cleveland, OH

Mon Aug 25 1975, 7:05 PM EDT
Att. 8,171 - Unknown

livebaseballscorecards.com

AB	29
R	1
H	3
RBI	1
BB	5
SO	8
LOB	11

WP: 0 PB: 1 SB: 0 CS: 0 PA: 34

PITCHER	IP	WLS	BF	H	R	ER	SO	BB	IBB	HBP	BLK	WP	HR	S	P	ERA	WHIP
Dennis Eckersley, R (1, 1) ERA: 2.45	9.0	W	34	3	1	0	8	5	0	0	0	0	0	45	65	0.00	0.889

PITCHER	IP	WLS	BF	H	R	ER	SO	BB	IBB	HBP	BLK	WP	HR	S	P	ERA	WHIP

BOTTOM

Chicago White Sox @ Cleveland Indians

Cleveland Municipal Stadium, Cleveland, OH

Mon Aug 25 1975, 7:05 PM EDT

Att. 8,171 - Unknown

livebaseballscorecards.com

Batter	1	2	3	4	5	6	7	8	9	AB	R	H	RBI	BB	SO	LOB
Duane Kuiper, L (1, 4) OBP: 0.350, SLG: 0.314	1-3		4-3 1-2		2B HBP		FC5-4 1B	FC5-4 1-2f		4	1	1	0	0	0	2
Buddy Bell, R (1, 5) OBP: 0.317, SLG: 0.359	K		FC6 BB		1-H 2B		F9			3	0	1	1	1	1	1
Rick Manning, L (1, 8) OBP: 0.342, SLG: 0.348	K		FC6 1-2f 2-3		L5		FC5-4 1-2f			4	0	0	0	0	1	4
Rico Carty, R (1, 3) OBP: 0.378, SLG: 0.512		F8 6-3 E BB	F8		F2			F3		3	1	0	0	1	0	3
Boog Powell, L (9, 3) OBP: 0.399, SLG: 0.532										0	0	0	0	0	0	0
George Hendrick, R (1, 9) OBP: 0.310, SLG: 0.434		6-3 1-2	F8	F9		5-3		HR 1B		4	1	1	0	0	0	1
Frank Robinson, R (1, 10) OBP: 0.390, SLG: 0.531		F8 2-3		FC5-4 BB		K		1-H HR		3	1	1	2	1	1	1
Charlie Spikes, R (1, 7) OBP: 0.292, SLG: 0.363		E3 3-H		F4		2B		HR		4	1	2	1	0	0	1
Alan Ashby, S (1, 2) OBP: 0.275, SLG: 0.275		5-3		FC5-4 1-2f		F8		F9		4	0	0	0	0	0	3
Frank Duffy, R (1, 6) OBP: 0.276, SLG: 0.283			FC6 4-3 1B		5-3		4-3	FC5-4 1B		4	0	2	0	0	0	0
Inning Stats	R: 0 H: 0 E: 0 LOB: 0 K: 2 BB: 0 S: 7 P: 7	R: 1 H: 0 E: 1 LOB: 1 K: 0 BB: 1 S: 4 P: 8	R: 0 H: 1 E: 0 LOB: 2 K: 0 BB: 1 S: 4 P: 8	R: 0 H: 0 E: 0 LOB: 1 K: 0 BB: 1 S: 3 P: 7	R: 1 H: 1 E: 0 LOB: 1 K: 0 BB: 0 S: 4 P: 5	R: 0 H: 1 E: 0 LOB: 1 K: 1 BB: 0 S: 6 P: 6	R: 0 H: 1 E: 0 LOB: 1 K: 0 BB: 0 S: 4 P: 4	R: 3 H: 4 E: 0 LOB: 1 K: 0 BB: 0 S: 7 P: 7		1B: 4 SF: 0 2B: 2 SAC: 0 3B: 0 DP: 0 HR: 2 HBP: 1						

	AB	33
	R	5
	H	8
	RBI	4
	BB	3
	SO	3
	LOB	16

WP: 0 PA: 37
PB: 0
SB: 0
CS: 0

PITCHER	IP	WLS	BF	H	R	ER	SO	BB	IBB	HBP	BLK	WP	HR	S	P	ERA	WHIP
Jim Kaat, L (1, 1) ERA: 3.09	8.0	L	37	8	5	4	3	3	0	1	0	0	2	39	52	4.50	1.375

PITCHER	IP	WLS	BF	H	R	ER	SO	BB	IBB	HBP	BLK	WP	HR	S	P	ERA	WHIP

Batter	1	2	3	4	5	6	7	8	9	AB	R	H	RBI	BB	SO	LOB
Pat Kelly, L (1, 9) OBP: 0.352, SLG: 0.404	B B B B 4-0 4-3 S BB		x 0-0 ① F8		S S S 0-3 ③ K			x 0-0 ② L6		3	0	0	0	1	1	0
Bucky Dent, R (1, 6) OBP: 0.316, SLG: 0.360	x 0-0 ① F8 1-2		S S S 0-3 ② K			x 0-0 ① 4-3		x 0-0 ③ F9		4	0	0	0	0	1	1
Jorge Orta, L (1, 4) OBP: 0.359, SLG: 0.442	x 0-0 ② 4-3 2-3		x 0-0 HR			x 0-0 ② F7			x 0-0 G6-4-3 1B	4	1	2	1	0	0	1
Deron Johnson, R (1, 3) OBP: 0.301, SLG: 0.385	x 0-0 ③ F8		x 0-0 ③ 6-3			x 0-0 ③ 5-3			x 0-0 ① ② G6-4-3 1-2f	4	0	0	0	0	0	2
Ken Henderson, S (1, 8) OBP: 0.356, SLG: 0.351		B B B B 4-0 FC6-4 BB		x 0-0 ① 4-3			x 0-0 ① F8		S S S 0-3 ③ K	3	0	0	0	1	1	0
Bill Melton, R (1, 5) OBP: 0.350, SLG: 0.343		x 0-0 ① FC6-4 FC5 BB 1-2f		S S S 0-3 ② K			x 0-0 HR			3	1	1	1	0	1	1
Carlos May, L (1, 10) OBP: 0.371, SLG: 0.376		B B B B 4-0 FC5 1-2 BB		x 0-0 ③ F8			x 0-0 ② F8			2	0	0	0	1	0	0
Nyls Nyman, L (1, 7) OBP: 0.242, SLG: 0.257		x 0-0 ② FC5 1-2 2-3f			x 0-0 ① 6-3		x 0-0 ③ F7			3	0	0	0	0	0	2
Brian Downing, R (1, 2) OBP: 0.366, SLG: 0.337		x 0-0 ③ 5-3			x 0-0 ② 6-3			x 0-0 ① F3		3	0	0	0	0	0	2
Inning Stats	R: 0 H: 0 E: 0 LOB: 1 K: 0 BB: 1 S: 3 P: 7	R: 0 H: 0 E: 0 LOB: 2 K: 0 BB: 2 S: 3 P: 11	R: 1 H: 1 E: 0 LOB: 0 K: 1 BB: 0 S: 6 P: 6	R: 0 H: 0 E: 0 LOB: 0 K: 1 BB: 0 S: 5 P: 5	R: 0 H: 0 E: 0 LOB: 0 K: 1 BB: 0 S: 5 P: 5	R: 0 H: 0 E: 0 LOB: 0 K: 0 BB: 0 S: 3 P: 3	R: 1 H: 1 E: 0 LOB: 0 K: 0 BB: 0 S: 4 P: 4	R: 0 H: 0 E: 0 LOB: 0 K: 0 BB: 0 S: 3 P: 3	R: 0 H: 1 E: 0 LOB: 0 K: 1 BB: 0 S: 5 P: 5	1B: 1 SF: 0 2B: 0 SAC: 0 3B: 0 DP: 1 HR: 2 HBP: 0						

TOP

Chicago White Sox @ Cleveland Indians

Cleveland Municipal Stadium, Cleveland, OH

Wed Aug 27 1975, 7:05 PM EDT

Unknown

livebaseballscorecards.com

AB	29
R	2
H	3
RBI	2
BB	3
SO	4
LOB	9

PITCHER		IP	WLS	BF	H	R	ER	SO	BB	IBB	HBP	BLK	WP	HR	S	P	ERA	WHIP
Jim Bibby, R ERA: 4.2	(1, 1)	9.0	L	32	3	2	2	4	3	0	0	0	0	2	37	49	2.00	0.667

PITCHER	IP	WLS	BF	H	R	ER	SO	BB	IBB	HBP	BLK	WP	HR	S	P	ERA	WHIP

Batter	1	2	3	4	5	6	7	8	9	AB	R	H	RBI	BB	SO	LOB
Duane Kuiper, L (1, 4) OBP: 0.346, SLG: 0.309	6-3		F6 1-2			6-3			1B	3	0	0	0	0	0	1
John Lowenstein, L (9, PH) OBP: 0.328, SLG: 0.393									1B	1	0	1	0	0	0	0
Buddy Bell, R (1, 5) OBP: 0.318, SLG: 0.359	6-3			G6-4-3 1B		F8			F8	3	0	1	0	0	0	0
Boog Powell, L (9, PH) OBP: 0.398, SLG: 0.530				1B						1	0	0	0	0	0	1
Rick Manning, L (1, 8) OBP: 0.341, SLG: 0.347	4-3			G6-4-3 1-2 1B		4-3			K	4	0	1	0	0	1	1
Rico Carty, R (1, 3) OBP: 0.376, SLG: 0.509		K		G6-4-3 1-2f 2-3			F8		1B	4	0	1	0	0	1	2
Don Hood, L (9, PR)										0	0	0	0	0	0	0
George Hendrick, R (1, 9) OBP: 0.307, SLG: 0.430		F8		5-3			F9		6-3	4	0	0	0	0	0	3
Frank Robinson, R (1, 10) OBP: 0.389, SLG: 0.522		BB			F3		F7			2	0	0	0	1	0	0
Charlie Spikes, R (1, 7) OBP: 0.290, SLG: 0.359		F8			4-3			F8		3	0	0	0	0	0	1
Rick Cerone, R (1, 2) OBP: 0.286, SLG: 0.167			F8		BB			F7		2	0	0	0	1	0	0
Frank Duffy, R (1, 6) OBP: 0.276, SLG: 0.284			CS 1B		5-3			5-3		3	0	1	0	0	0	1
Inning Stats	R: 0 H: 0 E: 0 LOB: 0 K: 0 BB: 0 S: 3 P: 3	R: 0 H: 0 E: 0 LOB: 1 K: 1 BB: 1 S: 5 P: 9	R: 0 H: 1 E: 0 LOB: 0 K: 0 BB: 0 S: 3 P: 3	R: 0 H: 2 E: 0 LOB: 1 K: 0 BB: 0 S: 4 P: 4	R: 0 H: 0 E: 0 LOB: 1 K: 0 BB: 1 S: 3 P: 7	R: 0 H: 0 E: 0 LOB: 0 K: 0 BB: 0 S: 3 P: 3	R: 0 H: 0 E: 0 LOB: 0 K: 0 BB: 0 S: 3 P: 3	R: 0 H: 0 E: 0 LOB: 0 K: 0 BB: 0 S: 3 P: 3	R: 0 H: 2 E: 0 LOB: 2 K: 1 BB: 0 S: 7 P: 7	1B: 5 SF: 0 2B: 0 SAC: 0 3B: 0 DP: 1 HR: 0 HBP: 0						

PITCHER	IP	WLS	BF	H	R	ER	SO	BB	IBB	HBP	BLK	WP	HR	S	P	ERA	WHIP
Claude Osteen, L (1, 1) ERA: 4.38	8.0	W	28	4	0	0	1	2	0	0	0	0	0	28	36	0.00	0.750
Rich Gossage, R (9, 1) ERA: 1.97	1.0	S	4	1	0	0	1	0	0	0	0	0	0	6	6	0.00	1.000

PITCHER	IP	WLS	BF	H	R	ER	SO	BB	IBB	HBP	BLK	WP	HR	S	P	ERA	WHIP

BOTTOM

Chicago White Sox @ Cleveland Indians

Cleveland Municipal Stadium, Cleveland, OH

Wed Aug 27 1975, 7:05 PM EDT

Unknown

livebaseballscorecards.com

AB	30
R	0
H	5
RBI	0
BB	2
SO	2
LOB	10

PA: 32

WP: 0
PB: 0
SB: 0
CS: 1

Chicago White Sox @ Cleveland Indians

Cleveland Municipal Stadium, Cleveland, OH

Wed Aug 27 1975, 7:05 PM EDT

Att. 9,297 - Unknown

TOP

livebaseballscorecards.com

Batter	1	2	3	4	5	6	7	8	9	AB	R	H	RBI	BB	SO	LOB
Jerry Hairston, S (1, 7) OBP: 0.415, SLG: 0.313	L1-3 1B		BBB 4-0 BB		1-3			F4		3	0	1	0	1	0	1
Bucky Dent, R (1, 6) OBP: 0.314, SLG: 0.357	L1-3 1-2		F2			6-3		1-3		4	0	0	0	0	0	2
Ken Henderson, S (1, 8) OBP: 0.355, SLG: 0.350	5-3			F4		1B			F7	4	0	1	0	0	0	0
Deron Johnson, R (1, 3) OBP: 0.303, SLG: 0.387		BBB 4-0 BB		2B		F8			F7	3	0	1	0	1	0	1
Bill Melton, R (1, 5) OBP: 0.347, SLG: 0.340		SSS 0-3 K		F8		F8			F8	4	0	0	0	0	1	3
Jorge Orta, L (1, 4) OBP: 0.357, SLG: 0.439		F5		6-3			1-3			3	0	0	0	0	0	2
Bill Stein, R (1, 10) OBP: 0.327, SLG: 0.365		4-3			1B		5-3			3	0	1	0	0	0	1
Bob Coluccio, R (1, 9) OBP: 0.300, SLG: 0.317			F4		SSS 0-3 K		6-3			3	0	0	0	0	1	1
Pete Varney, R (1, 2) OBP: 0.321, SLG: 0.416			F6		F8			L5		3	0	0	0	0	0	1

	AB	30
	R	0
	H	4
	RBI	0
	BB	2
	SO	2
	LOB	12

Inning Stats	1	2	3	4	5	6	7	8	9	1B: 3	SF: 0	WP: 0	PA: 32
R:	0	0	0	0	0	0	0	0	0	2B: 2	SAC: 0	PB: 0	
E:	0	0	0	0	0	0	0	0	0	3B: 0	DP: 1	SB: 0	
K:	0	1	0	0	1	0	0	0	0	HR: 0	HBP: 0	CS: 0	
S:	3	5	3	4	6	4	3	3	3				
H:	1	0	0	1	1	1	0	0	0				
LOB:	0	1	1	1	1	1	0	0	0				
BB:	0	1	0	0	0	0	0	0	0				
P:	3	9	7	4	6	4	3	3	3				

PITCHER	IP	WLS	BF	H	R	ER	SO	BB	IBB	HBP	BLK	WP	HR	S	P	ERA	WHIP
Fritz Peterson, L (1, 1) ERA: 4.5	9.0	W	32	4	0	0	2	2	0	0	0	0	0	34	42	0.00	0.667

PITCHER	IP	WLS	BF	H	R	ER	SO	BB	IBB	HBP	BLK	WP	HR	S	P	ERA	WHIP

Batter	1	2	3	4	5	6	7	8	9	AB	R	H	RBI	BB	SO	LOB
John Lowenstein, L (1, 9) OBP: 0.327, SLG: 0.404	HR	F5		K		5-3				4	1	1	1	0	1	1
Duane Kuiper, L (1, 4) OBP: 0.348, SLG: 0.310	K	BB		1B		6-3				3	1	1	1	1	1	0
Rick Manning, L (1, 8) OBP: 0.340, SLG: 0.346	F7	4-3		1B			1-3			4	0	1	1	0	0	1
Boog Powell, L (1, 3) OBP: 0.396, SLG: 0.525	BB		F9	F9			F7			3	1	0	0	1	0	1
Rico Carty, R (1, 10) OBP: 0.381, SLG: 0.509	BB		BB		6-3		1B			2	1	1	0	2	0	0
Oscar Gamble, L (1, 7) OBP: 0.354, SLG: 0.430	BB		F6		4-3		4-3			3	0	0	0	1	0	2
Buddy Bell, R (1, 5) OBP: 0.319, SLG: 0.361	BB		F5		2B			K		3	0	1	1	1	1	1
Alan Ashby, S (1, 2) OBP: 0.280, SLG: 0.276	F9			1B	F7			G1-4-3		3	1	1	0	1	0	3
Ed Crosby, L (1, 6) OBP: 0.317, SLG: 0.255		5-3		SH1-4		1-3		G1-4-3		3	0	0	0	0	0	1
Inning Stats	R: 3 E: 1 K: 1 S: 6 H: 1 LOB: 2 BB: 4 P: 22	R: 0 E: 0 K: 0 S: 3 H: 0 LOB: 1 BB: 1 P: 7	R: 0 E: 0 K: 0 S: 3 H: 0 LOB: 1 BB: 1 P: 7	R: 2 E: 0 K: 1 S: 8 H: 3 LOB: 1 BB: 0 P: 8	R: 0 E: 0 K: 0 S: 4 H: 1 LOB: 1 BB: 0 P: 4	R: 0 E: 0 K: 0 S: 3 H: 0 LOB: 0 BB: 0 P: 3	R: 0 E: 0 K: 0 S: 4 H: 1 LOB: 1 BB: 0 P: 4	R: 0 E: 0 K: 1 S: 4 H: 0 LOB: 0 BB: 1 P: 8		1B: 4 2B: 1 3B: 0 HR: 1 SF: 0 SAC: 1 DP: 1 HBP: 0				WP: 0 PB: 0 SB: 0 CS: 0 PA: 36		

PITCHER		IP	WLS	BF	H	R	ER	SO	BB	IBB	HBP	BLK	WP	HR	S	P	ERA	WHIP
Jesse Jefferson, R ERA: 4.55	(1, 1)	3.2	L	21	4	5	4	2	6	0	0	0	0	1	19	43	9.82	2.727
Rich Hinton, L ERA: 4.24	(4, 1)	4.1		15	2	0	0	1	1	0	0	0	0	0	16	20	0.00	0.692

PITCHER	IP	WLS	BF	H	R	ER	SO	BB	IBB	HBP	BLK	WP	HR	S	P	ERA	WHIP

BOTTOM

Chicago White Sox @ Cleveland Indians

Cleveland Municipal Stadium, Cleveland, OH

Wed Aug 27 1975, 7:05 PM EDT

Att. 9,297 - Unknown

livebaseballscorecards.com

AB	28
R	5
H	6
RBI	4
BB	7
SO	3
LOB	10

Batter	1	2	3	4	5	6	7	8	9	AB	R	H	RBI	BB	SO	LOB
Pat Kelly, L (1, 9) OBP: 0.351, SLG: 0.408	6-3		L7			G3-6-3 1-2f			1B 3B	4	1	1	0	0	0	1
Jorge Orta, L (1, 4) OBP: 0.360, SLG: 0.442	1-3			G4-6-3 1B			G6-4-3 1B		FC4-6 1B 3-H	4	0	3	1	0	0	0
Ken Henderson, S (1, 8) OBP: 0.352, SLG: 0.347	F9			G4-6-3 1-2f			G6-4-3 1-2f		FC4-6 1-2f	4	0	0	0	0	0	3
Deron Johnson, R (1, 3) OBP: 0.303, SLG: 0.385		BB		6-3			6-3			2	0	0	0	1	0	0
Bill Melton, R (1, 5) OBP: 0.347, SLG: 0.340		K			4-3			G6-4-3 1B		3	0	1	0	0	1	1
Bill Stein, R (1, 10) OBP: 0.322, SLG: 0.359		K			F4			G6-4-3 1-2f		3	0	0	0	0	1	2
Bob Coluccio, R (1, 7) OBP: 0.295, SLG: 0.312		5-3			F3			5-3		3	0	0	0	0	0	1
Bucky Dent, R (1, 6) OBP: 0.312, SLG: 0.355			F8			6-3			F6	3	0	0	0	0	0	0
Brian Downing, R (1, 2) OBP: 0.366, SLG: 0.335			K			BB G3-6-3			5-3	2	0	0	0	1	1	0
Inning Stats	R: 0 H: 0 E: 0 LOB: 0 K: 0 BB: 0 S: 3 P: 3	R: 0 H: 0 E: 0 LOB: 1 K: 2 BB: 1 S: 7 P: 11	R: 0 H: 0 E: 0 LOB: 0 K: 1 BB: 0 S: 5 P: 5	R: 0 H: 1 E: 0 LOB: 0 K: 0 BB: 0 S: 3 P: 3	R: 0 H: 0 E: 0 LOB: 0 K: 0 BB: 0 S: 3 P: 3	R: 0 H: 0 E: 0 LOB: 0 K: 0 BB: 1 S: 2 P: 6	R: 0 H: 1 E: 0 LOB: 0 K: 0 BB: 0 S: 3 P: 3	R: 0 H: 1 E: 0 LOB: 0 K: 0 BB: 0 S: 3 P: 3	R: 1 H: 2 E: 0 LOB: 1 K: 0 BB: 0 S: 5 P: 5	1B: 4 SF: 0 2B: 0 SAC: 0 3B: 1 DP: 4 HR: 0 HBP: 0						

TOP

Chicago White Sox @ Baltimore Orioles

Memorial Stadium, Baltimore, MD

Thu Aug 28 1975, 7:05 PM EDT

Att. 10,459 - Unknown

livebaseballscorecards.com

AB	28
R	1
H	5
RBI	1
BB	2
SO	3
LOB	8

WP: 0 PB: 0 SB: 0 CS: 0 PA: 30

PITCHER	IP	WLS	BF	H	R	ER	SO	BB	IBB	HBP	BLK	WP	HR	S	P	ERA	WHIP
Mike Cuellar, L (1, 1) ERA: 3.47	9.0	W	30	5	1	1	3	2	0	0	0	0	0	34	42	1.00	0.778

PITCHER	IP	WLS	BF	H	R	ER	SO	BB	IBB	HBP	BLK	WP	HR	S	P	ERA	WHIP

Batter	1	2	3	4	5	6	7	8	9	AB	R	H	RBI	BB	SO	LOB
Ken Singleton, S (1, 9) OBP: 0.421, SLG: 0.464	BBB 4-0 FC4-6 BB	x 0-0 ③ FC6-4 1-2f			BBB 4-0 SH1-4 1B BB		SSS 0-3 ① K			2	1	0	0	2	1	2
Tony Muser, L (1, 3) OBP: 0.342, SLG: 0.310	x 0-0 ① FC4-6 PB 5-3 1-2f		x 0-0 ① F9		x 0-0 ① SH1-4 1-2		x 0-0 1B			3	0	1	0	0	0	1
Tommy Davis, R (1, 10) OBP: 0.306, SLG: 0.345	x 0-0 ② 5-3 1-2		x 0-0 ② F8		SSS 0-3 ② K		x 0-0 ② F5			4	0	0	0	0	1	3
Don Baylor, R (1, 7) OBP: 0.360, SLG: 0.498	x 0-0 ③ 5-3 2-3		x 0-0 S 1B		x 0-0 E S 2-H 1B		x 0-0 ③ F5			4	0	2	1	0	0	2
Bobby Grich, R (1, 4) OBP: 0.406, SLG: 0.412		x 0-0 1B 1B 1B	III 4-0 1-2 IBB		BBBB 4-0 1-3 BB			SSS 0-3 ① K		2	1	1	0	2	1	0
Paul Blair, R (1, 8) OBP: 0.249, SLG: 0.272		x 0-0 1B 1-2 1B	SSS 0-3 ③ K		x 0-0 ③ F7			x 0-0 ② F7		4	0	1	0	0	1	4
Brooks Robinson, R (1, 5) OBP: 0.274, SLG: 0.276		x 0-0 ① F7		x 0-0 ① 6-3		x 0-0 ① L7		SSS 0-3 ③ K		4	0	0	0	0	1	2
Elrod Hendricks, L (1, 2) OBP: 0.322, SLG: 0.365		x 0-0 FC6-4 1-2 2-H 1B		x 0-0 ② F4		x 0-0 ② 3-1				3	0	1	1	0	0	0
Mark Belanger, R (1, 6) OBP: 0.263, SLG: 0.248		SSS 0-3 ② K		x 0-0 ③ F7		x 0-0 ③ F6				3	0	0	0	0	1	2
Inning Stats	R: 0 H: 0 E: 0 LOB: 1 K: 0 BB: 1 S: 3 P: 7	R: 1 H: 3 E: 0 LOB: 2 K: 1 BB: 0 S: 8 P: 8	R: 0 H: 1 E: 0 LOB: 2 K: 1 BB: 1 S: 6 P: 10	R: 0 H: 0 E: 0 LOB: 0 K: 0 BB: 0 S: 3 P: 3	R: 1 H: 1 E: 0 LOB: 2 K: 1 BB: 2 S: 6 P: 14	R: 0 H: 0 E: 0 LOB: 0 K: 0 BB: 0 S: 3 P: 3	R: 0 H: 1 E: 0 LOB: 1 K: 1 BB: 0 S: 6 P: 6	R: 0 H: 0 E: 0 LOB: 0 K: 2 BB: 0 S: 7 P: 7		1B: 6 SF: 0 2B: 0 SAC: 1 3B: 0 DP: 0 HR: 0 HBP: 0						

PITCHER	IP	WLS	BF	H	R	ER	SO	BB	IBB	HBP	BLK	WP	HR	S	P	ERA	WHIP
Wilbur Wood, L (1, 1) ERA: 4.04	8.0	L	34	6	2	2	6	3	1	0	0	0	0	42	58	2.25	1.125

PITCHER	IP	WLS	BF	H	R	ER	SO	BB	IBB	HBP	BLK	WP	HR	S	P	ERA	WHIP

BOTTOM

Chicago White Sox @ Baltimore Orioles

Memorial Stadium, Baltimore, MD

Thu Aug 28 1975, 7:05 PM EDT

Att. 10,459 - Unknown

livebaseballscorecards.com

AB	29
R	2
H	6
RBI	2
BB	4
SO	6
LOB	16

WP: 0	PA: 34		
PB: 1			
SB: 2			
CS: 0			

Batter	1	2	3	4	5	6	7	8	9	AB	R	H	RBI	BB	SO	LOB
Pat Kelly, L (1, 9) OBP: 0.348, SLG: 0.404	K	G3			F9 1-3		K 1-2			4	0	0	0	0	2	3
Jorge Orta, L (1, 4) OBP: 0.357, SLG: 0.438	F9	F7			4-3			F8		4	0	0	0	0	0	1
Ken Henderson, S (1, 8) OBP: 0.353, SLG: 0.362	HR	4-3			K			HR		4	2	2	2	0	1	1
Deron Johnson, R (1, 3) OBP: 0.304, SLG: 0.395	HR	F3				F7		E5 2B		4	1	2	1	0	0	0
Bill Melton, R (1, 5) OBP: 0.346, SLG: 0.339	5-3			F8		1B		E5 FC4-6 2-3		4	0	1	0	0	0	1
Bill Stein, R (1, 10) OBP: 0.322, SLG: 0.359 Carlos May, L (8, PH) OBP: 0.370, SLG: 0.376		F8		1-3 1B		K		FC4-6 1-2f		3 1	0 0	1 0	0 0	0 0	1 0	1 1
Bob Coluccio, R (1, 7) OBP: 0.294, SLG: 0.328		HR		1-3 1-2		F4			5-3	4	1	1	1	0	0	2
Bucky Dent, R (1, 6) OBP: 0.309, SLG: 0.352		6-3		K			F8		K	4	0	0	0	0	2	1
Brian Downing, R (1, 2) OBP: 0.369, SLG: 0.343		2B			F9 S 1B		CS 1B		6-3	4	0	3	0	0	0	0
Inning Stats	R: 2 E: 0 K: 1 S: 7 H: 2 LOB: 0 BB: 0 P: 7	R: 1 E: 0 K: 0 S: 5 H: 2 LOB: 1 BB: 0 P: 5	R: 0 E: 0 K: 0 S: 3 H: 0 LOB: 0 BB: 0 P: 3	R: 0 E: 0 K: 1 S: 6 H: 1 LOB: 1 BB: 0 P: 6	R: 0 E: 0 K: 1 S: 6 H: 1 LOB: 1 BB: 0 P: 6	R: 0 E: 0 K: 1 S: 6 H: 1 LOB: 1 BB: 0 P: 6	R: 0 E: 0 K: 1 S: 5 H: 1 LOB: 0 BB: 0 P: 5	R: 1 E: 1 K: 0 S: 5 H: 2 LOB: 1 BB: 0 P: 5	R: 0 E: 0 K: 1 S: 5 H: 0 LOB: 0 BB: 0 P: 5	1B: 4 2B: 2 3B: 0 HR: 4 SF: 0 SAC: 0 DP: 0 HBP: 0						

PITCHER		IP	WLS	BF	H	R	ER	SO	BB	IBB	HBP	BLK	WP	HR	S	P	ERA	WHIP
Ross Grimsley, L ERA: 4.07	(1, 1)	1.1	L	7	3	3	3	1	0	0	0	0	0	3	9	9	20.25	2.250
Wayne Garland, R ERA: 3.49	(2, 1)	6.2		26	7	1	1	4	0	0	0	0	0	1	34	34	1.35	1.050
Dyar Miller, R ERA: 2.54	(9, 1)	1.0		3	0	0	0	1	0	0	0	0	0	0	5	5	0.00	0.000

PITCHER	IP	WLS	BF	H	R	ER	SO	BB	IBB	HBP	BLK	WP	HR	S	P	ERA	WHIP

TOP

Chicago White Sox @ Baltimore Orioles

Memorial Stadium, Baltimore, MD

Fri Aug 29 1975, 7:05 PM EDT
Att. 10,307 - Unknown

livebaseballscorecards.com

AB	36
R	4
H	10
RBI	4
BB	0
SO	6
LOB	11

WP: 0	PA: 36					
PB: 0						
SB: 1						
CS: 1						

BOTTOM

Chicago White Sox @ Baltimore Orioles

Memorial Stadium, Baltimore, MD

Fri Aug 29 1975, 7:05 PM EDT

Att. 10,307 - Unknown

Batter	1	2	3	4	5	6	7	8	9	AB	R	H	RBI	BB	SO	LOB
Ken Singleton, S (1, 9) OBP: 0.422, SLG: 0.466	G6-4-3 1B		F7		L4		1-3 3-H 2B			4	0	2	1	0	0	3
Paul Blair, R (1, 8) OBP: 0.249, SLG: 0.280	F9		F8			HR	6-3			4	1	1	1	0	0	5
Tommy Davis, R (1, 10) OBP: 0.305, SLG: 0.342	G6-4-3 1-2f			FC4 BB		1-3		5-3		3	0	0	0	1	0	1
Lee May, R (1, 3) OBP: 0.317, SLG: 0.436		G6-4-3 1B		K		6-3		K		4	0	1	0	0	2	1
Bobby Grich, R (1, 4) OBP: 0.403, SLG: 0.408		F8		K		6-3		K		4	0	0	0	0	2	2
Don Baylor, R (1, 7) OBP: 0.361, SLG: 0.498		G6-4-3 1-2f		FC4 1-2f			1B F7 2B 1B		G5-3 BB 1B	4	1	2	0	0	0	2
Brooks Robinson, R (1, 5) OBP: 0.272, SLG: 0.274 Al Bumbry, L (9, PH) OBP: 0.330, SLG: 0.367			F8		6-3		F7 1-2		F7	3 1	0 0	0 0	0 0	0 0	0 0	1 1
Dave Duncan, R (1, 2) OBP: 0.252, SLG: 0.359 Jim Northrup, L (9, PH) OBP: 0.343, SLG: 0.420 Tom Shopay, L (9, PR) OBP: 0.250, SLG: 0.200			1B BB		K		2B 2-3 1B		BB 1-2	2 0 0	0 0 0	1 0 0	0 0 0	1 1 0	1 0 0	0 0 0
Mark Belanger, R (1, 6) OBP: 0.266, SLG: 0.251 Tony Muser, L (9, PH) OBP: 0.340, SLG: 0.308			1-2 1B		1B		F2		G5-3 2-3f	3 1	0 0	2 0	0 0	0 0	0 0	2 2
Inning Stats	R: 0 E: 0 K: 0 S: 3 H: 1 LOB: 0 BB: 0 P: 3	R: 0 E: 0 K: 0 S: 3 H: 1 LOB: 0 BB: 0 P: 3	R: 0 E: 0 K: 0 S: 4 H: 1 LOB: 2 BB: 1 P: 8	R: 0 E: 0 K: 2 S: 7 H: 0 LOB: 1 BB: 1 P: 11	R: 0 E: 0 K: 1 S: 6 H: 1 LOB: 1 BB: 0 P: 6	R: 1 E: 0 K: 0 S: 4 H: 1 LOB: 0 BB: 0 P: 4	R: 1 E: 0 K: 0 S: 6 H: 3 LOB: 2 BB: 0 P: 6	R: 0 E: 0 K: 2 S: 7 H: 0 LOB: 0 BB: 0 P: 7	R: 0 E: 0 K: 0 S: 3 H: 1 LOB: 1 BB: 1 P: 7	1B: 7 2B: 1 3B: 0 HR: 1	SF: 0 SAC: 0 DP: 3 HBP: 0			WP: 0 PB: 0 SB: 0 CS: 0		PA: 36	

	AB	33
	R	2
	H	9
	RBI	2
	BB	3
	SO	5
	LOB	20

livebaseballscorecards.com

PITCHER		IP	WLS	BF	H	R	ER	SO	BB	IBB	HBP	BLK	WP	HR	S	P	ERA	WHIP
Jim Kaat, L ERA: 3.08	(1, 1)	6.2	W	28	8	2	2	3	2	0	0	0	0	1	32	40	2.70	1.500
Rich Gossage, R ERA: 1.93	(7, 1)	2.1	S	8	1	0	0	2	1	0	0	0	0	0	11	15	0.00	0.857

PITCHER	IP	WLS	BF	H	R	ER	SO	BB	IBB	HBP	BLK	WP	HR	S	P	ERA	WHIP

Batter	1	2	3	4	5	6	7	8	9	AB	R	H	RBI	BB	SO	LOB
Pat Kelly, L (1, 9) OBP: 0.348, SLG: 0.402	4-3		G4-6-3 1-2f			5-3		1B 1B 1B		4	0	1	0	0	0	1
Jorge Orta, L (1, 4) OBP: 0.358, SLG: 0.445	4-3			HR		F7		1-H 1B		4	1	2	1	0	0	0
Carlos May, L (1, 10) OBP: 0.371, SLG: 0.375	BB			F7			1B 1B		F7	3	0	1	0	1	0	0
Deron Johnson, R (1, 3) OBP: 0.304, SLG: 0.394	K 1-2			K			G6-4-3 1-2 1B		4-3	4	0	1	0	0	2	1
Ken Henderson, S (1, 8) OBP: 0.351, SLG: 0.359		F6		K			K		4-3	4	0	0	0	0	2	2
Bill Melton, R (1, 5) OBP: 0.344, SLG: 0.336		K			1-3		G6-4-3 1-2f			3	0	0	0	0	1	2
Nyls Nyman, L (1, 7) OBP: 0.239, SLG: 0.254		K			1-3			K		3	0	0	0	0	2	0
Lee Richard, R (1, 6) OBP: 0.295, SLG: 0.275			K		K			F8		3	0	0	0	0	2	0
Pete Varney, R (1, 2) OBP: 0.321, SLG: 0.450			E5 G4-6-3			F9		HR		3	1	1	1	0	0	0
Inning Stats	R: 0 E: 0 K: 1 S: 5 H: 0 LOB: 1 BB: 1 P: 9	R: 0 E: 0 K: 2 S: 7 H: 0 LOB: 0 BB: 0 P: 7	R: 0 E: 1 K: 1 S: 5 H: 0 LOB: 0 BB: 0 P: 5	R: 1 E: 0 K: 2 S: 8 H: 1 LOB: 0 BB: 0 P: 8	R: 0 E: 0 K: 1 S: 5 H: 0 LOB: 0 BB: 0 P: 5	R: 0 E: 0 K: 0 S: 3 H: 0 LOB: 0 BB: 0 P: 3	R: 0 E: 0 K: 1 S: 6 H: 2 LOB: 1 BB: 0 P: 6	R: 1 E: 0 K: 1 S: 7 H: 3 LOB: 2 BB: 0 P: 7	R: 0 E: 0 K: 0 S: 3 H: 0 LOB: 0 BB: 0 P: 3	1B: 4 2B: 0 3B: 0 HR: 2	SF: 0 SAC: 0 DP: 2 HBP: 0						

PITCHER	IP	WLS	BF	H	R	ER	SO	BB	IBB	HBP	BLK	WP	HR	S	P	ERA	WHIP
Jim Palmer, R (1, 1) ERA: 2.16	9.0	W	32	6	2	2	9	1	0	0	0	0	2	49	53	2.00	0.778

PITCHER	IP	WLS	BF	H	R	ER	SO	BB	IBB	HBP	BLK	WP	HR	S	P	ERA	WHIP

TOP

Chicago White Sox @ Baltimore Orioles

Memorial Stadium, Baltimore, MD

Sat Aug 30 1975, 7:05 PM EDT

Att. 12,498 - Unknown

livebaseballscorecards.com

AB	31
R	2
H	6
RBI	2
BB	1
SO	9
LOB	6

PA: 32

WP: 0 PB: 0 SB: 1 CS: 0

BOTTOM

Chicago White Sox @ Baltimore Orioles

Memorial Stadium, Baltimore, MD

Sat Aug 30 1975, 7:05 PM EDT

Att. 12,498 - Unknown

livebaseballscorecards.com

Batter	1	2	3	4	5	6	7	8	9	AB	R	H	RBI	BB	SO	LOB
Al Bumbry, L (1, 10) OBP: 0.334, SLG: 0.367	BBBB 4-0 S BB		BBBB 4-0 BB		x 0-0 ② 4-3 1-2		x 0-0 F9 S 2-H 1B	x 0-0 ③ F7		3	0	1	1	2	0	2
Paul Blair, R (1, 8) OBP: 0.246, SLG: 0.277	x 0-0 ① F7 1-2		x 0-0 ② F5		SSS 0-3 ③ K		x 0-0 ② F9 1-3			4	0	0	0	0	1	4
Ken Singleton, S (1, 9) OBP: 0.419, SLG: 0.462	x 0-0 ② F7		x 0-0 ③ 6-3			x 0-0 ① 4-3	SSS 0-3 ③ K			4	0	0	0	0	1	3
Lee May, R (1, 3) OBP: 0.320, SLG: 0.441 Tony Muser, L (9, 3) OBP: 0.340, SLG: 0.308	BBBB 4-0 FC4 BB			x 0-0 ① L8		x 0-0 WP 2B		x 0-0 1B 1B 2B		3 0	1 0	2 0	0 0	1 0	0 0	0 0
Don Baylor, R (1, 7) OBP: 0.360, SLG: 0.495	x 0-0 ③ FC4 1-2f			x 0-0 ② F7		x 0-0 ② F5 2-3		x 0-0 S 1B 2-3 1B		4	1	1	0	0	0	3
Bobby Grich, R (1, 4) OBP: 0.405, SLG: 0.407		SSS 0-3 ① K		BBBB 4-0 S BB		BBBB 4-0 BB		BBBB 4-0 1B SH4 1-2 BB		1	1	0	0	3	1	0
Elrod Hendricks, L (1, 2) OBP: 0.317, SLG: 0.358 Tommy Davis, R (8, PH) OBP: 0.304, SLG: 0.341 Dave Duncan, R (9, 2) OBP: 0.252, SLG: 0.359		SSS 0-3 ② K		SSS 0-3 ③ K 1-2		x 0-0 ③ F9		SSS 0-3 ① K		3 1 0	0 0 0	0 0 0	0 0 0	0 0 0	2 1 0	3 3 0
Brooks Robinson, R (1, 5) OBP: 0.274, SLG: 0.278		x 0-0 ③ 6-3			x 0-0 ① F2		x 0-0 1B 2B	x 0-0 SH4 1-3 2-H 3-H 1B		4	1	2	2	0	0	0
Mark Belanger, R (1, 6) OBP: 0.267, SLG: 0.250			x 0-0 ① F7		BBBB 4-0 4-3 BB		x 0-0 ① 5-3	x 0-0 ② SH4 1-2 3-H		2	0	0	1	1	0	1
Inning Stats	R: 0 H: 0 E: 0 LOB: 2 K: 0 BB: 2 S: 3 P: 11	R: 0 H: 0 E: 0 LOB: 0 K: 2 BB: 0 S: 7 P: 7	R: 0 H: 0 E: 0 LOB: 1 K: 0 BB: 1 S: 3 P: 7	R: 0 H: 0 E: 0 LOB: 1 K: 1 BB: 1 S: 5 P: 9	R: 0 H: 0 E: 0 LOB: 1 K: 1 BB: 1 S: 5 P: 9	R: 0 H: 1 E: 0 LOB: 2 K: 0 BB: 1 S: 4 P: 8	R: 1 H: 2 E: 0 LOB: 1 K: 1 BB: 0 S: 7 P: 7	R: 3 H: 3 E: 0 LOB: 1 K: 1 BB: 1 S: 8 P: 12		1B: 3 SF: 0 2B: 3 SAC: 1 3B: 0 DP: 0 HR: 0 HBP: 0						

	AB	29
	R	4
	H	6
	RBI	4
	BB	7
	SO	6
	LOB	19

WP: 1 PA: 37
PB: 0
SB: 4
CS: 0

PITCHER		IP	WLS	BF	H	R	ER	SO	BB	IBB	HBP	BLK	WP	HR	S	P	ERA	WHIP
Jesse Jefferson, R ERA: 4.6	(1, 1)	7.0	L	33	5	4	4	5	7	0	0	0	1	0	36	64	5.14	1.714
Dave Hamilton, L ERA: 3.38	(8, 1)	1.0		4	1	0	0	1	0	0	0	0	0	0	6	6	0.00	1.000

PITCHER	IP	WLS	BF	H	R	ER	SO	BB	IBB	HBP	BLK	WP	HR	S	P	ERA	WHIP

Batter	1	2	3	4	5	6	7	8	9	AB	R	H	RBI	BB	SO	LOB
Freddie Patek, R (1, 6) OBP: 0.306, SLG: 0.331	x 0-0 BB S 2B 1B	x 0-0 1B 1-2 1B	x 0-0 F8 ③		S S S 0-3 K ②		x 0-0 F8 ③		S S S 0-3 K ②	6	1	2	0	0	2	7
Amos Otis, R (1, 8) OBP: 0.358, SLG: 0.408	S S S 0-3 K ① 1-2	x 0-0 1-2 2-H 1B		x 0-0 6-3 ①	S S S 0-3 K ③			x 0-0 4-3 ①	x 0-0 L8 ③	6	0	1	1	0	2	5
George Brett, L (1, 5) OBP: 0.339, SLG: 0.430	x 0-0 L7 ②	x 0-0 F7 ②		x 0-0 G3 ②		x 0-0 4-3 ①		x 0-0 BB 1B		5	0	1	0	0	0	3
John Mayberry, L (1, 3) OBP: 0.404, SLG: 0.548	B B B B 4-0 BB 2B BB	x 0-0 3-1 ③		S S S 0-3 K ③		x 0-0 4-3 ②		B B B B 4-0 1-2 BB		3	1	0	0	2	1	2
Jim Wohlford, R (8, PR) OBP: 0.321, SLG: 0.313 (8, 7)										0	0	0	0	0	0	0
Hal McRae, R (1, 7) OBP: 0.366, SLG: 0.442	B B B B 4-0 2B 1-2 2-3 PB BB		x 0-0 6-3 ①		x 0-0 F8 ①	S S S 0-3 K ③		x 0-0 F8 ②		4	1	0	0	1	1	2
Mark Littell, L (8, 1)										0	0	0	0	0	0	0
Al Cowens, R (1, 9) OBP: 0.341, SLG: 0.413	x 0-0 PB 1-3 2-H 3-H 2B		B B B B 4-0 S 1B BB		x 0-0 E 3B		x 0-0 E 1B	x 0-0 F3 ③		4	3	3	2	1	0	2
Harmon Killebrew, R (1, 10) OBP: 0.320, SLG: 0.370	S S S 0-3 K ③ 2-3 3-H		x 0-0 P4 ② 1-2		x 0-0 E5 1B 2B 3-H		x 0-0 E7 1-H		x 0-0 SH1-4 BB 1B	3	1	0	0	0	1	2
Vada Pinson, L (7, PH) OBP: 0.257, SLG: 0.352 (8, 3)										2	0	1	0	0	0	0
Buck Martinez, R (1, 2) OBP: 0.310, SLG: 0.372		S S S 0-3 K ①	x 0-0 1B 2-H 1B		x 0-0 2B 1-2 1B		S S S 0-3 K ①	B B B B 4-0 SH1-4 1-2 BB		3	0	2	1	0	1	0
Bob Stinson, S (7, PH) OBP: 0.369, SLG: 0.410 (7, 2)										1	0	0	0	1	1	1
Frank White, R (1, 4) OBP: 0.272, SLG: 0.324		x 0-0 1B 1B 1B	x 0-0 1-2 1B		x 0-0 1-3 2-H 2B		S S S 0-3 K ②		x 0-0 SH1-4 1-2 2-3	3	1	3	1	0	0	0
Tony Solaita, L (7, PH) OBP: 0.378, SLG: 0.525										1	0	0	0	0	1	1
Rodney Scott, S (7, 4)										0	0	0	0	0	0	0
Inning Stats	R: 3 E: 0 K: 2 S: 9 H: 2 LOB: 1 BB: 2 P: 17	R: 1 E: 0 K: 1 S: 8 H: 3 LOB: 2 BB: 0 P: 8	R: 1 E: 0 K: 0 S: 5 H: 2 LOB: 2 BB: 1 P: 9	R: 0 E: 0 K: 1 S: 5 H: 0 LOB: 0 BB: 0 P: 5	R: 2 E: 1 K: 2 S: 11 H: 3 LOB: 2 BB: 0 P: 11	R: 0 E: 0 K: 1 S: 5 H: 0 LOB: 0 BB: 0 P: 5	R: 1 E: 1 K: 2 S: 9 H: 1 LOB: 1 BB: 0 P: 9	R: 0 E: 0 K: 0 S: 4 H: 1 LOB: 2 BB: 1 P: 8	R: 0 E: 0 K: 1 S: 6 H: 1 LOB: 2 BB: 1 P: 10	1B: 10 2B: 2 3B: 1 HR: 0	SF: 0 SAC: 1 DP: 0 HBP: 0						

TOP

Kansas City Royals @ Chicago White Sox

Comiskey Park, Chicago, IL

Mon Sep 01 1975, 4:33 AM EDT

Unknown - 70 F

livebaseballscorecards.com

AB	41
R	8
H	13
RBI	5
BB	5
SO	10
LOB	25

PITCHER		IP	WLS	BF	H	R	ER	SO	BB	IBB	HBP	BLK	WP	HR	S	P	ERA	WHIP
Wilbur Wood, L ERA: 4.15	(1, 1)	4.1		27	10	7	5	4	3	0	0	0	0	0	32	44	10.38	3.000
Rich Gossage, R ERA: 1.85	(5, 1)	4.2	W	20	3	1	0	6	2	0	0	0	0	0	30	38	0.00	1.071

PITCHER	IP	WLS	BF	H	R	ER	SO	BB	IBB	HBP	BLK	WP	HR	S	P	ERA	WHIP

Batter	1	2	3	4	5	6	7	8	9	AB	R	H	RBI	BB	SO	LOB
Pat Kelly, L (1, 9) OBP: 0.351, SLG: 0.403	G4-3 1B		1B SF8 1B 1-2 BB	SH1-3 1-2 2-3	1B 1-2 2-3 BB		K			2	1	1	0	2	1	2
Jorge Orta, L (1, 4) OBP: 0.361, SLG: 0.449	K		SF8 HR 1B 1-2 2-3 1B	2B 2-3 3-H	1B 1-3 2-H 3-H		3-1			5	1	3	3	0	1	3
Carlos May, L (1, 3) OBP: 0.371, SLG: 0.374	G4-3 1-2f		HR 1-2 2-3 3-H 1B	IBB	4-3			5-3		4	1	1	1	1	0	3
Deron Johnson, R (1, 10) OBP: 0.303, SLG: 0.392		PB 1B SF9 1B	K	K		P4		5-3		5	1	1	0	0	2	6
Ken Henderson, S (1, 8) OBP: 0.351, SLG: 0.358		PB 1-2 1B 1B	SF8 2-3 3-H	G3		F5		PO BB		3	1	1	1	1	0	3
Bill Melton, R (1, 5) OBP: 0.345, SLG: 0.344	SF9 1-2 2-H		HR 1-H 3-H		6-3	CS BB		PO 1-2		2	1	1	4	1	0	0
Nyls Nyman, L (1, 7) OBP: 0.240, SLG: 0.254	L3 2-H 1B		F5		E3 BB 1B	CS 1-2	P4			4	1	1	1	0	0	0
Bucky Dent, R (1, 6) OBP: 0.311, SLG: 0.352	L3 1-2			SH1-3 1B 2B 1B	F5		1B BB			3	1	1	0	1	0	2
Brian Downing, R (1, 2) OBP: 0.371, SLG: 0.343			1B BB 1B BB	2B SH1-3 1-2 1B	1B BB		1-2 1B			0	1	0	0	1	0	0
Pete Varney, R (4, 2) OBP: 0.345, SLG: 0.463										2	1	2	0	1	0	0
Inning Stats	R: 0 E: 0 K: 1 S: 5 H: 1 LOB: 0 BB: 0 P: 5	R: 2 E: 0 K: 0 S: 5 H: 3 LOB: 0 BB: 0 P: 5	R: 5 E: 0 K: 1 S: 8 H: 3 LOB: 0 BB: 2 P: 16	R: 1 E: 0 K: 1 S: 8 H: 3 LOB: 3 BB: 1 P: 12	R: 2 E: 1 K: 0 S: 5 H: 1 LOB: 2 BB: 2 P: 13	R: 0 E: 0 K: 0 S: 2 H: 0 LOB: 0 BB: 1 P: 6	R: 0 E: 0 K: 1 S: 6 H: 1 LOB: 2 BB: 1 P: 10	R: 0 E: 0 K: 0 S: 2 H: 0 LOB: 0 BB: 1 P: 6		1B: 10 2B: 2 3B: 0 HR: 1 SF: 2 SAC: 1 DP: 2 HBP: 0					

PITCHER		IP	WLS	BF	H	R	ER	SO	BB	IBB	HBP	BLK	WP	HR	S	P	ERA	WHIP
Steve Busby, R ERA: 2.89	(1, 1)	2.2	L	15	7	7	6	2	2	0	0	0	0	1	17	25	20.25	3.375
Lindy McDaniel, R ERA: 3.99	(3, 1)	2.0		12	3	3	1	1	1	1	0	0	0	0	12	20	4.50	2.000
Bob McClure, L ERA:	(5, 1)	0.1		3	1	0	0	0	1	0	0	0	0	0	2	6	0.00	6.000
Mark Littell, R ERA: 6.75	(6, 1)	3.0		11	1	0	0	1	3	0	0	0	0	0	10	22	0.00	1.333
Mark Littell, R ERA: 6.75	(8, 1)	3.0		11	1	0	0	1	3	0	0	0	0	0	10	22	0.00	1.333

PITCHER	IP	WLS	BF	H	R	ER	SO	BB	IBB	HBP	BLK	WP	HR	S	P	ERA	WHIP

BOTTOM

Kansas City Royals @ Chicago White Sox

Comiskey Park, Chicago, IL

Mon Sep 01 1975, 4:33 AM EDT

Unknown - 70 F

livebaseballscorecards.com

AB	30
R	10
H	12
RBI	10
BB	8
SO	4
LOB	19

Batter	1	2	3	4	5	6	7	8	9	AB	R	H	RBI	BB	SO	LOB
Freddie Patek, R (1, 6) OBP: 0.305, SLG: 0.332	0-0 2B	0-0 P6		0-0 5-3			0-0 P4		0-0 6-3	5	0	1	0	0	0	3
Amos Otis, R (1, 8) OBP: 0.355, SLG: 0.404	0-0 E1		0-0 2-3		0-0 L6		0-0 P4			4	0	0	0	0	0	1
George Brett, L (1, 5) OBP: 0.337, SLG: 0.427	0-0 L5		0-0 4-3		0-0 1-3			0-0 F7		4	0	0	0	0	0	2
John Mayberry, L (1, 3) OBP: 0.404, SLG: 0.547	0-0 F8		0-0 1B		0-0 F5			0-0 HR 1B		4	1	2	0	0	0	2
Hal McRae, R (1, 10) OBP: 0.366, SLG: 0.442 Harmon Killebrew, R (8, PH) OBP: 0.322, SLG: 0.383	0-0 L9		0-0 L8			0-0 FC3-6 1B		0-0 1-H HR		3 1	0 1	1 1	0 2	0 0	0 0	3 0
Al Cowens, R (1, 9) OBP: 0.344, SLG: 0.416		BBBB 4-0 1B BB		0-0 6-3 2B 2B		0-0 FC3-6 FC6-4 1-2f		0-0 1-3		3	1	1	0	1	0	1
Jim Wohlford, R (1, 7) OBP: 0.317, SLG: 0.308		0-0 F8		SSS 0-3 K		0-0 L9		SSS 0-3 K		4	0	0	0	0	2	3
Buck Martinez, R (1, 2) OBP: 0.309, SLG: 0.369		0-0 1-2 1B		0-0 6-3 2-3		0-0 FC6-4 1-2f			0-0 F2	4	0	1	0	0	0	2
Frank White, R (1, 4) OBP: 0.272, SLG: 0.327		0-0 F3		0-0 3-H 2B			0-0 L6		0-0 6-3	4	0	1	1	0	0	2
Inning Stats	R: 0 H: 1 E: 1 LOB: 2 K: 0 BB: 0 S: 5 P: 5	R: 0 H: 1 E: 0 LOB: 2 K: 0 BB: 1 S: 4 P: 8	R: 0 H: 1 E: 0 LOB: 1 K: 0 BB: 0 S: 4 P: 4	R: 1 H: 2 E: 0 LOB: 1 K: 1 BB: 0 S: 7 P: 7	R: 0 H: 0 E: 0 LOB: 0 K: 0 BB: 0 S: 3 P: 3	R: 0 H: 1 E: 0 LOB: 1 K: 0 BB: 0 S: 4 P: 4	R: 0 H: 0 E: 0 LOB: 0 K: 0 BB: 0 S: 3 P: 3	R: 2 H: 2 E: 0 LOB: 0 K: 1 BB: 0 S: 7 P: 7	R: 0 H: 0 E: 0 LOB: 0 K: 0 BB: 0 S: 3 P: 3	1B: 4 SF: 0 2B: 3 SAC: 0 3B: 0 DP: 0 HR: 1 HBP: 0						

PITCHER	IP	WLS	BF	H	R	ER	SO	BB	IBB	HBP	BLK	WP	HR	S	P	ERA	WHIP
Claude Osteen, L (1, 1) ERA: 4.31	9.0	L	37	8	3	3	2	1	0	0	0	0	1	40	44	3.00	1.000

PITCHER	IP	WLS	BF	H	R	ER	SO	BB	IBB	HBP	BLK	WP	HR	S	P	ERA	WHIP

TOP

Kansas City Royals @ Chicago White Sox

Comiskey Park, Chicago, IL

Mon Sep 01 1975, 4:38 AM EDT

Att. 9,605 - Unknown - 72 F

livebaseballscorecards.com

AB	36
R	3
H	8
RBI	3
BB	1
SO	2
LOB	19

BOTTOM

Batter	1	2	3	4	5	6	7	8	9	AB	R	H	RBI	BB	SO	LOB
Pat Kelly, L (1, 9) OBP: 0.354, SLG: 0.405	G1-6-3 1B		BB 1B			4-3		BB 1B 1B	L8	5	0	3	0	0	0	1
Jorge Orta, L (1, 4) OBP: 0.360, SLG: 0.446	G1-6-3 1-2f		BB 1-2			K		L7		3	0	0	0	1	1	2
Carlos May, L (1, 7) OBP: 0.373, SLG: 0.376	1B		3-1					BB 1-2 1B		3	0	2	0	0	0	2
Nyls Nyman, L (6, PR) OBP: 0.242, SLG: 0.257 (7, 7)						1B				1	0	1	0	0	0	0
Deron Johnson, R (1, 10) OBP: 0.301, SLG: 0.388	K			G3		L5		K		4	0	0	0	0	2	4
Ken Henderson, S (1, 8) OBP: 0.352, SLG: 0.357		G6-3 BB		F2			L8	1-2 2-3 BB		2	0	0	0	2	0	0
Bill Melton, R (1, 5) OBP: 0.342, SLG: 0.341		L9		K			K	F3		4	0	0	0	0	2	4
Mike Squires, L (1, 3) OBP: 0.750, SLG: 0.667		G6-3 1-2f			G4-6-3 1B		2B BB		L8 1B	3	1	2	0	1	0	1
Bucky Dent, R (1, 6) OBP: 0.312, SLG: 0.355			CS 1B		G4-6-3 1-2f		1-H 2B		L6	4	0	2	1	0	0	2
Pete Varney, R (1, 2) OBP: 0.330, SLG: 0.442			K		K		2-3		F2	4	0	0	0	0	2	3
Inning Stats	R: 0 H: 2 E: 0 LOB: 1 K: 1 BB: 0 S: 6 P: 6	R: 0 H: 0 E: 0 LOB: 0 K: 0 BB: 1 S: 2 P: 6	R: 0 H: 2 E: 0 LOB: 2 K: 1 BB: 1 S: 6 P: 10	R: 0 H: 0 E: 0 LOB: 0 K: 1 BB: 0 S: 5 P: 5	R: 0 H: 1 E: 0 LOB: 0 K: 1 BB: 0 S: 5 P: 5	R: 0 H: 1 E: 0 LOB: 1 K: 1 BB: 0 S: 6 P: 6	R: 1 H: 1 E: 0 LOB: 1 K: 1 BB: 1 S: 6 P: 10	R: 0 H: 2 E: 0 LOB: 3 K: 1 BB: 1 S: 7 P: 11	R: 0 H: 1 E: 0 LOB: 1 K: 0 BB: 0 S: 4 P: 4	1B: 9 2B: 1 3B: 0 HR: 0	SF: 0 SAC: 0 DP: 3 HBP: 0						

PITCHER		IP	WLS	BF	H	R	ER	SO	BB	IBB	HBP	BLK	WP	HR	S	P	ERA	WHIP
Nelson Briles, R ERA: 4.11	(1, 1)	3.0		12	4	0	0	2	2	0	0	0	0	0	14	22	0.00	2.000
Doug Bird, R ERA: 3.21	(4, 1)	6.0	W	25	6	1	1	5	2	0	0	0	0	0	33	41	1.50	1.333

PITCHER	IP	WLS	BF	H	R	ER	SO	BB	IBB	HBP	BLK	WP	HR	S	P	ERA	WHIP

Kansas City Royals @ Chicago White Sox

Comiskey Park, Chicago, IL

Mon Sep 01 1975, 4:38 AM EDT

Att. 9,605 - Unknown - 72 F

livebaseballscorecards.com

AB	33
R	1
H	10
RBI	1
BB	4
SO	7
LOB	19

Batter	1	2	3	4	5	6	7	8	9	10	11	12	AB	R	H	RBI	BB	SO	LOB
Freddie Patek, R (1, 6) OBP: 0.303, SLG: 0.329	0-3 K		0-0 L7		0-0 1B		0-0 F7		0-0 F9			0-0 1-3	6	0	1	0	0	1	4
Amos Otis, R (1, 8) OBP: 0.353, SLG: 0.403	0-3 K		0-0 G6-3 1-2f		0-0 F7			0-3 K		0-0 P6		0-0 1B 2B	6	1	1	0	0	2	2
George Brett, L (1, 5) OBP: 0.340, SLG: 0.432	0-0 2B			0-0 E5 6-3 1B 1B	0-0 F7			0-0 F2 1B		0-0 FC6-4 1B		0-0 E BB 1B 1B 2-H	6	2	4	1	0	0	1
John Mayberry, L (1, 3) OBP: 0.404, SLG: 0.543	0-0 6-3			0-0 1B 6-3 1B 1-2		0-0 F7		0-0 F2 1-2		0-0 FC6-4 1-2f		4-0 E 1-2 1B BB	5	1	1	0	1	0	3
Harmon Killebrew, R (1, 10) OBP: 0.319, SLG: 0.382 Cookie Rojas, R (12, PR) OBP: 0.298, SLG: 0.321		0-0 2B		0-0 6-3 1-2 2-3		0-3 K		0-3 K		0-0 F8		0-0 E5 1B 1-2 2-3	6 0	0 0	1 0	0 0	2 0	6 0	0 0
Al Cowens, R (1, 9) OBP: 0.340, SLG: 0.409		0-0 6-3		0-0 4-3		0-3 K			0-0 6-3		0-0 6-3	0-0 1B 1-3 2-H 3-H	6	0	1	2	0	1	3
Jim Wohlford, R (1, 7) OBP: 0.317, SLG: 0.309		0-0 L9		0-0 1B 2-3 3-H			0-3 K		0-0 FC5 1B 1B		0-0 4-3	0-0 5-3	6	0	2	1	0	1	3
Buck Martinez, R (1, 2) OBP: 0.308, SLG: 0.366 Rodney Scott, S (9, PR) Bob Stinson, S (9, 2) OBP: 0.366, SLG: 0.406		0-0 F9		0-0 G1			0-0 F7		0-0 FC5 1-3		0-0 F7		4 0 1	0 0 0	1 0 0	0 0 0	0 0 0	0 0 0	3 0 0
Frank White, R (1, 4) OBP: 0.275, SLG: 0.329			0-0 G6-3 1B		0-0 F7		0-0 1B		0-0 FC5 1-2 3-3			0-0 L8	5	0	2	0	0	0	2
Inning Stats	R: 0 H: 1 E: 0 LOB: 1 K: 2 BB: 0 S: 8 P: 8	R: 0 H: 1 E: 0 LOB: 1 K: 0 BB: 0 S: 4 P: 4	R: 0 H: 1 E: 0 LOB: 0 K: 0 BB: 0 S: 3 P: 3	R: 1 H: 2 E: 1 LOB: 2 K: 0 BB: 0 S: 6 P: 6	R: 0 H: 1 E: 0 LOB: 1 K: 0 BB: 0 S: 4 P: 4	R: 0 H: 0 E: 0 LOB: 0 K: 2 BB: 0 S: 7 P: 7	R: 0 H: 1 E: 0 LOB: 1 K: 1 BB: 0 S: 6 P: 6	R: 0 H: 1 E: 0 LOB: 1 K: 2 BB: 0 S: 8 P: 8	R: 0 H: 2 E: 0 LOB: 2 K: 0 BB: 0 S: 5 P: 5	R: 0 H: 1 E: 0 LOB: 1 K: 0 BB: 0 S: 4 P: 4	R: 0 H: 0 E: 0 LOB: 0 K: 0 BB: 0 S: 3 P: 3	R: 3 H: 3 E: 1 LOB: 2 K: 0 BB: 1 S: 7 P: 11	1B: 11 SF: 0 2B: 3 SAC: 0 3B: 0 DP: 1 HR: 0 HBP: 0						

PITCHER	IP	WLS	BF	H	R	ER	SO	BB	IBB	HBP	BLK	WP	HR	S	P	ERA	WHIP
Jim Kaat, L (1, 1) ERA: 2.97	12.0	L	52	14	4	1	7	1	0	0	0	0	0	65	69	0.75	1.250

PITCHER	IP	WLS	BF	H	R	ER	SO	BB	IBB	HBP	BLK	WP	HR	S	P	ERA	WHIP

TOP

Kansas City Royals @ Chicago White Sox

Comiskey Park, Chicago, IL

Tue Sep 02 1975, 8:05 PM EDT

Att. 4,198 - Unknown - 65 F

livebaseballscorecards.com

AB	51
R	4
H	14
RBI	4
BB	1
SO	7
LOB	27

WP: 0	PA: 52		
PB: 0			
SB: 0			
CS: 0			

Batter	1	2	3	4	5	6	7	8	9	10	11	12	AB	R	H	RBI	BB	SO	LOB
Pat Kelly, L (1, 9) OBP: 0.349, SLG: 0.400	6-3		L4		P5		G3		1-3			F8	6	0	0	0	0	0	2
Jorge Orta, L (1, 4) OBP: 0.360, SLG: 0.443	FC5-4, S, 1B		G4-6-3, 1-2f		BBBB, FC4-6, 1-2, BB		4-1			1-3		L9	5	0	1	0	1	0	1
Carlos May, L (1, 7) OBP: 0.373, SLG: 0.375 Nyls Nyman, L (4, PR) (5, 7) OBP: 0.243, SLG: 0.257	BBBB, FC5-4, 1-2, BB			E4, 1B, 1B	FC4-6, S, 1-2f, 2-3		F9			G3, 1B		4-3	1	0	0	0	1	0	0
													4	1	1	0	0	0	2
Deron Johnson, R (1, 10) OBP: 0.304, SLG: 0.389 Lee Richard, R (8, PR) OBP: 0.295, SLG: 0.275 Jerry Hairston, S (10, PH) OBP: 0.413, SLG: 0.310	FC5-4, 1-2f, 2-3			SH1, 1B, 1-2, 1B	BBBB, 1-2, BB			BBBB, SH3, BB		G3, 1-2			2	0	1	0	2	0	2
													0	0	0	0	0	0	0
													1	0	0	0	0	0	1
Ken Henderson, S (1, 8) OBP: 0.353, SLG: 0.357	F7			SH1, 1-2, 2-H, 1B	F8			SH3, 1-2		IBB			3	0	1	1	1	0	5
Bill Melton, R (1, 5) OBP: 0.340, SLG: 0.338	SSS, K			SH1, 1-2, 2-3			F9	L9		F9			4	0	0	0	0	1	4
Mike Squires, L (1, 3) OBP: 0.444, SLG: 0.286	3-1			G6-4-3, IBB			F7	1-3			3-1		4	0	0	0	1	0	2
Bucky Dent, R (1, 6) OBP: 0.311, SLG: 0.354	5-3			G6-4-3, 1-2f			1B		L3		L8		5	0	1	0	0	0	3
Pete Varney, R (1, 2) OBP: 0.333, SLG: 0.433			BBBB, G4-6-3, BB		FC4-6, BB, 1B		F7		6-3		L5		4	0	1	0	1	0	1
Inning Stats	R: 0 H: 1 E: 0 LOB: 2 K: 0 BB: 1 S: 4 P: 8	R: 0 H: 0 E: 0 LOB: 0 K: 1 BB: 0 S: 5 P: 5	R: 0 H: 0 E: 0 LOB: 0 K: 0 BB: 1 S: 2 P: 6	R: 1 H: 2 E: 1 LOB: 3 K: 0 BB: 1 S: 5 P: 9	R: 0 H: 1 E: 0 LOB: 3 K: 0 BB: 2 S: 4 P: 12		R: 0 H: 1 E: 0 LOB: 1 K: 0 BB: 0 S: 4 P: 4	R: 0 H: 0 E: 0 LOB: 0 K: 0 BB: 0 S: 3 P: 3	R: 0 H: 0 E: 0 LOB: 2 K: 0 BB: 1 S: 3 P: 7	R: 0 H: 0 E: 0 LOB: 0 K: 0 BB: 0 S: 3 P: 3	R: 0 H: 1 E: 0 LOB: 2 K: 0 BB: 1 S: 4 P: 8	R: 0 H: 0 E: 0 LOB: 0 K: 0 BB: 0 S: 3 P: 3	R: 0 H: 0 E: 0 LOB: 0 K: 0 BB: 0 S: 3 P: 3	1B: 6 SF: 0 2B: 0 SAC: 2 3B: 0 DP: 2 HR: 0 HBP: 0						

PITCHER	IP	WLS	BF	H	R	ER	SO	BB	IBB	HBP	BLK	WP	HR	S	P	ERA	WHIP
Al Fitzmorris, R (1, 1) ERA: 3.76	11.0	W	45	6	1	0	1	5	2	0	0	0	0	40	68	0.00	1.000
Marty Pattin, R (12, 1) ERA: 3.57	1.0	S	3	0	0	0	0	0	0	0	0	0	0	3	3	0.00	0.000

PITCHER	IP	WLS	BF	H	R	ER	SO	BB	IBB	HBP	BLK	WP	HR	S	P	ERA	WHIP

BOTTOM

Kansas City Royals @ Chicago White Sox

Comiskey Park, Chicago, IL

Tue Sep 02 1975, 8:05 PM EDT

Att. 4,198 - Unknown - 65 F

livebaseballscorecards.com

AB	39
R	1
H	6
RBI	1
BB	7
SO	1
LOB	23

Batter	1	2	3	4	5	6	7	8	9	10	AB	R	H	RBI	BB	SO	LOB
Freddie Patek, R (1, 6) OBP: 0.302, SLG: 0.326	B B B B 4-0 BB BB		x 0-0 ② L9		x 0-0 ③ F8		x 0-0 ② FC3-2 1-2 2-3 3-Hf		x 0-0 ③ F9		4	0	0	0	1	0	3
Amos Otis, R (1, 8) OBP: 0.353, SLG: 0.402	B B B B 4-0 ① S 1-2 BB		x 0-0 ③ F9			x 0-0 ① F7	x 0-0 ③ L9			x 0-0 FC1-5-6 1B	4	0	1	0	1	0	3
George Brett, L (1, 5) OBP: 0.341, SLG: 0.439	x 0-0 ② F7 1-2			x 0-0 HR		x 0-0 ② F7		x 0-0 1B 2B		x 0-0 ① FC1-5-6 1B 1-2f 3B	5	3	2	1	0	0	2
John Mayberry, L (1, 3) OBP: 0.407, SLG: 0.553	x 0-0 ③ F7			x 0-0 HR		x 0-0 1B		x 0-0 2-H 1B		x 0-0 1-2 3B 1B	5	2	4	2	0	0	1
Vada Pinson, L (1, 10) OBP: 0.254, SLG: 0.348 Cookie Rojas, R (8, PH) OBP: 0.296, SLG: 0.319		x 0-0 ① F8		x 0-0 ① F7		x 0-0 ③ 1-3	S S S 0-3 ① K		S S S 0-3 ② K		3 2	0 0	0 0	0 0	0 0	0 2	1 3
Al Cowens, R (1, 9) OBP: 0.345, SLG: 0.422		x 0-0 CS 1B		x 0-0 ② 6-3			x 0-0 BB 1B FC3-2 1B	x 0-0 ② 6-3		x 0-0 1-H 2-H 3B	5	0	3	2	0	0	1
Jim Wohlford, R (1, 7) OBP: 0.319, SLG: 0.308	B B B B 4-0 ② 1-2 BB		S S S 0-3 ③ K				x 0-0 FC3-2 1-2 BB 1B	x 0-0 ③ 4-3		x 0-0 ③ 1-3	4	0	1	0	1	1	2
Bob Stinson, S (1, 2) OBP: 0.357, SLG: 0.394 Harmon Killebrew, R (9, PH) OBP: 0.318, SLG: 0.381 Buck Martinez, R (9, 2) OBP: 0.308, SLG: 0.366		x 0-0 ③ L9			x 0-0 ① F7		x 0-0 ① P3		S S S 0-3 ① K		3 1 0	0 0 0	0 0 0	0 0 0	0 0 0	0 1 0	3 0 0
Frank White, R (1, 4) OBP: 0.274, SLG: 0.324			x 0-0 ① F9		x 0-0 ② P3		B B B B 4-0 FC3-2 1-2 2-3 BB		x 0-0 ② 5-3		3	0	0	0	1	0	0
Inning Stats	R: 0 H: 0 E: 0 LOB: 1 K: 0 BB: 2 S: 2 P: 10	R: 0 H: 1 E: 0 LOB: 1 K: 0 BB: 1 S: 3 P: 7	R: 0 H: 0 E: 0 LOB: 0 K: 0 BB: 0 S: 3 P: 3	R: 2 H: 2 E: 0 LOB: 0 K: 1 BB: 0 S: 7 P: 7	R: 0 H: 0 E: 0 LOB: 0 K: 0 BB: 0 S: 3 P: 3	R: 0 H: 1 E: 0 LOB: 1 K: 0 BB: 0 S: 4 P: 4	R: 0 H: 2 E: 0 LOB: 3 K: 0 BB: 1 S: 5 P: 9	R: 1 H: 2 E: 0 LOB: 1 K: 1 BB: 0 S: 7 P: 7	R: 0 H: 0 E: 0 LOB: 0 K: 1 BB: 0 S: 5 P: 5	R: 2 H: 3 E: 0 LOB: 1 K: 1 BB: 0 S: 8 P: 8	1B: 7 SF: 0 2B: 1 SAC: 0 3B: 1 DP: 0 HR: 2 HBP: 0						WP: 0 PA: 43 PB: 0 SB: 1 CS: 1

PITCHER	IP	WLS	BF	H	R	ER	SO	BB	IBB	HBP	BLK	WP	HR	S	P	ERA	WHIP
Jesse Jefferson, R (1, 1) ERA: 4.5	6.0		25	6	2	2	1	3	0	0	0	0	2	24	36	3.00	1.500
Dave Hamilton, L (7, 1) ERA: 3.53	4.0	L	18	5	3	3	3	1	0	0	0	0	0	23	27	6.75	1.500

PITCHER	IP	WLS	BF	H	R	ER	SO	BB	IBB	HBP	BLK	WP	HR	S	P	ERA	WHIP

TOP

Kansas City Royals @ Chicago White Sox

Comiskey Park, Chicago, IL

Wed Sep 03 1975, 8:05 PM EDT
Att. 3,900 - Unknown - 78 F

livebaseballscorecards.com

AB	39
R	5
H	11
RBI	5
BB	4
SO	4
LOB	19

Batter	1	2	3	4	5	6	7	8	9	10	AB	R	H	RBI	BB	SO	LOB
Jerry Hairston, S (1, 7) OBP: 0.421, SLG: 0.318	x 0-0 FC5-4 1B		B B B B 4-0 L7-4 BB BB		x 0-0 ① F8		x 0-0 HR 1B		x 0-0 ③ P6		3	1	2	0	1	0	0
Bob Coluccio, R (8, 7) OBP: 0.293, SLG: 0.326											1	0	0	0	0	0	0
Bucky Dent, R (1, 6) OBP: 0.312, SLG: 0.353	x 0-0 ① FC5-4 1-2f		B B B B 4-0 1-2 BB		x 0-0 ② 1-3		x 0-0 ② L8			x 0-0 FC4-6 1B	4	0	1	0	1	0	2
Jorge Orta, L (1, 4) OBP: 0.358, SLG: 0.447	S S S 0-3 ② K		x 0-0 ① ② L7-4 2-3		x 0-0 ③ F7		x 0-0 1-H HR			x 0-0 ① FC4-6 1B 1-2f 1B	5	2	1	2	0	1	4
Deron Johnson, R (1, 10) OBP: 0.301, SLG: 0.385	S S S 0-3 ③ K		S S S 0-3 ③ K			x 0-0 ① F8	S S S 0-3 ③ K			S S S 0-3 ② K	5	0	0	0	0	4	3
Ken Henderson, S (1, 8) OBP: 0.357, SLG: 0.362		H 1-0 1B HBP		x 0-0 1B 2B		x 0-0 2B 4-3 1B		S S S 0-3 ① K		x 0-0 1B 1-2 1B	4	1	3	0	0	1	0
Bill Melton, R (1, 5) OBP: 0.340, SLG: 0.341		x 0-0 ① F9		S S S 0-3 ① K		x 0-0 4-3 1-3 2B		x 0-0 ② F9		x 0-0 1-3 2-H 1B	5	0	2	1	0	1	2
Mike Squires, L (1, 3) OBP: 0.500, SLG: 0.417	x 0-0 1-2 1B		x 0-0 2-3 1B			x 0-0 ② 4-3 2-3 3-H		x 0-0 2-6 1B		x 0-0 ③ 5-3	5	0	3	1	0	0	3
Nyls Nyman, L (1, 9) OBP: 0.239, SLG: 0.253		S S S 0-3 ② K		x 0-0 ② F5		x 0-0 ③ L3		0-0 ③ 2-6 1-2	x 0-0 ① 4-3		4	0	0	0	0	1	5
Pete Varney, R (1, 2) OBP: 0.320, SLG: 0.415		S S S 0-3 ③ K		x 0-0 ③ F7			x 0-0 ① 5-3		S S S 0-3 ② K		4	0	0	0	0	2	4
Inning Stats	R: 0 E: 1 K: 2 S: 8 H: 1 LOB: 1 BB: 0 P: 8	R: 0 E: 0 K: 2 S: 8 H: 1 LOB: 2 BB: 0 P: 9	R: 0 E: 0 K: 1 S: 4 H: 0 LOB: 1 BB: 2 P: 12	R: 0 E: 0 K: 1 S: 7 H: 2 LOB: 2 BB: 0 P: 7	R: 0 E: 0 K: 0 S: 3 H: 0 LOB: 0 BB: 0 P: 3	R: 1 E: 0 K: 0 S: 5 H: 2 LOB: 1 BB: 0 P: 5	R: 2 E: 0 K: 1 S: 7 H: 2 LOB: 0 BB: 0 P: 7	R: 0 E: 0 K: 1 S: 5 H: 1 LOB: 1 BB: 0 P: 5	R: 0 E: 0 K: 1 S: 5 H: 0 LOB: 0 BB: 0 P: 5	R: 1 E: 0 K: 1 S: 8 H: 3 LOB: 2 BB: 0 P: 8	1B: 9 2B: 3 3B: 0 HR: 1	SF: 0 SAC: 0 DP: 1 HBP: 1						

PITCHER	IP	WLS	BF	H	R	ER	SO	BB	IBB	HBP	BLK	WP	HR	S	P	ERA	WHIP
Dennis Leonard, R (1, 1) ERA: 3.46	9.0	W	38	9	3	3	9	2	0	1	0	0	1	52	61	3.00	1.222
Marty Pattin, R (10, 1) ERA: 3.61	1.0	S	6	3	1	1	1	0	0	0	0	0	0	8	8	9.00	3.000

PITCHER	IP	WLS	BF	H	R	ER	SO	BB	IBB	HBP	BLK	WP	HR	S	P	ERA	WHIP

BOTTOM

Kansas City Royals @ Chicago White Sox

Comiskey Park, Chicago, IL

Wed Sep 03 1975, 8:05 PM EDT

Att. 3,900 - Unknown - 78 F

livebaseballscorecards.com

AB	40
R	4
H	12
RBI	4
BB	2
SO	10
LOB	23

WP: 0 PB: 0 SB: 0 CS: 0 PA: 43

Batter	1	2	3	4	5	6	7	8	9	AB	R	H	RBI	BB	SO	LOB
Freddie Patek, R (1, 6) OBP: 0.306, SLG: 0.324	4-3	BB	G6-4-3 HBP		L7		BB		BB	2	0	0	0	3	0	2
Amos Otis, R (1, 8) OBP: 0.351, SLG: 0.396	1-3 BB	F7	G6-4-3 1-2f		K		F2		F8	5	0	0	0	1	1	11
George Brett, L (1, 5) OBP: 0.340, SLG: 0.436	1-3 1-2		F9	6-3		4-3		1B SF9 BB	1-2 BB	4	1	0	0	1	0	1
Jamie Quirk, L (9, PH) (9, 5)										0	0	0	0	1	0	0
John Mayberry, L (1, 3) OBP: 0.410, SLG: 0.552	BB	BB 1B BB 1B		FC3-6 BB		K		E 1-3 1B	K	4	2	2	0	2	2	2
Al Cowens, R (1, 9) OBP: 0.341, SLG: 0.415	F8		BB 1-2 1B BB	FC3-6 1-2f		P6		SF9 3-H	F8	4	1	0	1	1	0	5
Harmon Killebrew, R (1, 10) OBP: 0.323, SLG: 0.379		5-3 BB	BB 1B 1-2 2-3 BB	1-3			E 2B BB	FC5 1-2 1B		1	1	0	0	3	0	1
Rodney Scott, S (7, PR)										0	1	0	0	0	0	0
Fran Healy, R (8, PH) OBP: 0.292, SLG: 0.324										1	0	0	0	0	0	1
Jim Wohlford, R (1, 7) OBP: 0.323, SLG: 0.310		5-3 1-2 BB	BB 1B 1-2 2-H 3-H 1B		5-3		F3 1-3	1-2 2-H 1B		4	1	2	3	1	0	1
Buck Martinez, R (1, 2) OBP: 0.310, SLG: 0.361	5-3 1-2 2-3	1B 1-2 2-3 BB		1B BB		F7		F3		3	0	0	0	2	0	6
Frank White, R (1, 4) OBP: 0.281, SLG: 0.335	P6	1-3 2-H 3-H 1B		1-2 1B			3-H 2B	L7		5	0	3	3	0	0	4
Inning Stats	R: 0 E: 0 K: 0 S: 3 H: 0 LOB: 2 BB: 2 P: 11	R: 0 E: 0 K: 0 S: 3 H: 0 LOB: 3 BB: 3 P: 15	R: 4 E: 0 K: 0 S: 5 H: 3 LOB: 3 BB: 3 P: 18	R: 0 E: 0 K: 0 S: 3 H: 0 LOB: 1 BB: 1 P: 7	R: 0 E: 0 K: 1 S: 6 H: 1 LOB: 2 BB: 1 P: 10	R: 0 E: 0 K: 1 S: 5 H: 0 LOB: 0 BB: 0 P: 5	R: 1 E: 1 K: 0 S: 4 H: 1 LOB: 2 BB: 2 P: 12	R: 2 E: 1 K: 0 S: 6 H: 2 LOB: 2 BB: 1 P: 10	R: 0 E: 0 K: 1 S: 5 H: 0 LOB: 2 BB: 2 P: 13	1B: 6 2B: 1 3B: 0 HR: 0 SF: 1 SAC: 0 DP: 1 HBP: 1	WP: 0 PB: 0 SB: 0 CS: 0 PA: 50					

PITCHER	IP	WLS	BF	H	R	ER	SO	BB	IBB	HBP	BLK	WP	HR	S	P	ERA	WHIP
Ken Kravec, L (1, 1) ERA: 11.57	2.1	L	15	1	3	3	0	7	0	0	0	0	0	8	36	11.57	3.429
Ozzie Osborn, R (3, 1) ERA: 4.08	4.2		23	4	2	2	2	5	0	1	0	0	0	21	42	3.86	1.929
Rich Hinton, L (8, 1) ERA: 4.44	1.0		7	2	2	1	0	1	0	0	0	0	0	6	10	9.00	3.000
Chris Knapp, R (9, 1) ERA:	1.0		5	0	0	0	1	2	0	0	0	0	0	5	13	0.00	2.000

PITCHER	IP	WLS	BF	H	R	ER	SO	BB	IBB	HBP	BLK	WP	HR	S	P	ERA	WHIP

TOP

Kansas City Royals @ Chicago White Sox

Comiskey Park, Chicago, IL

Thu Sep 04 1975, 4:33 AM EDT

Att. 1,569 - Unknown

livebaseballscorecards.com

AB	33
R	7
H	7
RBI	7
BB	15
SO	3
LOB	34

Batter	1	2	3	4	5	6	7	8	9	AB	R	H	RBI	BB	SO	LOB
Bucky Dent, R (1, 6) OBP: 0.310, SLG: 0.350	4-3		5-3		L7		L5			4	0	0	0	0	0	2
Jorge Orta, L (1, 4) OBP: 0.357, SLG: 0.444	5-3		6-3		BB (1-2)		K			3	0	0	0	1	1	1
Ken Henderson, S (1, 8) OBP: 0.357, SLG: 0.363	2B		F9		K			F9		4	0	1	0	0	1	2
Deron Johnson, R (1, 3) OBP: 0.299, SLG: 0.382	P4			6-3		F7		F8		4	0	0	0	0	0	1
Bill Melton, R (1, 5) OBP: 0.342, SLG: 0.342		1B		1B		K		5-3		4	0	2	0	0	1	0
Bill Stein, R (1, 10) OBP: 0.326, SLG: 0.362		1B (1-2)		P4		FC6-4 1B			5-3	4	0	2	0	0	0	1
Bob Coluccio, R (1, 7) OBP: 0.287, SLG: 0.318		F3		F9		FC6-4 (1-2f)			F7	4	0	0	0	0	0	4
Nyls Nyman, L (1, 9) OBP: 0.243, SLG: 0.257		F2			4-3		4-3 1B		1B	4	0	2	0	0	0	2
Pete Varney, R (1, 2) OBP: 0.317, SLG: 0.402		L9			BB HBP		4-3 (1-2)		K	3	0	0	0	0	1	4
Inning Stats	R: 0 H: 1 E: 0 LOB: 1 K: 0 BB: 0 S: 4 P: 4	R: 0 H: 2 E: 0 LOB: 2 K: 0 BB: 0 S: 5 P: 5	R: 0 H: 0 E: 0 LOB: 0 K: 0 BB: 0 S: 3 P: 3	R: 0 H: 1 E: 0 LOB: 1 K: 0 BB: 0 S: 4 P: 4	R: 0 H: 0 E: 0 LOB: 2 K: 1 BB: 1 S: 5 P: 10	R: 0 H: 1 E: 0 LOB: 1 K: 1 BB: 0 S: 6 P: 6	R: 0 H: 1 E: 0 LOB: 1 K: 1 BB: 0 S: 6 P: 6	R: 0 H: 0 E: 0 LOB: 0 K: 0 BB: 0 S: 3 P: 3	R: 0 H: 1 E: 0 LOB: 1 K: 1 BB: 0 S: 6 P: 6	1B: 6 SF: 0 2B: 1 SAC: 0 3B: 0 DP: 0 HR: 0 HBP: 1						

PITCHER	IP	WLS	BF	H	R	ER	SO	BB	IBB	HBP	BLK	WP	HR	S	P	ERA	WHIP
Paul Splittorff, L (1, 1) ERA: 2.89	9.0	W	36	7	0	0	4	1	0	1	0	0	0	42	47	0.00	0.889

PITCHER	IP	WLS	BF	H	R	ER	SO	BB	IBB	HBP	BLK	WP	HR	S	P	ERA	WHIP

BOTTOM

Kansas City Royals @ Chicago White Sox

Comiskey Park, Chicago, IL

Thu Sep 04 1975, 4:33 AM EDT

Att. 1,569 - Unknown

livebaseballscorecards.com

AB	34
R	0
H	7
RBI	0
BB	1
SO	4
LOB	17

1B: 6	SF: 0	WP: 0	PA: 36
2B: 1	SAC: 0	PB: 0	
3B: 0	DP: 0	SB: 0	
HR: 0	HBP: 1	CS: 0	

Batter	1	2	3	4	5	6	7	8	9	AB	R	H	RBI	BB	SO	LOB
Lyman Bostock, L (1, 9) OBP: 0.328, SLG: 0.350	0-0 5-3 1B		BBBB 4-0 FC5 1B BB		0-0 1-3		0-0 3-1		BBBB 4-0 BB	3	0	1	0	2	0	0
Jerry Terrell, R (1, 6) OBP: 0.341, SLG: 0.354	0-0 5-3 1-2		0-0 1-2 1B		0-0 1B 4-3 1B		0-0 5-3		SSS 0-3 K	5	0	2	0	0	1	2
Rod Carew, L (1, 4) OBP: 0.433, SLG: 0.515	0-0 F8		0-0 L9		0-0 4-3 1-2			0-0 L7		4	0	0	0	0	0	4
Dan Ford, R (1, 8) OBP: 0.326, SLG: 0.440	BBBB 4-0 BB		0-0 FC5 2-3f		0-0 2-3 1B			0-0 4-3 1B 2B		3	1	2	0	1	0	2
Tony Oliva, L (1, 10) OBP: 0.354, SLG: 0.404	0-0 L5			0-0 F7	0-0 F9			0-0 4-3 2-3		4	0	0	0	0	0	5
Craig Kusick, R (1, 3) OBP: 0.327, SLG: 0.331		0-0 P4		SSS 0-3 K		0-0 P4		0-0 1B 3-H		4	0	1	1	0	1	0
Steve Braun, L (1, 7) OBP: 0.383, SLG: 0.423		0-0 F8		0-0 E 2B		0-0 1-3		0-0 F7		4	1	1	0	0	0	1
Dave McKay, S (1, 5) OBP: 0.238, SLG: 0.463		SSS 0-3 K		0-0 E7 2-H 1B		0-0 5-3			SSS 0-3 K	4	0	1	1	0	2	0
Phil Roof, R (1, 2) OBP: 0.322, SLG: 0.518			0-0 1-3	0-0 5-3			0-0 5-3		0-0 P3	3	0	0	0	0	0	1
John Briggs, L (9, PH) OBP: 0.400, SLG: 0.389										1	0	0	0	0	0	0
Inning Stats	R: 0 H: 1 E: 0 LOB: 2 K: 0 BB: 1 S: 4 P: 8	R: 0 H: 0 E: 0 LOB: 0 K: 1 BB: 0 S: 5 P: 5	R: 0 H: 1 E: 0 LOB: 2 K: 0 BB: 1 S: 4 P: 8	R: 1 H: 2 E: 1 LOB: 1 K: 1 BB: 0 S: 7 P: 7	R: 0 H: 2 E: 0 LOB: 2 K: 0 BB: 0 S: 5 P: 5	R: 0 H: 0 E: 0 LOB: 0 K: 0 BB: 0 S: 3 P: 3	R: 0 H: 0 E: 0 LOB: 0 K: 0 BB: 0 S: 3 P: 3	R: 1 H: 2 E: 0 LOB: 1 K: 0 BB: 0 S: 5 P: 5	R: 0 H: 0 E: 0 LOB: 1 K: 2 BB: 1 S: 7 P: 11	1B: 6 SF: 0 2B: 2 SAC: 0 3B: 0 DP: 0 HR: 0 HBP: 0						

PITCHER		IP	WLS	BF	H	R	ER	SO	BB	IBB	HBP	BLK	WP	HR	S	P	ERA	WHIP
Wilbur Wood, L ERA: 4.1	(1, 1)	7.2	W	33	8	2	2	2	2	0	0	0	0	0	35	43	2.35	1.304
Rich Gossage, R ERA: 1.83	(8, 1)	1.1	S	5	0	0	0	2	1	0	0	0	0	0	8	12	0.00	0.750

PITCHER		IP	WLS	BF	H	R	ER	SO	BB	IBB	HBP	BLK	WP	HR	S	P	ERA	WHIP

TOP

Minnesota Twins @ Chicago White Sox

Comiskey Park, Chicago, IL

Fri Sep 05 1975, 8:05 PM EDT
Att. 4,400 - Unknown - 60 F

livebaseballscorecards.com

AB	35
R	2
H	8
RBI	2
BB	3
SO	4
LOB	15

Totals	9	35	2	8	2	3	4	15	0	0	0	0	0	0	0	0	0	0

Batter	1	2	3	4	5	6	7	8	9	AB	R	H	RBI	BB	SO	LOB
Jerry Hairston, S (1, 7) OBP: 0.419, SLG: 0.319	G4-6-3 1B			K	4-3 3-H			1-3		3	0	1	1	0	1	0
Bob Coluccio, R (8, 7) OBP: 0.286, SLG: 0.317										1	0	0	0	0	0	0
Mike Squires, L (1, 3) OBP: 0.444, SLG: 0.333	G4-6-3 1-2f			G3	L4			BB S		3	0	0	0	1	0	1
Jorge Orta, L (1, 4) OBP: 0.358, SLG: 0.445	CS 1B			E S 1B		L7		L7 1-2		4	0	2	0	0	0	1
Deron Johnson, R (1, 10) OBP: 0.302, SLG: 0.383	CS 1-2	G6-4-3 1B		BB 1-3		1B		1-3		3	0	2	0	1	0	1
Ken Henderson, S (1, 8) OBP: 0.355, SLG: 0.361		F8		K		F7				3	0	0	0	0	1	4
Bill Melton, R (1, 5) OBP: 0.342, SLG: 0.342		G6-4-3 1-2f			1B 2B 3B	F8				3	1	1	0	0	0	2
Nyls Nyman, L (1, 9) OBP: 0.244, SLG: 0.261		P4			2B 1-3 3B	4-3				3	1	1	0	0	0	0
Bucky Dent, R (1, 6) OBP: 0.310, SLG: 0.354		G3			3B 4-3 2-H 3-H	6-3				3	1	1	2	0	0	0
Brian Downing, R (1, 2) OBP: 0.368, SLG: 0.340		5-3			6-3	P5				3	0	0	0	0	0	1
Inning Stats	R: 0 E: 0 K: 0 S: 3 H: 2 LOB: 0 BB: 0 P: 3	R: 0 E: 0 K: 0 S: 3 H: 1 LOB: 0 BB: 0 P: 3	R: 0 E: 0 K: 0 S: 3 H: 0 LOB: 0 BB: 0 P: 3	R: 0 E: 0 K: 2 S: 8 H: 1 LOB: 2 BB: 1 P: 12	R: 3 E: 0 K: 0 S: 6 H: 3 LOB: 0 BB: 0 P: 6	R: 0 E: 0 K: 0 S: 4 H: 1 LOB: 1 BB: 0 P: 4	R: 0 E: 0 K: 0 S: 3 H: 0 LOB: 0 BB: 0 P: 3	R: 0 E: 0 K: 0 S: 3 H: 0 LOB: 1 BB: 1 P: 7		1B: 6 2B: 1 3B: 1 HR: 0 SF: 0 SAC: 0 DP: 2 HBP: 0				WP: 0 PB: 0 SB: 2 CS: 1 PA: 32		

PITCHER	IP	WLS	BF	H	R	ER	SO	BB	IBB	HBP	BLK	WP	HR	S	P	ERA	WHIP
Dave Goltz, R (1, 1) ERA: 3.62	8.0	L	31	8	3	3	2	2	0	0	0	0	0	33	41	3.38	1.250

PITCHER	IP	WLS	BF	H	R	ER	SO	BB	IBB	HBP	BLK	WP	HR	S	P	ERA	WHIP

BOTTOM

Minnesota Twins @ Chicago White Sox

Comiskey Park, Chicago, IL

Fri Sep 05 1975, 8:05 PM EDT

Att. 4,400 - Unknown - 60 F

livebaseballscorecards.com

AB	29
R	3
H	8
RBI	3
BB	2
SO	2
LOB	10

Batter	1	2	3	4	5	6	7	8	9	AB	R	H	RBI	BB	SO	LOB
Lyman Bostock, L (1, 7) OBP: 0.326, SLG: 0.345	1-3		K		K		G6-4-3 1-2f		BB 1-2	4	0	0	0	1	2	2
Jerry Terrell, R (1, 6) OBP: 0.344, SLG: 0.357	5-3				6-3 1-2			1B	F8	3	0	2	0	0	0	0
Steve Braun, L (8, PH) OBP: 0.384, SLG: 0.423 (8, 5)			1B		1B			1B		2	0	1	0	0	0	2
Rod Carew, L (1, 4) OBP: 0.429, SLG: 0.511	5-3		L7		6-3 1-2 2-3			F7		4	0	0	0	0	0	4
Dan Ford, R (1, 8) OBP: 0.328, SLG: 0.440		SH3-4 1B 1B		6-3	K			1-2 1B		4	0	2	0	0	1	2
Tony Oliva, L (1, 10) OBP: 0.353, SLG: 0.402		SH3-4 1-2 1B		L9		K		K		4	0	1	0	0	2	2
Dave McKay, S (1, 5) OBP: 0.250, SLG: 0.488		SH3-4 1-2 2-3		HR 2B		F9		F8		2	1	1	0	0	0	0
John Briggs, L (8, PH) OBP: 0.399, SLG: 0.388										1	0	0	0	0	0	2
Luis Gomez, R (8, 6) OBP: 0.200, SLG: 0.150										0	0	0	0	0	0	0
Craig Kusick, R (1, 3) OBP: 0.325, SLG: 0.351		L6		2-H HR		F8			K	4	1	1	2	0	1	2
Mike Poepping, R (1, 9)		6-3		F8			F8		5-3	4	0	0	0	0	0	2
Phil Roof, R (1, 2) OBP: 0.340, SLG: 0.517			F9		6-3 BB		G6-4-3 BB		BB 1B	2	0	1	0	2	0	0
Steve Brye, R (9, PR) OBP: 0.325, SLG: 0.429										0	0	0	0	0	0	0
Inning Stats	R: 0 E: 0 K: 0 S: 3 H: 0 LOB: 0 BB: 0 P: 3	R: 0 E: 0 K: 0 S: 5 H: 2 LOB: 2 BB: 0 P: 5	R: 0 E: 0 K: 1 S: 6 H: 1 LOB: 1 BB: 0 P: 6	R: 2 E: 0 K: 0 S: 5 H: 2 LOB: 0 BB: 0 P: 5	R: 0 E: 0 K: 2 S: 8 H: 1 LOB: 2 BB: 1 P: 12	R: 0 E: 0 K: 1 S: 5 H: 0 LOB: 0 BB: 0 P: 5	R: 0 E: 0 K: 0 S: 2 H: 0 LOB: 0 BB: 1 P: 6	R: 0 E: 0 K: 1 S: 7 H: 2 LOB: 2 BB: 0 P: 7	R: 0 E: 0 K: 1 S: 6 H: 1 LOB: 2 BB: 1 P: 10	1B: 7 2B: 1 3B: 0 HR: 1 SF: 0 SAC: 1 DP: 1 HBP: 0						

PITCHER	IP	WLS	BF	H	R	ER	SO	BB	IBB	HBP	BLK	WP	HR	S	P	ERA	WHIP
Jim Kaat, L (1, 1) ERA: 2.96	7.0	W	28	6	2	2	4	2	0	0	0	0	1	34	42	2.57	1.143
Rich Gossage, R (8, 1) ERA: 1.8	2.0	S	10	3	0	0	2	1	0	0	0	0	0	13	17	0.00	2.000

PITCHER	IP	WLS	BF	H	R	ER	SO	BB	IBB	HBP	BLK	WP	HR	S	P	ERA	WHIP

TOP

Minnesota Twins @ Chicago White Sox

Comiskey Park, Chicago, IL

Sat Sep 06 1975, 8:05 PM EDT

Att. 7,078 - Unknown - 60 F

livebaseballscorecards.com

AB	34
R	2
H	9
RBI	2
BB	3
SO	6
LOB	18

WP	0
PB	0
SB	0
CS	0
PA	38

Batter	1	2	3	4	5	6	7	8	9	AB	R	H	RBI	BB	SO	LOB
Jerry Hairston, S (1, 7) OBP: 0.421, SLG: 0.319	BBBB 4-0 BB		x 0-0 BB BB 1-2 1B		x 0-0 ② L8		x 0-0 ③ F8			3	0	1	0	1	0	0
Mike Squires, L (1, 3) OBP: 0.455, SLG: 0.294	x 0-0 ① L9		BBBB 4-0 BB 1-2 2-3 BB		BBBB 4-0 HR BB			x 0-0 ① 3-1		2	1	0	0	2	0	1
Jorge Orta, L (1, 4) OBP: 0.361, SLG: 0.453	x 0-0 ② F7		BBBB 4-0 1-2 2-3 3-H BB		x 0-0 1-H HR			x 0-0 HR 1B		3	2	2	3	1	0	1
Deron Johnson, R (1, 10) OBP: 0.302, SLG: 0.388	SSS 0-3 ③ K		SSS 0-3 ② K		x 0-0 ③ L9			x 0-0 1-H HR		4	1	1	2	0	2	4
Ken Henderson, S (1, 8) OBP: 0.353, SLG: 0.359 Bob Coluccio, R (7, 9) OBP: 0.284, SLG: 0.315		SSS 0-3 ① K	x 0-0 ③ F7			x 0-0 ① F5		x 0-0 ② F8		3 1	0 0	0 0	0 0	0 0	1 0	3 0
Bill Melton, R (1, 5) OBP: 0.340, SLG: 0.340 Pat Kelly, L (8, PH) OBP: 0.348, SLG: 0.399 Bill Stein, R (9, 5) OBP: 0.326, SLG: 0.362		SSS 0-3 ② K		x 0-0 ① L7		SSS 0-3 ② K		SSS 0-3 ③ K		3 1 0	0 0 0	0 0 0	0 0 0	0 0 0	2 1 0	0 0 0
Nyls Nyman, L (1, 9) OBP: 0.241, SLG: 0.258 (7, 8)		x 0-0 ③ L8		SSS 0-3 ② K		x 0-0 ③ 4-1				3	0	0	0	0	1	0
Bucky Dent, R (1, 6) OBP: 0.308, SLG: 0.352			x 0-0 ① 6-3	x 0-0 ③ 5-3			x 0-0 ① 5-3			3	0	0	0	0	0	0
Brian Downing, R (1, 2) OBP: 0.368, SLG: 0.340			x 0-0 BB 1B BB 1B		x 0-0 ① 6-3		SSS 0-3 ② K			3	1	1	0	0	1	0
Inning Stats	R: 0 H: 0 E: 0 LOB: 1 K: 1 BB: 1 S: 5 P: 9	R: 0 H: 0 E: 0 LOB: 0 K: 2 BB: 0 S: 7 P: 7	R: 1 H: 2 E: 0 LOB: 3 K: 1 BB: 2 S: 7 P: 15	R: 0 H: 0 E: 0 LOB: 0 K: 1 BB: 0 S: 5 P: 5	R: 2 H: 1 E: 0 LOB: 0 K: 0 BB: 1 S: 4 P: 8	R: 0 H: 0 E: 0 LOB: 0 K: 1 BB: 0 S: 5 P: 5	R: 0 H: 0 E: 0 LOB: 0 K: 1 BB: 0 S: 5 P: 5	R: 2 H: 2 E: 0 LOB: 0 K: 1 BB: 0 S: 7 P: 7		1B: 3 SF: 0 2B: 0 SAC: 0 3B: 0 DP: 0 HR: 2 HBP: 0						

PITCHER	IP	WLS	BF	H	R	ER	SO	BB	IBB	HBP	BLK	WP	HR	S	P	ERA	WHIP
Bert Blyleven, R (1, 1) ERA: 3.0	8.0	L	33	5	5	5	8	4	0	0	0	0	2	45	61	5.62	1.125

PITCHER	IP	WLS	BF	H	R	ER	SO	BB	IBB	HBP	BLK	WP	HR	S	P	ERA	WHIP

BOTTOM

Minnesota Twins @ Chicago White Sox

Comiskey Park, Chicago, IL

Sat Sep 06 1975, 8:05 PM EDT

Att. 7,078 - Unknown - 60 F

livebaseballscorecards.com

AB	29
R	5
H	5
RBI	5
BB	4
SO	8
LOB	9

WP: 0	PA: 33		
PB: 0			
SB: 0			
CS: 0			

Minnesota Twins @ Chicago White Sox

Comiskey Park, Chicago, IL

Sun Sep 07 1975, 4:33 AM EDT

Att. 6,008 - Unknown - 74 F

TOP

livebaseballscorecards.com

Batter	1	2	3	4	5	6	7	8	9	AB	R	H	RBI	BB	SO	LOB
Lyman Bostock, L (1, 7) OBP: 0.327, SLG: 0.345	SH1-4 1B		G3 2-3		K		IHR	HR	BB 1-2 2-3	3	0	1	0	0	1	2
Steve Brye, R (7, PH) (7, 7) OBP: 0.335, SLG: 0.465										2	2	2	2	1	0	0
Jerry Terrell, R (1, 6) (6, 3) OBP: 0.341, SLG: 0.358	SH1-4 1-2		F8		L8		E 2B	1-3	K	5	1	1	0	0	1	5
Rod Carew, L (1, 4) OBP: 0.429, SLG: 0.509	L7			2B 1B 1B	1-3		F2	FC6-4 1B		5	1	2	0	0	0	3
Luis Gomez, R (8, 4) OBP: 0.200, SLG: 0.150										0	0	0	0	0	0	0
Dan Ford, R (1, 8) OBP: 0.329, SLG: 0.442	4-3			1B 5-3 1-3 2B		4-3 1B 1B	E3 4-3 1B 2-H	FC6-4 1-2f		5	3	2	0	0	0	2
Tony Oliva, L (1, 10) OBP: 0.354, SLG: 0.402		G3	5-3 2-3 3-H 1B		4-3 1-2	4-3 1-2			BB 1B 1B	5	0	2	1	0	0	2
John Briggs, L (9, PR) OBP: 0.399, SLG: 0.388										0	1	0	0	0	0	0
Dave McKay, S (1, 5) OBP: 0.265, SLG: 0.479		F7	5-3 1-2 3-H		BB 2-H 1B	1B 2-H 1B			F8	5	1	2	3	0	0	2
Craig Kusick, R (1, 3) OBP: 0.325, SLG: 0.346		K	G6-4-3 BB		K				BB 1B 1-2 BB	2	0	0	0	1	2	1
Danny Thompson, R (6, 6) OBP: 0.303, SLG: 0.341						2-H 1B				1	0	1	1	1	0	0
Mike Poepping, R (1, 9)			G3 PB BB	G6-4-3 1-2f		BB 1-2	L7		K	3	0	0	0	2	1	5
Glenn Borgmann, R (1, 2) OBP: 0.303, SLG: 0.280			F8 1-2		BB	F5		P4	BB 1-2 2-H 1B	4	0	1	1	1	0	3

	AB	40
	R	9
	H	14
	RBI	8
	BB	6
	SO	5
	LOB	25

Inning Stats																		
	R: 0	H: 1	R: 0	H: 0	R: 0	H: 0	R: 2	H: 3	R: 0	H: 0	R: 1	H: 2	R: 4	H: 4	R: 1	H: 2	R: 1	H: 2
	E: 0	LOB: 1	E: 0	LOB: 0	E: 0	LOB: 1	E: 0	LOB: 1	E: 0	LOB: 1	E: 0	LOB: 2	E: 1	LOB: 1	E: 0	LOB: 1	E: 0	LOB: 3
	K: 0	BB: 0	K: 1	BB: 0	K: 0	BB: 1	K: 0	BB: 1	K: 1	BB: 1	K: 1	BB: 1	K: 0	BB: 0	K: 0	BB: 0	K: 2	BB: 2
	S: 4	P: 4	S: 5	P: 5	S: 3	P: 7	S: 5	P: 9	S: 5	P: 9	S: 7	P: 11	S: 8	P: 8	S: 5	P: 5	S: 9	P: 17

PITCHER		IP	WLS	BF	H	R	ER	SO	BB	IBB	HBP	BLK	WP	HR	S	P	ERA	WHIP	PITCHER	IP	WLS	BF	H	R	ER	SO	BB	IBB	HBP	BLK	WP	HR	S	P	ERA	WHIP
Claude Osteen, L ERA: 4.35	(1, 1)	6.2	L	33	9	7	4	3	4	0	0	0	0	0	35	51	5.40	1.950																	
Ozzie Osborn, R ERA: 4.05	(7, 1)	0.1		2	1	0	0	0	0	0	0	0	0	0	2	2	0.00	3.000																	
Tim Stoddard, R ERA: 9.0	(8, 1)	1.0		5	2	1	1	0	0	0	0	0	0	1	5	5	9.00	2.000																	
Chris Knapp, R ERA: 4.5	(9, 1)	1.0		7	2	1	1	2	2	0	0	0	0	0	9	17	9.00	4.000																	

1B: 10	SF: 0	WP: 0	PA: 47
2B: 2	SAC: 1	PB: 1	
3B: 0	DP: 1	SB: 0	
HR: 2	HBP: 0	CS: 0	

Batter	1	2	3	4	5	6	7	8	9	AB	R	H	RBI	BB	SO	LOB
Jerry Hairston, S (1, 7) OBP: 0.415, SLG: 0.310	F7		BB		G4-6-3 1-2f 3-H		L6		F8	4	0	0	0	1	0	4
Mike Squires, L (1, 3) OBP: 0.385, SLG: 0.238	4-3		K		4-3			F7		4	0	0	0	0	1	1
Jorge Orta, L (1, 4) OBP: 0.364, SLG: 0.454	HBP			BB 1B		WP 1B		L5		3	0	2	0	0	0	0
Deron Johnson, R (1, 10) OBP: 0.301, SLG: 0.389	K			L4		P6 1-2		2B		4	0	1	0	0	1	3
Bill Melton, R (1, 5) OBP: 0.341, SLG: 0.342		SH1-4 CS 2B		BB 1-2		F8		6-3		3	0	1	0	1	0	2
Bucky Dent, R (1, 6) OBP: 0.308, SLG: 0.352		SH1-4 2-3		F8		6-3			1B 1B	3	0	1	0	0	0	3
Nyls Nyman, L (1, 8) OBP: 0.238, SLG: 0.255		K 3-H		4-3			4-3		K	4	0	0	0	0	2	4
Bob Coluccio, R (1, 9) OBP: 0.288, SLG: 0.319			1-3		1B PB G4-6-3 1B		E5		1B 1-2 1B	4	1	2	0	0	0	0
Brian Downing, R (1, 2) OBP: 0.369, SLG: 0.342			P5		G4-6-3 1-3 1B		L8		1-2 2-H 1B	4	0	2	0	0	0	1
Inning Stats	R: 0 H: 0 E: 0 LOB: 1 K: 1 BB: 0 S: 5 P: 6	R: 0 H: 1 E: 0 LOB: 0 K: 1 BB: 0 S: 5 P: 5	R: 0 H: 0 E: 0 LOB: 1 K: 1 BB: 1 S: 5 P: 9	R: 0 H: 1 E: 0 LOB: 2 K: 0 BB: 1 S: 4 P: 8	R: 1 H: 2 E: 0 LOB: 0 K: 0 BB: 0 S: 4 P: 4	R: 0 H: 1 E: 0 LOB: 1 K: 0 BB: 0 S: 4 P: 4	R: 0 H: 0 E: 1 LOB: 1 K: 0 BB: 0 S: 4 P: 4	R: 0 H: 1 E: 0 LOB: 1 K: 0 BB: 0 S: 4 P: 4	R: 0 H: 3 E: 0 LOB: 2 K: 1 BB: 0 S: 7 P: 7	1B: 7 SF: 0 2B: 2 SAC: 1 3B: 0 DP: 1 HR: 0 HBP: 1						

PITCHER	IP	WLS	BF	H	R	ER	SO	BB	IBB	HBP	BLK	WP	HR	S	P	ERA	WHIP
Jim Hughes, R (1, 1) ERA: 3.84	9.0	W	37	9	1	1	4	2	0	1	0	1	0	42	51	1.00	1.222

PITCHER	IP	WLS	BF	H	R	ER	SO	BB	IBB	HBP	BLK	WP	HR	S	P	ERA	WHIP

BOTTOM

Minnesota Twins @ Chicago White Sox

Comiskey Park, Chicago, IL

Sun Sep 07 1975, 4:33 AM EDT

Att. 6,008 - Unknown - 74 F

livebaseballscorecards.com

AB	33
R	1
H	9
RBI	0
BB	2
SO	4
LOB	18

1B: 7	SF: 0	WP: 1	PA: 37
2B: 2	SAC: 1	PB: 1	
3B: 0	DP: 1	SB: 0	
HR: 0	HBP: 1	CS: 1	

Batter	1	2	3	4	5	6	7	8	9	AB	R	H	RBI	BB	SO	LOB
Dave Collins, S (1, 7) OBP: 0.344, SLG: 0.359	x 0-0 ① 5-3		x 0-0 ① F7		x 0-0 ① SH3-4 2-3	x 0-0 ③ F7		x 0-0 ③ 1-3		4	0	0	0	0	0	3
Jerry Remy, L (1, 4) OBP: 0.318, SLG: 0.322	x 0-0 ② F8		x 0-0 ② 1-3		x 0-0 1-3 S 3-H 1B		x 0-0 ① F8		x 0-0 ① 4-3	5	0	1	1	0	0	0
Mickey Rivers, L (1, 8) OBP: 0.336, SLG: 0.365	B B B B 4-0 BB		x 0-0 ③ 1-3		x 0-0 ② 1-3 1-3		x 0-0 ② 1-3		S S S 0-3 ② K	4	0	0	0	1	1	1
Leroy Stanton, R (1, 9) OBP: 0.343, SLG: 0.430	x 0-0 ③ F9			x 0-0 5-3 1B	x 0-0 F8		B B B 4-0 S 2B BB		S S S 0-3 ③ K	4	1	1	0	1	1	2
Bruce Bochte, L (1, 3) OBP: 0.363, SLG: 0.385		x 0-0 1B 1B 1B		S S S 0-3 ① K		B B B B 4-0 1B FC5-2-5-2 BB	x 0-0 1-H 2B			3	1	2	1	1	1	1
Dave Chalk, R (1, 5) OBP: 0.350, SLG: 0.346		x 0-0 ① F9		x 0-0 ② 5-3 1-2		x 0-0 BB FC5-2-5-2 1-3 SF9 1B	x 0-0 ③ F7			4	1	1	0	0	0	3
Bobby Valentine, R (1, 10) OBP: 0.328, SLG: 0.321 John Balaz, R (8, PH) OBP: 0.275, SLG: 0.375		x 0-0 E 1B 1-2 1B		S S S 0-3 ③ K2-3		x 0-0 ① FC5-2-5-2 SF9 BB 1-2 3-H		S S S 0-3 ① K		3 1	0 0	1 0	0 0	0 0	1 1	3 0
Andy Etchebarren, R (1, 2) OBP: 0.317, SLG: 0.370		x 0-0 E2 G4-3 1-3 2-H 1B			x 0-0 S E 1B	B B B 4-0 1-2 2-3 BB		S S S 0-3 ② K2-3		3	1	2	1	1	1	0
Mike Miley, S (1, 6) OBP: 0.258, SLG: 0.282		x 0-0 ② ③ G4-3 1-2f			x 0-0 E8 SH3-4 1-H 1B	x 0-0 ② SF9 2-3 3-H		x 0-0 1B		3	1	2	2	0	0	2
Inning Stats	R: 0 E: 0 K: 0 S: 3 H: 0 LOB: 1 BB: 1 P: 7	R: 1 E: 1 K: 0 S: 5 H: 3 LOB: 1 BB: 0 P: 5	R: 0 E: 0 K: 0 S: 3 H: 0 LOB: 0 BB: 0 P: 3	R: 0 E: 0 K: 2 S: 8 H: 1 LOB: 1 BB: 0 P: 8	R: 2 E: 1 K: 0 S: 6 H: 3 LOB: 1 BB: 0 P: 6	R: 1 E: 0 K: 0 S: 4 H: 1 LOB: 2 BB: 2 P: 12	R: 1 E: 0 K: 0 S: 4 H: 1 LOB: 1 BB: 1 P: 8	R: 0 E: 0 K: 2 S: 8 H: 1 LOB: 1 BB: 0 P: 8	R: 0 E: 0 K: 2 S: 7 H: 0 LOB: 0 BB: 0 P: 7	1B: 9 2B: 1 3B: 0 HR: 0	SF: 1 SAC: 1 DP: 1 HBP: 0						

TOP

California Angels @ Chicago White Sox

Comiskey Park, Chicago, IL

Tue Sep 09 1975, 8:05 PM EDT

Att. 2,958 - Unknown

livebaseballscorecards.com

AB	34
R	5
H	10
RBI	5
BB	4
SO	6
LOB	15

WP: 0 PB: 0 SB: 3 CS: 0 PA: 40

PITCHER		IP	WLS	BF	H	R	ER	SO	BB	IBB	HBP	BLK	WP	HR	S	P	ERA	WHIP
Wilbur Wood, L ERA: 4.15	(1, 1)	8.0	L	37	10	5	5	4	4	0	0	0	0	0	41	57	5.62	1.750
Dave Hamilton, L ERA: 3.49	(9, 1)	1.0		3	0	0	0	2	0	0	0	0	0	0	7	7	0.00	0.000

PITCHER	IP	WLS	BF	H	R	ER	SO	BB	IBB	HBP	BLK	WP	HR	S	P	ERA	WHIP

Batter	1	2	3	4	5	6	7	8	9	AB	R	H	RBI	BB	SO	LOB
Pat Kelly, L (1, 9) OBP: 0.348, SLG: 0.400	F8		K 1-2		2B 1-H		5-3 1-2 2-3			4	0	1	1	0	1	3
Jerry Hairston, S (1, 7) OBP: 0.417, SLG: 0.310	BB		F7		4-3		E9 2-H 3-H			3	0	1	2	1	0	1
Jorge Orta, L (1, 4) OBP: 0.365, SLG: 0.454	L4			G6-4-3 1B		FC5-4 1B	G3			4	0	2	0	0	0	2
Deron Johnson, R (1, 10) OBP: 0.301, SLG: 0.388	F5			G6-4-3 1-2 1B		FC5-4 1-2f		F3		4	0	1	0	0	0	2
Bill Melton, R (1, 5) OBP: 0.340, SLG: 0.344		WP SF8 2B		G6-4-3 1-2f 2-3		K		K		4	1	1	0	0	2	3
Bucky Dent, R (1, 6) OBP: 0.306, SLG: 0.349		1-3		F8		K		6-3		4	0	0	0	0	1	3
Mike Squires, L (1, 3) OBP: 0.345, SLG: 0.217 Bill Stein, R (9, PH) OBP: 0.324, SLG: 0.360		SF8 2-H			4-3		L6		F9	2 1	0 0	0 0	1 0	0 0	0 0	0 0
Nyls Nyman, L (1, 8) OBP: 0.242, SLG: 0.259 Chet Lemon, R (9, PH)		F8			FC5-4 1B		5-3 1B E 1B		F3	3 1	1 0	2 0	0 0	0 0	0 0	0 0
Brian Downing, R (1, 2) OBP: 0.370, SLG: 0.343			CS 1B		FC5-4 1-2f 2B		5-3 1-2 E 1B		F4	4	2	2	0	0	0	1
Inning Stats	R: 0 E: 0 K: 0 S: 3 H: 0 LOB: 1 BB: 1 P: 7	R: 1 E: 0 K: 0 S: 4 H: 1 LOB: 0 BB: 0 P: 4	R: 0 E: 0 K: 1 S: 5 H: 1 LOB: 0 BB: 0 P: 5	R: 0 E: 0 K: 0 S: 4 H: 2 LOB: 1 BB: 0 P: 4	R: 1 E: 0 K: 0 S: 5 H: 2 LOB: 1 BB: 0 P: 5	R: 0 E: 0 K: 2 S: 8 H: 1 LOB: 1 BB: 0 P: 8	R: 2 E: 1 K: 0 S: 6 H: 3 LOB: 1 BB: 0 P: 6	R: 0 E: 0 K: 1 S: 5 H: 0 LOB: 0 BB: 0 P: 5	R: 0 E: 0 K: 0 S: 3 H: 0 LOB: 0 BB: 0 P: 3	1B: 8 2B: 2 3B: 0 HR: 0 SF: 1 SAC: 0 DP: 1 HBP: 0						

PITCHER	IP	WLS	BF	H	R	ER	SO	BB	IBB	HBP	BLK	WP	HR	S	P	ERA	WHIP
Ed Figueroa, R (1, 1) ERA: 2.96	6.2	W	29	10	4	4	3	1	0	0	0	1	0	34	38	5.40	1.650
Jim Brewer, L (7, 1) ERA: 3.54	2.1	S	7	0	0	0	1	0	0	0	0	0	0	9	9	0.00	0.000

PITCHER	IP	WLS	BF	H	R	ER	SO	BB	IBB	HBP	BLK	WP	HR	S	P	ERA	WHIP

BOTTOM

California Angels @ Chicago White Sox

Comiskey Park, Chicago, IL

Tue Sep 09 1975, 8:05 PM EDT

Att. 2,958 - Unknown

livebaseballscorecards.com

AB	34
R	4
H	10
RBI	4
BB	1
SO	4
LOB	15

PA: 36

Batter	1	2	3	4	5	6	7	8	9	AB	R	H	RBI	BB	SO	LOB
Dave Collins, S (1, 7) OBP: 0.342, SLG: 0.360 Morris Nettles, L (9, 7) OBP: 0.304, SLG: 0.278	F9	FC6-4 1-2f		2B 1-3 2-H		K			6-3	5 0	0 0	1 0	1 0	0 0	1 0	2 0
Mickey Rivers, L (1, 8) OBP: 0.338, SLG: 0.367	1B		E3 SH1 FC5-3 1B	L4		F4			FC4-6 1B	5	0	3	0	0	0	2
Leroy Stanton, R (1, 9) OBP: 0.342, SLG: 0.429	K		SH1 2-3	1B 1B		K	K		FC4-6 1-2f	4	1	1	0	0	2	2
John Balaz, R (1, 10) OBP: 0.274, SLG: 0.370	F7		FC5-3 3-H	1B 1-2		4-3				4	0	1	0	0	0	2
Bruce Bochte, L (1, 3) OBP: 0.364, SLG: 0.385 Dan Briggs, L (7, PR) (7, 3)		K	1B 1B	K		CS BB				3 0	0 0	1 0	0 0	1 0	2 0	2 0
Dave Chalk, R (1, 5) OBP: 0.350, SLG: 0.351		HR	F8	F8		CS 1-2		F9		4	1	1	1	0	0	3
Winston Llenas, R (1, 4) OBP: 0.256, SLG: 0.226		5-3	1B 1-2	1B 1-3 2-H				CS		4	1	3	1	0	0	0
Andy Etchebarren, R (1, 2) OBP: 0.326, SLG: 0.368		1B BB	1B 2B 1-3 2-H	F8				K		3	1	1	0	1	1	3
Mike Miley, S (1, 6) OBP: 0.263, SLG: 0.287		FC6-4 1-2	2B 1-2 3-H			K		CS 1-2	K	4	0	2	1	0	2	0
Inning Stats	R: 0 E: 0 K: 1 S: 6 H: 1 LOB: 1 BB: 0 P: 6	R: 1 E: 0 K: 1 S: 7 H: 2 LOB: 2 BB: 1 P: 11	R: 0 E: 1 K: 0 S: 3 H: 1 LOB: 0 BB: 0 P: 3	R: 2 E: 0 K: 0 S: 7 H: 5 LOB: 2 BB: 0 P: 7	R: 1 E: 0 K: 1 S: 8 H: 3 LOB: 2 BB: 0 P: 8	R: 0 E: 0 K: 2 S: 7 H: 0 LOB: 0 BB: 0 P: 7	R: 0 E: 0 K: 1 S: 4 H: 0 LOB: 1 BB: 1 P: 8	R: 0 E: 0 K: 1 S: 5 H: 1 LOB: 0 BB: 0 P: 5	R: 0 E: 0 K: 1 S: 6 H: 1 LOB: 1 BB: 0 P: 6	1B: 12 2B: 2 3B: 0 HR: 1 SF: 0 SAC: 1 DP: 1 HBP: 0						

PITCHER	IP	WLS	BF	H	R	ER	SO	BB	IBB	HBP	BLK	WP	HR	S	P	ERA	WHIP
Jim Kaat, L (1, 1) ERA: 3.04	4.2	L	25	12	4	4	3	1	0	0	0	0	1	30	34	7.71	2.786
Ozzie Osborn, R (5, 1) ERA: 3.71	4.1		14	2	0	0	5	1	0	0	0	0	0	23	27	0.00	0.692

PITCHER	IP	WLS	BF	H	R	ER	SO	BB	IBB	HBP	BLK	WP	HR	S	P	ERA	WHIP

California Angels @ Chicago White Sox

Comiskey Park, Chicago, IL

Wed Sep 10 1975, 8:05 PM EDT

Att. 3,233 - Unknown

TOP

livebaseballscorecards.com

AB	36
R	4
H	14
RBI	4
BB	2
SO	8
LOB	16

WP: 0 PB: 0 SB: 0 CS: 2 PA: 41

Batter	1	2	3	4	5	6	7	8	9	AB	R	H	RBI	BB	SO	LOB
Jerry Hairston, S (1, 7) (9, 9) OBP: 0.408, SLG: 0.302	F9			6-3		K		E6 1-3		4	0	0	0	0	1	1
Bucky Dent, R (1, 6) OBP: 0.304, SLG: 0.347	K			3-1		F9		K		4	0	0	0	0	2	2
Jorge Orta, L (1, 4) OBP: 0.364, SLG: 0.455	5-3			2B			E3		5-3	4	0	1	0	0	0	0
Deron Johnson, R (1, 10) OBP: 0.299, SLG: 0.385		F7		5-3			K		5-3	4	0	0	0	0	1	2
Bill Melton, R (1, 5) OBP: 0.339, SLG: 0.349		K			F9		F8		HR	4	1	1	1	0	1	1
Lamar Johnson, R (1, 3) OBP: 0.250, SLG: 1.000		F8			HR		K		F9	4	1	1	1	0	1	1
Bob Coluccio, R (1, 9) (9, 8) OBP: 0.284, SLG: 0.314			K		5-3			F9		3	0	0	0	0	1	0
Nyls Nyman, L (1, 8) OBP: 0.241, SLG: 0.257			G1		K			G3		2	0	0	0	0	1	0
Bill Stein, R (8, PH) (9, 7) OBP: 0.323, SLG: 0.358										1	0	0	0	0	0	0
Brian Downing, R (1, 2) OBP: 0.370, SLG: 0.343			K			F7		E 1B		3	0	1	0	0	1	0
Inning Stats	R: 0 E: 0 K: 1 S: 5	H: 0 LOB: 0 BB: 0 P: 5	R: 0 E: 0 K: 1 S: 5	H: 0 LOB: 0 BB: 0 P: 5	R: 0 E: 0 K: 2 S: 7	H: 0 LOB: 0 BB: 0 P: 7	R: 0 E: 0 K: 0 S: 4	H: 1 LOB: 1 BB: 0 P: 4	R: 1 E: 0 K: 1 S: 6	H: 1 LOB: 0 BB: 0 P: 6	R: 0 E: 0 K: 1 S: 5	H: 0 LOB: 0 BB: 0 P: 5	R: 0 E: 1 K: 2 S: 8	H: 0 LOB: 1 BB: 0 P: 8	R: 0 E: 1 K: 1 S: 7	H: 1 LOB: 2 BB: 0 P: 7	R: 1 E: 0 K: 0 S: 4	H: 1 LOB: 0 BB: 0 P: 4	1B: 1 2B: 1 3B: 0 HR: 2	SF: 0 SAC: 0 DP: 0 HBP: 0	WP: 0 PB: 0 SB: 0 CS: 0	PA: 33

PITCHER		IP	WLS	BF	H	R	ER	SO	BB	IBB	HBP	BLK	WP	HR	S	P	ERA	WHIP
Frank Tanana, L ERA: 2.36	(1, 1)	9.0	W	33	4	2	2	9	0	0	0	0	0	2	51	51	2.00	0.444

PITCHER	IP	WLS	BF	H	R	ER	SO	BB	IBB	HBP	BLK	WP	HR	S	P	ERA	WHIP

BOTTOM

California Angels @ Chicago White Sox

Comiskey Park, Chicago, IL

Wed Sep 10 1975, 8:05 PM EDT

Att. 3,233 - Unknown

livebaseballscorecards.com

AB	33
R	2
H	4
RBI	2
BB	0
SO	9
LOB	7

Batter	1	2	3	4	5	6	7	8	9	AB	R	H	RBI	BB	SO	LOB
Pat Kelly, L (1, 9) OBP: 0.348, SLG: 0.399	3-1		F8		BB 1B 1-3 1B	6-3 1-3				3	1	1	0	0	0	0
Bob Coluccio, R (6, 9) OBP: 0.283, SLG: 0.312										1	0	0	0	0	0	1
Jerry Hairston, S (1, 7) OBP: 0.410, SLG: 0.298	6-3		K		1B 1B 1-2 BB			HR BB		2	2	0	0	2	1	0
Jorge Orta, L (1, 4) OBP: 0.365, SLG: 0.461	F8		K		1B 1-2 2-H 3-H 1B			1-H HR		4	1	2	4	0	1	0
Deron Johnson, R (1, 10) OBP: 0.299, SLG: 0.384		5-3			F3	1-3 2-H 1B		F7		4	0	1	1	0	0	0
Bill Melton, R (1, 5) OBP: 0.339, SLG: 0.348		F9			1B	K		L6		4	0	1	0	0	1	2
Mike Squires, L (1, 3) OBP: 0.303, SLG: 0.185		4-3			F9	F8		F2		4	0	0	0	0	0	3
Bucky Dent, R (1, 6) OBP: 0.302, SLG: 0.344			F8		5-3		F7		1-3	4	0	0	0	0	0	1
Nyls Nyman, L (1, 8) OBP: 0.244, SLG: 0.264			G5-4-3 1B			L4	F8		CS 2B	4	0	2	0	0	0	0
Brian Downing, R (1, 2) OBP: 0.371, SLG: 0.345			G5-4-3 1-2f			1B 1B 1B	E 1B		K 2-3	4	1	2	0	0	1	2
Inning Stats	R: 0 E: 0 K: 0 S: 3 H: 0 LOB: 0 BB: 0 P: 3	R: 0 E: 0 K: 0 S: 3 H: 0 LOB: 0 BB: 0 P: 3	R: 0 E: 0 K: 0 S: 3 H: 1 LOB: 0 BB: 0 P: 3	R: 0 E: 0 K: 2 S: 7 H: 0 LOB: 0 BB: 0 P: 7	R: 0 E: 0 K: 0 S: 4 H: 1 LOB: 1 BB: 0 P: 4	R: 3 E: 0 K: 1 S: 9 H: 4 LOB: 2 BB: 1 P: 13	R: 0 E: 1 K: 0 S: 4 H: 1 LOB: 1 BB: 0 P: 4	R: 2 E: 0 K: 0 S: 4 H: 1 LOB: 0 BB: 1 P: 8	R: 0 E: 0 K: 1 S: 5 H: 1 LOB: 1 BB: 0 P: 5	1B: 7 2B: 2 3B: 0 HR: 1 SF: 0 SAC: 0 DP: 2 HBP: 0						

PITCHER	IP	WLS	BF	H	R	ER	SO	BB	IBB	HBP	BLK	WP	HR	S	P	ERA	WHIP
Fergie Jenkins, R (1, 1) ERA: 3.71	9.0	L	36	9	5	5	4	2	0	0	0	0	1	42	50	5.00	1.222

PITCHER	IP	WLS	BF	H	R	ER	SO	BB	IBB	HBP	BLK	WP	HR	S	P	ERA	WHIP

TOP

Chicago White Sox @ Texas Rangers

Arlington Stadium, Arlington, TX

Fri Sep 12 1975, 8:05 PM EDT

Att. 6,007 - Unknown

livebaseballscorecards.com

AB	34
R	5
H	9
RBI	5
BB	2
SO	4
LOB	9

WP: 0 PA: 36
PB: 0
SB: 0
CS: 1

BOTTOM

Chicago White Sox @ Texas Rangers

Arlington Stadium, Arlington, TX

Fri Sep 12 1975, 8:05 PM EDT

Att. 6,007 - Unknown

Batter	1	2	3	4	5	6	7	8	9	AB	R	H	RBI	BB	SO	LOB
Lenny Randle, S (1, 8)	K	2B 1-H 2-H		K			K		F5	1	0	0	0	0	1	0
Dave Moates, L (2, 8)										2	0	1	2	0	1	1
Tom Robson, R (7, PH)										1	0	0	0	0	1	0
Joe Lovitto, S (8, 8)										1	0	0	0	0	0	1
Roy Smalley, S (1, 4)	F8	K		BB 1-2			WP 1B		F7	4	0	1	0	1	1	2
Toby Harrah, R (1, 6)	BB		1B	FC5 2-3f			K 1-3			3	0	1	0	1	1	3
Jeff Burroughs, R (1, 9)	BB 1-2		K		6-3		6-3			3	0	0	0	1	1	2
Mike Hargrove, L (1, 7)	4-3		1B 1-3		L9			K		4	0	1	0	0	1	2
Jim Spencer, L (1, 3)		BB FC4	K		K			K		0	0	0	0	1	0	0
Jim Fregosi, R (3, PH) (4, 3)										3	0	0	0	0	3	2
Tom Grieve, R (1, 10)		K	K			K		6-3		4	0	0	0	0	3	3
Roy Howell, L (1, 5)		FC4 BB 1-2f		F2		K			K	4	1	0	0	0	2	1
Jim Sundberg, R (1, 2)		BB 1-2		FC5 S		F8			BB	2	1	1	0	1	0	0
Mike Cubbage, L (9, PH)										0	0	0	0	1	0	0

	AB	32
	R	2
	H	5
	RBI	2
	BB	6
	SO	15
	LOB	17

livebaseballscorecards.com

Inning Stats	1	2	3	4	5	6	7	8	9
	R: 0 E: 0 K: 1 S: 5	R: 2 E: 0 K: 2 S: 8	R: 0 E: 0 K: 3 S: 11	R: 0 E: 0 K: 1 S: 6	R: 0 E: 0 K: 1 S: 5	R: 0 E: 0 K: 2 S: 7	R: 0 E: 0 K: 2 S: 8	R: 0 E: 0 K: 2 S: 7	R: 0 E: 0 K: 1 S: 5
	H: 0 LOB: 2 BB: 2 P: 13	H: 1 LOB: 1 BB: 2 P: 16	H: 2 LOB: 2 BB: 0 P: 11	H: 1 LOB: 2 BB: 1 P: 10	H: 0 LOB: 0 BB: 0 P: 5	H: 0 LOB: 0 BB: 0 P: 7	H: 1 LOB: 1 BB: 0 P: 8	H: 0 LOB: 0 BB: 0 P: 7	H: 0 LOB: 1 BB: 1 P: 9

	1B: 4	SF: 0	WP: 2	PA: 38
	2B: 1	SAC: 0	PB: 0	
	3B: 0	DP: 0	SB: 1	
	HR: 0	HBP: 0	CS: 0	

PITCHER		IP	WLS	BF	H	R	ER	SO	BB	IBB	HBP	BLK	WP	HR	S	P	ERA	WHIP
Jesse Jefferson, R	(1, 1)	2.1		14	3	2	2	4	4	0	0	0	0	0	18	34	7.71	3.000
ERA: 4.58																		
Rich Hinton, L	(3, 1)	4.0	W	15	2	0	0	7	1	0	0	0	0	0	28	32	0.00	0.750
ERA: 3.81																		
Rich Gossage, R	(7, 1)	2.2	S	9	0	0	0	4	1	0	0	0	1	0	16	20	0.00	0.375
ERA: 1.77																		

PITCHER	IP	WLS	BF	H	R	ER	SO	BB	IBB	HBP	BLK	WP	HR	S	P	ERA	WHIP

Batter	1	2	3	4	5	6	7	8	9	10	AB	R	H	RBI	BB	SO	LOB
Jerry Hairston, S (1, 7) OBP: 0.412, SLG: 0.303	F9		SF9 2-3 3-H	FC6-4 1-2 1B		BB 1-2 1B 1B		FC3-6 6-3 WP 1-2f		G4-6-3 IBB	4	1	2	1	1	0	1
Bucky Dent, R (1, 6) OBP: 0.301, SLG: 0.341 Carlos May, L (10, PH) OBP: 0.373, SLG: 0.374 Lee Richard, R (10, 6) OBP: 0.295, SLG: 0.275	F4		FC5-4 FC6 1-2f 3-H	FC6-4 1-2f		1B 1-2 2-3 BB		6-3 1-3		G4-6-3 1-2f	4 1 0	0 0 0	0 0 0	1 0 0	1 0 0	0 0 0	4 2 0
Jorge Orta, L (1, 4) OBP: 0.366, SLG: 0.460	K		FC6 1-2f		3-1	1-2 2-H 3-H 1B		IBB			4	0	1	2	1	1	1
Deron Johnson, R (1, 3) OBP: 0.298, SLG: 0.384		K		1B 2B	K	K		F9			5	1	1	0	0	3	4
Bill Melton, R (1, 5) OBP: 0.341, SLG: 0.351		6-3		HR 2-H 1B	1B		WP 1B		4-3		5	1	3	1	0	0	0
Lamar Johnson, R (1, 10) OBP: 0.111, SLG: 0.444		6-3		L6	F8		L9		K		5	0	0	0	0	1	3
Bob Coluccio, R (1, 9) OBP: 0.286, SLG: 0.330			BB SF9 1B 1B	1-H HR		K	1-3 1-2		K		5	2	2	2	0	2	1
Nyls Nyman, L (1, 8) OBP: 0.247, SLG: 0.266			SF9 BB 1-2 FC5-4 1B	4-3		G3	3-1			SH1-4 1B	5	1	2	0	0	0	1
Brian Downing, R (1, 2) OBP: 0.377, SLG: 0.349			FC5-4 1-2 2-3 BB	1B 1B		BB 1B 1B HBP		FC3-6 1B		SH1-4 1-2	2	1	2	0	1	0	0
Inning Stats	R: 0 E: 0 K: 1 S: 5 H: 0 LOB: 0 BB: 0 P: 5	R: 0 E: 0 K: 1 S: 5 H: 0 LOB: 0 BB: 0 P: 5	R: 2 E: 0 K: 0 S: 5 H: 2 LOB: 1 BB: 1 P: 9	R: 3 E: 0 K: 0 S: 8 H: 5 LOB: 2 BB: 0 P: 8	R: 0 E: 0 K: 1 S: 6 H: 1 LOB: 1 BB: 0 P: 6	R: 2 E: 0 K: 2 S: 9 H: 2 LOB: 2 BB: 1 P: 14	R: 0 E: 0 K: 0 S: 4 H: 1 LOB: 1 BB: 0 P: 4	R: 0 E: 0 K: 0 S: 4 H: 1 LOB: 2 BB: 1 P: 8	R: 0 E: 0 K: 2 S: 7 H: 0 LOB: 0 BB: 0 P: 7	R: 0 E: 0 K: 0 S: 3 H: 1 LOB: 1 BB: 1 P: 7	1B: 11 2B: 1 3B: 0 HR: 1 SF: 1 SAC: 1 DP: 1 HBP: 1	WP: 2 PB: 0 SB: 0 CS: 0 PA: 47					

PITCHER		IP	WLS	BF	H	R	ER	SO	BB	IBB	HBP	BLK	WP	HR	S	P	ERA	WHIP
Jim Umbarger, L ERA: 3.95	(1, 1)	3.2		18	6	5	5	2	1	0	0	0	0	1	21	25	12.27	1.909
Stan Thomas, R ERA: 3.48	(4, 1)	2.0		11	3	2	2	2	1	0	1	0	0	0	13	18	9.00	2.000
Mike Kekich, L ERA: 4.5	(6, 1)	0.0		1	1	0	0	0	0	0	0	0	0	0	1	1	∞	∞
Steve Hargan, R ERA: 3.78	(6, 1)	3.2		16	3	0	0	3	0	2	0	0	2	0	20	28	0.00	0.818
Steve Foucault, R ERA: 3.79	(10, 1)	0.2	W	1	0	0	0	0	0	0	0	0	0	0	1	1	0.00	0.000

PITCHER	IP	WLS	BF	H	R	ER	SO	BB	IBB	HBP	BLK	WP	HR	S	P	ERA	WHIP

TOP

Chicago White Sox @ Texas Rangers

Arlington Stadium, Arlington, TX

Sat Sep 13 1975, 8:05 PM EDT

Att. 11,102 - Unknown

livebaseballscorecards.com

AB	40
R	7
H	13
RBI	7
BB	4
SO	7
LOB	17

Batter	1	2	3	4	5	6	7	8	9	10	AB	R	H	RBI	BB	SO	LOB
Lenny Randle, S (1, 8) OBP: 0.347, SLG: 0.370	E6 4-3 1B FC6		BBB 4-0 FC4-6 BB	SSS 0-3 ① K		x 0-0 ① 5-3	x 0-0 ③ G3			x 0-0 SH BB 1-3	4	1	0	0	1	1	2
Davey Nelson, R (1, 4) OBP: 0.304, SLG: 0.286	0-0 E 4-3 1-2 1B		x 0-0 ① FC4-6 1B 1-2f 1B	x 0-0 ② 5-3		x 0-0 ② 1-3		x 0-0 ① 6-3		x 0-0 ① 6-3	6	1	1	0	0	0	4
Mike Hargrove, L (1, 7) OBP: 0.396, SLG: 0.408 Dave Moates, L (8, PR) OBP: 0.328, SLG: 0.386 (9, 7) Leo Cardenas, R (10, PH) OBP: 0.339, SLG: 0.295 Mike Cubbage, L (10, PH) OBP: 0.294, SLG: 0.338	0-0 ① 4-3 1-2 2-3		x 0-0 BB 1B 1-3 1B	SSS 0-3 ③ K		x 0-0 HR		BBBB 4-0 BB		BBBB 4-0 BB	4 0 0 0	2 0 0 0	2 0 0 0	1 0 0 0	1 0 0 1	1 0 0 0	2 0 0 0
Jeff Burroughs, R (1, 9) OBP: 0.306, SLG: 0.409	0-0 FC6 G6-4-3 2-3 3-H		x 0-0 1B BB FC5-4 1-2 3-H 1B		x 0-0 HR	x 0-0 1B		x 0-0 ② L5		BBBB 4-0 1-2 2-3 3-H BB	5	2	3	4	1	0	2
Toby Harrah, R (1, 6) OBP: 0.406, SLG: 0.456	0-0 ② ③ G6-4-3 1-2f		BBBB 4-0 FC5-4 1B 1-2 2-3 1B BB		x 0-0 FC5 6-3 1B	x 0-0 ③ 5-3		x 0-0 ③ F8			4	1	1	0	1	0	4
Jim Fregosi, R (1, 3) OBP: 0.309, SLG: 0.365		BBBB 4-0 4-3 BB	x 0-0 FC5-4 1-2 2-3 3-H 1B		x 0-0 ① 6-3 1-2		BBBB 4-0 1B BB		x 0-0 ① F8		3	0	1	1	2	0	1
Tom Grieve, R (1, 10) OBP: 0.314, SLG: 0.445	SSS 0-3 ① K		x 0-0 ② FC5-4 1B 1-2f 2-3 3-H		x 0-0 ② 5-3		x 0-0 ① F6		SSS 0-3 ② K		5	0	0	1	0	2	5
Roy Howell, L (1, 5) OBP: 0.319, SLG: 0.394	x 0-0 ② 4-3 1-2		x 0-0 FC6-4 1-2 3-H 1B		4-0 IBB		x 0-0 1-2 1B		x 0-0 ③ 4-3		4	0	2	1	1	0	1
Jim Sundberg, R (1, 2) OBP: 0.278, SLG: 0.259 Joe Lovitto, S (10, PR) OBP: 0.288, SLG: 0.269	x 0-0 ③ F7		x 0-0 ③ FC6-4 1-2f		x 0-0 ③ FC5 2-3f		x 0-0 ② F3			BBBB 4-0 SH BB BB	4 0	0 1	0 0	0 0	1 0	0 0	7 0
Inning Stats	R: 1 H: 1 E: 2 LOB: 1 K: 0 BB: 0 S: 5 P: 5		R: 0 H: 0 E: 0 LOB: 1 K: 1 BB: 1 S: 5 P: 9	R: 4 H: 4 E: 0 LOB: 2 K: 0 BB: 2 S: 7 P: 15	R: 0 H: 0 E: 0 LOB: 0 K: 2 BB: 0 S: 7 P: 7	R: 1 H: 2 E: 0 LOB: 2 K: 0 BB: 1 S: 5 P: 9	R: 1 H: 2 E: 0 LOB: 1 K: 0 BB: 0 S: 5 P: 5	R: 0 H: 1 E: 0 LOB: 2 K: 0 BB: 1 S: 4 P: 8	R: 0 H: 0 E: 0 LOB: 1 K: 0 BB: 1 S: 3 P: 7	R: 0 H: 0 E: 0 LOB: 0 K: 1 BB: 0 S: 5 P: 5	R: 1 H: 0 E: 1 LOB: 3 K: 0 BB: 3 S: 2 P: 14	1B: 8 2B: 0 3B: 0 HR: 2	SF: 0 SAC: 1 DP: 1 HBP: 0		WP: 0 PB: 0 SB: 0 CS: 0	PA: 49		

PITCHER		IP	WLS	BF	H	R	ER	SO	BB	IBB	HBP	BLK	WP	HR	S	P	ERA	WHIP
Wilbur Wood, L ERA: 4.24	(1, 1)	2.1		15	4	5	4	1	3	0	0	0	0	0	14	26	15.43	3.000
Cecil Upshaw, R ERA: 3.83	(3, 1)	3.1		16	5	2	2	2	0	1	0	0	0	2	19	23	5.40	1.500
Dave Hamilton, L ERA: 3.35	(6, 1)	3.2	L	16	1	1	0	1	3	0	0	0	0	0	15	27	0.00	1.091
Rich Gossage, R ERA: 1.77	(10, 1)	0.0		2	0	0	0	0	2	0	0	0	0	0	0	8	∞	∞

PITCHER	IP	WLS	BF	H	R	ER	SO	BB	IBB	HBP	BLK	WP	HR	S	P	ERA	WHIP

BOTTOM

Chicago White Sox @ Texas Rangers

Arlington Stadium, Arlington, TX

Sat Sep 13 1975, 8:05 PM EDT

Att. 11,102 - Unknown

livebaseballscorecards.com

AB	39
R	8
H	10
RBI	8
BB	9
SO	4
LOB	28

Batter	1	2	3	4	5	6	7	8	9	10	11	12	13	AB	R	H	RBI	BB	SO	LOB
Pat Kelly, L (1, 9) OBP: 0.352, SLG: 0.408 Bob Coluccio, R (8, 9) OBP: 0.288, SLG: 0.328	BBBB 4-0 FC4-6 BB 1B BB	x 0-0 HR		x 0-0 G4-6-3 1B		BBBB 4-0 1B 1-2 BB		x 0-0 F8 ③			BBBB 4-0 4-3 BB		x 0-0 FC6-4 ① 1-2f 1B	3 1	2 1	2 0	1 0	2 1	0 0	0 1
Jerry Hairston, S (1, 7) OBP: 0.418, SLG: 0.311	BBBB 4-0 FC4-6 1-2 BB	x 0-0 WP 1B		x 0-0 ① F7		x 0-0 1-2 2-H 1B			x 0-0 F8 ①		x 0-0 ① 4-3 1-2		x 0-0 1-3 1B	6	1	3	1	1	0	2
Jorge Orta, L (1, 4) OBP: 0.367, SLG: 0.457	x 0-0 ① FC4-6 BB 1B E 1-2f 2-3	x 0-0 ③ 4-3 1-2		x 0-0 ②③ G4-6-3 1-2f		SSS 0-3 ③ K			x 0-0 G4-3 1B		IIII 4-0 IBB		IIII 4-0 1B 1B FC3-2 IBB	5	1	1	0	2	1	6
Deron Johnson, R (1, 10) OBP: 0.298, SLG: 0.383	x 0-0 BB E 1-2 3-H 1B	SSS 0-3 ① K	x 0-0 ① 6-3		x 0-0 ① 6-3			x 0-0 ②③ G4-3 1-2f			x 0-0 ② F8		x 0-0 FC3-2 1B 1-2 2-H 3-H 1B	7	1	2	3	0	1	3
Bill Melton, R (1, 5) OBP: 0.342, SLG: 0.351	BBBB 4-0 E 1-2 2-3 BB	x 0-0 1B S E 1B	x 0-0 ② F9		x 0-0 ② 5-3					x 0-0 ① 5-3	x 0-0 ③ F9		x 0-0 FC3-2 1-2 2-3 1B	6	1	2	0	1	0	2
Nyls Nyman, L (1, 8) OBP: 0.251, SLG: 0.268	x 0-0 ② E4 1-3 2-H 3-H	x 0-0 E 1-3 1B	x 0-0 ③ L5		x 0-0 1B					BBBB 4-0 5-3 BB		x 0-0 ① G3	x 0-0 ② FC3-2 1-2 2-3 3-H	6	0	2	1	1	0	4
Bucky Dent, R (1, 6) OBP: 0.299, SLG: 0.338	x 0-0 ③ F9	x 0-0 E6 FC6-4 1-2 3-H		BBBB 4-0 BB 1B BB	x 0-0 ③ 5-3					x 0-0 ② 5-3 1-2		x 0-0 ② 5-3	SSS 0-3 ③ K	6	1	0	1	1	1	7
Mike Squires, L (1, 3) OBP: 0.282, SLG: 0.156		x 0-0 ① 6-3	x 0-0 ② F8			x 0-0 ① F7		x 0-0 ① 6-3		IIII 4-0 IBB		x 0-0 ③ F8		5	0	0	0	1	0	3
Brian Downing, R (1, 2) OBP: 0.374, SLG: 0.346		SSS 0-3 ② K	x 0-0 FC6-4 ③ 1-2f			x 0-0 ② F7		x 0-0 ② 1-3		SSS 0-3 ③ K			x 0-0 FC6-4 1B	6	0	1	0	0	2	5
Inning Stats	R: 3 E: 1 K: 0 S: 4 H: 1 LOB: 1 BB: 3 P: 16	R: 1 E: 0 K: 1 S: 7 H: 2 LOB: 1 BB: 0 P: 7	R: 1 E: 1 K: 1 S: 8 H: 2 LOB: 2 BB: 0 P: 8	R: 0 E: 0 K: 0 S: 3 H: 1 LOB: 0 BB: 0 P: 3	R: 0 E: 0 K: 0 S: 3 H: 0 LOB: 0 BB: 0 P: 3	R: 1 E: 0 K: 1 S: 6 H: 1 LOB: 2 BB: 2 P: 14	R: 0 E: 0 K: 0 S: 4 H: 1 LOB: 1 BB: 0 P: 4	R: 0 E: 0 K: 0 S: 3 H: 0 LOB: 0 BB: 0 P: 3	R: 0 E: 0 K: 0 S: 3 H: 1 LOB: 0 BB: 0 P: 3	R: 0 E: 0 K: 1 S: 5 H: 0 LOB: 2 BB: 2 P: 13	R: 0 E: 0 K: 0 S: 3 H: 0 LOB: 2 BB: 2 P: 11	R: 0 E: 0 K: 0 S: 3 H: 0 LOB: 0 BB: 0 P: 3	R: 2 E: 0 K: 1 S: 9 H: 4 LOB: 3 BB: 1 P: 13	1B: 12 2B: 0 3B: 0 HR: 1	SF: 0 SAC: 0 DP: 2 HBP: 0	WP: 1 PB: 0 SB: 1 CS: 0	PA: 61

PITCHER		IP	WLS	BF	H	R	ER	SO	BB	IBB	HBP	BLK	WP	HR	S	P	ERA	WHIP
Jim Gideon, R ERA: 7.94	(1, 1)	5.2		29	7	6	5	2	5	0	0	0	1	1	28	48	7.94	2.118
Stan Thomas, R ERA: 3.29	(6, 1)	4.1		17	2	0	0	2	2	1	0	0	0	0	18	30	0.00	0.923
Steve Foucault, R ERA: 3.86	(11, 1)	3.0	W	15	4	2	2	1	0	2	0	0	0	0	15	23	6.00	1.333

PITCHER	IP	WLS	BF	H	R	ER	SO	BB	IBB	HBP	BLK	WP	HR	S	P	ERA	WHIP

TOP

Chicago White Sox @ Texas Rangers

Arlington Stadium, Arlington, TX

Sun Sep 14 1975, 4:33 AM EDT

Att. 6,705 - Unknown

livebaseballscorecards.com

AB	51
R	8
H	13
RBI	7
BB	10
SO	5
LOB	33

Batter	1	2	3	4	5	6	7	8	9	10	11	12	13	AB	R	H	RBI	BB	SO	LOB
Lenny Randle, S (1, 8) OBP: 0.350, SLG: 0.370	L6		1B BB	SH1-3 1B		1B BB		E5 E	1-3 2-H 1B			6-3		5	2	2	1	2	0	0
Roy Smalley, S (1, 4) OBP: 0.290, SLG: 0.285	BB		FC6-5 1B	SH1-3		G6-4-3		E5	F9			K		5	0	3	0	1	1	2
Toby Harrah, R (1, 6) OBP: 0.404, SLG: 0.453	F6		FC6-5	F2		G6-4-3		F8		F7			2B 1B	7	1	2	1	0	0	6
Jeff Burroughs, R (1, 9) OBP: 0.309, SLG: 0.411	F9		FC6-5 G6-4-3		SH5-4 BB SF8 1B		SH5-4 BB	BB		K			1B 2B	5	2	2	1	2	1	3
Jim Fregosi, R (1, 3) OBP: 0.314, SLG: 0.367 Jim Spencer, L (7, PH) OBP: 0.325, SLG: 0.399 Dave Moates, L (7, PR) OBP: 0.328, SLG: 0.386 Mike Hargrove, L (8, 3) OBP: 0.394, SLG: 0.405		FC4-6 1B	G6-4-3		SH5-4 1-2 BB		SH5-4 1-2 BB	K		K			F5	2 0 0 3	0 0 0 0	1 0 0 0	0 1 0 0	1 0 0 2	0 0 0 3	2 0 0 3
Tom Grieve, R (1, 7) OBP: 0.318, SLG: 0.448	K			E 1B SF8 1B	SH5-4		SH5-4		FC5-6 BB 1B		6-3		1B 1B	5	2	3	1	0	1	1
Tom Robson, R (1, 10) OBP: 0.229, SLG: 0.212 Joe Lovitto, S (9, PH) OBP: 0.289, SLG: 0.264	FC4-6 1B			E5 SF8 1B	SF8 3-H		F8		FC5-6 1B BB		6-3		F8	3 2	1 1	1 0	1 0	0 1	0 1	4 1
Roy Howell, L (1, 5) OBP: 0.319, SLG: 0.393	1B			SF8	F9		5-3		FC5-6 1B		6-3		1B	6	0	2	2	0	0	6
Jim Sundberg, R (1, 2) OBP: 0.278, SLG: 0.259 Leo Cardenas, R (9, PH) OBP: 0.336, SLG: 0.292 Bill Fahey, L (10, 2) OBP: 0.314, SLG: 0.382 Ron Pruitt, R (12, PH) OBP: 0.222, SLG: 0.176 (13, 2)	4-3			SH1-3 1B		F7		K	F9			F3		4 1 0 1	0 0 0 0	1 0 0 0	1 0 0 0	0 0 0 0	1 2 0 0	2 0 0 0
Inning Stats	R: 0 E: 0 K: 0 S: 3 H: 0 LOB: 1 BB: 1 P: 7	R: 0 E: 0 K: 1 S: 7 H: 2 LOB: 2 BB: 0 P: 7	R: 1 E: 0 K: 0 S: 4 H: 2 LOB: 1 BB: 1 P: 8	R: 2 E: 1 K: 0 S: 7 H: 4 LOB: 2 BB: 0 P: 7	R: 1 E: 0 K: 0 S: 4 H: 1 LOB: 1 BB: 1 P: 8	R: 0 E: 0 K: 0 S: 3 H: 1 LOB: 1 BB: 1 P: 7	R: 0 E: 0 K: 0 S: 3 H: 0 LOB: 3 BB: 2 P: 11	R: 1 E: 2 K: 2 S: 9 H: 1 LOB: 2 BB: 1 P: 13	R: 1 E: 0 K: 0 S: 5 H: 2 LOB: 2 BB: 1 P: 9	R: 0 E: 0 K: 2 S: 7 H: 0 LOB: 0 BB: 0 P: 7	R: 0 E: 0 K: 0 S: 3 H: 0 LOB: 0 BB: 0 P: 3	R: 0 E: 0 K: 1 S: 5 H: 0 LOB: 0 BB: 0 P: 5	R: 3 E: 0 K: 0 S: 6 H: 4 LOB: 1 BB: 0 P: 6	1B: 16 2B: 1 3B: 0 HR: 0 SF: 2 SAC: 3 DP: 2 HBP: 0	WP: 0 PB: 0 SB: 0 CS: 0 PA: 62						

PITCHER		IP	WLS	BF	H	R	ER	SO	BB	IBB	HBP	BLK	WP	HR	S	P	ERA	WHIP
Jim Kaat, L ERA: 3.11	(1, 1)	5.1		29	10	4	4	1	4	0	0	0	0	0	27	43	6.75	2.625
Ozzie Osborn, R ERA: 3.61	(6, 1)	1.1		5	0	0	0	0	2	0	0	0	0	0	3	11	0.00	1.500
Rich Hinton, L ERA: 3.74	(7, 1)	5.1		23	4	3	2	5	2	0	0	0	0	0	31	39	3.38	1.125
Dave Hamilton, L ERA: 3.52	(13, 1)	0.2	L	5	3	2	2	0	0	0	0	0	0	0	5	5	27.00	4.500

PITCHER	IP	WLS	BF	H	R	ER	SO	BB	IBB	HBP	BLK	WP	HR	S	P	ERA	WHIP

BOTTOM

Chicago White Sox @ Texas Rangers

Arlington Stadium, Arlington, TX

Sun Sep 14 1975, 4:33 AM EDT

Att. 6,705 - Unknown

livebaseballscorecards.com

AB	49
R	9
H	17
RBI	8
BB	8
SO	6
LOB	32

Batter	1	2	3	4	5	6	7	8	9	AB	R	H	RBI	BB	SO	LOB
Jerry Hairston, S (1, 7) OBP: 0.417, SLG: 0.313	6-3		FC6-4 1B		3-H 1B		F9		F9	5	0	2	1	0	0	2
Bucky Dent, R (1, 6) OBP: 0.297, SLG: 0.335	P4		FC6-4 1-2f		F9		F8			4	0	0	0	0	0	3
Jorge Orta, L (1, 4) OBP: 0.364, SLG: 0.453	4-3			SSS K	F8		P6			4	0	0	0	0	1	2
Deron Johnson, R (1, 3) OBP: 0.296, SLG: 0.380		5-3		E6 1B		SSS K		6-3		4	0	0	0	0	1	0
Bill Melton, R (1, 5) OBP: 0.343, SLG: 0.351		F9		1-2 1B		BBBB 4-0 BB		P4		3	0	1	0	1	0	0
Lamar Johnson, R (1, 10) OBP: 0.077, SLG: 0.308		SSS K		F3		SSS K		6-3		4	0	0	0	0	2	3
Bob Coluccio, R (1, 9) OBP: 0.291, SLG: 0.333			4-3 SF8 2B	L9		BBBB 4-0 1-2 BB			6-3	3	1	1	0	1	0	2
Nyls Nyman, L (1, 8) OBP: 0.251, SLG: 0.268			4-3 2-3		4-3 WP 1B 1B	1-3			G3	4	1	1	0	0	0	3
Brian Downing, R (1, 2) OBP: 0.375, SLG: 0.346			SF8 3-H		4-3 1-3		1B		BBBB 4-0 BB	2	0	1	1	1	0	1
Inning Stats	R: 0 E: 0 K: 0 S: 3 H: 0 LOB: 0 BB: 0 P: 3	R: 0 E: 0 K: 1 S: 5 H: 0 LOB: 0 BB: 0 P: 5	R: 1 E: 0 K: 0 S: 5 H: 2 LOB: 1 BB: 0 P: 5	R: 0 E: 1 K: 1 S: 7 H: 1 LOB: 2 BB: 0 P: 7	R: 1 E: 0 K: 0 S: 5 H: 2 LOB: 1 BB: 0 P: 5	R: 0 E: 0 K: 2 S: 7 H: 0 LOB: 2 BB: 2 P: 15	R: 0 E: 0 K: 0 S: 4 H: 1 LOB: 1 BB: 0 P: 4	R: 0 E: 0 K: 0 S: 3 H: 0 LOB: 0 BB: 0 P: 3	R: 0 E: 0 K: 0 S: 3 H: 0 LOB: 1 BB: 1 P: 7	1B: 5 2B: 1 3B: 0 HR: 0	SF: 1 SAC: 0 DP: 0 HBP: 0						

PITCHER	IP	WLS	BF	H	R	ER	SO	BB	IBB	HBP	BLK	WP	HR	S	P	ERA	WHIP
Paul Splittorff, L (1, 1) ERA: 2.75	9.0	W	37	6	2	2	4	3	0	0	0	1	0	42	54	2.00	1.000

PITCHER	IP	WLS	BF	H	R	ER	SO	BB	IBB	HBP	BLK	WP	HR	S	P	ERA	WHIP

TOP

Chicago White Sox @ Kansas City Royals

Royals Stadium, Kansas City, MO

Mon Sep 15 1975, 8:05 PM EDT

Att. 6,398 - Unknown - 60 F

livebaseballscorecards.com

AB	33
R	2
H	6
RBI	2
BB	3
SO	4
LOB	16

WP: 1 PB: 0 SB: 0 CS: 0 PA: 37

Batter	1	2	3	4	5	6	7	8	9	AB	R	H	RBI	BB	SO	LOB
Jim Wohlford, R (1, 7) OBP: 0.320, SLG: 0.305	4-3		L8		K		SH2-4 1-2		SH2-4 1-2	3	0	0	0	0	1	2
Amos Otis, R (1, 8) OBP: 0.340, SLG: 0.380	F9		4-3		6-3 1-2		6-3		K	5	0	0	0	0	1	4
George Brett, L (1, 5) OBP: 0.354, SLG: 0.460	6-3			4-3 SF7 2B	BB 2-H 1B		BB		1B IBB	3	1	2	1	2	0	0
John Mayberry, L (1, 3) OBP: 0.423, SLG: 0.573		2B		4-3 2-3	BB 1-2 BB		F7		1-2 2-H 1B	4	0	2	1	1	0	3
Al Cowens, R (1, 9) OBP: 0.342, SLG: 0.402		K		SF7 3-H	F5			F9		3	0	0	1	0	1	3
Harmon Killebrew, R (1, 10) OBP: 0.316, SLG: 0.373 Rodney Scott, S (6, PR) Fran Healy, R (8, PH) OBP: 0.299, SLG: 0.331	5-3			E BB		CS 1B		FC6-4 1B		2 0 1	0 0 0	1 0 1	0 0 0	1 0 0	0 0 0	1 0 0
Freddie Patek, R (1, 6) OBP: 0.296, SLG: 0.321	6-3			E7 FC6-4 1-2		F2		L7		4	0	0	0	0	0	4
Buck Martinez, R (1, 2) OBP: 0.293, SLG: 0.330			BB	FC6-4 1-2f		L7 1-2		FC6-4 1-2f		3	0	0	0	1	0	4
Frank White, R (1, 4) OBP: 0.283, SLG: 0.337			F9		6-3 1B BB		SH2-4 1B		SH2-4 1B BB	2	2	1	0	2	0	1
Inning Stats	R: 0 E: 0 K: 0 S: 3 H: 0 LOB: 0 BB: 0 P: 3	R: 0 E: 0 K: 1 S: 6 H: 1 LOB: 1 BB: 0 P: 6	R: 0 E: 0 K: 0 S: 3 H: 0 LOB: 1 BB: 1 P: 7	R: 1 E: 1 K: 0 S: 5 H: 1 LOB: 2 BB: 1 P: 9	R: 1 E: 0 K: 1 S: 6 H: 1 LOB: 2 BB: 2 P: 14	R: 0 E: 0 K: 0 S: 3 H: 1 LOB: 1 BB: 0 P: 3	R: 0 E: 0 K: 0 S: 4 H: 1 LOB: 2 BB: 1 P: 8	R: 0 E: 0 K: 0 S: 4 H: 1 LOB: 1 BB: 0 P: 4	R: 1 E: 0 K: 1 S: 5 H: 1 LOB: 2 BB: 2 P: 13	1B: 5 2B: 2 3B: 0 HR: 0 SF: 1 SAC: 2 DP: 0 HBP: 0						

PITCHER		IP	WLS	BF	H	R	ER	SO	BB	IBB	HBP	BLK	WP	HR	S	P	ERA	WHIP
Claude Osteen, L ERA: 4.31	(1, 1)	8.1	L	37	6	3	3	2	6	0	0	0	0	0	35	59	3.24	1.440
Rich Gossage, R ERA: 1.76	(9, 1)	0.1		3	1	0	0	1	0	1	0	0	0	0	4	8	0.00	3.000

PITCHER	IP	WLS	BF	H	R	ER	SO	BB	IBB	HBP	BLK	WP	HR	S	P	ERA	WHIP

BOTTOM

Chicago White Sox @ Kansas City Royals

Royals Stadium, Kansas City, MO

Mon Sep 15 1975, 8:05 PM EDT

Att. 6,398 - Unknown - 60 F

livebaseballscorecards.com

AB	30
R	3
H	7
RBI	3
BB	7
SO	3
LOB	22

Batter	1	2	3	4	5	6	7	8	9	AB	R	H	RBI	BB	SO	LOB
Pat Kelly, L (1, 9) OBP: 0.354, SLG: 0.408	BBBB 4-0 FC3-6 BB		x 0-0 ② FC4-6 1-2f		x 0-0 WP 1B HR 1-3 3-H 1B		x 0-0 ② 5-3			2	1	1	1	1	0	1
Bob Coluccio, R (7, PH) OBP: 0.290, SLG: 0.332 (7, 9)										1	0	0	0	0	0	0
Jerry Hairston, S (1, 7) OBP: 0.414, SLG: 0.312	x 0-0 ① F8		x 0-0 ③ 4-3		x 0-0 WP HR 1-2 3-H 1B		x 0-0 ③ 5-3			4	1	1	1	0	0	2
Jorge Orta, L (1, 4) OBP: 0.361, SLG: 0.450	x 0-0 ② FC3-6 1-2f			x 0-0 ① 3-1	SSS 0-3 ② K 1-2 2-3			SSS 0-3 ① K		4	0	0	0	0	2	3
Deron Johnson, R (1, 10) OBP: 0.295, SLG: 0.385	x 0-0 ③ F8			SSS 0-3 ② K	x 0-0 2-H 3-H HR			SSS 0-3 ② K		4	1	1	3	0	2	1
Bill Melton, R (1, 5) OBP: 0.343, SLG: 0.349		SSS 0-3 ① K		x 0-0 ③ 6-3	x 0-0 ③ L9			BBBB 4-0 BB		3	0	0	0	1	1	0
Nyls Nyman, L (1, 8) OBP: 0.251, SLG: 0.267		x 0-0 ② 4-3			x 0-0 E 1B 1B 1B	x 0-0 ① 5-3		x 0-0 ③ G3		4	1	1	0	0	0	1
Mike Squires, L (1, 3) OBP: 0.279, SLG: 0.167		x 0-0 ③ L7			x 0-0 E5 F4 1-3 1B 1B	x 0-0 ② 4-3			x 0-0 ① L7	4	1	1	0	0	0	0
Bucky Dent, R (1, 6) OBP: 0.298, SLG: 0.336			x 0-0 FC4-6 1B		x 0-0 1B 1B 3-H 1B	x 0-0 ③ 4-3			x 0-0 ② P6	4	1	2	1	0	0	0
Brian Downing, R (1, 2) OBP: 0.372, SLG: 0.343			x 0-0 ① F3		x 0-0 ① F4 2-3		x 0-0 ① P4		x 0-0 ③ 1-3	4	0	0	0	0	0	3
Inning Stats	R: 0 E: 0 K: 0 S: 3 H: 0 LOB: 1 BB: 1 P: 7	R: 0 E: 0 K: 1 S: 5 H: 0 LOB: 0 BB: 0 P: 5	R: 0 E: 0 K: 0 S: 4 H: 1 LOB: 1 BB: 0 P: 4	R: 0 E: 0 K: 1 S: 5 H: 0 LOB: 0 BB: 0 P: 5	R: 6 E: 1 K: 1 S: 11 H: 6 LOB: 0 BB: 0 P: 11	R: 0 E: 0 K: 0 S: 3 H: 0 LOB: 0 BB: 0 P: 3	R: 0 E: 0 K: 0 S: 3 H: 0 LOB: 0 BB: 0 P: 3	R: 0 E: 0 K: 2 S: 7 H: 0 LOB: 1 BB: 1 P: 11	R: 0 E: 0 K: 0 S: 3 H: 0 LOB: 0 BB: 0 P: 3	1B: 6 2B: 0 3B: 0 HR: 1	SF: 0 SAC: 0 DP: 0 HBP: 0					

TOP

Chicago White Sox @ Kansas City Royals

Royals Stadium, Kansas City, MO

Tue Sep 16 1975, 8:05 PM EDT

Att. 6,824 - Unknown - 65 F

livebaseballscorecards.com

AB	34
R	6
H	7
RBI	6
BB	2
SO	5
LOB	11

WP: 1 PB: 0 SB: 0 CS: 0 — PA: 36

PITCHER		IP	WLS	BF	H	R	ER	SO	BB	IBB	HBP	BLK	WP	HR	S	P	ERA	WHIP
Dennis Leonard, R ERA: 3.76	(1, 1)	5.0	L	23	7	6	6	3	1	0	0	0	1	1	28	32	10.80	1.600
Bob McClure, L ERA:	(6, 1)	3.0		10	0	0	0	2	1	0	0	0	0	0	13	17	0.00	0.333
Marty Pattin, R ERA: 3.4	(9, 1)	1.0		3	0	0	0	0	0	0	0	0	0	0	3	3	0.00	0.000

PITCHER	IP	WLS	BF	H	R	ER	SO	BB	IBB	HBP	BLK	WP	HR	S	P	ERA	WHIP

BOTTOM

Chicago White Sox @ Kansas City Royals

Royals Stadium, Kansas City, MO

Tue Sep 16 1975, 8:05 PM EDT

Att. 6,824 - Unknown - 65 F

livebaseballscorecards.com

Batter	1	2	3	4	5	6	7	8	9	AB	R	H	RBI	BB	SO	LOB
Frank White, R (1, 4) OBP: 0.286, SLG: 0.344	0-0 2B 3B	4-0 S BB		0-0 L6 ③			0-0 1-3 ①	0-0 P6 ③		3	1	1	0	1	0	0
Cookie Rojas, R (8, PH) (9, 4) OBP: 0.299, SLG: 0.317										1	0	0	0	0	0	1
Vada Pinson, L (1, 10) OBP: 0.252, SLG: 0.344	0-0 E 2B 3-H	0-0 L8 ③ 1-2			0-0 BB 1B		0-0 1B 1B		0-0 P6 ①	5	1	3	1	0	0	1
George Brett, L (1, 5) OBP: 0.354, SLG: 0.459	0-0 F7 ①		4-0 1B BB		0-0 F7 ①		0-0 G3-6-3 1-3 1B		0-0 6-3 ②	4	0	1	0	1	0	2
John Mayberry, L (1, 3) OBP: 0.422, SLG: 0.571	0-0 F8 ②		0-0 1-3 1B		4-0 G6-4-3 1-2 BB		0-0 G3-6-3 ②③ 1-2f		0-0 4-3 ③	4	0	1	0	1	0	3
Al Cowens, R (1, 8) (9, 9) OBP: 0.344, SLG: 0.403	0-0 E3 2-H 1B		0-0 L6 ①		0-0 G6-4-3 ②③ 1-2f			0-0 FC4-6 1B		4	0	2	0	0	0	4
Jamie Quirk, L (1, 7) OBP: 0.200, SLG: 0.143	0-0 L7 ③		0-3 K ②			0-0 F8 ①		0-0 FC4-6 ① 1-2f 3B		3	0	0	0	0	1	3
Amos Otis, R (8, PH) (9, 8) OBP: 0.339, SLG: 0.379										1	1	0	0	0	0	1
Freddie Patek, R (1, 6) OBP: 0.298, SLG: 0.321		4-0 BLK S SF8 BB	0-3 K ③			0-0 S 1B		0-0 F9 ②		3	1	1	0	1	1	3
Jim Wohlford, R (1, 9) (9, 7) OBP: 0.319, SLG: 0.311		0-0 SF8 ① 1-H		0-0 L8 ①		0-3 K ② 1-2		0-0 WP 1-H 3B		3	1	1	2	0	1	1
Bob Stinson, S (1, 2) OBP: 0.338, SLG: 0.364		0-0 P6 ②		0-3 K ②		0-0 P6 ③		4-0 3-H BB		3	0	0	0	0	1	1
Tony Solaita, L (8, PH) OBP: 0.377, SLG: 0.543										0	0	0	0	1	0	0
Rodney Scott, S (8, PR)										0	0	0	0	0	0	0
Buck Martinez, R (9, 2) OBP: 0.293, SLG: 0.330										0	0	0	0	0	0	0
Inning Stats	R: 2 E: 1 K: 0 S: 6 H: 3 LOB: 1 BB: 0 P: 6	R: 1 E: 0 K: 0 S: 3 H: 0 LOB: 1 BB: 2 P: 11	R: 0 E: 0 K: 2 S: 8 H: 1 LOB: 2 BB: 1 P: 12	R: 0 E: 0 K: 1 S: 5 H: 0 LOB: 0 BB: 0 P: 5	R: 0 E: 0 K: 0 S: 3 H: 1 LOB: 1 BB: 1 P: 7	R: 0 E: 0 K: 1 S: 6 H: 1 LOB: 1 BB: 0 P: 6	R: 0 E: 0 K: 0 S: 4 H: 2 LOB: 1 BB: 0 P: 4	R: 2 E: 0 K: 0 S: 5 H: 2 LOB: 1 BB: 1 P: 9	R: 0 E: 0 K: 0 S: 3 H: 0 LOB: 0 BB: 0 P: 3	1B: 7 2B: 1 3B: 2 HR: 0	SF: 1 SAC: 0 DP: 2 HBP: 0						

	AB	34
	R	5
	H	10
	RBI	3
	BB	5
	SO	4
	LOB	20

WP: 1 PB: 0 SB: 3 CS: 0 PA: 40

PITCHER		IP	WLS	BF	H	R	ER	SO	BB	IBB	HBP	BLK	WP	HR	S	P	ERA	WHIP
Jesse Jefferson, R ERA: 4.47	(1, 1)	6.1	W	30	8	3	2	4	4	0	0	1	0	0	34	50	2.84	1.895
Dave Hamilton, L ERA: 3.59	(7, 1)	0.2		2	1	1	1	0	0	0	0	0	0	0	2	2	13.50	1.500
Rich Gossage, R ERA: 1.8	(8, 1)	2.0	S	8	1	1	1	0	1	0	0	0	1	0	7	11	4.50	1.000

PITCHER	IP	WLS	BF	H	R	ER	SO	BB	IBB	HBP	BLK	WP	HR	S	P	ERA	WHIP

Batter	1	2	3	4	5	6	7	8	9	AB	R	H	RBI	BB	SO	LOB
Bill North, S (1, 8) OBP: 0.370, SLG: 0.321	K		F5			6-3		5-3		4	0	0	0	0	1	1
Claudell Washington, L (1, 7) OBP: 0.349, SLG: 0.430	K		1B			4-3			G1-6-3, BB, HR, 1B	4	1	2	0	0	1	0
Sal Bando, R (1, 5) OBP: 0.329, SLG: 0.345	BB		K2-3			1-3			1-2, G1-6-3, BB	2	0	0	0	2	1	1
Reggie Jackson, L (1, 9) OBP: 0.334, SLG: 0.507	K			F7			K		1-2f, 2-3, G1-6-3	4	0	0	0	0	2	3
Gene Tenace, R (1, 2) OBP: 0.393, SLG: 0.456		FC3-6, 1B		F8			L5		3-H, HR	4	1	2	2	0	0	0
Joe Rudi, R (1, 10) OBP: 0.332, SLG: 0.485		FC3-6, 5-3, 1-2f		F7			F8		K	4	0	0	0	0	1	1
Bert Campaneris, R (1, 6) OBP: 0.335, SLG: 0.324		5-3, 1-2			6-3			4-3		3	0	0	0	0	0	1
Tommy Harper, R (1, 3) OBP: 0.331, SLG: 0.323		5-3			K			K2-3		3	0	0	0	0	2	1
Phil Garner, R (1, 4) OBP: 0.294, SLG: 0.349			6-3		4-3			BB		2	0	0	0	1	0	0
Inning Stats	R: 0 E: 0 K: 3 S: 9 H: 0 LOB: 1 BB: 1 P: 13	R: 0 E: 0 K: 0 S: 4 H: 1 LOB: 1 BB: 0 P: 4	R: 0 E: 0 K: 1 S: 6 H: 1 LOB: 1 BB: 0 P: 6	R: 0 E: 0 K: 0 S: 3 H: 0 LOB: 0 BB: 0 P: 3	R: 0 E: 0 K: 1 S: 5 H: 0 LOB: 0 BB: 0 P: 5	R: 0 E: 0 K: 0 S: 3 H: 0 LOB: 0 BB: 0 P: 3	R: 0 E: 0 K: 1 S: 5 H: 0 LOB: 0 BB: 0 P: 5	R: 0 E: 0 K: 1 S: 5 H: 0 LOB: 1 BB: 1 P: 9	R: 2 E: 0 K: 1 S: 6 H: 2 LOB: 0 BB: 1 P: 10	1B: 3 2B: 0 3B: 0 HR: 1 SF: 0 SAC: 0 DP: 1 HBP: 0						

PITCHER		IP	WLS	BF	H	R	ER	SO	BB	IBB	HBP	BLK	WP	HR	S	P	ERA	WHIP
Wilbur Wood, L ERA: 4.15	(1, 1)	8.0	W	29	3	1	1	7	2	0	0	0	0	0	41	49	1.12	0.625
Dave Hamilton, L ERA: 3.65	(9, 1)	1.0	S	4	1	1	1	1	1	0	0	0	0	1	5	9	9.00	2.000

PITCHER		IP	WLS	BF	H	R	ER	SO	BB	IBB	HBP	BLK	WP	HR	S	P	ERA	WHIP

TOP

Oakland Athletics @ Chicago White Sox

Comiskey Park, Chicago, IL

Wed Sep 17 1975, 8:05 PM EDT

Att. 4,761 - Unknown - 65 F

livebaseballscorecards.com

AB	30
R	2
H	4
RBI	2
BB	3
SO	8
LOB	8

WP: 0 PB: 0 SB: 0 CS: 0 PA: 33

BOTTOM

Oakland Athletics @ Chicago White Sox

Comiskey Park, Chicago, IL

Wed Sep 17 1975, 8:05 PM EDT

Att. 4,761 - Unknown - 65 F

livebaseballscorecards.com

Batter	1	2	3	4	5	6	7	8	9	AB	R	H	RBI	BB	SO	LOB
Jerry Hairston, S (1, 7) OBP: 0.411, SLG: 0.306	6-3		4-3		5-3		E IBB			3	0	0	0	1	0	1
Bucky Dent, R (1, 6) OBP: 0.296, SLG: 0.334	K		F9		F7		E5			4	0	0	1	0	1	3
Jorge Orta, L (1, 4) OBP: 0.362, SLG: 0.449	HBP			1B	K		G3-2-4			3	1	1	0	0	1	3
Deron Johnson, R (1, 3) OBP: 0.295, SLG: 0.384	K			E SF9 1B		K		F9		4	1	1	0	0	2	1
Bill Melton, R (1, 5) OBP: 0.342, SLG: 0.348		6-3		SF9 E		5-3		F5		4	0	1	1	0	0	0
Bill Stein, R (1, 10) OBP: 0.317, SLG: 0.351		F8		K		L9		L9		4	0	0	0	0	1	2
Bob Coluccio, R (1, 9) OBP: 0.291, SLG: 0.332		5-3		E3			E			3	1	1	0	0	0	2
Nyls Nyman, L (1, 8) OBP: 0.252, SLG: 0.269			4-3	SF9			E3			2	0	1	1	0	0	1
Brian Downing, R (1, 2) OBP: 0.370, SLG: 0.340			F2	F8			K			3	0	0	0	0	1	5
Inning Stats	R: 0 H: 0 E: 0 LOB: 1 K: 2 BB: 0 S: 7 P: 8	R: 0 H: 0 E: 0 LOB: 0 K: 0 BB: 0 S: 3 P: 3	R: 0 H: 1 E: 0 LOB: 1 K: 0 BB: 0 S: 4 P: 4	R: 2 H: 3 E: 1 LOB: 2 K: 1 BB: 0 S: 9 P: 9	R: 0 H: 0 E: 0 LOB: 0 K: 1 BB: 0 S: 5 P: 5	R: 0 H: 0 E: 0 LOB: 0 K: 1 BB: 0 S: 5 P: 5	R: 1 H: 1 E: 2 LOB: 2 K: 1 BB: 1 S: 7 P: 11	R: 0 H: 0 E: 0 LOB: 0 K: 0 BB: 0 S: 3 P: 3		1B: 5 SF: 1 2B: 0 SAC: 0 3B: 0 DP: 1 HR: 0 HBP: 1						

	AB	30
	R	3
	H	5
	RBI	3
	BB	1
	SO	6
	LOB	18

WP: 0 PA: 33
PB: 0
SB: 0
CS: 0

PITCHER	IP	WLS	BF	H	R	ER	SO	BB	IBB	HBP	BLK	WP	HR	S	P	ERA	WHIP
Ken Holtzman, L (1, 1) ERA: 3.25	8.0	L	33	5	3	1	6	0	1	1	0	0	0	43	48	1.12	0.625

PITCHER	IP	WLS	BF	H	R	ER	SO	BB	IBB	HBP	BLK	WP	HR	S	P	ERA	WHIP

Batter	1	2	3	4	5	6	7	8	9	AB	R	H	RBI	BB	SO	LOB
Bill North, S (1, 8) OBP: 0.371, SLG: 0.321	B B B B 4-0 F8-6 BB BB	x 0-0 1-3 1B		x 0-0 ① 4-3	S S S 0-3 ③ K			S S S 0-3 ① K		4	0	1	0	1	2	2
Claudell Washington, L (1, 9) OBP: 0.348, SLG: 0.427	S S S 0-3 ① K	x 0-0 ③ L6		x 0-0 ② 6-3		S S S 0-3 ① K		B B B B 4-0 BB		4	0	0	0	1	2	4
Sal Bando, R (1, 5) OBP: 0.330, SLG: 0.346	B B B B 4-0 1-2 BB		x 0-0 ① 4-3	x 0-0 3-H 2B		x 0-0 ② F3		x 0-0 ② F2		4	0	1	1	1	0	1
Reggie Jackson, L (1, 10) OBP: 0.333, SLG: 0.504	x 0-0 ② ③ F8-6 2-3		x 0-0 BB 1B	x 0-0 ③ 3-1		x 0-0 ③ 6-3		S S S 0-3 ③ K		5	0	1	0	0	1	4
Gene Tenace, R (1, 2) (6, 3) OBP: 0.393, SLG: 0.456		x 0-0 ① G3	x 0-0 ② F2		x 0-0 6-3 WP 2B		B B B B 4-0 SH1-4 3B BB		x 0-0 ① F7	4	2	1	0	1	0	1
Joe Rudi, R (1, 7) OBP: 0.335, SLG: 0.486 Matt Alexander, S (9, PR) OBP: 0.333, SLG: 0.200 Tommy Harper, R (9, 7) OBP: 0.331, SLG: 0.323		x 0-0 2B 1B	B B B B 4-0 1-2 BB		x 0-0 ① 6-3 2-3		x 0-0 ① SH1-4 1-2		x 0-0 CS 1B	3 0 0	1 0 0	2 0 0	0 0 0	1 0 0	0 0 0	1 0 0
Billy Williams, L (1, 3) OBP: 0.343, SLG: 0.420 Ray Fosse, R (6, 2) OBP: 0.197, SLG: 0.203 Don Hopkins, L (7, PR) OBP: 0.375, SLG: 0.167 Larry Haney, R (7, 2) OBP: 0.111, SLG: 0.278		x 0-0 1-H 1B 2B	S S S 0-3 ③ K		B B B B 4-0 WP 1B BB		x 0-0 2-H 3B		x 0-0 ② ③ F7 1-2	2 1 0 1	2 0 0 0	1 1 0 0	1 1 0 0	1 0 0 0	1 0 0 0	2 0 0 1
Bert Campaneris, R (1, 6) OBP: 0.336, SLG: 0.326		x 0-0 2-H 1B 1B		x 0-0 3B 1B	S S S 0-3 ② K 1-2 3-H		S S S 0-3 ② K			4	1	2	1	0	2	2
Phil Garner, R (1, 4) OBP: 0.295, SLG: 0.354		x 0-0 ② F9		x 0-0 1-H 2B 3B	x 0-0 2-H 1B		x 0-0 ③ F8			4	1	2	2	0	0	2
Inning Stats	R: 0 E: 0 K: 1 S: 4 H: 0 LOB: 1 BB: 2 P: 12	R: 2 E: 0 K: 0 S: 7 H: 4 LOB: 2 BB: 0 P: 7	R: 0 E: 0 K: 1 S: 6 H: 1 LOB: 2 BB: 1 P: 10	R: 2 E: 0 K: 0 S: 6 H: 3 LOB: 1 BB: 0 P: 6	R: 2 E: 0 K: 2 S: 9 H: 2 LOB: 1 BB: 1 P: 13	R: 0 E: 0 K: 1 S: 5 H: 0 LOB: 0 BB: 0 P: 5	R: 1 E: 0 K: 1 S: 6 H: 1 LOB: 1 BB: 1 P: 10	R: 0 E: 0 K: 2 S: 7 H: 0 LOB: 1 BB: 1 P: 11	R: 0 E: 0 K: 0 S: 3 H: 1 LOB: 1 BB: 0 P: 3	1B: 7 2B: 4 3B: 2 HR: 0 SF: 0 SAC: 1 DP: 1 HBP: 0						

TOP

Oakland Athletics @ Chicago White Sox

Comiskey Park, Chicago, IL

Thu Sep 18 1975, 8:05 PM EDT

Att. 5,781 - Unknown

livebaseballscorecards.com

AB	36
R	7
H	12
RBI	6
BB	6
SO	8
LOB	20

WP: 1 PA: 43
PB: 0
SB: 0
CS: 1

PITCHER		IP	WLS	BF	H	R	ER	SO	BB	IBB	HBP	BLK	WP	HR	S	P	ERA	WHIP
Jim Kaat, L ERA: 3.23	(1, 1)	4.0	L	23	9	5	5	2	3	0	0	0	0	0	24	36	11.25	3.000
Ozzie Osborn, R ERA: 3.71	(5, 1)	1.0		5	1	1	1	2	1	0	0	0	1	0	8	12	9.00	2.000
Rich Hinton, L ERA: 3.86	(6, 1)	1.1		6	1	1	1	1	1	0	0	0	0	0	7	11	6.75	1.500
Cecil Upshaw, R ERA: 3.76	(7, 1)	0.2		2	0	0	0	1	0	0	0	0	0	0	4	4	0.00	0.000
Dave Hamilton, L ERA: 3.57	(8, 1)	2.0		7	1	0	0	2	1	0	0	0	0	0	10	14	0.00	1.000

PITCHER	IP	WLS	BF	H	R	ER	SO	BB	IBB	HBP	BLK	WP	HR	S	P	ERA	WHIP

Oakland Athletics @ Chicago White Sox

Comiskey Park, Chicago, IL

Thu Sep 18 1975, 8:05 PM EDT

Att. 5,781 - Unknown

BOTTOM

Batter	1	2	3	4	5	6	7	8	9	AB	R	H	RBI	BB	SO	LOB
Pat Kelly, L (1, 9) OBP: 0.354, SLG: 0.408	0-0 1B	0-0 1B 3-H		F7 ①		K ①		F8 ③		5	1	2	1	0	1	1
Jerry Hairston, S (1, 7) OBP: 0.406, SLG: 0.303	F7 ①	0-0 1B 1-3		4-3 ②		6-3 ②			4-3 ①	5	0	1	0	0	0	1
Jorge Orta, L (1, 4) OBP: 0.364, SLG: 0.456	0-0 FC6 1-2	0-0 FC6-4 1-3 3-H		4-3 ③		K ③			HR	5	1	3	2	0	1	0
Deron Johnson, R (1, 10) OBP: 0.292, SLG: 0.380	K ②	FC6-4 ③ 1-2f			1-3 ①		6-3 ①		5-3 ②	5	0	0	0	0	1	4
Bill Melton, R (1, 5) OBP: 0.343, SLG: 0.348	FC6 ③ 1-2f		FC6 1B		6-3 E WP 1B		F9 ②		K ③	2	0	1	0	0	0	2
Lee Richard, R (3, PR) OBP: 0.295, SLG: 0.275										0	0	0	0	0	0	0
Bill Stein, R (4, 5) OBP: 0.318, SLG: 0.353										2	1	1	0	0	0	0
Ken Henderson, S (9, PH) OBP: 0.352, SLG: 0.358										1	0	0	0	0	1	0
Nyls Nyman, L (1, 8) OBP: 0.252, SLG: 0.269		0-0 1B E 1B	FC6 ① 1B 1-2f WP		E3 WP 6-3 1-2		F4 ③			4	2	1	0	0	0	2
Mike Squires, L (1, 3) OBP: 0.311, SLG: 0.211		0-0 E 1B 1-3 1B	WP BB 1-3 1B		6-3 ② 1-2 2-3			4-3 ①		2	1	2	0	0	0	0
Lamar Johnson, R (4, 3) OBP: 0.067, SLG: 0.267										2	0	0	0	0	0	2
Bucky Dent, R (1, 6) OBP: 0.300, SLG: 0.335		0-0 F8 ① 1-3 3-H	B B B B 4-0 FC6-4 ② 1-H 3-H BB		B B B B 4-0 2-3 3-H BB			0-0 1B		2	0	1	0	2	0	1
Brian Downing, R (1, 2) OBP: 0.367, SLG: 0.337		K ②	FC6-4 ③ 1-2f		F2 ③			F8 ②		4	0	0	0	0	1	5
Inning Stats	R: 0 E: 0 K: 1 S: 7 H: 2 LOB: 2 BB: 0 P: 7	R: 3 E: 1 K: 1 S: 10 H: 5 LOB: 2 BB: 0 P: 10	R: 1 E: 0 K: 0 S: 4 H: 2 LOB: 1 BB: 1 P: 8	R: 0 E: 0 K: 0 S: 3 H: 0 LOB: 0 BB: 0 P: 3	R: 1 E: 1 K: 0 S: 5 H: 1 LOB: 2 BB: 1 P: 9	R: 0 E: 0 K: 2 S: 7 H: 0 LOB: 0 BB: 0 P: 7	R: 0 E: 0 K: 0 S: 3 H: 0 LOB: 0 BB: 0 P: 3	R: 0 E: 0 K: 0 S: 4 H: 1 LOB: 1 BB: 0 P: 4	R: 1 E: 0 K: 1 S: 6 H: 1 LOB: 0 BB: 0 P: 6	1B: 11 2B: 0 3B: 0 HR: 1 SF: 0 SAC: 0 DP: 0 HBP: 0							

livebaseballscorecards.com

AB	39
R	6
H	12
RBI	3
BB	2
SO	5
LOB	18

WP: 3 PB: 0 SB: 0 CS: 0 PA: 41

PITCHER		IP	WLS	BF	H	R	ER	SO	BB	IBB	HBP	BLK	WP	HR	S	P	ERA	WHIP
Dick Bosman, R ERA: 3.64	(1, 1)	1.2		12	7	3	3	2	0	0	0	0	0	0	16	16	16.20	4.200
Sonny Siebert, R ERA: 3.96	(2, 1)	2.2		11	3	2	1	0	1	0	0	0	1	0	10	14	3.38	1.500
Paul Lindblad, L ERA: 2.85	(5, 1)	0.1		2	0	0	0	0	0	0	0	0	0	0	2	2	0.00	0.000
Jim Todd, R ERA: 2.12	(5, 1)	3.1	W	12	1	0	0	2	1	0	0	0	1	0	15	19	0.00	0.600
Rollie Fingers, R ERA: 3.08	(9, 1)	1.0	S	4	1	1	1	1	0	0	0	0	0	1	6	6	9.00	1.000

PITCHER	IP	WLS	BF	H	R	ER	SO	BB	IBB	HBP	BLK	WP	HR	S	P	ERA	WHIP

Texas Rangers @ Chicago White Sox

Comiskey Park, Chicago, IL

Fri Sep 19 1975, 8:05 PM EDT

Att. 3,723 - Unknown

TOP

livebaseballscorecards.com

Batter	1	2	3	4	5	6	7	8	9	AB	R	H	RBI	BB	SO	LOB
Lenny Randle, S (1, 8) OBP: 0.347, SLG: 0.372	FC3-6 1B	FC6-4 1-2f		F6	1B 1B 1-2 2-H		G4-6-3 1B		FC1-5 S 2-3	6	1	3	1	0	0	6
Roy Smalley, S (1, 4) OBP: 0.302, SLG: 0.283	FC3-6 1-2f		FC3-6 1B	BB 1B 1-2 2-3 3-H BB	1B 1B 1-3 2-H 1B		G4-6-3 1-2f		1-3 BB	4	1	2	2	2	0	2
Mike Hargrove, L (1, 3) OBP: 0.394, SLG: 0.404	L5		FC3-6 FC6-4 1-2f	BB 1-2 2-H 3-H 1B	1B 1B 1-2 3-H 1B		1B		B1-3	6	1	3	3	0	0	4
Jeff Burroughs, R (1, 9) OBP: 0.309, SLG: 0.402	K		F9	K	1B 1-2 2-H 1B		K			5	0	1	1	0	3	5
Toby Harrah, R (1, 6) OBP: 0.407, SLG: 0.462		F8	FC6-4 1-2f	BB 1-2 2-3	FC5-4 1-3 2-H 1B			G6-4-3 1B		4	0	2	1	1	0	1
Tom Grieve, R (1, 7) OBP: 0.316, SLG: 0.452		F4		HR G3	FC5-4 1-2f			G6-4-3 1-2f		5	1	1	1	0	0	5
Jim Fregosi, R (1, 10) OBP: 0.320, SLG: 0.383		BB 1B 1B		1B HBP BB 1B	4-3	F9		F4		4	2	1	0	1	0	0
Roy Howell, L (1, 5) OBP: 0.326, SLG: 0.391		1B 1-2 1B		BB 1B 1-2 HBP	BB 1B 1B	G1-6-3 1B			FC1-5 SH5-4 1B	3	2	3	0	0	0	0
Leo Cardenas, R (6, 5) OBP: 0.330, SLG: 0.287										1	0	1	0	0	0	0
Jim Sundberg, R (1, 2) OBP: 0.281, SLG: 0.258		FC6-4 1-3 2-H 1B		BB 1-2 2-3 1B	1B 1-2 BB	G1-6-3 1-2f			SH5-4 1-2	3	2	2	1	1	0	1
Inning Stats	R: 0 E: 0 K: 1 S: 6 H: 1 LOB: 1 BB: 0 P: 6	R: 1 E: 0 K: 0 S: 5 H: 2 LOB: 2 BB: 1 P: 9	R: 0 E: 0 K: 0 S: 4 H: 1 LOB: 1 BB: 0 P: 4	R: 4 E: 0 K: 1 S: 9 H: 4 LOB: 3 BB: 2 P: 18	R: 5 E: 0 K: 0 S: 8 H: 6 LOB: 1 BB: 1 P: 12	R: 0 E: 0 K: 0 S: 3 H: 1 LOB: 0 BB: 0 P: 3	R: 0 E: 0 K: 1 S: 6 H: 2 LOB: 1 BB: 0 P: 6	R: 0 E: 0 K: 0 S: 3 H: 1 LOB: 0 BB: 0 P: 3	R: 0 E: 0 K: 0 S: 4 H: 1 LOB: 2 BB: 1 P: 8	1B: 18 2B: 0 3B: 0 HR: 1 SF: 0 SAC: 1 DP: 3 HBP: 1							

	AB	41
	R	10
	H	19
	RBI	10
	BB	5
	SO	3
	LOB	24

WP: 0 PB: 0 SB: 2 CS: 0 PA: 48

PITCHER	IP	WLS	BF	H	R	ER	SO	BB	IBB	HBP	BLK	WP	HR	S	P	ERA	WHIP
Claude Osteen, L (1, 1) ERA: 4.46	3.1	L	21	8	5	5	1	2	0	1	0	0	1	20	29	13.50	3.000
Ozzie Osborn, R (4, 1) ERA: 4.31	1.0		8	3	4	4	1	2	0	0	0	0	0	8	16	36.00	5.000
Rich Hinton, L (5, 1) ERA: 4.11	0.0		2	2	0	0	0	0	0	0	0	0	0	2	2	∞	∞
Cecil Upshaw, R (5, 1) ERA: 3.38	4.2		17	6	1	1	1	1	0	0	0	0	0	18	22	1.93	1.500

PITCHER	IP	WLS	BF	H	R	ER	SO	BB	IBB	HBP	BLK	WP	HR	S	P	ERA	WHIP

Batter	1	2	3	4	5	6	7	8	9	AB	R	H	RBI	BB	SO	LOB
Pat Kelly, L (1, 9) OBP: 0.355, SLG: 0.409	B B B 4-0 2B BB	x 0-0 F9 ③			x 0-0 3-1 ① 1-2		x 0-0 2B 2-3 2B	S S 0-3 K ②		4	1	1	0	1	1	1
Bucky Dent, R (1, 6) OBP: 0.299, SLG: 0.335	S S S 0-3 K ①		x 0-0 F7 ①		x 0-0 F7 ②		x 0-0 1B 2-H 3-H 2B	x 0-0 5-3 ③		5	1	1	2	0	1	2
Jorge Orta, L (1, 4) OBP: 0.366, SLG: 0.462	x 0-0 1-3 2B		x 0-0 1-3 ②		x 0-0 2-H 2B		x 0-0 1B 2-H 1B		S S S 0-3 K ①	5	0	3	2	0	1	0
Deron Johnson, R (1, 10) OBP: 0.292, SLG: 0.378	S S S 0-3 K ②		x 0-0 1-4-3 ③		S S S 0-3 K ③		x 0-0 BB 1-3 1B		x 0-0 6-3 ②	5	0	1	0	0	2	3
Jerry Hairston, S (1, 7) OBP: 0.411, SLG: 0.304	S S S 0-3 K ③			x 0-0 1B		x 0-0 3-1 ① B B B B	4-0 1-2 BB		B B B B 4-0 BB	3	0	1	0	2	1	2
Nyls Nyman, L (1, 8) OBP: 0.254, SLG: 0.268		x 0-0 E 1B 4-3 1B		x 0-0 F2 ①		B B B B 4-0 F9 WP BB	S S 0-3 K ①		x 0-0 F9 ③	4	1	1	0	1	1	5
Chet Lemon, R (1, 5) OBP: 0.200, SLG: 0.200		x 0-0 E9 4-3 1-3 SF7 1B		S S S 0-3 K ②		x 0-0 F9 ② 1-3	S S S 0-3 K ②			4	1	1	0	0	2	5
Mike Squires, L (1, 3) OBP: 0.286, SLG: 0.190		x 0-0 4-3 ① 2-3 3-H		x 0-0 F8 ③		x 0-0 4-3 ③	x 0-0 L3 ③			4	0	0	1	0	0	6
Brian Downing, R (1, 2) OBP: 0.363, SLG: 0.334		x 0-0 SF7 ② 3-H			x 0-0 E5 3-1 2B		x 0-0 E5 2B 2B	x 0-0 F4 ①		3	2	0	1	0	0	0
Inning Stats	R: 0 H: 1 E: 0 LOB: 2 K: 3 BB: 1 S: 10 P: 14	R: 2 H: 2 E: 1 LOB: 0 K: 0 BB: 0 S: 5 P: 5	R: 0 H: 0 E: 0 LOB: 0 K: 0 BB: 0 S: 3 P: 3	R: 0 H: 1 E: 0 LOB: 1 K: 1 BB: 0 S: 6 P: 6	R: 1 H: 1 E: 1 LOB: 1 K: 1 BB: 0 S: 7 P: 7	R: 0 H: 0 E: 0 LOB: 1 K: 0 BB: 1 S: 3 P: 7	R: 3 H: 4 E: 1 LOB: 3 K: 2 BB: 1 S: 12 P: 16	R: 0 H: 0 E: 0 LOB: 0 K: 1 BB: 0 S: 5 P: 5	R: 0 H: 0 E: 0 LOB: 1 K: 1 BB: 1 S: 5 P: 9	1B: 5 SF: 1 2B: 4 SAC: 0 3B: 0 DP: 0 HR: 0 HBP: 0						WP: 1 PA: 42 PB: 0 SB: 0 CS: 0

PITCHER		IP	WLS	BF	H	R	ER	SO	BB	IBB	HBP	BLK	WP	HR	S	P	ERA	WHIP
Steve Hargan, R ERA: 3.8	(1, 1)	6.0	W	30	8	6	3	5	2	0	0	0	1	0	38	46	4.50	1.667
Stan Thomas, R ERA: 3.11	(7, 1)	3.0	S	12	1	0	0	4	2	0	0	0	0	0	18	26	0.00	1.000

PITCHER	IP	WLS	BF	H	R	ER	SO	BB	IBB	HBP	BLK	WP	HR	S	P	ERA	WHIP

BOTTOM

Texas Rangers @ Chicago White Sox

Comiskey Park, Chicago, IL

Fri Sep 19 1975, 8:05 PM EDT

Att. 3,723 - Unknown

livebaseballscorecards.com

AB	37
R	6
H	9
RBI	6
BB	4
SO	9
LOB	24

Texas Rangers @ Chicago White Sox

Comiskey Park, Chicago, IL

Sat Sep 20 1975, 8:05 PM EDT

Att. 4,732 - Unknown

TOP

livebaseballscorecards.com

Batter	1	2	3	4	5	6	7	8	9	AB	R	H	RBI	BB	SO	LOB
Lenny Randle, S (1, 8) OBP: 0.346, SLG: 0.369	BBBB 4-0 K BB		SSS 0-3 ② K		SSS 0-3 ① K	x 0-0 ③ 6-3			x 0-0 ① F9	4	0	0	0	1	2	2
Roy Smalley, S (1, 4) OBP: 0.304, SLG: 0.286	SSS 0-3 ①② K 1-2		x 0-0 ③ F6		x 0-0 ② 3-1		x 0-0 G1-6-3 1B		x 0-0 1B 1B	5	0	2	0	0	1	2
Mike Hargrove, L (1, 3) OBP: 0.392, SLG: 0.401	BBBB 4-0 BB			x 0-0 ① F5	x 0-0 ③ 4-3		x 0-0 ①② G1-6-3 1-2f		SSS 0-3 ② K	4	0	0	0	1	1	2
Jeff Burroughs, R (1, 9) OBP: 0.310, SLG: 0.407	SSS 0-3 ③ K			x 0-0 ② F3		x 0-0 SSS 0-3 ③ HR K			x 0-0 1-3 BB 1B	5	1	2	1	0	2	1
Jim Spencer, L (1, 10) OBP: 0.330, SLG: 0.406 Jim Fregosi, R (8, PH) OBP: 0.322, SLG: 0.380		x 0-0 ① F5		x 0-0 BB 1B 1B 1B		x 0-0 1B 2B		x 0-0 ① 6-3	BBBB 4-0 1-2 BB	3 1	2 0	2 0	0 0	0 1	0 0	0 0
Toby Harrah, R (1, 6) OBP: 0.409, SLG: 0.461		SSS 0-3 ② K		x 0-0 BB 1B 1-2 1B		BBBB 4-0 SH3-4 1B SH5-3 BB		BBBB 4-0 1B BB	x 0-0 ③ F7	3	2	1	0	2	1	3
Tom Grieve, R (1, 7) OBP: 0.321, SLG: 0.454		x 0-0 ③ F7		BBBB 4-0 1B 1-2 2-3 BB		x 0-0 SH5-3 SH3-4 1-2 2-H 1B		x 0-0 1-2 1B		3	0	2	1	1	0	0
Mike Cubbage, L (1, 5) OBP: 0.304, SLG: 0.350			BBBB 4-0 BB	x 0-0 1-3 2-H 3-H 1B	x 0-0 ① SH3-4 1-2 2-3			x 0-0 ② F6		2	0	1	2	1	0	2
Jim Sundberg, R (1, 2) OBP: 0.280, SLG: 0.257			SSS 0-3 ① K	x 0-0 ③ F4	x 0-0 ② SH5-3 2-3 3-H			SSS 0-3 ③ K		3	0	0	1	0	2	5

	AB	R	H	RBI	BB	SO	LOB
	33	5	10	5	7	9	17

Inning Stats	1	2	3	4	5	6	7	8	9
R	0	0	0	2	0	3	0	0	0
E	0	0	0	0	0	0	0	0	0
K	2	1	2	0	1	0	1	1	1
S	6	5	7	6	5	6	5	6	7
H	0	0	0	3	0	3	1	1	2
LOB	1	0	1	2	0	1	0	2	2
BB	2	0	1	1	0	1	0	1	1
P	14	5	11	10	5	10	5	10	11

1B	8
2B	1
3B	0
HR	1
SF	0
SAC	2
DP	1
HBP	0
WP	0
PB	0
SB	0
CS	0
PA	42

PITCHER	IP	WLS	BF	H	R	ER	SO	BB	IBB	HBP	BLK	WP	HR	S	P	ERA	WHIP
Jesse Jefferson, R (1, 1) ERA: 4.68	5.0	L	24	5	5	5	6	5	0	0	0	0	1	31	51	9.00	2.000
Dave Hamilton, L (6, 1) ERA: 3.43	4.0		18	5	0	0	3	2	0	0	0	0	0	22	30	0.00	1.750

PITCHER	IP	WLS	BF	H	R	ER	SO	BB	IBB	HBP	BLK	WP	HR	S	P	ERA	WHIP

Texas Rangers @ Chicago White Sox

Comiskey Park, Chicago, IL

Sat Sep 20 1975, 8:05 PM EDT

Att. 4,732 - Unknown

BOTTOM

Batter	1	2	3	4	5	6	7	8	9	AB	R	H	RBI	BB	SO	LOB
Pat Kelly, L (1, 9) OBP: 0.355, SLG: 0.412	4-3 S 1B		F6		SF8 3-H		2B		F7	4	0	2	1	0	0	1
Jerry Hairston, S (1, 7) OBP: 0.402, SLG: 0.296	F6		F7		G3 1-2		6-3		4-3	5	0	0	0	0	0	4
Jorge Orta, L (1, 4) OBP: 0.366, SLG: 0.459	4-3 1-3		3-1		IBB			4-3		3	0	0	0	1	0	1
Deron Johnson, R (1, 10) OBP: 0.290, SLG: 0.376	K			F3	F7			L6		4	0	0	0	0	1	3
Mike Squires, L (1, 3) OBP: 0.283, SLG: 0.196		F7		G3 1B		F3		4-3		4	0	1	0	0	0	0
Nyls Nyman, L (1, 8) OBP: 0.252, SLG: 0.266		1-3		G3 1-2		6-3			2B E 1B	3	0	0	0	0	0	1
Bob Coluccio, R (8, 8) OBP: 0.294, SLG: 0.335										1	1	1	0	0	0	0
Chet Lemon, R (1, 5) OBP: 0.333, SLG: 0.444		1B S 1B		5-3		1-3			E FC4-6 2B 1-3	4	1	2	0	0	0	1
Bucky Dent, R (1, 6) OBP: 0.300, SLG: 0.338		1-3 1B			1B SF8 2B		F7		E5 FC4-6 2-3 3-H	4	1	2	0	0	0	1
Brian Downing, R (1, 2) OBP: 0.363, SLG: 0.333		K			G3 2-3 1B		K		FC4-6 1-2f 3-H	4	0	1	1	0	2	3
Inning Stats	R: 0 E: 0 K: 1 S: 6 H: 1 LOB: 1 BB: 0 P: 6	R: 0 E: 0 K: 1 S: 7 H: 2 LOB: 2 BB: 0 P: 7	R: 0 E: 0 K: 0 S: 3 H: 0 LOB: 0 BB: 0 P: 3	R: 0 E: 0 K: 0 S: 4 H: 1 LOB: 1 BB: 0 P: 4	R: 1 E: 0 K: 0 S: 5 H: 2 LOB: 2 BB: 1 P: 9	R: 0 E: 0 K: 0 S: 3 H: 0 LOB: 0 BB: 0 P: 3	R: 0 E: 0 K: 1 S: 6 H: 1 LOB: 1 BB: 0 P: 6	R: 0 E: 0 K: 0 S: 3 H: 0 LOB: 0 BB: 0 P: 3	R: 2 E: 1 K: 0 S: 6 H: 2 LOB: 1 BB: 0 P: 6	1B: 6 2B: 3 3B: 0 HR: 0	SF: 1 SAC: 0 DP: 0 HBP: 0						

PITCHER	IP	WLS	BF	H	R	ER	SO	BB	IBB	HBP	BLK	WP	HR	S	P	ERA	WHIP
Fergie Jenkins, R (1, 1) ERA: 3.82	9.0	W	38	9	3	2	3	0	1	0	0	0	0	43	47	2.00	1.000

PITCHER	IP	WLS	BF	H	R	ER	SO	BB	IBB	HBP	BLK	WP	HR	S	P	ERA	WHIP

AB	36
R	3
H	9
RBI	2
BB	1
SO	3
LOB	15

WP: 0 PB: 0 SB: 2 CS: 0 PA: 38

livebaseballscorecards.com

Texas Rangers @ Chicago White Sox

Comiskey Park, Chicago, IL

Sun Sep 21 1975, 4:33 AM EDT

Att. 4,174 - Unknown

TOP

Batter	1	2	3	4	5	6	7	8	9	AB	R	H	RBI	BB	SO	LOB
Lenny Randle, S (1, 8) OBP: 0.345, SLG: 0.368	F6		F8		6-3		6-3		1B E 1B	5	0	1	0	0	0	0
Davey Nelson, R (1, 4) OBP: 0.292, SLG: 0.304	BLK BB			F9		HR		K	E5 1B	4	1	1	1	1	1	1
Mike Hargrove, L (1, 3) OBP: 0.396, SLG: 0.412	CS BB			4-3		HR		2B 2B	G6-4-3 1B	4	2	3	1	1	0	0
Jeff Burroughs, R (1, 9) OBP: 0.312, SLG: 0.413	K			HR		FC5-4 BB		2B 1B	G6-4-3	4	2	2	1	1	1	5
Toby Harrah, R (1, 6) OBP: 0.408, SLG: 0.461		5-3		F4		FC5-4 FC6-4		1B 2B		4	1	1	2	0	0	1
Tom Grieve, R (1, 7) OBP: 0.323, SLG: 0.453		F7			HR BB	FC6-4		1B		3	1	1	1	1	0	1
Jim Fregosi, R (1, 10) OBP: 0.321, SLG: 0.394		F9			1-H HR	K		K		4	1	1	2	0	2	2
Roy Howell, L (1, 5) OBP: 0.323, SLG: 0.386			K2-3		K		F7	4-3		4	0	0	0	0	2	1
Jim Sundberg, R (1, 2) OBP: 0.277, SLG: 0.254			4-3		F7		6-3		1-3	4	0	0	0	0	0	0

livebaseballscorecards.com

	AB	36
	R	8
	H	10
	RBI	8
	BB	4
	SO	6
	LOB	11

Inning Stats																				
	R: 0	H: 0	R: 0	H: 0	R: 0	H: 0	R: 1	H: 1	R: 2	H: 1	R: 2	H: 2	R: 0	H: 0	R: 3	H: 4	R: 0	H: 2	1B: 4	SF: 0	WP: 0	PA: 40
	E: 0	LOB: 2	E: 0	LOB: 0	E: 0	LOB: 0	E: 0	LOB: 0	E: 0	LOB: 0	E: 0	LOB: 1	E: 0	LOB: 0	E: 0	LOB: 1	E: 1	LOB: 2	2B: 3	SAC: 0	PB: 0	
	K: 1	BB: 2	K: 0	BB: 0	K: 1	BB: 0	K: 0	BB: 0	K: 1	BB: 1	K: 1	BB: 1	K: 0	BB: 0	K: 2	BB: 0	K: 0	BB: 0	3B: 0	DP: 2	SB: 0	
	S: 4	P: 12	S: 3	P: 3	S: 5	P: 5	S: 4	P: 4	S: 6	P: 10	S: 7	P: 11	S: 3	P: 3	S: 11	P: 11	S: 5	P: 5	HR: 4	HBP: 0	CS: 1	

PITCHER		IP	WLS	BF	H	R	ER	SO	BB	IBB	HBP	BLK	WP	HR	S	P	ERA	WHIP
Wilbur Wood, L	(1, 1)	5.0	L	21	4	5	5	3	3	0	0	1	0	4	24	36	9.00	1.400
ERA: 4.24																		
Ozzie Osborn, R	(6, 1)	2.1		12	4	3	3	2	1	0	0	0	0	0	15	19	11.57	2.143
ERA: 4.61																		
Rich Hinton, L	(8, 1)	1.0		6	2	0	0	1	0	0	0	0	0	0	8	8	0.00	2.000
ERA: 4.0																		
Cecil Upshaw, R	(9, 1)	0.2		1	0	0	0	0	0	0	0	0	0	0	1	1	0.00	0.000
ERA: 3.33																		

PITCHER	IP	WLS	BF	H	R	ER	SO	BB	IBB	HBP	BLK	WP	HR	S	P	ERA	WHIP

Batter	1	2	3	4	5	6	7	8	9	AB	R	H	RBI	BB	SO	LOB
Pat Kelly, L (1, 9) OBP: 0.355, SLG: 0.409	B B B B 4-0 1B BB		x 0-0 F7 ①		x 0-0 F7 ③			x 0-0 F8 ①		3	0	0	0	1	0	0
Bucky Dent, R (1, 6) OBP: 0.298, SLG: 0.336	x 0-0 F8 ①		x 0-0 F9 ②			x 0-0 F9 ①		x 0-0 F2 ②		4	0	0	0	0	0	1
Jorge Orta, L (1, 4) OBP: 0.363, SLG: 0.455	x 0-0 F8 ②		S S S 0-3 K ③			x 0-0 F7 ②		S S S 0-3 K ③		4	0	0	0	0	2	1
Deron Johnson, R (1, 10) OBP: 0.291, SLG: 0.378	x 0-0 FC4-6 1B 1-2			S S S 0-3 K ①		x 0-0 5-3 ③			x 0-0 1B 2B ①	4	1	2	0	0	1	0
Chet Lemon, R (1, 5) OBP: 0.385, SLG: 0.417	x 0-0 FC4-6 ③ 1-2f			x 0-0 1B			B B B B 4-0 FC5-4 BB ①		S S S 0-3 K ①	3	0	1	0	1	1	3
Jerry Hairston, S (1, 7) OBP: 0.399, SLG: 0.295		x 0-0 5-3 ①		x 0-0 F8 ②			x 0-0 FC5-4 1B 1-2f ①		x 0-0 E 1B 2-H ①	4	1	1	1	0	0	2
Mike Squires, L (1, 3) OBP: 0.281, SLG: 0.200		S S S 0-3 K ②		x 0-0 G3 ③			x 0-0 F8 ②		x 0-0 E3 1B 2-H ①	4	0	1	0	0	1	2
Bob Coluccio, R (1, 8) OBP: 0.297, SLG: 0.335		B B B B 4-0 BB			x 0-0 F9 ①		x 0-0 1B 1-3		x 0-0 F9 ②	3	0	1	0	1	0	1
Brian Downing, R (1, 2) OBP: 0.362, SLG: 0.333 Pete Varney, R (5, PH) (6, 2) OBP: 0.308, SLG: 0.390		S S S 0-3 K ③			x 0-0 F3 ②		x 0-0 F8 ③		S S S 0-3 K ③	1 3	0 0	0 0	0 0	0 0	1 1	1 3
Inning Stats	R: 0 E: 0 K: 0 S: 4 H: 1 LOB: 2 BB: 1 P: 8	R: 0 E: 0 K: 2 S: 7 H: 0 LOB: 1 BB: 1 P: 11	R: 0 E: 0 K: 1 S: 5 H: 0 LOB: 0 BB: 0 P: 5	R: 0 E: 0 K: 1 S: 6 H: 1 LOB: 1 BB: 0 P: 6	R: 0 E: 0 K: 0 S: 3 H: 0 LOB: 0 BB: 0 P: 3	R: 0 E: 0 K: 0 S: 3 H: 0 LOB: 0 BB: 0 P: 3	R: 0 E: 0 K: 0 S: 4 H: 1 LOB: 2 BB: 1 P: 8	R: 0 E: 0 K: 1 S: 5 H: 0 LOB: 0 BB: 0 P: 5	R: 2 E: 1 K: 2 S: 10 H: 3 LOB: 1 BB: 0 P: 10	1B: 5 2B: 1 3B: 0 HR: 0	SF: 0 SAC: 0 DP: 0 HBP: 0						

PITCHER	IP	WLS	BF	H	R	ER	SO	BB	IBB	HBP	BLK	WP	HR	S	P	ERA	WHIP
Gaylord Perry, R (1, 1) ERA: 3.22	9.0	W	36	6	2	2	7	3	0	0	0	0	0	47	59	2.00	1.000

PITCHER	IP	WLS	BF	H	R	ER	SO	BB	IBB	HBP	BLK	WP	HR	S	P	ERA	WHIP

BOTTOM

Texas Rangers @ Chicago White Sox

Comiskey Park, Chicago, IL

Sun Sep 21 1975, 4:33 AM EDT

Att. 4,174 - Unknown

livebaseballscorecards.com

AB	33
R	2
H	6
RBI	1
BB	3
SO	7
LOB	14

1B: 5	SF: 0	WP: 0	PA: 36
2B: 1	SAC: 0	PB: 0	
3B: 0	DP: 0	SB: 0	
HR: 0	HBP: 0	CS: 0	

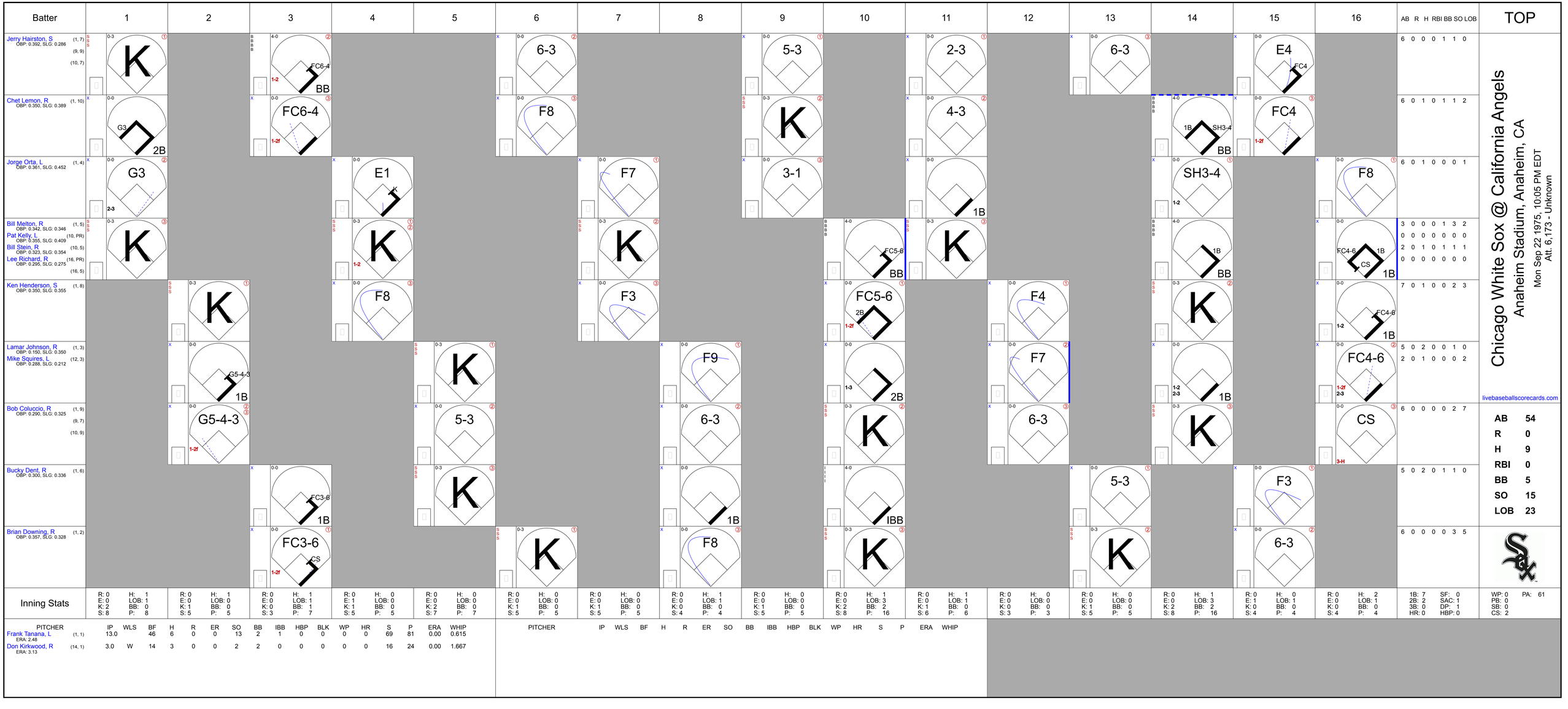
Batter
1
2
3
4
5
6
7
8
9
10
11
12
13
14
15
16
AB R H RBI BB SO LOB
TOP
Jerry Hairston, S (1, 7) (9, 9) (10, 7) OBP: 0.392, SLG: 0.286
K
6 0 0 0 1 1 0
Chet Lemon, R (1, 10) OBP: 0.350, SLG: 0.389
G3 2B
FC6-4 BB
FC6-4
6-3
F8
5-3
K
2-3
4-3
6-3
1B SH3-4 BB
E4 FC4
FC4
6 0 1 0 1 1 2
Jorge Orta, L (1, 4) OBP: 0.361, SLG: 0.452
G3 2-3
E1 K
F7
3-1
1B
SH3-4
F8
6 0 1 0 0 0 1
Bill Melton, R (1, 5) OBP: 0.342, SLG: 0.346
Pat Kelly, L (10, PR) OBP: 0.355, SLG: 0.409
Bill Stein, R (10, 5) OBP: 0.323, SLG: 0.354
Lee Richard, R (16, PR) OBP: 0.295, SLG: 0.275
K
K
K
FC5-6 BB
1B
FC4-6 1B CS
3 0 0 0 1 3 2
0 0 0 0 0 0 0
2 0 1 0 1 1 1
0 0 0 0 0 0 0
Ken Henderson, S (1, 8) OBP: 0.350, SLG: 0.355
K
F8
F3
FC5-6 2B
F4
K
FC4-6 1B
7 0 1 0 0 2 3
Lamar Johnson, R (1, 3) OBP: 0.150, SLG: 0.350
Mike Squires, L (12, 3) OBP: 0.288, SLG: 0.212
G5-4-3 1B
K
F9
2B
F7
1B
FC4-6
5 0 2 0 0 1 0
2 0 1 0 0 0 2
Bob Coluccio, R (1, 9) (9, 7) (10, 9) OBP: 0.290, SLG: 0.325
G5-4-3
5-3
6-3
K
6-3
K
CS
6 0 0 0 0 2 7
Bucky Dent, R (1, 6) OBP: 0.300, SLG: 0.336
FC3-6 1B
K
1B
IBB
5-3
F3
5 0 2 0 1 1 0
Brian Downing, R (1, 2) OBP: 0.357, SLG: 0.328
FC3-6 CS
K
F8
K
K
6-3
6 0 0 0 0 3 5
Chicago White Sox @ California Angels
Anaheim Stadium, Anaheim, CA
Mon Sep 22 1975, 10:05 PM EDT
Att. 6,173 - Unknown
livebaseballscorecards.com
AB 54
R 0
H 9
RBI 0
BB 5
SO 15
LOB 23
Inning Stats
R: 0 H: 1 E: 0 LOB: 1 K: 2 BB: 0 S: 8 P: 8
R: 0 H: 1 E: 0 LOB: 0 K: 1 BB: 0 S: 5 P: 5
R: 0 H: 1 E: 0 LOB: 1 K: 0 BB: 1 S: 3 P: 7
R: 0 H: 0 E: 1 LOB: 1 K: 1 BB: 0 S: 5 P: 5
R: 0 H: 0 E: 0 LOB: 0 K: 2 BB: 0 S: 7 P: 7
R: 0 H: 0 E: 0 LOB: 0 K: 1 BB: 0 S: 5 P: 5
R: 0 H: 0 E: 0 LOB: 0 K: 1 BB: 0 S: 5 P: 5
R: 0 H: 1 E: 0 LOB: 1 K: 0 BB: 0 S: 4 P: 4
R: 0 H: 0 E: 0 LOB: 0 K: 1 BB: 0 S: 5 P: 5
R: 0 H: 1 E: 0 LOB: 3 K: 2 BB: 2 S: 8 P: 16
R: 0 H: 1 E: 0 LOB: 1 K: 1 BB: 0 S: 6 P: 6
R: 0 H: 0 E: 0 LOB: 0 K: 1 BB: 0 S: 3 P: 3
R: 0 H: 0 E: 0 LOB: 0 K: 1 BB: 0 S: 5 P: 5
R: 0 H: 1 E: 0 LOB: 3 K: 2 BB: 2 S: 8 P: 16
R: 0 H: 0 E: 1 LOB: 1 K: 0 BB: 0 S: 4 P: 4
R: 0 H: 2 E: 0 LOB: 1 K: 0 BB: 0 S: 4 P: 4
1B: 7 SF: 0 2B: 2 SAC: 1 3B: 0 DP: 1 HR: 0 HBP: 0
PA: 61
WP: 0 PB: 0 SB: 0 CS: 2
PITCHER IP WLS BF H R ER SO BB IBB HBP BLK WP HR S P ERA WHIP
Frank Tanana, L (1, 1) ERA: 2.48
13.0 46 6 0 0 13 2 1 0 0 0 0 0 69 81 0.00 0.615
Don Kirkwood, R (14, 1) ERA: 3.13
3.0 W 14 3 0 0 2 2 0 0 0 0 0 0 16 24 0.00 1.667
PITCHER IP WLS BF H R ER SO BB IBB HBP BLK WP HR S P ERA WHIP

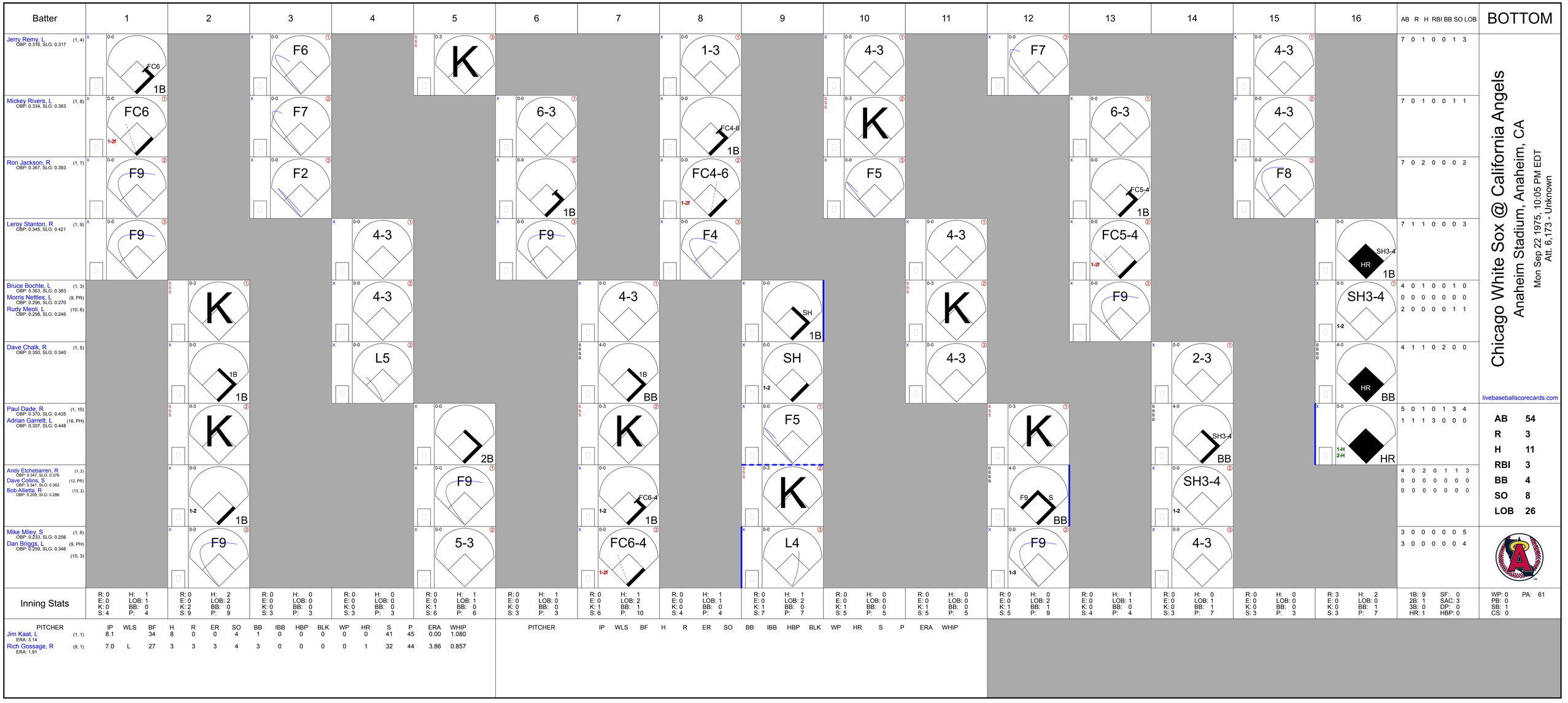
Batter
1
2
3
4
5
6
7
8
9
10
11
12
13
14
15
16
AB R H RBI BB SO LOB
BOTTOM
Jerry Remy, L (1, 4) OBP: 0.316, SLG: 0.317
7 0 1 0 0 1 3
Mickey Rivers, L (1, 8) OBP: 0.334, SLG: 0.363
7 0 1 0 0 1 1
Ron Jackson, R (1, 7) OBP: 0.367, SLG: 0.393
7 0 2 0 0 0 2
Leroy Stanton, R (1, 9) OBP: 0.345, SLG: 0.421
7 1 1 0 0 0 3
Bruce Bochte, L (1, 3) OBP: 0.363, SLG: 0.383
Morris Nettles, L (9, PR) OBP: 0.296, SLG: 0.270
Rudy Meoli, L (10, 6) OBP: 0.298, SLG: 0.246
4 0 1 0 0 1 0
0 0 0 0 0 0 0
2 0 0 0 0 1 1
Dave Chalk, R (1, 5) OBP: 0.350, SLG: 0.340
4 1 1 0 2 0 0
Paul Dade, R (1, 10) OBP: 0.370, SLG: 0.435
Adrian Garrett, L (16, PH) OBP: 0.307, SLG: 0.448
5 0 1 0 1 3 4
1 1 1 3 0 0 0
Andy Etchebarren, R (1, 2) OBP: 0.347, SLG: 0.376
Dave Collins, S (12, PR) OBP: 0.341, SLG: 0.362
Bob Alletta, R (13, 2) OBP: 0.209, SLG: 0.286
4 0 2 0 1 1 3
0 0 0 0 0 0 0
0 0 0 0 0 0 0
Mike Miley, S (1, 6) OBP: 0.233, SLG: 0.256
Dan Briggs, L (9, PH) OBP: 0.259, SLG: 0.346
(10, 3)
3 0 0 0 0 0 5
3 0 0 0 0 0 4
Chicago White Sox @ California Angels
Anaheim Stadium, Anaheim, CA
Mon Sep 22 1975, 10:05 PM EDT
Att. 6,173 - Unknown
livebaseballscorecards.com
AB 54
R 3
H 11
RBI 3
BB 4
SO 8
LOB 26
Inning Stats
1B: 9 SF: 0
2B: 1 SAC: 3
3B: 0 DP: 0
HR: 1 HBP: 0
WP: 0 PA: 61
PB: 0
SB: 1
CS: 0
PITCHER IP WLS BF H R ER SO BB IBB HBP BLK WP HR S P ERA WHIP
Jim Kaat, L (1, 1) ERA: 3.14 8.1 34 8 0 0 4 1 0 0 0 0 0 41 45 0.00 1.080
Rich Gossage, R (9, 1) ERA: 1.91 7.0 L 27 3 3 3 4 3 0 0 0 1 32 44 3.86 0.857
PITCHER IP WLS BF H R ER SO BB IBB HBP BLK WP HR S P ERA WHIP

Batter	1	2	3	4	5	6	7	8	9	AB	R	H	RBI	BB	SO	LOB
Jerry Hairston, S (1, 7) OBP: 0.393, SLG: 0.286	F7	1B, SF9, 1B 1-2 3-H	BBB, FC4, BB 1-2			F9		SH3-4 1-2		3	1	1	1	1	0	0
Chet Lemon, R (1, 5) OBP: 0.333, SLG: 0.364	6-3	BB, 1B 1-3 2-H	FC4 1-2f			6-3		F9		4	0	1	1	0	0	3
Bill Stein, R (7, 5) OBP: 0.322, SLG: 0.352										1	0	0	0	0	0	1
Jorge Orta, L (1, 4) OBP: 0.363, SLG: 0.451	1B, 1B	BBB, BB 1-2		6-3		E7, CS		IBB		3	0	1	0	2	0	0
Bill Melton, R (1, 10) OBP: 0.342, SLG: 0.348	1B 1-2	SF9 3-H		G6-4-3, 1B		CS 1-2	SSS, K	SSS, K		4	0	2	1	0	2	2
Ken Henderson, S (1, 8) OBP: 0.348, SLG: 0.359	4-3	F7		G6-4-3 1-2f			HR		F6	5	1	1	1	0	0	5
Lamar Johnson, R (1, 3) OBP: 0.208, SLG: 0.348		BBB, 2B, SF8, BB	5-3		F2		FC6-4, 1B		F8	3	1	1	0	1	0	0
Mike Squires, L (7, PR) OBP: 0.283, SLG: 0.208										1	0	0	0	0	0	0
(7, 3)																
Bucky Dent, R (1, 6) OBP: 0.302, SLG: 0.342		SF8, 1B 1-3	1B		1B		F5		E5	5	1	3	0	0	0	1
Bob Coluccio, R (1, 9) OBP: 0.292, SLG: 0.324		BBB, 1B, BB 2-3	BB		SSS, K		FC6-4 1-2f		F8	4	1	1	0	1	1	3
Brian Downing, R (1, 2) OBP: 0.356, SLG: 0.328		SSS, SF8 2-3 3-H	SSS, K		SSS, K			SH3-4, 1B		3	0	1	1	0	2	3

Inning Stats																								
	R: 0	H: 2	R: 4	H: 3	R: 0	H: 2	R: 0	H: 1	R: 0	H: 1	R: 0	H: 0	R: 1	H: 2	R: 0	H: 1	R: 0	H: 0	1B: 9	SF: 2	WP: 0	PA: 45
	E: 0	LOB: 2	E: 0	LOB: 2	E: 0	LOB: 3	E: 0	LOB: 0	E: 0	LOB: 1	E: 1	LOB: 0	E: 0	LOB: 2	E: 0	LOB: 2	E: 1	LOB: 1	2B: 2	SAC: 1	PB: 0	
	K: 0	BB: 0	K: 0	BB: 3	K: 1	BB: 1	K: 0	BB: 0	K: 2	BB: 0	K: 0	BB: 0	K: 1	BB: 0	K: 1	BB: 1	K: 0	BB: 0	3B: 0	DP: 1	SB: 0	
	S: 5	P: 5	S: 6	P: 18	S: 7	P: 11	S: 3	P: 3	S: 8	P: 8	S: 3	P: 3	S: 7	P: 7	S: 6	P: 10	S: 4	P: 4	HR: 1	HBP: 0	CS: 1	

PITCHER		IP	WLS	BF	H	R	ER	SO	BB	IBB	HBP	BLK	WP	HR	S	P	ERA	WHIP
Joe Pactwa, L ERA: 4.11	(1, 1)	1.1		12	5	4	4	0	3	0	0	0	0	0	9	21	27.00	6.000
Dick Lange, R ERA: 5.21	(2, 1)	6.2	L	28	7	1	1	5	1	1	0	0	0	1	36	44	1.35	1.200
Mickey Scott, L ERA: 3.29	(9, 1)	1.0		4	0	0	0	0	0	0	0	0	0	0	4	4	0.00	0.000

PITCHER	IP	WLS	BF	H	R	ER	SO	BB	IBB	HBP	BLK	WP	HR	S	P	ERA	WHIP

TOP

Chicago White Sox @ California Angels

Anaheim Stadium, Anaheim, CA

Tue Sep 23 1975, 10:05 PM EDT

Att. 6,078 - Unknown

livebaseballscorecards.com

AB	36
R	5
H	12
RBI	5
BB	5
SO	5
LOB	18

Batter	1	2	3	4	5	6	7	8	9	AB	R	H	RBI	BB	SO	LOB
Jerry Remy, L (1, 4) OBP: 0.316, SLG: 0.317	6-3		4-3		E 1B 1B		BB BB		F5	4	1	1	0	1	0	0
Mickey Rivers, L (1, 8) OBP: 0.333, SLG: 0.361	1-3 1B		K		E4 S 1-3 1B		F4		F9	5	1	1	0	0	1	2
Ron Jackson, R (1, 7) OBP: 0.314, SLG: 0.333 (9, 5)	1-3 1-2		6-3		F3		K		4-3	5	0	0	0	0	1	4
Leroy Stanton, R (1, 9) OBP: 0.348, SLG: 0.425	F9			1B SF9 2B	1-H 3-H 1B		1-2 BB			3	1	2	2	1	0	1
Bruce Bochte, L (1, 3) OBP: 0.367, SLG: 0.385		F8 1B 1B 1B		4-3 2-3 1B	BB		F7			3	1	2	0	1	0	2
Dave Chalk, R (1, 5) OBP: 0.351, SLG: 0.342		1B 1-2 1B		SF9 3-H	F4			FC5-6 1B		3	0	2	1	0	0	2
Morris Nettles, L (8, PR) (9, 7) OBP: 0.296, SLG: 0.270										0	0	0	0	0	0	0
Paul Dade, R (1, 10) OBP: 0.323, SLG: 0.370		F8 2-3		4-3 1-2		K		FC5-6 1-2f		4	0	0	0	0	1	4
Andy Etchebarren, R (1, 2) OBP: 0.344, SLG: 0.372		G6-4-3 1-2 3-H 1B		6-3		F9		K		4	0	1	1	0	1	2
Mike Miley, S (1, 6) OBP: 0.229, SLG: 0.251		G6-4-3 1-2f			F7	1-3		F5		4	0	0	0	0	0	3
Inning Stats	R: 0 E: 0 K: 0 S: 4 H: 1 LOB: 1 BB: 0 P: 4	R: 1 E: 0 K: 0 S: 5 H: 3 LOB: 1 BB: 0 P: 5	R: 0 E: 0 K: 1 S: 5 H: 0 LOB: 0 BB: 0 P: 5	R: 1 E: 0 K: 0 S: 5 H: 2 LOB: 1 BB: 0 P: 5	R: 2 E: 1 K: 0 S: 6 H: 2 LOB: 2 BB: 1 P: 10	R: 0 E: 0 K: 1 S: 5 H: 0 LOB: 0 BB: 0 P: 5	R: 0 E: 0 K: 1 S: 5 H: 0 LOB: 2 BB: 2 P: 13	R: 0 E: 0 K: 0 S: 6 H: 1 LOB: 1 BB: 0 P: 6	R: 0 E: 0 K: 0 S: 3 H: 0 LOB: 0 BB: 0 P: 3	1B: 8 2B: 1 3B: 0 HR: 0	SF: 1 SAC: 0 DP: 1 HBP: 0						

PITCHER		IP	WLS	BF	H	R	ER	SO	BB	IBB	HBP	BLK	WP	HR	S	P	ERA	WHIP
Claude Osteen, L ERA: 4.45	(1, 1)	4.2		23	8	4	2	1	1	0	0	0	0	0	24	28	3.86	1.929
Ozzie Osborn, R ERA: 4.5	(5, 1)	1.1	W	5	0	0	0	1	1	0	0	0	0	0	6	10	0.00	0.750
Dave Hamilton, L ERA: 3.33	(7, 1)	3.0	S	11	1	0	0	2	1	0	0	0	0	0	14	18	0.00	0.667

PITCHER	IP	WLS	BF	H	R	ER	SO	BB	IBB	HBP	BLK	WP	HR	S	P	ERA	WHIP

BOTTOM

Chicago White Sox @ California Angels

Anaheim Stadium, Anaheim, CA

Tue Sep 23 1975, 10:05 PM EDT

Att. 6,078 - Unknown

livebaseballscorecards.com

AB	35
R	4
H	9
RBI	4
BB	3
SO	4
LOB	20

Batter	1	2	3	4	5	6	7	8	9	AB	R	H	RBI	BB	SO	LOB
Jerry Hairston, S (1, 7) OBP: 0.402, SLG: 0.309	0-0 1B 2B		S S S 0-3 ① K	0-0 E3 2-H 1B		0-0 FC5-4 1B		0-0 1-3 2B		5	0	4	0	0	1	1
Chet Lemon, R (1, 5) OBP: 0.276, SLG: 0.296	0-0 ① F3		0-0 ② F8	0-0 ③ F4		0-0 ③ FC5-4 1-2f		S S S 0-3 ③ K		5	0	0	0	0	1	6
Jorge Orta, L (1, 4) OBP: 0.363, SLG: 0.451	0-0 FC6-4 2-3 1B		0-0 BB 1B 1-2 1B		0-0 ① 4-3		0-0 ① 4-3		S S S 0-3 ① K	5	0	2	0	0	1	0
Bill Melton, R (1, 10) OBP: 0.345, SLG: 0.350	S S S 0-3 ② K		0-0 BB 1-2 2-H 1B		0-0 2B 1B		0-0 1B		0-0 ② F4	5	0	3	1	0	1	2
Ken Henderson, S (1, 8) OBP: 0.347, SLG: 0.357	0-0 ③ FC6-4 1-2f		B B B B 4-0 FC6-4 1-2 2-3 BB		S S S 0-3 ② K		0-0 ② F7		0-0 ③ F8	4	0	0	0	1	1	4
Lamar Johnson, R (1, 3) OBP: 0.214, SLG: 0.370		0-0 ① 5-3	0-0 ③ FC6-4 1-2f		0-0 1-3 2B		0-0 ③ F9			4	0	1	0	0	0	4
Bucky Dent, R (1, 6) OBP: 0.302, SLG: 0.343		0-0 ② F9		0-0 E 2B	0-0 ③ F9			0-0 ① 5-3		4	1	1	0	0	0	2
Bob Coluccio, R (1, 9) OBP: 0.287, SLG: 0.318		S S S 0-3 ③ K		0-0 ① F8		0-0 ① 5-3		0-0 ② 6-3		4	0	0	0	0	1	1
Brian Downing, R (1, 2) OBP: 0.357, SLG: 0.328 Pete Varney, R (6, PH) (6, 2) OBP: 0.312, SLG: 0.392			0-0 1B 1B 1B	0-0 ② 6-3		0-0 ② 5-3		0-0 2B 1B		2 2	1 0	1 1	0 0	0 0	0 0	1 0
Inning Stats	R: 0 E: 0 K: 1 S: 7 H: 2 LOB: 2 BB: 0 P: 7	R: 0 E: 0 K: 1 S: 5 H: 0 LOB: 0 BB: 0 P: 5	R: 1 E: 0 K: 1 S: 8 H: 3 LOB: 3 BB: 1 P: 12	R: 1 E: 1 K: 0 S: 5 H: 2 LOB: 1 BB: 0 P: 5	R: 0 E: 0 K: 1 S: 7 H: 2 LOB: 2 BB: 0 P: 7	R: 0 E: 0 K: 0 S: 4 H: 1 LOB: 1 BB: 0 P: 4	R: 0 E: 0 K: 0 S: 4 H: 1 LOB: 1 BB: 0 P: 4	R: 0 E: 0 K: 1 S: 7 H: 2 LOB: 2 BB: 0 P: 7	R: 0 E: 0 K: 1 S: 5 H: 0 LOB: 0 BB: 0 P: 5	1B: 9 2B: 4 3B: 0 HR: 0	SF: 0 SAC: 0 DP: 0 HBP: 0						

PITCHER		IP	WLS	BF	H	R	ER	SO	BB	IBB	HBP	BLK	WP	HR	S	P	ERA	WHIP
Vida Blue, L ERA: 3.07	(1, 1)	6.0	W	29	10	2	1	4	1	0	0	0	0	0	36	40	1.50	1.833
Jim Todd, R ERA: 2.1	(7, 1)	1.0		4	1	0	0	0	0	0	0	0	0	0	4	4	0.00	1.000
Paul Lindblad, L ERA: 2.81	(8, 1)	1.0		5	2	0	0	1	0	0	0	0	0	0	7	7	0.00	2.000
Rollie Fingers, R ERA: 3.08	(9, 1)	1.0		3	0	0	0	1	0	0	0	0	0	0	5	5	0.00	0.000

PITCHER	IP	WLS	BF	H	R	ER	SO	BB	IBB	HBP	BLK	WP	HR	S	P	ERA	WHIP

TOP

Chicago White Sox @ Oakland Athletics

Oakland-Alameda County Coliseum, Oakland, CA

Wed Sep 24 1975, 7:05 PM PDT

Att. 7,412 - Unknown

livebaseballscorecards.com

AB	40
R	2
H	13
RBI	1
BB	1
SO	6
LOB	21

1B: 9	SF: 0	WP: 0	PA: 41
2B: 4	SAC: 0	PB: 0	
3B: 0	DP: 0	SB: 0	
HR: 0	HBP: 0	CS: 0	

BOTTOM

Batter	1	2	3	4	5	6	7	8	9	AB	R	H	RBI	BB	SO	LOB
Bill North, S (1, 8) OBP: 0.374, SLG: 0.326 Charlie Chant, R (8, 7)	F7	E 1B 2-H		BB 1-2 1B	1B 1-2 3B		K 0-3			4 0	2 0	2 0	1 0	1 0	1 0	3 0
Claudell Washington, L (1, 7) OBP: 0.348, SLG: 0.428 (8, 8)	6-3	6-3 1-2		1B 1-2 2-H 1B	3B 1-H 2-H		G3 1-2 2-3 3-H			5	1	2	4	0	0	3
Sal Bando, R (1, 5) OBP: 0.335, SLG: 0.353 Gaylen Pitts, R (7, PR) OBP: 0.333, SLG: 0.667 (8, 5)	HR 2B		6-3	E 1-H 2-H 1B	6-3		1B 2-3 3-H			5 0	2 0	3 0	3 0	0 0	0 0	2 0
Reggie Jackson, L (1, 9) OBP: 0.327, SLG: 0.503 Tommy Harper, R (8, 9) OBP: 0.332, SLG: 0.324	HR 2-H		HR	E4 2-H		K 0-3	K 0-3			5 0	2 0	2 0	3 0	0 0	2 0	3 0
Gene Tenace, R (1, 2) OBP: 0.395, SLG: 0.462 Ray Fosse, R (9, 2) OBP: 0.196, SLG: 0.202	BB		5-3	K		5-3		F8		4 0	0 0	0 0	0 0	1 0	1 0	1 0
Billy Williams, L (1, 10) OBP: 0.342, SLG: 0.419 Don Hopkins, L (5, PR) OBP: 0.375, SLG: 0.167 Jim Holt, L (6, PH) OBP: 0.305, SLG: 0.308 (8, 3)	F8		4-3		FC4-6 1B	F8		4-3		3 0 2	0 1 0	1 0 0	0 0 0	0 0 0	0 0 0	1 0 0
Joe Rudi, R (1, 3) OBP: 0.337, SLG: 0.488 Matt Alexander, S (7, PR) OBP: 0.286, SLG: 0.167 Paul Lindblad, L (8, 1) Denny Walling, L (8, PH) OBP: 0.250, SLG: 0.500 Rollie Fingers, R (9, 1)		6-3		F7	FC4-6 1-3 1B		G3 1B	3-1		4 0 0 1 0	0 1 0 0 0	2 0 0 0 0	0 0 0 0 0	0 0 0 0 0	0 0 0 0 0	0 0 0 0 0
Bert Campaneris, R (1, 6) OBP: 0.338, SLG: 0.331 Ted Martinez, R (7, PR) OBP: 0.192, SLG: 0.188 (8, 6)	E 1B BB			6-3	FC4-6 1B 1-2f 3-H 3B		G3 1-3 1B			3 0	2 1	1 0	1 0	1 0	0 0	1 0
Phil Garner, R (1, 4) OBP: 0.295, SLG: 0.347 Cesar Tovar, R (7, PR) OBP: 0.308, SLG: 0.313 (8, 4)	L9 1-2			BB 1B BB	F9		1B G3 BB			2 0	1 0	0 0	0 0	2 0	0 0	2 0
Inning Stats	R: 2 E: 0 K: 0 S: 5 H: 2 LOB: 1 BB: 1 P: 9	R: 1 E: 2 K: 0 S: 4 H: 1 LOB: 1 BB: 1 P: 8	R: 1 E: 0 K: 0 S: 4 H: 1 LOB: 0 BB: 0 P: 4	R: 4 E: 1 K: 1 S: 8 H: 2 LOB: 1 BB: 2 P: 16	R: 3 E: 0 K: 0 S: 7 H: 4 LOB: 2 BB: 0 P: 7	R: 0 E: 0 K: 1 S: 5 H: 0 LOB: 0 BB: 0 P: 5	R: 2 E: 0 K: 2 S: 10 H: 3 LOB: 3 BB: 1 P: 14	R: 0 E: 0 K: 0 S: 3 H: 0 LOB: 0 BB: 0 P: 3		1B: 9 2B: 1 3B: 1 HR: 2	SF: 0 SAC: 0 DP: 0 HBP: 0			WP: 0 PB: 0 SB: 0 CS: 0	PA: 43	

PITCHER		IP	WLS	BF	H	R	ER	SO	BB	IBB	HBP	BLK	WP	HR	S	P	ERA	WHIP
Jesse Jefferson, R ERA: 5.0	(1, 1)	3.2	L	21	6	8	6	0	4	0	0	0	0	2	17	33	14.73	2.727
Rich Hinton, L ERA: 4.62	(4, 1)	1.0		8	4	3	3	1	0	0	0	0	0	0	10	10	27.00	4.000
Pete Vuckovich, R ERA: 13.5	(5, 1)	3.1		14	3	2	2	3	1	0	0	0	0	0	19	23	5.40	1.200

PITCHER	IP	WLS	BF	H	R	ER	SO	BB	IBB	HBP	BLK	WP	HR	S	P	ERA	WHIP

Chicago White Sox @ Oakland Athletics

Oakland-Alameda County Coliseum, Oakland, CA

Wed Sep 24 1975, 7:05 PM PDT

Att. 7,412 - Unknown

livebaseballscorecards.com

AB	38
R	13
H	13
RBI	12
BB	5
SO	4
LOB	16

Batter	1	2	3	4	5	6	7	8	9	AB	R	H	RBI	BB	SO	LOB
Pat Kelly, L (1, 9) OBP: 0.355, SLG: 0.408	F9	G1-6-3 1-2f		BB 1-2 2-3 3-H		WP 1B S 1B		F5		4	1	1	1	1	0	1
Jerry Hairston, S (1, 7) OBP: 0.406, SLG: 0.321	G3 1B 2B		3-1	1-3 2-H 3-H 1B		WP 1-3 1B		4-3		5	1	3	2	0	0	0
Jorge Orta, L (1, 4) OBP: 0.363, SLG: 0.450 Lee Richard, R (1, 5) OBP: 0.271, SLG: 0.250	G3 2-3		F9	K		F7		F6		1 4	0 0	0 0	0 0	0 0	0 1	1 4
Bill Melton, R (1, 10) OBP: 0.347, SLG: 0.355	BB 1B 3-H 1B		K		BB BB 1B	K			2B 2B	5	2	3	1	0	2	2
Ken Henderson, S (1, 8) OBP: 0.351, SLG: 0.360	1B 1-2 BB			BB 1B BB 1B	F5	2-3 3-H BB			S 1B 2-H 2B	3	2	2	1	2	0	1
Bill Stein, R (1, 5) (1, 4) OBP: 0.323, SLG: 0.350	1-3 2-H 1B			F7	BB 1-2 BB	K			6-3	4	0	1	1	1	1	4
Mike Squires, L (1, 3) OBP: 0.292, SLG: 0.211	K			F5	1-2 2-3 BB		3-1		S 2-H 1B	4	0	1	1	1	1	3
Bucky Dent, R (1, 6) OBP: 0.303, SLG: 0.343		G1-6-3 1B		BB BB 1-2 1B	K		E6 G5-4-3		5-3 1-2	5	1	2	0	0	1	4
Brian Downing, R (1, 2) OBP: 0.355, SLG: 0.325		F8		BB 1-2 2-3 BB	F8		G5-4-3 1-2f		F5	4	1	0	0	1	0	6
Inning Stats	R: 2 E: 0 K: 1 S: 8 H: 3 LOB: 2 BB: 1 P: 12	R: 0 E: 0 K: 0 S: 3 H: 1 LOB: 0 BB: 0 P: 3	R: 0 E: 0 K: 1 S: 5 H: 0 LOB: 0 BB: 0 P: 5	R: 3 E: 0 K: 1 S: 8 H: 3 LOB: 2 BB: 2 P: 16	R: 0 E: 0 K: 1 S: 6 H: 1 LOB: 3 BB: 2 P: 14	R: 1 E: 0 K: 2 S: 9 H: 2 LOB: 2 BB: 1 P: 13	R: 0 E: 1 K: 0 S: 3 H: 0 LOB: 0 BB: 0 P: 3	R: 0 E: 0 K: 0 S: 3 H: 0 LOB: 0 BB: 0 P: 3	R: 2 E: 0 K: 0 S: 6 H: 3 LOB: 1 BB: 0 P: 6	1B: 10 2B: 3 3B: 0 HR: 0 SF: 0 SAC: 0 DP: 2 HBP: 0						

PITCHER		IP	WLS	BF	H	R	ER	SO	BB	IBB	HBP	BLK	WP	HR	S	P	ERA	WHIP
Craig Mitchell, R ERA: 12.27	(1, 1)	3.2	L	18	6	5	5	2	2	0	0	0	0	0	20	28	12.27	2.182
Mike Norris, R ERA:	(4, 1)	0.2		6	2	0	0	1	2	0	0	0	0	0	6	14	0.00	6.000
Mike Norris, R ERA:	(5, 1)	0.2		6	2	0	0	1	2	0	0	0	0	0	6	14	0.00	6.000
Sonny Siebert, R ERA: 3.9	(5, 1)	1.2		9	2	1	1	3	2	0	0	0	1	0	13	21	5.40	2.400
Paul Lindblad, L ERA: 2.77	(7, 1)	2.0		6	0	0	0	0	0	0	0	0	0	0	6	6	0.00	0.000

PITCHER		IP	WLS	BF	H	R	ER	SO	BB	IBB	HBP	BLK	WP	HR	S	P	ERA	WHIP
Jim Todd, R ERA: 2.23	(9, 1)	1.0		6	3	2	2	0	0	0	0	0	0	0	6	6	18.00	3.000

TOP

Chicago White Sox @ Oakland Athletics

Oakland-Alameda County Coliseum, Oakland, CA

Thu Sep 25 1975, 3:33 AM PDT
Att. 2,663 - Unknown - 78 F

livebaseballscorecards.com

AB	39
R	8
H	13
RBI	7
BB	6
SO	6
LOB	26

WP: 1	PA: 45		
PB: 0			
SB: 3			
CS: 0			

BOTTOM

Chicago White Sox @ Oakland Athletics

Oakland-Alameda County Coliseum, Oakland, CA

Thu Sep 25 1975, 3:33 AM PDT

Att. 2,663 - Unknown - 78 F

livebaseballscorecards.com

Batter	1	2	3	4	5	6	7	8	9	AB	R	H	RBI	BB	SO	LOB
Cesar Tovar, R (1, 4) (6, 5) (9, 6) OBP: 0.307, SLG: 0.315	1-3			E6 G3 1B 6-3		2B		F8		4	1	1	0	0	0	1
Tommy Harper, R (1, 7) OBP: 0.332, SLG: 0.325	F7			1-2 G3 1B 1B		SSS K		FC4 1-2f		2	1	1	0	0	0	0
Mike Norris, R (5, 1)										0	0	0	0	0	0	0
Sonny Siebert, R (5, 1) OBP: 0.455, SLG: 0.444										1	0	0	0	0	1	1
Paul Lindblad, L (7, 1)										1	0	0	0	0	0	1
Don Hopkins, L (8, PR) OBP: 0.375, SLG: 0.167										0	0	0	0	0	0	0
Jim Todd, L (9, 1)										0	0	0	0	0	0	0
Jim Holt, L (1, 3) (8, 2) OBP: 0.296, SLG: 0.298	4-3			G3 1-2 2-3		F8		G3		4	0	0	0	0	0	4
Ray Fosse, R (1, 2) (8, 3) OBP: 0.190, SLG: 0.195		4-3		6-3 3-H		5-3			F5	4	0	0	1	0	0	2
Ted Martinez, R (1, 5) (6, 4) OBP: 0.204, SLG: 0.200		F9		2-H 1B			FC6-4 1B		F4	4	0	2	1	0	0	0
Charlie Chant, R (1, 10) (5, 7)		6-3		F8			F8		5-3	4	0	0	0	0	0	2
Denny Walling, L (1, 8) OBP: 0.143, SLG: 0.286			SSS K2-3		4-3		SSS K			3	0	0	0	0	2	1
Matt Alexander, S (1, 9) OBP: 0.200, SLG: 0.111			F8		6-3		FC6-4 1-2f			3	0	0	0	0	0	1
Dal Maxvill, R (1, 6) OBP: 0.125, SLG: 0.125			F8		F6			FC4 1B		3	0	1	0	0	0	0
Gaylen Pitts, R (9, 5) OBP: 0.333, SLG: 0.667										0	0	0	0	0	0	0

	AB	33
	R	2
	H	5
	RBI	2
	BB	0
	SO	3
	LOB	13

Inning Stats	1	2	3	4	5	6	7	8	9
	R: 0 H: 0	R: 0 H: 0	R: 0 H: 0	R: 2 H: 2	R: 0 H: 0	R: 0 H: 1	R: 0 H: 1	R: 0 H: 1	R: 0 H: 0
	E: 0 LOB: 0	E: 0 LOB: 0	E: 0 LOB: 0	E: 1 LOB: 1	E: 0 LOB: 0	E: 0 LOB: 1	E: 0 LOB: 1	E: 0 LOB: 1	E: 0 LOB: 0
	K: 0 BB: 0	K: 0 BB: 0	K: 1 BB: 0	K: 0 BB: 0	K: 0 BB: 0	K: 1 BB: 0	K: 1 BB: 0	K: 0 BB: 0	K: 0 BB: 0
	S: 3 P: 3	S: 3 P: 3	S: 5 P: 5	S: 6 P: 6	S: 3 P: 3	S: 6 P: 6	S: 6 P: 6	S: 4 P: 4	S: 3 P: 3

1B: 4	SF: 0
2B: 1	SAC: 0
3B: 0	DP: 0
HR: 0	HBP: 0

WP: 0	PA: 33
PB: 0	
SB: 0	
CS: 0	

PITCHER	IP	WLS	BF	H	R	ER	SO	BB	IBB	HBP	BLK	WP	HR	S	P	ERA	WHIP
Wilbur Wood, L (1, 1) ERA: 4.11	9.0	W	33	5	2	0	3	0	0	0	0	0	0	39	39	0.00	0.556

PITCHER	IP	WLS	BF	H	R	ER	SO	BB	IBB	HBP	BLK	WP	HR	S	P	ERA	WHIP

Batter	1	2	3	4	5	6	7	8	9	AB	R	H	RBI	BB	SO	LOB
Jerry Hairston, S (1, 7) OBP: 0.402, SLG: 0.318	SH3-4 FC5-2 1B		F3	F8			F8		K	5	0	1	0	0	1	3
Bucky Dent, R (1, 6) OBP: 0.302, SLG: 0.342	BB SH3-4 1-2 1B		F8		6-3		K		G5-4-3 1-2f	5	0	1	0	0	1	2
Chet Lemon, R (1, 10) OBP: 0.313, SLG: 0.333	SH3-4 1-2 2-3		1B 1B		6-3		BB 1-3 1B			3	0	2	0	0	0	0
Bill Melton, R (1, 5) OBP: 0.348, SLG: 0.354	FC5-2 BB 3-H		1-2 1B		F9		FC4-6 1-2 BB			3	0	1	0	1	0	2
Ken Henderson, S (1, 8) OBP: 0.350, SLG: 0.358	FC4 1-2 2-3 BB		L9			F8	FC4-6 1-2f			3	0	0	0	1	0	5
Bill Stein, R (1, 4) OBP: 0.326, SLG: 0.353	FC4 1-2f			2B FC6-5 1B		FC6-4 1B		F2		4	1	2	0	0	0	3
Lamar Johnson, R (1, 3) OBP: 0.226, SLG: 0.400		5-3		FC6-5 1-3 2B		L7		F7		3	0	1	0	0	0	1
Pat Kelly, L (8, PH) OBP: 0.354, SLG: 0.407 (8, 9)										1	0	0	0	0	0	0
Bob Coluccio, R (1, 9) OBP: 0.284, SLG: 0.314		5-3		5-3		FC6-4 1-2f		P4		3	0	0	0	0	0	3
Nyls Nyman, L (8, PH) OBP: 0.251, SLG: 0.265										1	0	0	0	0	0	0
Mike Squires, L (8, 3) OBP: 0.292, SLG: 0.211										0	0	0	0	0	0	0
Brian Downing, R (1, 2) OBP: 0.357, SLG: 0.324		K		FC6-5 2-3 3-H			1B BB		G5-4-3 BB	2	0	0	1	2	1	1
Inning Stats	R: 0 E: 0 K: 0 S: 5 H: 2 LOB: 3 BB: 1 P: 9	R: 0 E: 0 K: 1 S: 5 H: 0 LOB: 0 BB: 0 P: 5	R: 0 E: 0 K: 0 S: 5 H: 2 LOB: 2 BB: 0 P: 5	R: 1 E: 0 K: 0 S: 5 H: 2 LOB: 1 BB: 0 P: 5	R: 0 E: 0 K: 0 S: 3 H: 0 LOB: 0 BB: 0 P: 3	R: 0 E: 0 K: 0 S: 4 H: 1 LOB: 1 BB: 0 P: 4	R: 0 E: 0 K: 1 S: 6 H: 1 LOB: 3 BB: 2 P: 14	R: 0 E: 0 K: 0 S: 3 H: 0 LOB: 0 BB: 0 P: 3	R: 0 E: 0 K: 1 S: 4 H: 0 LOB: 0 BB: 1 P: 8	1B: 7 2B: 1 3B: 0 HR: 0	SF: 0 SAC: 1 DP: 1 HBP: 0						

TOP

Chicago White Sox @ Minnesota Twins

Metropolitan Stadium, Bloomington , MI

Fri Sep 26 1975, 4:33 AM EDT
Att. 2,769 - Unknown - 65 F

livebaseballscorecards.com

AB	33
R	1
H	8
RBI	1
BB	4
SO	3
LOB	20

PITCHER		IP	WLS	BF	H	R	ER	SO	BB	IBB	HBP	BLK	WP	HR	S	P	ERA	WHIP
Eddie Bane, L ERA: 2.86	(1, 1)	6.2	W	31	8	1	1	2	3	0	0	0	0	0	32	44	1.35	1.650
Bill Campbell, R ERA: 3.79	(7, 1)	2.1	S	7	0	0	0	1	1	0	0	0	0	0	8	12	0.00	0.429

PITCHER	IP	WLS	BF	H	R	ER	SO	BB	IBB	HBP	BLK	WP	HR	S	P	ERA	WHIP

Batter	1	2	3	4	5	6	7	8	9	AB	R	H	RBI	BB	SO	LOB
Jerry Terrell, R (1, 4) OBP: 0.326, SLG: 0.350	5-3			HR		F9	1B			4	1	2	1	0	0	0
Steve Brye, R (1, 7) OBP: 0.318, SLG: 0.428	K			6-3		1B 2B	5-3			4	1	1	0	0	1	2
Dave McKay, S (1, 5) OBP: 0.294, SLG: 0.364	4-3			6-3		F2		F3		4	0	0	0	0	0	1
Craig Kusick, R (1, 3) OBP: 0.345, SLG: 0.404		6-3		5-3		1B BB		L8		3	0	0	0	1	0	0
Larry Hisle, R (1, 10) OBP: 0.379, SLG: 0.502		G1-6-3 BB			FC6-4 BB	1-3 2-H 1B		BB		1	0	1	1	3	0	0
Lyman Bostock, L (1, 8) OBP: 0.331, SLG: 0.358		G1-6-3 1-2f			FC6-4 1B 1-2f	4-3		K		4	0	0	0	0	1	5
Danny Thompson, R (1, 6) OBP: 0.301, SLG: 0.354			6-3		P4		F9			3	0	0	0	0	0	1
Phil Roof, R (1, 2) OBP: 0.359, SLG: 0.496			G6-4-3 1B		FC6 1-2 1B		1B 1B			3	0	3	0	0	0	0
Mike Poepping, R (1, 9) OBP: 0.244, SLG: 0.167			G6-4-3 1-2f		FC6 1-2f		P4			3	0	0	0	0	0	4
Inning Stats	R: 0 H: 0 E: 0 LOB: 0 K: 1 BB: 0 S: 5 P: 5	R: 0 H: 0 E: 0 LOB: 0 K: 0 BB: 1 S: 2 P: 6	R: 0 H: 1 E: 0 LOB: 0 K: 0 BB: 0 S: 3 P: 3	R: 1 H: 1 E: 0 LOB: 0 K: 0 BB: 0 S: 4 P: 4	R: 0 H: 1 E: 0 LOB: 2 K: 0 BB: 1 S: 4 P: 8	R: 1 H: 2 E: 0 LOB: 2 K: 0 BB: 1 S: 5 P: 9	R: 0 H: 2 E: 0 LOB: 2 K: 0 BB: 0 S: 5 P: 5	R: 0 H: 0 E: 0 LOB: 1 K: 1 BB: 1 S: 5 P: 9		1B: 5 SF: 0 2B: 1 SAC: 0 3B: 0 DP: 2 HR: 1 HBP: 0						WP: 0 PA: 33 PB: 0 SB: 0 CS: 0

PITCHER	IP	WLS	BF	H	R	ER	SO	BB	IBB	HBP	BLK	WP	HR	S	P	ERA	WHIP
Jim Kaat, L (1, 1) ERA: 3.11	8.0	L	33	7	2	2	2	4	0	0	0	0	1	33	49	2.25	1.375

PITCHER	IP	WLS	BF	H	R	ER	SO	BB	IBB	HBP	BLK	WP	HR	S	P	ERA	WHIP

BOTTOM

Chicago White Sox @ Minnesota Twins

Metropolitan Stadium, Bloomington , MI

Fri Sep 26 1975, 4:33 AM EDT

Att. 2,769 - Unknown - 65 F

livebaseballscorecards.com

AB	29
R	2
H	7
RBI	2
BB	4
SO	2
LOB	13

Batter	1	2	3	4	5	6	7	8	9	AB	R	H	RBI	BB	SO	LOB
Pat Kelly, L (1, 9) OBP: 0.353, SLG: 0.404	F8		K		6-3			BB SF9-4-3 1-2		3	0	0	0	1	1	0
Nyls Nyman, L (1, 7) OBP: 0.251, SLG: 0.265	1-3		6-3			S 1B		F8 2-3		4	0	1	0	0	0	2
Jerry Hairston, S (1, 10) OBP: 0.403, SLG: 0.323	1B		1B			F8 1-2		SF9-4-3 1-2 3-H		3	0	2	1	0	0	1
Ken Henderson, S (1, 8) OBP: 0.348, SLG: 0.355	F8		F5			K			F8	4	0	0	0	0	1	3
Bill Melton, R (1, 5) OBP: 0.346, SLG: 0.352		6-3		F9		K			F7	4	0	0	0	0	1	1
Mike Squires, L (1, 3) OBP: 0.304, SLG: 0.230		K		G4-3 1B			K		S 1B	4	0	2	0	0	2	0
Bill Stein, R (1, 4) OBP: 0.325, SLG: 0.348		BB BB		G4-3 1-2f			K2-3		P4 1-2	3	0	0	0	1	1	2
Bucky Dent, R (1, 6) OBP: 0.302, SLG: 0.341		1-2 BB			6-3		P6			2	0	0	0	1	0	0
Brian Downing, R (1, 2) OBP: 0.356, SLG: 0.324		K			K			F8 BB SF9-4-3 1B		3	1	1	0	0	2	2
Inning Stats	R: 0 E: 0 K: 0 S: 4 H: 1 LOB: 1 BB: 0 P: 4	R: 0 E: 0 K: 2 S: 7 H: 0 LOB: 2 BB: 2 P: 15	R: 0 E: 0 K: 1 S: 6 H: 1 LOB: 1 BB: 0 P: 6	R: 0 E: 0 K: 0 S: 3 H: 1 LOB: 0 BB: 0 P: 3	R: 0 E: 0 K: 1 S: 5 H: 0 LOB: 0 BB: 0 P: 5	R: 0 E: 0 K: 2 S: 8 H: 1 LOB: 1 BB: 0 P: 8	R: 0 E: 0 K: 2 S: 7 H: 0 LOB: 0 BB: 0 P: 7	R: 1 E: 0 K: 0 S: 3 H: 1 LOB: 0 BB: 1 P: 7	R: 0 E: 0 K: 0 S: 4 H: 1 LOB: 1 BB: 0 P: 4	1B: 6 2B: 1 3B: 0 HR: 0 SF: 1 SAC: 0 DP: 2 HBP: 0				WP: 0 PB: 0 SB: 2 CS: 0	PA: 34	

PITCHER	IP	WLS	BF	H	R	ER	SO	BB	IBB	HBP	BLK	WP	HR	S	P	ERA	WHIP
Bert Blyleven, R (1, 1) ERA: 3.0	9.0	L	34	6	1	1	8	3	0	0	0	0	0	47	59	1.00	1.000

PITCHER	IP	WLS	BF	H	R	ER	SO	BB	IBB	HBP	BLK	WP	HR	S	P	ERA	WHIP

TOP

Chicago White Sox @ Minnesota Twins

Metropolitan Stadium, Bloomington , MI

Sat Sep 27 1975, 4:33 AM EDT

Att. 4,463 - Unknown - 59 F

livebaseballscorecards.com

AB	30
R	1
H	6
RBI	1
BB	3
SO	8
LOB	11

BOTTOM

Batter	1	2	3	4	5	6	7	8	9	AB	R	H	RBI	BB	SO	LOB
Jerry Terrell, R (1, 4) OBP: 0.326, SLG: 0.348	F8		FC4-6 CS 1-2f			BBB 4-0 BB		F9		2	0	0	0	1	0	1
Rod Carew, L (8, PH) OBP: 0.421, SLG: 0.498 (9, 4)										1	0	0	0	0	0	2
Steve Brye, R (1, 7) OBP: 0.316, SLG: 0.424	4-3		CS 1-2	F9		F9		H 1-0 BB HBP		2	0	0	0	0	0	0
Steve Braun, L (6, PH) OBP: 0.387, SLG: 0.429 (7, 7)										1	0	0	0	0	0	1
Dan Ford, R (1, 9) OBP: 0.333, SLG: 0.434	L9			SSS 0-3 K		F3		BBB 4-0 1-2 2-3 BB		3	0	0	0	0	1	1
John Briggs, L (8, PH) OBP: 0.388, SLG: 0.373 (9, 9)										0	0	0	0	1	0	0
Craig Kusick, R (1, 3) OBP: 0.348, SLG: 0.406		1B		FC6-4 1B		P6		F3		4	0	2	0	0	0	4
Larry Hisle, R (1, 10) OBP: 0.374, SLG: 0.494		F8		FC6-4 1-2f			P4		5-3	4	0	0	0	0	0	2
Dave McKay, S (1, 5) OBP: 0.292, SLG: 0.361		F8			G1-4-3 1B 1B		SSS 0-3 K		G3	4	0	1	0	0	1	1
Lyman Bostock, L (1, 8) OBP: 0.332, SLG: 0.363		6-3			G1-4-3 1-2 1B		SSS 0-3 K		2B	4	0	2	0	0	1	1
Danny Thompson, R (1, 6) OBP: 0.302, SLG: 0.355			FC4-6 1B		G1-4-3 1-2f 2-3			BB SH3 1B	P5	2	0	1	0	0	0	2
Tony Oliva, L (8, PH) OBP: 0.347, SLG: 0.382										1	0	1	0	0	0	0
Luis Gomez, R (8, PR) OBP: 0.182, SLG: 0.139 (9, 6)										0	0	0	0	0	0	0
Mike Poepping, R (9, PH) OBP: 0.238, SLG: 0.162										1	0	0	0	0	0	1
Phil Roof, R (1, 2) OBP: 0.353, SLG: 0.488			F9		F9			SH3 1-2		2	0	0	0	0	0	2
Inning Stats	R: 0 E: 0 K: 0 S: 3 H: 0 LOB: 0 BB: 0 P: 3	R: 0 E: 0 K: 0 S: 4 H: 1 LOB: 1 BB: 0 P: 4	R: 0 E: 0 K: 0 S: 3 H: 1 LOB: 0 BB: 0 P: 3	R: 0 E: 0 K: 1 S: 6 H: 1 LOB: 1 BB: 0 P: 6	R: 0 E: 0 K: 0 S: 4 H: 2 LOB: 1 BB: 0 P: 4	R: 0 E: 0 K: 0 S: 3 H: 0 LOB: 1 BB: 1 P: 7	R: 0 E: 0 K: 2 S: 7 H: 0 LOB: 0 BB: 0 P: 7	R: 0 E: 0 K: 0 S: 4 H: 1 LOB: 3 BB: 1 P: 9	R: 0 E: 0 K: 0 S: 4 H: 1 LOB: 1 BB: 0 P: 4	1B: 6 2B: 1 3B: 0 HR: 0	SF: 0 SAC: 1 DP: 1 HBP: 1						

PITCHER	IP	WLS	BF	H	R	ER	SO	BB	IBB	HBP	BLK	WP	HR	S	P	ERA	WHIP
Claude Osteen, L (1, 1) ERA: 4.36	4.0		16	5	0	0	1	0	0	0	0	0	0	18	18	0.00	1.250
Rich Gossage, R (5, 1) ERA: 1.84	5.0	W	19	2	0	0	2	2	0	1	0	0	0	20	29	0.00	0.800

PITCHER	IP	WLS	BF	H	R	ER	SO	BB	IBB	HBP	BLK	WP	HR	S	P	ERA	WHIP

Chicago White Sox @ Minnesota Twins

Metropolitan Stadium, Bloomington , MI

Sat Sep 27 1975, 4:33 AM EDT

Att. 4,463 - Unknown - 59 F

livebaseballscorecards.com

AB	31
R	0
H	7
RBI	0
BB	2
SO	3
LOB	18

WP: 0 PB: 0 SB: 0 CS: 1 PA: 36

Batter	1	2	3	4	5	6	7	8	9	10	AB	R	H	RBI	BB	SO	LOB
Pat Kelly, L (1, 10) OBP: 0.353, SLG: 0.406	K			4-3	6-3		K		1B G1-2-3 2B	2-H 3-H 1B	6	0	2	1	0	2	2
Nyls Nyman, L (1, 9) OBP: 0.255, SLG: 0.281	3-1			HR		P4	1-3 2B		G1-2-3 BB 2-3 1B	4-3	6	1	3	1	0	0	1
Jerry Hairston, S (1, 7) OBP: 0.407, SLG: 0.320	4-3			F9		HR BB	IBB		BBB G1-2-3 1-2 BB		2	1	0	0	3	0	0
Bill Melton, R (1, 5) OBP: 0.347, SLG: 0.359 Lee Richard, R (6, 5) OBP: 0.265, SLG: 0.244 Ken Henderson, S (9, PH) (9, 8) OBP: 0.347, SLG: 0.355		6-3		E 1B		1-H HR	P4		G1-2-3 1-2 2-3 3-Hf		3 1 1	1 0 0	2 0 0	2 0 0	0 0 0	0 0 0	0 3 3
Chet Lemon, R (1, 8) (9, 5) OBP: 0.297, SLG: 0.314		5-3		E5 1-2		BB 1B	L7		K		5	0	1	0	0	1	6
Mike Squires, L (1, 3) OBP: 0.311, SLG: 0.231		F8		1-3		1-2 BB		1B SF9 1B		F7	4	1	1	0	1	0	2
Bill Stein, R (1, 4) OBP: 0.327, SLG: 0.350			F9		B1-5-4 E 1B	F7		L4-3 1-3 1B		F9	5	0	2	0	0	0	2
Bucky Dent, R (1, 6) OBP: 0.301, SLG: 0.341			F7		E6 B1-5-4 1-2	1-3		SF9 3-H		E 1B WP 1B	4	1	1	1	0	0	3
Pete Varney, R (1, 2) OBP: 0.316, SLG: 0.393			P4		B1-5-4 1-2 2-3f		2B 1B	L4-3 1-2		E8 WP 1-3 1B 1B	5	1	2	0	0	0	3
Inning Stats	R: 0 E: 0 K: 1 S: 5 H: 0 LOB: 0 BB: 0 P: 5	R: 0 E: 0 K: 0 S: 3 H: 0 LOB: 0 BB: 0 P: 3	R: 0 E: 0 K: 0 S: 3 H: 0 LOB: 0 BB: 0 P: 3	R: 1 E: 1 K: 0 S: 6 H: 2 LOB: 2 BB: 0 P: 6	R: 0 E: 1 K: 0 S: 4 H: 1 LOB: 1 BB: 0 P: 4	R: 2 E: 0 K: 0 S: 5 H: 2 LOB: 2 BB: 2 P: 13	R: 0 E: 0 K: 1 S: 7 H: 2 LOB: 3 BB: 1 P: 11	R: 1 E: 0 K: 0 S: 4 H: 2 LOB: 0 BB: 0 P: 4	R: 0 E: 0 K: 1 S: 6 H: 2 LOB: 2 BB: 1 P: 10	R: 2 E: 1 K: 0 S: 6 H: 3 LOB: 1 BB: 0 P: 6	1B: 10 2B: 3 3B: 0 HR: 2 SF: 1 SAC: 0 DP: 3 HBP: 0						

PITCHER	IP	WLS	BF	H	R	ER	SO	BB	IBB	HBP	BLK	WP	HR	S	P	ERA	WHIP
Jim Hughes, R (1, 1) ERA: 3.82	8.0		37	10	4	4	2	2	1	0	0	0	2	38	50	4.50	1.500
Tom Burgmeier, L (9, 1) ERA: 3.09	2.0	L	10	4	2	1	1	1	0	0	0	1	0	11	15	4.50	2.500

PITCHER	IP	WLS	BF	H	R	ER	SO	BB	IBB	HBP	BLK	WP	HR	S	P	ERA	WHIP

TOP

Chicago White Sox @ Minnesota Twins

Metropolitan Stadium, Bloomington , MI

Sun Sep 28 1975, 4:33 AM EDT
Att. 4,279 - Cloudy - 61 F

livebaseballscorecards.com

AB	42
R	6
H	14
RBI	5
BB	4
SO	3
LOB	25

1B: 10 SF: 1 PA: 47
2B: 3 SAC: 0
3B: 0 DP: 3
HR: 2 HBP: 0

WP: 1
PB: 0
SB: 0
CS: 0

Batter	1	2	3	4	5	6	7	8	9	10	AB	R	H	RBI	BB	SO	LOB
Lyman Bostock, L (1, 8) OBP: 0.331, SLG: 0.366	G3			4-3		WP, 1-H, 3B		6-3	F8		5	1	1	1	0	0	2
Steve Braun, L (1, 7) OBP: 0.389, SLG: 0.428	F5, 1B			BB		F7, 3-H		E, 1B, BB		F8	3	1	1	0	2	0	0
Rod Carew, L (1, 3) OBP: 0.421, SLG: 0.497	F5, 1-2			P2		1B		E1, 1-H, 1B		4-3	5	0	2	0	0	0	2
Tony Oliva, L (1, 10) OBP: 0.344, SLG: 0.378		L9		K		1-3		K		P6	5	0	0	0	0	2	3
John Briggs, L (1, 9) OBP: 0.388, SLG: 0.376		K			1-3		1B, 2B	6-3			3	1	1	0	0	1	0
Craig Kusick, R (8, PH) OBP: 0.346, SLG: 0.404											1	0	0	0	0	0	1
Mike Poepping, R (9, 9) OBP: 0.238, SLG: 0.162											0	0	0	0	0	0	0
Dave McKay, S (1, 5) OBP: 0.291, SLG: 0.352		5-3			K		5-3		SH3-4, BB		3	0	0	0	1	1	1
Danny Thompson, R (1, 6) OBP: 0.302, SLG: 0.355		1-3			6-3		1B, 2-H		SH3-4, 1-2		3	0	1	1	0	0	0
Jerry Terrell, R (1, 4) OBP: 0.324, SLG: 0.345		1-3				5-3	F7		K		3	0	0	0	0	0	1
Steve Brye, R (9, PH) OBP: 0.315, SLG: 0.423											1	0	0	0	0	1	1
Tom Lundstedt, S (10, 2) OBP: 0.219, SLG: 0.107											0	0	0	0	0	0	0
Phil Roof, R (1, 2) OBP: 0.353, SLG: 0.484		F2				3B, 1B	6-3		IBB		3	1	1	0	0	0	1
Larry Hisle, R (9, PH) OBP: 0.376, SLG: 0.494											0	0	0	0	1	0	0
Luis Gomez, R (10, 4) OBP: 0.182, SLG: 0.139											0	0	0	0	0	0	0
Inning Stats	R: 0 E: 0 K: 0 S: 3 H: 1 LOB: 0 BB: 0 P: 3	R: 0 E: 0 K: 1 S: 5 H: 0 LOB: 0 BB: 0 P: 5	R: 0 E: 0 K: 0 S: 3 H: 0 LOB: 0 BB: 0 P: 3	R: 0 E: 0 K: 1 S: 5 H: 0 LOB: 1 BB: 1 P: 9	R: 0 E: 0 K: 1 S: 5 H: 0 LOB: 0 BB: 0 P: 5	R: 2 E: 0 K: 0 S: 6 H: 3 LOB: 1 BB: 0 P: 6	R: 1 E: 0 K: 0 S: 5 H: 2 LOB: 1 BB: 0 P: 5	R: 1 E: 1 K: 1 S: 6 H: 1 LOB: 1 BB: 1 P: 10	R: 0 E: 0 K: 1 S: 5 H: 0 LOB: 2 BB: 2 P: 13	R: 0 E: 0 K: 0 S: 3 H: 0 LOB: 0 BB: 0 P: 3	1B: 5 2B: 1 3B: 1 HR: 0	SF: 0 SAC: 1 DP: 0 HBP: 0					

PITCHER		IP	WLS	BF	H	R	ER	SO	BB	IBB	HBP	BLK	WP	HR	S	P	ERA	WHIP
Jesse Jefferson, R ERA: 4.92	(1, 1)	2.0		6	1	0	0	1	0	0	0	0	0	0	8	8	0.00	0.500
Ken Kravec, L ERA: 6.23	(3, 1)	2.0		7	0	0	0	1	1	0	0	0	0	0	8	12	0.00	0.500
Pete Vuckovich, R ERA: 13.06	(5, 1)	1.2		8	3	2	2	1	0	0	0	0	1	0	10	10	10.80	1.800
Rich Hinton, L ERA: 4.82	(6, 1)	0.1		2	1	1	1	0	0	0	0	0	0	0	2	2	27.00	3.000
Cecil Upshaw, R ERA: 3.23	(7, 1)	1.1		7	2	1	0	0	1	0	0	0	0	0	6	10	0.00	2.250

PITCHER		IP	WLS	BF	H	R	ER	SO	BB	IBB	HBP	BLK	WP	HR	S	P	ERA	WHIP
Dave Hamilton, L ERA: 3.25	(8, 1)	2.2	W	10	0	0	0	2	1	1	0	0	0	0	12	20	0.00	0.375

BOTTOM

Chicago White Sox @ Minnesota Twins

Metropolitan Stadium, Bloomington , MI

Sun Sep 28 1975, 4:33 AM EDT
Att. 4,279 - Cloudy - 61 F

livebaseballscorecards.com

AB	35
R	4
H	7
RBI	2
BB	4
SO	5
LOB	12

1B: 5	SF: 0	WP: 1	PA: 40
2B: 1	SAC: 1	PB: 0	
3B: 1	DP: 0	SB: 0	
HR: 0	HBP: 0	CS: 0	