



# Chicago White Sox - 1975






Batter	1	2	3	4	5	6	7	8	9	AB	R	H	RBI	BB	SO	LOB	TOP			
Nyls Nyman, L (1,7) OBP: 0.556, SLG: 0.571	0-0 SH5-3 1B	4-0 BB			0-3 K		0-0 2B	0-0 4-3		4	1	2	0	1	1	1	<b>Chicago White Sox @ Oakland Athletics</b> Oakland-Alameda County Coliseum, Oakland, CA Wed Apr 09 1975, 7:05 PM PDT Att. 4,543 - Unknown - 48 F  <b>AB 38</b> <b>R 7</b> <b>H 15</b> <b>RBI 7</b> <b>BB 4</b> <b>SO 5</b> <b>LOB 20</b> 			
Jorge Orta, L (1,4) OBP: 0.250, SLG: 0.375	0-0 SH5-3 1-2	0-0 4-3			0-0 F7		0-3 K		0-0 3B 2B	4	1	1	0	0	1	3				
Buddy Bradford, R (1,9) Bill Sharp, L (9,PH) (9,9)	4-0 E 1B BB			0-0 6-3		0-0 F3		0-3 K	0-0 F8	3	0	0	0	1	1	1				
Bill Melton, R (1,5) OBP: 0.444, SLG: 0.500	0-0 1-2 2H 1B			0-0 F9		0-0 6-3		0-0 1B 1B	0-0 5-3	5	1	2	1	0	0	1				
Ken Henderson, S (1,8) OBP: 0.778, SLG: 0.714	0-0 F9			0-0 E7 1B		4-0 1B BB		0-0 1B 1B	4-0 3B IBB	3	2	2	0	2	0	2				
Deron Johnson, R (1,10) Pat Kelly, L (9,PH) OBP: 1.000, SLG: 2.000	0-0 F8			0-0 6-3		0-0 F8		0-0 1B 1-3 2H	0-0 2B 3B	4	1	1	1	0	0	4				
Carlos May, L (1,3) Tony Muser, L (9,3)		0-0 SH2-4 1B			0-0 1-3		0-0 1-2 1B	0-0 G6-4-3 1B	0-0 2B	5	0	4	2	0	0	0				
Bucky Dent, R (1,6) OBP: 0.429, SLG: 0.429		0-0 SH2-4 1-2			0-0 G6-4-3 1B		0-0 1-3	0-0 G6-4-3 1B	0-3 K	4	0	2	1	0	1	3				
Brian Downing, R (1,2)			0-3 K		0-0 G6-4-3 1-2			0-0 G6-4-3 1-2 2-3		4	0	0	0	0	1	4				
<b>Inning Stats</b>	R: 1 E: 1 K: 0 S: 5	H: 2 LOB: 2 BB: 1 P: 9	R: 0 E: 0 K: 1 S: 6	H: 1 LOB: 2 BB: 1 P: 10	R: 0 E: 1 K: 0 S: 4	H: 1 LOB: 1 BB: 0 P: 4	R: 0 E: 0 K: 0 S: 3	H: 1 LOB: 0 BB: 0 P: 3	R: 0 E: 0 K: 2 S: 4	H: 1 LOB: 2 BB: 1 P: 8	R: 0 E: 0 K: 0 S: 8	H: 1 LOB: 1 BB: 0 P: 8	R: 3 E: 0 K: 0 S: 7	H: 5 LOB: 1 BB: 0 P: 7	R: 3 E: 0 K: 1 S: 8	H: 3 LOB: 1 BB: 1 P: 12		1B: 11 2B: 3 3B: 1 HR: 0	SF: 0 SAC: 2 DP: 2 HBP: 0	WP: 0 PB: 0 SB: 0 CS: 0
<b>PITCHER</b>	IP WLS BF H R ER SO BB IBB HBP BLK WP HR S P ERA WHIP	7.0 3 32 9 3 3 4 3 0 0 0 0 0 0 37 49 3.86 1.714	8.1 0.0 3 3 1 1 0 0 0 0 0 0 0 0 3 3 ∞ ∞	8.1 1.0 3 1 1 1 0 0 0 0 0 0 0 0 3 3 9.00 1.000	9.1 1.0 L 6 2 2 2 1 0 1 0 0 0 0 7 11 18.00 2.000	<b>PITCHER</b>										IP WLS BF H R ER SO BB IBB HBP BLK WP HR S P ERA WHIP				

Batter	1	2	3	4	5	6	7	8	9	AB	R	H	RBI	BB	SO	LOB	BOTTOM					
Bill North, S (1,8) OBP: 0.375, SLG: 0.429	0-0 BB 2B	0-0 F8		4-0 G6-3 BB			0-0 CS 1B			3	0	2	0	1	0	2	<b>Chicago White Sox @ Oakland Athletics</b> Oakland-Alameda County Coliseum, Oakland, CA Wed Apr 09 1975, 7:05 PM PDT Att. 4,543 - Unknown - 48 F  <b>AB 32</b> <b>R 5</b> <b>H 7</b> <b>RBI 5</b> <b>BB 4</b> <b>SO 3</b> <b>LOB 13</b> 					
Claudell Washington, L (1,7) OBP: 0.250, SLG: 0.250	0-0 1-3		0-0 BB HR 1B	0-0 G6-3 1-2		0-3 K	0-0 K			4	1	1	0	0	1	3						
Sal Bando, R (1,5) OBP: 0.625, SLG: 0.250	4-0 2-3 BB		0-0 F7		0-0 F7		0-0 CS 1B			3	0	1	0	1	0	1						
Reggie Jackson, L (1,9)	0-0 F6		0-0 E9 HR BB		0-0 F7		0-0 CS	0-3 K		4	1	0	0	0	1	2						
Joe Rudi, R (1,3) OBP: 0.250, SLG: 0.375		0-0 1-6-3	0-3 K		0-0 5-3			0-0 F9		4	0	0	0	0	1	2						
Billy Williams, L (1,10) OBP: 0.625, SLG: 0.500		4-0 E 1B BB	4-0 HR BB		0-0 G3			0-0 G1		2	2	0	0	2	0	0						
Gene Tenace, R (1,2) OBP: 0.250, SLG: 0.571		0-0 F7	0-0 HR		0-0 1-3			0-0 F3		4	1	1	4	0	0	1						
Ted Kubiak, S (1,6) Billy Grabarkewitz, R (9,PH)		0-0 E6 1B	0-0 5-3		0-0 1B			0-0 F8		3	0	1	0	0	0	1						
Phil Garner, R (1,4) Angel Mangual, R (9,PH)		0-0 1-2 2H 1B		0-0 F5		0-0 F9		0-0 F9		3	0	1	1	0	0	1						
<b>Inning Stats</b>	R: 0 E: 0 K: 0 S: 3	H: 1 LOB: 1 BB: 1 P: 7	R: 1 E: 1 K: 0 S: 5	H: 1 LOB: 2 BB: 1 P: 9	R: 4 E: 1 K: 1 S: 8	H: 2 LOB: 0 BB: 1 P: 12	R: 0 E: 0 K: 0 S: 2	H: 0 LOB: 0 BB: 1 P: 6	R: 0 E: 0 K: 0 S: 3	H: 0 LOB: 0 BB: 0 P: 3	R: 0 E: 0 K: 0 S: 4	H: 1 LOB: 1 BB: 0 P: 4	R: 0 E: 0 K: 1 S: 5	H: 2 LOB: 0 BB: 0 P: 5	R: 0 E: 0 K: 1 S: 5	H: 0 LOB: 0 BB: 0 P: 5		R: 0 E: 0 K: 0 S: 3	H: 0 LOB: 0 BB: 0 P: 3	1B: 5 2B: 2 3B: 0 HR: 1	SF: 0 SAC: 0 DP: 2 HBP: 0	WP: 0 PB: 0 SB: 0 CS: 2
<b>PITCHER</b>	IP WLS BF H R ER SO BB IBB HBP BLK WP HR S P ERA WHIP	9.0 W 36 7 5 0 3 4 0 0 0 0 1 38 54 0.00 1.222	<b>PITCHER</b>										IP WLS BF H R ER SO BB IBB HBP BLK WP HR S P ERA WHIP									



Batter	1	2	3	4	5	6	7	8	9	AB	R	H	RBI	BB	SO	LOB	TOP	
Pat Kelly, L (1, 10) OBP: 0.833, SLG: 1.400	0-0 6-3 1B		4-0 S BB			0-0 4-3			0-0 2B	3	0	2	0	1	0	0	<b>Chicago White Sox @ Oakland Athletics</b> Oakland-Alameda County Coliseum, Oakland, CA Thu Apr 10 1975, 3:33 AM PDT Att. 4,730 - Unknown <a href="http://livebaseballscorecards.com">livebaseballscorecards.com</a>	
Nyls Nyman, L (1, 7) OBP: 0.385, SLG: 0.364	0-0 6-3 1-2		0-0 3-1			0-0 1-3			0-3 K	4	0	0	0	0	1	3		
Jorge Orta, L (1, 4) OBP: 0.167, SLG: 0.250	0-0 F7					0-0 F8			0-0 F6	4	0	0	0	0	0	1		
Bill Melton, R (1, 5) OBP: 0.385, SLG: 0.364		0-0 F8				0-0 L5			4-0 5-3 BB	3	0	0	0	1	0	0		
Ken Henderson, S (1, 8) OBP: 0.538, SLG: 0.455		0-0 F8				0-3 K			0-0 F9 F8	4	0	0	0	0	1	2		
Carlos May, L (1, 3) OBP: 0.500, SLG: 0.545		0-0 1B				4-0 BB			0-0 4-3	2	0	1	0	1	0	0		
Bill Sharp, L (1, 9)		0-0 6-3				0-0 F9			0-0 F6	3	0	0	0	0	0	2		
Bucky Dent, R (1, 6) OBP: 0.300, SLG: 0.300			0-0 F3			0-0 F8			0-0 1-3	3	0	0	0	0	0	1		
Brian Downing, R (1, 2) Pete Varney, R (8, 2)			0-3 K			0-0 F7			0-0 5-3	3	0	0	0	0	1	1		
																	<b>AB</b> 29 <b>R</b> 0 <b>H</b> 3 <b>RBI</b> 0 <b>BB</b> 3 <b>SO</b> 3 <b>LOB</b> 10 	
<b>Inning Stats</b>	R: 0 E: 0 K: 0 S: 3	H: 1 LOB: 0 BB: 0 P: 3	R: 0 E: 0 K: 0 S: 4	H: 1 LOB: 1 BB: 0 P: 4	R: 0 E: 0 K: 1 S: 5	H: 0 LOB: 1 BB: 1 P: 9	R: 0 E: 0 K: 1 S: 5	H: 0 LOB: 0 BB: 0 P: 5	R: 0 E: 0 K: 0 S: 3	H: 0 LOB: 1 BB: 1 P: 7	R: 0 E: 0 K: 0 S: 3	H: 0 LOB: 0 BB: 0 P: 3	R: 0 E: 0 K: 0 S: 3	H: 0 LOB: 0 BB: 0 P: 3	R: 0 E: 0 K: 1 S: 6	H: 1 LOB: 2 BB: 1 P: 10	<b>1B:</b> 2 <b>2B:</b> 1 <b>3B:</b> 0 <b>HR:</b> 0 <b>SF:</b> 0 <b>SAC:</b> 0 <b>DP:</b> 0 <b>HBP:</b> 0	<b>WP:</b> 0 <b>PA:</b> 32 <b>SB:</b> 0 <b>CS:</b> 1
<b>PITCHER</b> Mike Norris, R (1, 1) ERA:	IP: 9.0 WLS: W BF: 32 H: 3 R: 0 ER: 0 SO: 3 BB: 3 IBB: 0 HBP: 0 BLK: 0 WP: 0 HR: 0 S: 35 P: 47 ERA: 0.00 WHIP: 0.667																<b>PITCHER</b>	

Batter	1	2	3	4	5	6	7	8	9	AB	R	H	RBI	BB	SO	LOB	BOTTOM		
Bill North, S (1, 8) OBP: 0.615, SLG: 0.600	1-0 CS HBP		0-0 BB HR	4-0 S BB		0-0 S 1B	0-0 2B 1B			3	2	3	2	1	0	0	<b>Chicago White Sox @ Oakland Athletics</b> Oakland-Alameda County Coliseum, Oakland, CA Thu Apr 10 1975, 3:33 AM PDT Att. 4,730 - Unknown <a href="http://livebaseballscorecards.com">livebaseballscorecards.com</a>		
Claudell Washington, L (1, 7) OBP: 0.308, SLG: 0.250	0-0 6-3 1-2		4-0 HR BB	0-3 K		0-0 S 1B	0-0 6-3			4	1	1	2	1	1	4			
Sal Bando, R (1, 5) OBP: 0.538, SLG: 0.143	0-0 F8		0-0 F7	0-0 1-3		0-0 S 1B	0-0 BB	4-0 BB		3	0	0	0	2	0	3			
Reggie Jackson, L (1, 9) OBP: 0.154, SLG: 0.333		4-0 1B BB	0-0 HR			0-0 F7	0-0 L7		0-0 F7	4	1	1	3	1	0	3			
Joe Rudi, R (1, 3) Herb Washington, R (7, PR) Jim Holt, L (8, 3)		0-0 BB	0-0 HR			0-0 F6		4-0 BB		4	1	3	0	0	0	0			
Billy Williams, L (1, 10) Don Hopkins, L (7, PR)		1-3 1B	0-0 1B	0-0 2B		0-0 F6		1-2 BB		0	1	0	0	0	0	0			
Gene Tenace, R (1, 2) OBP: 0.308, SLG: 0.400		4-0 G4-6-3 BB	0-0 BB			0-0 4-3		4-0 G3 1B BB	0-0 F7	2	0	1	1	2	0	0			
Ted Kubiak, S (1, 6) OBP: 0.333, SLG: 0.333		0-0 F2	4-0 BB	1-2 BB		4-0 1B SH2-3 BB	0-3 K	0-3 K		3	1	0	0	2	2	7			
Phil Garner, R (1, 4) OBP: 0.200, SLG: 0.200		0-0 G4-6-3	0-3 K	0-3 K		0-0 SH2-3	0-0 G3 1B			3	1	1	1	0	1	5			
			0-3 K	0-3 K		0-0 6-3	0-0 G3			4	0	0	0	0	2	3			
<b>Inning Stats</b>	R: 0 E: 0 K: 0 S: 2	H: 0 LOB: 0 BB: 0 P: 3	R: 0 E: 0 K: 0 S: 3	H: 1 LOB: 2 BB: 2 P: 11	R: 4 E: 0 K: 2 S: 11	H: 4 LOB: 2 BB: 2 P: 19	R: 0 E: 0 K: 2 S: 7	H: 0 LOB: 1 BB: 1 P: 11	R: 0 E: 0 K: 0 S: 3	H: 0 LOB: 0 BB: 0 P: 3	R: 2 E: 0 K: 0 S: 5	H: 2 LOB: 2 BB: 2 P: 13	R: 3 E: 0 K: 1 S: 8	H: 3 LOB: 2 BB: 1 P: 12	R: 0 E: 0 K: 1 S: 5	H: 0 LOB: 2 BB: 2 P: 13		<b>1B:</b> 7 <b>2B:</b> 2 <b>3B:</b> 0 <b>HR:</b> 1 <b>SF:</b> 0 <b>SAC:</b> 1 <b>DP:</b> 1 <b>HBP:</b> 1	<b>WP:</b> 0 <b>PA:</b> 43 <b>SB:</b> 0 <b>CS:</b> 1
<b>PITCHER</b> Stan Bahnsen, R (1, 1) Skip Pitlock, L (3, 1) Rich Gossage, R (3, 1) Cecil Upshaw, R (7, 1) Jim Otten, R (8, 1)	IP: 2.2 WLS: L BF: 14 H: 4 R: 4 ER: 4 SO: 1 BB: 3 IBB: 1 HBP: 0 BLK: 0 WP: 0 HR: 1 S: 12 P: 25 ERA: 13.50 WHIP: 2.625																	<b>PITCHER</b>	



Batter	1	2	3	4	5	6	7	8	9	AB	R	H	RBI	BB	SO	LOB	TOP					
Pat Kelly, L OBP: 0.700, SLG: 1.000 (1, 9)										3	0	1	0	1	0	0	Chicago White Sox @ California Angels Anaheim Stadium, Anaheim, CA Fri Apr 11 1975, 10:05 PM EDT Att: 20,028 - Unknown					
Nyls Nyman, L OBP: 0.353, SLG: 0.333 (1, 7)										4	0	1	0	0	1	3						
Jorge Orta, L OBP: 0.125, SLG: 0.188 (1, 4)										4	0	0	0	0	1	1						
Bill Melton, R OBP: 0.471, SLG: 0.385 (1, 5)										2	0	1	0	2	1	1						
Ken Henderson, S OBP: 0.471, SLG: 0.357 (1, 8)										3	0	0	0	1	2	2						
Carlos May, L OBP: 0.500, SLG: 0.533 (1, 3)										4	0	2	0	0	0	2						
Deron Johnson, R OBP: 0.167, SLG: 0.167 (1, 10)										4	0	1	0	0	2	4						
Bucky Dent, R OBP: 0.231, SLG: 0.231 (1, 6)										3	0	0	0	0	1	2						
Brian Downing, R (1, 2)										3	0	0	0	0	2	2						
<b>Inning Stats</b>	R: 0 E: 0 K: 0 S: 2	H: 0 LOB: 0 BB: 1 P: 6	R: 0 E: 0 K: 0 S: 2	H: 0 LOB: 0 BB: 1 P: 6	R: 0 E: 0 K: 0 S: 5	H: 2 LOB: 2 BB: 0 P: 5	R: 0 E: 0 K: 2 S: 8	H: 1 LOB: 2 BB: 1 P: 12	R: 0 E: 0 K: 2 S: 7	H: 0 LOB: 0 BB: 0 P: 7	R: 0 E: 0 K: 2 S: 7	H: 0 LOB: 1 BB: 1 P: 11	R: 0 E: 0 K: 2 S: 8	H: 1 LOB: 1 BB: 0 P: 8	R: 0 E: 0 K: 1 S: 6	H: 1 LOB: 1 BB: 0 P: 6	R: 0 E: 0 K: 1 S: 5	H: 1 LOB: 0 BB: 0 P: 5	1B: 6 2B: 0 3B: 0 HR: 0	SF: 0 SAC: 0 DP: 3 HBP: 0	WP: 0 PB: 0 SB: 0 CS: 0	PA: 34
<b>PITCHER</b> Nolan Ryan, R ERA: 1.0 (1, 1)	IP: 9.0 WLS: W BF: 34 H: 6 R: 0 ER: 0 SO: 10 BB: 4 IBB: 0 HBP: 0 BLK: 0 WP: 0 HR: 0 S: 50 P: 66 ERA: 0.00 WHIP: 1.111																					


Batter	1	2	3	4	5	6	7	8	9	AB	R	H	RBI	BB	SO	LOB	BOTTOM			
Morris Nettles, L OBP: 0.214, SLG: 0.154 (1, 8)										5	2	1	0	0	0	6	Chicago White Sox @ California Angels Anaheim Stadium, Anaheim, CA Fri Apr 11 1975, 10:05 PM EDT Att: 20,028 - Unknown			
Mickey Rivers, L OBP: 0.462, SLG: 0.417 (1, 7)										3	2	2	0	1	1	2				
Joe Lahoud, L OBP: 0.333, SLG: 0.200 (8, FH) (9, 7)										1	0	0	0	0	0	3				
Tommy Harper, R OBP: 0.538, SLG: 0.400 (1, 10)										2	1	0	0	2	0	1				
Bruce Bochte, L OBP: 0.273, SLG: 0.400 (1, 3)										4	0	1	2	0	0	3				
Dave Chalk, R OBP: 0.750, SLG: 1.000 (1, 5)										4	0	4	2	0	0	0				
Leroy Stanton, R OBP: 0.143, SLG: 0.143 (1, 9)										4	0	0	0	0	1	4				
Ellie Rodriguez, R OBP: 0.364, SLG: 0.125 (1, 2)										2	0	1	0	2	1	0				
Jerry Remy, L OBP: 0.455, SLG: 0.455 (1, 4)										4	0	3	0	0	0	1				
Orlando Ramirez, R OBP: 0.556, SLG: 0.429 (1, 6)										3	0	1	0	1	0	3				
<b>Inning Stats</b>	R: 0 E: 0 K: 0 S: 3	H: 0 LOB: 1 BB: 1 P: 7	R: 0 E: 0 K: 1 S: 5	H: 1 LOB: 1 BB: 1 P: 9	R: 3 E: 0 K: 0 S: 6	H: 3 LOB: 1 BB: 1 P: 10	R: 0 E: 0 K: 1 S: 7	H: 2 LOB: 2 BB: 0 P: 7	R: 0 E: 0 K: 0 S: 4	H: 1 LOB: 1 BB: 0 P: 4	R: 0 E: 0 K: 1 S: 5	H: 1 LOB: 0 BB: 0 P: 5	R: 2 E: 0 K: 0 S: 5	H: 4 LOB: 1 BB: 1 P: 9	R: 0 E: 0 K: 0 S: 3	H: 1 LOB: 2 BB: 2 P: 11	1B: 12 2B: 1 3B: 0 HR: 0	SF: 0 SAC: 0 DP: 1 HBP: 0	WP: 1 PB: 0 SB: 2 CS: 4	PA: 39
<b>PITCHER</b> Claude Osteen, L ERA: 7.5 Jack Kucek, R ERA: 7.5 Cecil Upshaw, R ERA: 13.5	IP: 6.0 WLS: L BF: 29 H: 10 R: 5 ER: 5 SO: 3 BB: 3 IBB: 0 HBP: 0 BLK: 0 WP: 1 HR: 0 S: 32 P: 44 ERA: 7.50 WHIP: 2.167																			



Batter	1	2	3	4	5	6	7	8	9	10	AB	R	H	RBI	BB	SO	LOB	TOP			
Nylin Nyman, L OBP: 0.273, SLG: 0.250 (1, 7)	6-3		1-3		K		K			F9	5	0	0	0	0	2	1				
Jorge Orta, L OBP: 0.143, SLG: 0.150 (1, 4)	BB		6-3		4-3		K			4-3	4	0	0	0	1	1	1				
Buddy Bradford, R OBP: 0.273, SLG: 0.111 (1, 9)	6-3			1B	FC4				L6		3	1	1	0	1	0	1				
Bill Melton, R OBP: 0.429, SLG: 0.353 (1, 5)	F9			1B	FC4				F7		4	1	1	0	0	0	2				
Ken Henderson, S OBP: 0.421, SLG: 0.389 (1, 8)			K							6-3	4	1	1	1	0	1	0				
Deron Johnson, R OBP: 0.250, SLG: 0.250 Pat Kelly, L OBP: 0.700, SLG: 1.000 (9, PR)	FC3-6			1B	E6		K				4	0	2	1	0	1	1				
Carlos May, L OBP: 0.421, SLG: 0.444 Tony Muser, L (7, 3)	FC3-6			K						FC1-6	3	0	0	0	0	1	3				
Bucky Dent, R OBP: 0.294, SLG: 0.294 (1, 6)	F3									G5-4-3	1	0	0	0	0	0	1				
Brian Downing, R (1, 2)										G5-4-3	4	0	2	1	0	0	2				
											3	0	0	0	0	3	1				
<b>Inning Stats</b>	R: 0 E: 0 K: 0 S: 3	H: 0 LOB: 1 BB: 1 P: 7	R: 0 E: 0 K: 1 S: 6	H: 1 LOB: 1 BB: 0 P: 6	R: 0 E: 0 K: 1 S: 5	H: 0 LOB: 0 BB: 0 P: 5	R: 3 E: 1 K: 2 S: 11	H: 4 LOB: 1 BB: 0 P: 11	R: 0 E: 0 K: 1 S: 5	H: 0 LOB: 0 BB: 0 P: 5	R: 0 E: 0 K: 2 S: 8	H: 1 LOB: 1 BB: 0 P: 8	R: 0 E: 0 K: 0 S: 3	H: 0 LOB: 0 BB: 0 P: 3	R: 0 E: 0 K: 0 S: 3	H: 1 LOB: 1 BB: 0 P: 3	R: 0 E: 0 K: 1 S: 5	H: 0 LOB: 0 BB: 0 P: 5	1B: 6 2B: 1 3B: 0 HR: 0	SF: 0 SAC: 1 DP: 1 HBP: 0	WP: 0 PA: 38 PB: 0 SB: 1 CS: 0
<b>PITCHER</b> Andy Hassler, L ERA: 2.7 (1, 1)	IP: 10.0 WLS: W BF: 38 H: 7 R: 3 ER: 3 SO: 9 BB: 2 IBB: 0 HBP: 0 BLK: 0 WP: 0 HR: 0 S: 54 P: 62 ERA: 2.70 WHIP: 0.900																				

Chicago White Sox @ California Angels  
Anaheim Stadium, Anaheim, CA  
Sat Apr 12 1975, 6:33 AM EDT  
Att: 6,517 - Unknown


AB 35  
R 3  
H 7  
RBI 3  
BB 2  
SO 9  
LOB 13



Batter	1	2	3	4	5	6	7	8	9	10	AB	R	H	RBI	BB	SO	LOB	BOTTOM	
Morris Nettles, L OBP: 0.263, SLG: 0.222 (1, 8)	K		1-3	4-3	1B		1-3			L3	5	1	2	0	0	1	0		
Mickey Rivers, L OBP: 0.389, SLG: 0.412 (1, 7)	F4		4-3		2B		K			F9	5	0	1	0	0	1	2		
Tommy Harper, R OBP: 0.500, SLG: 0.400 (1, 10)	2-3		1-3		K						5	0	2	1	0	1	2		
Bruce Bochte, L OBP: 0.250, SLG: 0.333 (1, 3)		4-3	F5				1B	FC2	1B	F8	5	0	1	0	0	1	3		
Dave Chalk, R OBP: 0.647, SLG: 0.857 (1, 5)		2B			K						5	1	2	0	0	1	0		
Leroy Stanton, R OBP: 0.250, SLG: 0.455 (1, 9)		F9		5-3			F5				4	1	1	1	1	0	3		
Elie Rodriguez, R OBP: 0.487, SLG: 0.273 (1, 2)		2B					F2				3	1	2	0	1	0	2		
Jerry Remy, L OBP: 0.400, SLG: 0.487 (1, 4)					F8		FC2			FC1-4	4	0	1	2	0	0	5		
Orlando Ramirez, R OBP: 0.385, SLG: 0.273 (1, 6)			1-6-3								4	0	0	0	0	1	3		
<b>Inning Stats</b>	R: 2 E: 0 K: 1 S: 5	H: 2 LOB: 1 BB: 1 P: 9	R: 0 E: 0 K: 0 S: 4	H: 1 LOB: 1 BB: 1 P: 4	R: 0 E: 0 K: 1 S: 6	H: 1 LOB: 1 BB: 0 P: 6	R: 0 E: 0 K: 2 S: 8	H: 2 LOB: 2 BB: 0 P: 5	R: 1 E: 0 K: 1 S: 7	H: 2 LOB: 1 BB: 0 P: 7	R: 0 E: 0 K: 0 S: 4	H: 1 LOB: 1 BB: 1 P: 8	R: 0 E: 0 K: 1 S: 6	H: 1 LOB: 1 BB: 0 P: 6	R: 1 E: 0 K: 0 S: 2	H: 1 LOB: 1 BB: 0 P: 2	1B: 8 2B: 3 3B: 0 HR: 1	SF: 0 SAC: 0 DP: 0 HBP: 0	WP: 0 PA: 42 PB: 0 SB: 2 CS: 0
<b>PITCHER</b> Wilbur Wood, L ERA: 3.71 (1, 1)	IP: 9.1 WLS: L BF: 42 H: 12 R: 4 ER: 4 SO: 6 BB: 2 IBB: 0 HBP: 0 BLK: 0 WP: 0 HR: 1 S: 52 P: 60 ERA: 3.86 WHIP: 1.500																		

Chicago White Sox @ California Angels  
Anaheim Stadium, Anaheim, CA  
Sat Apr 12 1975, 6:33 AM EDT  
Att: 6,517 - Unknown

AB 40  
R 4  
H 12  
RBI 4  
BB 2  
SO 6  
LOB 20









Batter	1	2	3	4	5	6	7	8	9	AB	R	H	RBI	BB	SO	LOB	TOP					
Pat Kelly, L (1, 10) OBP: 0.500, SLG: 0.600	0-0 1B 1B	4-0 1B 1B BB		0-0 4-3		0-0 F9			0-0 1-3	4	2	1	0	1	0	0	Chicago White Sox @ California Angels Anaheim Stadium, Anaheim, CA Sun Apr 13 1975, 6:38 AM EDT Att: 14,626 - Unknown					
Nyls Nyman, L (1, 7) OBP: 0.261, SLG: 0.267	0-0 F6	0-0 1-3 1B 1B		0-0 F2			0-3 K		0-0 4-3	5	1	1	0	0	1	1						
Jorge Orta, L (1, 4) OBP: 0.258, SLG: 0.267	0-0 1B 1B	0-0 1B 1B		0-0 1B 1B			0-0 4-3			4	1	3	2	0	0	0						
Bill Melton, R (1, 5) OBP: 0.467, SLG: 0.375	0-0 1B 1B	0-0 F8		0-0 1B 1B			0-0 F6			4	1	2	0	0	0	1						
Ken Henderson, S (1, 8) OBP: 0.387, SLG: 0.393	0-0 F2	0-0 4-3		0-0 PO 1B		0-0 F7			0-0 F8	4	0	0	0	0	0	4						
Carlos May, L (1, 3) OBP: 0.426, SLG: 0.538 Tony Muser, L (5, 3)	0-0 1B 1B		0-0 L6		4-0 G3-6 BB			0-0 6-3		2	0	1	1	1	0	0						
Bill Sharp, L (1, 9) OBP: 0.273, SLG: 0.273	0-0 1B 1B		0-0 1B		0-0 G3-6			0-0 1B		4	0	3	2	0	0	1						
Bucky Dent, R (1, 6) OBP: 0.308, SLG: 0.346	0-0 F4		0-0 F7		0-0 F7			0-0 F4		4	0	0	0	0	0	4						
Brian Downing, R (1, 2)		0-3 K		0-3 K		0-0 6-3			0-0 F5	4	0	0	0	0	2	1						
<b>Inning Stats</b>	R: 3 E: 0 K: 0 S: 8	H: 5 LOB: 2 BB: 0 P: 8	R: 2 E: 0 K: 1 S: 7	H: 2 LOB: 1 BB: 1 P: 11	R: 0 E: 0 K: 1 S: 6	H: 1 LOB: 0 BB: 0 P: 6	R: 0 E: 0 K: 0 S: 4	H: 2 LOB: 1 BB: 0 P: 4	R: 0 E: 0 K: 0 S: 2	H: 0 LOB: 0 BB: 1 P: 6	R: 0 E: 0 K: 0 S: 3	H: 0 LOB: 0 BB: 0 P: 3	R: 0 E: 0 K: 1 S: 5	H: 0 LOB: 0 BB: 0 P: 5	R: 0 E: 0 K: 0 S: 4	H: 1 LOB: 1 BB: 0 P: 4		R: 0 E: 0 K: 0 S: 3	H: 0 LOB: 0 BB: 0 P: 3	1B: 11 2B: 0 3B: 0 HR: 0	SF: 0 SAC: 0 DP: 1 HBP: 0	WP: 0 PB: 0 SB: 0 CS: 0
<b>PITCHER</b> Bill Singer, R (1, 1) ERA: 5.0	IP: 9.0 WLS: L BF: 38	H: 11 R: 5 ER: 5 SO: 3	BB: 2 IBB: 0 HBP: 0 BLK: 0	WP: 0 HR: 0 S: 42 P: 50	ERA: 5.00 WHIP: 1.444	<b>PITCHER</b>																

Batter	1	2	3	4	5	6	7	8	9	AB	R	H	RBI	BB	SO	LOB	BOTTOM			
Morris Nettles, L (1, 8) OBP: 0.233, SLG: 0.179	0-3 K		0-0 1-3		0-0 FC4 1B BB	0-0 CS	0-0 4-3		0-3 K	5	1	0	1	0	2	3	Chicago White Sox @ California Angels Anaheim Stadium, Anaheim, CA Sun Apr 13 1975, 6:38 AM EDT Att: 14,626 - Unknown			
Mickey Rivers, L (1, 7) OBP: 0.414, SLG: 0.385	0-0 3-1		0-0 1-3		4-0 BB 1B SF7 BB		0-0 F9		0-0 F9	4	1	0	0	1	0	1				
Tommy Harper, R (1, 10) OBP: 0.429, SLG: 0.333	0-0 FC6 1B		0-0 6-3		0-0 S BB 1B		0-0 F6			4	0	2	2	0	0	0				
Bruce Bochte, L (1, 3) OBP: 0.308, SLG: 0.273	0-0 FC6			0-3 K	0-0 S BB			0-3 K		3	0	0	0	1	2	1				
Dave Chalk, R (1, 5) OBP: 0.593, SLG: 0.684		4-0 FC3-6 BB		0-0 F7	0-0 SF7			4-0 CS BB BB		1	0	0	1	2	0	0				
Joe Lahoud, L (1, 9) OBP: 0.333, SLG: 0.250 Winston Lenas, R (5, PH) OBP: 0.667, SLG: 1.000		0-0 FC3-6 FC4-6		0-0 F9	0-3 K			4-0 BB BB		2	0	0	0	0	0	1				
Leroy Stanton, R (8, PR) OBP: 0.294, SLG: 0.357		1-2 1B		1-2 2-3	1-2 2-3			1-2 BB		0	0	0	0	0	0	0				
Jerry Remy, L (1, 4) OBP: 0.375, SLG: 0.364		0-0 FC4-6 1B		0-0 FC4 1B	4-0 BB FC4 1B	4-0 G3 S CS BB		0-3 K		3	1	1	0	1	1	3				
Tom Egan, R (1, 2) OBP: 0.667, SLG: 0.500 Rudy Meoli, L (9, PH) OBP: 0.667, SLG: 0.500		0-0 1B		4-0 FC4 1B BB	0-3 K			4-0 SH3-4 BB		2	1	1	0	1	1	1				
Orlando Ramirez, R (1, 6) OBP: 0.353, SLG: 0.267 Bill Sudakis, S (6, PH) Billy Smith, S (7, 6)		0-3 K		0-0 FC4 1B	0-0 G3			0-0 SH3-4		2	0	1	0	0	1	2				
<b>Inning Stats</b>	R: 0 E: 0 K: 1 S: 6	H: 1 LOB: 0 BB: 0 P: 6	R: 0 E: 0 K: 1 S: 6	H: 1 LOB: 2 BB: 1 P: 10	R: 0 E: 0 K: 0 S: 3	H: 0 LOB: 0 BB: 0 P: 3	R: 0 E: 0 K: 1 S: 5	H: 0 LOB: 0 BB: 0 P: 5	R: 0 E: 0 K: 1 S: 4	H: 0 LOB: 0 BB: 0 P: 8	R: 0 E: 0 K: 0 S: 3	H: 0 LOB: 0 BB: 0 P: 3	R: 0 E: 0 K: 2 S: 6	H: 0 LOB: 2 BB: 2 P: 14	R: 0 E: 0 K: 1 S: 5	H: 0 LOB: 1 BB: 1 P: 9	1B: 5 2B: 1 3B: 0 HR: 0	SF: 1 SAC: 1 DP: 1 HBP: 0	WP: 0 PB: 0 SB: 0 CS: 2	PA: 39
<b>PITCHER</b> Stan Bahnsen, R (1, 1) ERA: 10.29 Jim Kaat, L (5, 1) ERA: 1.79 Cecil Upshaw, R (5, 1) ERA: 5.79 Rich Gossage, R (8, 1) ERA: 3.38	IP: 4.1 WLS: 2 BF: 21	H: 5 R: 4 ER: 4 SO: 3	BB: 3 IBB: 0 HBP: 0 BLK: 0	WP: 0 HR: 0 S: 24 P: 36	ERA: 8.31 WHIP: 1.846	<b>PITCHER</b>														



Batter	1	2	3	4	5	6	7	8	9	10	11	12	13	AB	R	H	RBI	BB	SO	LOB	TOP		
Cesar Tovar, R OBP: 0.450, SLG: 0.500 Joe Lovitto, S OBP: 0.500, SLG: 0.500	G3		1B	1-3			2B		K		FC4-6 E 1B		1B S CS 1B	4	0	2	1	0	0	1	3		
Wille Davis, L OBP: 0.143, SLG: 0.143	F8		F9				F5		G3		E6 FC4-6		1B	7	0	1	0	0	0	3			
Lenny Randle, S OBP: 0.400, SLG: 0.440	FC5-4 1B		F8				5-3		FC6-4 BB		FC4-6		1B	6	0	2	0	1	0	5			
Jeff Burroughs, R OBP: 0.231, SLG: 0.320	FC5-4 1-2		1-3				F8		FC6-4 1-2		F8		F8	6	0	0	0	0	0	7			
Jim Fregosi, R OBP: 0.300, SLG: 0.222 Jim Spencer, L OBP: 0.294, SLG: 0.533		F9 5-3 1B		L6			6-3		1B 4-3 2B				F4	3	1	1	0	0	0	0			
Toby Harrah, R OBP: 0.320, SLG: 0.300		5-3 1-2		4-0 S HR BB			F7		4-3 1B		F4		K	5	1	1	0	1	1	2			
Tom Grieve, R OBP: 0.286, SLG: 1.143 Mike Harcovec, L OBP: 0.276, SLG: 0.294		F9		6-3			6-3		4-3		F8		F9	3	1	1	2	0	0	1			
Davey Nelson, R OBP: 0.208, SLG: 0.174		2-3		1-2 HR			6-3		1-2 3H		1-3		1-3	6	1	2	1	0	0	2			
Jim Sundberg, R OBP: 0.318, SLG: 0.222		3H S 1B		F9			1-3		1-3		1-3		S 1B 1B	5	1	1	0	1	1	3			
		6-3 1-2		2B			2B BB		F9		1-3		K	1	1	0	1	1	1	3			
<b>Inning Stats</b>	R: 0 E: 0 K: 0 S: 4	H: 1 LOB: 1 BB: 0 P: 4	R: 1 E: 0 K: 0 S: 5	H: 2 LOB: 1 BB: 0 P: 5	R: 0 E: 0 K: 0 S: 4	H: 1 LOB: 1 BB: 0 P: 4	R: 2 E: 0 K: 0 S: 5	H: 2 LOB: 1 BB: 1 P: 9	R: 0 E: 0 K: 0 S: 3	H: 0 LOB: 0 BB: 0 P: 3	R: 0 E: 0 K: 1 S: 6	H: 1 LOB: 1 BB: 0 P: 6	R: 0 E: 0 K: 0 S: 5	H: 0 LOB: 0 BB: 0 P: 5	R: 0 E: 0 K: 1 S: 7	H: 0 LOB: 0 BB: 0 P: 5	R: 0 E: 0 K: 1 S: 7	H: 3 LOB: 1 BB: 0 P: 7	1B: 10 2B: 3 3B: 0 HR: 1	SF: 0 SAC: 0 DP: 0 HBP: 0	W/P: 0 PB: 0 SB: 5 CS: 1	PA: 57	
<b>PITCHER</b>	IP WLS BF H R ER SO P ERA WHIP	WLS BF H R ER SO P ERA WHIP	WLS BF H R ER SO P ERA WHIP	WLS BF H R ER SO P ERA WHIP	WLS BF H R ER SO P ERA WHIP	WLS BF H R ER SO P ERA WHIP	WLS BF H R ER SO P ERA WHIP	WLS BF H R ER SO P ERA WHIP	WLS BF H R ER SO P ERA WHIP	WLS BF H R ER SO P ERA WHIP	WLS BF H R ER SO P ERA WHIP	WLS BF H R ER SO P ERA WHIP	WLS BF H R ER SO P ERA WHIP	WLS BF H R ER SO P ERA WHIP	WLS BF H R ER SO P ERA WHIP	WLS BF H R ER SO P ERA WHIP	WLS BF H R ER SO P ERA WHIP	WLS BF H R ER SO P ERA WHIP	WLS BF H R ER SO P ERA WHIP	WLS BF H R ER SO P ERA WHIP	WLS BF H R ER SO P ERA WHIP	WLS BF H R ER SO P ERA WHIP	WLS BF H R ER SO P ERA WHIP
Claude Osteen, L ERA: 6.39	6.2	30	7	4	4	0	0	0	0	0	0	0	0	5.40	1.500								
Rich Gossage, R ERA: 3.27	5.2	26	7	2	2	3	1	0	0	0	0	0	0	3.18	1.412								
Jim Kaat, L ERA: 1.69	0.2	1	0	0	0	0	0	0	0	0	0	0	0	0.00	0.000								

Texas Rangers @ Chicago White Sox  
Comiskey Park, Chicago, IL  
Tue Apr 15 1975, 4:33 AM EDT  
Att. 20,202 - Unknown

AB 53  
R 6  
H 14  
RBI 6  
BB 4  
SO 3  
LOB 26



Batter	1	2	3	4	5	6	7	8	9	10	11	12	13	AB	R	H	RBI	BB	SO	LOB	BOTTOM	
Nyley Nyman, L OBP: 0.294 Jerry Hairston, S (9, PH) (10, 7)	6-3 1B		6-3			1-3	1B		FC5-4 1-2 2H		G4-6-3			4	1	2	1	0	0	1	2	
Bucky Dent, R OBP: 0.291, SLG: 0.313	6-3 1-2		F8			F9	1B		5-3		5-3			6	0	1	1	0	0	4		
Buddy Bradford, R OBP: 0.297, SLG: 0.083 Bill Sharp, L OBP: 0.214, SLG: 0.214	K			4-0 4-3 BB		1-3	4-3		4-3		4-3		4-3	2	0	0	0	1	1	2		
Bill Melton, R OBP: 0.417, SLG: 0.333	1B		L7			6-3	F3		6-3		6-3		F3	6	0	1	1	0	0	1		
Ken Henderson, S OBP: 0.405, SLG: 0.412	F8		L4-3			1B BB	F4		1B		1B		6-3	6	1	3	0	0	0	2		
Deron Johnson, R OBP: 0.259, SLG: 0.231 Lee Richard, R (13, PR)	F9					3-1	1B BB		F4		1B		G4-6-3 1B	5	1	2	0	1	0	1		
Carlos May, L OBP: 0.419, SLG: 0.517 Tony Muser, L (8, 3)	1-3		1-3			G3	1B		F7		F8		G4-6-3	3	1	1	1	0	0	0		
Jorge Orta, L OBP: 0.306, SLG: 0.324	F5					1-6-3	1B		FC5-4 2B		C4-6-3 BB			4	1	2	1	1	0	0		
Brian Downing, R OBP: 0.172, SLG: 0.080			6-3			2B	K		FC5-4 1B		F7			4	0	1	0	1	1	3		
<b>Inning Stats</b>	R: 1 E: 0 K: 1 S: 7	H: 2 LOB: 1 BB: 0 P: 7	R: 0 E: 0 K: 0 S: 3	H: 0 LOB: 0 BB: 0 P: 3	R: 0 E: 0 K: 0 S: 2	H: 0 LOB: 0 BB: 1 P: 6	R: 0 E: 0 K: 0 S: 3	H: 1 LOB: 2 BB: 1 P: 14	R: 0 E: 0 K: 1 S: 10	H: 5 LOB: 2 BB: 1 P: 14	R: 0 E: 0 K: 0 S: 4	H: 1 LOB: 1 BB: 0 P: 8	R: 0 E: 0 K: 0 S: 5	H: 0 LOB: 0 BB: 1 P: 6	R: 0 E: 0 K: 0 S: 3	H: 0 LOB: 0 BB: 0 P: 3	R: 0 E: 0 K: 0 S: 3	H: 1 LOB: 1 BB: 0 P: 3	1B: 11 2B: 3 3B: 0 HR: 0	SF: 0 SAC: 0 DP: 3 HBP: 0	W/P: 0 PB: 0 SB: 0 CS: 0	PA: 52
<b>PITCHER</b>	IP WLS BF H R ER SO P ERA WHIP	WLS BF H R ER SO P ERA WHIP	WLS BF H R ER SO P ERA WHIP	WLS BF H R ER SO P ERA WHIP	WLS BF H R ER SO P ERA WHIP	WLS BF H R ER SO P ERA WHIP	WLS BF H R ER SO P ERA WHIP	WLS BF H R ER SO P ERA WHIP	WLS BF H R ER SO P ERA WHIP	WLS BF H R ER SO P ERA WHIP	WLS BF H R ER SO P ERA WHIP	WLS BF H R ER SO P ERA WHIP	WLS BF H R ER SO P ERA WHIP	WLS BF H R ER SO P ERA WHIP	WLS BF H R ER SO P ERA WHIP	WLS BF H R ER SO P ERA WHIP	WLS BF H R ER SO P ERA WHIP	WLS BF H R ER SO P ERA WHIP	WLS BF H R ER SO P ERA WHIP	WLS BF H R ER SO P ERA WHIP	WLS BF H R ER SO P ERA WHIP	WLS BF H R ER SO P ERA WHIP
Clyde Wright, L ERA: 6.14	6.1	26	6	5	5	1	2	0	0	0	0	0	0	7.11	1.263							
Steve Foucault, R ERA: 6.75	0.1	3	2	0	0	1	0	0	0	0	0	0	0	0.00	6.000							
Jim Umberger, L ERA: 3.38	2.0	8	2	0	0	0	0	1	0	0	0	0	0	0.00	1.000							
Stan Thomas, R ERA:	1.0	5	2	0	0	0	0	0	0	0	0	0	0	0.00	2.000							
Jim Merritt, L ERA:	0.1	1	0	0	0	0	0	0	0	0	0	0	0	0.00	0.000							

Texas Rangers @ Chicago White Sox  
Comiskey Park, Chicago, IL  
Tue Apr 15 1975, 4:33 AM EDT  
Att. 20,202 - Unknown

AB 48  
R 5  
H 13  
RBI 5  
BB 4  
SO 2  
LOB 22





Batter	1	2	3	4	5	6	7	8	9	AB	R	H	RBI	BB	SO	LOB	TOP								
Davey Nelson, R OBP: 0.241, SLG: 0.222 Roy Howell, L (9, FH) (9, 5)	0-3 K	0-3 K	4-0 BB		0-0 G6-4-3		0-0 1B 2B		0-3 K	4	1	2	1	2	4	1	0	0	0	1	0				
Willie Davis, L OBP: 0.206, SLG: 0.324	0-3 K	0-0 F8	0-0 F2			0-0 HR	0-0 FC4-6 1B		0-0 1B 2B	6	2	3	3	0	1	2									
Lenny Randle, S OBP: 0.361, SLG: 0.387	0-0 E6 1B 2B		0-0 HR 1B		0-0 F7		0-0 L6	0-0 FC4-6 BB	0-0 F7	6	2	1	0	0	0	2									
Jeff Burroughs, R OBP: 0.313, SLG: 0.467	0-0 2B 1B		0-0 HR		0-3 K		0-0 5-3	4-0 BB	0-0 1B 2B	5	2	3	3	1	1	0									
Jim Fregosi, R OBP: 0.385, SLG: 0.417 Jim Spencer, L OBP: 0.300, SLG: 0.500	0-0 2B 2B		0-0 HR 1B		0-0 6-3		0-0 L9	0-3 K	0-0 FC6-4 1B	3	2	2	1	0	0	0									
Toby Harrah, R OBP: 0.387, SLG: 0.440	0-0 2B		0-0 E 2B		4-0 1B BB		0-3 K	0-0 1B	0-0 FC6-4 1B	5	1	3	2	1	1	2									
Tom Grieve, R OBP: 0.364, SLG: 0.350 Mike Hargrove, L (9, FH)	0-0 F7		4-0 E SH1-3 BB		0-0 BB		0-0 2B 2B	0-0 F7		1	0	0	0	0	0	1									
Joe Lovitto, S OBP: 0.444, SLG: 0.571		0-0 L9	0-0 SF8		4-0 BB		0-0 F7	0-0 F7		3	1	1	1	1	0	1									
Jim Sundberg, R OBP: 0.346, SLG: 0.238		0-0 1B	0-0 SH1-3		0-0 L5		0-0 2B 1B	0-0 F8		3	1	1	1	1	0	4									
<b>Inning Stats</b>	R: 3 E: 1 K: 2 S: 11	H: 3 LOB: 1 BB: 0 P: 11	R: 0 E: 0 K: 1 S: 6	H: 1 LOB: 1 BB: 0 P: 6	R: 5 E: 1 K: 0 S: 7	H: 4 LOB: 1 BB: 2 P: 15	R: 0 E: 0 K: 1 S: 5	H: 0 LOB: 0 BB: 0 P: 5	R: 0 E: 0 K: 0 S: 3	H: 1 LOB: 2 BB: 2 P: 11	R: 1 E: 0 K: 0 S: 4	H: 1 LOB: 0 BB: 0 P: 4	R: 4 E: 0 K: 2 S: 11	H: 4 LOB: 2 BB: 2 P: 19	R: 0 E: 0 K: 0 S: 4	H: 1 LOB: 1 BB: 0 P: 4	R: 1 E: 0 K: 1 S: 8	H: 3 LOB: 2 BB: 0 P: 8	1B: 10 2B: 6 3B: 0 HR: 2	SF: 1 SAC: 1 DP: 1 HBP: 0	WP: 0 PB: 0 SB: 0 CS: 0	PA: 51			
<b>PITCHER</b>	IP WLS BF H R ER SO BB IBB HBP BLK WP HR S P ERA WHIP	IP WLS BF H R ER SO BB IBB HBP BLK WP HR S P ERA WHIP	IP WLS BF H R ER SO BB IBB HBP BLK WP HR S P ERA WHIP	IP WLS BF H R ER SO BB IBB HBP BLK WP HR S P ERA WHIP	IP WLS BF H R ER SO BB IBB HBP BLK WP HR S P ERA WHIP	IP WLS BF H R ER SO BB IBB HBP BLK WP HR S P ERA WHIP	IP WLS BF H R ER SO BB IBB HBP BLK WP HR S P ERA WHIP	IP WLS BF H R ER SO BB IBB HBP BLK WP HR S P ERA WHIP	IP WLS BF H R ER SO BB IBB HBP BLK WP HR S P ERA WHIP	IP WLS BF H R ER SO BB IBB HBP BLK WP HR S P ERA WHIP	IP WLS BF H R ER SO BB IBB HBP BLK WP HR S P ERA WHIP	IP WLS BF H R ER SO BB IBB HBP BLK WP HR S P ERA WHIP	IP WLS BF H R ER SO BB IBB HBP BLK WP HR S P ERA WHIP	IP WLS BF H R ER SO BB IBB HBP BLK WP HR S P ERA WHIP	IP WLS BF H R ER SO BB IBB HBP BLK WP HR S P ERA WHIP	IP WLS BF H R ER SO BB IBB HBP BLK WP HR S P ERA WHIP	IP WLS BF H R ER SO BB IBB HBP BLK WP HR S P ERA WHIP	IP WLS BF H R ER SO BB IBB HBP BLK WP HR S P ERA WHIP	IP WLS BF H R ER SO BB IBB HBP BLK WP HR S P ERA WHIP	IP WLS BF H R ER SO BB IBB HBP BLK WP HR S P ERA WHIP	IP WLS BF H R ER SO BB IBB HBP BLK WP HR S P ERA WHIP	IP WLS BF H R ER SO BB IBB HBP BLK WP HR S P ERA WHIP	IP WLS BF H R ER SO BB IBB HBP BLK WP HR S P ERA WHIP	IP WLS BF H R ER SO BB IBB HBP BLK WP HR S P ERA WHIP	IP WLS BF H R ER SO BB IBB HBP BLK WP HR S P ERA WHIP

Texas Rangers @ Chicago White Sox  
Comiskey Park, Chicago, IL  
Wed Apr 16 1975, 4:33 AM EDT  
Att: 2,159 - Unknown

AB 43  
R 14  
H 18  
RBI 13  
BB 6  
SO 7  
LOB 19



Batter	1	2	3	4	5	6	7	8	9	AB	R	H	RBI	BB	SO	LOB	BOTTOM								
Pat Kelly, L OBP: 0.500, SLG: 0.556 Bill Stein, R (9, FH)	4-0 BB 1B	0-0 5-3		0-0 2-3			0-0 L6-4 1B		0-0 F8	3	1	1	0	1	0	1									
Nyls Nyman, L OBP: 0.317, SLG: 0.289	4-0 E 1B 3B	0-0 1-3		0-0 F5			0-0 1B		0-0 F8	4	1	1	0	1	0	1									
Jorge Orta, L OBP: 0.275, SLG: 0.289	0-3 K	0-0 1-3			0-0 5-3		0-0 F5			4	0	0	0	0	1	6									
Bill Melton, R OBP: 0.400, SLG: 0.324	0-0 E 3B 1B		0-0 5-3		0-0 F9		0-0 L6-4			4	1	1	1	0	0	3									
Ken Henderson, S OBP: 0.390, SLG: 0.395	0-0 E4 3B		0-0 1B		0-3 K			0-0 4-3		4	1	1	0	0	1	2									
Carlos May, L OBP: 0.457, SLG: 0.606	0-0 BB 3B		0-0 1B			0-0 FC6-4 1B		0-0 E1		4	0	3	3	0	0	0									
Bill Sharp, L OBP: 0.222, SLG: 0.176	4-0 BB		0-0 F8			0-0 FC6-4 G5-4-3		0-0 F7		3	0	0	0	1	0	4									
Bucky Dent, R OBP: 0.250, SLG: 0.278	0-0 F3		0-0 F8			0-0 G5-4-3		0-0 L5		4	0	0	0	0	0	5									
Brian Downing, R OBP: 0.182, SLG: 0.071		4-0 1B 5-3 BB		0-0 5-3			0-0 E4 1B		0-0 F3	3	0	0	0	1	0	0									
<b>Inning Stats</b>	R: 4 E: 1 K: 1 S: 7	H: 2 LOB: 1 BB: 3 P: 19	R: 0 E: 0 K: 0 S: 3	H: 0 LOB: 1 BB: 1 P: 7	R: 0 E: 0 K: 0 S: 5	H: 2 LOB: 2 BB: 0 P: 5	R: 0 E: 0 K: 0 S: 3	H: 0 LOB: 0 BB: 0 P: 3	R: 0 E: 0 K: 0 S: 5	H: 1 LOB: 0 BB: 0 P: 3	R: 0 E: 1 K: 0 S: 5	H: 2 LOB: 2 BB: 0 P: 5	R: 0 E: 1 K: 0 S: 4	H: 0 LOB: 1 BB: 0 P: 4	R: 0 E: 0 K: 0 S: 3	H: 0 LOB: 0 BB: 0 P: 3	1B: 6 2B: 1 3B: 1 HR: 0	SF: 0 SAC: 0 DP: 2 HBP: 0	WP: 0 PB: 0 SB: 0 CS: 0	PA: 38					
<b>PITCHER</b>	IP WLS BF H R ER SO BB IBB HBP BLK WP HR S P ERA WHIP	IP WLS BF H R ER SO BB IBB HBP BLK WP HR S P ERA WHIP	IP WLS BF H R ER SO BB IBB HBP BLK WP HR S P ERA WHIP	IP WLS BF H R ER SO BB IBB HBP BLK WP HR S P ERA WHIP	IP WLS BF H R ER SO BB IBB HBP BLK WP HR S P ERA WHIP	IP WLS BF H R ER SO BB IBB HBP BLK WP HR S P ERA WHIP	IP WLS BF H R ER SO BB IBB HBP BLK WP HR S P ERA WHIP	IP WLS BF H R ER SO BB IBB HBP BLK WP HR S P ERA WHIP	IP WLS BF H R ER SO BB IBB HBP BLK WP HR S P ERA WHIP	IP WLS BF H R ER SO BB IBB HBP BLK WP HR S P ERA WHIP	IP WLS BF H R ER SO BB IBB HBP BLK WP HR S P ERA WHIP	IP WLS BF H R ER SO BB IBB HBP BLK WP HR S P ERA WHIP	IP WLS BF H R ER SO BB IBB HBP BLK WP HR S P ERA WHIP	IP WLS BF H R ER SO BB IBB HBP BLK WP HR S P ERA WHIP	IP WLS BF H R ER SO BB IBB HBP BLK WP HR S P ERA WHIP	IP WLS BF H R ER SO BB IBB HBP BLK WP HR S P ERA WHIP	IP WLS BF H R ER SO BB IBB HBP BLK WP HR S P ERA WHIP	IP WLS BF H R ER SO BB IBB HBP BLK WP HR S P ERA WHIP	IP WLS BF H R ER SO BB IBB HBP BLK WP HR S P ERA WHIP	IP WLS BF H R ER SO BB IBB HBP BLK WP HR S P ERA WHIP	IP WLS BF H R ER SO BB IBB HBP BLK WP HR S P ERA WHIP	IP WLS BF H R ER SO BB IBB HBP BLK WP HR S P ERA WHIP	IP WLS BF H R ER SO BB IBB HBP BLK WP HR S P ERA WHIP	IP WLS BF H R ER SO BB IBB HBP BLK WP HR S P ERA WHIP	IP WLS BF H R ER SO BB IBB HBP BLK WP HR S P ERA WHIP

Texas Rangers @ Chicago White Sox  
Comiskey Park, Chicago, IL  
Wed Apr 16 1975, 4:33 AM EDT  
Att: 2,159 - Unknown

AB 34  
R 4  
H 7  
RBI 4  
BB 4  
SO 2  
LOB 22





Batter	1	2	3	4	5	6	7	8	9	AB	R	H	RBI	BB	SO	LOB	TOP					
<b>Cesar Tovar, R</b> (1, 7) OBP: 0.448, SLG: 0.391 <b>Tom Grieve, R</b> (8, FH) OBP: 0.222, SLG: 0.889	4-3		F2					K		3	1	0	0	0	0	3						
<b>Wille Davis, L</b> (1, 8) OBP: 0.179, SLG: 0.282	E5		F5			F7	4-3	3-1		5	0	0	0	0	0	3						
<b>Lenny Randle, S</b> (1, 5) OBP: 0.390, SLG: 0.400	F8									4	2	2	0	1	0	1						
<b>Jeff Burroughs, R</b> (1, 9) OBP: 0.297, SLG: 0.429			F3	L5						5	1	1	1	0	0	3						
<b>Mike Hargrove, L</b> (1, 3) OBP: 0.407, SLG: 0.458						F5				4	1	2	3	1	0	0						
<b>Jim Spencer, L</b> (1, 10) OBP: 0.400, SLG: 0.600										2	1	1	2	3	0	1						
<b>Toby Harrah, R</b> (1, 6) OBP: 0.361, SLG: 0.400										5	0	1	1	0	1	5						
<b>Davey Nelson, R</b> (1, 4) OBP: 0.212, SLG: 0.194			F2							4	0	0	0	0	0	5						
<b>Jim Sundberg, R</b> (1, 2) OBP: 0.400, SLG: 0.261										2	1	1	0	2	0	0						
<b>Inning Stats</b>	R: 0 E: 1 K: 0 S: 3	H: 0 LOB: 0 BB: 0 P: 3	R: 0 E: 0 K: 1 S: 5	H: 0 LOB: 2 BB: 2 P: 13	R: 0 E: 0 K: 0 S: 4	H: 1 LOB: 2 BB: 1 P: 8	R: 0 E: 0 K: 0 S: 3	H: 0 LOB: 1 BB: 1 P: 7	R: 6 E: 0 K: 0 S: 8	H: 5 LOB: 2 BB: 2 P: 17	R: 0 E: 0 K: 0 S: 3	H: 0 LOB: 0 BB: 0 P: 3	R: 0 E: 0 K: 0 S: 3	H: 0 LOB: 1 BB: 1 P: 7	R: 0 E: 0 K: 1 S: 5	H: 0 LOB: 0 BB: 0 P: 5	R: 1 E: 0 K: 0 S: 5	H: 2 LOB: 1 BB: 0 P: 5	1B: 5 2B: 2 3B: 1 HR: 0	SF: 0 SAC: 0 DP: 0 HBP: 1	WP: 0 PB: 0 SB: 0 CS: 1	PA: 43
<b>PITCHER</b>	IP	WLS	BF	H	R	ER	SO	BB	IBB	HBP	BLK	WP	HR	S	P	ERA	WHIP					
<b>Stan Bahnsen, R</b> (1, 1) ERA: 11.12	4.1	L	24	5	6	6	1	5	0	1	0	0	0	20	41	12.46	2.308					
<b>Cecil Upshaw, R</b> (5, 1) ERA: 4.05	2.0		8	1	0	0	0	1	0	0	0	0	0	7	11	0.00	1.000					
<b>Bill Gogolewski, R</b> (7, 1) ERA: 3.38	2.2		11	2	1	1	1	1	0	0	0	0	0	12	16	3.38	1.125					

**Texas Rangers @ Chicago White Sox**  
Comiskey Park, Chicago, IL  
Thu Apr 17 1975, 4:33 AM EDT  
Att: 1,295 - Unknown

AB 35  
R 7  
H 8  
RBI 7  
BB 7  
SO 2  
LOB 21




Batter	1	2	3	4	5	6	7	8	9	AB	R	H	RBI	BB	SO	LOB	BOTTOM					
<b>Pat Kelly, L</b> (1, 9) OBP: 0.500, SLG: 0.545	G3									4	1	2	0	0	1	0						
<b>Nyils Nyman, L</b> (1, 7) OBP: 0.289, SLG: 0.262	F4		FC4-6							4	0	0	0	0	0	3						
<b>Jorge Orta, L</b> (1, 4) OBP: 0.273, SLG: 0.286	K									4	0	1	0	0	1	1						
<b>Bill Melton, R</b> (1, 5) OBP: 0.386, SLG: 0.342										4	0	1	1	0	1	1						
<b>Ken Henderson, S</b> (1, 8) OBP: 0.378, SLG: 0.381										4	1	1	0	0	1	1						
<b>Carlos May, L</b> (1, 3) OBP: 0.410, SLG: 0.541										4	0	0	0	0	0	1						
<b>Deron Johnson, R</b> (1, 10) OBP: 0.290, SLG: 0.367										4	1	2	2	0	0	0						
<b>Bucky Dent, R</b> (1, 6) OBP: 0.250, SLG: 0.275										4	0	1	0	0	0	1						
<b>Brian Downing, R</b> (1, 2) OBP: 0.189, SLG: 0.094										4	0	1	0	0	0	2						
<b>Inning Stats</b>	R: 0 E: 0 K: 1 S: 5	H: 0 LOB: 0 BB: 0 P: 5	R: 0 E: 0 K: 0 S: 3	H: 0 LOB: 0 BB: 0 P: 3	R: 0 E: 0 K: 0 S: 5	H: 2 LOB: 2 BB: 0 P: 5	R: 0 E: 0 K: 1 S: 5	H: 0 LOB: 0 BB: 0 P: 5	R: 0 E: 0 K: 0 S: 4	H: 1 LOB: 1 BB: 0 P: 4	R: 1 E: 0 K: 0 S: 5	H: 2 LOB: 1 BB: 0 P: 5	R: 0 E: 0 K: 2 S: 8	H: 1 LOB: 1 BB: 0 P: 8	R: 0 E: 0 K: 0 S: 5	H: 2 LOB: 0 BB: 0 P: 5	1B: 7 2B: 1 3B: 0 HR: 1	SF: 0 SAC: 0 DP: 0 HBP: 0	WP: 0 PB: 0 SB: 0 CS: 0	PA: 36		
<b>PITCHER</b>	IP	WLS	BF	H	R	ER	SO	BB	IBB	HBP	BLK	WP	HR	S	P	ERA	WHIP					
<b>Fergie Jenkins, R</b> (1, 1) ERA: 6.06	7.2	W	30	7	1	1	3	0	0	0	0	0	1	8	36	1.17	0.913					
<b>Steve Foucault, R</b> (8, 1) ERA: 8.1	1.1		6	2	2	2	1	0	0	0	0	0	1	8	8	13.50	1.500					


**Texas Rangers @ Chicago White Sox**  
Comiskey Park, Chicago, IL  
Thu Apr 17 1975, 4:33 AM EDT  
Att: 1,295 - Unknown

AB 36  
R 3  
H 9  
RBI 3  
BB 0  
SO 4  
LOB 10





Batter	1	2	3	4	5	6	7	8	9	AB	R	H	RBI	BB	SO	LOB	TOP			
Morris Nettles, L (1, 8) OBP: 0.244, SLG: 0.233	0-0 2-3		0-0 6-3			0-0 4-3	0-0 E4		0-0 1-3	5	0	0	1	0	0	0	<b>California Angels @ Chicago White Sox</b> Comiskey Park, Chicago, IL Sat Apr 19 1975, 4:33 AM EDT Att: 4,591 - Unknown <a href="http://livebaseballscorecards.com">livebaseballscorecards.com</a>			
Mickey Rivers, L (1, 7) OBP: 0.409, SLG: 0.488	0-0 4-3		0-0 F3			0-0 FC5	0-0 4-3		0-0 1B	5	1	3	0	0	0	1				
Tommy Harper, R (1, 10) OBP: 0.372, SLG: 0.306	4-0 4-3		0-0 4-3			0-0 F7	0-0 G3		0-0 6-3	4	1	0	0	1	0	3				
Bruce Bochte, L (1, 3) OBP: 0.275, SLG: 0.257	0-0 4-3			0-0 4-3		4-0 BB		0-0 5-3		3	0	0	1	1	0	1				
Dave Chalk, R (1, 5) OBP: 0.625, SLG: 0.615	0-0 S			0-0 G6-3		0-0 FC5		4-0 FC5-4		3	0	2	1	1	0	2				
Leroy Stanton, R (1, 9) OBP: 0.236, SLG: 0.278	0-0 4-3			0-0 G6-3				0-0 FC5-4		4	1	0	0	0	0	3				
Elie Rodriguez, R (1, 2) OBP: 0.469, SLG: 0.391		0-3 K			0-0 F7		0-0 E	1-0 HBP		3	1	1	0	0	1	0				
Jerry Remy, L (1, 4) OBP: 0.351, SLG: 0.343		0-0 F7			0-0 F8		0-0 E9	0-3 K		4	1	1	0	0	1	1				
Orlando Ramirez, R (1, 6) OBP: 0.320, SLG: 0.261		0-0 6-3			0-0 F8		0-0 E	0-3 K		4	1	1	0	0	1	0				
<b>Inning Stats</b>	R: 2 E: 0 K: 0 S: 5	H: 2 LOB: 1 BB: 1 P: 9	R: 0 E: 0 K: 1 S: 5	H: 0 LOB: 0 BB: 0 P: 5	R: 0 E: 0 K: 0 S: 3	H: 1 LOB: 0 BB: 0 P: 3	R: 0 E: 0 K: 0 S: 3	H: 0 LOB: 0 BB: 0 P: 3	R: 0 E: 0 K: 0 S: 4	H: 1 LOB: 2 BB: 1 P: 8	R: 3 E: 2 K: 0 S: 7	H: 3 LOB: 1 BB: 0 P: 7	R: 1 E: 0 K: 1 S: 5	H: 0 LOB: 1 BB: 1 P: 10	R: 0 E: 0 K: 1 S: 6	H: 1 LOB: 1 BB: 0 P: 6		1B: 5 2B: 2 3B: 1 HR: 0	SF: 0 SAC: 0 DP: 1 HBP: 1	WP: 0 PB: 1 CS: 0
<b>PITCHER</b> Wilbur Wood, L (1, 1) ERA: 4.82	IP: 9.0 WLS: L BF: 39	H: 8 R: 6 ER: 4 SO: 3	BB: 3 IBB: 0 HBP: 1 BLK: 0	WP: 0 HR: 0 S: 41 P: 54	ERA: 4.00 WHIP: 1.222	<b>PITCHER</b>										IP: 9.0 WLS: L BF: 39	H: 8 R: 6 ER: 4 SO: 3	BB: 3 IBB: 0 HBP: 1 BLK: 0	WP: 0 HR: 0 S: 41 P: 54	ERA: 4.00 WHIP: 1.222

Batter	1	2	3	4	5	6	7	8	9	AB	R	H	RBI	BB	SO	LOB	BOTTOM					
Pat Kelly, L (1, 10) OBP: 0.467, SLG: 0.500	0-0 E3				0-0 6-3			0-0 L3		4	0	1	0	0	0	2	<b>California Angels @ Chicago White Sox</b> Comiskey Park, Chicago, IL Sat Apr 19 1975, 4:33 AM EDT Att: 4,591 - Unknown <a href="http://livebaseballscorecards.com">livebaseballscorecards.com</a>					
Deron Johnson, R (8, PH) OBP: 0.313, SLG: 0.387	0-0 FC1-6	0-0 G4-6-3					0-0 L3	0-0 1B		1	0	1	1	0	0	0						
Nyls Nyman, L (1, 7) OBP: 0.280, SLG: 0.234	0-0 FC1-6		0-3 K		0-0 F7		0-0 F7	0-0 1-3		5	1	0	0	0	1	4						
Jorge Orta, L (1, 4) OBP: 0.286, SLG: 0.298	0-0 BB		0-0 1-3		0-0 4-3		0-0 L3		0-0 1B	5	0	2	0	0	0	1						
Bill Melton, R (1, 5) OBP: 0.367, SLG: 0.333	0-0 SF9		0-3 K			0-0 6-3		0-0 FC5-4	0-0 F5	4	1	1	1	0	1	1						
Ken Henderson, S (1, 8) OBP: 0.400, SLG: 0.391	4-0 BB			0-0 1B		0-0 BB		0-0 F7	0-0 F8	4	1	2	0	1	0	2						
Carlos May, L (1, 3) OBP: 0.406, SLG: 0.524	0-0 1-3			0-0 FC1-6		0-0 F7		0-0 FC5-4	0-0 F9	5	0	2	0	0	0	4						
Bill Sharp, L (1, 9) OBP: 0.266, SLG: 0.211		4-0 BB			0-0 FC1-6			0-0 FC5-4		2	0	1	1	1	0	1						
Buddy Bradford, R (8, PH) OBP: 0.250, SLG: 0.077		0-0 BB		0-0 FC1-6		0-0 BB		0-0 FC5-4		1	1	0	0	0	0	2						
Bucky Dent, R (1, 6) OBP: 0.250, SLG: 0.256		0-0 F8			0-0 F7		0-0 BB	0-0 E6		3	1	0	0	1	0	3						
Brian Downing, R (1, 2) OBP: 0.220, SLG: 0.114		4-0 BB			0-0 F8		0-0 L6	0-0 1B		3	0	1	1	1	0	4						
<b>Inning Stats</b>	R: 1 E: 1 K: 0 S: 5	H: 1 LOB: 2 BB: 1 P: 9	R: 0 E: 0 K: 0 S: 2	H: 0 LOB: 1 BB: 2 P: 10	R: 0 E: 0 K: 2 S: 7	H: 0 LOB: 0 BB: 0 P: 7	R: 1 E: 0 K: 0 S: 5	H: 2 LOB: 1 BB: 0 P: 5	R: 0 E: 0 K: 0 S: 3	H: 0 LOB: 0 BB: 0 P: 3	R: 0 E: 0 K: 0 S: 5	H: 2 LOB: 3 BB: 1 P: 9	R: 0 E: 0 K: 0 S: 3	H: 1 LOB: 0 BB: 0 P: 3	R: 3 E: 1 K: 0 S: 8	H: 4 LOB: 2 BB: 0 P: 8	R: 0 E: 0 K: 0 S: 4	H: 1 LOB: 1 BB: 0 P: 4	1B: 11 2B: 1 3B: 0 HR: 0	SF: 1 SAC: 0 DP: 2 HBP: 0	WP: 0 PB: 0 CS: 0	PA: 42
<b>PITCHER</b> Bill Singer, L (1, 1) ERA: 3.31	IP: 7.1 WLS: W BF: 33	H: 8 R: 4 ER: 1 SO: 2	BB: 4 IBB: 0 HBP: 0 BLK: 0	WP: 0 HR: 0 S: 33 P: 49	ERA: 1.23 WHIP: 1.636	<b>PITCHER</b>										IP: 7.1 WLS: W BF: 33	H: 8 R: 4 ER: 1 SO: 2	BB: 4 IBB: 0 HBP: 0 BLK: 0	WP: 0 HR: 0 S: 33 P: 49	ERA: 1.23 WHIP: 1.636		
Mickey Scott, L (8, 1) ERA:	0.1	3	1	0	0	0	0	0	0	0	0	3	3	0.00	3.000							
Don Kirkwood, R (8, 1) ERA:	1.1	S	6	2	1	0	0	0	0	0	0	6	6	0.00	1.500							



Batter	1	2	3	4	5	6	7	8	9	AB	R	H	RBI	BB	SO	LOB	TOP			
Morris Nettles, L (1.8) OBP: 0.220, SLG: 0.208	6-3	1-3			1-3		E6 WP 1B S	K		5	1	0	0	0	1	0	<b>California Angels @ Chicago White Sox</b> Comiskey Park, Chicago, IL Sun Apr 20 1975, 4:33 AM EDT Att: 4,801 - Unknown  <b>livebaseballscorecards.com</b>			
Mickey Rivers, L (1.7) OBP: 0.408, SLG: 0.455	F3		F4		L6 S BB		1B S BB	K		3	1	0	0	2	1	0				
Tommy Harper, R (1.10) OBP: 0.396, SLG: 0.308	3B 1B		G3		1-2 BB		1B BB		3-1	3	2	1	0	2	0	0				
Bruce Bochte, L (1.3) OBP: 0.311, SLG: 0.400	1-H 2B 3B		F6		L6 2-3		FC1-5 1B 1-2 2-H 3-H	2B 3B		5	2	3	3	0	0	2				
Dave Chalk, R (1.5) OBP: 0.644, SLG: 0.700	2B			6-3		SH1-4 BB	BB FC1-5	2B		4	1	3	3	1	0	0				
Leroy Stanton, R (1.9) OBP: 0.308, SLG: 0.286	BB			1B BB		SH1-4 1B	FC1-5 BB 1-2 2-3	F9		3	1	1	0	2	0	3				
Elie Rodriguez, R (1.2) OBP: 0.472, SLG: 0.385	F9			1B		SH1-4 1-2 2-3	BB FC4-3-2	G3		3	0	1	0	1	0	3				
Jerry Remy, L (1.4) OBP: 0.366, SLG: 0.342		6-3		G1-6-3 1B		G6-4-3 IBB	FC6-4-3-2 1-2 2-H 3-H			3	0	1	2	1	0	2				
Orlando Ramirez, R (1.6) OBP: 0.296, SLG: 0.240 (6, PH)				G1-6-3		G6-4-3				2	0	0	0	0	1	2				
Joe Lahoud, L (6, PH) OBP: 0.421, SLG: 0.563	K					G6-4-3				0	0	0	0	0	0	0				
Winston Llenas, R (6, PH) OBP: 0.500, SLG: 0.667										1	0	0	0	0	0	3				
Billy Smith, S (6, 6)										1	0	0	0	0	0	0				
<b>Inning Stats</b>	R: 2 E: 0 K: 0 S: 6	H: 3 LOB: 2 BB: 1 P: 10	R: 0 E: 0 K: 1 S: 5	H: 0 LOB: 0 BB: 0 P: 5	R: 0 E: 0 K: 0 S: 3	H: 0 LOB: 0 BB: 0 P: 3	R: 1 E: 0 K: 0 S: 4	H: 2 LOB: 1 BB: 1 P: 8	R: 0 E: 0 K: 0 S: 2	H: 1 LOB: 2 BB: 2 P: 11	R: 4 E: 1 K: 0 S: 5	H: 2 LOB: 1 BB: 3 P: 17	R: 0 E: 0 K: 2 S: 7	H: 0 LOB: 0 BB: 0 P: 7	R: 1 E: 0 K: 0 S: 5	H: 2 LOB: 1 BB: 0 P: 5	1B: 6 2B: 4 3B: 2 HR: 0	SF: 0 SAC: 1 DP: 4 HBP: 0	WP: 1 PB: 0 SB: 3 CS: 0	PA: 43
<b>PITCHER</b>	IP WLS BF H R ER SO BB IBB HBP BLK WP HR S P ERA WHIP																			
Claude Osteen, L (1.1) ERA: 6.11	5.0 L 24 6 3 3 1 5 0 0 0 0 0 0 21 41 5.40 2.200																			
Rich Gossage, R (6, 1) ERA: 3.18	0.1 2 0 0 0 0 0 1 0 0 0 0 0 1 5 0.00 0.000																			
Terry Forster, L (6, 1) ERA: 3.12	2.2 12 2 4 2 2 3 0 0 0 0 1 0 13 25 6.75 1.875																			
Bill Gogolewski, R (9, 1) ERA: 4.91	1.0 5 2 1 1 0 0 0 0 0 0 0 0 5 5 9.00 2.000																			

Batter	1	2	3	4	5	6	7	8	9	AB	R	H	RBI	BB	SO	LOB	BOTTOM					
Pat Kelly, L (1.9) OBP: 0.457, SLG: 0.448	FC6-4 BB		FC6-4 BB		G3		K	K		3	0	0	0	2	2	0	<b>California Angels @ Chicago White Sox</b> Comiskey Park, Chicago, IL Sun Apr 20 1975, 4:33 AM EDT Att: 4,801 - Unknown  <b>livebaseballscorecards.com</b>					
Nyle Nyman, L (1.7) OBP: 0.273, SLG: 0.288	F8		FC6-4 1-2		3B		HR 1B		5-3	5	1	2	0	0	0	2						
Jorge Orta, L (1.4) OBP: 0.315, SLG: 0.360	F7			1-3	BB		HR 1B		G5-4-3 BB	3	1	1	2	2	0	1						
Bill Melton, R (1.5) OBP: 0.389, SLG: 0.333	FC6-4 1-2			HR BB	BB		WP 1B		G5-4-3	3	1	1	0	2	0	2						
Ken Henderson, S (1.8) OBP: 0.389, SLG: 0.440		K		HR BB	F5		F5			4	1	1	2	0	1	4						
Carlos May, L (1.3) OBP: 0.417, SLG: 0.500		F4		S BB		4-3	BB			2	0	0	0	2	0	0						
Deron Johnson, R (1.10) OBP: 0.278, SLG: 0.343		1-3		F7		K	F5			4	0	0	0	0	1	3						
Bucky Dent, R (1.6) OBP: 0.250, SLG: 0.239			F7	F9		BB		F7		3	0	0	0	1	0	1						
Pete Varney, R (1.2) OBP: 0.250, SLG: 0.239			K		K		F9		6-3	4	0	0	0	0	2	1						
<b>Inning Stats</b>	R: 0 E: 0 K: 0 S: 3	H: 0 LOB: 1 BB: 1 P: 7	R: 0 E: 0 K: 1 S: 5	H: 0 LOB: 0 BB: 0 P: 5	R: 0 E: 0 K: 1 S: 5	H: 0 LOB: 1 BB: 1 P: 9	R: 2 E: 0 K: 0 S: 4	H: 1 LOB: 1 BB: 2 P: 12	R: 0 E: 0 K: 1 S: 6	H: 1 LOB: 3 BB: 2 P: 14	R: 0 E: 0 K: 1 S: 5	H: 0 LOB: 0 BB: 1 P: 9	R: 2 E: 0 K: 1 S: 8	H: 3 LOB: 2 BB: 1 P: 12	R: 0 E: 0 K: 1 S: 5	H: 0 LOB: 0 BB: 0 P: 5		R: 0 E: 0 K: 0 S: 2	H: 0 LOB: 0 BB: 1 P: 6	1B: 2 2B: 0 3B: 1 HR: 2	SF: 0 SAC: 0 DP: 1 HBP: 0	WP: 1 PB: 0 SB: 1 CS: 0
<b>PITCHER</b>	IP WLS BF H R ER SO BB IBB HBP BLK WP HR S P ERA WHIP																					
Nolan Ryan, R (1.1) ERA: 2.31	9.0 W 40 5 4 4 6 9 0 0 0 0 1 2 43 79 4.00 1.556																					







Batter	1	2	3	4	5	6	7	8	9	AB	R	H	RBI	BB	SO	LOB	TOP			
Nyls Nyman, L OBP: 0.246, SLG: 0.258 (1, 7)	F8		F5			G3			F9	5	0	1	0	0	0	1				
Jorge Orta, L OBP: 0.306, SLG: 0.362 (1, 4)	K		K			F8		F8		4	0	0	0	0	2	3				
Pat Kelly, L Bill Stein, R (1, 9) (8, 5)	K			F8		G3		K		4	0	0	0	0	2	2				
Carlos May, L OBP: 0.400, SLG: 0.529 (1, 10)		K			1B					4	1	2	1	0	1	0				
Ken Henderson, S OBP: 0.403, SLG: 0.474 (1, 8)		G3			P5		HBP		HR	4	1	2	0	0	0	1				
Bill Melton, R Lee Richard, R OBP: 0.377, SLG: 0.300 OBP: 0.500, SLG: 0.500 (1, 5) (7, PR) (7, 5) (8, 6)							1B		3B	1	0	0	0	1	1	1				
Tony Muser, L Deron Johnson, R OBP: 0.293, SLG: 0.425 (1, 3) (9, PH) (9, 3)									HR	3	0	0	0	0	0	3				
Bucky Dent, R Bill Sharp, L Buddy Bradford, R Brian Downing, R OBP: 0.278, SLG: 0.288 OBP: 0.318, SLG: 0.250 OBP: 0.294, SLG: 0.077 OBP: 0.245, SLG: 0.195 (1, 6) (8, PH) (9, PH) (1, 2)			F7			F8		F8	1B	2	0	0	0	0	0	0				
Inning Stats	R: 0 E: 0 K: 2 S: 7	H: 0 LOB: 0 BB: 0 P: 7	R: 0 E: 0 K: 1 S: 5	H: 0 LOB: 1 BB: 1 P: 9	R: 0 E: 0 K: 1 S: 5	H: 0 LOB: 1 BB: 1 P: 9	R: 0 E: 0 K: 1 S: 6	H: 1 LOB: 1 BB: 0 P: 6	R: 0 E: 0 K: 0 S: 3	H: 0 LOB: 0 BB: 0 P: 3	R: 0 E: 0 K: 0 S: 3	H: 1 LOB: 2 BB: 0 P: 4	R: 0 E: 0 K: 1 S: 7	H: 2 LOB: 2 BB: 0 P: 7	R: 4 E: 0 K: 1 S: 8	H: 4 LOB: 0 BB: 1 P: 12	1B: 5 2B: 0 3B: 1 HR: 2	SF: 0 SAC: 0 DP: 1 HBP: 1	WP: 0 PB: 0 SB: 1 CS: 1	PA: 37
PITCHER	IP	WLS	BF	H	R	ER	SO	BB	IBB	HBP	BLK	WP	HR	S	P	ERA	WHIP			
Bert Blyleven, R ERA: 3.05 (1, 1)	8.0		33	7	3	3	7	2	0	1	0	0	1	44	53	3.38	1.125			
Tom Burgmeier, L ERA: 1.29 (9, 1)	0.0	L	2	1	1	1	0	1	0	0	0	0	1	1	5	∞	∞			
Bill Campbell, R ERA: 2.53 (9, 1)	1.0		2	0	0	0	1	0	0	0	0	0	0	4	4	0.00	0.000			

Chicago White Sox @ Minnesota Twins  
Metropolitan Stadium, Bloomington, MI  
Thu Apr 24 1975, 4:33 AM EDT  
Att: 2,516 - Cloudy - 47 F

livebaseballscorecards.com

AB 33  
R 4  
H 8  
RBI 4  
BB 3  
SO 8  
LOB 13



Batter	1	2	3	4	5	6	7	8	9	AB	R	H	RBI	BB	SO	LOB	BOTTOM					
Dan Ford, R OBP: 0.179, SLG: 0.115 (1, 8)	F2		P5			CS				3	1	0	0	1	0	1						
Sergio Ferrer, S OBP: 0.250, SLG: 0.270 (1, 4)	G3		F8							3	0	0	0	0	0	1						
Steve Brye, R OBP: 0.462, SLG: 0.565 (1, 9)	F8									3	0	1	0	1	0	0						
Bobby Darwin, R OBP: 0.273, SLG: 0.367 (1, 10)		6-3								4	0	1	1	0	0	1						
Eric Soderholm, R OBP: 0.317, SLG: 0.268 (1, 5)		5-3								4	0	0	0	0	0	2						
Larry Hiele, R OBP: 0.318, SLG: 0.458 (1, 7)			K							3	1	0	0	1	2	0						
Craig Kusick, R Steve Braun, L OBP: 0.357, SLG: 0.444 OBP: 0.278, SLG: 0.242 (1, 3) (9, PR)										4	1	3	0	0	0	1						
Glenn Borgmann, R OBP: 0.308, SLG: 0.333 (1, 2)										4	0	1	1	0	0	2						
Luis Gomez, R Danny Walton, R OBP: 0.400, SLG: 0.250 OBP: 0.231, SLG: 0.231 (1, 6) (9, PH)										3	0	2	1	0	0	1						
Inning Stats	R: 0 E: 0 K: 0 S: 3	H: 0 LOB: 0 BB: 0 P: 3	R: 0 E: 0 K: 1 S: 6	H: 1 LOB: 2 BB: 0 P: 6	R: 0 E: 0 K: 0 S: 4	H: 1 LOB: 1 BB: 0 P: 4	R: 0 E: 0 K: 0 S: 3	H: 0 LOB: 0 BB: 0 P: 3	R: 1 E: 0 K: 0 S: 4	H: 2 LOB: 0 BB: 0 P: 4	R: 0 E: 0 K: 0 S: 4	H: 1 LOB: 1 BB: 0 P: 4	R: 1 E: 0 K: 0 S: 4	H: 1 LOB: 1 BB: 1 P: 8	R: 1 E: 0 K: 0 S: 3	H: 1 LOB: 1 BB: 2 P: 11	R: 0 E: 0 K: 2 S: 8	H: 1 LOB: 1 BB: 0 P: 8	1B: 8 2B: 0 3B: 0 HR: 0	SF: 0 SAC: 1 DP: 1 HBP: 0	WP: 1 PB: 1 SB: 2 CS: 1	PA: 37
PITCHER	IP	WLS	BF	H	R	ER	SO	BB	IBB	HBP	BLK	WP	HR	S	P	ERA	WHIP					
Wilbur Wood, L ERA: 4.5 (1, 1)	8.0		32	7	3	3	1	2	0	0	0	0	0	31	43	3.38	1.125					
Terry Forster, L ERA: 2.25 (9, 1)	1.0	S	4	1	0	0	2	0	0	0	0	0	0	8	8	0.00	1.000					

Chicago White Sox @ Minnesota Twins  
Metropolitan Stadium, Bloomington, MI  
Thu Apr 24 1975, 4:33 AM EDT  
Att: 2,516 - Cloudy - 47 F

livebaseballscorecards.com

AB 32  
R 3  
H 8  
RBI 3  
BB 3  
SO 3  
LOB 10





Batter	1	2	3	4	5	6	7	8	9	AB	R	H	RBI	BB	SO	LOB	TOP																					
Nyls Nyman, L OBP: 0.229, SLG: 0.239 (1, 7)	6-3		FC4-6 WP S 1-2		F9		4-3		G1-6-3	5	0	0	0	0	0	4																						
Jorge Orta, L OBP: 0.318, SLG: 0.393 (1, 4)					E3		K			3	0	1	0	1	1	0																						
Pat Kelly, L OBP: 0.413, SLG: 0.368 Bill Sharp, L OBP: 0.304, SLG: 0.238 (1, 9) (5, 9)	3B				G3				6-3	2	0	0	0	1	0	3																						
Bill Melton, R OBP: 0.354, SLG: 0.278 (1, 5)	F9								1-3	4	0	0	0	0	1	2																						
Ken Henderson, S OBP: 0.409, SLG: 0.500 (1, 8)									5-3	3	2	1	0	1	0	0																						
Carlos May, L OBP: 0.431, SLG: 0.574 Tony Muser, L (8, 3)										3	1	3	2	0	0	0																						
Deron Johnson, R OBP: 0.311, SLG: 0.419 (1, 10)										3	0	1	1	1	0	2																						
Bucky Dent, R OBP: 0.259, SLG: 0.268 (1, 6)										4	0	0	0	0	0	3																						
Brian Downing, R OBP: 0.283, SLG: 0.227 (1, 2)										3	1	2	1	1	0	0																						
<b>Inning Stats</b>	R: 0 E: 0 K: 0 S: 3	H: 1 LOB: 1 BB: 1 P: 7	R: 0 E: 0 K: 0 S: 4	H: 1 LOB: 1 BB: 0 P: 4	R: 0 E: 0 K: 0 S: 3	H: 1 LOB: 1 BB: 1 P: 7	R: 1 E: 0 K: 1 S: 6	H: 2 LOB: 0 BB: 0 P: 6	R: 1 E: 1 K: 0 S: 4	H: 0 LOB: 1 BB: 1 P: 8	R: 2 E: 0 K: 0 S: 4	H: 2 LOB: 0 BB: 1 P: 8	R: 0 E: 0 K: 1 S: 5	H: 0 LOB: 0 BB: 0 P: 5	R: 0 E: 0 K: 0 S: 3	H: 0 LOB: 0 BB: 1 P: 3	R: 1 E: 1 K: 0 S: 4	H: 1 LOB: 1 BB: 1 P: 8	1B: 5 2B: 1 3B: 2 HR: 0	SF: 0 SAC: 0 DP: 2 HBP: 0	WP: 2 PB: 0 CS: 3	PA: 37																
<b>PITCHER</b>	IP	WLS	BF	H	R	ER	SO	BB	IBB	HBP	BLK	WP	HR	S	P	ERA	WHIP	<b>PITCHER</b>				IP	WLS	BF	H	R	ER	SO	BB	IBB	HBP	BLK	WP	HR	S	P	ERA	WHIP
Ai Fitzmorris, R ERA: 2.45 Steve Mingo, L ERA: 1.6 (1, 1) (7, 1)	6.0	L	26	7	4	3	1	4	0	0	0	2	0	24	40	4.50	1.833					3.0	11	1	1	0	1	1	0	0	0	0	0	12	16	0.00	0.667	

**Chicago White Sox @ Kansas City Royals**  
 Royals Stadium, Kansas City, MO  
 Fri Apr 25 1975, 8:05 PM EDT  
 Att: 10,903 - Cloudy - 70 F

AB 32  
 R 5  
 H 8  
 RBI 4  
 BB 5  
 SO 2  
 LOB 14



Batter	1	2	3	4	5	6	7	8	9	AB	R	H	RBI	BB	SO	LOB	BOTTOM																					
Jim Wohlford, R OBP: 0.321, SLG: 0.520 (1, 9)	6-3		F3						F8	5	1	1	0	0	0	0																						
Amos Otis, R OBP: 0.424, SLG: 0.481 (1, 8)			5-3						K	4	0	2	0	1	1	0																						
John Mayberry, L OBP: 0.369, SLG: 0.275 (1, 3)										3	0	1	0	1	2	4																						
Hal McRae, R OBP: 0.297, SLG: 0.397 (1, 7)	F8		F3							4	0	0	0	0	0	7																						
Harmon Killebrew, R OBP: 0.346, SLG: 0.409 (1, 10)										4	0	1	2	0	1	2																						
George Brett, L OBP: 0.367, SLG: 0.333 (1, 5)										3	0	1	0	1	1	2																						
Cookie Rojas, R OBP: 0.333, SLG: 0.375 (1, 4)										4	0	1	0	0	0	2																						
Freddie Patek, R OBP: 0.358, SLG: 0.372 (1, 6)										3	0	0	0	1	0	1																						
Buck Martinez, R OBP: 0.235, SLG: 0.281 Vada Pinson, L OBP: 0.172, SLG: 0.214 (1, 2) (9, PH)										3	1	1	0	0	0	2																						
<b>Inning Stats</b>	R: 0 E: 0 K: 1 S: 6	H: 1 LOB: 2 BB: 1 P: 6	R: 0 E: 0 K: 0 S: 4	H: 1 LOB: 1 BB: 0 P: 4	R: 0 E: 1 K: 1 S: 6	H: 1 LOB: 1 BB: 0 P: 6	R: 2 E: 0 K: 2 S: 10	H: 3 LOB: 2 BB: 1 P: 14	R: 0 E: 0 K: 0 S: 3	H: 0 LOB: 0 BB: 0 P: 3	R: 0 E: 0 K: 0 S: 4	H: 1 LOB: 2 BB: 1 P: 8	R: 0 E: 0 K: 0 S: 2	H: 0 LOB: 0 BB: 1 P: 6	R: 0 E: 0 K: 1 S: 5	H: 0 LOB: 0 BB: 0 P: 5	1B: 5 2B: 3 3B: 1 HR: 0	SF: 0 SAC: 0 DP: 1 HBP: 0	WP: 0 PB: 0 CS: 0	PA: 38																		
<b>PITCHER</b>	IP	WLS	BF	H	R	ER	SO	BB	IBB	HBP	BLK	WP	HR	S	P	ERA	WHIP	<b>PITCHER</b>				IP	WLS	BF	H	R	ER	SO	BB	IBB	HBP	BLK	WP	HR	S	P	ERA	WHIP
Claude Osteen, L ERA: 5.25 Rich Gossage, R ERA: 2.97 (1, 1) (7, 1)	6.1	W	30	8	2	2	4	3	0	0	0	0	0	35	47	2.84	1.737					2.2	S	8	0	0	0	1	1	0	0	0	9	13	0.00	0.375		

**Chicago White Sox @ Kansas City Royals**  
 Royals Stadium, Kansas City, MO  
 Fri Apr 25 1975, 8:05 PM EDT  
 Att: 10,903 - Cloudy - 70 F

AB 34  
 R 2  
 H 8  
 RBI 2  
 BB 4  
 SO 5  
 LOB 20






Batter	1	2	3	4	5	6	7	8	9	AB	R	H	RBI	BB	SO	LOB	TOP								
Nyls Nyman, L (1,7) OBP: 0.240, SLG: 0.268	L3		G3 2B HBP		L9		3B 1-H 2-H		G3	4	1	1	2	0	0	0									
Jorge Orta, L (1,4) OBP: 0.324, SLG: 0.400	1B BB		G3		K		F8		2B	4	0	1	0	1	1	2									
Pat Kelly, L (1,9) OBP: 0.431, SLG: 0.381	1B		2B BB		F8				L6	4	2	2	0	1	0	1									
Bill Melton, R (1,5) OBP: 0.348, SLG: 0.293	K		2B		F9		F9			4	0	1	2	0	1	3									
Ken Henderson, S (1,8) OBP: 0.400, SLG: 0.500	F8		G3		F9		F9		1B 1-H SF9 2B	4	1	1	1	0	0	3									
Carlos May, L (1,3) OBP: 0.416, SLG: 0.552		4-3		K			F9		1B 2-3	4	0	1	0	0	1	0									
Deron Johnson, R (1,10) OBP: 0.327, SLG: 0.409	6-3		G5-4-3 BB		FC6-4 BB		SF9			1	0	0	1	2	0	0									
Bucky Dent, R (1,6) OBP: 0.246, SLG: 0.254										3	1	0	0	0	0	2									
Bill Sharp, L (8,PH) OBP: 0.292, SLG: 0.227	P6									1	0	0	0	0	0	1									
Lee Richard, R (8,6) OBP: 0.500, SLG: 0.500			G5-4-3		FC6-4 1B 3B		F8			0	0	0	0	0	0	0									
Brian Downing, R (1,2) OBP: 0.286, SLG: 0.234			6-3							3	1	1	0	0	1	0									
Tony Muser, L (9,PH)					K				L8	1	0	0	0	0	0	0									
<b>Inning Stats</b>	R: 0 E: 0 K: 1 S: 6	H: 1 LOB: 2 BB: 1 P: 10	R: 0 E: 0 K: 0 S: 3	H: 0 LOB: 0 BB: 0 P: 3	R: 2 E: 0 K: 0 S: 4	H: 1 LOB: 1 BB: 1 P: 9	R: 0 E: 0 K: 1 S: 4	H: 0 LOB: 0 BB: 0 P: 8	R: 0 E: 0 K: 2 S: 7	H: 0 LOB: 0 BB: 0 P: 7	R: 0 E: 0 K: 0 S: 3	H: 0 LOB: 0 BB: 0 P: 3	R: 2 E: 0 K: 0 S: 5	H: 2 LOB: 1 BB: 1 P: 9	R: 2 E: 0 K: 0 S: 6	H: 3 LOB: 1 BB: 0 P: 6	R: 0 E: 0 K: 0 S: 4	H: 1 LOB: 1 BB: 0 P: 4	1B: 4 2B: 3 3B: 1 HR: 0	SF: 1 SAC: 0 DP: 1 HBP: 1	WP: 0 PB: 0 SB: 0 CS: 0	PA: 39			
<b>PITCHER</b>	IP	WLS	BF	H	R	ER	SO	BB	IBB	HBP	BLK	WP	HR	S	P	ERA	WHIP								
Nelson Briles, R (1,1) ERA: 3.09	7.1	W	32	6	6	6	4	4	0	1	0	0	0	35	52	7.36	1.364								
Steve Mingori, L (8,1) ERA: 1.5	0.0		1	1	0	0	0	0	0	0	0	0	0	1	1	∞	∞								
Doug Bird, R (8,1) ERA:	1.2	S	6	1	0	0	0	0	0	0	0	0	0	6	6	0.00	0.600								

Chicago White Sox @ Kansas City Royals  
Royals Stadium, Kansas City, MO  
Sat Apr 26 1975, 4:33 AM EDT  
Att: 8,749 - Cloudy - 70 F


AB	33
R	6
H	8
RBI	6
BB	4
SO	4
LOB	12



Batter	1	2	3	4	5	6	7	8	9	AB	R	H	RBI	BB	SO	LOB	BOTTOM								
Vada Pinson, L (1,9) OBP: 0.242, SLG: 0.419	G6-3 3B				HR BB	FC4-6 2B 1B		K		3	4	2	1	1	0	1									
Al Cowens, R (7,9) OBP: 0.250, SLG: 0.455		HR								1	0	0	0	0	1	0									
Amos Otis, R (1,8) OBP: 0.437, SLG: 0.561	G6-3 1B	5-3			HR BB	1B 2B		F7		5	2	3	2	0	0	0									
John Mayberry, L (1,10) OBP: 0.377, SLG: 0.278	G6-3		4-3		BB BB	FC5-4 1B				3	0	1	2	1	0	1									
Hal McRae, R (1,7) OBP: 0.309, SLG: 0.393	2B 1B		5-3		BB BB	FC5-4				3	1	1	0	1	0	1									
Tony Solaita, L (1,3) OBP: 0.286, SLG: 0.385	3B 2B		K		K			3-1		4	1	1	1	0	2	2									
George Brett, L (1,5) OBP: 0.375, SLG: 0.397	3B				K			2B		4	0	2	1	0	1	2									
Frank White, R (1,4) OBP: 0.227, SLG: 0.238	6-3				BB	F9		FC1-5-6-5		3	0	0	0	1	0	4									
Freddie Patek, R (1,6) OBP: 0.351, SLG: 0.362			G6-4-3 1B		K			F7		4	0	1	0	0	1	2									
Buck Martinez, R (1,2) OBP: 0.237, SLG: 0.278		G6-4-3			L8	FC4-6 1B		6-3		4	0	1	0	0	0	2									
<b>Inning Stats</b>	R: 3 E: 0 K: 0 S: 7	H: 5 LOB: 1 BB: 0 P: 7	R: 1 E: 0 K: 0 S: 4	H: 2 LOB: 0 BB: 0 P: 4	R: 0 E: 0 K: 1 S: 5	H: 0 LOB: 0 BB: 0 P: 5	R: 0 E: 0 K: 1 S: 5	H: 0 LOB: 1 BB: 1 P: 9	R: 2 E: 0 K: 2 S: 8	H: 1 LOB: 2 BB: 3 P: 20	R: 2 E: 0 K: 0 S: 6	H: 3 LOB: 0 BB: 0 P: 6	R: 0 E: 0 K: 0 S: 4	H: 1 LOB: 1 BB: 0 P: 4	R: 0 E: 0 K: 1 S: 5	H: 0 LOB: 0 BB: 0 P: 5	1B: 5 2B: 3 3B: 2 HR: 2	SF: 0 SAC: 0 DP: 2 HBP: 0	WP: 0 PB: 0 SB: 0 CS: 0	PA: 38					
<b>PITCHER</b>	IP	WLS	BF	H	R	ER	SO	BB	IBB	HBP	BLK	WP	HR	S	P	ERA	WHIP								
Stan Bahnsen, R (1,1) ERA: 11.74	4.0	L	21	8	6	6	2	3	0	0	0	0	0	22	26	13.50	2.750								
Ozzie Osborn, R (5,1) ERA: 4.5	4.0		17	4	2	2	3	1	0	0	0	0	0	22	26	4.50	1.250								

Chicago White Sox @ Kansas City Royals  
Royals Stadium, Kansas City, MO  
Sat Apr 26 1975, 4:33 AM EDT  
Att: 8,749 - Cloudy - 70 F

AB	34
R	8
H	12
RBI	7
BB	4
SO	5
LOB	15





Batter	1	2	3	4	5	6	7	8	9	AB	R	H	RBI	BB	SO	LOB	TOP								
<b>Nyls Nyman, L</b> OBP: 0.235, SLG: 0.260 (1, 7)	E5 1B G6-4-3	F2	1-3		4-3				E1	6	1	1	1	0	0	7	<b>Chicago White Sox @ Kansas City Royals</b> Royals Stadium, Kansas City, MO Sun Apr 27 1975, 4:33 AM EDT Att: 9,803 - Cloudy - 80 F								
<b>Jorge Orta, L</b> OBP: 0.325, SLG: 0.394 (1, 4)	G6-4-3 1B PB	F7				4-3	6-3		G3	6	1	2	0	0	0	5									
<b>Pat Kelly, L</b> OBP: 0.436, SLG: 0.378 <b>Bill Sharp, L</b> OBP: 0.280, SLG: 0.217 (6, 9)	G6-4-3 1B		1B BB	F7		P6			P6	3	1	1	0	1	0	1									
<b>Deron Johnson, R</b> OBP: 0.315, SLG: 0.388 (1, 10)	G6-4-3		FC4-6 1B 1B	F7		P6			K	5	1	1	0	0	1	3									
<b>Ken Henderson, S</b> OBP: 0.413, SLG: 0.522 (1, 8)	BB 1B		FC4-6 1B	4-1					F9	5	1	3	1	0	0	1									
<b>Carlos May, L</b> OBP: 0.424, SLG: 0.557 <b>Tony Muser, L</b> OBP: 0.083, SLG: 0.083 (7, 3)	3-H 1B		FC4-6 1B			4-3				3	2	1	1	1	0	2									
<b>Bill Melton, R</b> OBP: 0.351, SLG: 0.302 (1, 5)	K		1B			5-3			F8	5	1	2	2	0	1	3									
<b>Bucky Dent, R</b> OBP: 0.262, SLG: 0.270 (1, 6)			1B						FC4-6 1B	4	0	2	1	0	0	1									
<b>Brian Downing, R</b> OBP: 0.311, SLG: 0.269 (1, 2)			P6							5	0	3	0	0	0	3									
<b>Inning Stats</b>	R: 2 E: 1 K: 1 S: 8	H: 3 LOB: 2 BB: 1 P: 12	R: 0 E: 0 K: 0 S: 4	H: 1 LOB: 1 BB: 0 P: 4	R: 3 E: 0 K: 0 S: 7	H: 4 LOB: 2 BB: 1 P: 11	R: 0 E: 0 K: 0 S: 4	H: 1 LOB: 1 BB: 0 P: 4	R: 0 E: 0 K: 0 S: 5	H: 2 LOB: 2 BB: 0 P: 5	R: 0 E: 0 K: 0 S: 3	H: 0 LOB: 0 BB: 0 P: 3	R: 3 E: 0 K: 0 S: 7	H: 4 LOB: 1 BB: 0 P: 7	R: 0 E: 0 K: 1 S: 5	H: 0 LOB: 0 BB: 0 P: 5		R: 0 E: 1 K: 0 S: 6	H: 2 LOB: 3 BB: 0 P: 6	1B: 15 2B: 2 3B: 0 HR: 0	SF: 0 SAC: 1 DP: 1 HBP: 0	WP: 0 PB: 1 SB: 0 CS: 0	PA: 47		
<b>PITCHER</b>	IP	WLS	BF	H	R	ER	SO	BB	IBB	HBP	BLK	WP	HR	S	P	ERA	WHIP								
<b>Bruce Dal Canton, R</b> ERA: 17.78 (1, 1)	2.1	L	16	7	5	3	1	2	0	0	0	0	0	16	24	11.57	3.857								
<b>Marty Pattin, R</b> ERA: 6.23 (3, 1)	3.2		18	7	3	3	0	0	0	0	0	0	0	18	18	7.36	1.909								
<b>Lindy McDaniel, R</b> ERA: 0.77 (7, 1)	3.0		13	3	0	0	1	0	0	0	0	0	0	15	15	0.00	1.000								

AB 44  
R 8  
H 17  
RBI 6  
BB 2  
SO 2  
LOB 26



Batter	1	2	3	4	5	6	7	8	9	AB	R	H	RBI	BB	SO	LOB	BOTTOM									
<b>Jim Wohlford, R</b> OBP: 0.281, SLG: 0.448 (1, 7)	6-3		K		P4		L8			4	0	0	0	0	1	0	<b>Chicago White Sox @ Kansas City Royals</b> Royals Stadium, Kansas City, MO Sun Apr 27 1975, 4:33 AM EDT Att: 9,803 - Cloudy - 80 F									
<b>Amos Otis, R</b> OBP: 0.413, SLG: 0.525 (1, 8)	K		F9		5-3				F8	4	0	0	0	0	1	0										
<b>Hal McRae, R</b> OBP: 0.306, SLG: 0.375 (1, 10)	HR BB		K				F8		K	3	1	0	0	1	2	0										
<b>Harmon Killebrew, R</b> OBP: 0.375, SLG: 0.511 <b>Vada Pinson, L</b> OBP: 0.242, SLG: 0.419 (8, PR) (9, 3)	1-H HR			3-1 1B	2B		L8		BB	3	2	2	2	1	0	0										
<b>George Brett, L</b> OBP: 0.368, SLG: 0.377 (1, 5)	2B BB			3-1		6-3			4-3	3	1	0	0	1	0	2										
<b>Cookie Rojas, R</b> OBP: 0.327, SLG: 0.385 (1, 4)	1-H 2B		K				F8		F5	4	0	1	1	0	1	1										
<b>Al Cowens, R</b> OBP: 0.250, SLG: 0.400 (1, 9)			P6				5-3		4-3	4	0	1	1	0	0	0										
<b>Freddie Patek, R</b> OBP: 0.350, SLG: 0.380 <b>Tony Solatia, L</b> OBP: 0.297, SLG: 0.357 (9, PH)			L3		3-H 1B		F4		K	3	1	1	0	0	0	1										
<b>Buck Martinez, R</b> OBP: 0.244, SLG: 0.359 (1, 2)			4-3				4-3		HR	3	1	1	2	0	0	0										
<b>Inning Stats</b>	R: 3 E: 0 K: 1 S: 6	H: 2 LOB: 1 BB: 2 P: 14	R: 0 E: 0 K: 0 S: 3	H: 0 LOB: 0 BB: 0 P: 3	R: 0 E: 0 K: 2 S: 7	H: 0 LOB: 0 BB: 0 P: 7	R: 1 E: 0 K: 1 S: 7	H: 2 LOB: 1 BB: 0 P: 7	R: 0 E: 0 K: 0 S: 3	H: 0 LOB: 0 BB: 0 P: 3	R: 0 E: 0 K: 0 S: 3	H: 0 LOB: 0 BB: 0 P: 3	R: 2 E: 0 K: 0 S: 5	H: 2 LOB: 0 BB: 0 P: 5	R: 0 E: 0 K: 1 S: 5	H: 0 LOB: 1 BB: 1 P: 9		R: 0 E: 0 K: 1 S: 5	H: 0 LOB: 0 BB: 0 P: 5	1B: 1 2B: 3 3B: 0 HR: 2	SF: 0 SAC: 0 DP: 0 HBP: 0	WP: 0 PB: 0 SB: 0 CS: 0	PA: 35			
<b>PITCHER</b>	IP	WLS	BF	H	R	ER	SO	BB	IBB	HBP	BLK	WP	HR	S	P	ERA	WHIP									
<b>Jim Kaat, L</b> ERA: 3.88 (1, 1)	6.2	W	27	6	6	6	4	2	0	0	0	0	0	2	33	41	8.10	1.200								
<b>Rich Gossage, R</b> ERA: 2.2 (7, 1)	2.1	S	8	0	0	0	2	1	0	0	0	0	0	11	15	0.00	0.429									

AB 32  
R 6  
H 6  
RBI 6  
BB 3  
SO 6  
LOB 4






Batter	1	2	3	4	5	6	7	8	9	AB	R	H	RBI	BB	SO	LOB	TOP																					
Nyls Nyman, L (1, 7) OBP: 0.221, SLG: 0.244	3-1	K			K		1-6-3		F7	5	0	0	0	0	2	3																						
Jorge Orta, L (1, 4) OBP: 0.329, SLG: 0.434	6-3		4-3			1B	F9		HR	5	2	2	2	0	0	1																						
Pat Kelly, L (1, 9) OBP: 0.450, SLG: 0.440	1B	2B	K			1B	G4-6-3		K	5	2	3	0	0	2	0																						
Carlos May, L (1, 10) OBP: 0.429, SLG: 0.554	2B	1B	4-3			1B	G4-6-3		K	4	0	2	2	0	1	1																						
Ken Henderson, S (1, 8) OBP: 0.418, SLG: 0.528	1B	2B	4-3			G4-6-3	BB		BB	3	0	1	0	1	0	1																						
Bill Melton, R (1, 5) OBP: 0.333, SLG: 0.284	1-3		F9			E4	F7		F7	4	0	0	0	0	0	4																						
Tony Muser, L (1, 3) OBP: 0.063, SLG: 0.063		4-3	4-3			1-3	4-3		4-3	4	0	0	0	0	0	3																						
Bucky Dent, R (1, 6) OBP: 0.250, SLG: 0.258	6-3		1-4-3			6-3			F5	3	0	0	0	0	0	0																						
Bill Sharp, L (9, PH) OBP: 0.269, SLG: 0.208										1	0	0	0	0	0	0																						
Brian Downing, R (1, 2) OBP: 0.338, SLG: 0.309		2B	5-3			1B	1-6-3		HR	3	1	2	0	1	0	0																						
<b>Inning Stats</b>	R: 1 E: 0 K: 0 S: 6	H: 3 LOB: 2 BB: 0 P: 6	R: 0 E: 0 K: 1 S: 6	H: 1 LOB: 1 BB: 0 P: 6	R: 0 E: 0 K: 1 S: 5	H: 0 LOB: 0 BB: 0 P: 5	R: 0 E: 0 K: 0 S: 3	H: 0 LOB: 0 BB: 0 P: 3	R: 0 E: 0 K: 1 S: 5	H: 0 LOB: 0 BB: 0 P: 5	R: 2 E: 1 K: 0 S: 6	H: 3 LOB: 1 BB: 0 P: 6	R: 0 E: 0 K: 0 S: 4	H: 1 LOB: 2 BB: 0 P: 4	R: 0 E: 0 K: 1 S: 6	H: 1 LOB: 2 BB: 1 P: 10	R: 2 E: 0 K: 1 S: 6	H: 1 LOB: 0 BB: 1 P: 10	1B: 5 2B: 4 3B: 0 HR: 1	SF: 0 SAC: 0 DP: 1 HBP: 0	WP: 0 PB: 0 CS: 0	PA: 39																
<b>PITCHER</b>	IP	WLS	BF	H	R	ER	SO	BB	IBB	HBP	BLK	WP	HR	S	P	ERA	WHIP	<b>PITCHER</b>				IP	WLS	BF	H	R	ER	SO	BB	IBB	HBP	BLK	WP	HR	S	P	ERA	WHIP
Steve Busby, R (1, 1) ERA: 2.2	8.0	W	34	9	3	3	4	1	0	0	0	0	0	41	45	3.38	1.250																					
Doug Bird, R (9, 1) ERA: 1.66	1.0		5	1	2	2	1	1	0	0	0	0	1	6	10	18.00	2.000																					

Chicago White Sox @ Kansas City Royals  
 Royals Stadium, Kansas City, MO  
 Mon Apr 28 1975, 8:05 PM EDT  
 Alt: 8,352 - Unknown - 74 F

AB 37  
 R 5  
 H 10  
 RBI 4  
 BB 2  
 SO 5  
 LOB 13



Batter	1	2	3	4	5	6	7	8	9	AB	R	H	RBI	BB	SO	LOB	BOTTOM																					
Freddie Patek, R (1, 6) OBP: 0.369, SLG: 0.389	K		3B		2B		BB	K		4	3	2	0	1	2	1																						
Amos Otis, R (1, 8) OBP: 0.425, SLG: 0.569	K		1B		BB		1B	P4		4	2	2	2	1	1	1																						
John Mayberry, L (1, 3) OBP: 0.397, SLG: 0.286	FC6-4		3B		2B		BB			2	1	1	0	2	1	1																						
Hal McRae, R (1, 7) OBP: 0.303, SLG: 0.397	1B		BB		K		BB			4	0	1	3	0	0	3																						
Harmon Killebrew, R (1, 10) OBP: 0.400, SLG: 0.571	FC6-4		BB		6-3		3B			2	1	1	1	2	0	0																						
Rodney Scott, S (7, PR)	BB		L5		HR		BB			0	0	0	0	0	0	0																						
George Brett, L (1, 5) OBP: 0.347, SLG: 0.354	FC4-6		BB		6-3		K		K	4	0	0	0	0	2	3																						
Cookie Rojas, R (1, 4) OBP: 0.321, SLG: 0.375	F9		1B		1B		P5		1-3	4	0	1	0	0	0	3																						
Jim Wohlford, R (1, 9) OBP: 0.306, SLG: 0.455	1B		L3		L3		F8		F8	4	0	2	0	0	0	1																						
Buck Martinez, R (1, 2) OBP: 0.244, SLG: 0.333	P6		1B		F8		CS		6-3	3	0	0	0	1	0	2																						
<b>Inning Stats</b>	R: 0 E: 0 K: 2 S: 8	H: 1 LOB: 1 BB: 0 P: 8	R: 0 E: 0 K: 0 S: 4	H: 1 LOB: 2 BB: 1 P: 8	R: 2 E: 0 K: 0 S: 4	H: 2 LOB: 0 BB: 1 P: 8	R: 0 E: 0 K: 0 S: 3	H: 1 LOB: 0 BB: 0 P: 3	R: 1 E: 0 K: 1 S: 6	H: 1 LOB: 1 BB: 1 P: 10	R: 1 E: 0 K: 1 S: 6	H: 2 LOB: 0 BB: 0 P: 6	R: 3 E: 0 K: 1 S: 7	H: 2 LOB: 2 BB: 3 P: 19	R: 0 E: 0 K: 1 S: 5	H: 0 LOB: 1 BB: 1 P: 9	1B: 6 2B: 2 3B: 2 HR: 1	SF: 0 SAC: 0 DP: 2 HBP: 0	WP: 0 PB: 0 CS: 1	PA: 39																		
<b>PITCHER</b>	IP	WLS	BF	H	R	ER	SO	BB	IBB	HBP	BLK	WP	HR	S	P	ERA	WHIP	<b>PITCHER</b>				IP	WLS	BF	H	R	ER	SO	BB	IBB	HBP	BLK	WP	HR	S	P	ERA	WHIP
Wilbur Wood, L (1, 1) ERA: 5.1	6.1	L	29	9	6	6	4	4	0	0	0	0	0	33	49	8.53	2.053																					
Terry Forster, L (7, 1) ERA: 2.63	1.2		9	1	1	1	2	3	0	0	0	0	0	10	22	5.40	2.400																					

Chicago White Sox @ Kansas City Royals  
 Royals Stadium, Kansas City, MO  
 Mon Apr 28 1975, 8:05 PM EDT  
 Alt: 8,352 - Unknown - 74 F

AB 31  
 R 7  
 H 10  
 RBI 6  
 BB 7  
 SO 6  
 LOB 15





Batter	1	2	3	4	5	6	7	8	9	AB	R	H	RBI	BB	SO	LOB	TOP			
Pat Kelly, L OBP: 0.438, SLG: 0.426 (1, 9)	0-0 4-3		0-3 K		0-0 1B			0-0 F9		4	0	1	0	0	1	1	<p>Chicago White Sox @ Texas Rangers</p> <p>Arlington Stadium, Arlington, TX</p> <p>Tue Apr 29 1975, 8:05 PM EDT</p> <p>Att: 7,107 - Unknown</p> <p>livebaseballscores.com</p>			
Jorge Orta, L OBP: 0.326, SLG: 0.450 (1, 4)	0-0 F8			0-0 F7	0-0 F8			0-0 1B		4	1	1	0	0	0	1				
Carlos May, L OBP: 0.432, SLG: 0.544 (1, 3)	0-3 K			4-0 1B		0-0 F9		0-0 1B		3	1	1	1	1	1	0				
Ken Henderson, S OBP: 0.410, SLG: 0.513 (1, 8)		0-0 F9		0-0 1B	0-0 FC5-4	0-0 G3		0-0 G1-6-3		4	0	1	0	0	0	1				
Bill Melton, R OBP: 0.341, SLG: 0.296 (1, 5)		0-3 K		0-0 1B	0-0 FC5-4	0-3 K		0-0 FC4-6		4	0	2	1	0	2	0				
Lee Richard, R OBP: 0.500, SLG: 0.500 (9, PR)				1-2 1B	0-0 FC5-4			0-0 1B		0	0	0	0	0	0	0				
Deron Johnson, R OBP: 0.293, SLG: 0.358 (1, 10)		0-3 K		0-0 FC5-4	0-0 FC1-4		0-0 6-3		0-3 K	4	0	0	0	0	2	3				
Nyls Nyman, L OBP: 0.222, SLG: 0.244 (1, 7)			0-0 1B	0-0 FC1-4	0-0 1B		0-0 4-3		0-0 FC4-6	4	0	1	0	0	0	3				
Bucky Dent, R OBP: 0.254, SLG: 0.275 (1, 6)			0-0 1B	0-0 L5-3	0-3 K		0-0 2B		0-0 F6	3	0	1	0	0	1	1				
Bill Sharp, L OBP: 0.259, SLG: 0.200 (9, PH)			1-2 1B							1	0	0	0	0	0	1				
Brian Downing, R OBP: 0.338, SLG: 0.310 (1, 2)			0-0 1B		0-0 5-3		0-0 L5			3	0	1	0	0	0	1				
<b>Inning Stats</b>	R: 0 E: 0 K: 1 S: 5	H: 0 LOB: 0 BB: 0 P: 5	R: 0 E: 0 K: 2 S: 7	H: 0 LOB: 0 BB: 0 P: 7	R: 0 E: 0 K: 1 S: 6	H: 2 LOB: 1 BB: 0 P: 6	R: 1 E: 0 K: 0 S: 5	H: 2 LOB: 2 BB: 1 P: 9	R: 0 E: 0 K: 1 S: 6	H: 1 LOB: 1 BB: 0 P: 6	R: 0 E: 0 K: 0 S: 4	H: 1 LOB: 1 BB: 0 P: 4	R: 1 E: 0 K: 0 S: 4	H: 2 LOB: 0 BB: 0 P: 4	R: 0 E: 0 K: 1 S: 6	H: 1 LOB: 1 BB: 0 P: 6	1B: 7 2B: 2 3B: 1 HR: 0	SF: 0 SAC: 0 DP: 2 HBP: 0	WP: 0 PB: 0 SB: 1 CS: 0	PA: 35
<b>PITCHER</b> Fergie Jenkins, R ERA: 3.67 (1, 1)	IP: 9.0 WLS: W BF: 35	H: 9 R: 2 ER: 2 SO: 7	BB: 1 IBB: 0 HBP: 0 BLK: 0	WP: 0 HR: 0 S: 48 P: 52	ERA: 2.00 WHIP: 1.111	<b>PITCHER</b>										IP: 9.0 WLS: W BF: 35	H: 9 R: 2 ER: 2 SO: 7	BB: 1 IBB: 0 HBP: 0 BLK: 0	WP: 0 HR: 0 S: 48 P: 52	ERA: 2.00 WHIP: 1.111

Batter	1	2	3	4	5	6	7	8	9	AB	R	H	RBI	BB	SO	LOB	BOTTOM			
Cesar Tovar, R OBP: 0.365, SLG: 0.333 (1, 7)	0-0 1-3		0-0 HR	0-0 F6			0-0 G3			4	1	2	0	0	0	2	<p>Chicago White Sox @ Texas Rangers</p> <p>Arlington Stadium, Arlington, TX</p> <p>Tue Apr 29 1975, 8:05 PM EDT</p> <p>Att: 7,107 - Unknown</p> <p>livebaseballscores.com</p>			
Willie Davis, L OBP: 0.231, SLG: 0.289 (1, 8)	0-3 K		0-3 K		0-0 G3		0-0 G3			4	0	0	0	0	2	2				
Lenny Randle, S OBP: 0.367, SLG: 0.373 (1, 4)	4-0 1B		0-0 HR	0-0 FC5-4			0-0 5-3			3	2	2	2	1	0	1				
Jeff Burroughs, R OBP: 0.387, SLG: 0.485 (1, 9)	4-0 1B		0-3 K	0-0 FC5-4			4-0 IBB			2	0	0	0	2	1	1				
Jim Fregosi, R OBP: 0.310, SLG: 0.333 (1, 3)	0-0 1B		0-3 K	0-0 FC5-4			0-3 K			4	0	2	1	0	2	2				
Tom Grieve, R OBP: 0.261, SLG: 0.591 (1, 10)	0-3 K			0-0 6-3	0-0 F8			0-0 F9		2	0	0	0	0	1	2				
Mike Hargrove, L OBP: 0.333, SLG: 0.426 (5, PH)				0-0 6-3	0-0 F8			0-0 F9		2	0	0	0	0	0	2				
Toby Harrah, R OBP: 0.343, SLG: 0.393 (1, 6)		0-0 5-3		0-0 F8		0-0 6-3		0-0 F8		4	0	0	0	0	0	0				
Leo Cardenas, R OBP: 0.200, SLG: 0.111 (1, 5)		0-0 5-3		4-0 BB	4-0 BB		0-0 4-3	0-3 K		3	0	0	0	1	1	0				
Jim Sundberg, R OBP: 0.276, SLG: 0.224 (1, 2)		0-0 F7		4-0 BB	4-0 BB		0-3 K			2	0	0	0	1	1	0				
<b>Inning Stats</b>	R: 1 E: 0 K: 2 S: 8	H: 1 LOB: 2 BB: 2 P: 16	R: 0 E: 0 K: 0 S: 3	H: 0 LOB: 0 BB: 0 P: 3	R: 2 E: 0 K: 3 S: 11	H: 2 LOB: 0 BB: 0 P: 11	R: 0 E: 0 K: 0 S: 3	H: 0 LOB: 2 BB: 2 P: 11	R: 0 E: 0 K: 1 S: 5	H: 0 LOB: 0 BB: 0 P: 5	R: 0 E: 0 K: 1 S: 6	H: 1 LOB: 2 BB: 1 P: 10	R: 0 E: 0 K: 1 S: 5	H: 0 LOB: 0 BB: 0 P: 5	R: 0 E: 0 K: 1 S: 5	H: 0 LOB: 0 BB: 0 P: 5	1B: 5 2B: 0 3B: 0 HR: 1	SF: 0 SAC: 0 DP: 0 HBP: 0	WP: 0 PB: 0 SB: 0 CS: 0	PA: 35
<b>PITCHER</b> Claude Osteen, L ERA: 5.34 (1, 1)	IP: 4.2 WLS: L BF: 23	H: 5 R: 3 ER: 3 SO: 5	BB: 4 IBB: 0 HBP: 0 BLK: 0	WP: 0 HR: 1 S: 29 P: 45	ERA: 5.79 WHIP: 1.929	<b>PITCHER</b>										IP: 3.1 WLS: L BF: 12	H: 1 R: 0 ER: 0 SO: 3	BB: 0 IBB: 1 HBP: 0 BLK: 0	WP: 0 HR: 0 S: 17 P: 21	ERA: 0.00 WHIP: 0.300



Batter	1	2	3	4	5	6	7	8	9	AB	R	H	RBI	BB	SO	LOB	TOP										
Pat Kelly, L (1, 9) OBP: 0.456, SLG: 0.439 Buddy Bradford, R (9, PH) OBP: 0.278, SLG: 0.071	4-0 CS BB		0-0 FC4-6 1B		0-0 4-3			0-0 1B	0-0 L4	3	0	2	1	1	0	0											
Jorge Orta, L (1, 4) OBP: 0.322, SLG: 0.440	0-3 K		0-0 FC4-6 1B		0-0 6-3			0-0 BB 1B		4	0	1	1	0	1	2											
Carlos May, L (1, 10) OBP: 0.423, SLG: 0.528	0-0 F7		0-0 1B		0-0 6-3			0-0 F4		4	0	1	0	0	0	2											
Ken Henderson, S (1, 8) OBP: 0.414, SLG: 0.500		4-0 FC1-5 BB 1B	0-0 F6		4-0 FC4-6 BB			0-3 K		2	0	0	0	2	1	3											
Bill Melton, R (1, 5) OBP: 0.349, SLG: 0.297		0-0 FC1-5-4 1B		0-0 F4		0-0 F6		4-0 BB		3	0	1	0	1	0	1											
Tony Muser, L (1, 3) OBP: 0.105, SLG: 0.056 Deron Johnson, R (8, PH) OBP: 0.288, SLG: 0.352		0-0 F5		0-0 BB		0-0 FC4-6		0-0 F7		2	0	0	0	1	0	3											
Nyls Nyman, L (1, 7) OBP: 0.215, SLG: 0.236 Jerry Hairston, S (9, PH)		0-0 FC1-5-4		0-0 F6		0-0 L7		0-0 1-3		3	0	0	0	0	0	3	AB 29										
Bucky Dent, R (1, 6) OBP: 0.253, SLG: 0.264			4-0 BB 1B BB		0-0 F8		0-0 5-3		0-0 F9	3	1	0	0	1	0	1	R 2										
Brian Downing, R (1, 2) OBP: 0.347, SLG: 0.300			4-0 1B FC4-6 BB		0-0 F7		0-0 F4		4-0 BB	2	1	0	0	2	0	0	H 5										
<b>Inning Stats</b>	R: 0 E: 0 K: 1 S: 4	H: 0 LOB: 0 BB: 1 P: 8	R: 0 E: 0 K: 0 S: 3	H: 1 LOB: 1 BB: 1 P: 7	R: 2 E: 0 K: 0 S: 4	H: 2 LOB: 1 BB: 2 P: 12	R: 0 E: 0 K: 0 S: 3	H: 0 LOB: 1 BB: 1 P: 7	R: 0 E: 0 K: 0 S: 3	H: 0 LOB: 0 BB: 0 P: 3	R: 0 E: 0 K: 0 S: 3	H: 0 LOB: 1 BB: 1 P: 7	R: 0 E: 0 K: 1 S: 7	H: 2 LOB: 3 BB: 1 P: 11	R: 0 E: 0 K: 0 S: 3	H: 0 LOB: 1 BB: 1 P: 7	1B: 5 2B: 1 3B: 0 HR: 0	SF: 0 SAC: 0 DP: 2 HBP: 0	WP: 0 PB: 0 SB: 0 CS: 1	PA: 37							
<b>PITCHER</b>	IP	WLS	BF	H	R	ER	SO	BB	IBB	HBP	BLK	WP	HR	S	P	ERA	WHIP										
Jim Bibby, R (1, 1) ERA: 5.24	7.2	W	32	5	2	2	2	7	0	0	0	0	0	29	57	2.35	1.565										
Jim Umbarger, L (8, 1) ERA: 0.69	1.1		5	0	0	0	0	1	0	0	0	0	0	4	8	0.00	0.750										

Chicago White Sox @ Texas Rangers  
Arlington Stadium, Arlington, TX  
Wed Apr 30 1975, 8:05 PM EDT  
Att: 8,105 - Unknown

AB 29  
R 2  
H 5  
RBI 2  
BB 8  
SO 2  
LOB 19



Batter	1	2	3	4	5	6	7	8	9	AB	R	H	RBI	BB	SO	LOB	BOTTOM										
Cesar Tovar, R (1, 7) OBP: 0.391, SLG: 0.306 Joe Lovitto, S (7, 7) OBP: 0.313, SLG: 0.308	4-0 2B BB	0-0 F8	0-0 F8		0-0 1-3	0-0 L6				4	1	0	0	1	0	6											
Willie Davis, L (1, 8) OBP: 0.391, SLG: 0.316 Tom Grieve, R (8, 7) OBP: 0.261, SLG: 0.591	0-0 4-3	4-0 BB		0-0 F9	0-0 3B	1-0 G5-4-3 HBP				3	0	1	1	1	0	1											
Lenny Randle, S (1, 4) OBP: 0.369, SLG: 0.380	0-0 6-3 2B	0-3 K		4-0 BB 2B	0-0 4-3			0-0 F9		4	2	1	1	1	1	3											
Jeff Burroughs, R (1, 9) OBP: 0.388, SLG: 0.479	0-0 6-3		0-0 FC3-6 1B	0-0 F8		0-0 WP FC3-6 1B		0-0 G5-4-3		5	1	2	0	0	0	3											
Mike Hargrove, L (1, 3) OBP: 0.339, SLG: 0.412	0-0 BB 1B		0-0 FC3-6 HR	4-0 2B BB		0-0 F7		0-0 6-3		4	2	1	1	1	0	2											
Jim Spencer, L (1, 10) OBP: 0.362, SLG: 0.500	0-0 BB 1B		0-0 HR	0-0 2B		1-0 FC3-6 HBP		0-3 K		4	1	3	4	0	1	0											
Toby Harrah, R (1, 6) OBP: 0.361, SLG: 0.393 Roy Smalley, S (4, 6)	4-0 BB		1-0 2B HBP	0-0 3-1		0-0 FC3-6 BB HBP		0-0 F8		0	0	0	0	1	0	0	AB 32										
Roy Howell, L (1, 5) OBP: 0.250, SLG: 0.333	0-0 F5		0-0 2B		0-0 F8	1-0 BB HBP		0-0 F8		3	0	1	0	0	0	3	R 8										
Jim Sundberg, R (1, 2) OBP: 0.306, SLG: 0.235		0-0 F9	4-0 BB		0-0 3B 1B	4-0 BB		0-0 F8		2	1	1	0	2	0	0	H 10										
<b>Inning Stats</b>	R: 2 E: 0 K: 0 S: 6	H: 3 LOB: 3 BB: 2 P: 14	R: 0 E: 0 K: 1 S: 5	H: 0 LOB: 1 BB: 1 P: 9	R: 2 E: 0 K: 0 S: 5	H: 3 LOB: 2 BB: 1 P: 10	R: 2 E: 0 K: 0 S: 4	H: 1 LOB: 1 BB: 2 P: 12	R: 1 E: 0 K: 0 S: 5	H: 2 LOB: 1 BB: 0 P: 5	R: 1 E: 0 K: 0 S: 4	H: 1 LOB: 3 BB: 1 P: 10	R: 0 E: 0 K: 0 S: 2	H: 0 LOB: 0 BB: 0 P: 3	R: 0 E: 0 K: 1 S: 5	H: 0 LOB: 0 BB: 0 P: 5	1B: 5 2B: 3 3B: 1 HR: 1	SF: 0 SAC: 0 DP: 1 HBP: 4	WP: 1 PB: 0 SB: 1 CS: 0	PA: 43							
<b>PITCHER</b>	IP	WLS	BF	H	R	ER	SO	BB	IBB	HBP	BLK	WP	HR	S	P	ERA	WHIP										
Stan Bahnsen, R (1, 1) ERA: 12.0	2.2	L	17	6	4	4	4	3	0	1	0	0	0	15	28	13.50	3.375										
Ozzie Osborn, R (3, 1) ERA: 7.11	2.1		13	3	3	3	0	3	0	0	0	0	0	10	22	11.57	2.571										
Cecil Upshaw, R (6, 1) ERA: 3.72	3.0		13	1	1	1	1	1	0	3	0	1	0	11	18	3.00	0.667										

Chicago White Sox @ Texas Rangers  
Arlington Stadium, Arlington, TX  
Wed Apr 30 1975, 8:05 PM EDT  
Att: 8,105 - Unknown

AB 32  
R 8  
H 10  
RBI 8  
BB 7  
SO 2  
LOB 20





Batter	1	2	3	4	5	6	7	8	9	AB	R	H	RBI	BB	SO	LOB	TOP								
<b>Buddy Bradford, R</b> OBP: 0.261, SLG: 0.059 (1, 9)	4-0 L1-3 BB		0-0 5-3		0-0 SF9		0-3 K		0-3 K	3	0	0	1	1	2	0	<b>Chicago White Sox @ Texas Rangers</b> Arlington Stadium, Arlington, TX Thu May 01 1975, 8:05 PM EDT Att: 6,481 - Unknown <a href="http://livebaseballscorecards.com">livebaseballscorecards.com</a>								
<b>Bucky Dent, R</b> OBP: 0.266, SLG: 0.276 (1, 6)	0-0 L1-3		0-0		0-0 3H BB		0-0 F9			4	0	2	0	0	0	1									
<b>Carlos May, L</b> OBP: 0.439, SLG: 0.541 (1, 3)	4-0 BB		0-0 G3		1-2 FC5-4 BB			0-0 FC6-4		2	0	1	0	2	0	1									
<b>Ken Henderson, S</b> OBP: 0.418, SLG: 0.488 (1, 8)	4-0 FC5-4 BB			0-0 F9	0-0 FC5-4			4-0 FC6-4		2	0	0	0	2	0	2									
<b>Bill Melton, R</b> OBP: 0.344, SLG: 0.295 (1, 5)	0-0 FC5-4			0-0 4-3		0-0 G5-4-3 1B		0-0 F7		4	0	1	0	0	0	4									
<b>Deron Johnson, R</b> OBP: 0.286, SLG: 0.333 (1, 10)		0-0 5-3		4-0 BB	0-0 G5-4-3		0-0 FC6-4		0-0 FC6	3	0	0	0	1	0	3									
<b>Jorge Orta, L</b> OBP: 0.319, SLG: 0.432 (1, 4)		0-0 6-3		0-0 F6		0-0 E S 1B		0-0 FC6		4	0	1	0	0	0	3									
<b>Brian Downing, R</b> OBP: 0.342, SLG: 0.313 (1, 2)		0-0 4-3			0-0 G3 SF9 2B		0-0 6-3		0-0 F4	4	1	1	0	0	0	1									
<b>Nyls Nyman, L</b> OBP: 0.206, SLG: 0.226 (1, 7)			0-0 5-3		0-0 G3		0-3 K		0-0 6-3	4	0	0	0	0	1	1									
<b>Inning Stats</b>	R: 0 E: 0 K: 0 S: 2	H: 0 LOB: 2 BB: 3 P: 14	R: 0 E: 0 K: 0 S: 3	H: 0 LOB: 0 BB: 0 P: 3	R: 0 E: 0 K: 0 S: 4	H: 1 LOB: 1 BB: 0 P: 4	R: 0 E: 0 K: 0 S: 3	H: 0 LOB: 1 BB: 0 P: 7	R: 1 E: 0 K: 0 S: 5	H: 2 LOB: 2 BB: 1 P: 9	R: 0 E: 0 K: 0 S: 4	H: 2 LOB: 1 BB: 0 P: 4	R: 0 E: 0 K: 0 S: 7	H: 0 LOB: 0 BB: 0 P: 7	R: 0 E: 0 K: 0 S: 4	H: 1 LOB: 2 BB: 1 P: 8	R: 0 E: 0 K: 1 S: 5	H: 0 LOB: 0 BB: 0 P: 5	1B: 4 2B: 3 3B: 0 HR: 0	SF: 1 SAC: 0 DP: 2 HBP: 0	WP: 0 PB: 0 SB: 1 CS: 0	PA: 37			
<b>PITCHER</b>	IP	WLS	BF	H	R	ER	SO	BB	IBB	HBP	BLK	WP	HR	S	P	ERA	WHIP								
<b>Clyde Wright, L</b> ERA: 3.05 (1, 1)	7.0		31	6	1	0	2	6	0	0	0	0	0	29	53	0.00	1.714								
<b>Steve Foucault, R</b> ERA: 4.42 (8, 1)	2.0	W	6	0	0	0	1	0	0	0	0	0	0	8	8	0.00	0.000								

Batter	1	2	3	4	5	6	7	8	9	AB	R	H	RBI	BB	SO	LOB	BOTTOM								
<b>Cesar Tovar, R</b> OBP: 0.339, SLG: 0.296 (1, 10)	0-0 4-3 1B		0-0 G6-4-3		0-0 FC4-6 FC5-4		0-0 F8		0-0 E4 1B S	5	0	1	0	0	0	5	<b>Chicago White Sox @ Texas Rangers</b> Arlington Stadium, Arlington, TX Thu May 01 1975, 8:05 PM EDT Att: 6,481 - Unknown <a href="http://livebaseballscorecards.com">livebaseballscorecards.com</a>								
<b>Leo Cardenas, R</b> OBP: 0.286, SLG: 0.231 (1, 5)	0-0 4-3			0-0 1B 4-3 1B	0-0 FC5-4			0-0 SH1-3 1B	4	1	2	0	0	0	2										
<b>Roy Howell, L</b> OBP: 0.241, SLG: 0.321 (9, PH)	1-2 4-3				1-2			0-0 SH1-3 1B	1	0	0	0	0	1	2										
<b>Lenny Randle, S</b> OBP: 0.375, SLG: 0.387 (1, 4)	0-3 K			0-0 4-3		0-0 G6-4-3 1B		0-0 SH1-3	4	0	2	1	0	1	2										
<b>Jeff Burroughs, R</b> OBP: 0.393, SLG: 0.473 (1, 9)	0-3 K			0-0 1B 1B		0-0 F9		4-0 BB	3	0	1	0	1	1	2										
<b>Jim Fregosi, R</b> OBP: 0.303, SLG: 0.323 (1, 3)		0-0 4-3		0-0 1B 1B		0-0 G6-4-3		0-0 F9	4	0	1	1	0	0	3										
<b>Tom Grieve, R</b> OBP: 0.296, SLG: 0.560 (1, 7)		0-0 F7		0-0 1B 1B		0-0 K		4-0 BB	3	0	1	0	1	1	0										
<b>Willie Davis, L</b> OBP: 0.253, SLG: 0.316 (9, 8)		0-0 F7		1-3 2H 1B		0-0 K		1-2 2-3 BB	0	0	0	0	0	0	0										
<b>Joe Lovitto, S</b> OBP: 0.300, SLG: 0.294 (1, 8) (9, 7)		0-3 K		0-3 K		0-0 1B 1B		0-0 F7	4	0	1	0	0	2	5										
<b>Roy Smalley, S</b> OBP: 0.286, SLG: 0.286 (1, 6)			0-0 1-3		0-0 FC4-6 1B		0-0 1B		0-3 K	4	0	2	0	0	1	0									
<b>Jim Sundberg, R</b> OBP: 0.303, SLG: 0.222 (1, 2)			0-0 E7 G6-4-3		0-0 K		0-0 F8		1-0 E 1B HBP	3	1	0	0	0	1	3									
<b>Inning Stats</b>	R: 0 E: 0 K: 2 S: 8	H: 1 LOB: 1 BB: 0 P: 8	R: 0 E: 0 K: 1 S: 5	H: 0 LOB: 0 BB: 0 P: 5	R: 0 E: 1 K: 0 S: 3	H: 0 LOB: 0 BB: 0 P: 3	R: 1 E: 0 K: 1 S: 8	H: 4 LOB: 2 BB: 0 P: 8	R: 0 E: 0 K: 1 S: 6	H: 1 LOB: 1 BB: 0 P: 6	R: 0 E: 0 K: 0 S: 3	H: 1 LOB: 0 BB: 0 P: 3	R: 0 E: 0 K: 1 S: 7	H: 2 LOB: 2 BB: 0 P: 7	R: 0 E: 0 K: 0 S: 4	H: 1 LOB: 3 BB: 2 P: 12	R: 1 E: 1 K: 2 S: 8	H: 1 LOB: 2 BB: 0 P: 9	1B: 11 2B: 0 3B: 0 HR: 0	SF: 0 SAC: 1 DP: 2 HBP: 1	WP: 0 PB: 0 SB: 1 CS: 0	PA: 39			
<b>PITCHER</b>	IP	WLS	BF	H	R	ER	SO	BB	IBB	HBP	BLK	WP	HR	S	P	ERA	WHIP								
<b>Jim Kaat, L</b> ERA: 3.19 (1, 1)	7.1		30	10	1	1	6	0	0	0	0	0	0	42	42	0.00	1.364								
<b>Rich Gossage, R</b> ERA: 1.74 (8, 1)	1.0	L	7	0	1	0	1	1	1	1	0	0	0	6	15	0.00	1.000								
<b>Terry Forster, L</b> ERA: 2.57 (9, 1)	0.1		2	1	0	0	1	0	0	0	0	0	0	4	4	0.00	3.000								



Batter	1	2	3	4	5	6	7	8	9	10	11	12	AB	R	H	RBI	BB	SO	LOB	TOP							
Bill North, S OBP: 0.376, SLG: 0.310 (1, 8)			L4		PB 1B	5-3		BB		BB		1B	5	1	2	1	2	1	1								
Bert Campaneris, R OBP: 0.213, SLG: 0.220 (1, 6)	BB 2B 1B		K		F8			K		K		6-3	7	1	2	0	0	3	6								
Reggie Jackson, L OBP: 0.372, SLG: 0.417 (1, 9)	2B SF8 BB		1B		F3		3-4-3 1B			L6		1B	5	1	2	0	1	0	2								
Joe Rudi, R OBP: 0.528 (9, PR) Matt Alexander, S Jim Holt, L (9, 3)	SF8 1-3 2H		F8		FC5 BB 1B		IBB			S 1B		K	4	0	3	2	1	0	1								
Billy Williams, L OBP: 0.349, SLG: 0.318 (1, 10)	SF8		F8		F8		K			1-3		F9	4	0	0	1	1	1	4								
Sai Bando, R OBP: 0.265, SLG: 0.278 (1, 5)	F8		F8	2B 1B	FC5		F2			F2		F7	6	0	1	0	0	0	8								
Claudell Washington, L OBP: 0.386, SLG: 0.392 (1, 7)			CS 1B		2B		G3			K		SH3-4 FC 1B	6	1	4	0	0	1	0								
Gene Tenace, R OBP: 0.365, SLG: 0.322 (1, 2) Don Hopkins, L (10, PR) Larry Haney, R (10, 2) Herb Washington, R (12, PR) Ray Fosse, R (12, 2) Phil Garner, R (1, 4) Angel Mangual, R (8, PH) Ted Kubiak, S (8, 4)	F8		F8	5-3	5-3		5-3	SH1-3 1B		K		FC SH3-4 1B	4	0	1	0	0	0	3								
Inning Stats	R: 2 E: 0 K: 1 S: 7	H: 2 LOB: 1 BB: 1 P: 11	R: 0 E: 0 K: 0 S: 3	H: 1 LOB: 0 BB: 0 P: 3	R: 0 E: 0 K: 1 S: 6	H: 1 LOB: 1 BB: 0 P: 6	R: 0 E: 0 K: 0 S: 5	H: 2 LOB: 2 BB: 0 P: 6	R: 1 E: 0 K: 0 S: 5	H: 2 LOB: 2 BB: 1 P: 9	R: 0 E: 0 K: 1 S: 4	H: 1 LOB: 1 BB: 0 P: 4	R: 0 E: 0 K: 1 S: 6	H: 1 LOB: 2 BB: 1 P: 10	R: 0 E: 0 K: 0 S: 4	H: 1 LOB: 2 BB: 0 P: 4	R: 0 E: 0 K: 2 S: 8	H: 1 LOB: 2 BB: 1 P: 12	R: 0 E: 0 K: 1 S: 6	H: 1 LOB: 1 BB: 0 P: 6	R: 1 E: 0 K: 0 S: 5	H: 2 LOB: 1 BB: 0 P: 6	1B: 14 2B: 2 3B: 0 HR: 0	SF: 1 SAC: 2 DP: 0 HBP: 0	WP: 0 PB: 1 SB: 4 CS: 1	PA: 56	
PITCHER	IP	WLS	BF	H	R	ER	SO	BB	IBB	HBP	BLK	WP	HR	S	P	ERA	WHIP										
Wilbur Wood, L (1, 1) ERA: 4.74 Terry Forster, L (8, 1) ERA: 2.37	7.0	L	22	5	1	1	4	2	0	0	0	0	0	28	36	1.80	1.400										

Oakland Athletics @ Chicago White Sox  
Comiskey Park, Chicago, IL  
Fri May 02 1975, 8:05 PM EDT  
Att. 12,113 - Unknown - 66 F

AB 48  
R 4  
H 16  
RBI 4  
BB 5  
SO 7  
LOB 32



Batter	1	2	3	4	5	6	7	8	9	10	11	12	AB	R	H	RBI	BB	SO	LOB	BOTTOM							
Buddy Bradford, R OBP: 0.250, SLG: 0.091 (1, 9) Pat Kelly, L (11, PH) OBP: 0.449, SLG: 0.431 (12, 9)	F9	K			SH1-4 E 1B		K		K		4-3		5	1	1	0	0	3	2								
Bucky Dent, R OBP: 0.262, SLG: 0.272 (1, 6)	4-3		BLK 1B		SH1-4		F9		F7			F8	5	0	1	0	0	0	1								
Ken Henderson, S OBP: 0.423, SLG: 0.476 (1, 8)	BB		5-3		E8 1B		4-3			F8		BB BB	4	0	1	0	2	0	1								
Deron Johnson, R OBP: 0.275, SLG: 0.306 (1, 10) Nyls Nyman, L (12, PR) OBP: 0.206, SLG: 0.226 (1, 10)	F8		K		F3		6-3		K		BB BB	BB BB	5	0	0	0	1	2	3								
Bill Melton, R OBP: 0.358, SLG: 0.309 (1, 5) Lee Richard, R (10, PR) OBP: 0.500, SLG: 0.500 (11, 5) Bill Sharp, L (12, PH) OBP: 0.259, SLG: 0.200 (12, PH) Bill Stein, R (12, PH)	E FC6-4 BB		FC4-6 BB		K		F8		F8		2B	G5-4-3 BB	3	1	1	0	2	1	1								
Carlos May, L OBP: 0.448, SLG: 0.532 (1, 3)	1-3		FC4-6		FC6-4 BB		FC6-4 BB		1B		IBB		3	0	1	0	2	0	3								
Jerry Hairston, S (1, 7)	E6 FC6-4				6-3		F4		4-3		F5		5	0	0	0	0	0	5								
Jorge Orta, L (1, 4) OBP: 0.313, SLG: 0.419 (1, 4)	FC6-4 2B		FC6-4		6-3		FC6-4		SH2-4 1B		5-3		5	1	1	1	0	0	2								
Brian Downing, R OBP: 0.336, SLG: 0.324 (1, 2)	2B				6-3		5-3		SH2-4		L5		4	0	1	1	0	0	1								
Inning Stats	R: 0 E: 0 K: 0 S: 3	H: 0 LOB: 1 BB: 1 P: 7	R: 2 E: 1 K: 1 S: 7	H: 1 LOB: 1 BB: 1 P: 11	R: 0 E: 0 K: 1 S: 6	H: 1 LOB: 2 BB: 1 P: 10	R: 0 E: 0 K: 0 S: 3	H: 0 LOB: 0 BB: 0 P: 3	R: 1 E: 1 K: 1 S: 7	H: 2 LOB: 1 BB: 0 P: 7	R: 0 E: 0 K: 0 S: 3	H: 0 LOB: 1 BB: 1 P: 7	R: 0 E: 0 K: 1 S: 6	H: 1 LOB: 1 BB: 0 P: 4	R: 0 E: 0 K: 0 S: 4	H: 1 LOB: 1 BB: 1 P: 10	R: 0 E: 0 K: 1 S: 6	H: 1 LOB: 2 BB: 1 P: 12	R: 0 E: 0 K: 0 S: 3	H: 0 LOB: 0 BB: 0 P: 3	R: 0 E: 0 K: 0 S: 2	H: 0 LOB: 2 BB: 2 P: 10	1B: 5 2B: 2 3B: 0 HR: 0	SF: 0 SAC: 2 DP: 1 HBP: 0	WP: 0 PB: 0 SB: 1 CS: 0	PA: 50	
PITCHER	IP	WLS	BF	H	R	ER	SO	BB	IBB	HBP	BLK	WP	HR	S	P	ERA	WHIP										
Vida Blue, L (1, 1) ERA: 2.03 Rollie Fingers, R (11, 1) ERA: 4.11 Paul Lindblad, L (12, 1) ERA: 5.17	10.0	W	6	0	0	0	0	2	0	0	0	0	0	4	12	0.00	1.500										
0.2	S	1	0	0	0	0	0	0	0	0	0	0	0	1	1	0.00	0.000										

Oakland Athletics @ Chicago White Sox  
Comiskey Park, Chicago, IL  
Fri May 02 1975, 8:05 PM EDT  
Att. 12,113 - Unknown - 66 F

AB 41  
R 3  
H 7  
RBI 2  
BB 7  
SO 6  
LOB 21









Batter	1	2	3	4	5	6	7	8	9	AB	R	H	RBI	BB	SO	LOB	TOP					
Bill North, S OBP: 0.400, SLG: 0.354 (1, 8)	0-0 1B		0-0 6-3		0-3 K		0-0 1B		0-0 1-3	5	0	2	0	0	1	2						
Bert Campaneris, R OBP: 0.200, SLG: 0.206 (1, 6)	0-0 F9		0-0 F8		0-0 F9		0-0 6-3		0-0 1-3	5	0	0	0	0	0	3						
Reggie Jackson, L OBP: 0.368, SLG: 0.444 (1, 9)	0-3 K			0-0 HR		0-0 L6		0-0 4-3		4	1	1	1	0	1	1						
Joe Rudi, R OBP: 0.383, SLG: 0.500 (1, 3)	0-3 K			0-3 K		0-0 BB 1B		0-0 F7		4	0	1	0	0	2	1						
Sal Bando, R OBP: 0.309, SLG: 0.278 (1, 5)		0-0 5-3		0-0 F6		4-0 BB 1B		0-0 BB BB 1B		3	0	1	0	1	0	0						
Billy Williams, L OBP: 0.374, SLG: 0.347 Matt Alexander, S (8, PR)		0-0 2B		0-0 L9		0-3 K		4-0 BB BB		3	0	1	0	1	1	2						
Gene Tenace, R OBP: 0.358, SLG: 0.308 Herb Washington, R Larry Haney, R (8, PR)		0-0 F7			0-0 F4		0-0 F6		4-0 BB BB	3	0	0	0	1	0	3						
Claudell Washington, L OBP: 0.381, SLG: 0.372 (1, 7)		0-0 1-3			0-0 2B 1B		0-0 6-3		0-3 K	4	1	1	0	0	1	4						
Phil Garner, R OBP: 0.268, SLG: 0.273 (1, 4)			0-0 F4		0-0 2B		0-0 5-3		0-0 CS 1B	4	0	2	1	0	0	0						
<b>Inning Stats</b>	R: 0 E: 0 K: 2 S: 8	H: 1 LOB: 1 BB: 0 P: 8	R: 0 E: 0 K: 0 S: 4	H: 1 LOB: 1 BB: 0 P: 4	R: 0 E: 0 K: 0 S: 3	H: 0 LOB: 0 BB: 0 P: 3	R: 1 E: 0 K: 1 S: 6	H: 1 LOB: 0 BB: 0 P: 6	R: 1 E: 0 K: 1 S: 7	H: 2 LOB: 1 BB: 0 P: 7	R: 0 E: 0 K: 1 S: 6	H: 1 LOB: 2 BB: 1 P: 10	R: 0 E: 0 K: 0 S: 4	H: 1 LOB: 1 BB: 0 P: 4	R: 0 E: 0 K: 1 S: 6	H: 1 LOB: 3 BB: 2 P: 14	R: 0 E: 0 K: 0 S: 3	H: 1 LOB: 0 BB: 0 P: 3	1B: 6 2B: 2 3B: 0 HR: 1	SF: 0 SAC: 0 DP: 0 HBP: 0	WP: 0 PB: 0 CS: 1	PA: 38
<b>PITCHER</b>	IP WLS BF H R ER SO BB IBB HBP BLK WP HR S P ERA WHIP	7.2 W 34 8 2 2 5 3 0 0 0 0 1 41 53 2.35 1.435	1.1 S 4 1 0 0 1 0 0 0 0 0 0 6 6 0.00 0.750	<b>PITCHER</b>										IP WLS BF H R ER SO BB IBB HBP BLK WP HR S P ERA WHIP								
Jim Kaat, L ERA: 3.05 Terry Forster, L ERA: 2.21																						

Oakland Athletics @ Chicago White Sox  
Comiskey Park, Chicago, IL  
Sun May 04 1975, 4:33 AM EDT  
Att: 12,931 - Unknown - 52 F

AB 35  
R 2  
H 9  
RBI 2  
BB 3  
SO 6  
LOB 16



Batter	1	2	3	4	5	6	7	8	9	AB	R	H	RBI	BB	SO	LOB	BOTTOM					
Pat Kelly, L OBP: 0.432, SLG: 0.403 (1, 9)	0-0 F7		4-0 1B E BB	0-0 4-3			0-0 F8			3	1	0	0	1	0	0						
Jorge Orta, L OBP: 0.327, SLG: 0.436 (1, 4)	0-0 S 1B		0-0 E9 SF9 1B		0-0 PB SF8 2B		0-3 K			4	2	3	1	0	1	0						
Carlos May, L OBP: 0.448, SLG: 0.512 Tony Muser, L OBP: 0.105, SLG: 0.056 (8, 3)	4-0 1B		0-0 SF9 1B		0-0 5-3 2B		0-0 F2			2	0	0	1	1	0	1						
Bill Melton, R OBP: 0.365, SLG: 0.352 (1, 5)	0-0 BB		0-0 F9		4-0 IBB		0-0 K			3	0	0	0	1	1	2						
Deron Johnson, R OBP: 0.286, SLG: 0.313 (1, 10)	0-0 F7		0-0 2B		0-0 SF8		0-0 F8			3	0	1	1	0	0	2						
Nyls Nyman, L OBP: 0.198, SLG: 0.216 (1, 8)		0-0 F8	0-0 L4		0-0 4-3		0-0 4-3			4	0	0	0	0	0	2						
Bill Sharp, L OBP: 0.233, SLG: 0.179 (1, 7)		0-3 K2-3		0-0 4-3		0-0 F8				3	0	0	0	0	1	0						
Bucky Dent, R OBP: 0.250, SLG: 0.270 (1, 6)		0-0 F8		0-0 F7		0-0 F8				3	0	0	0	0	0	0						
Brian Downing, R OBP: 0.333, SLG: 0.351 (1, 2)			4-0 BLK 1B BB	0-0 HR		0-0 F9				2	2	1	1	1	0	0						
<b>Inning Stats</b>	R: 0 E: 0 K: 0 S: 4	H: 1 LOB: 2 BB: 1 P: 8	R: 0 E: 0 K: 1 S: 5	H: 0 LOB: 0 BB: 0 P: 5	R: 3 E: 1 K: 0 S: 5	H: 2 LOB: 1 BB: 2 P: 13	R: 1 E: 0 K: 0 S: 4	H: 1 LOB: 0 BB: 0 P: 4	R: 1 E: 0 K: 0 S: 4	H: 1 LOB: 1 BB: 1 P: 8	R: 0 E: 0 K: 0 S: 3	H: 0 LOB: 0 BB: 0 P: 3	R: 0 E: 0 K: 1 S: 5	H: 0 LOB: 0 BB: 0 P: 5	R: 0 E: 0 K: 1 S: 5	H: 0 LOB: 0 BB: 0 P: 5	R: 0 E: 0 K: 1 S: 5	H: 0 LOB: 0 BB: 0 P: 5	1B: 2 2B: 2 3B: 0 HR: 1	SF: 2 SAC: 0 DP: 0 HBP: 0	WP: 0 PB: 1 CS: 0	PA: 33
<b>PITCHER</b>	IP WLS BF H R ER SO BB IBB HBP BLK WP HR S P ERA WHIP	4.0 L 19 4 4 4 1 4 4 4 1 0 1 18 30 9.00 1.750	3.0 L 11 1 1 0 1 0 1 0 0 0 0 12 16 0.00 0.333	1.0 L 3 0 0 0 1 0 0 0 0 0 0 5 5 0.00 0.000	<b>PITCHER</b>										IP WLS BF H R ER SO BB IBB HBP BLK WP HR S P ERA WHIP							
Glenn Abbott, R ERA: 3.47 Paul Lindblad, L ERA: 4.34 Rollie Fingers, R ERA: 3.86																						

Oakland Athletics @ Chicago White Sox  
Comiskey Park, Chicago, IL  
Sun May 04 1975, 4:33 AM EDT  
Att: 12,931 - Unknown - 52 F

AB 27  
R 5  
H 5  
RBI 4  
BB 4  
SO 3  
LOB 7





Batter	1	2	3	4	5	6	7	8	9	AB	R	H	RBI	BB	SO	LOB	TOP										
Rod Carew, L OBP: 0.491, SLG: 0.574 (1, 4)										5	0	2	1	0	0	1											
Sergio Ferrer, S OBP: 0.238, SLG: 0.321 (1, 6)										5	0	1	0	0	1	5											
Steve Brye, R OBP: 0.400, SLG: 0.565 (1, 9)										5	1	2	1	0	1	2											
Bobby Darwin, R OBP: 0.284, SLG: 0.329 (1, 10)										4	0	0	0	0	0	3											
Eric Soderholm, R OBP: 0.357, SLG: 0.351 (1, 5)										4	1	2	0	0	1	0											
Larry Hisle, R OBP: 0.329, SLG: 0.478 (1, 8) (7, 7)										4	1	3	1	0	0	0											
Craig Kusick, R OBP: 0.367, SLG: 0.478 (1, 3)										4	1	1	0	0	0	2											
Steve Braun, L OBP: 0.346, SLG: 0.298 Dan Ford, R OBP: 0.200, SLG: 0.158 (1, 7) (7, 8)										3	0	1	1	0	2	0											
Glenn Borgmann, R OBP: 0.306, SLG: 0.281 (1, 2)										3	0	0	0	1	0	3											
<b>Inning Stats</b>	R: 0 E: 0 K: 1 S: 6	H: 1 LOB: 1 BB: 0 P: 6	R: 2 E: 0 K: 1 S: 9	H: 4 LOB: 2 BB: 0 P: 9	R: 1 E: 0 K: 0 S: 5	H: 2 LOB: 1 BB: 0 P: 5	R: 0 E: 1 K: 1 S: 6	H: 0 LOB: 1 BB: 0 P: 6	R: 0 E: 0 K: 0 S: 3	H: 0 LOB: 0 BB: 0 P: 5	R: 0 E: 0 K: 0 S: 4	H: 1 LOB: 2 BB: 1 P: 8	R: 1 E: 0 K: 1 S: 7	H: 2 LOB: 1 BB: 0 P: 7	R: 0 E: 0 K: 1 S: 5	H: 1 LOB: 0 BB: 0 P: 5	1B: 9 2B: 1 3B: 1 HR: 1	SF: 0 SAC: 0 DP: 0 HBP: 0	WP: 0 PB: 0 SB: 1 CS: 2	PA: 40							
<b>PITCHER</b>	IP	WLS	BF	H	R	ER	SO	BB	IBB	HBP	BLK	WP	HR	S	P	ERA	WHIP										
Wilbur Wood, L ERA: 4.79 Rich Gossage, R ERA: 1.3 (1, 1) (8, 1)	7.0	L	33	11	4	4	4	1	0	0	0	0	1	40	44	5.14	1.714										

Minnesota Twins @ Chicago White Sox  
Comiskey Park, Chicago, IL  
Tue May 06 1975, 8:05 PM EDT  
Att. 3,458 - Unknown - 42 F

livebaseballscores.com

AB 38  
R 4  
H 12  
RBI 4  
BB 1  
SO 6  
LOB 17

Batter	1	2	3	4	5	6	7	8	9	AB	R	H	RBI	BB	SO	LOB	BOTTOM										
Pat Kelly, L OBP: 0.410, SLG: 0.379 (1, 9)										4	0	0	0	0	2	1											
Jorge Orta, L OBP: 0.315, SLG: 0.419 (1, 4)										4	0	0	0	0	0	0											
Carlos May, L OBP: 0.430, SLG: 0.488 (1, 3)										4	0	0	0	0	0	0											
Bill Melton, R OBP: 0.361, SLG: 0.348 (1, 5)										4	0	1	0	0	1	0											
Deron Johnson, R OBP: 0.300, SLG: 0.329 Buddy Bradford, R OBP: 0.258, SLG: 0.083 (1, 10) (7, PR)										3	1	2	0	0	1	0											
Nyls Nyman, L OBP: 0.191, SLG: 0.208 (1, 8)										4	0	0	0	0	2	3											
Bill Sharp, L OBP: 0.242, SLG: 0.194 (1, 7)										3	0	1	1	0	1	2											
Bucky Dent, R OBP: 0.253, SLG: 0.272 (1, 6)										3	0	1	0	0	0	3											
Brian Downing, R OBP: 0.333, SLG: 0.342 (1, 2)										2	0	0	0	1	1	2											
<b>Inning Stats</b>	R: 0 E: 0 K: 1 S: 5	H: 0 LOB: 0 BB: 0 P: 5	R: 1 E: 0 K: 2 S: 10	H: 3 LOB: 2 BB: 0 P: 10	R: 0 E: 0 K: 0 S: 3	H: 0 LOB: 0 BB: 0 P: 3	R: 0 E: 0 K: 1 S: 5	H: 0 LOB: 0 BB: 0 P: 5	R: 0 E: 1 K: 0 S: 3	H: 0 LOB: 1 BB: 1 P: 7	R: 0 E: 0 K: 0 S: 3	H: 0 LOB: 0 BB: 0 P: 3	R: 0 E: 0 K: 1 S: 6	H: 1 LOB: 2 BB: 0 P: 6	R: 0 E: 0 K: 2 S: 7	H: 0 LOB: 0 BB: 0 P: 7	R: 0 E: 0 K: 2 S: 8	H: 1 LOB: 1 BB: 0 P: 8	1B: 5 2B: 0 3B: 0 HR: 0	SF: 0 SAC: 0 DP: 1 HBP: 0	WP: 2 PB: 0 SB: 1 CS: 0	PA: 33					
<b>PITCHER</b>	IP	WLS	BF	H	R	ER	SO	BB	IBB	HBP	BLK	WP	HR	S	P	ERA	WHIP										
Dave Goltz, R ERA: 3.33 Bill Campbell, R ERA: 1.84 (1, 1) (7, 1)	6.1	W	24	4	1	1	4	1	0	0	0	1	0	31	35	1.42	0.789										

Minnesota Twins @ Chicago White Sox  
Comiskey Park, Chicago, IL  
Tue May 06 1975, 8:05 PM EDT  
Att. 3,458 - Unknown - 42 F

livebaseballscores.com

AB 32  
R 1  
H 5  
RBI 1  
BB 1  
SO 9  
LOB 12



Batter	1	2	3	4	5	6	7	8	9	AB	R	H	RBI	BB	SO	LOB	TOP			
Rod Carew, L OBP: 0.483, SLG: 0.549										4	1	1	0	1	0	3	<b>Minnesota Twins @ Chicago White Sox</b> Comiskey Park, Chicago, IL Wed May 07 1975, 8:05 PM EDT Att. 3,255 - Unknown - 48 F			
Sergio Ferrer, S OBP: 0.279, SLG: 0.298										4	0	0	0	0	0	3				
Steve Brye, R OBP: 0.389, SLG: 0.540										4	0	1	0	0	0	3				
Bobby Darwin, R OBP: 0.293, SLG: 0.386										4	1	2	2	0	0	1				
Eric Soderholm, R OBP: 0.341, SLG: 0.333										4	0	0	0	0	1	1				
Larry Hisle, R OBP: 0.338, SLG: 0.472										3	0	1	0	1	0	0				
Craig Kusick, R OBP: 0.340, SLG: 0.440										4	0	0	0	0	1	2				
Steve Braun, L OBP: 0.364, SLG: 0.320										3	0	2	0	0	0	1				
Dan Ford, R OBP: 0.220, SLG: 0.158										0	0	0	0	1	0	0				
Glenn Borgmann, R OBP: 0.320, SLG: 0.288										2	0	1	0	1	0	1				
<b>Inning Stats</b>	R: 1 E: 0 K: 0 S: 5	H: 2 LOB: 1 BB: 0 P: 5	R: 0 E: 0 K: 1 S: 6	H: 1 LOB: 1 BB: 0 P: 6	R: 0 E: 0 K: 0 S: 3	H: 0 LOB: 0 BB: 0 P: 3	R: 0 E: 0 K: 0 S: 3	H: 0 LOB: 1 BB: 1 P: 7	R: 0 E: 0 K: 0 S: 4	H: 1 LOB: 2 BB: 1 P: 8	R: 0 E: 0 K: 0 S: 3	H: 1 LOB: 0 BB: 0 P: 3	R: 0 E: 0 K: 1 S: 5	H: 1 LOB: 0 BB: 0 P: 5	R: 0 E: 0 K: 0 S: 3	H: 0 LOB: 2 BB: 2 P: 11	1B: 6 2B: 1 3B: 0 HR: 1	SF: 0 SAC: 1 DP: 2 HBP: 0	WP: 0 PB: 0 SB: 1 CS: 0	PA: 37
<b>PITCHER</b>	IP WLS BF H R ER SO BB IBB HBP BLK WP HR S P ERA WHIP																			
Claude Osteen, L ERA: 4.87	(1, 1) 7.0 30 8 2 2 1 1 1 0 0 0 1 30 38 2.57 1.286																			
Terry Forster, L ERA: 2.01	(8, 1) 2.0 W 7 0 0 0 1 2 0 0 0 0 0 7 15 0.00 1.000																			

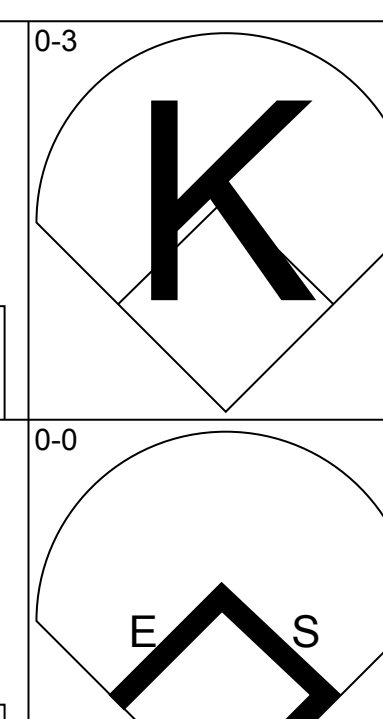
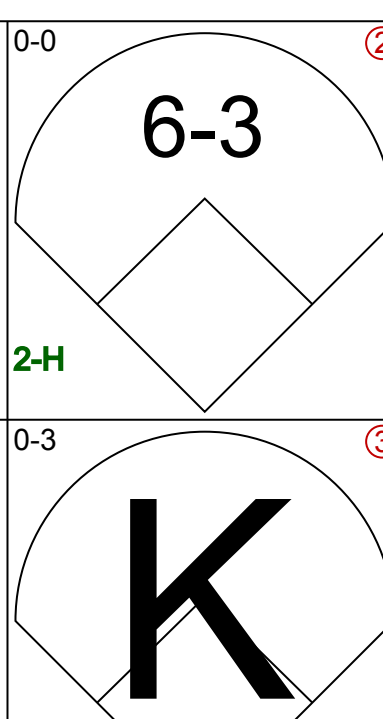
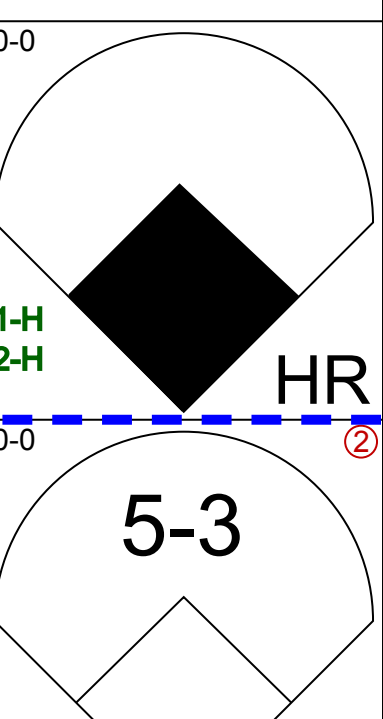
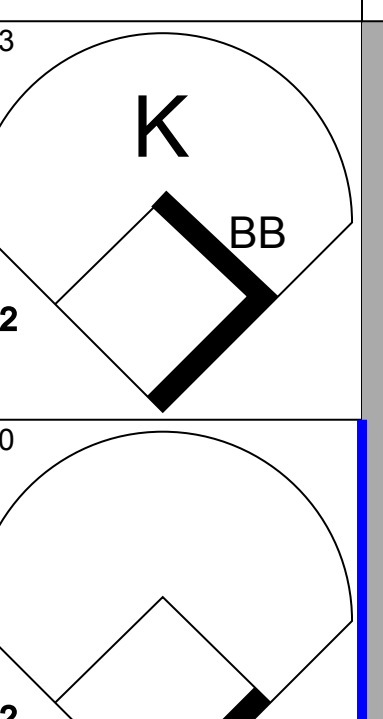
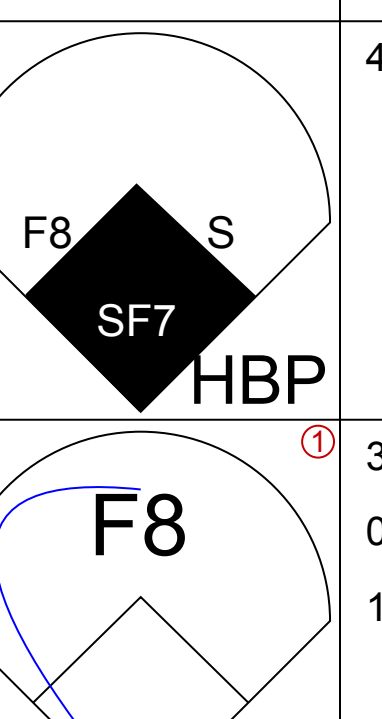
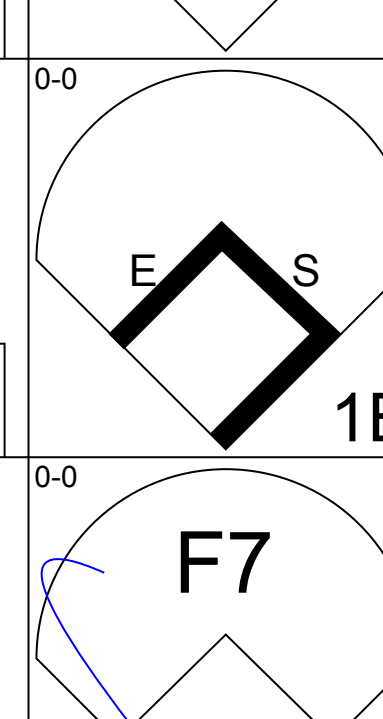

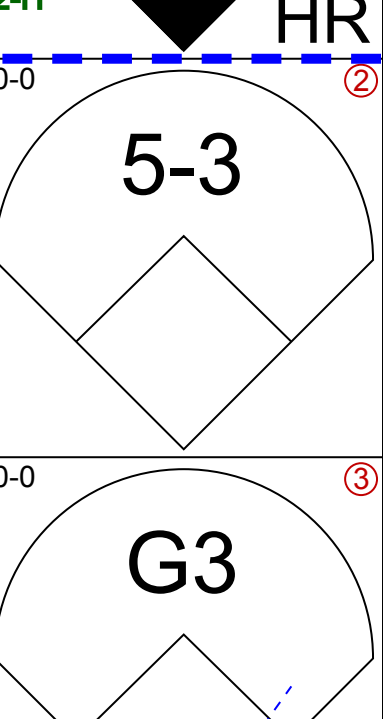
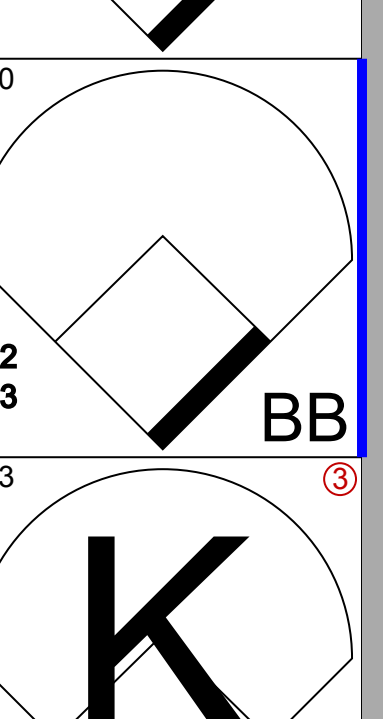
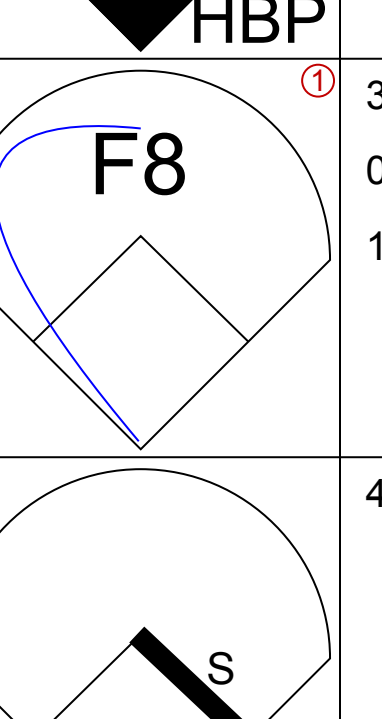
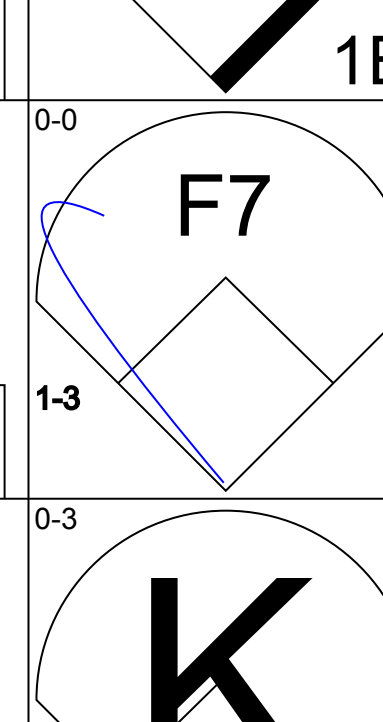
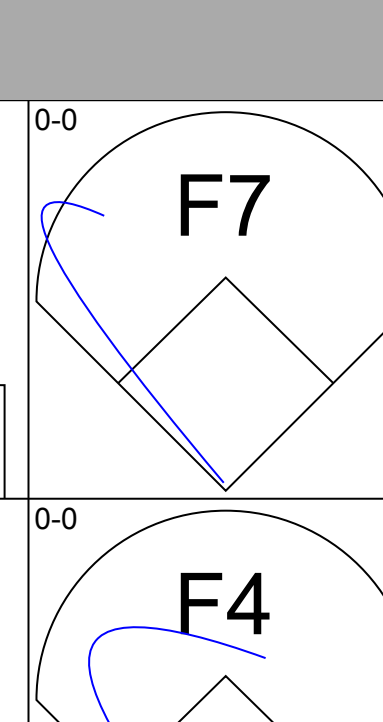
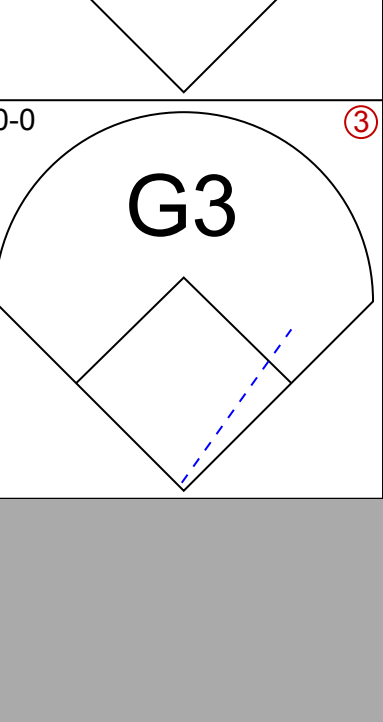
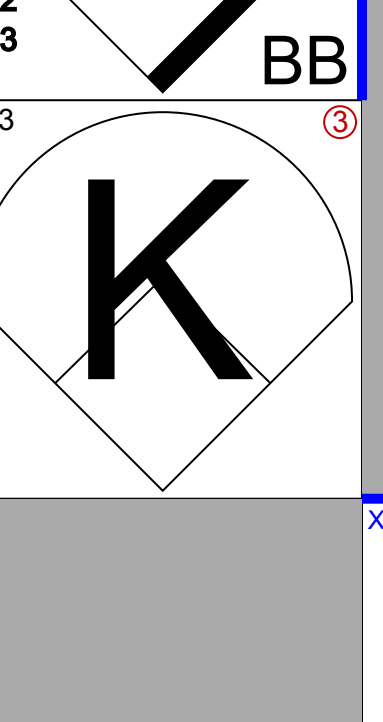
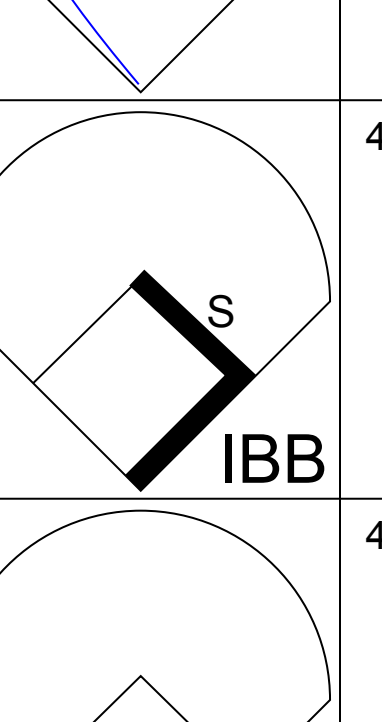
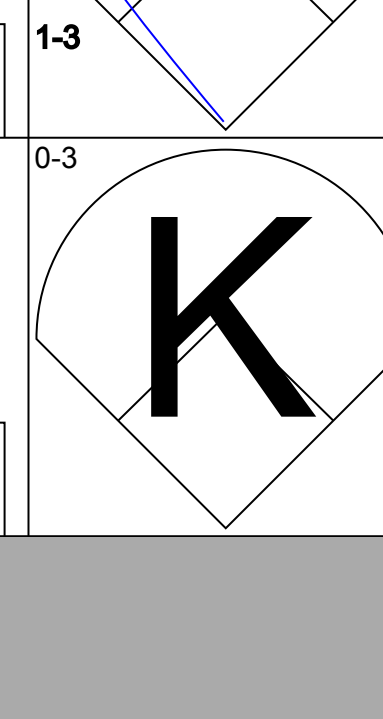
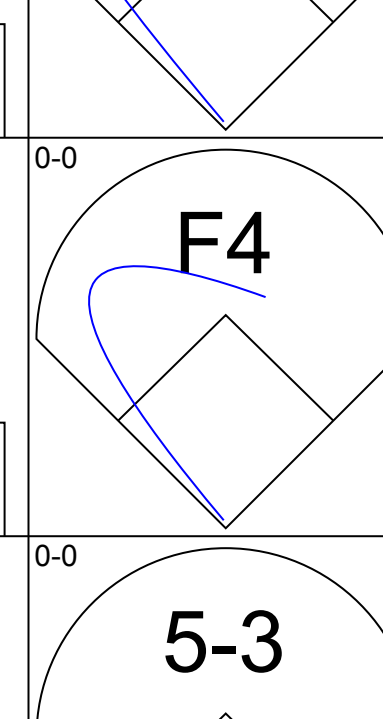
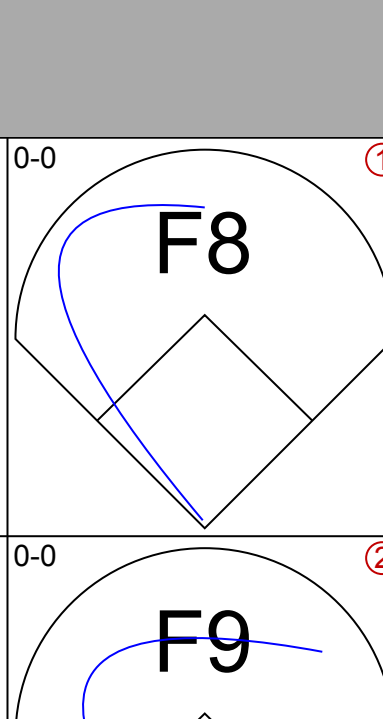
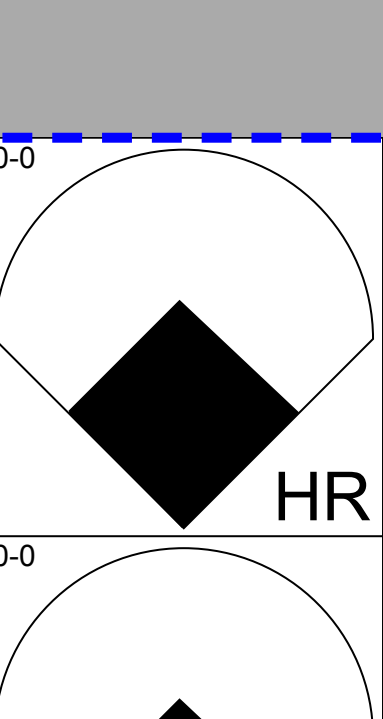
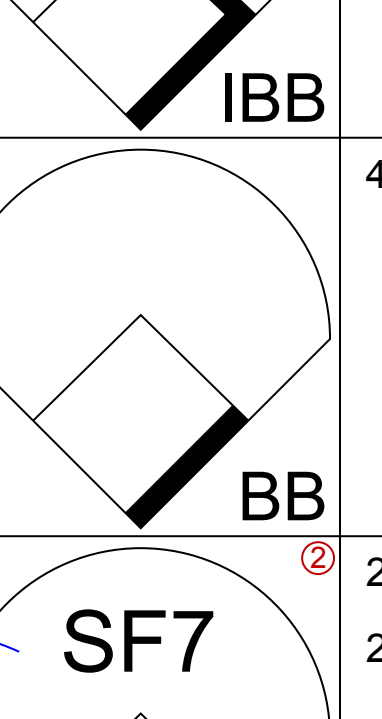
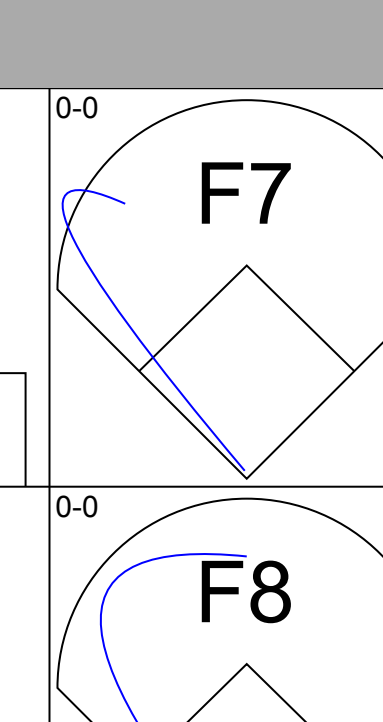
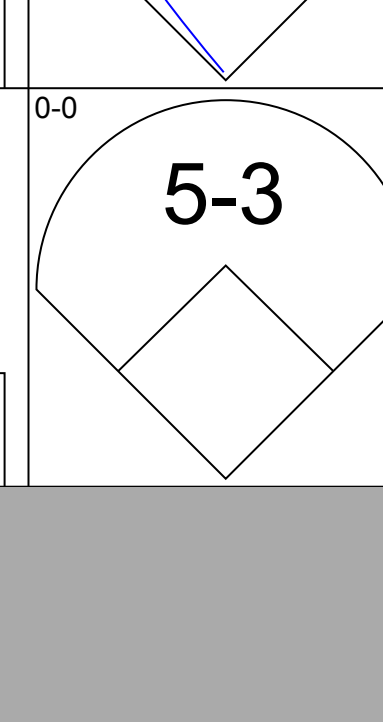
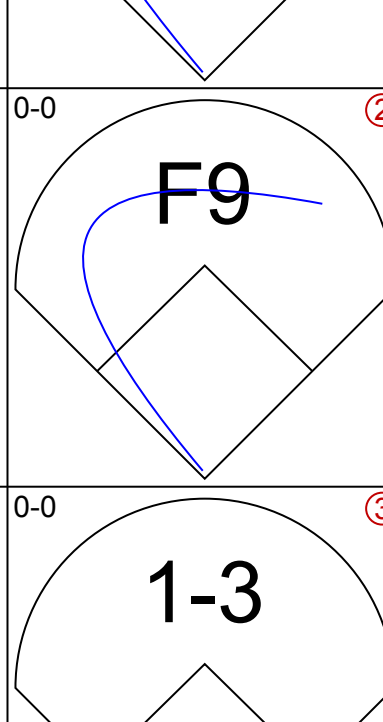
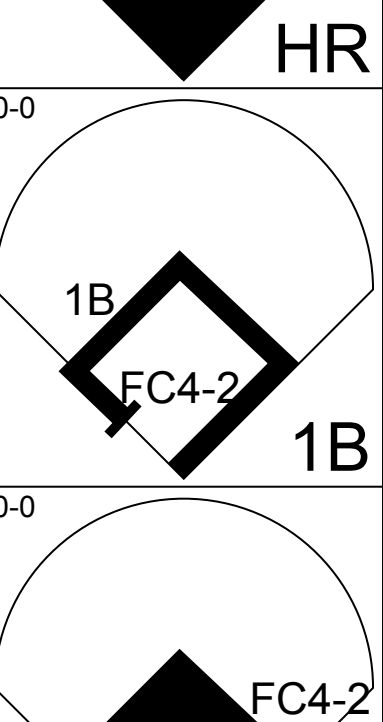
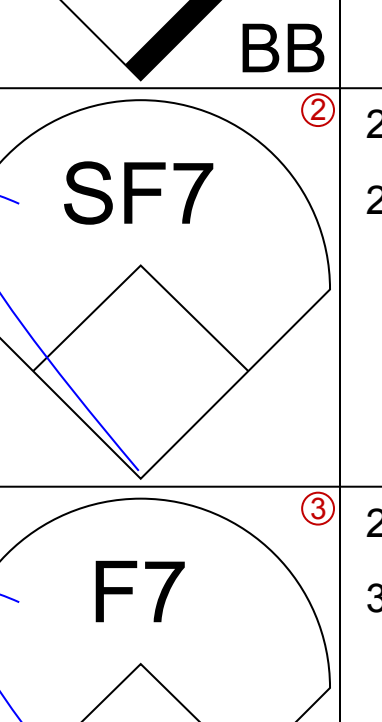
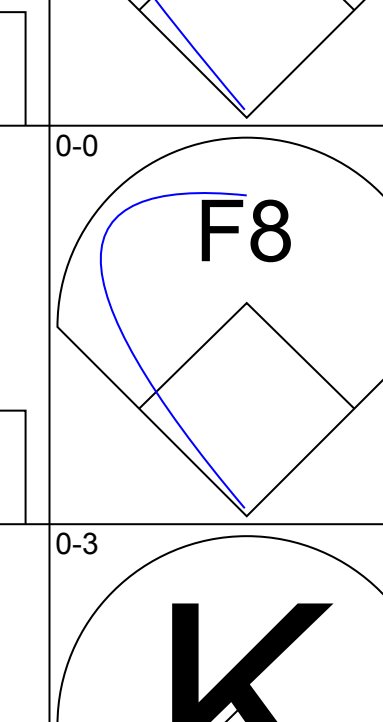
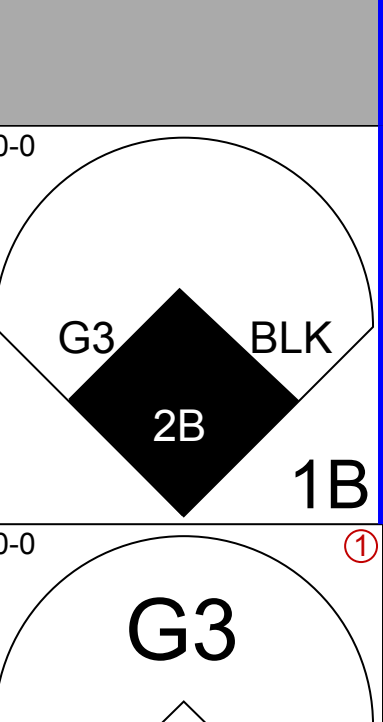
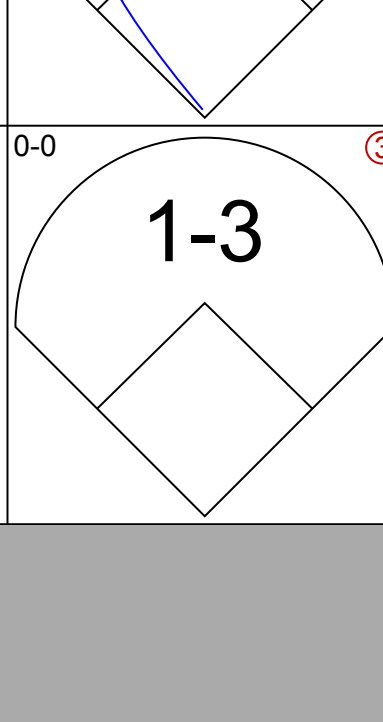
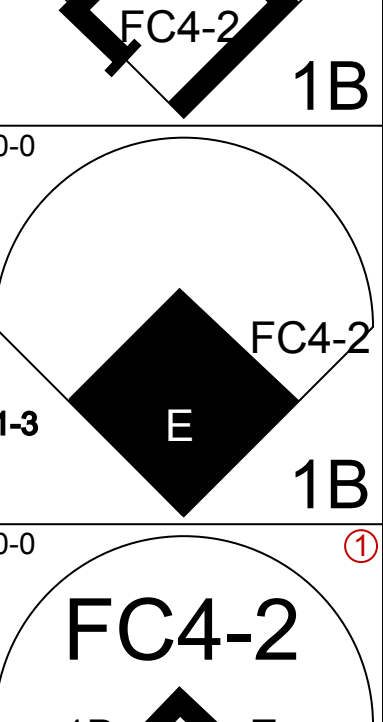
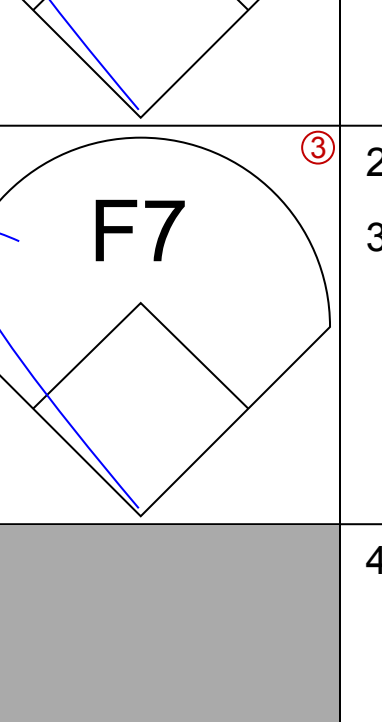
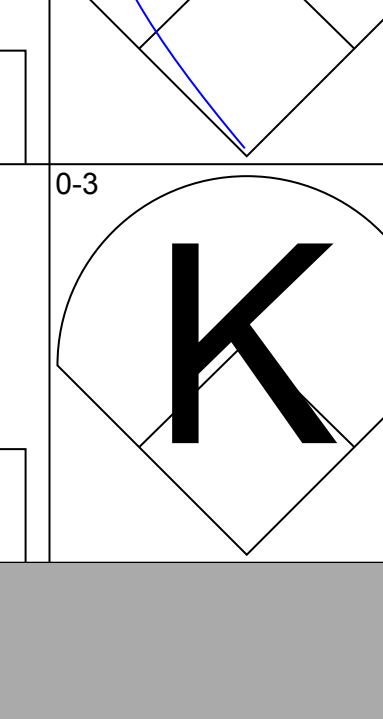
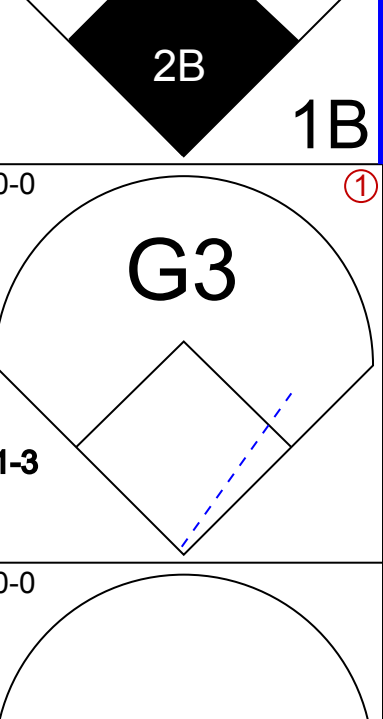
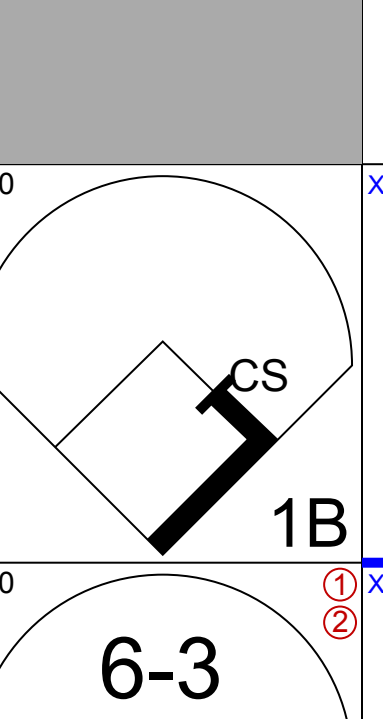
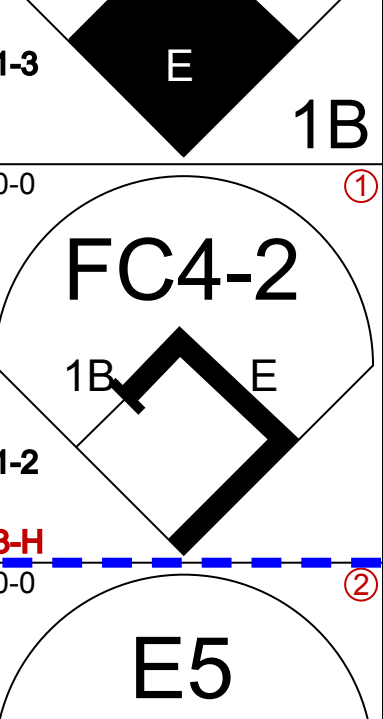
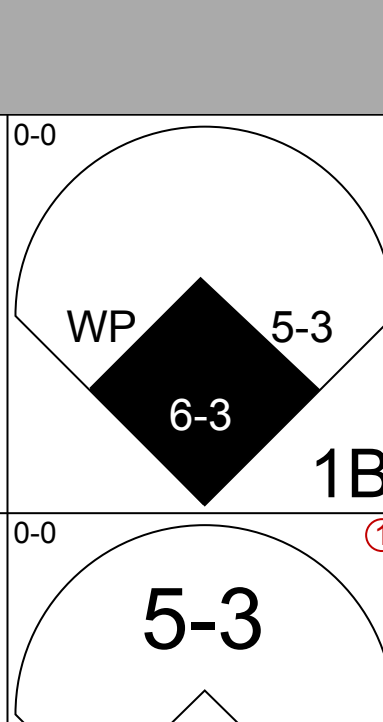
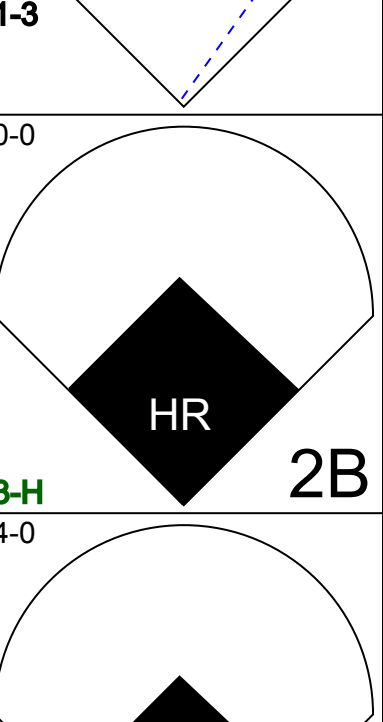
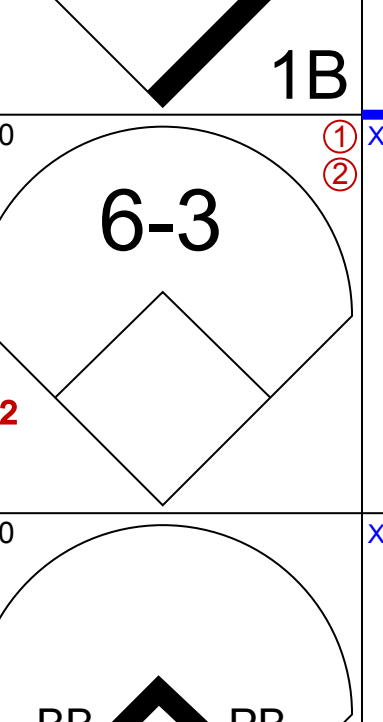
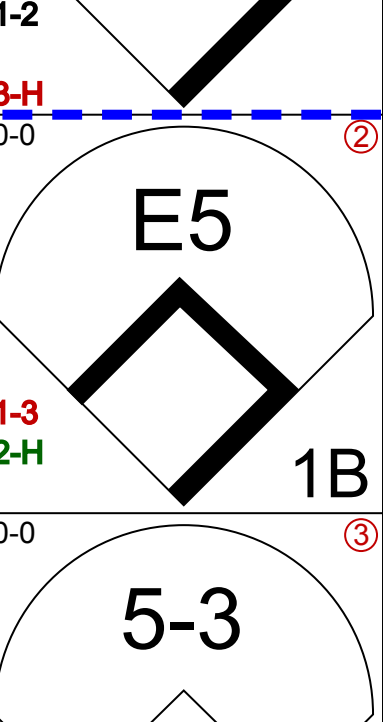
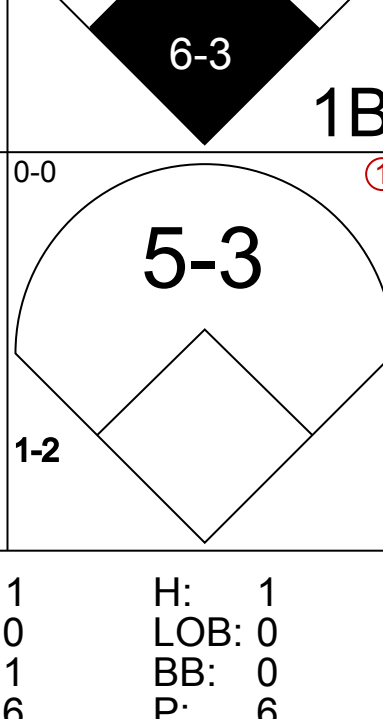
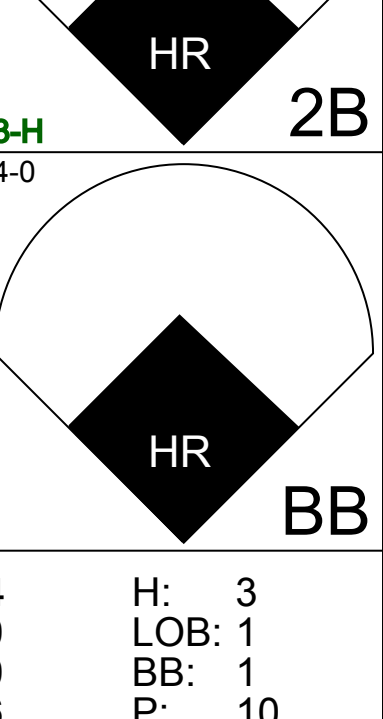
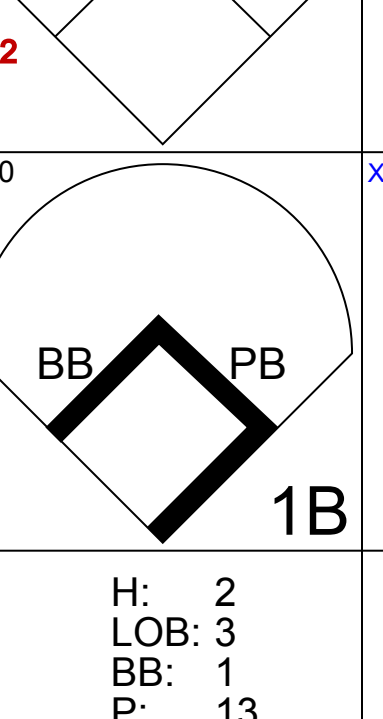
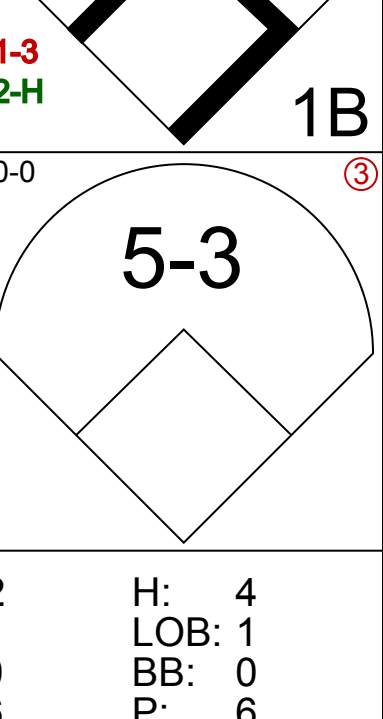
Batter	1	2	3	4	5	6	7	8	9	AB	R	H	RBI	BB	SO	LOB	BOTTOM	
Pat Kelly, L OBP: 0.402, SLG: 0.400										4	0	1	0	0	0	1	<b>Minnesota Twins @ Chicago White Sox</b> Comiskey Park, Chicago, IL Wed May 07 1975, 8:05 PM EDT Att. 3,255 - Unknown - 48 F	
Deron Johnson, R OBP: 0.309, SLG: 0.338										1	0	1	2	0	0	0		
Jorge Orta, L OBP: 0.304, SLG: 0.404										4	0	0	0	0	1	1		
Jerry Hairston, S OBP: 0.250, SLG: 0.143										2	0	0	0	2	0	1		
Carlos May, L OBP: 0.423, SLG: 0.472										3	0	0	0	1	2	2		
Bill Melton, R OBP: 0.357, SLG: 0.337										3	0	0	0	1	2	3		
Lee Richard, R OBP: 0.500, SLG: 0.500										0	1	0	0	0	0	0		
Bill Shero, L OBP: 0.243, SLG: 0.200										4	0	1	0	0	0	1		
Tony Muser, L OBP: 0.217, SLG: 0.182										4	0	3	0	0	0	2		
Nyls Nyman, L OBP: 0.191, SLG: 0.208										0	1	0	0	0	0	0		
Bucky Dent, R OBP: 0.245, SLG: 0.263										3	0	0	0	0	0	2		
Ken Henderson, S OBP: 0.429, SLG: 0.482										1	1	1	1	0	0	0		
Brian Downing, R OBP: 0.340, SLG: 0.342										3	0	1	0	1	2	1		
<b>Inning Stats</b>	R: 0 E: 0 K: 1 S: 5	H: 0 LOB: 2 BB: 2 P: 13	R: 0 E: 0 K: 1 S: 6	H: 1 LOB: 0 BB: 0 P: 6	R: 0 E: 0 K: 1 S: 6	H: 1 LOB: 1 BB: 0 P: 6	R: 0 E: 0 K: 1 S: 6	H: 1 LOB: 2 BB: 1 P: 10	R: 0 E: 0 K: 0 S: 3	H: 1 LOB: 0 BB: 0 P: 3	R: 0 E: 0 K: 1 S: 5	H: 0 LOB: 0 BB: 0 P: 5	R: 0 E: 0 K: 0 S: 4	H: 3 LOB: 2 BB: 2 P: 12	1B: 7 2B: 0 3B: 1 HR: 0	SF: 0 SAC: 0 DP: 1 HBP: 0	WP: 0 PB: 0 SB: 0 CS: 0	PA: 37
<b>PITCHER</b>	IP WLS BF H R ER SO BB IBB HBP BLK WP HR S P ERA WHIP																	
Bert Blyleven, R ERA: 2.93	(1, 1) 8.0 32 5 1 1 7 4 0 0 0 0 0 42 58 1.12 1.125																	
Bill Campbell, R ERA: 3.0	(9, 1) 0.1 L 4 2 0 0 0 1 0 0 0 0 0 0 3 7 0.00 9.000																	
Tom Burgmeier, L ERA: 1.04	(9, 1) 0.0 1 1 2 2 0 0 0 0 0 0 0 0 1 1 ∞ ∞																	



Batter	1	2	3	4	5	6	7	8	9	AB	R	H	RBI	BB	SO	LOB	TOP			
Pat Kelly, L OBP: 0.395, SLG: 0.432 Bob Coluccio, R OBP: 0.320, SLG: 0.274	0-0 4-3		0-0 4-3			0-0 FC1-5		0-0 HR		4	1	1	2	0	0	2	<b>Chicago White Sox @ Cleveland Indians</b> Cleveland Municipal Stadium, Cleveland, OH Fri May 09 1975, 7:05 PM EDT Att: 10,422 - Unknown			
Jorge Orta, L OBP: 0.294, SLG: 0.389	0-0 G3			0-0 F8		0-0 F8		0-0 F8		4	0	0	0	0	0	2				
Carlos May, L OBP: 0.411, SLG: 0.457 Nyls Nyman, L OBP: 0.198, SLG: 0.215	0-0 1-3			0-0 L4		0-0 F8			0-0 CS 1B	3	0	0	0	0	0	2				
Ken Henderson, S OBP: 0.412, SLG: 0.461		0-0 F7		0-0 L4			0-0 F6		0-0 F8	4	0	0	0	0	0	1				
Bill Melton, R OBP: 0.345, SLG: 0.323		0-3 K			0-0 1-3		0-0 F4		0-0 F7	4	0	0	0	0	1	0				
Deron Johnson, R OBP: 0.298, SLG: 0.324		0-0 E5			0-0 5-3		0-0 4-3			3	0	0	0	0	0	0				
Tony Muser, L OBP: 0.231, SLG: 0.200		0-0 F7			0-3 K			0-0 F8 SH1-4 HR 1B		3	1	1	0	0	1	1				
Bucky Dent, R OBP: 0.250, SLG: 0.278			0-0 F8			0-0 FC1-5 2B		0-0 SH1-4		2	0	1	0	0	0	0				
Brian Downing, R OBP: 0.340, SLG: 0.333		0-0 F2			0-0 F8 FC1-5 BB		0-0 F8			2	0	0	0	1	0	1				
<b>Inning Stats</b>	R: 0 E: 0 K: 0 S: 3	H: 0 LOB: 0 BB: 0 P: 3	R: 0 E: 1 K: 1 S: 6	H: 0 LOB: 1 BB: 0 P: 6	R: 0 E: 0 K: 0 S: 3	H: 0 LOB: 0 BB: 0 P: 3	R: 0 E: 0 K: 0 S: 3	H: 0 LOB: 0 BB: 0 P: 3	R: 0 E: 0 K: 0 S: 4	H: 1 LOB: 2 BB: 1 P: 8	R: 0 E: 0 K: 0 S: 3	H: 0 LOB: 0 BB: 0 P: 3	R: 2 E: 0 K: 0 S: 5	H: 2 LOB: 0 BB: 0 P: 5	R: 0 E: 0 K: 0 S: 3	H: 1 LOB: 0 BB: 0 P: 3		1B: 2 2B: 1 3B: 0 HR: 1	SF: 0 SAC: 1 DP: 0 HBP: 0	WP: 0 PB: 0 CS: 1
<b>PITCHER</b> Gaylord Perry, R ERA: 3.15	IP: 9.0 WLS: L BF: 32	H: 4 R: 2 ER: 2 SO: 2	BB: 1 IBB: 0 HBP: 0 BLK: 0	WP: 0 HR: 1 S: 35 P: 39	ERA: 2.00 WHIP: 0.556											ERA: 2.00 WHIP: 0.556				


Batter	1	2	3	4	5	6	7	8	9	AB	R	H	RBI	BB	SO	LOB	BOTTOM			
Frank Duffy, R OBP: 0.256, SLG: 0.240	0-3 K	4-0 BB			0-0 CS SH5-3 1B		0-0 F6			3	0	1	0	1	1	0	<b>Chicago White Sox @ Cleveland Indians</b> Cleveland Municipal Stadium, Cleveland, OH Fri May 09 1975, 7:05 PM EDT Att: 10,422 - Unknown			
Oscar Gamble, L OBP: 0.340, SLG: 0.467	0-0 F8	0-0 2-3			0-0 SH5-3			0-0 F9		3	0	0	0	0	0	2				
George Hendrick, R OBP: 0.333, SLG: 0.443	0-0 1B BB 1B		0-0 F8		0-0 E5		0-3 K			4	0	1	0	0	1	1				
Frank Robinson, R OBP: 0.344, SLG: 0.346	4-0 BB 1B		0-0 F9		0-3 K			0-0 4-3		3	0	0	0	1	1	2				
Rico Carty, R OBP: 0.341, SLG: 0.488	0-0 1-2 2-3 1B		0-0 1B		0-0 6-3			0-0 WP 2B		4	0	3	0	0	0	0				
John Ellis, R OBP: 0.244, SLG: 0.349	0-0 1-3		0-0 L6		0-0 F8			0-0 6-3		4	0	0	0	0	0	5				
Charlie Spikes, R OBP: 0.395, SLG: 0.208 Boog Powell, L OBP: 0.471, SLG: 0.593		0-3 K		0-0 F2		0-0 1-4-3		0-3 K		3	0	0	0	0	1	0				
Buddy Bell, R OBP: 0.294, SLG: 0.256		0-3 K		0-0 F9			0-0 F9		0-0 1-3	4	0	0	0	0	1	1				
Jack Brohamer, L OBP: 0.274, SLG: 0.338		0-0 BB 1B		0-0 F9			0-0 F4			3	0	1	0	0	0	0				
<b>Inning Stats</b>	R: 0 E: 0 K: 1 S: 7	H: 2 LOB: 3 BB: 1 P: 11	R: 0 E: 0 K: 2 S: 8	H: 1 LOB: 2 BB: 1 P: 12	R: 0 E: 0 K: 0 S: 4	H: 1 LOB: 1 BB: 0 P: 4	R: 0 E: 0 K: 0 S: 3	H: 0 LOB: 0 BB: 0 P: 3	R: 0 E: 0 K: 0 S: 3	H: 0 LOB: 0 BB: 0 P: 3	R: 0 E: 0 K: 1 S: 5	H: 0 LOB: 0 BB: 0 P: 5	R: 0 E: 0 K: 1 S: 6	H: 1 LOB: 1 BB: 0 P: 6	R: 0 E: 0 K: 1 S: 6	H: 1 LOB: 0 BB: 0 P: 6		1B: 5 2B: 2 3B: 0 HR: 0	SF: 0 SAC: 1 DP: 1 HBP: 0	WP: 1 PB: 0 CS: 1
<b>PITCHER</b> Jim Kaat, L ERA: 2.58 Rich Gossage, R ERA: 1.29 Terry Forster, L ERA: 1.96	IP: 8.0 WLS: W BF: 32	H: 6 R: 0 ER: 0 SO: 5	BB: 2 IBB: 0 HBP: 0 BLK: 0	WP: 0 HR: 0 S: 40 P: 48	ERA: 0.00 WHIP: 1.000											ERA: 0.00 WHIP: 1.000				

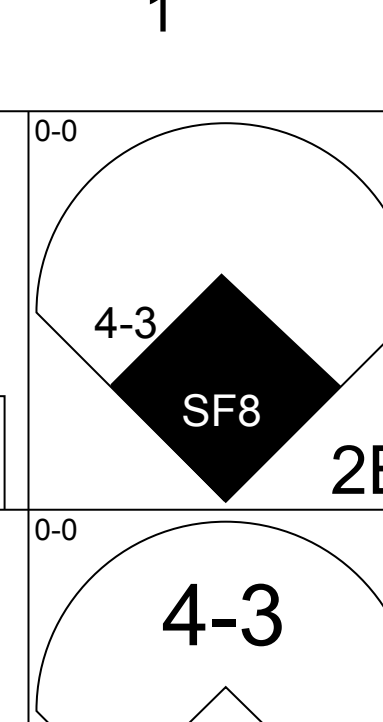
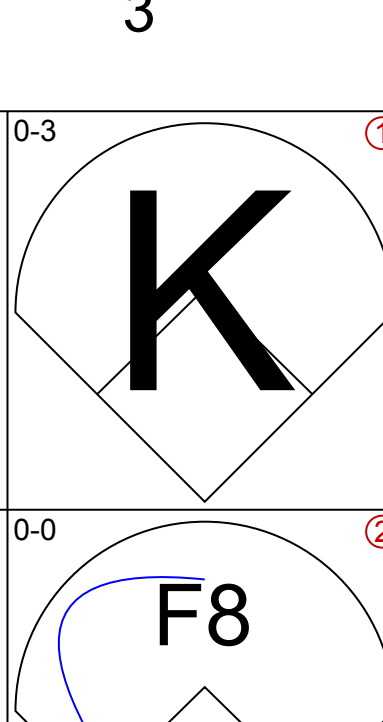
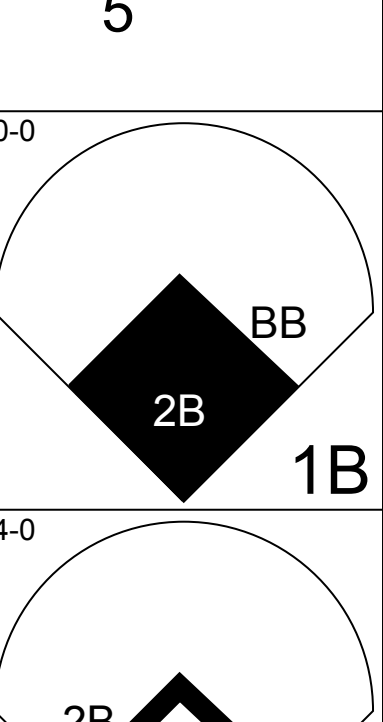
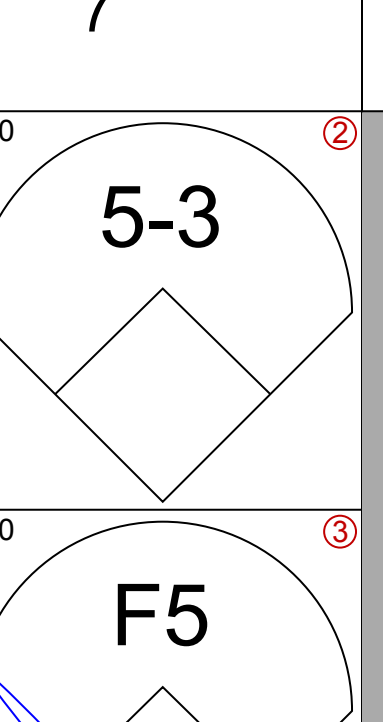
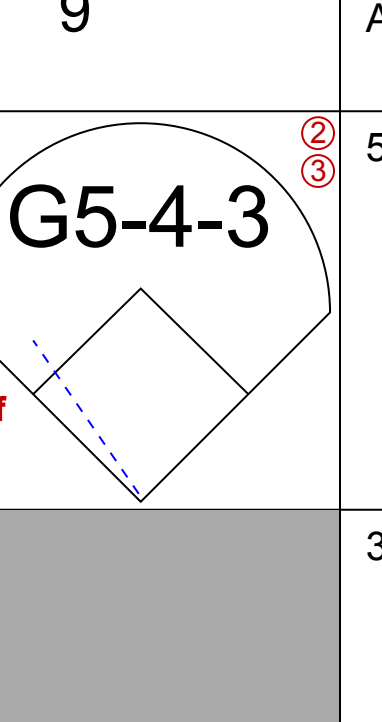
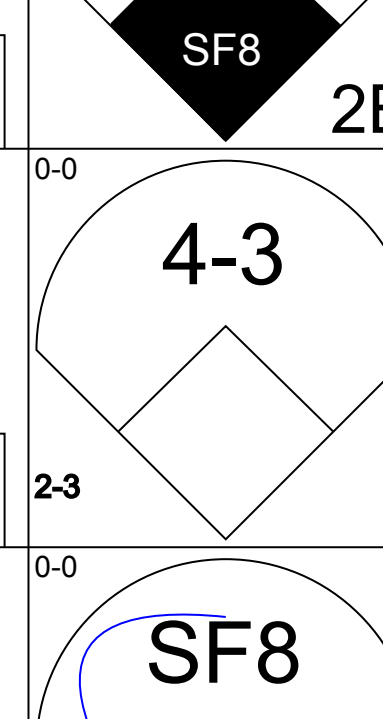
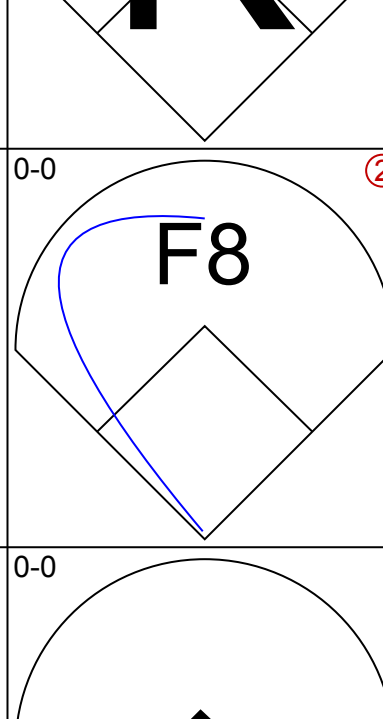
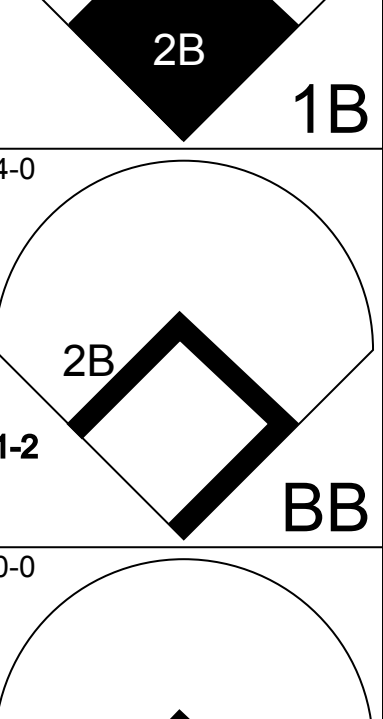
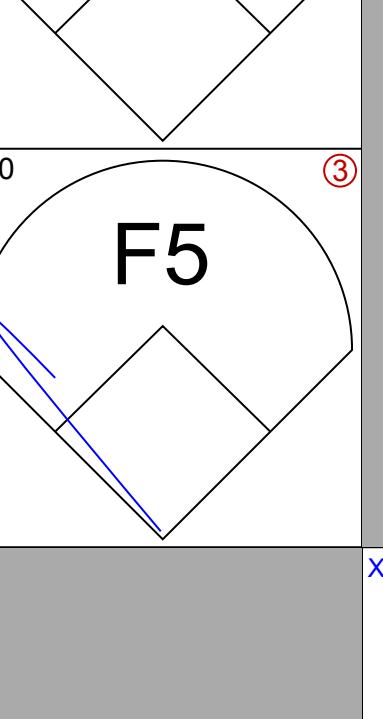
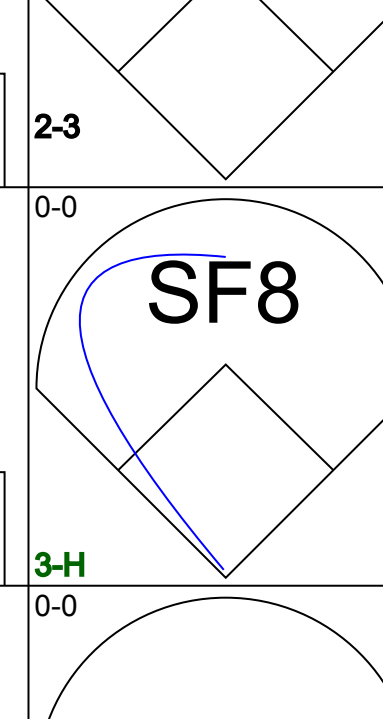
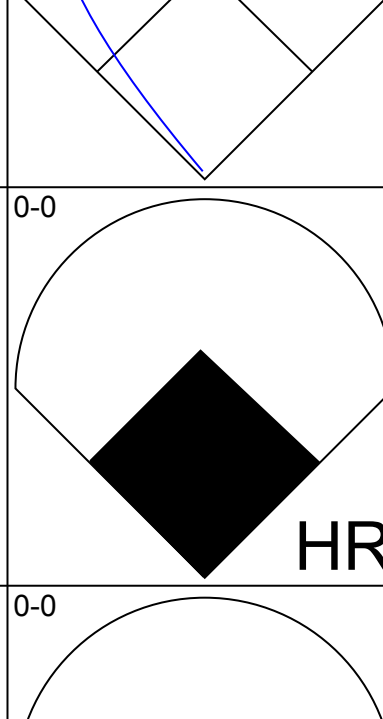
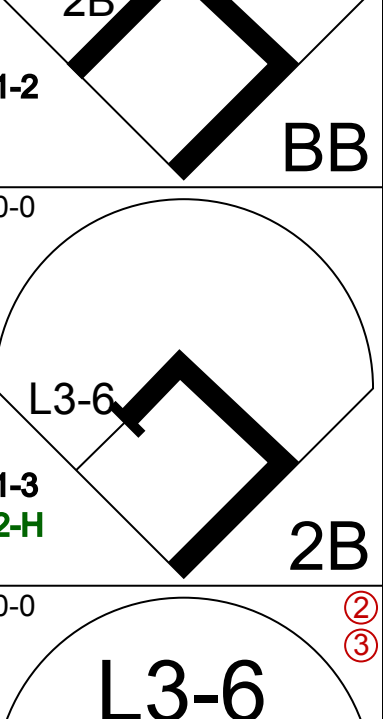
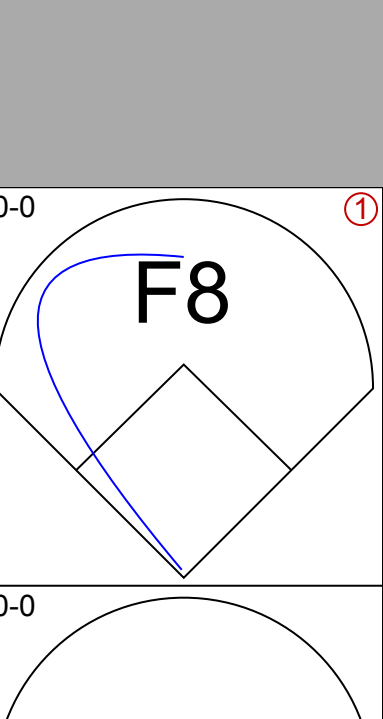
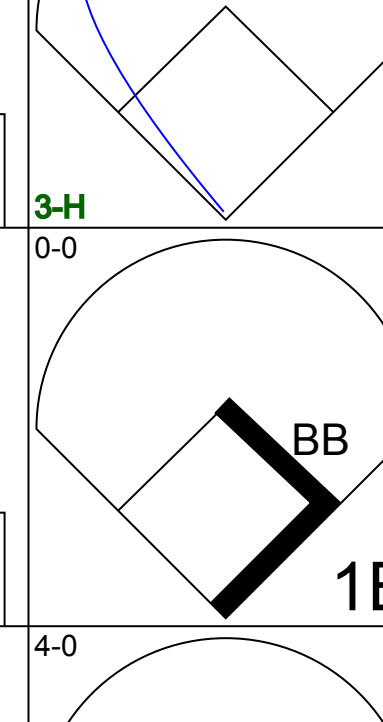
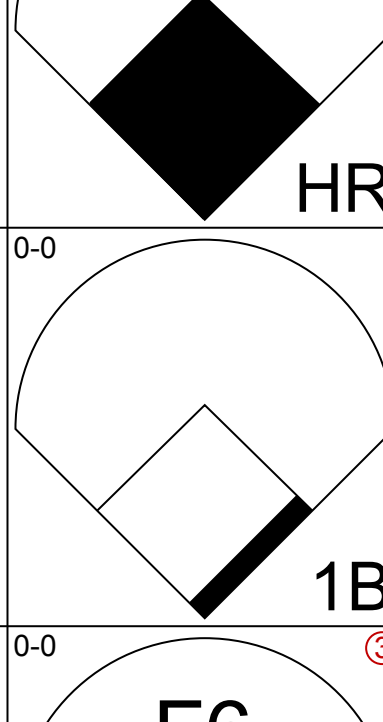
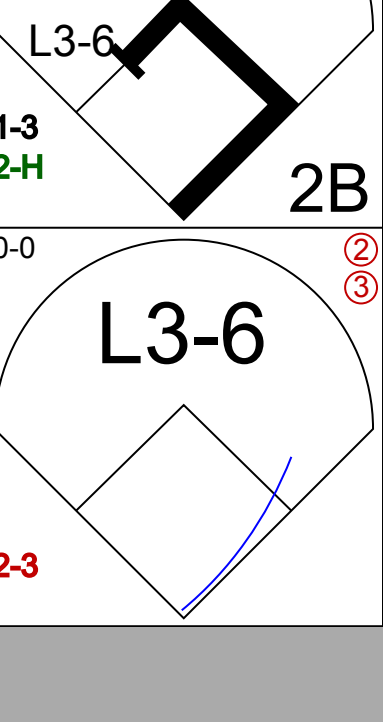
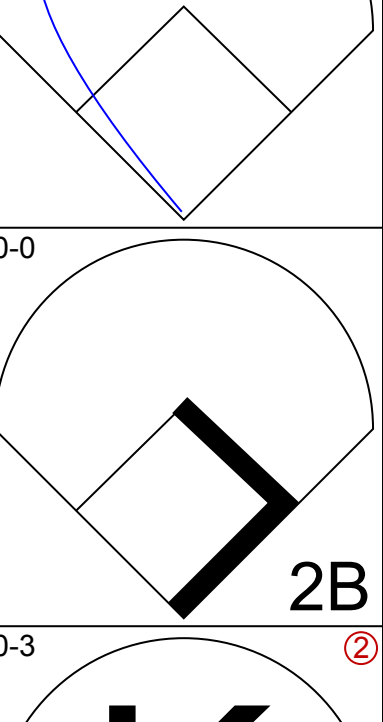
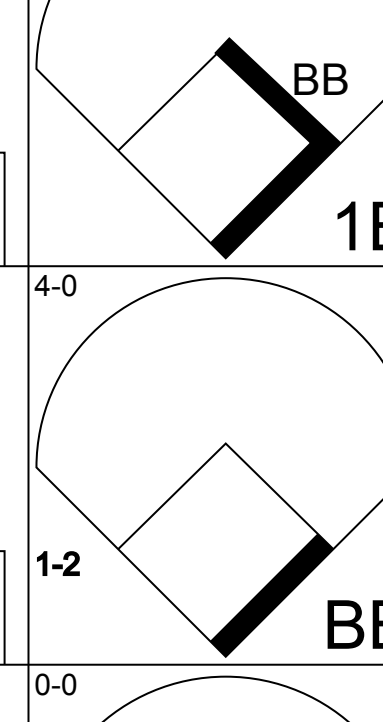
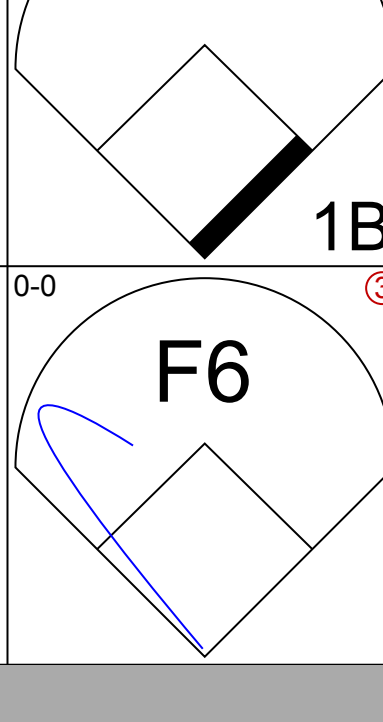
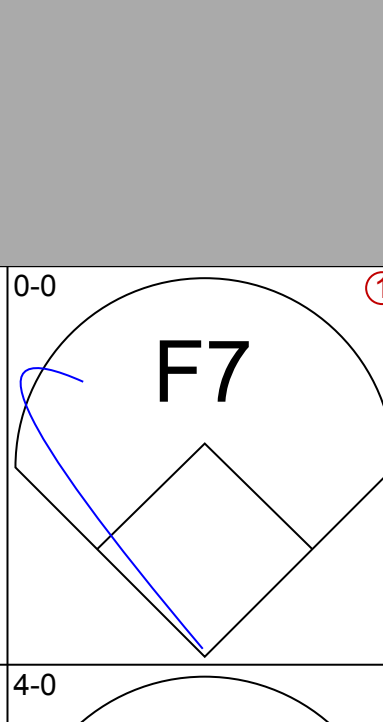
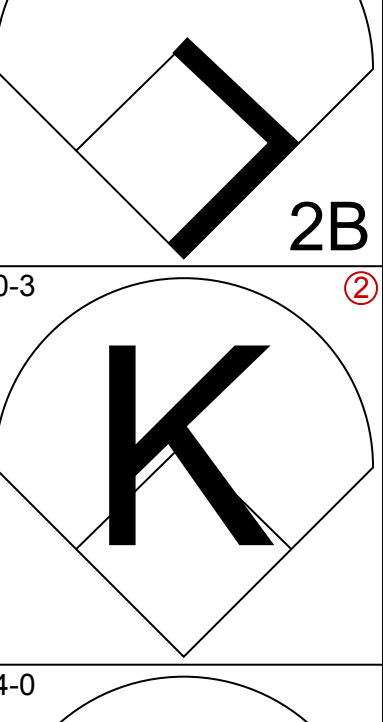
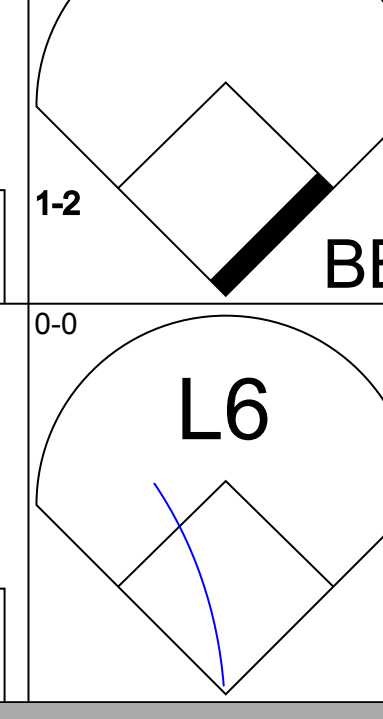
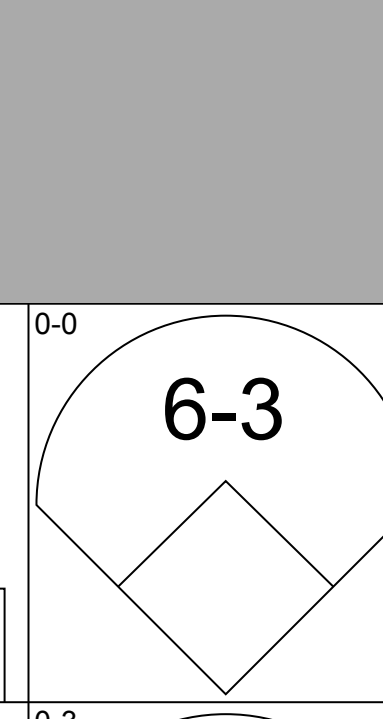
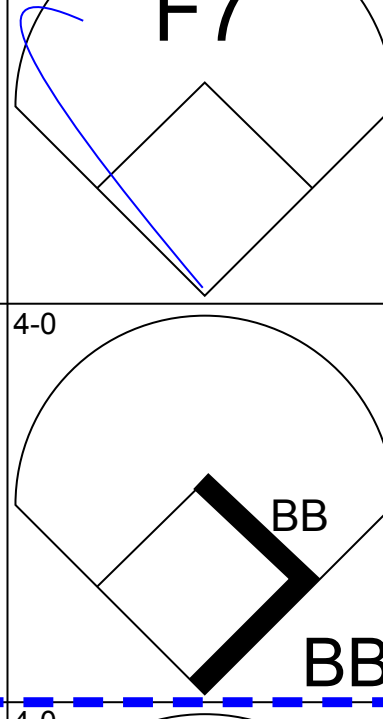
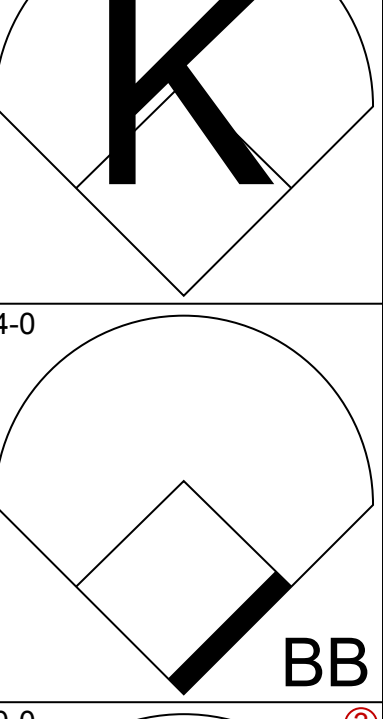
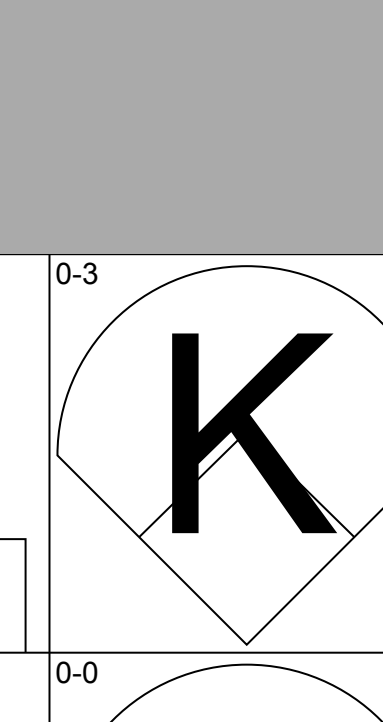
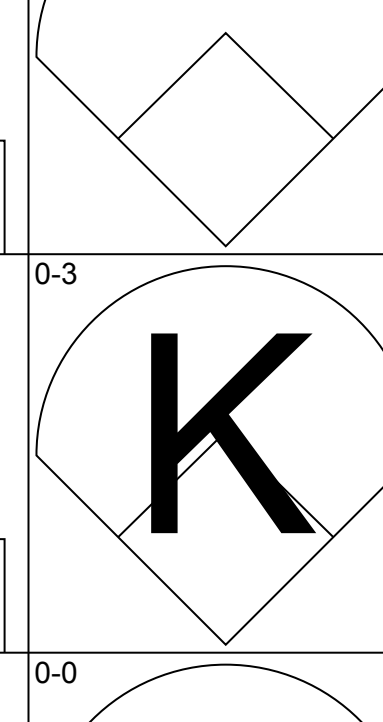
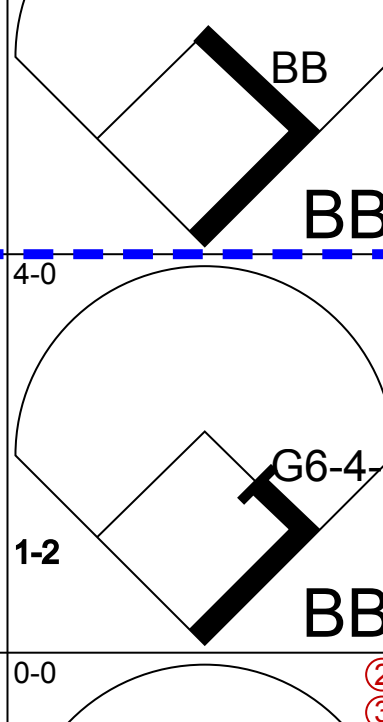
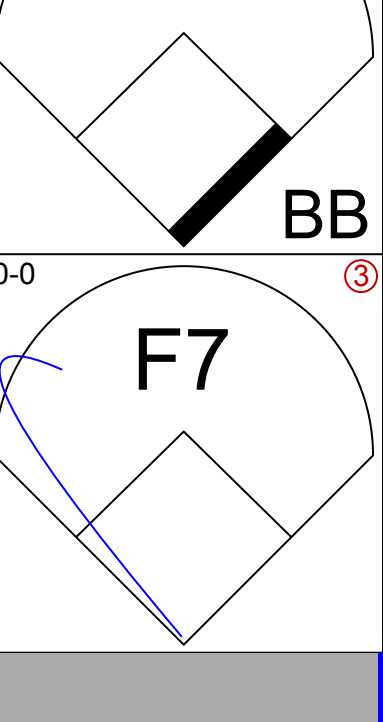
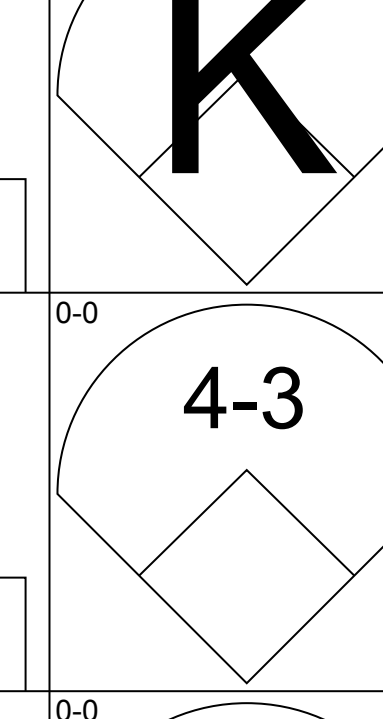
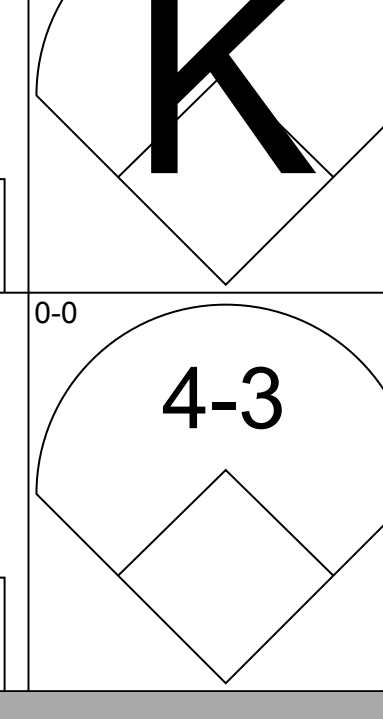
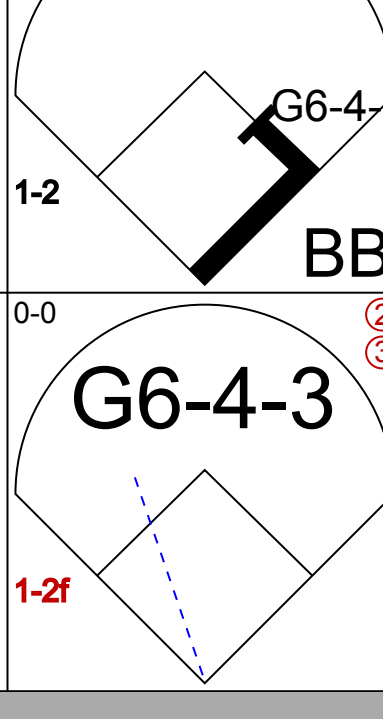
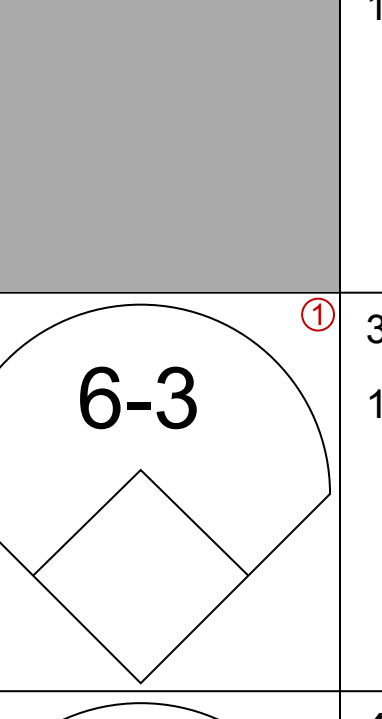
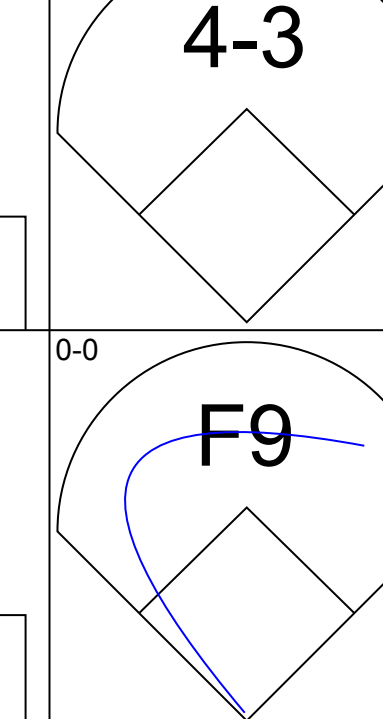
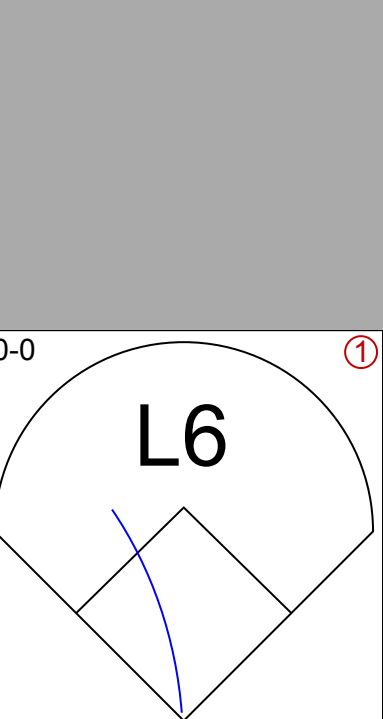
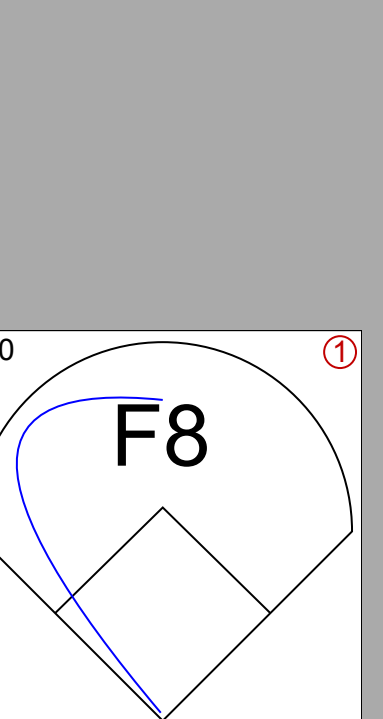
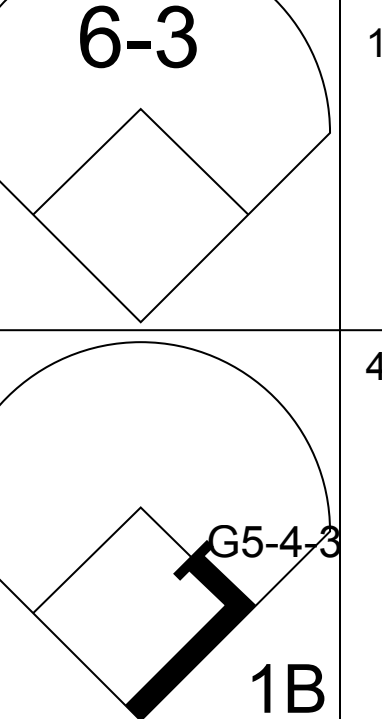


Batter	1	2	3	4	5	6	7	8	9	AB	R	H	RBI	BB	SO	LOB	TOP					
<b>Buddy Bradford, R</b> OBP: 0.278, SLG: 0.214 (1, 9)			 2H		 1-H 2-H		 1-2			4	2	1	4	0	2	1						
<b>Bob Coluccio, R</b> OBP: 0.321, SLG: 0.277 <b>Carlos May, L</b> OBP: 0.417, SLG: 0.457 <b>Nyls Nyman, L</b> OBP: 0.196, SLG: 0.213 (7, PH) (7, FR) (7, 7)							 1-2 2-3		 1-3	3	0	1	0	0	1	1						
<b>Ken Henderson, S</b> OBP: 0.402, SLG: 0.441 (1, 8)	 1-3			 1-3						4	0	0	0	1	1	5						
<b>Bill Melton, R</b> OBP: 0.347, SLG: 0.350 (1, 5)									 1-2	4	1	1	1	1	1	1						
<b>Deron Johnson, R</b> OBP: 0.291, SLG: 0.316 <b>Tony Muser, L</b> OBP: 0.241, SLG: 0.222 (1, 3) (5, 3)										2	0	0	0	0	0	0						
<b>Bill Stein, R</b> OBP: 0.250, SLG: 0.250 <b>Pat Kelly, L</b> OBP: 0.393, SLG: 0.429 (1, 10) (5, FR)					 2B			 1B	 3-H	2	0	1	0	0	0	0						
<b>Jorge Orta, L</b> OBP: 0.293, SLG: 0.385 (1, 4)				 1-3		 1B	 1B			4	0	1	0	0	1	3						
<b>Bucky Dent, R</b> OBP: 0.269, SLG: 0.307 (1, 6)			 5-3 6-3		 2B		 1-2	 1-3 2-H		4	2	3	2	0	0	1						
<b>Brian Downing, R</b> OBP: 0.347, SLG: 0.333 (1, 2)			 1-2		 BB		 1B			3	1	1	0	1	0	2						
<b>Inning Stats</b>	R: 0 E: 0 K: 2 S: 8	H: 1 LOB: 1 BB: 0 P: 8	R: 0 E: 0 K: 1 S: 5	H: 0 LOB: 0 BB: 0 P: 5	R: 1 E: 0 K: 1 S: 6	H: 1 LOB: 0 BB: 0 P: 6	R: 0 E: 0 K: 0 S: 3	H: 0 LOB: 0 BB: 0 P: 3	R: 4 E: 0 K: 0 S: 6	H: 3 LOB: 1 BB: 1 P: 10	R: 0 E: 0 K: 0 S: 3	H: 0 LOB: 0 BB: 0 P: 3	R: 0 E: 0 K: 2 S: 9	H: 2 LOB: 1 BB: 1 P: 13	R: 2 E: 1 K: 0 S: 6	H: 4 LOB: 1 BB: 0 P: 6	R: 1 E: 0 K: 0 S: 3	H: 0 LOB: 2 BB: 2 P: 12	1B: 8 2B: 1 3B: 0 HR: 2	SF: 1 SAC: 0 DP: 0 HBP: 1	WP: 1 PB: 1 CS: 3	PA: 42
<b>PITCHER</b>	IP	WLS	BF	H	R	ER	SO	BB	IBB	HBP	BLK	WP	HR	S	P	ERA	WHIP					
<b>Don Hood, L</b> ERA: 3.98 (1, 1)	4.1	L	19	5	5	5	4	1	0	0	1	1	1	26	30	10.38	1.385					
<b>Tom Buskey, R</b> ERA: 2.04 (5, 1)	2.2		11	2	0	0	2	1	0	0	0	0	0	14	18	0.00	1.125					
<b>Dave LaRoche, L</b> ERA: 4.7 (8, 1)	0.1		4	3	2	2	0	0	0	0	0	0	1	4	4	54.00	9.000					
<b>Dick Bosman, R</b> ERA: 4.29 (8, 1)	1.2		8	1	1	1	0	1	1	1	0	0	0	5	14	5.40	1.200					

Chicago White Sox @ Cleveland Indians  
Cleveland Municipal Stadium, Cleveland, OH  
Sat May 10 1975, 7:05 PM EDT  
Att: 10,165 - Unknown


AB	36
R	8
H	11
RBI	8
BB	4
SO	6
LOB	17



Batter	1	2	3	4	5	6	7	8	9	AB	R	H	RBI	BB	SO	LOB	BOTTOM					
<b>Frank Duffy, R</b> OBP: 0.265, SLG: 0.263 (1, 6)	 2B				 2B				 1-2	5	2	2	0	0	1	1						
<b>Oscar Gamble, L</b> OBP: 0.333, SLG: 0.438 (1, 7)	 2-3				 1-2					3	0	0	0	1	0	1						
<b>George Hendrick, R</b> OBP: 0.340, SLG: 0.490 (1, 8)	 3-H				 1-3 2-H					3	1	2	3	0	0	0						
<b>Boog Powell, L</b> OBP: 0.486, SLG: 0.621 (1, 3)	 1B				 2-3					4	0	3	0	0	0	2						
<b>Rico Carty, R</b> OBP: 0.333, SLG: 0.455 (1, 10)	 BB									3	0	0	0	1	1	2						
<b>Charlie Spikes, R</b> OBP: 0.200, SLG: 0.203 (1, 9)						 BB				2	0	0	0	2	0	2						
<b>Buddy Bell, R</b> OBP: 0.295, SLG: 0.250 <b>John Lowenstein, L</b> OBP: 0.328, SLG: 0.347 (6, PH) (9, 5)						 1-2				2	0	0	0	1	2	0						
<b>Alan Ashby, S</b> OBP: 0.333, SLG: 0.200 <b>Leron Lee, L</b> OBP: 0.240, SLG: 0.182 (9, PH)						 1-2				3	0	0	0	0	0	2						
<b>Jack Brohamer, L</b> OBP: 0.273, SLG: 0.333 (1, 4)									 1B	4	0	1	0	0	0	0						
<b>Inning Stats</b>	R: 1 E: 0 K: 0 S: 5	H: 2 LOB: 2 BB: 1 P: 9	R: 0 E: 0 K: 1 S: 5	H: 0 LOB: 0 BB: 0 P: 5	R: 1 E: 0 K: 1 S: 7	H: 2 LOB: 1 BB: 0 P: 7	R: 0 E: 0 K: 1 S: 5	H: 0 LOB: 0 BB: 0 P: 5	R: 1 E: 0 K: 0 S: 4	H: 2 LOB: 1 BB: 1 P: 8	R: 0 E: 0 K: 0 S: 2	H: 0 LOB: 1 BB: 2 P: 10	R: 0 E: 0 K: 0 S: 3	H: 0 LOB: 0 BB: 0 P: 3	R: 0 E: 0 K: 1 S: 6	H: 1 LOB: 2 BB: 1 P: 10	R: 0 E: 0 K: 0 S: 3	H: 1 LOB: 0 BB: 0 P: 3	1B: 4 2B: 4 3B: 0 HR: 1	SF: 1 SAC: 0 DP: 3 HBP: 0	WP: 0 PB: 0 CS: 0	PA: 37
<b>PITCHER</b>	IP	WLS	BF	H	R	ER	SO	BB	IBB	HBP	BLK	WP	HR	S	P	ERA	WHIP					
<b>Wilbur Wood, L</b> ERA: 4.82 (1, 1)	5.1	W	24	6	3	3	3	3	0	0	0	0	1	27	39	5.06	1.688					
<b>Rich Gossage, R</b> ERA: 1.14 (6, 1)	3.2	S	13	2	0	0	1	2	0	0	0	0	0	13	21	0.00	1.091					

Chicago White Sox @ Cleveland Indians  
Cleveland Municipal Stadium, Cleveland, OH  
Sat May 10 1975, 7:05 PM EDT  
Att: 10,165 - Unknown

AB	31
R	3
H	8
RBI	3
BB	5
SO	4
LOB	12






Batter	1	2	3	4	5	6	7	8	9	10	11	AB	R	H	RBI	BB	SO	LOB	TOP	
Pat Kelly, L OBP: 0.398, SLG: 0.425 Nyls Nyman, L OBP: 0.202, SLG: 0.218	(1,9) 0-3 K	(1,4) 4-0 WP 1B BB		(1,3) 1-3			(1,4) 4-3 1B		(1,4) 4-3		(1,4) 0-0 1B 1B	3	0	1	0	1	1	0		
Jorge Orta, L OBP: 0.295, SLG: 0.377	(1,4) 4-0 WP 1B BB	(1,4) 0-0 G6-4-3					(1,4) 4-3 1B		(1,4) 0-0 F2		(1,4) 0-0 1B	5	1	1	0	1	0	4		
Carlos May, L OBP: 0.429, SLG: 0.457 Bob Coluccio, R OBP: 0.316, SLG: 0.273	(1,7) 0-0 F6			(1,7) 0-0 CS 1B BB			(1,7) 4-0 BB 1B		(1,7) 0-3 K			2	0	1	0	2	0	1		
Ken Henderson, S OBP: 0.402, SLG: 0.433	(1,8) 4-0 1B BB			(1,8) 0-0 CS 1B 1B			(1,8) 0-0 F8		(1,8) 0-3 K			4	1	1	0	1	1	3		
Bill Melton, R OBP: 0.353, SLG: 0.352 Lee Richard, R OBP: 0.250, SLG: 0.250	(1,5) 0-0 1B			(1,5) 0-3 K			(1,5) 4-0 BB		(1,5) 0-0 1-3			2	0	1	1	1	1	2		
Deron Johnson, R OBP: 0.295, SLG: 0.309	(1,10) 0-3 K			(1,10) 0-0 1B			(1,10) 0-3 K		(1,10) 0-0 6-3		(1,10) 0-0 L5	5	0	1	1	0	2	4		
Tony Muser, L OBP: 0.235, SLG: 0.219	(1,3) 0-0 F6			(1,3) 0-0 4-3			(1,3) 0-0 F8		(1,3) 0-0 F9		(1,3) 0-0 1B SH2-4	5	1	1	0	0	0	1		
Bucky Dent, R OBP: 0.287, SLG: 0.317	(1,6) 0-0 BB 1B 1B			(1,6) 0-0 F4			(1,6) 4-0 CS BB		(1,6) 0-0 1B		(1,6) 0-0 SH2-4	3	0	2	0	1	0	0		
Brian Downing, R OBP: 0.340, SLG: 0.326	(1,2) 0-0 BB 1B			(1,2) 0-0 F7			(1,2) 0-3 K		(1,2) 0-3 K		(1,2) 0-0 5-3	5	0	1	0	0	2	3		
<b>Inning Stats</b>	R: 1 E: 0 K: 2 S: 8	H: 1 LOB: 2 BB: 2 P: 16	R: 0 E: 0 K: 0 S: 4	H: 2 LOB: 2 BB: 1 P: 8	R: 1 E: 0 K: 1 S: 6	H: 2 LOB: 1 BB: 1 P: 10	R: 0 E: 0 K: 0 S: 3	H: 0 LOB: 0 BB: 0 P: 3	R: 0 E: 0 K: 1 S: 4	H: 1 LOB: 2 BB: 1 P: 10	R: 0 E: 0 K: 1 S: 6	H: 1 LOB: 1 BB: 0 P: 6	R: 0 E: 0 K: 0 S: 3	H: 0 LOB: 0 BB: 0 P: 3	R: 1 E: 0 K: 0 S: 5	H: 3 LOB: 2 BB: 0 P: 5	1B: 11 2B: 1 3B: 0 HR: 0	SF: 0 SAC: 1 DP: 2 HBP: 0	WP: 1 PB: 0 SB: 0 CS: 3	PA: 47
<b>PITCHER</b>	IP: 9.0 ERA: 1.87	WLS: 8 BF: 39	H: 8 R: 2 ER: 1 SO: 8	R: 1 ER: 1 SO: 0	BB: 0 IBB: 0 HBP: 0 BLK: 0	WP: 0 HR: 0 S: 8 P: 76	ERA: 2.00 WHIP: 1.500	<b>PITCHER</b>	IP: 9.0 ERA: 2.29	WLS: 10 BF: 39	H: 10 R: 3 ER: 2 SO: 8	R: 2 ER: 2 SO: 0	BB: 0 IBB: 0 HBP: 0 BLK: 0	WP: 0 HR: 0 S: 8 P: 76	ERA: 4.50 WHIP: 1.500					

Chicago White Sox @ Cleveland Indians  
Cleveland Municipal Stadium, Cleveland, OH  
Sun May 11 1975, 3:33 AM EDT  
Att: 19,490 - Unknown

AB 39  
R 3  
H 11  
RBI 3  
BB 7  
SO 8  
LOB 20



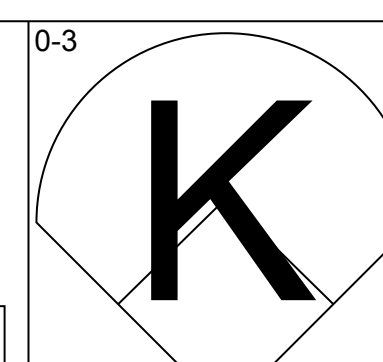
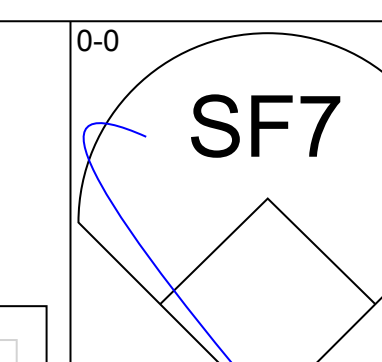
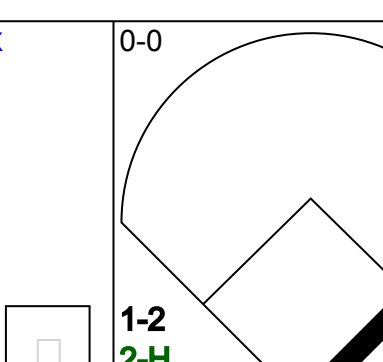
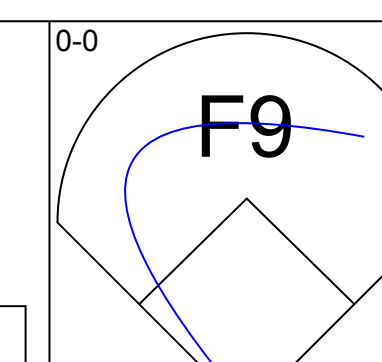
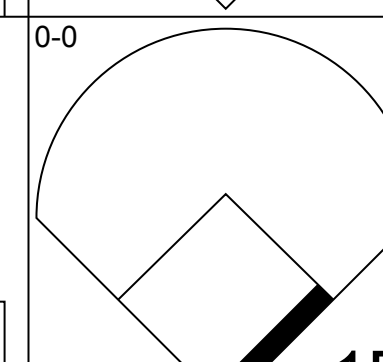
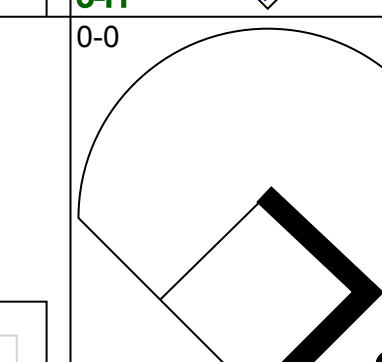
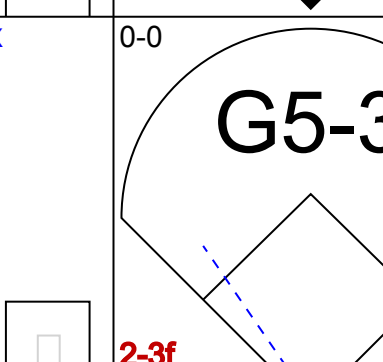
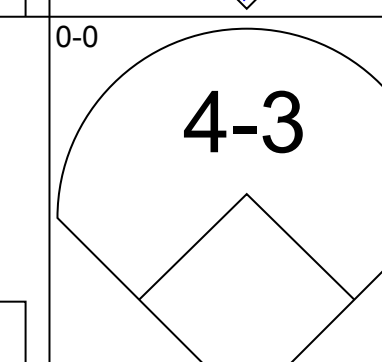
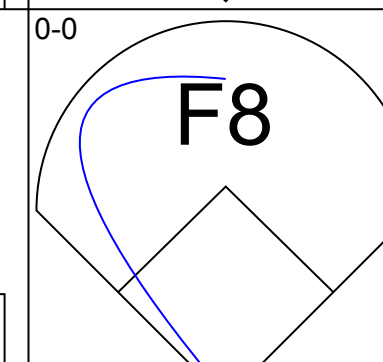
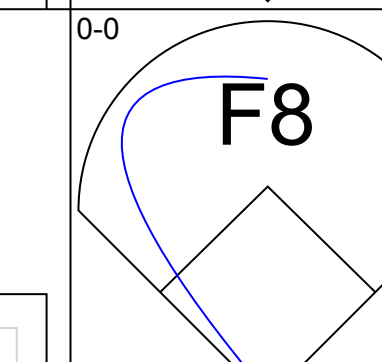
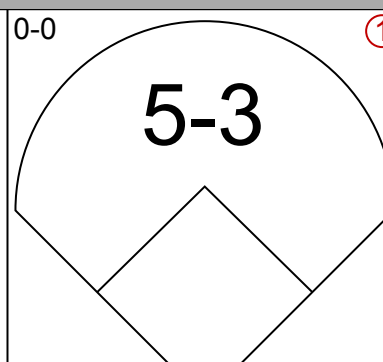
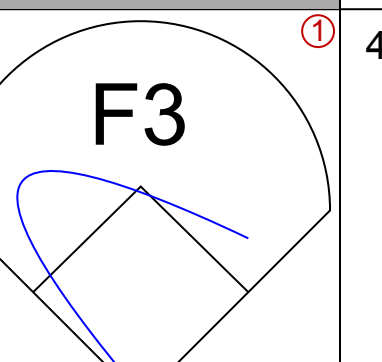
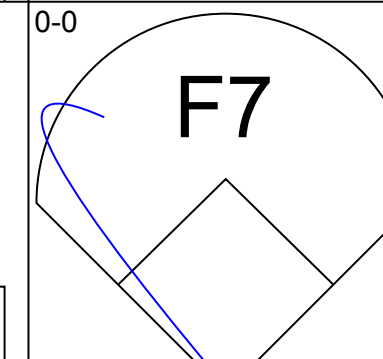
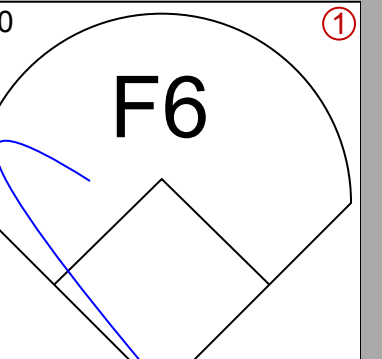
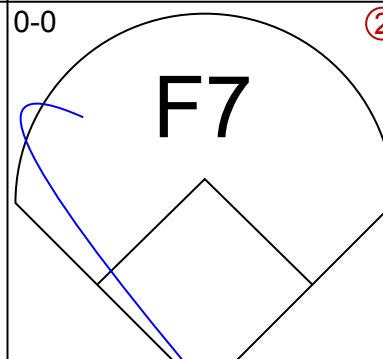
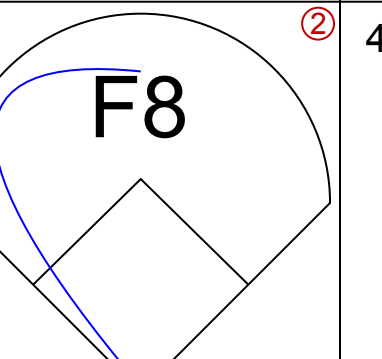
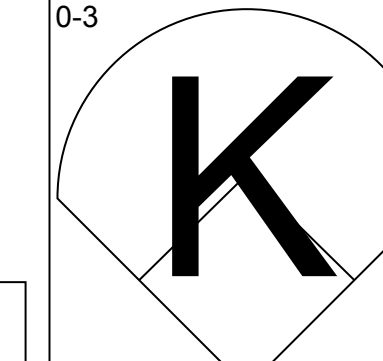
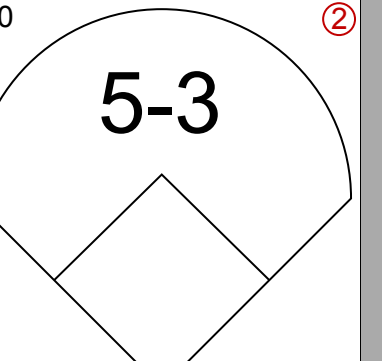
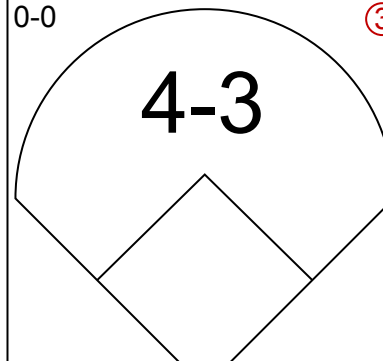
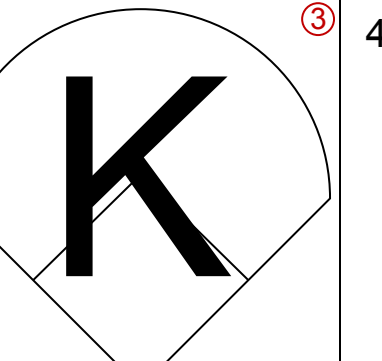
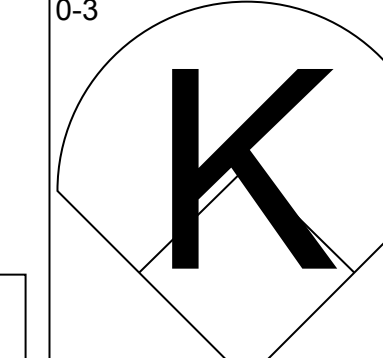
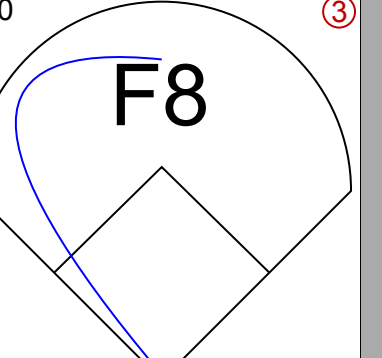
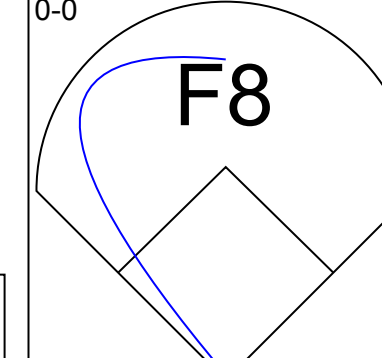
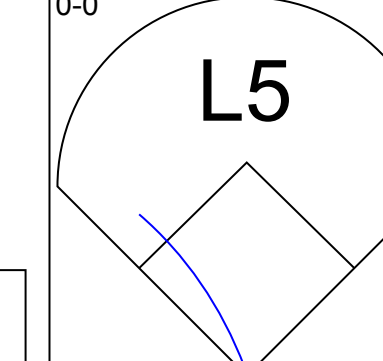
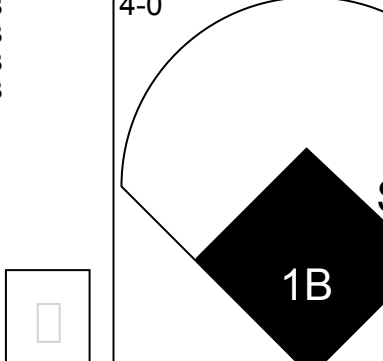
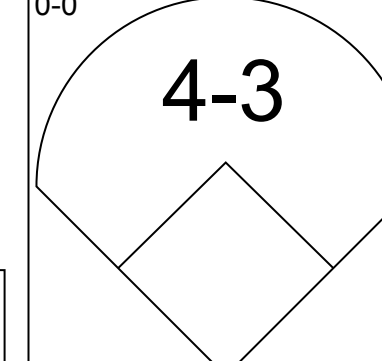
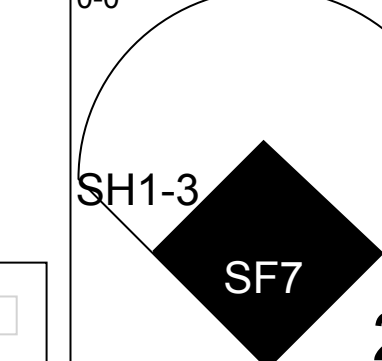
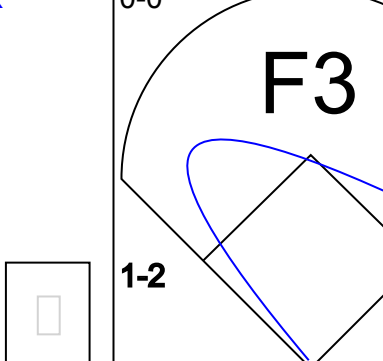
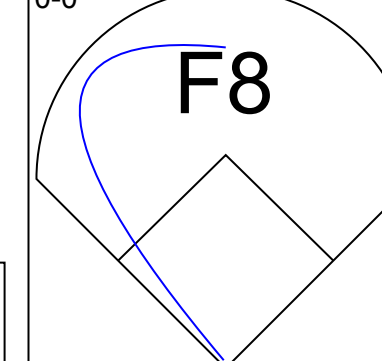
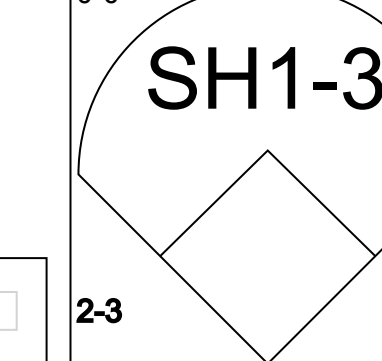
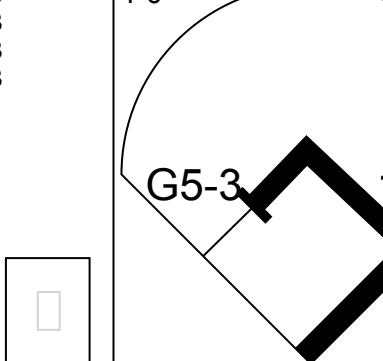
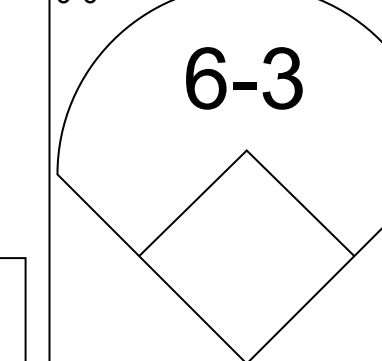
Batter	1	2	3	4	5	6	7	8	9	10	11	AB	R	H	RBI	BB	SO	LOB	BOTTOM			
Frank Duffy, R OBP: 0.273, SLG: 0.271	(1,6) 0-0 G6-4-3 1B		(1,6) 0-3 K		(1,6) 0-0 F7		(1,6) 1-3 1B		(1,6) 0-0 G6-4-3			5	0	2	0	0	1	1				
Oscar Gamble, L OBP: 0.339, SLG: 0.440 Ken Berry, R OBP: 0.222, SLG: 0.200	(1,7) 0-0 G6-4-3		(1,7) 0-0 1B		(1,7) 0-0 6-3		(1,7) 0-0 6-3		(1,7) 0-0 F9			2	0	1	0	0	0	1				
George Hendrick, R OBP: 0.333, SLG: 0.495	(1,8) 0-0 3B		(1,8) 0-0 4-3		(1,8) 0-0 F8		(1,8) 0-3 K		(1,8) 0-0 6-3			5	0	1	0	0	1	1				
Boog Powell, L OBP: 0.455, SLG: 0.571	(1,3) 0-0 G3		(1,3) 0-0 F8		(1,3) 0-0 F8		(1,3) 0-3 K		(1,3) 0-3 K			5	0	0	0	0	2	1				
Rico Carty, R OBP: 0.377, SLG: 0.522	(1,10) 0-0 F9		(1,10) 4-0 FC5-4 BB		(1,10) 0-0 HR		(1,10) 4-0 1B BB		(1,10) 4-0 F9 SH1-3 1B BB			2	2	1	1	3	0	0				
Charlie Spikes, R OBP: 0.213, SLG: 0.241	(1,9) 0-0 3B		(1,9) 0-0 K		(1,9) 0-0 4-3		(1,9) 0-0 1B		(1,9) 0-0 SH1-3			4	0	2	0	0	1	1				
Buddy Bell, R OBP: 0.290, SLG: 0.247	(1,5) 0-0 E5		(1,5) 0-0 FC5-4		(1,5) 0-0 1B 1B		(1,5) 0-0 F9		(1,5) 0-0 F9			5	1	1	0	0	0	5				
Alan Ashby, S OBP: 0.286, SLG: 0.167 John Ellis, R OBP: 0.289, SLG: 0.364	(1,2) 0-0 G6-4-3		(1,2) 0-0 6-3		(1,2) 0-0 6-3		(1,2) 0-0 1B 1B		(1,2) 0-0 G6-4-3		(1,2) 4-0 1B E IBB	2	0	0	0	0	0	2				
Jack Brohamer, L OBP: 0.207, SLG: 0.326 Frank Robinson, R OBP: 0.364, SLG: 0.370 Ed Crosby, L OBP: 0.412, SLG: 0.357 Tom McCraw, L OBP: 0.316, SLG: 0.444	(1,4) 0-0 F8		(1,4) 0-0 3-1		(1,4) 0-0 1B 1B		(1,4) 0-0 1B		(1,4) 0-0 F8		(1,4) 0-0 E1	2	0	0	0	0	0	0				
<b>Inning Stats</b>	R: 0 E: 0 K: 0 S: 4	H: 2 LOB: 1 BB: 0 P: 4	R: 0 E: 1 K: 0 S: 4	H: 1 LOB: 1 BB: 0 P: 4	R: 0 E: 0 K: 1 S: 6	H: 1 LOB: 1 BB: 1 P: 6	R: 0 E: 0 K: 1 S: 5	H: 0 LOB: 1 BB: 0 P: 9	R: 0 E: 0 K: 0 S: 3	H: 0 LOB: 0 BB: 0 P: 3	R: 2 E: 0 K: 0 S: 7	H: 5 LOB: 2 BB: 1 P: 7	R: 0 E: 0 K: 2 S: 8	H: 1 LOB: 2 BB: 1 P: 12	R: 0 E: 0 K: 1 S: 5	H: 0 LOB: 0 BB: 0 P: 5	R: 2 E: 1 K: 0 S: 3	H: 1 LOB: 1 BB: 2 P: 11	1B: 9 2B: 0 3B: 2 HR: 1	SF: 0 SAC: 1 DP: 3 HBP: 0	WP: 0 PB: 0 SB: 0 CS: 0	PA: 45
<b>PITCHER</b>	IP: 6.0 ERA: 4.44	WLS: 2 BF: 23	H: 5 R: 3 ER: 2 SO: 2	R: 1 ER: 2 SO: 3	BB: 1 IBB: 0 HBP: 0 BLK: 0	WP: 0 HR: 1 S: 26 P: 30	ERA: 1.50 WHIP: 1.000	<b>PITCHER</b>	IP: 7.1 ERA: 2.28	WLS: 4 BF: 22	H: 7 R: 3 ER: 2 SO: 3	R: 2 ER: 2 SO: 0	BB: 0 IBB: 0 HBP: 0 BLK: 0	WP: 0 HR: 0 S: 25 P: 37	ERA: 3.86 WHIP: 1.929							

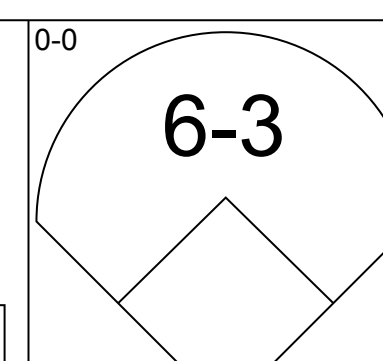
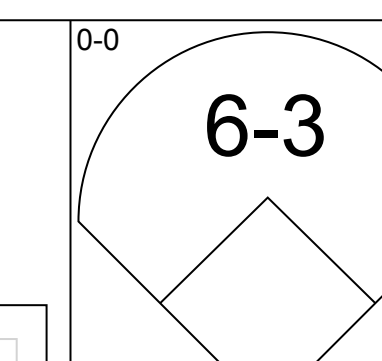
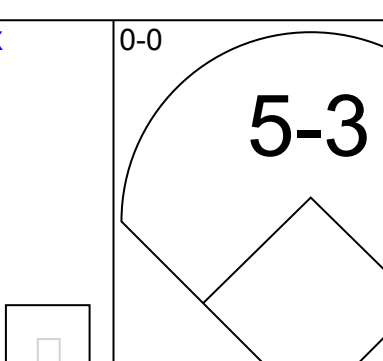
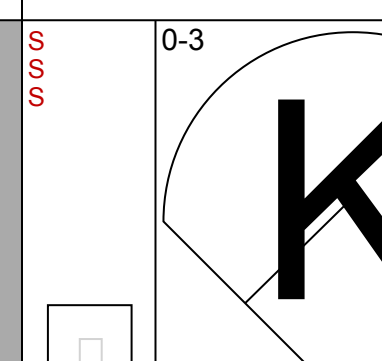
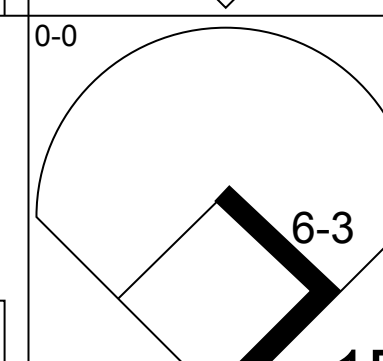
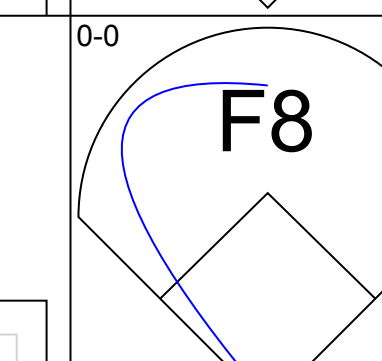
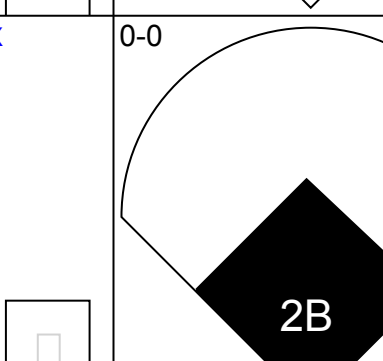
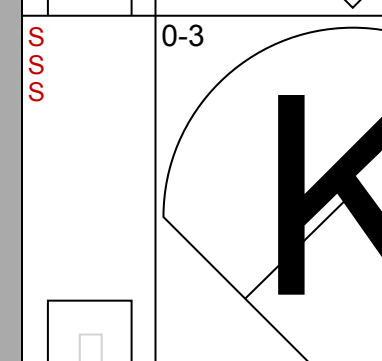
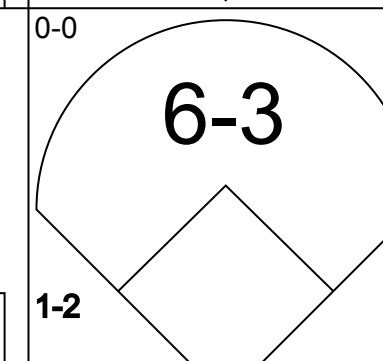
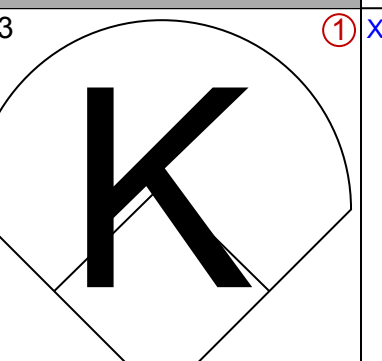
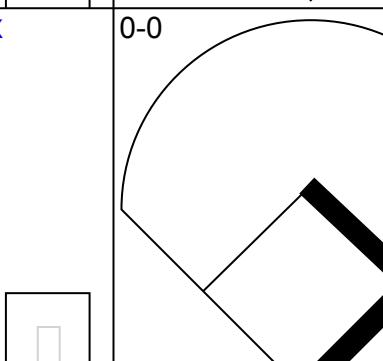
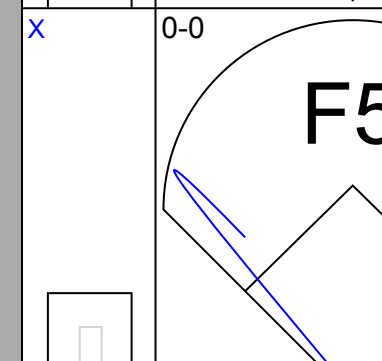
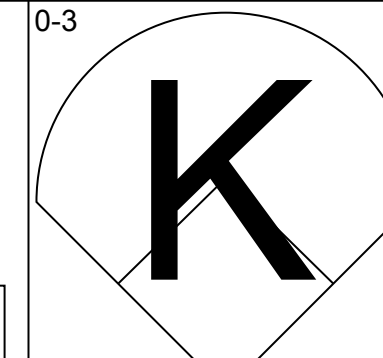
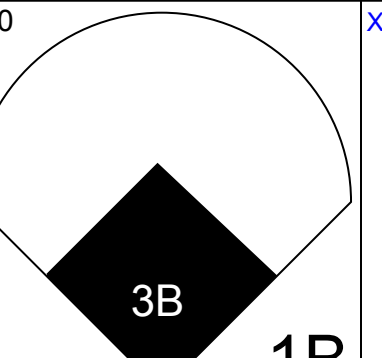
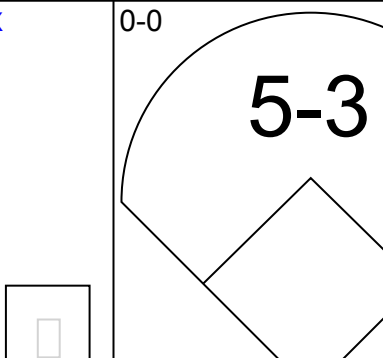
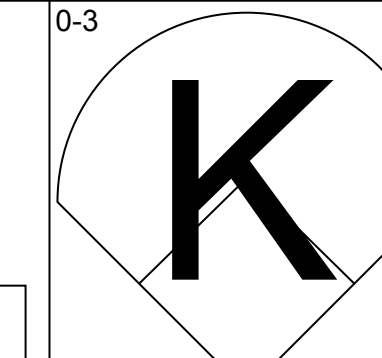
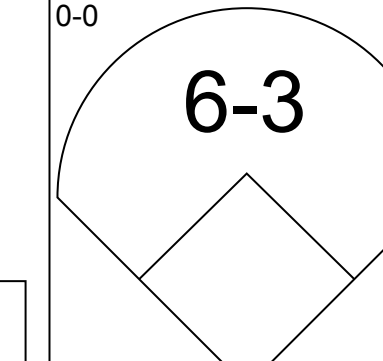
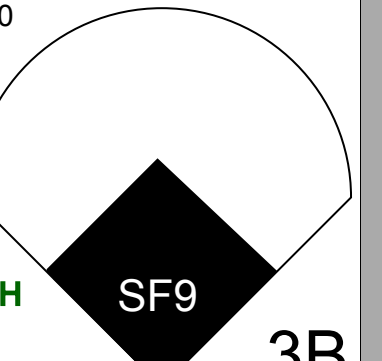
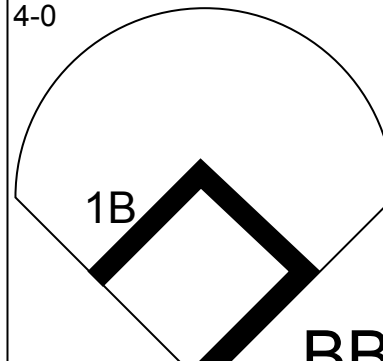
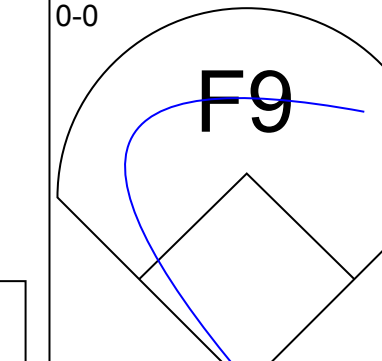
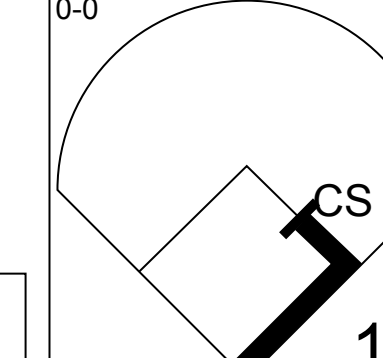
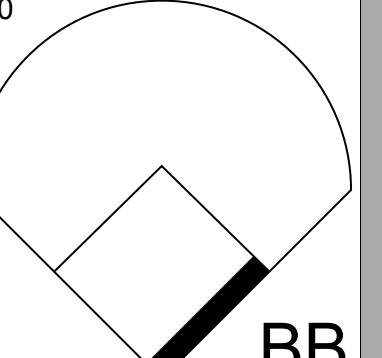
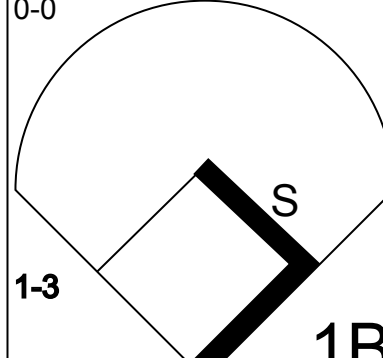
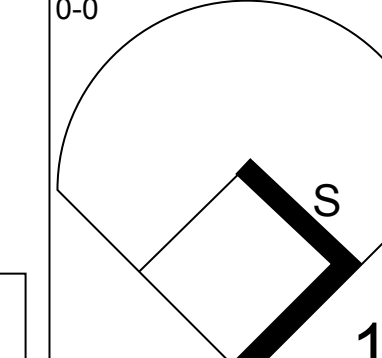
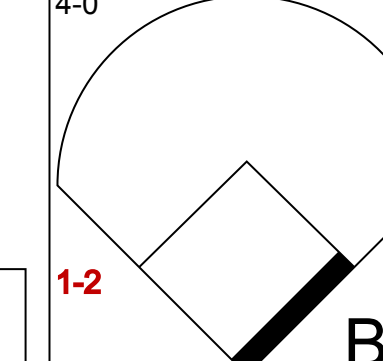

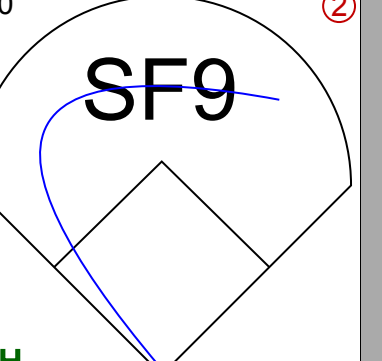
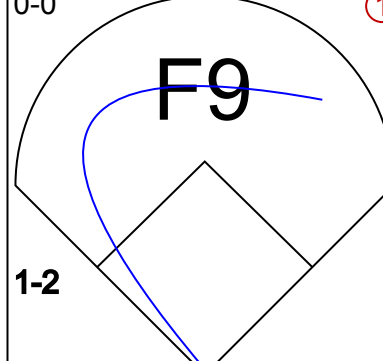
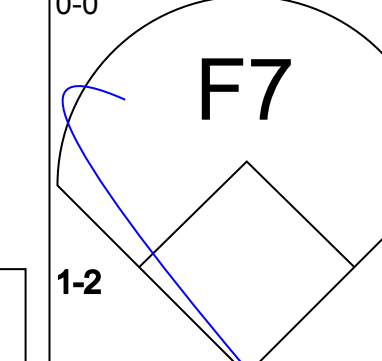
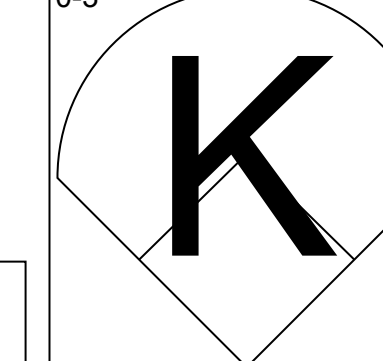
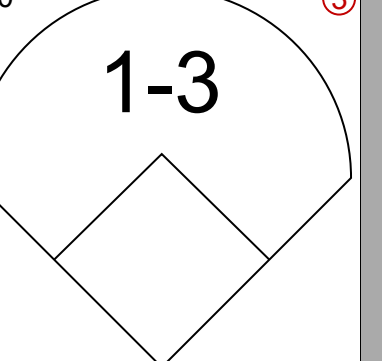
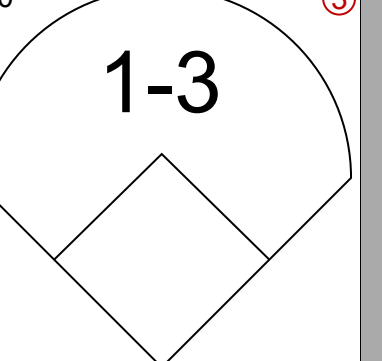
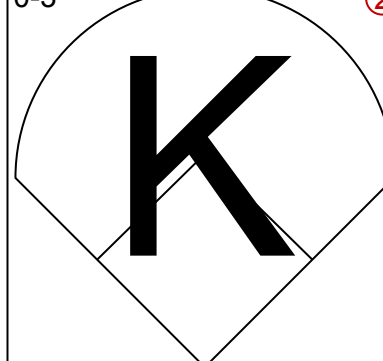
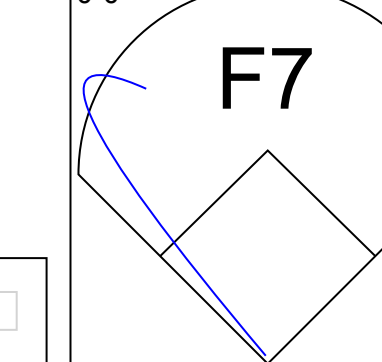
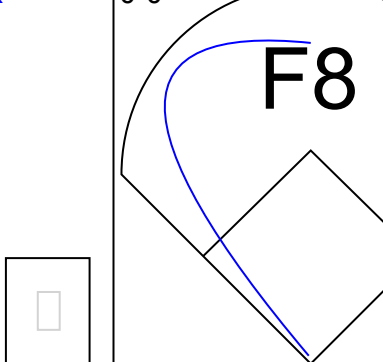
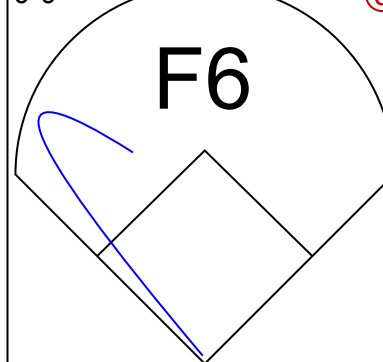
Chicago White Sox @ Cleveland Indians  
Cleveland Municipal Stadium, Cleveland, OH  
Sun May 11 1975, 3:33 AM EDT  
Att: 19,490 - Unknown

AB 40  
R 4  
H 12  
RBI 3  
BB 4  
SO 5  
LOB 15





Batter	1	2	3	4	5	6	7	8	9	AB	R	H	RBI	BB	SO	LOB	TOP			
Buddy Bradford, R (1.9) OBP: 0.275, SLG: 0.226										3	0	1	2	0	1	0	<b>Chicago White Sox @ Baltimore Orioles</b> Memorial Stadium, Baltimore, MD Tue May 13 1975, 7:05 PM EDT Att. 4,574 - Unknown			
Bucky Dent, R (1.6) OBP: 0.295, SLG: 0.333										4	0	2	0	0	0	2				
Ken Henderson, S (1.8) OBP: 0.388, SLG: 0.416										4	0	0	0	0	0	2				
Bill Melton, R (1.5) OBP: 0.344, SLG: 0.339										4	0	0	0	0	0	1				
Deron Johnson, R (1.3) OBP: 0.274, SLG: 0.294										4	0	0	0	0	2	0				
Bob Coluccio, R (1.7) OBP: 0.305, SLG: 0.261										3	0	0	0	0	1	0				
Jorge Orta, L (1.4) OBP: 0.295, SLG: 0.371										2	1	0	0	1	0	0				
Bill Stein, R (1.10) OBP: 0.286, SLG: 0.429										3	1	1	0	0	0	1				
Brian Downing, R (1.2) OBP: 0.343, SLG: 0.322										1	0	0	0	1	0	0				
<b>Inning Stats</b>	R: 0 E: 0 K: 1 S: 6	H: 1 LOB: 1 BB: 0 P: 6	R: 0 E: 0 K: 2 S: 7	H: 0 LOB: 0 BB: 0 P: 7	R: 1 E: 0 K: 0 S: 5	H: 2 LOB: 1 BB: 0 P: 5	R: 0 E: 0 K: 0 S: 3	H: 0 LOB: 0 BB: 0 P: 3	R: 1 E: 0 K: 0 S: 3	H: 1 LOB: 1 BB: 2 P: 11	R: 0 E: 0 K: 0 S: 3	H: 0 LOB: 0 BB: 0 P: 3	R: 0 E: 0 K: 0 S: 3	H: 0 LOB: 0 BB: 0 P: 3	R: 0 E: 0 K: 1 S: 5	H: 0 LOB: 0 BB: 0 P: 5		1B: 2 2B: 2 HR: 0	SF: 1 SAC: 1 HBP: 0	WP: 0 PB: 0 CS: 1
<b>PITCHER</b> Ross Grimsley, L (1.1) ERA: 4.29	IP: 9.0 WLS: W BF: 32	H: 4 R: 2 ER: 2 SO: 4	BB: 2 IBB: 0 HBP: 0 BLK: 0	WP: 0 HR: 0 S: 38 P: 46	ERA: 2.00 WHIP: 0.667	<b>PITCHER</b>										IP: 9.0 WLS: W BF: 32	H: 4 R: 2 ER: 2 SO: 4	BB: 2 IBB: 0 HBP: 0 BLK: 0	WP: 0 HR: 0 S: 38 P: 46	ERA: 2.00 WHIP: 0.667

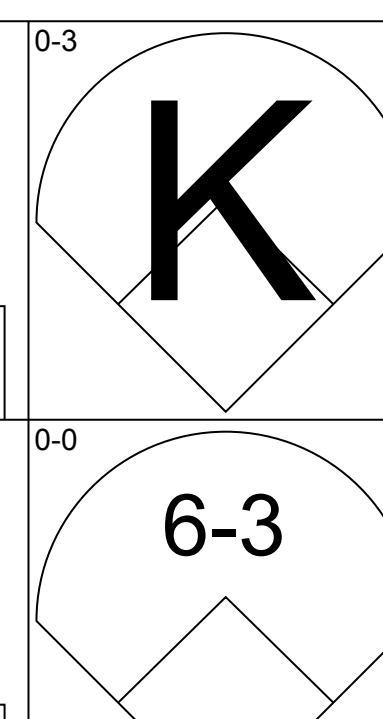
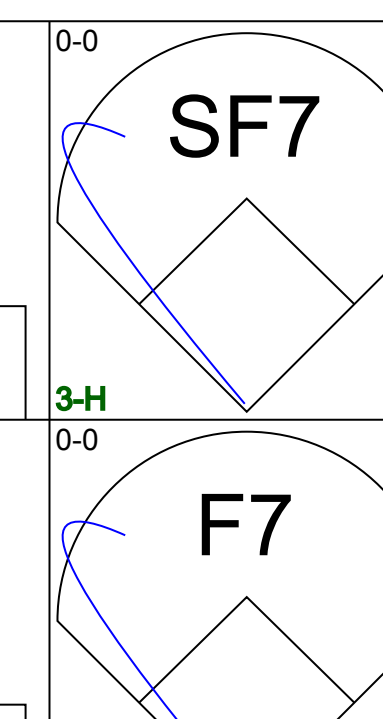
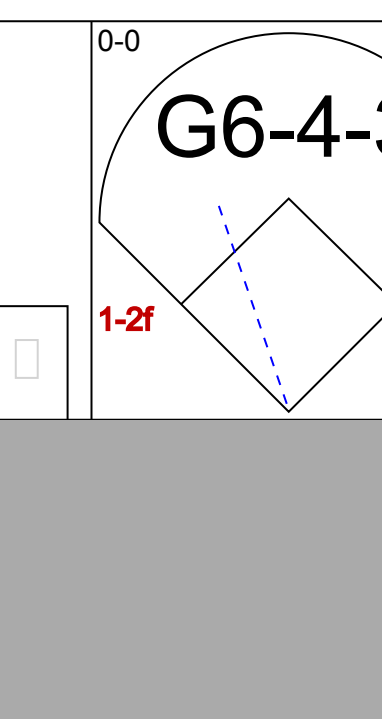
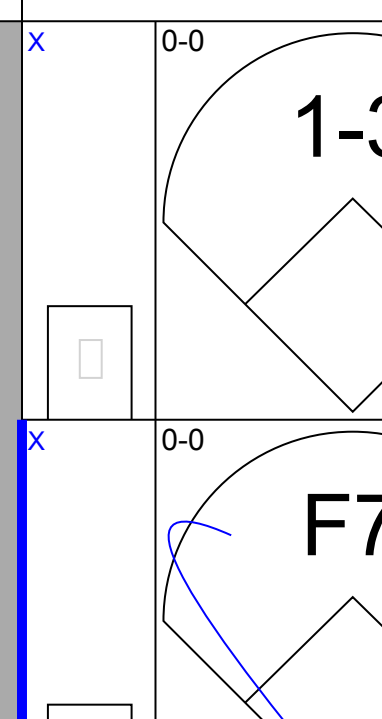
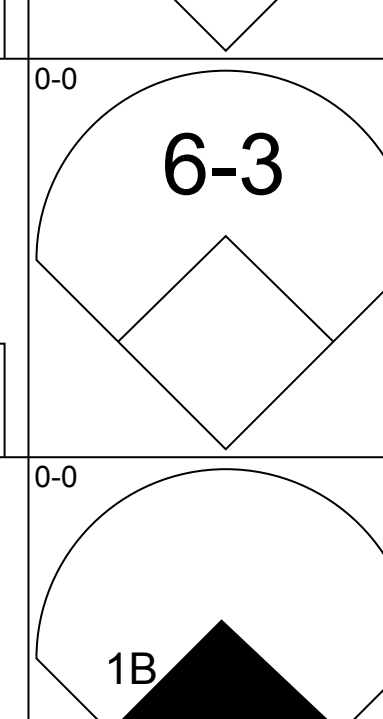
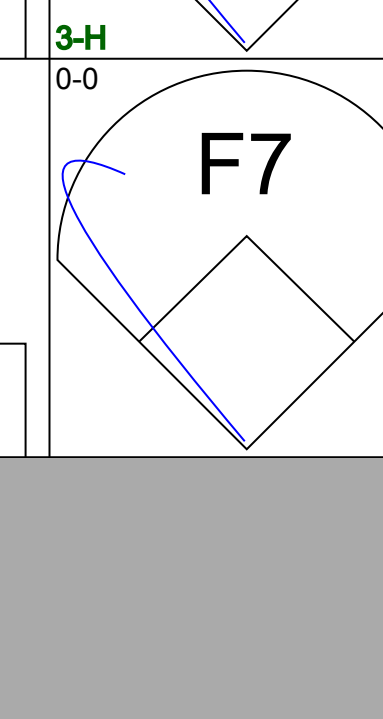
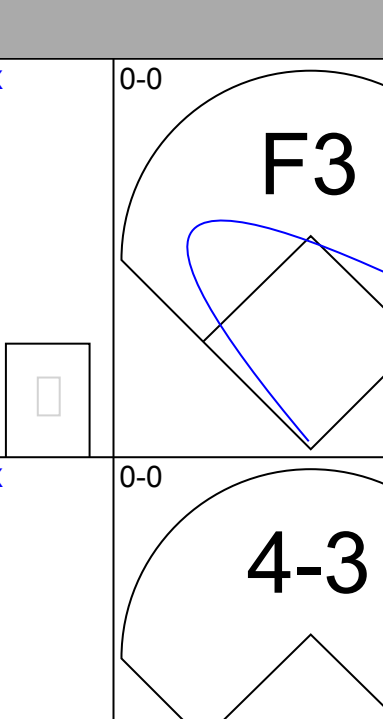
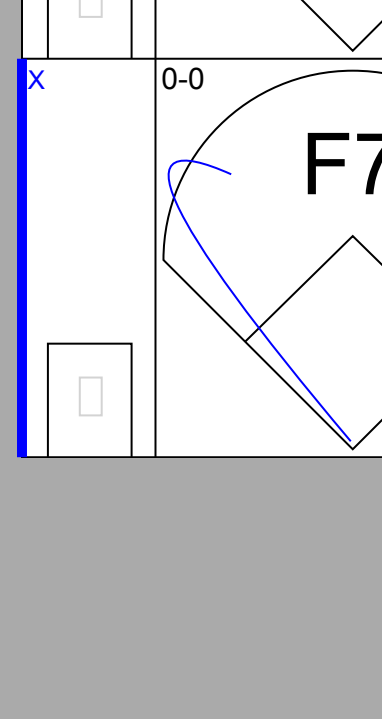
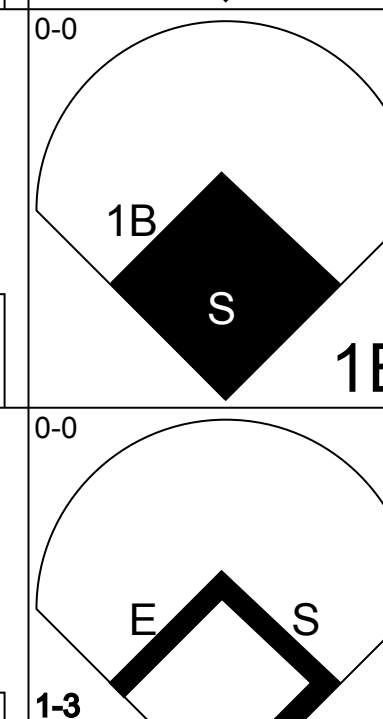
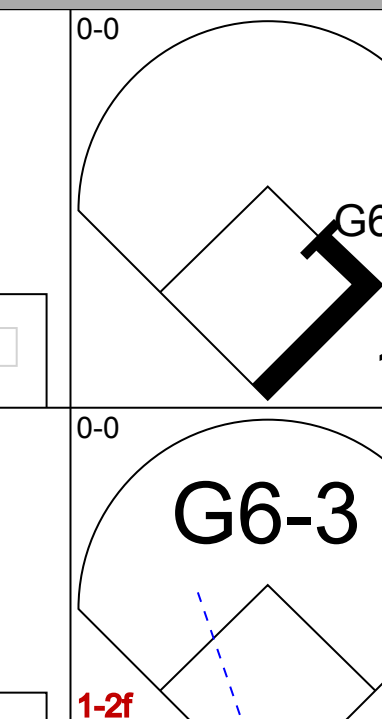
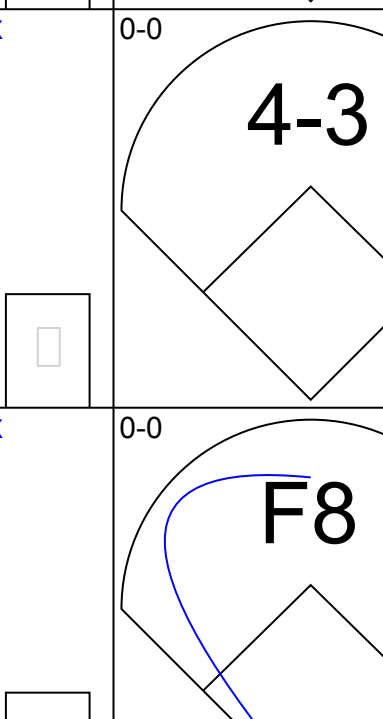
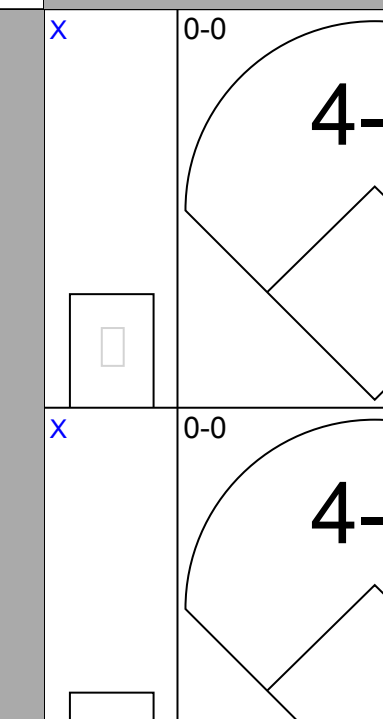
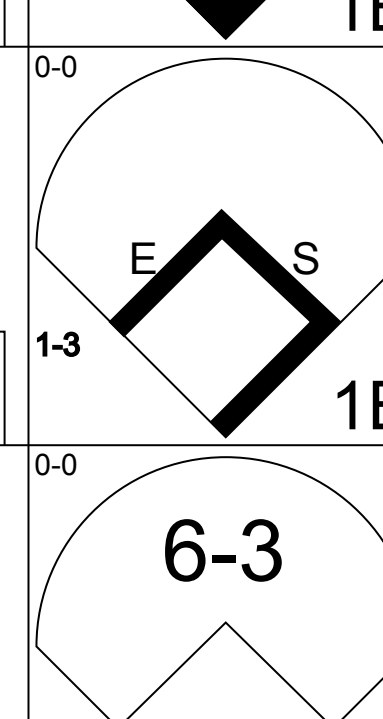
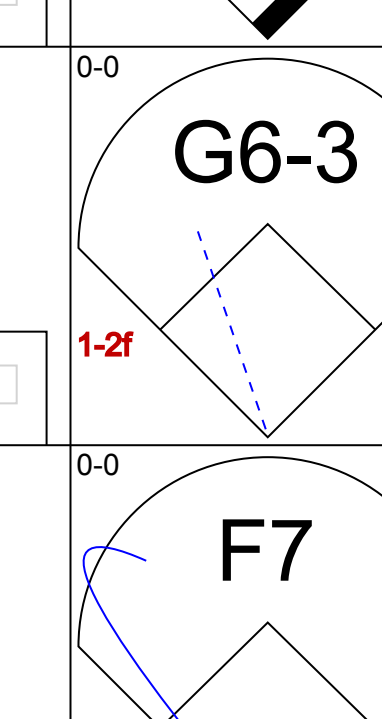
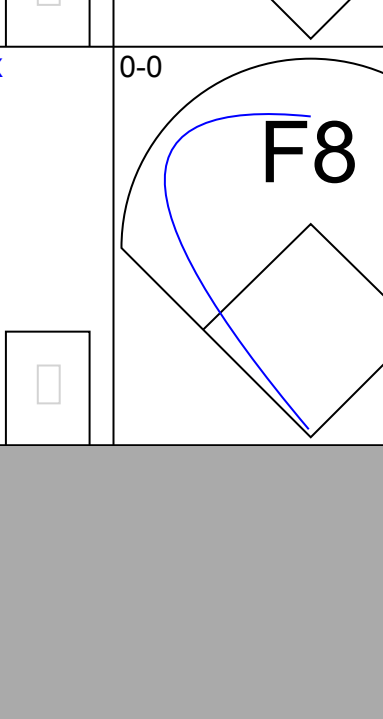
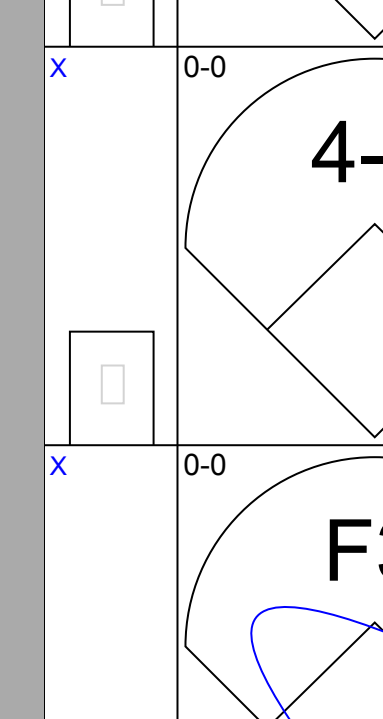
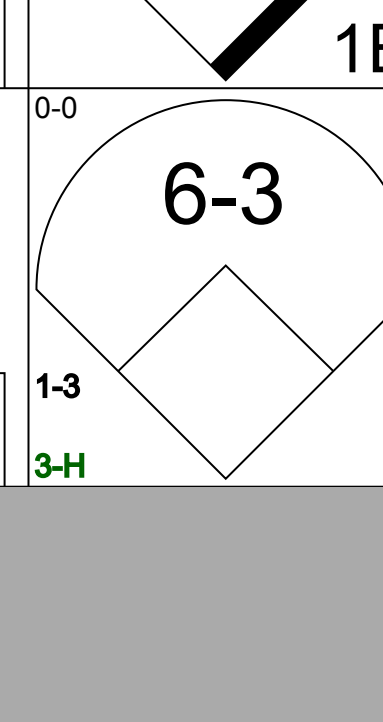
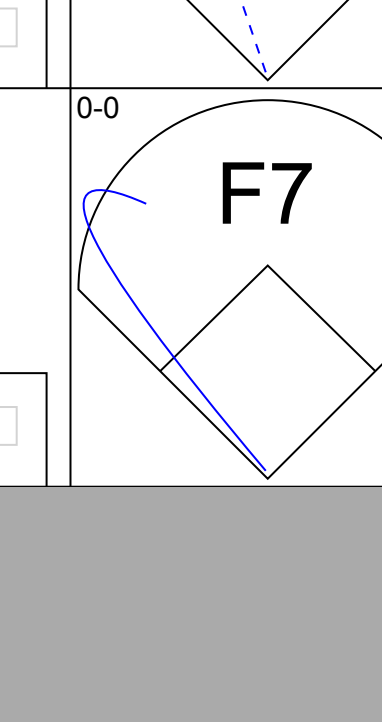
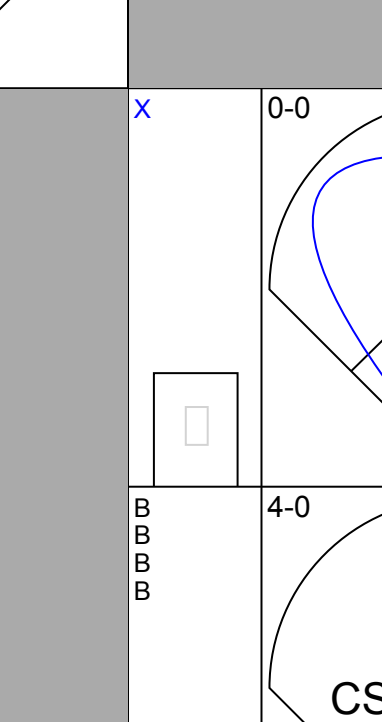
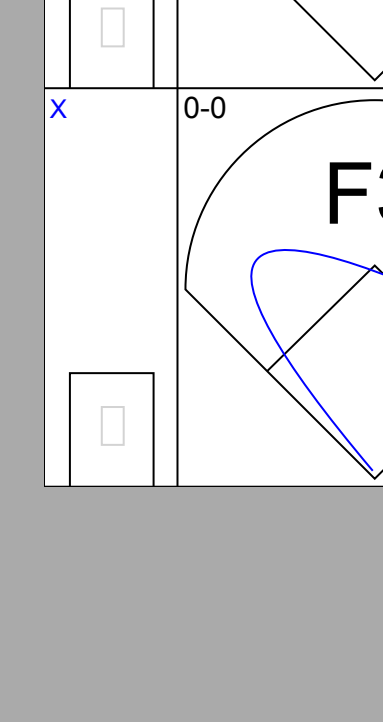
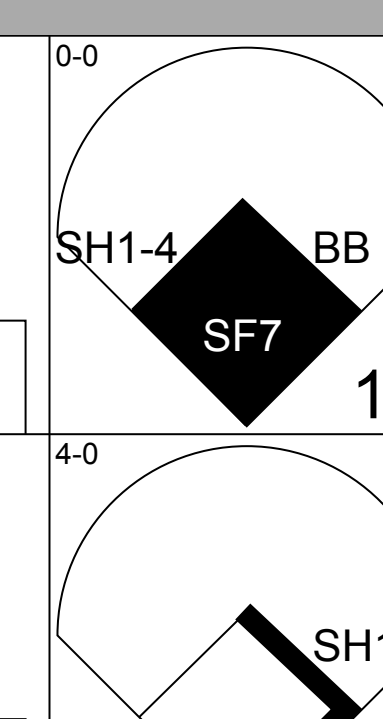
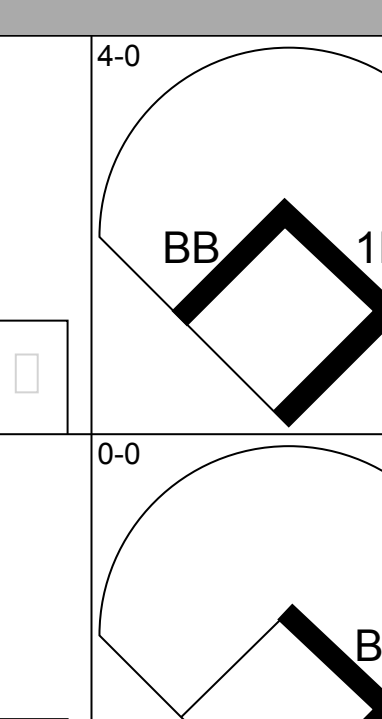
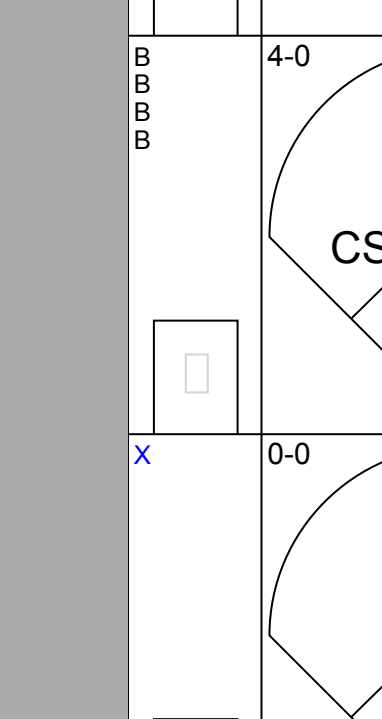
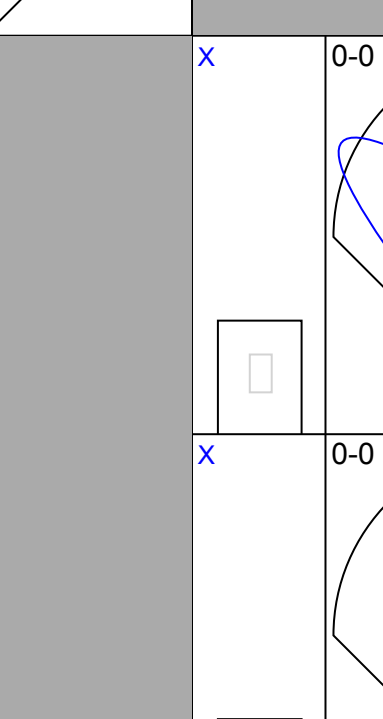
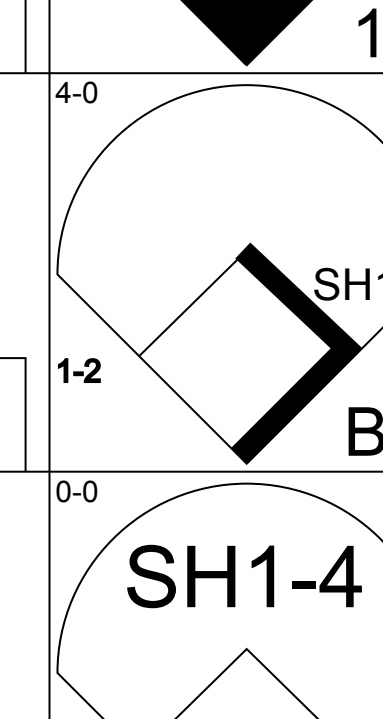
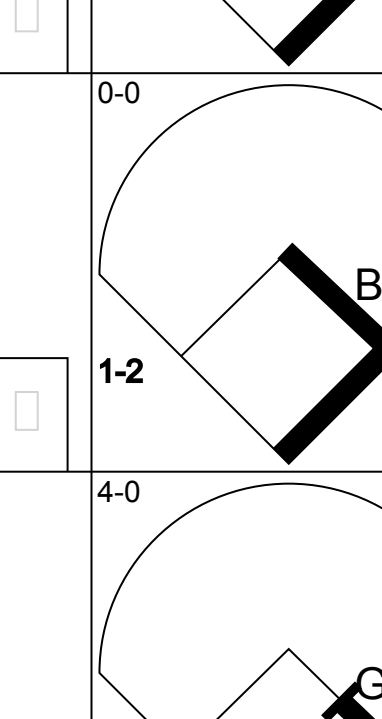
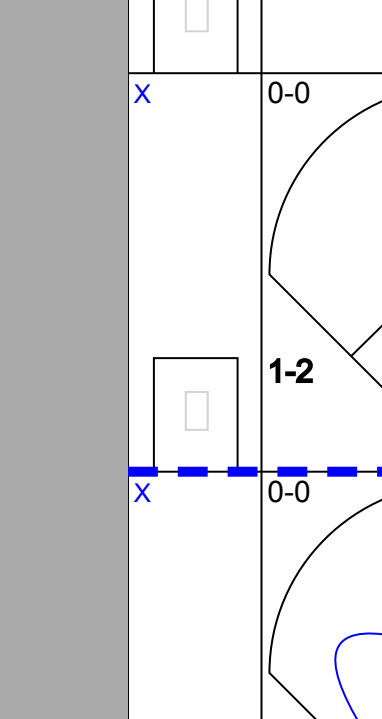
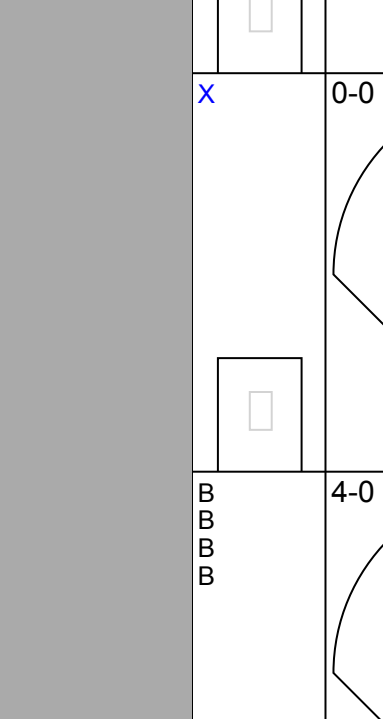
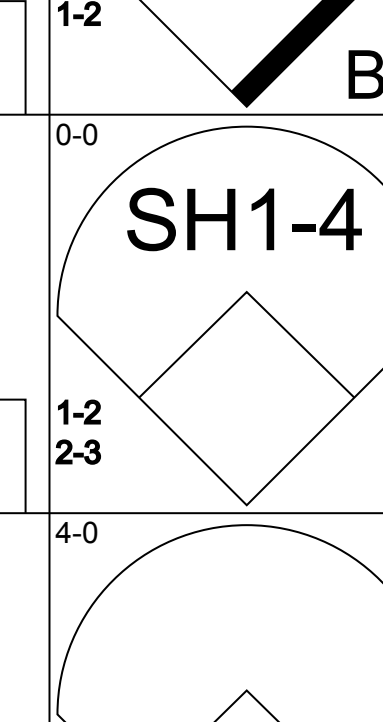
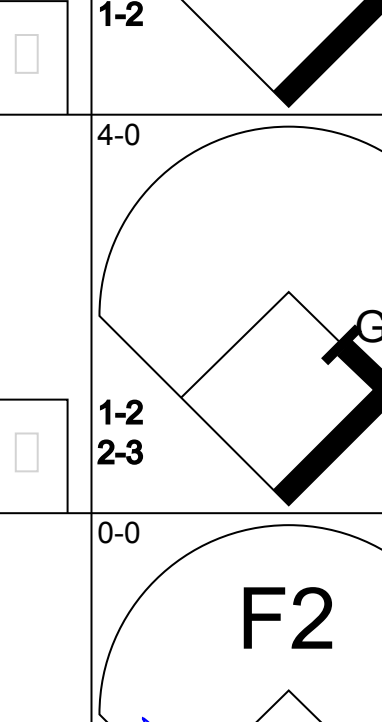
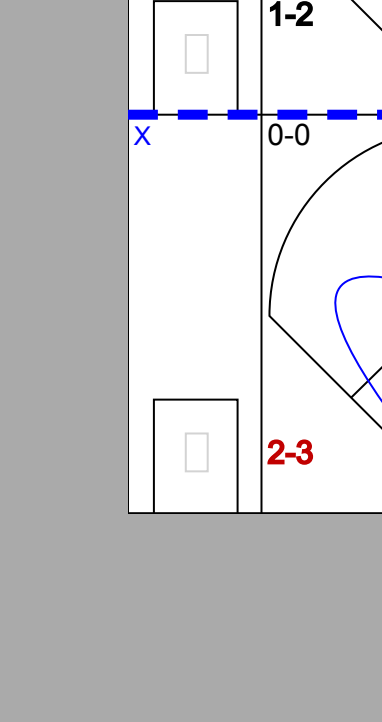
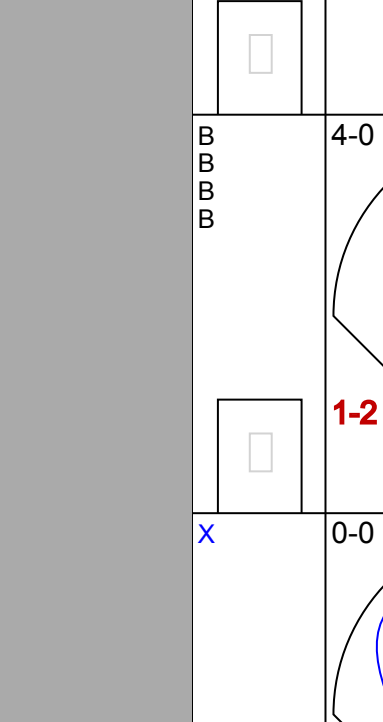
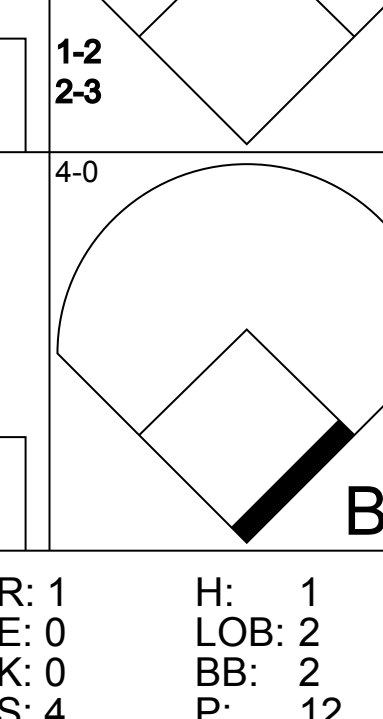
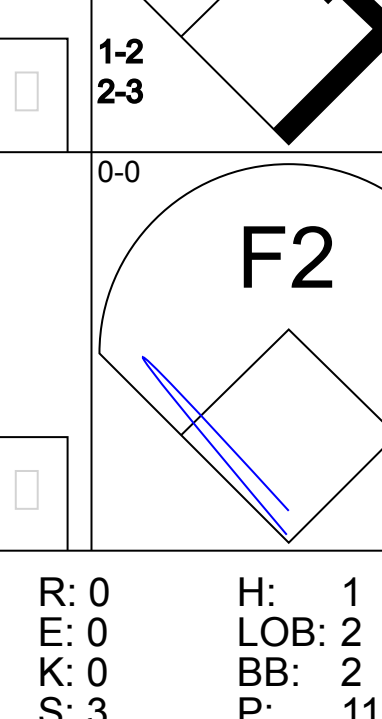
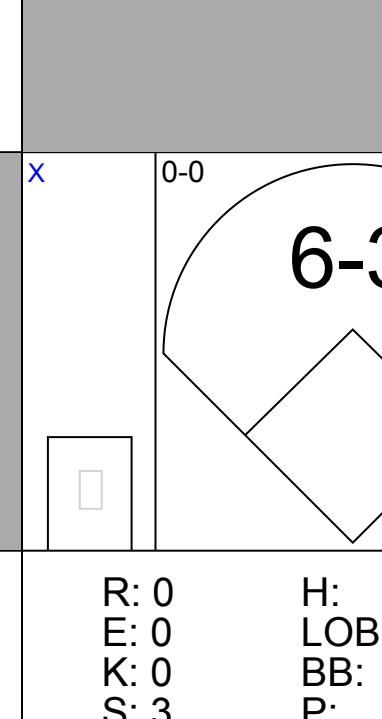
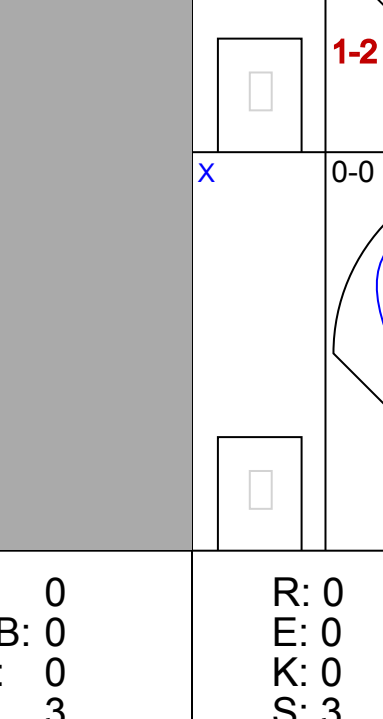
Batter	1	2	3	4	5	6	7	8	9	AB	R	H	RBI	BB	SO	LOB	BOTTOM			
Ken Singleton, S (1.9) OBP: 0.416, SLG: 0.347										4	0	0	0	0	1	0	<b>Chicago White Sox @ Baltimore Orioles</b> Memorial Stadium, Baltimore, MD Tue May 13 1975, 7:05 PM EDT Att. 4,574 - Unknown			
Paul Blair, R (1.8) OBP: 0.337, SLG: 0.402										4	1	2	0	0	1	0				
Tommy Davis, R (1.10) OBP: 0.308, SLG: 0.341										4	0	1	1	0	1	1				
Lee May, R (1.3) OBP: 0.268, SLG: 0.398										4	1	1	0	0	2	2				
Bobby Grich, R (1.4) OBP: 0.440, SLG: 0.545										3	1	1	1	1	0	0				
Don Baylor, R (1.7) OBP: 0.389, SLG: 0.480										3	0	3	0	1	0	0				
Brooks Robinson, R (1.5) OBP: 0.243, SLG: 0.189										2	0	0	1	1	0	3				
Dave Duncan, R (1.2) OBP: 0.236, SLG: 0.308										3	0	0	0	0	2	4				
Tim Nordbrook, R (1.6) OBP: 0.190, SLG: 0.056										3	0	0	0	0	0	2				
<b>Inning Stats</b>	R: 0 E: 0 K: 1 S: 6	H: 1 LOB: 1 BB: 0 P: 6	R: 0 E: 0 K: 1 S: 5	H: 1 LOB: 1 BB: 1 P: 9	R: 0 E: 0 K: 0 S: 3	H: 0 LOB: 0 BB: 0 P: 3	R: 2 E: 0 K: 1 S: 7	H: 2 LOB: 1 BB: 1 P: 11	R: 1 E: 0 K: 0 S: 5	H: 2 LOB: 1 BB: 0 P: 5	R: 0 E: 0 K: 1 S: 6	H: 1 LOB: 2 BB: 1 P: 10	R: 0 E: 0 K: 2 S: 7	H: 0 LOB: 0 BB: 0 P: 7	R: 0 E: 0 K: 1 S: 6	H: 1 LOB: 1 BB: 0 P: 6		1B: 5 2B: 1 3B: 2 HR: 0	SF: 1 SAC: 0 DP: 0 HBP: 0	WP: 0 PB: 0 CS: 1
<b>PITCHER</b> Jim Kaat, L (1.1) ERA: 2.83	IP: 5.0 WLS: L BF: 24	H: 7 R: 3 ER: 3 SO: 3	BB: 3 IBB: 0 HBP: 0 BLK: 0	WP: 0 HR: 0 S: 27 P: 39	ERA: 5.40 WHIP: 2.000	<b>PITCHER</b>										IP: 5.0 WLS: L BF: 24	H: 7 R: 3 ER: 3 SO: 3	BB: 3 IBB: 0 HBP: 0 BLK: 0	WP: 0 HR: 0 S: 27 P: 39	ERA: 5.40 WHIP: 2.000
<b>PITCHER</b> Rich Gossage, R (6.1) ERA: 1.04	IP: 3.0 WLS: L BF: 10	H: 1 R: 0 ER: 0 SO: 4	BB: 0 IBB: 0 HBP: 0 BLK: 0	WP: 0 HR: 0 S: 18 P: 18	ERA: 0.00 WHIP: 0.333	<b>PITCHER</b>										IP: 3.0 WLS: L BF: 10	H: 1 R: 0 ER: 0 SO: 4	BB: 0 IBB: 0 HBP: 0 BLK: 0	WP: 0 HR: 0 S: 18 P: 18	ERA: 0.00 WHIP: 0.333

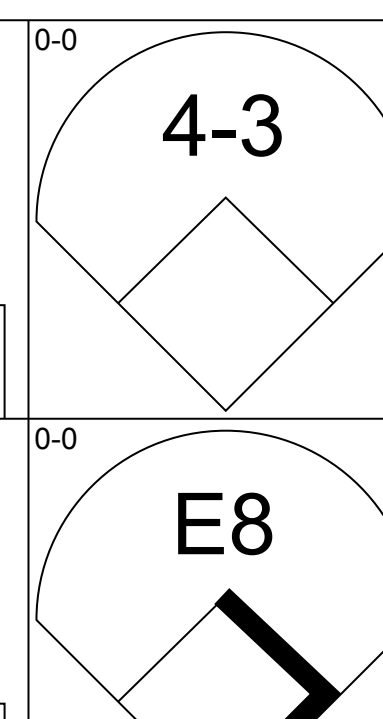
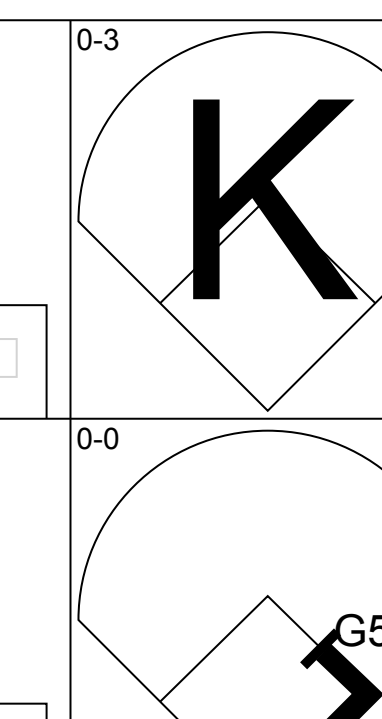
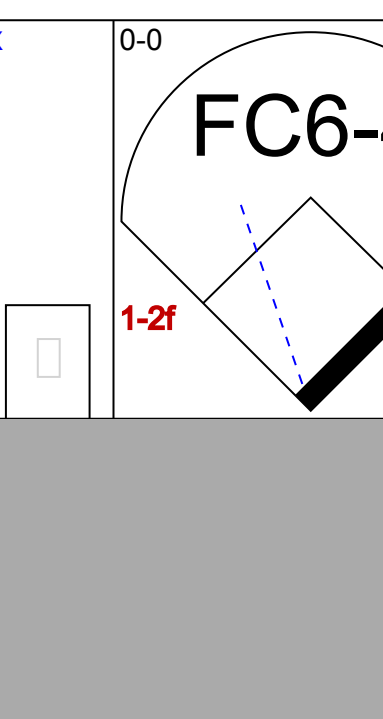
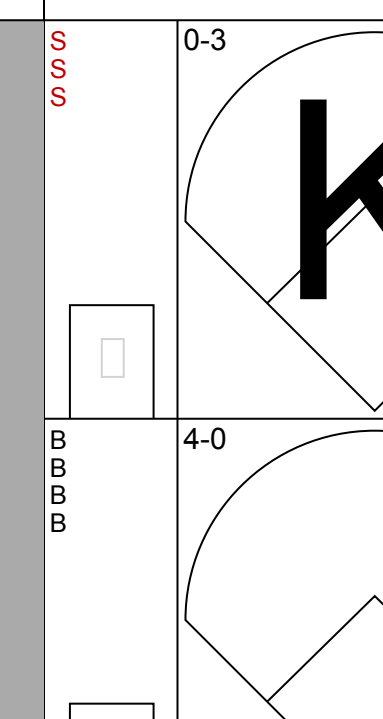
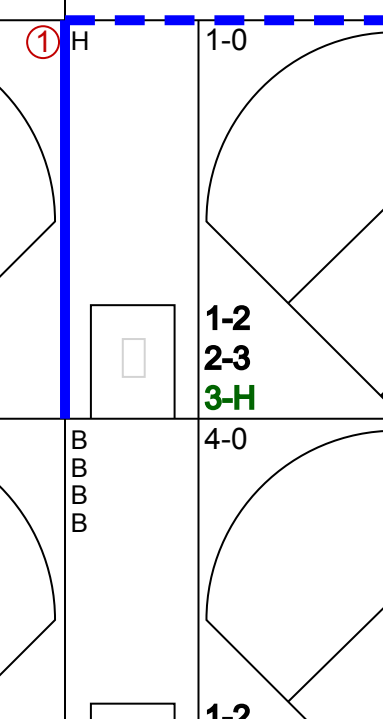
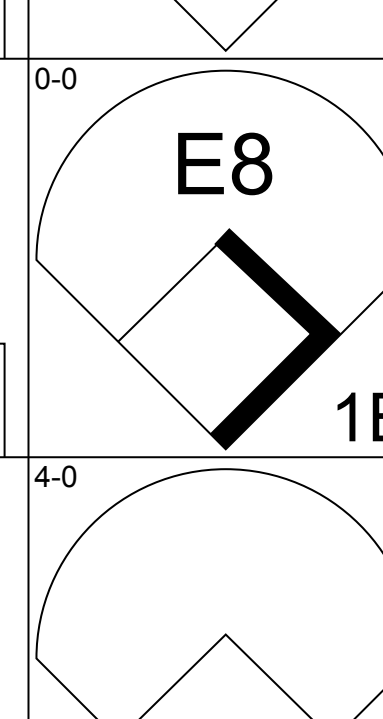
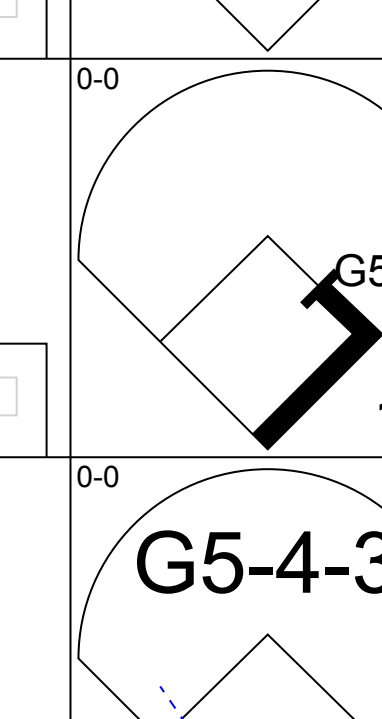
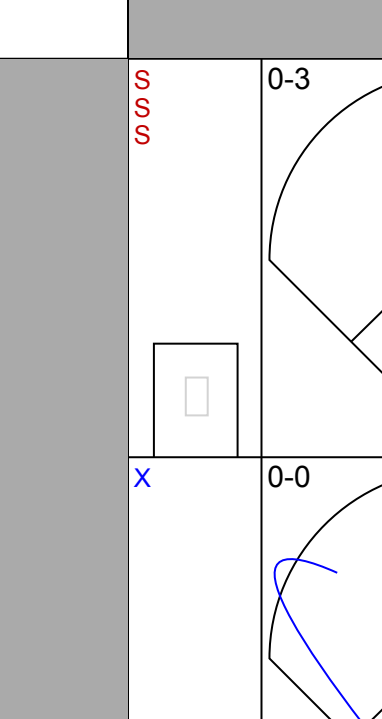
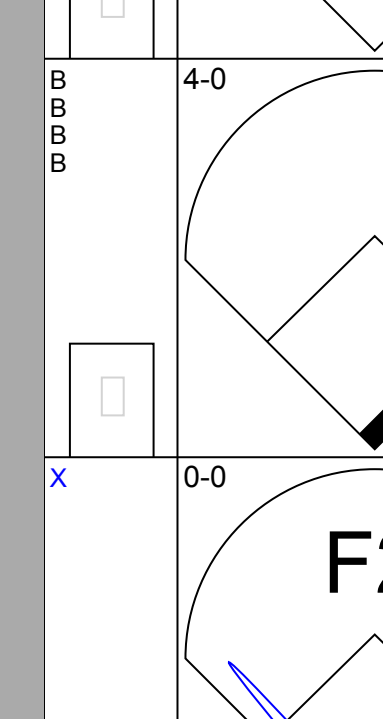
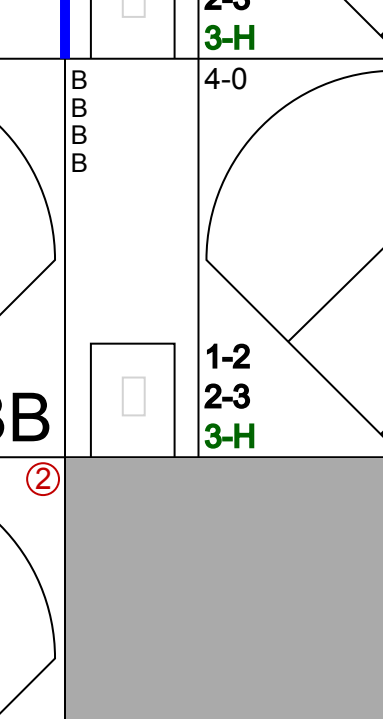
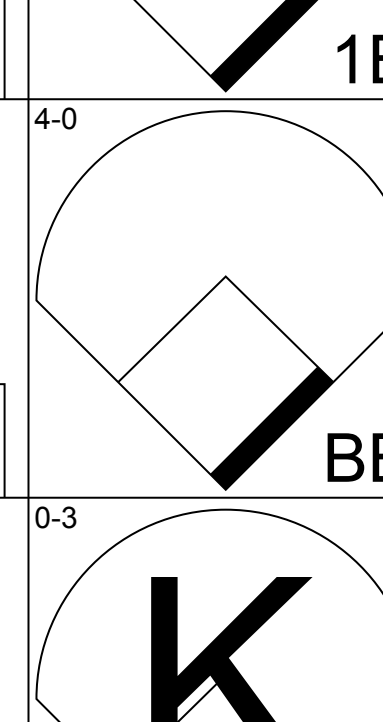
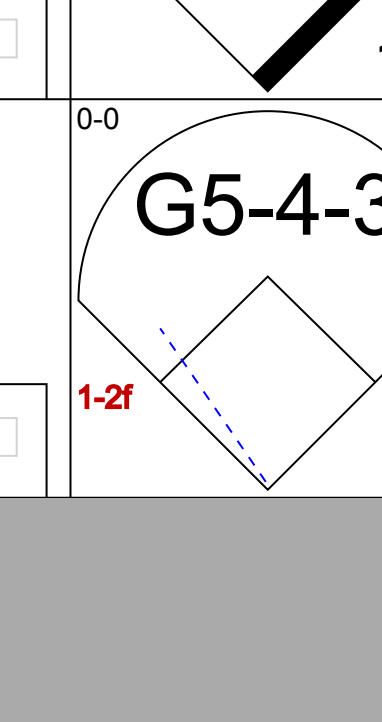
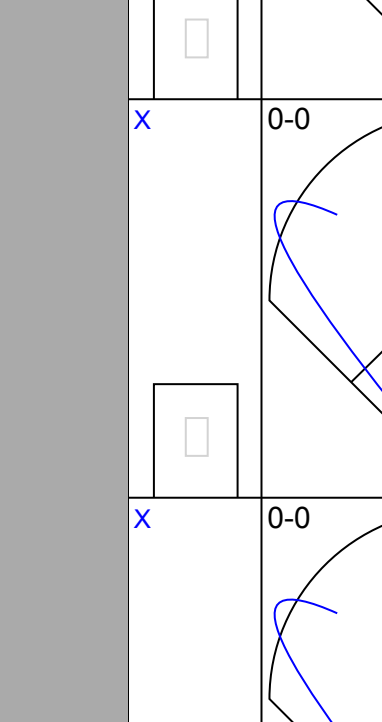
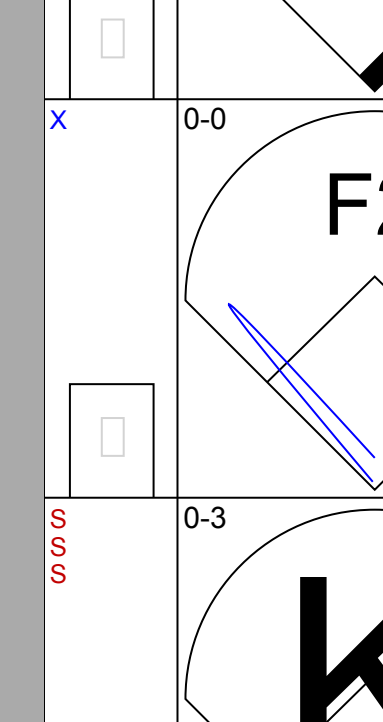
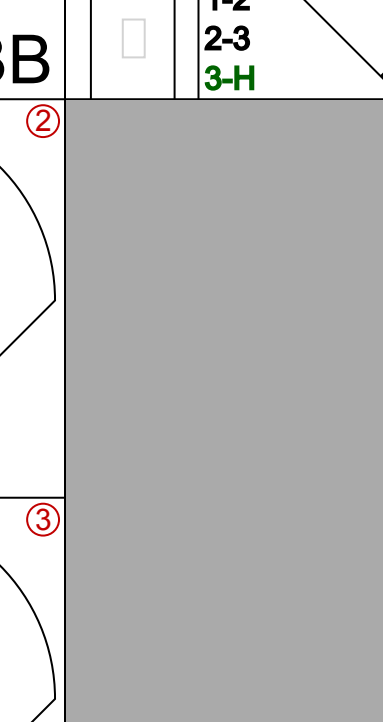
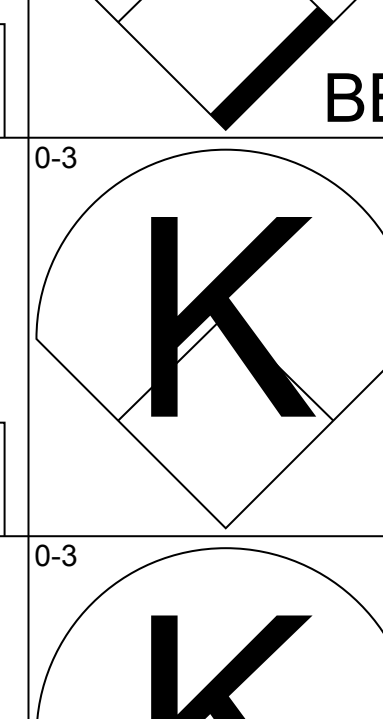
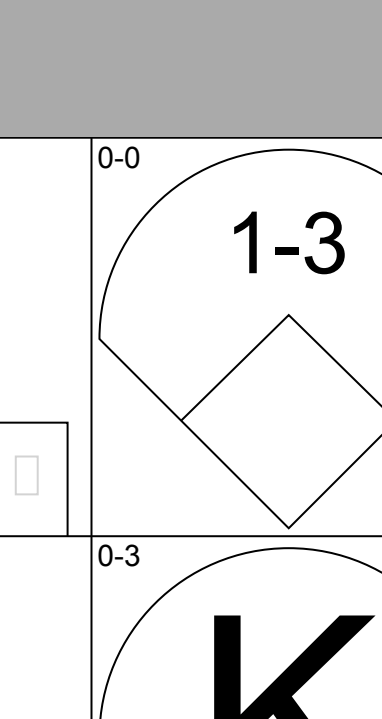
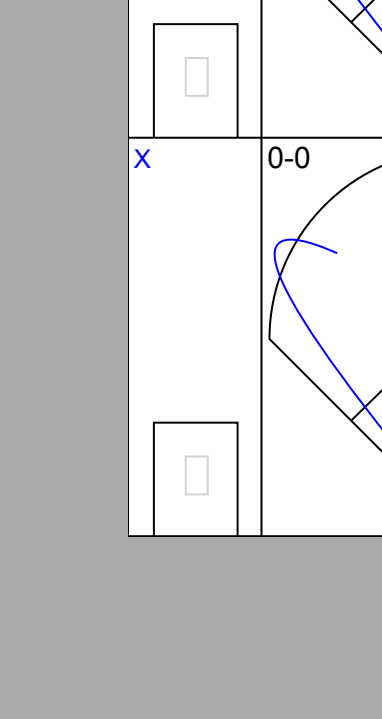
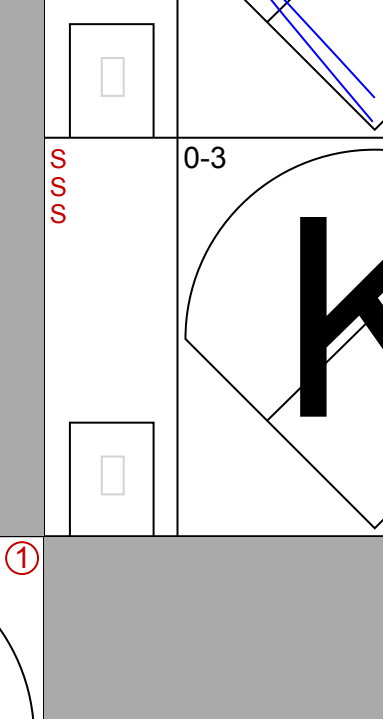
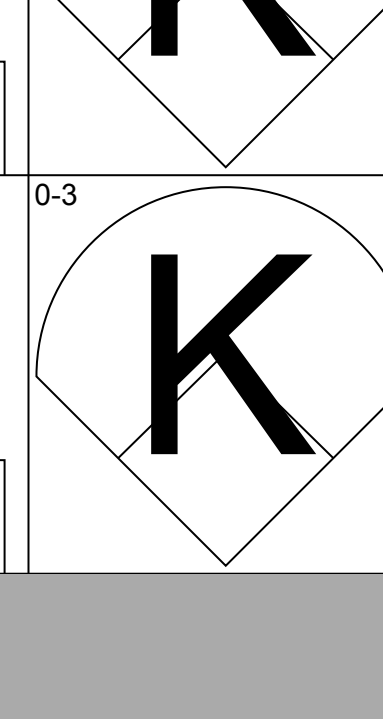
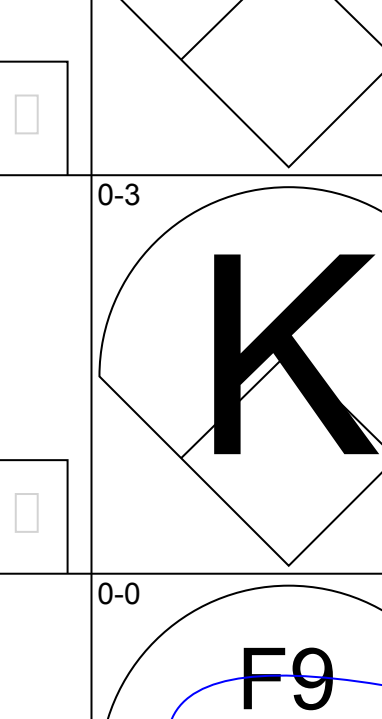

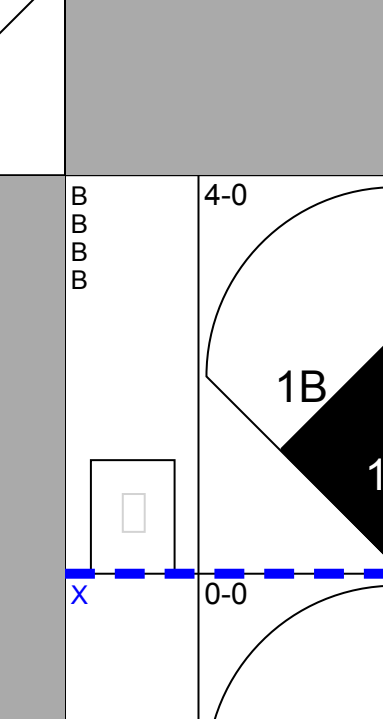
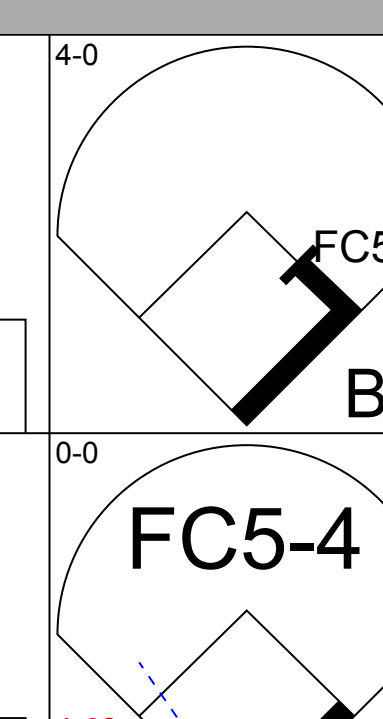
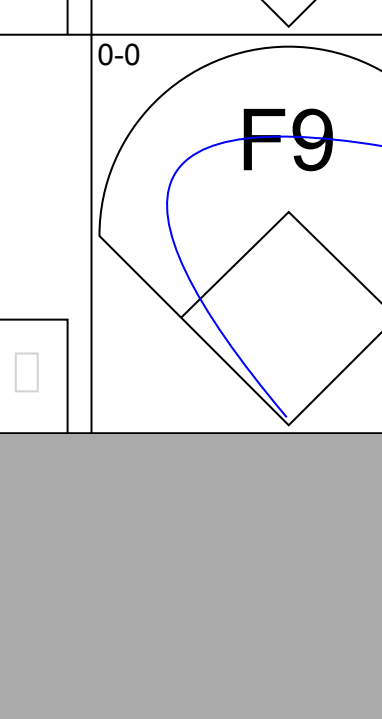
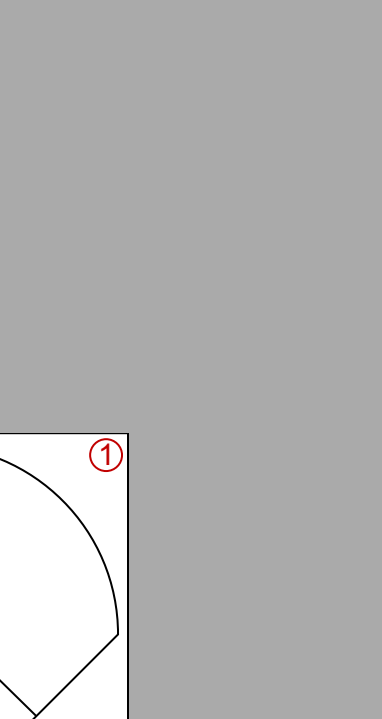
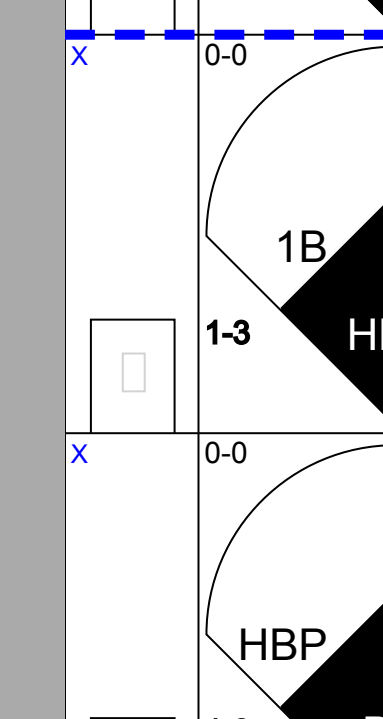
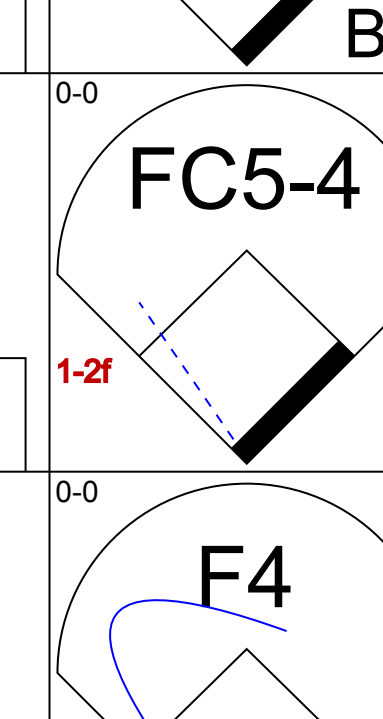
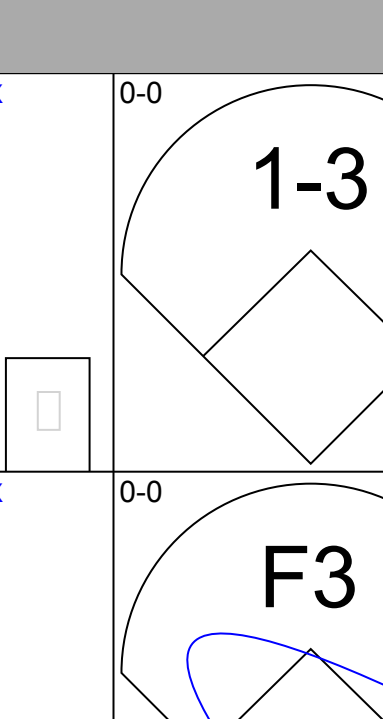
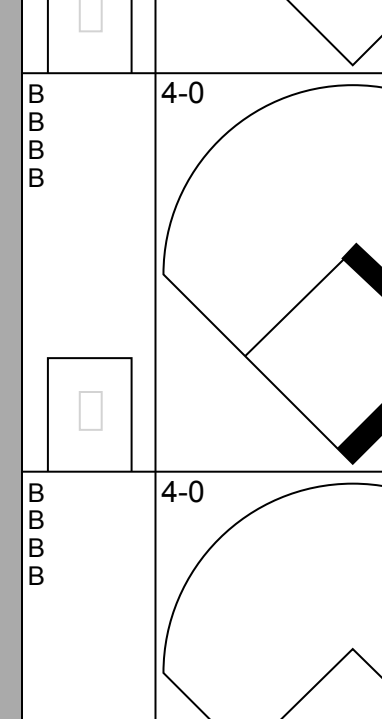
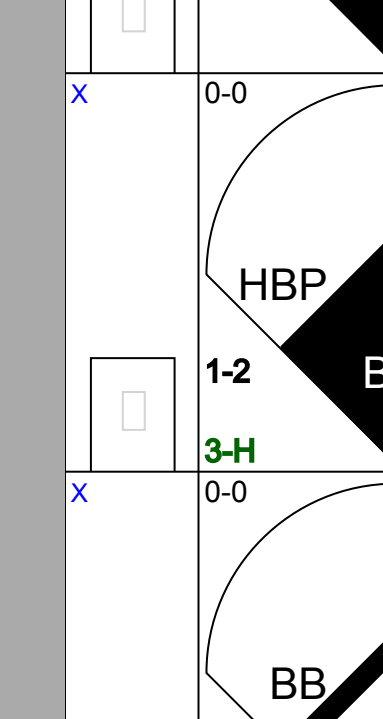
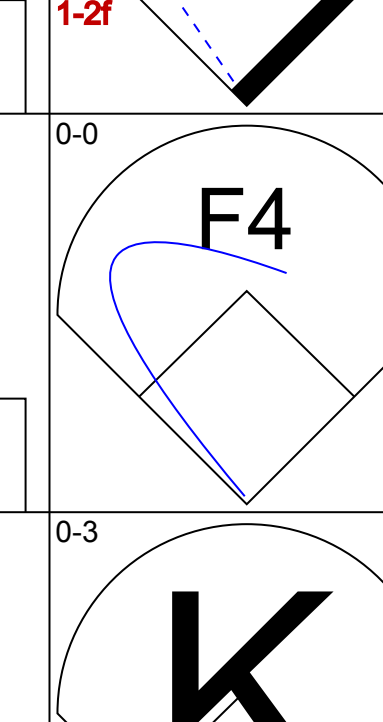
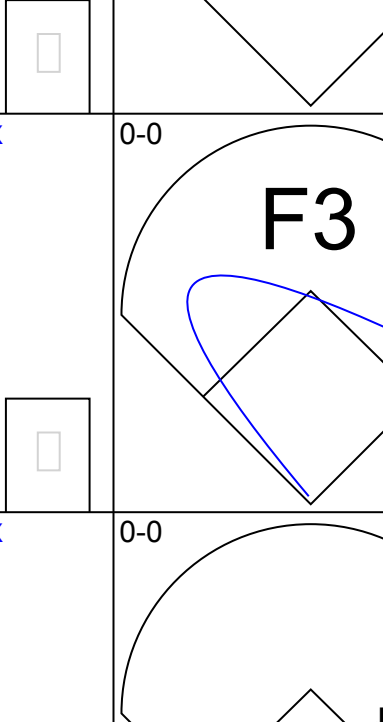
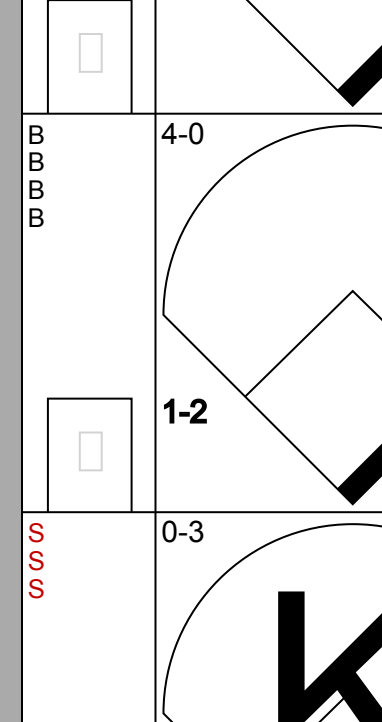
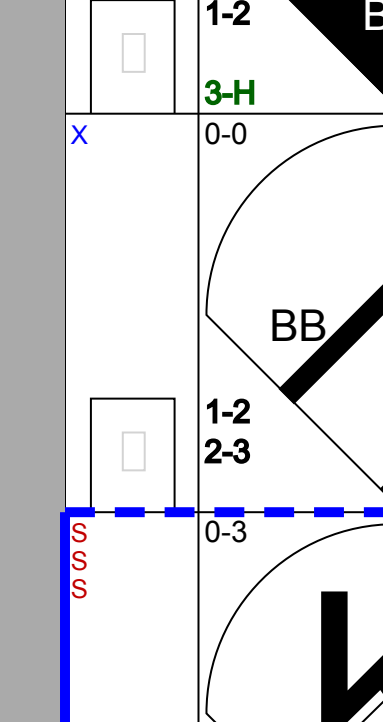

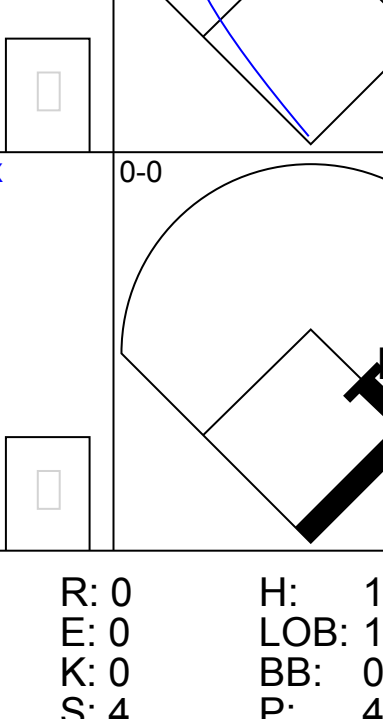
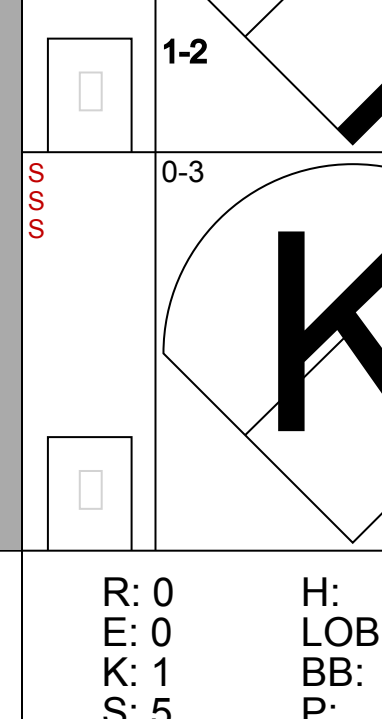
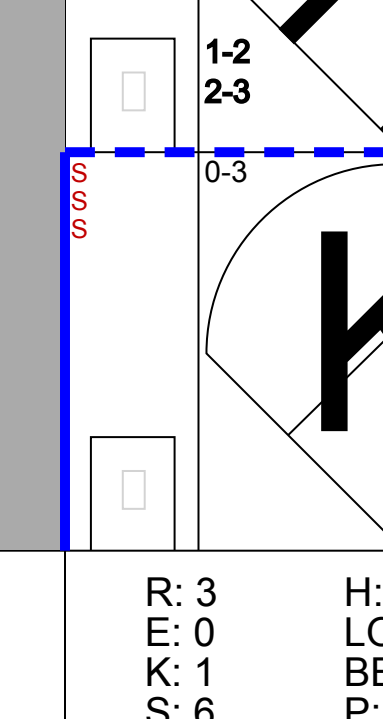


Batter	1	2	3	4	5	6	7	8	9	AB	R	H	RBI	BB	SO	LOB	TOP					
Pat Kelly, L OBP: 0.412, SLG: 0.470 Nyls Nyman, L OBP: 0.200, SLG: 0.216	0-0 HR		0-0 1B		4-0 FC4-6 1B BB		0-0 6-3		0-0 FC3-2 IBB	3	1	2	1	1	0	1	Chicago White Sox @ Baltimore Orioles Memorial Stadium, Baltimore, MD Wed May 14, 1975, 7:05 PM EDT Att: 6,828 - Unknown					
Jorge Orta, L OBP: 0.321, SLG: 0.386	0-0 G6-3 1B		0-0 BB 1B		0-0 FC4-6 1B		4-0 BB		2-3 3-H 4-0 1-2 IBB	3	0	3	1	2	0	0						
Carlos May, L OBP: 0.422, SLG: 0.443 Bob Coluccio, R OBP: 0.301, SLG: 0.257	0-0 F9		4-0 BB		0-0 FC4-6 FC4-6		0-0 F7		0-3 K	3	0	0	0	1	0	5						
Ken Henderson, S OBP: 0.383, SLG: 0.410	0-0 G6-3		0-0 F7		0-0 FC4-6				0-0 FC5-4 1B	4	0	1	0	0	0	6						
Bill Melton, R OBP: 0.341, SLG: 0.336		0-0 G4-6-3 1B		0-0 F8		0-0 4-3		0-0 FC5-4 CS	4	0	1	0	0	0	1							
Deron Johnson, R OBP: 0.276, SLG: 0.287 Buddy Bradford, R OBP: 0.268, SLG: 0.219	0-0 G4-6-3		0-3 K		4-0 CS BB		0-3 K		0-3 K	2	0	0	0	1	1	1						
Tony Muser, L OBP: 0.237, SLG: 0.222	0-0 6-3		0-0 F8		0-0 5-3				0-0 SH5-3 FC3-2 1B	4	0	1	0	0	0	1						
Bucky Dent, R OBP: 0.296, SLG: 0.351		0-3 K		0-0 4-3		0-0 3B		0-0 SH FC3-2 SH5-3	3	0	1	0	0	1	0							
Brian Downing, R OBP: 0.342, SLG: 0.315		0-0 1-3		4-0 BB 1B BB		0-0 6-3		0-0 SH5-3	2	1	0	0	1	0	1							
<b>Inning Stats</b>	R: 1 E: 0 K: 0 S: 4	H: 2 LOB: 0 BB: 0 P: 4	R: 0 E: 0 K: 0 S: 3	H: 1 LOB: 0 BB: 0 P: 3	R: 0 E: 0 K: 1 S: 7	H: 2 LOB: 3 BB: 1 P: 11	R: 0 E: 0 K: 1 S: 5	H: 0 LOB: 0 BB: 0 P: 5	R: 1 E: 0 K: 0 S: 4	H: 1 LOB: 2 BB: 2 P: 12	R: 0 E: 0 K: 0 S: 2	H: 0 LOB: 1 BB: 1 P: 6	R: 0 E: 0 K: 0 S: 4	H: 1 LOB: 2 BB: 1 P: 8	R: 0 E: 0 K: 1 S: 5	H: 1 LOB: 0 BB: 0 P: 5		R: 0 E: 0 K: 1 S: 7	H: 1 LOB: 3 BB: 1 P: 11	1B: 7 2B: 0 3B: 1 HR: 1	SF: 0 SAC: 2 DP: 2 HBP: 0	WP: 0 PB: 0 CS: 2
<b>PITCHER</b> Mike Torrez, R ERA: 3.59	IP: 9.0 WLS: W BF: 39	H: 9 R: 2 ER: 2 SO: 4	BB: 5 IBB: 1 HBP: 0 BLK: 0	WP: 0 HR: 1 S: 41 P: 65	ERA: 2.00 WHIP: 1.556	<b>PITCHER</b> IP: 9.0 WLS: W BF: 39 H: 9 R: 2 ER: 2 SO: 4 BB: 5 IBB: 1 HBP: 0 BLK: 0 WP: 0 HR: 1 S: 41 P: 65 ERA: 2.00 WHIP: 1.556																

Batter	1	2	3	4	5	6	7	8	9	AB	R	H	RBI	BB	SO	LOB	BOTTOM			
Ken Singleton, S OBP: 0.403, SLG: 0.333	0-0 4-3		0-0 1-3			0-0 6-3		0-0 F8		4	0	0	0	0	0	3	Chicago White Sox @ Baltimore Orioles Memorial Stadium, Baltimore, MD Wed May 14, 1975, 7:05 PM EDT Att: 6,828 - Unknown			
Paul Blair, R OBP: 0.324, SLG: 0.386	0-0 L5		0-0 F8			0-0 6-3		0-0 5-3		4	0	0	0	0	0	3				
Tommy Davis, R OBP: 0.316, SLG: 0.341	0-0 3-1				0-0 G1-4-3 1B		4-0 2B 5-3 BB		0-0 F8	3	1	1	0	1	0	1				
Lee May, R OBP: 0.260, SLG: 0.385		0-3 K		0-0 G1-4-3		0-0 F8		0-0 F6		4	0	0	0	0	1	2				
Bobby Grich, R OBP: 0.433, SLG: 0.531		0-3 K		0-0 F4		0-0 5-3		0-0 3B 1B		4	1	1	0	0	1	1				
Don Baylor, R OBP: 0.402, SLG: 0.519		0-0 F9			0-0 G6-4-3 1B		0-0 2B 1B		0-0 3B	4	1	3	2	0	0	0				
Brooks Robinson, R OBP: 0.255, SLG: 0.204			0-0 1-3 BB 1B		0-0 G6-4-3		0-0 1B			3	0	2	1	0	0	1				
Dave Duncan, R OBP: 0.224, SLG: 0.291			0-3 K		0-0 F4		0-0 F9			3	0	0	0	0	1	2				
Mark Belanger, R OBP: 0.257, SLG: 0.190			4-0 1-3 BB		0-0 5-3		0-0 5-3 1B			2	0	1	0	1	0	0				
<b>Inning Stats</b>	R: 0 E: 0 K: 0 S: 3	H: 0 LOB: 0 BB: 0 P: 3	R: 0 E: 0 K: 2 S: 7	H: 0 LOB: 0 BB: 0 P: 7	R: 0 E: 0 K: 1 S: 6	H: 1 LOB: 2 BB: 1 P: 10	R: 0 E: 0 K: 0 S: 3	H: 1 LOB: 0 BB: 0 P: 3	R: 0 E: 0 K: 0 S: 3	H: 0 LOB: 0 BB: 0 P: 3	R: 2 E: 0 K: 0 S: 5	H: 2 LOB: 1 BB: 1 P: 9	R: 0 E: 0 K: 0 S: 4	H: 1 LOB: 1 BB: 0 P: 4	R: 0 E: 0 K: 0 S: 3	H: 2 LOB: 1 BB: 0 P: 3		1B: 6 2B: 1 3B: 1 HR: 0	SF: 0 SAC: 0 DP: 2 HBP: 0	WP: 0 PB: 0 CS: 0
<b>PITCHER</b> Wilbur Wood, L ERA: 4.61 Terry Forster, L ERA: 2.45	IP: 6.2 WLS: L BF: 24	H: 4 R: 2 ER: 2 SO: 3	BB: 2 IBB: 0 HBP: 0 BLK: 0	WP: 0 HR: 0 S: 28 P: 36	ERA: 2.70 WHIP: 0.900	<b>PITCHER</b> IP: 6.2 WLS: L BF: 24 H: 4 R: 2 ER: 2 SO: 3 BB: 2 IBB: 0 HBP: 0 BLK: 0 WP: 0 HR: 0 S: 28 P: 36 ERA: 2.70 WHIP: 0.900														



Batter	1	2	3	4	5	6	7	8	9	AB	R	H	RBI	BB	SO	LOB	TOP			
Frank Duffy, R (1, 6) OBP: 0.269, SLG: 0.283										3	0	0	1	0	1	3	<b>Cleveland Indians @ Chicago White Sox</b> Comiskey Park, Chicago, IL Fri May 16 1975, 8:05 PM EDT Att: 5,794 - Unknown			
Frank Robinson, R (1, 10) OBP: 0.325, SLG: 0.353 Oscar Gamble, L (7, PH) OBP: 0.333, SLG: 0.444										3	0	0	0	0	0	2				
George Hendrick, R (1, 8) OBP: 0.320, SLG: 0.455										4	1	2	0	0	0	0				
Rico Carty, R (1, 7) OBP: 0.369, SLG: 0.455 Ken Berry, R (9, 7) OBP: 0.222, SLG: 0.200										4	0	1	0	0	0	1				
John Ellis, R (1, 2) OBP: 0.248, SLG: 0.330										0	0	0	0	0	0	0				
Boog Powell, L (1, 3) OBP: 0.415, SLG: 0.526										2	1	1	0	2	0	0				
Charlie Spikes, R (1, 9) OBP: 0.242, SLG: 0.253										3	0	3	0	1	0	0				
Buddy Bell, R (1, 5) OBP: 0.311, SLG: 0.283										1	0	0	0	2	0	2				
Jack Brohamer, L (1, 4) OBP: 0.286, SLG: 0.357										3	0	0	0	1	0	4				
<b>Inning Stats</b>	R: 1 E: 0 K: 1 S: 7	H: 2 LOB: 1 BB: 0 P: 7	R: 1 E: 0 K: 0 S: 4	H: 1 LOB: 2 BB: 2 P: 12	R: 0 E: 0 K: 0 S: 3	H: 1 LOB: 0 BB: 0 P: 3	R: 0 E: 0 K: 0 S: 3	H: 0 LOB: 0 BB: 0 P: 3	R: 0 E: 0 K: 0 S: 3	H: 1 LOB: 1 BB: 1 P: 7	R: 0 E: 0 K: 0 S: 3	H: 0 LOB: 0 BB: 0 P: 3	R: 0 E: 0 K: 0 S: 3	H: 0 LOB: 0 BB: 0 P: 3	R: 0 E: 0 K: 0 S: 3	H: 1 LOB: 1 BB: 1 P: 7	1B: 7 2B: 0 3B: 0 HR: 0	SF: 1 SAC: 1 DP: 2 HBP: 0	WP: 0 PB: 0 SB: 2 CS: 2	PA: 36
<b>PITCHER</b>	IP WLS BF H R ER SO BB IBB HBP BLK WP HR S P ERA WHIP																			
Claude Osteen, L (1, 1) ERA: 4.33	5.1	25	6	2	2	1	5	0	0	0	0	0	0	0	22	42	3.38	2.062		
Rich Gossage, R (6, 1) ERA: 0.94	3.2	W	11	1	0	0	0	1	0	0	0	0	0	0	10	14	0.00	0.545		

Batter	1	2	3	4	5	6	7	8	9	AB	R	H	RBI	BB	SO	LOB	BOTTOM			
Pat Kelly, L (1, 9) OBP: 0.396, SLG: 0.448 Buddy Bradford, R (9, PH) OBP: 0.286, SLG: 0.219										4	0	0	0	0	2	1	<b>Cleveland Indians @ Chicago White Sox</b> Comiskey Park, Chicago, IL Fri May 16 1975, 8:05 PM EDT Att: 5,794 - Unknown			
Jorge Orta, L (1, 4) OBP: 0.338, SLG: 0.392									3	0	2	1	2	1	0					
Carlos May, L (1, 7) OBP: 0.417, SLG: 0.430										3	0	0	0	1	0	2				
Ken Henderson, S (1, 8) OBP: 0.371, SLG: 0.394										4	0	0	0	0	2	3				
Bill Melton, R (1, 5) OBP: 0.338, SLG: 0.328 Lee Richard, R (9, PR) OBP: 0.250, SLG: 0.250										3	0	0	0	1	2	2				
Deron Johnson, R (1, 10) OBP: 0.284, SLG: 0.289 Bob Coluccio, R (9, PR) OBP: 0.301, SLG: 0.257										3	0	1	0	1	0	0				
Tony Muser, L (1, 3) OBP: 0.262, SLG: 0.231										3	1	1	1	1	0	1				
Bucky Dent, R (1, 6) OBP: 0.303, SLG: 0.351										3	0	1	0	1	0	1				
Pete Varney, R (1, 2) OBP: 0.143, SLG: 0.143 Nyls Nyman, L (9, PH) OBP: 0.200, SLG: 0.216 Bill Stein, R (9, PH) OBP: 0.250, SLG: 0.375										3	0	1	0	0	2	3				
<b>Inning Stats</b>	R: 0 E: 1 K: 2 S: 8	H: 1 LOB: 2 BB: 1 P: 12	R: 0 E: 0 K: 1 S: 5	H: 0 LOB: 1 BB: 1 P: 9	R: 0 E: 0 K: 1 S: 5	H: 1 LOB: 0 BB: 0 P: 5	R: 0 E: 0 K: 1 S: 5	H: 0 LOB: 0 BB: 0 P: 5	R: 0 E: 0 K: 1 S: 5	H: 0 LOB: 0 BB: 0 P: 5	R: 0 E: 0 K: 1 S: 5	H: 0 LOB: 2 BB: 2 P: 13	R: 0 E: 0 K: 2 S: 7	H: 0 LOB: 1 BB: 1 P: 11	R: 3 E: 0 K: 1 S: 6	H: 3 LOB: 3 BB: 2 P: 15	1B: 6 2B: 0 3B: 0 HR: 0	SF: 0 SAC: 0 DP: 1 HBP: 1	WP: 0 PB: 0 SB: 0 CS: 0	PA: 38
<b>PITCHER</b>	IP WLS BF H R ER SO BB IBB HBP BLK WP HR S P ERA WHIP																			
Jim Kern, R (1, 1) ERA: 1.73	8.0	32	3	1	1	9	6	0	0	0	0	0	0	3	3	*	*			
Tom Buskey, R (9, 1) ERA: 3.2	0.0	L	3	3	0	0	0	0	0	0	0	0	0	3	3	*	*			
Dave LaRoche, L (9, 1) ERA: 4.32	0.1	1	0	0	0	1	0	0	0	0	0	0	0	3	3	0.00	0.000			
Dennis Eckerlesley, R (9, 1) ERA:	0.0	2	0	2	2	0	1	0	1	0	0	0	0	0	5	*	*			



Batter	1	2	3	4	5	6	7	8	9	AB	R	H	RBI	BB	SO	LOB	TOP					
Buddy Bell, R OBP: 0.311, SLG: 0.284 Ed Crosby, L OBP: 0.409, SLG: 0.421	3-1		F9				K			3	0	1	0	0	0	1	<b>Cleveland Indians @ Chicago White Sox</b> Comiskey Park, Chicago, IL Sat May 17 1975, 8:05 PM EDT Att: 8,070 - Unknown					
Frank Duffy, R OBP: 0.236, SLG: 0.279			F8					F5	F3	5	0	1	0	0	0	5						
George Hendrick, R OBP: 0.311, SLG: 0.440	G4-6-3			K				5-3		4	0	0	0	0	1	1						
Rico Carty, R OBP: 0.391, SLG: 0.466				E5						3	0	2	0	1	0	0						
Frank Robinson, R OBP: 0.302, SLG: 0.324 Alan Ashby, S OBP: 0.278, SLG: 0.188	1-3		F9				F7	5-3		3	0	0	0	0	0	3						
John Ellis, R OBP: 0.239, SLG: 0.317			F9							1	0	0	0	0	0	1						
Charlie Spikes, R OBP: 0.243, SLG: 0.253									6-3	4	0	0	0	0	0	3						
Ken Berry, R OBP: 0.226, SLG: 0.207			F8							4	0	1	0	0	2	1						
Jack Brohamer, L OBP: 0.312, SLG: 0.376										4	1	1	0	0	1	1						
<b>Inning Stats</b>	R: 0 E: 0 K: 0 S: 3	H: 1 LOB: 0 BB: 0 P: 3	R: 0 E: 0 K: 0 S: 4	H: 1 LOB: 1 BB: 0 P: 4	R: 0 E: 0 K: 0 S: 4	H: 1 LOB: 1 BB: 0 P: 4	R: 0 E: 1 K: 1 S: 6	H: 0 LOB: 1 BB: 0 P: 6	R: 0 E: 0 K: 2 S: 9	H: 2 LOB: 2 BB: 0 P: 9	R: 0 E: 0 K: 1 S: 3	H: 0 LOB: 1 BB: 1 P: 7	R: 0 E: 0 K: 1 S: 6	H: 2 LOB: 1 BB: 0 P: 6	R: 0 E: 0 K: 0 S: 4	H: 1 LOB: 1 BB: 0 P: 4	R: 1 E: 0 K: 1 S: 7	H: 2 LOB: 2 BB: 1 P: 11	1B: 10 2B: 0 3B: 0 HR: 0	SF: 0 SAC: 0 DP: 2 HBP: 0	WP: 0 PB: 0 SB: 0 CS: 0	PA: 38
<b>PITCHER</b> Jim Kaat, L ERA: 2.88	IP: 9.0 WLS: W BF: 38 H: 10 R: 1 ER: 1 SO: 5 BB: 2 IBB: 0 HBP: 0 BLK: 0 WP: 0 HR: 0 S: 46 P: 54 ERA: 1.00 WHIP: 1.333															<b>PITCHER</b>						

Batter	1	2	3	4	5	6	7	8	9	AB	R	H	RBI	BB	SO	LOB	BOTTOM			
Buddy Bradford, R OBP: 0.311, SLG: 0.273 Nyls Nyman, L OBP: 0.197, SLG: 0.212							K			1	1	1	1	0	0	0	<b>Cleveland Indians @ Chicago White Sox</b> Comiskey Park, Chicago, IL Sat May 17 1975, 8:05 PM EDT Att: 8,070 - Unknown			
Bucky Dent, R OBP: 0.317, SLG: 0.364										4	1	3	1	0	1	1				
Ken Henderson, S OBP: 0.380, SLG: 0.430										5	1	3	3	0	0	4				
Bill Melton, R OBP: 0.343, SLG: 0.333 Lee Richard, R OBP: 0.200, SLG: 0.200	F4	F7								4	0	2	0	0	0	0				
Deron Johnson, R OBP: 0.290, SLG: 0.295										1	1	0	0	0	0	2				
Deron Johnson, R OBP: 0.290, SLG: 0.295										5	1	2	0	0	1	4				
Carlos May, L OBP: 0.416, SLG: 0.433 Tony Muser, L OBP: 0.256, SLG: 0.225										4	1	2	0	0	0	2				
Bob Coluccio, R OBP: 0.284, SLG: 0.240										1	1	0	0	0	0	0				
Bob Coluccio, R OBP: 0.284, SLG: 0.240										5	1	0	0	0	1	5				
Jorge Orta, L OBP: 0.354, SLG: 0.418										4	2	3	3	1	0	0				
Brian Downing, R OBP: 0.348, SLG: 0.316										3	0	1	1	1	0	3				
<b>Inning Stats</b>	R: 7 E: 2 K: 0 S: 12	H: 7 LOB: 2 BB: 0 P: 12	R: 0 E: 0 K: 0 S: 4	H: 1 LOB: 1 BB: 0 P: 4	R: 0 E: 0 K: 1 S: 4	H: 0 LOB: 1 BB: 1 P: 9	R: 0 E: 0 K: 1 S: 6	H: 2 LOB: 1 BB: 0 P: 6	R: 1 E: 0 K: 1 S: 7	H: 2 LOB: 2 BB: 1 P: 11	R: 2 E: 1 K: 0 S: 6	H: 3 LOB: 2 BB: 0 P: 6	R: 0 E: 0 K: 0 S: 5	H: 2 LOB: 2 BB: 0 P: 5	R: 0 E: 0 K: 1 S: 5	H: 0 LOB: 0 BB: 0 P: 5	1B: 14 2B: 2 3B: 1 HR: 1	SF: 1 SAC: 1 DP: 2 HBP: 1	WP: 0 PB: 0 SB: 1 CS: 1	PA: 44
<b>PITCHER</b> Fritz Peterson, L ERA: 6.91 Dick Bosman, R ERA: 4.09	IP: 0.1 WLS: L BF: 6 H: 4 R: 5 ER: 2 SO: 0 BB: 0 IBB: 0 HBP: 0 BLK: 0 WP: 0 HR: 1 S: 6 P: 6 ERA: 54.00 WHIP: 12.000															<b>PITCHER</b>				







Batter	1	2	3	4	5	6	7	8	9	AB	R	H	RBI	BB	SO	LOB	TOP			
Ken Singleton, S (1, 9) OBP: 0.421, SLG: 0.339										1	0	0	0	3	0	2				
Paul Blair, R (1, 8) OBP: 0.298, SLG: 0.345										4	0	0	0	0	0	5				
Tommy Davis, R (1, 10) OBP: 0.327, SLG: 0.354										4	0	1	0	0	0	1				
Lee May, R (1, 3) OBP: 0.252, SLG: 0.358										4	0	0	0	0	0	1				
Bobby Grich, R (1, 4) OBP: 0.424, SLG: 0.525										4	0	0	0	0	1	0				
Don Baylor, R (1, 7) OBP: 0.394, SLG: 0.551										4	1	1	1	0	0	0				
Brooks Robinson, R (1, 5) Tom Shopay, L (7, PR)										3	0	1	0	0	0	0	AB 30			
Doug DeCinces, R (7, 5) OBP: 0.348, SLG: 0.500										0	0	0	0	0	0	0	R 1			
Eliud Hendricks, L (1, 2) OBP: 0.415, SLG: 0.342										3	0	1	0	0	1	1	H 4			
Mark Belanger, R (1, 6) OBP: 0.262, SLG: 0.187										1	0	0	0	1	0	2	RBI 1			
<b>Inning Stats</b>	R: 0 E: 0 K: 0 S: 3	H: 1 LOB: 1 BB: 1 P: 7	R: 1 E: 1 K: 1 S: 7	H: 1 LOB: 3 BB: 2 P: 15	R: 0 E: 0 K: 0 S: 3	H: 0 LOB: 0 BB: 0 P: 3	R: 0 E: 0 K: 0 S: 3	H: 0 LOB: 0 BB: 0 P: 3	R: 0 E: 0 K: 1 S: 5	H: 2 LOB: 2 BB: 0 P: 4	R: 0 E: 0 K: 0 S: 3	H: 0 LOB: 0 BB: 0 P: 3	R: 0 E: 0 K: 1 S: 5	H: 0 LOB: 0 BB: 0 P: 5	R: 0 E: 0 K: 1 S: 5	H: 0 LOB: 0 BB: 0 P: 5	1B: 3 2B: 0 3B: 0 HR: 1	SF: 0 SAC: 0 DP: 2 HBP: 0	WP: 0 PB: 0 SB: 0 CS: 0	PA: 34
<b>PITCHER</b>	IP WLS BF H R ER SO BB IBB HBP BLK WP HR S P ERA WHIP																			
Stan Bahnsen, R (1, 1) ERA: 9.38	6.0 W 25 3 1 1 2 4 0 0 0 0 1 25 41 1.50 1.167																			
Rich Gossage, R (7, 1) ERA: 0.67	3.0 S 9 1 0 0 1 0 0 0 0 0 0 0 11 11 0.00 0.333																			

Baltimore Orioles @ Chicago White Sox  
Comiskey Park, Chicago, IL  
Mon May 19 1975, 8:05 PM EDT  
Att: 6,308 - Unknown

AB 30  
R 1  
H 4  
RBI 1  
BB 4  
SO 3  
LOB 12



Batter	1	2	3	4	5	6	7	8	9	AB	R	H	RBI	BB	SO	LOB	BOTTOM			
Pat Kelly, L (1, 9) OBP: 0.404, SLG: 0.447										2	0	1	0	1	0	0				
Bob Coluccio, R (6, 9) OBP: 0.281, SLG: 0.237										1	0	0	0	0	0	0				
Jorge Orta, L (1, 4) OBP: 0.365, SLG: 0.414										4	0	1	2	0	0	1				
Carlos May, L (1, 7) OBP: 0.402, SLG: 0.411										3	0	0	0	0	1	3				
Ken Henderson, S (1, 8) OBP: 0.358, SLG: 0.402										3	0	0	0	0	0	0				
Deron Johnson, R (1, 10) OBP: 0.289, SLG: 0.324										3	0	0	0	0	0	0				
Bill Melton, R (1, 5) OBP: 0.331, SLG: 0.320										3	0	1	0	0	0	0				
Tony Muser, L (1, 3) OBP: 0.280, SLG: 0.255										3	1	2	0	0	0	1	AB 28			
Bucky Dent, R (1, 6) OBP: 0.331, SLG: 0.384										3	1	1	0	0	0	1	R 2			
Brian Downing, R (1, 2) OBP: 0.344, SLG: 0.307										3	0	0	0	0	1	2	H 6			
<b>Inning Stats</b>	R: 0 E: 0 K: 0 S: 3	H: 1 LOB: 0 BB: 0 P: 3	R: 0 E: 0 K: 0 S: 3	H: 0 LOB: 0 BB: 0 P: 3	R: 2 E: 0 K: 0 S: 5	H: 3 LOB: 1 BB: 1 P: 9	R: 0 E: 0 K: 0 S: 4	H: 1 LOB: 1 BB: 0 P: 4	R: 0 E: 0 K: 1 S: 5	H: 0 LOB: 0 BB: 0 P: 3	R: 0 E: 0 K: 1 S: 5	H: 0 LOB: 0 BB: 0 P: 5	R: 0 E: 0 K: 1 S: 5	H: 1 LOB: 1 BB: 0 P: 4	R: 0 E: 0 K: 1 S: 5	H: 0 LOB: 0 BB: 0 P: 5	1B: 6 2B: 0 3B: 0 HR: 0	SF: 0 SAC: 0 DP: 2 HBP: 0	WP: 0 PB: 0 SB: 1 CS: 0	PA: 29
<b>PITCHER</b>	IP WLS BF H R ER SO BB IBB HBP BLK WP HR S P ERA WHIP																			
Doyle Alexander, R (1, 1) ERA: 2.73	8.0 L 29 6 2 2 2 1 0 0 0 0 0 0 32 36 2.25 0.875																			

Baltimore Orioles @ Chicago White Sox  
Comiskey Park, Chicago, IL  
Mon May 19 1975, 8:05 PM EDT  
Att: 6,308 - Unknown

AB 28  
R 2  
H 6  
RBI 2  
BB 1  
SO 2  
LOB 8





Batter	1	2	3	4	5	6	7	8	9	AB	R	H	RBI	BB	SO	LOB	TOP			
Ken Singleton, S OBP: 0.420, SLG: 0.345 (1, 9)										4	1	1	0	1	0	0	<b>Baltimore Orioles @ Chicago White Sox</b> Comiskey Park, Chicago, IL Wed May 21 1975, 8:05 PM EDT Att: 4,250 - Unknown			
Mark Belanger, R OBP: 0.273, SLG: 0.203 (1, 6)										4	0	2	0	0	0	2				
Tommy Davis, R OBP: 0.339, SLG: 0.365 (1, 10)										5	1	3	1	0	0	2				
Don Baylor, R OBP: 0.394, SLG: 0.545 (1, 7)										5	1	2	0	0	0	6				
Bobby Grich, R OBP: 0.419, SLG: 0.544 (1, 4)										4	1	1	3	0	1	3				
Lee May, R OBP: 0.252, SLG: 0.376 (1, 3)										4	1	1	1	0	1	0				
Paul Blair, R OBP: 0.296, SLG: 0.342 (1, 8)										4	0	1	0	0	1	0				
Brooks Robinson, R OBP: 0.250, SLG: 0.202 (1, 5)										4	1	1	0	0	0	0				
Andy Etchebarren, R OBP: 0.182, SLG: 0.273 (1, 2)										4	0	1	1	0	2	0				
<b>Inning Stats</b>	R: 4 E: 0 K: 1 S: 9	H: 4 LOB: 0 BB: 0 P: 9	R: 1 E: 0 K: 0 S: 5	H: 2 LOB: 2 BB: 1 P: 9	R: 0 E: 0 K: 1 S: 5	H: 1 LOB: 0 BB: 0 P: 5	R: 0 E: 1 K: 0 S: 4	H: 0 LOB: 1 BB: 0 P: 4	R: 0 E: 0 K: 1 S: 3	H: 1 LOB: 0 BB: 0 P: 6	R: 0 E: 0 K: 0 S: 5	H: 2 LOB: 2 BB: 0 P: 5	R: 0 E: 0 K: 1 S: 5	H: 0 LOB: 0 BB: 0 P: 5	R: 0 E: 0 K: 1 S: 7	H: 2 LOB: 2 BB: 0 P: 7	1B: 8 2B: 3 3B: 0 HR: 2	SF: 0 SAC: 1 DP: 0 HBP: 0	WP: 0 PB: 0 SB: 1 CS: 2	PA: 42
<b>PITCHER</b>	IP WLS BF H R ER SO BB IBB HBP BLK WP HR S P ERA WHIP	IP WLS BF H R ER SO BB IBB HBP BLK WP HR S P ERA WHIP																		
Claude Osteen, L ERA: 4.99 (1, 1)	0.1 L 5 4 4 4 0 0 0 0 0 0 1 5 5 108.00 12.000																			
Bill Gogolewski, R ERA: 4.15 (1, 1)	6.0 24 6 2 2 3 1 0 0 0 0 0 1 29 33 3.00 1.167																			
Cecil Upshaw, R ERA: 2.92 (7, 1)	2.2 11 3 0 0 2 0 0 0 0 0 0 0 15 15 0.00 1.125																			
<b>Batter</b>	<b>1</b>	<b>2</b>	<b>3</b>	<b>4</b>	<b>5</b>	<b>6</b>	<b>7</b>	<b>8</b>	<b>9</b>	<b>AB</b>	<b>R</b>	<b>H</b>	<b>RBI</b>	<b>BB</b>	<b>SO</b>	<b>LOB</b>	<b>BOTTOM</b>			
Pat Kelly, L OBP: 0.404, SLG: 0.439 (1, 10)										4	0	1	0	1	0	2	<b>Baltimore Orioles @ Chicago White Sox</b> Comiskey Park, Chicago, IL Wed May 21 1975, 8:05 PM EDT Att: 4,250 - Unknown			
Jorge Orta, L OBP: 0.366, SLG: 0.414 (1, 4)										5	0	2	0	0	0	2				
Carlos May, L OBP: 0.390, SLG: 0.397 (1, 7)										4	0	0	0	0	1	4				
Ken Henderson, S OBP: 0.355, SLG: 0.392 (1, 8)										3	0	0	0	1	2	5				
Bill Melton, R OBP: 0.329, SLG: 0.341 (1, 5)										4	1	1	1	0	2	3				
Tony Muser, L OBP: 0.296, SLG: 0.275 (1, 3)										4	1	2	0	0	0	1				
Nyls Nyman, L OBP: 0.198, SLG: 0.214 (1, 9)										4	0	1	0	0	0	1				
Bucky Dent, R OBP: 0.321, SLG: 0.372 (1, 6)										4	0	0	0	0	0	2				
Brian Downing, R OBP: 0.347, SLG: 0.311 Pete Varney, R OBP: 0.111, SLG: 0.111 (1, 2) (5, 2)										2 2	0 0	1 0	1 0	1 0	1 0	1 0				
<b>Inning Stats</b>	R: 0 E: 0 K: 2 S: 8	H: 1 LOB: 2 BB: 1 P: 12	R: 1 E: 0 K: 0 S: 6	H: 3 LOB: 3 BB: 0 P: 6	R: 0 E: 0 K: 1 S: 5	H: 0 LOB: 1 BB: 1 P: 9	R: 0 E: 0 K: 1 S: 5	H: 0 LOB: 0 BB: 0 P: 5	R: 0 E: 0 K: 1 S: 4	H: 1 LOB: 1 BB: 0 P: 4	R: 0 E: 1 K: 0 S: 8	H: 2 LOB: 3 BB: 0 P: 8	R: 0 E: 0 K: 0 S: 4	H: 1 LOB: 0 BB: 0 P: 4	R: 0 E: 0 K: 0 S: 3	H: 0 LOB: 0 BB: 0 P: 3	1B: 7 2B: 0 3B: 0 HR: 1	SF: 0 SAC: 0 DP: 0 HBP: 0	WP: 0 PB: 0 SB: 1 CS: 0	PA: 38
<b>PITCHER</b>	IP WLS BF H R ER SO BB IBB HBP BLK WP HR S P ERA WHIP	IP WLS BF H R ER SO BB IBB HBP BLK WP HR S P ERA WHIP																		
Jim Palmer, R ERA: 1.64 (1, 1)	9.0 W 38 8 2 2 6 2 0 0 0 0 1 48 56 2.00 1.111																			







Batter	1	2	3	4	5	6	7	8	9	AB	R	H	RBI	BB	SO	LOB	TOP																			
Ron LeFlore, R OBP: 0.324, SLG: 0.415 (1, 8)	6-3		E6		6-3		PB		K	5	0	1	0	0	1	2																				
Gary Sutherland, R OBP: 0.326, SLG: 0.354 (1, 4)	K		F9			1B	F3			4	1	1	0	0	1	2																				
Dan Meyer, L OBP: 0.330, SLG: 0.437 (1, 7)										4	0	3	0	0	0	0																				
Willie Horton, R OBP: 0.280, SLG: 0.493 (1, 10)	L8									4	0	1	1	0	1	2																				
Leon Roberts, R OBP: 0.407, SLG: 0.605 (1, 9)		K								3	0	0	0	1	2	3																				
Nate Colbert, R OBP: 0.250, SLG: 0.317 (1, 3)										4	0	1	0	0	0	4																				
Bill Freehan, R OBP: 0.294, SLG: 0.385 (1, 2)										4	0	2	0	0	0	2																				
Aurelio Rodriguez, R OBP: 0.255, SLG: 0.340 (1, 5)										3	0	0	0	0	0	2																				
Ben Oglivie, L OBP: 0.175, SLG: 0.231 (9, PH)	F6									1	0	0	0	0	1	0																				
Tom Verzyer, R OBP: 0.289, SLG: 0.260 (1, 6)										3	0	0	0	0	1	1																				
Gates Brown, L (9, PH)										0	0	0	0	0	0	0																				
John Knox, L OBP: 0.182, SLG: 0.100 (9, PR)										0	0	0	0	0	0	0																				
<b>Inning Stats</b>	R: 0 E: 0 K: 1 S: 6	H: 1 LOB: 1 BB: 0 P: 6	R: 0 E: 0 K: 1 S: 6	H: 2 LOB: 1 BB: 0 P: 6	R: 0 E: 1 K: 1 S: 5	H: 0 LOB: 0 BB: 0 P: 5	R: 0 E: 0 K: 0 S: 4	H: 1 LOB: 1 BB: 0 P: 4	R: 0 E: 0 K: 0 S: 4	H: 1 LOB: 1 BB: 0 P: 4	R: 1 E: 0 K: 1 S: 8	H: 3 LOB: 2 BB: 0 P: 8	R: 0 E: 0 K: 0 S: 4	H: 1 LOB: 1 BB: 0 P: 4	R: 0 E: 0 K: 1 S: 5	H: 0 LOB: 1 BB: 1 P: 9	R: 0 E: 0 K: 2 S: 7	H: 0 LOB: 1 BB: 0 P: 8	1B: 7 2B: 1 3B: 1 HR: 0	SF: 0 SAC: 0 DP: 0 HBP: 1	WP: 0 PB: 1 SB: 1 CS: 2	PA: 37														
<b>PITCHER</b>	IP	WLS	BF	H	R	ER	SO	BB	IBB	HBP	BLK	WP	HR	S	P	ERA	WHIP	<b>PITCHER</b>	IP	WLS	BF	H	R	ER	SO	BB	IBB	HBP	BLK	WP	HR	S	P	ERA	WHIP	
Wilbur Wood, L ERA: 4.86 (1, 1)	5.0		21	7	1	1	3	0	0	0	0	0	0	27	27	1.80	1.400																			
Tery Forster, L ERA: 2.09 (6, 1)	2.2	W	10	2	0	0	2	0	0	0	0	0	0	14	14	0.00	0.750																			
Cecil Upshaw, R ERA: 2.63 (8, 1)	1.1		6	0	0	0	2	1	0	1	0	0	0	8	13	0.00	0.750																			

Detroit Tigers @ Chicago White Sox  
Comiskey Park, Chicago, IL  
Fri May 23 1975, 8:05 PM EDT  
Att. 8,789 - Unknown - 65 F

AB 35  
R 1  
H 9  
RBI 1  
BB 1  
SO 7  
LOB 18



Batter	1	2	3	4	5	6	7	8	9	AB	R	H	RBI	BB	SO	LOB	BOTTOM																			
Pat Kelly, L OBP: 0.402, SLG: 0.430 (1, 9)	G3		K		4-3	F8		L9		2	0	0	0	1	1	0																				
Bob Coluccio, R OBP: 0.284, SLG: 0.244 (6, PH)										2	0	0	0	0	0	3																				
Jorge Orta, L OBP: 0.357, SLG: 0.408 (1, 4)	G3		4-3							4	1	1	0	0	0	1																				
Carlos May, L OBP: 0.403, SLG: 0.402 (1, 7)	L4		K							3	1	1	1	1	1	1																				
Ken Henderson, S OBP: 0.342, SLG: 0.376 (1, 8)	F5									4	0	0	0	0	0	3																				
Bill Melton, R OBP: 0.319, SLG: 0.324 (1, 5)										3	1	0	0	1	0	2																				
Deron Johnson, R OBP: 0.298, SLG: 0.330 (1, 10)										4	1	2	2	0	1	1																				
Nyls Nyman, L OBP: 0.198, SLG: 0.214 (8, PR)	F9		K							0	1	0	0	0	0	0																				
Tony Muser, L OBP: 0.328, SLG: 0.345 (1, 3)										4	1	3	0	0	0	1																				
Bucky Dent, R OBP: 0.329, SLG: 0.368 (1, 6)										3	0	0	1	1	0	1																				
Brian Downing, R OBP: 0.344, SLG: 0.299 (1, 2)										2	0	0	1	1	1	1																				
<b>Inning Stats</b>	R: 0 E: 0 K: 0 S: 3	H: 0 LOB: 1 BB: 1 P: 7	R: 1 E: 1 K: 0 S: 5	H: 1 LOB: 1 BB: 0 P: 5	R: 0 E: 0 K: 2 S: 7	H: 0 LOB: 0 BB: 0 P: 7	R: 0 E: 0 K: 1 S: 5	H: 1 LOB: 2 BB: 1 P: 9	R: 0 E: 0 K: 1 S: 5	H: 0 LOB: 0 BB: 0 P: 5	R: 4 E: 1 K: 0 S: 8	H: 4 LOB: 2 BB: 1 P: 12	R: 0 E: 0 K: 0 S: 3	H: 0 LOB: 1 BB: 1 P: 7	R: 1 E: 0 K: 0 S: 4	H: 1 LOB: 1 BB: 1 P: 8	1B: 4 2B: 3 3B: 0 HR: 0	SF: 1 SAC: 0 DP: 0 HBP: 0	WP: 1 PB: 0 SB: 3 CS: 0	PA: 37																
<b>PITCHER</b>	IP	WLS	BF	H	R	ER	SO	BB	IBB	HBP	BLK	WP	HR	S	P	ERA	WHIP	<b>PITCHER</b>	IP	WLS	BF	H	R	ER	SO	BB	IBB	HBP	BLK	WP	HR	S	P	ERA	WHIP	
Lerin LaGrow, R ERA: 4.29 (1, 1)	5.2	L	27	6	5	2	4	2	0	0	0	1	0	32	44	3.18	1.412																			
Tom Makowski, L ERA: 4.82 (6, 1)	2.1		10	1	1	1	0	2	0	0	0	1	0	8	16	3.86	1.286																			

Detroit Tigers @ Chicago White Sox  
Comiskey Park, Chicago, IL  
Fri May 23 1975, 8:05 PM EDT  
Att. 8,789 - Unknown - 65 F

AB 31  
R 6  
H 7  
RBI 5  
BB 5  
SO 4  
LOB 14





Batter	1	2	3	4	5	6	7	8	9	AB	R	H	RBI	BB	SO	LOB	TOP				
Ron LeFlore, R (1, 8) OBP: 0.327, SLG: 0.411	0-3 K		4-0 CS BB		0-3 K		0-0 1B 1B	0-0 F8		4	1	1	0	1	2	2	<b>Detroit Tigers @ Chicago White Sox</b> Comiskey Park, Chicago, IL Sat May 24 1975, 4:33 AM EDT Att: 29,683 - Unknown - 73 F				
Gary Sutherland, R (1, 4) OBP: 0.322, SLG: 0.348	0-0 F9		0-0 CS	1-3		0-0 F8	0-0 1B 1B	0-0 F8		5	1	1	0	0	0	1					
Dan Meyer, L (1, 7) OBP: 0.333, SLG: 0.444	0-0 F7			1B	2B		0-0 G3	0-0 1B 1B	0-0 F7	5	2	2	1	0	0	0					
Willie Horton, R (1, 10) OBP: 0.284, SLG: 0.489		0-0 1B		0-0 F7		0-0 F8	0-0 1B 1B	0-0 5-3		5	1	2	1	0	0	1					
Leon Roberts, R (1, 9) OBP: 0.417, SLG: 0.600	0-3 K			2H 1B			0-0 1B 1B	0-3 K		4	1	2	1	1	2	1					
Nate Colbert, R (1, 3) OBP: 0.250, SLG: 0.315	0-3 K			0-3 K			0-0 F8			4	0	1	2	0	2	3					
Bill Freehan, R (1, 2) OBP: 0.297, SLG: 0.387	0-0 F7			0-0 1-3	1B		0-0 1B			2	0	1	0	0	0	1					
Gene Lamont, L (5, 2) OBP: 0.375, SLG: 0.500							0-0 K			2	1	1	0	0	1	2					
Aurelio Rodriguez, R (1, 5) OBP: 0.254, SLG: 0.337			0-0 F4		0-0 F3		0-3 K	0-0 F8 SH1-4		4	0	1	0	0	1	3					
Gene Michael, S (1, 6) OBP: 0.200, SLG: 0.333			0-3 K		1-3		0-0 1-3	0-0 SH1-4		3	1	1	3	0	1	1					
<b>Inning Stats</b>	R: 0 E: 0 K: 1 S: 5	H: 0 LOB: 0 BB: 0 P: 5	R: 0 E: 0 K: 2 S: 8	H: 1 LOB: 1 BB: 0 P: 8	R: 0 E: 0 K: 1 S: 4	H: 0 LOB: 0 BB: 1 P: 8	R: 1 E: 0 K: 1 S: 7	H: 2 LOB: 1 BB: 0 P: 7	R: 0 E: 0 K: 0 S: 3	H: 0 LOB: 0 BB: 0 P: 3	R: 7 E: 0 K: 2 S: 15	H: 8 LOB: 2 BB: 1 P: 19	R: 0 E: 0 K: 0 S: 4	H: 1 LOB: 1 BB: 0 P: 4	R: 0 E: 0 K: 1 S: 5	H: 0 LOB: 0 BB: 0 P: 5	1B: 11 2B: 1 3B: 0 HR: 1	SF: 0 SAC: 1 DP: 0 HBP: 0	WP: 0 PB: 0 SB: 0 CS: 1	PA: 42	
<b>PITCHER</b>	IP WLS BF H R ER SO BB IBB HBP BLK WP HR S P ERA WHIP																				
Stan Bahnsen, R (1, 1) ERA: 8.8	6.2 W 28	H 8 R 5 ER 5 SO 7	BB 1 IBB 0 HBP 0 BLK 0	WP 0 HR 1 S 41 P 45	ERA 6.75 WHIP 1.350																
Cecil Upshaw, R (7, 1) ERA: 4.51	0.0	5 4 3 3 0	1 0 0 0	0 0 4 8	∞ ∞																
Bill Gogolewski, R (7, 1) ERA: 3.52	2.1 S 8	1 0 0 2	0 0 0 0	0 0 12 12	0.00 0.429																

Batter	1	2	3	4	5	6	7	8	9	AB	R	H	RBI	BB	SO	LOB	BOTTOM				
Pat Kelly, L (1, 9) OBP: 0.388, SLG: 0.413	0-0 F9	0-0 F8	0-3 K		0-0 G3	0-3 K		4-0 BB		4	0	0	0	0	1	4	<b>Detroit Tigers @ Chicago White Sox</b> Comiskey Park, Chicago, IL Sat May 24 1975, 4:33 AM EDT Att: 29,683 - Unknown - 73 F				
Bob Coluccio, R (6, 9) OBP: 0.289, SLG: 0.241		2-3			1-2					1	0	0	0	1	1	0					
Jorge Orta, L (1, 4) OBP: 0.356, SLG: 0.418	0-0 F8	0-0 CS	0-3 K		0-0 1B		0-0 6-3	0-3 K		6	1	2	2	0	2	3					
Carlos May, L (1, 7) OBP: 0.409, SLG: 0.395	4-0 1B	4-0 BB		0-0 G3	0-0 G3		4-0 BB			2	0	0	0	3	0	1					
Ken Henderson, S (1, 8) OBP: 0.351, SLG: 0.380	0-0 HBP	0-0 CS	0-0 1B	0-0 3-1	4-0 BB 1B		0-0 F4			4	1	2	0	1	0	1					
Bill Melton, R (1, 5) OBP: 0.333, SLG: 0.336	1-0			0-0 1B	0-0 2B 1B		0-0 F7			4	2	3	1	0	0	1					
Deron Johnson, R (1, 10) OBP: 0.317, SLG: 0.366	0-0			0-0 1B	0-0 2B 1B					3	1	2	3	2	0	3					
Nyls Nyman, L (8, FR) OBP: 0.198, SLG: 0.214	0-0 F1		1-2 HR	1-2 2B 1B	1-2 2-3 BB			4-0 1B BB		0	1	0	0	0	0	0					
Tony Muser, L (1, 3) OBP: 0.349, SLG: 0.373		0-0 4-3	4-0 1B S	1-3 2H	0-0 F7					4	1	2	2	1	0	3					
Bucky Dent, R (1, 6) OBP: 0.326, SLG: 0.372		0-0 E	0-0 F9	0-0 F3		0-3 K		0-0 SH2-4		4	1	1	0	0	1	3					
Pete Varney, R (1, 2) OBP: 0.286, SLG: 0.286		0-0 E6	0-0 S		0-0 G3	0-3 K		0-3 K		5	2	3	0	0	2	2					
<b>Inning Stats</b>	R: 0 E: 0 K: 0 S: 4	H: 1 LOB: 3 BB: 1 P: 9	R: 2 E: 1 K: 0 S: 5	H: 3 LOB: 1 BB: 1 P: 9	R: 4 E: 0 K: 2 S: 11	H: 4 LOB: 1 BB: 1 P: 15	R: 1 E: 0 K: 0 S: 6	H: 3 LOB: 2 BB: 0 P: 6	R: 2 E: 0 K: 0 S: 6	H: 3 LOB: 3 BB: 2 P: 14	R: 0 E: 0 K: 3 S: 9	H: 0 LOB: 0 BB: 1 P: 9	R: 0 E: 0 K: 0 S: 3	H: 0 LOB: 1 BB: 1 P: 7	R: 1 E: 0 K: 2 S: 8	H: 1 LOB: 2 BB: 2 P: 16	1B: 11 2B: 2 3B: 1 HR: 1	SF: 0 SAC: 1 DP: 0 HBP: 1	WP: 0 PB: 0 SB: 5 CS: 1	PA: 48	
<b>PITCHER</b>	IP WLS BF H R ER SO BB IBB HBP BLK WP HR S P ERA WHIP																				
Joe Coleman, R (1, 1) ERA: 6.45	2.1 L 18	H 8 R 6 ER 6 SO 10	BB 3 IBB 0 HBP 1 BLK 0	WP 0 HR 1 S 14 P 27	ERA 23.14 WHIP 4.714																
Dave Lemanczyk, R (3, 1) ERA: 5.8	4.0	6 3 3 3 5	3 0 0 0	0 0 28 40	6.75 2.250																
Tom Walker, R (7, 1) ERA: 3.14	1.2	8 1 1 1 2	2 0 0 0	0 0 10 18	5.40 1.800																



Batter	1	2	3	4	5	6	7	8	9	AB	R	H	RBI	BB	SO	LOB	TOP			
<b>Ron LeFlore, R</b> OBP: 0.331, SLG: 0.412										2	1	1	1	1	0	0	<b>Detroit Tigers @ Chicago White Sox</b> Comiskey Park, Chicago, IL Sun May 25 1975, 4:33 AM EDT Att: 30,947 - Unknown - 66 F			
<b>Gary Sutherland, R</b> OBP: 0.327, SLG: 0.348										3	0	1	0	1	0	2				
<b>Dan Meyer, L</b> OBP: 0.331, SLG: 0.438										4	0	1	0	0	0	3				
<b>Willie Horton, R</b> OBP: 0.283, SLG: 0.483										4	0	1	1	0	1	3				
<b>Leon Roberts, R</b> OBP: 0.400, SLG: 0.573										4	0	0	0	0	0	2				
<b>Bill Freehan, R</b> OBP: 0.305, SLG: 0.388										2	2	1	0	0	0	0				
<b>Nate Colbert, R</b> OBP: 0.252, SLG: 0.315										3	1	1	0	0	1	1				
<b>Aurelio Rodriguez, R</b> OBP: 0.265, SLG: 0.355										3	0	2	1	0	0	0				
<b>Tom Verzyer, R</b> OBP: 0.279, SLG: 0.253										2	0	0	1	0	1	1				
<b>Inning Stats</b>	R: 1 E: 0 K: 0 S: 4	H: 2 LOB: 1 BB: 1 P: 8	R: 2 E: 0 K: 0 S: 5	H: 2 LOB: 1 BB: 0 P: 6	R: 0 E: 0 K: 1 S: 3	H: 0 LOB: 0 BB: 0 P: 3	R: 0 E: 0 K: 1 S: 5	H: 1 LOB: 2 BB: 1 P: 8	R: 1 E: 0 K: 1 S: 7	H: 2 LOB: 1 BB: 0 P: 7	R: 0 E: 0 K: 1 S: 6	H: 1 LOB: 1 BB: 0 P: 6	R: 0 E: 0 K: 0 S: 1	H: 0 LOB: 0 BB: 0 P: 1			1B: 7 2B: 1 3B: 0 HR: 0	SF: 2 SAC: 0 DP: 1 HBP: 1	WP: 0 PB: 0 CS: 0	PA: 32
<b>PITCHER</b> <b>Claude Osteen, L</b> ERA: 4.98	(1, 1)	IP: 7.1 WLS: L BF: 32	H: 8 R: 4 ER: 4 SO: 3	BB: 2 IBB: 0 HBP: 1 BLK: 0	WP: 0 HR: 0 S: 35 P: 44	ERA: 4.91 WHIP: 1.364	<b>PITCHER</b>		IP: 7.1 WLS: L BF: 32	H: 8 R: 4 ER: 4 SO: 3	BB: 2 IBB: 0 HBP: 1 BLK: 0	WP: 0 HR: 0 S: 35 P: 44	ERA: 4.91 WHIP: 1.364			1B: 4 2B: 3 3B: 0 HR: 0	SF: 0 SAC: 0 DP: 0 HBP: 0	WP: 0 PB: 0 CS: 0	PA: 30	

Batter	1	2	3	4	5	6	7	8	9	AB	R	H	RBI	BB	SO	LOB	BOTTOM			
<b>Bob Coluccio, R</b> OBP: 0.287, SLG: 0.233										3	0	0	0	1	1	3	<b>Detroit Tigers @ Chicago White Sox</b> Comiskey Park, Chicago, IL Sun May 25 1975, 4:33 AM EDT Att: 30,947 - Unknown - 66 F			
<b>Bucky Dent, R</b> OBP: 0.331, SLG: 0.383										4	0	2	0	0	1	1				
<b>Carlos May, L</b> OBP: 0.399, SLG: 0.383										4	0	0	0	0	1	4				
<b>Bill Melton, R</b> OBP: 0.327, SLG: 0.329										3	0	0	0	0	0	1				
<b>Ken Henderson, S</b> OBP: 0.350, SLG: 0.386										3	0	1	0	0	1	0				
<b>Deron Johnson, R</b> OBP: 0.318, SLG: 0.374										3	1	1	0	0	0	1				
<b>Bill Stein, R</b> OBP: 0.286, SLG: 0.357										3	0	2	1	0	0	1				
<b>Jorge Orta, L</b> OBP: 0.356, SLG: 0.413										2	0	0	0	1	1	1				
<b>Pete Varney, R</b> OBP: 0.294, SLG: 0.294										3	0	1	0	0	1	2				
<b>Inning Stats</b>	R: 0 E: 0 K: 1 S: 6	H: 1 LOB: 1 BB: 0 P: 6	R: 1 E: 0 K: 1 S: 7	H: 2 LOB: 2 BB: 1 P: 11	R: 0 E: 0 K: 1 S: 5	H: 0 LOB: 0 BB: 0 P: 5	R: 0 E: 0 K: 1 S: 6	H: 1 LOB: 1 BB: 0 P: 6	R: 0 E: 0 K: 1 S: 5	H: 0 LOB: 1 BB: 1 P: 9	R: 0 E: 0 K: 0 S: 4	H: 1 LOB: 1 BB: 0 P: 4	R: 0 E: 0 K: 1 S: 7	H: 2 LOB: 2 BB: 0 P: 7			1B: 4 2B: 3 3B: 0 HR: 0	SF: 0 SAC: 0 DP: 0 HBP: 0	WP: 0 PB: 0 CS: 0	PA: 30
<b>PITCHER</b> <b>Mickey Lolich, L</b> ERA: 3.98	(1, 1)	IP: 7.0 WLS: W BF: 30	H: 7 R: 1 ER: 1 SO: 6	BB: 2 IBB: 0 HBP: 0 BLK: 0	WP: 0 HR: 0 S: 40 P: 48	ERA: 1.29 WHIP: 1.286	<b>PITCHER</b>		IP: 7.0 WLS: W BF: 30	H: 7 R: 1 ER: 1 SO: 6	BB: 2 IBB: 0 HBP: 0 BLK: 0	WP: 0 HR: 0 S: 40 P: 48	ERA: 1.29 WHIP: 1.286			1B: 7 2B: 1 3B: 0 HR: 0	SF: 0 SAC: 0 DP: 0 HBP: 0	WP: 0 PB: 0 CS: 0	PA: 30	



Batter	1	2	3	4	5	6	7	8	9	AB	R	H	RBI	BB	SO	LOB	TOP					
Pat Kelly, L OBP: 0.384, SLG: 0.407 Bob Coluccio, R OBP: 0.284, SLG: 0.230	F8		F8				F7		F8	4	0	1	0	0	0	1	<b>Chicago White Sox @ Milwaukee Brewers</b> Milwaukee County Stadium, Milwaukee, WI Mon May 26 1975, 4:33 AM EDT Att: 16,343 - Unknown - 74 F					
Jorge Orta, L OBP: 0.355, SLG: 0.433	6-3		HR							4	1	2	1	0	1							
Carlos May, L OBP: 0.395, SLG: 0.379	4-3		FC6-4 1B							4	0	1	0	0	0	1						
Ken Henderson, S OBP: 0.354, SLG: 0.380		1B BB	FC6-4 1-2							2	1	0	0	2	0	2						
Bill Melton, R OBP: 0.320, SLG: 0.320	F8		F8							4	0	0	0	0	0	4						
Deron Johnson, R OBP: 0.308, SLG: 0.361										4	0	0	0	0	1	2						
Tony Muser, L OBP: 0.358, SLG: 0.381										4	0	2	0	0	0	0						
Bucky Dent, R OBP: 0.336, SLG: 0.407										4	1	2	2	0	1	1						
Brian Downing, R OBP: 0.348, SLG: 0.333										4	1	2	1	0	1	2						
<b>Inning Stats</b>	R: 0 E: 0 K: 0 S: 3	H: 0 LOB: 0 BB: 0 P: 3	R: 1 E: 0 K: 2 S: 9	H: 2 LOB: 2 BB: 1 P: 13	R: 1 E: 0 K: 0 S: 5	H: 2 LOB: 1 BB: 0 P: 5	R: 0 E: 0 K: 0 S: 3	H: 1 LOB: 0 BB: 0 P: 3	R: 0 E: 0 K: 1 S: 5	H: 1 LOB: 0 BB: 1 P: 5	R: 0 E: 0 K: 0 S: 3	H: 0 LOB: 1 BB: 1 P: 7	R: 0 E: 0 K: 1 S: 6	H: 1 LOB: 0 BB: 0 P: 6	R: 0 E: 0 K: 0 S: 4	H: 1 LOB: 1 BB: 0 P: 4	R: 2 E: 0 K: 0 S: 5	H: 2 LOB: 0 BB: 0 P: 5	1B: 7 2B: 0 3B: 0 HR: 3	SF: 0 SAC: 0 DP: 0 HBP: 0	WP: 0 PB: 0 SB: 0 CS: 1	PA: 37
<b>PITCHER</b> Jim Colborn, R ERA: 4.03	IP: 9.0 WLS: L BF: 37 H: 10 R: 4 ER: 4 SO: 4 BB: 2 IBB: 0 HBP: 0 BLK: 0 WP: 0 HR: 3 S: 43 P: 51 ERA: 4.00 WHIP: 1.333											<b>PITCHER</b>	IP: 9.0 WLS: L BF: 37 H: 10 R: 4 ER: 4 SO: 4 BB: 2 IBB: 0 HBP: 0 BLK: 0 WP: 0 HR: 3 S: 43 P: 51 ERA: 4.00 WHIP: 1.333									

Batter	1	2	3	4	5	6	7	8	9	AB	R	H	RBI	BB	SO	LOB	BOTTOM			
Bill Sharp, L OBP: 0.273, SLG: 0.301	4-3		G5						F8	5	0	1	2	0	0	4	<b>Chicago White Sox @ Milwaukee Brewers</b> Milwaukee County Stadium, Milwaukee, WI Mon May 26 1975, 4:33 AM EDT Att: 16,343 - Unknown - 74 F			
Robin Yount, R OBP: 0.384, SLG: 0.529	F7		K							4	0	0	0	0	1	3				
Sixto Lezcano, R OBP: 0.302, SLG: 0.426	K		FC6-4							4	0	0	0	0	2	2				
George Scott, R OBP: 0.329, SLG: 0.405		F7								3	0	0	0	1	0	0				
Hank Aaron, R OBP: 0.316, SLG: 0.354		FC6 1B								4	0	1	0	0	2	1				
Bobby Mitchell, R OBP: 0.388, SLG: 0.563		K								4	0	1	0	0	2	2				
Charlie Moore, R OBP: 0.211, SLG: 0.278		FC6 1-2								4	0	1	0	0	0	2				
Pedro Garcia, R OBP: 0.267, SLG: 0.313 John Briggs, L OBP: 0.391, SLG: 0.514 (9, PH)			G5 1B							3	1	2	0	0	1	0				
Kurt Bevacqua, R OBP: 0.176, SLG: 0.156 Mike Hegan, L OBP: 0.375, SLG: 0.400 (9, PH)			G5 1-2 1B							0	0	0	0	1	0	0				
<b>Inning Stats</b>	R: 0 E: 0 K: 1 S: 5	H: 0 LOB: 0 BB: 0 P: 5	R: 0 E: 0 K: 1 S: 7	H: 1 LOB: 1 BB: 0 P: 6	R: 0 E: 0 K: 1 S: 6	H: 1 LOB: 0 BB: 0 P: 6	R: 1 E: 0 K: 0 S: 4	H: 1 LOB: 0 BB: 0 P: 4	R: 0 E: 0 K: 1 S: 5	H: 0 LOB: 1 BB: 1 P: 9	R: 1 E: 0 K: 1 S: 7	H: 2 LOB: 1 BB: 0 P: 7	R: 0 E: 0 K: 1 S: 5	H: 0 LOB: 0 BB: 0 P: 5	R: 0 E: 0 K: 2 S: 8	H: 1 LOB: 2 BB: 1 P: 12	1B: 5 2B: 3 3B: 0 HR: 0	SF: 0 SAC: 0 DP: 0 HBP: 0	WP: 0 PB: 0 SB: 0 CS: 0	PA: 37
<b>PITCHER</b> Jim Kaat, L ERA: 2.46 Rich Gossage, R ERA: 0.79	IP: 8.1 WLS: W BF: 34 H: 8 R: 2 ER: 2 SO: 8 BB: 1 IBB: 0 HBP: 0 BLK: 0 WP: 0 HR: 0 S: 49 P: 53 ERA: 2.16 WHIP: 1.080											<b>PITCHER</b>	IP: 8.1 WLS: W BF: 34 H: 8 R: 2 ER: 2 SO: 8 BB: 1 IBB: 0 HBP: 0 BLK: 0 WP: 0 HR: 0 S: 49 P: 53 ERA: 2.16 WHIP: 1.080							



Batter	1	2	3	4	5	6	7	8	9	AB	R	H	RBI	BB	SO	LOB	TOP		
Pat Kelly, L OBP: 0.392, SLG: 0.442 (1, 9)										5	3	3	2	0	1	0			
Jorge Orta, L OBP: 0.366, SLG: 0.444 (1, 4)										5	1	3	2	0	0	1			
Carlos May, L OBP: 0.401, SLG: 0.397 (1, 7)										4	1	3	1	0	0	1			
Ken Henderson, S OBP: 0.355, SLG: 0.372 (1, 8)										3	0	0	0	2	1	3			
Bill Melton, R OBP: 0.322, SLG: 0.318 Lee Richard, R OBP: 0.200, SLG: 0.200 (9, PR)										4	0	1	2	1	1	4			
Deron Johnson, R OBP: 0.304, SLG: 0.355 (1, 10)										5	0	1	0	0	1	4			
Tony Muser, L OBP: 0.333, SLG: 0.353 (1, 3)										5	0	0	0	0	0	4			
Bucky Dent, R OBP: 0.340, SLG: 0.409 (1, 6)										4	1	2	0	0	0	1			
Brian Downing, R OBP: 0.345, SLG: 0.325 (1, 2)										3	2	0	0	1	1	2			
<b>Inning Stats</b>	R: 1 E: 0 K: 1 S: 8	H: 3 LOB: 2 BB: 0 P: 8	R: 3 E: 2 K: 0 S: 7	H: 3 LOB: 2 BB: 1 P: 11	R: 0 E: 0 K: 2 S: 8	H: 1 LOB: 1 BB: 0 P: 8	R: 0 E: 0 K: 1 S: 6	H: 1 LOB: 1 BB: 1 P: 6	R: 0 E: 0 K: 0 S: 3	H: 0 LOB: 0 BB: 0 P: 3	R: 0 E: 0 K: 0 S: 3	H: 0 LOB: 1 BB: 1 P: 9	R: 2 E: 0 K: 0 S: 5	H: 3 LOB: 1 BB: 1 P: 9	1B: 10 2B: 3 3B: 0 HR: 1	SF: 1 SAC: 0 DP: 2 HBP: 0	WP: 0 PA: 43		
<b>PITCHER</b>	IP	WLS	BF	H	R	ER	SO	BB	IBB	HBP	BLK	WP	HR	S	P	ERA	WHIP		
Ed Sprague, R ERA: 4.5 (1, 1)	1.1		11	6	4	2	1	0	0	0	0	0	1	13	13	13.50	4.500		
Tom Hausman, R ERA: 5.06 (2, 1)	6.2	W	27	5	3	3	4	2	1	0	0	0	0	32	44	4.05	1.050		
Eduardo Rodriguez, R ERA: 2.18 (9, 1)	0.0		3	2	1	1	0	1	0	0	0	0	0	2	6	∞	∞		
Tom Murphy, R ERA: 1.69 (9, 1)	1.0	S	2	0	0	0	0	0	0	0	0	0	0	2	2	0.00	0.000		

Chicago White Sox @ Milwaukee Brewers  
Milwaukee County Stadium, Milwaukee, WI  
Tue May 27 1975, 8:05 PM EDT  
Att: 12,066 - Unknown - 64 F


AB	38
R	8
H	13
RBI	7
BB	4
SO	5
LOB	20



Batter	1	2	3	4	5	6	7	8	9	AB	R	H	RBI	BB	SO	LOB	BOTTOM		
Bobby Mitchell, R OBP: 0.376, SLG: 0.579 (1, 10)										5	1	1	3	0	2	3			
Bill Shero, L OBP: 0.276, SLG: 0.306 (1, 8)										5	0	2	0	0	1	2			
George Scott, R OBP: 0.333, SLG: 0.408 (1, 3)										4	0	2	1	0	1	1			
Kurt Bevacqua, R OBP: 0.184, SLG: 0.143 (1, 5)										3	1	0	0	1	0	3			
Pedro Garcia, R OBP: 0.275, SLG: 0.320 (1, 4)										4	2	2	0	0	1	1			
Sixto Lezcano, R OBP: 0.307, SLG: 0.424 (1, 9)										3	2	1	0	1	1	0			
Hank Aaron, R OBP: 0.316, SLG: 0.353 Gorman Thomas, R OBP: 0.222, SLG: 0.313 (6, 7)										3	1	1	2	0	0	2			
Charlie Moore, R OBP: 0.304, SLG: 0.333 (1, 2)										3	1	2	2	1	0	2			
Robin Yount, R OBP: 0.379, SLG: 0.519 (1, 6)										4	1	1	1	0	0	2			
<b>Inning Stats</b>	R: 0 E: 0 K: 0 S: 4	H: 1 LOB: 1 BB: 0 P: 4	R: 0 E: 0 K: 0 S: 3	H: 0 LOB: 0 BB: 0 P: 3	R: 1 E: 0 K: 1 S: 8	H: 3 LOB: 2 BB: 0 P: 8	R: 5 E: 1 K: 0 S: 8	H: 5 LOB: 0 BB: 0 P: 8	R: 3 E: 1 K: 1 S: 8	H: 2 LOB: 1 BB: 1 P: 12	R: 0 E: 0 K: 2 S: 7	H: 1 LOB: 1 BB: 1 P: 11	R: 0 E: 0 K: 1 S: 4	H: 0 LOB: 0 BB: 1 P: 8	R: 0 E: 0 K: 1 S: 5	H: 0 LOB: 0 BB: 0 P: 5	1B: 11 2B: 0 3B: 0 HR: 1	SF: 0 SAC: 0 DP: 0 HBP: 0	WP: 0 PA: 39
<b>PITCHER</b>	IP	WLS	BF	H	R	ER	SO	BB	IBB	HBP	BLK	WP	HR	S	P	ERA	WHIP		
Wilbur Wood, L ERA: 5.29 (1, 1)	4.0	L	23	10	8	7	1	0	0	0	0	0	0	25	25	15.75	2.500		
Ozzie Osborn, R ERA: 5.23 (5, 1)	4.0		15	2	1	0	5	3	0	0	0	0	0	22	34	0.00	1.250		

Chicago White Sox @ Milwaukee Brewers  
Milwaukee County Stadium, Milwaukee, WI  
Tue May 27 1975, 8:05 PM EDT  
Att: 12,066 - Unknown - 64 F

AB	35
R	9
H	12
RBI	9
BB	3
SO	6
LOB	16





Batter	1	2	3	4	5	6	7	8	9	AB	R	H	RBI	BB	SO	LOB	TOP			
Pat Kelly, L OBP: 0.396, SLG: 0.440 Bob Coluccio, R OBP: 0.279, SLG: 0.225										3	1	1	0	1	0	3	<b>Chicago White Sox @ Milwaukee Brewers</b> Milwaukee County Stadium, Milwaukee, WI Wed May 28 1975, 8:05 PM EDT Att: 9,971 - Unknown - 64 F			
Jorge Orta, L OBP: 0.470, SLG: 0.443									5	2	2	0	1	1	2					
Carlos May, L OBP: 0.407, SLG: 0.418									5	2	3	2	0	0	1					
Ken Henderson, S OBP: 0.363, SLG: 0.383									4	3	2	2	1	0	2					
Bill Melton, R OBP: 0.324, SLG: 0.312									3	0	0	0	2	0	4					
Deron Johnson, R OBP: 0.294, SLG: 0.341									5	0	0	0	0	2	6					
Tony Muser, L OBP: 0.325, SLG: 0.342									5	0	1	2	0	1	4					
Bucky Dent, R OBP: 0.348, SLG: 0.412									4	0	2	1	1	0	1					
Brian Downing, R OBP: 0.347, SLG: 0.322									4	1	1	0	1	2	4					
<b>Inning Stats</b>	R: 4 E: 2 K: 2 S: 12	H: 3 LOB: 3 BB: 2 P: 20	R: 3 E: 1 K: 2 S: 10	H: 3 LOB: 1 BB: 1 P: 14	R: 1 E: 0 K: 0 S: 4	H: 2 LOB: 2 BB: 2 P: 12	R: 0 E: 0 K: 0 S: 4	H: 1 LOB: 1 BB: 0 P: 4	R: 0 E: 0 K: 1 S: 3	H: 1 LOB: 0 BB: 0 P: 3	R: 0 E: 0 K: 1 S: 6	H: 0 LOB: 1 BB: 0 P: 6	R: 0 E: 0 K: 0 S: 3	H: 0 LOB: 0 BB: 0 P: 3	R: 0 E: 0 K: 1 S: 5	H: 0 LOB: 0 BB: 0 P: 5	1B: 9 2B: 3 3B: 0 HR: 0	SF: 0 SAC: 0 DP: 2 HBP: 0	WP: 1 PB: 0 CS: 1	PA: 47
<b>PITCHER</b>	IP WLS BF H R ER SO BB IBB HBP BLK WP HR S P ERA WHIP	IP WLS BF H R ER SO BB IBB HBP BLK WP HR S P ERA WHIP	IP WLS BF H R ER SO BB IBB HBP BLK WP HR S P ERA WHIP	IP WLS BF H R ER SO BB IBB HBP BLK WP HR S P ERA WHIP	IP WLS BF H R ER SO BB IBB HBP BLK WP HR S P ERA WHIP	IP WLS BF H R ER SO BB IBB HBP BLK WP HR S P ERA WHIP	IP WLS BF H R ER SO BB IBB HBP BLK WP HR S P ERA WHIP	IP WLS BF H R ER SO BB IBB HBP BLK WP HR S P ERA WHIP	IP WLS BF H R ER SO BB IBB HBP BLK WP HR S P ERA WHIP	IP WLS BF H R ER SO BB IBB HBP BLK WP HR S P ERA WHIP	IP WLS BF H R ER SO BB IBB HBP BLK WP HR S P ERA WHIP	IP WLS BF H R ER SO BB IBB HBP BLK WP HR S P ERA WHIP	IP WLS BF H R ER SO BB IBB HBP BLK WP HR S P ERA WHIP	IP WLS BF H R ER SO BB IBB HBP BLK WP HR S P ERA WHIP	IP WLS BF H R ER SO BB IBB HBP BLK WP HR S P ERA WHIP	IP WLS BF H R ER SO BB IBB HBP BLK WP HR S P ERA WHIP				
Jim Slaton, R ERA: 6.11	(1, 1)	1.0	L	13	6	7	3	2	2	0	0	0	0	0	15	23	27.00	8.000		
Bill Castro, R ERA: 1.23	(2, 1)	4.0		17	4	1	1	2	3	0	0	0	0	0	18	30	2.25	1.750		
Eduardo Rodriguez, R ERA: 2.33	(6, 1)	2.0		11	2	1	1	2	2	0	0	0	0	1	13	21	4.50	2.000		
Tom Murphy, R ERA: 1.57	(8, 1)	2.0		6	0	0	0	1	0	0	0	0	0	0	8	8	0.00	0.000		


Batter	1	2	3	4	5	6	7	8	9	AB	R	H	RBI	BB	SO	LOB	BOTTOM					
Bill Sharp, L OBP: 0.267, SLG: 0.292										5	0	0	0	0	1	3	<b>Chicago White Sox @ Milwaukee Brewers</b> Milwaukee County Stadium, Milwaukee, WI Wed May 28 1975, 8:05 PM EDT Att: 9,971 - Unknown - 64 F					
Robin Yount, R OBP: 0.372, SLG: 0.505										5	0	1	0	0	0	1						
John Briggs, L OBP: 0.392, SLG: 0.475										3	1	0	0	2	0	0						
George Scott, R OBP: 0.343, SLG: 0.429										2	2	1	2	2	1	2						
Hank Aaron, R OBP: 0.313, SLG: 0.348 Tommy Bianco, S (6, PH)										2	0	0	0	0	0	3						
Mike Hegan, L OBP: 0.385, SLG: 0.414										4	0	2	0	0	1	0						
Darrell Porter, L OBP: 0.338, SLG: 0.318										2	0	1	0	2	0	0						
Sixto Lezcano, R OBP: 0.306, SLG: 0.420										4	0	1	1	0	1	4						
Pedro Garcia, R OBP: 0.274, SLG: 0.311										3	0	0	0	1	1	6						
<b>Inning Stats</b>	R: 0 E: 0 K: 1 S: 6	H: 1 LOB: 2 BB: 1 P: 10	R: 0 E: 0 K: 1 S: 6	H: 1 LOB: 2 BB: 1 P: 10	R: 0 E: 0 K: 0 S: 3	H: 0 LOB: 1 BB: 1 P: 7	R: 0 E: 0 K: 1 S: 5	H: 0 LOB: 0 BB: 0 P: 5	R: 0 E: 0 K: 1 S: 4	H: 0 LOB: 0 BB: 1 P: 8	R: 2 E: 0 K: 1 S: 7	H: 2 LOB: 2 BB: 2 P: 15	R: 0 E: 0 K: 0 S: 3	H: 0 LOB: 0 BB: 0 P: 3	R: 1 E: 0 K: 0 S: 5	H: 2 LOB: 2 BB: 1 P: 9	R: 0 E: 0 K: 0 S: 3	H: 0 LOB: 0 BB: 0 P: 3	1B: 5 2B: 0 3B: 0 HR: 1	SF: 0 SAC: 0 DP: 1 HBP: 0	WP: 0 PB: 0 CS: 0	PA: 39
<b>PITCHER</b>	IP WLS BF H R ER SO BB IBB HBP BLK WP HR S P ERA WHIP	IP WLS BF H R ER SO BB IBB HBP BLK WP HR S P ERA WHIP	IP WLS BF H R ER SO BB IBB HBP BLK WP HR S P ERA WHIP	IP WLS BF H R ER SO BB IBB HBP BLK WP HR S P ERA WHIP	IP WLS BF H R ER SO BB IBB HBP BLK WP HR S P ERA WHIP	IP WLS BF H R ER SO BB IBB HBP BLK WP HR S P ERA WHIP	IP WLS BF H R ER SO BB IBB HBP BLK WP HR S P ERA WHIP	IP WLS BF H R ER SO BB IBB HBP BLK WP HR S P ERA WHIP	IP WLS BF H R ER SO BB IBB HBP BLK WP HR S P ERA WHIP	IP WLS BF H R ER SO BB IBB HBP BLK WP HR S P ERA WHIP	IP WLS BF H R ER SO BB IBB HBP BLK WP HR S P ERA WHIP	IP WLS BF H R ER SO BB IBB HBP BLK WP HR S P ERA WHIP	IP WLS BF H R ER SO BB IBB HBP BLK WP HR S P ERA WHIP	IP WLS BF H R ER SO BB IBB HBP BLK WP HR S P ERA WHIP	IP WLS BF H R ER SO BB IBB HBP BLK WP HR S P ERA WHIP	IP WLS BF H R ER SO BB IBB HBP BLK WP HR S P ERA WHIP						
Stan Bahnsen, R ERA: 7.49	(1, 1)	9.0	W	39	6	3	3	5	7	0	0	0	0	0	0	70	3.00	1.444				



Batter	1	2	3	4	5	6	7	8	9	AB	R	H	RBI	BB	SO	LOB	TOP			
Pat Kelly, L OBP: 0.384, SLG: 0.425 (1, 9)	G3			E3	K			4-3		4	0	0	0	0	1	2				
Jorge Orta, L OBP: 0.362, SLG: 0.433 (1, 4)	4-3			F2				4-3	F8	4	0	0	0	0	0	1				
Carlos May, L OBP: 0.398, SLG: 0.407 (1, 7)	4-3			FC3-6				F4	L5	4	0	0	0	0	0	1				
Ken Henderson, S OBP: 0.360, SLG: 0.379 (1, 8)		F8						K	F8	4	0	1	0	0	1	0				
Deron Johnson, R OBP: 0.288, SLG: 0.333 (1, 10)		F7		F4				K		3	0	0	0	0	1	2				
Bill Stein, R OBP: 0.235, SLG: 0.294 (1, 5)		5-3						F8		3	0	0	0	0	0	0				
Tony Muser, L OBP: 0.313, SLG: 0.329 (1, 3)			K					5-3	3-1	3	0	0	0	0	1	0				
Bucky Dent, R OBP: 0.348, SLG: 0.406 (1, 6)			F5					5-3		2	0	0	0	1	0	0				
Brian Downing, R OBP: 0.347, SLG: 0.322 (1, 2)			K					F9		3	0	1	0	0	1	0				
<b>Inning Stats</b>	R: 0 E: 0 K: 0 S: 3	H: 0 LOB: 0 BB: 0 P: 3	R: 0 E: 0 K: 0 S: 3	H: 0 LOB: 0 BB: 0 P: 3	R: 0 E: 0 K: 2 S: 7	H: 1 LOB: 2 BB: 0 P: 7	R: 0 E: 0 K: 0 S: 5	H: 1 LOB: 2 BB: 1 P: 5	R: 0 E: 0 K: 1 S: 6	H: 0 LOB: 0 BB: 0 P: 5	R: 0 E: 0 K: 1 S: 5	H: 0 LOB: 0 BB: 0 P: 5	R: 0 E: 0 K: 0 S: 3	H: 0 LOB: 0 BB: 0 P: 3	R: 0 E: 0 K: 0 S: 3	H: 0 LOB: 0 BB: 0 P: 3	1B: 2 2B: 0 3B: 0 HR: 0	SF: 0 SAC: 0 DP: 0 HBP: 0	WP: 0 PB: 0 CS: 0	PA: 31
<b>PITCHER</b> Vern Ruhle, R ERA: 2.83 (1, 1)	IP: 9.0 WLS: W BF: 31 H: 2 R: 0 ER: 0 SO: 5 BB: 1 IBB: 0 HBP: 0 BLK: 0 WP: 0 HR: 0 S: 40 P: 44 ERA: 0.00 WHIP: 0.333															<b>PITCHER</b>				

Chicago White Sox @ Detroit Tigers  
Tiger Stadium, Detroit, MI  
Sat May 31 1975, 3:33 AM EDT  
Att: 13,152 - Unknown - 70 F


AB	30
R	0
H	2
RBI	0
BB	1
SO	5
LOB	6



Batter	1	2	3	4	5	6	7	8	9	AB	R	H	RBI	BB	SO	LOB	BOTTOM			
Ron LeFlore, R OBP: 0.328, SLG: 0.436 (1, 8)	K		FC4-6					F9		4	0	1	0	0	1	1				
Gary Sutherland, R OBP: 0.331, SLG: 0.342 (1, 4)	F8		CS	K				F8		4	0	0	0	0	1	1				
Dan Meyer, L OBP: 0.338, SLG: 0.452 (1, 7)	E			HR				F9		3	1	2	0	0	0	0				
Willie Horton, R OBP: 0.281, SLG: 0.481 (1, 10)	K			HR				L6		3	1	1	2	0	1	1				
Leon Roberts, R OBP: 0.391, SLG: 0.525 (1, 9)		F4		4-3				K		3	0	0	0	0	1	0				
Nate Colbert, R OBP: 0.239, SLG: 0.282 (1, 3)		5-3						K		2	0	0	0	1	1	0				
Aurelio Rodriguez, R OBP: 0.260, SLG: 0.372 (1, 5)		5-3						F4		3	0	0	0	0	0	1				
Tom Verzyer, R OBP: 0.273, SLG: 0.267 (1, 6)			L6					F6		3	0	0	0	0	0	0				
Terry Humphrey, R OBP: 0.222, SLG: 0.222 (1, 2)								1-3	6-3	3	0	1	0	0	0	0				
<b>Inning Stats</b>	R: 0 E: 1 K: 2 S: 8	H: 1 LOB: 1 BB: 0 P: 8	R: 0 E: 0 K: 0 S: 3	H: 0 LOB: 0 BB: 0 P: 3	R: 0 E: 0 K: 0 S: 3	H: 1 LOB: 0 BB: 0 P: 3	R: 2 E: 0 K: 1 S: 7	H: 2 LOB: 1 BB: 1 P: 11	R: 0 E: 0 K: 0 S: 4	H: 1 LOB: 1 BB: 0 P: 4	R: 0 E: 0 K: 1 S: 5	H: 0 LOB: 0 BB: 0 P: 5	R: 0 E: 0 K: 1 S: 5	H: 0 LOB: 0 BB: 0 P: 5	R: 0 E: 0 K: 0 S: 3	H: 0 LOB: 0 BB: 0 P: 3	1B: 4 2B: 0 3B: 0 HR: 1	SF: 0 SAC: 0 DP: 0 HBP: 0	WP: 0 PB: 0 CS: 1	PA: 30
<b>PITCHER</b> Jim Kaat, L ERA: 2.45 (1, 1)	IP: 8.0 WLS: L BF: 29 H: 5 R: 2 ER: 2 SO: 5 BB: 1 IBB: 0 HBP: 0 BLK: 0 WP: 0 HR: 1 S: 38 P: 42 ERA: 2.25 WHIP: 0.750															<b>PITCHER</b>				

Chicago White Sox @ Detroit Tigers  
Tiger Stadium, Detroit, MI  
Sat May 31 1975, 3:33 AM EDT  
Att: 13,152 - Unknown - 70 F

AB	28
R	2
H	5
RBI	2
BB	1
SO	5
LOB	4





Batter	1	2	3	4	5	6	7	8	9	AB	R	H	RBI	BB	SO	LOB	TOP	
Lee Richard, R (1, 10) OBP: 0.333, SLG: 0.250										3	0	1	0	1	0	3	Chicago White Sox @ Detroit Tigers Tiger Stadium, Detroit, MI Sun Jun 01 1975, 3:33 AM EDT Unknown	
Bob Coluccio, R (1, 7) OBP: 0.276, SLG: 0.217										3	0	0	0	1	0	2		
Bucky Dent, R (1, 6) OBP: 0.345, SLG: 0.403										4	0	1	0	0	0	1		
Ken Henderson, S (1, 8) OBP: 0.352, SLG: 0.369										4	0	0	0	0	1	2		
Deron Johnson, R (1, 3) OBP: 0.287, SLG: 0.338										4	0	1	0	0	1	1		
Buddy Bradford, R (1, 9) OBP: 0.306, SLG: 0.324										4	0	1	0	0	0	1		
Bill Stein, R (1, 5) OBP: 0.286, SLG: 0.524										4	1	2	1	0	1	2		
Jorge Orta, L (1, 4) OBP: 0.357, SLG: 0.425										3	0	0	0	0	0	2		
Brian Downing, R (1, 2) OBP: 0.353, SLG: 0.325										2	0	1	0	1	0	0		
<b>Inning Stats</b>	R: 0 E: 0 K: 0 S: 3	H: 1 LOB: 0 BB: 0 P: 3	R: 0 E: 0 K: 1 S: 5	H: 0 LOB: 0 BB: 0 P: 5	R: 1 E: 0 K: 0 S: 3	H: 1 LOB: 0 BB: 1 P: 7	R: 0 E: 0 K: 0 S: 3	H: 1 LOB: 2 BB: 1 P: 7	R: 0 E: 0 K: 2 S: 8	H: 1 LOB: 1 BB: 0 P: 8	R: 0 E: 0 K: 0 S: 4	H: 1 LOB: 1 BB: 0 P: 4	R: 0 E: 0 K: 0 S: 4	H: 1 LOB: 1 BB: 0 P: 4	1B: 3 2B: 2 3B: 1 HR: 1	SF: 0 SAC: 0 DP: 2 HBP: 0	WP: 0 PB: 0 SB: 0 CS: 1	PA: 35
<b>PITCHER</b> Mickey Lolich, L (1, 1) ERA: 3.6	IP: 9.0 WLS: W BF: 34 H: 7 R: 1 ER: 1 SO: 3 BB: 3 IBB: 0 HBP: 0 BLK: 0 WP: 0 HR: 1 S: 37 P: 49 ERA: 1.00 WHIP: 1.111																	

Batter	1	2	3	4	5	6	7	8	9	AB	R	H	RBI	BB	SO	LOB	BOTTOM	
Ron LeFlore, R (1, 8) OBP: 0.331, SLG: 0.438										4	2	2	0	0	0	0	Chicago White Sox @ Detroit Tigers Tiger Stadium, Detroit, MI Sun Jun 01 1975, 3:33 AM EDT Unknown	
Gary Sutherland, R (1, 4) OBP: 0.341, SLG: 0.373										4	2	3	1	0	0	0		
Dan Meyer, L (1, 7) OBP: 0.336, SLG: 0.446										4	0	1	1	0	0	3		
Willie Horton, R (1, 10) OBP: 0.281, SLG: 0.475										4	0	1	1	0	2	2		
Leon Roberts, R (1, 9) OBP: 0.395, SLG: 0.520										3	0	1	0	0	0	0		
Nate Colbert, R (1, 3) OBP: 0.239, SLG: 0.276										3	1	0	0	1	1	4		
Bill Freehan, R (1, 2) OBP: 0.315, SLG: 0.409										3	0	1	1	1	0	1		
Aurelio Rodriguez, R (1, 5) OBP: 0.254, SLG: 0.363										3	0	0	0	0	2	2		
Tom Verzyer, R (1, 6) OBP: 0.284, SLG: 0.280										3	0	2	1	0	0	0		
<b>Inning Stats</b>	R: 0 E: 0 K: 0 S: 3	H: 0 LOB: 0 BB: 0 P: 3	R: 0 E: 0 K: 1 S: 5	H: 0 LOB: 0 BB: 0 P: 5	R: 0 E: 0 K: 0 S: 3	H: 1 LOB: 0 BB: 0 P: 3	R: 0 E: 0 K: 0 S: 4	H: 1 LOB: 1 BB: 0 P: 4	R: 0 E: 0 K: 2 S: 10	H: 3 LOB: 1 BB: 0 P: 10	R: 1 E: 0 K: 1 S: 5	H: 1 LOB: 2 BB: 2 P: 13	R: 2 E: 0 K: 1 S: 9	H: 5 LOB: 2 BB: 0 P: 9	1B: 9 2B: 1 3B: 1 HR: 0	SF: 0 SAC: 0 DP: 1 HBP: 1	WP: 2 PB: 0 SB: 0 CS: 1	PA: 35
<b>PITCHER</b> Wilbur Wood, L (1, 1) ERA: 5.36 Ozzie Osborn, R (8, 1) ERA: 4.91	IP: 7.1 WLS: L BF: 31 H: 9 R: 5 ER: 5 SO: 4 BB: 1 IBB: 1 HBP: 1 BLK: 0 WP: 2 HR: 0 S: 36 P: 45 ERA: 6.14 WHIP: 1.364																	



Batter	1	2	3	4	5	6	7	8	9	AB	R	H	RBI	BB	SO	LOB	TOP										
Pat Kelly, L OBP: 0.373, SLG: 0.411 Bob Coluccio, R OBP: 0.275, SLG: 0.215	L8		F2		K	3-1		K		4	0	0	0	0	1	2											
Jorge Orta, L OBP: 0.353, SLG: 0.416	L3		F8		BB 1B HBP		5-3	F4		4	0	0	0	0	0	0											
Carlos May, L OBP: 0.409, SLG: 0.440	WP 1B			HR	BB 1B		1B FC5-2 1B	6-3		5	1	4	1	0	0	0											
Ken Henderson, S OBP: 0.353, SLG: 0.366	F9			2B 6-3 BB	K		FC5-2 1B	F2		4	1	1	0	1	1	4											
Deron Johnson, R OBP: 0.292, SLG: 0.345	L8						FC5-2			3	0	1	1	1	0	2											
Bill Stein, R OBP: 0.240, SLG: 0.440	E4 FC5-4		6-3	2B	BB		L7			4	0	0	1	0	1	6											
Tony Muser, L OBP: 0.298, SLG: 0.313	FC5-4		K				5-3	F8		4	0	0	0	0	1	2											
Bucky Dent, R OBP: 0.337, SLG: 0.393	L6		F7				5-3	5-3		4	0	0	0	0	0	2											
Pete Varney, R OBP: 0.350, SLG: 0.350 Lee Richard, R OBP: 0.333, SLG: 0.250 Brian Downing, R OBP: 0.358, SLG: 0.325	L5		L5		1B BB 1B			BB		3	1	2	0	0	0	0											
<b>Inning Stats</b>	R: 0 E: 0 K: 0 S: 4	H: 1 LOB: 1 BB: 0 P: 4	R: 0 E: 1 K: 0 S: 4	H: 0 LOB: 1 BB: 0 P: 4	R: 0 E: 0 K: 0 S: 3	H: 0 LOB: 0 BB: 0 P: 3	R: 2 E: 0 K: 1 S: 7	H: 2 LOB: 1 BB: 1 P: 11	R: 1 E: 0 K: 3 S: 11	H: 2 LOB: 3 BB: 1 P: 16	R: 0 E: 0 K: 0 S: 4	H: 1 LOB: 2 BB: 0 P: 4	R: 0 E: 0 K: 0 S: 5	H: 2 LOB: 0 BB: 0 P: 5	R: 0 E: 0 K: 1 S: 5	H: 0 LOB: 1 BB: 1 P: 9	R: 0 E: 0 K: 0 S: 3	H: 0 LOB: 0 BB: 0 P: 3	1B: 6 2B: 1 3B: 0 HR: 1	SF: 0 SAC: 0 DP: 0 HBP: 1	WP: 1 PB: 0 CS: 0	PA: 40					
<b>PITCHER</b>	IP	WLS	BF	H	R	ER	SO	BB	IBB	HBP	BLK	WP	HR	S	P	ERA	WHIP										
Lerin LaGrow, R ERA: 4.58	3.0		14	3	2	2	0	1	0	0	0	1	1	13	17	6.00	1.333										
Tom Walker, R ERA: 2.97	2.0	L	10	2	1	1	4	1	0	1	0	0	0	16	21	4.50	1.500										
Dave Lemanczyk, R ERA: 5.34	1.1		7	3	0	0	0	0	0	0	0	0	0	7	7	0.00	2.250										
John Hiller, L ERA: 2.23	2.2		9	0	0	0	1	1	0	0	0	0	0	10	14	0.00	0.375										

Chicago White Sox @ Detroit Tigers  
Tiger Stadium, Detroit, MI  
Sun Jun 01 1975, 3:38 AM EDT  
Att: 26,749 - Unknown - 60 F

AB	36
R	3
H	8
RBI	3
BB	3
SO	5
LOB	19



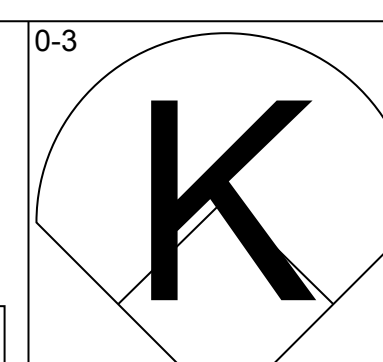
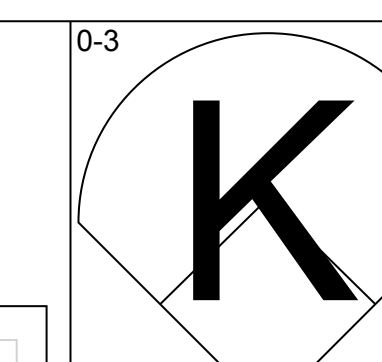
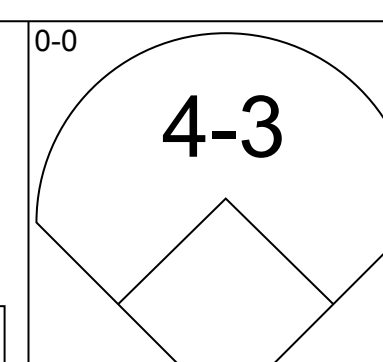
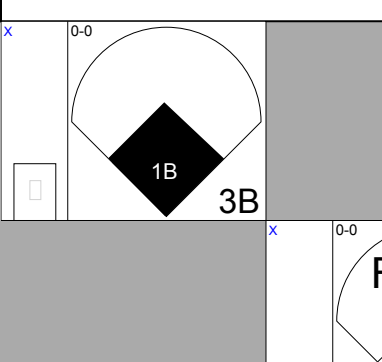
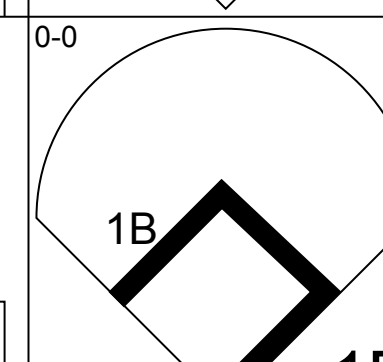
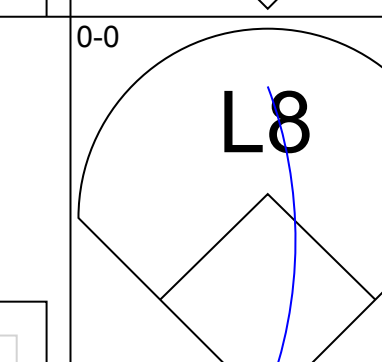
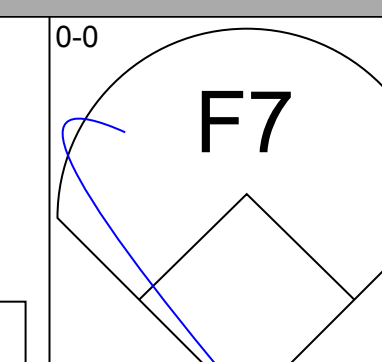
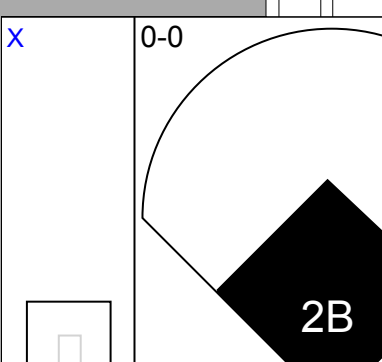
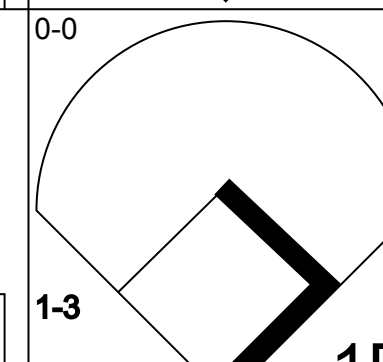
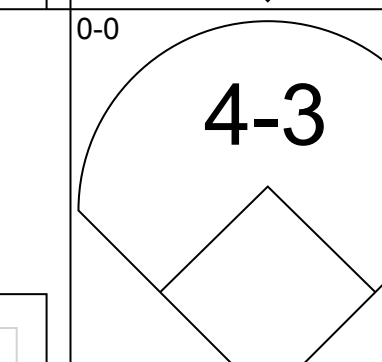
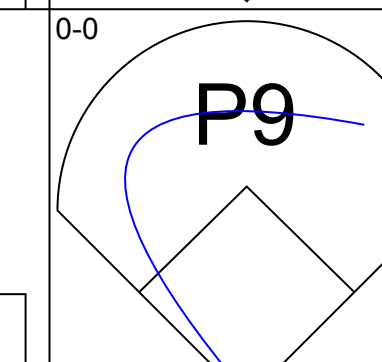
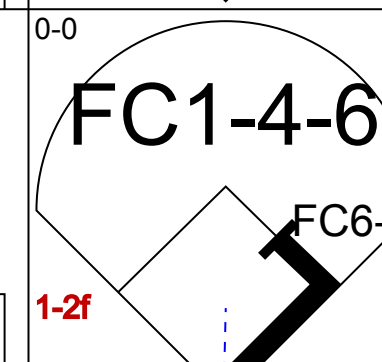
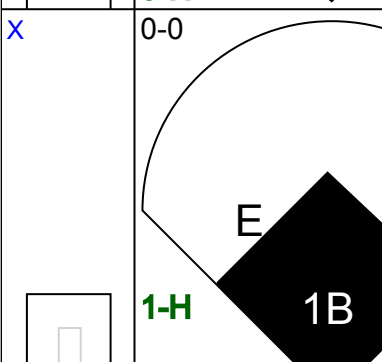
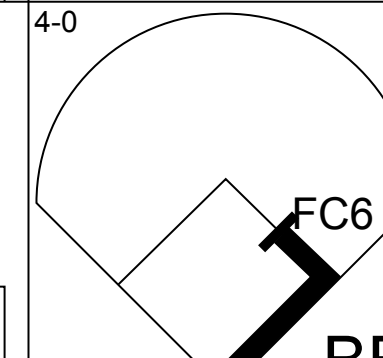
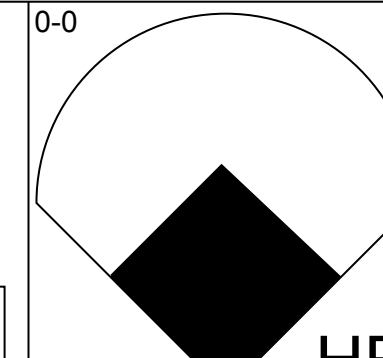
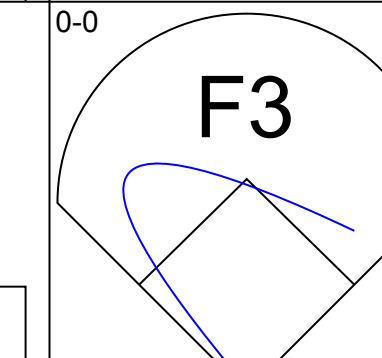
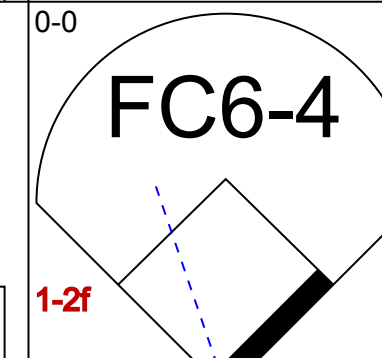
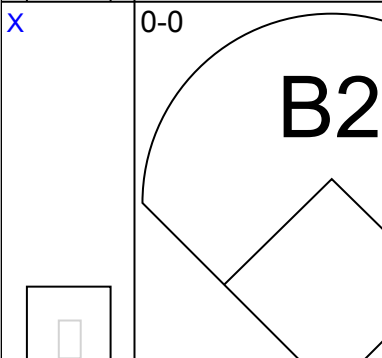
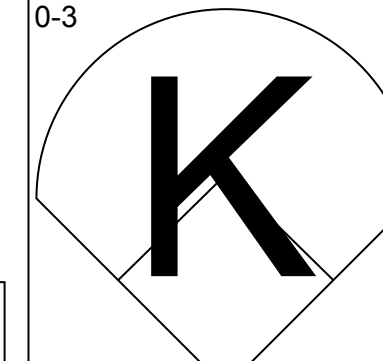
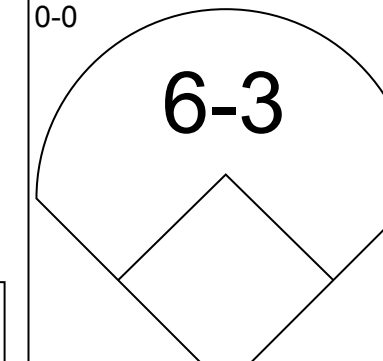
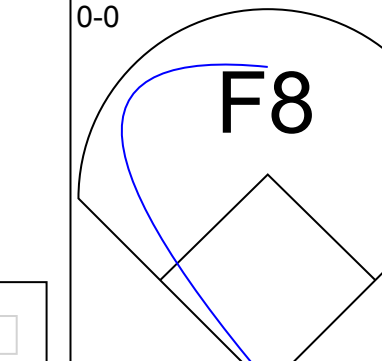
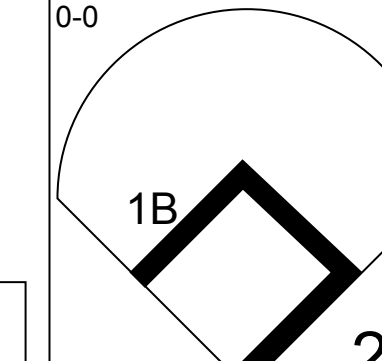
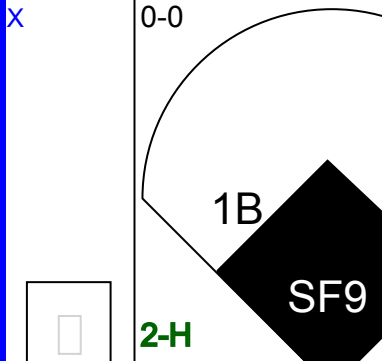
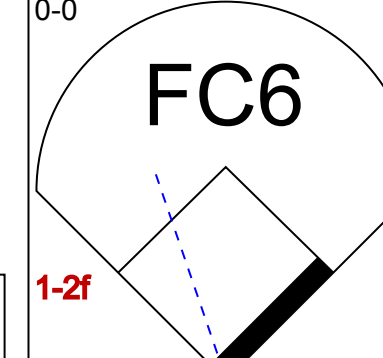
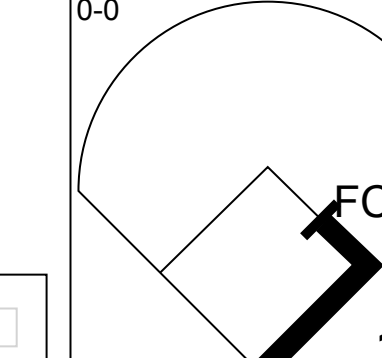
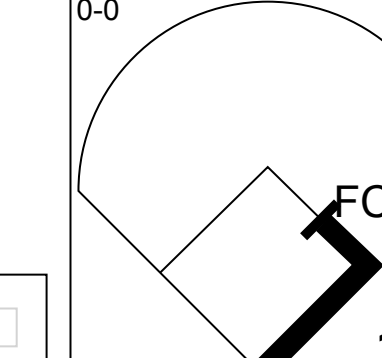
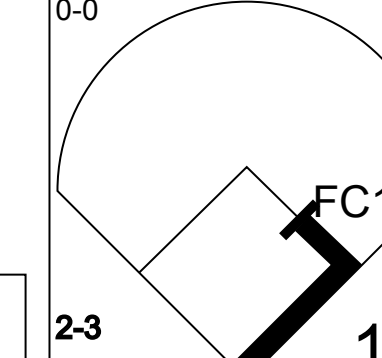
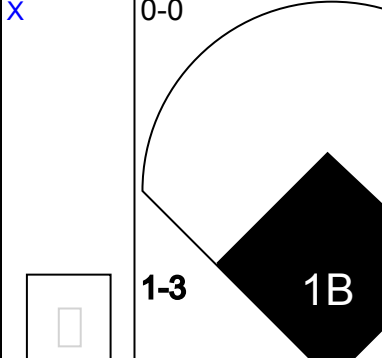
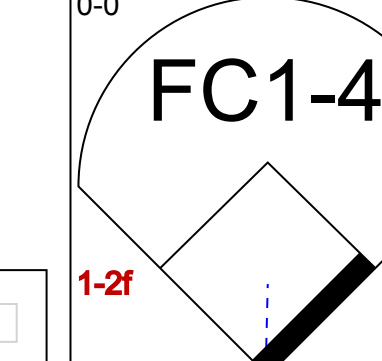
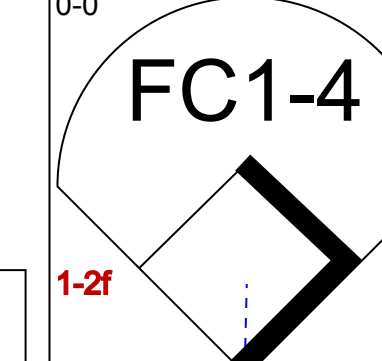
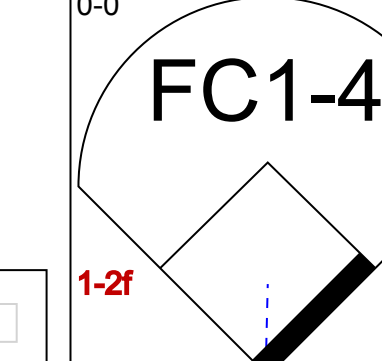
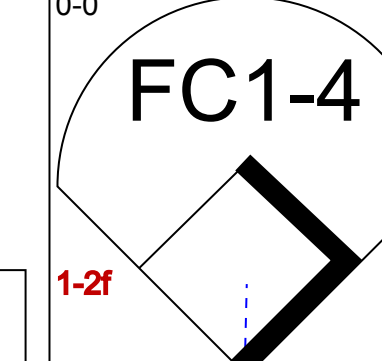
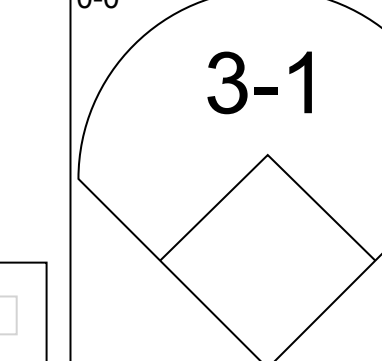
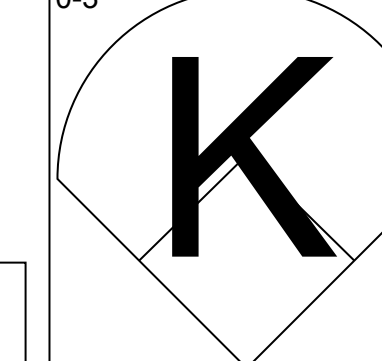
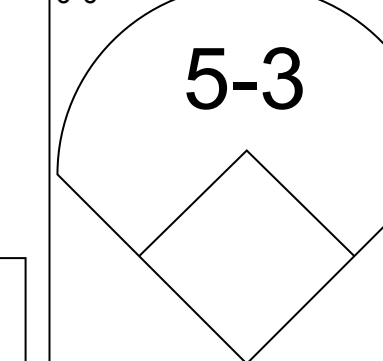
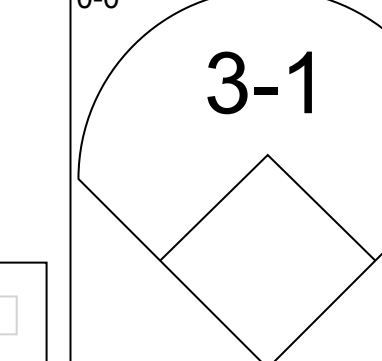

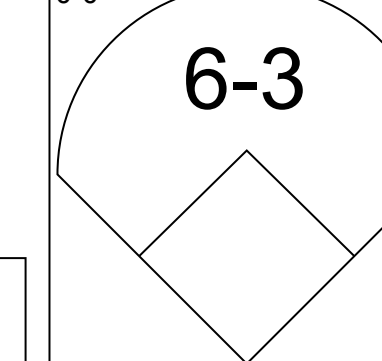
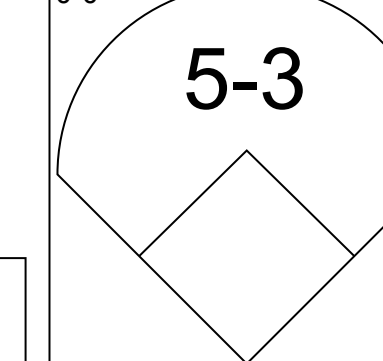
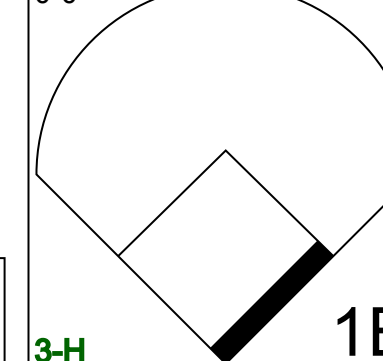

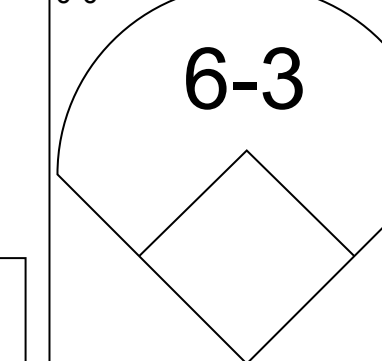
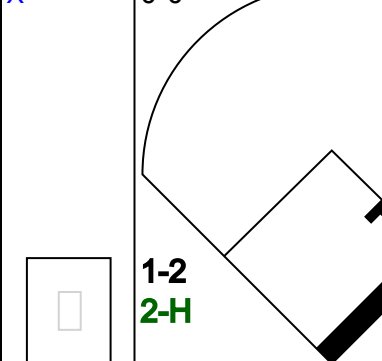
Batter	1	2	3	4	5	6	7	8	9	AB	R	H	RBI	BB	SO	LOB	BOTTOM										
Ron LeFlore, R OBP: 0.335, SLG: 0.436	F9				F8		E4 1B			3	0	1	0	1	0	0											
Gary Sutherland, R OBP: 0.333, SLG: 0.363	L8	F7			L5		4-3			4	0	0	0	0	0	4											
Dan Meyer, L OBP: 0.333, SLG: 0.440	4-3		F9				1B	4-3		4	0	1	0	0	0	0											
Willie Horton, R OBP: 0.274, SLG: 0.464		K	K		K		F9			4	0	0	0	0	3	1											
Leon Roberts, R OBP: 0.398, SLG: 0.543		HR	5-3			G5-4-3 BB		K		3	1	1	1	1	1	0											
Nate Colbert, R OBP: 0.247, SLG: 0.277		WP 1B		CS BB		G5-4-3 1-2		K		3	1	1	0	1	1	1											
Aurelio Rodriguez, R OBP: 0.255, SLG: 0.357 Jack Pierce, L (9, PH)		BB 1B BB		F7		F9		K		2	0	0	0	1	0	1											
Tom Verzyer, R OBP: 0.288, SLG: 0.284 Gates Brown, L (7, PH)		BB 1B BB		F7		F9		K		1	0	0	0	0	1	0											
Gene Michael, S OBP: 0.195, SLG: 0.325		F3					4-3			1	0	0	0	0	0	0											
Terry Humphrey, R OBP: 0.250, SLG: 0.250		1-2 2H BB 1B		F3			F9			3	0	1	1	0	0	1											
<b>Inning Stats</b>	R: 0 E: 0 K: 0 S: 3	H: 0 LOB: 0 BB: 0 P: 3	R: 2 E: 0 K: 1 S: 8	H: 3 LOB: 2 BB: 2 P: 16	R: 0 E: 0 K: 1 S: 5	H: 0 LOB: 0 BB: 0 P: 5	R: 0 E: 0 K: 0 S: 3	H: 1 LOB: 1 BB: 1 P: 7	R: 0 E: 0 K: 1 S: 6	H: 1 LOB: 1 BB: 0 P: 6	R: 0 E: 0 K: 0 S: 2	H: 0 LOB: 0 BB: 1 P: 6	R: 0 E: 1 K: 0 S: 4	H: 1 LOB: 1 BB: 0 P: 4	R: 0 E: 0 K: 1 S: 5	H: 0 LOB: 0 BB: 0 P: 5	R: 0 E: 0 K: 3 S: 9	H: 0 LOB: 0 BB: 0 P: 9	1B: 5 2B: 0 3B: 0 HR: 1	SF: 0 SAC: 0 DP: 1 HBP: 0	WP: 1 PB: 0 CS: 1	PA: 35					
<b>PITCHER</b>	IP	WLS	BF	H	R	ER	SO	BB	IBB	HBP	BLK	WP	HR	S	P	ERA	WHIP										
Claude Osteen, L ERA: 4.9	4.2		21	5	2	2	2	3	0	0	0	0	0	22	34	3.86	1.714										
Rich Gossage, R ERA: 0.72	4.1	W	14	1	0	0	5	1	0	0	0	0	0	23	27	0.00	0.462										

Chicago White Sox @ Detroit Tigers  
Tiger Stadium, Detroit, MI  
Sun Jun 01 1975, 3:38 AM EDT  
Att: 26,749 - Unknown - 60 F

AB	31
R	2
H	6
RBI	2
BB	4
SO	7
LOB	10



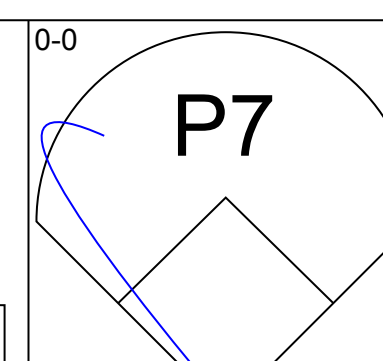
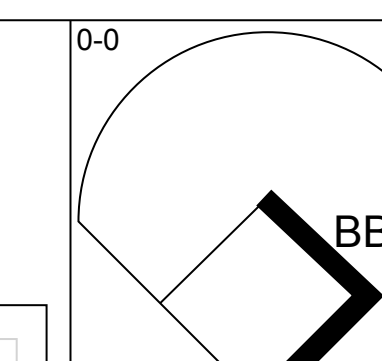
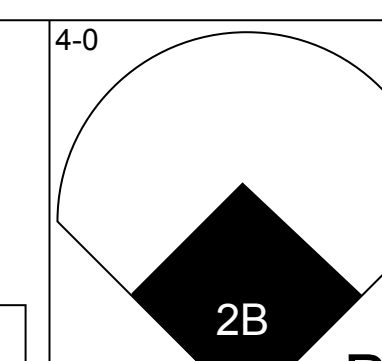
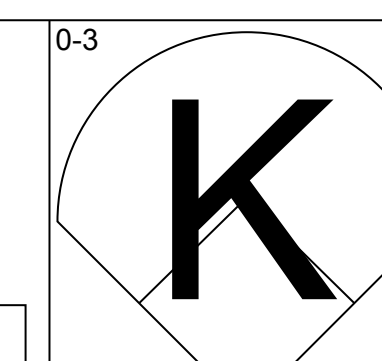
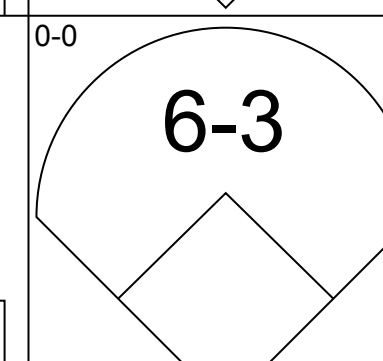
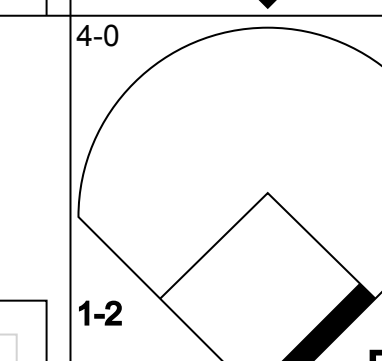
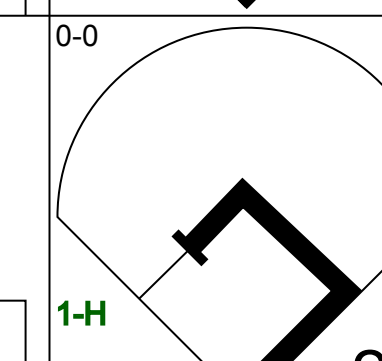
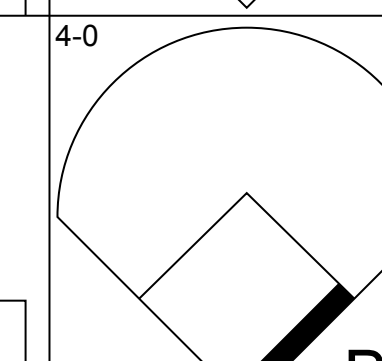
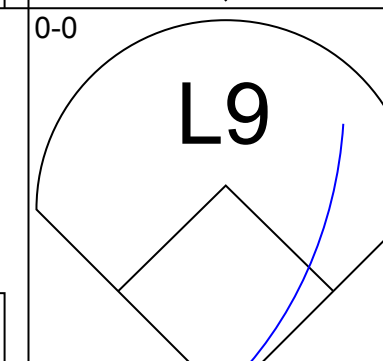
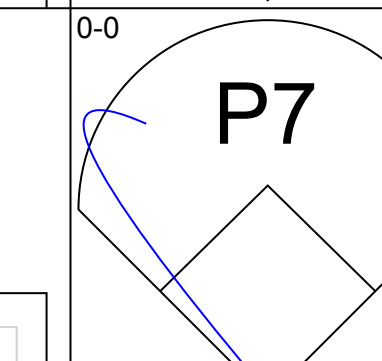
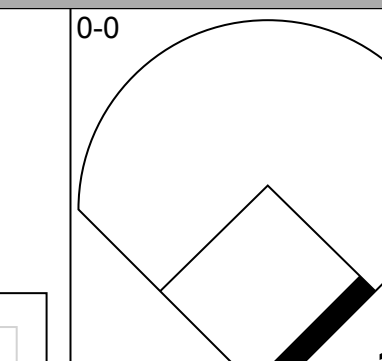
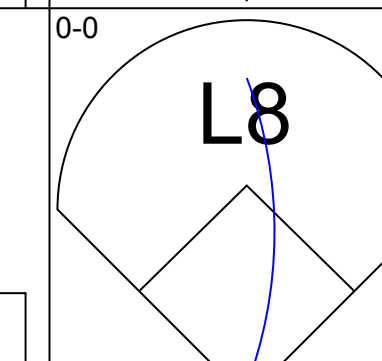
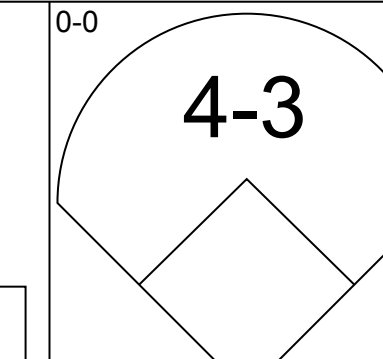
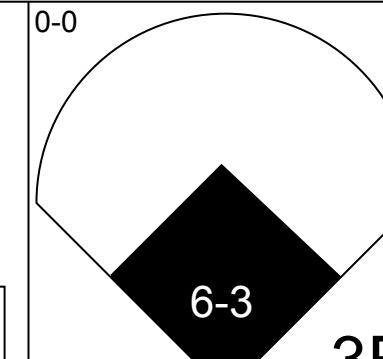
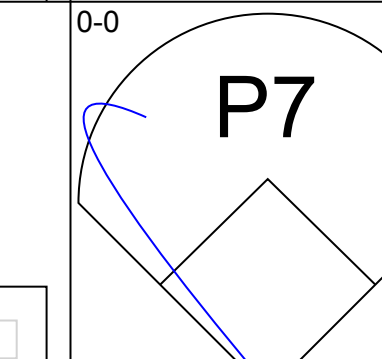
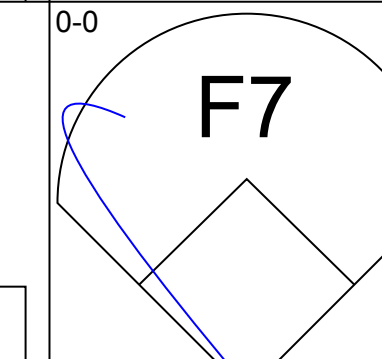
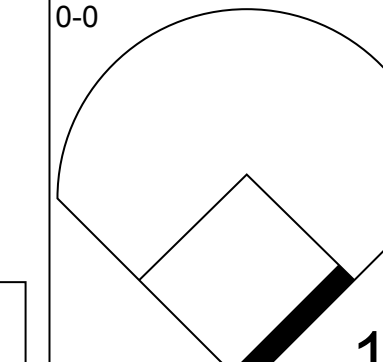
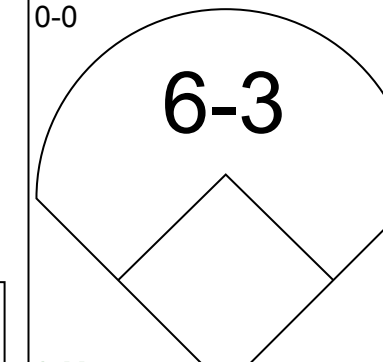
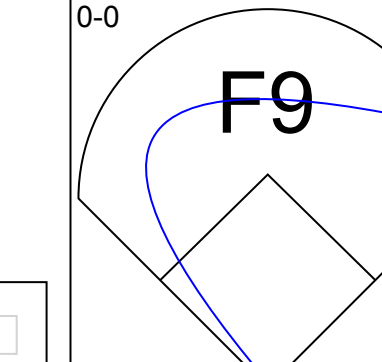

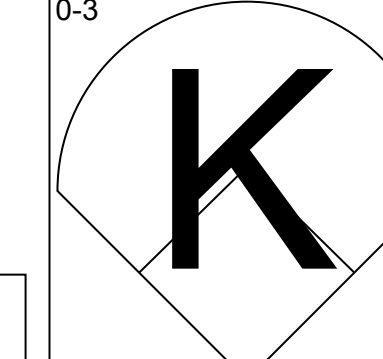
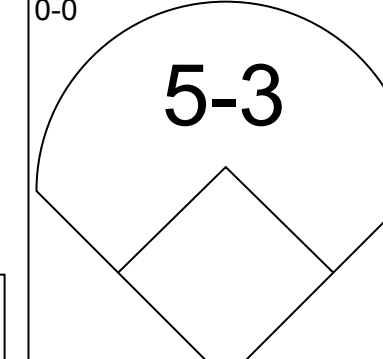
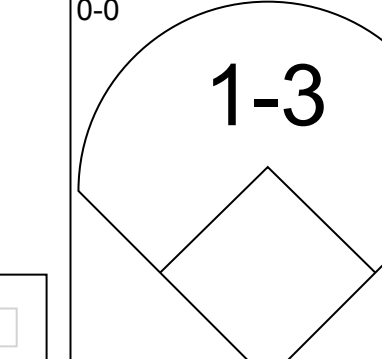

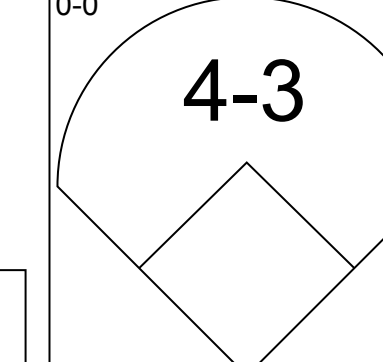
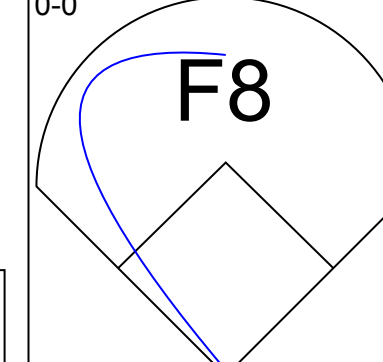


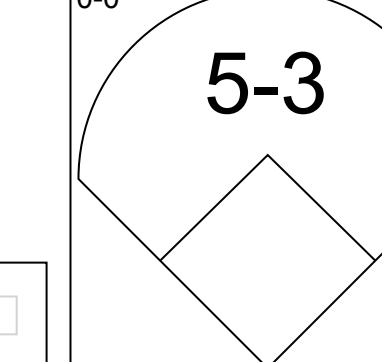
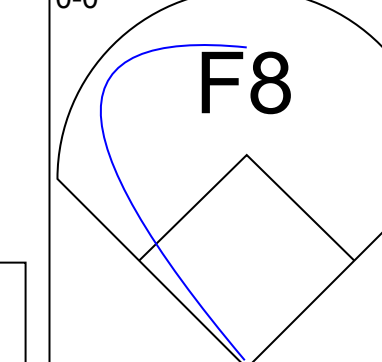


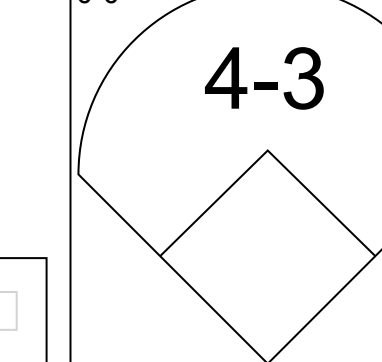
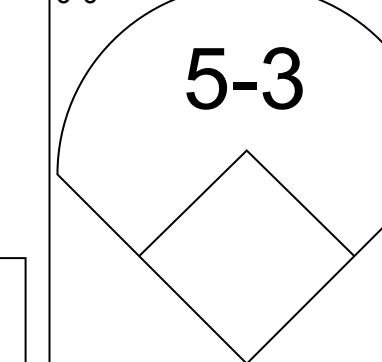




Batter	1	2	3	4	5	6	7	8	9	AB	R	H	RBI	BB	SO	LOB	TOP					
Bob Coluccio, R (1, 9) OBP: 0.278, SLG: 0.253										6	2	2	0	0	2	3						
Bucky Dent, R (1, 6) OBP: 0.345, SLG: 0.399 Stan Bahnsen, R (9, 1)										5	1	3	2	0	0	0						
Ken Henderson, S (1, 8) OBP: 0.354, SLG: 0.373										5	1	2	1	0	0	1						
Deron Johnson, R (1, 3) OBP: 0.297, SLG: 0.366 Tony Muser, L (7, 3) OBP: 0.294, SLG: 0.309										3	1	1	1	1	0	1						
Bill Melton, R (1, 10) OBP: 0.323, SLG: 0.317 Lee Richard, R (8, PR) OBP: 0.400, SLG: 0.333										4	0	1	0	0	1	3						
Bill Stein, R (1, 5) OBP: 0.333, SLG: 0.500										5	2	4	0	0	0	3						
Buddy Bradford, R (1, 7) OBP: 0.296, SLG: 0.341										4	1	1	1	0	0	4						
Jorge Orta, L (1, 4) OBP: 0.349, SLG: 0.407										4	0	0	0	1	2	4						
Brian Downing, R (1, 2) OBP: 0.359, SLG: 0.328										5	0	2	2	0	0	2						
<b>Inning Stats</b>	R: 0 E: 0 K: 2 S: 9	H: 2 LOB: 3 BB: 1 P: 13	R: 0 E: 0 K: 0 S: 3	H: 0 LOB: 0 BB: 0 P: 3	R: 0 E: 0 K: 1 S: 5	H: 0 LOB: 0 BB: 0 P: 5	R: 3 E: 1 K: 1 S: 9	H: 4 LOB: 1 BB: 0 P: 9	R: 0 E: 0 K: 0 S: 3	H: 0 LOB: 0 BB: 0 P: 3	R: 0 E: 0 K: 0 S: 4	H: 1 LOB: 1 BB: 0 P: 4	R: 1 E: 0 K: 0 S: 5	H: 2 LOB: 1 BB: 0 P: 5	R: 0 E: 0 K: 1 S: 7	H: 2 LOB: 2 BB: 0 P: 7	R: 5 E: 1 K: 0 S: 9	H: 6 LOB: 2 BB: 1 P: 13	1B: 11 2B: 4 3B: 1 HR: 1	SF: 1 SAC: 0 DP: 0 HBP: 0	WP: 0 PB: 0 SB: 1 CS: 0	PA: 46
<b>PITCHER</b>	IP WLS BF H R ER SO BB IBB HBP BLK WP HR S P ERA WHIP																					
Bill Lee, L (1, 1) ERA: 3.61	8.1 L 41 15 8 8 5 1 0 0 0 0 1 50 54 8.64 1.920																					
Dick Drago, R (9, 1) ERA: 2.12	0.2 5 2 1 1 0 1 0 0 0 0 0 0 4 8 13.50 4.500																					

Chicago White Sox @ Boston Red Sox  
Fenway Park, Boston, MA  
Mon Jun 02 1975, 7:05 PM EDT  
Att: 15,681 - Unknown - 79 F

AB 43  
R 9  
H 17  
RBI 8  
BB 2  
SO 5  
LOB 22



Batter	1	2	3	4	5	6	7	8	9	AB	R	H	RBI	BB	SO	LOB	BOTTOM					
Bernie Carbo, L (1, 7) OBP: 0.443, SLG: 0.670										3	1	1	0	1	1	0						
Rick Burleson, R (1, 6) OBP: 0.343, SLG: 0.335										2	0	1	1	2	0	0						
Carl Yastrzemski, L (1, 3) OBP: 0.374, SLG: 0.395										4	0	1	0	0	0	3						
Fred Lynn, L (1, 8) OBP: 0.412, SLG: 0.620										4	1	1	0	0	0	2						
Jim Rice, R (1, 10) OBP: 0.322, SLG: 0.515										4	0	1	1	0	0	1						
Dwight Evans, R (1, 9) OBP: 0.330, SLG: 0.419										4	0	0	0	0	1	2						
Juan Beniquez, R (1, 5) OBP: 0.384, SLG: 0.423										4	0	2	0	0	0	1						
Tim Blackwell, S (1, 2) OBP: 0.333, SLG: 0.273										4	0	1	0	0	0	1						
Doug Griffin, R (1, 4) OBP: 0.289, SLG: 0.290 Cecil Cooper, L (9, PH) OBP: 0.250, SLG: 0.296										3	0	0	0	0	0	0	1					
<b>Inning Stats</b>	R: 0 E: 0 K: 0 S: 3	H: 0 LOB: 0 BB: 0 P: 3	R: 0 E: 0 K: 1 S: 6	H: 1 LOB: 0 BB: 0 P: 6	R: 0 E: 0 K: 0 S: 4	H: 1 LOB: 2 BB: 1 P: 8	R: 1 E: 0 K: 0 S: 4	H: 1 LOB: 0 BB: 0 P: 4	R: 1 E: 0 K: 0 S: 3	H: 1 LOB: 1 BB: 1 P: 7	R: 0 E: 0 K: 0 S: 4	H: 1 LOB: 1 BB: 0 P: 4	R: 0 E: 0 K: 0 S: 3	H: 1 LOB: 0 BB: 0 P: 3	R: 0 E: 0 K: 1 S: 5	H: 0 LOB: 1 BB: 1 P: 9	R: 0 E: 0 K: 1 S: 7	H: 2 LOB: 2 BB: 0 P: 7	1B: 6 2B: 2 3B: 1 HR: 0	SF: 0 SAC: 0 DP: 1 HBP: 0	WP: 0 PB: 0 SB: 0 CS: 0	PA: 36
<b>PITCHER</b>	IP WLS BF H R ER SO BB IBB HBP BLK WP HR S P ERA WHIP																					
Stan Bahnsen, R (1, 1) ERA: 6.47	9.0 W 36 8 2 2 3 3 0 0 0 0 0 0 39 51 2.00 1.222																					
Stan Bahnsen, R (9, 1) ERA: 6.47	9.0 W 36 8 2 2 3 3 0 0 0 0 0 0 39 51 2.00 1.222																					

Chicago White Sox @ Boston Red Sox  
Fenway Park, Boston, MA  
Mon Jun 02 1975, 7:05 PM EDT  
Att: 15,681 - Unknown - 79 F

AB 33  
R 2  
H 8  
RBI 2  
BB 3  
SO 3  
LOB 12





Batter	1	2	3	4	5	6	7	8	9	AB	R	H	RBI	BB	SO	LOB	TOP					
Pat Kelly, L OBP: 0.370, SLG: 0.406 (1, 9)	0-0 6-3		0-0 1-2 1B			0-0 6-3		0-0 F9		4	0	1	0	0	0	0						
Jorge Orta, L OBP: 0.347, SLG: 0.415 (1, 4)	0-0 4-3		0-0 F2			0-0 4-3			0-0 3B	4	0	1	0	0	0	2						
Carlos May, L OBP: 0.406, SLG: 0.431 (1, 7)	0-0 3-1			0-0 6-3		4-0 FC6-4 BB			0-0 F6	3	0	0	0	1	0	1						
Deron Johnson, R OBP: 0.290, SLG: 0.356 (1, 3)		0-3 K		0-3 K		0-0 FC6-4 1-2			0-0 P9	4	0	0	0	0	2	2						
Ken Henderson, S OBP: 0.347, SLG: 0.365 (1, 8)		0-0 4-3		0-0 G3			0-3 K		0-0 F6	4	0	0	0	0	1	1						
Bill Melton, R OBP: 0.326, SLG: 0.319 (1, 10)		4-0 CS BB			0-0 FC5-4 1B		0-3 K			2	0	1	0	1	1	0						
Bill Stein, R OBP: 0.303, SLG: 0.455 (1, 5)		0-0 CS 1-2	0-0 4-3		0-3 K		0-3 K			3	0	0	0	0	2	1						
Lee Richard, R OBP: 0.385, SLG: 0.273 (1, 6)			4-0 1B BB		0-3 K			0-0 P7		2	0	0	0	1	1	1						
Brian Downing, R OBP: 0.354, SLG: 0.323 (1, 2)			0-3 K		0-0 FC5-4 1-2			0-0 F5		2	0	0	0	0	1	2						
Tony Muser, L OBP: 0.291, SLG: 0.305 (8, PH)										1	0	0	0	0	0	0						
Pete Varney, R OBP: 0.350, SLG: 0.350 (8, 2)										0	0	0	0	0	0	0						
<b>Inning Stats</b>	R: 0 E: 0 K: 0 S: 3	H: 0 LOB: 0 BB: 0 P: 3	R: 0 E: 0 K: 1 S: 4	H: 0 LOB: 0 BB: 1 P: 8	R: 0 E: 0 K: 1 S: 6	H: 1 LOB: 2 BB: 1 P: 10	R: 0 E: 0 K: 1 S: 5	H: 0 LOB: 0 BB: 0 P: 5	R: 0 E: 0 K: 2 S: 8	H: 1 LOB: 1 BB: 0 P: 8	R: 0 E: 0 K: 0 S: 3	H: 0 LOB: 0 BB: 0 P: 7	R: 0 E: 0 K: 3 S: 9	H: 0 LOB: 0 BB: 0 P: 9	R: 0 E: 0 K: 0 S: 3	H: 0 LOB: 0 BB: 0 P: 3	R: 0 E: 0 K: 0 S: 4	H: 1 LOB: 1 BB: 0 P: 4	1B: 2 2B: 0 3B: 1 HR: 0	SF: 0 SAC: 0 DP: 0 HBP: 0	WP: 0 PB: 0 SB: 0 CS: 1	PA: 33
<b>PITCHER</b> Dick Pole, R ERA: 2.49 (1, 1)	IP: 9.0 WLS: W BF: 32 H: 3 R: 0 ER: 0 SO: 8 BB: 3 IBB: 0 HBP: 0 BLK: 0 WP: 0 HR: 0 S: 45 P: 57 ERA: 0.00 WHIP: 0.667															<b>PITCHER</b>	IP: 9.0 WLS: W BF: 32 H: 3 R: 0 ER: 0 SO: 8 BB: 3 IBB: 0 HBP: 0 BLK: 0 WP: 0 HR: 0 S: 45 P: 57 ERA: 0.00 WHIP: 0.667					

**Chicago White Sox @ Boston Red Sox**  
Fenway Park, Boston, MA  
Tue Jun 03 1975, 7:05 PM EDT  
Att: 10,625 - Unknown - 60 F

AB 29  
R 0  
H 3  
RBI 0  
BB 3  
SO 8  
LOB 10



Batter	1	2	3	4	5	6	7	8	9	AB	R	H	RBI	BB	SO	LOB	BOTTOM			
Bernie Carbo, L OBP: 0.441, SLG: 0.650 (1, 7)	0-3 K	0-0 4-3		4-0 FC6-4 1-2 2-3 BB		0-0 L5		4-0 FC2-5 1B BB		3	0	0	0	2	1	3				
Rick Burleson, R OBP: 0.333, SLG: 0.325 (1, 6)	0-0 F2		0-0 E5 S	0-0 FC6-4 1-2		0-3 K		0-0 FC2-5 1B 1-2 2-3F		5	0	0	0	0	1	7				
Carl Yastrzemski, L OBP: 0.375, SLG: 0.367 (1, 3)	4-0 S BB		0-0 F8		0-0 4-3	4-0 IBB		0-0 F9		3	1	0	0	2	0	3				
Fred Lynn, L OBP: 0.418, SLG: 0.614 (1, 8)	4-0 1-2 HR BB		0-3 K	0-0 K 1-2	4-0 5-3 E BB	0-0 4-3		0-0 1-2 2-H 1B		3	2	1	0	2	1	4				
Jim Rice, R OBP: 0.327, SLG: 0.537 (1, 10)	0-0 1-H 2-H HR		0-0 L9		0-0 5-3		0-0 4-3 SH1-4 1B			4	1	2	3	0	0	2				
Juan Beniquez, R OBP: 0.382, SLG: 0.420 (1, 5)	0-0 6-3			0-0 6-3	0-0 E6 2-H 1B		0-0 SH1-4 1-2			3	0	1	1	0	0	0				
Bob Heise, R OBP: 0.143, SLG: 0.105 (8, 5)										0	0	0	0	0	0	0				
Dwight Evans, R OBP: 0.333, SLG: 0.414 (1, 9)		4-0 FC6-4 SH1-4 BB		4-0 FC6-4 BB	0-3 K		0-0 4-3			2	0	0	0	2	1	2				
Doug Griffin, R OBP: 0.290, SLG: 0.291 (1, 4)		0-0 SH1-4		0-0 FC6-4 BB 1B		0-0 SH 1B		0-0 1-3		3	0	1	0	0	0	2				
Bob Montgomery, R OBP: 0.236, SLG: 0.252 (1, 2)		0-0 FC6-4 2-3		0-0 BB 1B		0-0 SH		4-0 FC2-5 S BB		2	0	1	0	1	0	1				
<b>Inning Stats</b>	R: 3 E: 0 K: 1 S: 6	H: 1 LOB: 0 BB: 2 P: 14	R: 0 E: 0 K: 0 S: 3	H: 0 LOB: 1 BB: 1 P: 7	R: 0 E: 1 K: 1 S: 6	H: 0 LOB: 1 BB: 0 P: 6	R: 0 E: 0 K: 0 S: 4	H: 1 LOB: 3 BB: 2 P: 12	R: 1 E: 1 K: 1 S: 6	H: 1 LOB: 1 BB: 1 P: 10	R: 0 E: 1 K: 1 S: 7	H: 1 LOB: 3 BB: 1 P: 11	R: 0 E: 0 K: 0 S: 4	H: 1 LOB: 1 BB: 0 P: 4	R: 0 E: 0 K: 0 S: 3	H: 1 LOB: 2 BB: 2 P: 11	1B: 5 2B: 0 3B: 0 HR: 1	SF: 0 SAC: 3 DP: 0 HBP: 0	WP: 0 PB: 0 SB: 3 CS: 0	PA: 40
<b>PITCHER</b> Lloyd Allen, R ERA: 7.36 (1, 1)	IP: 3.2 WLS: L BF: 19 H: 2 R: 3 ER: 3 SO: 3 BB: 3 IBB: 0 HBP: 0 BLK: 0 WP: 0 HR: 1 S: 18 P: 38 ERA: 7.36 WHIP: 1.909															<b>PITCHER</b> Bill Gogolewski, R ERA: 3.2 (4, 1)	IP: 4.1 WLS: 21 BF: 4 H: 1 R: 1 ER: 1 SO: 2 BB: 1 IBB: 0 HBP: 0 BLK: 0 WP: 0 HR: 0 S: 21 P: 37 ERA: 2.08 WHIP: 1.615			

**Chicago White Sox @ Boston Red Sox**  
Fenway Park, Boston, MA  
Tue Jun 03 1975, 7:05 PM EDT  
Att: 10,625 - Unknown - 60 F

AB 28  
R 4  
H 6  
RBI 4  
BB 9  
SO 4  
LOB 24





Batter	1	2	3	4	5	6	7	8	9	AB	R	H	RBI	BB	SO	LOB	TOP								
Pat Kelly, L OBP: 0.369, SLG: 0.405 Bob Coluccio, R OBP: 0.276, SLG: 0.250	0-0 4-3 CS 1B		0-0 6-3		0-0 SH1-3		0-0 FC3 1B	0-0 1-3		3	2	1	0	0	0	2									
Jorge Orta, L OBP: 0.408	0-0 4-3		0-3 K		0-0 SF8		0-0 SF8		0-0 F7	3	0	0	2	0	1	2									
Carlos May, L OBP: 0.422, SLG: 0.442	4-0 CS BB			0-0 1B 2B		0-0 BB		0-0 1B IBB	4-0 BB 5-3 BB	1	1	1	0	4	0	0									
Deron Johnson, R OBP: 0.287, SLG: 0.351	0-0 F9			0-0 2B 1B		0-0 F6		0-0 F4	0-0 5-3	5	1	1	0	0	0	6									
Ken Henderson, S OBP: 0.354, SLG: 0.374	0-0 CS	0-0 F9		0-0 1B 2B		0-0 G3		0-0 1B	4-0 BB IBB	4	0	2	3	1	0	0									
Tony Muser, L OBP: 0.286, SLG: 0.291		0-3 K		0-0 L8		0-0 F5		0-0 L8	4-0 1B BB	4	0	0	0	1	1	2									
Bill Stein, R OBP: 0.342, SLG: 0.459		0-0 1-3		0-0 FC5-4 1B		0-0 1B		4-0 BB	0-0 6-3	4	0	2	0	1	0	3									
Bucky Dent, R OBP: 0.343, SLG: 0.401			0-0 6-3 2B	0-0 FC5-4		0-0 F7		0-0 F7		4	0	1	0	0	0	3									
Brian Downing, R OBP: 0.358, SLG: 0.343			0-0 6-3		0-0 SH1-3 SF8 2B		0-0 FC3 SF8 2B	0-3 K		4	2	2	0	0	1	2									
<b>Inning Stats</b>	R: 1 E: 0 K: 0 S: 3	H: 1 LOB: 0 BB: 1 P: 7	R: 0 E: 0 K: 1 S: 5	H: 0 LOB: 0 BB: 0 P: 5	R: 0 E: 0 K: 1 S: 6	H: 1 LOB: 1 BB: 0 P: 6	R: 2 E: 0 K: 0 S: 6	H: 4 LOB: 1 BB: 0 P: 6	R: 1 E: 0 K: 0 S: 4	H: 1 LOB: 1 BB: 1 P: 8	R: 0 E: 0 K: 0 S: 4	H: 1 LOB: 1 BB: 0 P: 4	R: 2 E: 0 K: 1 S: 6	H: 2 LOB: 2 BB: 1 P: 10	R: 0 E: 0 K: 1 S: 5	H: 0 LOB: 1 BB: 1 P: 9	R: 0 E: 0 K: 0 S: 3	H: 0 LOB: 3 BB: 3 P: 15	1B: 5 2B: 5 3B: 0 HR: 0	SF: 2 SAC: 1 DP: 0 HBP: 0	WP: 0 PB: 0 SB: 2 CS: 2	PA: 44			
<b>PITCHER</b>	IP	WLS	BF	H	R	ER	SO	BB	IBB	HBP	BLK	WP	HR	S	P	ERA	WHIP								
Rick Wise, R ERA: 4.96	6.2		32	10	6	6	2	2	1	0	0	0	0	33	45	8.10	1.800								
Roger Moret, L ERA: 3.79	2.1	W	11	0	0	0	1	3	1	0	0	0	0	9	25	0.00	1.286								

**Chicago White Sox @ Boston Red Sox**  
Fenway Park, Boston, MA  
Wed Jun 04 1975, 3:33 AM EDT  
Att: 12,366 - Unknown - 62 F

AB 33  
R 6  
H 10  
RBI 5  
BB 7  
SO 3  
LOB 21



Batter	1	2	3	4	5	6	7	8	9	AB	R	H	RBI	BB	SO	LOB	BOTTOM								
Juan Beniquez, R OBP: 0.383, SLG: 0.424	0-0 1B 2B	4-0 CS BB			0-0 6-3			0-0 B1-3	0-0 F6	4	1	1	0	1	0	2									
Rick Burleson, R OBP: 0.335, SLG: 0.327	0-0 L9 2B 1B	0-0 CS	0-0 F8		0-0 F4			0-0 L7	0-0 1B	5	1	2	1	0	0	0									
Carl Yastrzemski, L OBP: 0.372, SLG: 0.383	0-0 2B SF9 1B		0-0 F3		0-0 4-3			0-0 F4		4	1	1	1	0	0	0									
Jim Rice, R OBP: 0.325, SLG: 0.525	0-0 L9		0-0 6-3		0-3 K			0-0 FC4-6 BB	4-0 FC4-6 BB	3	0	0	0	1	1	2									
Fred Lynn, L OBP: 0.420, SLG: 0.618	0-0 SF9 2B			0-3 K		0-0 FC6-4 1B		0-0 FC4-6 2B	1-2 2B	4	1	2	1	0	1	1									
Tony Conigliaro, R OBP: 0.222, SLG: 0.264	0-0 SF9			0-0 F4		0-0 FC6-4		0-0 2B	0-0 2B	3	1	1	1	0	0	1									
Dwight Evans, R OBP: 0.333, SLG: 0.413 Bernie Carbo, L OBP: 0.445, SLG: 0.663	0-0 6-3			0-0 1B		0-0 P9		0-0 1B 2B	0-0 1B 2B	3	0	1	0	0	0	1									
Doug Griffin, R OBP: 0.284, SLG: 0.285 Tim McCarver, L OBP: 0.333, SLG: 0.333 Rick Miller, L OBP: 0.250, SLG: 0.143		0-0 6-3		0-3 K		0-3 K		0-0 1B	0-0 1B	3	0	0	0	0	2	1									
Bob Montgomery, R OBP: 0.231, SLG: 0.246 Cecil Cooper, L OBP: 0.276, SLG: 0.321		0-0 F9			0-0 F8		0-0 5-3	0-0 1B	0-0 1B	3	0	0	0	0	0	0									
<b>Inning Stats</b>	R: 3 E: 0 K: 0 S: 7	H: 4 LOB: 1 BB: 0 P: 7	R: 0 E: 0 K: 0 S: 2	H: 0 LOB: 0 BB: 1 P: 6	R: 0 E: 0 K: 2 S: 3	H: 1 LOB: 1 BB: 0 P: 3	R: 0 E: 0 K: 0 S: 3	H: 0 LOB: 0 BB: 0 P: 3	R: 0 E: 0 K: 1 S: 6	H: 1 LOB: 1 BB: 0 P: 6	R: 0 E: 0 K: 1 S: 5	H: 0 LOB: 0 BB: 0 P: 5	R: 0 E: 0 K: 0 S: 3	H: 0 LOB: 0 BB: 0 P: 3	R: 4 E: 0 K: 0 S: 7	H: 5 LOB: 2 BB: 1 P: 11	1B: 7 2B: 4 3B: 0 HR: 0	SF: 1 SAC: 0 DP: 0 HBP: 0	WP: 0 PB: 0 SB: 0 CS: 1	PA: 39					
<b>PITCHER</b>	IP	WLS	BF	H	R	ER	SO	BB	IBB	HBP	BLK	WP	HR	S	P	ERA	WHIP								
Jim Kaat, L ERA: 2.7	8.1		33	7	5	5	4	2	0	0	0	0	0	39	47	5.40	1.080								
Rich Gossage, R ERA: 1.06	0.1	L	5	4	2	2	0	0	0	0	0	0	0	5	5	54.00	12.000								

**Chicago White Sox @ Boston Red Sox**  
Fenway Park, Boston, MA  
Wed Jun 04 1975, 3:33 AM EDT  
Att: 12,366 - Unknown - 62 F

AB 35  
R 7  
H 11  
RBI 7  
BB 2  
SO 4  
LOB 8





Batter	1	2	3	4	5	6	7	8	9	AB	R	H	RBI	BB	SO	LOB	TOP										
<b>Bobby Bonds, R</b> OBP: 0.335, SLG: 0.490	0-0 6-3	0-0 1-H HR		0-3 K			0-3 K			4	1	1	2	0	2	0	<b>New York Yankees @ Chicago White Sox</b> Comiskey Park, Chicago, IL Fri Jun 06 1975, 8:05 PM EDT Att: 17,159 - Unknown - 66 F  <b>AB 35</b> <b>R 5</b> <b>H 11</b> <b>RBI 5</b> <b>BB 0</b> <b>SO 7</b> <b>LOB 10</b>										
<b>Elliott Maddox, R</b> OBP: 0.386, SLG: 0.397	0-0 F 1B SF7	0-0 F9		0-0 5-3			0-0 1B			4	1	2	0	0	0	0											
<b>Roy White, S</b> OBP: 0.418, SLG: 0.473	0-0 E8 1B 1B		0-0 FC4-6 1B 2B		0-0 5-3		0-0 F9			4	2	2	0	0	0	1											
<b>Thurman Munson, R</b> OBP: 0.392, SLG: 0.460	0-0 SF7		0-0 FC4-6 1B		0-0 G6-4-3 1B		0-0 6-3			3	0	2	1	0	0	0											
<b>Rick Dempsey, R</b> OBP: 0.607, SLG: 0.571	0-0 1B 1B		0-0 FC4-6 2B		0-0 G6-4-3		0-0 5-3			4	0	1	0	0	0	3											
<b>Graig Nettles, L</b> OBP: 0.320, SLG: 0.425	0-0 1B		0-3 K		0-0 F5		0-0 G3			4	0	1	1	0	1	2											
<b>Chris Chambliss, L</b> OBP: 0.354, SLG: 0.471		0-0 HR 1B	0-0 1-3 2B		0-0 F8		0-0 F8		0-0 F8	4	1	2	1	0	0	0											
<b>Jim Mason, L</b> OBP: 0.188, SLG: 0.180		0-0 F8	0-3 K		0-3 K		0-3 K		0-3 K	4	0	0	0	0	3	3											
<b>Fred Stanley, R</b> OBP: 0.269, SLG: 0.238		0-0 F3		0-0 F9		0-3 K		0-0 6-3		4	0	0	0	0	1	1											
<b>Inning Stats</b>	R: 2 E: 1 K: 0 S: 6	H: 4 LOB: 2 BB: 0 P: 6	R: 2 E: 0 K: 0 S: 5	H: 2 LOB: 0 BB: 0 P: 5	R: 1 E: 0 K: 2 S: 10	H: 3 LOB: 2 BB: 0 P: 10	R: 0 E: 0 K: 1 S: 5	H: 0 LOB: 0 BB: 0 P: 5	R: 0 E: 0 K: 2 S: 8	H: 1 LOB: 1 BB: 0 P: 8	R: 0 E: 0 K: 0 S: 3	H: 0 LOB: 0 BB: 0 P: 3	R: 0 E: 0 K: 1 S: 5	H: 0 LOB: 0 BB: 0 P: 5	R: 0 E: 0 K: 0 S: 5	H: 0 LOB: 0 BB: 0 P: 5	1B: 9 2B: 1 3B: 0 HR: 1	SF: 1 SAC: 0 DP: 1 HBP: 0	WP: 0 PB: 0 CS: 0	PA: 36							
<b>PITCHER</b>	IP	WLS	BF	H	R	ER	SO	BB	IBB	HBP	BLK	WP	HR	S	P	ERA	WHIP										
<b>Wilbur Wood, L</b> ERA: 5.74	(1, 1)	2.0	L 13	8	5	5	0	0	0	0	0	0	1	13	13	22.50	4.000										
<b>Bill Gogolewski, R</b> ERA: 2.36	(3, 1)	7.0	23	3	0	0	7	0	0	0	0	0	0	37	37	0.00	0.429										
Batter	1	2	3	4	5	6	7	8	9	AB	R	H	RBI	BB	SO	LOB	BOTTOM										
<b>Bob Coluccio, R</b> OBP: 0.289, SLG: 0.260	0-0 5-3		0-0 WP 1B		4-0 1B BB		0-0 BB 1B		0-0 F8	4	0	2	1	1	0	0	<b>New York Yankees @ Chicago White Sox</b> Comiskey Park, Chicago, IL Fri Jun 06 1975, 8:05 PM EDT Att: 17,159 - Unknown - 66 F  <b>AB 35</b> <b>R 1</b> <b>H 9</b> <b>RBI 1</b> <b>BB 4</b> <b>SO 6</b> <b>LOB 19</b>										
<b>Bucky Dent, R</b> OBP: 0.344, SLG: 0.398	0-0 F7		0-3 K		0-0 F9		4-0 1B BB		0-0 1B	4	0	1	0	1	1	3											
<b>Carlos May, L</b> OBP: 0.421, SLG: 0.440	0-0 1B		0-3 K		0-0 1-3 1B		0-3 K		0-0 F9	5	0	2	0	0	2	5											
<b>Deron Johnson, R</b> OBP: 0.281, SLG: 0.342	0-0 F4		0-0 1-3		0-0 1-3				0-0 1-3	4	0	0	0	0	0	5											
<b>Ken Henderson, S</b> OBP: 0.356, SLG: 0.373		0-0 L3		4-0 1B BB		0-3 K		0-0 1B 1B		3	0	1	0	1	1	0											
<b>Bill Melton, R</b> OBP: 0.321, SLG: 0.311		0-0 5-3		0-0 F7		0-0 F3		0-3 K		4	0	0	0	0	1	2											
<b>Bill Stein, R</b> OBP: 0.357, SLG: 0.463		0-0 5-3		0-0 G4-6-3 1B		0-0 F8		0-0 1B		4	0	2	0	0	0	0											
<b>Jorge Orta, L</b> OBP: 0.338, SLG: 0.405			0-0 BB 1B		0-0 G4-6-3		0-0 4-3		0-0 4-3	4	1	1	0	0	0	4											
<b>Brian Downing, R</b> OBP: 0.355, SLG: 0.336			4-0 WP 1B BB		0-0 L7		0-0 F5		0-3 K	3	0	0	0	1	1	0											
<b>Inning Stats</b>	R: 0 E: 0 K: 0 S: 4	H: 1 LOB: 1 BB: 0 P: 4	R: 0 E: 0 K: 0 S: 3	H: 0 LOB: 0 BB: 0 P: 3	R: 1 E: 0 K: 2 S: 9	H: 2 LOB: 1 BB: 1 P: 13	R: 0 E: 0 K: 0 S: 3	H: 1 LOB: 1 BB: 1 P: 7	R: 0 E: 0 K: 1 S: 5	H: 0 LOB: 0 BB: 0 P: 5	R: 0 E: 0 K: 1 S: 6	H: 1 LOB: 2 BB: 1 P: 10	R: 0 E: 0 K: 1 S: 7	H: 2 LOB: 2 BB: 0 P: 7	R: 0 E: 0 K: 1 S: 6	H: 1 LOB: 1 BB: 0 P: 6	1B: 9 2B: 0 3B: 0 HR: 0	SF: 0 SAC: 0 DP: 1 HBP: 0	WP: 1 PB: 0 CS: 0	PA: 39							
<b>PITCHER</b>	IP	WLS	BF	H	R	ER	SO	BB	IBB	HBP	BLK	WP	HR	S	P	ERA	WHIP										
<b>Rudy May, L</b> ERA: 2.61	(1, 1)	9.0	W 39	9	1	1	6	4	0	0	0	1	0	47	63	1.00	1.444										



Batter	1	2	3	4	5	6	7	8	9	AB	R	H	RBI	BB	SO	LOB	TOP									
<b>Bobby Bonds, R</b> OBP: 0.342, SLG: 0.525 <b>Walt Williams, R</b> OBP: 0.385, SLG: 0.480 <b>Larry Murray, S</b> (8, 9)	0-0 HR		0-0 1B		0-0 HR		0-3 K	0-3 K		4	2	3	3	0	1	3										
<b>Elliott Maddox, R</b> OBP: 0.382, SLG: 0.392	0-0 FC3-6 1B		0-3 K		0-0 2-3		0-3 K		0-3 K	5	0	1	0	0	3	4										
<b>Roy White, S</b> OBP: 0.408, SLG: 0.459	0-0 FC3-6 CS		0-0 F6				0-0 F9	0-0 4-3		0-0 F8	5	0	0	0	0	4										
<b>Thurman Munson, R</b> OBP: 0.383, SLG: 0.448	0-0 E6			0-0 5-3			0-0 F7		0-0 E4 3B	0-3 K	5	1	0	0	0	1										
<b>Chris Chambliss, L</b> OBP: 0.358, SLG: 0.484	0-0 L8			0-0 F9-3 1B			0-0 1-3		0-0 1-H 1B 3B		4	1	2	1	0	0	1									
<b>Graig Nettles, L</b> OBP: 0.324, SLG: 0.432		0-0 F7		0-0 F9-3				0-0 WP FC4 2B	0-0 FC1-5 1B		4	1	2	0	0	0	1									
<b>Ed Herrmann, L</b> OBP: 0.325, SLG: 0.338					0-0 L5			4-0 SH FC4 BB	0-0 FC1-5 1B		3	0	2	1	1	0	0									
<b>Jim Mason, L</b> OBP: 0.182, SLG: 0.175		0-0 F7			0-3 K			0-0 FC4 SH	0-0 FC1-5		4	0	0	1	0	1	4									
<b>Fred Stanley, R</b> OBP: 0.271, SLG: 0.242		0-3 K			0-0 HR 1B			0-0 SH	0-3 K		3	1	1	0	0	2	3									
<b>Inning Stats</b>	R: 1 E: 1 K: 0 S: 5	H: 2 LOB: 1 BB: 0 P: 5	R: 0 E: 0 K: 1 S: 6	H: 1 LOB: 1 BB: 0 P: 6	R: 0 E: 0 K: 1 S: 5	H: 1 LOB: 0 BB: 0 P: 5	R: 0 E: 0 K: 0 S: 3	H: 1 LOB: 0 BB: 0 P: 3	R: 2 E: 0 K: 1 S: 7	H: 2 LOB: 0 BB: 0 P: 7	R: 0 E: 0 K: 0 S: 3	H: 0 LOB: 0 BB: 0 P: 3	R: 1 E: 0 K: 2 S: 10	H: 1 LOB: 3 BB: 1 P: 14	R: 2 E: 1 K: 2 S: 11	H: 3 LOB: 2 BB: 0 P: 11	R: 0 E: 0 K: 2 S: 7	H: 0 LOB: 0 BB: 0 P: 7	1B: 7 2B: 2 3B: 1 HR: 2	SF: 0 SAC: 1 DP: 1 HBP: 0	WP: 1 PB: 0 CS: 1	PA: 40				
<b>PITCHER</b>	IP	WLS	BF	H	R	ER	SO	BB	IBB	HBP	BLK	WP	HR	S	P	ERA	WHIP									
<b>Stan Bahnsen, R</b> ERA: 6.42	(1, 1)	6.0	L	25	8	4	4	3	1	0	0	0	1	2	30	34	6.00	1.500								
<b>Rich Gossage, R</b> ERA: 1.19	(7, 1)	3.0		15	3	2	1	6	0	0	0	0	0	0	27	27	3.00	1.000								

**New York Yankees @ Chicago White Sox**  
Comiskey Park, Chicago, IL  
Sat Jun 07 1975, 8:05 PM EDT  
Att: 22,242 - Unknown

AB	38
R	6
H	11
RBI	6
BB	1
SO	9
LOB	23



Batter	1	2	3	4	5	6	7	8	9	AB	R	H	RBI	BB	SO	LOB	BOTTOM								
<b>Pat Kelly, L</b> OBP: 0.364, SLG: 0.404	0-0 F6	0-0 G3			0-0 5-3		0-0 2B		0-3 K	5	0	1	1	0	1	2									
<b>Jorge Orta, L</b> OBP: 0.336, SLG: 0.399	0-0 1-3		0-0 4-3		4-0 BB		0-0 F9			3	0	0	0	1	0	1									
<b>Carlos May, L</b> OBP: 0.418, SLG: 0.436	0-0 1B		0-0 F8		0-3 K			0-0 G3		4	0	1	0	0	1	2									
<b>Bill Melton, R</b> OBP: 0.315, SLG: 0.304 <b>Nyls Nyman, L</b> OBP: 0.196, SLG: 0.214 (8, PR)	0-3 K		0-0 F9			0-0 3-1		0-0 E5 BB		4	0	0	0	0	1	1									
<b>Ken Henderson, S</b> OBP: 0.359, SLG: 0.369		4-0 1B 2B BB		0-0 4-3		0-0 F9		4-0 1-2 BB		2	1	0	0	2	0	0									
<b>Bill Stein, R</b> OBP: 0.326, SLG: 0.422		0-3 K		0-0 4-3		0-0 6-3		0-3 K		4	0	0	0	0	2	3									
<b>Tony Muser, L</b> OBP: 0.284, SLG: 0.289		0-0 2B 1B		0-3 K			0-0 4-3		0-0 F7	4	1	1	0	0	1	2									
<b>Bucky Dent, R</b> OBP: 0.353, SLG: 0.411		0-0 SH2-4 1B 2B			0-0 SH2-4 1B		0-0 2B 1B		0-0 F4	4	1	3	2	0	0	0									
<b>Brian Downing, R</b> OBP: 0.349, SLG: 0.329		0-0 6-3			0-0 SH2-4		0-0 F7		0-3 K	3	0	0	0	0	1	2									
<b>Inning Stats</b>	R: 0 E: 0 K: 1 S: 6	H: 1 LOB: 1 BB: 0 P: 6	R: 2 E: 0 K: 1 S: 7	H: 2 LOB: 1 BB: 1 P: 11	R: 0 E: 0 K: 0 S: 3	H: 0 LOB: 0 BB: 0 P: 3	R: 0 E: 0 K: 1 S: 5	H: 0 LOB: 0 BB: 0 P: 5	R: 0 E: 0 K: 0 S: 3	H: 0 LOB: 0 BB: 0 P: 3	R: 1 E: 0 K: 0 S: 5	H: 2 LOB: 1 BB: 0 P: 5	R: 0 E: 1 K: 1 S: 6	H: 0 LOB: 2 BB: 1 P: 10	R: 0 E: 0 K: 2 S: 7	H: 0 LOB: 0 BB: 0 P: 7	1B: 4 2B: 2 3B: 0 HR: 0	SF: 0 SAC: 1 DP: 0 HBP: 0	WP: 0 PB: 0 CS: 0	PA: 37					
<b>PITCHER</b>	IP	WLS	BF	H	R	ER	SO	BB	IBB	HBP	BLK	WP	HR	S	P	ERA	WHIP								
<b>Pat Dobson, R</b> ERA: 3.44	(1, 1)	9.0	W	37	6	3	3	7	3	0	0	0	0	48	60	3.00	1.000								

**New York Yankees @ Chicago White Sox**  
Comiskey Park, Chicago, IL  
Sat Jun 07 1975, 8:05 PM EDT  
Att: 22,242 - Unknown

AB	33
R	3
H	6
RBI	3
BB	3
SO	7
LOB	13





Batter	1	2	3	4	5	6	7	8	9	AB	R	H	RBI	BB	SO	LOB	TOP			
Walt Williams, R OBP: 0.355, SLG: 0.433 (1, 9)	F9		FC5-4 2B		1-3			BB 1B	F4	5	1	1	0	0	0	2				
Elliott Maddox, R OBP: 0.384, SLG: 0.396 (1, 8)	F9		2B			F9		FC6 BB		3	0	1	1	1	0	0				
Roy White, S OBP: 0.400, SLG: 0.449 (1, 7)	6-3		F9		4-3			F8		4	0	0	0	0	0	4				
Thurman Munson, R OBP: 0.380, SLG: 0.444 (1, 2)		6-3		E5 F9 4-3 1B		5-3		FC6		4	1	1	0	0	0	3				
Rick Dempsey, R OBP: 0.563, SLG: 0.520 (1, 10)		K		F9			F8		E 1B	4	1	1	0	0	1	1				
Graig Nettles, L OBP: 0.327, SLG: 0.433 (1, 5)				4-3			4-3		E7 1B	4	1	2	1	0	0	0				
Chris Chambliss, L OBP: 0.355, SLG: 0.478 (1, 3)		1B		F7			4-3		1B	4	0	1	2	0	0	1				
Sandy Alomar Sr., S OBP: 0.210, SLG: 0.212 (1, 4)				FC1-6 1B		F9		5-3	F8	4	0	1	0	0	0	1				
Fred Stanley, R OBP: 0.270, SLG: 0.243 (1, 6)			FC1-6 FC5-4 1-2	F3				BB 1B	6-3	4	0	1	0	0	0	2				
<b>Inning Stats</b>	R: 0 E: 0 K: 0 S: 3	H: 0 LOB: 0 BB: 0 P: 3	R: 0 E: 0 K: 1 S: 6	H: 1 LOB: 1 BB: 0 P: 6	R: 1 E: 0 K: 0 S: 5	H: 2 LOB: 1 BB: 0 P: 5	R: 1 E: 1 K: 0 S: 4	H: 1 LOB: 0 BB: 0 P: 4	R: 0 E: 0 K: 0 S: 3	H: 0 LOB: 0 BB: 0 P: 3	R: 0 E: 0 K: 0 S: 3	H: 0 LOB: 0 BB: 0 P: 3	R: 0 E: 0 K: 0 S: 5	H: 2 LOB: 2 BB: 1 P: 9	R: 2 E: 1 K: 0 S: 6	H: 3 LOB: 1 BB: 0 P: 6	1B: 8 2B: 1 3B: 0 HR: 0	SF: 0 SAC: 0 DP: 0 HBP: 0	WP: 0 PB: 0 CS: 0	PA: 37
<b>PITCHER</b> Jim Kaat, L ERA: 2.64 (1, 1)	IP: 9.0 WLS: L BF: 37 H: 9 R: 4 ER: 2 SO: 1 BB: 1 IBB: 0 HBP: 0 BLK: 0 WP: 0 HR: 0 S: 38 P: 42 ERA: 2.00 WHIP: 1.111																			

New York Yankees @ Chicago White Sox  
Comiskey Park, Chicago, IL  
Sun Jun 08 1975, 4:33 AM EDT  
Att: 13,423 - Unknown - 58 F

AB 36  
R 4  
H 9  
RBI 4  
BB 1  
SO 1  
LOB 14



Batter	1	2	3	4	5	6	7	8	9	AB	R	H	RBI	BB	SO	LOB	BOTTOM	
Pat Kelly, L OBP: 0.361, SLG: 0.400 Buddy Bradford, R (9, FH) OBP: 0.291, SLG: 0.333 (1, 9)	F8		G3			4-3		WP BB FC2-5 1B	FC5-4	4	1	1	0	0	0	0		
Jorge Orta, L OBP: 0.339, SLG: 0.403 (1, 4)				K		1B BB		FC2-5 BB WP		3	0	1	0	1	1	2		
Bucky Dent, R OBP: 0.361, SLG: 0.415 (1, 6)	F6			1B		1B		BB BB		3	0	2	0	1	0	1		
Carlos May, L OBP: 0.419, SLG: 0.434 (1, 7)	4-3			1B		K		BB BB		3	0	1	1	1	1	3		
Ken Henderson, S OBP: 0.352, SLG: 0.361 (1, 8)			F9		K		F6	K		4	0	0	0	0	2	6		
Deron Johnson, R OBP: 0.274, SLG: 0.333 (1, 10)			K		K		F6	K		4	0	0	0	0	3	3		
Tony Muser, L OBP: 0.276, SLG: 0.280 Bob Coluccio, R (9, FH) OBP: 0.287, SLG: 0.257 (1, 3)			G3		1-5-3		3-1		F9	3	0	0	0	0	0	0		
Bill Stein, R OBP: 0.360, SLG: 0.449 (1, 5)				L4-3 1B		FC6-4 1B		FC5-4 1B		4	0	3	0	0	1	0		
Brian Downing, R OBP: 0.347, SLG: 0.326 (1, 2)			L4-3 1-2		FC6-4			FC2-5 1B	F9	4	0	1	0	0	0	3		
<b>Inning Stats</b>	R: 0 E: 0 K: 0 S: 4	H: 1 LOB: 1 BB: 0 P: 4	R: 0 E: 0 K: 1 S: 5	H: 0 LOB: 0 BB: 0 P: 5	R: 0 E: 0 K: 2 S: 8	H: 2 LOB: 1 BB: 0 P: 8	R: 0 E: 0 K: 1 S: 6	H: 1 LOB: 1 BB: 0 P: 6	R: 0 E: 0 K: 1 S: 5	H: 0 LOB: 0 BB: 0 P: 5	R: 1 E: 0 K: 2 S: 9	H: 2 LOB: 3 BB: 2 P: 17	R: 0 E: 0 K: 0 S: 4	H: 1 LOB: 1 BB: 0 P: 4	1B: 8 2B: 2 3B: 0 HR: 0	SF: 0 SAC: 0 DP: 1 HBP: 0	WP: 1 PB: 0 CS: 0	PA: 37
<b>PITCHER</b> Doc Medich, R ERA: 3.46 Sparky Lyle, L ERA: 3.46 (8, 1)	IP: 7.1 WLS: W BF: 30 H: 8 R: 1 ER: 1 SO: 6 BB: 2 IBB: 0 HBP: 0 BLK: 0 WP: 1 HR: 0 S: 40 P: 48 ERA: 1.23 WHIP: 1.364																	

New York Yankees @ Chicago White Sox  
Comiskey Park, Chicago, IL  
Sun Jun 08 1975, 4:33 AM EDT  
Att: 13,423 - Unknown - 58 F

AB 34  
R 1  
H 9  
RBI 1  
BB 3  
SO 8  
LOB 19





Batter	1	2	3	4	5	6	7	8	9	AB	R	H	RBI	BB	SO	LOB	TOP										
<b>Robin Yount, R</b> OBP: 0.364, SLG: 0.467 (1, 6)										4	0	1	0	1	0	2											
<b>John Briggs, L</b> OBP: 0.452, SLG: 0.483 (1, 7)										4	0	2	0	0	1	2											
<b>George Scott, R</b> OBP: 0.329, SLG: 0.432 (1, 3)										3	0	0	0	1	1	2											
<b>Hank Aaron, R</b> OBP: 0.308, SLG: 0.329 <b>Bobby Mitchell, R</b> OBP: 0.356, SLG: 0.511 (8, PR)										3	0	1	0	1	0	1											
<b>Sixto Lezcano, R</b> OBP: 0.323, SLG: 0.398 (1, 9)										4	0	1	0	0	1	4											
<b>Pedro Garcia, R</b> OBP: 0.278, SLG: 0.336 (1, 4)										4	0	1	0	0	0	2											
<b>Darrell Porter, L</b> OBP: 0.343, SLG: 0.370 (1, 2)										4	1	1	1	0	0	2											
<b>Kurt Bevacqua, R</b> OBP: 0.232, SLG: 0.238 (1, 5)										4	0	1	0	0	0	1											
<b>Gorman Thomas, R</b> OBP: 0.286, SLG: 0.241 (1, 8)										4	0	1	0	0	1	1											
<b>Inning Stats</b>	R: 0 E: 0 K: 1 S: 6	H: 1 LOB: 1 BB: 0 P: 6	R: 0 E: 1 K: 0 S: 4	H: 0 LOB: 1 BB: 0 P: 4	R: 0 E: 0 K: 0 S: 3	H: 1 LOB: 3 BB: 3 P: 15	R: 0 E: 0 K: 0 S: 3	H: 0 LOB: 0 BB: 0 P: 3	R: 0 E: 0 K: 0 S: 4	H: 1 LOB: 1 BB: 0 P: 4	R: 0 E: 0 K: 0 S: 8	H: 1 LOB: 1 BB: 0 P: 8	R: 0 E: 0 K: 1 S: 6	H: 2 LOB: 2 BB: 0 P: 6	R: 1 E: 0 K: 0 S: 4	H: 2 LOB: 0 BB: 0 P: 4	1B: 7 2B: 1 3B: 0 HR: 1	SF: 0 SAC: 0 DP: 0 HBP: 0	WP: 0 PB: 0 CS: 1	PA: 37							
<b>PITCHER</b>	IP	WLS	BF	H	R	ER	SO	BB	IBB	HBP	BLK	WP	HR	S	P	ERA	WHIP										
<b>Claude Osteen, L</b> ERA: 4.4 (1, 1)	7.1		31	6	0	0	3	3	0	0	0	0	0	34	46	0.00	1.227										
<b>Rich Gossage, R</b> ERA: 1.32 (8, 1)	1.2	L	6	3	1	1	1	0	0	0	0	0	1	8	8	5.40	1.800										

**Milwaukee Brewers @ Chicago White Sox**  
Comiskey Park, Chicago, IL  
Mon Jun 09 1975, 8:05 PM EDT  
Att. 4,949 - Unknown - 63 F

AB	34
R	1
H	9
RBI	1
BB	3
SO	4
LOB	17



Batter	1	2	3	4	5	6	7	8	9	AB	R	H	RBI	BB	SO	LOB	BOTTOM										
<b>Bob Coluccio, R</b> OBP: 0.278, SLG: 0.248 (1, 9)										4	0	0	0	0	1	3											
<b>Bucky Dent, R</b> OBP: 0.355, SLG: 0.409 (1, 6)										3	0	0	0	1	0	3											
<b>Carlos May, L</b> OBP: 0.416, SLG: 0.426 (1, 7)										3	0	0	0	1	0	2											
<b>Deron Johnson, R</b> OBP: 0.277, SLG: 0.331 (7, PH)										1	0	0	0	1	0	0											
<b>Tony Muser, L</b> OBP: 0.293, SLG: 0.287 (8, 3)										1	0	1	0	0	0	0											
<b>Lee Richard, R</b> OBP: 0.385, SLG: 0.273 (9, PR)										0	0	0	0	0	0	0											
<b>Ken Henderson, S</b> OBP: 0.355, SLG: 0.357 (1, 8)										2	0	0	0	2	0	1											
<b>Bill Melton, R</b> OBP: 0.312, SLG: 0.301 <b>Pat Kelly, L</b> OBP: 0.356, SLG: 0.394 (7, PH)										2	0	0	0	0	1	0											
<b>Bill Stein, R</b> OBP: 0.389, SLG: 0.451 (1, 5)										2	0	1	0	2	0	0											
<b>Jorge Orta, L</b> OBP: 0.338, SLG: 0.397 (1, 4)										3	0	0	0	1	1	7											
<b>Brian Downing, R</b> OBP: 0.352, SLG: 0.329 (1, 2)										2	0	1	0	1	0	0											
<b>Inning Stats</b>	R: 0 E: 0 K: 0 S: 3	H: 0 LOB: 0 BB: 0 P: 3	R: 0 E: 0 K: 1 S: 4	H: 0 LOB: 0 BB: 1 P: 8	R: 0 E: 0 K: 1 S: 5	H: 1 LOB: 0 BB: 0 P: 5	R: 0 E: 0 K: 1 S: 4	H: 0 LOB: 0 BB: 1 P: 8	R: 0 E: 0 K: 0 S: 3	H: 0 LOB: 2 BB: 2 P: 11	R: 0 E: 0 K: 1 S: 5	H: 0 LOB: 3 BB: 3 P: 17	R: 0 E: 0 K: 0 S: 4	H: 1 LOB: 1 BB: 0 P: 4	R: 0 E: 0 K: 0 S: 3	H: 1 LOB: 3 BB: 2 P: 11	1B: 3 2B: 1 3B: 0 HR: 0	SF: 0 SAC: 1 DP: 3 HBP: 0	WP: 0 PB: 0 CS: 2	PA: 36							
<b>PITCHER</b>	IP	WLS	BF	H	R	ER	SO	BB	IBB	HBP	BLK	WP	HR	S	P	ERA	WHIP										
<b>Bill Travers, L</b> ERA: 2.08 (1, 1)	6.0		21	1	0	0	3	5	0	0	0	0	0	22	42	0.00	1.000										
<b>Eduardo Rodríguez, R</b> ERA: 3.0 (7, 1)	2.1	W	13	2	0	0	1	3	1	0	0	0	0	11	27	0.00	2.143										
<b>Tom Murphy, R</b> ERA: 1.48 (9, 1)	0.2	S	1	0	0	0	0	0	0	0	0	0	0	1	1	0.00	0.000										

**Milwaukee Brewers @ Chicago White Sox**  
Comiskey Park, Chicago, IL  
Mon Jun 09 1975, 8:05 PM EDT  
Att. 4,949 - Unknown - 63 F

AB	25
R	0
H	3
RBI	0
BB	9
SO	4
LOB	20





Batter	1	2	3	4	5	6	7	8	9	AB	R	H	RBI	BB	SO	LOB	TOP			
<b>Robin Yount, R</b> OBP: 0.359, SLG: 0.455 (1, 6)	6-3		FC5-4			F6			4-3	4	0	0	0	1	0	2	<b>Milwaukee Brewers @ Chicago White Sox</b> Comiskey Park, Chicago, IL Tue Jun 10 1975, 8:05 PM EDT Att: 5,541 - Unknown - 69 F  <b>AB 35</b> <b>R 2</b> <b>H 10</b> <b>RBI 1</b> <b>BB 4</b> <b>SO 5</b> <b>LOB 26</b>			
<b>John Briggs, L</b> OBP: 0.442, SLG: 0.459 (1, 7)			6-3							3	0	0	0	1	1	4				
<b>Bobby Mitchell, R</b> OBP: 0.363, SLG: 0.527 (9, PH)	1B			K						1	0	1	0	0	0	0				
<b>George Scott, R</b> OBP: 0.330, SLG: 0.431 (1, 3)	F9		E5						K	5	1	2	0	0	1	3				
<b>Hank Aaron, R</b> OBP: 0.305, SLG: 0.326 (1, 10)			L8			G6-4-3			F4	5	0	1	0	0	0	5				
<b>Sixto Lezcano, R</b> OBP: 0.327, SLG: 0.406 (1, 9)	F8									4	1	2	1	0	0	2				
<b>Pedro Garcia, R</b> OBP: 0.284, SLG: 0.336 (1, 4)										3	0	1	0	1	0	2				
<b>Darrell Porter, L</b> OBP: 0.345, SLG: 0.367 (8, PH)										1	0	0	0	1	1	1				
<b>Charlie Moore, R</b> OBP: 0.303, SLG: 0.300 (8, 2)	K			SH						1	0	1	0	0	0	0				
<b>Kurt Bevacqua, R</b> OBP: 0.219, SLG: 0.224 (1, 5)	6-3			K		G4-6-3			K	4	0	0	0	0	2	4				
<b>Gorman Thomas, R</b> OBP: 0.308, SLG: 0.303 (1, 8)									G6-4-3	4	0	2	0	0	0	3				
<b>Inning Stats</b>	R: 0 E: 0 K: 0 S: 4	H: 1 LOB: 2 BB: 1 P: 8	R: 0 E: 0 K: 1 S: 4	H: 0 LOB: 0 BB: 1 P: 8	R: 0 E: 1 K: 0 S: 5	H: 1 LOB: 2 BB: 0 P: 5	R: 1 E: 1 K: 2 S: 10	H: 2 LOB: 3 BB: 1 P: 14	R: 0 E: 1 K: 0 S: 4	H: 1 LOB: 1 BB: 0 P: 4	R: 1 E: 0 K: 0 S: 5	H: 2 LOB: 1 BB: 0 P: 5	R: 0 E: 0 K: 1 S: 5	H: 1 LOB: 0 BB: 0 P: 5	R: 0 E: 0 K: 1 S: 6	H: 1 LOB: 1 BB: 0 P: 6	1B: 7 2B: 4 3B: 0 HR: 0	SF: 0 SAC: 1 DP: 4 HBP: 0	WP: 1 PB: 0 SB: 2 CS: 0	PA: 40
<b>PITCHER</b> <b>Wilbur Wood, L</b> ERA: 5.31 (1, 1)	IP: 9.0 WLS: W BF: 40 H: 10 R: 2 ER: 1 SO: 5 BB: 4 IBB: 0 HBP: 0 BLK: 0 WP: 1 HR: 0 S: 46 P: 62 ERA: 1.00 WHIP: 1.556											<b>PITCHER</b>	IP: 9.0 WLS: W BF: 40 H: 10 R: 2 ER: 1 SO: 5 BB: 4 IBB: 0 HBP: 0 BLK: 0 WP: 1 HR: 0 S: 46 P: 62 ERA: 1.00 WHIP: 1.556							

Batter	1	2	3	4	5	6	7	8	9	AB	R	H	RBI	BB	SO	LOB	BOTTOM			
<b>Pat Kelly, L</b> OBP: 0.360, SLG: 0.414 (1, 9)	F7		F8							3	2	1	1	1	0	0	<b>Milwaukee Brewers @ Chicago White Sox</b> Comiskey Park, Chicago, IL Tue Jun 10 1975, 8:05 PM EDT Att: 5,541 - Unknown - 69 F  <b>AB 37</b> <b>R 9</b> <b>H 14</b> <b>RBI 8</b> <b>BB 7</b> <b>SO 2</b> <b>LOB 24</b>			
<b>Bob Coluccio, R</b> OBP: 0.283, SLG: 0.248 (7, 9)										0	0	0	1	1	0	0				
<b>Jorge Orta, L</b> OBP: 0.343, SLG: 0.402 (1, 4)			F8							5	1	3	2	0	0	3				
<b>Bucky Dent, R</b> OBP: 0.360, SLG: 0.408 (1, 6)	1B									5	1	2	1	0	0	2				
<b>Carlos May, L</b> OBP: 0.415, SLG: 0.425 (1, 7)	F7		L4							5	2	2	1	0	0	2				
<b>Buddy Bradford, R</b> OBP: 0.291, SLG: 0.333 (9, 7)										0	0	0	0	0	0	0				
<b>Ken Henderson, S</b> OBP: 0.352, SLG: 0.354 (1, 8)										4	1	1	1	0	0	2				
<b>Deron Johnson, R</b> OBP: 0.280, SLG: 0.345 (1, 10)										5	0	2	0	0	0	3				
<b>Tony Muser, L</b> OBP: 0.317, SLG: 0.302 (1, 3)										2	1	2	0	3	0	0				
<b>Bill Stein, R</b> OBP: 0.373, SLG: 0.418 (1, 5)										4	0	0	1	1	1	7				
<b>Brian Downing, R</b> OBP: 0.354, SLG: 0.333 (1, 2)										4	1	1	0	1	1	5				
<b>Inning Stats</b>	R: 0 E: 0 K: 0 S: 4	H: 1 LOB: 1 BB: 0 P: 4	R: 0 E: 0 K: 1 S: 6	H: 1 LOB: 2 BB: 1 P: 10	R: 0 E: 0 K: 0 S: 3	H: 0 LOB: 0 BB: 0 P: 3	R: 0 E: 0 K: 0 S: 5	H: 2 LOB: 2 BB: 0 P: 5	R: 4 E: 0 K: 0 S: 7	H: 4 LOB: 0 BB: 0 P: 7	R: 3 E: 0 K: 0 S: 6	H: 3 LOB: 1 BB: 1 P: 10	R: 1 E: 1 K: 0 S: 4	H: 1 LOB: 3 BB: 3 P: 16	R: 1 E: 0 K: 1 S: 7	H: 2 LOB: 3 BB: 2 P: 15	1B: 10 2B: 3 3B: 0 HR: 1	SF: 1 SAC: 0 DP: 0 HBP: 0	WP: 2 PB: 0 SB: 0 CS: 0	PA: 45
<b>PITCHER</b> <b>Pete Broberg, R</b> ERA: 4.01 (1, 1)	IP: 4.1 WLS: L BF: 21 H: 7 R: 3 ER: 3 SO: 3 BB: 1 IBB: 0 HBP: 0 BLK: 0 WP: 2 HR: 1 S: 22 P: 26 ERA: 6.23 WHIP: 1.846											<b>PITCHER</b> <b>Bill Champion, R</b> ERA: 4.75 (6, 1)	IP: 0.2 WLS: 4 BF: 2 H: 2 R: 2 ER: 2 SO: 0 BB: 0 IBB: 0 HBP: 0 BLK: 0 WP: 0 HR: 4 S: 4 P: 4 ERA: 27.00 WHIP: 3.000							
<b>PITCHER</b> <b>Tom Hausman, R</b> ERA: 5.56 (6, 1)	IP: 3.0 WLS: 20 BF: 5 H: 4 R: 4 ER: 4 SO: 1 BB: 3 IBB: 3 HBP: 0 BLK: 0 WP: 0 HR: 0 S: 16 P: 40 ERA: 12.00 WHIP: 2.667											<b>PITCHER</b>	IP: 3.0 WLS: 20 BF: 5 H: 4 R: 4 ER: 4 SO: 1 BB: 3 IBB: 3 HBP: 0 BLK: 0 WP: 0 HR: 0 S: 16 P: 40 ERA: 12.00 WHIP: 2.667							



Batter	1	2	3	4	5	6	7	8	9	10	11	12	13	14	AB	R	H	RBI	BB	SO	LOB	TOP		
<b>Bernie Carbo, L</b> OBP: 0.437, SLG: 0.653 (1, 7)	3-1	G4-6-3		K		F7	G3		FC4 BB		FC4 IBB			HR HBP	5	1	0	0	2	1	5			
<b>Rick Burleson, R</b> OBP: 0.312, SLG: 0.310 (1, 6)	4-3	E6 BB 1B		F4		6-3		K	FC4		FC4			P9	8	1	0	0	0	1	7			
<b>Carl Yastrzemski, L</b> OBP: 0.390, SLG: 0.404 (1, 3)	1B BB	1B BB				F2					SH1-4 BB			K	5	2	3	2	3	1	1			
<b>Fred Lynn, L</b> OBP: 0.414, SLG: 0.601 (1, 9)	FC6-4 1B	1B				3-1 BB		K	F9		SH1-4			F8	6	0	2	1	1	2	1			
<b>Jim Rice, R</b> OBP: 0.328, SLG: 0.524 (1, 10)	FC6-4	L8				3-1		1B	G3		2B			L6	7	1	2	0	0	0	7			
<b>Tim McCarver, L</b> OBP: 0.400, SLG: 0.579 (1, 2)				6-3		4-3		1B			4-3			F6	4	1	2	1	0	0	1			
<b>Tim Lincecum, S</b> OBP: 0.333, SLG: 0.278 (7, 2)		E 2B				4-3		1B	BB SH3-4 1B		4-3			1-3	3	0	1	0	0	0	1			
<b>Rico Petrocelli, R</b> OBP: 0.301, SLG: 0.333 (1, 5)		E4 SH 1B		F4		K			SH3-4		K			1-3	6	1	1	1	0	2	1			
<b>Rick Miller, L</b> OBP: 0.364, SLG: 0.176 (1, 9)		SH 1B		L4							4-3 BB			K	3	2	1	0	3	1	0			
<b>Doug Griffin, R</b> OBP: 0.292, SLG: 0.296 (1, 4)															6	0	2	2	0	1	6			
<b>Cecil Cooper, L</b> OBP: 0.267, SLG: 0.310 (14, PH)				F8					F2		4-3			3-1	1	0	0	0	0	0	0			
<b>Bob Henke, R</b> OBP: 0.148, SLG: 0.120 (14, 4)															0	0	0	0	0	0	0			
<b>Inning Stats</b>	R: 0 E: 0 K: 0 S: 4	H: 1 LOB: 2 BB: 1 P: 8	R: 4 E: 3 K: 0 S: 8	H: 3 LOB: 2 BB: 1 P: 12	R: 0 E: 0 K: 0 S: 3	H: 0 LOB: 0 BB: 0 P: 3	R: 0 E: 0 K: 1 S: 5	H: 0 LOB: 0 BB: 0 P: 5	R: 1 E: 1 K: 0 S: 5	H: 1 LOB: 1 BB: 0 P: 10	R: 0 E: 0 K: 2 S: 6	H: 1 LOB: 3 BB: 1 P: 6	R: 0 E: 0 K: 0 S: 4	H: 0 LOB: 2 BB: 2 P: 13	R: 0 E: 0 K: 1 S: 5	H: 0 LOB: 0 BB: 0 P: 5	R: 0 E: 0 K: 1 S: 5	H: 0 LOB: 0 BB: 0 P: 5	R: 2 E: 0 K: 1 S: 6	H: 1 LOB: 0 BB: 0 P: 7	1B: 11 2B: 2 3B: 0 HR: 1	SF: 0 SAC: 3 DP: 1 HBP: 1	WP: 0 PB: 0 SB: 1 CS: 0	PA: 67
<b>PITCHER</b>	IP WLS BF H R ER SO BB IBB HBP BLK WP HR S P ERA WHIP	6.1 L 34 5 2 2 6 3 3 1 0 0 1 39 64 2.35 1.043																						

**Boston Red Sox @ Chicago White Sox**  
Comiskey Park, Chicago, IL  
Wed Jun 11 1975, 8:05 PM EDT  
Att. 5,228 - Unknown

AB: 54  
R: 9  
H: 14  
RBI: 7  
BB: 9  
SO: 9  
LOB: 30



Batter	1	2	3	4	5	6	7	8	9	10	11	12	13	14	AB	R	H	RBI	BB	SO	LOB	BOTTOM				
<b>Bob Coluccio, R</b> OBP: 0.311, SLG: 0.270 (1, 9)	HR 1B	5-3		3B 1B		1-3 1B		5-3		FC1-6 BB		4-3 HBP		1B	6	2	4	0	1	0	0					
<b>Bucky Dent, R</b> OBP: 0.351, SLG: 0.409 (1, 6)	K			3B		SF8		F6		FC1-6 FC6-4		B3		F7	7	0	1	3	0	1	5					
<b>Carlos May, L</b> OBP: 0.419, SLG: 0.448 (1, 7)	1B 1B			HR		1-3		1-3		FC6-4 BB 1B		4-3		L4	7	2	3	2	1	0	5					
<b>Deron Johnson, R</b> OBP: 0.280, SLG: 0.339 (1, 3)	L6			BB		5-3		F9		B2		F5			3	0	0	0	1	0	4					
<b>Tony Muser, L</b> OBP: 0.316, SLG: 0.303 (9, PH)										BB 1B					3	0	1	0	0	0	2					
<b>Ken Henderson, S</b> OBP: 0.358, SLG: 0.356 (1, 8)	HR 1B			BB		F7		P7		2B 1B				F7	5	0	2	1	2	0	1					
<b>Bill Melton, R</b> OBP: 0.312, SLG: 0.297 (1, 10)				F9		G6-4-3 BB		B1-3		2B 1B		F6		K	2	0	0	0	1	0	2					
<b>Pat Kelly, L</b> OBP: 0.357, SLG: 0.416 (7, PH)										2B				K	4	0	1	0	0	1	3					
<b>Bill Stein, R</b> OBP: 0.348, SLG: 0.387 (1, 5)	6-3			4-3		4-3		F9		L1		1-3		F5	7	0	1	0	0	0	5					
<b>Jorge Orta, L</b> OBP: 0.346, SLG: 0.397 (1, 4)				K		4-3		F7		IBB				F8	5	0	1	0	2	1	1					
<b>Brian Downing, R</b> OBP: 0.351, SLG: 0.346 (1, 2)		G6-4-3		1B 3B BB		E5 1B SF8		HR		F3		F7		FC3-6 BB	6	3	1	1	1	0	5					
<b>Inning Stats</b>	R: 1 E: 0 K: 1 S: 8	H: 3 LOB: 3 BB: 1 P: 12	R: 0 E: 0 K: 0 S: 3	H: 1 LOB: 0 BB: 0 P: 3	R: 1 E: 0 K: 0 S: 4	H: 1 LOB: 1 BB: 1 P: 8	R: 2 E: 0 K: 1 S: 7	H: 2 LOB: 2 BB: 2 P: 15	R: 0 E: 0 K: 0 S: 3	H: 1 LOB: 1 BB: 0 P: 7	R: 1 E: 1 K: 0 S: 5	H: 1 LOB: 0 BB: 0 P: 5	R: 0 E: 0 K: 0 S: 4	H: 0 LOB: 3 BB: 2 P: 12	R: 0 E: 0 K: 1 S: 3	H: 0 LOB: 0 BB: 0 P: 3	R: 0 E: 0 K: 0 S: 3	H: 0 LOB: 1 BB: 0 P: 4	R: 0 E: 0 K: 1 S: 5	H: 0 LOB: 0 BB: 0 P: 5	R: 0 E: 0 K: 0 S: 4	H: 1 LOB: 2 BB: 1 P: 8	1B: 10 2B: 2 3B: 1 HR: 2	SF: 1 SAC: 0 DP: 2 HBP: 1	WP: 0 PB: 0 SB: 2 CS: 0	PA: 66
<b>PITCHER</b>	IP WLS BF H R ER SO BB IBB HBP BLK WP HR S P ERA WHIP	6.0 L 16 4 2 2 0 1 1 0 0 0 1 14 22 5.40 2.333																								

**Boston Red Sox @ Chicago White Sox**  
Comiskey Park, Chicago, IL  
Wed Jun 11 1975, 8:05 PM EDT  
Att. 5,228 - Unknown

AB: 55  
R: 7  
H: 15  
RBI: 7  
BB: 9  
SO: 3  
LOB: 33







Batter	1	2	3	4	5	6	7	8	9	AB	R	H	RBI	BB	SO	LOB	TOP					
Juan Beniquez, R OBP: 0.381, SLG: 0.417										5	1	3	0	0	0	2	<b>Boston Red Sox @ Chicago White Sox</b> Comiskey Park, Chicago, IL Thu Jun 12 1975, 8:05 PM EDT Alt. 5,944 - Unknown - 63 F					
Rick Burleson, R OBP: 0.314, SLG: 0.312										5	0	2	0	0	0	2						
Carl Yastrzemski, L Cecil Cooper, L OBP: 0.391, SLG: 0.406 OBP: 0.281, SLG: 0.323										2	0	1	0	0	0	0						
Jim Rice, R OBP: 0.326, SLG: 0.518										4	0	1	0	0	1	4						
Fred Lynn, L OBP: 0.411, SLG: 0.593										4	0	1	1	0	1	2						
Tony Conigliaro, R OBP: 0.221, SLG: 0.246										3	0	0	0	1	0	2						
Rico Petrocelli, R OBP: 0.293, SLG: 0.324										4	0	0	0	0	0	4						
Doug Griffin, R OBP: 0.301, SLG: 0.294										4	0	1	0	0	0	0						
Bob Montgomery, R OBP: 0.241, SLG: 0.265										4	0	1	0	0	1	0						
<b>Inning Stats</b>	R: 0 E: 0 K: 1 S: 7	H: 2 LOB: 2 BB: 0 P: 7	R: 0 E: 0 K: 0 S: 5	H: 2 LOB: 2 BB: 0 P: 5	R: 0 E: 0 K: 0 S: 3	H: 0 LOB: 0 BB: 0 P: 3	R: 0 E: 0 K: 1 S: 4	H: 0 LOB: 0 BB: 1 P: 8	R: 0 E: 0 K: 1 S: 5	H: 0 LOB: 0 BB: 0 P: 5	R: 1 E: 1 K: 0 S: 6	H: 3 LOB: 2 BB: 0 P: 6	R: 1 E: 0 K: 0 S: 6	H: 3 LOB: 2 BB: 0 P: 6	R: 0 E: 0 K: 0 S: 3	H: 0 LOB: 0 BB: 0 P: 3	R: 0 E: 0 K: 0 S: 4	H: 1 LOB: 1 BB: 0 P: 4	1B: 10 2B: 1 3B: 0 HR: 0	SF: 0 SAC: 0 DP: 2 HBP: 0	WP: 0 PB: 0 SB: 0 CS: 0	PA: 38
<b>PITCHER</b> Jim Kaat, L ERA: 2.59	IP: 9.0 WLS: W BF: 38 H: 11 R: 2 ER: 2 SO: 3 BB: 1 IBB: 0 HBP: 0 BLK: 0 WP: 0 HR: 0 S: 43 P: 47 ERA: 2.00 WHIP: 1.333															<b>PITCHER</b>						

Batter	1	2	3	4	5	6	7	8	9	AB	R	H	RBI	BB	SO	LOB	BOTTOM			
Bob Coluccio, R OBP: 0.307, SLG: 0.292										5	1	1	2	0	2	3	<b>Boston Red Sox @ Chicago White Sox</b> Comiskey Park, Chicago, IL Thu Jun 12 1975, 8:05 PM EDT Alt. 5,944 - Unknown - 63 F			
Bucky Dent, R OBP: 0.344, SLG: 0.401										4	0	0	0	0	1	0				
Carlos May, L OBP: 0.416, SLG: 0.449										4	1	1	0	0	0	0				
Deron Johnson, R Tony Muser, L OBP: 0.280, SLG: 0.357 OBP: 0.315, SLG: 0.300										3	2	1	1	0	0	1				
Ken Henderson, S OBP: 0.365, SLG: 0.364										4	2	3	0	0	0	0				
Bill Melton, R Pat Kelly, L OBP: 0.314, SLG: 0.299 OBP: 0.359, SLG: 0.417										2	0	1	0	0	0	2				
Bill Stein, R OBP: 0.343, SLG: 0.379										4	0	1	1	0	0	4				
Jorge Orta, L OBP: 0.344, SLG: 0.395										4	1	1	0	0	0	2				
Brian Downing, R OBP: 0.359, SLG: 0.352										3	1	2	2	1	0	0				
<b>Inning Stats</b>	R: 0 E: 0 K: 0 S: 3	H: 0 LOB: 0 BB: 0 P: 3	R: 1 E: 0 K: 0 S: 4	H: 2 LOB: 0 BB: 0 P: 4	R: 2 E: 1 K: 1 S: 7	H: 2 LOB: 0 BB: 0 P: 7	R: 1 E: 1 K: 0 S: 5	H: 2 LOB: 1 BB: 0 P: 5	R: 0 E: 0 K: 1 S: 5	H: 0 LOB: 0 BB: 0 P: 5	R: 4 E: 1 K: 1 S: 10	H: 4 LOB: 1 BB: 0 P: 10	R: 0 E: 1 K: 0 S: 3	H: 0 LOB: 0 BB: 0 P: 3	R: 1 E: 1 K: 1 S: 7	H: 2 LOB: 2 BB: 1 P: 11	1B: 9 2B: 1 3B: 0 HR: 2	SF: 0 SAC: 0 DP: 2 HBP: 0	WP: 1 PB: 0 SB: 0 CS: 1	PA: 38
<b>PITCHER</b> Jim Burton, L Reggie Cleveland, R ERA: 5.68 ERA: 4.86	IP: 5.1 WLS: L BF: 23 H: 8 R: 6 ER: 5 SO: 2 BB: 0 IBB: 0 HBP: 0 BLK: 0 WP: 1 HR: 0 S: 27 P: 27 ERA: 8.44 WHIP: 1.500															<b>PITCHER</b>				



Batter	1	2	3	4	5	6	7	8	9	AB	R	H	RBI	BB	SO	LOB	TOP			
Pat Kelly, L OBP: 0.356, SLG: 0.413 (1,9)	F7		L5			K				4	0	1	0	0	1	1	Chicago White Sox @ New York Yankees Shea Stadium, Flushing, NY Fri Jun 13 1975, 7:05 PM EDT Att: 26,485 - Unknown - 73 F			
Jorge Orta, L OBP: 0.339, SLG: 0.388 (1,4)	4-3			3-1		L9		K		4	0	0	0	0	1	2				
Carlos May, L OBP: 0.413, SLG: 0.444 (1,7)	F7			4-3		1-3				4	1	1	0	0	0	0				
Deron Johnson, R OBP: 0.280, SLG: 0.351 (1,10)		K			BB		K			3	0	0	0	1	2	1				
Ken Henderson, S OBP: 0.363, SLG: 0.361 (1,8)	F9			4-3		1-3				4	0	1	0	0	0	1				
Lee Richard, R OBP: 0.385, SLG: 0.273 (9, PR)								1B		0	0	0	0	0	0	0				
Bill Melton, R OBP: 0.313, SLG: 0.300 (1,5)	5-3					G6-3		F3		3	0	1	1	0	0	0				
Tony Muser, L OBP: 0.304, SLG: 0.288 (1,3)			F6			G6-3		4-3		4	0	0	0	0	1	2				
Bucky Dent, R OBP: 0.339, SLG: 0.395 (1,6)			F8			E6		F8		3	0	0	0	0	0	0				
Brian Downing, R OBP: 0.364, SLG: 0.354 (1,2)						K		1B		2	0	1	0	1	1	1				
<b>Inning Stats</b>	R: 0 E: 0 K: 0 S: 3	H: 0 LOB: 0 BB: 0 P: 3	R: 0 E: 0 K: 1 S: 5	H: 0 LOB: 0 BB: 0 P: 5	R: 0 E: 0 K: 0 S: 3	H: 0 LOB: 1 BB: 1 P: 7	R: 0 E: 0 K: 0 S: 3	H: 0 LOB: 1 BB: 1 P: 7	R: 0 E: 0 K: 1 S: 5	H: 0 LOB: 0 BB: 0 P: 5	R: 0 E: 0 K: 1 S: 5	H: 0 LOB: 0 BB: 0 P: 5	R: 0 E: 0 K: 1 S: 7	H: 2 LOB: 2 BB: 0 P: 7	R: 1 E: 0 K: 1 S: 7	H: 2 LOB: 1 BB: 0 P: 7	1B: 5 2B: 0 3B: 0 HR: 0	SF: 1 SAC: 0 DP: 1 HBP: 0	WP: 0 PB: 0 SB: 0 CS: 0	PA: 34
<b>PITCHER</b> Pat Dobson, R ERA: 3.22 (1,1)	IP: 9.0 WLS: W BF: 34 H: 5 R: 1 ER: 1 SO: 6 BB: 2 IBB: 0 HBP: 0 BLK: 0 WP: 0 HR: 0 S: 44 P: 52 ERA: 1.00 WHIP: 0.778																			

Batter	1	2	3	4	5	6	7	8	9	AB	R	H	RBI	BB	SO	LOB	BOTTOM			
Walt Williams, R OBP: 0.292, SLG: 0.326 (1,7) (9,8)	6-3		6-3			SH2-3		FC5-4		3	0	0	0	0	0	1	Chicago White Sox @ New York Yankees Shea Stadium, Flushing, NY Fri Jun 13 1975, 7:05 PM EDT Att: 26,485 - Unknown - 73 F			
Elliott Maddox, R OBP: 0.382, SLG: 0.394 (1,8)						F8				4	0	3	0	0	0	1				
Lou Piniella, R OBP: 0.286, SLG: 0.250 (9,7)										0	0	0	0	0	0	0				
Alex Johnson, R OBP: 0.310 (1,10)										3	0	0	0	0	0	3				
Ron Blomberg, L OBP: 0.340, SLG: 0.511 (6, PH)										1	0	0	0	0	0	2				
Thurman Munson, R OBP: 0.380, SLG: 0.441 (1,2)										4	1	1	0	0	0	2				
Rick Dempsey, R OBP: 0.513, SLG: 0.469 (1,9)										2	0	1	0	0	0	0				
Graig Nettles, L OBP: 0.336, SLG: 0.445 (1,5)										3	1	3	2	0	0	0				
Chris Chambliss, L OBP: 0.337, SLG: 0.469 (1,3)										3	0	0	0	0	0	3				
Sandy Alomar Sr., S OBP: 0.216, SLG: 0.224 (1,4)										3	0	0	0	0	0	2				
Fred Stanley, R OBP: 0.298, SLG: 0.256 (1,6)										1	0	0	0	2	0	0				
<b>Inning Stats</b>	R: 0 E: 0 K: 0 S: 3	H: 1 LOB: 0 BB: 0 P: 3	R: 1 E: 0 K: 0 S: 4	H: 1 LOB: 0 BB: 0 P: 4	R: 0 E: 0 K: 0 S: 3	H: 0 LOB: 0 BB: 0 P: 3	R: 0 E: 0 K: 0 S: 3	H: 1 LOB: 0 BB: 0 P: 3	R: 0 E: 0 K: 0 S: 4	H: 2 LOB: 1 BB: 0 P: 4	R: 0 E: 0 K: 0 S: 3	H: 0 LOB: 1 BB: 1 P: 7	R: 1 E: 0 K: 0 S: 5	H: 2 LOB: 1 BB: 0 P: 5	R: 0 E: 0 K: 0 S: 4	H: 1 LOB: 2 BB: 1 P: 8	1B: 7 2B: 0 3B: 0 HR: 1	SF: 0 SAC: 2 DP: 2 HBP: 0	WP: 0 PB: 0 SB: 0 CS: 1	PA: 31
<b>PITCHER</b> Claude Osteen, L ERA: 4.23 (1,1)	IP: 7.0 WLS: L BF: 27 H: 7 R: 2 ER: 2 SO: 0 BB: 2 IBB: 0 HBP: 0 BLK: 0 WP: 0 HR: 1 S: 25 P: 33 ERA: 2.57 WHIP: 1.286																			
Bill Gogolewski, R ERA: 2.25 (8,1)	IP: 1.0 WLS: L BF: 4 H: 1 R: 0 ER: 0 SO: 0 BB: 0 IBB: 0 HBP: 0 BLK: 0 WP: 0 HR: 0 S: 4 P: 4 ERA: 0.00 WHIP: 1.000																			





Batter	1	2	3	4	5	6	7	8	9	AB	R	H	RBI	BB	SO	LOB	TOP									
Pat Kelly, L OBP: 0.354, SLG: 0.409 Bob Coluccio, R OBP: 0.305, SLG: 0.289	0-3 K		0-0 G3-6-3			0-3 K	0-0 1B HR 1B		0-0 F9	4	1	1	0	0	2	2										
Jorge Orta, L OBP: 0.340, SLG: 0.388	0-0 F7			0-0 F7		0-0 F9	0-0 HR 1B		0-0 L6	5	2	2	2	0	0	0										
Carlos May, L OBP: 0.404, SLG: 0.433	0-0 3-1			0-0 F8		0-0 E4	0-3 BB SF9 K		0-0 F5	5	0	0	0	0	1	3										
Deron Johnson, R OBP: 0.284, SLG: 0.390		0-0 F9		0-0 HR		0-0 SF9	0-0 HR			3	2	2	5	0	0	0										
Ken Henderson, S OBP: 0.361, SLG: 0.356		0-0 4-3		0-0 4-3		0-0 BB IBB	0-0 F4			3	0	0	0	1	0	0										
Bill Melton, R OBP: 0.325, SLG: 0.304		4-0 BB			0-0 G6-3 1B	4-0 1-2 2-3 BB		4-0 BB		1	0	1	0	3	0	0										
Tony Muser, L OBP: 0.293, SLG: 0.278		0-0 F7			0-0 G6-3 1-2	0-0 F8		0-0 6-3		4	0	0	0	0	0	6										
Bucky Dent, R OBP: 0.338, SLG: 0.397			0-0 4-3		0-0 6-3		0-0 1B 1B 2B	0-0 F8		4	1	1	0	0	0	1										
Brian Downing, R OBP: 0.367, SLG: 0.354			4-0 BB			0-0 S 1B 1B	0-0 B3-4	0-3 K		3	1	1	0	1	1	2										
<b>Inning Stats</b>	R: 0 E: 0 K: 1 S: 5	H: 0 LOB: 0 BB: 0 P: 5	R: 0 E: 0 K: 0 S: 3	H: 0 LOB: 1 BB: 1 P: 7	R: 0 E: 0 K: 0 S: 2	H: 0 LOB: 0 BB: 1 P: 6	R: 1 E: 0 K: 0 S: 4	H: 1 LOB: 0 BB: 0 P: 4	R: 0 E: 0 K: 0 S: 3	H: 1 LOB: 0 BB: 0 P: 3	R: 2 E: 1 K: 1 S: 8	H: 2 LOB: 3 BB: 2 P: 16	R: 4 E: 0 K: 1 S: 9	H: 4 LOB: 0 BB: 0 P: 9	R: 0 E: 0 K: 1 S: 5	H: 0 LOB: 1 BB: 1 P: 9	R: 0 E: 0 K: 0 S: 3	H: 0 LOB: 0 BB: 0 P: 3	1B: 5 2B: 1 3B: 0 HR: 2	SF: 1 SAC: 0 DP: 2 HBP: 0	WP: 0 PB: 0 SB: 1 CS: 0	PA: 39				
<b>PITCHER</b>	IP	WLS	BF	H	R	ER	SO	BB	IBB	HBP	BLK	WP	HR	S	P	ERA	WHIP									
Doc Medich, R ERA: 3.67	(1, 1)	6.1	L	29	7	6	5	2	3	1	0	0	0	1	29	45	7.11	1.579								
Larry Gura, L ERA: 3.46	(7, 1)	0.2		3	1	1	1	1	0	0	0	0	0	1	5	5	13.50	1.500								
Dave Pagan, R ERA:	(8, 1)	2.0		7	0	0	0	1	1	0	0	0	0	0	8	12	0.00	0.500								

Chicago White Sox @ New York Yankees  
Shea Stadium, Flushing, NY  
Sat Jun 14 1975, 7:05 PM EDT  
Att: 31,120 - Unknown - 68 F

livebaseballscorecards.com

AB 33  
R 7  
H 8  
RBI 7  
BB 5  
SO 4  
LOB 14



Batter	1	2	3	4	5	6	7	8	9	AB	R	H	RBI	BB	SO	LOB	BOTTOM									
Walt Williams, R OBP: 0.302, SLG: 0.320	0-0 F9 1B 1B		0-3 K		4-0 2B BB		0-0 FC6-5		0-0 F3	4	1	1	0	1	1	2										
Alex Johnson, R OBP: 0.309, SLG: 0.360	0-0 1B				0-0 1B		0-0 FC5-4 1B			4	0	4	0	0	0	0										
Bobby Bonds, R OBP: 0.336, SLG: 0.515 Kerry Dineen, L	0-0 F9		0-0 F7		0-0 F8		0-0 F6		0-0 F6	4	0	0	0	0	0	6										
Thurman Munson, R OBP: 0.373, SLG: 0.433	0-3 K		0-3 K			0-0 6-3		0-0 F7		4	0	0	0	0	2	4										
Rick Dempsey, R OBP: 0.488, SLG: 0.444	0-0 1B			0-0 6-3		0-0 5-3		0-0 FC5-4		4	0	1	1	0	0	1										
Graig Nettles, L OBP: 0.335, SLG: 0.456	0-0 L3			0-0 F7		0-0 4-3			0-0 HR	4	1	1	1	0	0	2										
Chris Chambliss, L OBP: 0.340, SLG: 0.475		0-0 FC6-4 1B		0-0 1-3		0-0 FC6-5 2B		0-3 K		4	0	2	0	0	1	0										
Ed Brinkman, R OBP: 0.289, SLG: 0.313 Bob Oliver, R OBP: 0.143, SLG: 0.190		0-0 FC6-4			0-0 4-3		0-0 F8		0-0 WP 1B	3	0	0	0	0	0	2										
Sandy Alomar Sr., S OBP: 0.212, SLG: 0.220 Lou Piniella, R OBP: 0.262, SLG: 0.246		0-0 G4-6-3			0-0 6-3		0-0 L5		0-0 6-3	3	0	0	0	0	0	2										
<b>Inning Stats</b>	R: 1 E: 0 K: 1 S: 8	H: 3 LOB: 2 BB: 0 P: 8	R: 0 E: 0 K: 0 S: 3	H: 1 LOB: 0 BB: 0 P: 3	R: 0 E: 0 K: 0 S: 3	H: 1 LOB: 0 BB: 0 P: 8	R: 0 E: 0 K: 0 S: 4	H: 0 LOB: 0 BB: 0 P: 3	R: 0 E: 0 K: 0 S: 4	H: 1 LOB: 1 BB: 0 P: 4	R: 0 E: 0 K: 0 S: 4	H: 1 LOB: 1 BB: 0 P: 4	R: 0 E: 0 K: 0 S: 7	H: 2 LOB: 1 BB: 0 P: 7	R: 1 E: 0 K: 1 S: 5	H: 0 LOB: 0 BB: 0 P: 3	1B: 7 2B: 2 3B: 0 HR: 1	SF: 0 SAC: 0 DP: 1 HBP: 0	WP: 1 PB: 0 SB: 0 CS: 0	PA: 37						
<b>PITCHER</b>	IP	WLS	BF	H	R	ER	SO	BB	IBB	HBP	BLK	WP	HR	S	P	ERA	WHIP									
Wilbur Wood, L ERA: 5.03	(1, 1)	9.0	W	37	10	2	2	4	1	0	0	0	1	1	44	48	2.00	1.222								

Chicago White Sox @ New York Yankees  
Shea Stadium, Flushing, NY  
Sat Jun 14 1975, 7:05 PM EDT  
Att: 31,120 - Unknown - 68 F

livebaseballscorecards.com

AB 36  
R 2  
H 10  
RBI 2  
BB 1  
SO 4  
LOB 20





Batter	1	2	3	4	5	6	7	8	9	AB	R	H	RBI	BB	SO	LOB	TOP					
Pat Kelly, L OBP: 0.346, SLG: 0.399 (1, 9)	F5		F8			K		4-3		4	0	0	0	0	1	2						
Jorge Orta, L OBP: 0.338, SLG: 0.386 (1, 4)	CS 1B		F8			F9		F8		4	0	1	0	0	0	0						
Carlos May, L OBP: 0.401, SLG: 0.434 (1, 7)	K			4-3			3-1			4	0	1	0	0	1	1						
Deron Johnson, R OBP: 0.279, SLG: 0.381 (1, 10)		F8		F7			F8		4-3	4	0	0	0	0	0	1						
Ken Henderson, S OBP: 0.360, SLG: 0.351 (1, 8)		BB			F9		4-3		F8	3	0	0	0	1	0	1						
Bill Melton, R OBP: 0.330, SLG: 0.310 (1, 5)	K									3	0	2	0	0	1	1						
Tony Muser, L OBP: 0.286, SLG: 0.270 (1, 3)	K				F5			F3		3	0	0	0	0	1	3						
Bucky Dent, R OBP: 0.333, SLG: 0.392 (1, 6)			F3			F3		K		3	0	0	0	0	1	2						
Brian Downing, R OBP: 0.366, SLG: 0.349 (1, 2)			K			F6			BB	2	0	0	0	1	1	0						
<b>Inning Stats</b>	R: 0 E: 0 K: 1 S: 5	H: 1 LOB: 0 BB: 0 P: 5	R: 0 E: 0 K: 2 S: 7	H: 0 LOB: 1 BB: 1 P: 11	R: 0 E: 0 K: 1 S: 5	H: 0 LOB: 0 BB: 0 P: 5	R: 0 E: 0 K: 0 S: 3	H: 0 LOB: 0 BB: 0 P: 3	R: 0 E: 0 K: 0 S: 4	H: 1 LOB: 1 BB: 0 P: 4	R: 0 E: 0 K: 1 S: 5	H: 0 LOB: 0 BB: 0 P: 5	R: 0 E: 0 K: 0 S: 3	H: 0 LOB: 0 BB: 0 P: 3	R: 0 E: 0 K: 1 S: 6	H: 1 LOB: 2 BB: 1 P: 10	R: 0 E: 0 K: 0 S: 4	H: 1 LOB: 1 BB: 0 P: 4	1B: 3 2B: 1 3B: 0 HR: 0	SF: 0 SAC: 0 DP: 0 HBP: 0	WP: 0 PB: 0 SB: 0 CS: 1	PA: 32
<b>PITCHER</b> Caffrey Hunter, R ERA: 3.0 (1, 1)	IP: 9.0 WLS: W BF: 32 H: 4 R: 0 ER: 0 SO: 6 BB: 2 IBB: 0 HBP: 0 BLK: 0 WP: 0 HR: 0 S: 42 P: 50 ERA: 0.00 WHIP: 0.667															<b>PITCHER</b>						

Chicago White Sox @ New York Yankees  
Shea Stadium, Flushing, NY  
Sun Jun 15 1975, 3:33 AM EDT  
Att: 53,562 - Sunny - 75 F


AB 30  
R 0  
H 4  
RBI 0  
BB 2  
SO 6  
LOB 11



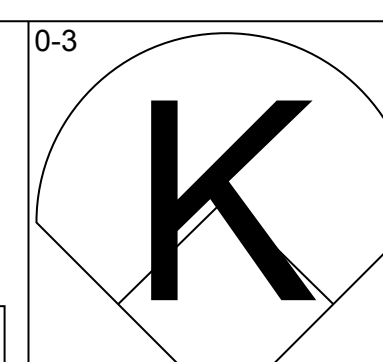
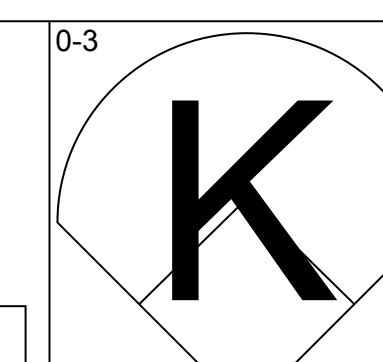
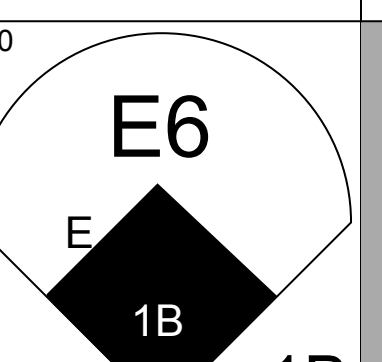
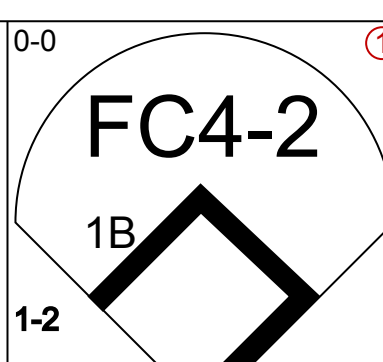
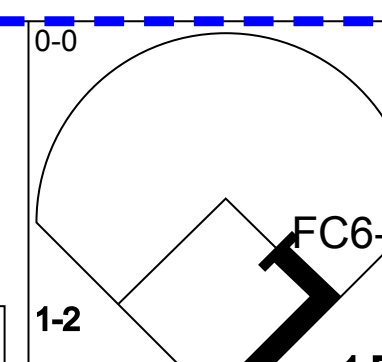
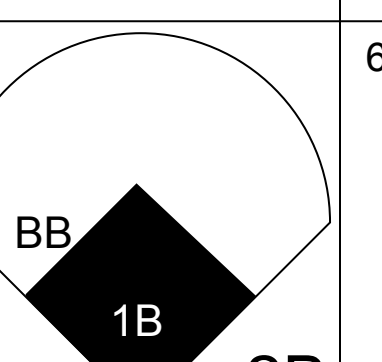
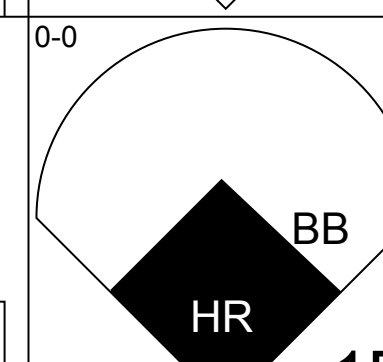
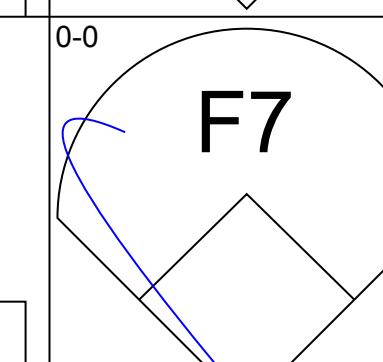
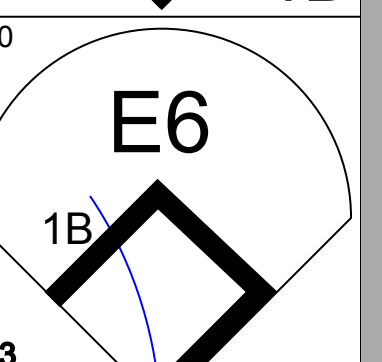
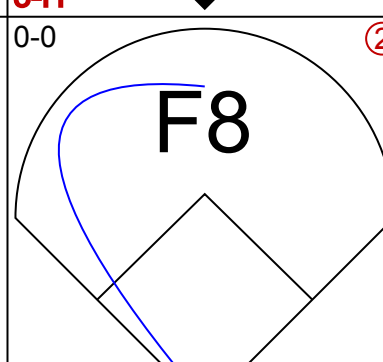
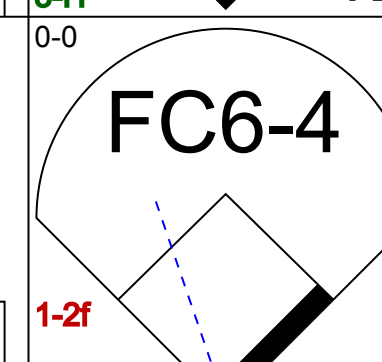
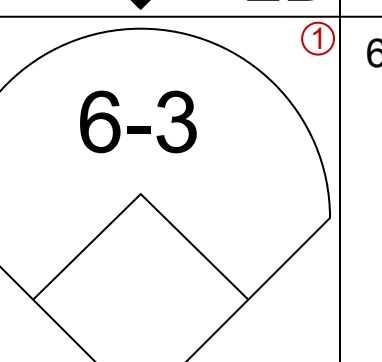
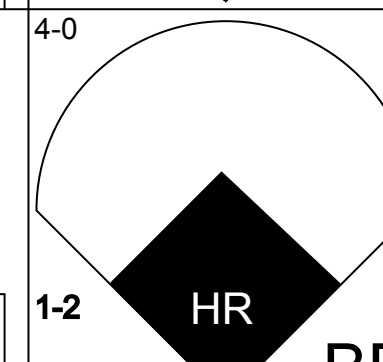
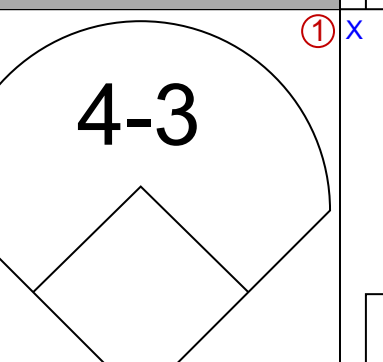
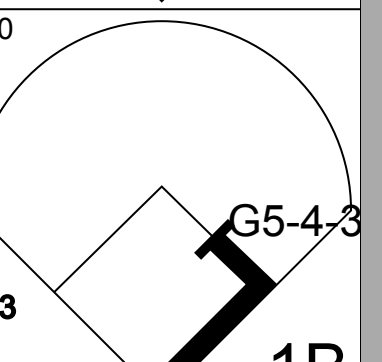
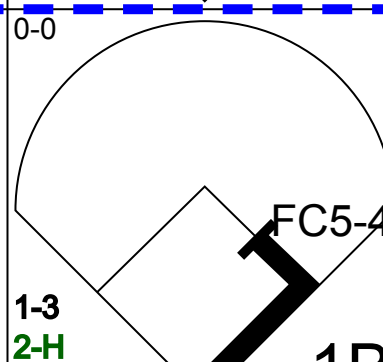
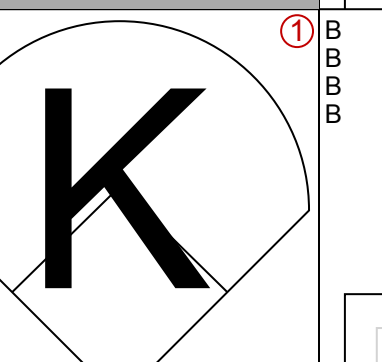
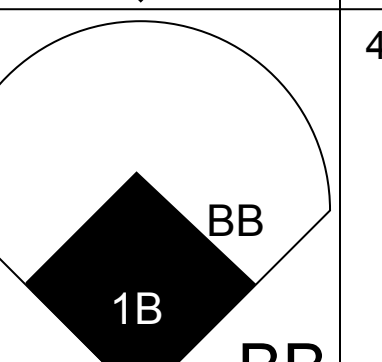
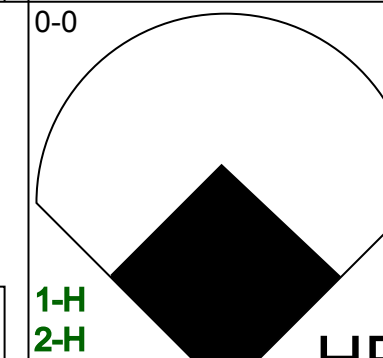
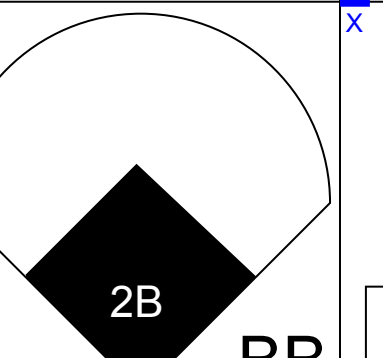
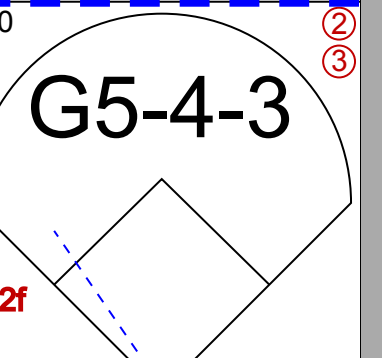
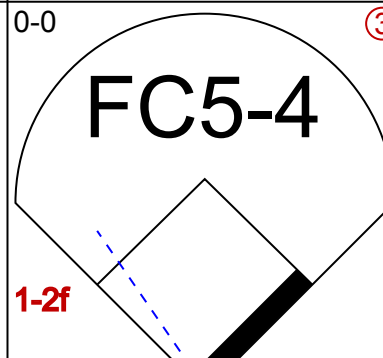
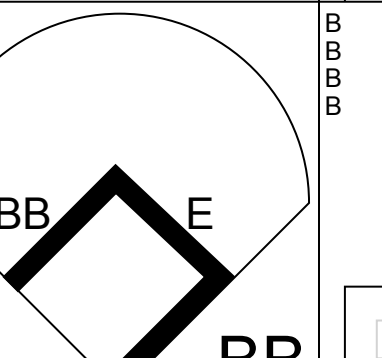
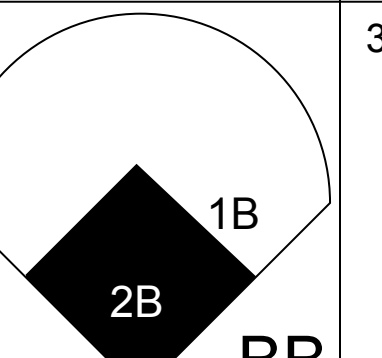
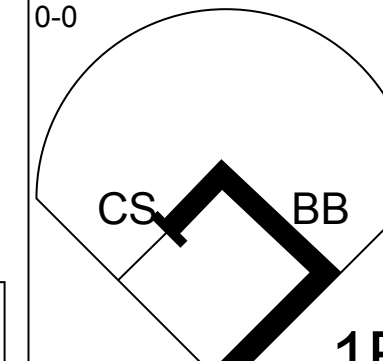
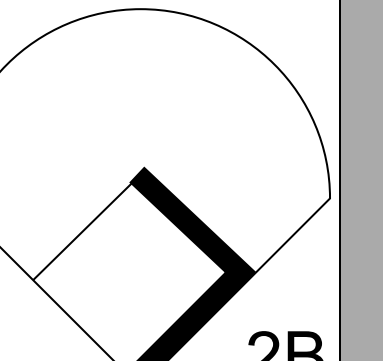
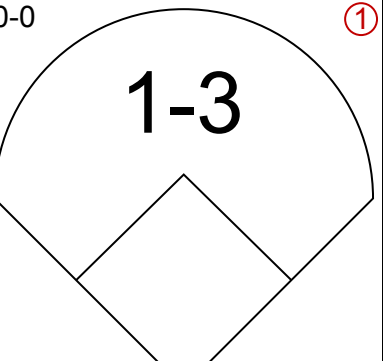
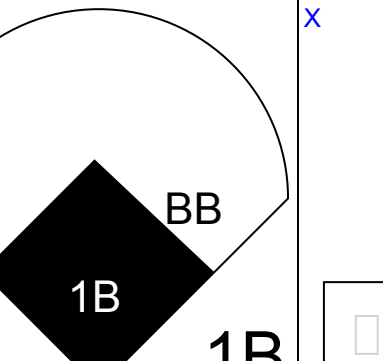
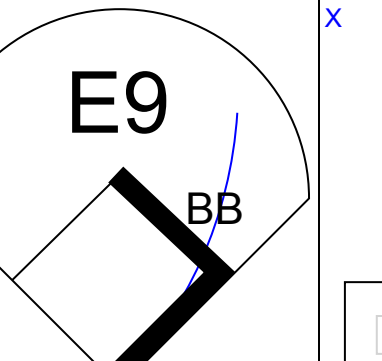
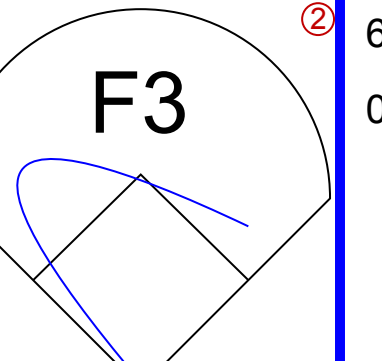
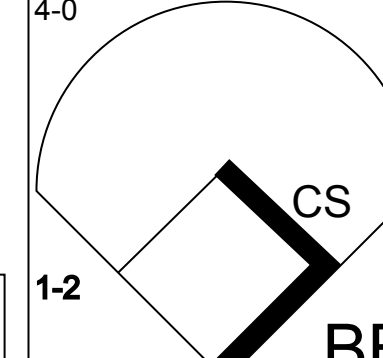
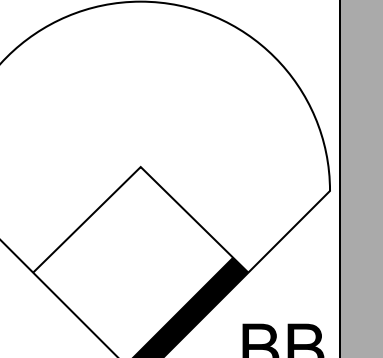
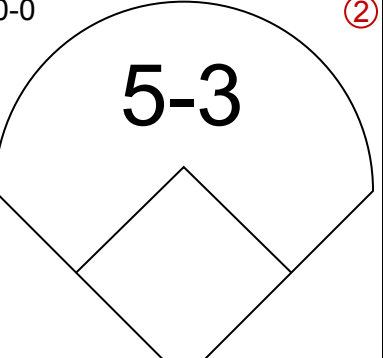
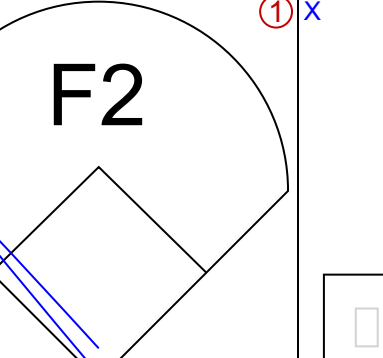
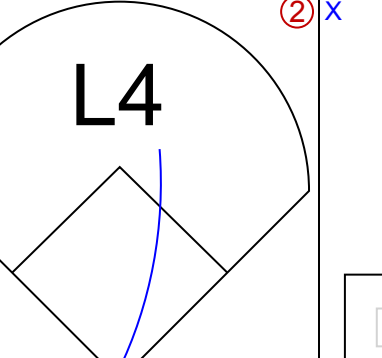
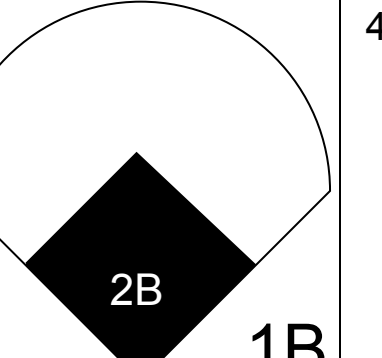
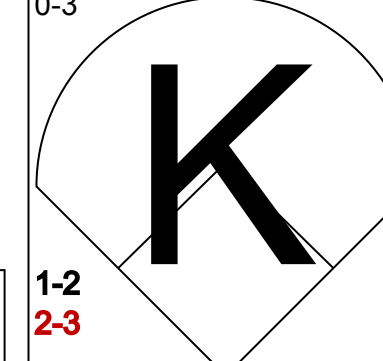
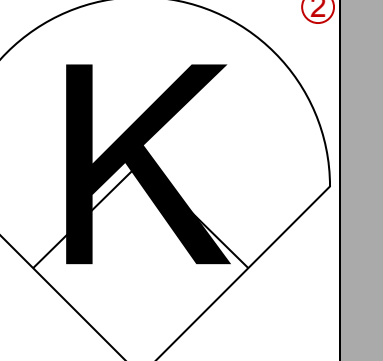
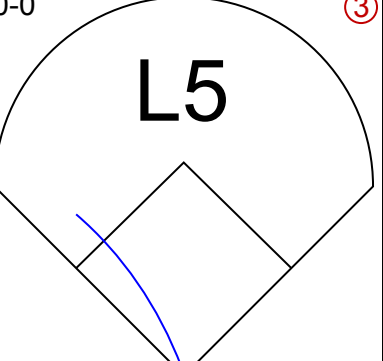
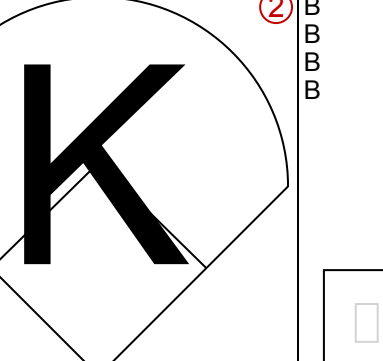
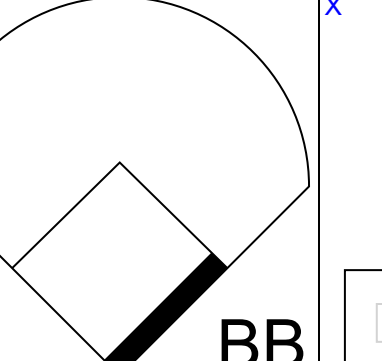
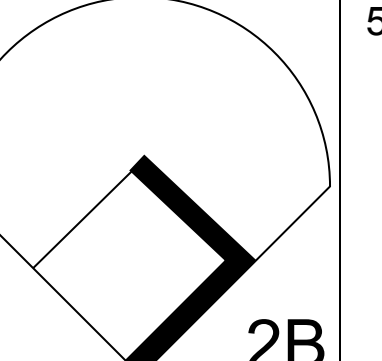
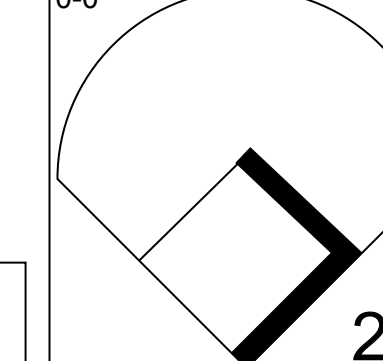
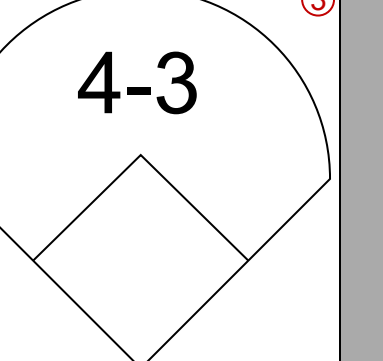
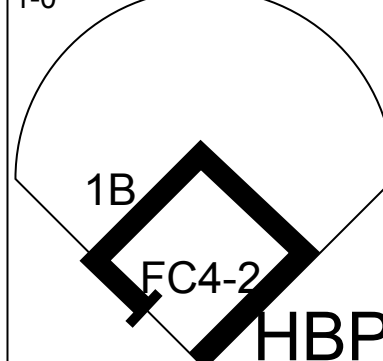
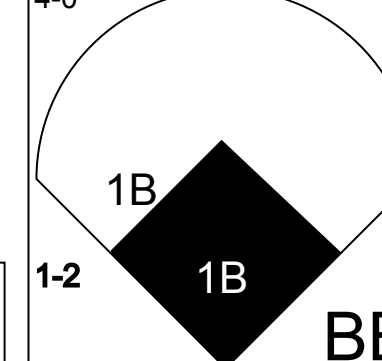
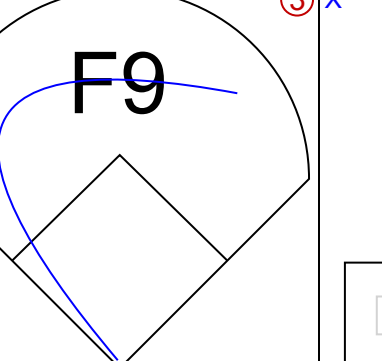
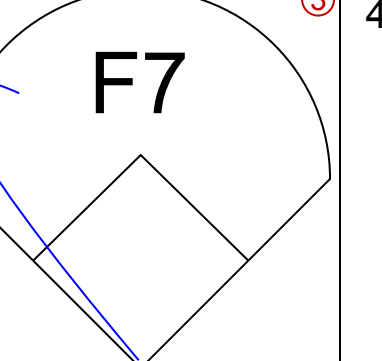
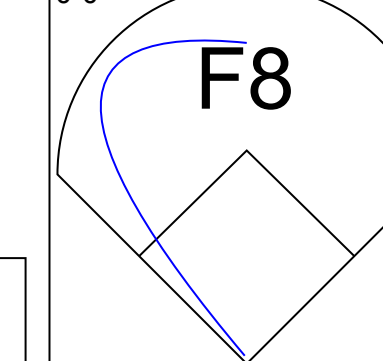
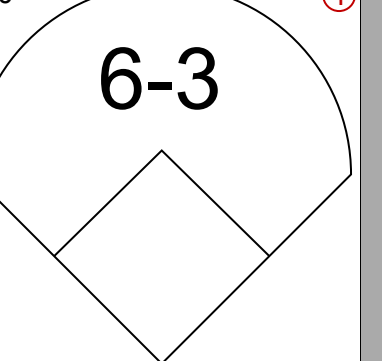
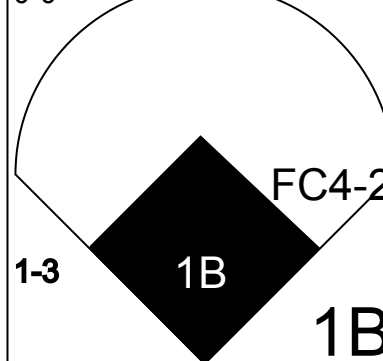
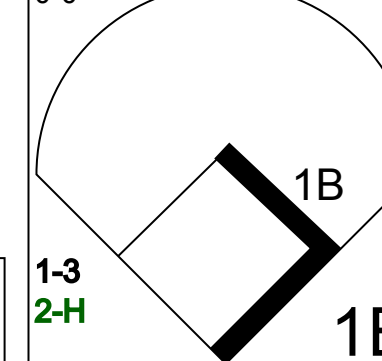
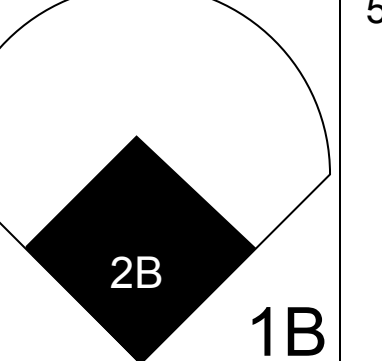
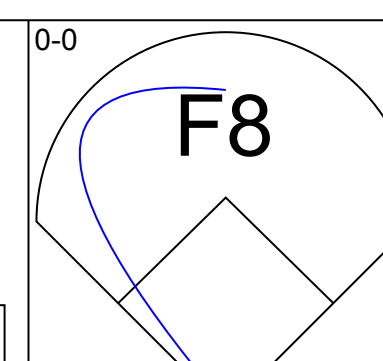
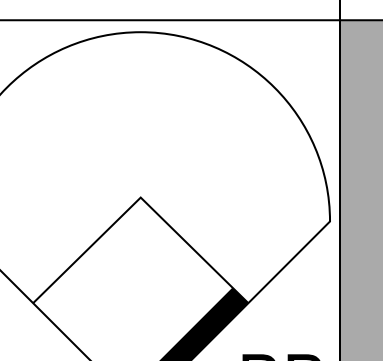
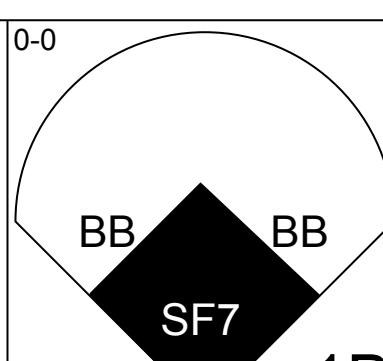
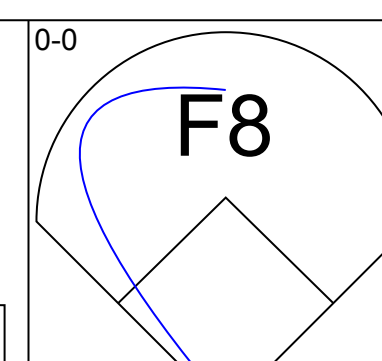
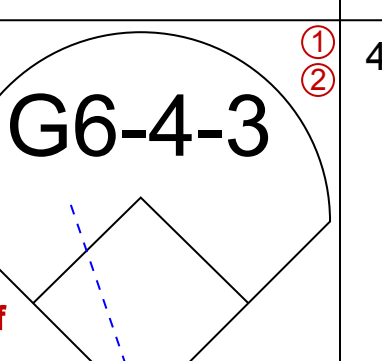
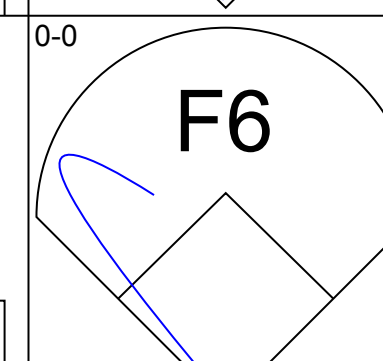
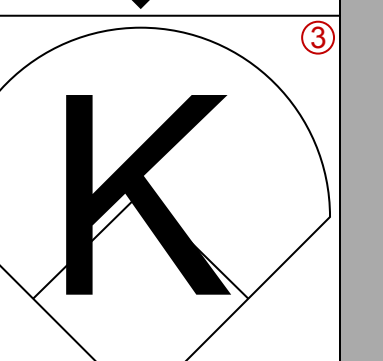
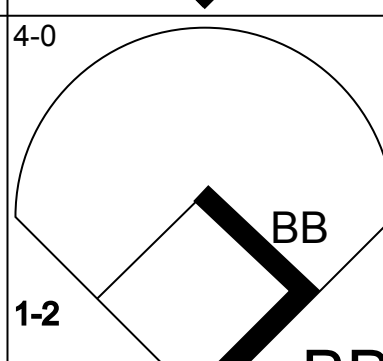
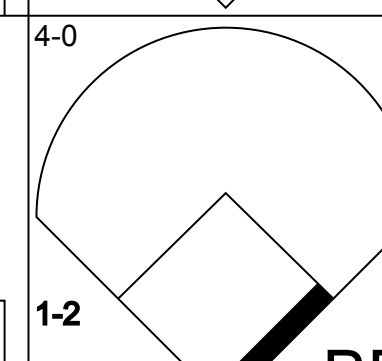
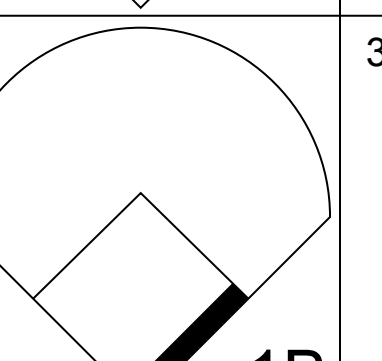
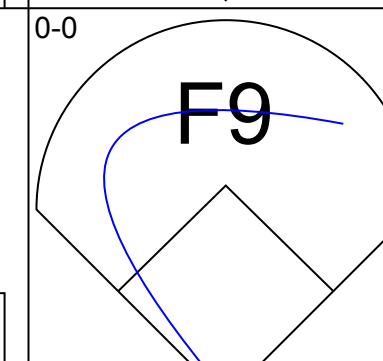
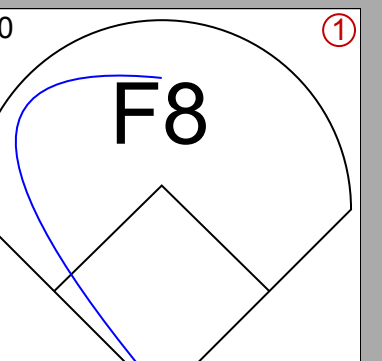
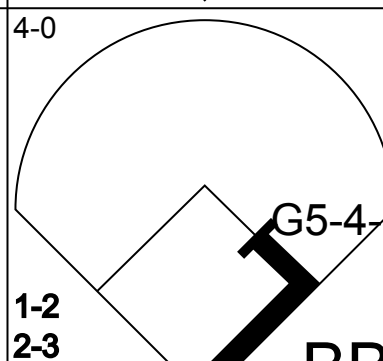
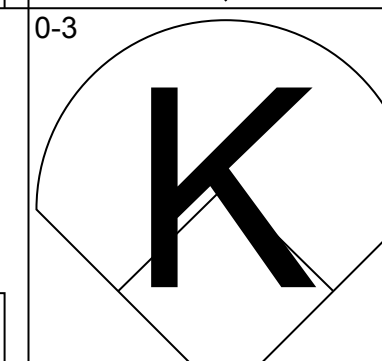
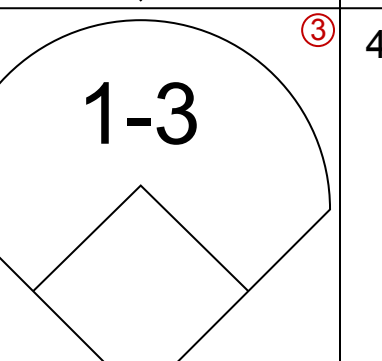
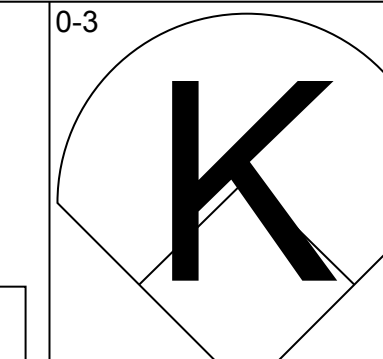
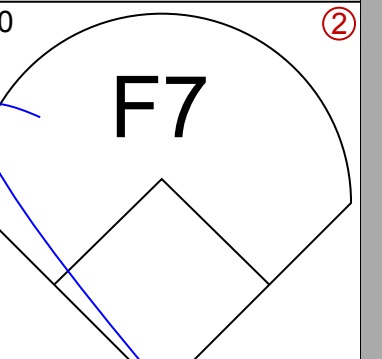
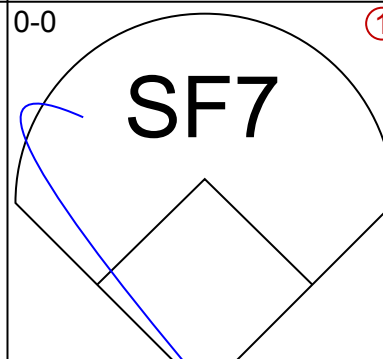
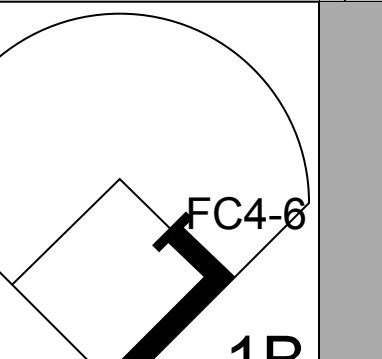
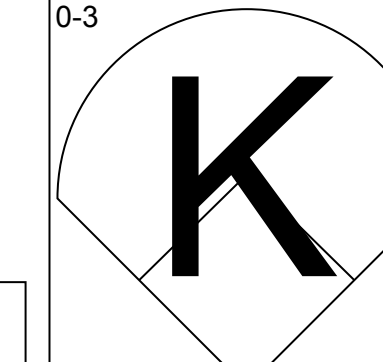
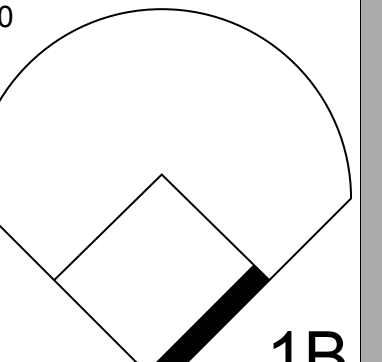
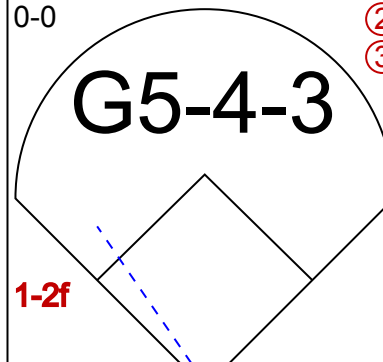
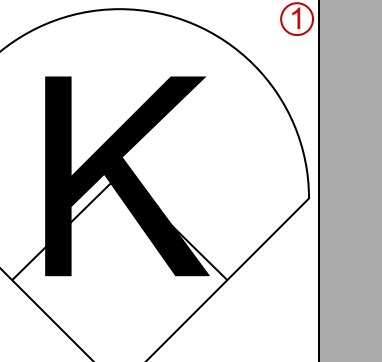
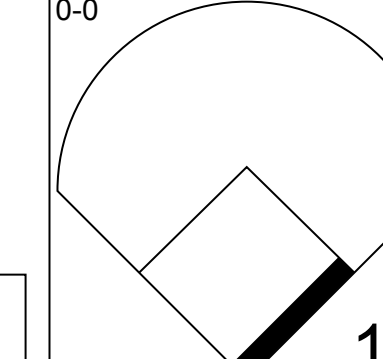
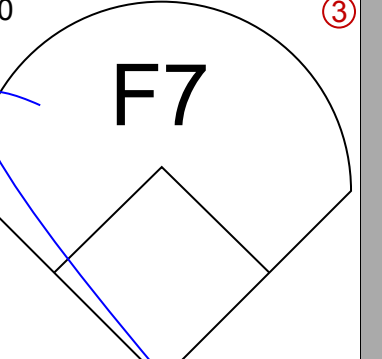
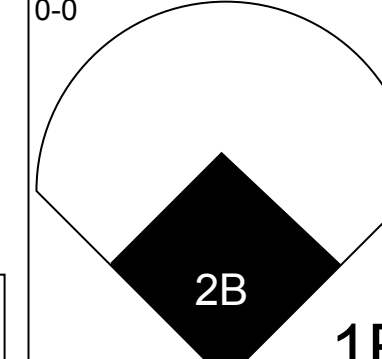
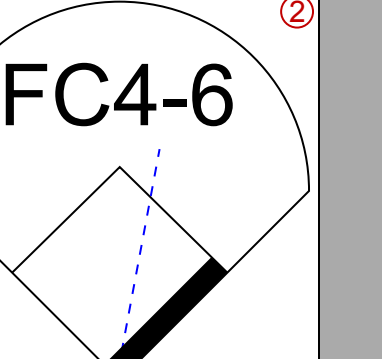
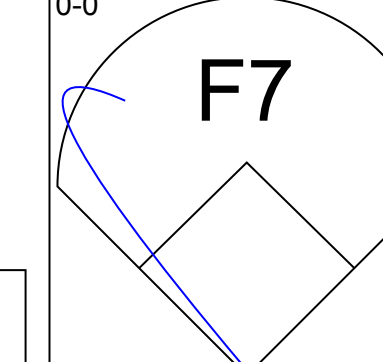
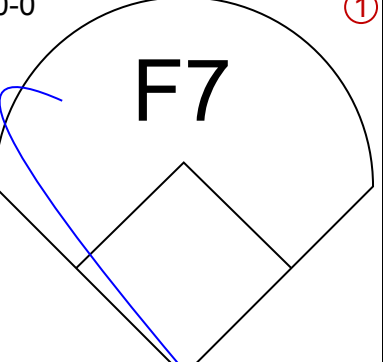
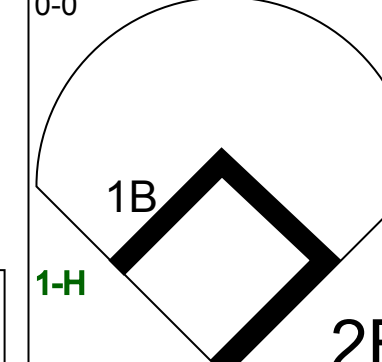

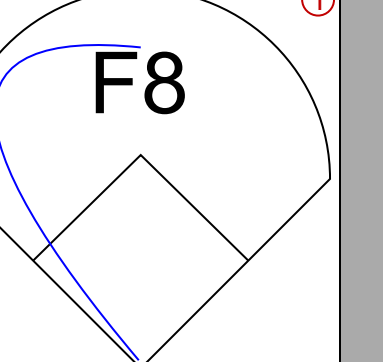
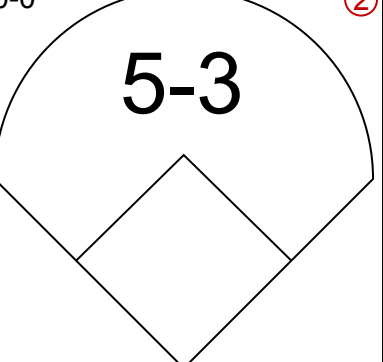
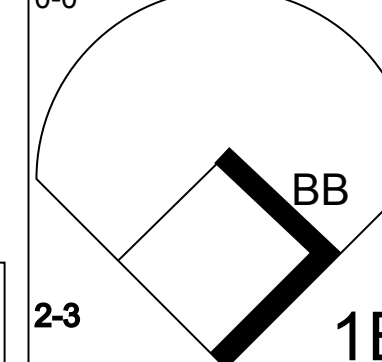
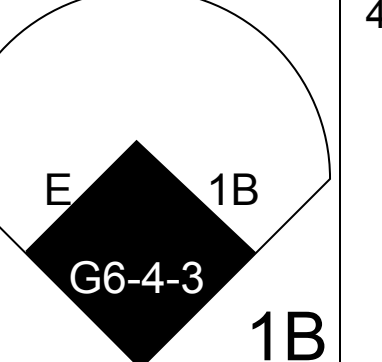
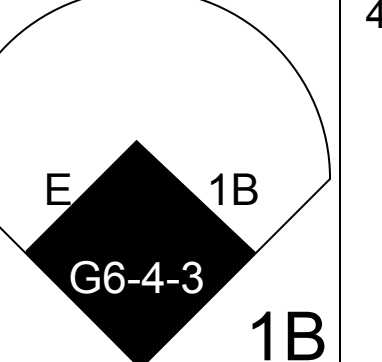

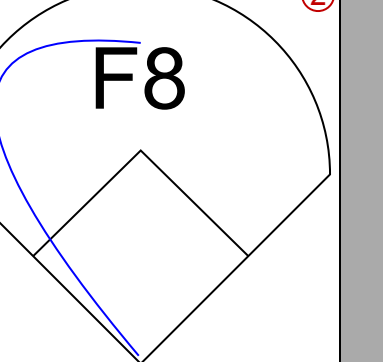
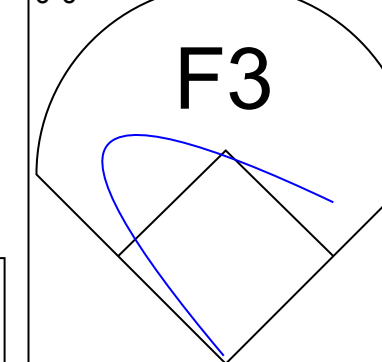
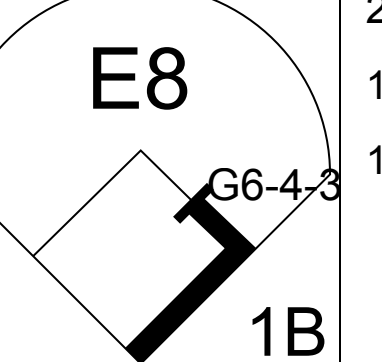
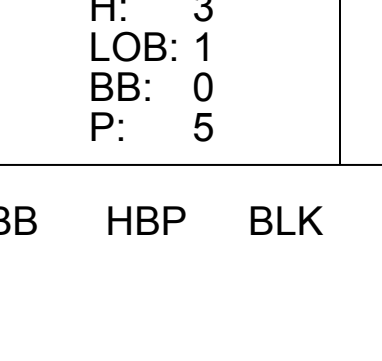
Batter	1	2	3	4	5	6	7	8	9	AB	R	H	RBI	BB	SO	LOB	BOTTOM			
Kerry Dineen, L OBP: 0.250, SLG: 0.250 (1, 8)	6-3		L9	FC6-4			SH3 1B			4	1	1	0	0	0	1				
Rick Dempsey, R OBP: 0.500, SLG: 0.447 (1, 9)	BB 1B		BB 1B		6-3		SH3			2	1	1	0	1	0	0				
Ron Blomberg, L OBP: 0.386, SLG: 0.580 (1, 10)	1-3 1B		BB 1B		BB 3B		G6-4-3 1B			3	1	3	1	1	0	0				
Thurman Munson, R OBP: 0.376, SLG: 0.434 (1, 7)	F4		BB							4	0	2	2	0	0	3				
Walt Williams, R OBP: 0.302, SLG: 0.320 (9, 7)	F4		BB				G6-4-3			0	0	0	0	0	0	0				
Chris Chambliss, L OBP: 0.339, SLG: 0.467 (1, 3)	F6		BB		BB		F8			3	0	0	0	1	0	3				
Graig Nettles, L OBP: 0.333, SLG: 0.449 (1, 5)		G6-4-3 BB	F9		F9					3	0	0	0	1	0	4				
Ed Herrmann, L OBP: 0.303, SLG: 0.304 (1, 2)		G6-4-3			6-3		F6			4	0	0	0	0	0	1				
Jim Mason, L OBP: 0.183, SLG: 0.193 (1, 6)		G3			F7		3-1			3	0	0	0	0	0	0				
Sandy Alomar Sr., S OBP: 0.214, SLG: 0.222 (1, 4)			F8		FC6-4 1B		1-3			3	0	1	0	0	0	0				
<b>Inning Stats</b>	R: 0 E: 0 K: 0 S: 4	H: 1 LOB: 2 BB: 1 P: 8	R: 0 E: 0 K: 0 S: 2	H: 0 LOB: 0 BB: 1 P: 6	R: 1 E: 0 K: 0 S: 5	H: 2 LOB: 3 BB: 2 P: 13	R: 0 E: 0 K: 0 S: 4	H: 1 LOB: 1 BB: 0 P: 4	R: 1 E: 0 K: 0 S: 5	H: 2 LOB: 1 BB: 0 P: 5	R: 0 E: 0 K: 0 S: 3	H: 0 LOB: 0 BB: 0 P: 3	R: 1 E: 0 K: 0 S: 4	H: 2 LOB: 0 BB: 0 P: 4	R: 0 E: 0 K: 0 S: 3	H: 0 LOB: 0 BB: 0 P: 3	1B: 7 2B: 0 3B: 1 HR: 0	SF: 0 SAC: 1 DP: 2 HBP: 0	WP: 0 PB: 0 SB: 0 CS: 0	PA: 34
<b>PITCHER</b> Stan Bahnsen, R ERA: 6.01 (1, 1)	IP: 6.1 WLS: L BF: 30 H: 8 R: 3 ER: 3 SO: 3 BB: 4 IBB: 0 HBP: 0 BLK: 0 WP: 0 HR: 0 S: 26 P: 42 ERA: 4.26 WHIP: 1.895															<b>PITCHER</b>				
<b>PITCHER</b> Rich Gossage, R ERA: 1.41 (7, 1)	IP: 1.2 WLS: L BF: 4 H: 0 R: 0 ER: 0 SO: 0 BB: 0 IBB: 0 HBP: 0 BLK: 0 WP: 0 HR: 0 S: 4 P: 4 ERA: 0.00 WHIP: 0.000															<b>PITCHER</b>				

Chicago White Sox @ New York Yankees  
Shea Stadium, Flushing, NY  
Sun Jun 15 1975, 3:33 AM EDT  
Att: 53,562 - Sunny - 75 F

AB 29  
R 3  
H 8  
RBI 3  
BB 4  
SO 0  
LOB 12





Batter	1	2	3	4	5	6	7	8	9	AB	R	H	RBI	BB	SO	LOB	TOP					
<b>Bob Coluccio, R</b> OBP: 0.313, SLG: 0.307 (1, 9)				 1B		 1B	 1B		 1B 2B	6	2	3	2	0	2	3	<b>Chicago White Sox @ Texas Rangers</b> Arlington Stadium, Arlington, TX Tue Jun 17 1975, 8:05 PM EDT Att: 11,973 - Unknown					
<b>Bucky Dent, R</b> OBP: 0.329, SLG: 0.385 (1, 6)	 HR 1B			 1B			 1B			6	1	1	0	0	0	7						
<b>Carlos May, L</b> OBP: 0.408, SLG: 0.436 (1, 7)	 BB			 1B		 1B			 1B BB	4	2	2	2	2	1	0						
<b>Deron Johnson, R</b> OBP: 0.290, SLG: 0.397 (1, 3)	 HR		 BB	 1B		 1B		 BB	 1B BB	3	3	1	3	3	0	4						
<b>Ken Henderson, S</b> OBP: 0.363, SLG: 0.360 <b>Nyls Nyman, L</b> OBP: 0.198, SLG: 0.214 (1, 8) (9, 8)	 BB 1B		 2B				 1B	 BB		6	1	3	1	0	0	4						
<b>Bill Melton, R</b> OBP: 0.335, SLG: 0.309 (1, 5)	 BB								 1B	4	1	1	2	2	0	3						
<b>Buddy Bradford, R</b> OBP: 0.295, SLG: 0.340 (1, 10)	 1-2 2-3							 1-2 2-3	 1B	5	0	1	2	1	3	5						
<b>Jorge Orta, L</b> OBP: 0.342, SLG: 0.388 (1, 4)						 1B HBP	 BB			4	1	1	0	1	0	6						
<b>Brian Downing, R</b> OBP: 0.372, SLG: 0.357 (1, 2)						 1B	 1B		 1B	5	2	3	1	0	0	1						
<b>Inning Stats</b>	R: 3 E: 0 K: 2 S: 9	H: 3 LOB: 1 BB: 2 P: 17	R: 0 E: 0 K: 1 S: 6	H: 1 LOB: 1 BB: 0 P: 6	R: 1 E: 0 K: 1 S: 6	H: 1 LOB: 2 BB: 2 P: 14	R: 1 E: 2 K: 0 S: 5	H: 2 LOB: 1 BB: 0 P: 5	R: 0 E: 0 K: 0 S: 3	H: 0 LOB: 0 BB: 0 P: 3	R: 1 E: 0 K: 0 S: 5	H: 2 LOB: 2 BB: 1 P: 6	R: 2 E: 0 K: 1 S: 8	H: 3 LOB: 2 BB: 1 P: 12	R: 0 E: 1 K: 1 S: 6	H: 0 LOB: 3 BB: 2 P: 14		R: 5 E: 0 K: 0 S: 7	H: 4 LOB: 1 BB: 2 P: 15	1B: 11 2B: 4 3B: 0 HR: 1	SF: 0 SAC: 0 DP: 1 HBP: 1	WP: 0 PB: 0 SB: 0 CS: 2
<b>PITCHER</b>	IP	WLS	BF	H	R	ER	SO	BB	IBB	HBP	BLK	WP	HR	S	P	ERA	WHIP					
<b>Jim Umberger, L</b> ERA: 2.44	0.1	L	5	3	3	3	1	1	0	0	0	0	1	6	10	81.00	12.000					
<b>Mike Bacsik, R</b> ERA: 1.5	3.0		16	4	2	1	3	3	0	0	0	0	0	19	31	3.00	2.333					
<b>Stan Thomas, R</b> ERA: 3.46	2.1		8	1	1	1	0	0	0	1	0	0	0	7	8	3.86	0.429					
<b>Mike Kekich, L</b> ERA: 7.2	1.0		7	3	2	2	1	1	0	0	0	0	0	8	12	18.00	4.000					
<b>Steve Foucault, R</b> ERA: 4.31	2.0		15	4	5	5	1	4	0	0	0	0	0	13	29	22.50	4.000					
<b>Clyde Wright, L</b> ERA: 3.98	0.1		2	1	0	0	0	0	0	0	0	0	0	2	2	0.00	3.000					
Batter	1	2	3	4	5	6	7	8	9	AB	R	H	RBI	BB	SO	LOB	BOTTOM					
<b>Cesar Tovar, R</b> OBP: 0.289, SLG: 0.297 (1, 10)						 SF7 1B			 1-2 3-H	4	1	1	0	1	0	3	<b>Chicago White Sox @ Texas Rangers</b> Arlington Stadium, Arlington, TX Tue Jun 17 1975, 8:05 PM EDT Att: 11,973 - Unknown					
<b>Toby Harrah, R</b> OBP: 0.374, SLG: 0.420 (1, 4)						 BB	 BB			3	0	1	0	2	1	1						
<b>Jeff Burroughs, R</b> OBP: 0.303, SLG: 0.445 (1, 9)						 1-2 2-3				4	0	0	0	1	1	4						
<b>Jim Fregosi, R</b> OBP: 0.329, SLG: 0.394 <b>Jim Spencer, L</b> OBP: 0.329, SLG: 0.484 (1, 3) (8, 3)						 3-H		 1B		2	0	0	1	0	1	0						
<b>Tom Grieve, R</b> OBP: 0.286, SLG: 0.443 <b>Mike Hargrove, L</b> OBP: 0.347, SLG: 0.497 (1, 7) (8, PH) (9, 7)						 1-2 3-H				3	0	1	0	0	1	2						
<b>Lenny Randle, S</b> OBP: 0.339, SLG: 0.352 (1, 8)							 1B	 1-2 3-H		4	1	2	0	0	0	2						
<b>Leo Cardenas, R</b> OBP: 0.349, SLG: 0.375 <b>Roy Howell, L</b> OBP: 0.288, SLG: 0.302 (1, 5) (8, PH) (9, 5)							 1-H			3	0	1	1	0	0	1						
<b>Roy Smalley, S</b> OBP: 0.315, SLG: 0.373 (1, 6)							 2-3	 1B	 1B	4	1	2	0	0	0	0						
<b>Jim Sundberg, R</b> OBP: 0.311, SLG: 0.346 <b>Mike Cabbage, L</b> OBP: 0.300, SLG: 0.350 (1, 2) (7, PH) (8, 2)									 1-3	2	0	0	0	0	0	0						
<b>Bill Fahey, L</b> OBP: 0.300, SLG: 0.350 (8, 2)									 1B	1	0	1	0	0	0	0						
<b>Inning Stats</b>	R: 0 E: 0 K: 0 S: 3	H: 0 LOB: 0 BB: 0 P: 3	R: 0 E: 0 K: 2 S: 8	H: 1 LOB: 1 BB: 0 P: 8	R: 0 E: 0 K: 1 S: 5	H: 0 LOB: 1 BB: 1 P: 9	R: 0 E: 0 K: 0 S: 4	H: 1 LOB: 1 BB: 0 P: 4	R: 0 E: 0 K: 0 S: 3	H: 0 LOB: 0 BB: 0 P: 3	R: 1 E: 0 K: 0 S: 3	H: 1 LOB: 1 BB: 2 P: 11	R: 1 E: 0 K: 1 S: 8	H: 3 LOB: 3 BB: 1 P: 12	R: 0 E: 0 K: 1 S: 6	H: 1 LOB: 1 BB: 0 P: 6	R: 1 E: 1 K: 0 S: 5	H: 3 LOB: 1 BB: 0 P: 5	1B: 9 2B: 1 3B: 0 HR: 0	SF: 1 SAC: 0 DP: 2 HBP: 0	WP: 0 PB: 0 SB: 0 CS: 0	PA: 39
<b>PITCHER</b>	IP	WLS	BF	H	R	ER	SO	BB	IBB	HBP	BLK	WP	HR	S	P	ERA	WHIP					
<b>Jim Kaat, L</b> ERA: 2.61	6.0	W	25	5	1	1	2	1	0	0	0	0	0	17	21	3.00	2.000					
<b>Rich Gossage, R</b> ERA: 1.46	3.0	S	14	5	1	1	2	1	0	0	0	0	0	17	21	3.00	2.000					



Batter	1	2	3	4	5	6	7	8	9	AB	R	H	RBI	BB	SO	LOB	TOP		
Pat Kelly, L (1.10) OBP: 0.348, SLG: 0.399	0-0 1B		0-3 K		0-0 3-1		0-0 1B		0-0 G3	5	0	2	0	0	1	0			
Jorge Orta, L (1.4) OBP: 0.341, SLG: 0.393	0-0 F2		0-0 3B		0-0 E4		0-3 K			4	0	1	0	0	1	2			
Carlos May, L (1.7) OBP: 0.405, SLG: 0.447	0-0 F9		0-0 F7		0-0 4-3					4	1	1	1	1	0	3			
Deron Johnson, R (1.3) OBP: 0.289, SLG: 0.410	0-3 K				0-0 HR		0-0 1-3		0-0 F8	4	1	1	1	0	1	1			
Ken Henderson, S (1.8) OBP: 0.361, SLG: 0.362		0-3 K			0-0 3-1		0-0 2B		0-0 F8	4	0	1	0	0	1	0			
Bill Melton, R (1.5) OBP: 0.342, SLG: 0.330		0-0 HR			1-0 S HBP		0-0 F8		0-0 FC4 1B	3	1	2	1	0	0	1			
Bob Coluccio, R (1.9) OBP: 0.305, SLG: 0.298		0-0 F8			0-3 K		0-3 K		0-0 FC4 1-2	4	0	0	0	0	2	3			
Bucky Dent, R (1.6) OBP: 0.323, SLG: 0.378		0-0 F8			0-0 5-3				0-0 5-3	4	0	0	0	0	0	1			
Brian Downing, R (1.2) OBP: 0.365, SLG: 0.349			0-3 K		0-3 K				0-0 F7	4	0	0	0	0	2	0			
<b>Inning Stats</b>	R: 0 E: 0 K: 1 S: 6	H: 1 LOB: 1 BB: 0 P: 6	R: 1 E: 0 K: 1 S: 6	H: 1 LOB: 0 BB: 0 P: 6	R: 0 E: 0 K: 2 S: 8	H: 1 LOB: 1 BB: 0 P: 8	R: 1 E: 0 K: 1 S: 6	H: 1 LOB: 1 BB: 0 P: 7	R: 0 E: 1 K: 1 S: 6	H: 0 LOB: 1 BB: 0 P: 6	R: 0 E: 0 K: 1 S: 6	H: 1 LOB: 1 BB: 0 P: 6	R: 0 E: 0 K: 0 S: 5	H: 2 LOB: 1 BB: 0 P: 5	R: 0 E: 0 K: 0 S: 3	H: 0 LOB: 0 BB: 0 P: 3	1B: 3 2B: 1 3B: 1 HR: 3	SF: 0 SAC: 0 DP: 0 HBP: 1	WP: 0 PA: 37 PB: 0 SB: 1 CS: 0
<b>PITCHER</b> Fergie Jenkins, R (1.1) ERA: 4.46	IP: 9.0 WLS: W BF: 37 H: 8 R: 3 ER: 3 SO: 8 BB: 0 IBB: 0 HBP: 1 BLK: 0 WP: 0 HR: 3 S: 52 P: 53 ERA: 3.00 WHIP: 0.889															<b>PITCHER</b>			

Chicago White Sox @ Texas Rangers  
Arlington Stadium, Arlington, TX  
Wed Jun 18 1975, 8:05 PM EDT  
Att: 11,076 - Unknown

AB 36  
R 3  
H 8  
RBI 3  
BB 0  
SO 8  
LOB 11



Batter	1	2	3	4	5	6	7	8	9	AB	R	H	RBI	BB	SO	LOB	BOTTOM		
Cesar Tovar, R (1.7) OBP: 0.287, SLG: 0.292	0-0 5-3		0-0 F4			1-0 SH 1B HBP	0-0 6-3	0-0 G3		4	1	0	0	0	0	0			
Toby Harrah, R (1.4) OBP: 0.374, SLG: 0.423	0-0 5-3		0-0 F7			0-0 SH 1B 2B	0-0 2B			3	1	1	0	0	0	0			
Jim Fregosi, R (1.10) OBP: 0.325, SLG: 0.386	0-0 L5				0-0 6-3	0-0 2B 1B	0-0 L5			4	1	1	1	0	0	1			
Tom Grieve, R (1.9) OBP: 0.296, SLG: 0.459		0-0 1B FC5-4 1B			0-0 F7	0-0 4-3 2B 2B		0-0 6-3		4	2	2	2	0	0	0			
Mike Hargrove, L (1.3) OBP: 0.452, SLG: 0.500		0-0 FC5-4 1B			4-0 BB	0-0 4-3		0-0 1B HR 1B		3	1	2	0	1	0	1			
Lenny Randle, S (1.8) OBP: 0.342, SLG: 0.359		0-0 FC5-4 1-3 WP			0-0 5-3	0-0 4-3 CS 2B		0-0 HR 1B		4	2	2	2	0	0	2			
Leo Cardenas, R (1.5) OBP: 0.340, SLG: 0.349		0-0 1-3 1B			0-0 5-3	0-0 4-3		4-0 HR BB		3	1	0	0	1	0	2			
Roy Smalley, S (1.6) OBP: 0.322, SLG: 0.400		0-0 F9			0-0 5-3	4-0 BB		0-0 HR		3	1	1	4	1	0	0			
Jim Sundberg, R (1.2) OBP: 0.305, SLG: 0.339			0-0 F9		0-0 5-3	0-0 CS	0-3 K	0-0 4-3		4	0	0	0	0	1	0			
<b>Inning Stats</b>	R: 0 E: 0 K: 0 S: 3	H: 0 LOB: 0 BB: 0 P: 3	R: 2 E: 0 K: 0 S: 5	H: 2 LOB: 0 BB: 0 P: 5	R: 0 E: 0 K: 0 S: 3	H: 0 LOB: 0 BB: 0 P: 3	R: 0 E: 0 K: 0 S: 3	H: 0 LOB: 1 BB: 1 P: 7	R: 0 E: 0 K: 0 S: 3	H: 0 LOB: 0 BB: 0 P: 3	R: 4 E: 1 K: 0 S: 6	H: 3 LOB: 1 BB: 1 P: 11	R: 0 E: 0 K: 1 S: 6	H: 1 LOB: 1 BB: 0 P: 6	R: 4 E: 0 K: 0 S: 6	H: 3 LOB: 0 BB: 1 P: 10	1B: 5 2B: 3 3B: 0 HR: 1	SF: 0 SAC: 1 DP: 0 HBP: 1	WP: 1 PA: 38 PB: 0 SB: 0 CS: 1
<b>PITCHER</b> Wilbur Wood, L (1.1) ERA: 5.19 Bill Gogolewski, R (6.1) ERA: 3.34 Cecil Upshaw, R (8.1) ERA: 4.4	IP: 5.1 WLS: L BF: 24 H: 1 R: 0 ER: 5 SO: 1 BB: 1 IBB: 0 HBP: 1 BLK: 1 WP: 1 HR: 0 S: 22 P: 27 ERA: 8.44 WHIP: 1.125															<b>PITCHER</b>			

Chicago White Sox @ Texas Rangers  
Arlington Stadium, Arlington, TX  
Wed Jun 18 1975, 8:05 PM EDT  
Att: 11,076 - Unknown

AB 32  
R 10  
H 9  
RBI 9  
BB 3  
SO 1  
LOB 6









Batter	1	2	3	4	5	6	7	8	9	AB	R	H	RBI	BB	SO	LOB	TOP										
<b>Dan Ford, R</b> OBP: 0.311, SLG: 0.415 (1, 8)										4	1	0	0	1	0	4	<b>Minnesota Twins @ Chicago White Sox</b> Comiskey Park, Chicago, IL Fri Jun 20 1975, 8:05 PM EDT Att: 9,208 - Cloudy - 84 F										
<b>Rod Carew, L</b> OBP: 0.455, SLG: 0.548 (1, 4)										5	0	2	0	0	2	1											
<b>Eric Soderholm, R</b> OBP: 0.359, SLG: 0.385 (1, 5)										4	2	2	0	1	0	2											
<b>Tony Oliva, L</b> OBP: 0.367, SLG: 0.381 (1, 10)										4	0	1	0	1	0	4											
<b>Larry Hulse, R</b> OBP: 0.361, SLG: 0.518 (9, PR)										0	0	0	0	0	0	0											
<b>Steve Brye, R</b> OBP: 0.333, SLG: 0.463 (1, 9)										5	1	2	3	0	0	4											
<b>John Briggs, L</b> OBP: 0.437, SLG: 0.419 (1, 7)										3	1	1	1	2	1	0											
<b>Danny Thompson, R</b> OBP: 0.331, SLG: 0.346 (1, 6)										4	0	1	0	1	0	6											
<b>Glenn Borgmann, R</b> OBP: 0.297, SLG: 0.248 (1, 2)										4	0	2	0	0	1	1											
<b>Tom Kelly, L</b> OBP: 0.238, SLG: 0.272 (1, 3)										3	0	1	1	0	0	2											
<b>Inning Stats</b>	R: 3 E: 0 K: 1 S: 6	H: 1 LOB: 0 BB: 2 P: 14	R: 0 E: 0 K: 1 S: 5	H: 1 LOB: 1 BB: 1 P: 9	R: 0 E: 0 K: 0 S: 4	H: 1 LOB: 1 BB: 0 P: 4	R: 0 E: 0 K: 1 S: 7	H: 2 LOB: 2 BB: 0 P: 7	R: 0 E: 0 K: 0 S: 4	H: 1 LOB: 1 BB: 1 P: 8	R: 0 E: 0 K: 0 S: 5	H: 3 LOB: 3 BB: 1 P: 9	R: 0 E: 0 K: 0 S: 3	H: 0 LOB: 0 BB: 0 P: 3	R: 1 E: 0 K: 1 S: 7	H: 2 LOB: 3 BB: 1 P: 11	1B: 9 2B: 2 3B: 0 HR: 1	SF: 1 SAC: 0 DP: 1 HBP: 0	WP: 1 PB: 0 CS: 1	PA: 43							
<b>PITCHER</b>	IP	WLS	BF	H	R	ER	SO	BB	IBB	HBP	BLK	WP	HR	S	P	ERA	WHIP										
<b>Dave Hamilton, L</b> ERA: 4.32 (1, 1)	6.0	L	29	8	4	4	3	4	0	0	0	0	1	31	47	6.00	2.000										
<b>Bill Gogolewski, R</b> ERA: 3.23 (7, 1)	1.0		5	2	0	0	0	1	0	0	0	0	0	4	8	0.00	3.000										
<b>Cecil Upshaw, R</b> ERA: 4.08 (8, 1)	2.0		9	2	1	1	1	0	1	0	0	1	0	10	14	4.50	1.000										
Batter	1	2	3	4	5	6	7	8	9	AB	R	H	RBI	BB	SO	LOB	BOTTOM										
<b>Pat Kelly, L</b> OBP: 0.357, SLG: 0.402 (1, 9)										3	0	2	1	1	1	1	<b>Minnesota Twins @ Chicago White Sox</b> Comiskey Park, Chicago, IL Fri Jun 20 1975, 8:05 PM EDT Att: 9,208 - Cloudy - 84 F										
<b>Jorge Orta, L</b> OBP: 0.348, SLG: 0.401 (1, 4)										4	0	2	1	1	0	2											
<b>Carlos May, L</b> OBP: 0.394, SLG: 0.433 (1, 3)										5	0	0	0	0	2	7											
<b>Deron Johnson, R</b> OBP: 0.288, SLG: 0.400 (1, 10)										4	0	1	0	0	1	1											
<b>Ken Henderson, S</b> OBP: 0.358, SLG: 0.369 (1, 8)										4	1	1	1	0	0	3											
<b>Bill Melton, R</b> OBP: 0.335, SLG: 0.322 (1, 5)										4	0	0	0	0	2	3											
<b>Nyls Nyman, L</b> OBP: 0.208, SLG: 0.223 (1, 7)										4	1	2	0	0	1	0											
<b>Bucky Dent, R</b> OBP: 0.329, SLG: 0.387 (1, 6)										4	1	3	0	0	0	0											
<b>Brian Downing, R</b> OBP: 0.352, SLG: 0.333 (1, 2)										4	0	0	0	0	2	5											
<b>Inning Stats</b>	R: 0 E: 0 K: 1 S: 8	H: 3 LOB: 3 BB: 0 P: 8	R: 0 E: 0 K: 0 S: 4	H: 2 LOB: 2 BB: 2 P: 12	R: 0 E: 0 K: 1 S: 5	H: 0 LOB: 0 BB: 0 P: 5	R: 0 E: 0 K: 2 S: 7	H: 0 LOB: 0 BB: 0 P: 7	R: 0 E: 0 K: 0 S: 4	H: 1 LOB: 1 BB: 0 P: 4	R: 0 E: 0 K: 1 S: 5	H: 0 LOB: 0 BB: 0 P: 5	R: 0 E: 0 K: 1 S: 6	H: 1 LOB: 1 BB: 0 P: 6	R: 1 E: 0 K: 2 S: 8	H: 1 LOB: 0 BB: 0 P: 8	R: 2 E: 0 K: 1 S: 8	H: 3 LOB: 1 BB: 0 P: 8	1B: 9 2B: 1 3B: 0 HR: 1	SF: 1 SAC: 0 DP: 1 HBP: 0	WP: 0 PB: 0 CS: 0	PA: 39					
<b>PITCHER</b>	IP	WLS	BF	H	R	ER	SO	BB	IBB	HBP	BLK	WP	HR	S	P	ERA	WHIP										
<b>Ray Corbin, R</b> ERA: 3.41 (1, 1)	9.0	W	39	11	3	3	9	2	0	0	0	0	1	55	63	3.00	1.444										



Batter	1	2	3	4	5	6	7	8	9	AB	R	H	RBI	BB	SO	LOB	TOP								
Dan Ford, R OBP: 0.324, SLG: 0.485 (1, 8)	FC5-4 1B		1-H HR		3-1		FC1-4 2B	HR		5	3	3	3	0	0	2									
Rod Carew, L OBP: 0.448, SLG: 0.544 (1, 4)	K		6-3		1-3		2B	L5		5	1	1	0	0	1	2									
Eric Soderholm, R OBP: 0.369, SLG: 0.392 (1, 5)	FC5-4 1B		L4-3 BB			E 1B	K	1B		4	1	3	0	1	1	2									
Tony Oliva, L OBP: 0.362, SLG: 0.371 (1, 10)	FC5-4		L4-3			E4 1B	2B	IBB		4	1	0	0	1	0	5									
Larry Hulse, R OBP: 0.361, SLG: 0.518 (9, PR)	1-2 2-3		1-2			1-3 2B				0	0	0	0	0	0	0									
Steve Brye, R OBP: 0.336, SLG: 0.468 (1, 9)	K				5-3	1-2 2B				5	1	2	3	0	1	3									
John Briggs, L OBP: 0.427, SLG: 0.402 (1, 7)		1-6-3			K	3-H P5				4	0	0	0	1	1	3									
Danny Thompson, R OBP: 0.330, SLG: 0.350 (1, 6)		6-3			4-3			IBB		4	0	1	2	0	0	3									
Luis Gomez, R OBP: 0.217, SLG: 0.143 (7, 6)						1-H 2-H 2B		F7		0	0	0	0	0	0	0									
Glenn Borgmann, R OBP: 0.296, SLG: 0.248 (1, 2)		K								4	0	1	0	0	1	0									
Tom Kelly, L OBP: 0.248, SLG: 0.274 (1, 3)			4-0 HR			FC3-6 1B				3	1	1	0	1	1	1									
<b>Inning Stats</b>	R: 0 E: 0 K: 2 S: 9	H: 2 LOB: 2 BB: 0 P: 9	R: 0 E: 0 K: 1 S: 5	H: 0 LOB: 0 BB: 0 P: 5	R: 2 E: 0 K: 0 S: 3	H: 1 LOB: 0 BB: 2 P: 11	R: 0 E: 0 K: 1 S: 5	H: 0 LOB: 0 BB: 0 P: 5	R: 0 E: 0 K: 0 S: 4	H: 1 LOB: 1 BB: 0 P: 4	R: 3 E: 1 K: 0 S: 6	H: 3 LOB: 0 BB: 0 P: 6	R: 2 E: 0 K: 1 S: 8	H: 3 LOB: 3 BB: 2 P: 16	R: 1 E: 0 K: 1 S: 6	H: 1 LOB: 0 BB: 0 P: 6	R: 0 E: 0 K: 0 S: 4	H: 1 LOB: 1 BB: 0 P: 4	1B: 7 2B: 4 3B: 0 HR: 2	SF: 0 SAC: 0 DP: 1 HBP: 0	WP: 0 PB: 0 SB: 0 CS: 0	PA: 42			
<b>PITCHER</b>	IP	WLS	BF	H	R	ER	SO	BB	IBB	HBP	BLK	WP	HR	S	P	ERA	WHIP								
Jim Kaat, L ERA: 2.91 (1, 1)	6.1	L	29	9	7	6	4	2	0	0	0	0	1	35	43	8.53	1.737								
Rich Gossage, R ERA: 1.72 (7, 1)	0.2		5	1	0	0	1	0	2	0	0	0	0	5	13	0.00	1.500								
Ozzie Osborn, R ERA: 4.85 (8, 1)	2.0		8	2	1	1	1	0	0	0	0	0	1	10	10	4.50	1.000								

Minnesota Twins @ Chicago White Sox  
Comiskey Park, Chicago, IL  
Sat Jun 21 1975, 4:33 AM EDT  
Att: 15,079 - Unknown - 77 F

AB 38  
R 8  
H 12  
RBI 8  
BB 4  
SO 6  
LOB 21



Batter	1	2	3	4	5	6	7	8	9	AB	R	H	RBI	BB	SO	LOB	BOTTOM								
Pat Kelly, L OBP: 0.355, SLG: 0.399 (1, 9)	4-3		SF9 1B		K		K			4	1	1	1	0	2	1									
Jorge Orta, L OBP: 0.346, SLG: 0.398 (1, 4)	G3		2-3 3-H S		F7			4-3		4	0	1	0	0	0	1									
Carlos May, L OBP: 0.388, SLG: 0.427 (1, 3)	1-3		SF9		K			F2		3	0	0	1	0	1	1									
Deron Johnson, R OBP: 0.296, SLG: 0.417 (1, 10)			2-3 3-H K		FC4-6 1B			2B		4	0	3	0	0	1	1									
Ken Henderson, S OBP: 0.352, SLG: 0.362 (1, 8)		P3	L9		FC4-6 1-3			F7		4	0	0	0	0	0	4									
Bill Melton, R OBP: 0.325, SLG: 0.315 (1, 5)		5-3			F3		1-3			4	0	0	0	0	0	2									
Nyls Nyman, L OBP: 0.202, SLG: 0.216 (1, 7)		P4			1-3		L1			4	0	0	0	0	0	2									
Bucky Dent, R OBP: 0.328, SLG: 0.385 (1, 6)			2B 1B		6-3			F8		4	1	1	0	0	0	0									
Pete Varney, R OBP: 0.391, SLG: 0.435 (1, 2)			1B SF9					K		3	1	2	0	0	1	0									
<b>Inning Stats</b>	R: 0 E: 0 K: 0 S: 3	H: 0 LOB: 0 BB: 0 P: 3	R: 0 E: 0 K: 0 S: 4	H: 1 LOB: 1 BB: 0 P: 4	R: 3 E: 0 K: 1 S: 9	H: 4 LOB: 1 BB: 0 P: 9	R: 0 E: 0 K: 0 S: 3	H: 0 LOB: 0 BB: 0 P: 3	R: 0 E: 0 K: 2 S: 8	H: 1 LOB: 1 BB: 0 P: 8	R: 0 E: 0 K: 0 S: 4	H: 1 LOB: 1 BB: 0 P: 4	R: 0 E: 0 K: 2 S: 7	H: 0 LOB: 0 BB: 0 P: 7	R: 0 E: 0 K: 0 S: 4	H: 1 LOB: 1 BB: 0 P: 4	R: 0 E: 0 K: 0 S: 3	H: 0 LOB: 0 BB: 0 P: 3	1B: 5 2B: 3 3B: 0 HR: 0	SF: 1 SAC: 0 DP: 0 HBP: 0	WP: 0 PB: 0 SB: 2 CS: 0	PA: 35			
<b>PITCHER</b>	IP	WLS	BF	H	R	ER	SO	BB	IBB	HBP	BLK	WP	HR	S	P	ERA	WHIP								
Bill Campbell, R ERA: 4.06 (1, 1)	9.0	W	35	8	3	3	5	0	0	0	0	0	0	45	45	3.00	0.889								

Minnesota Twins @ Chicago White Sox  
Comiskey Park, Chicago, IL  
Sat Jun 21 1975, 4:33 AM EDT  
Att: 15,079 - Unknown - 77 F

AB 34  
R 3  
H 8  
RBI 2  
BB 0  
SO 5  
LOB 12





Batter	1	2	3	4	5	6	7	8	9	10	AB	R	H	RBI	BB	SO	LOB						
<b>Dan Ford, R</b> OBP: 0.325, SLG: 0.500 (1, 8)	4-0 BB S	0-0 F7		0-0 F6			0-0 HR	0-3 K		0-0 6-3	5	1	1	1	1	1	7						
<b>Rod Carew, L</b> OBP: 0.450, SLG: 0.557 (1, 4)	0-3 K		0-0 G3			0-0 HR	0-0 G6-4-3 BB 1B	0-3 K		0-0 1B	6	1	3	1	0	2	4						
<b>Eric Soderholm, R</b> OBP: 0.372, SLG: 0.386 (1, 5)	4-0 BB		0-0 F8		4-0 G4-6-3 BB		4-0 G6-4-3 BB		0-3 K	0-0 F7	3	0	0	0	3	1	1						
<b>Tony Oliva, L</b> OBP: 0.356, SLG: 0.364 (1, 10)	0-3 K		0-0 F5		0-0 G4-6-3		0-0 G6-4-3		0-3 K	0-0	6	0	1	0	0	2	5						
<b>Steve Brye, R</b> OBP: 0.335, SLG: 0.463 (1, 9)	0-0 5-3			0-0 2B 1B		0-0 F9		0-3 K		0-0 1B 1B	6	2	2	0	0	1	5						
<b>John Briggs, L</b> OBP: 0.434, SLG: 0.430 (1, 7)		0-3 K		0-0 F9		0-0 HR		4-0 1B 1B BB	4-0 1B 1B		3	1	1	1	2	1	1						
<b>Danny Thompson, R</b> OBP: 0.330, SLG: 0.346 (8, PH) <b>Steve Stritzel, R</b> OBP: 0.281, SLG: 0.459 (8, PH) <b>Luis Gomez, R</b> OBP: 0.217, SLG: 0.143 (8, 6) <b>Jerry Terrell, R</b> OBP: 0.359, SLG: 0.395 (8, 6)		0-0 2B 1B		0-3 K		0-0 F9		0-0 1B 1B	0-0 1B 1B		3	0	1	0	0	1	1						
<b>Glenn Borgmann, R</b> OBP: 0.302, SLG: 0.268 (8, PH) <b>Danny Walton, R</b> OBP: 0.271, SLG: 0.333 (8, 2) <b>Phil Roof, R</b> OBP: 0.250, SLG: 0.100 (8, 2)		0-0 2B		0-0 K		0-0 5-3		0-3 1B 1B	0-3 1B 1B	4-0 1B 1B	3	0	2	1	0	0	0						
<b>Tom Kelly, L</b> OBP: 0.255, SLG: 0.273 (1, 3)	0-0 G3			1-3 2B		4-0 BB		0-0 6-3		0-0 1B 1B	4	0	1	0	1	1	5						
<b>Inning Stats</b>	R: 0 E: 0 K: 2 S: 7	H: 0 LOB: 2 P: 15	R: 0 E: 0 K: 1 S: 7	H: 2 LOB: 2 BB: 0 P: 7	R: 0 E: 0 K: 1 S: 3	H: 0 LOB: 0 BB: 0 P: 3	R: 1 E: 0 K: 1 S: 7	H: 2 LOB: 2 BB: 1 P: 11	R: 1 E: 0 K: 0 S: 4	H: 1 LOB: 0 BB: 1 P: 7	R: 1 E: 0 K: 1 S: 6	H: 2 LOB: 1 BB: 1 P: 10	R: 0 E: 0 K: 3 S: 11	H: 2 LOB: 3 BB: 1 P: 15	R: 1 E: 0 K: 3 S: 11	H: 2 LOB: 3 BB: 2 P: 19	R: 0 E: 0 K: 0 S: 5	H: 2 LOB: 2 BB: 0 P: 5	1B: 9 2B: 2 3B: 0 HR: 3	SF: 0 SAC: 0 DP: 2 HBP: 0	WP: 0 PA: 50		
<b>PITCHER</b>	IP WLS BF H R ER SO BB IBB HBP BLK WP HR S P ERA WHIP	5.0 1.0 2.2 1.1	24 5 15 6	6 2 4 2	3 1 1 0	4 0 6 1	4 0 4 0	0 0 0 0	0 0 0 0	0 0 0 0	2 1 23 8	28 5 39 8	44 5 39 8	5.40 9.00 3.38 0.00	2.000 2.000 3.000 1.500								

**TOP**

**Minnesota Twins @ Chicago White Sox**  
Comiskey Park, Chicago, IL  
Sun Jun 22 1975, 4:33 AM EDT  
Unknown - 89 F

livebaseballscorecards.com

AB 42  
R 5  
H 14  
RBI 5  
BB 8  
SO 11  
LOB 31



WP: 0 PA: 50  
PB: 0  
SB: 1  
CS: 0

Batter	1	2	3	4	5	6	7	8	9	10	AB	R	H	RBI	BB	SO	LOB				
<b>Pat Kelly, L</b> OBP: 0.351, SLG: 0.393 (1, 8)	0-0 3-1			0-0 5-3		0-0 F9		0-0		0-0	5	0	1	0	0	0	2				
<b>Bob Coluccio, R</b> OBP: 0.309, SLG: 0.311 (9, 9)		0-0 4-3		0-0 5-3		0-0 F9		0-0		0-0 2B	1	0	1	1	0	0	0				
<b>Jorge Orta, L</b> OBP: 0.347, SLG: 0.406 (1, 4)	0-0	1-2		0-0 4-3		0-0 F8		0-0 1B		0-0 4-3	5	0	2	0	0	0	2				
<b>Carlos May, L</b> OBP: 0.388, SLG: 0.426 (1, 3)	0-3 K		0-0 4-3		0-0 G3		0-0 1B		0-0 F9		5	1	2	0	0	1	2				
<b>Deron Johnson, R</b> OBP: 0.294, SLG: 0.412 (1, 10)	0-0 P3		0-0 E8		0-0 L6		0-0 P3		0-0 F8		5	1	1	0	0	0	3				
<b>Ken Henderson, S</b> OBP: 0.349, SLG: 0.369 (1, 8)		0-0 1B 3B		0-0 SF7		0-0 4-3		0-0 4-3		0-0 F3	4	1	1	1	0	0	0				
<b>Bill Melton, R</b> OBP: 0.335, SLG: 0.327 (1, 5)		0-0 1B G3		0-0 1B		0-0 1B		0-0 2B		0-0 P3	5	2	3	1	0	0	0				
<b>Nyls Nyman, L</b> OBP: 0.209, SLG: 0.223 (1, 7)		0-0 G3		0-0 1B		0-0 2B		0-0 1B		0-3 K	5	0	2	1	0	2	1				
<b>Bucky Dent, R</b> OBP: 0.329, SLG: 0.385 (1, 6) <b>Lee Richard, R</b> OBP: 0.385, SLG: 0.273 (10, PR)		0-0 5-3		0-0 FC5-4		0-0 1B		0-0 1B		0-0 K	5	0	2	0	0	0	4				
<b>Brian Downing, R</b> OBP: 0.357, SLG: 0.337 (1, 2)		0-0 1B		0-0 4-3		0-0 1B		0-0 1B		0-0 2B 1B	4	0	2	1	1	0	1				
<b>Inning Stats</b>	R: 0 E: 0 K: 1 S: 6	H: 1 LOB: 1 BB: 0 P: 6	R: 2 E: 0 K: 0 S: 6	H: 3 LOB: 3 BB: 0 P: 6	R: 2 E: 1 K: 0 S: 7	H: 4 LOB: 2 BB: 0 P: 7	R: 0 E: 0 K: 0 S: 4	H: 1 LOB: 1 BB: 0 P: 4	R: 1 E: 0 K: 0 S: 5	H: 2 LOB: 1 BB: 0 P: 5	R: 0 E: 0 K: 1 S: 5	H: 0 LOB: 0 BB: 0 P: 5	R: 0 E: 0 K: 0 S: 4	H: 2 LOB: 1 BB: 0 P: 4	R: 0 E: 0 K: 0 S: 3	H: 0 LOB: 0 BB: 0 P: 3	R: 1 E: 0 K: 1 S: 6	H: 2 LOB: 3 BB: 1 P: 10	1B: 12 2B: 4 3B: 1 HR: 0	SF: 1 SAC: 0 DP: 0 HBP: 0	WP: 0 PA: 46 PB: 0 SB: 1 CS: 1
<b>PITCHER</b>	IP WLS BF H R ER SO BB IBB HBP BLK WP HR S P ERA WHIP	6.0 1.2 2.0	31 6 9	13 2 1	5 0 1	1 0 1	1 0 0	0 0 0	0 0 10	33 8 14	7.50 0.00 4.50	2.167 1.200 1.500									

**BOTTOM**

**Minnesota Twins @ Chicago White Sox**  
Comiskey Park, Chicago, IL  
Sun Jun 22 1975, 4:33 AM EDT  
Unknown - 89 F

livebaseballscorecards.com

AB 44  
R 6  
H 17  
RBI 5  
BB 1  
SO 3  
LOB 15



WP: 0 PA: 46  
PB: 0  
SB: 1  
CS: 1



Batter	1	2	3	4	5	6	7	8	9	AB	R	H	RBI	BB	SO	LOB	TOP					
<b>Dan Ford, R</b> OBP: 0.322, SLG: 0.486 (1, 8)	0-0 6-3		0-0 F7			4-0 1B FC5-4 BB	0-0 F9			3	1	0	0	1	0	1						
<b>Rod Carew, L</b> OBP: 0.443, SLG: 0.547 (1, 4)	0-0 4-3		0-0 F8			0-0 F5		0-0 E6 L4-3		4	0	0	0	0	0	1						
<b>Luis Gomez, R</b> OBP: 0.217, SLG: 0.143 (8, 6)										0	0	0	0	0	0	0						
<b>Eric Soderholm, R</b> OBP: 0.374, SLG: 0.386 (1, 5)	4-0 BB				0-3 K	0-0 FC5-4 1B		0-0 L4-3 1-2		3	0	1	0	1	1	1						
<b>Tony Oliva, L</b> OBP: 0.349, SLG: 0.355 (1, 10)	0-0 6-3				0-0 4-3	0-0 FC5-4 1-2 3-H 0-3		0-0 F8		4	0	0	1	0	0	2						
<b>Steve Bnye, R</b> OBP: 0.327, SLG: 0.450 (1, 9)		0-0 1-3			0-0 E5				0-0 4-3	4	0	0	0	0	1	1						
<b>John Briggs, L</b> OBP: 0.436, SLG: 0.456 (1, 7)		4-0 BB			0-0 G3				0-0 4-3	3	1	1	1	1	0	1						
<b>Jerry Terrell, R</b> OBP: 0.326, SLG: 0.357 (8, 4)		0-3 K				0-0 5-3			0-0 6-3	4	0	0	0	0	1	1						
<b>Tom Kelly, L</b> OBP: 0.248, SLG: 0.265 (1, 3)		0-0 1-3				0-0 F2			0-0 G3	3	0	0	0	0	0	1						
<b>Phil Roof, R</b> OBP: 0.200, SLG: 0.077 (1, 2)					0-0 P6				0-0 E4	3	0	0	0	0	1	0						
<b>Inning Stats</b>	R: 0 E: 0 K: 0 S: 3	H: 0 LOB: 1 BB: 1 P: 7	R: 0 E: 0 K: 1 S: 5	H: 0 LOB: 1 BB: 1 P: 9	R: 0 E: 0 K: 0 S: 3	H: 0 LOB: 0 BB: 0 P: 3	R: 0 E: 1 K: 1 S: 6	H: 0 LOB: 0 BB: 0 P: 6	R: 0 E: 0 K: 1 S: 5	H: 0 LOB: 0 BB: 0 P: 5	R: 1 E: 1 K: 0 S: 6	H: 1 LOB: 1 BB: 1 P: 10	R: 1 E: 1 K: 0 S: 5	H: 1 LOB: 1 BB: 0 P: 5	R: 0 E: 1 K: 0 S: 3	H: 0 LOB: 0 BB: 0 P: 3	R: 0 E: 0 K: 0 S: 3	H: 0 LOB: 0 BB: 0 P: 3	1B: 1 2B: 1 3B: 0 HR: 1	SF: 0 SAC: 0 DP: 1 HBP: 0	WP: 0 PB: 0 CS: 0	PA: 34
<b>PITCHER</b>	IP	WLS	BF	H	R	ER	SO	BB	IBB	HBP	BLK	WP	HR	S	P	ERA	WHIP					
<b>Jesse Jefferson, R</b> ERA: 2.03 (1, 1)	5.2	W	22	1	1	1	3	3	0	0	0	0	0	25	37	1.59	0.706					
<b>Cecil Upshaw, R</b> ERA: 4.09 (6, 1)	3.1	S	12	1	1	1	1	0	0	0	0	0	1	14	14	2.70	0.300					

Minnesota Twins @ Chicago White Sox  
Comiskey Park, Chicago, IL  
Sun Jun 22 1975, 4:38 AM EDT  
Att: 23,299 - Unknown

AB 31  
R 2  
H 2  
RBI 2  
BB 3  
SO 4  
LOB 9



Batter	1	2	3	4	5	6	7	8	9	AB	R	H	RBI	BB	SO	LOB	BOTTOM					
<b>Bob Coluccio, R</b> OBP: 0.321, SLG: 0.360 (1, 9)	0-0 F8	0-0 1B 1-2 3-H	0-0 3B			0-0 HR				4	1	3	2	0	0	0						
<b>Bucky Dent, R</b> OBP: 0.332, SLG: 0.387 (1, 6)	0-0 1B	0-0 1B 1-3 2-H	0-0 L3			0-0 F8				4	0	2	1	0	0	1						
<b>Ken Henderson, S</b> OBP: 0.348, SLG: 0.364 (1, 8)	0-0 F2		4-0 HR BB		0-0 1-3	0-3 K				3	1	0	0	1	1	1						
<b>Deron Johnson, R</b> OBP: 0.297, SLG: 0.428 (1, 3)	0-3 K		0-0 HR		0-3 K				0-0 CS 1B	4	1	2	2	0	2	1						
<b>Bill Melton, R</b> OBP: 0.337, SLG: 0.332 (1, 5)		4-0 1B WP BB	0-0 HR 2B		0-0 P4				0-3 K	3	2	1	0	1	1	1						
<b>Carlos May, L</b> OBP: 0.386, SLG: 0.423 (1, 10)		0-0 WP 1B	0-3 K			0-0 F8			0-3 K 1-2	4	1	1	0	0	2	2						
<b>Bill Stein, R</b> OBP: 0.351, SLG: 0.368 (1, 4)		4-0 1B 1B BB	4-0 HR BB			0-0 1-3			0-3 K	2	2	0	0	2	1	0						
<b>Buddy Bradford, R</b> OBP: 0.275, SLG: 0.364 (1, 7)		0-3 K	0-0 HR			0-3 K			0-0 F9	4	1	1	3	0	2	2						
<b>Pete Varney, R</b> OBP: 0.333, SLG: 0.370 (1, 2)		0-3 K	0-3 K			0-0 F7			0-0 F7	4	0	0	0	0	2	2						
<b>Inning Stats</b>	R: 0 E: 0 K: 1 S: 6	H: 1 LOB: 1 BB: 0 P: 6	R: 3 E: 0 K: 2 S: 9	H: 3 LOB: 2 BB: 2 P: 17	R: 5 E: 0 K: 2 S: 11	H: 4 LOB: 1 BB: 2 P: 19	R: 0 E: 0 K: 1 S: 5	H: 0 LOB: 0 BB: 0 P: 5	R: 0 E: 0 K: 1 S: 5	H: 0 LOB: 0 BB: 0 P: 5	R: 1 E: 0 K: 1 S: 6	H: 1 LOB: 0 BB: 0 P: 6	R: 0 E: 0 K: 2 S: 7	H: 1 LOB: 1 BB: 0 P: 7	R: 0 E: 0 K: 1 S: 5	H: 0 LOB: 0 BB: 0 P: 5	1B: 5 2B: 2 3B: 1 HR: 3	SF: 0 SAC: 0 DP: 1 HBP: 0	WP: 1 PB: 0 CS: 1	PA: 36		
<b>PITCHER</b>	IP	WLS	BF	H	R	ER	SO	BB	IBB	HBP	BLK	WP	HR	S	P	ERA	WHIP					
<b>Vic Albury, L</b> ERA: 4.65 (1, 1)	2.0	L	14	6	6	6	3	3	0	0	0	0	1	17	29	27.00	4.500					
<b>Bill Butler, L</b> ERA: 8.55 (3, 1)	6.0		22	4	3	3	8	1	0	0	0	0	2	37	41	4.50	0.833					

Minnesota Twins @ Chicago White Sox  
Comiskey Park, Chicago, IL  
Sun Jun 22 1975, 4:38 AM EDT  
Att: 23,299 - Unknown

AB 32  
R 9  
H 10  
RBI 8  
BB 4  
SO 11  
LOB 10





Batter	1	2	3	4	5	6	7	8	9	AB	R	H	RBI	BB	SO	LOB	TOP			
<b>Cesar Tovar, R</b> OBP: 0.292, SLG: 0.292 (1, 8)	0-0 5-3	0-0 WP 1B					0-0 E S 1B		0-0 4-3								5 1 3 0 0 0 0			
<b>Toby Harrah, R</b> OBP: 0.383, SLG: 0.422 (1, 4)	4-0 BB 1B	4-0 BB				0-0 F9		0-0 F7	0-0 1B BB 2B	3	2	1	1	2	0	1	3 2 1 1 2 0 1			
<b>Jim Fregosi, R</b> OBP: 0.333, SLG: 0.375 (9, PH)	4-0 1B BB	0-0 1-3				0-0 E5		4-0 1B BB	0-3 K	2	0	0	0	2	0	3	2 0 0 0 2 0 3			
<b>Jim Spencer, L</b> OBP: 0.324, SLG: 0.467 (9, PH)	1-2 FC1-2-5 BB					1-3				1	0	0	0	0	1	2	1 0 0 0 0 1 2			
<b>Jeff Burroughs, R</b> OBP: 0.297, SLG: 0.426 (1, 9)	0-0 1B 2H		0-0 5-3			0-3 K		0-0 1-2 1B	0-3 K	5	1	2	1	0	2	4	5 1 2 1 0 2 4			
<b>Mike Hargrove, L</b> OBP: 0.431, SLG: 0.490 (1, 7)	0-0 FC1-2-5 1B		0-0 4-3			0-3 K		0-0 F7	4-0 BB 1B BB	4	0	0	0	1	1	6	4 0 0 0 1 1 6			
<b>Tom Grieve, R</b> OBP: 0.301, SLG: 0.491 (1, 10)	0-0 1-2 2H 1B		0-0 5-3					0-0 6-3 2B	0-0 BB 1B	5	0	3	2	0	0	0	5 0 3 2 0 0 0			
<b>Roy Smalley, S</b> OBP: 0.315, SLG: 0.364 (1, 6)	0-0 F7			0-0 6-3		0-3 K		0-0 F4	4-0 1-2 2-3 3-H BB	4	0	0	1	1	1	3	4 0 0 1 1 1 3			
<b>Leo Cardenas, R</b> OBP: 0.323, SLG: 0.327 (9, PH)		0-0 4-3		0-0 F8		0-0 6-3		0-0 F9	0-0 F7	4	0	0	0	0	0	1	4 0 0 0 0 0 1			
<b>Mike Cabbage, L</b> OBP: 0.286, SLG: 0.333 (9, PH)										1	0	0	0	0	0	3	1 0 0 0 0 0 3			
<b>Jim Sundberg, R</b> OBP: 0.292, SLG: 0.311 (1, 2)		0-0 F6		0-0 F4		0-0 1-3			0-0 E3 2B	4	1	0	0	0	0	1	4 1 0 0 0 0 1			
<b>Inning Stats</b>	R: 2 E: 0 K: 0 S: 5	H: 2 LOB: 2 BB: 2 P: 13	R: 0 E: 0 K: 0 S: 4	H: 1 LOB: 2 BB: 1 P: 8	R: 0 E: 0 K: 0 S: 3	H: 0 LOB: 0 BB: 0 P: 3	R: 0 E: 0 K: 0 S: 3	H: 0 LOB: 0 BB: 0 P: 3	R: 0 E: 1 K: 2 S: 9	H: 1 LOB: 2 BB: 0 P: 6	R: 0 E: 0 K: 0 S: 4	H: 1 LOB: 2 BB: 1 P: 8	R: 0 E: 0 K: 0 S: 3	H: 0 LOB: 0 BB: 0 P: 3	R: 3 E: 1 K: 2 S: 11	H: 3 LOB: 3 BB: 2 P: 19	1B: 7 2B: 2 3B: 0 HR: 0	SF: 0 SAC: 0 DP: 0 HBP: 0	WP: 1 PB: 0 SB: 1 CS: 0	PA: 44
<b>PITCHER</b>	IP WLS BF H R ER SO BB IBB HBP BLK WP HR S P ERA WHIP	IP WLS BF H R ER SO BB IBB HBP BLK WP HR S P ERA WHIP																		
<b>Claude Osteen, L</b> ERA: 4.06 (1, 1)	8.0 W 38 8 5 2 3 4 0 0 0 1 0 40 56 2.25 1.500																			
<b>Rich Gossage, R</b> ERA: 1.76 (9, 1)	1.0 S 6 1 0 0 2 2 0 0 0 0 0 8 16 0.00 3.000																			

Texas Rangers @ Chicago White Sox  
Comiskey Park, Chicago, IL  
Tue Jun 24 1975, 8:05 PM EDT  
Att: 6,318 - Unknown

AB 38  
R 5  
H 9  
RBI 5  
BB 6  
SO 5  
LOB 24



Batter	1	2	3	4	5	6	7	8	9	AB	R	H	RBI	BB	SO	LOB	BOTTOM	
<b>Pat Kelly, L</b> OBP: 0.356, SLG: 0.403 (1, 9)	0-0 HR 1B		0-0 1B 2B	0-0 4-3		0-0 F9		4-0 F8 BB		3	2	2	0	0	0	0	3 2 2 0 0 0 0	
<b>Bob Coluccio, R</b> OBP: 0.323, SLG: 0.358 (6, PH)						2-3		1-2		1	0	0	0	1	0	2	1 0 0 0 1 0 2	
<b>Jorge Orta, L</b> OBP: 0.348, SLG: 0.419 (1, 4)	0-0 1-H HR		0-0 E S 1B			0-0 1-3		0-0 SF8	0-0 F8	4	2	2	4	0	0	2	4 2 2 4 0 0 2	
<b>Carlos May, L</b> OBP: 0.383, SLG: 0.422 (1, 3)	0-0 6-3		0-0 F4			0-0 2B		0-0 F7	0-0 F7	5	1	1	0	0	0	4	5 1 1 0 0 0 4	
<b>Deron Johnson, R</b> OBP: 0.301, SLG: 0.439 (1, 10)	0-0 1-3 2B		0-3 K			0-0 4-3 1B 2B		0-0 F2		4	1	2	1	0	1	1	4 1 2 1 0 1 1	
<b>Ken Henderson, S</b> OBP: 0.347, SLG: 0.360 (1, 8)	0-0 1-3		4-0 1B BB			0-0 4-3		0-0 6-3		3	0	0	0	1	0	2	3 0 0 0 1 0 2	
<b>Bill Melton, R</b> OBP: 0.344, SLG: 0.340 (1, 5)	0-0 F5		0-0 1-3 1B			0-0 1B		0-0 PB 1B		4	0	3	2	0	0	1	4 0 3 2 0 0 1	
<b>Nyls Nyman, L</b> OBP: 0.210, SLG: 0.224 (1, 7)		0-0 L6-3 1B		0-0 6-3		0-0 4-3		0-0 1-3		4	0	1	0	0	0	4	4 0 1 0 0 0 4	
<b>Bucky Dent, R</b> OBP: 0.327, SLG: 0.381 (1, 6)		0-0 L6-3		0-0 5-3		0-0 E5 F9 1B SF8		0-0 6-3		4	1	0	0	0	0	1	4 1 0 0 0 0 1	
<b>Brian Downing, R</b> OBP: 0.360, SLG: 0.340 (1, 2)		0-0 F8		0-0 F8		0-0 S 1B		0-0 F8 BB 1B		4	0	2	0	0	0	0	4 0 2 0 0 0 0	
<b>Inning Stats</b>	R: 2 E: 0 K: 0 S: 6	H: 3 LOB: 1 BB: 0 P: 6	R: 0 E: 0 K: 0 S: 3	H: 1 LOB: 0 BB: 0 P: 3	R: 2 E: 0 K: 1 S: 8	H: 3 LOB: 2 BB: 1 P: 12	R: 0 E: 0 K: 0 S: 3	H: 0 LOB: 0 BB: 0 P: 3	R: 2 E: 1 K: 0 S: 5	H: 3 LOB: 1 BB: 0 P: 5	R: 0 E: 0 K: 0 S: 4	H: 1 LOB: 1 BB: 0 P: 4	R: 0 E: 0 K: 0 S: 4	H: 1 LOB: 2 BB: 1 P: 8	1B: 8 2B: 5 3B: 0 HR: 1	SF: 1 SAC: 0 DP: 1 HBP: 0	WP: 0 PB: 1 SB: 2 CS: 0	PA: 39
<b>PITCHER</b>	IP WLS BF H R ER SO BB IBB HBP BLK WP HR S P ERA WHIP	IP WLS BF H R ER SO BB IBB HBP BLK WP HR S P ERA WHIP																
<b>Gaylord Perry, R</b> ERA: 4.38 (1, 1)	5.0 L 25 10 6 6 1 1 0 0 0 0 1 26 30 10.80 2.200																	
<b>Mike Kekich, L</b> ERA: 4.32 (6, 1)	3.0 14 3 1 0 0 1 0 0 0 0 0 13 17 0.00 1.333																	

Texas Rangers @ Chicago White Sox  
Comiskey Park, Chicago, IL  
Tue Jun 24 1975, 8:05 PM EDT  
Att: 6,318 - Unknown


AB 36  
R 7  
H 13  
RBI 7  
BB 2  
SO 1  
LOB 17






Batter	1	2	3	4	5	6	7	8	9	AB	R	H	RBI	BB	SO	LOB	TOP										
<b>Cesar Tovar, R</b> (1, 10) OBP: 0.292, SLG: 0.291	0-0 4-3		0-0 F4			0-0 F8		0-0 5-3 1B		4	0	1	0	0	0	0	<b>Texas Rangers @ Chicago White Sox</b> Comiskey Park, Chicago, IL Wed Jun 25 1975, 8:05 PM EDT Att: 6,590 - Unknown										
<b>Leo Cardenas, R</b> (1, 5) OBP: 0.338, SLG: 0.345 <b>Mike Cubbage, L</b> (8, PH) OBP: 0.273, SLG: 0.316	0-0 FC6-4 1B		0-0 F9			0-0 2B 1B		0-0 F8		3	0	2	0	0	0	0											
<b>Tom Grieve, R</b> (1, 8) OBP: 0.308, SLG: 0.500	0-0 FC6-4 1-2			0-3 K		0-0 1-3 2B		0-0 5-3 1B		4	0	2	1	0	1	1											
<b>Jeff Burroughs, R</b> (1, 9) OBP: 0.293, SLG: 0.420	0-0 F9			0-0 F8		0-0 F8		0-0 5-3		4	0	0	0	0	0	5											
<b>Jim Fregosi, R</b> (1, 3) OBP: 0.344, SLG: 0.398 <b>Jim Spencer, L</b> (8, PH) OBP: 0.324, SLG: 0.467 <b>Ron Pruitt, R</b> (8, 7)		0-0 6-3 SF7 2B		0-0 F8			0-0 G3-6-3 1B	0-0 4-0 BB		3	1	2	0	0	0	0											
<b>Mike Hargrove, L</b> (1, 7) OBP: 0.328, SLG: 0.486	0-0 6-3 2-3				0-0 F8		0-0 G3-6-3 1B	0-0 F8		4	0	1	0	0	0	4											
<b>Lenny Randle, S</b> (1, 4) OBP: 0.332, SLG: 0.348	0-0 SF7				0-0 4-3		0-0 G3-6-3 1-2 2-3	0-0 F8		3	0	0	1	0	0	2											
<b>Roy Smalley, S</b> (1, 6) OBP: 0.307, SLG: 0.353	0-3 K			0-3 K			0-0 F8	0-0 F3		4	0	0	0	0	2	1											
<b>Jim Sundberg, R</b> (1, 2) OBP: 0.291, SLG: 0.310			0-0 F4			0-0 6-3		0-0 1B 1B	0-0 1-3	4	1	1	0	0	0	0											
<b>Inning Stats</b>	R: 0 E: 0 K: 0 S: 4	H: 1 LOB: 1 BB: 0 P: 4	R: 1 E: 0 K: 1 S: 6	H: 1 LOB: 0 BB: 0 P: 6	R: 0 E: 0 K: 0 S: 3	H: 0 LOB: 0 BB: 0 P: 3	R: 0 E: 0 K: 1 S: 5	H: 0 LOB: 0 BB: 0 P: 5	R: 0 E: 0 K: 0 S: 5	H: 2 LOB: 2 BB: 0 P: 5	R: 0 E: 0 K: 0 S: 4	H: 2 LOB: 1 BB: 0 P: 4	R: 1 E: 0 K: 0 S: 6	H: 3 LOB: 3 BB: 1 P: 10	R: 0 E: 0 K: 0 S: 3	H: 0 LOB: 0 BB: 0 P: 3		1B: 7 2B: 2 3B: 0 HR: 0	SF: 1 SAC: 0 DP: 1 HBP: 0	WP: 0 PB: 0 SB: 0 CS: 0	PA: 36						
<b>PITCHER</b>	IP	WLS	BF	H	R	ER	SO	BB	IBB	HBP	BLK	WP	HR	S	P	ERA	WHIP										
<b>Jim Kaat, L</b> (1, 1) ERA: 2.89	7.0	W	28	8	2	2	3	0	0	0	0	0	0	34	34	2.57	1.143										
<b>Cecil Upshaw, R</b> (8, 1) ERA: 3.97	0.2		3	1	0	0	0	0	0	0	0	0	0	3	3	0.00	1.500										
<b>Dave Hamilton, L</b> (8, 1) ERA: 4.19	1.1	S	5	0	0	0	0	1	0	0	0	0	0	4	8	0.00	0.750										

AB	34
R	2
H	9
RBI	2
BB	1
SO	3
LOB	15



Batter	1	2	3	4	5	6	7	8	9	AB	R	H	RBI	BB	SO	LOB	BOTTOM										
<b>Pat Kelly, L</b> (1, 9) OBP: 0.354, SLG: 0.405 <b>Bob Coluccio, R</b> (8, 9) OBP: 0.321, SLG: 0.355	0-0 6-3		0-3 K		0-0 FC 2B		0-0 E8 3B 2B	0-0 4-3		4	1	1	1	0	1	1	<b>Texas Rangers @ Chicago White Sox</b> Comiskey Park, Chicago, IL Wed Jun 25 1975, 8:05 PM EDT Att: 6,590 - Unknown										
<b>Jorge Orta, L</b> (1, 4) OBP: 0.353, SLG: 0.433	4-0 1B SF4 BB		0-3 K		0-0 1-3 2B		0-0 1B 3B			3	2	2	2	1	1	0											
<b>Carlos May, L</b> (1, 3) OBP: 0.385, SLG: 0.421	0-0 1-3 1B		0-0 F7		0-0 F7		0-0 S 1B IBB			3	0	1	0	1	0	1											
<b>Deron Johnson, R</b> (1, 10) OBP: 0.304, SLG: 0.439 <b>Lee Richard, R</b> (7, PR) OBP: 0.395, SLG: 0.273	0-0 SF4			1-0 HBP		0-0 F9	0-0 1-2 3H 1B			2	0	1	2	0	0	0											
<b>Ken Henderson, S</b> (1, 8) OBP: 0.345, SLG: 0.355	0-0 F7			0-3 K		0-0 BB	0-0 F6 2-3			3	0	0	0	1	1	4											
<b>Bill Melton, R</b> (1, 5) OBP: 0.336, SLG: 0.333		0-0 F4		0-3 K		0-0 F8	0-0 L4			4	0	0	0	0	1	4											
<b>Nyls Nyman, L</b> (1, 7) OBP: 0.211, SLG: 0.239		0-0 3B		0-3 K		0-0 1-3		0-0 G3		4	0	1	0	0	1	2											
<b>Bucky Dent, R</b> (1, 6) OBP: 0.326, SLG: 0.378		0-0 6-3			0-0 F7		0-0 SH2-4 E 1B	0-0 3-1		4	1	1	0	0	0	1											
<b>Brian Downing, R</b> (1, 2) OBP: 0.364, SLG: 0.345		0-0 5-3			0-0 E FC 2B 1B		0-0 SH2-4	0-0 1B		3	1	2	0	0	0	1											
<b>Inning Stats</b>	R: 1 E: 0 K: 0 S: 4	H: 1 LOB: 1 BB: 1 P: 8	R: 0 E: 0 K: 0 S: 4	H: 1 LOB: 0 BB: 0 P: 4	R: 0 E: 0 K: 2 S: 7	H: 0 LOB: 0 BB: 0 P: 7	R: 0 E: 0 K: 3 S: 9	H: 0 LOB: 1 BB: 0 P: 10	R: 1 E: 1 K: 0 S: 5	H: 2 LOB: 1 BB: 0 P: 5	R: 0 E: 0 K: 0 S: 3	H: 0 LOB: 1 BB: 1 P: 7	R: 3 E: 1 K: 0 S: 7	H: 4 LOB: 2 BB: 1 P: 11	R: 0 E: 0 K: 0 S: 4	H: 1 LOB: 1 BB: 0 P: 4		1B: 5 2B: 2 3B: 2 HR: 0	SF: 1 SAC: 1 DP: 0 HBP: 1	WP: 0 PB: 0 SB: 1 CS: 0	PA: 37						
<b>PITCHER</b>	IP	WLS	BF	H	R	ER	SO	BB	IBB	HBP	BLK	WP	HR	S	P	ERA	WHIP										
<b>Mike Bacsik, R</b> (1, 1) ERA: 2.65	6.1	L	30	7	5	4	5	2	1	1	0	0	0	36	49	5.68	1.421										
<b>Steve Foucault, R</b> (7, 1) ERA: 4.29	1.2		7	2	0	0	0	0	0	0	0	0	0	7	7	0.00	1.200										

AB	31
R	5
H	9
RBI	5
BB	3
SO	5
LOB	15





Batter	1	2	3	4	5	6	7	8	9	AB	R	H	RBI	BB	SO	LOB	TOP								
<b>Cesar Tovar, R</b> (1, 8) OBP: 0.287, SLG: 0.286	L1			5-3	L9		F9		FC4-6	5	0	0	0	0	0	6									
<b>Jim Fregosi, R</b> (1, 3) OBP: 0.344, SLG: 0.395	5-3						F7		L9	3	0	1	0	0	0	0									
<b>Jim Spencer, L</b> (8, PH) OBP: 0.323, SLG: 0.465				1B						1	0	0	0	0	0	0									
<b>Jeff Burroughs, R</b> (1, 10)	F9			K			K		K	4	0	0	0	0	3	1									
<b>Tom Grieve, R</b> (1, 9) OBP: 0.298, SLG: 0.482				F9			5-3		K	4	0	0	0	0	1	1									
<b>Mike Hargrove, L</b> (1, 7) OBP: 0.429, SLG: 0.500	F6						G3			4	2	2	1	0	0	0									
<b>Lenny Randle, S</b> (1, 4) OBP: 0.334, SLG: 0.350									HR	4	1	2	0	0	1	1									
<b>Leo Cardenas, R</b> (1, 5) OBP: 0.338, SLG: 0.333										4	1	2	0	0	1	1									
<b>Mike Cubbage, L</b> (8, PH) OBP: 0.291, SLG: 0.300	CS			6-3			F9		BB	2	0	0	0	1	0	1									
<b>Roy Smalley, S</b> (1, 6) OBP: 0.312, SLG: 0.353									BB	1	0	0	0	0	0	1									
<b>Jim Sundberg, R</b> (1, 2) OBP: 0.296, SLG: 0.316										3	0	1	0	1	1	1									
<b>Roy Howell, L</b> (8, PH) OBP: 0.271, SLG: 0.305				K			2B		F5	3	0	1	0	1	1	1									
<b>Jim Sundberg, R</b> (1, 2) OBP: 0.296, SLG: 0.316										2	0	1	1	1	0	0									
<b>Roy Howell, L</b> (8, PH) OBP: 0.271, SLG: 0.305				5-3						1	0	1	1	0	0	0									
<b>Inning Stats</b>	R: 0 E: 0 K: 0 S: 3	H: 0 LOB: 0 BB: 0 P: 3	R: 0 E: 0 K: 0 S: 3	H: 1 LOB: 0 BB: 0 P: 3	R: 0 E: 0 K: 1 S: 5	H: 0 LOB: 0 BB: 0 P: 5	R: 0 E: 0 K: 1 S: 6	H: 1 LOB: 1 BB: 0 P: 6	R: 1 E: 0 K: 0 S: 6	H: 3 LOB: 2 BB: 0 P: 6	R: 0 E: 0 K: 1 S: 5	H: 0 LOB: 0 BB: 0 P: 5	R: 1 E: 0 K: 1 S: 6	H: 1 LOB: 2 BB: 2 P: 14	R: 0 E: 0 K: 2 S: 7	H: 0 LOB: 0 BB: 0 P: 7	R: 1 E: 0 K: 0 S: 5	H: 2 LOB: 2 BB: 1 P: 9	1B: 6 2B: 1 3B: 0 HR: 1	SF: 0 SAC: 0 DP: 0 HBP: 0	WP: 0 PB: 0 SB: 0 CS: 1	PA: 38			
<b>PITCHER</b>	IP	WLS	BF	H	R	ER	SO	BB	IBB	HBP	BLK	WP	HR	S	P	ERA	WHIP								
<b>Wilbur Wood, L</b> (1, 1) ERA: 5.08	6.1	W	25	6	2	2	4	1	0	0	0	0	1	32	36	2.84	1.105								
<b>Rich Gossage, R</b> (7, 1) ERA: 1.82	2.2	S	12	2	1	1	2	2	0	0	0	0	0	14	22	3.38	1.500								

Texas Rangers @ Chicago White Sox  
Comiskey Park, Chicago, IL  
Thu Jun 26 1975, 4:33 AM EDT  
Att: 7,681 - Unknown

AB 34  
R 3  
H 8  
RBI 3  
BB 3  
SO 6  
LOB 12




Batter	1	2	3	4	5	6	7	8	9	AB	R	H	RBI	BB	SO	LOB	BOTTOM								
<b>Pat Kelly, L</b> (1, 9) OBP: 0.347, SLG: 0.397	3-1								F4	4	0	0	0	0	0	1									
<b>Jorge Orta, L</b> (1, 4) OBP: 0.355, SLG: 0.438	E6									4	3	2	0	0	0	0									
<b>Carlos May, L</b> (1, 3) OBP: 0.386, SLG: 0.423										4	1	2	2	0	0	1									
<b>Deron Johnson, R</b> (1, 10) OBP: 0.307, SLG: 0.440										4	0	2	1	0	2	1									
<b>Lee Richard, R</b> (8, PR) OBP: 0.395, SLG: 0.273	K									0	1	0	0	0	0	0									
<b>Ken Henderson, S</b> (1, 8) OBP: 0.344, SLG: 0.354										4	1	1	0	0	0	2									
<b>Bill Melton, R</b> (1, 5) OBP: 0.337, SLG: 0.345										4	1	1	4	0	0	0									
<b>Nyls Nyman, L</b> (1, 7) OBP: 0.215, SLG: 0.237										1	1	0	0	1	0	0									
<b>Bob Coluccio, R</b> (6, 7) OBP: 0.317, SLG: 0.350										2	0	0	0	0	0	1									
<b>Bucky Dent, R</b> (1, 6) OBP: 0.325, SLG: 0.376										4	0	1	0	0	0	2									
<b>Brian Downing, R</b> (1, 2) OBP: 0.363, SLG: 0.350										3	0	1	1	0	0	1									
<b>Inning Stats</b>	R: 1 E: 1 K: 1 S: 7	H: 1 LOB: 1 BB: 0 P: 7	R: 1 E: 0 K: 0 S: 4	H: 1 LOB: 1 BB: 1 P: 8	R: 1 E: 0 K: 0 S: 4	H: 2 LOB: 0 BB: 0 P: 4	R: 0 E: 0 K: 0 S: 4	H: 1 LOB: 1 BB: 0 P: 4	R: 0 E: 0 K: 0 S: 3	H: 0 LOB: 0 BB: 0 P: 3	R: 0 E: 0 K: 1 S: 5	H: 0 LOB: 0 BB: 0 P: 5	R: 0 E: 0 K: 0 S: 3	H: 0 LOB: 0 BB: 0 P: 3	R: 5 E: 0 K: 0 S: 8	H: 5 LOB: 1 BB: 0 P: 8	1B: 7 2B: 2 3B: 0 HR: 1	SF: 0 SAC: 0 DP: 1 HBP: 0	WP: 0 PB: 0 SB: 2 CS: 0	PA: 35					
<b>PITCHER</b>	IP	WLS	BF	H	R	ER	SO	BB	IBB	HBP	BLK	WP	HR	S	P	ERA	WHIP								
<b>Fergie Jenkins, R</b> (1, 1) ERA: 4.39	8.0	L	35	10	8	7	2	1	0	0	0	0	1	38	42	7.88	1.375								

Texas Rangers @ Chicago White Sox  
Comiskey Park, Chicago, IL  
Thu Jun 26 1975, 4:33 AM EDT  
Att: 7,681 - Unknown

AB 34  
R 8  
H 10  
RBI 8  
BB 1  
SO 2  
LOB 9





Batter	1	2	3	4	5	6	7	8	9	AB	R	H	RBI	BB	SO	LOB	TOP										
Vada Pinson, L (1,8) OBP: 0.262, SLG: 0.387	F7		G4-3		FC4-6		4-3		L9	5	1	0	0	0	0	3	<b>Kansas City Royals @ Chicago White Sox</b> Comiskey Park, Chicago, IL Fri Jun 27 1975, 8:05 PM EDT Att: 12,191 - Unknown - 76 F <a href="http://livebaseballscorecards.com">livebaseballscorecards.com</a>										
Jim Wohlford, R (1,9) OBP: 0.362, SLG: 0.346	6-3		HBP BB		2B BB		3B BB		6-3	2	1	0	0	3	0	0											
George Brett, L (1,5) OBP: 0.341, SLG: 0.418	2B		HBP		F7		L9		K	4	0	1	0	0	1	4											
Hal McRae, R (1,7) OBP: 0.374, SLG: 0.439	K		F9		2B		3B			4	0	2	3	0	1	3											
Tony Solaita, L (1,3) OBP: 0.373, SLG: 0.546		CS 1B			P6		K			4	0	1	0	0	2	3											
John Mayberry, L (1,10) OBP: 0.362, SLG: 0.373		BB			FC6-4 1B		K		P4	3	0	1	0	1	1	0											
Cookie Rojas, R (1,4) OBP: 0.315, SLG: 0.332	L9		FC6-4		L3		6-3			4	0	0	0	0	2												
Fran Healy, R (1,2) OBP: 0.299, SLG: 0.349	F9		F9		5-3				2B	4	0	1	0	0	2												
Freddie Patek, R (1,6) OBP: 0.302, SLG: 0.287			G4-3 1B		FC4-6 BB		L9 4-3 3B BB		K	2	1	1	0	2	1	1											
<b>Inning Stats</b>	R: 0 E: 0 K: 1 S: 6	H: 1 LOB: 1 BB: 0 P: 6	R: 0 E: 0 K: 0 S: 3	H: 1 LOB: 1 BB: 1 P: 7	R: 0 E: 0 K: 0 S: 3	H: 1 LOB: 2 BB: 1 P: 8	R: 0 E: 0 K: 0 S: 4	H: 1 LOB: 0 BB: 0 P: 4	R: 1 E: 1 K: 1 S: 6	H: 1 LOB: 2 BB: 2 P: 14	R: 0 E: 0 K: 1 S: 5	H: 0 LOB: 0 BB: 0 P: 5	R: 2 E: 0 K: 1 S: 6	H: 1 LOB: 1 BB: 2 P: 14	R: 0 E: 0 K: 1 S: 6	H: 1 LOB: 1 BB: 0 P: 6		R: 0 E: 0 K: 1 S: 5	H: 0 LOB: 0 BB: 0 P: 5	1B: 3 2B: 3 3B: 1 HR: 0	SF: 0 SAC: 0 DP: 1 HBP: 1	WP: 0 PB: 0 SB: 0 CS: 1	PA: 39				
<b>PITCHER</b>	IP	WLS	BF	H	R	ER	SO	BB	IBB	HBP	BLK	WP	HR	S	P	ERA	WHIP										
Jesse Jefferson, R (1,1) ERA: 2.7	6.2		31	6	3	3	3	6	0	1	0	0	0	30	55	4.05	1.800										
Dave Hamilton, L (7,1) ERA: 3.97	2.1	W	8	1	0	0	3	0	0	0	0	0	0	14	14	0.00	0.429										

Batter	1	2	3	4	5	6	7	8	9	AB	R	H	RBI	BB	SO	LOB	BOTTOM										
Pat Kelly, L (1,9) OBP: 0.350, SLG: 0.409	2B		5-3			1-3		3B 2B	E1	4	1	2	0	0	0	1	<b>Kansas City Royals @ Chicago White Sox</b> Comiskey Park, Chicago, IL Fri Jun 27 1975, 8:05 PM EDT Att: 12,191 - Unknown - 76 F <a href="http://livebaseballscorecards.com">livebaseballscorecards.com</a>										
Bill Stein, R (9, FH) OBP: 0.347, SLG: 0.362								2B BB	1-2 2-H	1	0	0	0	0	0	1											
Jorge Orta, L (1,4) OBP: 0.360, SLG: 0.440	1B				F9 1B	4-3		3B BB		3	1	2	0	1	0	1											
Carlos May, L (1,3) OBP: 0.391, SLG: 0.436	G6-4-3 1B				F5		BB 1B	1-H 2-H 3B		4	0	3	2	0	0	1											
Deron Johnson, R (1,10) OBP: 0.302, SLG: 0.432	G6-4-3 1-2				F9		K	6-3		4	0	0	0	0	1	5											
Ken Henderson, S (1,8) OBP: 0.346, SLG: 0.353			G3		F8					3	0	1	0	1	0	0											
Lee Richard, R (9, PR) OBP: 0.385, SLG: 0.273							BB	1B SF7 1B		0	1	0	0	0	0	0											
Bill Melton, R (1,5) OBP: 0.332, SLG: 0.339	K				6-3		P5		P6	4	0	0	0	0	1	3											
Bob Coluccio, R (1,7) OBP: 0.315, SLG: 0.347	F9				F8		K		S E 1B	4	1	1	0	0	1	2											
Bucky Dent, R (1,6) OBP: 0.324, SLG: 0.380			5-3			6-3		P3	SF7	3	0	1	1	0	0	0											
Brian Downing, R (1,2) OBP: 0.361, SLG: 0.345			6-3			6-3		1-3	E IBB	3	0	0	0	1	0	1											
<b>Inning Stats</b>	R: 0 E: 0 K: 0 S: 4	H: 3 LOB: 1 BB: 0 P: 4	R: 0 E: 0 K: 1 S: 5	H: 0 LOB: 0 BB: 0 P: 5	R: 0 E: 0 K: 0 S: 3	H: 0 LOB: 0 BB: 0 P: 3	R: 0 E: 0 K: 0 S: 3	H: 1 LOB: 0 BB: 0 P: 3	R: 0 E: 0 K: 0 S: 4	H: 1 LOB: 1 BB: 0 P: 4	R: 0 E: 0 K: 2 S: 8	H: 1 LOB: 2 BB: 1 P: 12	R: 2 E: 0 K: 0 S: 5	H: 2 LOB: 1 BB: 1 P: 9	R: 2 E: 1 K: 0 S: 5	H: 2 LOB: 2 BB: 1 P: 9	1B: 6 2B: 3 3B: 1 HR: 0	SF: 1 SAC: 0 DP: 1 HBP: 0	WP: 0 PB: 0 SB: 1 CS: 0	PA: 37							
<b>PITCHER</b>	IP	WLS	BF	H	R	ER	SO	BB	IBB	HBP	BLK	WP	HR	S	P	ERA	WHIP										
Al Fitzmorris, R (1,1) ERA: 3.57	6.0		20	5	0	0	1	0	0	0	0	0	0	22	22	0.00	0.833										
Doug Bird, R (7,1) ERA: 3.55	2.2	L	16	5	4	3	2	2	1	0	0	0	0	17	29	10.12	2.625										
Steve Mingo, L (9,1) ERA: 2.63	0.0		1	0	0	0	0	0	0	0	0	0	0	1	1	∞	∞										



Batter	1	2	3	4	5	6	7	8	9	AB	R	H	RBI	BB	SO	LOB	TOP			
Jim Wohlford, R OBP: 0.360, SLG: 0.343	0-0 G4-6-3 1B		0-0 4-3			0-0 L7		0-0 6-3		4	0	1	0	0	0	0	<b>Kansas City Royals @ Chicago White Sox</b> Comiskey Park, Chicago, IL Sat Jun 28 1975, 8:05 PM EDT Att: 14,361 - Unknown - 76 F <a href="http://livebaseballscorecards.com">livebaseballscorecards.com</a>			
George Brett, L OBP: 0.337, SLG: 0.412	0-3 K		0-0 L8			0-0 4-3		0-0 F7		4	0	0	0	0	1	1				
Hal McRae, R OBP: 0.373, SLG: 0.436	0-0 G4-6-3 1-2		0-0 1-3			0-0 1B		0-0 5-3		4	0	1	0	0	0	1				
Harmon Killebrew, R OBP: 0.322, SLG: 0.401		4-0 2B 1B BB		0-0 6-3		0-0 P4		0-0 F8		3	1	0	0	1	0	1				
John Mayberry, L OBP: 0.367, SLG: 0.395		0-0 1-3 1B 2B		0-0 G1-6-3 1B		0-3 K		0-0 HR		4	2	3	1	0	1	0				
Cookie Rojas, R OBP: 0.305, SLG: 0.325		0-0 6-3		0-0 G1-6-3 1-2		0-0 L5		0-0 1-4-3		4	0	0	0	0	0	3				
Al Cowens, R OBP: 0.304, SLG: 0.338		0-0 4-3			0-0 F8		4-0 BB			2	0	0	0	1	0	2				
Fran Healy, R OBP: 0.300, SLG: 0.348		0-0 2H 3H 1B		0-0 L9		0-0 L8				3	0	1	2	0	0	1				
Freddie Patek, R OBP: 0.298, SLG: 0.283		0-0 F8		0-0 F7		0-0 G1				3	0	0	0	0	0	1				
<b>Inning Stats</b>	R: 0 E: 0 K: 1 S: 5	H: 1 LOB: 0 BB: 0 P: 5	R: 2 E: 0 K: 0 S: 5	H: 2 LOB: 1 BB: 1 P: 9	R: 0 E: 0 K: 0 S: 3	H: 0 LOB: 0 BB: 0 P: 3	R: 0 E: 0 K: 0 S: 3	H: 1 LOB: 0 BB: 0 P: 3	R: 0 E: 0 K: 1 S: 4	H: 0 LOB: 1 BB: 1 P: 4	R: 0 E: 0 K: 1 S: 5	H: 0 LOB: 1 BB: 1 P: 9	R: 0 E: 0 K: 0 S: 3	H: 0 LOB: 0 BB: 0 P: 3	R: 1 E: 0 K: 0 S: 4	H: 1 LOB: 0 BB: 0 P: 4	1B: 4 2B: 1 3B: 0 HR: 1	SF: 0 SAC: 0 DP: 2 HBP: 0	WP: 0 PB: 0 SB: 0 CS: 0	PA: 33
<b>PITCHER</b> Claude Osteen, L ERA: 3.97	IP: 9.0 WLS: W BF: 33 H: 6 R: 3 ER: 3 SO: 2 BB: 2 IBB: 0 HBP: 0 BLK: 0 WP: 0 HR: 1 S: 35 P: 43 ERA: 3.00 WHIP: 0.889																			

Batter	1	2	3	4	5	6	7	8	9	AB	R	H	RBI	BB	SO	LOB	BOTTOM			
Pat Kelly, L OBP: 0.353, SLG: 0.418	0-3 K		0-0 2B 3B	4-0 G4-6-3 IBB		0-3 K				3	1	1	0	1	2	1	<b>Kansas City Royals @ Chicago White Sox</b> Comiskey Park, Chicago, IL Sat Jun 28 1975, 8:05 PM EDT Att: 14,361 - Unknown - 76 F <a href="http://livebaseballscorecards.com">livebaseballscorecards.com</a>			
Jorge Orta, L OBP: 0.362, SLG: 0.442	4-0 1B 2B BB		0-0 SH1-3 2B	0-0 G4-6-3 1-2		0-3 K				3	1	1	1	1	1	4				
Bucky Dent, R OBP: 0.327, SLG: 0.381	0-0 2B 1-3 SF7 1B		0-0 SH1-3 2-3 2B		4-0 1B SF9 BB		0-3 K			2	2	1	0	1	1	0				
Deron Johnson, R OBP: 0.306, SLG: 0.438	0-0 1-3 3H 2B		0-0 P4		0-0 1-3 1B		0-0 5-3			4	0	2	1	0	0	1				
Ken Henderson, S OBP: 0.341, SLG: 0.351	0-0 SF7		0-0 F7		0-0 SF9		0-0 L8			2	0	0	2	0	0	1				
Bill Melton, R OBP: 0.335, SLG: 0.339	0-0 F9			0-0 1B 1B		0-0 K		4-0 FC6-4 BB		3	1	1	0	1	1	2				
Carlos May, L OBP: 0.389, SLG: 0.433			0-0 L7	0-0 SH1-3 1B 1B		0-0 F7		0-3 K		4	0	1	0	0	1	2				
Bob Coluccio, R OBP: 0.320, SLG: 0.347		0-0 4-3		0-0 SH1-3 1-2 3H 1B		4-0 4-3 S BB		0-3 K		3	0	1	1	1	1	1				
Brian Downing, R OBP: 0.357, SLG: 0.340		0-0 F8		0-0 SH1-3 1-2 2-3		0-0 4-3		0-0 FC6-4		3	0	0	0	0	0	2				
<b>Inning Stats</b>	R: 2 E: 0 K: 1 S: 7	H: 2 LOB: 1 BB: 1 P: 11	R: 0 E: 0 K: 0 S: 3	H: 0 LOB: 0 BB: 0 P: 3	R: 1 E: 0 K: 0 S: 5	H: 2 LOB: 1 BB: 0 P: 5	R: 1 E: 0 K: 0 S: 5	H: 3 LOB: 2 BB: 1 P: 9	R: 1 E: 0 K: 1 S: 6	H: 1 LOB: 1 BB: 1 P: 10	R: 0 E: 0 K: 2 S: 7	H: 0 LOB: 1 BB: 1 P: 11	R: 0 E: 0 K: 1 S: 5	H: 0 LOB: 0 BB: 0 P: 5	R: 0 E: 0 K: 2 S: 7	H: 0 LOB: 1 BB: 1 P: 11	1B: 5 2B: 2 3B: 1 HR: 0	SF: 2 SAC: 2 DP: 1 HBP: 0	WP: 0 PB: 0 SB: 1 CS: 0	PA: 36
<b>PITCHER</b> Dennis Leonard, R ERA: 4.26 Lindy McDaniel, R ERA: 4.03	IP: 3.1 WLS: L BF: 19 H: 7 R: 4 ER: 4 SO: 1 BB: 1 IBB: 1 HBP: 0 BLK: 0 WP: 0 HR: 0 S: 19 P: 27 ERA: 10.80 WHIP: 2.400																			







Batter	1	2	3	4	5	6	7	8	9	AB	R	H	RBI	BB	SO	LOB	TOP															
Bert Campaneris, R OBP: 0.323, SLG: 0.327 (1, 6)										4	0	1	0	0	0	0	<b>Oakland Athletics @ Chicago White Sox</b> Comiskey Park, Chicago, IL Mon Jun 30 1975, 8:05 PM EDT Att: 21,536 - Unknown - 79 F															
Bill North, S OBP: 0.382, SLG: 0.368 (1, 8)										4	0	0	0	0	0	2																
Sal Bando, R OBP: 0.326, SLG: 0.319 (1, 5)										3	0	1	0	1	1	0																
Reggie Jackson, L OBP: 0.332, SLG: 0.507 (1, 9)										3	0	0	0	1	0	2																
Joe Rudi, R OBP: 0.340, SLG: 0.472 (1, 3)										4	0	1	0	0	0	1																
Gene Tenace, R OBP: 0.423, SLG: 0.505 (1, 2)										3	0	1	0	0	1	1																
Angel Mangual, R OBP: 0.204, SLG: 0.191 (1, 7)										4	1	1	0	0	0	2																
Billy Williams, L OBP: 0.346, SLG: 0.383 (1, 10)										3	0	2	0	0	0	0																
Phil Garner, R OBP: 0.276, SLG: 0.338 (1, 4)										3	0	0	1	0	0	3																
<b>Inning Stats</b>	R: 0 E: 0 K: 0 S: 3	H: 0 LOB: 1 BB: 1 P: 7	R: 0 E: 0 K: 0 S: 4	H: 1 LOB: 2 BB: 0 P: 5	R: 0 E: 0 K: 1 S: 5	H: 0 LOB: 0 BB: 0 P: 5	R: 0 E: 0 K: 1 S: 4	H: 0 LOB: 0 BB: 1 P: 8	R: 1 E: 0 K: 0 S: 5	H: 3 LOB: 1 BB: 0 P: 5	R: 0 E: 0 K: 0 S: 4	H: 1 LOB: 0 BB: 0 P: 4	R: 0 E: 0 K: 0 S: 3	H: 0 LOB: 0 BB: 0 P: 3	R: 0 E: 0 K: 0 S: 4	H: 1 LOB: 1 BB: 0 P: 4	R: 0 E: 0 K: 0 S: 3	H: 1 LOB: 0 BB: 0 P: 3	1B: 7 2B: 0 3B: 0 HR: 0	SF: 0 SAC: 0 DP: 3 HBP: 1	WP: 0 PB: 0 SB: 0 CS: 0	PA: 34										
<b>PITCHER</b>	IP WLS BF H R ER SO BB IBB HBP BLK WP HR S P ERA WHIP	IP WLS BF H R ER SO BB IBB HBP BLK WP HR S P ERA WHIP															IP WLS BF H R ER SO BB IBB HBP BLK WP HR S P ERA WHIP															
Wilbur Wood, L ERA: 4.8 (1, 1)	9.0	W	34	7	1	1	2	2	0	1	0	0	0	0	35	44	1.00	1.000														
Wilbur Wood, L ERA: 4.8 (9, 1)	9.0	W	34	7	1	1	2	2	0	1	0	0	0	35	44	1.00	1.000															

Batter	1	2	3	4	5	6	7	8	9	AB	R	H	RBI	BB	SO	LOB	BOTTOM															
Pat Kelly, L OBP: 0.346, SLG: 0.410 (1, 9)										3	0	0	1	0	0	3	<b>Oakland Athletics @ Chicago White Sox</b> Comiskey Park, Chicago, IL Mon Jun 30 1975, 8:05 PM EDT Att: 21,536 - Unknown - 79 F															
Bob Coluccio, R OBP: 0.314, SLG: 0.336 (6, PH)										1	0	0	0	1	0	0																
Wilbur Wood, R (7, 9)										0	0	0	0	0	0	0																
Jorge Orta, L OBP: 0.357, SLG: 0.437 (1, 4)										3	0	0	1	0	0	3																
Carlos May, L OBP: 0.384, SLG: 0.426 (1, 3)										4	0	0	0	0	1	0																
Deron Johnson, R OBP: 0.308, SLG: 0.446 (1, 10)										4	2	2	1	0	1	0																
Ken Henderson, S OBP: 0.346, SLG: 0.353 (1, 8)										3	0	2	0	1	0	0																
Bill Melton, R OBP: 0.343, SLG: 0.353 (1, 5)										3	1	1	0	1	2	1																
Jerry Hairston, S OBP: 0.350, SLG: 0.294 (1, 7)										3	3	2	1	1	0	2																
Bucky Dent, R OBP: 0.330, SLG: 0.383 (1, 6)										3	0	0	0	0	0	4																
Brian Downing, R OBP: 0.364, SLG: 0.345 (1, 2)										2	0	1	1	2	0	0																
<b>Inning Stats</b>	R: 0 E: 0 K: 1 S: 5	H: 0 LOB: 0 BB: 0 P: 5	R: 3 E: 0 K: 0 S: 6	H: 3 LOB: 2 BB: 2 P: 14	R: 0 E: 0 K: 1 S: 5	H: 0 LOB: 1 BB: 1 P: 9	R: 1 E: 0 K: 0 S: 4	H: 1 LOB: 1 BB: 1 P: 8	R: 1 E: 0 K: 1 S: 6	H: 1 LOB: 0 BB: 0 P: 6	R: 1 E: 0 K: 0 S: 3	H: 1 LOB: 2 BB: 2 P: 11	R: 0 E: 0 K: 1 S: 7	H: 2 LOB: 2 BB: 0 P: 7	R: 0 E: 0 K: 0 S: 3	H: 0 LOB: 0 BB: 0 P: 3	1B: 5 2B: 2 3B: 0 HR: 1	SF: 1 SAC: 1 DP: 0 HBP: 0	WP: 1 PB: 0 SB: 0 CS: 1	PA: 38												
<b>PITCHER</b>	IP WLS BF H R ER SO BB IBB HBP BLK WP HR S P ERA WHIP	IP WLS BF H R ER SO BB IBB HBP BLK WP HR S P ERA WHIP															IP WLS BF H R ER SO BB IBB HBP BLK WP HR S P ERA WHIP															
Stan Bahnsen, R ERA: 5.79 (1, 1)	3.1	L	18	4	4	4	2	4	0	0	0	0	0	18	34	10.80	2.400															
Glenn Abbott, R ERA: 4.29 (4, 1)	2.0		9	2	2	2	1	1	0	0	0	0	0	1	10	14	9.00	1.500														
Paul Lindblad, L ERA: 2.48 (6, 1)	0.2		2	0	0	0	0	0	1	0	0	0	0	1	5	0.00	0.000															
Jim Todd, R ERA: 2.04 (7, 1)	2.0		8	2	0	0	1	0	0	0	0	0	0	10	10	0.00	1.000															





Batter	1	2	3	4	5	6	7	8	9	AB	R	H	RBI	BB	SO	LOB	TOP										
Bert Campaneris, R OBP: 0.328, SLG: 0.336 Angel Mangual, R OBP: 0.200, SLG: 0.188	0-0 1B 2B	0-0 F9	0-0 BB 1B		0-0 CS	0-0 6-3		0-0 FC3-6 1B	0-0 4-3	5	1	3	1	0	0	0											
Bill North, S OBP: 0.381, SLG: 0.304	0-3 K	0-0 F9	4-0 1B			0-0 4-3		0-0 FC3-6 1B	0-0 BB	4	0	0	0	2	1	2											
Claudell Washington, L OBP: 0.347, SLG: 0.425 Ted Martinez, R OBP: 0.194, SLG: 0.250	0-0 WP 1B	0-0 1B	0-3 K			0-0 E4 1B		0-0 FC5-4 2B	0-0 FC5	5	3	2	1	0	1	3											
Reggie Jackson, L OBP: 0.340, SLG: 0.513 Jim Holt, L OBP: 0.441, SLG: 0.333	4-0 WP 1B BB	0-3 K			0-0 G1-6-3 1B			0-0 1B BB		3	2	2	1	2	1	1											
Joe Rudi, R OBP: 0.347, SLG: 0.476	0-0 6-3 1B		4-0 1B SF8 BB		0-0 G1-6-3 1B			0-0 1B BB		4	1	3	3	1	0	1											
Billy Williams, L OBP: 0.347, SLG: 0.383	0-0 6-3 1B		0-0 3B 1B		0-3 K			0-0 G1		5	1	2	0	0	1	3											
Sal Bando, R OBP: 0.320, SLG: 0.313	0-0 6-3 1B		0-0 F3			0-0 F8		0-0 F5		5	0	0	0	0	0	4											
Phil Garner, R OBP: 0.283, SLG: 0.342	4-0 FC6-4 BB		0-0 SF8			0-0 CS 1B		0-0 1-3		3	1	2	1	1	0	0											
Ray Fosse, R OBP: 0.138, SLG: 0.158 Don Hopkins, L (9, PR) Larry Haney, R (9, 2)	0-0 FC6-4 1-2f		0-0 1B 3B			0-0 F8		0-0 1-3		5	1	2	1	0	0	4											
<b>Inning Stats</b>	R: 3 E: 0 K: 1 S: 9	H: 4 LOB: 3 BB: 2 P: 17	R: 0 E: 0 K: 1 S: 6	H: 1 LOB: 1 BB: 0 P: 6	R: 3 E: 0 K: 1 S: 8	H: 3 LOB: 2 BB: 2 P: 16	R: 0 E: 0 K: 1 S: 5	H: 1 LOB: 0 BB: 0 P: 5	R: 0 E: 0 K: 0 S: 3	H: 1 LOB: 2 BB: 1 P: 9	R: 0 E: 0 K: 0 S: 3	H: 0 LOB: 0 BB: 0 P: 3	R: 0 E: 0 K: 0 S: 6	H: 3 LOB: 1 BB: 0 P: 6	R: 1 E: 0 K: 0 S: 5	H: 2 LOB: 2 BB: 1 P: 9	1B: 13 2B: 2 3B: 1 HR: 0	SF: 1 SAC: 0 DP: 1 HBP: 0	WP: 3 PB: 0 SB: 2 CS: 1	PA: 49							
<b>PITCHER</b>	IP	WLS	BF	H	R	ER	SO	BB	IBB	HBP	BLK	WP	HR	S	P	ERA	WHIP	<b>PITCHER</b>									
Jesse Jefferson, R ERA: 3.98	0.1	L	6	4	3	3	1	1	0	0	0	1	0	7	11	81.00	15.000										
Ozzie Osborn, R ERA: 4.2	0.2		3	0	0	0	0	1	0	0	0	0	0	2	6	0.00	1.500										
Terry Forster, L ERA: 2.0	1.0		4	1	0	0	1	0	0	0	0	0	0	6	6	0.00	1.000										
Bill Gogolewski, R ERA: 3.93	6.0		29	9	6	5	2	3	0	0	0	0	0	30	42	7.50	2.000										
Lloyd Allen, R ERA: 7.71	1.0		6	2	1	1	0	1	0	0	0	0	0	5	9	9.00	3.000										
Batter	1	2	3	4	5	6	7	8	9	AB	R	H	RBI	BB	SO	LOB	BOTTOM										
Jerry Hairston, S OBP: 0.417, SLG: 0.350	0-0 FC6-4 1B	0-0 6-3			4-0 G5-4-3 BB			0-0 FC6-4 1B		3	0	2	0	1	0	1											
Bucky Dent, R OBP: 0.329, SLG: 0.381	0-0 FC6-4 E FC5 1-2f		0-0 G6-4-3 1B		0-0 G5-4-3			0-0 F8		4	0	1	0	0	0	4											
Ken Henderson, S OBP: 0.341, SLG: 0.347	0-0 FC5 1-3		0-0 G6-4-3		0-3 K			0-0 L8		4	0	0	0	0	1	4											
Deron Johnson, R OBP: 0.303, SLG: 0.439	0-3 K		0-3 K		0-3 K			0-0 FC6-4 1-2f		4	0	0	0	0	3	4											
Bill Melton, R OBP: 0.342, SLG: 0.356	0-3 K				0-0 F8			0-3 K		4	0	1	0	0	2	2											
Carlos May, L OBP: 0.386, SLG: 0.437		0-0 HR			4-0 FC5-4 6-3 BB			0-0 4-3		3	1	1	1	1	1	1											
Bill Stein, R OBP: 0.341, SLG: 0.338		4-0 BB			0-0 6-3 1-2			4-0 G1-6-3 BB		2	0	0	0	2	0	2											
Jorge Orta, L OBP: 0.353, SLG: 0.431		0-3 K			0-0 FC5-4 2-3			0-0 G1-6-3		4	0	0	0	0	1	4											
Brian Downing, R OBP: 0.364, SLG: 0.341		0-3 K			0-0 F9			4-0 1B BB		2	0	0	0	1	1	1											
<b>Inning Stats</b>	R: 0 E: 1 K: 2 S: 9	H: 1 LOB: 2 BB: 0 P: 9	R: 1 E: 0 K: 2 S: 8	H: 1 LOB: 1 BB: 1 P: 12	R: 0 E: 0 K: 1 S: 5	H: 1 LOB: 0 BB: 0 P: 5	R: 0 E: 0 K: 0 S: 3	H: 0 LOB: 1 BB: 1 P: 7	R: 0 E: 0 K: 0 S: 2	H: 0 LOB: 0 BB: 1 P: 6	R: 0 E: 0 K: 3 S: 9	H: 0 LOB: 0 BB: 0 P: 9	R: 0 E: 0 K: 0 S: 2	H: 0 LOB: 0 BB: 1 P: 6	R: 0 E: 0 K: 0 S: 4	H: 1 LOB: 2 BB: 1 P: 8	R: 0 E: 0 K: 1 S: 6	H: 1 LOB: 1 BB: 0 P: 6	1B: 3 2B: 1 3B: 0 HR: 1	SF: 0 SAC: 0 DP: 3 HBP: 0	WP: 0 PB: 0 SB: 0 CS: 0	PA: 35					
<b>PITCHER</b>	IP	WLS	BF	H	R	ER	SO	BB	IBB	HBP	BLK	WP	HR	S	P	ERA	WHIP	<b>PITCHER</b>									
Vida Blue, L ERA: 3.17	8.0	W	31	4	1	1	8	5	0	0	0	0	0	6	6	0.00	1.125										
Glenn Abbott, R ERA: 4.17	1.0		4	1	0	0	1	0	0	0	0	0	0	6	6	0.00	1.000										

Oakland Athletics @ Chicago White Sox  
Comiskey Park, Chicago, IL  
Tue Jul 01 1975, 8:05 PM EDT  
Att: 19,458 - Unknown - 79 F

AB 41  
R 10  
H 16  
RBI 9  
BB 6  
SO 4  
LOB 21



Oakland Athletics @ Chicago White Sox  
Comiskey Park, Chicago, IL  
Tue Jul 01 1975, 8:05 PM EDT  
Att: 19,458 - Unknown - 79 F

AB 30  
R 1  
H 5  
RBI 1  
SO 9  
LOB 23






Batter	1	2	3	4	5	6	7	8	9	AB	R	H	RBI	BB	SO	LOB	TOP			
Bert Campaneris, R OBP: 0.326, SLG: 0.333 (1, 6)	3-1	F4		G5-4-3		6-3			FC1-6 1B	5	0	1	0	0	0	4				
Bill North, S OBP: 0.376, SLG: 0.302 (1, 8)	1B		5-3		6-3		K		FC1-6 FC5-4	5	1	1	0	0	1	1				
Claudell Washington, L OBP: 0.351, SLG: 0.431 (1, 7)	E6 1B			CS 1B				FC5-6 1B	FC5-4 CS	5	2	3	0	0	0	2				
Reggie Jackson, L OBP: 0.342, SLG: 0.511 (1, 9)				FC4-6 BB		K		FC5-6 FC5-4	CS	3	0	1	2	1	1	2				
Joe Rudi, R OBP: 0.346, SLG: 0.476 (1, 3)	F4		FC4-6					FC5-4		4	0	1	1	0	0	3				
Gene Tenace, R OBP: 0.425, SLG: 0.502 (8, PR)	F8				F7					3	1	1	0	1	0	2				
Ray Fosse, R OBP: 0.136, SLG: 0.158 (8, 2)				1B BB				4-3 S 1B		0	0	0	0	0	0	0				
Billy Williams, L OBP: 0.349, SLG: 0.385 (1, 10)								4-3		4	0	2	0	0	1	1				
Sal Bando, R OBP: 0.323, SLG: 0.313 (1, 5)										3	0	1	1	1	2	3				
Phil Garner, R OBP: 0.279, SLG: 0.338 (1, 4)										3	0	0	0	0	0	4				
Jim Holt, L OBP: 0.429, SLG: 0.321 (8, PH)	L7									1	0	0	0	0	0	2				
Ted Martinez, R OBP: 0.194, SLG: 0.250 (8, 4)										0	0	0	0	0	0	0				
<b>Inning Stats</b>	R: 2 E: 1 K: 0 S: 6	H: 2 LOB: 1 BB: 0 P: 6	R: 0 E: 0 K: 1 S: 5	H: 0 LOB: 1 BB: 1 P: 9	R: 0 E: 0 K: 0 S: 3	H: 1 LOB: 1 BB: 1 P: 7	R: 1 E: 0 K: 0 S: 4	H: 2 LOB: 1 BB: 1 P: 8	R: 1 E: 0 K: 1 S: 7	H: 2 LOB: 1 BB: 0 P: 7	R: 0 E: 0 K: 1 S: 6	H: 1 LOB: 1 BB: 0 P: 6	R: 0 E: 0 K: 1 S: 6	H: 1 LOB: 2 BB: 0 P: 6	R: 0 E: 0 K: 0 S: 3	H: 1 LOB: 0 BB: 0 P: 3	1B: 9 2B: 2 3B: 0 HR: 0	SF: 0 SAC: 0 DP: 1 HBP: 0	WP: 0 PB: 0 SB: 1 CS: 2	PA: 40
<b>PITCHER</b>	IP WLS BF H R ER SO BB IBB HBP BLK WP HR S P ERA WHIP	IP WLS BF H R ER SO BB IBB HBP BLK WP HR S P ERA WHIP	IP WLS BF H R ER SO BB IBB HBP BLK WP HR S P ERA WHIP	IP WLS BF H R ER SO BB IBB HBP BLK WP HR S P ERA WHIP	IP WLS BF H R ER SO BB IBB HBP BLK WP HR S P ERA WHIP	IP WLS BF H R ER SO BB IBB HBP BLK WP HR S P ERA WHIP	IP WLS BF H R ER SO BB IBB HBP BLK WP HR S P ERA WHIP	IP WLS BF H R ER SO BB IBB HBP BLK WP HR S P ERA WHIP	IP WLS BF H R ER SO BB IBB HBP BLK WP HR S P ERA WHIP	IP WLS BF H R ER SO BB IBB HBP BLK WP HR S P ERA WHIP	IP WLS BF H R ER SO BB IBB HBP BLK WP HR S P ERA WHIP	IP WLS BF H R ER SO BB IBB HBP BLK WP HR S P ERA WHIP	IP WLS BF H R ER SO BB IBB HBP BLK WP HR S P ERA WHIP	IP WLS BF H R ER SO BB IBB HBP BLK WP HR S P ERA WHIP	IP WLS BF H R ER SO BB IBB HBP BLK WP HR S P ERA WHIP	IP WLS BF H R ER SO BB IBB HBP BLK WP HR S P ERA WHIP	IP WLS BF H R ER SO BB IBB HBP BLK WP HR S P ERA WHIP			

**Oakland Athletics @ Chicago White Sox**  
Comiskey Park, Chicago, IL  
Wed Jul 02 1975, 8:05 PM EDT  
Att: 16,750 - Unknown - 80 F


**AB 36**  
**R 4**  
**H 11**  
**RBI 4**  
**BB 3**  
**SO 5**  
**LOB 24**



Batter	1	2	3	4	5	6	7	8	9	AB	R	H	RBI	BB	SO	LOB	BOTTOM					
Pat Kelly, L OBP: 0.345, SLG: 0.407 (1, 9)	PB 4-3 1B		3-1		F2		4-3			4	1	1	0	0	0	2						
Jorge Orta, L OBP: 0.352, SLG: 0.435 (1, 4)	K		L6					F5		4	0	1	2	0	1	1						
Carlos May, L OBP: 0.387, SLG: 0.440 (1, 3)	4-3				F7				G6-4-3 BB	3	1	1	1	1	0	1						
Deron Johnson, R OBP: 0.299, SLG: 0.432 (1, 10)	F9				F4		K		G6-4-3	4	0	0	0	0	1	2						
Ken Henderson, S OBP: 0.337, SLG: 0.342 (1, 8)					6-3		K		F7	4	0	0	1	0	2	0						
Bill Melton, R OBP: 0.340, SLG: 0.351 (1, 5)		G3			F8			FC6-4 BB	F6	3	0	0	0	1	0	0						
Jerry Hairston, S OBP: 0.464, SLG: 0.435 (1, 7)								FC6-4	1B 1B	3	2	2	0	1	0	1						
Bucky Dent, R OBP: 0.328, SLG: 0.380 (1, 6)							B2		F3	4	0	1	0	0	0	2						
Brian Downing, R OBP: 0.366, SLG: 0.341 (1, 2)					F2				F5	3	1	1	1	1	0	0						
<b>Inning Stats</b>	R: 1 E: 0 K: 1 S: 6	H: 1 LOB: 0 BB: 0 P: 6	R: 0 E: 0 K: 1 S: 5	H: 0 LOB: 1 BB: 1 P: 9	R: 0 E: 0 K: 0 S: 3	H: 0 LOB: 0 BB: 0 P: 3	R: 1 E: 0 K: 0 S: 4	H: 1 LOB: 0 BB: 0 P: 4	R: 2 E: 0 K: 0 S: 5	H: 2 LOB: 1 BB: 1 P: 9	R: 0 E: 0 K: 2 S: 7	H: 0 LOB: 1 BB: 1 P: 11	R: 0 E: 0 K: 0 S: 3	H: 0 LOB: 0 BB: 0 P: 3	R: 0 E: 0 K: 0 S: 2	H: 0 LOB: 1 BB: 1 P: 6	R: 1 E: 0 K: 0 S: 5	H: 3 LOB: 2 BB: 0 P: 5	1B: 4 2B: 2 3B: 1 HR: 0	SF: 0 SAC: 0 DP: 1 HBP: 0	WP: 0 PB: 2 SB: 0 CS: 0	PA: 36
<b>PITCHER</b>	IP WLS BF H R ER SO BB IBB HBP BLK WP HR S P ERA WHIP	IP WLS BF H R ER SO BB IBB HBP BLK WP HR S P ERA WHIP	IP WLS BF H R ER SO BB IBB HBP BLK WP HR S P ERA WHIP	IP WLS BF H R ER SO BB IBB HBP BLK WP HR S P ERA WHIP	IP WLS BF H R ER SO BB IBB HBP BLK WP HR S P ERA WHIP	IP WLS BF H R ER SO BB IBB HBP BLK WP HR S P ERA WHIP	IP WLS BF H R ER SO BB IBB HBP BLK WP HR S P ERA WHIP	IP WLS BF H R ER SO BB IBB HBP BLK WP HR S P ERA WHIP	IP WLS BF H R ER SO BB IBB HBP BLK WP HR S P ERA WHIP	IP WLS BF H R ER SO BB IBB HBP BLK WP HR S P ERA WHIP	IP WLS BF H R ER SO BB IBB HBP BLK WP HR S P ERA WHIP	IP WLS BF H R ER SO BB IBB HBP BLK WP HR S P ERA WHIP	IP WLS BF H R ER SO BB IBB HBP BLK WP HR S P ERA WHIP	IP WLS BF H R ER SO BB IBB HBP BLK WP HR S P ERA WHIP	IP WLS BF H R ER SO BB IBB HBP BLK WP HR S P ERA WHIP	IP WLS BF H R ER SO BB IBB HBP BLK WP HR S P ERA WHIP	IP WLS BF H R ER SO BB IBB HBP BLK WP HR S P ERA WHIP					

**Oakland Athletics @ Chicago White Sox**  
Comiskey Park, Chicago, IL  
Wed Jul 02 1975, 8:05 PM EDT  
Att: 16,750 - Unknown - 80 F

**AB 32**  
**R 5**  
**H 7**  
**RBI 5**  
**BB 4**  
**SO 4**  
**LOB 9**





Batter	1	2	3	4	5	6	7	8	9	AB	R	H	RBI	BB	SO	LOB	TOP			
Bert Campaneris, R OBP: 0.330, SLG: 0.345										5	1	3	0	0	1	2				
Bill North, S OBP: 0.375, SLG: 0.300										5	0	1	1	0	1	4				
Claudell Washington, L OBP: 0.347, SLG: 0.426										4	1	0	0	0	1	4				
Reggie Jackson, L OBP: 0.337, SLG: 0.504										4	0	0	0	0	1	2				
Joe Rudi, R OBP: 0.351, SLG: 0.480 Don Hopkins, L (8, PR)										4	0	3	1	0	0	0				
Ray Fosse, R OBP: 0.138, SLG: 0.158										0	0	0	0	0	0	0				
Gene Tenace, R OBP: 0.426, SLG: 0.502										4	0	2	0	0	1	2				
Angel Mangual, R OBP: 0.185, SLG: 0.173										4	0	0	0	0	0	3				
Sal Bando, R OBP: 0.322, SLG: 0.312										4	0	1	0	0	0	3				
Phil Garner, R OBP: 0.276, SLG: 0.333 Billy Williams, L OBP: 0.351, SLG: 0.388 Ted Martinez, R OBP: 0.194, SLG: 0.250										3	0	0	0	0	2	0				
<b>Inning Stats</b>	R: 2 E: 1 K: 0 S: 6	H: 2 LOB: 1 BB: 0 P: 6	R: 0 E: 0 K: 1 S: 5	H: 0 LOB: 0 BB: 0 P: 5	R: 0 E: 0 K: 1 S: 6	H: 1 LOB: 1 BB: 0 P: 6	R: 0 E: 0 K: 0 S: 4	H: 1 LOB: 1 BB: 0 P: 4	R: 0 E: 0 K: 1 S: 6	H: 2 LOB: 2 BB: 0 P: 7	R: 0 E: 0 K: 0 S: 4	H: 1 LOB: 1 BB: 0 P: 4	R: 0 E: 0 K: 1 S: 5	H: 1 LOB: 1 BB: 0 P: 5	R: 0 E: 0 K: 2 S: 9	H: 2 LOB: 2 BB: 0 P: 9	1B: 10 2B: 0 3B: 1 HR: 0	SF: 0 SAC: 0 DP: 0 HBP: 0	WP: 0 PB: 0 SB: 0 CS: 1	PA: 39
<b>PITCHER</b>	IP WLS BF H R ER SO BB IBB HBP BLK WP HR S P ERA WHIP																			
Jim Kaat, L ERA: 2.72	(1, 1) 8.1 W 36 H 11 R 2 ER 1 SO 5 BB 0 IBB 0 HBP 0 BLK 1 WP 0 HR 0 S 46 P 46 ERA 1.08 WHIP 1.320																			
Rich Gossage, R ERA: 1.75	(9, 1) 0.2 S 2 H 0 R 0 ER 0 SO 2 BB 0 IBB 0 HBP 0 BLK 0 WP 0 HR 0 S 6 P 6 ERA 0.00 WHIP 0.000																			

Oakland Athletics @ Chicago White Sox  
Comiskey Park, Chicago, IL  
Thu Jul 03 1975, 4:33 AM EDT  
Att: 13,359 - Unknown - 89 F

AB	38
R	2
H	11
RBI	2
BB	0
SO	7
LOB	20



Batter	1	2	3	4	5	6	7	8	9	AB	R	H	RBI	BB	SO	LOB	BOTTOM			
Pat Kelly, L OBP: 0.343, SLG: 0.404										4	0	1	0	0	0	0				
Jorge Orta, L OBP: 0.355, SLG: 0.447 Lee Richard, R OBP: 0.357, SLG: 0.250										3	0	2	0	0	0	0				
Carlos May, L OBP: 0.385, SLG: 0.435										3	0	0	0	1	0	3				
Deron Johnson, R OBP: 0.301, SLG: 0.433										4	0	2	1	0	0	2				
Ken Henderson, S OBP: 0.339, SLG: 0.348										4	0	2	0	0	0	2				
Bill Melton, R OBP: 0.343, SLG: 0.354										4	1	2	0	0	0	0				
Jerry Hairston, S OBP: 0.438, SLG: 0.407										4	0	1	0	0	1	1				
Bucky Dent, R OBP: 0.327, SLG: 0.378										4	0	1	1	0	0	2				
Brian Downing, R OBP: 0.362, SLG: 0.336										3	1	0	0	0	0	2				
<b>Inning Stats</b>	R: 0 E: 0 K: 0 S: 4	H: 1 LOB: 1 BB: 0 P: 4	R: 1 E: 0 K: 0 S: 5	H: 3 LOB: 1 BB: 0 P: 5	R: 0 E: 0 K: 0 S: 4	H: 1 LOB: 1 BB: 0 P: 8	R: 0 E: 0 K: 0 S: 4	H: 1 LOB: 1 BB: 0 P: 4	R: 1 E: 0 K: 0 S: 5	H: 3 LOB: 2 BB: 0 P: 5	R: 0 E: 0 K: 1 S: 5	H: 0 LOB: 0 BB: 0 P: 5	R: 1 E: 1 K: 0 S: 5	H: 1 LOB: 1 BB: 0 P: 5	R: 0 E: 0 K: 0 S: 4	H: 1 LOB: 1 BB: 0 P: 4	1B: 8 2B: 2 3B: 1 HR: 0	SF: 0 SAC: 0 DP: 0 HBP: 0	WP: 0 PB: 0 SB: 1 CS: 0	PA: 35
<b>PITCHER</b>	IP WLS BF H R ER SO BB IBB HBP BLK WP HR S P ERA WHIP																			
Dick Bosman, R ERA: 3.99	(1, 1) 5.0 L 23 H 9 R 2 ER 2 SO 2 BB 1 IBB 0 HBP 0 BLK 0 WP 0 HR 0 S 22 P 26 ERA 3.60 WHIP 2.000																			
Jim Todd, R ERA: 2.0	(6, 1) 1.0 L 5 H 1 R 1 ER 0 SO 1 BB 0 IBB 0 HBP 0 BLK 0 WP 0 HR 7 S 7 P 7 ERA 0.00 WHIP 1.000																			
Paul Lindblad, L ERA: 2.31	(7, 1) 0.2 S 2 H 0 R 0 ER 0 SO 0 BB 0 IBB 0 HBP 0 BLK 0 WP 0 HR 2 S 2 P 2 ERA 0.00 WHIP 0.000																			
Rollie Fingers, R ERA: 3.11	(7, 1) 1.1 S 5 H 1 R 0 ER 0 SO 0 BB 0 IBB 0 HBP 0 BLK 0 WP 0 HR 5 S 5 P 5 ERA 0.00 WHIP 0.750																			

Oakland Athletics @ Chicago White Sox  
Comiskey Park, Chicago, IL  
Thu Jul 03 1975, 4:33 AM EDT  
Att: 13,359 - Unknown - 89 F

AB	34
R	3
H	11
RBI	3
BB	1
SO	1
LOB	13





Batter	1	2	3	4	5	6	7	8	9	AB	R	H	RBI	BB	SO	LOB	TOP								
Pat Kelly, L OBP: 0.342, SLG: 0.401 (1,9)	G3		F8			K		FC4-6 1B		4	0	1	0	0	1	2	<b>Chicago White Sox @ Kansas City Royals</b> Royals Stadium, Kansas City, MO Fri Jul 04 1975, 8:05 PM EDT Att: 29,118 - Unknown - 93 F <a href="http://livebaseballscorecards.com">livebaseballscorecards.com</a>								
Jerry Hairston, S OBP: 0.359, SLG: 0.355 (1,7)	P6			G3		FC4-6 1B		F7		4	1	0	0	0	2										
Carlos May, L OBP: 0.384, SLG: 0.432 (1,3)	G3			4-3		1B		F9		4	0	1	0	0	1										
Deron Johnson, R OBP: 0.301, SLG: 0.430 (1,10)		F8		K		1B		FC4-6		4	0	1	1	0	1										
Ken Henderson, S OBP: 0.338, SLG: 0.347 (1,8)		1-3				FC5-4 1B		F3		4	0	1	0	0	2										
Bill Melton, R OBP: 0.336, SLG: 0.348 (1,5)		5-3				F7		F9		4	0	0	0	0	1										
Bucky Dent, R OBP: 0.329, SLG: 0.383 (1,6)						F8		F7		4	1	2	0	0	1										
Lee Richard, R OBP: 0.353, SLG: 0.214 (1,4)						F6				2	0	0	0	1	0										
Jorge Orta, L OBP: 0.356, SLG: 0.449 (9, PH)						FC5-4				1	0	1	1	0	0										
Nyls Nyman, L OBP: 0.215, SLG: 0.237 (9, PR)						1-2				0	0	0	0	0	0										
Bill Stein, R OBP: 0.341, SLG: 0.338 (9, 4)						1-2				0	0	0	0	0	0										
Brian Downing, R OBP: 0.360, SLG: 0.335 (1,2)						K		F9		4	0	1	0	0	1										
<b>Inning Stats</b>	R: 0 E: 0 K: 0 S: 3	H: 0 LOB: 0 BB: 0 P: 3	R: 0 E: 0 K: 0 S: 3	H: 0 LOB: 0 BB: 0 P: 3	R: 0 E: 0 K: 1 S: 6	H: 1 LOB: 1 BB: 0 P: 6	R: 0 E: 0 K: 1 S: 5	H: 0 LOB: 0 BB: 0 P: 5	R: 0 E: 0 K: 0 S: 4	H: 1 LOB: 1 BB: 0 P: 4	R: 1 E: 0 K: 1 S: 8	H: 3 LOB: 2 BB: 0 P: 8	R: 0 E: 0 K: 0 S: 3	H: 0 LOB: 1 BB: 1 P: 7	R: 0 E: 0 K: 0 S: 4	H: 1 LOB: 1 BB: 0 P: 4	R: 1 E: 0 K: 0 S: 5	H: 2 LOB: 1 BB: 0 P: 5	1B: 7 2B: 1 3B: 0 HR: 0	SF: 0 SAC: 0 DP: 0 HBP: 0	WP: 0 PB: 0 CS: 0	PA: 36			
<b>PITCHER</b>	IP	WLS	BF	H	R	ER	SO	BB	IBB	HBP	BLK	WP	HR	S	P	ERA	WHIP								
Nelson Briles, R ERA: 3.89 (1,1)	5.0		17	2	0	0	2	0	0	0	0	0	0	21	21	0.00	0.400								
Dennis Leonard, R ERA: 4.27 (6,1)	4.0	W	19	6	2	2	1	1	0	0	0	0	0	20	24	4.50	1.750								

Batter	1	2	3	4	5	6	7	8	9	AB	R	H	RBI	BB	SO	LOB	BOTTOM								
Jim Wohlford, R OBP: 0.352, SLG: 0.330 (1,9)	F9		F9			5-3		SH1-3		4	0	1	1	0	0	0	<b>Chicago White Sox @ Kansas City Royals</b> Royals Stadium, Kansas City, MO Fri Jul 04 1975, 8:05 PM EDT Att: 29,118 - Unknown - 93 F <a href="http://livebaseballscorecards.com">livebaseballscorecards.com</a>								
George Brett, L OBP: 0.332, SLG: 0.420 (1,5)	SF8 3B		B1-3			K				3	1	1	0	1	1	0									
Hal McRae, R OBP: 0.366, SLG: 0.430 (1,7)	SF8		1B			CS		F3		2	0	1	1	1	0	2									
John Mayberry, L OBP: 0.379, SLG: 0.472 (1,3)						CS		P4		4	1	2	1	0	0	0									
Harmon Killebrew, R OBP: 0.318, SLG: 0.407 (1,10)	K		FC5-4			K		F7		4	0	0	0	0	2	2									
Fran Healy, R OBP: 0.292, SLG: 0.329 (1,2)		P6				CS		5-3		4	0	2	0	0	0	0									
Al Cowens, R OBP: 0.299, SLG: 0.329 (1,8)		L7				F5		FC6-4		4	0	1	0	0	0	2									
Frank White, R OBP: 0.261, SLG: 0.357 (1,4)								6-3		4	1	3	0	0	0	0									
Freddie Patek, R OBP: 0.314, SLG: 0.319 (1,6)						K		SH1-3		4	0	1	0	0	1	4									
<b>Inning Stats</b>	R: 2 E: 0 K: 1 S: 7	H: 2 LOB: 0 BB: 0 P: 7	R: 0 E: 0 K: 0 S: 4	H: 1 LOB: 1 BB: 0 P: 4	R: 0 E: 0 K: 0 S: 4	H: 1 LOB: 2 BB: 1 P: 8	R: 0 E: 0 K: 1 S: 6	H: 2 LOB: 0 BB: 0 P: 6	R: 0 E: 0 K: 1 S: 5	H: 1 LOB: 0 BB: 0 P: 5	R: 0 E: 0 K: 1 S: 6	H: 1 LOB: 1 BB: 0 P: 6	R: 0 E: 0 K: 0 S: 4	H: 1 LOB: 2 BB: 1 P: 8	R: 0 E: 0 K: 0 S: 3	H: 0 LOB: 0 BB: 0 P: 3		R: 1 E: 0 K: 0 S: 4	H: 3 LOB: 2 BB: 0 P: 4	1B: 9 2B: 1 3B: 1 HR: 1	SF: 1 SAC: 1 DP: 0 HBP: 0	WP: 0 PB: 0 CS: 2	PA: 38		
<b>PITCHER</b>	IP	WLS	BF	H	R	ER	SO	BB	IBB	HBP	BLK	WP	HR	S	P	ERA	WHIP								
Wilbur Wood, L ERA: 4.71 (1,1)	8.1	L	37	12	3	3	4	2	0	0	0	0	1	43	51	3.24	1.680								



Batter	1	2	3	4	5	6	7	8	9	AB	R	H	RBI	BB	SO	LOB	TOP								
Pat Kelly, L OBP: 0.343, SLG: 0.398 (1, 9)	0-0 3-1		0-0 G4-6-3 1B		0-0 4-3		0-0 4-3		0-0 FC6 BB	4	0	1	0	1	0	2									
Bucky Dent, R OBP: 0.330, SLG: 0.388 (1, 6)	0-0 F9		4-0 G4-6-3 BB		0-0 F9			0-0 G3 3B	0-0 F8	4	1	1	0	1	0	2									
Carlos May, L OBP: 0.377, SLG: 0.424 (1, 3)	0-3 K		0-0 G4-6-3 1-2 2-3		0-0 4-3			0-0 G3	0-0 FC6	5	0	0	1	0	1	3									
Deron Johnson, R OBP: 0.300, SLG: 0.431 (1, 10)		0-0 3-1	0-0 5-3		0-0 FC1-6 2B			0-0 6-3		4	0	1	0	0	0	1									
Ken Henderson, S OBP: 0.340, SLG: 0.350 (1, 8)		0-0 E9 1B 2B		0-0 G3		0-0 FC1-6-5 E 2-3		0-0 HR BB		3	2	1	0	1	0	1									
Bill Melton, R OBP: 0.337, SLG: 0.358 (1, 5)	0-3 K		0-3 K		0-0 5-3			0-0 HR		4	1	1	2	0	2	2									
Jerry Hairston, S OBP: 0.400, SLG: 0.371 (1, 7)	0-0 1B 3-H		0-0 F5		0-0 F8			0-0 1B		4	0	2	1	0	0	0									
Lee Richard, R OBP: 0.350, SLG: 0.235 (8, PH)	0-0 L6				0-0 L4			0-3 K		3	0	1	0	0	0	0									
Jorge Orta, L OBP: 0.356, SLG: 0.449 (8, PH)	0-0 L6				0-0 L4			0-3 K		0	0	0	0	0	0	0									
Bill Stein, R OBP: 0.337, SLG: 0.333 (8, 4)	1-3 1B				0-0 L6			0-3 K		1	0	0	0	0	1	1									
Brian Downing, R OBP: 0.362, SLG: 0.342 (1, 2)	0-0 5-3				0-0 4-3 2B			0-0 1B		4	0	2	0	0	0	2									
<b>Inning Stats</b>	R: 0 E: 0 K: 1 S: 5	H: 0 LOB: 0 BB: 0 P: 5	R: 1 E: 1 K: 1 S: 8	H: 3 LOB: 2 BB: 0 P: 8	R: 0 E: 0 K: 1 S: 3	H: 1 LOB: 1 BB: 1 P: 7	R: 0 E: 0 K: 1 S: 5	H: 0 LOB: 0 BB: 0 P: 5	R: 0 E: 0 K: 0 S: 4	H: 1 LOB: 0 BB: 0 P: 4	R: 0 E: 1 K: 0 S: 4	H: 1 LOB: 1 BB: 0 P: 4	R: 0 E: 0 K: 0 S: 4	H: 1 LOB: 1 BB: 0 P: 4	R: 3 E: 0 K: 1 S: 8	H: 3 LOB: 1 BB: 1 P: 12	R: 0 E: 0 K: 0 S: 3	H: 0 LOB: 1 BB: 1 P: 7	1B: 5 2B: 3 3B: 1 HR: 1	SF: 0 SAC: 0 DP: 1 HBP: 0	WP: 0 PB: 0 SB: 1 CS: 0	PA: 39			
<b>PITCHER</b>	IP	WLS	BF	H	R	ER	SO	BB	IBB	HBP	BLK	WP	HR	S	P	ERA	WHIP								
Steve Busby, R ERA: 2.62 (1, 1)	7.2		32	8	3	3	3	2	0	0	0	0	0	36	44	3.52	1.304								
Doug Bird, R ERA: 3.54 (8, 1)	0.0		2	2	1	1	0	0	0	0	0	0	1	2	2	∞	∞								
Paul Splittorff, L ERA: 4.3 (8, 1)	1.1	W	5	0	0	0	1	1	0	0	0	0	0	6	10	0.00	0.750								

Chicago White Sox @ Kansas City Royals  
Royals Stadium, Kansas City, MO  
Sat Jul 05 1975, 8:05 PM EDT  
Att: 20,211 - Unknown

AB 36  
R 4  
H 10  
RBI 4  
BB 3  
SO 4  
LOB 14



Batter	1	2	3	4	5	6	7	8	9	AB	R	H	RBI	BB	SO	LOB	BOTTOM								
Jim Wohlford, R OBP: 0.363, SLG: 0.347 (1, 9)	0-0 FC1-5 1B				0-0 F8			0-0 1B 2B		5	2	4	0	0	0	0									
George Brett, L OBP: 0.336, SLG: 0.421 (1, 5)	0-0 E4 BB FC1-5 1B				0-0 F7			0-0 2B E 1B		4	2	2	1	1	0	1									
John Mayberry, L OBP: 0.377, SLG: 0.465 (1, 10)	0-0 FC1-5 1B BB 1-2 2-3				0-0 F7			0-0 K		4	0	0	0	1	1	6									
Hal McRae, R OBP: 0.365, SLG: 0.431 (7, PR)	0-3 K				0-0 F9			0-0 F7		4	0	1	1	0	1	2									
Vada Pinson, L OBP: 0.247, SLG: 0.362 (8, 9)	0-0 K				0-0 F9			0-0 F7		1	1	0	0	0	0	2									
Tony Solaita, L OBP: 0.371, SLG: 0.569 (1, 3)	4-0 1B BB				0-0 F9			0-0 F9		4	0	1	1	1	1	2									
Fran Healy, R OBP: 0.297, SLG: 0.329 (1, 2)	0-0 1B				0-0 K			0-0 L8		3	0	1	1	1	1	2									
Al Cowens, R OBP: 0.308, SLG: 0.329 (1, 8)	0-0 4-3				0-0 CS 1B			0-0 F7		3	0	1	0	1	0	5									
Frank White, R OBP: 0.268, SLG: 0.383 (7, 6)		0-3 K			0-0 F7			0-0 HR		3	1	1	1	1	1	1									
Freddie Patek, R OBP: 0.312, SLG: 0.316 (6, PH)	0-0 F7				0-0 F8			0-0 F8		2	0	0	0	0	0	0									
Cookie Rojas, R OBP: 0.300, SLG: 0.312 (7, 4)	0-0 F7				0-0 F8			0-0 L4		2	0	0	0	0	0	3									
<b>Inning Stats</b>	R: 1 E: 1 K: 1 S: 8	H: 2 LOB: 3 BB: 1 P: 12	R: 0 E: 1 K: 1 S: 6	H: 1 LOB: 2 BB: 1 P: 10	R: 0 E: 0 K: 1 S: 5	H: 0 LOB: 0 BB: 0 P: 5	R: 0 E: 0 K: 0 S: 3	H: 1 LOB: 0 BB: 0 P: 3	R: 0 E: 0 K: 0 S: 3	H: 0 LOB: 0 BB: 0 P: 3	R: 0 E: 0 K: 1 S: 5	H: 0 LOB: 3 BB: 3 P: 17	R: 3 E: 1 K: 1 S: 9	H: 4 LOB: 2 BB: 0 P: 9	R: 2 E: 0 K: 0 S: 6	H: 3 LOB: 2 BB: 1 P: 10	1B: 8 2B: 2 3B: 0 HR: 1	SF: 0 SAC: 0 DP: 0 HBP: 0	WP: 0 PB: 0 SB: 0 CS: 1	PA: 41					
<b>PITCHER</b>	IP	WLS	BF	H	R	ER	SO	BB	IBB	HBP	BLK	WP	HR	S	P	ERA	WHIP								
Jesse Jefferson, R ERA: 3.12 (1, 1)	5.2		26	4	1	0	4	5	0	0	0	0	0	29	49	0.00	1.588								
Rich Gossage, R ERA: 1.99 (6, 1)	0.1		3	2	2	2	0	0	0	0	0	0	0	3	3	54.00	6.000								
Dave Hamilton, L ERA: 4.17 (7, 1)	2.0	L	12	5	3	3	1	0	1	0	0	0	1	13	17	13.50	2.500								

Chicago White Sox @ Kansas City Royals  
Royals Stadium, Kansas City, MO  
Sat Jul 05 1975, 8:05 PM EDT  
Att: 20,211 - Unknown

AB 35  
R 6  
H 11  
RBI 5  
BB 6  
SO 5  
LOB 24





Batter	1	2	3	4	5	6	7	8	9	AB	R	H	RBI	BB	SO	LOB	TOP								
Pat Kelly, L OBP: 0.347, SLG: 0.410 (1, 9)										6	2	3	2	0	2	3	<b>Chicago White Sox @ Kansas City Royals</b> Royals Stadium, Kansas City, MO Sun Jul 06 1975, 4:33 AM EDT Att: 10,633 - Unknown - 86 F								
Bucky Dent, R OBP: 0.333, SLG: 0.392 (1, 6)										5	2	2	2	1	0	2									
Carlos May, L OBP: 0.381, SLG: 0.427 (1, 10)										5	1	3	2	0	0	1									
Deron Johnson, R OBP: 0.305, SLG: 0.434 (1, 3)										5	0	3	1	0	1	3									
Ken Henderson, S OBP: 0.337, SLG: 0.345 (1, 8)										4	0	0	0	1	1	3									
Bill Melton, R OBP: 0.336, SLG: 0.357 (1, 5)										4	1	1	1	0	1	3									
Jerry Hairston, S OBP: 0.378, SLG: 0.350 (1, 7)										5	1	1	0	0	1	2									
Bill Stein, R OBP: 0.352, SLG: 0.363 (1, 4)										5	1	3	0	0	1	1									
Pete Varney, R OBP: 0.344, SLG: 0.419 (1, 2)										4	1	1	1	1	2	3									
<b>Inning Stats</b>	R: 0 E: 0 K: 0 S: 5	H: 2 LOB: 3 BB: 1 P: 9	R: 4 E: 0 K: 1 S: 10	H: 5 LOB: 1 BB: 0 P: 10	R: 0 E: 0 K: 2 S: 8	H: 1 LOB: 2 BB: 1 P: 12	R: 2 E: 1 K: 2 S: 10	H: 2 LOB: 1 BB: 0 P: 10	R: 0 E: 0 K: 1 S: 6	H: 1 LOB: 1 BB: 0 P: 6	R: 0 E: 0 K: 0 S: 3	H: 1 LOB: 0 BB: 3	R: 3 E: 0 K: 0 S: 7	H: 4 LOB: 2 BB: 1 P: 11	R: 0 E: 0 K: 1 S: 5	H: 0 LOB: 0 BB: 5		R: 0 E: 0 K: 2 S: 8	H: 1 LOB: 1 BB: 0 P: 8	1B: 12 2B: 4 3B: 1 HR: 0	SF: 0 SAC: 1 DP: 1 HBP: 0	WP: 0 PB: 0 SB: 2 CS: 0	PA: 47		
<b>PITCHER</b>	IP	WLS	BF	H	R	ER	SO	BB	IBB	HBP	BLK	WP	HR	S	P	ERA	WHIP								
Marty Pattin, R ERA: 3.39 (1, 1)	1.2	L	13	7	4	4	1	1	0	0	0	0	0	14	18	21.60	4.800								
Steve Mingori, L ERA: 2.45 (2, 1)	4.1		19	5	2	1	5	0	1	0	0	0	0	28	32	2.08	1.154								
Lindy McDaniel, R ERA: 4.09 (7, 1)	2.0		11	4	3	3	1	1	0	0	0	0	0	12	16	13.50	2.500								
Doug Bird, R ERA: 3.47 (9, 1)	1.0		4	1	0	0	2	0	0	0	0	0	0	8	8	0.00	1.000								

Batter	1	2	3	4	5	6	7	8	9	AB	R	H	RBI	BB	SO	LOB	BOTTOM								
Jim Wohlford, R OBP: 0.361, SLG: 0.342 (1, 9)										3	0	0	0	1	0	1	<b>Chicago White Sox @ Kansas City Royals</b> Royals Stadium, Kansas City, MO Sun Jul 06 1975, 4:33 AM EDT Att: 10,633 - Unknown - 86 F								
George Brett, L OBP: 0.335, SLG: 0.417 (1, 5)										3	0	0	0	1	0	2									
Hal McRae, R OBP: 0.366, SLG: 0.434 (1, 7)										3	1	1	0	1	0	1									
John Mayberry, L OBP: 0.375, SLG: 0.473 (1, 3)										4	1	1	2	0	0	2									
Harmon Killebrew, R OBP: 0.317, SLG: 0.404 (1, 10)										4	0	1	0	0	1	2									
Fran Healy, R OBP: 0.296, SLG: 0.323 (1, 2)										3	0	0	0	1	0	1									
Al Cowens, R OBP: 0.316, SLG: 0.329 (1, 8)										3	1	1	0	1	1	1									
Cookie Rojas, R OBP: 0.300, SLG: 0.311 (1, 4)										4	0	1	0	0	0	2									
Frank White, R OBP: 0.270, SLG: 0.390 (1, 6)										3	0	1	1	0	0	2									
<b>Inning Stats</b>	R: 0 E: 0 K: 0 S: 2	H: 0 LOB: 0 BB: 1 P: 6	R: 0 E: 0 K: 0 S: 3	H: 1 LOB: 0 BB: 0 P: 3	R: 1 E: 0 K: 0 S: 4	H: 1 LOB: 1 BB: 1 P: 8	R: 2 E: 0 K: 1 S: 7	H: 2 LOB: 1 BB: 1 P: 11	R: 0 E: 0 K: 0 S: 3	H: 0 LOB: 0 BB: 0 P: 3	R: 0 E: 0 K: 1 S: 5	H: 0 LOB: 0 BB: 0 P: 5	R: 0 E: 0 K: 0 S: 4	H: 2 LOB: 1 BB: 0 P: 4	R: 0 E: 0 K: 0 S: 3	H: 0 LOB: 2 BB: 2 P: 11		R: 0 E: 0 K: 0 S: 3	H: 0 LOB: 0 BB: 0 P: 3	1B: 3 2B: 2 3B: 0 HR: 1	SF: 0 SAC: 0 DP: 3 HBP: 0	WP: 0 PB: 0 SB: 1 CS: 0	PA: 35		
<b>PITCHER</b>	IP	WLS	BF	H	R	ER	SO	BB	IBB	HBP	BLK	WP	HR	S	P	ERA	WHIP								
Claude Osteen, L ERA: 3.95 (1, 1)	9.0	W	35	6	3	3	2	5	0	0	0	0	1	34	54	3.00	1.222								



Batter	1	2	3	4	5	6	7	8	9	AB	R	H	RBI	BB	SO	LOB	TOP	
Pat Kelly, L OBP: 0.345, SLG: 0.407 (1, 9)										4	0	1	0	0	1	0	Chicago White Sox @ Detroit Tigers Tiger Stadium, Detroit, MI Mon Jul 07 1975, 7:05 PM EDT Att: 15,377 - Unknown	
Bucky Dent, R OBP: 0.329, SLG: 0.386 (1, 6)										4	0	0	0	0	1	1		
Carlos May, L OBP: 0.382, SLG: 0.426 (1, 3)										3	0	1	0	0	0	0		
Deron Johnson, R OBP: 0.301, SLG: 0.427 (1, 10)										4	0	0	0	0	0	2		
Ken Henderson, S OBP: 0.342, SLG: 0.365 (1, 8)										4	1	3	1	0	0	0		
Bill Melton, R OBP: 0.334, SLG: 0.355 (1, 5)											4	0	1	0	0	2		
Jerry Hairston, S OBP: 0.375, SLG: 0.349 (1, 7)											3	0	1	0	0	1		
Bill Stein, R OBP: 0.352, SLG: 0.361 (1, 4)											3	0	1	0	0	2		
Brian Downing, R OBP: 0.358, SLG: 0.338 (1, 2)										3	0	0	0	0	0	2		
<b>Inning Stats</b>	R: 0 E: 0 K: 1 S: 6	H: 2 LOB: 1 BB: 0 P: 6	R: 1 E: 0 K: 1 S: 6	H: 1 LOB: 0 BB: 0 P: 6	R: 0 E: 0 K: 0 S: 3	H: 0 LOB: 0 BB: 0 P: 3	R: 0 E: 0 K: 0 S: 2	H: 0 LOB: 1 BB: 0 P: 3	R: 0 E: 0 K: 0 S: 3	H: 2 LOB: 2 BB: 0 P: 5	R: 0 E: 0 K: 1 S: 5	H: 0 LOB: 0 BB: 0 P: 5	R: 0 E: 0 K: 1 S: 6	H: 1 LOB: 1 BB: 0 P: 6	1B: 6 2B: 2 3B: 0 HR: 1	SF: 0 SAC: 0 DP: 1 HBP: 1	WP: 0 PB: 0 CS: 2	PA: 33
<b>PITCHER</b> Tom Walker, R ERA: 4.38 (1, 1)	IP: 9.0 WLS: W BF: 33 H: 8 R: 1 ER: 1 SO: 4 BB: 0 IBB: 0 HBP: 1 BLK: 0 WP: 0 HR: 1 S: 40 P: 41 ERA: 1.00 WHIP: 0.889																	

Batter	1	2	3	4	5	6	7	8	9	AB	R	H	RBI	BB	SO	LOB	BOTTOM			
Ron LeFlore, R OBP: 0.328, SLG: 0.404 (1, 8)										4	0	2	0	0	0	1	Chicago White Sox @ Detroit Tigers Tiger Stadium, Detroit, MI Mon Jul 07 1975, 7:05 PM EDT Att: 15,377 - Unknown			
Gary Sutherland, R OBP: 0.342, SLG: 0.350 (1, 4)										4	1	2	0	0	0	1				
Leon Roberts, R OBP: 0.347, SLG: 0.406 (1, 9)										4	1	1	1	0	0	3				
Willie Horton, R OBP: 0.308, SLG: 0.438 (1, 10)										2	0	1	1	0	1	1				
Bill Freehan, R OBP: 0.333, SLG: 0.450 (1, 2)										2	0	0	0	1	1	1				
Mickey Stanley, R OBP: 0.310, SLG: 0.433 (1, 3)										3	0	1	0	0	0	1				
Tom Verzyer, R OBP: 0.277, SLG: 0.304 (1, 6)										3	0	1	0	0	1	1				
Ben Oglivie, L OBP: 0.233, SLG: 0.310 (1, 7)										2	0	0	0	0	1	1				
Aurelio Rodriguez, R OBP: 0.271, SLG: 0.387 (1, 5)										3	0	0	0	0	0	1				
<b>Inning Stats</b>	R: 0 E: 0 K: 1 S: 6	H: 1 LOB: 1 BB: 0 P: 6	R: 0 E: 0 K: 0 S: 3	H: 0 LOB: 0 BB: 0 P: 3	R: 0 E: 0 K: 1 S: 5	H: 0 LOB: 0 BB: 0 P: 5	R: 2 E: 0 K: 0 S: 4	H: 2 LOB: 1 BB: 1 P: 8	R: 0 E: 0 K: 0 S: 4	H: 1 LOB: 1 BB: 0 P: 4	R: 0 E: 0 K: 1 S: 6	H: 1 LOB: 0 BB: 0 P: 6	R: 0 E: 0 K: 1 S: 5	H: 1 LOB: 1 BB: 0 P: 5	R: 0 E: 0 K: 0 S: 4	H: 2 LOB: 1 BB: 0 P: 4	1B: 7 2B: 0 3B: 1 HR: 0	SF: 1 SAC: 1 DP: 3 HBP: 0	WP: 0 PB: 0 CS: 0	PA: 30
<b>PITCHER</b> Jim Kaat, L ERA: 2.69 (1, 1)	IP: 8.0 WLS: L BF: 30 H: 8 R: 2 ER: 2 SO: 4 BB: 1 IBB: 0 HBP: 0 BLK: 0 WP: 0 HR: 0 S: 37 P: 41 ERA: 2.25 WHIP: 1.125																			



Batter	1	2	3	4	5	6	7	8	9	AB	R	H	RBI	BB	SO	LOB	TOP										
Pat Kelly, L OBP: 0.340, SLG: 0.400 (1, 9)										4	0	0	0	0	1	2											
Bucky Dent, R OBP: 0.326, SLG: 0.385 (1, 6)										4	0	1	0	0	0	1											
Carlos May, L OBP: 0.378, SLG: 0.420 (1, 3)										4	0	0	0	0	1	2											
Deron Johnson, R OBP: 0.301, SLG: 0.426 (1, 10)										3	0	1	0	0	1	1											
Nyls Nyman, L OBP: 0.215, SLG: 0.237 (7, PR)										0	0	0	0	0	0	0											
Pete Varney, R OBP: 0.364, SLG: 0.438 (9, PH)										1	0	1	0	0	0	0											
Ken Henderson, S OBP: 0.341, SLG: 0.361 (1, 8)										3	0	0	0	1	2	1											
Bill Melton, R OBP: 0.333, SLG: 0.351 (1, 5)										3	0	0	0	1	1	2											
Jerry Hairston, S OBP: 0.365, SLG: 0.326 (1, 7)										3	0	0	0	1	1	5											
Bill Stein, R OBP: 0.344, SLG: 0.353 (1, 4)										2	0	0	0	0	0	1											
Jorge Orta, L OBP: 0.355, SLG: 0.451 (8, PH)										1	0	1	0	0	0	0											
Lee Richard, R OBP: 0.350, SLG: 0.235 (8, PR)										0	0	0	0	0	0	0											
Brian Downing, R OBP: 0.358, SLG: 0.338 (1, 2)										3	0	1	0	0	1	1											
<b>Inning Stats</b>	R: 0 E: 0 K: 0 S: 4	H: 1 LOB: 1 BB: 0 P: 4	R: 0 E: 0 K: 0 S: 3	H: 0 LOB: 1 BB: 1 P: 7	R: 0 E: 0 K: 1 S: 6	H: 1 LOB: 1 BB: 0 P: 6	R: 0 E: 0 K: 3 S: 9	H: 0 LOB: 0 BB: 0 P: 9	R: 0 E: 0 K: 1 S: 5	H: 0 LOB: 0 BB: 0 P: 5	R: 0 E: 0 K: 0 S: 3	H: 0 LOB: 0 BB: 0 P: 3	R: 0 E: 0 K: 1 S: 6	H: 1 LOB: 2 BB: 0 P: 6	R: 0 E: 0 K: 0 S: 3	H: 1 LOB: 1 BB: 2 P: 3	R: 0 E: 0 K: 2 S: 8	H: 1 LOB: 3 BB: 2 P: 16	1B: 5 2B: 0 3B: 0 HR: 0	SF: 0 SAC: 0 DP: 1 HBP: 0	WP: 2 PB: 0 CS: 0	PA: 34					
<b>PITCHER</b>	IP	WLS	BF	H	R	ER	SO	BB	IBB	HBP	BLK	WP	HR	S	P	ERA	WHIP										
Joe Coleman, R ERA: 5.91 (1, 1)	8.0	W	28	4	0	0	6	1	0	0	0	2	0	39	43	0.00	0.625										
John Hiller, L ERA: 2.61 (9, 1)	1.0	S	6	1	0	0	2	2	0	0	0	0	0	8	16	0.00	3.000										

Chicago White Sox @ Detroit Tigers  
Tiger Stadium, Detroit, MI  
Tue Jul 08 1975, 7:05 PM EDT  
Att: 13,268 - Unknown

AB 31  
R 0  
H 5  
RBI 0  
BB 3  
SO 8  
LOB 16



Batter	1	2	3	4	5	6	7	8	9	AB	R	H	RBI	BB	SO	LOB	BOTTOM										
Ron LeFlore, R OBP: 0.332, SLG: 0.417 (1, 8)										4	2	3	1	0	0	0											
Gary Sutherland, R OBP: 0.344, SLG: 0.350 (1, 4)										3	0	1	0	1	0	3											
Leon Roberts, R OBP: 0.349, SLG: 0.424 (1, 9)										4	1	2	2	0	1	1											
Willie Horton, R OBP: 0.308, SLG: 0.435 (1, 10)										4	0	1	0	0	0	2											
Bill Freehan, R OBP: 0.333, SLG: 0.446 (1, 2)										2	0	0	0	1	1	1											
Mickey Stanley, R OBP: 0.302, SLG: 0.421 (1, 3)										3	0	0	0	0	0	4											
Tom Verzyer, R OBP: 0.273, SLG: 0.299 (1, 6)										3	0	0	0	0	0	3											
Ben Oglivie, L OBP: 0.238, SLG: 0.311 (1, 7)										3	0	1	0	0	0	0											
Aurelio Rodriguez, R OBP: 0.272, SLG: 0.396 (1, 5)										3	0	1	0	0	0	0											
<b>Inning Stats</b>	R: 0 E: 0 K: 0 S: 2	H: 0 LOB: 0 BB: 1 P: 6	R: 0 E: 0 K: 0 S: 3	H: 1 LOB: 0 BB: 0 P: 3	R: 0 E: 0 K: 0 S: 3	H: 0 LOB: 0 BB: 0 P: 3	R: 1 E: 0 K: 0 S: 6	H: 3 LOB: 3 BB: 1 P: 10	R: 0 E: 0 K: 0 S: 4	H: 3 LOB: 1 BB: 0 P: 4	R: 0 E: 0 K: 2 S: 7	H: 0 LOB: 0 BB: 0 P: 7	R: 0 E: 0 K: 0 S: 3	H: 0 LOB: 0 BB: 0 P: 3	R: 2 E: 0 K: 0 S: 5	H: 2 LOB: 0 BB: 0 P: 5	1B: 6 2B: 2 3B: 0 HR: 2	SF: 0 SAC: 0 DP: 3 HBP: 0	WP: 0 PB: 0 CS: 1	PA: 31							
<b>PITCHER</b>	IP	WLS	BF	H	R	ER	SO	BB	IBB	HBP	BLK	WP	HR	S	P	ERA	WHIP										
Wilbur Wood, L ERA: 4.64 (1, 1)	8.0	L	31	9	3	3	2	1	1	0	0	0	2	33	41	3.38	1.250										

Chicago White Sox @ Detroit Tigers  
Tiger Stadium, Detroit, MI  
Tue Jul 08 1975, 7:05 PM EDT  
Att: 13,268 - Unknown

AB 29  
R 3  
H 9  
RBI 3  
BB 2  
SO 2  
LOB 14






Batter	1	2	3	4	5	6	7	8	9	AB	R	H	RBI	BB	SO	LOB	TOP			
Pat Kelly, L OBP: 0.337, SLG: 0.400 (1, 9)										5	0	1	0	0	0	0				
Bucky Dent, R OBP: 0.329, SLG: 0.385 (1, 6)					5-3					5	0	2	0	0	0	1				
Carlos May, L OBP: 0.376, SLG: 0.418 (1, 3)				3-1						4	0	1	0	0	0	2				
Deron Johnson, R OBP: 0.297, SLG: 0.420 (1, 10)				4-3						4	0	0	0	0	1	2				
Ken Henderson, S OBP: 0.346, SLG: 0.364 (1, 8)										3	0	2	0	1	0	0				
Bill Melton, R OBP: 0.329, SLG: 0.346 (1, 5)										4	0	0	0	0	0	4				
Jerry Hairston, S OBP: 0.393, SLG: 0.333 (1, 7)										2	1	1	0	2	0	1				
Bill Stein, R OBP: 0.333, SLG: 0.341 (9, PH)										3	0	0	0	0	0	5				
Nyls Nyman, L OBP: 0.214, SLG: 0.236 (9, PH)										1	0	0	0	0	0	0				
Brian Downing, R OBP: 0.356, SLG: 0.349 (1, 2)										4	1	1	2	0	1	0				
<b>Inning Stats</b>	R: 0 E: 0 K: 0 S: 4	H: 1 LOB: 1 BB: 0 P: 4	R: 0 E: 0 K: 0 S: 3	H: 0 LOB: 1 BB: 1 P: 7	R: 0 E: 0 K: 1 S: 5	H: 0 LOB: 0 BB: 0 P: 5	R: 0 E: 0 K: 0 S: 3	H: 0 LOB: 1 BB: 1 P: 7	R: 2 E: 0 K: 0 S: 5	H: 2 LOB: 3 BB: 1 P: 9	R: 0 E: 0 K: 0 S: 4	H: 1 LOB: 1 BB: 0 P: 4	R: 0 E: 0 K: 1 S: 6	H: 1 LOB: 1 BB: 0 P: 6	R: 0 E: 0 K: 0 S: 4	H: 1 LOB: 1 BB: 0 P: 4	1B: 6 2B: 1 3B: 0 HR: 1	SF: 0 SAC: 0 DP: 0 HBP: 0	WP: 0 PB: 0 CS: 0	PA: 38
<b>PITCHER</b> Ray Bare, R ERA: 4.11 (1, 1)	IP: 9.0 WLS: W BF: 38 H: 8 R: 2 ER: 2 SO: 2 BB: 3 IBB: 0 HBP: 0 BLK: 0 WP: 0 HR: 1 S: 39 P: 51 ERA: 2.00 WHIP: 1.222																			

Chicago White Sox @ Detroit Tigers  
Tiger Stadium, Detroit, MI  
Wed Jul 09 1975, 7:05 PM EDT  
Att: 16,155 - Unknown

AB 35  
R 2  
H 8  
RBI 2  
BB 3  
SO 2  
LOB 15



Batter	1	2	3	4	5	6	7	8	9	AB	R	H	RBI	BB	SO	LOB	BOTTOM			
Ron LeFlore, R OBP: 0.331, SLG: 0.414 (1, 8)										5	0	1	0	0	3	1				
Gary Sutherland, R OBP: 0.342, SLG: 0.348 (1, 4)										5	0	1	0	0	0	2				
Dan Meyer, L OBP: 0.312, SLG: 0.377 (3, PR)										1	1	1	0	1	0	0				
Mickey Stanley, R OBP: 0.319, SLG: 0.431 (4, 7)										2	2	2	0	1	0	0				
Willie Horton, R OBP: 0.315, SLG: 0.439 (1, 10)										4	2	3	0	1	0	3				
Bill Freehan, R OBP: 0.339, SLG: 0.462 (1, 2)										4	1	2	3	1	1	4				
Jack Pierce, L OBP: 0.333, SLG: 0.346 (1, 3)										4	0	2	3	0	0	1				
Leon Roberts, R OBP: 0.344, SLG: 0.417 (1, 9)										4	0	0	0	0	2	5				
Tom Verzyer, R OBP: 0.272, SLG: 0.294 (1, 6)										3	0	0	0	1	1	2				
Aurelio Rodriguez, R OBP: 0.271, SLG: 0.384 (1, 5)										4	0	1	0	0	0	4				
<b>Inning Stats</b>	R: 2 E: 0 K: 1 S: 7	H: 2 LOB: 2 BB: 2 P: 15	R: 0 E: 0 K: 1 S: 6	H: 2 LOB: 1 BB: 0 P: 6	R: 1 E: 0 K: 0 S: 5	H: 2 LOB: 1 BB: 0 P: 5	R: 0 E: 0 K: 1 S: 5	H: 0 LOB: 0 BB: 0 P: 5	R: 3 E: 0 K: 1 S: 8	H: 3 LOB: 0 BB: 0 P: 8	R: 0 E: 0 K: 1 S: 6	H: 1 LOB: 2 BB: 2 P: 14	R: 0 E: 1 K: 1 S: 6	H: 1 LOB: 2 BB: 1 P: 10	R: 0 E: 0 K: 1 S: 7	H: 2 LOB: 2 BB: 0 P: 7	1B: 12 2B: 0 3B: 0 HR: 1	SF: 0 SAC: 0 DP: 2 HBP: 0	WP: 0 PB: 0 CS: 0	PA: 41
<b>PITCHER</b> Jesse Jefferson, R ERA: 3.86 (1, 1)	IP: 2.0 WLS: L BF: 13 H: 6 R: 3 ER: 3 SO: 2 BB: 0 IBB: 0 HBP: 0 BLK: 0 WP: 0 HR: 0 S: 15 P: 23 ERA: 13.50 WHIP: 4.000																			
Ozzie Osborn, R ERA: 4.57 (3, 1)	IP: 2.1 WLS: L BF: 10 H: 3 R: 3 ER: 3 SO: 1 BB: 0 IBB: 0 HBP: 0 BLK: 0 WP: 0 HR: 1 S: 12 P: 12 ERA: 11.57 WHIP: 1.286																			
Dave Hamilton, L ERA: 4.06 (5, 1)	IP: 1.1 WLS: L BF: 7 H: 1 R: 0 ER: 0 SO: 2 BB: 2 IBB: 0 HBP: 0 BLK: 0 WP: 0 HR: 0 S: 9 P: 17 ERA: 0.00 WHIP: 2.250																			
Cecil Upshaw, R ERA: 3.6 (6, 1)	IP: 2.1 WLS: L BF: 11 H: 3 R: 0 ER: 0 SO: 2 BB: 1 IBB: 0 HBP: 0 BLK: 0 WP: 0 HR: 0 S: 14 P: 18 ERA: 0.00 WHIP: 1.714																			

Chicago White Sox @ Detroit Tigers  
Tiger Stadium, Detroit, MI  
Wed Jul 09 1975, 7:05 PM EDT  
Att: 16,155 - Unknown

AB 36  
R 6  
H 13  
RBI 6  
BB 5  
SO 7  
LOB 22





Batter	1	2	3	4	5	6	7	8	9	AB	R	H	RBI	BB	SO	LOB	TOP								
Pat Kelly, L OBP: 0.342, SLG: 0.404 (1, 9)										5	1	3	0	0	1	1	<b>Chicago White Sox @ Milwaukee Brewers</b> Milwaukee County Stadium, Milwaukee, WI Fri Jul 11, 1975, 8:05 PM EDT Att: 19,655 - Unknown - 66 F <a href="http://livebaseballscorecards.com">livebaseballscorecards.com</a>								
Bucky Dent, R OBP: 0.327, SLG: 0.385 (1, 6)										5	0	1	1	0	2	2									
Carlos May, L OBP: 0.373, SLG: 0.414 (1, 3)										5	0	1	0	0	1	3									
Deron Johnson, R OBP: 0.306, SLG: 0.425 (1, 10)										4	2	3	0	1	0	1									
Ken Henderson, S OBP: 0.345, SLG: 0.363 (1, 8)										4	0	1	0	0	1	4									
Nyls Nyman, L OBP: 0.212, SLG: 0.234 (8, 8)										1	0	0	0	0	0	1									
Bill Melton, R OBP: 0.331, SLG: 0.343 (1, 5)										2	2	0	0	1	0	2									
Jerry Hairston, S OBP: 0.407, SLG: 0.360 (1, 7)										2	0	1	2	1	0	0									
Bill Stein, R OBP: 0.330, SLG: 0.330 (1, 4)										3	0	0	0	1	1	2									
Brian Downing, R OBP: 0.355, SLG: 0.347 (1, 2)										4	0	1	1	0	0	2									
<b>Inning Stats</b>	R: 1 E: 0 K: 0 S: 5	H: 2 LOB: 1 BB: 0 P: 5	R: 0 E: 0 K: 1 S: 5	H: 0 LOB: 0 BB: 0 P: 5	R: 0 E: 0 K: 0 S: 4	H: 1 LOB: 1 BB: 0 P: 4	R: 1 E: 0 K: 0 S: 4	H: 2 LOB: 1 BB: 1 P: 8	R: 0 E: 0 K: 2 S: 7	H: 0 LOB: 0 BB: 0 P: 7	R: 2 E: 0 K: 1 S: 7	H: 2 LOB: 2 BB: 2 P: 15	R: 0 E: 0 K: 1 S: 7	H: 2 LOB: 2 BB: 0 P: 7	R: 1 E: 0 K: 0 S: 4	H: 1 LOB: 1 BB: 0 P: 5	R: 0 E: 0 K: 1 S: 5	H: 1 LOB: 1 BB: 1 P: 9	1B: 9 2B: 2 3B: 0 HR: 0	SF: 0 SAC: 1 DP: 1 HBP: 1	WP: 1 PB: 1 SB: 2 CS: 1	PA: 41			
<b>PITCHER</b>	IP	WLS	BF	H	R	ER	SO	BB	IBB	HBP	BLK	WP	HR	S	P	ERA	WHIP								
Ed Sprague, R ERA: 4.55 (1, 1)	5.2	L	25	7	4	3	4	2	0	0	0	0	0	31	39	4.76	1.588								
Tom Hausman, R ERA: 4.94 (6, 1)	2.0		11	3	1	1	1	1	0	1	0	1	0	11	16	4.50	2.000								
Rick Austin, L ERA: 2.03 (8, 1)	1.1		5	1	0	0	1	1	0	0	0	0	0	6	10	0.00	1.500								

Batter	1	2	3	4	5	6	7	8	9	AB	R	H	RBI	BB	SO	LOB	BOTTOM								
Don Money, R OBP: 0.311, SLG: 0.381 (1, 5)										3	0	1	0	1	1	1	<b>Chicago White Sox @ Milwaukee Brewers</b> Milwaukee County Stadium, Milwaukee, WI Fri Jul 11, 1975, 8:05 PM EDT Att: 19,655 - Unknown - 66 F <a href="http://livebaseballscorecards.com">livebaseballscorecards.com</a>								
Robin Yount, R OBP: 0.344, SLG: 0.392 (1, 6)										4	0	1	1	0	0	1									
George Scott, R OBP: 0.352, SLG: 0.491 (1, 3)										3	0	0	0	1	0	3									
Hank Aaron, R OBP: 0.329, SLG: 0.383 (1, 10)										4	0	0	0	0	0	2									
Bobby Darwin, R OBP: 0.316, SLG: 0.409 (1, 7)										3	1	0	0	1	1	1									
Charlie Moore, R OBP: 0.309, SLG: 0.368 (1, 2)										3	0	0	0	0	0	1									
Bob Sheldon, L OBP: 0.375, SLG: 0.500 (9, PH)										1	0	1	0	0	0	0									
Sixto Lezcano, R OBP: 0.324, SLG: 0.390 (1, 9)										4	2	3	2	0	1	1									
Kurt Bevacqua, R OBP: 0.228, SLG: 0.226 (1, 4)										1	0	0	0	0	0	0									
Darrell Porter, L OBP: 0.356, SLG: 0.367 (9, PH)										1	0	0	0	0	0	1									
Gorman Thomas, R OBP: 0.344, SLG: 0.552 (1, 8)										3	0	0	0	0	2	2									
Mike Hegan, L OBP: 0.375, SLG: 0.389 (9, PH)										1	0	0	0	0	1	1									
<b>Inning Stats</b>	R: 0 E: 0 K: 0 S: 4	H: 1 LOB: 1 BB: 0 P: 4	R: 2 E: 0 K: 1 S: 6	H: 1 LOB: 0 BB: 0 P: 10	R: 0 E: 0 K: 1 S: 5	H: 0 LOB: 0 BB: 0 P: 5	R: 0 E: 0 K: 0 S: 3	H: 0 LOB: 0 BB: 0 P: 3	R: 1 E: 0 K: 0 S: 5	H: 2 LOB: 2 BB: 1 P: 9	R: 0 E: 0 K: 1 S: 5	H: 0 LOB: 0 BB: 0 P: 5	R: 0 E: 0 K: 1 S: 6	H: 1 LOB: 1 BB: 0 P: 6	R: 0 E: 0 K: 0 S: 3	H: 0 LOB: 1 BB: 1 P: 7	R: 0 E: 0 K: 2 S: 8	H: 1 LOB: 1 BB: 0 P: 8	1B: 4 2B: 1 3B: 0 HR: 1	SF: 0 SAC: 2 DP: 0 HBP: 0	WP: 0 PB: 1 SB: 1 CS: 0	PA: 36			
<b>PITCHER</b>	IP	WLS	BF	H	R	ER	SO	BB	IBB	HBP	BLK	WP	HR	S	P	ERA	WHIP								
Claude Osteen, L ERA: 3.96 (1, 1)	6.1	W	26	5	3	3	3	2	0	0	0	0	0	30	38	4.26	1.105								
Rich Gossage, R ERA: 1.92 (7, 1)	2.2	S	10	1	0	0	3	1	0	0	0	0	0	15	19	0.00	0.750								











Batter	1	2	3	4	5	6	7	8	9	AB	R	H	RBI	BB	SO	LOB	TOP			
Ron LeFlore, R OBP: 0.336, SLG: 0.413 Ben Oglivie, L OBP: 0.246, SLG: 0.303	0-3 K		0-0 CS 1B			0-0 5-3		0-3 K	3 0 1 0 0 1 0 1 0 0 0 0 1 0											
Gary Sutherland, R OBP: 0.337, SLG: 0.339	4-0 FC5-4 BB		0-0 CS 1-2	0-0 F7			0-0 F7	0-0 L5	3 0 0 0 1 0 0											
Leon Roberts, R OBP: 0.338, SLG: 0.407	0-0 FC5-4 FC6-4 1-2			0-0 L9			0-0 L6		3 0 0 0 0 0 1											
Willie Horton, R OBP: 0.313, SLG: 0.436	0-0 FC6-4 1-2			0-0 6-3			0-0 F8		3 0 0 0 0 0 1											
Bill Freehan, R OBP: 0.327, SLG: 0.454		0-0 F7			0-3 K			0-0 F7	3 0 0 0 0 1 0											
Mickey Stanley, R OBP: 0.309, SLG: 0.394		0-0 1-3			0-0 5-3			0-3 K	3 0 0 0 0 1 0											
Jack Pierce, L OBP: 0.351, SLG: 0.389		0-0 F8			0-0 F4			0-0 1B	3 0 1 0 0 0 0											
Tom Verzyer, R OBP: 0.275, SLG: 0.294			0-0 L4			0-0 5-3		0-0 L5	3 0 0 0 0 0 1											
Aurelio Rodriguez, R OBP: 0.280, SLG: 0.388			0-0 L5			0-0 6-3		0-0 F7	3 0 0 0 0 0 0											
<b>Inning Stats</b>	R: 0 E: 0 K: 1 S: 5	H: 0 LOB: 1 BB: 1 P: 9	R: 0 E: 0 K: 0 S: 3	H: 0 LOB: 0 BB: 0 P: 3	R: 0 E: 0 K: 0 S: 3	H: 1 LOB: 0 BB: 0 P: 3	R: 0 E: 0 K: 0 S: 3	H: 0 LOB: 0 BB: 0 P: 3	R: 0 E: 0 K: 1 S: 5	H: 0 LOB: 0 BB: 0 P: 5	R: 0 E: 0 K: 0 S: 3	H: 0 LOB: 0 BB: 0 P: 3	R: 0 E: 0 K: 1 S: 6	H: 1 LOB: 1 BB: 0 P: 6	R: 0 E: 0 K: 1 S: 5	H: 0 LOB: 0 BB: 0 P: 5	1B: 2 2B: 0 3B: 0 HR: 0	SF: 0 SAC: 0 DP: 0 HBP: 0	WP: 0 PB: 0 SB: 0 CS: 1	PA: 30
<b>PITCHER</b> Wilbur Wood, L ERA: 4.14	IP: 9.0 WLS: W BF: 29 H: 2 R: 0 ER: 0 SO: 4 BB: 1 IBB: 0 HBP: 0 BLK: 0 WP: 0 HR: 0 S: 36 P: 40 ERA: 0.00 WHIP: 0.333															<b>PITCHER</b>				

Detroit Tigers @ Chicago White Sox  
Comiskey Park, Chicago, IL  
Thu Jul 17 1975, 4:33 AM EDT  
Unknown - 90 F

AB 28  
R 0  
H 2  
RBI 0  
BB 1  
SO 4  
LOB 3



Batter	1	2	3	4	5	6	7	8	9	AB	R	H	RBI	BB	SO	LOB	BOTTOM			
Pat Kelly, L OBP: 0.351, SLG: 0.404	0-0 6-3		0-0 FC5-4 BB 1B 1-2 2-3	0-3 K			0-0 F8		4 1 0 0 0 1 2											
Bucky Dent, R OBP: 0.316, SLG: 0.373	0-0 F8		0-3 K		0-3 K		0-0 F3		4 0 0 0 0 2 2											
Ken Henderson, S OBP: 0.344, SLG: 0.361	0-0 4-3		0-0 BB 1B 1-2 3-H		0-0 4-3		0-0 F8		4 1 1 1 0 0 0											
Deron Johnson, R OBP: 0.307, SLG: 0.417		0-0 5-3	0-0 BB 1B 1-2 2-3		0-0 1B		0-3 K		3 1 1 0 1 1 0											
Bill Melton, R OBP: 0.334, SLG: 0.350		4-0 S BB	0-0 1B 1-2 2-H 3-H		0-3 K		0-0 6-3		3 0 1 2 1 1 1											
Carlos May, L OBP: 0.373, SLG: 0.413	0-0 F9		0-0 1B 1-2 2-H			0-0 F8			3 0 1 1 0 0 1											
Jerry Hairston, S OBP: 0.352, SLG: 0.295	0-0 5-3 1-2		0-0 F9		0-0 F4		0-0 F9		3 0 0 0 0 0 3											
Bill Stein, R OBP: 0.330, SLG: 0.330			0-0 FC5-4 BB 1B E		0-0 F9		0-0 F9		3 1 1 0 0 0 0											
Brian Downing, R OBP: 0.353, SLG: 0.340			0-0 E6 FC5-4 1-2		0-0 F7		0-0 F2		3 0 0 0 0 0 1											
<b>Inning Stats</b>	R: 0 E: 0 K: 0 S: 3	H: 0 LOB: 0 BB: 0 P: 3	R: 0 E: 0 K: 0 S: 3	H: 0 LOB: 1 BB: 1 P: 7	R: 4 E: 1 K: 1 S: 10	H: 4 LOB: 2 BB: 1 P: 14	R: 0 E: 0 K: 1 S: 5	H: 0 LOB: 0 BB: 0 P: 5	R: 0 E: 0 K: 2 S: 8	H: 1 LOB: 1 BB: 0 P: 8	R: 0 E: 0 K: 0 S: 3	H: 0 LOB: 0 BB: 0 P: 3	R: 0 E: 0 K: 1 S: 5	H: 0 LOB: 0 BB: 0 P: 5	R: 0 E: 0 K: 1 S: 5	H: 0 LOB: 0 BB: 0 P: 5	1B: 5 2B: 0 3B: 0 HR: 0	SF: 0 SAC: 0 DP: 0 HBP: 0	WP: 0 PB: 0 SB: 1 CS: 0	PA: 32
<b>PITCHER</b> Mickey Lolich, L ERA: 3.23	IP: 8.0 WLS: L BF: 32 H: 5 R: 4 ER: 0 SO: 5 BB: 2 IBB: 0 HBP: 0 BLK: 0 WP: 0 HR: 0 S: 40 P: 48 ERA: 0.00 WHIP: 0.875															<b>PITCHER</b>				

Detroit Tigers @ Chicago White Sox  
Comiskey Park, Chicago, IL  
Thu Jul 17 1975, 4:33 AM EDT  
Unknown - 90 F


AB 30  
R 4  
H 5  
RBI 4  
BB 2  
SO 5  
LOB 10









Batter	1	2	3	4	5	6	7	8	9	AB	R	H	RBI	BB	SO	LOB	TOP			
Mickey Stanley, R OBP: 0.324, SLG: 0.396 (1, 8)	0-3 K		0-0 CS	0-0 F9		0-3 K		4-0 FC5-4 BB	3 0 0 0 1 2 0											
Gary Sutherland, R OBP: 0.333, SLG: 0.334 (1, 4)	0-0 6-3			0-0 F4		0-0 6-3		0-0 FC5-4 1-2	4 0 0 0 0 0 1											
Leon Roberts, R OBP: 0.334, SLG: 0.404 (1, 9)	0-0 6-3			0-0 1B			0-0 6-3	0-3 K	4 0 1 0 0 1 1											
Willie Horton, R OBP: 0.314, SLG: 0.429 (1, 10)		0-0 F4			0-0 5-3		0-0 F8	0-0 F8	4 0 0 0 0 0 1											
Bill Freehan, R OBP: 0.323, SLG: 0.448 (1, 2)		0-0 F9			0-0 F9		0-0 F9		3 0 0 0 0 0 0											
Aurelio Rodriguez, R OBP: 0.286, SLG: 0.393 (1, 5)		0-0 L3			0-0 1B			0-0 F8	3 0 1 0 0 0 0											
Tom Verzyer, R OBP: 0.275, SLG: 0.291 (1, 6)			0-3 K		0-0 1B			0-0 E6 FC3-6	3 0 1 0 0 1 0											
Jack Pierce, L OBP: 0.331, SLG: 0.363 (1, 3)			0-3 K		0-0 F3			0-0 FC3-6 1-2	3 0 0 0 0 1 3											
Ben Oglivie, L OBP: 0.250, SLG: 0.315 (1, 7)			0-0 CS 1B			0-3 K		0-3 K	3 0 1 0 0 2 1											
<b>Inning Stats</b>	R: 0 E: 0 K: 1 S: 5	H: 0 LOB: 0 BB: 0 P: 5	R: 0 E: 0 K: 0 S: 3	H: 0 LOB: 0 BB: 0 P: 3	R: 0 E: 0 K: 2 S: 7	H: 1 LOB: 0 BB: 0 P: 7	R: 0 E: 0 K: 0 S: 3	H: 1 LOB: 0 BB: 0 P: 3	R: 0 E: 0 K: 2 S: 5	H: 2 LOB: 2 BB: 0 P: 5	R: 0 E: 0 K: 0 S: 3	H: 0 LOB: 0 BB: 0 P: 3	R: 0 E: 1 K: 1 S: 6	H: 0 LOB: 1 BB: 0 P: 6	R: 0 E: 0 K: 1 S: 5	H: 0 LOB: 1 BB: 1 P: 9	1B: 4 2B: 0 3B: 0 HR: 0	SF: 0 SAC: 0 DP: 0 HBP: 0	WP: 0 PB: 0 CS: 1	PA: 32
<b>PITCHER</b> Jim Kaat, L ERA: 2.72 (1, 1)	IP: 9.0 WLS: W BF: 31 H: 4 R: 0 ER: 0 SO: 7 BB: 1 IBB: 0 HBP: 0 BLK: 0 WP: 0 HR: 0 S: 44 P: 48 ERA: 0.00 WHIP: 0.556															<b>PITCHER</b>				

Detroit Tigers @ Chicago White Sox  
Comiskey Park, Chicago, IL  
Fri Jul 18, 1975, 8:05 PM EDT  
Att: 11,701 - Unknown - 83 F

AB 30  
R 0  
H 4  
RBI 0  
BB 1  
SO 7  
LOB 7



Batter	1	2	3	4	5	6	7	8	9	AB	R	H	RBI	BB	SO	LOB	BOTTOM	
Pat Kelly, L OBP: 0.346, SLG: 0.398 (1, 9)	0-0 F8		0-0 G3	0-3 K			0-0 FC4-6 CS		4 0 0 0 0 1 2									
Jorge Orta, L OBP: 0.365, SLG: 0.459 (1, 4)	0-0 FC3-6 1B		0-0 2B	0-0 F9			0-0 1B		4 0 3 0 0 0 1									
Carlos May, L OBP: 0.370, SLG: 0.409 (1, 3)	0-0 FC3-6 FC5-4 1-2		0-0 F9		0-0 F8		0-0 6-3		4 0 0 0 0 0 3									
Deron Johnson, R OBP: 0.305, SLG: 0.412 (1, 10)	0-0 FC5-4 1-2			0-0 BB 1B	0-3 K		0-0 6-3		4 1 1 0 0 1 1									
Ken Henderson, S OBP: 0.342, SLG: 0.356 (1, 8)		0-0 4-3		4-0 1B BB	0-0 3-1		0-3 K		3 1 0 0 1 1 0									
Bill Melton, R OBP: 0.332, SLG: 0.343 (1, 5)		0-0 6-3		4-0 1B BB		0-3 K		4-0 S BB	2 1 0 0 2 1 0									
Jerry Hairston, S OBP: 0.372, SLG: 0.303 (1, 7)		4-0 BB		0-0 1B SF8		0-3 K		4-0 BB	2 1 1 1 2 1 0									
Bucky Dent, R OBP: 0.314, SLG: 0.368 (1, 6)		0-0 L6		1-2 2-3 3-H	0-0 1B		0-3 K		4 0 1 2 0 1 3									
Brian Downing, R OBP: 0.353, SLG: 0.339 (1, 2)			0-0 6-3	1-3 2-H 3-H	0-0 SF8		4-0 FC4-6 BB		1 0 0 1 1 0 0									
<b>Inning Stats</b>	R: 0 E: 0 K: 0 S: 4	H: 1 LOB: 1 BB: 0 P: 4	R: 0 E: 0 K: 0 S: 3	H: 0 LOB: 1 BB: 1 P: 7	R: 0 E: 0 K: 0 S: 4	H: 1 LOB: 1 BB: 0 P: 4	R: 4 E: 0 K: 1 S: 8	H: 3 LOB: 1 BB: 2 P: 16	R: 0 E: 0 K: 3 S: 9	H: 0 LOB: 0 BB: 0 P: 9	R: 0 E: 0 K: 0 S: 3	H: 1 LOB: 1 BB: 1 P: 7	R: 0 E: 0 K: 1 S: 5	H: 0 LOB: 2 BB: 2 P: 13	1B: 5 2B: 1 3B: 0 HR: 0	SF: 1 SAC: 0 DP: 0 HBP: 0	WP: 0 PB: 0 CS: 1	PA: 35
<b>PITCHER</b> Vern Ruhle, R ERA: 3.55 Bob Reynolds, R ERA: 4.07 Tom Walker, R ERA: 4.25 John Hiller, L ERA: 2.44	IP: 3.0 WLS: L BF: 17 H: 5 R: 0 ER: 4 SO: 4 BB: 3 IBB: 0 HBP: 0 BLK: 0 WP: 0 HR: 0 S: 14 P: 26 ERA: 12.00 WHIP: 2.667															<b>PITCHER</b>		

Detroit Tigers @ Chicago White Sox  
Comiskey Park, Chicago, IL  
Fri Jul 18, 1975, 8:05 PM EDT  
Att: 11,701 - Unknown - 83 F

AB 28  
R 4  
H 6  
RBI 4  
BB 6  
SO 6  
LOB 10





Batter	1	2	3	4	5	6	7	8	9	AB	R	H	RBI	BB	SO	LOB	TOP							
<b>Don Money, R</b> OBP: 0.305, SLG: 0.360 (1, 5)										3	0	0	0	1	0	2								
<b>Robin Yount, R</b> OBP: 0.332, SLG: 0.374 (1, 6)										3	0	0	0	1	1	2								
<b>George Scott, R</b> OBP: 0.352, SLG: 0.493 (1, 3)										4	1	2	1	0	1	1								
<b>Darrell Porter, L</b> OBP: 0.357, SLG: 0.377 (1, 2)										4	0	1	0	0	1	2								
<b>Bobby Darwin, R</b> OBP: 0.310, SLG: 0.390 (1, 7)										3	0	0	0	1	2	1								
<b>Mike Hegan, L</b> OBP: 0.384, SLG: 0.376 (1, 10)										2	0	0	0	0	0	0								
<b>Hank Aaron, R</b> OBP: 0.329, SLG: 0.377 (6, PH)										2	0	1	0	0	1	2								
<b>Kurt Bevacqua, R</b> OBP: 0.216, SLG: 0.216 (9, PR)										0	0	0	0	0	0	0								
<b>Sixto Lezcano, R</b> OBP: 0.325, SLG: 0.386 (1, 9)										3	1	1	0	1	2	0								
<b>Bob Sheldon, L</b> OBP: 0.393, SLG: 0.444 (1, 4)										3	0	1	0	1	0	3								
<b>Gorman Thomas, R</b> OBP: 0.333, SLG: 0.538 (1, 8)										3	0	0	1	0	3	4								
<b>Inning Stats</b>	R: 0 E: 0 K: 0 S: 3	H: 1 LOB: 1 BB: 1 P: 7	R: 0 E: 0 K: 2 S: 7	H: 0 LOB: 0 BB: 0 P: 7	R: 0 E: 0 K: 2 S: 7	H: 0 LOB: 1 BB: 1 P: 11	R: 1 E: 0 K: 0 S: 4	H: 2 LOB: 0 BB: 0 P: 4	R: 1 E: 0 K: 0 S: 4	H: 1 LOB: 0 BB: 0 P: 4	R: 0 E: 0 K: 2 S: 7	H: 0 LOB: 2 BB: 2 P: 15	R: 0 E: 0 K: 1 S: 5	H: 1 LOB: 1 BB: 0 P: 8	R: 0 E: 0 K: 1 S: 5	H: 0 LOB: 0 BB: 0 P: 5	R: 0 E: 0 K: 2 S: 8	H: 1 LOB: 2 BB: 1 P: 12	1B: 4 2B: 1 3B: 0 HR: 1	SF: 1 SAC: 0 DP: 2 HBP: 0	WP: 0 PB: 0 SB: 1 CS: 0	PA: 36		
<b>PITCHER</b>	IP	WLS	BF	H	R	ER	SO	BB	IBB	HBP	BLK	WP	HR	S	P	ERA	WHIP							
<b>Jesse Jefferson, R</b> ERA: 3.78 (1, 1)	5.1	W	21	4	2	2	4	3	0	0	0	0	1	26	38	3.38	1.312							
<b>Dave Hamilton, L</b> ERA: 3.93 (6, 1)	0.1		2	0	0	0	1	1	0	0	0	0	0	3	7	0.00	3.000							
<b>Rich Gossage, R</b> ERA: 1.84 (6, 1)	3.1	S	13	2	0	0	6	1	0	0	0	0	0	24	28	0.00	0.900							

**Milwaukee Brewers @ Chicago White Sox**  
Comiskey Park, Chicago, IL  
Sat Jul 19 1975, 4:33 AM EDT  
Att: 20,516 - Unknown - 84 F

AB 30  
R 2  
H 6  
RBI 2  
BB 5  
SO 11  
LOB 17

Batter	1	2	3	4	5	6	7	8	9	AB	R	H	RBI	BB	SO	LOB	BOTTOM							
<b>Pat Kelly, L</b> OBP: 0.347, SLG: 0.407 (1, 9)										4	1	1	4	1	2	1								
<b>Bucky Dent, R</b> OBP: 0.313, SLG: 0.366 (1, 6)										4	0	1	0	0	0	1								
<b>Ken Henderson, S</b> OBP: 0.346, SLG: 0.362 (1, 8)										3	0	2	0	1	0	1								
<b>Deron Johnson, R</b> OBP: 0.305, SLG: 0.408 (1, 10)										3	0	0	0	1	0	3								
<b>Bill Melton, R</b> OBP: 0.329, SLG: 0.339 (1, 5)										3	1	0	0	0	0	0								
<b>Carlos May, L</b> OBP: 0.372, SLG: 0.408 (1, 3)										3	0	1	0	1	0	1								
<b>Bill Stein, R</b> OBP: 0.324, SLG: 0.324 (1, 4)										2	0	0	0	0	0	2								
<b>Jorge Orta, L</b> OBP: 0.363, SLG: 0.456 (6, 4)										2	0	0	0	0	1	3								
<b>Jerry Hairston, S</b> OBP: 0.366, SLG: 0.300 (1, 7)										4	1	1	0	0	0	4								
<b>Brian Downing, R</b> OBP: 0.355, SLG: 0.336 (1, 2)										2	1	0	0	2	0	0								
<b>Inning Stats</b>	R: 0 E: 0 K: 1 S: 5	H: 0 LOB: 1 BB: 1 P: 9	R: 4 E: 1 K: 0 S: 8	H: 4 LOB: 2 BB: 1 P: 12	R: 0 E: 0 K: 0 S: 4	H: 1 LOB: 1 BB: 0 P: 4	R: 0 E: 0 K: 1 S: 5	H: 0 LOB: 0 BB: 0 P: 5	R: 0 E: 0 K: 0 S: 4	H: 1 LOB: 3 BB: 2 P: 12	R: 0 E: 0 K: 0 S: 3	H: 0 LOB: 0 BB: 0 P: 3	R: 0 E: 0 K: 1 S: 5	H: 0 LOB: 1 BB: 1 P: 9	1B: 4 2B: 1 3B: 0 HR: 1	SF: 0 SAC: 1 DP: 0 HBP: 0	WP: 0 PB: 0 SB: 0 CS: 0	PA: 37						
<b>PITCHER</b>	IP	WLS	BF	H	R	ER	SO	BB	IBB	HBP	BLK	WP	HR	S	P	ERA	WHIP							
<b>Bill Travers, L</b> ERA: 4.71 (1, 1)	1.2	L	12	4	4	0	0	2	0	0	0	0	1	12	20	0.00	3.600							
<b>Tom Hausman, R</b> ERA: 4.27 (2, 1)	6.1		25	2	0	0	2	3	1	0	0	0	0	25	41	0.00	0.789							

**Milwaukee Brewers @ Chicago White Sox**  
Comiskey Park, Chicago, IL  
Sat Jul 19 1975, 4:33 AM EDT  
Att: 20,516 - Unknown - 84 F

AB 30  
R 4  
H 6  
RBI 4  
BB 6  
SO 3  
LOB 16



Batter	1	2	3	4	5	6	7	8	9	AB	R	H	RBI	BB	SO	LOB	TOP					
<b>Don Money, R</b> OBP: 0.300, SLG: 0.353 (1, 5)	5-3	K			F8			F6		4	0	0	0	0	1	0	<b>Milwaukee Brewers @ Chicago White Sox</b> Comiskey Park, Chicago, IL Sun Jul 20 1975, 4:33 AM EDT Unknown - 86 F					
<b>Robin Yount, R</b> OBP: 0.332, SLG: 0.371 (1, 6)	F3		F7			BB		4-3		2	0	0	0	1	0	0						
<b>Tim Johnson, L</b> OBP: 0.190, SLG: 0.141 (6, 6)						BB				1	0	0	0	0	0	0						
<b>George Scott, R</b> OBP: 0.352, SLG: 0.491 (1, 3)			4-3							3	0	1	0	0	0	1						
<b>Mike Hegan, L</b> OBP: 0.361, SLG: 0.372 (7, 3)	1B									1	0	0	0	0	0	0						
<b>Hank Aaron, R</b> OBP: 0.331, SLG: 0.376 (1, 10)	1B		K					5-3		3	0	1	0	1	1	0						
<b>Bobby Darwin, R</b> OBP: 0.309, SLG: 0.388 (1, 7)	F5									4	0	1	0	0	1	4						
<b>Sixto Lezcano, R</b> OBP: 0.322, SLG: 0.382 (1, 9)		F8								3	0	0	0	0	0	1						
<b>Darrell Porter, L</b> OBP: 0.357, SLG: 0.373 (1, 2)			G3-6							2	0	0	0	1	1	1						
<b>Kurt Bevacqua, R</b> OBP: 0.213, SLG: 0.211 (1, 4)		FC6-4						L6		3	1	0	0	0	1	1						
<b>Gorman Thomas, R</b> OBP: 0.333, SLG: 0.557 (1, 8)								5-3		3	1	1	2	0	1	0						
<b>Inning Stats</b>	R: 0 E: 0 K: 0 S: 5	H: 2 LOB: 2 BB: 0 P: 5	R: 2 E: 0 K: 1 S: 6	H: 1 LOB: 0 BB: 1 P: 10	R: 0 E: 0 K: 1 S: 5	H: 0 LOB: 0 BB: 0 P: 5	R: 0 E: 0 K: 0 S: 3	H: 1 LOB: 0 BB: 0 P: 3	R: 0 E: 0 K: 2 S: 7	H: 0 LOB: 1 BB: 2 P: 7	R: 0 E: 0 K: 0 S: 2	H: 0 LOB: 0 BB: 0 P: 10	R: 0 E: 0 K: 1 S: 5	H: 0 LOB: 0 BB: 0 P: 5	R: 0 E: 0 K: 0 S: 3	H: 0 LOB: 0 BB: 0 P: 3	R: 0 E: 0 K: 1 S: 5	H: 0 LOB: 0 BB: 0 P: 5	1B: 3 2B: 0 3B: 0 HR: 1	SF: 0 SAC: 0 DP: 2 HBP: 0	WP: 0 PB: 0 CS: 0	PA: 32
<b>PITCHER</b> <b>Wilbur Wood, L</b> ERA: 4.03 (1, 1)	IP: 9.0 WLS: W BF: 32 H: 4 R: 2 ER: 2 SO: 6 BB: 3 IBB: 0 HBP: 0 BLK: 0 WP: 0 HR: 1 S: 41 P: 53 ERA: 2.00 WHIP: 0.778															<b>PITCHER</b>	IP: WLS: BF: H: R: ER: SO: BB: IBB: HBP: BLK: WP: HR: S: P: ERA: WHIP:					

Batter	1	2	3	4	5	6	7	8	9	AB	R	H	RBI	BB	SO	LOB	BOTTOM					
<b>Pat Kelly, L</b> OBP: 0.351, SLG: 0.414 (1, 9)	HBP 1B	1B FC3-6			L3-6			E6 WP		5	2	3	0	0	0	2	<b>Milwaukee Brewers @ Chicago White Sox</b> Comiskey Park, Chicago, IL Sun Jul 20 1975, 4:33 AM EDT Unknown - 86 F					
<b>Bucky Dent, R</b> OBP: 0.317, SLG: 0.371 (1, 6)	HBP 1B	HBP 1B	F8					F8		4	2	2	0	1	0	2						
<b>Carlos May, L</b> OBP: 0.375, SLG: 0.408 (1, 7)										3	2	1	2	1	0	2						
<b>Nyls Nyman, L</b> OBP: 0.222, SLG: 0.243 (6, 7)	1B	1B	FC6-4					6-3		0	0	0	0	0	0	0						
<b>Deron Johnson, R</b> OBP: 0.300, SLG: 0.401 (1, 3)	F5	E6 SF	FC6-4					F7		5	1	0	0	0	1	7						
<b>Ken Henderson, S</b> OBP: 0.353, SLG: 0.369 (1, 8)	E 1B	SF 1B								5	1	4	3	0	0	0						
<b>Bill Melton, R</b> OBP: 0.325, SLG: 0.334 (1, 5)	E5 1B	SF			7-4			F6		4	0	0	1	0	1	3						
<b>Jorge Orta, L</b> OBP: 0.361, SLG: 0.453 (1, 10)	K	F8								4	0	1	0	0	1	4						
<b>Jerry Moses, R</b> OBP: 0.227, SLG: 0.250 (6, PH)								5-3		1	0	0	0	0	0	1						
<b>Bill Stein, R</b> OBP: 0.322, SLG: 0.321 (1, 4)		F8			L5					4	0	1	1	0	0	3						
<b>Brian Downing, R</b> OBP: 0.357, SLG: 0.339 (1, 2)	F5		5-3							4	1	2	0	0	0	2						
<b>Inning Stats</b>	R: 4 E: 1 K: 1 S: 9	H: 3 LOB: 2 BB: 1 P: 14	R: 3 E: 2 K: 0 S: 8	H: 3 LOB: 0 BB: 0 P: 8	R: 0 E: 0 K: 0 S: 4	H: 1 LOB: 2 BB: 1 P: 8	R: 0 E: 0 K: 0 S: 4	H: 2 LOB: 1 BB: 0 P: 4	R: 1 E: 0 K: 1 S: 7	H: 3 LOB: 1 BB: 0 P: 7	R: 0 E: 0 K: 1 S: 5	H: 0 LOB: 0 BB: 0 P: 5	R: 1 E: 1 K: 0 S: 5	H: 1 LOB: 1 BB: 0 P: 5	R: 0 E: 0 K: 0 S: 4	H: 1 LOB: 1 BB: 0 P: 4	R: 0 E: 0 K: 0 S: 4	H: 1 LOB: 1 BB: 0 P: 4	1B: 12 2B: 4 3B: 0 HR: 0	SF: 1 SAC: 0 DP: 2 HBP: 1	WP: 1 PB: 0 CS: 0	PA: 43
<b>PITCHER</b> <b>Ed Sprague, R</b> ERA: 4.81 (1, 1)	IP: 0.1 WLS: L BF: 5 H: 2 R: 4 ER: 2 SO: 0 BB: 1 IBB: 0 HBP: 1 BLK: 0 WP: 0 HR: 0 S: 3 P: 8 ERA: 54.00 WHIP: 9.000															<b>PITCHER</b>	IP: WLS: BF: H: R: ER: SO: BB: IBB: HBP: BLK: WP: HR: S: P: ERA: WHIP:					
<b>Bill Castro, R</b> ERA: 2.52 (1, 1)	3.1	19	6	3	2	1	0	1	0	0	0	20	24	5.40	1.800							
<b>Bill Travers, L</b> ERA: 4.5 (4, 1)	4.1	19	6	2	1	2	0	0	0	0	1	0	23	2.08	1.385							

AB	29
R	2
H	4
RBI	2
BB	3
SO	6
LOB	8

AB	39
R	9
H	14
RBI	7
BB	2
SO	3
LOB	26








Batter	1	2	3	4	5	6	7	8	9	AB	R	H	RBI	BB	SO	LOB	TOP										
<b>Bobby Bonds, R</b> OBP: 0.337, SLG: 0.508 (1, 8)	F7		F9 FC3-2-5 2B				F5	K		5	0	2	1	0	1	3											
<b>Rick Dempsey, R</b> OBP: 0.382, SLG: 0.333 (1, 10)	F9		F9		F8		1B 4-3 1B	K		5	1	1	1	0	1	1											
<b>Roy White, S</b> OBP: 0.396, SLG: 0.460 (1, 7)	6-3		FC3-2-5		6-3		4-3 1B	1B 2B		5	1	2	1	0	0	1											
<b>Thurman Munson, R</b> OBP: 0.369, SLG: 0.424 (1, 2)		4-3	4-3		4-3		4-3	1B 1B		4	1	0	1	1	0	2											
<b>Lou Piniella, R</b> OBP: 0.265, SLG: 0.228 <b>Rick Blatt, R</b> OBP: 0.600, SLG: 0.333 (7, 8)	1B 1B BB			F4		6-3	4-3	K		3	1	0	0	1	0	1											
<b>Graig Nettles, L</b> OBP: 0.342, SLG: 0.457 (1, 5)	1B 1B			1B HBP		F9		1B		4	2	2	1	0	0	0											
<b>Chris Chambliss, L</b> OBP: 0.325, SLG: 0.428 (1, 3)	1B			2B 1B		4-3		G3		5	1	3	2	0	0	0											
<b>Sandy Alomar Sr., S</b> OBP: 0.227, SLG: 0.252 (1, 4)	F3			2B 2B			1B 2B	1B 2B	FC5-4	5	3	3	2	0	0	4											
<b>Fred Stanley, R</b> OBP: 0.286, SLG: 0.252 (1, 6)	1B			K			1B HBP	1B		3	1	2	2	0	1	1											
<b>Inning Stats</b>	R: 0 E: 0 K: 0 S: 3	H: 0 LOB: 0 BB: 0 P: 3	R: 2 E: 0 K: 0 S: 5	H: 3 LOB: 2 BB: 1 P: 9	R: 0 E: 0 K: 0 S: 4	H: 1 LOB: 1 BB: 0 P: 4	R: 3 E: 0 K: 1 S: 7	H: 3 LOB: 1 BB: 0 P: 8	R: 0 E: 0 K: 0 S: 3	H: 0 LOB: 0 BB: 0 P: 3	R: 0 E: 0 K: 0 S: 3	H: 0 LOB: 0 BB: 0 P: 3	R: 3 E: 0 K: 0 S: 6	H: 3 LOB: 1 BB: 0 P: 7	R: 1 E: 0 K: 1 S: 7	H: 2 LOB: 1 BB: 0 P: 7	R: 2 E: 0 K: 2 S: 10	H: 3 LOB: 2 BB: 1 P: 14	1B: 9 2B: 6 3B: 0 HR: 0	SF: 0 SAC: 0 DP: 0 HBP: 2	WP: 0 PB: 0 CS: 0	PA: 44					
<b>PITCHER</b>	IP	WLS	BF	H	R	ER	SO	BB	IBB	HBP	BLK	WP	HR	S	P	ERA	WHIP										
<b>Jim Kaat, L</b> ERA: 2.98 (1, 1)	6.0	L	27	8	7	7	1	1	0	2	0	0	0	26	32	10.50	1.500										
<b>Ozzie Osborn, R</b> ERA: 4.22 (7, 1)	0.1		2	1	0	0	0	0	0	0	0	0	0	2	2	0.00	3.000										
<b>Rich Gossage, R</b> ERA: 1.83 (7, 1)	0.2		3	1	1	0	0	0	0	0	0	0	0	3	3	13.50	1.500										
<b>Bill Gogolewski, R</b> ERA: 3.88 (8, 1)	1.2		9	3	3	3	3	0	1	0	0	0	0	14	18	16.20	1.800										
<b>Dave Hamilton, L</b> ERA: 3.55 (9, 1)	0.1		3	2	0	0	0	0	0	0	0	0	0	3	3	0.00	6.000										

**New York Yankees @ Chicago White Sox**  
Comiskey Park, Chicago, IL  
Tue Jul 22 1975, 8:05 PM EDT  
Att: 17,395 - Unknown - 81 F


**AB 40**  
**R 11**  
**H 15**  
**RBI 11**  
**BB 2**  
**SO 4**  
**LOB 15**



Batter	1	2	3	4	5	6	7	8	9	AB	R	H	RBI	BB	SO	LOB	BOTTOM										
<b>Pat Kelly, L</b> OBP: 0.347, SLG: 0.413 (1, 9)	F8		1-3				F5	K		5	1	1	3	0	1	5											
<b>Bucky Dent, R</b> OBP: 0.322, SLG: 0.374 (1, 6)	F4			G4-6-3 1B	6-3			F8	FC6-4 BB	4	0	1	0	1	0	0											
<b>Carlos May, L</b> OBP: 0.372, SLG: 0.399 (1, 3)	F6			G4-6-3 1-2		4-3		2B 1B	F8	5	1	1	0	0	0	2											
<b>Deron Johnson, R</b> OBP: 0.305, SLG: 0.404 (1, 10)		K			1B	5-3		E 2B	F8	5	1	2	1	0	1	1											
<b>Ken Henderson, S</b> OBP: 0.351, SLG: 0.367 (1, 8)		FC4-6 1B		K		F6		E9 1B 1B	FC6-4	5	1	2	0	0	1	2											
<b>Bill Melton, R</b> OBP: 0.333, SLG: 0.346 (1, 5)	F6				5-3		WP BB	HBP 1B HBP		2	0	0	0	1	0	1											
<b>Nyls Nyman, L</b> OBP: 0.247, SLG: 0.259 (1, 7)	FC4-6				E1 FC5-4		F8	HBP 1B		4	0	1	1	0	0	2											
<b>Bill Stein, R</b> OBP: 0.331, SLG: 0.350 (1, 4)				G6-4-3 1B	FC5-4 1B HR			F3		3	1	1	0	1	0	3											
<b>Brian Downing, R</b> OBP: 0.364, SLG: 0.340 (1, 2)				G6-4-3	HR 1B		K	HBP		3	1	1	0	0	1	3											
<b>Inning Stats</b>	R: 0 E: 0 K: 0 S: 3	H: 1 LOB: 1 BB: 0 P: 6	R: 0 E: 0 K: 0 S: 3	H: 1 LOB: 0 BB: 0 P: 3	R: 0 E: 0 K: 1 S: 6	H: 2 LOB: 1 BB: 0 P: 6	R: 3 E: 1 K: 0 S: 6	H: 2 LOB: 0 BB: 0 P: 6	R: 0 E: 0 K: 0 S: 3	H: 0 LOB: 2 BB: 2 P: 3	R: 0 E: 0 K: 1 S: 5	H: 0 LOB: 2 BB: 2 P: 13	R: 3 E: 1 K: 1 S: 9	H: 4 LOB: 3 BB: 0 P: 11	R: 0 E: 0 K: 0 S: 3	H: 0 LOB: 1 BB: 1 P: 7	1B: 8 2B: 1 3B: 0 HR: 1	SF: 0 SAC: 0 DP: 2 HBP: 2	WP: 1 PB: 0 CS: 0	PA: 41							
<b>PITCHER</b>	IP	WLS	BF	H	R	ER	SO	BB	IBB	HBP	BLK	WP	HR	S	P	ERA	WHIP										
<b>Catfish Hunter, R</b> ERA: 2.81 (1, 1)	7.1	W	32	9	6	3	3	2	0	0	0	0	1	36	44	3.68	1.500										
<b>Dick Tidrow, R</b> ERA: 3.07 (8, 1)	0.1		4	1	0	0	0	0	0	2	0	0	0	2	4	0.00	3.000										
<b>Tippy Martinez, L</b> ERA: 1.69 (8, 1)	1.1	S	5	0	0	0	1	1	0	0	0	0	0	6	10	0.00	0.750										

**New York Yankees @ Chicago White Sox**  
Comiskey Park, Chicago, IL  
Tue Jul 22 1975, 8:05 PM EDT  
Att: 17,395 - Unknown - 81 F

**AB 36**  
**R 6**  
**H 10**  
**RBI 5**  
**BB 3**  
**SO 4**  
**LOB 19**





Batter	1	2	3	4	5	6	7	8	9	10	11	AB	R	H	RBI	BB	SO	LOB	TOP													
<b>Bobby Bonds, R</b> OBP: 0.335, SLG: 0.507 (1, 8)												5	1	1	0	0	2	4														
<b>Rick Dempsey, R</b> OBP: 0.372, SLG: 0.325 (1, 10)												5	0	1	0	0	1	0														
<b>Roy White, S</b> OBP: 0.383, SLG: 0.459 (1, 7)												5	1	1	0	0	0	2														
<b>Thurman Munson, R</b> OBP: 0.373, SLG: 0.425 (8, PR)												2	0	1	1	1	1	0														
<b>Alex Johnson, R</b> OBP: 0.302, SLG: 0.361 (8, 6)												0	1	0	0	0	0	0														
<b>Jim Mason, L</b> OBP: 0.206, SLG: 0.215 (8, 6)												1	0	0	0	0	0	0														
<b>Lou Piniella, R</b> OBP: 0.234, SLG: 0.217 (1, 9)												5	0	0	0	0	2	5														
<b>Rick Blatt, R</b> OBP: 0.600, SLG: 0.333 (10, 8)												0	0	0	0	0	0	0														
<b>Graig Nettles, L</b> OBP: 0.340, SLG: 0.459 (1, 5)												5	0	1	2	0	3	0														
<b>Chris Chambliss, L</b> OBP: 0.329, SLG: 0.429 (1, 3)												4	0	2	0	1	1	0														
<b>Sandy Alomar Sr., S</b> OBP: 0.229, SLG: 0.250 (8, PH)												2	0	0	0	1	1	1														
<b>Ed Herrmann, S</b> OBP: 0.315, SLG: 0.351 (8, 2)												2	0	0	0	0	0	3														
<b>Fred Stanley, R</b> OBP: 0.254, SLG: 0.257 (1, 6)												2	0	1	0	0	0	0														
<b>Walt Williams, R</b> OBP: 0.297, SLG: 0.364 (7, PH)												1	0	1	0	0	0	0														
<b>Ed Brinkman, R</b> OBP: 0.259, SLG: 0.315 (8, 4)												1	0	0	0	0	1	0														
<b>Inning Stats</b>	R: 1 E: 0 K: 0 S: 5	H: 3 LOB: 1 BB: 0 P: 5	R: 0 E: 0 K: 2 S: 8	H: 1 LOB: 2 BB: 1 P: 12	R: 0 E: 0 K: 0 S: 3	H: 0 LOB: 1 BB: 1 P: 7	R: 0 E: 0 K: 2 S: 7	H: 0 LOB: 0 BB: 0 P: 7	R: 0 E: 0 K: 0 S: 3	H: 0 LOB: 0 BB: 0 P: 3	R: 0 E: 0 K: 1 S: 5	H: 2 LOB: 2 BB: 0 P: 7	R: 0 E: 0 K: 1 S: 7	H: 2 LOB: 2 BB: 1 P: 14	R: 0 E: 0 K: 2 S: 9	H: 0 LOB: 0 BB: 0 P: 7	R: 0 E: 0 K: 1 S: 5	H: 1 LOB: 0 BB: 0 P: 5	1B: 6 2B: 2 3B: 1 HR: 0	SF: 0 SAC: 0 DP: 2 HBP: 1	WP: 0 PB: 0 SB: 0 CS: 0	PA: 44										
<b>PITCHER</b>	IP ERA	WLS BF	H R	ER SO	BB IBB	HBP BLK	WP HR	S P	ERA WHIP	<b>PITCHER</b>											IP ERA WHIP											
<b>Wilbur Wood, L</b> ERA: 3.93	(1, 1)	6.2	17	3	2	2	6	0	1	1	0	0	0	27	32	4.15	0.692															
<b>Rich Gossage, R</b> ERA: 1.94	(7, 1)	4.1	W	17	3	2	2	6	0	1	1	0	0	0	0	27	32	4.15	0.692													

New York Yankees @ Chicago White Sox  
Comiskey Park, Chicago, IL  
Thu Jul 24 1975, 4:33 AM EDT  
Unknown - 74 F

AB 40  
R 3  
H 9  
RBI 3  
BB 3  
SO 12  
LOB 15



Batter	1	2	3	4	5	6	7	8	9	10	11	AB	R	H	RBI	BB	SO	LOB	BOTTOM													
<b>Pat Kelly, L</b> OBP: 0.345, SLG: 0.407 (1, 9)												4	0	0	0	1	1	3														
<b>Bucky Dent, R</b> OBP: 0.324, SLG: 0.376 (1, 6)												4	0	2	0	0	1	3														
<b>Lee Richard, R</b> OBP: 0.333, SLG: 0.222 (9, PH)												1	0	0	0	0	1	0														
<b>Carlos May, L</b> OBP: 0.372, SLG: 0.397 (1, 3)												4	0	1	0	1	1	1														
<b>Deron Johnson, R</b> OBP: 0.305, SLG: 0.403 (1, 10)												3	0	1	0	0	1	4														
<b>Jerry Hairston, S</b> OBP: 0.357, SLG: 0.292 (6, PR)												2	0	0	0	0	1	0														
<b>Ken Henderson, S</b> OBP: 0.352, SLG: 0.366 (1, 8)												4	1	1	0	1	0	4														
<b>Bill Melton, R</b> OBP: 0.334, SLG: 0.344 (1, 5)												4	1	1	0	1	1	2														
<b>Nyls Nyman, L</b> OBP: 0.246, SLG: 0.257 (1, 7)												5	1	1	1	0	0	3														
<b>Bill Stein, R</b> OBP: 0.333, SLG: 0.352 (1, 4)												5	0	2	1	0	0	0														
<b>Brian Downing, R</b> OBP: 0.369, SLG: 0.354 (1, 2)												4	1	2	2	1	0	1														
<b>Inning Stats</b>	R: 0 E: 0 K: 1 S: 6	H: 1 LOB: 2 BB: 1 P: 10	R: 0 E: 1 K: 0 S: 4	H: 2 LOB: 1 BB: 0 P: 4	R: 0 E: 0 K: 0 S: 4	H: 1 LOB: 2 BB: 1 P: 8	R: 0 E: 0 K: 1 S: 5	H: 0 LOB: 0 BB: 0 P: 5	R: 0 E: 0 K: 0 S: 4	H: 1 LOB: 1 BB: 0 P: 4	R: 3 E: 0 K: 2 S: 11	H: 4 LOB: 2 BB: 1 P: 15	R: 0 E: 0 K: 1 S: 5	H: 0 LOB: 0 BB: 0 P: 5	R: 0 E: 0 K: 0 S: 3	H: 0 LOB: 0 BB: 0 P: 3	R: 0 E: 0 K: 1 S: 4	H: 0 LOB: 0 BB: 1 P: 8	R: 0 E: 0 K: 1 S: 6	H: 1 LOB: 2 BB: 1 P: 10	R: 1 E: 0 K: 0 S: 2	H: 1 LOB: 0 BB: 0 P: 2	1B: 10 2B: 1 3B: 0 HR: 1	SF: 0 SAC: 0 DP: 2 HBP: 0	WP: 0 PB: 0 SB: 0 CS: 0	PA: 45						
<b>PITCHER</b>	IP ERA	WLS BF	H R	ER SO	BB IBB	HBP BLK	WP HR	S P	ERA WHIP	<b>PITCHER</b>											IP ERA WHIP											
<b>Doc Medich, R</b> ERA: 3.85	(1, 1)	5.1	9	3	0	5	2	0	0	0	0	0	0	24	32	0.00	0.643															
<b>Sparky Lyle, L</b> ERA: 2.77	(6, 1)	4.2	16	1	0	0	2	0	0	0	0	0	0	24	32	0.00	0.643															
<b>Dick Tidrow, R</b> ERA: 3.2	(11, 1)	0.1	L	2	1	1	1	0	0	0	0	0	0	1	2	27.00	3.000															

New York Yankees @ Chicago White Sox  
Comiskey Park, Chicago, IL  
Thu Jul 24 1975, 4:33 AM EDT  
Unknown - 74 F

AB 40  
R 4  
H 11  
RBI 4  
BB 5  
SO 7  
LOB 21





Batter	1	2	3	4	5	6	7	8	9	AB	R	H	RBI	BB	SO	LOB	TOP																					
<b>Bobby Bonds, R</b> OBP: 0.337, SLG: 0.503 (1, 8)										2	0	0	0	2	0	0																						
<b>Rich Coggins, L</b> OBP: 0.266, SLG: 0.315 (1, 9)										2	0	1	0	1	1	1																						
<b>Roy White, S</b> OBP: 0.392, SLG: 0.455 (1, 7)										3	0	0	0	1	0	2																						
<b>Graig Nettles, L</b> OBP: 0.342, SLG: 0.458 (1, 5)										3	0	1	0	1	0	2																						
<b>Chris Chambliss, L</b> OBP: 0.328, SLG: 0.427 (1, 3)										4	0	1	0	0	0	4																						
<b>Ed Herrmann, L</b> OBP: 0.307, SLG: 0.342 (1, 2)										3	0	0	0	0	1	1																						
<b>Lou Piniella, R</b> OBP: 0.252, SLG: 0.215 (9, PH)										1	0	0	0	0	1	0																						
<b>Rick Dempsey, R</b> OBP: 0.367, SLG: 0.322 (1, 10)										4	0	1	0	0	0	0																						
<b>Jim Mason, L</b> OBP: 0.208, SLG: 0.212 (1, 6)										2	0	0	0	1	0	1																						
<b>Thurman Munson, R</b> OBP: 0.372, SLG: 0.423 (9, PH)										1	0	0	0	0	0	0																						
<b>Sandy Alomar Sr., S</b> OBP: 0.227, SLG: 0.248 (1, 4)										2	0	0	0	0	0	1																						
<b>Walt Williams, R</b> OBP: 0.234, SLG: 0.360 (7, PH)										1	0	0	0	0	0	1																						
<b>Fred Stanley, R</b> OBP: 0.289, SLG: 0.257 (7, 4)										0	0	0	0	0	0	0																						
<b>Inning Stats</b>	R: 0 E: 0 K: 0 S: 2	H: 0 LOB: 1 BB: 2 P: 10	R: 0 E: 0 K: 0 S: 3	H: 0 LOB: 0 BB: 0 P: 3	R: 0 E: 0 K: 1 S: 5	H: 0 LOB: 1 BB: 1 P: 9	R: 0 E: 0 K: 0 S: 4	H: 1 LOB: 1 BB: 0 P: 4	R: 0 E: 0 K: 0 S: 2	H: 0 LOB: 0 BB: 1 P: 6	R: 0 E: 0 K: 0 S: 3	H: 0 LOB: 2 BB: 2 P: 11	R: 0 E: 0 K: 1 S: 6	H: 1 LOB: 1 BB: 0 P: 6	R: 0 E: 0 K: 0 S: 5	H: 2 LOB: 2 BB: 0 P: 5	R: 0 E: 0 K: 1 S: 5	H: 0 LOB: 0 BB: 0 P: 5	1B: 4 2B: 1 3B: 0 HR: 0	SF: 0 SAC: 1 DP: 1 HBP: 0	WP: 1 PB: 0 CS: 1	PA: 35																
<b>PITCHER</b>	IP	WLS	BF	H	R	ER	SO	BB	IBB	HBP	BLK	WP	HR	S	P	ERA	WHIP	<b>PITCHER</b>				IP	WLS	BF	H	R	ER	SO	BB	IBB	HBP	BLK	WP	HR	S	P	ERA	WHIP
<b>Jesse Jefferson, R</b> ERA: 3.07 (1, 1)	7.2		31	4	0	0	2	6	0	0	0	1	0	29	53	0.00	1.304																					
<b>Dave Hamilton, L</b> ERA: 3.95 (8, 1)	1.1	W	4	0	0	0	1	0	0	0	0	0	0	6	6	0.00	0.000																					

**New York Yankees @ Chicago White Sox**  
Comiskey Park, Chicago, IL  
Thu Jul 24 1975, 4:38 AM EDT  
Att: 13,910 - Unknown - 84 F

AB 28  
R 0  
H 4  
RBI 0  
BB 6  
SO 3  
LOB 13

Batter	1	2	3	4	5	6	7	8	9	AB	R	H	RBI	BB	SO	LOB	BOTTOM																					
<b>Pat Kelly, L</b> OBP: 0.342, SLG: 0.403 (1, 9)										3	0	0	0	0	1	0																						
<b>Lee Richard, R</b> OBP: 0.320, SLG: 0.227 (1, 6)										4	0	1	0	0	0	0																						
<b>Ken Henderson, S</b> OBP: 0.356, SLG: 0.364 (1, 8)										1	0	0	0	3	0	0																						
<b>Deron Johnson, R</b> OBP: 0.311, SLG: 0.408 (1, 3)										4	0	3	0	0	0	3																						
<b>Bill Melton, R</b> OBP: 0.333, SLG: 0.341 (1, 5)										3	0	0	1	0	2	5																						
<b>Carlos May, L</b> OBP: 0.368, SLG: 0.392 (1, 10)										4	0	0	0	0	1	3																						
<b>Jerry Hairston, S</b> OBP: 0.356, SLG: 0.284 (1, 7)										2	0	0	0	1	1	0																						
<b>Bill Stein, R</b> OBP: 0.333, SLG: 0.352 (1, 4)										3	0	1	0	0	0	1																						
<b>Pete Varney, R</b> OBP: 0.304, SLG: 0.341 (1, 2)										3	0	1	0	0	0	1																						
<b>Brian Downing, R</b> OBP: 0.368, SLG: 0.354 (8, PR) (9, 2)										0	1	0	0	0	0	0																						
<b>Inning Stats</b>	R: 0 E: 0 K: 1 S: 5	H: 0 LOB: 0 BB: 0 P: 5	R: 0 E: 0 K: 1 S: 5	H: 1 LOB: 0 BB: 0 P: 5	R: 0 E: 0 K: 0 S: 2	H: 0 LOB: 0 BB: 1 P: 6	R: 0 E: 0 K: 1 S: 6	H: 1 LOB: 2 BB: 1 P: 10	R: 0 E: 0 K: 0 S: 4	H: 1 LOB: 1 BB: 0 P: 4	R: 0 E: 0 K: 0 S: 2	H: 1 LOB: 2 BB: 1 P: 8	R: 0 E: 0 K: 2 S: 7	H: 0 LOB: 0 BB: 0 P: 7	R: 1 E: 0 K: 0 S: 5	H: 2 LOB: 3 BB: 1 P: 10	1B: 6 2B: 1 3B: 0 HR: 0	SF: 0 SAC: 1 DP: 2 HBP: 1	WP: 0 PB: 0 CS: 0	PA: 33																		
<b>PITCHER</b>	IP	WLS	BF	H	R	ER	SO	BB	IBB	HBP	BLK	WP	HR	S	P	ERA	WHIP	<b>PITCHER</b>				IP	WLS	BF	H	R	ER	SO	BB	IBB	HBP	BLK	WP	HR	S	P	ERA	WHIP
<b>Larry Gura, L</b> ERA: 3.28 (1, 1)	7.1	L	29	6	1	1	5	3	0	0	0	0	0	36	48	1.23	1.227																					
<b>Dick Tidrow, R</b> ERA: 3.19 (8, 1)	0.1		3	0	0	0	0	0	1	1	0	0	0	1	6	0.00	0.000																					
<b>Tippy Martinez, L</b> ERA: 1.59 (8, 1)	0.1		1	0	0	0	0	0	0	0	0	0	0	1	1	0.00	0.000																					

**New York Yankees @ Chicago White Sox**  
Comiskey Park, Chicago, IL  
Thu Jul 24 1975, 4:38 AM EDT  
Att: 13,910 - Unknown - 84 F

AB 27  
R 1  
H 6  
RBI 1  
BB 4  
SO 5  
LOB 13



Batter	1	2	3	4	5	6	7	8	9	10	11	12	13	AB	R	H	RBI	BB	SO	LOB	TOP			
Pat Kelly, L OBP: 0.342, SLG: 0.401 (1, 9)	G3		4-3			3B 1B	F6			1B		E3 1B		6	2	2	0	0	0	3				
Lee Richard, R OBP: 0.355, SLG: 0.357 (1, 6)	F9			G4-6-3 1B		1B 3B				K		G3		6	1	3	2	0	1	3				
Ken Henderson, S OBP: 0.355, SLG: 0.362 (1, 8)	5-3			G4-6-3 1-2 1B		E 9-2-5 1B	F5			F8		1B IBB		5	0	1	1	1	0	4				
Deron Johnson, R OBP: 0.308, SLG: 0.403 (1, 10)		F8		4-3		E 1-3 1B	E5		5-3		F8	G5-4-3 1B		6	0	1	2	0	0	2				
Bill Melton, R OBP: 0.331, SLG: 0.338 (1, 5)	F8				4-3 1B	9-2-5			1-3			G5-4-3 1B		6	0	1	0	0	1	4				
Carlos May, L OBP: 0.368, SLG: 0.398 (1, 3)	4-3										K			5	1	1	1	1	1	1				
Bill Stein, R OBP: 0.319, SLG: 0.336 (1, 4)			G3		4-3	K				K		F9		6	0	0	0	0	2	3				
Nyls Nyman, L OBP: 0.249, SLG: 0.266 (1, 7)					4-3		F2			3-1				6	0	2	0	0	0	1				
Brian Downing, R OBP: 0.370, SLG: 0.355 (1, 2)	F3					1B 3B 1B				F6		E 1B	F8	5	2	2	0	1	0	2				
<b>Inning Stats</b>	R: 0 E: 0 K: 0 S: 3	H: 0 LOB: 0 BB: 0 P: 3	R: 0 E: 0 K: 0 S: 3	H: 0 LOB: 0 BB: 0 P: 3	R: 0 E: 0 K: 0 S: 4	H: 1 LOB: 1 BB: 0 P: 4	R: 0 E: 0 K: 0 S: 3	H: 1 LOB: 0 BB: 0 P: 3	R: 0 E: 0 K: 0 S: 4	H: 1 LOB: 2 BB: 1 P: 8	R: 0 E: 0 K: 1 S: 5	H: 0 LOB: 0 BB: 0 P: 5	R: 0 E: 0 K: 1 S: 6	H: 1 LOB: 1 BB: 0 P: 6	R: 1 E: 0 K: 1 S: 6	H: 1 LOB: 0 BB: 0 P: 6	R: 2 E: 1 K: 0 S: 5	H: 2 LOB: 1 BB: 1 P: 9	R: 0 E: 0 K: 0 S: 4	H: 1 LOB: 1 BB: 0 P: 4	1B: 10 2B: 2 3B: 1 HR: 1	SF: 0 SAC: 0 DP: 3 HBP: 0	W/P: 0 P/B: 0 SB: 0 CS: 0	PA: 54
<b>PITCHER</b>	IP WLS BF H R ER SO BB IBB HBP BLK WP HR S P ERA WHIP	<b>PITCHER</b>											IP WLS BF H R ER SO BB IBB HBP BLK WP HR S P ERA WHIP											
Ken Holtzman, L ERA: 3.47 (1, 1)	5.0	7	3	3	0	0	0	0	0	0	0	0	0	22	22	5.40	1.400							
Jim Todd, R ERA: 1.65 (8, 1)	4.0	14	1	0	0	3	1	1	0	0	0	0	0	18	26	0.00	0.500							
Rollie Fingers, R ERA: 3.09 (10, 1)	3.0	14	4	3	2	2	0	1	0	0	1	17	21	6.00	1.333									
Paul Lindblad, L ERA: 2.13 (13, 1)	1.0	W	4	1	0	0	0	0	0	0	0	0	0	4	4	0.00	1.000							
<b>Batter</b>	1	2	3	4	5	6	7	8	9	10	11	12	13	AB	R	H	RBI	BB	SO	LOB	BOTTOM			
Bert Campaneris, R OBP: 0.350, SLG: 0.330 (1, 6)	CS BB		1-2 1B		6-3		1-2 BB			FC4-6 1B BB		F9		4	0	1	0	3	0	1				
Bill North, S OBP: 0.369, SLG: 0.306 (1, 8)	FC6-4 1B		F8			HR 1B	4-3			FC4-6 1B			FC3-6 BB	6	1	4	2	1	0	4				
Billy Williams, L OBP: 0.344, SLG: 0.399 (1, 10)	K		4-3			F9		L7		FC4-6 2-3 2-3		K	FC3-6 HR	7	1	0	0	0	2	8				
Reggie Jackson, L OBP: 0.345, SLG: 0.535 (1, 9)	FC6-4			F9 2B		K			2B	F5		S 1B 1B	HR	7	2	4	2	0	1	4				
Joe Rudi, R OBP: 0.339, SLG: 0.472 (12, 3)	6-3			F9		HR	5-3			F9		S 1B 1B		6	2	2	2	0	0	2				
Gene Tenace, R OBP: 0.416, SLG: 0.465 (8, 2) (10, 3) (12, 2)	F3			F3		K				5-3		F3		5	0	0	0	1	1	3				
Sal Bando, R OBP: 0.329, SLG: 0.320 (1, 5)	6-3			G3			1-3		F7		K		K	6	0	0	0	0	2	5				
Phil Garner, R OBP: 0.274, SLG: 0.323 (1, 4)			FC4-6 BB		F8		5-3			K		F9	1-2 2-3 1B	5	0	1	2	1	1	0				
Ray Fosse, R OBP: 0.171, SLG: 0.153 (7, 9) Don Drysdale, R ERA: 2.95, SLG: 0.197 (8, 3) Jim Holtzman, R ERA: 3.09, SLG: 0.399 (10, 1) Matt Alexander, S ERA: 1.00, SLG: 0.400 (11, 9) Arvid Merfeldt, R OBP: 0.228, SLG: 0.224 (12, 7)	FC4-3-6 F8 1B			F7			S 1B			BB 1B BB		4-3		3	0	1	0	0	0	1				
<b>Inning Stats</b>	R: 0 E: 0 K: 1 S: 5	H: 1 LOB: 1 BB: 1 P: 9	R: 0 E: 0 K: 0 S: 3	H: 0 LOB: 0 BB: 0 P: 3	R: 0 E: 0 K: 0 S: 4	H: 1 LOB: 2 BB: 1 P: 8	R: 0 E: 0 K: 0 S: 4	H: 1 LOB: 1 BB: 0 P: 4	R: 0 E: 0 K: 2 S: 9	H: 2 LOB: 0 BB: 0 P: 9	R: 0 E: 0 K: 0 S: 4	H: 1 LOB: 2 BB: 1 P: 8	R: 0 E: 0 K: 1 S: 5	H: 1 LOB: 1 BB: 0 P: 5	R: 1 E: 0 K: 1 S: 7	H: 2 LOB: 1 BB: 0 P: 7	R: 2 E: 0 K: 1 S: 8	H: 3 LOB: 1 BB: 0 P: 8	R: 2 E: 0 K: 0 S: 3	H: 1 LOB: 0 BB: 1 P: 7	1B: 9 2B: 2 3B: 1 HR: 2	SF: 0 SAC: 0 DP: 0 HBP: 0	W/P: 0 P/B: 0 SB: 3 CS: 1	PA: 58
<b>PITCHER</b>	IP WLS BF H R ER SO BB IBB HBP BLK WP HR S P ERA WHIP	<b>PITCHER</b>											IP WLS BF H R ER SO BB IBB HBP BLK WP HR S P ERA WHIP											
Claude Osteen, L ERA: 4.5 (1, 1)	6.2	27	6	2	2	3	2	0	0	0	0	0	0	31	39	2.70	1.200							
Ozzie Osborn, R ERA: 4.09 (7, 1)	1.0	6	1	0	0	0	2	0	0	0	0	0	0	4	12	0.00	3.000							
Bill Gogolewski, R ERA: 4.01 (8, 1)	0.2	5	1	1	1	1	2	0	0	0	0	0	0	5	13	13.50	4.500							
Dave Hamilton, L ERA: 4.14 (8, 1)	2.2	12	4	3	3	2	0	0	0	0	0	0	0	16	16	10.12	1.500							
Cecil Upshaw, R ERA: 4.18 (12, 1)	1.2	L	8	2	2	2	1	1	0	0	0	0	0	1	9	13	10.80	1.800						

Chicago White Sox @ Oakland Athletics  
Oakland-Alameda County Coliseum, Oakland, CA  
Fri Jul 25 1975, 7:05 PM PDT  
Att. 10,500 - Unknown - 72 F

AB 51  
R 6  
H 13  
RBI 6  
BB 3  
SO 5  
LOB 23



BOTTOM

Chicago White Sox @ Oakland Athletics  
Oakland-Alameda County Coliseum, Oakland, CA  
Fri Jul 25 1975, 7:05 PM PDT  
Att. 10,500 - Unknown - 72 F

AB 51  
R 8  
H 14  
RBI 8  
BB 7  
SO 7  
LOB 29





Batter	1	2	3	4	5	6	7	8	9	AB	R	H	RBI	BB	SO	LOB	TOP
Pat Kelly, L OBP: 0.347, SLG: 0.407 (1, 9)	E9 SF8 2B		G3					HR BB		3	2	2	0	1	0	0	<b>Chicago White Sox @ Oakland Athletics</b> Oakland-Alameda County Coliseum, Oakland, CA Sat Jul 26 1975, 3:33 AM PDT Att: 11,168 - Unknown <a href="http://livebaseballscorecards.com">livebaseballscorecards.com</a>
Bucky Dent, R OBP: 0.323, SLG: 0.384 (1, 6)	SF8			F3		F9		HR		3	1	1	4	0	0	2	
Carlos May, L OBP: 0.364, SLG: 0.394 (1, 3)	F8			F9		4-3		HR		4	0	0	0	0	0	3	
Deron Johnson, R OBP: 0.305, SLG: 0.398 (1, 10)	F9			5-3			4-3		6-3	4	0	0	0	0	0	0	
Ken Henderson, S OBP: 0.357, SLG: 0.362 (1, 8)		1-3			F5		G5-4-3 HBP		1B 1B	3	1	1	0	0	0	0	
Bill Melton, R OBP: 0.330, SLG: 0.336 (1, 5)	F9			6-3		G5-4-3		FC5 1B	1B	4	0	1	0	0	0	1	
Jorge Orta, L OBP: 0.361, SLG: 0.455 (1, 4)								HR 2B		3	0	1	0	0	1	0	
Lee Richard, R OBP: 0.355, SLG: 0.357 (8, PR)	F5				K			K		0	1	0	0	0	0	0	
Bill Stein, R OBP: 0.317, SLG: 0.333 (8, 4)										1	0	0	0	0	1	2	
Nyls Nyman, L OBP: 0.249, SLG: 0.266 (1, 7)			F2			4-3		F8	1B	4	0	1	1	0	0	1	
Brian Downing, R OBP: 0.369, SLG: 0.353 (1, 2)	F8					1B		1-3	FC5	4	0	1	0	0	0	3	
<b>Inning Stats</b>	R: 1 E: 1 K: 0 S: 4	H: 1 LOB: 0 BB: 0 P: 4	R: 0 E: 0 K: 0 S: 3	H: 0 LOB: 0 BB: 0 P: 3	R: 0 E: 0 K: 0 S: 3	H: 0 LOB: 0 BB: 0 P: 3	R: 0 E: 0 K: 1 S: 5	H: 2 LOB: 2 BB: 0 P: 5	R: 0 E: 0 K: 0 S: 2	H: 0 LOB: 0 BB: 0 P: 3	R: 3 E: 0 K: 0 S: 5	H: 2 LOB: 1 BB: 1 P: 9	R: 1 E: 0 K: 1 S: 8	H: 3 LOB: 2 BB: 0 P: 8	1B: 5 2B: 2 3B: 0 HR: 1	SF: 1 SAC: 0 DP: 1 HBP: 1	WP: 0 PA: 36 CS: 0
<b>PITCHER</b>	IP WLS BF H R ER SO BB IBB HBP BLK WP HR S P ERA WHIP																
Dick Bosman, R ERA: 3.58 (1, 1)	6.0	21	3	1	1	1	1	0	0	0	0	0	0	23	23	1.50	0.500
Rollie Fingers, R ERA: 3.4 (7, 1)	3.0	L 15	5	4	4	1	1	0	1	0	0	1	15	20	12.00	2.000	

Batter	1	2	3	4	5	6	7	8	9	AB	R	H	RBI	BB	SO	LOB	BOTTOM				
Bert Campaneris, R OBP: 0.335, SLG: 0.333 (1, 6)	G4-6-3 BB		4-3		F9			F8		3	0	0	0	1	0	2	<b>Chicago White Sox @ Oakland Athletics</b> Oakland-Alameda County Coliseum, Oakland, CA Sat Jul 26 1975, 3:33 AM PDT Att: 11,168 - Unknown <a href="http://livebaseballscorecards.com">livebaseballscorecards.com</a>				
Bill North, S OBP: 0.366, SLG: 0.302 (1, 8)	G4-6-3 1-2			F9		F7		F8		4	0	0	0	0	0	1					
Billy Williams, L OBP: 0.340, SLG: 0.394 (1, 10)	4-3			F8		K			4-3	4	0	0	0	0	1	0					
Reggie Jackson, L OBP: 0.341, SLG: 0.529 (1, 9)		K		L7		6-3		F5		4	0	0	0	0	1	0					
Joe Rudi, R OBP: 0.341, SLG: 0.472 (1, 3)		K			F9					4	0	2	0	0	1	0					
Gene Tenace, R OBP: 0.414, SLG: 0.472 (1, 2)		K				HR				4	1	1	1	0	2	2					
Sal Bando, R OBP: 0.329, SLG: 0.320 (1, 5)				F8		E 1B		F4		3	0	1	0	0	0	1					
Angel Mangual, R OBP: 0.220, SLG: 0.215 (1, 7)				3-1		E3		F8		3	0	0	0	0	0	2					
Phil Garner, R OBP: 0.274, SLG: 0.333 (1, 4)				HR		F7		1-3		3	1	1	1	0	0	2					
<b>Inning Stats</b>	R: 0 E: 0 K: 0 S: 2	H: 0 LOB: 0 BB: 1 P: 6	R: 0 E: 0 K: 3 S: 9	H: 0 LOB: 0 BB: 0 P: 9	R: 1 E: 0 K: 0 S: 4	H: 1 LOB: 0 BB: 0 P: 4	R: 0 E: 0 K: 0 S: 3	H: 0 LOB: 0 BB: 0 P: 3	R: 1 E: 1 K: 0 S: 6	H: 2 LOB: 2 BB: 0 P: 6	R: 0 E: 0 K: 1 S: 5	H: 0 LOB: 0 BB: 0 P: 5	R: 0 E: 0 K: 1 S: 6	H: 1 LOB: 1 BB: 0 P: 6	R: 0 E: 0 K: 0 S: 3	H: 0 LOB: 0 BB: 0 P: 3	R: 0 E: 0 K: 0 S: 4	H: 1 LOB: 1 BB: 0 P: 4	1B: 3 2B: 0 3B: 0 HR: 2	SF: 0 SAC: 0 DP: 1 HBP: 0	WP: 0 PA: 33 CS: 0
<b>PITCHER</b>	IP WLS BF H R ER SO BB IBB HBP BLK WP HR S P ERA WHIP																				
Jim Kaat, L ERA: 2.93 (1, 1)	9.0	W 33	5	2	2	5	1	0	0	0	0	2	42	46	2.00	0.667					



Batter	1	2	3	4	5	6	7	8	9	AB	R	H	RBI	BB	SO	LOB	TOP			
Pat Kelly, L OBP: 0.351, SLG: 0.410 (1, 9)										3	0	2	0	0	0	2				
Bucky Dent, R OBP: 0.325, SLG: 0.385 (1, 6)										4	0	2	0	0	0	2				
Ken Henderson, S OBP: 0.358, SLG: 0.363 (1, 8)										4	0	2	0	0	0	2				
Deron Johnson, R OBP: 0.301, SLG: 0.393 (1, 3)										4	0	0	0	0	0	5				
Bill Melton, R OBP: 0.327, SLG: 0.333 Lee Richard, R OBP: 0.344, SLG: 0.345 (7, 5)										3	0	0	0	0	1	1				
Carlos May, L OBP: 0.363, SLG: 0.390 (1, 10)										3	0	0	0	0	1	0				
Bill Stein, R OBP: 0.322, SLG: 0.353 (1, 4)										4	1	2	0	0	1	1				
Nyls Nyman, L OBP: 0.245, SLG: 0.261 (1, 7)										3	0	0	1	0	0	2				
Brian Downing, R OBP: 0.368, SLG: 0.351 (1, 2)										2	0	0	0	1	0	0				
<b>Inning Stats</b>	R: 0 E: 0 K: 0 S: 4	H: 2 LOB: 1 BB: 0 P: 4	R: 0 E: 0 K: 0 S: 4	H: 1 LOB: 1 BB: 0 P: 4	R: 0 E: 0 K: 0 S: 2	H: 0 LOB: 0 BB: 0 P: 3	R: 0 E: 0 K: 0 S: 3	H: 0 LOB: 0 BB: 0 P: 3	R: 0 E: 0 K: 1 S: 5	H: 2 LOB: 1 BB: 0 P: 10	R: 1 E: 0 K: 0 S: 4	H: 1 LOB: 0 BB: 0 P: 4	R: 0 E: 0 K: 0 S: 4	H: 2 LOB: 1 BB: 0 P: 4	R: 0 E: 0 K: 1 S: 5	H: 0 LOB: 0 BB: 0 P: 5	1B: 7 2B: 0 3B: 1 HR: 0	SF: 0 SAC: 0 DP: 4 HBP: 2	WP: 0 PB: 0 SB: 0 CS: 0	PA: 34
<b>PITCHER</b> Vida Blue, L ERA: 2.86 (1, 1)	IP: 9.0 WLS: W BF: 34 H: 8 R: 1 ER: 1 SO: 3 BB: 1 IBB: 0 HBP: 2 BLK: 0 WP: 0 HR: 0 S: 37 P: 43 ERA: 1.00 WHIP: 1.000															<b>PITCHER</b>				

Chicago White Sox @ Oakland Athletics  
Oakland-Alameda County Coliseum, Oakland, CA  
Sun Jul 27 1975, 3:33 AM PDT  
Unknown


AB 31  
R 1  
H 8  
RBI 1  
BB 1  
SO 3  
LOB 15



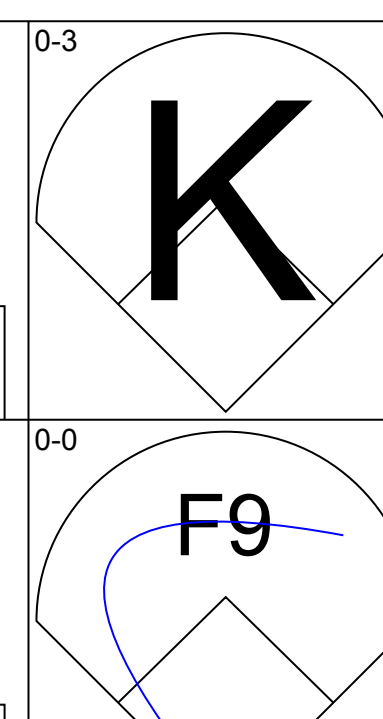
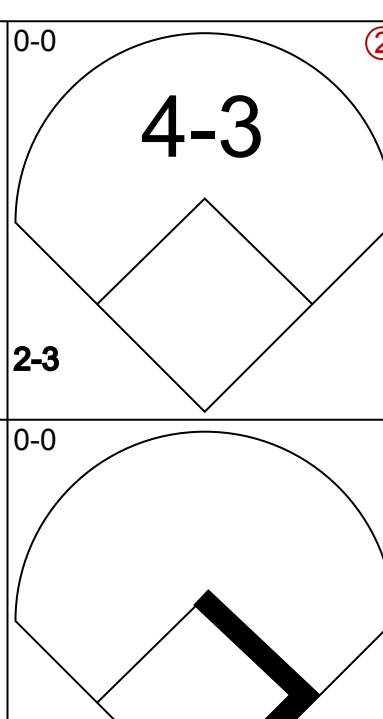
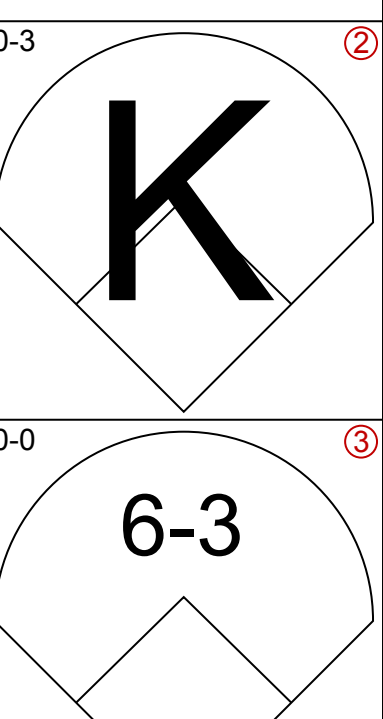
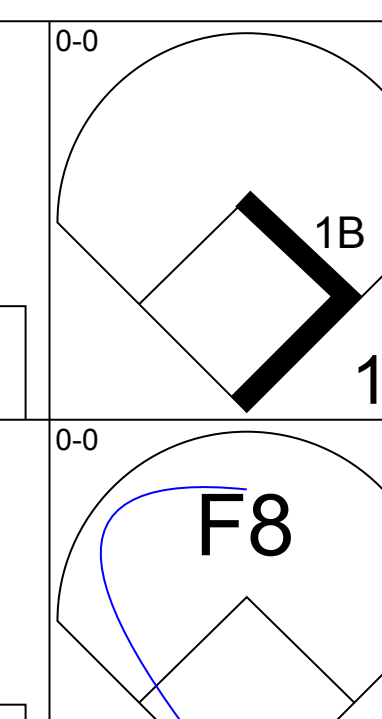
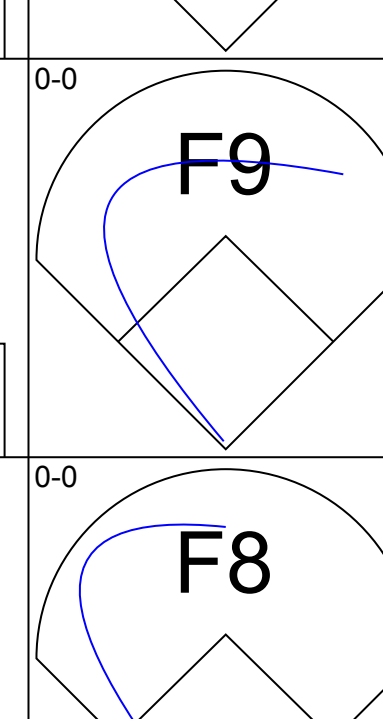
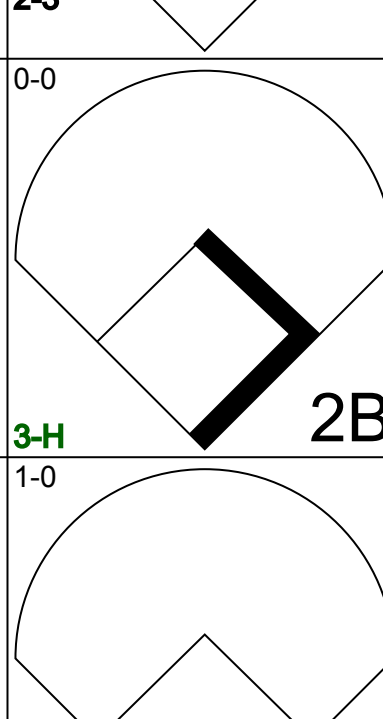
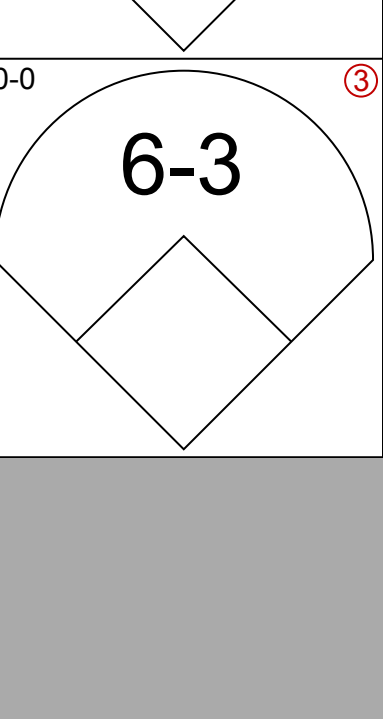
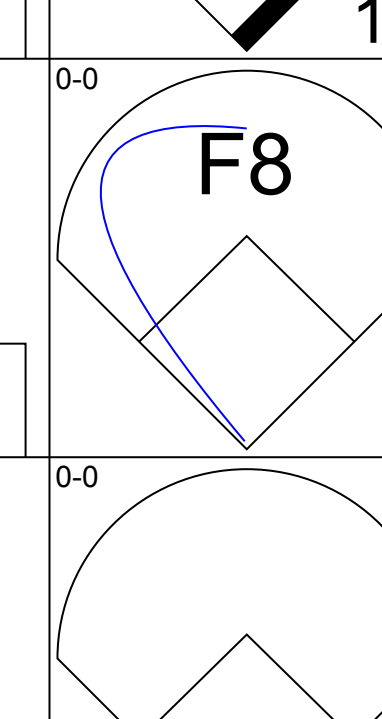
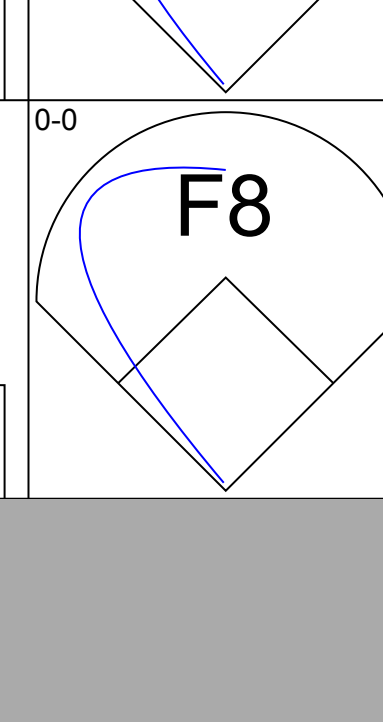
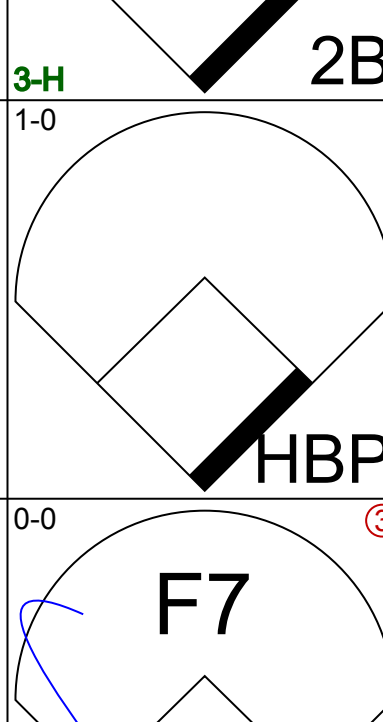
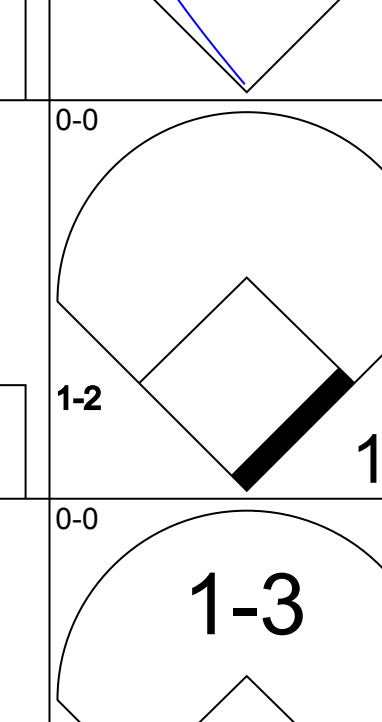
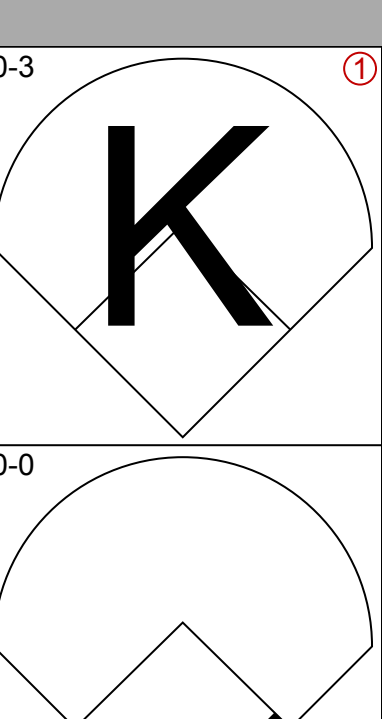
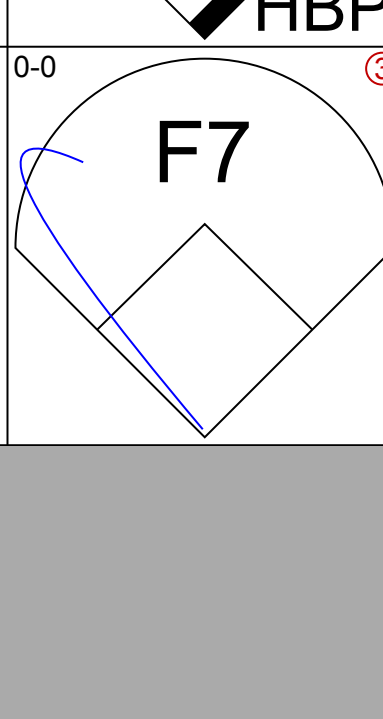
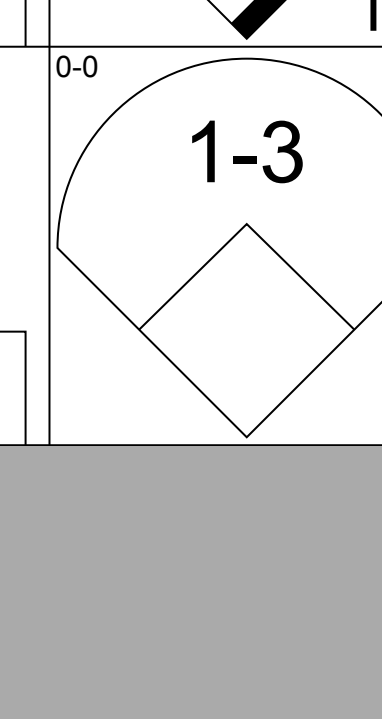
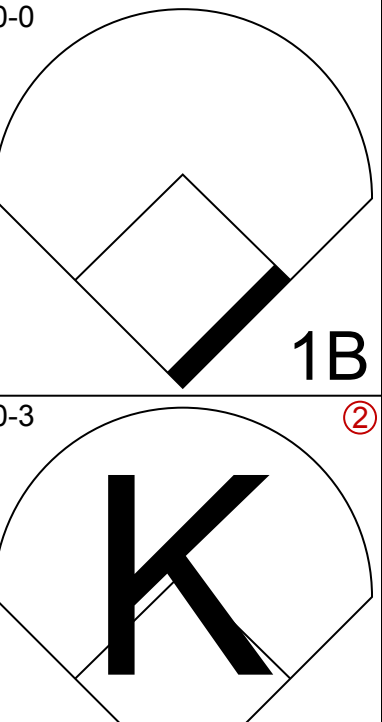
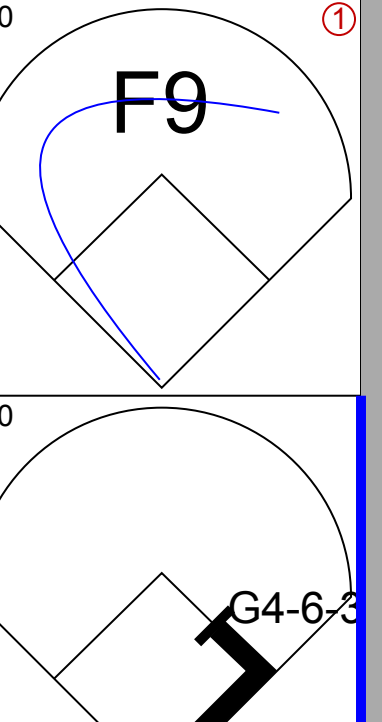
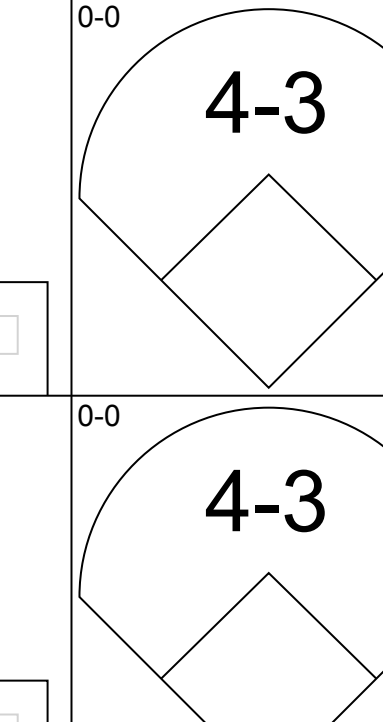

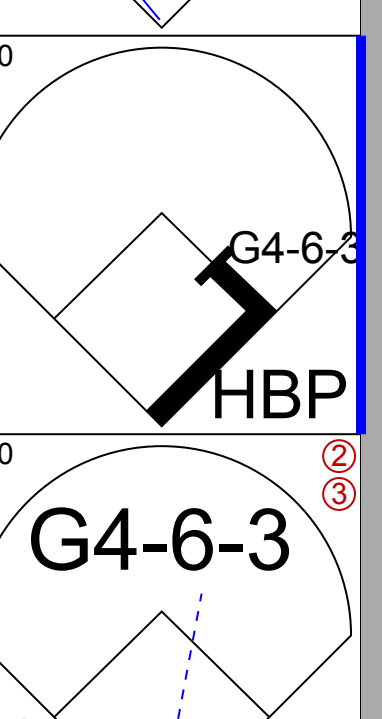
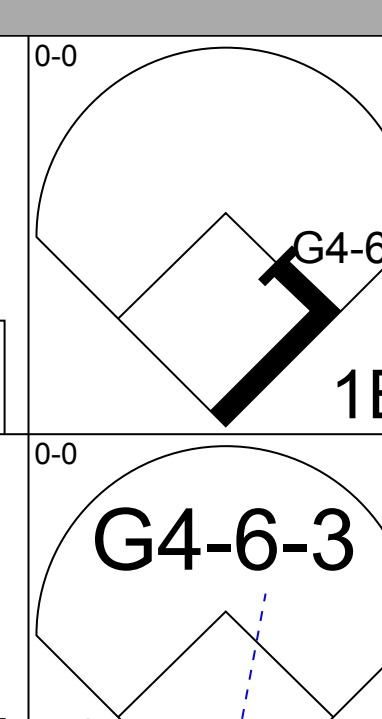
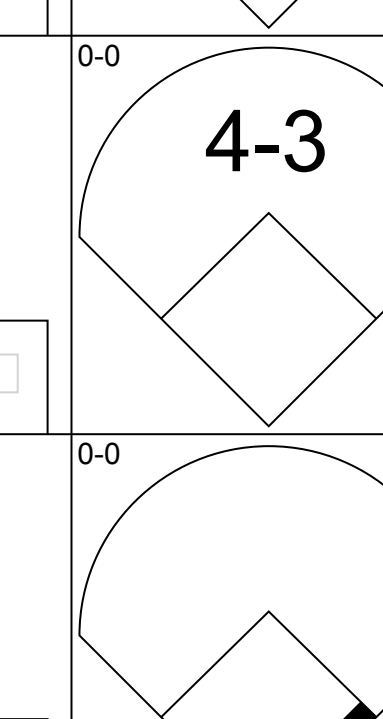

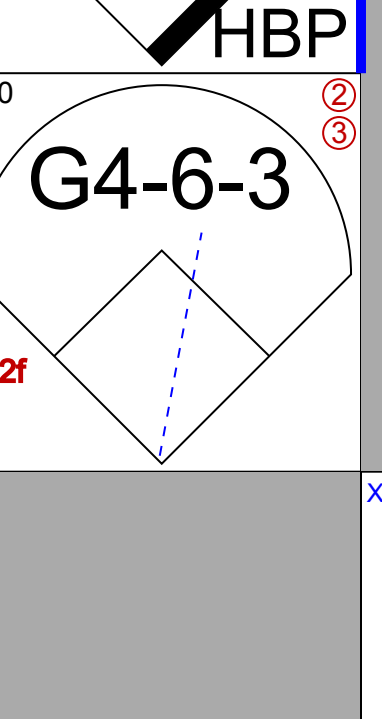
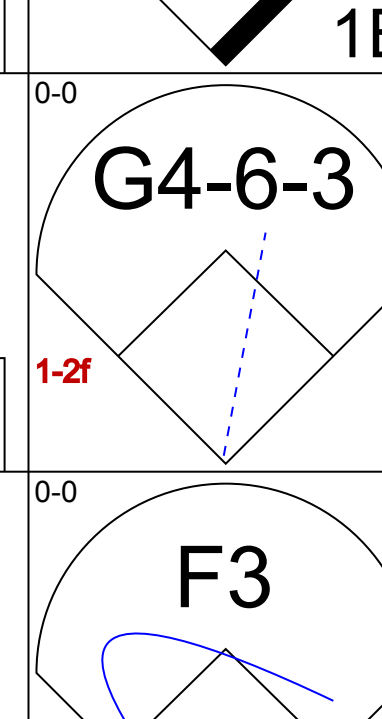
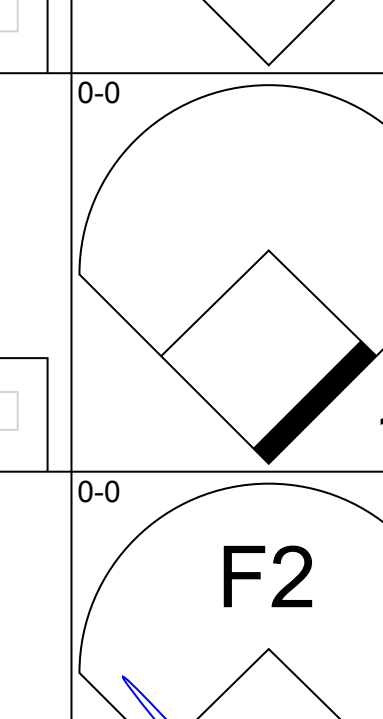
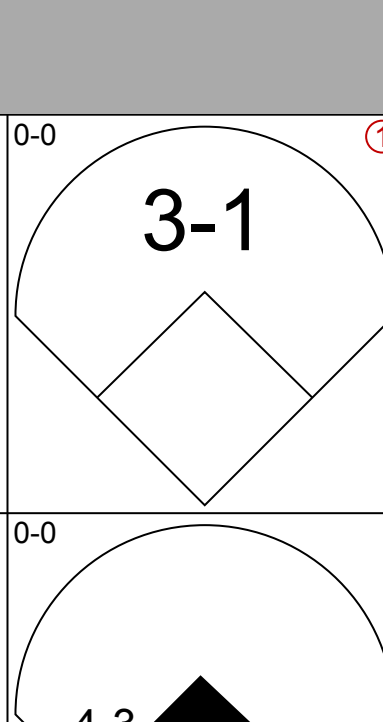
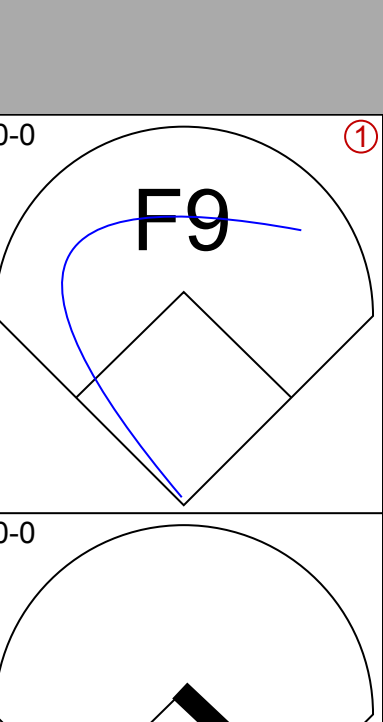
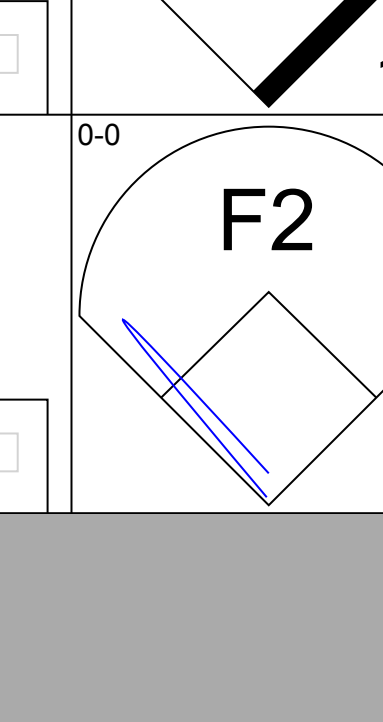
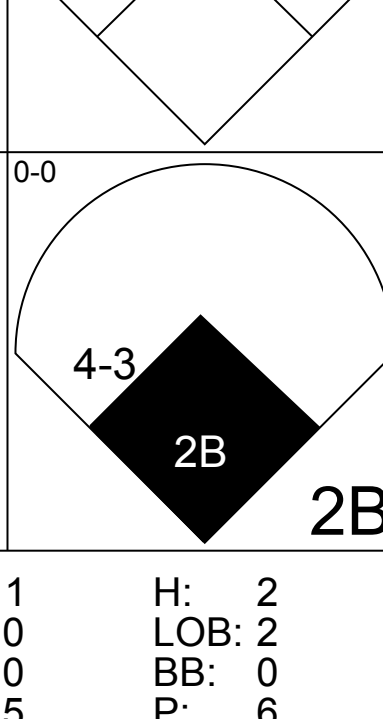
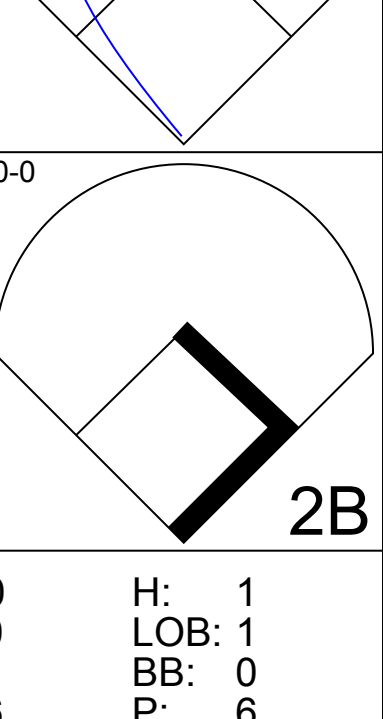
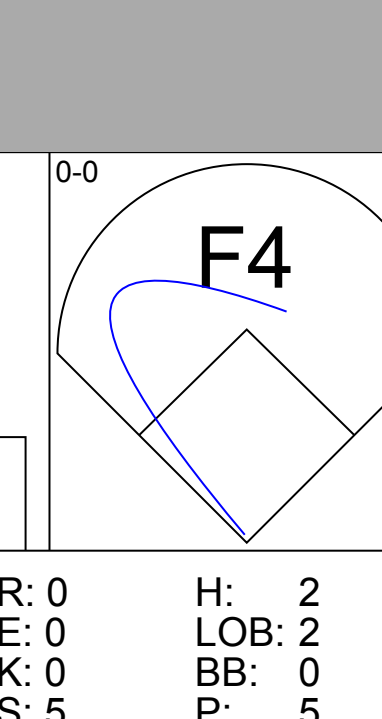
Batter	1	2	3	4	5	6	7	8	9	AB	R	H	RBI	BB	SO	LOB	BOTTOM			
Bert Campaneris, R OBP: 0.336, SLG: 0.332 Ted Martinez, R OBP: 0.222, SLG: 0.245 (9, 6)										4	1	1	2	1	0	2				
Bill North, S OBP: 0.369, SLG: 0.304 (1, 8)										4	1	2	1	1	1	1				
Claudell Washington, L OBP: 0.344, SLG: 0.424 (1, 7)										5	1	2	1	0	1	4				
Reggie Jackson, L OBP: 0.341, SLG: 0.534 Angel Mangual, R OBP: 0.225, SLG: 0.225 (7, 9)										4	1	1	2	0	1	4				
Joe Rudi, R OBP: 0.344, SLG: 0.483 Matt Alexander, S (8, PR) Jim Holt, L OBP: 0.447, SLG: 0.368 (9, 3)										4	1	2	3	1	1	2				
Billy Williams, L OBP: 0.336, SLG: 0.388 (1, 10)										5	0	0	0	0	0	4				
Gene Tenace, R OBP: 0.418, SLG: 0.471 Don Hopkins, L OBP: 0.375, SLG: 0.167 Larry Haney, R OBP: 0.091, SLG: 0.364 (6, PR)										1	2	0	0	3	1	0				
Sal Bando, R OBP: 0.330, SLG: 0.322 (1, 5)										5	1	2	0	0	0	4				
Phil Garner, R OBP: 0.277, SLG: 0.336 (1, 4)										4	1	2	1	0	1	1				
<b>Inning Stats</b>	R: 0 E: 1 K: 1 S: 6	H: 0 LOB: 2 BB: 1 P: 10	R: 0 E: 0 K: 1 S: 6	H: 1 LOB: 1 BB: 0 P: 6	R: 2 E: 0 K: 2 S: 9	H: 2 LOB: 0 BB: 0 P: 9	R: 4 E: 0 K: 1 S: 9	H: 4 LOB: 3 BB: 3 P: 21	R: 1 E: 0 K: 0 S: 5	H: 2 LOB: 2 BB: 1 P: 9	R: 1 E: 0 K: 0 S: 4	H: 1 LOB: 0 BB: 1 P: 8	R: 0 E: 0 K: 1 S: 5	H: 0 LOB: 0 BB: 0 P: 5	R: 2 E: 0 K: 0 S: 6	H: 3 LOB: 2 BB: 0 P: 6	1B: 10 2B: 1 3B: 0 HR: 2	SF: 0 SAC: 0 DP: 0 HBP: 0	WP: 0 PB: 0 SB: 1 CS: 0	PA: 44
<b>PITCHER</b> Jesse Jefferson, R ERA: 3.86 Rich Hinton, L ERA: 9.64 (4, 1)	IP: 3.1 WLS: L BF: 18 H: 8 R: 5 ER: 5 SO: 2 BB: 2 IBB: 0 HBP: 0 BLK: 0 WP: 0 HR: 1 S: 24 P: 32 ERA: 13.50 WHIP: 2.100															<b>PITCHER</b>				

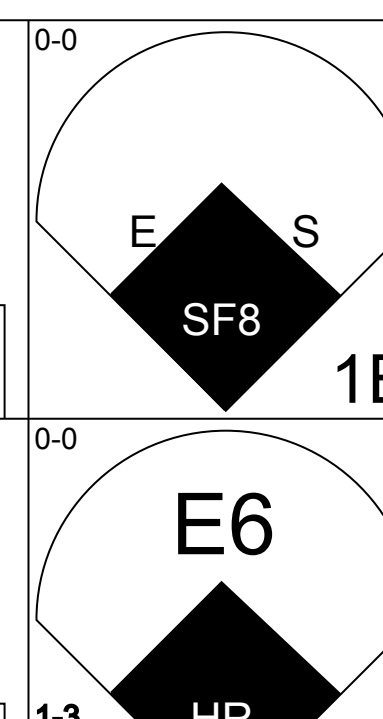
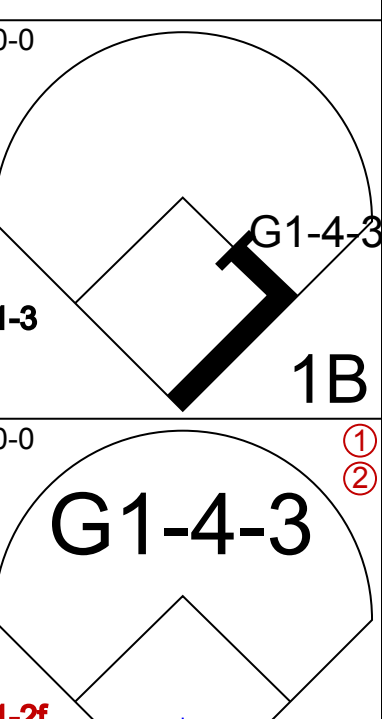
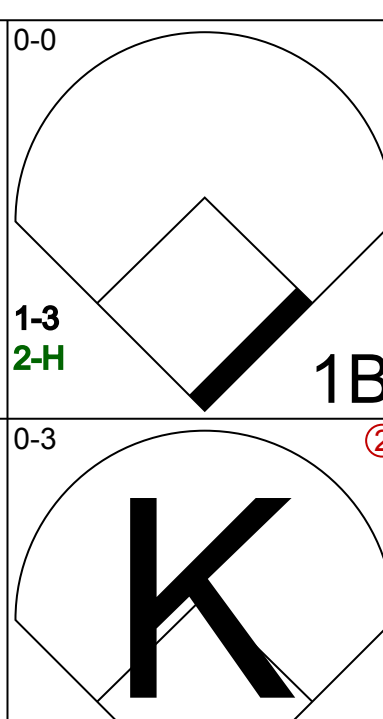
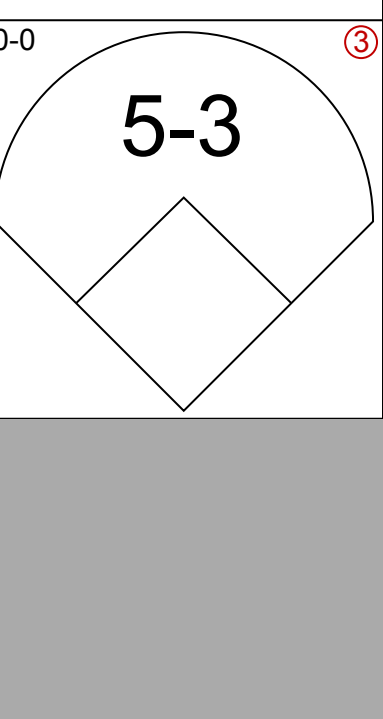
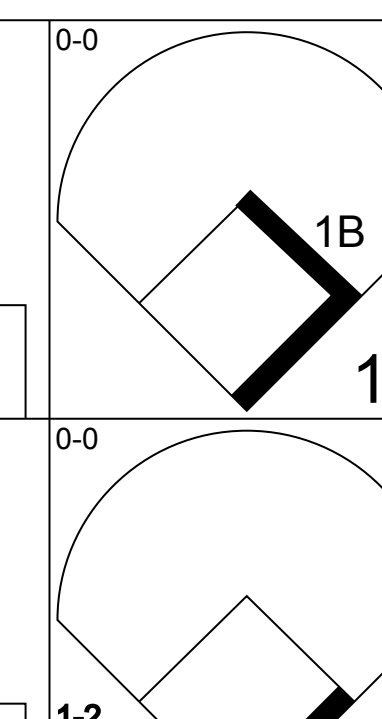
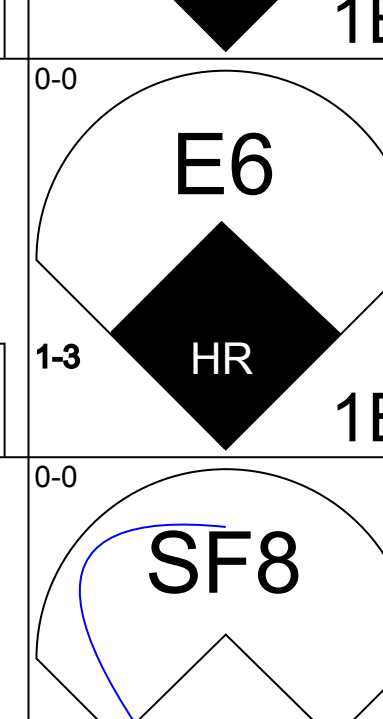
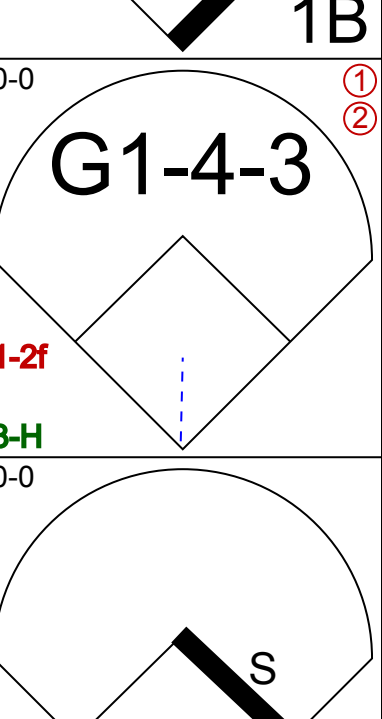
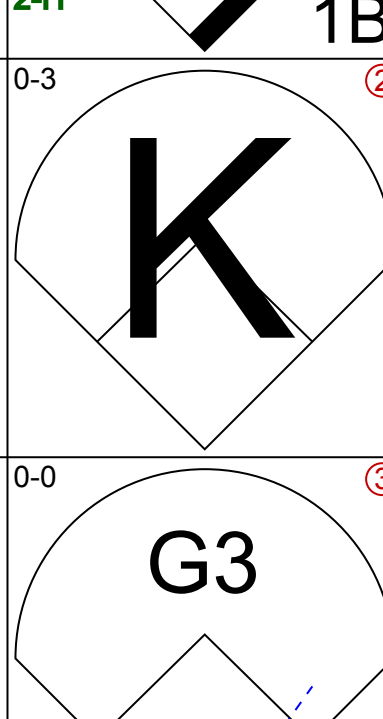
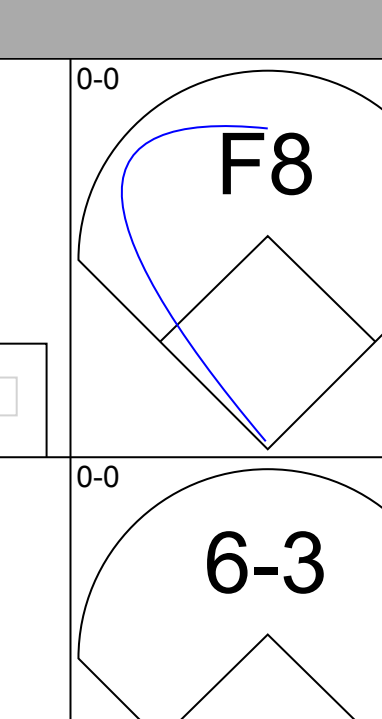
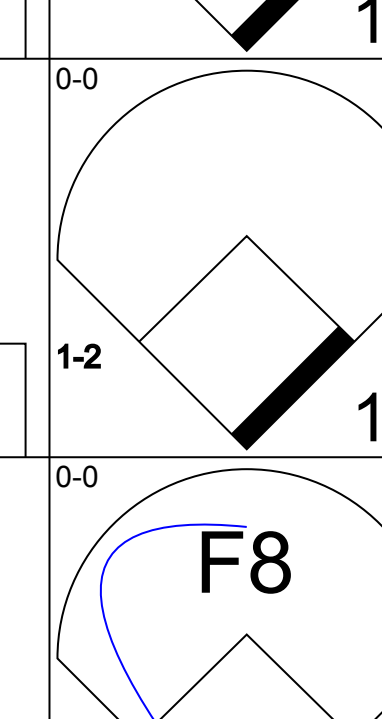
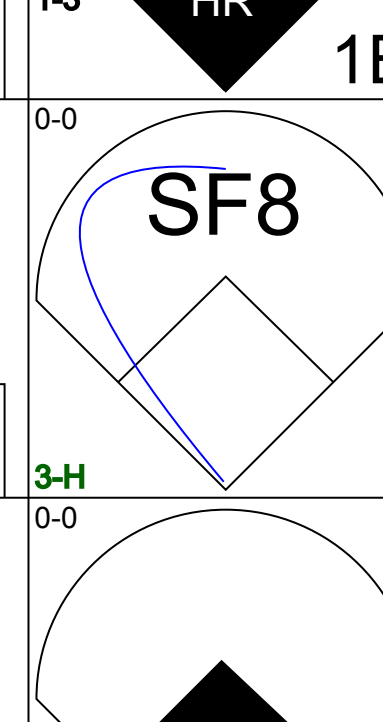
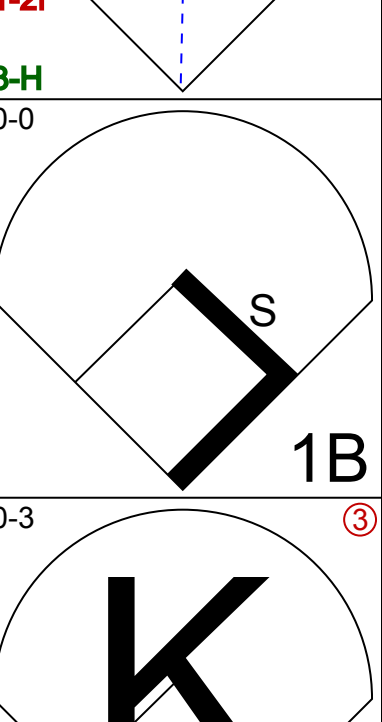
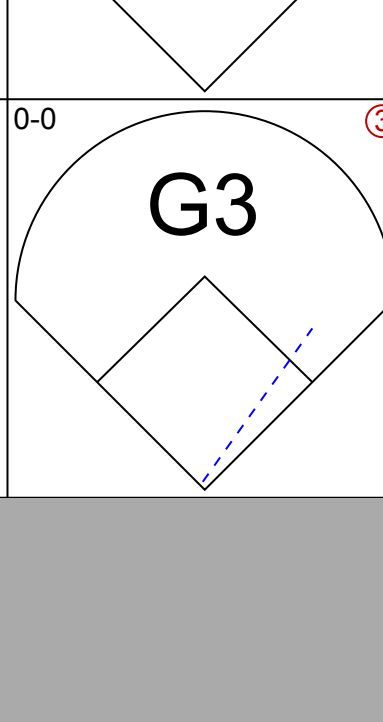
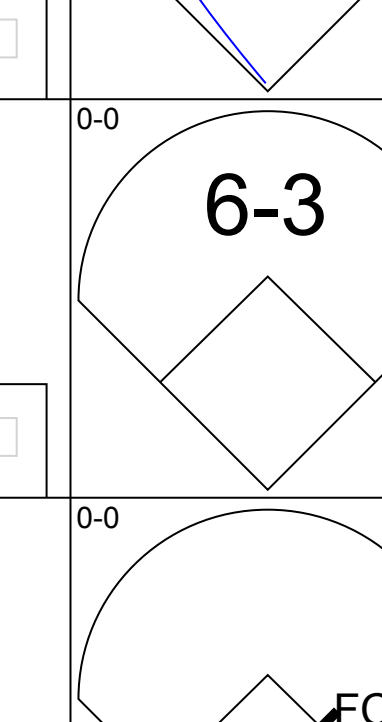
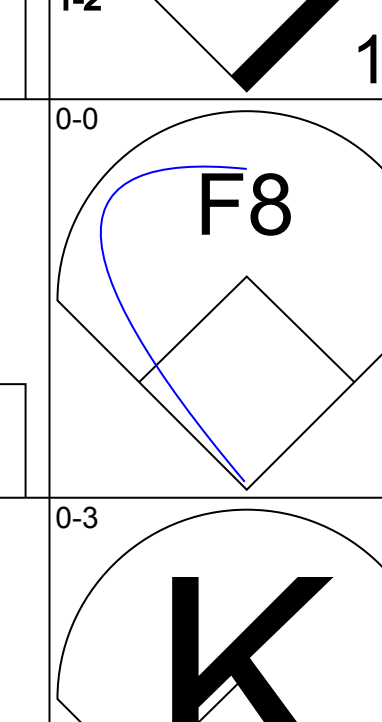
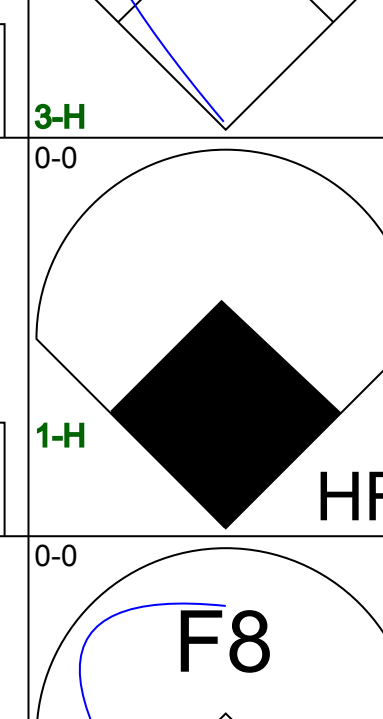
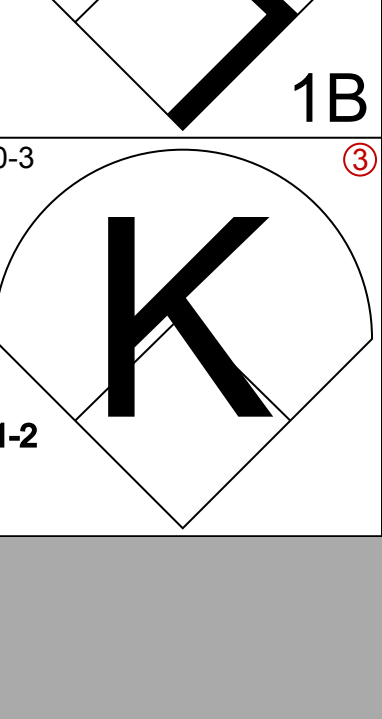
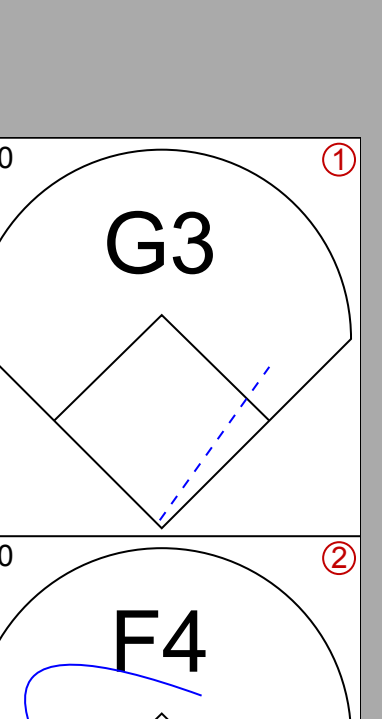
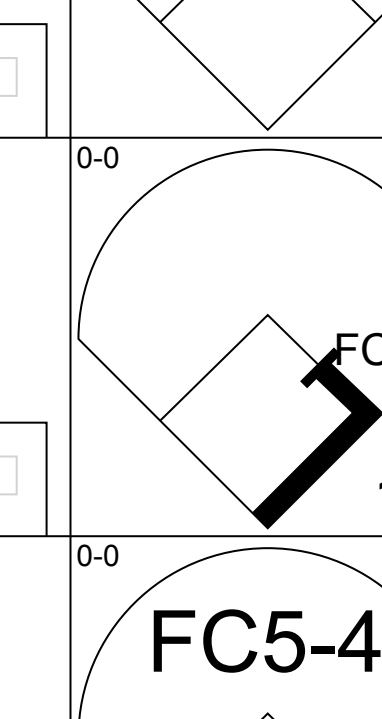
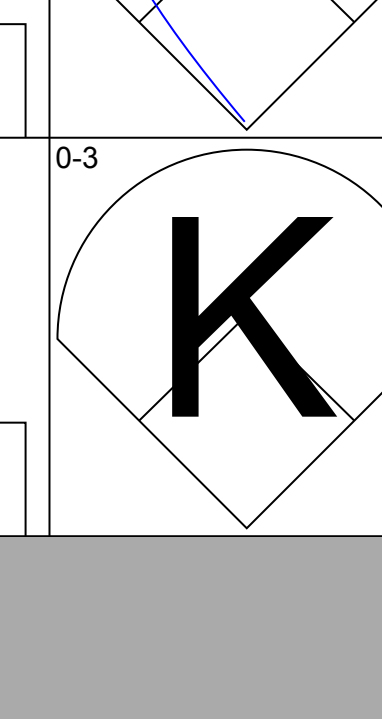
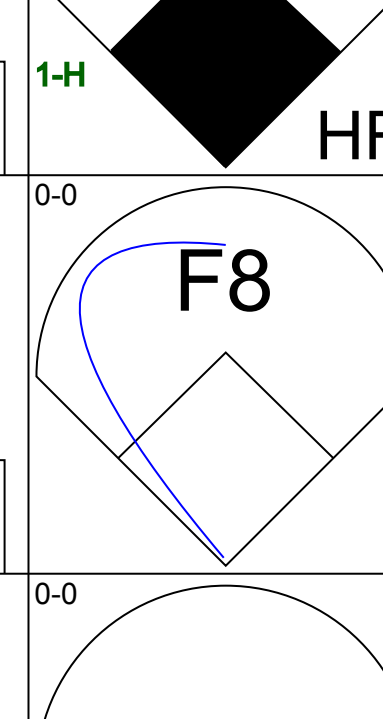
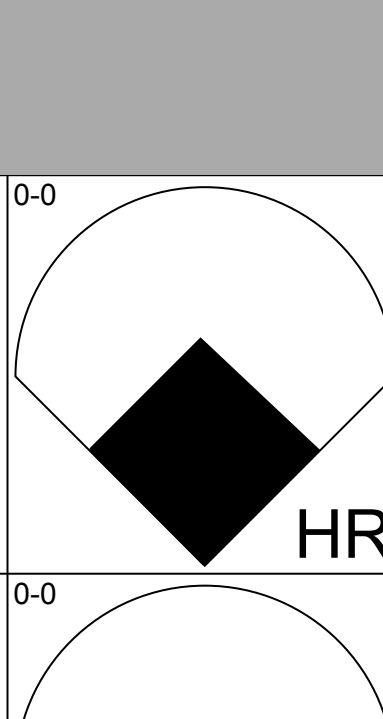
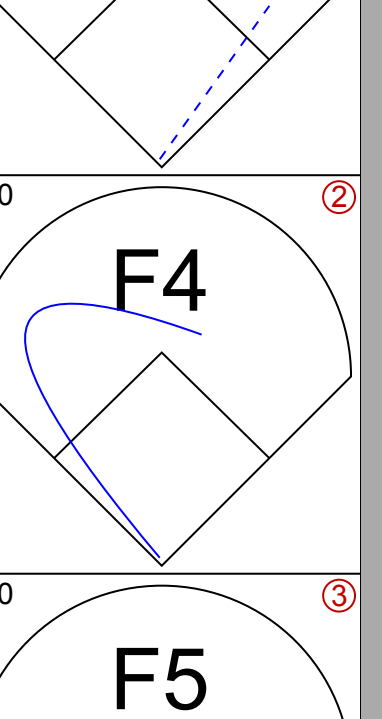
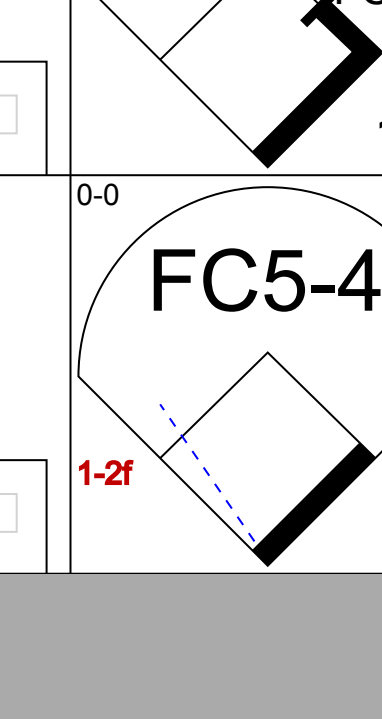
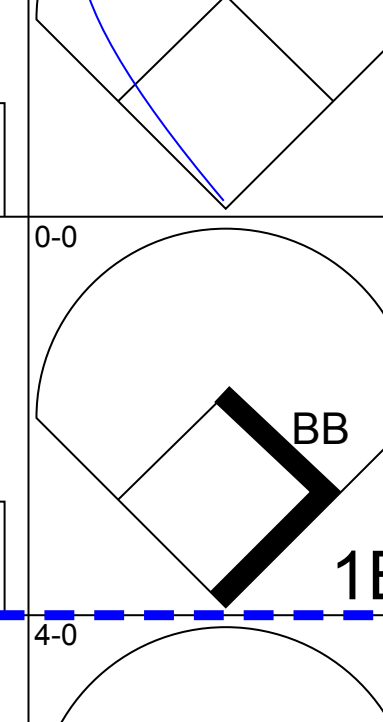
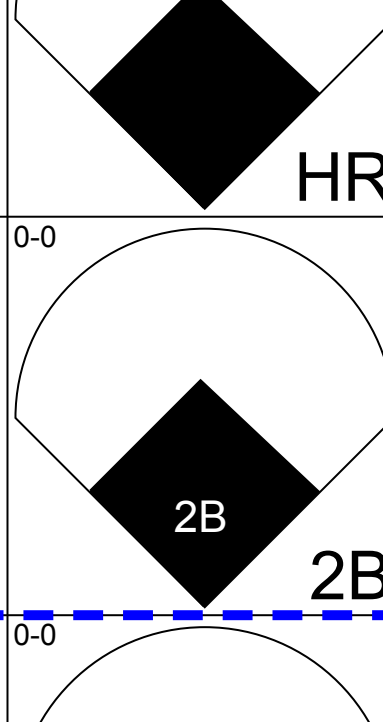
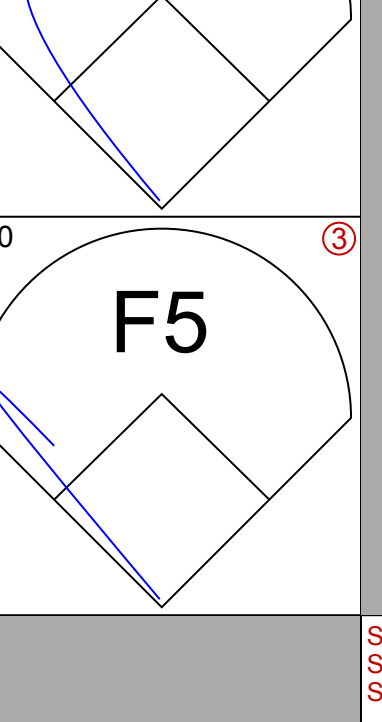
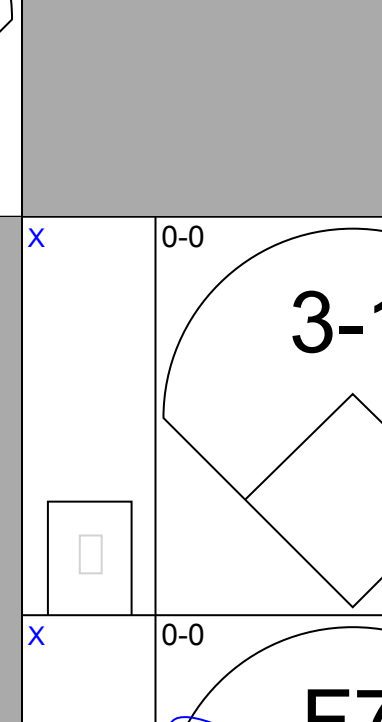
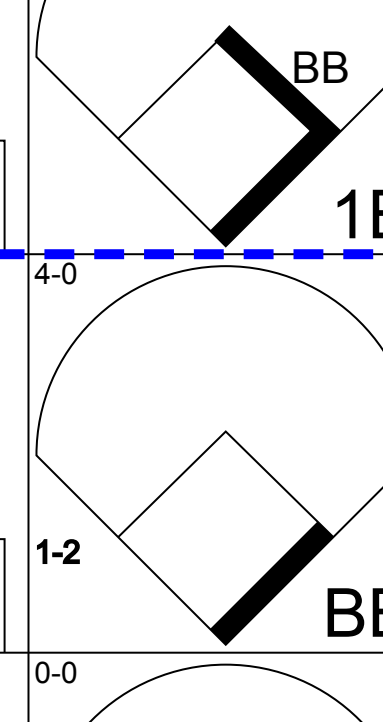
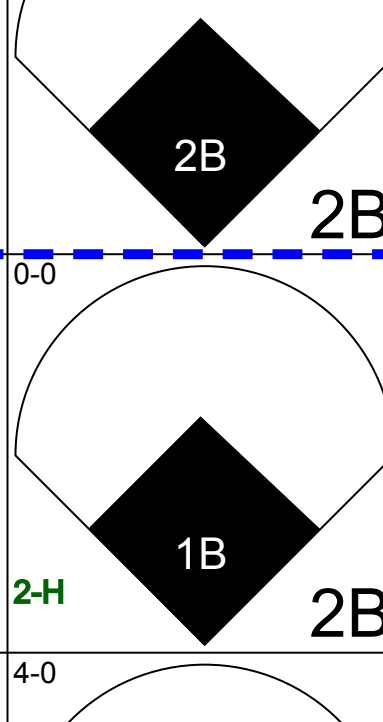
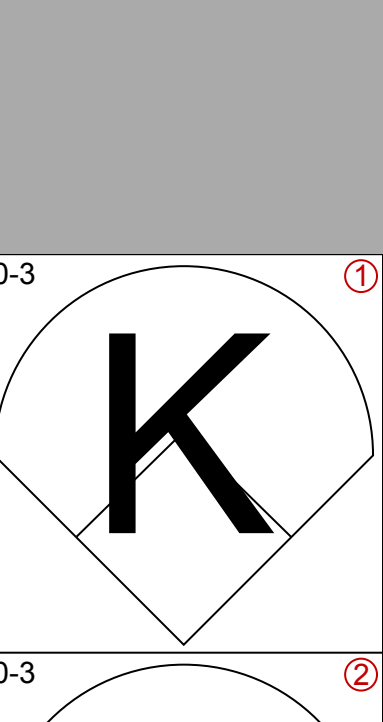
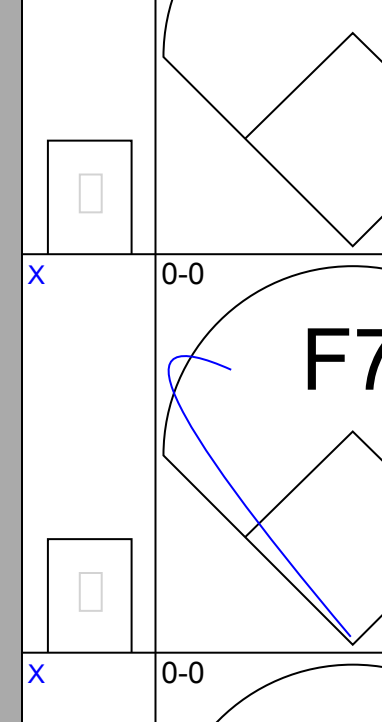
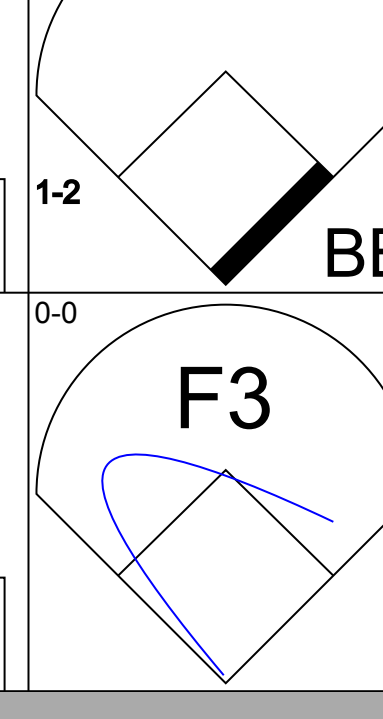
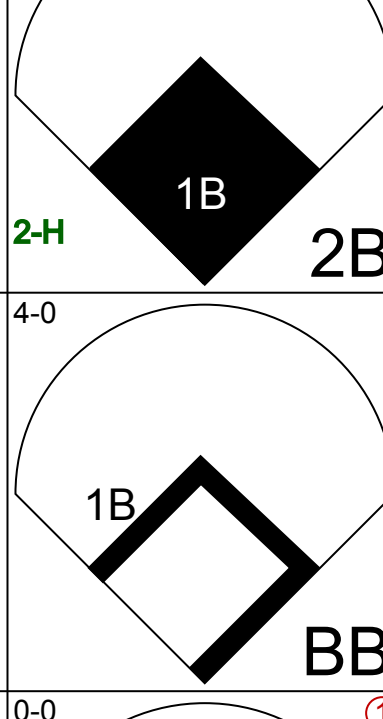
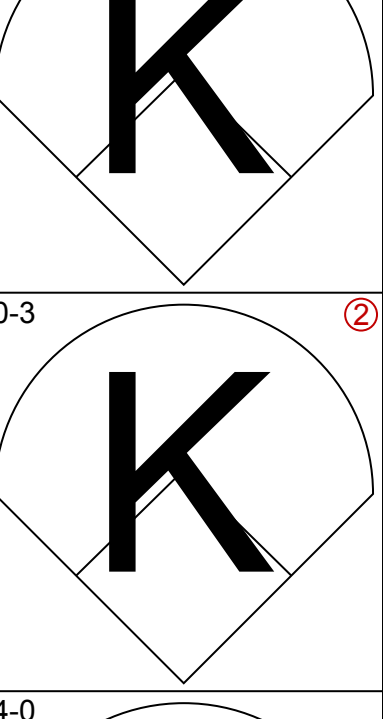
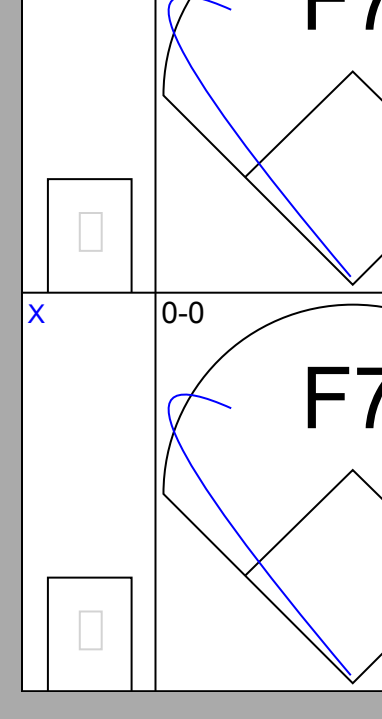
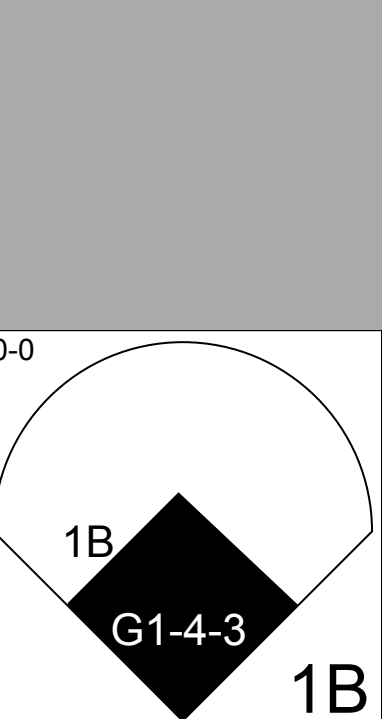
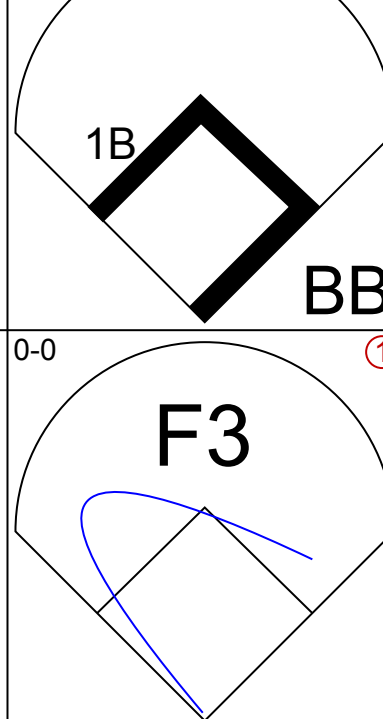
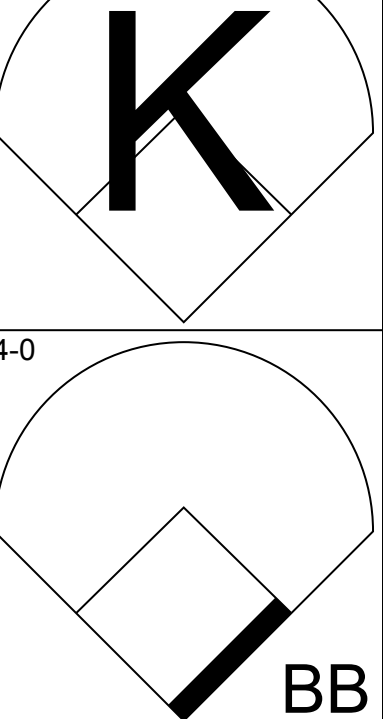
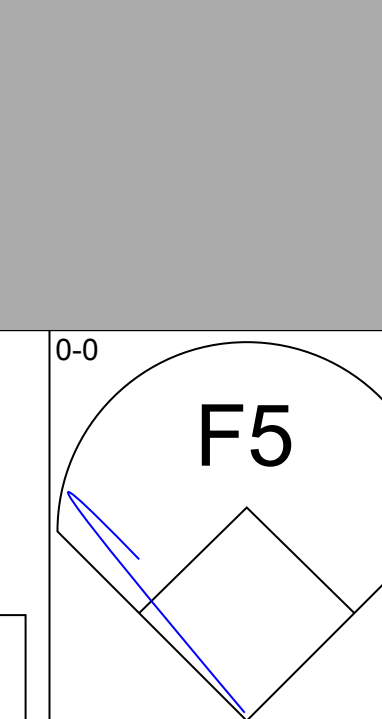
Chicago White Sox @ Oakland Athletics  
Oakland-Alameda County Coliseum, Oakland, CA  
Sun Jul 27 1975, 3:33 AM PDT  
Unknown

AB 38  
R 10  
H 13  
RBI 10  
BB 6  
SO 6  
LOB 24





Batter	1	2	3	4	5	6	7	8	9	AB	R	H	RBI	BB	SO	LOB	TOP					
Pat Kelly, L OBP: 0.350, SLG: 0.408 (1, 9)										4	0	1	0	0	2	2	<b>Chicago White Sox @ Oakland Athletics</b> Oakland-Alameda County Coliseum, Oakland, CA Sun Jul 27 1975, 3:38 AM PDT Att: 21,254 - Unknown <a href="http://livebaseballscorecards.com">livebaseballscorecards.com</a>					
Bucky Dent, R OBP: 0.324, SLG: 0.386 (1, 6)										4	0	1	1	0	0	2						
Carlos May, L OBP: 0.364, SLG: 0.390 (1, 3)										3	0	1	0	0	0	0						
Deron Johnson, R OBP: 0.298, SLG: 0.389 (1, 10)										4	0	0	0	0	1	4						
Ken Henderson, S OBP: 0.357, SLG: 0.362 (1, 8)										4	0	1	0	0	0	0						
Bill Melton, R OBP: 0.328, SLG: 0.332 Lee Richard, R OBP: 0.353, SLG: 0.355 (1, 5) (4, PR) (4, 5)										1	0	0	0	0	1	1						
Jorge Orta, L OBP: 0.360, SLG: 0.453 (1, 4)										4	0	1	0	0	0	3						
Nyls Nyman, L OBP: 0.240, SLG: 0.255 (1, 7)										4	0	0	0	0	0	1						
Pete Varney, R OBP: 0.327, SLG: 0.404 (1, 2)										3	1	2	0	0	0	0						
<b>Inning Stats</b>	R: 0 E: 0 K: 1 S: 5	H: 0 LOB: 0 BB: 0 P: 5	R: 0 E: 0 K: 2 S: 8	H: 1 LOB: 1 BB: 0 P: 8	R: 1 E: 0 K: 0 S: 5	H: 2 LOB: 2 BB: 0 P: 6	R: 0 E: 0 K: 0 S: 2	H: 0 LOB: 1 BB: 0 P: 3	R: 0 E: 0 K: 1 S: 6	H: 1 LOB: 1 BB: 0 P: 6	R: 0 E: 0 K: 0 S: 3	H: 0 LOB: 0 BB: 0 P: 3	R: 0 E: 0 K: 0 S: 3	H: 1 LOB: 0 BB: 0 P: 3	R: 0 E: 0 K: 0 S: 5	H: 2 LOB: 2 BB: 0 P: 5		R: 0 E: 0 K: 0 S: 4	H: 1 LOB: 1 BB: 0 P: 4	1B: 5 2B: 3 3B: 0 HR: 0	SF: 0 SAC: 0 DP: 2 HBP: 2	WP: 0 PB: 0 CS: 0
<b>PITCHER</b> Stan Bahnsen, R ERA: 5.25 (1, 1)	IP: 9.0 WLS: W BF: 35 H: 8 R: 1 ER: 1 SO: 4 BB: 0 IBB: 0 HBP: 2 BLK: 0 WP: 0 HR: 0 S: 41 P: 43 ERA: 1.00 WHIP: 0.889																					

Batter	1	2	3	4	5	6	7	8	9	AB	R	H	RBI	BB	SO	LOB	BOTTOM			
Bert Campaneris, R OBP: 0.342, SLG: 0.339 Don Hopkins, L OBP: 0.375, SLG: 0.167 Ted Martinez, R OBP: 0.222, SLG: 0.245 (1, 6) (8, PR) (9, 6)										5	1	4	1	0	0	1	<b>Chicago White Sox @ Oakland Athletics</b> Oakland-Alameda County Coliseum, Oakland, CA Sun Jul 27 1975, 3:38 AM PDT Att: 21,254 - Unknown <a href="http://livebaseballscorecards.com">livebaseballscorecards.com</a>			
Bill North, S OBP: 0.370, SLG: 0.306 Gene Tenace, R OBP: 0.416, SLG: 0.468 (1, 8) (2, 3)										1	1	1	0	0	0	0				
Claudell Washington, L OBP: 0.342, SLG: 0.423 (1, 7) (2, 8)										4	0	1	1	0	0	4				
Reggie Jackson, L OBP: 0.341, SLG: 0.540 Angel Mangual, R OBP: 0.225, SLG: 0.225 (1, 9) (9, 9)										5	1	2	2	0	2	3				
Joe Rudi, R OBP: 0.343, SLG: 0.488 (1, 3) (2, 7)										4	1	1	1	0	0	1				
Billy Williams, L OBP: 0.338, SLG: 0.393 (1, 10)										4	1	2	0	0	0	0				
Sal Bando, R OBP: 0.332, SLG: 0.325 (1, 5)										3	1	1	1	1	1	0				
Phil Garner, R OBP: 0.277, SLG: 0.332 (1, 4)										3	0	0	0	1	1	2				
Ray Fosse, R OBP: 0.188, SLG: 0.160 (1, 2)										3	1	1	0	1	0	2				
<b>Inning Stats</b>	R: 3 E: 1 K: 0 S: 7	H: 4 LOB: 2 BB: 1 P: 11	R: 1 E: 0 K: 1 S: 7	H: 3 LOB: 1 BB: 0 P: 7	R: 3 E: 0 K: 1 S: 9	H: 4 LOB: 2 BB: 1 P: 13	R: 0 E: 0 K: 0 S: 3	H: 0 LOB: 0 BB: 0 P: 3	R: 0 E: 0 K: 2 S: 7	H: 0 LOB: 1 BB: 1 P: 11	R: 0 E: 0 K: 0 S: 4	H: 1 LOB: 1 BB: 0 P: 4	R: 0 E: 0 K: 0 S: 3	H: 0 LOB: 0 BB: 0 P: 3	R: 0 E: 0 K: 1 S: 7	H: 2 LOB: 2 BB: 0 P: 7		1B: 10 2B: 2 3B: 0 HR: 2	SF: 1 SAC: 0 DP: 1 HBP: 0	WP: 0 PB: 0 CS: 0
<b>PITCHER</b> Lloyd Allen, R ERA: 11.81 Bill Gogolewski, R ERA: 4.44 Ozzie Osborn, R ERA: 3.69 (1, 1) (1, 1) (3, 1)	IP: 0.2 WLS: L BF: 4 H: 4 R: 3 ER: 3 SO: 0 BB: 0 IBB: 0 HBP: 0 BLK: 0 WP: 0 HR: 1 S: 6 P: 6 ERA: 40.50 WHIP: 6.000																			



Batter	1	2	3	4	5	6	7	8	9	AB	R	H	RBI	BB	SO	LOB	TOP					
Pat Kelly, L OBP: 0.349, SLG: 0.406 (1, 9)	1-4-3		K		F9			CS 1B		4	0	1	0	0	1	1	<b>Chicago White Sox @ California Angels</b> Anaheim Stadium, Anaheim, CA Mon Jul 28 1975, 10:05 PM EDT Att: 20,973 - Unknown <a href="http://livebaseballscorecards.com">livebaseballscorecards.com</a>					
Bucky Dent, R OBP: 0.323, SLG: 0.385 (1, 6)	K							5-3		4	0	1	0	0	2	1						
Ken Henderson, S OBP: 0.354, SLG: 0.358 (1, 8)	1-3				F6				5-3	4	0	0	0	0	0	1						
Deron Johnson, R OBP: 0.295, SLG: 0.384 (1, 10)					F8				F6	4	0	0	0	0	1	1						
Bill Melton, R OBP: 0.332, SLG: 0.335 (1, 5)					CS				F8	3	1	2	0	1	0	0						
Carlos May, L OBP: 0.364, SLG: 0.389 (1, 3)	G4-6-3									3	1	1	0	0	1	2						
Bill Stein, R OBP: 0.322, SLG: 0.348 (1, 4)					F2					2	1	0	0	0	1	1						
Nyls Nyman, L OBP: 0.241, SLG: 0.257 (1, 7)	1-3									3	0	1	2	0	0	1						
Brian Downing, R OBP: 0.368, SLG: 0.349 (1, 2)									F7	1	0	0	1	0	0	0						
<b>Inning Stats</b>	R: 0 E: 0 K: 1 S: 5	H: 0 LOB: 0 BB: 0 P: 5	R: 0 E: 0 K: 0 S: 3	H: 1 LOB: 0 BB: 0 P: 3	R: 0 E: 0 K: 1 S: 5	H: 0 LOB: 1 BB: 0 P: 6	R: 0 E: 0 K: 0 S: 3	H: 1 LOB: 0 BB: 0 P: 3	R: 3 E: 0 K: 0 S: 4	H: 2 LOB: 0 BB: 1 P: 9	R: 0 E: 0 K: 2 S: 7	H: 0 LOB: 0 BB: 0 P: 7	R: 0 E: 0 K: 2 S: 8	H: 1 LOB: 1 BB: 0 P: 8	R: 0 E: 0 K: 0 S: 3	H: 1 LOB: 0 BB: 0 P: 3	R: 0 E: 0 K: 0 S: 3	H: 0 LOB: 0 BB: 0 P: 3	1B: 6 2B: 0 3B: 0 HR: 0	SF: 1 SAC: 0 DP: 1 HBP: 2	WP: 0 PB: 0 SB: 0 CS: 2	PA: 33
<b>PITCHER</b> Frank Tanana, L ERA: 2.78 (1, 1)	IP: 9.0 WLS: L BF: 32 H: 6 R: 3 ER: 3 SO: 6 BB: 1 IBB: 0 HBP: 2 BLK: 0 WP: 0 HR: 0 S: 41 P: 47 ERA: 3.00 WHIP: 0.778															<b>PITCHER</b>	IP: 9.0 WLS: L BF: 32 H: 6 R: 3 ER: 3 SO: 6 BB: 1 IBB: 0 HBP: 2 BLK: 0 WP: 0 HR: 0 S: 41 P: 47 ERA: 3.00 WHIP: 0.778					

Batter	1	2	3	4	5	6	7	8	9	AB	R	H	RBI	BB	SO	LOB	BOTTOM					
Jerry Remy, L OBP: 0.324, SLG: 0.331 (1, 4)	FC4-6 1B		G1-6-3					2B 1B BB		3	1	1	0	1	0	2	<b>Chicago White Sox @ California Angels</b> Anaheim Stadium, Anaheim, CA Mon Jul 28 1975, 10:05 PM EDT Att: 20,973 - Unknown <a href="http://livebaseballscorecards.com">livebaseballscorecards.com</a>					
Mickey Rivers, L OBP: 0.323, SLG: 0.352 (1, 8)	FC4-6 1-2		F4					1B 2B		4	1	1	0	0	0	2						
Dave Collins, S OBP: 0.398, SLG: 0.430 (1, 10)	F2				F4			2-H 3-H 1B		4	0	1	2	0	0	1						
Leroy Stanton, R OBP: 0.370, SLG: 0.458 (1, 9)	F7				K			K		4	0	1	0	0	2	2						
Dave Chalk, R OBP: 0.365, SLG: 0.358 (1, 5)			4-3		5-3				4-3	4	0	0	0	0	0	1						
Tommy Harper, R OBP: 0.330, SLG: 0.328 (1, 3)			F7					BB 1B		3	0	1	0	1	0	0						
John Balaz, R OBP: 0.324, SLG: 0.500 (9, PH)			L5					FC6-4 BB		2	0	0	0	1	0	2						
Joe Lahoud, L OBP: 0.371, SLG: 0.361 (9, PR)								FC6-4 1-2		0	0	0	0	1	0	0						
Morris Nettles, L OBP: 0.299, SLG: 0.283 (9, PR)										0	0	0	0	0	0	0						
Ike Hampton, S OBP: 0.318, SLG: 0.316 (9, PH)			G1-6-3 1B HBP							2	0	0	0	0	1	1						
John Doherty, L OBP: 0.255, SLG: 0.258 (9, PH)					G6-4-3 1-2				F7	1	0	0	0	0	0	2						
Mike Miley, S OBP: 0.294, SLG: 0.333 (9, PH)										3	0	1	0	0	0	0						
Rudy Meoli, L OBP: 0.329, SLG: 0.240 (9, PH)									F8	1	0	0	0	0	0	2						
<b>Inning Stats</b>	R: 0 E: 0 K: 0 S: 4	H: 1 LOB: 1 BB: 0 P: 4	R: 0 E: 0 K: 0 S: 3	H: 0 LOB: 0 BB: 0 P: 3	R: 0 E: 0 K: 0 S: 3	H: 1 LOB: 1 BB: 0 P: 4	R: 0 E: 0 K: 1 S: 5	H: 0 LOB: 0 BB: 0 P: 5	R: 0 E: 0 K: 0 S: 2	H: 0 LOB: 0 BB: 1 P: 6	R: 0 E: 0 K: 0 S: 3	H: 0 LOB: 0 BB: 0 P: 3	R: 0 E: 0 K: 0 S: 4	H: 1 LOB: 2 BB: 1 P: 8	R: 2 E: 0 K: 2 S: 9	H: 2 LOB: 1 BB: 1 P: 13	R: 0 E: 0 K: 0 S: 4	H: 1 LOB: 2 BB: 1 P: 8	1B: 5 2B: 1 3B: 0 HR: 0	SF: 0 SAC: 0 DP: 2 HBP: 1	WP: 0 PB: 0 SB: 1 CS: 0	PA: 36
<b>PITCHER</b> Wilbur Wood, L ERA: 3.87 Rich Gossage, R ERA: 1.91 (8, 1)	IP: 7.2 WLS: W BF: 30 H: 5 R: 2 ER: 2 SO: 2 BB: 3 IBB: 0 HBP: 1 BLK: 0 WP: 0 HR: 0 S: 30 P: 43 ERA: 2.35 WHIP: 1.043															<b>PITCHER</b>	IP: 1.1 WLS: S BF: 6 H: 1 R: 0 ER: 0 SO: 1 BB: 0 IBB: 0 HBP: 0 BLK: 0 WP: 0 HR: 0 S: 7 P: 11 ERA: 0.00 WHIP: 1.500					









Batter	1	2	3	4	5	6	7	8	9	AB	R	H	RBI	BB	SO	LOB	TOP			
Pat Kelly, L OBP: 0.349, SLG: 0.400 (1, 9)										4	1	0	0	1	0	3	<b>Chicago White Sox @ California Angels</b> Anaheim Stadium, Anaheim, CA Wed Jul 30 1975, 10:05 PM EDT Att: 11,095 - Unknown			
Bucky Dent, R OBP: 0.326, SLG: 0.385 (1, 6)										5	0	2	0	0	1	2				
Carlos May, L OBP: 0.366, SLG: 0.396 (1, 3)										4	1	1	1	0	1	2				
Deron Johnson, R OBP: 0.296, SLG: 0.393 (1, 10)										4	1	1	0	1	0	2				
Ken Henderson, S OBP: 0.356, SLG: 0.365 (1, 8)										4	0	1	2	1	1	0				
Bill Melton, R OBP: 0.331, SLG: 0.329 (1, 5)										2	1	0	0	2	1	2				
Jorge Orta, L OBP: 0.359, SLG: 0.449 (1, 4)										3	0	0	0	1	1	5				
Nyls Nyman, L OBP: 0.241, SLG: 0.253 (1, 7)										4	0	1	1	0	0	5				
Brian Downing, R OBP: 0.368, SLG: 0.348 (1, 2)										3	0	2	0	1	0	0				
<b>Inning Stats</b>	R: 3 E: 0 K: 1 S: 8	H: 3 LOB: 2 BB: 2 P: 16	R: 0 E: 0 K: 1 S: 6	H: 1 LOB: 1 BB: 0 P: 6	R: 1 E: 0 K: 1 S: 5	H: 1 LOB: 1 BB: 2 P: 13	R: 0 E: 0 K: 0 S: 4	H: 1 LOB: 1 BB: 0 P: 4	R: 0 E: 0 K: 0 S: 5	H: 0 LOB: 2 BB: 2 P: 13	R: 0 E: 1 K: 0 S: 4	H: 0 LOB: 1 BB: 0 P: 4	R: 0 E: 0 K: 1 S: 5	H: 1 LOB: 0 BB: 0 P: 5	R: 0 E: 1 K: 0 S: 3	H: 0 LOB: 0 BB: 0 P: 3		1B: 7 2B: 1 3B: 0 HR: 0	SF: 0 SAC: 0 DP: 2 HBP: 1	WP: 1 PB: 0 SB: 2 CS: 1
<b>PITCHER</b> Nolan Ryan, R ERA: 3.56 (1, 1)	IP: 9.0 WLS: W BF: 41	H: 8 R: 4 ER: 4 SO: 5	BB: 7 IBB: 0 HBP: 1 BLK: 0	WP: 1 HR: 0 S: 43 P: 72	ERA: 4.00 WHIP: 1.667	<b>PITCHER</b>										IP: 9.0 WLS: W BF: 41	H: 8 R: 4 ER: 4 SO: 5	BB: 7 IBB: 0 HBP: 1 BLK: 0	WP: 1 HR: 0 S: 43 P: 72	ERA: 4.00 WHIP: 1.667

AB	33
R	4
H	8
RBI	4
BB	7
SO	5
LOB	21



Batter	1	2	3	4	5	6	7	8	9	AB	R	H	RBI	BB	SO	LOB	BOTTOM			
Jerry Remy, L OBP: 0.324, SLG: 0.329 (1, 4)										4	0	1	0	0	1	0	<b>Chicago White Sox @ California Angels</b> Anaheim Stadium, Anaheim, CA Wed Jul 30 1975, 10:05 PM EDT Att: 11,095 - Unknown			
Mickey Rivers, L OBP: 0.328, SLG: 0.355 (1, 8)										4	0	1	1	0	1	0				
Dave Collins, S OBP: 0.385, SLG: 0.414 (1, 10)										4	0	0	0	0	1	2				
Leroy Stanton, R OBP: 0.369, SLG: 0.448 (1, 9)										3	1	0	0	1	0	2				
Tommy Harper, R OBP: 0.330, SLG: 0.329 (1, 3)										4	1	1	0	0	0	1				
John Balaz, R OBP: 0.370, SLG: 0.523 (1, 7)										4	0	2	0	0	0	0				
Morris Nettles, L OBP: 0.299, SLG: 0.283 (9, FR)										0	1	0	0	0	0	0				
Winston Llenas, R OBP: 0.243, SLG: 0.216 (1, 5)										2	0	0	0	1	0	1				
Joe Lahoud, L OBP: 0.372, SLG: 0.359 (9, PH)										0	0	0	1	1	0	0				
Ike Hampton, S OBP: 0.321, SLG: 0.261 (1, 2)										2	1	0	0	1	0	1				
John Doherty, L OBP: 0.262, SLG: 0.266 (9, PH)										1	0	1	2	0	0	0				
Mike Miley, S OBP: 0.280, SLG: 0.313 (1, 6)										3	1	1	0	0	0	2				
<b>Inning Stats</b>	R: 0 E: 0 K: 0 S: 3	H: 0 LOB: 0 BB: 0 P: 3	R: 0 E: 0 K: 0 S: 3	H: 0 LOB: 0 BB: 0 P: 3	R: 2 E: 1 K: 0 S: 6	H: 3 LOB: 2 BB: 1 P: 10	R: 0 E: 0 K: 0 S: 3	H: 1 LOB: 0 BB: 0 P: 3	R: 0 E: 0 K: 0 S: 4	H: 0 LOB: 0 BB: 0 P: 4	R: 0 E: 1 K: 0 S: 3	H: 0 LOB: 1 BB: 1 P: 7	R: 0 E: 0 K: 3 S: 9	H: 0 LOB: 0 BB: 0 P: 9	R: 3 E: 0 K: 0 S: 3	H: 3 LOB: 2 BB: 2 P: 11	1B: 7 2B: 0 3B: 0 HR: 0	SF: 0 SAC: 0 DP: 2 HBP: 0	WP: 0 PB: 0 SB: 0 CS: 0	PA: 35
<b>PITCHER</b> Jim Kaat, L ERA: 3.0 (1, 1)	IP: 8.0 WLS: L BF: 33	H: 6 R: 5 ER: 4 SO: 3	BB: 3 IBB: 0 HBP: 0 BLK: 0	WP: 0 HR: 0 S: 36 P: 48	ERA: 4.50 WHIP: 1.125	<b>PITCHER</b>										IP: 8.0 WLS: L BF: 33	H: 6 R: 5 ER: 4 SO: 3	BB: 3 IBB: 0 HBP: 0 BLK: 0	WP: 0 HR: 0 S: 36 P: 48	ERA: 4.50 WHIP: 1.125
<b>PITCHER</b> Rich Gossage, R ERA: 1.91 (9, 1)	IP: 0.0 WLS: 2 BF: 1	H: 1 R: 0 ER: 0 SO: 0	BB: 1 IBB: 0 HBP: 0 BLK: 0	WP: 0 HR: 0 S: 1 P: 5	ERA: ∞ WHIP: ∞	<b>PITCHER</b>										IP: 0.0 WLS: 2 BF: 1	H: 1 R: 0 ER: 0 SO: 0	BB: 1 IBB: 0 HBP: 0 BLK: 0	WP: 0 HR: 0 S: 1 P: 5	ERA: ∞ WHIP: ∞

AB	31
R	5
H	7
RBI	4
BB	4
SO	3
LOB	9





Batter	1	2	3	4	5	6	7	8	9	AB	R	H	RBI	BB	SO	LOB	TOP			
Pat Kelly, L OBP: 0.351, SLG: 0.415 (1, 9)	0-0 2B		0-0 1-H HR	0-0 1-2	3-1					3	1	2	2	0	0	1				
Jorge Orta, L OBP: 0.355, SLG: 0.448 (1, 4)	0-0 5-3		0-0 1B HR		0-0 4-3					3	1	1	0	0	0	1				
Carlos May, L OBP: 0.370, SLG: 0.397 (1, 3)	4-0 G1-4-3 BB		0-0 1-2 HR	1B	4-0 1B BB					1	1	1	0	2	0	0				
Deron Johnson, R OBP: 0.294, SLG: 0.389 (1, 10)	0-0 G1-4-3		0-3 K		0-3 K					3	0	0	0	0	2	5				
Ken Henderson, S OBP: 0.358, SLG: 0.376 (1, 8)		0-3 K	0-0 1-H 2-H HR		0-0 1-2 1B					3	1	2	3	0	1	0				
Bill Melton, R OBP: 0.326, SLG: 0.326 (1, 5)	0-0 P4		0-0 5-3		0-0 K					3	0	0	0	0	1	2				
Bucky Dent, R OBP: 0.323, SLG: 0.382 (1, 6)	0-0 5-3			0-0 5-3		0-0 5-3				3	0	0	0	0	0	0				
Nyls Nyman, L OBP: 0.243, SLG: 0.254 (1, 7)			0-0 L9	0-0 F9		0-0 6-3 1B				3	0	1	0	0	0	0				
Brian Downing, R OBP: 0.371, SLG: 0.351 (1, 2)			0-0 HR 1B	0-0 PB 1B		0-0 6-3 1-2				3	1	2	0	0	0	1				
<b>Inning Stats</b>	R: 0 E: 0 K: 0 S: 3	H: 1 LOB: 1 BB: 1 P: 7	R: 0 E: 0 K: 1 S: 5	H: 0 LOB: 0 BB: 0 P: 5	R: 5 E: 0 K: 1 S: 10	H: 5 LOB: 0 BB: 0 P: 10	R: 0 E: 0 K: 0 S: 4	H: 1 LOB: 1 BB: 0 P: 4	R: 0 E: 0 K: 2 S: 8	H: 1 LOB: 2 BB: 1 P: 12	R: 0 E: 0 K: 0 S: 3	H: 1 LOB: 1 BB: 0 P: 3					1B: 6 2B: 1 3B: 0 HR: 2	SF: 0 SAC: 0 DP: 1 HBP: 0	WP: 0 PB: 1 CS: 0	PA: 27
<b>PITCHER</b> Dave Goltz, R ERA: 4.1 (1, 1)	IP: 6.0 WLS: L BF: 27	H: 9 R: 5 ER: 5 SO: 4	BB: 2 IBB: 0 HBP: 0 BLK: 0	WP: 0 HR: 2 S: 33 P: 41	ERA: 7.50 WHIP: 1.833															

**Chicago White Sox @ Minnesota Twins**  
Metropolitan Stadium, Bloomington, MI  
Fri Aug 01 1975, 8:05 PM EDT  
Att: 12,239 - Unknown - 86 F

livebaseballscorecards.com

**AB 25**  
**R 5**  
**H 9**  
**RBI 5**  
**BB 2**  
**SO 4**  
**LOB 10**



Batter	1	2	3	4	5	6	7	8	9	AB	R	H	RBI	BB	SO	LOB	BOTTOM			
Dan Ford, R OBP: 0.317, SLG: 0.431 (1, 8)	0-0 L9		0-0 5-3		0-3 K					3	0	0	0	0	1	1				
Jerry Terrell, R OBP: 0.305, SLG: 0.320 (1, 3)	0-0 G3 2B		0-0 F8		0-0 F8					3	0	1	0	0	0	1				
Rod Carew, L OBP: 0.430, SLG: 0.533 (1, 4)	0-0 G3 2-3		0-0 4-3		0-0 F8					3	0	0	0	0	0	2				
Tony Oliva, L OBP: 0.368, SLG: 0.436 (1, 10)	0-0 6-3			0-0 2B 1B		0-0 4-3				3	0	1	0	0	0	1				
Eric Soderholm, R OBP: 0.351, SLG: 0.357 (1, 5)		0-0 5-3		0-0 F9		0-0 BB 2B 1B				3	1	1	0	0	0	1				
Steve Braun, L OBP: 0.370, SLG: 0.409 (1, 7)		4-0 1B BB		0-0 1-3 2B		4-0 2B BB				1	0	1	0	2	0	0				
Danny Thompson, R OBP: 0.317, SLG: 0.355 (1, 6)		0-0 F8		0-0 P6		0-0 1-3 2-H 2B				3	0	1	1	0	0	3				
Lyman Bostock, L OBP: 0.303, SLG: 0.321 (1, 9)		0-0 1-3 1B		0-0 F7						2	0	1	0	0	0	2				
Phil Roof, R OBP: 0.281, SLG: 0.367 (1, 2)		0-3 K			0-0 2B					2	0	1	0	0	1	2				
<b>Inning Stats</b>	R: 0 E: 0 K: 0 S: 4	H: 1 LOB: 1 BB: 0 P: 4	R: 0 E: 0 K: 1 S: 6	H: 1 LOB: 1 BB: 1 P: 10	R: 0 E: 0 K: 0 S: 3	H: 0 LOB: 0 BB: 0 P: 3	R: 0 E: 0 K: 0 S: 5	H: 2 LOB: 2 BB: 0 P: 5	R: 0 E: 0 K: 1 S: 6	H: 1 LOB: 1 BB: 0 P: 6	R: 1 E: 0 K: 0 S: 3	H: 2 LOB: 2 BB: 1 P: 7					1B: 3 2B: 4 3B: 0 HR: 0	SF: 0 SAC: 0 DP: 0 HBP: 0	WP: 0 PB: 0 CS: 0	PA: 25
<b>PITCHER</b> Wilbur Wood, L ERA: 3.81 (1, 1)	IP: 5.1 WLS: W BF: 25	H: 7 R: 1 ER: 1 SO: 2	BB: 2 IBB: 0 HBP: 0 BLK: 0	WP: 0 HR: 0 S: 27 P: 35	ERA: 1.69 WHIP: 1.688															

**Chicago White Sox @ Minnesota Twins**  
Metropolitan Stadium, Bloomington, MI  
Fri Aug 01 1975, 8:05 PM EDT  
Att: 12,239 - Unknown - 86 F

livebaseballscorecards.com

**AB 23**  
**R 1**  
**H 7**  
**RBI 1**  
**BB 2**  
**SO 2**  
**LOB 13**





Batter	1	2	3	4	5	6	7	8	9	AB	R	H	RBI	BB	SO	LOB	TOP					
Pat Kelly, L OBP: 0.346, SLG: 0.409 (1, 9)	G3			3-1	E4		F8		L3	5	0	0	0	0	0	1						
Jorge Orta, L OBP: 0.356, SLG: 0.444 (1, 4)	F8			K	F5		P6			5	0	1	0	0	1	2						
Carlos May, L OBP: 0.371, SLG: 0.398 (1, 3)	K			BB			1-3		4-3	4	0	1	0	1	1	2						
Deron Johnson, R OBP: 0.298, SLG: 0.392 (1, 10)		K								3	0	2	0	1	1	0						
Jerry Hairston, S OBP: 0.356, SLG: 0.284 (8, PR)				BB						0	0	0	0	0	0	0						
Ken Henderson, S OBP: 0.357, SLG: 0.373 (1, 8)	L6						G2		F8	3	0	0	0	1	0	3						
Bill Melton, R OBP: 0.327, SLG: 0.323 (1, 5)										3	0	0	0	1	1	4						
Lee Richard, R OBP: 0.353, SLG: 0.355 (8, 5)	K								FC6-4	0	0	0	0	0	0	0						
Nyls Nyman, L OBP: 0.243, SLG: 0.254 (1, 7)			4-3						E3	4	1	1	0	0	1	4						
Bucky Dent, R OBP: 0.321, SLG: 0.379 (1, 6)			5-3						K	3	0	0	0	0	2	5						
Brian Downing, R OBP: 0.370, SLG: 0.348 (1, 2)					6-3				F7	3	0	0	0	1	0	1						
<b>Inning Stats</b>	R: 0 E: 0 K: 1 S: 5	H: 0 LOB: 0 BB: 0 P: 5	R: 0 E: 0 K: 2 S: 7	H: 0 LOB: 0 BB: 0 P: 7	R: 0 E: 0 K: 0 S: 3	H: 0 LOB: 0 BB: 0 P: 3	R: 0 E: 0 K: 1 S: 5	H: 0 LOB: 3 BB: 0 P: 17	R: 1 E: 1 K: 0 S: 5	H: 1 LOB: 1 BB: 0 P: 5	R: 0 E: 0 K: 2 S: 9	H: 2 LOB: 3 BB: 1 P: 13	R: 0 E: 0 K: 0 S: 3	H: 0 LOB: 1 BB: 0 P: 7	R: 0 E: 1 K: 1 S: 7	H: 1 LOB: 2 BB: 0 P: 7	R: 0 E: 0 K: 0 S: 4	H: 1 LOB: 1 BB: 0 P: 4	1B: 4 2B: 1 3B: 0 HR: 0	SF: 0 SAC: 1 DP: 0 HBP: 0	WP: 0 PB: 0 SB: 1 CS: 0	PA: 39
<b>PITCHER</b> Bert Blyleven, R ERA: 3.05 (1, 1)	IP: 9.0 WLS: W BF: 39 H: 5 R: 1 ER: 0 SO: 7 BB: 5 IBB: 0 HBP: 0 BLK: 0 WP: 0 HR: 0 S: 48 P: 68 ERA: 0.00 WHIP: 1.111															<b>PITCHER</b>						

**Chicago White Sox @ Minnesota Twins**  
Metropolitan Stadium, Bloomington, MI  
Sat Aug 02 1975, 4:33 AM EDT  
Unknown - 80 F

AB 33  
R 1  
H 5  
RBI 0  
BB 5  
SO 7  
LOB 22



Batter	1	2	3	4	5	6	7	8	9	AB	R	H	RBI	BB	SO	LOB	BOTTOM			
Dan Ford, R OBP: 0.318, SLG: 0.431 (1, 8)	1B		F3				4-3		K	5	1	2	0	0	1	2				
Jerry Terrell, R OBP: 0.304, SLG: 0.319 (1, 3)	F8		2-3				K			4	0	1	1	0	1	1				
Rod Carew, L OBP: 0.431, SLG: 0.532 (1, 4)					L7				F8	4	0	2	1	0	0	0				
Tony Oliva, L OBP: 0.366, SLG: 0.432 (1, 10)	G6-4-3				4-3				K	3	0	0	0	1	1	2				
Eric Soderholm, R OBP: 0.352, SLG: 0.358 (1, 5)									K	4	0	2	0	0	2	3				
Steve Braun, L OBP: 0.373, SLG: 0.415 (1, 7)									K	3	1	2	0	0	1	3				
Danny Thompson, R OBP: 0.313, SLG: 0.351 (1, 6)										3	0	0	0	0	0	3				
John Briggs, L OBP: 0.424, SLG: 0.429 (8, PH)	F8									0	1	0	0	1	0	0				
Luis Gomez, R OBP: 0.236, SLG: 0.180 (9, 6)										0	0	0	0	0	0	0				
Lyman Bostock, L OBP: 0.307, SLG: 0.321 (1, 9)										3	0	1	1	1	0	1				
Phil Roof, R OBP: 0.306, SLG: 0.364 (1, 2)										3	1	1	1	1	0	1				
<b>Inning Stats</b>	R: 0 E: 0 K: 0 S: 4	H: 2 LOB: 1 BB: 0 P: 4	R: 0 E: 0 K: 0 S: 4	H: 1 LOB: 1 BB: 0 P: 4	R: 0 E: 0 K: 0 S: 3	H: 0 LOB: 0 BB: 0 P: 3	R: 0 E: 0 K: 0 S: 5	H: 2 LOB: 2 BB: 0 P: 5	R: 2 E: 0 K: 2 S: 10	H: 3 LOB: 3 BB: 2 P: 18	R: 0 E: 0 K: 0 S: 2	H: 0 LOB: 0 BB: 1 P: 6	R: 0 E: 0 K: 1 S: 5	H: 0 LOB: 0 BB: 0 P: 5	R: 2 E: 0 K: 3 S: 12	H: 3 LOB: 2 BB: 1 P: 16	1B: 10 2B: 1 3B: 0 HR: 0	SF: 0 SAC: 1 DP: 1 HBP: 0	WP: 0 PB: 0 SB: 0 CS: 0	PA: 37
<b>PITCHER</b> Claude Osteen, L ERA: 4.4 (1, 1)	IP: 4.1 WLS: L BF: 20 H: 7 R: 2 ER: 2 SO: 2 BB: 1 IBB: 0 HBP: 0 BLK: 0 WP: 0 HR: 0 S: 19 P: 23 ERA: 4.15 WHIP: 1.846															<b>PITCHER</b>				
<b>PITCHER</b> Rich Gossage, R ERA: 2.03 (5, 1)	IP: 3.2 WLS: L BF: 17 H: 4 R: 2 ER: 2 SO: 6 BB: 2 IBB: 1 HBP: 0 BLK: 0 WP: 0 HR: 0 S: 26 P: 38 ERA: 4.91 WHIP: 1.636															<b>PITCHER</b>				

**Chicago White Sox @ Minnesota Twins**  
Metropolitan Stadium, Bloomington, MI  
Sat Aug 02 1975, 4:33 AM EDT  
Unknown - 80 F

AB 32  
R 4  
H 11  
RBI 4  
BB 4  
SO 6  
LOB 16






Batter	1	2	3	4	5	6	7	8	9	AB	R	H	RBI	BB	SO	LOB	TOP					
Pat Kelly, L OBP: 0.347, SLG: 0.410 (1,9)										4	0	2	2	0	0	0	Chicago White Sox @ Minnesota Twins Metropolitan Stadium, Bloomington, MI Sat Aug 02 1975, 4:38 AM EDT Att: 17,194 - Unknown					
Bucky Dent, R OBP: 0.324, SLG: 0.378 (1,6)									3	0	1	0	2	0	3							
Ken Henderson, S OBP: 0.353, SLG: 0.368 (1,8)									5	0	0	0	0	0	5							
Deron Johnson, R OBP: 0.298, SLG: 0.388 (1,3)									3	0	0	0	1	2	1							
Bill Melton, R OBP: 0.327, SLG: 0.321 (1,5)									3	0	0	0	1	1	3							
Carlos May, L OBP: 0.367, SLG: 0.394 (1,10)										4	0	0	0	0	1							
Bill Stein, R OBP: 0.318, SLG: 0.338 (1,4)										3	2	1	0	1	0							
Jerry Hairston, S OBP: 0.363, SLG: 0.295 (1,7)										4	1	2	0	0	1							
Pete Varney, R OBP: 0.321, SLG: 0.392 (1,2)										4	0	1	1	0	1							
<b>Inning Stats</b>	R: 0 E: 0 K: 0 S: 4	H: 1 LOB: 2 BB: 1 P: 8	R: 0 E: 0 K: 0 S: 3	H: 0 LOB: 0 BB: 0 P: 3	R: 0 E: 0 K: 0 S: 3	H: 0 LOB: 1 BB: 1 P: 7	R: 0 E: 0 K: 1 S: 5	H: 0 LOB: 0 BB: 1 P: 9	R: 0 E: 0 K: 1 S: 5	H: 0 LOB: 0 BB: 0 P: 5	R: 0 E: 0 K: 2 S: 7	H: 0 LOB: 1 BB: 1 P: 11	R: 1 E: 0 K: 1 S: 7	H: 2 LOB: 2 BB: 1 P: 11	R: 0 E: 0 K: 0 S: 3	H: 0 LOB: 0 BB: 0 P: 3	R: 2 E: 0 K: 0 S: 7	H: 4 LOB: 2 BB: 0 P: 7	1B: 7 2B: 0 3B: 0 HR: 0	SF: 1 SAC: 0 DP: 0 HBP: 0	WP: 0 PB: 0 SB: 1 CS: 0	PA: 39
<b>PITCHER</b> Bill Butler, L ERA: 6.39 (1,1)	IP: 9.0 WLS: W BF: 39 H: 7 R: 3 ER: 3 SO: 5 BB: 5 IBB: 0 HBP: 0 BLK: 0 WP: 0 HR: 0 S: 44 P: 64 ERA: 3.00 WHIP: 1.333															<b>PITCHER</b>						

Batter	1	2	3	4	5	6	7	8	9	AB	R	H	RBI	BB	SO	LOB	BOTTOM			
Lyman Bostock, L OBP: 0.310, SLG: 0.316 (1,9)										3	1	0	0	2	0	1	Chicago White Sox @ Minnesota Twins Metropolitan Stadium, Bloomington, MI Sat Aug 02 1975, 4:38 AM EDT Att: 17,194 - Unknown			
Dan Ford, R OBP: 0.313, SLG: 0.423 (1,8)										5	0	0	0	0	2	5				
Rod Carew, L OBP: 0.454, SLG: 0.532 (1,4)										2	1	1	2	2	0	0				
Luis Gomez, R OBP: 0.232, SLG: 0.176 (6,6)										1	0	0	0	0	0	0				
Tony Oliva, L OBP: 0.364, SLG: 0.438 (1,10)										5	1	1	1	0	2	5				
John Briggs, L OBP: 0.427, SLG: 0.425 (1,3)										2	2	0	0	3	2	0				
Eric Soderholm, R OBP: 0.357, SLG: 0.363 (1,5)										4	1	3	2	1	1	0				
Steve Braun, L OBP: 0.373, SLG: 0.413 (1,7)										4	0	1	0	1	1	6				
Jerry Terrell, R OBP: 0.318, SLG: 0.326 (1,6)										2	1	2	2	1	0	0				
Glenn Borgmann, R OBP: 0.304, SLG: 0.297 (1,2)										3	1	1	1	0	1	4				
<b>Inning Stats</b>	R: 2 E: 1 K: 1 S: 6	H: 1 LOB: 3 BB: 3 P: 18	R: 0 E: 0 K: 1 S: 5	H: 0 LOB: 1 BB: 1 P: 9	R: 2 E: 0 K: 0 S: 5	H: 2 LOB: 2 BB: 2 P: 13	R: 0 E: 0 K: 1 S: 5	H: 0 LOB: 1 BB: 1 P: 9	R: 4 E: 0 K: 2 S: 11	H: 4 LOB: 2 BB: 2 P: 19	R: 0 E: 0 K: 3 S: 9	H: 0 LOB: 0 BB: 1 P: 14	R: 0 E: 0 K: 0 S: 3	H: 0 LOB: 0 BB: 0 P: 3	R: 0 E: 1 K: 1 S: 6	H: 2 LOB: 2 BB: 0 P: 6	1B: 8 2B: 0 3B: 0 HR: 1	SF: 0 SAC: 1 DP: 0 HBP: 1	WP: 1 PB: 0 SB: 0 CS: 0	PA: 43
<b>PITCHER</b> Jesse Jefferson, R ERA: 4.44 (1,1)	IP: 2.1 WLS: L BF: 15 H: 2 R: 4 ER: 4 SO: 2 BB: 5 IBB: 1 HBP: 0 BLK: 0 WP: 1 HR: 1 S: 13 P: 37 ERA: 15.43 WHIP: 3.000															<b>PITCHER</b>				
Rich Hinton, L ERA: 9.45 (3,1)	2.0 10 2 2 2 2 2 0 0 0 0 0 12 20 9.00 2.000																			
Bill Gogolewski, R ERA: 4.47 (5,1)	3.2 18 5 2 2 5 2 0 1 0 0 0 25 34 4.91 1.909																			

AB	33
R	3
H	7
RBI	3
BB	5
SO	5
LOB	16



AB	31
R	8
H	9
RBI	8
BB	10
SO	9
LOB	21










Batter	1	2	3	4	5	6	7	8	9	AB	R	H	RBI	BB	SO	LOB	TOP					
Pat Kelly, L OBP: 0.353, SLG: 0.412 (1, 9)										4	1	2	0	2	1	0						
Jorge Orta, L OBP: 0.349, SLG: 0.434 (1, 4)										6	1	1	0	0	0	5						
Carlos May, L OBP: 0.370, SLG: 0.395 (1, 3)										3	3	2	0	2	0	0						
Deron Johnson, R OBP: 0.303, SLG: 0.403 (1, 10)									5	3	3	3	0	0	5							
Ken Henderson, S OBP: 0.354, SLG: 0.365 (1, 8)									4	1	2	2	1	0	1							
Bill Melton, R OBP: 0.332, SLG: 0.319 (1, 5)									0	0	0	0	1	0	0							
Bill Stein, R OBP: 0.323, SLG: 0.338 (1, 5)									3	0	1	2	1	1	1							
Nyls Nyman, L OBP: 0.245, SLG: 0.256 (1, 7)									5	0	1	2	0	1	4							
Bucky Dent, R OBP: 0.321, SLG: 0.373 (1, 6)									4	0	0	0	1	0	0							
Pete Varney, R OBP: 0.321, SLG: 0.389 (1, 2)									3	0	1	0	0	1	0							
Jerry Hairston, S OBP: 0.359, SLG: 0.291 (6, PH)									1	0	0	0	0	0	3							
Brian Downing, R OBP: 0.376, SLG: 0.357 (6, 2)									1	0	1	0	0	0	0							
<b>Inning Stats</b>	R: 1 E: 1 K: 0 S: 5	H: 2 LOB: 3 BB: 2 P: 13	R: 0 E: 0 K: 0 S: 5	H: 2 LOB: 3 BB: 1 P: 9	R: 0 E: 0 K: 2 S: 7	H: 0 LOB: 0 BB: 0 P: 7	R: 0 E: 0 K: 1 S: 5	H: 0 LOB: 0 BB: 0 P: 5	R: 2 E: 0 K: 0 S: 6	H: 3 LOB: 1 BB: 0 P: 6	R: 5 E: 0 K: 0 S: 6	H: 3 LOB: 3 BB: 5 P: 26	R: 0 E: 0 K: 1 S: 5	H: 0 LOB: 0 BB: 0 P: 5	R: 1 E: 0 K: 0 S: 4	H: 2 LOB: 0 BB: 0 P: 4	R: 0 E: 0 K: 0 S: 4	H: 2 LOB: 1 BB: 0 P: 4	1B: 8 2B: 5 3B: 0 HR: 1	SF: 0 SAC: 0 DP: 2 HBP: 0	WP: 0 PB: 0 SB: 0 CS: 0	PA: 47
<b>PITCHER</b>	IP WLS BF H R ER SO BB IBB HBP BLK WP HR S P ERA WHIP																					
Bill Campbell, R ERA: 4.48 (1, 1)	5.2 W 32 9 8 8 3 5 1 0 0 0 0 0 32 56 12.71 2.471																					
Tom Johnson, R ERA: 3.99 (6, 1)	0.0 3 1 0 0 0 2 0 0 0 0 0 0 1 9 ∞ ∞																					
Mark Wiley, R ERA: 5.79 (6, 1)	3.1 S 12 4 1 1 1 0 0 0 0 0 0 1 14 14 2.70 1.200																					

Chicago White Sox @ Minnesota Twins  
Metropolitan Stadium, Bloomington, MI  
Sun Aug 03 1975, 4:38 AM EDT  
Att: 14,782 - Unknown


AB 39  
R 9  
H 14  
RBI 9  
BB 8  
SO 4  
LOB 19



Batter	1	2	3	4	5	6	7	8	9	AB	R	H	RBI	BB	SO	LOB	BOTTOM			
Lyman Bostock, L OBP: 0.320, SLG: 0.333 (1, 9)										4	3	3	1	0	0	2				
Dan Ford, R OBP: 0.319, SLG: 0.440 (1, 8)										5	1	2	4	0	0	4				
Rod Carew, L OBP: 0.436, SLG: 0.530 (1, 4)										4	1	2	3	1	1	3				
Tony Oliva, L OBP: 0.374, SLG: 0.446 (1, 10)										3	1	2	1	0	0	1				
Steve Byer, R OBP: 0.325, SLG: 0.429 (4, PR)										0	0	0	0	0	0	0				
Tom Lundstedt, S OBP: 0.208, SLG: 0.136 (6, PH)										1	0	0	0	1	0	3				
John Briggs, L OBP: 0.421, SLG: 0.412 (1, 3)										4	1	0	0	1	1	2				
Eric Soderholm, R OBP: 0.357, SLG: 0.370 (1, 5)										5	1	2	1	0	0	2				
Steve Braun, L OBP: 0.376, SLG: 0.417 (1, 7)										4	2	2	1	1	1	2				
Jerry Terrell, R OBP: 0.329, SLG: 0.333 (1, 6)										4	2	3	1	1	0	1				
Luis Gomez, R OBP: 0.232, SLG: 0.176 (9, 6)										0	0	0	0	0	0	0				
Glenn Borgmann, R OBP: 0.305, SLG: 0.294 (1, 2)										2	0	0	0	2	1	4				
<b>Inning Stats</b>	R: 2 E: 0 K: 0 S: 5	H: 2 LOB: 0 BB: 0 P: 5	R: 0 E: 0 K: 0 S: 3	H: 1 LOB: 1 BB: 1 P: 7	R: 8 E: 0 K: 1 S: 13	H: 8 LOB: 1 BB: 1 P: 17	R: 0 E: 0 K: 0 S: 3	H: 1 LOB: 1 BB: 0 P: 3	R: 1 E: 0 K: 1 S: 7	H: 2 LOB: 2 BB: 1 P: 11	R: 0 E: 0 K: 1 S: 5	H: 0 LOB: 1 BB: 1 P: 9	R: 1 E: 0 K: 0 S: 3	H: 1 LOB: 2 BB: 3 P: 15	R: 0 E: 0 K: 1 S: 6	H: 1 LOB: 1 BB: 0 P: 6	1B: 13 2B: 4 3B: 0 HR: 0	SF: 1 SAC: 0 DP: 3 HBP: 0	WP: 2 PB: 0 SB: 0 CS: 0	PA: 44
<b>PITCHER</b>	IP WLS BF H R ER SO BB IBB HBP BLK WP HR S P ERA WHIP																			
Pete Vuckovich, R ERA: 27.0 (1, 1)	2.1 L 15 7 7 7 0 1 0 0 0 0 0 0 13 21 27.00 3.429																			
Rich Hinton, L ERA: 10.8 (3, 1)	0.0 1 1 0 0 0 0 0 0 0 0 0 0 1 1 ∞ ∞																			
Ozzie Osborn, R ERA: 4.1 (3, 1)	2.2 15 6 4 4 2 2 0 0 0 0 0 0 17 25 13.50 3.000																			
Dave Hamilton, L ERA: 4.18 (6, 1)	3.0 13 2 1 1 2 3 0 0 0 0 0 0 14 26 3.00 1.667																			

Chicago White Sox @ Minnesota Twins  
Metropolitan Stadium, Bloomington, MI  
Sun Aug 03 1975, 4:38 AM EDT  
Att: 14,782 - Unknown

AB 36  
R 12  
H 16  
RBI 12  
BB 7  
SO 4  
LOB 24













Batter	1	2	3	4	5	6	7	8	9	AB	R	H	RBI	BB	SO	LOB	TOP		
Morris Nettles, L (1,9) OBP: 0.307, SLG: 0.280	G4-3 S BB		G4-3 CS BB					WP G3 1B	4-3	3	0	2	0	2	0	3			
Mickey Rivers, L (1,8) OBP: 0.330, SLG: 0.363	G4-3 1-2 BB		CS 1-2	1-3		F9		G3 1-2		3	0	0	0	1	0	2			
Jerry Remy, L (1,4) OBP: 0.323, SLG: 0.328	G4-3 1-2 2-3			2B SF8 BB				K 1-2 BB		2	1	0	0	2	1	3			
Adrian Garrett, L (1,3) OBP: 0.200, SLG: 0.447	K			SF8 1-3 2B				4-3 2-3		4	0	1	0	0	2	3			
Dave Collins, S (1,7) OBP: 0.384, SLG: 0.399		1-3		SF8 2-3 3-H				F7	K	3	0	0	1	0	1	0			
Tommy Harper, R (1,10) OBP: 0.334, SLG: 0.325	F4			5-3				BB BB	F7	3	0	0	0	1	0	1			
Dave Chalk, R (1,5) OBP: 0.364, SLG: 0.357	K				L5			F7	BB BB 1B	4	0	1	0	0	1	1	AB 27		
Ellie Rodriguez, R (1,2) OBP: 0.387, SLG: 0.303			F6		6-3				BB BB	2	0	0	0	2	0	0	R 1		
Mike Miley, S (1,6) OBP: 0.234, SLG: 0.247					F5				BB	2	0	0	0	0	0	0	H 4		
Leroy Stanton, R (7,PH) OBP: 0.358, SLG: 0.429			F8							1	0	0	0	0	1	2	RBI 1		
Rudy Meoli, L (7,6) OBP: 0.312, SLG: 0.220								K	1-2 2-3 BB	0	0	0	0	1	0	0	BB 9		
<b>Inning Stats</b>	R: 0 E: 0 K: 1 S: 4	H: 0 LOB: 1 BB: 2 P: 12	R: 0 E: 0 K: 1 S: 5	H: 0 LOB: 0 BB: 0 P: 5	R: 0 E: 0 K: 0 S: 2	H: 0 LOB: 0 BB: 1 P: 6	R: 1 E: 0 K: 0 S: 4	H: 1 LOB: 1 BB: 1 P: 8	R: 0 E: 0 K: 0 S: 3	H: 0 LOB: 0 BB: 0 P: 3	R: 0 E: 0 K: 1 S: 5	H: 1 LOB: 1 BB: 2 P: 13	R: 0 E: 0 K: 1 S: 6	H: 1 LOB: 1 BB: 0 P: 6	R: 0 E: 0 K: 1 S: 6	H: 1 LOB: 3 BB: 2 P: 14	1B: 3 2B: 1 3B: 0 HR: 0	SF: 1 SAC: 0 DP: 1 HBP: 0	WP: 1 PA: 38
<b>PITCHER</b>	IP WLS BF H R ER SO BB IBB HBP BLK WP HR S P ERA WHIP																		
Jesse Jefferson, R (1,1) ERA: 3.9	8.2 W 36 4 1 1 6 9 0 0 0 1 0 39 75 1.04 1.500																		
Rich Gossage, R (9,1) ERA: 1.96	0.1 S 1 0 0 0 0 0 0 0 0 0 0 1 1 0.00 0.000																		

California Angels @ Chicago White Sox  
Comiskey Park, Chicago, IL  
Tue Aug 05 1975, 8:05 PM EDT  
Att: 7,265 - Unknown

AB	27
R	1
H	4
RBI	1
BB	9
SO	6
LOB	15



Batter	1	2	3	4	5	6	7	8	9	AB	R	H	RBI	BB	SO	LOB	BOTTOM		
Nyls Nyman, L (1,8) OBP: 0.243, SLG: 0.250	CS S BB	1-3				1-3			F4	3	0	0	0	1	0	3			
Jorge Orta, L (1,4) OBP: 0.345, SLG: 0.425	FC5-4 1-3 BB					4-3		6-3		3	0	1	0	1	0	0			
Carlos May, L (1,7) OBP: 0.375, SLG: 0.395	FC5-4 1-2 BB					F7		2B BB BB	K	3	1	1	0	1	1	1			
Deron Johnson, R (1,3) OBP: 0.308, SLG: 0.402	FC5-4 1-2 2-3					BB BB		BB SF9 2B	BB	2	1	1	0	2	0	2			
Bill Melton, R (1,5) OBP: 0.331, SLG: 0.318	F8					SF9 BB 2B BB		SF9 BB 2B BB	5-3	3	1	0	0	1	1	4			
Jerry Hairston, S (1,9) OBP: 0.413, SLG: 0.337		1B HBP				G4-6-3 1B		2B BB 1-2 2-3 3-H	5-3	2	1	1	1	1	0	0			
Bucky Dent, R (1,6) OBP: 0.326, SLG: 0.378						F9		SF9	5-3	3	0	1	1	0	0	1	AB 26		
Brian Downing, R (1,10) OBP: 0.377, SLG: 0.359						G4-6-3 1-2		L5	BB	3	0	0	0	1	1	5	R 4		
Pete Varney, R (1,2) OBP: 0.317, SLG: 0.397						F9		1-H 2B	F7	4	0	1	2	0	1	3	H 6		
<b>Inning Stats</b>	R: 0 E: 0 K: 0 S: 3	H: 1 LOB: 2 BB: 2 P: 11	R: 0 E: 0 K: 2 S: 8	H: 1 LOB: 2 BB: 0 P: 9	R: 0 E: 0 K: 1 S: 5	H: 1 LOB: 1 BB: 1 P: 9	R: 0 E: 0 K: 0 S: 3	H: 1 LOB: 0 BB: 0 P: 3	R: 0 E: 0 K: 0 S: 3	H: 0 LOB: 0 BB: 0 P: 3	R: 4 E: 0 K: 0 S: 5	H: 2 LOB: 1 BB: 3 P: 17	R: 0 E: 0 K: 1 S: 5	H: 0 LOB: 1 BB: 1 P: 9	R: 0 E: 0 K: 0 S: 3	H: 0 LOB: 1 BB: 1 P: 7	1B: 4 2B: 2 3B: 0 HR: 0	SF: 1 SAC: 0 DP: 1 HBP: 1	WP: 0 PA: 36
<b>PITCHER</b>	IP WLS BF H R ER SO BB IBB HBP BLK WP HR S P ERA WHIP																		
Bill Singer, R (1,1) ERA: 4.63	5.0 L 23 5 3 3 3 3 0 0 0 0 0 23 44 5.40 2.000																		
Don Kirkwood, R (6,1) ERA: 2.57	0.2 4 1 1 1 0 1 0 0 0 0 0 3 7 13.50 3.000																		
Mickey Scott, L (6,1) ERA: 3.77	2.1 9 0 0 0 0 1 2 0 0 0 0 0 9 17 0.00 0.857																		

California Angels @ Chicago White Sox  
Comiskey Park, Chicago, IL  
Tue Aug 05 1975, 8:05 PM EDT  
Att: 7,265 - Unknown

AB	26
R	4
H	6
RBI	4
BB	8
SO	4
LOB	19





Batter	1	2	3	4	5	6	7	8	9	AB	R	H	RBI	BB	SO	LOB	TOP					
Jerry Remy, L (1.4) OBP: 0.324, SLG: 0.334										4	1	2	0	0	0	3	<b>California Angels @ Chicago White Sox</b> Comiskey Park, Chicago, IL Wed Aug 06 1975, 8:05 PM EDT Att: 9,178 - Unknown					
Mickey Rivers, L (1.8) OBP: 0.333, SLG: 0.365										3	0	2	0	1	0	0						
Dave Collins, S (1.7) OBP: 0.378, SLG: 0.391										4	0	0	0	0	1	7						
Leroy Stanton, R (1.9) OBP: 0.353, SLG: 0.424										3	0	0	1	0	0	0						
Dave Chalk, R (1.5) OBP: 0.360, SLG: 0.353										4	0	0	0	0	0	1						
Bobby Valentine, R (1.3) OBP: 0.333, SLG: 0.357										4	0	0	0	0	1	0						
Tommy Harper, R (1.10) OBP: 0.333, SLG: 0.324										4	0	1	0	0	0	0						
Ike Hampton, S (1.2) OBP: 0.311, SLG: 0.237										2	0	0	0	1	0	1						
Mike Miley, S (1.6) OBP: 0.237, SLG: 0.241										2	0	0	0	1	0	1						
<b>Inning Stats</b>	R: 1 E: 0 K: 1 S: 7	H: 2 LOB: 1 BB: 0 P: 7	R: 0 E: 0 K: 0 S: 3	H: 0 LOB: 2 BB: 0 P: 3	R: 0 E: 0 K: 0 S: 4	H: 2 LOB: 1 BB: 0 P: 4	R: 0 E: 0 K: 1 S: 5	H: 0 LOB: 0 BB: 0 P: 5	R: 0 E: 0 K: 0 S: 4	H: 1 LOB: 3 BB: 2 P: 12	R: 0 E: 0 K: 0 S: 3	H: 0 LOB: 0 BB: 0 P: 3	R: 0 E: 0 K: 0 S: 3	H: 0 LOB: 0 BB: 1 P: 7	R: 0 E: 0 K: 0 S: 3	H: 0 LOB: 0 BB: 0 P: 3	R: 0 E: 0 K: 0 S: 3	H: 0 LOB: 0 BB: 0 P: 3	1B: 4 2B: 3 3B: 1 HR: 0	SF: 1 SAC: 0 DP: 1 HBP: 0	WP: 0 PB: 0 SB: 0 CS: 0	PA: 34
<b>PITCHER</b> Jim Kaat, L (1.1) ERA: 3.08	IP: 9.0 WLS: W BF: 34 H: 5 R: 1 ER: 1 SO: 2 BB: 3 IBB: 0 HBP: 0 BLK: 0 WP: 0 HR: 0 S: 35 P: 47 ERA: 1.00 WHIP: 0.889															<b>PITCHER</b>						

Batter	1	2	3	4	5	6	7	8	9	AB	R	H	RBI	BB	SO	LOB	BOTTOM			
Pat Kelly, L (1.9) OBP: 0.351, SLG: 0.415										5	2	1	0	0	0	2	<b>California Angels @ Chicago White Sox</b> Comiskey Park, Chicago, IL Wed Aug 06 1975, 8:05 PM EDT Att: 9,178 - Unknown			
Jorge Orta, L (1.4) OBP: 0.349, SLG: 0.427										5	2	3	2	0	0	1				
Carlos May, L (1.7) OBP: 0.373, SLG: 0.396										4	1	1	1	0	0	2				
Bob Coluccio, R (9.7) OBP: 0.314, SLG: 0.336										0	0	0	0	0	0	0				
Deron Johnson, R (1.3) OBP: 0.314, SLG: 0.405										4	3	3	1	1	0	1				
Bill Melton, R (1.5) OBP: 0.336, SLG: 0.334										4	2	3	5	1	0	0				
Bucky Dent, R (1.6) OBP: 0.324, SLG: 0.376										5	0	1	1	0	0	3				
Jerry Hairston, S (1.10) OBP: 0.422, SLG: 0.356										4	0	2	1	1	0	4				
Nyls Nyman, L (1.8) OBP: 0.243, SLG: 0.249										5	0	1	0	0	0	5				
Brian Downing, R (1.2) OBP: 0.376, SLG: 0.356										3	1	0	0	1	2	1				
<b>Inning Stats</b>	R: 4 E: 0 K: 0 S: 7	H: 4 LOB: 1 BB: 1 P: 11	R: 3 E: 1 K: 1 S: 10	H: 4 LOB: 2 BB: 0 P: 10	R: 0 E: 0 K: 1 S: 6	H: 1 LOB: 1 BB: 0 P: 6	R: 1 E: 0 K: 0 S: 5	H: 2 LOB: 2 BB: 1 P: 9	R: 1 E: 0 K: 0 S: 4	H: 1 LOB: 1 BB: 1 P: 8	R: 0 E: 0 K: 0 S: 3	H: 0 LOB: 1 BB: 1 P: 7	R: 0 E: 0 K: 0 S: 3	H: 0 LOB: 0 BB: 0 P: 3	R: 2 E: 1 K: 0 S: 6	H: 3 LOB: 1 BB: 0 P: 6	1B: 10 2B: 3 3B: 1 HR: 1	SF: 1 SAC: 0 DP: 0 HBP: 0	WP: 0 PB: 0 SB: 1 CS: 0	PA: 44
<b>PITCHER</b> Dick Lange, R (1.1) ERA: 4.68	IP: 3.0 WLS: L BF: 23 H: 11 R: 8 ER: 5 SO: 2 BB: 2 IBB: 0 HBP: 0 BLK: 0 WP: 0 HR: 1 S: 25 P: 33 ERA: 15.00 WHIP: 4.333															<b>PITCHER</b>				
Mickey Scott, L (4.1) ERA: 3.8	IP: 2.0 WLS: 8 BF: 1 H: 1 R: 1 ER: 1 SO: 0 BB: 1 IBB: 0 HBP: 0 BLK: 0 WP: 0 HR: 0 S: 7 P: 11 ERA: 4.50 WHIP: 1.000															<b>PITCHER</b>				
Chuck Hockenbery, R (6.1) ERA: 4.67	IP: 3.0 WLS: 13 BF: 3 H: 2 R: 2 ER: 2 SO: 0 BB: 1 IBB: 0 HBP: 0 BLK: 0 WP: 0 HR: 0 S: 12 P: 16 ERA: 6.00 WHIP: 1.333															<b>PITCHER</b>				



Batter	1	2	3	4	5	6	7	8	9	AB	R	H	RBI	BB	SO	LOB	TOP										
Jerry Remy, L (1.4) OBP: 0.324, SLG: 0.332	F5		1B BB	CS	F6		1-3			3	1	0	0	1	0	0											
Mickey Rivers, L (1.8) OBP: 0.335, SLG: 0.367	4-3		1B 1-2		F9			G5-4-3 1B		4	0	2	0	0	0	0											
Dave Collins, S (1.7) OBP: 0.371, SLG: 0.383	K		L4		2-3			G5-4-3 1-2		4	0	0	0	0	1	3											
Adrian Garrett, L (1.3) OBP: 0.227, SLG: 0.439		SH5-3 2B BB	G5-4-3 1B 1-3 2-H		F8			K		3	1	1	1	1	1	0											
Dave Chalk, R (1.5) OBP: 0.360, SLG: 0.353		SH5-3 1-2	G5-4-3 1-2		F7			1B		3	0	1	0	0	0	2											
Tommy Harper, R (1.10) OBP: 0.332, SLG: 0.320	F4			S 1B BB	E8			F4		3	1	0	0	1	0	2											
Morris Nettles, L (1.9) OBP: 0.308, SLG: 0.285		1B 2B		K	F7			F5		2	1	1	1	0	1	1											
Bobby Valentine, R (6. PH) OBP: 0.294, SLG: 0.313		2B		K						2	0	0	0	0	0	2											
Ellie Rodriguez, R (1.2) OBP: 0.384, SLG: 0.298		1B BB		F7			K	K		3	0	0	0	1	2	2											
Mike Miley, S (1.6) OBP: 0.250, SLG: 0.256		1-2 2-H	1B				K			3	0	2	2	0	1	0											
<b>Inning Stats</b>	R: 0 E: 0 K: 1 S: 5	H: 0 LOB: 0 BB: 0 P: 5	R: 2 E: 0 K: 0 S: 4	H: 2 LOB: 2 BB: 2 P: 12	R: 1 E: 0 K: 0 S: 4	H: 2 LOB: 1 BB: 1 P: 8	R: 1 E: 0 K: 1 S: 5	H: 1 LOB: 0 BB: 1 P: 9	R: 0 E: 0 K: 0 S: 3	H: 0 LOB: 0 BB: 0 P: 3	R: 0 E: 0 K: 0 S: 7	H: 0 LOB: 0 BB: 0 P: 7	R: 0 E: 0 K: 1 S: 5	H: 1 LOB: 0 BB: 0 P: 5	R: 0 E: 0 K: 1 S: 6	H: 1 LOB: 1 BB: 0 P: 6	1B: 6 2B: 1 3B: 0 HR: 0	SF: 0 SAC: 1 DP: 2 HBP: 0	WP: 0 PB: 0 SB: 1 CS: 1	PA: 36							
<b>PITCHER</b>	IP	WLS	BF	H	R	ER	SO	BB	IBB	HBP	BLK	WP	HR	S	P	ERA	WHIP										
Pete Vuckovich, R (1.1) ERA: 18.56	3.0		15	4	4	4	1	4	0	0	0	0	0	13	29	12.00	2.667										
Dave Hamilton, L (4.1) ERA: 3.82	6.0	W	20	3	0	0	5	0	0	0	0	0	0	30	30	0.00	0.500										

California Angels @ Chicago White Sox  
Comiskey Park, Chicago, IL  
Thu Aug 07 1975, 4:33 AM EDT  
Att: 10,543 - Unknown

AB 30  
R 4  
H 7  
RBI 4  
BB 4  
SO 6  
LOB 12



Batter	1	2	3	4	5	6	7	8	9	AB	R	H	RBI	BB	SO	LOB	BOTTOM										
Pat Kelly, L (1.9) OBP: 0.352, SLG: 0.413	BB 1B HBP	G3 1B	F8			F9		4-3		4	1	1	0	0	0	1											
Bucky Dent, R (1.6) OBP: 0.327, SLG: 0.377	FC6 BB	P8		6-3			BB 1B	G3 1B		4	1	2	0	1	0	3											
Carlos May, L (1.7) OBP: 0.373, SLG: 0.393	FC6 1B BB	G3		6-3			F9 1B BB	G3		3	2	0	1	2	0	3											
Deron Johnson, R (1.3) OBP: 0.312, SLG: 0.403	FC6 1B	F8		K			1B E	1-3		5	1	1	1	0	1	6											
Bill Melton, R (1.10) OBP: 0.338, SLG: 0.332	K		2B 1B BB			G6-3 BB	F9			2	1	0	0	2	1	5											
Jorge Orta, L (1.4) OBP: 0.350, SLG: 0.428			F5		G6-3		FC3-6 1B			4	0	2	3	0	0	2											
Bill Stein, R (1.5) OBP: 0.318, SLG: 0.333	5-3		1B 2B		K		FC3-6 1B			4	1	1	0	0	1	3											
Nyls Nyman, L (1.8) OBP: 0.251, SLG: 0.254		1B BB G3		CS 1B		G3		1B		3	1	2	2	1	0	0											
Brian Downing, R (1.2) OBP: 0.377, SLG: 0.355		G3 1B BB		1-2		4-3		F4		3	0	1	0	1	0	2											
<b>Inning Stats</b>	R: 2 E: 0 K: 1 S: 6	H: 1 LOB: 2 BB: 2 P: 15	R: 1 E: 0 K: 0 S: 4	H: 1 LOB: 2 BB: 2 P: 12	R: 2 E: 0 K: 0 S: 5	H: 3 LOB: 1 BB: 1 P: 9	R: 0 E: 0 K: 1 S: 5	H: 0 LOB: 0 BB: 0 P: 5	R: 0 E: 0 K: 1 S: 4	H: 0 LOB: 0 BB: 0 P: 8	R: 0 E: 0 K: 0 S: 3	H: 0 LOB: 0 BB: 0 P: 3	R: 3 E: 1 K: 0 S: 7	H: 4 LOB: 2 BB: 1 P: 11	R: 0 E: 0 K: 0 S: 4	H: 1 LOB: 1 BB: 0 P: 4	1B: 9 2B: 1 3B: 0 HR: 0	SF: 0 SAC: 0 DP: 1 HBP: 1	WP: 0 PB: 0 SB: 0 CS: 1	PA: 40							
<b>PITCHER</b>	IP	WLS	BF	H	R	ER	SO	BB	IBB	HBP	BLK	WP	HR	S	P	ERA	WHIP										
Andy Hassler, L (1.1) ERA: 6.18	2.1	L	17	4	5	5	1	5	0	1	0	0	0	13	34	19.29	3.857										
Dick Lange, R (3.1) ERA: 4.79	3.2		14	3	3	3	2	2	0	0	0	0	0	16	24	7.36	1.364										
Jim Brewer, L (7.1) ERA: 3.94	2.0		9	3	0	0	0	0	0	0	0	0	0	9	9	0.00	1.500										

California Angels @ Chicago White Sox  
Comiskey Park, Chicago, IL  
Thu Aug 07 1975, 4:33 AM EDT  
Att: 10,543 - Unknown

AB 32  
R 8  
H 10  
RBI 7  
BB 7  
SO 3  
LOB 25





Batter	1	2	3	4	5	6	7	8	9	AB	R	H	RBI	BB	SO	LOB	TOP					
Ken Singleton, S OBP: 0.417, SLG: 0.447 (1, 9)										5	1	2	2	0	1	0	<b>Baltimore Orioles @ Chicago White Sox</b> Comiskey Park, Chicago, IL Fri Aug 08 1975, 8:05 PM EDT Att: 12,199 - Unknown					
Paul Blair, R OBP: 0.242, SLG: 0.253 (1, 8)										5	1	1	0	0	1	3						
Tommy Davis, R OBP: 0.319, SLG: 0.369 (1, 10)										5	0	0	0	0	1	2						
Don Baylor, R OBP: 0.375, SLG: 0.520 (1, 7)										3	2	2	1	2	0	0						
Bobby Grich, R OBP: 0.402, SLG: 0.415 (1, 4)										3	1	1	1	2	0	1						
Lee May, R OBP: 0.313, SLG: 0.451 Tony Muser, L OBP: 0.327, SLG: 0.296 (8, PR) (8, 3)										4	0	2	2	0	0	2						
Brooks Robinson, R OBP: 0.282, SLG: 0.282 (1, 5)										3	0	0	0	1	0	2						
Dave Duncan, R OBP: 0.247, SLG: 0.333 Jim Northrup, L OBP: 0.348, SLG: 0.451 Elrod Hendricks, L OBP: 0.331, SLG: 0.371 (8, PH) (8, 2)										3	1	1	1	0	1	3						
Mark Belanger, R OBP: 0.263, SLG: 0.243 (1, 6)										1	0	0	0	0	0	0						
<b>Inning Stats</b>	R: 1 E: 0 K: 1 S: 8	H: 3 LOB: 2 BB: 0 P: 8	R: 0 E: 0 K: 1 S: 5	H: 0 LOB: 0 BB: 0 P: 5	R: 2 E: 0 K: 0 S: 6	H: 3 LOB: 3 BB: 2 P: 14	R: 0 E: 0 K: 1 S: 5	H: 0 LOB: 0 BB: 0 P: 5	R: 0 E: 0 K: 0 S: 3	H: 0 LOB: 0 BB: 0 P: 3	R: 1 E: 0 K: 0 S: 4	H: 1 LOB: 0 BB: 0 P: 4	R: 0 E: 0 K: 2 S: 7	H: 0 LOB: 0 BB: 0 P: 7	R: 3 E: 0 K: 0 S: 5	H: 2 LOB: 2 BB: 3 P: 17		R: 0 E: 0 K: 0 S: 3	H: 1 LOB: 2 BB: 1 P: 7	1B: 8 2B: 1 3B: 0 HR: 1	SF: 0 SAC: 0 DP: 0 HBP: 0	WP: 0 PB: 0 CS: 0
<b>PITCHER</b>	IP WLS BF H R ER SO BB IBB HBP BLK WP HR S P ERA WHIP	IP WLS BF H R ER SO BB IBB HBP BLK WP HR S P ERA WHIP															IP WLS BF H R ER SO BB IBB HBP BLK WP HR S P ERA WHIP					
Wilbur Wood, L ERA: 3.92 (1, 1)	7.0 L 32	7 6 6 5	4 0 0 0	0 0 0 0	0 0 0 0	0 0 0 0	0 0 0 0	0 0 0 0	0 0 0 0	0 0 0 0	0 0 0 0	0 0 0 0	0 0 0 0	0 0 0 0	0 0 0 0	0 0 0 0	7.71 1.571	13.50 4.500	0.00 1.500			
Rich Gossage, R ERA: 2.04 (8, 1)	0.2 S	5 1 0 0	2 1 0 0	1 1 0 0	0 0 0 0	0 0 0 0	0 0 0 0	0 0 0 0	0 0 0 0	0 0 0 0	0 0 0 0	0 0 0 0	0 0 0 0	0 0 0 0	0 0 0 0	0 0 0 0	13.50 4.500	0.00 1.500				
Cecil Upshaw, R ERA: 3.93 (8, 1)	1.1 S	5 1 0 0	1 0 0 0	0 0 0 0	0 0 0 0	0 0 0 0	0 0 0 0	0 0 0 0	0 0 0 0	0 0 0 0	0 0 0 0	0 0 0 0	0 0 0 0	0 0 0 0	0 0 0 0	0 0 0 0	0.00 1.500					

AB	36
R	7
H	10
RBI	7
BB	6
SO	5
LOB	15



Batter	1	2	3	4	5	6	7	8	9	AB	R	H	RBI	BB	SO	LOB	BOTTOM					
Pat Kelly, L OBP: 0.352, SLG: 0.411 (1, 9)										4	1	1	0	1	1	0	<b>Baltimore Orioles @ Chicago White Sox</b> Comiskey Park, Chicago, IL Fri Aug 08 1975, 8:05 PM EDT Att: 12,199 - Unknown					
Jorge Orta, L OBP: 0.348, SLG: 0.425 (1, 4)										5	0	1	1	0	2	2						
Carlos May, L OBP: 0.370, SLG: 0.389 (1, 3)										4	0	0	0	0	0	2						
Deron Johnson, R OBP: 0.316, SLG: 0.414 (1, 10)										4	2	3	1	0	0	1						
Ken Henderson, S OBP: 0.357, SLG: 0.369 (1, 8)										4	0	2	0	0	0	2						
Bill Melton, R OBP: 0.336, SLG: 0.332 (1, 5)										3	0	1	0	1	2	3						
Bucky Dent, R OBP: 0.327, SLG: 0.376 (1, 6)										4	0	1	1	0	0	4						
Nyls Nyman, L OBP: 0.251, SLG: 0.254 (1, 7)										4	1	1	0	0	0	4						
Brian Downing, R OBP: 0.373, SLG: 0.351 (1, 2)										4	0	0	0	0	1	1						
<b>Inning Stats</b>	R: 1 E: 0 K: 0 S: 4	H: 1 LOB: 1 BB: 1 P: 8	R: 0 E: 0 K: 0 S: 2	H: 0 LOB: 0 BB: 1 P: 6	R: 0 E: 0 K: 1 S: 5	H: 0 LOB: 0 BB: 0 P: 5	R: 1 E: 0 K: 0 S: 6	H: 3 LOB: 2 BB: 0 P: 6	R: 0 E: 0 K: 1 S: 5	H: 0 LOB: 0 BB: 0 P: 5	R: 0 E: 0 K: 1 S: 7	H: 2 LOB: 2 BB: 0 P: 7	R: 1 E: 0 K: 1 S: 7	H: 2 LOB: 1 BB: 0 P: 7	R: 1 E: 0 K: 1 S: 7	H: 2 LOB: 1 BB: 0 P: 7		R: 0 E: 0 K: 1 S: 5	H: 0 LOB: 0 BB: 0 P: 5	1B: 8 2B: 1 3B: 0 HR: 1	SF: 0 SAC: 0 DP: 0 HBP: 0	WP: 2 PB: 0 CS: 0
<b>PITCHER</b>	IP WLS BF H R ER SO BB IBB HBP BLK WP HR S P ERA WHIP	IP WLS BF H R ER SO BB IBB HBP BLK WP HR S P ERA WHIP															IP WLS BF H R ER SO BB IBB HBP BLK WP HR S P ERA WHIP					
Doyle Alexander, R ERA: 3.59 (1, 1)	6.1 W 27	7 3 3 3	2 0 0 0	0 0 0 0	0 0 0 0	0 0 0 0	0 0 0 0	0 0 0 0	0 0 0 0	0 0 0 0	0 0 0 0	0 0 0 0	0 0 0 0	0 0 0 0	0 0 0 0	0 0 0 0	4.26 1.421	13.50 4.500	0.00 0.000			
Grant Jackson, L ERA: 3.96 (7, 1)	0.2 S	5 3 1 1	0 0 0 0	0 0 0 0	0 0 0 0	0 0 0 0	0 0 0 0	0 0 0 0	0 0 0 0	0 0 0 0	0 0 0 0	0 0 0 0	0 0 0 0	0 0 0 0	0 0 0 0	0 0 0 0	13.50 4.500	0.00 0.000				
Dyar Miller, R ERA: 1.97 (8, 1)	2.0 S	6 0 0 0	0 0 0 0	0 0 0 0	0 0 0 0	0 0 0 0	0 0 0 0	0 0 0 0	0 0 0 0	0 0 0 0	0 0 0 0	0 0 0 0	0 0 0 0	0 0 0 0	0 0 0 0	0 0 0 0	0.00 0.000					

AB	36
R	4
H	10
RBI	3
BB	2
SO	6
LOB	19





Batter	1	2	3	4	5	6	7	8	9	AB	R	H	RBI	BB	SO	LOB	TOP									
Ken Singleton, S OBP: 0.418, SLG: 0.446	F8	F9		F8		BB		1B	1B	5	0	2	2	1	0	0	<b>Baltimore Orioles @ Chicago White Sox</b> Comiskey Park, Chicago, IL Sat Aug 09 1975, 8:05 PM EDT Att: 15,343 - Unknown									
Paul Blair, R OBP: 0.241, SLG: 0.259	SF8	3B	K		F2	F9		F9	F9	6	1	1	0	0	1	3										
Tommy Davis, R OBP: 0.323, SLG: 0.372	SF8		BB	E	1B	1B		F8	BB	3	2	2	1	1	0	1										
Don Baylor, R OBP: 0.370, SLG: 0.513	F8		L6		F6		K		F4	5	0	0	0	0	1	3										
Bobby Grich, R OBP: 0.408, SLG: 0.415		1B	E		1B				BB	0	3	0	0	5	0	0										
Tim Nordbrook, R OBP: 0.229, SLG: 0.069		BB	E		BB				BB	0	0	0	0	0	0	0										
Lee May, R OBP: 0.316, SLG: 0.451										4	0	2	1	1	0	2										
Tony Muser, L OBP: 0.327, SLG: 0.296	FC6-4	1B	E8				F8		1B	0	1	0	0	0	0	0										
Brooks Robinson, R OBP: 0.281, SLG: 0.281	FC6-4	HR	F9		6-3		F4		E	5	2	1	1	0	0	6										
Dave Duncan, R OBP: 0.250, SLG: 0.360		HR		K		K		HR	K	5	2	2	3	0	3	2										
Mark Belanger, R OBP: 0.263, SLG: 0.242	6-3		F6		F6		K		E7	5	1	1	1	0	1	0										
<b>Inning Stats</b>	R: 1 E: 0 K: 0 S: 4	H: 1 LOB: 0 BB: 0 P: 4	R: 3 E: 1 K: 0 S: 5	H: 2 LOB: 0 BB: 1 P: 9	R: 2 E: 1 K: 1 S: 7	H: 1 LOB: 1 BB: 1 P: 11	R: 0 E: 0 K: 1 S: 5	H: 0 LOB: 0 BB: 0 P: 5	R: 1 E: 0 K: 0 S: 5	H: 2 LOB: 2 BB: 1 P: 9	R: 0 E: 0 K: 2 S: 7	H: 0 LOB: 1 BB: 1 P: 11	R: 0 E: 0 K: 1 S: 5	H: 0 LOB: 2 BB: 2 P: 13	R: 1 E: 0 K: 0 S: 5	H: 2 LOB: 1 BB: 0 P: 5	R: 4 E: 1 K: 1 S: 8	H: 3 LOB: 1 BB: 2 P: 16	1B: 8 2B: 0 3B: 1 HR: 2	SF: 1 SAC: 0 DP: 0 HBP: 0	WP: 0 PB: 0 CS: 0	PA: 47				
<b>PITCHER</b>	IP	WLS	BF	H	R	ER	SO	BB	IBB	HBP	BLK	WP	HR	S	P	ERA	WHIP									
Claude Osteen, L ERA: 4.69	(1, 1)	5.0	L	25	6	7	5	2	3	0	0	0	0	1	26	38	9.00	1.800								
Jesse Jefferson, R ERA: 4.25	(6, 1)	4.0		22	5	5	4	4	5	0	0	0	0	1	25	45	9.00	2.500								

Batter	1	2	3	4	5	6	7	8	9	AB	R	H	RBI	BB	SO	LOB	BOTTOM									
Pat Kelly, L OBP: 0.348, SLG: 0.405	E6		F8		FC3-6	F6			F7	5	1	0	0	0	0	4	<b>Baltimore Orioles @ Chicago White Sox</b> Comiskey Park, Chicago, IL Sat Aug 09 1975, 8:05 PM EDT Att: 15,343 - Unknown									
Jorge Orta, L OBP: 0.351, SLG: 0.435	PB	S	K				F7		HR	5	1	3	3	0	1	0										
Carlos May, L OBP: 0.369, SLG: 0.388	6-3		L6		F5					4	0	1	0	0	0	3										
Jerry Moses, R OBP: 0.261, SLG: 0.381	6-3						G6-4-3		SF7	1	1	1	0	0	0	0										
Deron Johnson, R OBP: 0.313, SLG: 0.410	6-3		F9		K		G6-4-3		SF7	4	0	0	1	0	1	4										
Ken Henderson, S OBP: 0.357, SLG: 0.369	F7			K		3-1		2B	1B	5	1	2	0	0	1	1										
Bill Melton, R OBP: 0.345, SLG: 0.340		F4				1B		2B	1B	4	1	3	1	1	0	0										
Bucky Dent, R OBP: 0.323, SLG: 0.371		F9		F4		F5		F7	F4	5	0	0	0	0	0	5										
Jerry Hairston, S OBP: 0.434, SLG: 0.359						FC3-6	1B	2B	1B	2	1	1	0	2	0	1										
Pete Varney, R OBP: 0.328, SLG: 0.419		F8				FC3-6	1B	F8		4	0	2	1	0	0	2										
<b>Inning Stats</b>	R: 1 E: 2 K: 0 S: 5	H: 1 LOB: 1 BB: 0 P: 5	R: 0 E: 0 K: 0 S: 3	H: 0 LOB: 1 BB: 1 P: 7	R: 0 E: 0 K: 1 S: 5	H: 0 LOB: 0 BB: 0 P: 5	R: 0 E: 0 K: 1 S: 6	H: 1 LOB: 1 BB: 0 P: 6	R: 1 E: 0 K: 0 S: 7	H: 2 LOB: 2 BB: 1 P: 11	R: 1 E: 0 K: 0 S: 5	H: 2 LOB: 2 BB: 1 P: 9	R: 0 E: 0 K: 0 S: 3	H: 1 LOB: 0 BB: 0 P: 3	R: 1 E: 0 K: 0 S: 5	H: 2 LOB: 1 BB: 0 P: 5	R: 2 E: 0 K: 0 S: 7	H: 4 LOB: 2 BB: 0 P: 7	1B: 9 2B: 2 3B: 1 HR: 1	SF: 1 SAC: 0 DP: 1 HBP: 0	WP: 0 PB: 1 CS: 0	PA: 43				
<b>PITCHER</b>	IP	WLS	BF	H	R	ER	SO	BB	IBB	HBP	BLK	WP	HR	S	P	ERA	WHIP									
Jim Palmer, R ERA: 2.43	(1, 1)	8.2	W	42	13	6	5	3	3	0	0	0	0	1	45	57	5.19	1.846								
Dyar Miller, R ERA: 1.95	(9, 1)	0.1		1	0	0	0	0	0	0	0	0	0	1	1	0.00	0.000									



Batter	1	2	3	4	5	6	7	8	9	AB	R	H	RBI	BB	SO	LOB	TOP								
Ken Singleton, S OBP: 0.418, SLG: 0.454 (1, 9)	E4 FC6-4		F3					HR		4	1	2	1	0	0	0	<p><b>Baltimore Orioles @ Chicago White Sox</b> Comiskey Park, Chicago, IL Sun Aug 10 1975, 4:33 AM EDT Att: 12,431 - Unknown</p>								
Paul Blair, R OBP: 0.238, SLG: 0.255 (1, 8)	F8		6-3					F7		4	0	0	0	0	0	3									
Tommy Davis, R OBP: 0.319, SLG: 0.367 (1, 10)	FC6-4 1B		5-3					K		4	0	0	0	0	1	1									
Lee May, R OBP: 0.315, SLG: 0.449 Tony Muser, L OBP: 0.327, SLG: 0.296 (1, 3) (8, 3)	FC5-4 1B							G3		4	0	1	0	0	1	0									
Don Baylor, R OBP: 0.372, SLG: 0.515 (1, 7)	FC5-4 1-2									4	1	2	0	0	0	2									
Doug DeCinces, R OBP: 0.296, SLG: 0.410 (1, 4)		5-3								4	0	0	0	0	1	2									
Brooks Robinson, R OBP: 0.283, SLG: 0.281 (1, 5)		K								3	0	1	1	0	1	0									
Dave Duncan, R OBP: 0.246, SLG: 0.354 (1, 2)	E5 FC6-4									4	0	0	0	0	0	2									
Mark Belanger, R OBP: 0.262, SLG: 0.242 (1, 6)	FC6-4 1-2									4	0	1	0	0	0	2									
<b>Inning Stats</b>	R: 0 E: 1 K: 0 S: 5	H: 1 LOB: 2 BB: 0 P: 5	R: 0 E: 1 K: 1 S: 6	H: 0 LOB: 1 BB: 0 P: 6	R: 0 E: 0 K: 0 S: 3	H: 0 LOB: 0 BB: 0 P: 3	R: 0 E: 0 K: 0 S: 3	H: 0 LOB: 0 BB: 0 P: 3	R: 0 E: 0 K: 1 S: 4	H: 2 LOB: 2 BB: 0 P: 5	R: 0 E: 0 K: 1 S: 6	H: 1 LOB: 1 BB: 0 P: 6	R: 0 E: 0 K: 0 S: 3	H: 0 LOB: 0 BB: 0 P: 3	R: 1 E: 0 K: 1 S: 6	H: 1 LOB: 0 BB: 0 P: 6	R: 1 E: 0 K: 1 S: 7	H: 2 LOB: 1 BB: 0 P: 7	1B: 5 2B: 1 3B: 0 HR: 1	SF: 0 SAC: 0 DP: 1 HBP: 1	WP: 0 PB: 0 SB: 0 CS: 0	PA: 36			
<b>PITCHER</b>	IP	WLS	BF	H	R	ER	SO	BB	IBB	HBP	BLK	WP	HR	S	P	ERA	WHIP	<b>PITCHER</b>							
Jim Kaat, L ERA: 3.04 Rich Gossage, R ERA: 2.03 (1, 1) (9, 1)	8.1		34	7	2	2	4	0	0	1	0	0	0	41	42	2.16	0.840								

AB	35
R	2
H	7
RBI	2
BB	0
SO	4
LOB	12



Batter	1	2	3	4	5	6	7	8	9	AB	R	H	RBI	BB	SO	LOB	BOTTOM								
Pat Kelly, L OBP: 0.351, SLG: 0.404 (1, 9)	S BB		5-3					SH1-3 E 1B	4-0 2B BB	3	1	1	0	2	0	2	<p><b>Baltimore Orioles @ Chicago White Sox</b> Comiskey Park, Chicago, IL Sun Aug 10 1975, 4:33 AM EDT Att: 12,431 - Unknown</p>								
Jorge Orta, L OBP: 0.350, SLG: 0.435 (1, 4)	F5 1-2		F7				6-3	E2 SH1-3	1-H 2B	5	0	1	1	0	0	2									
Jerry Hairston, S OBP: 0.431, SLG: 0.351 (1, 10)							K	SH1-3		2	0	0	0	1	1	0									
Deron Johnson, R OBP: 0.312, SLG: 0.413 (1, 3)							K	1-2 2-3		4	0	1	0	0	2	4									
Ken Henderson, S OBP: 0.358, SLG: 0.369 (1, 8)	F7						L6	BB 1B	FC6-4 IBB	3	0	1	0	1	0	3									
Bill Melton, R OBP: 0.344, SLG: 0.337 (1, 5)			F4				K	FC4-6 BB 1-2	FC6-4 1-2	3	0	0	0	1	1	4									
Bucky Dent, R OBP: 0.327, SLG: 0.372 (1, 6)			5-3					SH5-4 1B	4-0 HR BB	2	1	1	0	2	0	0									
Nyls Nyman, L OBP: 0.249, SLG: 0.252 Bill Stein, R OBP: 0.316, SLG: 0.331 (1, 7) (9, PH)			K					FC4-6 FC5-4 1-2 2-3	F9	2	0	0	0	0	1	2									
Brian Downing, R OBP: 0.374, SLG: 0.360 (1, 2)			4-3					FC5-4 1-2	1-H HR	3	1	1	2	1	0	2									
<b>Inning Stats</b>	R: 0 E: 0 K: 1 S: 5	H: 0 LOB: 2 BB: 2 P: 13	R: 0 E: 0 K: 1 S: 5	H: 0 LOB: 0 BB: 0 P: 5	R: 0 E: 0 K: 0 S: 3	H: 0 LOB: 0 BB: 0 P: 3	R: 0 E: 0 K: 2 S: 8	H: 1 LOB: 1 BB: 0 P: 8	R: 0 E: 0 K: 0 S: 3	H: 1 LOB: 1 BB: 1 P: 7	R: 0 E: 0 K: 0 S: 3	H: 0 LOB: 0 BB: 0 P: 3	R: 0 E: 0 K: 0 S: 3	H: 1 LOB: 2 BB: 2 P: 11	R: 1 E: 1 K: 1 S: 7	H: 1 LOB: 3 BB: 1 P: 11	R: 3 E: 0 K: 0 S: 3	H: 2 LOB: 1 BB: 2 P: 11	1B: 3 2B: 1 3B: 1 HR: 1	SF: 0 SAC: 2 DP: 1 HBP: 0	WP: 0 PB: 0 SB: 1 CS: 0	PA: 38			
<b>PITCHER</b>	IP	WLS	BF	H	R	ER	SO	BB	IBB	HBP	BLK	WP	HR	S	P	ERA	WHIP	<b>PITCHER</b>							
Mike Torrez, R ERA: 2.98 Grant Jackson, L ERA: 4.42 Ross Grimsley, L ERA: 3.8 (1, 1) (9, 1) (9, 1)	8.0	L	2	1	1	1	0	0	0	0	0	0	1	2	2	27.00	3.000								

AB	28
R	3
H	6
RBI	3
BB	8
SO	5
LOB	20





Batter	1	2	3	4	5	6	7	8	9	AB	R	H	RBI	BB	SO	LOB	TOP								
<b>Rick Manning, L</b> OBP: 0.350, SLG: 0.365 (1, 8)	0-0 1B 6-3 1B		0-0 4-3		0-0 FC4-6 1B		0-0 F8	0-0 SH5-3		4	1	1	1	0	0	1	<b>Cleveland Indians @ Chicago White Sox</b> Comiskey Park, Chicago, IL Tue Aug 12 1975, 8:05 PM EDT Att: 8,327 - Unknown <a href="http://livebaseballscorecards.com">livebaseballscorecards.com</a>								
<b>Buddy Bell, R</b> OBP: 0.313, SLG: 0.365 (1, 5)	0-0 6-3		0-0 F8		0-0 5-3		4-0 HR BB	0-0 1B		4	1	1	0	1	0	2									
<b>George Hendrick, R</b> OBP: 0.311, SLG: 0.434 (1, 9)	0-0 BB 2-3 1B		4-0 BB		0-0 BB 1B		0-0 HR	0-0 4-3		4	1	3	3	1	0	1									
<b>Boog Powell, L</b> OBP: 0.388, SLG: 0.515 (1, 3)	0-0 F3		0-0 L8		4-0 1-2 BB		4-0 BB		4-0 FC4-6 BB	2	0	0	0	3	0	3									
<b>Rico Carty, R</b> OBP: 0.375, SLG: 0.511 (1, 10)	4-0 BB			0-0 6-3		0-0 F9		0-0 F6		4	0	0	0	1	0	4									
<b>Duane Kuiper, L</b> OBP: 0.355, SLG: 0.333 (9, PR)	1-2 BB				0-0 F8				0-0 FC4-6 CS	0	0	0	0	0	0	0									
<b>Charlie Spikes, R</b> OBP: 0.284, SLG: 0.352 (1, 7)	0-0 L6			0-0 F8		0-0 1B 2B		0-0 F4		5	1	1	0	0	0	5									
<b>John Ellis, R</b> OBP: 0.262, SLG: 0.342 (1, 2)		0-3 K		0-0 2B		0-0 2B 1B		0-3 K		4	0	2	1	0	2	0									
<b>Jack Brohamer, L</b> OBP: 0.289, SLG: 0.354 (1, 4)	0-0 F8			0-0 1-3		0-0 F8		0-0 1B E 1B		4	1	1	0	0	0	1									
<b>Frank Duffy, R</b> OBP: 0.266, SLG: 0.272 (1, 6)	0-0 5-3				0-0 FC4-6 1B		0-0 F8		0-0 E8 SH5-3 1B	4	1	2	0	0	0	0									
<b>Inning Stats</b>	R: 0 E: 0 K: 0 S: 5	H: 2 LOB: 3 BB: 1 P: 9	R: 0 E: 0 K: 1 S: 5	H: 0 LOB: 0 BB: 0 P: 5	R: 0 E: 0 K: 0 S: 3	H: 0 LOB: 1 BB: 1 P: 7	R: 0 E: 0 K: 0 S: 4	H: 1 LOB: 1 BB: 0 P: 4	R: 1 E: 0 K: 0 S: 5	H: 2 LOB: 2 BB: 1 P: 9	R: 1 E: 0 K: 0 S: 4	H: 2 LOB: 0 BB: 0 P: 4	R: 2 E: 0 K: 0 S: 4	H: 1 LOB: 1 BB: 2 P: 12	R: 2 E: 1 K: 1 S: 8	H: 3 LOB: 1 BB: 0 P: 8	R: 0 E: 0 K: 0 S: 2	H: 0 LOB: 1 BB: 1 P: 6	1B: 8 2B: 2 3B: 0 HR: 1	SF: 0 SAC: 1 DP: 0 HBP: 0	WP: 0 PB: 0 SB: 0 CS: 1	PA: 42			
<b>PITCHER</b>	IP	WLS	BF	H	R	ER	SO	BB	IBB	HBP	BLK	WP	HR	S	P	ERA	WHIP								
<b>Wilbur Wood, L</b> ERA: 3.97 (1, 1)	6.1	L	31	8	4	4	1	5	0	0	0	0	1	28	48	5.68	2.053								
<b>Rich Gossage, R</b> ERA: 2.17 (7, 1)	1.2		8	3	2	2	1	0	0	0	0	0	0	10	10	10.80	1.800								
<b>Cecil Upshaw, R</b> ERA: 3.82 (9, 1)	1.0		3	0	0	0	0	1	0	0	0	0	0	2	6	0.00	1.000								

Batter	1	2	3	4	5	6	7	8	9	AB	R	H	RBI	BB	SO	LOB	BOTTOM								
<b>Pat Kelly, L</b> OBP: 0.349, SLG: 0.404 (1, 9)	0-0 4-3	0-0 G4-6-3 1-2			0-0 G6-4-3 1-2			0-0 1B 2B	0-0 F8	5	1	1	0	0	0	4	<b>Cleveland Indians @ Chicago White Sox</b> Comiskey Park, Chicago, IL Tue Aug 12 1975, 8:05 PM EDT Att: 8,327 - Unknown <a href="http://livebaseballscorecards.com">livebaseballscorecards.com</a>								
<b>Bucky Dent, R</b> OBP: 0.326, SLG: 0.373 (1, 6)	0-0 L6		0-0 4-3			0-0 1B 2B		0-0 F9		4	0	1	0	0	0	1									
<b>Carlos May, L</b> OBP: 0.370, SLG: 0.387 (1, 7)	0-3 K		0-0 F7			0-0 2-3 1B		1-0 BB 1B HBP		3	0	1	0	0	1	0									
<b>Deron Johnson, R</b> OBP: 0.314, SLG: 0.413 (1, 3)		4-0 E 2B HBP BB		0-0 F7		0-3 K		0-0 BB 1B		3	1	1	1	1	1	1									
<b>Ken Henderson, S</b> OBP: 0.362, SLG: 0.370 (1, 8)		1-0 E 2B HBP		0-0 G4-6-3 1B		4-0 IBB		0-0 F8		2	1	1	0	1	0	2									
<b>Jorge Orta, L</b> OBP: 0.349, SLG: 0.431 (1, 4)		0-0 E6 2B		0-0 G4-6-3 1-2		0-0 4-3		4-0 1-2 2-3 BB		3	0	0	0	1	0	5									
<b>Bill Stein, R</b> OBP: 0.315, SLG: 0.335 (1, 5)		0-0 1-3 2-H 3-H 2B		0-0 4-3			0-0 F9	0-0 F7		4	0	1	2	0	0	3									
<b>Lee Richard, R</b> OBP: 0.342, SLG: 0.324 (1, 10)		0-3 K			4-0 G6-4-3 BB		0-0 F8		0-0 1-3	3	0	0	0	1	1	2									
<b>Brian Downing, R</b> OBP: 0.373, SLG: 0.357 (1, 2)		4-0 G4-6-3 IBB			0-0 F9		0-0 F2		0-3 K	3	0	0	0	1	1	1									
<b>Inning Stats</b>	R: 0 E: 0 K: 1 S: 5	H: 0 LOB: 0 BB: 0 P: 5	R: 2 E: 1 K: 1 S: 6	H: 1 LOB: 2 BB: 2 P: 15	R: 0 E: 0 K: 0 S: 3	H: 0 LOB: 0 BB: 0 P: 3	R: 0 E: 0 K: 0 S: 3	H: 1 LOB: 0 BB: 0 P: 3	R: 0 E: 0 K: 0 S: 2	H: 0 LOB: 0 BB: 1 P: 6	R: 0 E: 0 K: 1 S: 6	H: 2 LOB: 2 BB: 1 P: 10	R: 0 E: 0 K: 0 S: 3	H: 0 LOB: 0 BB: 0 P: 3	R: 1 E: 0 K: 0 S: 5	H: 2 LOB: 3 BB: 1 P: 10		R: 0 E: 0 K: 1 S: 5	H: 0 LOB: 0 BB: 0 P: 5	1B: 3 2B: 3 3B: 0 HR: 0	SF: 0 SAC: 0 DP: 3 HBP: 2	WP: 0 PB: 0 SB: 0 CS: 0	PA: 37		
<b>PITCHER</b>	IP	WLS	BF	H	R	ER	SO	BB	IBB	HBP	BLK	WP	HR	S	P	ERA	WHIP								
<b>Fritz Peterson, L</b> ERA: 4.75 (1, 1)	7.1		30	5	3	2	3	2	2	0	0	0	0	30	48	2.46	0.955								
<b>Dave LaRoche, L</b> ERA: 1.99 (8, 1)	1.2	S	7	1	0	0	1	1	0	0	0	0	0	8	12	0.00	1.200								



Batter	1	2	3	4	5	6	7	8	9	10	11	12	AB	R	H	RBI	BB	SO	LOB					
<b>Rick Manning, L</b> OBP: 0.353, SLG: 0.370 (1.8)													6	2	3	0	0	0	0					
<b>Buddy Bell, R</b> OBP: 0.312, SLG: 0.361 (1.5)													4	0	0	0	1	1	2					
<b>George Hendrick, R</b> OBP: 0.313, SLG: 0.435 (1.9)													6	1	3	1	0	0	2					
<b>Boog Powell, L</b> OBP: 0.393, SLG: 0.518 (1.3)													6	0	4	0	0	0	2					
<b>Rico Carty, R</b> OBP: 0.378, SLG: 0.509 (1.10)													5	0	2	1	1	0	4					
<b>Charlie Spikes, R</b> OBP: 0.284, SLG: 0.348 (1.7)													3	0	0	0	1	1	2					
<b>Oscar Gamble, L</b> OBP: 0.359, SLG: 0.434 (10, PH) (10.7)													1	0	0	0	0	0	2					
<b>John Ellis, R</b> OBP: 0.264, SLG: 0.341 (1.2)													4	0	1	0	1	1	0					
<b>Jack Brohamer, L</b> OBP: 0.282, SLG: 0.345 (1.4)													5	0	0	0	0	0	2					
<b>Frank Duffy, R</b> OBP: 0.263, SLG: 0.268 (1.6)													5	0	0	0	0	0	1					
<b>Inning Stats</b>	R: 2 E: 0 K: 0 S: 6	H: 4 LOB: 1 BB: 0 P: 6	R: 0 E: 0 K: 0 S: 3	H: 0 LOB: 0 BB: 0 P: 3	R: 0 E: 0 K: 0 S: 3	H: 0 LOB: 1 BB: 1 P: 7	R: 0 E: 0 K: 0 S: 2	H: 1 LOB: 0 BB: 2 P: 10	R: 0 E: 0 K: 0 S: 6	H: 3 LOB: 2 BB: 0 P: 6	R: 0 E: 1 K: 0 S: 4	H: 1 LOB: 1 BB: 0 P: 4	R: 0 E: 0 K: 0 S: 7	H: 0 LOB: 0 BB: 0 P: 7	R: 0 E: 0 K: 0 S: 3	H: 1 LOB: 2 BB: 1 P: 10	R: 0 E: 0 K: 0 S: 3	H: 0 LOB: 0 BB: 0 P: 3	R: 0 E: 0 K: 0 S: 6	H: 2 LOB: 2 BB: 0 P: 6	1B: 12 2B: 1 3B: 0 HR: 0	SF: 0 SAC: 1 DP: 1 HBP: 0	WP: 0 PB: 1 SB: 0 CS: 0	PA: 50
<b>PITCHER</b>	IP	WLS	BF	H	R	ER	SO	BB	IBB	HBP	BLK	WP	HR	S	P	ERA	WHIP							
<b>Claude Osteen, L</b> ERA: 4.73 (1.1)	4.2		22	8	3	3	0	3	0	0	0	0	0	19	31	5.79	2.357							
<b>Rich Gossage, R</b> ERA: 2.03 (5.1)	7.1	W	28	5	0	0	3	1	0	0	0	0	0	33	37	0.00	0.818							

**Cleveland Indians @ Chicago White Sox**  
Comiskey Park, Chicago, IL  
Wed Aug 13 1975, 8:05 PM EDT  
Att. 5,551 - Unknown

**AB 45**  
**R 3**  
**H 13**  
**RBI 2**  
**BB 4**  
**SO 3**  
**LOB 17**

Batter	1	2	3	4	5	6	7	8	9	10	11	12	AB	R	H	RBI	BB	SO	LOB					
<b>Pat Kelly, L</b> OBP: 0.349, SLG: 0.402 (1.9)													5	0	1	0	1	1	3					
<b>Bucky Dent, R</b> OBP: 0.328, SLG: 0.373 (1.6)												5	0	2	1	1	0	2						
<b>Carlos May, L</b> OBP: 0.370, SLG: 0.383 (1.7)													4	0	0	0	2	0	5					
<b>Deron Johnson, R</b> OBP: 0.310, SLG: 0.406 (1.3)													6	0	0	0	0	2	3					
<b>Ken Henderson, S</b> OBP: 0.361, SLG: 0.368 (1.8)													5	2	1	0	1	1	1					
<b>Jorge Orta, L</b> OBP: 0.353, SLG: 0.438 (1.4)													6	0	4	0	0	1	1					
<b>Bill Stein, R</b> OBP: 0.326, SLG: 0.343 (1.5)												2	1	2	1	1	0	0						
<b>Lee Richard, R</b> OBP: 0.317, SLG: 0.297 (7, PR) (8.5)													3	0	0	0	0	0	5					
<b>Jerry Hairston, S</b> OBP: 0.433, SLG: 0.351 (1.10)													3	0	1	0	1	0	2					
<b>Nyis Nyman, L</b> OBP: 0.248, SLG: 0.251 (9, PR)													1	0	0	0	0	0	0					
<b>Pete Varney, R</b> OBP: 0.338, SLG: 0.419 (12, PH)													0	0	0	1	1	0	0					
<b>Brian Downing, R</b> OBP: 0.374, SLG: 0.357 (1.2)													3	1	1	0	1	0	2					
<b>Inning Stats</b>	R: 0 E: 0 K: 0 S: 3	H: 0 LOB: 1 BB: 1 P: 7	R: 2 E: 0 K: 2 S: 10	H: 3 LOB: 1 BB: 0 P: 10	R: 0 E: 0 K: 1 S: 6	H: 1 LOB: 1 BB: 1 P: 6	R: 0 E: 0 K: 0 S: 4	H: 2 LOB: 1 BB: 0 P: 4	R: 0 E: 0 K: 0 S: 3	H: 0 LOB: 0 BB: 0 P: 3	R: 1 E: 0 K: 0 S: 5	H: 3 LOB: 2 BB: 1 P: 9	R: 0 E: 0 K: 0 S: 8	H: 1 LOB: 0 BB: 0 P: 8	R: 0 E: 0 K: 0 S: 3	H: 0 LOB: 2 BB: 2 P: 11	R: 0 E: 0 K: 0 S: 4	H: 1 LOB: 1 BB: 1 P: 4	R: 0 E: 0 K: 0 S: 2	H: 0 LOB: 1 BB: 2 P: 10	1B: 11 2B: 1 3B: 0 HR: 0	SF: 0 SAC: 1 DP: 1 HBP: 0	WP: 3 PB: 1 SB: 0 CS: 1	PA: 53
<b>PITCHER</b>	IP	WLS	BF	H	R	ER	SO	BB	IBB	HBP	BLK	WP	HR	S	P	ERA	WHIP							
<b>Don Hood, L</b> ERA: 4.91 (1.1)	6.2		29	9	3	3	3	2	0	0	1	1	0	33	41	4.05	1.650							
<b>Dave LaRoche, L</b> ERA: 1.81 (7.1)	2.1	L	10	1	0	0	2	1	1	0	0	0	0	12	20	0.00	0.857							
<b>Jim Bibby, R</b> ERA: 4.48 (10.1)	2.1	L	11	1	1	1	0	3	1	0	0	0	0	7	23	3.86	1.714							
<b>Rick Waits, L</b> ERA: 2.19 (12.1)	0.1		3	1	0	0	0	1	0	0	0	0	0	2	6	0.00	6.000							

**Cleveland Indians @ Chicago White Sox**  
Comiskey Park, Chicago, IL  
Wed Aug 13 1975, 8:05 PM EDT  
Att. 5,551 - Unknown

**AB 43**  
**R 4**  
**H 12**  
**RBI 3**  
**BB 9**  
**SO 5**  
**LOB 24**



Batter	1	2	3	4	5	6	7	8	9	AB	R	H	RBI	BB	SO	LOB	TOP								
Rick Manning, L (1, 8) OBP: 0.348, SLG: 0.364	F1		FC6-4		K		F6		K	5	0	0	0	0	2	5	<b>Cleveland Indians @ Chicago White Sox</b> Comiskey Park, Chicago, IL Thu Aug 14 1975, 8:05 PM EDT Att: 7,399 - Unknown <a href="http://livebaseballscorecards.com">livebaseballscorecards.com</a>								
Buddy Bell, R (1, 5) OBP: 0.311, SLG: 0.359	K			F9		F7	1B		5-3	5	0	1	0	0	1	2									
George Hendrick, R (1, 9) OBP: 0.313, SLG: 0.436	F7			2B		5-3		K		4	1	1	0	0	1	0									
Rico Carty, R (1, 3) OBP: 0.383, SLG: 0.529		F8								4	1	3	2	0	0	0									
Duane Kuiper, L (8, PR) OBP: 0.355, SLG: 0.333				2B						0	0	0	0	0	0	0									
Boog Powell, L (8, 3) OBP: 0.393, SLG: 0.518				2B		HR		F7	1B	0	0	0	0	0	0	0									
Frank Robinson, R (1, 10) OBP: 0.388, SLG: 0.529	6-3			F7		5-3				4	0	1	0	0	0	1									
Charlie Spikes, R (1, 7) OBP: 0.280, SLG: 0.343	F9			F4			6-3	F7		4	0	0	0	0	0	3									
John Ellis, R (1, 2) OBP: 0.266, SLG: 0.355			F4					CS		3	2	2	1	0	0	0									
Alan Ashby, S (7, 2) OBP: 0.267, SLG: 0.291					HR				3-1	1	0	0	0	0	0	0									
Jack Brohamer, L (1, 4) OBP: 0.286, SLG: 0.350			4-3		F2					3	0	1	0	1	0	0									
Frank Duffy, R (1, 6) OBP: 0.268, SLG: 0.271				FC6-4	1B		6-3			3	0	2	1	1	0	0									
<b>Inning Stats</b>	R: 0 E: 0 K: 1 S: 5	H: 0 LOB: 0 BB: 0 P: 5	R: 0 E: 0 K: 0 S: 3	H: 0 LOB: 0 BB: 0 P: 3	R: 0 E: 0 K: 0 S: 4	H: 1 LOB: 1 BB: 0 P: 4	R: 1 E: 0 K: 0 S: 5	H: 2 LOB: 1 BB: 0 P: 5	R: 1 E: 0 K: 1 S: 6	H: 1 LOB: 0 BB: 0 P: 6	R: 1 E: 0 K: 0 S: 4	H: 1 LOB: 0 BB: 0 P: 4	R: 1 E: 0 K: 0 S: 5	H: 3 LOB: 2 BB: 1 P: 9	R: 0 E: 0 K: 1 S: 6	H: 2 LOB: 1 BB: 0 P: 6	R: 0 E: 0 K: 1 S: 6	H: 1 LOB: 2 BB: 1 P: 10	1B: 6 2B: 3 3B: 0 HR: 2	SF: 0 SAC: 0 DP: 0 HBP: 0	WP: 0 PB: 1 SB: 0 CS: 1	PA: 39			
<b>PITCHER</b>	IP	WLS	BF	H	R	ER	SO	BB	IBB	HBP	BLK	WP	HR	S	P	ERA	WHIP								
Jim Kaat, L (1, 1) ERA: 3.1	7.1	W	32	10	4	4	3	1	0	0	0	0	2	37	41	4.91	1.500								
Dave Hamilton, L (8, 1) ERA: 3.73	1.2	S	6	1	0	0	1	1	0	0	0	0	0	7	11	0.00	1.200								

Batter	1	2	3	4	5	6	7	8	9	AB	R	H	RBI	BB	SO	LOB	BOTTOM								
Pat Kelly, L (1, 9) OBP: 0.349, SLG: 0.415	F6			F7				K		5	1	2	3	0	1	2	<b>Cleveland Indians @ Chicago White Sox</b> Comiskey Park, Chicago, IL Thu Aug 14 1975, 8:05 PM EDT Att: 7,399 - Unknown <a href="http://livebaseballscorecards.com">livebaseballscorecards.com</a>								
Jorge Orta, L (1, 4) OBP: 0.352, SLG: 0.438	F5	3B		F9			HR			4	1	1	0	0	0	3									
Carlos May, L (1, 3) OBP: 0.371, SLG: 0.383				1-3						3	0	1	0	1	0	1									
Deron Johnson, R (1, 10) OBP: 0.309, SLG: 0.407	F7			F2						4	0	1	1	0	1	2									
Ken Henderson, S (1, 8) OBP: 0.365, SLG: 0.367		4-3								1	1	0	0	3	0	0									
Bucky Dent, R (1, 6) OBP: 0.326, SLG: 0.370		4-3		F9						4	0	0	0	0	1	4									
Jerry Hairston, S (1, 7) OBP: 0.374, SLG: 0.347										4	1	1	1	0	0	0									
Nyls Nyman, L (9, 7) OBP: 0.248, SLG: 0.251					6-3					0	0	0	0	0	0	0									
Bill Stein, R (1, 5) OBP: 0.330, SLG: 0.365		F8								4	1	2	1	0	0	1									
Brian Downing, R (1, 2) OBP: 0.374, SLG: 0.354										2	1	0	0	1	1	1									
Pete Varney, R (8, PH) OBP: 0.333, SLG: 0.413					E5					1	0	0	0	0	1	0									
<b>Inning Stats</b>	R: 0 E: 0 K: 0 S: 3	H: 0 LOB: 1 BB: 1 P: 7	R: 3 E: 0 K: 0 S: 5	H: 2 LOB: 1 BB: 2 P: 13	R: 0 E: 0 K: 0 S: 3	H: 0 LOB: 1 BB: 1 P: 7	R: 0 E: 1 K: 0 S: 5	H: 1 LOB: 2 BB: 0 P: 5	R: 0 E: 0 K: 1 S: 5	H: 1 LOB: 0 BB: 0 P: 5	R: 0 E: 0 K: 0 S: 3	H: 0 LOB: 0 BB: 0 P: 3	R: 2 E: 0 K: 2 S: 10	H: 3 LOB: 2 BB: 1 P: 14	R: 1 E: 0 K: 2 S: 8	H: 1 LOB: 0 BB: 0 P: 8	1B: 3 2B: 2 3B: 1 HR: 2	SF: 0 SAC: 0 DP: 0 HBP: 0	WP: 0 PB: 0 SB: 1 CS: 1	PA: 37					
<b>PITCHER</b>	IP	WLS	BF	H	R	ER	SO	BB	IBB	HBP	BLK	WP	HR	S	P	ERA	WHIP								
Roric Harrison, R (1, 1) ERA: 4.52	6.2	L	32	7	5	5	2	4	1	0	0	0	1	31	51	6.75	1.650								
Jackie Brown, R (7, 1) ERA: 4.76	1.1		5	1	1	1	3	0	0	0	0	0	1	11	11	6.75	0.750								



Batter	1	2	3	4	5	6	7	8	9	AB	R	H	RBI	BB	SO	LOB	TOP					
Juan Beniquez, R OBP: 0.377, SLG: 0.421 (1, 7)	F8								FC6-4	5	0	1	0	0	0	1						
Denny Doyle, L OBP: 0.317, SLG: 0.405 (1, 4)	BB								P7	4	0	0	0	1	0	2						
Carl Yastrzemski, L OBP: 0.385, SLG: 0.434 (1, 3)	K									4	0	1	0	0	1	2						
Fred Lynn, L OBP: 0.407, SLG: 0.588 (1, 8)	BB									2	1	0	0	2	1	2						
Carlton Fisk, R OBP: 0.376, SLG: 0.487 (1, 2)	K									4	0	0	0	0	1	4						
Cecil Cooper, L OBP: 0.368, SLG: 0.611 (1, 10)										4	2	3	1	0	1	1						
Rick Miller, L OBP: 0.330, SLG: 0.253 (1, 9)	F5									3	0	1	1	1	0	3						
Rico Petrocelli, R OBP: 0.320, SLG: 0.328 (1, 5)	SF9									3	0	0	1	0	0	2						
Rick Burleson, R OBP: 0.322, SLG: 0.348 (1, 6)	L5									4	0	1	0	0	1	1						
<b>Inning Stats</b>	R: 0 E: 0 K: 2 S: 7	H: 0 LOB: 2 BB: 2 P: 15	R: 1 E: 0 K: 0 S: 4	H: 1 LOB: 0 BB: 0 P: 4	R: 0 E: 0 K: 0 S: 4	H: 1 LOB: 1 BB: 1 P: 4	R: 1 E: 0 K: 0 S: 4	H: 1 LOB: 1 BB: 1 P: 8	R: 0 E: 0 K: 0 S: 3	H: 0 LOB: 0 BB: 0 P: 3	R: 1 E: 0 K: 1 S: 6	H: 1 LOB: 1 BB: 1 P: 10	R: 0 E: 0 K: 1 S: 5	H: 0 LOB: 0 BB: 0 P: 5	R: 0 E: 0 K: 1 S: 7	H: 2 LOB: 2 BB: 0 P: 7	R: 0 E: 0 K: 0 S: 4	H: 1 LOB: 1 BB: 0 P: 4	1B: 4 2B: 0 3B: 2 HR: 1	SF: 1 SAC: 0 DP: 0 HBP: 0	WP: 0 PB: 0 SB: 2 CS: 0	PA: 38
<b>PITCHER</b> Jesse Jefferson, R ERA: 4.08 (1, 1)	IP: 9.0 WLS: L BF: 38 H: 7 R: 3 ER: 3 SO: 5 BB: 4 IBB: 0 HBP: 0 BLK: 0 WP: 0 HR: 1 S: 44 P: 60 ERA: 3.00 WHIP: 1.222															<b>PITCHER</b>						

**Boston Red Sox @ Chicago White Sox**  
Comiskey Park, Chicago, IL  
Fri Aug 15 1975, 8:05 PM EDT  
Att: 17,281 - Unknown - 73 F

AB 33  
R 3  
H 7  
RBI 3  
BB 4  
SO 5  
LOB 18



Batter	1	2	3	4	5	6	7	8	9	AB	R	H	RBI	BB	SO	LOB	BOTTOM					
Pat Kelly, L OBP: 0.348, SLG: 0.419 (1, 9)	B5-3									4	1	1	0	0	0	2						
Jorge Orta, L OBP: 0.356, SLG: 0.438 (1, 4)	BB									2	1	1	1	2	0	0						
Carlos May, L OBP: 0.372, SLG: 0.386 (1, 3)	S									4	0	2	0	0	0	1						
Deron Johnson, R OBP: 0.306, SLG: 0.403 (1, 10)	K									4	0	0	0	0	2	4						
Ken Henderson, S OBP: 0.364, SLG: 0.368 (1, 8)	1-3									4	0	1	1	0	0	2						
Bill Melton, R OBP: 0.343, SLG: 0.336 (1, 5)										4	0	1	0	0	0	1						
Jerry Hairston, S OBP: 0.414, SLG: 0.333 (1, 7)	5-3									4	0	0	0	0	0	1						
Bucky Dent, R OBP: 0.326, SLG: 0.370 (1, 6)	6-3									3	0	1	0	0	0	0						
Pete Varney, R OBP: 0.333, SLG: 0.400 (1, 2)										2	0	0	0	1	1	1						
<b>Inning Stats</b>	R: 0 E: 0 K: 1 S: 6	H: 1 LOB: 2 BB: 1 P: 10	R: 0 E: 0 K: 0 S: 3	H: 0 LOB: 0 BB: 0 P: 3	R: 1 E: 0 K: 2 S: 9	H: 3 LOB: 1 BB: 0 P: 9	R: 0 E: 0 K: 0 S: 3	H: 1 LOB: 0 BB: 0 P: 3	R: 0 E: 0 K: 0 S: 2	H: 0 LOB: 0 BB: 1 P: 6	R: 1 E: 1 K: 0 S: 4	H: 1 LOB: 1 BB: 1 P: 8	R: 0 E: 0 K: 0 S: 4	H: 1 LOB: 1 BB: 0 P: 4	R: 0 E: 0 K: 0 S: 3	H: 0 LOB: 0 BB: 0 P: 3	R: 0 E: 0 K: 0 S: 3	H: 0 LOB: 0 BB: 0 P: 3	1B: 4 2B: 2 3B: 1 HR: 0	SF: 0 SAC: 0 DP: 2 HBP: 0	WP: 0 PB: 0 SB: 1 CS: 0	PA: 34
<b>PITCHER</b> Luis Tiant, R ERA: 4.11 (1, 1)	IP: 9.0 WLS: W BF: 34 H: 7 R: 2 ER: 2 SO: 3 BB: 3 IBB: 0 HBP: 0 BLK: 0 WP: 0 HR: 0 S: 37 P: 49 ERA: 2.00 WHIP: 1.111															<b>PITCHER</b>						

**Boston Red Sox @ Chicago White Sox**  
Comiskey Park, Chicago, IL  
Fri Aug 15 1975, 8:05 PM EDT  
Att: 17,281 - Unknown - 73 F

AB 31  
R 2  
H 7  
RBI 2  
BB 3  
SO 3  
LOB 12





Batter	1	2	3	4	5	6	7	8	9	AB	R	H	RBI	BB	SO	LOB	TOP									
Juan Beniquez, R (1, 7) OBP: 0.375, SLG: 0.415	4-0 3B BB		G5-4-3 1-2			6-3		F8		3	1	0	0	1	0	1	<b>Boston Red Sox @ Chicago White Sox</b> Comiskey Park, Chicago, IL Sat Aug 16 1975, 4:33 AM EDT Att: 15,352 - Unknown - 80 F									
Rick Burleson, R (1, 6) OBP: 0.321, SLG: 0.346	0-0 P9		4-0 BB			F9		F2		3	0	0	0	1	0	1										
Carl Yastrzemski, L (1, 3) OBP: 0.384, SLG: 0.432	0-0 1-2		0-0 F9						4-0 4-3	4	0	1	0	0	0	2										
Carlton Fisk, R (1, 2) OBP: 0.379, SLG: 0.500	0-0 2H 3B			0-0 F7		5-3			0-0 1B	4	1	2	1	0	0	1										
Fred Lynn, L (1, 8) OBP: 0.405, SLG: 0.585	0-3 K			0-0 F9					0-0 1B	4	1	1	1	0	1	1										
Dwight Evans, R (1, 9) OBP: 0.351, SLG: 0.448		0-0 5-3		0-3 K2-3					0-0 1B	4	1	2	2	0	1	0										
Rick Miller, L (9, PR) OBP: 0.330, SLG: 0.253									0-0 1B	0	1	0	0	0	0	0										
Cecil Cooper, L (1, 10) OBP: 0.371, SLG: 0.609		0-3 K							0-0 1B	4	0	2	1	0	1	0										
Doug Griffin, R (1, 4) OBP: 0.299, SLG: 0.292		0-0 5-3							0-0 K	4	0	0	0	0	1	3										
Bob Heise, R (1, 5) OBP: 0.238, SLG: 0.223									0-0 1-3	4	0	1	0	0	0	2										
<b>Inning Stats</b>	R: 1 E: 0 K: 1 S: 6	H: 1 LOB: 1 BB: 1 P: 10	R: 0 E: 0 K: 1 S: 5	H: 0 LOB: 0 BB: 0 P: 5	R: 0 E: 0 K: 0 S: 3	H: 1 LOB: 1 BB: 1 P: 7	R: 0 E: 0 K: 1 S: 5	H: 0 LOB: 0 BB: 0 P: 5	R: 0 E: 0 K: 0 S: 3	H: 1 LOB: 1 BB: 0 P: 3	R: 0 E: 0 K: 0 S: 4	H: 1 LOB: 1 BB: 0 P: 4	R: 1 E: 0 K: 0 S: 4	H: 1 LOB: 0 BB: 0 P: 4	R: 0 E: 0 K: 0 S: 3	H: 0 LOB: 0 BB: 0 P: 3	R: 3 E: 0 K: 1 S: 9	H: 4 LOB: 2 BB: 0 P: 9	1B: 6 2B: 0 3B: 2 HR: 1	SF: 0 SAC: 0 DP: 1 HBP: 0	WP: 0 PB: 0 SB: 2 CS: 1	PA: 36				
<b>PITCHER</b>	IP WLS BF H R ER SO BB IBB HBP BLK WP HR S P ERA WHIP	8.1 L 34 9 5 5 3 2 0 0 0 0 1 38 46 5.40 1.320	0.2 S 2 0 0 0 1 0 0 0 0 0 0 4 4 0.00 0.000																							

Batter	1	2	3	4	5	6	7	8	9	AB	R	H	RBI	BB	SO	LOB	BOTTOM									
Pat Kelly, L (1, 9) OBP: 0.348, SLG: 0.415	4-0 CS BB			G3		F9			F7	3	0	0	0	1	0	0	<b>Boston Red Sox @ Chicago White Sox</b> Comiskey Park, Chicago, IL Sat Aug 16 1975, 4:33 AM EDT Att: 15,352 - Unknown - 80 F									
Bucky Dent, R (1, 6) OBP: 0.325, SLG: 0.369	0-0 F4			F7					1-3	4	0	1	0	0	0	1										
Ken Henderson, S (1, 8) OBP: 0.361, SLG: 0.365	0-0 1-2 F7			F9						3	0	0	0	0	0	2										
Deron Johnson, R (1, 3) OBP: 0.304, SLG: 0.400		0-0 5-3			0-0 5-3					3	0	0	0	0	0	0										
Bill Melton, R (1, 5) OBP: 0.343, SLG: 0.334		0-3 K			4-0 FC5-4 BB				F3	2	0	0	0	1	1	0										
Carlos May, L (1, 7) OBP: 0.372, SLG: 0.385		0-0 4-3			0-3 K				FC4-6 HBP	2	0	0	0	0	1	1										
Bill Stein, R (1, 10) OBP: 0.332, SLG: 0.366					0-0 FC5-4				FC4-6	2	0	1	0	0	0	1										
Jerry Hairston, S (8, PH) OBP: 0.411, SLG: 0.330					0-0 1-2				1-2	1	0	0	0	0	0	1										
Jorge Orta, L (1, 4) OBP: 0.353, SLG: 0.435					0-0 F7					3	0	0	0	0	0	2										
Brian Downing, R (1, 2) OBP: 0.371, SLG: 0.351					0-0 G5-4-3				F7	3	0	0	0	0	0	1										
<b>Inning Stats</b>	R: 0 E: 0 K: 0 S: 2	H: 0 LOB: 0 BB: 1 P: 6	R: 0 E: 0 K: 1 S: 5	H: 0 LOB: 0 BB: 0 P: 5	R: 0 E: 0 K: 0 S: 3	H: 1 LOB: 0 BB: 0 P: 3	R: 0 E: 0 K: 0 S: 3	H: 0 LOB: 0 BB: 0 P: 3	R: 0 E: 0 K: 0 S: 3	H: 0 LOB: 0 BB: 0 P: 3	R: 0 E: 0 K: 0 S: 3	H: 1 LOB: 0 BB: 0 P: 3	R: 0 E: 1 K: 0 S: 3	H: 0 LOB: 1 BB: 0 P: 4	R: 0 E: 0 K: 0 S: 3	H: 0 LOB: 0 BB: 0 P: 3	1B: 2 2B: 0 3B: 0 HR: 0	SF: 0 SAC: 0 DP: 2 HBP: 1	WP: 0 PB: 0 SB: 0 CS: 1	PA: 29						
<b>PITCHER</b>	IP WLS BF H R ER SO BB IBB HBP BLK WP HR S P ERA WHIP	7.0 W 22 2 0 0 2 2 0 0 0 0 24 32 0.00 0.571	2.0 S 7 0 0 0 0 0 0 1 0 0 0 6 7 0.00 0.000																							

AB	34
R	5
H	9
RBI	5
BB	2
SO	4
LOB	11



AB	26
R	0
H	2
RBI	0
BB	2
SO	2
LOB	9





Batter	1	2	3	4	5	6	7	8	9	AB	R	H	RBI	BB	SO	LOB	TOP										
Juan Beniquez, R (1, 10) OBP: 0.368, SLG: 0.407 Cecil Cooper, L (9, PH) OBP: 0.374, SLG: 0.611	0-3 K	0-3 K		0-0 P9			0-0 F6		0-0 1B	4	0	0	0	0	2	5											
Doug Griffin, R (1, 4) OBP: 0.298, SLG: 0.289 Rick Miller, L (9, PH) OBP: 0.327, SLG: 0.250	0-0 F9		0-0 6-3	0-3 K			4-0 BB		0-0 L7	3	0	0	0	1	1	3											
Carl Yastrzemski, L (1, 3) OBP: 0.382, SLG: 0.432	0-0 2B		0-0 G3				0-0 F3		0-0 F8	5	0	1	0	0	1	2											
Jim Rice, R (1, 7) OBP: 0.344, SLG: 0.502	0-0 1-3						0-3 K		0-3 K	5	0	2	0	0	2	3											
Carlton Fisk, R (1, 2) OBP: 0.397, SLG: 0.518		0-0 1B 2B	0-0 5-3				0-0 1B 1B		0-0 1B 2B	4	2	3	0	0	0	1											
Fred Lynn, L (1, 8) OBP: 0.404, SLG: 0.582	0-0 E5 SH5-4 1B			0-0 1B BB 1B			0-0 G6-4-3		0-3 K	4	0	1	0	0	1	4											
Dwight Evans, R (1, 9) OBP: 0.359, SLG: 0.454	0-0 SH5-4 1B			4-0 1B BB			0-0 G4-3 1B		0-0 2H 1B	3	0	3	2	1	0	0											
Rick Burleson, R (1, 6) OBP: 0.319, SLG: 0.344	0-0 SH5-4			0-3 K			0-0 G4-3		0-3 K	3	0	0	0	0	2	4											
Bob Heise, R (1, 5) OBP: 0.240, SLG: 0.227 Denny Doyle, L (8, PH) OBP: 0.316, SLG: 0.403	0-0 F3			1-2 2-3 1B			0-0 1-3		0-0 4-3	3	0	1	0	0	0	2											
<b>Inning Stats</b>	R: 0 E: 0 K: 1 S: 6	H: 1 LOB: 1 P: 6	R: 1 E: 1 K: 1 S: 8	H: 2 LOB: 2 BB: 0 P: 8	R: 0 E: 0 K: 0 S: 4	H: 1 LOB: 1 BB: 0 P: 4	R: 0 E: 0 K: 2 S: 9	H: 2 LOB: 3 BB: 1 P: 13	R: 0 E: 0 K: 1 S: 6	H: 1 LOB: 1 BB: 0 P: 6	R: 0 E: 0 K: 1 S: 5	H: 0 LOB: 1 BB: 1 P: 9	R: 1 E: 0 K: 2 S: 9	H: 2 LOB: 2 BB: 0 P: 9	R: 0 E: 0 K: 1 S: 6	H: 1 LOB: 1 BB: 0 P: 6	1B: 9 2B: 3 3B: 0 HR: 0	SF: 0 SAC: 1 DP: 2 HBP: 0	WP: 0 PA: 40 PB: 0 SB: 0 CS: 0								
<b>PITCHER</b>	IP	WLS	BF	H	R	ER	SO	BB	IBB	HBP	BLK	WP	HR	S	P	ERA	WHIP										
Terry Forster, L (1, 1) ERA: 2.19	1.0		5	2	1	1	1	0	0	0	0	0	0	7	7	9.00	2.000										
Dave Hamilton, L (2, 1) ERA: 3.55	6.1	W	29	9	1	1	6	2	0	0	0	0	0	39	47	1.42	1.737										
Rich Gossage, R (8, 1) ERA: 1.99	1.2	S	6	1	0	0	2	0	0	0	0	0	0	10	10	0.00	0.600										

**Boston Red Sox @ Chicago White Sox**  
Comiskey Park, Chicago, IL  
Sun Aug 17 1975, 4:33 AM EDT  
Unknown - 76 F

AB 37  
R 2  
H 12  
RBI 2  
BB 2  
SO 9  
LOB 26



Batter	1	2	3	4	5	6	7	8	9	AB	R	H	RBI	BB	SO	LOB	BOTTOM										
Pat Kelly, L (1, 9) OBP: 0.353, SLG: 0.417	4-0 CS BB	4-0 1B BB		0-0 1B 1B	0-0 P7		0-0 CS 1B			3	0	2	1	2	0	2											
Jorge Orta, L (1, 4) OBP: 0.354, SLG: 0.435	0-0 1-3	0-0 FC6-4 1B		0-0 1-3 1B			0-0 CS		0-0 4-3	5	0	2	2	0	0	1											
Carlos May, L (1, 3) OBP: 0.374, SLG: 0.386	4-0 BB	0-0 FC6-4		0-0 1-3			0-0 2B 1B		0-0 S 1B	4	2	2	0	1	0	4											
Deron Johnson, R (1, 10) OBP: 0.305, SLG: 0.401	0-0 F8		0-0 F7	4-0 BB			0-0 1H 2B		0-3 K	4	0	1	1	1	1	2											
Ken Henderson, S (1, 8) OBP: 0.362, SLG: 0.364		4-0 SH BB SF8 BB	0-0 1-3	0-0 F8			0-0 F8		0-0 BB 1B	4	1	1	1	1	0	4											
Bill Melton, R (1, 5) OBP: 0.346, SLG: 0.337		4-0 BB SH 1B BB	0-0 1B 1B		0-0 4-3 SH1-3 1B		0-3 K		4-0 BB	3	1	2	0	2	1	1											
Jerry Hairston, S (1, 7) OBP: 0.420, SLG: 0.336 Nyls Nyman, L (7, PR) OBP: 0.247, SLG: 0.250		0-0 SH BB 1B	0-0 1-3 1B		0-0 SH1-3		4-0 FC1-6 BB		0-0 F4	1	1	1	0	1	0	0											
Bucky Dent, R (1, 6) OBP: 0.322, SLG: 0.366		0-0 SF8	0-3 K		0-0 4-3		0-0 FC1-6 5-3 1B			3	1	0	1	0	1	4											
Brian Downing, R (1, 2) OBP: 0.370, SLG: 0.348	0-3 K			0-0 F5			0-0 5-3			3	0	0	0	1	1	3											
<b>Inning Stats</b>	R: 0 E: 0 K: 0 S: 2	H: 0 LOB: 1 BB: 2 P: 10	R: 3 E: 1 K: 1 S: 7	H: 1 LOB: 2 BB: 3 P: 19	R: 0 E: 0 K: 1 S: 7	H: 2 LOB: 2 BB: 0 P: 7	R: 0 E: 0 K: 0 S: 5	H: 2 LOB: 3 BB: 1 P: 9	R: 0 E: 0 K: 0 S: 4	H: 1 LOB: 2 BB: 1 P: 8	R: 1 E: 0 K: 1 S: 7	H: 2 LOB: 1 BB: 0 P: 7	R: 1 E: 0 K: 0 S: 3	H: 1 LOB: 1 BB: 1 P: 7	R: 1 E: 0 K: 1 S: 7	H: 2 LOB: 2 BB: 1 P: 11	1B: 10 2B: 1 3B: 0 HR: 0	SF: 1 SAC: 2 DP: 0 HBP: 0	WP: 0 PA: 44 PB: 0 SB: 1 CS: 2								
<b>PITCHER</b>	IP	WLS	BF	H	R	ER	SO	BB	IBB	HBP	BLK	WP	HR	S	P	ERA	WHIP										
Rick Wise, R (1, 1) ERA: 4.07	6.2	L	36	8	5	3	3	8	0	0	0	0	0	34	66	4.05	2.400										
Jim Burton, L (7, 1) ERA: 3.14	0.2		3	2	1	1	0	0	0	0	0	0	0	3	3	13.50	3.000										
Diego Segui, R (8, 1) ERA: 5.28	0.2		4	1	0	0	1	1	0	0	0	0	0	5	9	0.00	3.000										

**Boston Red Sox @ Chicago White Sox**  
Comiskey Park, Chicago, IL  
Sun Aug 17 1975, 4:33 AM EDT  
Unknown - 76 F

AB 31  
R 6  
H 11  
RBI 6  
BB 9  
SO 4  
LOB 23






Batter	1	2	3	4	5	6	7	8	9	10	11	AB	R	H	RBI	BB	SO	LOB	TOP								
Juan Beniquez, R OBP: 0.375, SLG: 0.415 Rick Miller, L OBP: 0.325, SLG: 0.247 Tim Blackwell, S OBP: 0.293, SLG: 0.248	0-0 1B SH1 1B		0-0 E 2B		0-0 G3-6-3 1B BB		0-0 4-3		0-3 K		0-0 6-3	3	1	2	0	1	0	0									
Doug Griffin, R OBP: 0.301, SLG: 0.292	0-0 SH1 1-2		0-0 E3 HBP 1B		0-0 G3-6-3 1B		0-0 L4				0-0 6-3	4	0	2	0	0	0	0									
Carl Yastrzemski, L OBP: 0.381, SLG: 0.429	0-0 1B		0-0 F9		0-0 G3-6-3				0-0 F8		0-0 1-6-3	5	0	1	0	0	0	3									
Jim Rice, R OBP: 0.340, SLG: 0.497	0-0 F8		0-0 L9		0-0 4-3				0-0 F9		0-3 K	5	0	0	0	0	1	3									
Dwight Evans, R OBP: 0.363, SLG: 0.465		0-0 F9	1-0 HBP			0-0 HR			0-0 1B 1B		0-0 F7	4	1	2	1	0	0	0									
Cecil Cooper, L OBP: 0.374, SLG: 0.606		0-0 E S 1B	0-3 K			0-0 4-3			0-0 1-2 1B		0-0 6-3	5	1	2	0	0	1	2									
Rick Burleson, R OBP: 0.320, SLG: 0.344		0-0 CS 1B		0-0 F3			0-0 F8		0-0 F6		0-0 BB 1B	5	1	2	1	0	0	2									
Bob Montgomery, R OBP: 0.244, SLG: 0.283 Fred Lynn, L OBP: 0.404, SLG: 0.580	0-0 1-2 2B		0-0 P7		0-0 F9				0-3 K		0-0 1B BB	3	0	1	0	0	0	0									
Bob Heise, R OBP: 0.220, SLG: 0.220 Denny Doyle, L OBP: 0.317, SLG: 0.404	0-3 K		0-0 P8				0-3 K		0-3 K		0-0 1-3 2-H 1B	3	0	0	0	0	2	1									
<b>Inning Stats</b>	R: 0 E: 0 K: 0 S: 4	H: 2 LOB: 1 BB: 0 P: 4	R: 1 E: 0 K: 1 S: 7	H: 3 LOB: 1 BB: 0 P: 7	R: 1 E: 1 K: 1 S: 7	H: 2 LOB: 2 BB: 0 P: 8	R: 0 E: 0 K: 0 S: 3	H: 0 LOB: 0 BB: 0 P: 3	R: 0 E: 0 K: 0 S: 3	H: 1 LOB: 1 BB: 0 P: 7	R: 1 E: 0 K: 1 S: 4	H: 1 LOB: 0 BB: 0 P: 4	R: 0 E: 0 K: 1 S: 5	H: 0 LOB: 0 BB: 0 P: 5	R: 0 E: 0 K: 0 S: 5	H: 2 LOB: 2 BB: 0 P: 5	R: 0 E: 0 K: 3 S: 9	H: 0 LOB: 0 BB: 0 P: 9	R: 0 E: 0 K: 1 S: 5	H: 0 LOB: 0 BB: 0 P: 5	R: 1 E: 0 K: 0 S: 5	H: 2 LOB: 2 BB: 1 P: 9	1B: 10 2B: 2 3B: 0 HR: 1	SF: 0 SAC: 1 DP: 1 HBP: 1	WP: 0 PB: 0 SB: 1 CS: 1	PA: 46	
<b>PITCHER</b>	IP 7.2	WLS L	BF 33	H 11	R 3	ER 3	SO 3	BB 1	IBB 0	HBP 0	BLK 0	WP 0	HR 0	S 37	P 42	ERA 2.70	WHIP 0.900										

**Boston Red Sox @ Chicago White Sox**  
Comiskey Park, Chicago, IL  
Sun Aug 17 1975, 4:38 AM EDT  
Att: 21,995 - Unknown - 84 F


AB 42  
R 4  
H 13  
RBI 3  
BB 2  
SO 7  
LOB 13



Batter	1	2	3	4	5	6	7	8	9	10	11	AB	R	H	RBI	BB	SO	LOB	BOTTOM								
Pat Kelly, L OBP: 0.353, SLG: 0.416	4-0 L3 BB		0-0 4-3		0-0 F8			0-0 4-3		0-0 1B		4	0	1	0	1	0	1									
Jorge Orta, L OBP: 0.364, SLG: 0.433	0-0 L3 1-2			0-0 S 1B	0-3 K		0-0 BB	4-0 BB		0-3 K		4	1	1	0	1	2	3									
Carlos May, L OBP: 0.372, SLG: 0.382	4-0 BB		0-0 BB	0-0 F9	0-3 K		0-0 BB	0-0 F8		0-0 4-3		4	0	0	0	1	1	4									
Deron Johnson, R OBP: 0.304, SLG: 0.398	0-3 K		0-0 K	4-0 1B BB	0-0 F8		0-0 F8	0-0 F8			0-0 L6	4	1	0	0	1	1	2									
Ken Henderson, S OBP: 0.360, SLG: 0.362		0-0 6-3		0-0 1B BB	0-0 G3		0-0 G3	0-0 G3		0-0 F8		5	0	1	1	0	0	0									
Bill Melton, R OBP: 0.349, SLG: 0.336	4-0 F9-3 BB		0-0 1B BB	0-0 F7	0-0 F9		0-0 F9	0-0 F9		0-0 F8		4	1	1	1	1	0	0									
Jerry Hairston, S OBP: 0.422, SLG: 0.336	0-0 F9-3		0-0 1B BB	0-0 F7	0-0 G3		0-0 G3	4-0 BB		0-0 BB		3	0	1	1	1	0	1									
Bucky Dent, R OBP: 0.320, SLG: 0.363		0-0 F9		0-0 F7	0-3 K		0-0 K	0-0 5-3				4	0	0	0	0	1	2									
Brian Downing, R OBP: 0.369, SLG: 0.347		0-0 F5		0-0 1B	0-0 F7		0-0 F7		0-0 6-3			4	0	1	0	0	0	0									
<b>Inning Stats</b>	R: 0 E: 0 K: 1 S: 4	H: 0 LOB: 1 BB: 2 P: 12	R: 0 E: 0 K: 0 S: 2	H: 0 LOB: 0 BB: 1 P: 6	R: 0 E: 0 K: 0 S: 3	H: 0 LOB: 0 BB: 0 P: 3	R: 3 E: 0 K: 0 S: 6	H: 4 LOB: 1 BB: 1 P: 10	R: 0 E: 0 K: 2 S: 8	H: 1 LOB: 1 BB: 0 P: 8	R: 0 E: 0 K: 0 S: 3	H: 0 LOB: 0 BB: 1 P: 7	R: 0 E: 0 K: 0 S: 3	H: 0 LOB: 1 BB: 1 P: 7	R: 0 E: 0 K: 1 S: 6	H: 1 LOB: 0 BB: 0 P: 6	R: 0 E: 0 K: 0 S: 3	H: 0 LOB: 0 BB: 0 P: 3	1B: 6 2B: 2 3B: 0 HR: 0	SF: 0 SAC: 0 DP: 2 HBP: 0	WP: 0 PB: 0 SB: 1 CS: 0	PA: 42					
<b>PITCHER</b>	IP 7.1	WLS 0.1	BF 29	H 5	R 0	ER 0	SO 4	BB 0	IBB 0	HBP 0	BLK 0	WP 0	HR 0	S 32	P 52	ERA 3.68	WHIP 1.364										

**Boston Red Sox @ Chicago White Sox**  
Comiskey Park, Chicago, IL  
Sun Aug 17 1975, 4:38 AM EDT  
Att: 21,995 - Unknown - 84 F

AB 36  
R 3  
H 6  
RBI 3  
BB 6  
SO 5  
LOB 13










Batter	1	2	3	4	5	6	7	8	9	AB	R	H	RBI	BB	SO	LOB	TOP				
Jerry Hairston, S OBP: 0.424, SLG: 0.330 Nyls Nyman, L OBP: 0.246, SLG: 0.249	4-0 G6-4-3 1B BB		0-0 3-1		4-0 1B BB	0-3 K		0-3 K	2 0 0 0 2 1 3 1 0 0 0 0 1 0												
Bucky Dent, R OBP: 0.323, SLG: 0.372	0-0 G6-4-3 1B		0-0 SF8		0-0 1B 2-H		0-0 5-3 1B	0-0 F7	4 0 3 2 0 0 0												
Ken Henderson, S OBP: 0.355, SLG: 0.356	0-0 G6-4-3 1-2 2-3		0-0 K		0-0 F9		0-0 5-3	0-0 BB 1B	5 0 1 0 0 1 6												
Deron Johnson, R OBP: 0.304, SLG: 0.396	0-0 F8			0-0 5-3		0-0 F8	0-0 F4	4-0 BB 1B	4 0 0 0 1 0 2												
Bill Melton, R OBP: 0.348, SLG: 0.332		0-3 K		0-3 K		0-0 5-3	0-0 F7	0-3 K	5 0 0 0 0 3 3												
Bill Stein, R OBP: 0.330, SLG: 0.374 Pat Kelly, L OBP: 0.352, SLG: 0.412	0-0 1-3		0-0 5-3		0-0 1B 2B		0-0 1-3		3 1 1 0 0 0 0 1 0 0 0 0 0 0												
Bob Coluccio, R OBP: 0.313, SLG: 0.333	0-0 L6				0-3 K	0-0 2B 1B		0-3 K	4 1 1 0 0 2 0												
Jorge Orta, L OBP: 0.361, SLG: 0.443			0-0 3-1 SF8 1B		4-0 WP 1B BB	0-0 1B 2B		0-0 3B	3 3 3 1 1 0 0												
Brian Downing, R OBP: 0.368, SLG: 0.345			0-0 E1 3-1		0-0 1-3	0-0 2-H 3-H 1B		0-3 K	4 0 1 2 0 1 3												
<b>Inning Stats</b>	R: 0 E: 0 K: 0 S: 3	H: 1 LOB: 1 BB: 1 P: 7	R: 0 E: 0 K: 1 S: 5	H: 0 LOB: 0 BB: 0 P: 5	R: 1 E: 1 K: 1 S: 7	H: 1 LOB: 1 BB: 0 P: 7	R: 0 E: 0 K: 1 S: 5	H: 0 LOB: 0 BB: 0 P: 5	R: 1 E: 0 K: 1 S: 6	H: 1 LOB: 2 BB: 2 P: 14	R: 3 E: 0 K: 1 S: 9	H: 4 LOB: 1 BB: 0 P: 9	R: 0 E: 0 K: 0 S: 4	H: 1 LOB: 1 BB: 0 P: 4	R: 0 E: 0 K: 2 S: 8	H: 1 LOB: 1 BB: 0 P: 8	R: 0 E: 0 K: 2 S: 8	H: 1 LOB: 2 BB: 1 P: 12	1B: 7 2B: 2 3B: 1 HR: 0	SF: 1 SAC: 0 DP: 1 HBP: 0	WP: 1 PA: 41 SB: 0 CS: 0
<b>PITCHER</b>	IP WLS BF H R ER SO BB IBB HBP BLK WP HR S P ERA WHIP	7.0 L 32 8 5 4 5 3 0 0 0 1 0 39 51 5.14 1.571	2.0 9 2 0 0 4 1 0 0 0 0 0 0 16 20 0.00 1.500																		

Chicago White Sox @ New York Yankees  
Shea Stadium, Flushing, NY  
Wed Aug 20 1975, 7:05 PM EDT  
Att: 12,304 - Unknown - 74 F

livebaseballscorecards.com

AB 36  
R 5  
H 10  
RBI 5  
BB 4  
SO 9  
LOB 17



Batter	1	2	3	4	5	6	7	8	9	AB	R	H	RBI	BB	SO	LOB	BOTTOM				
Bobby Bonds, R OBP: 0.358, SLG: 0.489	0-0 F8				0-3 K			0-0 5-3	4 1 1 3 0 1 0												
Sandy Alomar Sr., S OBP: 0.266, SLG: 0.267	0-0 S 2B	0-0 F8			0-0 F6			0-3 K	4 0 1 0 0 1 0												
Roy White, S OBP: 0.373, SLG: 0.430	0-0 6-3		0-0 1-3		0-0 6-3			0-3 K	4 0 0 0 0 1 1												
Thurman Munson, R OBP: 0.364, SLG: 0.420	4-0 2-3 BB		0-3 K		0-0 6-3			0-0 F7	3 0 0 0 1 1 0												
Graig Nettles, L OBP: 0.321, SLG: 0.428	0-0 F9		0-0 4-3		0-3 K			0-3 K	4 0 0 0 0 2 2												
Lou Piniella, R OBP: 0.286, SLG: 0.231		0-0 F7		0-0 F7		0-0 5-3		0-0 6-3	4 0 0 0 0 0 0												
Chris Chambliss, L OBP: 0.327, SLG: 0.421		0-0 1B HR 2B		0-0 3-1		0-0 1B			3 1 2 0 0 0 0												
Walt Williams, R OBP: 0.302, SLG: 0.376		0-0 HR 1B		0-0 CS 1B		0-3 K			3 1 2 0 0 1 1												
Fred Stanley, R OBP: 0.284, SLG: 0.228 Rick Dempsey, R OBP: 0.342, SLG: 0.290 Ed Brinkman, R OBP: 0.271, SLG: 0.313		0-0 L5		0-0 CS	0-0 F9		0-0 F8		2 0 0 0 0 0 2 1 0 0 0 0 0 1 0 0 0 0 0 0 0												
<b>Inning Stats</b>	R: 0 E: 0 K: 0 S: 4	H: 1 LOB: 2 BB: 1 P: 8	R: 3 E: 0 K: 0 S: 6	H: 3 LOB: 0 BB: 0 P: 6	R: 0 E: 0 K: 1 S: 5	H: 0 LOB: 0 BB: 0 P: 5	R: 0 E: 0 K: 0 S: 3	H: 1 LOB: 0 BB: 0 P: 3	R: 0 E: 0 K: 1 S: 5	H: 0 LOB: 0 BB: 0 P: 5	R: 0 E: 0 K: 1 S: 5	H: 0 LOB: 0 BB: 0 P: 5	R: 0 E: 0 K: 1 S: 6	H: 1 LOB: 1 BB: 0 P: 6	R: 0 E: 0 K: 2 S: 7	H: 0 LOB: 0 BB: 0 P: 7	R: 0 E: 0 K: 1 S: 5	H: 0 LOB: 0 BB: 0 P: 5	1B: 3 2B: 2 3B: 0 HR: 1	SF: 0 SAC: 0 DP: 0 HBP: 0	WP: 0 PA: 34 SB: 0 CS: 1
<b>PITCHER</b>	IP WLS BF H R ER SO BB IBB HBP BLK WP HR S P ERA WHIP	9.0 W 33 6 3 3 7 1 0 0 0 0 1 46 50 3.00 0.778																			

Chicago White Sox @ New York Yankees  
Shea Stadium, Flushing, NY  
Wed Aug 20 1975, 7:05 PM EDT  
Att: 12,304 - Unknown - 74 F

livebaseballscorecards.com

AB 32  
R 3  
H 6  
RBI 3  
BB 1  
SO 7  
LOB 7





Batter	1	2	3	4	5	6	7	8	9	AB	R	H	RBI	BB	SO	LOB	TOP					
Pat Kelly, L OBP: 0.351, SLG: 0.410 (1, 9)										2	0	0	1	1	0	2	<b>Chicago White Sox @ New York Yankees</b> Shea Stadium, Flushing, NY Thu Aug 21 1975, 7:05 PM EDT Att: 10,012 - Unknown - 76 F					
Bucky Dent, R OBP: 0.320, SLG: 0.369 (1, 6)										4	0	0	0	0	1	3						
Jorge Orta, L OBP: 0.360, SLG: 0.439 (1, 4)										3	0	0	0	1	0	0						
Deron Johnson, R OBP: 0.304, SLG: 0.395 (1, 3)										4	1	1	0	0	0	1						
Ken Henderson, S OBP: 0.354, SLG: 0.355 (1, 8)										4	0	1	0	0	0	1						
Bill Melton, R OBP: 0.347, SLG: 0.331 (1, 5)										4	0	1	0	0	0	1						
Jerry Hairston, S OBP: 0.420, SLG: 0.328 (9, PR)										4	0	1	1	0	0	0						
Nyls Nyman, L OBP: 0.246, SLG: 0.249 (9, 7)										0	0	0	0	0	0	0						
Carlos May, L OBP: 0.375, SLG: 0.384 (1, 10)										2	1	1	0	2	0	0						
Brian Downing, R OBP: 0.369, SLG: 0.347 (1, 2)										4	0	2	0	0	1	4						
<b>Inning Stats</b>	R: 0 E: 0 K: 0 S: 2	H: 0 LOB: 0 BB: 1 P: 6	R: 0 E: 0 K: 0 S: 3	H: 0 LOB: 0 BB: 0 P: 3	R: 1 E: 1 K: 0 S: 5	H: 2 LOB: 1 BB: 0 P: 5	R: 0 E: 0 K: 0 S: 3	H: 1 LOB: 1 BB: 1 P: 7	R: 0 E: 0 K: 1 S: 5	H: 0 LOB: 1 BB: 1 P: 9	R: 0 E: 0 K: 0 S: 3	H: 0 LOB: 0 BB: 0 P: 3	R: 0 E: 0 K: 0 S: 3	H: 0 LOB: 0 BB: 0 P: 3	R: 0 E: 0 K: 1 S: 6	H: 1 LOB: 3 BB: 0 P: 6	R: 1 E: 0 K: 0 S: 6	H: 3 LOB: 3 BB: 1 P: 10	1B: 7 2B: 0 3B: 0 HR: 0	SF: 1 SAC: 0 DP: 2 HBP: 0	WP: 0 PB: 0 CS: 0	PA: 36
<b>PITCHER</b> Doc Medich, R ERA: 3.5 (1, 1)	IP: 9.0 WLS: L BF: 36 H: 7 R: 2 ER: 1 SO: 2 BB: 3 IBB: 1 HBP: 0 BLK: 0 WP: 0 HR: 0 S: 36 P: 52 ERA: 1.00 WHIP: 1.111															<b>PITCHER</b> IP: 9.0 WLS: L BF: 36 H: 7 R: 2 ER: 1 SO: 2 BB: 3 IBB: 1 HBP: 0 BLK: 0 WP: 0 HR: 0 S: 36 P: 52 ERA: 1.00 WHIP: 1.111						

Batter	1	2	3	4	5	6	7	8	9	AB	R	H	RBI	BB	SO	LOB	BOTTOM					
Sandy Alomar Sr., S OBP: 0.256, SLG: 0.267 (1, 4)										4	0	1	0	0	0	0	<b>Chicago White Sox @ New York Yankees</b> Shea Stadium, Flushing, NY Thu Aug 21 1975, 7:05 PM EDT Att: 10,012 - Unknown - 76 F					
Roy White, S OBP: 0.370, SLG: 0.426 (1, 7)										4	0	0	0	0	0	1						
Bobby Bonds, R OBP: 0.355, SLG: 0.484 (1, 8)										4	0	0	0	0	1	1						
Thurman Munson, R OBP: 0.363, SLG: 0.419 (1, 2)										4	1	1	0	0	0	0						
Graig Nettles, L OBP: 0.324, SLG: 0.429 (1, 5)										3	0	2	0	1	0	0						
Lou Piniella, R OBP: 0.276, SLG: 0.239 (9, FR)										3	0	2	0	0	0	1						
Alex Johnson, R OBP: 0.302, SLG: 0.350 (9, FR)										0	0	0	0	0	0	0						
Chris Chambliss, L OBP: 0.329, SLG: 0.422 (1, 3)										4	0	2	1	0	0	4						
Walt Williams, R OBP: 0.296, SLG: 0.368 (1, 10)										3	0	0	0	0	0	5						
Fred Stanley, R OBP: 0.280, SLG: 0.224 (1, 6)										3	0	0	0	0	0	0						
<b>Inning Stats</b>	R: 0 E: 0 K: 1 S: 5	H: 0 LOB: 0 BB: 0 P: 5	R: 1 E: 0 K: 0 S: 4	H: 2 LOB: 1 BB: 0 P: 5	R: 0 E: 2 K: 0 S: 4	H: 1 LOB: 1 BB: 0 P: 4	R: 0 E: 0 K: 0 S: 2	H: 0 LOB: 0 BB: 1 P: 6	R: 0 E: 0 K: 0 S: 3	H: 1 LOB: 0 BB: 0 P: 3	R: 0 E: 0 K: 0 S: 3	H: 0 LOB: 0 BB: 0 P: 3	R: 0 E: 0 K: 0 S: 3	H: 0 LOB: 0 BB: 0 P: 3	R: 0 E: 0 K: 0 S: 5	H: 2 LOB: 2 BB: 0 P: 5	R: 0 E: 0 K: 0 S: 5	H: 2 LOB: 2 BB: 0 P: 5	1B: 8 2B: 0 3B: 0 HR: 0	SF: 0 SAC: 0 DP: 3 HBP: 1	WP: 0 PB: 0 CS: 0	PA: 34
<b>PITCHER</b> Jim Kaat, L ERA: 3.04 Rich Gossage, R ERA: 2.01 (9, 1)	IP: 8.2 WLS: W BF: 33 H: 8 R: 1 ER: 0 SO: 1 BB: 1 IBB: 0 HBP: 1 BLK: 0 WP: 0 HR: 0 S: 33 P: 38 ERA: 1.04 WHIP: 1.038															<b>PITCHER</b> IP: 0.1 WLS: S BF: 1 H: 0 R: 0 ER: 0 SO: 0 BB: 0 IBB: 0 HBP: 0 BLK: 0 WP: 0 HR: 0 S: 1 P: 1 ERA: 0.00 WHIP: 0.000						



Batter	1	2	3	4	5	6	7	8	9	AB	R	H	RBI	BB	SO	LOB	TOP					
Jerry Hairston, S OBP: 0.419, SLG: 0.325										4	0	1	0	1	1	3	<b>Chicago White Sox @ Boston Red Sox</b> Fenway Park, Boston, MA Fri Aug 22 1975, 7:05 PM EDT Att: 32,458 - Unknown - 68 F					
Bucky Dent, R OBP: 0.321, SLG: 0.369										3	0	1	1	1	1	2						
Ken Henderson, S OBP: 0.351, SLG: 0.352										4	0	0	0	0	1	5						
Deron Johnson, R OBP: 0.303, SLG: 0.394										4	0	1	0	0	0	0						
Bill Melton, R OBP: 0.350, SLG: 0.330										1	0	0	0	3	0	0						
Bill Stein, R OBP: 0.328, SLG: 0.368										3	0	0	0	1	1	4						
Bob Coluccio, R OBP: 0.306, SLG: 0.325										4	0	0	0	0	1	4						
Jorge Orta, L OBP: 0.359, SLG: 0.438										4	0	1	0	0	1	0						
Brian Downing, R OBP: 0.373, SLG: 0.346										1	1	0	0	3	0	1						
<b>Inning Stats</b>	R: 0 E: 0 K: 0 S: 3	H: 1 LOB: 0 BB: 0 P: 3	R: 0 E: 0 K: 0 S: 3	H: 0 LOB: 1 BB: 1 P: 7	R: 0 E: 0 K: 2 S: 7	H: 0 LOB: 2 BB: 2 P: 15	R: 0 E: 0 K: 0 S: 3	H: 1 LOB: 1 BB: 1 P: 7	R: 0 E: 0 K: 1 S: 6	H: 1 LOB: 1 BB: 0 P: 6	R: 0 E: 0 K: 0 S: 3	H: 0 LOB: 1 BB: 1 P: 7	R: 1 E: 0 K: 2 S: 8	H: 1 LOB: 2 BB: 2 P: 16	R: 0 E: 0 K: 1 S: 5	H: 0 LOB: 1 BB: 1 P: 9	R: 0 E: 0 K: 0 S: 2	H: 0 LOB: 0 BB: 1 P: 6	1B: 4 2B: 0 3B: 0 HR: 0	SF: 0 SAC: 0 DP: 3 HBP: 0	WP: 0 PB: 0 SB: 1 CS: 0	PA: 37
<b>PITCHER</b> Rogier Moret, L ERA: 3.39	IP: 9.0 WLS: W BF: 37 H: 4 R: 1 ER: 1 SO: 6 BB: 9 IBB: 0 HBP: 0 BLK: 0 WP: 0 HR: 0 S: 40 P: 76 ERA: 1.00 WHIP: 1.444															<b>PITCHER</b>						

Batter	1	2	3	4	5	6	7	8	9	AB	R	H	RBI	BB	SO	LOB	BOTTOM			
Cecil Cooper, L OBP: 0.371, SLG: 0.602										4	0	1	0	0	0	1	<b>Chicago White Sox @ Boston Red Sox</b> Fenway Park, Boston, MA Fri Aug 22 1975, 7:05 PM EDT Att: 32,458 - Unknown - 68 F			
Doug Griffin, R OBP: 0.300, SLG: 0.289										3	0	0	0	1	0	1				
Carl Yastrzemski, L OBP: 0.381, SLG: 0.424										4	1	1	0	0	0	1				
Jim Rice, R OBP: 0.336, SLG: 0.488										4	0	1	0	0	0	1				
Fred Lynn, L OBP: 0.403, SLG: 0.583										3	0	1	1	0	2	2				
Carlton Fisk, R OBP: 0.381, SLG: 0.500										3	0	0	0	0	3					
Dwight Evans, R OBP: 0.383, SLG: 0.478										3	1	2	1	0	0	1				
Rick Burleson, R OBP: 0.316, SLG: 0.339										3	0	0	0	0	1	1				
Bob Heise, R OBP: 0.233, SLG: 0.213										3	0	0	0	0	0	1				
<b>Inning Stats</b>	R: 0 E: 0 K: 0 S: 3	H: 0 LOB: 0 BB: 0 P: 3	R: 0 E: 0 K: 1 S: 5	H: 0 LOB: 0 BB: 0 P: 5	R: 0 E: 0 K: 1 S: 6	H: 1 LOB: 1 BB: 0 P: 6	R: 0 E: 0 K: 1 S: 6	H: 1 LOB: 2 BB: 1 P: 10	R: 1 E: 0 K: 0 S: 5	H: 2 LOB: 1 BB: 0 P: 5	R: 1 E: 0 K: 0 S: 5	H: 2 LOB: 1 BB: 0 P: 5	R: 0 E: 0 K: 0 S: 3	H: 0 LOB: 0 BB: 0 P: 3	R: 0 E: 0 K: 0 S: 3	H: 0 LOB: 0 BB: 0 P: 3	1B: 4 2B: 1 3B: 0 HR: 1	SF: 0 SAC: 0 DP: 0 HBP: 0	WP: 0 PB: 0 SB: 1 CS: 0	PA: 31
<b>PITCHER</b> Claude Ostlen, L ERA: 4.6	IP: 8.0 WLS: L BF: 31 H: 6 R: 2 ER: 2 SO: 3 BB: 1 IBB: 0 HBP: 0 BLK: 0 WP: 0 HR: 1 S: 36 P: 40 ERA: 2.25 WHIP: 0.875															<b>PITCHER</b>				



Batter	1	2	3	4	5	6	7	8	9	AB	R	H	RBI	BB	SO	LOB	TOP					
Pat Kelly, L OBP: 0.354, SLG: 0.411 (1, 9)										4	2	2	0	1	0	0	Chicago White Sox @ Boston Red Sox Fenway Park, Boston, MA Sat Aug 23 1975, 3:33 AM EDT Att: 27,730 - Unknown - 78 F					
Jorge Orta, L OBP: 0.355, SLG: 0.437 (1, 4)										5	0	2	1	0	0	2						
Carlos May, L OBP: 0.374, SLG: 0.382 (1, 10)										5	0	1	1	0	2	4						
Deron Johnson, R OBP: 0.300, SLG: 0.389 (1, 3)										5	0	0	0	0	1	3						
Ken Henderson, S OBP: 0.356, SLG: 0.353 (1, 8)										1	1	1	0	3	0	0						
Bill Melton, R OBP: 0.351, SLG: 0.338 (1, 5)										3	1	1	3	1	0	3						
Jerry Hairston, S OBP: 0.411, SLG: 0.317 (1, 7)										3	0	0	0	0	1	3						
Nyls Nyman, L OBP: 0.249, SLG: 0.265 (6, 7)										1	1	1	1	0	0	0						
Bucky Dent, R OBP: 0.321, SLG: 0.368 (1, 6)										4	0	1	0	0	0	0						
Pete Varney, R OBP: 0.333, SLG: 0.432 (1, 2)										4	1	1	0	0	1	1						
<b>Inning Stats</b>	R: 1 E: 0 K: 1 S: 7	H: 2 LOB: 3 BB: 2 P: 15	R: 0 E: 0 K: 1 S: 6	H: 1 LOB: 2 BB: 1 P: 10	R: 0 E: 0 K: 0 S: 3	H: 1 LOB: 0 BB: 0 P: 3	R: 0 E: 0 K: 0 S: 3	H: 0 LOB: 0 BB: 0 P: 3	R: 0 E: 0 K: 1 S: 5	H: 0 LOB: 0 BB: 1 P: 5	R: 2 E: 0 K: 0 S: 4	H: 1 LOB: 0 BB: 1 P: 8	R: 2 E: 0 K: 0 S: 6	H: 4 LOB: 2 BB: 1 P: 10	R: 1 E: 0 K: 0 S: 4	H: 1 LOB: 0 BB: 0 P: 4	R: 0 E: 0 K: 2 S: 7	H: 0 LOB: 0 BB: 0 P: 7	1B: 8 2B: 0 3B: 0 HR: 2	SF: 0 SAC: 0 DP: 1 HBP: 0	WP: 0 PB: 0 SB: 0 CS: 0	PA: 40
<b>PITCHER</b>	IP WLS BF H R ER SO BB IBB HBP BLK WP HR S P ERA WHIP	IP WLS BF H R ER SO BB IBB HBP BLK WP HR S P ERA WHIP																				
Rick Wise, R ERA: 4.17 (1, 1)	6.0 L 28 7 5 5 3 4 0 0 0 0 1 30 46 7.50 1.833																					
Jim Burton, L ERA: 3.12 (7, 1)	0.1 2 2 0 0 0 0 0 0 0 0 0 0 2 2 0.00 6.000																					
Jim Willoughby, R ERA: 2.88 (7, 1)	1.2 7 1 1 0 0 0 0 1 0 0 0 0 6 10 5.40 0.600																					
Diego Segui, R ERA: 5.2 (9, 1)	1.0 3 0 0 0 2 0 0 0 0 0 0 0 7 7 0.00 0.000																					

Batter	1	2	3	4	5	6	7	8	9	AB	R	H	RBI	BB	SO	LOB	BOTTOM					
Cecil Cooper, L OBP: 0.367, SLG: 0.591 (1, 10)										4	0	0	0	1	0	2	Chicago White Sox @ Boston Red Sox Fenway Park, Boston, MA Sat Aug 23 1975, 3:33 AM EDT Att: 27,730 - Unknown - 78 F					
Denny Doyle, L OBP: 0.317, SLG: 0.396 (1, 4)										3	1	0	0	0	0	1						
Carl Yastrzemski, L OBP: 0.376, SLG: 0.420 (1, 3)										4	0	0	0	0	0	2						
Fred Lynn, L OBP: 0.400, SLG: 0.578 (1, 8)										4	1	0	0	0	0	1						
Jim Rice, R OBP: 0.337, SLG: 0.490 (1, 7)										4	1	2	0	0	1	2						
Carlton Fisk, R OBP: 0.381, SLG: 0.500 (1, 2)										0	0	0	0	0	0	0						
Tim Blackwell, S OBP: 0.310, SLG: 0.273 (1, 2)										1	1	1	0	2	0	0						
Dwight Evans, R OBP: 0.364, SLG: 0.480 (1, 9)										3	0	1	2	1	0	2						
Rick Burleson, R OBP: 0.314, SLG: 0.336 (1, 6)										4	0	0	0	0	1	4						
Bob Heise, R OBP: 0.237, SLG: 0.218 (1, 5)										2	0	1	2	0	0	0						
Bernie Carbo, L OBP: 0.406, SLG: 0.498 (7, PH)										1	0	0	0	0	1	0						
Dick McAuliffe, L (8, 5)										0	0	0	0	0	0	0						
Rick Miller, L OBP: 0.319, SLG: 0.242 (9, PH)										1	0	0	0	0	1	0						
<b>Inning Stats</b>	R: 0 E: 0 K: 0 S: 3	H: 0 LOB: 0 BB: 0 P: 3	R: 2 E: 0 K: 1 S: 7	H: 2 LOB: 2 BB: 2 P: 15	R: 0 E: 0 K: 0 S: 3	H: 0 LOB: 0 BB: 0 P: 3	R: 0 E: 0 K: 0 S: 4	H: 1 LOB: 1 BB: 0 P: 4	R: 0 E: 0 K: 1 S: 3	H: 0 LOB: 1 BB: 1 P: 7	R: 0 E: 0 K: 1 S: 6	H: 1 LOB: 1 BB: 0 P: 6	R: 0 E: 0 K: 1 S: 5	H: 0 LOB: 0 BB: 0 P: 5	R: 2 E: 1 K: 0 S: 4	H: 1 LOB: 2 BB: 1 P: 9	R: 0 E: 0 K: 1 S: 5	H: 0 LOB: 0 BB: 0 P: 5	1B: 2 2B: 2 3B: 1 HR: 0	SF: 0 SAC: 1 DP: 0 HBP: 1	WP: 0 PB: 0 SB: 0 CS: 0	PA: 37
<b>PITCHER</b>	IP WLS BF H R ER SO BB IBB HBP BLK WP HR S P ERA WHIP	IP WLS BF H R ER SO BB IBB HBP BLK WP HR S P ERA WHIP																				
Jesse Jefferson, R ERA: 4.31 (1, 1)	7.2 W 33 4 4 2 3 4 0 1 0 0 0 34 51 2.35 1.043																					
Rich Gossage, R ERA: 1.99 (8, 1)	1.1 S 4 1 0 0 1 0 0 0 0 0 0 6 6 0.00 0.750																					



Batter	1	2	3	4	5	6	7	8	9	AB	R	H	RBI	BB	SO	LOB	TOP					
Jerry Hairston, S OBP: 0.413, SLG: 0.312	4-3		F9					1B 6-3 BB		2	0	0	0	2	0	0	Chicago White Sox @ Boston Red Sox Fenway Park, Boston, MA Sun Aug 24 1975, 3:33 AM EDT Att: 22,024 - Unknown - 64 F					
Bucky Dent, R OBP: 0.316, SLG: 0.365	K		F8				G1-2-3	6-3		4	0	0	0	0	1	4						
Ken Henderson, S OBP: 0.357, SLG: 0.355	P9									4	0	2	0	0	0	0						
Deron Johnson, R OBP: 0.302, SLG: 0.390		FC3-6 1B		4-3				L4		4	0	2	0	0	0	2						
Bill Melton, R OBP: 0.351, SLG: 0.337		FC3-6 1B		1-3				F7		4	0	1	0	0	1	4						
Bill Stein, R OBP: 0.327, SLG: 0.366		F4								4	1	1	0	0	0	4						
Bob Coluccio, R OBP: 0.305, SLG: 0.323		FC3-6								4	0	1	0	0	1	2						
Jorge Orta, L OBP: 0.359, SLG: 0.436		6-3								3	0	1	0	0	0	2						
Brian Downing, R OBP: 0.369, SLG: 0.342			5-3							4	0	0	0	0	0	3						
<b>Inning Stats</b>	R: 0 E: 0 K: 1 S: 5	H: 0 LOB: 0 BB: 0 P: 5	R: 0 E: 0 K: 0 S: 5	H: 2 LOB: 2 BB: 0 P: 5	R: 0 E: 0 K: 0 S: 3	H: 0 LOB: 0 BB: 0 P: 3	R: 0 E: 0 K: 0 S: 3	H: 0 LOB: 0 BB: 0 P: 3	R: 1 E: 1 K: 0 S: 5	H: 2 LOB: 2 BB: 1 P: 9	R: 0 E: 0 K: 1 S: 6	H: 2 LOB: 1 BB: 0 P: 6	R: 0 E: 0 K: 0 S: 3	H: 0 LOB: 0 BB: 0 P: 3	R: 0 E: 0 K: 0 S: 4	H: 1 LOB: 2 BB: 1 P: 8	R: 0 E: 0 K: 1 S: 6	H: 1 LOB: 1 BB: 0 P: 6	1B: 8 2B: 0 3B: 0 HR: 0	SF: 0 SAC: 1 DP: 2 HBP: 0	WP: 0 PB: 0 SB: 0 CS: 0	PA: 36
<b>PITCHER</b> Bill Lee, L ERA: 3.56	IP: 9.0 WLS: W BF: 36 H: 8 R: 1 ER: 0 SO: 3 BB: 2 IBB: 0 HBP: 0 BLK: 0 WP: 0 HR: 0 S: 40 P: 48 ERA: 0.00 WHIP: 1.111															<b>PITCHER</b>						

Batter	1	2	3	4	5	6	7	8	9	AB	R	H	RBI	BB	SO	LOB	BOTTOM			
Juan Beniquez, R OBP: 0.373, SLG: 0.412	K		6-3					1B G1		4	1	1	0	0	1	2	Chicago White Sox @ Boston Red Sox Fenway Park, Boston, MA Sun Aug 24 1975, 3:33 AM EDT Att: 22,024 - Unknown - 64 F			
Doug Griffin, R OBP: 0.297, SLG: 0.285	5-3									3	0	0	0	0	0	2				
Denny Doyle, L OBP: 0.320, SLG: 0.398										1	0	1	1	0	0	0				
Carl Yastrzemski, L OBP: 0.377, SLG: 0.425	HR									4	1	1	2	0	0	1				
Jim Rice, R OBP: 0.341, SLG: 0.498	CS									3	1	2	1	1	0	0				
Fred Lynn, L OBP: 0.399, SLG: 0.577	CS	1-3								4	1	1	0	0	0	2				
Dwight Evans, R OBP: 0.386, SLG: 0.480		1-3								4	1	2	0	0	0	0				
Rick Burleson, R OBP: 0.311, SLG: 0.334		F8								3	0	0	1	0	0	1				
Bob Montgomery, R OBP: 0.244, SLG: 0.282			F7							4	0	1	0	0	1	0				
Bob Heise, R OBP: 0.248, SLG: 0.239			5-3							3	1	2	1	0	0	0				
<b>Inning Stats</b>	R: 1 E: 0 K: 1 S: 6	H: 2 LOB: 0 BB: 0 P: 6	R: 0 E: 0 K: 0 S: 3	H: 0 LOB: 0 BB: 0 P: 3	R: 0 E: 0 K: 0 S: 3	H: 0 LOB: 0 BB: 0 P: 3	R: 0 E: 0 K: 0 S: 3	H: 0 LOB: 0 BB: 0 P: 3	R: 2 E: 0 K: 0 S: 7	H: 4 LOB: 2 BB: 0 P: 7	R: 1 E: 0 K: 0 S: 5	H: 2 LOB: 1 BB: 0 P: 5	R: 2 E: 0 K: 0 S: 6	H: 3 LOB: 2 BB: 1 P: 10	R: 0 E: 0 K: 1 S: 5	H: 0 LOB: 0 BB: 0 P: 5	1B: 7 2B: 2 3B: 0 HR: 2	SF: 1 SAC: 0 DP: 0 HBP: 0	WP: 0 PB: 0 SB: 0 CS: 1	PA: 36
<b>PITCHER</b> Wilbur Wood, L ERA: 4.1 Cecil Upshaw, R ERA: 3.59 Rich Hinton, L ERA: 5.21	IP: 6.1 WLS: L BF: 28 H: 10 R: 6 ER: 6 SO: 1 BB: 0 IBB: 0 HBP: 0 BLK: 0 WP: 0 HR: 2 S: 30 P: 30 ERA: 8.53 WHIP: 1.579															<b>PITCHER</b>				



Batter	1	2	3	4	5	6	7	8	9	AB	R	H	RBI	BB	SO	LOB	TOP					
Pat Kelly, L OBP: 0.353, SLG: 0.408 (1, 9)	0-3 K		4-0 BB			0-0 F3		0-0 F8		3	0	0	0	1	1	0	<b>Chicago White Sox @ Cleveland Indians</b> Cleveland Municipal Stadium, Cleveland, OH Mon Aug 25 1975, 7:05 PM EDT Att: 8,171 - Unknown					
Jorge Orta, L OBP: 0.356, SLG: 0.435 (1, 4)	0-0 F5		0-0 F8			0-0 F9		0-0 G3-6-3 1B		4	0	1	0	0	0	2						
Carlos May, L OBP: 0.371, SLG: 0.378 (1, 10)	0-0 3-1			0-3 K		0-0 F7		0-0 G3-6-3 1-2		4	0	0	0	0	1	1						
Deron Johnson, R OBP: 0.303, SLG: 0.389 (1, 3)		0-3 K		4-0 BB			4-0 PB 1B BB		0-0 F7	2	1	0	0	2	1	0						
Ken Henderson, S OBP: 0.357, SLG: 0.354 (1, 8)		0-3 K		0-3 K			0-3 K		0-0 1B	4	0	1	0	0	3	2						
Bill Melton, R OBP: 0.350, SLG: 0.336 (1, 5)		0-0 F8		0-0 F6			0-0 4-3 2H 1B		0-0 F7	4	0	1	1	0	0	2						
Nyls Nyman, L OBP: 0.245, SLG: 0.260 (1, 7)			0-0 F3		0-0 F8		0-0 4-3		0-0 F5	4	0	0	0	0	0	2						
Bucky Dent, R OBP: 0.318, SLG: 0.363 (1, 6)			0-3 K		0-3 K		4-0 BB			2	0	0	0	1	2	0						
Brian Downing, R OBP: 0.369, SLG: 0.340 (1, 2)			4-0 BB BB		0-0 F8		0-0 F3			2	0	0	0	1	0	2						
<b>Inning Stats</b>	R: 0 E: 0 K: 1 S: 5	H: 0 LOB: 0 BB: 0 P: 5	R: 0 E: 0 K: 2 S: 7	H: 0 LOB: 0 BB: 0 P: 7	R: 0 E: 0 K: 1 S: 5	H: 0 LOB: 2 BB: 1 P: 13	R: 0 E: 0 K: 2 S: 7	H: 0 LOB: 1 BB: 1 P: 11	R: 0 E: 0 K: 1 S: 5	H: 0 LOB: 0 BB: 0 P: 5	R: 0 E: 0 K: 0 S: 3	H: 0 LOB: 0 BB: 0 P: 3	R: 1 E: 0 K: 1 S: 6	H: 1 LOB: 2 BB: 2 P: 14	R: 0 E: 0 K: 0 S: 3	H: 1 LOB: 1 BB: 0 P: 4	R: 0 E: 0 K: 0 S: 4	H: 1 LOB: 1 BB: 0 P: 4	1B: 3 2B: 0 3B: 0 HR: 0	SF: 0 SAC: 0 DP: 1 HBP: 0	WP: 0 PB: 1 CS: 0	PA: 34
<b>PITCHER</b> Dennis Eckersley, R ERA: 2.45 (1, 1)	IP: 9.0 WLS: W BF: 34 H: 3 R: 1 ER: 0 SO: 8 BB: 5 IBB: 0 HBP: 0 BLK: 0 WP: 0 HR: 0 S: 45 P: 65 ERA: 0.00 WHIP: 0.889															<b>PITCHER</b>						

Batter	1	2	3	4	5	6	7	8	9	AB	R	H	RBI	BB	SO	LOB	BOTTOM					
Duane Kuiper, L OBP: 0.350, SLG: 0.314 (1, 4)	0-0 1-3		0-0 4-3		1-0 2B HBP		0-0 FC5-4 1B	0-0 FC5-4 1-2		4	1	1	0	0	0	2	<b>Chicago White Sox @ Cleveland Indians</b> Cleveland Municipal Stadium, Cleveland, OH Mon Aug 25 1975, 7:05 PM EDT Att: 8,171 - Unknown					
Buddy Bell, R OBP: 0.317, SLG: 0.359 (1, 5)	0-3 K		4-0 FC6 BB		0-0 1-H 2B		0-0 F9			3	0	1	1	1	1	1						
Rick Manning, L OBP: 0.342, SLG: 0.348 (1, 8)	0-3 K		0-0 FC6 1-2 2-3		0-0 L5		0-0 FC5-4 1-2			4	0	0	0	0	1	4						
Rico Carty, R OBP: 0.378, SLG: 0.512 Boog Powell, L OBP: 0.399, SLG: 0.532 (9, 3)		4-0 F8 E BB	0-0 F8		0-0 F2		0-0 F3			3	1	0	0	1	0	3						
George Hendrick, R OBP: 0.310, SLG: 0.434 (1, 9)		0-0 6-3 1-2		0-0 F9		0-0 5-3		0-0 HR 1B		4	1	1	0	0	0	1						
Frank Robinson, R OBP: 0.390, SLG: 0.531 (1, 10)		0-0 F8 2-3		4-0 FC5-4 BB		0-3 K		0-0 HR 1-H HR		3	1	1	2	1	1	1						
Charlie Spikes, R OBP: 0.292, SLG: 0.363 (1, 7)		0-0 E3 3-H		0-0 F4		0-0 2B		0-0 HR HR		4	1	2	1	0	0	1						
Alan Ashby, S OBP: 0.275, SLG: 0.275 (1, 2)		0-0 5-3		0-0 FC5-4 1-2		0-0 5-3		0-0 F9		4	0	0	0	0	0	3						
Frank Duffy, R OBP: 0.276, SLG: 0.283 (1, 6)			0-0 FC6 4-3 1B		0-0 5-3		0-0 4-3	0-0 FC5-4 1B		4	0	2	0	0	0	0						
<b>Inning Stats</b>	R: 0 E: 0 K: 2 S: 7	H: 0 LOB: 0 BB: 0 P: 7	R: 1 E: 1 K: 0 S: 4	H: 0 LOB: 1 BB: 1 P: 8	R: 0 E: 0 K: 0 S: 4	H: 1 LOB: 2 BB: 1 P: 8	R: 0 E: 0 K: 0 S: 3	H: 0 LOB: 1 BB: 1 P: 7	R: 1 E: 0 K: 0 S: 4	H: 1 LOB: 1 BB: 0 P: 5	R: 0 E: 0 K: 1 S: 6	H: 1 LOB: 1 BB: 0 P: 6	R: 0 E: 0 K: 0 S: 4	H: 1 LOB: 1 BB: 0 P: 4	R: 3 E: 0 K: 0 S: 7	H: 4 LOB: 1 BB: 0 P: 7	R: 0 E: 0 K: 0 S: 4	H: 0 LOB: 1 BB: 0 P: 4	1B: 4 2B: 2 3B: 0 HR: 2	SF: 0 SAC: 0 DP: 0 HBP: 1	WP: 0 PB: 0 CS: 0	PA: 37
<b>PITCHER</b> Jim Kaat, L ERA: 3.09 (1, 1)	IP: 8.0 WLS: L BF: 37 H: 8 R: 5 ER: 4 SO: 3 BB: 3 IBB: 0 HBP: 1 BLK: 0 WP: 0 HR: 2 S: 39 P: 52 ERA: 4.50 WHIP: 1.375															<b>PITCHER</b>						



Batter	1	2	3	4	5	6	7	8	9	AB	R	H	RBI	BB	SO	LOB	TOP			
Pat Kelly, L OBP: 0.352, SLG: 0.404 (1, 9)	4-0 S BB		0-0 F8		0-3 K			0-0 L6		3	0	0	0	1	1	0	Chicago White Sox @ Cleveland Indians Cleveland Municipal Stadium, Cleveland, OH Wed Aug 27 1975, 7:05 PM EDT Unknown <a href="http://livebaseballscorecards.com">livebaseballscorecards.com</a>			
Bucky Dent, R OBP: 0.316, SLG: 0.360 (1, 6)	0-0 F8		0-3 K			0-0 4-3		0-0 F9		4	0	0	0	0	1	1				
Jorge Orta, L OBP: 0.359, SLG: 0.442 (1, 4)	0-0 4-3		0-0 HR			0-0 F7		0-0 G6-4-3 1B		4	1	2	1	0	0	1				
Deron Johnson, R OBP: 0.301, SLG: 0.385 (1, 3)	0-0 F8		0-0 6-3			0-0 5-3		0-0 G6-4-3 1-2		4	0	0	0	0	0	2				
Ken Henderson, S OBP: 0.356, SLG: 0.351 (1, 8)		4-0 FC6-4 BB		0-0 4-3			0-0 F8		0-3 K	3	0	0	0	1	1	0				
Bill Melton, R OBP: 0.350, SLG: 0.343 (1, 5)		0-0 FC6-4 FC5 BB 1-2		0-3 K			0-0 HR			3	1	1	1	0	1	1				
Carlos May, L OBP: 0.371, SLG: 0.376 (1, 10)		4-0 FC5 BB 1-2		0-0 F8			0-0 F8			2	0	0	0	1	0	0				
Nyls Nyman, L OBP: 0.242, SLG: 0.257 (1, 7)		0-0 FC5 1-2 2-3		0-0 6-3			0-0 F7			3	0	0	0	0	0	2				
Brian Downing, R OBP: 0.366, SLG: 0.337 (1, 2)		0-0 5-3		0-0 6-3			0-0 F3			3	0	0	0	0	0	2				
<b>Inning Stats</b>	R: 0 E: 0 K: 0 S: 3	H: 0 LOB: 1 BB: 1 P: 7	R: 0 E: 0 K: 0 S: 3	H: 0 LOB: 2 BB: 2 P: 11	R: 1 E: 0 K: 1 S: 6	H: 1 LOB: 0 BB: 0 P: 6	R: 0 E: 0 K: 1 S: 5	H: 0 LOB: 0 BB: 0 P: 5	R: 0 E: 0 K: 0 S: 3	H: 0 LOB: 0 BB: 0 P: 3	R: 1 E: 0 K: 0 S: 4	H: 1 LOB: 0 BB: 0 P: 4	R: 0 E: 0 K: 0 S: 3	H: 0 LOB: 0 BB: 0 P: 3	R: 0 E: 0 K: 1 S: 5	H: 1 LOB: 1 BB: 0 P: 5	1B: 1 2B: 0 3B: 0 HR: 2	SF: 0 SAC: 0 DP: 1 HBP: 0	WP: 0 PB: 0 SB: 0 CS: 1	PA: 32
<b>PITCHER</b> Jim Bibby, R ERA: 4.2 (1, 1)	IP: 9.0 WLS: L BF: 32	H: 3 R: 2 ER: 2 SO: 4	BB: 3 IBB: 0 HBP: 0 BLK: 0	WP: 0 HR: 2 S: 37 P: 49	ERA: 2.00 WHIP: 0.667	<b>PITCHER</b>										IP: 9.0 WLS: L BF: 32	H: 3 R: 2 ER: 2 SO: 4	BB: 3 IBB: 0 HBP: 0 BLK: 0	WP: 0 HR: 2 S: 37 P: 49	ERA: 2.00 WHIP: 0.667

Batter	1	2	3	4	5	6	7	8	9	AB	R	H	RBI	BB	SO	LOB	BOTTOM			
Duane Kuiper, L OBP: 0.346, SLG: 0.309 (1, 4)	0-0 6-3		0-0 F6			0-0 6-3			0-0 1B	3	0	0	0	0	0	1	Chicago White Sox @ Cleveland Indians Cleveland Municipal Stadium, Cleveland, OH Wed Aug 27 1975, 7:05 PM EDT Unknown <a href="http://livebaseballscorecards.com">livebaseballscorecards.com</a>			
John Lowenstein, L OBP: 0.328, SLG: 0.393 (9, FH)			1-2						0-0 1B	1	0	1	0	0	0	0				
Buddy Bell, R OBP: 0.318, SLG: 0.359 (1, 5)	0-0 6-3			0-0 G6-4-3 1B		0-0 F8		0-0 F8		3	0	1	0	0	0	0				
Boog Powell, L OBP: 0.398, SLG: 0.530 (9, FH)				1-2 G6-4-3 1B		0-0 F8		0-0 F8		1	0	0	0	0	0	1				
Rick Manning, L OBP: 0.341, SLG: 0.347 (1, 8)	0-0 4-3			0-0 G6-4-3 1B		0-0 4-3		0-3 K		4	0	1	0	0	1	1				
Rico Carty, R OBP: 0.376, SLG: 0.509 (9, PR)		0-3 K		0-0 G6-4-3 1-2 2-3		0-0 F8		0-0 1B		4	0	1	0	0	1	2				
George Hendrick, R OBP: 0.307, SLG: 0.430 (1, 9)		0-0 F8		0-0 5-3		0-0 F9		0-0 6-3		4	0	0	0	0	0	3				
Frank Robinson, R OBP: 0.388, SLG: 0.522 (1, 10)		4-0 BB		0-0 F3		0-0 F7				2	0	0	0	1	0	0				
Charlie Spikes, R OBP: 0.290, SLG: 0.359 (1, 7)		0-0 F8		0-0 4-3				0-0 F8		3	0	0	0	0	0	1				
Rick Cerone, R OBP: 0.286, SLG: 0.167 (1, 2)			0-0 F8		4-0 BB			0-0 F7		2	0	0	0	1	0	0				
Frank Duffy, R OBP: 0.276, SLG: 0.284 (1, 6)			0-0 CS 1B		0-0 5-3			0-0 5-3		3	0	1	0	0	0	1				
<b>Inning Stats</b>	R: 0 E: 0 K: 0 S: 3	H: 0 LOB: 0 BB: 0 P: 3	R: 0 E: 0 K: 1 S: 5	H: 0 LOB: 1 BB: 1 P: 9	R: 0 E: 0 K: 0 S: 3	H: 1 LOB: 0 BB: 0 P: 3	R: 0 E: 0 K: 0 S: 4	H: 2 LOB: 1 BB: 0 P: 4	R: 0 E: 0 K: 0 S: 3	H: 0 LOB: 0 BB: 0 P: 3	R: 0 E: 0 K: 0 S: 3	H: 0 LOB: 0 BB: 0 P: 3	R: 0 E: 0 K: 0 S: 3	H: 0 LOB: 2 BB: 0 P: 7	R: 0 E: 0 K: 1 S: 7	H: 2 LOB: 2 BB: 0 P: 7	1B: 5 2B: 0 3B: 0 HR: 0	SF: 0 SAC: 0 DP: 1 HBP: 0	WP: 0 PB: 0 SB: 0 CS: 1	PA: 32
<b>PITCHER</b> Claude Osteen, L ERA: 4.38 Rich Gossage, R ERA: 1.97 (9, 1)	IP: 8.0 WLS: W BF: 28	H: 4 R: 0 ER: 0 SO: 1	BB: 2 IBB: 0 HBP: 0 BLK: 0	WP: 0 HR: 0 S: 28 P: 36	ERA: 0.00 WHIP: 0.750	<b>PITCHER</b>										IP: 1.0 WLS: S BF: 4	H: 1 R: 0 ER: 0 SO: 1	BB: 0 IBB: 0 HBP: 0 BLK: 0	WP: 0 HR: 0 S: 6 P: 6	ERA: 0.00 WHIP: 1.000



Batter	1	2	3	4	5	6	7	8	9	AB	R	H	RBI	BB	SO	LOB	TOP			
Jerry Hairston, S OBP: 0.415, SLG: 0.313 (1, 7)	0-0 L1-3 1B		4-0 BB		0-0 1-3			0-0 F4		3	0	1	0	1	0	1	<b>Chicago White Sox @ Cleveland Indians</b> Cleveland Municipal Stadium, Cleveland, OH Wed Aug 27 1975, 7:05 PM EDT Att: 9,297 - Unknown <a href="http://livebaseballscorecards.com">livebaseballscorecards.com</a>			
Bucky Dent, R OBP: 0.314, SLG: 0.357 (1, 6)	0-0 L1-3		0-0 F2			0-0 6-3		0-0 1-3		4	0	0	0	0	0	2				
Ken Henderson, S OBP: 0.355, SLG: 0.350 (1, 8)	0-0 5-3			0-0 F4		0-0 1B		0-0 F7		4	0	1	0	0	0	0				
Deron Johnson, R OBP: 0.303, SLG: 0.387 (1, 3)		4-0 BB		0-0 2B		0-0 F8		0-0 F7		3	0	1	0	1	0	1				
Bill Melton, R OBP: 0.347, SLG: 0.340 (1, 5)		0-3 K		0-0 F8		0-0 F8		0-0 F8		4	0	0	0	0	1	3				
Jorge Orta, L OBP: 0.357, SLG: 0.439 (1, 4)		0-0 F5		0-0 6-3			0-0 1-3			3	0	0	0	0	0	2				
Bill Stein, R OBP: 0.327, SLG: 0.365 (1, 10)		0-0 4-3			0-0 1B		0-0 5-3			3	0	1	0	0	0	1				
Bob Coluccio, R OBP: 0.300, SLG: 0.317 (1, 9)			0-0 F4		0-3 K		0-0 6-3			3	0	0	0	0	1	1				
Pete Varney, R OBP: 0.321, SLG: 0.416 (1, 2)			0-0 F6		0-0 F8			0-0 L5		3	0	0	0	0	0	1				
<b>Inning Stats</b>	R: 0 E: 0 K: 0 S: 3	H: 1 LOB: 0 BB: 0 P: 3	R: 0 E: 0 K: 1 S: 5	H: 0 LOB: 1 BB: 1 P: 9	R: 0 E: 0 K: 0 S: 3	H: 0 LOB: 1 BB: 1 P: 7	R: 0 E: 0 K: 0 S: 4	H: 1 LOB: 1 BB: 0 P: 4	R: 0 E: 0 K: 1 S: 6	H: 1 LOB: 1 BB: 0 P: 6	R: 0 E: 0 K: 0 S: 3	H: 0 LOB: 0 BB: 0 P: 3	R: 0 E: 0 K: 0 S: 3	H: 0 LOB: 0 BB: 0 P: 3	R: 0 E: 0 K: 0 S: 3	H: 0 LOB: 0 BB: 0 P: 3	1B: 3 2B: 2 3B: 0 HR: 0	SF: 0 SAC: 0 DP: 1 HBP: 0	WP: 0 PB: 0 SB: 0 CS: 0	PA: 32
<b>PITCHER</b> Fritz Peterson, L ERA: 4.5 (1, 1)	IP: 9.0 WLS: W BF: 32 H: 4 R: 0 ER: 0 SO: 2 BB: 2 IBB: 0 HBP: 0 BLK: 0 WP: 0 HR: 0 S: 34 P: 42 ERA: 0.00 WHIP: 0.667															<b>PITCHER</b>				

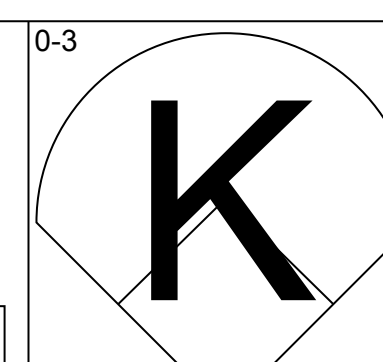
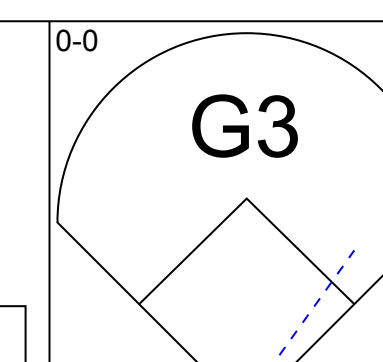
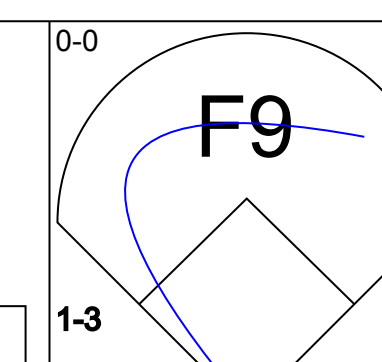
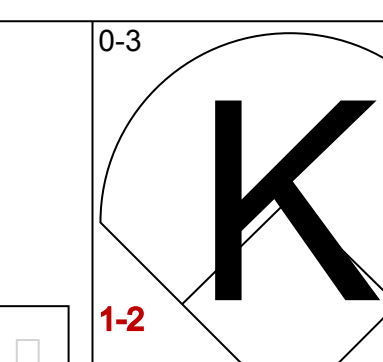
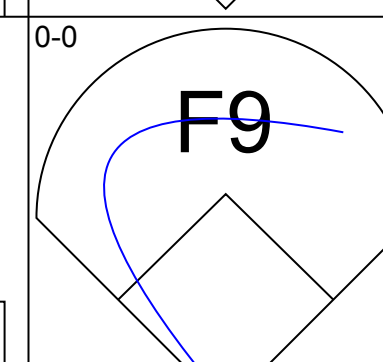
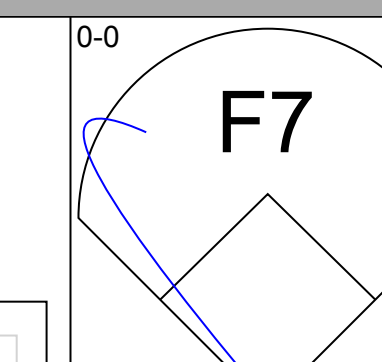
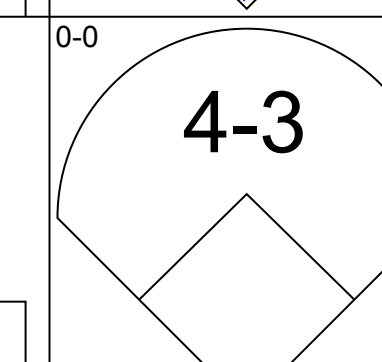
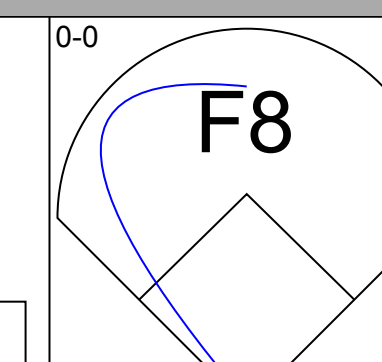
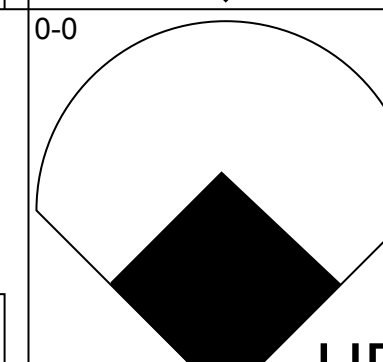
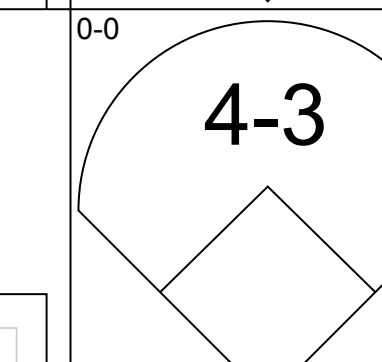
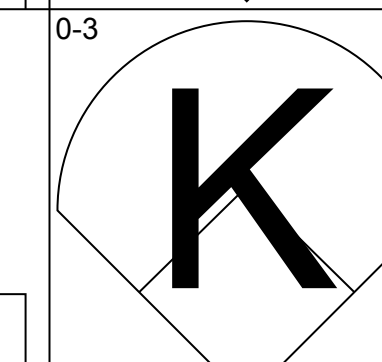
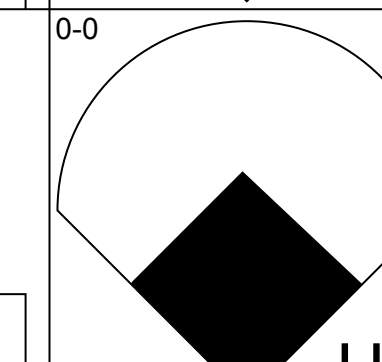
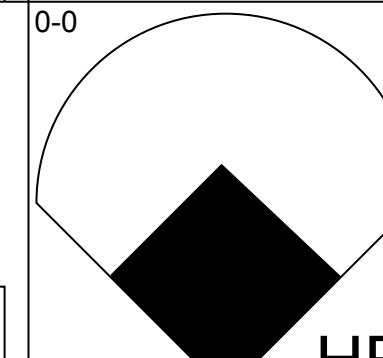
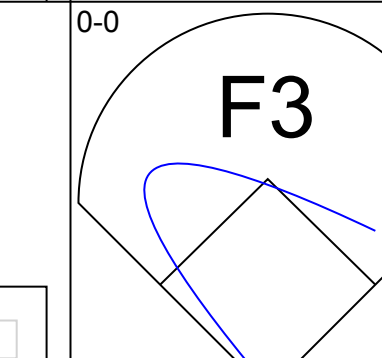
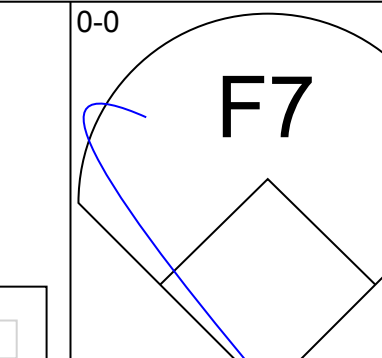
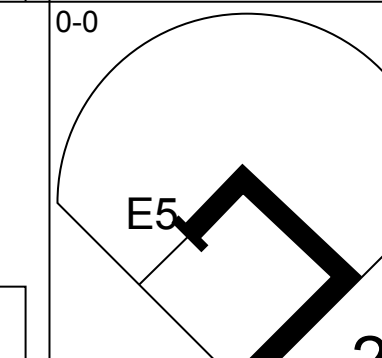
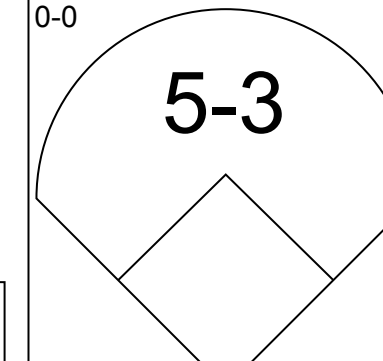
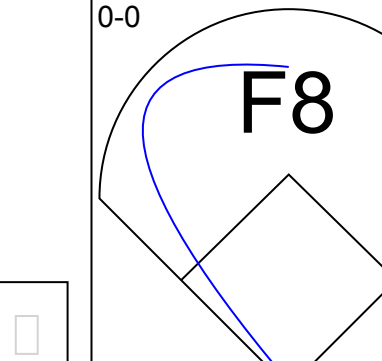
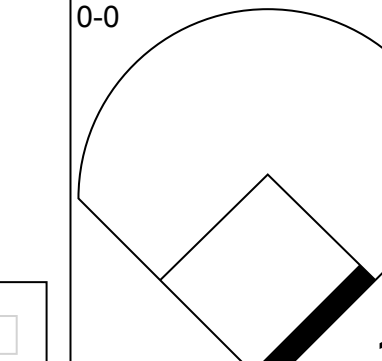
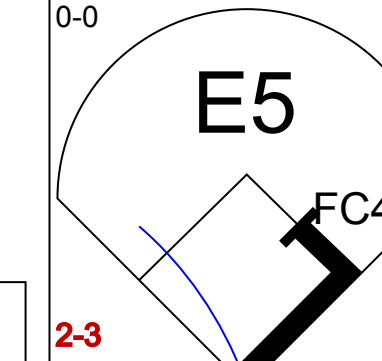
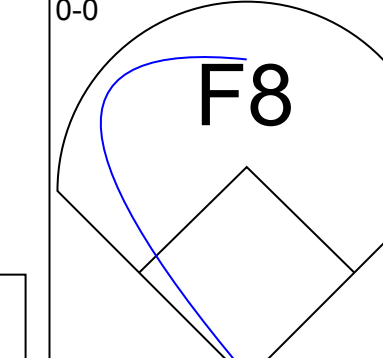
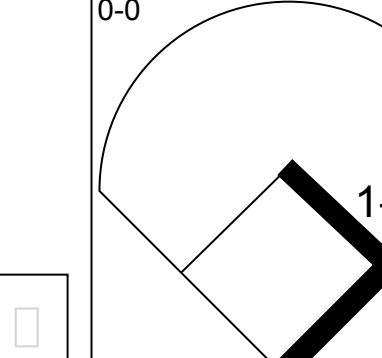
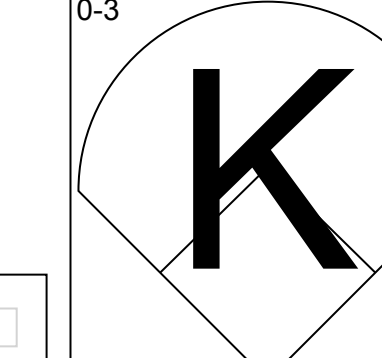
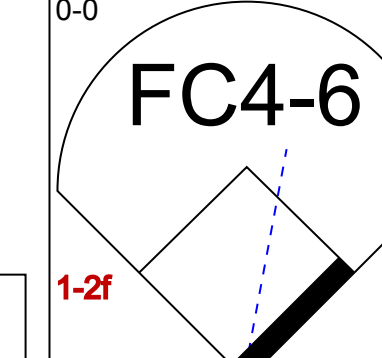
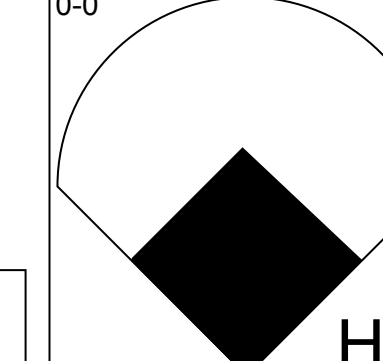
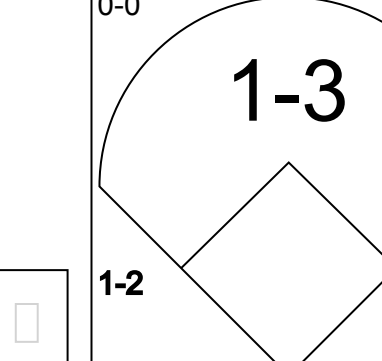
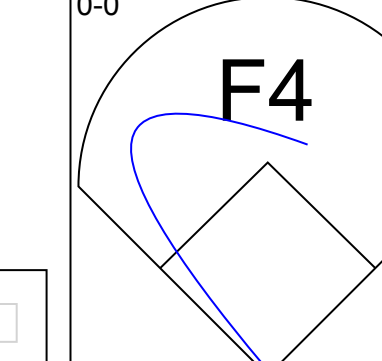
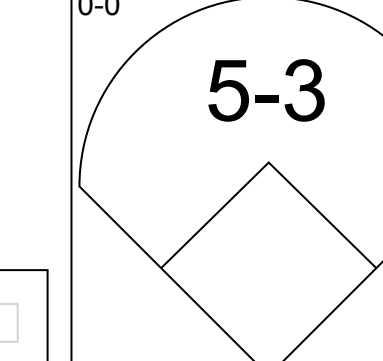
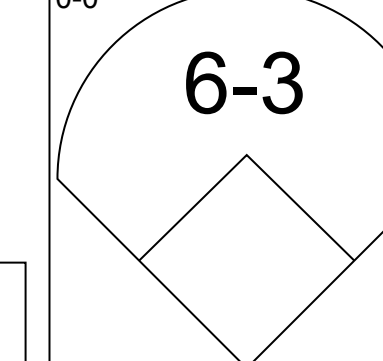
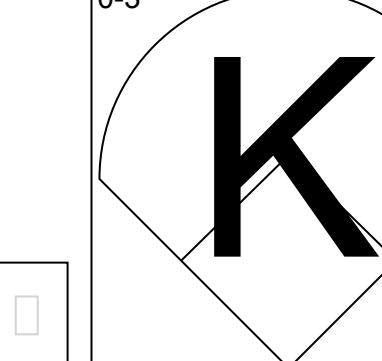
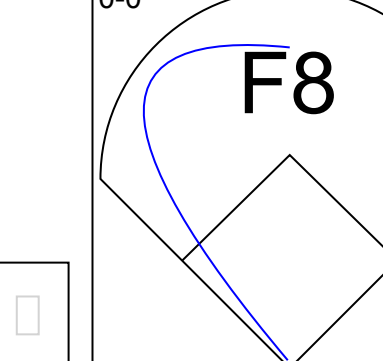
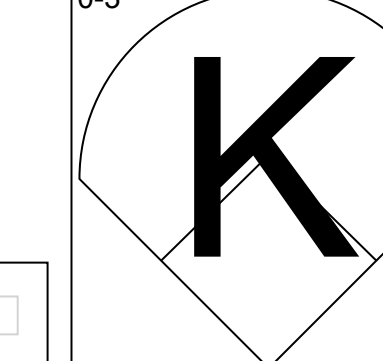
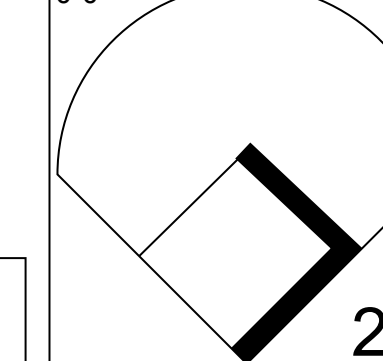
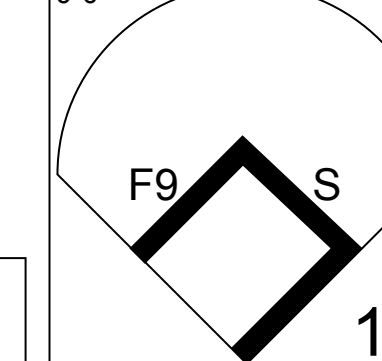
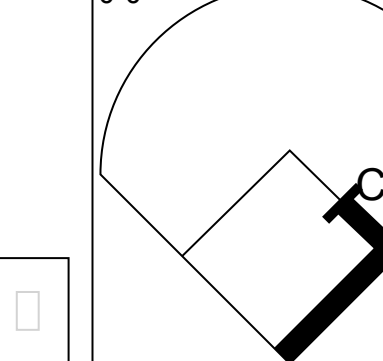
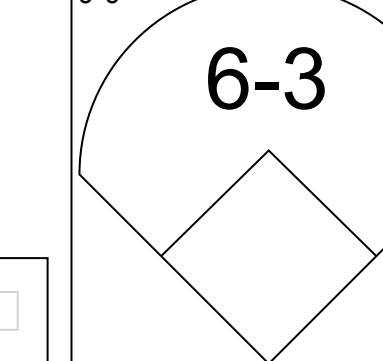
Batter	1	2	3	4	5	6	7	8	9	AB	R	H	RBI	BB	SO	LOB	BOTTOM			
John Lowenstein, L OBP: 0.327, SLG: 0.404 (1, 9)	0-0 HR			0-3 K		0-0 5-3				4	1	1	1	0	1	1	<b>Chicago White Sox @ Cleveland Indians</b> Cleveland Municipal Stadium, Cleveland, OH Wed Aug 27 1975, 7:05 PM EDT Att: 9,297 - Unknown <a href="http://livebaseballscorecards.com">livebaseballscorecards.com</a>			
Duane Kuiper, L OBP: 0.348, SLG: 0.310 (1, 4)	0-3 K	4-0 BB		0-0 1B		0-0 6-3				3	1	1	1	1	1	0				
Rick Manning, L OBP: 0.340, SLG: 0.346 (1, 8)	0-0 F7	0-0 4-3		0-0 1B			0-0 1-3			4	0	1	1	0	0	1				
Boog Powell, L OBP: 0.396, SLG: 0.525 (1, 3)	4-0 BB BB BB		0-0 F9	0-0 F9		0-0 F7				3	1	0	0	1	0	1				
Rico Carty, R OBP: 0.381, SLG: 0.509 (1, 10)	4-0 BB E BB		4-0 BB		0-0 6-3		0-0 1B			2	1	1	0	2	0	0				
Oscar Gamble, L OBP: 0.354, SLG: 0.430 (1, 7)	4-0 E BB		0-0 F6		0-0 4-3		0-0 4-3			3	0	0	0	1	0	2				
Buddy Bell, R OBP: 0.319, SLG: 0.361 (1, 5)	4-0 E2 BB		0-0 F5				0-3 K			3	0	1	1	1	1	1				
Alan Ashby, S OBP: 0.280, SLG: 0.276 (1, 2)	0-0 F9			0-0 SH1-4 1B		0-0 F7		4-0 G1-4-3 BB		3	1	1	0	1	0	3				
Ed Crosby, L OBP: 0.317, SLG: 0.255 (1, 6)		0-0 5-3		0-0 SH1-4		0-0 1-3		0-0 G1-4-3		3	0	0	0	0	0	1				
<b>Inning Stats</b>	R: 3 E: 1 K: 1 S: 6	H: 1 LOB: 2 BB: 4 P: 22	R: 0 E: 0 K: 0 S: 3	H: 0 LOB: 1 BB: 1 P: 7	R: 0 E: 0 K: 0 S: 3	H: 0 LOB: 1 BB: 1 P: 7	R: 2 E: 0 K: 1 S: 8	H: 3 LOB: 1 BB: 0 P: 8	R: 0 E: 0 K: 0 S: 4	H: 1 LOB: 1 BB: 0 P: 4	R: 0 E: 0 K: 0 S: 3	H: 0 LOB: 0 BB: 0 P: 3	R: 0 E: 0 K: 1 S: 4	H: 0 LOB: 0 BB: 1 P: 8	R: 0 E: 0 K: 1 S: 4	H: 0 LOB: 0 BB: 1 P: 8	1B: 4 2B: 1 3B: 0 HR: 1	SF: 0 SAC: 1 DP: 1 HBP: 0	WP: 0 PB: 0 SB: 0 CS: 0	PA: 36
<b>PITCHER</b> Jesse Jefferson, R ERA: 4.55 Rich Hinton, L ERA: 4.24 (4, 1)	IP: 3.2 WLS: L BF: 21 H: 4 R: 5 ER: 4 SO: 2 BB: 6 IBB: 0 HBP: 0 BLK: 0 WP: 0 HR: 1 S: 19 P: 43 ERA: 9.82 WHIP: 2.727															<b>PITCHER</b>				

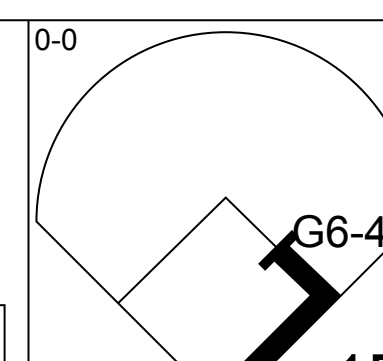
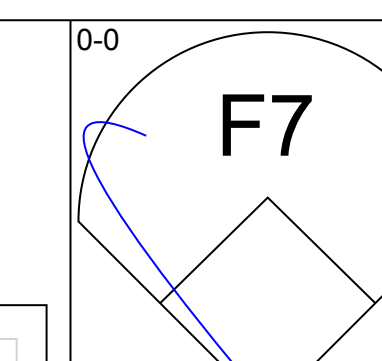
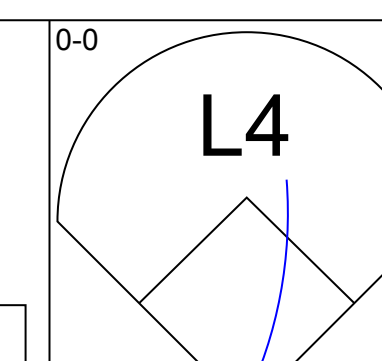
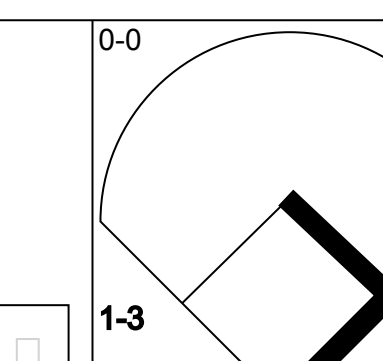
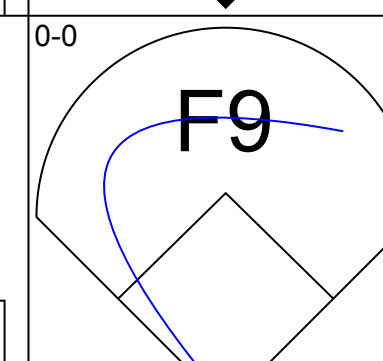
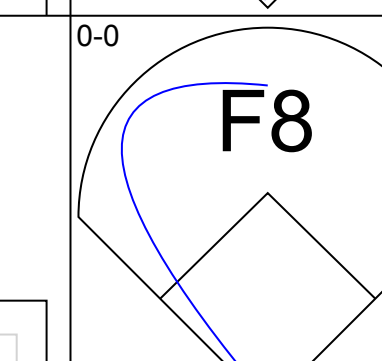
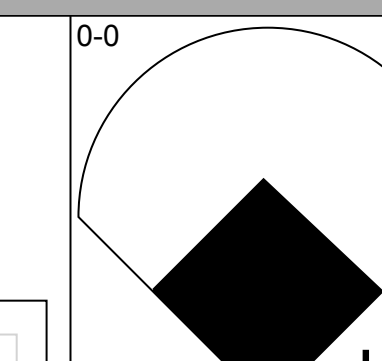

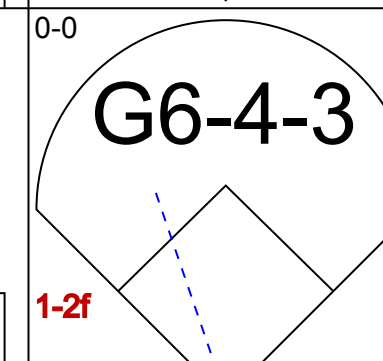
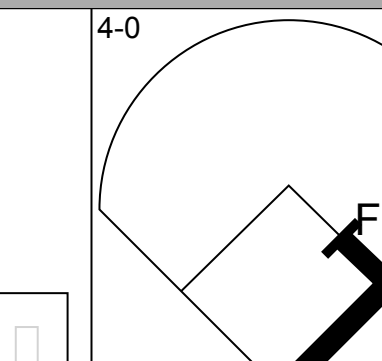
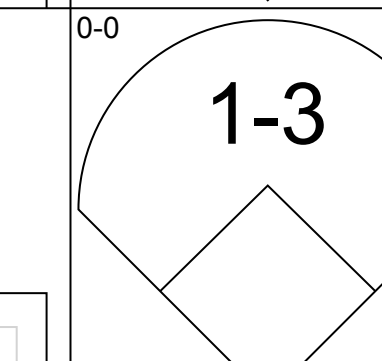
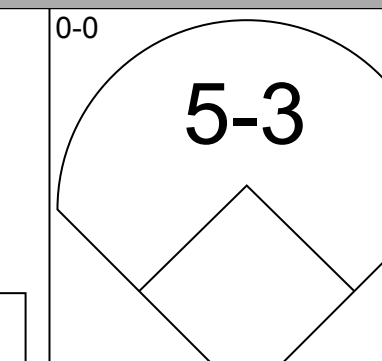
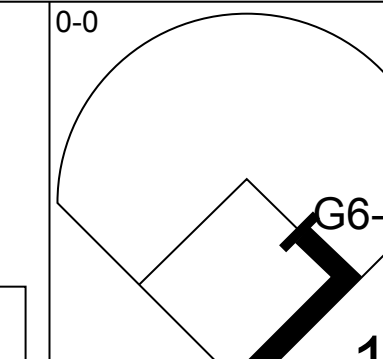
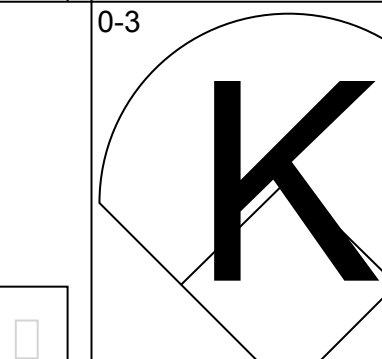
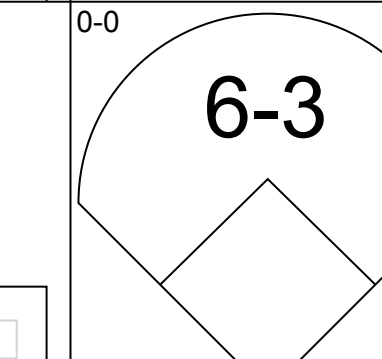
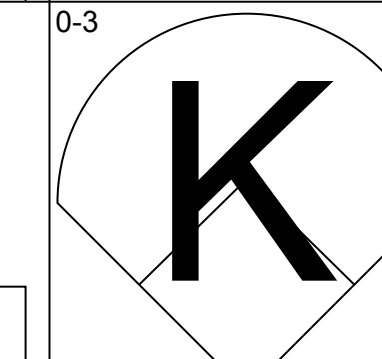

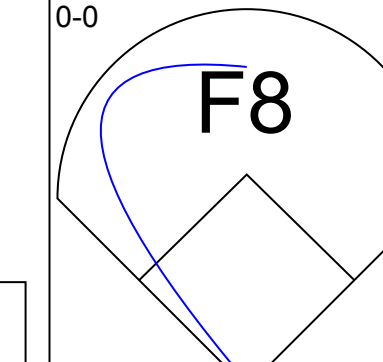
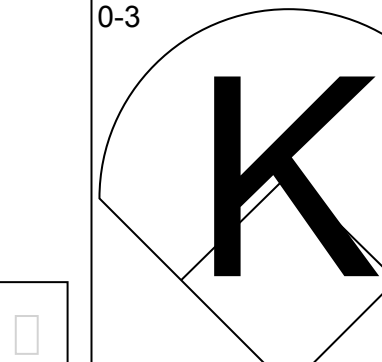
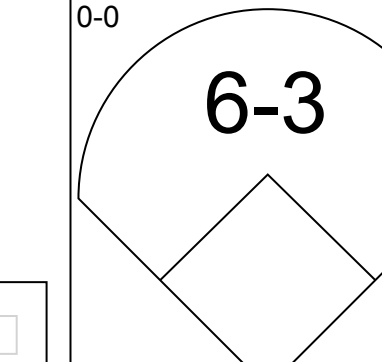
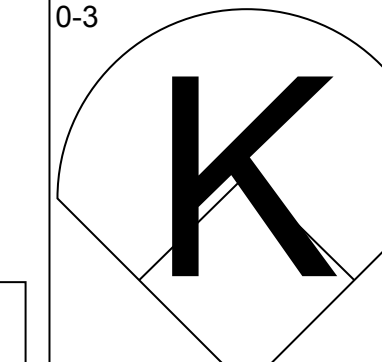


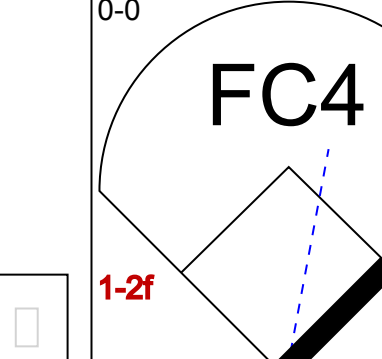

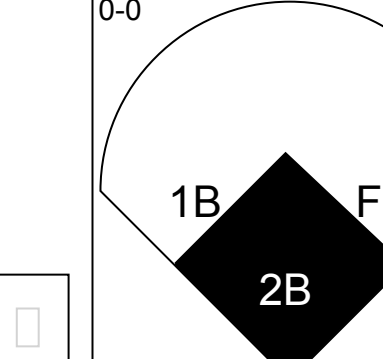
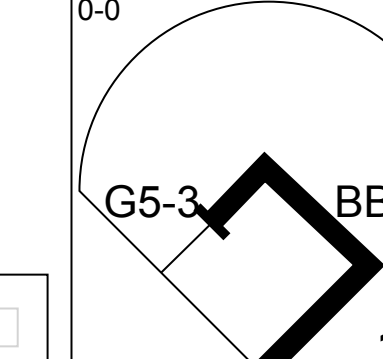
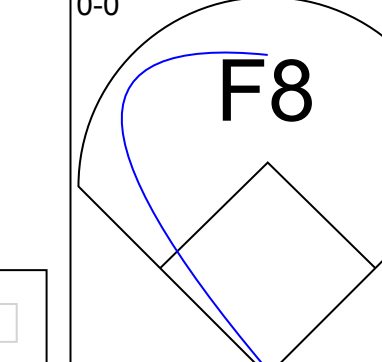
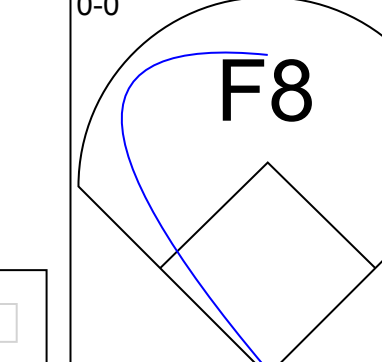
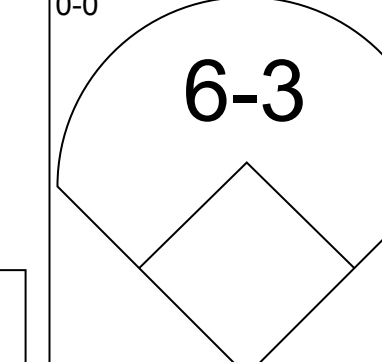
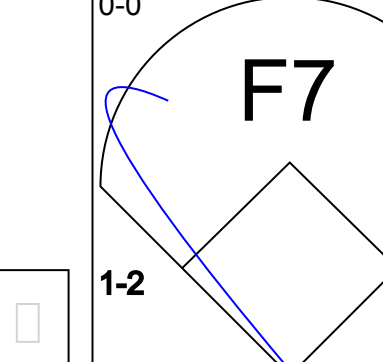
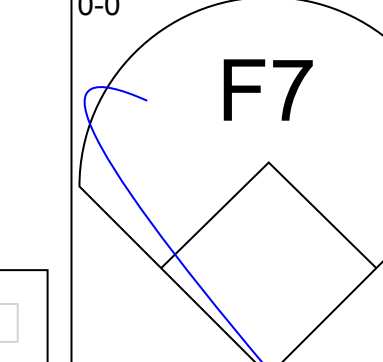
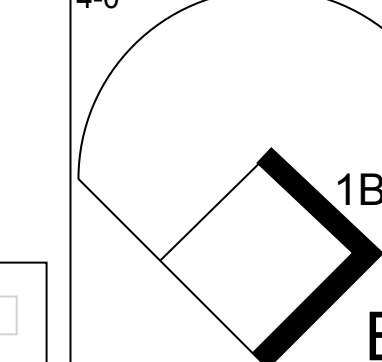
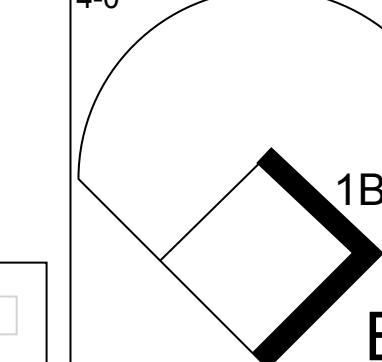
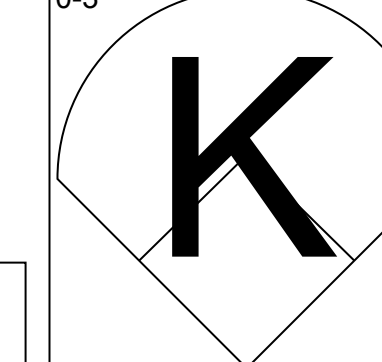
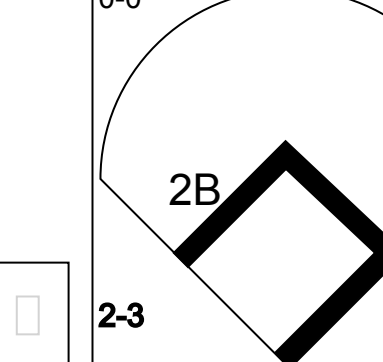
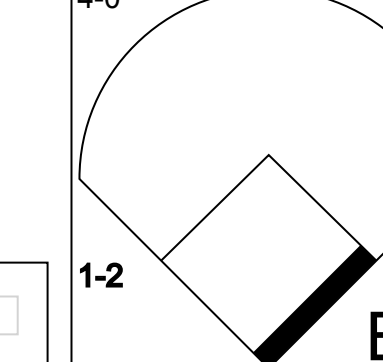

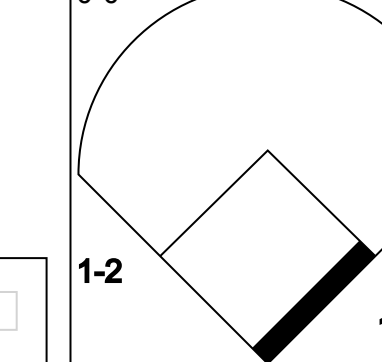
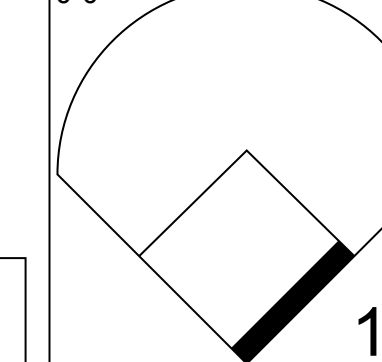
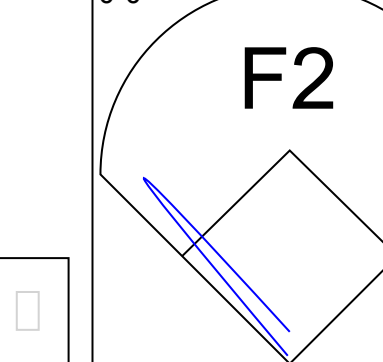
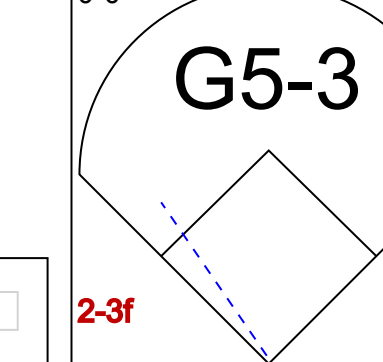


Batter	1	2	3	4	5	6	7	8	9	AB	R	H	RBI	BB	SO	LOB	TOP			
Pat Kelly, L OBP: 0.351, SLG: 0.408 (1, 9)	6-3		L7			G3-6-3			1B 3B	4	1	1	0	0	0	1	Chicago White Sox @ Baltimore Orioles Memorial Stadium, Baltimore, MD Thu Aug 28 1975, 7:05 PM EDT Att: 10,459 - Unknown			
Jorge Orta, L OBP: 0.360, SLG: 0.442 (1, 4)	1-3					G4-6-3 1B			FC4-6 1B	4	0	3	1	0	0	0				
Ken Henderson, S OBP: 0.352, SLG: 0.347 (1, 8)	F9					G4-6-3 1-2f			FC4-6 3H 1-2f	4	0	0	0	0	0	3				
Deron Johnson, R OBP: 0.303, SLG: 0.385 (1, 3)						6-3				2	0	0	0	1	0	0				
Bill Melton, R OBP: 0.347, SLG: 0.340 (1, 5)						4-3			G6-4-3 1B	3	0	1	0	0	1	1				
Bill Stein, R OBP: 0.322, SLG: 0.359 (1, 10)						F4			G6-4-3 1-2f	3	0	0	0	0	1	2				
Bob Coluccio, R OBP: 0.295, SLG: 0.312 (1, 7)						F3			5-3	3	0	0	0	0	0	1				
Bucky Dent, R OBP: 0.312, SLG: 0.355 (1, 6)						F8			F6	3	0	0	0	0	0	0				
Brian Downing, R OBP: 0.366, SLG: 0.335 (1, 2)						K			5-3	2	0	0	0	1	1	0				
<b>Inning Stats</b>	R: 0 E: 0 K: 0 S: 3	H: 0 LOB: 0 BB: 0 P: 3	R: 0 E: 0 K: 2 S: 7	H: 0 LOB: 1 BB: 1 P: 11	R: 0 E: 0 K: 1 S: 5	H: 0 LOB: 0 BB: 0 P: 5	R: 0 E: 0 K: 0 S: 3	H: 1 LOB: 0 BB: 0 P: 3	R: 0 E: 0 K: 0 S: 3	H: 0 LOB: 0 BB: 1 P: 6	R: 0 E: 0 K: 0 S: 3	H: 1 LOB: 0 BB: 0 P: 3	R: 0 E: 0 K: 0 S: 3	H: 1 LOB: 0 BB: 0 P: 3	R: 1 E: 0 K: 0 S: 5	H: 2 LOB: 1 BB: 0 P: 5	1B: 4 2B: 0 3B: 1 HR: 0	SF: 0 SAC: 0 DP: 4 HBP: 0	WP: 0 PB: 0 SB: 0 CS: 0	PA: 30
<b>PITCHER</b> Mike Cuellar, L ERA: 3.47 (1, 1)	IP: 9.0 WLS: W BF: 30	H: 5 R: 1 ER: 1 SO: 3	BB: 2 IBB: 0 HBP: 0 BLK: 0	WP: 0 HR: 0 S: 34 P: 42	ERA: 1.00 WHIP: 0.778	<b>PITCHER</b> IP: WLS: BF: H: R: ER: SO: BB: IBB: HBP: BLK: WP: HR: S: P: ERA: WHIP														

Batter	1	2	3	4	5	6	7	8	9	AB	R	H	RBI	BB	SO	LOB	BOTTOM			
Ken Singleton, S OBP: 0.421, SLG: 0.464 (1, 9)	FC4-6 BB	FC6-4 1-2f				SH1-4 1B BB			K	2	1	0	0	2	1	2	Chicago White Sox @ Baltimore Orioles Memorial Stadium, Baltimore, MD Thu Aug 28 1975, 7:05 PM EDT Att: 10,459 - Unknown			
Tony Muser, L OBP: 0.342, SLG: 0.310 (1, 3)	FC4-6 PB 1-2f				SH1-4 1-2			1B	3	0	1	0	0	0	1	1				
Tommy Davis, R OBP: 0.306, SLG: 0.345 (1, 10)	5-3 1-2				K			F5	4	0	0	0	0	1	3	3				
Don Baylor, R OBP: 0.360, SLG: 0.498 (1, 7)	5-3 2-3				E S 1B			F5	4	0	2	1	0	0	2	2				
Bobby Grich, R OBP: 0.406, SLG: 0.412 (1, 4)					1B 1B			K	2	1	1	0	2	1	0	1				
Paul Blair, R OBP: 0.249, SLG: 0.272 (1, 8)					1-3 BB			F7	4	0	1	0	0	1	4	4				
Brooks Robinson, R OBP: 0.274, SLG: 0.276 (1, 5)					F7			K	4	0	0	0	0	1	2	2				
Eliod Hendricks, L OBP: 0.322, SLG: 0.365 (1, 2)					FC6-4 1-2 2H 1B			3-1	3	0	1	1	0	0	0	0				
Mark Belanger, R OBP: 0.263, SLG: 0.248 (1, 6)					F7			F6	3	0	0	0	0	1	2	2				
<b>Inning Stats</b>	R: 0 E: 0 K: 0 S: 3	H: 0 LOB: 1 BB: 1 P: 7	R: 1 E: 0 K: 1 S: 8	H: 3 LOB: 2 BB: 0 P: 8	R: 0 E: 0 K: 1 S: 6	H: 1 LOB: 2 BB: 1 P: 10	R: 0 E: 0 K: 0 S: 3	H: 0 LOB: 0 BB: 0 P: 3	R: 1 E: 0 K: 1 S: 6	H: 1 LOB: 2 BB: 2 P: 14	R: 0 E: 0 K: 0 S: 3	H: 0 LOB: 0 BB: 0 P: 3	R: 0 E: 0 K: 1 S: 6	H: 1 LOB: 1 BB: 0 P: 6	R: 0 E: 0 K: 2 S: 7	H: 0 LOB: 0 BB: 0 P: 7	1B: 6 2B: 0 3B: 0 HR: 0	SF: 0 SAC: 1 DP: 0 HBP: 0	WP: 0 PB: 1 SB: 2 CS: 0	PA: 34
<b>PITCHER</b> Wilbur Wood, L ERA: 4.04 (1, 1)	IP: 8.0 WLS: L BF: 34	H: 6 R: 2 ER: 2 SO: 6	BB: 3 IBB: 1 HBP: 0 BLK: 0	WP: 0 HR: 0 S: 42 P: 58	ERA: 2.25 WHIP: 1.125	<b>PITCHER</b> IP: WLS: BF: H: R: ER: SO: BB: IBB: HBP: BLK: WP: HR: S: P: ERA: WHIP														



Batter	1	2	3	4	5	6	7	8	9	AB	R	H	RBI	BB	SO	LOB	TOP								
Pat Kelly, L OBP: 0.348, SLG: 0.404 (1, 9)										4	0	0	0	0	2	3	Chicago White Sox @ Baltimore Orioles Memorial Stadium, Baltimore, MD Fri Aug 29 1975, 7:05 PM EDT Att: 10,307 - Unknown								
Jorge Orta, L OBP: 0.357, SLG: 0.438 (1, 4)										4	0	0	0	0	0	1									
Ken Henderson, S OBP: 0.353, SLG: 0.362 (1, 8)										4	2	2	2	0	1	1									
Deron Johnson, R OBP: 0.304, SLG: 0.395 (1, 3)										4	1	2	1	0	0	0									
Bill Melton, R OBP: 0.346, SLG: 0.339 (1, 5)										4	0	1	0	0	0	1									
Bill Stein, R OBP: 0.322, SLG: 0.359 Carlos May, L OBP: 0.370, SLG: 0.376 (1, 10) (8, PH)										3	0	1	0	0	0	1									
Bob Coluccio, R OBP: 0.294, SLG: 0.328 (1, 7)										4	1	1	1	0	0	2									
Bucky Dent, R OBP: 0.309, SLG: 0.352 (1, 6)										4	0	0	0	0	2	1									
Brian Downing, R OBP: 0.369, SLG: 0.343 (1, 2)										4	0	3	0	0	0	0									
<b>Inning Stats</b>	R: 2 E: 0 K: 1 S: 7	H: 2 LOB: 0 BB: 0 P: 7	R: 1 E: 0 K: 0 S: 5	H: 2 LOB: 1 BB: 0 P: 5	R: 0 E: 0 K: 0 S: 3	H: 0 LOB: 0 BB: 0 P: 3	R: 0 E: 0 K: 1 S: 6	H: 1 LOB: 1 BB: 0 P: 6	R: 0 E: 0 K: 1 S: 6	H: 1 LOB: 1 BB: 0 P: 6	R: 0 E: 0 K: 1 S: 5	H: 1 LOB: 0 BB: 0 P: 5	R: 1 E: 1 K: 0 S: 5	H: 2 LOB: 1 BB: 0 P: 5	R: 0 E: 0 K: 1 S: 5	H: 0 LOB: 0 BB: 0 P: 5	1B: 4 2B: 2 3B: 0 HR: 4	SF: 0 SAC: 0 DP: 0 HBP: 0	WP: 0 PB: 0 SB: 1 CS: 1	PA: 36					
<b>PITCHER</b>	IP	WLS	BF	H	R	ER	SO	BB	IBB	HBP	BLK	WP	HR	S	P	ERA	WHIP								
Ross Grimsley, L ERA: 4.07 (1, 1)	1.1	L	7	3	3	3	1	0	0	0	0	0	3	9	9	20.25	2.250								
Wayne Garland, R ERA: 3.49 (2, 1)	6.2		26	7	1	1	4	0	0	0	0	0	1	34	34	1.35	1.050								
Dyar Miller, R ERA: 2.54 (9, 1)	1.0		3	0	0	0	1	0	0	0	0	0	0	5	5	0.00	0.000								

Batter	1	2	3	4	5	6	7	8	9	AB	R	H	RBI	BB	SO	LOB	BOTTOM								
Ken Singleton, S OBP: 0.422, SLG: 0.466 (1, 9)										4	0	2	1	0	0	3	Chicago White Sox @ Baltimore Orioles Memorial Stadium, Baltimore, MD Fri Aug 29 1975, 7:05 PM EDT Att: 10,307 - Unknown								
Paul Blair, R OBP: 0.249, SLG: 0.280 (1, 8)										4	1	1	1	0	0	5									
Tommy Davis, R OBP: 0.305, SLG: 0.342 (1, 10)										3	0	0	0	1	0	1									
Lee May, R OBP: 0.317, SLG: 0.436 (1, 3)										4	0	1	0	0	2	1									
Bobby Grich, R OBP: 0.403, SLG: 0.408 (1, 4)										4	0	0	0	0	2	2									
Don Baylor, R OBP: 0.361, SLG: 0.498 (1, 7)										4	1	2	0	0	0	2									
Brooks Robinson, R OBP: 0.272, SLG: 0.274 Al Bumbry, L OBP: 0.330, SLG: 0.367 (1, 5) (9, PH)										3	0	0	0	0	0	1									
Dave Duncan, R OBP: 0.252, SLG: 0.359 Jim Northrup, L OBP: 0.243, SLG: 0.420 Tom Shopay, L OBP: 0.250, SLG: 0.200 (1, 2) (9, PH) (9, FR)										2	0	1	0	1	1	0									
Mark Belanger, R OBP: 0.266, SLG: 0.251 Tony Muser, L OBP: 0.340, SLG: 0.308 (1, 6) (9, PH)										3	0	2	0	0	0	2									
<b>Inning Stats</b>	R: 0 E: 0 K: 0 S: 3	H: 1 LOB: 0 BB: 0 P: 3	R: 0 E: 0 K: 0 S: 3	H: 1 LOB: 0 BB: 0 P: 3	R: 0 E: 0 K: 0 S: 4	H: 1 LOB: 2 BB: 1 P: 8	R: 0 E: 0 K: 2 S: 7	H: 0 LOB: 1 BB: 1 P: 11	R: 0 E: 0 K: 1 S: 6	H: 1 LOB: 1 BB: 0 P: 6	R: 1 E: 0 K: 0 S: 4	H: 1 LOB: 0 BB: 0 P: 4	R: 1 E: 0 K: 0 S: 6	H: 3 LOB: 2 BB: 0 P: 6	R: 0 E: 0 K: 2 S: 7	H: 0 LOB: 0 BB: 0 P: 7	R: 0 E: 0 K: 0 S: 3	H: 1 LOB: 1 BB: 1 P: 7	1B: 7 2B: 1 3B: 0 HR: 1	SF: 0 SAC: 0 DP: 3 HBP: 0	WP: 0 PB: 0 SB: 0 CS: 0	PA: 36			
<b>PITCHER</b>	IP	WLS	BF	H	R	ER	SO	BB	IBB	HBP	BLK	WP	HR	S	P	ERA	WHIP								
Jim Kaat, L ERA: 3.08 (1, 1)	6.2	W	28	8	2	2	3	2	0	0	0	0	1	32	40	2.70	1.500								
Rich Gossage, R ERA: 1.93 (7, 1)	2.1	S	8	1	0	0	2	1	0	0	0	0	0	11	15	0.00	0.857								



Batter	1	2	3	4	5	6	7	8	9	AB	R	H	RBI	BB	SO	LOB	TOP			
Pat Kelly, L OBP: 0.348, SLG: 0.402 (1, 9)	4-3		G4-6-3			5-3		1B		4	0	1	0	0	0	1	Chicago White Sox @ Baltimore Orioles Memorial Stadium, Baltimore, MD Sat Aug 30 1975, 7:05 PM EDT Att: 12,498 - Unknown			
Jorge Orta, L OBP: 0.356, SLG: 0.445 (1, 4)	4-3			HR		F7		1B		4	1	2	1	0	0					
Carlos May, L OBP: 0.371, SLG: 0.375 (1, 10)				F7			1B		F7	3	0	1	0	1	0					
Deron Johnson, R OBP: 0.304, SLG: 0.394 (1, 3)				K			1B		4-3	4	0	1	0	0	2					
Ken Henderson, S OBP: 0.351, SLG: 0.359 (1, 8)				K			K		4-3	4	0	0	0	0	2					
Bill Melton, R OBP: 0.344, SLG: 0.336 (1, 5)						1-3				3	0	0	0	0	1					
Nyls Nyman, L OBP: 0.239, SLG: 0.254 (1, 7)						1-3		K		3	0	0	0	0	2					
Lee Richard, R OBP: 0.295, SLG: 0.275 (1, 6)				K		K		F8		3	0	0	0	0	2					
Pete Varney, R OBP: 0.321, SLG: 0.450 (1, 2)				E5					HR	3	1	1	1	0	0					
<b>Inning Stats</b>	R: 0 E: 0 K: 1 S: 5	H: 0 LOB: 1 BB: 1 P: 9	R: 0 E: 0 K: 2 S: 7	H: 0 LOB: 0 BB: 0 P: 7	R: 0 E: 1 K: 1 S: 5	H: 0 LOB: 0 BB: 0 P: 5	R: 1 E: 0 K: 2 S: 8	H: 1 LOB: 0 BB: 0 P: 8	R: 0 E: 0 K: 1 S: 5	H: 0 LOB: 0 BB: 0 P: 5	R: 0 E: 0 K: 1 S: 6	H: 2 LOB: 1 BB: 0 P: 6	R: 1 E: 0 K: 1 S: 7	H: 3 LOB: 2 BB: 0 P: 7	R: 0 E: 0 K: 0 S: 3	H: 0 LOB: 0 BB: 0 P: 3	1B: 4 2B: 0 3B: 0 HR: 2	SF: 0 SAC: 0 DP: 2 HBP: 0	WP: 0 PB: 0 SB: 1 CS: 0	PA: 32
<b>PITCHER</b> Jim Palmer, R ERA: 2.16 (1, 1)	IP: 9.0 WLS: W BF: 32 H: 6 R: 2 ER: 2 SO: 9 BB: 1 IBB: 0 HBP: 0 BLK: 0 WP: 0 HR: 2 S: 49 P: 53 ERA: 2.00 WHIP: 0.778																			

Batter	1	2	3	4	5	6	7	8	9	AB	R	H	RBI	BB	SO	LOB	BOTTOM			
Al Bumbry, L OBP: 0.334, SLG: 0.367 (1, 10)						4-3		F7		3	0	1	1	2	0	2	Chicago White Sox @ Baltimore Orioles Memorial Stadium, Baltimore, MD Sat Aug 30 1975, 7:05 PM EDT Att: 12,498 - Unknown			
Paul Blair, R OBP: 0.246, SLG: 0.277 (1, 8)										4	0	0	0	0	1	4				
Ken Singleton, S OBP: 0.419, SLG: 0.462 (1, 9)										4	0	0	0	0	1	3				
Lee May, R OBP: 0.320, SLG: 0.441 (1, 3)										3	1	2	0	1	0	0				
Tony Muser, L OBP: 0.340, SLG: 0.308 (9, 3)										0	0	0	0	0	0	0				
Don Baylor, R OBP: 0.360, SLG: 0.495 (1, 7)										4	1	1	0	0	0	3				
Bobby Grich, R OBP: 0.495, SLG: 0.407 (1, 4)										1	1	0	0	3	1	0				
Eliot Hendricks, L OBP: 0.317, SLG: 0.358 (1, 2)										3	0	0	0	0	2	3				
Tommy Davis, R OBP: 0.304, SLG: 0.341 (6, PH)										1	0	0	0	0	1	3				
Dave Duncan, R OBP: 0.252, SLG: 0.359 (9, 2)										0	0	0	0	0	0	0				
Brooks Robinson, R OBP: 0.274, SLG: 0.278 (1, 5)										4	1	2	2	0	0	0				
Mark Belanger, R OBP: 0.267, SLG: 0.250 (1, 6)										2	0	0	1	1	0	1				
<b>Inning Stats</b>	R: 0 E: 0 K: 0 S: 3	H: 0 LOB: 2 BB: 2 P: 11	R: 0 E: 0 K: 2 S: 7	H: 0 LOB: 0 BB: 0 P: 7	R: 0 E: 0 K: 0 S: 3	H: 0 LOB: 1 BB: 1 P: 7	R: 0 E: 0 K: 1 S: 5	H: 0 LOB: 1 BB: 1 P: 9	R: 0 E: 0 K: 1 S: 4	H: 1 LOB: 2 BB: 1 P: 8	R: 1 E: 0 K: 1 S: 7	H: 2 LOB: 1 BB: 0 P: 7	R: 3 E: 0 K: 1 S: 8	H: 3 LOB: 1 BB: 1 P: 12	R: 0 E: 0 K: 0 S: 3	H: 0 LOB: 0 BB: 0 P: 3	1B: 3 2B: 3 3B: 0 HR: 0	SF: 0 SAC: 1 DP: 0 HBP: 0	WP: 1 PB: 0 SB: 4 CS: 0	PA: 37
<b>PITCHER</b> Jesse Jefferson, R ERA: 4.6 (1, 1)	IP: 7.0 WLS: L BF: 33 H: 5 R: 4 ER: 4 SO: 4 BB: 7 IBB: 0 HBP: 0 BLK: 0 WP: 1 HR: 0 S: 36 P: 64 ERA: 5.14 WHIP: 1.714																			
Dave Hamilton, L ERA: 3.35 (8, 1)	IP: 1.0 WLS: L BF: 4 H: 1 R: 0 ER: 0 SO: 1 BB: 0 IBB: 0 HBP: 0 BLK: 0 WP: 0 HR: 0 S: 6 P: 6 ERA: 0.00 WHIP: 1.000																			



Batter	1	2	3	4	5	6	7	8	9	AB	R	H	RBI	BB	SO	LOB	TOP										
<b>Freddie Patek, R</b> OBP: 0.306, SLG: 0.331 (1, 6)										6	1	2	0	0	2	7	<b>Kansas City Royals @ Chicago White Sox</b> Comiskey Park, Chicago, IL Mon Sep 01 1975, 4:33AM EDT Unknown - 70 F										
<b>Amos Otis, R</b> OBP: 0.356, SLG: 0.408 (1, 8)										6	0	1	1	1	0	5											
<b>George Brett, L</b> OBP: 0.339, SLG: 0.430 (1, 5)										5	0	1	0	0	0	3											
<b>John Mayberry, L</b> OBP: 0.404, SLG: 0.548 (8, PR)										3	1	0	0	2	1	2											
<b>Jim Woychik, R</b> OBP: 0.321, SLG: 0.313 (8, 7)										0	0	0	0	0	0	0											
<b>Hal McRae, R</b> OBP: 0.366, SLG: 0.442 Mark Littell, L (8, 1)										4	1	0	0	1	1	2											
<b>Al Cowens, R</b> OBP: 0.341, SLG: 0.413 (1, 9)										4	3	3	2	1	0	2											
<b>Harmon Killebrew, R</b> OBP: 0.330, SLG: 0.370 Vada Pinson, L (7, PH)										3	1	0	0	0	1	2											
<b>Buck Martinez, R</b> OBP: 0.310, SLG: 0.372 Bob Stinson, S (7, PH)										3	0	2	1	0	1	0											
<b>Frank White, R</b> OBP: 0.272, SLG: 0.324 Tony Solaita, L Rodney Scott, S (7, 4)										3	1	3	1	0	0	0											
<b>Inning Stats</b>	R: 3 E: 0 K: 2 S: 9	H: 2 LOB: 1 BB: 2 P: 17	R: 1 E: 0 K: 1 S: 8	H: 3 LOB: 2 BB: 0 P: 8	R: 1 E: 0 K: 0 S: 5	H: 2 LOB: 2 BB: 1 P: 9	R: 0 E: 0 K: 1 S: 5	H: 0 LOB: 0 BB: 0 P: 5	R: 2 E: 1 K: 2 S: 11	H: 3 LOB: 1 BB: 0 P: 11	R: 0 E: 0 K: 1 S: 5	H: 1 LOB: 1 BB: 0 P: 9	R: 0 E: 0 K: 0 S: 4	H: 1 LOB: 2 BB: 1 P: 8	R: 0 E: 0 K: 1 S: 6	H: 1 LOB: 2 BB: 1 P: 10	1B: 10 2B: 2 3B: 1 HR: 0	SF: 0 SAC: 1 DP: 0 HBP: 0	WP: 0 PB: 1 SB: 2 CS: 0	PA: 47							
<b>PITCHER</b>	IP	WLS	BF	H	R	ER	SO	BB	IBB	HBP	BLK	WP	HR	S	P	ERA	WHIP										
<b>Wilbur Wood, L</b> ERA: 4.15	(1, 1)	4.1		10	7	5	4	3	0	0	0	0	0	32	44	10.38	3.000										
<b>Rich Gossage, R</b> ERA: 1.85	(5, 1)	4.2	W	20	3	1	0	6	2	0	0	0	0	30	38	0.00	1.071										



Batter	1	2	3	4	5	6	7	8	9	AB	R	H	RBI	BB	SO	LOB	BOTTOM										
<b>Pat Kelly, L</b> OBP: 0.351, SLG: 0.403 (1, 9)										2	1	1	0	2	1	2	<b>Kansas City Royals @ Chicago White Sox</b> Comiskey Park, Chicago, IL Mon Sep 01 1975, 4:33AM EDT Unknown - 70 F										
<b>Jorge Orta, L</b> OBP: 0.381, SLG: 0.449 (1, 4)										5	1	3	3	0	1	3											
<b>Carlos May, L</b> OBP: 0.371, SLG: 0.374 (1, 3)										4	1	1	1	1	0	3											
<b>Deron Johnson, R</b> OBP: 0.303, SLG: 0.392 (1, 10)										5	1	1	0	0	2	6											
<b>Ken Henderson, S</b> OBP: 0.351, SLG: 0.358 (1, 8)										3	1	1	1	1	0	3											
<b>Bill Melton, R</b> OBP: 0.345, SLG: 0.344 (1, 5)										2	1	1	4	1	0	0											
<b>Nyls Nyman, L</b> OBP: 0.240, SLG: 0.254 (1, 7)										4	1	1	1	0	0	0											
<b>Bucky Dent, R</b> OBP: 0.311, SLG: 0.352 (1, 6)										3	1	1	0	1	0	2											
<b>Brian Downing, R</b> OBP: 0.371, SLG: 0.343 Pete Varney, R (4, 2)										0	1	0	0	1	0	0											
<b>Inning Stats</b>	R: 0 E: 0 K: 1 S: 5	H: 1 LOB: 0 BB: 0 P: 5	R: 2 E: 0 K: 0 S: 5	H: 3 LOB: 0 BB: 0 P: 5	R: 5 E: 0 K: 1 S: 8	H: 3 LOB: 2 BB: 2 P: 16	R: 1 E: 0 K: 1 S: 8	H: 3 LOB: 3 BB: 1 P: 12	R: 2 E: 0 K: 0 S: 2	H: 1 LOB: 2 BB: 2 P: 13	R: 0 E: 0 K: 0 S: 2	H: 0 LOB: 0 BB: 1 P: 6	R: 0 E: 0 K: 1 S: 6	H: 1 LOB: 1 BB: 1 P: 10	R: 0 E: 0 K: 0 S: 2	H: 0 LOB: 0 BB: 1 P: 6		1B: 10 2B: 2 3B: 0 HR: 1	SF: 2 SAC: 1 DP: 2 HBP: 0	WP: 0 PB: 1 SB: 0 CS: 1	PA: 43						
<b>PITCHER</b>	IP	WLS	BF	H	R	ER	SO	BB	IBB	HBP	BLK	WP	HR	S	P	ERA	WHIP										
<b>Steve Busby, R</b> ERA: 2.89	(1, 1)	2.2	L	15	7	7	6	2	0	0	0	0	0	17	25	20.25	3.375										
<b>Lindy McDaniel, R</b> ERA: 3.99	(3, 1)	2.0		12	3	3	1	1	1	0	0	0	0	12	20	4.50	2.000										
<b>Bob McClure, L</b> ERA:	(5, 1)	0.1		3	1	0	0	0	1	0	0	0	0	2	6	0.00	6.000										
<b>Mark Littell, R</b> ERA: 6.75	(6, 1)	3.0		11	1	0	0	1	3	0	0	0	0	10	22	0.00	1.333										
<b>Mark Littell, R</b> ERA: 6.75	(8, 1)	3.0		11	1	0	0	1	3	0	0	0	0	10	22	0.00	1.333										





Batter	1	2	3	4	5	6	7	8	9	AB	R	H	RBI	BB	SO	LOB	TOP					
Freddie Patek, R OBP: 0.305, SLG: 0.332										5	0	1	0	0	0	3	<b>Kansas City Royals @ Chicago White Sox</b> Mon Sep 01 1975, 4:38 AM EDT At: 9,605 - Unknown - 72 F <a href="http://livebaseballscorecards.com">livebaseballscorecards.com</a>					
Amos Otis, R OBP: 0.355, SLG: 0.404										4	0	0	0	0	0	1						
George Brett, L OBP: 0.337, SLG: 0.427										4	0	0	0	0	0	2						
John Mayberry, L OBP: 0.404, SLG: 0.547										4	1	2	0	0	0	2						
Hal McRae, R OBP: 0.366, SLG: 0.442 Harmon Killebrew, R OBP: 0.322, SLG: 0.383										3	0	1	0	0	0	3						
Al Cowens, R OBP: 0.344, SLG: 0.416										3	1	1	0	1	0	1						
Jim Wohford, R OBP: 0.317, SLG: 0.308										4	0	0	0	0	2	3						
Buck Martinez, R OBP: 0.309, SLG: 0.369										4	0	1	0	0	0	2						
Frank White, R OBP: 0.272, SLG: 0.327										4	0	1	1	0	0	2						
<b>Inning Stats</b>	R: 0 E: 1 K: 0 S: 5	H: 1 LOB: 2 BB: 0 P: 5	R: 0 E: 0 K: 0 S: 4	H: 1 LOB: 2 BB: 1 P: 8	R: 0 E: 0 K: 1 S: 4	H: 1 LOB: 1 BB: 0 P: 4	R: 1 E: 0 K: 1 S: 7	H: 2 LOB: 1 BB: 0 P: 7	R: 0 E: 0 K: 0 S: 3	H: 0 LOB: 0 BB: 0 P: 3	R: 0 E: 0 K: 0 S: 4	H: 1 LOB: 1 BB: 0 P: 4	R: 0 E: 0 K: 1 S: 7	H: 0 LOB: 0 BB: 0 P: 3	R: 2 E: 0 K: 1 S: 7	H: 2 LOB: 2 BB: 0 P: 7	R: 0 E: 0 K: 0 S: 3	H: 0 LOB: 0 BB: 0 P: 3	1B: 4 2B: 3 3B: 0 HR: 1	SF: 0 SAC: 0 DP: 0 HBP: 0	WP: 0 PB: 0 SB: 0 CS: 0	PA: 37
<b>PITCHER</b> Claude Osteen, L ERA: 4.31	IP: 9.0 WLS: L BF: 37 H: 8 R: 3 ER: 3 SO: 2 BB: 1 IBB: 0 HBP: 0 BLK: 0 WP: 0 HR: 1 S: 40 P: 44 ERA: 3.00 WHIP: 1.000																					

Batter	1	2	3	4	5	6	7	8	9	AB	R	H	RBI	BB	SO	LOB	BOTTOM			
Pat Kelly, L OBP: 0.354, SLG: 0.405										5	0	3	0	0	0	1	<b>Kansas City Royals @ Chicago White Sox</b> Mon Sep 01 1975, 4:38 AM EDT At: 9,605 - Unknown - 72 F <a href="http://livebaseballscorecards.com">livebaseballscorecards.com</a>			
Jorge Orta, L OBP: 0.360, SLG: 0.446										3	0	0	0	1	1	2				
Carlos May, L OBP: 0.373, SLG: 0.376 Nyls Nyman, L OBP: 0.242, SLG: 0.257										3	0	2	0	0	0	2				
Deron Johnson, R OBP: 0.301, SLG: 0.388										4	0	0	0	0	2	4				
Ken Henderson, S OBP: 0.352, SLG: 0.357										2	0	0	0	2	0	0				
Bill Melton, R OBP: 0.342, SLG: 0.341										4	0	0	0	0	2	4				
Mike Squires, L OBP: 0.750, SLG: 0.667										3	1	2	0	1	0	1				
Bucky Dent, R OBP: 0.312, SLG: 0.355										4	0	2	1	0	0	2				
Pete Varney, R OBP: 0.330, SLG: 0.442										4	0	0	0	0	2	3				
<b>Inning Stats</b>	R: 0 E: 0 K: 1 S: 6	H: 2 LOB: 1 BB: 0 P: 6	R: 0 E: 0 K: 0 S: 2	H: 0 LOB: 0 BB: 1 P: 6	R: 0 E: 0 K: 1 S: 6	H: 2 LOB: 2 BB: 1 P: 10	R: 0 E: 0 K: 1 S: 5	H: 0 LOB: 0 BB: 0 P: 5	R: 0 E: 0 K: 1 S: 6	H: 1 LOB: 1 BB: 0 P: 6	R: 1 E: 0 K: 1 S: 6	H: 1 LOB: 1 BB: 1 P: 10	R: 0 E: 0 K: 1 S: 7	H: 2 LOB: 3 BB: 1 P: 11	R: 0 E: 0 K: 0 S: 4	H: 1 LOB: 1 BB: 0 P: 4	1B: 9 2B: 1 3B: 0 HR: 0	SF: 0 SAC: 0 DP: 3 HBP: 0	WP: 0 PB: 0 SB: 0 CS: 1	PA: 37
<b>PITCHER</b> Nelson Briles, R ERA: 4.11 Doug Bird, R ERA: 3.21	IP: 3.0 WLS: W BF: 25 H: 6 R: 1 ER: 1 SO: 5 BB: 2 IBB: 0 HBP: 0 BLK: 0 WP: 0 HR: 0 S: 14 P: 22 ERA: 0.00 WHIP: 2.000																			



Batter	1	2	3	4	5	6	7	8	9	10	11	12	AB	R	H	RBI	BB	SO	LOB	TOP				
<b>Freddie Patek, R</b> OBP: 0.303, SLG: 0.329 (1.6)	K		L7		1B		F7		F9			1-3	6	0	1	0	0	1	4					
<b>Amos Otis, R</b> OBP: 0.353, SLG: 0.403 (1.8)	K		G6-3		F7			K		P6		1B 2B	6	1	1	0	0	2	2					
<b>George Brett, L</b> OBP: 0.340, SLG: 0.432 (1.5)				E5 1B	F7			F2 1B		FC6-4 1B		E 1B BB	6	2	4	1	0	0	1					
<b>John Mayberry, L</b> OBP: 0.404, SLG: 0.543 (1.3)	6-3			1B G-3	F7			F2 1B		FC6-4 1B		E 1B BB	5	1	1	0	1	0	3					
<b>Harmon Killebrew, R</b> OBP: 0.319, SLG: 0.382 (12. PR) <b>Cookie Rojas, R</b> OBP: 0.288, SLG: 0.321				6-3		K		K		F8		E5 1B	6	0	1	0	0	2	6					
<b>Al Cowens, R</b> OBP: 0.340, SLG: 0.409 (1.9)				6-3	4-3					6-3			6	0	1	2	0	1	3					
<b>Jim Wohlford, R</b> OBP: 0.317, SLG: 0.309 (1.7)			L9		1B			K		1B FC5		1B	6	0	2	1	0	1	3					
<b>Buck Martinez, R</b> OBP: 0.308, SLG: 0.366 (9. PR) <b>Rodney Scott, S</b> OBP: 0.366, SLG: 0.406 (9.2)			F9		G1			F7		FC5 1B		F7	4	0	1	0	0	0	3					
<b>Frank White, R</b> OBP: 0.275, SLG: 0.329 (1.4)				G6-3 1B						FC5		L8	5	0	2	0	0	0	2					
<b>Inning Stats</b>	R: 0 E: 0 K: 2 S: 8	H: 1 LOB: 1 BB: 0 P: 8	R: 0 E: 0 K: 0 S: 4	H: 1 LOB: 1 BB: 0 P: 4	R: 0 E: 0 K: 0 S: 3	H: 1 LOB: 0 BB: 0 P: 3	R: 1 E: 1 K: 0 S: 6	H: 2 LOB: 2 BB: 0 P: 6	R: 0 E: 0 K: 0 S: 4	H: 1 LOB: 1 BB: 0 P: 4	R: 0 E: 0 K: 2 S: 7	H: 0 LOB: 0 BB: 0 P: 7	R: 0 E: 0 K: 1 S: 6	H: 1 LOB: 1 BB: 0 P: 6	R: 0 E: 0 K: 2 S: 8	H: 1 LOB: 1 BB: 0 P: 8	R: 0 E: 0 K: 0 S: 4	H: 0 LOB: 0 BB: 0 P: 3	R: 3 E: 1 K: 0 S: 7	H: 3 LOB: 2 BB: 1 P: 11	1B: 11 2B: 3 3B: 0 HR: 0	SF: 0 SAC: 0 DP: 1 HBP: 0	WP: 0 PB: 0 CS: 0	PA: 52
<b>PITCHER</b> <b>Jim Kaat, L</b> ERA: 2.97 (1.1)	IP: 12.0 WLS: 12 BF: 52 H: 14 R: 4 ER: 1 SO: 7 BB: 1 IBB: 0 HBP: 0 BLK: 0 WP: 0 HR: 0 S: 65 P: 69 ERA: 0.75 WHIP: 1.250											<b>PITCHER</b>	IP: 12.0 WLS: 12 BF: 52 H: 14 R: 4 ER: 1 SO: 7 BB: 1 IBB: 0 HBP: 0 BLK: 0 WP: 0 HR: 0 S: 65 P: 69 ERA: 0.75 WHIP: 1.250											

Kansas City Royals @ Chicago White Sox  
Comiskey Park, Chicago, IL  
Tue Sep 02 1975, 8:05 PM EDT  
Att: 4,198 - Unknown - 65 F

AB 51  
R 4  
H 14  
RBI 4  
BB 1  
SO 7  
LOB 27



Batter	1	2	3	4	5	6	7	8	9	10	11	12	AB	R	H	RBI	BB	SO	LOB	BOTTOM				
<b>Pat Kelly, L</b> OBP: 0.349, SLG: 0.400 (1.9)	6-3		L4		P5		G3		1-3			F8	6	0	0	0	0	0	2					
<b>Jorge Orta, L</b> OBP: 0.360, SLG: 0.443 (1.4)	FC5-4 1B		G4-6-3		FC4-6 BB		4-1			1-3		L9	5	0	1	0	1	0	1					
<b>Carlos May, L</b> OBP: 0.373, SLG: 0.375 (4. PR) <b>Nyls Nyman, L</b> OBP: 0.243, SLG: 0.257 (5.7)	FC5-4 BB			E4 1B	FC4-6 S		F9			G3 1B		4-3	1	0	0	0	1	0	0					
<b>Deron Johnson, R</b> OBP: 0.304, SLG: 0.389 (8. PR) <b>Lee Richard, R</b> OBP: 0.286, SLG: 0.275 (10. PH) <b>Jerry Hairston, S</b> OBP: 0.413, SLG: 0.310	FC5-4			SH1 1B	FC4-6 BB			SH3 BB		G3			2	0	1	0	2	0	2					
<b>Ken Henderson, S</b> OBP: 0.353, SLG: 0.357 (1.8)	F7			SH1 1B	F8			SH3		IBB			3	0	1	1	1	0	5					
<b>Bill Melton, R</b> OBP: 0.340, SLG: 0.338 (1.5)				SH1 1B				L9		F9			4	0	0	0	0	1	4					
<b>Mike Squires, L</b> OBP: 0.444, SLG: 0.286 (1.3)					G6-4-3 1B			1-3				3-1	4	0	0	0	1	0	2					
<b>Bucky Dent, R</b> OBP: 0.311, SLG: 0.354 (1.6)					G6-4-3					L3		L8	5	0	1	0	0	0	3					
<b>Pete Varney, R</b> OBP: 0.333, SLG: 0.433 (1.2)				G4-6-3 BB	FC4-6 BB			1-3		6-3		L5	4	0	1	0	1	0	1					
<b>Inning Stats</b>	R: 0 E: 0 K: 0 S: 4	H: 1 LOB: 2 BB: 1 P: 8	R: 0 E: 0 K: 1 S: 5	H: 0 LOB: 0 BB: 0 P: 5	R: 0 E: 0 K: 0 S: 2	H: 0 LOB: 0 BB: 1 P: 6	R: 1 E: 1 K: 0 S: 5	H: 2 LOB: 3 BB: 1 P: 9	R: 0 E: 0 K: 0 S: 4	H: 1 LOB: 3 BB: 0 P: 12	R: 0 E: 0 K: 0 S: 4	H: 0 LOB: 1 BB: 0 P: 4	R: 0 E: 0 K: 0 S: 3	H: 0 LOB: 0 BB: 0 P: 3	R: 0 E: 0 K: 0 S: 4	H: 1 LOB: 2 BB: 1 P: 8	R: 0 E: 0 K: 0 S: 3	H: 0 LOB: 0 BB: 0 P: 3	R: 0 E: 0 K: 0 S: 3	H: 0 LOB: 0 BB: 0 P: 3	1B: 6 2B: 0 3B: 0 HR: 0	SF: 0 SAC: 2 DP: 2 HBP: 0	WP: 0 PB: 0 CS: 0	PA: 48
<b>PITCHER</b> <b>Al Fitzmorris, R</b> ERA: 3.78 (1.1) <b>Marty Pattin, R</b> ERA: 3.57 (12.1)	IP: 11.0 WLS: 11 BF: 45 H: 6 R: 1 ER: 0 SO: 1 BB: 5 IBB: 2 HBP: 0 BLK: 0 WP: 0 HR: 0 S: 40 P: 68 ERA: 0.00 WHIP: 1.000											<b>PITCHER</b>	IP: 11.0 WLS: 11 BF: 45 H: 6 R: 1 ER: 0 SO: 1 BB: 5 IBB: 2 HBP: 0 BLK: 0 WP: 0 HR: 0 S: 40 P: 68 ERA: 0.00 WHIP: 1.000											

Kansas City Royals @ Chicago White Sox  
Comiskey Park, Chicago, IL  
Tue Sep 02 1975, 8:05 PM EDT  
Att: 4,198 - Unknown - 65 F

AB 39  
R 1  
H 6  
RBI 1  
BB 7  
SO 1  
LOB 23






Batter	1	2	3	4	5	6	7	8	9	10	AB	R	H	RBI	BB	SO	LOB					
<b>Freddie Patek, R</b> OBP: 0.302, SLG: 0.326 (1, 6)											4	0	0	0	1	0	3					
<b>Amos Otis, R</b> OBP: 0.353, SLG: 0.402 (1, 8)											4	0	1	0	1	0	3					
<b>George Brett, L</b> OBP: 0.341, SLG: 0.439 (1, 5)											5	3	2	1	0	0	2					
<b>John Mayberry, L</b> OBP: 0.407, SLG: 0.553 (1, 3)											5	2	4	2	0	0	1					
<b>Vada Pinson, L</b> OBP: 0.254, SLG: 0.348 (8, PH)											3	0	0	0	0	0	1					
<b>Cookie Rojas, R</b> OBP: 0.296, SLG: 0.319 (8, PH)											2	0	0	0	0	2	3					
<b>Al Cowens, R</b> OBP: 0.345, SLG: 0.422 (1, 9)											5	0	3	2	0	0	1					
<b>Jim Wohlford, R</b> OBP: 0.319, SLG: 0.308 (1, 7)											4	0	1	0	1	1	2					
<b>Bob Stinson, S</b> OBP: 0.357, SLG: 0.394 (9, PH)											3	0	0	0	0	0	3					
<b>Harmon Killebrew, R</b> OBP: 0.316, SLG: 0.581 (9, 2)											1	0	0	0	0	1	0					
<b>Buck Martinez, R</b> OBP: 0.308, SLG: 0.366 (9, 2)											0	0	0	0	0	0	0					
<b>Frank White, R</b> OBP: 0.274, SLG: 0.324 (1, 4)											3	0	0	0	1	0	0					
<b>Inning Stats</b>	R: 0 E: 0 K: 0 S: 2	H: 0 LOB: 1 BB: 2 P: 10	R: 0 E: 0 K: 0 S: 3	H: 1 LOB: 1 BB: 1 P: 7	R: 0 E: 0 K: 1 S: 7	H: 0 LOB: 0 BB: 0 P: 3	R: 2 E: 0 K: 1 S: 7	H: 2 LOB: 0 BB: 0 P: 7	R: 0 E: 0 K: 0 S: 4	H: 1 LOB: 1 BB: 0 P: 4	R: 0 E: 0 K: 0 S: 5	H: 2 LOB: 3 BB: 1 P: 9	R: 1 E: 0 K: 1 S: 7	H: 2 LOB: 1 BB: 0 P: 7	R: 0 E: 0 K: 1 S: 5	H: 0 LOB: 0 BB: 0 P: 5	R: 2 E: 0 K: 1 S: 8	H: 3 LOB: 1 BB: 0 P: 8	1B: 7 2B: 1 3B: 1 HR: 2	SF: 0 SAC: 0 DP: 0 HBP: 0	WP: 0 PB: 0 SB: 1 CS: 1	PA: 43
<b>PITCHER</b>	IP	WLS	BF	H	R	ER	SO	BB	IBB	HBP	BLK	WP	HR	S	P	ERA	WHIP					
<b>Jesse Jefferson, R</b> ERA: 4.5 (1, 1)	6.0		25	6	2	2	1	3	0	0	0	0	2	24	36	3.00	1.500					
<b>Dave Hamilton, L</b> ERA: 3.53 (7, 1)	4.0	L	18	5	3	3	3	1	0	0	0	0	0	23	27	6.75	1.500					

**Kansas City Royals @ Chicago White Sox**  
Comiskey Park, Chicago, IL  
Wed Sep 03 1975, 8:05 PM EDT  
Att: 3,900 - Unknown - 78 F


AB	39
R	5
H	11
RBI	5
BB	4
SO	4
LOB	19



Batter	1	2	3	4	5	6	7	8	9	10	AB	R	H	RBI	BB	SO	LOB							
<b>Jerry Hairston, S</b> OBP: 0.421, SLG: 0.318 (8, 7)											3	1	2	0	1	0	0							
<b>Bob Coluccio, R</b> OBP: 0.253, SLG: 0.326 (1, 6)											4	0	1	0	1	0	2							
<b>Bucky Dent, R</b> OBP: 0.312, SLG: 0.353 (1, 4)											5	2	1	2	0	1	4							
<b>Jorge Orta, L</b> OBP: 0.358, SLG: 0.447 (1, 10)											5	0	0	0	0	4	3							
<b>Deron Johnson, R</b> OBP: 0.301, SLG: 0.385 (1, 8)											4	1	3	0	0	1	0							
<b>Ken Henderson, S</b> OBP: 0.357, SLG: 0.362 (1, 5)											5	0	2	1	0	1	2							
<b>Bill Melton, R</b> OBP: 0.340, SLG: 0.341 (1, 3)											5	0	3	1	0	0	3							
<b>Mike Squires, L</b> OBP: 0.500, SLG: 0.417 (1, 9)											4	0	0	0	0	1	5							
<b>Nyls Nyman, L</b> OBP: 0.239, SLG: 0.253 (1, 2)											4	0	0	0	0	2	4							
<b>Pete Varney, R</b> OBP: 0.320, SLG: 0.415 (1, 1)											4	0	0	0	0	2	4							
<b>Inning Stats</b>	R: 0 E: 1 K: 2 S: 8	H: 1 LOB: 1 BB: 0 P: 8	R: 0 E: 0 K: 2 S: 8	H: 1 LOB: 2 BB: 0 P: 9	R: 0 E: 0 K: 1 S: 4	H: 0 LOB: 1 BB: 2 P: 12	R: 0 E: 0 K: 1 S: 7	H: 2 LOB: 2 BB: 0 P: 7	R: 0 E: 0 K: 0 S: 3	H: 1 LOB: 0 BB: 0 P: 3	R: 1 E: 0 K: 0 S: 5	H: 2 LOB: 1 BB: 0 P: 5	R: 2 E: 0 K: 1 S: 7	H: 2 LOB: 0 BB: 0 P: 7	R: 0 E: 0 K: 1 S: 5	H: 1 LOB: 1 BB: 0 P: 5	R: 0 E: 0 K: 1 S: 5	H: 0 LOB: 0 BB: 0 P: 5	R: 1 E: 0 K: 1 S: 8	H: 3 LOB: 2 BB: 0 P: 8	1B: 9 2B: 3 3B: 0 HR: 1	SF: 0 SAC: 0 DP: 1 HBP: 1	WP: 0 PB: 0 SB: 0 CS: 0	PA: 43
<b>PITCHER</b>	IP	WLS	BF	H	R	ER	SO	BB	IBB	HBP	BLK	WP	HR	S	P	ERA	WHIP							
<b>Dennis Leonard, R</b> ERA: 3.46 (10, 1)	9.0	W	38	9	3	3	9	2	0	0	0	0	0	1	52	3.00	1.222							
<b>Marty Pattin, R</b> ERA: 3.61 (10, 1)	1.0	S	6	3	1	1	1	0	0	0	0	0	0	0	8	9.00	3.000							

**Kansas City Royals @ Chicago White Sox**  
Comiskey Park, Chicago, IL  
Wed Sep 03 1975, 8:05 PM EDT  
Att: 3,900 - Unknown - 78 F

AB	40
R	4
H	12
RBI	4
BB	2
SO	10
LOB	23













Batter	1	2	3	4	5	6	7	8	9	AB	R	H	RBI	BB	SO	LOB	TOP			
<b>Lyman Bostock, L</b> (1, 7) OBP: 0.326, SLG: 0.345	0-0 1-3		0-3 K		0-3 K		0-0 G6-4-3		4-0 BB	4	0	0	0	1	2	2				
<b>Jerry Terrell, R</b> (1, 6) OBP: 0.344, SLG: 0.357	0-0 5-3		0-0 1B		0-0 1B			0-0 1B	0-0 F8	3	0	2	0	0	0	0				
<b>Steve Braun, L</b> (8, PH) OBP: 0.384, SLG: 0.423										2	0	1	0	0	0	2				
<b>Rod Carew, L</b> (1, 4) OBP: 0.429, SLG: 0.511	0-0 5-3		0-0 L7		0-0 6-3			0-0 F7		4	0	0	0	0	0	4				
<b>Dan Ford, R</b> (1, 8) OBP: 0.328, SLG: 0.440		0-0 SH3-4 1B		0-0 6-3		0-3 K		0-0 1B		4	0	2	0	0	1	2				
<b>Tony Oliva, L</b> (1, 10) OBP: 0.353, SLG: 0.402		0-0 SH3-4 1B		0-0 L9		0-3 K		0-3 K		4	0	1	0	0	2	2				
<b>Dave McKay, S</b> (1, 5) OBP: 0.250, SLG: 0.488		0-0 SH3-4		0-0 HR		0-0 F9		0-0 F8		2	1	1	0	0	0	0				
<b>John Briggs, L</b> (8, PH) OBP: 0.399, SLG: 0.388										1	0	0	0	0	0	2				
<b>Luis Gomez, R</b> (8, 6) OBP: 0.200, SLG: 0.150										0	0	0	0	0	0	0				
<b>Craig Kusick, R</b> (1, 3) OBP: 0.325, SLG: 0.351		0-0 L6		0-0 HR		0-0 F8			0-3 K	4	1	1	2	0	1	2				
<b>Mike Poepping, R</b> (1, 9)		0-0 6-3		0-0 F8			0-0 F8		0-0 5-3	4	0	0	0	0	0	2				
<b>Phil Roof, R</b> (1, 2) OBP: 0.340, SLG: 0.517									0-0 BB	2	0	1	0	2	0	0				
<b>Steve Brye, R</b> (9, PR) OBP: 0.325, SLG: 0.429							0-0 6-3 1B		0-0 BB	0	0	0	0	0	0	0				
<b>Inning Stats</b>	R: 0 E: 0 K: 0 S: 3	H: 0 LOB: 0 BB: 0 P: 3	R: 0 E: 0 K: 0 S: 5	H: 2 LOB: 2 BB: 0 P: 5	R: 0 E: 0 K: 1 S: 6	H: 1 LOB: 1 BB: 0 P: 6	R: 2 E: 0 K: 0 S: 5	H: 2 LOB: 0 BB: 0 P: 5	R: 0 E: 0 K: 1 S: 8	H: 1 LOB: 2 BB: 1 P: 12	R: 0 E: 0 K: 0 S: 2	H: 0 LOB: 0 BB: 1 P: 6	R: 0 E: 0 K: 1 S: 7	H: 2 LOB: 2 BB: 0 P: 7	R: 0 E: 0 K: 1 S: 6	H: 1 LOB: 2 BB: 1 P: 10	1B: 7 2B: 1 3B: 0 HR: 1	SF: 0 SAC: 1 DP: 1 HBP: 0	WP: 0 PA: 38 CS: 0	
<b>PITCHER</b>	IP	WLS	BF	H	R	ER	SO	BB	IBB	HBP	BLK	WP	HR	S	P	ERA	WHIP			
<b>Jim Kaat, L</b> (1, 1) ERA: 2.96	7.0	W	28	6	2	2	4	2	0	0	0	0	1	34	42	2.57	1.143			
<b>Rich Gossage, R</b> (8, 1) ERA: 1.6	2.0	S	10	3	0	0	2	1	0	0	0	0	0	13	17	0.00	2.000			

**Minnesota Twins @ Chicago White Sox**  
Comiskey Park, Chicago, IL  
Sat Sep 06 1975, 8:05 PM EDT  
Att. 7,078 - Unknown - 60 F

AB 34  
R 2  
H 9  
RBI 2  
BB 3  
SO 6  
LOB 18



Batter	1	2	3	4	5	6	7	8	9	AB	R	H	RBI	BB	SO	LOB	BOTTOM			
<b>Jerry Hairston, S</b> (1, 7) OBP: 0.421, SLG: 0.319	4-0 BB		0-0 BB 1B		0-0 L8		0-0 F8			3	0	1	0	1	0	0				
<b>Mike Squires, L</b> (1, 3) OBP: 0.455, SLG: 0.294	0-0 L9		4-0 BB BB		4-0 HR BB			0-0 3-1		2	1	0	0	2	0	1				
<b>Jorge Orta, L</b> (1, 4) OBP: 0.361, SLG: 0.453	0-0 F7		4-0 BB		0-0 HR			0-0 HR 1B		3	2	2	3	1	0	1				
<b>Deron Johnson, R</b> (1, 10) OBP: 0.302, SLG: 0.388	0-3 K		0-3 K		0-0 L9			0-0 HR		4	1	1	2	0	2	4				
<b>Ken Henderson, S</b> (1, 8) OBP: 0.353, SLG: 0.359		0-3 K		0-0 F7			0-0 F5		0-0 F8	3	0	0	0	0	1	3				
<b>Bob Coluccio, R</b> (7, 9) OBP: 0.284, SLG: 0.315										1	0	0	0	0	0	0				
<b>Bill Melton, R</b> (1, 5) OBP: 0.340, SLG: 0.340		0-3 K		0-0 L7			0-3 K		0-3 K	3	0	0	0	0	2	0				
<b>Pat Kelly, L</b> (8, PH) OBP: 0.348, SLG: 0.399										1	0	0	0	0	1	0				
<b>Bill Stein, R</b> (9, 5) OBP: 0.326, SLG: 0.362										0	0	0	0	0	0	0				
<b>Nyls Nyman, L</b> (1, 9) OBP: 0.241, SLG: 0.258		0-0 L8		0-3 K			0-0 4-1			3	0	0	0	0	1	0				
<b>Bucky Dent, R</b> (1, 6) OBP: 0.308, SLG: 0.352									0-0 5-3	3	0	0	0	0	0	0				
<b>Brian Downing, R</b> (1, 2) OBP: 0.368, SLG: 0.340									0-3 K	3	1	1	0	0	1	0				
<b>Inning Stats</b>	R: 0 E: 0 K: 1 S: 5	H: 0 LOB: 1 BB: 1 P: 9	R: 0 E: 0 K: 2 S: 7	H: 0 LOB: 0 BB: 0 P: 7	R: 1 E: 0 K: 1 S: 7	H: 2 LOB: 3 BB: 2 P: 15	R: 0 E: 0 K: 1 S: 5	H: 0 LOB: 0 BB: 0 P: 5	R: 2 E: 0 K: 0 S: 4	H: 1 LOB: 0 BB: 1 P: 8	R: 0 E: 0 K: 1 S: 5	H: 0 LOB: 0 BB: 0 P: 5	R: 0 E: 0 K: 1 S: 5	H: 0 LOB: 0 BB: 0 P: 5	R: 2 E: 0 K: 1 S: 7	H: 2 LOB: 0 BB: 0 P: 7	1B: 3 2B: 0 3B: 0 HR: 2	SF: 0 SAC: 0 DP: 0 HBP: 0	WP: 0 PA: 33 CS: 0	
<b>PITCHER</b>	IP	WLS	BF	H	R	ER	SO	BB	IBB	HBP	BLK	WP	HR	S	P	ERA	WHIP			
<b>Bert Blyleven, R</b> (1, 1) ERA: 3.0	8.0	L	33	5	5	5	8	4	0	0	0	0	2	45	61	5.62	1.125			

**Minnesota Twins @ Chicago White Sox**  
Comiskey Park, Chicago, IL  
Sat Sep 06 1975, 8:05 PM EDT  
Att. 7,078 - Unknown - 60 F

AB 29  
R 5  
H 5  
RBI 5  
BB 4  
SO 8  
LOB 9





Batter	1	2	3	4	5	6	7	8	9	AB	R	H	RBI	BB	SO	LOB	TOP							
<b>Lyman Bostock, L</b> (1, 7) <small>OBP: 0.327, SLG: 0.345</small> <b>Steve Brye, R</b> (7, PH) <small>OBP: 0.335, SLG: 0.465</small>	 SH1-4 1B		 G3 2-3		 K		 IHR	 HR	 BB 1-2 2-3	3	0	1	0	0	1	2	2 2 2 2 1 0 0	<b>Minnesota Twins @ Chicago White Sox</b> Comiskey Park, Chicago, IL Sun Sep.07 1975, 4:33 AM EDT Att. 6,008 - Unknown - 74 F						
<b>Jerry Terrell, R</b> (1, 6) <small>OBP: 0.341, SLG: 0.358</small>	 SH1-4 1-2		 F8		 L8		 E 2B	 1-3	 K	5	1	1	0	0	1	5	5 1 1 0 0 1 5							
<b>Rod Carew, L</b> (1, 4) <small>OBP: 0.429, SLG: 0.509</small> <b>Luis Gomez, R</b> (8, 4) <small>OBP: 0.200, SLG: 0.150</small>	 L7			 2B 1B	 1-3		 F2	 FC6-4 1B		5	1	2	0	0	0	3	0 0 0 0 0 0 0							
<b>Dan Ford, R</b> (1, 8) <small>OBP: 0.329, SLG: 0.442</small>	 4-3			 1B 5-3 2B		 1B 4-3 1B	 E3 4-3 1B 2H	 FC6-4 1-2		5	3	2	0	0	0	2	5 3 2 0 0 0 2							
<b>Tony Oliva, L</b> (1, 10) <small>OBP: 0.354, SLG: 0.402</small> <b>John Briggs, L</b> (9, PR) <small>OBP: 0.399, SLG: 0.388</small>		 G3		 5-3 1B	 4-3 1-2	 4-3 1-2		 BB 1B		5	0	2	1	0	0	2	0 1 0 0 0 0 0							
<b>Dave McKay, S</b> (1, 5) <small>OBP: 0.285, SLG: 0.479</small>	 F7		 5-3 1B	 5-3 1-2 3-H	 BB 1B 2H	 1B 1B 2H	 1B 1B 2H	 F8		5	1	2	3	0	0	2	5 1 2 3 0 0 2							
<b>Craig Kusick, R</b> (1, 3) <small>OBP: 0.325, SLG: 0.346</small> <b>Danny Thompson, R</b> (6, 6) <small>OBP: 0.303, SLG: 0.341</small>	 K		 G6-4-3 BB	 K	 1B 2H	 1B 1B 2H	 1B 1B 2H	 BB 1B 1-2		2	0	0	0	1	2	1	1 0 1 1 1 1 0 0							
<b>Mike Poepping, R</b> (1, 9)			 G3 PB BB	 G6-4-3 1-2	 1B 1-2 BB	 L7 3	 K 2		3	0	0	0	2	1	5	3 0 0 0 2 1 5								
<b>Glenn Borgmann, R</b> (1, 2) <small>OBP: 0.303, SLG: 0.280</small>	 F8 1-2			 BB	 F5 3		 P4 1 X	 BB 1-2 2-H		4	0	1	1	1	0	3	4 0 1 1 1 0 3							
<b>Inning Stats</b>	R: 0 E: 0 K: 0 S: 4	H: 1 LOB: 1 BB: 0 P: 4	R: 0 E: 0 K: 1 S: 5	H: 0 LOB: 0 BB: 0 P: 5	R: 0 E: 0 K: 0 S: 3	H: 0 LOB: 1 BB: 1 P: 7	R: 2 E: 0 K: 0 S: 5	H: 3 LOB: 1 BB: 1 P: 9	R: 0 E: 0 K: 1 S: 5	H: 0 LOB: 2 BB: 1 P: 11	R: 4 E: 1 K: 0 S: 8	H: 4 LOB: 1 BB: 0 P: 8	R: 1 E: 0 K: 2 S: 9	H: 2 LOB: 3 BB: 2 P: 17	1B: 10 2B: 2 3B: 0 HR: 2	SF: 0 SAC: 1 DP: 1 HBP: 0	WP: 0 PB: 1 SB: 0 CS: 0		PA: 47					
<b>PITCHER</b>	IP WLS BF H R ER SO BB IBB HBP BLK WP HR S P ERA WHIP	IP WLS BF H R ER SO BB IBB HBP BLK WP HR S P ERA WHIP																						
<b>Claude Osteen, L</b> (1, 1) <small>ERA: 4.35</small>	6.2	L	33	9	7	4	3	4	0	0	0	0	0	0	0	0	0	0	0	0	35	51	5.40	1.950
<b>Ozzie Osborn, R</b> (7, 1) <small>ERA: 4.05</small>	0.1		2	1	0	0	0	0	0	0	0	0	0	0	0	2	2	0.00	3.000					
<b>Tim Stoddard, R</b> (8, 1) <small>ERA: 9.0</small>	1.0		5	2	1	1	0	0	0	0	0	0	0	1	5	5	9.00	2.000						
<b>Chris Knapp, R</b> (9, 1) <small>ERA: 4.5</small>	1.0		7	2	1	1	2	2	0	0	0	0	0	0	9	17	9.00	4.000						

Batter	1	2	3	4	5	6	7	8	9	AB	R	H	RBI	BB	SO	LOB	BOTTOM			
<b>Jerry Hairston, S</b> (1, 7) <small>OBP: 0.415, SLG: 0.310</small>	 F7 1		 BB		 G4-6-3 1-2 3-H 3		 L6 3		 F8 3	4	0	0	0	1	0	4	<b>Minnesota Twins @ Chicago White Sox</b> Comiskey Park, Chicago, IL Sun Sep.07 1975, 4:33 AM EDT Att. 6,008 - Unknown - 74 F			
<b>Mike Squires, L</b> (1, 3) <small>OBP: 0.385, SLG: 0.238</small>	 4-3 2		 K 3		 4-3 3			 F7 1		4	0	0	0	0	1	4 0 0 0 0 1 1				
<b>Jorge Orta, L</b> (1, 4) <small>OBP: 0.364, SLG: 0.454</small>	 HBP			 BB 1B		 WP 1B		 L5 2		3	0	2	0	0	0	3 0 2 0 0 0 0				
<b>Deron Johnson, R</b> (1, 10) <small>OBP: 0.301, SLG: 0.389</small>	 K 3			 L4 1		 P6 1-2 1B		 2B		4	0	1	0	0	1	3		4 0 1 0 0 1 3		
<b>Bill Melton, R</b> (1, 5) <small>OBP: 0.341, SLG: 0.342</small>		 SH1-4 CS 2B		 1-2 BB		 F8 2		 6-3 3		3	0	1	0	1	0	2		3 0 1 0 1 0 2		
<b>Bucky Dent, R</b> (1, 6) <small>OBP: 0.306, SLG: 0.352</small>	 SH1-4 2-3 1			 F8 2		 6-3 3		 1B 1B 1B		3	0	1	0	0	0	3		3 0 1 0 0 0 3		
<b>Nyls Nyman, L</b> (1, 8) <small>OBP: 0.238, SLG: 0.255</small>	 K 2 3		 4-3 3		 4-3 1		 4-3 1		 K 1	4	0	0	0	0	2	4		4 0 0 0 0 2 4		
<b>Bob Coluccio, R</b> (1, 9) <small>OBP: 0.288, SLG: 0.319</small>			 1-3 1		 1B PB G4-6-3 1B		 E5 1-2 1B		 1B 1B	4	1	2	0	0	0	0		4 1 2 0 0 0 0		
<b>Brian Downing, R</b> (1, 2) <small>OBP: 0.369, SLG: 0.342</small>			 P5 1-3 1B		 1B G4-6-3 1B		 L8 2		 1-2 2-H 1B	4	0	2	0	0	0	1		4 0 2 0 0 0 1		
<b>Inning Stats</b>	R: 0 E: 0 K: 1 S: 5	H: 0 LOB: 1 BB: 0 P: 6	R: 0 E: 0 K: 1 S: 5	H: 1 LOB: 0 BB: 0 P: 5	R: 0 E: 0 K: 1 S: 5	H: 0 LOB: 1 BB: 1 P: 9	R: 0 E: 0 K: 0 S: 4	H: 1 LOB: 2 BB: 1 P: 8	R: 1 E: 0 K: 0 S: 4	H: 2 LOB: 0 BB: 0 P: 4	R: 0 E: 0 K: 0 S: 4	H: 1 LOB: 1 BB: 0 P: 4	R: 0 E: 0 K: 0 S: 4	H: 1 LOB: 1 BB: 0 P: 4	R: 0 E: 0 K: 1 S: 7	H: 3 LOB: 2 BB: 0 P: 7		1B: 7 2B: 2 3B: 0 HR: 0	SF: 0 SAC: 1 DP: 1 HBP: 1	WP: 1 PB: 1 SB: 0 CS: 1
<b>PITCHER</b>	IP WLS BF H R ER SO BB IBB HBP BLK WP HR S P ERA WHIP	IP WLS BF H R ER SO BB IBB HBP BLK WP HR S P ERA WHIP																		
<b>Jim Hughes, R</b> (1, 1) <small>ERA: 3.84</small>	9.0	W	37	9	1	1	4	2	0	1	0	1	0	42	51	1.00	1.222			



Batter	1	2	3	4	5	6	7	8	9	AB	R	H	RBI	BB	SO	LOB	TOP								
Dave Collins, S (1,7) OBP: 0.344, SLG: 0.359	5-3		F7		SH3-4	F7		1-3		4	0	0	0	0	0	3	<b>California Angels @ Chicago White Sox</b> Comiskey Park, Chicago, IL Tue Sep 09 1975, 8:05 PM EDT Att: 2,958 - Unknown  <a href="http://livebaseballscorecards.com">livebaseballscorecards.com</a>								
Jerry Remy, L (1,4) OBP: 0.316, SLG: 0.322	F8		1-3		1-3 S		F8		4-3	5	0	1	1	0	0	0									
Mickey Rivers, L (1,8) OBP: 0.336, SLG: 0.365	BB		1-3		1-3		1-3		K	4	0	0	0	1	1	1									
Leroy Stanton, R (1,9) OBP: 0.343, SLG: 0.430	F9				5-3		F8		K	4	1	1	0	1	1	2									
Bruce Bochte, L (1,3) OBP: 0.363, SLG: 0.385										3	1	2	1	1	1	1									
Dave Chalk, R (1,5) OBP: 0.350, SLG: 0.346	F9				5-3		F7			4	1	1	0	0	0	3									
Bobby Valentine, R (1,10) John Balaz, R (8,PH) OBP: 0.275, SLG: 0.375	E				K2-3		FC5-2-5-2		K	3	0	1	0	0	1	3									
Andy Etchebarren, R (1,2) OBP: 0.317, SLG: 0.370	E2								K2-3	3	1	2	1	1	1	0									
Mike Miley, S (1,6) OBP: 0.258, SLG: 0.282	G4-3						SF9			3	1	2	2	0	0	2									
<b>Inning Stats</b>	R: 0 E: 0 K: 0 S: 3	H: 0 LOB: 1 BB: 1 P: 7	R: 1 E: 1 K: 0 S: 5	H: 3 LOB: 1 BB: 0 P: 5	R: 0 E: 0 K: 2 S: 8	H: 0 LOB: 0 BB: 0 P: 3	R: 0 E: 0 K: 2 S: 8	H: 1 LOB: 1 BB: 0 P: 8	R: 2 E: 1 K: 0 S: 6	H: 3 LOB: 1 BB: 0 P: 6	R: 1 E: 0 K: 0 S: 4	H: 1 LOB: 2 BB: 2 P: 12	R: 1 E: 0 K: 0 S: 4	H: 1 LOB: 1 BB: 1 P: 8	R: 0 E: 0 K: 2 S: 8	H: 1 LOB: 1 BB: 0 P: 8	R: 0 E: 0 K: 2 S: 7	H: 0 LOB: 0 BB: 0 P: 7	1B: 9 2B: 1 3B: 0 HR: 0	SF: 1 SAC: 1 DP: 1 HBP: 0	WP: 0 PB: 0 SB: 3 CS: 0	PA: 40			
<b>PITCHER</b>	IP	WLS	BF	H	R	ER	SO	BB	IBB	HBP	BLK	WP	HR	S	P	ERA	WHIP								
Wilbur Wood, L (1,1) ERA: 4.15	8.0	L	37	10	5	5	4	4	0	0	0	0	0	41	57	5.62	1.750								
Dave Hamilton, L (9,1) ERA: 3.49	1.0	S	3	0	0	0	2	0	0	0	0	0	0	7	7	0.00	0.000								

Batter	1	2	3	4	5	6	7	8	9	AB	R	H	RBI	BB	SO	LOB	BOTTOM								
Pat Kelly, L (1,9) OBP: 0.348, SLG: 0.400	F8		K				5-3			4	0	1	1	0	1	3	<b>California Angels @ Chicago White Sox</b> Comiskey Park, Chicago, IL Tue Sep 09 1975, 8:05 PM EDT Att: 2,958 - Unknown  <a href="http://livebaseballscorecards.com">livebaseballscorecards.com</a>								
Jerry Hairston, S (1,7) OBP: 0.417, SLG: 0.310			F7		4-3		E9			3	0	1	2	1	0	1									
Jorge Orta, L (1,4) OBP: 0.365, SLG: 0.454	L4						G3			4	0	2	0	0	0	2									
Deron Johnson, R (1,10) OBP: 0.301, SLG: 0.388	F5									4	0	1	0	0	0	2									
Bill Melton, R (1,5) OBP: 0.340, SLG: 0.344										4	1	1	0	0	2	3									
Bucky Dent, R (1,6) OBP: 0.306, SLG: 0.349	1-3									4	0	0	0	0	1	3									
Mike Squires, L (1,3) OBP: 0.345, SLG: 0.217	SF8									2	0	0	1	0	0	0									
Bill Stein, R (9,PH) OBP: 0.324, SLG: 0.360										1	0	0	0	0	0	0									
Nyls Nyman, L (1,8) Chet Lemon, R (9,PH) OBP: 0.242, SLG: 0.259	F8									3	1	2	0	0	0	0									
Brian Downing, R (1,2) OBP: 0.370, SLG: 0.343										4	2	2	0	0	0	1									
<b>Inning Stats</b>	R: 0 E: 0 K: 0 S: 3	H: 0 LOB: 1 BB: 1 P: 7	R: 1 E: 0 K: 0 S: 4	H: 1 LOB: 0 BB: 0 P: 4	R: 0 E: 0 K: 1 S: 5	H: 1 LOB: 0 BB: 0 P: 5	R: 0 E: 0 K: 0 S: 4	H: 2 LOB: 1 BB: 0 P: 4	R: 1 E: 0 K: 0 S: 5	H: 2 LOB: 1 BB: 0 P: 5	R: 0 E: 0 K: 2 S: 8	H: 1 LOB: 1 BB: 0 P: 8	R: 2 E: 1 K: 0 S: 6	H: 3 LOB: 1 BB: 0 P: 6	R: 0 E: 0 K: 1 S: 5	H: 0 LOB: 0 BB: 0 P: 5	R: 0 E: 0 K: 0 S: 3	H: 0 LOB: 0 BB: 0 P: 3	1B: 8 2B: 2 3B: 0 HR: 0	SF: 1 SAC: 0 DP: 1 HBP: 0	WP: 1 PB: 0 SB: 0 CS: 1	PA: 36			
<b>PITCHER</b>	IP	WLS	BF	H	R	ER	SO	BB	IBB	HBP	BLK	WP	HR	S	P	ERA	WHIP								
Ed Figueroa, R (1,1) ERA: 2.96	6.2	W	29	10	4	4	3	1	0	0	0	0	0	34	38	5.40	1.650								
Jim Brewer, L (7,1) ERA: 3.54	2.1	S	7	0	0	0	1	0	0	0	0	0	0	9	9	0.00	0.000								



Batter	1	2	3	4	5	6	7	8	9	AB	R	H	RBI	BB	SO	LOB	TOP					
Dave Collins, S OBP: 0.342, SLG: 0.360 Morris Nettles, L OBP: 0.304, SLG: 0.278	F9	FC6-4				K			6-3	5	0	1	1	0	1	2						
Mickey Rivers, L OBP: 0.338, SLG: 0.367				E3	L4					5	0	3	0	0	0	2						
Leroy Stanton, R OBP: 0.342, SLG: 0.429			SH1						FC4-6	4	1	1	0	0	2	2						
John Balaz, R OBP: 0.274, SLG: 0.370	K		SH1						FC4-6	4	0	1	0	0	0	2						
Bruce Bochte, L OBP: 0.364, SLG: 0.385 Dan Briggs, L (7, PR)										3	0	1	0	1	2	2						
Dave Chalk, R OBP: 0.350, SLG: 0.351										0	0	0	0	0	0	0						
Winston Lianas, R OBP: 0.256, SLG: 0.226										4	1	1	1	0	0	3						
Andy Etchebarren, R OBP: 0.326, SLG: 0.368										4	1	3	1	0	0	0						
Mike Miley, S OBP: 0.263, SLG: 0.287										3	1	1	0	1	1	3						
Inning Stats	R: 0 E: 0 K: 1 S: 6	H: 1 LOB: 1 BB: 0 P: 6	R: 1 E: 0 K: 1 S: 7	H: 2 LOB: 2 BB: 1 P: 11	R: 0 E: 1 K: 0 S: 3	H: 1 LOB: 0 BB: 0 P: 3	R: 2 E: 0 K: 0 S: 7	H: 5 LOB: 2 BB: 0 P: 7	R: 1 E: 0 K: 1 S: 8	H: 3 LOB: 2 BB: 0 P: 8	R: 0 E: 0 K: 2 S: 7	H: 0 LOB: 0 BB: 0 P: 7	R: 0 E: 0 K: 1 S: 4	H: 0 LOB: 1 BB: 1 P: 8	R: 0 E: 0 K: 1 S: 5	H: 1 LOB: 0 BB: 0 P: 5	R: 0 E: 0 K: 1 S: 6	H: 1 LOB: 1 BB: 0 P: 6	1B: 12 2B: 2 3B: 0 HR: 1	SF: 0 SAC: 1 DP: 1 HBP: 0	WP: 0 PB: 0 CS: 2	PA: 41
PITCHER	IP	WLS	BF	H	R	ER	SO	BB	IBB	HBP	BLK	WP	HR	S	P	ERA	WHIP					
Jim Kaat, L ERA: 3.04	4.2	L	25	12	4	4	3	1	0	0	0	0	1	30	34	7.71	2.786					
Ozzie Osborn, R ERA: 3.71	4.1		14	2	0	0	5	1	0	0	0	0	0	23	27	0.00	0.692					

California Angels @ Chicago White Sox  
Comiskey Park, Chicago, IL  
Wed Sep 10 1975, 8:05 PM EDT  
Att: 3,233 - Unknown

AB 36  
R 4  
H 14  
RBI 4  
BB 2  
SO 8  
LOB 16



Batter	1	2	3	4	5	6	7	8	9	AB	R	H	RBI	BB	SO	LOB	BOTTOM					
Jerry Hairston, S OBP: 0.408, SLG: 0.302	F9			6-3		K				4	0	0	0	0	1	1						
Bucky Dent, R OBP: 0.304, SLG: 0.347	K			3-1		F9				4	0	0	0	0	2	2						
Jorge Orta, L OBP: 0.364, SLG: 0.455	5-3									4	0	1	0	0	0	0						
Deron Johnson, R OBP: 0.299, SLG: 0.385										4	0	0	0	0	1	2						
Bill Melton, R OBP: 0.339, SLG: 0.349										4	1	1	1	0	1	1						
Lamar Johnson, R OBP: 0.250, SLG: 1.000										4	1	1	1	0	1	1						
Bob Coluccio, R OBP: 0.284, SLG: 0.314										3	0	0	0	0	1	0						
Nyls Nyman, L OBP: 0.241, SLG: 0.257										2	0	0	0	0	1	0						
Bill Stein, R OBP: 0.323, SLG: 0.358										1	0	0	0	0	0	0						
Brian Downing, R OBP: 0.370, SLG: 0.343										3	0	1	0	0	1	0						
Inning Stats	R: 0 E: 0 K: 1 S: 5	H: 0 LOB: 0 BB: 0 P: 5	R: 0 E: 0 K: 1 S: 5	H: 0 LOB: 0 BB: 0 P: 5	R: 0 E: 0 K: 2 S: 7	H: 0 LOB: 0 BB: 0 P: 7	R: 0 E: 0 K: 0 S: 4	H: 1 LOB: 1 BB: 0 P: 4	R: 1 E: 0 K: 1 S: 6	H: 1 LOB: 0 BB: 0 P: 6	R: 0 E: 0 K: 1 S: 5	H: 0 LOB: 0 BB: 0 P: 5	R: 0 E: 1 K: 1 S: 8	H: 0 LOB: 1 BB: 0 P: 8	R: 0 E: 1 K: 1 S: 7	H: 1 LOB: 2 BB: 0 P: 7	R: 1 E: 0 K: 0 S: 4	H: 1 LOB: 0 BB: 0 P: 4	1B: 1 2B: 1 3B: 0 HR: 2	SF: 0 SAC: 0 DP: 0 HBP: 0	WP: 0 PB: 0 CS: 0	PA: 33
PITCHER	IP	WLS	BF	H	R	ER	SO	BB	IBB	HBP	BLK	WP	HR	S	P	ERA	WHIP					
Frank Tanana, L ERA: 2.36	9.0	W	33	4	2	2	9	0	0	0	0	0	2	51	51	2.00	0.444					

California Angels @ Chicago White Sox  
Comiskey Park, Chicago, IL  
Wed Sep 10 1975, 8:05 PM EDT  
Att: 3,233 - Unknown

AB 33  
R 2  
H 4  
RBI 2  
BB 0  
SO 9  
LOB 7





Batter	1	2	3	4	5	6	7	8	9	AB	R	H	RBI	BB	SO	LOB	TOP	
Pat Kelly, L OBP: 0.348, SLG: 0.399 Bob Coluccio, R OBP: 0.283, SLG: 0.312	3-1			F8		BB 1B	6-3			3	1	1	0	0	0	0	<b>Chicago White Sox @ Texas Rangers</b> Arlington Stadium, Arlington, TX Fri Sep 12 1975, 8:05 PM EDT Att: 6,007 - Unknown	
Jerry Hairston, S OBP: 0.410, SLG: 0.298	6-3			K		BB 1B		HR BB		2	2	0	0	2	1	0		
Jorge Orta, L OBP: 0.365, SLG: 0.461	F8			K		1B		HR		4	1	2	4	0	1	0		
Deron Johnson, R OBP: 0.299, SLG: 0.384		5-3			F3			F7		4	0	1	1	0	0	0		
Bill Melton, R OBP: 0.339, SLG: 0.348		F9				K		L6		4	0	1	0	0	1	2		
Mike Squires, L OBP: 0.303, SLG: 0.185		4-3			F9	F8		F2		4	0	0	0	0	0	3		
Bucky Dent, R OBP: 0.302, SLG: 0.344				F8		5-3		F7		4	0	0	0	0	0	1		
Nyls Nyman, L OBP: 0.244, SLG: 0.264						L4		F8		4	0	2	0	0	0	0		
Brian Downing, R OBP: 0.371, SLG: 0.345				G5-4-3					CS 2B	4	1	2	0	0	1	2		
				G5-4-3		1B			K									
<b>Inning Stats</b>	R: 0 E: 0 K: 0 S: 3	H: 0 LOB: 0 BB: 0 P: 3	R: 0 E: 0 K: 0 S: 3	H: 0 LOB: 0 BB: 0 P: 3	R: 0 E: 0 K: 0 S: 3	H: 1 LOB: 0 BB: 0 P: 3	R: 0 E: 0 K: 2 S: 7	H: 0 LOB: 0 BB: 0 P: 7	R: 0 E: 0 K: 0 S: 4	H: 1 LOB: 1 BB: 0 P: 4	R: 2 E: 0 K: 0 S: 4	H: 1 LOB: 0 BB: 1 P: 8	R: 0 E: 0 K: 1 S: 5	H: 1 LOB: 1 BB: 0 P: 5	1B: 7 2B: 2 3B: 0 HR: 1	SF: 0 SAC: 0 DP: 2 HBP: 0	WP: 0 PB: 0 SB: 0 CS: 1	PA: 36
<b>PITCHER</b> Fergie Jenkins, R ERA: 3.71	IP: 9.0 WLS: L BF: 36 H: 9 R: 5 ER: 5 SO: 4 BB: 2 IBB: 0 HBP: 0 BLK: 0 WP: 0 HR: 1 S: 42 P: 50 ERA: 5.00 WHIP: 1.222																	


Batter	1	2	3	4	5	6	7	8	9	AB	R	H	RBI	BB	SO	LOB	BOTTOM					
Lenny Randle, S OBP: 0.348, SLG: 0.373 Dave Moates, L OBP: 0.328, SLG: 0.386 Tom Robson, R OBP: 0.226, SLG: 0.200 Joe Lovitto, S OBP: 0.288, SLG: 0.269	K			K			K		F5	1	0	0	0	0	1	0	<b>Chicago White Sox @ Texas Rangers</b> Arlington Stadium, Arlington, TX Fri Sep 12 1975, 8:05 PM EDT Att: 6,007 - Unknown					
Roy Smalley, S OBP: 0.280, SLG: 0.278	F8								F7	4	0	1	0	1	1	2						
Toby Harrah, R OBP: 0.406, SLG: 0.458										3	0	1	0	1	1	3						
Jeff Burroughs, R OBP: 0.302, SLG: 0.402										3	0	0	0	1	1	2						
Mike Hargrove, L OBP: 0.394, SLG: 0.401	4-3								K	4	0	1	0	0	1	2						
Jim Spencer, L OBP: 0.324, SLG: 0.399 Jim Fregosi, R OBP: 0.301, SLG: 0.366									K	0	0	0	0	1	0	0						
Tom Grieve, R OBP: 0.318, SLG: 0.453									K	3	0	0	0	0	3	2						
Roy Howell, L OBP: 0.316, SLG: 0.393										4	0	0	0	0	3	3						
Jim Sundberg, R OBP: 0.279, SLG: 0.261 Mike Cabbage, L OBP: 0.289, SLG: 0.338										2	1	1	0	1	0	0						
										0	0	0	0	1	0	0						
<b>Inning Stats</b>	R: 0 E: 0 K: 1 S: 5	H: 0 LOB: 2 BB: 2 P: 13	R: 2 E: 0 K: 2 S: 8	H: 1 LOB: 1 BB: 2 P: 16	R: 0 E: 0 K: 3 S: 11	H: 2 LOB: 2 BB: 0 P: 11	R: 0 E: 0 K: 1 S: 6	H: 1 LOB: 2 BB: 1 P: 10	R: 0 E: 0 K: 1 S: 5	H: 0 LOB: 0 BB: 0 P: 5	R: 0 E: 0 K: 2 S: 7	H: 0 LOB: 0 BB: 0 P: 7	R: 0 E: 0 K: 2 S: 8	H: 1 LOB: 1 BB: 0 P: 8	R: 0 E: 0 K: 2 S: 7	H: 0 LOB: 0 BB: 0 P: 7	R: 0 E: 0 K: 1 S: 5	H: 0 LOB: 1 BB: 1 P: 9	1B: 4 2B: 1 3B: 0 HR: 0	SF: 0 SAC: 0 DP: 0 HBP: 0	WP: 2 PB: 0 SB: 1 CS: 0	PA: 38
<b>PITCHER</b> Jesse Jefferson, R ERA: 4.58 Rich Hinton, L ERA: 3.81 Rich Gossage, R ERA: 1.77	IP: 2.1 WLS: W BF: 15 H: 2 R: 0 ER: 0 SO: 7 BB: 1 IBB: 0 HBP: 0 BLK: 0 WP: 0 HR: 0 S: 28 P: 32 ERA: 0.00 WHIP: 0.750																					



Batter	1	2	3	4	5	6	7	8	9	10	AB	R	H	RBI	BB	SO	LOB	TOP			
Jerry Hairston, S OBP: 0.412, SLG: 0.303 (1, 7)	F9		SF9	FC6-4 1B		BB 1B		FC3-6 6-3 WP 1-2f		G4-6-3 1BB	4	1	2	1	1	0	1				
Bucky Dent, R OBP: 0.301, SLG: 0.341 (1, 6)	F4		FC5-4 FC6 1-2f 3-H	FC6-4 1-2f		1B BB		6-3 1-3		G4-6-3 1-2f	4	0	0	1	1	0	4				
Carlos May, L OBP: 0.373, SLG: 0.374 (10, PH)																					
Lee Richard, R OBP: 0.295, SLG: 0.275 (10, 6)																					
Jorge Orta, L OBP: 0.366, SLG: 0.460 (1, 4)	K		FC6 1-2f		3-1																
Deron Johnson, R OBP: 0.298, SLG: 0.384 (1, 3)		K		1B	K	K				F9	5	1	1	0	0	3	4				
Bill Melton, R OBP: 0.341, SLG: 0.351 (1, 5)		6-3		2B																	
Lamar Johnson, R OBP: 0.111, SLG: 0.444 (1, 10)		6-3		HR 1B	1B			WP 1B		4-3	5	1	3	1	0	0	0				
Bob Coluccio, R OBP: 0.286, SLG: 0.330 (1, 9)				L6	F8			L9		K	5	0	0	0	0	1	3				
Nyls Nyman, L OBP: 0.247, SLG: 0.266 (1, 8)				BB SF9 1B	HR			K		1-3	5	2	2	2	0	2	1				
Brian Downing, R OBP: 0.377, SLG: 0.349 (1, 2)				HR 1B	4-3			G3		3-1	5	1	2	0	0	0	1				
				FC5-4 1B	1B			BB 1B HBP		SH1-4 1B	2	1	2	0	1	0	0				
<b>Inning Stats</b>	R: 0 E: 0 K: 1 S: 5	H: 0 LOB: 0 BB: 0 P: 5	R: 0 E: 0 K: 1 S: 5	H: 0 LOB: 0 BB: 0 P: 5	R: 2 E: 0 K: 0 S: 5	H: 2 LOB: 1 BB: 1 P: 9	R: 3 E: 0 K: 2 S: 8	H: 5 LOB: 2 BB: 0 P: 8	R: 0 E: 0 K: 1 S: 6	H: 1 LOB: 1 BB: 0 P: 6	R: 2 E: 0 K: 2 S: 9	H: 2 LOB: 2 BB: 1 P: 14	R: 0 E: 0 K: 0 S: 4	H: 1 LOB: 2 BB: 1 P: 8	R: 0 E: 0 K: 2 S: 7	H: 0 LOB: 0 BB: 0 P: 7	R: 0 E: 0 K: 0 S: 3	H: 1 LOB: 1 BB: 1 P: 7	1B: 11 2B: 1 3B: 0 HR: 1	SF: 1 SAC: 1 DP: 1 HBP: 1	WP: 2 PA: 47
<b>PITCHER</b>	IP WLS BF H R ER SO BB IBB HBP BLK WP HR S P ERA WHIP	IP WLS BF H R ER SO BB IBB HBP BLK WP HR S P ERA WHIP	IP WLS BF H R ER SO BB IBB HBP BLK WP HR S P ERA WHIP	IP WLS BF H R ER SO BB IBB HBP BLK WP HR S P ERA WHIP	IP WLS BF H R ER SO BB IBB HBP BLK WP HR S P ERA WHIP	IP WLS BF H R ER SO BB IBB HBP BLK WP HR S P ERA WHIP	IP WLS BF H R ER SO BB IBB HBP BLK WP HR S P ERA WHIP	IP WLS BF H R ER SO BB IBB HBP BLK WP HR S P ERA WHIP	IP WLS BF H R ER SO BB IBB HBP BLK WP HR S P ERA WHIP	IP WLS BF H R ER SO BB IBB HBP BLK WP HR S P ERA WHIP	IP WLS BF H R ER SO BB IBB HBP BLK WP HR S P ERA WHIP	IP WLS BF H R ER SO BB IBB HBP BLK WP HR S P ERA WHIP	IP WLS BF H R ER SO BB IBB HBP BLK WP HR S P ERA WHIP	IP WLS BF H R ER SO BB IBB HBP BLK WP HR S P ERA WHIP	IP WLS BF H R ER SO BB IBB HBP BLK WP HR S P ERA WHIP	IP WLS BF H R ER SO BB IBB HBP BLK WP HR S P ERA WHIP	IP WLS BF H R ER SO BB IBB HBP BLK WP HR S P ERA WHIP	IP WLS BF H R ER SO BB IBB HBP BLK WP HR S P ERA WHIP	IP WLS BF H R ER SO BB IBB HBP BLK WP HR S P ERA WHIP		
Jim Umberger, L ERA: 3.95 (1, 1)	3.2	18	6	5	5	2	BB: 1	IBB: 0	HBP: 0	BLK: 0	WP: 0	HR: 1	S: 21	P: 25	ERA: 12.27	WHIP: 1.909					
Stan Thomas, R ERA: 3.48 (4, 1)	2.0	11	3	2	2	2	BB: 1	IBB: 0	HBP: 1	BLK: 0	WP: 0	HR: 0	S: 13	P: 18	ERA: 9.00	WHIP: 2.000					
Mike Kekich, L ERA: 4.5 (6, 1)	0.0	1	1	0	0	0	BB: 0	IBB: 0	HBP: 0	BLK: 0	WP: 0	HR: 0	S: 1	P: 1	ERA: ∞	WHIP: ∞					
Steve Hargan, R ERA: 3.78 (6, 1)	3.2	16	3	0	0	3	BB: 0	IBB: 2	HBP: 0	BLK: 0	WP: 2	HR: 0	S: 20	P: 28	ERA: 0.818	WHIP: 0.818					
Steve Foucault, R ERA: 3.79 (10, 1)	0.2	W	1	0	0	0	BB: 0	IBB: 0	HBP: 0	BLK: 0	WP: 0	HR: 0	S: 1	P: 1	ERA: 0.00	WHIP: 0.000					

Chicago White Sox @ Texas Rangers  
Arlington Stadium, Arlington, TX  
Sat Sep 13 1975, 8:05 PM EDT  
Att. 11,102 - Unknown


AB 40  
R 7  
H 13  
RBI 7  
BB 4  
SO 7  
LOB 17




Batter	1	2	3	4	5	6	7	8	9	10	AB	R	H	RBI	BB	SO	LOB	BOTTOM					
Lenny Randle, S OBP: 0.347, SLG: 0.370 (1, 8)	E6 4-3 1B FC6		FC4-6 BB	K		5-3	G3			SH BB	4	1	0	0	1	1	2						
Davey Nelson, R OBP: 0.304, SLG: 0.286 (1, 4)	E 4-3 1B		FC4-6 1B	5-3		1-3		6-3		6-3	6	1	1	0	0	0	4						
Mike Hargrove, L OBP: 0.390, SLG: 0.408 (8, PR)																							
Dave Moates, L OBP: 0.328, SLG: 0.386 (9, 7)	4-3		BB 1B	K																			
Leo Cardenas, R OBP: 0.339, SLG: 0.295 (10, PH)	1-2 2-3		BB 1B																				
Mike Cubbage, L OBP: 0.294, SLG: 0.338 (10, PH)																							
Jeff Burroughs, R OBP: 0.308, SLG: 0.409 (1, 9)	FC6 G6-4-3		1B BB FC5-4 1B					L5															
Toby Harrah, R OBP: 0.400, SLG: 0.456 (1, 6)	G6-4-3 1-2f		FC5-4 1B BB			HR		5-3		F8	4	1	1	0	1	0	4						
Jim Fregosi, R OBP: 0.309, SLG: 0.365 (1, 3)																							
Tom Grieve, R OBP: 0.314, SLG: 0.445 (1, 10)			4-3 BB	FC5-4 1B		6-3		1B BB		F8	3	0	1	1	2	0	1						
Roy Howell, L OBP: 0.319, SLG: 0.394 (1, 5)				FC5-4 1B		5-3		F6		K	5	0	0	1	0	2	5						
Rich Gossage, R ERA: 1.77 (10, 1)																							
Jim Sundberg, R OBP: 0.278, SLG: 0.259 (1, 2)				FC6-4 1B				IBB															
Joe Lovitto, S OBP: 0.288, SLG: 0.289 (10, PR)																							
<b>Inning Stats</b>	R: 1 E: 2 K: 0 S: 5	H: 1 LOB: 1 BB: 0 P: 5	R: 0 E: 0 K: 1 S: 5	H: 0 LOB: 1 BB: 1 P: 9	R: 4 E: 0 K: 0 S: 7	H: 4 LOB: 2 BB: 2 P: 15	R: 0 E: 0 K: 2 S: 7	H: 0 LOB: 0 BB: 0 P: 7	R: 1 E: 0 K: 0 S: 5	H: 2 LOB: 2 BB: 1 P: 9	R: 1 E: 0 K: 0 S: 5	H: 2 LOB: 1 BB: 0 P: 5	R: 0 E: 0 K: 0 S: 4	H: 1 LOB: 2 BB: 1 P: 8	R: 0 E: 0 K: 0 S: 3	H: 0 LOB: 0 BB: 0 P: 7	R: 0 E: 0 K: 1 S: 5	H: 0 LOB: 0 BB: 0 P: 5	R: 1 E: 1 K: 0 S: 2	H: 0 LOB: 3 BB: 3 P: 14	1B: 8 2B: 0 3B: 0 HR: 2	SF: 0 SAC: 1 DP: 0 HBP: 0	WP: 0 PA: 49
<b>PITCHER</b>	IP WLS BF H R ER SO BB IBB HBP BLK WP HR S P ERA WHIP	IP WLS BF H R ER SO BB IBB HBP BLK WP HR S P ERA WHIP	IP WLS BF H R ER SO BB IBB HBP BLK WP HR S P ERA WHIP	IP WLS BF H R ER SO BB IBB HBP BLK WP HR S P ERA WHIP	IP WLS BF H R ER SO BB IBB HBP BLK WP HR S P ERA WHIP	IP WLS BF H R ER SO BB IBB HBP BLK WP HR S P ERA WHIP	IP WLS BF H R ER SO BB IBB HBP BLK WP HR S P ERA WHIP	IP WLS BF H R ER SO BB IBB HBP BLK WP HR S P ERA WHIP	IP WLS BF H R ER SO BB IBB HBP BLK WP HR S P ERA WHIP	IP WLS BF H R ER SO BB IBB HBP BLK WP HR S P ERA WHIP	IP WLS BF H R ER SO BB IBB HBP BLK WP HR S P ERA WHIP	IP WLS BF H R ER SO BB IBB HBP BLK WP HR S P ERA WHIP	IP WLS BF H R ER SO BB IBB HBP BLK WP HR S P ERA WHIP	IP WLS BF H R ER SO BB IBB HBP BLK WP HR S P ERA WHIP	IP WLS BF H R ER SO BB IBB HBP BLK WP HR S P ERA WHIP	IP WLS BF H R ER SO BB IBB HBP BLK WP HR S P ERA WHIP	IP WLS BF H R ER SO BB IBB HBP BLK WP HR S P ERA WHIP	IP WLS BF H R ER SO BB IBB HBP BLK WP HR S P ERA WHIP	IP WLS BF H R ER SO BB IBB HBP BLK WP HR S P ERA WHIP				
Wilbur Wood, L ERA: 4.24 (1, 1)	2.1	15	4	4	1	BB: 3	IBB: 0	HBP: 0	BLK: 0	WP: 0	HR: 0	S: 14	P: 26	ERA: 15.43	WHIP: 3.000								
Cecil Upshaw, R ERA: 3.83 (3, 1)	3.1	16	5	2	2	BB: 0	IBB: 1	HBP: 0	BLK: 0	WP: 0	HR: 2	S: 19	P: 23	ERA: 5.40	WHIP: 1.500								
Dave Hamilton, L ERA: 3.35 (6, 1)	3.2	L	16	1	1	0	BB: 3	IBB: 0	HBP: 0	BLK: 0	WP: 0	HR: 0	S: 15	P: 27	ERA: 0.00	WHIP: 1.091							
Rich Gossage, R ERA: 1.77 (10, 1)	0.0	2	0	0	0	0	BB: 2	IBB: 0	HBP: 0	BLK: 0	WP: 0	HR: 0	S: 0	P: 8	ERA: ∞	WHIP: ∞							

Chicago White Sox @ Texas Rangers  
Arlington Stadium, Arlington, TX  
Sat Sep 13 1975, 8:05 PM EDT  
Att. 11,102 - Unknown

AB 39  
R 8  
H 10  
RBI 8  
BB 9  
SO 4  
LOB 28





Batter	1	2	3	4	5	6	7	8	9	10	11	12	13	AB R H RBI BB SO LOB	TOP					
Pat Kelly, L OBP: 0.352, SLG: 0.408 Bob Coluccio, R OBP: 0.286, SLG: 0.328	FC4-6 BB 1B	HR		G4-6-3 1B		1B BB		F8			4-3 BB		FC6-4 1B 1B	3 2 2 1 2 0 0 1 1 0 0 1 0 1						
Jerry Hairston, S OBP: 0.415, SLG: 0.311	FC4-6 BB	WP 1B		F7		1B BB		F8			4-3		1B 1B	6 1 3 1 1 0 2						
Jorge Orta, L OBP: 0.367, SLG: 0.457	FC4-6 BB 1B E	4-3		G4-6-3		K							1B 1B FC3-2 1BB	5 1 1 0 2 1 6						
Deron Johnson, R OBP: 0.296, SLG: 0.383	BB E 1B			K									FC3-2 1B 1B	7 1 2 3 0 1 3						
Bill Melton, R OBP: 0.342, SLG: 0.351	E BB			1B S E 1B									FC3-2 1B	6 1 2 0 1 0 2						
Nylis Nyman, L OBP: 0.251, SLG: 0.268	E4			E 1B									FC3-2 1B	6 0 2 1 1 0 4						
Bucky Dent, R OBP: 0.299, SLG: 0.338	F9			E6 FC6-4		BB 1B BB							K	6 1 0 1 1 1 7	AB 51 R 8 H 13 RBI 7 BB 10 SO 5 LOB 33					
Mike Squires, L OBP: 0.282, SLG: 0.156				F8		F7		6-3					F8	5 0 0 0 1 0 3						
Brian Downing, R OBP: 0.374, SLG: 0.346				K		F7		1-3					FC6-4 1B	6 0 1 0 0 2 5						
<b>Inning Stats</b>	R: 3 E: 1 K: 0 S: 4	H: 1 LOB: 1 BB: 3 P: 16	R: 1 E: 0 K: 1 S: 7	H: 2 LOB: 1 BB: 0 P: 7	R: 1 E: 1 K: 1 S: 8	H: 2 LOB: 2 BB: 0 P: 8	R: 0 E: 0 K: 0 S: 3	H: 1 LOB: 0 BB: 0 P: 3	R: 0 E: 0 K: 0 S: 4	H: 1 LOB: 1 BB: 0 P: 4	R: 0 E: 0 K: 0 S: 3	H: 0 LOB: 2 BB: 2 P: 13	R: 0 E: 0 K: 1 S: 3	H: 0 LOB: 0 BB: 0 P: 3	R: 0 E: 0 K: 1 S: 9	H: 4 LOB: 3 BB: 1 P: 13	1B: 12 2B: 0 3B: 0 HR: 1	SF: 0 SAC: 0 DP: 2 HBP: 0	WP: 1 PB: 0 SB: 1 CS: 0	PA: 61
<b>PITCHER</b>	IP WLS BF H R ER SO BB IBB HBP BLK WP HR S P ERA WHIP																			
Jim Gideon, R ERA: 7.94	5.2 29 7 6 5 2 5 0 0 0 1 1 28 48 7.94 2.118																			
Stan Thomas, R ERA: 3.29	4.1 17 2 0 0 2 2 1 0 0 0 0 18 30 0.00 0.923																			
Steve Foucault, R ERA: 3.86	3.0 W 15 4 2 2 1 0 2 0 0 0 0 15 23 6.00 1.333																			

Chicago White Sox @ Texas Rangers  
Arlington Stadium, Arlington, TX  
Sun Sep 14 1975, 4:33 AM EDT  
Att: 6,705 - Unknown

livebaseballscorecards.com

Batter	1	2	3	4	5	6	7	8	9	10	11	12	13	AB R H RBI BB SO LOB	BOTTOM					
Lenny Randle, S OBP: 0.350, SLG: 0.370	L6			SH1-3 1B		1B BB		E5 E					6-3	5 2 2 1 2 0 0						
Roy Smalley, S OBP: 0.291, SLG: 0.285	BB			SH1-3		G6-4-3 1B		E5					K	5 0 3 0 1 1 2						
Toby Harrah, R OBP: 0.404, SLG: 0.453	F6			F2		G6-4-3 1B		F8					2B 1B	7 1 2 1 0 0 6						
Jeff Burroughs, R OBP: 0.309, SLG: 0.411	F9			FC6-5		SH5-4 SF8 1B		SH5-4 BB					1B 2B	5 2 2 1 2 1 3						
Jim Fregosi, R OBP: 0.314, SLG: 0.367				G6-4-3		SH5-4 BB		SH5-4 BB					F5	2 0 1 0 1 0 2 0 0 0 0 1 0 0 0 0 0 0 0 0 0 3 0 0 0 0 2 3						
Jim Spencer, L OBP: 0.325, SLG: 0.399				FC4-6 1B		SH5-4 BB		K						0 0 0 0 1 0 0 0 0 0 0 0 0 0 3 0 0 0 0 2 3						
Dave Moates, L OBP: 0.325, SLG: 0.386				FC4-6 1B		SH5-4 BB		K						0 0 0 0 1 0 0 0 0 0 0 0 0 0 3 0 0 0 0 2 3						
Mike Hargrove, L OBP: 0.394, SLG: 0.405				FC4-6 1B		SH5-4 BB		K						0 0 0 0 1 0 0 0 0 0 0 0 0 0 3 0 0 0 0 2 3						
Tom Grieve, R OBP: 0.318, SLG: 0.448				K		SH5-4		SH5-4					6-3	5 2 3 1 0 1 1						
Tom Robson, R OBP: 0.229, SLG: 0.212				E SF8 1B		SH5-4		SH5-4					1B 1B	3 1 1 1 0 0 4 2 1 0 0 1 0 1	AB 49 R 9 H 17 RBI 8 BB 8 SO 6 LOB 32					
Joe Lovitto, S OBP: 0.289, SLG: 0.264				FC4-6 1B		E5 SF8 1B		F8					F8	3 1 1 1 0 0 4 2 1 0 0 1 0 1						
Roy Howell, L OBP: 0.319, SLG: 0.393				SF8		SF8		5-3					6-3	6 0 2 2 0 0 6						
Jim Sundberg, R OBP: 0.276, SLG: 0.259				1B		SF8		FC5-6 BB 1B					6-3	6 0 2 2 0 0 6						
Leo Cardenas, R OBP: 0.292, SLG: 0.292				4-3		SF8		FC5-6 BB					6-3	6 0 2 2 0 0 6						
Bill Fahey, L OBP: 0.314, SLG: 0.382				SH1-3 1B		SF8		FC5-6 BB					6-3	6 0 2 2 0 0 6						
Ron Pruitt, R OBP: 0.222, SLG: 0.176				SH1-3 1B		SF8		FC5-6 BB					6-3	6 0 2 2 0 0 6						
<b>Inning Stats</b>	R: 0 E: 0 K: 0 S: 3	H: 0 LOB: 1 BB: 1 P: 7	R: 0 E: 0 K: 1 S: 7	H: 2 LOB: 1 BB: 0 P: 7	R: 1 E: 1 K: 0 S: 7	H: 2 LOB: 1 BB: 1 P: 8	R: 2 E: 1 K: 0 S: 7	H: 4 LOB: 2 BB: 0 P: 7	R: 1 E: 2 K: 2 S: 9	H: 1 LOB: 2 BB: 1 P: 13	R: 1 E: 0 K: 0 S: 5	H: 2 LOB: 2 BB: 1 P: 9	R: 0 E: 0 K: 2 S: 7	H: 0 LOB: 0 BB: 0 P: 7	R: 0 E: 0 K: 1 S: 5	H: 0 LOB: 0 BB: 0 P: 5	1B: 16 2B: 1 3B: 0 HR: 0	SF: 2 SAC: 3 DP: 2 HBP: 0	WP: 0 PB: 0 SB: 0 CS: 0	PA: 62
<b>PITCHER</b>	IP WLS BF H R ER SO BB IBB HBP BLK WP HR S P ERA WHIP																			
Jim Kaat, L ERA: 3.11	5.1 29 10 4 4 1 4 0 0 0 0 0 27 43 6.75 2.625																			
Ozzie Osborn, R ERA: 3.61	1.1 5 0 0 0 0 2 0 0 0 0 0 3 11 0.00 1.500																			
Rich Hinton, L ERA: 3.74	5.1 23 4 3 2 5 2 0 0 0 0 0 31 39 3.38 1.125																			
Dave Hamilton, L ERA: 3.52	0.2 L 5 3 2 2 0 0 0 0 0 0 0 5 5 27.00 4.500																			

Chicago White Sox @ Texas Rangers  
Arlington Stadium, Arlington, TX  
Sun Sep 14 1975, 4:33 AM EDT  
Att: 6,705 - Unknown

livebaseballscorecards.com






Batter	1	2	3	4	5	6	7	8	9	AB	R	H	RBI	BB	SO	LOB	TOP				
Jerry Hairston, S OBP: 0.417, SLG: 0.313	0-0 6-3		0-0 FC6-4 1B		0-0 3-H 1B		0-0 F9		0-0 F9	5	0	2	1	0	0	2					
Bucky Dent, R OBP: 0.297, SLG: 0.335	0-0 P4		0-0 FC6-4 1-2		0-0 F9		0-0 F8			4	0	0	0	0	0	3					
Jorge Orta, L OBP: 0.364, SLG: 0.453	0-0 4-3			0-3 K	0-0 F8					4	0	0	0	0	1	2					
Deron Johnson, R OBP: 0.296, SLG: 0.380		0-0 5-3		0-0 E6 1B		0-3 K		0-0 6-3		4	0	0	0	0	1	0					
Bill Melton, R OBP: 0.343, SLG: 0.351		0-0 F9		0-0 1-2 1B		4-0 BB BB		0-0 P4		3	0	1	0	1	0	0					
Lamar Johnson, R OBP: 0.077, SLG: 0.308		0-3 K		0-0 F3		0-3 K		0-0 6-3		4	0	0	0	0	2	3					
Bob Coluccio, R OBP: 0.291, SLG: 0.333			0-0 4-3 SF8 2B	0-0 L9		4-0 1-2 BB		0-0 6-3		3	1	1	0	1	0	2					
Nyls Nyman, L OBP: 0.251, SLG: 0.268			0-0 4-3 2-3		0-0 4-3 WP 1B 1B		0-0 1-3		0-0 G3	4	1	1	0	0	0	3					
Brian Downing, R OBP: 0.375, SLG: 0.346			0-0 SF8 3-H		0-0 4-3 1-3			4-0 BB		2	0	1	1	1	0	1					
<b>Inning Stats</b>	R: 0 E: 0 K: 0 S: 3	H: 0 LOB: 0 BB: 0 P: 3	R: 0 E: 0 K: 1 S: 5	H: 0 LOB: 0 BB: 0 P: 5	R: 0 E: 0 K: 0 S: 5	H: 2 LOB: 1 BB: 0 P: 5	R: 0 E: 1 K: 1 S: 7	H: 1 LOB: 2 BB: 0 P: 7	R: 1 E: 0 K: 0 S: 5	H: 2 LOB: 1 BB: 0 P: 5	R: 0 E: 0 K: 2 S: 7	H: 0 LOB: 2 BB: 2 P: 15	R: 0 E: 0 K: 0 S: 4	H: 1 LOB: 1 BB: 0 P: 4	R: 0 E: 0 K: 0 S: 3	H: 0 LOB: 0 BB: 0 P: 3	R: 0 E: 0 K: 0 S: 3	H: 0 LOB: 1 BB: 1 P: 7	1B: 5 2B: 1 3B: 0 HR: 0	SF: 1 SAC: 0 DP: 0 HBP: 0	WP: 1 PA: 37 CS: 0
<b>PITCHER</b> Paul Splittorf, L ERA: 2.75	IP: 9.0 WLS: W BF: 37 H: 6 R: 2 ER: 2 SO: 4 BB: 3 IBB: 0 HBP: 0 BLK: 0 WP: 1 HR: 0 S: 42 P: 54 ERA: 2.00 WHIP: 1.000															<b>PITCHER</b>					

Chicago White Sox @ Kansas City Royals  
 Royals Stadium, Kansas City, MO  
 Mon Sep 15 1975, 8:05 PM EDT  
 Att. 6,398 - Unknown - 60 F


AB 33  
 R 2  
 H 6  
 RBI 2  
 BB 3  
 SO 4  
 LOB 16



Batter	1	2	3	4	5	6	7	8	9	AB	R	H	RBI	BB	SO	LOB	BOTTOM				
Jim Wohlford, R OBP: 0.320, SLG: 0.305	0-0 4-3		0-0 L8		0-3 K		0-0 SH2-4		0-0 SH2-4	3	0	0	0	0	1	2					
Amos Otis, R OBP: 0.340, SLG: 0.380	0-0 F9		0-0 4-3		0-0 6-3 1-2		0-0 6-3		0-3 K	5	0	0	0	0	1	4					
George Brett, L OBP: 0.354, SLG: 0.460	0-0 6-3			0-0 4-3 SF7 2B	0-0 2-H 1B		4-0 BB BB		4-0 1B IBB	3	1	2	1	2	0	0					
John Mayberry, L OBP: 0.423, SLG: 0.573		0-0 2B		0-0 4-3 2-3	4-0 1-2 BB		0-0 F7		0-0 1-2 2-H 1B	4	0	2	1	1	0	3					
Al Cowens, R OBP: 0.342, SLG: 0.402		0-3 K		0-0 SF7	0-0 F5			0-0 F9		3	0	0	1	0	1	3					
Harmon Killebrew, R OBP: 0.316, SLG: 0.373 Rodney Scott, S (6, PR) Fran Healy, R (8, PH) OBP: 0.299, SLG: 0.331		0-0 5-3		0-0 E BB		0-0 CS 1B		0-0 FC6-4 1B		2 0 1	0 0 0	1 0 0	0 0 0	0 0 0	0 0 0	0 0 0					
Freddie Patek, R OBP: 0.296, SLG: 0.321		0-0 6-3		0-0 E7 FC6-4		0-0 F2		0-0 L7		4	0	0	0	0	0	4					
Buck Martinez, R OBP: 0.293, SLG: 0.330			4-0 BB	0-0 FC6-4 1-2		0-0 L7 1-2		0-0 FC6-4 1-2		3	0	0	0	1	0	4					
Frank White, R OBP: 0.283, SLG: 0.337			0-0 F9		4-0 6-3 1B BB		0-0 SH2-4 1B		4-0 SH2-4 1B BB	2	2	1	0	2	0	1					
<b>Inning Stats</b>	R: 0 E: 0 K: 0 S: 3	H: 0 LOB: 0 BB: 0 P: 3	R: 0 E: 0 K: 1 S: 6	H: 1 LOB: 1 BB: 0 P: 6	R: 0 E: 0 K: 0 S: 3	H: 0 LOB: 1 BB: 1 P: 7	R: 1 E: 1 K: 0 S: 5	H: 1 LOB: 2 BB: 1 P: 9	R: 1 E: 0 K: 1 S: 6	H: 1 LOB: 2 BB: 2 P: 14	R: 0 E: 0 K: 0 S: 3	H: 1 LOB: 1 BB: 0 P: 3	R: 0 E: 0 K: 0 S: 4	H: 1 LOB: 2 BB: 1 P: 8	R: 0 E: 0 K: 0 S: 4	H: 1 LOB: 1 BB: 0 P: 4	R: 1 E: 0 K: 1 S: 5	H: 1 LOB: 2 BB: 2 P: 13	1B: 5 2B: 2 3B: 0 HR: 0	SF: 1 SAC: 2 DP: 0 HBP: 0	WP: 0 PA: 40 CS: 1
<b>PITCHER</b> Claude Osteen, L ERA: 4.31 Rich Gossage, R ERA: 1.76	IP: 8.1 WLS: L BF: 37 H: 6 R: 3 ER: 3 SO: 2 BB: 6 IBB: 0 HBP: 0 BLK: 0 WP: 0 HR: 0 S: 35 P: 59 ERA: 3.24 WHIP: 1.440															<b>PITCHER</b>					

Chicago White Sox @ Kansas City Royals  
 Royals Stadium, Kansas City, MO  
 Mon Sep 15 1975, 8:05 PM EDT  
 Att. 6,398 - Unknown - 60 F

AB 30  
 R 3  
 H 7  
 RBI 3  
 BB 7  
 SO 3  
 LOB 22





Batter	1	2	3	4	5	6	7	8	9	AB	R	H	RBI	BB	SO	LOB	TOP				
Pat Kelly, L OBP: 0.354, SLG: 0.408 Bob Coluccio, R OBP: 0.290, SLG: 0.332	FC3-6 BB		FC4-6				5-3			2	1	1	1	1	0	1					
Jerry Hairston, S OBP: 0.414, SLG: 0.312	F8		4-3				5-3			4	1	1	1	0	0	2					
Jorge Orta, L OBP: 0.361, SLG: 0.450	FC3-6			3-1			K			4	0	0	0	0	2	3					
Deron Johnson, R OBP: 0.295, SLG: 0.385	F8			K			K			4	1	1	3	0	2	1					
Bill Melton, R OBP: 0.343, SLG: 0.349				6-3			L9			3	0	0	0	1	1	0					
Nyils Nyman, L OBP: 0.251, SLG: 0.267	4-3						5-3			4	1	1	0	0	0	1					
Mike Squires, L OBP: 0.279, SLG: 0.167	L7						4-3			4	1	1	0	0	0	0					
Bucky Dent, R OBP: 0.298, SLG: 0.336							4-3			4	1	2	1	0	0	0					
Brian Downing, R OBP: 0.372, SLG: 0.343	F3						P4			4	0	0	0	0	0	3					
<b>Inning Stats</b>	R: 0 E: 0 K: 0 S: 3	H: 0 LOB: 1 BB: 1 P: 7	R: 0 E: 0 K: 1 S: 5	H: 0 LOB: 0 BB: 0 P: 5	R: 0 E: 0 K: 0 S: 4	H: 1 LOB: 1 BB: 0 P: 4	R: 0 E: 0 K: 1 S: 5	H: 0 LOB: 0 BB: 0 P: 5	R: 5 E: 1 K: 1 S: 11	H: 6 LOB: 0 BB: 0 P: 11	R: 0 E: 0 K: 0 S: 3	H: 0 LOB: 0 BB: 0 P: 3	R: 0 E: 0 K: 0 S: 7	H: 0 LOB: 1 BB: 1 P: 11	R: 0 E: 0 K: 0 S: 3	H: 0 LOB: 0 BB: 0 P: 3	1B: 6 2B: 0 3B: 0 HR: 1	SF: 0 SAC: 0 DP: 0 HBP: 0	WP: 1 PB: 0 SB: 0 CS: 0	PA: 36	
<b>PITCHER</b>	IP	WLS	BF	H	R	ER	SO	BB	IBB	HBP	BLK	WP	HR	S	P	ERA	WHIP				
Dennis Leonard, R ERA: 3.76	5.0	L	23	7	6	6	3	1	0	0	0	1	1	28	32	10.80	1.600				
Bob McClure, L ERA:	3.0		10	0	0	0	2	1	0	0	0	0	0	13	17	0.00	0.333				
Marty Pattin, R ERA: 3.4	1.0		3	0	0	0	0	0	0	0	0	0	0	3	3	0.00	0.000				

Chicago White Sox @ Kansas City Royals  
 Royals Stadium, Kansas City, MO  
 Tue Sep 16 1975, 8:05 PM EDT  
 Att. 6,824 - Unknown - 65 F

AB	34
R	6
H	7
RBI	6
BB	2
SO	5
LOB	11



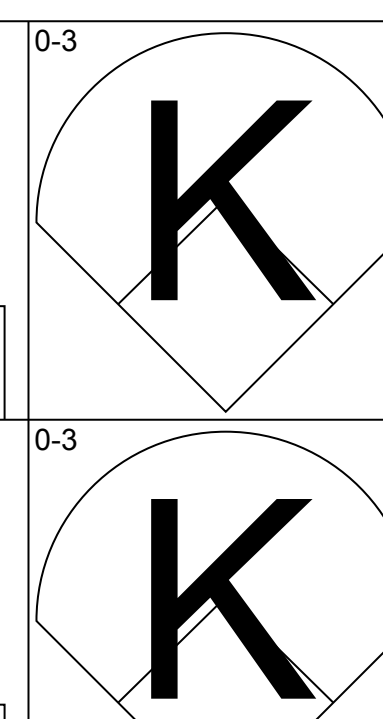
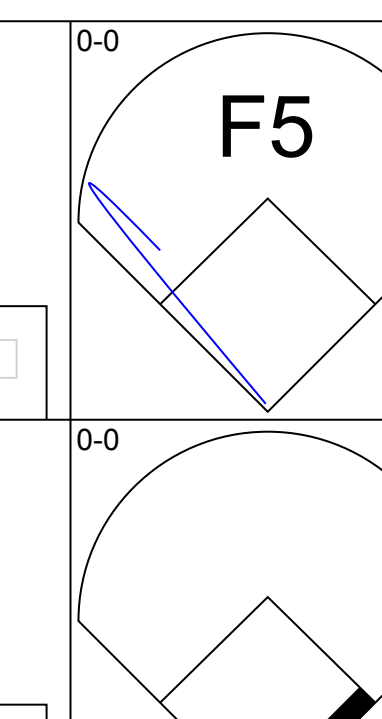
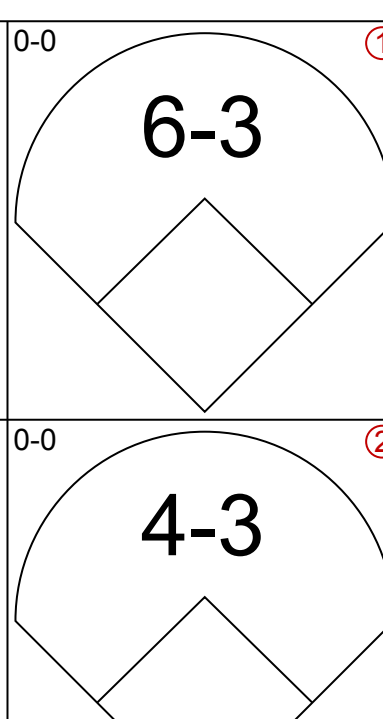
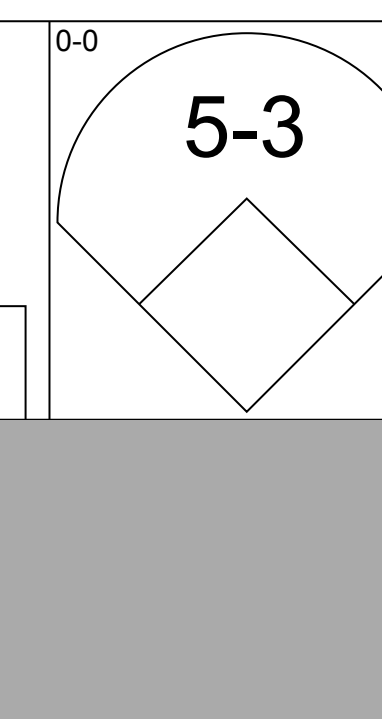
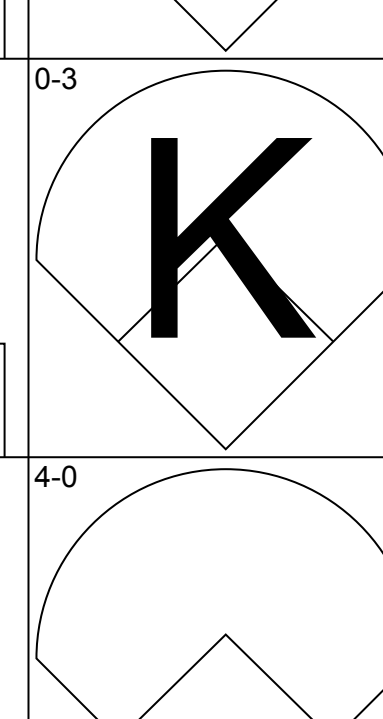
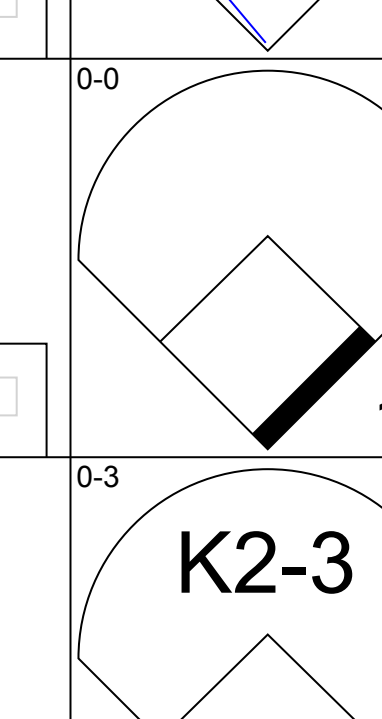
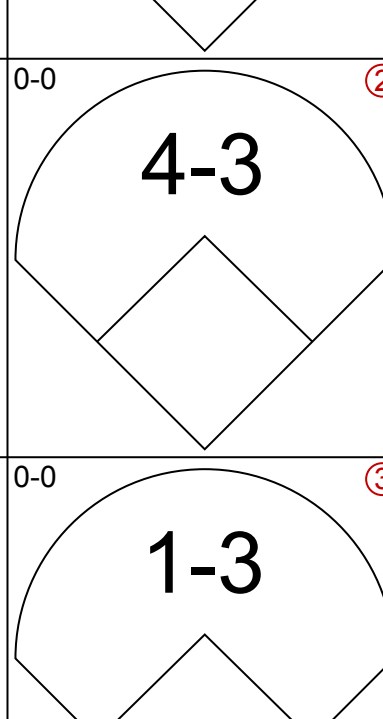
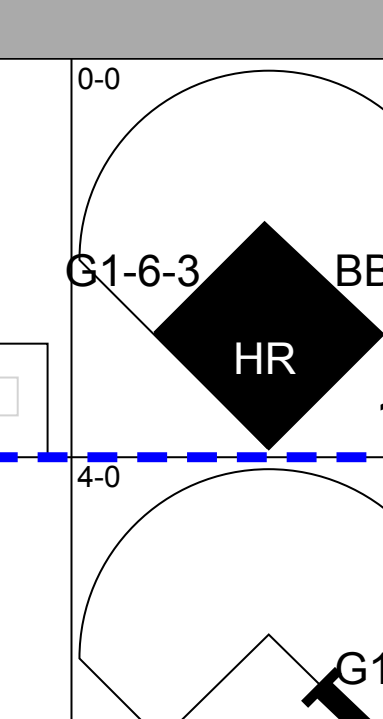
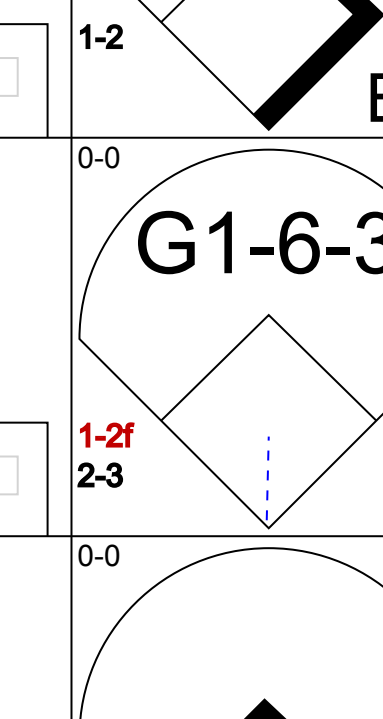
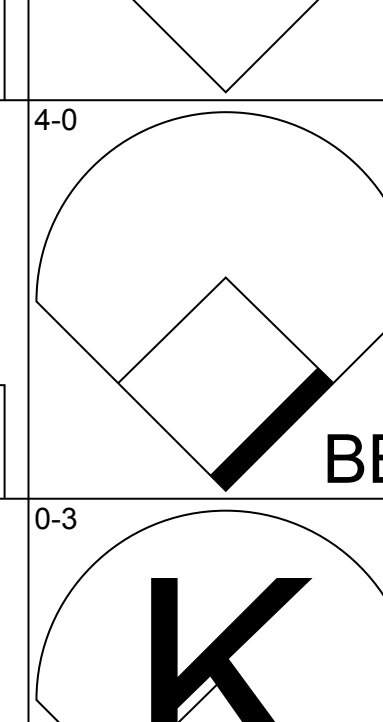
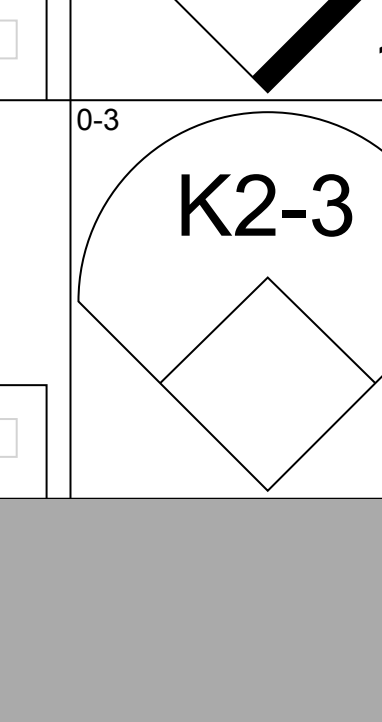
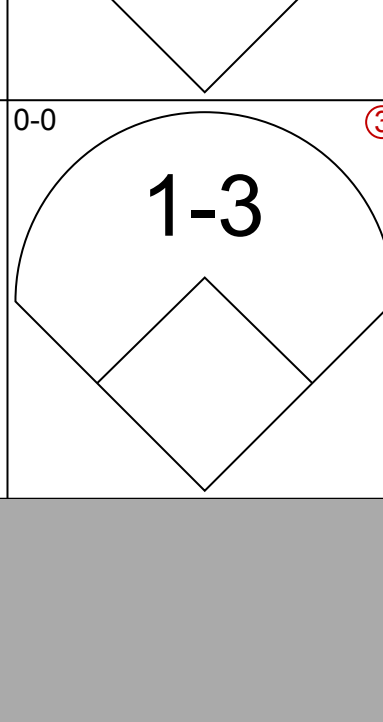
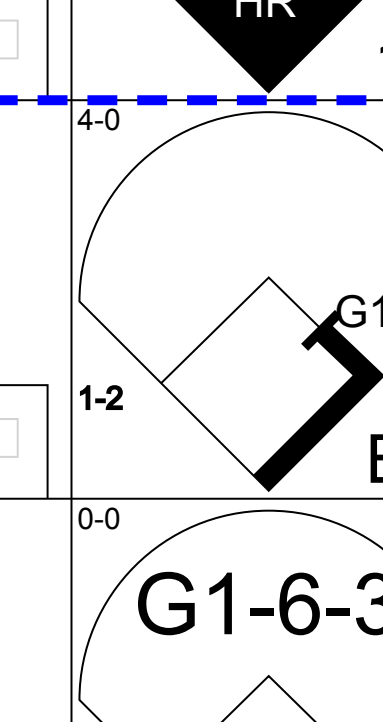
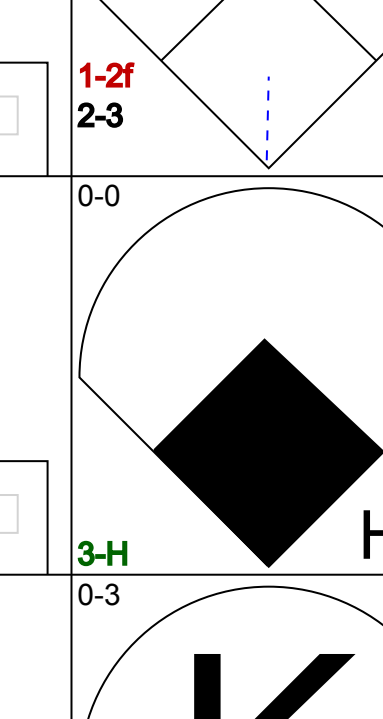
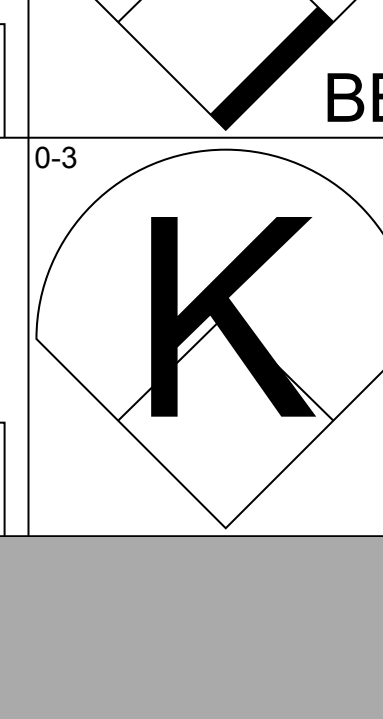
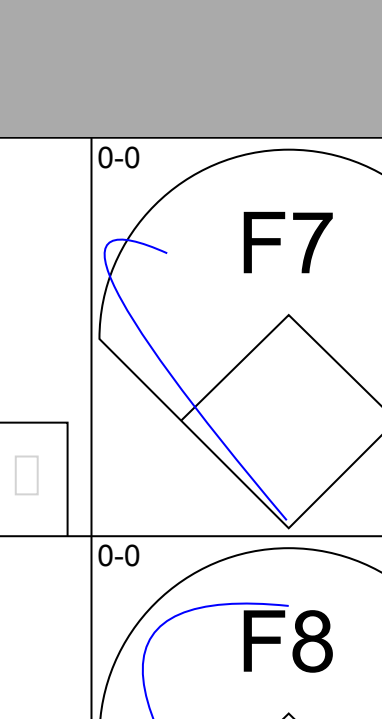
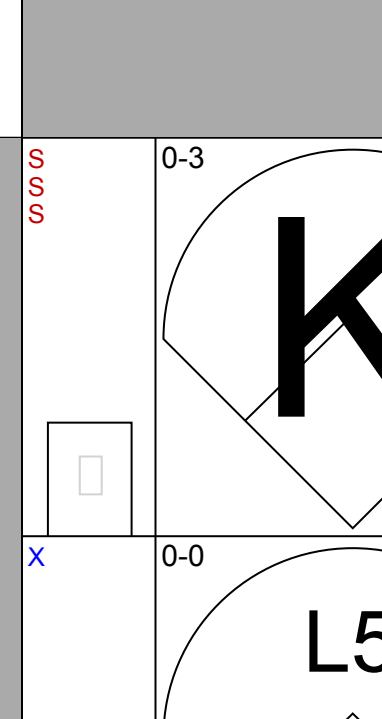
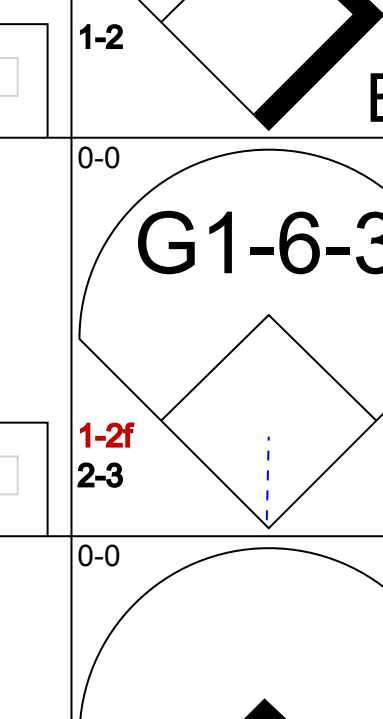
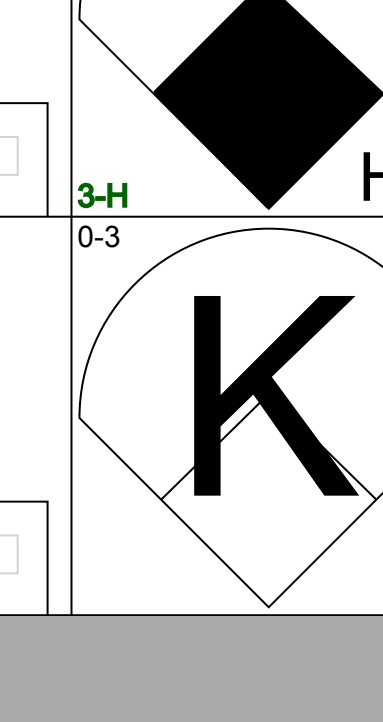
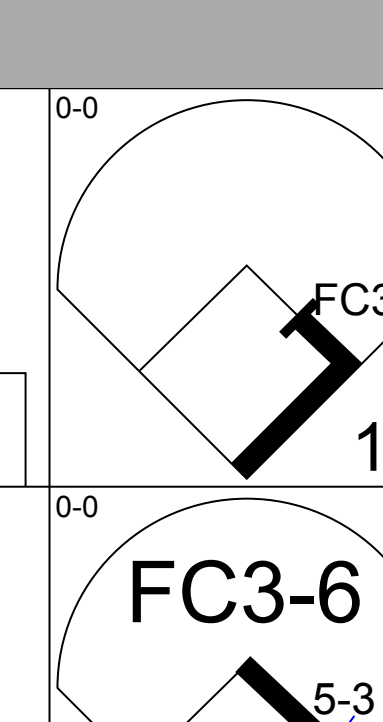
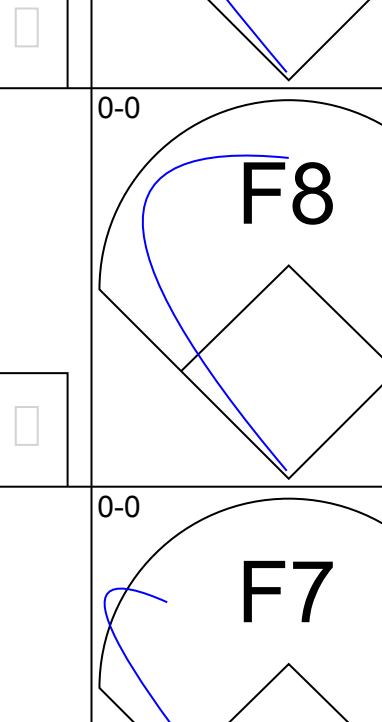
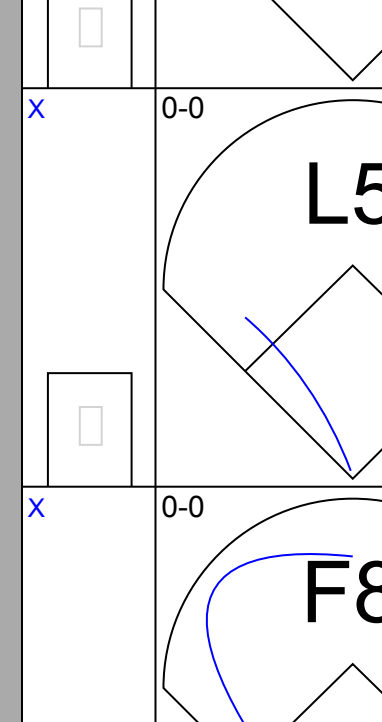
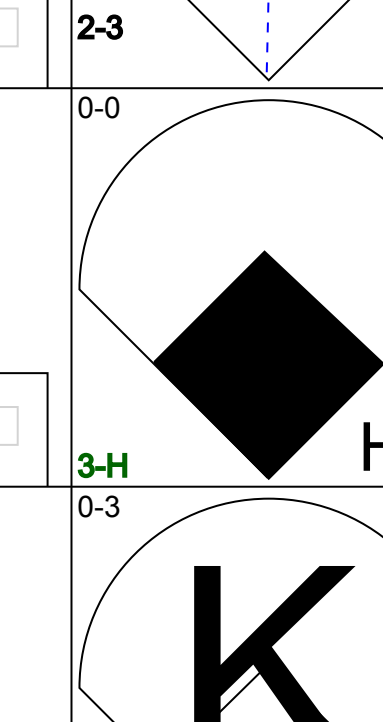
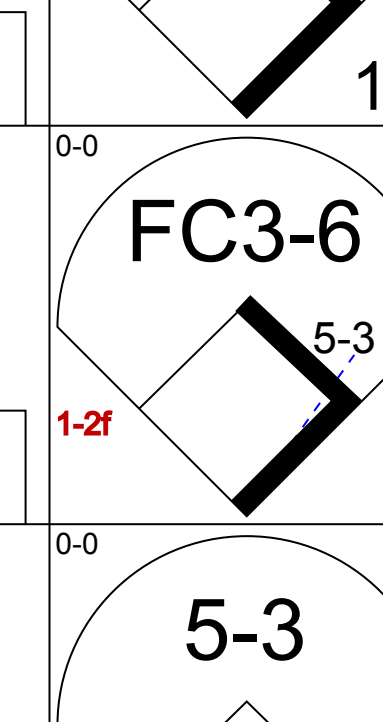
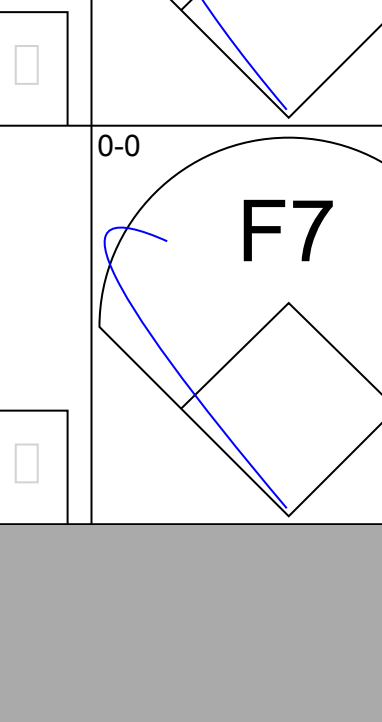
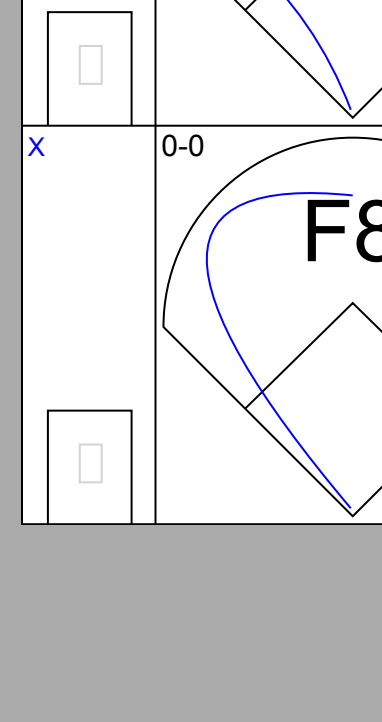
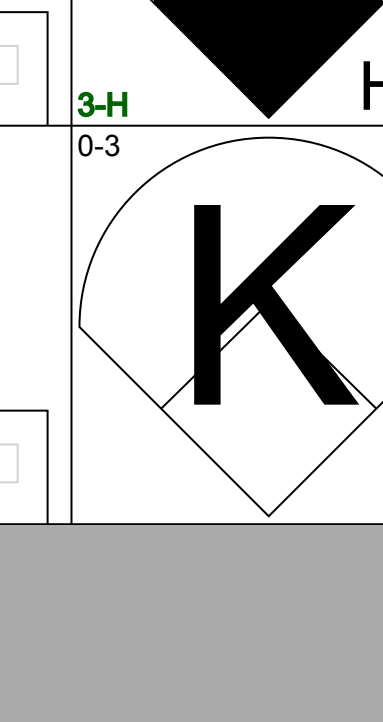
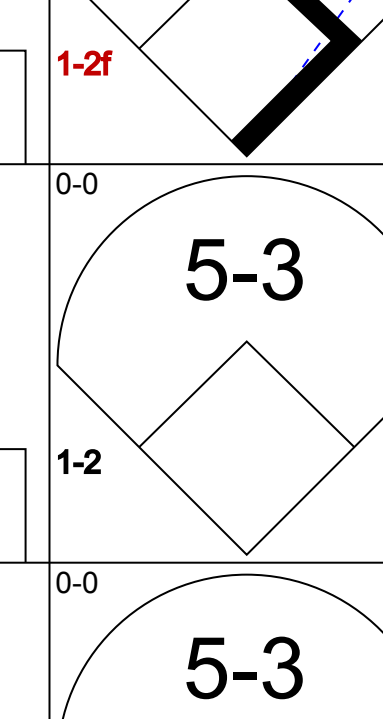
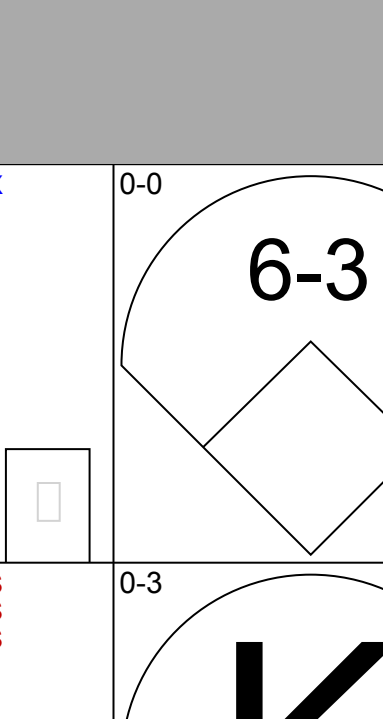
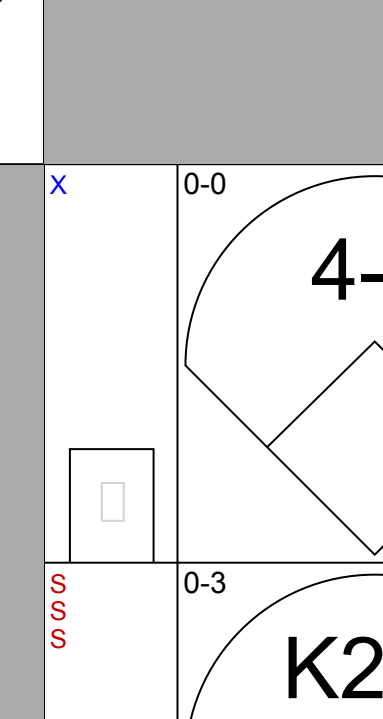
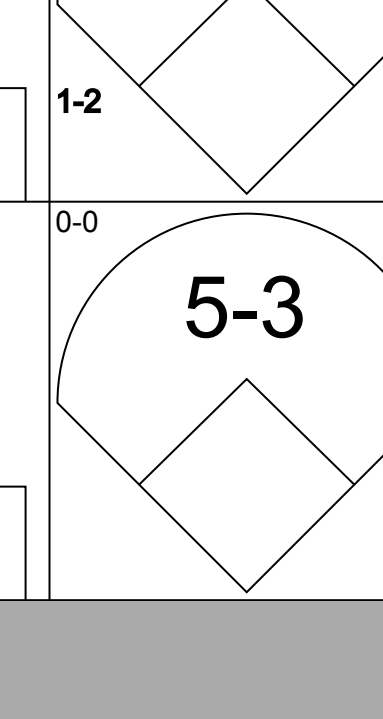
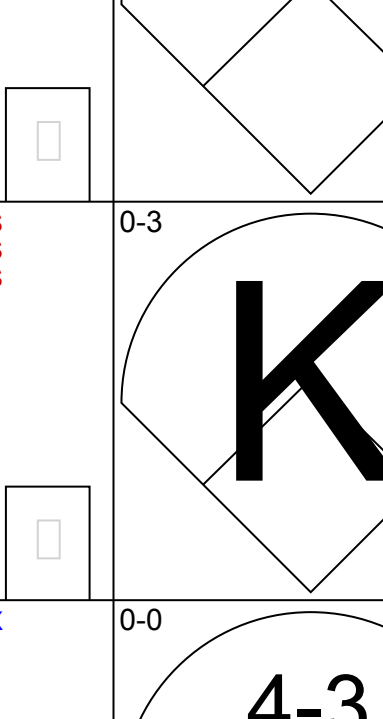
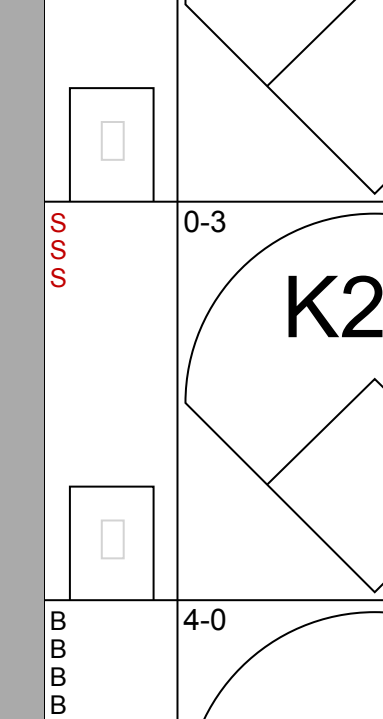
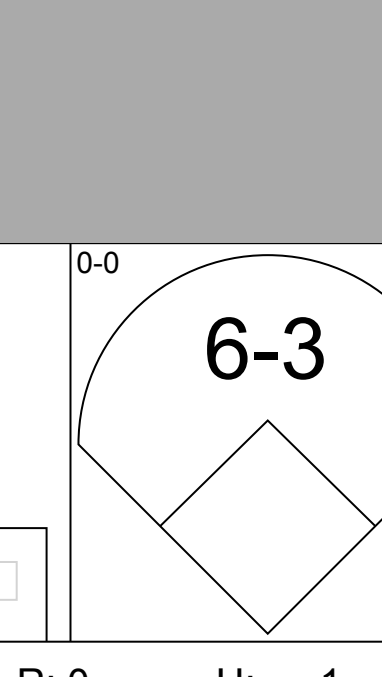
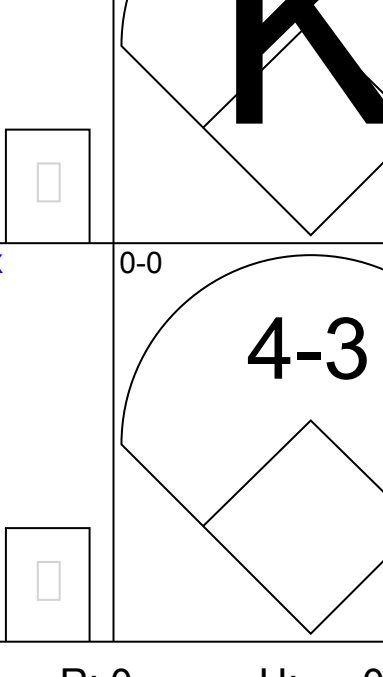
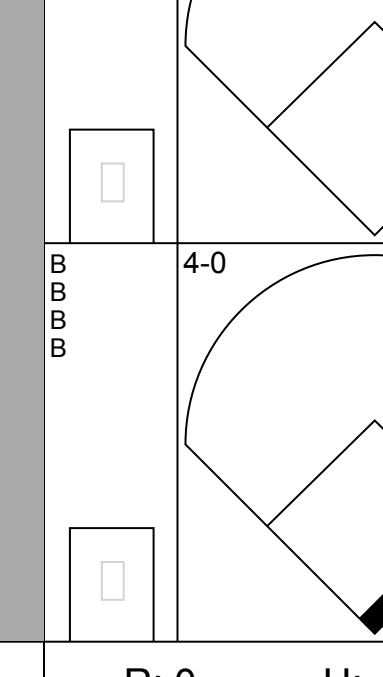
Batter	1	2	3	4	5	6	7	8	9	AB	R	H	RBI	BB	SO	LOB	BOTTOM				
Frank White, R OBP: 0.286, SLG: 0.344 Cookie Rojas, R OBP: 0.299, SLG: 0.317	2B 3B	S BB		L6			1-3	P6		3	1	1	0	1	0	0					
Vada Pinson, L OBP: 0.292, SLG: 0.344	E 2B	L8					1B	P6		5	1	3	1	0	0	1					
George Brett, L OBP: 0.354, SLG: 0.459	F7		1B BB		F7		G3-6-3 1B	6-3		4	0	1	0	1	0	2					
John Mayberry, L OBP: 0.422, SLG: 0.571	F8		1B		G6-4-3 BB		G3-6-3	4-3		4	0	1	0	1	0	3					
Al Cowens, R OBP: 0.344, SLG: 0.403	E3 1B		L6		G6-4-3		FC4-6 1B			4	0	2	0	0	0	4					
Jamie Quirk, L OBP: 0.200, SLG: 0.143 Amos Otis, R OBP: 0.339, SLG: 0.379	L7		K				F8	FC4-6 3B		3	0	0	0	0	1	3					
Freddie Patek, R OBP: 0.298, SLG: 0.321		BLK SF8 BB	K				S 1B	F9		3	1	1	0	1	1	3					
Jim Wohlford, R OBP: 0.319, SLG: 0.311	SF8			L8			K	1B		3	1	1	2	0	1	1					
Bob Stinson, S OBP: 0.338, SLG: 0.364 Tony Solaita, L OBP: 0.377, SLG: 0.543 Rodney Scott, S OBP: 0.339, SLG: 0.379	P6			K			P6	3B		3	0	0	0	0	1	1					
Buck Martinez, R OBP: 0.293, SLG: 0.330							P6	BB		0	0	0	0	0	0	0					
<b>Inning Stats</b>	R: 2 E: 1 K: 0 S: 6	H: 3 LOB: 1 BB: 0 P: 6	R: 1 E: 0 K: 0 S: 3	H: 0 LOB: 2 BB: 2 P: 11	R: 0 E: 0 K: 2 S: 8	H: 1 LOB: 2 BB: 1 P: 12	R: 0 E: 0 K: 1 S: 5	H: 0 LOB: 0 BB: 0 P: 5	R: 0 E: 0 K: 1 S: 6	H: 1 LOB: 1 BB: 0 P: 6	R: 0 E: 0 K: 0 S: 4	H: 2 LOB: 1 BB: 0 P: 4	R: 2 E: 0 K: 0 S: 5	H: 2 LOB: 1 BB: 1 P: 9	R: 0 E: 0 K: 0 S: 3	H: 0 LOB: 0 BB: 0 P: 3	1B: 7 2B: 1 3B: 2 HR: 0	SF: 1 SAC: 0 DP: 2 HBP: 0	WP: 1 PB: 0 SB: 3 CS: 0	PA: 40	
<b>PITCHER</b>	IP	WLS	BF	H	R	ER	SO	BB	IBB	HBP	BLK	WP	HR	S	P	ERA	WHIP				
Jesse Jefferson, R ERA: 4.47	6.1	W	30	8	3	2	4	4	0	0	1	0	0	34	50	2.84	1.895				
Dave Hamilton, L ERA: 3.59	0.2		2	1	1	1	0	0	0	0	0	0	0	2	2	13.50	1.500				
Rich Gossage, R ERA: 1.8	2.0	S	8	1	1	1	0	1	0	0	0	1	0	7	11	4.50	1.000				

Chicago White Sox @ Kansas City Royals  
 Royals Stadium, Kansas City, MO  
 Tue Sep 16 1975, 8:05 PM EDT  
 Att. 6,824 - Unknown - 65 F

AB	34
R	5
H	10
RBI	3
BB	5
SO	4
LOB	20



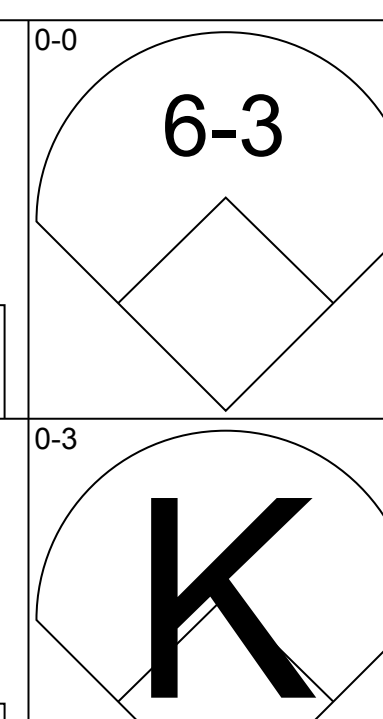
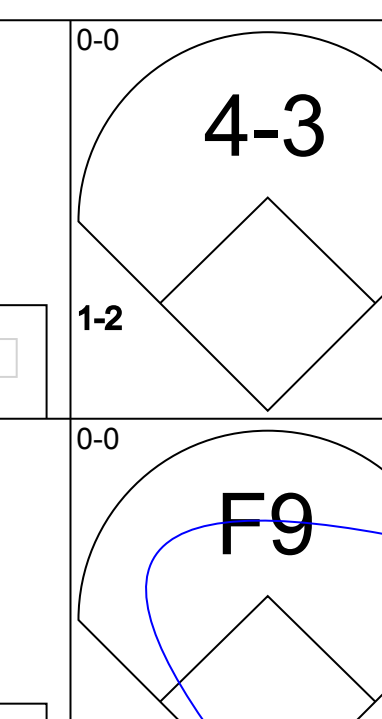
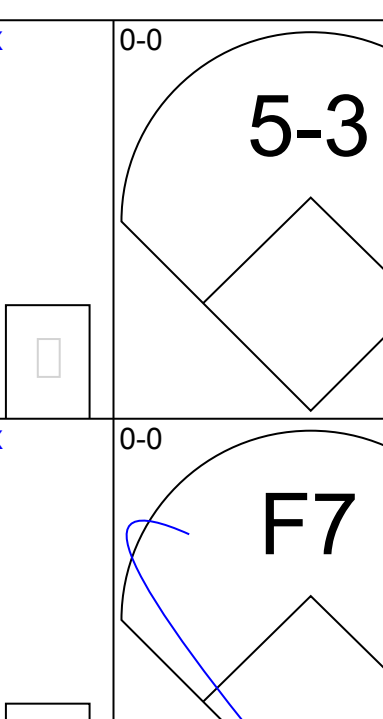
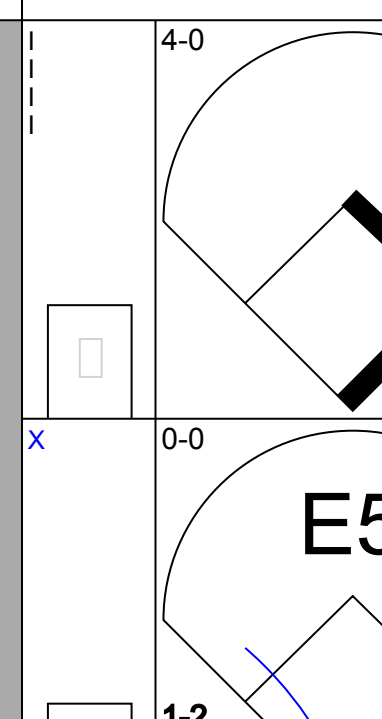
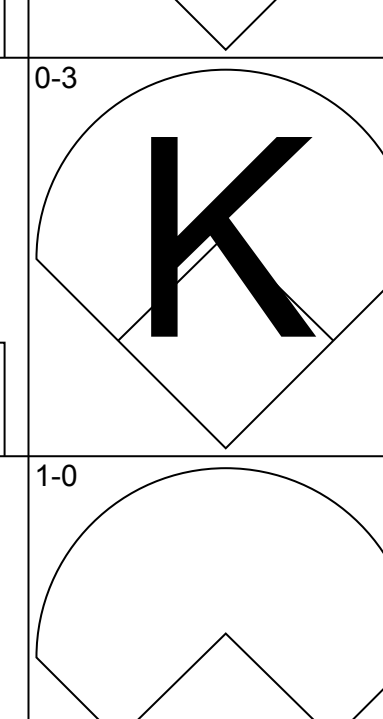
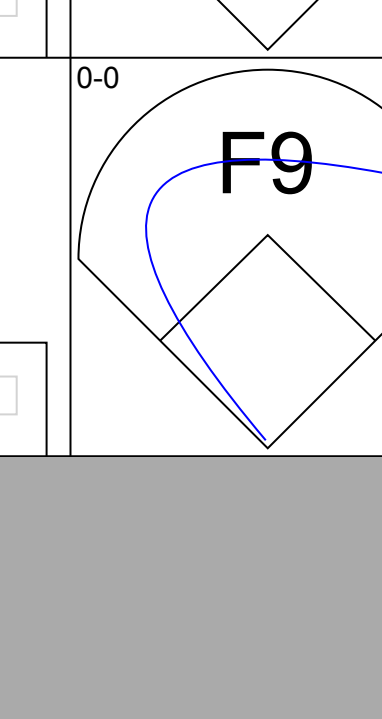
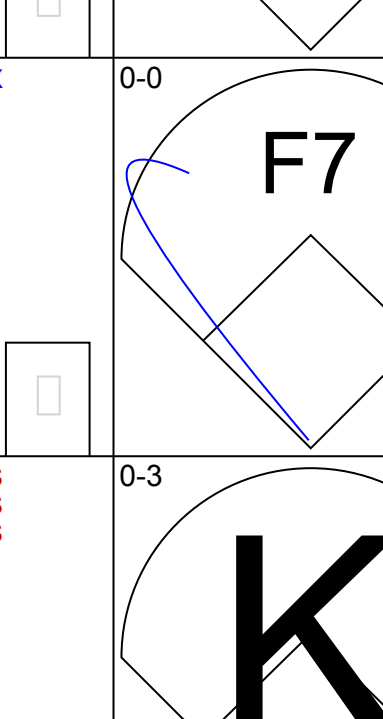
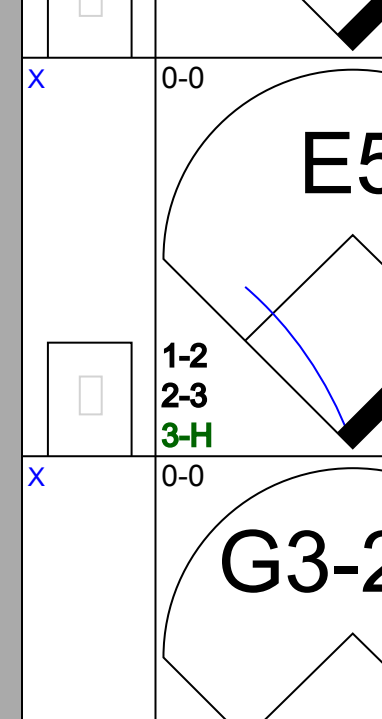
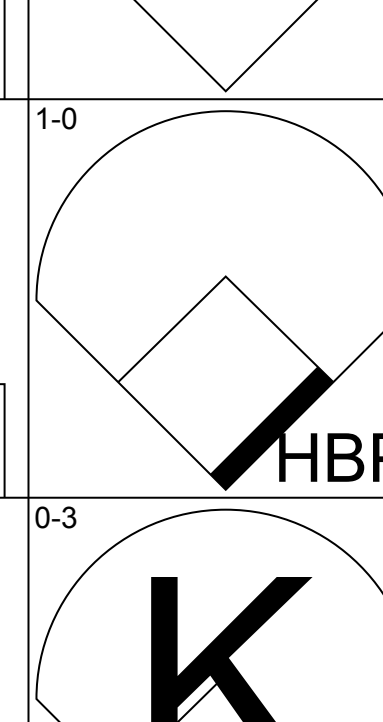
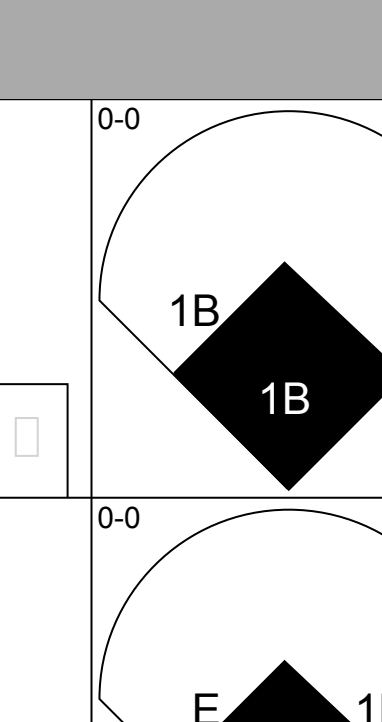
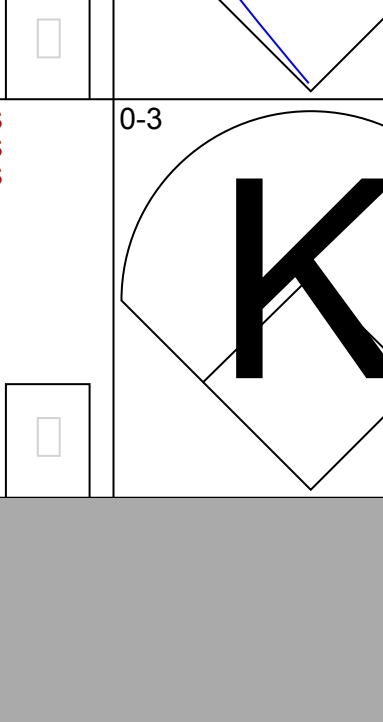
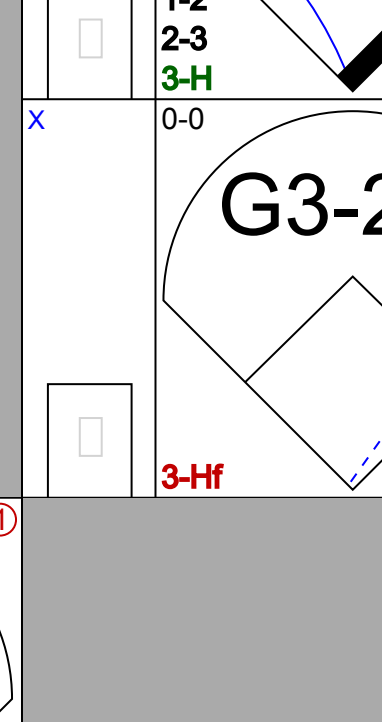
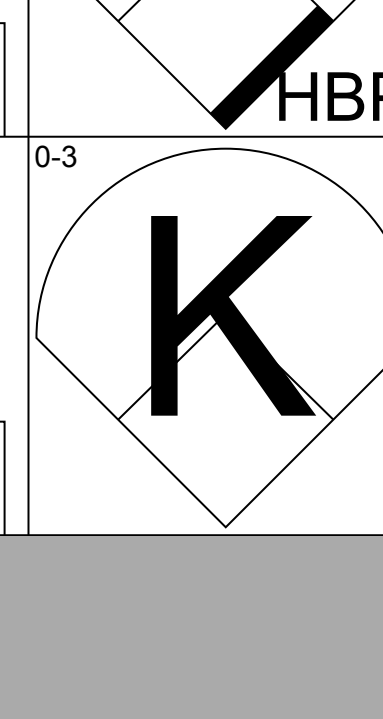
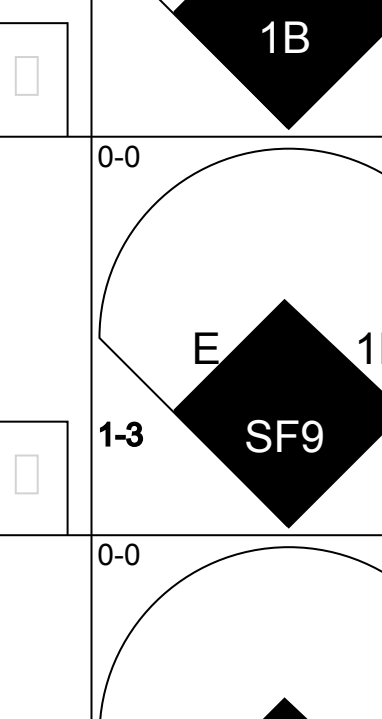
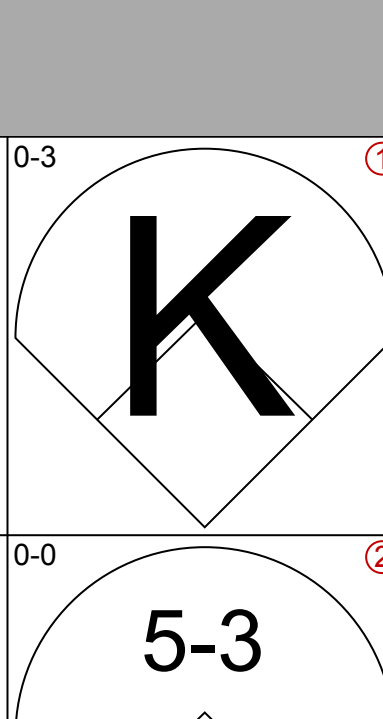
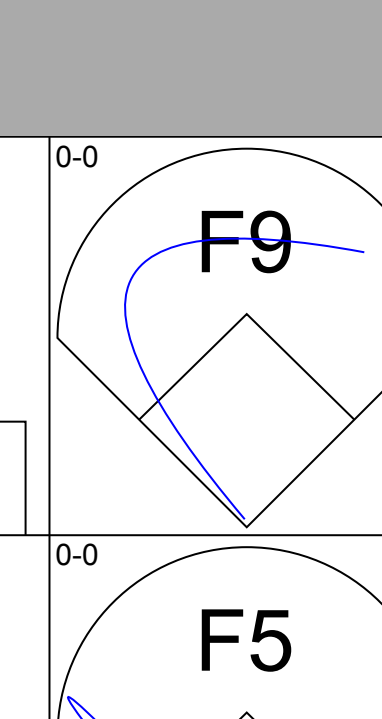
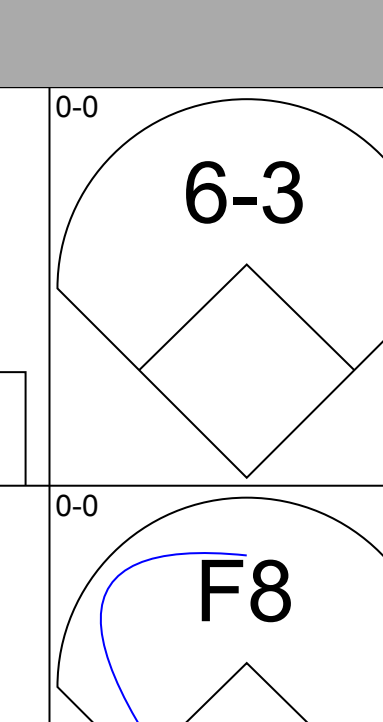
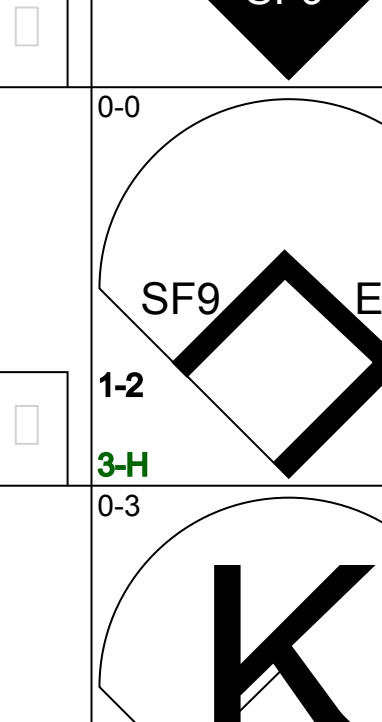
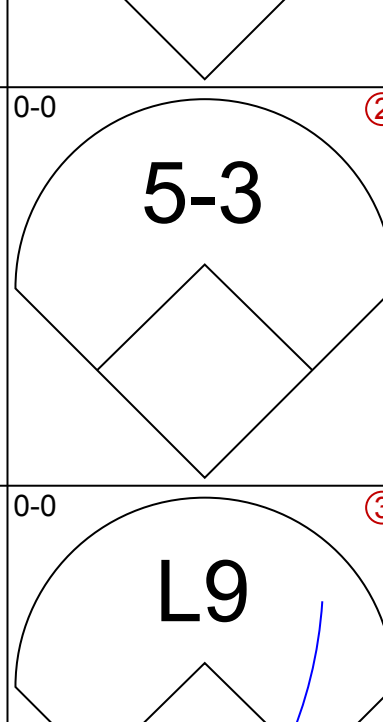
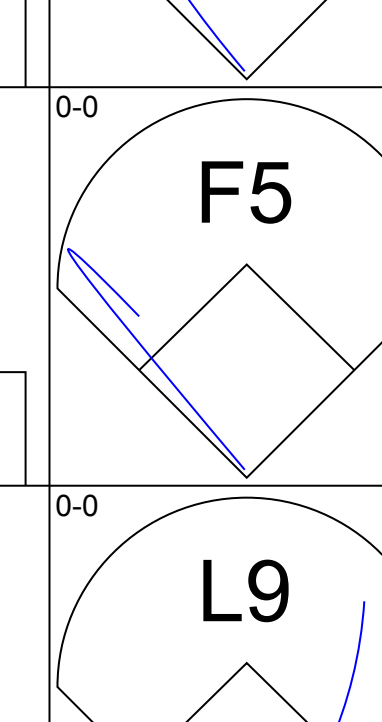
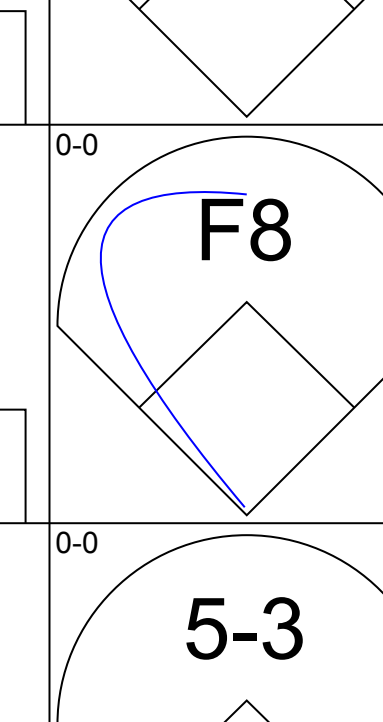
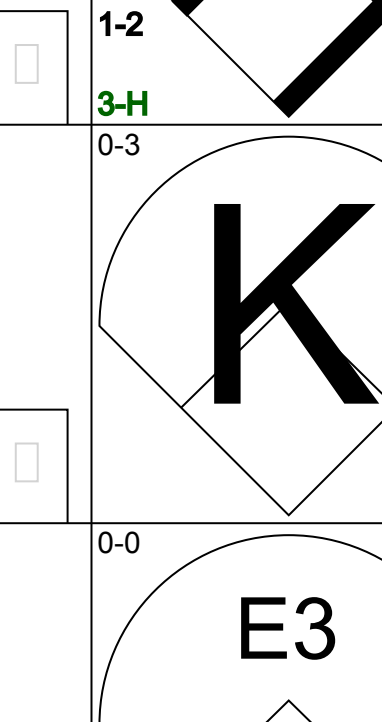
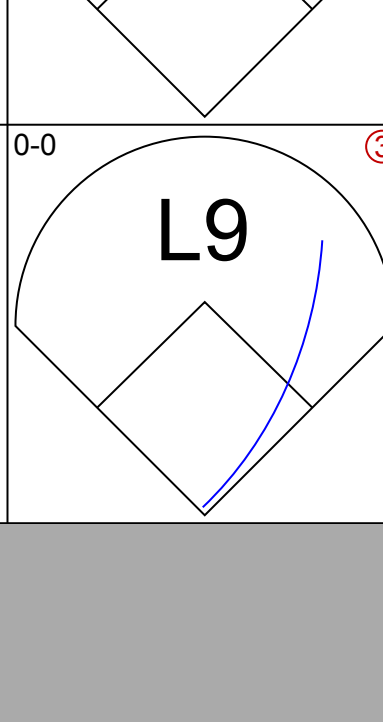
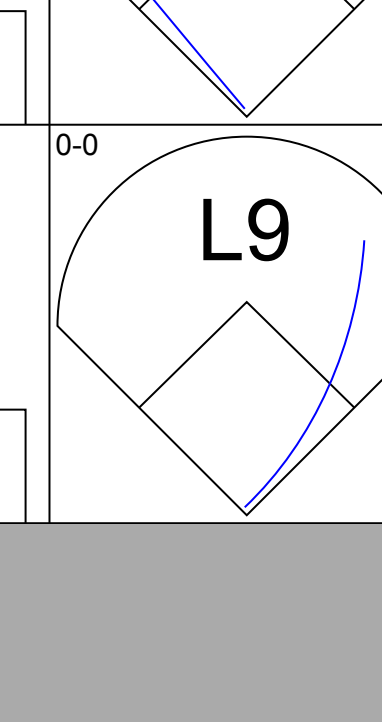
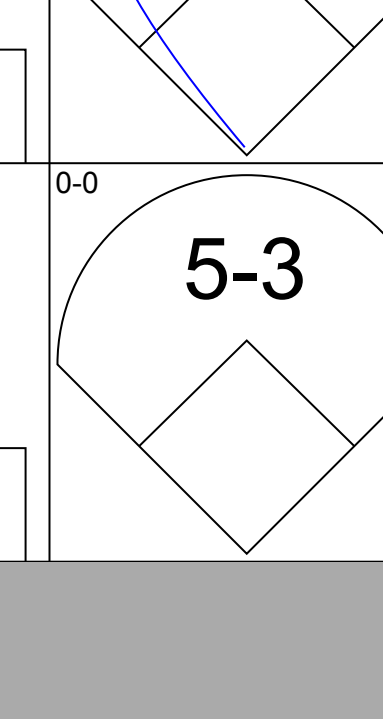
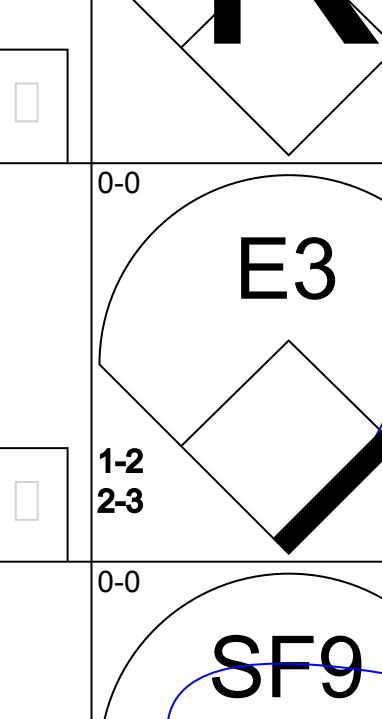
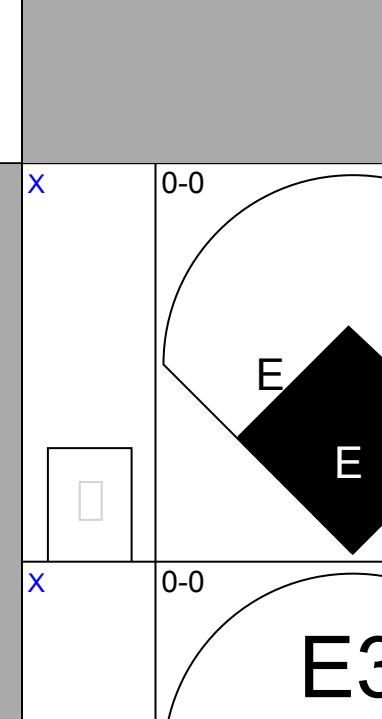
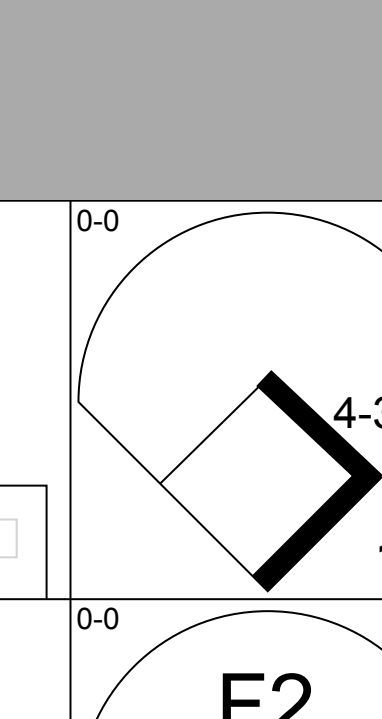
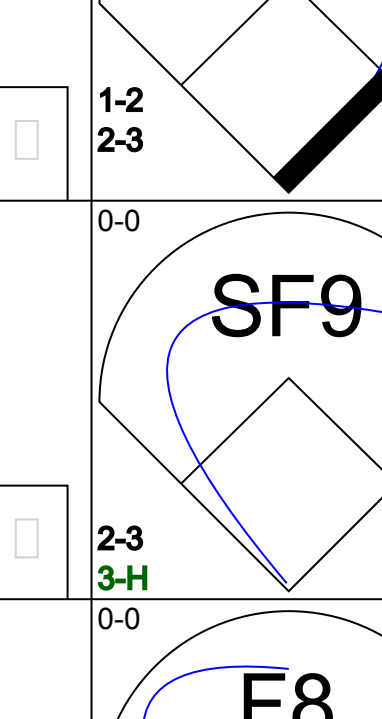
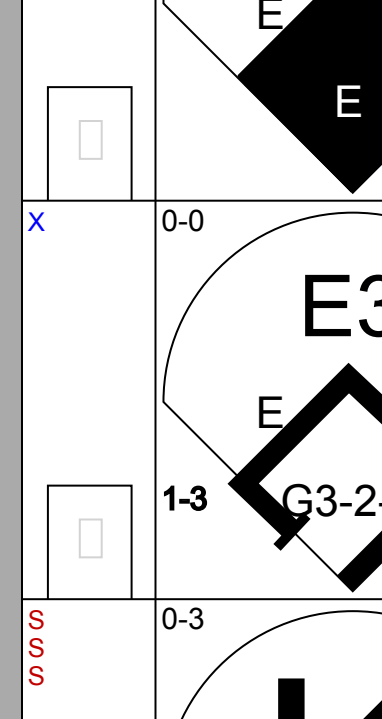
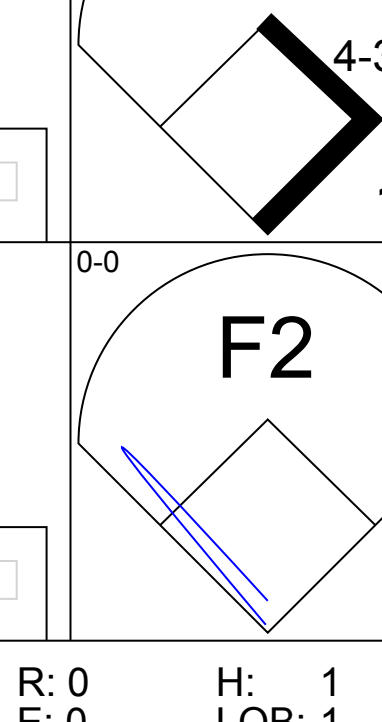
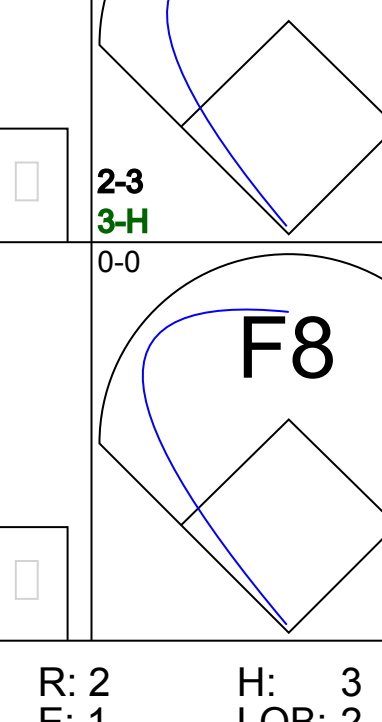
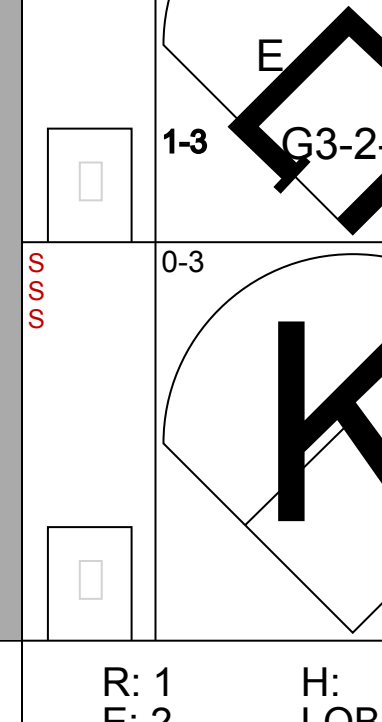


Batter	1	2	3	4	5	6	7	8	9	AB	R	H	RBI	BB	SO	LOB	TOP			
Bill North, S OBP: 0.370, SLG: 0.321 (1, 8)										4	0	0	0	0	1	1				
Claudell Washington, L OBP: 0.349, SLG: 0.430 (1, 7)										4	1	2	0	0	1	0				
Sal Bando, R OBP: 0.329, SLG: 0.345 (1, 5)										2	0	0	0	2	1	1				
Reggie Jackson, L OBP: 0.334, SLG: 0.507 (1, 9)											4	0	0	0	0	2	3			
Gene Tenace, R OBP: 0.393, SLG: 0.456 (1, 2)										4	1	2	2	0	0	0				
Joe Rudi, R OBP: 0.332, SLG: 0.485 (1, 10)										4	0	0	0	0	1	1				
Bert Campaneris, R OBP: 0.335, SLG: 0.324 (1, 6)										3	0	0	0	0	0	1				
Tommy Harper, R OBP: 0.331, SLG: 0.323 (1, 3)										3	0	0	0	0	2	1				
Phil Garner, R OBP: 0.294, SLG: 0.349 (1, 4)										2	0	0	0	1	0	0				
<b>Inning Stats</b>	R: 0 E: 0 K: 3 S: 9	H: 0 LOB: 1 BB: 1 P: 13	R: 0 E: 0 K: 0 S: 4	H: 1 LOB: 1 BB: 0 P: 4	R: 0 E: 0 K: 1 S: 6	H: 1 LOB: 1 BB: 0 P: 6	R: 0 E: 0 K: 0 S: 3	H: 0 LOB: 0 BB: 0 P: 3	R: 0 E: 0 K: 1 S: 5	H: 0 LOB: 0 BB: 0 P: 5	R: 0 E: 0 K: 1 S: 5	H: 0 LOB: 0 BB: 0 P: 5	R: 0 E: 0 K: 1 S: 5	H: 0 LOB: 1 BB: 1 P: 9	R: 2 E: 0 K: 1 S: 6	H: 2 LOB: 0 BB: 1 P: 10	1B: 3 2B: 0 3B: 0 HR: 1	SF: 0 SAC: 0 DP: 1 HBP: 0	WP: 0 PB: 0 SB: 0 CS: 0	PA: 33
<b>PITCHER</b>	IP WLS BF H R ER SO BB IBB HBP BLK WP HR S P ERA WHIP																			
Wilbur Wood, L ERA: 4.15 (1, 1)	8.0 W 29 3 1 1 7 2 0 0 0 0 0 0 41 49 1.12 0.625																			
Dave Hamilton, L ERA: 3.65 (9, 1)	1.0 S 4 1 1 1 1 1 0 0 0 0 1 5 9 9.00 2.000																			

Oakland Athletics @ Chicago White Sox  
Comiskey Park, Chicago, IL  
Wed Sep 17 1975, 8:05 PM EDT  
Att. 4,761 - Unknown - 65 F

AB	30
R	2
H	4
RBI	2
BB	3
SO	8
LOB	8



Batter	1	2	3	4	5	6	7	8	9	AB	R	H	RBI	BB	SO	LOB	BOTTOM			
Jerry Hairston, S OBP: 0.411, SLG: 0.306 (1, 7)										3	0	0	0	1	0	1				
Bucky Dent, R OBP: 0.296, SLG: 0.334 (1, 6)										4	0	0	1	0	1	3				
Jorge Orta, L OBP: 0.362, SLG: 0.449 (1, 4)										3	1	1	0	0	1	3				
Deron Johnson, R OBP: 0.295, SLG: 0.384 (1, 3)										4	1	1	0	0	2	1				
Bill Melton, R OBP: 0.342, SLG: 0.348 (1, 5)										4	0	1	1	0	0	0				
Bill Stein, R OBP: 0.317, SLG: 0.351 (1, 10)										4	0	0	0	0	1	2				
Bob Coluccio, R OBP: 0.291, SLG: 0.332 (1, 9)										3	1	1	0	0	0	2				
Nyls Nyman, L OBP: 0.252, SLG: 0.269 (1, 8)										2	0	1	1	0	0	1				
Brian Downing, R OBP: 0.370, SLG: 0.340 (1, 2)										3	0	0	0	0	1	5				
<b>Inning Stats</b>	R: 0 E: 0 K: 2 S: 7	H: 0 LOB: 0 BB: 0 P: 8	R: 0 E: 0 K: 0 S: 3	H: 0 LOB: 0 BB: 0 P: 3	R: 0 E: 0 K: 0 S: 4	H: 1 LOB: 1 BB: 0 P: 4	R: 2 E: 1 K: 1 S: 9	H: 3 LOB: 2 BB: 0 P: 9	R: 0 E: 0 K: 1 S: 5	H: 0 LOB: 0 BB: 0 P: 5	R: 0 E: 0 K: 1 S: 5	H: 0 LOB: 0 BB: 0 P: 5	R: 1 E: 2 K: 1 S: 7	H: 1 LOB: 2 BB: 1 P: 11	R: 0 E: 0 K: 0 S: 3	H: 0 LOB: 0 BB: 0 P: 3	1B: 5 2B: 0 3B: 0 HR: 0	SF: 1 SAC: 0 DP: 1 HBP: 1	WP: 0 PB: 0 SB: 0 CS: 0	PA: 33
<b>PITCHER</b>	IP WLS BF H R ER SO BB IBB HBP BLK WP HR S P ERA WHIP																			
Ken Holtzman, L ERA: 3.25 (1, 1)	8.0 L 33 5 3 1 6 0 1 1 0 0 0 0 43 48 1.12 0.625																			

Oakland Athletics @ Chicago White Sox  
Comiskey Park, Chicago, IL  
Wed Sep 17 1975, 8:05 PM EDT  
Att. 4,761 - Unknown - 65 F

AB	30
R	3
H	5
RBI	3
BB	1
SO	6
LOB	18









Batter	1	2	3	4	5	6	7	8	9	AB	R	H	RBI	BB	SO	LOB	TOP										
<b>Lenny Randle, S</b> (1, 8) OBP: 0.347, SLG: 0.372										6	1	3	1	0	0	6	<b>Texas Rangers @ Chicago White Sox</b> Comiskey Park, Chicago, IL Fri Sep 19 1975, 8:05 PM EDT Att: 3,723 - Unknown										
<b>Roy Smalley, S</b> (1, 4) OBP: 0.302, SLG: 0.283										4	1	2	2	2	0	2											
<b>Mike Hargrove, L</b> (1, 3) OBP: 0.394, SLG: 0.404										6	1	3	3	0	0	4											
<b>Jeff Burroughs, R</b> (1, 9) OBP: 0.309, SLG: 0.402										5	0	1	1	0	3	5											
<b>Toby Harrah, R</b> (1, 6) OBP: 0.407, SLG: 0.462										4	0	2	1	1	0	1											
<b>Tom Grievs, R</b> (1, 7) OBP: 0.316, SLG: 0.452										5	1	1	1	0	0	5											
<b>Jim Fregosi, R</b> (1, 10) OBP: 0.320, SLG: 0.383										4	2	1	0	1	0	0											
<b>Roy Howell, L</b> (1, 5) OBP: 0.326, SLG: 0.391										3	2	3	0	0	0	0											
<b>Leo Cardenas, R</b> (6, 5) OBP: 0.330, SLG: 0.287										1	0	1	0	0	0	0											
<b>Jim Sundberg, R</b> (1, 2) OBP: 0.281, SLG: 0.258										3	2	2	1	1	0	1											
<b>Inning Stats</b>	R: 0 E: 0 K: 1 S: 6	H: 1 LOB: 1 BB: 0 P: 6	R: 1 E: 0 K: 0 S: 5	H: 2 LOB: 2 BB: 1 P: 9	R: 0 E: 0 K: 0 S: 4	H: 1 LOB: 1 BB: 0 P: 4	R: 4 E: 0 K: 1 S: 9	H: 4 LOB: 3 BB: 2 P: 18	R: 5 E: 0 K: 0 S: 8	H: 6 LOB: 1 BB: 1 P: 12	R: 0 E: 0 K: 0 S: 3	H: 1 LOB: 0 BB: 0 P: 3	R: 0 E: 0 K: 1 S: 6	H: 2 LOB: 1 BB: 0 P: 6	R: 0 E: 0 K: 0 S: 3	H: 1 LOB: 0 BB: 0 P: 3	R: 0 E: 0 K: 0 S: 4	H: 1 LOB: 2 BB: 1 P: 8	1B: 18 2B: 0 3B: 0 HR: 1	SF: 0 SAC: 1 DP: 3 HBP: 1	WP: 0 PB: 0 SB: 2 CS: 0	PA: 48					
<b>PITCHER</b>	IP	WLS	BF	H	R	ER	SO	BB	IBB	HBP	BLK	WP	HR	S	P	ERA	WHIP										
<b>Claude Osteen, L</b> (1, 1) ERA: 4.46	3.1	L	21	8	5	5	1	2	0	1	0	0	1	20	29	13.50	3.000										
<b>Ozzie Osborn, R</b> (4, 1) ERA: 4.31	1.0		8	3	4	4	1	2	0	0	0	0	0	8	16	36.00	5.000										
<b>Rich Hinton, L</b> (5, 1) ERA: 4.11	0.0		2	2	0	0	0	0	0	0	0	0	0	2	2	∞	∞										
<b>Cecil Upshaw, R</b> (5, 1) ERA: 3.38	4.2		17	6	1	1	1	1	0	0	0	0	0	18	22	1.93	1.500										

Batter	1	2	3	4	5	6	7	8	9	AB	R	H	RBI	BB	SO	LOB	BOTTOM										
<b>Pat Kelly, L</b> (1, 9) OBP: 0.355, SLG: 0.409										4	1	1	0	1	1	1	<b>Texas Rangers @ Chicago White Sox</b> Comiskey Park, Chicago, IL Fri Sep 19 1975, 8:05 PM EDT Att: 3,723 - Unknown										
<b>Bucky Dent, R</b> (1, 6) OBP: 0.299, SLG: 0.335										5	1	1	2	0	1	2											
<b>Jorge Orta, L</b> (1, 4) OBP: 0.366, SLG: 0.462										5	0	3	2	0	1	0											
<b>Deron Johnson, R</b> (1, 10) OBP: 0.292, SLG: 0.378										5	0	1	0	0	2	3											
<b>Jerry Hairston, S</b> (1, 7) OBP: 0.411, SLG: 0.304										3	0	1	0	2	1	2											
<b>Nyls Nyman, L</b> (1, 8) OBP: 0.294, SLG: 0.268										4	1	1	0	1	1	5											
<b>Chet Lemon, R</b> (1, 5) OBP: 0.200, SLG: 0.200										4	1	1	0	0	2	5											
<b>Mike Squires, L</b> (1, 3) OBP: 0.286, SLG: 0.190										4	0	0	1	0	0	6											
<b>Brian Downing, R</b> (1, 2) OBP: 0.363, SLG: 0.334										3	2	0	1	0	0	0											
<b>Inning Stats</b>	R: 0 E: 0 K: 3 S: 10	H: 1 LOB: 2 BB: 1 P: 14	R: 2 E: 1 K: 0 S: 5	H: 2 LOB: 0 BB: 0 P: 5	R: 0 E: 0 K: 0 S: 3	H: 0 LOB: 0 BB: 0 P: 3	R: 0 E: 0 K: 1 S: 6	H: 1 LOB: 1 BB: 0 P: 6	R: 1 E: 1 K: 1 S: 7	H: 1 LOB: 1 BB: 0 P: 7	R: 0 E: 0 K: 0 S: 3	H: 0 LOB: 1 BB: 1 P: 7	R: 3 E: 1 K: 2 S: 12	H: 4 LOB: 3 BB: 1 P: 16	R: 0 E: 0 K: 1 S: 5	H: 0 LOB: 0 BB: 0 P: 5		R: 0 E: 0 K: 1 S: 5	H: 0 LOB: 1 BB: 1 P: 9	1B: 5 2B: 4 3B: 0 HR: 0	SF: 1 SAC: 0 DP: 0 HBP: 0	WP: 1 PB: 0 SB: 0 CS: 0	PA: 42				
<b>PITCHER</b>	IP	WLS	BF	H	R	ER	SO	BB	IBB	HBP	BLK	WP	HR	S	P	ERA	WHIP										
<b>Steve Hargan, R</b> (1, 1) ERA: 3.8	6.0	W	30	8	6	3	5	2	0	0	0	0	0	18	26	0.00	1.667										
<b>Stan Thomas, R</b> (7, 1) ERA: 3.11	3.0	S	12	1	0	0	4	2	0	0	0	0	0	18	26	0.00	1.000										

AB	41
R	10
H	19
RBI	10
BB	5
SO	3
LOB	24



AB	37
R	6
H	9
RBI	6
BB	4
SO	9
LOB	24









Batter	1	2	3	4	5	6	7	8	9	AB	R	H	RBI	BB	SO	LOB	TOP								
Lenny Randle, S OBP: 0.345, SLG: 0.368 (1, 8)	F6		F8		6-3		6-3		1B E 1B	5	0	1	0	0	0	0									
Davey Nelson, R OBP: 0.292, SLG: 0.304 (1, 4)	BLK BB			F9		HR		K	E5 1B	4	1	1	1	1	1	1									
Mike Hargrove, L OBP: 0.396, SLG: 0.412 (1, 3)	CS BB			4-3		HR		2B	G6-4-3 1B	4	2	3	1	1	0	0									
Jeff Burroughs, R OBP: 0.312, SLG: 0.413 (1, 9)	K			HR		FC5-4 BB		2B	G6-4-3 1B	4	2	2	1	1	1	5									
Toby Harrah, R OBP: 0.408, SLG: 0.461 (1, 6)		5-3		F4		FC5-4 FC6-4		1B		4	1	1	2	0	0	1									
Tom Grieve, R OBP: 0.323, SLG: 0.453 (1, 7)	F7				HR BB	FC6-4				3	1	1	1	1	0	1									
Jim Fregosi, R OBP: 0.321, SLG: 0.394 (1, 10)	F9				HR	K		K		4	1	1	2	0	2	2									
Roy Howell, L OBP: 0.323, SLG: 0.386 (1, 5)			K2-3		K			F7	4-3	4	0	0	0	0	2	1									
Jim Sundberg, R OBP: 0.277, SLG: 0.254 (1, 2)			4-3		F7			6-3	1-3	4	0	0	0	0	0	0									
<b>Inning Stats</b>	R: 0 E: 0 K: 1 S: 4	H: 0 LOB: 2 BB: 2 P: 12	R: 0 E: 0 K: 0 S: 3	H: 0 LOB: 0 BB: 0 P: 3	R: 0 E: 0 K: 1 S: 5	H: 0 LOB: 0 BB: 0 P: 5	R: 1 E: 0 K: 0 S: 4	H: 1 LOB: 0 BB: 0 P: 4	R: 2 E: 0 K: 1 S: 6	H: 1 LOB: 0 BB: 1 P: 10	R: 2 E: 0 K: 1 S: 7	H: 2 LOB: 1 BB: 1 P: 11	R: 0 E: 0 K: 0 S: 3	H: 0 LOB: 0 BB: 0 P: 3	R: 3 E: 0 K: 2 S: 11	H: 4 LOB: 1 BB: 0 P: 11	R: 0 E: 1 K: 0 S: 5	H: 2 LOB: 2 BB: 0 P: 5	1B: 4 2B: 3 3B: 0 HR: 4	SF: 0 SAC: 0 DP: 2 HBP: 0	WP: 0 PB: 0 SB: 0 CS: 1	PA: 40			
<b>PITCHER</b>	IP	WLS	BF	H	R	ER	SO	BB	IBB	HBP	BLK	WP	HR	S	P	ERA	WHIP								
Wilbur Wood, L ERA: 4.24 (1, 1)	5.0	L	21	4	5	5	3	3	0	0	1	0	4	24	36	9.00	1.400								
Ozzie Osborn, R ERA: 4.51 (6, 1)	2.1		12	4	3	3	2	1	0	0	0	0	0	15	19	11.57	2.143								
Rich Hinton, L ERA: 4.0 (8, 1)	1.0		6	2	0	0	1	0	0	0	0	0	0	8	8	0.00	2.000								
Cecil Upshaw, R ERA: 3.33 (9, 1)	0.2		1	0	0	0	0	0	0	0	0	0	0	1	1	0.00	0.000								

Texas Rangers @ Chicago White Sox  
Comiskey Park, Chicago, IL  
Sun Sep 21 1975, 4:33 AM EDT  
Att: 4,174 - Unknown

AB 36  
R 8  
H 10  
RBI 8  
BB 4  
SO 6  
LOB 11



Batter	1	2	3	4	5	6	7	8	9	AB	R	H	RBI	BB	SO	LOB	BOTTOM								
Pat Kelly, L OBP: 0.355, SLG: 0.409 (1, 9)	1B BB		F7		F7			F8		3	0	0	0	1	0	0									
Bucky Dent, R OBP: 0.296, SLG: 0.336 (1, 6)	F8		F9			F9		F2		4	0	0	0	0	0	1									
Jorge Orta, L OBP: 0.363, SLG: 0.455 (1, 4)	F8		K			F7		K		4	0	0	0	0	2	1									
Deron Johnson, R OBP: 0.291, SLG: 0.378 (1, 10)	FC4-6 1B			K		5-3			1B 2B	4	1	2	0	0	1	0									
Chet Lemon, R OBP: 0.385, SLG: 0.417 (1, 5)	FC4-6						FC5-4 BB		K	3	0	1	0	1	1	3									
Jerry Hairston, S OBP: 0.399, SLG: 0.295 (1, 7)		5-3		F8		FC5-4 1B		E	1B	4	1	1	1	0	0	2									
Mike Squires, L OBP: 0.281, SLG: 0.200 (1, 3)	K			G3			F8		E3 1B	4	0	1	0	0	1	2									
Bob Coluccio, R OBP: 0.297, SLG: 0.335 (1, 8)					F9				F9	3	0	1	0	1	0	1									
Brian Downing, R OBP: 0.362, SLG: 0.333 Pete Varney, R OBP: 0.308, SLG: 0.390 (5, PH) (6, 2)	K				F3				K	1	0	0	0	0	1	1									
<b>Inning Stats</b>	R: 0 E: 0 K: 0 S: 4	H: 1 LOB: 2 BB: 1 P: 8	R: 0 E: 0 K: 2 S: 7	H: 0 LOB: 1 BB: 1 P: 11	R: 0 E: 0 K: 1 S: 5	H: 0 LOB: 0 BB: 0 P: 5	R: 0 E: 0 K: 1 S: 6	H: 1 LOB: 0 BB: 0 P: 6	R: 0 E: 0 K: 0 S: 3	H: 0 LOB: 0 BB: 0 P: 3	R: 0 E: 0 K: 0 S: 4	H: 1 LOB: 2 BB: 1 P: 8	R: 0 E: 0 K: 1 S: 5	H: 0 LOB: 0 BB: 0 P: 5	R: 2 E: 1 K: 2 S: 10	H: 3 LOB: 1 BB: 0 P: 10	1B: 5 2B: 1 3B: 0 HR: 0	SF: 0 SAC: 0 DP: 0 HBP: 0	WP: 0 PB: 0 SB: 0 CS: 0	PA: 36					
<b>PITCHER</b>	IP	WLS	BF	H	R	ER	SO	BB	IBB	HBP	BLK	WP	HR	S	P	ERA	WHIP								
Gaylord Perry, R ERA: 3.22 (1, 1)	9.0	W	36	6	2	2	7	3	0	0	0	0	0	47	59	2.00	1.000								

Texas Rangers @ Chicago White Sox  
Comiskey Park, Chicago, IL  
Sun Sep 21 1975, 4:33 AM EDT  
Att: 4,174 - Unknown

AB 33  
R 2  
H 6  
RBI 1  
BB 3  
SO 7  
LOB 14





Batter	1	2	3	4	5	6	7	8	9	10	11	12	13	14	15	16	AB	R	H	RBI	BB	SO	LOB	TOP					
Jerry Hairston, S OBP: 0.392, SLG: 0.286 (1, 7)																	6	0	0	0	1	1	0						
Chet Lemon, R OBP: 0.350, SLG: 0.389 (1, 10)																	6	0	1	0	1	1	2						
Jorge Orta, L OBP: 0.361, SLG: 0.452 (1, 4)																		6	0	1	0	0	0	1					
Bill Mellon, R OBP: 0.342, SLG: 0.346 (10, PR)																		3	0	0	0	1	3	2					
Pat Kelly, S OBP: 0.355, SLG: 0.409 (10, PR)																		2	0	0	1	0	1	1					
Lee Richard, R OBP: 0.295, SLG: 0.275 (16, PR)																		0	0	0	0	0	0	0					
Ken Henderson, S OBP: 0.350, SLG: 0.355 (1, 8)																			7	0	1	0	0	2	3				
Lamar Johnson, R OBP: 0.156, SLG: 0.350 (12, 3)																			5	0	2	0	0	1	0				
Mike Squires, L OBP: 0.288, SLG: 0.212 (1, 9)																			2	0	1	0	0	0	2				
Bob Coluccio, R OBP: 0.290, SLG: 0.325 (9, 7)																			6	0	0	0	0	2	7				
Bucky Dent, R OBP: 0.300, SLG: 0.336 (1, 6)																			5	0	2	0	1	1	0				
Brian Downing, R OBP: 0.337, SLG: 0.328 (1, 2)																			6	0	0	0	0	3	5				
<b>Inning Stats</b>	R: 0 E: 0 K: 2 S: 8	H: 1 LOB: 1 BB: 0 P: 6	R: 0 E: 0 K: 1 S: 5	H: 1 LOB: 0 BB: 0 P: 5	R: 0 E: 1 K: 1 S: 5	H: 0 LOB: 0 BB: 0 P: 5	R: 0 E: 0 K: 1 S: 5	H: 0 LOB: 0 BB: 0 P: 5	R: 0 E: 0 K: 0 S: 4	H: 1 LOB: 1 BB: 0 P: 4	R: 0 E: 0 K: 1 S: 5	H: 0 LOB: 0 BB: 0 P: 5	R: 0 E: 0 K: 0 S: 3	H: 0 LOB: 0 BB: 0 P: 3	R: 0 E: 0 K: 1 S: 5	H: 0 LOB: 0 BB: 0 P: 5	R: 0 E: 0 K: 2 S: 8	H: 1 LOB: 3 BB: 2 P: 16	R: 0 E: 0 K: 0 S: 4	H: 1 LOB: 1 BB: 0 P: 4	R: 0 E: 0 K: 0 S: 4	H: 2 LOB: 1 BB: 0 P: 4	1B: 7 2B: 2 3B: 0 HR: 0	SF: 0 SAC: 1 DP: 1 HBP: 0	WP: 0 PB: 0 SB: 0 CS: 2	PA: 61			
<b>PITCHER</b>	IP 13.0	WLS 46	BF 6	H 6	R 0	ER 0	SO 13	BB 2	IBB 1	HBP 0	BLK 0	WP 0	HR 0	S 69	P 81	ERA 0.00	WHIP 0.615												
Frank Tanana, L ERA: 2.48	3.0	W	14	3	0	0	2	2	0	0	0	0	0	0	16	24	0.00	1.667											
Don Kirkwood, R ERA: 3.13											3.0	L	27	3	3	3	4	3	0	0	0	0	0	0	1	32	44	3.86	0.857

Chicago White Sox @ California Angels  
 Anaheim Stadium, Anaheim, CA  
 Mon Sep 22 1975, 10:05 PM EDT  
 Att: 6,173 - Unknown

AB 54  
 R 0  
 H 9  
 RBI 0  
 BB 5  
 SO 15  
 LOB 23

Batter	1	2	3	4	5	6	7	8	9	10	11	12	13	14	15	16	AB	R	H	RBI	BB	SO	LOB	BOTTOM					
Jerry Remy, L OBP: 0.316, SLG: 0.317 (1, 4)																	7	0	1	0	0	1	3						
Mickey Rivers, L OBP: 0.334, SLG: 0.363 (1, 8)																		7	0	1	0	0	1	1					
Ron Jackson, R OBP: 0.367, SLG: 0.393 (1, 7)																		7	0	2	0	0	0	2					
Leroy Stanton, R OBP: 0.345, SLG: 0.421 (1, 9)																		7	1	1	0	0	0	3					
Bruce Bochte, L OBP: 0.363, SLG: 0.383 (9, PR)																		4	0	1	0	0	1	0					
Morris Nettles, L OBP: 0.298, SLG: 0.270 (10, 6)																		4	1	1	0	2	0	0					
Dave Chalk, R OBP: 0.350, SLG: 0.340 (1, 5)																		5	0	1	0	1	3	4					
Paul Dade, R OBP: 0.370, SLG: 0.435 (16, PH)																		1	1	1	3	0	0	0					
Andy Etchebarren, R OBP: 0.347, SLG: 0.376 (12, PR)																		4	0	2	0	1	1	3					
Dave Collins, S OBP: 0.341, SLG: 0.362 (13, 2)																		0	0	0	0	0	0	0					
Bob Alletta, R OBP: 0.269, SLG: 0.286 (1, 6)																		3	0	0	0	0	0	5					
Mike Miley, S OBP: 0.333, SLG: 0.256 (9, PH)																		3	0	0	0	0	0	4					
Dan Briggs, L OBP: 0.259, SLG: 0.346 (10, 3)																		3	0	0	0	0	0	4					
<b>Inning Stats</b>	R: 0 E: 0 K: 4 S: 4	H: 1 LOB: 1 BB: 0 P: 4	R: 0 E: 0 K: 2 S: 9	H: 2 LOB: 2 BB: 0 P: 9	R: 0 E: 0 K: 0 S: 3	H: 0 LOB: 0 BB: 0 P: 3	R: 0 E: 0 K: 0 S: 3	H: 0 LOB: 0 BB: 0 P: 3	R: 0 E: 0 K: 1 S: 6	H: 1 LOB: 1 BB: 0 P: 10	R: 0 E: 0 K: 0 S: 4	H: 1 LOB: 1 BB: 0 P: 4	R: 0 E: 0 K: 1 S: 7	H: 1 LOB: 2 BB: 0 P: 7	R: 0 E: 0 K: 1 S: 5	H: 0 LOB: 0 BB: 0 P: 5	R: 0 E: 0 K: 1 S: 5	H: 0 LOB: 2 BB: 1 P: 9	R: 0 E: 0 K: 0 S: 4	H: 1 LOB: 1 BB: 0 P: 4	R: 0 E: 0 K: 0 S: 3	H: 0 LOB: 1 BB: 1 P: 7	R: 0 E: 0 K: 0 S: 3	H: 0 LOB: 0 BB: 0 P: 3	1B: 9 2B: 1 3B: 0 HR: 1	SF: 0 SAC: 3 DP: 0 HBP: 0	WP: 0 PB: 0 SB: 1 CS: 0	PA: 61	
<b>PITCHER</b>	IP 8.1	WLS 34	BF 8	H 8	R 0	ER 0	SO 4	BB 1	IBB 0	HBP 0	BLK 0	WP 0	HR 0	S 41	P 45	ERA 0.00	WHIP 1.080												
Jim Kaat, L ERA: 3.14	7.0	L	27	3	3	3	4	3	0	0	0	0	0	1	32	44	3.86	0.857											
Rich Gossage, R ERA: 1.91											8.1	L	27	3	3	3	4	3	0	0	0	0	0	0	1	32	44	3.86	0.857

Chicago White Sox @ California Angels  
 Anaheim Stadium, Anaheim, CA  
 Mon Sep 22 1975, 10:05 PM EDT  
 Att: 6,173 - Unknown

AB 54  
 R 3  
 H 11  
 RBI 3  
 BB 4  
 SO 8  
 LOB 26



Batter	1	2	3	4	5	6	7	8	9	AB	R	H	RBI	BB	SO	LOB	TOP								
Jerry Hairston, S OBP: 0.393, SLG: 0.286 (1, 7)	F7	1B SF9 1B	FC4 BB			F9		SH3-4		3	1	1	1	1	0	0									
Chat Lemon, R OBP: 0.333, SLG: 0.364 Bill Stein, R OBP: 0.322, SLG: 0.352 (1, 5) (7, 5)	6-3	BB 1B	FC4			6-3		F9		4	0	1	1	0	0	3									
Jorge Orta, L OBP: 0.363, SLG: 0.451 (1, 4)	1B 1B	BB		6-3		E7 CS		IBB		3	0	1	0	2	0	0									
Bill Melton, R OBP: 0.342, SLG: 0.348 (1, 10)	1B	SF9		G6-4-3 1B		CS	K	K		4	0	2	1	0	2	2									
Ken Henderson, S OBP: 0.348, SLG: 0.359 (1, 8)	4-3	F7		G6-4-3			HR		F6	5	1	1	1	0	0	5									
Lamar Johnson, R OBP: 0.208, SLG: 0.348 Mike Squires, L OBP: 0.283, SLG: 0.208 (1, 3) (7, PR) (7, 3)		2B SF8 BB	5-3		F2		FC6-4 1B		F8	3	1	1	0	1	0	0									
Bucky Dent, R OBP: 0.302, SLG: 0.342 (1, 6)		SF8 1B 2B	1B 2B		1B				E5	5	1	3	0	0	0	1									
Bob Coluccio, R OBP: 0.292, SLG: 0.324 (1, 9)		1B BB	BB 1B		K		FC6-4		F8	4	1	1	0	1	1	3									
Brian Downing, R OBP: 0.356, SLG: 0.328 (1, 2)		SF8	K		K			SH3-4 1B		3	0	1	1	0	2	3									
<b>Inning Stats</b>	R: 0 E: 0 K: 0 S: 5	H: 2 LOB: 2 BB: 0 P: 5	R: 4 E: 0 K: 0 S: 6	H: 3 LOB: 2 BB: 3 P: 18	R: 0 E: 0 K: 1 S: 7	H: 2 LOB: 3 BB: 1 P: 11	R: 0 E: 0 K: 0 S: 3	H: 1 LOB: 0 BB: 0 P: 3	R: 0 E: 1 K: 2 S: 8	H: 1 LOB: 1 BB: 0 P: 8	R: 0 E: 1 K: 0 S: 3	H: 0 LOB: 0 BB: 0 P: 3	R: 1 E: 0 K: 1 S: 7	H: 2 LOB: 1 BB: 0 P: 7	R: 0 E: 0 K: 1 S: 6	H: 1 LOB: 2 BB: 1 P: 10	R: 0 E: 1 K: 0 S: 4	H: 0 LOB: 1 BB: 0 P: 4	1B: 9 2B: 2 3B: 0 HR: 1	SF: 2 SAC: 1 DP: 1 HBP: 0	WP: 0 PB: 0 SB: 0 CS: 1	PA: 45			
<b>PITCHER</b>	IP	WLS	BF	H	R	ER	SO	BB	IBB	HBP	BLK	WP	HR	S	P	ERA	WHIP								
Joe Pactwa, L ERA: 4.11 (1, 1)	1.1		12	5	4	4	0	3	0	0	0	0	0	9	21	27.00	6.000								
Dick Lange, R ERA: 5.21 (2, 1)	6.2	L	28	7	1	1	5	1	1	0	0	0	1	36	44	1.35	1.200								
Mickey Scott, L ERA: 3.29 (9, 1)	1.0		4	0	0	0	0	0	0	0	0	0	0	4	4	0.00	0.000								

Chicago White Sox @ California Angels  
Anaheim Stadium, Anaheim, CA  
Tue Sep 23 1975, 10:05 PM EDT  
Att: 6,078 - Unknown

AB 36  
R 5  
H 12  
RBI 5  
BB 5  
SO 5  
LOB 18



Batter	1	2	3	4	5	6	7	8	9	AB	R	H	RBI	BB	SO	LOB	BOTTOM								
Jerry Remy, L OBP: 0.316, SLG: 0.317 (1, 4)	6-3		4-3		E 1B 1B		BB BB		F5	4	1	1	0	1	0	0									
Mickey Rivers, L OBP: 0.333, SLG: 0.361 (1, 8)	1-3 1B		K		E4 1B S		F4		F9	5	1	1	0	0	1	2									
Ron Jackson, R OBP: 0.314, SLG: 0.333 (1, 7) (9, 5)	1-3		6-3		F3		K		4-3	5	0	0	0	0	1	4									
Leroy Stanton, R OBP: 0.348, SLG: 0.425 (1, 9)	F9			1B SF9 2B	1B		BB			3	1	2	2	1	0	1									
Bruce Bochte, L OBP: 0.367, SLG: 0.385 (1, 3)		F8 1B 1B		4-3 1B	BB		F7			3	1	2	0	1	0	2									
Dave Chalk, R OBP: 0.351, SLG: 0.342 Morris Nettles, L OBP: 0.296, SLG: 0.270 (1, 5) (8, PR) (9, 7)		1B 1B		SF9	F4		FC5-6 1B			3	0	2	1	0	0	2									
Paul Dade, R OBP: 0.323, SLG: 0.370 (1, 10)		F8		4-3		K		FC5-6		4	0	0	0	0	1	4									
Andy Etchebarren, R OBP: 0.344, SLG: 0.372 (1, 2)		1B		6-3		F9		K		4	0	1	1	0	1	2									
Mike Miley, S OBP: 0.229, SLG: 0.251 (1, 6)		G6-4-3 1B			F7		1-3		F5	4	0	0	0	0	0	3									
<b>Inning Stats</b>	R: 0 E: 0 K: 0 S: 4	H: 1 LOB: 1 BB: 0 P: 4	R: 1 E: 0 K: 0 S: 5	H: 3 LOB: 1 BB: 0 P: 5	R: 0 E: 0 K: 1 S: 5	H: 0 LOB: 0 BB: 0 P: 5	R: 1 E: 0 K: 0 S: 5	H: 2 LOB: 1 BB: 0 P: 5	R: 2 E: 1 K: 0 S: 6	H: 2 LOB: 2 BB: 1 P: 10	R: 0 E: 0 K: 1 S: 5	H: 0 LOB: 0 BB: 0 P: 5	R: 0 E: 0 K: 1 S: 5	H: 0 LOB: 2 BB: 2 P: 13	R: 0 E: 0 K: 1 S: 6	H: 1 LOB: 1 BB: 0 P: 6	R: 0 E: 0 K: 0 S: 3	H: 0 LOB: 0 BB: 0 P: 3	1B: 8 2B: 1 3B: 0 HR: 0	SF: 1 SAC: 0 DP: 1 HBP: 0	WP: 0 PB: 0 SB: 1 CS: 0	PA: 39			
<b>PITCHER</b>	IP	WLS	BF	H	R	ER	SO	BB	IBB	HBP	BLK	WP	HR	S	P	ERA	WHIP								
Claude Osteen, L ERA: 4.45 (1, 1)	4.2		23	8	4	2	1	1	0	0	0	0	0	6	10	3.86	1.929								
Ozzie Osborn, R ERA: 4.5 (5, 1)	1.1	W	5	0	0	0	1	1	0	0	0	0	0	6	10	0.00	0.750								
Dave Hamilton, L ERA: 3.33 (7, 1)	3.0	S	11	1	0	0	2	1	0	0	0	0	0	14	18	0.00	0.667								

Chicago White Sox @ California Angels  
Anaheim Stadium, Anaheim, CA  
Tue Sep 23 1975, 10:05 PM EDT  
Att: 6,078 - Unknown

AB 35  
R 4  
H 9  
RBI 4  
BB 3  
SO 4  
LOB 20





Batter	1	2	3	4	5	6	7	8	9	AB	R	H	RBI	BB	SO	LOB	TOP			
Jerry Hairston, S OBP: 0.402, SLG: 0.309 (1, 7)										5	0	4	0	0	1	1	<b>Chicago White Sox @ Oakland Athletics</b> Oakland-Alameda County Coliseum, Oakland, CA Wed Sep 24 1975, 7:05 PM PDT Att: 7,412 - Unknown <a href="http://livebaseballscorecards.com">livebaseballscorecards.com</a>			
Chet Lemon, R OBP: 0.276, SLG: 0.296 (1, 5)										5	0	0	0	0	1	6				
Jorge Orta, L OBP: 0.363, SLG: 0.451 (1, 4)											5	0	2	0	0	1		0		
Bill Melton, R OBP: 0.345, SLG: 0.350 (1, 10)											5	0	3	1	0	1		2		
Ken Henderson, S OBP: 0.347, SLG: 0.357 (1, 8)											4	0	0	0	1	1		4		
Lamar Johnson, R OBP: 0.214, SLG: 0.370 (1, 3)											4	0	1	0	0	0		4		
Bucky Dent, R OBP: 0.302, SLG: 0.343 (1, 6)										4	1	1	0	0	0	2				
Bob Coluccio, R OBP: 0.287, SLG: 0.318 (1, 9)										4	0	0	0	0	1	1				
Brian Downing, R OBP: 0.357, SLG: 0.328 (1, 2)										2	1	1	0	0	0	1				
Pete Varney, R OBP: 0.312, SLG: 0.392 (6, PH) (6, 2)										2	0	1	0	0	0	0				
<b>Inning Stats</b>	R: 0 E: 0 K: 1 S: 7	H: 2 LOB: 2 BB: 0 P: 7	R: 0 E: 0 K: 1 S: 5	H: 0 LOB: 0 BB: 0 P: 5	R: 1 E: 0 K: 1 S: 8	H: 3 LOB: 3 BB: 1 P: 12	R: 1 E: 1 K: 0 S: 5	H: 2 LOB: 1 BB: 0 P: 5	R: 0 E: 0 K: 1 S: 4	H: 1 LOB: 1 BB: 0 P: 4	R: 0 E: 0 K: 0 S: 4	H: 1 LOB: 1 BB: 0 P: 4	R: 0 E: 0 K: 1 S: 7	H: 2 LOB: 2 BB: 0 P: 7	R: 0 E: 0 K: 1 S: 5	H: 0 LOB: 0 BB: 0 P: 5	1B: 9 2B: 4 3B: 0 HR: 0	SF: 0 SAC: 0 DP: 0 HBP: 0	WP: 0 PB: 0 CS: 0	PA: 41
<b>PITCHER</b>	IP WLS BF H R ER SO BB IBB HBP BLK WP HR S P ERA WHIP	6.0 W 29 10 2 1 4 1 0 0 0 0 0 36 40 1.50 1.833	1.0 L 4 1 0 0 0 0 0 0 0 0 0 4 4 0.00 1.000	1.0 L 5 2 0 0 1 0 0 0 0 0 0 7 7 0.00 2.000	1.0 R 3 0 0 0 1 0 0 0 0 0 0 5 5 0.00 0.000	<b>PITCHER</b>										IP WLS BF H R ER SO BB IBB HBP BLK WP HR S P ERA WHIP	4.0 L 29 10 2 1 4 1 0 0 0 0 0 36 40 1.50 1.833			
Vida Blue, L ERA: 3.07 (1, 1)											4.0	2	1	1	1	1	3			
Jim Todd, R ERA: 2.1 (7, 1)											0	0	0	0	0	0	0			
Paul Lindblad, L ERA: 2.81 (8, 1)											5	1	2	4	0	0	3			
Rollie Fingers, R ERA: 3.08 (9, 1)											5	2	3	3	0	0	2			

Batter	1	2	3	4	5	6	7	8	9	AB	R	H	RBI	BB	SO	LOB	BOTTOM			
Bill North, S OBP: 0.374, SLG: 0.326 (1, 8) Charlie Chant, R (8, 7)										4	2	2	1	1	1	3	<b>Chicago White Sox @ Oakland Athletics</b> Oakland-Alameda County Coliseum, Oakland, CA Wed Sep 24 1975, 7:05 PM PDT Att: 7,412 - Unknown <a href="http://livebaseballscorecards.com">livebaseballscorecards.com</a>			
Claudell Washington, L OBP: 0.346, SLG: 0.429 (1, 7) (8, 8)										5	1	2	4	0	0	3				
Sal Bando, R OBP: 0.337, SLG: 0.353 (1, 5) Gaylen Pitts, R (7, PR) (8, 5)										5	2	3	3	0	0	2				
Reggie Jackson, L OBP: 0.327, SLG: 0.503 (1, 9) Tommy Harper, R OBP: 0.332, SLG: 0.324 (8, 9)										5	2	2	3	0	2	3				
Gene Tenace, R OBP: 0.395, SLG: 0.462 (1, 2) Ray Fosse, R OBP: 0.196, SLG: 0.202 (9, 2)										4	0	0	0	1	1	1				
Billy Williams, L OBP: 0.342, SLG: 0.419 (1, 10) Don Hopkins, L OBP: 0.375, SLG: 0.167 (5, PR) Jim Holt, L OBP: 0.305, SLG: 0.308 (8, 3)										3	0	1	0	0	0	1				
Joe Rudi, R OBP: 0.286, SLG: 0.167 (7, PR) Paul Lindblad, L (8, 1) Denny Lindling, L OBP: 0.250, SLG: 0.500 (8, PH) Rollie Fingers, R (9, 1)										0	1	0	0	0	0	0				
Bert Campaneris, R OBP: 0.338, SLG: 0.331 (7, PR) Ted Martinez, R OBP: 0.192, SLG: 0.188 (8, 6)										3	2	1	1	1	0	1				
Phil Garner, R OBP: 0.295, SLG: 0.347 (7, PR) Cesar Tovar, R OBP: 0.308, SLG: 0.313 (8, 4)										2	1	0	0	2	0	2				
<b>Inning Stats</b>	R: 2 E: 0 K: 0 S: 5	H: 2 LOB: 1 BB: 1 P: 9	R: 1 E: 2 K: 0 S: 4	H: 1 LOB: 1 BB: 1 P: 8	R: 1 E: 0 K: 0 S: 4	H: 1 LOB: 0 BB: 0 P: 4	R: 4 E: 1 K: 1 S: 8	H: 2 LOB: 1 BB: 2 P: 16	R: 3 E: 0 K: 0 S: 7	H: 4 LOB: 2 BB: 0 P: 7	R: 0 E: 0 K: 1 S: 5	H: 0 LOB: 0 BB: 0 P: 5	R: 2 E: 0 K: 2 S: 10	H: 3 LOB: 3 BB: 1 P: 14	R: 0 E: 0 K: 0 S: 3	H: 0 LOB: 0 BB: 0 P: 3	1B: 9 2B: 1 3B: 1 HR: 2	SF: 0 SAC: 0 DP: 0 HBP: 0	WP: 0 PB: 0 CS: 0	PA: 43
<b>PITCHER</b>	IP WLS BF H R ER SO BB IBB HBP BLK WP HR S P ERA WHIP	3.2 L 21 6 8 6 0 4 0 0 0 0 2 17 33 14.73 2.727	1.0 L 8 4 3 3 1 0 0 0 0 0 0 10 10 27.00 4.000	3.1 L 14 3 2 2 3 1 0 0 0 0 0 19 23 5.40 1.200	<b>PITCHER</b>										IP WLS BF H R ER SO BB IBB HBP BLK WP HR S P ERA WHIP	4.0 L 29 10 2 1 4 1 0 0 0 0 0 36 40 1.50 1.833				
Jesse Jefferson, R ERA: 5.0 (1, 1)											4	0	2	0	0	0	0			
Rich Hinton, L ERA: 4.02 (4, 1)											0	1	0	0	0	0	0			
Pete Vuckovich, R ERA: 13.5 (5, 1)											0	0	0	0	0	0	0			



Batter	1	2	3	4	5	6	7	8	9	AB	R	H	RBI	BB	SO	LOB	TOP			
Pat Kelly, L OBP: 0.355, SLG: 0.408 (1, 9)	F9	G1-6-3		1B		1B		F5		4	1	1	1	1	0	1	<b>Chicago White Sox @ Oakland Athletics</b> Oakland-Alameda County Coliseum, Oakland, CA Thu Sep 25 1975, 3:33 AM PDT Alt. 2.663 - Unknown - 78 F			
Jerry Hairston, S OBP: 0.406, SLG: 0.321 (1, 7)	G3		3-1	1B		1B		4-3		5	1	3	2	0	0					
Jorge Orta, L OBP: 0.363, SLG: 0.450 Lee Richard, R OBP: 0.271, SLG: 0.250 (1, 4) (1, 5)	G3		F9	K		F7		F6		1	0	0	0	0	0	1				
Bill Melton, R OBP: 0.347, SLG: 0.355 (1, 10)	BB		K		BB	K		2B		5	2	3	1	0	2	2				
Ken Henderson, S OBP: 0.351, SLG: 0.360 (1, 8)	1B			BB		F5		1B		3	2	2	1	2	0	1				
Bill Stein, R OBP: 0.323, SLG: 0.350 (1, 5) (1, 4)			F7	1B		BB		6-3		4	0	1	1	1	1	4				
Mike Squires, L OBP: 0.292, SLG: 0.211 (1, 3)	K		F5					3-1		4	0	1	1	1	1	3				
Bucky Dent, R OBP: 0.303, SLG: 0.343 (1, 6)				BB		K		E6		5	1	2	0	0	1	4				
Brian Downing, R OBP: 0.355, SLG: 0.325 (1, 2)	F8			BB		F8		G5-4-3		4	1	0	0	1	0	6				
<b>Inning Stats</b>	R: 2 E: 0 K: 1 S: 8	H: 3 LOB: 2 BB: 1 P: 12	R: 0 E: 0 K: 0 S: 3	H: 1 LOB: 0 BB: 0 P: 3	R: 0 E: 0 K: 1 S: 5	H: 0 LOB: 0 BB: 0 P: 5	R: 3 E: 0 K: 1 S: 8	H: 3 LOB: 2 BB: 2 P: 16	R: 0 E: 0 K: 1 S: 6	H: 1 LOB: 3 BB: 2 P: 14	R: 1 E: 0 K: 2 S: 9	H: 2 LOB: 2 BB: 1 P: 13	R: 0 E: 1 K: 0 S: 3	H: 0 LOB: 0 BB: 0 P: 3	R: 2 E: 0 K: 0 S: 6	H: 3 LOB: 1 BB: 0 P: 6	1B: 10 2B: 3 3B: 0 HR: 0	SF: 0 SAC: 0 DP: 2 HBP: 0	WP: 1 PB: 0 CS: 3	PA: 45
<b>PITCHER</b>	IP WLS BF H R ER SO BB IBB HBP BLK WP HR S P ERA WHIP	IP WLS BF H R ER SO BB IBB HBP BLK WP HR S P ERA WHIP	<b>PITCHER</b> <b>Craig Mitchell, R</b> (1, 1) ERA: 12.27 <b>Mike Norris, R</b> (4, 1) ERA: 0.00 <b>Mike Norris, R</b> (5, 1) ERA: 0.00 <b>Sonny Siebert, R</b> (5, 1) ERA: 3.5 <b>Paul Lindblad, L</b> (7, 1) ERA: 2.77 <b>Jim Todd, R</b> (9, 1) ERA: 2.23																	
Batter	1	2	3	4	5	6	7	8	9	AB	R	H	RBI	BB	SO	LOB	BOTTOM			
Cesar Tovar, R OBP: 0.307, SLG: 0.315 (1, 4) (6, 5) (9, 6)	1-3			E6				F8		4	1	1	0	0	0	1	<b>Chicago White Sox @ Oakland Athletics</b> Oakland-Alameda County Coliseum, Oakland, CA Thu Sep 25 1975, 3:33 AM PDT Alt. 2.663 - Unknown - 78 F			
Tommy Harper, R OBP: 0.327, SLG: 0.325 (1, 7) (5, 5) (5, 5) Paul Lindblad, L OBP: 0.405, SLG: 0.444 (7, 1) Don Hopkins, L OBP: 0.375, SLG: 0.167 Jim Todd, L (8, 9) (8, 1)	F7			G3		K		FC4		2	1	1	0	0	0	0				
Jim Holt, L OBP: 0.296, SLG: 0.298 (1, 3) (6, 2)	4-3			G3		F8		G3		4	0	0	0	0	0	4				
Ray Fosse, R OBP: 0.190, SLG: 0.195 (1, 2) (8, 3)	4-3			6-3		5-3		F5		4	0	0	1	0	0	2				
Ted Martinez, R OBP: 0.204, SLG: 0.200 (1, 5) (6, 4)	F9							F4		4	0	2	1	0	0	0				
Charlie Chant, R (1, 10) (5, 7)	6-3			F8		F8		5-3		4	0	0	0	0	0	2				
Denny Walling, L OBP: 0.143, SLG: 0.286 (1, 8)				K2-3		K				3	0	0	0	0	2	1				
Matt Alexander, S OBP: 0.200, SLG: 0.111 (1, 9)				F8		6-3		FC6-4		3	0	0	0	0	0	1				
Dal Maxvill, R OBP: 0.125, SLG: 0.125 Gaylen Pitts, R OBP: 0.333, SLG: 0.667 (1, 6) (9, 5)	F8			F8		F6		FC4		3	0	1	0	0	0	0				
<b>Inning Stats</b>	R: 0 E: 0 K: 0 S: 3	H: 0 LOB: 0 BB: 0 P: 3	R: 0 E: 0 K: 0 S: 3	H: 0 LOB: 0 BB: 0 P: 3	R: 0 E: 0 K: 1 S: 5	H: 0 LOB: 0 BB: 0 P: 5	R: 2 E: 1 K: 0 S: 6	H: 2 LOB: 1 BB: 0 P: 6	R: 0 E: 0 K: 1 S: 6	H: 1 LOB: 1 BB: 0 P: 6	R: 0 E: 0 K: 1 S: 6	H: 1 LOB: 1 BB: 0 P: 6	R: 0 E: 0 K: 0 S: 4	H: 1 LOB: 1 BB: 0 P: 4	R: 0 E: 0 K: 0 S: 3	H: 0 LOB: 0 BB: 0 P: 3	1B: 4 2B: 1 3B: 0 HR: 0	SF: 0 SAC: 0 DP: 0 HBP: 0	WP: 0 PB: 0 CS: 0	PA: 33
<b>PITCHER</b>	IP WLS BF H R ER SO BB IBB HBP BLK WP HR S P ERA WHIP	IP WLS BF H R ER SO BB IBB HBP BLK WP HR S P ERA WHIP	<b>PITCHER</b> <b>Wilbur Wood, L</b> (1, 1) ERA: 4.11																	



Batter	1	2	3	4	5	6	7	8	9	AB	R	H	RBI	BB	SO	LOB	TOP			
Jerry Hairston, S OBP: 0.402, SLG: 0.318 (1, 7)										5	0	1	0	0	1	3	<b>Chicago White Sox @ Minnesota Twins</b> Metropolitan Stadium, Bloomington, MI Fri Sep 26 1975, 4:33 AM EDT Alt. 2,769 - Unknown - 65 F  <a href="http://livebaseballscorecards.com">livebaseballscorecards.com</a>			
Bucky Dent, R OBP: 0.302, SLG: 0.342 (1, 6)										5	0	1	0	0	1	2				
Chet Lemon, R OBP: 0.313, SLG: 0.333 (1, 10)										3	0	2	0	0	0	0				
Bill Melton, R OBP: 0.348, SLG: 0.354 (1, 5)										3	0	1	0	1	0	2				
Ken Henderson, S OBP: 0.350, SLG: 0.358 (1, 8)										3	0	0	0	1	0	5				
Bill Stein, R OBP: 0.326, SLG: 0.353 (1, 4)										4	1	2	0	0	0	3				
Lamar Johnson, R OBP: 0.228, SLG: 0.400 Pat Kelly, L OBP: 0.354, SLG: 0.407 (8, PH) (8, 9)										3	0	1	0	0	0	1				
Bob Coluccio, R OBP: 0.284, SLG: 0.314 Nyls Nyman, L OBP: 0.251, SLG: 0.265 Mike Squires, L OBP: 0.292, SLG: 0.211 (8, PH) (8, 3)										3	0	0	0	0	0	3				
Brian Downing, R OBP: 0.357, SLG: 0.324 (1, 2)										2	0	0	1	2	1	1				
<b>Inning Stats</b>	R: 0 E: 0 K: 0 S: 5	H: 2 LOB: 3 BB: 1 P: 9	R: 0 E: 0 K: 1 S: 5	H: 0 LOB: 0 BB: 0 P: 5	R: 0 E: 0 K: 0 S: 5	H: 2 LOB: 2 BB: 0 P: 5	R: 0 E: 0 K: 0 S: 3	H: 0 LOB: 0 BB: 0 P: 3	R: 0 E: 0 K: 1 S: 4	H: 1 LOB: 1 BB: 2 P: 4	R: 0 E: 0 K: 1 S: 6	H: 1 LOB: 2 BB: 2 P: 14	R: 0 E: 0 K: 0 S: 3	H: 0 LOB: 0 BB: 0 P: 3	R: 0 E: 0 K: 1 S: 4	H: 0 LOB: 0 BB: 1 P: 8		1B: 7 2B: 1 3B: 0 HR: 0	SF: 0 SAC: 1 DP: 1 HBP: 0	WP: 0 PB: 0 SB: 0 CS: 0
<b>PITCHER</b>	IP WLS BF H R ER SO BB IBB HBP BLK WP HR S P ERA WHIP	IP WLS BF H R ER SO BB IBB HBP BLK WP HR S P ERA WHIP																		
Eddie Bane, L ERA: 2.86 (1, 1)	6.2 W 31 8 1 1 2 3 0 0 0 0 0 0 32 44 1.35 1.650	2.1 S 7 0 0 0 1 1 0 0 0 0 0 0 8 12 0.00 0.429																		


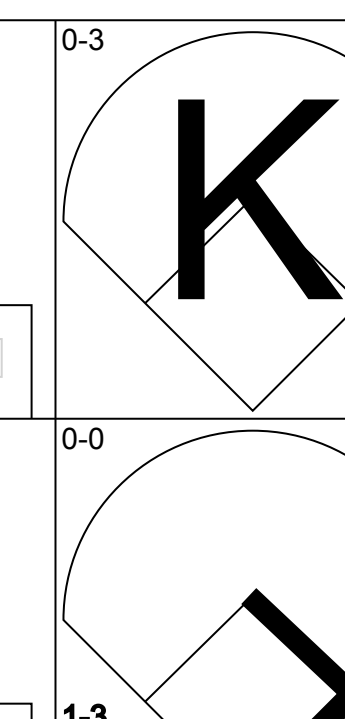
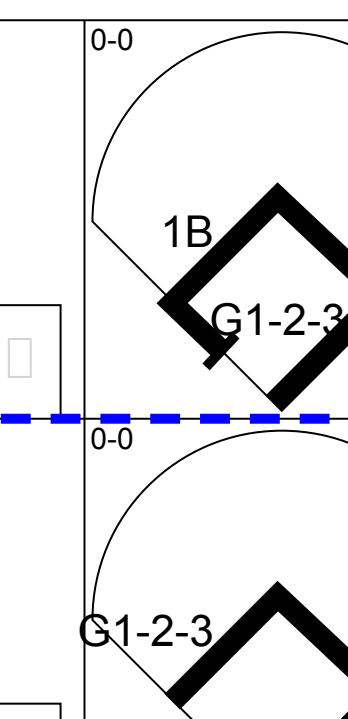
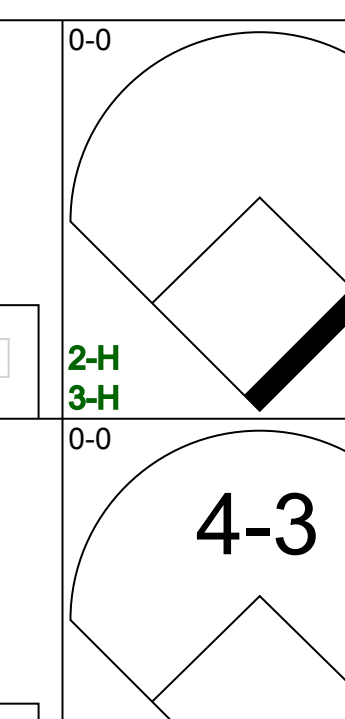
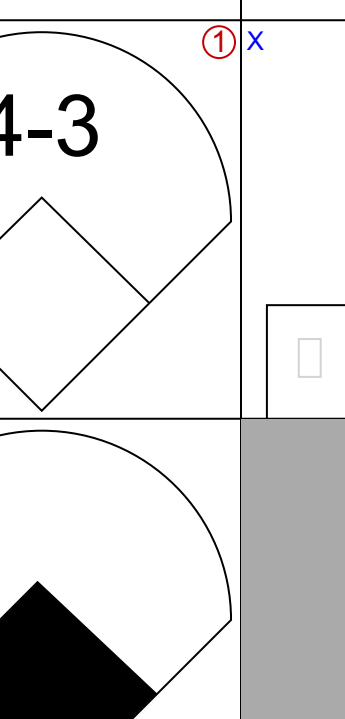
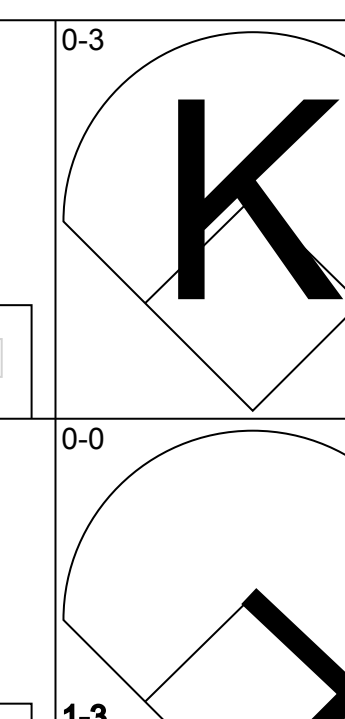
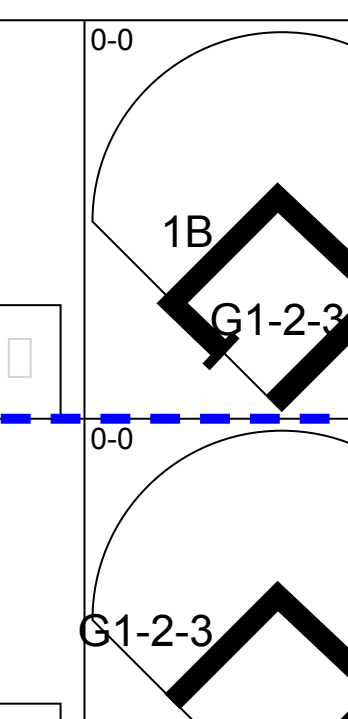
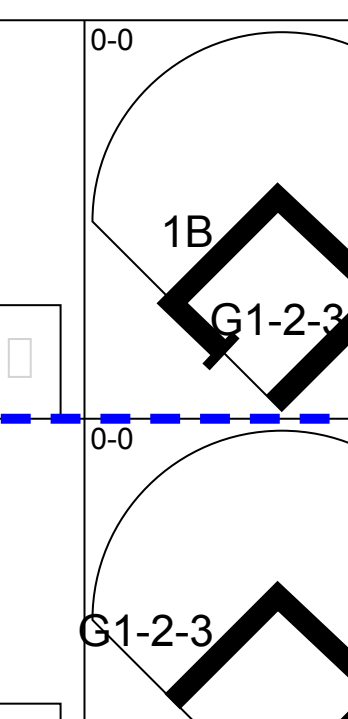
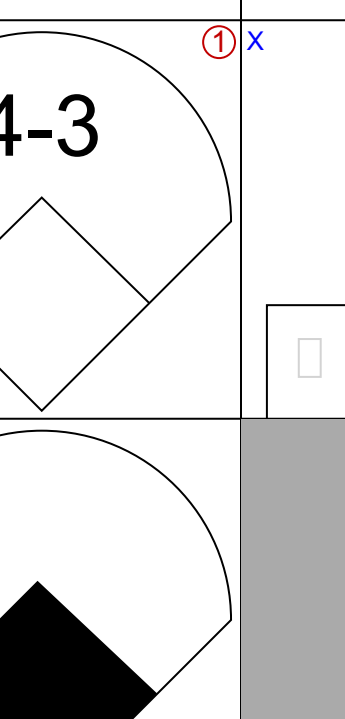
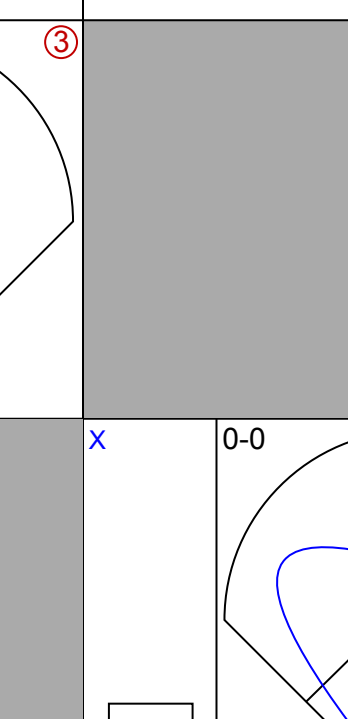
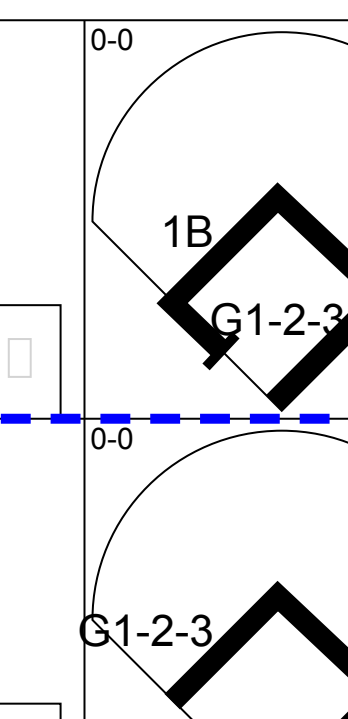
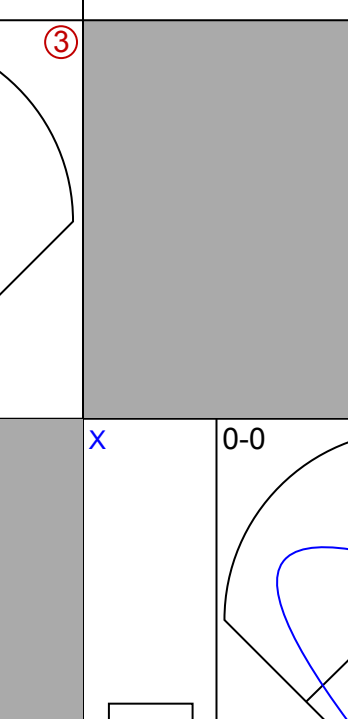
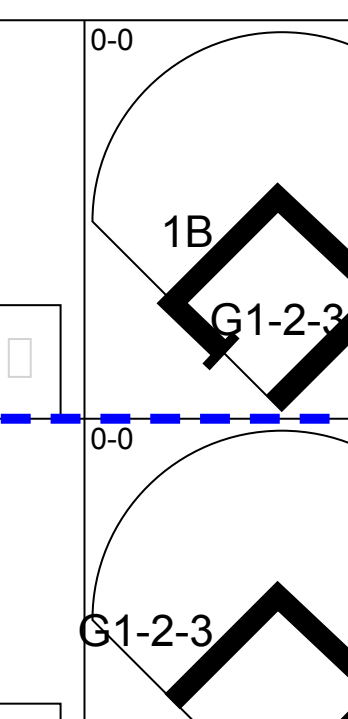
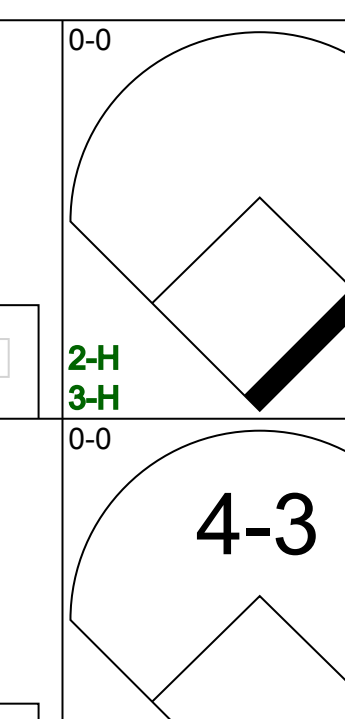
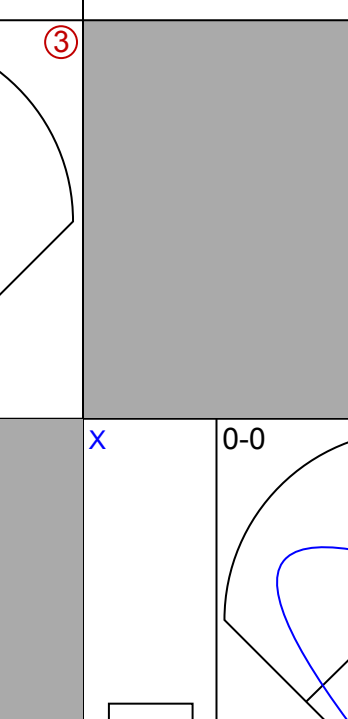
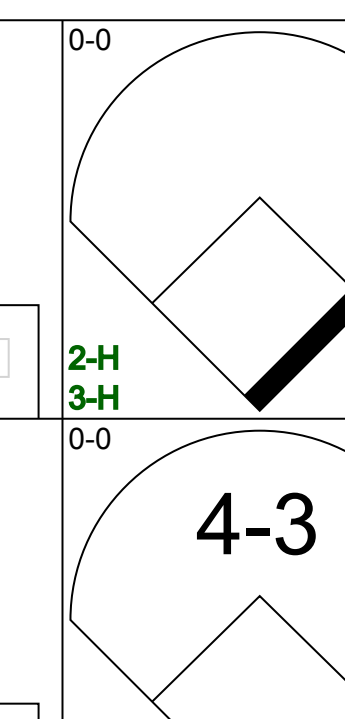
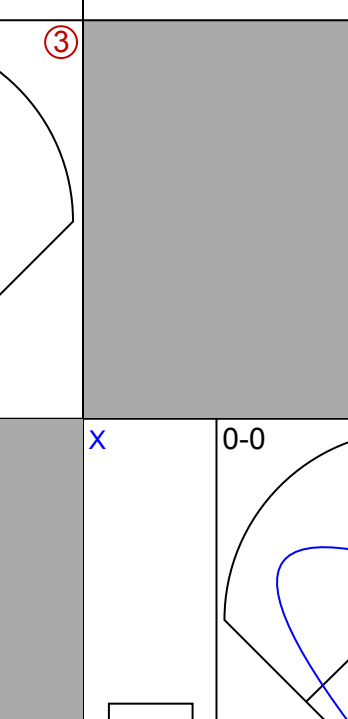
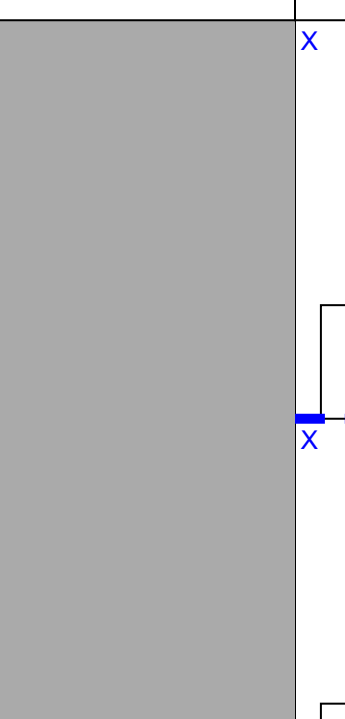
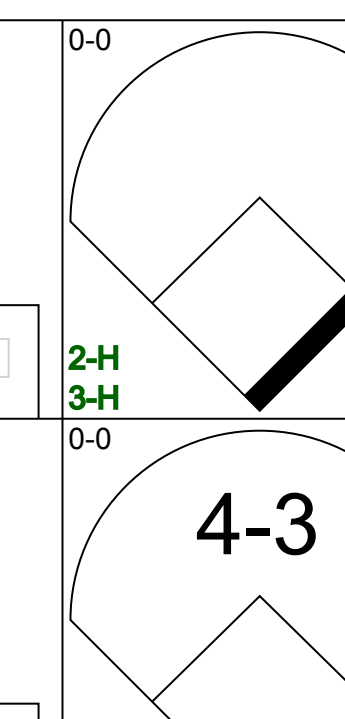
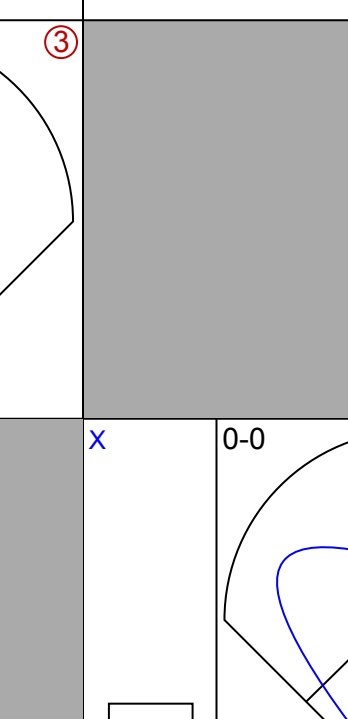
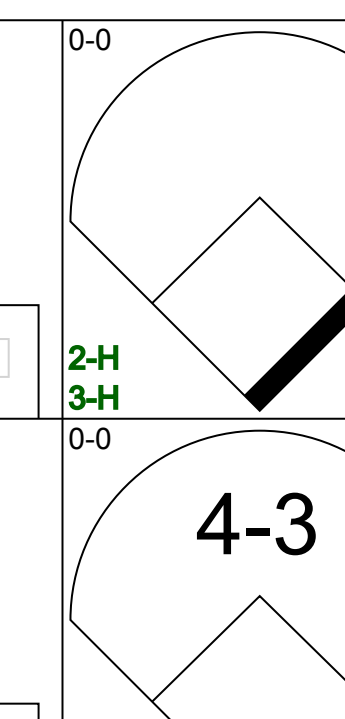
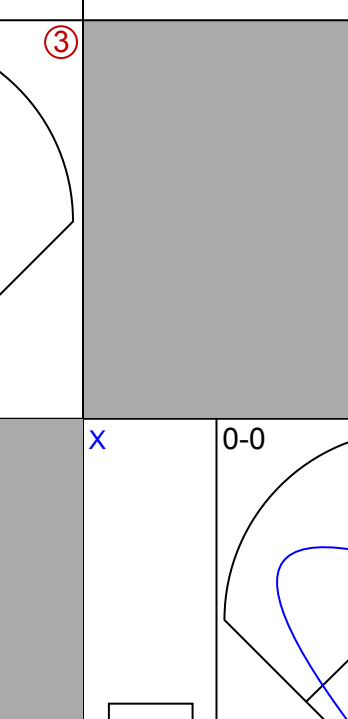
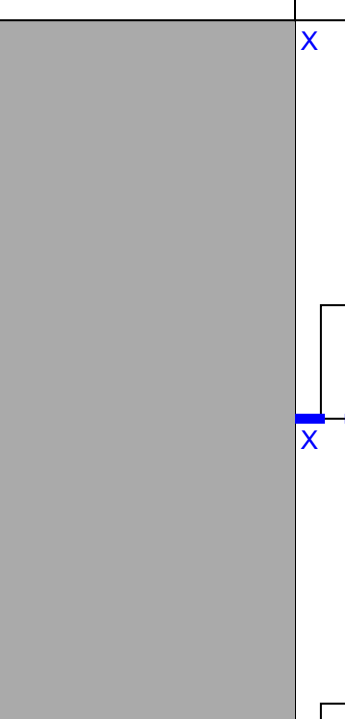
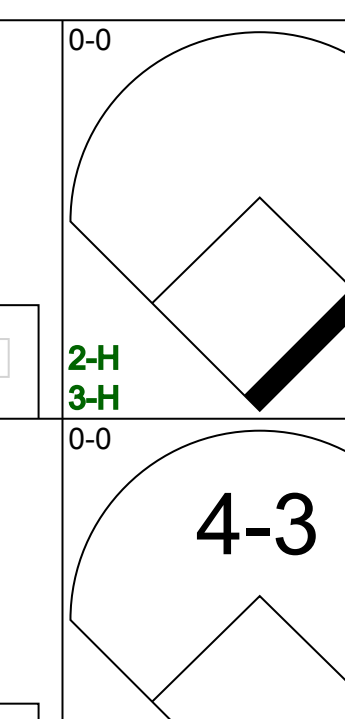
Batter	1	2	3	4	5	6	7	8	9	AB	R	H	RBI	BB	SO	LOB	BOTTOM			
Jerry Terrell, R OBP: 0.326, SLG: 0.350 (1, 4)										4	1	2	1	0	0	0	<b>Chicago White Sox @ Minnesota Twins</b> Metropolitan Stadium, Bloomington, MI Fri Sep 26 1975, 4:33 AM EDT Alt. 2,769 - Unknown - 65 F  <a href="http://livebaseballscorecards.com">livebaseballscorecards.com</a>			
Steve Brye, R OBP: 0.318, SLG: 0.428 (1, 7)										4	1	1	0	0	1	2				
Dave McKay, S OBP: 0.294, SLG: 0.364 (1, 5)										4	0	0	0	0	0	1				
Craig Kusick, R OBP: 0.345, SLG: 0.404 (1, 3)										3	0	0	0	1	0	0				
Larry Hisle, R OBP: 0.379, SLG: 0.502 (1, 10)										1	0	1	1	3	0	0				
Lyman Bostock, L OBP: 0.331, SLG: 0.358 (1, 8)										4	0	0	0	0	1	5				
Danny Thompson, R OBP: 0.301, SLG: 0.354 (1, 6)										3	0	0	0	0	0	1				
Phil Roof, R OBP: 0.359, SLG: 0.496 (1, 2)										3	0	3	0	0	0	0				
Mike Poepping, R OBP: 0.244, SLG: 0.167 (1, 9)										3	0	0	0	0	0	4				
<b>Inning Stats</b>	R: 0 E: 0 K: 1 S: 5	H: 0 LOB: 0 BB: 0 P: 5	R: 0 E: 0 K: 0 S: 2	H: 0 LOB: 0 BB: 1 P: 6	R: 0 E: 0 K: 0 S: 3	H: 1 LOB: 0 BB: 0 P: 3	R: 1 E: 0 K: 0 S: 4	H: 1 LOB: 0 BB: 0 P: 4	R: 0 E: 0 K: 0 S: 4	H: 1 LOB: 2 BB: 1 P: 8	R: 1 E: 0 K: 0 S: 5	H: 2 LOB: 2 BB: 1 P: 9	R: 0 E: 0 K: 0 S: 5	H: 2 LOB: 2 BB: 0 P: 5	R: 0 E: 0 K: 1 S: 5	H: 0 LOB: 1 BB: 1 P: 9		1B: 5 2B: 1 3B: 0 HR: 1	SF: 0 SAC: 0 DP: 2 HBP: 0	WP: 0 PB: 0 SB: 0 CS: 0
<b>PITCHER</b>	IP WLS BF H R ER SO BB IBB HBP BLK WP HR S P ERA WHIP	IP WLS BF H R ER SO BB IBB HBP BLK WP HR S P ERA WHIP																		
Jim Kaat, L ERA: 3.11 (1, 1)	8.0 L 33 7 2 2 2 4 0 0 0 0 1 33 2.25 1.375																			



Batter	1	2	3	4	5	6	7	8	9	AB	R	H	RBI	BB	SO	LOB	TOP					
Pat Kelly, L OBP: 0.353, SLG: 0.404 (1, 9)										3	0	0	0	1	1	0	Chicago White Sox @ Minnesota Twins Metropolitan Stadium, Bloomington, MI Sat Sep 27 1975, 4:33 AM EDT Att. 4,463 - Unknown - 59 F					
Nyis Nyman, L OBP: 0.251, SLG: 0.265 (1, 7)										4	0	1	0	0	0	2						
Jerry Hairston, S OBP: 0.403, SLG: 0.323 (1, 10)										3	0	2	1	0	0	1						
Ken Henderson, S OBP: 0.348, SLG: 0.355 (1, 8)										4	0	0	0	0	1	3						
Bill Melton, R OBP: 0.346, SLG: 0.352 (1, 5)										4	0	0	0	0	1	1						
Mike Squires, L OBP: 0.304, SLG: 0.230 (1, 3)										4	0	2	0	0	2	0						
Bill Stein, R OBP: 0.325, SLG: 0.348 (1, 4)										3	0	0	0	1	1	2						
Bucky Dent, R OBP: 0.302, SLG: 0.341 (1, 6)										2	0	0	0	1	0	0						
Brian Downing, R OBP: 0.356, SLG: 0.324 (1, 2)										3	1	1	0	0	2	2						
<b>Inning Stats</b>	R: 0 E: 0 K: 0 S: 4	H: 1 LOB: 1 BB: 0 P: 4	R: 0 E: 0 K: 2 S: 7	H: 0 LOB: 2 BB: 2 P: 15	R: 0 E: 0 K: 1 S: 6	H: 1 LOB: 1 BB: 0 P: 6	R: 0 E: 0 K: 0 S: 3	H: 1 LOB: 0 BB: 0 P: 3	R: 0 E: 0 K: 1 S: 5	H: 0 LOB: 0 BB: 0 P: 5	R: 0 E: 0 K: 2 S: 8	H: 1 LOB: 0 BB: 0 P: 8	R: 0 E: 0 K: 2 S: 7	H: 0 LOB: 0 BB: 0 P: 7	R: 1 E: 0 K: 0 S: 3	H: 1 LOB: 0 BB: 1 P: 7	R: 0 E: 0 K: 0 S: 4	H: 1 LOB: 1 BB: 0 P: 4	1B: 6 2B: 1 3B: 0 HR: 0	SF: 1 SAC: 0 DP: 2 HBP: 0	WP: 0 PB: 0 SB: 2 CS: 0	PA: 34
<b>PITCHER</b> Bert Blyleven, R ERA: 3.0 (1, 1)	IP: 9.0 WLS: L BF: 34 H: 6 R: 1 ER: 1 SO: 8 BB: 3 IBB: 0 HBP: 0 BLK: 0 WP: 0 HR: 0 S: 47 P: 59 ERA: 1.00 WHIP: 1.000															<b>PITCHER</b>	IP: 9.0 WLS: L BF: 34 H: 6 R: 1 ER: 1 SO: 8 BB: 3 IBB: 0 HBP: 0 BLK: 0 WP: 0 HR: 0 S: 47 P: 59 ERA: 1.00 WHIP: 1.000					


Batter	1	2	3	4	5	6	7	8	9	AB	R	H	RBI	BB	SO	LOB	BOTTOM					
Jerry Terrell, R OBP: 0.326, SLG: 0.348 (1, 4)										2	0	0	0	1	0	1	Chicago White Sox @ Minnesota Twins Metropolitan Stadium, Bloomington, MI Sat Sep 27 1975, 4:33 AM EDT Att. 4,463 - Unknown - 59 F					
Rod Carew, L (8, PH) OBP: 0.421, SLG: 0.498 (9, 4)										1	0	0	0	0	0	2						
Steve Brye, R OBP: 0.316, SLG: 0.424 (1, 7)										2	0	0	0	0	0	0						
Steve Braun, L OBP: 0.387, SLG: 0.429 (6, PH) (7, 7)										1	0	0	0	0	0	1						
Dan Ford, R OBP: 0.333, SLG: 0.434 (1, 9)										3	0	0	0	0	1	1						
John Briggs, L OBP: 0.388, SLG: 0.373 (8, PH) (9, 9)										0	0	0	0	1	0	0						
Craig Kusick, R OBP: 0.348, SLG: 0.406 (1, 3)										4	0	2	0	0	0	4						
Larry Hise, R OBP: 0.374, SLG: 0.494 (1, 10)										4	0	0	0	0	0	2						
Dave McKay, S OBP: 0.292, SLG: 0.361 (1, 5)										4	0	1	0	0	1	1						
Lyman Bostock, L OBP: 0.332, SLG: 0.363 (1, 8)										4	0	2	0	0	1	1						
Danny Thompson, R OBP: 0.302, SLG: 0.355 (8, PH)										2	0	1	0	0	0	2						
Tony Oliva, L OBP: 0.347, SLG: 0.382 (8, PH)										1	0	1	0	0	0	0						
Luis Gomez, R OBP: 0.182, SLG: 0.139 (8, PH)										0	0	0	0	0	0	0						
Mike Poeping, R OBP: 0.238, SLG: 0.162 (8, PH)										1	0	0	0	0	0	1						
Phil Roof, R OBP: 0.353, SLG: 0.488 (1, 2)										2	0	0	0	0	0	2						
<b>Inning Stats</b>	R: 0 E: 0 K: 0 S: 3	H: 0 LOB: 0 BB: 0 P: 3	R: 0 E: 0 K: 0 S: 4	H: 1 LOB: 1 BB: 0 P: 4	R: 0 E: 0 K: 0 S: 3	H: 1 LOB: 0 BB: 0 P: 3	R: 0 E: 0 K: 1 S: 6	H: 1 LOB: 1 BB: 0 P: 6	R: 0 E: 0 K: 0 S: 4	H: 2 LOB: 1 BB: 0 P: 4	R: 0 E: 0 K: 0 S: 3	H: 0 LOB: 1 BB: 1 P: 7	R: 0 E: 0 K: 2 S: 7	H: 0 LOB: 0 BB: 0 P: 7	R: 0 E: 0 K: 0 S: 4	H: 1 LOB: 3 BB: 1 P: 9	R: 0 E: 0 K: 0 S: 4	H: 1 LOB: 1 BB: 0 P: 4	1B: 6 2B: 1 3B: 0 HR: 0	SF: 0 SAC: 1 DP: 1 HBP: 1	WP: 0 PB: 0 SB: 0 CS: 1	PA: 36
<b>PITCHER</b> Claude Osteen, L ERA: 4.36 Rich Gossage, R ERA: 1.64 (5, 1)	IP: 4.0 WLS: W BF: 19 H: 2 R: 0 ER: 0 SO: 2 BB: 2 IBB: 0 HBP: 1 BLK: 0 WP: 0 HR: 0 S: 20 P: 29 ERA: 0.00 WHIP: 0.800															<b>PITCHER</b>	IP: 4.0 WLS: W BF: 19 H: 2 R: 0 ER: 0 SO: 2 BB: 2 IBB: 0 HBP: 1 BLK: 0 WP: 0 HR: 0 S: 20 P: 29 ERA: 0.00 WHIP: 0.800					

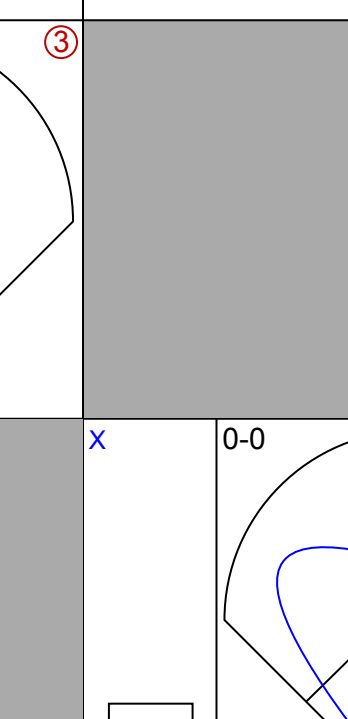
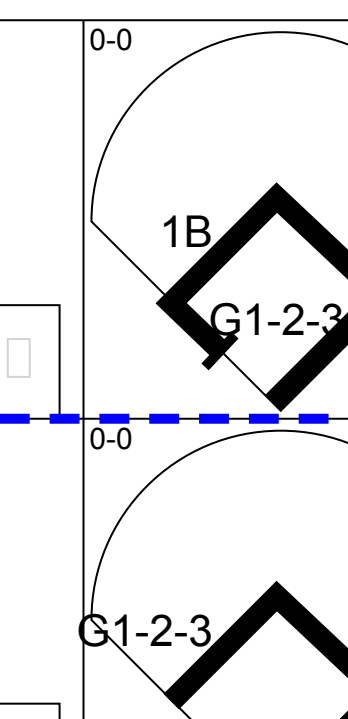

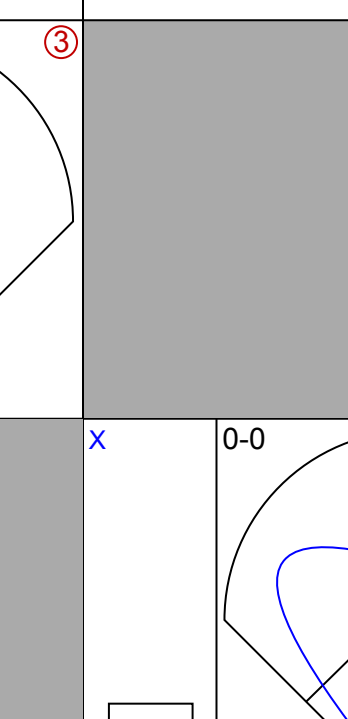
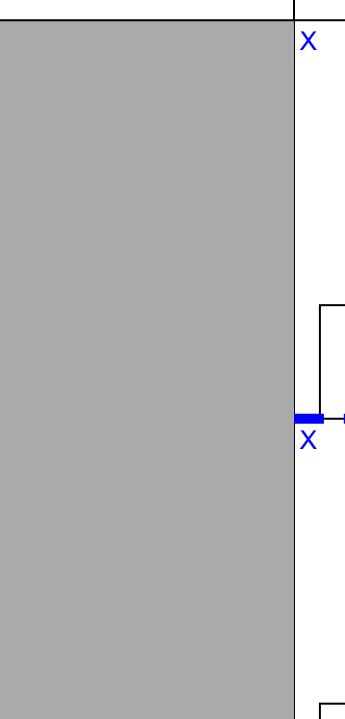
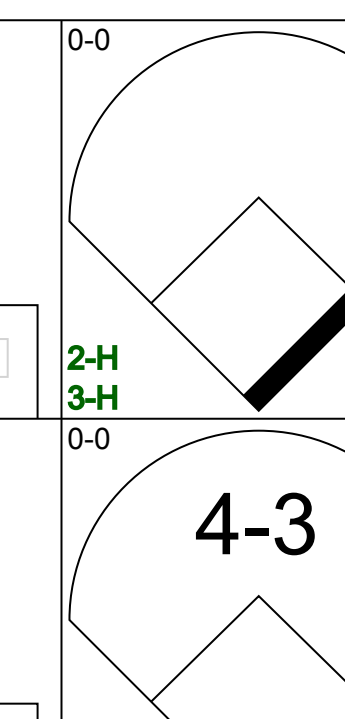

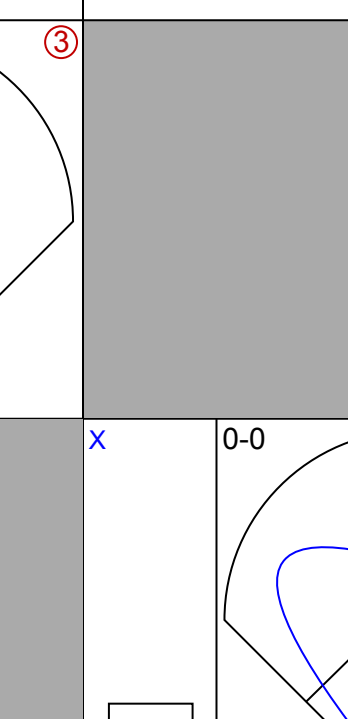
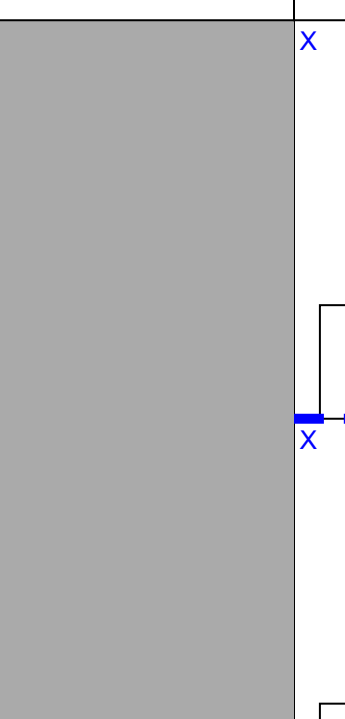
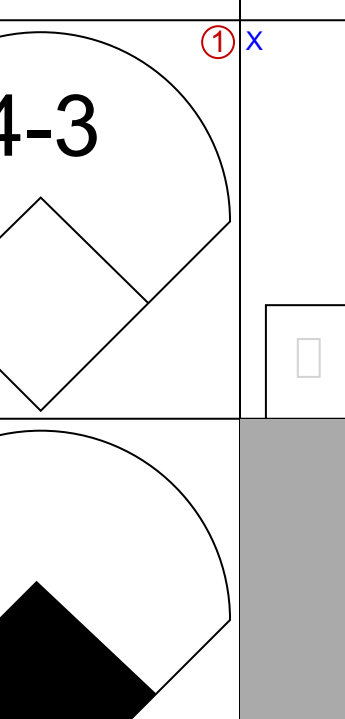
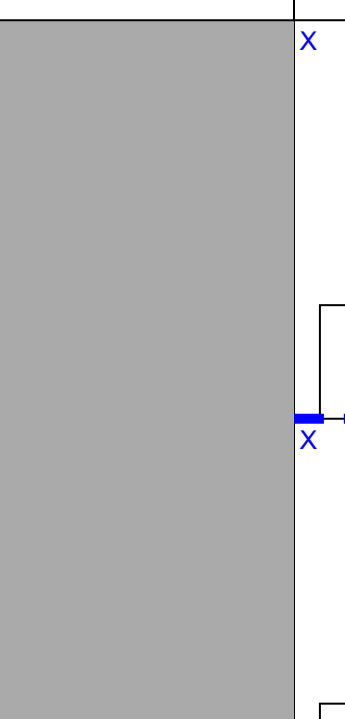
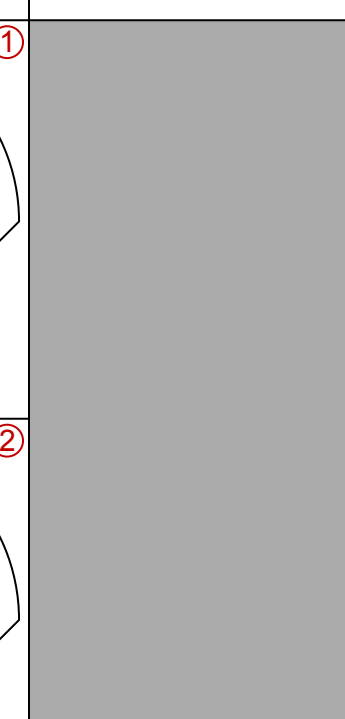
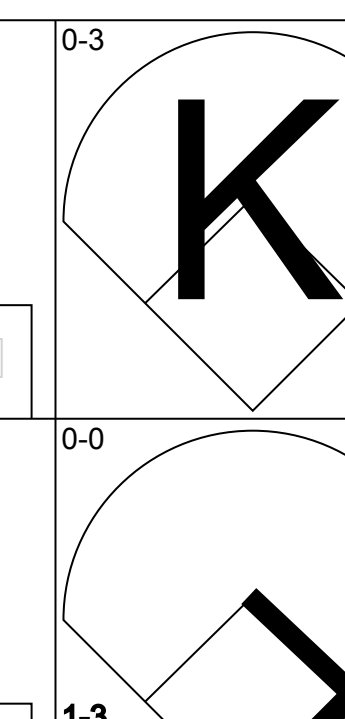
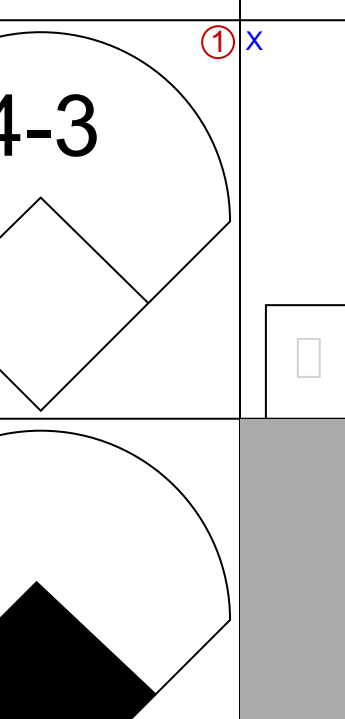
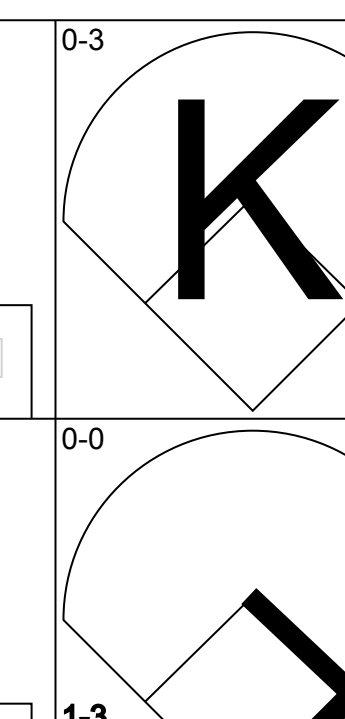
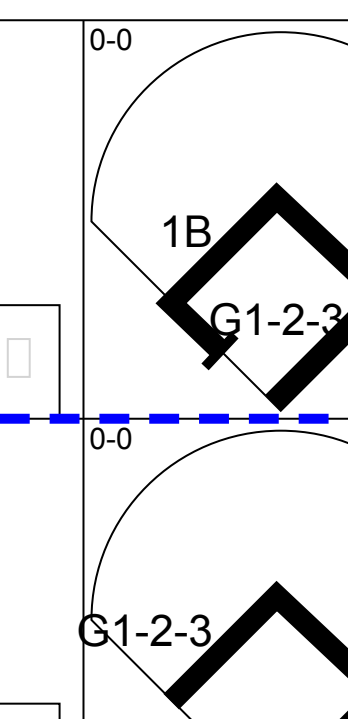
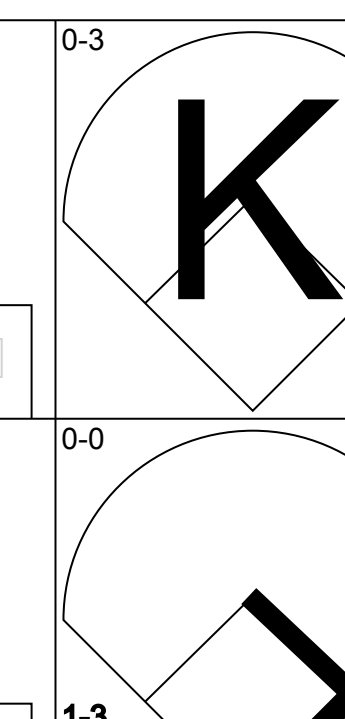
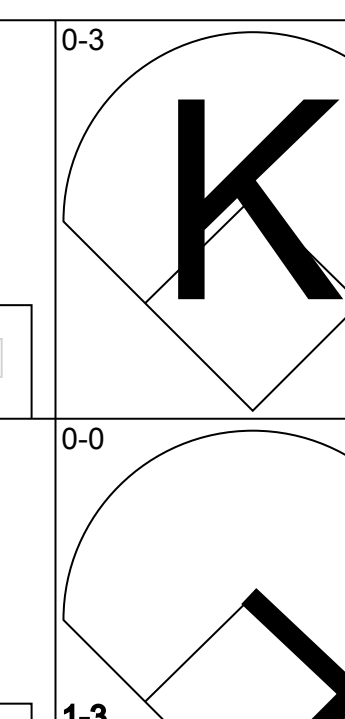
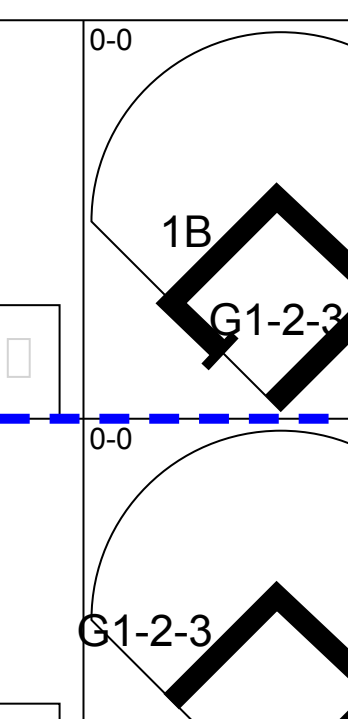
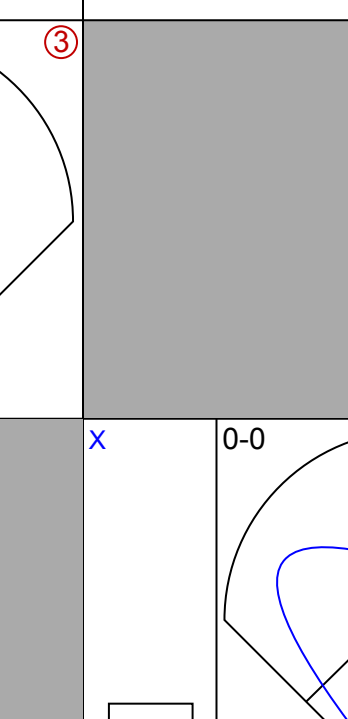
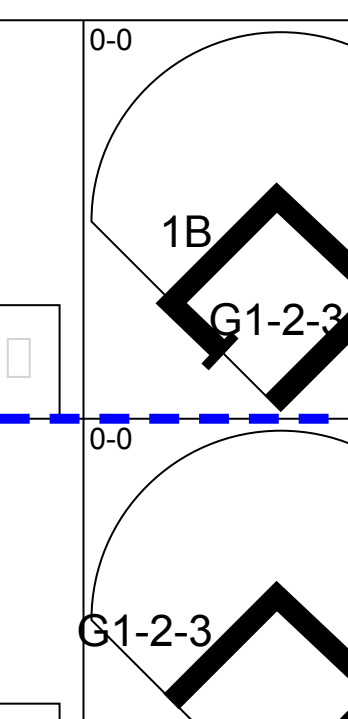


Batter	1	2	3	4	5	6	7	8	9	10	AB	R	H	RBI	BB	SO	LOB	TOP		
Pat Kelly, L OBP: 0.353, SLG: 0.406 (1, 10)				4-3	6-3						6	0	2	1	0	2	2			
Nyls Nyman, L OBP: 0.255, SLG: 0.281 (1, 9)	3-1					P4				4-3	6	1	3	1	0	0	1			
Jerry Hairston, S OBP: 0.407, SLG: 0.320 (1, 7)	4-3			F9		HR	BB				2	1	0	0	3	0	0			
Bill Melton, R OBP: 0.347, SLG: 0.359 Lee Richard, R OBP: 0.265, SLG: 0.244 Ken Henderson, S OBP: 0.347, SLG: 0.355 (1, 5) (6, 5) (9, PH) (9, 8)		6-3					P4				3	1	2	2	0	0	0			
Chet Lemon, R OBP: 0.297, SLG: 0.314 (1, 8) (9, 5)		5-3		E5			L7				5	0	1	0	0	1	6			
Mike Squires, L OBP: 0.311, SLG: 0.231 (1, 3)		F8		1-3							4	1	1	0	1	0	2			
Bill Stein, R OBP: 0.327, SLG: 0.350 (1, 4)				F9			F7				5	0	2	0	0	0	2			
Bucky Dent, R OBP: 0.301, SLG: 0.341 (1, 6)				F7			E6		SF9		4	1	1	1	0	0	3			
Pete Varney, R OBP: 0.316, SLG: 0.393 (1, 2)				P4			B1-5-4				5	1	2	0	0	0	3			
<b>Inning Stats</b>	R: 0 E: 0 K: 1 S: 5	H: 0 LOB: 0 BB: 0 P: 5	R: 0 E: 0 K: 0 S: 3	H: 0 LOB: 0 BB: 0 P: 3	R: 0 E: 0 K: 0 S: 3	H: 0 LOB: 0 BB: 0 P: 3	R: 1 E: 1 K: 0 S: 6	H: 2 LOB: 2 BB: 0 P: 6	R: 0 E: 0 K: 1 S: 7	H: 2 LOB: 3 BB: 1 P: 11	R: 1 E: 0 K: 0 S: 4	H: 2 LOB: 0 BB: 0 P: 4	R: 0 E: 0 K: 1 S: 6	H: 2 LOB: 2 BB: 1 P: 10	R: 2 E: 1 K: 0 S: 6	H: 3 LOB: 1 BB: 0 P: 6	1B: 10 2B: 3 3B: 0 HR: 2	SF: 1 SAC: 0 DP: 3 HBP: 0	WP: 1 PA: 47	
<b>PITCHER</b>	IP WLS BF H R ER SO	IP WLS BF H R ER SO	IP WLS BF H R ER SO	IP WLS BF H R ER SO	IP WLS BF H R ER SO	IP WLS BF H R ER SO	IP WLS BF H R ER SO	IP WLS BF H R ER SO	IP WLS BF H R ER SO	IP WLS BF H R ER SO	IP WLS BF H R ER SO	IP WLS BF H R ER SO	IP WLS BF H R ER SO	IP WLS BF H R ER SO	IP WLS BF H R ER SO	IP WLS BF H R ER SO	IP WLS BF H R ER SO	IP WLS BF H R ER SO	IP WLS BF H R ER SO	
Jim Hughes, R ERA: 3.82 Tom Burgmeier, L ERA: 3.09 (1, 1) (9, 1)	8.0 L 10 4 2 1 1	37 10 4 2 1 1	2 0 0 0 0	0 0 0 0 0	0 0 0 0 0	1 0 11 15	4.50 2.500													

Chicago White Sox @ Minnesota Twins  
Metropolitan Stadium, Bloomington, MI  
Sun Sep 28 1975, 4:33 AM EDT  
Att. 4,279 - Cloudy - G1 F

AB	42
R	6
H	14
RBI	5
BB	4
SO	3
LOB	25



Batter	1	2	3	4	5	6	7	8	9	10	AB	R	H	RBI	BB	SO	LOB	BOTTOM			
Lyman Bostock, L OBP: 0.331, SLG: 0.366 (1, 8)	G3			4-3				6-3			5	1	1	1	0	0	2				
Steve Braun, L OBP: 0.389, SLG: 0.428 (1, 7)				BB							3	1	1	0	2	0	0				
Rod Carew, L OBP: 0.421, SLG: 0.497 (1, 3)				P2						4-3	5	0	2	0	0	0	2				
Tony Oliva, L OBP: 0.344, SLG: 0.378 (1, 10)		L9				1-3				P6	5	0	0	0	0	2	3				
John Briggs, L OBP: 0.386, SLG: 0.376 Craig Kusick, R OBP: 0.346, SLG: 0.404 Mike Poepping, R OBP: 0.238, SLG: 0.162 (1, 9) (8, PH) (9, 9)				1-3				6-3			3	1	1	0	0	1	0				
Dave McKay, S OBP: 0.291, SLG: 0.352 (1, 5)		5-3									3	0	0	0	1	1	1				
Danny Thompson, R OBP: 0.302, SLG: 0.355 (1, 6)				1-3		6-3				SH3-4	3	0	1	1	0	0	0				
Jerry Terrell, R OBP: 0.324, SLG: 0.345 Steve Brye, R OBP: 0.315, SLG: 0.423 Tom Lundstedt, S OBP: 0.219, SLG: 0.107 (1, 4) (9, PH) (10, 2)				1-3			5-3				3	0	0	0	0	0	1				
Phil Roof, R OBP: 0.353, SLG: 0.484 Larry Hisle, R OBP: 0.376, SLG: 0.494 Luis Gomez, R OBP: 0.182, SLG: 0.139 (1, 2) (9, PH) (10, 4)				F2			6-3			IBB	3	1	1	0	0	0	1				
<b>Inning Stats</b>	R: 0 E: 0 K: 0 S: 3	H: 1 LOB: 0 BB: 0 P: 3	R: 0 E: 0 K: 1 S: 5	H: 0 LOB: 0 BB: 0 P: 5	R: 0 E: 0 K: 0 S: 3	H: 0 LOB: 0 BB: 0 P: 3	R: 0 E: 0 K: 1 S: 5	H: 0 LOB: 1 BB: 1 P: 9	R: 0 E: 0 K: 1 S: 5	H: 0 LOB: 1 BB: 0 P: 5	R: 1 E: 0 K: 0 S: 6	H: 2 LOB: 1 BB: 0 P: 6	R: 1 E: 1 K: 1 S: 6	H: 1 LOB: 1 BB: 1 P: 10	R: 0 E: 0 K: 1 S: 5	H: 0 LOB: 2 BB: 2 P: 13	R: 0 E: 0 K: 0 S: 3	H: 0 LOB: 0 BB: 0 P: 3	1B: 5 2B: 1 3B: 1 HR: 0	SF: 0 SAC: 1 DP: 0 HBP: 0	WP: 1 PA: 40
<b>PITCHER</b>	IP WLS BF H R ER SO	IP WLS BF H R ER SO	IP WLS BF H R ER SO	IP WLS BF H R ER SO	IP WLS BF H R ER SO	IP WLS BF H R ER SO	IP WLS BF H R ER SO	IP WLS BF H R ER SO	IP WLS BF H R ER SO	IP WLS BF H R ER SO	IP WLS BF H R ER SO	IP WLS BF H R ER SO	IP WLS BF H R ER SO	IP WLS BF H R ER SO	IP WLS BF H R ER SO	IP WLS BF H R ER SO	IP WLS BF H R ER SO	IP WLS BF H R ER SO	IP WLS BF H R ER SO		
Jesse Jefferson, R ERA: 4.92 Ken Kravec, L ERA: 6.23 Pete Vuckovich, R ERA: 13.06 Rich Hinton, L ERA: 4.82 Cecil Upshaw, R ERA: 3.23 (1, 1) (3, 1) (5, 1) (6, 1) (7, 1)	2.0 7 8 0.1 1.1	6 0 3 2 2	1 0 2 1 0	0 0 1 0 0	0 0 0 0 0	0 0 0 0 0	0 0 0 0 0	0 0 0 0 0	0 0 0 0 0	0 0 0 0 0	0 0 0 0 0	8 12 10 2 6	0.00 0.500 10.80 27.00 0.00	0.500 1.800 3.000 2.250							

Chicago White Sox @ Minnesota Twins  
Metropolitan Stadium, Bloomington, MI  
Sun Sep 28 1975, 4:33 AM EDT  
Att. 4,279 - Cloudy - G1 F

AB	35
R	4
H	7
RBI	2
BB	4
SO	5
LOB	12

