Chicago White Sox - 1976

Batter	1	2	3	4	5	6	7	8	9	AB	R	H	RBI	BB	SO	LOB
Davey Nelson, R (1, 10) OBP: 0.500, SLG: 0.333	F9		L8			BB, FC4-6		1B		3	0	1	0	1	0	1
Amos Otis, R (1, 8) OBP: 0.500, SLG: 0.333	K		BB, FC4			K		1-2, 1B		3	0	1	0	1	2	1
George Brett, L (1, 5)	4-3		FC4			FC4-6		K		4	0	0	0	0	1	5
John Mayberry, L (1, 3)		1-3		6-3		1-3		K		4	0	0	0	0	1	3
Hal McRae, R (1, 7) OBP: 0.250, SLG: 0.250		1B		F7			F8		6-3	4	0	1	0	0	0	0
Al Cowens, R (1, 9) OBP: 0.250, SLG: 0.250		G4-6-3		F8			K		L7	4	0	1	0	0	1	0
Fran Healy, R (1, 2) OBP: 0.250, SLG: 0.250		G4-6-3			6-3		1B		4-3	4	0	1	0	0	0	2
Freddie Patek, R (1, 6) OBP: 0.333, SLG: 0.333			BB		K		K			3	0	1	0	0	2	1
Frank White, R (1, 4)			F4		F2			F8		2	0	0	0	0	0	1
Cookie Rojas, R (8, PH) (8, 4)										1	0	0	0	0	0	0
Inning Stats	R: 0 E: 0 K: 1 S: 5 H: 0 LOB: 0 BB: 0 P: 5	R: 0 E: 0 K: 0 S: 4 H: 2 LOB: 1 BB: 0 P: 4	R: 0 E: 0 K: 0 S: 4 H: 1 LOB: 2 BB: 1 P: 8	R: 0 E: 0 K: 0 S: 3 H: 0 LOB: 0 BB: 0 P: 3	R: 0 E: 0 K: 1 S: 5 H: 0 LOB: 0 BB: 0 P: 5	R: 0 E: 0 K: 1 S: 5 H: 0 LOB: 1 BB: 1 P: 9	R: 0 E: 0 K: 2 S: 8 H: 1 LOB: 1 BB: 0 P: 8	R: 0 E: 0 K: 2 S: 9 H: 2 LOB: 2 BB: 0 P: 9	R: 0 E: 0 K: 0 S: 3 H: 0 LOB: 0 BB: 0 P: 3	1B: 6 2B: 0 3B: 0 HR: 0 SF: 0 SAC: 0 DP: 1 HBP: 0						

PITCHER		IP	WLS	BF	H	R	ER	SO	BB	IBB	HBP	BLK	WP	HR	S	P	ERA	WHIP
Wilbur Wood, L ERA:	(1, 1)	9.0	W	34	6	0	0	7	2	0	0	0	0	0	46	54	0.00	0.889

PITCHER	IP	WLS	BF	H	R	ER	SO	BB	IBB	HBP	BLK	WP	HR	S	P	ERA	WHIP

TOP

Kansas City Royals @ Chicago White Sox

Comiskey Park, Chicago, IL

Fri Apr 09 1976, 7:05 PM EST

Att. 40,318 - Unknown

livebaseballscorecards.com

AB	32
R	0
H	6
RBI	0
BB	2
SO	7
LOB	14

WP: 0 PA: 34
PB: 0
SB: 0
CS: 0

Batter	1	2	3	4	5	6	7	8	9	AB	R	H	RBI	BB	SO	LOB
Chet Lemon, R (1, 8)	F3		1-6-3	FC4 G4-3 1-2 3-H	F4		E5 FC5-4 1-2 2-3			5	0	0	1	0	0	5
Ralph Garr, L (1, 7)	4-3		1-3	F5		E6 F9 FC6-2	FC5-4 1-2f			5	0	0	0	0	0	5
Jorge Orta, L (1, 5) OBP: 0.400, SLG: 0.250	FC6-4 1B		BB S BB HBP	G4-3 1-2f		F9 2-3		K		4	1	1	0	0	1	3
Cleon Jones, R (1, 10)	FC6-4 1-2f		BB BB 1-2 BB		FC4-6 BB	FC6-2 3-H		L6		3	0	0	0	2	0	2
Buddy Bradford, R (1, 9) OBP: 0.600, SLG: 0.333		E7 SH1-3 FC4-2 1B	BB 1-2 2-3 BB		FC4-6 1-2f HR	K		1B BB		3	1	1	0	2	1	2
Jim Spencer, L (1, 3) OBP: 1.000, SLG: 2.000		SH1-3 2-3	FC6-4 1-2 2-3 3-H BB		1-H HR		E SH1-3 1B	1-3 1B		3	1	3	3	1	0	0
Bucky Dent, R (1, 6) OBP: 0.250, SLG: 0.250		FC4-2 1B 3-H	FC6-4 1-2f		1B 1B		SH1-3 1-2	F9		4	0	1	0	0	0	6
Jack Brohamer, L (1, 4) OBP: 0.750, SLG: 0.667		1-2 1B		1B FC4 1B	K		E IBB			3	1	2	0	1	1	1
Pete Varney, R (1, 2) OBP: 0.500, SLG: 0.500		F9		E 1-3 1B	1-2 1B		K			4	0	2	0	0	1	4
Inning Stats	R: 0 E: 0 K: 0 S: 4 H: 1 LOB: 1 BB: 0 P: 4	R: 0 E: 1 K: 0 S: 5 H: 2 LOB: 2 BB: 0 P: 5	R: 1 E: 0 K: 0 S: 3 H: 0 LOB: 3 BB: 3 P: 16	R: 1 E: 1 K: 0 S: 5 H: 2 LOB: 1 BB: 0 P: 5	R: 2 E: 0 K: 1 S: 8 H: 3 LOB: 2 BB: 1 P: 12	R: 0 E: 1 K: 1 S: 6 H: 0 LOB: 1 BB: 0 P: 6	R: 0 E: 1 K: 1 S: 7 H: 1 LOB: 3 BB: 1 P: 11	R: 0 E: 0 K: 1 S: 6 H: 1 LOB: 2 BB: 1 P: 10		1B: 9 2B: 0 3B: 0 HR: 1	SF: 0 SAC: 2 DP: 1 HBP: 1						

PITCHER		IP	WLS	BF	H	R	ER	SO	BB	IBB	HBP	BLK	WP	HR	S	P	ERA	WHIP
Paul Splittorff, L ERA: 8.31	(1, 1)	4.1	L	24	6	4	4	0	4	0	1	0	0	1	19	36	8.31	2.308
Doug Bird, R ERA:	(5, 1)	2.2		14	3	0	0	3	0	1	0	0	0	0	19	23	0.00	1.125
Bob McClure, L ERA:	(8, 1)	0.2		4	1	0	0	1	1	0	0	0	0	0	5	9	0.00	3.000
Marty Pattin, R ERA:	(8, 1)	0.1		1	0	0	0	0	0	0	0	0	0	0	1	1	0.00	0.000

PITCHER	IP	WLS	BF	H	R	ER	SO	BB	IBB	HBP	BLK	WP	HR	S	P	ERA	WHIP

BOTTOM

Kansas City Royals @ Chicago White Sox

Comiskey Park, Chicago, IL

Fri Apr 09 1976, 7:05 PM EST

Att. 40,318 - Unknown

livebaseballscorecards.com

AB	34
R	4
H	10
RBI	4
BB	6
SO	4
LOB	28

1B: 9 SF: 0 WP: 0 PA: 43
2B: 0 SAC: 2 PB: 0
3B: 0 DP: 1 SB: 1
HR: 1 HBP: 1 CS: 0

Batter	1	2	3	4	5	6	7	8	9	AB	R	H	RBI	BB	SO	LOB
Chet Lemon, R (1, 8) OBP: 0.200, SLG: 0.200	S S S 0-3 ① K		x 0-0 ① F8		x 0-0 1-2 1B			x 0-0 E5 SH1-4 E	x 0-0 1-2 B3-6 1B	5	1	2	0	0	1	0
Ralph Garr, L (1, 9)	x 0-0 ② 6-3		x 0-0 ② 5-3		x 0-0 ③ F7			x 0-0 ① SH1-4 1-2	x 0-0 ②③ B3-6 1-2f	4	0	0	0	0	0	4
Jorge Orta, L (1, 5) OBP: 0.333, SLG: 0.250	x 0-0 ③ 6-3		x 0-0 ③ G3			x 0-0 ① 4-3		x 0-0 E9 1B 2-H 1B		4	1	1	1	0	0	0
Carlos May, L (1, 10) OBP: 0.500, SLG: 0.333		B B B B 4-0 1B 1B BB		x 0-0 ① F9		x 0-0 ② G3		x 0-0 2B 3-H 1B		3	2	1	1	1	0	0
Pat Kelly, L (1, 7) Buddy Bradford, R (8, 7) OBP: 0.600, SLG: 0.333		S S S 0-3 ① K		x 0-0 ② 4-3		x 0-0 ③ L4		x 0-0 ② L7		4 0	0 0	0 0	0 0	0 0	1 0	2 0
Jim Spencer, L (1, 3) OBP: 0.750, SLG: 1.286		x 0-0 1-2 1B 1B		x 0-0 ③ G3			x 0-0 ① 4-3	x 0-0 1-H 2B		4	0	2	1	0	0	0
Jack Brohamer, L (1, 4) OBP: 0.625, SLG: 0.571		x 0-0 1-2 2-H 1B			x 0-0 G6-4-3 1B		S S S 0-3 ② K	x 0-0 ③ F4		4	0	2	1	0	1	1
Brian Downing, R (1, 2)		S S S 0-3 ② K			x 0-0 ①② G6-4-3 1-2f		B B B B 4-0 BB		x 0-0 ① F9	3	0	0	0	1	1	3
Bucky Dent, R (1, 6) OBP: 0.375, SLG: 0.167		S S S 0-3 ③ K			B B B B 4-0 1B BB		x 0-0 ③ F8		B B B B 4-0 1B BB	2	0	0	0	2	1	3
Inning Stats	R: 0 E: 0 K: 1 S: 5 H: 0 LOB: 0 BB: 0 P: 5	R: 1 E: 0 K: 3 S: 11 H: 2 LOB: 2 BB: 1 P: 15	R: 0 E: 0 K: 0 S: 3 H: 0 LOB: 0 BB: 0 P: 3	R: 0 E: 0 K: 0 S: 3 H: 0 LOB: 0 BB: 0 P: 3	R: 0 E: 0 K: 0 S: 4 H: 2 LOB: 2 BB: 1 P: 8	R: 0 E: 0 K: 0 S: 3 H: 0 LOB: 0 BB: 0 P: 3	R: 0 E: 0 K: 1 S: 5 H: 0 LOB: 1 BB: 1 P: 9	R: 3 E: 2 K: 0 S: 7 H: 3 LOB: 1 BB: 0 P: 7	R: 0 E: 0 K: 0 S: 3 H: 1 LOB: 1 BB: 1 P: 7	1B: 7 2B: 2 3B: 0 HR: 0	SF: 0 SAC: 1 DP: 2 HBP: 0						

TOP

Chicago White Sox @ Minnesota Twins

Metropolitan Stadium, Bloomington , MI

Tue Apr 13 1976, 4:33 AM EST

Att. 20,732 - Sunny - 75 F

livebaseballscorecards.com

AB	33
R	4
H	8
RBI	4
BB	4
SO	5
LOB	13

PITCHER		IP	WLS	BF	H	R	ER	SO	BB	IBB	HBP	BLK	WP	HR	S	P	ERA	WHIP
Bert Blyleven, R ERA: 1.08	(1, 1)	7.2	L	33	7	4	1	5	3	0	0	0	0	0	40	52	1.17	1.304
Vic Albury, L ERA:	(8, 1)	1.1		5	1	0	0	0	1	0	0	0	0	0	4	8	0.00	1.500

PITCHER		IP	WLS	BF	H	R	ER	SO	BB	IBB	HBP	BLK	WP	HR	S	P	ERA	WHIP

Batter	1	2	3	4	5	6	7	8	9	AB	R	H	RBI	BB	SO	LOB
Steve Braun, L (1, 10) OBP: 0.214, SLG: 0.083	0-0 4-3		0-3 K 1-2		0-0 L7			0-0 4-3		4	0	0	0	0	1	1
Dan Ford, R (1, 9) OBP: 0.167, SLG: 0.294	0-0 F6			0-3 K		0-3 K			0-3 K	4	0	0	0	0	3	0
Rod Carew, L (1, 3) OBP: 0.444, SLG: 0.429	0-0 L9			4-0 S 1B BB		0-0 4-3			0-0 G6-3 1B	3	1	1	0	1	0	0
Larry Hisle, R (1, 7) OBP: 0.176, SLG: 0.176		0-3 K		0-0 L8		0-0 6-3			0-0 G6-3 1-2f	4	0	0	0	0	1	2
Butch Wynegar, S (1, 2) OBP: 0.375, SLG: 0.231		0-0 1-3		4-0 1B 1-2 BB			0-3 K			2	0	0	0	1	1	0
Dave McKay, S (1, 5) OBP: 0.231, SLG: 0.231		0-3 K		0-0 1-2 2-H 1B			0-0 F3			3	0	1	1	0	1	0
Steve Brye, R (1, 8)		0-3 K	0-3 K				0-0 6-3			3	0	0	0	0	2	2
Jerry Terrell, R (1, 4) OBP: 0.077, SLG: 0.077			0-0 3-1		0-0 F7			0-0 F8		2	0	0	0	0	0	0
Tony Oliva, L (8, PH)										1	0	0	0	0	0	0
Bob Randall, R (9, 4)										0	0	0	0	0	0	0
Danny Thompson, R (1, 6) OBP: 0.143, SLG: 0.143			0-0 S 1B		0-0 L8			0-0 6-3		3	0	1	0	0	0	0
Inning Stats	R: 0 E: 0 K: 0 S: 3 H: 0 LOB: 0 BB: 0 P: 3	R: 0 E: 0 K: 2 S: 7 H: 0 LOB: 0 BB: 0 P: 7	R: 0 E: 0 K: 2 S: 8 H: 1 LOB: 1 BB: 0 P: 8	R: 1 E: 0 K: 2 S: 8 H: 1 LOB: 2 BB: 2 P: 16	R: 0 E: 0 K: 0 S: 3 H: 0 LOB: 0 BB: 0 P: 3	R: 0 E: 0 K: 1 S: 5 H: 0 LOB: 0 BB: 0 P: 5	R: 0 E: 0 K: 1 S: 5 H: 0 LOB: 0 BB: 0 P: 5	R: 0 E: 0 K: 0 S: 3 H: 0 LOB: 0 BB: 0 P: 3	R: 0 E: 0 K: 1 S: 5 H: 1 LOB: 0 BB: 0 P: 5	1B: 3 2B: 0 3B: 0 HR: 0	SF: 0 SAC: 0 DP: 1 HBP: 0						

PITCHER	IP	WLS	BF	H	R	ER	SO	BB	IBB	HBP	BLK	WP	HR	S	P	ERA	WHIP
Rich Gossage, R (1, 1) ERA: 1.0	9.0	W	31	3	1	1	9	2	0	0	0	0	0	47	55	1.00	0.556

PITCHER	IP	WLS	BF	H	R	ER	SO	BB	IBB	HBP	BLK	WP	HR	S	P	ERA	WHIP

BOTTOM

Chicago White Sox @ Minnesota Twins

Metropolitan Stadium, Bloomington , MI

Tue Apr 13 1976, 4:33 AM EST
Att. 20,732 - Sunny - 75 F

livebaseballscorecards.com

AB	29
R	1
H	3
RBI	1
BB	2
SO	9
LOB	5

PA: 31

WP: 0 PB: 0 SB: 2 CS: 0

Batter	1	2	3	4	5	6	7	8	9	AB	R	H	RBI	BB	SO	LOB
Chet Lemon, R (1, 8) OBP: 0.214, SLG: 0.214	4-3		4-3			6-3		BB, 1B 2-H 3-H		4	0	1	2	0	0	0
Ralph Garr, L (1, 9) OBP: 0.154, SLG: 0.083	K			G3, 1B		G3, BLK, BB		F8		3	0	1	0	1	1	1
Jorge Orta, L (1, 5) OBP: 0.308, SLG: 0.182	K			K		G3 1-3		FC4-6 1-2		3	0	0	0	1	2	2
Cleon Jones, R (1, 7) OBP: 0.333, SLG: 0.143		F9		G3 1-2		6-3		F9		4	0	1	0	0	0	3
Carlos May, L (1, 10) OBP: 0.250, SLG: 0.143		L9		G3 1-2 2-3			F9	FC4-6 1-2f		4	0	0	0	0	0	4
Jim Spencer, L (1, 3) OBP: 0.583, SLG: 0.900		S, BB		K			3-1		F9	3	0	0	0	1	1	2
Jack Brohamer, L (1, 4) OBP: 0.556, SLG: 0.500		5-3 1-2			1-3		F4		F4	1	0	0	0	0	0	1
Bill Stein, R (3, 4)										3	0	0	0	0	0	0
Bucky Dent, R (1, 6) OBP: 0.417, SLG: 0.300			F7		6-3			2B, 1B 1B	1B	4	1	2	0	0	0	0
Pete Varney, R (1, 2) OBP: 0.333, SLG: 0.333			3-1		F4					2	0	0	0	0	0	0
Pat Kelly, L (8, PH) OBP: 0.200, SLG: 0.400								1-3 1B, 2B	K	1	1	1	0	0	0	0
Jim Essian, R (8, 2)										0	0	0	0	0	0	0
Lamar Johnson, R (9, PH)										1	0	0	0	0	1	1
Inning Stats	R: 0 E: 0 K: 2 S: 7 H: 0 LOB: 0 BB: 0 P: 7	R: 0 E: 0 K: 0 S: 3 H: 0 LOB: 1 BB: 1 P: 7	R: 0 E: 0 K: 0 S: 3 H: 0 LOB: 0 BB: 0 P: 3	R: 0 E: 0 K: 2 S: 9 H: 2 LOB: 2 BB: 0 P: 9	R: 0 E: 0 K: 0 S: 3 H: 0 LOB: 0 BB: 0 P: 3	R: 0 E: 0 K: 0 S: 3 H: 0 LOB: 1 BB: 1 P: 7	R: 0 E: 0 K: 0 S: 3 H: 0 LOB: 0 BB: 0 P: 3	R: 2 E: 0 K: 0 S: 6 H: 3 LOB: 2 BB: 1 P: 10	R: 0 E: 0 K: 1 S: 6 H: 1 LOB: 1 BB: 0 P: 6	1B: 5 2B: 1 3B: 0 HR: 0 SF: 0 SAC: 0 DP: 0 HBP: 0						WP: 0 PB: 0 SB: 1 CS: 0 PA: 36

TOP

Chicago White Sox @ Minnesota Twins

Metropolitan Stadium, Bloomington , MI

Wed Apr 14 1976, 4:33 AM EST
Att. 4,046 - Unknown - 79 F

livebaseballscorecards.com

AB	33
R	2
H	6
RBI	2
BB	3
SO	5
LOB	14

PITCHER		IP	WLS	BF	H	R	ER	SO	BB	IBB	HBP	BLK	WP	HR	S	P	ERA	WHIP
Joe Decker, R ERA: 3.86	(1, 1)	7.1	W	30	5	2	2	4	3	0	0	1	0	0	35	47	2.46	1.091
Bill Campbell, R ERA: 5.06	(8, 1)	1.2	S	6	1	0	0	1	0	0	0	0	0	0	8	8	0.00	0.600

PITCHER	IP	WLS	BF	H	R	ER	SO	BB	IBB	HBP	BLK	WP	HR	S	P	ERA	WHIP

Batter	1	2	3	4	5	6	7	8	9	AB	R	H	RBI	BB	SO	LOB
Jerry Terrell, R (1, 4) OBP: 0.176, SLG: 0.125	6-3		F8		E 2B 1B 1-2		BBBB 4-0 G5-4-3 BB			3	1	1	0	1	0	0
Dan Ford, R (1, 9) OBP: 0.136, SLG: 0.238	4-3		L4		E6 2B 1B 1-2 2-3		G5-4-3 1-2f			4	1	0	0	0	0	3
Lyman Bostock, L (8, 8) OBP: 0.455, SLG: 0.500										0	0	0	0	0	0	0
Rod Carew, L (1, 3) OBP: 0.455, SLG: 0.556	4-3			S E 2B	1B 2B 1-3 2-H 3-H			K		4	2	2	2	0	1	0
Larry Hisle, R (1, 7) OBP: 0.238, SLG: 0.238		E4 E E SF8-5		6-3 2-H	1B 2-H 3-H			FC1-2 1B 1B 1B		4	1	2	2	0	0	0
Craig Kusick, R (1, 10) OBP: 0.250, SLG: 0.250		FC5 SF8-5 E 1-2		K	5-3			FC1-2 1B 1-2		4	0	1	0	0	1	2
Butch Wynegar, S (1, 2) OBP: 0.350, SLG: 0.235		E6 1-2 2-3		K		F4		FC1-2 1-2 2-3 1B		4	0	1	0	0	1	2
Dave McKay, S (1, 5) OBP: 0.235, SLG: 0.235		F3			E 1B 2B 1B	L6		FC1-2 1-2 2-3 3-Hf		4	1	1	0	0	0	6
Steve Brye, R (1, 8) (8, 9)		SF8-5 2-3 3-H			F4	F8		L9		3	0	0	1	0	0	4
Danny Thompson, R (1, 6) OBP: 0.118, SLG: 0.118			F9		F5		5-3			3	0	0	0	0	0	1
Inning Stats	R: 0 H: 0 E: 0 LOB: 0 K: 0 BB: 0 S: 3 P: 3	R: 1 H: 0 E: 3 LOB: 1 K: 0 BB: 0 S: 5 P: 5	R: 0 H: 0 E: 0 LOB: 0 K: 0 BB: 0 S: 3 P: 3	R: 1 H: 1 E: 0 LOB: 0 K: 2 BB: 0 S: 8 P: 8	R: 4 H: 4 E: 1 LOB: 1 K: 0 BB: 0 S: 8 P: 8	R: 0 H: 0 E: 0 LOB: 0 K: 0 BB: 0 S: 3 P: 3	R: 0 H: 0 E: 0 LOB: 0 K: 0 BB: 1 S: 2 P: 6	R: 0 H: 3 E: 0 LOB: 3 K: 1 BB: 0 S: 8 P: 8		1B: 6 SF: 1 2B: 3 SAC: 0 3B: 0 DP: 2 HR: 0 HBP: 0						

PITCHER	IP	WLS	BF	H	R	ER	SO	BB	IBB	HBP	BLK	WP	HR	S	P	ERA	WHIP
Wilbur Wood, L (1, 1) ERA:	8.0	L	35	8	6	0	3	1	0	0	0	0	0	40	44	0.00	1.125

PITCHER	IP	WLS	BF	H	R	ER	SO	BB	IBB	HBP	BLK	WP	HR	S	P	ERA	WHIP

BOTTOM

Chicago White Sox @ Minnesota Twins

Metropolitan Stadium, Bloomington , MI

Wed Apr 14 1976, 4:33 AM EST
Att. 4,046 - Unknown - 79 F

livebaseballscorecards.com

AB	33
R	6
H	8
RBI	5
BB	1
SO	3
LOB	18

WP: 0 PA: 35
PB: 0
SB: 1
CS: 0

Batter	1	2	3	4	5	6	7	8	9	AB	R	H	RBI	BB	SO	LOB
Chet Lemon, R (1, 8) OBP: 0.263, SLG: 0.263	4-3 ①	1-2 1B		P4 ① 1-2		1-2 S 2B 1B		5-3 ③		5	1	2	0	0	0	2
Jorge Orta, L (1, 5) OBP: 0.278, SLG: 0.143	4-3 ②	P6 ③		4-0 FC6-4 IBB		SF8 ② 2-H			F2 ①	3	0	0	1	1	0	2
Buddy Bradford, R (1, 9) OBP: 0.700, SLG: 1.250	S 1B 1B		4-3 E 2B	FC6-4 ② 1-2f 2-H 3-H		1-H 2B			HR	5	3	4	3	0	0	1
Cleon Jones, R (1, 7) OBP: 0.286, SLG: 0.167 Ralph Garr, L (9, 7) OBP: 0.154, SLG: 0.083	1-H 1B		P4 ①	S S S K ③ 0-3		P9 ③			6-3 ②	5 0	0 0	1 0	1 0	0 0	1 0	3 0
Carlos May, L (1, 10) OBP: 0.154, SLG: 0.083	4-3 ③		4-3 ② 2-3		G3 ①		F5 ①		P4 ③	5	0	0	0	0	0	2
Brian Downing, R (1, 2) OBP: 0.375, SLG: 0.714		HR	E9 3-H 1B		5-3 ②		6-3 ②			4	1	2	2	0	0	0
Jim Spencer, L (1, 3) OBP: 0.438, SLG: 0.643		F9 ①	4-3 ③		4-3 ③		3-1 ③			4	0	0	0	0	0	1
Bill Stein, R (1, 4) OBP: 0.286, SLG: 0.286		1B 1B		1B FC6-4 1B		S S S K ① 0-3		3-1 ①		4	1	2	0	0	1	0
Bucky Dent, R (1, 6) OBP: 0.438, SLG: 0.357		F8 ②		WP FC6-4 1-3 1B		WP 1B SF8 1B		P3 ②		4	2	2	0	0	0	1
Inning Stats	R: 1 E: 0 K: 0 S: 5 H: 2 LOB: 1 BB: 0 P: 5	R: 1 E: 0 K: 0 S: 6 H: 3 LOB: 2 BB: 0 P: 6	R: 1 E: 1 K: 0 S: 5 H: 2 LOB: 1 BB: 0 P: 5	R: 2 E: 1 K: 1 S: 7 H: 2 LOB: 1 BB: 1 P: 11	R: 0 E: 0 K: 0 S: 3 H: 0 LOB: 0 BB: 0 P: 3	R: 2 E: 0 K: 1 S: 8 H: 3 LOB: 1 BB: 0 P: 8	R: 0 E: 0 K: 0 S: 3 H: 0 LOB: 0 BB: 0 P: 3	R: 0 E: 0 K: 0 S: 3 H: 0 LOB: 0 BB: 0 P: 3	R: 1 E: 0 K: 0 S: 4 H: 1 LOB: 0 BB: 0 P: 4	1B: 9 2B: 2 3B: 0 HR: 2	SF: 1 SAC: 0 DP: 0 HBP: 0					

TOP

Chicago White Sox @ Boston Red Sox

Fenway Park, Boston, MA

Thu Apr 15 1976, 3:33 AM EST
Att. 10,916 - Unknown - 78 F

livebaseballscorecards.com

AB	39
R	8
H	13
RBI	7
BB	1
SO	2
LOB	12

PITCHER		IP	WLS	BF	H	R	ER	SO	BB	IBB	HBP	BLK	WP	HR	S	P	ERA	WHIP
Rick Wise, R ERA: 3.6	(1, 1)	3.0	L	18	9	5	4	0	0	0	0	0	0	1	18	18	12.00	3.000
Dick Pole, R ERA: 4.5	(4, 1)	6.0		23	4	3	3	2	0	1	0	0	2	1	26	30	4.50	0.667

PITCHER	IP	WLS	BF	H	R	ER	SO	BB	IBB	HBP	BLK	WP	HR	S	P	ERA	WHIP

BOTTOM

Chicago White Sox @ Boston Red Sox

Fenway Park, Boston, MA

Thu Apr 15 1976, 3:33 AM EST
Att. 10,916 - Unknown - 78 F

Batter	1	2	3	4	5	6	7	8	9	AB	R	H	RBI	BB	SO	LOB
Bernie Carbo, L (1, 10) OBP: 0.273, SLG: 0.545	1-3		K		HR 1-H 2-H		G4-6-3 1-2 1B		K	5	1	2	3	0	2	0
Denny Doyle, L (1, 4) OBP: 0.318, SLG: 0.381	1B			6-3	3-1		G4-6-3 1-2f			4	0	1	0	0	0	2
Fred Lynn, L (1, 8) OBP: 0.407, SLG: 0.577	F8			1-3		5-3 2B		K		4	0	1	0	0	1	1
Jim Rice, R (1, 7) OBP: 0.462, SLG: 0.550	K			F9		K		1B BB		3	0	0	0	1	2	2
Carl Yastrzemski, L (1, 3) OBP: 0.292, SLG: 0.200		G6-4-3 BB			1-3	5-3 BB		L8		2	0	0	0	2	0	1
Carlton Fisk, R (1, 2) OBP: 0.417, SLG: 0.591		G6-4-3 1-2f			1B SF8 2B	5-3 1-2 2-3		1-3 1B		4	1	2	0	0	0	3
Dwight Evans, R (1, 9) OBP: 0.208, SLG: 0.227		4-3			1B HR 2-3 1B	5-3		K		4	1	1	0	0	1	4
Rico Petrocelli, R (1, 5) OBP: 0.304, SLG: 0.350			K		SF8 3-H		K		1-3	3	0	0	1	0	2	0
Rick Burleson, R (1, 6) OBP: 0.375, SLG: 0.263			F8		HR 1-2 1B		1B 1B		F7	4	1	2	0	0	0	0
Inning Stats	R: 0 E: 0 K: 1 S: 6 H: 1 LOB: 1 BB: 0 P: 6	R: 0 E: 0 K: 0 S: 2 H: 0 LOB: 0 BB: 1 P: 6	R: 0 E: 0 K: 2 S: 7 H: 0 LOB: 0 BB: 0 P: 7	R: 0 E: 0 K: 0 S: 3 H: 0 LOB: 0 BB: 0 P: 3	R: 4 E: 0 K: 0 S: 7 H: 4 LOB: 0 BB: 0 P: 7	R: 0 E: 0 K: 1 S: 6 H: 1 LOB: 2 BB: 1 P: 10	R: 0 E: 0 K: 1 S: 6 H: 2 LOB: 1 BB: 0 P: 6	R: 0 E: 0 K: 2 S: 8 H: 1 LOB: 2 BB: 1 P: 12	R: 0 E: 0 K: 1 S: 5 H: 0 LOB: 0 BB: 0 P: 5	1B: 6 2B: 2 3B: 0 HR: 1 SF: 1 SAC: 0 DP: 2 HBP: 0				WP: 0 PB: 0 SB: 0 CS: 0		PA: 37

livebaseballscorecards.com

AB	33
R	4
H	9
RBI	4
BB	3
SO	8
LOB	13

PITCHER		IP	WLS	BF	H	R	ER	SO	BB	IBB	HBP	BLK	WP	HR	S	P	ERA	WHIP
Bart Johnson, R ERA: 7.2	(1, 1)	5.0	W	21	6	4	4	3	1	0	0	0	0	1	26	30	7.20	1.400
Clay Carroll, R ERA:	(6, 1)	4.0	S	16	3	0	0	5	2	0	0	0	0	0	24	32	0.00	1.250

PITCHER	IP	WLS	BF	H	R	ER	SO	BB	IBB	HBP	BLK	WP	HR	S	P	ERA	WHIP

Batter	1	2	3	4	5	6	7	8	9	AB	R	H	RBI	BB	SO	LOB
Chet Lemon, R (1, 8) OBP: 0.304, SLG: 0.273	FC6-4 1B		5-3		BBB 4-0 1B BB			5-3		3	0	1	0	1	0	0
Jorge Orta, L (1, 5) OBP: 0.273, SLG: 0.167	F5		3-1		1-2 2-H 1B			F8		4	0	1	1	0	0	1
Buddy Bradford, R (1, 9) OBP: 0.571, SLG: 0.917	FC6-4 1-2f			SSS 0-3 K	F9			1B		4	0	1	0	0	1	3
Cleon Jones, R (1, 7) OBP: 0.222, SLG: 0.125	F7			SSS 0-3 K		6-3		1-3		4	0	0	0	0	1	2
Carlos May, L (1, 10) OBP: 0.294, SLG: 0.143		G3 S 1B		BBBB 4-0 S BB		1-6-3			BBBB 4-0 G3 BB	2	0	1	0	2	0	0
Brian Downing, R (1, 2) OBP: 0.250, SLG: 0.455		F8		SSS 0-3 K 1-2		L4			L7	4	0	0	0	0	1	3
Jim Spencer, L (1, 3) OBP: 0.350, SLG: 0.500		G3 1-3			F9		F3		G3 1-2	4	0	0	0	0	0	2
Bucky Dent, R (1, 6) OBP: 0.400, SLG: 0.333		6-3			6-3 1B 1B		SSS 0-3 K		F7	4	1	1	0	0	1	2
Jack Brohamer, L (1, 4) OBP: 0.417, SLG: 0.364			4-3		6-3 1-2		F9			3	0	0	0	0	0	1
Inning Stats	R: 0 E: 0 K: 0 S: 4 H: 1 LOB: 1 BB: 0 P: 4	R: 0 E: 0 K: 0 S: 4 H: 1 LOB: 1 BB: 0 P: 4	R: 0 E: 0 K: 0 S: 3 H: 0 LOB: 0 BB: 0 P: 3	R: 0 E: 0 K: 3 S: 9 H: 0 LOB: 1 BB: 1 P: 13	R: 1 E: 0 K: 0 S: 5 H: 2 LOB: 2 BB: 1 P: 9	R: 0 E: 0 K: 0 S: 3 H: 0 LOB: 0 BB: 0 P: 3	R: 0 E: 0 K: 1 S: 5 H: 0 LOB: 0 BB: 0 P: 5	R: 0 E: 0 K: 0 S: 4 H: 1 LOB: 1 BB: 0 P: 4	R: 0 E: 0 K: 0 S: 3 H: 0 LOB: 1 BB: 1 P: 7	1B: 5 2B: 0 3B: 0 HR: 0 SF: 0 SAC: 0 DP: 0 HBP: 0							

PITCHER	IP	WLS	BF	H	R	ER	SO	BB	IBB	HBP	BLK	WP	HR	S	P	ERA	WHIP
Luis Tiant, R (1, 1) ERA: 1.69	9.0	W	35	5	1	1	4	3	0	0	0	0	0	40	52	1.00	0.889

PITCHER	IP	WLS	BF	H	R	ER	SO	BB	IBB	HBP	BLK	WP	HR	S	P	ERA	WHIP

TOP

Chicago White Sox @ Boston Red Sox

Fenway Park, Boston, MA

Sat Apr 17 1976, 3:33 AM EST
Att. 24,328 - Unknown - 77 F

livebaseballscorecards.com

AB	32
R	1
H	5
RBI	1
BB	3
SO	4
LOB	14

Batter	1	2	3	4	5	6	7	8	9	AB	R	H	RBI	BB	SO	LOB
Rick Burleson, R (1, 6) OBP: 0.393, SLG: 0.304	1-3		1B			FC6-4 1B	P3 1-2 3-H			4	1	2	0	0	0	2
Doug Griffin, R (1, 4) OBP: 0.333, SLG: 0.200	L4-3 1B		4-3			6-3 1-2		P8		3	0	1	0	0	0	2
Denny Doyle, L (8, PH) OBP: 0.304, SLG: 0.364 (9, 4)										1	0	0	0	0	0	0
Carlton Fisk, R (1, 2) OBP: 0.429, SLG: 0.577	L4-3 1-2			5-3		FC6-4 2-3 1B		HR 1B		4	1	2	0	0	0	1
Jim Rice, R (1, 7) OBP: 0.433, SLG: 0.625		1-3		K		FC6-4 1-2f 3-H		HR 1-H		4	1	1	3	0	1	1
Deron Johnson, R (1, 10) OBP: 0.375, SLG: 0.385		3B		5-3		K		F3		4	0	1	0	0	1	1
Carl Yastrzemski, L (1, 3) OBP: 0.321, SLG: 0.217		K			F8		2B WP BB	S HR 1B		3	2	1	0	1	1	1
Dwight Evans, R (1, 9) OBP: 0.286, SLG: 0.292		F8			BB		WP 1-3 FC3-2-5 2B	1-2 HR BB		2	1	1	0	2	0	1
Rico Petrocelli, R (1, 5) OBP: 0.333, SLG: 0.478			P6		F9		FC3-2-5 WP CS BB	1-H 2-H HR		3	1	1	3	1	0	1
Rick Miller, L (1, 8)			1-3		K		FC3-2-5 CS 1-3 2-H 3-H	K		4	0	0	0	0	2	3
Inning Stats	R: 0 E: 0 K: 0 S: 3 H: 1 LOB: 0 BB: 0 P: 3	R: 0 E: 0 K: 1 S: 6 H: 1 LOB: 1 BB: 0 P: 6	R: 0 E: 0 K: 0 S: 4 H: 1 LOB: 1 BB: 0 P: 4	R: 0 E: 0 K: 1 S: 5 H: 0 LOB: 0 BB: 0 P: 5	R: 0 E: 0 K: 1 S: 5 H: 0 LOB: 1 BB: 1 P: 9	R: 1 E: 0 K: 1 S: 7 H: 2 LOB: 1 BB: 0 P: 7	R: 1 E: 0 K: 0 S: 3 H: 1 LOB: 1 BB: 2 P: 11	R: 5 E: 0 K: 1 S: 9 H: 4 LOB: 0 BB: 1 P: 13		1B: 6 2B: 2 3B: 1 HR: 2	SF: 0 SAC: 0 DP: 1 HBP: 0						

PITCHER		IP	WLS	BF	H	R	ER	SO	BB	IBB	HBP	BLK	WP	HR	S	P	ERA	WHIP
Terry Forster, L ERA: 1.69	(1, 1)	5.1		21	5	1	1	3	1	0	0	0	0	0	26	30	1.69	1.125
Rich Gossage, R ERA: 3.97	(6, 1)	2.1	L	12	4	4	4	1	2	0	0	0	1	1	12	20	15.43	2.571
Pete Vuckovich, R ERA: 54.0	(8, 1)	0.1		3	1	2	2	1	1	0	0	0	0	1	4	8	54.00	6.000

PITCHER	IP	WLS	BF	H	R	ER	SO	BB	IBB	HBP	BLK	WP	HR	S	P	ERA	WHIP

BOTTOM

Chicago White Sox @ Boston Red Sox

Fenway Park, Boston, MA

Sat Apr 17 1976, 3:33 AM EST
Att. 24,328 - Unknown - 77 F

livebaseballscorecards.com

AB	32
R	7
H	10
RBI	6
BB	4
SO	5
LOB	13

Batter	1	2	3	4	5	6	7	8	9	AB	R	H	RBI	BB	SO	LOB
Chet Lemon, R (1, 8) OBP: 0.241, SLG: 0.214	S S S 0-3 ① K	x 0-0 ③ 6-3	x 0-0 ③ 2-3			x 0-0 ① 6-3		x 0-0 ① 1-3	x 0-0 ③ L6	6	0	0	0	0	1	4
Jorge Orta, L (1, 5) OBP: 0.333, SLG: 0.318	x 0-0 ② 4-3		x 0-0 BB 2B 2B	B B B B 4-0 6-3 S BB		x 0-0 2B		x 0-0 ② L9		4	1	2	0	1	0	0
Buddy Bradford, R (1, 9) OBP: 0.474, SLG: 0.688	B B B B 4-0 BB		x 0-0 ① 1-3	S S S 0-3 ① K 1-2		x 0-0 ② 5-3		x 0-0 ③ F3		4	0	0	0	1	1	3
Cleon Jones, R (1, 7) OBP: 0.273, SLG: 0.111 Ralph Garr, L (6, PR) OBP: 0.214, SLG: 0.154 (6, 7)	S S S 0-3 ③ K		B B B B 4-0 BB 2B BB	x 0-0 ② 6-3 2-3		H 1-0 HBP			x 0-0 1B WP 1B	2 1	1 1	0 1	0 0	1 0	1 0	2 0
Lamar Johnson, R (1, 10) Carlos May, L (4, PH) OBP: 0.300, SLG: 0.176		x 0-0 ① 6-3	x 0-0 ② F8	x 0-0 ③ 1-3		x 0-0 ③ 4-3			x 0-0 1-3 WP 1B 1B	2 3	0 1	0 1	0 0	0 0	0 0	2 3
Brian Downing, R (1, 2) OBP: 0.412, SLG: 0.733		x 0-0 G3 HR 1B	B B B B 4-0 2B 1-2 2-3 2B BB		x 0-0 SH1-3 1B		x 0-0 HR		S S S 0-3 ① K 1-2 3-H	4	3	3	1	1	1	1
Jim Spencer, L (1, 3) OBP: 0.375, SLG: 0.545		x 0-0 ② G3 1-2	x 0-0 1-3 2-H 3-H 2B 2B		x 0-0 ① SH1-3 1-2	x 0-0 ① 2-3			x 0-0 ② 2-H 1B	4	1	2	3	0	0	1
Bucky Dent, R (1, 6) OBP: 0.440, SLG: 0.381		B B B B 4-0 HR BB	x 0-0 2-H 3-H 2B		x 0-0 ② 1-3	x 0-0 ② 5-3			B B B B 4-0 1B BB	3	1	1	2	2	0	1
Jack Brohamer, L (1, 4) OBP: 0.471, SLG: 0.600		x 0-0 1-H 2-H HR	B B B B 4-0 BB		x 0-0 ③ 2-3	x 0-0 ③ F9			x 0-0 1-3 1B	4	1	2	3	1	0	1
Inning Stats	R: 0 E: 0 K: 2 S: 7 H: 0 LOB: 1 BB: 1 P: 11	R: 3 E: 0 K: 0 S: 5 H: 2 LOB: 0 BB: 1 P: 9	R: 4 E: 0 K: 0 S: 6 H: 3 LOB: 2 BB: 3 P: 18	R: 0 E: 0 K: 1 S: 5 H: 0 LOB: 1 BB: 1 P: 9	R: 0 E: 0 K: 0 S: 4 H: 1 LOB: 1 BB: 0 P: 4	R: 0 E: 0 K: 0 S: 4 H: 1 LOB: 2 BB: 0 P: 5	R: 1 E: 0 K: 0 S: 4 H: 1 LOB: 0 BB: 0 P: 4	R: 0 E: 0 K: 0 S: 3 H: 0 LOB: 0 BB: 0 P: 3	R: 2 E: 0 K: 1 S: 8 H: 4 LOB: 2 BB: 1 P: 12	1B: 6 2B: 4 3B: 0 HR: 2 SF: 0 SAC: 1 DP: 0 HBP: 1						

TOP

Chicago White Sox @ Boston Red Sox

Fenway Park, Boston, MA

Sun Apr 18 1976, 3:33 AM EST
Att. 18,971 - Unknown - 93 F

livebaseballscorecards.com

AB	37
R	10
H	12
RBI	9
BB	7
SO	4
LOB	18

WP: 1 PB: 0 SB: 1 CS: 0 PA: 46

PITCHER		IP	WLS	BF	H	R	ER	SO	BB	IBB	HBP	BLK	WP	HR	S	P	ERA	WHIP
Bill Lee, L ERA: 15.63	(1, 1)	2.2	L	16	4	7	7	2	4	0	0	0	0	1	16	32	23.62	3.000
Reggie Cleveland, R ERA:	(3, 1)	1.1		7	1	0	0	1	2	0	0	0	0	0	7	15	0.00	2.250
Jim Willoughby, R ERA: 7.36	(5, 1)	3.0		13	3	1	1	0	0	0	1	0	0	1	12	13	3.00	1.000
Rick Jones, L ERA: 9.0	(8, 1)	2.0		10	4	2	2	1	1	0	0	0	1	0	11	15	9.00	2.500

PITCHER	IP	WLS	BF	H	R	ER	SO	BB	IBB	HBP	BLK	WP	HR	S	P	ERA	WHIP

Batter	1	2	3	4	5	6	7	8	9	AB	R	H	RBI	BB	SO	LOB
Rick Burleson, R (1, 6) OBP: 0.375, SLG: 0.296	5-3			1B	6-3			F9		4	0	1	0	0	0	2
Denny Doyle, L (1, 4) OBP: 0.259, SLG: 0.308	1-3			F7		4-3		P6		4	0	0	0	0	0	2
Carlton Fisk, R (1, 2) OBP: 0.375, SLG: 0.500	5-3			K		5-3		FC6-4 1-2f		4	0	0	0	0	1	2
Jim Rice, R (1, 7) OBP: 0.412, SLG: 0.571		F9		6-3		F8			FC5-4 1B	4	0	1	0	0	0	1
Carl Yastrzemski, L (1, 3) OBP: 0.344, SLG: 0.259		1-3			1B 2B 1B		L6-4 1B 1B		F9	4	1	2	0	0	0	1
Deron Johnson, R (1, 10) OBP: 0.300, SLG: 0.294		P6			K		K		FC5-4 1-2f HR	4	1	0	0	0	2	3
Dwight Evans, R (1, 9) OBP: 0.344, SLG: 0.464			5-3		2B 1-2 G3 1B		1-2 1B		1-H HR	4	2	3	2	0	0	0
Rico Petrocelli, R (1, 5) OBP: 0.323, SLG: 0.481			6-3		G3 1-3 2-H 2B		L6-4 2-3		K2-3	4	0	1	1	0	1	2
Rick Miller, L (1, 8) OBP: 0.143, SLG: 0.143			3-1		G3 2-3 3-H			FC6-4 1B		3	0	1	1	0	0	1
Inning Stats	R: 0 H: 0 E: 0 LOB: 0 K: 0 BB: 0 S: 3 P: 3	R: 0 H: 0 E: 0 LOB: 0 K: 0 BB: 0 S: 3 P: 3	R: 0 H: 0 E: 0 LOB: 0 K: 0 BB: 0 S: 3 P: 3	R: 0 H: 1 E: 0 LOB: 1 K: 1 BB: 0 S: 6 P: 6	R: 2 H: 3 E: 0 LOB: 1 K: 1 BB: 0 S: 8 P: 8	R: 0 H: 0 E: 0 LOB: 0 K: 0 BB: 0 S: 3 P: 3	R: 0 H: 2 E: 0 LOB: 1 K: 1 BB: 0 S: 6 P: 6	R: 0 H: 1 E: 0 LOB: 1 K: 0 BB: 0 S: 4 P: 4	R: 2 H: 2 E: 0 LOB: 0 K: 1 BB: 0 S: 7 P: 7	1B: 7 SF: 0 2B: 2 SAC: 0 3B: 0 DP: 1 HR: 1 HBP: 0						

PITCHER	IP	WLS	BF	H	R	ER	SO	BB	IBB	HBP	BLK	WP	HR	S	P	ERA	WHIP
Wilbur Wood, L (1, 1) ERA: 1.38	9.0	W	35	9	4	4	4	0	0	0	0	0	1	43	43	4.00	1.000

PITCHER	IP	WLS	BF	H	R	ER	SO	BB	IBB	HBP	BLK	WP	HR	S	P	ERA	WHIP

BOTTOM

Chicago White Sox @ Boston Red Sox

Fenway Park, Boston, MA

Sun Apr 18 1976, 3:33 AM EST

Att. 18,971 - Unknown - 93 F

livebaseballscorecards.com

AB	35
R	4
H	9
RBI	4
BB	0
SO	4
LOB	14

Batter	1	2	3	4	5	6	7	8	9	AB	R	H	RBI	BB	SO	LOB
Pat Kelly, L (1, 9) OBP: 0.200, SLG: 0.600	F7		HR	1-3			F7		K	5	1	1	1	0	1	1
Ralph Garr, L (1, 7) OBP: 0.211, SLG: 0.222	4-3		1B FC3-2 2B		4-3		F8		F8	5	0	1	0	0	0	0
Jorge Orta, L (1, 5) OBP: 0.419, SLG: 0.423	S 1B		FC3-2 2B 2-3 1B		3-1 E 1B		FC4-6 1B			4	1	4	0	0	0	0
Carlos May, L (1, 10) OBP: 0.292, SLG: 0.150	BBBB 1-2 BB		FC3-2 1-2 2B 3-H		3-1 1-3		FC4-6 1-2f			3	1	0	0	1	0	4
Jim Spencer, L (1, 3) OBP: 0.370, SLG: 0.560	L3		1B 1-H 2-H 2B		SSS K			BBBB BB		3	1	1	2	0	1	3
Cleon Jones, R (8, PH) OBP: 0.304, SLG: 0.111										0	0	0	0	1	0	0
Lamar Johnson, R (8, 3)										0	0	0	0	0	0	0
Brian Downing, R (1, 2) OBP: 0.429, SLG: 0.684		1B	G4-6-3 2-H 1B			F9		L9		4	0	2	1	0	0	1
Jack Brohamer, L (1, 4) OBP: 0.400, SLG: 0.500		F8	G4-6-3 1-2f			F1		BBBB G4-3 1-2 BB		3	0	0	0	0	0	2
Buddy Bradford, R (8, PH) OBP: 0.500, SLG: 0.688										0	0	0	0	1	0	0
Bill Stein, R (8, 4) OBP: 0.286, SLG: 0.286										0	0	0	0	0	0	0
Chet Lemon, R (1, 8) OBP: 0.242, SLG: 0.194		F9		5-3		BBBB FC6-4 BB		G4-3 1-2f		3	0	0	0	1	0	3
Bucky Dent, R (1, 6) OBP: 0.414, SLG: 0.360		F8		F7		FC6-4 1-2f			CS 1B	4	0	1	0	0	0	2
Inning Stats	R: 0 E: 0 K: 0 S: 4 H: 1 LOB: 2 BB: 1 P: 8	R: 0 E: 0 K: 0 S: 4 H: 1 LOB: 1 BB: 0 P: 4	R: 4 E: 0 K: 0 S: 7 H: 5 LOB: 0 BB: 0 P: 7	R: 0 E: 0 K: 0 S: 3 H: 0 LOB: 0 BB: 0 P: 3	R: 0 E: 1 K: 1 S: 6 H: 1 LOB: 1 BB: 0 P: 6	R: 0 E: 0 K: 0 S: 3 H: 0 LOB: 1 BB: 1 P: 7	R: 0 E: 0 K: 0 S: 4 H: 1 LOB: 1 BB: 0 P: 4	R: 0 E: 0 K: 0 S: 2 H: 0 LOB: 1 BB: 2 P: 10	R: 0 E: 0 K: 1 S: 5 H: 1 LOB: 0 BB: 0 P: 5	1B: 7 2B: 3 3B: 0 HR: 1 SF: 0 SAC: 0 DP: 3 HBP: 0						

TOP

Chicago White Sox @ New York Yankees

Yankee Stadium, Bronx, NY

Tue Apr 20 1976, 3:33 AM EST

Att. 20,337 - Unknown - 85 F

livebaseballscorecards.com

AB	34
R	4
H	10
RBI	4
BB	4
SO	2
LOB	16

WP: 0 PB: 0 SB: 1 CS: 1 PA: 38

PITCHER		IP	WLS	BF	H	R	ER	SO	BB	IBB	HBP	BLK	WP	HR	S	P	ERA	WHIP
Dock Ellis, R ERA: 3.97	(1, 1)	2.1		14	6	4	4	0	1	0	0	0	0	1	13	17	15.43	3.000
Tippy Martinez, L ERA:	(3, 1)	5.0	W	20	3	0	0	1	3	0	0	0	0	0	19	31	0.00	1.200
Dick Tidrow, R ERA:	(8, 1)	0.2		2	1	0	0	0	0	0	0	0	0	0	2	2	0.00	1.500
Sparky Lyle, L ERA:	(9, 1)	1.0	S	2	0	0	0	1	0	0	0	0	0	0	4	4	0.00	0.000

PITCHER	IP	WLS	BF	H	R	ER	SO	BB	IBB	HBP	BLK	WP	HR	S	P	ERA	WHIP

BOTTOM

Chicago White Sox @ New York Yankees

Yankee Stadium, Bronx, NY

Tue Apr 20 1976, 3:33 AM EST

Att. 20,337 - Unknown - 85 F

Batter	1	2	3	4	5	6	7	8	9	AB	R	H	RBI	BB	SO	LOB
Mickey Rivers, L (1, 8) OBP: 0.270, SLG: 0.378	0-0 6-3	0-0 6-3			0-0 F3		0-0 S 1-3 1B			4	0	1	0	0	0	0
Roy White, S (1, 7) OBP: 0.351, SLG: 0.455	0-3 K		0-0 E S 1B 1B		0-0 6-3		0-0 5-3 1-2			4	1	1	0	0	1	2
Thurman Munson, R (1, 2) OBP: 0.306, SLG: 0.486	0-0 E5		0-0 S 1-H 1B 1B		0-0 L6			0-0 F8		4	1	1	1	0	0	0
Chris Chambliss, L (1, 3) OBP: 0.306, SLG: 0.343	0-0 F4		0-0 G3-6-3 1-H 1B			0-0 4-3		0-0 4-3		4	0	1	1	0	0	1
Oscar Gamble, L (1, 9) OBP: 0.400, SLG: 0.652		0-0 BB 2B 1B	0-0 G3-6-3 1-2f			0-0 4-3		0-0 F9		4	1	1	0	0	0	1
Graig Nettles, L (1, 5) OBP: 0.364, SLG: 0.280	B B B B 4-0 2B 1-2 SF9 BB		0-0 F8			0-0 G3				2	1	0	0	1	0	0
Lou Piniella, R (1, 10) OBP: 0.609, SLG: 0.900		0-0 SF9 SF7 1-3 2-H 2B		0-0 1-3			0-0 1B			3	1	2	1	0	0	0
Willie Randolph, R (1, 4) OBP: 0.355, SLG: 0.375		0-0 SF9 2-3 3-H		0-0 6-3			S S S 0-3 K			2	0	0	1	0	1	0
Jim Mason, L (1, 6) OBP: 0.333, SLG: 0.375		0-0 SF7 3-H		0-0 5-3			0-0 1B 1B			2	0	1	1	0	0	0
Rich Coggins, L (7, PR)										0	0	0	0	0	0	0
Fred Stanley, R (8, 6) OBP: 0.571, SLG: 0.400										0	0	0	0	0	0	0

livebaseballscorecards.com

AB	29
R	5
H	8
RBI	5
BB	1
SO	2
LOB	4

Inning Stats	1	2	3	4	5	6	7	8	9
	R: 0 H: 0 E: 1 LOB: 1 K: 1 BB: 0 S: 6 P: 6	R: 3 H: 2 E: 0 LOB: 0 K: 0 BB: 1 S: 5 P: 9	R: 2 H: 3 E: 0 LOB: 0 K: 0 BB: 0 S: 5 P: 5	R: 0 H: 0 E: 0 LOB: 0 K: 0 BB: 0 S: 3 P: 3	R: 0 H: 0 E: 0 LOB: 0 K: 0 BB: 0 S: 3 P: 3	R: 0 H: 0 E: 0 LOB: 0 K: 0 BB: 0 S: 3 P: 3	R: 0 H: 3 E: 0 LOB: 3 K: 1 BB: 0 S: 7 P: 7	R: 0 H: 0 E: 0 LOB: 0 K: 0 BB: 0 S: 3 P: 3	

1B: 7 SF: 2
2B: 1 SAC: 0
3B: 0 DP: 1
HR: 0 HBP: 0

WP: 0 PA: 32
PB: 0
SB: 3
CS: 0

PITCHER		IP	WLS	BF	H	R	ER	SO	BB	IBB	HBP	BLK	WP	HR	S	P	ERA	WHIP
Bart Johnson, R ERA: 11.57	(1, 1)	2.0	L	13	5	5	5	1	1	0	0	0	0	0	14	18	22.50	3.000
Clay Carroll, R ERA:	(3, 1)	6.0		19	3	0	0	1	0	0	0	0	0	0	21	21	0.00	0.500

PITCHER	IP	WLS	BF	H	R	ER	SO	BB	IBB	HBP	BLK	WP	HR	S	P	ERA	WHIP

Batter	1	2	3	4	5	6	7	8	9	AB	R	H	RBI	BB	SO	LOB
Buddy Bradford, R (1, 9) OBP: 0.417, SLG: 0.550	5-3			K	FC5-4 1-2f			6-3		4	0	0	0	0	1	1
Ralph Garr, L (1, 7) OBP: 0.217, SLG: 0.227	F9			E 1B 1B		2-3		4-3		4	1	1	0	0	0	0
Jorge Orta, L (1, 5) OBP: 0.371, SLG: 0.367	G3			E4 WP 1B 1-2 4-3		F9		F9		4	1	0	0	0	0	1
Cleon Jones, R (1, 10) OBP: 0.333, SLG: 0.182		K		4-3 WP 1-2 2-H 1B		6-3			1B 3B 1B	4	1	2	1	0	1	0
Jim Spencer, L (1, 3) OBP: 0.355, SLG: 0.517		4-3		4-3 1-3 2-H			F8		5-3 1-3 3B 1B	4	1	1	1	0	0	1
Chet Lemon, R (1, 8) OBP: 0.216, SLG: 0.171		5-3		K			6-3		5-3 1-2	4	0	0	0	0	1	3
Jack Brohamer, L (1, 4) OBP: 0.375, SLG: 0.545			3-1		K		1-3		6-3 2-H 3-H 3B	4	1	1	2	0	1	0
Bucky Dent, R (1, 6) OBP: 0.424, SLG: 0.357			F6		BB FC5-4			HR 1B	6-3 3-H	3	1	1	1	1	0	0
Pete Varney, R (1, 2) OBP: 0.300, SLG: 0.600			K		K			HR 1-H	K	4	1	1	2	0	3	1

TOP

Chicago White Sox @ New York Yankees

Yankee Stadium, Bronx, NY

Wed Apr 21 1976, 3:33 AM EST

Att. 19,616 - Unknown - 72 F

livebaseballscorecards.com

AB	35
R	7
H	7
RBI	7
BB	1
SO	7
LOB	7

Inning Stats	1	2	3	4	5	6	7	8	9	1B: 5	SF: 0	WP: 1	PA: 36
R	0	0	0	2	0	0	0	2	3	2B: 0	SAC: 0	PB: 0	
E	0	0	0	1	0	0	0	0	0	3B: 1	DP: 0	SB: 0	
K	0	1	1	2	2	0	0	0	1	HR: 1	HBP: 0	CS: 0	
S	3	5	5	10	7	3	3	5	8				
H	0	0	0	2	0	0	0	2	3				
LOB	0	0	0	1	1	0	0	0	0				
BB	0	0	0	0	1	0	0	0	0				
P	3	5	5	10	11	3	3	5	8				

PITCHER		IP	WLS	BF	H	R	ER	SO	BB	IBB	HBP	BLK	WP	HR	S	P	ERA	WHIP
Rudy May, L ERA: 6.75	(1, 1)	8.1	W	34	7	7	6	6	1	0	0	0	1	1	45	49	6.48	0.960
Sparky Lyle, L ERA:	(9, 1)	0.2		2	0	0	0	1	0	0	0	0	0	0	4	4	0.00	0.000

PITCHER		IP	WLS	BF	H	R	ER	SO	BB	IBB	HBP	BLK	WP	HR	S	P	ERA	WHIP

Batter	1	2	3	4	5	6	7	8	9	AB	R	H	RBI	BB	SO	LOB
Mickey Rivers, L (1, 8) OBP: 0.310, SLG: 0.429	F9	F6			1B E 1B	2-H 1B 2B	2-H 3-H 1B			5	2	3	3	0	0	2
Roy White, S (1, 7) OBP: 0.357, SLG: 0.432	HR 1B	F7			K	1B 1B BB	K			4	2	1	0	1	2	2
Thurman Munson, R (1, 2) OBP: 0.341, SLG: 0.500	F9	F7			1-3 S 1B	1-3 2-H 1B		1B 1B		5	2	3	1	0	0	1
Chris Chambliss, L (1, 3) OBP: 0.341, SLG: 0.450	1-H HR	K			1-2 K 3-H	1-3 3-H 1B		1-3 1B		5	1	3	3	0	2	1
Lou Piniella, R (1, 10) OBP: 0.571, SLG: 0.800	5-3			F3	2-H 1B	5-3		3-H 1B		5	0	2	2	0	0	2
Graig Nettles, L (1, 5) OBP: 0.342, SLG: 0.241		4-3		F9	K		E S 1B BB	F8		4	1	0	0	1	1	2
Otto Velez, R (1, 9) OBP: 0.400, SLG: 0.250		5-3		2B BB		K	1-3 K	F8		2	0	0	0	1	1	0
Oscar Gamble, L (7, PH) (8, 9) OBP: 0.370, SLG: 0.600										2	0	0	0	0	1	2
Willie Randolph, R (1, 4) OBP: 0.429, SLG: 0.500		1B 1B		1-3 2B		SH5-3 2B 1B	S 1B 1B			4	2	4	0	0	0	0
Fred Stanley, R (1, 6) OBP: 0.500, SLG: 0.375		1-2 1B		F8		SH5-3 1-2	P5 1-2			3	0	1	0	0	0	4
Inning Stats	R: 2 E: 0 K: 0 S: 5 H: 2 LOB: 0 BB: 0 P: 5	R: 0 E: 0 K: 0 S: 5 H: 2 LOB: 2 BB: 0 P: 5	R: 0 E: 0 K: 1 S: 5 H: 0 LOB: 0 BB: 0 P: 5	R: 0 E: 0 K: 0 S: 4 H: 1 LOB: 2 BB: 1 P: 8	R: 2 E: 0 K: 3 S: 12 H: 3 LOB: 1 BB: 0 P: 12	R: 3 E: 0 K: 1 S: 9 H: 4 LOB: 2 BB: 1 P: 13	R: 2 E: 0 K: 2 S: 9 H: 2 LOB: 1 BB: 1 P: 13	R: 1 E: 0 K: 0 S: 5 H: 3 LOB: 1 BB: 0 P: 5		1B: 14 2B: 2 3B: 0 HR: 1 SF: 0 SAC: 1 DP: 0 HBP: 0						

BOTTOM

Chicago White Sox @ New York Yankees

Yankee Stadium, Bronx, NY

Wed Apr 21 1976, 3:33 AM EST
Att. 19,616 - Unknown - 72 F

livebaseballscorecards.com

AB	39
R	10
H	17
RBI	9
BB	3
SO	7
LOB	16

WP: 0 PB: 0 SB: 3 CS: 0 PA: 43

PITCHER		IP	WLS	BF	H	R	ER	SO	BB	IBB	HBP	BLK	WP	HR	S	P	ERA	WHIP
Dave Hamilton, L ERA: 11.12	(1, 1)	5.2	L	29	10	7	7	5	2	0	0	0	0	1	37	45	11.12	2.118
Jack Kucek, R ERA: 18.0	(6, 1)	1.0		8	4	2	2	1	1	0	0	0	0	0	9	13	18.00	5.000
Francisco Barrios, R ERA: 6.75	(7, 1)	1.1		6	3	1	1	1	0	0	0	0	0	0	8	8	6.75	2.250

PITCHER	IP	WLS	BF	H	R	ER	SO	BB	IBB	HBP	BLK	WP	HR	S	P	ERA	WHIP

Batter	1	2	3	4	5	6	7	8	9	AB	R	H	RBI	BB	SO	LOB
Steve Dillard, R (1, 10) OBP: 0.500, SLG: 0.833	5-3 PB 2-3 1B	1-H 2B		6-3 1-2			1B E 2B	K		5	2	3	1	0	1	1
Rick Burleson, R (1, 6) OBP: 0.341, SLG: 0.297	5-3 1-3	6-3			F9		F8		F9 2B	5	0	1	0	0	0	3
Fred Lynn, L (1, 8) OBP: 0.487, SLG: 0.636	2-3 3-H		BBBB G6-4-3 BB		2-3 1B		E HR 1B 2-3		BBBB BB	3	1	2	1	2	0	0
Jim Rice, R (1, 7) OBP: 0.326, SLG: 0.500	F4		G6-4-3 1-2f		2-3 1-2		E5 HR 1-2 3-H		F9	5	1	0	1	0	0	5
Carlton Fisk, R (1, 2) OBP: 0.409, SLG: 0.625		HR	F8		F7		K		F9 2-3	5	1	1	1	0	1	5
Carl Yastrzemski, L (1, 3) OBP: 0.432, SLG: 0.500		BBBB WP 1B BB		SH1-3 1B 1B		FC3-6-3 1B 1B	1-H 2-H HR		BBBB 1-2 BB	3	3	3	3	2	0	0
Dwight Evans, R (1, 9) OBP: 0.349, SLG: 0.553		K		SH1-3 1-2		F5	G3		K	4	0	0	0	0	2	5
Rico Petrocelli, R (1, 5) OBP: 0.310, SLG: 0.421		6-3 1-2		F7		FC3-6-5 1B 1-2		5-3		4	0	1	0	0	0	2
Denny Doyle, L (1, 4) OBP: 0.250, SLG: 0.316		S 2B 1B 2-H		S 1B 2-H		FC3-6-5 1-2 2-3		6-3		4	1	2	2	0	0	2
Inning Stats	R: 1 H: 1 E: 0 LOB: 0 K: 0 BB: 0 S: 4 P: 4	R: 3 H: 3 E: 0 LOB: 1 K: 1 BB: 1 S: 8 P: 12	R: 0 H: 0 E: 0 LOB: 0 K: 0 BB: 1 S: 2 P: 6	R: 1 H: 2 E: 0 LOB: 1 K: 0 BB: 0 S: 5 P: 5	R: 0 H: 1 E: 0 LOB: 1 K: 0 BB: 0 S: 4 P: 4	R: 0 H: 2 E: 0 LOB: 1 K: 0 BB: 0 S: 4 P: 4	R: 4 H: 3 E: 1 LOB: 0 K: 1 BB: 0 S: 9 P: 9	R: 0 H: 0 E: 0 LOB: 0 K: 1 BB: 0 S: 5 P: 5	R: 0 H: 1 E: 0 LOB: 3 K: 1 BB: 2 S: 6 P: 14	1B: 8 SF: 0 2B: 4 SAC: 1 3B: 0 DP: 2 HR: 2 HBP: 0						

PITCHER	IP	WLS	BF	H	R	ER	SO	BB	IBB	HBP	BLK	WP	HR	S	P	ERA	WHIP
Wilbur Wood, L (1, 1) ERA: 2.48	6.2	L	33	12	9	5	2	2	0	0	0	1	2	35	43	6.75	2.100
Pete Vuckovich, R (7, 1) ERA: 6.75	2.1		10	1	0	0	2	2	0	0	0	0	0	12	20	0.00	1.286

PITCHER	IP	WLS	BF	H	R	ER	SO	BB	IBB	HBP	BLK	WP	HR	S	P	ERA	WHIP

TOP

Boston Red Sox @ Chicago White Sox

Comiskey Park, Chicago, IL

Fri Apr 23 1976, 7:05 PM EST
Att. 11,920 - Unknown - 52 F

livebaseballscorecards.com

AB	38
R	9
H	13
RBI	9
BB	4
SO	4
LOB	23

WP: 1	PA: 43		
PB: 1			
SB: 2			
CS: 0			

Batter	1	2	3	4	5	6	7	8	9	AB	R	H	RBI	BB	SO	LOB
Chet Lemon, R (1, 8) OBP: 0.244, SLG: 0.184	6-3		F5			BBBB G1 BB		1B 1B 1B		3	1	1	0	1	0	0
Ralph Garr, L (1, 9) OBP: 0.222, SLG: 0.231	6-3			SSX G3		G1 1-2		1B 1-2 1B		4	0	1	0	0	0	1
Jorge Orta, L (1, 5) OBP: 0.359, SLG: 0.353	F5			F8		F6		SSX 1-3 2-H 1B		4	0	1	1	0	0	1
Carlos May, L (1, 10) OBP: 0.250, SLG: 0.125		L4		SSS K		F9		SSS K		4	0	0	0	0	2	3
Cleon Jones, R (1, 7) OBP: 0.323, SLG: 0.192		F8			SSX F9		G4-6-3 1B	F5		4	0	1	0	0	0	2
Jim Spencer, L (1, 3) OBP: 0.400, SLG: 0.545		1B			G3		G4-6-3 1-2 1B		G4-6-3 1B	4	0	3	0	0	0	0
Jack Brohamer, L (1, 4) OBP: 0.357, SLG: 0.500		F6			FC6-4 1B		G4-6-3 1-2f 2-3		F2	4	0	1	0	0	0	4
Bucky Dent, R (1, 6) OBP: 0.378, SLG: 0.313			6-3		FC6-4 1-2f		F8		G4-6-3 1-2f	4	0	0	0	0	0	3
Pete Varney, R (1, 2) OBP: 0.308, SLG: 0.769			F2			HR		F4		3	1	1	1	0	0	0
Inning Stats	R: 0 H: 0 E: 0 LOB: 0 K: 0 BB: 0 S: 3 P: 3	R: 0 H: 1 E: 0 LOB: 1 K: 0 BB: 0 S: 4 P: 4	R: 0 H: 0 E: 0 LOB: 0 K: 0 BB: 0 S: 3 P: 3	R: 0 H: 0 E: 0 LOB: 0 K: 1 BB: 0 S: 7 P: 7	R: 0 H: 1 E: 0 LOB: 1 K: 0 BB: 0 S: 6 P: 6	R: 1 H: 1 E: 0 LOB: 1 K: 0 BB: 1 S: 4 P: 8	R: 0 H: 2 E: 0 LOB: 1 K: 0 BB: 0 S: 4 P: 4	R: 1 H: 3 E: 0 LOB: 2 K: 1 BB: 0 S: 10 P: 10	R: 0 H: 1 E: 0 LOB: 0 K: 0 BB: 0 S: 3 P: 3	1B: 8 SF: 0 2B: 0 SAC: 0 3B: 0 DP: 2 HR: 1 HBP: 0						

PITCHER	IP	WLS	BF	H	R	ER	SO	BB	IBB	HBP	BLK	WP	HR	S	P	ERA	WHIP
Luis Tiant, R (1, 1) ERA: 1.88	8.0	W	32	8	2	2	2	1	0	0	0	0	1	41	45	2.25	1.125
Tom House, L (9, 1) ERA: 5.4	1.0		3	1	0	0	0	0	0	0	0	0	0	3	3	0.00	1.000

PITCHER	IP	WLS	BF	H	R	ER	SO	BB	IBB	HBP	BLK	WP	HR	S	P	ERA	WHIP

BOTTOM

Boston Red Sox @ Chicago White Sox

Comiskey Park, Chicago, IL

Fri Apr 23 1976, 7:05 PM EST

Att. 11,920 - Unknown - 52 F

livebaseballscorecards.com

AB	34
R	2
H	9
RBI	2
BB	1
SO	2
LOB	14

Batter	1	2	3	4	5	6	7	8	9	AB	R	H	RBI	BB	SO	LOB
Don Money, R (1, 5) OBP: 0.319, SLG: 0.463	4-3		2B 1B 2-H 3-H		BBB 4-0 CS BB			E6 G5-4-3		3	1	1	2	1	0	0
Robin Yount, R (1, 6) OBP: 0.375, SLG: 0.351	5-3		4-3 2B 1-H		0-0 CS 1-2	0-0 6-3		0-0 G5-4-3 1-2f		4	0	1	1	0	0	1
George Scott, R (1, 3) OBP: 0.289, SLG: 0.400	5-3		4-3 2-3			0-0 2B			SSS 0-3 K	4	0	1	0	0	1	1
Hank Aaron, R (1, 10) OBP: 0.342, SLG: 0.333 Kurt Bevacqua, R (9, PR)		SSS 0-3 K2-3	5-3			SSS 0-3 K			2B SH1-4 1B	4 0	0 1	1 0	0 0	0 0	2 0	2 0
Sixto Lezcano, R (1, 8) OBP: 0.341, SLG: 0.390	4-3			F7		5-3			SH1-4 2B 1-3	4	0	1	0	0	0	1
Bobby Darwin, R (1, 9) OBP: 0.227, SLG: 0.238 Gorman Thomas, R (7, PR) OBP: 0.333, SLG: 0.333 (7, 9)	F7			6-3			CS 1B		SH1-4 2-3 3-H	3 0	0 0	1 0	0 1	0 0	0 0	0 0
Darrell Porter, L (1, 2) OBP: 0.295, SLG: 0.216			SSS 0-3 K SSS 0-3 K				L3 1B 1-2		5-3	4	0	1	0	0	2	2
Charlie Moore, R (1, 7) OBP: 0.333, SLG: 0.313			2B 1B 1B		1-3		L3 1-2			3	1	1	0	0	0	1
Pedro Garcia, R (1, 4) OBP: 0.265, SLG: 0.375			1-3 1B 2B		5-3			L5		3	1	1	0	0	0	0
Inning Stats	R: 0 H: 0 E: 0 LOB: 0 K: 0 BB: 0 S: 3 P: 3	R: 0 H: 0 E: 0 LOB: 0 K: 1 BB: 0 S: 5 P: 5	R: 3 H: 4 E: 0 LOB: 1 K: 1 BB: 0 S: 9 P: 9	R: 0 H: 0 E: 0 LOB: 0 K: 1 BB: 0 S: 5 P: 5	R: 0 H: 0 E: 0 LOB: 0 K: 0 BB: 1 S: 2 P: 6	R: 0 H: 1 E: 0 LOB: 1 K: 1 BB: 0 S: 6 P: 6	R: 0 H: 2 E: 0 LOB: 1 K: 0 BB: 0 S: 3 P: 3	R: 0 H: 0 E: 1 LOB: 0 K: 0 BB: 0 S: 3 P: 3	R: 1 H: 2 E: 0 LOB: 2 K: 1 BB: 0 S: 7 P: 7	1B: 5 SF: 0 2B: 5 SAC: 1 3B: 0 DP: 2 HR: 0 HBP: 0						WP: 0 PA: 35 PB: 0 SB: 0 CS: 2	

TOP

Milwaukee Brewers @ Chicago White Sox

Comiskey Park, Chicago, IL

Wed Apr 28 1976, 8:05 PM EDT

Att. 1,144 - Unknown - 46 F

livebaseballscorecards.com

AB	32
R	4
H	9
RBI	4
BB	1
SO	5
LOB	8

PITCHER		IP	WLS	BF	H	R	ER	SO	BB	IBB	HBP	BLK	WP	HR	S	P	ERA	WHIP
Wilbur Wood, L ERA: 2.81	(1, 1)	9.0	L	34	9	4	4	5	1	0	0	0	0	0	43	47	4.00	1.111

PITCHER	IP	WLS	BF	H	R	ER	SO	BB	IBB	HBP	BLK	WP	HR	S	P	ERA	WHIP

Batter	1	2	3	4	5	6	7	8	9	AB	R	H	RBI	BB	SO	LOB
Bucky Dent, R (1, 6) OBP: 0.366, SLG: 0.306	6-3		CS 1B		5-3			5-3		4	0	1	0	0	0	1
Ralph Garr, L (1, 7) OBP: 0.226, SLG: 0.233	4-3 PB 2B 1B		F9 1-2			6-3		6-3		4	1	1	0	0	0	1
Jorge Orta, L (1, 5) OBP: 0.372, SLG: 0.395	4-3 1-3			1B 1B		F9			4-3 2B	4	0	2	0	0	0	1
Cleon Jones, R (1, 10) OBP: 0.371, SLG: 0.300	3-H 2B			G4-6-3 1-2 1B		1B			6-3	4	0	3	1	0	0	1
Buddy Bradford, R (1, 9) OBP: 0.370, SLG: 0.478 Carlos May, L (9, PH) OBP: 0.241, SLG: 0.120	K			K		K			4-3 2-3	3 1	0 0	0 0	0 0	0 0	3 0	4 1
Jim Spencer, L (1, 3) OBP: 0.359, SLG: 0.486		3-1		G4-6-3 1-2f			6-3		F8	4	0	0	0	0	0	3
Chet Lemon, R (1, 8) OBP: 0.227, SLG: 0.171		K			F9		F9			3	0	0	0	0	1	0
Jack Brohamer, L (1, 4) OBP: 0.355, SLG: 0.483		K			CS 1B		F5			3	0	1	0	0	1	0
Jim Essian, R (1, 2) OBP: 0.500, SLG: 0.500 Bill Stein, R (8, PH) OBP: 0.250, SLG: 0.250 Pete Varney, R (9, 2) OBP: 0.308, SLG: 0.769			6-3	1-2 1B				L4		2 1 0	0 0 0	1 0 0	0 0 0	0 0 0	0 0 0	0 0 0
Inning Stats	R: 1 E: 0 K: 1 S: 7 H: 2 LOB: 1 BB: 0 P: 7	R: 0 E: 0 K: 2 S: 7 H: 0 LOB: 0 BB: 0 P: 7	R: 0 E: 0 K: 0 S: 3 H: 1 LOB: 0 BB: 0 P: 3	R: 0 E: 0 K: 1 S: 6 H: 2 LOB: 1 BB: 0 P: 6	R: 0 E: 0 K: 0 S: 4 H: 2 LOB: 1 BB: 0 P: 4	R: 0 E: 0 K: 1 S: 6 H: 1 LOB: 1 BB: 0 P: 6	R: 0 E: 0 K: 0 S: 3 H: 0 LOB: 0 BB: 0 P: 3	R: 0 E: 0 K: 0 S: 3 H: 0 LOB: 0 BB: 0 P: 3	R: 0 E: 0 K: 0 S: 4 H: 1 LOB: 1 BB: 0 P: 4	1B: 7 2B: 2 3B: 0 HR: 0	SF: 0 SAC: 0 DP: 1 HBP: 0						

PITCHER		IP	WLS	BF	H	R	ER	SO	BB	IBB	HBP	BLK	WP	HR	S	P	ERA	WHIP
Bill Travers, L ERA: 0.44	(1, 1)	8.0	W	29	8	1	0	5	0	0	0	0	0	0	39	39	0.00	1.000
Eduardo Rodriguez, R ERA: 5.19	(9, 1)	1.0	S	4	1	0	0	0	0	0	0	0	0	0	4	4	0.00	1.000

PITCHER	IP	WLS	BF	H	R	ER	SO	BB	IBB	HBP	BLK	WP	HR	S	P	ERA	WHIP

BOTTOM

Milwaukee Brewers @ Chicago White Sox

Comiskey Park, Chicago, IL

Wed Apr 28 1976, 8:05 PM EDT

Att. 1,144 - Unknown - 46 F

livebaseballscorecards.com

AB	33
R	1
H	9
RBI	1
BB	0
SO	5
LOB	12

WP: 0	PA: 33		
PB: 1			
SB: 0			
CS: 2			

Batter	1	2	3	4	5	6	7	8	9	AB	R	H	RBI	BB	SO	LOB
Don Money, R (1, 5) OBP: 0.308, SLG: 0.422	BBBB 4-0 BB 1B BB	SSS 0-3 ② K			SSS 0-3 ① K		x 0-0 ② 3-1		x 0-0 ② F2	4	1	0	0	1	2	2
Robin Yount, R (1, 6) OBP: 0.400, SLG: 0.366	BBBB 4-0 1B 1-2 1B BB	SSS 0-3 ③ K			x 0-0 ② F8		x 0-0 1B		x 0-0 1-3 2-H 1B 1B	4	2	2	1	1	1	0
George Scott, R (1, 3) OBP: 0.280, SLG: 0.378	SSS 0-3 ① K		SSS 0-3 ① K		x 0-0 ③ F7		x 0-0 ③ F8		x 0-0 2-H 3-H CS 1B	5	0	1	2	0	2	3
Hank Aaron, R (1, 10) OBP: 0.310, SLG: 0.300	x 0-0 ② F4		x 0-0 ② F2			x 0-0 ① F2		x 0-0 ① F2	x 0-0 ③ CS 1-2	4	0	0	0	0	0	2
Darrell Porter, L (1, 2) OBP: 0.313, SLG: 0.244	x 0-0 1-3 2-H 1B 1B		x 0-0 ③ F5			x 0-0 HR 1B		x 0-0 ② F7		4	2	2	1	0	0	0
Sixto Lezcano, R (1, 8) OBP: 0.354, SLG: 0.422	x 0-0 1B 2-H 3-H 1B			x 0-0 2B	SSS 0-3 ② K			x 0-0 ③ F7		4	0	2	2	0	1	1
Bobby Darwin, R (1, 9) OBP: 0.280, SLG: 0.417 Gorman Thomas, R (7, 9) OBP: 0.500, SLG: 0.500	x 0-0 1-3 1B			SSS 0-3 ① K	x 0-0 1-H HR				x 0-0 FC3-6 1B	3 1	1 0	2 1	2 0	0 0	1 0	1 0
Charlie Moore, R (1, 7) OBP: 0.304, SLG: 0.278	x 0-0 ③ 4-3			SSS 0-3 ② K	SSS 0-3 ③ K				x 0-0 ① FC3-6 E 1-2f 1B	4	1	0	0	0	2	4
Pedro Garcia, R (1, 4) OBP: 0.243, SLG: 0.343 Bill Sharp, L (9, PH) OBP: 0.167, SLG: 0.130 Tim Johnson, L (9, 4)		x 0-0 ① F6		x 0-0 ③ F4			x 0-0 ① F8		x 0-0 E3 1B 1-2 1B	3 1 0	0 1 0	0 0 0	0 0 0	0 0 0	0 0 0	1 1 0
Inning Stats	R: 3 H: 3 E: 0 LOB: 2 K: 1 BB: 2 S: 8 P: 16	R: 0 H: 0 E: 0 LOB: 0 K: 2 BB: 0 S: 7 P: 7	R: 0 H: 0 E: 0 LOB: 0 K: 1 BB: 0 S: 5 P: 5	R: 0 H: 1 E: 0 LOB: 1 K: 2 BB: 0 S: 8 P: 8	R: 0 H: 0 E: 0 LOB: 0 K: 1 BB: 0 S: 5 P: 5	R: 2 H: 2 E: 0 LOB: 0 K: 2 BB: 0 S: 9 P: 9	R: 0 H: 1 E: 0 LOB: 1 K: 0 BB: 0 S: 4 P: 4	R: 0 H: 0 E: 0 LOB: 0 K: 0 BB: 0 S: 3 P: 3	R: 3 H: 3 E: 1 LOB: 0 K: 0 BB: 0 S: 6 P: 6	1B: 8 SF: 0 2B: 1 SAC: 0 3B: 0 DP: 0 HR: 1 HBP: 0						

PITCHER		IP	WLS	BF	H	R	ER	SO	BB	IBB	HBP	BLK	WP	HR	S	P	ERA	WHIP
Rich Gossage, R ERA: 4.66	(1, 1)	8.0		33	7	5	5	9	2	0	0	0	0	1	49	57	5.62	1.125
Clay Carroll, R ERA:	(9, 1)	1.0	L	6	3	3	0	0	0	0	0	0	0	0	6	6	0.00	3.000

PITCHER		IP	WLS	BF	H	R	ER	SO	BB	IBB	HBP	BLK	WP	HR	S	P	ERA	WHIP

TOP

Milwaukee Brewers @ Chicago White Sox

Comiskey Park, Chicago, IL

Thu Apr 29 1976, 4:33 AM EDT

Att. 1,709 - Unknown - 52 F

livebaseballscorecards.com

AB	37
R	8
H	10
RBI	8
BB	2
SO	9
LOB	15

WP: 0	PA: 40					
PB: 0						
SB: 0						
CS: 1						

BOTTOM

Batter	1	2	3	4	5	6	7	8	9	AB	R	H	RBI	BB	SO	LOB
Bucky Dent, R (1, 6) OBP: 0.348, SLG: 0.275	F9		5-3			F9		BB	F6	4	1	0	0	1	0	0
Ralph Garr, L (1, 9) (8, 8) (9, 7) OBP: 0.250, SLG: 0.314	3B		F6			F8		E 1-3	6-3	5	1	2	0	0	0	0
Jorge Orta, L (1, 5) OBP: 0.362, SLG: 0.381	K			F8			F7	E 1-2		4	1	1	1	0	1	1
Cleon Jones, R (1, 7) OBP: 0.333, SLG: 0.265	6-3			L4			E9	E3 1-3 2-H		4	0	0	0	0	0	2
Buddy Bradford, R (8, PR) (9, 8) OBP: 0.370, SLG: 0.478										0	1	0	0	0	0	0
Carlos May, L (1, 10) OBP: 0.242, SLG: 0.138		F2		4-3			6-3	1-2		4	0	1	1	0	0	1
Jim Spencer, L (1, 3) OBP: 0.372, SLG: 0.475		3-1			F3		BB	1-3 2-H		3	0	1	1	1	0	0
Chet Lemon, R (1, 8) OBP: 0.239, SLG: 0.167		HBP			K		F9	F6		1	0	0	0	0	1	0
Pat Kelly, L (7, PH) (8, 9) OBP: 0.167, SLG: 0.500										2	0	0	0	0	0	4
Jack Brohamer, L (1, 4) OBP: 0.314, SLG: 0.424		K 1-2			F8			4-3	F5	4	0	0	0	0	1	3
Pete Varney, R (1, 2) OBP: 0.294, SLG: 0.824			6-3			F9		HR	L5	4	1	1	1	0	0	0
Inning Stats	R: 0 H: 1 E: 0 LOB: 1 K: 1 BB: 0 S: 6 P: 6	R: 0 H: 0 E: 0 LOB: 1 K: 1 BB: 0 S: 5 P: 6	R: 0 H: 0 E: 0 LOB: 0 K: 0 BB: 0 S: 3 P: 3	R: 0 H: 0 E: 0 LOB: 0 K: 0 BB: 0 S: 3 P: 3	R: 0 H: 0 E: 0 LOB: 0 K: 1 BB: 0 S: 5 P: 5	R: 0 H: 0 E: 0 LOB: 0 K: 0 BB: 0 S: 3 P: 3	R: 0 H: 0 E: 1 LOB: 2 K: 0 BB: 1 S: 4 P: 8	R: 5 H: 5 E: 1 LOB: 2 K: 0 BB: 1 S: 9 P: 13	R: 0 H: 0 E: 0 LOB: 0 K: 0 BB: 0 S: 3 P: 3	1B: 4 SF: 0 2B: 0 SAC: 0 3B: 1 DP: 0 HR: 1 HBP: 1				WP: 0 PA: 38 PB: 0 SB: 1 CS: 0		

PITCHER		IP	WLS	BF	H	R	ER	SO	BB	IBB	HBP	BLK	WP	HR	S	P	ERA	WHIP
Jim Slaton, R ERA: 2.27	(1, 1)	7.1		30	4	4	4	3	2	0	1	0	0	1	33	42	4.91	0.818
Tom Murphy, R ERA: 162.0	(8, 1)	0.0		1	0	0	0	0	0	0	0	0	0	0	1	1	∞	∞
Jerry Augustine, L ERA: 4.5	(8, 1)	0.0		2	2	1	0	0	0	0	0	0	0	0	2	2	∞	∞
Eduardo Rodriguez, R ERA: 4.35	(8, 1)	1.2	W	5	0	0	0	0	0	0	0	0	0	0	5	5	0.00	0.000

PITCHER	IP	WLS	BF	H	R	ER	SO	BB	IBB	HBP	BLK	WP	HR	S	P	ERA	WHIP

Milwaukee Brewers @ Chicago White Sox

Comiskey Park, Chicago, IL

Thu Apr 29 1976, 4:33 AM EDT

Att. 1,709 - Unknown - 52 F

livebaseballscorecards.com

AB	35
R	5
H	6
RBI	4
BB	2
SO	3
LOB	11

Batter	1	2	3	4	5	6	7	8	9	AB	R	H	RBI	BB	SO	LOB
Ron LeFlore, R (1, 8) OBP: 0.364, SLG: 0.484	4-3		L4			4-3		HR BB	1-3 2-H 2B	4	1	1	1	1	0	1
Alex Johnson, R (1, 7) OBP: 0.228, SLG: 0.340	G6-4-3 1B		1-2 1B			K		K	6-3	5	0	2	0	0	2	3
Willie Horton, R (1, 10) OBP: 0.464, SLG: 0.735	G6-4-3 1-2f		4-3			BB		1-H HR		3	1	1	2	1	0	3
Rusty Staub, L (1, 9) OBP: 0.426, SLG: 0.543		2B		G5-4-3 1B		K		F9		4	0	2	0	0	1	1
Jason Thompson, L (1, 3) OBP: 0.333, SLG: 0.381		F8		L7			4-3	K		4	0	0	0	0	1	2
Aurelio Rodriguez, R (1, 5) OBP: 0.296, SLG: 0.420		K		G5-4-3 1-2f			BB 1B 1B		F9	4	1	1	0	0	1	2
John Wockenfuss, R (1, 2) OBP: 0.538, SLG: 0.636		4-3			F9		1B 1-2 BB		2B 2B	3	1	1	0	1	0	1
Tom Veryzer, R (1, 6) OBP: 0.294, SLG: 0.250			FC4-6 1B		G3-6 1B		G6-4-3 1-3 2-H 1B		F9	4	0	3	1	0	0	1
Gary Sutherland, R (1, 4) OBP: 0.235, SLG: 0.258			FC4-6 1B 1-2f		G3-6 1-2f		G6-4-3 1-2f		2B BB	3	0	0	0	1	0	4
Inning Stats	R: 0 E: 0 K: 0 S: 3 H: 1 LOB: 0 BB: 0 P: 3	R: 0 E: 0 K: 1 S: 6 H: 1 LOB: 1 BB: 0 P: 6	R: 0 E: 0 K: 0 S: 5 H: 2 LOB: 2 BB: 0 P: 5	R: 0 E: 0 K: 0 S: 3 H: 1 LOB: 0 BB: 0 P: 3	R: 0 E: 0 K: 0 S: 3 H: 1 LOB: 0 BB: 0 P: 3	R: 0 E: 0 K: 2 S: 7 H: 0 LOB: 1 BB: 1 P: 11	R: 1 E: 0 K: 0 S: 4 H: 2 LOB: 1 BB: 1 P: 8	R: 2 E: 0 K: 2 S: 8 H: 1 LOB: 0 BB: 1 P: 12	R: 1 E: 0 K: 0 S: 5 H: 2 LOB: 2 BB: 1 P: 9	1B: 7 2B: 3 3B: 0 HR: 1 SF: 0 SAC: 0 DP: 4 HBP: 0						

PITCHER		IP	WLS	BF	H	R	ER	SO	BB	IBB	HBP	BLK	WP	HR	S	P	ERA	WHIP
Terry Forster, L ERA: 2.84	(1, 1)	7.1	W	30	9	3	3	4	3	0	0	0	0	1	35	47	3.68	1.636
Dave Hamilton, L ERA: 9.82	(8, 1)	1.2		8	2	1	1	1	1	0	0	0	0	0	9	13	5.40	1.800

PITCHER	IP	WLS	BF	H	R	ER	SO	BB	IBB	HBP	BLK	WP	HR	S	P	ERA	WHIP

TOP

Detroit Tigers @ Chicago White Sox

Comiskey Park, Chicago, IL

Fri Apr 30 1976, 8:05 PM EDT

Att. 9,009 - Unknown - 60 F

livebaseballscorecards.com

AB	34
R	4
H	11
RBI	4
BB	4
SO	5
LOB	18

WP: 0	PA: 38		
PB: 0			
SB: 0			
CS: 0			

BOTTOM

Detroit Tigers @ Chicago White Sox

Comiskey Park, Chicago, IL

Fri Apr 30 1976, 8:05 PM EDT

Att. 9,009 - Unknown - 60 F

livebaseballscorecards.com

Batter	1	2	3	4	5	6	7	8	9	AB	R	H	RBI	BB	SO	LOB
Pat Kelly, L (1, 9) OBP: 0.313, SLG: 0.600	F7		BB		SH5-3 1B BB 1B	FC1-5 2-H 2B	F8 2-3			3	1	2	1	1	0	0
Buddy Bradford, R (7, 9) OBP: 0.357, SLG: 0.458										1	0	0	0	0	0	1
Ralph Garr, L (1, 8) OBP: 0.268, SLG: 0.325	G6-4-3 1B		4-3		BB SH5-3 1-2 1B 1B	FC1-5 1B BLK E 2-3	1-3			5	2	2	0	0	0	4
(7, 7)																
Cleon Jones, R (1, 7) OBP: 0.333, SLG: 0.250	G6-4-3 1-2f			F9	SH5-3 1-2 2-3	E 1B 4-3 1-2 BB		G4-6-3 1B		2	0	0	0	1	0	1
Chet Lemon, R (6, PR) OBP: 0.255, SLG: 0.186										1	1	1	0	0	0	0
(7, 8)																
Jorge Orta, L (1, 5) OBP: 0.385, SLG: 0.457		F5		HR	1B BB FC1-2 IBB	4-3 E 1-2 2-3 1B		G4-6-3 1-2f		4	1	2	1	1	0	1
Carlos May, L (1, 10) OBP: 0.263, SLG: 0.182		4-3		1B 1B 2B	FC1-2 1-2 2-3 3-H BB	E3 4-3 1-2 2-3 3-H		1-6-3		4	1	1	1	1	0	2
Jim Spencer, L (1, 3) OBP: 0.383, SLG: 0.477		4-3		1B 2-3 1B	FC1-2 1-2 2-3 3-H 1B	4-3 1-2 2-3 3-H				4	1	2	2	0	0	2
Bucky Dent, R (1, 6) OBP: 0.340, SLG: 0.273			5-3	2-H 3-H 1B	FC1-2 FC4-6 1-2 2-3 3-Hf	G3				4	0	1	2	0	0	6
Jack Brohamer, L (1, 4) OBP: 0.333, SLG: 0.444			2B	G4-6-3 IBB	FC4-6 1-2f		6-3			3	0	1	0	1	0	3
Pete Varney, R (1, 2) OBP: 0.333, SLG: 0.857			K	G4-6-3 1-2f		2B 2B	F8 2B			4	1	2	0	0	1	3
Inning Stats	R: 0 H: 1 E: 0 LOB: 0 K: 0 BB: 0 S: 3 P: 3	R: 0 H: 0 E: 0 LOB: 0 K: 0 BB: 0 S: 3 P: 3	R: 0 H: 1 E: 0 LOB: 2 K: 1 BB: 1 S: 6 P: 10	R: 3 H: 4 E: 0 LOB: 1 K: 0 BB: 1 S: 6 P: 10	R: 2 H: 3 E: 0 LOB: 3 K: 0 BB: 2 S: 6 P: 14	R: 3 H: 3 E: 1 LOB: 3 K: 0 BB: 1 S: 7 P: 11	R: 0 H: 1 E: 0 LOB: 1 K: 0 BB: 0 S: 4 P: 4	R: 0 H: 1 E: 0 LOB: 0 K: 0 BB: 0 S: 3 P: 3		1B: 8 SF: 0 2B: 5 SAC: 1 3B: 0 DP: 3 HR: 1 HBP: 0						

	AB	35
	R	8
	H	14
	RBI	7
	BB	5
	SO	1
	LOB	23

WP: 0 PA: 41
PB: 0
SB: 0
CS: 0

PITCHER		IP	WLS	BF	H	R	ER	SO	BB	IBB	HBP	BLK	WP	HR	S	P	ERA	WHIP
Ray Bare, R ERA: 4.21	(1, 1)	4.0	L	20	8	5	5	1	1	1	0	0	0	1	20	28	11.25	2.250
Steve Grilli, R ERA: 3.18	(5, 1)	1.1		10	3	3	1	0	2	1	0	1	0	0	7	19	6.75	3.750
Jim Crawford, L ERA: 3.0	(6, 1)	2.2		11	3	0	0	0	0	0	0	0	0	0	11	11	0.00	1.125

PITCHER	IP	WLS	BF	H	R	ER	SO	BB	IBB	HBP	BLK	WP	HR	S	P	ERA	WHIP

Detroit Tigers @ Chicago White Sox

Comiskey Park, Chicago, IL

Sat May 01 1976, 4:33 AM EDT

Att. 17,402 - Unknown - 54 F

TOP

livebaseballscorecards.com

Batter	1	2	3	4	5	6	7	8	9	AB	R	H	RBI	BB	SO	LOB
Ron LeFlore, R (1, 8) OBP: 0.385, SLG: 0.472	S S S 0-3 ① K		x 0-0 E 1B G5-4-3 1B	x 0-0 S 2-H 1B		B B B 4-0 1B S BB		x 0-0 ① FC5-4 S 1-2f HR	x 0-0 ③ F9	5	2	2	1	1	1	1
Alex Johnson, R (1, 7) OBP: 0.242, SLG: 0.345	S S S 0-3 ② K		x 0-0 E4 G5-4-3 1-3 1B	S S S 0-3 ③ K 1-3		x 0-0 L4-3 1-3 1B		x 0-0 ② F9 1-2		5	0	2	0	0	2	2
Willie Horton, R (1, 10) OBP: 0.459, SLG: 0.755	B B B B 4-0 BB 2B BB		x 0-0 ①② G5-4-3 1-2f 3-H		x 0-0 ① 5-3	S S S 0-3 ① K		x 0-0 2-H HR		4	2	1	2	1	1	3
Rusty Staub, L (1, 9) OBP: 0.458, SLG: 0.551 Ben Oglivie, L (8, PR) (8, 9) OBP: 0.222, SLG: 0.412	B B B B 4-0 1-2 2B BB		x 0-0 1B		x 0-0 BB BB 1B 1B	x 0-0 ②③ L4-3 1-2		B B B 4-0 1B BB		3 0	2 0	2 0	0 0	2 0	0 0	2 0
Jason Thompson, L (1, 3) OBP: 0.423, SLG: 0.600	x 0-0 1-H 2-H 2B		x 0-0 ③ F8		B B B 4-0 1B BB 1-2 SF8 BB		x 0-0 HR	x 0-0 BB 1-3 1B		4	2	3	3	1	0	1
Bill Freehan, R (1, 2) OBP: 0.423, SLG: 0.524	x 0-0 ③ P4			x 0-0 1B E 1B	B B B 4-0 1B 1-2 BB 2-3		x 0-0 ① P3	B B B 4-0 FC6-4 1-2 BB		3	1	1	0	2	0	1
Aurelio Rodriguez, R (1, 5) OBP: 0.288, SLG: 0.400		x 0-0 ① 4-3	S S S 0-3 ① K	x 0-0 1-2 2-3 3-H 1B		x 0-0 ② F8	x 0-0 ③ FC6-4 1-2f		5	0	1	1	0	1	4
Tom Veryzer, R (1, 6) OBP: 0.286, SLG: 0.250		x 0-0 ② 1-3	x 0-0 E5 1-H 1B 1B	x 0-0 ② SF8 3-H		x 0-0 ③ F8		x 0-0 ① L4	4	1	1	1	0	0	0
Gary Sutherland, R (1, 4) OBP: 0.231, SLG: 0.250		x 0-0 ③ P4	x 0-0 ② 1-3	x 0-0 ③ F9			x 0-0 FC5-4 1B	S S S 0-3 ② K	5	0	1	0	0	1	3
Inning Stats	R: 2 H: 1 E: 0 LOB: 1 K: 2 BB: 2 S: 8 P: 16	R: 0 H: 0 E: 0 LOB: 0 K: 0 BB: 0 S: 3 P: 3	R: 1 H: 3 E: 1 LOB: 1 K: 0 BB: 0 S: 5 P: 5	R: 2 H: 3 E: 1 LOB: 1 K: 2 BB: 0 S: 10 P: 10	R: 2 H: 2 E: 0 LOB: 2 K: 0 BB: 2 S: 5 P: 13	R: 0 H: 1 E: 0 LOB: 1 K: 1 BB: 1 S: 5 P: 9	R: 1 H: 1 E: 0 LOB: 0 K: 0 BB: 0 S: 4 P: 4	R: 2 H: 3 E: 0 LOB: 3 K: 0 BB: 2 S: 6 P: 14	R: 0 H: 0 E: 0 LOB: 0 K: 1 BB: 0 S: 5 P: 5	1B: 11 SF: 1 2B: 2 SAC: 0 3B: 0 DP: 2 HR: 2 HBP: 0						

	AB	38
	R	10
	H	14
	RBI	8
	BB	7
	SO	6
	LOB	17

PITCHER		IP	WLS	BF	H	R	ER	SO	BB	IBB	HBP	BLK	WP	HR	S	P	ERA	WHIP
Bart Johnson, R ERA: 12.71	(1, 1)	4.1	L	25	9	7	7	4	4	0	0	0	0	0	29	45	14.54	3.000
Jack Kucek, R ERA: 9.64	(5, 1)	3.2		18	5	3	3	1	3	0	0	0	0	2	17	29	7.36	2.182
Francisco Barrios, R ERA: 3.86	(9, 1)	1.0		3	0	0	0	1	0	0	0	0	0	0	5	5	0.00	0.000

PITCHER	IP	WLS	BF	H	R	ER	SO	BB	IBB	HBP	BLK	WP	HR	S	P	ERA	WHIP

BOTTOM

Detroit Tigers @ Chicago White Sox

Comiskey Park, Chicago, IL

Sat May 01 1976, 4:33 AM EDT

Att. 17,402 - Unknown - 54 F

livebaseballscorecards.com

Batter	1	2	3	4	5	6	7	8	9	AB	R	H	RBI	BB	SO	LOB
Pat Kelly, L (1, 9) OBP: 0.250, SLG: 0.474	K		4-3			3-1		4-3		4	0	0	0	0	1	0
Ralph Garr, L (1, 8) OBP: 0.289, SLG: 0.341	F7			G4-6-3 1B		1B		K2-3		4	0	2	0	0	1	0
Cleon Jones, R (1, 7) OBP: 0.304, SLG: 0.225	K			F3		5-3			F9	4	0	0	0	0	1	2
Jorge Orta, L (1, 5) OBP: 0.375, SLG: 0.500		4-3		G4-6-3 1-2f			G3		HR	4	1	1	1	0	0	1
Carlos May, L (1, 10) OBP: 0.262, SLG: 0.189		1B			F8		G3		4-3	4	0	1	0	0	0	0
Jim Spencer, L (1, 3) OBP: 0.373, SLG: 0.447		F3			G3		1B BB		G3	3	0	0	0	1	0	1
Bucky Dent, R (1, 6) OBP: 0.358, SLG: 0.283		F8			BB		1-2 1B			2	0	1	0	1	0	1
Jack Brohamer, L (1, 4) OBP: 0.310, SLG: 0.410			K		G3		3-1			3	0	0	0	0	1	3
Pete Varney, R (1, 2) OBP: 0.292, SLG: 0.750			L4			5-3		F8		3	0	0	0	0	0	0

AB	31
R	1
H	5
RBI	1
BB	2
SO	4
LOB	8

Inning Stats										
	R: 0 H: 0 E: 0 LOB: 0 K: 2 BB: 0 S: 7 P: 7	R: 0 H: 1 E: 0 LOB: 1 K: 0 BB: 0 S: 4 P: 4	R: 0 H: 0 E: 0 LOB: 0 K: 1 BB: 0 S: 5 P: 5	R: 0 H: 1 E: 0 LOB: 0 K: 0 BB: 0 S: 3 P: 3	R: 0 H: 0 E: 0 LOB: 1 K: 0 BB: 1 S: 3 P: 7	R: 0 H: 1 E: 0 LOB: 1 K: 0 BB: 0 S: 4 P: 4	R: 0 H: 1 E: 0 LOB: 2 K: 0 BB: 1 S: 4 P: 8	R: 0 H: 0 E: 0 LOB: 0 K: 1 BB: 0 S: 5 P: 5	R: 1 H: 1 E: 0 LOB: 0 K: 0 BB: 0 S: 4 P: 4	1B: 4 SF: 0 2B: 0 SAC: 0 3B: 0 DP: 1 HR: 1 HBP: 0	WP: 0 PA: 33 PB: 0 SB: 0 CS: 0

PITCHER	IP	WLS	BF	H	R	ER	SO	BB	IBB	HBP	BLK	WP	HR	S	P	ERA	WHIP
Vern Ruhle, R (1, 1) ERA: 3.6	9.0	W	33	5	1	1	4	2	0	0	0	0	1	39	47	1.00	0.778

PITCHER	IP	WLS	BF	H	R	ER	SO	BB	IBB	HBP	BLK	WP	HR	S	P	ERA	WHIP

Batter	1	2	3	4	5	6	7	8	9	AB	R	H	RBI	BB	SO	LOB
Bill Stein, R (1, 4) OBP: 0.231, SLG: 0.231	4-3		F9		1B		F8		L9-6 2-3	5	0	1	0	0	0	2
Ralph Garr, L (1, 7) OBP: 0.265, SLG: 0.313	1-3		F9		K			4-3		4	0	0	0	0	1	1
Jorge Orta, L (1, 5) OBP: 0.383, SLG: 0.500	L1		1B			3-1		1B		4	1	2	0	0	0	0
Brian Downing, R (1, 10) OBP: 0.440, SLG: 0.636		BB FC E 1B	F7			F7		1B 1-2		3	1	1	0	1	0	1
Buddy Bradford, R (1, 9) OBP: 0.375, SLG: 0.464		E S 1-2 1B		4-3		FC4 1B		K		4	1	2	0	0	1	2
Lamar Johnson, R (1, 3) OBP: 0.143, SLG: 0.143 Jim Spencer, L (8, 3) OBP: 0.373, SLG: 0.447		K		F4		FC4 1-2f		FC6-4 1-2 2-H 1B		4 0	0 0	1 0	1 0	0 0	1 0	3 0
Bucky Dent, R (1, 6) OBP: 0.333, SLG: 0.260	FC E S 1-3 2-H			5-3			F4	FC6-4 1-2f		4	0	0	0	0	0	3
Chet Lemon, R (1, 8) OBP: 0.255, SLG: 0.191	K 1-3 3-H				5-3		6-3		L9-6 SH2-4 1B	4	0	1	0	0	1	1
Jim Essian, R (1, 2) OBP: 0.400, SLG: 0.250	F8				4-3		HBP		SH2-4 1-2	2	0	0	0	0	0	1
Inning Stats	R: 0 E: 0 K: 0 S: 3 H: 0 LOB: 0 BB: 0 P: 3	R: 2 E: 1 K: 2 S: 9 H: 1 LOB: 1 BB: 1 P: 13	R: 0 E: 0 K: 0 S: 4 H: 1 LOB: 1 BB: 0 P: 4	R: 0 E: 0 K: 0 S: 3 H: 0 LOB: 0 BB: 0 P: 3	R: 0 E: 0 K: 1 S: 6 H: 1 LOB: 1 BB: 0 P: 6	R: 0 E: 0 K: 0 S: 4 H: 1 LOB: 1 BB: 0 P: 4	R: 0 E: 0 K: 0 S: 3 H: 0 LOB: 1 BB: 0 P: 4	R: 1 E: 0 K: 1 S: 8 H: 3 LOB: 2 BB: 0 P: 8	R: 0 E: 0 K: 0 S: 3 H: 1 LOB: 0 BB: 0 P: 3	1B: 8 2B: 1 3B: 0 HR: 0 SF: 0 SAC: 1 DP: 1 HBP: 1						

PITCHER	IP	WLS	BF	H	R	ER	SO	BB	IBB	HBP	BLK	WP	HR	S	P	ERA	WHIP
Ken Holtzman, L (1, 1) ERA: 1.26	9.0	L	37	8	3	1	4	1	0	1	0	0	0	43	48	1.00	1.000

PITCHER	IP	WLS	BF	H	R	ER	SO	BB	IBB	HBP	BLK	WP	HR	S	P	ERA	WHIP

TOP

Chicago White Sox @ Baltimore Orioles

Memorial Stadium, Baltimore, MD

Tue May 04 1976, 7:05 PM EDT

Att. 6,160 - Unknown

livebaseballscorecards.com

AB	34
R	3
H	8
RBI	1
BB	1
SO	4
LOB	14

WP: 0 PB: 0 SB: 2 CS: 0 PA: 37

BOTTOM

Chicago White Sox @ Baltimore Orioles

Memorial Stadium, Baltimore, MD

Tue May 04 1976, 7:05 PM EDT

Att. 6,160 - Unknown

Batter	1	2	3	4	5	6	7	8	9	AB	R	H	RBI	BB	SO	LOB
Paul Blair, R (1, 8) OBP: 0.257, SLG: 0.262	5-3		2B		F4		6-3			4	0	1	0	0	0	1
Bobby Grich, R (1, 4) OBP: 0.366, SLG: 0.298	FC4-6 BB BB		5-3		F7			F7		3	0	0	0	1	0	2
Ken Singleton, S (1, 7) OBP: 0.227, SLG: 0.200	FC4-6 BB		1-3			1B 2B		K		3	1	1	0	1	1	1
Reggie Jackson, L (1, 9)	FC4-6 S		L7			6-3		K		4	0	0	0	0	1	4
Lee May, R (1, 3) OBP: 0.235, SLG: 0.290	K			5-3		5-3			K2-3	4	0	0	0	0	2	3
Andres Mora, R (1, 10) OBP: 0.229, SLG: 0.438		F9		5-3		S 1B			K	4	0	1	1	0	1	0
Brooks Robinson, R (1, 5) OBP: 0.200, SLG: 0.226 Tim Nordbrook, R (9, PR)		5-3		F7		K			BB	3 0	0 0	0 0	0 0	1 0	1 0	1 0
Dave Duncan, R (1, 2) OBP: 0.278, SLG: 0.235		1B			5-3 BB		F4		5-3	3	0	1	0	1	0	1
Mark Belanger, R (1, 6) OBP: 0.241, SLG: 0.263		5-3			5-3		K			3	0	0	0	0	1	2
Inning Stats	R: 0 H: 0 E: 0 LOB: 2 K: 1 BB: 2 S: 5 P: 13	R: 0 H: 1 E: 0 LOB: 1 K: 0 BB: 0 S: 4 P: 4	R: 0 H: 1 E: 0 LOB: 1 K: 0 BB: 0 S: 4 P: 4	R: 0 H: 0 E: 0 LOB: 0 K: 0 BB: 0 S: 3 P: 3	R: 0 H: 0 E: 0 LOB: 1 K: 0 BB: 1 S: 3 P: 7	R: 1 H: 2 E: 0 LOB: 1 K: 1 BB: 0 S: 7 P: 7	R: 0 H: 0 E: 0 LOB: 0 K: 1 BB: 0 S: 5 P: 5	R: 0 H: 0 E: 0 LOB: 0 K: 2 BB: 0 S: 7 P: 7	R: 0 H: 0 E: 0 LOB: 1 K: 2 BB: 1 S: 7 P: 11	1B: 2 SF: 0 2B: 2 SAC: 0 3B: 0 DP: 0 HR: 0 HBP: 0						WP: 0 PA: 35 PB: 0 SB: 2 CS: 0	

livebaseballscorecards.com

	AB	31
	R	1
	H	4
	RBI	1
	BB	4
	SO	7
	LOB	15

PITCHER	IP	WLS	BF	H	R	ER	SO	BB	IBB	HBP	BLK	WP	HR	S	P	ERA	WHIP
Wilbur Wood, L (1, 1) ERA: 2.49	9.0	W	35	4	1	1	7	4	0	0	0	0	0	45	61	1.00	0.889

PITCHER	IP	WLS	BF	H	R	ER	SO	BB	IBB	HBP	BLK	WP	HR	S	P	ERA	WHIP

Batter	1	2	3	4	5	6	7	8	9	AB	R	H	RBI	BB	SO	LOB
Pat Kelly, L (1, 9) OBP: 0.250, SLG: 0.435	6-3 1B		4-3			F5			F9	4	0	1	0	0	0	0
Ralph Garr, L (1, 8) OBP: 0.264, SLG: 0.308	6-3 1-2			6-3		1-3			1B	4	0	1	0	0	0	1
Jorge Orta, L (1, 5) OBP: 0.359, SLG: 0.466	K			F9			1-3		K	4	0	0	0	0	2	2
Carlos May, L (1, 7) OBP: 0.267, SLG: 0.179	K			BB			F8			2	0	0	0	1	1	1
Jim Spencer, L (1, 3) OBP: 0.370, SLG: 0.429		F4		F9			CS BB			2	0	0	0	1	0	1
Brian Downing, R (1, 2) OBP: 0.393, SLG: 0.560		F8			K		CS 1-2	K		3	0	0	0	0	2	0
Sam Ewing, L (1, 10)		F5			3-1			F6		3	0	0	0	0	0	0
Jack Brohamer, L (1, 4) OBP: 0.289, SLG: 0.381			F9		K			F6		3	0	0	0	0	1	0
Bucky Dent, R (1, 6) OBP: 0.317, SLG: 0.245			5-3			5-3			6-3	3	0	0	0	0	0	0
Inning Stats	R: 0 H: 1 E: 0 LOB: 1 K: 2 BB: 0 S: 8 P: 8	R: 0 H: 0 E: 0 LOB: 0 K: 0 BB: 0 S: 3 P: 3	R: 0 H: 0 E: 0 LOB: 0 K: 0 BB: 0 S: 3 P: 3	R: 0 H: 0 E: 0 LOB: 1 K: 0 BB: 1 S: 3 P: 7	R: 0 H: 0 E: 0 LOB: 0 K: 2 BB: 0 S: 7 P: 7	R: 0 H: 0 E: 0 LOB: 0 K: 0 BB: 0 S: 3 P: 3	R: 0 H: 0 E: 0 LOB: 0 K: 0 BB: 1 S: 2 P: 6	R: 0 H: 0 E: 0 LOB: 0 K: 1 BB: 0 S: 5 P: 5	R: 0 H: 1 E: 0 LOB: 1 K: 1 BB: 0 S: 6 P: 6	1B: 2 SF: 0 2B: 0 SAC: 0 3B: 0 DP: 0 HR: 0 HBP: 0						

TOP

Chicago White Sox @ Baltimore Orioles

Memorial Stadium, Baltimore, MD

Wed May 05 1976, 7:05 PM EDT

Att. 6,570 - Unknown

livebaseballscorecards.com

AB	28
R	0
H	2
RBI	0
BB	2
SO	6
LOB	5

WP: 0 PA: 31
PB: 0
SB: 0
CS: 1

PITCHER	IP	WLS	BF	H	R	ER	SO	BB	IBB	HBP	BLK	WP	HR	S	P	ERA	WHIP
Jim Palmer, R (1, 1) ERA: 3.1	9.0	W	30	2	0	0	6	2	0	0	0	0	0	40	48	0.00	0.444

PITCHER	IP	WLS	BF	H	R	ER	SO	BB	IBB	HBP	BLK	WP	HR	S	P	ERA	WHIP

Chicago White Sox @ Baltimore Orioles

Memorial Stadium, Baltimore, MD

Wed May 05 1976, 7:05 PM EDT

Att. 6,570 - Unknown

BOTTOM

Batter	1	2	3	4	5	6	7	8	9	AB	R	H	RBI	BB	SO	LOB
Al Bumbry, L (1, 10) OBP: 0.321, SLG: 0.354	K		K		S BB		K			3	0	0	0	1	3	1
Paul Blair, R (1, 8) OBP: 0.257, SLG: 0.261	F5		5-3		F8 1-2			E 1B 1B		4	1	1	0	0	0	1
Ken Singleton, S (1, 7) OBP: 0.215, SLG: 0.188	4-3			4-3	K			L7		4	0	0	0	0	1	2
Lee May, R (1, 3) OBP: 0.263, SLG: 0.343		K		E 2B		F8		E FC4-6 1-2 1B		4	0	2	0	0	1	0
Tim Nordbrook, R (8, PR) (9, 4)										0	1	0	0	0	0	0
Reggie Jackson, L (1, 9) OBP: 0.333, SLG: 0.222		2B		FC5 E BB		K		E4 FC4-6 1-3 2-H		3	0	1	0	1	1	1
Doug DeCinces, R (1, 4) OBP: 0.192, SLG: 0.292		K		K		5-3		FC4-6 1-2f 3-H		3	0	0	0	0	2	3
Tony Muser, L (8, PH) OBP: 0.345, SLG: 0.271										1	0	0	1	0	0	1
(9, 3)																
Elrod Hendricks, L (1, 2) OBP: 0.184, SLG: 0.114		BB		E1 1-2 2-3			G3 SH3-4 1B	F7		3	0	1	0	1	0	3
Brooks Robinson, R (1, 5) OBP: 0.194, SLG: 0.219		K		FC5 2-3f			SH3-4 1-2			2	0	0	0	0	1	5
Mark Belanger, R (1, 6) OBP: 0.230, SLG: 0.250			K		F8		G3 2-3			3	0	0	0	0	1	1
Inning Stats	R: 0 H: 0 E: 0 LOB: 0 K: 1 BB: 0 S: 5 P: 5	R: 0 H: 1 E: 0 LOB: 2 K: 3 BB: 1 S: 10 P: 14	R: 0 H: 0 E: 0 LOB: 0 K: 2 BB: 0 S: 7 P: 7	R: 0 H: 1 E: 1 LOB: 3 K: 1 BB: 1 S: 7 P: 11	R: 0 H: 0 E: 0 LOB: 1 K: 1 BB: 1 S: 5 P: 9	R: 0 H: 0 E: 0 LOB: 0 K: 1 BB: 0 S: 5 P: 5	R: 0 H: 1 E: 0 LOB: 1 K: 1 BB: 0 S: 6 P: 6	R: 2 H: 2 E: 1 LOB: 1 K: 0 BB: 0 S: 6 P: 6		1B: 3 SF: 0 2B: 2 SAC: 1 3B: 0 DP: 0 HR: 0 HBP: 0						

PITCHER	IP	WLS	BF	H	R	ER	SO	BB	IBB	HBP	BLK	WP	HR	S	P	ERA	WHIP
Rich Gossage, R (1, 1) ERA: 3.29	8.0	L	34	5	2	0	10	3	0	0	0	0	0	51	63	0.00	1.000

PITCHER	IP	WLS	BF	H	R	ER	SO	BB	IBB	HBP	BLK	WP	HR	S	P	ERA	WHIP

AB	30
R	2
H	5
RBI	1
BB	3
SO	10
LOB	18

WP: 0 PA: 34
PB: 0
SB: 1
CS: 0

livebaseballscorecards.com

Batter	1	2	3	4	5	6	7	8	9	AB	R	H	RBI	BB	SO	LOB
Pat Kelly, L (1, 9) OBP: 0.250, SLG: 0.385	F9		G3			BBBB 4-0 PO BB			F7	3	0	0	0	1	0	0
Ralph Garr, L (1, 8) OBP: 0.268, SLG: 0.309	SSS 0-3 K			6-3 1-3 1B		0-0 PO 1-2	F7			3	0	1	0	0	1	0
Jorge Orta, L (1, 5) OBP: 0.343, SLG: 0.443	1-3			1-3 1-2			F8			3	0	0	0	0	0	1
Carlos May, L (1, 7) OBP: 0.250, SLG: 0.167		1-3		6-3 2-3f			1-3			3	0	0	0	0	0	1
Jim Spencer, L (1, 3) OBP: 0.351, SLG: 0.404		4-3			6-3			F5		3	0	0	0	0	0	0
Brian Downing, R (1, 2) OBP: 0.387, SLG: 0.519		BBBB 4-0 BB			6-3			5-3		2	0	0	0	1	0	0
Jim Essian, R (8, 2) OBP: 0.400, SLG: 0.250										0	0	0	0	0	0	0
Sam Ewing, L (1, 10)		G3			SSS 0-3 K			SSS 0-3 K		3	0	0	0	0	2	1
Jack Brohamer, L (1, 4) OBP: 0.271, SLG: 0.356			5-3			1-6-3			L6	3	0	0	0	0	0	0
Bucky Dent, R (1, 6) OBP: 0.302, SLG: 0.232			F3			F8			5-3	3	0	0	0	0	0	0
Inning Stats	R: 0 H: 0 E: 0 LOB: 0 K: 1 BB: 0 S: 5 P: 5	R: 0 H: 0 E: 0 LOB: 1 K: 0 BB: 1 S: 3 P: 7	R: 0 H: 0 E: 0 LOB: 0 K: 0 BB: 0 S: 3 P: 3	R: 0 H: 1 E: 0 LOB: 0 K: 0 BB: 0 S: 3 P: 3	R: 0 H: 0 E: 0 LOB: 0 K: 1 BB: 0 S: 5 P: 5	R: 0 H: 0 E: 0 LOB: 0 K: 0 BB: 1 S: 2 P: 6	R: 0 H: 0 E: 0 LOB: 0 K: 0 BB: 0 S: 3 P: 3	R: 0 H: 0 E: 0 LOB: 0 K: 1 BB: 0 S: 5 P: 5	R: 0 H: 0 E: 0 LOB: 0 K: 0 BB: 0 S: 3 P: 3	1B: 1 SF: 0 2B: 1 SAC: 0 3B: 0 DP: 1 HR: 0 HBP: 0						

PITCHER	IP	WLS	BF	H	R	ER	SO	BB	IBB	HBP	BLK	WP	HR	S	P	ERA	WHIP
Ray Bare, R (1, 1) ERA: 3.12	9.0	W	28	1	0	0	3	2	0	0	0	0	0	32	40	0.00	0.333

PITCHER	IP	WLS	BF	H	R	ER	SO	BB	IBB	HBP	BLK	WP	HR	S	P	ERA	WHIP

TOP

Chicago White Sox @ Detroit Tigers

Tiger Stadium, Detroit, MI

Fri May 07 1976, 7:05 PM EDT

Att. 10,059 - Unknown

livebaseballscorecards.com

AB	26
R	0
H	1
RBI	0
BB	2
SO	3
LOB	3

PA: 29

WP: 0
PB: 0
SB: 0
CS: 0

BOTTOM

Chicago White Sox @ Detroit Tigers

Tiger Stadium, Detroit, MI

Fri May 07 1976, 7:05 PM EDT

Att. 10,059 - Unknown

livebaseballscorecards.com

Batter	1	2	3	4	5	6	7	8	9	AB	R	H	RBI	BB	SO	LOB
Ron LeFlore, R (1, 8) OBP: 0.407, SLG: 0.490	K		4-3		BB	1B				3	0	1	2	1	1	0
Alex Johnson, R (1, 7) OBP: 0.273, SLG: 0.356	4-3		4-3		1B	F4				4	1	2	1	0	0	2
Willie Horton, R (1, 10) OBP: 0.453, SLG: 0.672	4-3			1B G3	F8		K			4	0	1	0	0	1	3
Rusty Staub, L (1, 9) OBP: 0.452, SLG: 0.517	2B			G3		1B 2B BB	BB			2	1	1	1	2	0	1
Jason Thompson, L (1, 3) OBP: 0.375, SLG: 0.500	F7			K		K	F9			4	0	0	0	0	2	4
Aurelio Rodriguez, R (1, 5) OBP: 0.319, SLG: 0.418		1-3		2-3 1B		2B 1B	K			4	1	2	0	0	1	1
John Wockenfuss, R (1, 2) OBP: 0.529, SLG: 0.643		F8			CS BB	1B 2B		K		3	1	1	1	1	1	0
Tom Veryzer, R (1, 6) OBP: 0.294, SLG: 0.242		CS 1B			E5 BB 1B	1B IBB		K		3	1	1	0	1	1	1
Gary Sutherland, R (1, 4) OBP: 0.255, SLG: 0.292		CS	K		K	K		K		4	0	0	0	0	4	4
Inning Stats	R: 1 E: 0 K: 1 S: 7 H: 2 LOB: 1 BB: 0 P: 7	R: 0 E: 0 K: 0 S: 3 H: 1 LOB: 0 BB: 0 P: 3	R: 0 E: 0 K: 1 S: 5 H: 0 LOB: 0 BB: 0 P: 5	R: 0 E: 0 K: 1 S: 6 H: 2 LOB: 2 BB: 0 P: 6	R: 1 E: 1 K: 1 S: 6 H: 1 LOB: 2 BB: 2 P: 14	R: 3 E: 0 K: 2 S: 10 H: 3 LOB: 2 BB: 2 P: 18	R: 0 E: 0 K: 2 S: 7 H: 0 LOB: 1 BB: 1 P: 11	R: 0 E: 0 K: 3 S: 9 H: 0 LOB: 0 BB: 0 P: 9		1B: 7 2B: 2 3B: 0 HR: 0 SF: 0 SAC: 0 DP: 0 HBP: 0						

	AB	31
	R	5
	H	9
	RBI	5
	BB	5
	SO	11
	LOB	16

WP: 0 PB: 0 SB: 0 CS: 2 PA: 37

PITCHER		IP	WLS	BF	H	R	ER	SO	BB	IBB	HBP	BLK	WP	HR	S	P	ERA	WHIP
Terry Forster, L ERA: 3.93	(1, 1)	5.2	L	28	9	5	4	6	3	1	0	0	0	0	36	52	6.35	2.118
Pete Vuckovich, R ERA: 3.6	(6, 1)	2.1		8	0	0	0	5	1	0	0	0	0	0	17	21	0.00	0.429

PITCHER	IP	WLS	BF	H	R	ER	SO	BB	IBB	HBP	BLK	WP	HR	S	P	ERA	WHIP

Batter	1	2	3	4	5	6	7	8	9	AB	R	H	RBI	BB	SO	LOB
Pat Kelly, L (1, 9) OBP: 0.226, SLG: 0.345	F8		K		K		F8		K 1-2	3	0	0	0	0	2	2
Buddy Bradford, R (7, PH) (7, 9) OBP: 0.353, SLG: 0.433										2	0	0	0	0	1	1
Ralph Garr, L (1, 8) OBP: 0.267, SLG: 0.305	6-3		F6		G3-6 1B		F7			4	0	1	0	0	0	2
Jorge Orta, L (1, 5) OBP: 0.352, SLG: 0.462	1B		1-3 2-H 2B		G3-6 1-2f		K			4	0	2	1	0	1	1
Carlos May, L (1, 7) OBP: 0.269, SLG: 0.159	4-3		BB			HBP BB BB		1-3		2	0	0	0	2	0	1
Jim Spencer, L (1, 3) OBP: 0.344, SLG: 0.382		F8	F8			HBP 1-2 BB		F7		3	0	0	0	1	0	3
Brian Downing, R (1, 2) OBP: 0.371, SLG: 0.467		4-3		1-3 BB		K		F8		3	0	0	0	1	1	2
Sam Ewing, L (1, 10)		F7	1-3 1-2			F9			F3	2	0	0	0	0	0	1
Lamar Johnson, R (6, PH) OBP: 0.111, SLG: 0.111										2	0	0	0	0	0	2
Jack Brohamer, L (1, 4) OBP: 0.294, SLG: 0.362			1B 2B 1B	6-3		FC6-4 1-2 2-3 HBP			5-3	2	1	1	0	0	0	1
Bill Stein, R (9, PH) OBP: 0.214, SLG: 0.214										1	0	0	0	0	0	0
Bucky Dent, R (1, 6) OBP: 0.313, SLG: 0.250			2B 1-2 1B	5-3		FC6-4 1-2f			PB 1B	4	0	2	0	0	0	4
Inning Stats	R: 0 E: 0 K: 0 S: 4 H: 1 LOB: 1 BB: 0 P: 4	R: 0 E: 0 K: 0 S: 3 H: 0 LOB: 0 BB: 0 P: 3	R: 1 E: 0 K: 1 S: 8 H: 3 LOB: 3 BB: 1 P: 12	R: 0 E: 0 K: 0 S: 3 H: 0 LOB: 1 BB: 1 P: 7	R: 0 E: 0 K: 1 S: 5 H: 1 LOB: 0 BB: 0 P: 5	R: 0 E: 0 K: 1 S: 5 H: 0 LOB: 3 BB: 2 P: 14	R: 0 E: 0 K: 1 S: 5 H: 0 LOB: 0 BB: 0 P: 5	R: 0 E: 0 K: 0 S: 3 H: 0 LOB: 0 BB: 0 P: 3	R: 0 E: 0 K: 1 S: 6 H: 1 LOB: 1 BB: 0 P: 6	1B: 5 2B: 1 3B: 0 HR: 0	SF: 0 SAC: 0 DP: 1 HBP: 1						

TOP

Chicago White Sox @ Detroit Tigers

Tiger Stadium, Detroit, MI

Sat May 08 1976, 3:33 AM EDT

Att. 11,802 - Unknown

livebaseballscorecards.com

AB	32
R	1
H	6
RBI	1
BB	4
SO	5
LOB	20

WP: 0 PB: 1 SB: 0 CS: 0 PA: 37

PITCHER		IP	WLS	BF	H	R	ER	SO	BB	IBB	HBP	BLK	WP	HR	S	P	ERA	WHIP
Vern Ruhle, R ERA: 3.24	(1, 1)	5.0	W	22	5	1	1	2	3	0	0	0	0	0	23	35	1.80	1.600
Bill Laxton, L ERA: 1.8	(6, 1)	4.0	S	15	1	0	0	3	1	0	1	0	0	0	19	24	0.00	0.500

PITCHER	IP	WLS	BF	H	R	ER	SO	BB	IBB	HBP	BLK	WP	HR	S	P	ERA	WHIP

Batter	1	2	3	4	5	6	7	8	9	AB	R	H	RBI	BB	SO	LOB
Ron LeFlore, R (1, 8) OBP: 0.414, SLG: 0.491	5-3		6-3, 1B		K			G6-4-3, 1B		4	1	2	0	0	1	1
Alex Johnson, R (1, 7) OBP: 0.272, SLG: 0.351	1B, S, SF8, 1B		6-3 1-2		E6 3-H			G6-4-3 1-2f		4	1	1	0	0	0	2
Willie Horton, R (1, 10) OBP: 0.468, SLG: 0.672	1B 1-3, 1B		G4-3 2-H, 1B		F7			BB, 1B, 2B, BB		3	1	2	1	1	0	1
Rusty Staub, L (1, 9) OBP: 0.442, SLG: 0.508	SF8 3-H		G4-3 1-2f			3-1		BB 1-2, 2B, 1B		3	1	1	1	0	0	1
Jason Thompson, L (1, 3) OBP: 0.386, SLG: 0.488	1-3, 1B			F8		F7		2B, BB 1-2, 2-3		3	1	1	0	1	0	0
Aurelio Rodriguez, R (1, 5) OBP: 0.316, SLG: 0.423	6-3			F3		F4		1B, 2B 1-H, 2-H, 3-H		4	1	1	3	0	0	2
John Wockenfuss, R (1, 2) OBP: 0.476, SLG: 0.556		F7		6-3		6-3		FC6-4, 1B 2-H		4	0	1	1	0	0	0
Tom Veryzer, R (1, 6) OBP: 0.278, SLG: 0.227		F9			F7	F9		FC6-4 1-2f		4	0	0	0	0	0	1
Gary Sutherland, R (1, 4) OBP: 0.259, SLG: 0.333		K			E, 3B	F6				3	1	1	0	0	1	0
Inning Stats	R: 1 E: 0 K: 0 S: 6 H: 3 LOB: 2 BB: 0 P: 6	R: 0 E: 0 K: 1 S: 5 H: 0 LOB: 0 BB: 0 P: 5	R: 1 E: 0 K: 0 S: 4 H: 2 LOB: 0 BB: 0 P: 4	R: 0 E: 0 K: 0 S: 3 H: 0 LOB: 0 BB: 0 P: 3	R: 1 E: 1 K: 1 S: 7 H: 1 LOB: 1 BB: 0 P: 7	R: 0 E: 0 K: 0 S: 3 H: 0 LOB: 0 BB: 0 P: 3	R: 0 E: 0 K: 0 S: 3 H: 0 LOB: 0 BB: 0 P: 3	R: 4 E: 0 K: 0 S: 6 H: 4 LOB: 1 BB: 2 P: 14		1B: 8 2B: 1 3B: 1 HR: 0	SF: 1 SAC: 0 DP: 2 HBP: 0					

PITCHER		IP	WLS	BF	H	R	ER	SO	BB	IBB	HBP	BLK	WP	HR	S	P	ERA	WHIP
Bart Johnson, R ERA: 9.95	(1, 1)	7.2	L	32	8	6	5	2	2	0	0	0	0	0	34	42	5.87	1.304
Clay Carroll, R ERA: 0.79	(8, 1)	0.1		3	2	1	1	0	0	0	0	0	0	0	3	3	27.00	6.000

PITCHER	IP	WLS	BF	H	R	ER	SO	BB	IBB	HBP	BLK	WP	HR	S	P	ERA	WHIP

BOTTOM

Chicago White Sox @ Detroit Tigers

Tiger Stadium, Detroit, MI

Sat May 08 1976, 3:33 AM EDT

Att. 11,802 - Unknown

livebaseballscorecards.com

AB	32
R	7
H	10
RBI	6
BB	2
SO	2
LOB	8

1B: 8	SF: 1	WP: 0	PA: 35
2B: 1	SAC: 0	PB: 0	
3B: 1	DP: 2	SB: 1	
HR: 0	HBP: 0	CS: 0	

Batter	1	2	3	4	5	6	7	8	9	AB	R	H	RBI	BB	SO	LOB
Pat Kelly, L (1, 10) OBP: 0.229, SLG: 0.333 Brian Downing, R (9, PH) OBP: 0.389, SLG: 0.484	F9		K		G3		2B 1B 2-H		FC6 1-2 1B	4 1	1 0	1 1	1 0	0 0	1 0	2 0
Ralph Garr, L (1, 8) OBP: 0.262, SLG: 0.313 (8, 7)	F9		1-3			4-3	4-3-2 2-H 2B		K	5	0	1	1	0	1	3
Jorge Orta, L (1, 5) OBP: 0.329, SLG: 0.429	F9			F9		K	4-3-2 2-3f		FC6 1-2f	5	0	0	0	0	1	3
Carlos May, L (1, 7) OBP: 0.304, SLG: 0.191 Chet Lemon, R (8, PR) OBP: 0.255, SLG: 0.191 (8, 8)		S BB		F9		WP S 1B 1B		SH1-4 1B		3 0	1 0	2 0	0 0	1 0	0 0	0 0
Jim Spencer, L (1, 3) OBP: 0.359, SLG: 0.404	F9			2B		4-0 S 1-3 1B BB		SH1-4 1-2		2	1	1	0	1	0	1
Buddy Bradford, R (1, 9) OBP: 0.368, SLG: 0.424	F9 1-2			K		1-H 3-H 1B		G6-4-3 BB		3	0	1	2	1	1	2
Jack Brohamer, L (1, 4) OBP: 0.278, SLG: 0.340 Bill Stein, R (8, PH) OBP: 0.200, SLG: 0.200 (8, 4)	4-3				1-3	K		G6-4-3 1-2f		3 1	0 0	0 0	0 0	0 0	1 0	2 2
Pete Varney, R (1, 2) OBP: 0.321, SLG: 0.714			SH3-4 1B		1B		F6		F7	4	0	2	0	0	0	0
Bucky Dent, R (1, 6) OBP: 0.329, SLG: 0.286			SH3-4 1-2		K		1B 2B		1B 1B	3	1	2	0	0	1	1
Inning Stats	R: 0 E: 0 K: 0 S: 3 H: 0 LOB: 0 BB: 0 P: 3	R: 0 E: 0 K: 0 S: 3 H: 0 LOB: 1 BB: 1 P: 7	R: 0 E: 0 K: 1 S: 6 H: 1 LOB: 1 BB: 0 P: 6	R: 0 E: 0 K: 1 S: 6 H: 1 LOB: 1 BB: 0 P: 6	R: 0 E: 0 K: 1 S: 6 H: 1 LOB: 1 BB: 0 P: 6	R: 2 E: 0 K: 2 S: 9 H: 2 LOB: 1 BB: 1 P: 13	R: 2 E: 0 K: 0 S: 5 H: 3 LOB: 0 BB: 0 P: 5	R: 0 E: 0 K: 0 S: 3 H: 1 LOB: 2 BB: 1 P: 7	R: 0 E: 0 K: 1 S: 7 H: 2 LOB: 2 BB: 0 P: 7	1B: 8 2B: 4 3B: 0 HR: 0 SF: 0 SAC: 2 DP: 2 HBP: 0						

PITCHER		IP	WLS	BF	H	R	ER	SO	BB	IBB	HBP	BLK	WP	HR	S	P	ERA	WHIP
Joe Coleman, R ERA: 3.63	(1, 1)	6.1	L	28	7	4	4	5	2	0	0	0	1	0	36	44	5.68	1.421
John Hiller, L ERA: 2.0	(7, 1)	2.2		11	4	0	0	1	1	0	0	0	0	0	12	16	0.00	1.875

PITCHER	IP	WLS	BF	H	R	ER	SO	BB	IBB	HBP	BLK	WP	HR	S	P	ERA	WHIP

TOP

Chicago White Sox @ Detroit Tigers

Tiger Stadium, Detroit, MI

Sun May 09 1976, 3:33 AM EDT

Att. 12,250 - Unknown

livebaseballscorecards.com

AB	34
R	4
H	11
RBI	4
BB	3
SO	6
LOB	16

WP: 1	PA: 39		
PB: 0			
SB: 3			
CS: 0			

Chicago White Sox @ Detroit Tigers

Tiger Stadium, Detroit, MI

Sun May 09 1976, 3:33 AM EDT

Att. 12,250 - Unknown

BOTTOM

Batter	1	2	3	4	5	6	7	8	9	AB	R	H	RBI	BB	SO	LOB
Ron LeFlore, R (1, 8) OBP: 0.435, SLG: 0.509	CS 4-3 1B			S 1B		1B		F8 ③		4	0	3	0	0	0	0
Alex Johnson, R (1, 7) OBP: 0.259, SLG: 0.333	4-3 ① 1-2			K ① 1-2		F7 ③			1-3 ①	4	0	0	0	0	1	3
Willie Horton, R (1, 10) OBP: 0.458, SLG: 0.643	K ②③ 2-3			F3 ②			BB FC3-6 SF8 BB		F8 ②	3	1	0	0	1	1	2
Rusty Staub, L (1, 9) OBP: 0.444, SLG: 0.515		F7 ①		K ③			FC3-6 1-2 BB		1B 2B	3	1	1	0	1	1	1
Jason Thompson, L (1, 3) OBP: 0.375, SLG: 0.467		4-3 ②			G3 ①		FC3-6 ① 1-2f 2-3		2-H 1B	4	0	1	1	0	0	2
Aurelio Rodriguez, R (1, 5) OBP: 0.300, SLG: 0.405		5-3 ③			5-3 ②		SF8 ② 3-H		F8 ③	3	0	0	1	0	0	1
John Wockenfuss, R (1, 2) OBP: 0.458, SLG: 0.500			F8 ①		BB CS BB		F8 ③			2	0	0	0	1	0	1
Tom Veryzer, R (1, 6) OBP: 0.270, SLG: 0.221			6-3 ②		CS ③ 1-2	6-3 ①		K ①		2	0	0	0	0	0	0
Ben Oglivie, L (8, PH) OBP: 0.238, SLG: 0.368										1	0	0	0	0	1	0
Chuck Scrivener, R (9, 6)										0	0	0	0	0	0	0
Gary Sutherland, R (1, 4) OBP: 0.250, SLG: 0.321			F3 ③			6-3 ②		F9 ②		2	0	0	0	0	0	0
Dan Meyer, L (8, PH) OBP: 0.294, SLG: 0.207										1	0	0	0	0	0	0
Jerry Manuel, S (9, 4) OBP: 0.214, SLG: 0.231										0	0	0	0	0	0	0
Inning Stats	R: 0 H: 1 E: 0 LOB: 0 K: 1 BB: 0 S: 5 P: 5	R: 0 H: 0 E: 0 LOB: 0 K: 0 BB: 0 S: 3 P: 3	R: 0 H: 0 E: 0 LOB: 0 K: 0 BB: 0 S: 3 P: 3	R: 0 H: 1 E: 0 LOB: 1 K: 2 BB: 0 S: 8 P: 8	R: 0 H: 0 E: 0 LOB: 0 K: 0 BB: 1 S: 2 P: 6	R: 0 H: 1 E: 0 LOB: 1 K: 0 BB: 0 S: 4 P: 4	R: 1 H: 0 E: 0 LOB: 1 K: 0 BB: 2 S: 3 P: 11	R: 0 H: 0 E: 0 LOB: 0 K: 1 BB: 0 S: 5 P: 5	R: 1 H: 2 E: 0 LOB: 1 K: 0 BB: 0 S: 5 P: 5	1B: 4 SF: 1 2B: 1 SAC: 0 3B: 0 DP: 0 HR: 0 HBP: 0						

livebaseballscorecards.com

AB	29
R	2
H	5
RBI	2
BB	3
SO	4
LOB	10

WP: 0 PA: 34
PB: 0
SB: 1
CS: 2

PITCHER		IP	WLS	BF	H	R	ER	SO	BB	IBB	HBP	BLK	WP	HR	S	P	ERA	WHIP
Wilbur Wood, L ERA: 2.24	(1, 1)	5.2	W	19	3	0	0	3	1	0	0	0	0	0	24	28	0.00	0.706
Clay Carroll, R ERA: 1.84	(6, 1)	3.1	S	14	2	2	2	1	2	0	0	0	0	0	14	22	5.40	1.200

PITCHER	IP	WLS	BF	H	R	ER	SO	BB	IBB	HBP	BLK	WP	HR	S	P	ERA	WHIP

Chicago White Sox @ Texas Rangers

Arlington Stadium, Arlington, TX

Mon May 10 1976, 8:05 PM EDT

Att. 15,333 - Unknown

TOP

livebaseballscorecards.com

Batter	1	2	3	4	5	6	7	8	9	10	11	AB	R	H	RBI	BB	SO	LOB
Pat Kelly, L (1, 10) OBP: 0.244, SLG: 0.395	4-3		HR		4-3		K		FC3-6 1-2f HR		2B BB	5	3	1	1	1	1	2
Ralph Garr, L (1, 8) (8, 7) OBP: 0.282, SLG: 0.386	F2		F8		4-3		2-3 1B		1-H HR		1-H 2B	6	1	3	3	0	0	0
Jorge Orta, L (1, 5) OBP: 0.317, SLG: 0.447	F6			L3	HR		F5		K		F8	6	1	1	1	0	1	2
Carlos May, L (1, 7) OBP: 0.300, SLG: 0.196 Chet Lemon, R (8, 8) OBP: 0.250, SLG: 0.188		6-3		1B E 1B 1B	F6		F7		K			4 1	1 0	1 0	0 0	0 0	0 1	2 0
Jim Spencer, L (1, 3) OBP: 0.348, SLG: 0.387		K		1B 1-2 E 1B		F2		4-3		K		5	1	1	0	0	2	0
Brian Downing, R (1, 2) OBP: 0.415, SLG: 0.471		BB		E 1-2 FC5-2 2-3 1B		F4		L7		BB		3	0	1	0	2	0	0
Buddy Bradford, R (1, 9) OBP: 0.372, SLG: 0.421		K		E3 FC5-2 1-3 2-H 3-H		1B		1B		F3		5	0	2	1	0	1	3
Jack Brohamer, L (1, 4) OBP: 0.254, SLG: 0.309			F7	FC5-2 1-2 3-H		F7		F8		3-1		5	0	0	0	0	0	5
Bucky Dent, R (1, 6) OBP: 0.333, SLG: 0.309			F9	F4			1B 2B		FC3-6 1B		6-3	5	0	2	0	0	0	2
Inning Stats	R: 0 E: 0 K: 0 S: 3 H: 0 LOB: 0 BB: 0 P: 3	R: 0 E: 0 K: 2 S: 7 H: 0 LOB: 1 BB: 1 P: 11	R: 1 E: 0 K: 0 S: 4 H: 1 LOB: 0 BB: 0 P: 4	R: 2 E: 1 K: 0 S: 7 H: 3 LOB: 2 BB: 0 P: 7	R: 1 E: 0 K: 0 S: 4 H: 1 LOB: 0 BB: 0 P: 4	R: 0 E: 0 K: 0 S: 4 H: 1 LOB: 1 BB: 0 P: 4	R: 0 E: 0 K: 1 S: 7 H: 2 LOB: 2 BB: 0 P: 7	R: 0 E: 0 K: 0 S: 4 H: 1 LOB: 1 BB: 0 P: 4	R: 2 E: 0 K: 2 S: 9 H: 2 LOB: 0 BB: 0 P: 9	R: 0 E: 0 K: 1 S: 5 H: 0 LOB: 1 BB: 1 P: 9	R: 1 E: 0 K: 0 S: 3 H: 1 LOB: 0 BB: 1 P: 7	1B: 7 2B: 2 3B: 0 HR: 3	SF: 0 SAC: 0 DP: 0 HBP: 0		WP: 0 PB: 0 SB: 0 CS: 0		PA: 48	

	AB	45
	R	7
	H	12
	RBI	6
	BB	3
	SO	6
	LOB	16

PITCHER		IP	WLS	BF	H	R	ER	SO	BB	IBB	HBP	BLK	WP	HR	S	P	ERA	WHIP
Nelson Briles, R ERA: 2.97	(1, 1)	8.0		36	10	5	4	3	1	0	0	0	0	2	41	45	4.50	1.375
Steve Hargan, R ERA: 2.7	(9, 1)	2.1	L	10	1	2	2	3	2	0	0	0	0	1	14	22	7.71	1.286
Steve Foucault, R ERA: 1.04	(11, 1)	0.2		2	1	0	0	0	0	0	0	0	0	0	2	2	0.00	1.500

PITCHER	IP	WLS	BF	H	R	ER	SO	BB	IBB	HBP	BLK	WP	HR	S	P	ERA	WHIP

Batter	1	2	3	4	5	6	7	8	9	10	11	AB	R	H	RBI	BB	SO	LOB
Juan Beniquez, R (1, 8) OBP: 0.273, SLG: 0.279	4-3			6-3		4-3 2-3 3-H		SH3-4 1-2	FC6-4 1-2 2-H 1B			4	0	1	2	0	0	1
Lenny Randle, S (1, 7) OBP: 0.276, SLG: 0.296	6-3			F9		4-3 1B 3-H 1B		4-3 2-3	FC6-4 1-2f			5	1	1	1	0	0	4
Mike Hargrove, L (1, 3) OBP: 0.363, SLG: 0.444	K			F7		4-3 1-2		G3		K		5	0	0	0	0	2	3
Toby Harrah, R (1, 6) OBP: 0.434, SLG: 0.515		6-3			FC6-4 BB	2-H 1B			4-3	1B BB		3	0	1	1	2	0	0
Jeff Burroughs, R (1, 9) OBP: 0.323, SLG: 0.471		K			K	F9			6-3	G1-4-3 1-2 1B		5	0	1	0	0	2	2
Roy Howell, L (1, 5) OBP: 0.333, SLG: 0.351 Jim Fregosi, R (10, PH) OBP: 0.250, SLG: 0.214 (11, 5)	K			L9	K				BB HBP 1B BB	G1-4-3 1-2f		3 1	1 0	0 0	0 0	1 0	2 0	1 2
Tom Grieve, R (1, 10) OBP: 0.291, SLG: 0.482			4-3		FC6-4 1-2f				BB 1-2 1B HBP		F7	4	1	0	0	0	1	1
Roy Smalley, S (1, 4) OBP: 0.395, SLG: 0.262			G6-4-3 BB			2B 4-3 1B			1B 1-2 2-3 1B BB		F7	3	2	1	0	2	0	0
Jim Sundberg, R (1, 2) OBP: 0.255, SLG: 0.327 Dave Moates, L (8, PR) OBP: 0.333, SLG: 0.200 Bill Fahey, L (9, 2) OBP: 0.429, SLG: 0.429			G6-4-3 1-2f			4-3 1-3 1B 2B		4-3 SH3-4 BB	1B 1-2 2-H 3-H 1B		1-3	2 0 2	1 0 0	1 0 1	0 0 2	1 0 0	0 0 0	1 0 0
Inning Stats	R: 0 E: 0 K: 1 S: 5 H: 0 LOB: 0 P: 5	R: 0 E: 0 K: 2 S: 7 H: 0 LOB: 0 BB: 0 P: 7	R: 0 E: 0 K: 0 S: 2 H: 0 LOB: 0 BB: 1 P: 6	R: 0 E: 0 K: 0 S: 3 H: 0 LOB: 0 BB: 0 P: 3	R: 0 E: 0 K: 1 S: 5 H: 0 LOB: 1 BB: 1 P: 9	R: 3 E: 0 K: 0 S: 7 H: 4 LOB: 1 BB: 0 P: 7	R: 0 E: 0 K: 2 S: 7 H: 0 LOB: 0 BB: 0 P: 7	R: 0 E: 0 K: 0 S: 3 H: 0 LOB: 2 BB: 1 P: 7	R: 3 E: 0 K: 0 S: 5 H: 2 LOB: 2 BB: 2 P: 14	R: 0 E: 0 K: 1 S: 5 H: 1 LOB: 1 BB: 1 P: 9	R: 0 E: 0 K: 0 S: 3 H: 0 LOB: 0 BB: 0 P: 3	1B: 6 2B: 1 3B: 0 HR: 0	SF: 0 SAC: 1 DP: 2 HBP: 1	WP: 0 PB: 0 SB: 0 CS: 0	PA: 45					

PITCHER		IP	WLS	BF	H	R	ER	SO	BB	IBB	HBP	BLK	WP	HR	S	P	ERA	WHIP
Rich Gossage, R ERA: 3.55	(1, 1)	5.2		22	4	3	3	4	2	0	0	0	0	0	28	36	4.76	1.059
Clay Carroll, R ERA: 3.06	(6, 1)	3.0		15	2	3	3	2	3	0	1	0	0	0	15	28	9.00	1.667
Dave Hamilton, L ERA: 7.45	(9, 1)	2.1	W	8	1	0	0	1	1	0	0	0	0	0	9	13	0.00	0.857

PITCHER	IP	WLS	BF	H	R	ER	SO	BB	IBB	HBP	BLK	WP	HR	S	P	ERA	WHIP

BOTTOM

Chicago White Sox @ Texas Rangers

Arlington Stadium, Arlington, TX

Mon May 10 1976, 8:05 PM EDT

Att. 15,333 - Unknown

livebaseballscorecards.com

AB	37
R	6
H	7
RBI	6
BB	6
SO	7
LOB	15

Batter	1	2	3	4	5	6	7	8	9	AB	R	H	RBI	BB	SO	LOB
Bill Stein, R (1, 4) OBP: 0.176, SLG: 0.176	F9		F9	F8		G3		F8		2	0	0	0	0	0	1
Jack Brohamer, L (4, PH) (4, 4) OBP: 0.242, SLG: 0.293										3	0	0	0	0	0	3
Ralph Garr, L (1, 7) OBP: 0.316, SLG: 0.438	WP 2B		BBBB 1-2 CS BB	4-3			1B 3B	BBBB 1-2 BB		3	1	2	0	2	0	1
Brian Downing, R (1, 10) OBP: 0.391, SLG: 0.436	5-3 2-3		1-2 2-3 4-3		F8		3-H 1B	F7		5	0	1	1	0	0	5
Jorge Orta, L (1, 5) OBP: 0.322, SLG: 0.438	BBBB FC6-4 BB			BB BB 1B 1B	3-1		F7		4-3	4	1	1	0	1	0	1
Buddy Bradford, R (1, 9) OBP: 0.396, SLG: 0.400	FC6-4 1-2f			BBBB 1-2 1B BB HR BB	H HBP		F8		BBBB FC5-4 BB	2	1	0	0	2	0	3
Jim Spencer, L (1, 3) OBP: 0.351, SLG: 0.379		4-3		BBBB 1-2 2-3 1B BB	4-3		1-2 1B		F9	4	0	1	0	1	0	2
Pete Varney, R (1, 2) OBP: 0.303, SLG: 0.636		F9		1-2 2-3 3-H HR 1B		SSS F7	K		1-2f FC5-4	5	1	1	1	0	1	3
Bucky Dent, R (1, 6) OBP: 0.342, SLG: 0.361		6-3		1-H 3-H HR		4-3		WP 1B		4	1	2	3	0	0	0
Chet Lemon, R (1, 8) OBP: 0.286, SLG: 0.250			CS BB 1B	2B		1B		F2		4	0	3	0	0	0	1
Inning Stats	R: 0 E: 0 K: 0 S: 4 H: 1 LOB: 2 BB: 1 P: 8	R: 0 E: 0 K: 0 S: 3 H: 0 LOB: 0 BB: 0 P: 3	R: 0 E: 0 K: 0 S: 3 H: 1 LOB: 1 BB: 1 P: 7	R: 4 E: 0 K: 0 S: 6 H: 4 LOB: 1 BB: 2 P: 14	R: 0 E: 0 K: 0 S: 3 H: 0 LOB: 1 BB: 0 P: 4	R: 0 E: 0 K: 0 S: 4 H: 1 LOB: 1 BB: 0 P: 4	R: 1 E: 0 K: 1 S: 8 H: 3 LOB: 2 BB: 0 P: 8	R: 0 E: 0 K: 0 S: 4 H: 1 LOB: 2 BB: 1 P: 8	R: 0 E: 0 K: 0 S: 3 H: 0 LOB: 1 BB: 1 P: 7	1B: 7 2B: 2 3B: 1 HR: 1	SF: 0 SAC: 0 DP: 0 HBP: 1						

TOP

Chicago White Sox @ Texas Rangers

Arlington Stadium, Arlington, TX

Tue May 11 1976, 8:05 PM EDT

Att. 14,713 - Unknown

livebaseballscorecards.com

AB	36
R	5
H	11
RBI	5
BB	6
SO	1
LOB	20

WP: 2 PB: 0 SB: 0 CS: 2 PA: 43

PITCHER		IP	WLS	BF	H	R	ER	SO	BB	IBB	HBP	BLK	WP	HR	S	P	ERA	WHIP
Steve Barr, L ERA: 3.78	(1, 1)	3.1		18	6	4	4	0	4	0	0	0	1	1	14	30	10.80	3.000
Stan Perzanowski, R ERA: 2.25	(4, 1)	4.0		18	5	1	1	1	0	0	1	0	0	0	19	20	2.25	1.250
Joe Hoerner, L ERA: 4.15	(8, 1)	1.0		4	0	0	0	0	1	0	0	0	1	0	3	7	0.00	1.000
Jeff Terpko, R ERA: 1.69	(9, 1)	0.2	W	3	0	0	0	0	1	0	0	0	0	0	2	6	0.00	1.500

PITCHER	IP	WLS	BF	H	R	ER	SO	BB	IBB	HBP	BLK	WP	HR	S	P	ERA	WHIP

Batter	1	2	3	4	5	6	7	8	9	AB	R	H	RBI	BB	SO	LOB
Juan Beniquez, R (1, 8) OBP: 0.280, SLG: 0.308	F8	5-3 1-2			F9		S 1B 1-2 2-3 1B		SF8 3B	5	1	2	0	0	0	1
Lenny Randle, S (1, 7) OBP: 0.293, SLG: 0.298 (9, 5)	BBBB 1B 2B BB		6-3		L5		FC5 S 1-2 2-H 3-H 1B		IIII IBB IBB	3	1	1	2	2	0	0
Mike Hargrove, L (1, 3) OBP: 0.365, SLG: 0.435	2B 1-3 6-3 1B		SSS K			SSS K	SSS K 1-2 2-3		III 1-2 IBB	4	1	1	0	1	3	2
Toby Harrah, R (1, 6) OBP: 0.432, SLG: 0.521	1-3 3-H 2B		SSS K			4-3	BBBB BB		SF8 3-H	3	0	1	2	1	1	0
Jeff Burroughs, R (1, 9) OBP: 0.320, SLG: 0.462	6-3 3-H			SSS K		1B	FC5 2-3f			4	0	1	1	0	1	4
Tom Grieve, R (1, 10) OBP: 0.289, SLG: 0.483 Dave Moates, L (8, PR) OBP: 0.333, SLG: 0.200	4-3 3-H			SSS K		4-3		4-3 SF7 2B		4 0	0 1	1 0	0 0	0 0	1 0	2 0
Roy Smalley, S (1, 4) OBP: 0.412, SLG: 0.292		S 1B		1B			1B 1B 1B		4-3 2-3	4	1	3	0	0	0	1
Roy Howell, L (1, 5) OBP: 0.333, SLG: 0.351 Gene Clines, R (8, PH) OBP: 0.300, SLG: 0.333 (9, 7)	SSS K		SSS K				1B 1-2 1B		SF7 3-H	3 0	1 0	1 0	0 1	0 0	2 0	2 0
Jim Sundberg, R (1, 2) OBP: 0.237, SLG: 0.304		L9			SSS K		SSS K		F8	4	0	0	0	0	2	4
Inning Stats	R: 2 H: 2 E: 0 LOB: 1 K: 0 BB: 1 S: 5 P: 9	R: 0 H: 1 E: 0 LOB: 1 K: 1 BB: 0 S: 6 P: 6	R: 0 H: 0 E: 0 LOB: 0 K: 2 BB: 0 S: 7 P: 7	R: 0 H: 1 E: 0 LOB: 1 K: 3 BB: 0 S: 10 P: 10	R: 0 H: 0 E: 0 LOB: 0 K: 1 BB: 0 S: 5 P: 5	R: 0 H: 1 E: 0 LOB: 1 K: 1 BB: 0 S: 6 P: 6	R: 2 H: 4 E: 0 LOB: 3 K: 2 BB: 1 S: 11 P: 15	R: 1 H: 1 E: 0 LOB: 1 K: 0 BB: 0 S: 4 P: 4	R: 1 H: 1 E: 0 LOB: 2 K: 0 BB: 2 S: 2 P: 10	1B: 8 SF: 2 2B: 2 SAC: 0 3B: 1 DP: 0 HR: 0 HBP: 0						

BOTTOM

Chicago White Sox @ Texas Rangers

Arlington Stadium, Arlington, TX

Tue May 11 1976, 8:05 PM EDT

Att. 14,713 - Unknown

livebaseballscorecards.com

AB	34
R	6
H	11
RBI	6
BB	4
SO	10
LOB	16

WP: 0 PA: 40
PB: 0
SB: 3
CS: 0

PITCHER		IP	WLS	BF	H	R	ER	SO	BB	IBB	HBP	BLK	WP	HR	S	P	ERA	WHIP
Terry Forster, L ERA: 4.44	(1, 1)	6.0		26	7	4	4	8	1	0	0	0	0	0	41	45	6.00	1.333
Dave Hamilton, L ERA: 7.71	(7, 1)	2.0	L	12	4	2	2	2	1	1	0	0	0	0	14	22	9.00	2.500
Pete Vuckovich, R ERA: 3.38	(9, 1)	0.1		2	0	0	0	0	0	1	0	0	0	0	1	5	0.00	0.000

PITCHER	IP	WLS	BF	H	R	ER	SO	BB	IBB	HBP	BLK	WP	HR	S	P	ERA	WHIP

Batter	1	2	3	4	5	6	7	8	9	AB	R	H	RBI	BB	SO	LOB
Pat Kelly, L (1, 10) OBP: 0.222, SLG: 0.357	6-3		4-3			F8		F7		4	0	0	0	0	0	2
Ralph Garr, L (1, 8) (7, 7) OBP: 0.338, SLG: 0.487	K 1B			F7		1-H HR		BBBB 4-0 BB		3	1	2	2	1	0	0
Jorge Orta, L (1, 5) OBP: 0.308, SLG: 0.417	SSS 0-3 K 1-2			F7		SSS 0-3 K		F6		4	0	0	0	0	2	2
Carlos May, L (1, 7) OBP: 0.286, SLG: 0.185		5-3		SSS 0-3 K		G3		4-3		3	0	0	0	0	1	0
Chet Lemon, R (7, 8) OBP: 0.281, SLG: 0.245										1	0	0	0	0	0	1
Jim Spencer, L (1, 3) OBP: 0.333, SLG: 0.357		4-3			F5		G3		F6	4	0	0	0	0	0	0
Brian Downing, R (1, 2) OBP: 0.420, SLG: 0.465		F4			1B		1B		1B	4	0	3	0	0	0	0
Buddy Bradford, R (1, 9) OBP: 0.385, SLG: 0.372			BBBB 4-0 4-3 S BB		SSS 0-3 K		L6		L7	3	0	0	0	1	1	3
Bucky Dent, R (1, 6) OBP: 0.337, SLG: 0.355			SSS 0-3 K 1-2		SSS 0-3 K		1-2 1B		SSS 0-3 K	4	0	1	0	0	3	3
Jack Brohamer, L (1, 4) OBP: 0.246, SLG: 0.295			4-3 2-3			HR 1B	F7			3	1	1	0	0	0	3
Inning Stats	R: 0 E: 0 K: 1 S: 5 H: 1 LOB: 0 BB: 0 P: 5	R: 0 E: 0 K: 0 S: 3 H: 0 LOB: 0 BB: 0 P: 3	R: 0 E: 0 K: 1 S: 5 H: 0 LOB: 1 BB: 1 P: 9	R: 0 E: 0 K: 1 S: 5 H: 0 LOB: 0 BB: 0 P: 5	R: 0 E: 0 K: 2 S: 8 H: 1 LOB: 1 BB: 0 P: 8	R: 2 E: 0 K: 1 S: 7 H: 2 LOB: 0 BB: 0 P: 7	R: 0 E: 0 K: 0 S: 5 H: 2 LOB: 2 BB: 0 P: 5	R: 0 E: 0 K: 0 S: 3 H: 0 LOB: 1 BB: 1 P: 7	R: 0 E: 0 K: 1 S: 6 H: 1 LOB: 1 BB: 0 P: 6	1B: 6 2B: 0 3B: 0 HR: 1	SF: 0 SAC: 0 DP: 0 HBP: 0						

TOP

Chicago White Sox @ Kansas City Royals

Royals Stadium, Kansas City, MO

Thu May 13 1976, 4:33 AM EDT

Att. 13,657 - Unknown - 63 F

livebaseballscorecards.com

AB	33
R	2
H	7
RBI	2
BB	2
SO	7
LOB	14

PITCHER	IP	WLS	BF	H	R	ER	SO	BB	IBB	HBP	BLK	WP	HR	S	P	ERA	WHIP
Dennis Leonard, R (1, 1) ERA: 3.38	9.0	W	35	7	2	2	7	2	0	0	0	0	1	47	55	2.00	1.000

PITCHER	IP	WLS	BF	H	R	ER	SO	BB	IBB	HBP	BLK	WP	HR	S	P	ERA	WHIP

Batter	1	2	3	4	5	6	7	8	9	AB	R	H	RBI	BB	SO	LOB
Tom Poquette, L (1, 7) OBP: 0.346, SLG: 0.500	L6-3 1B	5-3		1-3		4-3 1-2	6-3 2-3			5	0	1	0	0	0	2
Amos Otis, R (1, 8) OBP: 0.396, SLG: 0.570	L6-3 1-2		F9		4-3 1B 2B	F9 S S S	K			5	1	1	0	0	1	3
George Brett, L (1, 5) OBP: 0.444, SLG: 0.495	1B 3B 1B		HR		4-3 2-3	BB 3B		1B 2B 1B		4	4	3	1	1	0	1
John Mayberry, L (1, 3) OBP: 0.330, SLG: 0.284	3B 1-3 1B		E BB		2B 3-H 1B	1-H 2-H 1B 3B		F5		4	3	3	3	1	0	1
Hal McRae, R (1, 10) OBP: 0.381, SLG: 0.453	3B 1-H 3-H 3B		F8		1-H 1B 2B	1B BB		BB 1-3 2B 1B		4	3	3	3	1	0	1
Al Cowens, R (1, 9) OBP: 0.276, SLG: 0.337	3-H 3B		E5 1-2		F9	1-2 3-H 1B		1-2 2B BB		4	1	2	2	1	0	2
Buck Martinez, R (1, 2) OBP: 0.282, SLG: 0.487	5-3		F9		FC4-6 2-H 1B	F3		F4		5	0	1	1	0	0	8
Freddie Patek, R (1, 6) OBP: 0.407, SLG: 0.426 Cookie Rojas, R (8, 4) OBP: 0.391, SLG: 0.333		F8		F7	FC4-6 1-2f		6-3 6-3 1B	1-H 2-H 3-H 2B		4 1	0 0	1 1	0 3	0 0	0 0	1 0
Frank White, R (1, 4) OBP: 0.211, SLG: 0.182 (8, 6)		F6		5-3		E6 S 3B	6-3 1-2	6-3		5	1	0	0	0	0	2
Inning Stats	R: 3 H: 5 E: 0 LOB: 1 K: 0 BB: 0 S: 7 P: 7	R: 0 H: 0 E: 0 LOB: 0 K: 0 BB: 0 S: 3 P: 3	R: 1 H: 1 E: 1 LOB: 2 K: 0 BB: 1 S: 5 P: 9	R: 0 H: 0 E: 0 LOB: 0 K: 0 BB: 0 S: 3 P: 3	R: 3 H: 4 E: 0 LOB: 1 K: 0 BB: 0 S: 7 P: 7	R: 3 H: 2 E: 1 LOB: 2 K: 0 BB: 2 S: 6 P: 14	R: 0 H: 1 E: 0 LOB: 1 K: 1 BB: 0 S: 6 P: 6	R: 3 H: 3 E: 0 LOB: 1 K: 0 BB: 1 S: 6 P: 10		1B: 9 SF: 0 2B: 4 SAC: 0 3B: 3 DP: 1 HR: 1 HBP: 0						

PITCHER	IP	WLS	BF	H	R	ER	SO	BB	IBB	HBP	BLK	WP	HR	S	P	ERA	WHIP
Bart Johnson, R (1, 1) ERA: 10.8	4.1	L	23	9	7	7	0	1	0	0	0	0	1	22	26	14.54	2.308
Jim Otten, R (5, 1) ERA:	1.2		11	3	3	0	0	2	0	0	0	0	0	9	17	0.00	3.000
Francisco Barrios, R (7, 1) ERA: 8.31	2.0		11	4	3	3	1	1	0	0	0	0	0	12	16	13.50	2.500

PITCHER	IP	WLS	BF	H	R	ER	SO	BB	IBB	HBP	BLK	WP	HR	S	P	ERA	WHIP

BOTTOM

Chicago White Sox @ Kansas City Royals

Royals Stadium, Kansas City, MO

Thu May 13 1976, 4:33 AM EDT

Att. 13,657 - Unknown - 63 F

livebaseballscorecards.com

AB	41
R	13
H	16
RBI	13
BB	4
SO	1
LOB	21

Batter	1	2	3	4	5	6	7	8	9	AB	R	H	RBI	BB	SO	LOB
Pat Kelly, L (1, 10) OBP: 0.204, SLG: 0.326	F9		K		5-3			G3 1-2 2-3		4	0	0	0	0	1	4
Ralph Garr, L (1, 8) OBP: 0.321, SLG: 0.468	4-3		G1			4-3		SF7 3-H		3	0	0	1	0	0	0
Jorge Orta, L (1, 5) OBP: 0.305, SLG: 0.409	L8			F7		L8		2-3 1B		4	0	1	0	0	0	0
Carlos May, L (1, 7) OBP: 0.284, SLG: 0.190		F8		G4-6-3 1B		K		G3		4	0	1	0	0	1	2
Jim Spencer, L (1, 3) OBP: 0.317, SLG: 0.338		E4 FC5-4		G4-6-3 1-2f			6-3		1-3	4	0	0	0	0	0	1
Brian Downing, R (1, 2) OBP: 0.407, SLG: 0.435		FC5-4 1B 1-2f			FC5-4 BB		K		6-3	3	0	0	0	1	1	1
Buddy Bradford, R (1, 9) OBP: 0.393, SLG: 0.383		1-2 1B			F8		F9		1B	4	0	2	0	0	0	1
Bucky Dent, R (1, 6) OBP: 0.333, SLG: 0.350		F2			FC5-4 1B 1-2f			G3 1B SF7 1B	F7	4	1	1	0	0	0	4
Jack Brohamer, L (1, 4) OBP: 0.265, SLG: 0.313			4-3		1-2 1B			1B G3 1-2 1B		3	0	2	0	0	0	0
Inning Stats	R: 0 E: 0 K: 0 S: 3 H: 0 LOB: 0 BB: 0 P: 3	R: 0 E: 1 K: 0 S: 5 H: 1 LOB: 2 BB: 0 P: 5	R: 0 E: 0 K: 1 S: 5 H: 0 LOB: 0 BB: 0 P: 5	R: 0 E: 0 K: 0 S: 3 H: 1 LOB: 0 BB: 0 P: 3	R: 0 E: 0 K: 0 S: 4 H: 1 LOB: 2 BB: 1 P: 8	R: 0 E: 0 K: 1 S: 5 H: 0 LOB: 0 BB: 0 P: 5	R: 0 E: 0 K: 1 S: 5 H: 0 LOB: 0 BB: 0 P: 5	R: 1 E: 0 K: 0 S: 6 H: 3 LOB: 2 BB: 0 P: 6	R: 0 E: 0 K: 0 S: 4 H: 1 LOB: 1 BB: 0 P: 4	1B: 7 2B: 0 3B: 0 HR: 0 SF: 1 SAC: 0 DP: 1 HBP: 0						

PITCHER	IP	WLS	BF	H	R	ER	SO	BB	IBB	HBP	BLK	WP	HR	S	P	ERA	WHIP
Al Fitzmorris, R (1, 1) ERA: 3.34	9.0	W	35	7	1	1	3	1	0	0	0	0	0	40	44	1.00	0.889

PITCHER	IP	WLS	BF	H	R	ER	SO	BB	IBB	HBP	BLK	WP	HR	S	P	ERA	WHIP

TOP

Chicago White Sox @ Kansas City Royals

Royals Stadium, Kansas City, MO

Fri May 14 1976, 4:33 AM EDT
Att. 12,990 - Unknown - 66 F

livebaseballscorecards.com

AB	33
R	1
H	7
RBI	1
BB	1
SO	3
LOB	13

WP: 0 PA: 35
PB: 0
SB: 0
CS: 0

Batter	1	2	3	4	5	6	7	8	9	AB	R	H	RBI	BB	SO	LOB
Tom Poquette, L (1, 7) OBP: 0.367, SLG: 0.481	HR 1B	3-6 1-2f			FC4-6 G4-6-3 1-2f		BB 1-2			3	1	1	0	1	0	2
Amos Otis, R (1, 8) OBP: 0.390, SLG: 0.589	HR 1-H	K			G4-6-3 1-2f		L6			4	1	1	2	0	1	4
George Brett, L (1, 5) OBP: 0.437, SLG: 0.484	F9		BB G3-6-3			F8	SF7 3-H			2	0	0	1	1	0	0
John Mayberry, L (1, 3) OBP: 0.337, SLG: 0.306	1B 2B		G3-6-3 1-2f			CS 1B	4-3			4	1	2	0	0	0	3
Hal McRae, R (1, 10) OBP: 0.366, SLG: 0.433	F8		F8			K 1-2		K		4	0	0	0	0	2	2
Al Cowens, R (1, 9) OBP: 0.284, SLG: 0.365	1B 2-H			F4			1B 3B	4-3		4	1	2	1	0	0	0
Bob Stinson, S (1, 2) OBP: 0.391, SLG: 0.368	F7			6-3			1B 1B BB	F3		3	1	0	0	1	0	1
Freddie Patek, R (1, 6) OBP: 0.417, SLG: 0.437		S 1B		4-3			1B SF7 1-3 3-H			3	2	2	1	0	0	0
Frank White, R (1, 4) OBP: 0.243, SLG: 0.217		3-6 1-H			FC4-6		BB 1-3 3-H			3	0	3	2	0	0	0
Inning Stats	R: 3 E: 0 K: 0 S: 7 H: 4 LOB: 1 BB: 0 P: 7	R: 1 E: 0 K: 1 S: 6 H: 2 LOB: 0 BB: 0 P: 6	R: 0 E: 0 K: 0 S: 2 H: 0 LOB: 0 BB: 1 P: 6	R: 0 E: 0 K: 0 S: 3 H: 0 LOB: 0 BB: 0 P: 3	R: 0 E: 0 K: 0 S: 3 H: 1 LOB: 0 BB: 0 P: 3	R: 0 E: 0 K: 1 S: 5 H: 1 LOB: 0 BB: 0 P: 5	R: 3 E: 0 K: 0 S: 6 H: 3 LOB: 2 BB: 2 P: 14	R: 0 E: 0 K: 1 S: 5 H: 0 LOB: 0 BB: 0 P: 5		1B: 8 2B: 2 3B: 1 HR: 1 SF: 1 SAC: 0 DP: 3 HBP: 0				WP: 0 PB: 0 SB: 1 CS: 1 PA: 34		

PITCHER		IP	WLS	BF	H	R	ER	SO	BB	IBB	HBP	BLK	WP	HR	S	P	ERA	WHIP
Pete Vuckovich, R ERA: 7.15	(1, 1)	6.0	L	27	11	7	7	2	2	0	0	0	0	1	29	37	10.50	2.167
Dave Hamilton, L ERA: 7.11	(7, 1)	1.0		4	0	0	0	0	1	0	0	0	0	0	3	7	0.00	1.000
Francisco Barrios, R ERA: 6.75	(8, 1)	1.0		3	0	0	0	1	0	0	0	0	0	0	5	5	0.00	0.000

PITCHER	IP	WLS	BF	H	R	ER	SO	BB	IBB	HBP	BLK	WP	HR	S	P	ERA	WHIP

BOTTOM

Chicago White Sox @ Kansas City Royals

Royals Stadium, Kansas City, MO

Fri May 14 1976, 4:33 AM EDT

Att. 12,990 - Unknown - 66 F

livebaseballscorecards.com

AB	30
R	7
H	11
RBI	7
BB	3
SO	3
LOB	12

Batter	1	2	3	4	5	6	7	8	9	10	11	12	AB	R	H	RBI	BB	SO	LOB
Bill Stein, R (1, 4) OBP: 0.217, SLG: 0.261	0-3 K		0-0 1B 2B		0-0 F7		0-3 K			0-0 FC1-6 1B		0-0 1-5-3	6	1	2	0	0	2	3
Ralph Garr, L (1, 7) (12, 8) OBP: 0.315, SLG: 0.452	0-0 6-3		0-0 2-H 1B		0-0 FC4-6 WP S 1-2f		0-0 F7			0-0 F7			5	0	1	1	0	0	4
Jorge Orta, L (1, 5) OBP: 0.300, SLG: 0.398	0-0 CS 1B		0-0 4-3		0-0 F7 1-3			0-0 F8		0-0 FC1-6 1-2f			5	0	1	0	0	0	3
Brian Downing, R (1, 10) OBP: 0.390, SLG: 0.400	0-0 CS 1-2	0-3 K		4-0 1B BB		0-0 L3		0-0 5-3		0-3 K			4	0	0	0	1	2	1
Lamar Johnson, R (1, 3) OBP: 0.154, SLG: 0.154 Jim Spencer, L (11, PH) (11, 3) OBP: 0.313, SLG: 0.333		0-3 K		0-0 L8		0-0 F8		0-0 1B			0-0 F5		4 1	0 0	1 0	0 0	0 0	1 0	1 0
Buddy Bradford, R (1, 9) OBP: 0.377, SLG: 0.385		0-0 2B		0-0 L7		0-0 4-3		0-0 L9			0-0 L6		5	0	1	0	0	0	2
Bucky Dent, R (1, 6) OBP: 0.348, SLG: 0.365		0-0 F9		0-0 FC6-4 1-2 1B			0-0 SH1-4 1B		0-0 FC5-6 1B		0-3 K		5	0	3	0	0	1	1
Chet Lemon, R (1, 8) OBP: 0.267, SLG: 0.232 Carlos May, L (12, PH) (12, 7) OBP: 0.279, SLG: 0.186			0-3 K	0-0 FC6-4 1-2f			0-0 SH1-4 1-2		0-0 FC5-6 G1-6-3 1-2f			0-0 3-1	3 1	0 0	0 0	0 0	1 0	3 0
Pete Varney, R (1, 2) OBP: 0.316, SLG: 0.583			0-0 F9		4-0 FC4-6 BB		4-0 BB		0-0 G1-6-3 1-2f			0-3 K	3	0	0	0	2	1	1
Inning Stats	R: 0 H: 1 E: 0 LOB: 0 K: 1 BB: 0 S: 5 P: 5	R: 0 H: 1 E: 0 LOB: 1 K: 2 BB: 0 S: 8 P: 8	R: 1 H: 2 E: 0 LOB: 1 K: 1 BB: 0 S: 7 P: 7	R: 0 H: 1 E: 0 LOB: 2 K: 0 BB: 1 S: 4 P: 8	R: 0 H: 0 E: 0 LOB: 1 K: 0 BB: 1 S: 3 P: 7	R: 0 H: 0 E: 0 LOB: 0 K: 0 BB: 0 S: 3 P: 3	R: 0 H: 1 E: 0 LOB: 2 K: 1 BB: 1 S: 6 P: 10	R: 0 H: 1 E: 0 LOB: 1 K: 0 BB: 0 S: 4 P: 4	R: 0 H: 1 E: 0 LOB: 0 K: 0 BB: 0 S: 3 P: 3	R: 0 H: 1 E: 0 LOB: 1 K: 1 BB: 0 S: 6 P: 6	R: 0 H: 0 E: 0 LOB: 0 K: 1 BB: 0 S: 5 P: 5	R: 0 H: 0 E: 0 LOB: 0 K: 1 BB: 0 S: 5 P: 5	1B: 7 2B: 2 3B: 0 HR: 0	SF: 0 SAC: 1 DP: 1 HBP: 0	WP: 1 PB: 0 SB: 1 CS: 1	PA: 47		

PITCHER		IP	WLS	BF	H	R	ER	SO	BB	IBB	HBP	BLK	WP	HR	S	P	ERA	WHIP
Paul Splittorff, L ERA: 4.79	(1, 1)	10.0		40	9	1	1	6	3	0	0	0	1	0	49	61	0.90	1.200
Mark Littell, R ERA:	(11, 1)	2.0	W	6	0	0	0	2	0	0	0	0	0	0	10	10	0.00	0.000

PITCHER	IP	WLS	BF	H	R	ER	SO	BB	IBB	HBP	BLK	WP	HR	S	P	ERA	WHIP

TOP

Chicago White Sox @ Kansas City Royals

Royals Stadium, Kansas City, MO

Sat May 15 1976, 8:05 PM EDT

Att. 14,693 - Unknown - 63 F

livebaseballscorecards.com

AB	42
R	1
H	9
RBI	1
BB	3
SO	8
LOB	19

Batter	1	2	3	4	5	6	7	8	9	10	11	12	AB	R	H	RBI	BB	SO	LOB
Tom Poquette, L (1, 7) OBP: 0.343, SLG: 0.500	3-1	F6			SF8 3B		SH3-4		K		F5		5	1	1	0	0	1	5
Amos Otis, R (1, 8) OBP: 0.378, SLG: 0.564	4-3		F8		SF8		6-3			1B BB		6-3	4	0	0	1	1	0	1
George Brett, L (1, 5) OBP: 0.440, SLG: 0.490	1B		2B		S BB		F6			F4		G3	5	0	2	0	1	0	2
John Mayberry, L (1, 3) OBP: 0.336, SLG: 0.333	G3		BB		F9			4-3		F7		HR	5	1	1	1	1	0	3
Hal McRae, R (1, 10) OBP: 0.368, SLG: 0.426		6-3 6-3 BB	F3		F9			F6		1B			4	0	1	0	1	0	3
Al Cowens, R (1, 9) OBP: 0.271, SLG: 0.347	6-3	K				4-3		F8		F4			5	0	0	0	0	1	5
Buck Martinez, R (1, 2) OBP: 0.273, SLG: 0.455	6-3	K				6-3			FC3-6 1B		6-3		5	0	1	0	0	1	1
Freddie Patek, R (1, 6) OBP: 0.404, SLG: 0.413		S BB	K		K	6-3			FC3-6 S		4-3		4	0	0	0	1	1	1
Frank White, R (1, 4) OBP: 0.260, SLG: 0.225		BB	F4				6-3 SH3-4 1B		K		S 1B		2	0	1	0	1	0	0
Cookie Rojas, R (9, PH) (10, 4) OBP: 0.400, SLG: 0.350													2	0	1	0	0	1	1
Inning Stats	R: 0 H: 1 E: 0 LOB: 1 K: 0 BB: 0 S: 4 P: 4	R: 0 H: 0 E: 0 LOB: 3 K: 3 BB: 3 S: 3 P: 15	R: 0 H: 1 E: 0 LOB: 2 K: 1 BB: 1 S: 6 P: 10	R: 0 H: 0 E: 0 LOB: 0 K: 2 BB: 0 S: 7 P: 7	R: 1 H: 1 E: 0 LOB: 1 K: 0 BB: 1 S: 4 P: 8	R: 0 H: 0 E: 0 LOB: 0 K: 0 BB: 0 S: 3 P: 3	R: 0 H: 1 E: 0 LOB: 1 K: 0 BB: 0 S: 4 P: 4	R: 0 H: 0 E: 0 LOB: 0 K: 0 BB: 0 S: 3 P: 3	R: 0 H: 1 E: 0 LOB: 1 K: 2 BB: 0 S: 8 P: 8	R: 0 H: 1 E: 0 LOB: 2 K: 0 BB: 1 S: 4 P: 8	R: 0 H: 1 E: 0 LOB: 1 K: 0 BB: 0 S: 4 P: 4	R: 1 H: 1 E: 0 LOB: 0 K: 0 BB: 0 S: 3 P: 3	1B: 5 SF: 1 2B: 1 SAC: 1 3B: 1 DP: 0 HR: 1 HBP: 0						

PITCHER	IP	WLS	BF	H	R	ER	SO	BB	IBB	HBP	BLK	WP	HR	S	P	ERA	WHIP
Rich Gossage, R (1, 1) ERA: 3.02	11.2	L	49	8	2	2	5	6	0	0	0	0	1	53	77	1.54	1.200

PITCHER	IP	WLS	BF	H	R	ER	SO	BB	IBB	HBP	BLK	WP	HR	S	P	ERA	WHIP

BOTTOM

Chicago White Sox @ Kansas City Royals

Royals Stadium, Kansas City, MO

Sat May 15 1976, 8:05 PM EDT

Att. 14,693 - Unknown - 63 F

livebaseballscorecards.com

AB	41
R	2
H	8
RBI	2
BB	6
SO	5
LOB	22

WP: 0	PA: 49		
PB: 0			
SB: 4			
CS: 0			

Batter	1	2	3	4	5	6	7	8	9	AB	R	H	RBI	BB	SO	LOB
Pat Kelly, L (1, 10) OBP: 0.222, SLG: 0.353	4-3 1B 2B	K		G4-6-3 1-2f			1-3 2-3		1-2 1B	5	1	2	0	0	1	2
Ralph Garr, L (1, 8) (8, 7) OBP: 0.309, SLG: 0.461	4-3 2-3		2B 3B		4-3		1-3		K	5	1	1	0	0	1	4
Jorge Orta, L (1, 5) OBP: 0.305, SLG: 0.408	1B 3-H 1B		4-3 SF8 3-H 2B		F4			G3	L8	5	1	2	2	0	0	2
Bill Stein, R (9, 5) OBP: 0.217, SLG: 0.261										0	0	0	0	0	0	0
Carlos May, L (1, 7) OBP: 0.278, SLG: 0.206	F8		4-3 2-3		4-3			1B FC1-2-5 2B		4	0	1	0	0	0	2
Chet Lemon, R (8, PR) (8, 8) OBP: 0.267, SLG: 0.232										0	0	0	0	0	0	0
Jim Spencer, L (1, 3) OBP: 0.322, SLG: 0.346	FC5-4 1-3 1B		SF8 3-H			F6		FC1-2-5 2-3 1B		3	0	2	1	0	0	0
Brian Downing, R (1, 2) OBP: 0.381, SLG: 0.407	FC5-4 1-2f		2B			4-3		FC1-2-5 1-2 3-H		4	0	1	0	0	0	5
Buddy Bradford, R (1, 9) OBP: 0.354, SLG: 0.357		F9	F3			K		K		4	0	0	0	0	2	3
Bucky Dent, R (1, 6) OBP: 0.365, SLG: 0.393		6-3		FC3-6 1B			1-3 2B		1B 1B	4	0	3	0	0	0	0
Jack Brohamer, L (1, 4) OBP: 0.264, SLG: 0.353		HR		FC3-6 G4-6-3 1-2f			F2		K	4	1	1	1	0	1	3
Inning Stats	R: 1 E: 0 K: 0 S: 6 H: 3 LOB: 2 BB: 0 P: 6	R: 1 E: 0 K: 1 S: 6 H: 1 LOB: 0 BB: 0 P: 6	R: 2 E: 0 K: 0 S: 6 H: 3 LOB: 1 BB: 0 P: 6	R: 0 E: 0 K: 0 S: 3 H: 1 LOB: 0 BB: 0 P: 3	R: 0 E: 0 K: 0 S: 3 H: 0 LOB: 0 BB: 0 P: 3	R: 0 E: 0 K: 1 S: 5 H: 0 LOB: 0 BB: 0 P: 5	R: 0 E: 0 K: 0 S: 4 H: 1 LOB: 1 BB: 0 P: 4	R: 0 E: 0 K: 1 S: 7 H: 2 LOB: 2 BB: 0 P: 7	R: 0 E: 0 K: 2 S: 9 H: 2 LOB: 2 BB: 0 P: 9	1B: 6 2B: 5 3B: 1 HR: 1 SF: 1 SAC: 0 DP: 1 HBP: 0							

TOP

Chicago White Sox @ Kansas City Royals

Royals Stadium, Kansas City, MO

Sun May 16 1976, 4:33 AM EDT
Att. 28,413 - Cloudy - 61 F

livebaseballscorecards.com

AB	38
R	4
H	13
RBI	4
BB	0
SO	5
LOB	21

PITCHER	IP	WLS	BF	H	R	ER	SO	BB	IBB	HBP	BLK	WP	HR	S	P	ERA	WHIP
Doug Bird, R (1, 1) ERA: 2.95	3.0	L	17	8	4	4	1	0	0	0	0	0	1	19	19	12.00	2.667
Steve Mingori, L (4, 1) ERA: 3.24	4.1		15	3	0	0	1	0	0	0	0	0	0	17	17	0.00	0.692
Marty Pattin, R (8, 1) ERA: 3.29	1.0		5	2	0	0	2	0	0	0	0	0	0	9	9	0.00	2.000
Tom Hall, L (9, 1) ERA: 4.26	0.2		2	0	0	0	1	0	0	0	0	0	0	4	4	0.00	0.000

PITCHER	IP	WLS	BF	H	R	ER	SO	BB	IBB	HBP	BLK	WP	HR	S	P	ERA	WHIP

BOTTOM

Chicago White Sox @ Kansas City Royals

Royals Stadium, Kansas City, MO

Sun May 16 1976, 4:33 AM EDT

Att. 28,413 - Cloudy - 61 F

livebaseballscorecards.com

Batter	1	2	3	4	5	6	7	8	9	AB	R	H	RBI	BB	SO	LOB
Al Cowens, R (1, 9) OBP: 0.286, SLG: 0.346	0-0 1B BLK 1B	4-0 1-2 BB BB		H 1-0 1-2 F9 HBP			x 0-0 ① 5-3		x 0-0 ① L8	3	0	1	0	1	0	0
Amos Otis, R (1, 8) OBP: 0.362, SLG: 0.535	0-3 ① 1-2 K	0-3 ② K		x 0-0 ② F9 1-2 2-3			x 0-0 ② 4-3		x 0-0 ② L8	5	0	0	0	0	2	5
George Brett, L (1, 5) OBP: 0.447, SLG: 0.485	0-0 S 2-3 1B	4-0 1-2 2-3 BB		x 0-0 ③ 5-3			x 0-0 ③ 6-3		4-0 BB	3	0	1	0	2	0	2
John Mayberry, L (1, 3) OBP: 0.330, SLG: 0.326	0-0 ② F5 1-2	0-0 ③ G3			0-3 ① K			x 0-0 FC5-4 1B	0-3 ③ K	5	0	1	0	0	2	6
Hal McRae, R (1, 7) OBP: 0.364, SLG: 0.418	0-0 ③ 5-3	x 0-0 G5-4-3 1B			0-3 ② K			x 0-0 ① F7		4	0	1	0	0	1	3
Cookie Rojas, R (1, 10) OBP: 0.379, SLG: 0.333		x 0-0 1B 1-3 1B 1B	x 0-0 ① ② G5-4-3 1-2f		0-3 ③ K			x 0-0 ② FC5-4 1B 1-2f 1B		4	2	1	0	0	1	2
Frank White, R (1, 4) OBP: 0.250, SLG: 0.216 Tony Solaita, L (8, PH) OBP: 0.400, SLG: 0.600 Al Fitzmorris, S (8, PR) Bob Stinson, S (9, 2) OBP: 0.391, SLG: 0.368	x 0-0 ① 1-3 1-2	x 0-0 ③ F3				x 0-0 ① F4		x 0-0 1B 1-2 1B		3 1 0 0	0 0 0 0	0 1 0 0	0 0 0 0	0 0 0 0	0 0 0 0	1 0 0 0
Freddie Patek, R (1, 6) OBP: 0.409, SLG: 0.418	x 0-0 S 1B 2-3 1B			x 0-0 ① 4-3		x 0-0 ② 6-3		x 0-0 1-2 2-H 1B		4	1	2	1	0	0	0
Buck Martinez, R (1, 2) OBP: 0.298, SLG: 0.468 Tom Poquette, L (8, PH) OBP: 0.343, SLG: 0.500 Davey Nelson, R (8, PH) OBP: 0.400, SLG: 0.500 (9, 4)	x 0-0 BB BB 1-H 3-H 1B			x 0-0 F9 HBP 1B		x 0-0 ③ L8		S S S 0-3 ③ K		3 0 1	0 0 0	2 0 0	2 0 0	0 0 0	0 0 1	0 0 2
Inning Stats	R: 0 E: 0 K: 1 S: 7 H: 2 LOB: 2 BB: 0 P: 7	R: 2 E: 0 K: 1 S: 8 H: 3 LOB: 3 BB: 2 P: 16	R: 0 E: 0 K: 0 S: 3 H: 1 LOB: 0 BB: 0 P: 3	R: 0 E: 0 K: 0 S: 4 H: 1 LOB: 2 BB: 0 P: 5	R: 0 E: 0 K: 3 S: 9 H: 0 LOB: 0 BB: 0 P: 9	R: 0 E: 0 K: 0 S: 3 H: 0 LOB: 0 BB: 0 P: 3	R: 0 E: 0 K: 0 S: 3 H: 0 LOB: 0 BB: 0 P: 3	R: 1 E: 0 K: 1 S: 8 H: 3 LOB: 2 BB: 0 P: 8	R: 0 E: 0 K: 1 S: 5 H: 0 LOB: 1 BB: 1 P: 9	1B: 10 2B: 0 3B: 0 HR: 0	SF: 0 SAC: 0 DP: 1 HBP: 1					

	AB	36
	R	3
	H	10
	RBI	3
	BB	3
	SO	7
	LOB	21

PITCHER		IP	WLS	BF	H	R	ER	SO	BB	IBB	HBP	BLK	WP	HR	S	P	ERA	WHIP
Terry Forster, L ERA: 4.91	(1, 1)	1.1		10	5	2	2	1	1	0	0	1	0	0	11	15	13.50	4.500
Clay Carroll, R ERA: 2.63	(2, 1)	6.1	W	25	5	1	1	4	1	0	1	0	0	0	31	36	1.42	0.947
Dave Hamilton, L ERA: 6.43	(8, 1)	1.1	S	5	0	0	0	2	1	0	0	0	0	0	8	12	0.00	0.750

PITCHER		IP	WLS	BF	H	R	ER	SO	BB	IBB	HBP	BLK	WP	HR	S	P	ERA	WHIP

Batter	1	2	3	4	5	6	7	8	9	AB	R	H	RBI	BB	SO	LOB
Jerry Remy, L (1, 4) OBP: 0.329, SLG: 0.314	BBBB 4-0 F9 WP 1B BB	x 0-0 WP 1-H 1B 2B		SSS 0-3 ① K	BBB 4-0 1-2 2-3 3-H BB	x 0-0 ③ F8			x 0-0 ③ F8	4	2	1	2	2	1	2
Rusty Torres, S (1, 8) OBP: 0.302, SLG: 0.336 Leroy Stanton, R (6, 8) OBP: 0.337, SLG: 0.367	x 0-0 ① F9 1-3	x 0-0 2-H 1B		BBB 4-0 BB	SSS 0-3 ③ K		x 0-0 3-6 1B			3 1	0 0	1 1	1 0	1 0	1 0	4 0
Bobby Bonds, R (1, 9) OBP: 0.434, SLG: 0.563 Paul Dade, R (6, 9) OBP: 0.364, SLG: 0.125	x 0-0 PB E WP 3-H 1B	x 0-0 ② F8		x 0-0 ② P3		x 0-0 1B 1B 1B	SSS 0-3 ① K			4 1	2 0	2 0	1 0	0 0	0 1	2 1
Joe Lahoud, L (1, 7) OBP: 0.293, SLG: 0.220	x 0-0 ② G3 1-3	x 0-0 ③ L4		SSS 0-3 ③ K		x 0-0 1B 1-2 1B 1B	x 0-0 ②③ 3-6 1-2f			5	1	1	0	0	1	4
Bruce Bochte, L (1, 3) OBP: 0.370, SLG: 0.320	BBBB 4-0 WP 1B BB		BBBB 4-0 3B BB		x 0-0 ① F7	x 0-0 FC6-4 1B 1-3 2-H 1B 1B		x 0-0 ① F8		3	3	1	1	2	0	0
Bill Melton, R (1, 10) OBP: 0.304, SLG: 0.397	x 0-0 1-H 3-H 1B	x 0-0 1-H FC5-2 3B		BBB 4-0 BB BB BB BB	x 0-0 FC6-4 1-2 3-H 1B			SSS 0-3 ② K		4	1	3	3	1	1	0
Andy Etchebarren, R (1, 2) OBP: 0.320, SLG: 0.279	x 0-0 ③ 1-3	x 0-0 ① 1-3		BBB 4-0 BB BB 1-2 BB	x 0-0 ① FC6-4 FC5-4 1B 1-2f 2-3			x 0-0 ③ 6-3		4	0	0	0	1	0	4
Dave Chalk, R (1, 6) OBP: 0.328, SLG: 0.316		H 1-0 2B HBP	x 0-0 ② FC5-2 3-H	x 0-0 ② F8	x 0-0 FC5-4 1-2 3-H 1B			x 0-0 ① 4-3	4	1	1	1	0	0	3
Ron Jackson, R (1, 5) OBP: 0.297, SLG: 0.143		SSS 0-3 ① K	x 0-0 ③ L4	BBB 4-0 BB 1-2 2-3 BB	x 0-0 ② FC5-4 1-2f 2-3			x 0-0 ② F7	4	0	0	0	1	1	4
Inning Stats	R: 3 H: 2 E: 1 LOB: 1 K: 0 BB: 2 S: 5 P: 13	R: 2 H: 2 E: 0 LOB: 1 K: 1 BB: 0 S: 7 P: 8	R: 1 H: 1 E: 0 LOB: 1 K: 0 BB: 1 S: 4 P: 8	R: 0 H: 0 E: 0 LOB: 1 K: 2 BB: 1 S: 7 P: 11	R: 1 H: 0 E: 0 LOB: 3 K: 1 BB: 4 S: 5 P: 21	R: 3 H: 5 E: 0 LOB: 2 K: 0 BB: 0 S: 8 P: 8	R: 0 H: 1 E: 0 LOB: 0 K: 1 BB: 0 S: 5 P: 5	R: 0 H: 0 E: 0 LOB: 0 K: 1 BB: 0 S: 5 P: 5	R: 0 H: 0 E: 0 LOB: 0 K: 0 BB: 0 S: 3 P: 3	1B: 9 SF: 0 2B: 2 SAC: 0 3B: 1 DP: 1 HR: 0 HBP: 1						WP: 3 PA: 46 PB: 1 SB: 0 CS: 0

PITCHER		IP	WLS	BF	H	R	ER	SO	BB	IBB	HBP	BLK	WP	HR	S	P	ERA	WHIP
Jesse Jefferson, R ERA: 13.5	(1, 1)	4.2	L	28	5	7	7	3	8	0	1	0	3	0	25	58	13.50	2.786
Jim Otten, R ERA: 4.5	(5, 1)	4.1		18	6	3	3	3	0	0	0	0	0	0	24	24	6.23	1.385

PITCHER	IP	WLS	BF	H	R	ER	SO	BB	IBB	HBP	BLK	WP	HR	S	P	ERA	WHIP

TOP

California Angels @ Chicago White Sox

Comiskey Park, Chicago, IL

Mon May 17 1976, 8:05 PM EDT

Att. 4,921 - Unknown - 50 F

livebaseballscorecards.com

AB	37
R	10
H	11
RBI	9
BB	8
SO	6
LOB	24

Batter	1	2	3	4	5	6	7	8	9	AB	R	H	RBI	BB	SO	LOB
Bucky Dent, R (1, 6) OBP: 0.360, SLG: 0.387	P4		FC6-4 1B 2-3			F7		K		4	0	1	0	0	1	0
Ralph Garr, L (1, 9) OBP: 0.306, SLG: 0.452	K		FC6-4 1-2f			K			2B 1B	4	1	1	0	0	2	2
Brian Downing, R (1, 10) OBP: 0.373, SLG: 0.414	F8			6-3			F9		1B FC5 2B 1-H	4	1	1	1	0	0	0
Jorge Orta, L (1, 7) OBP: 0.294, SLG: 0.392		4-3		1-3			L6		K	4	0	0	0	0	1	1
Lamar Johnson, R (1, 3) OBP: 0.176, SLG: 0.176		F9		6-3			L5		FC5 1B 2-3	4	1	1	0	0	0	0
Bill Stein, R (1, 5) OBP: 0.185, SLG: 0.222		K	F9					E6 HR	FC5 E 1B 1-2 3-H	4	1	0	1	0	1	1
Pete Varney, R (1, 2) OBP: 0.300, SLG: 0.553			F3		6-3			F7	E9 1B 1-3 2-H	2	0	0	0	0	0	0
Jim Essian, R (8, 2) OBP: 0.429, SLG: 0.333										2	0	1	1	0	0	1
Chet Lemon, R (1, 8) OBP: 0.266, SLG: 0.283			K		L4			HR 1-H	F3	4	1	1	2	0	1	2
Hugh Yancy, R (1, 4) OBP: 0.250, SLG: 0.500			1B 2B			K		F9	K	4	0	1	0	0	2	2
Inning Stats	R: 0 H: 0 E: 0 LOB: 0 K: 1 BB: 0 S: 5 P: 5	R: 0 H: 0 E: 0 LOB: 0 K: 1 BB: 0 S: 5 P: 5	R: 0 H: 2 E: 0 LOB: 2 K: 1 BB: 0 S: 7 P: 7	R: 0 H: 0 E: 0 LOB: 0 K: 0 BB: 0 S: 3 P: 3	R: 0 H: 0 E: 0 LOB: 0 K: 0 BB: 0 S: 3 P: 3	R: 0 H: 0 E: 0 LOB: 0 K: 2 BB: 0 S: 7 P: 7	R: 0 H: 0 E: 0 LOB: 0 K: 0 BB: 0 S: 3 P: 3	R: 2 H: 1 E: 1 LOB: 0 K: 1 BB: 0 S: 7 P: 7	R: 3 H: 4 E: 1 LOB: 2 K: 2 BB: 0 S: 12 P: 12	1B: 4 SF: 0 2B: 2 SAC: 0 3B: 0 DP: 0 HR: 1 HBP: 0						

PITCHER	IP	WLS	BF	H	R	ER	SO	BB	IBB	HBP	BLK	WP	HR	S	P	ERA	WHIP
Frank Tanana, L (1, 1) ERA: 3.19	9.0	W	36	7	5	4	8	0	0	0	0	0	1	52	52	4.00	0.778

PITCHER	IP	WLS	BF	H	R	ER	SO	BB	IBB	HBP	BLK	WP	HR	S	P	ERA	WHIP

BOTTOM

California Angels @ Chicago White Sox

Comiskey Park, Chicago, IL

Mon May 17 1976, 8:05 PM EDT

Att. 4,921 - Unknown - 50 F

livebaseballscorecards.com

AB	36
R	5
H	7
RBI	5
BB	0
SO	8
LOB	9

Batter	1	2	3	4	5	6	7	8	9	AB	R	H	RBI	BB	SO	LOB
Jerry Remy, L (1, 4) OBP: 0.333, SLG: 0.319	0-0 FC6-5-4 SH1-3 1B		0-0 1B			0-0 ① F7		0-0 ② 4-3		4	0	2	0	0	0	0
Rusty Torres, S (1, 8) OBP: 0.295, SLG: 0.327	0-0 ① SH1-3 1-2		0-0 ③ 6-3			0-0 ② F8		0-0 ③ F8		3	0	0	0	0	0	1
Bobby Bonds, R (1, 9) OBP: 0.427, SLG: 0.550	0-0 ② FC6-5-4 2-3			0-0 G4-6-3 1B		0-0 ③ 5-3			0-0 ① 6-3	4	0	1	0	0	0	1
Joe Lahoud, L (1, 7) OBP: 0.274, SLG: 0.204	0-0 ③ F8			0-0 ① ② G4-6-3 1-2f			0-0 ① 4-3		0-0 ② F8	4	0	0	0	0	0	2
Bruce Bochte, L (1, 3) OBP: 0.367, SLG: 0.313		0-0 ① F8		0-0 ③ 4-3			B B B B 4-0 BB BB		0-0 ③ 4-3	3	0	0	0	1	0	0
Bill Melton, R (1, 10) OBP: 0.298, SLG: 0.387		S S S 0-3 ② K			0-0 ① 6-3		0-0 ② F8			3	0	0	0	0	1	1
Andy Etchebarren, R (1, 2) OBP: 0.333, SLG: 0.275		0-0 ③ F8			B B B B 4-0 FC4-6 BB		B B B B 4-0 1-2 BB			1	0	0	0	2	0	0
Dave Chalk, R (1, 6) OBP: 0.321, SLG: 0.308			0-0 ① F5		0-0 ② F7		S S S 0-3 ③ K			3	0	0	0	0	1	3
Ron Jackson, R (1, 5) OBP: 0.275, SLG: 0.129			0-0 ② F7		0-0 ③ FC4-6 1-2f			0-0 ① P6		3	0	0	0	0	0	1
Inning Stats	R: 0 E: 0 K: 0 S: 4 H: 1 LOB: 1 BB: 0 P: 4	R: 0 E: 0 K: 1 S: 5 H: 0 LOB: 0 BB: 0 P: 5	R: 0 E: 0 K: 0 S: 4 H: 1 LOB: 1 BB: 0 P: 4	R: 0 E: 0 K: 0 S: 3 H: 1 LOB: 0 BB: 0 P: 3	R: 0 E: 0 K: 0 S: 3 H: 0 LOB: 1 BB: 1 P: 7	R: 0 E: 0 K: 0 S: 3 H: 0 LOB: 0 BB: 0 P: 3	R: 0 E: 0 K: 1 S: 5 H: 0 LOB: 2 BB: 2 P: 13	R: 0 E: 0 K: 0 S: 3 H: 0 LOB: 0 BB: 0 P: 3	R: 0 E: 0 K: 0 S: 3 H: 0 LOB: 0 BB: 0 P: 3	1B: 3 2B: 0 3B: 0 HR: 0 SF: 0 SAC: 1 DP: 1 HBP: 0							

PITCHER	IP	WLS	BF	H	R	ER	SO	BB	IBB	HBP	BLK	WP	HR	S	P	ERA	WHIP
Bart Johnson, R (1, 1) ERA: 7.79	9.0	W	32	3	0	0	2	3	0	0	0	0	0	33	45	0.00	0.667

PITCHER	IP	WLS	BF	H	R	ER	SO	BB	IBB	HBP	BLK	WP	HR	S	P	ERA	WHIP

TOP

California Angels @ Chicago White Sox

Comiskey Park, Chicago, IL

Tue May 18 1976, 8:05 PM EDT

Att. 6,441 - Unknown

livebaseballscorecards.com

AB	28
R	0
H	3
RBI	0
BB	3
SO	2
LOB	9

PA: 32

WP: 0 PB: 0 SB: 0 CS: 0

California Angels @ Chicago White Sox

Comiskey Park, Chicago, IL

Tue May 18 1976, 8:05 PM EDT

Att. 6,441 - Unknown

livebaseballscorecards.com

Batter	1	2	3	4	5	6	7	8	9	AB	R	H	RBI	BB	SO	LOB
Pat Kelly, L (1, 10) OBP: 0.241, SLG: 0.370	BB 4-0 FC6-4 BB	x 0-0 G3 1-H 2-H 3-H 2B		x 0-0 6-3 ②			x 0-0 6-3 ②			3	0	1	3	1	0	0
Ralph Garr, L (1, 8) OBP: 0.294, SLG: 0.433	x 0-0 FC6-4 S 1-2f ①	x 0-0 G3 2-3 ②		x 0-0 5-3 ③			x 0-0 4-3 ③			4	0	0	0	0	0	2
Rich Coggins, L (1, 9) OBP: 0.125, SLG: 0.125	SSS 0-3 K 1-2 ②	SSS 0-3 K ③			x 0-0 4-3 ①			SSS 0-3 K ①		4	0	0	0	0	3	2
Jorge Orta, L (1, 7) OBP: 0.292, SLG: 0.387	SSS 0-3 K ③		x 0-0 S 2B 1B		SSS 0-3 K ②			x 0-0 F7 ②		4	1	1	0	0	2	1
Jim Spencer, L (1, 3) OBP: 0.341, SLG: 0.358		x 0-0 E 1B 1B	SSS 0-3 K 1-2 ①		x 0-0 CS 1B			BBBB 4-0 S BB		3	1	2	0	1	1	1
Brian Downing, R (1, 2) OBP: 0.380, SLG: 0.400		x 0-0 E9 BB 1B 1-2 2B	x 0-0 5-3 ②		0-0 CS 1-2 ③	BBBB 4-0 G6-4-3 BB		BBBB 4-0 1-2 BB		2	1	0	0	2	0	2
Bucky Dent, R (1, 6) OBP: 0.365, SLG: 0.402		x 0-0 BB 1-2 2-H 2B 1B	x 0-0 2-H 2B			x 0-0 G6-4-3 1-2f ① ②		x 0-0 F9 ③		4	1	2	2	0	0	3
Jack Brohamer, L (1, 4) OBP: 0.253, SLG: 0.338		SSS 0-3 K ①	x 0-0 F9 ③			x 0-0 F7 ③				3	0	0	0	0	1	3
Bill Stein, R (1, 5) OBP: 0.200, SLG: 0.207		BBBB 4-0 1-2 2-3 2B BB		SSS 0-3 K ①			SSS 0-3 K ①			2	1	0	0	1	2	0

Inning Stats	1	2	3	4	5	6	7	8	9	AB	R	H	RBI	BB	SO	LOB
	R: 0 E: 0 K: 2 S: 7	R: 4 E: 1 K: 2 S: 11	R: 1 E: 0 K: 1 S: 7	R: 0 E: 0 K: 1 S: 5	R: 0 E: 0 K: 1 S: 5	R: 0 E: 0 K: 0 S: 2	R: 0 E: 0 K: 1 S: 5	R: 0 E: 0 K: 1 S: 5		1B: 4 2B: 2 3B: 0 HR: 0	SF: 0 SAC: 0 DP: 1 HBP: 0					WP: 0 PB: 0 SB: 3 CS: 1

PITCHER	IP	WLS	BF	H	R	ER	SO	BB	IBB	HBP	BLK	WP	HR	S	P	ERA	WHIP
Nolan Ryan, R (1, 1) ERA: 3.74	8.0	L	34	6	5	4	9	5	0	0	0	0	0	47	67	4.50	1.375

PITCHER	IP	WLS	BF	H	R	ER	SO	BB	IBB	HBP	BLK	WP	HR	S	P	ERA	WHIP

AB	29
R	5
H	6
RBI	5
BB	5
SO	9
LOB	14

Batter	1	2	3	4	5	6	7	8	9	AB	R	H	RBI	BB	SO	LOB
Lyman Bostock, L (1, 8) OBP: 0.351, SLG: 0.402	8-4 SH1-3 1B	F4			5-3			L3		4	0	1	0	0	0	2
Larry Hisle, R (1, 7) OBP: 0.326, SLG: 0.288	SH1-3 1-2		BB FC4-6		4-3			BB		1	0	0	0	2	0	0
Rod Carew, L (1, 3) OBP: 0.406, SLG: 0.424	BB		FC4-6 1B 1-2f			G3		K		3	0	0	0	1	1	2
Steve Braun, L (1, 10) OBP: 0.295, SLG: 0.247 Craig Kusick, R (8, PH) OBP: 0.375, SLG: 0.575	8-4 2-3f		1B 1-2			F8		K		3 1	0 0	1 0	0 0	0 0	0 1	2 1
Butch Wynegar, S (1, 2) OBP: 0.432, SLG: 0.543		BB FC6-4	4-3			1B			FC5-4 1B	3	0	2	0	1	0	1
Dan Ford, R (1, 9) OBP: 0.305, SLG: 0.463		FC6-4 FC6-4 1B 1-2f 1B		5-3		6-3			FC5-4 1-2	4	1	1	0	0	0	2
Bob Randall, R (1, 4) OBP: 0.354, SLG: 0.304		FC6-4 1-2		BB G6-4-3			G6-4-3		F9	3	0	2	0	1	0	2
Dave McKay, S (1, 5) OBP: 0.298, SLG: 0.250		FC6-4 1B 1-2f 2-3		G6-4-3 1-2f			K		FC5-4 1-2f 2-3	4	0	0	0	0	1	6
Luis Gomez, R (1, 6) OBP: 0.364, SLG: 0.300 Phil Roof, R (9, PH) OBP: 0.269, SLG: 0.360		1B 1-2 3-H			1-3		G6-4-3 1-2f		K	3 1	0 0	1 0	1 0	0 0	0 1	1 2
Inning Stats	R: 0 H: 1 E: 0 LOB: 1 K: 0 BB: 1 S: 3 P: 7	R: 1 H: 2 E: 0 LOB: 2 K: 0 BB: 1 S: 5 P: 9	R: 0 H: 1 E: 0 LOB: 1 K: 0 BB: 1 S: 3 P: 7	R: 0 H: 0 E: 0 LOB: 0 K: 0 BB: 1 S: 2 P: 6	R: 0 H: 0 E: 0 LOB: 0 K: 0 BB: 0 S: 3 P: 3	R: 0 H: 1 E: 0 LOB: 1 K: 0 BB: 0 S: 4 P: 4	R: 0 H: 1 E: 0 LOB: 0 K: 1 BB: 0 S: 5 P: 5	R: 0 H: 0 E: 0 LOB: 1 K: 2 BB: 1 S: 7 P: 11	R: 0 H: 2 E: 0 LOB: 2 K: 1 BB: 0 S: 7 P: 7	1B: 8 SF: 0 2B: 1 SAC: 1 3B: 0 DP: 3 HR: 0 HBP: 0						

TOP

Minnesota Twins @ Chicago White Sox

Comiskey Park, Chicago, IL

Wed May 19 1976, 8:05 PM EDT

Att. 7,136 - Unknown - 63 F

livebaseballscorecards.com

AB	30
R	1
H	8
RBI	1
BB	5
SO	4
LOB	21

WP: 0 PA: 36
PB: 0
SB: 0
CS: 0

PITCHER		IP	WLS	BF	H	R	ER	SO	BB	IBB	HBP	BLK	WP	HR	S	P	ERA	WHIP
Pete Vuckovich, R ERA: 4.91	(1, 1)	7.0	W	27	6	1	1	1	4	0	0	0	0	0	25	41	1.29	1.429
Dave Hamilton, L ERA: 5.63	(8, 1)	2.0	S	9	2	0	0	3	1	0	0	0	0	0	14	18	0.00	1.500

PITCHER	IP	WLS	BF	H	R	ER	SO	BB	IBB	HBP	BLK	WP	HR	S	P	ERA	WHIP

Batter	1	2	3	4	5	6	7	8	9	AB	R	H	RBI	BB	SO	LOB
Pat Kelly, L (1, 10) OBP: 0.258, SLG: 0.414	0-0 1B 3B		0-0 ① F7	0-0 ③ F7			0-0 S 1B 1B			4	2	2	0	0	0	1
Ralph Garr, L (1, 8) OBP: 0.311, SLG: 0.446	0-0 4-3 E 1B 3-H		0-0 1B S SF9 1B		0-0 FC4-6 1B		0-0 ② F7			4	2	3	1	0	0	1
Rich Coggins, L (1, 9) OBP: 0.250, SLG: 0.250	0-0 ① 4-3 1-2		0-0 SF9 1-3 1B		0-0 ① FC4-6 S 1-2f		0-0 E S 1-H 1B			4	0	2	1	0	0	2
Jorge Orta, L (1, 7) OBP: 0.282, SLG: 0.376	0-0 ② F7		0-0 ② SF9 2-3 3-H		S S S 0-3 ② K		0-0 ③ F8 1-3			3	0	0	1	0	1	3
Jim Spencer, L (1, 3) OBP: 0.358, SLG: 0.354	4-0 PB IBB		4-0 IBB		4-0 PO IBB 1-2			0-0 ① F9		1	0	0	0	3	0	0
Brian Downing, R (1, 2) OBP: 0.373, SLG: 0.381	0-0 ③ 1-4-3 1-2 2-H		0-0 ③ 1-3		0-0 ③ PO 1-2	0-0 ① 1-3		B B B 4-0 1B BB		3	0	0	0	1	0	3
Bucky Dent, R (1, 6) OBP: 0.370, SLG: 0.406		S S S 0-3 ① K		0-0 ① F4		0-0 G6-3 1B		0-0 1-2 1B		4	0	2	0	0	1	0
Jack Brohamer, L (1, 4) OBP: 0.253, SLG: 0.324		0-0 ② 1-3		B B B 4-0 BB		0-0 ② ③ G6-3 1-2f		0-0 ② F9		3	0	0	0	1	0	3
Bill Stein, R (1, 5) OBP: 0.176, SLG: 0.182		S S S 0-3 ③ K		0-0 ② F9			0-0 ① 5-3	S S S 0-3 ③ K		4	0	0	0	0	2	3
Inning Stats	R: 2 E: 0 K: 0 S: 5 H: 2 LOB: 1 BB: 1 P: 9	R: 0 E: 0 K: 2 S: 7 H: 0 LOB: 0 BB: 0 P: 7	R: 1 E: 0 K: 0 S: 5 H: 2 LOB: 2 BB: 1 P: 9	R: 0 E: 0 K: 0 S: 3 H: 0 LOB: 1 BB: 1 P: 7	R: 0 E: 0 K: 1 S: 5 H: 1 LOB: 1 BB: 1 P: 9	R: 0 E: 0 K: 0 S: 3 H: 1 LOB: 0 BB: 0 P: 3	R: 1 E: 0 K: 0 S: 5 H: 2 LOB: 1 BB: 0 P: 5	R: 0 E: 0 K: 1 S: 6 H: 1 LOB: 2 BB: 1 P: 10		1B: 8 2B: 0 3B: 1 HR: 0	SF: 1 SAC: 0 DP: 1 HBP: 0					

BOTTOM

Minnesota Twins @ Chicago White Sox

Comiskey Park, Chicago, IL

Wed May 19 1976, 8:05 PM EDT

Att. 7,136 - Unknown - 63 F

livebaseballscorecards.com

AB	30
R	4
H	9
RBI	3
BB	5
SO	4
LOB	16

WP: 0 PB: 1 SB: 4 CS: 0 PA: 37

PITCHER		IP	WLS	BF	H	R	ER	SO	BB	IBB	HBP	BLK	WP	HR	S	P	ERA	WHIP
Bert Blyleven, R ERA: 3.3	(1, 1)	6.2	L	30	8	4	3	3	1	3	0	0	0	0	32	48	4.05	1.350
Tom Burgmeier, L ERA: 1.06	(7, 1)	1.1		6	1	0	0	1	1	0	0	0	0	0	7	11	0.00	1.500

PITCHER		IP	WLS	BF	H	R	ER	SO	BB	IBB	HBP	BLK	WP	HR	S	P	ERA	WHIP

Batter	1	2	3	4	5	6	7	8	9	AB	R	H	RBI	BB	SO	LOB
Lyman Bostock, L (1, 8) OBP: 0.366, SLG: 0.417	3B 1B		1-3 1B		1B		5-3			4	1	3	0	0	0	2
Larry Hisle, R (1, 7) OBP: 0.317, SLG: 0.279	K		K		L7			6-3		4	0	0	0	0	2	4
Rod Carew, L (1, 3) OBP: 0.394, SLG: 0.410	F9		K			4-3		F8		4	0	0	0	0	1	3
Steve Braun, L (1, 5) OBP: 0.293, SLG: 0.270	1-H 3B		1-3			F7		3-1		4	0	1	1	0	0	2
Butch Wynegar, S (1, 2) OBP: 0.417, SLG: 0.521	F5			L9		F9			F2	4	0	0	0	0	0	1
Dan Ford, R (1, 9) OBP: 0.304, SLG: 0.464		K		1-3			1B 2B		K	4	1	1	0	0	2	0
Danny Thompson, R (1, 6) OBP: 0.264, SLG: 0.257		L9		1-3			5-3		K	4	0	0	0	0	1	1
Craig Kusick, R (1, 10) OBP: 0.360, SLG: 0.548 Tony Oliva, L (7, PH) OBP: 0.333, SLG: 0.300 Jerry Terrell, R (7, PR) OBP: 0.242, SLG: 0.258		K			K		2-H 6-3 1B			2 1 0	0 0 0	0 1 0	0 1 0	0 0 0	2 0 0	0 0 0
Bob Randall, R (1, 4) OBP: 0.354, SLG: 0.306			1B 1B		4-3		1-2 6-3			3	0	1	0	0	0	1
Inning Stats	R: 1 E: 0 K: 1 S: 7 H: 2 LOB: 1 BB: 0 P: 7	R: 0 E: 0 K: 2 S: 7 H: 0 LOB: 0 BB: 0 P: 7	R: 0 E: 0 K: 2 S: 9 H: 2 LOB: 2 BB: 0 P: 9	R: 0 E: 0 K: 0 S: 3 H: 0 LOB: 0 BB: 0 P: 3	R: 0 E: 0 K: 1 S: 6 H: 1 LOB: 1 BB: 0 P: 6	R: 0 E: 0 K: 0 S: 3 H: 0 LOB: 0 BB: 0 P: 3	R: 1 E: 0 K: 0 S: 5 H: 2 LOB: 2 BB: 0 P: 5	R: 0 E: 0 K: 0 S: 3 H: 0 LOB: 0 BB: 0 P: 3	R: 0 E: 0 K: 2 S: 7 H: 0 LOB: 0 BB: 0 P: 7	1B: 5 2B: 1 3B: 1 HR: 0 SF: 0 SAC: 0 DP: 0 HBP: 0						

PITCHER	IP	WLS	BF	H	R	ER	SO	BB	IBB	HBP	BLK	WP	HR	S	P	ERA	WHIP
Rich Gossage, R (1, 1) ERA: 2.85	9.0	W	34	7	2	2	8	0	0	0	0	0	0	50	50	2.00	0.778

PITCHER	IP	WLS	BF	H	R	ER	SO	BB	IBB	HBP	BLK	WP	HR	S	P	ERA	WHIP

TOP

Minnesota Twins @ Chicago White Sox

Comiskey Park, Chicago, IL

Thu May 20 1976, 8:05 PM EDT

Att. 6,999 - Unknown - 66 F

livebaseballscorecards.com

AB	34
R	2
H	7
RBI	2
BB	0
SO	8
LOB	14

WP: 0 PA: 34
PB: 0
SB: 0
CS: 0

Batter	1	2	3	4	5	6	7	8	9	AB	R	H	RBI	BB	SO	LOB
Pat Kelly, L (1, 10) OBP: 0.262, SLG: 0.443	0-0 1B 3B		0-3 K		0-3 K		0-0 1B			3	1	1	0	0	2	1
Lamar Johnson, R (7, PH) OBP: 0.222, SLG: 0.222										1	0	1	0	0	0	0
Ralph Garr, L (1, 7) OBP: 0.300, SLG: 0.429	0-0 6-3		0-0 F5		0-0 F7			0-0 6-3		4	0	0	0	0	0	2
Rich Coggins, L (1, 9) OBP: 0.313, SLG: 0.267	0-0 P5-1-4 1B 3-H		0-0 F6		4-0 BB			0-0 4-3		3	0	1	1	1	0	0
Jorge Orta, L (1, 5) OBP: 0.281, SLG: 0.372	0-0 P5-1-4 1-2f			0-0 S 1B	0-0 4-3			0-0 3-1		4	0	1	0	0	0	3
Jim Spencer, L (1, 3) OBP: 0.347, SLG: 0.341		0-0 F3		0-0 L8 1-2		0-0 G3				3	0	0	0	0	0	1
Bucky Dent, R (1, 6) OBP: 0.360, SLG: 0.394		0-0 L7		0-0 1-3		0-0 5-3				3	0	0	0	0	0	1
Brian Downing, R (1, 2) OBP: 0.372, SLG: 0.394		0-0 1B 2B		0-0 4-3		0-3 K				3	1	1	0	0	1	1
Chet Lemon, R (1, 8) OBP: 0.284, SLG: 0.290		0-0 S 1B 2-H			4-0 S 2B BB		0-0 F8			2	1	1	1	1	0	0
Jack Brohamer, L (1, 4) OBP: 0.256, SLG: 0.338		0-0 L9 1-2			0-0 1-H 2B		0-0 F7			3	0	1	1	0	0	1
Inning Stats	R: 1 E: 0 K: 0 S: 4 H: 2 LOB: 0 BB: 0 P: 4	R: 1 E: 0 K: 0 S: 5 H: 2 LOB: 1 BB: 0 P: 5	R: 0 E: 0 K: 1 S: 5 H: 0 LOB: 0 BB: 0 P: 5	R: 0 E: 0 K: 0 S: 4 H: 1 LOB: 1 BB: 0 P: 4	R: 1 E: 0 K: 1 S: 6 H: 1 LOB: 2 BB: 2 P: 14	R: 0 E: 0 K: 1 S: 5 H: 0 LOB: 0 BB: 0 P: 5	R: 0 E: 0 K: 0 S: 3 H: 1 LOB: 1 BB: 0 P: 3	R: 0 E: 0 K: 0 S: 3 H: 0 LOB: 0 BB: 0 P: 3		1B: 4 2B: 3 3B: 1 HR: 0	SF: 0 SAC: 0 DP: 1 HBP: 0					

PITCHER		IP	WLS	BF	H	R	ER	SO	BB	IBB	HBP	BLK	WP	HR	S	P	ERA	WHIP
Pete Redfern, R ERA: 7.0	(1, 1)	4.0	L	18	6	3	3	1	1	0	0	0	0	0	19	23	6.75	1.750
Tom Burgmeier, L ERA: 0.86	(5, 1)	4.0		13	1	0	0	2	1	0	0	0	0	0	16	20	0.00	0.500

PITCHER	IP	WLS	BF	H	R	ER	SO	BB	IBB	HBP	BLK	WP	HR	S	P	ERA	WHIP

BOTTOM

Minnesota Twins @ Chicago White Sox

Comiskey Park, Chicago, IL

Thu May 20 1976, 8:05 PM EDT

Att. 6,999 - Unknown - 66 F

livebaseballscorecards.com

AB	29
R	3
H	7
RBI	3
BB	2
SO	3
LOB	10

WP: 0	PA: 31					
PB: 0						
SB: 3						
CS: 0						

Batter	1	2	3	4	5	6	7	8	9	AB	R	H	RBI	BB	SO	LOB
Bill North, S (1, 8) OBP: 0.329, SLG: 0.329	S S S 0-3 ① K		B B B B 4-0 S BB		x 0-0 ③ 6-3		x 0-0 ③ 4-3			3	0	0	0	1	1	2
Claudell Washington, L (1, 9) OBP: 0.284, SLG: 0.324	x 0-0 ② 2-3		x 0-0 ① L7			B B B B 4-0 S S BB		x 0-0 ① L9		3	0	0	0	1	0	1
Joe Rudi, R (1, 7) OBP: 0.352, SLG: 0.504	B B B B 4-0 BB BB		x 0-0 ② 1-3 1-2			x 0-0 ① L8 1-2		S S S 0-3 ② K		3	0	0	0	1	1	2
Don Baylor, R (1, 3) OBP: 0.325, SLG: 0.378	B B B B 4-0 1-2 BB		x 0-0 ③ F9			S S S 0-3 ② K 2-3		x 0-0 1B		3	0	1	0	1	1	2
Sal Bando, R (1, 5) OBP: 0.284, SLG: 0.370 Ken McMullen, R (8, 5) OBP: 0.297, SLG: 0.226	x 0-0 ③ F3			x 0-0 ① F6		x 0-0 ③ 6-3		x 0-0 ③ F5		4 0	0 0	0 0	0 0	0 0	0 0	4 0
Billy Williams, L (1, 10) OBP: 0.297, SLG: 0.323		x 0-0 ① F5		x 0-0 ② F9			x 0-0 1B 1B		x 0-0 ① 6-3	4	0	1	0	0	0	0
Bert Campaneris, R (1, 6) OBP: 0.264, SLG: 0.200		B B B B 4-0 CS BB		x 0-0 ③ F9			x 0-0 1-2 1B		x 0-0 ② 6-3	3	0	1	0	1	0	0
Phil Garner, R (1, 4) OBP: 0.282, SLG: 0.331		x 0-0 ② 1-2 1B			x 0-0 ① 4-3		S S S 0-3 ① K		x 0-0 ③ 6-3	4	0	1	0	0	1	2
Larry Haney, R (1, 2) OBP: 0.229, SLG: 0.206 Tim Hosley, R (7, PH) OBP: 0.263, SLG: 0.353 (7, 2)		x 0-0 ③ F8			x 0-0 ② 5-3		S S S 0-3 ② K			2 1	0 0	0 0	0 0	0 0	0 1	1 2
Inning Stats	R: 0 H: 0 E: 0 LOB: 2 K: 1 BB: 2 S: 5 P: 13	R: 0 H: 1 E: 0 LOB: 1 K: 0 BB: 1 S: 3 P: 7	R: 0 H: 0 E: 0 LOB: 1 K: 0 BB: 1 S: 3 P: 7	R: 0 H: 0 E: 0 LOB: 0 K: 0 BB: 0 S: 3 P: 3	R: 0 H: 0 E: 0 LOB: 0 K: 0 BB: 0 S: 3 P: 3	R: 0 H: 0 E: 0 LOB: 1 K: 1 BB: 1 S: 5 P: 9	R: 0 H: 2 E: 0 LOB: 2 K: 2 BB: 0 S: 9 P: 9	R: 0 H: 1 E: 0 LOB: 1 K: 1 BB: 0 S: 6 P: 6	R: 0 H: 0 E: 0 LOB: 0 K: 0 BB: 0 S: 3 P: 3	1B: 4 SF: 0 2B: 0 SAC: 0 3B: 0 DP: 0 HR: 0 HBP: 0						WP: 0 PA: 35 PB: 0 SB: 3 CS: 1

TOP

Oakland Athletics @ Chicago White Sox

Comiskey Park, Chicago, IL

Fri May 21 1976, 8:05 PM EDT

Att. 22,420 - Unknown - 53 F

livebaseballscorecards.com

AB	30
R	0
H	4
RBI	0
BB	5
SO	5
LOB	16

PITCHER		IP	WLS	BF	H	R	ER	SO	BB	IBB	HBP	BLK	WP	HR	S	P	ERA	WHIP
Ken Brett, L ERA:	(1, 1)	5.0	W	20	1	0	0	1	5	0	0	0	0	0	17	37	0.00	1.200
Clay Carroll, R ERA: 2.25	(6, 1)	4.0	S	15	3	0	0	4	0	0	0	0	0	0	23	23	0.00	0.750

PITCHER	IP	WLS	BF	H	R	ER	SO	BB	IBB	HBP	BLK	WP	HR	S	P	ERA	WHIP

Batter	1	2	3	4	5	6	7	8	9	AB	R	H	RBI	BB	SO	LOB
Bucky Dent, R (1, 6) OBP: 0.383, SLG: 0.426	4-3 SH2-3 1B	1-H 2B			E SH5-3 1B	2-3 3-H FC4-2 1B				4	0	4	2	0	0	0
Ralph Garr, L (1, 7) OBP: 0.295, SLG: 0.421	SH2-3 1-2	6-3			SH5-3 1-2	FC4-2 1-2 3-H				2	0	0	0	0	0	3
Brian Downing, R (1, 2) OBP: 0.366, SLG: 0.400	4-3 2-3		4-3 2B		F8 2-3	L9				4	0	1	0	0	0	4
Jorge Orta, L (1, 5) OBP: 0.272, SLG: 0.359	F8		4-3 2-3		L7		F8			4	0	0	0	0	0	3
Lamar Johnson, R (1, 10) OBP: 0.227, SLG: 0.227		6-3	F2			1B FC4 1B	6-3			4	1	1	0	0	0	1
Jim Spencer, L (1, 3) OBP: 0.343, SLG: 0.337		G3	F7			FC4 1-3 1B	4-3			4	1	1	0	0	0	1
Buddy Bradford, R (1, 9) OBP: 0.362, SLG: 0.367		1B 1B		F5	FC4 SH1-3 1B 1-2 3-H 1B			1B		4	2	2	1	0	0	1
Chet Lemon, R (1, 8) OBP: 0.296, SLG: 0.303		1-3 1B		F8	1B SH1-3 1-2 FC4-2 2-H 1B			F9		4	1	2	1	0	0	0
Bill Stein, R (1, 4) OBP: 0.189, SLG: 0.194		2-H 3-H 2B 1B		4-3	SH1-3 1-2 2-3			S S S K		3	1	1	2	0	1	0
Inning Stats	R: 0 E: 0 K: 0 S: 4 H: 1 LOB: 1 BB: 0 P: 4	R: 3 E: 0 K: 0 S: 7 H: 4 LOB: 1 BB: 0 P: 7	R: 0 E: 0 K: 0 S: 4 H: 1 LOB: 1 BB: 0 P: 4	R: 0 E: 0 K: 0 S: 3 H: 0 LOB: 0 BB: 0 P: 3	R: 0 E: 1 K: 0 S: 4 H: 1 LOB: 1 BB: 0 P: 4	R: 3 E: 0 K: 0 S: 8 H: 4 LOB: 2 BB: 0 P: 8	R: 0 E: 0 K: 0 S: 3 H: 0 LOB: 0 BB: 0 P: 3	R: 0 E: 0 K: 1 S: 5 H: 1 LOB: 0 BB: 0 P: 5		1B: 10 2B: 2 3B: 0 HR: 0 SF: 0 SAC: 3 DP: 0 HBP: 0						

PITCHER		IP	WLS	BF	H	R	ER	SO	BB	IBB	HBP	BLK	WP	HR	S	P	ERA	WHIP
Vida Blue, L ERA: 3.69	(1, 1)	5.0	L	26	10	6	6	0	0	0	0	0	0	0	26	26	10.80	2.000
Dick Bosman, R ERA: 3.0	(6, 1)	3.0		10	2	0	0	1	0	0	0	0	0	0	12	12	0.00	0.667

PITCHER	IP	WLS	BF	H	R	ER	SO	BB	IBB	HBP	BLK	WP	HR	S	P	ERA	WHIP

BOTTOM

Oakland Athletics @ Chicago White Sox

Comiskey Park, Chicago, IL

Fri May 21 1976, 8:05 PM EDT
Att. 22,420 - Unknown - 53 F

livebaseballscorecards.com

AB	33
R	6
H	12
RBI	6
BB	0
SO	1
LOB	13

WP: 0 PB: 0 SB: 0 CS: 0 PA: 36

Batter	1	2	3	4	5	6	7	8	9	AB	R	H	RBI	BB	SO	LOB
Bill North, S (1, 8) OBP: 0.321, SLG: 0.320	1-3		F7		4-3			F2		4	0	0	0	0	0	2
Claudell Washington, L (1, 9) OBP: 0.276, SLG: 0.314	K		F8			F8		G4-3 1-2f		4	0	0	0	0	1	2
Joe Rudi, R (1, 7) OBP: 0.356, SLG: 0.504	1B		5-3			G6-4-3 1B			L7	4	0	2	0	0	0	0
Don Baylor, R (1, 3) OBP: 0.323, SLG: 0.374	6-3			SH1-3 BLK SF7 1B		G6-4-3 1-2f			F4	4	1	1	0	0	0	2
Sal Bando, R (1, 5) OBP: 0.278, SLG: 0.362		6-3		SH1-3 1-3			K		5-3	3	0	0	0	0	1	0
Billy Williams, L (1, 10) OBP: 0.289, SLG: 0.316		K		SF7 3-H			1-3			2	0	0	1	0	1	0
Bert Campaneris, R (1, 6) OBP: 0.266, SLG: 0.203		3B 1B		6-3			5-3			3	1	1	0	0	0	0
Phil Garner, R (1, 4) OBP: 0.291, SLG: 0.355		1-H 3B			F8			BB 1B		3	0	2	1	0	0	0
Tim Hosley, R (1, 2) OBP: 0.273, SLG: 0.316		5-3			F3			G4-3 1-2 BB		2	0	0	0	1	0	1
Inning Stats	R: 0 E: 0 K: 1 S: 6 H: 1 LOB: 1 BB: 0 P: 6	R: 1 E: 0 K: 1 S: 7 H: 2 LOB: 1 BB: 0 P: 7	R: 0 E: 0 K: 0 S: 3 H: 0 LOB: 0 BB: 0 P: 3	R: 1 E: 0 K: 0 S: 4 H: 1 LOB: 0 BB: 0 P: 4	R: 0 E: 0 K: 0 S: 3 H: 0 LOB: 0 BB: 0 P: 3	R: 0 E: 0 K: 0 S: 3 H: 1 LOB: 0 BB: 0 P: 3	R: 0 E: 0 K: 1 S: 5 H: 0 LOB: 0 BB: 0 P: 5	R: 0 E: 0 K: 0 S: 3 H: 1 LOB: 1 BB: 1 P: 7	R: 0 E: 0 K: 0 S: 3 H: 0 LOB: 0 BB: 0 P: 3	1B: 5 2B: 0 3B: 1 HR: 0 SF: 1 SAC: 1 DP: 2 HBP: 0						

TOP

Oakland Athletics @ Chicago White Sox

Comiskey Park, Chicago, IL

Sat May 22 1976, 4:33 AM EDT
Att. 16,797 - Unknown - 50 F

livebaseballscorecards.com

AB	29
R	2
H	6
RBI	2
BB	1
SO	3
LOB	7

WP: 0 PB: 0 SB: 0 CS: 0 PA: 32

PITCHER		IP	WLS	BF	H	R	ER	SO	BB	IBB	HBP	BLK	WP	HR	S	P	ERA	WHIP
Jesse Jefferson, R ERA: 6.94	(1, 1)	7.0	W	25	5	2	2	3	0	0	0	1	0	0	31	31	2.57	0.714
Dave Hamilton, L ERA: 5.0	(8, 1)	2.0		7	1	0	0	0	1	0	0	0	0	0	6	10	0.00	1.000

PITCHER		IP	WLS	BF	H	R	ER	SO	BB	IBB	HBP	BLK	WP	HR	S	P	ERA	WHIP

BOTTOM

Oakland Athletics @ Chicago White Sox

Comiskey Park, Chicago, IL

Sat May 22 1976, 4:33 AM EDT

Att. 16,797 - Unknown - 50 F

livebaseballscorecards.com

Batter	1	2	3	4	5	6	7	8	9	AB	R	H	RBI	BB	SO	LOB
Pat Kelly, L (1, 10) OBP: 0.286, SLG: 0.462	BBBB; 4-0 1B BB		x 0-0 ① G3		x 0-0 1B 2B		x 0-0 ① 4-3	x 0-0 1B		4	1	2	0	1	0	0
Ralph Garr, L (1, 7) OBP: 0.299, SLG: 0.429	x 0-0 ① CS 1-2 1B		x 0-0 3B 2B		x 0-0 ② F6		x 0-0 ② 4-3	x 0-0 ③ 4-3		5	1	2	0	0	0	2
Bucky Dent, R (1, 6) OBP: 0.395, SLG: 0.455	x 0-0 ② ③ L8 1-2		x 0-0 FC4-2-5 2-H 3B		x 0-0 2-H 1B		x 0-0 HBP 1B 1B			4	1	3	2	0	0	1
Jorge Orta, L (1, 5) OBP: 0.271, SLG: 0.350 Bill Stein, R (8, 5) OBP: 0.189, SLG: 0.194		x 0-0 ① F3	x 0-0 ② FC4-2-5 3-H		x 0-0 ③ L9		H 1-0 1B 1-2 2B HBP			3 0	1 0	0 0	0 0	0 0	0 0	2 0
Rich Coggins, L (1, 9) OBP: 0.300, SLG: 0.263		x 0-0 ② 4-3	x 0-0 ③ F5			x 0-0 ① F3	x 0-0 2B 1-2 2-H E 1B			4	1	1	1	0	0	1
Jim Spencer, L (1, 3) OBP: 0.358, SLG: 0.391		BBBB; 4-0 BB BB BB		x 0-0 ① L9		x 0-0 HR	x 0-0 1-3 2-H E 2B			3	2	2	2	1	0	0
Chet Lemon, R (1, 8) OBP: 0.293, SLG: 0.290		BBBB; 4-0 1-2 BB BB		x 0-0 ② 2-3		x 0-0 ② 1-3	x 0-0 ③ E3 2-H 3-H			3	0	0	0	1	0	0
Jack Brohamer, L (1, 4) OBP: 0.267, SLG: 0.338		BBBB; 4-0 FC6-4 1-2 2-3 BB		x 0-0 ③ 4-3		x 0-0 1B		x 0-0 ① F8		3	0	1	0	1	0	0
Jim Essian, R (1, 2) OBP: 0.273, SLG: 0.200		x 0-0 ③ FC6-4 1-2f			x 0-0 ① F3	x 0-0 ③ F9		SSS; 0-3 ② K		4	0	0	0	0	1	4
Inning Stats	R: 0 H: 1 E: 0 LOB: 0 K: 0 BB: 1 S: 2 P: 6	R: 0 H: 0 E: 0 LOB: 3 K: 0 BB: 3 S: 3 P: 15	R: 1 H: 2 E: 0 LOB: 1 K: 0 BB: 0 S: 5 P: 5	R: 0 H: 0 E: 0 LOB: 0 K: 0 BB: 0 S: 3 P: 3	R: 1 H: 2 E: 0 LOB: 1 K: 0 BB: 0 S: 5 P: 5	R: 1 H: 2 E: 0 LOB: 1 K: 0 BB: 0 S: 5 P: 5	R: 4 H: 3 E: 1 LOB: 1 K: 0 BB: 0 S: 6 P: 7	R: 0 H: 1 E: 0 LOB: 1 K: 1 BB: 0 S: 6 P: 6		1B: 6 SF: 0 2B: 3 SAC: 0 3B: 1 DP: 0 HR: 1 HBP: 1						

	AB	33
	R	7
	H	11
	RBI	5
	BB	4
	SO	1
	LOB	10

PITCHER		IP	WLS	BF	H	R	ER	SO	BB	IBB	HBP	BLK	WP	HR	S	P	ERA	WHIP
Mike Norris, R ERA: 6.66	(1, 1)	5.2	L	26	7	3	3	0	4	0	0	0	0	1	22	38	4.76	1.941
Jim Todd, R ERA: 4.05	(6, 1)	1.0		6	2	3	2	0	0	0	1	0	0	0	5	6	18.00	2.000
Paul Lindblad, L ERA: 2.16	(7, 1)	1.1		6	2	1	0	1	0	0	0	0	0	0	8	8	0.00	1.500

PITCHER	IP	WLS	BF	H	R	ER	SO	BB	IBB	HBP	BLK	WP	HR	S	P	ERA	WHIP

Batter	1	2	3	4	5	6	7	8	9	AB	R	H	RBI	BB	SO	LOB
Bill North, S (1, 8) OBP: 0.313, SLG: 0.311	G3		K		6-3		K			4	0	0	0	0	2	2
Bert Campaneris, R (1, 6) OBP: 0.272, SLG: 0.206	1B S 1B		BBBB 4-0 S BB			SSS 0-3 K		F9		3	0	1	0	1	1	0
Don Baylor, R (1, 3) OBP: 0.321, SLG: 0.370	1-3 S 1B		6-3 1-2			E1 S		6-3		4	0	1	0	0	0	1
Joe Rudi, R (1, 7) OBP: 0.359, SLG: 0.504	SSS 0-3 K 1-2			FC3-6 1B		SSS 0-3 K 1-2		1B		4	0	2	0	0	2	3
Billy Williams, L (1, 10) OBP: 0.280, SLG: 0.304	F6			FC3-6 1-2f		6-3		L7		4	0	0	0	0	0	5
Sal Bando, R (1, 5) OBP: 0.279, SLG: 0.356		F9		SSS 0-3 K			BBBB 4-0 E S 1B BB		5-3	2	0	0	0	1	1	1
Larry Lintz, S (7, PR)										0	1	0	0	0	0	0
(7, 4)																
Cesar Tovar, R (9, PH) OBP: 0.235, SLG: 0.133										1	0	0	0	0	0	0
Claudell Washington, L (1, 9) OBP: 0.269, SLG: 0.306		SSS 0-3 K		F7			3-4 1-3		SSS 0-3 K	4	0	0	0	0	2	2
Phil Garner, R (1, 4) OBP: 0.292, SLG: 0.354		6-3			F8		S 3-H 1B		SSS 0-3 K	3	0	1	1	0	0	0
Matt Alexander, S (7, PR)										0	0	0	0	0	0	0
Tim Hosley, R (7, 2) OBP: 0.261, SLG: 0.300										1	0	0	0	0	1	0
Larry Haney, R (1, 2) OBP: 0.222, SLG: 0.200			6-3		6-3		F7 1-2			2	0	0	0	0	0	0
Ken McMullen, R (7, PH) OBP: 0.289, SLG: 0.219										1	0	0	0	0	0	1
(7, 5)																

TOP

Oakland Athletics @ Chicago White Sox

Comiskey Park, Chicago, IL

Sun May 23 1976, 4:33 AM EDT

Unknown - 49 F

livebaseballscorecards.com

AB	33
R	1
H	5
RBI	1
BB	2
SO	9
LOB	15

Inning Stats	1	2	3	4	5	6	7	8	9
R	0	0	0	0	0	0	1	0	0
E	0	0	0	0	0	1	0	0	0
K	1	1	1	1	0	2	1	0	2
S	7	5	5	6	3	8	6	4	7
H	2	0	0	1	0	0	1	1	0
LOB	2	0	1	1	0	1	2	1	0
BB	0	0	1	0	0	0	1	0	0
P	7	5	9	6	3	8	10	4	7

	1B	SF	WP	PA	35
	2B	SAC	PB		
	3B	DP	SB		
	HR	HBP	CS		

PITCHER		IP	WLS	BF	H	R	ER	SO	BB	IBB	HBP	BLK	WP	HR	S	P	ERA	WHIP
Terry Forster, L ERA: 4.22	(1, 1)	6.1		25	3	1	1	6	2	0	0	0	0	0	35	43	1.42	0.789
Clay Carroll, R ERA: 2.05	(7, 1)	2.2	W	10	2	0	0	3	0	0	0	0	0	0	16	16	0.00	0.750

PITCHER	IP	WLS	BF	H	R	ER	SO	BB	IBB	HBP	BLK	WP	HR	S	P	ERA	WHIP

Batter	1	2	3	4	5	6	7	8	9	AB	R	H	RBI	BB	SO	LOB
Pat Kelly, L (1, 10) OBP: 0.284, SLG: 0.464	3-1		6-3		K		1B 2B			4	1	1	1	0	1	2
Ralph Garr, L (1, 7) OBP: 0.314, SLG: 0.430	G6-4-3 BB		G3			SH2-3 BB	1B			2	0	1	1	2	0	1
Bucky Dent, R (1, 6) OBP: 0.385, SLG: 0.443	G6-4-3			4-3		SH2-3	F9			3	0	0	0	0	0	2
Jim Spencer, L (1, 3) OBP: 0.355, SLG: 0.379		G3		F8		IBB		F5		3	0	0	0	1	0	0
Rich Coggins, L (1, 9) OBP: 0.250, SLG: 0.217		K		4-1		K		K		4	0	0	0	0	3	2
Brian Downing, R (1, 2) OBP: 0.376, SLG: 0.394 Jim Essian, R (7, 2) OBP: 0.250, SLG: 0.182		BB			1B SF8 BB	K		F9		1 1	1 0	0 0	0 0	2 0	1 0	2 0
Jorge Orta, L (1, 5) OBP: 0.273, SLG: 0.350		G3			S		K			3	0	1	0	0	1	1
Chet Lemon, R (1, 8) OBP: 0.295, SLG: 0.296			SH2-3 1B		SF8		1-3			2	0	1	1	0	0	0
Jack Brohamer, L (1, 4) OBP: 0.273, SLG: 0.341			SH2-3		F3		2B 1B			2	1	1	0	0	0	1
Inning Stats	R: 0 H: 0 E: 0 LOB: 0 K: 0 BB: 1 S: 2 P: 6	R: 0 H: 0 E: 0 LOB: 1 K: 1 BB: 1 S: 5 P: 9	R: 0 H: 1 E: 0 LOB: 1 K: 0 BB: 0 S: 4 P: 4	R: 0 H: 0 E: 0 LOB: 0 K: 0 BB: 0 S: 3 P: 3	R: 1 H: 1 E: 0 LOB: 1 K: 1 BB: 1 S: 6 P: 10	R: 0 H: 0 E: 0 LOB: 2 K: 2 BB: 2 S: 7 P: 15	R: 2 H: 3 E: 0 LOB: 1 K: 1 BB: 0 S: 8 P: 8	R: 0 H: 0 E: 0 LOB: 0 K: 1 BB: 0 S: 5 P: 5		1B: 4 SF: 1 2B: 1 SAC: 2 3B: 0 DP: 1 HR: 0 HBP: 0						

PITCHER	IP	WLS	BF	H	R	ER	SO	BB	IBB	HBP	BLK	WP	HR	S	P	ERA	WHIP
Mike Torrez, R (1, 1) ERA: 3.33	8.0	L	33	5	3	3	6	4	1	0	0	0	0	40	60	3.38	1.125

PITCHER	IP	WLS	BF	H	R	ER	SO	BB	IBB	HBP	BLK	WP	HR	S	P	ERA	WHIP

BOTTOM

Oakland Athletics @ Chicago White Sox

Comiskey Park, Chicago, IL

Sun May 23 1976, 4:33 AM EDT

Unknown - 49 F

livebaseballscorecards.com

AB	25
R	3
H	5
RBI	3
BB	5
SO	6
LOB	11

Oakland Athletics @ Chicago White Sox

Comiskey Park, Chicago, IL

Sun May 23 1976, 4:38 AM EDT

Att. 21,539 - Unknown

TOP

livebaseballscorecards.com

Batter	1	2	3	4	5	6	7	8	9	AB	R	H	RBI	BB	SO	LOB
Bill North, S (1, 8) OBP: 0.318, SLG: 0.316	SSS 0-3 ① K		x 0-0 FC1-5 1-2 1B		x 0-0 S 1B		x 0-0 ② 6-3			4	0	2	0	0	1	0
Bert Campaneris, R (1, 6) OBP: 0.272, SLG: 0.201	BBBB 4-0 S 1B BB		x 0-0 ① FC1-5 1-2 2-3f		SSS 0-3 ② K 1-2		x 0-0 ③ G3			3	1	0	0	1	1	3
Don Baylor, R (1, 3) OBP: 0.319, SLG: 0.367	x 0-0 S 1-H 1B		x 0-0 ② F2		SSS 0-3 ③ K			x 0-0 ① F7		4	0	1	1	0	1	3
Joe Rudi, R (1, 7) OBP: 0.357, SLG: 0.496	x 0-0 ② F8		SSS 0-3 ③ K			x 0-0 FC4-6 1B		SSS 0-3 ② K		4	0	1	0	0	2	3
Billy Williams, L (1, 10) Matt Alexander, S (6, PR) Ken McMullen, R (8, PH) Cesar Tovar, R (8, PR) OBP: 0.281, SLG: 0.298 OBP: 0.308, SLG: 0.273 OBP: 0.235, SLG: 0.133	x 0-0 ③ F8 1-2			BBBB 4-0 1B G6-4-3 BB		x 0-0 ① FC4-6 S 1-2f 3B		x 0-0 2B		2 0 1 0	1 1 0 0	0 0 1 0	0 0 0 0	1 0 0 0	0 0 0 0	2 0 0 0
Sal Bando, R (1, 5) OBP: 0.278, SLG: 0.353		SSS 0-3 ① K		x 0-0 G6-4-3 1-3 1B		x 0-0 ② L7 1-2		x 0-0 ③ 5-3		4	0	1	0	0	1	2
Claudell Washington, L (1, 9) OBP: 0.269, SLG: 0.318		x 0-0 ② 3-4-1		x 0-0 ① ② G6-4-3 1-2f 3-H		x 0-0 2-H 3B			x 0-0 ① F7	4	0	1	1	0	0	1
Phil Garner, R (1, 4) Larry Lintz, S (9, PR) OBP: 0.291, SLG: 0.351		x 0-0 ③ F7		x 0-0 ③ 1-3		x 0-0 ③ 6-3			x 0-0 G4-6-3 1B	4 0	0 0	1 0	0 0	0 0	0 0	2 0
Tim Hosley, R (1, 2) OBP: 0.259, SLG: 0.261			BBBB 4-0 FC1-5 1B BB		x 0-0 ① F6		x 0-0 L4 ①		x 0-0 ② ③ G4-6-3 1-2f	3	0	0	0	1	0	1
Inning Stats	R: 1 E: 0 K: 1 S: 6 H: 1 LOB: 1 BB: 1 P: 10	R: 0 E: 0 K: 1 S: 5 H: 0 LOB: 0 BB: 0 P: 5	R: 0 E: 0 K: 1 S: 6 H: 1 LOB: 2 BB: 1 P: 10	R: 1 E: 0 K: 0 S: 3 H: 1 LOB: 0 BB: 1 P: 7	R: 0 E: 0 K: 2 S: 8 H: 1 LOB: 1 BB: 0 P: 8	R: 1 E: 0 K: 0 S: 5 H: 2 LOB: 2 BB: 0 P: 5	R: 0 E: 0 K: 0 S: 3 H: 0 LOB: 0 BB: 0 P: 3	R: 0 E: 0 K: 1 S: 6 H: 1 LOB: 1 BB: 0 P: 6	R: 0 E: 0 K: 0 S: 3 H: 1 LOB: 1 BB: 0 P: 3	1B: 6 2B: 1 3B: 1 HR: 0	SF: 0 SAC: 0 DP: 2 HBP: 0						

AB	33
R	3
H	8
RBI	2
BB	3
SO	6
LOB	17

WP: 0 PB: 0 SB: 4 CS: 0 PA: 36

PITCHER		IP	WLS	BF	H	R	ER	SO	BB	IBB	HBP	BLK	WP	HR	S	P	ERA	WHIP
Bart Johnson, R ERA: 7.28	(1, 1)	6.0	W	26	6	3	3	5	3	0	0	0	0	0	33	45	4.50	1.500
Dave Hamilton, L ERA: 4.43	(7, 1)	2.1		9	2	0	0	1	0	0	0	0	0	0	11	11	0.00	0.857
Clay Carroll, R ERA: 2.01	(9, 1)	0.2	S	1	0	0	0	0	0	0	0	0	0	0	1	1	0.00	0.000

PITCHER	IP	WLS	BF	H	R	ER	SO	BB	IBB	HBP	BLK	WP	HR	S	P	ERA	WHIP

Batter	1	2	3	4	5	6	7	8	9	AB	R	H	RBI	BB	SO	LOB
Pat Kelly, L (1, 10) OBP: 0.308, SLG: 0.465	BBBB 4-0 FC4-6 BB		x 0-0 ① F6		x 0-0 G3 1B 1B		BBBB 4-0 SH1-3 BB			2	1	1	0	2	0	0
Ralph Garr, L (1, 7) OBP: 0.306, SLG: 0.419	x 0-0 ① FC4-6 6-3 1-2f		x 0-0 ② G3		x 0-0 ① G3 1-2		x 0-0 ① SH1-3 1-2			3	0	0	0	0	0	2
Bucky Dent, R (1, 6) OBP: 0.381, SLG: 0.437	x 0-0 ② 6-3 1-2		x 0-0 ③ F6		x 0-0 3-1 2-H 1B		SSS 0-3 ② K			4	0	1	1	0	1	2
Jim Spencer, L (1, 3) OBP: 0.342, SLG: 0.364	SSS 0-3 ③ K			x 0-0 ① 6-3	x 0-0 ② 3-1 2-3		SSS 0-3 ③ K			4	0	0	0	0	2	3
Jorge Orta, L (1, 5) OBP: 0.272, SLG: 0.346 Bill Stein, R (9, 5) OBP: 0.189, SLG: 0.194		x 0-0 ① G3		x 0-0 1B 1B 1B	x 0-0 ③ F4			x 0-0 ① G3		4 0	1 0	1 0	0 0	0 0	0 0	1 0
Brian Downing, R (1, 2) OBP: 0.382, SLG: 0.400		x 0-0 1B 1-3 1B		x 0-0 1B 1-2 S 1B		x 0-0 ① 5-3		x 0-0 ② L9		4	2	2	0	0	0	0
Rich Coggins, L (1, 9) OBP: 0.269, SLG: 0.240 Buddy Bradford, R (6, PH) OBP: 0.352, SLG: 0.355 (7, 9)		x 0-0 1-3 1-3 1B		x 0-0 ② F6		x 0-0 ② F6		SSS 0-3 ③ K		2 2	0 0	1 0	0 0	0 0	0 1	2 0
Chet Lemon, R (1, 8) OBP: 0.309, SLG: 0.311		x 0-0 ② 1-3 1-2 3-H		x 0-0 S 1-3 2-H 1B		x 0-0 1B				3	0	2	2	0	0	1
Jack Brohamer, L (1, 4) OBP: 0.264, SLG: 0.329		x 0-0 ③ G3		x 0-0 ③ 3-1 1-2 3-H		x 0-0 ③ L9				3	0	0	0	0	0	3
Inning Stats	R: 0 H: 0 E: 0 LOB: 1 K: 1 BB: 1 S: 5 P: 9	R: 1 H: 2 E: 0 LOB: 1 K: 0 BB: 0 S: 5 P: 5	R: 0 H: 0 E: 0 LOB: 0 K: 0 BB: 0 S: 3 P: 3	R: 2 H: 3 E: 0 LOB: 1 K: 0 BB: 0 S: 6 P: 6	R: 1 H: 2 E: 0 LOB: 1 K: 0 BB: 0 S: 5 P: 5	R: 0 H: 1 E: 0 LOB: 1 K: 0 BB: 0 S: 4 P: 4	R: 0 H: 0 E: 0 LOB: 1 K: 2 BB: 1 S: 7 P: 11	R: 0 H: 0 E: 0 LOB: 0 K: 1 BB: 0 S: 5 P: 5		1B: 8 SF: 0 2B: 0 SAC: 1 3B: 0 DP: 0 HR: 0 HBP: 0						WP: 0 PA: 34 PB: 0 SB: 2 CS: 0	

PITCHER		IP	WLS	BF	H	R	ER	SO	BB	IBB	HBP	BLK	WP	HR	S	P	ERA	WHIP
Stan Bahnsen, R ERA: 3.72	(1, 1)	3.2	L	17	5	3	3	1	1	0	0	0	0	0	18	22	7.36	1.636
Paul Lindblad, L ERA: 2.25	(4, 1)	2.2		12	3	1	1	0	1	0	0	0	0	0	11	15	3.38	1.500
Rollie Fingers, R ERA: 3.94	(7, 1)	1.2		5	0	0	0	3	0	0	0	0	0	0	11	11	0.00	0.000

PITCHER	IP	WLS	BF	H	R	ER	SO	BB	IBB	HBP	BLK	WP	HR	S	P	ERA	WHIP

BOTTOM

Oakland Athletics @ Chicago White Sox

Comiskey Park, Chicago, IL

Sun May 23 1976, 4:38 AM EDT

Att. 21,539 - Unknown

livebaseballscorecards.com

AB	31
R	4
H	8
RBI	3
BB	2
SO	4
LOB	14

Batter	1	2	3	4	5	6	7	8	9	AB	R	H	RBI	BB	SO	LOB
Chet Lemon, R (1, 8) OBP: 0.314, SLG: 0.316	5-3		5-3		P6		S 1-3 1B	1-3 2-H 1B		5	0	2	1	0	0	0
Ralph Garr, L (1, 7) OBP: 0.302, SLG: 0.410	FC4-6 1B		F8		F8		F8 1-2	F8		5	0	1	0	0	0	4
Bucky Dent, R (1, 6) OBP: 0.389, SLG: 0.439	F8		BBBB BB		F8			BB 1B 2B 1B	1B 1B	4	1	2	0	1	0	1
Jorge Orta, L (1, 5) OBP: 0.262, SLG: 0.333	FC4-6 1-2f		F7			3-1		F5 SSS	K	5	0	0	0	0	1	4
Lamar Johnson, R (1, 10) OBP: 0.259, SLG: 0.259		L6		F8		6-3		BB 1-2 2B 1B	1-2 1B	5	1	2	0	0	0	0
Buddy Bradford, R (1, 9) OBP: 0.342, SLG: 0.343		1B 1B		E5 S 1B		5-3		F9 SSS	K	5	1	1	0	0	1	4
Jim Spencer, L (1, 3) OBP: 0.353, SLG: 0.369		1-2 1B	SSS	K 1-2			F7 BB 1B	BBBB 1-2 2-3 2B BB	F5	4	1	2	0	1	1	3
Brian Downing, R (1, 2) OBP: 0.398, SLG: 0.423		F9		2-H 1B			BBBB 1B 1-2 BB	1-H 2-H 3-H 1B 2B		3	1	2	4	1	0	2
Bill Stein, R (1, 4) OBP: 0.195, SLG: 0.179		F8		6-3			BBBB F7 2-3	1B BB		3	0	0	0	1	0	5
Inning Stats	R: 0 E: 0 K: 0 S: 4 H: 1 LOB: 1 BB: 0 P: 4	R: 0 E: 0 K: 0 S: 5 H: 2 LOB: 2 BB: 0 P: 5	R: 0 E: 0 K: 0 S: 3 H: 0 LOB: 1 BB: 1 P: 7	R: 1 E: 1 K: 1 S: 7 H: 1 LOB: 1 BB: 0 P: 7	R: 0 E: 0 K: 0 S: 3 H: 0 LOB: 0 BB: 0 P: 3	R: 0 E: 0 K: 0 S: 3 H: 0 LOB: 0 BB: 0 P: 3	R: 0 E: 0 K: 0 S: 4 H: 2 LOB: 2 BB: 1 P: 8	R: 4 E: 0 K: 0 S: 7 H: 4 LOB: 2 BB: 2 P: 15	R: 0 E: 0 K: 2 S: 9 H: 2 LOB: 2 BB: 0 P: 9	1B: 11 2B: 1 3B: 0 HR: 0	SF: 0 SAC: 0 DP: 0 HBP: 0						

PITCHER		IP	WLS	BF	H	R	ER	SO	BB	IBB	HBP	BLK	WP	HR	S	P	ERA	WHIP
Sid Monge, L ERA: 3.12	(1, 1)	6.2		28	6	1	0	1	2	0	0	0	0	0	28	36	0.00	1.200
Jim Brewer, L ERA: 2.7	(7, 1)	1.1	L	10	4	4	4	0	2	0	0	0	0	0	8	16	27.00	4.500
Dick Drago, R ERA: 6.27	(9, 1)	1.0		5	2	0	0	2	0	0	0	0	0	0	9	9	0.00	2.000

PITCHER	IP	WLS	BF	H	R	ER	SO	BB	IBB	HBP	BLK	WP	HR	S	P	ERA	WHIP

TOP

Chicago White Sox @ California Angels

Anaheim Stadium, Anaheim, CA

Mon May 24 1976, 10:05 PM EDT

Att. 16,016 - Unknown - 64 F

livebaseballscorecards.com

AB	39
R	5
H	12
RBI	5
BB	4
SO	3
LOB	23

1B: 11	SF: 0	WP: 0	PA: 43
2B: 1	SAC: 0	PB: 0	
3B: 0	DP: 0	SB: 2	
HR: 0	HBP: 0	CS: 0	

BOTTOM

Chicago White Sox @ California Angels

Anaheim Stadium, Anaheim, CA

Mon May 24 1976, 10:05 PM EDT

Att. 16,016 - Unknown - 64 F

livebaseballscorecards.com

Batter	1	2	3	4	5	6	7	8	9	AB	R	H	RBI	BB	SO	LOB
Jerry Remy, L (1, 4) OBP: 0.322, SLG: 0.309	F7	1B			6-3		K		G6-4-3 1-2f 2-3	5	0	1	0	0	1	2
Joe Lahoud, L (1, 10) OBP: 0.338, SLG: 0.258	1B 1B 1B	F8			CI		BB		2B 3-H	3	1	2	1	1	0	1
Bobby Bonds, R (1, 9) OBP: 0.413, SLG: 0.517	F8		K		F9		K		K	5	0	0	0	0	3	4
Bruce Bochte, L (1, 3) OBP: 0.369, SLG: 0.313	1B 1-3 1B		E9 4-3 1B		4-3			BB		3	1	2	0	1	0	1
Bob Jones, L (1, 7) OBP: 0.337, SLG: 0.357	1B BB		4-3 2-3		F8			K		3	0	0	0	1	1	2
Leroy Stanton, R (1, 8) OBP: 0.337, SLG: 0.357	1-3 2-H 3-H 1B		K		E4			K		4	0	1	2	0	2	2
Andy Etchebarren, R (1, 2) OBP: 0.309, SLG: 0.271 Ed Herrmann, L (8, PH) OBP: 0.227, SLG: 0.385 (9, 2)	F9		6-3		F8			P3		3 1	0 0	0 0	0 0	0 0	0 0	3 1
Dave Chalk, R (1, 6) OBP: 0.322, SLG: 0.285		P6	6-3		F7				G6-4-3 1B 2B HBP	3	1	0	0	0	0	1
Ron Jackson, R (1, 5) OBP: 0.316, SLG: 0.234		F8	5-3				K		G6-4-3 1-2 1B	4	0	1	0	0	1	0

AB	34
R	3
H	7
RBI	3
BB	3
SO	8
LOB	17

Inning Stats	1	2	3	4	5	6	7	8	9	1B: 6	SF: 0	WP: 0	PA: 39
	R: 2 H: 3 E: 0 LOB: 2 K: 0 BB: 1 S: 6 P: 10	R: 0 H: 1 E: 0 LOB: 1 K: 0 BB: 0 S: 4 P: 4	R: 0 H: 1 E: 1 LOB: 1 K: 2 BB: 0 S: 8 P: 8	R: 0 H: 0 E: 0 LOB: 0 K: 0 BB: 0 S: 3 P: 3	R: 0 H: 0 E: 1 LOB: 1 K: 0 BB: 0 S: 4 P: 4	R: 0 H: 0 E: 1 LOB: 1 K: 0 BB: 0 S: 4 P: 4	R: 0 H: 0 E: 0 LOB: 1 K: 3 BB: 1 S: 9 P: 13	R: 0 H: 0 E: 0 LOB: 1 K: 2 BB: 1 S: 7 P: 11	R: 1 H: 2 E: 0 LOB: 1 K: 1 BB: 0 S: 6 P: 7	2B: 1 SAC: 0 3B: 0 DP: 1 HR: 0 HBP: 1		PB: 0 SB: 0 CS: 0	

PITCHER	IP	WLS	BF	H	R	ER	SO	BB	IBB	HBP	BLK	WP	HR	S	P	ERA	WHIP
Pete Vuckovich, R (1, 1) ERA: 4.28	9.0	W	39	7	3	3	8	3	0	1	0	0	0	51	64	3.00	1.111

PITCHER	IP	WLS	BF	H	R	ER	SO	BB	IBB	HBP	BLK	WP	HR	S	P	ERA	WHIP

Batter	1	2	3	4	5	6	7	8	9	AB	R	H	RBI	BB	SO	LOB
Pat Kelly, L (1, 10) OBP: 0.313, SLG: 0.493	S S S 0-3 ① K		S S S 0-3 ③ K		B B B 4-0 FC6-4 1-2 2-3 BB		x 0-0 ③ F7		x 0-0 2-H HR	4	1	1	2	1	2	1
Ralph Garr, L (1, 8) OBP: 0.313, SLG: 0.425	x 0-0 FC1-5 2B			x 0-0 ① 4-3	x 0-0 ③ FC6-4 1-2f			x 0-0 E SH1-4 1B 1B	x 0-0 E S 1B 1B	5	2	3	0	0	0	3
Bucky Dent, R (1, 6) OBP: 0.393, SLG: 0.437	x 0-0 ② FC1-5 CS 2-3			x 0-0 ② 3-1		x 0-0 1B		x 0-0 ① SH1-4 1-2	B B B B 4-0 E 1B 1-2 BB	3	1	1	0	1	0	1
Jorge Orta, L (1, 5) OBP: 0.260, SLG: 0.328	0-0 ③ CS 1-2	x 0-0 G4-6-3 1B		x 0-0 ③ 4-3		x 0-0 ① F8		x 0-0 ② F7	x 0-0 E3 1B 1-2 2-3	5	0	1	0	0	0	4
Jim Spencer, L (1, 3) OBP: 0.355, SLG: 0.370		x 0-0 ① ② G4-6-3 1-2f			x 0-0 1B E 1B	x 0-0 ② F7		x 0-0 E6 S 1B 2-3	x 0-0 1-2 2-H 3-H 1B	5	2	2	2	0	0	3
Brian Downing, R (1, 2) OBP: 0.398, SLG: 0.422 Jim Essian, R (9, 2) OBP: 0.250, SLG: 0.182		x 0-0 FC6 1B			x 0-0 ① F8	x 0-0 ③ F9		x 0-0 1-H 3-H 1B	S S S 0-3 ② K	5 0	0 0	2 0	2 0	0 0	1 0	4 0
Rich Coggins, L (1, 7) OBP: 0.258, SLG: 0.233		x 0-0 ③ FC6 1-2f			x 0-0 BB E 1-2 1B		S S S 0-3 ① K	x 0-0 ③ F8	x 0-0 ③ G3	5	0	1	0	0	1	4
Buddy Bradford, R (1, 9) OBP: 0.350, SLG: 0.366			S S S 0-3 ① K		x 0-0 E2 BB 1-2 2-H		x 0-0 2B		x 0-0 S HR 1B	4	1	2	0	0	1	1
Jack Brohamer, L (1, 4) OBP: 0.253, SLG: 0.315			x 0-0 ② F7		x 0-0 ② F9		x 0-0 ② F7		x 0-0 ① F5 1-2	4	0	0	0	0	0	4
Inning Stats	R: 0 E: 0 K: 1 S: 5 H: 1 LOB: 0 BB: 0 P: 5	R: 0 E: 0 K: 0 S: 4 H: 2 LOB: 1 BB: 0 P: 4	R: 0 E: 0 K: 2 S: 7 H: 0 LOB: 0 BB: 0 P: 7	R: 0 E: 0 K: 0 S: 3 H: 0 LOB: 0 BB: 0 P: 3	R: 1 E: 1 K: 0 S: 6 H: 2 LOB: 3 BB: 1 P: 10	R: 0 E: 0 K: 0 S: 4 H: 1 LOB: 1 BB: 0 P: 4	R: 0 E: 0 K: 1 S: 6 H: 1 LOB: 1 BB: 0 P: 6	R: 2 E: 1 K: 0 S: 6 H: 2 LOB: 1 BB: 0 P: 6	R: 4 E: 1 K: 1 S: 10 H: 4 LOB: 2 BB: 1 P: 14	1B: 10 2B: 2 3B: 0 HR: 1 SF: 0 SAC: 1 DP: 1 HBP: 0						

TOP

Chicago White Sox @ California Angels

Anaheim Stadium, Anaheim, CA

Tue May 25 1976, 10:05 PM EDT

Att. 6,844 - Unknown - 67 F

livebaseballscorecards.com

AB	40
R	7
H	13
RBI	6
BB	2
SO	5
LOB	25

PITCHER		IP	WLS	BF	H	R	ER	SO	BB	IBB	HBP	BLK	WP	HR	S	P	ERA	WHIP
Gary Ross, R ERA: 3.52	(1, 1)	8.1	L	38	12	6	3	4	1	0	0	0	0	1	45	49	3.24	1.560
Dick Drago, R ERA: 6.52	(9, 1)	0.2		5	1	1	1	1	1	0	0	0	0	0	6	10	13.50	3.000

PITCHER	IP	WLS	BF	H	R	ER	SO	BB	IBB	HBP	BLK	WP	HR	S	P	ERA	WHIP

Batter	1	2	3	4	5	6	7	8	9	AB	R	H	RBI	BB	SO	LOB
Jerry Remy, L (1, 4) OBP: 0.322, SLG: 0.305	G3		SH3-4 1-2 2-3			4-3		BB FC6		2	0	0	0	1	0	0
Joe Lahoud, L (1, 10) OBP: 0.346, SLG: 0.277	BB		4-3 2-3 3-H			2B		F8		3	0	1	1	1	0	2
Bobby Bonds, R (1, 9) OBP: 0.401, SLG: 0.500	K		K			6-3		K		4	0	0	0	0	3	4
Bruce Bochte, L (1, 3) OBP: 0.366, SLG: 0.311	6-3			G4-6-3 1B		K		FC6 1-2f		4	0	1	0	0	1	3
Bob Jones, L (1, 7) OBP: 0.182, SLG: 0.100		4-3		G4-6-3 1-2f			1B 1B	K		4	0	1	0	0	1	1
Leroy Stanton, R (1, 8) OBP: 0.324, SLG: 0.341		F8		K			K	L6		4	0	0	0	0	2	1
Ed Herrmann, L (1, 2) OBP: 0.234, SLG: 0.381 Rusty Torres, S (7, PR) OBP: 0.292, SLG: 0.298 Andy Etchebarren, R (8, 2) OBP: 0.309, SLG: 0.271 Adrian Garrett, L (9, PH) OBP: 0.217, SLG: 0.150		P4			4-3		S 1-3 1B	BB		3 0 0 0	0 0 0 0	1 0 0 0	0 0 0 0	0 0 0 1	0 0 0 0	0 0 0 0
Dave Chalk, R (1, 6) OBP: 0.327, SLG: 0.286			SH3-4 1B 4-3 1B		P4		K 1-2	BB 1-2		3	1	1	0	1	1	2
Ron Jackson, R (1, 5) OBP: 0.311, SLG: 0.235			4-3 SH3-4 1-2 1B		K		F9	P4		4	0	1	0	0	1	5
Inning Stats	R: 0 H: 0 E: 0 LOB: 1 K: 1 BB: 1 S: 5 P: 9	R: 0 H: 0 E: 0 LOB: 0 K: 0 BB: 0 S: 3 P: 3	R: 1 H: 2 E: 0 LOB: 1 K: 1 BB: 0 S: 7 P: 7	R: 0 H: 1 E: 0 LOB: 0 K: 1 BB: 0 S: 5 P: 5	R: 0 H: 0 E: 0 LOB: 0 K: 1 BB: 0 S: 5 P: 5	R: 0 H: 1 E: 0 LOB: 1 K: 1 BB: 0 S: 6 P: 6	R: 0 H: 2 E: 0 LOB: 3 K: 2 BB: 0 S: 9 P: 9	R: 0 H: 0 E: 0 LOB: 1 K: 1 BB: 1 S: 5 P: 9	R: 0 H: 0 E: 0 LOB: 2 K: 1 BB: 2 S: 5 P: 13	1B: 5 SF: 0 2B: 1 SAC: 1 3B: 0 DP: 1 HR: 0 HBP: 0						

PITCHER	IP	WLS	BF	H	R	ER	SO	BB	IBB	HBP	BLK	WP	HR	S	P	ERA	WHIP
Rich Gossage, R (1, 1) ERA: 2.59	9.0	W	36	6	1	1	9	4	0	0	0	0	0	50	66	1.00	1.111

PITCHER	IP	WLS	BF	H	R	ER	SO	BB	IBB	HBP	BLK	WP	HR	S	P	ERA	WHIP

BOTTOM

Chicago White Sox @ California Angels

Anaheim Stadium, Anaheim, CA

Tue May 25 1976, 10:05 PM EDT

Att. 6,844 - Unknown - 67 F

livebaseballscorecards.com

AB	31
R	1
H	6
RBI	1
BB	4
SO	9
LOB	18

Batter	1	2	3	4	5	6	7	8	9	10	11	AB	R	H	RBI	BB	SO	LOB
Pat Kelly, L (1, 10) OBP: 0.330, SLG: 0.487	FC1-6 1B 1B		BB			4-3 BB		G4-6-3 1-2f			4-3 1-2	3	0	1	0	2	0	2
Ralph Garr, L (1, 8) OBP: 0.309, SLG: 0.417	FC1-6 1-2 1B		4-3			4-3 1-2			6-3		K	5	0	1	0	0	1	3
Bucky Dent, R (1, 6) OBP: 0.386, SLG: 0.427	FC1-6 G4-6-3 1-2f 2-3			6-3		F3			F8		1B 2-H	5	0	1	1	0	0	3
Jorge Orta, L (1, 5) OBP: 0.252, SLG: 0.317	G4-6-3 1-2f			K			L5		4-3		F8	5	0	0	0	0	1	3
Bill Stein, R (11, 5) OBP: 0.195, SLG: 0.179												0	0	0	0	0	0	0
Jim Spencer, L (1, 3) OBP: 0.344, SLG: 0.357		K		F8			3-1			L3		4	0	0	0	0	1	0
Brian Downing, R (1, 2) OBP: 0.392, SLG: 0.407		K			G3		BB			F8		3	0	0	0	1	1	0
Rich Coggins, L (1, 7) OBP: 0.286, SLG: 0.265		K2-3			CS 1B		K			1B		4	0	2	0	0	2	1
Buddy Bradford, R (1, 9) OBP: 0.333, SLG: 0.347			K		K 1-2			6-3		4-3		4	0	0	0	0	2	2
Jack Brohamer, L (1, 4) OBP: 0.263, SLG: 0.323			3-1			3-1		G4-6-3 1B			4-3 1B 1B	4	1	2	0	0	0	0
Inning Stats	R: 0 H: 2 E: 0 LOB: 1 K: 0 BB: 0 S: 4 P: 4	R: 0 H: 0 E: 0 LOB: 0 K: 3 BB: 0 S: 9 P: 9	R: 0 H: 0 E: 0 LOB: 1 K: 1 BB: 1 S: 5 P: 9	R: 0 H: 0 E: 0 LOB: 0 K: 1 BB: 0 S: 5 P: 5	R: 0 H: 1 E: 0 LOB: 0 K: 1 BB: 0 S: 5 P: 5	R: 0 H: 0 E: 0 LOB: 1 K: 0 BB: 1 S: 3 P: 7	R: 0 H: 0 E: 0 LOB: 1 K: 1 BB: 1 S: 5 P: 9	R: 0 H: 1 E: 0 LOB: 0 K: 0 BB: 0 S: 3 P: 3	R: 0 H: 0 E: 0 LOB: 0 K: 0 BB: 0 S: 3 P: 3	R: 0 H: 1 E: 0 LOB: 1 K: 0 BB: 0 S: 4 P: 4	R: 1 H: 2 E: 0 LOB: 1 K: 1 BB: 0 S: 7 P: 7	1B: 7 SF: 0 2B: 0 SAC: 0 3B: 0 DP: 2 HR: 0 HBP: 0						WP: 0 PA: 40 PB: 0 SB: 0 CS: 1

PITCHER	IP	WLS	BF	H	R	ER	SO	BB	IBB	HBP	BLK	WP	HR	S	P	ERA	WHIP
Don Kirkwood, R (1, 1) ERA: 4.56	11.0	L	40	7	1	1	8	3	0	0	0	0	0	53	65	0.82	0.909

PITCHER	IP	WLS	BF	H	R	ER	SO	BB	IBB	HBP	BLK	WP	HR	S	P	ERA	WHIP

TOP

Chicago White Sox @ California Angels

Anaheim Stadium, Anaheim, CA

Wed May 26 1976, 10:05 PM EDT

Att. 6,569 - Unknown

livebaseballscorecards.com

AB	37
R	1
H	7
RBI	1
BB	3
SO	8
LOB	14

Batter	1	2	3	4	5	6	7	8	9	10	11	AB	R	H	RBI	BB	SO	LOB
Jerry Remy, L (1, 4) OBP: 0.321, SLG: 0.304	4-3			6-3			F7		1B			4	0	1	0	0	0	0
Dave Chalk, R (1, 6) OBP: 0.318, SLG: 0.277	F7			5-3			1-3		F8			4	0	0	0	0	0	1
Bobby Bonds, R (1, 9) OBP: 0.390, SLG: 0.484	K			K			F9			5-3		4	0	0	0	0	2	0
Bill Melton, R (1, 10) OBP: 0.283, SLG: 0.355		F7			6-3			5-3		4-3 1B		4	0	1	0	0	0	0
Rusty Torres, S (10, PR) OBP: 0.292, SLG: 0.298												0	0	0	0	0	0	0
Bruce Bochte, L (1, 3) OBP: 0.358, SLG: 0.303		F8			F8			1-3		4-3 1-2		4	0	0	0	0	0	1
Leroy Stanton, R (1, 8) OBP: 0.321, SLG: 0.330		5-3			K			4-0 BB		5-3		3	0	0	0	1	1	2
Orlando Alvarez, R (1, 7) OBP: 0.118, SLG: 0.294			F7			F7		5-3			K	3	0	0	0	0	0	1
Bob Jones, L (11, PH) OBP: 0.167, SLG: 0.091												1	0	0	0	0	1	0
Ron Jackson, R (1, 5) OBP: 0.297, SLG: 0.222			P6			F9			6-3		F8	3	0	0	0	0	0	0
Paul Dade, R (10, 5) OBP: 0.333, SLG: 0.111												0	0	0	0	0	0	0
Joe Lahoud, L (11, PH) OBP: 0.342, SLG: 0.273												1	0	0	0	0	0	0
Andy Etchebarren, R (1, 2) OBP: 0.299, SLG: 0.261			G3			F8			5-3		G3	3	0	0	0	0	0	0
Adrian Garrett, L (11, PH) OBP: 0.208, SLG: 0.143												1	0	0	0	0	0	0
Inning Stats	R: 0 H: 0 E: 0 LOB: 0 K: 1 BB: 0 S: 5 P: 5	R: 0 H: 0 E: 0 LOB: 0 K: 0 BB: 0 S: 3 P: 3	R: 0 H: 0 E: 0 LOB: 0 K: 0 BB: 0 S: 3 P: 3	R: 0 H: 0 E: 0 LOB: 0 K: 1 BB: 0 S: 5 P: 5	R: 0 H: 0 E: 0 LOB: 0 K: 1 BB: 0 S: 5 P: 5	R: 0 H: 0 E: 0 LOB: 0 K: 0 BB: 0 S: 3 P: 3	R: 0 H: 0 E: 0 LOB: 0 K: 0 BB: 0 S: 3 P: 3	R: 0 H: 0 E: 0 LOB: 1 K: 0 BB: 1 S: 3 P: 7	R: 0 H: 1 E: 0 LOB: 1 K: 0 BB: 0 S: 4 P: 4	R: 0 H: 1 E: 0 LOB: 2 K: 0 BB: 0 S: 4 P: 4	R: 0 H: 0 E: 0 LOB: 0 K: 1 BB: 0 S: 5 P: 5	1B: 2 SF: 0 2B: 0 SAC: 0 3B: 0 DP: 0 HR: 0 HBP: 0						

PITCHER	IP	WLS	BF	H	R	ER	SO	BB	IBB	HBP	BLK	WP	HR	S	P	ERA	WHIP
Ken Brett, L (1, 1) ERA:	10.0	W	33	2	0	0	3	1	0	0	0	0	0	38	42	0.00	0.300
Clay Carroll, R (11, 1) ERA: 1.95	1.0	S	3	0	0	0	1	0	0	0	0	0	0	5	5	0.00	0.000

PITCHER	IP	WLS	BF	H	R	ER	SO	BB	IBB	HBP	BLK	WP	HR	S	P	ERA	WHIP

BOTTOM

Chicago White Sox @ California Angels

Anaheim Stadium, Anaheim, CA

Wed May 26 1976, 10:05 PM EDT

Att. 6,569 - Unknown

livebaseballscorecards.com

AB	35
R	0
H	2
RBI	0
BB	1
SO	4
LOB	5

WP: 0 PA: 36
PB: 0
SB: 0
CS: 0

Batter	1	2	3	4	5	6	7	8	9	AB	R	H	RBI	BB	SO	LOB
Chet Lemon, R (1, 8) OBP: 0.308, SLG: 0.310	5-3		K		K		K		FC6-4 1-2 1B	5	0	1	0	0	3	4
Ralph Garr, L (1, 7) OBP: 0.306, SLG: 0.409	K			CS 1B	4-3		FC3-6 FC5 1B 1-2f		FC6-4 1-2f 2-3	5	0	1	0	0	1	5
Bucky Dent, R (1, 6) OBP: 0.386, SLG: 0.434	F7			K		1B 1B 2B	1-2 1B		6-3	5	1	2	0	0	1	3
Brian Downing, R (1, 10) OBP: 0.377, SLG: 0.389		K		F3 1-2		6-3	FC5 2-3f			4	0	0	0	0	1	4
Lamar Johnson, R (1, 3) OBP: 0.290, SLG: 0.290		F7			E 1B 1B	1B 2-3 1B		6-3		4	1	2	0	0	0	0
Buddy Bradford, R (1, 9) OBP: 0.318, SLG: 0.329		4-3			K	K		K		4	0	0	0	0	3	3
Bill Stein, R (1, 5) OBP: 0.222, SLG: 0.209			5-3		E 1-2 1B	1-2 3-H 1B		L6		4	1	2	1	0	0	0
Hugh Yancy, R (1, 4) OBP: 0.125, SLG: 0.250			5-3		E5 1B 1-3 2-H	L3			F9	4	0	0	0	0	0	3
Jim Essian, R (1, 2) OBP: 0.438, SLG: 0.357										3	0	3	1	1	0	0
Rich Coggins, L (9, PR) OBP: 0.286, SLG: 0.265			1B		1-2 1B 3-H	FC3-6 1B			FC6-4 1B BB	0	0	0	0	0	0	0
Inning Stats	R: 0 E: 0 K: 1 S: 5 H: 0 LOB: 0 BB: 0 P: 5	R: 0 E: 0 K: 1 S: 5 H: 0 LOB: 0 BB: 0 P: 5	R: 0 E: 0 K: 1 S: 6 H: 1 LOB: 0 BB: 0 P: 6	R: 0 E: 0 K: 1 S: 5 H: 1 LOB: 0 BB: 0 P: 5	R: 2 E: 1 K: 2 S: 11 H: 3 LOB: 2 BB: 0 P: 11	R: 1 E: 0 K: 1 S: 8 H: 3 LOB: 2 BB: 0 P: 8	R: 0 E: 0 K: 1 S: 7 H: 2 LOB: 2 BB: 0 P: 7	R: 0 E: 0 K: 1 S: 5 H: 0 LOB: 0 BB: 0 P: 5	R: 0 E: 0 K: 0 S: 4 H: 1 LOB: 2 BB: 1 P: 8	1B: 10 2B: 1 3B: 0 HR: 0 SF: 0 SAC: 0 DP: 0 HBP: 0						

TOP

Chicago White Sox @ California Angels

Anaheim Stadium, Anaheim, CA

Thu May 27 1976, 10:05 PM EDT

Att. 7,277 - Unknown

livebaseballscorecards.com

AB	38
R	3
H	11
RBI	2
BB	1
SO	9
LOB	22

PITCHER	IP	WLS	BF	H	R	ER	SO	BB	IBB	HBP	BLK	WP	HR	S	P	ERA	WHIP
Frank Tanana, L (1, 1) ERA: 2.84	9.0	W	39	11	3	2	9	1	0	0	0	0	0	56	60	2.00	1.333

PITCHER	IP	WLS	BF	H	R	ER	SO	BB	IBB	HBP	BLK	WP	HR	S	P	ERA	WHIP

Batter	1	2	3	4	5	6	7	8	9	AB	R	H	RBI	BB	SO	LOB
Jerry Remy, L (1, 4) OBP: 0.328, SLG: 0.312	1-4-3	1-2 2-H 1B			CS 1B		S 1B 1B	P5		5	1	3	1	0	0	1
Joe Lahoud, L (1, 7) OBP: 0.349, SLG: 0.275	1B 1B	F2			F2 1-2		F9 1B FC6 1-2 BB	FC5-4 1-2f		3	1	1	0	1	0	3
Rusty Torres, S (8, 8) OBP: 0.290, SLG: 0.296										1	0	0	0	0	0	1
Bobby Bonds, R (1, 9) OBP: 0.400, SLG: 0.489	1-2 1B		6-3		1B 2B BB		FC6 S 1-2 2-H 1B			3	1	2	1	1	0	0
Bruce Bochte, L (1, 3) OBP: 0.361, SLG: 0.308	F7		G4-3 1B		1-3 2B 1B		F9 2-3			4	1	2	0	0	0	4
Bill Melton, R (1, 10) OBP: 0.282, SLG: 0.359	P6		G4-3 1-2f		1-H 3-H 2B		FC6 1-3 3-H			4	0	1	3	0	0	4
Leroy Stanton, R (1, 8) (8, 7) OBP: 0.309, SLG: 0.316		K		F7	F7		K			4	0	0	0	0	2	3
Ron Jackson, R (1, 5) OBP: 0.294, SLG: 0.224		1B 1B 1B		6-3		P6	K			4	1	1	0	0	1	2
Andy Etchebarren, R (1, 2) OBP: 0.297, SLG: 0.253		F9		BB		K		P3		3	0	0	0	1	1	1
Dave Chalk, R (1, 6) OBP: 0.323, SLG: 0.284		1-2 1B 1B		F7		F7		FC5-4 1B		4	0	2	0	0	0	1
Inning Stats	R: 0 E: 0 K: 0 S: 5 H: 2 LOB: 2 BB: 0 P: 5	R: 1 E: 0 K: 1 S: 8 H: 3 LOB: 2 BB: 0 P: 8	R: 0 E: 0 K: 0 S: 3 H: 1 LOB: 0 BB: 0 P: 3	R: 0 E: 0 K: 0 S: 3 H: 0 LOB: 1 BB: 1 P: 7	R: 2 E: 0 K: 0 S: 5 H: 3 LOB: 1 BB: 1 P: 9	R: 0 E: 0 K: 1 S: 5 H: 0 LOB: 0 BB: 0 P: 5	R: 2 E: 0 K: 2 S: 10 H: 2 LOB: 2 BB: 1 P: 14	R: 0 E: 0 K: 0 S: 4 H: 1 LOB: 1 BB: 0 P: 4		1B: 11 2B: 1 3B: 0 HR: 0	SF: 0 SAC: 0 DP: 1 HBP: 0			WP: 0 PB: 0 SB: 2 CS: 1	PA: 38	

PITCHER		IP	WLS	BF	H	R	ER	SO	BB	IBB	HBP	BLK	WP	HR	S	P	ERA	WHIP
Jesse Jefferson, R ERA: 6.61	(1, 1)	4.2		23	9	3	3	1	2	0	0	0	0	0	23	31	5.79	2.357
Francisco Barrios, R ERA: 8.1	(5, 1)	1.1	L	6	1	2	2	1	1	0	0	0	0	0	7	11	13.50	1.500
Dave Hamilton, L ERA: 4.03	(7, 1)	2.0		9	2	0	0	2	0	0	0	0	0	0	13	13	0.00	1.000

PITCHER	IP	WLS	BF	H	R	ER	SO	BB	IBB	HBP	BLK	WP	HR	S	P	ERA	WHIP

BOTTOM

Chicago White Sox @ California Angels

Anaheim Stadium, Anaheim, CA

Thu May 27 1976, 10:05 PM EDT

Att. 7,277 - Unknown

livebaseballscorecards.com

AB	35
R	5
H	12
RBI	5
BB	3
SO	4
LOB	20

Chicago White Sox @ Oakland Athletics

Oakland-Alameda County Coliseum, Oakland, CA

Fri May 28 1976, 7:05 PM PDT

Att. 3,688 - Unknown

TOP

livebaseballscorecards.com

Batter	1	2	3	4	5	6	7	8	9	AB	R	H	RBI	BB	SO	LOB
Pat Kelly, L (1, 10) OBP: 0.315, SLG: 0.463	L6		4-3			L9		3-1 2-3		4	0	0	0	0	0	3
Ralph Garr, L (1, 7) (3, 8) OBP: 0.297, SLG: 0.397	K			1-3		L9		4-3		4	0	0	0	0	1	2
Bucky Dent, R (1, 6) OBP: 0.388, SLG: 0.435	5-3			1B		5-3			F9	2	0	1	0	0	0	0
Bill Stein, R (5, 6) OBP: 0.213, SLG: 0.200										2	0	0	0	0	0	1
Jim Spencer, L (1, 3) OBP: 0.344, SLG: 0.357		K	K				4-3 WP 1B		2B	3	0	1	0	0	2	1
Lamar Johnson, R (7, PR) (7, 3) OBP: 0.313, SLG: 0.344										1	0	1	0	0	0	0
Rich Coggins, L (1, 9) (3, 7) OBP: 0.256, SLG: 0.237		K	K	K			4-3 1-3		F8	4	0	0	0	0	2	3
Brian Downing, R (1, 2) OBP: 0.374, SLG: 0.385		K			F8		K		K	1	0	0	0	0	1	0
Pete Varney, R (3, 2) OBP: 0.279, SLG: 0.512										3	0	0	0	0	2	3
Jorge Orta, L (1, 5) OBP: 0.247, SLG: 0.310			K		F7		F8			3	0	0	0	0	1	2
Chet Lemon, R (1, 8) OBP: 0.315, SLG: 0.318			FC3-6 1B		5-3			F6		1	0	1	0	0	0	0
Buddy Bradford, R (3, PR) (3, 9) OBP: 0.311, SLG: 0.321										2	0	0	0	0	0	0
Jack Brohamer, L (1, 4) OBP: 0.275, SLG: 0.344			FC3-6 1-2f			1B		3-1 2B		3	0	2	0	0	0	1

AB	33
R	0
H	6
RBI	0
BB	0
SO	9
LOB	16

Inning Stats																		
	R: 0	H: 0	R: 0	H: 0	R: 0	H: 1	R: 0	H: 1	R: 0	H: 0	R: 0	H: 1	R: 0	H: 1	R: 0	H: 1	1B: 4	SF: 0	WP: 1	PA: 33
	E: 0	LOB: 0	E: 0	LOB: 0	E: 0	LOB: 1	E: 0	LOB: 1	E: 0	LOB: 0	E: 0	LOB: 1	E: 0	LOB: 1	E: 0	LOB: 1	2B: 2	SAC: 0	PB: 0	
	K: 1	BB: 0	K: 3	BB: 0	K: 1	BB: 0	K: 2	BB: 0	K: 0	BB: 0	K: 0	BB: 1	K: 1	BB: 0	K: 0	BB: 0	3B: 0	DP: 0	SB: 0	
	S: 5	P: 5	S: 9	P: 9	S: 6	P: 6	S: 8	P: 8	S: 3	P: 3	S: 4	P: 4	S: 6	P: 6	S: 4	P: 4	S: 6	P: 6	HR: 0	HBP: 0	CS: 0	

PITCHER	IP	WLS	BF	H	R	ER	SO	BB	IBB	HBP	BLK	WP	HR	S	P	ERA	WHIP
Stan Bahnsen, R (1, 1) ERA: 2.84	9.0	W	33	6	0	0	9	0	0	0	0	1	0	51	51	0.00	0.667

PITCHER	IP	WLS	BF	H	R	ER	SO	BB	IBB	HBP	BLK	WP	HR	S	P	ERA	WHIP

Batter	1	2	3	4	5	6	7	8	9	AB	R	H	RBI	BB	SO	LOB
Bill North, S (1, 9) OBP: 0.332, SLG: 0.333	FC6-4 1B	BB	K		K		4-3			3	1	1	0	1	2	0
Matt Alexander, S (6, 9)										1	0	0	0	0	0	2
Bert Campaneris, R (1, 6) OBP: 0.292, SLG: 0.208	FC6-4 S 1-2f	1B		HR 1B	5-3			6-3		4	2	2	0	0	0	1
Tommy Sandt, R (6, 6) OBP: 0.200, SLG: 0.200										1	0	0	0	0	0	0
Don Baylor, R (1, 7) OBP: 0.314, SLG: 0.357	L7	1B 2B		K		K		HBP		4	1	1	3	0	2	2
(7, 3)																
Ken McMullen, R (1, 3) OBP: 0.345, SLG: 0.396	K 1-2	HR 1B		HR		F3		1B 1-2		5	2	3	3	0	1	1
(7, 5)																
Billy Williams, L (1, 10) OBP: 0.305, SLG: 0.333	HR 1B			F6		6-3		K		3	2	2	2	0	0	0
Gene Tenace, R (6, PH) OBP: 0.349, SLG: 0.182		HR								2	0	0	0	0	1	2
Sal Bando, R (1, 5) OBP: 0.298, SLG: 0.388							F6			3	1	2	2	0	0	0
Cesar Tovar, R (7, 7) OBP: 0.250, SLG: 0.156	HR	6-3		1B				1-2 2-3 1B		2	0	1	0	0	0	0
Claudell Washington, L (1, 8) OBP: 0.260, SLG: 0.299	L7	4-3		1-2 1B			BB	1-3		4	0	1	0	1	0	3
Phil Garner, R (1, 4) OBP: 0.298, SLG: 0.371	HR	L8		F6			K			4	1	1	1	0	1	3
Larry Haney, R (1, 2) OBP: 0.250, SLG: 0.232	1B 2B BB 1B	6-3			F4		1-2 1B			4	1	2	0	0	0	0
Inning Stats	R: 0 E: 0 K: 1 S: 6 H: 1 LOB: 1 BB: 0 P: 6	R: 9 E: 0 K: 0 S: 11 H: 8 LOB: 0 BB: 1 P: 15	R: 0 E: 0 K: 1 S: 5 H: 0 LOB: 0 BB: 0 P: 5	R: 2 E: 0 K: 1 S: 9 H: 4 LOB: 2 BB: 0 P: 9	R: 0 E: 0 K: 1 S: 5 H: 0 LOB: 0 BB: 0 P: 5	R: 0 E: 0 K: 1 S: 5 H: 0 LOB: 0 BB: 0 P: 5	R: 0 E: 0 K: 1 S: 6 H: 1 LOB: 2 BB: 1 P: 10	R: 0 E: 0 K: 1 S: 7 H: 2 LOB: 3 BB: 0 P: 8		1B: 11 2B: 1 3B: 0 HR: 4	SF: 0 SAC: 0 DP: 0 HBP: 1			WP: 0 PB: 0 SB: 1 CS: 0	PA: 43		

PITCHER		IP	WLS	BF	H	R	ER	SO	BB	IBB	HBP	BLK	WP	HR	S	P	ERA	WHIP
Bart Johnson, R ERA: 8.17	(1, 1)	1.1	L	10	5	5	5	1	1	0	0	0	0	2	11	15	33.75	4.500
Francisco Barrios, R ERA: 8.1	(2, 1)	6.2		33	11	6	6	6	1	0	1	0	0	2	43	48	8.10	1.800

PITCHER	IP	WLS	BF	H	R	ER	SO	BB	IBB	HBP	BLK	WP	HR	S	P	ERA	WHIP

BOTTOM

Chicago White Sox @ Oakland Athletics

Oakland-Alameda County Coliseum, Oakland, CA

Fri May 28 1976, 7:05 PM PDT

Att. 3,688 - Unknown

livebaseballscorecards.com

AB	40
R	11
H	16
RBI	11
BB	2
SO	7
LOB	14

Batter	1	2	3	4	5	6	7	8	9	AB	R	H	RBI	BB	SO	LOB
Bill Stein, R (1, 5) OBP: 0.216, SLG: 0.204	F8		F9			F8		G4-6-3 1B		4	0	1	0	0	0	0
Ralph Garr, L (1, 8) OBP: 0.296, SLG: 0.400	K			6-3		2B		G4-6-3 1-2f		4	0	1	0	0	1	1
Bucky Dent, R (1, 6) OBP: 0.384, SLG: 0.426	BB			F3		F9			F8	3	0	0	0	1	0	1
Lamar Johnson, R (1, 10) OBP: 0.306, SLG: 0.361	4-3			2B		L7			6-3	4	0	1	0	0	0	2
Jim Spencer, L (1, 3) OBP: 0.333, SLG: 0.345		F8		L9			G3		6-3	4	0	0	0	0	0	1
Brian Downing, R (1, 2) OBP: 0.364, SLG: 0.372		K			F8		F8			3	0	0	0	0	1	0
Jorge Orta, L (1, 7) OBP: 0.248, SLG: 0.318		L8			4-3		2B			3	0	1	0	0	0	0
Buddy Bradford, R (1, 9) OBP: 0.312, SLG: 0.321			F9		1B		K			3	0	1	0	0	1	1
Hugh Yancy, R (1, 4) OBP: 0.100, SLG: 0.200			K		5-3			6-3		2	0	0	0	0	1	1
Chet Lemon, R (8, PH) OBP: 0.312, SLG: 0.314										1	0	0	0	0	0	0
Jack Brohamer, L (8, 4) OBP: 0.275, SLG: 0.344										0	0	0	0	0	0	0
Inning Stats	R: 0 E: 0 K: 1 S: 5 H: 0 LOB: 1 BB: 1 P: 9	R: 0 E: 0 K: 1 S: 5 H: 0 LOB: 0 BB: 0 P: 5	R: 0 E: 0 K: 1 S: 5 H: 0 LOB: 0 BB: 0 P: 5	R: 0 E: 0 K: 0 S: 4 H: 1 LOB: 1 BB: 0 P: 4	R: 0 E: 0 K: 0 S: 4 H: 1 LOB: 1 BB: 0 P: 4	R: 0 E: 0 K: 0 S: 4 H: 1 LOB: 1 BB: 0 P: 4	R: 0 E: 0 K: 1 S: 6 H: 1 LOB: 1 BB: 0 P: 6	R: 0 E: 0 K: 0 S: 3 H: 1 LOB: 0 BB: 0 P: 3	R: 0 E: 0 K: 0 S: 3 H: 0 LOB: 0 BB: 0 P: 3	1B: 2 2B: 3 3B: 0 HR: 0 SF: 0 SAC: 0 DP: 1 HBP: 0						

PITCHER	IP	WLS	BF	H	R	ER	SO	BB	IBB	HBP	BLK	WP	HR	S	P	ERA	WHIP
Vida Blue, L (1, 1) ERA: 3.02	9.0	W	32	5	0	0	4	1	0	0	0	0	0	39	43	0.00	0.667

PITCHER	IP	WLS	BF	H	R	ER	SO	BB	IBB	HBP	BLK	WP	HR	S	P	ERA	WHIP

TOP

Chicago White Sox @ Oakland Athletics

Oakland-Alameda County Coliseum, Oakland, CA

Sat May 29 1976, 3:33 AM PDT
Att. 4,988 - Unknown

livebaseballscorecards.com

AB	31
R	0
H	5
RBI	0
BB	1
SO	4
LOB	7

PA: 32

WP: 0
PB: 0
SB: 0
CS: 0

Batter	1	2	3	4	5	6	7	8	9	AB	R	H	RBI	BB	SO	LOB
Bill North, S (1, 8) OBP: 0.335, SLG: 0.343	FC6-4 2B		FC1-6 S 1-2f			SH1-3 S 1B 1B		F7		4	1	2	0	0	0	1
Bert Campaneris, R (1, 6) OBP: 0.287, SLG: 0.204	L7		F8			SH1-3 1-3		F7		3	0	0	0	0	0	2
Don Baylor, R (1, 7) OBP: 0.312, SLG: 0.354	FC6-4 E S 2-3		L5 1-2			S 3-H 1B		F8		4	0	1	1	0	0	2
Ken McMullen, R (1, 3) OBP: 0.328, SLG: 0.373	K 1-3			F7		L9				3	0	0	0	0	1	2
Sal Bando, R (1, 5) OBP: 0.305, SLG: 0.386		2B BB		G4-6-3 BB		5-3 1-2				1	1	0	0	2	0	1
Gene Tenace, R (1, 10) OBP: 0.326, SLG: 0.167		K		G4-6-3 1-2f			F5			3	0	0	0	0	1	2
Cesar Tovar, R (1, 9) OBP: 0.237, SLG: 0.147 Claudell Washington, L (7, 9) OBP: 0.264, SLG: 0.299		F7			1-3		S BB			2 0	0 0	0 0	0 0	0 1	0 0	1 0
Phil Garner, R (1, 4) OBP: 0.305, SLG: 0.390		1-H 2B			8-4 2B		K 1-2			3	0	2	1	0	1	1
Larry Haney, R (1, 2) OBP: 0.253, SLG: 0.235			FC1-6 1B		8-4 2-3f		5-3			3	0	1	0	0	0	2
Inning Stats	R: 0 H: 1 E: 0 LOB: 1 K: 1 BB: 0 S: 6 P: 6	R: 1 H: 1 E: 0 LOB: 1 K: 1 BB: 1 S: 5 P: 9	R: 0 H: 1 E: 0 LOB: 1 K: 0 BB: 0 S: 4 P: 4	R: 0 H: 0 E: 0 LOB: 0 K: 0 BB: 1 S: 2 P: 6	R: 0 H: 1 E: 0 LOB: 0 K: 0 BB: 0 S: 3 P: 3	R: 1 H: 2 E: 0 LOB: 1 K: 0 BB: 0 S: 5 P: 5	R: 0 H: 0 E: 0 LOB: 1 K: 1 BB: 1 S: 5 P: 9	R: 0 H: 0 E: 0 LOB: 0 K: 0 BB: 0 S: 3 P: 3		1B: 3 SF: 0 2B: 4 SAC: 1 3B: 0 DP: 2 HR: 0 HBP: 0						

PITCHER	IP	WLS	BF	H	R	ER	SO	BB	IBB	HBP	BLK	WP	HR	S	P	ERA	WHIP
Terry Forster, L (1, 1) ERA: 3.83	8.0	L	30	6	2	2	3	3	0	0	0	0	0	33	45	2.25	1.125

PITCHER	IP	WLS	BF	H	R	ER	SO	BB	IBB	HBP	BLK	WP	HR	S	P	ERA	WHIP

BOTTOM

Chicago White Sox @ Oakland Athletics

Oakland-Alameda County Coliseum, Oakland, CA

Sat May 29 1976, 3:33 AM PDT

Att. 4,988 - Unknown

livebaseballscorecards.com

AB	26
R	2
H	6
RBI	2
BB	3
SO	3
LOB	14

PA: 30

WP: 0
PB: 0
SB: 5
CS: 0

Chicago White Sox @ Oakland Athletics

Oakland-Alameda County Coliseum, Oakland, CA

Sun May 30 1976, 3:33 AM PDT

Att. 6,056 - Unknown

livebaseballscorecards.com

TOP

Batter	1	2	3	4	5	6	7	8	9	10	11	12	AB	R	H	RBI	BB	SO	LOB
Pat Kelly, L (1, 10) OBP: 0.306, SLG: 0.442	H 1-0 CS HBP		x 0-0 ② 1-3 1-2			x 0-0 ① F8		x 0-0 ② SF9 2-H		x 0-0 ③ 1-3		x 0-0 ③ 4-3	4	0	0	1	0	0	3
Ralph Garr, L (1, 7) OBP: 0.306, SLG: 0.407	x 0-0 ① F5		x 0-0 ③ 3-1			x 0-0 1-2 1B		x 0-0 1B			x 0-0 FC6 1B		5	0	3	0	0	0	2
Bucky Dent, R (1, 6) OBP: 0.372, SLG: 0.411	x 0-0 ② ③ 5-3 1-2			x 0-0 ① F9		S S S 0-3 ② ③ K 2-3		x 0-0 ③ 6-3			x 0-0 ① P1		5	0	0	0	0	1	5
Jorge Orta, L (1, 5) OBP: 0.248, SLG: 0.336 Buddy Bradford, R (9, 9) OBP: 0.309, SLG: 0.318		x 0-0 ① G3		x 0-0 ② F6			x 0-0 HR		x 0-0 ① 1-3		x 0-0 ② F2		4 1	1 0	1 0	1 0	0 0	0 0	0 1
Jim Spencer, L (1, 3) OBP: 0.321, SLG: 0.331		x 0-0 ② F5		x 0-0 ③ L9			x 0-0 ① L3		x 0-0 ② 5-3		x 0-0 ③ FC6 1-2f		5	0	0	0	0	0	1
Brian Downing, R (1, 2) OBP: 0.368, SLG: 0.388 Jim Essian, R (10, 2) OBP: 0.412, SLG: 0.333		x 0-0 2B			x 0-0 ① F9		x 0-0 ② 5-3		x 0-0 2B 1B			S S S 0-3 ① K	4 1	1 0	2 0	0 0	0 1	0 0	0 0
Rich Coggins, L (1, 9) OBP: 0.238, SLG: 0.220 Lamar Johnson, R (9, PH) OBP: 0.324, SLG: 0.405 Bill Stein, R (9, 5) OBP: 0.212, SLG: 0.200	x 0-0 ③ F8				x 0-0 ② F9		x 0-0 ③ 1-3		x 0-0 ③ 1-H 2B			x 0-0 ② 1-3	3 1 1	0 0 0	0 1 0	0 1 0	0 0 0	0 0 0	1 0 0
Chet Lemon, R (1, 8) OBP: 0.316, SLG: 0.311			x 0-0 ① 5-3		x 0-0 ③ 5-3			x 0-0 PB SH2-4 SF9 1B		x 0-0 ① 6-3		B B B B 4-0 S 2B BB	4	2	1	0	1	0	0
Jack Brohamer, L (1, 4) OBP: 0.292, SLG: 0.370			x 0-0 1-3 1B			x 0-0 CS 1B 1B		x 0-0 ① SH2-4 1-2		x 0-0 ② 4-3		x 0-0 1-H 2B	4	0	3	1	0	0	0
Inning Stats	R: 0 E: 0 K: 0 S: 2 H: 0 LOB: 0 BB: 0 P: 3	R: 0 E: 0 K: 0 S: 4 H: 1 LOB: 1 BB: 0 P: 4	R: 0 E: 0 K: 0 S: 4 H: 1 LOB: 1 BB: 0 P: 4	R: 0 E: 0 K: 0 S: 3 H: 0 LOB: 0 BB: 0 P: 3	R: 0 E: 0 K: 0 S: 3 H: 0 LOB: 0 BB: 0 P: 3	R: 0 E: 0 K: 1 S: 6 H: 2 LOB: 2 BB: 0 P: 6	R: 1 E: 0 K: 0 S: 4 H: 1 LOB: 0 BB: 0 P: 4	R: 1 E: 0 K: 0 S: 5 H: 2 LOB: 1 BB: 0 P: 5	R: 1 E: 0 K: 0 S: 4 H: 2 LOB: 1 BB: 0 P: 4	R: 0 E: 0 K: 0 S: 3 H: 0 LOB: 0 BB: 0 P: 3	R: 0 E: 0 K: 0 S: 4 H: 1 LOB: 1 BB: 0 P: 4	R: 1 E: 0 K: 1 S: 6 H: 1 LOB: 1 BB: 1 P: 10	1B: 7 2B: 4 3B: 0 HR: 1	SF: 1 SAC: 1 DP: 1 HBP: 1					

	AB	42
	R	4
	H	11
	RBI	4
	BB	1
	SO	2
	LOB	13

WP: 0 PB: 1 SB: 1 CS: 2 PA: 46

PITCHER		IP	WLS	BF	H	R	ER	SO	BB	IBB	HBP	BLK	WP	HR	S	P	ERA	WHIP
Dick Bosman, R ERA: 3.07	(1, 1)	7.0		25	5	1	1	1	0	0	1	0	0	1	26	27	1.29	0.714
Paul Lindblad, L ERA: 3.0	(8, 1)	1.2		8	3	2	2	0	0	0	0	0	0	0	8	8	10.80	1.800
Rollie Fingers, R ERA: 3.63	(9, 1)	3.1	L	13	3	1	1	1	1	0	0	0	0	0	14	18	2.70	1.200

PITCHER	IP	WLS	BF	H	R	ER	SO	BB	IBB	HBP	BLK	WP	HR	S	P	ERA	WHIP

Batter	1	2	3	4	5	6	7	8	9	10	11	12	AB	R	H	RBI	BB	SO	LOB
Bill North, S (1, 8) OBP: 0.342, SLG: 0.339	CS HBP		3-1		SH3-4 BB		S BB		FC1-6 S E 1-2f		SH5-3 1-2		2	1	0	0	2	0	1
Bert Campaneris, R (1, 6) OBP: 0.296, SLG: 0.206	1B 1-2 BB		CS BB		SH3-4 1-2		F8 1-2		E9 1-H 1B		F3		3	0	1	1	2	0	2
Don Baylor, R (1, 7) OBP: 0.308, SLG: 0.347	L8		K 1-2		L7			HR 1B	L7			F8	6	1	1	0	0	1	4
Billy Williams, L (1, 10) OBP: 0.313, SLG: 0.373	BB 1-3 1B			1B 2B	F4			1-H HR		F2		F3	6	1	3	2	0	0	1
Sal Bando, R (1, 5) OBP: 0.309, SLG: 0.385 Matt Alexander, S (8, PR) Tommy Sandt, R (9, 4) OBP: 0.286, SLG: 0.167	1-2 BB		F3			L7		B1-4 1B		BB		F8	3 0 1	0 0 0	1 0 0	0 0 1	1 0 0	0 0 0	1 0 0
Gene Tenace, R (1, 3) OBP: 0.314, SLG: 0.150	F4			FC6-5 1B BB		K		B1-4 1-2f		F9			4	0	0	0	1	1	5
Claudell Washington, L (1, 9) OBP: 0.267, SLG: 0.302		1-3		1-2 2-3 1B		6-3		CS 1B		G3			5	0	2	0	0	0	1
Phil Garner, R (1, 4) OBP: 0.305, SLG: 0.385 Larry Lintz, S (7, PR) (8, 4) Ken McMullen, R (8, PH) OBP: 0.333, SLG: 0.365 (9, 5)		F3		L6			CS BB	1-2 CS	FC1-6 BB		L8		2 0 1	0 0 0	0 0 0	0 0 1	1 0 0	0 0 0	3 0 0
Larry Haney, R (1, 2) OBP: 0.247, SLG: 0.230 Cesar Tovar, R (7, PH) OBP: 0.231, SLG: 0.143 Tim Hosley, R (8, 2) OBP: 0.257, SLG: 0.290		5-3		FC6-5 2-3f			F5 1-2		FC1-6 FC1-6 1-2f		SH5-3 1B		2 1 2	0 0 0	0 0 1	0 0 0	0 0 0	3 1 1
Inning Stats	R: 0 H: 1 E: 0 LOB: 3 K: 0 BB: 2 S: 3 P: 12	R: 0 H: 0 E: 0 LOB: 0 K: 0 BB: 0 S: 3 P: 3	R: 0 H: 0 E: 0 LOB: 0 K: 1 BB: 1 S: 4 P: 8	R: 0 H: 2 E: 0 LOB: 3 K: 0 BB: 1 S: 5 P: 9	R: 0 H: 0 E: 0 LOB: 1 K: 0 BB: 1 S: 3 P: 7	R: 0 H: 0 E: 0 LOB: 0 K: 1 BB: 0 S: 5 P: 5	R: 0 H: 0 E: 0 LOB: 2 K: 0 BB: 2 S: 2 P: 10	R: 2 H: 4 E: 0 LOB: 1 K: 0 BB: 0 S: 5 P: 5	R: 1 H: 1 E: 1 LOB: 1 K: 0 BB: 1 S: 4 P: 8	R: 0 H: 0 E: 0 LOB: 1 K: 0 BB: 1 S: 3 P: 7	R: 0 H: 1 E: 0 LOB: 1 K: 0 BB: 0 S: 4 P: 4	R: 0 H: 0 E: 0 LOB: 0 K: 0 BB: 0 S: 3 P: 3	1B: 7 2B: 2 3B: 0 HR: 1	SF: 0 SAC: 2 DP: 1 HBP: 1		WP: 0 PB: 0 SB: 2 CS: 4	PA: 51		

PITCHER	IP	WLS	BF	H	R	ER	SO	BB	IBB	HBP	BLK	WP	HR	S	P	ERA	WHIP
Rich Gossage, R (1, 1) ERA: 2.55	8.0		34	7	2	2	2	7	0	1	0	0	1	30	59	2.25	1.750
Clay Carroll, R (9, 1) ERA: 2.02	3.1	W	14	2	1	1	0	2	0	0	0	0	0	12	20	2.70	1.200
Dave Hamilton, L (12, 1) ERA: 3.91	0.2	S	2	0	0	0	0	0	0	0	0	0	0	2	2	0.00	0.000

PITCHER	IP	WLS	BF	H	R	ER	SO	BB	IBB	HBP	BLK	WP	HR	S	P	ERA	WHIP

BOTTOM

Chicago White Sox @ Oakland Athletics

Oakland-Alameda County Coliseum, Oakland, CA

Sun May 30 1976, 3:33 AM PDT

Att. 6,056 - Unknown

livebaseballscorecards.com

AB	38
R	3
H	9
RBI	3
BB	9
SO	2
LOB	23

Batter	1	2	3	4	5	6	7	8	9	AB	R	H	RBI	BB	SO	LOB
Juan Beniquez, R (1, 8) OBP: 0.264, SLG: 0.292	K		5-3		B5-3		6-3		L4-6-3 1-2 2-H 1B	5	0	1	1	0	1	2
Gene Clines, R (1, 10) OBP: 0.214, SLG: 0.222	2B 4-3 1B		L9		L4		L4-3 2-3		L4-6-3 1-2 2-3	5	1	1	0	0	0	4
Mike Hargrove, L (1, 3) OBP: 0.416, SLG: 0.452	4-3 1B 1-3 2B		BBBB BB			F7	BBBB FC6-4 BB		F6	3	1	1	0	2	0	1
Toby Harrah, R (1, 6) OBP: 0.412, SLG: 0.430	4-3 2-3 3-H		L4			FC3-6 PB 1B	FC6-4 1-2f			4	0	1	1	0	0	4
Jeff Burroughs, R (1, 9) OBP: 0.311, SLG: 0.446	FC4-6 3-H 1B			F8		BBBB FC3-6 1-2 BB		6-3		3	0	1	1	1	0	0
Roy Howell, L (1, 5) OBP: 0.317, SLG: 0.387	FC4-6 1-2f			6-3		FC3-6 1-2f 2-3		K		4	0	0	0	0	1	3
Tom Grieve, R (1, 7) OBP: 0.301, SLG: 0.468		K		5-3		K		K		4	0	0	0	0	3	2
Roy Smalley, S (1, 4) OBP: 0.363, SLG: 0.264		K			F7	BBBB 2B BB		BBBB HBP 1B BB		2	2	0	0	2	1	0
Jim Sundberg, R (1, 2) OBP: 0.223, SLG: 0.263 Bill Fahey, L (7, 2) OBP: 0.294, SLG: 0.200		6-3			2B	L4-3 1-H 2B			L4-6-3 1-2 1B HBP	3 0	0 0	2 0	1 0	0 0	0 0	0 0
Inning Stats	R: 2 E: 0 K: 1 S: 8 H: 3 LOB: 1 BB: 0 P: 8	R: 0 E: 0 K: 2 S: 7 H: 0 LOB: 0 BB: 0 P: 7	R: 0 E: 0 K: 0 S: 3 H: 0 LOB: 1 BB: 1 P: 7	R: 0 E: 0 K: 0 S: 3 H: 0 LOB: 0 BB: 0 P: 3	R: 0 E: 0 K: 0 S: 4 H: 1 LOB: 1 BB: 0 P: 4	R: 0 E: 0 K: 1 S: 6 H: 1 LOB: 2 BB: 1 P: 10	R: 1 E: 0 K: 0 S: 4 H: 1 LOB: 2 BB: 2 P: 12	R: 0 E: 0 K: 2 S: 7 H: 0 LOB: 0 BB: 0 P: 7	R: 1 E: 0 K: 0 S: 3 H: 1 LOB: 1 BB: 1 P: 8	1B: 4 2B: 3 3B: 0 HR: 0 SF: 0 SAC: 0 DP: 1 HBP: 1	WP: 0 PB: 1 SB: 0 CS: 0 PA: 39					

PITCHER		IP	WLS	BF	H	R	ER	SO	BB	IBB	HBP	BLK	WP	HR	S	P	ERA	WHIP
Pete Vuckovich, R ERA: 4.24	(1, 1)	6.2	W	30	6	3	3	4	4	0	0	0	0	0	34	50	4.05	1.500
Dave Hamilton, L ERA: 3.91	(7, 1)	2.1		9	1	1	1	2	1	0	1	0	0	0	11	16	3.86	0.857

PITCHER	IP	WLS	BF	H	R	ER	SO	BB	IBB	HBP	BLK	WP	HR	S	P	ERA	WHIP

Texas Rangers @ Chicago White Sox

Comiskey Park, Chicago, IL

Mon May 31 1976, 8:05 PM EDT

Att. 16,065 - Unknown - 57 F

TOP

livebaseballscorecards.com

AB	33
R	4
H	7
RBI	4
BB	5
SO	6
LOB	16

Batter	1	2	3	4	5	6	7	8	9	AB	R	H	RBI	BB	SO	LOB
Pat Kelly, L (1, 10) OBP: 0.330, SLG: 0.443	K	1-2 1B		G1-6-3 BB	1-2 2-3 3-H BB		FC3-6 BB			2	0	1	1	3	1	0
Ralph Garr, L (1, 7) OBP: 0.302, SLG: 0.400	1B 1B 3B 1B	F4		G1-6-3 1-2f	F8		FC3-6 1-2f			5	1	1	0	0	0	7
Bucky Dent, R (1, 6) OBP: 0.366, SLG: 0.400	F7	F3		6-3		FC3-6 BB	F9			4	0	0	0	1	0	4
Jorge Orta, L (1, 5) OBP: 0.259, SLG: 0.363	1B 1-2 3B 1B		HR		K	FC3-6 1B 1-2f 1B		E 1B 1B		5	4	3	1	0	1	1
Jim Spencer, L (1, 3) OBP: 0.338, SLG: 0.349	1-2 2-3 3B 1B		S 2B 1B		1B BB 1B	F8		E 1-2 1B		5	3	4	0	0	0	1
Chet Lemon, R (1, 8) OBP: 0.330, SLG: 0.347	1-H 2-H 3-H 3B	F7			1-3 1B	1B 1-3 1B	F4			5	0	3	3	0	0	3
Rich Coggins, L (1, 9) OBP: 0.255, SLG: 0.222	F8	F5			BB BB BB BB	1-3 3-H 1B	F8 1-2 2-H			4	1	1	1	1	0	3
Jim Essian, R (1, 2) OBP: 0.500, SLG: 0.444		1B 1B	1-H 2B		BB BB 1-2 BB	K	FC4-6 BB			3	0	2	1	2	1	2
Jack Brohamer, L (1, 4) OBP: 0.288, SLG: 0.356		F6	G3		1-2 2-3 3-H BB		4-3	FC4-6 1-2f		4	0	0	1	1	0	4
Inning Stats	R: 3 E: 0 K: 1 S: 9 H: 4 LOB: 1 BB: 0 P: 9	R: 0 E: 0 K: 0 S: 5 H: 2 LOB: 2 BB: 0 P: 5	R: 2 E: 0 K: 0 S: 6 H: 3 LOB: 1 BB: 0 P: 6	R: 0 E: 0 K: 0 S: 2 H: 0 LOB: 0 BB: 1 P: 6	R: 2 E: 0 K: 1 S: 6 H: 2 LOB: 3 BB: 4 P: 22	R: 1 E: 0 K: 1 S: 7 H: 2 LOB: 2 BB: 1 P: 11	R: 0 E: 0 K: 0 S: 3 H: 0 LOB: 1 BB: 1 P: 7	R: 1 E: 1 K: 0 S: 5 H: 2 LOB: 2 BB: 1 P: 9		1B: 12 2B: 1 3B: 1 HR: 1	SF: 0 SAC: 0 DP: 1 HBP: 0					

PITCHER		IP	WLS	BF	H	R	ER	SO	BB	IBB	HBP	BLK	WP	HR	S	P	ERA	WHIP
Nelson Briles, R ERA: 3.72	(1, 1)	2.2	L	17	9	5	5	1	0	0	0	0	0	1	19	19	16.88	3.375
Steve Barr, L ERA: 5.64	(3, 1)	2.0		11	2	2	2	1	5	0	0	0	0	0	8	28	9.00	3.500
Jeff Terpko, R ERA: 2.93	(5, 1)	3.1		17	4	2	1	1	3	0	0	0	0	0	16	28	2.70	2.100

PITCHER	IP	WLS	BF	H	R	ER	SO	BB	IBB	HBP	BLK	WP	HR	S	P	ERA	WHIP

BOTTOM

Texas Rangers @ Chicago White Sox

Comiskey Park, Chicago, IL

Mon May 31 1976, 8:05 PM EDT
Att. 16,065 - Unknown - 57 F

livebaseballscorecards.com

AB	37
R	9
H	15
RBI	8
BB	8
SO	3
LOB	25

PA: 45
WP: 0
PB: 0
SB: 1
CS: 0

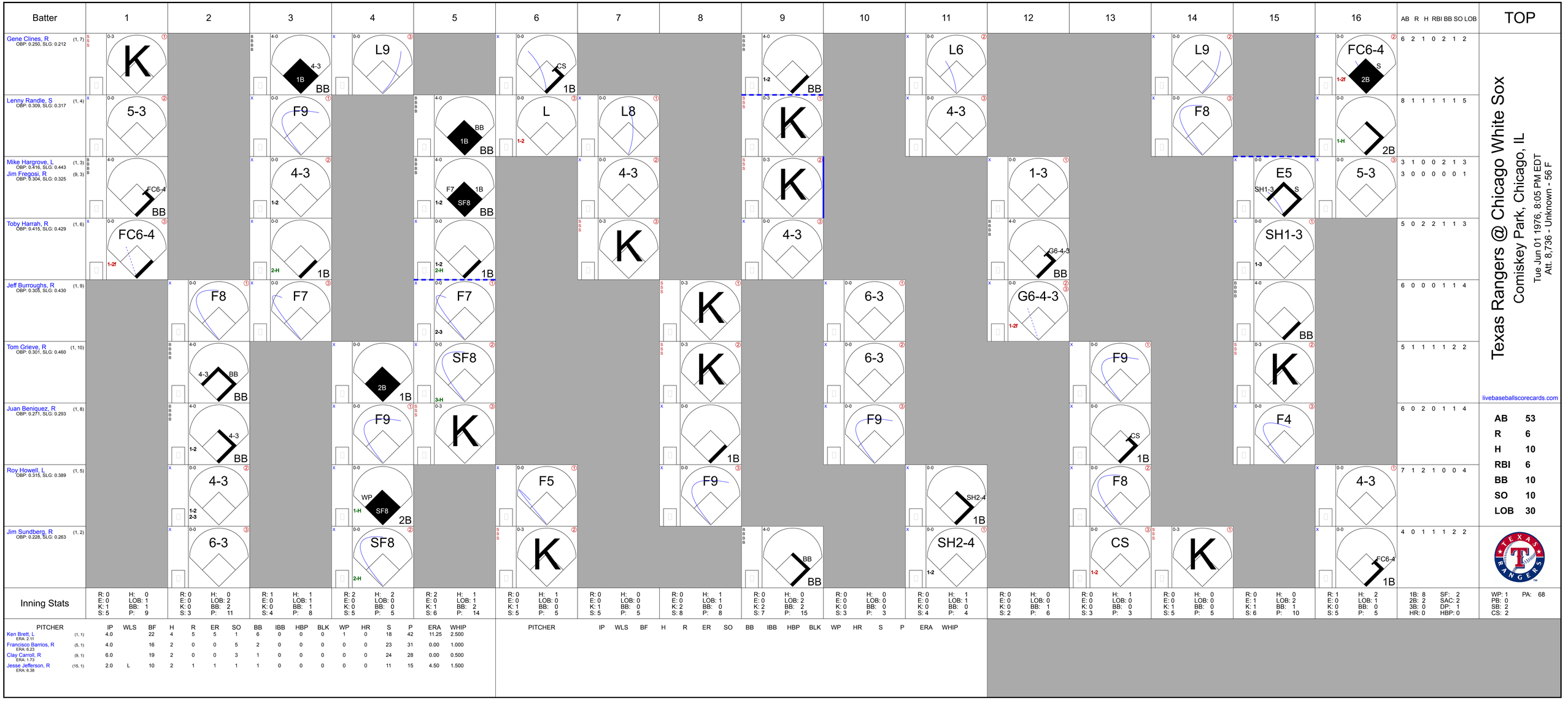
Batter
1
2
3
4
5
6
7
8
9
10
11
12
13
14
15
16
AB R H RBI BB SO LOB
TOP
Gene Clines, R (1, 7) OBP: 0.250, SLG: 0.212
Lenny Randle, S (1, 4) OBP: 0.309, SLG: 0.317
Mike Hargrove, L (1, 3) OBP: 0.416, SLG: 0.443
Jim Fregosi, R (9, 3) OBP: 0.304, SLG: 0.325
Toby Harrah, R (1, 6) OBP: 0.415, SLG: 0.429
Jeff Burroughs, R (1, 9) OBP: 0.305, SLG: 0.430
Tom Grieve, R (1, 10) OBP: 0.301, SLG: 0.460
Juan Beniquez, R (1, 8) OBP: 0.271, SLG: 0.293
Roy Howell, L (1, 5) OBP: 0.315, SLG: 0.389
Jim Sundberg, R (1, 2) OBP: 0.228, SLG: 0.263
Inning Stats
Texas Rangers @ Chicago White Sox
Comiskey Park, Chicago, IL
Tue Jun 01 1976, 8:05 PM EDT
Att. 8,736 - Unknown - 56 F
livebaseballscorecards.com
AB 53
R 6
H 10
RBI 6
BB 10
SO 10
LOB 30
PITCHER IP WLS BF H R ER SO BB IBB HBP BLK WP HR S P ERA WHIP
Ken Brett, L (1, 1) ERA: 2.11
Francisco Barrios, R (5, 1) ERA: 6.23
Clay Carroll, R (9, 1) ERA: 1.73
Jesse Jefferson, R (15, 1) ERA: 6.38

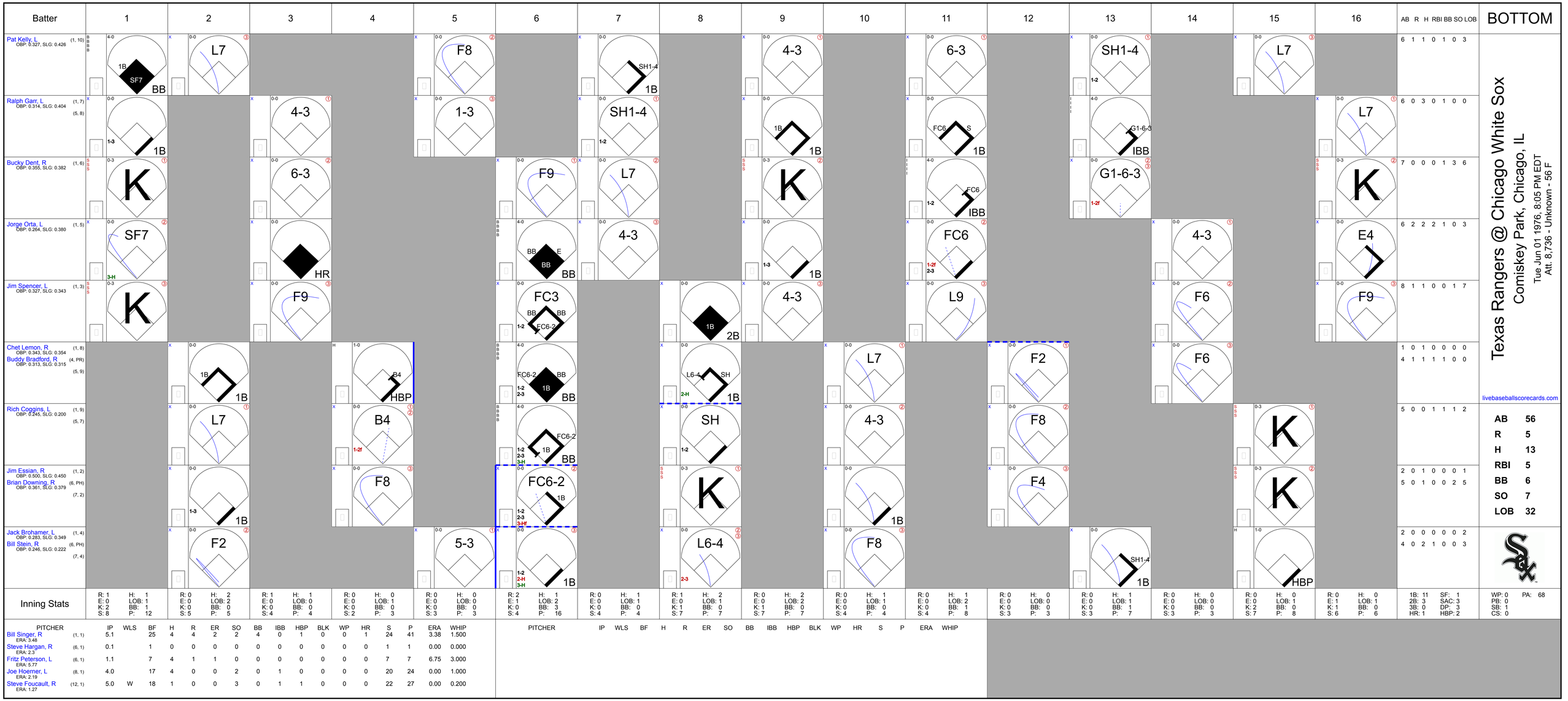

PITCHER	IP	WLS	BF	H	R	ER	SO	BB	IBB	HBP	BLK	WP	HR	S	P	ERA	WHIP
Bill Singer, R (1, 1) ERA: 3.48	5.1		25	4	4	2	2	4	0	1	0	0	1	24	41	3.38	1.500
Steve Hargan, R (6, 1) ERA: 2.3	0.1		1	0	0	0	0	0	0	0	0	0	0	1	1	0.00	0.000
Fritz Peterson, L (6, 1) ERA: 5.77	1.1		7	4	1	1	0	0	0	0	0	0	0	7	7	6.75	3.000
Joe Hoerner, L (8, 1) ERA: 2.19	4.0		17	4	0	0	2	0	1	0	0	0	0	20	24	0.00	1.000
Steve Foucault, R (12, 1) ERA: 1.27	5.0	W	18	1	0	0	3	0	1	1	0	0	0	22	27	0.00	0.200

PITCHER	IP	WLS	BF	H	R	ER	SO	BB	IBB	HBP	BLK	WP	HR	S	P	ERA	WHIP

Batter	1	2	3	4	5	6	7	8	9	10	11	AB	R	H	RBI	BB	SO	LOB
Gene Clines, R (1, 7) OBP: 0.231, SLG: 0.194	K2-3		FC6-4 1-2f			L4 2-3			SH1-3 1-2			3	0	0	0	0	1	2
Lenny Randle, S (1, 4) OBP: 0.307, SLG: 0.315	K			G6-4-3 1B			4-3		4-1			4	0	1	0	0	1	1
Danny Thompson, R (9, 4) OBP: 0.256, SLG: 0.266												0	0	0	0	0	0	0
Mike Hargrove, L (1, 3) OBP: 0.412, SLG: 0.438	K			L9			4-3			1B		4	0	1	0	0	1	1
Toby Harrah, R (1, 6) OBP: 0.406, SLG: 0.417		F2		G6-4-3 1-2f			F8			F8		4	0	0	0	0	0	2
Jeff Burroughs, R (1, 9) OBP: 0.298, SLG: 0.420		5-3			F9			F8		K		4	0	0	0	0	1	1
Roy Howell, L (1, 5) OBP: 0.308, SLG: 0.379		K			6-3			6-3		K		4	0	0	0	0	2	1
Tom Grieve, R (1, 10) OBP: 0.294, SLG: 0.448			6-3		K			F9			F6	4	0	0	0	0	1	0
Juan Beniquez, R (1, 8) OBP: 0.270, SLG: 0.292			FC6-4 1B			K			F9		B1-3	4	0	1	0	0	1	0
Jim Sundberg, R (1, 2) OBP: 0.237, SLG: 0.273			FC6-4 FC6-4 1-2f			L4 2B			SH1-3 BB		5-3	3	0	1	0	1	0	1
Inning Stats	R: 0 E: 0 K: 3 S: 9 H: 0 LOB: 0 BB: 0 P: 9	R: 0 E: 0 K: 1 S: 5 H: 0 LOB: 0 BB: 0 P: 5	R: 0 E: 0 K: 0 S: 4 H: 1 LOB: 1 BB: 0 P: 4	R: 0 E: 0 K: 0 S: 3 H: 1 LOB: 0 BB: 0 P: 3	R: 0 E: 0 K: 1 S: 5 H: 0 LOB: 0 BB: 0 P: 5	R: 0 E: 0 K: 1 S: 5 H: 1 LOB: 0 BB: 0 P: 5	R: 0 E: 0 K: 0 S: 3 H: 0 LOB: 0 BB: 0 P: 3	R: 0 E: 0 K: 0 S: 3 H: 0 LOB: 0 BB: 0 P: 3	R: 0 E: 0 K: 0 S: 3 H: 0 LOB: 1 BB: 1 P: 7	R: 0 E: 0 K: 2 S: 8 H: 1 LOB: 1 BB: 0 P: 8	R: 0 E: 0 K: 0 S: 3 H: 0 LOB: 0 BB: 0 P: 3	1B: 3 2B: 2 3B: 0 HR: 0	SF: 0 SAC: 1 DP: 2 HBP: 0						

PITCHER	IP	WLS	BF	H	R	ER	SO	BB	IBB	HBP	BLK	WP	HR	S	P	ERA	WHIP
Bart Johnson, R (1, 1) ERA: 6.66	9.0		29	3	0	0	6	1	0	0	0	0	0	40	44	0.00	0.444
Dave Hamilton, L (10, 1) ERA: 3.62	2.0	W	7	1	0	0	2	0	0	0	0	0	0	11	11	0.00	0.500

PITCHER	IP	WLS	BF	H	R	ER	SO	BB	IBB	HBP	BLK	WP	HR	S	P	ERA	WHIP

TOP

Texas Rangers @ Chicago White Sox

Comiskey Park, Chicago, IL

Wed Jun 02 1976, 8:05 PM EDT

Att. 8,013 - Unknown - 58 F

livebaseballscorecards.com

AB	34
R	0
H	4
RBI	0
BB	1
SO	8
LOB	9

WP: 0 PB: 0 SB: 0 CS: 0 PA: 36

Batter	1	2	3	4	5	6	7	8	9	10	11	AB	R	H	RBI	BB	SO	LOB
Bill Stein, R (1, 4) OBP: 0.242, SLG: 0.207	K		F9			5-3		K 1-2			FC2-6 IBB	4	0	0	0	1	2	2
Ralph Garr, L (1, 8) OBP: 0.310, SLG: 0.398	L6		F5			S 1B			F9		FC2-6 1B IBB 1-2f 2-3	5	0	1	0	0	0	3
Bucky Dent, R (1, 6) OBP: 0.351, SLG: 0.373	F9			6-3		L7 1-2			G3		1B 1-2 IBB	4	0	0	0	1	0	1
Jorge Orta, L (1, 5) OBP: 0.268, SLG: 0.381		6-3		6-3			FC5-4 1B		5-3		1B 1-2 2-3 3-H	5	0	2	1	0	0	0
Lamar Johnson, R (1, 7) OBP: 0.317, SLG: 0.375 Alan Bannister, R (10, PR) (11, 7)		K		K			FC5-4 1-2f			6-3 BB		3 0	0 0	0 0	0 0	1 0	2 0	1 0
Brian Downing, R (1, 10) OBP: 0.358, SLG: 0.368		4-0 BB			K		K				F2	3	0	0	0	1	2	2
Jim Spencer, L (1, 3) OBP: 0.318, SLG: 0.333		L7			4-3		G3				6-3 1-2	4	0	0	0	0	0	3
Buddy Bradford, R (1, 9) OBP: 0.301, SLG: 0.301			E6 FC1-6		F8			F8			4-3	4	0	0	0	0	0	2
Jim Essian, R (1, 2) OBP: 0.464, SLG: 0.458 Pat Kelly, L (11, PR) OBP: 0.327, SLG: 0.426			FC1-6 1-2f			G3		E5 CS			FC2-6 1B 2B	4 0	0 1	1 0	0 0	0 0	0 0	1 0
Inning Stats	R: 0 H: 0 E: 0 LOB: 0 K: 1 BB: 0 S: 5 P: 5	R: 0 H: 0 E: 0 LOB: 1 K: 1 BB: 1 S: 5 P: 9	R: 0 H: 0 E: 1 LOB: 1 K: 0 BB: 0 S: 4 P: 4	R: 0 H: 0 E: 0 LOB: 0 K: 1 BB: 0 S: 5 P: 5	R: 0 H: 0 E: 0 LOB: 0 K: 1 BB: 0 S: 5 P: 5	R: 0 H: 1 E: 0 LOB: 1 K: 0 BB: 0 S: 4 P: 4	R: 0 H: 1 E: 0 LOB: 1 K: 1 BB: 0 S: 6 P: 6	R: 0 H: 0 E: 1 LOB: 1 K: 1 BB: 0 S: 5 P: 5	R: 0 H: 0 E: 0 LOB: 0 K: 0 BB: 0 S: 3 P: 3	R: 0 H: 0 E: 0 LOB: 2 K: 0 BB: 1 S: 3 P: 7	R: 1 H: 2 E: 0 LOB: 3 K: 0 BB: 2 S: 3 P: 11	1B: 3 SF: 0 2B: 2 SAC: 0 3B: 0 DP: 1 HR: 0 HBP: 0						

PITCHER	IP	WLS	BF	H	R	ER	SO	BB	IBB	HBP	BLK	WP	HR	S	P	ERA	WHIP
Jim Umbarger, L (1, 1) ERA: 2.55	10.1	L	40	4	1	1	6	2	2	0	0	0	0	48	64	0.87	0.581

PITCHER	IP	WLS	BF	H	R	ER	SO	BB	IBB	HBP	BLK	WP	HR	S	P	ERA	WHIP

BOTTOM

Texas Rangers @ Chicago White Sox

Comiskey Park, Chicago, IL

Wed Jun 02 1976, 8:05 PM EDT

Att. 8,013 - Unknown - 58 F

livebaseballscorecards.com

AB	36
R	1
H	4
RBI	1
BB	4
SO	6
LOB	15
PA	40
WP	0
PB	0
SB	1
CS	1

Batter	1	2	3	4	5	6	7	8	9	AB	R	H	RBI	BB	SO	LOB
Duane Kuiper, L (1, 4) OBP: 0.277, SLG: 0.263	3-1		1-3		1B 1B 2-3		1B		F7	5	0	2	0	0	0	1
Buddy Bell, R (1, 5) OBP: 0.381, SLG: 0.357	1B 1B		4-3 2-3		1-2 3-H		F7			4	0	2	1	0	0	2
Rick Manning, L (1, 8) OBP: 0.337, SLG: 0.395	1-2		5-3		F6		4-3			4	0	1	0	0	0	4
Boog Powell, L (1, 3) OBP: 0.303, SLG: 0.270	F9			F7	S S S K			4-3		4	0	0	0	0	1	4
John Lowenstein, L (1, 7) OBP: 0.312, SLG: 0.261	4-3			1-3		5-3 S 1B		S S S K		4	0	1	0	0	1	2
Rico Carty, R (1, 10) OBP: 0.397, SLG: 0.470		4-3		B B B BB	4-0	F8		1B		3	0	1	0	1	0	1
Charlie Spikes, R (1, 9) OBP: 0.288, SLG: 0.275		3-1		L1		5-3 1-3		4-3		4	0	0	0	0	0	3
Alan Ashby, S (1, 2) OBP: 0.343, SLG: 0.352		4-3			6-3	4-3			F2	4	0	0	0	0	0	1
Frank Duffy, R (1, 6) OBP: 0.277, SLG: 0.281			4-3 WP 1B		1B 1B 2B		S S S K		F5	4	1	2	0	0	1	0
Inning Stats	R: 0 E: 0 K: 0 S: 5 H: 2 LOB: 2 BB: 0 P: 5	R: 0 E: 0 K: 0 S: 3 H: 0 LOB: 0 BB: 0 P: 3	R: 0 E: 0 K: 0 S: 4 H: 1 LOB: 1 BB: 0 P: 4	R: 0 E: 0 K: 0 S: 3 H: 0 LOB: 1 BB: 1 P: 7	R: 1 E: 0 K: 1 S: 8 H: 3 LOB: 2 BB: 0 P: 8	R: 0 E: 0 K: 0 S: 4 H: 1 LOB: 1 BB: 0 P: 4	R: 0 E: 0 K: 1 S: 6 H: 1 LOB: 1 BB: 0 P: 6	R: 0 E: 0 K: 1 S: 6 H: 1 LOB: 1 BB: 0 P: 6	R: 0 E: 0 K: 0 S: 3 H: 0 LOB: 0 BB: 0 P: 3	1B: 8 2B: 1 3B: 0 HR: 0	SF: 0 SAC: 0 DP: 0 HBP: 0						

PITCHER	IP	WLS	BF	H	R	ER	SO	BB	IBB	HBP	BLK	WP	HR	S	P	ERA	WHIP
Rich Gossage, R (1, 1) ERA: 2.37	9.0	W	37	9	1	1	3	1	0	0	0	1	0	42	46	1.00	1.111

PITCHER	IP	WLS	BF	H	R	ER	SO	BB	IBB	HBP	BLK	WP	HR	S	P	ERA	WHIP

TOP

Cleveland Indians @ Chicago White Sox

Comiskey Park, Chicago, IL

Fri Jun 04 1976, 8:05 PM EDT

Att. 25,883 - Unknown - 61 F

livebaseballscorecards.com

AB	36
R	1
H	9
RBI	1
BB	1
SO	3
LOB	18

WP: 1 PA: 37
PB: 0
SB: 1
CS: 0

Batter	1	2	3	4	5	6	7	8	9	AB	R	H	RBI	BB	SO	LOB
Pat Kelly, L (1, 10) OBP: 0.333, SLG: 0.423	BBBB 4-0 S E BB	x 0-0 ③ G3			x 0-0 S E 1B	x 0-0 ③ 5-3				3	2	1	0	1	0	3
Nyls Nyman, L (1, 7) Chet Lemon, R (7, PH) (8, 8) OBP: 0.340, SLG: 0.351	x 0-0 ① L6 1-2		x 0-0 ① F8		SSS 0-3 ① K 1-2		SSS 0-3 ① K			3 1	0 0	0 0	0 0	0 0	1 1	2 0
Ralph Garr, L (1, 8) OBP: 0.320, SLG: 0.406 Buddy Bradford, R (8, 9) OBP: 0.301, SLG: 0.301	x 0-0 E2 2B 2-H 1B		x 0-0 ② F9		x 0-0 E3 3B 2-H 1B		x 0-0 1B			4 0	2 0	3 0	1 0	0 0	0 0	0 0
Jorge Orta, L (1, 5) OBP: 0.279, SLG: 0.404	x 0-0 2-H 2B		BBBB 4-0 BB		x 0-0 FC5-2 3B 3-H		x 0-0 ② F8			3	0	2	2	1	0	1
Jim Spencer, L (1, 3) OBP: 0.311, SLG: 0.324	SSS 0-3 ② K		x 0-0 ③ F5		x 0-0 ② FC5-2 CS 3-H		SSS 0-3 ③ K			4	0	0	0	0	2	4
Bucky Dent, R (1, 6) OBP: 0.343, SLG: 0.364	SSS 0-3 ③ K			x 0-0 ① F7	0-0 ③ CS 1-2	x 0-0 ① F7		x 0-0 ① L5		4	0	0	0	0	1	1
Jack Brohamer, L (1, 4) OBP: 0.274, SLG: 0.336		x 0-0 ① F8		x 0-0 ② 4-3		x 0-0 E7 BB		x 0-0 ② F5		4	0	0	0	0	0	0
Rich Coggins, L (1, 9) OBP: 0.281, SLG: 0.245 (8, 7)		x 0-0 2B		x 0-0 1B		BBBB 4-0 1-2 BB		x 0-0 ③ 1-3		3	0	2	0	1	0	0
Jim Essian, R (1, 2) OBP: 0.419, SLG: 0.407		SSS 0-3 ② K		x 0-0 ③ F8		x 0-0 ② F7				3	0	0	0	0	1	4
Inning Stats	R: 2 H: 2 E: 1 LOB: 1 K: 2 BB: 1 S: 9 P: 13	R: 0 H: 1 E: 0 LOB: 1 K: 1 BB: 0 S: 6 P: 6	R: 0 H: 0 E: 0 LOB: 1 K: 0 BB: 1 S: 3 P: 7	R: 0 H: 1 E: 0 LOB: 1 K: 0 BB: 0 S: 4 P: 4	R: 2 H: 3 E: 1 LOB: 0 K: 1 BB: 0 S: 7 P: 7	R: 0 H: 0 E: 1 LOB: 2 K: 0 BB: 1 S: 4 P: 8	R: 0 H: 1 E: 0 LOB: 1 K: 2 BB: 0 S: 8 P: 8	R: 0 H: 0 E: 0 LOB: 0 K: 0 BB: 0 S: 3 P: 3		1B: 5 SF: 0 2B: 2 SAC: 0 3B: 1 DP: 0 HR: 0 HBP: 0						

PITCHER		IP	WLS	BF	H	R	ER	SO	BB	IBB	HBP	BLK	WP	HR	S	P	ERA	WHIP
Dennis Eckersley, R ERA: 3.88	(1, 1)	4.1	L	22	7	4	4	4	2	0	0	0	0	0	28	36	8.31	2.077
Rick Waits, L ERA:	(5, 1)	2.2		10	1	0	0	2	1	0	0	0	0	0	13	17	0.00	0.750
Stan Thomas, R ERA: 1.96	(8, 1)	1.0		3	0	0	0	0	0	0	0	0	0	0	3	3	0.00	0.000

PITCHER	IP	WLS	BF	H	R	ER	SO	BB	IBB	HBP	BLK	WP	HR	S	P	ERA	WHIP

BOTTOM

Cleveland Indians @ Chicago White Sox

Comiskey Park, Chicago, IL

Fri Jun 04 1976, 8:05 PM EDT
Att. 25,883 - Unknown - 61 F

livebaseballscorecards.com

AB	32
R	4
H	8
RBI	3
BB	3
SO	6
LOB	15

Batter	1	2	3	4	5	6	7	8	9	10	AB	R	H	RBI	BB	SO	LOB
Rick Manning, L (1, 8) OBP: 0.333, SLG: 0.389	SSS 0-3 ① K		SSS 0-3 ① K		SSS 0-3 ① K	x 0-0 1-3 2-H 1B			x 0-0 ② 6-3		5	0	1	1	0	3	0
Larvell Blanks, R (1, 4) OBP: 0.353, SLG: 0.542	x 0-0 ② F9		x 0-0 5-3 1B		x 0-0 ② L6	x 0-0 ③ F2			x 0-0 ③ L5		5	0	1	0	0	0	2
Buddy Bell, R (1, 5) OBP: 0.381, SLG: 0.351	BBBB 4-0 BB BB		x 0-0 ② 5-3 1-2		x 0-0 ③ 5-3		x 0-0 ① F9			BBBB 4-0 3B BB	3	1	0	0	2	0	1
George Hendrick, R (1, 7) OBP: 0.335, SLG: 0.470 John Lowenstein, L (8, 7) OBP: 0.321, SLG: 0.300	BBBB 4-0 FC4-6 1-2 BB		x 0-0 ③ 1-3			x 0-0 2B 1B	x 0-0 ② F8			x 0-0 1-H WP 3B	3 1	1 1	1 1	0 1	1 0	0 0	1 0
Rico Carty, R (1, 3) OBP: 0.393, SLG: 0.471 Doug Howard, R (7, 3) OBP: 0.228, SLG: 0.270	x 0-0 ③ FC4-6 1-2f			x 0-0 ① 5-3		x 0-0 1-H 1B 2B	x 0-0 ③ F3			x 0-0 ① 1-3 3-H	4 1	1 0	1 0	1 0	0 0	0 0	2 0
Frank Robinson, R (1, 10) OBP: 0.300, SLG: 0.222 Duane Kuiper, L (8, PH) OBP: 0.280, SLG: 0.265		x 0-0 6-3 1B		x 0-0 ② F7		x 0-0 ① 2-3		x 0-0 ① 4-3		x 0-0 1B	3 2	0 0	1 1	0 0	0 0	0 0	1 0
Charlie Spikes, R (1, 9) OBP: 0.297, SLG: 0.282		x 0-0 ① F8		BBB 4-0 1B BB		x 0-0 2-H 5-3 1B 1B		x 0-0 L4-3 1B		SSS 0-3 ② K	4	1	2	1	1	1	2
Ray Fosse, R (1, 2) OBP: 0.355, SLG: 0.200		x 0-0 ② 6-3 1-2		x 0-0 FC5-4 1-2 1B		x 0-0 ② 5-3 1-2		x 0-0 ②③ L4-3 1-2		x 0-0 1-2 1B	5	0	2	0	0	0	3
Frank Duffy, R (1, 6) OBP: 0.275, SLG: 0.273		x 0-0 ③ 5-3		x 0-0 ③ FC5-4 1-2f		BBBB 4-0 1B BB			SSS 0-3 ① K	x 0-0 ③ F2	4	0	0	0	1	1	5
Inning Stats	R: 0 H: 0 E: 0 LOB: 2 K: 1 BB: 2 S: 5 P: 13	R: 0 H: 1 E: 0 LOB: 1 K: 0 BB: 0 S: 4 P: 4	R: 0 H: 1 E: 0 LOB: 1 K: 1 BB: 0 S: 6 P: 6	R: 0 H: 1 E: 0 LOB: 2 K: 0 BB: 1 S: 4 P: 8	R: 0 H: 0 E: 0 LOB: 0 K: 1 BB: 0 S: 5 P: 5	R: 3 H: 4 E: 0 LOB: 2 K: 0 BB: 1 S: 7 P: 11	R: 0 H: 0 E: 0 LOB: 0 K: 0 BB: 0 S: 3 P: 3	R: 0 H: 1 E: 0 LOB: 0 K: 0 BB: 0 S: 3 P: 3	R: 0 H: 0 E: 0 LOB: 0 K: 1 BB: 0 S: 5 P: 5	R: 2 H: 3 E: 0 LOB: 2 K: 1 BB: 1 S: 8 P: 12	1B: 9 SF: 0 2B: 2 SAC: 0 3B: 1 DP: 1 HR: 0 HBP: 0						

TOP

Cleveland Indians @ Chicago White Sox

Comiskey Park, Chicago, IL

Sat Jun 05 1976, 4:33 AM EDT
Att. 13,744 - Unknown - 64 F

livebaseballscorecards.com

AB	40
R	5
H	11
RBI	4
BB	5
SO	5
LOB	17

WP: 1 PA: 45
PB: 0
SB: 0
CS: 0

PITCHER		IP	WLS	BF	H	R	ER	SO	BB	IBB	HBP	BLK	WP	HR	S	P	ERA	WHIP
Terry Forster, L ERA: 3.94	(1, 1)	5.2		28	7	3	3	3	4	0	0	0	0	0	30	46	4.76	1.941
Clay Carroll, R ERA: 1.97	(6, 1)	4.0	L	16	4	2	2	2	1	0	0	0	1	0	19	23	4.50	1.250
Francisco Barrios, R ERA: 6.11	(10, 1)	0.1		1	0	0	0	0	0	0	0	0	0	0	1	1	0.00	0.000

PITCHER	IP	WLS	BF	H	R	ER	SO	BB	IBB	HBP	BLK	WP	HR	S	P	ERA	WHIP

Batter	1	2	3	4	5	6	7	8	9	10	AB	R	H	RBI	BB	SO	LOB
Pat Kelly, L (1, 10) OBP: 0.336, SLG: 0.416	F8		5-3		1-3 2-H 1B			6-3	BBBB 1-2 BB		4	0	1	1	1	0	0
Nyls Nyman, L (1, 7) OBP: 0.143, SLG: 0.143	SSS K			F6	L4			S 2B 1B	SSS K		4	1	1	0	0	1	2
Alan Bannister, R (9, PH) (10, 7)											1	0	0	0	0	1	3
Chet Lemon, R (1, 8) OBP: 0.351, SLG: 0.366	F8			SSS K		S 1B		1-H 2B	BBBB G6-4-3 BB		4	0	2	1	1	1	0
Jorge Orta, L (1, 5) OBP: 0.277, SLG: 0.398		4-3		1B		F9		SSS K	G6-4-3 1-2f		5	0	1	0	0	1	3
Jim Spencer, L (1, 3) OBP: 0.311, SLG: 0.345		HR		4-3		SSS K 1-2		SSS K	5-3		3	1	1	1	0	1	2
Lamar Johnson, R (8, PH) OBP: 0.302, SLG: 0.357											2	0	0	0	0	1	1
(9, 3)																	
Brian Downing, R (1, 2) OBP: 0.354, SLG: 0.364		SSS K			BB 1B 1B	F9			SSS K		4	1	1	0	0	2	1
Rich Coggins, L (1, 9) OBP: 0.283, SLG: 0.236		G3			BBBB 1B 1-2 BB		F3		BBBB 1B BB		2	0	0	0	1	0	0
Buddy Bradford, R (9, PH) OBP: 0.308, SLG: 0.301											0	0	0	0	1	0	0
(10, 9)																	
Bucky Dent, R (1, 6) OBP: 0.335, SLG: 0.355			SSS K		F7		6-3		F9		4	0	0	0	0	1	3
Jack Brohamer, L (1, 4) OBP: 0.267, SLG: 0.327		F9			SSS K		6-3		BB 1-3 1B		3	0	0	0	0	1	2
Bill Stein, R (9, PH) OBP: 0.254, SLG: 0.220											1	0	1	0	0	0	0
(10, 4)																	
Inning Stats	R: 0 E: 0 K: 1 S: 5 H: 0 LOB: 0 BB: 0 P: 5	R: 1 E: 0 K: 1 S: 6 H: 1 LOB: 0 BB: 0 P: 6	R: 0 E: 0 K: 1 S: 5 H: 0 LOB: 0 BB: 0 P: 5	R: 0 E: 0 K: 1 S: 6 H: 1 LOB: 1 BB: 0 P: 6	R: 1 E: 0 K: 1 S: 7 H: 2 LOB: 2 BB: 1 P: 11	R: 0 E: 0 K: 1 S: 6 H: 1 LOB: 1 BB: 0 P: 6	R: 0 E: 0 K: 0 S: 3 H: 0 LOB: 0 BB: 0 P: 3	R: 1 E: 0 K: 2 S: 9 H: 2 LOB: 1 BB: 0 P: 9	R: 0 E: 0 K: 2 S: 8 H: 1 LOB: 3 BB: 2 P: 16	R: 0 E: 0 K: 0 S: 2 H: 0 LOB: 0 BB: 1 P: 6	1B: 6 2B: 1 3B: 0 HR: 1 SF: 0 SAC: 0 DP: 1 HBP: 0	WP: 0 PB: 0 SB: 2 CS: 0 PA: 41					

PITCHER		IP	WLS	BF	H	R	ER	SO	BB	IBB	HBP	BLK	WP	HR	S	P	ERA	WHIP
Pat Dobson, R ERA: 2.88	(1, 1)	7.1		30	7	3	3	6	1	0	0	0	0	1	41	45	3.68	1.091
Dave LaRoche, L ERA: 1.91	(8, 1)	1.1		7	1	0	0	3	2	0	0	0	0	0	11	19	0.00	2.250
Jim Kern, R ERA: 2.14	(9, 1)	1.1	W	4	0	0	0	1	1	0	0	0	0	0	5	9	0.00	0.750

PITCHER	IP	WLS	BF	H	R	ER	SO	BB	IBB	HBP	BLK	WP	HR	S	P	ERA	WHIP

BOTTOM

Cleveland Indians @ Chicago White Sox

Comiskey Park, Chicago, IL

Sat Jun 05 1976, 4:33 AM EDT

Att. 13,744 - Unknown - 64 F

livebaseballscorecards.com

AB	37
R	3
H	8
RBI	3
BB	4
SO	10
LOB	17

Batter	1	2	3	4	5	6	7	8	9	AB	R	H	RBI	BB	SO	LOB
Duane Kuiper, L (1, 4) OBP: 0.289, SLG: 0.283	F8		1-3		1B		1-H SF7 3B		BBBB 4-0 G6-4-3 BB	4	1	2	1	1	0	0
Buddy Bell, R (1, 5) OBP: 0.377, SLG: 0.346	BB 1B		5-3		F7		F6		B3	5	0	1	0	0	0	3
Rick Manning, L (1, 8) OBP: 0.330, SLG: 0.387	K		CS 1B		4-3		SF7 3-H		G6-4-3 1-2f	4	0	1	1	0	1	3
Boog Powell, L (1, 3) OBP: 0.321, SLG: 0.281 Rico Carty, R (4, 3) OBP: 0.394, SLG: 0.471	BBBB 4-0 1B 1-2 BB		CS 1-2	F9 1B 1B	1B	1B	4-3			1 2	0 0	1 1	0 0	1 0	0 0	0 0
John Lowenstein, L (1, 10) OBP: 0.333, SLG: 0.315 Doug Howard, R (8, PH) OBP: 0.238, SLG: 0.280	1-2 1B			HBP 1-2 1B	F8			FC4-6-2-6 1B		3 1	0 0	2 1	0 0	0 0	0 0	1 0
George Hendrick, R (1, 7) OBP: 0.333, SLG: 0.465		4-3 SH1-3 1B		F9 2-3	L7			FC4-6-2-6 1-2		4	0	1	0	0	0	4
Charlie Spikes, R (1, 9) OBP: 0.311, SLG: 0.287		SH1-3 1-2		G4-3 1-2 HBP	1-2 1B			BBBB 4-0 1B BB		1	0	1	0	1	0	0
Alan Ashby, S (1, 2) OBP: 0.336, SLG: 0.344 Frank Robinson, R (8, PH) OBP: 0.364, SLG: 0.300 Ray Fosse, R (8, 2) OBP: 0.355, SLG: 0.200		4-3 2-3		G4-3 1-2f	SSS K			1-2 1B		3 1 0	0 0 0	0 1 0	0 0 0	0 0 0	1 0 0	6 0 0
Larvell Blanks, R (1, 6) OBP: 0.345, SLG: 0.510		F9			F7		BBBB 4-0 3B BB	L9		3	1	0	0	1	0	3
Inning Stats	R: 0 H: 2 E: 0 LOB: 2 K: 1 BB: 1 S: 6 P: 10	R: 0 H: 1 E: 0 LOB: 1 K: 0 BB: 0 S: 4 P: 4	R: 0 H: 1 E: 0 LOB: 0 K: 0 BB: 0 S: 3 P: 3	R: 0 H: 2 E: 0 LOB: 2 K: 0 BB: 0 S: 4 P: 5	R: 0 H: 1 E: 0 LOB: 1 K: 0 BB: 0 S: 4 P: 4	R: 0 H: 2 E: 0 LOB: 2 K: 1 BB: 0 S: 7 P: 7	R: 2 H: 1 E: 0 LOB: 0 K: 0 BB: 1 S: 4 P: 8	R: 0 H: 2 E: 0 LOB: 2 K: 0 BB: 1 S: 4 P: 8	R: 0 H: 0 E: 0 LOB: 0 K: 0 BB: 1 S: 2 P: 6	1B: 11 SF: 1 2B: 1 SAC: 1 3B: 1 DP: 3 HR: 0 HBP: 1						

TOP

Cleveland Indians @ Chicago White Sox

Comiskey Park, Chicago, IL

Sun Jun 06 1976, 4:33 AM EDT

Unknown - 65 F

livebaseballscorecards.com

AB	32
R	2
H	12
RBI	2
BB	4
SO	2
LOB	20

WP: 0 PA: 40
PB: 0
SB: 0
CS: 1

PITCHER		IP	WLS	BF	H	R	ER	SO	BB	IBB	HBP	BLK	WP	HR	S	P	ERA	WHIP
Pete Vuckovich, R ERA: 4.05	(1, 1)	6.0	W	28	10	2	2	2	2	0	1	0	0	0	29	38	3.00	2.000
Dave Hamilton, L ERA: 3.38	(7, 1)	2.0		9	2	0	0	0	2	0	0	0	0	0	7	15	0.00	2.000
Francisco Barrios, R ERA: 5.79	(9, 1)	1.0	S	2	0	0	0	0	0	0	0	0	0	0	2	2	0.00	0.000

PITCHER	IP	WLS	BF	H	R	ER	SO	BB	IBB	HBP	BLK	WP	HR	S	P	ERA	WHIP

Batter	1	2	3	4	5	6	7	8	9	AB	R	H	RBI	BB	SO	LOB
Pat Kelly, L (1, 10) OBP: 0.333, SLG: 0.404	4-3	BB		L6 2-3			F7			3	0	0	0	1	0	2
Rich Coggins, L (1, 9) OBP: 0.266, SLG: 0.220	F8	F9			F7			F5		4	0	0	0	0	0	2
Chet Lemon, R (1, 8) OBP: 0.348, SLG: 0.362	S 1B		F9		K			K		4	0	1	0	0	2	0
Jorge Orta, L (1, 5) OBP: 0.276, SLG: 0.394	4-3 1-2		L6		4-3			1B 1B		4	0	1	0	0	0	1
Jim Spencer, L (1, 3) OBP: 0.315, SLG: 0.349		2B 1B	F7			F5		1-3 1B		4	1	2	0	0	0	0
Bucky Dent, R (1, 6) OBP: 0.333, SLG: 0.364		L6		1B 3B		L9		F3		4	1	1	0	0	0	3
Nyls Nyman, L (1, 7) OBP: 0.200, SLG: 0.300		1-H 2B 2B		G3		F4				3	1	1	1	0	0	1
Jack Brohamer, L (1, 4) OBP: 0.276, SLG: 0.339		2-H 2B		L6 1B IBB			6-3			2	0	1	1	1	0	0
Jim Essian, R (1, 2) OBP: 0.412, SLG: 0.400		1-3		1-2 3-H 1B			L4			3	0	1	1	0	0	1
Inning Stats	R: 0 H: 1 E: 0 LOB: 1 K: 0 BB: 0 S: 4 P: 4	R: 2 H: 3 E: 0 LOB: 2 K: 0 BB: 1 S: 6 P: 10	R: 0 H: 0 E: 0 LOB: 0 K: 0 BB: 0 S: 3 P: 3	R: 1 H: 2 E: 0 LOB: 1 K: 0 BB: 1 S: 4 P: 8	R: 0 H: 0 E: 0 LOB: 0 K: 1 BB: 0 S: 5 P: 5	R: 0 H: 0 E: 0 LOB: 0 K: 0 BB: 0 S: 3 P: 3	R: 0 H: 0 E: 0 LOB: 0 K: 0 BB: 0 S: 3 P: 3	R: 0 H: 2 E: 0 LOB: 2 K: 1 BB: 0 S: 7 P: 7		1B: 5 SF: 0 2B: 3 SAC: 0 3B: 1 DP: 1 HR: 0 HBP: 0						

PITCHER		IP	WLS	BF	H	R	ER	SO	BB	IBB	HBP	BLK	WP	HR	S	P	ERA	WHIP
Jackie Brown, R ERA: 2.17	(1, 1)	3.1	L	18	6	3	3	0	1	1	0	0	0	0	16	24	8.10	2.100
Jim Bibby, R ERA: 5.27	(4, 1)	4.2		15	2	0	0	2	0	0	0	0	0	0	19	19	0.00	0.429

PITCHER	IP	WLS	BF	H	R	ER	SO	BB	IBB	HBP	BLK	WP	HR	S	P	ERA	WHIP

BOTTOM

Cleveland Indians @ Chicago White Sox

Comiskey Park, Chicago, IL

Sun Jun 06 1976, 4:33 AM EDT

Unknown - 65 F

livebaseballscorecards.com

AB	31
R	3
H	8
RBI	3
BB	2
SO	2
LOB	10

Batter	1	2	3	4	5	6	7	8	9	AB	R	H	RBI	BB	SO	LOB
Rick Manning, L (1, 8) OBP: 0.329, SLG: 0.384	FC4-6 1B		F7		FC6-4 1-2f		F7			4	0	1	0	0	0	3
Larvell Blanks, R (1, 4) OBP: 0.339, SLG: 0.481	F9		F8			BBBB FC6-4 BB		F9		3	0	0	0	1	0	1
Buddy Bell, R (1, 5) OBP: 0.374, SLG: 0.344	FC4-6 BB 1-2f			5-3		F9		BB 1B		4	0	1	0	0	0	2
Frank Robinson, R (1, 10) OBP: 0.429, SLG: 0.273	BBBB FC6-4 1-2 BB			BBBB BB		F4		F7		1	0	0	0	2	0	1
John Lowenstein, L (8, PH) OBP: 0.329, SLG: 0.311										1	0	0	0	0	0	1
Rico Carty, R (1, 3) OBP: 0.391, SLG: 0.463	FC6-4 1-2f			SSS K		FC6-4 1-2f		BBBB BB 1-2		3	0	0	0	1	1	4
George Hendrick, R (1, 7) OBP: 0.326, SLG: 0.454		4-3		SSS K			F8	F8		4	0	0	0	0	1	3
Charlie Spikes, R (1, 9) OBP: 0.303, SLG: 0.279		F9			L3		F7		6-3	4	0	0	0	0	0	0
Ray Fosse, R (1, 2) OBP: 0.353, SLG: 0.214		F9			FC6-4 1B		E6 BB		6-3	3	0	1	0	0	0	0
Duane Kuiper, L (9, PH) OBP: 0.287, SLG: 0.281										1	0	0	0	0	0	0
Frank Duffy, R (1, 6) OBP: 0.276, SLG: 0.269			F3		SSS K		BBBB BB 1-2		SSS K	2	0	0	0	1	1	1
Alan Ashby, S (9, PH) OBP: 0.333, SLG: 0.341										1	0	0	0	0	1	0
Inning Stats	R: 0 E: 0 K: 0 S: 4 H: 1 LOB: 2 BB: 1 P: 8	R: 0 E: 0 K: 0 S: 3 H: 0 LOB: 0 BB: 0 P: 3	R: 0 E: 0 K: 0 S: 3 H: 0 LOB: 0 BB: 0 P: 3	R: 0 E: 0 K: 2 S: 7 H: 0 LOB: 1 BB: 1 P: 11	R: 0 E: 0 K: 1 S: 6 H: 1 LOB: 1 BB: 0 P: 6	R: 0 E: 0 K: 0 S: 3 H: 0 LOB: 1 BB: 1 P: 7	R: 0 E: 1 K: 0 S: 4 H: 0 LOB: 2 BB: 1 P: 8	R: 0 E: 0 K: 0 S: 4 H: 1 LOB: 2 BB: 1 P: 8	R: 0 E: 0 K: 1 S: 5 H: 0 LOB: 0 BB: 0 P: 5	1B: 3 2B: 0 3B: 0 HR: 0 SF: 0 SAC: 0 DP: 0 HBP: 0						

TOP

Cleveland Indians @ Chicago White Sox

Comiskey Park, Chicago, IL

Sun Jun 06 1976, 4:38 AM EDT

Att. 24,413 - Unknown

livebaseballscorecards.com

AB	31
R	0
H	3
RBI	0
BB	5
SO	4
LOB	16

PITCHER		IP	WLS	BF	H	R	ER	SO	BB	IBB	HBP	BLK	WP	HR	S	P	ERA	WHIP
Ken Brett, L ERA: 1.59	(1, 1)	7.0	W	28	2	0	0	3	4	0	0	0	0	0	30	46	0.00	0.857
Jesse Jefferson, R ERA: 5.75	(8, 1)	2.0		8	1	0	0	1	1	0	0	0	0	0	9	13	0.00	1.000

PITCHER	IP	WLS	BF	H	R	ER	SO	BB	IBB	HBP	BLK	WP	HR	S	P	ERA	WHIP

BOTTOM

Cleveland Indians @ Chicago White Sox

Comiskey Park, Chicago, IL

Sun Jun 06 1976, 4:38 AM EDT

Att. 24,413 - Unknown

livebaseballscorecards.com

Batter	1	2	3	4	5	6	7	8	9	AB	R	H	RBI	BB	SO	LOB
Bucky Dent, R (1, 6) OBP: 0.326, SLG: 0.356	6-3			F7	F7		6-3			4	0	0	0	0	0	2
Chet Lemon, R (1, 8) OBP: 0.345, SLG: 0.358	G6-4-3, 1B			F8	5-3 1-2 3-H			6-3		4	0	1	0	0	0	1
Lamar Johnson, R (1, 10) OBP: 0.340, SLG: 0.391	G6-4-3 1-2f			3B, 1B		4-3, 1B		2B, SF9, 1B		4	2	3	0	0	0	1
Jorge Orta, L (1, 5) OBP: 0.281, SLG: 0.413		F5		1-H, 3B		F8		BB, 1-3, 2B		4	0	2	1	0	0	1
Jim Spencer, L (1, 3) OBP: 0.314, SLG: 0.342		L4		F8		4-3 1-2		BB, IBB		3	0	0	0	1	0	2
Brian Downing, R (1, 2) OBP: 0.359, SLG: 0.366		B B B B PO, BB			F7, SH, 1B, 1B	F8		SF9 3-H		2	1	1	1	1	0	1
Bill Stein, R (1, 4) OBP: 0.250, SLG: 0.217		PO 1-2	F9		SH, 1B, E 1-2		B B B B HR, BB	BB 1-2 2-3		1	1	0	0	0	0	0
Pat Kelly, L (7, PH) OBP: 0.339, SLG: 0.404										0	0	0	0	1	0	0
Jack Brohamer, L (8, 4) OBP: 0.282, SLG: 0.339										0	0	0	0	1	0	0
Buddy Bradford, R (1, 9) OBP: 0.306, SLG: 0.330			F9		F7 2-3		1-2, HR	L4		4	1	1	1	0	0	5
Alan Bannister, R (1, 7) OBP: 0.333, SLG: 0.333			S S S K		S 1-3 3-H		S S S K			2	0	1	1	0	1	0
Rich Coggins, L (7, PH) OBP: 0.262, SLG: 0.217										1	0	0	0	0	1	0
Nyls Nyman, L (8, 7) OBP: 0.200, SLG: 0.300										0	0	0	0	0	0	0
Inning Stats	R: 0 E: 0 K: 0 S: 3 H: 1 LOB: 0 BB: 0 P: 3	R: 0 E: 0 K: 0 S: 2 H: 0 LOB: 0 BB: 1 P: 6	R: 0 E: 0 K: 1 S: 5 H: 0 LOB: 0 BB: 0 P: 5	R: 1 E: 0 K: 0 S: 5 H: 2 LOB: 1 BB: 0 P: 5	R: 2 E: 0 K: 0 S: 6 H: 2 LOB: 1 BB: 0 P: 6	R: 0 E: 0 K: 0 S: 4 H: 1 LOB: 1 BB: 0 P: 4	R: 1 E: 0 K: 1 S: 5 H: 1 LOB: 0 BB: 1 P: 9	R: 1 E: 0 K: 0 S: 5 H: 2 LOB: 3 BB: 2 P: 13		1B: 6 2B: 1 3B: 1 HR: 1 SF: 1 SAC: 1 DP: 1 HBP: 0						

	AB	29
	R	5
	H	9
	RBI	4
	BB	4
	SO	2
	LOB	13

WP: 0 PB: 0 SB: 1 CS: 0 PA: 36

PITCHER		IP	WLS	BF	H	R	ER	SO	BB	IBB	HBP	BLK	WP	HR	S	P	ERA	WHIP
Don Hood, L ERA: 4.06	(1, 1)	4.1	L	18	5	3	2	1	1	0	0	0	0	0	19	23	4.15	1.385
Tom Buskey, R ERA: 2.2	(5, 1)	3.0		14	4	2	2	1	1	1	0	0	0	1	14	22	6.00	1.667
Jim Kern, R ERA: 2.11	(8, 1)	0.2		3	0	0	0	0	1	0	0	0	0	0	2	6	0.00	1.500

PITCHER	IP	WLS	BF	H	R	ER	SO	BB	IBB	HBP	BLK	WP	HR	S	P	ERA	WHIP

Batter	1	2	3	4	5	6	7	8	9	AB	R	H	RBI	BB	SO	LOB
Bucky Dent, R (1, 6) OBP: 0.318, SLG: 0.346	F8		K		F7			F8	FC5-4 1-2f	5	0	0	0	0	1	3
Chet Lemon, R (1, 8) OBP: 0.333, SLG: 0.345	K		E5		6-3			L5		4	0	0	0	0	1	0
Lamar Johnson, R (1, 10) OBP: 0.353, SLG: 0.388	HBP		P3			5-3		1B		3	0	1	0	0	0	1
Jorge Orta, L (1, 5) OBP: 0.280, SLG: 0.410	K		F9			1B		P6		4	0	1	0	0	1	3
Brian Downing, R (1, 2) OBP: 0.370, SLG: 0.368		WP 1B BB		BB		K			BB 1B FC5-2 1B	2	0	1	0	2	1	1
Jim Spencer, L (1, 3) OBP: 0.313, SLG: 0.340		F8		K		5-3			FC5-2 1-2 BB 1B	4	0	1	0	0	1	3
Buddy Bradford, R (1, 9) OBP: 0.313, SLG: 0.330		WP 1-2 1B		F3			6-3		FC5-2 1-2 2-3 BB	3	0	1	0	1	0	1
Bill Stein, R (1, 4) OBP: 0.235, SLG: 0.203 Nyls Nyman, L (9, PR) OBP: 0.200, SLG: 0.300		F9		4-3			P6		FC5-2 FC5-4 1-2 2-3 3-Hf	4 0	0 0	0 0	0 0	0 0	0 0	6 0
Alan Bannister, R (1, 7) OBP: 0.167, SLG: 0.167 Ralph Garr, L (9, PH) OBP: 0.318, SLG: 0.404		F7 1-2 2-3			B1		F8		P5	3 1	0 0	0 0	0 0	0 0	0 0	2 3
Inning Stats	R: 0 E: 0 K: 2 S: 7 H: 0 LOB: 1 BB: 0 P: 8	R: 0 E: 0 K: 0 S: 4 H: 1 LOB: 2 BB: 1 P: 8	R: 0 E: 1 K: 1 S: 6 H: 0 LOB: 1 BB: 0 P: 6	R: 0 E: 0 K: 1 S: 5 H: 0 LOB: 1 BB: 1 P: 9	R: 0 E: 0 K: 0 S: 3 H: 0 LOB: 0 BB: 0 P: 3	R: 0 E: 0 K: 1 S: 6 H: 1 LOB: 1 BB: 0 P: 6	R: 0 E: 0 K: 0 S: 3 H: 0 LOB: 0 BB: 0 P: 3	R: 0 E: 0 K: 0 S: 4 H: 1 LOB: 1 BB: 0 P: 4	R: 0 E: 0 K: 0 S: 5 H: 2 LOB: 3 BB: 1 P: 9	1B: 5 2B: 0 3B: 0 HR: 0 SF: 0 SAC: 0 DP: 0 HBP: 1						

PITCHER	IP	WLS	BF	H	R	ER	SO	BB	IBB	HBP	BLK	WP	HR	S	P	ERA	WHIP
Bill Travers, L (1, 1) ERA: 1.72	9.0	W	37	5	0	0	5	3	0	1	0	1	0	43	56	0.00	0.889

PITCHER	IP	WLS	BF	H	R	ER	SO	BB	IBB	HBP	BLK	WP	HR	S	P	ERA	WHIP

TOP

Chicago White Sox @ Milwaukee Brewers

Milwaukee County Stadium, Milwaukee, WI

Tue Jun 08 1976, 8:05 PM EDT

Att. 17,973 - Unknown - 79 F

livebaseballscorecards.com

AB	33
R	0
H	5
RBI	0
BB	3
SO	5
LOB	23

WP: 1 PA: 37
PB: 0
SB: 0
CS: 0

Batter	1	2	3	4	5	6	7	8	9	AB	R	H	RBI	BB	SO	LOB
Von Joshua, L (1, 8) OBP: 0.274, SLG: 0.337	F7		L8		1B 2B		K 2-H			4	1	1	0	0	1	0
Don Money, R (1, 5) OBP: 0.368, SLG: 0.489	1B		F7		S 2-H 1B		F8			4	0	2	1	0	0	1
George Scott, R (1, 3) OBP: 0.318, SLG: 0.390	K			6-3	5-3 1-2		F7			4	0	0	0	0	1	3
Hank Aaron, R (1, 10) OBP: 0.303, SLG: 0.308	F7			5-3	CS 1B			6-3		3	0	1	0	0	0	1
Jimmy Rosario, S (6, PR) OBP: 0.231, SLG: 0.167										1	0	0	0	0	0	0
Sixto Lezcano, R (1, 7) OBP: 0.319, SLG: 0.402		S BB		1B 1B		K		F8		3	0	1	0	1	1	1
Robin Yount, R (1, 6) OBP: 0.379, SLG: 0.359		1-3 1-2		1-2 1B		1-2 1B		S 1B		4	0	3	0	0	0	1
Darrell Porter, L (1, 2) OBP: 0.299, SLG: 0.271		K		F2		F9		1-2 BB		3	0	0	0	1	1	4
Bill Sharp, L (1, 9) OBP: 0.328, SLG: 0.291		P4			4-3		SH3-4 WP 1B	5-3		4	1	1	0	0	0	3
Tim Johnson, L (1, 4) OBP: 0.273, SLG: 0.281			1-3		F9		SH3-4 1-2			2	0	0	0	0	0	0
Inning Stats	R: 0 E: 0 K: 1 S: 6 / H: 1 LOB: 1 BB: 0 P: 6	R: 0 E: 0 K: 1 S: 5 / H: 0 LOB: 1 BB: 1 P: 9	R: 0 E: 0 K: 0 S: 3 / H: 0 LOB: 0 BB: 0 P: 3	R: 0 E: 0 K: 0 S: 5 / H: 2 LOB: 2 BB: 0 P: 5	R: 1 E: 0 K: 0 S: 5 / H: 2 LOB: 1 BB: 0 P: 5	R: 0 E: 0 K: 1 S: 6 / H: 2 LOB: 1 BB: 0 P: 6	R: 1 E: 1 K: 1 S: 7 / H: 1 LOB: 1 BB: 0 P: 7	R: 0 E: 0 K: 0 S: 4 / H: 1 LOB: 2 BB: 1 P: 8		1B: 8 2B: 1 3B: 0 HR: 0	SF: 0 SAC: 1 DP: 0 HBP: 0					

PITCHER	IP	WLS	BF	H	R	ER	SO	BB	IBB	HBP	BLK	WP	HR	S	P	ERA	WHIP
Bart Johnson, R (1, 1) ERA: 5.88	8.0	L	35	9	2	1	4	2	0	0	0	1	0	41	49	1.12	1.375

PITCHER	IP	WLS	BF	H	R	ER	SO	BB	IBB	HBP	BLK	WP	HR	S	P	ERA	WHIP

BOTTOM

Chicago White Sox @ Milwaukee Brewers

Milwaukee County Stadium, Milwaukee, WI

Tue Jun 08 1976, 8:05 PM EDT

Att. 17,973 - Unknown - 79 F

livebaseballscorecards.com

AB	32
R	2
H	9
RBI	1
BB	2
SO	4
LOB	14

1B: 8 2B: 1 3B: 0 HR: 0 | SF: 0 SAC: 1 DP: 0 HBP: 0 | WP: 1 PB: 0 SB: 3 CS: 1 | PA: 35

Batter	1	2	3	4	5	6	7	8	9	AB	R	H	RBI	BB	SO	LOB
Pat Kelly, L (1, 10) OBP: 0.357, SLG: 0.439	BBBB 4-0 1B SF7-2-4 BB		x 0-0 4-3 2B		BBBB 4-0 BB		x 0-0 1-H 2-H 1B 3B		SSS 0-3 ③ K	3	2	2	2	2	1	0
Ralph Garr, L (1, 9) OBP: 0.322, SLG: 0.406	x 0-0 SF7-2-4 1-3 1B		x 0-0 ① F5		x 0-0 ② F7		x 0-0 S 3-H 1B			4	0	2	1	0	0	3
Rich Coggins, L (7, PR) OBP: 0.262, SLG: 0.217 (7, 9)										0	0	0	0	0	0	0
Chet Lemon, R (1, 8) OBP: 0.323, SLG: 0.336	x 0-0 ①② SF7-2-4 1-2 3-H		x 0-0 ② 4-3 2-3		x 0-0 ③ FC5 2-3f		x 0-0 ② F9			3	0	0	1	0	0	4
Jorge Orta, L (1, 5) OBP: 0.275, SLG: 0.401	SSS 0-3 ③ K		SSS 0-3 ③ K			x 0-0 ① 4-3	x 0-0 ③ F8 1-2			4	0	0	0	0	2	2
Jim Spencer, L (1, 3) OBP: 0.311, SLG: 0.337		x 0-0 WP SH1-3 1B		x 0-0 ① F9		SSS 0-3 ② K		x 0-0 ① P5		4	0	1	0	0	1	0
Brian Downing, R (1, 2) OBP: 0.362, SLG: 0.359		x 0-0 ① SH1-3 1-2		SSS 0-3 ② K		x 0-0 ③ L6		SSS 0-3 ② K		3	0	0	0	0	2	0
Nyls Nyman, L (1, 7) OBP: 0.143, SLG: 0.214		x 0-0 ② 1-3		x 0-0 ③ 2-3			x 0-0 ① G3	SSS 0-3 ③ K		4	0	0	0	0	1	1
Bucky Dent, R (1, 6) OBP: 0.327, SLG: 0.351		BBBB 4-0 2-3 BB			x 0-0 FC5 SH1-4 1B		x 0-0 BB 3B 1B		x 0-0 ① 6-3	3	1	2	0	1	0	0
Jack Brohamer, L (1, 4) OBP: 0.283, SLG: 0.333		x 0-0 ③ 4-3			x 0-0 ① SH1-4 1-2		BBBB 4-0 1-2 3B BB		SSS 0-3 ② K	2	1	0	0	1	1	2
Inning Stats	R: 1 E: 0 K: 1 S: 5 H: 1 LOB: 0 BB: 1 P: 9	R: 0 E: 0 K: 0 S: 4 H: 1 LOB: 2 BB: 1 P: 8	R: 0 E: 0 K: 1 S: 6 H: 1 LOB: 1 BB: 0 P: 6	R: 0 E: 0 K: 1 S: 5 H: 0 LOB: 0 BB: 0 P: 5	R: 0 E: 0 K: 0 S: 4 H: 1 LOB: 2 BB: 1 P: 8	R: 0 E: 0 K: 1 S: 5 H: 0 LOB: 0 BB: 0 P: 5	R: 3 E: 0 K: 0 S: 6 H: 3 LOB: 2 BB: 1 P: 10	R: 0 E: 0 K: 2 S: 7 H: 0 LOB: 0 BB: 0 P: 7	R: 0 E: 0 K: 2 S: 7 H: 0 LOB: 0 BB: 0 P: 7	1B: 5 2B: 2 3B: 1 HR: 0		SF: 1 SAC: 2 DP: 1 HBP: 0				

PITCHER	IP	WLS	BF	H	R	ER	SO	BB	IBB	HBP	BLK	WP	HR	S	P	ERA	WHIP
Jim Slaton, R (1, 1) ERA: 3.44	6.1	L	28	6	4	4	4	4	0	0	0	1	0	32	48	5.68	1.579
Ray Sadecki, L (7, 1) ERA: 3.14	2.2		9	1	0	0	4	0	0	0	0	0	0	17	17	0.00	0.375

PITCHER	IP	WLS	BF	H	R	ER	SO	BB	IBB	HBP	BLK	WP	HR	S	P	ERA	WHIP

TOP

Chicago White Sox @ Milwaukee Brewers

Milwaukee County Stadium, Milwaukee, WI

Wed Jun 09 1976, 8:05 PM EDT
Att. 16,290 - Unknown - 88 F

livebaseballscorecards.com

AB	30
R	4
H	7
RBI	4
BB	4
SO	8
LOB	12

WP: 1	PA: 37		
PB: 0			
SB: 1			
CS: 0			

BOTTOM

Chicago White Sox @ Milwaukee Brewers

Milwaukee County Stadium, Milwaukee, WI

Wed Jun 09 1976, 8:05 PM EDT

Att. 16,290 - Unknown - 88 F

livebaseballscorecards.com

Batter	1	2	3	4	5	6	7	8	9	AB	R	H	RBI	BB	SO	LOB
Von Joshua, L (1, 8) OBP: 0.277, SLG: 0.339	L8	F8			1B		G4-3 1-3 1B		FC4-6 CS 1-2f 2-3	5	0	2	0	0	0	5
Bill Sharp, L (1, 9) OBP: 0.315, SLG: 0.278	3-1		F9		P4		G4-3 1-2f		P6 1-2	5	0	0	0	0	0	5
Don Money, R (1, 5) OBP: 0.365, SLG: 0.481	F2		K			F7		BB		3	0	0	0	1	1	0
George Scott, R (1, 3) OBP: 0.316, SLG: 0.398		1-3	4-3			1B 3B		F9		4	1	1	0	0	0	1
Sixto Lezcano, R (1, 7) OBP: 0.324, SLG: 0.405		BB 1B FC3-2 1B		K		G3 3-H 1B		K		4	0	2	1	0	2	1
Bob Hansen, L (1, 10) OBP: 0.254, SLG: 0.193		FC3-2 BB 1B 1-2 1B		4-3		G3 1-2		F9		4	1	1	0	0	0	2
Robin Yount, R (1, 6) OBP: 0.376, SLG: 0.353		1B FC3-2 1-2 2-3 BB		6-3		6-3			5-3	3	0	0	0	1	0	1
Darrell Porter, L (1, 2) OBP: 0.298, SLG: 0.270		FC3-2 1B 1-2 2-3 3-Hf			F7		6-3		FC4-6 1B 1B	4	0	1	0	0	0	3
Tim Johnson, L (1, 4) OBP: 0.306, SLG: 0.314 Hank Aaron, R (9, PH) OBP: 0.308, SLG: 0.314 Pedro Garcia, R (9, PR) OBP: 0.257, SLG: 0.330		1-2 2-3 3-H 1B			L7		1B 1B		FC4-6 1-2 1B	3 1 0	0 0 0	2 1 0	1 0 0	0 0 0	0 0 0	0 0 0
Inning Stats	R: 0 E: 0 K: 0 S: 3 H: 0 LOB: 0 BB: 0 P: 3	R: 1 E: 0 K: 0 S: 6 H: 3 LOB: 3 BB: 1 P: 10	R: 0 E: 0 K: 1 S: 5 H: 0 LOB: 0 BB: 0 P: 5	R: 0 E: 0 K: 1 S: 5 H: 0 LOB: 0 BB: 0 P: 5	R: 0 E: 0 K: 0 S: 4 H: 1 LOB: 1 BB: 0 P: 4	R: 1 E: 0 K: 0 S: 5 H: 2 LOB: 1 BB: 0 P: 5	R: 0 E: 0 K: 0 S: 4 H: 2 LOB: 1 BB: 0 P: 4	R: 0 E: 0 K: 1 S: 5 H: 0 LOB: 1 BB: 1 P: 9	R: 0 E: 0 K: 0 S: 5 H: 2 LOB: 3 BB: 0 P: 5	1B: 9 2B: 0 3B: 1 HR: 0 SF: 0 SAC: 0 DP: 1 HBP: 0						

AB	36
R	2
H	10
RBI	2
BB	2
SO	3
LOB	18

PITCHER		IP	WLS	BF	H	R	ER	SO	BB	IBB	HBP	BLK	WP	HR	S	P	ERA	WHIP
Rich Gossage, R ERA: 2.39	(1, 1)	7.0	W	30	8	2	2	2	2	0	0	0	0	0	32	40	2.57	1.429
Clay Carroll, R ERA: 1.89	(8, 1)	2.0	S	8	2	0	0	1	0	0	0	0	0	0	10	10	0.00	1.000

PITCHER	IP	WLS	BF	H	R	ER	SO	BB	IBB	HBP	BLK	WP	HR	S	P	ERA	WHIP

Batter	1	2	3	4	5	6	7	8	9	AB	R	H	RBI	BB	SO	LOB
Bucky Dent, R (1, 6) OBP: 0.317, SLG: 0.340	F8		F9	P3		F9		FC6 1B 1B 3-H	4-3	6	1	0	1	0	0	1
Chet Lemon, R (1, 8) Nyls Nyman, L (6, 8) OBP: 0.133, SLG: 0.200	F9		1B 3B		HR 1B	K		F5		4 1	2 0	2 0	0 0	0 0	1 0	0 1
Lamar Johnson, R (1, 3) Jim Spencer, L (1, PR) (1, 3) OBP: 0.365, SLG: 0.400 OBP: 0.326, SLG: 0.367	1B 2B 1B		1B HR 3-H 1B		1-H HR		BBBB 4-0 FC3-6 BB	1B 1-3 1B		1 3	0 3	1 3	0 3	0 1	0 0	0 0
Jorge Orta, L (1, 5) OBP: 0.282, SLG: 0.403	1-3 2B 1B		P6		H 1-0 WP E 6-3 HBP		0-0 FC3-6 S 1-2f	0-0 FC6 1-2 3-H 1B		4	2	2	1	0	0	2
Brian Downing, R (1, 10) OBP: 0.364, SLG: 0.369	1-H 3-H 2B		1-3 HR 1B		E5 6-3 WP 1-2		P4 1-2	FC6 1-2f		5	1	2	2	0	0	4
Buddy Bradford, R (1, 9) OBP: 0.325, SLG: 0.385	K		1-H 3-H HR		6-3 1-3 2-H		H 1-0 HBP		1B 3B	4	2	2	4	0	1	3
Bill Stein, R (1, 4) OBP: 0.219, SLG: 0.188		F9	6-3		F7		K		K	5	0	0	0	0	2	4
Alan Bannister, R (1, 7) OBP: 0.273, SLG: 0.364		5-3		F8	K			SH1-3 FC6 2B	3-H 1B	5	1	2	1	0	1	1
Jim Essian, R (1, 2) OBP: 0.368, SLG: 0.353		F8		F7		K		SH1-3 2-3	P6	4	0	0	0	0	1	1
Inning Stats	R: 2 E: 0 K: 1 S: 8 H: 3 LOB: 2 BB: 0 P: 8	R: 0 E: 0 K: 0 S: 3 H: 0 LOB: 0 BB: 0 P: 3	R: 4 E: 0 K: 0 S: 7 H: 4 LOB: 0 BB: 0 P: 7	R: 0 E: 0 K: 0 S: 3 H: 0 LOB: 0 BB: 0 P: 3	R: 3 E: 1 K: 1 S: 8 H: 2 LOB: 1 BB: 0 P: 9	R: 0 E: 0 K: 2 S: 7 H: 0 LOB: 0 BB: 0 P: 7	R: 0 E: 0 K: 1 S: 5 H: 0 LOB: 2 BB: 1 P: 10	R: 2 E: 0 K: 0 S: 7 H: 3 LOB: 2 BB: 0 P: 7	R: 1 E: 0 K: 1 S: 7 H: 2 LOB: 1 BB: 0 P: 7	1B: 8 2B: 2 3B: 2 HR: 2 SF: 0 SAC: 1 DP: 0 HBP: 2						

TOP

Chicago White Sox @ Milwaukee Brewers

Milwaukee County Stadium, Milwaukee, WI

Thu Jun 10 1976, 4:33 AM EDT
Att. 12,769 - Unknown - 83 F

livebaseballscorecards.com

AB	42
R	12
H	14
RBI	12
BB	1
SO	6
LOB	17

	WP: 1	PA: 46
	PB: 0	
	SB: 1	
	CS: 0	

PITCHER		IP	WLS	BF	H	R	ER	SO	BB	IBB	HBP	BLK	WP	HR	S	P	ERA	WHIP
Jerry Augustine, L ERA: 4.03	(1, 1)	2.2	L	15	7	6	6	1	0	0	0	0	0	1	17	17	20.25	2.625
Pete Broberg, R ERA: 4.34	(3, 1)	2.1		11	2	3	2	1	0	0	1	0	1	1	12	13	7.71	0.857
Danny Frisella, R ERA: 3.65	(6, 1)	2.0		8	0	0	0	3	1	0	1	0	0	0	12	17	0.00	0.500
Bill Castro, R ERA: 4.15	(8, 1)	1.0		7	3	2	2	0	0	0	0	0	0	0	7	7	18.00	3.000
Eduardo Rodriguez, R ERA: 4.91	(9, 1)	1.0		5	2	1	1	1	0	0	0	0	0	0	7	7	9.00	2.000

PITCHER		IP	WLS	BF	H	R	ER	SO	BB	IBB	HBP	BLK	WP	HR	S	P	ERA	WHIP

Batter	1	2	3	4	5	6	7	8	9	AB	R	H	RBI	BB	SO	LOB
Von Joshua, L (1, 8) OBP: 0.277, SLG: 0.337	4-3		4-3			K		HR 1B		4	1	1	0	0	1	0
Robin Yount, R (1, 6) OBP: 0.369, SLG: 0.345	F9			5-3		F7		F8		4	0	0	0	0	0	1
Don Money, R (1, 5) OBP: 0.368, SLG: 0.497	F7			5-3		HR 1B		1-H HR		4	2	2	2	0	0	0
George Scott, R (1, 3) OBP: 0.320, SLG: 0.413		F3		BB		1-H HR		E5 FC3-6		3	1	1	2	1	0	0
Bob Hansen, L (1, 10) OBP: 0.239, SLG: 0.180		3-1		4-3		K		FC3-6 1-2f		4	0	0	0	0	1	2
Sixto Lezcano, R (1, 9) OBP: 0.322, SLG: 0.407		6-3			F9		2B	6-3		4	0	1	0	0	0	1
Jimmy Rosario, S (1, 7) OBP: 0.233, SLG: 0.286			HR		4-3		F8		F7	4	1	1	1	0	0	1
Charlie Moore, R (1, 2) OBP: 0.341, SLG: 0.351			F8		3B		K		P4	4	0	1	0	0	1	1
Tim Johnson, L (1, 4) OBP: 0.275, SLG: 0.282			4-3		F7		L6		6-3	4	0	0	0	0	0	2
Inning Stats	R: 0 H: 0 E: 0 LOB: 0 K: 0 BB: 0 S: 3 P: 3	R: 0 H: 0 E: 0 LOB: 0 K: 0 BB: 0 S: 3 P: 3	R: 1 H: 1 E: 0 LOB: 0 K: 0 BB: 0 S: 4 P: 4	R: 0 H: 0 E: 0 LOB: 1 K: 0 BB: 1 S: 3 P: 7	R: 0 H: 1 E: 0 LOB: 1 K: 0 BB: 0 S: 4 P: 4	R: 2 H: 2 E: 0 LOB: 0 K: 2 BB: 0 S: 9 P: 9	R: 0 H: 1 E: 0 LOB: 1 K: 1 BB: 0 S: 6 P: 6	R: 2 H: 2 E: 2 LOB: 1 K: 0 BB: 0 S: 6 P: 6	R: 0 H: 0 E: 0 LOB: 0 K: 0 BB: 0 S: 3 P: 3	1B: 2 SF: 0 2B: 1 SAC: 0 3B: 1 DP: 0 HR: 3 HBP: 0						WP: 0 PA: 36 PB: 0 SB: 0 CS: 0	

PITCHER	IP	WLS	BF	H	R	ER	SO	BB	IBB	HBP	BLK	WP	HR	S	P	ERA	WHIP
Francisco Barrios, R (1, 1) ERA: 5.53	9.0	W	36	7	5	5	3	1	0	0	0	0	3	41	45	5.00	0.889

PITCHER	IP	WLS	BF	H	R	ER	SO	BB	IBB	HBP	BLK	WP	HR	S	P	ERA	WHIP

BOTTOM

Chicago White Sox @ Milwaukee Brewers

Milwaukee County Stadium, Milwaukee, WI

Thu Jun 10 1976, 4:33 AM EDT

Att. 12,769 - Unknown - 83 F

livebaseballscorecards.com

AB	35
R	5
H	7
RBI	5
BB	1
SO	3
LOB	8

Batter	1	2	3	4	5	6	7	8	9	10	11	12	13	AB	R	H	RBI	BB	SO	LOB
Pat Kelly, L (1, 10) OBP: 0.341, SLG: 0.416	F7		K			F9		4-3			K		F6	6	0	0	0	0	2	2
Ralph Garr, L (1, 8) OBP: 0.312, SLG: 0.392 (5, 7)	6-3		F8			1-3		1-3			K		K 1-2	6	0	0	0	0	2	2
Nyls Nyman, L (13, 7) OBP: 0.133, SLG: 0.200														0	0	0	0	0	0	0
Buddy Bradford, R (1, 9) OBP: 0.333, SLG: 0.413	F8			K		K			HR		1B		IBB	5	1	2	1	1	2	0
Jorge Orta, L (1, 5) OBP: 0.277, SLG: 0.395		F7		F6			3-1		F5		K		1B 1-3 2-H	4	0	0	0	0	0	0
Bill Stein, R (9, 5) (13, 4) OBP: 0.227, SLG: 0.197		FC6-4 1B		BB			F7		K					2	0	1	1	0	1	1
Jim Spencer, L (1, 3) OBP: 0.326, SLG: 0.363												F2	3-1	5	0	1	0	1	1	2
Brian Downing, R (1, 2) OBP: 0.365, SLG: 0.402		FC6-4 S E 1-2f		F9			HR		L4			2B		5	2	2	1	0	0	2
Rich Coggins, L (1, 7) OBP: 0.250, SLG: 0.206 (5, 8)		E1 PB 1-H			4-3		G3			F3		K		3	0	0	0	0	0	0
Chet Lemon, R (9, 8) OBP: 0.323, SLG: 0.352														2	0	0	0	0	1	1
Bucky Dent, R (1, 6) OBP: 0.314, SLG: 0.337		5-3 1-2			K			SH3 1B		K		6-3		5	0	1	0	0	2	2
Jack Brohamer, L (1, 4) OBP: 0.282, SLG: 0.325			4-3		F5			SH3 1-2		F7			HBP 1B S	3	0	0	0	0	0	0
Alan Bannister, R (13, PR) (13, 5) OBP: 0.273, SLG: 0.364														0	1	0	0	0	0	0
Inning Stats	R: 0 E: 0 K: 0 S: 3 H: 0 LOB: 0 BB: 0 P: 3	R: 1 E: 1 K: 0 S: 5 H: 1 LOB: 1 BB: 0 P: 5	R: 0 E: 0 K: 0 S: 5 H: 0 LOB: 0 BB: 0 P: 5	R: 0 E: 0 K: 1 S: 5 H: 0 LOB: 1 BB: 1 P: 9	R: 0 E: 0 K: 1 S: 5 H: 0 LOB: 0 BB: 0 P: 5	R: 0 E: 0 K: 1 S: 5 H: 0 LOB: 0 BB: 0 P: 5	R: 1 E: 0 K: 0 S: 4 H: 1 LOB: 0 BB: 0 P: 4	R: 0 E: 0 K: 0 S: 4 H: 1 LOB: 1 BB: 0 P: 4	R: 1 E: 0 K: 1 S: 6 H: 1 LOB: 0 BB: 0 P: 6	R: 0 E: 0 K: 1 S: 5 H: 0 LOB: 0 BB: 0 P: 5	R: 0 E: 0 K: 3 S: 10 H: 1 LOB: 0 BB: 0 P: 10	R: 0 E: 0 K: 1 S: 6 H: 1 LOB: 1 BB: 0 P: 6	R: 1 E: 0 K: 1 S: 6 H: 1 LOB: 2 BB: 1 P: 11	1B: 4 2B: 1 3B: 0 HR: 2	SF: 0 SAC: 1 DP: 0 HBP: 1		WP: 0 PB: 1 SB: 2 CS: 0	PA: 50

PITCHER		IP	WLS	BF	H	R	ER	SO	BB	IBB	HBP	BLK	WP	HR	S	P	ERA	WHIP
Jackie Brown, R ERA: 2.17	(1, 1)	8.0		30	4	3	2	4	1	0	0	0	0	2	37	41	2.25	0.625
Dave LaRoche, L ERA: 1.71	(9, 1)	3.1		12	2	0	0	5	0	0	0	0	0	0	22	22	0.00	0.600
Jim Kern, R ERA: 2.22	(12, 1)	1.2	W	8	1	1	1	2	0	1	1	0	0	0	10	15	5.40	0.600

PITCHER	IP	WLS	BF	H	R	ER	SO	BB	IBB	HBP	BLK	WP	HR	S	P	ERA	WHIP

TOP

Chicago White Sox @ Cleveland Indians

Cleveland Municipal Stadium, Cleveland, OH

Fri Jun 11 1976, 7:05 PM EDT

Att. 11,984 - Unknown - 84 F

livebaseballscorecards.com

AB	46
R	4
H	7
RBI	3
BB	2
SO	11
LOB	12

Batter	1	2	3	4	5	6	7	8	9	10	11	12	13	AB	R	H	RBI	BB	SO	LOB
Rick Manning, L (1, 8) OBP: 0.325, SLG: 0.386	K	F8			F7			F8		4-3		1B		6	0	1	0	0	1	0
Larvell Blanks, R (1, 4) OBP: 0.386, SLG: 0.524	1B 3B		G5-4-3 1B			F9		3-1		1B			4-3 SH2-4 HR 1B	6	2	4	0	0	0	0
Ron Pruitt, R (1, 3) OBP: 0.263, SLG: 0.071 Doug Howard, R (7, 3) OBP: 0.222, SLG: 0.259	F7		F9			F9		F9		6-3			SH2-4 1-2	3 2	0 0	0 0	0 0	0 0	0 0	2 1
George Hendrick, R (1, 7) OBP: 0.319, SLG: 0.441	1B 1B 1B 3-H		G5-4-3 1-2f			L7			FC3-5 2B		1-3		4-3 2-3	6	1	2	1	0	0	2
Rico Carty, R (1, 10) OBP: 0.386, SLG: 0.441 Rick Waits, L (9, PR) Orlando Gonzalez, L (11, PH) OBP: 0.333, SLG: 0.333 Frank Robinson, R (13, PH) OBP: 0.389, SLG: 0.467	1B 1B 1-3			F9	K				G3 FC3-5 IBB		FC6-4 1B		HR 3-H	3 0 1 1	0 0 0 1	1 0 1 2	0 0 0 0	1 0 0 0	1 0 0 0	0 0 0 0
Buddy Bell, R (1, 5) OBP: 0.387, SLG: 0.378	1B 1-2 3-H			FC6-4 1B			HR		FC3-5 G3 1-2 2-3f		FC6-4 1-2f			5	1	3	2	0	0	3
Charlie Spikes, R (1, 9) OBP: 0.302, SLG: 0.286 John Lowenstein, L (9, PH) OBP: 0.341, SLG: 0.300 (10, 9)	K			FC6-4 CS 1-2f			FC3-6 1B		G3 1-2 2-3		K			3 2	0 0	1 0	0 0	0 0	1 1	3 3
Ray Fosse, R (1, 2) OBP: 0.324, SLG: 0.194 Alan Ashby, S (9, PH) OBP: 0.325, SLG: 0.331 (10, 2)		F9		CS 1-2	F3		FC3-6 1-2f		K			K		3 2	0 0	0 0	0 0	0 0	1 3	1 3
Frank Duffy, R (1, 6) OBP: 0.277, SLG: 0.266		L9			L7		F8			K		4-3		5	0	0	0	0	1	1
Inning Stats	R: 2 H: 4 E: 0 LOB: 2 K: 2 BB: 0 S: 11 P: 11	R: 0 H: 0 E: 0 LOB: 0 K: 0 BB: 0 S: 3 P: 3	R: 0 H: 1 E: 0 LOB: 0 K: 0 BB: 0 S: 3 P: 3	R: 0 H: 1 E: 0 LOB: 0 K: 0 BB: 0 S: 3 P: 3	R: 0 H: 0 E: 0 LOB: 0 K: 0 BB: 0 S: 3 P: 3	R: 0 H: 0 E: 0 LOB: 0 K: 0 BB: 0 S: 3 P: 3	R: 1 H: 2 E: 0 LOB: 1 K: 1 BB: 0 S: 7 P: 7	R: 0 H: 0 E: 0 LOB: 0 K: 0 BB: 0 S: 3 P: 3	R: 0 H: 1 E: 0 LOB: 3 K: 1 BB: 1 S: 6 P: 10	R: 0 H: 1 E: 0 LOB: 1 K: 1 BB: 0 S: 6 P: 6	R: 0 H: 1 E: 0 LOB: 1 K: 1 BB: 0 S: 6 P: 6	R: 0 H: 1 E: 0 LOB: 0 K: 1 BB: 0 S: 5 P: 5	R: 2 H: 2 E: 0 LOB: 0 K: 0 BB: 0 S: 4 P: 4	1B: 10 SF: 0 2B: 1 SAC: 1 3B: 1 DP: 1 HR: 2 HBP: 0	WP: 0 PA: 51 PB: 0 SB: 0 CS: 1

PITCHER		IP	WLS	BF	H	R	ER	SO	BB	IBB	HBP	BLK	WP	HR	S	P	ERA	WHIP
Ken Brett, L ERA: 1.98	(1, 1)	8.0		30	8	3	3	3	0	0	0	0	0	1	36	36	3.38	1.000
Clay Carroll, R ERA: 1.79	(9, 1)	2.2		12	3	0	0	2	0	1	0	0	0	0	15	19	0.00	1.125
Terry Forster, L ERA: 4.15	(11, 1)	2.0	L	8	3	2	2	2	0	0	0	0	0	1	12	12	9.00	1.500

PITCHER	IP	WLS	BF	H	R	ER	SO	BB	IBB	HBP	BLK	WP	HR	S	P	ERA	WHIP

BOTTOM

Chicago White Sox @ Cleveland Indians

Cleveland Municipal Stadium, Cleveland, OH

Fri Jun 11 1976, 7:05 PM EDT

Att. 11,984 - Unknown - 84 F

livebaseballscorecards.com

AB	48
R	5
H	14
RBI	5
BB	1
SO	7
LOB	19

Batter	1	2	3	4	5	6	7	8	9	AB	R	H	RBI	BB	SO	LOB
Bucky Dent, R (1, 6) OBP: 0.326, SLG: 0.342	BBBB 4-0 FC3-6 BB		BBBB 4-0 G6-4-3 BB		x 0-0 1B 1B		x 0-0 1-2 1B		SSS 0-3 ③ K	3	0	2	0	2	1	2
Ralph Garr, L (1, 7) OBP: 0.311, SLG: 0.389	x 0-0 ① FC3-6 1-2f		SSS 0-3 ① K		x 0-0 G5-4-3 1-2 1B		x 0-0 ③ F8			4	0	1	0	0	1	4
Chet Lemon, R (1, 8) OBP: 0.321, SLG: 0.349	SSS 0-3 ② K		x 0-0 ②③ G6-4-3 1-2f		x 0-0 ②③ G5-4-3 1-2f			x 0-0 ① 1B		4	0	1	0	0	1	4
Jorge Orta, L (1, 5) OBP: 0.272, SLG: 0.387	SSS 0-3 ③ K			x 0-0 ① 4-3		x 0-0 ① F8		SSS 0-3 ② K		4	0	0	0	0	2	1
Buddy Bradford, R (1, 9) OBP: 0.323, SLG: 0.398		x 0-0 ① F8		x 0-0 ② F9		x 0-0 ② F8		x 0-0 ③ 5-3		4	0	0	0	0	0	0
Jim Spencer, L (1, 3) OBP: 0.330, SLG: 0.366		x 0-0 1B 1B		x 0-0 1B 1B		SSS 0-3 ③ K			x 0-0 ① 4-3	4	0	2	0	0	1	0
Brian Downing, R (1, 10) OBP: 0.375, SLG: 0.412 Alan Bannister, R (9, PR) OBP: 0.273, SLG: 0.364		x 0-0 FC4-6 1-2 1B		x 0-0 1-2 1B			x 0-0 ① F7		x 0-0 1B 1B	4 0	0 0	3 0	0 0	0 0	0 0	0 0
Bill Stein, R (1, 4) OBP: 0.218, SLG: 0.189 Rich Coggins, L (9, PH) OBP: 0.246, SLG: 0.203		SSS 0-3 ② K		x 0-0 ③ L1			x 0-0 ② F5		x 0-0 ② F6	3 1	0 0	0 0	0 0	0 0	1 0	4 1
Jim Essian, R (1, 2) OBP: 0.366, SLG: 0.351 Pat Kelly, L (9, PH) OBP: 0.346, SLG: 0.421		x 0-0 ③ FC4-6 1-2f			x 0-0 ① F8		x 0-0 1B 1B		x 0-0 1-2 1B	3 1	0 0	1 1	0 0	0 0	0 0	2 0
Inning Stats	R: 0 H: 0 E: 0 LOB: 1 K: 2 BB: 1 S: 7 P: 11	R: 0 H: 2 E: 0 LOB: 2 K: 1 BB: 0 S: 7 P: 7	R: 0 H: 0 E: 0 LOB: 0 K: 1 BB: 1 S: 4 P: 8	R: 0 H: 2 E: 0 LOB: 2 K: 0 BB: 0 S: 5 P: 5	R: 0 H: 2 E: 0 LOB: 1 K: 0 BB: 0 S: 4 P: 4	R: 0 H: 0 E: 0 LOB: 0 K: 1 BB: 0 S: 5 P: 5	R: 0 H: 2 E: 0 LOB: 2 K: 0 BB: 0 S: 5 P: 5	R: 0 H: 1 E: 0 LOB: 0 K: 1 BB: 0 S: 5 P: 5	R: 0 H: 2 E: 0 LOB: 2 K: 1 BB: 0 S: 7 P: 7	1B: 11 SF: 0 2B: 0 SAC: 0 3B: 0 DP: 2 HR: 0 HBP: 0						WP: 0 PA: 37 PB: 0 SB: 0 CS: 0	

PITCHER		IP	WLS	BF	H	R	ER	SO	BB	IBB	HBP	BLK	WP	HR	S	P	ERA	WHIP
Rick Waits, L ERA: 2.12	(1, 1)	6.0	W	24	6	0	0	5	2	0	0	0	0	0	32	40	0.00	1.333
Jim Bibby, R ERA: 4.75	(7, 1)	3.0	S	13	5	0	0	2	0	0	0	0	0	0	17	17	0.00	1.667

PITCHER	IP	WLS	BF	H	R	ER	SO	BB	IBB	HBP	BLK	WP	HR	S	P	ERA	WHIP

TOP

Chicago White Sox @ Cleveland Indians

Cleveland Municipal Stadium, Cleveland, OH

Sat Jun 12 1976, 3:33 AM EDT
Att. 17,456 - Unknown - 73 F

livebaseballscorecards.com

AB	35
R	0
H	11
RBI	0
BB	2
SO	7
LOB	18

BOTTOM

Chicago White Sox @ Cleveland Indians

Cleveland Municipal Stadium, Cleveland, OH

Sat Jun 12 1976, 3:33 AM EDT

Att. 17,456 - Unknown - 73 F

livebaseballscorecards.com

Batter	1	2	3	4	5	6	7	8	9	AB	R	H	RBI	BB	SO	LOB
Duane Kuiper, L (1, 4) OBP: 0.274, SLG: 0.265	4-3	F9		E 1B 3-H 1B			5-3			4	0	1	1	0	0	2
Rick Manning, L (1, 8) OBP: 0.332, SLG: 0.393	1B		6-3 1B	E7 1-3 1B			F8			4	0	3	0	0	0	0
George Hendrick, R (1, 7) OBP: 0.313, SLG: 0.432	F9		6-3 1-2	K			1-3			4	0	0	0	0	1	4
Rico Carty, R (1, 10) OBP: 0.383, SLG: 0.437	F7		F5		G6-4-3 1B			K		4	0	1	0	0	1	2
Alan Ashby, S (1, 2) OBP: 0.317, SLG: 0.322		F9	F8		G6-4-3 1-2f			K		4	0	0	0	0	1	2
Buddy Bell, R (1, 5) OBP: 0.393, SLG: 0.387		FC6-5 HBP 1B		1B SF7 2B	F8			BB		3	1	2	0	1	0	0
Charlie Spikes, R (1, 9) OBP: 0.306, SLG: 0.286 John Lowenstein, L (3, 9) OBP: 0.340, SLG: 0.301		BLK FC6-5 1-2 1B HBP		SF7 5-3 2-3 1B		L3		G3		0 3	1 1	0 1	0 0	0 0	0 0	0 1
Doug Howard, R (1, 3) OBP: 0.215, SLG: 0.250		FC6-5 1B BLK 1-2 2-3f		5-3 1-2		F8				3	0	0	0	0	0	4
Frank Duffy, R (1, 6) OBP: 0.278, SLG: 0.269		1-3 2-H 1B		SF7 2-3 3-H		6-3				2	0	1	2	0	0	0
Inning Stats	R: 0 H: 1 E: 0 LOB: 1 K: 0 BB: 0 S: 4 P: 4	R: 1 H: 2 E: 0 LOB: 2 K: 0 BB: 0 S: 5 P: 6	R: 0 H: 1 E: 0 LOB: 1 K: 0 BB: 0 S: 4 P: 4	R: 2 H: 4 E: 1 LOB: 2 K: 1 BB: 0 S: 9 P: 9	R: 0 H: 1 E: 0 LOB: 0 K: 0 BB: 0 S: 3 P: 3	R: 0 H: 0 E: 0 LOB: 0 K: 0 BB: 0 S: 3 P: 3	R: 0 H: 0 E: 0 LOB: 0 K: 0 BB: 0 S: 3 P: 3	R: 0 H: 0 E: 0 LOB: 1 K: 2 BB: 1 S: 7 P: 11		1B: 8 SF: 1 2B: 1 SAC: 0 3B: 0 DP: 1 HR: 0 HBP: 1						WP: 0 PA: 34 PB: 0 SB: 0 CS: 0

	AB	31
	R	3
	H	9
	RBI	3
	BB	1
	SO	3
	LOB	15

PITCHER		IP	WLS	BF	H	R	ER	SO	BB	IBB	HBP	BLK	WP	HR	S	P	ERA	WHIP
Pete Vuckovich, R ERA: 4.11	(1, 1)	6.0	L	27	9	3	3	1	0	0	1	1	0	0	28	29	4.50	1.500
Dave Hamilton, L ERA: 3.16	(7, 1)	2.0		7	0	0	0	2	1	0	0	0	0	0	10	14	0.00	0.500

PITCHER	IP	WLS	BF	H	R	ER	SO	BB	IBB	HBP	BLK	WP	HR	S	P	ERA	WHIP

Chicago White Sox @ Cleveland Indians

Cleveland Municipal Stadium, Cleveland, OH

Sun Jun 13 1976, 3:33 AM EDT

Unknown - 85 F

TOP

livebaseballscorecards.com

Batter	1	2	3	4	5	6	7	8	9	AB	R	H	RBI	BB	SO	LOB
Pat Kelly, L (1, 10) OBP: 0.355, SLG: 0.454	3-1		CS 1B			1B WP 1B	HR		G6-4-3 1-2f	5	2	3	1	0	0	1
Ralph Garr, L (1, 7) OBP: 0.308, SLG: 0.384	6-3		F3			WP BB 1-3 1B	4-3		6-3	5	0	1	0	0	0	1
Buddy Bradford, R (1, 9) OBP: 0.321, SLG: 0.388	F4		CS 1-2	K		WP 1-2 BB		K		3	0	0	0	1	2	0
Jorge Orta, L (1, 5) OBP: 0.271, SLG: 0.385		E3 S 1B		3-1		G3 1-2 2-3 3-H		E 1B		4	2	1	0	0	0	2
Jim Spencer, L (1, 3) OBP: 0.333, SLG: 0.365		FC6-4 1-H 1B		E2		IBB		L8		3	0	1	1	1	0	1
Brian Downing, R (1, 2) OBP: 0.365, SLG: 0.400		F6		5-3		L5		E8 1-H 1B		4	1	0	0	0	0	5
Pete Varney, R (8, 2) OBP: 0.279, SLG: 0.512										0	0	0	0	0	0	0
Chet Lemon, R (1, 8) OBP: 0.326, SLG: 0.349		FC6-4 S 1B 1-2f			CS BB	F2		2-H 1B		3	0	1	1	1	0	4
Bucky Dent, R (1, 6) OBP: 0.324, SLG: 0.340		1-H 1B			F7	F4		F9		4	0	1	0	0	0	2
Jack Brohamer, L (1, 4) OBP: 0.276, SLG: 0.317			4-3		4-3 1-2	4-3			G6-4-3 1B	3	0	0	0	0	0	1
Rich Coggins, L (9, PH) OBP: 0.257, SLG: 0.215										1	0	1	0	0	0	0

	AB	35
	R	5
	H	9
	RBI	3
	BB	3
	SO	2
	LOB	17

Inning Stats	1	2	3	4	5	6	7	8	9
	R: 0 E: 0 K: 0 S: 3	H: 0 LOB: 0 BB: 0 P: 3	R: 1 E: 1 K: 0 S: 5	H: 2 LOB: 2 BB: 0 P: 5	R: 0 E: 0 K: 0 S: 3	H: 1 LOB: 0 BB: 0 P: 3	R: 0 E: 1 K: 1 S: 6	H: 0 LOB: 1 BB: 0 P: 6	R: 0 E: 0 K: 0 S: 2	H: 0 LOB: 0 BB: 1 P: 6	R: 1 E: 0 K: 0 S: 5	H: 2 LOB: 3 BB: 2 P: 13	R: 1 E: 0 K: 0 S: 4	H: 1 LOB: 0 BB: 0 P: 4	R: 2 E: 1 K: 1 S: 8	H: 2 LOB: 1 BB: 0 P: 8	R: 0 E: 0 K: 0 S: 3	H: 1 LOB: 0 BB: 0 P: 3

	1B: 8	SF: 0	WP: 1	PA: 39
	2B: 0	SAC: 0	PB: 0	
	3B: 0	DP: 1	SB: 2	
	HR: 1	HBP: 0	CS: 2	

PITCHER		IP	WLS	BF	H	R	ER	SO	BB	IBB	HBP	BLK	WP	HR	S	P	ERA	WHIP
Pat Dobson, R ERA: 2.6	(1, 1)	6.0	W	25	5	2	1	1	2	1	0	0	1	0	24	36	1.50	1.167
Tom Buskey, R ERA: 2.35	(7, 1)	2.0		11	4	3	1	1	0	0	0	0	0	1	13	13	4.50	2.000
Dave LaRoche, L ERA: 1.65	(9, 1)	1.0	S	2	0	0	0	0	0	0	0	0	0	0	2	2	0.00	0.000

PITCHER		IP	WLS	BF	H	R	ER	SO	BB	IBB	HBP	BLK	WP	HR	S	P	ERA	WHIP

BOTTOM

Chicago White Sox @ Cleveland Indians

Cleveland Municipal Stadium, Cleveland, OH

Sun Jun 13 1976, 3:33 AM EDT

Unknown - 85 F

livebaseballscorecards.com

Batter	1	2	3	4	5	6	7	8	9	AB	R	H	RBI	BB	SO	LOB
Duane Kuiper, L (1, 4) OBP: 0.269, SLG: 0.259	4-3		SH1 2-3		F8	G4-6-3 1-2f		F7		4	0	0	0	0	0	2
Orlando Gonzalez, L (1, 3) OBP: 0.429, SLG: 0.333	L4-3 1B		BBBB G4-6-3 BB		F7		BBBB 1B E 1B BB	F8		3	1	1	0	2	0	0
Rick Manning, L (1, 8) OBP: 0.329, SLG: 0.388	L4-3 1-2		G4-6-3 1-2f		E7		E 1B 4-3 1-2 1B	L8		5	1	1	0	0	0	3
George Hendrick, R (1, 7) OBP: 0.316, SLG: 0.433		SH1-3 1B 6-3 1B		SSS K	F5		4-3 E SF8 1-2 2-3 1B			4	2	2	0	0	1	1
Rico Carty, R (1, 10) OBP: 0.390, SLG: 0.466		6-3 SH1-3 1-2 1B		HR		1B E 2B	E6 SF8 4-3 1-2 2-3 3-H			4	2	3	1	0	0	2
John Lowenstein, L (1, 9) OBP: 0.351, SLG: 0.298		SH1-3 1-2 2-3		BBBB S BB		BBBB E SF9 BB	4-3 1-2 2-3 3-H			1	1	0	1	2	0	2
Buddy Bell, R (1, 5) OBP: 0.395, SLG: 0.386		6-3 2-3 3-H		SSS K 1-2		E5 1B 1-3 2-H 1B	SF8 IBB			3	0	1	1	1	1	2
Alan Ashby, S (1, 2) OBP: 0.310, SLG: 0.318		SSS K		SSS K		SF9 3-H	SF8 1-2 2-3 3-H			2	0	0	2	0	2	2
Frank Duffy, R (1, 6) OBP: 0.284, SLG: 0.295			E1 SH1		HR	SSS G4-6-3 1-3 1B	K			4	1	2	1	0	1	2

Inning Stats									
	R: 0 H: 1 E: 0 LOB: 0 K: 0 BB: 0 S: 3 P: 3	R: 1 H: 2 E: 0 LOB: 1 K: 1 BB: 0 S: 7 P: 7	R: 0 H: 0 E: 1 LOB: 1 K: 0 BB: 1 S: 3 P: 7	R: 1 H: 1 E: 0 LOB: 1 K: 3 BB: 1 S: 10 P: 14	R: 1 H: 1 E: 1 LOB: 1 K: 0 BB: 0 S: 5 P: 5	R: 2 H: 3 E: 1 LOB: 1 K: 0 BB: 1 S: 5 P: 9	R: 3 H: 2 E: 1 LOB: 2 K: 1 BB: 2 S: 8 P: 16	R: 0 H: 0 E: 0 LOB: 0 K: 0 BB: 0 S: 3 P: 3	

	AB	30
	R	8
	H	10
	RBI	6
	BB	5
	SO	5
	LOB	16

| | | | | | | | | |

Chicago White Sox @ Cleveland Indians

Cleveland Municipal Stadium, Cleveland, OH

Sun Jun 13 1976, 3:38 AM EDT

Att. 33,599 - Unknown

TOP

livebaseballscorecards.com

Batter	1	2	3	4	5	6	7	8	9	AB	R	H	RBI	BB	SO	LOB
Rich Coggins, L (1, 9) OBP: 0.253, SLG: 0.203	B B B B 4-0 E 1B BB	x 0-0 ③ F8		x 0-0 ③ 6-3			x 0-0 ① F9	x 0-0 ③ F8		4	1	0	0	1	0	2
Ralph Garr, L (1, 7) OBP: 0.315, SLG: 0.390	x 0-0 SH1-3 1-H 2B 1B		x 0-0 ① 1-3		x 0-0 ① 6-3		x 0-0 1B SF9 1B		x 0-0 1B 1B E 1B	5	3	3	1	0	0	0
Chet Lemon, R (1, 8) OBP: 0.331, SLG: 0.353	x 0-0 ① SH1-3 1-2	S S S 0-3 ② K			x 0-0 F9 1B 1B		x 0-0 SF9 1-3 1B		S S S 0-3 ① K	4	0	2	0	0	2	1
Pat Kelly, L (1, 10) OBP: 0.370, SLG: 0.480	x 0-0 2-H 2B	x 0-0 HR 1B			x 0-0 FC4-6 1-2 1B		x 0-0 ② SF9 2-3 3-H		x 0-0 E 1B 1-2 1B	4	1	4	2	0	0	0
Jim Spencer, L (1, 3) OBP: 0.340, SLG: 0.385	x 0-0 ② F5	x 0-0 1-H HR			x 0-0 ② F9 2-3		4-0 IBB		x 0-0 E 1-2 2-3 1B	4	1	2	2	1	0	3
Brian Downing, R (1, 2) OBP: 0.354, SLG: 0.386	x 0-0 ③ F4	S S S 0-3 ③ K			x 0-0 ③ FC4-6 1-2f		x 0-0 ③ F8		x 0-0 E6 1-2 2-3 3-H	5	0	0	1	0	1	7
Jorge Orta, L (1, 5) OBP: 0.274, SLG: 0.394		x 0-0 3B		x 0-0 SH1-4 1B		x 0-0 ① F7		x 0-0 ① F8	S S S 0-3 ② K	5	0	2	0	0	1	3
Bucky Dent, R (1, 6) OBP: 0.323, SLG: 0.348		x 0-0 ① F4		x 0-0 ① SH1-4 1-2		x 0-0 ② 5-3		x 0-0 SH3-4 3B	x 0-0 F7	4	1	1	0	0	0	4
Bill Stein, R (1, 4) OBP: 0.210, SLG: 0.182		S S S 0-3 ② K		x 0-0 ② 6-3		x 0-0 ③ 4-3		x 0-0 ② SH3-4 3-H		3	0	0	1	0	1	2
Inning Stats	R: 2 E: 1 K: 0 S: 5 H: 2 LOB: 1 BB: 1 P: 9	R: 0 E: 0 K: 1 S: 6 H: 1 LOB: 1 BB: 0 P: 6	R: 2 E: 0 K: 2 S: 9 H: 2 LOB: 0 BB: 0 P: 9	R: 0 E: 0 K: 0 S: 4 H: 1 LOB: 1 BB: 0 P: 4	R: 0 E: 0 K: 0 S: 5 H: 2 LOB: 2 BB: 0 P: 5	R: 0 E: 0 K: 0 S: 3 H: 0 LOB: 0 BB: 0 P: 3	R: 1 E: 0 K: 0 S: 5 H: 2 LOB: 2 BB: 1 P: 9	R: 1 E: 0 K: 0 S: 4 H: 1 LOB: 0 BB: 0 P: 4	R: 1 E: 1 K: 2 S: 11 H: 3 LOB: 3 BB: 0 P: 11	1B: 10 2B: 1 3B: 2 HR: 1 SF: 1 SAC: 3 DP: 0 HBP: 0						

AB	38
R	7
H	14
RBI	7
BB	2
SO	5
LOB	22

WP: 0 PA: 44
PB: 0
SB: 0
CS: 0

PITCHER		IP	WLS	BF	H	R	ER	SO	BB	IBB	HBP	BLK	WP	HR	S	P	ERA	WHIP
Dennis Eckersley, R ERA: 4.15	(1, 1)	3.0		15	5	4	4	3	1	0	0	0	0	1	20	24	12.00	2.000
Jim Kern, R ERA: 2.52	(4, 1)	5.0	W	23	7	3	3	0	0	1	0	0	0	0	22	26	5.40	1.400
Stan Thomas, R ERA: 2.66	(9, 1)	0.1		1	0	0	0	1	0	0	0	0	0	0	3	3	0.00	0.000
Dave LaRoche, L ERA: 1.62	(9, 1)	0.2	S	5	2	0	0	1	0	0	0	0	0	0	7	7	0.00	3.000

PITCHER	IP	WLS	BF	H	R	ER	SO	BB	IBB	HBP	BLK	WP	HR	S	P	ERA	WHIP

BOTTOM

Chicago White Sox @ Cleveland Indians

Cleveland Municipal Stadium, Cleveland, OH

Sun Jun 13 1976, 3:38 AM EDT

Att. 33,599 - Unknown

livebaseballscorecards.com

Batter	1	2	3	4	5	6	7	8	9	AB	R	H	RBI	BB	SO	LOB
Larvell Blanks, R (1, 6) (9, 4) OBP: 0.373, SLG: 0.529	F2	5-3		5-3			F3	1B 3B (1-H, 3-H)		5	1	1	2	0	0	3
Orlando Gonzalez, L (1, 3) OBP: 0.353, SLG: 0.267	6-3		F8	3-1			F8	CS WP 1B (3-H)		3	0	0	0	0	0	0
Doug Howard, R (7, PH) (8, 3) OBP: 0.221, SLG: 0.256										2	0	1	1	0	0	0
Rick Manning, L (1, 8) OBP: 0.327, SLG: 0.384	4-3		6-3	K			F7	1B (1-2)		5	0	1	0	0	1	0
Frank Robinson, R (1, 10) OBP: 0.435, SLG: 0.444		BB 2B FC4-2	1B	BB				L8 / K		3	0	1	0	2	1	3
George Hendrick, R (1, 7) OBP: 0.311, SLG: 0.424		L8	K	F9				E5 1B 1B E		4	1	0	0	0	1	3
John Lowenstein, L (1, 9) OBP: 0.356, SLG: 0.318		1B 2B (1-3)	K	F9				E 1B 1B (1-2)		4	2	2	0	0	1	0
Buddy Bell, R (1, 5) OBP: 0.392, SLG: 0.383		FC4-2 1B 1B (3-H)	F8	F6				E 1B (1-2, 2-3)		4	2	1	0	0	0	2
Ray Fosse, R (1, 2) OBP: 0.375, SLG: 0.265		1B 1B (1-2, 2-H)	3B 1B	FC6-4 1B				E4 3B 2B (1-H, 2-H, 3-H)		3	1	3	1	0	0	0
Rico Carty, R (8, PH) OBP: 0.393, SLG: 0.475										1	0	1	3	0	0	0
Alan Ashby, S (8, PR) (9, 2) OBP: 0.310, SLG: 0.318										0	1	0	0	0	0	0
Duane Kuiper, L (1, 4) OBP: 0.275, SLG: 0.277		1B (1-3, 2-H)	3B (1-H)	FC6-4 (1-2f)				3B IBB		3	0	2	2	0	0	1
Frank Duffy, R (8, PH) (9, 6) OBP: 0.288, SLG: 0.295										0	1	0	0	1	0	0
Inning Stats	R: 0 E: 0 K: 0 S: 3 H: 0 LOB: 0 BB: 0 P: 3	R: 2 E: 0 K: 0 S: 6 H: 3 LOB: 2 BB: 1 P: 10	R: 0 E: 0 K: 1 S: 6 H: 1 LOB: 1 BB: 0 P: 6	R: 1 E: 0 K: 1 S: 7 H: 2 LOB: 1 BB: 0 P: 7	R: 0 E: 0 K: 1 S: 5 H: 0 LOB: 1 BB: 1 P: 9	R: 0 E: 0 K: 0 S: 4 H: 1 LOB: 1 BB: 0 P: 4	R: 0 E: 0 K: 0 S: 3 H: 0 LOB: 0 BB: 0 P: 3	R: 6 E: 2 K: 1 S: 11 H: 6 LOB: 3 BB: 1 P: 15		1B: 9 2B: 3 3B: 2 HR: 0 SF: 0 SAC: 0 DP: 1 HBP: 0						

AB	37
R	9
H	13
RBI	9
BB	3
SO	4
LOB	12

WP: 1 PB: 0 SB: 0 CS: 1 PA: 40

PITCHER		IP	WLS	BF	H	R	ER	SO	BB	IBB	HBP	BLK	WP	HR	S	P	ERA	WHIP
Jesse Jefferson, R (1, 1) ERA: 6.14		1.2		9	3	2	2	0	1	0	0	0	0	0	8	12	10.80	2.400
Dave Hamilton, L (2, 1) ERA: 2.95		5.1		21	4	1	1	3	1	0	0	0	0	0	26	30	1.69	0.938
Clay Carroll, R (8, 1) ERA: 2.31		0.1	L	5	3	4	3	0	0	0	0	0	0	0	5	5	81.00	9.000
Terry Forster, L (8, 1) ERA: 4.47		0.2		5	3	2	2	1	0	1	0	0	1	0	6	10	27.00	4.500

PITCHER		IP	WLS	BF	H	R	ER	SO	BB	IBB	HBP	BLK	WP	HR	S	P	ERA	WHIP

Batter	1	2	3	4	5	6	7	8	9	AB	R	H	RBI	BB	SO	LOB
Al Bumbry, L (1, 7) OBP: 0.331, SLG: 0.367	x 0-0 ① F8		S S S 0-3 ①② K 1-2		x 0-0 ① 4-1		x 0-0 ② 6-3		x 0-0 ② F7	5	0	0	0	0	1	1
Paul Blair, R (1, 8) OBP: 0.249, SLG: 0.259	x 0-0 1B		x 0-0 ③ F7		x 0-0 ② 6-3		x 0-0 ③ 5-3		x 0-0 S 1B	5	0	2	0	0	0	0
Bobby Grich, R (1, 4) OBP: 0.378, SLG: 0.421	x 0-0 ② F8			x 0-0 HR 2B	x 0-0 ③ F9			x 0-0 E4 FC6-4	B B B B 4-0 1-2 BB	4	1	1	0	1	0	1
Reggie Jackson, L (1, 9) OBP: 0.288, SLG: 0.362	S S S 0-3 ③ K			x 0-0 ① F8		x 0-0 4-3 S 2B 1B		x 0-0 ① FC6-4 BB S 1-2f	x 0-0 ③ 4-3	5	1	1	0	0	1	5
Lee May, R (1, 3) OBP: 0.303, SLG: 0.441 Tony Muser, L (8, 3) OBP: 0.292, SLG: 0.242		x 0-0 ① P3		x 0-0 2-H HR	S S S 0-3 ① K 1-2			x 0-0 ② P5 1-2		4 0	1 0	1 0	2 0	0 0	1 0	2 0
Ken Singleton, S (1, 10) OBP: 0.327, SLG: 0.314		B B B B 4-0 BB		x 0-0 2B 1B	x 0-0 ② 4-3 2-3			B B B B 4-0 FC5 BB BB		2	1	1	0	2	0	1
Mark Belanger, R (1, 6) OBP: 0.358, SLG: 0.364		x 0-0 ② P3		x 0-0 1-H 2B	x 0-0 3-H 2B			B B B B 4-0 1-2 2-3 BB		3	0	2	2	1	0	1
Doug DeCinces, R (1, 5) OBP: 0.282, SLG: 0.350		x 0-0 ③ 4-3		x 0-0 ② F7	S S S 0-3 ③ K			x 0-0 ③ FC5 2-3f		4	0	0	0	0	1	6
Elrod Hendricks, L (1, 2) OBP: 0.209, SLG: 0.190			B B B B 4-0 CS BB	x 0-0 ③ 4-3			x 0-0 ① 3-1		x 0-0 ① 1-3	3	0	0	0	1	0	1

TOP

Baltimore Orioles @ Chicago White Sox

Comiskey Park, Chicago, IL

Tue Jun 15 1976, 8:05 PM EDT

Att. 10,794 - Unknown

livebaseballscorecards.com

AB	35
R	4
H	8
RBI	4
BB	5
SO	4
LOB	18

Inning Stats																				
	R: 0	H: 1	R: 0	H: 0	R: 0	H: 0	R: 3	H: 4	R: 0	H: 0	R: 1	H: 2	R: 0	H: 0	R: 0	H: 0	R: 0	H: 1	1B: 4	SF: 0	WP: 0	PA: 40
	E: 0	LOB: 1	E: 0	LOB: 1	E: 0	LOB: 0	E: 0	LOB: 1	E: 0	LOB: 0	E: 0	LOB: 1	E: 0	LOB: 0	E: 1	LOB: 3	E: 0	LOB: 2	2B: 4	SAC: 0	PB: 0	
	K: 1	BB: 0	K: 0	BB: 1	K: 1	BB: 0	K: 0	BB: 0	K: 0	BB: 0	K: 2	BB: 0	K: 0	BB: 0	K: 0	BB: 2	K: 0	BB: 1	3B: 0	DP: 1	SB: 3	
	S: 6	P: 6	S: 3	P: 7	S: 4	P: 8	S: 7	P: 7	S: 3	P: 3	S: 9	P: 9	S: 3	P: 3	S: 4	P: 12	S: 4	P: 8	HR: 1	HBP: 0	CS: 1	

PITCHER	IP	WLS	BF	H	R	ER	SO	BB	IBB	HBP	BLK	WP	HR	S	P	ERA	WHIP
Rich Gossage, R (1, 1) ERA: 2.54	9.0	L	40	8	4	4	4	5	0	0	0	0	1	43	63	4.00	1.444

PITCHER	IP	WLS	BF	H	R	ER	SO	BB	IBB	HBP	BLK	WP	HR	S	P	ERA	WHIP

Batter	1	2	3	4	5	6	7	8	9	AB	R	H	RBI	BB	SO	LOB
Pat Kelly, L (1, 10) OBP: 0.367, SLG: 0.472	K		FC1-2 S 1B		L6			1-4-3		4	0	1	0	0	1	0
Ralph Garr, L (1, 7) OBP: 0.309, SLG: 0.382	4-3		FC1-2		6-3			F9		4	0	0	0	0	0	2
Chet Lemon, R (1, 8) OBP: 0.336, SLG: 0.353	HBP		K		P3			1B		3	0	1	0	0	1	2
Jorge Orta, L (1, 5) OBP: 0.270, SLG: 0.387	F8		4-3			4-3		1-3		4	0	0	0	0	0	4
Jim Spencer, L (1, 3) OBP: 0.338, SLG: 0.382		E9 1B		F9		K			1-3	4	0	1	0	0	1	0
Brian Downing, R (1, 2) OBP: 0.352, SLG: 0.378		6-3		1B BB		F9			P5	3	0	0	0	1	0	1
Bucky Dent, R (1, 6) OBP: 0.322, SLG: 0.346		F9		FC4-6 1B			F8		G3	4	0	1	0	0	0	1
Rich Coggins, L (1, 9) OBP: 0.244, SLG: 0.194		P4		F8			3-4-1			3	0	0	0	0	0	3
Bill Stein, R (1, 4) OBP: 0.214, SLG: 0.200			1B FC1-2 2B	FC4-6			F9			3	0	1	0	0	0	2

BOTTOM

Baltimore Orioles @ Chicago White Sox

Comiskey Park, Chicago, IL

Tue Jun 15 1976, 8:05 PM EDT

Att. 10,794 - Unknown

livebaseballscorecards.com

AB	32
R	0
H	5
RBI	0
BB	1
SO	3
LOB	15

Inning Stats	1	2	3	4	5	6	7	8	9
	R: 0 H: 0 E: 0 LOB: 1 K: 1 BB: 0 S: 5 P: 6	R: 0 H: 1 E: 1 LOB: 1 K: 0 BB: 0 S: 4 P: 4	R: 0 H: 2 E: 0 LOB: 2 K: 1 BB: 0 S: 7 P: 7	R: 0 H: 1 E: 0 LOB: 2 K: 0 BB: 1 S: 4 P: 8	R: 0 H: 0 E: 0 LOB: 0 K: 0 BB: 0 S: 3 P: 3	R: 0 H: 0 E: 0 LOB: 0 K: 1 BB: 0 S: 5 P: 5	R: 0 H: 0 E: 0 LOB: 0 K: 0 BB: 0 S: 3 P: 3	R: 0 H: 1 E: 0 LOB: 1 K: 0 BB: 0 S: 4 P: 4	R: 0 H: 0 E: 0 LOB: 0 K: 0 BB: 0 S: 3 P: 3

1B: 4	SF: 0	WP: 0	PA: 34
2B: 1	SAC: 0	PB: 0	
3B: 0	DP: 0	SB: 1	
HR: 0	HBP: 1	CS: 0	

PITCHER		IP	WLS	BF	H	R	ER	SO	BB	IBB	HBP	BLK	WP	HR	S	P	ERA	WHIP
Jim Palmer, R ERA: 3.09	(1, 1)	9.0	W	34	5	0	0	3	1	0	1	0	0	0	38	43	0.00	0.667

PITCHER	IP	WLS	BF	H	R	ER	SO	BB	IBB	HBP	BLK	WP	HR	S	P	ERA	WHIP

Batter	1	2	3	4	5	6	7	8	9	AB	R	H	RBI	BB	SO	LOB
Al Bumbry, L (1, 7) OBP: 0.337, SLG: 0.375	F5		1-2 1B	K		H 1-2 HBP		F8	1-H 2-H 2B	5	0	2	2	0	1	1
Paul Blair, R (1, 8) OBP: 0.246, SLG: 0.251	BBBB 4-0 CS BB		P4	F9		5-3		K	F9	5	0	0	0	1	1	6
Bobby Grich, R (1, 4) OBP: 0.384, SLG: 0.425	SSS 0-3 1-2 K		SSS 0-3 K		BBBB 4-0 1B BB		BBBB 4-0 2B BB		HR 2B	3	2	1	0	2	2	3
Reggie Jackson, L (1, 9) OBP: 0.305, SLG: 0.381		1-4-3 WP 1B		SSS 0-3 K	1-3 1B		5-3 1-H 2B		BBBB 4-0 HR BB	4	1	3	1	1	1	0
Lee May, R (1, 3) OBP: 0.306, SLG: 0.454		6-3 1-2		BBBB 4-0 BB 1B BB	G3		5-3 2-3		1-H 2-H HR	4	2	1	3	1	0	3
Tony Muser, L (9, 3) OBP: 0.292, SLG: 0.242										0	0	0	0	0	0	0
Ken Singleton, S (1, 10) OBP: 0.324, SLG: 0.307		1-4-3 2-3		BBBB 4-0 1B 1-2 HR BB	5-3		6-3		6-3	4	1	0	0	1	0	3
Mark Belanger, R (1, 6) OBP: 0.368, SLG: 0.368		P6		1-3 2-H HR 1B		BBBB 0-0 CS 1B	BBBB 4-0 BB		BBBB 4-0 1B 2B BB	3	2	2	1	2	0	1
Doug DeCinces, R (1, 5) OBP: 0.280, SLG: 0.365	5-3		2-H 3-H HR			1-2 SSS F8	SSS 0-3 K		F8	5	1	1	3	0	1	4
Brooks Robinson, R (9, 5) OBP: 0.175, SLG: 0.222										0	0	0	0	0	0	0
Dave Duncan, R (1, 2) OBP: 0.308, SLG: 0.294	1B		BBBB 4-0 BB			HBP		5-3	1-2 2B 1B	4	1	3	0	1	0	0
Inning Stats	R: 0 E: 0 K: 1 S: 4 H: 0 LOB: 0 BB: 1 P: 8	R: 0 E: 0 K: 0 S: 4 H: 1 LOB: 1 BB: 0 P: 4	R: 0 E: 0 K: 1 S: 7 H: 2 LOB: 2 BB: 0 P: 7	R: 4 E: 0 K: 2 S: 9 H: 2 LOB: 1 BB: 3 P: 21	R: 0 E: 0 K: 0 S: 3 H: 1 LOB: 1 BB: 1 P: 7	R: 0 E: 0 K: 0 S: 4 H: 2 LOB: 2 BB: 0 P: 5	R: 1 E: 0 K: 1 S: 6 H: 1 LOB: 2 BB: 2 P: 14	R: 0 E: 0 K: 1 S: 5 H: 0 LOB: 0 BB: 0 P: 5	R: 5 E: 0 K: 0 S: 7 H: 4 LOB: 1 BB: 2 P: 15	1B: 8 2B: 3 3B: 0 HR: 2	SF: 0 SAC: 0 DP: 0 HBP: 1						

PITCHER		IP	WLS	BF	H	R	ER	SO	BB	IBB	HBP	BLK	WP	HR	S	P	ERA	WHIP
Francisco Barrios, R ERA: 5.73	(1, 1)	3.1	L	18	5	4	4	3	4	0	0	0	1	1	20	36	10.80	2.700
Jesse Jefferson, R ERA: 6.83	(4, 1)	5.2		29	8	6	6	3	5	0	1	0	0	1	29	50	9.53	2.294

PITCHER	IP	WLS	BF	H	R	ER	SO	BB	IBB	HBP	BLK	WP	HR	S	P	ERA	WHIP

TOP

Baltimore Orioles @ Chicago White Sox

Comiskey Park, Chicago, IL

Wed Jun 16 1976, 8:05 PM EDT

Att. 13,827 - Unknown

livebaseballscorecards.com

AB	37
R	10
H	13
RBI	10
BB	9
SO	6
LOB	21

WP: 1 PB: 0 SB: 0 CS: 2 PA: 47

Batter	1	2	3	4	5	6	7	8	9	AB	R	H	RBI	BB	SO	LOB
Bucky Dent, R (1, 6) OBP: 0.320, SLG: 0.344	5-3		FC6-5 1B 1B		F2		F7			4	0	1	0	0	0	1
Chet Lemon, R (1, 8) OBP: 0.340, SLG: 0.357	5-3		FC6-5 1-2 1B		3-H 1B			5-3		4	0	2	1	0	0	0
Jorge Orta, L (1, 10) OBP: 0.269, SLG: 0.398	HR		F8		P6			S S S K		4	1	1	1	0	1	3
Buddy Bradford, R (1, 9) OBP: 0.319, SLG: 0.378	B B B B BB		FC6-5 1-2 2-3f		S S S K			F7		3	0	0	0	1	1	3
Ralph Garr, L (1, 7) OBP: 0.303, SLG: 0.374	F9		S S S K			F5			L3	4	0	0	0	0	1	3
Brian Downing, R (1, 2) OBP: 0.349, SLG: 0.374		G1-6-3 1B		F2		P4			6-3	4	0	1	0	0	0	0
Jim Spencer, L (1, 3) OBP: 0.341, SLG: 0.384		G1-6-3 1-2f		G6-4-3 1B		4-3			1B 1B	4	0	2	0	0	0	1
Bill Stein, R (1, 4) OBP: 0.227, SLG: 0.214		1B		G6-4-3 1-2f			F9		1-2 1B	4	0	2	0	0	0	1
Kevin Bell, R (1, 5) OBP: 0.250, SLG: 0.750		S S S K			1B 3B		F9		4-3	4	1	1	0	0	1	3
Inning Stats	R: 1 H: 1 E: 0 LOB: 1 K: 0 BB: 1 S: 4 P: 8	R: 0 H: 2 E: 0 LOB: 1 K: 1 BB: 0 S: 6 P: 6	R: 0 H: 2 E: 0 LOB: 2 K: 1 BB: 0 S: 7 P: 7	R: 0 H: 1 E: 0 LOB: 0 K: 0 BB: 0 S: 3 P: 3	R: 1 H: 2 E: 0 LOB: 1 K: 1 BB: 0 S: 7 P: 7	R: 0 H: 0 E: 0 LOB: 0 K: 0 BB: 0 S: 3 P: 3	R: 0 H: 0 E: 0 LOB: 0 K: 0 BB: 0 S: 3 P: 3	R: 0 H: 0 E: 0 LOB: 0 K: 1 BB: 0 S: 5 P: 5	R: 0 H: 2 E: 0 LOB: 2 K: 0 BB: 0 S: 5 P: 5	1B: 8 SF: 0 2B: 0 SAC: 0 3B: 1 DP: 2 HR: 1 HBP: 0							WP: 0 PA: 36 PB: 0 SB: 0 CS: 0

PITCHER	IP	WLS	BF	H	R	ER	SO	BB	IBB	HBP	BLK	WP	HR	S	P	ERA	WHIP
Mike Cuellar, L (1, 1) ERA: 6.05	9.0	W	36	10	2	2	4	1	0	0	0	0	1	43	47	2.00	1.222

PITCHER	IP	WLS	BF	H	R	ER	SO	BB	IBB	HBP	BLK	WP	HR	S	P	ERA	WHIP

BOTTOM

Baltimore Orioles @ Chicago White Sox

Comiskey Park, Chicago, IL

Wed Jun 16 1976, 8:05 PM EDT

Att. 13,827 - Unknown

livebaseballscorecards.com

AB	35
R	2
H	10
RBI	2
BB	1
SO	4
LOB	15

Batter	1	2	3	4	5	6	7	8	9	AB	R	H	RBI	BB	SO	LOB
Mickey Rivers, L (1, 8) OBP: 0.308, SLG: 0.421	x 0-0 ① F8		x 0-0 1B		SSS 0-3 ② K		x 0-0 ② F2	SSS 0-3 ③ K		5	0	1	0	0	2	2
Roy White, S (1, 7) OBP: 0.364, SLG: 0.434	x 0-0 ② 1-3		x 0-0 ③ G3		x 0-0 S 1B		x 0-0 1B		x 0-0 ① 1-3	5	0	2	0	0	0	1
Thurman Munson, R (1, 9) (8, 2) OBP: 0.349, SLG: 0.485	x 0-0 ③ 4-3			x 0-0 1B G6-4-3 1B	x 0-0 ③ 4-3 1-2		x 0-0 ③ 5-3		x 0-0 ② 5-3	5	1	1	0	0	0	2
Lou Piniella, R (1, 10) OBP: 0.342, SLG: 0.462 Sandy Alomar Sr., S (8, PR) OBP: 0.297, SLG: 0.242		BBBB 4-0 FC1-6 BB		x 0-0 G6-4-3 1-3 1B		x 0-0 ① 6-3		x 0-0 G3 1B 2B	x 0-0 ③ 1-3	3 1	0 1	2 0	0 0	1 0	0 0	0 0
Chris Chambliss, L (1, 3) OBP: 0.328, SLG: 0.433		x 0-0 ① FC1-6 3-1 1-2f		x 0-0 ① ② G6-4-3 1-2f 3-H		x 0-0 2B 1B		x 0-0 ① G3 2-3		4	1	1	0	0	0	3
Graig Nettles, L (1, 5) OBP: 0.294, SLG: 0.378		x 0-0 ② 3-1 1-2		x 0-0 WP 1B 1B		x 0-0 ② F7		4-0 BB 1B 5-3 IBB		3	1	1	0	1	0	2
Fran Healy, R (1, 2) OBP: 0.298, SLG: 0.220 Oscar Gamble, L (8, PH) OBP: 0.349, SLG: 0.485 (8, 9)		x 0-0 ③ F8		x 0-0 WP 1-2 1B		x 0-0 1-H 1B 2B		x 0-0 5-3 BB 1-2 3-H 1B		3 1	1 0	2 1	1 1	0 0	0 0	1 0
Willie Randolph, R (1, 4) OBP: 0.355, SLG: 0.316		x 0-0 ① SSS 1-3		x 0-3 ③ K 1-2 2-3		x 0-0 ③ 2-H 1B		BBBB 4-0 5-3 1-2 2-3 BB		3	0	1	1	1	1	2
Fred Stanley, R (1, 6) OBP: 0.321, SLG: 0.279 Carlos May, L (8, PH) OBP: 0.327, SLG: 0.293 Jim Mason, L (8, 6) OBP: 0.189, SLG: 0.222		x 0-0 ② 4-3			x 0-0 ① F9		x 0-0 ① F9	x 0-0 ② 5-3 1-2 2-3 3-H		3 1 0	0 0 0	0 1 0	0 1 0	0 0 0	0 0 0	0 2 0
Inning Stats	R: 0 H: 0 E: 0 LOB: 0 K: 0 BB: 0 S: 3 P: 3	R: 0 H: 0 E: 0 LOB: 1 K: 0 BB: 1 S: 3 P: 7	R: 0 H: 1 E: 0 LOB: 1 K: 0 BB: 0 S: 4 P: 4	R: 1 H: 4 E: 0 LOB: 2 K: 1 BB: 0 S: 8 P: 8	R: 0 H: 1 E: 0 LOB: 1 K: 1 BB: 0 S: 6 P: 6	R: 2 H: 3 E: 0 LOB: 1 K: 0 BB: 0 S: 5 P: 5	R: 0 H: 1 E: 0 LOB: 1 K: 0 BB: 0 S: 4 P: 4	R: 2 H: 2 E: 0 LOB: 2 K: 1 BB: 2 S: 7 P: 15	R: 0 H: 0 E: 0 LOB: 0 K: 0 BB: 0 S: 3 P: 3	1B: 10 SF: 0 2B: 2 SAC: 0 3B: 0 DP: 1 HR: 0 HBP: 0						WP: 1 PA: 40 PB: 0 SB: 1 CS: 0

PITCHER	IP	WLS	BF	H	R	ER	SO	BB	IBB	HBP	BLK	WP	HR	S	P	ERA	WHIP
Terry Forster, L (1, 1) ERA: 4.47	6.0	L	26	9	3	3	2	1	0	0	0	1	0	29	33	4.50	1.667
Clay Carroll, R (7, 1) ERA: 2.52	3.0		14	3	2	2	1	1	1	0	0	0	0	14	22	6.00	1.333

PITCHER	IP	WLS	BF	H	R	ER	SO	BB	IBB	HBP	BLK	WP	HR	S	P	ERA	WHIP

TOP

New York Yankees @ Chicago White Sox

Comiskey Park, Chicago, IL

Thu Jun 17 1976, 8:05 PM EDT

Att. 16,320 - Unknown - 72 F

livebaseballscorecards.com

AB	37
R	5
H	12
RBI	4
BB	3
SO	3
LOB	15

Batter	1	2	3	4	5	6	7	8	9	AB	R	H	RBI	BB	SO	LOB
Chet Lemon, R (1, 8) OBP: 0.348, SLG: 0.372	SH1-3 SF8 2B		L3			1B		1B BB E 1B	F8	5	2	3	0	0	0	0
Ralph Garr, L (1, 9) OBP: 0.304, SLG: 0.371	SH1-3 2-3		F7			F7		BBBB 4-0 1B 1-2 E BB		2	1	0	0	1	0	1
Jorge Orta, L (1, 7) OBP: 0.269, SLG: 0.397	SF8 3-H			4-3		F7		0-0 E 1-2 2-3 1B		3	0	1	1	0	0	1
Pat Kelly, L (1, 10) OBP: 0.364, SLG: 0.466	L4			F7			1B 1B 1B	SSS 0-3 K		4	1	1	0	0	1	3
Jim Spencer, L (1, 3) OBP: 0.340, SLG: 0.381		F7		F8			1B 1-3 1B	0-0 FC3 1-3 2-H 3-H		4	0	1	0	0	0	1
Bucky Dent, R (1, 6) OBP: 0.319, SLG: 0.342		F8	F3				FC4-6 1-2 3-H 1B	F9		4	0	1	1	0	0	2
Jack Brohamer, L (1, 4) OBP: 0.277, SLG: 0.317 Buddy Bradford, R (8, PH) OBP: 0.316, SLG: 0.375 Bill Stein, R (9, 4) OBP: 0.227, SLG: 0.214		1B	5-3				F7	F7		3 1 0	0 0 0	1 0 0	0 0 0	0 0 0	0 0 0	2 2 0
Kevin Bell, R (1, 5) OBP: 0.125, SLG: 0.375		P4	5-3				P4	SSS 0-3 K		4	0	0	0	0	1	3
Jim Essian, R (1, 2) OBP: 0.349, SLG: 0.333 Lamar Johnson, R (7, PH) OBP: 0.358, SLG: 0.392 Brian Downing, R (8, 2) OBP: 0.347, SLG: 0.372			5-3			5-3	FC4-6 1-2f	6-3		2 1 1	0 0 0	0 0 0	0 0 0	0 0 0	0 0 0	0 2 0
Inning Stats	R: 1 E: 0 K: 0 S: 4 H: 1 LOB: 0 BB: 0 P: 4	R: 0 E: 0 K: 0 S: 4 H: 1 LOB: 1 BB: 0 P: 4	R: 0 E: 0 K: 0 S: 3 H: 0 LOB: 0 BB: 0 P: 3	R: 0 E: 0 K: 0 S: 3 H: 0 LOB: 0 BB: 0 P: 3	R: 0 E: 0 K: 0 S: 3 H: 0 LOB: 0 BB: 0 P: 3	R: 0 E: 0 K: 0 S: 4 H: 1 LOB: 1 BB: 0 P: 4	R: 1 E: 0 K: 0 S: 6 H: 3 LOB: 2 BB: 0 P: 6	R: 2 E: 1 K: 1 S: 8 H: 2 LOB: 2 BB: 1 P: 12	R: 0 E: 0 K: 1 S: 5 H: 0 LOB: 0 BB: 0 P: 5	1B: 7 2B: 1 3B: 0 HR: 0 SF: 1 SAC: 1 DP: 0 HBP: 0						

PITCHER	IP	WLS	BF	H	R	ER	SO	BB	IBB	HBP	BLK	WP	HR	S	P	ERA	WHIP
Catfish Hunter, R (1, 1) ERA: 3.64	7.0	W	29	7	4	2	0	1	0	0	0	0	0	28	32	2.57	1.143
Sparky Lyle, L (8, 1) ERA: 1.97	2.0	S	8	1	0	0	2	0	0	0	0	0	0	12	12	0.00	0.500

PITCHER	IP	WLS	BF	H	R	ER	SO	BB	IBB	HBP	BLK	WP	HR	S	P	ERA	WHIP

BOTTOM

New York Yankees @ Chicago White Sox

Comiskey Park, Chicago, IL

Thu Jun 17 1976, 8:05 PM EDT
Att. 16,320 - Unknown - 72 F

livebaseballscorecards.com

AB	34
R	4
H	8
RBI	2
BB	1
SO	2
LOB	17

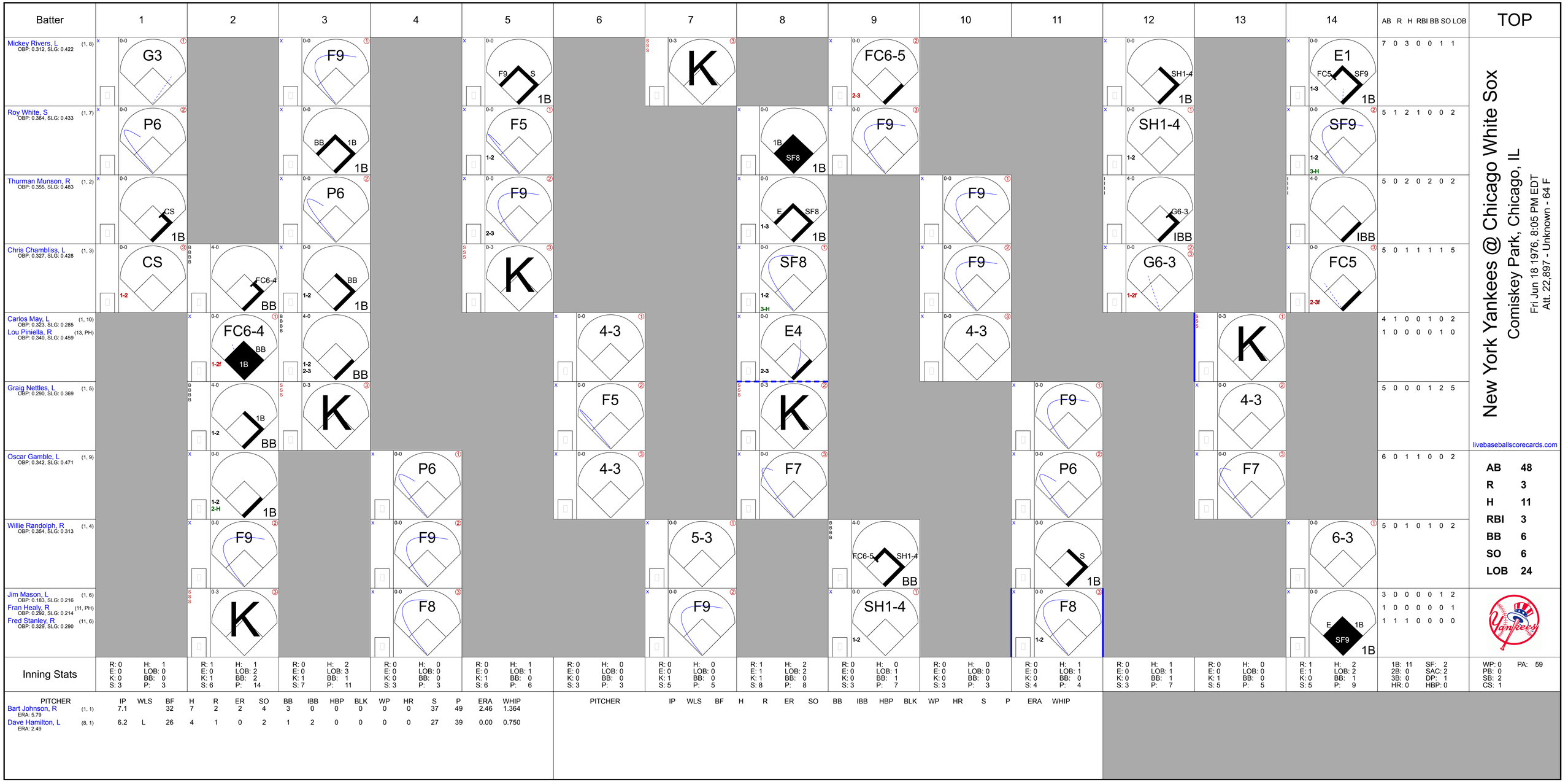
Batter
1
2
3
4
5
6
7
8
9
10
11
12
13
14
AB R H RBI BB SO LOB
TOP
Mickey Rivers, L (1, 8) OBP: 0.312, SLG: 0.422
G3
F9
F9 S 1B
K
FC6-5
SH1-4 1B
E1 FC5 SF9 1B
7 0 3 0 0 1 1
Roy White, S (1, 7) OBP: 0.364, SLG: 0.433
P6
BB 1B 1B
F5
1B SF8 1B
F9
SH1-4
SF9
5 1 2 1 0 0 2
Thurman Munson, R (1, 2) OBP: 0.355, SLG: 0.483
CS 1B
P6
F9
E SF8 1B
F9
G6-3 IBB
IBB
5 0 2 0 2 0 2
Chris Chambliss, L (1, 3) OBP: 0.327, SLG: 0.428
CS
FC6-4 BB
BB 1B
K
SF8
F9
G6-3
FC5
5 0 1 1 1 1 5
Carlos May, L (1, 10) OBP: 0.323, SLG: 0.285
Lou Piniella, R (13, PH) OBP: 0.340, SLG: 0.459
FC6-4 BB 1B
BB
4-3
E4
4-3
K
4 1 0 0 1 0 2
1 0 0 0 0 1 0
Graig Nettles, L (1, 5) OBP: 0.290, SLG: 0.369
1B BB
K
F5
K
F9
4-3
5 0 0 0 1 2 5
Oscar Gamble, L (1, 9) OBP: 0.342, SLG: 0.471
1B
P6
4-3
F7
P6
F7
6 0 1 1 0 0 2
Willie Randolph, R (1, 4) OBP: 0.354, SLG: 0.313
F9
F9
5-3
FC6-5 SH1-4 BB
S 1B
6-3
5 0 1 0 1 0 2
Jim Mason, L (1, 6) OBP: 0.183, SLG: 0.216
Fran Healy, R (11, PH) OBP: 0.292, SLG: 0.214
Fred Stanley, R (11, 6) OBP: 0.329, SLG: 0.290
K
F8
F9
SH1-4
F8
E 1B SF9 1B
3 0 0 0 0 1 2
1 0 0 0 0 0 1
1 1 1 0 0 0 0
New York Yankees @ Chicago White Sox
Comiskey Park, Chicago, IL
Fri Jun 18 1976, 8:05 PM EDT
Att. 22,897 - Unknown - 64 F
livebaseballscorecards.com
AB 48
R 3
H 11
RBI 3
BB 6
SO 6
LOB 24
Inning Stats
R: 0 H: 1 E: 0 LOB: 0 K: 0 BB: 0 S: 3 P: 3
R: 1 H: 1 E: 0 LOB: 2 K: 1 BB: 2 S: 6 P: 14
R: 0 H: 2 E: 0 LOB: 3 K: 1 BB: 1 S: 7 P: 11
R: 0 H: 0 E: 0 LOB: 0 K: 0 BB: 0 S: 3 P: 3
R: 0 H: 1 E: 0 LOB: 1 K: 1 BB: 0 S: 6 P: 6
R: 0 H: 0 E: 0 LOB: 0 K: 0 BB: 0 S: 3 P: 3
R: 0 H: 0 E: 0 LOB: 0 K: 1 BB: 0 S: 5 P: 5
R: 1 H: 2 E: 1 LOB: 2 K: 1 BB: 0 S: 8 P: 8
R: 0 H: 0 E: 0 LOB: 1 K: 0 BB: 1 S: 3 P: 7
R: 0 H: 0 E: 0 LOB: 0 K: 0 BB: 0 S: 3 P: 3
R: 0 H: 1 E: 0 LOB: 1 K: 0 BB: 0 S: 4 P: 4
R: 0 H: 1 E: 0 LOB: 1 K: 0 BB: 1 S: 3 P: 7
R: 0 H: 0 E: 0 LOB: 0 K: 1 BB: 0 S: 5 P: 5
R: 1 H: 2 E: 1 LOB: 2 K: 0 BB: 1 S: 5 P: 9
1B: 11 SF: 2 2B: 0 SAC: 2 3B: 0 DP: 1 HR: 0 HBP: 0
WP: 0 PA: 59 PB: 0 SB: 2 CS: 1
PITCHER IP WLS BF H R ER SO BB IBB HBP BLK WP HR S P ERA WHIP
Bart Johnson, R (1, 1) ERA: 5.79 7.1 32 7 2 2 4 3 0 0 0 0 0 37 49 2.46 1.364
Dave Hamilton, L (8, 1) ERA: 2.49 6.2 L 26 4 1 0 2 1 2 0 0 0 0 27 39 0.00 0.750

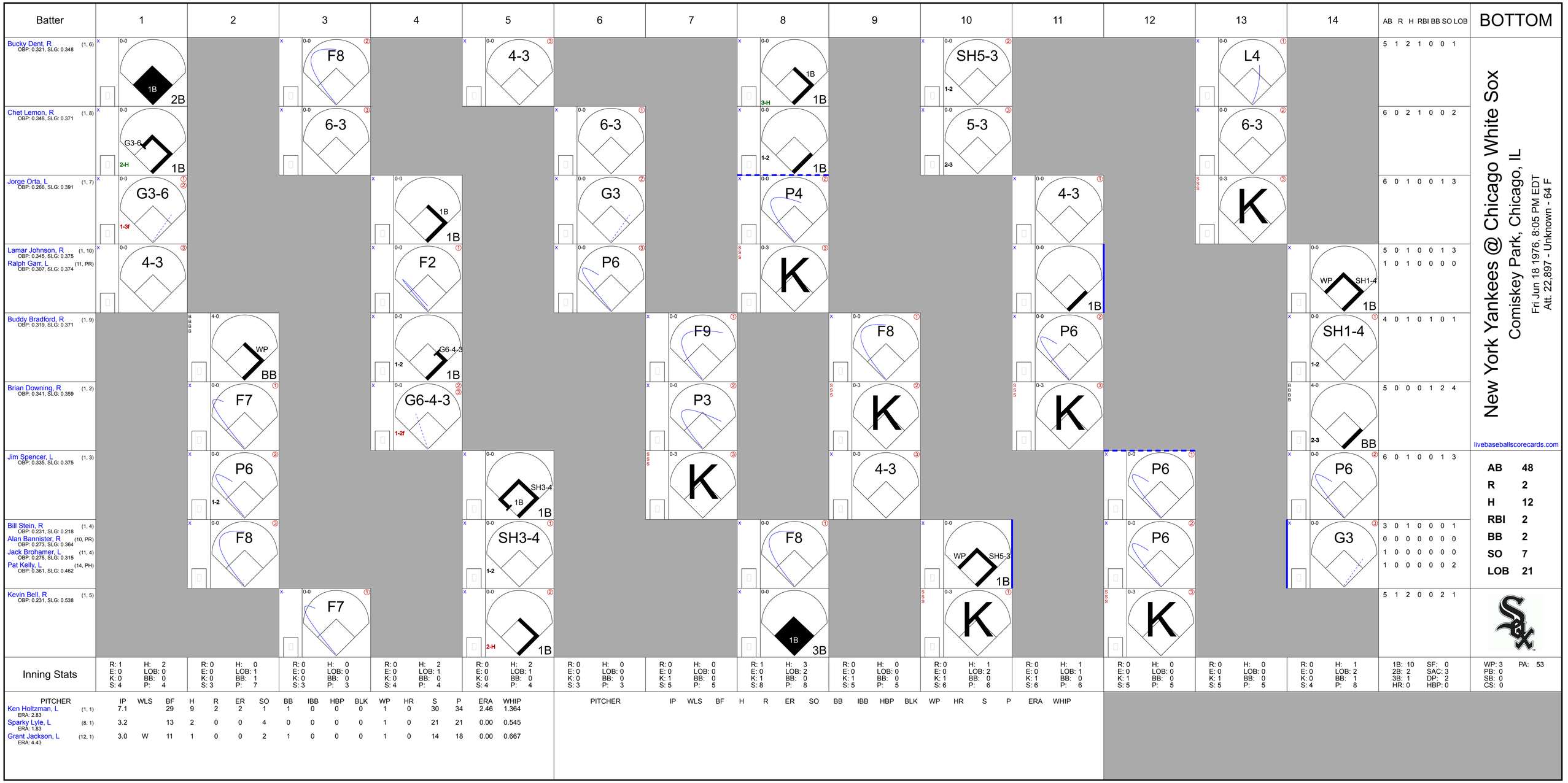
Batter
1
2
3
4
5
6
7
8
9
10
11
12
13
14
AB R H RBI BB SO LOB
BOTTOM
Bucky Dent, R (1, 6) OBP: 0.321, SLG: 0.348
1B 2B
F8
4-3
SH5-3
L4
5 1 2 1 0 0 1
Chet Lemon, R (1, 8) OBP: 0.348, SLG: 0.371
G3-6
2-H
1B
6-3
6-3
1B
3-H
1-2
5-3
2-3
6-3
6 0 2 1 0 0 2
Jorge Orta, L (1, 7) OBP: 0.266, SLG: 0.391
G3-6
1-3f
1B
G3
P4
4-3
K
6 0 1 0 0 1 3
Lamar Johnson, R (1, 10) OBP: 0.345, SLG: 0.375
Ralph Garr, L (11, PR) OBP: 0.307, SLG: 0.374
4-3
F2
P6
K
1B
WP
SH1-4
1B
5 0 1 0 0 1 3
1 0 1 0 0 0 0
Buddy Bradford, R (1, 9) OBP: 0.319, SLG: 0.371
WP
BB
G6-4-3
1-2
1B
F9
F8
P6
SH1-4
1-2
4 0 1 0 1 0 1
Brian Downing, R (1, 2) OBP: 0.341, SLG: 0.359
F7
G6-4-3
1-2f
P3
K
K
K
BB
2-3
5 0 0 0 1 2 4
Jim Spencer, L (1, 3) OBP: 0.335, SLG: 0.375
P6
1-2
SH3-4
1B
K
4-3
P6
P6
6 0 1 0 0 1 3
Bill Stein, R (1, 4) OBP: 0.231, SLG: 0.218
Alan Bannister, R (10, PR) OBP: 0.273, SLG: 0.364
Jack Brohamer, L (11, 4) OBP: 0.275, SLG: 0.315
Pat Kelly, L (14, PH) OBP: 0.361, SLG: 0.462
F8
SH3-4
1-2
F8
WP
SH5-3
1B
P6
P6
G3
3 0 1 0 0 0 1
0 0 0 0 0 0 0
1 0 0 0 0 0 0
1 0 0 0 0 0 2
Kevin Bell, R (1, 5) OBP: 0.231, SLG: 0.538
F7
2-H
1B
1B
3B
K
K
5 1 2 0 0 2 1
Inning Stats
R: 1 E: 0 K: 0 S: 4
H: 2 LOB: 0 BB: 0 P: 4
R: 0 E: 0 K: 0 S: 3
H: 0 LOB: 1 BB: 1 P: 7
R: 0 E: 0 K: 0 S: 3
H: 0 LOB: 0 BB: 0 P: 3
R: 0 E: 0 K: 0 S: 4
H: 2 LOB: 1 BB: 0 P: 4
R: 0 E: 0 K: 0 S: 4
H: 2 LOB: 1 BB: 0 P: 4
R: 0 E: 0 K: 0 S: 3
H: 0 LOB: 0 BB: 0 P: 3
R: 0 E: 0 K: 1 S: 5
H: 0 LOB: 0 BB: 0 P: 5
R: 1 E: 0 K: 1 S: 8
H: 3 LOB: 2 BB: 0 P: 8
R: 0 E: 0 K: 1 S: 5
H: 0 LOB: 0 BB: 0 P: 5
R: 0 E: 0 K: 1 S: 6
H: 1 LOB: 2 BB: 0 P: 6
R: 0 E: 0 K: 1 S: 6
H: 1 LOB: 1 BB: 0 P: 6
R: 0 E: 0 K: 1 S: 5
H: 0 LOB: 0 BB: 0 P: 5
R: 0 E: 0 K: 1 S: 5
H: 0 LOB: 0 BB: 0 P: 5
R: 0 E: 0 K: 0 S: 4
H: 1 LOB: 2 BB: 1 P: 8
1B: 10 2B: 2 3B: 1 HR: 0
SF: 0 SAC: 3 DP: 2 HBP: 0
WP: 3 PB: 0 SB: 0 CS: 0
PA: 53
PITCHER IP WLS BF H R ER SO BB IBB HBP BLK WP HR S P ERA WHIP
Ken Holtzman, L (1, 1) ERA: 2.83 7.1 29 9 2 2 1 1 0 0 0 1 0 30 34 2.46 1.364
Sparky Lyle, L (8, 1) ERA: 1.83 3.2 13 2 0 0 4 0 0 0 0 1 0 21 21 0.00 0.545
Grant Jackson, L (12, 1) ERA: 4.43 3.0 W 11 1 0 0 2 1 0 0 0 1 0 14 18 0.00 0.667
PITCHER IP WLS BF H R ER SO BB IBB HBP BLK WP HR S P ERA WHIP
New York Yankees @ Chicago White Sox
Comiskey Park, Chicago, IL
Fri Jun 18 1976, 8:05 PM EDT
Att. 22,897 - Unknown - 64 F
livebaseballscorecards.com
AB 48
R 2
H 12
RBI 2
BB 2
SO 7
LOB 21

Batter	1	2	3	4	5	6	7	8	9	AB	R	H	RBI	BB	SO	LOB
Mickey Rivers, L (1, 8) OBP: 0.318, SLG: 0.425	6-3 SF8 1B	4-3			K			1B 1B	S 1B	5	2	3	0	0	1	1
Roy White, S (1, 7) OBP: 0.368, SLG: 0.434	6-3 1B		1-3		P4			1B SH1-3 1B	1-2 BB	4	1	2	0	1	0	0
Thurman Munson, R (1, 2) OBP: 0.356, SLG: 0.482	6-3		G4-6-3 1B			F8		FC4 1B	F9	5	0	2	1	0	0	4
Chris Chambliss, L (1, 3) OBP: 0.322, SLG: 0.423	SF8		G4-6-3			F8		FC4 WP SH1-3		3	0	0	1	0	0	3
Carlos May, L (1, 10) OBP: 0.323, SLG: 0.281 Lou Piniella, R (8, PH) OBP: 0.340, SLG: 0.459	BB			K		4-3		SH1-3		2 0	0 0	0 0	0 1	1 0	1 0	0 0
Graig Nettles, L (1, 5) OBP: 0.294, SLG: 0.366	F8			1B BB			6-3	BB		2	0	0	0	2	0	2
Oscar Gamble, L (1, 9) OBP: 0.346, SLG: 0.479		1-3		G6-4-3 1B			1B 2B	4-3		4	1	2	0	0	0	2
Willie Randolph, R (1, 4) OBP: 0.357, SLG: 0.317		1B		G6-4-3			CS 1B		L5	4	0	2	1	0	0	2
Jim Mason, L (1, 6) OBP: 0.177, SLG: 0.208		F8			P5		K		5-3	4	0	0	0	0	1	2
Inning Stats	R: 1 E: 0 K: 0 S: 5 H: 2 LOB: 2 BB: 1 P: 9	R: 0 E: 0 K: 0 S: 4 H: 1 LOB: 1 BB: 0 P: 4	R: 0 E: 0 K: 0 S: 3 H: 1 LOB: 0 BB: 0 P: 3	R: 0 E: 0 K: 1 S: 5 H: 1 LOB: 1 BB: 1 P: 9	R: 0 E: 0 K: 1 S: 5 H: 0 LOB: 0 BB: 0 P: 5	R: 0 E: 0 K: 0 S: 3 H: 0 LOB: 0 BB: 0 P: 3	R: 1 E: 0 K: 1 S: 6 H: 2 LOB: 0 BB: 0 P: 6	R: 2 E: 0 K: 0 S: 6 H: 3 LOB: 2 BB: 1 P: 10	R: 0 E: 0 K: 0 S: 4 H: 1 LOB: 2 BB: 1 P: 8	1B: 10 2B: 1 3B: 0 HR: 0	SF: 1 SAC: 1 DP: 2 HBP: 0						

TOP

New York Yankees @ Chicago White Sox

Comiskey Park, Chicago, IL

Sat Jun 19 1976, 8:05 PM EDT

Att. 25,483 - Unknown - 61 F

livebaseballscorecards.com

AB	33
R	4
H	11
RBI	4
BB	4
SO	3
LOB	16

WP: 1 PB: 0 SB: 1 CS: 1 PA: 39

PITCHER		IP	WLS	BF	H	R	ER	SO	BB	IBB	HBP	BLK	WP	HR	S	P	ERA	WHIP
Rich Gossage, R ERA: 2.72	(1, 1)	7.0	L	30	10	4	4	3	2	0	0	0	0	0	34	42	5.14	1.714
Terry Forster, L ERA: 4.39	(8, 1)	1.0		4	0	0	0	0	1	0	0	0	1	0	3	7	0.00	1.000
Clay Carroll, R ERA: 2.47	(9, 1)	1.0		5	1	0	0	0	1	0	0	0	0	0	4	8	0.00	2.000

PITCHER	IP	WLS	BF	H	R	ER	SO	BB	IBB	HBP	BLK	WP	HR	S	P	ERA	WHIP

Batter	1	2	3	4	5	6	7	8	9	AB	R	H	RBI	BB	SO	LOB
Chet Lemon, R (1, 8) OBP: 0.337, SLG: 0.359	1-3		5-3		FC3-6 1-2f 2-3		4-3		5-3	5	0	0	0	0	0	3
Ralph Garr, L (1, 9) OBP: 0.315, SLG: 0.386	1B 2B		WP 1B		1-2 3-H 1B		F2			4	1	3	1	0	0	0
Jorge Orta, L (1, 7) OBP: 0.266, SLG: 0.389	2-H 1B		3-1 1-3		F9			F9		4	0	1	1	0	0	3
Pat Kelly, L (1, 10) OBP: 0.365, SLG: 0.459	F6			BBBB CS BB		E S E 1B		F8		3	1	1	0	1	0	1
Jim Spencer, L (1, 3) OBP: 0.333, SLG: 0.373	F9			SSS K 1-2		F9		1B		4	0	1	0	0	1	3
Brian Downing, R (1, 2) OBP: 0.333, SLG: 0.350		6-3		P4		E6 1-H S		SSS K		4	0	0	0	0	1	1
Bucky Dent, R (1, 6) OBP: 0.320, SLG: 0.346		F7			5-3	6-3 1-2			F8 SH3-4 1B	4	0	1	0	0	0	1
Bill Stein, R (1, 4) OBP: 0.237, SLG: 0.236 Lamar Johnson, R (6, PH) OBP: 0.339, SLG: 0.368 Alan Bannister, R (7, 4) OBP: 0.273, SLG: 0.364		L4			FC3-6 1B 2B	SSS K			SH3-4 1-2	2 1 0	1 0 0	1 0 0	0 0 0	0 0 0	0 1 0	0 1 0
Kevin Bell, R (1, 5) OBP: 0.235, SLG: 0.438			F9	BBBB FC3-6 BB			SSS K		F8 2-3	3	0	0	0	1	1	1
Inning Stats	R: 1 E: 0 K: 0 S: 5 H: 2 LOB: 1 BB: 0 P: 5	R: 0 E: 0 K: 0 S: 3 H: 0 LOB: 0 BB: 0 P: 3	R: 0 E: 0 K: 0 S: 4 H: 1 LOB: 1 BB: 0 P: 4	R: 0 E: 0 K: 1 S: 4 H: 0 LOB: 0 BB: 1 P: 8	R: 1 E: 0 K: 0 S: 5 H: 2 LOB: 2 BB: 1 P: 9	R: 1 E: 1 K: 1 S: 7 H: 1 LOB: 1 BB: 0 P: 7	R: 0 E: 0 K: 1 S: 5 H: 0 LOB: 0 BB: 0 P: 5	R: 0 E: 0 K: 1 S: 6 H: 1 LOB: 1 BB: 0 P: 6	R: 0 E: 0 K: 0 S: 4 H: 1 LOB: 1 BB: 0 P: 4	1B: 6 2B: 2 3B: 0 HR: 0	SF: 0 SAC: 1 DP: 0 HBP: 0						

PITCHER	IP	WLS	BF	H	R	ER	SO	BB	IBB	HBP	BLK	WP	HR	S	P	ERA	WHIP
Doyle Alexander, R (1, 1) ERA: 3.34	8.1	W	35	8	3	2	4	2	0	0	0	1	0	41	49	2.16	1.200
Sparky Lyle, L (9, 1) ERA: 1.81	0.2	S	2	0	0	0	0	0	0	0	0	0	0	2	2	0.00	0.000

PITCHER	IP	WLS	BF	H	R	ER	SO	BB	IBB	HBP	BLK	WP	HR	S	P	ERA	WHIP

BOTTOM

New York Yankees @ Chicago White Sox

Comiskey Park, Chicago, IL

Sat Jun 19 1976, 8:05 PM EDT
Att. 25,483 - Unknown - 61 F

livebaseballscorecards.com

AB	34
R	3
H	8
RBI	2
BB	2
SO	4
LOB	14

1B: 6	SF: 0	WP: 2	PA: 37
2B: 2	SAC: 1	PB: 0	
3B: 0	DP: 0	SB: 2	
HR: 0	HBP: 0	CS: 1	

Batter	1	2	3	4	5	6	7	8	9	AB	R	H	RBI	BB	SO	LOB
Mickey Rivers, L (1, 8) OBP: 0.321, SLG: 0.424	G3		BB, 1B 1-2 3-H 1B		4-3		BBB, S BB		SH1-3 1-2	3	1	1	1	1	0	0
Roy White, S (1, 7) OBP: 0.365, SLG: 0.429	K		1B, E 1-2 2-3 BB		F8		SF8 1-2 3-H		F7	3	1	0	1	1	1	1
Thurman Munson, R (1, 9) OBP: 0.354, SLG: 0.478	F9		E, 1B 1-3 2-H 3-H 1B		L9		F8			4	1	1	2	0	0	1
Lou Piniella, R (1, 10) OBP: 0.331, SLG: 0.447		F8	5-3 1-2 3-H			F8		5-3		4	0	0	0	0	0	1
Chris Chambliss, L (1, 3) OBP: 0.325, SLG: 0.424		F7	2-H 1B			3-1 1B		F8		4	0	2	1	0	0	0
Graig Nettles, L (1, 5) OBP: 0.293, SLG: 0.364		F9	F2			3-1 1-2		1B		4	0	1	0	0	0	2
Fran Healy, R (1, 2) OBP: 0.308, SLG: 0.222			1B, 1B 1B	BBB, G6-3 BB		F9		SSS, K		3	1	1	0	1	1	2
Willie Randolph, R (1, 4) OBP: 0.359, SLG: 0.322			F9 SSS, K				SH1-3, SF8 2B		BBBB, FC2-6 BB	3	1	1	0	1	1	2
Fred Stanley, R (1, 6) OBP: 0.329, SLG: 0.292			BB, 1B, 1B 1-3 1B	G6-3 1-2f			SH1-3 2-3		FC2-6, SH1-3 1-2f	3	1	1	0	0	0	2
Inning Stats	R: 0 E: 0 K: 1 S: 5 H: 0 LOB: 0 BB: 0 P: 5	R: 0 E: 0 K: 0 S: 3 H: 0 LOB: 0 BB: 0 P: 3	R: 5 E: 1 K: 0 S: 8 H: 5 LOB: 1 BB: 1 P: 12	R: 0 E: 0 K: 1 S: 4 H: 0 LOB: 0 BB: 1 P: 8	R: 0 E: 0 K: 0 S: 3 H: 0 LOB: 0 BB: 0 P: 3	R: 0 E: 0 K: 0 S: 4 H: 1 LOB: 1 BB: 0 P: 4	R: 1 E: 0 K: 0 S: 4 H: 1 LOB: 1 BB: 1 P: 8	R: 0 E: 0 K: 1 S: 6 H: 1 LOB: 1 BB: 0 P: 6	R: 0 E: 0 K: 0 S: 3 H: 0 LOB: 1 BB: 1 P: 7	1B: 7 2B: 1 3B: 0 HR: 0 SF: 1 SAC: 2 DP: 1 HBP: 0						

TOP

New York Yankees @ Chicago White Sox

Comiskey Park, Chicago, IL

Sun Jun 20 1976, 4:33 AM EDT

Att. 40,848 - Sunny - 65 F

livebaseballscorecards.com

AB	31
R	6
H	8
RBI	5
BB	4
SO	3
LOB	11

PITCHER		IP	WLS	BF	H	R	ER	SO	BB	IBB	HBP	BLK	WP	HR	S	P	ERA	WHIP
Ken Brett, L ERA: 2.78	(1, 1)	9.0	L	38	8	6	6	3	4	0	0	0	0	0	40	56	6.00	1.333

PITCHER	IP	WLS	BF	H	R	ER	SO	BB	IBB	HBP	BLK	WP	HR	S	P	ERA	WHIP

Batter	1	2	3	4	5	6	7	8	9	AB	R	H	RBI	BB	SO	LOB
Chet Lemon, R (1, 8) OBP: 0.335, SLG: 0.352	BBBB 4-0 1B BB		x 0-0 ② F7			SSS 0-3 ① K		x 0-0 ① 5-3		3	0	0	0	1	1	1
Ralph Garr, L (1, 9) OBP: 0.314, SLG: 0.383	x 0-0 ① F9		x 0-0 ③ 4-3			x 0-0 ② 4-3		x 0-0 2B 1B		4	1	1	0	0	0	2
Jorge Orta, L (1, 7) OBP: 0.270, SLG: 0.395	x 0-0 G4-6-3 1-2 1B			x 0-0 ① F8		x 0-0 2B		x 0-0 ② F7		4	0	2	0	0	0	1
Pat Kelly, L (1, 10) OBP: 0.368, SLG: 0.468	x 0-0 ② ③ G4-6-3 1-2f			x 0-0 1B		x 0-0 ③ 3-1		x 0-0 1-H 2B		4	0	2	1	0	0	3
Jim Spencer, L (1, 3) OBP: 0.328, SLG: 0.365		x 0-0 ① 4-3		x 0-0 ② F8			x 0-0 ① SSS P4	0-3 ③ K		4	0	0	0	0	1	2
Bucky Dent, R (1, 6) OBP: 0.319, SLG: 0.345		x 0-0 ② F3		x 0-0 ③ 1-3			x 0-0 FC5-4 1B		x 0-0 ① P4	4	0	1	0	0	0	1
Kevin Bell, R (1, 5) OBP: 0.190, SLG: 0.350		SSS 0-3 ③ K			x 0-0 ① L6		x 0-0 ② FC5-4 1-2f HR		x 0-0 ② 6-3	4	1	0	0	0	1	1
Jack Brohamer, L (1, 4) OBP: 0.277, SLG: 0.338 Buddy Bradford, R (9, PH) OBP: 0.317, SLG: 0.368			x 0-0 ① 6-3		x 0-0 ② 4-3		x 0-0 1-H HR		x 0-0 ③ P6	3 1	1 0	1 0	2 0	0 0	0 0	0 0
Jim Essian, R (1, 2) OBP: 0.348, SLG: 0.333			x 0-0 1B		x 0-0 ③ F8		x 0-0 ③ 4-3			3	0	1	0	0	0	0
Inning Stats	R: 0 H: 1 E: 0 LOB: 1 K: 0 BB: 1 S: 3 P: 7	R: 0 H: 0 E: 0 LOB: 0 K: 1 BB: 0 S: 5 P: 5	R: 0 H: 1 E: 0 LOB: 1 K: 0 BB: 0 S: 4 P: 4	R: 0 H: 1 E: 0 LOB: 1 K: 0 BB: 0 S: 4 P: 4	R: 0 H: 0 E: 0 LOB: 0 K: 0 BB: 0 S: 3 P: 3	R: 0 H: 1 E: 0 LOB: 1 K: 1 BB: 0 S: 6 P: 6	R: 2 H: 2 E: 0 LOB: 0 K: 0 BB: 0 S: 5 P: 5	R: 1 H: 2 E: 0 LOB: 1 K: 1 BB: 0 S: 7 P: 7	R: 0 H: 0 E: 0 LOB: 0 K: 0 BB: 0 S: 3 P: 3	1B: 5 SF: 0 2B: 2 SAC: 0 3B: 0 DP: 1 HR: 1 HBP: 0						WP: 0 PA: 35 PB: 0 SB: 0 CS: 0	

PITCHER		IP	WLS	BF	H	R	ER	SO	BB	IBB	HBP	BLK	WP	HR	S	P	ERA	WHIP
Dock Ellis, R ERA: 3.75	(1, 1)	7.2	W	31	8	3	3	2	1	0	0	0	0	1	34	38	3.52	1.174
Sparky Lyle, L ERA: 1.77	(8, 1)	1.1	S	4	0	0	0	1	0	0	0	0	0	0	6	6	0.00	0.000

PITCHER	IP	WLS	BF	H	R	ER	SO	BB	IBB	HBP	BLK	WP	HR	S	P	ERA	WHIP

BOTTOM

New York Yankees @ Chicago White Sox

Comiskey Park, Chicago, IL

Sun Jun 20 1976, 4:33 AM EDT

Att. 40,848 - Sunny - 65 F

livebaseballscorecards.com

AB	34
R	3
H	8
RBI	3
BB	1
SO	3
LOB	11

Batter	1	2	3	4	5	6	7	8	9	10	11	AB	R	H	RBI	BB	SO	LOB
Chet Lemon, R (1, 8) OBP: 0.331, SLG: 0.348	L1-3 1B		6-3 1-2			5-3		4-3		F7 1-2		5	0	1	0	0	0	3
Ralph Garr, L (1, 7) OBP: 0.311, SLG: 0.379	F9			4-3		6-3			1B 1B 1B	F6		5	1	1	0	0	0	2
Jorge Orta, L (1, 10) OBP: 0.272, SLG: 0.399	L1-3 1-2			2B			4-3		F7		SH 1B 1B	5	1	2	0	0	0	2
Buddy Bradford, R (1, 9) OBP: 0.315, SLG: 0.364		6-3		F3			F3		1B 1-3 1B		SH 1B 1-2 FC5-2-6	4	0	1	0	0	0	1
Brian Downing, R (1, 2) OBP: 0.330, SLG: 0.346		6-3		L6			1B		F4		F2	5	0	1	0	0	0	5
Jim Spencer, L (1, 3) OBP: 0.329, SLG: 0.366		L3			F3		K		1-3 3-H 1B		1-3 2-H FC5-2-6 1B	5	0	2	2	0	1	1
Bucky Dent, R (1, 6) OBP: 0.316, SLG: 0.342			FC5-4 1B		6-3			6-3	F7		FC5-2-6 1-2 3-H	5	0	1	0	0	0	4
Kevin Bell, R (1, 5) OBP: 0.200, SLG: 0.375			K		5-3			2B		F7		4	0	1	0	0	1	1
Alan Bannister, R (1, 4) OBP: 0.267, SLG: 0.286 Jack Brohamer, L (10, 4) OBP: 0.277, SLG: 0.338			FC5-4 S 1-2f			L7		L9		S BB		3 0	0 0	0 0	0 0	1 0	0 0	2 0

TOP

Chicago White Sox @ Kansas City Royals

Royals Stadium, Kansas City, MO

Mon Jun 21 1976, 8:05 PM EDT

Att. 28,918 - Unknown

livebaseballscorecards.com

AB	41
R	2
H	10
RBI	2
BB	1
SO	2
LOB	21

Inning Stats	1	2	3	4	5	6	7	8	9	10	11
	R: 0 E: 0 K: 0 S: 3	H: 1 LOB: 0 BB: 0 P: 3	R: 0 E: 0 K: 0 S: 3	H: 0 LOB: 0 BB: 0 P: 3	R: 0 E: 0 K: 1 S: 6	H: 1 LOB: 1 BB: 0 P: 6	R: 0 E: 0 K: 0 S: 4	H: 1 LOB: 1 BB: 0 P: 4	R: 0 E: 0 K: 0 S: 3	H: 0 LOB: 0 BB: 0 P: 3	R: 0 E: 0 K: 0 S: 3	H: 0 LOB: 0 BB: 0 P: 3	R: 0 E: 0 K: 1 S: 6	H: 1 LOB: 1 BB: 0 P: 6	R: 0 E: 0 K: 0 S: 4	H: 1 LOB: 1 BB: 0 P: 4	R: 1 E: 0 K: 0 S: 6	H: 3 LOB: 2 BB: 0 P: 6	R: 0 E: 0 K: 0 S: 3	H: 0 LOB: 1 BB: 1 P: 7	R: 1 E: 0 K: 0 S: 5	H: 2 LOB: 1 BB: 0 P: 5

| | | |

Batter	1	2	3	4	5	6	7	8	9	10	11	AB	R	H	RBI	BB	SO	LOB
Davey Nelson, R (1, 4) OBP: 0.368, SLG: 0.400	4-3		1B		K		E5 S			F4		4	0	1	0	0	1	0
Frank White, R (8, 4) OBP: 0.274, SLG: 0.302												1	0	0	0	0	0	0
Amos Otis, R (1, 8) OBP: 0.375, SLG: 0.525	2B 1B		K 1-2		2B		K 1-2			1B		5	1	3	0	0	2	2
George Brett, L (1, 5) OBP: 0.388, SLG: 0.475	1-H 2B		4-3		4-3			G3-6-3 1B		F1		5	0	2	1	0	0	3
John Mayberry, L (1, 3) OBP: 0.324, SLG: 0.377	K		4-3			F8		G3-6-3 1-2f			F8	5	0	0	0	0	1	3
Hal McRae, R (1, 10) OBP: 0.406, SLG: 0.467	F9			5-3		4-3		F8			4-3	5	0	0	0	0	0	1
Tom Poquette, L (1, 7) OBP: 0.389, SLG: 0.521		S 1B				1B			K		K	4	0	3	0	0	1	0
Cookie Rojas, R (11, PH) OBP: 0.344, SLG: 0.340												1	0	0	0	0	1	0
Al Cowens, R (1, 9) OBP: 0.289, SLG: 0.310	L3 1-2			4-3		5-3			F4			4	0	0	0	0	0	3
Freddie Patek, R (1, 6) OBP: 0.388, SLG: 0.385	6-3			6-3			F4		F8			4	0	0	0	0	0	2
Buck Martinez, R (1, 2) OBP: 0.299, SLG: 0.482	F8				K		L1			F7		4	0	0	0	0	1	1
Inning Stats	R: 1 H: 2 E: 0 LOB: 1 K: 1 BB: 0 S: 7 P: 7		R: 0 H: 1 E: 0 LOB: 1 K: 0 BB: 0 S: 4 P: 4	R: 0 H: 1 E: 0 LOB: 1 K: 0 BB: 0 S: 4 P: 4	R: 0 H: 1 E: 0 LOB: 1 K: 1 BB: 0 S: 6 P: 6	R: 0 H: 1 E: 0 LOB: 1 K: 0 BB: 0 S: 4 P: 4	R: 0 H: 0 E: 1 LOB: 1 K: 1 BB: 0 S: 6 P: 6	R: 0 H: 1 E: 0 LOB: 0 K: 0 BB: 0 S: 3 P: 3	R: 0 H: 0 E: 0 LOB: 0 K: 1 BB: 0 S: 5 P: 5	R: 0 H: 1 E: 0 LOB: 1 K: 0 BB: 0 S: 4 P: 4	R: 0 H: 0 E: 0 LOB: 0 K: 1 BB: 0 S: 5 P: 5	1B: 6 SF: 0 2B: 3 SAC: 0 3B: 0 DP: 1 HR: 0 HBP: 0						

PITCHER		IP	WLS	BF	H	R	ER	SO	BB	IBB	HBP	BLK	WP	HR	S	P	ERA	WHIP
Francisco Barrios, R ERA: 4.64	(1, 1)	9.2		38	9	1	1	6	0	0	0	0	0	0	50	50	0.93	0.931
Dave Hamilton, L ERA: 2.42	(10, 1)	1.1	W	4	0	0	0	1	0	0	0	0	0	0	6	6	0.00	0.000

PITCHER	IP	WLS	BF	H	R	ER	SO	BB	IBB	HBP	BLK	WP	HR	S	P	ERA	WHIP

BOTTOM

Chicago White Sox @ Kansas City Royals

Royals Stadium, Kansas City, MO

Mon Jun 21 1976, 8:05 PM EDT

Att. 28,918 - Unknown

livebaseballscorecards.com

AB	42
R	1
H	9
RBI	1
BB	0
SO	7
LOB	15

PA: 42

WP: 0 PB: 0 SB: 3 CS: 0

Chicago White Sox @ Kansas City Royals

Royals Stadium, Kansas City, MO

Tue Jun 22 1976, 8:05 PM EDT

Att. 18,125 - Unknown - 33 F

TOP

livebaseballscorecards.com

Batter	1	2	3	4	5	6	7	8	9	AB	R	H	RBI	BB	SO	LOB
Chet Lemon, R (1, 8) OBP: 0.337, SLG: 0.353	F8	F7		HR S 1B		3B 1-2 1B	1B 1-3 1B		6-3	6	2	3	0	0	0	3
Ralph Garr, L (1, 9) OBP: 0.321, SLG: 0.400	HR BB 1B	F9		F8 1-2		SF7 1-H 2-H 3B	1-3 1B		2-H 2B	6	2	4	4	0	0	3
Jorge Orta, L (1, 7) OBP: 0.278, SLG: 0.413	HR 1-2 BB		F8 BB IHR 1B	HR 2-H		SF7 3-H	4-3		4-3	4	3	2	3	1	0	3
Pat Kelly, L (1, 10) OBP: 0.369, SLG: 0.462	K		S IHR 1-2 BB	F9		1B		3-1		4	1	1	0	1	1	2
Jim Spencer, L (1, 3) OBP: 0.326, SLG: 0.376	HR 1-H 2-H		F8 2-3	L9		F5		1-3		5	1	1	3	0	0	3
Bucky Dent, R (1, 6) OBP: 0.314, SLG: 0.339	L6		5-3 1-2		5-3	1-3		1B		5	0	1	0	0	0	3
Jack Brohamer, L (1, 4) OBP: 0.281, SLG: 0.336		BB 1B	IHR IBB		F5		F9	4-3		4	1	1	0	1	0	1
Kevin Bell, R (1, 5) OBP: 0.267, SLG: 0.552		K	1-H 2-H 3-H IHR		5-3		1B 1B 1B		2B 2B	5	3	3	4	0	1	1
Jim Essian, R (1, 2) OBP: 0.333, SLG: 0.304		1-2 BB	L7			E6 1B 3B	F9		K	4	1	0	0	1	1	2
Inning Stats	R: 3 E: 0 K: 1 S: 7 H: 2 LOB: 0 BB: 1 P: 11	R: 0 E: 0 K: 1 S: 6 H: 1 LOB: 2 BB: 1 P: 10	R: 4 E: 0 K: 0 S: 5 H: 2 LOB: 0 BB: 2 P: 13	R: 2 E: 0 K: 0 S: 5 H: 2 LOB: 0 BB: 0 P: 5	R: 0 E: 0 K: 0 S: 3 H: 0 LOB: 0 BB: 0 P: 3	R: 3 E: 1 K: 0 S: 7 H: 3 LOB: 1 BB: 0 P: 7	R: 1 E: 0 K: 0 S: 6 H: 3 LOB: 2 BB: 0 P: 6	R: 0 E: 0 K: 0 S: 4 H: 1 LOB: 1 BB: 0 P: 4	R: 1 E: 0 K: 1 S: 7 H: 2 LOB: 1 BB: 0 P: 7	1B: 10 2B: 2 3B: 1 HR: 3 SF: 1 SAC: 0 DP: 0 HBP: 0							

AB	43
R	14
H	16
RBI	14
BB	4
SO	3
LOB	21

WP: 0 PB: 0 SB: 2 CS: 0 PA: 48

PITCHER		IP	WLS	BF	H	R	ER	SO	BB	IBB	HBP	BLK	WP	HR	S	P	ERA	WHIP
Steve Busby, R ERA: 4.12	(1, 1)	4.0	L	23	7	9	9	2	3	1	0	0	0	2	23	39	20.25	2.500
Doug Bird, R ERA: 3.02	(5, 1)	2.0		10	3	3	2	0	0	0	0	0	0	0	10	10	9.00	1.500
Steve Mingori, L ERA: 2.72	(7, 1)	2.0		10	4	1	1	0	0	0	0	0	0	0	10	10	4.50	2.000
Marty Pattin, R ERA: 3.3	(9, 1)	1.0		5	2	1	1	1	0	0	0	0	0	0	7	7	9.00	2.000

PITCHER	IP	WLS	BF	H	R	ER	SO	BB	IBB	HBP	BLK	WP	HR	S	P	ERA	WHIP

BOTTOM

Chicago White Sox @ Kansas City Royals

Royals Stadium, Kansas City, MO

Tue Jun 22 1976, 8:05 PM EDT

Att. 18,125 - Unknown - 33 F

livebaseballscorecards.com

Batter	1	2	3	4	5	6	7	8	9	AB	R	H	RBI	BB	SO	LOB
Davey Nelson, R (1, 4) OBP: 0.352, SLG: 0.381	4-3		5-3	F3		F8		2B SF9 HBP		3	0	0	0	0	0	2
Frank White, R (5, 4) OBP: 0.276, SLG: 0.300 (7, 6)										1	1	0	0	0	0	1
Amos Otis, R (1, 8) OBP: 0.379, SLG: 0.529	K		1B 1B	1-3 2-H 2B		1B 2B BB		F9		4	1	2	1	1	1	1
George Brett, L (1, 5) OBP: 0.395, SLG: 0.485	1B		1-2 1B	4-3		1-2 2-H 2B 1B		1-3 2B		5	1	4	1	0	0	2
John Mayberry, L (1, 3) OBP: 0.321, SLG: 0.373	F8		K		2B 4-3 BB	1-H 2-H 2B		SF9 3-H		2	0	0	0	0	1	3
Tony Solaita, L (5, 3) OBP: 0.300, SLG: 0.391										1	1	1	3	1	0	0
Hal McRae, R (1, 10) OBP: 0.414, SLG: 0.476		K 1B 1B		FC5 BB E 1B	4-3 1-3 2B	G6-4-3 BB		6-3		4	1	3	0	1	0	1
Tom Poquette, L (1, 7) OBP: 0.392, SLG: 0.524	FC6-4 1-2 1B			F6	K	G6-4-3 1-2f			WP 2B	1	0	1	0	0	0	0
Jim Wohlford, R (3, 7) OBP: 0.269, SLG: 0.293										4	0	1	0	0	1	5
Al Cowens, R (1, 9) OBP: 0.291, SLG: 0.309	K 2-3			FC5 1-2 E BB	4-3 2-3 3-H	G5-4-3 1B		F9		4	1	1	1	1	1	4
Freddie Patek, R (1, 6) OBP: 0.382, SLG: 0.378	FC6-4 1-2f			FC5 1-2 2-3 E 2B	K	F4		F4 2-3		3	1	0	0	0	1	4
Cookie Rojas, R (7, 4) OBP: 0.333, SLG: 0.327										2	0	0	0	0	0	2
Buck Martinez, R (1, 2) OBP: 0.293, SLG: 0.478			F4	E4 1-2 2-H 3-H 2B		1B 2B		G5-4-3 1-2f	6-3	5	1	1	1	0	0	3

Inning Stats										
	R: 0 E: 0 K: 1 S: 6	H: 1 LOB: 1 BB: 0 P: 6	R: 0 E: 0 K: 1 S: 6	H: 2 LOB: 1 BB: 0 P: 6	R: 0 E: 0 K: 1 S: 7	H: 2 LOB: 2 BB: 0 P: 7	R: 3 E: 1 K: 0 S: 7	H: 2 LOB: 2 BB: 1 P: 11	R: 1 E: 0 K: 2 S: 8	H: 1 LOB: 1 BB: 1 P: 12
	R: 3 E: 0 K: 0 S: 5	H: 3 LOB: 1 BB: 2 P: 13	R: 0 E: 0 K: 0 S: 3	H: 1 LOB: 0 BB: 0 P: 3	R: 1 E: 0 K: 0 S: 4	H: 1 LOB: 1 BB: 0 P: 5	R: 0 E: 0 K: 0 S: 4	H: 1 LOB: 1 BB: 0 P: 4	1B: 8 2B: 6 3B: 0 HR: 0	SF: 1 SAC: 0 DP: 2 HBP: 1
	WP: 1 PB: 0 SB: 0 CS: 0	PA: 45								

PITCHER		IP	WLS	BF	H	R	ER	SO	BB	IBB	HBP	BLK	WP	HR	S	P	ERA	WHIP
Jesse Jefferson, R ERA: 7.09	(1, 1)	5.1	W	30	10	7	5	5	3	0	0	0	0	0	37	49	8.44	2.438
Pete Vuckovich, R ERA: 4.13	(6, 1)	2.0		9	3	1	1	0	1	0	1	0	0	0	7	12	4.50	2.000
Dave Hamilton, L ERA: 2.33	(8, 1)	1.2		6	1	0	0	0	0	0	0	0	1	0	6	6	0.00	0.600

PITCHER	IP	WLS	BF	H	R	ER	SO	BB	IBB	HBP	BLK	WP	HR	S	P	ERA	WHIP

Batter	1	2	3	4	5	6	7	8	9	AB	R	H	RBI	BB	SO	LOB
Chet Lemon, R (1, 8) OBP: 0.349, SLG: 0.364	BBBB 4-0 1-3 BB BB BB	BBBB 4-0 BB BB		x 0-0 3B 1B		x 0-0 1-3 2B		x 0-0 ② F4		3	2	2	0	2	0	0
Ralph Garr, L (1, 9) OBP: 0.322, SLG: 0.395	BBBBB 4-0 BB 1-3 1-2 1B BB	BBBBB 4-0 1-2 BB		x 0-0 ② F9		x 0-0 ② F9		x 0-0 ③ F7		3	1	0	0	2	0	3
Jorge Orta, L (1, 7) OBP: 0.276, SLG: 0.417	SSS 0-3 ① K	x 0-0 ② F7		x 0-0 1-H 3B		SSS 0-3 ③ K			x 0-0 ① F4	5	0	1	1	0	2	6
Pat Kelly, L (1, 10) OBP: 0.358, SLG: 0.446	x 0-0 ② 1-3 1-2 2-3	x 0-0 ③ G3		x 0-0 ③ 3-1			x 0-0 ① 5-3		x 0-0 ② 4-3	5	0	0	0	0	0	5
Jim Spencer, L (1, 3) OBP: 0.328, SLG: 0.371	BBBB 4-0 1B BB BB		x 0-0 ① 1-3		x 0-0 ① F3		H 1-0 BB HBP		x 0-0 ③ F5	3	0	0	0	1	0	0
Bucky Dent, R (1, 6) OBP: 0.313, SLG: 0.335	BBBB 4-0 1B 1-2 2-3 3-H BB		x 0-0 ② F8		x 0-0 ② F9		x 0-0 ② F7			3	0	0	1	1	0	1
Brian Downing, R (1, 2) OBP: 0.333, SLG: 0.345	x 0-0 1-2 2-3 3-H 1B		x 0-0 ③ 5-3		x 0-0 ③ F3		BBBB 4-0 FC4-6 1-2 BB			3	0	1	1	1	0	0
Jack Brohamer, L (1, 4) OBP: 0.280, SLG: 0.355	SSS 0-3 ③ K			x 0-0 HR		x 0-0 ① 1-3	x 0-0 ③ FC4-6 1-2f			4	1	1	1	0	1	5
Kevin Bell, R (1, 5) OBP: 0.265, SLG: 0.500		x 0-0 ① F9		SSS 0-3 ① K		BBBB 4-0 2B BB		SSS 0-3 ① K		3	0	0	0	1	2	0
Inning Stats	R: 2 E: 0 K: 2 S: 8 H: 1 LOB: 3 BB: 4 P: 24	R: 0 E: 0 K: 0 S: 3 H: 0 LOB: 2 BB: 2 P: 11	R: 0 E: 0 K: 0 S: 3 H: 0 LOB: 0 BB: 0 P: 3	R: 2 E: 0 K: 1 S: 8 H: 3 LOB: 1 BB: 0 P: 8	R: 0 E: 0 K: 0 S: 3 H: 0 LOB: 0 BB: 0 P: 3	R: 0 E: 0 K: 1 S: 6 H: 1 LOB: 2 BB: 1 P: 10	R: 0 E: 0 K: 0 S: 3 H: 0 LOB: 2 BB: 1 P: 8	R: 0 E: 0 K: 1 S: 5 H: 0 LOB: 0 BB: 0 P: 5	R: 0 E: 0 K: 0 S: 3 H: 0 LOB: 0 BB: 0 P: 3	1B: 2 2B: 1 3B: 1 HR: 1 SF: 0 SAC: 0 DP: 0 HBP: 1						

TOP

Chicago White Sox @ Minnesota Twins

Metropolitan Stadium, Bloomington , MI

Wed Jun 23 1976, 4:33 AM EDT

Unknown - 83 F

livebaseballscorecards.com

AB	32
R	4
H	5
RBI	4
BB	8
SO	5
LOB	20

WP: 0 PB: 0 SB: 0 CS: 0 PA: 41

PITCHER		IP	WLS	BF	H	R	ER	SO	BB	IBB	HBP	BLK	WP	HR	S	P	ERA	WHIP
Joe Decker, R ERA: 5.28	(1, 1)	1.1	L	11	1	2	2	2	6	0	0	0	0	0	9	33	13.50	5.250
Tom Burgmeier, L ERA: 1.79	(2, 1)	3.2		14	3	2	2	1	0	0	0	0	0	1	16	16	4.91	0.818
Vic Albury, L ERA: 3.86	(6, 1)	4.0		16	1	0	0	2	2	0	1	0	0	0	17	26	0.00	0.750

PITCHER	IP	WLS	BF	H	R	ER	SO	BB	IBB	HBP	BLK	WP	HR	S	P	ERA	WHIP

BOTTOM

Chicago White Sox @ Minnesota Twins

Metropolitan Stadium, Bloomington , MI

Wed Jun 23 1976, 4:33 AM EDT

Unknown - 83 F

Batter	1	2	3	4	5	6	7	8	9	AB	R	H	RBI	BB	SO	LOB
Steve Braun, L (1, 10) OBP: 0.333, SLG: 0.308	BBBB 4-0 2B SF8 BB		x 0-0 CS 1B			BBBB 4-0 BB 1B BB		x 0-0 HR 1B		2	2	2	0	2	0	0
Roy Smalley, S (1, 6) OBP: 0.354, SLG: 0.281	x 0-0 1-3 2B		x 0-0 ② ③ 4-1 1-2			x 0-0 BB 1-2 1B		SSS 0-3 ① K		4	0	2	0	0	1	2
Rod Carew, L (1, 3) OBP: 0.387, SLG: 0.424 (9, 4)	x 0-0 ① F7			x 0-0 ① 4-3		x 0-0 ② F5		x 0-0 1-H HR		4	1	1	2	0	0	4
Butch Wynegar, S (1, 2) OBP: 0.413, SLG: 0.459	x 0-0 ② SF8 3-H			x 0-0 ② F8		BBBB 4-0 1-2 2-3 BB		x 0-0 ② 5-3		2	0	0	1	1	0	0
Mike Cubbage, L (1, 5) OBP: 0.370, SLG: 0.317 Craig Kusick, R (8, PH) OBP: 0.345, SLG: 0.520 (9, 3)	x 0-0 ③ F8			x 0-0 ③ F3		x 0-0 ③ F8		BBBB 4-0 BB		3 0	0 0	0 0	0 0	0 1	0 0	4 0
Larry Hisle, R (1, 7) OBP: 0.320, SLG: 0.347		x 0-0 ① 1-3			x 0-0 ① F6		x 0-0 ① 5-3	x 0-0 ③ F4		4	0	0	0	0	0	1
Steve Brye, R (1, 8) OBP: 0.315, SLG: 0.331		x 0-0 ② F8			x 0-0 ② F8		x 0-0 ② 6-3		x 0-0 ① F9	4	0	0	0	0	0	0
Dan Ford, R (1, 9) OBP: 0.308, SLG: 0.421		x 0-0 ③ F8			x 0-0 ③ F7		BBBB 4-0 BB		x 0-0 ② 1-6-3	3	0	0	0	1	0	0
Bob Randall, R (1, 4) OBP: 0.296, SLG: 0.279 Tony Oliva, L (6, PH) OBP: 0.250, SLG: 0.222 Jerry Terrell, R (7, 4) OBP: 0.247, SLG: 0.247 (9, 5)			x 0-0 ① F4			x 0-0 ① F8	x 0-0 ③ F7		x 0-0 ③ 5-3	1 1 2	0 0 0	0 0 0	0 0 0	0 0 0	0 0 0	0 0 1
Inning Stats	R: 1 H: 1 E: 0 LOB: 1 K: 0 BB: 1 S: 4 P: 8	R: 0 H: 0 E: 0 LOB: 0 K: 0 BB: 0 S: 3 P: 3	R: 0 H: 1 E: 0 LOB: 0 K: 0 BB: 0 S: 3 P: 3	R: 0 H: 0 E: 0 LOB: 0 K: 0 BB: 0 S: 3 P: 3	R: 0 H: 0 E: 0 LOB: 0 K: 0 BB: 0 S: 3 P: 3	R: 0 H: 1 E: 0 LOB: 3 K: 0 BB: 2 S: 4 P: 12	R: 0 H: 0 E: 0 LOB: 1 K: 0 BB: 1 S: 3 P: 7	R: 2 H: 2 E: 0 LOB: 1 K: 1 BB: 1 S: 7 P: 11	R: 0 H: 0 E: 0 LOB: 0 K: 0 BB: 0 S: 3 P: 3	1B: 3 SF: 1 2B: 1 SAC: 0 3B: 0 DP: 0 HR: 1 HBP: 0						WP: 0 PA: 36 PB: 0 SB: 0 CS: 1	

livebaseballscorecards.com

	AB	30
	R	3
	H	5
	RBI	3
	BB	5
	SO	1
	LOB	12

PITCHER		IP	WLS	BF	H	R	ER	SO	BB	IBB	HBP	BLK	WP	HR	S	P	ERA	WHIP
Bart Johnson, R ERA: 5.59	(1, 1)	7.1	W	30	5	3	3	1	4	0	0	0	0	1	28	44	3.68	1.227
Terry Forster, L ERA: 4.26	(8, 1)	1.2	S	6	0	0	0	0	1	0	0	0	0	0	5	9	0.00	0.600

PITCHER	IP	WLS	BF	H	R	ER	SO	BB	IBB	HBP	BLK	WP	HR	S	P	ERA	WHIP

Chicago White Sox @ Minnesota Twins

Metropolitan Stadium, Bloomington , MI

Wed Jun 23 1976, 8:05 PM EDT

Att. 9,540 - Unknown

TOP

livebaseballscorecards.com

Batter	1	2	3	4	5	6	7	8	9	AB	R	H	RBI	BB	SO	LOB
Chet Lemon, R (1, 8) OBP: 0.340, SLG: 0.354	SSS 0-3 ① K		SSS 0-3 ① K		x 0-0 ① 6-3		x 0-0 ② 6-3	x 0-0 ③ E4 2-H		5	0	0	0	0	2	1
Ralph Garr, L (1, 9) OBP: 0.324, SLG: 0.395	x 0-0 ② 1-3		x 0-0 ② F6		x 0-0 HR 1B		x 0-0 FC6 1B		x 0-0 ① 6-3	5	1	2	0	0	0	0
Jorge Orta, L (1, 7) OBP: 0.282, SLG: 0.430	x 0-0 ③ F7		x 0-0 1B		x 0-0 1-H HR		x 0-0 ③ FC6 1-2f		BBBB 4-0 WP S 2B BB	4	2	2	2	1	0	1
Pat Kelly, L (1, 10) OBP: 0.360, SLG: 0.444		x 0-0 CS 1B	x 0-0 ③ F5		SSS 0-3 ② K			x 0-0 2B 1B 1B	x 0-0 ② F9	5	1	2	0	0	1	2
Jim Spencer, L (1, 3) OBP: 0.333, SLG: 0.375		BBBB 4-0 ① BB 1B 1-2 E BB		x 0-0 ① F8	SSS 0-3 ③ K			x 0-0 1B 2B 1-3 2B	III 4-0 WP 2B 1-2 IBB	3	3	1	0	2	1	0
Bucky Dent, R (1, 6) OBP: 0.318, SLG: 0.335		SSS 0-3 ② K		BBBB 4-0 BB BB		x 0-0 ① 5-3		x 0-0 2B 1B 2-3 3-H	BBBB 4-0 2B 1-2 2-3 BB	3	1	1	1	2	1	1
Jack Brohamer, L (1, 4) OBP: 0.284, SLG: 0.364		x 0-0 BB 1-2 E 1B		x 0-0 ② F9		x 0-0 ② 5-3		x 0-0 ① F7	x 0-0 1-3 2-H 3-H 2B	5	1	2	2	0	0	3
Kevin Bell, R (1, 5) OBP: 0.282, SLG: 0.457		BBBB 4-0 E 1-2 2-3 BB		BBBB 4-0 1-2 BB		x 0-0 ③ F7		SSS 0-3 ② K	SSS 0-3 ③ K	3	0	0	0	2	2	4
Jim Essian, R (1, 2) OBP: 0.327, SLG: 0.320		SSS 0-3 ③ K 1-2 2-H 3-H		x 0-0 ③ F8			SSS 0-3 ① K	x 0-0 1-H E4 2B 3-H		4	0	1	2	0	2	3
Inning Stats	R: 0 H: 0 E: 0 LOB: 0 K: 1 BB: 0 S: 5 P: 5	R: 2 H: 2 E: 1 LOB: 1 K: 2 BB: 2 S: 8 P: 16	R: 0 H: 1 E: 0 LOB: 1 K: 1 BB: 0 S: 6 P: 6	R: 0 H: 0 E: 0 LOB: 2 K: 0 BB: 2 S: 3 P: 11	R: 2 H: 2 E: 0 LOB: 0 K: 2 BB: 0 S: 9 P: 9	R: 0 H: 0 E: 0 LOB: 0 K: 0 BB: 0 S: 3 P: 3	R: 0 H: 1 E: 0 LOB: 1 K: 1 BB: 0 S: 6 P: 6	R: 3 H: 4 E: 1 LOB: 2 K: 1 BB: 0 S: 9 P: 9	R: 2 H: 1 E: 0 LOB: 2 K: 1 BB: 3 S: 6 P: 18	1B: 7 SF: 0 2B: 3 SAC: 0 3B: 0 DP: 0 HR: 1 HBP: 0						

		AB	37
		R	9
		H	11
		RBI	7
		BB	7
		SO	9
		LOB	15

WP: 1 PA: 44
PB: 0
SB: 1
CS: 1

PITCHER		IP	WLS	BF	H	R	ER	SO	BB	IBB	HBP	BLK	WP	HR	S	P	ERA	WHIP
Pete Redfern, R ERA: 5.19	(1, 1)	6.0	L	26	5	4	2	6	4	0	0	0	0	1	34	50	3.00	1.500
Bill Campbell, R ERA: 3.32	(7, 1)	3.0		18	6	5	5	3	2	1	0	0	1	0	21	33	15.00	2.667

PITCHER		IP	WLS	BF	H	R	ER	SO	BB	IBB	HBP	BLK	WP	HR	S	P	ERA	WHIP

Batter	1	2	3	4	5	6	7	8	9	AB	R	H	RBI	BB	SO	LOB
Steve Braun, L (1, 10) OBP: 0.340, SLG: 0.304	K		SH5-4 1B BB		G3 1B BB		1-2 BB		FC4-6 1B 1-2f 2-3 3-H	2	2	0	1	3	1	2
Roy Smalley, S (1, 6) OBP: 0.348, SLG: 0.274	K		SH5-4 1-2		G3 1-2		K		K	4	0	0	0	0	3	5
Rod Carew, L (1, 3) OBP: 0.394, SLG: 0.429 (9, 4)	CS BB		S 2-H 1B		2-H 1B			6-3	1-2 3-H 1B	4	0	3	3	1	0	0
Butch Wynegar, S (1, 2) OBP: 0.417, SLG: 0.460	CS 1-2	BB 1B	G4-6-3 1-2 BB			4-3		1B	F8	4	0	2	0	1	0	2
Mike Cubbage, L (1, 5) OBP: 0.369, SLG: 0.310 Craig Kusick, R (8, PH) OBP: 0.342, SLG: 0.515 (9, 3)		BB 1-2 BB	G4-6-3 1-2f			4-3		K		2 1	0 0	0 0	0 0	1 0	0 1	2 1
Larry Hisle, R (1, 7) OBP: 0.319, SLG: 0.346		F8		CS 1B		K		F3		4	0	1	0	0	1	3
Steve Brye, R (1, 8) OBP: 0.313, SLG: 0.328		K		L5 1-2			5-3		1B 1B FC4-6 1B	4	1	1	0	0	1	3
Dan Ford, R (1, 9) OBP: 0.307, SLG: 0.418		F9		F6			K		FC4-6 1B 1-2 1B	4	1	1	0	0	1	2
Bob Randall, R (1, 4) OBP: 0.298, SLG: 0.299 Tony Oliva, L (7, PH) OBP: 0.286, SLG: 0.263 Jerry Terrell, R (7, PR) OBP: 0.256, SLG: 0.256 (8, 4) (9, 5)			HR		6-3		BB 1B		FC4-6 1-2 2-3 1B	2 1 1	1 0 0	1 1 1	1 0 0	0 0 0	0 0 0	0 0 0
Inning Stats	R: 0 E: 0 K: 2 S: 6 H: 0 LOB: 0 BB: 1 P: 10	R: 0 E: 0 K: 1 S: 6 H: 1 LOB: 2 BB: 1 P: 10	R: 2 E: 0 K: 0 S: 4 H: 2 LOB: 1 BB: 2 P: 12	R: 0 E: 0 K: 0 S: 3 H: 1 LOB: 0 BB: 0 P: 3	R: 1 E: 0 K: 0 S: 3 H: 1 LOB: 1 BB: 1 P: 7	R: 0 E: 0 K: 1 S: 5 H: 0 LOB: 0 BB: 0 P: 5	R: 0 E: 0 K: 2 S: 8 H: 1 LOB: 2 BB: 1 P: 12	R: 0 E: 0 K: 1 S: 6 H: 1 LOB: 1 BB: 0 P: 6	R: 2 E: 0 K: 1 S: 9 H: 4 LOB: 2 BB: 0 P: 9	1B: 10 2B: 0 3B: 0 HR: 1	SF: 0 SAC: 1 DP: 1 HBP: 0			WP: 0 PB: 0 SB: 1 CS: 2	PA: 41		

PITCHER		IP	WLS	BF	H	R	ER	SO	BB	IBB	HBP	BLK	WP	HR	S	P	ERA	WHIP
Chris Knapp, R ERA: 6.23	(1, 1)	4.1		19	4	3	3	3	5	0	0	0	0	1	20	40	6.23	2.077
Pete Vuckovich, R ERA: 3.93	(5, 1)	2.1	W	9	2	0	0	2	1	0	0	0	0	0	12	16	0.00	1.286
Ken Brett, L ERA: 3.02	(7, 1)	2.1	S	12	5	2	2	3	0	0	0	0	0	0	18	18	7.71	2.143

PITCHER	IP	WLS	BF	H	R	ER	SO	BB	IBB	HBP	BLK	WP	HR	S	P	ERA	WHIP

BOTTOM

Chicago White Sox @ Minnesota Twins

Metropolitan Stadium, Bloomington , MI

Wed Jun 23 1976, 8:05 PM EDT

Att. 9,540 - Unknown

livebaseballscorecards.com

AB	33
R	5
H	11
RBI	5
BB	6
SO	8
LOB	20

Chicago White Sox @ Minnesota Twins

Metropolitan Stadium, Bloomington , MI

Thu Jun 24 1976, 4:33 AM EDT

Att. 12,790 - Unknown - 68 F

livebaseballscorecards.com

Batter	1	2	3	4	5	6	7	8	9	AB	R	H	RBI	BB	SO	LOB
Chet Lemon, R (1, 8) OBP: 0.333, SLG: 0.346	F7		F4			F5	G4-6-3 1-2f 2-3 3-H			4	0	0	0	0	0	3
Ralph Garr, L (1, 9) OBP: 0.319, SLG: 0.388	E3 BB		FC6-4 1-2f			K	K			4	0	0	0	0	2	2
Jorge Orta, L (1, 7) OBP: 0.289, SLG: 0.432	G4-6-3 1-2 BB			G4-6-3 1B		1B 1B		4-3		3	0	2	0	1	0	0
Pat Kelly, L (1, 10) OBP: 0.357, SLG: 0.439	G4-6-3 1-2f			G4-6-3 1-2f		1-2 1B		5-3		4	0	1	0	0	0	3
Jim Spencer, L (1, 3) OBP: 0.328, SLG: 0.368		F4		F4		F8		1-6-3		4	0	0	0	0	0	2
Bucky Dent, R (1, 6) OBP: 0.317, SLG: 0.333		F8			F7		1B HBP 1B 1B		F7	4	1	1	0	0	0	0
Brian Downing, R (1, 2) OBP: 0.333, SLG: 0.341		4-3			1-3		1B 1B 1-2 G4-6-3 HBP		4-3	2	1	0	0	0	0	0
Lamar Johnson, R (9, PH) OBP: 0.333, SLG: 0.362										1	0	0	0	0	0	0
Jack Brohamer, L (1, 4) OBP: 0.289, SLG: 0.367			6-3		1B		G4-6-3 1B 1-2 2-3 1B		1-3	4	0	2	0	0	0	0
Kevin Bell, R (1, 5) OBP: 0.310, SLG: 0.474			FC6-4 1B		1-3		G4-6-3 1-2 2-3 3-H 1B			3	0	2	1	0	0	1

Inning Stats	1	2	3	4	5	6	7	8	9	AB	R	H	RBI	BB	SO	LOB
	R: 0 E: 1 K: 0 S: 3	R: 0 E: 0 K: 0 S: 3	R: 0 E: 0 K: 0 S: 4	R: 0 E: 0 K: 0 S: 3	R: 0 E: 0 K: 0 S: 4	R: 0 E: 0 K: 1 S: 7	R: 2 E: 0 K: 1 S: 7	R: 0 E: 0 K: 0 S: 3	R: 0 E: 0 K: 0 S: 3	1B: 8 2B: 0 3B: 0 HR: 0	SF: 0 SAC: 0 DP: 3 HBP: 1	WP: 0 PB: 0 SB: 0 CS: 0	PA: 35			

PITCHER	IP	WLS	BF	H	R	ER	SO	BB	IBB	HBP	BLK	WP	HR	S	P	ERA	WHIP
Bill Singer, R (1, 1) ERA: 3.94	9.0	W	35	8	2	2	2	1	0	1	0	0	0	37	42	2.00	1.000

PITCHER	IP	WLS	BF	H	R	ER	SO	BB	IBB	HBP	BLK	WP	HR	S	P	ERA	WHIP

Chicago White Sox @ Minnesota Twins

Metropolitan Stadium, Bloomington , MI

Thu Jun 24 1976, 4:33 AM EDT

Att. 12,790 - Unknown - 68 F



livebaseballscorecards.com

Batter	1	2	3	4	5	6	7	8	9	AB	R	H	RBI	BB	SO	LOB
Steve Braun, L (1, 10) OBP: 0.341, SLG: 0.324	S S S 0-3 ① K		x 0-0 SH WP 1-2 1B	x 0-0 HR			x 0-0 ① 4-3	x 0-0 ② FC3-6 1-2f 2-3		5	2	2	1	0	1	2
Roy Smalley, S (1, 6) OBP: 0.346, SLG: 0.270	x 0-0 ② 6-3		x 0-0 SH WP 1-3 2-H 1B	x 0-0 ③ 3-1			B B B B 4-0 FC6-4 BB	x 0-0 ③ F7		3	1	0	0	1	0	2
Rod Carew, L (1, 3) OBP: 0.392, SLG: 0.424	x 0-0 ③ F7		B B B B 4-0 1B 2-3 3-H BB		x 0-0 ① L3		x 0-0 ② FC6-4 1B 1-2f			3	0	0	0	1	0	1
Butch Wynegar, S (1, 2) OBP: 0.414, SLG: 0.456		x 0-0 ① F4	x 0-0 ① F7		x 0-0 ② F6		x 0-0 BB 1-3 1B			4	0	1	0	0	0	2
Mike Cubbage, L (1, 5) OBP: 0.374, SLG: 0.310		x 0-0 ② L4	x 0-0 1-3 3-H 1B		x 0-0 ③ F6		B B B B 4-0 1-2 BB			3	0	1	1	1	0	0
Larry Hisle, R (1, 7) OBP: 0.318, SLG: 0.341		B B B B 4-0 BB BB	S S S 0-3 ② K			S S S 0-3 ① K	x 0-0 ③ F8			3	0	0	0	1	2	5
Steve Brye, R (1, 8) OBP: 0.319, SLG: 0.328		B B B B 4-0 1-2 BB	x 0-0 ③ 4-3			x 0-0 FC6-4 1B		S S S 0-3 ① K		3	0	1	0	1	1	2
Dan Ford, R (1, 9) OBP: 0.306, SLG: 0.416		x 0-0 ③ 5-3		S S S 0-3 ① K		x 0-0 ② F8		x 0-0 FC3-6 1B 1B		4	0	1	0	0	1	3
Bob Randall, R (1, 4) OBP: 0.302, SLG: 0.299			B B B B 4-0 1B SH BB	x 0-0 ② 6-3		x 0-0 ③ FC6-4 1-2f		x 0-0 FC3-6 1-2 1B		3	1	1	0	1	0	1

Inning Stats	1	2	3	4	5	6	7	8	9							
	R: 0 H: 0	R: 0 H: 0	R: 3 H: 2	R: 1 H: 1	R: 0 H: 0	R: 0 H: 1	R: 0 H: 1	R: 0 H: 2		1B: 6	SF: 0	WP: 1	PA: 38			
	E: 0 LOB: 0	E: 0 LOB: 2	E: 1 LOB: 2	E: 0 LOB: 0	E: 0 LOB: 0	E: 0 LOB: 1	E: 0 LOB: 3	E: 0 LOB: 2		2B: 0	SAC: 1	PB: 0				
	K: 1 BB: 0	K: 0 BB: 2	K: 1 BB: 2	K: 1 BB: 0	K: 0 BB: 0	K: 1 BB: 0	K: 0 BB: 2	K: 1 BB: 0		3B: 0	DP: 0	SB: 0				
	S: 5 P: 5	S: 3 P: 11	S: 8 P: 16	S: 6 P: 6	S: 3 P: 3	S: 6 P: 6	S: 4 P: 12	S: 7 P: 7		HR: 1	HBP: 0	CS: 0				

PITCHER	IP	WLS	BF	H	R	ER	SO	BB	IBB	HBP	BLK	WP	HR	S	P	ERA	WHIP
Rich Gossage, R (1, 1) ERA: 2.77	8.0	L	38	7	4	3	5	6	0	0	0	1	1	42	66	3.38	1.625

PITCHER	IP	WLS	BF	H	R	ER	SO	BB	IBB	HBP	BLK	WP	HR	S	P	ERA	WHIP

AB	31
R	4
H	7
RBI	2
BB	6
SO	5
LOB	18

Batter	1	2	3	4	5	6	7	8	9	AB	R	H	RBI	BB	SO	LOB
Chet Lemon, R (1, 8) OBP: 0.325, SLG: 0.337	4-3		L9		1-3		F8		F9	5	0	0	0	0	0	1
Ralph Garr, L (1, 9) OBP: 0.321, SLG: 0.402	G3		F5		HR		1-3 1B			4	1	2	1	0	0	0
Jorge Orta, L (1, 7) OBP: 0.288, SLG: 0.430	4-3		4-3		S 1B		S S S K			4	0	1	0	0	1	2
Pat Kelly, L (1, 10) OBP: 0.360, SLG: 0.438		B B B B 4-0 BB 1B SF8 BB		S 1B	G3 1-2			4-3		3	2	1	0	1	0	1
Jim Spencer, L (1, 3) OBP: 0.331, SLG: 0.368		F2		SH1-4 1-H 1B		4-3		B B B B 4-0 BB		3	0	1	1	1	0	1
Bucky Dent, R (1, 6) OBP: 0.318, SLG: 0.333		SF8 BB 1-2 S 1B		SH1-4 2-3		S S S K		L7		3	1	1	0	0	1	1
Brian Downing, R (1, 2) OBP: 0.332, SLG: 0.335		B B B B 4-0 S 1-2 2-3 BB		S S S K		L7		S S S K		3	0	0	0	1	2	2
Jack Brohamer, L (1, 4) OBP: 0.282, SLG: 0.360		SF8 2-3 3-H		F9			F9		F9	3	0	0	1	0	0	1
Kevin Bell, R (1, 5) OBP: 0.326, SLG: 0.476		S S S K 1-2 3-H			1B		1B S 1B		S S S K	4	0	2	0	0	2	1
Inning Stats	R: 0 E: 0 K: 0 S: 3 H: 0 LOB: 0 BB: 0 P: 3	R: 2 E: 0 K: 1 S: 6 H: 1 LOB: 1 BB: 2 P: 14	R: 0 E: 0 K: 0 S: 3 H: 0 LOB: 0 BB: 0 P: 3	R: 1 E: 0 K: 1 S: 7 H: 2 LOB: 1 BB: 0 P: 7	R: 1 E: 0 K: 0 S: 5 H: 3 LOB: 1 BB: 0 P: 5	R: 0 E: 0 K: 1 S: 5 H: 0 LOB: 0 BB: 0 P: 5	R: 0 E: 0 K: 1 S: 7 H: 2 LOB: 2 BB: 0 P: 7	R: 0 E: 0 K: 1 S: 5 H: 0 LOB: 1 BB: 1 P: 9	R: 0 E: 0 K: 1 S: 5 H: 0 LOB: 0 BB: 0 P: 5	1B: 7 2B: 0 3B: 0 HR: 1	SF: 1 SAC: 1 DP: 0 HBP: 0						

TOP

Chicago White Sox @ Texas Rangers

Arlington Stadium, Arlington, TX

Fri Jun 25 1976, 8:05 PM EDT

Unknown - 89 F

livebaseballscorecards.com

AB	32
R	4
H	8
RBI	3
BB	3
SO	6
LOB	10

PITCHER		IP	WLS	BF	H	R	ER	SO	BB	IBB	HBP	BLK	WP	HR	S	P	ERA	WHIP
Gaylord Perry, R ERA: 3.18	(1, 1)	9.0	W	37	8	4	4	6	3	0	0	0	0	1	46	58	4.00	1.222

PITCHER	IP	WLS	BF	H	R	ER	SO	BB	IBB	HBP	BLK	WP	HR	S	P	ERA	WHIP

Batter	1	2	3	4	5	6	7	8	9	AB	R	H	RBI	BB	SO	LOB
Gene Clines, R (1, 7) OBP: 0.322, SLG: 0.330	K		L6-3		K		1B 2B		1B HR HBP	4	2	1	0	0	2	2
Lenny Randle, S (1, 4) OBP: 0.320, SLG: 0.317	G3		1B		1B BB		L3 1B		IBB HR 1B	4	1	3	2	1	0	0
Jim Fregosi, R (1, 3) OBP: 0.344, SLG: 0.373	1B		4-3		SF7		L3		HR IBB	3	1	1	1	1	0	2
Toby Harrah, R (1, 6) OBP: 0.390, SLG: 0.422	4-3			S 1B	FC6-4 1B			1-3	HR	5	1	3	5	0	0	1
Jeff Burroughs, R (1, 9) OBP: 0.303, SLG: 0.412		6-3		F8	FC6-4			BB		3	0	0	0	1	0	3
Dave Moates, L (8, PR) OBP: 0.245, SLG: 0.283 (9, 9)										0	0	0	0	0	0	0
Tom Grieve, R (1, 10) OBP: 0.283, SLG: 0.419		E1 1B		K		F8		F8		4	0	1	0	0	1	2
Danny Thompson, R (1, 5) OBP: 0.266, SLG: 0.308		6-3		K		F8		K		2	0	0	0	0	1	2
Roy Howell, L (6, PH) OBP: 0.320, SLG: 0.404 (7, 5)										2	0	0	0	0	1	1
Juan Beniquez, R (1, 8) OBP: 0.282, SLG: 0.272		6-3			BB SF7 BB 1B	6-3			4-3	4	1	1	0	0	0	1
Jim Sundberg, R (1, 2) OBP: 0.291, SLG: 0.318			K		BB 1B BB		F7		HBP 1B BB	2	1	0	0	2	1	0
Ken Pape, R (9, PR) OBP: 0.200, SLG: 0.200										0	1	0	0	0	0	0
Inning Stats	R: 0 E: 0 K: 1 S: 6 H: 1 LOB: 1 BB: 0 P: 6	R: 0 E: 1 K: 0 S: 4 H: 1 LOB: 1 BB: 0 P: 4	R: 0 E: 0 K: 1 S: 6 H: 1 LOB: 1 BB: 0 P: 6	R: 0 E: 0 K: 2 S: 8 H: 1 LOB: 1 BB: 0 P: 8	R: 2 E: 0 K: 1 S: 7 H: 2 LOB: 2 BB: 2 P: 15	R: 0 E: 0 K: 0 S: 3 H: 0 LOB: 0 BB: 0 P: 3	R: 1 E: 0 K: 0 S: 4 H: 2 LOB: 0 BB: 0 P: 4	R: 0 E: 0 K: 1 S: 5 H: 0 LOB: 1 BB: 1 P: 9	R: 5 E: 0 K: 0 S: 3 H: 2 LOB: 1 BB: 2 P: 12	1B: 8 2B: 2 3B: 0 HR: 1	SF: 1 SAC: 0 DP: 1 HBP: 1						

PITCHER	IP	WLS	BF	H	R	ER	SO	BB	IBB	HBP	BLK	WP	HR	S	P	ERA	WHIP
Terry Forster, L (1, 1) ERA: 4.26	4.1		20	5	2	2	5	2	0	0	0	0	0	28	36	4.15	1.615
Jesse Jefferson, R (5, 1) ERA: 6.69	3.1		13	3	1	1	0	1	0	0	0	0	0	12	16	2.70	1.200
Dave Hamilton, L (8, 1) ERA: 3.26	0.2	L	7	2	5	5	1	1	1	1	0	0	1	6	15	67.50	4.500

PITCHER	IP	WLS	BF	H	R	ER	SO	BB	IBB	HBP	BLK	WP	HR	S	P	ERA	WHIP

BOTTOM

Chicago White Sox @ Texas Rangers

Arlington Stadium, Arlington, TX

Fri Jun 25 1976, 8:05 PM EDT

Unknown - 89 F

livebaseballscorecards.com

AB	33
R	8
H	10
RBI	8
BB	5
SO	6
LOB	14

1B: 8	SF: 1	WP: 0	PA: 40
2B: 2	SAC: 0	PB: 0	
3B: 0	DP: 1	SB: 1	
HR: 1	HBP: 1	CS: 0	

Chicago White Sox @ Texas Rangers

Arlington Stadium, Arlington, TX

Fri Jun 25 1976, 8:05 PM EDT

Att. 29,049 - Unknown

livebaseballscorecards.com

TOP

Batter	1	2	3	4	5	6	7	8	9	AB	R	H	RBI	BB	SO	LOB
Chet Lemon, R (1, 8) OBP: 0.327, SLG: 0.332	F9	BBBB 1B BB 1-2 2-3		SH5-3 1-2		E 4-3 2B BB 1-2		SSS K	FC5-4 1-2f 2-3	3	1	0	0	2	1	2
Ralph Garr, L (1, 7) (6, 9) OBP: 0.314, SLG: 0.394	1-3	SSS K		F8 2-3		4-3 1-2 2-3		F8	SF8 3-H	5	0	0	1	0	1	6
Jorge Orta, L (1, 10) OBP: 0.289, SLG: 0.439	5-3	1B 1-2 2-3 3-H		L9		E4 2B 2-3 3-H		HR	G3	6	2	2	2	0	0	3
Buddy Bradford, R (1, 9) OBP: 0.309, SLG: 0.356		E4 SH1-3 1B FC5			SSS K	1B 2B 1-H 3-H		F8		3	1	0	0	0	1	3
Pat Kelly, L (6, PH) OBP: 0.362, SLG: 0.444										2	1	1	2	0	0	0
(6, 7)		F9														
Alan Bannister, R (8, 7) OBP: 0.267, SLG: 0.286										0	0	0	0	0	0	0
Lamar Johnson, R (1, 3) OBP: 0.369, SLG: 0.413		FC5 SH1-3 E 1B 1-2	4-3 2B		4-3	1B 2-H			1B 1B	5	1	4	1	0	0	0
Rich Coggins, L (9, PR) OBP: 0.244, SLG: 0.194										0	1	0	0	0	0	0
Jim Spencer, L (9, 3) OBP: 0.331, SLG: 0.368										0	0	0	0	0	0	0
Bucky Dent, R (1, 6) OBP: 0.317, SLG: 0.332		SH1-3 1-2 2-3	4-3 2-3		L7	4-3			SH 1B 1B 1-3	4	1	1	0	0	0	2
Bill Stein, R (1, 4) OBP: 0.242, SLG: 0.233		BBBB E 1B BB	L3			L7	G1-4-3 1B			1	1	0	0	1	0	1
Jack Brohamer, L (6, PH) OBP: 0.289, SLG: 0.366									SH 1B 1B 1-2 3-H	3	1	2	1	0	0	0
(6, 4)																
Kevin Bell, R (1, 5) OBP: 0.320, SLG: 0.522		FC5 BB 1B 1B 1-3 2-H 3-H	4-3			HR	F9		SH FC5-4 1B SF8 1-2 2-3	4	3	1	2	0	0	3
Jim Essian, R (1, 2) OBP: 0.367, SLG: 0.340		1B BB 1B 1-2 3-H		BBBB F8 SH5-3 BB		BBBB 4-3 BB E	G1-4-3 1-2f		FC5-4 1B 1-2 2-H 3-H	3	1	2	3	2	0	1
Inning Stats	R: 0 H: 0 E: 0 LOB: 0 K: 0 BB: 0 S: 3 P: 3	R: 4 H: 3 E: 2 LOB: 3 K: 1 BB: 2 S: 10 P: 18	R: 0 H: 1 E: 0 LOB: 1 K: 0 BB: 0 S: 4 P: 4	R: 0 H: 0 E: 0 LOB: 1 K: 0 BB: 1 S: 3 P: 7	R: 0 H: 0 E: 0 LOB: 0 K: 1 BB: 0 S: 5 P: 5	R: 5 H: 3 E: 1 LOB: 1 K: 0 BB: 2 S: 7 P: 15	R: 0 H: 1 E: 0 LOB: 0 K: 0 BB: 0 S: 3 P: 3	R: 1 H: 1 E: 0 LOB: 0 K: 1 BB: 0 S: 6 P: 6	R: 4 H: 4 E: 0 LOB: 1 K: 0 BB: 0 S: 8 P: 8	1B: 9 SF: 1 2B: 2 SAC: 3 3B: 0 DP: 1 HR: 2 HBP: 0						WP: 0 PA: 48 PB: 0 SB: 0 CS: 0

	AB	39
	R	14
	H	13
	RBI	12
	BB	5
	SO	3
	LOB	21

PITCHER		IP	WLS	BF	H	R	ER	SO	BB	IBB	HBP	BLK	WP	HR	S	P	ERA	WHIP
Steve Barr, L ERA: 5.66	(1, 1)	1.2		12	3	4	0	1	2	0	0	0	0	0	12	20	0.00	3.000
Mike Bacsik, R ERA: 2.45	(2, 1)	3.2		16	2	3	1	1	3	0	0	0	0	1	15	27	2.46	1.364
Steve Foucault, R ERA: 2.4	(6, 1)	2.1	L	11	4	3	1	1	0	0	0	0	0	1	13	13	3.86	1.714
Joe Hoerner, L ERA: 3.71	(8, 1)	0.1		6	4	4	4	0	0	0	0	0	0	0	6	6	108.00	12.000
Jeff Terpko, R ERA: 2.08	(9, 1)	1.0		3	0	0	0	0	0	0	0	0	0	0	3	3	0.00	0.000

PITCHER	IP	WLS	BF	H	R	ER	SO	BB	IBB	HBP	BLK	WP	HR	S	P	ERA	WHIP

Batter	1	2	3	4	5	6	7	8	9	AB	R	H	RBI	BB	SO	LOB
Gene Clines, R (1, 7) OBP: 0.336, SLG: 0.348	L8		G4-6-3 1B		SH 1B BB 2B 1-2 2-3	BBBB 4-3 E 1-2 BB		4-3 SF8 2B		3	2	2	0	1	0	0
Lenny Randle, S (1, 4) OBP: 0.321, SLG: 0.315	WP S SF9 1B		G4-6-3 1-2f		BBBB 1B 2B BB 1-2 2-3 3-H	E6 4-3 1-2 2-3		4-3 2-3		4	2	1	1	1	0	4
Mike Hargrove, L (1, 3) OBP: 0.388, SLG: 0.425	SF9 1-H			BBBB HR BB	F1	4-3 1-2 2-3 3-H		SF8 3-H		2	1	0	3	1	0	5
Toby Harrah, R (1, 6) OBP: 0.401, SLG: 0.442	1B			1-H HR	2B 1B 1-2 2-3 3-H	BBBB FC6-4 BB		BBBB BB		3	1	3	3	2	0	0
Jeff Burroughs, R (1, 9) OBP: 0.301, SLG: 0.412	F8			SSS K	2B 1-3 2-H 3-H	FC6-4 1-2f		SSS K		5	0	1	2	0	2	5
Roy Howell, L (1, 5) OBP: 0.327, SLG: 0.410 Tom Grieve, R (9, PH) OBP: 0.286, SLG: 0.426		G4-6-3 1B		G1-6-3 1B	G3		4-3 SH1-4 1B		2B	4 1	0 0	3 1	0 0	0 0	0 0	2 0
Joe Lahoud, L (1, 10) OBP: 0.306, SLG: 0.221 Jim Fregosi, R (9, PH) OBP: 0.339, SLG: 0.365	G4-6-3 1-2f			G1-6-3 1-2f	SSS K		SH1-4 1-2		6-3	3 1	0 0	0 0	0 0	0 0	1 0	4 1
Dave Moates, L (1, 8) OBP: 0.245, SLG: 0.280 Danny Thompson, R (9, PH) OBP: 0.264, SLG: 0.306	F6				SH SH BB 1B	4-3	4-3 2-3		6-3	4 1	1 0	1 0	0 0	0 0	0 0	1 1
Bill Fahey, L (1, 2) OBP: 0.393, SLG: 0.227 Juan Beniquez, R (9, PH) OBP: 0.281, SLG: 0.271			4-3		SH BB SH 1B 1-2	BBBB E BB 4-3 BB	6-3		5-3	2 1	2 0	0 0	0 0	1 0	0 0	1 1
Inning Stats	R: 1 H: 2 E: 0 LOB: 1 K: 0 BB: 0 S: 5 P: 5	R: 0 H: 1 E: 0 LOB: 0 K: 0 BB: 0 S: 3 P: 3	R: 0 H: 1 E: 0 LOB: 0 K: 0 BB: 0 S: 3 P: 3	R: 2 H: 2 E: 0 LOB: 0 K: 1 BB: 1 S: 6 P: 10	R: 4 H: 3 E: 0 LOB: 2 K: 1 BB: 1 S: 10 P: 14	R: 1 H: 0 E: 1 LOB: 3 K: 0 BB: 3 S: 4 P: 16	R: 0 H: 1 E: 0 LOB: 1 K: 0 BB: 0 S: 4 P: 4	R: 1 H: 1 E: 0 LOB: 1 K: 1 BB: 1 S: 6 P: 10	R: 0 H: 1 E: 0 LOB: 1 K: 0 BB: 0 S: 4 P: 4	1B: 8 SF: 2 2B: 3 SAC: 3 3B: 0 DP: 3 HR: 1 HBP: 0						

BOTTOM

Chicago White Sox @ Texas Rangers

Arlington Stadium, Arlington, TX

Fri Jun 25 1976, 8:05 PM EDT

Att. 29,049 - Unknown

livebaseballscorecards.com

AB	34
R	9
H	12
RBI	9
BB	6
SO	3
LOB	25

PITCHER		IP	WLS	BF	H	R	ER	SO	BB	IBB	HBP	BLK	WP	HR	S	P	ERA	WHIP
Francisco Barrios, R ERA: 5.59	(1, 1)	4.0		20	7	7	7	1	2	0	0	0	1	1	20	28	15.75	2.250
Chris Knapp, R ERA: 4.76	(5, 1)	1.1		8	2	1	0	1	2	0	0	0	0	0	8	16	0.00	3.000
Pete Vuckovich, R ERA: 3.91	(6, 1)	2.2	W	13	2	1	1	1	2	0	0	0	0	0	13	21	3.38	1.500
Dave Hamilton, L ERA: 3.19	(9, 1)	1.0		4	1	0	0	0	0	0	0	0	0	0	4	4	0.00	1.000

PITCHER	IP	WLS	BF	H	R	ER	SO	BB	IBB	HBP	BLK	WP	HR	S	P	ERA	WHIP

WP: 1	PA: 45
PB: 0	
SB: 1	
CS: 0	

Chicago White Sox @ Texas Rangers

Arlington Stadium, Arlington, TX

Sat Jun 26 1976, 8:05 PM EDT

Att. 20,903 - Unknown

livebaseballscorecards.com

TOP

Batter	1	2	3	4	5	6	7	8	9	10	AB	R	H	RBI	BB	SO	LOB
Chet Lemon, R (1, 8) OBP: 0.319, SLG: 0.323	K	G4-3 1-2f			6-3		1-3 1-2 2-3		K		5	0	0	0	0	2	5
Ralph Garr, L (1, 9) OBP: 0.317, SLG: 0.397	FC4-6 1B		4-3		K		K			1-3	1	0	1	0	0	0	0
Rich Coggins, L (1, 9) OBP: 0.232, SLG: 0.184											4	0	0	0	0	2	2
Jorge Orta, L (1, 7) OBP: 0.291, SLG: 0.436	FC4-6 HBP 1-2f		G3		L7			1B 1B FC6-2 BB		G4-6-3 1B	4	0	1	0	1	0	1
Pat Kelly, L (1, 10) OBP: 0.363, SLG: 0.440	1-2 HBP		K			L7		FC6-2 1B 1-2 G3-2-3 1B		G4-6-3 1-2f	4	0	1	0	0	1	1
Jim Spencer, L (1, 3) OBP: 0.330, SLG: 0.366	F9			4-3		4-3		FC6-2 1-2 2-3 1B			4	0	1	0	0	0	2
Bucky Dent, R (1, 6) OBP: 0.316, SLG: 0.331		E 1B 1B		6-3		F3		FC6-2 1-2 2-3 3-Hf			4	0	1	0	0	0	3
Jack Brohamer, L (1, 4) OBP: 0.300, SLG: 0.376		BB 1-2 1B		1B 1-2 1B			1-3 1B	G3-2-3 3-Hf			4	0	3	0	0	0	3
Kevin Bell, R (1, 5) OBP: 0.315, SLG: 0.500		B2 2-3		1-2 1B			E6 1-3 1B		F4		4	0	1	0	0	0	2
Jim Essian, R (1, 2) OBP: 0.375, SLG: 0.339		G4-3 1-2 BB		L7			1-3 1-2 1B		6-3		3	0	1	0	1	0	2
Inning Stats	R: 0 H: 1 E: 0 LOB: 2 K: 1 BB: 0 S: 6 P: 7	R: 0 H: 2 E: 1 LOB: 2 K: 0 BB: 1 S: 4 P: 8	R: 0 H: 0 E: 0 LOB: 0 K: 1 BB: 0 S: 5 P: 5	R: 0 H: 2 E: 0 LOB: 2 K: 0 BB: 0 S: 5 P: 5	R: 0 H: 0 E: 0 LOB: 0 K: 1 BB: 0 S: 5 P: 5	R: 0 H: 0 E: 0 LOB: 0 K: 0 BB: 0 S: 3 P: 3	R: 0 H: 2 E: 1 LOB: 2 K: 1 BB: 0 S: 7 P: 7	R: 0 H: 2 E: 0 LOB: 2 K: 0 BB: 1 S: 4 P: 8	R: 0 H: 0 E: 0 LOB: 0 K: 1 BB: 0 S: 5 P: 5	R: 0 H: 1 E: 0 LOB: 0 K: 0 BB: 0 S: 3 P: 3	1B: 10 SF: 0 2B: 0 SAC: 0 3B: 0 DP: 3 HR: 0 HBP: 1						

	AB	37
	R	0
	H	10
	RBI	0
	BB	2
	SO	5
	LOB	21

WP: 0 PA: 40
PB: 0
SB: 0
CS: 0

PITCHER	IP	WLS	BF	H	R	ER	SO	BB	IBB	HBP	BLK	WP	HR	S	P	ERA	WHIP
Bert Blyleven, R (1, 1) ERA: 3.11	10.0	W	40	10	0	0	5	2	0	1	0	0	0	47	56	0.00	1.200

PITCHER	IP	WLS	BF	H	R	ER	SO	BB	IBB	HBP	BLK	WP	HR	S	P	ERA	WHIP

Batter	1	2	3	4	5	6	7	8	9	10	AB	R	H	RBI	BB	SO	LOB
Gene Clines, R (1, 7) OBP: 0.333, SLG: 0.345	L6-3		CS 1B			L4-3 2-3			L9		4	0	1	0	0	0	1
Lenny Randle, S (1, 4) OBP: 0.325, SLG: 0.320	2B		L 1-2	6-3		F9			BBBB PO BB		4	0	1	0	1	0	2
Mike Hargrove, L (1, 3) OBP: 0.386, SLG: 0.422	1B			L6			1-3		PO 1-2	F8	4	0	1	0	0	0	0
Toby Harrah, R (1, 6) OBP: 0.399, SLG: 0.439	6-3			F8			F4			WP 1B 1B	4	1	1	0	0	0	1
Jeff Burroughs, R (1, 9) OBP: 0.300, SLG: 0.407		E4 G4-3			6-3		5-3			1B 1-2 IBB	3	0	0	0	1	0	0
Tom Grieve, R (1, 10) OBP: 0.286, SLG: 0.422 Dave Moates, L (8, PR) OBP: 0.245, SLG: 0.280 Jim Fregosi, R (10, PH) OBP: 0.349, SLG: 0.377		G4-3 1-2f			K			F8 HBP		1-2 2-H 1B	2 0 1	0 0 0	0 0 1	0 0 1	1 0 0	1 0 0	1 0 0
Danny Thompson, R (1, 5) OBP: 0.259, SLG: 0.299		6-3			F8		F8 1-2				3	0	0	0	0	0	1
Juan Beniquez, R (1, 8) OBP: 0.281, SLG: 0.269			F9			BBBB L4-3 SH3-4 BB	L7				2	0	0	0	1	0	1
Jim Sundberg, R (1, 2) OBP: 0.288, SLG: 0.315			F8			SH3-4 1-2			F8		2	0	0	0	0	0	0
Inning Stats	R: 0 E: 0 K: 0 S: 4 H: 2 LOB: 1 BB: 0 P: 4	R: 0 E: 1 K: 0 S: 3 H: 0 LOB: 0 BB: 0 P: 3	R: 0 E: 0 K: 0 S: 3 H: 1 LOB: 0 BB: 0 P: 3	R: 0 E: 0 K: 0 S: 3 H: 0 LOB: 0 BB: 0 P: 3	R: 0 E: 0 K: 1 S: 5 H: 0 LOB: 0 BB: 0 P: 5	R: 0 E: 0 K: 0 S: 3 H: 0 LOB: 1 BB: 1 P: 7	R: 0 E: 0 K: 0 S: 3 H: 0 LOB: 0 BB: 0 P: 3	R: 0 E: 0 K: 0 S: 2 H: 0 LOB: 1 BB: 0 P: 3	R: 0 E: 0 K: 0 S: 2 H: 0 LOB: 0 BB: 1 P: 6	R: 1 E: 0 K: 0 S: 3 H: 2 LOB: 2 BB: 1 P: 7	1B: 4 2B: 1 3B: 0 HR: 0 SF: 0 SAC: 1 DP: 1 HBP: 1						

PITCHER	IP	WLS	BF	H	R	ER	SO	BB	IBB	HBP	BLK	WP	HR	S	P	ERA	WHIP
Ken Brett, L (1, 1) ERA: 2.68	9.1	L	34	5	1	1	1	2	1	1	0	1	0	31	44	0.96	0.750

PITCHER	IP	WLS	BF	H	R	ER	SO	BB	IBB	HBP	BLK	WP	HR	S	P	ERA	WHIP

BOTTOM

Chicago White Sox @ Texas Rangers

Arlington Stadium, Arlington, TX

Sat Jun 26 1976, 8:05 PM EDT

Att. 20,903 - Unknown

livebaseballscorecards.com

AB	29
R	1
H	5
RBI	1
BB	3
SO	1
LOB	7

WP: 1 PA: 35
PB: 0
SB: 0
CS: 1

Batter	1	2	3	4	5	6	7	8	9	AB	R	H	RBI	BB	SO	LOB
Bucky Dent, R (1, 6) OBP: 0.314, SLG: 0.328	4-3		6-3 1-2		3B 2-H 3-H 1B	6-3			5-3	5	1	1	2	0	0	1
Chet Lemon, R (1, 8) OBP: 0.317, SLG: 0.330	F8		5-3		4-3 1-H 3B		6-3		4-3	5	1	1	1	0	0	1
Jorge Orta, L (1, 7) OBP: 0.290, SLG: 0.430	1-3			F6	4-3 BB		F8		L8	4	0	0	0	1	0	0
Pat Kelly, L (1, 10) OBP: 0.365, SLG: 0.435		K		CS BB	4-3 1-2 3-H		1B BB			2	0	0	1	2	1	1
Jim Spencer, L (1, 3) OBP: 0.336, SLG: 0.370		FC4-6 1B		FC4 1-2 BB	L7		1-3 1B			3	0	2	0	1	0	1
Brian Downing, R (1, 2) OBP: 0.325, SLG: 0.328		FC4-6 BLK 1-2f		FC4 1-2f		E5 HR	L7			4	1	0	0	0	0	4
Jack Brohamer, L (1, 4) OBP: 0.299, SLG: 0.369		L7 1-2			3-4 1B 1B BB	F6		F9		3	1	0	0	1	0	2
Kevin Bell, R (1, 5) OBP: 0.345, SLG: 0.574			WP 1B		3-4 1-2 1B 1B	1-H HR		F2		4	2	3	2	0	0	0
Rich Coggins, L (1, 9) OBP: 0.221, SLG: 0.175			F8		3-4 1-2 2-3	L7		F9		4	0	0	0	0	0	3
Inning Stats	R: 0 E: 0 K: 0 S: 3 H: 0 LOB: 0 BB: 0 P: 3	R: 0 E: 0 K: 1 S: 6 H: 1 LOB: 1 BB: 0 P: 6	R: 0 E: 0 K: 0 S: 4 H: 1 LOB: 1 BB: 0 P: 4	R: 0 E: 0 K: 0 S: 2 H: 0 LOB: 1 BB: 2 P: 10	R: 4 E: 0 K: 0 S: 6 H: 3 LOB: 1 BB: 2 P: 14	R: 2 E: 1 K: 0 S: 5 H: 1 LOB: 0 BB: 0 P: 5	R: 0 E: 0 K: 0 S: 4 H: 1 LOB: 2 BB: 1 P: 8	R: 0 E: 0 K: 0 S: 3 H: 0 LOB: 0 BB: 0 P: 3	R: 0 E: 0 K: 0 S: 3 H: 0 LOB: 0 BB: 0 P: 3	1B: 5 2B: 0 3B: 1 HR: 1 SF: 0 SAC: 0 DP: 0 HBP: 0						

PITCHER	IP	WLS	BF	H	R	ER	SO	BB	IBB	HBP	BLK	WP	HR	S	P	ERA	WHIP
Nelson Briles, R (1, 1) ERA: 3.56	5.1	L	26	6	6	5	1	4	0	0	1	1	1	24	40	8.44	1.875
Steve Hargan, R (6, 1) ERA: 3.0	3.2		13	1	0	0	0	1	0	0	0	0	0	12	16	0.00	0.545

PITCHER	IP	WLS	BF	H	R	ER	SO	BB	IBB	HBP	BLK	WP	HR	S	P	ERA	WHIP

TOP

Chicago White Sox @ Texas Rangers

Arlington Stadium, Arlington, TX

Sun Jun 27 1976, 8:05 PM EDT

Att. 12,567 - Unknown - 97 F

livebaseballscorecards.com

AB	34
R	6
H	7
RBI	6
BB	5
SO	1
LOB	13

WP: 1 PA: 39
PB: 0
SB: 0
CS: 1

BOTTOM

Chicago White Sox @ Texas Rangers

Arlington Stadium, Arlington, TX

Sun Jun 27 1976, 8:05 PM EDT

Att. 12,567 - Unknown - 97 F

Batter	1	2	3	4	5	6	7	8	9	AB	R	H	RBI	BB	SO	LOB
Gene Clines, R (1, 7) (8, 8) OBP: 0.331, SLG: 0.341	G3 1B		F3			L9		L6-3		4	0	1	0	0	0	1
Lenny Randle, S (1, 4) OBP: 0.319, SLG: 0.314	K		4-3			G4-3-6 1-2f		4-3		4	0	0	0	0	1	2
Mike Hargrove, L (1, 3) OBP: 0.384, SLG: 0.419	G3 1-2			F8			HR 1B		F7	4	1	1	0	0	0	1
Toby Harrah, R (1, 6) OBP: 0.401, SLG: 0.452	F8			5-3			1-H HR		BB 1B	4	1	2	2	0	0	1
Jeff Burroughs, R (1, 9) OBP: 0.303, SLG: 0.406		G6-3 1B		K			F8		BB 1-2	3	0	1	0	1	1	0
Dave Moates, L (9, PR) OBP: 0.245, SLG: 0.280										0	0	0	0	0	0	0
Roy Howell, L (1, 5) OBP: 0.327, SLG: 0.409		G6-3 1-2f			K		1B		K	3	0	1	0	0	1	1
Jim Fregosi, R (9, PH) OBP: 0.344, SLG: 0.370										1	0	0	0	0	1	2
Tom Grieve, R (1, 10) OBP: 0.286, SLG: 0.417		BB			6-3		K		K	3	0	0	0	1	2	3
Juan Beniquez, R (1, 8) OBP: 0.279, SLG: 0.266		F2			5-3		K			2	0	0	0	0	0	1
Joe Lahoud, L (7, PH) (8, 7) OBP: 0.304, SLG: 0.219										1	0	0	0	0	1	1
Jim Sundberg, R (1, 2) OBP: 0.290, SLG: 0.317			K			G4-3-6 1B		F7		2	0	1	0	0	1	0
Bill Fahey, L (8, 2) OBP: 0.379, SLG: 0.217										1	0	0	0	0	0	0
Inning Stats	R: 0 E: 0 K: 1 S: 6 H: 1 LOB: 1 BB: 0 P: 6	R: 0 E: 0 K: 0 S: 3 H: 1 LOB: 1 BB: 1 P: 7	R: 0 E: 0 K: 1 S: 5 H: 0 LOB: 0 BB: 0 P: 5	R: 0 E: 0 K: 1 S: 5 H: 0 LOB: 0 BB: 0 P: 5	R: 0 E: 0 K: 1 S: 5 H: 0 LOB: 0 BB: 0 P: 5	R: 0 E: 0 K: 0 S: 3 H: 1 LOB: 0 BB: 0 P: 3	R: 2 E: 0 K: 2 S: 10 H: 3 LOB: 1 BB: 0 P: 10	R: 0 E: 0 K: 0 S: 3 H: 0 LOB: 0 BB: 0 P: 3	R: 0 E: 0 K: 2 S: 8 H: 1 LOB: 2 BB: 1 P: 12	1B: 6 2B: 1 3B: 0 HR: 1	SF: 0 SAC: 0 DP: 2 HBP: 0						

PITCHER	IP	WLS	BF	H	R	ER	SO	BB	IBB	HBP	BLK	WP	HR	S	P	ERA	WHIP
Bart Johnson, R (1, 1) ERA: 5.25	8.1	W	32	7	2	2	6	2	0	0	0	0	1	42	50	2.16	1.080
Dave Hamilton, L (9, 1) ERA: 3.14	0.2	S	2	0	0	0	2	0	0	0	0	0	0	6	6	0.00	0.000

PITCHER	IP	WLS	BF	H	R	ER	SO	BB	IBB	HBP	BLK	WP	HR	S	P	ERA	WHIP

AB	32
R	2
H	7
RBI	2
BB	2
SO	8
LOB	13

WP: 0 PA: 34
PB: 0
SB: 0
CS: 0

livebaseballscorecards.com

Batter	1	2	3	4	5	6	7	8	9	AB	R	H	RBI	BB	SO	LOB
Dave Collins, S (1, 7) OBP: 0.394, SLG: 0.312 Bob Jones, L (9, 7) OBP: 0.280, SLG: 0.382	F5		CS 2-3 1B		G3		4-3 2-3		1-H HR	5	1	2	2	0	0	1
										0	0	0	0	0	0	0
Jerry Remy, L (1, 4) OBP: 0.312, SLG: 0.301	F8		SF8 3-H		BBB 4-0 FC5-4 BB		G3		F8	3	0	0	1	1	0	1
Bobby Bonds, R (1, 9) OBP: 0.357, SLG: 0.416	BBB 4-0 CS BB		BBB 4-0 1-2 BB		FC5-4 1-2f			F8		2	0	0	0	2	0	1
Tommy Davis, R (1, 10) OBP: 0.316, SLG: 0.352	CS 1-2	FC3-6 1B 2B	F9			F7		F2		4	1	1	0	0	0	1
Bill Melton, R (1, 3) OBP: 0.297, SLG: 0.323 Rusty Torres, S (8, PR) OBP: 0.297, SLG: 0.296 (8, 8)		BBB 4-0 FC3-6 BB		6-3		F4		1B		3	0	1	0	1	0	0
										0	0	0	0	0	0	0
Dan Briggs, L (1, 8) OBP: 0.283, SLG: 0.396 (8, 3)		FC3-6 1B 1-2f 2-3		4-3		1B		SSS K		4	0	1	0	0	1	3
Ron Jackson, R (1, 5) OBP: 0.273, SLG: 0.328		G5-4-3 1-2 3-H 1B		BBB 4-0 FC5-4 BB		F7			5-3	3	0	1	1	1	0	1
Dave Chalk, R (1, 6) OBP: 0.315, SLG: 0.283		G5-4-3 1-2f		FC5-4 1-2f			4-3 SH3-4 1B		HR 1B	4	1	2	0	0	0	3
Andy Etchebarren, R (1, 2) OBP: 0.298, SLG: 0.261			1B SF8 2B		4-3		SH3-4 1-2		SSS K	3	1	1	0	0	1	1
Inning Stats	R: 0 E: 0 K: 0 S: 2 H: 0 LOB: 0 BB: 1 P: 6	R: 1 E: 1 K: 0 S: 4 H: 2 LOB: 1 BB: 1 P: 8	R: 1 E: 0 K: 0 S: 4 H: 2 LOB: 1 BB: 1 P: 8	R: 0 E: 0 K: 0 S: 3 H: 0 LOB: 1 BB: 1 P: 7	R: 0 E: 0 K: 0 S: 3 H: 0 LOB: 1 BB: 1 P: 7	R: 0 E: 0 K: 0 S: 4 H: 1 LOB: 1 BB: 0 P: 4	R: 0 E: 0 K: 0 S: 4 H: 1 LOB: 1 BB: 0 P: 4	R: 0 E: 0 K: 1 S: 6 H: 1 LOB: 1 BB: 0 P: 6	R: 2 E: 0 K: 1 S: 7 H: 2 LOB: 0 BB: 0 P: 7	1B: 6 2B: 2 3B: 0 HR: 1 SF: 1 SAC: 1 DP: 1 HBP: 0							

PITCHER	IP	WLS	BF	H	R	ER	SO	BB	IBB	HBP	BLK	WP	HR	S	P	ERA	WHIP
Francisco Barrios, R (1, 1) ERA: 5.34	9.0	L	38	9	4	4	2	5	0	0	0	0	1	37	57	4.00	1.556

PITCHER	IP	WLS	BF	H	R	ER	SO	BB	IBB	HBP	BLK	WP	HR	S	P	ERA	WHIP

California Angels @ Chicago White Sox

Comiskey Park, Chicago, IL

Tue Jun 29 1976, 8:05 PM EDT

Att. 10,645 - Unknown - 60 F

TOP

livebaseballscorecards.com

AB	31
R	4
H	9
RBI	4
BB	5
SO	2
LOB	12

WP: 0 PB: 0 SB: 0 CS: 2 PA: 39

Batter	1	2	3	4	5	6	7	8	9	AB	R	H	RBI	BB	SO	LOB
Bucky Dent, R (1, 6) OBP: 0.309, SLG: 0.324	L5		6-3			F7		F8		4	0	0	0	0	0	2
Chet Lemon, R (1, 8) OBP: 0.315, SLG: 0.328	F4			G6-3 1B		4-3		K		4	0	1	0	0	1	2
Jorge Orta, L (1, 7) OBP: 0.289, SLG: 0.427	F9			G6-3 1-2f			CS 1B		5-3	4	0	1	0	0	0	1
Lamar Johnson, R (1, 10) OBP: 0.348, SLG: 0.388		K		F3			F4		F4	4	0	0	0	0	1	1
Jim Spencer, L (1, 3) OBP: 0.335, SLG: 0.368		K			1-3		3-1 1-2		1B	4	0	1	0	0	1	1
Buddy Bradford, R (1, 9) OBP: 0.314, SLG: 0.360		S 1B			G3			1B SF7 1B	F8	4	1	2	0	0	0	1
Kevin Bell, R (1, 5) OBP: 0.361, SLG: 0.571		K 1-2			FC6-4 BB			1B 1-2		2	0	1	0	1	1	1
Bill Stein, R (1, 4) OBP: 0.245, SLG: 0.237			F9		FC6-4 1-2f			1B 1-2 2-3		3	0	1	0	0	0	1
Jim Essian, R (1, 2) OBP: 0.358, SLG: 0.328			6-3			B1-3		SF7 3-H		2	0	0	1	0	0	0
Inning Stats	R: 0 H: 0 E: 0 LOB: 0 K: 0 BB: 0 S: 3 P: 3	R: 0 H: 1 E: 0 LOB: 1 K: 3 BB: 0 S: 10 P: 10	R: 0 H: 0 E: 0 LOB: 0 K: 0 BB: 0 S: 3 P: 3	R: 0 H: 1 E: 0 LOB: 0 K: 0 BB: 0 S: 3 P: 3	R: 0 H: 0 E: 0 LOB: 1 K: 0 BB: 1 S: 3 P: 7	R: 0 H: 0 E: 0 LOB: 0 K: 0 BB: 0 S: 3 P: 3	R: 0 H: 1 E: 0 LOB: 0 K: 0 BB: 0 S: 3 P: 3	R: 1 H: 3 E: 0 LOB: 2 K: 1 BB: 0 S: 8 P: 8	R: 0 H: 1 E: 0 LOB: 1 K: 0 BB: 0 S: 4 P: 4	1B: 7 SF: 1 2B: 0 SAC: 0 3B: 0 DP: 1 HR: 0 HBP: 0						

PITCHER	IP	WLS	BF	H	R	ER	SO	BB	IBB	HBP	BLK	WP	HR	S	P	ERA	WHIP
Frank Tanana, L (1, 1) ERA: 2.9	9.0	W	33	7	1	1	4	1	0	0	0	0	0	40	44	1.00	0.889

PITCHER	IP	WLS	BF	H	R	ER	SO	BB	IBB	HBP	BLK	WP	HR	S	P	ERA	WHIP

BOTTOM

California Angels @ Chicago White Sox

Comiskey Park, Chicago, IL

Tue Jun 29 1976, 8:05 PM EDT

Att. 10,645 - Unknown - 60 F

livebaseballscorecards.com

AB	31
R	1
H	7
RBI	1
BB	1
SO	4
LOB	10

WP: 0 PA: 33
PB: 0
SB: 1
CS: 1

Batter	1	2	3	4	5	6	7	8	9	10	AB	R	H	RBI	BB	SO	LOB
Dave Collins, S (1, 7) OBP: 0.378, SLG: 0.296	P6		F8		3-1		6-3			SH3-4 1-2	4	0	0	0	0	0	1
Terry Humphrey, R (10, 2) OBP: 0.333, SLG: 0.545											0	0	0	0	0	0	0
Jerry Remy, L (1, 4) OBP: 0.314, SLG: 0.304	BB 1B		G5-4-3 1-2f		1B			G1-6-3 1B		1B 2-H	1	0	1	0	0	0	0
Mario Guerrero, R (1, PR) (1, 4) OBP: 0.344, SLG: 0.345											4	0	3	1	0	0	1
Bobby Bonds, R (1, 9) OBP: 0.354, SLG: 0.412	F9			3-1 1B 1B	K			F9		K	5	1	1	0	0	2	3
Tommy Davis, R (1, 10) OBP: 0.314, SLG: 0.340	BB 1-2			3-1 1-2	6-3			G1-6-3 1-2f			3	0	0	0	1	0	3
Bill Melton, R (1, 3) OBP: 0.297, SLG: 0.322	F8			1B 2-H 1B		L5			K		4	0	1	1	0	1	2
Bob Jones, L (10, 7) OBP: 0.280, SLG: 0.382											0	0	0	0	0	0	0
Dan Briggs, L (1, 8) OBP: 0.298, SLG: 0.404		4-1		BB 1-3 1B		4-3			FC5-4 1B		4	0	2	0	0	0	0
(10, 3)																	
Ron Jackson, R (1, 5) OBP: 0.273, SLG: 0.322		K		BB 1-2		6-3			P6		3	0	0	0	1	1	1
Dave Chalk, R (1, 6) OBP: 0.311, SLG: 0.278		P6		P5			L6		FC5-4 1-2f		4	0	0	0	0	0	4
Andy Etchebarren, R (1, 2) OBP: 0.299, SLG: 0.258			G5-4-3 BB	G3			6-3			SH3-4 1B 1B	2	0	0	0	1	0	3
Bruce Bochte, L (10, PH) OBP: 0.357, SLG: 0.285											1	1	1	0	0	0	0
Rusty Torres, S (10, 8) OBP: 0.297, SLG: 0.296											0	0	0	0	0	0	0
Inning Stats	R: 0 E: 0 K: 0 S: 4 / H: 1 LOB: 2 BB: 1 P: 8	R: 0 E: 0 K: 1 S: 5 / H: 0 LOB: 0 BB: 0 P: 5	R: 0 E: 0 K: 0 S: 2 / H: 0 LOB: 0 BB: 1 P: 6	R: 1 E: 0 K: 0 S: 6 / H: 3 LOB: 3 BB: 1 P: 10	R: 0 E: 0 K: 1 S: 6 / H: 1 LOB: 1 BB: 0 P: 6	R: 0 E: 0 K: 0 S: 3 / H: 0 LOB: 0 BB: 0 P: 3	R: 0 E: 0 K: 0 S: 3 / H: 0 LOB: 0 BB: 0 P: 3	R: 0 E: 0 K: 0 S: 3 / H: 1 LOB: 0 BB: 0 P: 3	R: 0 E: 0 K: 1 S: 6 / H: 1 LOB: 1 BB: 0 P: 6	R: 1 E: 0 K: 1 S: 6 / H: 2 LOB: 0 BB: 0 P: 6	1B: 9 2B: 0 3B: 0 HR: 0	SF: 0 SAC: 1 DP: 2 HBP: 0					

PITCHER	IP	WLS	BF	H	R	ER	SO	BB	IBB	HBP	BLK	WP	HR	S	P	ERA	WHIP
Jesse Jefferson, R (1, 1) ERA: 6.35	3.1		16	4	1	1	1	3	0	0	0	0	0	15	27	2.70	2.100
Pete Vuckovich, R (4, 1) ERA: 3.65	3.2		12	1	0	0	1	0	0	0	0	0	0	14	14	0.00	0.273
Clay Carroll, R (8, 1) ERA: 2.5	3.0	L	11	4	1	1	2	0	0	0	0	0	0	15	15	3.00	1.333

PITCHER	IP	WLS	BF	H	R	ER	SO	BB	IBB	HBP	BLK	WP	HR	S	P	ERA	WHIP

TOP

California Angels @ Chicago White Sox

Comiskey Park, Chicago, IL

Wed Jun 30 1976, 8:05 PM EDT

Att. 14,745 - Unknown

livebaseballscorecards.com

AB	35
R	2
H	9
RBI	2
BB	3
SO	4
LOB	18

WP: 0	PB: 0	SB: 0	CS: 0	PA: 39													

Batter	1	2	3	4	5	6	7	8	9	10	AB	R	H	RBI	BB	SO	LOB
Chet Lemon, R (1, 8) OBP: 0.317, SLG: 0.327	6-3		F7			K		BB		CS 1B	4	0	1	0	1	1	0
Rich Coggins, L (1, 9) OBP: 0.211, SLG: 0.167	F7		F9			3-1		F7		CS 1-2	4	0	0	0	0	0	2
Jorge Orta, L (1, 7) OBP: 0.289, SLG: 0.425	L6			F7		CS 1B			E3 SH2-4		4	0	1	0	0	0	0
Pat Kelly, L (1, 10) OBP: 0.360, SLG: 0.427		F8		G3		CS 1-2	F8		SH2-4 1-2		3	0	0	0	0	0	0
Jim Spencer, L (1, 3) OBP: 0.333, SLG: 0.366		S 1B		G3			4-3		F9		4	0	1	0	0	0	1
Bucky Dent, R (1, 6) OBP: 0.312, SLG: 0.324		P6	6-3 2B 1B				1-3		IBB		3	1	1	0	1	0	1
Brian Downing, R (1, 2) OBP: 0.328, SLG: 0.328		FC4-6 1-2 BB	6-3 1-2					SH1-4 1B	3-1		3	0	1	0	1	0	3
Jack Brohamer, L (1, 4) OBP: 0.299, SLG: 0.374		FC4-6 1-2f	9-6 2-H 2B					SH1-4 1-2		F8	3	0	1	1	0	0	2
Kevin Bell, R (1, 5) OBP: 0.338, SLG: 0.533			5-3			9-6 2-3f		5-3		F5	4	0	0	0	0	0	2
Inning Stats	R: 0 H: 0 E: 0 LOB: 0 K: 0 BB: 0 S: 3 P: 3	R: 0 H: 1 E: 0 LOB: 2 K: 0 BB: 1 S: 4 P: 8	R: 0 H: 0 E: 0 LOB: 0 K: 0 BB: 0 S: 3 P: 3	R: 0 H: 0 E: 0 LOB: 0 K: 0 BB: 0 S: 3 P: 3	R: 1 H: 2 E: 0 LOB: 0 K: 0 BB: 0 S: 4 P: 4	R: 0 H: 1 E: 0 LOB: 0 K: 1 BB: 0 S: 5 P: 5	R: 0 H: 0 E: 0 LOB: 0 K: 0 BB: 0 S: 3 P: 3	R: 0 H: 1 E: 0 LOB: 2 K: 0 BB: 1 S: 4 P: 8	R: 0 H: 0 E: 1 LOB: 2 K: 0 BB: 1 S: 4 P: 8	R: 0 H: 1 E: 0 LOB: 0 K: 0 BB: 0 S: 3 P: 3	1B: 5 SF: 0 2B: 2 SAC: 2 3B: 0 DP: 1 HR: 0 HBP: 0						WP: 0 PA: 39 PB: 0 SB: 1 CS: 2

PITCHER		IP	WLS	BF	H	R	ER	SO	BB	IBB	HBP	BLK	WP	HR	S	P	ERA	WHIP
Nolan Ryan, R ERA: 3.95	(1, 1)	0.1		1	0	0	0	0	0	0	0	0	0	0	1	1	0.00	0.000
Gary Ross, R ERA: 3.25	(1, 1)	7.2		28	5	1	1	1	2	0	0	0	0	0	28	36	1.17	0.913
Mickey Scott, L ERA: 3.94	(9, 1)	0.2		3	0	0	0	0	0	0	0	0	0	0	3	3	0.00	0.000
Dick Drago, R ERA: 5.25	(9, 1)	1.1	W	5	1	0	0	0	0	1	0	0	0	0	4	8	0.00	0.750

PITCHER	IP	WLS	BF	H	R	ER	SO	BB	IBB	HBP	BLK	WP	HR	S	P	ERA	WHIP

BOTTOM

California Angels @ Chicago White Sox

Comiskey Park, Chicago, IL

Wed Jun 30 1976, 8:05 PM EDT

Att. 14,745 - Unknown

livebaseballscorecards.com

AB	32
R	1
H	6
RBI	1
BB	3
SO	1
LOB	11

California Angels @ Chicago White Sox

Comiskey Park, Chicago, IL

Thu Jul 01 1976, 8:05 PM EDT

Att. 9,522 - Unknown

TOP

livebaseballscorecards.com

Batter	1	2	3	4	5	6	7	8	9	AB	R	H	RBI	BB	SO	LOB
Dave Collins, S (1, 7) OBP: 0.382, SLG: 0.318 Rusty Torres, S (7, PR) OBP: 0.297, SLG: 0.296 (7, 8)	G3 FC5 2B		1-3	F8			G6-4-3 1B			4	0	2	0	0	0	2
										0	0	0	0	0	0	0
Dave Chalk, R (1, 6) OBP: 0.310, SLG: 0.277	G3 2-3		E 1B 1B		F4		G6-4-3 1-2f			4	1	1	0	0	0	2
Bobby Bonds, R (1, 9) OBP: 0.349, SLG: 0.406	FC5 CS 3-H		E4 1B 1-2		K			1-3		4	0	0	0	0	1	2
Bill Melton, R (1, 10) OBP: 0.304, SLG: 0.332	CS 1-2	2B 2B	1-2 2-H 1B		BB			F3		3	1	2	1	1	0	0
Mario Guerrero, R (1, 4) OBP: 0.323, SLG: 0.323		K	K		F8			6-3		4	0	0	0	0	2	4
Ron Jackson, R (1, 5) OBP: 0.282, SLG: 0.333		2-H 2B		FC1-6-5 6-3 BB		FC5-4 1B			K	3	0	2	1	1	1	0
Leroy Stanton, R (1, 8) OBP: 0.264, SLG: 0.267 (7, 7) Bob Jones, L (9, 7) OBP: 0.280, SLG: 0.382		F8	6-3 1-2			FC5-4 G4-6-3 1-2f			K 1B	4	0	0	0	0	1	3
										0	0	0	0	0	0	0
Dan Briggs, L (1, 3) OBP: 0.295, SLG: 0.393		4-3	FC1-6-5 BB 2-3			G4-6-3 1-2f				4	0	1	0	0	0	3
Andy Etchebarren, R (1, 2) OBP: 0.299, SLG: 0.255 Terry Humphrey, R (7, 2) OBP: 0.333, SLG: 0.545			F9	BB 1-2			K			2	0	0	0	1	1	0
										0	0	0	0	0	0	0

	AB	32
	R	2
	H	8
	RBI	2
	BB	3
	SO	6
	LOB	16

Inning Stats	1	2	3	4	5	6	7	8	9
	R: 0 E: 0 K: 0 S: 3	H: 1 LOB: 0 BB: 0 P: 3	R: 1 E: 0 K: 1 S: 7	H: 2 LOB: 1 BB: 0 P: 7	R: 1 E: 1 K: 1 S: 8	H: 2 LOB: 2 BB: 0 P: 8	R: 0 E: 0 K: 0 S: 3	H: 0 LOB: 2 BB: 2 P: 11	R: 0 E: 0 K: 1 S: 5	H: 0 LOB: 1 BB: 1 P: 9
	R: 0 E: 0 K: 0 S: 3	H: 1 LOB: 0 BB: 0 P: 3	R: 0 E: 0 K: 1 S: 5	H: 1 LOB: 1 BB: 0 P: 5	R: 0 E: 0 K: 0 S: 3	H: 0 LOB: 0 BB: 0 P: 3	R: 0 E: 0 K: 2 S: 7	H: 1 LOB: 1 BB: 0 P: 7		

	1B: 5	SF: 0	WP: 0	PA: 36
	2B: 3	SAC: 0	PB: 0	
	3B: 0	DP: 2	SB: 0	
	HR: 0	HBP: 0	CS: 1	

PITCHER	IP	WLS	BF	H	R	ER	SO	BB	IBB	HBP	BLK	WP	HR	S	P	ERA	WHIP
Ken Brett, L (1, 1) ERA: 2.45	9.0	L	35	8	2	1	6	3	0	0	0	0	0	44	56	1.00	1.222

PITCHER	IP	WLS	BF	H	R	ER	SO	BB	IBB	HBP	BLK	WP	HR	S	P	ERA	WHIP

Batter	1	2	3	4	5	6	7	8	9	AB	R	H	RBI	BB	SO	LOB
Bucky Dent, R (1, 6) OBP: 0.311, SLG: 0.320	BBBB 4-0 BB HBP BB		x 0-0 ① F8		x 0-0 ① FC1-5 1-2 2-3f		x 0-0 ② 6-3			3	0	0	0	1	0	3
Chet Lemon, R (1, 8) OBP: 0.312, SLG: 0.321	x 0-0 ① F7		x 0-0 ② F5		x 0-0 ② F8		x 0-0 ③ 4-3			4	0	0	0	0	0	4
Lamar Johnson, R (1, 10) OBP: 0.329, SLG: 0.366 Alan Bannister, R (8, PR) OBP: 0.267, SLG: 0.286	x 0-0 ② F7		x 0-0 ③ F8		x 0-0 ③ FC5 2-3f			x 0-0 E6 BB		4 0	0 0	0 0	0 0	0 0	0 0	3 0
Jorge Orta, L (1, 7) OBP: 0.288, SLG: 0.420	H 1-0 BB 1-2 HBP			x 0-0 ① F8		x 0-0 ① F8		x 0-0 ① F7		3	0	0	0	0	0	1
Buddy Bradford, R (1, 9) OBP: 0.314, SLG: 0.355 Pat Kelly, L (8, PH) OBP: 0.363, SLG: 0.427 (9, 9)	BBBBB 4-0 1-2 2-3 BB			x 0-0 ② 5-3		x 0-0 ② F7		BBBBB 4-0 G4-6-3 1-2 BB		2 0	0 0	0 0	0 0	1 1	0 0	0 0
Jim Spencer, L (1, 3) OBP: 0.332, SLG: 0.368	x 0-0 ③ F4			x 0-0 2B		x 0-0 ③ G3		x 0-0 ②③ G4-6-3 1-2f		4	0	1	0	0	0	5
Kevin Bell, R (1, 5) OBP: 0.333, SLG: 0.531		x 0-0 ① 6-3		SSS 0-3 ③ K			x 0-0 1B 2B		x 0-0 ① 5-3	4	1	1	0	0	1	1
Brian Downing, R (1, 2) OBP: 0.332, SLG: 0.328		x 0-0 ② 5-3			BBBB 4-0 FC1-5 1B BB		x 0-0 2-H SH3-4 1B		x 0-0 ② 5-3	3	0	1	1	1	0	0
Bill Stein, R (1, 4) OBP: 0.248, SLG: 0.240		x 0-0 ③ F4			x 0-0 FC5 FC1-5 1-2 1B		x 0-0 ① SH3-4 1-2		x 0-0 ③ F8	3	0	1	0	0	0	0
Inning Stats	R: 0 E: 0 K: 0 S: 3 H: 0 LOB: 3 BB: 2 P: 12	R: 0 E: 0 K: 0 S: 3 H: 0 LOB: 0 BB: 0 P: 3	R: 0 E: 0 K: 0 S: 3 H: 0 LOB: 0 BB: 0 P: 3	R: 0 E: 0 K: 1 S: 6 H: 1 LOB: 1 BB: 0 P: 6	R: 0 E: 0 K: 0 S: 4 H: 1 LOB: 2 BB: 1 P: 8	R: 0 E: 0 K: 0 S: 3 H: 0 LOB: 0 BB: 0 P: 3	R: 1 E: 0 K: 0 S: 5 H: 2 LOB: 1 BB: 0 P: 5	R: 0 E: 1 K: 0 S: 3 H: 0 LOB: 2 BB: 1 P: 7	R: 0 E: 0 K: 0 S: 3 H: 0 LOB: 0 BB: 0 P: 3	1B: 2 2B: 2 3B: 0 HR: 0	SF: 0 SAC: 1 DP: 1 HBP: 1						

PITCHER		IP	WLS	BF	H	R	ER	SO	BB	IBB	HBP	BLK	WP	HR	S	P	ERA	WHIP
Sid Monge, L ERA: 2.9	(1, 1)	6.0	W	26	4	1	1	1	3	0	1	0	0	0	24	37	1.50	1.167
Dick Drago, R ERA: 5.06	(7, 1)	1.1		6	0	0	0	0	1	0	0	0	0	0	5	9	0.00	0.750
Mickey Scott, L ERA: 3.57	(8, 1)	1.2	S	4	0	0	0	0	0	0	0	0	0	0	4	4	0.00	0.000

PITCHER	IP	WLS	BF	H	R	ER	SO	BB	IBB	HBP	BLK	WP	HR	S	P	ERA	WHIP

BOTTOM

California Angels @ Chicago White Sox

Comiskey Park, Chicago, IL

Thu Jul 01 1976, 8:05 PM EDT

Att. 9,522 - Unknown

livebaseballscorecards.com

AB	30
R	1
H	4
RBI	1
BB	4
SO	1
LOB	17

1B: 2	SF: 0	WP: 0	PA: 36
2B: 2	SAC: 1	PB: 0	
3B: 0	DP: 1	SB: 0	
HR: 0	HBP: 1	CS: 0	

Texas Rangers @ Chicago White Sox

Comiskey Park, Chicago, IL

Fri Jul 02 1976, 8:05 PM EDT

Att. 17,162 - Unknown - 70 F

livebaseballscorecards.com

TOP

Batter	1	2	3	4	5	6	7	8	9	AB	R	H	RBI	BB	SO	LOB
Gene Clines, R (1, 10) OBP: 0.320, SLG: 0.329	K		F3		L7			L1-3		4	0	0	0	0	1	0
Lenny Randle, S (1, 4) OBP: 0.309, SLG: 0.304	F5		3-1			F8		G3		4	0	0	0	0	0	0
Mike Hargrove, L (1, 3) OBP: 0.394, SLG: 0.427	BB		F8			1B		BB		2	0	1	0	2	0	0
Ken Pape, R (8, PR) OBP: 0.200, SLG: 0.200										0	0	0	0	0	0	0
Jim Fregosi, R (8, 3) OBP: 0.354, SLG: 0.370										0	0	0	0	0	0	0
Roy Howell, L (1, 5) OBP: 0.317, SLG: 0.392	K			L4		F8		F8		4	0	0	0	0	1	3
Jeff Burroughs, R (1, 9) OBP: 0.306, SLG: 0.401		F7		K		1B			1B	4	0	2	0	0	1	0
Juan Beniquez, R (9, PR) OBP: 0.277, SLG: 0.264										0	0	0	0	0	0	0
Toby Harrah, R (1, 6) OBP: 0.397, SLG: 0.438		F2		BB		F8			F2	3	0	0	0	1	0	3
Tom Grieve, R (1, 7) OBP: 0.281, SLG: 0.405		1B		FC5-4			5-3		K	4	0	1	0	0	1	2
Dave Moates, L (1, 8) OBP: 0.281, SLG: 0.322		FC6-4			1-3		4-3		F3	3	0	1	0	0	0	0
Joe Lahoud, L (9, PH) OBP: 0.295, SLG: 0.211										1	0	0	0	0	0	1
Jim Sundberg, R (1, 2) OBP: 0.300, SLG: 0.323		FC6-4			F4		F7			3	0	0	0	0	0	2
Inning Stats	R: 0 E: 0 K: 2 S: 7 H: 0 LOB: 1 BB: 1 P: 11	R: 0 E: 0 K: 0 S: 5 H: 2 LOB: 2 BB: 0 P: 5	R: 0 E: 0 K: 0 S: 3 H: 0 LOB: 0 BB: 0 P: 3	R: 0 E: 0 K: 1 S: 5 H: 0 LOB: 1 BB: 1 P: 9	R: 0 E: 0 K: 0 S: 3 H: 0 LOB: 0 BB: 0 P: 3	R: 0 E: 0 K: 0 S: 5 H: 2 LOB: 2 BB: 0 P: 5	R: 0 E: 0 K: 0 S: 3 H: 0 LOB: 0 BB: 0 P: 3	R: 0 E: 0 K: 0 S: 3 H: 0 LOB: 1 BB: 1 P: 7	R: 0 E: 0 K: 1 S: 6 H: 1 LOB: 1 BB: 0 P: 6	1B: 5 2B: 0 3B: 0 HR: 0 SF: 0 SAC: 0 DP: 0 HBP: 0						

	AB	32
	R	0
	H	5
	RBI	0
	BB	3
	SO	4
	LOB	11

WP: 0 PB: 0 SB: 0 CS: 0 PA: 35

PITCHER	IP	WLS	BF	H	R	ER	SO	BB	IBB	HBP	BLK	WP	HR	S	P	ERA	WHIP
Bart Johnson, R (1, 1) ERA: 4.75	9.0	W	35	5	0	0	4	3	0	0	0	0	0	40	52	0.00	0.889

PITCHER	IP	WLS	BF	H	R	ER	SO	BB	IBB	HBP	BLK	WP	HR	S	P	ERA	WHIP

Batter	1	2	3	4	5	6	7	8	9	AB	R	H	RBI	BB	SO	LOB
Chet Lemon, R (1, 8) OBP: 0.311, SLG: 0.319	SH1-3 1B 1B		F9 ①		K ②		6-3 ③			4	1	1	0	0	1	3
Rich Coggins, L (1, 9) OBP: 0.204, SLG: 0.161	SH1-3 ① 1-2		4-3 ② 1-2		F8 ③			F7 ①		3	0	0	0	0	0	2
Jorge Orta, L (1, 7) OBP: 0.288, SLG: 0.418	F8 2-H 1B		K ③			K ①		5-3 ②		4	0	1	1	0	2	1
Pat Kelly, L (1, 10) OBP: 0.366, SLG: 0.429	F8 ② 2-3			1B		K ②		HBP 1B 1B		4	0	2	0	0	1	1
Jim Spencer, L (1, 3) OBP: 0.335, SLG: 0.370	4-3 ③			F8 ①		1B		HBP 1-2 1B		4	0	2	0	0	0	2
Bucky Dent, R (1, 6) OBP: 0.314, SLG: 0.320		G1-6-3 1B		F3 ②		F7 ③		1-0 1-2 2-3 HBP		3	0	1	0	0	0	2
Jack Brohamer, L (1, 4) OBP: 0.298, SLG: 0.371		G1-6-3 ① ② 1-2f		K ③			SH1-4 1B	F8 ③		4	0	1	0	0	1	5
Kevin Bell, R (1, 5) OBP: 0.338, SLG: 0.530		K ③			S 1B		SH1-4 ① 1-2			2	0	1	0	0	1	0
Jim Essian, R (1, 2) OBP: 0.357, SLG: 0.328			4-3 1B		K ① 1-2		F8 ②			3	0	1	0	0	1	2
Inning Stats	R: 1 H: 2 E: 0 LOB: 1 K: 0 BB: 0 S: 5 P: 5	R: 0 H: 1 E: 0 LOB: 0 K: 1 BB: 0 S: 5 P: 5	R: 0 H: 1 E: 0 LOB: 1 K: 1 BB: 0 S: 6 P: 6	R: 0 H: 1 E: 0 LOB: 1 K: 1 BB: 0 S: 6 P: 6	R: 0 H: 1 E: 0 LOB: 1 K: 2 BB: 0 S: 8 P: 8	R: 0 H: 1 E: 0 LOB: 1 K: 2 BB: 0 S: 8 P: 8	R: 0 H: 1 E: 0 LOB: 1 K: 0 BB: 0 S: 4 P: 4	R: 0 H: 2 E: 0 LOB: 3 K: 0 BB: 0 S: 5 P: 6		1B: 10 SF: 0 2B: 0 SAC: 2 3B: 0 DP: 1 HR: 0 HBP: 1						

PITCHER	IP	WLS	BF	H	R	ER	SO	BB	IBB	HBP	BLK	WP	HR	S	P	ERA	WHIP
Bert Blyleven, R (1, 1) ERA: 3.01	8.0	L	34	10	1	1	7	0	0	1	0	0	0	47	48	1.12	1.250

PITCHER	IP	WLS	BF	H	R	ER	SO	BB	IBB	HBP	BLK	WP	HR	S	P	ERA	WHIP

BOTTOM

Texas Rangers @ Chicago White Sox

Comiskey Park, Chicago, IL

Fri Jul 02 1976, 8:05 PM EDT

Att. 17,162 - Unknown - 70 F

livebaseballscorecards.com

AB	31
R	1
H	10
RBI	1
BB	0
SO	7
LOB	18

PA: 34

WP: 0
PB: 0
SB: 1
CS: 0

Batter	1	2	3	4	5	6	7	8	9	AB	R	H	RBI	BB	SO	LOB
Gene Clines, R (1, 10) OBP: 0.323, SLG: 0.331	0-0 SH1-3 1B 1B	0-0 FC6-4 1-2 2-H 1B		0-0 ② L8			0-0 ① L5-3		0-0 ① F2	5	1	2	1	0	0	3
Danny Thompson, R (1, 5) OBP: 0.252, SLG: 0.290	0-0 ① SH1-3 1-2	0-0 ③ FC6-4 1-2f		0-0 ③ FC6-4 1-2f			0-0 ② F9		S S S 0-3 ② K	4	0	0	0	0	1	5
Mike Hargrove, L (1, 3) OBP: 0.397, SLG: 0.426	0-0 ② F5		0-0 CS 1B		B B B B 4-0 BB		0-0 ③ L3		B B B B 4-0 BB	3	0	1	0	2	0	1
Toby Harrah, R (1, 6) OBP: 0.397, SLG: 0.435	0-0 2-H 1B		B B B B 4-0 ① 1-2 BB		S S S 0-3 ① K			0-0 ① 1-3	0-0 ③ F8	4	0	1	1	1	1	3
Jeff Burroughs, R (1, 9) OBP: 0.305, SLG: 0.399 Dave Moates, L (8, PR) OBP: 0.281, SLG: 0.322 (8, 9)	0-0 ③ 4-3		S S S 0-3 ② K		0-0 ② F9			0-0 1B		4 0	0 0	1 0	0 0	0 0	1 0	3 0
Tom Grieve, R (1, 7) OBP: 0.280, SLG: 0.401		B B B B 4-0 G6-3 BB	0-0 ③ F4		0-0 ③ 5-3			0-0 ② F2		3	0	0	0	1	0	3
Lenny Randle, S (1, 4) OBP: 0.304, SLG: 0.299		0-0 ① ② G6-3 1-2f		0-0 ① 4-3		0-0 ① 4-3		0-0 ③ G3		4	0	0	0	0	0	2
Juan Beniquez, R (1, 8) OBP: 0.285, SLG: 0.269		B B B B 4-0 BB 1B BB		0-0 1B 1B		0-0 ② 5-3			0-0 E 3B 1B	3	2	2	0	1	0	0
Jim Sundberg, R (1, 2) OBP: 0.309, SLG: 0.338		B B B B 4-0 1B 1-2 BB		0-0 FC6-4 1-2 1B		0-0 ③ 6-3			0-0 1-H 3B	3	0	2	1	1	0	0
Inning Stats	R: 1 H: 2 E: 0 LOB: 1 K: 0 BB: 0 S: 5 P: 5	R: 1 H: 1 E: 0 LOB: 2 K: 0 BB: 3 S: 3 P: 15	R: 0 H: 1 E: 0 LOB: 1 K: 1 BB: 1 S: 5 P: 9	R: 0 H: 2 E: 0 LOB: 2 K: 0 BB: 0 S: 5 P: 5	R: 0 H: 0 E: 0 LOB: 1 K: 1 BB: 1 S: 5 P: 9	R: 0 H: 0 E: 0 LOB: 0 K: 0 BB: 0 S: 3 P: 3	R: 0 H: 0 E: 0 LOB: 0 K: 0 BB: 0 S: 3 P: 3	R: 0 H: 1 E: 0 LOB: 1 K: 0 BB: 0 S: 4 P: 4	R: 1 H: 2 E: 1 LOB: 2 K: 1 BB: 1 S: 7 P: 11	1B: 8 SF: 0 2B: 0 SAC: 1 3B: 1 DP: 1 HR: 0 HBP: 0						

PITCHER		IP	WLS	BF	H	R	ER	SO	BB	IBB	HBP	BLK	WP	HR	S	P	ERA	WHIP
Terry Forster, L ERA: 4.43	(1, 1)	1.2	L	8	2	2	2	0	2	0	0	0	0	0	6	14	10.80	2.400
Pete Vuckovich, R ERA: 3.38	(2, 1)	7.1		32	7	1	1	3	4	0	0	0	0	0	34	50	1.23	1.500

PITCHER	IP	WLS	BF	H	R	ER	SO	BB	IBB	HBP	BLK	WP	HR	S	P	ERA	WHIP

TOP

Texas Rangers @ Chicago White Sox

Comiskey Park, Chicago, IL

Sat Jul 03 1976, 4:33 AM EDT
Att. 10,099 - Unknown - 66 F

livebaseballscorecards.com

AB	33
R	3
H	9
RBI	3
BB	6
SO	3
LOB	20

WP: 0 PA: 40
PB: 0
SB: 0
CS: 1

Batter	1	2	3	4	5	6	7	8	9	AB	R	H	RBI	BB	SO	LOB
Chet Lemon, R (1, 8) OBP: 0.310, SLG: 0.315	F8		F9			BB		G6-3 1-2f		3	0	0	0	1	0	1
Rich Coggins, L (1, 9) OBP: 0.206, SLG: 0.176	F4			B1-3		1-3 2B			4-3	4	0	1	0	0	0	0
Jorge Orta, L (1, 7) OBP: 0.290, SLG: 0.420	BB			6-3		F6			2B	3	0	1	0	1	0	2
Pat Kelly, L (1, 10) OBP: 0.359, SLG: 0.419	F7			F9		F7			F7	4	0	0	0	0	0	4
Jim Spencer, L (1, 3) OBP: 0.333, SLG: 0.368		K			1B		4-3		4-3	4	0	1	0	0	1	1
Bucky Dent, R (1, 6) OBP: 0.310, SLG: 0.317		6-3			K		K			3	0	0	0	0	2	1
Jack Brohamer, L (1, 4) OBP: 0.293, SLG: 0.365		F6			K		F8			3	0	0	0	0	1	1
Kevin Bell, R (1, 5) OBP: 0.324, SLG: 0.507			F9		K			K		3	0	0	0	0	2	1
Brian Downing, R (1, 2) OBP: 0.332, SLG: 0.324			K			F7		G6-3 BB		2	0	0	0	1	1	0
Inning Stats	R: 0 E: 0 K: 0 S: 3 / H: 0 LOB: 1 BB: 1 P: 7	R: 0 E: 0 K: 1 S: 5 / H: 0 LOB: 0 BB: 0 P: 5	R: 0 E: 0 K: 1 S: 5 / H: 0 LOB: 0 BB: 0 P: 5	R: 0 E: 0 K: 0 S: 3 / H: 0 LOB: 0 BB: 0 P: 3	R: 0 E: 0 K: 3 S: 10 / H: 1 LOB: 1 BB: 0 P: 10	R: 0 E: 0 K: 0 S: 4 / H: 1 LOB: 2 BB: 1 P: 8	R: 0 E: 0 K: 1 S: 5 / H: 0 LOB: 0 BB: 0 P: 5	R: 0 E: 0 K: 1 S: 4 / H: 0 LOB: 0 BB: 1 P: 8	R: 0 E: 0 K: 0 S: 4 / H: 1 LOB: 1 BB: 0 P: 4	1B: 1 2B: 2 3B: 0 HR: 0	SF: 0 SAC: 0 DP: 1 HBP: 0						

PITCHER	IP	WLS	BF	H	R	ER	SO	BB	IBB	HBP	BLK	WP	HR	S	P	ERA	WHIP
Nelson Briles, R (1, 1) ERA: 3.26	9.0	W	32	3	0	0	7	3	0	0	0	0	0	43	55	0.00	0.667

PITCHER	IP	WLS	BF	H	R	ER	SO	BB	IBB	HBP	BLK	WP	HR	S	P	ERA	WHIP

BOTTOM

Texas Rangers @ Chicago White Sox

Comiskey Park, Chicago, IL

Sat Jul 03 1976, 4:33 AM EDT

Att. 10,099 - Unknown - 66 F

livebaseballscorecards.com

AB	29
R	0
H	3
RBI	0
BB	3
SO	7
LOB	11

1B: 1	SF: 0	WP: 0	PA: 32
2B: 2	SAC: 0	PB: 0	
3B: 0	DP: 1	SB: 0	
HR: 0	HBP: 0	CS: 0	

Batter	1	2	3	4	5	6	7	8	9	10	11	12	AB	R	H	RBI	BB	SO	LOB
Gene Clines, R (1, 10) OBP: 0.317, SLG: 0.325	L4		L6	K		1B		L9		FC6-4 BB 1-2f		6-3	6	0	1	2	0	1	5
Ken Pape, R (10, PR) OBP: 0.167, SLG: 0.167													1	0	0	0	0	0	0
Lenny Randle, S (1, 4) OBP: 0.308, SLG: 0.300	6-3		1B 2B 1B 1-H		B1-3	1-3 1B 3-H		6-3		BB 1-2		F4	6	1	2	2	1	0	1
Mike Hargrove, L (1, 3) OBP: 0.396, SLG: 0.424	E4		2B 1B 1-3		B5-3	F7			5-3 1B	F5			6	0	2	0	0	0	4
Roy Howell, L (1, 5) OBP: 0.318, SLG: 0.397	K		1-3 2B 3-H		F9		F4		F9		F5		2	0	1	1	0	1	1
Danny Thompson, R (5, PH) OBP: 0.245, SLG: 0.282													4	0	0	0	0	0	1
(5, 5)																			
Jeff Burroughs, R (1, 9) OBP: 0.303, SLG: 0.394		K	L4			1B E 1B	5-3		5-3 1-2		F4		6	1	1	0	0	1	3
Toby Harrah, R (1, 6) OBP: 0.395, SLG: 0.429		F7		F6		F9	F8		FC6 BB		BB		4	0	0	0	2	0	1
Tom Grieve, R (1, 7) OBP: 0.281, SLG: 0.397		5-3		BB		E5 1B 1-2		K	FC6 1-2f		BB 1-2		5	1	1	0	1	1	3
Dave Moates, L (1, 8) OBP: 0.299, SLG: 0.339			E S 1B	F7		1B 1B 1-2 2-3		BB S 2B	FC6-4	F9			3	2	2	0	0	0	1
Juan Beniquez, R (8, PH) OBP: 0.289, SLG: 0.271													2	1	1	0	1	0	2
(8, 8)																			
Jim Sundberg, R (1, 2) OBP: 0.309, SLG: 0.340			F7	BB 1-2		F7		L9 2B 1-H		B1		6-3	5	0	1	1	1	0	5

TOP

Texas Rangers @ Chicago White Sox

Comiskey Park, Chicago, IL

Sun Jul 04 1976, 4:33 AM EDT

Unknown - 70 F

livebaseballscorecards.com

AB	50
R	6
H	12
RBI	6
BB	6
SO	4
LOB	27

Inning Stats	1	2	3	4	5	6	7	8	9	10	11	12
	R: 0 E: 1 K: 1 S: 6	H: 0 LOB: 1 BB: 0 P: 6	R: 0 E: 0 K: 1 S: 5	H: 0 LOB: 0 BB: 0 P: 5	R: 2 E: 0 K: 0 S: 7	H: 4 LOB: 2 BB: 0 P: 7	R: 0 E: 0 K: 1 S: 6	H: 1 LOB: 2 BB: 1 P: 10	R: 0 E: 0 K: 0 S: 3	H: 0 LOB: 0 BB: 0 P: 3	R: 3 E: 1 K: 0 S: 8	H: 4 LOB: 2 BB: 0 P: 8
	R: 0 E: 0 K: 0 S: 3	H: 0 LOB: 0 BB: 0 P: 3	R: 1 E: 0 K: 1 S: 6	H: 1 LOB: 1 BB: 1 P: 10	R: 0 E: 0 K: 0 S: 4	H: 1 LOB: 2 BB: 1 P: 8	R: 0 E: 0 K: 0 S: 4	H: 1 LOB: 2 BB: 1 P: 8	R: 0 E: 0 K: 0 S: 3	H: 0 LOB: 2 BB: 2 P: 11	R: 0 E: 0 K: 0 S: 3	H: 0 LOB: 0 BB: 0 P: 3

	1B: 10	SF: 0
	2B: 2	SAC: 0
	3B: 0	DP: 0
	HR: 0	HBP: 0

WP: 0	PA: 56
PB: 0	
SB: 2	
CS: 0	

PITCHER	IP	WLS	BF	H	R	ER	SO	BB	IBB	HBP	BLK	WP	HR	S	P	ERA	WHIP
Francisco Barrios, R (1, 1) ERA: 5.01	9.0		43	11	6	3	4	3	0	0	0	0	0	48	60	3.00	1.556
Dave Hamilton, L (10, 1) ERA: 2.96	3.0	W	13	1	0	0	0	3	0	0	0	0	0	10	22	0.00	1.333

PITCHER	IP	WLS	BF	H	R	ER	SO	BB	IBB	HBP	BLK	WP	HR	S	P	ERA	WHIP

Batter	1	2	3	4	5	6	7	8	9	10	11	12	AB	R	H	RBI	BB	SO	LOB
Bucky Dent, R (1, 6) OBP: 0.310, SLG: 0.316	L7	E8		F3			FC4-6 1B 1-2	F7		1B		E6 1B FC6-2-5 2-3	7	1	2	0	0	0	4
Chet Lemon, R (1, 8) OBP: 0.305, SLG: 0.307	F4	F9			K		FC4-6 BB 1-2f 2-3		FC3-6 BB BB	F9		FC6-2-5 1B 1-2 3-H	6	0	0	0	1	1	6
Jorge Orta, L (1, 7) OBP: 0.299, SLG: 0.421	FC6-4 1B		6-3		G2		BB 1-2		FC3-6 1B 1-2 BB		SH1-4 BB	1B 1-2 2-H	4	1	2	1	3	0	0
Lamar Johnson, R (1, 3) OBP: 0.316, SLG: 0.351 Jim Spencer, L (7, PH) OBP: 0.333, SLG: 0.368 Brian Downing, R (7, PH) OBP: 0.329, SLG: 0.321 (8, 2)	FC6-4 1-2f		6-3		F8		F3		FC3-6 1B 1-2 2-3f		SH1-4 1-2		3 0 2	0 0 0	0 0 0	0 0 0	0 0 0	0 0 0	1 0 5
Buddy Bradford, R (1, 10) OBP: 0.327, SLG: 0.373		WP 1B	K			F4 BB		E4 3B			IBB		4	1	2	0	2	1	2
Kevin Bell, R (1, 5) OBP: 0.338, SLG: 0.520	1B 1-2			SH3 1B SH1-2-3		F6		K	1B 1-2 2-H		F5		6	2	3	1	0	1	3
Alan Bannister, R (1, 9) OBP: 0.350, SLG: 0.368 Rich Coggins, L (11, PH) OBP: 0.204, SLG: 0.174 (12, 9)	3B 2-H	1B		SH3 1-2	1B	F4 1-2		1B	4-3		L8		5 1	1 0	3 0	1 0	0 0	0 0	3 2
Bill Stein, R (1, 4) OBP: 0.264, SLG: 0.287 (9, 3)	SH5-3 1-H	3B		SH3 1-2 2-3			F6	1B 1-2		5-3		E 2B FC6-2-5	5	1	3	1	0	0	0
Jim Essian, R (1, 2) OBP: 0.366, SLG: 0.328 (8, 3) Pat Kelly, L (8, PH) OBP: 0.357, SLG: 0.417 Jack Brohamer, L (9, 4) OBP: 0.290, SLG: 0.360	SH5-3 3-H			SH1-2-3 3-H			FC4-6 1B BB	K		F8		F5	0 1 2	0 0 0	0 0 0	2 0 0	1 0 0	0 1 1	0 2 1
Inning Stats	R: 0 H: 1 E: 0 LOB: 1 K: 0 BB: 0 S: 4 P: 4	R: 3 H: 4 E: 1 LOB: 1 K: 0 BB: 0 S: 7 P: 7	R: 0 H: 0 E: 0 LOB: 0 K: 1 BB: 0 S: 5 P: 5	R: 1 H: 2 E: 0 LOB: 1 K: 0 BB: 0 S: 5 P: 5	R: 0 H: 0 E: 0 LOB: 0 K: 1 BB: 0 S: 5 P: 5	R: 0 H: 0 E: 0 LOB: 0 K: 0 BB: 1 S: 2 P: 6	R: 0 H: 1 E: 0 LOB: 3 K: 0 BB: 2 S: 4 P: 12	R: 1 H: 3 E: 1 LOB: 2 K: 2 BB: 0 S: 10 P: 10	R: 1 H: 1 E: 0 LOB: 2 K: 0 BB: 2 S: 4 P: 12	R: 0 H: 1 E: 0 LOB: 2 K: 0 BB: 2 S: 4 P: 11	R: 0 H: 0 E: 0 LOB: 2 K: 0 BB: 2 S: 3 P: 11	R: 1 H: 2 E: 1 LOB: 2 K: 0 BB: 0 S: 5 P: 5	1B: 11 SF: 0 2B: 2 SAC: 4 3B: 2 DP: 0 HR: 0 HBP: 0						

PITCHER	IP	WLS	BF	H	R	ER	SO	BB	IBB	HBP	BLK	WP	HR	S	P	ERA	WHIP
Jim Umbarger, L (1, 1) ERA: 2.72	6.1		28	8	4	4	2	2	0	0	0	1	0	30	38	5.68	1.579
Steve Foucault, R (7, 1) ERA: 2.54	0.1		2	0	0	0	0	1	0	0	0	0	0	1	5	0.00	3.000
Joe Hoerner, L (7, 1) ERA: 4.08	0.2		5	3	1	1	1	0	0	0	0	0	0	7	7	13.50	4.500
Jeff Terpko, R (8, 1) ERA: 2.35	0.2		4	0	1	1	1	2	0	0	0	0	0	4	12	13.50	3.000
Mike Bacsik, R (9, 1) ERA: 2.03	3.2	L	18	4	1	0	0	1	1	0	0	0	0	16	24	0.00	1.364

PITCHER	IP	WLS	BF	H	R	ER	SO	BB	IBB	HBP	BLK	WP	HR	S	P	ERA	WHIP

BOTTOM

Texas Rangers @ Chicago White Sox

Comiskey Park, Chicago, IL

Sun Jul 04 1976, 4:33 AM EDT

Unknown - 70 F

livebaseballscorecards.com

AB	46
R	7
H	15
RBI	6
BB	7
SO	4
LOB	29

Texas Rangers @ Chicago White Sox

Comiskey Park, Chicago, IL

Sun Jul 04 1976, 4:38 AM EDT

Att. 15,689 - Unknown

TOP

livebaseballscorecards.com

Batter	1	2	3	4	5	6	7	8	9	AB	R	H	RBI	BB	SO	LOB
Lenny Randle, S (1, 4) OBP: 0.309, SLG: 0.302	F8		4-3	1-2 2-3 3-H 1B			G1-6-3 1B		K	5	0	2	1	0	1	0
Danny Thompson, R (1, 5) OBP: 0.256, SLG: 0.283	BB 1B 1B		BB	F3			G1-6-3 1-2f		4-1 BB	3	0	1	0	2	0	4
Mike Hargrove, L (1, 3) OBP: 0.396, SLG: 0.423	BB 1-2 1B		F9		F9		CS 1B		4-1 1-2	5	0	2	0	0	0	2
Jeff Burroughs, R (1, 9) OBP: 0.304, SLG: 0.392	1-2 2-3 BB		F8		F7		CS 1-2	2B 1B 1B	K	4	1	1	0	1	1	2
Joe Lahoud, L (1, 7) OBP: 0.293, SLG: 0.221 Tom Grieve, R (9, 7) OBP: 0.281, SLG: 0.397	K			F8	F4			1-3 1B 2B		4 0	1 0	1 0	0 0	0 0	1 0	3 0
Toby Harrah, R (1, 6) OBP: 0.394, SLG: 0.424	K			F8		F8		1B IBB		3	0	0	0	1	1	3
Jim Fregosi, R (1, 10) OBP: 0.348, SLG: 0.351		K		BB 1B 1B BB		K		F5		3	1	0	0	1	2	3
Juan Beniquez, R (1, 8) OBP: 0.293, SLG: 0.275		F4		1B BB 1-2 1B		S 1B		K		4	0	2	0	0	1	3
Bill Fahey, L (1, 2) OBP: 0.394, SLG: 0.231		F2		1B 1-2 2-3 BB		K 1-2		1-3 2-H 3-H 1B		3	0	1	2	1	1	1

AB	34
R	3
H	10
RBI	3
BB	6
SO	8
LOB	21

Inning Stats																		
	R: 0	H: 2	R: 0	H: 0	R: 0	H: 0	R: 1	H: 2	R: 0	H: 0	R: 0	H: 1	R: 0	H: 2	R: 2	H: 3	R: 0	H: 0
	E: 0	LOB: 3	E: 0	LOB: 0	E: 0	LOB: 1	E: 0	LOB: 3	E: 0	LOB: 0	E: 0	LOB: 0	E: 0	LOB: 0	E: 0	LOB: 2	E: 0	LOB: 1
	K: 2	BB: 1	K: 1	BB: 0	K: 0	BB: 1	K: 0	BB: 2	K: 0	BB: 0	K: 2	BB: 0	K: 0	BB: 0	K: 1	BB: 1	K: 2	BB: 1
	S: 9	P: 13	S: 5	P: 5	S: 3	P: 7	S: 5	P: 13	S: 3	P: 3	S: 8	P: 8	S: 3	P: 3	S: 7	P: 11	S: 7	P: 11

PITCHER		IP	WLS	BF	H	R	ER	SO	BB	IBB	HBP	BLK	WP	HR	S	P	ERA	WHIP	PITCHER	IP	WLS	BF	H	R	ER	SO	BB	IBB	HBP	BLK	WP	HR	S	P	ERA	WHIP
Chris Knapp, R ERA: 3.95	(1, 1)	8.0	L	36	10	3	3	6	4	1	0	0	0	0	43	63	3.38	1.750																	
Terry Forster, L ERA: 4.36	(9, 1)	1.0		4	0	0	0	2	1	0	0	0	0	0	7	11	0.00	1.000																	

PITCHER		IP	WLS	BF	H	R	ER	SO	BB	IBB	HBP	BLK	WP	HR	S	P	ERA	WHIP	PITCHER	IP	WLS	BF	H	R	ER	SO	BB	IBB	HBP	BLK	WP	HR	S	P	ERA	WHIP

1B: 9	SF: 0	WP: 0	PA: 41
2B: 1	SAC: 0	PB: 0	
3B: 0	DP: 1	SB: 1	
HR: 0	HBP: 0	CS: 1	

BOTTOM

Texas Rangers @ Chicago White Sox

Comiskey Park, Chicago, IL

Sun Jul 04 1976, 4:38 AM EDT

Att. 15,689 - Unknown

livebaseballscorecards.com

Batter	1	2	3	4	5	6	7	8	9	AB	R	H	RBI	BB	SO	LOB
Chet Lemon, R (1, 8) OBP: 0.303, SLG: 0.304	F9		K			FC4-6 FC3-6 1B 1-2f		WP 1B 2-H 1B	FC6-4 1-2f	5	1	1	1	0	1	2
Rich Coggins, L (1, 9) OBP: 0.216, SLG: 0.188	FC4-6 1B			F5		FC3-6 1-2 1B		F5		4	0	2	0	0	0	1
Jorge Orta, L (1, 7) OBP: 0.299, SLG: 0.419	FC4-6 S 1-2f			E4 4-3		FC3-6 1-2f 2-3		BB 1-H 1B		4	0	1	1	0	0	3
Pat Kelly, L (1, 10) OBP: 0.350, SLG: 0.408	G3 1-2			4-3 1-2		F7		F2		4	0	0	0	0	0	5
Jim Spencer, L (1, 3) Buddy Bradford, R (8, PH) Jim Essian, R (9, 3) OBP: 0.333, SLG: 0.368 OBP: 0.331, SLG: 0.373 OBP: 0.366, SLG: 0.328		F8		F9			SH3-4 1B	4-0 1-2 BB		3 0 0	0 0 0	1 0 0	0 0 0	0 1 0	0 0 0	1 0 0
Bucky Dent, R (1, 6) OBP: 0.307, SLG: 0.313		L3			F5		SH3-4 1-2	K		3	0	0	0	0	1	2
Jack Brohamer, L (1, 4) Lamar Johnson, R (9, PH) OBP: 0.291, SLG: 0.360 OBP: 0.312, SLG: 0.347		G3			FC4-6 1B		F8		F4	3 1	0 0	1 0	0 0	0 0	0 0	1 0
Kevin Bell, R (1, 5) OBP: 0.333, SLG: 0.506			F8		FC4-6 CS 1-2f		F9		FC6-4 1B	4	0	1	0	0	0	2
Brian Downing, R (1, 2) OBP: 0.332, SLG: 0.330			4-3		CS 1-2	FC4-6 1B		1B 2B	F7	4	1	2	0	0	0	1
Inning Stats	R: 0 E: 0 K: 0 S: 4 H: 1 LOB: 1 BB: 0 P: 4	R: 0 E: 0 K: 0 S: 3 H: 0 LOB: 0 BB: 0 P: 3	R: 0 E: 0 K: 1 S: 5 H: 0 LOB: 0 BB: 0 P: 5	R: 0 E: 1 K: 0 S: 4 H: 0 LOB: 1 BB: 0 P: 4	R: 0 E: 0 K: 0 S: 3 H: 1 LOB: 0 BB: 0 P: 3	R: 0 E: 0 K: 0 S: 5 H: 2 LOB: 2 BB: 0 P: 5	R: 0 E: 0 K: 0 S: 4 H: 1 LOB: 1 BB: 0 P: 4	R: 2 E: 0 K: 1 S: 8 H: 3 LOB: 2 BB: 1 P: 12	R: 0 E: 0 K: 0 S: 4 H: 1 LOB: 1 BB: 0 P: 4	1B: 8 2B: 1 3B: 0 HR: 0 SF: 0 SAC: 1 DP: 0 HBP: 0						

	AB	35
	R	2
	H	9
	RBI	2
	BB	1
	SO	2
	LOB	18

WP: 1 PA: 38
PB: 0
SB: 1
CS: 1

PITCHER		IP	WLS	BF	H	R	ER	SO	BB	IBB	HBP	BLK	WP	HR	S	P	ERA	WHIP
Steve Hargan, R ERA: 2.92	(1, 1)	7.1	W	30	8	2	2	1	0	0	0	0	1	0	32	32	2.46	1.091
Joe Hoerner, L ERA: 3.72	(8, 1)	1.2	S	7	1	0	0	1	1	0	0	0	0	0	8	12	0.00	1.200

PITCHER	IP	WLS	BF	H	R	ER	SO	BB	IBB	HBP	BLK	WP	HR	S	P	ERA	WHIP

Batter	1	2	3	4	5	6	7	8	9	AB	R	H	RBI	BB	SO	LOB
Chet Lemon, R (1, 8) OBP: 0.301, SLG: 0.302	L9		F9		G6-4-3 1-2f			1B 1-3 1-2 1B	FC6-4 1-2f	5	0	1	0	0	0	6
Kevin Bell, R (1, 5) OBP: 0.330, SLG: 0.530	1-3			HR		K		1-3 1-2 2-3		4	1	1	1	0	1	2
Jorge Orta, L (1, 7) OBP: 0.304, SLG: 0.427	1-3			G6-4-3 1B		2B		FC6-4 2-3 3-H 1B		4	0	3	1	0	0	0
Buddy Bradford, R (1, 9) OBP: 0.323, SLG: 0.363		F8		K		K		K		4	0	0	0	0	3	4
Lamar Johnson, R (1, 10) OBP: 0.296, SLG: 0.329		K		G6-4-3 1-2f		K		FC6-4 1-2f		4	0	0	0	0	2	4
Jim Spencer, L (1, 3) OBP: 0.332, SLG: 0.366		G3			BB 1B 1B		G3		4-3	4	0	1	0	0	0	0
Brian Downing, R (1, 2) OBP: 0.330, SLG: 0.328			FC6-4 1B		K		F8		P4 1B	4	0	1	0	0	1	1
Bucky Dent, R (1, 6) OBP: 0.309, SLG: 0.315			FC6-4 1-2f		BB 1-2 1B		F8		1B	4	0	2	0	0	0	1
Jack Brohamer, L (1, 4) OBP: 0.301, SLG: 0.365			F8		BB 1-2 2-3			1-3 1B 1B	FC6-4 1-2 1B	3	1	2	0	1	0	1
Inning Stats	R: 0 E: 0 K: 0 S: 3 H: 0 LOB: 0 BB: 0 P: 3	R: 0 E: 0 K: 1 S: 5 H: 0 LOB: 0 BB: 0 P: 5	R: 0 E: 0 K: 0 S: 4 H: 1 LOB: 1 BB: 0 P: 4	R: 1 E: 0 K: 1 S: 6 H: 2 LOB: 0 BB: 0 P: 6	R: 0 E: 0 K: 1 S: 6 H: 2 LOB: 2 BB: 1 P: 10	R: 0 E: 0 K: 3 S: 10 H: 1 LOB: 1 BB: 0 P: 10	R: 0 E: 0 K: 0 S: 3 H: 0 LOB: 0 BB: 0 P: 3	R: 1 E: 0 K: 1 S: 8 H: 3 LOB: 2 BB: 0 P: 8	R: 0 E: 0 K: 0 S: 5 H: 2 LOB: 2 BB: 0 P: 5	1B: 9 2B: 1 3B: 0 HR: 1	SF: 0 SAC: 0 DP: 2 HBP: 0						

TOP

Chicago White Sox @ Boston Red Sox

Fenway Park, Boston, MA

Mon Jul 05 1976, 3:33 AM EDT

Att. 24,640 - Unknown - 86 F

livebaseballscorecards.com

AB	36
R	2
H	11
RBI	2
BB	1
SO	7
LOB	19

WP: 0 PB: 0 SB: 0 CS: 0 PA: 37

PITCHER		IP	WLS	BF	H	R	ER	SO	BB	IBB	HBP	BLK	WP	HR	S	P	ERA	WHIP
Luis Tiant, R ERA: 2.89	(1, 1)	9.0	W	37	11	2	2	7	1	0	0	0	0	1	50	54	2.00	1.333
Luis Tiant, R ERA: 2.89	(8, 1)	9.0	W	37	11	2	2	7	1	0	0	0	0	1	50	54	2.00	1.333

PITCHER	IP	WLS	BF	H	R	ER	SO	BB	IBB	HBP	BLK	WP	HR	S	P	ERA	WHIP

Batter	1	2	3	4	5	6	7	8	9	AB	R	H	RBI	BB	SO	LOB
Cecil Cooper, L (1, 3) OBP: 0.309, SLG: 0.500	P7		SF8 2-3 3-H		P7		F5	2B FC6-5-4 1-3 2-H 3-H 1B		4	1	1	3	0	0	1
Denny Doyle, L (1, 4) OBP: 0.253, SLG: 0.265	G3		P4			1B 1B 1B	BB 1-3 1B	FC6-5-4 1-3 3-H 2B		5	1	3	1	0	0	1
Fred Lynn, L (1, 8) OBP: 0.370, SLG: 0.468	L7			SSS K		L8	SF7 3-H	FC6-5-4 2-3 3-H		4	0	0	2	0	1	2
Carl Yastrzemski, L (1, 7) OBP: 0.354, SLG: 0.477 Luis Tiant, R (8, 1)		4-3		L8		1B BB 1-3 FC1-2 1B	BBBB 4-0 FC6-4 1-2 BB	SSS K		3 1	0 0	1 0	0 0	1 0	0 1	0 1
Carlton Fisk, R (1, 2) OBP: 0.350, SLG: 0.410		F2		6-3		BBBB 4-0 FC1-2 1-2 1B 1B BB	FC6-4 1-2f			3	1	0	0	1	0	2
Rick Miller, L (1, 10) OBP: 0.350, SLG: 0.370 (8, 7)	SSS K				3B 1B	FC1-2 1-2 2-3 3-H 1B 1B		BBBB 4-0 1B S FC6-2 BB		3	2	2	1	1	1	0
Dwight Evans, R (1, 9) OBP: 0.329, SLG: 0.429			E7 SH5-4 SF8 1B		SF8 1-H 3B	FC1-2 1-2 2-3 3-Hf 1B		FC5 FC6-2 1-3 1B		4	3	3	1	0	0	3
Butch Hobson, R (1, 5) OBP: 0.214, SLG: 0.346			BBBB 4-0 SF8 SH5-4 BB		SF8 3-H	1-3 2-H 3-H 1B		FC6-2 FC5 1-2 1B 3-H		2	1	1	3	1	0	2
Rick Burleson, R (1, 6) OBP: 0.308, SLG: 0.314			SH5-4 1-2 2-3		6-3		BBBB 4-0 1B SF7 BB	FC5 1B 2B 1-2 2-3		2	2	0	0	1	0	2
Inning Stats	R: 0 H: 0 E: 0 LOB: 0 K: 0 BB: 0 S: 3 P: 3	R: 0 H: 0 E: 0 LOB: 0 K: 1 BB: 0 S: 5 P: 5	R: 1 H: 1 E: 1 LOB: 1 K: 0 BB: 1 S: 4 P: 8	R: 0 H: 0 E: 0 LOB: 0 K: 1 BB: 0 S: 5 P: 5	R: 2 H: 2 E: 0 LOB: 0 K: 0 BB: 0 S: 5 P: 5	R: 3 H: 4 E: 0 LOB: 2 K: 0 BB: 1 S: 6 P: 10	R: 1 H: 1 E: 0 LOB: 2 K: 0 BB: 2 S: 4 P: 12	R: 4 H: 3 E: 0 LOB: 1 K: 1 BB: 1 S: 9 P: 13		1B: 9 SF: 3 2B: 1 SAC: 1 3B: 1 DP: 0 HR: 0 HBP: 0						

PITCHER		IP	WLS	BF	H	R	ER	SO	BB	IBB	HBP	BLK	WP	HR	S	P	ERA	WHIP
Jesse Jefferson, R ERA: 6.8	(1, 1)	5.1	L	24	6	6	6	2	2	0	0	0	0	0	26	34	10.12	1.500
Pete Vuckovich, R ERA: 3.92	(6, 1)	2.2		16	5	5	5	1	3	0	0	0	0	0	15	27	16.88	3.000

PITCHER	IP	WLS	BF	H	R	ER	SO	BB	IBB	HBP	BLK	WP	HR	S	P	ERA	WHIP

BOTTOM

Chicago White Sox @ Boston Red Sox

Fenway Park, Boston, MA

Mon Jul 05 1976, 3:33 AM EDT

Att. 24,640 - Unknown - 86 F

livebaseballscorecards.com

AB	31
R	11
H	11
RBI	11
BB	5
SO	3
LOB	14

Batter	1	2	3	4	5	6	7	8	9	AB	R	H	RBI	BB	SO	LOB
Bill Stein, R (1, 4) OBP: 0.257, SLG: 0.279	P6			5-3		F9			P6	3	0	0	0	0	0	0
Jack Brohamer, L (9, PH) OBP: 0.299, SLG: 0.363										1	0	0	0	0	0	0
Kevin Bell, R (1, 5) OBP: 0.326, SLG: 0.517	P6			F9			1-3		1B	4	0	1	0	0	0	0
Jorge Orta, L (1, 9) OBP: 0.304, SLG: 0.424	CS 1B			G3			K		F8	4	0	1	0	0	1	1
Pat Kelly, L (1, 7) OBP: 0.346, SLG: 0.401	CS 1-2	4-3			3-1		F9			3	0	0	0	0	0	0
Brian Downing, R (1, 2) OBP: 0.326, SLG: 0.323		6-3			6-3			F3		3	0	0	0	0	0	0
Jim Spencer, L (1, 3) OBP: 0.332, SLG: 0.366		L6			1B			G3		3	0	1	0	0	0	0
Alan Bannister, R (1, 8) OBP: 0.318, SLG: 0.333			6-3		F3			2B		2	0	0	0	0	0	1
Ralph Garr, L (8, PH) OBP: 0.319, SLG: 0.403										1	0	1	0	0	0	0
Chet Lemon, R (8, PR) OBP: 0.301, SLG: 0.302										0	0	0	0	0	0	0
(8, 8)																
Bucky Dent, R (1, 6) OBP: 0.307, SLG: 0.312		6-3				F8		K		3	0	0	0	0	1	1
Ken Brett, L (1, 1)		L6				G3			L3	3	0	0	0	0	0	0
Inning Stats	R: 0 E: 0 K: 0 S: 3	H: 1 LOB: 0 BB: 0 P: 3	R: 0 E: 0 K: 0 S: 3	H: 0 LOB: 0 BB: 0 P: 3	R: 0 E: 0 K: 0 S: 3	H: 0 LOB: 0 BB: 0 P: 3	R: 0 E: 0 K: 0 S: 3	H: 0 LOB: 0 BB: 0 P: 3	R: 0 E: 0 K: 0 S: 4	H: 1 LOB: 1 BB: 0 P: 4	R: 0 E: 0 K: 1 S: 5	H: 0 LOB: 0 BB: 0 P: 5	R: 0 E: 0 K: 1 S: 6	H: 1 LOB: 1 BB: 0 P: 6	R: 0 E: 0 K: 0 S: 4	H: 1 LOB: 1 BB: 0 P: 4	1B: 3 2B: 1 3B: 0 HR: 0	SF: 0 SAC: 0 DP: 0 HBP: 0	WP: 0 PB: 0 SB: 0 CS: 1	PA: 31

PITCHER	IP	WLS	BF	H	R	ER	SO	BB	IBB	HBP	BLK	WP	HR	S	P	ERA	WHIP
Fergie Jenkins, R (1, 1) ERA: 3.1	9.0	W	30	4	0	0	2	0	0	0	0	0	0	34	34	0.00	0.444

PITCHER	IP	WLS	BF	H	R	ER	SO	BB	IBB	HBP	BLK	WP	HR	S	P	ERA	WHIP

TOP

Chicago White Sox @ Boston Red Sox

Fenway Park, Boston, MA

Tue Jul 06 1976, 7:05 PM EDT

Att. 31,423 - Unknown - 86 F

livebaseballscorecards.com

AB	30
R	0
H	4
RBI	0
BB	0
SO	2
LOB	3

Batter	1	2	3	4	5	6	7	8	9	AB	R	H	RBI	BB	SO	LOB
Rick Burleson, R (1, 6) OBP: 0.310, SLG: 0.313	S S S 0-3 ① K		x 0-0 ① L7	x 0-0 E4 F8 2-H 3-H 1B		B B B B 4-0 4-3 BB		x 0-0 ③ F9		4	0	1	2	1	1	0
Dwight Evans, R (1, 9) OBP: 0.331, SLG: 0.425	B B B B 4-0 BB BB		B B B B 4-0 1B BB	x 0-0 ② F8 2-3		x 0-0 ① F8				2	0	0	0	2	0	2
Fred Lynn, L (1, 8) OBP: 0.371, SLG: 0.466	B B B B 4-0 1-2 BB		x 0-0 1-2 1B	x 0-0 ③ F7		x 0-0 ② 4-3 1-2				3	0	1	0	1	0	2
Jim Rice, R (1, 7) OBP: 0.291, SLG: 0.461	S S S 0-3 ② K		x 0-0 ② F9		S S S 0-3 ① K	x 0-0 ③ L8				4	0	0	0	0	2	5
Carl Yastrzemski, L (1, 3) OBP: 0.352, SLG: 0.473	x 0-0 ③ P6		x 0-0 ③ F8		x 0-0 5-3 3B 1B		S S S 0-3 ① K			4	1	1	0	0	1	4
Carlton Fisk, R (1, 2) OBP: 0.348, SLG: 0.407		x 0-0 ① P3		x 0-0 1B 1B 1B	x 0-0 ② 5-3 1-2		S S S 0-3 ② K			4	1	1	0	0	1	1
Bobby Darwin, R (1, 10) OBP: 0.303, SLG: 0.402		S S S 0-3 ② K		x 0-0 ① F5	x 0-0 2-H 3B		S S S 0-3 ③ K			4	0	1	1	0	2	1
Butch Hobson, R (1, 5) OBP: 0.281, SLG: 0.379		x 0-0 FC4 1B		x 0-0 1B 1-2 E 1B	B B B B 4-0 BB			x 0-0 ① F9		3	1	2	0	1	0	0
Doug Griffin, R (1, 4) OBP: 0.267, SLG: 0.217		x 0-0 ③ FC4 1-2f		x 0-0 1-3 2-H E 1B	x 0-0 ③ P9			x 0-0 ② P4		4	1	1	1	0	0	3
Inning Stats	R: 0 H: 0 E: 0 LOB: 2 K: 2 BB: 2 S: 7 P: 15	R: 0 H: 1 E: 0 LOB: 1 K: 1 BB: 0 S: 6 P: 6	R: 0 H: 1 E: 0 LOB: 2 K: 0 BB: 1 S: 4 P: 8	R: 3 H: 4 E: 1 LOB: 1 K: 0 BB: 0 S: 7 P: 7	R: 1 H: 2 E: 0 LOB: 2 K: 1 BB: 1 S: 7 P: 11	R: 0 H: 0 E: 0 LOB: 1 K: 0 BB: 1 S: 3 P: 7	R: 0 H: 0 E: 0 LOB: 0 K: 3 BB: 0 S: 9 P: 9	R: 0 H: 0 E: 0 LOB: 0 K: 0 BB: 0 S: 3 P: 3		1B: 7 SF: 0 2B: 0 SAC: 0 3B: 1 DP: 0 HR: 0 HBP: 0						

PITCHER	IP	WLS	BF	H	R	ER	SO	BB	IBB	HBP	BLK	WP	HR	S	P	ERA	WHIP
Ken Brett, L (1, 1) ERA: 2.68	8.0	L	37	8	4	4	7	5	0	0	0	0	0	46	66	4.50	1.625

PITCHER	IP	WLS	BF	H	R	ER	SO	BB	IBB	HBP	BLK	WP	HR	S	P	ERA	WHIP

BOTTOM

Chicago White Sox @ Boston Red Sox

Fenway Park, Boston, MA

Tue Jul 06 1976, 7:05 PM EDT

Att. 31,423 - Unknown - 86 F

livebaseballscorecards.com

AB	32
R	4
H	8
RBI	4
BB	5
SO	7
LOB	18

WP: 0 PA: 37
PB: 0
SB: 0
CS: 0

Batter	1	2	3	4	5	6	7	8	9	10	AB	R	H	RBI	BB	SO	LOB
Kevin Bell, R (1, 5) OBP: 0.320, SLG: 0.500	G4-6-3 1B		6-3			K		K	K		5	0	1	0	0	3	3
Ralph Garr, L (1, 10) OBP: 0.318, SLG: 0.401	P4		4-3			1-3		3B 1B		FC1-6 1B	4	0	1	0	0	0	1
Alan Bannister, R (8, PR) OBP: 0.348, SLG: 0.364											1	1	1	0	0	0	0
Jorge Orta, L (1, 9) OBP: 0.305, SLG: 0.434 (9, 7)	G4-6-3 1-2f		F7			2B		1-H 3B		FC1-6 S 1-2f 1B	5	1	2	1	0	0	2
Pat Kelly, L (1, 7) OBP: 0.344, SLG: 0.395		BB 1B 1B		K		K		4-3		K	3	1	0	0	1	2	3
Chet Lemon, R (9, 8) OBP: 0.300, SLG: 0.301											1	0	0	0	0	1	1
Jim Spencer, L (1, 3) OBP: 0.343, SLG: 0.373		1-3 SF8 1B 1B 1B		L4-3 1B			1B		BB SH5-4 FC1-2 1B	IBB 1-2 1B 1B	3	2	3	0	2	0	0
Jim Essian, R (1, 2) OBP: 0.382, SLG: 0.348		1-2 3-H SF8 G3-2 1B 1B		L4-3 1-2			F7		FC1-2 SH5-4 1-2 1B	1-3 2-H 1B 1B	5	1	3	2	0	0	2
Bucky Dent, R (1, 6) OBP: 0.309, SLG: 0.315		1-2 2-3 1B			4-3		F8		SH5-4 1-2 2-3	2-H 3-H 1B	4	0	2	2	0	0	1
Jack Brohamer, L (1, 4) OBP: 0.296, SLG: 0.357		2-3 3-H SF8			F8		4-3		FC1-2 IBB	4-3	3	0	0	1	1	0	2
Rich Coggins, L (1, 8) OBP: 0.208, SLG: 0.180 (9, 9)		3-Hf G3-2			4-3			P7	1-2 2-3 3-Hf FC1-2		4	0	0	0	0	0	5
Inning Stats	R: 0 E: 0 K: 0 S: 3 H: 1 LOB: 0 BB: 0 P: 3	R: 2 E: 0 K: 0 S: 5 H: 3 LOB: 1 BB: 1 P: 9	R: 0 E: 0 K: 0 S: 3 H: 0 LOB: 0 BB: 0 P: 3	R: 0 E: 0 K: 1 S: 5 H: 1 LOB: 0 BB: 0 P: 5	R: 0 E: 0 K: 0 S: 3 H: 0 LOB: 0 BB: 0 P: 3	R: 0 E: 0 K: 2 S: 8 H: 1 LOB: 1 BB: 0 P: 8	R: 0 E: 0 K: 0 S: 4 H: 1 LOB: 1 BB: 0 P: 4	R: 1 E: 0 K: 1 S: 7 H: 2 LOB: 2 BB: 0 P: 7	R: 0 E: 0 K: 1 S: 6 H: 1 LOB: 3 BB: 2 P: 14	R: 3 E: 0 K: 1 S: 8 H: 3 LOB: 1 BB: 1 P: 12	1B: 11 2B: 2 3B: 1 HR: 0	SF: 1 SAC: 1 DP: 3 HBP: 0						

PITCHER		IP	WLS	BF	H	R	ER	SO	BB	IBB	HBP	BLK	WP	HR	S	P	ERA	WHIP
Dick Pole, R ERA: 4.1	(1, 1)	8.0		32	9	3	3	4	2	0	0	0	0	0	38	46	3.38	1.375
Jim Willoughby, R ERA: 2.96	(9, 1)	2.0	L	12	4	3	3	2	0	2	0	0	0	0	14	22	13.50	2.000

PITCHER	IP	WLS	BF	H	R	ER	SO	BB	IBB	HBP	BLK	WP	HR	S	P	ERA	WHIP

TOP

Chicago White Sox @ Boston Red Sox

Fenway Park, Boston, MA

Wed Jul 07 1976, 3:33 AM EDT

Att. 27,281 - Unknown - 83 F

livebaseballscorecards.com

AB	38
R	6
H	13
RBI	6
BB	4
SO	6
LOB	20

WP: 0 PB: 0 SB: 1 CS: 0 PA: 44

Batter	1	2	3	4	5	6	7	8	9	10	AB	R	H	RBI	BB	SO	LOB
Cecil Cooper, L (1, 3) OBP: 0.318, SLG: 0.500	0-0 2B 1B		0-0 ② F2			0-0 1B SF8 1B		0-0 ② F2		B B B B 4-0 FC5-4 BB	4	2	2	0	1	0	1
Denny Doyle, L (1, 4) OBP: 0.258, SLG: 0.275 Bobby Darwin, R (10, PH) OBP: 0.301, SLG: 0.398	0-0 L9 1-H 2B		S S S 0-3 ③ K			0-0 CS 1-3 1B		0-0 ③ F9		0-0 ② FC5-4 1-2f	4	0	2	1	0	1	1
											1	0	0	0	0	0	1
Fred Lynn, L (1, 8) OBP: 0.368, SLG: 0.463	0-0 ① F2			0-0 ① F5		0-0 ② SF8 3-H			0-0 FC5-6 BB 1B	0-0 ③ F8	4	0	1	1	0	0	2
Carl Yastrzemski, L (1, 7) OBP: 0.351, SLG: 0.468	0-0 ② L9 2-3			0-0 ② P5		0-0 ③ CS 1-2	0-0 ① P4		B B B B 4-0 FC5-6 1-2 1B BB		3	1	0	0	1	0	1
Butch Hobson, R (1, 5) OBP: 0.250, SLG: 0.333 Steve Dillard, R (9, PR) OBP: 0.376, SLG: 0.390 Rico Petrocelli, R (10, 5) OBP: 0.308, SLG: 0.314	0-0 ③ 5-3			S S S 0-3 ③ K			0-0 ② F7		0-0 ① FC5-6 1B 1-2 2-3f		4	0	0	0	0	1	3
											0	0	0	0	0	0	0
											0	0	0	0	0	0	0
Jim Rice, R (1, 10) OBP: 0.291, SLG: 0.458		0-0 ① L7			0-0 ① F2		0-0 1B		0-0 ② L8		4	0	1	0	0	0	2
Dwight Evans, R (1, 9) OBP: 0.333, SLG: 0.426		0-0 E S FC3-2 1B			0-0 ② P5		0-0 ③ F7		0-0 1-2 2-H 1B		4	0	2	1	0	0	1
Bob Montgomery, R (1, 2) OBP: 0.300, SLG: 0.333 Rick Miller, L (8, PH) OBP: 0.355, SLG: 0.370 Carlton Fisk, R (9, 2) OBP: 0.347, SLG: 0.406		0-0 ② ③ FC3-2 1-H			0-0 ③ F3			B B B B 4-0 FC3-6 BB	0-0 ③ L6		2	0	0	0	0	0	1
											0	0	0	0	1	0	0
											1	0	0	0	0	0	2
Rick Burleson, R (1, 6) OBP: 0.305, SLG: 0.307			0-0 ① F2			0-0 ① F8		0-0 ① FC3-6 1-2f		0-0 ① 6-3	4	0	0	0	0	0	1
Inning Stats	R: 1 E: 0 K: 0 S: 5 H: 2 LOB: 1 BB: 0 P: 5		R: 0 E: 0 K: 0 S: 3 H: 1 LOB: 0 BB: 0 P: 3		R: 0 E: 0 K: 0 S: 3 H: 0 LOB: 0 BB: 0 P: 3	R: 1 E: 0 K: 0 S: 4 H: 2 LOB: 0 BB: 0 P: 4	R: 0 E: 0 K: 0 S: 4 H: 1 LOB: 1 BB: 0 P: 4	R: 0 E: 0 K: 0 S: 3 H: 0 LOB: 1 BB: 1 P: 7	R: 1 E: 0 K: 0 S: 5 H: 2 LOB: 2 BB: 1 P: 9	R: 0 E: 0 K: 0 S: 3 H: 0 LOB: 1 BB: 1 P: 7	1B: 7 2B: 2 3B: 0 HR: 0	SF: 1 SAC: 0 DP: 1 HBP: 0					WP: 0 PB: 0 SB: 1 CS: 1	PA: 40

PITCHER	IP	WLS	BF	H	R	ER	SO	BB	IBB	HBP	BLK	WP	HR	S	P	ERA	WHIP
Bart Johnson, R (1, 1) ERA: 4.6	9.0	W	35	8	3	3	2	2	0	0	0	0	0	37	45	3.00	1.111
Dave Hamilton, L (10, 1) ERA: 2.91	1.0	S	4	0	0	0	0	1	0	0	0	0	0	3	7	0.00	1.000

PITCHER	IP	WLS	BF	H	R	ER	SO	BB	IBB	HBP	BLK	WP	HR	S	P	ERA	WHIP

BOTTOM

Chicago White Sox @ Boston Red Sox

Fenway Park, Boston, MA

Wed Jul 07 1976, 3:33 AM EDT

Att. 27,281 - Unknown - 83 F

livebaseballscorecards.com

AB	35
R	3
H	8
RBI	3
BB	3
SO	2
LOB	16

Batter	1	2	3	4	5	6	7	8	9	AB	R	H	RBI	BB	SO	LOB
Bucky Dent, R (1, 6) OBP: 0.308, SLG: 0.317	F8		3-1		2B			L5		4	0	1	0	0	0	0
Chet Lemon, R (1, 8) OBP: 0.307, SLG: 0.317	E 1B 1B		2B		F8			2B		4	0	3	0	0	0	1
Jorge Orta, L (1, 7) OBP: 0.304, SLG: 0.431	E9 S 1-3 1B		4-3			1-3		K		4	0	1	0	0	1	2
Lamar Johnson, R (1, 3) OBP: 0.306, SLG: 0.341	K			F8		G4-6-3 BB			2B	3	0	1	0	1	1	2
Kevin Bell, R (1, 5) OBP: 0.317, SLG: 0.500	K 1-2			2B		G4-6-3 1-2f			6-3	4	0	1	0	0	1	4
Jim Essian, R (1, 2) OBP: 0.363, SLG: 0.329		5-3		4-3			F7		F5	4	0	0	0	0	0	2
Alan Bannister, R (1, 9) OBP: 0.296, SLG: 0.308		K		4-3			F8		F8	4	0	0	0	0	1	2
Brian Downing, R (1, 10) OBP: 0.322, SLG: 0.318		F6			L6		F7			3	0	0	0	0	0	0
Bill Stein, R (1, 4) OBP: 0.250, SLG: 0.271			6-3		F7			F4		3	0	0	0	0	0	0
Inning Stats	R: 0 E: 1 K: 2 S: 9 H: 2 LOB: 2 BB: 0 P: 9	R: 0 E: 0 K: 1 S: 5 H: 0 LOB: 0 BB: 0 P: 5	R: 0 E: 0 K: 0 S: 4 H: 1 LOB: 1 BB: 0 P: 4	R: 0 E: 0 K: 0 S: 4 H: 1 LOB: 1 BB: 0 P: 4	R: 0 E: 0 K: 0 S: 4 H: 1 LOB: 1 BB: 0 P: 4	R: 0 E: 0 K: 0 S: 2 H: 0 LOB: 0 BB: 1 P: 6	R: 0 E: 0 K: 0 S: 3 H: 0 LOB: 0 BB: 0 P: 3	R: 0 E: 0 K: 1 S: 6 H: 1 LOB: 1 BB: 0 P: 6	R: 0 E: 0 K: 0 S: 4 H: 1 LOB: 1 BB: 0 P: 4	1B: 2 2B: 5 3B: 0 HR: 0 SF: 0 SAC: 0 DP: 1 HBP: 0						

PITCHER	IP	WLS	BF	H	R	ER	SO	BB	IBB	HBP	BLK	WP	HR	S	P	ERA	WHIP
Ken Holtzman, L (1, 1) ERA: 2.86	9.0	W	34	7	0	0	4	1	0	0	0	0	0	41	45	0.00	0.889

PITCHER	IP	WLS	BF	H	R	ER	SO	BB	IBB	HBP	BLK	WP	HR	S	P	ERA	WHIP

Chicago White Sox @ New York Yankees

Yankee Stadium, Bronx, NY

Thu Jul 08 1976, 7:05 PM EDT

Att. 14,545 - Unknown

TOP

livebaseballscorecards.com

AB	33
R	0
H	7
RBI	0
BB	1
SO	4
LOB	13

WP: 0 PB: 0 SB: 1 CS: 0 PA: 34

Batter	1	2	3	4	5	6	7	8	9	AB	R	H	RBI	BB	SO	LOB
Mickey Rivers, L (1, 8) OBP: 0.332, SLG: 0.460	G3		F4		2B (1-3)		HR (1-2)			4	1	2	0	0	0	0
Roy White, S (1, 7) OBP: 0.363, SLG: 0.422	K		BB		F7		HR (1-H, 2-H)			3	1	1	3	1	1	2
Thurman Munson, R (1, 2) OBP: 0.352, SLG: 0.455	G3		F9		6-3		F4			4	0	0	0	0	0	3
Chris Chambliss, L (1, 3) OBP: 0.324, SLG: 0.455		F6	F8		F2		F8			4	0	0	0	0	0	3
Carlos May, L (1, 10) OBP: 0.325, SLG: 0.292		4-3		F9		4-3		5-3		4	0	0	0	0	0	0
Graig Nettles, L (1, 5) OBP: 0.305, SLG: 0.397		BB (HBP, 1B)		2B		K		F6		3	1	1	0	1	1	0
Oscar Gamble, L (1, 9) OBP: 0.324, SLG: 0.427		HBP (1B, E, 1-2)		F9		F7		HR		3	2	1	1	0	0	1
Sandy Alomar Sr., S (1, 4) OBP: 0.310, SLG: 0.250		E8 (1-H, 2-H)		F7			1-3	E9		4	0	1	1	0	0	1
Jim Mason, L (1, 6) OBP: 0.192, SLG: 0.213		F8			2B		HR (1B)	F5		4	1	2	0	0	0	2
Inning Stats	R: 0 E: 0 K: 1 S: 5 / H: 0 LOB: 0 BB: 0 P: 5	R: 2 E: 1 K: 0 S: 4 / H: 1 LOB: 1 BB: 1 P: 9	R: 0 E: 0 K: 0 S: 3 / H: 0 LOB: 1 BB: 1 P: 7	R: 0 E: 0 K: 0 S: 4 / H: 1 LOB: 1 BB: 0 P: 4	R: 0 E: 0 K: 0 S: 5 / H: 2 LOB: 2 BB: 0 P: 5	R: 0 E: 0 K: 1 S: 5 / H: 0 LOB: 0 BB: 0 P: 5	R: 3 E: 0 K: 0 S: 6 / H: 3 LOB: 0 BB: 0 P: 6	R: 1 E: 1 K: 0 S: 5 / H: 1 LOB: 1 BB: 0 P: 5		1B: 4 2B: 2 3B: 0 HR: 2 / SF: 0 SAC: 0 DP: 0 HBP: 1						

BOTTOM

Chicago White Sox @ New York Yankees

Yankee Stadium, Bronx, NY

Thu Jul 08 1976, 7:05 PM EDT

Att. 14,545 - Unknown

livebaseballscorecards.com

AB	33
R	6
H	8
RBI	5
BB	2
SO	2
LOB	12

WP: 0 PB: 0 SB: 0 CS: 0 / PA: 36

PITCHER		IP	WLS	BF	H	R	ER	SO	BB	IBB	HBP	BLK	WP	HR	S	P	ERA	WHIP
Rich Gossage, R ERA: 2.91	(1, 1)	7.0	L	31	7	5	4	2	2	0	1	0	0	1	32	41	5.14	1.286
Blue Moon Odom, R ERA: 9.0	(8, 1)	1.0		5	1	1	1	0	0	0	0	0	0	1	5	5	9.00	1.000

PITCHER	IP	WLS	BF	H	R	ER	SO	BB	IBB	HBP	BLK	WP	HR	S	P	ERA	WHIP

Chicago White Sox @ New York Yankees

Yankee Stadium, Bronx, NY

Fri Jul 09 1976, 7:05 PM EDT

Att. 21,097 - Unknown - 78 F

TOP

livebaseballscorecards.com

Batter	1	2	3	4	5	6	7	8	9	AB	R	H	RBI	BB	SO	LOB
Chet Lemon, R (1, 8) OBP: 0.306, SLG: 0.316	3-1		G3		FC4-6 1B		FC4-6 1-2f			4	0	1	0	0	0	1
Ralph Garr, L (1, 10) OBP: 0.321, SLG: 0.414	HR		1B		FC4-6 1-2f		6-3			4	1	2	1	0	0	2
Jorge Orta, L (1, 7) OBP: 0.307, SLG: 0.432	CS 1B		1-2 1B		4-3			L4		4	0	2	0	0	0	1
Pat Kelly, L (1, 9) OBP: 0.342, SLG: 0.389	BBB 1B 1-2 BB		SSS K			3-1		G1		3	0	0	0	1	1	2
Jim Spencer, L (1, 3) OBP: 0.345, SLG: 0.372 Alan Bannister, R (8, PR) OBP: 0.296, SLG: 0.308 Lamar Johnson, R (8, 3) OBP: 0.306, SLG: 0.341	1-2 1B		4-3			F5		BBBB BB		3 0 0	0 0 0	1 0 0	0 0 0	1 0 0	0 0 0	2 0 0
Kevin Bell, R (1, 5) OBP: 0.314, SLG: 0.510	1-3			SSS K		PO 3B		L5		4	0	1	0	0	1	3
Bucky Dent, R (1, 6) OBP: 0.307, SLG: 0.314		SSS K		F7		BBBB BB			F7	3	0	0	0	1	1	0
Jack Brohamer, L (1, 4) OBP: 0.297, SLG: 0.357 Bill Stein, R (9, PH) OBP: 0.248, SLG: 0.269		4-3		4-3		PO 3-H	FC6-4 1B		F8	3 1	0 0	1 0	0 0	0 0	0 0	0 0
Jim Essian, R (1, 2) OBP: 0.345, SLG: 0.311		SSS K			F7		FC6-4 FC4-6 1-2f		4-3	4	0	0	0	0	1	1

	AB	33
	R	1
	H	8
	RBI	1
	BB	3
	SO	4
	LOB	12

Inning Stats	1	2	3	4	5	6	7	8	9	1B: 6	SF: 0	WP: 0	PA: 37
	R: 1 H: 3 E: 0 LOB: 2 K: 0 BB: 1 S: 5 P: 9	R: 0 H: 0 E: 0 LOB: 0 K: 2 BB: 0 S: 7 P: 7	R: 0 H: 2 E: 0 LOB: 2 K: 1 BB: 0 S: 7 P: 7	R: 0 H: 0 E: 0 LOB: 0 K: 1 BB: 0 S: 5 P: 5	R: 0 H: 1 E: 0 LOB: 1 K: 0 BB: 0 S: 4 P: 4	R: 0 H: 1 E: 0 LOB: 1 K: 0 BB: 1 S: 3 P: 7	R: 0 H: 1 E: 0 LOB: 1 K: 0 BB: 0 S: 4 P: 4	R: 0 H: 0 E: 0 LOB: 1 K: 0 BB: 1 S: 3 P: 7	R: 0 H: 0 E: 0 LOB: 0 K: 0 BB: 0 S: 3 P: 3	2B: 0 HR: 1	SAC: 0 HBP: 0	PB: 0 SB: 0 CS: 1	

PITCHER		IP	WLS	BF	H	R	ER	SO	BB	IBB	HBP	BLK	WP	HR	S	P	ERA	WHIP
Dock Ellis, R ERA: 3.24	(1, 1)	7.2	W	32	8	1	1	4	3	0	0	0	0	1	37	49	1.17	1.435
Sparky Lyle, L ERA: 2.12	(8, 1)	1.1	S	4	0	0	0	0	0	0	0	0	0	0	4	4	0.00	0.000

PITCHER	IP	WLS	BF	H	R	ER	SO	BB	IBB	HBP	BLK	WP	HR	S	P	ERA	WHIP

Batter	1	2	3	4	5	6	7	8	9	AB	R	H	RBI	BB	SO	LOB
Mickey Rivers, L (1, 8) OBP: 0.328, SLG: 0.454	F5		4-3		1-3		4-3			4	0	0	0	0	0	1
Roy White, S (1, 7) OBP: 0.365, SLG: 0.426	1B 2B		F7			FC3-6 1B 1B 1B		F9		4	2	2	0	0	0	0
Thurman Munson, R (1, 2) OBP: 0.354, SLG: 0.455	CS 1B 2-H			4-3		1-2 FC3-6 1B		F8		4	0	2	1	0	0	0
Chris Chambliss, L (1, 3) OBP: 0.323, SLG: 0.456	K 1-2			2B		1-2f FC3-6 1B 2-3		3-1		4	0	1	0	0	1	3
Carlos May, L (1, 10) OBP: 0.330, SLG: 0.295		BB L3		K		1-2 1B 3-H				2	0	1	1	1	1	1
Graig Nettles, L (1, 5) OBP: 0.302, SLG: 0.393		L3 1-2		4-3		F9				3	0	0	0	0	0	4
Oscar Gamble, L (1, 9) OBP: 0.324, SLG: 0.426		1B			F8	4-1				3	0	1	0	0	0	2
Sandy Alomar Sr., S (1, 4) OBP: 0.311, SLG: 0.255		F4			SH5-3 1B		1-3			3	0	1	0	0	0	1
Jim Mason, L (1, 6) OBP: 0.190, SLG: 0.210			K		SH5-3 1-2		4-3			2	0	0	0	0	1	0
Inning Stats	R: 1 E: 0 K: 1 S: 6 H: 2 LOB: 1 BB: 0 P: 6	R: 0 E: 0 K: 0 S: 3 H: 1 LOB: 1 BB: 1 P: 7	R: 0 E: 0 K: 1 S: 5 H: 0 LOB: 0 BB: 0 P: 5	R: 0 E: 0 K: 1 S: 6 H: 1 LOB: 1 BB: 0 P: 6	R: 0 E: 0 K: 0 S: 4 H: 1 LOB: 1 BB: 0 P: 4	R: 1 E: 0 K: 0 S: 6 H: 3 LOB: 2 BB: 0 P: 6	R: 0 E: 0 K: 0 S: 3 H: 0 LOB: 0 BB: 0 P: 3	R: 0 E: 0 K: 0 S: 3 H: 0 LOB: 0 BB: 0 P: 3		1B: 6 2B: 4 3B: 0 HR: 0 SF: 0 SAC: 1 DP: 2 HBP: 0						

PITCHER		IP	WLS	BF	H	R	ER	SO	BB	IBB	HBP	BLK	WP	HR	S	P	ERA	WHIP
Francisco Barrios, R ERA: 5.12	(1, 1)	0.1		3	2	1	1	0	0	0	0	0	0	0	3	3	27.00	6.000
Terry Forster, L ERA: 4.02	(1, 1)	7.2	L	28	6	1	1	3	1	0	0	0	0	0	33	37	1.17	0.913

PITCHER		IP	WLS	BF	H	R	ER	SO	BB	IBB	HBP	BLK	WP	HR	S	P	ERA	WHIP

BOTTOM

Chicago White Sox @ New York Yankees

Yankee Stadium, Bronx, NY

Fri Jul 09 1976, 7:05 PM EDT
Att. 21,097 - Unknown - 78 F

livebaseballscorecards.com

AB	29
R	2
H	8
RBI	2
BB	1
SO	3
LOB	12

WP: 0	PA: 31		
PB: 0			
SB: 0			
CS: 1			

Batter	1	2	3	4	5	6	7	8	9	AB	R	H	RBI	BB	SO	LOB
Chet Lemon, R (1, 8) OBP: 0.307, SLG: 0.315	F9	K		1B		5-3		FC4-2 1B 1-2 2-3 BB		4	1	1	0	1	1	3
Ralph Garr, L (1, 10) OBP: 0.326, SLG: 0.418	1B		F4	1-3 1B			1B	FC4-2 1B 1-2 2-3 3-H[f]		5	0	3	0	0	0	3
Jorge Orta, L (1, 7) OBP: 0.311, SLG: 0.435	1-3 1B		BB 1B	F8			F8	1-3 2-H 3-H 1B		5	0	3	2	0	0	3
Pat Kelly, L (1, 9) OBP: 0.349, SLG: 0.393 Buddy Bradford, R (7, 9) OBP: 0.321, SLG: 0.361	K		1-2 BB		G3 1B		FC5 1-2 1B	K		3 1	0 0	2 0	0 0	1 0	1 1	1 2
Jim Spencer, L (1, 3) OBP: 0.346, SLG: 0.373		CS 1B	F4		G3 1-2		F9		SH1-3 1B	5	1	2	0	0	0	5
Kevin Bell, R (1, 5) OBP: 0.312, SLG: 0.495		BB BB 1-2 BB	K		K		FC5 1-2f		SH1-3 1-2	3	0	0	0	1	2	5
Bucky Dent, R (1, 6) OBP: 0.306, SLG: 0.312		F8		4-3	F7			6-3	2-H 1B	5	0	1	1	0	0	2
Jack Brohamer, L (1, 4) OBP: 0.304, SLG: 0.376		BB 1-2 BB		HR		F8		BB BB FC4-2 1B	F9	4	1	2	1	1	0	1
Jim Essian, R (1, 2) OBP: 0.348, SLG: 0.299		1-2 2-3 BB		6-3		F4		FC4-2 BB 1-2 1B BB	6-3	3	1	0	0	2	0	1
Inning Stats	R: 0 E: 0 K: 1 S: 6 H: 2 LOB: 1 BB: 0 P: 6	R: 0 E: 0 K: 1 S: 5 H: 1 LOB: 3 BB: 3 P: 17	R: 0 E: 0 K: 1 S: 6 H: 1 LOB: 2 BB: 1 P: 10	R: 1 E: 0 K: 0 S: 6 H: 3 LOB: 2 BB: 0 P: 6	R: 0 E: 0 K: 1 S: 6 H: 1 LOB: 1 BB: 0 P: 6	R: 0 E: 0 K: 0 S: 3 H: 0 LOB: 0 BB: 0 P: 3	R: 0 E: 0 K: 0 S: 5 H: 2 LOB: 2 BB: 0 P: 5	R: 2 E: 0 K: 1 S: 7 H: 2 LOB: 2 BB: 2 P: 15	R: 1 E: 0 K: 0 S: 5 H: 2 LOB: 1 BB: 0 P: 5	1B: 13 2B: 0 3B: 0 HR: 1 SF: 0 SAC: 1 DP: 0 HBP: 0						

PITCHER	IP	WLS	BF	H	R	ER	SO	BB	IBB	HBP	BLK	WP	HR	S	P	ERA	WHIP
Doyle Alexander, R (1, 1) ERA: 3.49	3.2	L	20	7	1	1	3	4	0	0	0	0	1	22	38	2.46	3.000
Grant Jackson, L (4, 1) ERA: 4.45	3.2		16	4	2	2	1	1	0	0	0	0	0	17	21	4.91	1.364
Dick Tidrow, R (8, 1) ERA: 2.63	0.1		2	0	0	0	0	1	0	0	0	0	0	1	5	0.00	3.000
Sparky Lyle, L (8, 1) ERA: 2.2	1.1		7	3	1	1	1	0	0	0	0	0	0	9	9	6.75	2.250

PITCHER	IP	WLS	BF	H	R	ER	SO	BB	IBB	HBP	BLK	WP	HR	S	P	ERA	WHIP

TOP

Chicago White Sox @ New York Yankees

Yankee Stadium, Bronx, NY

Sat Jul 10 1976, 7:05 PM EDT

Att. 25,348 - Unknown

livebaseballscorecards.com

AB	38
R	4
H	14
RBI	4
BB	6
SO	5
LOB	26

WP: 0 PB: 0 SB: 0 CS: 1 PA: 45

BOTTOM

Chicago White Sox @ New York Yankees

Yankee Stadium, Bronx, NY

Sat Jul 10 1976, 7:05 PM EDT

Att. 25,348 - Unknown

livebaseballscorecards.com

Batter	1	2	3	4	5	6	7	8	9	AB	R	H	RBI	BB	SO	LOB
Mickey Rivers, L (1, 8) OBP: 0.324, SLG: 0.449	G3			F8		F4		4-3		4	0	0	0	0	0	3
Roy White, S (1, 7) OBP: 0.369, SLG: 0.429	CS 1B			G6-4-3 1B			BBBBB CS BB		L7	3	0	2	0	1	0	0
Thurman Munson, R (1, 2) OBP: 0.350, SLG: 0.450	F8 1-2			G6-4-3 1-2f			F9 1-2		5-3	4	0	0	0	0	0	3
Lou Piniella, R (1, 9) OBP: 0.303, SLG: 0.405		F8			5-3		F3		4-3	4	0	0	0	0	0	0
Chris Chambliss, L (1, 3) OBP: 0.323, SLG: 0.464		G3			F7			HR		3	1	1	1	0	0	0
Graig Nettles, L (1, 5) (9, 6) OBP: 0.303, SLG: 0.392		G3			F2			E 1B		3	0	1	0	0	0	0
Fran Healy, R (1, 10) OBP: 0.360, SLG: 0.295			CS 1B			SH2-4 1B		F9		3	0	2	0	0	0	1
Sandy Alomar Sr., S (1, 4) OBP: 0.302, SLG: 0.246			SSS K			SH2-4 1-2		F7		2	0	0	0	0	1	2
Mickey Klutts, R (1, 6) Jim Mason, L (2, 6) OBP: 0.188, SLG: 0.208 Juan Bernhardt, R (6, PH) Fred Stanley, R (7, 6) OBP: 0.305, SLG: 0.262 Otto Velez, R (8, PH) OBP: 0.367, SLG: 0.306 (9, 5)			F8 1-2		SSS K			E5 1-2		0 1 1 0 1	0 0 0 0 0	0 0 0 0 0	0 0 0 0 0	0 0 0 0 0	0 0 0 0 0	0 1 1 0 1
Inning Stats	R: 0 E: 0 K: 0 S: 3 H: 1 LOB: 0 BB: 0 P: 3	R: 0 E: 0 K: 0 S: 3 H: 0 LOB: 0 BB: 0 P: 3	R: 0 E: 0 K: 1 S: 5 H: 1 LOB: 0 BB: 0 P: 5	R: 0 E: 0 K: 0 S: 3 H: 1 LOB: 0 BB: 0 P: 3	R: 0 E: 0 K: 0 S: 3 H: 0 LOB: 0 BB: 0 P: 3	R: 0 E: 0 K: 1 S: 6 H: 1 LOB: 1 BB: 0 P: 6	R: 0 E: 0 K: 0 S: 2 H: 0 LOB: 0 BB: 1 P: 6	R: 1 E: 1 K: 0 S: 6 H: 2 LOB: 2 BB: 0 P: 6	R: 0 E: 0 K: 0 S: 3 H: 0 LOB: 0 BB: 0 P: 3	1B: 5 2B: 0 3B: 0 HR: 1	SF: 0 SAC: 1 DP: 1 HBP: 0						

	AB	29
	R	1
	H	6
	RBI	1
	BB	1
	SO	2
	LOB	12

WP: 0 PB: 0 SB: 0 CS: 3 PA: 31

PITCHER		IP	WLS	BF	H	R	ER	SO	BB	IBB	HBP	BLK	WP	HR	S	P	ERA	WHIP
Ken Brett, L ERA: 2.49	(1, 1)	9.0	W	31	6	1	1	2	1	0	0	0	0	1	34	38	1.00	0.778

PITCHER	IP	WLS	BF	H	R	ER	SO	BB	IBB	HBP	BLK	WP	HR	S	P	ERA	WHIP

Batter	1	2	3	4	5	6	7	8	9	AB	R	H	RBI	BB	SO	LOB
Chet Lemon, R (1, 8) OBP: 0.307, SLG: 0.311	E6 FC4-6		4-3			K		BB FC6-4		3	0	0	0	1	1	0
Ralph Garr, L (1, 10) OBP: 0.325, SLG: 0.415	K			BB 1B		K		FC6-4 1-2f		4	0	1	0	0	2	2
Jorge Orta, L (1, 7) OBP: 0.310, SLG: 0.432	F7			F8		1B			F7	4	0	1	0	0	0	2
Pat Kelly, L (1, 9) OBP: 0.352, SLG: 0.392	FC4-6 1-2f			BB 1-2		F9			FC4-6 1B	3	0	1	0	1	0	2
Jim Spencer, L (1, 3) OBP: 0.342, SLG: 0.367		L6		F8			F7		FC4-6 1-2f	4	0	0	0	0	0	3
Kevin Bell, R (1, 5) OBP: 0.301, SLG: 0.477		6-3		4-3			5-3		F9	4	0	0	0	0	0	3
Bucky Dent, R (1, 6) OBP: 0.303, SLG: 0.309		F8			5-3		K			3	0	0	0	0	1	0
Jack Brohamer, L (1, 4) OBP: 0.300, SLG: 0.370			F8		4-3			F9		3	0	0	0	0	0	0
Jim Essian, R (1, 2) OBP: 0.341, SLG: 0.291			5-3		4-3			F8		2	0	0	0	0	0	0
Ken Brett, L (8, PH)										1	0	0	0	0	0	0
Brian Downing, R (8, 2) OBP: 0.322, SLG: 0.318										0	0	0	0	0	0	0
Inning Stats	R: 0 E: 1 K: 1 S: 6 H: 0 LOB: 1 BB: 0 P: 6	R: 0 E: 0 K: 0 S: 3 H: 0 LOB: 0 BB: 0 P: 3	R: 0 E: 0 K: 0 S: 3 H: 0 LOB: 0 BB: 0 P: 3	R: 0 E: 0 K: 0 S: 4 H: 1 LOB: 2 BB: 1 P: 8	R: 0 E: 0 K: 0 S: 3 H: 0 LOB: 0 BB: 0 P: 3	R: 0 E: 0 K: 2 S: 8 H: 1 LOB: 1 BB: 0 P: 8	R: 0 E: 0 K: 1 S: 5 H: 0 LOB: 0 BB: 0 P: 5	R: 0 E: 0 K: 0 S: 3 H: 0 LOB: 1 BB: 1 P: 7	R: 0 E: 0 K: 0 S: 4 H: 1 LOB: 1 BB: 0 P: 4	1B: 3 2B: 0 3B: 0 HR: 0	SF: 0 SAC: 0 DP: 0 HBP: 0					

TOP

Chicago White Sox @ New York Yankees

Yankee Stadium, Bronx, NY

Sun Jul 11 1976, 3:33 AM EDT

Att. 53,160 - Unknown - 84 F

livebaseballscorecards.com

AB	31
R	0
H	3
RBI	0
BB	2
SO	4
LOB	12

PITCHER		IP	WLS	BF	H	R	ER	SO	BB	IBB	HBP	BLK	WP	HR	S	P	ERA	WHIP
Ed Figueroa, R ERA: 2.94	(1, 1)	9.0	W	33	3	0	0	4	2	0	0	0	0	0	39	47	0.00	0.556

PITCHER	IP	WLS	BF	H	R	ER	SO	BB	IBB	HBP	BLK	WP	HR	S	P	ERA	WHIP

Batter	1	2	3	4	5	6	7	8	9	AB	R	H	RBI	BB	SO	LOB
Mickey Rivers, L (1, 8) OBP: 0.322, SLG: 0.448	F7	4-3		F9		4-3		1-H, 3-H, 2B		5	0	1	2	0	0	3
Roy White, S (1, 7) OBP: 0.367, SLG: 0.428	G3		4-3		2B		F8	L3		5	0	1	0	0	0	1
Thurman Munson, R (1, 2) OBP: 0.354, SLG: 0.455	E9, 2B		BBB, 2B, SF8, BB		F3		1B			3	1	2	0	1	0	1
Chris Chambliss, L (1, 3) OBP: 0.325, SLG: 0.466	BBBB, FC4-6, BB		SF8, 1-3, 2B		F7		F9			3	0	1	0	1	0	2
Carlos May, L (1, 10) OBP: 0.324, SLG: 0.290	FC4-6, 1-2f		SF8, 2-3, 3-H		4-1		F6			3	0	0	1	0	0	4
Graig Nettles, L (1, 5) OBP: 0.308, SLG: 0.393		BBBB, HR, BB	3-1			F7, WP, 1B		FC1-5, BB		2	1	1	0	2	0	1
Oscar Gamble, L (1, 9) OBP: 0.336, SLG: 0.447		1-H, HR		1B		BBBB, 1-2, BB		FC4-6, FC1-5, 1-2, 2B, BB		2	2	2	2	2	0	0
Sandy Alomar Sr., S (1, 4) OBP: 0.284, SLG: 0.230		F7		L6		F7, 2-3		FC1-5, FC4-6, 1-2, 2-3f		4	0	0	0	0	0	5
Jim Mason, L (1, 6) OBP: 0.184, SLG: 0.203		F5		SSS, K		SSS, K		FC4-6, 1-2f, 2-3, 2B		4	1	0	0	0	2	5
Inning Stats	R: 0 E: 1 K: 0 S: 4 H: 1 LOB: 2 BB: 1 P: 8	R: 2 E: 0 K: 0 S: 4 H: 1 LOB: 0 BB: 1 P: 8	R: 1 E: 0 K: 0 S: 4 H: 1 LOB: 1 BB: 1 P: 8	R: 0 E: 0 K: 1 S: 6 H: 1 LOB: 1 BB: 0 P: 6	R: 0 E: 0 K: 0 S: 4 H: 1 LOB: 1 BB: 0 P: 4	R: 0 E: 0 K: 1 S: 6 H: 1 LOB: 2 BB: 1 P: 10	R: 0 E: 0 K: 0 S: 4 H: 1 LOB: 1 BB: 0 P: 4	R: 2 E: 0 K: 0 S: 4 H: 1 LOB: 1 BB: 2 P: 12		1B: 3 2B: 4 3B: 0 HR: 1		SF: 1 SAC: 0 DP: 0 HBP: 0				

BOTTOM

Chicago White Sox @ New York Yankees

Yankee Stadium, Bronx, NY

Sun Jul 11 1976, 3:33 AM EDT
Att. 53,160 - Unknown - 84 F

livebaseballscorecards.com

AB	31
R	5
H	8
RBI	5
BB	6
SO	2
LOB	22

WP: 1 PB: 0 SB: 0 CS: 0 PA: 38

PITCHER		IP	WLS	BF	H	R	ER	SO	BB	IBB	HBP	BLK	WP	HR	S	P	ERA	WHIP
Bart Johnson, R ERA: 4.73	(1, 1)	3.0	L	15	3	3	3	0	3	0	0	0	0	1	12	24	9.00	2.000
Dave Hamilton, L ERA: 2.7	(4, 1)	4.0		17	4	0	0	2	1	0	0	0	1	0	20	24	0.00	1.250
Chris Knapp, R ERA: 5.27	(8, 1)	0.0		2	0	2	2	0	2	0	0	0	0	0	0	8	∞	∞
Pete Vuckovich, R ERA: 3.86	(8, 1)	1.0		4	1	0	0	0	0	0	0	0	0	0	4	4	0.00	1.000

PITCHER	IP	WLS	BF	H	R	ER	SO	BB	IBB	HBP	BLK	WP	HR	S	P	ERA	WHIP

Batter	1	2	3	4	5	6	7	8	9	10	AB	R	H	RBI	BB	SO	LOB
Robin Yount, R (1, 6) OBP: 0.321, SLG: 0.343	K		L1		F8		1B		F9		5	0	1	0	0	1	2
Don Money, R (1, 5) OBP: 0.360, SLG: 0.463	L6		F7		HR 2B		F9			6-3	5	1	1	0	0	0	1
George Scott, R (1, 3) OBP: 0.317, SLG: 0.401	F9			FC5-4 BB 1B	HR			6-3		5-3	5	1	2	3	0	0	0
Hank Aaron, R (1, 10) OBP: 0.317, SLG: 0.414		K		FC5-4 BB	6-3			1B BB		K	2	0	0	0	2	1	0
Bill Sharp, L (8, PR) OBP: 0.294, SLG: 0.269											1	0	0	0	0	1	0
Sixto Lezcano, R (1, 7) OBP: 0.356, SLG: 0.394		BB 1B		FC5-4		F8		G6-4-3 1B			4	0	2	0	0	0	2
Gorman Thomas, R (1, 8) OBP: 0.309, SLG: 0.395		BB		K		K		G6-4-3			3	0	0	0	1	2	4
Bernie Carbo, L (1, 9) OBP: 0.354, SLG: 0.414		K		K		L5			K		4	0	0	0	0	3	4
Jack Heidemann, R (1, 4) OBP: 0.231, SLG: 0.167		K			2B HR BB		5-3		FC1-6 1B		3	1	1	0	1	1	2
Art Kusnyer, R (1, 2) OBP: 0.200, SLG: 0.174			F9		K		F9		FC1-6		4	0	0	0	0	1	2
Inning Stats	R: 0 H: 0 E: 0 LOB: 0 K: 1 BB: 0 S: 5 P: 5	R: 0 H: 1 E: 0 LOB: 2 K: 3 BB: 1 S: 10 P: 14	R: 0 H: 0 E: 0 LOB: 0 K: 0 BB: 0 S: 3 P: 3	R: 0 H: 1 E: 0 LOB: 2 K: 2 BB: 1 S: 8 P: 12	R: 3 H: 2 E: 0 LOB: 0 K: 1 BB: 1 S: 7 P: 11	R: 0 H: 0 E: 0 LOB: 0 K: 1 BB: 0 S: 5 P: 5	R: 0 H: 1 E: 0 LOB: 1 K: 0 BB: 0 S: 4 P: 4	R: 0 H: 1 E: 0 LOB: 2 K: 0 BB: 1 S: 3 P: 7	R: 0 H: 1 E: 0 LOB: 1 K: 1 BB: 0 S: 6 P: 6	R: 0 H: 0 E: 0 LOB: 0 K: 1 BB: 0 S: 5 P: 5							

PITCHER	IP	WLS	BF	H	R	ER	SO	BB	IBB	HBP	BLK	WP	HR	S	P	ERA	WHIP
Ken Brett, L (1, 1) ERA: 2.52	10.0	W	40	7	3	3	10	4	0	0	0	0	1	56	72	2.70	1.100

PITCHER	IP	WLS	BF	H	R	ER	SO	BB	IBB	HBP	BLK	WP	HR	S	P	ERA	WHIP

TOP

Milwaukee Brewers @ Chicago White Sox

Comiskey Park, Chicago, IL

Thu Jul 15 1976, 8:05 PM EDT
Att. 13,892 - Unknown - 82 F

livebaseballscorecards.com

AB	36
R	3
H	7
RBI	3
BB	4
SO	10
LOB	17

1B: 5	SF: 0	WP: 0	PA: 40
2B: 1	SAC: 0	PB: 0	
3B: 0	DP: 1	SB: 0	
HR: 1	HBP: 0	CS: 0	

Batter	1	2	3	4	5	6	7	8	9	10	AB	R	H	RBI	BB	SO	LOB
Chet Lemon, R (1, 8) OBP: 0.308, SLG: 0.324	HR	F8 ②		1B			6-3 ②			5-3 ①	5	1	2	1	0	0	0
Ralph Garr, L (1, 9) OBP: 0.319, SLG: 0.407	F8 ①	F6 ③		F8 ③			L4 ③			4-3 ②	5	0	0	0	0	0	1
Jorge Orta, L (1, 7) OBP: 0.314, SLG: 0.444	2B		F8 ①		F8 ①			2B		HR 2B	5	1	3	0	0	0	0
Pat Kelly, L (1, 10) OBP: 0.357, SLG: 0.406	BB		S BB		G3 ②			F8 ①		2-H HR	3	1	1	2	2	0	1
Jim Spencer, L (1, 3) OBP: 0.344, SLG: 0.365	F6 ②		1-2 IBB		F8 ③			G6-4-3 IBB			2	0	0	0	2	0	2
Kevin Bell, R (1, 5) OBP: 0.291, SLG: 0.459	K ③		F9 ②			K ①		G6-4-3 ②③ 1-2f			4	0	0	0	0	2	6
Brian Downing, R (1, 2) OBP: 0.320, SLG: 0.317		HR 1B	L4 ③			F9 ②			L5 ①		4	1	1	0	0	0	2
Jack Brohamer, L (1, 4) OBP: 0.299, SLG: 0.383		1-H HR		4-3 ①		L4 ③			K ②		4	1	1	2	0	1	0
Bucky Dent, R (1, 6) OBP: 0.300, SLG: 0.306		F9 ①		F3 ②			F7 ①		6-3 ③		4	0	0	0	0	0	0
Inning Stats	R: 1 H: 2 E: 0 LOB: 2 K: 1 BB: 1 S: 7 P: 11	R: 2 H: 2 E: 0 LOB: 0 K: 0 BB: 0 S: 5 P: 5	R: 0 H: 0 E: 0 LOB: 2 K: 0 BB: 2 S: 3 P: 11	R: 0 H: 1 E: 0 LOB: 1 K: 0 BB: 0 S: 4 P: 4	R: 0 H: 0 E: 0 LOB: 0 K: 0 BB: 0 S: 3 P: 3	R: 0 H: 0 E: 0 LOB: 0 K: 1 BB: 0 S: 5 P: 5	R: 0 H: 0 E: 0 LOB: 0 K: 0 BB: 0 S: 3 P: 3	R: 0 H: 1 E: 0 LOB: 1 K: 0 BB: 1 S: 3 P: 7	R: 0 H: 0 E: 0 LOB: 0 K: 1 BB: 0 S: 5 P: 5	R: 2 H: 2 E: 0 LOB: 0 K: 0 BB: 0 S: 4 P: 4						

PITCHER	IP	WLS	BF	H	R	ER	SO	BB	IBB	HBP	BLK	WP	HR	S	P	ERA	WHIP
Jim Slaton, R (1, 1) ERA: 3.39	9.2	L	39	7	4	4	3	2	2	0	0	0	2	41	57	3.72	0.931
Ray Sadecki, L (10, 1) ERA: 4.5	0.0		1	1	1	1	0	0	0	0	0	0	1	1	1	∞	∞

PITCHER	IP	WLS	BF	H	R	ER	SO	BB	IBB	HBP	BLK	WP	HR	S	P	ERA	WHIP

BOTTOM

Milwaukee Brewers @ Chicago White Sox

Comiskey Park, Chicago, IL

Thu Jul 15 1976, 8:05 PM EDT

Att. 13,892 - Unknown - 82 F

livebaseballscorecards.com

AB	36
R	5
H	8
RBI	5
BB	4
SO	3
LOB	12

1B: 2	SF: 0	WP: 0	PA: 40
2B: 3	SAC: 0	PB: 0	
3B: 0	DP: 1	SB: 1	
HR: 3	HBP: 0	CS: 0	

Batter	1	2	3	4	5	6	7	8	9	AB	R	H	RBI	BB	SO	LOB
Von Joshua, L (1, 8) OBP: 0.270, SLG: 0.327	F8		4-3 1-3		S G5-3 1-2 3-H 1B		B1-3		K	5	0	1	1	0	1	2
Don Money, R (1, 5) OBP: 0.355, SLG: 0.457	F8		SF7 3-H		G5-3 1-2 2-3f		6-3		K	4	0	0	1	0	1	3
George Scott, R (1, 3) OBP: 0.314, SLG: 0.396	4-3		K		K 2-3			5-3		4	0	0	0	0	2	1
Bernie Carbo, L (1, 9) OBP: 0.354, SLG: 0.419 Gorman Thomas, R (8, PH) OBP: 0.307, SLG: 0.392 (8, 9)		2B		K		4-3		K		3 1	0 0	1 0	0 0	0 0	1 1	0 0
Darrell Porter, L (1, 2) OBP: 0.302, SLG: 0.276 Gary Sutherland, R (8, PH) OBP: 0.273, SLG: 0.305 Art Kusnyer, R (8, 2) OBP: 0.200, SLG: 0.174		F8		F8		BB 1B		1B BB		3 0 0	0 0 0	1 0 0	0 0 0	0 1 0	0 0 0	1 0 0
Sixto Lezcano, R (1, 7) OBP: 0.358, SLG: 0.400		F8		2B		F2		1-3 1B		4	0	2	0	0	0	2
Mike Hegan, L (1, 10) OBP: 0.271, SLG: 0.341 Hank Aaron, R (8, PH) OBP: 0.315, SLG: 0.412		BB		4-3		1-2 BB		K		1 1	0 0	0 0	0 0	2 0	0 1	1 2
Robin Yount, R (1, 6) OBP: 0.323, SLG: 0.345		K			1B 1B 1B	F6			1B	4	1	2	0	0	1	4
Tim Johnson, L (1, 4) OBP: 0.336, SLG: 0.306 Jack Heidemann, R (9, PH) OBP: 0.225, SLG: 0.162			4-3 S SF7 1B		G5-3 1B 1-3 1B		4-3		F9	3 1	1 0	2 0	0 0	0 0	0 0	0 1
Inning Stats	R: 0 E: 0 K: 0 S: 3 H: 0 LOB: 0 BB: 0 P: 3	R: 0 E: 0 K: 1 S: 6 H: 1 LOB: 2 BB: 1 P: 10	R: 1 E: 0 K: 1 S: 6 H: 1 LOB: 0 BB: 0 P: 6	R: 0 E: 0 K: 1 S: 6 H: 1 LOB: 1 BB: 0 P: 6	R: 1 E: 0 K: 1 S: 7 H: 3 LOB: 1 BB: 0 P: 7	R: 0 E: 0 K: 0 S: 4 H: 1 LOB: 2 BB: 1 P: 8	R: 0 E: 0 K: 0 S: 3 H: 0 LOB: 0 BB: 0 P: 3	R: 0 E: 0 K: 2 S: 8 H: 1 LOB: 2 BB: 1 P: 12	R: 0 E: 0 K: 2 S: 8 H: 1 LOB: 1 BB: 0 P: 8	1B: 7 2B: 2 3B: 0 HR: 0 SF: 1 SAC: 0 DP: 1 HBP: 0						

PITCHER		IP	WLS	BF	H	R	ER	SO	BB	IBB	HBP	BLK	WP	HR	S	P	ERA	WHIP
Bart Johnson, R ERA: 4.58	(1, 1)	7.1	W	30	7	2	2	4	2	0	0	0	0	0	36	44	2.46	1.227
Dave Hamilton, L ERA: 2.62	(8, 1)	1.2	S	8	2	0	0	4	1	0	0	0	0	0	15	19	0.00	1.800

PITCHER	IP	WLS	BF	H	R	ER	SO	BB	IBB	HBP	BLK	WP	HR	S	P	ERA	WHIP

Milwaukee Brewers @ Chicago White Sox

Comiskey Park, Chicago, IL

Fri Jul 16 1976, 8:05 PM EDT

Att. 16,791 - Unknown

TOP

livebaseballscorecards.com

AB	34
R	2
H	9
RBI	2
BB	3
SO	8
LOB	17

WP: 0	PA: 38					
PB: 0						
SB: 2						
CS: 0						

Batter	1	2	3	4	5	6	7	8	9	AB	R	H	RBI	BB	SO	LOB
Chet Lemon, R (1, 8) OBP: 0.307, SLG: 0.323	1-3 1B		6-3		6-3	F9				4	0	1	0	0	0	1
Ralph Garr, L (1, 9) OBP: 0.318, SLG: 0.409	1-3 1-2			6-3	2-3 1B 2B		F4			4	1	1	0	0	0	1
Wayne Nordhagen, R (1, 10) OBP: 0.250, SLG: 0.250	F3			E BB 1B 1B	2-3 2-3		4-3			4	1	1	0	0	0	2
Jorge Orta, L (1, 7) OBP: 0.319, SLG: 0.446	4-3			B B B 1B E 1-2 1B BB	1B 3-H 1B		1B 1B			3	2	2	1	1	0	1
Kevin Bell, R (1, 5) OBP: 0.298, SLG: 0.461		F4		F3	FC5-4 1-2 1B		1B 1-3 1B			4	0	2	0	0	0	2
Brian Downing, R (1, 2) OBP: 0.319, SLG: 0.316		5-3		E4 1B 1-2 2-3 1B	FC5-4 1-2f		1-3 3-H 1B			4	1	1	1	0	0	4
Lamar Johnson, R (1, 3) OBP: 0.307, SLG: 0.341 Jim Spencer, L (7, 3) OBP: 0.343, SLG: 0.364	5-3			1B 1-2 2-3 3-H 1B		4-3		F3		3 1	0 0	1 0	1 0	0 0	0 0	0 0
Bucky Dent, R (1, 6) OBP: 0.299, SLG: 0.305			K	FC6-4 1-2 2-H 3-H 1B		4-3		F4		4	0	1	2	0	1	0
Bill Stein, R (1, 4) OBP: 0.248, SLG: 0.268			K	FC6-4 1-2f		1B		F8		4	0	1	0	0	1	2
Inning Stats	R: 0 E: 0 K: 0 S: 4 H: 1 LOB: 1 BB: 0 P: 4	R: 0 E: 0 K: 0 S: 3 H: 0 LOB: 0 BB: 0 P: 3	R: 0 E: 0 K: 2 S: 7 H: 0 LOB: 0 BB: 0 P: 7	R: 3 E: 1 K: 0 S: 7 H: 3 LOB: 2 BB: 1 P: 11	R: 1 E: 0 K: 0 S: 6 H: 3 LOB: 2 BB: 0 P: 6	R: 0 E: 0 K: 0 S: 4 H: 1 LOB: 1 BB: 0 P: 4	R: 1 E: 0 K: 0 S: 5 H: 3 LOB: 2 BB: 0 P: 5	R: 0 E: 0 K: 0 S: 3 H: 0 LOB: 0 BB: 0 P: 3		1B: 10 2B: 1 3B: 0 HR: 0	SF: 0 SAC: 0 DP: 0 HBP: 0		WP: 0 PB: 0 SB: 0 CS: 0		PA: 36	

PITCHER		IP	WLS	BF	H	R	ER	SO	BB	IBB	HBP	BLK	WP	HR	S	P	ERA	WHIP
Jerry Augustine, L ERA: 3.89	(1, 1)	4.0	L	18	4	3	0	2	1	0	0	0	0	0	21	25	0.00	1.250
Bill Castro, R ERA: 4.82	(5, 1)	3.0		15	7	2	2	0	0	0	0	0	0	0	15	15	6.00	2.333
Danny Frisella, R ERA: 2.93	(8, 1)	1.0		3	0	0	0	0	0	0	0	0	0	0	3	3	0.00	0.000

PITCHER	IP	WLS	BF	H	R	ER	SO	BB	IBB	HBP	BLK	WP	HR	S	P	ERA	WHIP

BOTTOM

Milwaukee Brewers @ Chicago White Sox

Comiskey Park, Chicago, IL

Fri Jul 16 1976, 8:05 PM EDT

Att. 16,791 - Unknown

livebaseballscorecards.com

AB	35
R	5
H	11
RBI	5
BB	1
SO	2
LOB	13

Milwaukee Brewers @ Chicago White Sox

Comiskey Park, Chicago, IL

Sat Jul 17 1976, 8:05 PM EDT

Att. 15,261 - Unknown

TOP

livebaseballscorecards.com

Batter	1	2	3	4	5	6	7	8	9	AB	R	H	RBI	BB	SO	LOB
Von Joshua, L (1, 8) OBP: 0.270, SLG: 0.326	4-3	F8			E S 1B 1B		E1	K		4	1	1	0	0	0	1
Gorman Thomas, R (7, 8) OBP: 0.304, SLG: 0.388										1	0	0	0	0	1	2
Don Money, R (1, 5) OBP: 0.355, SLG: 0.455	6-3		F9		FC6-4 1-H 1B		6-3		BBBB 6-3 3B BB	4	1	1	1	1	0	1
George Scott, R (1, 3) OBP: 0.309, SLG: 0.390	1-3		K		FC6-4 1-2f		4-3		6-3 1-2	5	0	0	0	0	1	3
Bernie Carbo, L (1, 9) OBP: 0.357, SLG: 0.414		BBBB 1B 2B BB	6-3			K		BBBB 1B 1B SF7 BB	K	2	1	0	0	2	1	0
Bill Sharp, L (8, PR) OBP: 0.292, SLG: 0.267 (8, 9)										1	1	0	0	0	1	1
Darrell Porter, L (1, 2) OBP: 0.312, SLG: 0.295		1-3 2B 1B		F8		BBBB HR BB		1-2 1B 1B	2-H 3B	4	3	3	1	1	0	0
Sixto Lezcano, R (1, 7) OBP: 0.358, SLG: 0.404		F8 1-H 3-H SH 2B		5-3		F7		1-2 2-3 1B 1B	K	5	1	2	2	0	1	2
Mike Hegan, L (1, 10) OBP: 0.269, SLG: 0.404		F8 2-3		K		1-H HR		SF7 3-H		3	1	1	3	0	1	1
Robin Yount, R (1, 6) OBP: 0.324, SLG: 0.345		SH 3-H			K	6-3		1-2 2-H 1B		3	0	1	2	0	1	0
Tim Johnson, L (1, 4) OBP: 0.324, SLG: 0.294		F8			F7		3-1	F7		4	0	0	0	0	0	3
Inning Stats	R: 0 E: 0 K: 0 S: 3 H: 0 LOB: 0 BB: 0 P: 3	R: 3 E: 0 K: 0 S: 6 H: 2 LOB: 1 BB: 1 P: 10	R: 0 E: 0 K: 1 S: 5 H: 0 LOB: 0 BB: 0 P: 5	R: 0 E: 0 K: 1 S: 5 H: 0 LOB: 0 BB: 0 P: 5	R: 1 E: 0 K: 1 S: 7 H: 2 LOB: 1 BB: 0 P: 7	R: 2 E: 0 K: 1 S: 6 H: 1 LOB: 0 BB: 1 P: 10	R: 0 E: 1 K: 0 S: 4 H: 0 LOB: 1 BB: 0 P: 4	R: 2 E: 0 K: 1 S: 8 H: 3 LOB: 2 BB: 1 P: 12	R: 1 E: 0 K: 2 S: 8 H: 1 LOB: 1 BB: 1 P: 12	1B: 6 2B: 1 3B: 1 HR: 1 SF: 1 SAC: 1 DP: 0 HBP: 0						

	AB	36
	R	9
	H	9
	RBI	9
	BB	4
	SO	7
	LOB	14

WP: 0 PB: 0 SB: 1 CS: 0 PA: 42

PITCHER		IP	WLS	BF	H	R	ER	SO	BB	IBB	HBP	BLK	WP	HR	S	P	ERA	WHIP
Rich Gossage, R ERA: 3.2	(1, 1)	6.0	L	26	5	6	6	4	2	0	0	0	0	1	32	40	9.00	1.167
Blue Moon Odom, R ERA: 9.0	(7, 1)	2.0		11	3	2	2	1	1	0	0	0	0	0	12	16	9.00	2.000
Chris Knapp, R ERA: 5.52	(9, 1)	1.0		5	1	1	1	2	1	0	0	0	0	0	8	12	9.00	2.000

PITCHER	IP	WLS	BF	H	R	ER	SO	BB	IBB	HBP	BLK	WP	HR	S	P	ERA	WHIP

Batter	1	2	3	4	5	6	7	8	9	AB	R	H	RBI	BB	SO	LOB
Chet Lemon, R (1, 8) OBP: 0.303, SLG: 0.318	6-3	K			F7			6-3		4	0	0	0	0	1	2
Ralph Garr, L (1, 9) OBP: 0.314, SLG: 0.403	F9		6-3		F8			G3		4	0	0	0	0	0	0
Jorge Orta, L (1, 7) OBP: 0.323, SLG: 0.461	HR		WP 1B			4-3			1B SF9 2B	4	2	3	1	0	0	0
Pat Kelly, L (1, 10) OBP: 0.360, SLG: 0.405	BB		K 1-3			4-3			2-3 1B	3	0	1	0	1	1	1
Jim Spencer, L (1, 3) OBP: 0.339, SLG: 0.360	F7		F7			F2			SF9 3-H	3	0	0	1	0	0	2
Brian Downing, R (1, 2) OBP: 0.322, SLG: 0.319		FC1-6 1B		F7			G4-6-3 1B		F4	4	0	2	0	0	0	1
Kevin Bell, R (1, 5) OBP: 0.288, SLG: 0.445		FC1-6 1B 1-2f		F8			K		F2	4	0	0	0	0	1	3
Jack Brohamer, L (1, 4) OBP: 0.295, SLG: 0.377		F7		F6			G4-6-3 1-2f			3	0	0	0	0	0	2
Bucky Dent, R (1, 6) OBP: 0.299, SLG: 0.305		1-3 1B			F9			6-3		3	0	1	0	0	0	0
Inning Stats	R: 1 E: 0 K: 0 S: 4 H: 1 LOB: 1 BB: 1 P: 8	R: 0 E: 0 K: 1 S: 7 H: 2 LOB: 2 BB: 0 P: 7	R: 0 E: 0 K: 1 S: 6 H: 1 LOB: 1 BB: 0 P: 6	R: 0 E: 0 K: 0 S: 3 H: 0 LOB: 0 BB: 0 P: 3	R: 0 E: 0 K: 0 S: 3 H: 0 LOB: 0 BB: 0 P: 3	R: 0 E: 0 K: 0 S: 3 H: 0 LOB: 0 BB: 0 P: 3	R: 0 E: 0 K: 1 S: 5 H: 1 LOB: 0 BB: 0 P: 5	R: 0 E: 0 K: 0 S: 3 H: 0 LOB: 0 BB: 0 P: 3	R: 1 E: 0 K: 0 S: 5 H: 2 LOB: 1 BB: 0 P: 5	1B: 5 2B: 1 3B: 0 HR: 1	SF: 1 SAC: 0 DP: 1 HBP: 0						

PITCHER	IP	WLS	BF	H	R	ER	SO	BB	IBB	HBP	BLK	WP	HR	S	P	ERA	WHIP
Jim Colborn, R (1, 1) ERA: 3.89	9.0	W	34	7	2	2	3	1	0	0	0	1	1	39	43	2.00	0.889

PITCHER	IP	WLS	BF	H	R	ER	SO	BB	IBB	HBP	BLK	WP	HR	S	P	ERA	WHIP

BOTTOM

Milwaukee Brewers @ Chicago White Sox

Comiskey Park, Chicago, IL

Sat Jul 17 1976, 8:05 PM EDT

Att. 15,261 - Unknown

livebaseballscorecards.com

AB	32
R	2
H	7
RBI	2
BB	1
SO	3
LOB	11

PA: 34

WP: 2
PB: 0
SB: 0
CS: 0

Batter	1	2	3	4	5	6	7	8	9	AB	R	H	RBI	BB	SO	LOB
Von Joshua, L (1, 8) OBP: 0.270, SLG: 0.322	K			4-3		BB G5-4-3 1-2f	FC6			3	0	0	0	1	1	2
Don Money, R (1, 5) OBP: 0.355, SLG: 0.452	F7			BB 1B		G5-4-3 1-2f		F3		2	0	0	0	1	0	2
Jack Heidemann, R (6, 5) OBP: 0.220, SLG: 0.158										1	0	0	0	0	0	0
George Scott, R (1, 3) OBP: 0.312, SLG: 0.392	K			G6-3 1-2			1B 1B	1B		3	1	2	0	0	1	0
Gary Sutherland, R (7, 4) OBP: 0.277, SLG: 0.310										1	0	1	0	0	0	0
Bernie Carbo, L (1, 9) OBP: 0.351, SLG: 0.406		F7		G6-3 1-2f			K	K		3	0	0	0	0	1	3
Gorman Thomas, R (7, 9) OBP: 0.302, SLG: 0.385										1	0	0	0	0	1	1
Darrell Porter, L (1, 2) OBP: 0.313, SLG: 0.295		K			1-3		1B 1-3	L7		3	1	1	0	0	1	0
Art Kusnyer, R (7, 2) OBP: 0.192, SLG: 0.167										1	0	0	0	0	0	1
Sixto Lezcano, R (1, 7) OBP: 0.357, SLG: 0.402		K			F8		1B 1-2 3-H		FC3-6	1	0	0	0	0	1	0
Bill Sharp, L (2, 7) OBP: 0.299, SLG: 0.275										3	1	2	1	0	0	0
Mike Hegan, L (1, 10) OBP: 0.250, SLG: 0.373			G3		3-1		K		FC3-6 1-2f	4	0	0	0	0	1	3
Robin Yount, R (1, 6) OBP: 0.323, SLG: 0.344			6-3			F8	1B 1-3 2-H		K	4	0	1	1	0	1	1
Tim Johnson, L (1, 4) OBP: 0.330, SLG: 0.321 (7, 3)			4-3			3B	FC6 1-2 3-H		G3	4	0	2	1	0	0	1
Inning Stats	R: 0 H: 0 E: 0 LOB: 0 K: 2 BB: 0 S: 7 P: 7	R: 0 H: 0 E: 0 LOB: 0 K: 2 BB: 0 S: 7 P: 7	R: 0 H: 0 E: 0 LOB: 0 K: 0 BB: 0 S: 3 P: 3	R: 0 H: 1 E: 0 LOB: 1 K: 0 BB: 1 S: 3 P: 7	R: 0 H: 0 E: 0 LOB: 0 K: 0 BB: 0 S: 3 P: 3	R: 0 H: 1 E: 0 LOB: 1 K: 0 BB: 1 S: 3 P: 7	R: 3 H: 5 E: 0 LOB: 2 K: 2 BB: 0 S: 12 P: 12	R: 0 H: 1 E: 0 LOB: 1 K: 1 BB: 0 S: 6 P: 6	R: 0 H: 1 E: 0 LOB: 1 K: 1 BB: 0 S: 6 P: 6	1B: 8 SF: 0 2B: 0 SAC: 0 3B: 1 DP: 2 HR: 0 HBP: 0				WP: 0 PA: 36 PB: 0 SB: 0 CS: 0		

TOP

Milwaukee Brewers @ Chicago White Sox

Comiskey Park, Chicago, IL

Sun Jul 18 1976, 4:33 AM EDT

Att. 20,302 - Unknown

livebaseballscorecards.com

AB	34
R	3
H	9
RBI	3
BB	2
SO	8
LOB	14

PITCHER	IP	WLS	BF	H	R	ER	SO	BB	IBB	HBP	BLK	WP	HR	S	P	ERA	WHIP
Francisco Barrios, R (1, 1) ERA: 4.86	9.0	W	36	9	3	3	8	2	0	0	0	0	0	50	58	3.00	1.222

PITCHER	IP	WLS	BF	H	R	ER	SO	BB	IBB	HBP	BLK	WP	HR	S	P	ERA	WHIP

Batter	1	2	3	4	5	6	7	8	9	AB	R	H	RBI	BB	SO	LOB
Chet Lemon, R (1, 8) OBP: 0.303, SLG: 0.316	L8	B3		1B G4-6-3 BB	6-3		BB 1-2 BB	F4		2	1	0	0	1	0	2
Alan Bannister, R (5, 8) OBP: 0.300, SLG: 0.286										2	0	0	0	1	0	0
Kevin Bell, R (1, 5) OBP: 0.315, SLG: 0.484	2B HR 1B	1-H 2-H HR		G4-6-3 1-3 1B	1B BB		1-2 2-3 BB			3	2	3	3	2	0	0
Jorge Orta, L (1, 7) OBP: 0.324, SLG: 0.463	HR 1-3 2B	K		G4-6-3 1-2f 3-H	1-2 1B		F5			5	1	2	0	0	1	4
Lamar Johnson, R (1, 3) OBP: 0.323, SLG: 0.422	HR 2-H 3-H	HR		BB S 1B 1B	6-3		F7			5	3	3	4	0	0	5
Wayne Nordhagen, R (1, 10) OBP: 0.444, SLG: 0.500	2B	6-3		BB 1-2 1B BB		F8		BB HR 1B		4	2	2	0	1	0	0
Buddy Bradford, R (1, 9) OBP: 0.324, SLG: 0.358	6-3		L4 1B 1B	1B 1-2 2-3 BB		F5		F7		4	0	1	0	1	0	2
Bucky Dent, R (1, 6) OBP: 0.301, SLG: 0.304	K		F7	1-3 2-H 3-H 1B		F7		1-2 HR BB		4	1	1	2	1	1	2
Bill Stein, R (1, 4) OBP: 0.270, SLG: 0.316		BB HR 1B	1-2 1B	F9			FC1-6 1B	1-H 2-H HR		5	2	4	3	0	0	2
Jim Essian, R (1, 2) OBP: 0.333, SLG: 0.277		1-2 HR BB	2-3		L8		FC1-6 BB BB 1-2f	F9		4	1	0	0	1	0	3
Inning Stats	R: 3 E: 0 K: 1 S: 9 H: 4 LOB: 1 BB: 0 P: 9	R: 4 E: 0 K: 1 S: 8 H: 3 LOB: 0 BB: 1 P: 12	R: 0 E: 0 K: 0 S: 4 H: 2 LOB: 1 BB: 0 P: 4	R: 3 E: 0 K: 0 S: 5 H: 3 LOB: 2 BB: 3 P: 17	R: 0 E: 0 K: 0 S: 4 H: 1 LOB: 2 BB: 1 P: 8	R: 0 E: 0 K: 0 S: 3 H: 0 LOB: 0 BB: 0 P: 3	R: 0 E: 0 K: 0 S: 4 H: 1 LOB: 3 BB: 2 P: 12	R: 3 E: 0 K: 0 S: 5 H: 2 LOB: 0 BB: 1 P: 9		1B: 10 2B: 3 3B: 0 HR: 4	SF: 0 SAC: 0 DP: 2 HBP: 0					

BOTTOM

Milwaukee Brewers @ Chicago White Sox

Comiskey Park, Chicago, IL

Sun Jul 18 1976, 4:33 AM EDT

Att. 20,302 - Unknown

livebaseballscorecards.com

AB	38
R	13
H	16
RBI	12
BB	8
SO	2
LOB	20

PITCHER		IP	WLS	BF	H	R	ER	SO	BB	IBB	HBP	BLK	WP	HR	S	P	ERA	WHIP
Bill Travers, L ERA: 2.36	(1, 1)	1.2	L	13	7	7	7	2	1	0	0	0	0	3	16	20	37.80	4.800
Pete Broberg, R ERA: 4.75	(2, 1)	6.1		33	9	6	6	0	7	0	0	0	0	1	26	54	8.53	2.526

PITCHER	IP	WLS	BF	H	R	ER	SO	BB	IBB	HBP	BLK	WP	HR	S	P	ERA	WHIP

Batter	1	2	3	4	5	6	7	8	9	AB	R	H	RBI	BB	SO	LOB
Mickey Rivers, L (1, 8) OBP: 0.321, SLG: 0.437	SSS 0-3 ① K		x 0-0 G4-3 2-H 1B			x 0-0 ② 1-3		x 0-0 ① F4		4	0	1	1	0	1	2
Roy White, S (1, 7) OBP: 0.367, SLG: 0.422	x 0-0 1B		x 0-0 ②③ G4-3 1-2f			x 0-0 ③ 4-3		SSS 0-3 ②③ K 2-3		4	0	1	0	0	1	3
Thurman Munson, R (1, 10) OBP: 0.356, SLG: 0.450	x 0-0 ② F3			x 0-0 ① 4-3			x 0-0 ① F8		x 0-0 E 2B	4	1	1	0	0	0	1
Chris Chambliss, L (1, 3) OBP: 0.330, SLG: 0.460	SSS 0-3 ③ K			x 0-0 ② L6			x 0-0 2B 1B		x 0-0 E4 FC4-6 2-H 1B	4	1	2	0	0	1	1
Graig Nettles, L (1, 5) OBP: 0.309, SLG: 0.403		x 0-0 ① L5		x 0-0 ③ F7			SSS 0-3 ② K		x 0-0 ① F4	4	0	0	0	0	1	2
Juan Bernhardt, R (1, 9) OBP: 0.222, SLG: 0.333		x 0-0 ② 4-3			x 0-0 ① F9		x 0-0 WP 1-H 2B		x 0-0 ② FC4-6 1-2f	4	0	1	1	0	0	1
Fran Healy, R (1, 2) OBP: 0.337, SLG: 0.267		x 0-0 ③ 4-3			x 0-0 ② F8		x 0-0 ③ F9 2-3		x 0-0 ③ F3	4	0	0	0	0	0	2
Sandy Alomar Sr., S (1, 4) OBP: 0.297, SLG: 0.289			x 0-0 SH3-4 1B 1B		x 0-0 ③ 4-3			BBBB 4-0 CS BB BB		2	1	1	0	1	0	0
Fred Stanley, R (1, 6) OBP: 0.300, SLG: 0.250			x 0-0 ① SH3-4 1-2			x 0-0 ① F9		BBBB 4-0 1-2 BB		1	0	0	0	1	0	0
Inning Stats	R: 0 E: 0 K: 2 S: 8 H: 1 LOB: 1 BB: 0 P: 8	R: 0 E: 0 K: 0 S: 3 H: 0 LOB: 0 BB: 0 P: 3	R: 1 E: 0 K: 0 S: 4 H: 2 LOB: 0 BB: 0 P: 4	R: 0 E: 0 K: 0 S: 3 H: 0 LOB: 0 BB: 0 P: 3	R: 0 E: 0 K: 0 S: 3 H: 0 LOB: 0 BB: 0 P: 3	R: 0 E: 0 K: 0 S: 3 H: 0 LOB: 0 BB: 0 P: 3	R: 1 E: 0 K: 1 S: 7 H: 2 LOB: 1 BB: 0 P: 7	R: 0 E: 0 K: 1 S: 4 H: 0 LOB: 2 BB: 2 P: 12	R: 1 E: 1 K: 0 S: 5 H: 2 LOB: 1 BB: 0 P: 5	1B: 5 2B: 3 3B: 0 HR: 0 SF: 0 SAC: 1 DP: 2 HBP: 0							

PITCHER		IP	WLS	BF	H	R	ER	SO	BB	IBB	HBP	BLK	WP	HR	S	P	ERA	WHIP
Terry Forster, L ERA: 3.89	(1, 1)	7.0		25	5	2	2	3	0	0	0	0	1	0	31	31	2.57	0.714
Dave Hamilton, L ERA: 2.69	(8, 1)	2.0	L	9	2	1	1	1	2	0	0	0	0	0	9	17	4.50	2.000

PITCHER	IP	WLS	BF	H	R	ER	SO	BB	IBB	HBP	BLK	WP	HR	S	P	ERA	WHIP

TOP

New York Yankees @ Chicago White Sox

Comiskey Park, Chicago, IL

Mon Jul 19 1976, 8:05 PM EDT

Att. 11,544 - Unknown

livebaseballscorecards.com

AB	31
R	3
H	7
RBI	2
BB	2
SO	4
LOB	12

WP: 1 PB: 0 SB: 0 CS: 1 PA: 34

BOTTOM

New York Yankees @ Chicago White Sox

Comiskey Park, Chicago, IL

Mon Jul 19 1976, 8:05 PM EDT

Att. 11,544 - Unknown

livebaseballscorecards.com

Batter	1	2	3	4	5	6	7	8	9	AB	R	H	RBI	BB	SO	LOB
Ralph Garr, L (1, 8) OBP: 0.315, SLG: 0.406	0-0 1B	0-0 F8 ③		0-0 F9 ②		0-0 L4 ③			0-0 2B	5	0	2	0	0	0	3
Jim Spencer, L (1, 3) OBP: 0.336, SLG: 0.357	0-0 F9 ①		0-0 1B 1B 1B	0-0 F7 ③			0-0 4-3 ①		0-0 F6 ①	5	1	1	0	0	0	2
Jorge Orta, L (1, 7) OBP: 0.325, SLG: 0.460	0-0 1-3 1B		0-0 F7 ①		0-0 F8 ①		0-0 F7 ②		B B B B 4-0 BB	4	0	1	0	1	0	1
Pat Kelly, L (1, 10) OBP: 0.366, SLG: 0.406 Lamar Johnson, R (9, PH) OBP: 0.319, SLG: 0.418	S S S 0-3 K ②		0-0 1B 1-3 SF7 1B		B B B B 4-0 BB BB		B B B B 4-0 BB		0-0 F7 ②	2	1	1	0	2	1	2
										1	0	0	0	0	0	2
Kevin Bell, R (1, 5) OBP: 0.319, SLG: 0.476	S S S 0-3 K ③		0-0 1B 1-3 3-H 1B		B B B B 4-0 1-2 BB ②		0-0 F7 ③		0-0 F8 ③	4	0	1	1	1	1	5
Wayne Nordhagen, R (1, 9) OBP: 0.308, SLG: 0.364		0-0 6-3 ①	0-0 SF7 ② 3-H		S S S 0-3 K ③			0-0 5-3 ①		3	0	0	1	0	1	1
Bucky Dent, R (1, 6) OBP: 0.303, SLG: 0.307		0-0 1B 1B	0-0 1-2 1B			0-0 F4 ①		0-0 E7 BB		4	0	2	0	0	0	0
Jack Brohamer, L (1, 4) OBP: 0.299, SLG: 0.373		0-0 F7 ②	0-0 F8 ③			H 1-0 1-3 HBP		B B B B 4-0 1-2 G6-3 BB		2	0	0	0	1	0	3
Jim Essian, R (1, 2) OBP: 0.333, SLG: 0.279	0-0 1-2 1B			0-0 F8 ①		0-0 1-3 ② 1-2		0-0 G6-3 ②③ 1-2f		3	0	1	0	0	0	1
Ken Brett, L (8, PH)										1	0	0	0	0	0	2
Brian Downing, R (9, 2) OBP: 0.322, SLG: 0.319										0	0	0	0	0	0	0
Inning Stats	R: 0 E: 0 K: 2 S: 9 H: 2 LOB: 2 BB: 0 P: 9	R: 0 E: 0 K: 0 S: 5 H: 2 LOB: 2 BB: 0 P: 5	R: 2 E: 0 K: 0 S: 7 H: 4 LOB: 2 BB: 0 P: 7	R: 0 E: 0 K: 0 S: 3 H: 0 LOB: 0 BB: 0 P: 3	R: 0 E: 0 K: 1 S: 4 H: 0 LOB: 1 BB: 2 P: 12	R: 0 E: 0 K: 0 S: 3 H: 0 LOB: 1 BB: 0 P: 4	R: 0 E: 0 K: 0 S: 3 H: 0 LOB: 1 BB: 1 P: 7	R: 0 E: 1 K: 0 S: 3 H: 0 LOB: 1 BB: 1 P: 7	R: 0 E: 0 K: 0 S: 4 H: 1 LOB: 2 BB: 1 P: 8	1B: 8 2B: 1 3B: 0 HR: 0	SF: 1 SAC: 0 DP: 1 HBP: 1						

	AB	34
	R	2
	H	9
	RBI	2
	BB	5
	SO	3
	LOB	22

WP: 0 PB: 0 SB: 0 CS: 0 PA: 41

PITCHER		IP	WLS	BF	H	R	ER	SO	BB	IBB	HBP	BLK	WP	HR	S	P	ERA	WHIP
Ed Figueroa, R ERA: 3.13	(1, 1)	8.0	W	37	9	2	2	3	4	0	1	0	0	0	38	55	2.25	1.625
Sparky Lyle, L ERA: 2.19	(9, 1)	1.0	S	4	0	0	0	0	1	0	0	0	0	0	3	7	0.00	1.000

PITCHER	IP	WLS	BF	H	R	ER	SO	BB	IBB	HBP	BLK	WP	HR	S	P	ERA	WHIP

Batter	1	2	3	4	5	6	7	8	9	AB	R	H	RBI	BB	SO	LOB
Mickey Rivers, L (1, 8) OBP: 0.316, SLG: 0.429	F3	FC3-6 SF 1B 1-2f 2-3 3-H	K	F2		FC5-6 G1-2-3 BB 1-2 2-3f		F8		6	1	0	1	0	1	8
Roy White, S (1, 7) OBP: 0.369, SLG: 0.421	1-3 1B	SF 1B 1-3 3-H		BB F7		G1-2-3 BB 1-2 2-3		E3 2B 1-2		3	3	1	1	2	0	4
Thurman Munson, R (1, 10) OBP: 0.361, SLG: 0.455	1-3 1-2	1B 1B 1B 2-H 3-H		1B 2B 1B 1-2	BB	G1-2-3 1-2 2-3 3-Hf		1-H 2-H 2B		5	2	3	4	1	0	4
Chris Chambliss, L (1, 3) OBP: 0.332, SLG: 0.460	4-3	1B 1B 1-3		2B 1B 1-3 2-H 1B	1B 1-2		K	K		6	1	3	1	0	2	2
Graig Nettles, L (1, 5) OBP: 0.315, SLG: 0.407		BB FC4 1B		1B 2B 1-3 3-H	F5		BB WP 1B	4-3		4	3	2	2	2	0	3
Juan Bernhardt, R (1, 9) OBP: 0.300, SLG: 0.400										1	1	1	0	0	0	0
Oscar Gamble, L (2, PH) OBP: 0.330, SLG: 0.424 (2, 9)	F9			BB 1B FC1-2 IBB	K		WP 1B 1-2			3	0	1	0	1	1	4
Fran Healy, R (1, 2) OBP: 0.340, SLG: 0.273		BB 1B FC3-6 1B 1-3 2-H		FC1-2 BB 1B 1-2 2-H 3-H	F8		F8			2	1	1	1	0	0	2
Carlos May, L (4, PH) OBP: 0.329, SLG: 0.308		FC4 1-2f								1	0	1	2	0	0	0
Elrod Hendricks, L (4, 2) OBP: 0.224, SLG: 0.264										2	0	0	0	0	0	4
Sandy Alomar Sr., S (1, 4) OBP: 0.313, SLG: 0.299		FC3-6 BB SF 1B 1-2 3-H	F9	FC1-2 1B 1-2 2-3		FC5-6 1B 1B	F8 1-2 2-H			4	1	2	1	1	0	1
Fred Stanley, R (1, 6) OBP: 0.314, SLG: 0.253		FC3-6 1-2 2-3 BB	4-3	FC1-2 1-2 2-3 3-Hf		BB FC5-6 G1-2-3 1-2 1B		E 2B BB		3	1	1	0	2	0	3

Inning Stats																				
	R: 0	H: 1	R: 7	H: 6	R: 0	H: 0	R: 4	H: 4	R: 0	H: 1	R: 0	H: 2	R: 1	H: 1	R: 2	H: 1	1B: 14	SF: 1	WP: 2	PA: 50
	E: 0	LOB: 1	E: 1	LOB: 2	E: 0	LOB: 0	E: 0	LOB: 3	E: 0	LOB: 2	E: 0	LOB: 2	E: 0	LOB: 1	E: 1	LOB: 1	2B: 2	SAC: 0	PB: 0	
	K: 0	BB: 0	K: 0	BB: 2	K: 1	BB: 0	K: 0	BB: 3	K: 1	BB: 1	K: 0	BB: 1	K: 1	BB: 1	K: 1	BB: 1	3B: 0	DP: 1	SB: 0	
	S: 4	P: 4	S: 10	P: 18	S: 5	P: 5	S: 7	P: 19	S: 6	P: 10	S: 4	P: 8	S: 6	P: 10	S: 7	P: 11	HR: 0	HBP: 0	CS: 0	

PITCHER		IP	WLS	BF	H	R	ER	SO	BB	IBB	HBP	BLK	WP	HR	S	P	ERA	WHIP
Ken Brett, L ERA: 3.05	(1, 1)	1.1		13	6	7	6	0	2	0	0	0	0	0	11	19	40.50	6.000
Pete Vuckovich, R ERA: 4.14	(2, 1)	4.0	L	25	8	4	4	2	4	1	0	0	0	0	24	44	9.00	3.000
Jesse Jefferson, R ERA: 6.8	(6, 1)	2.2		12	2	3	2	2	2	0	0	0	1	0	14	22	6.75	1.500

PITCHER	IP	WLS	BF	H	R	ER	SO	BB	IBB	HBP	BLK	WP	HR	S	P	ERA	WHIP

TOP

New York Yankees @ Chicago White Sox

Comiskey Park, Chicago, IL

Tue Jul 20 1976, 8:05 PM EDT

Att. 19,776 - Unknown

livebaseballscorecards.com

AB	40
R	14
H	16
RBI	13
BB	9
SO	4
LOB	35

New York Yankees @ Chicago White Sox

Comiskey Park, Chicago, IL

Tue Jul 20 1976, 8:05 PM EDT

Att. 19,776 - Unknown

livebaseballscorecards.com

Batter	1	2	3	4	5	6	7	8	9	AB	R	H	RBI	BB	SO	LOB
Chet Lemon, R (1, 8) OBP: 0.306, SLG: 0.319	BB 1B 1B; 1-3 3-H 1B		F2			1-3				4	1	2	1	0	0	1
Wayne Nordhagen, R (1, 10) OBP: 0.333, SLG: 0.333	1B 1-2 SF8 BB			F8		4-3				1	1	0	0	1	0	1
Pat Kelly, L (4, PH) OBP: 0.363, SLG: 0.402	6-3									2	0	0	0	0	0	0
Jorge Orta, L (1, 7) OBP: 0.327, SLG: 0.461	SF8 BB 1B 1-3 2-H 1B	F7		1B		F9				4	1	2	1	0	0	0
Lamar Johnson, R (1, 3) OBP: 0.327, SLG: 0.415	1B HR 1-2 BB	F9		5-3			WP 1B			3	1	1	0	1	0	0
Kevin Bell, R (1, 5) OBP: 0.309, SLG: 0.465	SF8 2-3 3-H	L3			K		F5 1-2			3	0	0	1	0	1	1
Brian Downing, R (1, 2) OBP: 0.321, SLG: 0.318	HR 1-2 3-H 1B		F8		F9		K			4	1	1	1	0	1	1
Bill Stein, R (1, 4) OBP: 0.286, SLG: 0.364	1-H 2-H HR		E 1B		1B 2B		K			4	3	3	3	0	1	1
Buddy Bradford, R (1, 9) OBP: 0.322, SLG: 0.355	E9 1B 1B		F9		FC6-4 2-H 1B			4-3		1	1	0	0	0	0	0
Ralph Garr, L (3, PH) OBP: 0.315, SLG: 0.406 (4, 9)										3	0	1	1	0	0	1
Bucky Dent, R (1, 6) OBP: 0.303, SLG: 0.307	1B 1-3 1B		E7 1-H		FC6-4 1-2f					3	0	1	0	0	0	1

Inning Stats	1	2	3	4	5	6	7	8	9	AB	R	H	RBI	BB	SO	LOB
	R: 7 H: 6 E: 1 LOB: 1 K: 0 BB: 2 S: 9 P: 17	R: 0 H: 0 E: 0 LOB: 0 K: 0 BB: 0 S: 3 P: 3	R: 1 H: 1 E: 1 LOB: 1 K: 0 BB: 0 S: 5 P: 5	R: 0 H: 1 E: 0 LOB: 0 K: 0 BB: 0 S: 3 P: 3	R: 1 H: 2 E: 0 LOB: 1 K: 1 BB: 0 S: 7 P: 7	R: 0 H: 0 E: 0 LOB: 0 K: 0 BB: 0 S: 3 P: 3	R: 0 H: 1 E: 0 LOB: 1 K: 2 BB: 0 S: 8 P: 8	R: 0 H: 0 E: 0 LOB: 0 K: 0 BB: 0 S: 1 P: 1		1B: 9 SF: 1 2B: 1 SAC: 0 3B: 0 DP: 0 HR: 1 HBP: 0					WP: 1 PA: 35 PB: 0 SB: 0 CS: 0

PITCHER		IP	WLS	BF	H	R	ER	SO	BB	IBB	HBP	BLK	WP	HR	S	P	ERA	WHIP
Ken Holtzman, L ERA: 3.05	(1, 1)	0.1		9	5	7	6	0	2	0	0	0	0	1	7	15	162.00	21.000
Jim York, R ERA: 1.29	(1, 1)	7.0	W	26	6	2	1	3	0	0	0	0	1	0	32	32	1.29	0.857

PITCHER	IP	WLS	BF	H	R	ER	SO	BB	IBB	HBP	BLK	WP	HR	S	P	ERA	WHIP

Batter	1	2	3	4	5	6	7	8	9	AB	R	H	RBI	BB	SO	LOB
Ron LeFlore, R (1, 8) OBP: 0.385, SLG: 0.439	BBBB 4-0 E 1B BB		SSS 0-3 ① K		x 0-0 ② 3-1		x 0-0 ③ 1-3 1B			3	1	1	0	1	1	0
Tom Veryzer, R (1, 6) OBP: 0.272, SLG: 0.251	x 0-0 1-H FC3-6 1B		x 0-0 1B		x 0-0 ③ 4-3			x 0-0 ① F9		4	0	2	1	0	0	0
Rusty Staub, L (1, 9) OBP: 0.397, SLG: 0.443	x 0-0 ① L7		x 0-0 ② F8			x 0-0 ① 6-3		BBBB 4-0 BB BB		3	0	0	0	1	0	2
Willie Horton, R (1, 10) OBP: 0.367, SLG: 0.450	SSS 0-3 ② K		x 0-0 ③ 1-3			x 0-0 ② F6		x 0-0 ② F5		4	0	0	0	0	1	3
Jason Thompson, L (1, 3) OBP: 0.328, SLG: 0.400	x 0-0 ③ FC3-6 1-2f			BBBB 4-0 G6-4-3 BB		BBBB 4-0 FC6 BB		BBBB 4-0 1-2 BB		1	0	0	0	3	0	1
Alex Johnson, R (1, 7) OBP: 0.281, SLG: 0.361		SSS 0-3 ① K		x 0-0 ①② G6-4-3 1-2f		x 0-0 ③ FC6 1-2f		x 0-0 ③ F9		4	0	0	0	0	1	4
Aurelio Rodriguez, R (1, 5) OBP: 0.273, SLG: 0.334		x 0-0 ② F7		BBBB 4-0 BB			x 0-0 ① 5-3		x 0-0 ① F9	3	0	0	0	1	0	0
Pedro Garcia, R (1, 4) OBP: 0.248, SLG: 0.326 Dan Meyer, L (9, PH) OBP: 0.301, SLG: 0.347		x 0-0 2B		x 0-0 ③ F7			BBBB 4-0 1B BB		x 0-0 ② F2	2 1	0 0	1 0	0 0	1 0	0 0	1 0
Bruce Kimm, R (1, 2) OBP: 0.303, SLG: 0.304 Ben Oglivie, L (9, PH) OBP: 0.290, SLG: 0.446		x 0-0 ③ F6			x 0-0 ① 5-3		x 0-0 ② F9		x 0-0 ③ F9	3 1	0 0	0 0	0 0	0 0	0 0	2 0
Inning Stats	R: 1 H: 1 E: 1 LOB: 1 K: 1 BB: 1 S: 6 P: 10	R: 0 H: 1 E: 0 LOB: 1 K: 1 BB: 0 S: 6 P: 6	R: 0 H: 1 E: 0 LOB: 1 K: 1 BB: 0 S: 6 P: 6	R: 0 H: 0 E: 0 LOB: 1 K: 0 BB: 2 S: 2 P: 10	R: 0 H: 0 E: 0 LOB: 0 K: 0 BB: 0 S: 3 P: 3	R: 0 H: 0 E: 0 LOB: 1 K: 0 BB: 1 S: 3 P: 7	R: 0 H: 1 E: 0 LOB: 2 K: 0 BB: 1 S: 3 P: 7	R: 0 H: 0 E: 0 LOB: 2 K: 0 BB: 2 S: 3 P: 11	R: 0 H: 0 E: 0 LOB: 0 K: 0 BB: 0 S: 3 P: 3	1B: 3 SF: 0 2B: 1 SAC: 0 3B: 0 DP: 1 HR: 0 HBP: 0				WP: 0 PA: 36 PB: 0 SB: 0 CS: 0		

PITCHER	IP	WLS	BF	H	R	ER	SO	BB	IBB	HBP	BLK	WP	HR	S	P	ERA	WHIP
Chris Knapp, R (1, 1) ERA: 3.42	9.0	W	36	4	1	0	3	7	0	0	0	0	0	35	63	0.00	1.222

PITCHER	IP	WLS	BF	H	R	ER	SO	BB	IBB	HBP	BLK	WP	HR	S	P	ERA	WHIP

TOP

Detroit Tigers @ Chicago White Sox

Comiskey Park, Chicago, IL

Wed Jul 21 1976, 4:33 AM EDT

Unknown - 70 F

livebaseballscorecards.com

AB	29
R	1
H	4
RBI	1
BB	7
SO	3
LOB	13

Batter	1	2	3	4	5	6	7	8	9	AB	R	H	RBI	BB	SO	LOB
Chet Lemon, R (1, 8) OBP: 0.304, SLG: 0.314	1-0 1B HBP (FC1-2-5-2)	0-3 K		0-0 FC5-2 2B 3-H		0-0 F7		0-0 FC6 1-2f		4	1	0	0	0	1	3
Ralph Garr, L (1, 9) OBP: 0.318, SLG: 0.410	0-0 HBP SF9 FC1-2-5-2 1-3 1B		0-0 4-3	0-0 1-H 2B		0-3 K				4	1	2	1	0	1	0
Jorge Orta, L (1, 7) OBP: 0.324, SLG: 0.456	0-0 FC1-2-5-2 SF9 HBP 1-2 3-H		0-0 B1	0-0 4-3		0-3 K				4	0	0	0	0	1	3
Pat Kelly, L (1, 10) OBP: 0.369, SLG: 0.410	1-0 1-2 2-3 HBP		0-0 1B 2B		0-0 G3		0-0 P4-3 1B			3	1	2	0	0	0	0
Lamar Johnson, R (1, 3) OBP: 0.333, SLG: 0.423	0-0 SF9 2-3 3-H		0-0 1B 2-H 1B		0-0 CS 1B		0-0 F6			3	0	2	2	0	0	1
Bill Stein, R (1, 4) OBP: 0.292, SLG: 0.368	0-0 F3		0-0 1-2 1B		0-0 E 1B 1-2 1B		0-0 P4-3 1-2f			4	1	2	0	0	0	3
Kevin Bell, R (1, 5) OBP: 0.315, SLG: 0.462		4-0 FC6-4 BB	0-3 K		0-0 E5 1B 1-2			0-0 FC6 1B		3	0	1	0	1	1	3
Brian Downing, R (1, 2) OBP: 0.324, SLG: 0.326		0-0 FC6-4 FC5-4 1-2f		0-0 SH1-3 FC5-2 2B	0-0 FC6-4 1-3 2-H 1B			0-3 K		4	0	2	1	0	1	2
Bucky Dent, R (1, 6) OBP: 0.301, SLG: 0.304		0-0 FC5-4 1-2f		0-0 SH1-3 2-3	0-0 FC6-4 1-2f			0-0 F4		3	0	0	0	0	0	4
Inning Stats	R: 1 H: 1 E: 0 LOB: 2 K: 0 BB: 0 S: 4 P: 6	R: 0 H: 0 E: 0 LOB: 1 K: 1 BB: 1 S: 5 P: 9	R: 1 H: 3 E: 0 LOB: 2 K: 1 BB: 0 S: 8 P: 8	R: 1 H: 2 E: 0 LOB: 1 K: 0 BB: 0 S: 5 P: 5	R: 1 H: 3 E: 1 LOB: 2 K: 0 BB: 0 S: 6 P: 6	R: 0 H: 0 E: 0 LOB: 0 K: 2 BB: 0 S: 7 P: 7	R: 0 H: 1 E: 0 LOB: 0 K: 0 BB: 0 S: 3 P: 3	R: 0 H: 1 E: 0 LOB: 1 K: 1 BB: 0 S: 6 P: 6		1B: 8 SF: 1 2B: 4 SAC: 1 3B: 0 DP: 1 HR: 0 HBP: 2						WP: 0 PA: 37 PB: 0 SB: 0 CS: 1

PITCHER	IP	WLS	BF	H	R	ER	SO	BB	IBB	HBP	BLK	WP	HR	S	P	ERA	WHIP
Vern Ruhle, R (1, 1) ERA: 3.71	5.0	L	27	9	4	3	2	1	0	2	0	0	0	28	34	5.40	2.000
Bill Laxton, L (6, 1) ERA: 4.56	3.0		10	2	0	0	3	0	0	0	0	0	0	16	16	0.00	0.667

PITCHER	IP	WLS	BF	H	R	ER	SO	BB	IBB	HBP	BLK	WP	HR	S	P	ERA	WHIP

BOTTOM

Detroit Tigers @ Chicago White Sox

Comiskey Park, Chicago, IL

Wed Jul 21 1976, 4:33 AM EDT

Unknown - 70 F

livebaseballscorecards.com

AB	32
R	4
H	11
RBI	4
BB	1
SO	5
LOB	19

Batter	1	2	3	4	5	6	7	8	9	AB	R	H	RBI	BB	SO	LOB
Ron LeFlore, R (1, 8) OBP: 0.386, SLG: 0.440	4-3	FC6-4 1-2f			CS 1B			1B		4	0	2	0	0	0	2
Chuck Scrivener, R (1, 6) OBP: 0.267, SLG: 0.256	5-3		F7		CS 1-2	5-3		F9		3	0	0	0	0	0	0
Ben Oglivie, L (8, PH) OBP: 0.288, SLG: 0.443										1	0	0	0	0	0	1
Tom Veryzer, R (8, 6) OBP: 0.272, SLG: 0.251										0	0	0	0	0	0	0
Rusty Staub, L (1, 9) OBP: 0.396, SLG: 0.441	1B 1B		F9			3-1			K	4	0	1	0	0	1	0
Willie Horton, R (1, 10) OBP: 0.364, SLG: 0.446	1-2 1B		6-3			K			F9	4	0	1	0	0	1	0
Jason Thompson, L (1, 3) OBP: 0.327, SLG: 0.395	K			F7			G2-4-3 BB		L9	3	0	0	0	1	1	2
Dan Meyer, L (1, 7) OBP: 0.295, SLG: 0.340		4-3		4-3			F7			3	0	0	0	0	0	1
Aurelio Rodriguez, R (1, 5) OBP: 0.270, SLG: 0.331		K		4-3			G2-4-3 1-2f			3	0	0	0	0	1	1
Bill Freehan, R (1, 2) OBP: 0.325, SLG: 0.397		1B 1B			F8			L5		3	0	1	0	0	0	0
Pedro Garcia, R (1, 4) OBP: 0.249, SLG: 0.326		FC6-4 1-2			K			F4		3	0	1	0	0	1	0
Inning Stats	R: 0 E: 0 K: 1 S: 7 H: 2 LOB: 2 BB: 0 P: 7	R: 0 E: 0 K: 1 S: 7 H: 2 LOB: 2 BB: 0 P: 7	R: 0 E: 0 K: 0 S: 3 H: 0 LOB: 0 BB: 0 P: 3	R: 0 E: 0 K: 0 S: 3 H: 0 LOB: 0 BB: 0 P: 3	R: 0 E: 0 K: 1 S: 5 H: 1 LOB: 0 BB: 0 P: 5	R: 0 E: 0 K: 1 S: 5 H: 0 LOB: 0 BB: 0 P: 5	R: 0 E: 0 K: 0 S: 2 H: 0 LOB: 0 BB: 1 P: 6	R: 0 E: 0 K: 0 S: 4 H: 1 LOB: 1 BB: 0 P: 4	R: 0 E: 0 K: 1 S: 5 H: 0 LOB: 0 BB: 0 P: 5	1B: 6 2B: 0 3B: 0 HR: 0 SF: 0 SAC: 0 DP: 1 HBP: 0						

PITCHER	IP	WLS	BF	H	R	ER	SO	BB	IBB	HBP	BLK	WP	HR	S	P	ERA	WHIP
Bart Johnson, R (1, 1) ERA: 4.24	9.0	W	32	6	0	0	5	1	0	0	0	0	0	41	45	0.00	0.778

PITCHER	IP	WLS	BF	H	R	ER	SO	BB	IBB	HBP	BLK	WP	HR	S	P	ERA	WHIP

TOP

Detroit Tigers @ Chicago White Sox

Comiskey Park, Chicago, IL

Wed Jul 21 1976, 8:05 PM EDT

Att. 10,765 - Unknown - 68 F

livebaseballscorecards.com

AB	31
R	0
H	6
RBI	0
BB	1
SO	5
LOB	7

PA: 33

WP: 0
PB: 0
SB: 0
CS: 1

Batter	1	2	3	4	5	6	7	8	9	AB	R	H	RBI	BB	SO	LOB
Chet Lemon, R (1, 8) OBP: 0.300, SLG: 0.309	K		K		K		4-3			4	0	0	0	0	3	0
Ralph Garr, L (1, 9) OBP: 0.314, SLG: 0.405	F7		F7		1-3			6-3		4	0	0	0	0	0	0
Jorge Orta, L (1, 7) OBP: 0.323, SLG: 0.454	4-3			S, 1B	K			E4		4	1	1	0	0	1	0
Pat Kelly, L (1, 10) OBP: 0.363, SLG: 0.403		K		K, 1-2		L7		K, 1-2		4	0	0	0	0	3	2
Lamar Johnson, R (1, 3) OBP: 0.343, SLG: 0.424		1B, 1B		1-3		BB, FC4-6				2	0	1	0	1	0	1
Bill Stein, R (1, 4) OBP: 0.301, SLG: 0.375		1-3, 1B		1B, 3B, 2-H, 1B		FC4-6, 1-2f, S				3	1	2	1	0	0	1
Kevin Bell, R (1, 5) OBP: 0.315, SLG: 0.459		F4		1-3, 3B, 1B		K, 1-2				3	1	1	0	0	1	3
Bucky Dent, R (1, 6) OBP: 0.301, SLG: 0.310		F7		1B, 3B, 1-H, 3-H			4-1			3	0	1	2	0	0	2
Jim Essian, R (1, 2) OBP: 0.324, SLG: 0.270			4-3	5-3			6-3			3	0	0	0	0	0	1
Inning Stats	R: 0 E: 0 K: 1 S: 5 H: 0 LOB: 0 BB: 0 P: 5	R: 0 E: 0 K: 1 S: 7 H: 2 LOB: 2 BB: 0 P: 7	R: 0 E: 0 K: 1 S: 5 H: 0 LOB: 0 BB: 0 P: 5	R: 3 E: 0 K: 1 S: 9 H: 4 LOB: 1 BB: 0 P: 9	R: 0 E: 0 K: 2 S: 7 H: 0 LOB: 0 BB: 0 P: 7	R: 0 E: 0 K: 1 S: 5 H: 0 LOB: 1 BB: 1 P: 9	R: 0 E: 0 K: 0 S: 3 H: 0 LOB: 0 BB: 0 P: 3	R: 0 E: 1 K: 1 S: 5 H: 0 LOB: 0 BB: 0 P: 5		1B: 5 2B: 0 3B: 1 HR: 0 SF: 0 SAC: 0 DP: 0 HBP: 0				WP: 0 PB: 0 SB: 2 CS: 0 PA: 31	

PITCHER	IP	WLS	BF	H	R	ER	SO	BB	IBB	HBP	BLK	WP	HR	S	P	ERA	WHIP
Dave Lemanczyk, R (1, 1) ERA: 3.6	8.0	L	31	6	3	3	8	1	0	0	0	0	0	46	50	3.38	0.875

PITCHER	IP	WLS	BF	H	R	ER	SO	BB	IBB	HBP	BLK	WP	HR	S	P	ERA	WHIP

BOTTOM

Detroit Tigers @ Chicago White Sox

Comiskey Park, Chicago, IL

Wed Jul 21 1976, 8:05 PM EDT

Att. 10,765 - Unknown - 68 F

livebaseballscorecards.com

AB	30
R	3
H	6
RBI	3
BB	1
SO	8
LOB	10

Batter	1	2	3	4	5	6	7	8	9	AB	R	H	RBI	BB	SO	LOB
Ron LeFlore, R (1, 8) OBP: 0.385, SLG: 0.438	6-3		1B			6-3	F8			4	0	1	0	0	0	1
Tom Veryzer, R (1, 6) OBP: 0.271, SLG: 0.251	6-3		F9			1B		K		4	0	1	0	0	1	1
Rusty Staub, L (1, 9) OBP: 0.394, SLG: 0.438	2B 1B			F9		K		G3		4	0	1	0	0	1	1
Willie Horton, R (1, 10) OBP: 0.367, SLG: 0.449	1-H 2B			F7			2B 2B BB	6-3		3	1	1	0	1	0	0
Jason Thompson, L (1, 3) OBP: 0.322, SLG: 0.389		L4		F5			F8		F8	4	0	0	0	0	0	1
Alex Johnson, R (1, 7) OBP: 0.288, SLG: 0.367		CS 1B			K		1-3 2B 2B		BB	3	1	2	0	1	1	0
Aurelio Rodriguez, R (1, 5) OBP: 0.270, SLG: 0.333		5-3 1-2			6-3		2-H 3-H 3B 2B		L9	4	1	1	2	0	0	2
Pedro Garcia, R (1, 4) Dan Meyer, L (7, PH) John Wockenfuss, R (7, 2) OBP: 0.247, SLG: 0.323 OBP: 0.293, SLG: 0.338 OBP: 0.378, SLG: 0.420			5-3		K		F5		F8	2 1 1	0 0 0	0 0 0	0 0 0	0 0 0	1 0 0	0 1 1
Bruce Kimm, R (1, 2) Ben Oglivie, L (7, PH) Chuck Scrivener, R (7, 4) OBP: 0.297, SLG: 0.298 OBP: 0.293, SLG: 0.463 OBP: 0.267, SLG: 0.256			6-3			F3	2-H 3B			2 1 0	0 0 0	0 1 0	0 1 0	0 0 0	0 0 0	0 0 0
Inning Stats	R: 0 E: 0 K: 0 S: 4 H: 2 LOB: 2 BB: 0 P: 4	R: 0 E: 0 K: 0 S: 3 H: 1 LOB: 0 BB: 0 P: 3	R: 0 E: 0 K: 0 S: 4 H: 1 LOB: 1 BB: 0 P: 4	R: 0 E: 0 K: 0 S: 3 H: 0 LOB: 0 BB: 0 P: 3	R: 0 E: 0 K: 2 S: 7 H: 0 LOB: 0 BB: 0 P: 7	R: 0 E: 0 K: 1 S: 6 H: 1 LOB: 1 BB: 0 P: 6	R: 3 E: 0 K: 0 S: 6 H: 3 LOB: 1 BB: 1 P: 10	R: 0 E: 0 K: 1 S: 5 H: 0 LOB: 0 BB: 0 P: 5	R: 0 E: 0 K: 0 S: 3 H: 0 LOB: 1 BB: 1 P: 7	1B: 4 2B: 3 3B: 1 HR: 0 SF: 0 SAC: 0 DP: 0 HBP: 0						

PITCHER	IP	WLS	BF	H	R	ER	SO	BB	IBB	HBP	BLK	WP	HR	S	P	ERA	WHIP
Blue Moon Odom, R (1, 1) ERA: 5.59	6.2	W	27	8	3	3	3	1	0	0	0	0	0	32	36	4.05	1.350
Pete Vuckovich, R (7, 1) ERA: 4.01	2.1		8	0	0	0	1	1	0	0	0	0	0	9	13	0.00	0.429

PITCHER	IP	WLS	BF	H	R	ER	SO	BB	IBB	HBP	BLK	WP	HR	S	P	ERA	WHIP

TOP

Detroit Tigers @ Chicago White Sox

Comiskey Park, Chicago, IL

Thu Jul 22 1976, 4:33 AM EDT

Unknown

livebaseballscorecards.com

AB	33
R	3
H	8
RBI	3
BB	2
SO	4
LOB	8

BOTTOM

Detroit Tigers @ Chicago White Sox

Comiskey Park, Chicago, IL

Thu Jul 22 1976, 4:33 AM EDT

Unknown

Batter	1	2	3	4	5	6	7	8	9	AB	R	H	RBI	BB	SO	LOB
Chet Lemon, R (1, 8) OBP: 0.299, SLG: 0.308	F8	E7 WP 1-H 2-H 3-H 1B		SH1-3 1-2		1B FC3-5 2B	K			1	0	0	0	0	0	0
Wayne Nordhagen, R (2, 9) OBP: 0.389, SLG: 0.467										3	0	2	2	0	1	0
Ralph Garr, L (1, 9) OBP: 0.315, SLG: 0.405 (2, 8)	6-3	F8 2-3		2-H 1B		FC3-5 2B 2-3 1B		3-1		5	1	2	1	0	0	1
Jorge Orta, L (1, 7) OBP: 0.324, SLG: 0.450	BB 1B HBP	BB		K		FC3-5 2B 1-2 3-H		6-3		3	2	0	0	1	1	3
Pat Kelly, L (1, 10) OBP: 0.363, SLG: 0.399	1B 1-2 BB	K		K		F6		2B		2	0	0	0	1	2	3
Buddy Bradford, R (6, PH) OBP: 0.324, SLG: 0.364										2	0	1	0	0	0	2
Lamar Johnson, R (1, 3) OBP: 0.355, SLG: 0.442	1-3 2-H 1B	F7			E 1B	1-H 2-H HR 2B		1-3		5	1	3	3	0	0	1
Bill Stein, R (1, 4) OBP: 0.307, SLG: 0.409	BB WP 2B	4-3			E5 1-2	2-H HR				4	2	2	2	0	0	1
Kevin Bell, R (1, 5) OBP: 0.313, SLG: 0.453	6-3	1B			K	F6				4	0	1	0	0	1	3
Bucky Dent, R (1, 6) OBP: 0.301, SLG: 0.309	WP E BB BB	1-3			F8		K			2	1	0	0	1	0	3
Alan Bannister, R (7, 6) OBP: 0.290, SLG: 0.276										1	0	0	0	0	1	0
Jim Essian, R (1, 2) OBP: 0.330, SLG: 0.264	WP E 1-2 2-3 BB			SH1-3 1B BB	6-3		F9			2	2	0	0	2	0	2
Inning Stats	R: 1 H: 1 E: 0 LOB: 2 K: 0 BB: 1 S: 3 P: 8	R: 3 H: 2 E: 1 LOB: 2 K: 1 BB: 3 S: 7 P: 19	R: 0 H: 1 E: 0 LOB: 1 K: 0 BB: 0 S: 4 P: 4	R: 1 H: 1 E: 0 LOB: 1 K: 2 BB: 1 S: 8 P: 12	R: 0 H: 1 E: 1 LOB: 2 K: 1 BB: 0 S: 7 P: 7	R: 4 H: 4 E: 0 LOB: 0 K: 0 BB: 0 S: 7 P: 7	R: 0 H: 0 E: 0 LOB: 0 K: 2 BB: 0 S: 7 P: 7	R: 0 H: 1 E: 0 LOB: 1 K: 0 BB: 0 S: 4 P: 4		1B: 6 SF: 0 2B: 4 SAC: 1 3B: 0 DP: 0 HR: 1 HBP: 1				WP: 2 PA: 41 PB: 0 SB: 0 CS: 0		

livebaseballscorecards.com

AB	34
R	9
H	11
RBI	8
BB	5
SO	6
LOB	19

PITCHER		IP	WLS	BF	H	R	ER	SO	BB	IBB	HBP	BLK	WP	HR	S	P	ERA	WHIP
Frank MacCormack, R ERA: 5.46	(1, 1)	1.1	L	10	3	4	4	0	3	0	1	0	1	0	6	19	27.00	4.500
Jim Crawford, L ERA: 5.87	(2, 1)	4.1		22	6	4	4	4	2	0	0	0	1	0	28	36	8.31	1.846
Steve Grilli, R ERA: 6.0	(6, 1)	2.1		9	2	1	1	2	0	0	0	0	0	1	13	13	3.86	0.857

PITCHER	IP	WLS	BF	H	R	ER	SO	BB	IBB	HBP	BLK	WP	HR	S	P	ERA	WHIP

Batter	1	2	3	4	5	6	7	8	9	AB	R	H	RBI	BB	SO	LOB
Tom Veryzer, R (1, 6) OBP: 0.270, SLG: 0.247	B B B B 4-0 BB		x 0-0 ② 1-3		x 0-0 ① 4-3 1-2		x 0-0 ② F4		S S S 0-3 ① K 1-2	4	0	0	0	1	1	2
Dan Meyer, L (1, 7) OBP: 0.296, SLG: 0.340	S S S 0-3 ① K		x 0-0 1B		x 0-0 ②③ L4-6 2-3		x 0-0 1B		x 0-0 ② L6	5	0	2	0	0	1	3
Rusty Staub, L (1, 9) OBP: 0.394, SLG: 0.438	S S S 0-3 ② K		x 0-0 ③ F9			x 0-0 1B 1B 1B	x 0-0 ③ P6-7		x 0-0 2-H 1B	5	1	2	1	0	1	3
Willie Horton, R (1, 10) OBP: 0.369, SLG: 0.450 Ron LeFlore, R (8, PR) OBP: 0.384, SLG: 0.437	x 0-0 ③ F8			x 0-0 F8 4-3 1B		x 0-0 ① F9		x 0-0 HR 1B	S S S 0-3 ③ K	4 1	0 1	2 0	0 0	0 0	0 1	2 1
Jason Thompson, L (1, 3) OBP: 0.328, SLG: 0.406		x 0-0 F4 E 1B		x 0-0 ① 4-3 1-2		x 0-0 1B 1-2 1B		x 0-0 1-H HR		4	1	3	2	0	0	1
Ben Oglivie, L (1, 8) OBP: 0.285, SLG: 0.449		x 0-0 ① F8		x 0-0 ② F8 2-3		S S S 0-3 ② K		x 0-0 ① G3		4	0	0	0	0	1	5
Aurelio Rodriguez, R (1, 5) OBP: 0.270, SLG: 0.332		x 0-0 FC4 1-2		x 0-0 ③ L5		x 0-0 1-3 2-H 1B		S S S 0-3 ② K		4	0	1	1	0	1	3
John Wockenfuss, R (1, 2) OBP: 0.372, SLG: 0.438		x 0-0 ②③ F4 2-3			x 0-0 1B 3B	x 0-0 ③ F3		x 0-0 ③ F2		4	1	1	0	0	0	5
Chuck Scrivener, R (1, 4) OBP: 0.278, SLG: 0.268			x 0-0 ① 5-3		x 0-0 L4-6 4-3 3-H 1B		x 0-0 ① F7		x 0-0 S 1B 1B	4	1	2	1	0	0	0
Inning Stats	R: 0 H: 0 E: 0 LOB: 1 K: 2 BB: 1 S: 7 P: 11	R: 0 H: 1 E: 1 LOB: 2 K: 0 BB: 0 S: 4 P: 4	R: 0 H: 1 E: 0 LOB: 1 K: 0 BB: 0 S: 4 P: 4	R: 0 H: 1 E: 0 LOB: 1 K: 0 BB: 0 S: 4 P: 4	R: 1 H: 2 E: 0 LOB: 0 K: 0 BB: 0 S: 4 P: 4	R: 1 H: 3 E: 0 LOB: 2 K: 1 BB: 0 S: 8 P: 8	R: 0 H: 1 E: 0 LOB: 1 K: 0 BB: 0 S: 4 P: 4	R: 2 H: 2 E: 0 LOB: 1 K: 1 BB: 0 S: 7 P: 7	R: 1 H: 2 E: 0 LOB: 1 K: 2 BB: 0 S: 9 P: 9	1B: 11 SF: 0 2B: 1 SAC: 0 3B: 1 DP: 1 HR: 1 HBP: 0						WP: 0 PA: 40 PB: 0 SB: 1 CS: 0	

TOP

Detroit Tigers @ Chicago White Sox

Comiskey Park, Chicago, IL

Thu Jul 22 1976, 8:05 PM EDT

Att. 9,077 - Unknown

livebaseballscorecards.com

AB	39
R	5
H	13
RBI	5
BB	1
SO	6
LOB	25

PITCHER		IP	WLS	BF	H	R	ER	SO	BB	IBB	HBP	BLK	WP	HR	S	P	ERA	WHIP
Rich Gossage, R ERA: 3.32	(1, 1)	9.0	L	40	13	5	5	6	1	0	0	0	0	1	51	55	5.00	1.556

PITCHER	IP	WLS	BF	H	R	ER	SO	BB	IBB	HBP	BLK	WP	HR	S	P	ERA	WHIP

Detroit Tigers @ Chicago White Sox

Comiskey Park, Chicago, IL

Thu Jul 22 1976, 8:05 PM EDT

Att. 9,077 - Unknown

BOTTOM

Batter	1	2	3	4	5	6	7	8	9	AB	R	H	RBI	BB	SO	LOB
Wayne Nordhagen, R (1, 9) OBP: 0.318, SLG: 0.368	4-3			F8		FC6 1-2f		K		4	0	0	0	0	1	4
Ralph Garr, L (1, 8) OBP: 0.311, SLG: 0.399	K			F7			5-3	G3		4	0	0	0	0	1	3
Jorge Orta, L (1, 7) OBP: 0.321, SLG: 0.445	4-3			F7			F7		K	4	0	0	0	0	1	0
Pat Kelly, L (1, 10) OBP: 0.361, SLG: 0.396		G6-4-3 1B			F9		K		L6	4	0	1	0	0	1	0
Lamar Johnson, R (1, 3) OBP: 0.360, SLG: 0.444		G6-4-3 1-2f			G5-4-3 1B			1B 1B 1B	F4	4	1	2	0	0	0	1
Bill Stein, R (1, 4) OBP: 0.300, SLG: 0.400		6-3			G5-4-3 1-2f			F4		3	0	0	0	0	0	2
Kevin Bell, R (1, 5) OBP: 0.320, SLG: 0.454			K			FC3-6 BB		BB 1B 1-2		2	0	1	0	1	1	0
Brian Downing, R (1, 2) OBP: 0.324, SLG: 0.326			F8			FC3-6 FC6 1-2f		BB 1-2 2-H		3	0	1	1	0	0	1
Bucky Dent, R (1, 6) OBP: 0.302, SLG: 0.307			6-3			F9		BB 1-2 2-3		2	0	0	0	1	0	1

livebaseballscorecards.com

AB	30
R	1
H	5
RBI	1
BB	2
SO	5
LOB	12

Inning Stats										
	R: 0 E: 0 K: 1 S: 5	H: 0 LOB: 0 BB: 0 P: 5	R: 0 E: 0 K: 0 S: 3	H: 1 LOB: 0 BB: 0 P: 3	R: 0 E: 0 K: 1 S: 5	H: 0 LOB: 0 BB: 0 P: 5	R: 0 E: 0 K: 0 S: 3	H: 0 LOB: 0 BB: 0 P: 3	R: 0 E: 0 K: 0 S: 3	H: 1 LOB: 0 BB: 0 P: 3
	R: 0 E: 0 K: 0 S: 3	H: 0 LOB: 1 BB: 1 P: 7	R: 0 E: 0 K: 1 S: 5	H: 0 LOB: 0 BB: 0 P: 5	R: 1 E: 0 K: 1 S: 8	H: 3 LOB: 3 BB: 1 P: 12	R: 0 E: 0 K: 1 S: 5	H: 0 LOB: 0 BB: 0 P: 5	1B: 5 2B: 0 3B: 0 HR: 0	SF: 0 SAC: 0 DP: 2 HBP: 0
									WP: 0 PB: 0 SB: 0 CS: 0	PA: 32

PITCHER		IP	WLS	BF	H	R	ER	SO	BB	IBB	HBP	BLK	WP	HR	S	P	ERA	WHIP
Ray Bare, R ERA: 4.74	(1, 1)	7.1	W	26	5	1	1	3	1	0	0	0	0	0	31	35	1.23	0.818
John Hiller, L ERA: 3.03	(8, 1)	1.2	S	6	0	0	0	2	1	0	0	0	0	0	9	13	0.00	0.600

PITCHER	IP	WLS	BF	H	R	ER	SO	BB	IBB	HBP	BLK	WP	HR	S	P	ERA	WHIP

Batter	1	2	3	4	5	6	7	8	9	AB	R	H	RBI	BB	SO	LOB
Steve Braun, L (1, 7) OBP: 0.348, SLG: 0.325	x 0-0 ① L4		x 0-0 G3 BLK 1-2 1B		x 0-0 ② 4-3		BBB 4-0 1-2 BB	x 0-0 ② FC6-4 1-2f 2-3 3-H		4	0	1	1	1	0	2
Roy Smalley, S (1, 6) OBP: 0.336, SLG: 0.284	x 0-0 ② 4-3		SSS 0-3 ① K 1-2 2-3		x 0-0 ③ F7		x 0-0 ③ F7	x 0-0 ③ F9		5	0	0	0	0	1	6
Rod Carew, L (1, 3) OBP: 0.385, SLG: 0.441	x 0-0 ③ 3-1		x 0-0 ② G3 2-3 3-H			x 0-0 ① 5-3		x 0-0 S 1B 1B	x 0-0 2B 1B	5	2	2	1	0	0	1
Butch Wynegar, S (1, 2) OBP: 0.401, SLG: 0.426 Jerry Terrell, R (8, PR) OBP: 0.255, SLG: 0.247 Glenn Borgmann, R (8, 2) OBP: 0.462, SLG: 0.727		x 0-0 FC4-6 1B 1B	x 0-0 ③ 6-3			BBBB 4-0 BB		BBBB 4-0 1B 1-2 1B BB	x 0-0 1B 1-H 2B	2 0 1	0 1 0	1 0 1	0 0 1	2 0 1	0 0 0	1 0 0
Lyman Bostock, L (1, 8) OBP: 0.377, SLG: 0.424		x 0-0 FC4-6 1-2 1B		x 0-0 ① L1		x 0-0 ② F7		x 0-0 FC4 1B 1B 1-2 2-H 1B	SSS 0-3 ① K	5	1	2	1	0	1	2
Tony Oliva, L (1, 10) OBP: 0.258, SLG: 0.270 Steve Brye, R (8, PR) OBP: 0.318, SLG: 0.309		x 0-0 ① F8		x 0-0 ② F8		x 0-0 ③ F8		x 0-0 FC4 1-2 2-H 1B	x 0-0 2-3 1B	4 1	0 0	1 1	1 0	0 0	0 0	3 0
Mike Cubbage, L (1, 5) OBP: 0.310, SLG: 0.292		x 0-0 ② FC4-6 1-2f 2-3		BBBB 4-0 BB			x 0-0 ① F5	x 0-0 ① FC4 1B BB FC6-4 1-2f 2-3	x 0-0 ② L7	4	1	0	0	1	0	6
Dan Ford, R (1, 9) OBP: 0.306, SLG: 0.399		x 0-0 ③ F4		x 0-0 ③ F4			BBBB 4-0 S BB	BBBB 4-0 FC6-4 1B 1-2 BB	SSS 0-3 ③ K	3	0	0	0	2	1	5
Bob Randall, R (1, 4) OBP: 0.325, SLG: 0.321			BBBB 4-0 BLK 1B G3 BB		SSS 0-3 ① K		x 0-0 ② F2	x 0-0 FC6-4 1-2 2-3 3-H 1B		3	1	1	1	1	1	1
Inning Stats	R: 0 E: 0 K: 0 S: 3 H: 0 LOB: 0 BB: 0 P: 3	R: 0 E: 0 K: 0 S: 5 H: 2 LOB: 2 BB: 0 P: 5	R: 1 E: 0 K: 1 S: 6 H: 1 LOB: 1 BB: 1 P: 10	R: 0 E: 0 K: 0 S: 3 H: 0 LOB: 1 BB: 1 P: 7	R: 0 E: 0 K: 1 S: 5 H: 0 LOB: 0 BB: 0 P: 5	R: 0 E: 0 K: 0 S: 3 H: 0 LOB: 1 BB: 1 P: 7	R: 0 E: 0 K: 0 S: 3 H: 0 LOB: 2 BB: 2 P: 11	R: 4 E: 0 K: 0 S: 7 H: 4 LOB: 2 BB: 2 P: 15	R: 1 E: 0 K: 2 S: 10 H: 3 LOB: 2 BB: 0 P: 10	1B: 9 2B: 1 3B: 0 HR: 0 SF: 0 SAC: 0 DP: 0 HBP: 0						WP: 0 PB: 0 SB: 2 CS: 0 PA: 44	

PITCHER		IP	WLS	BF	H	R	ER	SO	BB	IBB	HBP	BLK	WP	HR	S	P	ERA	WHIP
Francisco Barrios, R ERA: 4.78	(1, 1)	7.0	L	31	4	3	3	2	6	0	0	1	0	0	29	53	3.86	1.429
Dave Hamilton, L ERA: 3.03	(8, 1)	2.0		13	6	3	3	2	1	0	0	0	0	0	16	20	13.50	3.500

PITCHER	IP	WLS	BF	H	R	ER	SO	BB	IBB	HBP	BLK	WP	HR	S	P	ERA	WHIP

TOP

Minnesota Twins @ Chicago White Sox

Comiskey Park, Chicago, IL

Fri Jul 23 1976, 8:05 PM EDT

Att. 10,126 - Unknown - 96 F

livebaseballscorecards.com

AB	37
R	6
H	10
RBI	6
BB	7
SO	4
LOB	27

Batter	1	2	3	4	5	6	7	8	9	AB	R	H	RBI	BB	SO	LOB
Wayne Nordhagen, R (1, 9) OBP: 0.269, SLG: 0.318	6-3	SF7 2-3 3-H		F9			F3			3	0	0	1	0	0	1
Ralph Garr, L (1, 8) OBP: 0.317, SLG: 0.404	FC6-4 1B	F6			G4-6-3 1B		1B			4	0	3	0	0	0	1
Jorge Orta, L (1, 7) OBP: 0.318, SLG: 0.440	FC6-4 S 1-2f		F7		G4-6-3 1-2f		F9			4	0	0	0	0	0	3
Pat Kelly, L (1, 10) OBP: 0.362, SLG: 0.395 Buddy Bradford, R (5, PH) OBP: 0.320, SLG: 0.359	B B B B FC4-6 1-2 BB		G3		6-3			6-3		1 2	0 0	0 0	0 0	1 0	0 0	0 0
Lamar Johnson, R (1, 3) OBP: 0.368, SLG: 0.445 Alan Bannister, R (6, PR) OBP: 0.290, SLG: 0.276 Jim Spencer, L (7, 3) OBP: 0.335, SLG: 0.356	FC4-6 1-2f	B B B B BB			FC1-6 1B			F7		2 0 1	0 0 0	1 0 0	0 0 0	1 0 0	0 0 0	2 0 0
Bill Stein, R (1, 4) OBP: 0.299, SLG: 0.396	1B 2B 1B	F8			FC1-6 1-2f			F9		4	1	1	0	0	0	2
Kevin Bell, R (1, 5) OBP: 0.312, SLG: 0.441	F7	F3			K			K		4	0	0	0	0	2	2
Brian Downing, R (1, 2) OBP: 0.327, SLG: 0.329	2B SF7 1-3 1B				K			4-3		4	1	2	0	0	1	1
Bucky Dent, R (1, 6) OBP: 0.301, SLG: 0.309	E 1-3 3-H 2B			F7			F8	F9		4	0	1	1	0	0	1
Inning Stats	R: 0 E: 0 K: 0 S: 4 H: 1 LOB: 2 BB: 1 P: 8	R: 2 E: 1 K: 0 S: 6 H: 3 LOB: 1 BB: 0 P: 6	R: 0 E: 0 K: 0 S: 3 H: 0 LOB: 1 BB: 1 P: 7	R: 0 E: 0 K: 0 S: 4 H: 1 LOB: 1 BB: 0 P: 4	R: 0 E: 0 K: 0 S: 3 H: 1 LOB: 0 BB: 0 P: 3	R: 0 E: 0 K: 2 S: 8 H: 1 LOB: 1 BB: 0 P: 8	R: 0 E: 0 K: 0 S: 4 H: 1 LOB: 1 BB: 0 P: 4	R: 0 E: 0 K: 0 S: 3 H: 0 LOB: 0 BB: 0 P: 3	R: 0 E: 0 K: 1 S: 5 H: 0 LOB: 0 BB: 0 P: 5	1B: 7 2B: 1 3B: 0 HR: 0	SF: 1 SAC: 0 DP: 1 HBP: 0						

PITCHER	IP	WLS	BF	H	R	ER	SO	BB	IBB	HBP	BLK	WP	HR	S	P	ERA	WHIP
Jim Hughes, R (1, 1) ERA: 5.68	4.0		19	5	2	2	0	2	0	0	0	0	0	17	25	4.50	1.750
Tom Burgmeier, L (5, 1) ERA: 2.09	5.0	W	17	3	0	0	3	0	0	0	0	0	0	23	23	0.00	0.600

PITCHER	IP	WLS	BF	H	R	ER	SO	BB	IBB	HBP	BLK	WP	HR	S	P	ERA	WHIP

BOTTOM

Minnesota Twins @ Chicago White Sox

Comiskey Park, Chicago, IL

Fri Jul 23 1976, 8:05 PM EDT

Att. 10,126 - Unknown - 96 F

livebaseballscorecards.com

AB	33
R	2
H	8
RBI	2
BB	2
SO	3
LOB	13

1B: 7	SF: 1	WP: 0	PA: 36
2B: 1	SAC: 0	PB: 0	
3B: 0	DP: 1	SB: 1	
HR: 0	HBP: 0	CS: 0	

Batter	1	2	3	4	5	6	7	8	9	AB	R	H	RBI	BB	SO	LOB
Steve Braun, L (1, 7) OBP: 0.357, SLG: 0.340	BBBB 4-0 BB SH1-3 1B BB	x 0-0 1-3 3B 2-H 1B	SSS 0-3 ③ K			SSS 0-3 ① K	x 0-0 1-H 2-H HR	BBBB 4-0 1-2 BB	BBBB 4-0 1-2 2-3 BB	4	3	2	4	3	2	2
Roy Smalley, S (1, 6) OBP: 0.339, SLG: 0.285 Craig Kusick, R (7, 3) OBP: 0.361, SLG: 0.509	x 0-0 ① SH1-3 1-2	x 0-0 ② 1-3 1-2		x 0-0 ① 4-3		x 0-0 1B SF7 1B	BBBB 4-0 BB	x 0-0 ② F8	x 0-0 ③ F5	3 2	1 0	1 0	0 0	1 0	0 0	1 5
Rod Carew, L (1, 3) OBP: 0.388, SLG: 0.440 Luis Gomez, R (7, 6) OBP: 0.286, SLG: 0.273	BBBB 4-0 BB 1B BB	BBB 4-0 3B BB		x 0-0 ② F9		x 0-0 ③ 1-3 1B	x 0-0 ③ 6-3	x 0-0 ③ F9		3 1	2 0	1 0	0 0	2 0	0 0	1 2
Lyman Bostock, L (1, 8) OBP: 0.388, SLG: 0.458 Steve Brye, R (9, 8) OBP: 0.318, SLG: 0.309	BBBB 4-0 BB 1B SF7 1-2 2-3 BB	x 0-0 1-H 2-H 3B		x 0-0 HR		x 0-0 ② SF7 3-H		x 0-0 1B 2B	x 0-0 2B E 1B	4 0	4 0	4 0	4 0	1 0	0 0	0 0
Larry Hisle, R (1, 9) OBP: 0.327, SLG: 0.358	x 0-0 ③ CS BB 1-2 2-H 3-H 1B	x 0-0 ③ F5		x 0-0 ③ 5-3		SSS 0-3 ③ K		x 0-0 E6 1B HR	SSS 0-3 ① K	6	1	1	2	0	2	4
Mike Cubbage, L (1, 5) OBP: 0.320, SLG: 0.301	BBBB 4-0 1-2 2-3 BB		x 0-0 ① F8		x 0-0 FC6-4 1B		x 0-0 1B HR 1B	x 0-0 HR 1-2 2-H 1B	x 0-0 ② F2	5	2	3	1	1	0	1
Tony Oliva, L (1, 10) OBP: 0.243, SLG: 0.258 Dan Ford, R (8, PH) OBP: 0.311, SLG: 0.418	x 0-0 ② SF7 3-H		x 0-0 ② F8		x 0-0 ① F8		x 0-0 ① F7	x 0-0 1-H 2-H HR	x 0-0 1-3 E 2B	3 2	0 2	0 2	1 3	0 0	0 0	2 0
Glenn Borgmann, R (1, 2) OBP: 0.526, SLG: 0.714	0-0 ③ CS 2-3	x 0-0 1B 2B	BBBB 4-0 1B BB		x 0-0 ② F7		x 0-0 ② F8	BBBB 4-0 BB BB	BBBB 4-0 BB E BB	3	1	1	0	3	0	2
Jerry Terrell, R (1, 4) OBP: 0.259, SLG: 0.252		SSS 0-3 ① K	x 0-0 1-2 1B		x 0-0 ③ FC6-4 1-2f		x 0-0 1-2 HR 1B	SSS 0-3 ① K	x 0-0 E1 BB 1-2 2-H 3-H	6	1	2	0	0	2	4
Inning Stats	R: 3 H: 1 E: 0 LOB: 1 K: 0 BB: 4 S: 3 P: 19	R: 3 H: 3 E: 0 LOB: 1 K: 1 BB: 1 S: 8 P: 12	R: 0 H: 1 E: 0 LOB: 2 K: 1 BB: 1 S: 6 P: 10	R: 1 H: 1 E: 0 LOB: 0 K: 0 BB: 0 S: 4 P: 4	R: 0 H: 1 E: 0 LOB: 1 K: 0 BB: 0 S: 4 P: 4	R: 1 H: 2 E: 0 LOB: 1 K: 2 BB: 0 S: 9 P: 9	R: 3 H: 3 E: 0 LOB: 1 K: 0 BB: 1 S: 6 P: 10	R: 4 H: 3 E: 1 LOB: 2 K: 1 BB: 2 S: 9 P: 17	R: 2 H: 2 E: 1 LOB: 3 K: 1 BB: 2 S: 8 P: 16	1B: 10 SF: 2 2B: 3 SAC: 1 3B: 1 DP: 0 HR: 3 HBP: 0						

TOP

Minnesota Twins @ Chicago White Sox

Comiskey Park, Chicago, IL

Sat Jul 24 1976, 4:33 AM EDT

Att. 14,997 - Unknown - 75 F

livebaseballscorecards.com

AB	42
R	17
H	17
RBI	15
BB	11
SO	6
LOB	24

PITCHER		IP	WLS	BF	H	R	ER	SO	BB	IBB	HBP	BLK	WP	HR	S	P	ERA	WHIP
Jesse Jefferson, R ERA: 7.31	(1, 1)	0.1	L	4	0	3	3	0	3	0	0	0	0	0	1	13	81.00	9.000
Pete Vuckovich, R ERA: 4.28	(1, 1)	1.2		10	4	3	3	1	2	0	0	0	0	0	10	18	16.20	3.600
Chris Knapp, R ERA: 5.28	(3, 1)	5.1		32	11	9	8	4	4	0	0	0	0	3	36	52	13.50	2.812
Blue Moon Odom, R ERA: 4.76	(8, 1)	1.2		10	2	2	0	1	2	0	0	0	0	0	10	18	0.00	2.400

PITCHER	IP	WLS	BF	H	R	ER	SO	BB	IBB	HBP	BLK	WP	HR	S	P	ERA	WHIP

BOTTOM

Minnesota Twins @ Chicago White Sox

Comiskey Park, Chicago, IL

Sat Jul 24 1976, 4:33 AM EDT

Att. 14,997 - Unknown - 75 F

livebaseballscorecards.com

Batter	1	2	3	4	5	6	7	8	9	AB	R	H	RBI	BB	SO	LOB
Wayne Nordhagen, R (1, 10) OBP: 0.290, SLG: 0.308	6-3		K		FC3-6, 1B, WP, 1B		FC4-6, 1B, BB		L7	4	1	1	0	1	1	0
Ralph Garr, L (1, 8) OBP: 0.324, SLG: 0.413	1B		2B		FC3-6, 1-2, 1B		FC4-6, 1-2, 1B		F7	5	0	4	0	0	0	0
Jorge Orta, L (1, 7) OBP: 0.315, SLG: 0.436	F9		K		FC3-6, WP, 1B, 1-2f, 2-3		FC4-6, G6-4-3, 1-2f, 2-3			4	1	0	0	0	1	6
Lamar Johnson, R (1, 3) OBP: 0.355, SLG: 0.430	F3		K		E6, L5-4, 1B, 1-2, 3-H		G6-4-3, 1-2f			4	0	0	0	0	1	5
Bill Stein, R (1, 4) OBP: 0.311, SLG: 0.401		F9		5-3, E, BB	1-2, 2-H, 1B			1B, 1B		3	0	2	1	1	0	0
Kevin Bell, R (1, 5) OBP: 0.317, SLG: 0.443		FC5, 1B, 1B		E5, 1-2, 5-3	L5-4, 2-3			L4-3, 1-3, 1B		4	0	2	0	0	0	3
Buddy Bradford, R (1, 9) OBP: 0.313, SLG: 0.350		K		K		5-3		L4-3, 1-2		4	0	0	0	0	2	5
Bucky Dent, R (1, 6) OBP: 0.301, SLG: 0.309		1-2, 1B		5-3, 1-2, 2-3		5-3		K		3	0	1	0	0	0	2
Alan Bannister, R (8, 6) OBP: 0.281, SLG: 0.267										1	0	0	0	0	1	1
Jim Essian, R (1, 2) OBP: 0.318, SLG: 0.253		FC5, 2-3f		F6		F7			F8	4	0	0	0	0	0	4

	AB	36
	R	2
	H	10
	RBI	1
	BB	2
	SO	6
	LOB	26

Inning Stats	1	2	3	4	5	6	7	8	9
	R: 0 E: 0 K: 0 S: 4	H: 1 LOB: 1 BB: 0 P: 4	R: 0 E: 0 K: 1 S: 7	H: 2 LOB: 2 BB: 0 P: 7	R: 0 E: 0 K: 3 S: 10	H: 1 LOB: 1 BB: 0 P: 10	R: 0 E: 1 K: 1 S: 6	H: 0 LOB: 2 BB: 1 P: 10	R: 2 E: 1 K: 0 S: 6	H: 3 LOB: 1 BB: 0 P: 6	R: 0 E: 0 K: 0 S: 3	H: 0 LOB: 0 BB: 0 P: 3	R: 0 E: 0 K: 0 S: 3	H: 1 LOB: 1 BB: 1 P: 7	R: 0 E: 0 K: 1 S: 6	H: 2 LOB: 1 BB: 0 P: 6	R: 0 E: 0 K: 0 S: 3	H: 0 LOB: 0 BB: 0 P: 3

1B: 9	SF: 0	WP: 1	PA: 38
2B: 3	SAC: 0	PB: 0	
3B: 0	DP: 3	SB: 0	
HR: 0	HBP: 0	CS: 0	

PITCHER	IP	WLS	BF	H	R	ER	SO	BB	IBB	HBP	BLK	WP	HR	S	P	ERA	WHIP
Eddie Bane, L (1, 1) ERA: 2.57	9.0	W	38	10	2	2	6	2	0	0	0	1	0	48	56	2.00	1.333

PITCHER	IP	WLS	BF	H	R	ER	SO	BB	IBB	HBP	BLK	WP	HR	S	P	ERA	WHIP

Batter	1	2	3	4	5	6	7	8	9	AB	R	H	RBI	BB	SO	LOB
Steve Brye, R (1, 8) OBP: 0.313, SLG: 0.303 Lyman Bostock, L (6, PH) OBP: 0.391, SLG: 0.456 (6, 8)	F9		F8		F4	FC4-6, IBB	FC5, 1B, 1-2, BB		6-3	3 1	0 0	0 0	0 0	0 0	0 2	0 0
Jerry Terrell, R (1, 5) OBP: 0.252, SLG: 0.245 Mike Cubbage, L (6, PH) OBP: 0.320, SLG: 0.302 (6, 5)	F8		4-3		4-3	FC4-6, FC6-4, 1-2f, 3-H	1-2, 2-H, 3-H, 1B		4-3	3 3	0 0	0 1	0 3	0 0	0 0	0 1
Larry Hisle, R (1, 7) OBP: 0.326, SLG: 0.356	K			FC6-5, WP, 1B	K	FC6-4, 1-2f	FC5, 2-3f			5	0	1	0	0	2	3
Craig Kusick, R (1, 3) OBP: 0.362, SLG: 0.500		5-3		1B, FC6-5, 1-2, FC5-2, BB		F7	BB, BB, 1B, BB	F4		3	1	0	0	2	0	0
Dan Ford, R (1, 9) OBP: 0.315, SLG: 0.421		FC6-4, 1B, 1B		FC6-5, 1B, E, 1-2, 2-3f		2B, 1B, 1B	K	S, 1B		5	2	3	0	0	1	3
Butch Wynegar, S (1, 10) OBP: 0.406, SLG: 0.433		FC6-4, 1-2, 1B		E, 2B, 1-2, 2-3, 1B		1B, 3B, 1-3, 2B	BB, 1B, 1-2, BB	K, 1-2		4	3	3	0	1	1	1
Bob Randall, R (1, 4) OBP: 0.323, SLG: 0.319		FC6-4, 1-2f, 2-3		FC5-2, 2B, 1-3, 2-H, 3-Hf		3B, BB, 2-3, 3-H, 1B	F9	F7		5	2	1	1	0	0	7
Glenn Borgmann, R (1, 2) OBP: 0.542, SLG: 0.706		F8		2B, 2-H, 3-H		3B, BB, 1-2	1B, 1B, BB, 1-2, 2-3		6-3	3	2	1	2	2	0	2
Luis Gomez, R (1, 6) OBP: 0.270, SLG: 0.257 Rod Carew, L (6, PH) OBP: 0.389, SLG: 0.447 Roy Smalley, S (6, 6) OBP: 0.343, SLG: 0.301			K2-3	6-3		FC4-6, 1-H, 2-H, 3-H, 3B	BB, 1B, 1-3, 2-H, 3-H, 1B		HR	2 1 2	0 1 2	0 1 2	0 3 3	0 0 0	1 0 0	1 0 0
Inning Stats	R: 0 E: 0 K: 1 S: 5 H: 0 LOB: 0 BB: 0 P: 5	R: 0 E: 0 K: 0 S: 5 H: 2 LOB: 2 BB: 0 P: 5	R: 0 E: 0 K: 1 S: 5 H: 0 LOB: 0 BB: 0 P: 5	R: 3 E: 1 K: 0 S: 6 H: 3 LOB: 1 BB: 1 P: 10	R: 0 E: 0 K: 1 S: 5 H: 0 LOB: 0 BB: 0 P: 5	R: 5 E: 0 K: 0 S: 7 H: 4 LOB: 1 BB: 2 P: 15	R: 4 E: 0 K: 1 S: 7 H: 2 LOB: 2 BB: 4 P: 23	R: 0 E: 0 K: 1 S: 6 H: 1 LOB: 1 BB: 0 P: 6	R: 1 E: 0 K: 0 S: 4 H: 1 LOB: 0 BB: 0 P: 4	1B: 9 2B: 2 3B: 1 HR: 1 SF: 0 SAC: 0 DP: 0 HBP: 0						

PITCHER		IP	WLS	BF	H	R	ER	SO	BB	IBB	HBP	BLK	WP	HR	S	P	ERA	WHIP
Terry Forster, L ERA: 4.07	(1, 1)	5.1	L	26	8	7	4	3	2	0	0	0	1	0	30	38	6.75	1.875
Francisco Barrios, R ERA: 4.89	(6, 1)	0.0		2	1	0	0	0	0	1	0	0	0	0	1	5	∞	∞
Dave Hamilton, L ERA: 3.55	(6, 1)	3.2		19	4	6	6	2	4	0	0	0	0	1	19	35	14.73	2.182

PITCHER	IP	WLS	BF	H	R	ER	SO	BB	IBB	HBP	BLK	WP	HR	S	P	ERA	WHIP

TOP

Minnesota Twins @ Chicago White Sox

Comiskey Park, Chicago, IL

Sun Jul 25 1976, 4:33 AM EDT

Unknown - 77 F

livebaseballscorecards.com

AB	40
R	13
H	13
RBI	12
BB	7
SO	5
LOB	18

WP: 1	PA: 47
PB: 0	
SB: 1	
CS: 0	

Batter	1	2	3	4	5	6	7	8	9	AB	R	H	RBI	BB	SO	LOB
Jerry Hairston, S (1, 7) OBP: 0.600, SLG: 1.000	E4 1B 1B		E 1B 3B BB	BB		K		1-H SF8 3B		3	3	1	1	2	1	2
Ralph Garr, L (1, 8) OBP: 0.325, SLG: 0.413	WP 1-3 1B 1B		S 1-2 3B 1B	F3		F9		5-3		5	2	2	0	0	0	4
Jorge Orta, L (1, 10) OBP: 0.318, SLG: 0.444	B2-6 1B 1-H 3-H 1B		1-H 2-H 2B 3B		L6 1B		BB 1B SF7 1B	SF8 3-H		4	2	3	5	0	0	0
Jim Spencer, L (1, 3) OBP: 0.339, SLG: 0.360	B2-6 1-2 1B		F5 1B		F7 2B		BB 1-2 1B	3-1		5	0	3	0	0	0	1
Bill Stein, R (1, 4) OBP: 0.314, SLG: 0.408	B2-6 1-2f 2-3f		F9 3-H 2B		F7 1B		F9 1B		1B	5	0	2	1	0	0	5
Kevin Bell, R (1, 5) OBP: 0.319, SLG: 0.434		1B BB	F9 2-3		F7 2B		1-2 2-3 BB		L7 1B	3	0	0	0	2	0	3
Wayne Nordhagen, R (1, 9) OBP: 0.278, SLG: 0.300	K		F8			BB 1B	SF7 3-H 2B		K	4	0	1	1	0	2	3
Bucky Dent, R (1, 6) OBP: 0.305, SLG: 0.309	G6-4-3 1-2 1B			G6-4-3 BB		1-2 BB	F9 SS		4-3	3	0	1	0	2	0	3
Jim Essian, R (1, 2) OBP: 0.313, SLG: 0.247 Lamar Johnson, R (6, PH) OBP: 0.352, SLG: 0.426 Brian Downing, R (7, 2) OBP: 0.329, SLG: 0.332	G6-4-3 1-2f			G6-4-3 1-2f		K		WP 3B 1B		2 1 1	0 0 1	0 0 1	0 0 0	0 1 0	0 2 0	3 2 0
Inning Stats	R: 2 E: 1 K: 0 S: 5 H: 3 LOB: 0 BB: 0 P: 5	R: 0 E: 0 K: 1 S: 5 H: 1 LOB: 1 BB: 1 P: 9	R: 3 E: 1 K: 0 S: 6 H: 3 LOB: 1 BB: 1 P: 10	R: 0 E: 0 K: 0 S: 2 H: 0 LOB: 1 BB: 2 P: 10	R: 0 E: 0 K: 0 S: 4 H: 1 LOB: 1 BB: 0 P: 4	R: 0 E: 0 K: 2 S: 8 H: 1 LOB: 2 BB: 1 P: 12	R: 1 E: 0 K: 0 S: 5 H: 2 LOB: 2 BB: 1 P: 9	R: 2 E: 0 K: 0 S: 5 H: 2 LOB: 0 BB: 0 P: 5	R: 0 E: 0 K: 1 S: 6 H: 1 LOB: 1 BB: 0 P: 6	1B: 11 2B: 1 3B: 3 HR: 0 SF: 2 SAC: 0 DP: 2 HBP: 0						

PITCHER		IP	WLS	BF	H	R	ER	SO	BB	IBB	HBP	BLK	WP	HR	S	P	ERA	WHIP
Steve Luebber, R ERA: 4.92	(1, 1)	3.2		19	7	5	4	1	4	0	0	0	1	0	17	33	9.82	3.000
Vic Albury, L ERA: 3.16	(4, 1)	3.0	W	15	4	1	1	2	2	0	0	0	0	0	17	25	3.00	2.000
Bill Campbell, R ERA: 3.51	(7, 1)	2.1		10	3	2	2	1	0	0	0	0	1	0	12	12	7.71	1.286

PITCHER	IP	WLS	BF	H	R	ER	SO	BB	IBB	HBP	BLK	WP	HR	S	P	ERA	WHIP

BOTTOM

Minnesota Twins @ Chicago White Sox

Comiskey Park, Chicago, IL

Sun Jul 25 1976, 4:33 AM EDT

Unknown - 77 F

livebaseballscorecards.com

AB	36
R	8
H	14
RBI	8
BB	6
SO	4
LOB	26

PA: 44

Batter	1	2	3	4	5	6	7	8	9	AB	R	H	RBI	BB	SO	LOB
Lyman Bostock, L (1, 8) OBP: 0.395, SLG: 0.459	0-0 E S 6-3 1B		0-0 FC4-6 1-2f			0-0 1B 1B	0-0 FC6-4 1-3 2-H 1B		0-0 G3	5	2	3	1	0	0	2
Larry Hisle, R (1, 7) OBP: 0.325, SLG: 0.354	0-0 6-3 1-H		0-3 K			0-0 F7 1B 1-3 1B	0-0 FC6-4 1-2f			4	1	1	1	0	1	2
Rod Carew, L (1, 3) OBP: 0.388, SLG: 0.445	0-0 CS 1B			0-0 F8		0-0 F7 1-2		0-0 F8		4	0	1	0	0	0	2
Craig Kusick, R (1, 10) OBP: 0.360, SLG: 0.494	0-3 K 1-2			0-0 S 1B		0-0 5-3		0-0 F9		4	0	1	0	0	1	3
Dan Ford, R (1, 9) OBP: 0.318, SLG: 0.422		0-0 F8		0-3 K		0-0 FC4-6 2-H 3-H 1B		0-0 1B		4	0	2	2	0	1	1
Butch Wynegar, S (1, 2) OBP: 0.402, SLG: 0.428		0-0 F8		0-3 K 1-2		0-0 FC4-6 1-2f		0-0 F9		4	0	0	0	0	1	3
Roy Smalley, S (1, 6) OBP: 0.338, SLG: 0.296		0-0 F8			0-0 F7		0-0 F9		0-0 6-3	4	0	0	0	0	0	0
Bob Randall, R (1, 4) OBP: 0.322, SLG: 0.315			0-0 6-3		0-0 F7		B B B B 4-0 1B 1B BB		0-0 4-3	3	1	0	0	1	0	0
Jerry Terrell, R (1, 5) OBP: 0.270, SLG: 0.250			B B B B 4-0 FC4-6 BB		0-0 F3		0-0 1B 1-2 1B		B B B B 4-0 BB	2	0	1	0	2	0	0
Inning Stats	R: 1 E: 1 K: 1 S: 6 H: 2 LOB: 0 BB: 0 P: 6	R: 0 E: 0 K: 0 S: 3 H: 0 LOB: 0 BB: 0 P: 3	R: 0 E: 0 K: 1 S: 5 H: 0 LOB: 1 BB: 1 P: 9	R: 0 E: 0 K: 2 S: 8 H: 1 LOB: 1 BB: 0 P: 8	R: 0 E: 0 K: 0 S: 3 H: 0 LOB: 0 BB: 0 P: 3	R: 2 E: 0 K: 0 S: 6 H: 3 LOB: 1 BB: 0 P: 6	R: 1 E: 0 K: 0 S: 4 H: 2 LOB: 1 BB: 1 P: 8	R: 0 E: 0 K: 0 S: 4 H: 1 LOB: 1 BB: 0 P: 4	R: 0 E: 0 K: 0 S: 3 H: 0 LOB: 1 BB: 1 P: 7	1B: 9 2B: 0 3B: 0 HR: 0 SF: 0 SAC: 0 DP: 0 HBP: 0							

PITCHER	IP	WLS	BF	H	R	ER	SO	BB	IBB	HBP	BLK	WP	HR	S	P	ERA	WHIP
Ken Brett, L (1, 1) ERA: 3.05	9.0	W	37	9	4	3	4	3	0	0	0	0	0	42	54	3.00	1.333

PITCHER	IP	WLS	BF	H	R	ER	SO	BB	IBB	HBP	BLK	WP	HR	S	P	ERA	WHIP

TOP

Minnesota Twins @ Chicago White Sox

Comiskey Park, Chicago, IL

Sun Jul 25 1976, 4:38 AM EDT

Att. 12,651 - Unknown

livebaseballscorecards.com

AB	34
R	4
H	9
RBI	4
BB	3
SO	4
LOB	13

WP: 0	PA: 37
PB: 0	
SB: 2	
CS: 1	

Batter	1	2	3	4	5	6	7	8	9	AB	R	H	RBI	BB	SO	LOB
Jerry Hairston, S (1, 9) OBP: 0.500, SLG: 0.500	BBBB 4-0 SH BB	x 0-0 ② L7		BBBB 4-0 BB		x 0-0 ③ F7	x 0-0 ③ F9			3	1	0	0	2	0	3
Alan Bannister, R (8, 8) OBP: 0.281, SLG: 0.267										0	0	0	0	0	0	0
Ralph Garr, L (1, 8) (8, 9) OBP: 0.327, SLG: 0.413	x 0-0 SH F8 E 1-H	x 0-0 CS 1B 2-H		x 0-0 ③ G3			BBBB 4-0 BB HR BB	SSS 0-3 ① K		3	2	1	1	1	1	1
Jorge Orta, L (1, 7) OBP: 0.319, SLG: 0.441	BBBB 4-0 S BB	0-0 ③ CS 1-2	x 0-0 ① 6-3		x 0-0 ① F7		BBBB 4-0 1-2 HR BB	x 0-0 ② F4		3	1	0	0	2	0	0
Chet Lemon, R (9, 7) OBP: 0.299, SLG: 0.308										0	0	0	0	0	0	0
Pat Kelly, L (1, 10) OBP: 0.362, SLG: 0.394	x 0-0 ① F8 2-3		x 0-0 FC4-6 1B 1B		x 0-0 ② F7		x 0-0 1-H 2-H HR	x 0-0 ③ F3		3	0	1	0	0	0	2
Lamar Johnson, R (7, PH) OBP: 0.355, SLG: 0.453										2	1	1	3	0	0	0
Bill Stein, R (1, 4) OBP: 0.318, SLG: 0.417	x 0-0 ② 6-3 1-2 3-H		x 0-0 FC4-6 1-2 1B		x 0-0 2B		SSS 0-3 ① K			4	0	2	0	0	1	1
Jim Spencer, L (1, 3) OBP: 0.344, SLG: 0.361	4-0 IBB	x 0-0 ② FC4-6 1-2f 2-3		4-0 FC6 IBB		x 0-0 1B SF9 1B				2	1	1	0	2	0	2
Kevin Bell, R (1, 5) OBP: 0.318, SLG: 0.429	x 0-0 ③ 5-3		x 0-0 ③ L4		x 0-0 ③ FC6 1-2f		x 0-0 BB 1-3 1B			4	0	1	0	0	0	6
Brian Downing, R (1, 2) OBP: 0.332, SLG: 0.329		BBBB 4-0 SH2-4 1B BB		x 0-0 ① 5-3		SSS 0-3 ① K	BBBB 4-0 1-2 BB			2	1	0	0	2	1	0
Bucky Dent, R (1, 6) OBP: 0.303, SLG: 0.308		x 0-0 ① SH2-4 1-2		x 0-0 ② 5-3		x 0-0 ② F5	x 0-0 ② SF9 3-H			2	0	0	1	0	0	0
Inning Stats	R: 2 H: 0 E: 1 LOB: 2 K: 0 BB: 3 S: 4 P: 16	R: 1 H: 1 E: 0 LOB: 0 K: 0 BB: 1 S: 3 P: 7	R: 0 H: 2 E: 0 LOB: 2 K: 0 BB: 0 S: 5 P: 5	R: 0 H: 0 E: 0 LOB: 1 K: 0 BB: 1 S: 3 P: 7	R: 0 H: 1 E: 0 LOB: 2 K: 0 BB: 1 S: 4 P: 8	R: 0 H: 0 E: 0 LOB: 0 K: 1 BB: 0 S: 5 P: 5	R: 4 H: 3 E: 0 LOB: 2 K: 1 BB: 3 S: 8 P: 20	R: 0 H: 0 E: 0 LOB: 0 K: 1 BB: 0 S: 5 P: 5		1B: 5 SF: 1 2B: 1 SAC: 2 3B: 0 DP: 0 HR: 1 HBP: 0					WP: 0 PA: 41 PB: 0 SB: 1 CS: 1	

BOTTOM

Minnesota Twins @ Chicago White Sox

Comiskey Park, Chicago, IL

Sun Jul 25 1976, 4:38 AM EDT

Att. 12,651 - Unknown

livebaseballscorecards.com

AB	28
R	7
H	7
RBI	5
BB	9
SO	3
LOB	15

PITCHER		IP	WLS	BF	H	R	ER	SO	BB	IBB	HBP	BLK	WP	HR	S	P	ERA	WHIP
Bill Singer, R ERA: 4.01	(1, 1)	6.0	L	30	4	5	3	1	6	2	0	0	0	0	24	56	4.50	1.667
Tom Burgmeier, L ERA: 2.35	(7, 1)	0.1		3	2	1	1	1	0	0	0	0	0	1	5	5	27.00	6.000
Bill Campbell, R ERA: 3.45	(7, 1)	1.2		7	1	1	1	1	1	0	0	0	0	0	8	12	5.40	1.200

PITCHER	IP	WLS	BF	H	R	ER	SO	BB	IBB	HBP	BLK	WP	HR	S	P	ERA	WHIP

Batter	1	2	3	4	5	6	7	8	9	AB	R	H	RBI	BB	SO	LOB
Jerry Hairston, S (1, 9) OBP: 0.400, SLG: 0.364	4-3 WP G3 1B		4-1		4-3 1-2		FC6-4 1-2f		G3	5	1	1	0	0	0	4
Ralph Garr, L (1, 8) OBP: 0.323, SLG: 0.407	4-3 1-3		6-3		1-3			F7		4	0	0	0	0	0	2
Jorge Orta, L (1, 7) OBP: 0.316, SLG: 0.436	G3 3-H		B1-3			F7		L8		4	0	0	1	0	0	0
Pat Kelly, L (1, 10) OBP: 0.364, SLG: 0.396	1B			F7		F8		1B		4	0	2	0	0	0	0
Bill Stein, R (1, 4) OBP: 0.323, SLG: 0.419	F3			FC6-4 1B		6-3		FC6-4 1-3 1B		4	0	2	0	0	0	1
Jim Spencer, L (1, 3) OBP: 0.340, SLG: 0.356		F8		K SSS			3-1	FC6-4 1-2f		4	0	0	0	0	1	3
Kevin Bell, R (1, 5) OBP: 0.312, SLG: 0.421		F8		FC6-4 1-2f			1-3	K SSS		3	0	0	0	0	0	1
Ken Brett, L (9, PH)										1	0	0	0	0	1	0
Brian Downing, R (1, 2) OBP: 0.335, SLG: 0.332		1B			4-3 1B		1B		K BBBB	1	0	1	0	0	0	0
Jim Essian, R (3, 2) OBP: 0.330, SLG: 0.263									BB	2	0	2	0	1	0	0
Bucky Dent, R (1, 6) OBP: 0.302, SLG: 0.307		6-3			F9		FC6-4 1-2 1B		F7	4	0	1	0	0	0	3

Inning Stats	1	2	3	4	5	6	7	8	9	1B	SF	WP	PA
R	1	0	0	0	0	0	0	0	0	9	0	1	37
H	2	1	0	1	1	0	2	2	0	2B 0	SAC 0	PB 0	
E	0	0	0	0	0	0	0	0	0	3B 0	DP 0	SB 0	
LOB	0	1	0	1	1	0	2	2	1	HR 0	HBP 0	CS 0	
BB	0	0	0	0	0	0	0	0	1				
K	0	0	0	1	0	0	0	0	1				
S	5	4	3	6	4	3	5	5	5				
P	5	4	3	6	4	3	5	5	9				

PITCHER		IP	WLS	BF	H	R	ER	SO	BB	IBB	HBP	BLK	WP	HR	S	P	ERA	WHIP
Paul Mitchell, R ERA: 4.53	(1, 1)	7.2	W	31	8	1	1	1	0	0	0	0	1	0	33	33	1.17	1.043
Rollie Fingers, R ERA: 2.45	(8, 1)	1.1	S	6	1	0	0	1	1	0	0	0	0	0	7	11	0.00	1.500

PITCHER	IP	WLS	BF	H	R	ER	SO	BB	IBB	HBP	BLK	WP	HR	S	P	ERA	WHIP

TOP

Chicago White Sox @ Oakland Athletics

Oakland-Alameda County Coliseum, Oakland, CA

Mon Jul 26 1976, 7:05 PM PDT

Att. 23,182 - Unknown

livebaseballscorecards.com

AB	36
R	1
H	9
RBI	1
BB	1
SO	2
LOB	14

Batter	1	2	3	4	5	6	7	8	9	AB	R	H	RBI	BB	SO	LOB
Bill North, S (1, 8) OBP: 0.365, SLG: 0.336	F7		S 1B		F7 1-2			L5-3 1-3 1B		4	1	2	0	0	0	1
Bert Campaneris, R (1, 6) OBP: 0.325, SLG: 0.284	B2-3		WP 1-H 1B		F3			SF9 3-H		3	0	1	2	0	0	1
Joe Rudi, R (1, 7) OBP: 0.332, SLG: 0.442	1B		F4			G4-6-3 1B		L5-3 1-2		4	0	2	0	0	0	2
Billy Williams, L (1, 10) OBP: 0.324, SLG: 0.354	F2		F3 1-2			G4-6-3 1-2f				3	0	0	0	0	0	3
Sal Bando, R (1, 5) OBP: 0.332, SLG: 0.438		HR		6-3		F3				3	1	1	1	0	0	0
Gene Tenace, R (1, 2) OBP: 0.381, SLG: 0.466		K		K			F7			3	0	0	0	0	2	0
Claudell Washington, L (1, 9) OBP: 0.282, SLG: 0.325		3-1		6-3			F6			3	0	0	0	0	0	0
Ken McMullen, R (1, 3) OBP: 0.327, SLG: 0.433		F5			F3		3-1			3	0	0	0	0	0	0
Phil Garner, R (1, 4) OBP: 0.298, SLG: 0.407			F9		S 1B			1B S SF9 1B		3	1	2	0	0	0	0
Inning Stats	R: 0 H: 1 E: 0 LOB: 1 K: 0 BB: 0 S: 4 P: 4	R: 1 H: 1 E: 0 LOB: 0 K: 1 BB: 0 S: 6 P: 6	R: 1 H: 2 E: 0 LOB: 1 K: 0 BB: 0 S: 5 P: 5	R: 0 H: 0 E: 0 LOB: 0 K: 1 BB: 0 S: 5 P: 5	R: 0 H: 1 E: 0 LOB: 1 K: 0 BB: 0 S: 4 P: 4	R: 0 H: 1 E: 0 LOB: 0 K: 0 BB: 0 S: 3 P: 3	R: 0 H: 0 E: 0 LOB: 0 K: 0 BB: 0 S: 3 P: 3	R: 1 H: 2 E: 0 LOB: 0 K: 0 BB: 0 S: 4 P: 4		1B: 7 SF: 1 2B: 1 SAC: 0 3B: 0 DP: 2 HR: 1 HBP: 0						

PITCHER	IP	WLS	BF	H	R	ER	SO	BB	IBB	HBP	BLK	WP	HR	S	P	ERA	WHIP
Bart Johnson, R (1, 1) ERA: 4.19	8.0	L	30	8	3	3	2	0	0	0	0	1	1	34	34	3.38	1.000

PITCHER	IP	WLS	BF	H	R	ER	SO	BB	IBB	HBP	BLK	WP	HR	S	P	ERA	WHIP

BOTTOM

Chicago White Sox @ Oakland Athletics

Oakland-Alameda County Coliseum, Oakland, CA

Mon Jul 26 1976, 7:05 PM PDT

Att. 23,182 - Unknown

livebaseballscorecards.com

AB	29
R	3
H	8
RBI	3
BB	0
SO	2
LOB	7

Chicago White Sox @ Oakland Athletics

Oakland-Alameda County Coliseum, Oakland, CA

Tue Jul 27 1976, 7:05 PM PDT

Att. 3,442 - Unknown

livebaseballscorecards.com

TOP

Batter	1	2	3	4	5	6	7	8	9	AB	R	H	RBI	BB	SO	LOB
Bucky Dent, R (1, 6) OBP: 0.302, SLG: 0.309	F8		F8			2B		5-3		4	0	1	0	0	0	1
Ralph Garr, L (1, 8) OBP: 0.326, SLG: 0.409	6-3		6-3			1B		G4-3 1B		4	0	2	0	0	0	1
Jorge Orta, L (1, 7) OBP: 0.315, SLG: 0.434	K			1B		F5		G4-3 1-2f		4	0	1	0	0	1	3
Lamar Johnson, R (1, 10) OBP: 0.344, SLG: 0.438		K		F8		K			1-3	4	0	0	0	0	2	3
Bill Stein, R (1, 4) OBP: 0.327, SLG: 0.421		1B CS 1B		F9		F9			4-3 1B	4	0	2	0	0	0	3
Jim Spencer, L (1, 3) OBP: 0.339, SLG: 0.355		1-3 1B		F3			K		4-3 1-2	4	0	1	0	0	1	2
Kevin Bell, R (1, 5) OBP: 0.316, SLG: 0.423		K			F9-3 1B		1B		K	4	0	2	0	0	2	3
Wayne Nordhagen, R (1, 9) OBP: 0.282, SLG: 0.303		CS 3-H	SH1-3 1B		K		K			3	0	1	0	0	2	2
Jim Essian, R (1, 2) OBP: 0.325, SLG: 0.257			SH1-3 1-2		F9-3 1-2		K			2	0	0	0	0	1	2

	AB	33
	R	0
	H	10
	RBI	0
	BB	0
	SO	9
	LOB	20

Inning Stats	1	2	3	4	5	6	7	8	9
R	0	0	0	0	0	0	0	0	0
E	0	0	0	0	0	0	0	0	0
K	1	2	0	0	1	1	3	0	1
S	5	8	4	4	5	7	10	3	6
H	0	2	1	1	1	2	1	1	1
LOB	0	1	1	1	0	2	1	0	1
BB	0	0	0	0	0	0	0	0	0
P	5	8	4	4	5	7	10	3	6

1B	9
2B	2
3B	0
HR	0
SF	0
SAC	1
DP	2
HBP	0
WP	0
PB	0
SB	0
CS	1
PA	35

PITCHER	IP	WLS	BF	H	R	ER	SO	BB	IBB	HBP	BLK	WP	HR	S	P	ERA	WHIP
Vida Blue, L (1, 1) ERA: 2.69	9.0	W	34	10	0	0	9	0	0	0	0	0	0	52	52	0.00	1.111

PITCHER	IP	WLS	BF	H	R	ER	SO	BB	IBB	HBP	BLK	WP	HR	S	P	ERA	WHIP

BOTTOM

Chicago White Sox @ Oakland Athletics

Oakland-Alameda County Coliseum, Oakland, CA

Tue Jul 27 1976, 7:05 PM PDT

Att. 3,442 - Unknown

livebaseballscorecards.com

Batter	1	2	3	4	5	6	7	8	9	AB	R	H	RBI	BB	SO	LOB
Bill North, S (1, 8) OBP: 0.364, SLG: 0.333	BBBB 4-0 CS BB		SSS 0-3 ③ K			X 0-0 ② 1-3	X 0-0 ③ FC6 1-2f			3	0	0	0	1	1	1
Bert Campaneris, R (1, 6) OBP: 0.327, SLG: 0.287	SSS 0-3 ① K			X 0-0 1B		X 0-0 BB CI 1B		X 0-0 ① 4-3		4	0	2	0	0	1	1
Joe Rudi, R (1, 7) OBP: 0.332, SLG: 0.439	X 0-0 ②③ F6 1-2			SSS 0-3 ① K		S 0-1 CI BB 1-2		H 1-0 BB HBP		2	0	0	0	0	1	2
Billy Williams, L (1, 10) OBP: 0.323, SLG: 0.350		X 0-0 ① F5		X 0-0 ② F5		BBBB 4-0 FC6-4 1-2 2-3 BB		X 0-0 ② F5		3	0	0	0	1	0	2
Sal Bando, R (1, 5) OBP: 0.334, SLG: 0.437		X 0-0 1B		X 0-0 ③ F3		X 0-0 ③ FC6-4 1-2f		BBBB 4-0 1-2 BB		3	0	1	0	1	0	4
Gene Tenace, R (1, 2) OBP: 0.375, SLG: 0.457		X 0-0 ② L7			SSS 0-3 ① K		X 0-0 ① F3	X 0-0 ③ F9		4	0	0	0	0	1	3
Claudell Washington, L (1, 9) OBP: 0.283, SLG: 0.328		X 0-0 ③ F9			X 0-0 ② 4-3		X 0-0 1B 2B			3	1	1	0	0	0	1
Ken McMullen, R (1, 3) OBP: 0.327, SLG: 0.430			SSS 0-3 ① K		X 0-0 ③ F3		X 0-0 FC6 2-H 1B			3	0	1	1	0	1	0
Phil Garner, R (1, 4) OBP: 0.296, SLG: 0.403			SSS 0-3 ② K			X 0-0 ① 5-3	X 0-0 ② F3			3	0	0	0	0	1	1
Inning Stats	R: 0 E: 0 K: 1 S: 4 H: 0 LOB: 0 BB: 1 P: 8	R: 0 E: 0 K: 0 S: 4 H: 1 LOB: 1 BB: 0 P: 4	R: 0 E: 0 K: 3 S: 9 H: 0 LOB: 0 BB: 0 P: 9	R: 0 E: 0 K: 1 S: 6 H: 1 LOB: 1 BB: 0 P: 6	R: 0 E: 0 K: 1 S: 5 H: 0 LOB: 0 BB: 0 P: 5	R: 0 E: 1 K: 0 S: 5 H: 1 LOB: 3 BB: 1 P: 9	R: 1 E: 0 K: 0 S: 5 H: 2 LOB: 1 BB: 0 P: 5	R: 0 E: 0 K: 0 S: 3 H: 0 LOB: 2 BB: 1 P: 8		1B: 4 2B: 1 3B: 0 HR: 0 SF: 0 SAC: 0 DP: 0 HBP: 1					WP: 0 PB: 0 SB: 0 CS: 1 PA: 33	

	AB	28
	R	1
	H	5
	RBI	1
	BB	3
	SO	6
	LOB	15

PITCHER	IP	WLS	BF	H	R	ER	SO	BB	IBB	HBP	BLK	WP	HR	S	P	ERA	WHIP
Rich Gossage, R (1, 1) ERA: 3.2	8.0	L	33	5	1	1	6	3	0	1	0	0	0	41	54	1.12	1.000

PITCHER	IP	WLS	BF	H	R	ER	SO	BB	IBB	HBP	BLK	WP	HR	S	P	ERA	WHIP

Chicago White Sox @ Oakland Athletics

Oakland-Alameda County Coliseum, Oakland, CA

Wed Jul 28 1976, 7:05 PM PDT

Att. 3,367 - Unknown

TOP

livebaseballscorecards.com

Batter	1	2	3	4	5	6	7	8	9	AB	R	H	RBI	BB	SO	LOB
Jerry Hairston, S (1, 9) OBP: 0.444, SLG: 0.429	4-3 G3 1B	F7			FC3-6 1B		G6-4-3 1-2f		5-3	3	0	2	0	0	0	1
Wayne Nordhagen, R (7, PH) OBP: 0.268, SLG: 0.286 (7, 9)										2	0	0	0	0	0	1
Ralph Garr, L (1, 8) OBP: 0.328, SLG: 0.410 (9, 7)	G3 1-2		CS 1B		FC3-6 1-2f			1B SH5-4 1B		4	0	2	0	0	0	2
Jorge Orta, L (1, 7) OBP: 0.313, SLG: 0.431	4-3 2-3		1-3 1-2		4-3			SH5-4 1-2		3	0	0	0	0	0	3
Alan Bannister, R (9, 8) OBP: 0.281, SLG: 0.267										0	0	0	0	0	0	0
Pat Kelly, L (1, 10) OBP: 0.364, SLG: 0.392	BBB S BB		6-3			6-3		SSS K		2	0	0	0	1	0	0
Lamar Johnson, R (8, PH) OBP: 0.341, SLG: 0.434										1	0	0	0	0	1	1
Bill Stein, R (1, 5) OBP: 0.331, SLG: 0.423	SSS K 1-2			G1-6-3 1B		L4		BB 2-3 1B		4	0	2	0	0	1	2
Jim Spencer, L (1, 3) OBP: 0.344, SLG: 0.371		F9 1B 2B		G1-6-3 1-2f		HR		BBBB 1-2 BB		3	2	2	1	1	0	1
Jack Brohamer, L (1, 4) OBP: 0.298, SLG: 0.376		F9 2-3		2B		G3		F3		4	0	1	0	0	0	4
Bucky Dent, R (1, 6) OBP: 0.301, SLG: 0.309		3-H 1B		F8			F8		F8	4	0	1	1	0	0	1
Jim Essian, R (1, 2) OBP: 0.314, SLG: 0.248		F7	SSS K				E5 G6-4-3		SSS K	4	0	0	0	0	2	1
Inning Stats	R: 0 E: 0 K: 1 S: 6 H: 1 LOB: 2 BB: 1 P: 10	R: 1 E: 0 K: 0 S: 5 H: 2 LOB: 1 BB: 0 P: 5	R: 0 E: 0 K: 0 S: 3 H: 1 LOB: 0 BB: 0 P: 3	R: 0 E: 0 K: 0 S: 4 H: 2 LOB: 1 BB: 0 P: 4	R: 0 E: 0 K: 1 S: 6 H: 1 LOB: 1 BB: 0 P: 6	R: 1 E: 0 K: 0 S: 4 H: 1 LOB: 0 BB: 0 P: 4	R: 0 E: 1 K: 0 S: 3 H: 0 LOB: 0 BB: 0 P: 3	R: 0 E: 0 K: 1 S: 7 H: 2 LOB: 3 BB: 1 P: 11	R: 0 E: 0 K: 1 S: 5 H: 0 LOB: 0 BB: 0 P: 5	1B: 7 2B: 2 3B: 0 HR: 1	SF: 0 SAC: 1 DP: 2 HBP: 0						

	AB	34
	R	2
	H	10
	RBI	2
	BB	2
	SO	4
	LOB	17

WP: 0 PB: 0 SB: 1 CS: 1 PA: 37

PITCHER		IP	WLS	BF	H	R	ER	SO	BB	IBB	HBP	BLK	WP	HR	S	P	ERA	WHIP
Mike Torrez, R ERA: 3.27	(1, 1)	5.0		21	7	1	1	2	1	0	0	0	0	0	24	28	1.80	1.600
Paul Lindblad, L ERA: 3.13	(6, 1)	2.1	L	9	2	1	1	0	0	0	0	0	0	1	9	9	3.86	0.857
Rollie Fingers, R ERA: 2.4	(8, 1)	1.2		7	1	0	0	2	1	0	0	0	0	0	10	14	0.00	1.200

PITCHER	IP	WLS	BF	H	R	ER	SO	BB	IBB	HBP	BLK	WP	HR	S	P	ERA	WHIP

BOTTOM

Batter	1	2	3	4	5	6	7	8	9	AB	R	H	RBI	BB	SO	LOB
Bill North, S (1, 8) OBP: 0.363, SLG: 0.331	SSS 0-3 ① K		BBBB 4-0 S BB		x 0-0 ② 6-3		x 0-0 ③ 6-3			3	0	0	0	1	1	0
Bert Campaneris, R (1, 6) OBP: 0.329, SLG: 0.285	x 0-0 ② 5-3		BBBB 4-0 FC6-4 1-2 BB		BBBB 4-0 BB			x 0-0 ① F7		2	0	0	0	2	0	0
Joe Rudi, R (1, 7) OBP: 0.331, SLG: 0.435	BBBB 4-0 BB		x 0-0 ③ FC6-4 1-2f		SSS 0-3 ③ K			x 0-0 ② 6-3		3	0	0	0	1	1	3
Billy Williams, L (1, 10) OBP: 0.326, SLG: 0.348 Larry Lintz, S (6, PR) Don Baylor, R (8, PH) OBP: 0.315, SLG: 0.368	x 0-0 ③ 1-3			BBBB 4-0 FC6-4 E BB		BBBB 4-0 FC1-6-2-5-6 S BB		x 0-0 ③ F9		1	1	0	0	2	0	1
										0	0	0	0	0	0	0
										1	0	0	0	0	0	0
Sal Bando, R (1, 5) OBP: 0.336, SLG: 0.435		BBBB 4-0 G6-4-3 BB		x 0-0 ① F8		BBBB 4-0 FC1-6-2-5-6 1-2 BB			x 0-0 ① 4-3	2	0	0	0	2	0	1
Gene Tenace, R (1, 2) OBP: 0.373, SLG: 0.451		x 0-0 ①② G6-4-3 1-2f		BBBB 4-0 FC6-4 1-2 BB		x 0-0 ① F2			SSS 0-3 ② K	3	0	0	0	1	1	3
Claudell Washington, L (1, 9) OBP: 0.282, SLG: 0.325		x 0-0 ③ F9		x 0-0 ② FC6-4 S 1-2f 2-3		x 0-0 ②③ FC1-6-2-5-6 1-2 2-3			BBBB 4-0 BB	3	0	0	0	1	0	4
Ken McMullen, R (1, 3) OBP: 0.324, SLG: 0.417			BBBB 4-0 G6-3 BB	SSS 0-3 ③ K 1-2 3-H			x 0-0 ① 5-3		x 0-0 ③ 6-3	3	0	0	0	1	1	2
Phil Garner, R (1, 4) OBP: 0.293, SLG: 0.399			x 0-0 ①② G6-3 1-2f		x 0-0 ① F8		SSS 0-3 ② K			3	0	0	0	0	1	1
Inning Stats	R: 0 H: 0 E: 0 LOB: 1 K: 1 BB: 1 S: 5 P: 9	R: 0 H: 0 E: 0 LOB: 0 K: 0 BB: 1 S: 2 P: 6	R: 0 H: 0 E: 0 LOB: 2 K: 0 BB: 3 S: 2 P: 14	R: 1 H: 0 E: 0 LOB: 1 K: 1 BB: 2 S: 5 P: 13	R: 0 H: 0 E: 0 LOB: 1 K: 1 BB: 1 S: 5 P: 9	R: 0 H: 0 E: 0 LOB: 2 K: 0 BB: 2 S: 2 P: 10	R: 0 H: 0 E: 0 LOB: 0 K: 1 BB: 0 S: 5 P: 5	R: 0 H: 0 E: 0 LOB: 0 K: 0 BB: 0 S: 3 P: 3	R: 0 H: 0 E: 0 LOB: 1 K: 1 BB: 1 S: 5 P: 9	1B: 0 SF: 0 2B: 1 SAC: 0 3B: 0 DP: 3 HR: 0 HBP: 0						

PITCHER	IP	WLS	BF	H	R	ER	SO	BB	IBB	HBP	BLK	WP	HR	S	P	ERA	WHIP
Blue Moon Odom, R (1, 1) ERA: 3.31	5.0	W	22	0	1	0	3	9	0	0	0	0	0	19	55	0.00	1.800
Francisco Barrios, R (6, 1) ERA: 4.66	4.0	S	13	0	0	0	2	2	0	0	0	0	0	15	23	0.00	0.500

PITCHER	IP	WLS	BF	H	R	ER	SO	BB	IBB	HBP	BLK	WP	HR	S	P	ERA	WHIP

Chicago White Sox @ Oakland Athletics

Oakland-Alameda County Coliseum, Oakland, CA

Wed Jul 28 1976, 7:05 PM PDT

Att. 3,367 - Unknown

livebaseballscorecards.com

AB	24
R	1
H	0
RBI	0
BB	11
SO	5
LOB	15

Batter	1	2	3	4	5	6	7	8	9	AB	R	H	RBI	BB	SO	LOB
Jerry Hairston, S (1, 9) OBP: 0.409, SLG: 0.353	4-3		K			BB G4-6-3			K	3	0	0	0	1	2	0
Ralph Garr, L (1, 8) OBP: 0.330, SLG: 0.411	1B FC5-4			F9 S 1B		G4-6-3 1-2f			K	4	0	2	0	0	1	1
Jorge Orta, L (1, 7) OBP: 0.313, SLG: 0.429	FC5-4 1-2f			K 1-2			K		1B	4	0	1	0	0	2	2
Pat Kelly, L (1, 10) OBP: 0.358, SLG: 0.386	P6			F9 2-3			P6		F9	4	0	0	0	0	0	3
Bill Stein, R (1, 5) OBP: 0.326, SLG: 0.416		F7		K			F9			3	0	0	0	0	1	1
Jim Spencer, L (1, 3) OBP: 0.341, SLG: 0.367		K			P5			4-3		3	0	0	0	0	1	0
Jack Brohamer, L (1, 4) OBP: 0.294, SLG: 0.370		K			4-3			4-3		3	0	0	0	0	1	0
Bucky Dent, R (1, 6) OBP: 0.301, SLG: 0.307			K		F8			BB FC5-4		2	0	0	0	1	1	0
Jim Essian, R (1, 2) OBP: 0.306, SLG: 0.241			K			1-3		FC5-4 1-2f		3	0	0	0	0	1	1

TOP

Chicago White Sox @ California Angels

Anaheim Stadium, Anaheim, CA

Fri Jul 30 1976, 10:05 PM EDT

Att. 8,878 - Unknown

livebaseballscorecards.com

AB	29
R	0
H	3
RBI	0
BB	2
SO	10
LOB	8

Inning Stats	1	2	3	4	5	6	7	8	9
	R: 0 E: 0 K: 0 S: 4	R: 0 E: 0 K: 2 S: 7	R: 0 E: 0 K: 3 S: 9	R: 0 E: 0 K: 2 S: 8	R: 0 E: 0 K: 0 S: 3	R: 0 E: 0 K: 0 S: 2	R: 0 E: 0 K: 1 S: 5	R: 0 E: 0 K: 3 S: 9	R: 0 E: 0 K: 2 S: 8
	H: 1 LOB: 1 BB: 0 P: 4	H: 0 LOB: 0 BB: 0 P: 7	H: 0 LOB: 0 BB: 0 P: 9	H: 1 LOB: 1 BB: 0 P: 8	H: 0 LOB: 0 BB: 0 P: 3	H: 0 LOB: 0 BB: 1 P: 6	H: 0 LOB: 0 BB: 0 P: 5	H: 0 LOB: 1 BB: 1 P: 7	H: 1 LOB: 1 BB: 0 P: 8

1B: 3 SF: 0
2B: 0 SAC: 0
3B: 0 DP: 1
HR: 0 HBP: 0

WP: 0 PA: 31
PB: 0
SB: 1
CS: 0

PITCHER	IP	WLS	BF	H	R	ER	SO	BB	IBB	HBP	BLK	WP	HR	S	P	ERA	WHIP
Nolan Ryan, R (1, 1) ERA: 3.48	9.0	W	31	3	0	0	10	2	0	0	0	0	0	49	57	0.00	0.556

PITCHER	IP	WLS	BF	H	R	ER	SO	BB	IBB	HBP	BLK	WP	HR	S	P	ERA	WHIP

BOTTOM

Chicago White Sox @ California Angels

Anaheim Stadium, Anaheim, CA

Fri Jul 30 1976, 10:05 PM EDT

Att. 8,878 - Unknown

livebaseballscorecards.com

Batter	1	2	3	4	5	6	7	8	9	AB	R	H	RBI	BB	SO	LOB
Dave Collins, S (1, 8) OBP: 0.373, SLG: 0.306	F9		K		F9		1B 2B 1B 2-3			4	1	1	0	0	1	1
Rusty Torres, S (8, 8) OBP: 0.291, SLG: 0.307										0	0	0	0	0	0	0
Jerry Remy, L (1, 4) OBP: 0.325, SLG: 0.313	K		F5		P6		2B 1B 1-3 3-H			4	1	1	1	0	1	1
Bobby Bonds, R (1, 9) OBP: 0.333, SLG: 0.385	FC6-4 BB		1-3 1B			F8	2B 2-H 3-H			3	0	2	2	1	0	0
Tommy Davis, R (1, 10) OBP: 0.290, SLG: 0.313	FC6-4 1-2f		1-3			6-3	3-1			4	0	0	0	0	0	4
Bill Melton, R (1, 3) OBP: 0.293, SLG: 0.310		1B		F8		BB		F7		3	0	1	0	1	0	0
Dan Briggs, L (9, 3) OBP: 0.255, SLG: 0.321										0	0	0	0	0	0	0
Mario Guerrero, R (1, 6) OBP: 0.283, SLG: 0.289	F9			1B		P4		F9		4	0	1	0	0	0	2
Ron Jackson, R (1, 5) OBP: 0.310, SLG: 0.353	F3			F8			1B SH1-4 1B	1-3		4	1	1	0	0	0	2
Leroy Stanton, R (1, 7) OBP: 0.262, SLG: 0.273	L5			P3			SH1-4 1-2			2	0	0	0	0	0	2
Bruce Bochte, L (9, 7) OBP: 0.357, SLG: 0.290										0	0	0	0	0	0	0
Terry Humphrey, R (1, 2) OBP: 0.388, SLG: 0.455			1B 1B		K		F3			3	0	1	0	0	1	1

Inning Stats	1	2	3	4	5	6	7	8	9
	R: 0 H: 0 E: 0 LOB: 1 K: 1 BB: 1 S: 5 P: 9	R: 0 H: 1 E: 0 LOB: 1 K: 0 BB: 0 S: 4 P: 4	R: 0 H: 2 E: 0 LOB: 2 K: 1 BB: 0 S: 7 P: 7	R: 0 H: 1 E: 0 LOB: 1 K: 0 BB: 0 S: 4 P: 4	R: 0 H: 0 E: 0 LOB: 0 K: 1 BB: 0 S: 5 P: 5	R: 0 H: 0 E: 0 LOB: 1 K: 0 BB: 1 S: 3 P: 7	R: 3 H: 4 E: 0 LOB: 1 K: 0 BB: 0 S: 7 P: 7	R: 0 H: 0 E: 0 LOB: 0 K: 0 BB: 0 S: 3 P: 3	

| | | | | | | | | | |

Batter	1	2	3	4	5	6	7	8	9	10	11	AB	R	H	RBI	BB	SO	LOB
Jerry Hairston, S (1, 9) OBP: 0.423, SLG: 0.350	3-1		F8			FC5-4 1B		BBBB F9 1B BB		F9 FC3-2 2B	6-3	3	0	1	0	1	0	0
Alan Bannister, R (8, PR) OBP: 0.294, SLG: 0.313 (8, 7)												2	0	1	0	0	0	1
Ralph Garr, L (1, 7) (8, 9) OBP: 0.333, SLG: 0.416	1B			4-3 HR 2B		FC5-4 1B 1-2f		1-2 1B		FC FC3-2 S		5	1	3	0	0	0	2
Jorge Orta, L (1, 10) OBP: 0.311, SLG: 0.426	L8			4-3 2-3		FC3-2 S 1-3 1B		F8		F9 2-3		5	0	1	0	0	0	6
Jim Spencer, L (1, 3) OBP: 0.342, SLG: 0.375	F7			HR 3-H		FC3-2 1-3		F9 2-3		FC3-2 IBB 1-2		4	1	1	2	1	0	5
Bill Stein, R (1, 5) OBP: 0.318, SLG: 0.406		6-3		F9		5-3		SSS K		FC3-2 1-2 2-3 3-Hf		4	0	0	0	0	1	4
Pat Kelly, L (10, PH) OBP: 0.357, SLG: 0.384												1	0	0	0	0	0	3
Kevin Bell, R (10, 5) OBP: 0.316, SLG: 0.423												0	0	0	0	0	0	0
Chet Lemon, R (1, 8) OBP: 0.294, SLG: 0.303		F9		F3			1-3		SSS K	F8		5	0	0	0	0	1	3
Jack Brohamer, L (1, 4) OBP: 0.296, SLG: 0.373		F5			F7		2B		G3		BBBB 1-3 SH3-4 BB	4	0	1	0	1	0	0
Bucky Dent, R (1, 6) OBP: 0.301, SLG: 0.306			SSS K		4-3		1-3		1B		SH3-4 1-2	4	0	1	0	0	1	1
Jim Essian, R (1, 2) OBP: 0.295, SLG: 0.230			6-3		SSS K		4-3		F8		1-3 2-3	5	0	0	0	0	1	3
Inning Stats	R: 0 E: 0 K: 0 S: 4 H: 1 LOB: 1 BB: 0 P: 4	R: 0 E: 0 K: 0 S: 3 H: 0 LOB: 0 BB: 0 P: 3	R: 0 E: 0 K: 1 S: 5 H: 0 LOB: 0 BB: 0 P: 5	R: 2 E: 0 K: 0 S: 5 H: 2 LOB: 0 BB: 0 P: 5	R: 0 E: 0 K: 1 S: 5 H: 0 LOB: 0 BB: 0 P: 5	R: 0 E: 0 K: 0 S: 5 H: 2 LOB: 2 BB: 0 P: 5	R: 0 E: 0 K: 0 S: 4 H: 1 LOB: 1 BB: 0 P: 4	R: 0 E: 0 K: 1 S: 6 H: 1 LOB: 2 BB: 1 P: 10	R: 0 E: 0 K: 1 S: 6 H: 1 LOB: 1 BB: 0 P: 6	R: 0 E: 0 K: 0 S: 5 H: 1 LOB: 3 BB: 1 P: 9	R: 0 E: 0 K: 0 S: 3 H: 0 LOB: 1 BB: 1 P: 7	1B: 5 2B: 3 3B: 0 HR: 1 SF: 0 SAC: 1 DP: 0 HBP: 0						

PITCHER		IP	WLS	BF	H	R	ER	SO	BB	IBB	HBP	BLK	WP	HR	S	P	ERA	WHIP
Gary Ross, R ERA: 3.18	(1, 1)	7.0		29	7	2	2	2	1	0	0	0	0	1	32	36	2.57	1.143
Sid Monge, L ERA: 3.43	(8, 1)	0.2		2	0	0	0	0	0	0	0	0	0	0	2	2	0.00	0.000
John Verhoeven, R ERA: 1.4	(8, 1)	1.1		5	1	0	0	2	0	0	0	0	0	0	9	9	0.00	0.750
Mickey Scott, L ERA: 3.2	(10, 1)	0.1		4	1	0	0	0	0	1	0	0	0	0	3	7	0.00	3.000
Dick Drago, R ERA: 5.08	(10, 1)	1.2	W	6	0	0	0	0	1	0	0	0	0	0	5	9	0.00	0.600

PITCHER	IP	WLS	BF	H	R	ER	SO	BB	IBB	HBP	BLK	WP	HR	S	P	ERA	WHIP

TOP

Chicago White Sox @ California Angels

Anaheim Stadium, Anaheim, CA

Sat Jul 31 1976, 10:05 PM EDT

Att. 31,314 - Unknown - 71 F

livebaseballscorecards.com

AB	42
R	2
H	9
RBI	2
BB	3
SO	4
LOB	28

PA: 46

WP: 0 PB: 0 SB: 2 CS: 0

Chicago White Sox @ California Angels

Anaheim Stadium, Anaheim, CA

Sat Jul 31 1976, 10:05 PM EDT

Att. 31,314 - Unknown - 71 F

livebaseballscorecards.com

BOTTOM

Batter	1	2	3	4	5	6	7	8	9	10	11	AB	R	H	RBI	BB	SO	LOB
Dave Collins, S (1, 8) OBP: 0.374, SLG: 0.315	4-3		4-3			B3		2B		1B		5	0	2	1	0	0	1
Jerry Remy, L (1, 4) OBP: 0.321, SLG: 0.309	B1			3-1		G4-3-6-4		F8		6-3		4	0	0	0	0	0	2
Tommy Davis, R (10, PH) OBP: 0.288, SLG: 0.311												1	0	0	0	0	0	1
Dave Chalk, R (11, 6) OBP: 0.309, SLG: 0.258												0	0	0	0	0	0	0
Bobby Bonds, R (1, 9) OBP: 0.332, SLG: 0.388	F8			1-3			6-3		6-3		FC4-2 3B	5	0	1	0	0	0	0
Tony Solaita, L (1, 3) OBP: 0.342, SLG: 0.381		FC6-4 1B		K			F7		FC6-5 1B		FC4-2 IBB SF7	4	0	2	0	0	1	0
Bob Jones, L (9, PR) OBP: 0.253, SLG: 0.329												0	0	0	0	0	0	0
(10, 7)												0	1	0	0	1	0	0
Rusty Torres, S (11, PH) OBP: 0.295, SLG: 0.307																		
Bill Melton, R (1, 10) OBP: 0.299, SLG: 0.323		F8			HR		BB		K		FC4-2 1-2 IBB	3	1	1	1	2	1	2
Bruce Bochte, L (1, 7) OBP: 0.356, SLG: 0.289		F7			3-1		G3		1-2 1B		FC4-2 1-2 2-3 3-Hf	4	0	1	0	0	0	2
(10, 3)												1	0	0	0	0	0	3
Leroy Stanton, R (11, PH) OBP: 0.260, SLG: 0.272																		
Mario Guerrero, R (1, 6) OBP: 0.274, SLG: 0.282		FC6-4 1-2f			L6			F7	FC6-5 2-3f		SF7 3-H	4	0	0	1	0	0	3
(11, 4)																		
Ron Jackson, R (1, 5) OBP: 0.306, SLG: 0.348			F8		F8			K		1-3		4	0	0	0	0	1	0
Andy Etchebarren, R (1, 2) OBP: 0.304, SLG: 0.260			F7			24-3-6-4 1B		2B 1B		K		2	0	1	0	0	0	0
Dan Briggs, L (8, PH) OBP: 0.260, SLG: 0.326												1	1	1	0	0	0	0
Terry Humphrey, R (9, 2) OBP: 0.380, SLG: 0.444												1	0	0	0	0	1	0
Inning Stats	R: 0 E: 0 K: 0 S: 3 H: 0 LOB: 0 BB: 0 P: 3	R: 0 E: 0 K: 0 S: 4 H: 1 LOB: 1 BB: 0 P: 4	R: 0 E: 0 K: 0 S: 3 H: 0 LOB: 0 BB: 0 P: 3	R: 0 E: 0 K: 1 S: 5 H: 0 LOB: 0 BB: 0 P: 5	R: 1 E: 0 K: 0 S: 4 H: 1 LOB: 0 BB: 0 P: 4	R: 0 E: 0 K: 0 S: 3 H: 1 LOB: 0 BB: 0 P: 3	R: 0 E: 0 K: 0 S: 3 H: 0 LOB: 1 BB: 1 P: 7	R: 1 E: 0 K: 1 S: 7 H: 2 LOB: 1 BB: 0 P: 7	R: 0 E: 0 K: 1 S: 7 H: 2 LOB: 2 BB: 0 P: 7	R: 0 E: 0 K: 1 S: 6 H: 1 LOB: 1 BB: 0 P: 6	R: 1 E: 0 K: 0 S: 3 H: 1 LOB: 2 BB: 2 P: 11	1B: 6 2B: 1 3B: 1 HR: 1	SF: 1 SAC: 0 DP: 1 HBP: 0					

	AB	39
	R	3
	H	9
	RBI	3
	BB	3
	SO	4
	LOB	14

WP: 0 PB: 0 SB: 0 CS: 0 PA: 43

PITCHER		IP	WLS	BF	H	R	ER	SO	BB	IBB	HBP	BLK	WP	HR	S	P	ERA	WHIP
Bart Johnson, R ERA: 4.05	(1, 1)	9.0		34	7	2	2	3	1	0	0	0	0	1	39	43	2.00	0.889
Terry Forster, L ERA: 4.13	(10, 1)	1.0	L	7	2	1	1	1	0	2	0	0	0	0	7	15	9.00	2.000
Francisco Barrios, R ERA: 4.62	(11, 1)	0.2		2	0	0	0	0	0	0	0	0	0	0	2	2	0.00	0.000

PITCHER	IP	WLS	BF	H	R	ER	SO	BB	IBB	HBP	BLK	WP	HR	S	P	ERA	WHIP

Batter	1	2	3	4	5	6	7	8	9	AB	R	H	RBI	BB	SO	LOB
Chet Lemon, R (1, 8) OBP: 0.293, SLG: 0.301	F9		FC5-4 1-2f		F9		F8		S 1B	5	0	1	0	0	0	2
Ralph Garr, L (1, 7) (8, 9) OBP: 0.331, SLG: 0.419	4-3			F7	F9			FC 3B	F6 1-2	5	1	1	0	0	0	2
Jorge Orta, L (1, 10) OBP: 0.311, SLG: 0.425	5-3			E 1B 1B		K2-3		G3		4	1	1	0	0	1	1
Lamar Johnson, R (1, 3) OBP: 0.338, SLG: 0.429		F8		E 1-2 1B		K		FC 1B 3-H		4	0	1	1	0	1	0
Alan Bannister, R (8, PR) (8, 7) OBP: 0.294, SLG: 0.313										0	0	0	0	0	0	0
Bill Stein, R (1, 4) OBP: 0.322, SLG: 0.408		K		FC3 FC6 1-2 2-H		BB 1B		FC5-4 1B 1-2		4	0	2	0	0	1	1
Kevin Bell, R (1, 5) OBP: 0.315, SLG: 0.416		F8		K		BB 1-2		F7		3	0	0	0	1	1	4
Wayne Nordhagen, R (1, 9) OBP: 0.244, SLG: 0.256			K	FC6 1-2f		K		FC5-4 1-2f		4	0	0	0	0	2	6
Jim Spencer, L (8, 3) OBP: 0.342, SLG: 0.375										0	0	0	0	0	0	0
Bucky Dent, R (1, 6) OBP: 0.298, SLG: 0.303			F8		F7		K		F8	4	0	0	0	0	1	0
Jim Essian, R (1, 2) OBP: 0.293, SLG: 0.224			E5 FC5-4		BB		F3		K	3	0	0	0	1	1	0

Inning Stats																																			
	R: 0	H: 0		R: 0	H: 0		R: 0	H: 0		R: 1	H: 2		R: 0	H: 0		R: 0	H: 1		R: 0	H: 0		R: 1	H: 2		R: 0	H: 1		1B: 5	SF: 0		WP: 0	PA: 38	
	E: 0	LOB: 0		E: 0	LOB: 0		E: 1	LOB: 1		E: 1	LOB: 2		E: 0	LOB: 1		E: 0	LOB: 2		E: 0	LOB: 0		E: 0	LOB: 2		E: 0	LOB: 1		2B: 0	SAC: 0		PB: 0		
	K: 0	BB: 0		K: 1	BB: 0		K: 1	BB: 0		K: 1	BB: 0		K: 0	BB: 1		K: 3	BB: 1		K: 1	BB: 0		S: 6	BB: 0		K: 1	BB: 0		3B: 1	DP: 0		SB: 1		
	S: 3	P: 3		S: 5	P: 5		S: 6	P: 6		S: 8	P: 8		S: 3	P: 7		S: 10	P: 14		S: 5	P: 5		S: 6	P: 6		S: 6	P: 6		HR: 0	HBP: 0		CS: 0		

PITCHER	IP	WLS	BF	H	R	ER	SO	BB	IBB	HBP	BLK	WP	HR	S	P	ERA	WHIP
Frank Tanana, L (1, 1) ERA: 3.0	9.0	L	38	6	2	1	8	2	0	0	0	0	0	52	60	1.00	0.889

PITCHER	IP	WLS	BF	H	R	ER	SO	BB	IBB	HBP	BLK	WP	HR	S	P	ERA	WHIP

TOP

Chicago White Sox @ California Angels

Anaheim Stadium, Anaheim, CA

Sun Aug 01 1976, 6:33 AM EDT

Att. 9,282 - Unknown - 78 F

livebaseballscorecards.com

AB	36
R	2
H	6
RBI	1
BB	2
SO	8
LOB	16

Batter	1	2	3	4	5	6	7	8	9	AB	R	H	RBI	BB	SO	LOB
Dave Collins, S (1, 8) OBP: 0.365, SLG: 0.307	S S S 0-3 K ①		S S S 0-3 K ③			x 0-0 F8 ②		x 0-0 F8 ①		4	0	0	0	0	2	0
Jerry Remy, L (1, 4) OBP: 0.320, SLG: 0.308	x 0-0 G3 ②			x 0-0 F9 ①		x 0-0 1B		x 0-0 F4 ②		4	0	1	0	0	0	0
Bobby Bonds, R (1, 9) OBP: 0.333, SLG: 0.390	B B B B 4-0 BB			x 0-0 CS 2B		x 0-0 F8 ③		x 0-0 F8 ③		3	0	1	0	1	0	1
Tony Solaita, L (1, 3) OBP: 0.339, SLG: 0.370	x 0-0 F7 ③			B B B B 4-0 FC5-4 BB ② 2-3			x 0-0 F9 ①		S S S 0-3 K ①	3	0	0	0	1	1	1
Bill Melton, R (1, 10) OBP: 0.299, SLG: 0.323 Bob Jones, L (7, PR) OBP: 0.250, SLG: 0.325		x 0-0 F9 ①		x 0-0 FC5-4 ③ 1-2f			x 0-0 FC1-6 1B		x 0-0 6-3 ②	3 1	0 0	1 0	0 0	0 0	0 0	1 0
Bruce Bochte, L (1, 7) OBP: 0.358, SLG: 0.290		B B B B 4-0 G4-6-3 BB			x 0-0 F5 ①		x 0-0 FC1-6 E 1B ② 1-2f		x 0-0 1B	3	1	1	0	1	0	1
Mario Guerrero, R (1, 6) OBP: 0.269, SLG: 0.277 Leroy Stanton, R (9, PH) OBP: 0.259, SLG: 0.270		x 0-0 G4-6-3 ② ③ 1-2f			x 0-0 F4 ②		x 0-0 E6 1B 1-2		S S S 0-3 K ③	3 1	0 0	0 0	0 0	0 1	0 1	2 1
Ron Jackson, R (1, 5) OBP: 0.306, SLG: 0.348			x 0-0 F8 ①		S S S 0-3 K ③		x 0-0 1B 1-2 2-H			3	0	1	1	0	1	0
Andy Etchebarren, R (1, 2) OBP: 0.300, SLG: 0.256			x 0-0 F9 ②			x 0-0 5-3 ①	S S S 0-3 K ③			3	0	0	0	0	1	2
Inning Stats	R: 0 H: 0 E: 0 LOB: 1 K: 1 BB: 1 S: 5 P: 9	R: 0 H: 0 E: 0 LOB: 0 K: 0 BB: 1 S: 2 P: 6	R: 0 H: 0 E: 0 LOB: 0 K: 1 BB: 0 S: 5 P: 5	R: 0 H: 1 E: 0 LOB: 1 K: 0 BB: 1 S: 3 P: 7	R: 0 H: 0 E: 0 LOB: 0 K: 1 BB: 0 S: 5 P: 5	R: 0 H: 1 E: 0 LOB: 1 K: 0 BB: 0 S: 4 P: 4	R: 1 H: 2 E: 1 LOB: 2 K: 1 BB: 0 S: 8 P: 8	R: 0 H: 0 E: 0 LOB: 0 K: 0 BB: 0 S: 3 P: 3	R: 0 H: 1 E: 0 LOB: 1 K: 2 BB: 0 S: 8 P: 8	1B: 4 SF: 0 2B: 1 SAC: 0 3B: 0 DP: 1 HR: 0 HBP: 0						

PITCHER	IP	WLS	BF	H	R	ER	SO	BB	IBB	HBP	BLK	WP	HR	S	P	ERA	WHIP
Rich Gossage, R (1, 1) ERA: 3.01	9.0	W	34	5	1	0	6	3	0	0	0	0	0	43	55	0.00	0.889

PITCHER	IP	WLS	BF	H	R	ER	SO	BB	IBB	HBP	BLK	WP	HR	S	P	ERA	WHIP

BOTTOM

Chicago White Sox @ California Angels

Anaheim Stadium, Anaheim, CA

Sun Aug 01 1976, 6:33 AM EDT

Att. 9,282 - Unknown - 78 F

livebaseballscorecards.com

AB	31
R	1
H	5
RBI	1
BB	3
SO	6
LOB	9

WP: 0 PA: 34
PB: 0
SB: 0
CS: 1

Batter	1	2	3	4	5	6	7	8	9	AB	R	H	RBI	BB	SO	LOB
Bill North, S (1, 8) OBP: 0.361, SLG: 0.332	S 2B 1B		1B 1B 2B	K			3-1 SH1-3 1B 1B	FC6-4 FC6-4 1-2f 3-H		5	3	3	1	0	1	1
Bert Campaneris, R (1, 6) OBP: 0.332, SLG: 0.284	5-3 1-2		HBP 1B 2-3 1B	K			SH1-3 1-2	FC6-4 1-2f		4	1	1	0	0	1	2
Don Baylor, R (1, 9) OBP: 0.318, SLG: 0.364	1-3		1B 1-2 HBP		1-3		3-1 2-3		F8	4	0	0	0	0	0	2
Joe Rudi, R (1, 7) OBP: 0.329, SLG: 0.437	1B 2-H 2B		K		4-3 2B		FC5-4 3-H 1B		4-3	5	1	3	2	0	1	3
Sal Bando, R (1, 5) OBP: 0.334, SLG: 0.425	S 2-H 1B		K		4-3 2-3		FC5-4 1-2f		2B	5	0	2	1	0	1	5
Gene Tenace, R (1, 3) OBP: 0.380, SLG: 0.451	K 1-2		1B 1-3 2-H 3-H		L8			1B 2B	6-3	5	1	2	2	0	1	3
Billy Williams, L (1, 10) OBP: 0.328, SLG: 0.351		F4 BB		4-3		6-3				3	0	0	0	1	0	1
Phil Garner, R (1, 4) OBP: 0.286, SLG: 0.387		5-3	G3			6-3		1B FC6-4 2-H 1B		4	1	1	1	0	0	3
Jeff Newman, R (1, 2) OBP: 0.194, SLG: 0.206 Larry Haney, R (4, 2) OBP: 0.293, SLG: 0.250		F6		F8		K		FC6-4 1-3 1B		2 2	0 0	0 1	0 0	0 0	0 1	0 0
Inning Stats	R: 2 E: 0 K: 1 S: 8 H: 3 LOB: 1 BB: 0 P: 8	R: 0 E: 0 K: 0 S: 3 H: 0 LOB: 0 BB: 0 P: 3	R: 2 E: 0 K: 2 S: 10 H: 3 LOB: 3 BB: 1 P: 15	R: 0 E: 0 K: 2 S: 7 H: 0 LOB: 0 BB: 0 P: 7	R: 0 E: 0 K: 0 S: 4 H: 1 LOB: 1 BB: 0 P: 4	R: 0 E: 0 K: 1 S: 5 H: 0 LOB: 0 BB: 0 P: 5	R: 1 E: 0 K: 0 S: 5 H: 2 LOB: 1 BB: 0 P: 5	R: 2 E: 0 K: 0 S: 6 H: 3 LOB: 1 BB: 0 P: 6	R: 0 E: 0 K: 0 S: 4 H: 1 LOB: 1 BB: 0 P: 4	1B: 8 2B: 5 3B: 0 HR: 0 SF: 0 SAC: 1 DP: 0 HBP: 1						

PITCHER	IP	WLS	BF	H	R	ER	SO	BB	IBB	HBP	BLK	WP	HR	S	P	ERA	WHIP
Blue Moon Odom, R (1, 1) ERA: 4.74	2.2	L	16	6	4	4	3	1	0	1	0	0	0	20	25	13.50	2.625
Pete Vuckovich, R (3, 1) ERA: 4.37	4.2		20	6	3	3	3	0	0	0	0	0	0	26	26	5.79	1.286
Clay Carroll, R (8, 1) ERA: 2.43	1.2		6	1	0	0	0	0	0	0	0	0	0	6	6	0.00	0.600

PITCHER	IP	WLS	BF	H	R	ER	SO	BB	IBB	HBP	BLK	WP	HR	S	P	ERA	WHIP

TOP

Oakland Athletics @ Chicago White Sox

Comiskey Park, Chicago, IL

Tue Aug 03 1976, 8:05 PM EDT

Att. 10,063 - Unknown

livebaseballscorecards.com

AB	39
R	7
H	13
RBI	7
BB	1
SO	6
LOB	20

WP: 0 PB: 0 SB: 2 CS: 0 PA: 42

Batter	1	2	3	4	5	6	7	8	9	AB	R	H	RBI	BB	SO	LOB
Chet Lemon, R (1, 8) OBP: 0.292, SLG: 0.304	6-3			1B 1B 2B	F7		FC6-4 1-2f			4	1	1	0	0	0	2
Ralph Garr, L (1, 7) OBP: 0.333, SLG: 0.426	6-3			1B S SF7 1B 2-3		4-3 3B		K		4	2	2	0	0	1	0
Jorge Orta, L (1, 10) OBP: 0.310, SLG: 0.423	F7			FC4-6 1B 1-3 3-H		K		K		4	0	1	1	0	2	1
Jim Spencer, L (1, 3) OBP: 0.341, SLG: 0.375		F8		SF7 3-H		4-3 3-H		1B		3	0	1	2	0	0	0
Bill Stein, R (1, 4) OBP: 0.315, SLG: 0.399		6-3		FC4-6 1B 1-2f		5-3		K		4	0	0	0	0	1	2
Jerry Hairston, S (1, 9) OBP: 0.433, SLG: 0.348		F7		FC6-4 1B 1-2			BBBB 4-0 1B BB		F8	3	0	1	0	1	0	0
Kevin Bell, R (1, 5) OBP: 0.308, SLG: 0.406			5-3	FC6-4 1-2f			F8		K	4	0	0	0	0	1	3
Bucky Dent, R (1, 6) OBP: 0.298, SLG: 0.305			F9		1-3		F9		2B	4	0	1	0	0	0	1
Jim Essian, R (1, 2) OBP: 0.294, SLG: 0.227			4-3		K		FC6-4 1-2 1B		K	3	0	1	0	0	1	0
Pat Kelly, L (9, PH) OBP: 0.356, SLG: 0.382										1	0	0	0	0	1	1
Inning Stats	R: 0 H: 0 E: 0 LOB: 0 K: 0 BB: 0 S: 3 P: 3	R: 0 H: 0 E: 0 LOB: 0 K: 0 BB: 0 S: 3 P: 3	R: 0 H: 0 E: 0 LOB: 0 K: 0 BB: 0 S: 3 P: 3	R: 2 H: 4 E: 0 LOB: 2 K: 0 BB: 0 S: 7 P: 7	R: 0 H: 0 E: 0 LOB: 0 K: 1 BB: 0 S: 5 P: 5	R: 1 H: 1 E: 0 LOB: 0 K: 1 BB: 0 S: 6 P: 6	R: 0 H: 1 E: 0 LOB: 2 K: 0 BB: 1 S: 4 P: 8	R: 0 H: 1 E: 0 LOB: 1 K: 3 BB: 0 S: 10 P: 10	R: 0 H: 1 E: 0 LOB: 1 K: 2 BB: 0 S: 8 P: 8	1B: 5 SF: 1 2B: 2 SAC: 0 3B: 1 DP: 0 HR: 0 HBP: 0						

PITCHER		IP	WLS	BF	H	R	ER	SO	BB	IBB	HBP	BLK	WP	HR	S	P	ERA	WHIP
Dick Bosman, R ERA: 3.61	(1, 1)	5.0	W	20	5	3	3	1	0	0	0	0	0	0	22	22	5.40	1.000
Paul Lindblad, L ERA: 3.32	(6, 1)	1.2		7	1	0	0	1	1	0	0	0	0	0	8	12	0.00	1.200
Rollie Fingers, R ERA: 2.49	(7, 1)	2.1	S	9	2	0	0	5	0	0	0	0	0	0	19	19	0.00	0.857

PITCHER	IP	WLS	BF	H	R	ER	SO	BB	IBB	HBP	BLK	WP	HR	S	P	ERA	WHIP

BOTTOM

Oakland Athletics @ Chicago White Sox

Comiskey Park, Chicago, IL

Tue Aug 03 1976, 8:05 PM EDT

Att. 10,063 - Unknown

livebaseballscorecards.com

AB	34
R	3
H	8
RBI	3
BB	1
SO	7
LOB	10

Batter	1	2	3	4	5	6	7	8	9	AB	R	H	RBI	BB	SO	LOB
Bill North, S (1, 8) OBP: 0.366, SLG: 0.339	1B SF9 1B		FC5-4 CS 1-2f		1-3 3-H 2B		1B IBB		G4-6-3 1B	4	1	3	1	1	0	1
Bert Campaneris, R (1, 6) OBP: 0.330, SLG: 0.283	L9		F8		F9		1-2 2-H 3-H G6-4-3 1B		G4-6-3 1-2f	5	0	1	2	0	0	5
Don Baylor, R (1, 9) OBP: 0.317, SLG: 0.363	1-3 1B		CS 1-2	4-3		F9	G6-4-3 1-2f			4	0	1	0	0	0	2
Joe Rudi, R (1, 7) OBP: 0.328, SLG: 0.439	SF9 3-H			K		1-3		2B		3	0	1	1	0	1	0
Sal Bando, R (1, 5) OBP: 0.331, SLG: 0.420	F9			F7		F3		F9		4	0	0	0	0	0	2
Gene Tenace, R (1, 3) OBP: 0.381, SLG: 0.450		E5 G5-4-3			F9		E 2B 1B	BBBB BB		3	1	1	0	1	0	0
Phil Garner, R (1, 4) OBP: 0.286, SLG: 0.388		F9			S 2B 2B		E4 2B 1-3 1B	SSS K		4	2	1	0	0	1	4
Ken McMullen, R (1, 10) OBP: 0.339, SLG: 0.421		G5-4-3 1-2f			BBBB 2B 2-3 BB		1-3 3-H 1B 2B	L4		3	1	1	1	1	0	3
Jeff Newman, R (1, 2) OBP: 0.200, SLG: 0.211			FC5-4 1B		SSS K		6-3		4-3	4	0	1	0	0	1	4
Inning Stats	R: 1 E: 0 K: 0 S: 5 H: 2 LOB: 1 BB: 0 P: 5	R: 0 E: 1 K: 0 S: 3 H: 0 LOB: 0 BB: 0 P: 3	R: 0 E: 0 K: 0 S: 3 H: 1 LOB: 0 BB: 0 P: 3	R: 0 E: 0 K: 1 S: 5 H: 0 LOB: 0 BB: 0 P: 5	R: 1 E: 0 K: 1 S: 7 H: 2 LOB: 2 BB: 1 P: 11	R: 0 E: 0 K: 0 S: 3 H: 0 LOB: 0 BB: 0 P: 3	R: 3 E: 1 K: 0 S: 6 H: 3 LOB: 1 BB: 1 P: 10	R: 0 E: 0 K: 1 S: 6 H: 1 LOB: 2 BB: 1 P: 10	R: 0 E: 0 K: 0 S: 3 H: 1 LOB: 0 BB: 0 P: 3	1B: 6 2B: 4 3B: 0 HR: 0	SF: 1 SAC: 0 DP: 3 HBP: 0						

TOP

Oakland Athletics @ Chicago White Sox

Comiskey Park, Chicago, IL

Wed Aug 04 1976, 8:05 PM EDT

Att. 8,892 - Unknown

livebaseballscorecards.com

AB	34
R	5
H	10
RBI	5
BB	3
SO	3
LOB	21

WP: 0 PB: 0 SB: 1 CS: 1 PA: 39

PITCHER		IP	WLS	BF	H	R	ER	SO	BB	IBB	HBP	BLK	WP	HR	S	P	ERA	WHIP
Ken Brett, L ERA: 3.19	(1, 1)	7.0	L	30	8	5	4	2	1	1	0	0	0	0	32	40	5.14	1.286
Dave Hamilton, L ERA: 3.44	(8, 1)	2.0		8	2	0	0	1	1	0	0	0	0	0	9	13	0.00	1.500

PITCHER	IP	WLS	BF	H	R	ER	SO	BB	IBB	HBP	BLK	WP	HR	S	P	ERA	WHIP

Batter	1	2	3	4	5	6	7	8	9	AB	R	H	RBI	BB	SO	LOB
Jerry Hairston, S (1, 9) OBP: 0.412, SLG: 0.333	6-3		K			F8		1B		4	0	1	0	0	1	1
Ralph Garr, L (1, 7) OBP: 0.332, SLG: 0.424	F2			F8 1B		5-3		F2		4	0	1	0	0	0	2
Jorge Orta, L (1, 10) OBP: 0.310, SLG: 0.421	K			F8 1-2			FC6-4 1B 1B	F8		4	0	1	0	0	1	3
Jim Spencer, L (1, 3) OBP: 0.337, SLG: 0.370		F9		F7			F8		F9	4	0	0	0	0	0	2
Bill Stein, R (1, 4) OBP: 0.314, SLG: 0.396		K		K			FC6-4 1-2 1B		F8	4	0	1	0	0	2	1
Chet Lemon, R (1, 8) OBP: 0.289, SLG: 0.300		5-3			F8		FC6-4 1-2f 2-3		F9	4	0	0	0	0	0	2
Kevin Bell, R (1, 5) OBP: 0.303, SLG: 0.399 Wayne Nordhagen, R (9, 2) OBP: 0.244, SLG: 0.256			6-3		5-3		G3			3 0	0 0	0 0	0 0	0 0	0 0	2 0
Bucky Dent, R (1, 6) OBP: 0.296, SLG: 0.303			6-3		F9			F6		3	0	0	0	0	0	0
Jim Essian, R (1, 2) OBP: 0.302, SLG: 0.238 (9, 5)			1B			F7		1B		3	0	2	0	0	0	0
Inning Stats	R: 0 E: 0 K: 1 S: 5 H: 0 LOB: 0 BB: 0 P: 5	R: 0 E: 0 K: 1 S: 5 H: 0 LOB: 0 BB: 0 P: 5	R: 0 E: 0 K: 1 S: 6 H: 1 LOB: 1 BB: 0 P: 6	R: 0 E: 0 K: 1 S: 6 H: 1 LOB: 1 BB: 0 P: 6	R: 0 E: 0 K: 0 S: 3 H: 0 LOB: 0 BB: 0 P: 3	R: 0 E: 0 K: 0 S: 3 H: 0 LOB: 0 BB: 0 P: 3	R: 0 E: 0 K: 0 S: 5 H: 2 LOB: 2 BB: 0 P: 5	R: 0 E: 0 K: 0 S: 5 H: 2 LOB: 2 BB: 0 P: 5	R: 0 E: 0 K: 0 S: 3 H: 0 LOB: 0 BB: 0 P: 3	1B: 6 2B: 0 3B: 0 HR: 0	SF: 0 SAC: 0 DP: 0 HBP: 0						

PITCHER	IP	WLS	BF	H	R	ER	SO	BB	IBB	HBP	BLK	WP	HR	S	P	ERA	WHIP
Paul Mitchell, R (1, 1) ERA: 4.26	9.0	W	33	6	0	0	4	0	0	0	0	0	0	41	41	0.00	0.667

PITCHER	IP	WLS	BF	H	R	ER	SO	BB	IBB	HBP	BLK	WP	HR	S	P	ERA	WHIP

BOTTOM

Oakland Athletics @ Chicago White Sox

Comiskey Park, Chicago, IL

Wed Aug 04 1976, 8:05 PM EDT

Att. 8,892 - Unknown

livebaseballscorecards.com

AB	33
R	0
H	6
RBI	0
BB	0
SO	4
LOB	13

1B: 6 2B: 0 3B: 0 HR: 0 SF: 0 SAC: 0 DP: 0 HBP: 0

WP: 0 PB: 0 SB: 0 CS: 0 PA: 33

Batter	1	2	3	4	5	6	7	8	9	AB	R	H	RBI	BB	SO	LOB
Tom Poquette, L (1, 7) OBP: 0.385, SLG: 0.488	S S S 0-3 ① K			x 0-0 ① F8		x 0-0 ① G3 1-3	x 0-0 S 2B 1B	S S S 0-3 ③ K		5	1	1	0	0	2	3
Amos Otis, R (1, 8) OBP: 0.356, SLG: 0.457	x 0-0 ② F9			x 0-0 ② 5-3		x 0-0 3B 3-H 1B	x 0-0 4-3 1-H 2B		x 0-0 ① 5-3	5	1	2	2	0	0	0
George Brett, L (1, 5) OBP: 0.401, SLG: 0.499	x 0-0 ③ 4-3			S S S 0-3 ③ K		x 0-0 1B 1-H 3B	x 0-0 ② 4-3 2-3		x 0-0 ② 6-3	5	1	1	1	0	1	1
John Mayberry, L (1, 3) OBP: 0.338, SLG: 0.381		x 0-0 ① G3			x 0-0 ① 4-3	x 0-0 1B 2B 3-H 1B	x 0-0 ③ 6-3		B B B B 4-0 HR BB	4	2	1	1	1	0	1
Hal McRae, R (1, 10) OBP: 0.425, SLG: 0.500 Davey Nelson, R (8, PR) OBP: 0.285, SLG: 0.315		x 0-0 ② G3			B B B B 4-0 BB BB	x 0-0 2B 1B 1-3 1B		x 0-0 CS 1B	x 0-0 1-H HR	3 1	1 1	2 1	0 2	1 0	0 0	0 0
Al Cowens, R (1, 9) OBP: 0.303, SLG: 0.338		x 0-0 ③ 1-3			B B B B 4-0 1-2 BB	x 0-0 1B 1-3 3-H 2B		S S S 0-3 ① ② K 1-2	x 0-0 ③ 1-3	4	0	1	1	1	1	1
Bob Stinson, S (1, 2) OBP: 0.340, SLG: 0.343			S S S 0-3 ① K		x 0-0 ② F7	x 0-0 ② 2-3 3-H 1B		x 0-0 1B 1B 1B		4	1	2	1	0	1	2
Freddie Patek, R (1, 6) OBP: 0.328, SLG: 0.315			x 0-0 ② 4-3		S S S 0-3 ③ K	x 0-0 ③ F7		x 0-0 1B 1-2 1B		4	0	1	0	0	1	3
Frank White, R (1, 4) OBP: 0.241, SLG: 0.267			S S S 0-3 ③ K			x 0-0 G3 WP 1B 1B	x 0-0 ① F6	x 0-0 1-3 2-H 1B		4	1	2	1	0	1	0
Inning Stats	R: 0 E: 0 K: 1 S: 5 H: 0 LOB: 0 BB: 0 P: 5	R: 0 E: 0 K: 0 S: 3 H: 0 LOB: 0 BB: 0 P: 3	R: 0 E: 0 K: 2 S: 7 H: 0 LOB: 0 BB: 0 P: 7	R: 0 E: 0 K: 1 S: 5 H: 0 LOB: 0 BB: 0 P: 5	R: 0 E: 0 K: 1 S: 5 H: 0 LOB: 2 BB: 2 P: 13	R: 5 E: 0 K: 0 S: 9 H: 7 LOB: 1 BB: 0 P: 9	R: 1 E: 0 K: 0 S: 5 H: 2 LOB: 1 BB: 0 P: 5	R: 1 E: 0 K: 2 S: 10 H: 4 LOB: 2 BB: 0 P: 10	R: 2 E: 0 K: 0 S: 4 H: 1 LOB: 0 BB: 1 P: 8	1B: 10 2B: 3 3B: 1 HR: 1	SF: 0 SAC: 0 DP: 1 HBP: 0						

TOP

Kansas City Royals @ Chicago White Sox

Comiskey Park, Chicago, IL

Fri Aug 06 1976, 8:05 PM EDT

Unknown - 66 F

livebaseballscorecards.com

AB	39
R	9
H	14
RBI	9
BB	3
SO	7
LOB	11

WP: 1 PB: 0 SB: 1 CS: 1 PA: 42

PITCHER		IP	WLS	BF	H	R	ER	SO	BB	IBB	HBP	BLK	WP	HR	S	P	ERA	WHIP
Bart Johnson, R ERA: 4.24	(1, 1)	6.1	L	29	9	6	6	5	2	0	0	0	1	0	37	45	8.53	1.737
Pete Vuckovich, R ERA: 4.55	(7, 1)	2.2		13	5	3	3	2	1	0	0	0	0	1	16	20	10.12	2.250

PITCHER	IP	WLS	BF	H	R	ER	SO	BB	IBB	HBP	BLK	WP	HR	S	P	ERA	WHIP

BOTTOM

Kansas City Royals @ Chicago White Sox

Comiskey Park, Chicago, IL

Fri Aug 06 1976, 8:05 PM EDT

Unknown - 66 F

livebaseballscorecards.com

Batter	1	2	3	4	5	6	7	8	9	AB	R	H	RBI	BB	SO	LOB
Bucky Dent, R (1, 6) OBP: 0.297, SLG: 0.304	0-0 1B FC6-5-2 1B	0-0 ③ 5-3			0-0 ① FC2-6 G1-6-3 1-2f		0-0 1-2 1B		0-0 ② 5-3	5	0	2	0	0	0	3
Ralph Garr, L (1, 7) OBP: 0.331, SLG: 0.421	0-0 E 1-2 1B 1B		0-0 ① 1-3		0-0 ② ③ G1-6-3 1-2f		0-0 ③ G3		0-0 ③ F8	5	1	1	0	0	0	4
Lamar Johnson, R (1, 3) OBP: 0.343, SLG: 0.431	0-0 ① FC6-5-2 1B 1-3 2-H FC1-6		0-0 FC3-6 1B			0-0 ① 5-3		0-0 F8 BB 1B		4	1	2	0	0	0	2
Jorge Orta, L (1, 10) OBP: 0.314, SLG: 0.423	0-0 FC1-6 2-3 3-H 1B		0-0 ② FC3-6 1-2f			0-0 4-3 1B		B B B B 4-0 1-2 BB		3	0	2	1	1	0	1
Bill Stein, R (1, 4) OBP: 0.307, SLG: 0.387	0-0 ② FC1-6 1-2f 3-H		0-0 ③ F8			0-0 ② 4-3 1-2		S S S 0-3 ① K		4	0	0	1	0	1	5
Chet Lemon, R (1, 8) OBP: 0.285, SLG: 0.296	0-0 ③ 4-3			0-0 ① 5-3		0-0 ③ F8		0-0 ② F8 2-3		4	0	0	0	0	0	4
Wayne Nordhagen, R (1, 9) OBP: 0.250, SLG: 0.262 Jerry Hairston, S (8, PH) OBP: 0.400, SLG: 0.321 (9, 9)	0-0 SH1-4 1B			0-0 ② F9			0-0 ① L8	0-0 ③ 4-3		3 1	0 0	1 0	0 0	0 0	0 0	0 2
Kevin Bell, R (1, 5) OBP: 0.305, SLG: 0.397 Pat Kelly, L (9, PH) OBP: 0.358, SLG: 0.389	0-0 ① SH1-4 1-2		S S S 0-3 ③ K			B B B B 4-0 FC6-4 BB		0-0 2B		1 1	0 0	0 1	0 0	1 0	1 0	0 0
Jim Essian, R (1, 2) OBP: 0.303, SLG: 0.240 Jim Spencer, L (9, PH) OBP: 0.336, SLG: 0.369	0-0 ② F7				0-0 FC2-6 1B		0-0 ② FC6-4 1-2f 1B		0-0 ① P6	3 1	0 0	1 0	0 0	0 0	0 0	2 1
Inning Stats	R: 2 H: 3 E: 1 LOB: 1 K: 0 BB: 0 S: 6 P: 6	R: 0 H: 1 E: 0 LOB: 1 K: 0 BB: 0 S: 4 P: 4	R: 0 H: 1 E: 0 LOB: 1 K: 0 BB: 0 S: 4 P: 4	R: 0 H: 0 E: 0 LOB: 0 K: 1 BB: 0 S: 5 P: 5	R: 0 H: 1 E: 0 LOB: 0 K: 0 BB: 0 S: 3 P: 3	R: 0 H: 1 E: 0 LOB: 1 K: 0 BB: 0 S: 4 P: 4	R: 0 H: 1 E: 0 LOB: 2 K: 0 BB: 1 S: 4 P: 8	R: 0 H: 1 E: 0 LOB: 2 K: 1 BB: 1 S: 6 P: 10	R: 0 H: 1 E: 0 LOB: 1 K: 0 BB: 0 S: 4 P: 4	1B: 9 2B: 1 3B: 0 HR: 0	SF: 0 SAC: 1 DP: 1 HBP: 0						

	AB	35
	R	2
	H	10
	RBI	2
	BB	2
	SO	2
	LOB	24

PITCHER		IP	WLS	BF	H	R	ER	SO	BB	IBB	HBP	BLK	WP	HR	S	P	ERA	WHIP
Andy Hassler, L ERA: 4.48	(1, 1)	7.0	W	31	9	2	1	1	2	0	0	0	0	0	31	39	1.29	1.571
Mark Littell, R ERA: 2.11	(8, 1)	2.0		7	1	0	0	1	0	0	0	0	0	0	9	9	0.00	0.500

PITCHER	IP	WLS	BF	H	R	ER	SO	BB	IBB	HBP	BLK	WP	HR	S	P	ERA	WHIP

Batter	1	2	3	4	5	6	7	8	9	AB	R	H	RBI	BB	SO	LOB
Tom Poquette, L (1, 7) OBP: 0.381, SLG: 0.479	E7 L3		2B BB		P3 ②	G3 ③			F8 ①	4	1	0	0	1	0	3
Ruppert Jones, L (1, 8) OBP: 0.400, SLG: 0.444	L3 ①② 1-2		1-H 3-H 2B		2-H 2B 1B		F7 ①		4-3 ②	5	1	2	3	0	0	1
George Brett, L (1, 5) OBP: 0.399, SLG: 0.498	4-3 ③		F8 ③		1-H 2B		P4 ②		F8 ③	5	0	1	1	0	0	0
John Mayberry, L (1, 3) OBP: 0.338, SLG: 0.388		K ①		HR	F9 ③		L4 ③			4	1	1	1	0	1	1
Hal McRae, R (1, 10) OBP: 0.424, SLG: 0.497	5-3 ②			F7 ①		SH2-3 1B 1B BB		S BB		2	0	0	0	1	0	0
Davey Nelson, R (6, PR) OBP: 0.290, SLG: 0.315										0	1	0	0	1	0	0
Al Cowens, R (1, 9) OBP: 0.302, SLG: 0.337	F9 ③			5-3 ②		1B SH2-3 WP 1-2 1B		P4 ① 1-2		4	1	1	0	0	0	1
Buck Martinez, R (1, 2) OBP: 0.271, SLG: 0.392			3B BB	F9 ③		SH2-3 ① 1-2 2-3		P6 ②		2	1	0	0	1	0	1
Freddie Patek, R (1, 6) OBP: 0.333, SLG: 0.317			K ①		5-3 1B BB	S 2-3 3-H 1B		BB		2	1	1	1	2	1	1
Frank White, R (1, 4) OBP: 0.241, SLG: 0.274			1-H 2B 3B		5-3 ① 1-2	F8 ② 1-2 3-H		4-3 ③		4	1	1	1	0	0	4
Inning Stats	R: 0 E: 1 K: 0 S: 3 H: 0 LOB: 0 BB: 0 P: 3	R: 0 E: 0 K: 1 S: 5 H: 0 LOB: 0 BB: 0 P: 5	R: 3 E: 0 K: 1 S: 6 H: 2 LOB: 0 BB: 2 P: 14	R: 1 E: 0 K: 0 S: 4 H: 1 LOB: 0 BB: 0 P: 4	R: 2 E: 0 K: 0 S: 5 H: 2 LOB: 1 BB: 1 P: 9	R: 2 E: 0 K: 0 S: 5 H: 2 LOB: 2 BB: 1 P: 9	R: 0 E: 0 K: 0 S: 3 H: 0 LOB: 0 BB: 0 P: 3	R: 0 E: 0 K: 0 S: 3 H: 0 LOB: 2 BB: 2 P: 11	R: 0 E: 0 K: 0 S: 3 H: 0 LOB: 0 BB: 0 P: 3	1B: 3 2B: 3 3B: 1 HR: 1	SF: 0 SAC: 1 DP: 1 HBP: 0						

TOP

Kansas City Royals @ Chicago White Sox

Comiskey Park, Chicago, IL

Fri Aug 06 1976, 8:05 PM EDT

Att. 13,284 - Unknown

livebaseballscorecards.com

AB	32
R	8
H	7
RBI	7
BB	6
SO	2
LOB	12

WP: 1 PB: 0 SB: 2 CS: 0 PA: 39

PITCHER		IP	WLS	BF	H	R	ER	SO	BB	IBB	HBP	BLK	WP	HR	S	P	ERA	WHIP
Rich Gossage, R ERA: 3.38	(1, 1)	5.0	L	24	6	8	8	2	4	0	0	0	0	1	24	40	14.40	2.000
Clay Carroll, R ERA: 2.27	(6, 1)	4.0		15	1	0	0	0	2	0	0	0	1	0	13	21	0.00	0.750

PITCHER	IP	WLS	BF	H	R	ER	SO	BB	IBB	HBP	BLK	WP	HR	S	P	ERA	WHIP

BOTTOM

Kansas City Royals @ Chicago White Sox

Comiskey Park, Chicago, IL

Fri Aug 06 1976, 8:05 PM EDT

Att. 13,284 - Unknown

livebaseballscorecards.com

Batter	1	2	3	4	5	6	7	8	9	AB	R	H	RBI	BB	SO	LOB
Jerry Hairston, S (1, 9) OBP: 0.385, SLG: 0.375	K		1-H SF8 3B		G3			F9		4	1	1	1	0	1	0
Ralph Garr, L (1, 7) OBP: 0.332, SLG: 0.423	1B		SF8 3-H			F2		1B		3	0	2	1	0	0	0
Jorge Orta, L (1, 10) OBP: 0.315, SLG: 0.431	F5		HR			1B		F8		4	1	2	1	0	0	2
Jim Spencer, L (1, 3) OBP: 0.332, SLG: 0.364	F4		F8			F9			G3	4	0	0	0	0	0	2
Chet Lemon, R (1, 8) OBP: 0.286, SLG: 0.294		G4-6-3 HBP		F8		F9			5-3	2	0	0	0	0	0	1
Alan Bannister, R (9, PH) OBP: 0.286, SLG: 0.303										1	0	0	0	0	0	0
Jack Brohamer, L (1, 4) OBP: 0.292, SLG: 0.367		G4-6-3 1-2f		P3			L9		G3	3	0	0	0	0	0	1
Wayne Nordhagen, R (9, PH) OBP: 0.245, SLG: 0.256										1	0	0	0	0	0	0
Kevin Bell, R (1, 5) OBP: 0.301, SLG: 0.390		4-3		K			1-3			3	0	0	0	0	1	0
Bucky Dent, R (1, 6) OBP: 0.295, SLG: 0.302			F9		F8		F9			3	0	0	0	0	0	0
Jim Essian, R (1, 2) OBP: 0.297, SLG: 0.234			E5 3B		4-3			F7		3	1	0	0	0	0	0
Inning Stats	R: 0 H: 1 E: 0 LOB: 1 K: 1 BB: 0 S: 6 P: 6	R: 0 H: 0 E: 0 LOB: 0 K: 0 BB: 0 S: 2 P: 3	R: 3 H: 2 E: 1 LOB: 0 K: 0 BB: 0 S: 6 P: 6	R: 0 H: 0 E: 0 LOB: 0 K: 1 BB: 0 S: 5 P: 5	R: 0 H: 0 E: 0 LOB: 0 K: 0 BB: 0 S: 3 P: 3	R: 0 H: 1 E: 0 LOB: 1 K: 0 BB: 0 S: 4 P: 4	R: 0 H: 0 E: 0 LOB: 0 K: 0 BB: 0 S: 3 P: 3	R: 0 H: 1 E: 0 LOB: 1 K: 0 BB: 0 S: 4 P: 4	R: 0 H: 0 E: 0 LOB: 0 K: 0 BB: 0 S: 3 P: 3	1B: 3 SF: 1 2B: 0 SAC: 0 3B: 1 DP: 1 HR: 1 HBP: 1						

	AB	31
	R	3
	H	5
	RBI	3
	BB	0
	SO	2
	LOB	6

WP: 0 PA: 33
PB: 0
SB: 0
CS: 0

PITCHER		IP	WLS	BF	H	R	ER	SO	BB	IBB	HBP	BLK	WP	HR	S	P	ERA	WHIP
Doug Bird, R ERA: 3.23	(1, 1)	8.0	W	30	5	3	0	2	0	0	1	0	0	1	33	34	0.00	0.625
Tom Hall, L ERA: 4.05	(9, 1)	1.0		3	0	0	0	0	0	0	0	0	0	0	3	3	0.00	0.000

PITCHER	IP	WLS	BF	H	R	ER	SO	BB	IBB	HBP	BLK	WP	HR	S	P	ERA	WHIP

Batter	1	2	3	4	5	6	7	8	9	AB	R	H	RBI	BB	SO	LOB
Tom Poquette, L (1, 7) OBP: 0.379, SLG: 0.475	S S S 0-3 ① K		x 0-0 ②③ G4-6-3 1-2f			x 0-0 FC5-4 1B		x 0-0 ② G3		4	0	1	0	0	1	2
Amos Otis, R (1, 8) OBP: 0.353, SLG: 0.452	x 0-0 ② 1-3			x 0-0 ① F8		x 0-0 ③ FC5-4 1-2f		x 0-0 ③ 5-3		4	0	0	0	0	0	1
George Brett, L (1, 5) OBP: 0.398, SLG: 0.495	x 0-0 ③ F8			x 0-0 ② G3			x 0-0 1B E 1B		x 0-0 ① F7	4	1	1	0	0	0	0
John Mayberry, L (1, 3) OBP: 0.337, SLG: 0.386		x 0-0 ① 3-1		S S S 0-3 ③ K			x 0-0 E9 1-H E 1B		x 0-0 ② F7	4	1	1	0	0	1	0
Hal McRae, R (1, 10) OBP: 0.421, SLG: 0.492 Al Cowens, R (7, PR) OBP: 0.302, SLG: 0.336		x 0-0 ② 4-1			x 0-0 ① F8		x 0-0 FC3 2-H 3B		S S S 0-3 ③ K	3 1	0 1	0 0	0 0	0 0	0 1	0 0
Ruppert Jones, L (1, 9) OBP: 0.385, SLG: 0.583		x 0-0 ③ F9			S S S 0-3 ② K		x 0-0 ① 1-H 3B			3	0	1	1	0	1	0
Bob Stinson, S (1, 2) OBP: 0.335, SLG: 0.338			S 0-1 CI 1B		S S S 0-3 ③ K		x 0-0 ② F9			2	0	0	0	0	1	1
Freddie Patek, R (1, 6) OBP: 0.330, SLG: 0.314			S S S 0-3 ① K			x 0-0 ① 1-3	x 0-0 ③ 5-3			3	0	0	0	0	1	2
Frank White, R (1, 4) OBP: 0.242, SLG: 0.274			x 0-0 G4-6-3 1-2 1B			S S S 0-3 ② K		x 0-0 ① 3-1		3	0	1	0	0	1	0
Inning Stats	R: 0 E: 0 K: 1 S: 5 H: 0 LOB: 0 BB: 0 P: 5	R: 0 E: 0 K: 0 S: 3 H: 0 LOB: 0 BB: 0 P: 3	R: 0 E: 1 K: 1 S: 6 H: 1 LOB: 1 BB: 0 P: 6	R: 0 E: 0 K: 1 S: 5 H: 0 LOB: 0 BB: 0 P: 5	R: 0 E: 0 K: 2 S: 7 H: 0 LOB: 0 BB: 0 P: 7	R: 0 E: 0 K: 1 S: 6 H: 1 LOB: 1 BB: 0 P: 6	R: 3 E: 2 K: 0 S: 6 H: 3 LOB: 1 BB: 0 P: 6	R: 0 E: 0 K: 0 S: 3 H: 0 LOB: 0 BB: 0 P: 3	R: 0 E: 0 K: 1 S: 5 H: 0 LOB: 0 BB: 0 P: 5	1B: 4 2B: 0 3B: 1 HR: 0	SF: 0 SAC: 0 DP: 1 HBP: 0						

PITCHER	IP	WLS	BF	H	R	ER	SO	BB	IBB	HBP	BLK	WP	HR	S	P	ERA	WHIP
Francisco Barrios, R (1, 1) ERA: 4.47	9.0	W	32	5	3	3	7	0	0	0	0	0	0	46	46	3.00	0.556

PITCHER	IP	WLS	BF	H	R	ER	SO	BB	IBB	HBP	BLK	WP	HR	S	P	ERA	WHIP

TOP

Kansas City Royals @ Chicago White Sox

Comiskey Park, Chicago, IL

Sat Aug 07 1976, 4:33 AM EDT
Att. 30,382 - Unknown - 66 F

livebaseballscorecards.com

AB	31
R	3
H	5
RBI	1
BB	0
SO	7
LOB	6

WP: 0	PA: 32		
PB: 0			
SB: 0			
CS: 0			

Batter	1	2	3	4	5	6	7	8	9	AB	R	H	RBI	BB	SO	LOB
Chet Lemon, R (1, 8) OBP: 0.288, SLG: 0.294	F8		P3			BBBB 4-0 1B E BB		0-0 1-3 1B 1B		3	2	1	0	1	0	0
Ralph Garr, L (1, 9) OBP: 0.337, SLG: 0.426	0-0 CS 1B		0-0 G5-4-3 1B			0-0 E 1-2 1B		0-0 1-3 1-2		4	0	3	0	0	0	1
Lamar Johnson, R (1, 10) OBP: 0.348, SLG: 0.429	0-0 5-3 1-2		0-0 G5-4-3 1-2f			0-0 E8 1-3 2-H 1B		BBBB 4-0 1B 3B BB		3	1	1	1	1	0	2
Jorge Orta, L (1, 7) OBP: 0.317, SLG: 0.432 Bucky Dent, R (9, 6) OBP: 0.295, SLG: 0.302		0-0 FC4-6 1B SF9 1B		0-0 G1		0-0 P6		0-0 1-2 2-H 3B 1B		4 0	2 0	2 0	1 0	0 0	0 0	2 0
Bill Stein, R (1, 4) (9, 5) OBP: 0.311, SLG: 0.386		0-0 FC4-6 1-2 1B		SSS 0-3 K		4-0 G4-6-3 IBB		0-0 P6		3	0	1	0	1	1	2
Jim Spencer, L (1, 3) OBP: 0.332, SLG: 0.369		0-0 FC4-6 1B SF9 1-2f 2-3		0-0 4-3		0-0 G4-6-3 1-2f		0-0 1-H 2-H 3B		4	0	1	2	0	0	5
Kevin Bell, R (1, 5) OBP: 0.294, SLG: 0.383 Jack Brohamer, L (9, 4) OBP: 0.292, SLG: 0.367		0-0 SF9 1-2 3-H			0-0 F8		0-0 F3	0-0 5-3		3 0	0 0	0 0	1 0	0 0	0 0	1 0
Alan Bannister, R (1, 6) (9, 7) OBP: 0.289, SLG: 0.306		0-0 S 2-3 1B			0-0 5-3		0-0 P6			3	0	1	0	0	0	0
Jim Essian, R (1, 2) OBP: 0.291, SLG: 0.229		SSS 0-3 K2-3 1-2			0-0 6-3		SSS 0-3 K			3	0	0	0	0	2	2
Inning Stats	R: 0 H: 1 E: 0 LOB: 0 K: 0 BB: 0 S: 3 P: 3	R: 1 H: 3 E: 0 LOB: 2 K: 1 BB: 0 S: 8 P: 8	R: 0 H: 1 E: 0 LOB: 0 K: 0 BB: 0 S: 3 P: 3	R: 0 H: 0 E: 0 LOB: 0 K: 1 BB: 0 S: 5 P: 5	R: 0 H: 0 E: 0 LOB: 0 K: 0 BB: 0 S: 3 P: 3	R: 1 H: 2 E: 1 LOB: 2 K: 0 BB: 2 S: 4 P: 12	R: 0 H: 0 E: 0 LOB: 0 K: 1 BB: 0 S: 5 P: 5	R: 3 H: 3 E: 0 LOB: 1 K: 0 BB: 1 S: 6 P: 10		1B: 9 SF: 1 2B: 0 SAC: 0 3B: 1 DP: 2 HR: 0 HBP: 0						

PITCHER		IP	WLS	BF	H	R	ER	SO	BB	IBB	HBP	BLK	WP	HR	S	P	ERA	WHIP
Larry Gura, L ERA: 4.24	(1, 1)	6.0		24	7	2	2	2	1	1	0	0	0	0	26	34	3.00	1.333
Tom Bruno, R ERA: 3.86	(7, 1)	1.0		4	1	1	1	1	0	0	0	0	0	0	6	6	9.00	1.000
Steve Mingori, L ERA: 2.26	(8, 1)	1.0	L	6	2	2	2	0	1	0	0	0	0	0	5	9	18.00	3.000

PITCHER	IP	WLS	BF	H	R	ER	SO	BB	IBB	HBP	BLK	WP	HR	S	P	ERA	WHIP

BOTTOM

Kansas City Royals @ Chicago White Sox

Comiskey Park, Chicago, IL

Sat Aug 07 1976, 4:33 AM EDT
Att. 30,382 - Unknown - 66 F

livebaseballscorecards.com

AB	30
R	5
H	10
RBI	5
BB	3
SO	3
LOB	15

Batter	1	2	3	4	5	6	7	8	9	AB	R	H	RBI	BB	SO	LOB
Jim Wohlford, R (1, 7) OBP: 0.293, SLG: 0.286 Bob Stinson, S (8, 2) OBP: 0.333, SLG: 0.336	L1		1-3 1B		6-3 2-3		2B BB		F8	3 1	1 0	1 0	0 0	1 0	0 0	1 0
Amos Otis, R (1, 8) OBP: 0.351, SLG: 0.451	6-3		K		K		WP 1-H 2B		K	5	0	1	1	0	3	3
George Brett, L (1, 5) OBP: 0.396, SLG: 0.492	FC6-5 1B 1B		K		F8		L7 2-3		4-3	5	0	1	0	0	1	4
Hal McRae, R (1, 10) OBP: 0.424, SLG: 0.492 Ruppert Jones, L (8, PR) OBP: 0.385, SLG: 0.583	1-2 1B		BB			K		BB 1B SF7 BB		2 0	0 1	1 0	0 0	2 0	1 0	0 0
John Mayberry, L (1, 3) OBP: 0.336, SLG: 0.385	FC6-5 2-3f		1-3			6-3		BB 1-2 1B		4	0	1	0	0	0	5
Al Cowens, R (1, 9) OBP: 0.301, SLG: 0.335		4-3		G3		1B		L8		4	0	1	0	0	0	2
Buck Martinez, R (1, 2) OBP: 0.267, SLG: 0.386 Tom Poquette, L (8, PH) OBP: 0.382, SLG: 0.475 (8, 7)	4-3		6-3		F8			1-2 2-3 BB		3 0	0 0	0 0	0 0	0 1	0 0	1 0
Freddie Patek, R (1, 6) OBP: 0.328, SLG: 0.310 Jamie Quirk, L (8, PH) OBP: 0.253, SLG: 0.358 (8, 6)	4-3		P4				G3	SF7 3-H		3 0	0 0	0 0	0 1	0 0	0 0	0 0
Frank White, R (1, 4) OBP: 0.246, SLG: 0.282 Davey Nelson, R (8, PH) OBP: 0.288, SLG: 0.313 (8, 4)			1B S 1B		6-3 2B		6-3	4-3		3 1	0 0	2 0	0 0	0 0	0 0	0 2

| Inning Stats | | | |

BOTTOM

Kansas City Royals @ Chicago White Sox

Comiskey Park, Chicago, IL

Sun Aug 08 1976, 4:33 AM EDT

Unknown

livebaseballscorecards.com

Batter	1	2	3	4	5	6	7	8	9	AB	R	H	RBI	BB	SO	LOB
Jerry Hairston, S (1, 9) OBP: 0.395, SLG: 0.371	S 1B		F9		K		1B 1B 1-2 BB	K		3	1	1	0	1	1	0
Chet Lemon, R (8, 8) OBP: 0.287, SLG: 0.293										1	0	0	0	0	1	1
Ralph Garr, L (1, 8) (8, 9) OBP: 0.339, SLG: 0.427	F8 1-2		1B			6-3	1B 1-3 2-H 1B			4	0	2	1	0	0	1
Jorge Orta, L (1, 7) OBP: 0.316, SLG: 0.430	F7		L8			BB S 1B 1B	S K			4	1	1	0	0	1	4
Alan Bannister, R (8, 7) OBP: 0.289, SLG: 0.306										0	0	0	0	0	0	0
Pat Kelly, L (1, 10) OBP: 0.357, SLG: 0.384	F8			S E BB		F8 1-2	F2			3	1	0	0	1	0	4
Jim Spencer, L (1, 3) OBP: 0.333, SLG: 0.369		L7	F7 1-H			BB 1B IBB	1B 1-3 3-H 1B			3	1	1	1	1	0	0
Kevin Bell, R (1, 5) OBP: 0.291, SLG: 0.379	K		F9			1B 1-2 2-3 BB	F9			2	0	0	0	0	1	0
Lamar Johnson, R (6, PH) OBP: 0.352, SLG: 0.429										0	0	0	0	1	0	0
Bill Stein, R (7, 5) OBP: 0.310, SLG: 0.384										1	0	0	0	0	0	2
Jack Brohamer, L (1, 4) OBP: 0.296, SLG: 0.367	BB		4-3			S 1-3 2-H 3-H 1B		F3		3	0	1	2	1	0	0
Bucky Dent, R (1, 6) OBP: 0.292, SLG: 0.299	L7		P5			F8 1-2		6-3		4	0	0	0	0	0	3
Jim Essian, R (1, 2) OBP: 0.289, SLG: 0.230		L7	K				S 1B 1B	E7		4	1	1	0	0	1	0
Inning Stats	R: 0 E: 0 K: 0 S: 4 H: 1 LOB: 1 BB: 0 P: 4	R: 0 E: 0 K: 1 S: 5 H: 0 LOB: 1 BB: 1 P: 9	R: 0 E: 0 K: 0 S: 4 H: 1 LOB: 1 BB: 0 P: 4	R: 1 E: 1 K: 0 S: 3 H: 0 LOB: 0 BB: 1 P: 7	R: 0 E: 0 K: 2 S: 7 H: 0 LOB: 0 BB: 0 P: 7	R: 2 E: 0 K: 0 S: 5 H: 2 LOB: 2 BB: 2 P: 13	R: 2 E: 0 K: 1 S: 8 H: 3 LOB: 2 BB: 1 P: 12	R: 0 E: 1 K: 1 S: 6 H: 0 LOB: 1 BB: 0 P: 6		1B: 7 2B: 0 3B: 0 HR: 0	SF: 0 SAC: 0 DP: 0 HBP: 0						

	AB	32
	R	5
	H	7
	RBI	4
	BB	5
	SO	5
	LOB	15

WP: 0 PB: 0 SB: 5 CS: 0 PA: 37

PITCHER		IP	WLS	BF	H	R	ER	SO	BB	IBB	HBP	BLK	WP	HR	S	P	ERA	WHIP
Marty Pattin, R ERA: 2.71	(1, 1)	6.0	L	27	5	4	3	3	3	1	0	0	0	0	29	45	4.50	1.333
Tom Hall, L ERA: 4.28	(7, 1)	0.2		5	2	1	1	1	1	0	0	0	0	0	6	10	13.50	4.500
Tom Bruno, R ERA: 3.0	(7, 1)	1.1		5	0	0	0	1	0	0	0	0	0	0	7	7	0.00	0.000

PITCHER	IP	WLS	BF	H	R	ER	SO	BB	IBB	HBP	BLK	WP	HR	S	P	ERA	WHIP

Batter	1	2	3	4	5	6	7	8	9	AB	R	H	RBI	BB	SO	LOB
Tom Poquette, L (1, 7) OBP: 0.382, SLG: 0.471	P6		BB, 1B	BB, S, 1-3		G4-6-3, 1-2f			K	4	1	1	0	1	1	1
Jim Wohlford, R (9, 7) OBP: 0.293, SLG: 0.286										0	0	0	0	0	0	0
Ruppert Jones, L (1, 8) OBP: 0.333, SLG: 0.438	K		BB, 1B, 3B, 1-2	K, 1-2			K		P4	4	1	0	0	1	3	2
George Brett, L (1, 5) OBP: 0.394, SLG: 0.489	1-3		BB, 3B, 1B, 1-3, 2-H	L6			P6		F8	5	1	1	1	0	0	2
John Mayberry, L (1, 3) OBP: 0.335, SLG: 0.382		6-3	BB, 3B, 1-2		L9		F8			3	1	0	0	1	0	0
Hal McRae, R (1, 10) OBP: 0.428, SLG: 0.500		G1-2-3, 1B, 1B	WP, 3B, 1-H, 2-H, 3-H		5-3			S, S, 4-3, BB		3	1	2	3	1	0	0
Davey Nelson, R (8, PR) OBP: 0.288, SLG: 0.313										0	1	0	0	0	0	0
Al Cowens, R (1, 9) OBP: 0.301, SLG: 0.334		1B, 1-2	F9, 3-H		F7			4-3, 1-3		4	0	1	0	0	0	1
Bob Stinson, S (1, 2) OBP: 0.338, SLG: 0.336		1-2, 2-3	F9			BB, SH1-3, 1B		1-3, 3-H		3	1	1	0	1	0	1
Freddie Patek, R (1, 6) OBP: 0.328, SLG: 0.308		G1-2-3, 3-Hf		K		SH1-3, 1-2		BB		2	0	0	0	1	1	3
Frank White, R (1, 4) OBP: 0.249, SLG: 0.285			4-3	E, S, 1B		G4-6-3, 2-H, 1B		K		4	0	2	1	0	1	1
Inning Stats	R: 0 E: 0 K: 1 S: 5 H: 0 LOB: 0 BB: 0 P: 5	R: 0 E: 0 K: 0 S: 5 H: 3 LOB: 2 BB: 0 P: 5	R: 5 E: 0 K: 0 S: 6 H: 3 LOB: 0 BB: 2 P: 14	R: 0 E: 0 K: 2 S: 8 H: 1 LOB: 2 BB: 1 P: 12	R: 0 E: 0 K: 0 S: 3 H: 0 LOB: 0 BB: 0 P: 3	R: 1 E: 0 K: 0 S: 3 H: 1 LOB: 0 BB: 1 P: 7	R: 0 E: 0 K: 1 S: 5 H: 0 LOB: 0 BB: 0 P: 5	R: 1 E: 0 K: 1 S: 5 H: 0 LOB: 1 BB: 2 P: 13	R: 0 E: 0 K: 1 S: 5 H: 0 LOB: 0 BB: 0 P: 5	1B: 7 2B: 0 3B: 1 HR: 0 SF: 0 SAC: 1 DP: 2 HBP: 0						

PITCHER		IP	WLS	BF	H	R	ER	SO	BB	IBB	HBP	BLK	WP	HR	S	P	ERA	WHIP
Jesse Jefferson, R ERA: 7.87	(1, 1)	2.1	L	14	6	5	5	1	2	0	0	0	0	0	14	22	19.29	3.429
Blue Moon Odom, R ERA: 4.38	(3, 1)	5.2		22	2	2	2	4	4	0	0	0	1	0	26	42	3.18	1.059
Dave Hamilton, L ERA: 3.5	(9, 1)	1.0		3	0	0	0	1	0	0	0	0	0	0	5	5	0.00	0.000

PITCHER	IP	WLS	BF	H	R	ER	SO	BB	IBB	HBP	BLK	WP	HR	S	P	ERA	WHIP

TOP

Kansas City Royals @ Chicago White Sox

Comiskey Park, Chicago, IL

Sun Aug 08 1976, 4:38 AM EDT

Att. 15,997 - Unknown

livebaseballscorecards.com

AB	32
R	7
H	8
RBI	5
BB	6
SO	6
LOB	11

PA: 39

WP: 1
PB: 0
SB: 4
CS: 0

Batter	1	2	3	4	5	6	7	8	9	AB	R	H	RBI	BB	SO	LOB
Jerry Hairston, S (1, 9) OBP: 0.375, SLG: 0.333	3-1		BBB 4-3 BB		G3		F7		4-3	4	0	0	0	1	0	3
Ralph Garr, L (1, 8) OBP: 0.335, SLG: 0.422	6-3		4-3 1-2			F7	6-3			4	0	0	0	0	0	3
Jorge Orta, L (1, 7) OBP: 0.318, SLG: 0.431	1B 1B		4-3			G3 1B		G3		4	0	2	0	0	0	1
Pat Kelly, L (1, 10) OBP: 0.355, SLG: 0.382	1-2 1B			F8		G3 1-2		E4 E S		4	0	1	0	0	0	1
Jim Spencer, L (1, 3) OBP: 0.332, SLG: 0.367	P4			1B		1-3		E3 G5-4-3 1-3		4	0	1	0	0	0	4
Bill Stein, R (1, 5) OBP: 0.308, SLG: 0.381		SSS K		F9			WP 1B	G5-4-3 1-2f		4	1	1	0	0	1	3
Jack Brohamer, L (1, 4) OBP: 0.299, SLG: 0.369		G1		L9			1B 1-H		4-3 G3	4	0	2	1	0	0	1
Bucky Dent, R (1, 6) OBP: 0.292, SLG: 0.297		F9			BBBB G5-4-3 BB		L7		G3 1-2	3	0	0	0	1	0	2
Jim Essian, R (1, 2) OBP: 0.286, SLG: 0.226 Lamar Johnson, R (7, PH) OBP: 0.357, SLG: 0.433 George Enright, R (8, 2) Ken Brett, L (9, PH)			SSS K		G5-4-3 1-2f		1B 1-2		4-3 2-3	2 1 0 1	0 0 0 0	0 1 0 0	0 0 0 0	0 0 0 0	1 0 0 0	1 0 0 1
Inning Stats	R: 0 E: 0 K: 0 S: 5 H: 2 LOB: 2 BB: 0 P: 5	R: 0 E: 0 K: 1 S: 5 H: 0 LOB: 0 BB: 0 P: 5	R: 0 E: 0 K: 1 S: 5 H: 0 LOB: 1 BB: 1 P: 9	R: 0 E: 0 K: 0 S: 4 H: 1 LOB: 1 BB: 0 P: 4	R: 0 E: 0 K: 0 S: 2 H: 0 LOB: 0 BB: 1 P: 6	R: 0 E: 0 K: 0 S: 4 H: 1 LOB: 1 BB: 0 P: 4	R: 1 E: 0 K: 0 S: 6 H: 3 LOB: 2 BB: 0 P: 6	R: 0 E: 2 K: 0 S: 4 H: 0 LOB: 1 BB: 0 P: 4	R: 0 E: 0 K: 0 S: 4 H: 1 LOB: 1 BB: 0 P: 4	1B: 8 2B: 0 3B: 0 HR: 0	SF: 0 SAC: 0 DP: 2 HBP: 0						

PITCHER	IP	WLS	BF	H	R	ER	SO	BB	IBB	HBP	BLK	WP	HR	S	P	ERA	WHIP
Al Fitzmorris, R (1, 1) ERA: 2.8	9.0	W	37	8	1	1	2	2	0	0	0	1	0	39	47	1.00	1.111

PITCHER	IP	WLS	BF	H	R	ER	SO	BB	IBB	HBP	BLK	WP	HR	S	P	ERA	WHIP

BOTTOM

Kansas City Royals @ Chicago White Sox

Comiskey Park, Chicago, IL

Sun Aug 08 1976, 4:38 AM EDT

Att. 15,997 - Unknown

livebaseballscorecards.com

AB	35
R	1
H	8
RBI	1
BB	2
SO	2
LOB	20

WP: 1	PA: 37		
PB: 0			
SB: 1			
CS: 0			

Batter	1	2	3	4	5	6	7	8	9	AB	R	H	RBI	BB	SO	LOB
Jerry Hairston, S (1, 9) OBP: 0.396, SLG: 0.357	BBBB 4-0 1B SF7 BB	BBB 4-0 1-2 2-3 BB			x 0-0 ① 4-3			x 0-0 4-3 2B 2B	x 0-0 ③ 5-3	3	2	1	0	2	0	2
Ralph Garr, L (1, 8) OBP: 0.332, SLG: 0.418	x 0-0 ① F9	x 0-0 ③ L6			x 0-0 ② 3-1			x 0-0 ① 4-3 2-3		4	0	0	0	0	0	5
Jorge Orta, L (1, 7) OBP: 0.317, SLG: 0.429	x 0-0 S 1-3 1B 1B		x 0-0 ① 4-3		x 0-0 ③ F7			x 0-0 ② F6		4	0	1	0	0	0	1
Pat Kelly, L (1, 10) OBP: 0.354, SLG: 0.386	x 0-0 ② SF7 3-H		x 0-0 ② 4-3			x 0-0 ① 4-3		x 0-0 3-H 2B		3	0	1	2	0	0	0
Jim Spencer, L (1, 3) OBP: 0.334, SLG: 0.369	x 0-0 ③ 1-H 1B		x 0-0 1B			x 0-0 ② G3		x 0-0 ③ F6		4	0	2	0	0	0	1
Kevin Bell, R (1, 5) OBP: 0.286, SLG: 0.371		SSS 0-3 ① K	x 0-0 ③ 6-3			x 0-0 ③ 4-3			x 0-0 ① F9	4	0	0	0	0	1	1
Jack Brohamer, L (1, 4) OBP: 0.304, SLG: 0.368		BBBB 4-0 BB 1B BB		BBB 4-0 FC5-4 BB			x 0-0 ① L9		SSS 0-3 ② K	1	0	0	0	2	0	0
Bill Stein, R (9, PH) OBP: 0.307, SLG: 0.379										1	0	0	0	0	1	0
Bucky Dent, R (1, 6) OBP: 0.291, SLG: 0.299		x 0-0 ② F8		x 0-0 ① FC5-4 G6-4-3 1-2f			x 0-0 ② F4		x 0-0 2B	4	0	1	0	0	0	2
Phil Roof, R (1, 2) OBP: 0.255, SLG: 0.286 Lamar Johnson, R (9, PH) OBP: 0.361, SLG: 0.433 Alan Bannister, R (9, PR) OBP: 0.289, SLG: 0.306		x 0-0 BB 1-2 1B		x 0-0 ② ③ G6-4-3 1-2f			x 0-0 ③ F9		BBBB 4-0 BB	3	0	1	0	0	0	1
										0	0	0	0	1	0	0
										0	0	0	0	0	0	0
Inning Stats	R: 1 E: 0 K: 0 S: 4 H: 2 LOB: 2 BB: 1 P: 8	R: 0 E: 0 K: 1 S: 6 H: 1 LOB: 3 BB: 2 P: 14	R: 0 E: 0 K: 0 S: 4 H: 1 LOB: 1 BB: 0 P: 4	R: 0 E: 0 K: 0 S: 2 H: 0 LOB: 0 BB: 1 P: 6	R: 0 E: 0 K: 0 S: 3 H: 0 LOB: 0 BB: 0 P: 3	R: 0 E: 0 K: 0 S: 3 H: 0 LOB: 0 BB: 0 P: 3	R: 0 E: 0 K: 0 S: 3 H: 0 LOB: 0 BB: 0 P: 3	R: 1 E: 0 K: 0 S: 5 H: 2 LOB: 1 BB: 0 P: 5	R: 0 E: 0 K: 1 S: 6 H: 1 LOB: 2 BB: 1 P: 10	1B: 4 2B: 3 3B: 0 HR: 0		SF: 1 SAC: 0 DP: 1 HBP: 0				

TOP

Chicago White Sox @ Cleveland Indians

Cleveland Municipal Stadium, Cleveland, OH

Mon Aug 09 1976, 7:05 PM EDT
Att. 6,026 - Unknown - 72 F

livebaseballscorecards.com

AB	31
R	2
H	7
RBI	2
BB	5
SO	2
LOB	13

WP: 0 PB: 0 SB: 1 CS: 0 PA: 37

PITCHER		IP	WLS	BF	H	R	ER	SO	BB	IBB	HBP	BLK	WP	HR	S	P	ERA	WHIP
Jim Bibby, R ERA: 3.7	(1, 1)	7.2	W	31	6	2	2	1	4	0	0	0	0	0	29	45	2.35	1.304
Dave LaRoche, L ERA: 2.59	(8, 1)	1.1	S	6	1	0	0	1	1	0	0	0	0	0	7	11	0.00	1.500

PITCHER	IP	WLS	BF	H	R	ER	SO	BB	IBB	HBP	BLK	WP	HR	S	P	ERA	WHIP

BOTTOM

Chicago White Sox @ Cleveland Indians

Cleveland Municipal Stadium, Cleveland, OH

Mon Aug 09 1976, 7:05 PM EDT

Att. 6,026 - Unknown - 72 F

livebaseballscorecards.com

Batter	1	2	3	4	5	6	7	8	9	AB	R	H	RBI	BB	SO	LOB
Frank Duffy, R (1, 6) OBP: 0.272, SLG: 0.277	BBBB 4-0 1B 1B SF8 BB	x 0-0 ③ 6-3		x 0-0 ③ 4-3		x 0-0 ③ 5-3		x 0-0 FC6-4 1B		4	1	1	0	1	0	3
Ray Fosse, R (1, 2) OBP: 0.378, SLG: 0.368	x 0-0 SF8 1B 1-2 1B 1B		x 0-0 ① 6-3		x 0-0 ① L5		x 0-0 WP SF9 2B	x 0-0 ③ FC6-4 1-2f		5	2	2	0	0	0	1
Larvell Blanks, R (1, 4) OBP: 0.370, SLG: 0.483	x 0-0 BB 1B 1-2 2-3 1B		BBBB 4-0 5-3 1B BB		SSS 0-3 ② K		x 0-0 ① F9			3	1	1	0	1	1	1
Rico Carty, R (1, 10) OBP: 0.386, SLG: 0.470 John Lowenstein, L (7, PR) OBP: 0.284, SLG: 0.262	x 0-0 ① SF8 2-3 3-H		x 0-0 ② 5-3 1-2		x 0-0 ③ F9		BBBB 4-0 BB			2 0	0 0	0 0	1 0	1 0	0 0	1 0
George Hendrick, R (1, 8) OBP: 0.321, SLG: 0.465	x 0-0 BB 1-2 3-H 1B		x 0-0 1B 2-H 1B			x 0-0 ① F8	I I I 4-0 1-2 2-3 IBB			3	0	2	2	1	0	0
Buddy Bell, R (1, 5) OBP: 0.359, SLG: 0.376	BBBB 4-0 ② 1-2 2-3 BB		x 0-0 FC4-6 1-3 1B			x 0-0 1B 1B	x 0-0 ② SF9 3-H			2	0	2	1	1	0	0
Charlie Spikes, R (1, 9) OBP: 0.304, SLG: 0.347	x 0-0 ③ F9		x 0-0 ③ FC4-6 1-2f			x 0-0 BB 1-3 1B	x 0-0 ③ F4			4	0	1	0	0	0	6
Boog Powell, L (1, 3) OBP: 0.286, SLG: 0.267		SSS 0-3 ① K		x 0-0 ① F6		x 0-0 ② F7		SSS 0-3 ① K		4	0	0	0	0	2	2
Ron Pruitt, R (1, 7) OBP: 0.296, SLG: 0.267		x 0-0 ② F7		x 0-0 ② F4		BBBB 4-0 1-2 BB		x 0-0 ② 6-3		3	0	0	0	1	0	0
Inning Stats	R: 2 E: 0 K: 0 S: 5 H: 3 LOB: 2 BB: 2 P: 13	R: 0 E: 0 K: 1 S: 5 H: 0 LOB: 0 BB: 0 P: 5	R: 1 E: 0 K: 0 S: 5 H: 2 LOB: 2 BB: 1 P: 9	R: 0 E: 0 K: 0 S: 3 H: 0 LOB: 0 BB: 0 P: 3	R: 0 E: 0 K: 1 S: 5 H: 0 LOB: 0 BB: 0 P: 5	R: 0 E: 0 K: 0 S: 5 H: 2 LOB: 3 BB: 1 P: 9	R: 1 E: 0 K: 0 S: 4 H: 1 LOB: 2 BB: 0 P: 12	R: 0 E: 0 K: 1 S: 6 H: 1 LOB: 1 BB: 0 P: 6		1B: 8 2B: 1 3B: 0 HR: 0	SF: 2 SAC: 0 DP: 0 HBP: 0					

PITCHER	IP	WLS	BF	H	R	ER	SO	BB	IBB	HBP	BLK	WP	HR	S	P	ERA	WHIP
Ken Brett, L (1, 1) ERA: 3.28	8.0	L	38	9	4	4	3	5	1	0	0	1	0	38	62	4.50	1.750

PITCHER	IP	WLS	BF	H	R	ER	SO	BB	IBB	HBP	BLK	WP	HR	S	P	ERA	WHIP

AB	30
R	4
H	9
RBI	4
BB	6
SO	3
LOB	14

WP: 1 PB: 0 SB: 0 CS: 0 PA: 38

Batter	1	2	3	4	5	6	7	8	9	10	AB	R	H	RBI	BB	SO	LOB
Jerry Hairston, S (1, 9) OBP: 0.397, SLG: 0.362	1-3		1-2 1B		1-3 2-H 1B			F9		F6	5	0	2	1	0	0	0
Ralph Garr, L (1, 8) OBP: 0.332, SLG: 0.418	G4-6-3 1B		3-1			F3		FC6-4 1B		4-3	5	0	2	0	0	0	2
Jorge Orta, L (1, 7) OBP: 0.316, SLG: 0.426	G4-6-3 1-2f			K		K		FC6-4 1-2f		1B	5	0	1	0	0	2	2
Pat Kelly, L (1, 10) OBP: 0.351, SLG: 0.382		F7		1-3		G3			S 3B 1B	L7	5	1	1	0	0	0	1
Jim Spencer, L (1, 3) OBP: 0.332, SLG: 0.367		F8		F2			FC3-6 1B		K 1-2		2	0	0	0	0	0	0
Lamar Johnson, R (6, 3) OBP: 0.363, SLG: 0.434											2	0	1	0	0	1	1
Bill Stein, R (1, 5) OBP: 0.301, SLG: 0.372		K			F5		FC3-6 4-3 1-2f		F4		4	0	0	0	0	1	2
Jack Brohamer, L (1, 4) OBP: 0.311, SLG: 0.383			1B 1B		WP 1B 1B		4-3 1-2		1B 2-H 3B		4	2	3	1	0	0	1
Bucky Dent, R (1, 6) OBP: 0.293, SLG: 0.299			K		1B 1-2 BB		F9		1B 3-H		3	0	1	1	1	1	2
Phil Roof, R (1, 2) OBP: 0.236, SLG: 0.264			F9		K			K	K		4	0	0	0	0	3	4
Inning Stats	R: 0 H: 1 E: 0 LOB: 0 K: 0 BB: 0 S: 3 P: 3	R: 0 H: 0 E: 0 LOB: 0 K: 1 BB: 0 S: 5 P: 5	R: 0 H: 2 E: 0 LOB: 2 K: 1 BB: 0 S: 7 P: 7	R: 0 H: 0 E: 0 LOB: 0 K: 1 BB: 0 S: 5 P: 5	R: 1 H: 2 E: 0 LOB: 2 K: 1 BB: 1 S: 6 P: 10	R: 0 H: 0 E: 0 LOB: 0 K: 1 BB: 0 S: 5 P: 5	R: 0 H: 1 E: 0 LOB: 1 K: 0 BB: 0 S: 4 P: 4	R: 0 H: 1 E: 0 LOB: 1 K: 1 BB: 0 S: 6 P: 6	R: 2 H: 3 E: 0 LOB: 1 K: 2 BB: 0 S: 10 P: 10	R: 0 H: 1 E: 0 LOB: 1 K: 0 BB: 0 S: 4 P: 4	1B: 10 SF: 0 2B: 0 SAC: 0 3B: 1 DP: 1 HR: 0 HBP: 0						

PITCHER		IP	WLS	BF	H	R	ER	SO	BB	IBB	HBP	BLK	WP	HR	S	P	ERA	WHIP
Jackie Brown, R ERA: 3.54	(1, 1)	8.2		34	9	3	3	7	1	0	0	0	1	0	47	51	3.12	1.154
Jim Kern, R ERA: 2.55	(9, 1)	1.1	W	6	2	0	0	1	0	0	0	0	0	0	8	8	0.00	1.500

PITCHER	IP	WLS	BF	H	R	ER	SO	BB	IBB	HBP	BLK	WP	HR	S	P	ERA	WHIP

TOP

Chicago White Sox @ Cleveland Indians

Cleveland Municipal Stadium, Cleveland, OH

Wed Aug 11 1976, 7:05 PM EDT
Att. 7,090 - Unknown - 79 F

livebaseballscorecards.com

AB	39
R	3
H	11
RBI	3
BB	1
SO	8
LOB	15

WP: 1 PA: 40
PB: 0
SB: 1
CS: 0

Batter	1	2	3	4	5	6	7	8	9	10	AB	R	H	RBI	BB	SO	LOB
Duane Kuiper, L (1, 4) OBP: 0.321, SLG: 0.326	3-1		F4		F7		G3			SH1-4 1B	5	1	1	0	0	0	0
Larvell Blanks, R (1, 6) OBP: 0.373, SLG: 0.484	CS 1B		F8			F7		G6-4-3 1B		SH1-4 1-2	4	0	2	0	0	0	0
Rick Manning, L (1, 8) OBP: 0.334, SLG: 0.390	L4 1-2		1-5-3			1B 3B		G6-4-3 1-2f		2-H 1B	5	1	2	1	0	0	2
Rico Carty, R (1, 10) OBP: 0.389, SLG: 0.473		FC4 1B 1B		4-3		1B 3-H		1B			4	1	3	1	0	0	0
Rick Waits, L (8, PR)											0	0	0	0	0	0	0
Boog Powell, L (1, 3) OBP: 0.286, SLG: 0.267		FC4 1-2 1B		F8		F8		4-3			4	0	1	0	0	0	2
George Hendrick, R (1, 7) OBP: 0.321, SLG: 0.462		K		5-3		FC5-4 1-2 1B				5-3	4	0	1	0	0	1	2
Buddy Bell, R (1, 5) OBP: 0.356, SLG: 0.372		FC4 1B 1-2f 2-3			4-3	FC5-4 1-2f				F5	4	0	0	0	0	0	4
Tommy Smith, L (1, 9) OBP: 0.305, SLG: 0.431		1-2 3-H 1B			HR		F6			FC5-4 1B	4	1	3	2	0	0	0
Ray Fosse, R (1, 2) OBP: 0.376, SLG: 0.366		F8			4-3		F9			FC5-4 1-2f	1	0	0	0	0	0	2
Rick Cerone, R (5, 2)											3	0	0	0	0	0	1
Inning Stats	R: 0 H: 1 E: 0 LOB: 0 K: 0 BB: 0 S: 3 P: 3	R: 1 H: 3 E: 0 LOB: 2 K: 1 BB: 0 S: 8 P: 8	R: 0 H: 0 E: 0 LOB: 0 K: 0 BB: 0 S: 3 P: 3	R: 0 H: 0 E: 0 LOB: 0 K: 0 BB: 0 S: 3 P: 3	R: 1 H: 1 E: 0 LOB: 0 K: 0 BB: 0 S: 4 P: 4	R: 1 H: 3 E: 0 LOB: 2 K: 0 BB: 0 S: 6 P: 6	R: 0 H: 0 E: 0 LOB: 0 K: 0 BB: 0 S: 3 P: 3	R: 0 H: 2 E: 0 LOB: 1 K: 0 BB: 0 S: 4 P: 4	R: 0 H: 1 E: 0 LOB: 1 K: 0 BB: 0 S: 4 P: 4	R: 1 H: 2 E: 0 LOB: 1 K: 0 BB: 0 S: 3 P: 3	1B: 11 SF: 0 2B: 0 SAC: 1 3B: 1 DP: 1 HR: 1 HBP: 0						

PITCHER	IP	WLS	BF	H	R	ER	SO	BB	IBB	HBP	BLK	WP	HR	S	P	ERA	WHIP
Bart Johnson, R (1, 1) ERA: 4.2	8.0		32	10	3	3	1	0	0	0	0	0	1	34	34	3.38	1.250
Francisco Barrios, R (9, 1) ERA: 4.5	1.1	L	7	3	1	1	0	0	0	0	0	0	0	7	7	6.75	2.250

PITCHER	IP	WLS	BF	H	R	ER	SO	BB	IBB	HBP	BLK	WP	HR	S	P	ERA	WHIP

BOTTOM

Chicago White Sox @ Cleveland Indians

Cleveland Municipal Stadium, Cleveland, OH

Wed Aug 11 1976, 7:05 PM EDT
Att. 7,090 - Unknown - 79 F

livebaseballscorecards.com

AB	38
R	4
H	13
RBI	4
BB	0
SO	1
LOB	13

WP: 0 PA: 39
PB: 0
SB: 0
CS: 1

Batter	1	2	3	4	5	6	7	8	9	AB	R	H	RBI	BB	SO	LOB
Alan Bannister, R (1, 7) OBP: 0.293, SLG: 0.308	0-0 2B 6-3 1B	0-0 F9			0-0 5-3	0-0 FC6-4 1-2f			0-0 F8	3	1	1	0	0	0	1
Pat Kelly, L (6, PH) OBP: 0.350, SLG: 0.380										1	0	0	0	0	0	3
Jerry Hairston, S (6, 9) OBP: 0.390, SLG: 0.354										1	0	0	0	0	0	0
Ralph Garr, L (1, 9) (6, 7) OBP: 0.333, SLG: 0.420	0-0 6-3 1-3 1B 2B	0-0 4-3			0-0 F8		0-0 G3 E SF9 1B		0-0 4-3	5	2	2	0	0	0	1
Jorge Orta, L (1, 10) OBP: 0.315, SLG: 0.424	0-0 6-3 2-3 3-H		0-0 4-3			BBBB 4-0 F8 1B 1B BB	0-0 G3 1-3			3	1	0	1	1	0	2
Lamar Johnson, R (1, 3) OBP: 0.367, SLG: 0.435	BBBB 4-0 FC5 1B BB		0-0 5-3			0-0 BB 1B BB 1-2 1B	0-0 SF9 3-H			2	1	1	1	1	0	0
Chet Lemon, R (1, 8) OBP: 0.284, SLG: 0.289	SSS 0-3 K		0-0 F8			0-0 F8 2-3	SSS 0-3 K			4	0	0	0	0	2	4
Bill Stein, R (1, 4) (7, 5) OBP: 0.305, SLG: 0.374	0-0 1-2 3-H 1B			0-0 6-3		0-0 BB BB 1-2 3-H 1B		SSS 0-3 K		4	0	2	2	0	1	0
Kevin Bell, R (1, 5) OBP: 0.282, SLG: 0.365	0-0 FC5 2-3f			0-0 6-3		0-0 F9		0-0 F5		3	0	0	0	0	0	4
Jack Brohamer, L (7, 4) OBP: 0.310, SLG: 0.382										1	0	0	0	0	0	0
Bucky Dent, R (1, 6) OBP: 0.293, SLG: 0.297		0-0 6-3		0-0 L6		BBBB 4-0 BB 1-2 2-3 BB		0-0 F9		3	0	0	0	1	0	0
Jim Essian, R (1, 2) OBP: 0.291, SLG: 0.236		0-0 2B			0-0 F8	BBBB 4-0 FC6-4 1-2 2-3 3-H BB			0-0 F8	3	0	1	1	1	0	0
Inning Stats	R: 2 E: 0 K: 1 S: 8 H: 3 LOB: 2 BB: 1 P: 12	R: 0 E: 0 K: 0 S: 4 H: 1 LOB: 1 BB: 0 P: 4	R: 0 E: 0 K: 0 S: 3 H: 0 LOB: 0 BB: 0 P: 3	R: 0 E: 0 K: 0 S: 3 H: 0 LOB: 0 BB: 0 P: 3	R: 0 E: 0 K: 0 S: 3 H: 0 LOB: 0 BB: 0 P: 3	R: 2 E: 0 K: 0 S: 5 H: 2 LOB: 3 BB: 3 P: 17	R: 1 E: 1 K: 1 S: 6 H: 1 LOB: 0 BB: 0 P: 6	R: 0 E: 0 K: 1 S: 5 H: 0 LOB: 0 BB: 0 P: 5	R: 0 E: 0 K: 0 S: 3 H: 0 LOB: 0 BB: 0 P: 3	1B: 5 2B: 2 3B: 0 HR: 0	SF: 1 SAC: 0 DP: 0 HBP: 0						

PITCHER	IP	WLS	BF	H	R	ER	SO	BB	IBB	HBP	BLK	WP	HR	S	P	ERA	WHIP
Rudy May, L (1, 1) ERA: 4.08	5.2	L	27	6	4	4	1	4	0	0	0	0	0	25	41	6.35	1.765
Dave Pagan, R (6, 1) ERA: 3.41	3.1		11	1	1	0	2	0	0	0	0	0	0	15	15	0.00	0.300

PITCHER	IP	WLS	BF	H	R	ER	SO	BB	IBB	HBP	BLK	WP	HR	S	P	ERA	WHIP

TOP

Chicago White Sox @ Baltimore Orioles

Memorial Stadium, Baltimore, MD

Fri Aug 13 1976, 7:05 PM EDT
Att. 10,906 - Unknown

livebaseballscorecards.com

AB	33
R	5
H	7
RBI	5
BB	4
SO	3
LOB	15

1B: 5	SF: 1	WP: 0	PA: 38
2B: 2	SAC: 0	PB: 0	
3B: 0	DP: 0	SB: 0	
HR: 0	HBP: 0	CS: 0	

BOTTOM

Batter	1	2	3	4	5	6	7	8	9	AB	R	H	RBI	BB	SO	LOB
Al Bumbry, L (1, 8) OBP: 0.322, SLG: 0.391	F8		G4-6-3 1-2f 3-H		F7		4-3		6-3 1-2	4	0	0	0	0	0	4
Paul Blair, R (9, PH) OBP: 0.259, SLG: 0.277										1	0	0	0	0	0	1
Bobby Grich, R (1, 4) OBP: 0.381, SLG: 0.427	L5		E3		L9			1B 2B 1B	K	5	1	1	0	0	1	3
Reggie Jackson, L (1, 9) OBP: 0.337, SLG: 0.498	F2		F5			F8		L8		4	0	0	0	0	0	2
Lee May, R (1, 10) OBP: 0.299, SLG: 0.437		F7		F8		F8		2B 1-2 1B		4	0	1	0	0	0	0
Ken Singleton, S (1, 7) OBP: 0.348, SLG: 0.352		BB		L7		1B		1-3 2-H 2B		3	0	2	1	1	0	0
Tony Muser, L (1, 3) OBP: 0.278, SLG: 0.257		F7		F8	K	K		K		3	0	0	0	0	1	2
Brooks Robinson, R (8, PH) OBP: 0.227, SLG: 0.313 (9, 5)										1	0	0	0	0	1	2
Doug DeCinces, R (1, 5) OBP: 0.280, SLG: 0.355 (9, 3)		F8			K		5-3	6-3		4	0	0	0	0	1	3
Mark Belanger, R (1, 6) OBP: 0.337, SLG: 0.330			1B G4-6-3 1B		HBP 1B		F4		F8	4	1	2	0	0	0	0
Rick Dempsey, R (1, 2) OBP: 0.224, SLG: 0.156			G4-6-3 1-3 1B		1-2 HBP		BB		6-3 BB	1	0	1	0	2	0	0
Inning Stats	R: 0 H: 0 E: 0 LOB: 0 K: 0 BB: 0 S: 3 P: 3	R: 0 H: 0 E: 0 LOB: 1 K: 0 BB: 1 S: 3 P: 7	R: 1 H: 2 E: 1 LOB: 1 K: 0 BB: 0 S: 5 P: 5	R: 0 H: 0 E: 0 LOB: 0 K: 0 BB: 0 S: 3 P: 3	R: 0 H: 1 E: 0 LOB: 2 K: 1 BB: 0 S: 6 P: 7	R: 0 H: 1 E: 0 LOB: 1 K: 1 BB: 0 S: 6 P: 6	R: 0 H: 0 E: 0 LOB: 1 K: 0 BB: 1 S: 3 P: 7	R: 1 H: 3 E: 0 LOB: 2 K: 1 BB: 0 S: 8 P: 8	R: 0 H: 0 E: 0 LOB: 1 K: 1 BB: 1 S: 5 P: 9	1B: 6 SF: 0 2B: 1 SAC: 0 3B: 0 DP: 1 HR: 0 HBP: 1						WP: 0 PA: 38 PB: 0 SB: 0 CS: 0	

PITCHER		IP	WLS	BF	H	R	ER	SO	BB	IBB	HBP	BLK	WP	HR	S	P	ERA	WHIP
Rich Gossage, R ERA: 3.29	(1, 1)	7.1	W	32	7	2	2	2	2	0	1	0	0	0	33	42	2.46	1.227
Dave Hamilton, L ERA: 3.42	(8, 1)	1.2	S	6	0	0	0	2	1	0	0	0	0	0	9	13	0.00	0.600

PITCHER	IP	WLS	BF	H	R	ER	SO	BB	IBB	HBP	BLK	WP	HR	S	P	ERA	WHIP

Chicago White Sox @ Baltimore Orioles

Memorial Stadium, Baltimore, MD

Fri Aug 13 1976, 7:05 PM EDT

Att. 10,906 - Unknown

livebaseballscorecards.com

AB	34
R	2
H	7
RBI	1
BB	3
SO	4
LOB	17

Batter	1	2	3	4	5	6	7	8	9	AB	R	H	RBI	BB	SO	LOB
Alan Bannister, R (1, 6) OBP: 0.283, SLG: 0.295 Phil Roof, R (8, 2) OBP: 0.236, SLG: 0.264	F6		K		K	1B 1-2 3-H		K		5 0	0 0	1 0	1 0	0 0	3 0	5 0
Ralph Garr, L (1, 9) OBP: 0.337, SLG: 0.423	BB	4-3		E 1-2 2-3 3-H	1B	F9			1B 2B	4	1	2	1	1	0	2
Jorge Orta, L (1, 7) OBP: 0.314, SLG: 0.420	G4-6-3 1-2 BB	F4	E4 1-2 2-3 3-H				4-3		K	4	0	0	1	1	1	3
Pat Kelly, L (1, 10) OBP: 0.345, SLG: 0.376 Lamar Johnson, R (9, PH) OBP: 0.371, SLG: 0.435	G4-6-3 1-2f			L3	SF7 3-H		F8		1B 2B HBP	3 0	0 1	0 0	1 0	0 0	0 0	2 0
Jim Spencer, L (1, 3) OBP: 0.329, SLG: 0.363 Jerry Hairston, S (9, PH) OBP: 0.400, SLG: 0.367		F9		4-3	F4		3-1		2B 1-2 2-H 1B	4 1	0 0	0 1	0 1	0 0	0 0	2 0
Bill Stein, R (1, 5) OBP: 0.312, SLG: 0.385		BB 1B	F9		K			FC1-5 1B 1B	2B 1-3 2-H	5	0	3	1	0	1	0
Jack Brohamer, L (1, 4) OBP: 0.319, SLG: 0.385		BB 1-2		1B 1B BB	1B 1B	BB 1B		FC1-5 1-2 1B	F8	3	2	2	0	2	0	2
Chet Lemon, R (1, 8) OBP: 0.283, SLG: 0.286		K		1B 1B E 1-2 BB	K			FC1-5 1-2 2-3f	F9	4	1	0	0	1	2	7
Jim Essian, R (1, 2) OBP: 0.298, SLG: 0.245 Bucky Dent, R (8, PH) OBP: 0.292, SLG: 0.296 (8, 6)		F7			E 1B SF7 1-2 2-3	1B 1-3			F9	3 1	1 0	2 0	0 0	0 0	0 0	2 2

Inning Stats										
	R: 0 E: 0 K: 0 S: 2	H: 0 LOB: 1 BB: 2 P: 10	R: 0 E: 0 K: 1 S: 6	H: 1 LOB: 2 BB: 1 P: 10	R: 0 E: 0 K: 1 S: 5	H: 0 LOB: 0 BB: 0 P: 5	R: 0 E: 0 K: 0 S: 3	H: 0 LOB: 0 BB: 0 P: 3	R: 3 E: 1 K: 1 S: 9	H: 3 LOB: 2 BB: 1 P: 13
	R: 1 E: 0 K: 2 S: 9	H: 2 LOB: 2 BB: 1 P: 13	R: 0 E: 0 K: 0 S: 3	H: 0 LOB: 0 BB: 0 P: 3	R: 0 E: 0 K: 1 S: 7	H: 2 LOB: 2 BB: 0 P: 7	R: 2 E: 0 K: 1 S: 8	H: 3 LOB: 2 BB: 0 P: 9	1B: 9 2B: 2 3B: 0 HR: 0	SF: 1 SAC: 0 DP: 1 HBP: 1

WP: 0 PA: 44
PB: 0
SB: 0
CS: 0

PITCHER	IP	WLS	BF	H	R	ER	SO	BB	IBB	HBP	BLK	WP	HR	S	P	ERA	WHIP
Jim Palmer, R (1, 1) ERA: 2.75	5.2	W	28	6	4	3	5	5	0	0	0	0	0	33	53	4.76	1.941
Tippy Martinez, L (6, 1) ERA: 2.32	2.2		13	4	2	2	2	0	0	1	0	0	0	16	17	6.75	1.500
Dyar Miller, R (9, 1) ERA: 2.86	0.0		1	1	0	0	0	0	0	0	0	0	0	1	1	∞	∞
Mike Cuellar, L (9, 1) ERA: 4.99	0.1		1	0	0	0	0	0	0	0	0	0	0	1	1	0.00	0.000
Fred Holdsworth, R (9, 1) ERA: 0.48	0.1	S	1	0	0	0	0	0	0	0	0	0	0	1	1	0.00	0.000

PITCHER	IP	WLS	BF	H	R	ER	SO	BB	IBB	HBP	BLK	WP	HR	S	P	ERA	WHIP

TOP

Chicago White Sox @ Baltimore Orioles

Memorial Stadium, Baltimore, MD

Sat Aug 14 1976, 7:05 PM EDT

Overcast

livebaseballscorecards.com

AB	37
R	6
H	11
RBI	6
BB	5
SO	7
LOB	27

Batter	1	2	3	4	5	6	7	8	9	AB	R	H	RBI	BB	SO	LOB
Tommy Harper, R (1, 10) OBP: 0.317, SLG: 0.294	F3	HBP, HR, 1-H, 3-H, 2B	K		1-3			1-2, 1B		4	1	1	2	0	1	2
Terry Crowley, L (8, PH) OBP: 0.219, SLG: 0.207										1	0	1	0	0	0	0
Bobby Grich, R (1, 4) OBP: 0.384, SLG: 0.426	HR, 1B	HBP, HR, BB	1-2, BB			K		K		3	2	1	0	2	2	2
Reggie Jackson, L (1, 9) OBP: 0.338, SLG: 0.505	1-H, HR	1-2, 2-3, HR, HBP	4-3			K		F8		4	2	1	2	0	1	4
Lee May, R (1, 3) OBP: 0.299, SLG: 0.444	5-3	1-H, 2-H, 3-H, HR		G3		F7				4	1	1	4	0	0	0
Tony Muser, L (8, 3) OBP: 0.278, SLG: 0.257										0	0	0	0	0	0	0
Ken Singleton, S (1, 7) OBP: 0.347, SLG: 0.351	4-3	BB, 1B		K			6-3			4	0	1	0	0	1	0
Doug DeCinces, R (1, 5) OBP: 0.283, SLG: 0.355		1B, 2B, 1B 1-2, BB		L6			K			3	1	1	0	1	1	0
Paul Blair, R (1, 8) OBP: 0.256, SLG: 0.274		F2 F7			F9		4-3			4	0	0	0	0	0	3
Rick Dempsey, R (1, 2) OBP: 0.232, SLG: 0.153		L8	6-3		6-3, BB			FC1-6, BB		2	0	0	0	2	0	1
Tim Nordbrook, R (1, 6) OBP: 0.381, SLG: 0.278		1-3, 2B, 1B	BB, 1B		6-3, 1-2			FC1-6, 1-2f, 1B		4	1	2	0	0	0	2
Inning Stats	R: 2 E: 0 K: 0 S: 5 H: 2 LOB: 0 BB: 0 P: 5	R: 6 E: 0 K: 0 S: 8 H: 5 LOB: 2 BB: 2 P: 17	R: 0 E: 0 K: 1 S: 6 H: 1 LOB: 2 BB: 1 P: 10	R: 0 E: 0 K: 1 S: 5 H: 0 LOB: 0 BB: 0 P: 5	R: 0 E: 0 K: 0 S: 3 H: 0 LOB: 1 BB: 1 P: 7	R: 0 E: 0 K: 2 S: 7 H: 0 LOB: 0 BB: 0 P: 7	R: 0 E: 0 K: 1 S: 5 H: 0 LOB: 0 BB: 0 P: 5	R: 0 E: 0 K: 1 S: 6 H: 1 LOB: 2 BB: 1 P: 10		1B: 6 2B: 1 3B: 0 HR: 2 SF: 0 SAC: 0 DP: 0 HBP: 1						

PITCHER		IP	WLS	BF	H	R	ER	SO	BB	IBB	HBP	BLK	WP	HR	S	P	ERA	WHIP
Terry Forster, L ERA: 4.56	(1, 1)	1.2	L	15	7	8	8	0	2	0	1	0	0	2	12	21	43.20	5.400
Pete Vuckovich, R ERA: 4.23	(2, 1)	6.1		24	2	0	0	6	3	0	0	0	0	0	33	45	0.00	0.789

PITCHER	IP	WLS	BF	H	R	ER	SO	BB	IBB	HBP	BLK	WP	HR	S	P	ERA	WHIP

BOTTOM

Chicago White Sox @ Baltimore Orioles

Memorial Stadium, Baltimore, MD

Sat Aug 14 1976, 7:05 PM EDT

Overcast

livebaseballscorecards.com

AB	33
R	8
H	9
RBI	8
BB	5
SO	6
LOB	14

Chicago White Sox @ Baltimore Orioles

Memorial Stadium, Baltimore, MD

Sat Aug 14 1976, 7:05 PM EDT

Att. 16,514 - Unknown

TOP

livebaseballscorecards.com

Batter	1	2	3	4	5	6	7	8	9	AB	R	H	RBI	BB	SO	LOB
Alan Bannister, R (1, 7) OBP: 0.260, SLG: 0.271	K	6-3			F9		F3		1B 1-2 2-H	4	0	0	0	0	1	1
Jim Essian, R (7, 2) OBP: 0.298, SLG: 0.245										0	0	0	0	0	0	0
Jerry Hairston, S (9, PH) OBP: 0.410, SLG: 0.380										1	0	1	1	0	0	0
Ralph Garr, L (1, 9) OBP: 0.335, SLG: 0.421	1B SF8 1B	1-3			4-3		K		1-3	5	1	1	0	0	1	3
Lamar Johnson, R (1, 10) OBP: 0.370, SLG: 0.433	SF8 1B 1B 1-3		K		K			4-3		3	1	1	0	0	2	0
Pat Kelly, L (8, PH) OBP: 0.344, SLG: 0.375										1	0	0	0	0	0	0
Jim Spencer, L (1, 3) OBP: 0.326, SLG: 0.360	SF8 1-2 3-H		F7			F4		F9		3	0	0	1	0	0	0
Chet Lemon, R (1, 8) OBP: 0.282, SLG: 0.285	S 1B 1B 2-H		F9			4-3		F9		4	1	1	1	0	0	0
Bill Stein, R (1, 5) OBP: 0.315, SLG: 0.387	2B 1B 1-H			F8		1B			F7	4	1	2	1	0	0	0
Bucky Dent, R (1, 6) OBP: 0.294, SLG: 0.300	2B 2-H			F4		F8			1B 1B 1B	4	1	2	1	0	0	1
Jack Brohamer, L (1, 4) OBP: 0.322, SLG: 0.382	F6			BB			BB		F8	2	0	0	0	2	0	2
Phil Roof, R (1, 2) OBP: 0.228, SLG: 0.255		F9		F8			F8		1B 1-2 1B	2	0	0	0	0	0	1
Jorge Orta, L (7, PH) OBP: 0.315, SLG: 0.420										2	0	1	0	0	0	1
(7, 7)																

Inning Stats	1	2	3	4	5	6	7	8	9
	R: 4 E: 0 K: 1 S: 10	H: 5 LOB: 1 BB: 0 P: 10	R: 0 E: 0 K: 0 S: 3	H: 0 LOB: 0 BB: 0 P: 3	R: 0 E: 0 K: 1 S: 5	H: 0 LOB: 0 BB: 0 P: 5	R: 0 E: 0 K: 0 S: 3	H: 0 LOB: 1 BB: 1 P: 7	R: 0 E: 0 K: 1 S: 5	H: 0 LOB: 0 BB: 0 P: 5	R: 0 E: 0 K: 0 S: 4	H: 1 LOB: 1 BB: 0 P: 4	R: 0 E: 0 K: 1 S: 5	H: 0 LOB: 1 BB: 1 P: 9	R: 0 E: 0 K: 0 S: 3	H: 0 LOB: 0 BB: 0 P: 3	R: 1 E: 0 K: 0 S: 6	H: 3 LOB: 2 BB: 0 P: 6

	AB	35
	R	5
	H	9
	RBI	5
	BB	2
	SO	4
	LOB	9

1B: 8 SF: 1
2B: 1 SAC: 0
3B: 0 DP: 0
HR: 0 HBP: 0

WP: 0 PA: 38
PB: 0
SB: 1
CS: 0

PITCHER		IP	WLS	BF	H	R	ER	SO	BB	IBB	HBP	BLK	WP	HR	S	P	ERA	WHIP
Mike Flanagan, L ERA: 6.93	(1, 1)	0.2		6	4	4	4	1	0	0	0	0	0	0	8	8	54.00	6.000
Dyar Miller, R ERA: 2.66	(1, 1)	8.0	W	29	3	1	1	3	2	0	0	0	0	0	33	41	1.12	0.625
Tippy Martinez, L ERA: 2.3	(9, 1)	0.1	S	3	2	0	0	0	0	0	0	0	0	0	3	3	0.00	6.000

PITCHER	IP	WLS	BF	H	R	ER	SO	BB	IBB	HBP	BLK	WP	HR	S	P	ERA	WHIP

BOTTOM

Chicago White Sox @ Baltimore Orioles

Memorial Stadium, Baltimore, MD

Sat Aug 14 1976, 7:05 PM EDT

Att. 16,514 - Unknown

livebaseballscorecards.com

Batter	1	2	3	4	5	6	7	8	9	AB	R	H	RBI	BB	SO	LOB
Mark Belanger, R (1, 6) OBP: 0.344, SLG: 0.335	FC5-4 1B	1-2 2-H 3-H 1B			B B B B 4-0 1-2 E HR BB		FC4-6 1B			3	1	3	2	1	0	0
Bobby Grich, R (1, 4) OBP: 0.380, SLG: 0.421	F6	F8			0-0 1-2 2-3 FC1 HR		S S S 0-3 K			4	1	0	0	0	1	6
Reggie Jackson, L (1, 9) OBP: 0.338, SLG: 0.512 Al Bumbry, L (7, PH) (8, 7) OBP: 0.321, SLG: 0.390	L8		4-3		0-0 1-H 2-H 3-H HR		0-0 1-2f FC4-6			3 1	1 0	1 0	4 0	0 0	0 0	1 1
Lee May, R (1, 3) OBP: 0.296, SLG: 0.439 Tony Muser, L (8, 3) OBP: 0.278, SLG: 0.257	0-0 1-2f FC5-4		S S S 0-3 K		S S S 0-3 K		0-0 L8			4 0	0 0	0 0	0 0	0 0	2 0	2 0
Ken Singleton, S (1, 7) (8, 9) OBP: 0.346, SLG: 0.348		B B B B 4-0 BB 1B 1B BB	0-0 5-3		0-0 F7			0-0 G3		3	1	0	0	1	0	0
Doug DeCinces, R (1, 10) OBP: 0.280, SLG: 0.350		0-0 F3		0-0 F8	0-0 5-3			0-0 B2-3		4	0	0	0	0	0	1
Paul Blair, R (1, 8) OBP: 0.259, SLG: 0.277		0-0 F8		0-0 6-3		0-0 CS 1B		0-0 1B		4	0	2	0	0	0	1
Brooks Robinson, R (1, 5) OBP: 0.228, SLG: 0.311		0-0 1-2 BB 1B 1B		0-0 F9		S S S 0-3 1-2 K		0-0 F7		4	1	1	0	0	1	2
Dave Duncan, R (1, 2) OBP: 0.279, SLG: 0.256		B B B B 4-0 1-2 2-3 1B BB			0-0 FC1 HR BB 1B		0-0 6-3			2	1	1	0	1	0	0
Inning Stats	R: 0 E: 0 K: 0 S: 4 H: 1 LOB: 1 BB: 0 P: 4	R: 2 E: 0 K: 0 S: 5 H: 2 LOB: 2 BB: 2 P: 13	R: 0 E: 0 K: 1 S: 5 H: 0 LOB: 0 BB: 0 P: 5	R: 0 E: 0 K: 0 S: 3 H: 0 LOB: 0 BB: 0 P: 3	R: 4 E: 1 K: 1 S: 8 H: 2 LOB: 0 BB: 1 P: 12	R: 0 E: 0 K: 1 S: 5 H: 1 LOB: 0 BB: 0 P: 5	R: 0 E: 0 K: 1 S: 6 H: 1 LOB: 1 BB: 0 P: 6	R: 0 E: 0 K: 0 S: 4 H: 1 LOB: 1 BB: 0 P: 4		1B: 7 2B: 1 3B: 0 HR: 1	SF: 0 SAC: 0 DP: 1 HBP: 0						

	AB	32
	R	6
	H	8
	RBI	6
	BB	3
	SO	4
	LOB	14

WP: 0 PB: 0 SB: 0 CS: 1 PA: 35

PITCHER		IP	WLS	BF	H	R	ER	SO	BB	IBB	HBP	BLK	WP	HR	S	P	ERA	WHIP
Ken Brett, L ERA: 3.52	(1, 1)	4.0	L	21	5	6	5	1	3	0	0	0	0	1	20	32	11.25	2.000
Clay Carroll, R ERA: 2.25	(5, 1)	4.0		14	3	0	0	3	0	0	0	0	0	0	20	20	0.00	0.750

PITCHER	IP	WLS	BF	H	R	ER	SO	BB	IBB	HBP	BLK	WP	HR	S	P	ERA	WHIP

Batter	1	2	3	4	5	6	7	8	9	AB	R	H	RBI	BB	SO	LOB
Chet Lemon, R (1, 8) OBP: 0.279, SLG: 0.282	6-3		G6-3 1-2f			4-3		6-3		4	0	0	0	0	0	1
Ralph Garr, L (1, 9) OBP: 0.335, SLG: 0.423	E4 G6-4-3			P6		2B			1B	3	0	1	0	0	0	0
Jerry Hairston, S (7, 9) OBP: 0.419, SLG: 0.392										1	0	1	0	0	0	0
Lamar Johnson, R (1, 10) OBP: 0.367, SLG: 0.428	G6-4-3 1-2f			1B		5-3			F9	4	0	1	0	0	0	3
Jorge Orta, L (1, 7) OBP: 0.315, SLG: 0.421		2B		F9		F7			L9	4	0	1	0	0	0	3
Jim Spencer, L (1, 3) OBP: 0.325, SLG: 0.358		F8		1-2 1B			3-1		G3	4	0	1	0	0	0	2
Brian Downing, R (1, 2) OBP: 0.335, SLG: 0.336		4-3			2B		6-3			3	0	1	0	0	0	1
Bill Stein, R (1, 5) OBP: 0.311, SLG: 0.381		5-3			5-3		L6			3	0	0	0	0	0	2
Jack Brohamer, L (1, 4) OBP: 0.318, SLG: 0.377			3-1		F8			L7		3	0	0	0	0	0	1
Bucky Dent, R (1, 6) OBP: 0.294, SLG: 0.299			BBBB 4-0 G6-3 BB		F8			5-3		2	0	0	0	1	0	1
Inning Stats	R: 0 E: 1 K: 0 S: 3 H: 0 LOB: 0 BB: 0 P: 3	R: 0 E: 0 K: 0 S: 4 H: 1 LOB: 1 BB: 0 P: 4	R: 0 E: 0 K: 0 S: 2 H: 0 LOB: 0 BB: 1 P: 6	R: 0 E: 0 K: 0 S: 4 H: 2 LOB: 1 BB: 0 P: 4	R: 0 E: 0 K: 0 S: 4 H: 1 LOB: 1 BB: 0 P: 4	R: 0 E: 0 K: 0 S: 4 H: 1 LOB: 1 BB: 0 P: 4	R: 0 E: 0 K: 0 S: 3 H: 0 LOB: 0 BB: 0 P: 3	R: 0 E: 0 K: 0 S: 3 H: 0 LOB: 0 BB: 0 P: 3	R: 0 E: 0 K: 0 S: 4 H: 1 LOB: 1 BB: 0 P: 4	1B: 3 2B: 3 3B: 0 HR: 0 SF: 0 SAC: 0 DP: 2 HBP: 0						

PITCHER	IP	WLS	BF	H	R	ER	SO	BB	IBB	HBP	BLK	WP	HR	S	P	ERA	WHIP
Wayne Garland, R (1, 1) ERA: 2.5	9.0	W	32	6	0	0	0	1	0	0	0	0	0	31	35	0.00	0.778

PITCHER	IP	WLS	BF	H	R	ER	SO	BB	IBB	HBP	BLK	WP	HR	S	P	ERA	WHIP

TOP

Chicago White Sox @ Baltimore Orioles

Memorial Stadium, Baltimore, MD

Sun Aug 15 1976, 3:33 AM EDT
Att. 8,486 - Unknown

livebaseballscorecards.com

AB	31
R	0
H	6
RBI	0
BB	1
SO	0
LOB	14

WP: 0 PA: 32
PB: 0
SB: 0
CS: 0

Batter	1	2	3	4	5	6	7	8	9	AB	R	H	RBI	BB	SO	LOB
Al Bumbry, L (1, 8) (7, 7) OBP: 0.320, SLG: 0.388	G3		P6		4-3		SH3-4 1B			4	0	1	0	0	0	0
Bobby Grich, R (1, 4) OBP: 0.382, SLG: 0.430	HR		BB (6-3 HR)		6-3		SH3-4 (1-2)			2	2	1	1	1	0	0
Reggie Jackson, L (1, 9) OBP: 0.337, SLG: 0.512	K		6-3 (1-2)		2B		3-1			4	0	1	0	0	1	2
Lee May, R (1, 10) OBP: 0.295, SLG: 0.445	6-3		HR (2-H)		F6			F9		4	1	1	2	0	0	1
Ken Singleton, S (1, 7) OBP: 0.348, SLG: 0.351		BB (1B)	2B			F8		1-3		2	0	1	0	1	0	0
Paul Blair, R (7, 8) OBP: 0.258, SLG: 0.276										1	0	0	0	0	0	0
Tony Muser, L (1, 3) OBP: 0.278, SLG: 0.257		1B (1-3)	F6			F8		F5		4	0	1	0	0	0	1
Doug DeCinces, R (1, 5) OBP: 0.280, SLG: 0.353		F5		6-3		2B				3	0	1	0	0	0	2
Mark Belanger, R (1, 6) OBP: 0.341, SLG: 0.332		P4		K		4-3				3	0	0	0	0	1	3
Dave Duncan, R (1, 2) OBP: 0.275, SLG: 0.252		K		F7			F8			3	0	0	0	0	1	2
Inning Stats	R: 1 H: 1 E: 0 LOB: 0 K: 1 BB: 0 S: 6 P: 6	R: 0 H: 1 E: 0 LOB: 2 K: 1 BB: 1 S: 6 P: 10	R: 2 H: 2 E: 0 LOB: 1 K: 0 BB: 1 S: 5 P: 9	R: 0 H: 0 E: 0 LOB: 0 K: 1 BB: 0 S: 5 P: 5	R: 0 H: 1 E: 0 LOB: 1 K: 0 BB: 0 S: 4 P: 4	R: 0 H: 1 E: 0 LOB: 1 K: 0 BB: 0 S: 4 P: 4	R: 0 H: 1 E: 0 LOB: 1 K: 0 BB: 0 S: 4 P: 4	R: 0 H: 0 E: 0 LOB: 0 K: 0 BB: 0 S: 3 P: 3		1B: 2 SF: 0 2B: 3 SAC: 1 3B: 0 DP: 0 HR: 2 HBP: 0						

PITCHER	IP	WLS	BF	H	R	ER	SO	BB	IBB	HBP	BLK	WP	HR	S	P	ERA	WHIP
Francisco Barrios, R (1, 1) ERA: 4.5	6.0	L	26	6	3	3	3	2	0	0	0	0	2	30	38	4.50	1.333
Dave Hamilton, L (7, 1) ERA: 3.33	2.0		7	1	0	0	0	0	0	0	0	0	0	7	7	0.00	0.500

PITCHER	IP	WLS	BF	H	R	ER	SO	BB	IBB	HBP	BLK	WP	HR	S	P	ERA	WHIP

BOTTOM

Chicago White Sox @ Baltimore Orioles

Memorial Stadium, Baltimore, MD

Sun Aug 15 1976, 3:33 AM EDT

Att. 8,486 - Unknown

livebaseballscorecards.com

AB	30
R	3
H	7
RBI	3
BB	2
SO	3
LOB	11

Boston Red Sox @ Chicago White Sox

Comiskey Park, Chicago, IL

Mon Aug 16 1976, 8:05 PM EDT

Att. 7,733 - Unknown

TOP

livebaseballscorecards.com

Batter	1	2	3	4	5	6	7	8	9	AB	R	H	RBI	BB	SO	LOB
Rick Burleson, R (1, 6) OBP: 0.336, SLG: 0.333	B B B B 4-0 1-3 BB		x 0-0 1B 1B 1B	x 0-0 ① 1-3		S S S 0-3 ② K	x 0-0 ②③ G4-6-3 1-2f			4	1	1	0	1	1	2
Denny Doyle, L (1, 4) OBP: 0.287, SLG: 0.295	x 0-0 ① 1-3 1-2		x 0-0 1B E 1-3 1B	x 0-0 ② P6		x 0-0 ③ G3		x 0-0 G4-6-3 1B		5	1	2	0	0	0	2
Fred Lynn, L (1, 8) OBP: 0.361, SLG: 0.453	x 0-0 ② F7		x 0-0 E9 1B 1-H 3-H 1B	S S S 0-3 ③ K			x 0-0 E 2B 1B	x 0-0 ①② G4-6-3 1-2f		5	2	2	1	0	1	2
Carl Yastrzemski, L (1, 3) OBP: 0.339, SLG: 0.421 Bill Lee, L (8, 1)	x 0-0 ③ F8		x 0-0 1B 1B 3-H 1B		x 0-0 ① 1-3		x 0-0 ① F8	x 0-0 1B		5 0	1 0	2 0	1 0	0 0	0 0	2 0
Jim Rice, R (1, 7) OBP: 0.307, SLG: 0.454		x 0-0 ① 5-3	x 0-0 1B 1B 1-3 5-3 1B		x 0-0 ② L9		x 0-0 E5 2B 1-2 1B	x 0-0 ③ F4		5	2	1	0	0	0	2
Cecil Cooper, L (1, 10) OBP: 0.295, SLG: 0.471 (8, 3)		x 0-0 ② 4-3	x 0-0 5-3 1B 1-2 WP 3-H 1B		x 0-0 1B		x 0-0 1B 1-3 2-H 2B		S S S 0-3 ① K	5	2	3	2	0	1	0
Carlton Fisk, R (1, 2) OBP: 0.332, SLG: 0.379		x 0-0 HR	x 0-0 WP 5-3 1-2 2-3 1B		S S S 0-3 ③ K		I I I 4-0 1B 1B IBB		B B B B 4-0 BB	3	2	2	1	2	1	1
Dwight Evans, R (1, 9) OBP: 0.329, SLG: 0.420	S S S 0-3 ③ K	x 0-0 ② 5-3 1-2 2-3 3-H				x 0-0 2B	x 0-0 1B 1-3 2-H 3-H 1B		x 0-0 ② F2	5	1	2	3	0	1	3
Butch Hobson, R (1, 5) OBP: 0.239, SLG: 0.317			x 0-0 ① F7 x 0-0 ③ 4-3 2-3 3-H			x 0-0 ① F9	x 0-0 G4-6-3 2-H 3-H 1B		x 0-0 ③ P4	5	0	1	2	0	0	3
Inning Stats	R: 0 E: 0 K: 0 S: 3 H: 0 LOB: 1 BB: 1 P: 7	R: 1 E: 0 K: 1 S: 6 H: 1 LOB: 0 BB: 0 P: 6	R: 6 E: 1 K: 0 S: 10 H: 7 LOB: 1 BB: 0 P: 10	R: 0 E: 0 K: 1 S: 5 H: 0 LOB: 0 BB: 0 P: 5	R: 0 E: 0 K: 1 S: 6 H: 1 LOB: 1 BB: 0 P: 6	R: 0 E: 0 K: 1 S: 6 H: 1 LOB: 1 BB: 0 P: 6	R: 5 E: 1 K: 0 S: 7 H: 4 LOB: 0 BB: 1 P: 11	R: 0 E: 0 K: 0 S: 4 H: 2 LOB: 1 BB: 0 P: 4	R: 0 E: 0 K: 1 S: 5 H: 0 LOB: 1 BB: 1 P: 9	1B: 13 2B: 2 3B: 0 HR: 1 SF: 0 SAC: 0 DP: 2 HBP: 0	WP: 1 PB: 0 SB: 0 CS: 0 PA: 45					

	AB	42
	R	12
	H	16
	RBI	10
	BB	3
	SO	5
	LOB	17

PITCHER		IP	WLS	BF	H	R	ER	SO	BB	IBB	HBP	BLK	WP	HR	S	P	ERA	WHIP
Bart Johnson, R ERA: 4.52	(1, 1)	3.0	L	18	8	7	7	1	1	0	0	0	1	1	19	23	21.00	3.000
Pete Vuckovich, R ERA: 4.47	(4, 1)	3.1		18	6	5	4	3	0	1	0	0	0	0	23	27	10.80	1.800
Jesse Jefferson, R ERA: 7.47	(7, 1)	2.2		9	2	0	0	1	1	0	0	0	0	0	10	14	0.00	1.125

PITCHER	IP	WLS	BF	H	R	ER	SO	BB	IBB	HBP	BLK	WP	HR	S	P	ERA	WHIP

BOTTOM

Boston Red Sox @ Chicago White Sox

Comiskey Park, Chicago, IL

Mon Aug 16 1976, 8:05 PM EDT

Att. 7,733 - Unknown

Batter	1	2	3	4	5	6	7	8	9	AB	R	H	RBI	BB	SO	LOB
Jorge Orta, L (1, 10) OBP: 0.317, SLG: 0.425	1B	G3			F7 1-H 2B	F7			1B	5	1	3	1	0	0	4
Pat Kelly, L (1, 7) OBP: 0.342, SLG: 0.371	CS 1-3 1B		F7		F7 2-3		L3		F8	5	0	1	0	0	0	2
Bill Stein, R (1, 5) OBP: 0.313, SLG: 0.384	5-3 1-2		K		2B 3-H		1-3 1B BB		P4	4	1	1	1	1	1	2
Jim Spencer, L (1, 3) OBP: 0.323, SLG: 0.354		1B 1B SF9 BB	G3		F5		1-3 1-2		K	4	1	0	0	1	1	3
Brian Downing, R (1, 2) OBP: 0.333, SLG: 0.335		F5		P6	6-3		1B 2-H			4	0	1	1	0	0	2
Jerry Hairston, S (1, 9) OBP: 0.424, SLG: 0.400		SF9 1B 1-2 1B		F7		F9 1B 1B	5-3			4	1	2	0	0	0	1
Bucky Dent, R (1, 6) OBP: 0.297, SLG: 0.301 Alan Bannister, R (8, 6) OBP: 0.255, SLG: 0.265	1B 1-2 2-3 1B			1B	L5			F8		3 1	0 0	2 0	0 0	0 0	0 0	1 0
Jack Brohamer, L (1, 4) OBP: 0.317, SLG: 0.377		SF9 2-3 3-H		F7		1-2 1B		K		3	0	1	1	0	1	1
Chet Lemon, R (1, 8) OBP: 0.282, SLG: 0.284		1-2 3-H 1B			2B 1B	F9 2-3		5-3		4	1	2	1	0	0	2

	AB	37
	R	5
	H	13
	RBI	5
	BB	2
	SO	3
	LOB	18

livebaseballscorecards.com

Inning Stats	1	2	3	4	5	6	7	8	9
	R: 0 E: 0 K: 0 S: 3	H: 2 LOB: 0 BB: 0 P: 3	R: 2 E: 0 K: 0 S: 6	H: 3 LOB: 2 BB: 1 P: 10	R: 0 E: 0 K: 1 S: 5	H: 0 LOB: 0 BB: 0 P: 5	R: 0 E: 0 K: 0 S: 4	H: 1 LOB: 1 BB: 0 P: 4	R: 2 E: 0 K: 0 S: 6	H: 3 LOB: 1 BB: 0 P: 6	R: 0 E: 0 K: 0 S: 5	H: 2 LOB: 2 BB: 0 P: 5	R: 1 E: 0 K: 0 S: 4	H: 1 LOB: 1 BB: 1 P: 8	R: 0 E: 0 K: 1 S: 5	H: 0 LOB: 0 BB: 0 P: 5	R: 0 E: 0 K: 1 S: 6	H: 1 LOB: 1 BB: 0 P: 6

	1B: 11	SF: 1
	2B: 2	SAC: 0
	3B: 0	DP: 0
	HR: 0	HBP: 0

	WP: 0	PA: 40
	PB: 0	
	SB: 0	
	CS: 1	

PITCHER		IP	WLS	BF	H	R	ER	SO	BB	IBB	HBP	BLK	WP	HR	S	P	ERA	WHIP
Luis Tiant, R ERA: 3.19	(1, 1)	5.0	W	23	9	4	4	1	1	0	0	0	0	0	24	28	7.20	2.000
Bill Lee, L ERA: 6.5	(6, 1)	4.0	S	17	4	1	1	2	1	0	0	0	0	0	20	24	2.25	1.250
Bill Lee, L ERA: 6.5	(8, 1)	4.0	S	17	4	1	1	2	1	0	0	0	0	0	20	24	2.25	1.250

PITCHER	IP	WLS	BF	H	R	ER	SO	BB	IBB	HBP	BLK	WP	HR	S	P	ERA	WHIP

Batter	1	2	3	4	5	6	7	8	9	AB	R	H	RBI	BB	SO	LOB
Rick Burleson, R (1, 6) OBP: 0.339, SLG: 0.337	0-0 1B 1B 1B	0-0 CS 1B		0-0 1-2 1B		0-0 E5 1-2 2-3			0-0 ② F3	5	1	3	0	0	0	2
Doug Griffin, R (1, 4) OBP: 0.244, SLG: 0.202	0-0 BB 1B 1-2 1B	0-0 ③ CS 1-2	0-0 ① 5-3	0-3 ③ K		0-0 ③ L8			0-0 1B	4	0	1	0	0	1	5
Denny Doyle, L (9, PH) OBP: 0.289, SLG: 0.297 (9, 4)										1	0	1	0	0	0	0
Fred Lynn, L (1, 8) OBP: 0.359, SLG: 0.450	0-0 BB 1-2 2-H 1B		0-3 ② K		0-0 ① 5-3		0-3 ① K		0-0 ③ 1-6-3	5	0	1	1	0	2	1
Carl Yastrzemski, L (1, 3) OBP: 0.340, SLG: 0.421	4-0 1-2 2-3 BB		0-0 1B 1B		0-0 ② 6-3		0-0 ② 4-3			3	0	1	0	1	0	0
Jim Rice, R (1, 7) OBP: 0.306, SLG: 0.452	0-3 ① K		0-0 1-2 1B		0-0 ③ 5-3		0-3 ③ K			4	0	1	0	0	2	3
Carlton Fisk, R (1, 2) OBP: 0.329, SLG: 0.375	0-3 ② K		0-0 ③ F2			0-3 ① K		0-0 ① F7		4	0	0	0	0	2	5
Dwight Evans, R (1, 9) OBP: 0.328, SLG: 0.421	0-3 ③ K			0-0 ① 5-3		0-0 E 2B		0-3 ② K		4	0	1	0	0	2	3
Rico Petrocelli, R (1, 10) OBP: 0.301, SLG: 0.281		0-0 ① F3		0-3 ② K		4-0 E BB		0-0 ③ L8		2	0	0	0	1	1	0
Cecil Cooper, L (8, PH) OBP: 0.294, SLG: 0.470										1	0	0	0	0	0	0
Butch Hobson, R (1, 5) OBP: 0.239, SLG: 0.314		0-0 ② 6-3		0-0 1B 1B		0-3 ② K			0-0 ① P4	4	0	1	0	0	1	2
Inning Stats	R: 1 H: 3 E: 0 LOB: 3 K: 3 BB: 1 S: 12 P: 16	R: 0 H: 1 E: 0 LOB: 0 K: 0 BB: 0 S: 3 P: 3	R: 0 H: 2 E: 0 LOB: 2 K: 1 BB: 0 S: 7 P: 7	R: 0 H: 2 E: 0 LOB: 2 K: 2 BB: 0 S: 9 P: 9	R: 0 H: 0 E: 0 LOB: 0 K: 0 BB: 0 S: 3 P: 3	R: 0 H: 1 E: 1 LOB: 3 K: 2 BB: 1 S: 9 P: 13	R: 0 H: 0 E: 0 LOB: 0 K: 2 BB: 0 S: 7 P: 7	R: 0 H: 0 E: 0 LOB: 0 K: 1 BB: 0 S: 5 P: 5	R: 0 H: 1 E: 0 LOB: 1 K: 0 BB: 0 S: 4 P: 4	1B: 9 SF: 0 2B: 1 SAC: 0 3B: 0 DP: 0 HR: 0 HBP: 0						

TOP

Boston Red Sox @ Chicago White Sox

Comiskey Park, Chicago, IL

Tue Aug 17 1976, 8:05 PM EDT

Unknown

livebaseballscorecards.com

AB	37
R	1
H	10
RBI	1
BB	2
SO	11
LOB	21

PITCHER		IP	WLS	BF	H	R	ER	SO	BB	IBB	HBP	BLK	WP	HR	S	P	ERA	WHIP
Ken Kravec, L ERA: 1.29	(1, 1)	7.0		32	9	1	1	10	2	0	0	0	0	0	50	58	1.29	1.571
Clay Carroll, R ERA: 2.19	(8, 1)	2.0	W	7	1	0	0	1	0	0	0	0	0	0	9	9	0.00	0.500

PITCHER	IP	WLS	BF	H	R	ER	SO	BB	IBB	HBP	BLK	WP	HR	S	P	ERA	WHIP

WP: 0	PA: 40																
PB: 0																	
SB: 0																	
CS: 1																	

Boston Red Sox @ Chicago White Sox

Comiskey Park, Chicago, IL

Tue Aug 17 1976, 8:05 PM EDT

Unknown

BOTTOM

Batter	1	2	3	4	5	6	7	8	9	AB	R	H	RBI	BB	SO	LOB
Jorge Orta, L (1, 10) OBP: 0.314, SLG: 0.420	K		4-3 1-2		K		6-3		4-3	5	0	0	0	0	2	3
Pat Kelly, L (1, 7) OBP: 0.349, SLG: 0.381	S 1B		6-3 2-3		2-H 1B		BB IBB		1B 2B	4	1	3	1	1	0	1
Bill Stein, R (1, 5) OBP: 0.315, SLG: 0.381	K 1-2		K		P9		1-2 2-3 BB		2-H 1B	4	0	1	1	1	2	3
Jim Spencer, L (1, 3) OBP: 0.323, SLG: 0.353	K			FC5-4 1B		L9	L3			4	0	1	0	0	1	4
Brian Downing, R (1, 2) OBP: 0.332, SLG: 0.333 Ralph Garr, L (8, PR) OBP: 0.335, SLG: 0.423 Jim Essian, R (9, 2) OBP: 0.298, SLG: 0.245		6-3		FC5-4 CS 1-2f		4-3		SH3-4 1B		4 0 0	0 0 0	1 0 0	0 0 0	0 0 0	0 0 0	1 0 0
Jerry Hairston, S (1, 9) OBP: 0.435, SLG: 0.393		F9		BB 1-2		BB		SH3-4 1-2		1	0	0	0	2	0	0
Bucky Dent, R (1, 6) OBP: 0.296, SLG: 0.299		BB		5-3		F8		K		3	0	0	0	1	1	4
Jack Brohamer, L (1, 4) OBP: 0.324, SLG: 0.384		G3			1B 2B		BB SH3-4 1B		IBB	3	1	2	0	1	0	1
Chet Lemon, R (1, 8) OBP: 0.282, SLG: 0.285			6-3 4-3 1B		6-3		SH3-4 1-2		1-3	3	0	1	0	0	0	3

	AB	31
	R	2
	H	9
	RBI	2
	BB	6
	SO	6
	LOB	20

livebaseballscorecards.com

Inning Stats	1	2	3	4	5	6	7	8	9
	R: 0 E: 0 K: 3 S: 10	H: 1 LOB: 1 BB: 0 P: 10	R: 0 E: 0 K: 0 S: 3	H: 0 LOB: 1 BB: 1 P: 7	R: 0 E: 0 K: 1 S: 6	H: 1 LOB: 1 BB: 0 P: 6	R: 0 E: 0 K: 0 S: 3	H: 1 LOB: 1 BB: 1 P: 7	R: 1 E: 0 K: 1 S: 7	H: 2 LOB: 1 BB: 0 P: 7	R: 0 E: 0 K: 0 S: 3	H: 0 LOB: 1 BB: 1 P: 7	R: 0 E: 0 K: 0 S: 4	H: 1 LOB: 3 BB: 2 P: 12	R: 0 E: 0 K: 1 S: 6	H: 1 LOB: 2 BB: 1 P: 10	R: 1 E: 0 K: 0 S: 3	H: 2 LOB: 1 BB: 0 P: 3

	1B: 7	SF: 0	WP: 0	PA: 39
	2B: 2	SAC: 2	PB: 0	
	3B: 0	DP: 0	SB: 1	
	HR: 0	HBP: 0	CS: 1	

PITCHER		IP	WLS	BF	H	R	ER	SO	BB	IBB	HBP	BLK	WP	HR	S	P	ERA	WHIP
Reggie Cleveland, R ERA: 3.45	(1, 1)	7.0		31	6	1	1	5	4	1	0	0	0	0	36	56	1.29	1.429
Tom Murphy, R ERA: 4.3	(8, 1)	1.1	L	8	3	1	1	1	0	1	0	0	0	0	9	13	6.75	2.250

PITCHER	IP	WLS	BF	H	R	ER	SO	BB	IBB	HBP	BLK	WP	HR	S	P	ERA	WHIP

Batter	1	2	3	4	5	6	7	8	9	AB	R	H	RBI	BB	SO	LOB
Rick Burleson, R (1, 6) OBP: 0.344, SLG: 0.343	4-3 S 1B	1B		2B 1-2 2-3 7-6-2 1B	4-3 BB 1-3 3-H 1B		K			5	1	4	1	0	1	0
Denny Doyle, L (1, 4) OBP: 0.291, SLG: 0.300	K 1-2	4-3		1-3 2-H 3-H 2B	4-3 1-2 BB		4-3			4	0	1	2	1	1	2
Fred Lynn, L (1, 8) OBP: 0.355, SLG: 0.444	4-3 2-3		F8	7-6-2 3-Hf	4-3 1-2 2-3 3-H			K		5	0	0	1	0	1	5
Carl Yastrzemski, L (1, 3) OBP: 0.344, SLG: 0.421 Rico Petrocelli, R (7, 3) OBP: 0.300, SLG: 0.280	3-H 1B		BB	SH1-3 1B 2B BB L8				F8		2 1	1 0	1 0	1 0	2 0	0 0	2 0
Jim Rice, R (1, 7) OBP: 0.305, SLG: 0.449		P8	K	1-2 SH1-3 2B 1B	E5			4-3		5	1	1	0	0	1	1
Cecil Cooper, L (1, 10) OBP: 0.294, SLG: 0.467		1B HR 1B	4-3	1-2 2-3 SH1-3	K				6-3	4	1	1	0	0	1	2
Dwight Evans, R (1, 9) OBP: 0.329, SLG: 0.419		1-2 HR 1B		5-3	2B 1B HBP	F8			P9	4	2	1	0	0	0	1
Bob Montgomery, R (1, 2) OBP: 0.281, SLG: 0.376		1-H 2-H HR		1B 1B 2B BB	1B 1B 1-3 2-H 3-H 2B	5-3			1-3	4	3	2	5	1	0	1
Butch Hobson, R (1, 5) OBP: 0.248, SLG: 0.321		K		1B 1-2 2B 1B	1B 2-3 3-H 4-3 1B		K			4	2	2	1	0	2	0

TOP

Boston Red Sox @ Chicago White Sox

Comiskey Park, Chicago, IL

Tue Aug 17 1976, 8:05 PM EDT

Att. 18,416 - Unknown

livebaseballscorecards.com

AB	38
R	11
H	13
RBI	11
BB	4
SO	7
LOB	14

Inning Stats	1	2	3	4	5	6	7	8	9	1B: 10	SF: 0	WP: 0	PA: 44
R	1	3	0	2	5	0	0	0	0	2B: 3	SAC: 1	PB: 0	
E	0	0	0	0	0	1	0	0	0	3B: 0	DP: 1	SB: 1	
K	1	1	1	0	0	1	2	1	0	HR: 1	HBP: 1	CS: 0	
S	6	9	5	5	7	6	7	5	3				
H	2	4	0	3	4	0	0	0	0				
LOB		1	1	1	2	1	0	0	0				
BB	0	0	1	1	2	0	0	0	0				
P	6	9	9	9	16	6	7	5	3				

PITCHER		IP	WLS	BF	H	R	ER	SO	BB	IBB	HBP	BLK	WP	HR	S	P	ERA	WHIP
Blue Moon Odom, R ERA: 5.79	(1, 1)	3.1	L	20	9	6	6	3	2	0	0	0	0	1	24	32	16.20	3.300
Jesse Jefferson, R ERA: 7.71	(4, 1)	0.2		3	1	2	2	0	1	0	0	0	0	0	2	6	27.00	3.000
Dave Hamilton, L ERA: 3.55	(5, 1)	3.0		15	3	3	3	3	1	0	1	0	0	0	19	24	9.00	1.333
Terry Forster, L ERA: 4.47	(8, 1)	2.0		6	0	0	0	1	0	0	0	0	0	0	8	8	0.00	0.000

PITCHER		IP	WLS	BF	H	R	ER	SO	BB	IBB	HBP	BLK	WP	HR	S	P	ERA	WHIP

Batter	1	2	3	4	5	6	7	8	9	AB	R	H	RBI	BB	SO	LOB
Jerry Hairston, S (1, 9) OBP: 0.427, SLG: 0.367	F9		BB	P3	F5			BB	K	4	2	0	0	2	1	4
Jorge Orta, L (1, 7) OBP: 0.316, SLG: 0.419	BB		F9	SF8 1B 1-2		6-3		2B 1-2	1-3	4	1	1	0	2	0	2
Bill Stein, R (1, 5) OBP: 0.316, SLG: 0.379	 1-2		P6	 1-2 2-3		6-3		K		4	0	1	0	1	1	3
Lamar Johnson, R (1, 10) OBP: 0.368, SLG: 0.443	P3		1B 1-3	SF8 2-3 3-H		6-3		1B 1-3 2-H		4	2	2	2	0	0	2
Jim Spencer, L (1, 3) OBP: 0.326, SLG: 0.357	F7		1B 1B 2-H 3-H	L6			4-3	 2-H 3-H		5	0	3	4	0	0	4
Bucky Dent, R (1, 6) OBP: 0.298, SLG: 0.301 Alan Bannister, R (8, 6) OBP: 0.250, SLG: 0.260		F3	1B 1-2		1B		F8	6-3		4 1	0 0	2 0	0 0	0 0	0 0	1 1
Chet Lemon, R (1, 8) OBP: 0.284, SLG: 0.290		4-3	 1-2 2-3		L6		4-3 1-2		2B	5	1	2	0	0	0	2
Jack Brohamer, L (1, 4) OBP: 0.325, SLG: 0.382		FC6-4 BB	K		1-2		F7		F9	4	0	1	0	1	1	5
Jim Essian, R (1, 2) OBP: 0.301, SLG: 0.252		FC6-4 1-2f		1B BB SF8 BB	P6			5-3	2-H 2B	4	1	1	1	1	0	3
Inning Stats	R: 0 E: 0 K: 0 S: 3 H: 0 LOB: 2 BB: 2 P: 11	R: 0 E: 0 K: 0 S: 3 H: 0 LOB: 1 BB: 1 P: 7	R: 2 E: 0 K: 1 S: 9 H: 4 LOB: 3 BB: 1 P: 13	R: 1 E: 0 K: 0 S: 4 H: 1 LOB: 2 BB: 2 P: 12	R: 0 E: 0 K: 0 S: 5 H: 2 LOB: 2 BB: 0 P: 5	R: 0 E: 0 K: 0 S: 3 H: 0 LOB: 0 BB: 0 P: 3	R: 0 E: 0 K: 0 S: 4 H: 1 LOB: 1 BB: 0 P: 4	R: 3 E: 0 K: 1 S: 8 H: 3 LOB: 1 BB: 1 P: 12	R: 1 E: 0 K: 1 S: 7 H: 2 LOB: 1 BB: 0 P: 7	1B: 9 2B: 4 3B: 0 HR: 0 SF: 1 SAC: 0 DP: 0 HBP: 0						

PITCHER		IP	WLS	BF	H	R	ER	SO	BB	IBB	HBP	BLK	WP	HR	S	P	ERA	WHIP
Rick Kreuger, L ERA: 8.1	(1, 1)	3.1		21	5	3	3	1	6	0	0	0	0	0	17	41	8.10	3.300
Dick Pole, R ERA: 4.5	(4, 1)	4.2	W	21	6	3	3	1	1	0	0	0	0	0	22	26	5.79	1.500
Jim Willoughby, R ERA: 3.31	(9, 1)	1.0		5	2	1	1	1	0	0	0	0	0	0	7	7	9.00	2.000

PITCHER	IP	WLS	BF	H	R	ER	SO	BB	IBB	HBP	BLK	WP	HR	S	P	ERA	WHIP

BOTTOM

Boston Red Sox @ Chicago White Sox

Comiskey Park, Chicago, IL

Tue Aug 17 1976, 8:05 PM EDT

Att. 18,416 - Unknown

livebaseballscorecards.com

AB	39
R	7
H	13
RBI	7
BB	7
SO	3
LOB	27

Batter	1	2	3	4	5	6	7	8	9	AB	R	H	RBI	BB	SO	LOB
Rick Burleson, R (1, 6) OBP: 0.343, SLG: 0.346	SF7 3B	5-3			1-3		FC6-4 1B 1-2f		G4-6-3 1-2f	5	1	1	0	0	0	3
Denny Doyle, L (1, 4) OBP: 0.292, SLG: 0.302	SF7 3-H		4-3 1B		BB S 1B		P4		3-1	4	0	2	1	0	0	1
Cecil Cooper, L (1, 10) OBP: 0.299, SLG: 0.469	E1 1B		K		4-0 BB 1-2 BB		0-0 1-3 1B			3	0	2	0	1	1	1
Carl Yastrzemski, L (1, 3) OBP: 0.345, SLG: 0.419	4-3		4-3 1-2		4-0 1-2 2-3 BB		IBB			2	0	0	0	2	0	2
Jim Rice, R (1, 7) OBP: 0.302, SLG: 0.445	6-3		K		K		P6			4	0	0	0	0	2	8
Carlton Fisk, R (1, 2) OBP: 0.328, SLG: 0.376		1B G6-4-3 2B		P4		K		P3		4	1	1	0	0	1	0
Rick Miller, L (1, 8) OBP: 0.335, SLG: 0.331		G6-4-3 BB 2-3 1B		L8		P6		F7		4	0	1	0	0	0	0
Dwight Evans, R (1, 9) OBP: 0.329, SLG: 0.416		G6-4-3 1-2 BB		1-3		6-3		P9		3	0	0	0	1	0	0
Butch Hobson, R (1, 5) OBP: 0.256, SLG: 0.327		G6-4-3 1-2f 2-3 3-H			F9		FC6-4 1B		G4-6-3 1B	4	0	2	0	0	0	2
Inning Stats	R: 1 E: 1 K: 0 S: 5 H: 2 LOB: 1 BB: 0 P: 5	R: 1 E: 0 K: 0 S: 4 H: 2 LOB: 1 BB: 1 P: 8	R: 0 E: 0 K: 2 S: 8 H: 1 LOB: 1 BB: 0 P: 8	R: 0 E: 0 K: 0 S: 3 H: 0 LOB: 0 BB: 0 P: 3	R: 0 E: 0 K: 1 S: 6 H: 1 LOB: 3 BB: 2 P: 14	R: 0 E: 0 K: 1 S: 5 H: 0 LOB: 0 BB: 0 P: 5	R: 0 E: 0 K: 0 S: 5 H: 2 LOB: 3 BB: 1 P: 9	R: 0 E: 0 K: 0 S: 3 H: 0 LOB: 0 BB: 0 P: 3	R: 0 E: 0 K: 0 S: 3 H: 1 LOB: 0 BB: 0 P: 3	1B: 7 2B: 1 3B: 1 HR: 0 SF: 1 SAC: 0 DP: 2 HBP: 0						

TOP

Boston Red Sox @ Chicago White Sox

Comiskey Park, Chicago, IL

Wed Aug 18 1976, 8:05 PM EDT

Att. 10,136 - Unknown

livebaseballscorecards.com

AB	33
R	2
H	9
RBI	1
BB	4
SO	4
LOB	17

PITCHER	IP	WLS	BF	H	R	ER	SO	BB	IBB	HBP	BLK	WP	HR	S	P	ERA	WHIP
Rich Gossage, R (1, 1) ERA: 3.23	9.0	W	38	9	2	2	4	3	1	0	0	0	0	42	58	2.00	1.333

PITCHER	IP	WLS	BF	H	R	ER	SO	BB	IBB	HBP	BLK	WP	HR	S	P	ERA	WHIP

Batter	1	2	3	4	5	6	7	8	9	AB	R	H	RBI	BB	SO	LOB
Jorge Orta, L (1, 10) OBP: 0.316, SLG: 0.418	3-1		K			G3		1-3 1B		4	0	1	0	0	1	0
Pat Kelly, L (1, 7) OBP: 0.348, SLG: 0.380	G3			F8		F9 CS 1B		SF8 3-H		3	0	1	1	0	0	0
Alan Bannister, R (9, 7) OBP: 0.250, SLG: 0.260										0	0	0	0	0	0	0
Bill Stein, R (1, 5) OBP: 0.315, SLG: 0.377	L6			4-3		1-2 1B		F2		4	0	1	0	0	0	1
Jim Spencer, L (1, 3) OBP: 0.326, SLG: 0.364		HR		F5		F9 2-3				3	1	1	1	0	0	2
Brian Downing, R (1, 2) OBP: 0.336, SLG: 0.337		G6-4-3 1B			L5	CS 3-H	CS 1B			3	0	2	0	0	0	0
Jerry Hairston, S (1, 9) OBP: 0.423, SLG: 0.365		F9			HR 1B		K			3	1	1	0	0	1	2
Bucky Dent, R (1, 6) OBP: 0.298, SLG: 0.308		G6-4-3 1-2f			HR 1-H		P6 1-2			3	1	1	2	0	0	2
Jack Brohamer, L (1, 4) OBP: 0.321, SLG: 0.378			5-3		F9			K		3	0	0	0	0	1	0
Chet Lemon, R (1, 8) OBP: 0.284, SLG: 0.288			P3		6-3			1B SF8 BB		2	1	0	0	1	0	0
Inning Stats	R: 0 H: 0 E: 0 LOB: 0 K: 0 BB: 0 S: 3 P: 3	R: 1 H: 2 E: 0 LOB: 0 K: 0 BB: 0 S: 4 P: 4	R: 0 H: 0 E: 0 LOB: 0 K: 1 BB: 0 S: 5 P: 5	R: 0 H: 0 E: 0 LOB: 0 K: 0 BB: 0 S: 3 P: 3	R: 2 H: 2 E: 0 LOB: 0 K: 0 BB: 0 S: 5 P: 5	R: 0 H: 2 E: 0 LOB: 1 K: 0 BB: 0 S: 4 P: 4	R: 0 H: 1 E: 0 LOB: 0 K: 1 BB: 0 S: 5 P: 5	R: 1 H: 1 E: 0 LOB: 1 K: 1 BB: 1 S: 6 P: 10		1B: 6 SF: 1 2B: 0 SAC: 0 3B: 0 DP: 1 HR: 2 HBP: 0						

PITCHER	IP	WLS	BF	H	R	ER	SO	BB	IBB	HBP	BLK	WP	HR	S	P	ERA	WHIP
Fergie Jenkins, R (1, 1) ERA: 3.41	8.0	L	30	8	4	4	3	1	0	0	0	0	2	35	39	4.50	1.125

PITCHER	IP	WLS	BF	H	R	ER	SO	BB	IBB	HBP	BLK	WP	HR	S	P	ERA	WHIP

BOTTOM

Boston Red Sox @ Chicago White Sox

Comiskey Park, Chicago, IL

Wed Aug 18 1976, 8:05 PM EDT

Att. 10,136 - Unknown

livebaseballscorecards.com

AB	28
R	4
H	8
RBI	4
BB	1
SO	3
LOB	7

WP: 0 PA: 31
PB: 0
SB: 0
CS: 2

Batter	1	2	3	4	5	6	7	8	9	AB	R	H	RBI	BB	SO	LOB
Rick Burleson, R (1, 6) OBP: 0.343, SLG: 0.348	5-3		4-3 3-H		BB 1B BB		2B		6-3 3-H	4	0	1	2	1	0	0
Doug Griffin, R (1, 4) OBP: 0.242, SLG: 0.202	6-3		F9		1-2 BB 1B		K		5-3	5	0	1	0	0	1	1
Fred Lynn, L (1, 8) OBP: 0.361, SLG: 0.450	1B		2B		1-2 2-3 BB		BB			2	0	2	0	2	0	0
Carl Yastrzemski, L (1, 3) OBP: 0.342, SLG: 0.415	F8		L8		4-3		F9			4	0	0	0	0	0	7
Jim Rice, R (1, 7) OBP: 0.302, SLG: 0.443		K		K		1-3 1B		F8		4	0	1	0	0	2	0
Carlton Fisk, R (1, 2) OBP: 0.325, SLG: 0.372		F8		K		K		P4		4	0	0	0	0	2	1
Dwight Evans, R (1, 9) OBP: 0.328, SLG: 0.414		1B		F9		1-2 1-3		5-3		4	0	1	0	0	0	1
Rico Petrocelli, R (1, 10) OBP: 0.299, SLG: 0.284		K			G3	F3			F8 6-3 2B	4	1	1	0	0	1	2
Butch Hobson, R (1, 5) OBP: 0.256, SLG: 0.342			4-3 3B		K		F8		F8 2-3	4	1	1	0	0	1	1
Inning Stats	R: 0 E: 0 K: 0 S: 4 H: 1 LOB: 1 BB: 0 P: 4	R: 0 E: 0 K: 2 S: 8 H: 1 LOB: 1 BB: 0 P: 8	R: 1 E: 0 K: 0 S: 5 H: 2 LOB: 1 BB: 0 P: 5	R: 0 E: 0 K: 2 S: 7 H: 0 LOB: 0 BB: 0 P: 7	R: 0 E: 0 K: 1 S: 6 H: 1 LOB: 3 BB: 2 P: 14	R: 0 E: 0 K: 1 S: 6 H: 1 LOB: 1 BB: 0 P: 6	R: 0 E: 0 K: 1 S: 6 H: 1 LOB: 2 BB: 1 P: 10	R: 0 E: 0 K: 0 S: 3 H: 0 LOB: 0 BB: 0 P: 3	R: 1 E: 0 K: 0 S: 4 H: 1 LOB: 0 BB: 0 P: 4	1B: 4 2B: 3 3B: 1 HR: 0 SF: 0 SAC: 0 DP: 0 HBP: 0						

TOP

Boston Red Sox @ Chicago White Sox

Comiskey Park, Chicago, IL

Thu Aug 19 1976, 8:05 PM EDT

Att. 10,636 - Unknown

livebaseballscorecards.com

AB	35
R	2
H	8
RBI	2
BB	3
SO	7
LOB	13

PITCHER	IP	WLS	BF	H	R	ER	SO	BB	IBB	HBP	BLK	WP	HR	S	P	ERA	WHIP
Ken Brett, L (1, 1) ERA: 3.42	9.0	W	38	8	2	2	7	3	0	0	0	0	0	49	61	2.00	1.222

PITCHER	IP	WLS	BF	H	R	ER	SO	BB	IBB	HBP	BLK	WP	HR	S	P	ERA	WHIP

WP: 0 PB: 0 SB: 0 CS: 0 PA: 38

Batter	1	2	3	4	5	6	7	8	9	AB	R	H	RBI	BB	SO	LOB
Jorge Orta, L (1, 10) OBP: 0.317, SLG: 0.418	0-0 S 2B 1B	0-0 4-3			0-0 4-3		0-0 4-3 2-H 1B			4	1	2	1	0	0	1
Pat Kelly, L (1, 7) OBP: 0.347, SLG: 0.382	0-3 K 1-2		0-0 G3		0-0 6-3 2B		0-0 4-3 1-2			4	0	1	0	0	1	2
Alan Bannister, R (8, 7) OBP: 0.250, SLG: 0.260										0	0	0	0	0	0	0
Bill Stein, R (1, 5) OBP: 0.314, SLG: 0.379	0-0 2-H 2B		0-3 K		0-0 6-3 2-3		0-3 K			4	0	1	1	0	2	2
Jim Spencer, L (1, 3) OBP: 0.325, SLG: 0.361	0-0 L7		0-0 P6		0-3 K		4-0 IBB			3	0	0	0	1	1	2
Brian Downing, R (1, 2) OBP: 0.338, SLG: 0.337	0-3 K			4-0 SH1-4 SF9 1B BB		0-0 4-3 FC5-2 S 1B	0-3 K			3	1	1	0	1	2	3
Jerry Hairston, S (1, 9) OBP: 0.427, SLG: 0.364		4-0 SH1-4 1B BB		0-0 SF9 SH1-4 1-2 1B		0-0 4-3 1-3		0-0 G3		3	1	1	0	1	0	1
Bucky Dent, R (1, 6) OBP: 0.297, SLG: 0.307		0-0 SH1-4 1-2		0-0 SH1-4 1-2 2-3		0-0 FC5-2 3-H		0-0 6-3		2	0	0	0	0	0	1
Jack Brohamer, L (1, 4) OBP: 0.320, SLG: 0.377		0-0 2-H 1B		0-0 SF9 2-3 3-H		0-0 F8		0-0 F8		3	0	1	2	0	0	1
Chet Lemon, R (1, 8) OBP: 0.285, SLG: 0.291		0-3 K		0-0 4-3			0-0 1B 2B			3	1	1	0	0	1	2
Inning Stats	R: 1 E: 0 K: 2 S: 9 H: 2 LOB: 1 BB: 0 P: 9	R: 1 E: 0 K: 1 S: 6 H: 1 LOB: 1 BB: 1 P: 10	R: 0 E: 0 K: 1 S: 5 H: 0 LOB: 0 BB: 0 P: 5	R: 1 E: 0 K: 0 S: 4 H: 1 LOB: 1 BB: 1 P: 8	R: 0 E: 0 K: 1 S: 6 H: 1 LOB: 1 BB: 0 P: 6	R: 0 E: 0 K: 0 S: 4 H: 1 LOB: 1 BB: 0 P: 4	R: 1 E: 0 K: 2 S: 9 H: 2 LOB: 2 BB: 1 P: 13	R: 0 E: 0 K: 0 S: 3 H: 0 LOB: 0 BB: 0 P: 3		1B: 5 2B: 3 3B: 0 HR: 0	SF: 1 SAC: 2 DP: 0 HBP: 0					

PITCHER	IP	WLS	BF	H	R	ER	SO	BB	IBB	HBP	BLK	WP	HR	S	P	ERA	WHIP
Rick Wise, R (1, 1) ERA: 3.88	6.0	L	28	8	4	4	5	2	0	0	0	0	0	36	44	6.00	1.667
Jim Willoughby, R (7, 1) ERA: 3.21	2.0		7	0	0	0	2	0	1	0	0	0	0	10	14	0.00	0.000

PITCHER	IP	WLS	BF	H	R	ER	SO	BB	IBB	HBP	BLK	WP	HR	S	P	ERA	WHIP

BOTTOM

Boston Red Sox @ Chicago White Sox

Comiskey Park, Chicago, IL

Thu Aug 19 1976, 8:05 PM EDT

Att. 10,636 - Unknown

livebaseballscorecards.com

AB	29
R	4
H	8
RBI	4
BB	3
SO	7
LOB	15

Baltimore Orioles @ Chicago White Sox

Comiskey Park, Chicago, IL

Fri Aug 20 1976, 8:05 PM EDT

Att. 16,257 - Unknown

TOP

livebaseballscorecards.com

Batter	1	2	3	4	5	6	7	8	9	AB	R	H	RBI	BB	SO	LOB
Mark Belanger, R (1, 6) OBP: 0.336, SLG: 0.328	S 1B	1-3		F4		K		F9		5	0	1	0	0	1	5
Bobby Grich, R (1, 4) OBP: 0.386, SLG: 0.426	K 1-2		L8	1-2 2-H 3-H 1B			G1-4-3 BB BB		L5-3 1B	4	0	2	2	1	1	1
Reggie Jackson, L (1, 9) OBP: 0.348, SLG: 0.514	F6		SF8 3B	4-3			1-2 G1-4-3 BB		F6	4	1	1	0	1	0	4
Lee May, R (1, 3) OBP: 0.294, SLG: 0.448	K		SF8 3-H		5-3		1-2f 2-3 G1-4-3		1-2 L5-3	3	0	0	1	0	1	3
Tony Muser, L (7, 3) OBP: 0.270, SLG: 0.254										1	0	0	0	0	0	1
Ken Singleton, S (1, 7) OBP: 0.351, SLG: 0.367		2B 1B	4-3		1-3		6-3			4	1	1	0	0	0	1
Paul Blair, R (7, 8) OBP: 0.256, SLG: 0.274										0	0	0	0	0	0	0
Terry Crowley, L (1, 10) OBP: 0.243, SLG: 0.212		F6		1B BB 1B 1B	HBP			F7		3	1	1	0	0	0	1
Al Bumbry, L (1, 8) OBP: 0.327, SLG: 0.390 (7, 7)		1-H 2B 2B		1-2 1B BB	4-3			S 1B 1B		3	3	2	1	1	0	1
Doug DeCinces, R (1, 5) OBP: 0.287, SLG: 0.358		S 2-H 2B		1-2 2-3 1B		F7		F8 1-2		4	0	2	1	0	0	1
Dave Duncan, R (1, 2) OBP: 0.279, SLG: 0.258		K 2-3		K		6-3		2-H 1B		4	0	1	1	0	2	4
Inning Stats	R: 0 E: 0 K: 2 S: 8 H: 1 LOB: 1 BB: 0 P: 8	R: 2 E: 0 K: 1 S: 8 H: 3 LOB: 1 BB: 0 P: 8	R: 1 E: 0 K: 0 S: 4 H: 1 LOB: 0 BB: 0 P: 4	R: 2 E: 0 K: 1 S: 8 H: 3 LOB: 2 BB: 1 P: 12	R: 0 E: 0 K: 0 S: 3 H: 0 LOB: 1 BB: 0 P: 4	R: 0 E: 0 K: 1 S: 5 H: 0 LOB: 0 BB: 0 P: 5	R: 0 E: 0 K: 0 S: 2 H: 0 LOB: 1 BB: 2 P: 10	R: 1 E: 0 K: 0 S: 5 H: 2 LOB: 1 BB: 0 P: 5	R: 0 E: 0 K: 0 S: 3 H: 1 LOB: 0 BB: 0 P: 3	1B: 8 2B: 3 3B: 1 HR: 0 SF: 1 SAC: 0 DP: 2 HBP: 1						

	AB	35
	R	6
	H	11
	RBI	6
	BB	3
	SO	5
	LOB	22

WP: 0 PB: 0 SB: 3 CS: 0 PA: 40

PITCHER		IP	WLS	BF	H	R	ER	SO	BB	IBB	HBP	BLK	WP	HR	S	P	ERA	WHIP
Francisco Barrios, R ERA: 4.66	(1, 1)	8.0	L	37	10	6	6	5	3	0	1	0	0	0	43	56	6.75	1.625
Dave Hamilton, L ERA: 3.51	(9, 1)	1.0		3	1	0	0	0	0	0	0	0	0	0	3	3	0.00	1.000

PITCHER	IP	WLS	BF	H	R	ER	SO	BB	IBB	HBP	BLK	WP	HR	S	P	ERA	WHIP

Baltimore Orioles @ Chicago White Sox

Comiskey Park, Chicago, IL

Fri Aug 20 1976, 8:05 PM EDT

Att. 16,257 - Unknown

livebaseballscorecards.com

BOTTOM

Batter	1	2	3	4	5	6	7	8	9	AB	R	H	RBI	BB	SO	LOB
Jorge Orta, L (1, 10) OBP: 0.316, SLG: 0.419	0-0 2B	0-0 SF7 3-H		0-0 FC4-6 1-2f			0-0 F7		0-0 F9	4	0	1	1	0	0	1
Pat Kelly, L (1, 7)	0-3 K	0-3 K			0-0 S SF 2B		0-0 4-3		0-0 F9	5	1	1	0	0	2	3
Bill Stein, R (1, 5) OBP: 0.313, SLG: 0.377	0-0 6-3		0-0 1-3		0-3 K 2-3		0-0 1B			4	0	1	0	0	1	2
Jim Spencer, L (1, 3) OBP: 0.322, SLG: 0.359	0-0 4-3		0-0 3-1		0-0 SF 3-H		0-0 F5			3	0	0	1	0	0	2
Brian Downing, R (1, 2) OBP: 0.335, SLG: 0.333		0-0 E5 BB 1B 1B	0-0 F8		0-0 F8			0-0 G3 1B		3	1	0	0	0	0	1
Ken Brett, L (8, PH) OBP: 0.125, SLG: 0.125										1	0	1	0	0	0	0
Alan Bannister, R (8, PR) OBP: 0.250, SLG: 0.260										0	0	0	0	0	0	0
Jim Essian, R (9, 2) OBP: 0.301, SLG: 0.252										0	0	0	0	0	0	0
Jerry Hairston, S (1, 9) OBP: 0.419, SLG: 0.371		0-0 F7		0-0 4-3 G3 2B	0-0 1-3			0-0 G3 1-2		4	1	1	0	0	0	3
Bucky Dent, R (1, 6) OBP: 0.296, SLG: 0.306		0-0 1B BB SF7 1-2 1B		0-0 4-3 2-3		0-0 4-3		0-0 6-3		4	1	1	0	0	0	3
Jack Brohamer, L (1, 4) OBP: 0.319, SLG: 0.373		B B B B 4-0 1B 1-2 2-3 BB		0-0 G3 3-H		0-0 F7		0-0 G3		3	0	0	1	1	0	2
Chet Lemon, R (1, 8) OBP: 0.287, SLG: 0.294		0-0 1-2 2-3 3-H 1B		0-0 FC4-6 1B		0-0 F9			0-0 1-3	4	0	2	1	0	0	0

Inning Stats	1	2	3	4	5	6	7	8	9
	R: 0 E: 0 K: 1 S: 6	H: 1 LOB: 1 BB: 0 P: 6	R: 2 E: 1 K: 1 S: 8	H: 2 LOB: 2 BB: 1 P: 12	R: 0 E: 0 K: 0 S: 3	H: 0 LOB: 0 BB: 0 P: 3	R: 1 E: 0 K: 0 S: 5	H: 2 LOB: 1 BB: 0 P: 5	R: 1 E: 1 K: 1 S: 7	H: 1 LOB: 1 BB: 0 P: 7	R: 0 E: 0 K: 0 S: 3	H: 0 LOB: 0 BB: 0 P: 3	R: 0 E: 0 K: 0 S: 4	H: 1 LOB: 1 BB: 0 P: 4	R: 0 E: 0 K: 0 S: 4	H: 1 LOB: 2 BB: 0 P: 4	R: 0 E: 0 K: 0 S: 3	H: 0 LOB: 0 BB: 0 P: 3

	AB	35
	R	4
	H	8
	RBI	4
	BB	1
	SO	3
	LOB	17

| | | | | | | | | | |

Batter	1	2	3	4	5	6	7	8	9	10	11	12	AB	R	H	RBI	BB	SO	LOB
Mark Belanger, R (1, 6) OBP: 0.339, SLG: 0.332	4-3	S 1B	BB 1B 1-3 1B		CS 1B	FC6-4 1-2f		F8 1-2			G5-4-3 1B		7	0	4	0	0	0	3
Bobby Grich, R (1, 4) OBP: 0.388, SLG: 0.426	2B 1B 1B	K 1-2	BB 1-2 1B 3-H		4-0 BB 1-2		S SH5-3 1B BB		L5		K		5	2	2	1	2	2	2
Reggie Jackson, L (1, 9) OBP: 0.349, SLG: 0.518 Paul Blair, R (2, PH) OBP: 0.258, SLG: 0.277 (2, 8)	1B 1-3 2B	5-3	4-0 1-2 2-3 BB		F3		SH5-3 1-2		F9 2B		G5-4-3 1-2f		1 4	1 0	1 1	0 0	0 1	0 0	0 3
Lee May, R (1, 3) OBP: 0.297, SLG: 0.447 Tony Muser, L (9, PR) OBP: 0.273, SLG: 0.257 (9, 3) (12, 7)	1B 1B 2-H 3-H 1B	K	F3			6-3	G3 2-H 1B		4-0 IBB			SH2-4 1B	5 1	1 0	2 1	3 0	1 0	1 0	4 0
Ken Singleton, S (1, 7) OBP: 0.351, SLG: 0.369 (2, 9)	FC4-6 1B 1-3 1B		6-3	K		F7 IHR 2B	G3 1-2		F9 2-3			SH2-4 1-2	6	1	2	0	0	1	3
Terry Crowley, L (1, 10) OBP: 0.263, SLG: 0.235 Tommy Harper, R (3, PH) OBP: 0.288, SLG: 0.263	FC4-6 1-2 3-H 1B		F3	F2		F7 2-3	5-3		1-3			K	1 6	0 0	1 0	1 0	0 0	0 1	0 5
Al Bumbry, L (1, 8) OBP: 0.332, SLG: 0.412 (2, 7) Brooks Robinson, R (12, PH) OBP: 0.225, SLG: 0.308 (12, 5)	FC4-6 FC5 HBP 1-2f 2-3		4-0 HR S BB	2B		IHR 3-H		1B 3B		G3		4-3	5 1	3 0	3 0	2 0	1 0	0 0	2 1
Doug DeCinces, R (1, 5) OBP: 0.290, SLG: 0.369 (12, 3)	1-0 1-2 HBP		0-0 1-H HR	F7		1B 1B		6-3		6-3			5	1	2	2	0	0	2
Rick Dempsey, R (1, 2) OBP: 0.258, SLG: 0.186	FC5 2-3f		1B 1B 1B		K	FC6-4 1-3 1B		CS 3-H 1B		F7			6	1	3	1	0	1	3
Inning Stats	R: 3 E: 0 K: 0 S: 8 H: 5 LOB: 3 BB: 0 P: 9	R: 0 E: 0 K: 2 S: 8 H: 1 LOB: 1 BB: 0 P: 8	R: 3 E: 0 K: 0 S: 7 H: 4 LOB: 3 BB: 2 P: 15	R: 0 E: 0 K: 1 S: 6 H: 1 LOB: 1 BB: 0 P: 6	R: 0 E: 0 K: 1 S: 5 H: 1 LOB: 1 BB: 1 P: 9	R: 2 E: 0 K: 0 S: 7 H: 4 LOB: 2 BB: 0 P: 7	R: 1 E: 0 K: 0 S: 4 H: 1 LOB: 1 BB: 1 P: 8	R: 1 E: 0 K: 0 S: 4 H: 2 LOB: 0 BB: 0 P: 4	R: 0 E: 0 K: 0 S: 4 H: 1 LOB: 2 BB: 1 P: 8	R: 0 E: 0 K: 0 S: 3 H: 0 LOB: 0 BB: 0 P: 3	R: 0 E: 0 K: 1 S: 5 H: 1 LOB: 0 BB: 0 P: 5	R: 0 E: 0 K: 1 S: 6 H: 1 LOB: 1 BB: 0 P: 6	1B: 15 2B: 4 3B: 1 HR: 2	SF: 0 SAC: 2 DP: 1 HBP: 1	WP: 0 PB: 0 SB: 3 CS: 2	PA: 61		

PITCHER		IP	WLS	BF	H	R	ER	SO	BB	IBB	HBP	BLK	WP	HR	S	P	ERA	WHIP
Bart Johnson, R ERA: 4.66	(1, 1)	1.0		10	6	3	3	0	0	0	1	0	0	0	9	10	27.00	6.000
Terry Forster, L ERA: 4.67	(2, 1)	1.2		10	4	3	3	2	1	0	0	0	0	1	13	17	16.20	3.000
Jesse Jefferson, R ERA: 7.58	(3, 1)	3.1		17	6	2	2	2	2	0	0	0	0	0	19	27	5.40	2.400
Clay Carroll, R ERA: 2.38	(7, 1)	2.0		9	3	2	2	0	1	0	0	0	0	0	8	12	9.00	2.000
Dave Hamilton, L ERA: 3.33	(9, 1)	4.0	W	15	3	0	0	2	0	1	0	0	0	0	18	22	0.00	0.750

PITCHER	IP	WLS	BF	H	R	ER	SO	BB	IBB	HBP	BLK	WP	HR	S	P	ERA	WHIP

TOP

Baltimore Orioles @ Chicago White Sox

Comiskey Park, Chicago, IL

Sat Aug 21 1976, 4:33 AM EDT

Att. 32,607 - Unknown

livebaseballscorecards.com

AB	53
R	10
H	22
RBI	10
BB	5
SO	6
LOB	28

Batter	1	2	3	4	5	6	7	8	9	10	11	12	AB	R	H	RBI	BB	SO	LOB
Chet Lemon, R (1, 8) OBP: 0.283, SLG: 0.289	K		5-3		K	FC5 BB 3-H		K	FC6-4 1-2f			SH1-3 1-2	5	0	0	0	0	3	3
Jim Spencer, L (9, PH) OBP: 0.322, SLG: 0.358													1	0	0	0	0	0	2
Kevin Bell, R (10, 5) OBP: 0.282, SLG: 0.365													0	0	0	0	0	0	0
Jorge Orta, L (1, 10) OBP: 0.318, SLG: 0.418	F5		G3			1B 1B		1B		4-3		F6	6	1	2	0	1	0	1
Bill Stein, R (1, 5) OBP: 0.316, SLG: 0.378 (10, 4)	4-1		K			1B 1B	K	1B		5-3		1B 2-H	7	1	3	1	0	2	3
Lamar Johnson, R (1, 3) OBP: 0.367, SLG: 0.435		HR BB		L1		1B 1B BB 1-2 2-H 1B	F4	F7		F7			5	2	1	1	1	0	1
Bucky Dent, R (1, 6) OBP: 0.299, SLG: 0.307	F7			5-3		BB 1B 2B 1-2 2-H 1B	WP BB 2B 1B		1-3		6-3 SH1-4 BB		5	2	2	1	1	0	1
Jerry Hairston, S (1, 9) OBP: 0.429, SLG: 0.370	F8			F7		BB 2B 1-2 2-3 1B	WP 2B 1-2 BB		FC4-6 BB			SH1-4 1-2	3	2	1	0	2	0	1
Jack Brohamer, L (1, 4) OBP: 0.321, SLG: 0.382					K	2B FC5 1-2 2-3 3-H BB	F8 1-2 2-3		FC4-6 S 1-2f 1B		6-3 2-3		4	1	1	3	1	1	3
Ralph Garr, L (9, PR) OBP: 0.334, SLG: 0.421 (10, 8)													1	1	0	0	0	0	1
Alan Bannister, R (1, 7) OBP: 0.278, SLG: 0.294													1	0	1	0	1	0	0
Pat Kelly, L (6, PH) OBP: 0.349, SLG: 0.389 (7, 7)		2B				BB 1-3 2-H 3-H 2B	2B BB		S 1-H 1B		F5		3	0	2	3	1	0	1
Jim Essian, R (1, 2) OBP: 0.308, SLG: 0.263		K			F8	F4	1-H 2-H 3-H 2B		FC6-4 1-2 BB			SH1-3 1B 1B	5	1	2	2	1	1	4
Inning Stats	R: 0 E: 0 K: 1 S: 5 H: 0 LOB: 0 BB: 0 P: 5	R: 2 E: 0 K: 1 S: 7 H: 2 LOB: 1 BB: 1 P: 11	R: 0 E: 0 K: 1 S: 5 H: 0 LOB: 0 BB: 0 P: 5	R: 0 E: 0 K: 0 S: 3 H: 0 LOB: 0 BB: 0 P: 3	R: 0 E: 0 K: 2 S: 7 H: 0 LOB: 1 BB: 1 P: 11	R: 5 E: 0 K: 1 S: 11 H: 6 LOB: 3 BB: 2 P: 19	R: 2 E: 0 K: 0 S: 4 H: 2 LOB: 2 BB: 2 P: 12	R: 0 E: 0 K: 1 S: 6 H: 2 LOB: 1 BB: 0 P: 6	R: 1 E: 0 K: 0 S: 4 H: 1 LOB: 2 BB: 2 P: 12	R: 0 E: 0 K: 0 S: 3 H: 0 LOB: 0 BB: 0 P: 3	R: 0 E: 0 K: 0 S: 3 H: 0 LOB: 1 BB: 1 P: 7	R: 1 E: 0 K: 0 S: 4 H: 2 LOB: 1 BB: 0 P: 4	1B: 11 2B: 3 3B: 0 HR: 1 SF: 0 SAC: 2 DP: 0 HBP: 0						

PITCHER		IP	WLS	BF	H	R	ER	SO	BB	IBB	HBP	BLK	WP	HR	S	P	ERA	WHIP
Rudy May, L ERA: 4.21	(1, 1)	5.0		23	6	6	6	5	2	0	0	0	0	1	31	39	10.80	1.600
Dave Pagan, R ERA: 3.69	(6, 1)	0.0		2	1	0	0	0	1	0	0	0	0	0	1	5	∞	∞
Tippy Martinez, L ERA: 2.31	(6, 1)	0.0		1	1	1	1	0	0	0	0	0	0	0	1	1	∞	∞
Fred Holdsworth, R ERA: 1.9	(6, 1)	2.2		13	4	2	2	2	3	0	0	0	1	0	14	26	6.75	2.625
Dyar Miller, R ERA: 2.82	(8, 1)	1.0		6	1	1	1	0	2	0	0	0	0	0	4	12	9.00	3.000

PITCHER		IP	WLS	BF	H	R	ER	SO	BB	IBB	HBP	BLK	WP	HR	S	P	ERA	WHIP
Mike Cuellar, L ERA: 4.93	(9, 1)	3.0	L	12	2	1	1	0	1	0	0	0	0	0	11	15	3.00	1.000

BOTTOM

Baltimore Orioles @ Chicago White Sox

Comiskey Park, Chicago, IL

Sat Aug 21 1976, 4:33 AM EDT

Att. 32,607 - Unknown

livebaseballscorecards.com

AB	46
R	11
H	15
RBI	11
BB	9
SO	7
LOB	21

Batter	1	2	3	4	5	6	7	8	9	AB	R	H	RBI	BB	SO	LOB
Tommy Harper, R (1, 10) OBP: 0.286, SLG: 0.262	F2		F8 BLK 1B			F5	K		HR	4	0	1	0	0	1	0
Reggie Jackson, L (9, PH) OBP: 0.351, SLG: 0.528										1	1	1	4	0	0	0
Rick Dempsey, R (1, 9) OBP: 0.266, SLG: 0.190	BB		F8 1-3			BB 1B		F9	4-3	2	1	1	0	1	0	1
Al Bumbry, L (6, 7) OBP: 0.331, SLG: 0.409										2	0	0	0	0	0	0
Bobby Grich, R (1, 4) OBP: 0.387, SLG: 0.424	F7		F3			K		5-3	F7	2	0	0	0	0	0	2
Mark Belanger, R (4, 6) OBP: 0.337, SLG: 0.329										3	0	0	0	0	1	1
Lee May, R (1, 3) OBP: 0.297, SLG: 0.444	K			5-3		1B 1B 1-2 BB		E5		3	1	0	0	1	1	1
Tony Muser, L (8, PR) OBP: 0.273, SLG: 0.257										0	0	0	0	0	0	0
(8, 3)																
Doug DeCinces, R (1, 5) OBP: 0.293, SLG: 0.368		FC6-4 BB		F8		1B 1-3 2-H 1B		5-3		3	0	1	1	1	0	1
(9, 4)																
Ken Singleton, S (1, 7) OBP: 0.352, SLG: 0.368		F9		P7		1-3 3-H 1B			WP 1B HR BB	3	1	1	1	1	0	1
(6, 9)																
Paul Blair, R (1, 8) OBP: 0.255, SLG: 0.273		FC6-4 1-2f			5-3	F8			B2	4	0	0	0	0	0	4
Dave Duncan, R (1, 2) OBP: 0.278, SLG: 0.258		6-3			F4		F8		WP HR 1-2 1B	4	1	1	0	0	0	1
Tim Nordbrook, R (1, 6) OBP: 0.320, SLG: 0.227			K		5-3		K		HR BB 1-2 2-3	3	0	0	0	0	2	0
(4, 4)																
Brooks Robinson, R (9, PH) OBP: 0.229, SLG: 0.308										0	1	0	0	1	0	0
(9, 5)																
Inning Stats	R: 0 E: 0 K: 1 S: 5 H: 0 LOB: 1 BB: 1 P: 9	R: 0 E: 0 K: 0 S: 3 H: 0 LOB: 1 BB: 1 P: 7	R: 0 E: 0 K: 1 S: 6 H: 1 LOB: 1 BB: 0 P: 6	R: 0 E: 0 K: 0 S: 3 H: 0 LOB: 0 BB: 0 P: 3	R: 0 E: 0 K: 0 S: 3 H: 0 LOB: 0 BB: 0 P: 3	R: 2 E: 0 K: 1 S: 8 H: 3 LOB: 2 BB: 1 P: 12	R: 0 E: 0 K: 2 S: 7 H: 0 LOB: 0 BB: 0 P: 7	R: 0 E: 1 K: 0 S: 4 H: 0 LOB: 1 BB: 0 P: 4	R: 4 E: 0 K: 0 S: 5 H: 2 LOB: 0 BB: 2 P: 13	1B: 5 2B: 0 3B: 0 HR: 1 SF: 0 SAC: 0 DP: 0 HBP: 0						

PITCHER		IP	WLS	BF	H	R	ER	SO	BB	IBB	HBP	BLK	WP	HR	S	P	ERA	WHIP
Ken Kravec, L ERA: 3.52	(1, 1)	8.1	L	35	5	4	4	5	4	0	0	1	0	0	41	57	4.32	1.080
Francisco Barrios, R ERA: 4.66	(9, 1)	0.0		1	0	0	0	0	1	0	0	0	1	0	0	4	∞	∞
Terry Forster, L ERA: 4.73	(9, 1)	0.2		3	1	2	2	0	0	0	0	0	0	1	3	3	27.00	1.500

PITCHER	IP	WLS	BF	H	R	ER	SO	BB	IBB	HBP	BLK	WP	HR	S	P	ERA	WHIP

TOP

Baltimore Orioles @ Chicago White Sox

Comiskey Park, Chicago, IL

Sun Aug 22 1976, 4:33 AM EDT

Unknown

livebaseballscorecards.com

AB	34
R	6
H	6
RBI	6
BB	5
SO	5
LOB	12

WP: 1 PA: 39
PB: 0
SB: 0
CS: 0

Batter	1	2	3	4	5	6	7	8	9	AB	R	H	RBI	BB	SO	LOB
Ralph Garr, L (1, 8) OBP: 0.331, SLG: 0.417	6-3		K 1-2			6-3		F4		4	0	0	0	0	1	4
Jorge Orta, L (1, 10) OBP: 0.317, SLG: 0.416	F8		F4			5-3		FC6 1-2 2-H 3-H		4	0	1	2	0	0	1
Pat Kelly, L (1, 7) OBP: 0.348, SLG: 0.387	1B			5-3		F8		F5		4	0	1	0	0	0	2
Jim Spencer, L (1, 3) OBP: 0.319, SLG: 0.354	K			F5			4-3	FC6 1-2f		4	0	0	0	0	1	3
Bill Stein, R (1, 5) OBP: 0.315, SLG: 0.373		2-3		BB			3-1		K	3	0	0	0	1	1	0
Jerry Hairston, S (1, 9) OBP: 0.411, SLG: 0.351		3-1		F5			F8		F8	4	0	0	0	0	0	1
Jack Brohamer, L (1, 4) OBP: 0.320, SLG: 0.378		F4		F8				1B HBP 1B BB	F9	3	1	0	0	1	0	0
Bucky Dent, R (1, 6) OBP: 0.299, SLG: 0.306 Alan Bannister, R (8, PR) OBP: 0.278, SLG: 0.294 (9, 6)			F2	F6				1B 1B 1-2 HBP		2 0	0 1	0 0	0 0	0 0	0 0	0 0
Jim Essian, R (1, 2) OBP: 0.314, SLG: 0.266			S BB	F4				1B 1-2 2-3 1B		2	0	1	0	1	0	0
Inning Stats	R: 0 H: 1 E: 0 LOB: 1 K: 1 BB: 0 S: 6 P: 6	R: 0 H: 0 E: 0 LOB: 0 K: 0 BB: 0 S: 3 P: 3	R: 0 H: 0 E: 0 LOB: 1 K: 1 BB: 1 S: 5 P: 9	R: 0 H: 0 E: 0 LOB: 1 K: 0 BB: 1 S: 3 P: 7	R: 0 H: 0 E: 0 LOB: 0 K: 0 BB: 0 S: 3 P: 3	R: 0 H: 0 E: 0 LOB: 0 K: 0 BB: 0 S: 3 P: 3	R: 0 H: 0 E: 0 LOB: 0 K: 0 BB: 0 S: 3 P: 3	R: 2 H: 2 E: 0 LOB: 2 K: 0 BB: 1 S: 5 P: 10	R: 0 H: 0 E: 0 LOB: 0 K: 1 BB: 0 S: 5 P: 5	1B: 3 SF: 0 2B: 0 SAC: 0 3B: 0 DP: 0 HR: 0 HBP: 1						WP: 0 PA: 34 PB: 0 SB: 1 CS: 0	

PITCHER	IP	WLS	BF	H	R	ER	SO	BB	IBB	HBP	BLK	WP	HR	S	P	ERA	WHIP
Jim Palmer, R (1, 1) ERA: 2.69	9.0	W	34	3	2	2	3	3	0	1	0	0	0	36	49	2.00	0.667

PITCHER	IP	WLS	BF	H	R	ER	SO	BB	IBB	HBP	BLK	WP	HR	S	P	ERA	WHIP

BOTTOM

Baltimore Orioles @ Chicago White Sox

Comiskey Park, Chicago, IL

Sun Aug 22 1976, 4:33 AM EDT

Unknown

livebaseballscorecards.com

AB	30
R	2
H	3
RBI	2
BB	3
SO	3
LOB	11

Batter	1	2	3	4	5	6	7	8	9	AB	R	H	RBI	BB	SO	LOB
Mark Belanger, R (1, 6) OBP: 0.336, SLG: 0.326	S S S 0-3 ① K		S S S 0-3 ② K		S S S 0-3 ① K		B B B B 4-0 G6-4-3 1-2 2-3 BB		x 0-0 ③ F5	4	0	0	0	1	3	0
Tony Muser, L (1, 7) OBP: 0.269, SLG: 0.254	x 0-0 ② F6		x 0-0 ③ 5-3		x 0-0 ② 4-3		x 0-0 ① SF8 3-H			3	0	0	1	0	0	0
Reggie Jackson, L (1, 10) OBP: 0.352, SLG: 0.530	x 0-0 1B			x 0-0 F9 E 2B	x 0-0 ③ 6-3		x 0-0 ② ③ G6-4-3 1-2f			4	1	2	0	0	0	2
Lee May, R (1, 3) OBP: 0.294, SLG: 0.439	x 0-0 ③ 5-3			x 0-0 ① F9 2-3		x 0-0 ① F9		x 0-0 ① 5-3		4	0	0	0	0	0	2
Ken Singleton, S (1, 9) OBP: 0.351, SLG: 0.370		x 0-0 ① 4-3		x 0-0 E1 BB BB 3-H		x 0-0 ② 4-3		x 0-0 E 2B		4	0	1	0	0	0	0
Doug DeCinces, R (1, 4) OBP: 0.295, SLG: 0.366		B B B B 4-0 E BB		B B B B 4-0 BB 1-2 BB		x 0-0 ③ F3		x 0-0 E5 G6-3 2-3		2	0	0	0	2	0	1
Al Bumbry, L (1, 8) OBP: 0.330, SLG: 0.405		x 0-0 ② F7 1-2		x 0-0 ② L9			B B B B 4-0 1B 1B BB	x 0-0 ② ③ G6-3 1-2f		3	1	0	0	1	0	5
Brooks Robinson, R (1, 5) OBP: 0.236, SLG: 0.310 Bobby Grich, R (9, PH) OBP: 0.386, SLG: 0.423		S S S 0-3 ③ K		B B B B 4-0 1-2 2-3 BB			x 0-0 BB 1B 1-2 SF8 1B		x 0-0 ① 4-3	2 1	1 0	1 0	0 0	1 0	1 0	1 0
Rick Dempsey, R (1, 2) OBP: 0.267, SLG: 0.193 Terry Crowley, L (9, PH) OBP: 0.256, SLG: 0.229			S S S 0-3 ① K	x 0-0 ③ F8			x 0-0 BB 1-2 2-H 1B		x 0-0 ② L9	3 1	0 0	1 0	1 0	0 0	1 0	3 0
Inning Stats	R: 0 E: 0 K: 1 S: 6 H: 1 LOB: 1 BB: 0 P: 6	R: 0 E: 1 K: 1 S: 5 H: 0 LOB: 1 BB: 1 P: 9	R: 0 E: 0 K: 2 S: 7 H: 0 LOB: 0 BB: 0 P: 7	R: 1 E: 1 K: 0 S: 5 H: 1 LOB: 3 BB: 2 P: 13	R: 0 E: 0 K: 1 S: 5 H: 0 LOB: 0 BB: 0 P: 5	R: 0 E: 0 K: 0 S: 3 H: 0 LOB: 0 BB: 0 P: 3	R: 2 E: 0 K: 0 S: 4 H: 2 LOB: 1 BB: 2 P: 12	R: 0 E: 1 K: 0 S: 4 H: 1 LOB: 1 BB: 0 P: 4	R: 0 E: 0 K: 0 S: 3 H: 0 LOB: 0 BB: 0 P: 3	1B: 3 2B: 2 3B: 0 HR: 0	SF: 1 SAC: 0 DP: 2 HBP: 0						

PITCHER		IP	WLS	BF	H	R	ER	SO	BB	IBB	HBP	BLK	WP	HR	S	P	ERA	WHIP
Pete Vuckovich, R ERA: 4.38	(1, 1)	6.0	W	28	4	3	2	5	5	0	0	0	0	0	33	53	3.00	1.500
Francisco Barrios, R ERA: 4.54	(7, 1)	3.0	S	9	1	0	0	0	0	0	0	0	0	0	9	9	0.00	0.333

PITCHER	IP	WLS	BF	H	R	ER	SO	BB	IBB	HBP	BLK	WP	HR	S	P	ERA	WHIP

TOP

Baltimore Orioles @ Chicago White Sox

Comiskey Park, Chicago, IL

Sun Aug 22 1976, 4:38 AM EDT

Att. 16,991 - Unknown

livebaseballscorecards.com

AB	31
R	3
H	5
RBI	2
BB	5
SO	5
LOB	14

Baltimore Orioles @ Chicago White Sox

Comiskey Park, Chicago, IL

Sun Aug 22 1976, 4:38 AM EDT

Att. 16,991 - Unknown

BOTTOM

Batter	1	2	3	4	5	6	7	8	9	AB	R	H	RBI	BB	SO	LOB
Alan Bannister, R (1, 6) OBP: 0.271, SLG: 0.273	6-3	F4		6-3		BBB 4-0 E S SF8 BB		4-3		4	1	0	0	1	0	3
Jorge Orta, L (1, 10) OBP: 0.320, SLG: 0.423	F5		1B 2B		1B 1B	SF8 1-H		4-3 2B		4	2	3	1	0	0	0
Pat Kelly, L (1, 7) OBP: 0.349, SLG: 0.385	G3		BBB 4-0 P4 1B SF8 BB		1B 1-2 FC6-2 1B	6-3		4-3 2-3		4	1	1	0	1	0	1
Ralph Garr, L (9, 7) OBP: 0.331, SLG: 0.417										0	0	0	0	0	0	0
Lamar Johnson, R (1, 3) OBP: 0.376, SLG: 0.443		SH2-4 1B 1B	1-2 2-H 1B		FC6-2 BB 1-3 2-H BB 1B		SSS K	F7		4	2	3	2	0	1	0
Jim Spencer, L (8, 3) OBP: 0.318, SLG: 0.353										1	0	0	0	0	0	1
Bill Stein, R (1, 5) OBP: 0.318, SLG: 0.373		1B SH2-4 1-2 1B	P4 2-3		BBB 4-0 BB FC6-2 SF9 1-2 BB		SSS K			3	1	1	0	1	1	2
Chet Lemon, R (1, 8) OBP: 0.283, SLG: 0.291		SH2-4 1-2 2-3	SF8 3-H		FC6-2 SF9 BB CS 1-2 2-3 3-Hf		BB 1B 1B			2	0	1	1	0	0	3
Jerry Hairston, S (1, 9) OBP: 0.424, SLG: 0.363		BB 2-3 3-H 1B	SSS K		BBB 4-0 1-2 2-3 3-H BB		BB 1-2 1B			3	0	2	2	1	1	1
Jack Brohamer, L (1, 4) OBP: 0.326, SLG: 0.380		BBB 4-0 1-2 BB		CS 1B	SF9 2-3 3-H		BBB 4-0 1-2 2-3 BB			1	0	1	1	2	0	0
Jim Essian, R (1, 2) OBP: 0.307, SLG: 0.259		SSS 0-3 K		SSS 0-3 K 1-2	CS 3-H	SSS 0-3 K	F2			4	0	0	0	0	3	7
Inning Stats	R: 0 E: 0 K: 0 S: 3 H: 0 LOB: 0 BB: 0 P: 3	R: 1 E: 0 K: 1 S: 8 H: 3 LOB: 3 BB: 1 P: 12	R: 2 E: 0 K: 1 S: 7 H: 2 LOB: 1 BB: 1 P: 11	R: 0 E: 0 K: 1 S: 5 H: 1 LOB: 0 BB: 0 P: 5	R: 3 E: 0 K: 0 S: 5 H: 3 LOB: 1 BB: 2 P: 13	R: 1 E: 0 K: 1 S: 5 H: 0 LOB: 0 BB: 1 P: 9	R: 0 E: 0 K: 2 S: 9 H: 2 LOB: 3 BB: 1 P: 13	R: 0 E: 0 K: 0 S: 4 H: 1 LOB: 1 BB: 0 P: 4		1B: 10 2B: 2 3B: 0 HR: 0	SF: 3 SAC: 1 DP: 0 HBP: 0					

livebaseballscorecards.com

AB	30
R	7
H	12
RBI	7
BB	6
SO	6
LOB	18

WP: 0 PB: 0 SB: 1 CS: 2 PA: 41

PITCHER		IP	WLS	BF	H	R	ER	SO	BB	IBB	HBP	BLK	WP	HR	S	P	ERA	WHIP
Ross Grimsley, L ERA: 3.75	(1, 1)	2.0	L	13	5	3	3	1	2	0	0	0	0	0	13	21	13.50	3.500
Dave Pagan, R ERA: 3.98	(3, 1)	2.1		12	4	3	3	2	2	0	0	0	0	0	14	22	11.57	2.571
Tippy Martinez, L ERA: 2.23	(5, 1)	2.1		10	2	1	0	3	2	0	0	0	0	0	14	22	0.00	1.714
Dyar Miller, R ERA: 2.77	(7, 1)	1.1		5	1	0	0	0	0	0	0	0	0	0	5	5	0.00	0.750

PITCHER	IP	WLS	BF	H	R	ER	SO	BB	IBB	HBP	BLK	WP	HR	S	P	ERA	WHIP

Batter	1	2	3	4	5	6	7	8	9	AB	R	H	RBI	BB	SO	LOB
Alan Bannister, R (1, 6) OBP: 0.266, SLG: 0.267	6-3		F9		1B		6-3		G1	5	0	1	0	0	0	3
Jorge Orta, L (1, 10) OBP: 0.319, SLG: 0.422	2B SF8 1B		G4-6-3 1-2f		F7			F8		4	1	1	0	0	0	2
Pat Kelly, L (1, 7) OBP: 0.348, SLG: 0.386	1-3 2B			6-3		4-3		4-3		4	0	1	0	0	0	0
Jim Spencer, L (1, 3) OBP: 0.320, SLG: 0.362	SF8 3-H			B B B 1B 1B BB		F9		HR		2	1	1	2	1	0	0
Bill Stein, R (1, 5) OBP: 0.317, SLG: 0.371	S S S K			1B 1-2 1B	S S S K			5-3		4	0	1	0	0	2	1
Jerry Hairston, S (1, 9) OBP: 0.427, SLG: 0.369		4-3		S S S K			G3 1B 1B		HR 1B	4	1	2	0	0	1	2
Jack Brohamer, L (1, 4) OBP: 0.325, SLG: 0.378		F8		1-2 2-H 1B			F4		F7	4	0	1	0	0	0	2
Chet Lemon, R (1, 8) OBP: 0.286, SLG: 0.301		4-3			1-3		1-2 G3 1B		1-H HR	4	1	2	2	0	0	0
Jim Essian, R (1, 2) OBP: 0.308, SLG: 0.261 Lamar Johnson, R (9, PH) OBP: 0.374, SLG: 0.440			G4-6-3 1B		F9		G3 1-2 2-3		1-3	3 1	0 0	1 0	0 0	0 0	0 0	2 0
Inning Stats	R: 1 E: 0 K: 1 S: 7 H: 2 LOB: 1 BB: 0 P: 7	R: 0 E: 0 K: 0 S: 3 H: 0 LOB: 0 BB: 0 P: 3	R: 0 E: 0 K: 0 S: 3 H: 1 LOB: 0 BB: 0 P: 3	R: 0 E: 0 K: 1 S: 6 H: 2 LOB: 2 BB: 1 P: 10	R: 0 E: 0 K: 0 S: 4 H: 1 LOB: 1 BB: 0 P: 4	R: 0 E: 0 K: 1 S: 5 H: 0 LOB: 0 BB: 0 P: 5	R: 0 E: 0 K: 0 S: 5 H: 2 LOB: 2 BB: 0 P: 5	R: 1 E: 0 K: 0 S: 4 H: 1 LOB: 0 BB: 0 P: 4	R: 2 E: 0 K: 0 S: 5 H: 2 LOB: 0 BB: 0 P: 5	1B: 8 2B: 1 3B: 0 HR: 2 SF: 1 SAC: 0 DP: 1 HBP: 0						

PITCHER	IP	WLS	BF	H	R	ER	SO	BB	IBB	HBP	BLK	WP	HR	S	P	ERA	WHIP
Ray Bare, R (1, 1) ERA: 4.88	9.0	W	37	11	4	4	3	1	0	0	0	0	2	42	46	4.00	1.333

PITCHER	IP	WLS	BF	H	R	ER	SO	BB	IBB	HBP	BLK	WP	HR	S	P	ERA	WHIP

TOP

Chicago White Sox @ Detroit Tigers

Tiger Stadium, Detroit, MI

Mon Aug 23 1976, 7:05 PM EDT

Att. 13,426 - Unknown - 83 F

livebaseballscorecards.com

AB	35
R	4
H	11
RBI	4
BB	1
SO	3
LOB	12

PA: 37

WP: 0 PB: 0 SB: 0 CS: 0

BOTTOM

Chicago White Sox @ Detroit Tigers

Tiger Stadium, Detroit, MI

Mon Aug 23 1976, 7:05 PM EDT

Att. 13,426 - Unknown - 83 F

livebaseballscorecards.com

Batter	1	2	3	4	5	6	7	8	9	AB	R	H	RBI	BB	SO	LOB
Ron LeFlore, R (1, 8) OBP: 0.388, SLG: 0.420	x 0-0 ① G3	x 0-0 ② F8			x 0-0 ③ 3-1		x 0-0 ①② G4-3 1-2f			4	0	0	0	0	0	2
Dan Meyer, L (1, 7) OBP: 0.315, SLG: 0.351	x 0-0 S E 1B	0-0 ③ CS 1-2	x 0-0 ① 4-3			x 0-0 ① F8	B B B B 4-0 S BB			3	1	1	0	1	0	0
Ben Oglivie, L (1, 9) OBP: 0.306, SLG: 0.454	x 0-0 E9 1-H 1B 1B		x 0-0 ② F6			x 0-0 BB BB SF8 1B	S S S 0-3 ③ K 1-2			4	2	2	1	0	1	1
Rusty Staub, L (1, 10) OBP: 0.401, SLG: 0.452	x 0-0 BB 2-H 1B		S S S 0-3 ③ K			B B B B 4-0 SF8 BB 1-2 1B BB		x 0-0 ① 4-3		3	1	1	1	1	1	0
Jason Thompson, L (1, 3) OBP: 0.333, SLG: 0.408	x 0-0 ② F6			B B B B 4-0 CS BB		B B B B 4-0 BB 1B 1-2 2-3 BB		x 0-0 ② L5		2	1	0	0	2	0	1
Aurelio Rodriguez, R (1, 5) OBP: 0.263, SLG: 0.325	B B B B 4-0 FC6-4 1-2 BB			x 0-0 ① F9		x 0-0 ② SF8 2-3 3-H		S S S 0-3 ③ K		2	0	0	1	1	1	1
John Wockenfuss, R (1, 2) OBP: 0.331, SLG: 0.393	x 0-0 ③ FC6-4 1-2f			S S S 0-3 ②③ K 1-2		B B B B 4-0 1B 1-2 1B BB				2	0	0	0	1	1	3
Mark Wagner, R (1, 6) OBP: 0.538, SLG: 0.583		x 0-0 CS 1B			S S S 0-3 ① K	x 0-0 ③ 1-H 2-H 3-H 1B				3	0	2	2	0	1	0
Chuck Scrivener, R (1, 4) OBP: 0.304, SLG: 0.298		x 0-0 ① L7			S S S 0-3 ② K		B B B B 4-0 G4-3 BB			2	0	0	0	1	1	1
Inning Stats	R: 2 E: 1 K: 0 S: 6 H: 3 LOB: 2 BB: 1 P: 10	R: 0 E: 0 K: 0 S: 3 H: 1 LOB: 0 BB: 0 P: 3	R: 0 E: 0 K: 1 S: 5 H: 0 LOB: 0 BB: 0 P: 5	R: 0 E: 0 K: 1 S: 4 H: 0 LOB: 0 BB: 1 P: 8	R: 0 E: 0 K: 2 S: 7 H: 0 LOB: 0 BB: 0 P: 7	R: 3 E: 0 K: 0 S: 4 H: 2 LOB: 2 BB: 3 P: 16	R: 0 E: 0 K: 1 S: 4 H: 0 LOB: 1 BB: 2 P: 12	R: 0 E: 0 K: 1 S: 5 H: 0 LOB: 0 BB: 0 P: 5		1B: 6 2B: 0 3B: 0 HR: 0 SF: 1 SAC: 0 DP: 1 HBP: 0						

	AB	25
	R	5
	H	6
	RBI	5
	BB	7
	SO	6
	LOB	9

WP: 0 PB: 0 SB: 2 CS: 2 PA: 34

PITCHER		IP	WLS	BF	H	R	ER	SO	BB	IBB	HBP	BLK	WP	HR	S	P	ERA	WHIP
Rich Gossage, R ERA: 3.32	(1, 1)	6.0	L	26	6	5	4	4	5	0	0	0	0	0	29	49	6.00	1.833
Larry Monroe, R ERA:	(7, 1)	2.0		7	0	0	0	2	2	0	0	0	0	0	9	17	0.00	1.000

PITCHER	IP	WLS	BF	H	R	ER	SO	BB	IBB	HBP	BLK	WP	HR	S	P	ERA	WHIP

Batter	1	2	3	4	5	6	7	8	9	AB	R	H	RBI	BB	SO	LOB
Jerry Hairston, S (1, 9) OBP: 0.404, SLG: 0.352	K	FC5-4 1-2f		6-3 1-2 3-H		F7		SF8 3-H	SF9 2-3 3-H	4	0	0	2	0	1	3
Jorge Orta, L (1, 7) OBP: 0.321, SLG: 0.422 Bucky Dent, R (9, 6) OBP: 0.299, SLG: 0.306	1B		F8 BBB	BB			4-3	1B	E4 1B 1-2 3-H	5 0	1 0	2 0	0 0	1 0	0 0	1 0
Bill Stein, R (1, 4) OBP: 0.321, SLG: 0.374 (9, 5)	F7		1B	G3			BB 1B	1-3	1B 1-2 2-H	6	1	3	1	0	0	4
Lamar Johnson, R (1, 10) OBP: 0.373, SLG: 0.438 Pat Kelly, L (7, PH) OBP: 0.351, SLG: 0.389	K	F3			L9-3 1B		BB 1-2		E4 G3 1B 1B	3 3	0 1	1 2	0 1	0 0	1 0	2 0
Jim Spencer, L (1, 3) OBP: 0.317, SLG: 0.359		G3	4-3		L9-3 1-2		K		G3 1-2 FC4-B 1-2 2-H 1B	6	0	1	1	0	1	5
Brian Downing, R (1, 2) OBP: 0.341, SLG: 0.343		E 2B		SH1-3 3B 1B	K		4-0 1-2 2-3 BB		E BB 2-H 1B FC4-6 1-2f	5	3	3	1	1	1	2
Chet Lemon, R (1, 8) OBP: 0.285, SLG: 0.301	E4 1B 2-H 1B			SH1-3 1-2		4-3	F8		E6 BB 1-3 SF9	4	2	1	0	0	0	4
Kevin Bell, R (1, 5) OBP: 0.290, SLG: 0.383 Ralph Garr, L (9, PH) OBP: 0.333, SLG: 0.417 (9, 7)	FC5-4 2-H 1B			E 2-H 3B		4-3 1B		K	SF9 BB E IBB	4 0	1 1	3 0	2 0	0 1	1 0	0 0
Alan Bannister, R (1, 6) OBP: 0.279, SLG: 0.302 Jack Brohamer, L (9, PH) OBP: 0.327, SLG: 0.378 (9, 4)	F7			S BB		4-3 1-2		SF8 3B	E 1B 1-2 2-3 3-H BB	3 0	1 1	1 0	0 1	1 1	0 0	2 0
Inning Stats	R: 0 E: 0 K: 2 S: 8 H: 1 LOB: 1 BB: 0 P: 8	R: 2 E: 1 K: 0 S: 6 H: 3 LOB: 1 BB: 0 P: 6	R: 0 E: 0 K: 0 S: 4 H: 1 LOB: 1 BB: 0 P: 4	R: 2 E: 0 K: 0 S: 5 H: 2 LOB: 2 BB: 2 P: 13	R: 0 E: 0 K: 1 S: 5 H: 1 LOB: 0 BB: 0 P: 5	R: 0 E: 0 K: 0 S: 4 H: 1 LOB: 1 BB: 0 P: 4	R: 0 E: 0 K: 1 S: 7 H: 2 LOB: 3 BB: 1 P: 11	R: 1 E: 0 K: 1 S: 7 H: 2 LOB: 1 BB: 0 P: 7	R: 7 E: 3 K: 0 S: 10 H: 4 LOB: 2 BB: 2 P: 18	1B: 14 2B: 2 3B: 2 HR: 0 SF: 2 SAC: 1 DP: 1 HBP: 0						

Chicago White Sox @ Detroit Tigers

Tiger Stadium, Detroit, MI

Tue Aug 24 1976, 7:05 PM EDT

Att. 9,503 - Unknown - 80 F

TOP

livebaseballscorecards.com

AB	43
R	12
H	17
RBI	9
BB	5
SO	5
LOB	23

PITCHER		IP	WLS	BF	H	R	ER	SO	BB	IBB	HBP	BLK	WP	HR	S	P	ERA	WHIP
Dave Roberts, L ERA: 3.85	(1, 1)	3.1		18	7	4	3	2	1	0	0	0	0	0	21	25	8.10	2.400
Dave Lemanczyk, R ERA: 5.76	(4, 1)	3.0		13	4	0	0	1	1	0	0	0	0	0	14	18	0.00	1.667
Jim Crawford, L ERA: 4.5	(7, 1)	2.0	L	12	3	4	2	2	1	0	0	0	0	0	15	19	9.00	2.000
Steve Grilli, R ERA: 5.27	(9, 1)	0.0		1	0	0	0	0	0	1	0	0	0	0	0	4	∞	∞
Bill Laxton, L ERA: 4.27	(9, 1)	0.0		1	0	0	0	0	1	0	0	0	0	0	0	4	∞	∞

PITCHER		IP	WLS	BF	H	R	ER	SO	BB	IBB	HBP	BLK	WP	HR	S	P	ERA	WHIP
John Hiller, L ERA: 2.73	(9, 1)	0.2		6	3	4	0	0	0	0	0	0	0	0	6	6	0.00	4.500

WP: 0	PA: 51				
PB: 0					
SB: 1					
CS: 0					

Chicago White Sox @ Detroit Tigers

Tiger Stadium, Detroit, MI

Tue Aug 24 1976, 7:05 PM EDT

Att. 9,503 - Unknown - 80 F

BOTTOM

Batter	1	2	3	4	5	6	7	8	9	AB	R	H	RBI	BB	SO	LOB
Ron LeFlore, R (1, 8) OBP: 0.386, SLG: 0.418	K		4-3		E 1B 1-2 1B	K		F9		5	1	1	0	0	2	2
Mickey Stanley, R (1, 3) OBP: 0.295, SLG: 0.409	F9		6-3		K		F9		K	5	0	0	0	0	2	2
Rusty Staub, L (1, 9) OBP: 0.401, SLG: 0.452	K		F9		E7 1-H 2-H 1B		1B		L8	5	0	2	1	0	1	0
Willie Horton, R (1, 10) OBP: 0.343, SLG: 0.401		6-3		F3	F8		K		6-3	5	0	0	0	0	1	2
Alex Johnson, R (1, 7) OBP: 0.299, SLG: 0.357		BB HR BB		6-3	K		4-3			3	1	0	0	1	1	2
Aurelio Rodriguez, R (1, 5) OBP: 0.267, SLG: 0.326		HR 1-2 BB		2B 1B		F9		1B G3 BB		2	2	1	0	2	0	0
Bill Freehan, R (1, 2) OBP: 0.326, SLG: 0.430		HR 1-H 2-H		2B 1-3		1B 6-3 BB		G3 G3 1-3 1B		3	2	3	3	1	0	0
Mark Wagner, R (1, 6) OBP: 0.471, SLG: 0.500		K		F3		6-3 1-3 1B		G3 1-2		4	0	1	0	0	1	4
Chuck Scrivener, R (1, 4) OBP: 0.304, SLG: 0.298 Ben Oglivie, L (8, PH) OBP: 0.305, SLG: 0.452 Jerry Manuel, S (9, 4) OBP: 0.238, SLG: 0.184		5-3			1B 1B 1B	6-3 1-2 3-H		G3 2-3 3-H		3 1 0	1 0 0	1 0 0	1 1 0	0 0 0	0 0 0	1 1 0
Inning Stats	R: 0 E: 0 K: 2 S: 7 H: 0 LOB: 0 BB: 0 P: 7	R: 3 E: 0 K: 1 S: 6 H: 1 LOB: 0 BB: 2 P: 14	R: 0 E: 0 K: 0 S: 3 H: 0 LOB: 0 BB: 0 P: 3	R: 0 E: 0 K: 0 S: 5 H: 2 LOB: 2 BB: 0 P: 5	R: 2 E: 1 K: 2 S: 10 H: 3 LOB: 1 BB: 0 P: 10	R: 1 E: 0 K: 1 S: 6 H: 1 LOB: 1 BB: 1 P: 10	R: 0 E: 0 K: 1 S: 6 H: 1 LOB: 1 BB: 0 P: 6	R: 1 E: 0 K: 0 S: 4 H: 1 LOB: 1 BB: 1 P: 8	R: 0 E: 0 K: 1 S: 5 H: 0 LOB: 0 BB: 0 P: 5	1B: 7 2B: 1 3B: 0 HR: 1 SF: 0 SAC: 0 DP: 0 HBP: 0				WP: 0 PB: 0 SB: 0 CS: 0	PA: 40	

livebaseballscorecards.com

AB	36
R	7
H	9
RBI	6
BB	4
SO	8
LOB	14

PITCHER		IP	WLS	BF	H	R	ER	SO	BB	IBB	HBP	BLK	WP	HR	S	P	ERA	WHIP
Ken Brett, L ERA: 3.67	(1, 1)	5.1		25	6	6	6	5	3	0	0	0	0	1	32	44	10.12	1.688
Francisco Barrios, R ERA: 4.54	(6, 1)	2.0		10	3	1	1	2	1	0	0	0	0	0	13	17	4.50	2.000
Dave Hamilton, L ERA: 3.27	(8, 1)	1.2	W	5	0	0	0	1	0	0	0	0	0	0	7	7	0.00	0.000

PITCHER	IP	WLS	BF	H	R	ER	SO	BB	IBB	HBP	BLK	WP	HR	S	P	ERA	WHIP

Chicago White Sox @ Detroit Tigers

Tiger Stadium, Detroit, MI

Wed Aug 25 1976, 7:05 PM EDT

Att. 39,884 - Unknown

TOP

livebaseballscorecards.com

Batter	1	2	3	4	5	6	7	8	9	AB	R	H	RBI	BB	SO	LOB
Jerry Hairston, S (1, 9) OBP: 0.398, SLG: 0.348	G3		F2		E9 1-H 1B			4-3		4	0	1	0	0	0	1
Ralph Garr, L (1, 7) OBP: 0.329, SLG: 0.413	F8		F9		4-3			4-3		4	0	0	0	0	0	2
Jorge Orta, L (1, 10) OBP: 0.321, SLG: 0.420	CS 1B		F7			4-3			L4	4	0	1	0	0	0	1
Jim Spencer, L (1, 3) OBP: 0.315, SLG: 0.355	CS 1-2	L3		F6		F9			6-3	4	0	0	0	0	0	0
Brian Downing, R (1, 2) OBP: 0.337, SLG: 0.337		F2		6-3		6-3			6-3	4	0	0	0	0	0	0
Chet Lemon, R (1, 8) OBP: 0.286, SLG: 0.301		1B 1B		L9			F6			3	0	1	0	0	0	0
Jack Brohamer, L (1, 4) OBP: 0.330, SLG: 0.381		PB 1-3 1B			1B E 1B		L9			3	1	2	0	0	0	0
Bill Stein, R (1, 5) OBP: 0.318, SLG: 0.370		6-3 1-2			F5		6-3			3	0	0	0	0	0	3
Alan Bannister, R (1, 6) OBP: 0.286, SLG: 0.297 Pat Kelly, L (8, PH) OBP: 0.350, SLG: 0.388 Bucky Dent, R (8, 6) OBP: 0.299, SLG: 0.306			BB		F8			K		1 1 0	0 0 0	0 0 0	0 0 0	1 0 0	0 1 0	1 0 0
Inning Stats	R: 0 E: 0 K: 0 S: 3 H: 1 LOB: 0 BB: 0 P: 3	R: 0 E: 0 K: 0 S: 5 H: 2 LOB: 2 BB: 0 P: 5	R: 0 E: 0 K: 0 S: 3 H: 0 LOB: 1 BB: 1 P: 7	R: 0 E: 0 K: 0 S: 3 H: 0 LOB: 0 BB: 0 P: 3	R: 1 E: 1 K: 0 S: 5 H: 2 LOB: 1 BB: 0 P: 5	R: 0 E: 0 K: 0 S: 3 H: 0 LOB: 0 BB: 0 P: 3	R: 0 E: 0 K: 0 S: 3 H: 0 LOB: 0 BB: 0 P: 3	R: 0 E: 0 K: 1 S: 5 H: 0 LOB: 0 BB: 0 P: 5	R: 0 E: 0 K: 0 S: 3 H: 0 LOB: 0 BB: 0 P: 3	1B: 5 2B: 0 3B: 0 HR: 0 SF: 0 SAC: 0 DP: 0 HBP: 0						

	AB	31
	R	1
	H	5
	RBI	0
	BB	1
	SO	1
	LOB	8

PITCHER	IP	WLS	BF	H	R	ER	SO	BB	IBB	HBP	BLK	WP	HR	S	P	ERA	WHIP
Mark Fidrych, R (1, 1) ERA: 2.11	9.0	W	32	5	1	0	1	1	0	0	0	0	0	33	37	0.00	0.667

PITCHER	IP	WLS	BF	H	R	ER	SO	BB	IBB	HBP	BLK	WP	HR	S	P	ERA	WHIP

WP: 0 PB: 1 SB: 0 CS: 1 PA: 33

BOTTOM

Chicago White Sox @ Detroit Tigers

Tiger Stadium, Detroit, MI

Wed Aug 25 1976, 7:05 PM EDT

Att. 39,884 - Unknown

Batter	1	2	3	4	5	6	7	8	9	AB	R	H	RBI	BB	SO	LOB
Ron LeFlore, R (1, 8) OBP: 0.383, SLG: 0.414	1-3		1-3		F9		F3			4	0	0	0	0	0	0
Dan Meyer, L (1, 7) OBP: 0.314, SLG: 0.349	G4-3 1B		4-3			F7	4-3			4	0	1	0	0	0	0
Ben Oglivie, L (1, 9) OBP: 0.308, SLG: 0.462	G4-3 1-2f			G3		E6 3B	S 1B			4	1	2	0	0	0	1
Rusty Staub, L (1, 10) OBP: 0.400, SLG: 0.449		F8		K		1B SF8 BB	1-2 K			3	1	0	0	1	2	1
Jason Thompson, L (1, 3) OBP: 0.336, SLG: 0.410		1B BB		S 1B 1B		E SF8 1-3 1B		3-1		3	1	2	0	1	0	0
Aurelio Rodriguez, R (1, 5) OBP: 0.267, SLG: 0.326		F3		1-H 1B		SF8 1-2 3-H		F7		3	0	1	2	0	0	1
Mark Wagner, R (1, 6) OBP: 0.429, SLG: 0.450		FC6-4 1-3 1B		F8		E6 BB 2-3		6-3		4	0	1	0	0	0	2
Bruce Kimm, R (1, 2) OBP: 0.328, SLG: 0.330		FC6-4 1-2f			1-3	1-2 BB				2	0	0	0	1	0	2
Chuck Scrivener, R (1, 4) OBP: 0.298, SLG: 0.291			F5		5-3	F7				3	0	0	0	0	0	3
Inning Stats	R: 0 E: 0 K: 0 S: 3 H: 1 LOB: 0 BB: 0 P: 3	R: 0 E: 0 K: 0 S: 4 H: 1 LOB: 2 BB: 1 P: 8	R: 0 E: 0 K: 0 S: 3 H: 0 LOB: 0 BB: 0 P: 3	R: 1 E: 0 K: 1 S: 7 H: 2 LOB: 1 BB: 0 P: 7	R: 0 E: 0 K: 0 S: 3 H: 0 LOB: 0 BB: 0 P: 3	R: 2 E: 2 K: 0 S: 6 H: 2 LOB: 3 BB: 2 P: 14	R: 0 E: 0 K: 1 S: 6 H: 1 LOB: 1 BB: 0 P: 6	R: 0 E: 0 K: 0 S: 3 H: 0 LOB: 0 BB: 0 P: 3		1B: 6 2B: 0 3B: 1 HR: 0	SF: 1 SAC: 0 DP: 1 HBP: 0			WP: 0 PB: 0 SB: 2 CS: 0	PA: 34		

livebaseballscorecards.com

AB	30
R	3
H	7
RBI	2
BB	3
SO	2
LOB	10

PITCHER	IP	WLS	BF	H	R	ER	SO	BB	IBB	HBP	BLK	WP	HR	S	P	ERA	WHIP
Bart Johnson, R (1, 1) ERA: 4.6	8.0	L	34	7	3	3	2	3	0	0	0	0	0	35	47	3.38	1.250

Batter	1	2	3	4	5	6	7	8	9	AB	R	H	RBI	BB	SO	LOB
Jerry Hairston, S (1, 9) OBP: 0.390, SLG: 0.333	S S S 0-3 ① K	x 0-0 ① G3		x 0-0 ② F8			x 0-0 ① 4-3		B B B B 4-0 BB	4	0	0	0	1	1	0
Alan Bannister, R (9, PR) OBP: 0.286, SLG: 0.297 (9, 7)										0	0	0	0	0	0	0
Ralph Garr, L (1, 8) (7, 7) (9, 9) OBP: 0.330, SLG: 0.413	x 0-0 2B 1B	x 0-0 ② F8		x 0-0 ③ 6-3			x 0-0 1B		x 0-0 ② F6	5	1	2	0	0	0	2
Jorge Orta, L (1, 10) OBP: 0.321, SLG: 0.422	x 0-0 1-H 2B 2B	x 0-0 S 1B			x 0-0 ① G3		x 0-0 ② F7		S S S 0-3 ③ K	5	1	2	1	0	1	3
Pat Kelly, L (1, 7) OBP: 0.348, SLG: 0.389	x 0-0 2-H HR 2B	x 0-0 ③ 4-3 1-2			x 0-0 ② 4-3		x 0-0 ③ 4-3			4	1	1	1	0	0	2
Chet Lemon, R (7, 8) OBP: 0.286, SLG: 0.301										0	0	0	0	0	0	0
Jim Spencer, L (1, 3) OBP: 0.314, SLG: 0.361	x 0-0 2-H HR		x 0-0 ① G3		S S S 0-3 ③ K			x 0-0 ① 6-3		4	1	1	2	0	1	0
Brian Downing, R (1, 2) OBP: 0.336, SLG: 0.333	B B B B 4-0 E SF8 BB		S S S 0-3 ② K			x 0-0 ① F2		x 0-0 ② F7		3	1	0	0	1	1	0
Bill Stein, R (1, 5) OBP: 0.320, SLG: 0.369	x 0-0 E5 1-3		x 0-0 1B			B B B B 4-0 G5-3 1B BB		x 0-0 ③ F9		3	0	1	0	1	0	1
Jack Brohamer, L (1, 4) OBP: 0.332, SLG: 0.385	x 0-0 ② SF8 3-H		x 0-0 ③ F8			x 0-0 1-2 1B			x 0-0 SH2-4 1B	3	0	2	1	0	0	1
Bucky Dent, R (1, 6) OBP: 0.297, SLG: 0.304	S S S 0-3 ③ K			x 0-0 ① F9		x 0-0 ② ③ G5-3 2-3f			x 0-0 ① SH2-4 1-2	3	0	0	0	0	1	3
Inning Stats	R: 5 H: 4 E: 1 LOB: 1 K: 2 BB: 1 S: 12 P: 16	R: 0 H: 1 E: 0 LOB: 1 K: 0 BB: 0 S: 4 P: 4	R: 0 H: 1 E: 0 LOB: 1 K: 1 BB: 0 S: 6 P: 6	R: 0 H: 0 E: 0 LOB: 0 K: 0 BB: 0 S: 3 P: 3	R: 0 H: 0 E: 0 LOB: 0 K: 1 BB: 0 S: 5 P: 5	R: 0 H: 1 E: 0 LOB: 1 K: 0 BB: 1 S: 3 P: 7	R: 0 H: 1 E: 0 LOB: 1 K: 0 BB: 0 S: 4 P: 4	R: 0 H: 0 E: 0 LOB: 0 K: 0 BB: 0 S: 3 P: 3	R: 0 H: 1 E: 0 LOB: 2 K: 1 BB: 1 S: 6 P: 10	1B: 6 SF: 1 2B: 2 SAC: 1 3B: 0 DP: 1 HR: 1 HBP: 0						

PITCHER		IP	WLS	BF	H	R	ER	SO	BB	IBB	HBP	BLK	WP	HR	S	P	ERA	WHIP
Jim Slaton, R ERA: 3.38	(1, 1)	8.1	L	37	9	5	4	4	3	0	0	0	0	1	42	54	4.32	1.440
Ray Sadecki, L ERA: 3.18	(9, 1)	0.2		2	0	0	0	1	0	0	0	0	0	0	4	4	0.00	0.000

PITCHER	IP	WLS	BF	H	R	ER	SO	BB	IBB	HBP	BLK	WP	HR	S	P	ERA	WHIP

TOP

Chicago White Sox @ Milwaukee Brewers

Milwaukee County Stadium, Milwaukee, WI

Fri Aug 27 1976, 8:05 PM EDT
Att. 14,950 - Unknown - 88 F

livebaseballscorecards.com

AB	34
R	5
H	9
RBI	5
BB	3
SO	5
LOB	12

WP: 0 PA: 39
PB: 0
SB: 1
CS: 0

BOTTOM

Chicago White Sox @ Milwaukee Brewers

Milwaukee County Stadium, Milwaukee, WI

Fri Aug 27 1976, 8:05 PM EDT

Att. 14,950 - Unknown - 88 F

livebaseballscorecards.com

Batter	1	2	3	4	5	6	7	8	9	AB	R	H	RBI	BB	SO	LOB
Robin Yount, R (1, 6) OBP: 0.312, SLG: 0.327	BBBB 4-0 BB		x 0-0 ① ② G6-4-3 1-2f			x 0-0 WP 1B		x 0-0 1B 1B 1B	SSS 0-3 ③ K	4	1	2	0	1	1	2
Charlie Moore, R (1, 2) OBP: 0.341, SLG: 0.309	SSS 0-3 ① K		x 0-0 ③ 5-3			x 0-0 ② F8		SSS 0-3 ② K		4	0	0	0	0	2	3
George Scott, R (1, 3) OBP: 0.333, SLG: 0.411	BBBB 4-0 1-2 BB			BBBB 4-0 G5-4-3 BB		SSS 0-3 ③ K 1-2		x 0-0 1B 1-3 1B		2	0	1	0	2	1	1
Hank Aaron, R (1, 10) OBP: 0.323, SLG: 0.386 Bill Sharp, L (8, PR) OBP: 0.291, SLG: 0.273	x 0-0 ② F6			SSS 0-3 ① K			x 0-0 ① F9	x 0-0 1-2 3-H 1B		4 0	0 0	1 0	1 0	0 0	1 0	3 0
Don Money, R (1, 5) OBP: 0.339, SLG: 0.425	x 0-0 ③ F9			x 0-0 ② ③ G5-4-3 1-2f			x 0-0 BB 1B	x 0-0 ③ F8		4	0	1	0	0	0	5
Sixto Lezcano, R (1, 9) OBP: 0.353, SLG: 0.401		x 0-0 ① F8			SSS 0-3 ① K		BBBB 4-0 1-2 BB		x 0-0 E9 SF9 1B	3	1	1	0	1	1	0
Gorman Thomas, R (1, 8) OBP: 0.298, SLG: 0.369 Mike Hegan, L (9, PH) OBP: 0.299, SLG: 0.367		x 0-0 ② F8			SSS 0-3 ② K		SSS 0-3 ② K		x 0-0 ① SF9 3-H	3 0	0 0	0 0	0 1	0 0	2 0	2 0
Von Joshua, L (1, 7) OBP: 0.291, SLG: 0.353		SSS 0-3 ③ K			x 0-0 ③ F7		x 0-0 ③ 1-3		x 0-0 1B	4	0	1	0	0	1	2
Gary Sutherland, R (1, 4) OBP: 0.262, SLG: 0.283 Tim Johnson, L (9, PH) OBP: 0.320, SLG: 0.289 Jack Heidemann, R (9, PH) OBP: 0.243, SLG: 0.228			x 0-0 G6-4-3 1B			x 0-0 ① F7		x 0-0 ① F7	SSS 0-3 ② K	3 0 1	0 0 0	1 0 0	0 0 0	0 0 1	0 0 1	0 0 1
Inning Stats	R: 0 E: 0 K: 1 S: 5 H: 0 LOB: 2 BB: 2 P: 13	R: 0 E: 0 K: 1 S: 5 H: 0 LOB: 0 BB: 0 P: 5	R: 0 E: 0 K: 0 S: 3 H: 1 LOB: 0 BB: 0 P: 3	R: 0 E: 0 K: 1 S: 4 H: 0 LOB: 0 BB: 1 P: 8	R: 0 E: 0 K: 2 S: 7 H: 0 LOB: 0 BB: 0 P: 7	R: 0 E: 0 K: 1 S: 6 H: 1 LOB: 1 BB: 0 P: 6	R: 0 E: 0 K: 1 S: 6 H: 1 LOB: 2 BB: 1 P: 10	R: 1 E: 0 K: 1 S: 8 H: 3 LOB: 2 BB: 0 P: 8	R: 1 E: 1 K: 2 S: 9 H: 2 LOB: 1 BB: 0 P: 9	1B: 8 2B: 0 3B: 0 HR: 0	SF: 1 SAC: 0 DP: 2 HBP: 0			WP: 1 PB: 0 SB: 0 CS: 0		PA: 37	

	AB	32
	R	2
	H	8
	RBI	2
	BB	4
	SO	10
	LOB	19

PITCHER		IP	WLS	BF	H	R	ER	SO	BB	IBB	HBP	BLK	WP	HR	S	P	ERA	WHIP
Ken Kravec, L ERA: 2.74	(1, 1)	7.2	W	31	6	1	1	8	4	0	0	0	1	0	43	59	1.17	1.304
Francisco Barrios, R ERA: 4.51	(8, 1)	0.2		4	2	1	0	0	0	0	0	0	0	0	4	4	0.00	3.000
Dave Hamilton, L ERA: 3.24	(9, 1)	0.2	S	2	0	0	0	2	0	0	0	0	0	0	6	6	0.00	0.000

PITCHER	IP	WLS	BF	H	R	ER	SO	BB	IBB	HBP	BLK	WP	HR	S	P	ERA	WHIP

Batter	1	2	3	4	5	6	7	8	9	AB	R	H	RBI	BB	SO	LOB
Bill Stein, R (1, 5) OBP: 0.318, SLG: 0.366	F8		1-3 E 1B	F9		F9		F7		5	1	1	0	0	0	2
Ralph Garr, L (1, 9) OBP: 0.329, SLG: 0.409	F7		1-3 1-2	4-3			L7		HR BB HBP	4	1	0	0	0	0	1
Jorge Orta, L (1, 7) OBP: 0.322, SLG: 0.420	F6		E SF8 BB		F9		F9		HR BB 1-2	3	2	0	0	2	0	0
Lamar Johnson, R (1, 10) OBP: 0.374, SLG: 0.437		4-3	E2 SF8 1-3 2-H 1B		K		1B		K	5	0	2	1	0	2	2
Jim Spencer, L (1, 3) OBP: 0.317, SLG: 0.370		1B HBP 1B	SF8 IBB		K		5-3		HR 1-H 2-H	4	2	2	3	1	1	1
Brian Downing, R (1, 2) OBP: 0.333, SLG: 0.332		HBP 1B 1-2 1B	SF8 1-2 2-3 3-H			L8		K	F6	4	0	1	1	0	1	0
Jack Brohamer, L (1, 4) OBP: 0.340, SLG: 0.390		HBP 1-2 2-3 1B	IBB			1B		3B 1B	F9	4	1	3	0	1	0	0
Chet Lemon, R (1, 8) OBP: 0.288, SLG: 0.307		G6-4-3 1-2 2-3 3-H HBP	F6			K		SF8 1-H 3B		3	1	1	2	0	1	4
Bucky Dent, R (1, 6) OBP: 0.297, SLG: 0.304		G6-4-3 1-2f		F7		1-3 1B		SF8 3-H		3	0	1	1	0	0	3
Inning Stats	R: 0 E: 0 K: 0 S: 3 H: 0 LOB: 0 BB: 0 P: 3	R: 1 E: 0 K: 0 S: 5 H: 3 LOB: 2 BB: 0 P: 6	R: 2 E: 1 K: 0 S: 5 H: 2 LOB: 3 BB: 3 P: 17	R: 0 E: 0 K: 0 S: 3 H: 0 LOB: 0 BB: 0 P: 3	R: 0 E: 0 K: 2 S: 7 H: 0 LOB: 0 BB: 0 P: 7	R: 0 E: 0 K: 1 S: 7 H: 2 LOB: 2 BB: 0 P: 7	R: 0 E: 0 K: 0 S: 4 H: 1 LOB: 1 BB: 0 P: 4	R: 2 E: 0 K: 1 S: 7 H: 2 LOB: 0 BB: 0 P: 7	R: 3 E: 0 K: 1 S: 6 H: 1 LOB: 0 BB: 1 P: 11	1B: 9 2B: 0 3B: 1 HR: 1 SF: 2 SAC: 0 DP: 1 HBP: 2						

TOP

Chicago White Sox @ Milwaukee Brewers

Milwaukee County Stadium, Milwaukee, WI

Sat Aug 28 1976, 8:05 PM EDT

Att. 15,934 - Unknown - 77 F

livebaseballscorecards.com

AB	35
R	8
H	11
RBI	8
BB	4
SO	5
LOB	13

PITCHER		IP	WLS	BF	H	R	ER	SO	BB	IBB	HBP	BLK	WP	HR	S	P	ERA	WHIP
Jim Colborn, R ERA: 3.84	(1, 1)	8.0	W	37	10	5	5	4	1	2	1	0	0	0	41	54	5.62	1.375
Ray Sadecki, L ERA: 3.71	(9, 1)	0.0		2	0	2	2	0	1	0	1	0	0	0	0	5	∞	∞
Danny Frisella, R ERA: 3.12	(9, 1)	1.0		4	1	1	1	1	0	0	0	0	0	1	6	6	9.00	1.000

PITCHER	IP	WLS	BF	H	R	ER	SO	BB	IBB	HBP	BLK	WP	HR	S	P	ERA	WHIP

Batter	1	2	3	4	5	6	7	8	9	AB	R	H	RBI	BB	SO	LOB
Von Joshua, L (1, 7) OBP: 0.292, SLG: 0.354	L6		2B 1B	1-3 1B		SF8 3-H	4-3			4	1	2	1	0	0	2
Robin Yount, R (1, 6) OBP: 0.311, SLG: 0.324	BB BB		K	F8		F8		6-3		4	0	0	0	1	1	4
George Scott, R (1, 3) OBP: 0.333, SLG: 0.409	1-2 BB		K		F3		6-3	FC4-6 BB 1B 1B		4	1	1	0	1	1	1
Mike Hegan, L (1, 10) OBP: 0.308, SLG: 0.378	F9		1-H HR 2B		F8		2B 1B 1B	1-2 FC4-6 BB		4	2	2	1	1	0	2
Darrell Porter, L (1, 2) OBP: 0.319, SLG: 0.314	4-3		2-H HR		4-1		1-3 1B 2B	1-2f FC4-6 1B 1B 2-3		5	3	2	2	0	0	4
Sixto Lezcano, R (1, 9) OBP: 0.356, SLG: 0.412		5-3	K			HR	2-H 1B 2B	1B 1-2 1B 3-H		5	2	3	4	0	1	0
Tim Johnson, L (1, 4) OBP: 0.327, SLG: 0.297		4-3		F8		2B SF8 1B	1-2 1B	1-3 1B 2-H		5	1	3	1	0	0	0
Gorman Thomas, R (1, 8) OBP: 0.296, SLG: 0.365		1B		K		K 1B	K 1B	F3		5	0	1	0	0	3	5
Jack Heidemann, R (1, 5) OBP: 0.261, SLG: 0.257		F9		1B 1B		1-3 2B	1-3 1B 2-H			4	0	3	1	0	0	1
Inning Stats	R: 0 H: 0 E: 0 LOB: 2 K: 0 BB: 2 S: 3 P: 11	R: 0 H: 1 E: 0 LOB: 1 K: 0 BB: 0 S: 4 P: 4	R: 3 H: 3 E: 0 LOB: 0 K: 3 BB: 0 S: 12 P: 12	R: 0 H: 2 E: 0 LOB: 2 K: 1 BB: 0 S: 7 P: 7	R: 0 H: 0 E: 0 LOB: 0 K: 0 BB: 0 S: 3 P: 3	R: 2 H: 3 E: 0 LOB: 1 K: 1 BB: 0 S: 8 P: 8	R: 3 H: 5 E: 0 LOB: 2 K: 1 BB: 0 S: 10 P: 10	R: 2 H: 3 E: 0 LOB: 2 K: 0 BB: 1 S: 6 P: 10		1B: 12 SF: 1 2B: 3 SAC: 0 3B: 0 DP: 0 HR: 2 HBP: 0						

PITCHER		IP	WLS	BF	H	R	ER	SO	BB	IBB	HBP	BLK	WP	HR	S	P	ERA	WHIP
Rich Gossage, R ERA: 3.54	(1, 1)	6.1	L	32	11	7	7	5	2	0	0	0	0	2	40	48	9.95	2.053
Larry Monroe, R ERA: 9.0	(7, 1)	1.0		8	4	3	3	1	1	0	0	0	0	0	9	13	27.00	5.000
Clay Carroll, R ERA: 2.35	(8, 1)	0.2		4	2	0	0	0	0	0	0	0	0	0	4	4	0.00	3.000

PITCHER	IP	WLS	BF	H	R	ER	SO	BB	IBB	HBP	BLK	WP	HR	S	P	ERA	WHIP

BOTTOM

Chicago White Sox @ Milwaukee Brewers

Milwaukee County Stadium, Milwaukee, WI

Sat Aug 28 1976, 8:05 PM EDT

Att. 15,934 - Unknown - 77 F

livebaseballscorecards.com

AB	40
R	10
H	17
RBI	10
BB	3
SO	6
LOB	19

Chicago White Sox @ Milwaukee Brewers

Milwaukee County Stadium, Milwaukee, WI

Sun Aug 29 1976, 4:33 AM EDT
Att. 22,225 - Unknown - 65 F

TOP

livebaseballscorecards.com

Batter	1	2	3	4	5	6	7	8	9	AB	R	H	RBI	BB	SO	LOB
Jerry Hairston, S (1, 9) OBP: 0.385, SLG: 0.323 Lamar Johnson, R (8, 3) OBP: 0.372, SLG: 0.435	F8		CS 1-2	G3		3-1	BBB 1-2 BB		4-3	3 1	0 0	0 0	0 0	1 0	0 0	0 0
Ralph Garr, L (1, 7) OBP: 0.332, SLG: 0.411 (8, 9)	F8			E6 1B		4-3 1B	6-3		E 1B 1B	5	0	3	0	0	0	3
Jorge Orta, L (1, 10) OBP: 0.321, SLG: 0.416	F8			F6		4-3 1-2		BBBB E S 1B BB	F7	4	1	0	0	1	0	3
Jim Spencer, L (1, 3) OBP: 0.319, SLG: 0.368 Alan Bannister, R (8, PR) OBP: 0.296, SLG: 0.308 (8, 7)		SSS K		4-0 IBB		4-0 IBB		E1 G3-6-3 1B 1-3 1B	E6 S 1-3 1B	2 1	0 1	0 1	0 0	2 0	1 0	1 0
Brian Downing, R (1, 2) OBP: 0.338, SLG: 0.335		G6-3 1B		F2		F3		BBBB G3-6-3 1-2 3-H 1B	1-2 BB	4	0	2	1	1	0	4
Jack Brohamer, L (1, 4) OBP: 0.337, SLG: 0.384		G6-3 1-2f			BBBB G6-4-3 BB		F9	G3-6-3 1-2f 2-3	4-3	4	0	0	0	1	0	6
Bill Stein, R (1, 5) OBP: 0.324, SLG: 0.370			CS 1B		G6-4-3 1-2f		FC6-4 1B 1B	BBBB 1B BB		3	0	2	0	1	0	1
Chet Lemon, R (1, 8) OBP: 0.293, SLG: 0.310			F9		BBBB BB		1-2 FC6-4 1B	1-2 3-H 1B		3	0	2	1	1	0	1
Bucky Dent, R (1, 6) OBP: 0.295, SLG: 0.302			F8		F7		1-2f 2-3 FC6-4 BB	F8		4	0	0	0	0	0	6

	AB	34
	R	2
	H	10
	RBI	2
	BB	8
	SO	1
	LOB	25

Inning Stats																																		
	R: 0	E: 0	K: 0	S: 3	H: 0	LOB: 0	BB: 0	P: 3	R: 0	E: 0	K: 1	S: 5	H: 1	LOB: 0	BB: 0	P: 5	R: 0	E: 0	K: 0	S: 3	H: 1	LOB: 0	BB: 0	P: 3	R: 0	E: 1	K: 0	S: 4	H: 1	LOB: 2	BB: 1	P: 8	R: 0	E: 0	K: 0	S: 2	H: 0	LOB: 1	BB: 2	P: 10
	R: 0	E: 0	K: 0	S: 4	H: 1	LOB: 2	BB: 1	P: 8	R: 0	E: 0	K: 0	S: 5	H: 2	LOB: 3	BB: 1	P: 9	R: 2	E: 1	K: 0	S: 5	H: 2	LOB: 2	BB: 2	P: 13	R: 0	E: 1	K: 0	S: 5	H: 2	LOB: 3	BB: 1	P: 9	1B: 10	2B: 0	3B: 0	HR: 0	SF: 0	SAC: 0	DP: 3	HBP: 0	WP: 0	PB: 0	SB: 2	CS: 1	PA: 43

PITCHER		IP	WLS	BF	H	R	ER	SO	BB	IBB	HBP	BLK	WP	HR	S	P	ERA	WHIP
Eduardo Rodriguez, R ERA: 3.41	(1, 1)	7.0	L	31	6	2	1	1	4	2	0	0	0	0	27	51	1.29	1.429
Bill Castro, R ERA: 2.73	(8, 1)	2.0		11	4	0	0	0	2	0	0	0	0	0	9	17	0.00	3.000

PITCHER	IP	WLS	BF	H	R	ER	SO	BB	IBB	HBP	BLK	WP	HR	S	P	ERA	WHIP

Batter	1	2	3	4	5	6	7	8	9	AB	R	H	RBI	BB	SO	LOB
Robin Yount, R (1, 6) OBP: 0.309, SLG: 0.322	F8		PO 1-2	6-3		F8		K		4	0	0	0	0	1	3
Jack Heidemann, R (1, 5) OBP: 0.261, SLG: 0.257	F4			FC6-4 1B		5-3		K		4	0	1	0	0	1	3
George Scott, R (1, 3) OBP: 0.331, SLG: 0.406	4-3			FC6-4 2B 1-2f			4-3		6-3	4	0	0	0	0	0	1
Sixto Lezcano, R (1, 9) OBP: 0.357, SLG: 0.415		F2		1-3 2B			6-3 1B		K	4	0	2	0	0	1	0
Don Money, R (1, 10) OBP: 0.336, SLG: 0.421		1-3		6-3			6-3 1-2		F9	4	0	0	0	0	0	3
Charlie Moore, R (1, 2) OBP: 0.341, SLG: 0.309		F9			F8			1B BB 1B		3	0	1	0	0	0	0
Gary Sutherland, R (1, 4) OBP: 0.263, SLG: 0.280			F8		F8			1B 1-2 BB		2	0	0	0	1	0	0
Von Joshua, L (1, 7) OBP: 0.292, SLG: 0.354			6-3		F9			1-2 2-3 1B		3	0	1	0	0	0	0
Gorman Thomas, R (1, 8) OBP: 0.296, SLG: 0.364			PO 1B			K		F8		3	0	1	0	0	1	3
Inning Stats	R: 0 E: 0 K: 0 S: 3 H: 0 LOB: 0 BB: 0 P: 3	R: 0 E: 0 K: 0 S: 3 H: 0 LOB: 0 BB: 0 P: 3	R: 0 E: 0 K: 0 S: 3 H: 1 LOB: 0 BB: 0 P: 3	R: 0 E: 0 K: 0 S: 5 H: 2 LOB: 2 BB: 0 P: 5	R: 0 E: 0 K: 0 S: 3 H: 0 LOB: 0 BB: 0 P: 3	R: 0 E: 0 K: 1 S: 5 H: 0 LOB: 0 BB: 0 P: 5	R: 0 E: 0 K: 0 S: 3 H: 1 LOB: 0 BB: 0 P: 3	R: 0 E: 0 K: 2 S: 9 H: 2 LOB: 3 BB: 1 P: 13	R: 0 E: 0 K: 1 S: 5 H: 0 LOB: 0 BB: 0 P: 5	1B: 5 2B: 1 3B: 0 HR: 0	SF: 0 SAC: 0 DP: 0 HBP: 0						

PITCHER		IP	WLS	BF	H	R	ER	SO	BB	IBB	HBP	BLK	WP	HR	S	P	ERA	WHIP
Ken Brett, L ERA: 3.5	(1, 1)	7.0	W	24	5	0	0	1	0	0	0	0	0	0	26	26	0.00	0.714
Dave Hamilton, L ERA: 3.16	(8, 1)	2.0	S	8	1	0	0	3	1	0	0	0	0	0	13	17	0.00	1.000

PITCHER	IP	WLS	BF	H	R	ER	SO	BB	IBB	HBP	BLK	WP	HR	S	P	ERA	WHIP

BOTTOM

Chicago White Sox @ Milwaukee Brewers

Milwaukee County Stadium, Milwaukee, WI

Sun Aug 29 1976, 4:33 AM EDT

Att. 22,225 - Unknown - 65 F

livebaseballscorecards.com

AB	31
R	0
H	6
RBI	0
BB	1
SO	4
LOB	13

1B: 5 2B: 1 3B: 0 HR: 0 SF: 0 SAC: 0 DP: 0 HBP: 0

WP: 0 PB: 0 SB: 0 CS: 0 PA: 33

Batter	1	2	3	4	5	6	7	8	9	10	AB	R	H	RBI	BB	SO	LOB
Duane Kuiper, L (1, 4) OBP: 0.317, SLG: 0.328	6-3		CS 1B		1-H 1B		1B			BB 1B BB 1B	5	1	4	1	0	0	0
Larvell Blanks, R (1, 6) OBP: 0.341, SLG: 0.419	6-3		K 1-2		F8		F4			BB BB 1B 1-2 1B	5	1	1	0	0	1	3
John Lowenstein, L (1, 8) OBP: 0.278, SLG: 0.250 Ron Pruitt, R (10, PH) OBP: 0.382, SLG: 0.339 (10, 7)	1B BB		F9			S 1B		F9		1B BB SF9 1-2 2-3 BB	3 0	0 1	1 0	0 0	1 1	0 0	0 0
Rico Carty, R (1, 10) OBP: 0.382, SLG: 0.448 Frank Robinson, R (10, PR) OBP: 0.333, SLG: 0.365	1-3 1B			F9	F9	F9		6-3		SF9 1B 1-2 2-3 3-H BB	4 0	0 0	1 0	1 0	1 0	0 0	1 0
Boog Powell, L (1, 3) OBP: 0.315, SLG: 0.332	K			G5-4-3 BB		1-2 BB		F7		SF9 1-2 2-3 3-H 1B	3	0	1	1	2	1	2
George Hendrick, R (1, 7) OBP: 0.329, SLG: 0.459 (10, 8)		F8		G5-4-3 1-2f		K			6-3	SF9 1-2 2-3 3-H	4	0	0	1	0	1	3
Buddy Bell, R (1, 5) OBP: 0.339, SLG: 0.360		1B			F9	1-3			5-3	K	5	0	1	0	0	1	5
Tommy Smith, L (1, 9) OBP: 0.256, SLG: 0.288		F8			6-3		F8		K		4	0	0	0	0	1	1
Ray Fosse, R (1, 2) OBP: 0.361, SLG: 0.377		5-3			S 1B 1B		F7			4-3	4	1	1	0	0	0	1
Inning Stats	R: 0 E: 0 K: 1 S: 6 / H: 1 LOB: 2 BB: 1 P: 10	R: 0 E: 0 K: 0 S: 4 / H: 1 LOB: 1 BB: 0 P: 4	R: 0 E: 0 K: 1 S: 5 / H: 1 LOB: 0 BB: 0 P: 5	R: 0 E: 0 K: 0 S: 2 / H: 0 LOB: 0 BB: 1 P: 6	R: 1 E: 0 K: 0 S: 5 / H: 2 LOB: 1 BB: 0 P: 5	R: 0 E: 0 K: 1 S: 6 / H: 1 LOB: 2 BB: 1 P: 10	R: 0 E: 0 K: 0 S: 4 / H: 1 LOB: 1 BB: 0 P: 4	R: 0 E: 0 K: 0 S: 3 / H: 0 LOB: 0 BB: 0 P: 3	R: 0 E: 0 K: 1 S: 5 / H: 0 LOB: 0 BB: 0 P: 5	R: 3 E: 0 K: 1 S: 8 / H: 3 LOB: 3 BB: 2 P: 16	1B: 10 2B: 1 3B: 0 HR: 0	SF: 1 SAC: 0 DP: 2 HBP: 0					

PITCHER		IP	WLS	BF	H	R	ER	SO	BB	IBB	HBP	BLK	WP	HR	S	P	ERA	WHIP
Bart Johnson, R ERA: 4.41	(1, 1)	9.0		35	7	1	1	4	3	0	0	0	0	0	40	52	1.00	1.111
Dave Hamilton, L ERA: 3.47	(10, 1)	0.1	L	6	3	3	3	0	2	0	0	0	0	0	4	12	81.00	15.000
Pete Vuckovich, R ERA: 4.35	(10, 1)	0.2		2	0	0	0	1	0	0	0	0	0	0	4	4	0.00	0.000

PITCHER	IP	WLS	BF	H	R	ER	SO	BB	IBB	HBP	BLK	WP	HR	S	P	ERA	WHIP

TOP

Cleveland Indians @ Chicago White Sox

Comiskey Park, Chicago, IL

Tue Aug 31 1976, 8:05 PM EDT

Att. 10,852 - Unknown

livebaseballscorecards.com

AB	37
R	4
H	10
RBI	4
BB	5
SO	5
LOB	16

WP: 0 PB: 0 SB: 2 CS: 1 PA: 43

Batter	1	2	3	4	5	6	7	8	9	10	AB	R	H	RBI	BB	SO	LOB
Jerry Hairston, S (1, 9) OBP: 0.386, SLG: 0.314	BBBB 4-0 CS BB		x 0-0 ② F9		x 0-0 ② F9			x 0-0 ① 5-3	0-0 ③ CS 1-2	BBBB 4-0 1B 1B BB	3	1	0	0	2	0	1
Jorge Orta, L (1, 7) OBP: 0.323, SLG: 0.422	SSS 0-3 ①② K 1-2		x 0-0 2B 1-3		x 0-0 ③ F6			x 0-0 1B 1B 2B		x 0-0 1B 1-2 1B	5	1	3	0	0	1	1
Lamar Johnson, R (1, 10) OBP: 0.374, SLG: 0.436 Ralph Garr, L (8, PR) OBP: 0.331, SLG: 0.410	x 0-0 ③ 4-3		x 0-0 ③ F9			x 0-0 4-3-6 1B		x 0-0 1B 2-3 1B		SSS 0-3 ① K	4	0	2	0	0	0	2
											1	0	0	0	0	1	2
Jim Spencer, L (1, 3) OBP: 0.320, SLG: 0.367		x 0-0 ① F1		BBBB 4-0 E BB		x 0-0 ① F9		x 0-0 1-2 3-H 1B		SSS 0-3 ② K	4	0	1	1	1	1	3
Brian Downing, R (1, 2) OBP: 0.339, SLG: 0.336		x 0-0 FC4-6 1B		x 0-0 FC5 1-2		x 0-0 ②③ 4-3-6 1-3f		SSS 0-3 ② K		x 0-0 1-2 2-H 1B	5	0	2	1	0	1	4
Bill Stein, R (1, 5) OBP: 0.319, SLG: 0.363		x 0-0 ② FC4-6 1-2f		SSS 0-3 ① K			x 0-0 ① F8	x 0-0 ③ F9		x 0-0 ③ F4	5	0	0	0	0	1	7
Chet Lemon, R (1, 8) OBP: 0.292, SLG: 0.312	SSS 0-3 ③ K		SSS 0-3 ② K				x 0-0 2B		x 0-0 ① F9		4	0	1	0	0	2	3
Jack Brohamer, L (1, 4) OBP: 0.336, SLG: 0.382 Alan Bannister, R (9, PR) OBP: 0.296, SLG: 0.308 (10, 4)			x 0-0 ① F7	x 0-0 ③ 5-3			x 0-0 ② F2		x 0-0 FC6-4 1B		4	0	1	0	0	0	3
											0	0	0	0	0	0	0
Bucky Dent, R (1, 6) OBP: 0.294, SLG: 0.301			x 0-0 2B 1B		x 0-0 ① F8		x 0-0 ③ 5-3		x 0-0 ② FC6-4 CS 1-2f		4	0	1	0	0	0	2
Inning Stats	R: 0 H: 0 E: 0 LOB: 0 K: 1 BB: 1 S: 4 P: 8	R: 0 H: 1 E: 0 LOB: 1 K: 1 BB: 0 S: 6 P: 6	R: 0 H: 2 E: 0 LOB: 2 K: 0 BB: 0 S: 5 P: 5	R: 0 H: 0 E: 1 LOB: 2 K: 2 BB: 1 S: 8 P: 12	R: 0 H: 0 E: 0 LOB: 0 K: 0 BB: 0 S: 3 P: 3	R: 0 H: 1 E: 0 LOB: 0 K: 0 BB: 0 S: 3 P: 3	R: 0 H: 1 E: 0 LOB: 1 K: 0 BB: 0 S: 4 P: 4	R: 1 H: 3 E: 0 LOB: 2 K: 1 BB: 0 S: 8 P: 8	R: 0 H: 1 E: 0 LOB: 1 K: 0 BB: 0 S: 3 P: 3	R: 1 H: 2 E: 0 LOB: 2 K: 2 BB: 1 S: 9 P: 13	1B: 8 SF: 0 2B: 5 SAC: 0 3B: 0 DP: 2 HR: 0 HBP: 0						

PITCHER		IP	WLS	BF	H	R	ER	SO	BB	IBB	HBP	BLK	WP	HR	S	P	ERA	WHIP
Rick Waits, L ERA: 3.46	(1, 1)	7.1		31	8	1	1	4	2	0	0	0	0	0	37	45	1.23	1.364
Jim Kern, R ERA: 2.54	(8, 1)	1.2	W	7	2	1	1	1	1	0	0	0	0	0	8	12	5.40	1.800
Dave LaRoche, L ERA: 2.13	(10, 1)	1.0	S	4	1	0	0	2	0	0	0	0	0	0	8	8	0.00	1.000

PITCHER	IP	WLS	BF	H	R	ER	SO	BB	IBB	HBP	BLK	WP	HR	S	P	ERA	WHIP

BOTTOM

Cleveland Indians @ Chicago White Sox

Comiskey Park, Chicago, IL

Tue Aug 31 1976, 8:05 PM EDT
Att. 10,852 - Unknown

livebaseballscorecards.com

AB	39
R	2
H	11
RBI	2
BB	3
SO	7
LOB	28

WP: 0 PA: 43
PB: 0
SB: 0
CS: 2

Batter	1	2	3	4	5	6	7	8	9	AB	R	H	RBI	BB	SO	LOB
Duane Kuiper, L (1, 4) OBP: 0.314, SLG: 0.324	F7		F5		F5			F8	6-3	5	0	0	0	0	0	2
Ray Fosse, R (1, 2) OBP: 0.359, SLG: 0.389	F9			HR		F8		K		4	1	1	1	0	1	0
Larvell Blanks, R (1, 10) OBP: 0.343, SLG: 0.418	K			K		FC6-4 BB		1B		3	0	1	0	1	2	0
Rico Carty, R (1, 7) OBP: 0.379, SLG: 0.444		F8		4-3		F7		F5		4	0	0	0	0	0	2
John Lowenstein, L (8, 8) OBP: 0.278, SLG: 0.250										0	0	0	0	0	0	0
George Hendrick, R (1, 8) (8, 7) OBP: 0.333, SLG: 0.462		BB		2B		FC6-4 1-2f			2B BB	2	1	1	0	2	0	1
Buddy Bell, R (1, 5) OBP: 0.340, SLG: 0.362		F3		K			FC5-4 BB		1-H 1B 2B	3	1	1	1	1	1	2
Joe Lis, R (1, 3)		F7			F8		FC5-4 1-2f		6-3	4	0	0	0	0	0	3
Ron Pruitt, R (1, 9) OBP: 0.389, SLG: 0.328			K		BB		F9		1B BB	2	0	0	0	2	1	1
Frank Duffy, R (1, 6) OBP: 0.273, SLG: 0.279			F7		F3		F6		1-3 2-H 1B	4	0	1	1	0	0	2
Inning Stats	R: 0 E: 0 K: 1 S: 5 H: 0 LOB: 0 BB: 0 P: 5	R: 0 E: 0 K: 0 S: 3 H: 0 LOB: 1 BB: 1 P: 7	R: 0 E: 0 K: 1 S: 5 H: 0 LOB: 0 BB: 0 P: 5	R: 1 E: 0 K: 2 S: 9 H: 2 LOB: 1 BB: 0 P: 9	R: 0 E: 0 K: 0 S: 3 H: 0 LOB: 1 BB: 1 P: 7	R: 0 E: 0 K: 0 S: 3 H: 0 LOB: 1 BB: 1 P: 7	R: 0 E: 0 K: 0 S: 3 H: 0 LOB: 1 BB: 1 P: 7	R: 0 E: 0 K: 1 S: 6 H: 1 LOB: 1 BB: 0 P: 6	R: 2 E: 0 K: 0 S: 4 H: 2 LOB: 1 BB: 2 P: 12	1B: 2 2B: 2 3B: 0 HR: 1	SF: 0 SAC: 0 DP: 0 HBP: 0						

PITCHER	IP	WLS	BF	H	R	ER	SO	BB	IBB	HBP	BLK	WP	HR	S	P	ERA	WHIP
Ken Kravec, L (1, 1) ERA: 2.81	9.0	L	37	5	3	3	5	6	0	0	0	0	1	41	65	3.00	1.222

PITCHER	IP	WLS	BF	H	R	ER	SO	BB	IBB	HBP	BLK	WP	HR	S	P	ERA	WHIP

Cleveland Indians @ Chicago White Sox

Comiskey Park, Chicago, IL

Wed Sep 01 1976, 8:05 PM EDT

Att. 6,225 - Unknown - 62 F

TOP

livebaseballscorecards.com

AB	31
R	3
H	5
RBI	3
BB	6
SO	5
LOB	13

WP: 0	PA: 37
PB: 0	
SB: 0	
CS: 0	

Cleveland Indians @ Chicago White Sox

Comiskey Park, Chicago, IL

Wed Sep 01 1976, 8:05 PM EDT

Att. 6,225 - Unknown - 62 F

livebaseballscorecards.com

Batter	1	2	3	4	5	6	7	8	9	AB	R	H	RBI	BB	SO	LOB
Jerry Hairston, S (1, 9) OBP: 0.374, SLG: 0.302	F8		K		G3			K		4	0	0	0	0	2	3
Ralph Garr, L (1, 8) OBP: 0.330, SLG: 0.409	L6			1B		F7		F7		4	0	1	0	0	0	0
Jorge Orta, L (1, 7) OBP: 0.323, SLG: 0.421	4-3			F9		G3-6-1 1B			F9	4	0	1	0	0	0	1
Jim Spencer, L (1, 3) OBP: 0.317, SLG: 0.364		F8		F8		G3-6-1 1-2f			1-3	4	0	0	0	0	0	2
Lamar Johnson, R (1, 10) OBP: 0.374, SLG: 0.431		4-3		F9			SH3-4 BB		F8	2	0	0	0	1	0	1
Alan Bannister, R (7, PR) OBP: 0.296, SLG: 0.308										0	0	0	0	0	0	0
Pat Kelly, L (9, PH) OBP: 0.347, SLG: 0.388										1	0	0	0	0	0	0
Brian Downing, R (1, 2) OBP: 0.337, SLG: 0.333		K			5-3		SH3-4 1-2			2	0	0	0	0	1	0
Bill Stein, R (1, 5) OBP: 0.319, SLG: 0.363			1-6-3 SH1-4 1B		6-3		K			3	0	1	0	0	1	2
Jack Brohamer, L (1, 4) OBP: 0.337, SLG: 0.383			SH1-4 1-2		1B 1B		F7			2	0	1	0	0	0	2
Bucky Dent, R (1, 6) OBP: 0.294, SLG: 0.301			1-6-3 2-3		1-2 1B			1-3		3	0	1	0	0	0	1

Inning Stats	1	2	3	4	5	6	7	8	9		
	R: 0 H: 0	R: 0 H: 0	R: 0 H: 1	R: 0 H: 1	R: 0 H: 2	R: 0 H: 1	R: 0 H: 0	R: 0 H: 0	R: 0 H: 0	1B: 5 SF: 0	WP: 0 PA: 32
	E: 0 LOB: 0	E: 0 LOB: 0	E: 0 LOB: 1	E: 0 LOB: 1	E: 0 LOB: 2	E: 0 LOB: 0	E: 0 LOB: 2	E: 0 LOB: 0	E: 0 LOB: 0	2B: 0 SAC: 2	PB: 0
	K: 0 BB: 0	K: 1 BB: 0	K: 1 BB: 0	K: 0 BB: 0	K: 0 BB: 0	K: 0 BB: 0	K: 1 BB: 1	K: 1 BB: 0	K: 0 BB: 0	3B: 0 DP: 1	SB: 0
	S: 3 P: 3	S: 5 P: 5	S: 6 P: 6	S: 4 P: 4	S: 5 P: 5	S: 3 P: 3	S: 5 P: 9	S: 5 P: 5	S: 3 P: 3	HR: 0 HBP: 0	CS: 0

PITCHER	IP	WLS	BF	H	R	ER	SO	BB	IBB	HBP	BLK	WP	HR	S	P	ERA	WHIP
Jim Bibby, R (1, 1) ERA: 3.26	9.0	W	32	5	0	0	4	1	0	0	0	0	0	39	43	0.00	0.667

PITCHER	IP	WLS	BF	H	R	ER	SO	BB	IBB	HBP	BLK	WP	HR	S	P	ERA	WHIP

TOP

Chicago White Sox @ Minnesota Twins

Metropolitan Stadium, Bloomington , MI

Fri Sep 03 1976, 8:05 PM EDT
Att. 4,622 - Unknown - 77 F

livebaseballscorecards.com

Batter	1	2	3	4	5	6	7	8	9	AB	R	H	RBI	BB	SO	LOB
Pat Kelly, L (1, 9) OBP: 0.345, SLG: 0.384	S S S 0-3 ① K	x 0-0 ② F7			x 0-0 ① 4-3		x 0-0 ① 5-3		x 0-0 ① F4	3	0	0	0	0	1	2
Chet Lemon, R (7, PH) (7, 8) OBP: 0.291, SLG: 0.310										2	0	0	0	0	0	0
Ralph Garr, L (1, 8) (7, 7) OBP: 0.336, SLG: 0.413	x 0-0 S 1B 1B	x 0-0 ③ F9			x 0-0 BB 1B		x 0-0 WP 1B		x 0-0 G4-6-3 1B	5	1	4	0	0	0	2
Jim Spencer, L (1, 3) OBP: 0.317, SLG: 0.363	x 0-0 ② 1-H 1B		S S S 0-3 ① K		x 0-0 ② F2		B B B B 4-0 1-2 BB		x 0-0 ② ③ G4-6-3 1-2f	3	0	1	1	0	1	1
Lamar Johnson, R (7, PH) (7, 3) OBP: 0.375, SLG: 0.429										1	0	0	0	1	0	1
Jorge Orta, L (1, 7) OBP: 0.324, SLG: 0.420	x 0-0 S 1B		x 0-0 ② F8		B B B 4-0 1-2 BB		x 0-0 ② F7			3	0	1	0	1	0	2
Wayne Nordhagen, R (7, 9) OBP: 0.245, SLG: 0.256										0	0	0	0	0	0	0
Sam Ewing, L (1, 10)	B B B B 4-0 1-2 BB		x 0-0 ③ G3		x 0-0 ③ F5		x 0-0 ③ F5			2	0	0	0	1	0	2
Kevin Bell, R (7, PH) OBP: 0.289, SLG: 0.381										1	0	0	0	0	0	2
Brian Downing, R (1, 2) OBP: 0.333, SLG: 0.330	S S S 0-3 ③ K			x 0-0 ① 5-3		x 0-0 ① F2		x 0-0 ① L4		3	0	0	0	0	1	2
Jim Essian, R (7, 2) OBP: 0.306, SLG: 0.259										1	0	0	0	0	0	0
Bill Stein, R (1, 5) OBP: 0.325, SLG: 0.372		x 0-0 ① F8		x 0-0 ② 2B		x 0-0 1B		x 0-0 FC3-6 1B		4	0	3	0	0	0	0
Jack Brohamer, L (1, 4) OBP: 0.339, SLG: 0.383		x 0-0 1B 1B		B B B B 4-0 BB		x 0-0 ② F7		x 0-0 ② FC3-6 FC5-4 1-2f		3	0	1	0	1	0	2
Bucky Dent, R (1, 6) OBP: 0.295, SLG: 0.301		x 0-0 1-2 1B		x 0-0 ③ F8		x 0-0 ③ F6		x 0-0 ③ FC5-4 1-2f		3	0	1	0	0	0	2
Alan Bannister, R (7, 6) OBP: 0.292, SLG: 0.303										1	0	0	0	0	0	1

	AB	35
	R	1
	H	11
	RBI	1
	BB	4
	SO	3
	LOB	19

Inning Stats										
	R: 1 E: 0 K: 2 S: 9	H: 3 LOB: 2 BB: 1 P: 13	R: 0 E: 0 K: 0 S: 5	H: 2 LOB: 2 BB: 0 P: 5	R: 0 E: 0 K: 1 S: 5	H: 0 LOB: 0 BB: 0 P: 5	R: 0 E: 0 K: 0 S: 3	H: 1 LOB: 1 BB: 1 P: 7	R: 0 E: 0 K: 0 S: 4	H: 1 LOB: 2 BB: 1 P: 8
	R: 0 E: 0 K: 0 S: 4	H: 1 LOB: 2 BB: 1 P: 8	R: 0 E: 0 K: 0 S: 4	H: 1 LOB: 1 BB: 0 P: 4	R: 0 E: 0 K: 0 S: 4	H: 1 LOB: 1 BB: 0 P: 4	R: 0 E: 0 K: 0 S: 3	H: 1 LOB: 0 BB: 0 P: 3		

	1B: 10	SF: 0	WP: 1	PA: 39
	2B: 1	SAC: 0	PB: 0	
	3B: 0	DP: 1	SB: 2	
	HR: 0	HBP: 0	CS: 0	

PITCHER		IP	WLS	BF	H	R	ER	SO	BB	IBB	HBP	BLK	WP	HR	S	P	ERA	WHIP
Pete Redfern, R	(1, 1)	6.0	W	27	8	1	1	3	3	0	0	0	0	0	30	42	1.50	1.833
ERA: 4.38																		
Tom Burgmeier, L	(7, 1)	3.0	S	12	3	0	0	0	1	0	0	0	1	0	11	15	0.00	1.333
ERA: 2.35																		

PITCHER	IP	WLS	BF	H	R	ER	SO	BB	IBB	HBP	BLK	WP	HR	S	P	ERA	WHIP

Batter	1	2	3	4	5	6	7	8	9	AB	R	H	RBI	BB	SO	LOB
Steve Braun, L (1, 7) OBP: 0.386, SLG: 0.352	BB 1B 1B		F6	FC5-2 BB 1B 1-2 3-H		E9 SF9 2-H 1B		1B 1B 1B		3	1	1	0	0	0	2
Larry Hisle, R (6, 7) OBP: 0.326, SLG: 0.375										1	1	1	1	0	0	0
Roy Smalley, S (1, 6) OBP: 0.357, SLG: 0.323	BBBB G4-6-3 1B 1-2 BB		WP 2B 1B	F7 2-3		SF9 3-H		1B G6-4-3 1-2 1B		4	1	3	2	1	0	0
Rod Carew, L (1, 3) OBP: 0.397, SLG: 0.452	G4-6-3 1-2 2-H 1B		BBBB 2B 1-2 BB	BB 1-2 3-H 1B		6-3		G6-4-3 1-3 2-H 1B		1	1	1	1	2	0	0
Craig Kusick, R (6, PH) OBP: 0.337, SLG: 0.424 (7, 3)										2	0	0	0	0	1	1
Lyman Bostock, L (1, 8) OBP: 0.367, SLG: 0.429	G4-6-3 1-2f 2-3		BBBB WP 1-H 2-H 2B	BBBB 1-2 2-3 BB		SSS K		G6-4-3 1-2f 3-H		5	1	2	2	0	0	5
Butch Wynegar, S (1, 2) OBP: 0.363, SLG: 0.374	SSS K		WP 2-H	L7			E6 1-3 1B	1B		6	1	1	0	0	1	4
Mike Cubbage, L (1, 5) OBP: 0.339, SLG: 0.334		G3		3B 2B	5-3		1-3 1-2	F8		4	1	1	1	0	2	1
Tony Oliva, L (1, 10) OBP: 0.239, SLG: 0.269		F7	1B 2-H 3B	SSS K			SSS K			2	0	1	1	0	0	0
Jerry Terrell, R (4, PR) OBP: 0.280, SLG: 0.272										2	0	1	1	0	0	0
Steve Brye, R (1, 9) OBP: 0.303, SLG: 0.330		6-3	1B FC5-2 3-H 1B		G3		2-H 1B			4	2	1	0	0	0	1
Bob Randall, R (1, 4) OBP: 0.324, SLG: 0.324			1-3	F7 FC5-2 1-3 1B 1B		E8 E	F8			4	2	2	1	0	0	2
Inning Stats	R: 1 H: 2 E: 0 LOB: 1 K: 1 BB: 1 S: 6 P: 10	R: 0 H: 0 E: 0 LOB: 0 K: 0 BB: 0 S: 3 P: 3	R: 2 H: 2 E: 0 LOB: 0 K: 0 BB: 1 S: 4 P: 8	R: 3 H: 5 E: 0 LOB: 3 K: 0 BB: 1 S: 8 P: 12	R: 0 H: 0 E: 0 LOB: 0 K: 1 BB: 0 S: 5 P: 5	R: 2 H: 1 E: 2 LOB: 0 K: 1 BB: 0 S: 7 P: 7	R: 1 H: 1 E: 1 LOB: 1 K: 1 BB: 0 S: 7 P: 7	R: 2 H: 4 E: 0 LOB: 1 K: 0 BB: 0 S: 6 P: 6		1B: 12 SF: 1 2B: 2 SAC: 0 3B: 1 DP: 2 HR: 0 HBP: 0						

BOTTOM

Chicago White Sox @ Minnesota Twins

Metropolitan Stadium, Bloomington , MI

Fri Sep 03 1976, 8:05 PM EDT

Att. 4,622 - Unknown - 77 F

livebaseballscorecards.com

AB	38
R	11
H	15
RBI	10
BB	3
SO	4
LOB	16

WP: 2 PA: 42
PB: 0
SB: 0
CS: 0

PITCHER		IP	WLS	BF	H	R	ER	SO	BB	IBB	HBP	BLK	WP	HR	S	P	ERA	WHIP
Rich Gossage, R ERA: 3.76	(1, 1)	4.0	L	23	9	6	6	1	3	0	0	0	2	0	21	33	13.50	3.000
Terry Forster, L ERA: 4.59	(5, 1)	3.0		13	2	3	0	3	0	0	0	0	0	0	19	19	0.00	0.667
Larry Monroe, R ERA: 11.25	(8, 1)	1.0		6	4	2	2	0	0	0	0	0	0	0	6	6	18.00	4.000

PITCHER	IP	WLS	BF	H	R	ER	SO	BB	IBB	HBP	BLK	WP	HR	S	P	ERA	WHIP

Batter	1	2	3	4	5	6	7	8	9	AB	R	H	RBI	BB	SO	LOB
Ralph Garr, L (1, 9) OBP: 0.334, SLG: 0.410	H 1-0 G3-6-3 HBP		S S S 0-3 ① K 1-2 2-3		x 0-0 ①② G4-6-3 1-2f		x 0-0 ②③ L3 1-2		x 0-0 ③ 4-3	4	0	0	0	0	1	5
Bill Stein, R (1, 5) OBP: 0.324, SLG: 0.368	x 0-0 ① F8		B B B B 4-0 1B BB		x 0-0 ③ 4-3			x 0-0 ① L4		3	0	0	0	1	0	1
Jim Spencer, L (1, 3) OBP: 0.319, SLG: 0.365	x 0-0 ②③ G3-6-3 1-2f		x 0-0 G6-3 1B 1-3 2-H 3-H			x 0-0 ① 6-3		x 0-0 2B 1B		4	1	2	2	0	0	1
Jorge Orta, L (1, 7) OBP: 0.322, SLG: 0.417 Alan Bannister, R (8, 7) OBP: 0.292, SLG: 0.303		S S S 0-3 ① K	x 0-0 ②③ G6-3 1-2f			x 0-0 ② G3		S S S 0-3 ② K		4 0	0 0	0 0	0 0	0 0	2 0	3 0
Sam Ewing, L (1, 10) OBP: 0.200, SLG: 0.214		x 0-0 ② 4-3		x 0-0 ① G3		x 0-0 1B		x 0-0 1-H 2B		4	0	2	1	0	0	0
Brian Downing, R (1, 2) OBP: 0.335, SLG: 0.336		x 0-0 2B		x 0-0 BB 1B		x 0-0 ③ F8		S S S 0-3 ③ K		4	0	2	0	0	1	2
Jack Brohamer, L (1, 4) OBP: 0.338, SLG: 0.379		S S S 0-3 ③ K	B B B B 4-0 G5-4-3 1-2 BB				x 0-0 E3 SH3-4 E		S S S 0-3 ① K	3	1	0	0	1	2	1
Bucky Dent, R (1, 6) OBP: 0.297, SLG: 0.302			B B B B 4-0 PB 1B 1B BB	x 0-0 ②③ G5-4-3 1-2f			x 0-0 ① SH3-4 1-2		x 0-0 1B	2	1	1	0	1	0	2
Chet Lemon, R (1, 8) OBP: 0.293, SLG: 0.312			x 0-0 PB 1B 1-2 1B		x 0-0 G4-6-3 1B		x 0-0 E6 L3 2-H		x 0-0 ② F5	4	1	2	0	0	0	1
Inning Stats	R: 0 H: 0 E: 0 LOB: 0 K: 0 BB: 0 S: 2 P: 3	R: 0 H: 1 E: 0 LOB: 1 K: 2 BB: 0 S: 8 P: 8	R: 2 H: 2 E: 0 LOB: 1 K: 1 BB: 2 S: 6 P: 14	R: 0 H: 1 E: 0 LOB: 1 K: 0 BB: 1 S: 3 P: 7	R: 0 H: 1 E: 0 LOB: 0 K: 0 BB: 0 S: 3 P: 3	R: 0 H: 1 E: 0 LOB: 1 K: 0 BB: 0 S: 4 P: 4	R: 1 H: 0 E: 2 LOB: 0 K: 0 BB: 0 S: 4 P: 4	R: 1 H: 2 E: 0 LOB: 1 K: 2 BB: 0 S: 9 P: 9	R: 0 H: 1 E: 0 LOB: 1 K: 1 BB: 0 S: 6 P: 6	1B: 7 SF: 0 2B: 3 SAC: 1 3B: 0 DP: 5 HR: 0 HBP: 1						

PITCHER		IP	WLS	BF	H	R	ER	SO	BB	IBB	HBP	BLK	WP	HR	S	P	ERA	WHIP
Jim Hughes, R ERA: 5.02	(1, 1)	8.0	L	33	8	4	3	5	3	0	1	0	0	0	39	52	3.38	1.375
Vic Albury, L ERA: 3.88	(9, 1)	1.0		4	1	0	0	1	0	0	0	0	0	0	6	6	0.00	1.000

PITCHER	IP	WLS	BF	H	R	ER	SO	BB	IBB	HBP	BLK	WP	HR	S	P	ERA	WHIP

TOP

Chicago White Sox @ Minnesota Twins

Metropolitan Stadium, Bloomington , MI

Sat Sep 04 1976, 4:33 AM EDT

Att. 5,933 - Unknown - 76 F

livebaseballscorecards.com

AB	32
R	4
H	9
RBI	3
BB	3
SO	6
LOB	16

WP: 0 PA: 37
PB: 1
SB: 0
CS: 0

Batter	1	2	3	4	5	6	7	8	9	AB	R	H	RBI	BB	SO	LOB
Lyman Bostock, L (1, 8) OBP: 0.364, SLG: 0.425	K		K			F7		L6		4	0	0	0	0	2	1
Larry Hisle, R (1, 7) OBP: 0.324, SLG: 0.372	E6 CS		5-3			F8			F3	4	0	0	0	0	0	0
Rod Carew, L (1, 3) OBP: 0.396, SLG: 0.450	1-3 1-2			4-3			4-3		FC6 1B	4	0	1	0	0	0	1
Dan Ford, R (1, 9) OBP: 0.309, SLG: 0.411		F9		L9			BB 1B		FC6 FC6-4 1-2f	4	0	1	0	0	0	1
Craig Kusick, R (1, 10) OBP: 0.336, SLG: 0.418		5-3		K			BBBB G4-6-3 1-2 BB		FC6-4 1-2f	3	0	0	0	1	1	1
Jerry Terrell, R (1, 5) OBP: 0.281, SLG: 0.273		S 1B			G3		G4-6-3 1-2f			3	0	1	0	0	0	2
Roy Smalley, S (1, 6) OBP: 0.357, SLG: 0.322		BBBB FC6 1-2 BB			5-3			L8		2	0	0	0	1	0	0
Bob Randall, R (1, 4) OBP: 0.322, SLG: 0.322		FC6 1-2f			F8			L6		3	0	0	0	0	0	2
Glenn Borgmann, R (1, 2) OBP: 0.411, SLG: 0.386			F7			F8		BBBB BB		2	0	0	0	1	0	0
Inning Stats	R: 0 E: 1 K: 1 S: 5 H: 0 LOB: 0 BB: 0 P: 5	R: 0 E: 0 K: 0 S: 4 H: 1 LOB: 2 BB: 1 P: 8	R: 0 E: 0 K: 1 S: 5 H: 0 LOB: 0 BB: 0 P: 5	R: 0 E: 0 K: 1 S: 5 H: 0 LOB: 0 BB: 0 P: 5	R: 0 E: 0 K: 0 S: 3 H: 0 LOB: 0 BB: 0 P: 3	R: 0 E: 0 K: 0 S: 3 H: 0 LOB: 0 BB: 0 P: 3	R: 0 E: 0 K: 0 S: 3 H: 1 LOB: 1 BB: 1 P: 7	R: 0 E: 0 K: 0 S: 3 H: 0 LOB: 1 BB: 1 P: 7	R: 0 E: 0 K: 0 S: 4 H: 1 LOB: 1 BB: 0 P: 4	1B: 3 2B: 0 3B: 0 HR: 0	SF: 0 SAC: 0 DP: 1 HBP: 0						

PITCHER	IP	WLS	BF	H	R	ER	SO	BB	IBB	HBP	BLK	WP	HR	S	P	ERA	WHIP
Ken Brett, L (1, 1) ERA: 3.3	9.0	W	32	3	0	0	3	3	0	0	0	0	0	35	47	0.00	0.667

PITCHER	IP	WLS	BF	H	R	ER	SO	BB	IBB	HBP	BLK	WP	HR	S	P	ERA	WHIP

BOTTOM

Chicago White Sox @ Minnesota Twins

Metropolitan Stadium, Bloomington , MI

Sat Sep 04 1976, 4:33 AM EDT
Att. 5,933 - Unknown - 76 F

livebaseballscorecards.com

AB	29
R	0
H	3
RBI	0
BB	3
SO	3
LOB	8

1B: 3	SF: 0	WP: 0	PA: 32
2B: 0	SAC: 0	PB: 0	
3B: 0	DP: 1	SB: 1	
HR: 0	HBP: 0	CS: 1	

Batter	1	2	3	4	5	6	7	8	9	AB	R	H	RBI	BB	SO	LOB
Bill Stein, R (1, 5) OBP: 0.318, SLG: 0.361	S S S 0-3 ① K	x 0-0 ③ F3		S S S 0-3 ② K		x 0-0 ③ 6-3		x 0-0 ③ L4		5	0	0	0	0	2	7
Ralph Garr, L (1, 9) OBP: 0.336, SLG: 0.409 Jerry Hairston, S (7, PR) OBP: 0.371, SLG: 0.299 (7, 9)	x 0-0 ② 6-3		B B B B 4-0 3B BB	S S S 0-3 ③ K			x 0-0 1B		x 0-0 ① 4-3	3 1	1 0	1 0	0 0	1 0	1 0	2 0
Jim Spencer, L (1, 3) OBP: 0.321, SLG: 0.364 Sam Ewing, L (6, 3) OBP: 0.176, SLG: 0.188	B B B B 4-0 BB BB	x 0-0 ① F8			B B B B 4-0 G6-4-3 BB		x 0-0 ① F7		x 0-0 ② F7	1 2	0 0	0 0	0 0	2 0	0 0	1 1
Lamar Johnson, R (1, 10) OBP: 0.381, SLG: 0.441	B B B B 4-0 1-2 BB	x 0-0 1-H 3B			x 0-0 ① ② G6-4-3 1-2f		S S S 0-3 ② K		x 0-0 1B	4	0	2	1	1	1	2
Jorge Orta, L (1, 7) OBP: 0.321, SLG: 0.415	x 0-0 ③ 4-3	x 0-0 ② 3-1			x 0-0 1B		x 0-0 ③ F7		S S S 0-3 ③ K	5	0	1	0	0	1	5
Brian Downing, R (1, 2) OBP: 0.332, SLG: 0.332 Wayne Nordhagen, R (6, 2) OBP: 0.240, SLG: 0.250		x 0-0 ① F4	x 0-0 ③ L7		S S S 0-3 ③ K			x 0-0 ① 5-3		3 1	0 0	0 0	0 0	0 0	1 0	2 0
Chet Lemon, R (1, 8) OBP: 0.295, SLG: 0.311		x 0-0 ② F7		x 0-0 ① L8		B B B B 4-0 FC5-4 BB		B B B B 4-0 1B BB		2	0	0	0	2	0	0
Jack Brohamer, L (1, 4) OBP: 0.343, SLG: 0.385		x 0-0 2B		B B B B 4-0 BB BB		x 0-0 ① F6		x 0-0 1-2 1B		3	0	2	0	1	0	1
Bucky Dent, R (1, 6) OBP: 0.300, SLG: 0.302 Alan Bannister, R (6, PH) OBP: 0.284, SLG: 0.294 (6, 6)		B B B B 4-0 BB		B B B B 4-0 1-2 BB		x 0-0 ② FC5-4 1-2f		x 0-0 ② F2		0 2	0 0	0 0	0 0	2 0	0 0	0 3
Inning Stats	R: 0 E: 0 K: 1 S: 5 H: 0 LOB: 2 BB: 2 P: 13	R: 0 E: 0 K: 0 S: 4 H: 1 LOB: 2 BB: 1 P: 8	R: 1 E: 0 K: 0 S: 4 H: 1 LOB: 1 BB: 1 P: 8	R: 0 E: 0 K: 2 S: 7 H: 0 LOB: 2 BB: 2 P: 15	R: 0 E: 0 K: 1 S: 5 H: 1 LOB: 1 BB: 1 P: 9	R: 0 E: 0 K: 0 S: 3 H: 0 LOB: 1 BB: 1 P: 7	R: 0 E: 0 K: 1 S: 6 H: 1 LOB: 1 BB: 0 P: 6	R: 0 E: 0 K: 0 S: 4 H: 1 LOB: 2 BB: 1 P: 8	R: 0 E: 0 K: 1 S: 6 H: 1 LOB: 1 BB: 0 P: 6	1B: 4 2B: 1 3B: 1 HR: 0 SF: 0 SAC: 0 DP: 1 HBP: 0						

TOP

Chicago White Sox @ Minnesota Twins

Metropolitan Stadium, Bloomington , MI

Sun Sep 05 1976, 4:33 AM EDT

Att. 6,602 - Unknown - 78 F

livebaseballscorecards.com

AB	32
R	1
H	6
RBI	1
BB	9
SO	6
LOB	24

WP: 0 PB: 0 SB: 0 CS: 0 PA: 41

PITCHER		IP	WLS	BF	H	R	ER	SO	BB	IBB	HBP	BLK	WP	HR	S	P	ERA	WHIP
Eddie Bane, L ERA: 5.19	(1, 1)	3.1		18	2	1	1	1	6	0	0	0	0	0	14	38	2.70	2.400
Tom Johnson, R ERA: 2.74	(4, 1)	3.2	W	14	2	0	0	4	2	0	0	0	0	0	20	28	0.00	1.091
Steve Luebber, R ERA: 4.24	(8, 1)	1.0		5	1	0	0	0	1	0	0	0	0	0	4	8	0.00	2.000
Bill Campbell, R ERA: 3.01	(9, 1)	1.0		4	1	0	0	1	0	0	0	0	0	0	6	6	0.00	1.000

PITCHER	IP	WLS	BF	H	R	ER	SO	BB	IBB	HBP	BLK	WP	HR	S	P	ERA	WHIP

Batter	1	2	3	4	5	6	7	8	9	AB	R	H	RBI	BB	SO	LOB
Steve Braun, L (1, 7) OBP: 0.393, SLG: 0.355	0-0 SH1-3 1B 1B	0-0 ② L8 1-2		BBBB 4-0 FC3-6 BB	BBBB 4-0 2B BB	BBBB 4-0 HR BB	0-0 1B			3	3	2	0	3	0	1
Roy Smalley, S (1, 6) OBP: 0.360, SLG: 0.333	0-0 ① SH1-3 1-2	BBBB 4-0 FC6-4 BB		0-0 ② FC3-6 CS 1-2f	0-0 1B SF7 1-H 2-H 2B	0-0 1-H HR	0-0 ③ F7			4	2	2	4	1	0	2
Rod Carew, L (1, 3) OBP: 0.399, SLG: 0.454 Craig Kusick, R (7, 3) OBP: 0.338, SLG: 0.421	0-0 2B 4-3 2-H 1B	0-0 ③ FC6-4 1-2f		0-0 ③ CS 1-2	0-0 S 1B 1B 0-0 1B 3B 2-3 1B	0-0 BB 1B		0-0 BB 1B		5 1	3 0	4 1	1 0	0 0	0 0	2 0
Lyman Bostock, L (1, 8) OBP: 0.367, SLG: 0.429 Steve Brye, R (6, PR) (7, 8) OBP: 0.302, SLG: 0.329	0-0 4-3 1-3 2B 2B	0-0 1B G1 1B			0-0 ① F4 0-0 SF7 ② 3-H	BBBB 4-0 1-2 BB		0-0 ① F7		3 1	2 0	2 0	1 0	1 0	0 0	1 1
Butch Wynegar, S (1, 2) OBP: 0.365, SLG: 0.374	0-0 ② 4-3 2-3 3-H	0-0 FC6-5 G1 1-3 1B			4-0 1B 1B BB 0-0 1-2 3B 1B	0-0 ③ 4-3		0-0 ② F7		5	2	2	1	1	0	4
Mike Cubbage, L (1, 5) OBP: 0.345, SLG: 0.349	0-0 3-H 2B	0-0 ① G1 1-2 3-H			0-0 1B 1B E 1-2 2-H 1B 0-0 1-H 2-H 3B		0-0 ① 4-3	BBBB 4-0 1-2 BB		5	1	3	5	1	0	1
Tony Oliva, L (1, 10) OBP: 0.241, SLG: 0.270 Jerry Terrell, R (5, PR) OBP: 0.282, SLG: 0.275	0-0 ③ F4	0-0 ② FC6-5 2-3			0-0 E 2B 1B 1-2 2-H 0-0 ③ 1-4-3		0-0 HR 1B	0-0 ③ L7		3 3	0 2	1 1	1 0	0 0	0 0	2 4
Dan Ford, R (1, 9) OBP: 0.310, SLG: 0.418	0-0 ① B2-3	0-0 ③ F8			0-0 E8 1-3 2-H 2B 1B	0-0 ① 6-3	0-0 1-H HR			5	2	2	2	0	0	1
Bob Randall, R (1, 4) OBP: 0.323, SLG: 0.326 Luis Gomez, R (7, 4) OBP: 0.234, SLG: 0.222	0-0 S 1B			0-0 ① F7	0-0 2-H 3-H 2B 2B	0-0 ② L7	0-0 ② 5-3			4 1	1 0	2 0	2 0	0 0	0 0	0 0
Inning Stats	R: 3 E: 0 K: 0 S: 7 H: 4 LOB: 1 BB: 0 P: 7	R: 0 E: 0 K: 0 S: 4 H: 1 LOB: 2 BB: 1 P: 8	R: 1 E: 0 K: 0 S: 5 H: 2 LOB: 1 BB: 0 P: 5	R: 0 E: 0 K: 0 S: 2 H: 0 LOB: 0 BB: 1 P: 6	R: 10 E: 1 K: 0 S: 12 H: 9 LOB: 2 BB: 2 P: 20	R: 2 E: 0 K: 0 S: 5 H: 2 LOB: 2 BB: 2 P: 13	R: 2 E: 0 K: 0 S: 6 H: 3 LOB: 1 BB: 0 P: 6	R: 0 E: 0 K: 0 S: 4 H: 1 LOB: 2 BB: 1 P: 8		1B: 15 2B: 4 3B: 1 HR: 2		SF: 1 SAC: 1 DP: 0 HBP: 0		WP: 0 PB: 0 SB: 2 CS: 1		PA: 53

BOTTOM

Chicago White Sox @ Minnesota Twins

Metropolitan Stadium, Bloomington , MI

Sun Sep 05 1976, 4:33 AM EDT

Att. 6,602 - Unknown - 78 F

livebaseballscorecards.com

AB	43
R	18
H	22
RBI	17
BB	7
SO	0
LOB	19

PITCHER		IP	WLS	BF	H	R	ER	SO	BB	IBB	HBP	BLK	WP	HR	S	P	ERA	WHIP
Bart Johnson, R ERA: 4.71	(1, 1)	4.1	L	25	10	8	8	0	3	0	0	0	0	0	22	34	16.61	3.000
Pete Vuckovich, R ERA: 4.71	(5, 1)	0.0		4	3	3	3	0	1	0	0	0	0	0	3	7	∞	∞
Jesse Jefferson, R ERA: 8.15	(5, 1)	2.2		18	8	7	7	0	2	0	0	0	0	2	16	24	23.62	3.750
Larry Monroe, R ERA: 9.0	(8, 1)	1.0		5	1	0	0	0	1	0	0	0	0	0	4	8	0.00	2.000

PITCHER	IP	WLS	BF	H	R	ER	SO	BB	IBB	HBP	BLK	WP	HR	S	P	ERA	WHIP

Batter	1	2	3	4	5	6	7	8	9	AB	R	H	RBI	BB	SO	LOB
Ralph Garr, L (1, 9) OBP: 0.334, SLG: 0.410	F8 2B		6-3		SF7 3-H		6-3		FC5 1-2 2-3f	4	0	1	1	0	0	2
Bill Stein, R (1, 5) OBP: 0.320, SLG: 0.362	1-3		K		SF9 2-3 1B			2B FC5-2 1B	K2-3	5	0	2	0	0	2	3
Jim Spencer, L (1, 3) OBP: 0.320, SLG: 0.366	F8 2-3		G3		SF9 1-2 3-H			FC5-2 1-3 2B		3	0	1	1	0	0	1
Jorge Orta, L (1, 7) OBP: 0.320, SLG: 0.414	F7			CS 1B	L8			F5		4	0	1	0	0	0	4
Sam Ewing, L (1, 10) OBP: 0.150, SLG: 0.158 Lamar Johnson, R (8, PH) OBP: 0.381, SLG: 0.441 Pat Kelly, L (8, PH) OBP: 0.344, SLG: 0.383		4-3	K	4-3		FC5-2 2-3 3-H			3 0 1	0 0 0	0 0 0	0 0 0	1 0 0	1 0 2		
Brian Downing, R (1, 2) OBP: 0.331, SLG: 0.331		K	1-2 1B	6-3	K			4	0	1	0	0	2	2		
Jack Brohamer, L (1, 4) OBP: 0.342, SLG: 0.383		1B 1B	G3	F9			F6	4	0	1	0	0	0	1		
Bucky Dent, R (1, 6) OBP: 0.303, SLG: 0.305		FC4 1-2 1B			2B SF7 1B		6-3	BBBB FC5 1B BB		3	1	2	0	1	0	0
Chet Lemon, R (1, 8) OBP: 0.297, SLG: 0.315		FC4 1-2f			1B SF9 1-3 2B		4-3	FC5 1-2 1B		4	1	2	0	0	0	2
Inning Stats	R: 0 H: 1 E: 0 LOB: 1 K: 0 BB: 0 S: 4 P: 4	R: 0 H: 2 E: 0 LOB: 2 K: 1 BB: 0 S: 7 P: 7	R: 0 H: 0 E: 0 LOB: 0 K: 1 BB: 0 S: 5 P: 5	R: 0 H: 2 E: 0 LOB: 1 K: 1 BB: 0 S: 6 P: 6	R: 2 H: 3 E: 0 LOB: 1 K: 0 BB: 0 S: 6 P: 6	R: 0 H: 0 E: 0 LOB: 0 K: 0 BB: 0 S: 3 P: 3	R: 0 H: 0 E: 0 LOB: 0 K: 0 BB: 0 S: 3 P: 3	R: 0 H: 2 E: 0 LOB: 2 K: 1 BB: 0 S: 7 P: 7	R: 0 H: 1 E: 0 LOB: 2 K: 1 BB: 1 S: 6 P: 10	1B: 8 SF: 2 2B: 3 SAC: 0 3B: 0 DP: 0 HR: 0 HBP: 0						WP: 0 PA: 38 PB: 0 SB: 0 CS: 1	

TOP

Chicago White Sox @ Minnesota Twins

Metropolitan Stadium, Bloomington , MI

Mon Sep 06 1976, 4:33 AM EDT

Att. 6,587 - Unknown - 77 F

livebaseballscorecards.com

AB	35
R	2
H	11
RBI	2
BB	1
SO	5
LOB	18

PITCHER		IP	WLS	BF	H	R	ER	SO	BB	IBB	HBP	BLK	WP	HR	S	P	ERA	WHIP
Bill Singer, R ERA: 3.98	(1, 1)	7.0		30	10	2	2	3	0	0	0	0	0	0	36	36	2.57	1.429
Tom Burgmeier, L ERA: 2.34	(8, 1)	0.1		1	0	0	0	0	0	0	0	0	0	0	1	1	0.00	0.000
Bill Campbell, R ERA: 2.97	(8, 1)	1.2	W	7	1	0	0	2	1	0	0	0	0	0	10	14	0.00	1.200

PITCHER	IP	WLS	BF	H	R	ER	SO	BB	IBB	HBP	BLK	WP	HR	S	P	ERA	WHIP

BOTTOM

Chicago White Sox @ Minnesota Twins

Metropolitan Stadium, Bloomington , MI

Mon Sep 06 1976, 4:33 AM EDT

Att. 6,587 - Unknown - 77 F

livebaseballscorecards.com

Batter	1	2	3	4	5	6	7	8	9	AB	R	H	RBI	BB	SO	LOB
Steve Brye, R (1, 8) OBP: 0.301, SLG: 0.328	F4		E 1B		F3		F8			4	0	1	0	0	0	2
Bob Randall, R (1, 4) OBP: 0.323, SLG: 0.328	K		F8 1-2			1B 2B 2B		F7		4	1	1	0	0	1	1
Rod Carew, L (1, 3) OBP: 0.400, SLG: 0.454	FC6-4 1B		4-3			CS 1B 2-3		L8		4	0	2	0	0	0	1
Larry Hisle, R (1, 7) OBP: 0.321, SLG: 0.369	FC6-4 1-2f			K		5-3 1-2		K		4	0	0	0	0	2	3
Dan Ford, R (1, 9) OBP: 0.312, SLG: 0.428		HR		5-3		2B 3-H			K	4	1	2	2	0	1	0
Butch Wynegar, S (1, 2) OBP: 0.362, SLG: 0.371		F8		6-3		G3			4-3	4	0	0	0	0	0	1
Craig Kusick, R (1, 10) OBP: 0.344, SLG: 0.436		G6-4-3 1B			K		BB 6-3 SH1-3		HR	3	1	2	1	1	1	0
Roy Smalley, S (1, 6) OBP: 0.358, SLG: 0.331		G6-4-3 1-2f			F2		SH1-3 1-2			2	0	0	0	0	0	1
Mike Cubbage, L (1, 5) OBP: 0.345, SLG: 0.348			6-3		1B		6-3 2-3			3	0	1	0	0	0	1
Inning Stats	R: 0 H: 1 E: 0 LOB: 1 K: 1 BB: 0 S: 6 P: 6	R: 1 H: 2 E: 0 LOB: 0 K: 0 BB: 0 S: 4 P: 4	R: 0 H: 1 E: 1 LOB: 1 K: 0 BB: 0 S: 4 P: 4	R: 0 H: 0 E: 0 LOB: 0 K: 1 BB: 0 S: 5 P: 5	R: 0 H: 1 E: 0 LOB: 1 K: 1 BB: 0 S: 6 P: 6	R: 1 H: 3 E: 0 LOB: 1 K: 0 BB: 0 S: 5 P: 5	R: 0 H: 0 E: 0 LOB: 1 K: 0 BB: 1 S: 3 P: 7	R: 0 H: 0 E: 0 LOB: 0 K: 1 BB: 0 S: 5 P: 5	R: 1 H: 1 E: 0 LOB: 0 K: 1 BB: 0 S: 5 P: 5	1B: 5 SF: 0 2B: 2 SAC: 1 3B: 0 DP: 1 HR: 2 HBP: 0						

	AB	32
	R	3
	H	9
	RBI	3
	BB	1
	SO	5
	LOB	10

WP: 0 PA: 34
PB: 0
SB: 0
CS: 1

PITCHER		IP	WLS	BF	H	R	ER	SO	BB	IBB	HBP	BLK	WP	HR	S	P	ERA	WHIP
Ken Kravec, L ERA: 2.77	(1, 1)	7.0		28	8	2	2	3	1	0	0	0	0	1	33	37	2.57	1.286
Francisco Barrios, R ERA: 4.53	(8, 1)	1.2	L	6	1	1	1	2	0	0	0	0	0	1	10	10	5.40	0.600

PITCHER	IP	WLS	BF	H	R	ER	SO	BB	IBB	HBP	BLK	WP	HR	S	P	ERA	WHIP

Batter	1	2	3	4	5	6	7	8	9	AB	R	H	RBI	BB	SO	LOB
Ralph Garr, L (1, 9) OBP: 0.333, SLG: 0.408	G3 1B		L4-3 1-2			4-3			F6	4	0	1	0	0	0	1
Bill Stein, R (1, 5) OBP: 0.319, SLG: 0.361	L9			5-3		F9			1B	4	0	1	0	0	0	1
Jim Spencer, L (1, 3) OBP: 0.320, SLG: 0.365	G3 1-2			1B			F7		G3	4	0	1	0	0	0	2
Jorge Orta, L (1, 7) OBP: 0.319, SLG: 0.412	F8			L8			K			3	0	0	0	0	1	2
Sam Ewing, L (1, 10) OBP: 0.174, SLG: 0.182		G6-4-3 1B		F8			4-3			3	0	1	0	0	0	1
Chet Lemon, R (1, 8) OBP: 0.295, SLG: 0.313		G6-4-3 1-2f			4-3			F9		3	0	0	0	0	0	1
Jack Brohamer, L (1, 4) OBP: 0.339, SLG: 0.380		6-3			G3			G3		3	0	0	0	0	0	0
Bucky Dent, R (1, 6) OBP: 0.301, SLG: 0.303			6-3		6-3			F8		3	0	0	0	0	0	0
George Enright, R (1, 2)			E3 L4-3			F7			K	1	0	0	0	0	0	0
Ken Brett, L (6, PH) OBP: 0.111, SLG: 0.111										1	0	0	0	0	0	0
Wayne Nordhagen, R (6, 2) OBP: 0.240, SLG: 0.250										0	0	0	0	0	0	0
Jerry Hairston, S (9, PH) OBP: 0.368, SLG: 0.296										1	0	0	0	0	1	0
Inning Stats	R: 0 H: 1 E: 0 LOB: 1 K: 0 BB: 0 S: 4 P: 4	R: 0 H: 1 E: 0 LOB: 0 K: 0 BB: 0 S: 3 P: 3	R: 0 H: 0 E: 1 LOB: 0 K: 0 BB: 0 S: 3 P: 3	R: 0 H: 1 E: 0 LOB: 1 K: 0 BB: 0 S: 4 P: 4	R: 0 H: 0 E: 0 LOB: 0 K: 0 BB: 0 S: 3 P: 3	R: 0 H: 0 E: 0 LOB: 0 K: 0 BB: 0 S: 3 P: 3	R: 0 H: 0 E: 0 LOB: 0 K: 1 BB: 0 S: 5 P: 5	R: 0 H: 0 E: 0 LOB: 0 K: 0 BB: 0 S: 3 P: 3	R: 0 H: 1 E: 0 LOB: 1 K: 1 BB: 0 S: 6 P: 6	1B: 4 SF: 0 2B: 1 SAC: 0 3B: 0 DP: 2 HR: 0 HBP: 0						

TOP

Chicago White Sox @ Oakland Athletics

Oakland-Alameda County Coliseum, Oakland, CA

Tue Sep 07 1976, 7:05 PM PDT

Att. 3,461 - Unknown - 85 F

livebaseballscorecards.com

AB	30
R	0
H	4
RBI	0
BB	0
SO	2
LOB	8

WP: 0 PA: 30
PB: 0
SB: 0
CS: 0

PITCHER	IP	WLS	BF	H	R	ER	SO	BB	IBB	HBP	BLK	WP	HR	S	P	ERA	WHIP
Mike Torrez, R (1, 1) ERA: 2.68	9.0	W	30	4	0	0	2	0	0	0	0	0	0	34	34	0.00	0.444

PITCHER	IP	WLS	BF	H	R	ER	SO	BB	IBB	HBP	BLK	WP	HR	S	P	ERA	WHIP

Batter	1	2	3	4	5	6	7	8	9	AB	R	H	RBI	BB	SO	LOB
Bill North, S (1, 8) OBP: 0.349, SLG: 0.340	4-3 S 1B		1-3 2B		WP WP 2B		F7			4	1	3	0	0	0	0
Bert Campaneris, R (1, 6) OBP: 0.342, SLG: 0.298	K 1-2		1-3 2-3		F9		1B			4	0	1	0	0	1	3
Don Baylor, R (1, 3) OBP: 0.324, SLG: 0.377	4-3 2-3		1-3		S 2-3 BB		K			3	0	0	0	1	1	3
Joe Rudi, R (1, 7) OBP: 0.341, SLG: 0.445	5-3			6-3	1-2 BB			SH3-4 HR BB		2	1	0	0	2	0	1
Sal Bando, R (1, 5) OBP: 0.335, SLG: 0.418 Tommy Sandt, R (6, 5) OBP: 0.241, SLG: 0.200		4-3		BB 1B	F5 3-H			SH3-4 1-2		3 0	0 0	1 0	0 0	0 0	0 0	2 0
Gene Tenace, R (1, 2) OBP: 0.378, SLG: 0.472		HR		1-2 BB		L7		2-H HR		3	2	2	3	1	0	0
Ken McMullen, R (1, 10) OBP: 0.302, SLG: 0.371 Willie McCovey, L (6, PH) OBP: 0.277, SLG: 0.343 Don Hopkins, L (6, PR) Billy Williams, L (8, PH) OBP: 0.323, SLG: 0.343		6-3		F8		CS 1B		G3		2 1 0 1	0 0 0 0	0 1 0 0	0 0 0 0	0 0 0 0	0 0 0 0	2 0 0 0
Claudell Washington, L (1, 9) OBP: 0.292, SLG: 0.336		CS 1B		K		1-3 1-2		CS BB		3	0	1	0	1	1	3
Phil Garner, R (1, 4) OBP: 0.300, SLG: 0.398		CS 1-2	L9		5-3		K	CS 1-2		3	0	0	0	0	1	0
Inning Stats	R: 0 E: 0 K: 1 S: 6 H: 1 LOB: 1 BB: 0 P: 6	R: 1 E: 0 K: 0 S: 4 H: 2 LOB: 0 BB: 0 P: 4	R: 0 E: 0 K: 0 S: 4 H: 1 LOB: 1 BB: 0 P: 4	R: 0 E: 0 K: 1 S: 6 H: 1 LOB: 2 BB: 1 P: 10	R: 1 E: 0 K: 0 S: 4 H: 1 LOB: 2 BB: 2 P: 12	R: 0 E: 0 K: 0 S: 3 H: 1 LOB: 1 BB: 0 P: 3	R: 0 E: 0 K: 2 S: 8 H: 1 LOB: 1 BB: 0 P: 8	R: 2 E: 0 K: 0 S: 3 H: 1 LOB: 0 BB: 2 P: 11		1B: 5 2B: 2 3B: 0 HR: 2	SF: 0 SAC: 1 DP: 0 HBP: 0						

PITCHER	IP	WLS	BF	H	R	ER	SO	BB	IBB	HBP	BLK	WP	HR	S	P	ERA	WHIP
Terry Forster, L (1, 1) ERA: 4.5	4.0	L	17	5	1	1	2	1	0	0	0	0	1	20	24	2.25	1.500
Clay Carroll, R (5, 1) ERA: 2.58	4.0		18	4	3	3	2	4	0	0	0	2	1	18	34	6.75	2.000

PITCHER	IP	WLS	BF	H	R	ER	SO	BB	IBB	HBP	BLK	WP	HR	S	P	ERA	WHIP

BOTTOM

Chicago White Sox @ Oakland Athletics

Oakland-Alameda County Coliseum, Oakland, CA

Tue Sep 07 1976, 7:05 PM PDT

Att. 3,461 - Unknown - 85 F

livebaseballscorecards.com

AB	29
R	4
H	9
RBI	3
BB	5
SO	4
LOB	14

WP: 2	PB: 0	SB: 2	CS: 3
PA: 37			

Chicago White Sox @ Oakland Athletics

Oakland-Alameda County Coliseum, Oakland, CA

Wed Sep 08 1976, 7:05 PM PDT

Att. 5,328 - Unknown - 80 F

TOP

livebaseballscorecards.com

Batter	1	2	3	4	5	6	7	8	9	AB	R	H	RBI	BB	SO	LOB
Ralph Garr, L (1, 9) (9, 7) OBP: 0.332, SLG: 0.406	4-3		1-3		HR 1B		K	5-3		5	1	1	0	0	1	1
Bill Stein, R (1, 5) OBP: 0.317, SLG: 0.368	6-3		5-3		1-H HR		4-3		F3	5	1	1	2	0	0	0
Jim Spencer, L (1, 3) OBP: 0.320, SLG: 0.372	1B		F8		HR		4-3		F8	5	1	2	1	0	0	0
Jorge Orta, L (1, 7) OBP: 0.318, SLG: 0.410 Jerry Hairston, S (9, 9) OBP: 0.368, SLG: 0.296	4-3			6-3	4-3			FC5-4 BB SF8 1B	F8	5 0	1 0	1 0	0 0	0 0	0 0	1 0
Lamar Johnson, R (1, 10) OBP: 0.383, SLG: 0.440		K		1B	5-3			BB FC5-4 1-2 BB		3	0	1	0	1	1	0
Chet Lemon, R (1, 8) OBP: 0.296, SLG: 0.314 Alan Bannister, R (4, 8) OBP: 0.276, SLG: 0.286		F9		1-2 1B		F4		FC5-4 1-2f 2-3 2B		2 2	0 1	1 0	0 0	0 0	0 0	0 2
Jack Brohamer, L (1, 4) OBP: 0.341, SLG: 0.382	1B			F7		1B		SF8 3-H		3	0	2	1	0	0	2
Bucky Dent, R (1, 6) OBP: 0.303, SLG: 0.306	1-2 1B			K		F7		1-H 1B 2B		4	1	2	1	0	1	3
Wayne Nordhagen, R (1, 2) OBP: 0.226, SLG: 0.234 Sam Ewing, L (8, PH) OBP: 0.208, SLG: 0.217 Pat Kelly, L (8, PR) OBP: 0.344, SLG: 0.383 Jim Essian, R (8, 2) OBP: 0.306, SLG: 0.259		K			6-3	L8		2-H 1B		3 1 0 0	0 0 0 0	0 1 0 0	0 1 0 0	1 0 0 0	3 0 0 0	3 0 0 0

	AB	38
	R	6
	H	12
	RBI	6
	BB	1
	SO	4
	LOB	12

Inning Stats	1	2	3	4	5	6	7	8	9	1B: 9	SF: 1	WP: 0	PA: 40
R	0	0	0	0	3	0	0	3	0	2B: 1	SAC: 0	PB: 0	
E	0	0	0	0	0	0	0	0	0	3B: 0	DP: 0	SB: 0	
K	0	2	0	1	0	0	1	0	0	HR: 2	HBP: 0	CS: 0	
S	4	9	3	7	6	4	5	6	3				
H	1	2	0	2	3	1	0	3	0				
LOB	1	2	0	2	0	1	0	1	0				
BB	0	0	0	0	0	0	0	1	0				
P	4	9	3	7	6	4	5	10	3				

PITCHER		IP	WLS	BF	H	R	ER	SO	BB	IBB	HBP	BLK	WP	HR	S	P	ERA	WHIP
Dick Bosman, R ERA: 3.78	(1, 1)	4.1		21	8	3	3	3	0	0	0	0	0	2	27	27	6.23	1.846
Paul Lindblad, L ERA: 3.31	(5, 1)	2.2		10	2	1	1	1	0	0	0	0	0	0	12	12	3.38	0.750
Rollie Fingers, R ERA: 2.38	(8, 1)	2.0	L	9	2	2	2	0	1	0	0	0	0	0	8	12	9.00	1.500

PITCHER	IP	WLS	BF	H	R	ER	SO	BB	IBB	HBP	BLK	WP	HR	S	P	ERA	WHIP

Batter	1	2	3	4	5	6	7	8	9	AB	R	H	RBI	BB	SO	LOB
Bill North, S (1, 8) OBP: 0.351, SLG: 0.339	BBB 4-0 SH1-4 3B BB x 0-0 F5		BBB 4-0 S 1B BB		x 0-0 ③ L9 1-2			BBB 4-0 CS BB		2	1	0	0	3	0	4
Bert Campaneris, R (1, 6) OBP: 0.341, SLG: 0.297	x 0-0 ① SH1-4 1-2 x 0-0 ③ F8		x 0-0 ② 1-H 1B			x 0-0 ① 4-3		SSS 0-3 ②③ K 1-2		4	0	1	0	0	1	4
Don Baylor, R (1, 3) OBP: 0.323, SLG: 0.374	BBBB 4-0 3B BB	x 0-0 ① 1-3	SSS 0-3 ③ K			SSS 0-3 ② K			x 0-0 ① F9	4	1	0	0	1	2	1
Joe Rudi, R (1, 7) OBP: 0.341, SLG: 0.450	x 0-0 2B 1-H 2-H 3B	x 0-0 BB 1B 1B		x 0-0 ① F8		x 0-0 ③ L8			x 0-0 ② F3	5	1	2	2	0	0	0
Gene Tenace, R (1, 2) OBP: 0.376, SLG: 0.466	H 1-0 2B BB HBP	x 0-0 ② L7		SSS 0-3 ② K			x 0-0 ① F7		SSS 0-3 ③ K	4	1	0	0	0	2	1
Claudell Washington, L (1, 9) OBP: 0.294, SLG: 0.340	x 0-0 BB 1-3 3-H 1B 2B	x 0-0 BB 1-2 1B		SSS 0-3 ③ K			SSS 0-3 ② K			4	1	2	1	0	2	0
Willie McCovey, L (1, 10) OBP: 0.285, SLG: 0.344 Larry Lintz, S (7, PR)	III 4-0 1B BB IBB	BBBB 4-0 1-2 2-3 BB			SSS 0-3 ① K		x 0-0 S 1B			2 0	0 0	1 0	0 0	2 0	1 0	0 0
Ken McMullen, R (1, 5) OBP: 0.301, SLG: 0.364	BBBB 4-0 1B 1-2 2-3 3-H BB	x 0-0 ③ F4			x 0-0 ② F7		x 0-0 ③ F9 1-2			3	0	0	1	1	0	4
Phil Garner, R (1, 4) OBP: 0.302, SLG: 0.398	x 0-0 1-2 2-3 3-H 1B		x 0-0 ① F7		BBBB 4-0 S BB			x 0-0 ① F8		3	0	1	1	1	0	0
Inning Stats	R: 5 E: 0 K: 0 S: 6 H: 3 LOB: 3 BB: 4 P: 23	R: 0 E: 0 K: 0 S: 5 H: 2 LOB: 3 BB: 1 P: 9	R: 0 E: 0 K: 1 S: 5 H: 1 LOB: 1 BB: 1 P: 9	R: 0 E: 0 K: 2 S: 7 H: 0 LOB: 0 BB: 0 P: 7	R: 0 E: 0 K: 1 S: 5 H: 0 LOB: 1 BB: 1 P: 9	R: 0 E: 0 K: 1 S: 5 H: 0 LOB: 0 BB: 0 P: 5	R: 0 E: 0 K: 1 S: 6 H: 1 LOB: 2 BB: 0 P: 6	R: 0 E: 0 K: 1 S: 4 H: 0 LOB: 0 BB: 1 P: 8	R: 0 E: 0 K: 1 S: 5 H: 0 LOB: 0 BB: 0 P: 5	1B: 5 2B: 1 3B: 1 HR: 0	SF: 0 SAC: 1 DP: 0 HBP: 1		WP: 0 PB: 0 SB: 3 CS: 1		PA: 41		

PITCHER		IP	WLS	BF	H	R	ER	SO	BB	IBB	HBP	BLK	WP	HR	S	P	ERA	WHIP
Rich Gossage, R ERA: 3.99	(1, 1)	0.1		9	3	5	5	0	3	1	1	0	0	0	4	21	135.00	18.000
Chris Knapp, R ERA: 4.06	(1, 1)	8.2	W	32	4	0	0	8	4	0	0	0	0	0	44	60	0.00	0.923

PITCHER	IP	WLS	BF	H	R	ER	SO	BB	IBB	HBP	BLK	WP	HR	S	P	ERA	WHIP

BOTTOM

Chicago White Sox @ Oakland Athletics

Oakland-Alameda County Coliseum, Oakland, CA

Wed Sep 08 1976, 7:05 PM PDT

Att. 5,328 - Unknown - 80 F

livebaseballscorecards.com

AB	31
R	5
H	7
RBI	5
BB	8
SO	8
LOB	14

Batter	1	2	3	4	5	6	7	8	9	AB	R	H	RBI	BB	SO	LOB
Ralph Garr, L (1, 9) OBP: 0.331, SLG: 0.403	F7	BBBB 1-2 BB			1-3		4-3		5-3	4	0	0	0	1	0	0
Bill Stein, R (1, 5) OBP: 0.321, SLG: 0.369	BBBB 1B BB	4-3			1B		F8		1B	4	0	2	0	1	0	3
Jim Spencer, L (1, 3) OBP: 0.319, SLG: 0.370	1-2 1B		5-3		F8		F8		F7	5	0	1	0	0	0	2
Jorge Orta, L (1, 7) OBP: 0.319, SLG: 0.415	L7		L8			HR		SH3-4 1B	F8	5	1	2	1	0	0	3
Lamar Johnson, R (1, 10) OBP: 0.380, SLG: 0.435 Alan Bannister, R (8, PR) OBP: 0.276, SLG: 0.286	F2		SSS K			6-3		1-2 SH3-4 1B		4 0	0 0	1 0	0 0	0 0	1 0	2 0
Chet Lemon, R (1, 8) OBP: 0.293, SLG: 0.311		5-3		4-3		F9		SH3-4 1-2 2-3		3	0	0	0	0	0	0
Jack Brohamer, L (1, 4) OBP: 0.346, SLG: 0.385		4-3		G4-6-3 1B		1B		IBB		3	0	2	0	1	0	0
Bucky Dent, R (1, 6) OBP: 0.304, SLG: 0.308		1B		G4-6-3 1-2f		FC4 1-3		F4		4	0	2	0	0	0	4
Jim Essian, R (1, 2) OBP: 0.308, SLG: 0.262 Sam Ewing, L (6, PH) OBP: 0.208, SLG: 0.217 Brian Downing, R (6, PH) OBP: 0.329, SLG: 0.329 (6, 2)		WP 1-3			B5-3	FC4 1-2f		SSS K		2 0 2	0 0 0	1 0 0	0 0 0	0 0 1	0 0 1	0 0 5
Inning Stats	R: 0 E: 0 K: 0 S: 4 H: 1 LOB: 2 BB: 1 P: 8	R: 0 E: 0 K: 0 S: 5 H: 2 LOB: 3 BB: 1 P: 9	R: 0 E: 0 K: 1 S: 5 H: 0 LOB: 0 BB: 0 P: 5	R: 0 E: 0 K: 0 S: 3 H: 1 LOB: 0 BB: 0 P: 3	R: 0 E: 0 K: 0 S: 4 H: 1 LOB: 1 BB: 0 P: 4	R: 1 E: 0 K: 0 S: 6 H: 3 LOB: 2 BB: 0 P: 6	R: 0 E: 0 K: 0 S: 3 H: 0 LOB: 0 BB: 0 P: 3	R: 0 E: 0 K: 1 S: 7 H: 2 LOB: 3 BB: 1 P: 11	R: 0 E: 0 K: 0 S: 4 H: 1 LOB: 1 BB: 0 P: 4	1B: 10 2B: 0 3B: 0 HR: 1 SF: 0 SAC: 1 DP: 1 HBP: 0						

PITCHER	IP	WLS	BF	H	R	ER	SO	BB	IBB	HBP	BLK	WP	HR	S	P	ERA	WHIP
Mike Norris, R (1, 1) ERA: 4.58	1.2		10	3	0	0	0	2	0	0	0	1	0	8	16	0.00	3.000
Jim Todd, R (2, 1) ERA: 4.05	4.0	W	16	5	1	1	1	0	0	0	0	0	1	18	18	2.25	1.250
Paul Lindblad, L (6, 1) ERA: 3.26	1.1		6	2	0	0	0	0	0	0	0	0	0	6	6	0.00	1.500
Rollie Fingers, R (8, 1) ERA: 2.34	2.0	S	8	1	0	0	1	0	1	0	0	0	0	9	13	0.00	0.500

PITCHER	IP	WLS	BF	H	R	ER	SO	BB	IBB	HBP	BLK	WP	HR	S	P	ERA	WHIP

TOP

Chicago White Sox @ Oakland Athletics

Oakland-Alameda County Coliseum, Oakland, CA

Thu Sep 09 1976, 3:33 AM PDT
Att. 6,617 - Unknown - 86 F

livebaseballscorecards.com

AB	36
R	1
H	11
RBI	1
BB	3
SO	2
LOB	19

Batter	1	2	3	4	5	6	7	8	9	AB	R	H	RBI	BB	SO	LOB
Bill North, S (1, 8) OBP: 0.354, SLG: 0.341	4-3		BBB 4-0 BLK 1B BB		S 1B		1-3 CS 1B			3	1	2	0	1	0	0
Bert Campaneris, R (1, 6) OBP: 0.339, SLG: 0.295	SSS 0-3 K		0-0 6-3 1-2		0-0 L9		1-2 0-0 B1-3			4	0	0	0	0	1	4
Don Baylor, R (1, 3) OBP: 0.324, SLG: 0.375	0-0 1-3		0-0 2-H 1B		0-0 F9 1-2			0-0 G4-6-3 1B		4	0	2	1	0	0	1
Joe Rudi, R (1, 7) OBP: 0.340, SLG: 0.450		0-0 1B 2B	0-0 5-3			0-0 6-3		0-0 G4-6-3 1-2f		4	1	1	0	0	0	2
Gene Tenace, R (1, 2) OBP: 0.379, SLG: 0.468		0-0 2-H 1B		0-0 S 1B		SSS 0-3 K		BBBB 4-0 BB		3	0	2	1	1	1	0
Sal Bando, R (1, 10) OBP: 0.335, SLG: 0.416 Larry Lintz, S (6, PR) Billy Williams, L (8, PH) OBP: 0.323, SLG: 0.342		0-0 F9	SSS 0-3 K			BBBB 4-0 S BB		0-0 F4		2 0 1	0 0 0	0 0 0	0 0 0	1 0 0	1 0 1	1 0 1
Ken McMullen, R (1, 5) OBP: 0.301, SLG: 0.364		0-0 1B		0-0 F9		0-0 5-3 1-2				3	0	1	0	0	0	2
Claudell Washington, L (1, 9) OBP: 0.292, SLG: 0.337		SSS 0-3 K		0-0 B1 1-2			0-0 G3			3	0	0	0	0	1	2
Phil Garner, R (1, 4) OBP: 0.302, SLG: 0.396			0-0 F9		0-0 6-3		BBBB 4-0 1B BB			2	0	0	0	1	0	0
Inning Stats	R: 0 E: 0 K: 1 S: 5 H: 0 LOB: 0 BB: 0 P: 5	R: 1 E: 0 K: 1 S: 7 H: 3 LOB: 1 BB: 0 P: 7	R: 1 E: 0 K: 0 S: 4 H: 1 LOB: 1 BB: 1 P: 8	R: 0 E: 0 K: 1 S: 6 H: 1 LOB: 1 BB: 0 P: 6	R: 0 E: 0 K: 0 S: 4 H: 1 LOB: 1 BB: 0 P: 4	R: 0 E: 0 K: 1 S: 5 H: 0 LOB: 2 BB: 1 P: 9	R: 0 E: 0 K: 0 S: 3 H: 1 LOB: 1 BB: 1 P: 7	R: 0 E: 0 K: 0 S: 3 H: 1 LOB: 1 BB: 1 P: 7		1B: 7 2B: 1 3B: 0 HR: 0 SF: 0 SAC: 0 DP: 1 HBP: 0						

PITCHER		IP	WLS	BF	H	R	ER	SO	BB	IBB	HBP	BLK	WP	HR	S	P	ERA	WHIP
Ken Brett, L ERA: 3.25	(1, 1)	8.0	L	33	8	2	2	4	4	0	0	1	0	0	37	53	2.25	1.500

PITCHER	IP	WLS	BF	H	R	ER	SO	BB	IBB	HBP	BLK	WP	HR	S	P	ERA	WHIP

BOTTOM

Chicago White Sox @ Oakland Athletics

Oakland-Alameda County Coliseum, Oakland, CA

Thu Sep 09 1976, 3:33 AM PDT

Att. 6,617 - Unknown - 86 F

livebaseballscorecards.com

AB	29
R	2
H	8
RBI	2
BB	4
SO	4
LOB	13

Batter	1	2	3	4	5	6	7	8	9	AB	R	H	RBI	BB	SO	LOB
Dave Collins, S (1, 7) OBP: 0.325, SLG: 0.320	x 0-0 ① L1	x 0-0 ③ F7 2-3			x 0-0 ② F8		x 0-0 ③ 4-3			4	0	0	0	0	0	1
Jerry Remy, L (1, 4) OBP: 0.316, SLG: 0.300	x 0-0 ② G3		x 0-0 ① 6-3		x 0-0 ③ P3			x 0-0 S SH1-3 1B		4	0	1	0	0	0	0
Mike Easler, L (1, 10) OBP: 0.417, SLG: 0.455	x 0-0 2B		x 0-0 ② F5			S S S 0-3 ① K		x 0-0 ① SH1-3 1-2		3	0	1	0	0	1	0
Tony Solaita, L (1, 3) OBP: 0.356, SLG: 0.418 Rusty Torres, S (3, PR) OBP: 0.302, SLG: 0.358 (3, 8)	x 0-0 ③ 4-3		x 0-0 1B			x 0-0 2B 3B		B B B B 4-0 P4-3 2-3 BB		2	0	1	0	0	0	1
										1	1	1	0	1	0	0
Bill Melton, R (1, 5) OBP: 0.299, SLG: 0.341		x 0-0 ① F7	x 0-0 ③ F7			x 0-0 ② 5-3		x 0-0 ② ③ P4-3 1-2f		4	0	0	0	0	0	4
Bruce Bochte, L (1, 9) OBP: 0.349, SLG: 0.311		x 0-0 HR		B B B B 4-0 G4-6-3 BB		x 0-0 3-H 2B			x 0-0 ① F8	3	1	2	2	1	0	0
Dan Briggs, L (1, 8) OBP: 0.261, SLG: 0.303 (3, 3)		x 0-0 ② 4-1		x 0-0 ① ② G4-6-3 1-2f		x 0-0 ③ 5-3			x 0-0 ② F8	4	0	0	0	0	0	2
Dave Chalk, R (1, 6) OBP: 0.299, SLG: 0.245		x 0-0 2B 1B		x 0-0 ③ 5-3			x 0-0 ① F7		x 0-0 ③ L1	4	1	1	0	0	0	0
Andy Etchebarren, R (1, 2) OBP: 0.293, SLG: 0.262		x 0-0 PB 1-H 2B			x 0-0 ① 5-3		x 0-0 ② L5			3	0	1	1	0	0	0
Inning Stats	R: 0 H: 1 E: 0 LOB: 1 K: 0 BB: 0 S: 4 P: 4	R: 2 H: 3 E: 0 LOB: 1 K: 0 BB: 0 S: 6 P: 6	R: 0 H: 1 E: 0 LOB: 1 K: 0 BB: 0 S: 4 P: 4	R: 0 H: 0 E: 0 LOB: 0 K: 0 BB: 1 S: 2 P: 6	R: 0 H: 0 E: 0 LOB: 0 K: 0 BB: 0 S: 3 P: 3	R: 1 H: 2 E: 0 LOB: 1 K: 1 BB: 0 S: 7 P: 7	R: 0 H: 0 E: 0 LOB: 0 K: 0 BB: 0 S: 3 P: 3	R: 0 H: 1 E: 0 LOB: 1 K: 0 BB: 1 S: 3 P: 7	R: 0 H: 0 E: 0 LOB: 0 K: 0 BB: 0 S: 3 P: 3	1B: 3 SF: 0 2B: 4 SAC: 1 3B: 1 DP: 2 HR: 1 HBP: 0						

PITCHER	IP	WLS	BF	H	R	ER	SO	BB	IBB	HBP	BLK	WP	HR	S	P	ERA	WHIP
Bart Johnson, R (1, 1) ERA: 4.63	9.0	L	35	8	3	3	1	2	0	0	0	0	1	35	43	3.00	1.111

PITCHER	IP	WLS	BF	H	R	ER	SO	BB	IBB	HBP	BLK	WP	HR	S	P	ERA	WHIP

TOP

California Angels @ Chicago White Sox

Comiskey Park, Chicago, IL

Fri Sep 10 1976, 8:05 PM EDT

Att. 6,575 - Unknown

livebaseballscorecards.com

AB	32
R	3
H	8
RBI	3
BB	2
SO	1
LOB	8

WP: 0 PA: 35
PB: 1
SB: 1
CS: 0

Batter	1	2	3	4	5	6	7	8	9	AB	R	H	RBI	BB	SO	LOB
Ralph Garr, L (1, 9) OBP: 0.327, SLG: 0.398	G3		P4		K	P4		K		5	0	0	0	0	2	5
Bill Stein, R (1, 5) OBP: 0.319, SLG: 0.365	K		S BB		K	4-3		K		4	0	0	0	1	3	5
Jim Spencer, L (1, 3) OBP: 0.320, SLG: 0.369	E BB		K 1-2		2B 1-2 1B		F8		K	4	1	1	0	1	2	1
Jorge Orta, L (1, 7) OBP: 0.319, SLG: 0.415	E1 1-3		BB		BB 1-H 2-H 2B		K		K	4	0	1	2	1	2	1
Sam Ewing, L (1, 10) OBP: 0.207, SLG: 0.185	K		K		BB BB		K		K	4	0	0	0	1	4	4
Chet Lemon, R (1, 8) OBP: 0.293, SLG: 0.309		K		K	1-2 2-3 BB			1-3		3	0	0	0	1	2	0
Jack Brohamer, L (1, 4) OBP: 0.346, SLG: 0.385		E S 1B		K	F9			E S BB		0	0	0	0	0	0	0
Alan Bannister, R (2, PH) OBP: 0.288, SLG: 0.288 (3, 4)										3	0	1	0	1	1	3
Bucky Dent, R (1, 6) OBP: 0.304, SLG: 0.306		K 1-3		1-3		BB		E5 BB 1-3		3	0	0	0	1	1	2
Jim Essian, R (1, 2) OBP: 0.309, SLG: 0.259		K			1B 2B BB	P3		1-2 BB		2	1	0	0	1	1	2
Pat Kelly, L (8, PH) OBP: 0.345, SLG: 0.383										0	0	0	0	1	0	0
Brian Downing, R (9, 2) OBP: 0.329, SLG: 0.329										0	0	0	0	0	0	0
Inning Stats	R: 0 E: 1 K: 2 S: 8 H: 0 LOB: 2 BB: 1 P: 12	R: 0 E: 0 K: 3 S: 10 H: 1 LOB: 1 BB: 0 P: 10	R: 0 E: 0 K: 2 S: 7 H: 0 LOB: 2 BB: 2 P: 15	R: 0 E: 0 K: 2 S: 7 H: 0 LOB: 0 BB: 0 P: 7	R: 2 E: 0 K: 2 S: 9 H: 2 LOB: 3 BB: 3 P: 21	R: 0 E: 0 K: 0 S: 3 H: 0 LOB: 1 BB: 1 P: 7	R: 0 E: 0 K: 2 S: 7 H: 0 LOB: 0 BB: 0 P: 7	R: 0 E: 1 K: 2 S: 8 H: 0 LOB: 3 BB: 2 P: 16	R: 0 E: 0 K: 3 S: 9 H: 0 LOB: 0 BB: 0 P: 9	1B: 2 2B: 1 3B: 0 HR: 0	SF: 0 SAC: 0 DP: 0 HBP: 0						

PITCHER	IP	WLS	BF	H	R	ER	SO	BB	IBB	HBP	BLK	WP	HR	S	P	ERA	WHIP
Nolan Ryan, R (1, 1) ERA: 3.77	9.0	W	41	3	2	2	18	9	0	0	0	0	0	68	104	2.00	1.333

PITCHER	IP	WLS	BF	H	R	ER	SO	BB	IBB	HBP	BLK	WP	HR	S	P	ERA	WHIP

BOTTOM

California Angels @ Chicago White Sox

Comiskey Park, Chicago, IL

Fri Sep 10 1976, 8:05 PM EDT

Att. 6,575 - Unknown

livebaseballscorecards.com

AB	32
R	2
H	3
RBI	2
BB	9
SO	18
LOB	23

PA: 41

WP: 0 PB: 0 SB: 3 CS: 0

Batter	1	2	3	4	5	6	7	8	9	AB	R	H	RBI	BB	SO	LOB
Dave Collins, S (1, 7) OBP: 0.325, SLG: 0.329	SSS 0-3 ① K		x 0-0 1-H 2B 3B	x 0-0 1B 1B 1B	x 0-0 ③ F7			x 0-0 ① F6	x 0-0 ② 3-H SF8	5	1	2	2	0	1	2
Jerry Remy, L (1, 4) OBP: 0.317, SLG: 0.301	x 0-0 ② F7		x 0-0 ① F7	x 0-0 L5-4 1B 1-2 1B		x 0-0 6-3 1B 1B		x 0-0 ② F8	SSS 0-3 ③ K	6	0	2	0	0	1	3
Rusty Torres, S (1, 8) OBP: 0.312, SLG: 0.369	x 0-0 ③ F9		x 0-0 HBP 2B 3-H 2B	x 0-0 1-2 2-3 1B		x 0-0 6-3 1-2 1B		BBBB 4-0 FC5-4 BB		4	1	3	1	1	0	0
Bill Melton, R (1, 3) OBP: 0.295, SLG: 0.335 Bruce Bochte, L (8, 9) OBP: 0.349, SLG: 0.311		x 0-0 ① 5-3	x 0-0 ② F4	x 0-0 ② ③ L5-4 2-3		x 0-0 ① 6-3 1-2 2-3		x 0-0 ③ FC5-4 1-2f		5 0	0 0	0 0	0 0	0 0	0 0	7 0
Tommy Davis, R (1, 10) OBP: 0.311, SLG: 0.327 Mike Easler, L (6, PR) OBP: 0.400, SLG: 0.435		BBBB 4-0 BB BB	BBBB 4-0 HBP 2B BB		x 0-0 ① F9	IIII 4-0 G6-4-3 IBB			x 0-0 ① F6	1 1	1 0	0 0	0 0	3 0	0 0	0 0
Mario Guerrero, R (1, 6) OBP: 0.302, SLG: 0.338		x 0-0 ② F8	H 1-0 2B 1-2 2-3 HBP		x 0-0 1B 2B	x 0-0 ② ③ G6-4-3 1-2f			x 0-0 1B 2B	4	2	2	0	0	0	4
Ron Jackson, R (1, 9) OBP: 0.277, SLG: 0.311 Dan Briggs, L (6, 9) OBP: 0.263, SLG: 0.305 (8, 3)		BBBB 4-0 1-2 BB	x 0-0 1-3 2-H 3-H 2B		x 0-0 ② 6-3	x 0-0 ① G3			x 0-0 E 1B SF8 2-H 1B	2 2	0 1	1 1	2 1	1 0	0 0	1 0
Dave Chalk, R (1, 5) OBP: 0.300, SLG: 0.247	SSS 0-3 ③ K	SSS 0-3 ③ K			x 0-0 2-H BB 1B	SSS 0-3 ② K			x 0-0 E 1-2 1B	5	0	2	1	0	3	4
Andy Etchebarren, R (1, 2) OBP: 0.295, SLG: 0.259			BBBB 4-0 3B BB	x 0-0 ① F2	BBBB 4-0 1-2 BB	x 0-0 ③ 1-3			x 0-0 1-2 2-3 FC4	3	1	0	0	2	0	2
Inning Stats	R: 0 E: 0 K: 1 S: 5 H: 0 LOB: 0 BB: 0 P: 5	R: 0 E: 0 K: 1 S: 5 H: 0 LOB: 2 BB: 2 P: 13	R: 4 E: 0 K: 1 S: 8 H: 3 LOB: 2 BB: 2 P: 17	R: 0 E: 0 K: 0 S: 5 H: 3 LOB: 2 BB: 0 P: 5	R: 1 E: 0 K: 0 S: 5 H: 2 LOB: 2 BB: 1 P: 9	R: 0 E: 0 K: 0 S: 4 H: 2 LOB: 3 BB: 1 P: 8	R: 0 E: 0 K: 1 S: 5 H: 0 LOB: 0 BB: 0 P: 5	R: 0 E: 0 K: 0 S: 3 H: 0 LOB: 1 BB: 1 P: 7	R: 2 E: 1 K: 1 S: 9 H: 3 LOB: 2 BB: 0 P: 9	1B: 8 2B: 5 3B: 1 HR: 0 SF: 1 SAC: 0 DP: 2 HBP: 1						

PITCHER		IP	WLS	BF	H	R	ER	SO	BB	IBB	HBP	BLK	WP	HR	S	P	ERA	WHIP
Ken Kravec, L ERA: 3.4	(1, 1)	3.1	L	20	5	4	4	3	4	0	1	0	0	0	21	38	10.80	2.700
Pete Vuckovich, R ERA: 4.59	(4, 1)	4.2		20	5	1	1	1	2	1	0	0	0	0	19	31	1.93	1.500
Dave Hamilton, L ERA: 3.53	(9, 1)	1.0		7	3	2	1	1	0	0	0	0	0	0	9	9	9.00	3.000

PITCHER	IP	WLS	BF	H	R	ER	SO	BB	IBB	HBP	BLK	WP	HR	S	P	ERA	WHIP

TOP

California Angels @ Chicago White Sox

Comiskey Park, Chicago, IL

Sat Sep 11 1976, 4:33 AM EDT

Att. 6,596 - Unknown

livebaseballscorecards.com

AB	38
R	7
H	13
RBI	7
BB	7
SO	5
LOB	23

WP: 0 PB: 0 SB: 0 CS: 0 PA: 47

BOTTOM

California Angels @ Chicago White Sox

Comiskey Park, Chicago, IL

Sat Sep 11 1976, 4:33 AM EDT

Att. 6,596 - Unknown

livebaseballscorecards.com

Batter	1	2	3	4	5	6	7	8	9	AB	R	H	RBI	BB	SO	LOB
Bill Stein, R (1, 4) OBP: 0.322, SLG: 0.366	0-0 SH1-3 1B		0-0 S 1B 3-H		0-3 K		0-0 1-3			4	0	2	1	0	1	1
Alan Bannister, R (1, 9) (9, 8) OBP: 0.289, SLG: 0.289	0-0 SH1-3 1-2		0-0 F7			0-0 B5-3	0-0 CS 1B			3	0	1	0	0	0	1
Jorge Orta, L (1, 7) OBP: 0.319, SLG: 0.413	0-3 K		0-3 K 1-2			4-0 BB SF9 BB	0-0 CS 1-2	0-0 F7		3	1	0	0	1	2	2
Lamar Johnson, R (1, 3) OBP: 0.383, SLG: 0.431	0-0 6-3			0-0 6-3		4-0 SF9 BB S 1-2		4-0 BB		2	1	0	0	2	0	1
Brian Downing, R (1, 2) OBP: 0.328, SLG: 0.325		0-3 K		0-0 4-3		4-0 S 1-2 2-3		0-3 K		3	0	0	0	1	2	1
Chet Lemon, R (1, 8) OBP: 0.291, SLG: 0.307 Jim Spencer, L (8, PH) OBP: 0.319, SLG: 0.368 Jerry Hairston, S (9, 9) OBP: 0.368, SLG: 0.296		0-0 F8		0-3 K		0-0 SF9 2-3 3-H		0-0 F6		2 1 0	0 0 0	0 0 0	1 0 0	0 0 0	1 0 0	0 1 0
Bucky Dent, R (1, 6) OBP: 0.304, SLG: 0.304		0-3 K			0-0 F8	4-0 1-2 BB 3-H			0-0 F7	3	0	0	0	1	1	0
Kevin Bell, R (1, 5) OBP: 0.293, SLG: 0.399			0-0 1B 3B		0-0 2B	0-0 4-3			0-0 F6	4	1	2	0	0	0	2
Minnie Minoso, R (1, 10) Sam Ewing, L (9, PH) OBP: 0.200, SLG: 0.179			0-3 K		0-0 F4		0-0 F9		0-0 4-3	3 1	0 0	0 0	0 0	0 0	1 0	2 0
Inning Stats	R: 0 H: 1 E: 0 LOB: 1 K: 1 BB: 0 S: 6 P: 6	R: 0 H: 0 E: 0 LOB: 0 K: 2 BB: 0 S: 7 P: 7	R: 1 H: 2 E: 0 LOB: 1 K: 2 BB: 0 S: 9 P: 9	R: 0 H: 0 E: 0 LOB: 0 K: 1 BB: 0 S: 5 P: 5	R: 0 H: 1 E: 0 LOB: 1 K: 1 BB: 0 S: 6 P: 6	R: 2 H: 0 E: 0 LOB: 2 K: 0 BB: 4 S: 3 P: 19	R: 0 H: 1 E: 0 LOB: 0 K: 0 BB: 0 S: 3 P: 3	R: 0 H: 0 E: 0 LOB: 1 K: 1 BB: 1 S: 5 P: 9	R: 0 H: 0 E: 0 LOB: 0 K: 0 BB: 0 S: 3 P: 3	1B: 3 SF: 1 2B: 1 SAC: 1 3B: 1 DP: 0 HR: 0 HBP: 0						

PITCHER		IP	WLS	BF	H	R	ER	SO	BB	IBB	HBP	BLK	WP	HR	S	P	ERA	WHIP
Frank Tanana, L ERA: 2.66	(1, 1)	7.0	W	29	5	3	3	7	4	0	0	0	0	0	39	55	3.86	1.286
Dick Drago, R ERA: 4.71	(8, 1)	2.0	S	7	0	0	0	1	1	0	0	0	0	0	8	12	0.00	0.500

PITCHER	IP	WLS	BF	H	R	ER	SO	BB	IBB	HBP	BLK	WP	HR	S	P	ERA	WHIP

AB	29
R	3
H	5
RBI	2
BB	5
SO	8
LOB	11

WP: 0 PA: 37
PB: 0
SB: 3
CS: 1

Batter	1	2	3	4	5	6	7	8	9	10	AB	R	H	RBI	BB	SO	LOB
Dave Collins, S (1, 7) OBP: 0.326, SLG: 0.328	0-0 ① 5-3		BBBB 4-0 CS BB			SSS 0-3 ① K			x 0-0 BB 1B	x 0-0 ③ F6	4	0	1	0	1	1	1
Jerry Remy, L (1, 4) OBP: 0.320, SLG: 0.305	0-0 ② 6-3		x 0-0 ② S 1-2 1B			x 0-0 CS 1B			x 0-0 BB 1-2 1B		4	0	3	0	0	0	0
Mike Easler, L (1, 10) OBP: 0.379, SLG: 0.407	0-0 1B		SSS 0-3 ③ K 1-2			SSS 0-3 ②③ K 1-2			SSS 0-3 ① K		4	0	1	0	0	3	4
Bill Melton, R (1, 5) OBP: 0.295, SLG: 0.332	0-0 ③ F3			x 0-0 ① 5-3			x 0-0 ① 5-3		BBBB 4-0 1-2 2-3 BB		3	0	0	0	1	0	1
Bruce Bochte, L (1, 9) OBP: 0.352, SLG: 0.316		x 0-0 G3 1B 2B		BBBB 4-0 CS BB			x 0-0 G3-6 1B		SSS 0-3 ② K		3	1	2	0	1	1	3
Dan Briggs, L (1, 3) OBP: 0.259, SLG: 0.299		SSS 0-3 ① K		x 0-0 ② F7			x 0-0 ②③ G3-6 1-3f		x 0-0 ③ F8		4	0	0	0	0	1	6
Rusty Torres, S (1, 8) OBP: 0.307, SLG: 0.363		x 0-0 ② G3 2-3		0-0 ③ CS 1-2	x 0-0 ① F8			SSS 0-3 ① K		x 0-0 ① F9	4	0	0	0	0	1	1
Dave Chalk, R (1, 6) OBP: 0.304, SLG: 0.250		x 0-0 ③ 3-H 1B			H 1-0 4-3-6 HBP			x 0-0 ② 4-3		x 0-0 FC6-4 1B	3	0	2	1	0	0	0
Andy Etchebarren, R (1, 2) OBP: 0.293, SLG: 0.257			x 0-0 ① 4-3		x 0-0 ②③ 4-3-6 1-3f			x 0-0 ③ F8		x 0-0 ② FC6-4 1-2f	2	0	0	0	0	0	1
Tony Solaita, L (8, PH) OBP: 0.355, SLG: 0.416											1	0	0	0	0	0	0
Terry Humphrey, R (8, 2) OBP: 0.320, SLG: 0.333											1	0	0	0	0	0	1

TOP

California Angels @ Chicago White Sox

Comiskey Park, Chicago, IL

Sun Sep 12 1976, 4:33 AM EDT

Unknown

livebaseballscorecards.com

AB	33
R	1
H	9
RBI	1
BB	3
SO	7
LOB	18

Inning Stats	1	2	3	4	5	6	7	8	9	10
R	0	1	0	0	0	1	0	0	0	0
H	1	2	1	0	0	1	1	0	2	1
E	0	0	0	0	0	0	0	0	0	0
LOB	1	1	1	0	0	0	0	0	3	1
K	0	1	1	0	0	2	0	1	2	0
BB	0	0	1	1	0	0	0	0	1	0
S	4	6	5	2	2	7	3	5	9	4
P	4	6	9	6	3	7	3	5	13	4

	1B	2B	3B	HR	SF	SAC	DP	HBP
	8	3	0	0	0	0	2	1

WP: 0 PB: 0 SB: 1 CS: 3 PA: 38

PITCHER	IP	WLS	BF	H	R	ER	SO	BB	IBB	HBP	BLK	WP	HR	S	P	ERA	WHIP
Rich Gossage, R (1, 1) ERA: 3.83	10.0	W	37	9	1	1	7	3	0	1	0	0	0	47	60	0.90	1.200

PITCHER	IP	WLS	BF	H	R	ER	SO	BB	IBB	HBP	BLK	WP	HR	S	P	ERA	WHIP

Batter	1	2	3	4	5	6	7	8	9	10	AB	R	H	RBI	BB	SO	LOB
Bill Stein, R (1, 4) OBP: 0.323, SLG: 0.363	x 0-0 ① F8	S S S 0-3 ③ K			B B B B 4-0 E SH3 BB		B B B B 4-0 SH3-4 BB		x 0-0 ② 6-3		3	0	0	0	2	1	2
Alan Bannister, R (1, 9) OBP: 0.291, SLG: 0.304	x 0-0 ② F7		x 0-0 ① 5-3		x 0-0 ① SH3 1-2		x 0-0 ① SH3-4 1-2		x 0-0 2B		3	0	1	0	0	0	0
Jorge Orta, L (1, 7) OBP: 0.318, SLG: 0.415	x 0-0 3B		S S S 0-3 ② K		x 0-0 E3 2-3		S S S 0-3 ② K		x 0-0 ③ 4-3		5	0	1	0	0	2	3
Jim Spencer, L (1, 3) OBP: 0.320, SLG: 0.367 Ralph Garr, L (10, PR) OBP: 0.327, SLG: 0.398	x 0-0 ③ 4-3		x 0-0 1B		S S S 0-3 ② K		x 0-0 ③ G3			B B B B 4-0 2B BB	4 0	0 1	1 0	0 0	1 0	1 0	4 0
Brian Downing, R (1, 2) OBP: 0.326, SLG: 0.327		S S S 0-3 ① K	x 0-0 ③ F9		x 0-0 ③ F9			x 0-0 ① 1-3		x 0-0 1-H 2B	5	0	1	1	0	1	3
Kevin Bell, R (1, 5) OBP: 0.297, SLG: 0.403		x 0-0 1B 2B		x 0-0 ① 6-3		x 0-0 ① 5-3		B B B B 4-0 BB			3	1	1	0	1	0	0
Chet Lemon, R (1, 8) OBP: 0.295, SLG: 0.310		x 0-0 2-H 1B 1B		x 0-0 1B		B B B B 4-0 BB		x 0-0 ② F8			3	0	2	1	1	0	1
Bucky Dent, R (1, 6) OBP: 0.301, SLG: 0.302		x 0-0 ② F7		x 0-0 ② F8		x 0-0 ② F8		x 0-0 ③ F8			4	0	0	0	0	0	4
Minnie Minoso, R (1, 10) OBP: 0.167, SLG: 0.167 Lamar Johnson, R (9, PH) OBP: 0.381, SLG: 0.429		x 0-0 1-2 1B		S S S 0-3 ③ K		x 0-0 ③ F7			x 0-0 ① F8		3 1	0 0	1 0	0 0	0 0	1 0	2 0
Inning Stats	R: 0 H: 1 E: 0 LOB: 1 K: 0 BB: 0 S: 4 P: 4	R: 1 H: 3 E: 0 LOB: 2 K: 2 BB: 0 S: 10 P: 10	R: 0 H: 1 E: 0 LOB: 1 K: 1 BB: 0 S: 6 P: 6	R: 0 H: 1 E: 0 LOB: 1 K: 1 BB: 0 S: 6 P: 6	R: 0 H: 0 E: 1 LOB: 2 K: 1 BB: 1 S: 6 P: 10	R: 0 H: 0 E: 0 LOB: 1 K: 0 BB: 1 S: 3 P: 7	R: 0 H: 0 E: 0 LOB: 1 K: 1 BB: 1 S: 5 P: 9	R: 0 H: 0 E: 0 LOB: 1 K: 0 BB: 1 S: 3 P: 7	R: 0 H: 1 E: 0 LOB: 1 K: 0 BB: 0 S: 4 P: 4	R: 1 H: 1 E: 0 LOB: 2 K: 0 BB: 1 S: 1 P: 5	1B: 4 SF: 0 2B: 3 SAC: 2 3B: 1 DP: 0 HR: 0 HBP: 0						

PITCHER	IP	WLS	BF	H	R	ER	SO	BB	IBB	HBP	BLK	WP	HR	S	P	ERA	WHIP
Sid Monge, L (1, 1) ERA: 3.48	9.0	L	41	8	2	2	6	5	0	0	0	0	0	48	68	2.00	1.444

PITCHER	IP	WLS	BF	H	R	ER	SO	BB	IBB	HBP	BLK	WP	HR	S	P	ERA	WHIP

BOTTOM

California Angels @ Chicago White Sox

Comiskey Park, Chicago, IL

Sun Sep 12 1976, 4:33 AM EDT

Unknown

livebaseballscorecards.com

AB	34
R	2
H	8
RBI	2
BB	5
SO	6
LOB	19

California Angels @ Chicago White Sox

Comiskey Park, Chicago, IL

Sun Sep 12 1976, 4:38 AM EDT

Att. 11,919 - Unknown

TOP

livebaseballscorecards.com

Batter	1	2	3	4	5	6	7	8	9	AB	R	H	RBI	BB	SO	LOB
Dave Collins, S (1, 7) OBP: 0.325, SLG: 0.327	E6 CS		CS 1B 3-H			F8		4-3		4	0	1	1	0	0	1
Jerry Remy, L (1, 4) OBP: 0.318, SLG: 0.302	F8		CS 1-2	4-3		1-3			3-1	4	0	0	0	0	0	1
Mike Easler, L (1, 10) OBP: 0.364, SLG: 0.387	K			4-3		F4			G4-6-3 1B	4	0	1	0	0	1	1
Tony Solaita, L (1, 3) OBP: 0.353, SLG: 0.413	CS 1-2	F9		1B			F8		G4-6-3 1-2f	4	0	1	0	0	0	1
Bob Jones, L (1, 9) OBP: 0.279, SLG: 0.372		F7		F9			F6			3	0	0	0	0	0	1
Dan Briggs, L (1, 8) OBP: 0.255, SLG: 0.295		K2-3			3-1		F8			3	0	0	0	0	1	0
Mario Guerrero, R (1, 6) OBP: 0.306, SLG: 0.346			F9 1B 2B		1B			5-3		3	1	2	0	0	0	0
Terry Humphrey, R (1, 2) OBP: 0.314, SLG: 0.327			F9 2-3		F7			F4		3	0	0	0	0	0	2
Ron Jackson, R (1, 5) OBP: 0.278, SLG: 0.316			5-3		F7			3B		3	0	1	0	0	0	2
Inning Stats	R: 0 E: 1 K: 1 S: 5 H: 0 LOB: 0 BB: 0 P: 5	R: 0 E: 0 K: 1 S: 5 H: 0 LOB: 0 BB: 0 P: 5	R: 1 E: 0 K: 0 S: 4 H: 2 LOB: 0 BB: 0 P: 4	R: 0 E: 0 K: 0 S: 4 H: 1 LOB: 1 BB: 0 P: 4	R: 0 E: 0 K: 0 S: 4 H: 1 LOB: 1 BB: 0 P: 4	R: 0 E: 0 K: 0 S: 3 H: 0 LOB: 0 BB: 0 P: 3	R: 0 E: 0 K: 0 S: 3 H: 0 LOB: 0 BB: 0 P: 3	R: 0 E: 0 K: 0 S: 4 H: 1 LOB: 1 BB: 0 P: 4	R: 0 E: 0 K: 0 S: 3 H: 1 LOB: 0 BB: 0 P: 3	1B: 4 2B: 1 3B: 1 HR: 0	SF: 0 SAC: 0 DP: 1 HBP: 0						

	AB	31
	R	1
	H	6
	RBI	1
	BB	0
	SO	2
	LOB	9

WP: 0 PB: 0 SB: 0 CS: 2 PA: 33

PITCHER	IP	WLS	BF	H	R	ER	SO	BB	IBB	HBP	BLK	WP	HR	S	P	ERA	WHIP
Francisco Barrios, R (1, 1) ERA: 4.27	9.0	W	31	6	1	1	2	0	0	0	0	0	0	35	35	1.00	0.667

PITCHER	IP	WLS	BF	H	R	ER	SO	BB	IBB	HBP	BLK	WP	HR	S	P	ERA	WHIP

Batter	1	2	3	4	5	6	7	8	9	AB	R	H	RBI	BB	SO	LOB
Ralph Garr, L (1, 9) OBP: 0.330, SLG: 0.403	4-3 ①		BBBB 4-0 FC3-6 FC1-5 1-2 BB		4-3 3B 2B		1B 2B	4-3 ② 1-2 2-3		4	2	2	0	1	0	2
Alan Bannister, R (1, 7) OBP: 0.308, SLG: 0.325	2B		0-0 FC1-5 ① FC3-6 1-2 2-3f		4-3 ① 2-3		S 1B 2-H 1B	IBB		4	1	2	1	1	0	3
Jim Spencer, L (1, 3) OBP: 0.321, SLG: 0.371	BBBB 4-0 BB		0-0 FC3-6 ② 1-2f 2-3		3B 3-H 3B		SSS 0-3 K ① 1-2	4-3 ③		4	1	1	1	1	1	6
Jorge Orta, L (1, 10) OBP: 0.319, SLG: 0.419	SSS 0-3 K ②		0-0 F6 ③		CS 3B 3-H		1B 2-H			4	0	2	2	0	1	4
Bill Stein, R (1, 5) OBP: 0.322, SLG: 0.362	SSS 0-3 K ③			3B 1B	E6 S ② 3-H		F6 ②			4	1	1	0	0	1	4
Jack Brohamer, L (1, 4) OBP: 0.342, SLG: 0.380		0-0 F7 ①		0-0 F7 ①	0-0 F8 ③ 1-2		0-0 F9 ③			4	0	0	0	0	0	3
Chet Lemon, R (1, 8) OBP: 0.295, SLG: 0.314		0-0 1-3 ②		0-0 ② 1-H 3B		0-0 F4 ①		0-0 F7 ①		4	0	1	1	0	0	0
Bucky Dent, R (1, 6) OBP: 0.303, SLG: 0.302		SSS 0-3 K ③		BBBB 4-0 FC5-4 BB		0-0 1-3 ②		0-0 4-3 1B 1B		3	0	1	0	1	1	0
Jim Essian, R (1, 2) OBP: 0.313, SLG: 0.260			BBBB 4-0 FC1-5 BB BB	0-0 FC5-4 ③ 1-2f		0-0 F8 ③		0-0 ③ 1-2 4-3 1B		3	0	1	0	1	0	1
Inning Stats	R: 0 E: 0 K: 2 S: 8 H: 1 LOB: 2 BB: 1 P: 12	R: 0 E: 0 K: 1 S: 5 H: 0 LOB: 0 BB: 0 P: 5	R: 0 E: 0 K: 0 S: 3 H: 0 LOB: 2 BB: 2 P: 11	R: 1 E: 0 K: 0 S: 4 H: 2 LOB: 1 BB: 1 P: 8	R: 2 E: 1 K: 0 S: 6 H: 3 LOB: 1 BB: 0 P: 6	R: 0 E: 0 K: 0 S: 3 H: 0 LOB: 0 BB: 0 P: 3	R: 2 E: 0 K: 1 S: 8 H: 3 LOB: 1 BB: 0 P: 8	R: 0 E: 0 K: 0 S: 5 H: 2 LOB: 3 BB: 1 P: 9		1B: 5 2B: 3 3B: 3 HR: 0	SF: 0 SAC: 0 DP: 0 HBP: 0					

PITCHER	IP	WLS	BF	H	R	ER	SO	BB	IBB	HBP	BLK	WP	HR	S	P	ERA	WHIP
Don Kirkwood, R (1, 1) ERA: 4.41	6.0	L	29	8	5	5	3	4	0	0	0	0	0	31	47	7.50	2.000
Mickey Scott, L (7, 1) ERA: 3.47	2.0		10	3	0	0	1	0	1	0	0	0	0	11	15	0.00	1.500

PITCHER	IP	WLS	BF	H	R	ER	SO	BB	IBB	HBP	BLK	WP	HR	S	P	ERA	WHIP

BOTTOM

California Angels @ Chicago White Sox

Comiskey Park, Chicago, IL

Sun Sep 12 1976, 4:38 AM EDT

Att. 11,919 - Unknown

livebaseballscorecards.com

AB	34
R	5
H	11
RBI	5
BB	5
SO	4
LOB	23

1B: 5	SF: 0	WP: 0	PA: 39
2B: 3	SAC: 0	PB: 0	
3B: 3	DP: 0	SB: 2	
HR: 0	HBP: 0	CS: 1	

Batter	1	2	3	4	5	6	7	8	9	AB	R	H	RBI	BB	SO	LOB
Jim Wohlford, R (1, 7) OBP: 0.305, SLG: 0.302	K		1B			K		G3		4	0	1	1	0	2	0
Amos Otis, R (1, 8) OBP: 0.348, SLG: 0.462	K		K			F8		5-3		4	0	0	0	0	2	1
George Brett, L (1, 5) OBP: 0.380, SLG: 0.463	P4			F7			1B G4-6-3 1B		F7	4	1	1	0	0	0	0
John Mayberry, L (1, 3) OBP: 0.328, SLG: 0.362		K		P4			G4-6-3 1-3 1B		1B	4	0	2	0	0	1	0
Davey Nelson, R (9, PR) OBP: 0.299, SLG: 0.302										0	0	0	0	0	0	0
Hal McRae, R (1, 10) OBP: 0.416, SLG: 0.474		K		K			G4-6-3 1-2f 3-H		F8	4	0	0	0	0	2	2
Tom Poquette, L (1, 9) OBP: 0.372, SLG: 0.449		4-3			K		1B 3B		4-3	3	1	1	0	0	1	0
Al Cowens, R (9, PH) OBP: 0.303, SLG: 0.342										1	0	0	0	0	0	1
Cookie Rojas, R (1, 4) OBP: 0.283, SLG: 0.294			1B 2B		4-3		S 3-H 1B			3	1	2	1	0	0	0
Freddie Patek, R (7, PR) OBP: 0.329, SLG: 0.313										0	0	0	0	0	0	0
(7, 6)																
Frank White, R (1, 6) OBP: 0.271, SLG: 0.318			K		5-3		F8 1-2			3	0	0	0	0	1	2
(7, 4)																
Buck Martinez, R (1, 2) OBP: 0.267, SLG: 0.361			K			K		F2		3	0	0	0	0	2	1
Inning Stats	R: 0 E: 0 K: 2 S: 7 H: 0 LOB: 0 BB: 0 P: 7	R: 0 E: 0 K: 2 S: 7 H: 0 LOB: 0 BB: 0 P: 7	R: 1 E: 0 K: 3 S: 11 H: 2 LOB: 1 BB: 0 P: 11	R: 0 E: 0 K: 1 S: 5 H: 0 LOB: 0 BB: 0 P: 5	R: 0 E: 0 K: 1 S: 5 H: 0 LOB: 0 BB: 0 P: 5	R: 0 E: 0 K: 2 S: 7 H: 0 LOB: 0 BB: 0 P: 7	R: 2 E: 0 K: 0 S: 6 H: 4 LOB: 2 BB: 0 P: 6	R: 0 E: 0 K: 0 S: 3 H: 0 LOB: 0 BB: 0 P: 3	R: 0 E: 0 K: 0 S: 4 H: 1 LOB: 1 BB: 0 P: 4	1B: 5 2B: 1 3B: 1 HR: 0	SF: 0 SAC: 0 DP: 1 HBP: 0						

PITCHER	IP	WLS	BF	H	R	ER	SO	BB	IBB	HBP	BLK	WP	HR	S	P	ERA	WHIP
Chris Knapp, R (1, 1) ERA: 3.94	8.0	W	29	6	3	3	11	0	0	0	0	0	0	51	51	3.38	0.750
Dave Hamilton, L (9, 1) ERA: 3.49	1.0	S	4	1	0	0	0	0	0	0	0	0	0	4	4	0.00	1.000

PITCHER	IP	WLS	BF	H	R	ER	SO	BB	IBB	HBP	BLK	WP	HR	S	P	ERA	WHIP

TOP

Kansas City Royals @ Chicago White Sox

Comiskey Park, Chicago, IL

Mon Sep 13 1976, 4:33 AM EDT

Unknown

livebaseballscorecards.com

AB	33
R	3
H	7
RBI	2
BB	0
SO	11
LOB	7

WP: 0 PA: 33
PB: 0
SB: 1
CS: 0

BOTTOM

Kansas City Royals @ Chicago White Sox

Comiskey Park, Chicago, IL

Mon Sep 13 1976, 4:33 AM EDT

Unknown

livebaseballscorecards.com

Batter	1	2	3	4	5	6	7	8	9	AB	R	H	RBI	BB	SO	LOB
Ralph Garr, L (1, 9) OBP: 0.331, SLG: 0.406	6-3		4-1 HR 2B		F2		PB 1B			4	1	2	0	0	0	0
Alan Bannister, R (1, 8) OBP: 0.295, SLG: 0.310	6-3		4-1		E5 CS		K			4	0	0	0	0	1	2
Jim Spencer, L (1, 3) OBP: 0.322, SLG: 0.372	1B		P4		F2			SH1-3 SF7 1B		4	1	2	0	0	0	2
Jorge Orta, L (1, 7) OBP: 0.320, SLG: 0.425	K		HR		CS	4-3		SH1-3		4	1	2	2	0	1	1
Lamar Johnson, R (1, 10) OBP: 0.376, SLG: 0.422		L4	F9			F9		SH1-3		3	0	0	0	0	0	0
Bill Stein, R (1, 4) OBP: 0.321, SLG: 0.358		G3		F9		K		IBB		3	0	0	0	1	1	0
Kevin Bell, R (1, 5) OBP: 0.296, SLG: 0.402		BB 1B		5-3			P5	SF7		3	0	1	1	0	0	0
Brian Downing, R (1, 2) OBP: 0.331, SLG: 0.328		BB		1B			1B PB BB	L9		2	1	1	0	2	0	2
Bucky Dent, R (1, 6) OBP: 0.301, SLG: 0.300		F8		1-3			P6			3	0	0	0	0	0	4
Inning Stats	R: 0 H: 1 E: 0 LOB: 1 K: 1 BB: 0 S: 6 P: 6	R: 0 H: 1 E: 0 LOB: 2 K: 0 BB: 1 S: 4 P: 8	R: 2 H: 2 E: 0 LOB: 0 K: 0 BB: 0 S: 5 P: 5	R: 0 H: 1 E: 0 LOB: 1 K: 0 BB: 0 S: 4 P: 4	R: 0 H: 0 E: 1 LOB: 0 K: 0 BB: 0 S: 3 P: 3	R: 0 H: 0 E: 0 LOB: 0 K: 1 BB: 0 S: 5 P: 5	R: 1 H: 1 E: 0 LOB: 1 K: 1 BB: 1 S: 6 P: 10	R: 1 H: 2 E: 0 LOB: 2 K: 0 BB: 1 S: 5 P: 9		1B: 6 SF: 1 2B: 1 SAC: 1 3B: 0 DP: 0 HR: 1 HBP: 0						

PITCHER	IP	WLS	BF	H	R	ER	SO	BB	IBB	HBP	BLK	WP	HR	S	P	ERA	WHIP
Dennis Leonard, R (1, 1) ERA: 3.39	8.0	L	35	8	4	3	3	2	1	0	0	0	1	38	50	3.38	1.250

PITCHER	IP	WLS	BF	H	R	ER	SO	BB	IBB	HBP	BLK	WP	HR	S	P	ERA	WHIP

AB	30
R	4
H	8
RBI	3
BB	3
SO	3
LOB	11

WP: 0 PA: 36
PB: 1
SB: 0
CS: 1

Batter	1	2	3	4	5	6	7	8	9	AB	R	H	RBI	BB	SO	LOB
Jim Wohlford, R (1, 7) OBP: 0.303, SLG: 0.300	E4 CS		F9		K		6-3 1-2		FC6-4 1B	5	0	1	0	0	1	3
Amos Otis, R (1, 8) OBP: 0.345, SLG: 0.458	F9		G6-4-3 1-2f		F9		K		P4	5	0	0	0	0	1	5
George Brett, L (1, 5) OBP: 0.380, SLG: 0.462	WP 1-2 1B			L1		1B SF8 1B		6-3	FC6-4 1-2f	5	1	2	0	0	0	1
Hal McRae, R (1, 10) OBP: 0.419, SLG: 0.480	5-3 1-2			G6-3 HBP		FC5-4 1-3 1B		SF7 3B		3	1	2	0	0	0	1
John Mayberry, L (1, 3) OBP: 0.326, SLG: 0.361		K		G6-3 1-2f		SF8 3-H		SF7 3-H		2	0	0	2	0	1	1
Al Cowens, R (1, 9) OBP: 0.305, SLG: 0.345		5-3 1B			L6	F9				4	0	2	0	0	0	1
Frank White, R (1, 4) OBP: 0.273, SLG: 0.318		5-3 1-2			BB 2B 1B	FC5-4 1-2f		BB		3	1	1	0	1	0	2
Freddie Patek, R (1, 6) OBP: 0.328, SLG: 0.311		K			2B E 1-2 BB		F8	F5		3	1	0	0	1	1	3
John Wathan, R (1, 2) OBP: 0.387, SLG: 0.357			G6-4-3 1B		E4 1-H 2-H 2B		6-3 BB		F9	3	0	2	1	1	0	0
Inning Stats	R: 0 E: 1 K: 0 S: 4 H: 1 LOB: 1 BB: 0 P: 4	R: 0 E: 0 K: 2 S: 8 H: 1 LOB: 1 BB: 0 P: 8	R: 0 E: 0 K: 0 S: 3 H: 1 LOB: 0 BB: 0 P: 3	R: 0 E: 0 K: 0 S: 2 H: 0 LOB: 0 BB: 0 P: 3	R: 2 E: 1 K: 1 S: 7 H: 2 LOB: 1 BB: 1 P: 11	R: 1 E: 0 K: 0 S: 5 H: 2 LOB: 1 BB: 0 P: 5	R: 0 E: 0 K: 1 S: 5 H: 0 LOB: 1 BB: 1 P: 9	R: 1 E: 0 K: 0 S: 5 H: 2 LOB: 2 BB: 1 P: 9	R: 0 E: 0 K: 0 S: 4 H: 1 LOB: 1 BB: 0 P: 4	1B: 7 2B: 2 3B: 1 HR: 0	SF: 2 SAC: 0 DP: 2 HBP: 1						

PITCHER	IP	WLS	BF	H	R	ER	SO	BB	IBB	HBP	BLK	WP	HR	S	P	ERA	WHIP
Ken Brett, L (1, 1) ERA: 3.24	9.0	W	39	10	4	3	4	3	0	1	0	1	0	43	56	3.00	1.444

PITCHER	IP	WLS	BF	H	R	ER	SO	BB	IBB	HBP	BLK	WP	HR	S	P	ERA	WHIP

TOP

Kansas City Royals @ Chicago White Sox

Comiskey Park, Chicago, IL

Mon Sep 13 1976, 4:38 AM EDT

Att. 5,327 - Unknown

livebaseballscorecards.com

AB	33
R	4
H	10
RBI	3
BB	3
SO	4
LOB	17

WP: 1	PA: 39		
PB: 0			
SB: 0			
CS: 1			

Batter	1	2	3	4	5	6	7	8	9	AB	R	H	RBI	BB	SO	LOB
Ralph Garr, L (1, 9) OBP: 0.329, SLG: 0.403	4-3		G4-6-3 1-2f			6-3		P4		4	0	0	0	0	0	2
Alan Bannister, R (1, 8) OBP: 0.313, SLG: 0.322	F9			G3-6-3 BB E 1B		BBB 4-0 G3 BB		0-0 HR 1-2 1B		3	2	2	0	1	0	0
Jim Spencer, L (1, 3) OBP: 0.324, SLG: 0.378	4-3			BBB 4-0 G3-6-3 1-2 BB		G3 1-2		1-H 2-H HR		3	1	1	3	1	0	1
Jorge Orta, L (1, 7) OBP: 0.320, SLG: 0.423		4-3		G3-6-3 1-2f 2-3		P6		S 1B		4	0	1	0	0	0	3
Lamar Johnson, R (1, 10) OBP: 0.378, SLG: 0.439		FC6-4 1B		E6 3-H			HR	SSS 0-3 K 1-2		4	1	2	1	0	1	1
Bill Stein, R (1, 4) OBP: 0.317, SLG: 0.354		FC6-4 FC6-4 1-2f		F9			F4	4-3		4	0	0	0	0	0	3
Kevin Bell, R (1, 5) OBP: 0.292, SLG: 0.396		FC6-4 1-2f		SSS 0-3 K			F9			3	0	0	0	0	1	1
Bucky Dent, R (1, 6) OBP: 0.299, SLG: 0.298			F8	SSS 0-3 K			G3			3	0	0	0	0	1	0
Jim Essian, R (1, 2) OBP: 0.318, SLG: 0.267			G4-6-3 1B	SSS 0-3 K				1B HR 1B		3	1	2	0	0	1	0
Inning Stats	R: 0 H: 0 E: 0 LOB: 0 K: 0 BB: 0 S: 3 P: 3	R: 0 H: 1 E: 0 LOB: 1 K: 0 BB: 0 S: 4 P: 4	R: 0 H: 1 E: 0 LOB: 0 K: 0 BB: 0 S: 3 P: 3	R: 1 H: 1 E: 1 LOB: 1 K: 0 BB: 1 S: 4 P: 8	R: 0 H: 0 E: 0 LOB: 0 K: 3 BB: 0 S: 9 P: 9	R: 0 H: 0 E: 0 LOB: 1 K: 0 BB: 1 S: 3 P: 7	R: 1 H: 1 E: 0 LOB: 0 K: 0 BB: 0 S: 4 P: 4	R: 3 H: 4 E: 0 LOB: 1 K: 1 BB: 0 S: 9 P: 9		1B: 6 SF: 0 2B: 0 SAC: 0 3B: 0 DP: 2 HR: 2 HBP: 0						

PITCHER		IP	WLS	BF	H	R	ER	SO	BB	IBB	HBP	BLK	WP	HR	S	P	ERA	WHIP
Al Fitzmorris, R ERA: 3.06	(1, 1)	7.0		27	5	3	2	3	2	0	0	0	0	1	31	39	2.57	1.000
Steve Mingori, L ERA: 2.36	(8, 1)	0.1	L	4	3	2	2	0	0	0	0	0	0	1	4	4	54.00	9.000
Mark Littell, R ERA: 1.91	(8, 1)	0.2		2	0	0	0	1	0	0	0	0	0	0	4	4	0.00	0.000

PITCHER	IP	WLS	BF	H	R	ER	SO	BB	IBB	HBP	BLK	WP	HR	S	P	ERA	WHIP

BOTTOM

Kansas City Royals @ Chicago White Sox

Comiskey Park, Chicago, IL

Mon Sep 13 1976, 4:38 AM EDT

Att. 5,327 - Unknown

livebaseballscorecards.com

AB	31
R	5
H	8
RBI	4
BB	2
SO	4
LOB	11

Batter	1	2	3	4	5	6	7	8	9	AB	R	H	RBI	BB	SO	LOB
Tom Poquette, L (1, 7) OBP: 0.369, SLG: 0.446	3-1		4-3		6-3			FC4-6 1B	G1-6-3 1-2f	2	0	0	0	0	0	0
Jim Wohlford, R (5, PH) OBP: 0.303, SLG: 0.301 (5, 7)										3	0	1	0	0	0	3
Amos Otis, R (1, 8) OBP: 0.345, SLG: 0.456	E S 3B 1B		F8		6-3			FC4-6 FC4-6 1-2f		4	1	1	0	0	0	1
George Brett, L (1, 5) OBP: 0.381, SLG: 0.465	1-H FC1 3B		B B B B S BB		1-3			FC4-6 1B 1-2f		3	0	1	1	1	0	1
John Mayberry, L (1, 3) OBP: 0.325, SLG: 0.360	FC1 FC5-4 3-H		S S S K 1-2			4-3		1-2 1B		4	0	1	0	0	1	2
Hal McRae, R (1, 10) OBP: 0.417, SLG: 0.480	FC5-4 1-2f			1B E 2B		6-3		5-3		4	1	1	0	0	0	3
Al Cowens, R (1, 9) OBP: 0.304, SLG: 0.344		F7		S 1B 2-3		E5 CS			6-3	4	0	1	0	0	0	0
Bob Stinson, S (1, 2) OBP: 0.354, SLG: 0.358		FC6-4 1B	S S S K 1-2 3-H			CS 1-2	6-3		1B 1B	1	0	1	0	0	0	0
John Wathan, R (4, PH) OBP: 0.382, SLG: 0.355 (4, 2)										3	0	1	0	0	1	1
Frank White, R (1, 4) OBP: 0.273, SLG: 0.317		S S S K		3-1			6-3		1B 1B 1-3	4	0	1	0	0	1	2
Freddie Patek, R (1, 6) OBP: 0.327, SLG: 0.310		FC6-4 1-2f		F8			5-3		G1-6-3 1-2 1B	4	0	1	0	0	0	2
Inning Stats	R: 1 H: 2 E: 0 LOB: 1 K: 0 BB: 0 S: 5 P: 5	R: 0 H: 1 E: 0 LOB: 1 K: 1 BB: 0 S: 6 P: 6	R: 0 H: 0 E: 0 LOB: 1 K: 1 BB: 1 S: 5 P: 9	R: 1 H: 2 E: 0 LOB: 1 K: 1 BB: 0 S: 7 P: 7	R: 0 H: 0 E: 0 LOB: 0 K: 0 BB: 0 S: 3 P: 3	R: 0 H: 0 E: 1 LOB: 0 K: 0 BB: 0 S: 3 P: 3	R: 0 H: 0 E: 0 LOB: 0 K: 0 BB: 0 S: 3 P: 3	R: 0 H: 2 E: 0 LOB: 2 K: 0 BB: 0 S: 5 P: 5	R: 0 H: 3 E: 0 LOB: 2 K: 0 BB: 0 S: 5 P: 5	1B: 8 SF: 0 2B: 1 SAC: 0 3B: 1 DP: 1 HR: 0 HBP: 0						

TOP

Kansas City Royals @ Chicago White Sox

Comiskey Park, Chicago, IL

Tue Sep 14 1976, 4:33 AM EDT

Att. 2,762 - Unknown

livebaseballscorecards.com

AB	36
R	2
H	10
RBI	1
BB	1
SO	3
LOB	15

WP: 0 PA: 38
PB: 0
SB: 3
CS: 1

PITCHER		IP	WLS	BF	H	R	ER	SO	BB	IBB	HBP	BLK	WP	HR	S	P	ERA	WHIP
Larry Monroe, R ERA: 7.71	(1, 1)	2.0		9	3	1	1	1	0	0	0	0	0	0	11	11	4.50	1.500
Terry Forster, L ERA: 4.32	(3, 1)	6.1	L	25	5	1	1	2	1	0	0	0	0	0	28	32	1.42	0.947
Clay Carroll, R ERA: 2.56	(9, 1)	0.2		3	2	0	0	0	0	0	0	0	0	0	3	3	0.00	3.000

PITCHER	IP	WLS	BF	H	R	ER	SO	BB	IBB	HBP	BLK	WP	HR	S	P	ERA	WHIP

Batter	1	2	3	4	5	6	7	8	9	AB	R	H	RBI	BB	SO	LOB
Ralph Garr, L (1, 9) OBP: 0.328, SLG: 0.402	1-3		1-3 2B 1B			K			4-3	4	0	1	0	0	1	0
Alan Bannister, R (1, 8) OBP: 0.320, SLG: 0.333	K		1-H 3-H 2B			CS BB			6-3	3	0	1	1	1	1	0
Jim Spencer, L (1, 10) OBP: 0.322, SLG: 0.376 Wayne Nordhagen, R (6, PH) OBP: 0.218, SLG: 0.224	P5			4-3		K 1-2			F7	2 2	0 0	0 0	0 0	0 0	0 1	0 1
Jorge Orta, L (1, 7) OBP: 0.320, SLG: 0.423		G6-4-3 1B		P6			4-3			3	0	1	0	0	0	0
Lamar Johnson, R (1, 3) OBP: 0.377, SLG: 0.434		F9		BB			K			2	0	0	0	1	1	1
Bill Stein, R (1, 4) OBP: 0.315, SLG: 0.351		G6-4-3 1-2f		P4			F8			3	0	0	0	0	0	2
Kevin Bell, R (1, 5) OBP: 0.293, SLG: 0.395			L4-3 1B	4-3				4-3		3	0	1	0	0	0	0
Bucky Dent, R (1, 6) OBP: 0.298, SLG: 0.297			L4-3 1-2	K				E6 G6-4-3		3	0	0	0	0	1	1
Jim Essian, R (1, 2) OBP: 0.318, SLG: 0.269			1B 2B 1B	F9				G6-4-3 1-2f		3	1	1	0	0	0	1
Inning Stats	R: 0 E: 0 K: 1 S: 5 H: 0 LOB: 0 BB: 0 P: 5	R: 0 E: 0 K: 0 S: 3 H: 1 LOB: 0 BB: 0 P: 3	R: 1 E: 0 K: 0 S: 5 H: 4 LOB: 2 BB: 0 P: 5	R: 0 E: 0 K: 0 S: 3 H: 0 LOB: 1 BB: 1 P: 7	R: 0 E: 0 K: 1 S: 5 H: 0 LOB: 0 BB: 0 P: 5	R: 0 E: 0 K: 2 S: 6 H: 0 LOB: 0 BB: 1 P: 10	R: 0 E: 0 K: 1 S: 5 H: 0 LOB: 0 BB: 0 P: 5	R: 0 E: 1 K: 0 S: 3 H: 0 LOB: 0 BB: 0 P: 3	R: 0 E: 0 K: 0 S: 3 H: 0 LOB: 0 BB: 0 P: 3	1B: 4 2B: 2 3B: 0 HR: 0	SF: 0 SAC: 0 DP: 3 HBP: 0					

PITCHER	IP	WLS	BF	H	R	ER	SO	BB	IBB	HBP	BLK	WP	HR	S	P	ERA	WHIP
Andy Hassler, L (1, 1) ERA: 3.38	9.0	W	30	5	1	1	5	2	0	0	0	0	0	38	46	1.00	0.778

PITCHER	IP	WLS	BF	H	R	ER	SO	BB	IBB	HBP	BLK	WP	HR	S	P	ERA	WHIP

BOTTOM

Kansas City Royals @ Chicago White Sox

Comiskey Park, Chicago, IL

Tue Sep 14 1976, 4:33 AM EDT

Att. 2,762 - Unknown

livebaseballscorecards.com

AB	28
R	1
H	5
RBI	1
BB	2
SO	5
LOB	6

Batter	1	2	3	4	5	6	7	8	9	AB	R	H	RBI	BB	SO	LOB
Gene Clines, R (1, 7) OBP: 0.295, SLG: 0.301	CS 1B		L8		K		K		L1	5	0	1	0	0	2	2
Toby Harrah, R (1, 6) OBP: 0.359, SLG: 0.380	1-3 1-2		6-3			HR		1B 1B 1B	F4	5	2	2	1	0	0	2
Mike Hargrove, L (1, 3) OBP: 0.400, SLG: 0.383	1B 1B 1B		1B			L4-3 1B		E 1B 1-2 4-3 1B	F9	5	2	4	0	0	0	1
Jeff Burroughs, R (1, 9) OBP: 0.303, SLG: 0.361	1B 1-2 1B		F8			L4-3 1-2		E7 4-3 1-3 2-H 1B		4	0	2	1	0	0	2
Roy Howell, L (1, 5) OBP: 0.297, SLG: 0.366	1-2 2-H 1B			4-3		2B		4-3 IBB		3	0	2	1	1	0	0
Tom Grieve, R (1, 10) OBP: 0.295, SLG: 0.403	K			K		K		K		4	0	0	0	0	4	6
Lenny Randle, S (1, 4) OBP: 0.280, SLG: 0.264		F8		4-3			K	4-3 1-2 2-3 3-H		4	0	0	1	0	1	2
Juan Beniquez, R (1, 8) OBP: 0.321, SLG: 0.300		4-1			F3		L4	5-3		4	0	0	0	0	0	2
Jim Sundberg, R (1, 2) OBP: 0.282, SLG: 0.296		F9			K		1B		BB	3	0	1	0	1	1	0
Inning Stats	R: 1 H: 4 E: 0 LOB: 2 K: 1 BB: 0 S: 8 P: 8	R: 0 H: 0 E: 0 LOB: 0 K: 0 BB: 0 S: 3 P: 3	R: 0 H: 1 E: 0 LOB: 1 K: 0 BB: 0 S: 4 P: 4	R: 0 H: 0 E: 0 LOB: 0 K: 1 BB: 0 S: 5 P: 5	R: 0 H: 0 E: 0 LOB: 0 K: 2 BB: 0 S: 7 P: 7	R: 1 H: 3 E: 0 LOB: 1 K: 1 BB: 0 S: 7 P: 7	R: 0 H: 1 E: 0 LOB: 1 K: 2 BB: 0 S: 8 P: 8	R: 2 H: 3 E: 1 LOB: 2 K: 1 BB: 1 S: 8 P: 12	R: 0 H: 0 E: 0 LOB: 1 K: 0 BB: 1 S: 3 P: 7	1B: 10 SF: 0 2B: 2 SAC: 0 3B: 0 DP: 1 HR: 1 HBP: 0						

PITCHER	IP	WLS	BF	H	R	ER	SO	BB	IBB	HBP	BLK	WP	HR	S	P	ERA	WHIP
Bart Johnson, R (1, 1) ERA: 4.6	9.0	L	39	12	4	4	8	1	1	0	0	0	1	53	61	4.00	1.444

PITCHER	IP	WLS	BF	H	R	ER	SO	BB	IBB	HBP	BLK	WP	HR	S	P	ERA	WHIP

TOP

Texas Rangers @ Chicago White Sox

Comiskey Park, Chicago, IL

Wed Sep 15 1976, 8:05 PM EDT

Att. 3,912 - Unknown - 60 F

livebaseballscorecards.com

AB	37
R	4
H	12
RBI	4
BB	2
SO	8
LOB	17

WP: 0	PA: 39
PB: 0	
SB: 0	
CS: 1	

Batter	1	2	3	4	5	6	7	8	9	AB	R	H	RBI	BB	SO	LOB
Ralph Garr, L (1, 9) OBP: 0.327, SLG: 0.400	5-3	CS 1-2 3-H	F8		FC4-6 1-2f S			5-3	1B 1-2 2-H	5	0	1	1	0	0	2
Bill Stein, R (1, 5) OBP: 0.316, SLG: 0.352	1B 1B		G3		K 1-2			1B 2-H 1B	1-3	5	0	2	1	0	1	3
Jim Spencer, L (1, 3) OBP: 0.320, SLG: 0.373	K		L7			3-1		F6		4	0	0	0	0	1	2
Jorge Orta, L (1, 7) OBP: 0.321, SLG: 0.424	1B 1-2			L7		K		1B 1-2		4	0	2	0	0	1	0
Lamar Johnson, R (1, 10) OBP: 0.371, SLG: 0.426	K			K		6-3		1-3		4	0	0	0	0	2	4
Brian Downing, R (1, 2) OBP: 0.333, SLG: 0.328		F8		BB			L7	1B 1B	1B	3	1	1	0	1	0	0
Jack Brohamer, L (1, 4) OBP: 0.341, SLG: 0.379		FC6-4 1B CS 1B		K			L7		K	4	1	1	0	0	2	2
Alan Bannister, R (1, 8) OBP: 0.318, SLG: 0.330		FC6-4 1-2 1B			5-3		L7		F4	4	0	1	0	0	0	1
Bucky Dent, R (1, 6) OBP: 0.301, SLG: 0.302		FC6-4 CS 1-2f 2-3			FC4-6 1B			1B 2B	1B 1-2 1B	4	1	3	0	0	0	2
Inning Stats	R: 0 E: 0 K: 2 S: 9 H: 2 LOB: 2 BB: 0 P: 9	R: 1 E: 0 K: 0 S: 4 H: 2 LOB: 0 BB: 0 P: 4	R: 0 E: 0 K: 0 S: 3 H: 0 LOB: 0 BB: 0 P: 3	R: 0 E: 0 K: 2 S: 7 H: 0 LOB: 1 BB: 1 P: 11	R: 0 E: 0 K: 1 S: 6 H: 1 LOB: 1 BB: 0 P: 6	R: 0 E: 0 K: 1 S: 5 H: 0 LOB: 0 BB: 0 P: 5	R: 0 E: 0 K: 0 S: 3 H: 0 LOB: 0 BB: 0 P: 3	R: 1 E: 0 K: 0 S: 6 H: 3 LOB: 2 BB: 0 P: 6	R: 1 E: 0 K: 1 S: 8 H: 3 LOB: 2 BB: 0 P: 8	1B: 10 2B: 1 3B: 0 HR: 0	SF: 0 SAC: 0 DP: 0 HBP: 0						

PITCHER	IP	WLS	BF	H	R	ER	SO	BB	IBB	HBP	BLK	WP	HR	S	P	ERA	WHIP
Bert Blyleven, R (1, 1) ERA: 3.03	9.0	W	38	11	3	3	7	1	0	0	0	0	0	51	55	3.00	1.333

PITCHER	IP	WLS	BF	H	R	ER	SO	BB	IBB	HBP	BLK	WP	HR	S	P	ERA	WHIP

BOTTOM

Texas Rangers @ Chicago White Sox

Comiskey Park, Chicago, IL

Wed Sep 15 1976, 8:05 PM EDT

Att. 3,912 - Unknown - 60 F

livebaseballscorecards.com

AB	37
R	3
H	11
RBI	2
BB	1
SO	7
LOB	16

1B: 10	SF: 0	WP: 0	PA: 39
2B: 1	SAC: 0	PB: 0	
3B: 0	DP: 0	SB: 1	
HR: 0	HBP: 0	CS: 2	

Batter	1	2	3	4	5	6	7	8	9	AB	R	H	RBI	BB	SO	LOB
Lenny Randle, S (1, 4) OBP: 0.285, SLG: 0.270	BB 1B 1B	1-H CS 3B		BB 1-2 1B BB	BB 1-2 BB		3-1 2-3 ②		F8 ③	4	3	2	1	2	0	1
Toby Harrah, R (1, 6) OBP: 0.363, SLG: 0.380	1B 1-2 BB	CS BB		BB 1-2 2-3 BB	1-2 2-3 BB		6-3 ③			1	0	0	0	4	0	1
Mike Hargrove, L (1, 3) OBP: 0.400, SLG: 0.383	1-3 2-H 1B	F8 ③ 1-3 3-H		BB 1-2 2-H 3-H 1B	3-1 ③			F7 ①		5	0	2	2	0	0	4
Jeff Burroughs, R (1, 9) OBP: 0.304, SLG: 0.359 Dave Moates, L (8, PR) OBP: 0.304, SLG: 0.320 (8, 9)	K ①	6-3 ①	FC6-4 1-2 2-3 BB		K ①			S BB		3 0	0 0	0 0	0 0	2 0	2 0	2 0
Tom Grieve, R (1, 7) OBP: 0.294, SLG: 0.401	K ②	L5 ②	F4 ②		FC6 1B			F8 ②		5	0	1	0	0	1	6
Doug Ault, R (1, 10) OBP: 0.444, SLG: 0.375	F8 ③	1B	FC6-4 1-2f		F9 ②			1-2 BB		4	0	1	0	1	0	6
Danny Thompson, R (1, 5) OBP: 0.268, SLG: 0.257		F4 ①	L8 ③		5-3 ①	FC6 1-2f ③		F7 ③		5	0	0	0	0	0	4
Juan Beniquez, R (1, 8) OBP: 0.318, SLG: 0.296		K ②		4-3 ①	5-3 ②		4-3 ①		6-3 ①	5	0	0	0	0	1	0
Jim Sundberg, R (1, 2) OBP: 0.288, SLG: 0.303		3B 1B		BB BB 1B BB	BB BB 1B		3-1 2B		K ②	4	2	3	0	1	1	0
Inning Stats	R: 1 E: 0 K: 2 S: 9 H: 2 LOB: 2 BB: 1 P: 13	R: 2 E: 0 K: 1 S: 7 H: 2 LOB: 1 BB: 1 P: 11	R: 0 E: 0 K: 0 S: 4 H: 1 LOB: 1 BB: 0 P: 4	R: 2 E: 0 K: 0 S: 4 H: 1 LOB: 3 BB: 4 P: 20	R: 0 E: 0 K: 0 S: 4 H: 1 LOB: 3 BB: 2 P: 12	R: 0 E: 0 K: 1 S: 6 H: 1 LOB: 1 BB: 0 P: 6	R: 0 E: 0 K: 0 S: 4 H: 1 LOB: 1 BB: 0 P: 4	R: 0 E: 0 K: 0 S: 3 H: 0 LOB: 2 BB: 2 P: 11	R: 0 E: 0 K: 1 S: 5 H: 0 LOB: 0 BB: 0 P: 5	1B: 7 2B: 1 3B: 1 HR: 0	SF: 0 SAC: 0 DP: 0 HBP: 0					

TOP

Texas Rangers @ Chicago White Sox

Comiskey Park, Chicago, IL

Thu Sep 16 1976, 4:33 AM EDT

Att. 1,826 - Unknown - 66 F

livebaseballscorecards.com

AB	36
R	5
H	9
RBI	3
BB	10
SO	5
LOB	24

PITCHER		IP	WLS	BF	H	R	ER	SO	BB	IBB	HBP	BLK	WP	HR	S	P	ERA	WHIP
Ken Kravec, L ERA: 3.57	(1, 1)	3.0	L	16	5	3	2	3	2	0	0	0	0	0	20	28	6.00	2.333
Pete Vuckovich, R ERA: 4.74	(4, 1)	0.1		6	1	2	2	0	4	0	0	0	0	0	2	18	54.00	15.000
Larry Monroe, R ERA: 4.26	(4, 1)	5.2		24	3	0	0	2	4	0	0	0	0	0	24	40	0.00	1.235

PITCHER	IP	WLS	BF	H	R	ER	SO	BB	IBB	HBP	BLK	WP	HR	S	P	ERA	WHIP

Batter	1	2	3	4	5	6	7	8	9	AB	R	H	RBI	BB	SO	LOB
Ralph Garr, L (1, 9) OBP: 0.324, SLG: 0.396	S S S 0-3 ① K		x 0-0 ③ 1-3		x 0-0 ② FC6-4 1-2f 2-3			x 0-0 ① F3	x 0-0 ③ F9	4	0	0	0	0	1	2
Lamar Johnson, R (9, PH) OBP: 0.369, SLG: 0.424										1	0	0	0	0	0	1
Bill Stein, R (1, 5) OBP: 0.315, SLG: 0.353	x 0-0 1B 7-2 2B			S S S 0-3 ① K	x 0-0 ③ F9			x 0-0 ② F8		4	0	1	0	0	1	2
Jim Spencer, L (1, 3) OBP: 0.319, SLG: 0.372	x 0-0 2-3 1B			x 0-0 ② 4-3		x 0-0 ① F4		x 0-0 ③ F4		4	0	1	0	0	0	0
Jorge Orta, L (1, 7) OBP: 0.320, SLG: 0.422	x 0-0 ② ③ 7-2 3-Hf			x 0-0 1B		x 0-0 ② F7			x 0-0 ① 4-3	4	0	1	0	0	0	2
Sam Ewing, L (1, 10) OBP: 0.206, SLG: 0.188		x 0-0 ① F2		x 0-0 ③ G3		x 0-0 ③ F8			x 0-0 1B 1B 2B 1B	4	1	1	0	0	0	1
Brian Downing, R (1, 2) OBP: 0.332, SLG: 0.327		x 0-0 ② 5-3			x 0-0 1B 1B 1B		x 0-0 ① F8		x 0-0 ② F5	4	1	1	0	0	0	1
Jack Brohamer, L (1, 4) OBP: 0.340, SLG: 0.377		x 0-0 ③ F7			x 0-0 ① F6		S S S 0-3 ② K		x 0-0 1B 1-2 2B 1B	4	1	1	0	0	1	1
Chet Lemon, R (1, 8) OBP: 0.299, SLG: 0.319			x 0-0 ① 6-3		x 0-0 FC6-4 1B 1-2 1B		x 0-0 1B		x 0-0 1-2 2B 2-3 1B	4	1	3	0	0	0	0
Bucky Dent, R (1, 6) OBP: 0.302, SLG: 0.306			x 0-0 ② F7		x 0-0 FC6-4 1-2 2-H 1B		x 0-0 ③ F9		x 0-0 1-H 2-H 3-H 2B	4	0	2	4	0	0	1
Inning Stats	R: 0 H: 2 E: 0 LOB: 1 K: 1 BB: 0 S: 6 P: 6	R: 0 H: 0 E: 0 LOB: 0 K: 0 BB: 0 S: 3 P: 3	R: 0 H: 0 E: 0 LOB: 0 K: 0 BB: 0 S: 3 P: 3	R: 0 H: 1 E: 0 LOB: 1 K: 1 BB: 0 S: 6 P: 6	R: 1 H: 3 E: 0 LOB: 2 K: 0 BB: 0 S: 6 P: 6	R: 0 H: 0 E: 0 LOB: 0 K: 0 BB: 0 S: 3 P: 3	R: 0 H: 1 E: 0 LOB: 1 K: 1 BB: 0 S: 6 P: 6	R: 0 H: 0 E: 0 LOB: 0 K: 0 BB: 0 S: 3 P: 3	R: 3 H: 4 E: 0 LOB: 1 K: 0 BB: 0 S: 7 P: 7	1B: 9 2B: 3 3B: 0 HR: 0	SF: 0 SAC: 0 DP: 1 HBP: 0						

PITCHER	IP	WLS	BF	H	R	ER	SO	BB	IBB	HBP	BLK	WP	HR	S	P	ERA	WHIP
Nelson Briles, R (1, 1) ERA: 3.47	8.2	W	36	11	4	4	3	0	0	0	0	0	0	42	42	4.15	1.269
Joe Hoerner, L (9, 1) ERA: 4.76	0.1	S	1	0	0	0	0	0	0	0	0	0	0	1	1	0.00	0.000

PITCHER	IP	WLS	BF	H	R	ER	SO	BB	IBB	HBP	BLK	WP	HR	S	P	ERA	WHIP

BOTTOM

Texas Rangers @ Chicago White Sox

Comiskey Park, Chicago, IL

Thu Sep 16 1976, 4:33 AM EDT

Att. 1,826 - Unknown - 66 F

livebaseballscorecards.com

AB	37
R	4
H	11
RBI	4
BB	0
SO	3
LOB	11

1B: 9	SF: 0	WP: 0	PA: 37
2B: 3	SAC: 0	PB: 0	
3B: 0	DP: 1	SB: 0	
HR: 0	HBP: 0	CS: 0	

Batter	1	2	3	4	5	6	7	8	9	AB	R	H	RBI	BB	SO	LOB
Chet Lemon, R (1, 8) OBP: 0.298, SLG: 0.318	4-3	6-3			5-3 1-2			CS 1B		4	0	1	0	0	0	3
Ralph Garr, L (1, 9) OBP: 0.326, SLG: 0.397	1B		5-3		2-H 1B			K		4	0	2	1	0	1	1
Jim Spencer, L (1, 3) OBP: 0.317, SLG: 0.369	F9		6-3		L7			K		4	0	0	0	0	1	3
Jorge Orta, L (1, 7) OBP: 0.320, SLG: 0.421 Alan Bannister, R (9, PR) OBP: 0.318, SLG: 0.330	1-6-3		F9			K		CS 1-2	SH3-4 1B	4 0	0 0	1 0	0 0	0 0	1 0	1 0
Sam Ewing, L (1, 10) OBP: 0.237, SLG: 0.250 Pat Kelly, L (9, PR) OBP: 0.345, SLG: 0.383		E FC6-4 2B		4-3		L8			SH3-4 1-2 1B	4 0	1 0	2 0	0 0	0 0	0 0	0 0
Brian Downing, R (1, 2) OBP: 0.335, SLG: 0.326		FC6-4 2-3 BB		4-3		CS BB			SH3-4 1-2 2-3	1	0	0	0	2	0	0
Jack Brohamer, L (1, 4) OBP: 0.339, SLG: 0.373	F5			K		CS 1-2	P6		IBB	3	0	0	0	1	1	2
Bill Stein, R (1, 5) OBP: 0.312, SLG: 0.349	FC6-4 1B 1-2f 3-H				K		K		L9	4	0	0	1	0	2	4
Bucky Dent, R (1, 6) OBP: 0.304, SLG: 0.306	1-2 1B				5-3 1B BB		L7		5-3	3	1	1	0	1	0	3
Inning Stats	R: 0 E: 0 K: 0 S: 4 H: 1 LOB: 1 BB: 0 P: 4	R: 1 E: 1 K: 0 S: 5 H: 2 LOB: 2 BB: 1 P: 9	R: 0 E: 0 K: 0 S: 3 H: 0 LOB: 0 BB: 0 P: 3	R: 0 E: 0 K: 1 S: 5 H: 0 LOB: 0 BB: 0 P: 5	R: 1 E: 0 K: 1 S: 6 H: 1 LOB: 1 BB: 1 P: 10	R: 0 E: 0 K: 1 S: 4 H: 0 LOB: 0 BB: 1 P: 8	R: 0 E: 0 K: 1 S: 5 H: 0 LOB: 0 BB: 0 P: 5	R: 0 E: 0 K: 2 S: 7 H: 1 LOB: 0 BB: 0 P: 7	R: 0 E: 0 K: 0 S: 5 H: 2 LOB: 3 BB: 1 P: 9	1B: 6 2B: 1 3B: 0 HR: 0 SF: 0 SAC: 1 DP: 0 HBP: 0						

PITCHER	IP	WLS	BF	H	R	ER	SO	BB	IBB	HBP	BLK	WP	HR	S	P	ERA	WHIP
Dennis Leonard, R (1, 1) ERA: 3.34	9.0	W	36	7	2	2	6	3	1	0	0	0	0	44	60	2.00	1.111

PITCHER	IP	WLS	BF	H	R	ER	SO	BB	IBB	HBP	BLK	WP	HR	S	P	ERA	WHIP

TOP

Chicago White Sox @ Kansas City Royals

Royals Stadium, Kansas City, MO

Fri Sep 17 1976, 8:05 PM EDT

Att. 15,087 - Unknown

livebaseballscorecards.com

AB	31
R	2
H	7
RBI	2
BB	4
SO	6
LOB	17

WP: 0 PA: 38
PB: 0
SB: 0
CS: 2

Batter	1	2	3	4	5	6	7	8	9	AB	R	H	RBI	BB	SO	LOB
Jim Wohlford, R (1, 7) OBP: 0.310, SLG: 0.312	1B SF7 1B		4-3 S 4-3 1B		FC1-5 FC6-4 1-2 2-3f		SH1-3 1-3			3	2	2	0	0	0	2
Tom Poquette, L (1, 9) OBP: 0.372, SLG: 0.443	FC4-6 1-3 1B		4-3 1-3		FC6-4 1-2f 2-3		BBBB E 1B BB			3	0	1	0	1	0	3
George Brett, L (1, 5) OBP: 0.377, SLG: 0.459	SF7 3-H		4-3 3-H		4-3		E7 1-3 3-H 1B			3	0	1	3	0	0	2
John Mayberry, L (1, 3) OBP: 0.324, SLG: 0.356	FC4-6 WP 1B 1-2f		1-3			E 1B	G5-4-3 IBB			3	0	1	0	1	0	1
Amos Otis, R (1, 8) OBP: 0.345, SLG: 0.452	WP 1-2 1B			4-3		L7	G5-4-3 1-2f			4	0	1	0	0	0	4
Jamie Quirk, L (1, 10) OBP: 0.243, SLG: 0.327	1-3 1-2 2-3			G3		FC6 FC4 1-2		S S S K		4	0	0	0	0	1	3
Bob Stinson, S (1, 2) OBP: 0.352, SLG: 0.352		S S S K		F9		F8		L5		4	0	0	0	0	1	2
Frank White, R (1, 4) OBP: 0.273, SLG: 0.317		P4			H FC1-5 CI HBP	FC4 1-2f		1B		3	0	1	0	0	0	2
Freddie Patek, R (1, 6) OBP: 0.327, SLG: 0.312		F9			S CI FC6-4 FC1-5 1-2		SH1-3 S 1B 1B	F7		3	1	1	0	0	0	1
Inning Stats	R: 1 H: 3 E: 0 LOB: 2 K: 0 BB: 0 S: 6 P: 6	R: 0 H: 0 E: 0 LOB: 0 K: 1 BB: 0 S: 5 P: 5	R: 1 H: 1 E: 0 LOB: 0 K: 0 BB: 0 S: 4 P: 4	R: 0 H: 0 E: 0 LOB: 0 K: 0 BB: 0 S: 3 P: 3	R: 0 H: 0 E: 1 LOB: 2 K: 0 BB: 0 S: 4 P: 5	R: 0 H: 1 E: 1 LOB: 2 K: 0 BB: 0 S: 5 P: 5	R: 1 H: 2 E: 1 LOB: 2 K: 0 BB: 2 S: 4 P: 12	R: 0 H: 1 E: 0 LOB: 1 K: 1 BB: 0 S: 6 P: 6		1B: 8 SF: 1 2B: 0 SAC: 1 3B: 0 DP: 1 HR: 0 HBP: 1				WP: 1 PA: 36 PB: 0 SB: 2 CS: 0		

PITCHER	IP	WLS	BF	H	R	ER	SO	BB	IBB	HBP	BLK	WP	HR	S	P	ERA	WHIP
Rich Gossage, R (1, 1) ERA: 3.81	8.0	L	36	8	3	3	2	1	1	1	0	1	0	37	46	3.38	1.125

PITCHER	IP	WLS	BF	H	R	ER	SO	BB	IBB	HBP	BLK	WP	HR	S	P	ERA	WHIP

BOTTOM

Chicago White Sox @ Kansas City Royals

Royals Stadium, Kansas City, MO

Fri Sep 17 1976, 8:05 PM EDT

Att. 15,087 - Unknown

livebaseballscorecards.com

AB	30
R	3
H	8
RBI	3
BB	2
SO	2
LOB	20

Batter	1	2	3	4	5	6	7	8	9	AB	R	H	RBI	BB	SO	LOB
Alan Bannister, R (1, 7) (8, 8) OBP: 0.321, SLG: 0.350	SF8 3B	SF7 1-2 3-H		BBBB 4-0 4-3 1-2 BB		F7		F7		3	1	1	1	1	0	1
Jack Brohamer, L (1, 4) OBP: 0.342, SLG: 0.376	BBBB 4-0 1B BB	0-0 WP 2-H 2B		0-0 4-3 1-2 2-3		BBBB 4-0 BB		0-0 F3		3	0	1	1	2	0	3
Lamar Johnson, R (1, 3) OBP: 0.374, SLG: 0.429	0-0 SF8 3-H	BBBB 4-0 WP BB		III 4-0 IBB		SSS 0-3 K		0-0 1-H 2B		2	0	1	2	2	1	1
Jorge Orta, L (1, 10) OBP: 0.319, SLG: 0.420 Bill Stein, R (4, PH) OBP: 0.310, SLG: 0.347 Pat Kelly, L (8, PH) OBP: 0.347, SLG: 0.383	0-0 F7	SSS 0-3 K 1-2 2-3		0-0 L8		0-0 5-3		BBBB 4-0 BB		2 2 0	0 0 0	0 0 0	0 0 0	0 0 1	1 0 0	3 4 0
Chet Lemon, R (1, 8) OBP: 0.298, SLG: 0.317 Jim Spencer, L (8, PH) OBP: 0.316, SLG: 0.368 Jerry Hairston, S (8, 9) OBP: 0.368, SLG: 0.296	0-0 1-2 1B	0-0 F7		0-0 L6		0-0 F9		0-0 4-3		4 1 0	0 0 0	1 0 0	0 0 0	0 0 0	0 0 0	0 2 0
Ralph Garr, L (1, 9) (8, 7) OBP: 0.322, SLG: 0.393	0-0 L7	0-0 4-3		0-0 6-3		0-0 F7			0-0 P6	5	0	0	0	0	0	2
Kevin Bell, R (1, 5) OBP: 0.299, SLG: 0.407		0-0 FC6-4 1B	SSS 0-3 K	0-0 1B 3B		BBBB 4-0 FC6-4 BB		SSS 0-3 K		4	1	2	0	1	2	0
Bucky Dent, R (1, 6) OBP: 0.305, SLG: 0.307		0-0 FC6-4 1B S 1-2f SF7		0-0 FC1-6 1B		0-0 1B 3-H 1B		0-0 FC6-4 1-2f	0-0 F8	5	1	2	1	0	0	2
Jim Essian, R (1, 2) OBP: 0.318, SLG: 0.270 Sam Ewing, L (8, PH) OBP: 0.256, SLG: 0.270 Brian Downing, R (8, 2) OBP: 0.335, SLG: 0.326		0-0 SF7 1-3 2B 1B		0-0 FC1-6 4-3 BB 1-2f		0-0 F8		0-0 2B 1B		3 1 0	1 1 0	1 1 0	0 0 0	0 0 0	0 0 0	2 0 0
Inning Stats	R: 1 E: 0 K: 0 S: 5 H: 2 LOB: 2 BB: 1 P: 9	R: 2 E: 0 K: 1 S: 8 H: 3 LOB: 2 BB: 1 P: 12	R: 0 E: 0 K: 1 S: 5 H: 0 LOB: 0 BB: 0 P: 5	R: 0 E: 0 K: 0 S: 4 H: 1 LOB: 3 BB: 2 P: 12	R: 1 E: 0 K: 0 S: 5 H: 2 LOB: 1 BB: 0 P: 5	R: 0 E: 0 K: 1 S: 5 H: 0 LOB: 1 BB: 1 P: 9	R: 0 E: 0 K: 0 S: 3 H: 0 LOB: 1 BB: 1 P: 7	R: 1 E: 0 K: 0 S: 5 H: 2 LOB: 2 BB: 1 P: 9	R: 0 E: 0 K: 1 S: 5 H: 0 LOB: 0 BB: 0 P: 5	1B: 6 2B: 2 3B: 2 HR: 0 SF: 2 SAC: 0 DP: 0 HBP: 0						

PITCHER		IP	WLS	BF	H	R	ER	SO	BB	IBB	HBP	BLK	WP	HR	S	P	ERA	WHIP
Al Fitzmorris, R ERA: 3.17	(1, 1)	1.2		11	5	3	3	0	1	0	0	0	0	0	10	14	16.20	3.600
Tom Bruno, R ERA: 5.28	(2, 1)	0.0		1	0	0	0	0	1	0	0	0	0	0	0	4	∞	∞
Steve Mingori, L ERA: 2.37	(2, 1)	3.1		15	3	1	1	2	1	1	0	0	1	0	17	25	2.70	1.200
Mark Littell, R ERA: 1.96	(6, 1)	2.2		13	2	1	1	1	3	0	0	0	0	0	12	24	3.38	1.875
Larry Gura, L ERA: 3.13	(8, 1)	1.1	W	4	0	0	0	1	0	0	0	0	0	0	6	6	0.00	0.000

PITCHER	IP	WLS	BF	H	R	ER	SO	BB	IBB	HBP	BLK	WP	HR	S	P	ERA	WHIP

TOP

Chicago White Sox @ Kansas City Royals

Royals Stadium, Kansas City, MO

Sat Sep 18 1976, 8:05 PM EDT
Att. 24,955 - Unknown - 85 F

livebaseballscorecards.com

AB	35
R	5
H	10
RBI	5
BB	7
SO	4
LOB	20

WP: 1 PB: 0 SB: 1 CS: 0 PA: 44

Batter	1	2	3	4	5	6	7	8	9	AB	R	H	RBI	BB	SO	LOB
Jim Wohlford, R (1, 7) OBP: 0.314, SLG: 0.317	L9		1B		L1	CS 1B			2-H 1B	5	0	3	1	0	0	0
Al Cowens, R (1, 9) OBP: 0.300, SLG: 0.339	4-3		4-3		1B 1B	CS 1-2	F8			4	1	1	0	0	0	1
George Brett, L (1, 5) OBP: 0.376, SLG: 0.457	P6			G3	1-3 1B		4-3			4	1	1	0	0	0	0
Hal McRae, R (1, 10) OBP: 0.414, SLG: 0.472		1B		F9	1B HBP		P4			3	0	1	0	0	0	0
Amos Otis, R (1, 8) OBP: 0.347, SLG: 0.454		F8		BB 1B	1-3 2-H 3-H 1B			BBBB CS BB		3	1	2	2	1	0	1
John Mayberry, L (1, 3) OBP: 0.323, SLG: 0.354		F2	BBB	1B 1-2 1B BB	SSS K			L6 1-2		3	1	0	0	1	1	4
Frank White, R (1, 4) OBP: 0.272, SLG: 0.316		F7		1B 1-2 2-H E 1B	F9			5-3		4	1	1	1	0	0	3
Freddie Patek, R (1, 6) OBP: 0.328, SLG: 0.314			P4	E4 1-H 2-H 1B		P4			S SH1 1B	4	1	2	1	0	0	0
Buck Martinez, R (1, 2) OBP: 0.271, SLG: 0.370			SSS K	F8		F9			SH1 1-2	3	0	0	0	0	1	1
Inning Stats	R: 0 H: 0 E: 0 LOB: 0 K: 0 BB: 0 S: 3 P: 3	R: 0 H: 1 E: 0 LOB: 1 K: 0 BB: 0 S: 4 P: 4	R: 0 H: 1 E: 0 LOB: 1 K: 1 BB: 0 S: 6 P: 6	R: 3 H: 3 E: 1 LOB: 1 K: 0 BB: 1 S: 6 P: 10	R: 2 H: 3 E: 0 LOB: 2 K: 1 BB: 0 S: 8 P: 9	R: 0 H: 1 E: 0 LOB: 0 K: 0 BB: 0 S: 3 P: 3	R: 0 H: 0 E: 0 LOB: 0 K: 0 BB: 0 S: 3 P: 3	R: 0 H: 0 E: 0 LOB: 0 K: 0 BB: 1 S: 2 P: 6	R: 1 H: 2 E: 0 LOB: 1 K: 0 BB: 0 S: 3 P: 3	1B: 11 SF: 0 2B: 0 SAC: 1 3B: 0 DP: 0 HR: 0 HBP: 1						

PITCHER	IP	WLS	BF	H	R	ER	SO	BB	IBB	HBP	BLK	WP	HR	S	P	ERA	WHIP
Ken Brett, L (1, 1) ERA: 3.34	8.1	L	37	11	6	5	2	2	0	1	0	0	0	38	47	5.40	1.560

PITCHER	IP	WLS	BF	H	R	ER	SO	BB	IBB	HBP	BLK	WP	HR	S	P	ERA	WHIP

BOTTOM

Chicago White Sox @ Kansas City Royals

Royals Stadium, Kansas City, MO

Sat Sep 18 1976, 8:05 PM EDT

Att. 24,955 - Unknown - 85 F

livebaseballscorecards.com

AB	33
R	6
H	11
RBI	5
BB	2
SO	2
LOB	10

WP: 0 PA: 38
PB: 0
SB: 1
CS: 2

Chicago White Sox @ Kansas City Royals

Royals Stadium, Kansas City, MO

Sun Sep 19 1976, 4:33 AM EDT

Att. 39,797 - Unknown

TOP

livebaseballscorecards.com

Batter	1	2	3	4	5	6	7	8	9	AB	R	H	RBI	BB	SO	LOB
Alan Bannister, R (1, 7) OBP: 0.325, SLG: 0.352	0-0 1B 1B G4-6-3 1B	0-0 ② F5		0-3 ② K			0-0 1B		0-0 ② F8	5	1	2	0	0	1	2
Chet Lemon, R (1, 8) OBP: 0.299, SLG: 0.318	0-0 G4-6-3 1B 1-2 1B	0-0 HBP 1B 2-3 1B		0-3 ③ K			0-0 ② P3		0-0 ③ FC6-4 1-2f	5	1	2	0	0	1	2
Bill Stein, R (1, 4) (8, 5) OBP: 0.312, SLG: 0.347	0-0 G4-6-3 1-2 2-3 1B	1-0 1B 1-2 HBP			0-0 ① F3		0-0 ③ 1-3			3	0	1	0	0	0	1
Lamar Johnson, R (1, 3) OBP: 0.376, SLG: 0.431 Ralph Garr, L (8, PR) OBP: 0.322, SLG: 0.393 Jim Spencer, L (8, 3) OBP: 0.316, SLG: 0.368	0-0 ① ② G4-6-3 1-2f 2-3 3-H	0-0 1-2 2-H 3-H 1B			0-0 ② L7			0-0 G3 1B		4 0 0	0 0 0	2 0 0	2 0 0	0 0 0	0 0 0	2 0 0
Kevin Bell, R (1, 5) OBP: 0.295, SLG: 0.401 Jack Brohamer, L (8, PH) OBP: 0.341, SLG: 0.375 (8, 4)	0-3 ③ K	0-0 ③ P5			0-0 ③ F9			0-0 ① G3 1-2		3 1	0 0	0 0	0 0	0 0	1 0	3 1
Wayne Nordhagen, R (1, 10) OBP: 0.228, SLG: 0.220 Sam Ewing, L (6, PH) OBP: 0.250, SLG: 0.263 Brian Downing, R (8, PH) OBP: 0.334, SLG: 0.325		B B B B 4-0 2B 2B BB	0-0 ① F7			0-0 ① L9		0-0 ② 5-3		1 1 1	1 0 0	0 0 0	0 0 0	1 0 0	0 0 0	0 0 2
Jerry Hairston, S (1, 9) OBP: 0.358, SLG: 0.286		0-0 ① F7	0-0 ② 4-3			0-0 ② F8		0-0 ③ F8		4	0	0	0	0	0	3
Bucky Dent, R (1, 6) OBP: 0.304, SLG: 0.308		0-0 1-3 2B 2B	0-0 ③ 5-3			0-0 ③ F3			0-0 ① F8	4	1	1	0	0	0	0
Jim Essian, R (1, 2) OBP: 0.322, SLG: 0.280 Pat Kelly, L (9, PR) OBP: 0.347, SLG: 0.383		0-0 1B 1B 2-H 3-H 2B		0-0 ① 5-3			0-0 ① F8		0-0 FC6-4 1B	4 0	1 0	2 0	2 0	0 0	0 0	0 0

	AB	36
	R	5
	H	10
	RBI	4
	BB	1
	SO	3
	LOB	16

Inning Stats	1	2	3	4	5	6	7	8	9
	R: 1 E: 0 K: 1 S: 7	H: 3 LOB: 1 BB: 0 P: 7	R: 4 E: 0 K: 0 S: 7	H: 4 LOB: 2 BB: 1 P: 12	R: 0 E: 0 K: 0 S: 3	H: 0 LOB: 0 BB: 0 P: 3	R: 0 E: 0 K: 2 S: 7	H: 0 LOB: 0 BB: 0 P: 7	R: 0 E: 0 K: 0 S: 3	H: 0 LOB: 0 BB: 0 P: 3	R: 0 E: 0 K: 0 S: 3	H: 0 LOB: 0 BB: 0 P: 3	R: 0 E: 0 K: 0 S: 4	H: 1 LOB: 1 BB: 0 P: 4	R: 0 E: 0 K: 0 S: 4	H: 1 LOB: 2 BB: 0 P: 4	R: 0 E: 0 K: 0 S: 4	H: 1 LOB: 1 BB: 0 P: 4

1B: 8	SF: 0
2B: 2	SAC: 0
3B: 0	DP: 1
HR: 0	HBP: 1

WP: 0	PA: 38
PB: 0	
SB: 0	
CS: 0	

PITCHER		IP	WLS	BF	H	R	ER	SO	BB	IBB	HBP	BLK	WP	HR	S	P	ERA	WHIP
Andy Hassler, L ERA: 3.61	(1, 1)	1.1		9	5	4	4	1	1	0	0	0	0	0	10	14	27.00	4.500
Roger Nelson, R ERA: 2.7	(2, 1)	5.2		21	3	1	1	2	0	0	1	0	0	0	24	25	1.59	0.529
Mark Littell, R ERA: 1.95	(8, 1)	0.1		2	1	0	0	0	0	0	0	0	0	0	2	2	0.00	3.000
Steve Mingori, L ERA: 2.32	(8, 1)	1.2	W	6	1	0	0	0	0	0	0	0	0	0	6	6	0.00	0.600

PITCHER		IP	WLS	BF	H	R	ER	SO	BB	IBB	HBP	BLK	WP	HR	S	P	ERA	WHIP

Batter	1	2	3	4	5	6	7	8	9	AB	R	H	RBI	BB	SO	LOB
Jim Wohlford, R (1, 7) OBP: 0.310, SLG: 0.313	F3			1-3	6-3		F8 1-2			4	0	0	0	0	0	1
Tom Poquette, L (1, 9) OBP: 0.372, SLG: 0.442	F3			1B 1B	P6			4-3		3	1	1	0	0	0	0
Davey Nelson, R (8, PH) OBP: 0.297, SLG: 0.300										1	0	0	0	0	0	0
Buck Martinez, R (9, 2) OBP: 0.271, SLG: 0.370										0	0	0	0	0	0	0
George Brett, L (1, 5) OBP: 0.379, SLG: 0.461	2B			1B 1B 1-3 1B	F8			FC5-4 1B		4	1	3	0	0	0	0
Hal McRae, R (1, 10) OBP: 0.414, SLG: 0.471		F2		1B 1-2 3-H 1B		BBBB 4-0 BB		FC5-4 WP WP 1-2f 1B		3	2	1	1	1	0	1
John Mayberry, L (1, 3) OBP: 0.325, SLG: 0.354		F8		1B 1-2 2-3 3B 1B		F8		BBBB 4-0 1B WP 1-2 BB		3	1	1	0	1	0	1
Al Cowens, R (1, 8) OBP: 0.301, SLG: 0.340 (9, 9)		F5		1-2 2-H 3-H 3B 1B		F8		1-3 2-H 1B		4	1	2	3	0	0	1
Bob Stinson, S (1, 2) OBP: 0.347, SLG: 0.347	SSS K	F7				L3		F8		3	0	0	0	0	1	3
Cookie Rojas, R (8, PH) OBP: 0.281, SLG: 0.291										1	0	0	0	0	0	2
Willie Wilson, S (9, 8) OBP: 0.500, SLG: 0.500										0	0	0	0	0	0	0
Frank White, R (1, 4) OBP: 0.273, SLG: 0.321		F8		1-H 2-H 3B			SSS K			3	0	1	2	0	1	0
Freddie Patek, R (1, 6) OBP: 0.328, SLG: 0.314		F8		P6			CS 1B			3	0	1	0	0	0	1
Inning Stats	R: 0 E: 0 K: 0 S: 3 H: 1 LOB: 1 BB: 0 P: 3	R: 0 E: 0 K: 0 S: 3 H: 0 LOB: 0 BB: 0 P: 3	R: 0 E: 0 K: 1 S: 5 H: 0 LOB: 0 BB: 0 P: 5	R: 5 E: 0 K: 0 S: 9 H: 6 LOB: 1 BB: 0 P: 9	R: 0 E: 0 K: 0 S: 3 H: 0 LOB: 0 BB: 0 P: 3	R: 0 E: 0 K: 0 S: 3 H: 0 LOB: 1 BB: 1 P: 7	R: 0 E: 0 K: 1 S: 5 H: 1 LOB: 0 BB: 0 P: 5	R: 1 E: 0 K: 0 S: 5 H: 2 LOB: 2 BB: 1 P: 9		1B: 8 2B: 1 3B: 1 HR: 0 SF: 0 SAC: 0 DP: 0 HBP: 0						

PITCHER	IP	WLS	BF	H	R	ER	SO	BB	IBB	HBP	BLK	WP	HR	S	P	ERA	WHIP
Chris Knapp, R (1, 1) ERA: 4.59	3.1		15	6	5	5	1	0	0	0	0	0	0	17	17	13.50	1.800
Francisco Barrios, R (4, 1) ERA: 4.15	3.2		13	2	0	0	1	1	0	0	0	0	0	14	18	0.00	0.818
Terry Forster, L (8, 1) ERA: 4.37	1.0	L	6	2	1	1	0	1	0	0	0	2	0	5	9	9.00	3.000

PITCHER	IP	WLS	BF	H	R	ER	SO	BB	IBB	HBP	BLK	WP	HR	S	P	ERA	WHIP

BOTTOM

Chicago White Sox @ Kansas City Royals

Royals Stadium, Kansas City, MO

Sun Sep 19 1976, 4:33 AM EDT

Att. 39,797 - Unknown

livebaseballscorecards.com

AB	32
R	6
H	10
RBI	6
BB	2
SO	2
LOB	10

WP: 2	PA: 34		
PB: 0			
SB: 0			
CS: 1			

Batter	1	2	3	4	5	6	7	8	9	AB	R	H	RBI	BB	SO	LOB
Lyman Bostock, L (1, 8) OBP: 0.370, SLG: 0.442	0-0 S 1B 1B	0-0 2-H 2B	4-0 1-2 2-3 2B BB		0-0 1-H 2B 3B		0-0 1B 1B		4-0 SF7 WP 1-2 BB	4	3	4	2	2	0	0
Bob Randall, R (1, 4) OBP: 0.320, SLG: 0.333	0-3 ① K 1-2	0-0 ③ 4-3	0-0 1-H 2-H 3-H 1B 2B		0-0 3-1 3-H 2B		0-0 1-2 1B		0-0 ② SF7 1-3 2-H	5	1	3	5	0	1	2
Rod Carew, L (1, 3) OBP: 0.392, SLG: 0.445	0-0 ② 5-3		0-0 ① 2-3 0-0 2-H 1B		0-0 ② 3-1 2-3		0-0 ③ 4-3		0-0 ③ 3-1	6	0	1	1	0	0	5
Dan Ford, R (1, 9) OBP: 0.323, SLG: 0.458	0-0 S 1B 2-H 1B		4-0 HR BB 0-3 ③ K		0-0 ③ 5-3			0-0 ① F8		4	2	1	1	1	1	2
Larry Hisle, R (1, 7) OBP: 0.334, SLG: 0.389	0-0 1-H 1B		0-0 1-H HR	0-0 ① F6		0-3 ① K		4-0 FC4-6 BB		4	1	2	3	1	1	0
Craig Kusick, R (1, 10) OBP: 0.338, SLG: 0.422	0-0 ③ F8		4-0 BB 1B BB	0-0 ② F9		0-0 ② L7		0-3 ② K		4	1	0	0	1	1	2
Roy Smalley, S (1, 6) OBP: 0.358, SLG: 0.326		0-0 ① F2	4-0 BB 1B 1-2 2B BB	0-3 ③ K		0-0 ③ L7		0-0 ③ FC4-6 1-2f		4	1	0	0	1	1	1
Jerry Terrell, R (1, 5) OBP: 0.287, SLG: 0.275 Mike Cubbage, L (3, PH) OBP: 0.347, SLG: 0.357 (3, 5)	4-0 S 2B BB	0-0 1-2 2-H BB 2B 1B		0-3 ① K		0-0 ① 4-3		0-3 ① K		0 4	1 1	0 1	0 1	1 0	0 2	0 0
Glenn Borgmann, R (1, 2) OBP: 0.419, SLG: 0.339	0-0 ② F8 1-2	0-3 ② K		4-0 3B BB		0-0 ② F2		4-0 WP BB SF7 BB		3	2	0	0	2	1	3
Inning Stats	R: 2 E: 0 K: 1 S: 8 H: 3 LOB: 1 BB: 0 P: 8	R: 1 E: 0 K: 0 S: 4 H: 1 LOB: 1 BB: 1 P: 8	R: 7 E: 0 K: 2 S: 11 H: 4 LOB: 1 BB: 4 P: 27	R: 0 E: 0 K: 1 S: 5 H: 0 LOB: 0 BB: 0 P: 5	R: 2 E: 0 K: 1 S: 7 H: 2 LOB: 1 BB: 1 P: 11	R: 0 E: 0 K: 1 S: 5 H: 0 LOB: 0 BB: 0 P: 5	R: 0 E: 0 K: 0 S: 5 H: 2 LOB: 2 BB: 0 P: 5	R: 0 E: 0 K: 1 S: 5 H: 0 LOB: 1 BB: 1 P: 9	R: 1 E: 0 K: 1 S: 5 H: 0 LOB: 1 BB: 2 P: 13	1B: 7 2B: 3 3B: 1 HR: 1 SF: 1 SAC: 0 DP: 0 HBP: 0						

TOP

Minnesota Twins @ Chicago White Sox

Comiskey Park, Chicago, IL

Tue Sep 21 1976, 8:05 PM EDT

Att. 3,026 - Unknown - 59 F

livebaseballscorecards.com

AB	38
R	13
H	12
RBI	13
BB	9
SO	8
LOB	15

WP: 1 PB: 0 SB: 3 CS: 0 PA: 48

PITCHER		IP	WLS	BF	H	R	ER	SO	BB	IBB	HBP	BLK	WP	HR	S	P	ERA	WHIP
Ken Kravec, L ERA: 4.72	(1, 1)	2.1	L	16	5	7	7	1	4	0	0	0	0	1	14	30	27.00	3.857
Jesse Jefferson, R ERA: 8.52	(3, 1)	2.2		15	5	5	5	4	2	0	0	0	0	0	21	29	16.88	2.625
Larry Monroe, R ERA: 3.78	(6, 1)	4.0		17	2	1	1	3	3	0	0	0	1	0	20	32	2.25	1.250

PITCHER	IP	WLS	BF	H	R	ER	SO	BB	IBB	HBP	BLK	WP	HR	S	P	ERA	WHIP

Batter	1	2	3	4	5	6	7	8	9	AB	R	H	RBI	BB	SO	LOB
Alan Bannister, R (1, 7) OBP: 0.320, SLG: 0.345	6-3			5-3	1B 1B 1-2 2-3 3-H 1B	5-3			F8	5	1	1	1	0	0	1
Ralph Garr, L (1, 9) OBP: 0.321, SLG: 0.391	4-3			K	BB 1B 1-2 2-H 3-H 1B		5-3		6-3	5	0	1	2	0	1	0
Jim Spencer, L (1, 3) OBP: 0.316, SLG: 0.367	G3			F9	BB 1-2 2-H 1B		K			4	0	1	1	0	1	0
Jorge Orta, L (1, 10) OBP: 0.319, SLG: 0.419		F8			3-1 L6		FC6-4 1B			4	0	1	0	0	0	2
Bill Stein, R (1, 5) OBP: 0.314, SLG: 0.350		4-3			E 1B 2B BB		FC6-4 1-2f			3	1	1	0	1	0	1
Jack Brohamer, L (1, 4) OBP: 0.340, SLG: 0.372		F3			E 1B BB G3			F7		3	1	0	0	1	0	3
Chet Lemon, R (1, 8) OBP: 0.297, SLG: 0.315			F9		E5 1B 1B 1B 1-2 2-3	K		6-3		4	1	0	0	0	1	2
Bucky Dent, R (1, 6) OBP: 0.304, SLG: 0.308			F5		1B 1B 1B 1-2 2-H 3-H 1B	1-6-3		F7		4	1	1	2	0	0	0
Jim Essian, R (1, 2) OBP: 0.325, SLG: 0.281			F3		1B 1B 1-2 2-3 1B	BB			F8	3	1	1	0	1	0	0
Inning Stats	R: 0 E: 0 K: 0 S: 3 H: 0 LOB: 0 BB: 0 P: 3	R: 0 E: 0 K: 0 S: 3 H: 0 LOB: 0 BB: 0 P: 3	R: 0 E: 0 K: 0 S: 3 H: 0 LOB: 0 BB: 0 P: 3	R: 0 E: 0 K: 1 S: 5 H: 0 LOB: 0 BB: 0 P: 5	R: 6 E: 1 K: 0 S: 10 H: 6 LOB: 3 BB: 2 P: 18	R: 0 E: 0 K: 1 S: 5 H: 0 LOB: 1 BB: 1 P: 9	R: 0 E: 0 K: 1 S: 6 H: 1 LOB: 1 BB: 0 P: 6	R: 0 E: 0 K: 0 S: 3 H: 0 LOB: 0 BB: 0 P: 3	R: 0 E: 0 K: 0 S: 3 H: 0 LOB: 0 BB: 0 P: 3	1B: 6 2B: 1 3B: 0 HR: 0	SF: 0 SAC: 0 DP: 0 HBP: 0						

PITCHER		IP	WLS	BF	H	R	ER	SO	BB	IBB	HBP	BLK	WP	HR	S	P	ERA	WHIP
Jim Hughes, R ERA: 5.02	(1, 1)	4.1		20	5	6	5	1	1	0	0	0	0	0	21	25	10.38	1.385
Tom Burgmeier, L ERA: 2.5	(5, 1)	4.2	W	18	2	0	0	2	2	0	0	0	0	0	20	28	0.00	0.857

PITCHER	IP	WLS	BF	H	R	ER	SO	BB	IBB	HBP	BLK	WP	HR	S	P	ERA	WHIP

BOTTOM

Minnesota Twins @ Chicago White Sox

Comiskey Park, Chicago, IL

Tue Sep 21 1976, 8:05 PM EDT

Att. 3,026 - Unknown - 59 F

livebaseballscorecards.com

AB	35
R	6
H	7
RBI	6
BB	3
SO	3
LOB	9

Batter	1	2	3	4	5	6	7	8	9	AB	R	H	RBI	BB	SO	LOB
Steve Braun, L (1, 10) OBP: 0.384, SLG: 0.349	F7		G3		4-3	1-2 2-3 1B			4-3	5	0	1	0	0	0	0
Roy Smalley, S (1, 6) OBP: 0.358, SLG: 0.326	6-3		BBBB 3B BB			HR 1B K			L7	4	2	1	0	1	1	3
Rod Carew, L (1, 3) OBP: 0.394, SLG: 0.455	1B		1-H 3B			1-H HR	4-3		F5	5	1	3	3	0	0	0
Lyman Bostock, L (1, 8) OBP: 0.367, SLG: 0.438	G3		4-3			F7	4-3			4	0	0	0	0	0	2
Butch Wynegar, S (1, 2) OBP: 0.360, SLG: 0.373		HR		F7		HR	F6			4	2	2	2	0	0	0
Mike Cubbage, L (1, 5) OBP: 0.348, SLG: 0.359		4-3		SSS K2-3		1B 1B 1B		G6-4-3 BB 1B		4	1	2	0	0	1	0
Dan Ford, R (1, 9) OBP: 0.322, SLG: 0.455		5-3		6-3		F8		BBBB 1-2 G6-4-3 BB		3	0	0	0	1	0	1
Larry Hisle, R (1, 7) OBP: 0.333, SLG: 0.388		5-3		SSS K		1B 1B 1-3 1B		G6-4-3 1-2f 2-3		4	0	1	0	0	1	2
Bob Randall, R (1, 4) OBP: 0.320, SLG: 0.333			F3		5-3	1B 1-2 3-H 1B		SSS K		4	0	1	1	0	1	1
Inning Stats	R: 0 E: 0 K: 0 S: 4 H: 1 LOB: 1 BB: 0 P: 4	R: 1 E: 0 K: 0 S: 4 H: 1 LOB: 0 BB: 0 P: 4	R: 1 E: 0 K: 0 S: 4 H: 1 LOB: 1 BB: 1 P: 8	R: 0 E: 0 K: 1 S: 5 H: 0 LOB: 0 BB: 0 P: 5	R: 0 E: 0 K: 1 S: 5 H: 0 LOB: 0 BB: 0 P: 5	R: 4 E: 0 K: 1 S: 12 H: 7 LOB: 3 BB: 0 P: 12	R: 0 E: 0 K: 0 S: 3 H: 0 LOB: 0 BB: 0 P: 3	R: 0 E: 0 K: 1 S: 5 H: 1 LOB: 1 BB: 1 P: 9	R: 0 E: 0 K: 0 S: 3 H: 0 LOB: 0 BB: 0 P: 3	1B: 7 2B: 0 3B: 1 HR: 3 SF: 0 SAC: 0 DP: 1 HBP: 0						

PITCHER		IP	WLS	BF	H	R	ER	SO	BB	IBB	HBP	BLK	WP	HR	S	P	ERA	WHIP
Bart Johnson, R ERA: 4.74	(1, 1)	5.2	L	27	9	6	6	2	1	0	0	0	0	3	30	34	9.53	1.765
Pete Vuckovich, R ERA: 4.6	(6, 1)	3.1		12	2	0	0	2	1	0	0	0	0	0	15	19	0.00	0.900

PITCHER	IP	WLS	BF	H	R	ER	SO	BB	IBB	HBP	BLK	WP	HR	S	P	ERA	WHIP

TOP

Minnesota Twins @ Chicago White Sox

Comiskey Park, Chicago, IL

Wed Sep 22 1976, 8:05 PM EDT

Att. 3,458 - Unknown - 64 F

livebaseballscorecards.com

AB	37
R	6
H	11
RBI	6
BB	2
SO	4
LOB	9

WP: 0 PA: 39
PB: 0
SB: 0
CS: 0

Minnesota Twins @ Chicago White Sox

Comiskey Park, Chicago, IL

Wed Sep 22 1976, 8:05 PM EDT

Att. 3,458 - Unknown - 64 F

BOTTOM

Batter	1	2	3	4	5	6	7	8	9	AB	R	H	RBI	BB	SO	LOB
Alan Bannister, R (1, 8) OBP: 0.325, SLG: 0.351	FC5-6 1B		5-3		1-2 1B		K		K	4	0	2	0	0	1	1
Pat Kelly, L (9, PH) OBP: 0.346, SLG: 0.382										1	0	0	0	0	1	1
Ralph Garr, L (1, 9) OBP: 0.321, SLG: 0.389	FC5-6 FC6-4 1-2f			BBBB G3 2B BB	SSS K		FC4 1-2f			3	1	0	0	1	1	4
Jorge Orta, L (1, 7) OBP: 0.318, SLG: 0.417	FC6-4 FC6 1-2f			G3 1-2	F7			BBBB G5-4-3 BB		3	0	0	0	1	0	4
Jim Spencer, L (1, 3) OBP: 0.317, SLG: 0.372	FC6 1-2f			1B 2B 2-H		2B		L9		4	1	2	1	0	0	2
Lamar Johnson, R (1, 10) OBP: 0.374, SLG: 0.427		G6-3 1B		SSS K		6-3		G5-4-3 1-2f		4	0	1	0	0	1	3
Bill Stein, R (1, 5) OBP: 0.316, SLG: 0.357		G6-3 1-2f		1B 2-H		F3			1B 3B	4	1	2	1	0	0	2
Jack Brohamer, L (1, 4) OBP: 0.337, SLG: 0.367		6-3		4-3		F8			6-3	4	0	0	0	0	0	3
Bucky Dent, R (1, 6) OBP: 0.304, SLG: 0.307			5-3		5-3		F7		G3 1B 3-H	4	0	1	1	0	0	0
Jim Essian, R (1, 2) OBP: 0.330, SLG: 0.283			F8		1B 1B		BBBB FC4 BB		G3 1-2	2	0	1	0	1	0	0
Sam Ewing, L (9, PH) OBP: 0.244, SLG: 0.256										1	0	0	0	0	0	1

	AB	34
	R	3
	H	9
	RBI	3
	BB	3
	SO	4
	LOB	21

livebaseballscorecards.com

Inning Stats	1	2	3	4	5	6	7	8	9
	R: 0 H: 1 E: 0 LOB: 1 K: 0 BB: 0 S: 4 P: 4	R: 0 H: 1 E: 0 LOB: 0 K: 0 BB: 0 S: 3 P: 3	R: 0 H: 0 E: 0 LOB: 0 K: 0 BB: 0 S: 3 P: 3	R: 2 H: 2 E: 0 LOB: 1 K: 1 BB: 1 S: 7 P: 11	R: 0 H: 2 E: 0 LOB: 2 K: 1 BB: 0 S: 7 P: 7	R: 0 H: 1 E: 0 LOB: 1 K: 0 BB: 0 S: 4 P: 4	R: 0 H: 0 E: 0 LOB: 1 K: 1 BB: 1 S: 5 P: 9	R: 0 H: 0 E: 0 LOB: 0 K: 0 BB: 1 S: 2 P: 6	R: 1 H: 2 E: 0 LOB: 1 K: 1 BB: 0 S: 7 P: 7

1B: 6 SF: 0
2B: 2 SAC: 0
3B: 1 DP: 2
HR: 0 HBP: 0

WP: 0 PA: 37
PB: 0
SB: 0
CS: 0

PITCHER	IP	WLS	BF	H	R	ER	SO	BB	IBB	HBP	BLK	WP	HR	S	P	ERA	WHIP
Bill Singer, R (1, 1) ERA: 3.78	8.1	W	35	9	3	3	3	3	0	0	0	0	0	38	50	3.24	1.440
Bill Campbell, R (9, 1) ERA: 3.1	0.2	S	2	0	0	0	1	0	0	0	0	0	0	4	4	0.00	0.000

PITCHER	IP	WLS	BF	H	R	ER	SO	BB	IBB	HBP	BLK	WP	HR	S	P	ERA	WHIP

Minnesota Twins @ Chicago White Sox

Comiskey Park, Chicago, IL

Thu Sep 23 1976, 8:05 PM EDT

Att. 3,278 - Unknown - 57 F

Batter	1	2	3	4	5	6	7	8	9	AB	R	H	RBI	BB	SO	LOB
Lyman Bostock, L (1, 8) OBP: 0.364, SLG: 0.434	4-3		K			6-3			6-3	4	0	0	0	0	1	0
Bob Randall, R (1, 4) OBP: 0.317, SLG: 0.330	K			F3			F5		F9	4	0	0	0	0	1	0
Rod Carew, L (1, 3) OBP: 0.393, SLG: 0.454	5-3			6-3			4-3		BB 1B 1B 1B	4	1	1	0	0	0	0
Dan Ford, R (1, 9) OBP: 0.322, SLG: 0.453		6-3		F9			F8		BB 1B 1-2 1B	4	1	1	0	0	0	0
Larry Hisle, R (1, 7) OBP: 0.334, SLG: 0.392		K			1-3			SF9 3B	1B 1-2 2-3 BB	3	1	1	0	1	1	0
Craig Kusick, R (1, 10) OBP: 0.337, SLG: 0.421		E5			F7			SF9 3-H	1-3 2-H 3-H 1B	3	0	1	3	0	0	0
Butch Wynegar, S (1, 2) OBP: 0.359, SLG: 0.371		F7			F7			BB BB BB 4-0 BB	K	3	0	0	0	1	1	3
Roy Smalley, S (1, 6) OBP: 0.356, SLG: 0.324			4-3			6-3		F4		3	0	0	0	0	0	1
Jerry Terrell, R (1, 5) OBP: 0.282, SLG: 0.270			K			F3		L5		3	0	0	0	0	1	1

TOP

livebaseballscorecards.com

AB	31
R	3
H	4
RBI	3
BB	2
SO	5
LOB	5

Inning Stats	1	2	3	4	5	6	7	8	9		
	R: 0 H: 0 E: 0 LOB: 0 K: 1 BB: 0 S: 5 P: 5	R: 0 H: 0 E: 1 LOB: 1 K: 1 BB: 0 S: 6 P: 6	R: 0 H: 0 E: 0 LOB: 0 K: 2 BB: 0 S: 7 P: 7	R: 0 H: 0 E: 0 LOB: 0 K: 0 BB: 0 S: 3 P: 3	R: 0 H: 0 E: 0 LOB: 0 K: 0 BB: 0 S: 3 P: 3	R: 0 H: 0 E: 0 LOB: 0 K: 0 BB: 0 S: 3 P: 3	R: 0 H: 0 E: 0 LOB: 0 K: 0 BB: 0 S: 3 P: 3	R: 1 H: 1 E: 0 LOB: 1 K: 0 BB: 1 S: 4 P: 8	R: 2 H: 3 E: 0 LOB: 2 K: 1 BB: 1 S: 8 P: 12	1B: 3 SF: 1 2B: 0 SAC: 0 3B: 1 DP: 0 HR: 0 HBP: 0	WP: 0 PA: 34 PB: 0 SB: 0 CS: 0

PITCHER	IP	WLS	BF	H	R	ER	SO	BB	IBB	HBP	BLK	WP	HR	S	P	ERA	WHIP
Ken Brett, L (1, 1) ERA: 3.32	9.0	L	34	4	3	3	5	2	0	0	0	0	0	42	50	3.00	0.667

PITCHER	IP	WLS	BF	H	R	ER	SO	BB	IBB	HBP	BLK	WP	HR	S	P	ERA	WHIP

Batter	1	2	3	4	5	6	7	8	9	AB	R	H	RBI	BB	SO	LOB
Alan Bannister, R (1, 6) OBP: 0.323, SLG: 0.347	5-3		F4			G3-6-3 1B		5-3		4	0	1	0	0	0	0
Bill Stein, R (1, 9) OBP: 0.315, SLG: 0.354	BB 2B		K			B1			F8	3	0	0	0	1	1	1
Jim Spencer, L (1, 3) OBP: 0.315, SLG: 0.369	F7			F8		G3-6-3 1-2f			G3	4	0	0	0	0	0	2
Jorge Orta, L (1, 7) OBP: 0.318, SLG: 0.417	1-3 2B			F9			L3		5-3	4	0	1	0	0	0	0
Kevin Bell, R (1, 5) OBP: 0.296, SLG: 0.397	K			K			BB			2	0	0	0	1	2	2
Jack Brohamer, L (1, 4) OBP: 0.337, SLG: 0.367		F8			3-1 SH3-4 1B		F8			3	0	1	0	0	0	1
Chet Lemon, R (1, 8) OBP: 0.295, SLG: 0.314		6-3			SH3-4 1-2		F8			2	0	0	0	0	0	1
Ken Brett, L (1, 1) OBP: 0.083, SLG: 0.083		F7			3-1 2-3			1-3		3	0	0	0	0	0	1
Jim Essian, R (1, 2) OBP: 0.327, SLG: 0.280			1-3		F7			K		2	0	0	0	0	0	1
Sam Ewing, L (8, PH) OBP: 0.238, SLG: 0.250										1	0	0	0	0	1	0
Brian Downing, R (9, 2) OBP: 0.334, SLG: 0.325										0	0	0	0	0	0	0
Inning Stats	R: 0 E: 0 K: 1 S: 6 H: 1 LOB: 2 BB: 1 P: 10	R: 0 E: 0 K: 0 S: 3 H: 0 LOB: 0 BB: 0 P: 3	R: 0 E: 0 K: 1 S: 5 H: 0 LOB: 0 BB: 0 P: 5	R: 0 E: 0 K: 1 S: 5 H: 0 LOB: 0 BB: 0 P: 5	R: 0 E: 0 K: 0 S: 4 H: 1 LOB: 1 BB: 0 P: 4	R: 0 E: 0 K: 0 S: 3 H: 1 LOB: 0 BB: 0 P: 3	R: 0 E: 0 K: 0 S: 3 H: 0 LOB: 1 BB: 1 P: 7	R: 0 E: 0 K: 1 S: 5 H: 0 LOB: 0 BB: 0 P: 5	R: 0 E: 0 K: 0 S: 3 H: 0 LOB: 0 BB: 0 P: 3	1B: 2 2B: 1 3B: 0 HR: 0	SF: 0 SAC: 1 DP: 1 HBP: 0						

PITCHER	IP	WLS	BF	H	R	ER	SO	BB	IBB	HBP	BLK	WP	HR	S	P	ERA	WHIP
Pete Redfern, R (1, 1) ERA: 3.65	9.0	W	31	3	0	0	4	2	0	0	0	0	0	37	45	0.00	0.556

PITCHER	IP	WLS	BF	H	R	ER	SO	BB	IBB	HBP	BLK	WP	HR	S	P	ERA	WHIP

BOTTOM

Minnesota Twins @ Chicago White Sox

Comiskey Park, Chicago, IL

Thu Sep 23 1976, 8:05 PM EDT

Att. 3,278 - Unknown - 57 F

livebaseballscorecards.com

AB	28
R	0
H	3
RBI	0
BB	2
SO	4
LOB	9

Batter	1	2	3	4	5	6	7	8	9	AB	R	H	RBI	BB	SO	LOB
Bill North, S (1, 10) OBP: 0.355, SLG: 0.339	S S S 0-3 ① K		S S S 0-3 ③ K			X 0-0 1B	S S S 0-3 ③ K			4	0	1	0	0	3	4
Bert Campaneris, R (1, 6) OBP: 0.341, SLG: 0.300	X 0-0 ② F3			X 0-0 ① 5-3		X 0-0 ③ F2		B B B B 4-0 G6-4-3 BB		3	0	0	0	1	0	1
Joe Rudi, R (1, 7) OBP: 0.332, SLG: 0.441	S S S 0-3 ③ K			X 0-0 ② F7			S S S 0-3 ① K	X 0-0 ① ② G6-4-3 1-2f		4	0	0	0	0	2	1
Gene Tenace, R (1, 2) OBP: 0.369, SLG: 0.460		X 0-0 ① F7	S S S 0-3 ③ K				B B B B 4-0 1B 1B BB	S S S 0-3 ③ K		3	1	0	0	1	2	0
Sal Bando, R (1, 5) OBP: 0.335, SLG: 0.415		X 0-0 ② F3			X 0-0 L3-6 4-3 1B		X 0-0 HBP 1B 1-3 1B		X 0-0 FC4-6 1B	4	1	3	0	0	0	0
Don Baylor, R (1, 9) OBP: 0.330, SLG: 0.375		H 1-0 CS HBP			X 0-0 ① 4-3 1-2		H 1-0 1B 1-2 HBP		X 0-0 ① F7	2	0	0	0	0	0	2
Claudell Washington, L (1, 8) OBP: 0.297, SLG: 0.345		0-0 ③ CS 1-2	X 0-0 2B		X 0-0 ② ③ L3-6 2-3		X 0-0 1B 1-3 2-H 3-H		X 0-0 ② FC4-6 BB 1-2f	4	0	2	2	0	0	2
Ron Fairly, L (1, 3) OBP: 0.369, SLG: 0.302 Larry Lintz, S (9, PR)			S S S 0-3 ① K			X 0-0 ① F6	I I I I 4-0 IBB	B B B B 4-0 FC6-4 1-2 BB		2 0	0 0	0 0	0 0	2 0	1 0	1 0
Phil Garner, R (1, 4) OBP: 0.306, SLG: 0.402			X 0-0 ② F3			X 0-0 ② F8	X 0-0 ② F7		X 0-0 ③ FC6-4 1-2f	4	0	0	0	0	0	6
Inning Stats	R: 0 E: 0 K: 2 S: 7 H: 0 LOB: 0 BB: 0 P: 7	R: 0 E: 0 K: 0 S: 2 H: 0 LOB: 0 BB: 0 P: 3	R: 0 E: 0 K: 2 S: 8 H: 1 LOB: 1 BB: 0 P: 8	R: 0 E: 0 K: 1 S: 5 H: 0 LOB: 0 BB: 0 P: 5	R: 0 E: 0 K: 0 S: 3 H: 1 LOB: 0 BB: 0 P: 3	R: 0 E: 0 K: 0 S: 4 H: 1 LOB: 1 BB: 0 P: 4	R: 2 E: 0 K: 2 S: 9 H: 2 LOB: 3 BB: 2 P: 18	R: 0 E: 0 K: 1 S: 4 H: 0 LOB: 0 BB: 1 P: 8	R: 0 E: 0 K: 0 S: 4 H: 1 LOB: 2 BB: 1 P: 8	1B: 5 2B: 2 3B: 0 HR: 0	SF: 0 SAC: 0 DP: 2 HBP: 2						

TOP

Oakland Athletics @ Chicago White Sox

Comiskey Park, Chicago, IL

Fri Sep 24 1976, 8:05 PM EDT

Att. 12,672 - Unknown - 60 F

livebaseballscorecards.com

AB	30
R	2
H	6
RBI	2
BB	4
SO	8
LOB	17

WP: 0 PB: 0 SB: 0 CS: 1 PA: 37

PITCHER	IP	WLS	BF	H	R	ER	SO	BB	IBB	HBP	BLK	WP	HR	S	P	ERA	WHIP
Francisco Barrios, R (1, 1) ERA: 4.01	9.0	W	36	6	2	2	8	3	1	2	0	0	0	46	64	2.00	1.000

PITCHER	IP	WLS	BF	H	R	ER	SO	BB	IBB	HBP	BLK	WP	HR	S	P	ERA	WHIP

Batter	1	2	3	4	5	6	7	8	9	AB	R	H	RBI	BB	SO	LOB
Alan Bannister, R (1, 7) OBP: 0.321, SLG: 0.339	S S S 0-3 ① K		x 0-0 ③ 5-3		x 0-0 ③ F8			H 1-0 FC6-2 1B 1B HBP		3	1	0	0	0	1	1
Ralph Garr, L (1, 9) OBP: 0.322, SLG: 0.390	x 0-0 ② F8			x 0-0 1B 1B 1B		x 0-0 ① F8		x 0-0 FC6-2 1B 1-2 2-3 1B		4	2	2	0	0	0	0
Jim Spencer, L (1, 3) OBP: 0.315, SLG: 0.368	x 0-0 ③ 6-3			x 0-0 1B 1-2 1B		x 0-0 ② F5		x 0-0 ① FC6-2 BB 1B SF8 1-2 2-3 3-Hf		4	1	1	0	0	0	3
Jorge Orta, L (1, 10) OBP: 0.317, SLG: 0.416		x 0-0 ① F8		x 0-0 ① F5		x 0-0 ③ 3-1		x 0-0 HBP BB 1-2 2-H 3-H 1B		4	0	1	2	0	0	2
Bill Stein, R (1, 5) OBP: 0.317, SLG: 0.354		S S S S 0-3 ② K		x 0-0 1-2 2-H 1B			x 0-0 ① F2	B B B B 4-0 HBP 1-2 2-3 BB		3	0	1	1	1	1	0
Jack Brohamer, L (1, 4) OBP: 0.336, SLG: 0.367		x 0-0 ③ 4-3		x 0-0 ② F7			x 0-0 1B	x 0-0 ② SF8 3-H		3	0	1	1	0	0	2
Chet Lemon, R (1, 8) OBP: 0.297, SLG: 0.314			x 0-0 SH1-4 1B	x 0-0 ③ F4			x 0-0 ② F3	H 1-0 FC6-4 1-2 2-3 HBP		3	0	1	0	0	0	3
Bucky Dent, R (1, 6) OBP: 0.302, SLG: 0.306			x 0-0 ① SH1-4 1-2		x 0-0 ① F2		x 0-0 ③ F8	x 0-0 ③ FC6-4 1-2f		3	0	0	0	0	0	4
Jim Essian, R (1, 2) OBP: 0.324, SLG: 0.277			x 0-0 ② F7		x 0-0 ② F7			x 0-0 1B FC6-2 2B		2	0	0	0	0	0	1
Pat Kelly, L (8, PH) OBP: 0.348, SLG: 0.387										1	0	1	0	0	0	0
Brian Downing, R (9, 2) OBP: 0.334, SLG: 0.325										0	0	0	0	0	0	0
Inning Stats	R: 0 H: 0 E: 0 LOB: 0 K: 1 BB: 0 S: 5 P: 5	R: 0 H: 0 E: 0 LOB: 0 K: 1 BB: 0 S: 5 P: 5	R: 0 H: 1 E: 0 LOB: 1 K: 0 BB: 0 S: 4 P: 4	R: 1 H: 3 E: 0 LOB: 2 K: 0 BB: 0 S: 6 P: 6	R: 0 H: 0 E: 0 LOB: 0 K: 0 BB: 0 S: 3 P: 3	R: 0 H: 0 E: 0 LOB: 0 K: 0 BB: 0 S: 3 P: 3	R: 0 H: 1 E: 0 LOB: 1 K: 0 BB: 0 S: 4 P: 4	R: 3 H: 3 E: 0 LOB: 3 K: 0 BB: 1 S: 6 P: 12		1B: 7 SF: 1 2B: 1 SAC: 1 3B: 0 DP: 0 HR: 0 HBP: 2						

PITCHER		IP	WLS	BF	H	R	ER	SO	BB	IBB	HBP	BLK	WP	HR	S	P	ERA	WHIP
Paul Mitchell, R ERA: 4.11	(1, 1)	6.1		24	5	1	1	2	0	0	0	0	0	0	28	28	1.42	0.789
Rollie Fingers, R ERA: 2.66	(7, 1)	0.2	L	5	2	3	3	0	0	0	1	0	0	0	4	5	40.50	3.000
Paul Lindblad, L ERA: 3.12	(8, 1)	0.2		4	1	0	0	0	1	0	0	0	0	0	3	7	0.00	3.000
Jim Todd, R ERA: 4.0	(8, 1)	0.1		2	0	0	0	0	0	0	1	0	0	0	1	2	0.00	0.000

PITCHER	IP	WLS	BF	H	R	ER	SO	BB	IBB	HBP	BLK	WP	HR	S	P	ERA	WHIP

BOTTOM

Oakland Athletics @ Chicago White Sox

Comiskey Park, Chicago, IL

Fri Sep 24 1976, 8:05 PM EDT

Att. 12,672 - Unknown - 60 F

livebaseballscorecards.com

AB	30
R	4
H	8
RBI	4
BB	1
SO	2
LOB	16

WP: 0 PA: 35
PB: 0
SB: 0
CS: 0

Batter	1	2	3	4	5	6	7	8	9	AB	R	H	RBI	BB	SO	LOB
Bill North, S (1, 8) OBP: 0.355, SLG: 0.339	S S S 0-3 ① K	x 0-0 ③ L5			x 0-0 FC5-4 1B		x 0-0 ③ 5-3		x 0-0 1-2 1B	5	0	2	0	0	1	0
Bert Campaneris, R (1, 6) OBP: 0.340, SLG: 0.299	S S S 0-3 ② K		x 0-0 ① 6-3		x 0-0 ② F7			x 0-0 L7 1B	x 0-0 ③ F4	5	0	1	0	0	1	3
Joe Rudi, R (1, 7) OBP: 0.331, SLG: 0.438	B B B B 4-0 BB		x 0-0 ② F4		x 0-0 ③ FC5-4 1-2f			x 0-0 ①② L7 1-2		3	0	0	0	1	0	2
Gene Tenace, R (1, 2) OBP: 0.372, SLG: 0.469	x 0-0 ③ F8		B B B B 4-0 3B BB			x 0-0 FC3-6 1B		x 0-0 HR		3	2	2	1	1	0	1
Sal Bando, R (1, 5) OBP: 0.337, SLG: 0.421		x 0-0 HBP HR 1B	x 0-0 ③ 1-H 3B			x 0-0 ① FC3-6 F7 1-2f		x 0-0 ③ F8		3	1	2	1	0	0	1
Ken McMullen, R (6, 5) OBP: 0.303, SLG: 0.354										1	0	0	0	0	0	0
Don Baylor, R (1, 9) OBP: 0.331, SLG: 0.375		H 1-0 1-2 HR HBP		x 0-0 ① F9		x 0-0 ②③ F7 1-2			x 0-0 E8 4-3 1B	3	2	1	0	0	0	1
Claudell Washington, L (1, 10) OBP: 0.299, SLG: 0.353		x 0-0 1-H 2-H HR		x 0-0 CS 1B			x 0-0 ① 4-3		x 0-0 ① 2-3 4-3	4	1	2	3	0	0	1
Ron Fairly, L (1, 3) OBP: 0.378, SLG: 0.331		B B B B 4-0 G4-6-3 BB		S S S 0-3 ②③ K 1-2			x 0-0 HR		x 0-0 3-H FC6-4 1B	3	1	2	2	1	1	1
Phil Garner, R (1, 4) OBP: 0.304, SLG: 0.398		x 0-0 ①② G4-6-3 1-2f			S S S 0-3 ① K		x 0-0 ② F8		x 0-0 ② FC6-4 1B 1-2f	4	0	0	0	0	1	2
Inning Stats	R: 0 E: 0 K: 2 S: 7 H: 0 LOB: 1 BB: 1 P: 11	R: 3 E: 0 K: 0 S: 4 H: 2 LOB: 0 BB: 1 P: 9	R: 1 E: 0 K: 0 S: 3 H: 1 LOB: 1 BB: 1 P: 7	R: 0 E: 0 K: 1 S: 5 H: 1 LOB: 1 BB: 0 P: 5	R: 0 E: 0 K: 1 S: 6 H: 1 LOB: 1 BB: 0 P: 6	R: 0 E: 0 K: 0 S: 3 H: 1 LOB: 0 BB: 0 P: 3	R: 1 E: 0 K: 0 S: 4 H: 1 LOB: 0 BB: 0 P: 4	R: 1 E: 0 K: 0 S: 4 H: 2 LOB: 0 BB: 0 P: 4	R: 1 E: 1 K: 0 S: 6 H: 3 LOB: 2 BB: 0 P: 6	1B: 8 2B: 1 3B: 1 HR: 3	SF: 0 SAC: 0 DP: 2 HBP: 1						

TOP

Oakland Athletics @ Chicago White Sox

Comiskey Park, Chicago, IL

Sat Sep 25 1976, 8:05 PM EDT

Att. 17,298 - Unknown - 53 F

livebaseballscorecards.com

AB	34
R	7
H	12
RBI	7
BB	3
SO	4
LOB	12

PITCHER		IP	WLS	BF	H	R	ER	SO	BB	IBB	HBP	BLK	WP	HR	S	P	ERA	WHIP
Rich Gossage, R ERA: 3.96	(1, 1)	8.1	L	35	11	7	7	4	3	0	1	0	0	3	39	52	7.56	1.680
Pete Vuckovich, R ERA: 4.57	(9, 1)	0.2		3	1	0	0	0	0	0	0	0	0	0	3	3	0.00	1.500

PITCHER	IP	WLS	BF	H	R	ER	SO	BB	IBB	HBP	BLK	WP	HR	S	P	ERA	WHIP

Batter	1	2	3	4	5	6	7	8	9	AB	R	H	RBI	BB	SO	LOB
Alan Bannister, R (1, 7) OBP: 0.331, SLG: 0.349	WP S 1B		1B 1-3 1-2 1B	FC5-2-5-2 4-3 1-3 3-H		F8 1-2 1B		F9		5	0	3	0	0	0	3
Ralph Garr, L (1, 9) OBP: 0.319, SLG: 0.386	F5		1-3 1-2 2-3	4-3 2-3 3-H		F8 1-2 2-3			F8	5	0	0	1	0	0	6
Jim Spencer, L (1, 3) OBP: 0.312, SLG: 0.365	K		1-3	G3		4-3			F7	5	0	0	0	0	1	6
Jorge Orta, L (1, 10) OBP: 0.318, SLG: 0.415	1-3 BB		2-3 3-H 1B		F7		5-3		F7	4	0	1	1	1	0	0
Bill Stein, R (1, 5) OBP: 0.317, SLG: 0.356	F9		L4		2B		F9			4	0	1	0	0	0	4
Jack Brohamer, L (1, 4) OBP: 0.335, SLG: 0.365		6-3	2B 1B 1B		F8		4-3			4	1	1	0	0	0	1
Chet Lemon, R (1, 8) OBP: 0.299, SLG: 0.320		F8	1-3 1B 2B	S S S K				6-3 2B		4	1	2	0	0	1	1
Bucky Dent, R (1, 6) OBP: 0.303, SLG: 0.307		F8	1B FC5-2-5-2 3-H 1B			FC5-6 1B		6-3 2-3		4	0	2	1	0	0	1
Jim Essian, R (1, 2) OBP: 0.329, SLG: 0.284			WP 1B 1B 1B	FC5-2-5-2 4-3 1-3 2-H 1B		FC5-6 F8 1B 1-2f		F7		3	2	2	1	0	0	1
Pat Kelly, L (8, PH) OBP: 0.347, SLG: 0.386										1	0	0	0	0	0	1
Brian Downing, R (9, 2) OBP: 0.334, SLG: 0.325										0	0	0	0	0	0	0
Inning Stats	R: 0 E: 0 K: 1 S: 6 H: 1 LOB: 2 BB: 1 P: 10	R: 0 E: 0 K: 0 S: 3 H: 0 LOB: 0 BB: 0 P: 3	R: 1 E: 0 K: 0 S: 6 H: 3 LOB: 2 BB: 0 P: 6	R: 3 E: 0 K: 0 S: 7 H: 4 LOB: 1 BB: 0 P: 7	R: 0 E: 0 K: 1 S: 6 H: 1 LOB: 1 BB: 0 P: 6	R: 0 E: 0 K: 0 S: 5 H: 2 LOB: 2 BB: 0 P: 5	R: 0 E: 0 K: 0 S: 3 H: 0 LOB: 0 BB: 0 P: 3	R: 0 E: 0 K: 0 S: 4 H: 1 LOB: 1 BB: 0 P: 4	R: 0 E: 0 K: 0 S: 3 H: 0 LOB: 0 BB: 0 P: 3	1B: 9 2B: 3 3B: 0 HR: 0 SF: 0 SAC: 0 DP: 0 HBP: 0							

PITCHER	IP	WLS	BF	H	R	ER	SO	BB	IBB	HBP	BLK	WP	HR	S	P	ERA	WHIP
Glenn Abbott, R (1, 1) ERA: 5.58	3.0		16	6	3	3	1	1	0	0	0	2	0	17	21	9.00	2.333
Paul Lindblad, L (4, 1) ERA: 3.15	1.2		8	3	1	1	0	0	0	0	0	0	0	8	8	5.40	1.800
Rollie Fingers, R (5, 1) ERA: 2.58	4.1	W	16	3	0	0	1	0	0	0	0	0	0	18	18	0.00	0.692

PITCHER	IP	WLS	BF	H	R	ER	SO	BB	IBB	HBP	BLK	WP	HR	S	P	ERA	WHIP

BOTTOM

Oakland Athletics @ Chicago White Sox

Comiskey Park, Chicago, IL

Sat Sep 25 1976, 8:05 PM EDT
Att. 17,298 - Unknown - 53 F

livebaseballscorecards.com

AB	39
R	4
H	12
RBI	4
BB	1
SO	2
LOB	24

WP: 2 PB: 0 SB: 1 CS: 0 PA: 40

Batter	1	2	3	4	5	6	7	8	9	AB	R	H	RBI	BB	SO	LOB
Alan Bannister, R (1, 7) OBP: 0.322, SLG: 0.338	S S S 0-3 ① K		S S S 0-3 ③ K			x 0-0 ②③ L1-3 1-2		S S S 0-3 ③ K		4	0	0	0	0	3	3
Ralph Garr, L (1, 9) OBP: 0.319, SLG: 0.385	x 0-0 1B			x 0-0 ① 4-3			S S S 0-3 ① K		x 0-0 ① 4-3	4	0	1	0	0	1	0
Jim Spencer, L (1, 3) OBP: 0.313, SLG: 0.365	x 0-0 ② F9			x 0-0 ② 4-3			B B B B 4-0 BB		x 0-0 E 1B	3	0	1	0	1	0	1
Jorge Orta, L (1, 10) OBP: 0.316, SLG: 0.412	x 0-0 ③ F7			x 0-0 ③ 4-3			S S S 0-3 ② K		x 0-0 ② F9	4	0	0	0	0	1	3
Bill Stein, R (1, 5) OBP: 0.313, SLG: 0.352		S S S 0-3 ① K			x 0-0 ① 1-3		x 0-0 ③ F8		x 0-0 1-3 E1 BB	4	0	0	0	0	1	2
Jack Brohamer, L (1, 4) OBP: 0.337, SLG: 0.363		x 0-0 ② P5			x 0-0 ② F8			B B B B 4-0 BB	B B B B 4-0 1-2 BB	2	0	0	0	2	0	0
Chet Lemon, R (1, 8) OBP: 0.299, SLG: 0.319 Jerry Hairston, S (9, PH) OBP: 0.355, SLG: 0.283		B B B B 4-0 CS BB			S S S 0-3 ③ K			S S S 0-3 ① K	S S S 0-3 ③ K	2 1	0 0	0 0	0 0	1 0	2 1	1 3
Bucky Dent, R (1, 6) OBP: 0.304, SLG: 0.306		0-0 ③ CS 1-2	x 0-0 ① 5-3			B B B B 4-0 L1-3 BB		S S S 0-3 ② K		2	0	0	0	1	1	1
Jim Essian, R (1, 2) OBP: 0.326, SLG: 0.281 Pat Kelly, L (8, PH) OBP: 0.349, SLG: 0.386 Brian Downing, R (8, 2) OBP: 0.334, SLG: 0.325			x 0-0 ② 5-3			S S S 0-3 ① K		B B B B 4-0 1-2 BB		2 0 0	0 0 0	0 0 0	0 0 0	1 1 0	1 0 0	1 0 0
Inning Stats	R: 0 E: 0 K: 1 S: 6 H: 1 LOB: 1 BB: 0 P: 6	R: 0 E: 0 K: 1 S: 4 H: 0 LOB: 0 BB: 1 P: 8	R: 0 E: 0 K: 1 S: 5 H: 0 LOB: 0 BB: 0 P: 5	R: 0 E: 0 K: 0 S: 3 H: 0 LOB: 0 BB: 0 P: 3	R: 0 E: 0 K: 1 S: 5 H: 0 LOB: 0 BB: 0 P: 5	R: 0 E: 0 K: 1 S: 4 H: 0 LOB: 0 BB: 1 P: 8	R: 0 E: 0 K: 2 S: 7 H: 0 LOB: 1 BB: 1 P: 11	R: 0 E: 0 K: 3 S: 9 H: 0 LOB: 2 BB: 2 P: 17	R: 0 E: 1 K: 1 S: 7 H: 1 LOB: 3 BB: 1 P: 11	1B: 2 2B: 1 3B: 0 HR: 0	SF: 0 SAC: 0 DP: 1 HBP: 0						

PITCHER	IP	WLS	BF	H	R	ER	SO	BB	IBB	HBP	BLK	WP	HR	S	P	ERA	WHIP
Nolan Ryan, R (1, 1) ERA: 3.46	9.0	W	34	2	0	0	11	6	0	0	0	0	0	50	74	0.00	0.889

PITCHER	IP	WLS	BF	H	R	ER	SO	BB	IBB	HBP	BLK	WP	HR	S	P	ERA	WHIP

TOP

Chicago White Sox @ California Angels

Anaheim Stadium, Anaheim, CA

Wed Sep 29 1976, 10:05 PM EDT

Att. 5,650 - Unknown

livebaseballscorecards.com

AB	28
R	0
H	2
RBI	0
BB	6
SO	11
LOB	15

WP: 0 PB: 0 SB: 0 CS: 1 PA: 35

Batter	1	2	3	4	5	6	7	8	9	AB	R	H	RBI	BB	SO	LOB
Dave Collins, S (1, 7) OBP: 0.331, SLG: 0.341	6-3	FC5-4 1-2f			6-3		CS 1B 3-H			4	0	1	1	0	0	1
Bruce Bochte, L (9, 7) OBP: 0.348, SLG: 0.309										0	0	0	0	0	0	0
Jerry Remy, L (1, 4) OBP: 0.315, SLG: 0.305	2B		K		F8		CS 1-2	FC1-6 1B		4	0	2	0	0	1	0
Rusty Torres, S (1, 8) OBP: 0.302, SLG: 0.354	FC5-4 BB		E 1B 2B		K			FC1-6 BB 1-2f		3	1	1	0	1	1	1
Bill Melton, R (1, 3) OBP: 0.297, SLG: 0.327	P4		E5 1B F7 2-3			F2		G4-6-3 1-2		3	0	0	0	1	0	3
Dan Briggs, L (8, PR) OBP: 0.254, SLG: 0.294								BB		0	0	0	0	0	0	0
Tony Solaita, L (9, 3) OBP: 0.339, SLG: 0.381										0	0	0	0	0	0	0
Ron Jackson, R (1, 10) OBP: 0.283, SLG: 0.332	FC5-4 1-2f		2-3 3-H 1B			F9		G4-6-3 1-2f		4	0	1	1	0	0	4
Carlos Lopez, R (1, 9)		E5 S 1B	F7 3-H			K				3	1	0	0	0	1	2
Dave Chalk, R (1, 5) OBP: 0.308, SLG: 0.254		3-1 1-2		P5			F7			3	0	0	0	0	0	1
Mike Miley, S (1, 6) OBP: 0.280, SLG: 0.273		K		F8			6-3 1B 2B			3	1	1	0	0	1	1
Andy Etchebarren, R (1, 2) OBP: 0.305, SLG: 0.273		FC5-4 1B 2-H		F9			6-3 2-3			3	0	1	1	0	0	1
Inning Stats	R: 0 E: 0 K: 0 S: 4 H: 1 LOB: 2 BB: 1 P: 8	R: 1 E: 1 K: 1 S: 7 H: 1 LOB: 1 BB: 0 P: 7	R: 1 E: 1 K: 1 S: 7 H: 2 LOB: 2 BB: 0 P: 7	R: 0 E: 0 K: 0 S: 3 H: 0 LOB: 0 BB: 0 P: 3	R: 0 E: 0 K: 1 S: 5 H: 0 LOB: 0 BB: 0 P: 5	R: 0 E: 0 K: 1 S: 5 H: 0 LOB: 0 BB: 0 P: 5	R: 1 E: 0 K: 0 S: 4 H: 2 LOB: 0 BB: 0 P: 4	R: 0 E: 0 K: 0 S: 3 H: 1 LOB: 2 BB: 1 P: 7		1B: 4 2B: 3 3B: 0 HR: 0	SF: 0 SAC: 0 DP: 1 HBP: 0					

PITCHER	IP	WLS	BF	H	R	ER	SO	BB	IBB	HBP	BLK	WP	HR	S	P	ERA	WHIP
Ken Brett, L (1, 1) ERA: 3.28	8.0	L	32	7	3	2	4	2	0	0	0	0	0	38	46	2.25	1.125

PITCHER	IP	WLS	BF	H	R	ER	SO	BB	IBB	HBP	BLK	WP	HR	S	P	ERA	WHIP

BOTTOM

Chicago White Sox @ California Angels

Anaheim Stadium, Anaheim, CA

Wed Sep 29 1976, 10:05 PM EDT

Att. 5,650 - Unknown

livebaseballscorecards.com

AB	30
R	3
H	7
RBI	3
BB	2
SO	4
LOB	14

Chicago White Sox @ California Angels

Anaheim Stadium, Anaheim, CA

Thu Sep 30 1976, 10:05 PM EDT

Att. 6,859 - Unknown - 75 F

livebaseballscorecards.com

Batter	1	2	3	4	5	6	7	8	9	AB	R	H	RBI	BB	SO	LOB
Brian Downing, R (1, 2) OBP: 0.336, SLG: 0.325	K		F9			1B	BB			3	0	1	0	1	1	1
Lamar Johnson, R (1, 3) OBP: 0.372, SLG: 0.424	K			K		1B	K			4	0	1	0	0	3	2
Bill Stein, R (1, 4) OBP: 0.310, SLG: 0.348	F7			4-3		F7		F9		4	0	0	0	0	0	2
Kevin Bell, R (1, 5) OBP: 0.295, SLG: 0.395		K		1B		F4		5-3		4	0	1	0	0	1	2
Bucky Dent, R (1, 6) OBP: 0.303, SLG: 0.305		F8		K			HR	F4		4	1	1	0	0	1	1
Alan Bannister, R (1, 7) OBP: 0.327, SLG: 0.338		6-3			CS		F7		3-1 WP 4-3 BB	3	1	1	0	1	0	1
Chet Lemon, R (1, 8) OBP: 0.299, SLG: 0.325			K		F7		HR		3-1	4	1	1	2	0	1	2
Jerry Hairston, S (1, 9) OBP: 0.359, SLG: 0.284			FC4-6		F4		BB		4-3	3	0	1	1	1	0	1
Minnie Minoso, R (1, 10) OBP: 0.125, SLG: 0.125			FC4-6			F8	K		K	2	0	0	0	0	0	1
Jim Spencer, L (7, PH) OBP: 0.312, SLG: 0.363										2	0	0	0	0	2	1

Inning Stats	1	2	3	4	5	6	7	8	9	1B	SF	WP	PA
R	0	0	0	0	0	0	2	0	1	6	0	1	36
E	0	0	0	0	0	0	0	0	0	2B 0	SAC 0	PB 0	
K	2	1	1	2	0	0	2	0	1	3B 0	DP 0	SB 0	
S	7	5	6	8	3	5	9	3	5	HR 1	HBP 0	CS 1	
H	0	0	1	1	1	2	2	0	0				
LOB	0	0	1	0	0	2	0	0	0				
BB	0	0	0	0	0	0	2	0	1				
P	7	5	6	8	3	5	17	3	9				

PITCHER	IP	WLS	BF	H	R	ER	SO	BB	IBB	HBP	BLK	WP	HR	S	P	ERA	WHIP
Sid Monge, L (1, 1) ERA: 3.37	6.1	W	26	7	2	2	6	1	0	0	0	0	1	37	41	2.84	1.263
John Verhoeven, R (7, 1) ERA: 3.66	2.2	S	10	0	1	1	3	2	0	0	0	1	0	14	22	3.38	0.750

	TOP
AB	33
R	3
H	7
RBI	3
BB	3
SO	9
LOB	14

BOTTOM

Chicago White Sox @ California Angels

Anaheim Stadium, Anaheim, CA

Thu Sep 30 1976, 10:05 PM EDT

Att. 6,859 - Unknown - 75 F

livebaseballscorecards.com

Batter	1	2	3	4	5	6	7	8	9	AB	R	H	RBI	BB	SO	LOB
Dave Collins, S (1, 7) OBP: 0.332, SLG: 0.339	BBBB 4-0 G4-6-3 BB		x 0-0 ③ 4-3		x 0-0 ② F6		BBBB 4-0 WP 1B BB			2	1	0	0	2	0	1
Jerry Remy, L (1, 4) OBP: 0.315, SLG: 0.303	x 0-0 ① F8			x 0-0 ① 4-3	x 0-0 ③ F7		BBBB 4-0 1B PO BB 1-2 2-3			3	0	0	0	1	0	2
Bruce Bochte, L (1, 9) OBP: 0.346, SLG: 0.307 Bill Melton, R (7, PH) OBP: 0.299, SLG: 0.329 Bob Jones, L (7, PR) OBP: 0.275, SLG: 0.358 (8, 9)	x 0-0 ②③ G4-6-3 1-2f			x 0-0 ② 4-3		x 0-0 ① 4-3	x 0-0 1B 1-3 2-H 3-H			3 1 0	0 0 0	0 1 0	0 2 0	0 0 0	0 0 0	1 0 0
Tony Solaita, L (1, 3) OBP: 0.344, SLG: 0.392		x 0-0 1B 2B		x 0-0 ③ F4		BBBB 4-0 BB	0-0 ③ PO 3-H	x 0-0 1B SF8 2B		3	2	2	0	1	0	0
Ron Jackson, R (1, 10) OBP: 0.287, SLG: 0.339		x 0-0 ① 2-H 1B			x 0-0 2B 2B	x 0-0 ② F9		x 0-0 2-3 1B		4	1	3	1	0	0	1
Rusty Torres, S (1, 8) OBP: 0.305, SLG: 0.357		BBBB 4-0 CS BB			x 0-0 SH1-3 E 2B 2-H	x 0-0 ③ 5-3		SSS 0-3 ① K		3	1	1	1	1	1	3
Mike Miley, S (1, 6) OBP: 0.286, SLG: 0.261		x 0-0 ② F7			x 0-0 ① SH1-3 2-3		BBBB 4-0 WP SH1-4 1B BB	x 0-0 ② SF8 3-H		1	1	0	1	1	0	1
Dave Chalk, R (1, 5) OBP: 0.309, SLG: 0.254		0-0 ③ CS 1-2	x 0-0 ① 5-3		x 0-0 E4 1B 1B 3-H		x 0-0 ① SH1-4 1-2	x 0-0 ③ F9		3	1	1	1	0	0	1
Andy Etchebarren, R (1, 2) OBP: 0.305, SLG: 0.273			x 0-0 ② 5-3		x 0-0 1B 3-H		x 0-0 ② F9			3	0	1	1	0	0	1

	AB	26
	R	7
	H	9
	RBI	7
	BB	6
	SO	1
	LOB	11

Inning Stats	1	2	3	4	5	6	7	8	9
	R: 0 H: 0 E: 0 LOB: 0 K: 0 BB: 1 S: 2 P: 6	R: 1 H: 2 E: 0 LOB: 0 K: 0 BB: 1 S: 3 P: 7	R: 0 H: 0 E: 0 LOB: 0 K: 0 BB: 0 S: 3 P: 3	R: 0 H: 0 E: 0 LOB: 0 K: 0 BB: 0 S: 3 P: 3	R: 3 H: 4 E: 1 LOB: 1 K: 0 BB: 0 S: 7 P: 7	R: 0 H: 0 E: 0 LOB: 1 K: 0 BB: 1 S: 3 P: 7	R: 2 H: 1 E: 0 LOB: 1 K: 0 BB: 3 S: 3 P: 15	R: 1 H: 2 E: 0 LOB: 1 K: 1 BB: 0 S: 7 P: 7	

	1B: 5	SF: 1	WP: 1	PA: 37
	2B: 4	SAC: 2	PB: 0	
	3B: 0	DP: 1	SB: 0	
	HR: 0	HBP: 0	CS: 1	

PITCHER		IP	WLS	BF	H	R	ER	SO	BB	IBB	HBP	BLK	WP	HR	S	P	ERA	WHIP
Larry Monroe, R ERA: 4.15	(1, 1)	5.0	L	20	6	4	3	0	2	0	0	0	0	0	18	26	5.40	1.600
Ken Kravec, L ERA: 4.89	(6, 1)	2.0		10	1	2	2	0	4	0	0	0	1	0	6	22	9.00	2.500
Pete Vuckovich, R ERA: 4.61	(8, 1)	1.0		5	2	1	1	1	0	0	0	0	0	0	7	7	9.00	2.000

PITCHER	IP	WLS	BF	H	R	ER	SO	BB	IBB	HBP	BLK	WP	HR	S	P	ERA	WHIP

Batter	1	2	3	4	5	6	7	8	9	AB	R	H	RBI	BB	SO	LOB
Alan Bannister, R (1, 7) OBP: 0.322, SLG: 0.333	F7		FC6-4 1B		FC6-4 1B 2B 1-2f	6-3		6-3		5	1	1	0	0	0	2
Ralph Garr, L (1, 9) OBP: 0.319, SLG: 0.385	G5-4-3 1B		F7		2B 1B 1-2 1B		K		6-3	5	1	2	0	0	1	1
Bill Stein, R (1, 4) OBP: 0.311, SLG: 0.349	G5-4-3 1-2f		FC6-4 FC6-4 1-2f		F5		G1-4-3 1B		2B 1B	5	1	2	0	0	0	4
Lamar Johnson, R (1, 10) OBP: 0.372, SLG: 0.432		F4	FC6-4 1-2f		1B 2B 1-3 2-H		G1-4-3 1-2f		1B 2B 1-H	5	2	2	2	0	0	2
Jim Spencer, L (1, 3) OBP: 0.316, SLG: 0.369		3-1		G6-4-3 1B	1B 1B 2-H 3-H			2B 2B	WP 1B 2-H	5	1	4	3	0	0	0
Kevin Bell, R (1, 5) OBP: 0.301, SLG: 0.399		2B E 1B		G6-4-3 1-2f	1B 1-2			2B 5-3 1B	F7	5	2	3	0	0	0	2
Chet Lemon, R (1, 8) OBP: 0.302, SLG: 0.333		E 2B 1-3		FC6-4 1B	F3			1-3 2-H 2B	K 1-2	5	0	3	1	0	1	3
Bucky Dent, R (1, 6) OBP: 0.301, SLG: 0.303		E6 FC6-4 2-3 3-H		FC6-4 1-2f		F3		5-3 3-H	F3	5	0	0	1	0	0	5
Wayne Nordhagen, R (1, 2) OBP: 0.233, SLG: 0.226 Jorge Orta, L (8, PH) OBP: 0.316, SLG: 0.412 Jim Essian, R (8, 2) OBP: 0.326, SLG: 0.281		FC6-4 1-2f			1B	L5		F8		3 1 0	0 0 0	1 0 0	0 0 0	0 0 0	0 0 0	2 1 0
Inning Stats	R: 0 E: 0 K: 0 S: 3 H: 1 LOB: 0 BB: 0 P: 3	R: 1 E: 1 K: 0 S: 6 H: 2 LOB: 2 BB: 0 P: 6	R: 0 E: 0 K: 0 S: 4 H: 1 LOB: 1 BB: 0 P: 4	R: 0 E: 0 K: 0 S: 4 H: 2 LOB: 1 BB: 0 P: 4	R: 3 E: 0 K: 0 S: 8 H: 5 LOB: 2 BB: 0 P: 8	R: 0 E: 0 K: 0 S: 3 H: 0 LOB: 0 BB: 0 P: 3	R: 0 E: 0 K: 1 S: 5 H: 1 LOB: 0 BB: 0 P: 5	R: 2 E: 0 K: 0 S: 6 H: 3 LOB: 1 BB: 0 P: 6	R: 2 E: 0 K: 1 S: 9 H: 3 LOB: 2 BB: 0 P: 9	1B: 13 2B: 5 3B: 0 HR: 0 SF: 0 SAC: 0 DP: 3 HBP: 0						

PITCHER		IP	WLS	BF	H	R	ER	SO	BB	IBB	HBP	BLK	WP	HR	S	P	ERA	WHIP
Jim Umbarger, L ERA: 3.15	(1, 1)	4.2		24	11	4	3	0	0	0	0	0	0	0	24	24	5.79	2.357
Steve Hargan, R ERA: 3.62	(5, 1)	2.1	W	10	4	2	2	1	0	0	0	0	0	0	12	12	7.71	1.714
Mike Bacsik, R ERA: 4.27	(8, 1)	1.1		7	3	2	2	0	0	0	0	0	0	0	7	7	13.50	2.250
Nelson Briles, R ERA: 3.26	(9, 1)	0.2	S	3	0	0	0	1	0	0	0	0	1	0	5	5	0.00	0.000

PITCHER	IP	WLS	BF	H	R	ER	SO	BB	IBB	HBP	BLK	WP	HR	S	P	ERA	WHIP

TOP

Chicago White Sox @ Texas Rangers

Arlington Stadium, Arlington, TX

Fri Oct 01 1976, 8:05 PM EDT

Att. 4,907 - Unknown - 80 F

livebaseballscorecards.com

AB	44
R	8
H	18
RBI	7
BB	0
SO	2
LOB	22

WP: 1 PA: 44
PB: 0
SB: 0
CS: 0

Batter	1	2	3	4	5	6	7	8	9	AB	R	H	RBI	BB	SO	LOB
Lenny Randle, S (1, 4) OBP: 0.287, SLG: 0.275	BBBB 4-0 E S BB	x 0-0 HBP 1B		x 0-0 S BLK 1B 3-H	x 0-0 1-2 2-H 3-H 1B		x 0-0 F7 ①	BBBB 4-0 1-2 BB		4	0	3	3	2	0	0
Ken Pape, R (1, 6) OBP: 0.263, SLG: 0.389	x 0-0 F3 ① 1-3	H 1-0 1-2 HBP		x 0-0 F6 ② 1-2	x 0-0 F5 ③		SSS 0-3 K ②	x 0-0 F7 ③		5	0	0	0	0	1	7
Mike Hargrove, L (1, 3) OBP: 0.396, SLG: 0.382 Doug Ault, R (8, 3) OBP: 0.222, SLG: 0.176	x 0-0 1-3 ② SSS	0-3 K ③		x 0-0 G3 ③ 2-3		x 0-0 HR 1B	x 0-0 G3 ③			5 0	1 0	1 0	0 0	0 0	1 0	4 0
Jeff Burroughs, R (1, 9) OBP: 0.314, SLG: 0.365 Dave Moates, L (8, PR) OBP: 0.295, SLG: 0.308 (9, 9)	BBBB 4-0 BB		SSS 0-3 K ①		x 0-0 HR	SSS 0-3 K ①		BBBB 4-0 HR BB		3 0	1 1	1 0	1 0	2 0	2 0	1 0
Tom Grieve, R (1, 7) OBP: 0.305, SLG: 0.425	x 0-0 F3 ③	x 0-0 F9 ②			x 0-0 F9 ①	x 0-0 1-H HR		x 0-0 1-H HR		5	2	2	4	0	0	2
Toby Harrah, R (1, 5) OBP: 0.361, SLG: 0.378		x 0-0 S HR 1B	x 0-0 1B		x 0-0 BB 1B 2B	SSS 0-3 K ②		H 1-0 FC4-6 BB HBP		4	2	3	0	0	1	0
Roy Howell, L (1, 10) OBP: 0.297, SLG: 0.364 Jim Fregosi, R (8, PH) OBP: 0.340, SLG: 0.333		x 0-0 F7 ①	x 0-0 F8 ③		SSS 0-3 K ②	BBBB 4-0 3B BB		BBBB 4-0 1-2 FC4-6 BB		3 0	1 0	0 0	0 0	1 1	1 0	3 0
Juan Beniquez, R (1, 8) OBP: 0.315, SLG: 0.302		x 0-0 F9 ②		x 0-0 4-3 1B 2B	BBBB 4-0 BB 1B BB	x 0-0 1-H 3B		x 0-0 FC4-6 BB ① 1-2f 2-3		4	2	2	1	1	0	3
Jim Sundberg, R (1, 2) OBP: 0.284, SLG: 0.306		x 0-0 1-H HR		x 0-0 4-3 ① 2-3	BBBB 4-0 1-2 2-3 1B BB	x 0-0 F6 ③		SSS 0-3 K ②		4	1	1	2	1	1	4
Inning Stats	R: 0 E: 0 K: 0 S: 3 H: 0 LOB: 2 BB: 2 P: 11	R: 2 E: 0 K: 1 S: 8 H: 3 LOB: 2 BB: 0 P: 9	R: 0 E: 0 K: 1 S: 6 H: 1 LOB: 1 BB: 0 P: 6	R: 1 E: 0 K: 0 S: 5 H: 2 LOB: 1 BB: 0 P: 5	R: 3 E: 0 K: 1 S: 8 H: 3 LOB: 2 BB: 2 P: 16	R: 3 E: 0 K: 2 S: 10 H: 3 LOB: 1 BB: 1 P: 14	R: 0 E: 0 K: 1 S: 5 H: 0 LOB: 0 BB: 0 P: 5	R: 2 E: 0 K: 1 S: 6 H: 1 LOB: 3 BB: 3 P: 19		1B: 6 2B: 2 3B: 1 HR: 4	SF: 0 SAC: 0 DP: 0 HBP: 2					

PITCHER		IP	WLS	BF	H	R	ER	SO	BB	IBB	HBP	BLK	WP	HR	S	P	ERA	WHIP
Chris Knapp, R ERA: 4.82	(1, 1)	3.1		19	6	3	3	2	2	0	1	0	0	1	20	29	8.10	2.400
Francisco Barrios, R ERA: 4.32	(4, 1)	2.2	L	17	6	6	6	3	3	0	0	1	0	2	20	32	20.25	3.375
Dave Hamilton, L ERA: 3.61	(7, 1)	2.0		11	1	2	2	2	3	0	1	0	0	1	11	24	9.00	2.000

PITCHER	IP	WLS	BF	H	R	ER	SO	BB	IBB	HBP	BLK	WP	HR	S	P	ERA	WHIP

BOTTOM

Chicago White Sox @ Texas Rangers

Arlington Stadium, Arlington, TX

Fri Oct 01 1976, 8:05 PM EDT

Att. 4,907 - Unknown - 80 F

livebaseballscorecards.com

AB	37
R	11
H	13
RBI	11
BB	8
SO	7
LOB	24

1B: 6 2B: 2 3B: 1 HR: 4 SF: 0 SAC: 0 DP: 0 HBP: 2

WP: 0 PB: 0 SB: 3 CS: 0 PA: 47

Batter	1	2	3	4	5	6	7	8	9	10	AB	R	H	RBI	BB	SO	LOB
Alan Bannister, R (1, 7) (9, 8) OBP: 0.318, SLG: 0.324	0-3 K		0-0 F4		4-0 PB BB 1-2			0-3 K		0-0 F4	4	0	0	0	1	2	1
Ralph Garr, L (1, 9) (9, 7) OBP: 0.322, SLG: 0.387	0-0 S 1B		0-0 1B 1-H		0-0 6-3 1-2 2-H			0-0 FC1-6 1B		0-0 L7	5	0	3	2	0	0	1
Jim Spencer, L (1, 3) OBP: 0.317, SLG: 0.370	0-0 F2 1-2		0-0 1B 1-2		0-3 K			0-0 FC1-6 2B 1-2f		0-0 BB 1B	5	1	2	0	0	1	3
Jorge Orta, L (1, 10) OBP: 0.316, SLG: 0.412	0-3 K		0-3 K			0-3 K		0-0 2B 1-H		4-0 BB 1-2	4	0	1	1	1	3	3
Bill Stein, R (1, 5) OBP: 0.310, SLG: 0.347		0-0 FC4-6 1B		0-0 4-3		0-0 F6		0-0 4-3		0-0 F4	5	0	1	0	0	0	3
Jack Brohamer, L (1, 4) OBP: 0.333, SLG: 0.359		0-0 FC4-6 FC6-4 1-2f		0-0 6-3		0-0 G1			0-3 K		4	0	0	0	0	1	1
Chet Lemon, R (1, 8) OBP: 0.300, SLG: 0.330		0-0 FC6-4 CS 1-2f		0-0 6-3			0-0 6-3		0-0 SF8 3B		3	0	0	0	0	0	1
Sam Ewing, L (9, PH) OBP: 0.256, SLG: 0.317											1	0	1	0	0	0	0
Jerry Hairston, S (9, PR) (9, 9) OBP: 0.359, SLG: 0.284											0	1	0	0	0	0	0
Brian Downing, R (1, 2) OBP: 0.338, SLG: 0.328		0-0 CS 1-2	0-0 S 1B 1B		0-0 FC4-6 1B		0-3 K		0-0 SF8 3-H		3	1	2	1	0	1	0
Bucky Dent, R (1, 6) OBP: 0.299, SLG: 0.301			0-0 F8		0-0 FC4-6 PB BB 6-3 1-2f		0-0 6-3		0-0 6-3		4	1	0	0	0	0	3
Inning Stats	R: 0 H: 1 E: 0 LOB: 1 K: 2 BB: 0 S: 8 P: 8	R: 0 H: 1 E: 0 LOB: 0 K: 0 BB: 0 S: 3 P: 3	R: 1 H: 3 E: 0 LOB: 2 K: 1 BB: 0 S: 8 P: 8	R: 0 H: 0 E: 0 LOB: 0 K: 0 BB: 0 S: 3 P: 3	R: 1 H: 1 E: 0 LOB: 1 K: 1 BB: 1 S: 6 P: 10	R: 0 H: 0 E: 0 LOB: 0 K: 1 BB: 0 S: 5 P: 5	R: 0 H: 0 E: 0 LOB: 0 K: 1 BB: 0 S: 5 P: 5	R: 1 H: 2 E: 0 LOB: 1 K: 1 BB: 0 S: 7 P: 7	R: 1 H: 1 E: 0 LOB: 1 K: 1 BB: 0 S: 6 P: 6	R: 0 H: 1 E: 0 LOB: 2 K: 0 BB: 1 S: 4 P: 8	1B: 8 SF: 1 2B: 1 SAC: 0 3B: 1 DP: 0 HR: 0 HBP: 0						

PITCHER		IP	WLS	BF	H	R	ER	SO	BB	IBB	HBP	BLK	WP	HR	S	P	ERA	WHIP
Bert Blyleven, R ERA: 2.87	(1, 1)	7.2		31	8	3	2	7	1	0	0	0	0	0	44	48	2.35	1.174
Mike Bacsik, R ERA: 4.25	(8, 1)	2.1	W	10	2	1	1	1	1	0	0	0	0	0	11	15	3.86	1.286

PITCHER	IP	WLS	BF	H	R	ER	SO	BB	IBB	HBP	BLK	WP	HR	S	P	ERA	WHIP

TOP

Chicago White Sox @ Texas Rangers

Arlington Stadium, Arlington, TX

Sat Oct 02 1976, 8:05 PM EDT

Att. 9,406 - Unknown

livebaseballscorecards.com

AB	38
R	4
H	10
RBI	4
BB	2
SO	8
LOB	16

WP: 0	PA: 42		
PB: 1			
SB: 2			
CS: 1			

Chicago White Sox @ Texas Rangers

Arlington Stadium, Arlington, TX

Sat Oct 02 1976, 8:05 PM EDT

Att. 9,406 - Unknown

livebaseballscorecards.com

Batter	1	2	3	4	5	6	7	8	9	10	AB	R	H	RBI	BB	SO	LOB
Lenny Randle, S (1, 4) OBP: 0.288, SLG: 0.275	FC6-4 1B	K			K		F7		SH1-4 1-2	BB 1-2 BB	4	0	1	0	1	2	4
Ken Pape, R (1, 6) OBP: 0.320, SLG: 0.409	FC6-4 FC6-4 1-2f	F3			G3		2B 1-H		IBB 1B	BB 1-2 2-3 3-H	4	0	1	2	2	0	1
Roy Howell, L (1, 10) OBP: 0.295, SLG: 0.361 Danny Thompson, R (9, PH) OBP: 0.261, SLG: 0.253	FC6-4 HR 1-2f	K			6-3		1-3		K		4 1	1 0	0 0	0 0	0 0	1 1	2 2
Jeff Burroughs, R (1, 9) OBP: 0.315, SLG: 0.369 Dave Moates, L (8, PR) OBP: 0.295, SLG: 0.308 (9, 9) Jim Sundberg, R (9, PH) OBP: 0.285, SLG: 0.308 (10, 2)	HR 1-H	6-3		F8		PB 1B BB		1B 1-2 2-3		3 0 1	1 0 0	1 0 1	2 0 0	1 0 0	0 0 0	0 0 0
Tom Grieve, R (1, 7) OBP: 0.303, SLG: 0.421 (10, 9)	6-3	6-3		F8	K		F4				5	0	0	0	0	1	4
Toby Harrah, R (1, 5) OBP: 0.359, SLG: 0.377	F4	E5 F9 1B			1-3			1B 1-2		F7	5	0	1	0	0	0	0
Doug Ault, R (1, 3) OBP: 0.333, SLG: 0.350 Jim Fregosi, R (7, PR) OBP: 0.342, SLG: 0.331 (8, 3)	1B 1B	FC6-4 1-2 1B					SH3-4 1B 2B	F8		FC6-4 BB 1B BB	3 1	0 2	3 0	0 0	0 1	0 0	0 2
Juan Beniquez, R (1, 8) OBP: 0.315, SLG: 0.301	F8	F9 2-3					SH3-4 2-3	L4 2-3		FC6-4 1-2 1B	4	0	1	0	0	0	5
Bill Fahey, L (1, 2) OBP: 0.348, SLG: 0.313 Gene Clines, R (9, PH) OBP: 0.304, SLG: 0.316 (10, 7)	1-3 1B	FC6-4 1-2f					2B 3-H 1B		1B SH1-4 1B	FC6-4 BB BB 1-2f 2-3	3 2	1 0	2 1	1 0	0 0	0 2	2 2
Inning Stats	R: 2 H: 2 E: 0 LOB: 0 K: 0 BB: 0 S: 5 P: 5	R: 0 H: 2 E: 0 LOB: 2 K: 1 BB: 0 S: 7 P: 7	R: 0 H: 0 E: 0 LOB: 0 K: 1 BB: 0 S: 5 P: 5	R: 0 H: 1 E: 1 LOB: 2 K: 0 BB: 0 S: 5 P: 5	R: 0 H: 0 E: 0 LOB: 0 K: 1 BB: 0 S: 5 P: 5	R: 0 H: 0 E: 0 LOB: 0 K: 0 BB: 0 S: 3 P: 3	R: 2 H: 3 E: 0 LOB: 1 K: 0 BB: 0 S: 6 P: 6	R: 0 H: 1 E: 0 LOB: 2 K: 1 BB: 1 S: 6 P: 10	R: 0 H: 2 E: 0 LOB: 3 K: 1 BB: 1 S: 7 P: 11	R: 1 H: 1 E: 0 LOB: 3 K: 0 BB: 3 S: 3 P: 15	1B: 9 SF: 0 2B: 2 SAC: 2 3B: 0 DP: 0 HR: 1 HBP: 0						

AB	40
R	5
H	12
RBI	5
BB	5
SO	5
LOB	24

WP: 0 PA: 47
PB: 1
SB: 0
CS: 0

PITCHER		IP	WLS	BF	H	R	ER	SO	BB	IBB	HBP	BLK	WP	HR	S	P	ERA	WHIP
Bart Johnson, R ERA: 4.73	(1, 1)	8.0		35	9	4	4	4	1	0	0	0	0	1	42	46	4.50	1.250
Dave Hamilton, L ERA: 3.59	(9, 1)	0.2		5	2	0	0	1	0	1	0	0	0	0	6	10	0.00	3.000
Pete Vuckovich, R ERA: 4.65	(9, 1)	1.0	L	7	1	1	1	0	3	0	0	0	0	0	4	16	9.00	4.000

PITCHER		IP	WLS	BF	H	R	ER	SO	BB	IBB	HBP	BLK	WP	HR	S	P	ERA	WHIP

Chicago White Sox @ Texas Rangers

Arlington Stadium, Arlington, TX

Sun Oct 03 1976, 4:33 AM EDT

Att. 4,455 - Unknown

TOP

Batter	1	2	3	4	5	6	7	8	9	AB	R	H	RBI	BB	SO	LOB
Alan Bannister, R (1, 7) OBP: 0.317, SLG: 0.317	BBBB 4-0 WP SH5-3 BB		x 0-0 ② ③ 6-3 1-2			x 0-0 ① F8		x 0-0 ③ F8		3	0	0	0	1	0	1
Ralph Garr, L (1, 9) OBP: 0.322, SLG: 0.387 Jerry Hairston, S (2, 9) OBP: 0.352, SLG: 0.277	x 0-0 ① SH5-3 1-2			SSS 0-3 ① K		SSS 0-3 ② K			SSS 0-3 ① K	0 3	0 0	0 0	0 0	0 0	0 3	0 0
Jim Spencer, L (1, 3) OBP: 0.315, SLG: 0.367	SSS 0-3 ② K 2-3			x 0-0 ② F6		x 0-0 ③ 4-3			SSS 0-3 ② K	4	0	0	0	0	2	1
Jorge Orta, L (1, 10) OBP: 0.316, SLG: 0.410	x 0-0 ③ 1-3			BBBB 4-0 BB			x 0-0 ① F8		x 0-0 ③ 4-3	3	0	0	0	1	0	1
Kevin Bell, R (1, 5) OBP: 0.302, SLG: 0.396		x 0-0 ① F7		SSS 0-3 ③ K			H 1-0 FC6-4 HBP			2	0	0	0	0	1	1
Jack Brohamer, L (1, 4) OBP: 0.331, SLG: 0.356		x 0-0 ② 4-3			x 0-0 ① F9		x 0-0 ② FC6-4 1-2f			3	0	0	0	0	0	1
Chet Lemon, R (1, 8) OBP: 0.298, SLG: 0.328		x 0-0 ③ F8			x 0-0 ② 5-3		x 0-0 ③ 1-3			3	0	0	0	0	0	1
Bucky Dent, R (1, 6) OBP: 0.300, SLG: 0.302			x 0-0 ① 4-3		x 0-0 FC5-4 1B			x 0-0 G6-4-3 1B		3	0	2	0	0	0	0
Jim Essian, R (1, 2) OBP: 0.326, SLG: 0.281			x 0-0 6-3 1B		x 0-0 ③ FC5-4 1-2f			x 0-0 ① ② G6-4-3 1-2f		3	0	1	0	0	0	2

livebaseballscorecards.com

	AB	27
	R	0
	H	3
	RBI	0
	BB	2
	SO	6
	LOB	8

Inning Stats																				
	R: 0	H: 0	R: 0	H: 0	R: 0	H: 1	R: 0	H: 0	R: 0	H: 1	R: 0	H: 0	R: 0	H: 0	R: 0	H: 1	R: 0	H: 0	1B: 3	SF: 0	WP: 1	PA: 31
	E: 0	LOB: 1	E: 0	LOB: 0	E: 0	LOB: 0	E: 0	LOB: 1	E: 0	LOB: 1	E: 0	LOB: 0	E: 0	LOB: 1	E: 0	LOB: 0	E: 0	LOB: 0	2B: 0	SAC: 1	PB: 0	
	K: 1	BB: 1	K: 0	BB: 0	K: 0	BB: 0	K: 2	BB: 1	K: 0	BB: 0	K: 1	BB: 0	K: 0	BB: 0	K: 3	BB: 0	K: 2	BB: 0	3B: 0	DP: 1	SB: 0	
	S: 5	P: 9	S: 3	P: 3	S: 3	P: 3	S: 7	P: 11	S: 4	P: 4	S: 5	P: 5	S: 3	P: 4	S: 3	P: 3	S: 7	P: 7	HR: 0	HBP: 1	CS: 0	

PITCHER	IP	WLS	BF	H	R	ER	SO	BB	IBB	HBP	BLK	WP	HR	S	P	ERA	WHIP
Len Barker, R (1, 1) ERA: 2.4	9.0	W	31	3	0	0	6	2	0	1	0	1	0	40	49	0.00	0.556

PITCHER	IP	WLS	BF	H	R	ER	SO	BB	IBB	HBP	BLK	WP	HR	S	P	ERA	WHIP

Batter	1	2	3	4	5	6	7	8	9	AB	R	H	RBI	BB	SO	LOB
Lenny Randle, S (1, 4) OBP: 0.286, SLG: 0.273	F8		F8		B2-3		6-3			4	0	0	0	0	0	1
Dave Moates, L (1, 8) OBP: 0.293, SLG: 0.307	G3		K		F8		1B			4	0	1	1	0	1	0
Mike Hargrove, L (1, 3) OBP: 0.397, SLG: 0.384	G3		4-3			2B	1-2 1B			4	0	2	0	0	0	0
Jeff Burroughs, R (1, 9) Joe Lahoud, L (7, 9) OBP: 0.315, SLG: 0.369 OBP: 0.312, SLG: 0.265		FC4-6 1B		F8		K	K			3 1	0 0	1 0	0 0	0 0	1 1	1 2
Roy Howell, L (1, 10) OBP: 0.295, SLG: 0.367		FC4-6 BB BB 1-2f		HR		K		G3		4	1	1	1	0	1	2
Toby Harrah, R (1, 5) OBP: 0.360, SLG: 0.377		BB 1-2 BB		1B		K		F7		3	0	1	0	1	1	1
Tom Grieve, R (1, 7) OBP: 0.301, SLG: 0.418		F6		F9			F2	F5		4	0	0	0	0	0	3
Ken Pape, R (1, 6) OBP: 0.357, SLG: 0.391		1-2 2-3 BB		4-3			E HBP			1	1	0	0	1	0	1
Jim Sundberg, R (1, 2) OBP: 0.285, SLG: 0.310		F7			5-3		E4 1-H 1B 2B			3	1	1	1	0	0	3
Inning Stats	R: 0 H: 0 E: 0 LOB: 0 K: 0 BB: 0 S: 3 P: 3	R: 0 H: 1 E: 0 LOB: 3 K: 0 BB: 2 S: 4 P: 12	R: 0 H: 0 E: 0 LOB: 0 K: 1 BB: 0 S: 5 P: 5	R: 1 H: 2 E: 0 LOB: 1 K: 0 BB: 0 S: 5 P: 5	R: 0 H: 0 E: 0 LOB: 0 K: 0 BB: 0 S: 3 P: 3	R: 0 H: 1 E: 0 LOB: 1 K: 3 BB: 0 S: 10 P: 10	R: 2 H: 3 E: 1 LOB: 2 K: 1 BB: 0 S: 8 P: 9	R: 0 H: 0 E: 0 LOB: 0 K: 0 BB: 0 S: 3 P: 3		1B: 4 SF: 0 2B: 2 SAC: 0 3B: 0 DP: 0 HR: 1 HBP: 1						

PITCHER	IP	WLS	BF	H	R	ER	SO	BB	IBB	HBP	BLK	WP	HR	S	P	ERA	WHIP
Rich Gossage, R (1, 1) ERA: 3.94	8.0	L	34	7	3	3	5	2	0	1	0	0	1	41	50	3.38	1.125

PITCHER	IP	WLS	BF	H	R	ER	SO	BB	IBB	HBP	BLK	WP	HR	S	P	ERA	WHIP

BOTTOM

Chicago White Sox @ Texas Rangers

Arlington Stadium, Arlington, TX

Sun Oct 03 1976, 4:33 AM EDT

Att. 4,455 - Unknown

livebaseballscorecards.com

AB	31
R	3
H	7
RBI	3
BB	2
SO	5
LOB	14