

Chicago White Sox - 1977

Batter	1	2	3	4	5	6	7	8	9	AB	R	H	RBI	BB	SO	LOB	TOP											
Ralph Garr, L OBP: 0.667, SLG: 0.600	4-0 SF8 BB	0-0 E5 1B	0-0 1-2 2-3 1B		0-0 1-2 1B	0-0 1-3		0-0 1-2 1B		5	2	3	0	1	0	4	Chicago White Sox @ Toronto Blue Jays Exhibition Stadium, Toronto, ON Thu Apr 07 1977, 3:33 AM EST Att: 44,649 - Overcast - 32 F											
Alan Bannister, R OBP: 0.200, SLG: 0.200 Nyls Nyman, L (8, FH) Tim Nordbrook, R (8, 6)	0-0 F9	0-0 2B 1B	0-0 G3		0-0 L5		0-0 F8	0-0 G3		5	0	1	1	0	0	6												
Jorge Orta, L (1, 4)	0-0 SF8	0-0 K		0-0 F7	0-0 G3		4-0 1-3 1B BB		4	0	0	1	1	1	4													
Richie Zisk, R OBP: 0.667, SLG: 1.333	0-0 HR	0-0 1-3 2B		0-3 K		0-0 BB 1B	0-0 1-3 1B		6	2	4	2	0	2	0													
Jim Spencer, L OBP: 0.333, SLG: 0.333	0-0 BB 1B	0-0 1-3		0-0 BB 1B		0-3 K	0-0 1-3		6	0	2	0	0	1	5													
Oscar Gamble, L (1, 10)	4-0 FC6-4 BB		0-3 K	4-0 1-2 BB		4-0 BB 1B BB	0-0 F5		3	0	0	0	3	1	3													
Eric Soderholm, R OBP: 0.400, SLG: 0.400	0-0 FC6-4		0-0 1B 1B 1B	0-0 F7		0-0 1-2 2-H 1B		0-3 K	5	0	2	1	0	1	4													
Chet Lemon, R (1, 8)		0-0 4-3	0-3 K		0-3 K	4-0 1-2 2-3 BB		0-3 K	4	0	0	0	1	3	1													
Brian Downing, R OBP: 0.800, SLG: 0.750		0-0 E 1B 1B	1-2 1B		0-0 1B	0-0 F5		4-0 1B BB	4	1	3	0	1	0	3													
Inning Stats	R: 2 E: 0 K: 0 S: 5	H: 2 LOB: 2 BB: 2 P: 13	R: 2 E: 1 K: 1 S: 9	H: 3 LOB: 2 BB: 0 P: 9	R: 0 E: 0 K: 2 S: 10	H: 3 LOB: 3 BB: 0 P: 10	R: 0 E: 0 K: 1 S: 6	H: 1 LOB: 2 BB: 1 P: 10	R: 0 E: 0 K: 1 S: 7	H: 2 LOB: 2 BB: 0 P: 7	R: 1 E: 0 K: 1 S: 7	H: 2 LOB: 2 BB: 2 P: 15	R: 0 E: 0 K: 0 S: 4	H: 1 LOB: 2 BB: 1 P: 8	R: 0 E: 0 K: 2 S: 8	H: 1 LOB: 1 BB: 1 P: 12		R: 0 E: 1 K: 1 S: 6	H: 0 LOB: 1 BB: 0 P: 6	1B: 13 2B: 1 3B: 0 HR: 1	SF: 1 SAC: 0 DP: 0 HBP: 0	WP: 0 PB: 0 SB: 1 CS: 0	PA: 51					
PITCHER	IP	WLS	BF	H	R	ER	SO	BB	IBB	HBP	BLK	WP	HR	S	P	ERA	WHIP											
Bill Singer, R ERA: 6.23	(1, 1)	4.1		28	11	4	3	5	3	0	0	0	0	1	35	47	6.23	3.231										
Jerry Johnson, R ERA: 3.39	(5, 1)	2.2	W	14	3	1	1	1	3	0	0	0	0	0	13	25	3.38	2.250										
Pete Vuckovich, R ERA:	(8, 1)	2.0	S	9	1	0	0	3	1	0	0	0	0	0	14	18	0.00	1.000										

Batter	1	2	3	4	5	6	7	8	9	AB	R	H	RBI	BB	SO	LOB	BOTTOM											
John Scott, R OBP: 0.200, SLG: 0.400	0-3 K	0-0 1-3		0-0 FC1-5 BB		0-3 K		0-0 SH 1B 2B		5	1	1	0	0	2	5	Chicago White Sox @ Toronto Blue Jays Exhibition Stadium, Toronto, ON Thu Apr 07 1977, 3:33 AM EST Att: 44,649 - Overcast - 32 F											
Hector Torres, R OBP: 0.500, SLG: 0.500 Jim Mason, L (4, FH) (5, 6)	0-3 K		0-0 HR 1B	4-0 G6-4-3 BB		0-0 F7		0-0 SH 1B 1B G6-4-3		2	1	1	0	0	1	0												
Doug Ault, R OBP: 0.800, SLG: 2.250	0-0 HR		0-0 HR	0-0 G6-4-3		4-0 BB BB		0-0 G6-4-3 1B 1-2 3-H 1B		4	2	3	4	1	0	3												
Otto Velez, R OBP: 0.600, SLG: 0.500	0-0 F8		0-3 K		0-0 HR 1B	4-0 1-2 2-3 BB		0-0 G6-4-3 1B 1-2 2-3 1B		4	1	2	0	1	1	0												
Gary Woods, R OBP: 0.200, SLG: 0.200		0-0 S 1B 1B	0-0 4-3		0-0 1-3	0-0 L8		0-0 G6-4-3 1B 1-2 2-3 1B		5	1	1	0	0	0	6												
Steve Bowling, R (1, 9) Al Woods, L OBP: 0.333, SLG: 1.333 (5, FH) (6, 9)		0-3 K	0-0 6-3		0-0 HR		0-3 K	0-3 K		2	0	0	0	0	1	1												
Pedro Garcia, R OBP: 0.750, SLG: 1.000		0-0 FC6-4 1B 2-H 1B		0-0 1B 2B		0-0 FC6-4 1B		0-0 FC6-4 1B		4	1	3	1	0	0	0												
Dave McKay, S OBP: 0.500, SLG: 0.500		0-0 FC6-4 1B		0-0 FC1-5 1B 2-H 1B		0-0 4-3		0-0 FC6-4 FC5-4		4	0	2	1	0	0	1												
Rick Cerone, R OBP: 0.500, SLG: 0.750		0-0 FC6-4		0-0 BB FC1-5 1B		0-0 BB 2B		0-0 FC5-4		4	0	2	0	0	0	3												
Inning Stats	R: 1 E: 0 K: 2 S: 8	H: 1 LOB: 0 BB: 0 P: 8	R: 1 E: 0 K: 1 S: 8	H: 3 LOB: 2 BB: 0 P: 8	R: 2 E: 0 K: 1 S: 7	H: 2 LOB: 0 BB: 0 P: 7	R: 1 E: 0 K: 0 S: 5	H: 3 LOB: 1 BB: 1 P: 9	R: 2 E: 0 K: 0 S: 5	H: 2 LOB: 0 BB: 0 P: 5	R: 0 E: 0 K: 1 S: 6	H: 1 LOB: 2 BB: 2 P: 14	R: 0 E: 0 K: 1 S: 6	H: 1 LOB: 1 BB: 0 P: 6	R: 2 E: 0 K: 1 S: 8	H: 3 LOB: 1 BB: 0 P: 8		R: 2 E: 0 K: 1 S: 8	H: 3 LOB: 1 BB: 0 P: 8	1B: 10 2B: 3 3B: 0 HR: 3	SF: 0 SAC: 1 DP: 2 HBP: 0	WP: 0 PB: 0 SB: 2 CS: 0	PA: 42					
PITCHER	IP	WLS	BF	H	R	ER	SO	BB	IBB	HBP	BLK	WP	HR	S	P	ERA	WHIP											
Ken Brett, L ERA: 15.0	(1, 1)	3.0	L	18	5	5	4	0	0	0	0	0	2	26	26	15.00	3.000											
Francisco Barrios, R ERA: 6.0	(4, 1)	3.0		14	3	2	2	1	3	0	0	0	0	1	13	25	6.00	2.000										
Dave Hamilton, L ERA: 18.0	(7, 1)	1.0		7	3	2	2	1	0	0	0	0	0	9	9	18.00	3.000											
Lerrin LaGrow, R ERA:	(8, 1)	1.0		3	1	0	0	1	0	0	0	0	0	5	5	0.00	1.000											



Batter	1	2	3	4	5	6	7	8	9	AB	R	H	RBI	BB	SO	LOB	TOP					
Ralph Garr, L OBP: 0.455, SLG: 0.500 (1, 7)	0-0 4-3	0-0 4-3							0-0 4-3	5	1	1	0	0	0	3	Chicago White Sox @ Toronto Blue Jays Exhibition Stadium, Toronto, ON Sat Apr 09 1977, 3:33 AM EST Att: 18,214 - Unknown - 43 F					
Alan Bannister, R OBP: 0.444, SLG: 0.375 (1, 6)	4-0 BB		0-0 FC3-6 1B		0-0 2H 1B		0-0 F8			3	1	2	1	1	0	0						
Jorge Orta, L (1, 4)	4-0 1-2 BB		0-0 FC3-6 G1-4-3 1-2		0-3 K		0-0 4-3			3	0	0	0	1	1	2						
Richie Zisk, R OBP: 0.600, SLG: 1.000 (1, 9)	0-3 K		0-0 G1-4-3 1-2		0-0 1B					4	0	2	1	0	1	3						
Jim Spencer, L OBP: 0.300, SLG: 0.300 (1, 3)	0-0 G3			0-3 K	0-0 1B					4	0	1	0	0	2	3						
Oscar Gamble, L OBP: 0.400, SLG: 0.571 (1, 10)		0-3 K		0-0 HR	0-0 G3					4	1	1	1	0	2	2						
Eric Soderholm, R OBP: 0.444, SLG: 0.375 (1, 5)		0-0 S 1B		4-0 CS BB		0-0 F8			0-0 6-3	3	0	1	0	1	0	0						
Chet Lemon, R (1, 8)		0-3 K		0-0 5-3 1-2		0-0 6-3			0-0 1-3	4	0	0	0	0	1	2						
Brian Downing, R OBP: 0.667, SLG: 0.500 (1, 2)		4-0 1-2 BB			0-0 3-1		0-0 P6		4-0 BB	2	0	0	0	2	0	0						
Inning Stats	R: 0 E: 0 K: 1 S: 5	H: 0 LOB: 2 BB: 2 P: 13	R: 0 E: 0 K: 2 S: 8	H: 1 LOB: 2 BB: 1 P: 12	R: 0 E: 0 K: 0 S: 3	H: 1 LOB: 0 BB: 0 P: 3	R: 1 E: 0 K: 1 S: 5	H: 1 LOB: 0 BB: 1 P: 9	R: 2 E: 0 K: 0 S: 9	H: 4 LOB: 2 BB: 0 P: 9	R: 0 E: 0 K: 0 S: 3	H: 0 LOB: 0 BB: 0 P: 3	R: 0 E: 0 K: 0 S: 3	H: 0 LOB: 0 BB: 0 P: 3	R: 0 E: 0 K: 2 S: 7	H: 1 LOB: 0 BB: 1 P: 7	R: 0 E: 0 K: 0 S: 3	H: 0 LOB: 1 BB: 1 P: 7	1B: 6 2B: 2 3B: 0 HR: 1	SF: 0 SAC: 0 DP: 2 HBP: 0	WP: 0 PB: 0 CS: 2	PA: 37
PITCHER Dave Lemanczyk, R ERA: 3.0 (1, 1)	IP: 9.0 WLS: L BF: 37 H: 8 R: 3 ER: 3 SO: 7 BB: 5 IBB: 0 HBP: 0 BLK: 0 WP: 0 HR: 1 S: 46 P: 66 ERA: 3.00 WHIP: 1.444															PITCHER						

Batter	1	2	3	4	5	6	7	8	9	AB	R	H	RBI	BB	SO	LOB	BOTTOM			
Pedro Garcia, R OBP: 0.500, SLG: 0.625 (1, 4)	0-0 FC3-6 1B		0-0 F7						0-0 5-3	4	0	1	0	0	1	1	Chicago White Sox @ Toronto Blue Jays Exhibition Stadium, Toronto, ON Sat Apr 09 1977, 3:33 AM EST Att: 18,214 - Unknown - 43 F			
Jim Mason, L (1, 6)	0-0 FC3-6		0-0 F7		0-0 4-3				0-0 2B SF7 1B	3	0	0	0	0	2					
Bob Bailor, R OBP: 1.000, SLG: 1.000 (8, PH) (9, 6)	0-0 1-2									1	1	1	0	0	0	0				
Doug Ault, R OBP: 0.556, SLG: 1.375 (1, 3)	0-0 F7			0-0 6-3		0-0 6-3			0-0 1-3 2B	4	0	1	0	0	0	1				
Ron Fairly, L OBP: 0.500, SLG: 1.000 (1, 10)	0-0 F8			0-0 FC1-5-6 2B		0-0 6-3			0-0 SF7	2	0	1	0	0	0	1				
Otto Velez, R OBP: 0.425, SLG: 0.400 (6, PH)									0-0 3-H 4-3	1	0	0	1	0	0	0				
Sam Ewing, L (1, 7)		0-3 K		0-0 FC1-5-6 2-3		0-0 F8			0-0 4-3	2	0	0	0	0	1	1				
Steve Bowling, R (6, PH) (7, 9)										2	0	0	0	0	0	1				
Al Woods, L OBP: 0.425, SLG: 1.000 (1, 9) (7, 7)		0-0 2B		0-0 F6			0-0 P5		0-0 1B	4	0	2	0	0	0	1				
Gary Woods, R OBP: 0.222, SLG: 0.222 (1, 8)		0-0 P4			0-3 K		0-0 5-3		0-0 1B	4	0	1	0	0	1	1				
Dave McKay, S OBP: 0.500, SLG: 0.625 (1, 5)		0-0 P6			0-0 1B 2B				0-0 G4-6-3 1-3 1B	4	1	2	0	0	0	3				
Alan Ashby, S OBP: 0.250, SLG: 0.250 (1, 2)			0-0 4-3		0-0 2H 1B		0-0 F7		0-0 6-3	4	0	1	1	0	0	2				
Inning Stats	R: 0 E: 0 K: 0 S: 4	H: 1 LOB: 1 BB: 0 P: 4	R: 0 E: 0 K: 1 S: 6	H: 1 LOB: 0 BB: 0 P: 6	R: 0 E: 0 K: 0 S: 3	H: 0 LOB: 0 BB: 0 P: 3	R: 0 E: 0 K: 0 S: 4	H: 1 LOB: 1 BB: 0 P: 4	R: 1 E: 0 K: 0 S: 5	H: 2 LOB: 1 BB: 0 P: 5	R: 0 E: 0 K: 0 S: 4	H: 2 LOB: 1 BB: 0 P: 5	R: 0 E: 0 K: 0 S: 4	H: 2 LOB: 1 BB: 0 P: 4	R: 0 E: 0 K: 0 S: 4	H: 2 LOB: 1 BB: 0 P: 4	1B: 6 2B: 4 3B: 0 HR: 0	SF: 1 SAC: 0 DP: 1 HBP: 0	WP: 0 PB: 0 CS: 0	PA: 36
PITCHER Chris Knapp, R ERA: 1.8 Dave Hamilton, L ERA: 8.1 Silvio Martinez, R ERA: Lerrin LaGrow, R ERA:	IP: 5.0 WLS: W BF: 20 H: 5 R: 1 ER: 1 SO: 3 BB: 0 IBB: 0 HBP: 0 BLK: 0 WP: 0 HR: 0 S: 26 P: 26 ERA: 1.80 WHIP: 1.000															PITCHER				

Batter	1	2	3	4	5	6	7	8	9	AB	R	H	RBI	BB	SO	LOB	TOP										
Ralph Garr, L OBP: 0.438, SLG: 0.429 (1, 7)	4-0 BB 4-3 BB		0-0 FC5-4 1B		0-0 B1-3		0-0 F9		0-3 K	4	1	1	0	1	1	2											
Alan Bannister, R OBP: 0.385, SLG: 0.273 (1, 6)	4-0 4-3 1-2 BB BB		0-0 L8		0-0 5-3		0-0 F3			3	0	0	0	1	0	2											
Jorge Orta, L OBP: 0.214, SLG: 0.091 (1, 4)	0-3 K		0-0 FC5-4 1-2 BB		0-0 FC6-4 1B				0-0 3-1	4	0	1	0	0	1	3											
Richie Zisk, R OBP: 0.571, SLG: 0.833 (1, 9)	4-0 4-3 1-2 2-3 3-4 BB BB		4-0 1-2 BB		0-0 FC6-4 1-2				0-0 1-3	2	0	0	0	2	0	1											
Jim Spencer, L OBP: 0.286, SLG: 0.357 (1, 3)	0-0 4-3		0-0 F9				0-0 P6		0-0 2B	4	0	1	1	0	0	4											
Lamar Johnson, R OBP: 0.250, SLG: 0.250 (1, 10)	0-0 F9				0-0 1-3 1B		0-0 5-3		0-0 F7	4	0	1	0	0	0	3											
Eric Soderholm, R OBP: 0.385, SLG: 0.417 (1, 5)			0-0 5-3		0-0 F8		0-0 F7		0-0 2B	4	0	1	0	0	0	1											
Chet Lemon, R (1, 8)			0-0 P6		0-0 1-3				0-0 5-3	4	0	0	0	0	0	2											
Brian Downing, R OBP: 0.583, SLG: 0.444 Oscar Gamble, L OBP: 0.364, SLG: 0.500 (9, PH)			0-0 5-3		0-3 K				0-0 F7	3	0	1	0	0	1	1											
Inning Stats	R: 1 E: 0 K: 1 S: 5	H: 0 LOB: 2 BB: 3 P: 17	R: 0 E: 0 K: 0 S: 3	H: 0 LOB: 0 BB: 0 P: 3	R: 0 E: 0 K: 0 S: 4	H: 1 LOB: 2 BB: 1 P: 8	R: 0 E: 0 K: 1 S: 6	H: 1 LOB: 1 BB: 0 P: 6	R: 0 E: 0 K: 0 S: 4	H: 0 LOB: 0 BB: 0 P: 3	R: 0 E: 0 K: 0 S: 4	H: 1 LOB: 1 BB: 0 P: 4	R: 0 E: 0 K: 0 S: 4	H: 1 LOB: 1 BB: 0 P: 4	R: 0 E: 0 K: 1 S: 6	H: 1 LOB: 1 BB: 0 P: 6	1B: 4 2B: 2 HR: 0	SF: 0 SAC: 0 DP: 0 HBP: 0	WP: 0 PB: 0 CS: 0	PA: 37							
PITCHER	IP	WLS	BF	H	R	ER	SO	BB	IBB	HBP	BLK	WP	HR	S	P	ERA	WHIP										
Jerry Garvin, L ERA: 1.13 Pete Vuckovich, R ERA:	8.0	W	33	5	1	1	2	4	0	0	0	0	0	33	49	1.12	1.125										
	1.0	S	4	1	0	0	1	0	0	0	0	0	0	6	6	0.00	1.000										

Chicago White Sox @ Toronto Blue Jays
Exhibition Stadium, Toronto, ON
Sun Apr 10 1977, 3:33 AM EST
Att: 17,059 - Unknown - 60 F

AB	33
R	1
H	6
RBI	1
BB	4
SO	3
LOB	20



Batter	1	2	3	4	5	6	7	8	9	AB	R	H	RBI	BB	SO	LOB	BOTTOM										
Pedro Garcia, R OBP: 0.333, SLG: 0.417 (1, 4)	0-0 F7		0-3 K		0-3 K			0-0 6-3		4	0	0	0	0	2	0											
Jim Mason, L (1, 6)	0-0 F8		0-3 K				0-0 1-3		0-0 F8	4	0	0	0	0	1	0											
Doug Ault, R OBP: 0.462, SLG: 1.000 (1, 3)	0-0 P6		0-3 K				0-0 F8		0-0 BB 1B	4	0	1	0	0	1	0											
Ron Fairly, L OBP: 0.500, SLG: 0.500 (1, 10)			0-0 G3		4-0 1B BB		0-0 F8		4-0 1-2 BB	2	0	0	0	2	0	0											
Sam Ewing, L OBP: 0.600, SLG: 0.500 John Scott, R OBP: 0.167, SLG: 0.333 (7, PR)			4-0 4-3 1B BB		0-0 G4-6-3 1B		0-0 SH1-4 SH5-3 1B		0-3 K	2	1	2	0	1	0	0											
Al Woods, L OBP: 0.333, SLG: 0.778 (8, 9)			0-0 4-3		0-0 F7		0-0 SH1-4			2	0	0	0	0	0	3											
Gary Woods, R OBP: 0.250, SLG: 0.250 (1, 8)			0-0 S 1B		0-0 G4-6-3 1-2		0-0 E6 SH5-3			3	1	1	1	0	0	4											
Dave McKay, S OBP: 0.500, SLG: 0.600 (1, 5)			0-0 1B				0-0 P5		0-0 SH5-3	2	0	1	2	0	0	0											
Rick Cerone, R OBP: 0.286, SLG: 0.429 (1, 2)			0-0 F9				0-0 5-3		0-0 F8	3	0	0	0	0	0	3											
Inning Stats	R: 0 E: 0 K: 0 S: 3	H: 0 LOB: 0 BB: 0 P: 3	R: 2 E: 0 K: 0 S: 5	H: 2 LOB: 1 BB: 1 P: 9	R: 0 E: 0 K: 3 S: 9	H: 0 LOB: 0 BB: 0 P: 9	R: 0 E: 0 K: 0 S: 3	H: 1 LOB: 1 BB: 1 P: 7	R: 0 E: 0 K: 1 S: 5	H: 0 LOB: 0 BB: 0 P: 5	R: 0 E: 0 K: 0 S: 3	H: 0 LOB: 0 BB: 0 P: 3	R: 1 E: 1 K: 0 S: 5	H: 1 LOB: 2 BB: 0 P: 5	R: 0 E: 0 K: 1 S: 6	H: 1 LOB: 2 BB: 1 P: 10	1B: 5 2B: 0 3B: 0 HR: 0	SF: 0 SAC: 2 DP: 1 HBP: 0	WP: 0 PB: 1 CS: 0	PA: 32							
PITCHER	IP	WLS	BF	H	R	ER	SO	BB	IBB	HBP	BLK	WP	HR	S	P	ERA	WHIP										
Steve Stone, R ERA: 2.25	8.0	L	32	5	3	2	5	3	0	0	0	0	0	39	51	2.25	1.000										

Chicago White Sox @ Toronto Blue Jays
Exhibition Stadium, Toronto, ON
Sun Apr 10 1977, 3:33 AM EST
Att: 17,059 - Unknown - 60 F

AB	27
R	3
H	5
RBI	3
BB	3
SO	5
LOB	12



Batter	1	2	3	4	5	6	7	8	9	AB	R	H	RBI	BB	SO	LOB	TOP								
Rick Burleson, R OBP: 0.400, SLG: 0.385	0-0 G6-4-3 1B		0-0 2B			0-0 1B		0-0 F9		4	0	3	0	0	0	0									
Doug Griffin, R (1, 4)	0-0 G6-4-3 1-2		0-0 5-3			0-0 F8		0-0 F9		4	0	0	0	0	0	3									
Jim Rice, R OBP: 0.286, SLG: 0.231	0-0 5-3			0-0 6-3		0-0 1B		0-0 1B		4	1	2	0	0	0	0									
George Scott, R OBP: 0.429, SLG: 0.462		0-0 2B		0-0 F7		0-0 1B		0-0 1B		4	0	3	1	0	0	0									
Carl Yastrzemski, L OBP: 0.455, SLG: 0.500		0-0 6-3 2-3		0-0 G3		0-0 F8		0-0 F9		4	1	1	0	0	0	3									
Dwight Evans, R OBP: 0.397, SLG: 0.538		0-0 6-3 3-H			0-0 F3			0-0 L5		4	0	0	1	0	0	0									
Butch Hobson, R OBP: 0.143, SLG: 0.154		0-0 L8			0-0 1B			0-0 5-3		4	0	1	0	0	0	0									
Bob Montgomery, R OBP: 0.667, SLG: 0.500			0-0 F8		0-3 K			0-0 1B		3	0	1	0	1	1	1									
Bernie Carbo, L OBP: 0.385, SLG: 0.636			0-0 L6		0-0 6-3			0-0 F7		3	0	0	0	0	0	2									
Carlton Fisk, R OBP: 0.556, SLG: 0.500								0-0 F7		1	0	0	0	0	0	1									
Inning Stats	R: 0 E: 0 K: 0 S: 3	H: 1 LOB: 0 BB: 0 P: 3	R: 1 E: 0 K: 0 S: 4	H: 2 LOB: 1 BB: 0 P: 4	R: 0 E: 0 K: 0 S: 4	H: 1 LOB: 1 BB: 0 P: 4	R: 0 E: 0 K: 0 S: 3	H: 0 LOB: 0 BB: 0 P: 3	R: 0 E: 0 K: 1 S: 6	H: 1 LOB: 1 BB: 0 P: 6	R: 1 E: 0 K: 0 S: 5	H: 3 LOB: 1 BB: 0 P: 5	R: 0 E: 0 K: 0 S: 3	H: 0 LOB: 1 BB: 1 P: 7	R: 0 E: 0 K: 0 S: 5	H: 2 LOB: 2 BB: 0 P: 5	R: 0 E: 0 K: 0 S: 4	H: 1 LOB: 1 BB: 0 P: 4	1B: 8 2B: 3 3B: 0 HR: 0	SF: 0 SAC: 0 DP: 1 HBP: 0	WP: 0 PB: 0 SB: 0 CS: 0	PA: 36			
PITCHER	IP	WLS	BF	H	R	ER	SO	BB	IBB	HBP	BLK	WP	HR	S	P	ERA	WHIP								
Ken Brett, L ERA: 5.91	(1, 1)	7.2	W	31	10	2	2	1	1	0	0	0	0	32	36	2.35	1.435								
Dave Hamilton, L ERA: 5.79	(8, 1)	1.1	S	5	1	0	0	0	0	0	0	0	0	5	5	0.00	0.750								

Boston Red Sox @ Chicago White Sox
Comiskey Park, Chicago, IL
Tue Apr 12 1977, 4:33 AM EST
Att: 34,612 - Unknown - 84 F

AB 35
R 2
H 11
RBI 2
BB 1
SO 1
LOB 10




Batter	1	2	3	4	5	6	7	8	9	AB	R	H	RBI	BB	SO	LOB	BOTTOM								
Ralph Garr, L OBP: 0.450, SLG: 0.444	0-0 5-3 2B		0-0 E5 1B		0-0 F5			0-0 4-3		4	2	2	1	0	0	2									
Alan Bannister, R OBP: 0.353, SLG: 0.267	0-0 5-3 1-2		0-0 1B		0-0 F7			0-0 5-3		4	0	1	0	0	0	3									
Jorge Orta, L OBP: 0.333, SLG: 0.467	0-0 2B		0-0 G6-4-3 1B		0-0 4-3			0-0 3B		4	0	3	2	0	0	2									
Richie Zisk, R OBP: 0.500, SLG: 0.667	0-0 P3		0-0 G6-4-3 1-2		4-0 CS BB			0-3 K		3	0	0	0	1	1	4									
Jim Spencer, L OBP: 0.278, SLG: 0.389	0-0 G3		0-0 P1		0-0 2B			0-0 1-3		4	0	1	0	0	0	2									
Oscar Gamble, L OBP: 0.333, SLG: 0.364		4-0 1B 2B BB		0-0 1-3		0-0 F8		0-0 4-3		3	1	0	0	1	0	1									
Eric Soderholm, R OBP: 0.353, SLG: 0.375		0-0 2B 1-3 E		0-0 F9		0-3 K		0-0 5-3		4	1	1	0	0	1	1									
Chet Lemon, R OBP: 0.176, SLG: 0.188		0-0 1-3 E		0-0 1B		0-0 1B		0-0 5-3		4	1	2	1	0	0	0									
Jim Essian, R OBP: 0.333, SLG: 0.333		0-0 P6		0-0 1-2 1B		0-0 F8				3	0	1	0	0	0	2									
Inning Stats	R: 1 E: 0 K: 0 S: 5	H: 2 LOB: 1 BB: 0 P: 5	R: 4 E: 1 K: 0 S: 7	H: 5 LOB: 1 BB: 1 P: 11	R: 0 E: 0 K: 0 S: 3	H: 0 LOB: 0 BB: 0 P: 3	R: 0 E: 0 K: 0 S: 5	H: 2 LOB: 2 BB: 0 P: 5	R: 0 E: 0 K: 0 S: 3	H: 0 LOB: 0 BB: 0 P: 3	R: 0 E: 0 K: 0 S: 6	H: 1 LOB: 1 BB: 0 P: 6	R: 0 E: 0 K: 0 S: 3	H: 0 LOB: 0 BB: 0 P: 3	R: 0 E: 0 K: 0 S: 3	H: 0 LOB: 0 BB: 0 P: 3	1B: 7 2B: 3 3B: 1 HR: 0	SF: 0 SAC: 0 DP: 1 HBP: 0	WP: 0 PB: 0 SB: 2 CS: 1	PA: 35					
PITCHER	IP	WLS	BF	H	R	ER	SO	BB	IBB	HBP	BLK	WP	HR	S	P	ERA	WHIP								
Rick Wise, R ERA: 33.75	(1, 1)	1.1	L	12	7	5	5	0	0	0	0	0	0	23	27	0.00	0.882								
Tom Murphy, R ERA: 2.57	(2, 1)	5.2		20	4	0	0	2	1	0	0	0	0	3	3	0.00	0.000								
Jim Willoughby, R ERA: 27.0	(8, 1)	1.0		3	0	0	0	0	0	0	0	0	0	3	3	0.00	0.000								

Boston Red Sox @ Chicago White Sox
Comiskey Park, Chicago, IL
Tue Apr 12 1977, 4:33 AM EST
Att: 34,612 - Unknown - 84 F

AB 33
R 5
H 11
RBI 4
BB 2
SO 2
LOB 17




Batter	1	2	3	4	5	6	7	8	9	AB	R	H	RBI	BB	SO	LOB	TOP								
Rick Burleson, R OBP: 0.400, SLG: 0.444 (1, 6)	0-0 6-3		0-0 S 1B		0-0 L1		0-0 1-3 2B		0-0 F3	5	0	2	0	0	0	0									
Denny Doyle, L OBP: 0.187, SLG: 0.250 (1, 4)	0-0 F8		0-3 K2-3				0-0 L4		0-0 L7	3	0	0	0	0	1	1									
Dave Coleman, R (7, PH)										1	0	0	0	0	0	2									
Doug Griffin, R (7, 4)										0	0	0	0	0	0	0									
Rick Miller, L OBP: 0.250, SLG: 0.250 (9, PH)			1-2							1	0	0	0	0	0	0									
Jim Rice, R OBP: 0.316, SLG: 0.188 (1, 10)	0-0 F9			4-0 1B BB		0-3 K		4-0 FC5 1B BB	0-3 K	3	0	0	0	2	2	0									
Carl Yastrzemski, L OBP: 0.533, SLG: 0.571 (1, 7)		0-0 S 1B		0-0 F8		0-0 1B		0-0 WP FC5 1B		4	1	3	0	0	0	1									
George Scott, R OBP: 0.333, SLG: 0.353 (1, 3)	0-0 L8			0-0 F9		0-0 1-3		0-0 FC5 1B		4	1	0	0	0	0	5									
Bernie Carbo, L OBP: 0.412, SLG: 0.571 (1, 9)	0-3 K			0-0 1-3 1B				4-0 FC5-4 1B BB		3	0	1	0	1	1	1									
Carlton Fisk, R OBP: 0.385, SLG: 0.300 (1, 2)	0-0 1-3			0-0 5-3				4-0 FC5-4 1B BB		4	0	0	1	0	1	5									
Dwight Evans, R OBP: 0.444, SLG: 0.706 (1, 8)			0-0 G5-4-3 1B		0-3 K		0-0 1B 3B	0-0 1-3 3-H 1B		4	1	3	1	0	1	0									
Butch Hobson, R OBP: 0.167, SLG: 0.176 (1, 5)			0-0 G5-4-3 1-2		0-0 5-3		0-0 2B 3-H 1B	0-3 K		4	0	1	1	0	1	3									
Inning Stats	R: 0 E: 0 K: 0 S: 3	H: 0 LOB: 0 BB: 0 P: 3	R: 0 E: 0 K: 1 S: 6	H: 1 LOB: 1 BB: 0 P: 6	R: 0 E: 0 K: 1 S: 6	H: 2 LOB: 1 BB: 0 P: 6	R: 0 E: 0 K: 0 S: 4	H: 1 LOB: 2 BB: 1 P: 8	R: 0 E: 0 K: 1 S: 5	H: 0 LOB: 0 BB: 0 P: 5	R: 0 E: 0 K: 1 S: 6	H: 1 LOB: 1 BB: 0 P: 6	R: 1 E: 0 K: 1 S: 8	H: 3 LOB: 2 BB: 0 P: 8	R: 2 E: 0 K: 1 S: 7	H: 2 LOB: 2 BB: 2 P: 15	R: 0 E: 0 K: 1 S: 5	H: 0 LOB: 0 BB: 0 P: 5	1B: 8 2B: 1 3B: 1 HR: 0	SF: 0 SAC: 0 DP: 1 HBP: 0	WP: 1 PB: 0 SB: 2 CS: 0	PA: 39			
PITCHER	IP	WLS	BF	H	R	ER	SO	BB	IBB	HBP	BLK	WP	HR	S	P	ERA	WHIP								
Bart Johnson, R ERA: 1.35 (1, 1)	6.2	W	28	8	1	1	5	1	0	0	0	0	0	37	41	1.35	1.350								
Dave Hamilton, L ERA: 8.44 (7, 1)	0.2		5	1	2	2	0	2	0	0	0	1	0	3	11	27.00	4.500								
Lerrin LaGrow, R ERA: (8, 1)	1.2	S	6	1	0	0	2	0	0	0	0	0	0	10	10	0.00	0.600								

Boston Red Sox @ Chicago White Sox
Comiskey Park, Chicago, IL
Wed Apr 13 1977, 4:33 AM EST
Att. 5,344 - Unknown - 76 F

AB 36
R 3
H 10
RBI 3
BB 3
SO 7
LOB 18





Batter	1	2	3	4	5	6	7	8	9	AB	R	H	RBI	BB	SO	LOB	BOTTOM								
Ralph Garr, L OBP: 0.440, SLG: 0.522 (1, 7)	0-0 3-1		0-3 K		0-0 2-H 3-H 3B		0-0 1-3 HR 1B	0-0 P4		5	1	2	2	0	1	1									
Alan Bannister, R OBP: 0.333, SLG: 0.263 (1, 6)	0-3 K		0-0 1B		0-0 6-3		0-0 1-3			4	0	1	0	0	1	3									
Jorge Orta, L OBP: 0.318, SLG: 0.474 (1, 4)	0-0 2B		0-0 F9		0-0 6-3		0-0 P5			4	0	1	0	0	0	4									
Richie Zisk, R OBP: 0.455, SLG: 0.737 (1, 9)	0-0 F8			0-0 F7		0-0 L7		0-0 2-H 3-H HR		4	1	1	3	0	0	1									
Jim Spencer, L OBP: 0.227, SLG: 0.318 (1, 3)		0-0 1-3		0-0 L3		0-0 E6 F4		0-0 G3		4	0	0	0	0	0	0									
Oscar Gamble, L OBP: 0.388, SLG: 0.357 (1, 10)		0-0 F9		0-0 CS 1B		4-0 F4 BB		0-0 5-3		3	0	1	0	1	0	0									
Eric Soderholm, R OBP: 0.381, SLG: 0.550 (1, 5)		0-0 E3 CS		0-0 CS 1-2		0-0 SH1-4 3B 2B		0-0 F4 1-2 2-3		4	2	2	0	0	0	2									
Chet Lemon, R OBP: 0.143, SLG: 0.158 (1, 8)		0-0 CS 1-2		0-3 K		0-0 E5 SH1-4 3B		0-0 F9		3	1	0	1	0	1	3									
Jim Essian, R OBP: 0.667, SLG: 1.200 (1, 2)				0-0 HR		0-0 SH1-4 1-2 2-3		0-0 1B HR 1B		2	2	2	1	1	0	0									
Inning Stats	R: 0 E: 0 K: 1 S: 6	H: 1 LOB: 1 BB: 0 P: 6	R: 0 E: 1 K: 0 S: 3	H: 0 LOB: 0 BB: 0 P: 3	R: 1 E: 0 K: 2 S: 9	H: 2 LOB: 1 BB: 0 P: 9	R: 0 E: 0 K: 0 S: 3	H: 1 LOB: 0 BB: 0 P: 3	R: 2 E: 1 K: 0 S: 6	H: 2 LOB: 1 BB: 0 P: 6	R: 0 E: 0 K: 0 S: 4	H: 0 LOB: 2 BB: 1 P: 8	R: 3 E: 0 K: 0 S: 6	H: 3 LOB: 0 BB: 0 P: 6	R: 0 E: 0 K: 0 S: 4	H: 1 LOB: 1 BB: 1 P: 8	R: 1 E: 0 K: 0 S: 4	H: 1 LOB: 1 BB: 1 P: 8	1B: 4 2B: 2 3B: 2 HR: 2	SF: 1 SAC: 1 DP: 0 HBP: 0	WP: 0 PB: 0 SB: 0 CS: 2	PA: 39			
PITCHER	IP	WLS	BF	H	R	ER	SO	BB	IBB	HBP	BLK	WP	HR	S	P	ERA	WHIP								
Fergie Jenkins, R ERA: 3.88 (1, 1)	7.0	L	32	9	6	5	3	1	0	0	0	0	2	37	41	6.43	1.429								
Jim Willoughby, R ERA: 19.0 (8, 1)	1.0		5	1	1	1	0	1	0	0	0	0	0	4	8	9.00	2.000								

Boston Red Sox @ Chicago White Sox
Comiskey Park, Chicago, IL
Wed Apr 13 1977, 4:33 AM EST
Att. 5,344 - Unknown - 76 F

AB 33
R 7
H 10
RBI 7
BB 2
SO 3
LOB 14



Batter	1	2	3	4	5	6	7	8	9	AB	R	H	RBI	BB	SO	LOB	TOP										
Pedro Garcia, R OBP: 0.235, SLG: 0.242 (1, 4)	0-3 K	1-0 FC6-4 HBP	0-0 F5			0-0 F8			0-0 F5	4	0	0	0	0	1	3	Toronto Blue Jays @ Chicago White Sox Comiskey Park, Chicago, IL Fri Apr 15 1977, 7:05 PM EST Att: 10,840 - Unknown - 62 F AB 35 R 5 H 8 RBI 5 BB 3 SO 4 LOB 16 										
Jim Mason, L OBP: 0.190, SLG: 0.150 (1, 6)	0-0 4-3	0-0 FC6-4 1B		0-0 4-3		0-0 4-3			0-0 4-3	5	0	0	1	0	0	2											
Al Woods, L OBP: 0.350, SLG: 0.526 Bob Bailor, R OBP: 0.357, SLG: 0.538 (1, 7) (3, 7)	0-3 K	1-3 2-3 3-H 1B		0-0 CS 1B					0-0 L8	2	0	1	1	0	1	0											
Ron Fairly, L OBP: 0.500, SLG: 0.417 (1, 10)		1-3 BB K		4-0 1B					0-0 F8	2	1	0	0	2	1	3											
Doug Ault, R OBP: 0.364, SLG: 0.677 (1, 3)		0-0 E4 1B	0-0 FC1-6 1B	0-0 4-3					0-3 K	4	1	1	0	0	1	3											
Sam Ewing, L OBP: 0.487, SLG: 0.273 (1, 9)		0-0 1B	0-0 FC1-6 FC4-6 1B		0-0 6-3				0-0 F8	4	1	1	1	0	0	2											
Dave McKay, S OBP: 0.286, SLG: 0.321 (1, 5)		0-0 F7	0-0 FC4-6 BB 1B		0-0 3-1				0-0 3-1	4	0	0	0	0	0	3											
Gary Woods, R OBP: 0.219, SLG: 0.250 (1, 8)		0-0 1B	0-0 FC6-4 1B	0-0 BB 1B		0-0 6-3			0-0 F8	4	1	2	1	0	0	0											
Alan Ashby, S OBP: 0.476, SLG: 0.529 (1, 2)		0-0 FC6-4 HBP 1B	0-0 BB 1B	4-0 BB		0-0 G3			0-0 G3	3	1	1	1	1	0	0											
Inning Stats	R: 0 E: 0 K: 2 S: 7	H: 0 LOB: 0 BB: 0 P: 7	R: 5 E: 1 K: 1 S: 10	H: 4 LOB: 2 BB: 1 P: 15	R: 0 E: 0 K: 0 S: 5	H: 2 LOB: 3 BB: 1 P: 9	R: 0 E: 0 K: 0 S: 3	H: 1 LOB: 1 BB: 1 P: 7	R: 0 E: 0 K: 0 S: 3	H: 0 LOB: 0 BB: 0 P: 3	R: 0 E: 0 K: 1 S: 6	H: 1 LOB: 1 BB: 0 P: 6	R: 0 E: 0 K: 0 S: 3	H: 0 LOB: 0 BB: 0 P: 3	R: 0 E: 0 K: 0 S: 3	H: 0 LOB: 0 BB: 0 P: 3		1B: 7 2B: 1 3B: 0 HR: 0	SF: 0 SAC: 0 DP: 0 HBP: 1	WP: 0 PB: 0 SB: 0 CS: 1	PA: 39						
PITCHER	IP	WLS	BF	H	R	ER	SO	BB	IBB	HBP	BLK	WP	HR	S	P	ERA	WHIP										
Chris Knapp, R ERA: 4.28 Francisco Barrios, R ERA: 1.69	(1, 1) (2, 1)		1.1 W	10 29	3 5	2 0	2 2	1 2	0 0	1 0	0 0	0 0	0 0	12 31	17 39	13.50 0.00	3.000 0.913										


Batter	1	2	3	4	5	6	7	8	9	AB	R	H	RBI	BB	SO	LOB	BOTTOM										
Alan Bannister, R OBP: 0.346, SLG: 0.333 (1, 6)	0-0 5-3		0-0 F4			0-0 L8			0-0 1B	5	1	2	1	0	0	2	Toronto Blue Jays @ Chicago White Sox Comiskey Park, Chicago, IL Fri Apr 15 1977, 7:05 PM EST Att: 10,840 - Unknown - 62 F AB 37 R 7 H 15 RBI 7 BB 2 SO 1 LOB 14 										
Royce Stillman, L OBP: 0.600, SLG: 0.600 (1, 7)	0-0 4-3		0-0 1B			0-0 F9			0-0 E2 1B	5	0	3	3	0	0	1											
Jorge Orta, L OBP: 0.333, SLG: 0.458 (1, 4)	0-0 1B		0-0 F7			0-0 F8			0-0 F9	5	0	2	0	0	0	4											
Richie Zisk, R OBP: 0.462, SLG: 0.682 (1, 9)	0-0 1B		0-0 5-3			0-0 F4				3	1	1	0	1	0	3											
Jim Spencer, L OBP: 0.269, SLG: 0.385 (1, 3)		0-0 F8		0-0 1B		0-0 1B			0-0 4-3	4	1	2	1	0	0	0											
Oscar Gamble, L OBP: 0.348, SLG: 0.333 (1, 10)		0-0 4-3		0-0 F8		0-0 G6-3 1B			0-0 5-3	4	0	1	1	0	0	1											
Eric Soderholm, R OBP: 0.320, SLG: 0.458 (1, 5)		0-0 F7		0-0 F9		0-0 G6-3 1B			0-0 5-3	4	0	0	0	0	0	2											
Chet Lemon, R OBP: 0.200, SLG: 0.261 (1, 8)			0-0 3B 1B	0-3 K		0-0 2B			0-0 F7	4	2	2	0	0	1	1											
Jim Essian, R OBP: 0.700, SLG: 1.250 (1, 2)			0-0 1B			0-0 2B			0-0 F9	3	2	2	1	1	0	0											
Inning Stats	R: 0 E: 0 K: 0 S: 4	H: 2 LOB: 2 BB: 0 P: 4	R: 0 E: 0 K: 0 S: 3	H: 0 LOB: 0 BB: 0 P: 3	R: 2 E: 0 K: 0 S: 6	H: 3 LOB: 1 BB: 0 P: 6	R: 0 E: 0 K: 1 S: 6	H: 1 LOB: 1 BB: 0 P: 6	R: 0 E: 0 K: 0 S: 4	H: 1 LOB: 1 BB: 0 P: 4	R: 5 E: 1 K: 0 S: 8	H: 6 LOB: 2 BB: 2 P: 16	R: 0 E: 0 K: 0 S: 3	H: 0 LOB: 0 BB: 0 P: 3	R: 0 E: 0 K: 0 S: 5	H: 2 LOB: 2 BB: 0 P: 5		1B: 11 2B: 3 3B: 1 HR: 0	SF: 0 SAC: 0 DP: 1 HBP: 0	WP: 1 PB: 1 SB: 0 CS: 0	PA: 39						
PITCHER	IP	WLS	BF	H	R	ER	SO	BB	IBB	HBP	BLK	WP	HR	S	P	ERA	WHIP										
Steve Hargan, R ERA: 4.91 Jerry Johnson, R ERA: 9.0 Chuck Hartenstein, R ERA:	(1, 1) (6, 1) (6, 1)		5.0 0.2 2.1	L	6 4	3 3	0 0	1 0	0 0	0 0	0 0	0 0	0 0	5 10	9 10	40.50 0.00	7.500 1.286										

Batter	1	2	3	4	5	6	7	8	9	AB	R	H	RBI	BB	SO	LOB	TOP					
Pedro Garcia, R (1,4) OBP: 0.289, SLG: 0.286	4-0 BB G3		0-0 2B FC1-6		1-0 HBP G4-3		0-0 F2			2	0	1	0	1	0	1						
Jim Mason, L (1,6) OBP: 0.160, SLG: 0.125	0-0 1-2 G3		0-0 2-3 FC1-6		0-0 1-2f G4-3			0-0 F7		4	0	0	0	0	0	4						
Bob Bailor, R (1,7) OBP: 0.389, SLG: 0.688	0-0 F2		0-0 1-3		1-0 HBP			0-0 HR		3	1	1	1	0	0	2						
Ron Fairly, L (1,10) OBP: 0.409, SLG: 0.313	0-0 F8				0-0 F9			0-0 1-3 K		4	0	0	0	0	1	2						
Doug Ault, R (1,3) OBP: 0.351, SLG: 0.618		4-0 BB FC5-4		0-0 G2				0-0 F8		3	0	0	0	1	0	1						
Dave McKay, S (1,5) OBP: 0.250, SLG: 0.281		0-0 1-2f FC5-4		0-0 F6				0-0 F5		4	0	0	0	0	0	2						
Gary Woods, R (1,8) OBP: 0.250, SLG: 0.235		0-3 K		4-0 1B 4-3 BB				0-0 E5 CS		2	1	0	0	2	1	1						
Alan Ashby, S (1,2) OBP: 0.400, SLG: 0.429		0-0 F6		0-0 4-3				0-0 F8		4	0	0	0	0	0	4						
Steve Bowling, R (1,9) OBP: 0.412, SLG: 0.167			0-3 K		0-0 2H 1B			4-0 1-2 BB		3	0	1	1	1	2	1						
Inning Stats	R: 0 E: 0 K: 0 S: 3	H: 0 LOB: 1 BB: 1 P: 7	R: 0 E: 0 K: 1 S: 5	H: 0 LOB: 1 BB: 1 P: 9	R: 0 E: 0 K: 1 S: 6	H: 1 LOB: 0 BB: 0 P: 6	R: 0 E: 0 K: 0 S: 3	H: 0 LOB: 0 BB: 0 P: 3	R: 1 E: 0 K: 0 S: 3	H: 1 LOB: 1 BB: 0 P: 8	R: 0 E: 0 K: 1 S: 5	H: 0 LOB: 1 BB: 0 P: 6	R: 0 E: 1 K: 0 S: 3	H: 0 LOB: 1 BB: 1 P: 7	R: 1 E: 0 K: 0 S: 4	H: 1 LOB: 0 BB: 0 P: 4	R: 0 E: 0 K: 1 S: 5	H: 0 LOB: 1 BB: 1 P: 9	1B: 1 2B: 1 3B: 0 HR: 1	SF: 0 SAC: 0 DP: 1 HBP: 2	WP: 0 PB: 0 SB: 2 CS: 1	PA: 36
PITCHER Steve Stone, R (1,1) ERA: 2.12	IP: 9.0 WLS: W BF: 36 H: 3 R: 2 ER: 2 SO: 4 BB: 5 IBB: 0 HBP: 2 BLK: 0 WP: 0 HR: 1 S: 37 P: 59 ERA: 2.00 WHIP: 0.889															PITCHER						

Toronto Blue Jays @ Chicago White Sox
Comiskey Park, Chicago, IL
Sat Apr 16 1977, 4:33 AM EST
Alt. 7,467 - Unknown - 70 F

livebaseballscores.com

AB 29
R 2
H 3
RBI 2
BB 5
SO 4
LOB 18




Batter	1	2	3	4	5	6	7	8	9	AB	R	H	RBI	BB	SO	LOB	BOTTOM					
Alan Bannister, R (1,6) OBP: 0.367, SLG: 0.357	0-0 F6		0-0 2H 1B		0-0 G6-4-3 1B					4	1	2	1	0	0	0						
Royle Stillman, L (1,7) OBP: 0.333, SLG: 0.333	0-0 F5		0-0 G3		0-0 1-2f G6-4-3					4	0	0	0	0	0	2						
Jorge Orta, L (1,4) OBP: 0.355, SLG: 0.464	0-0 1-3		0-0 2H 1B		0-0 F7					4	0	2	1	0	0	0						
Richie Zisk, R (1,9) OBP: 0.400, SLG: 0.577		0-0 6-3	0-3 K		0-0 F8			0-3 1-2 K		4	0	0	0	0	2	2						
Jim Spencer, L (1,3) OBP: 0.267, SLG: 0.367		0-0 F5		0-0 G3						4	0	1	0	0	0	0						
Oscar Gamble, L (1,10) OBP: 0.370, SLG: 0.333		4-0 BB		0-0 E 1B				0-0 F8		3	1	1	0	1	0	2						
Eric Soderholm, R (1,5) OBP: 0.345, SLG: 0.444		0-0 F8		4-0 1-2 BB				0-3 K		3	0	1	0	1	1	2						
Chet Lemon, R (1,8) OBP: 0.241, SLG: 0.240			4-0 1B 6-3 BB		0-0 F6					2	1	0	0	2	0	2						
Jim Essian, R (1,2) OBP: 0.538, SLG: 0.909			0-0 6-3		0-3 K					3	0	0	0	0	1	3						
Jerry Hairston, S (9,PH)			1-2							0	0	0	1	1	0	0						
Inning Stats	R: 0 E: 0 K: 0 S: 3	H: 0 LOB: 0 BB: 0 P: 3	R: 0 E: 0 K: 0 S: 3	H: 0 LOB: 1 BB: 1 P: 7	R: 2 E: 0 K: 1 S: 7	H: 2 LOB: 1 BB: 1 P: 11	R: 0 E: 1 K: 1 S: 6	H: 1 LOB: 2 BB: 1 P: 10	R: 0 E: 0 K: 0 S: 3	H: 1 LOB: 0 BB: 0 P: 3	R: 0 E: 0 K: 1 S: 6	H: 1 LOB: 1 BB: 0 P: 6	R: 0 E: 0 K: 0 S: 3	H: 0 LOB: 0 BB: 0 P: 3	R: 0 E: 0 K: 1 S: 5	H: 1 LOB: 0 BB: 0 P: 5	R: 1 E: 1 K: 0 S: 3	H: 1 LOB: 3 BB: 2 P: 11	1B: 7 2B: 1 3B: 0 HR: 0	SF: 0 SAC: 0 DP: 2 HBP: 0	WP: 0 PB: 0 SB: 0 CS: 1	PA: 36
PITCHER Jesse Jefferson, R (1,1) ERA: 2.57	IP: 7.1 WLS: L BF: 6 H: 6 R: 2 ER: 2 SO: 3 BB: 3 IBB: 0 HBP: 0 BLK: 0 WP: 0 HR: 0 S: 33 P: 45 ERA: 2.46 WHIP: 1.227															PITCHER						
Pete Vuckovich, R (8,1) ERA:	IP: 1.0 WLS: L BF: 6 H: 1 R: 1 ER: 0 SO: 1 BB: 2 IBB: 0 HBP: 0 BLK: 0 WP: 0 HR: 0 S: 6 P: 14 ERA: 0.00 WHIP: 3.000															PITCHER						

Toronto Blue Jays @ Chicago White Sox
Comiskey Park, Chicago, IL
Sat Apr 16 1977, 4:33 AM EST
Alt. 7,467 - Unknown - 70 F

livebaseballscores.com

AB 31
R 3
H 7
RBI 3
BB 5
SO 4
LOB 13



Batter	1	2	3	4	5	6	7	8	9	AB	R	H	RBI	BB	SO	LOB	TOP				
Pedro Garcia, R OBP: 0.286, SLG: 0.282 (1, 4)	F7		F8		1-3			1B		4	0	1	0	0	0	1					
Jim Mason, L OBP: 0.138, SLG: 0.107 (1, 6)	K		K			1-3		F8		4	0	0	0	0	2	2					
Bob Bailor, R OBP: 0.409, SLG: 0.684 (1, 7)	4-3				2B			F8		3	1	1	0	1	0	0					
Doug Ault, R OBP: 0.366, SLG: 0.676 (1, 3)					F8			F2		3	1	1	2	1	0	1					
Otto Velez, R OBP: 0.450, SLG: 0.571 (1, 10)										3	0	0	0	1	0	1					
Gary Woods, R OBP: 0.225, SLG: 0.211 (1, 8)										4	0	0	0	0	2	3					
Dave McKay, S OBP: 0.222, SLG: 0.250 (1, 5)										4	0	0	0	0	1	3					
Alan Ashby, S OBP: 0.393, SLG: 0.417 (1, 2)										3	0	1	0	0	1	0					
Steve Bowling, R OBP: 0.350, SLG: 0.133 (1, 9)										3	0	0	0	0	1	1					
Inning Stats	R: 0 E: 0 K: 1 S: 5	H: 0 LOB: 0 BB: 0 P: 5	R: 0 E: 1 K: 0 S: 3	H: 0 LOB: 1 BB: 1 P: 7	R: 0 E: 0 K: 1 S: 6	H: 1 LOB: 1 BB: 0 P: 6	R: 0 E: 0 K: 2 S: 8	H: 1 LOB: 2 BB: 1 P: 12	R: 0 E: 0 K: 2 S: 7	H: 0 LOB: 0 BB: 0 P: 7	R: 0 E: 0 K: 0 S: 3	H: 0 LOB: 0 BB: 0 P: 3	R: 0 E: 0 K: 0 S: 4	H: 1 LOB: 1 BB: 0 P: 4	R: 2 E: 0 K: 1 S: 6	H: 1 LOB: 0 BB: 1 P: 10	1B: 2 2B: 1 3B: 0 HR: 1	SF: 0 SAC: 0 DP: 0 HBP: 0	WP: 0 PB: 1 SB: 0 CS: 0	PA: 34	
PITCHER	IP	WLS	BF	H	R	ER	SO	BB	IBB	HBP	BLK	WP	HR	S	P	ERA	WHIP				
Ken Brett, L ERA: 3.75 (1, 1)	6.0	W	22	2	0	0	6	2	0	0	0	0	0	32	40	0.00	0.667				
Bruce Dal Canton, R ERA: 6.0 (7, 1)	3.0	S	12	2	2	2	1	1	0	0	0	0	1	13	17	6.00	1.000				

Toronto Blue Jays @ Chicago White Sox
Comiskey Park, Chicago, IL
Sun Apr 17 1977, 4:33 AM EST
Att: 14,583 - Sunny - 71 F

AB	31
R	2
H	4
RBI	2
BB	3
SO	7
LOB	12



Batter	1	2	3	4	5	6	7	8	9	AB	R	H	RBI	BB	SO	LOB	BOTTOM				
Alan Bannister, R OBP: 0.412, SLG: 0.367 (1, 6)	1B SF8 BB									2	1	1	0	2	0	2					
Royle Stillman, L OBP: 0.308, SLG: 0.333 (1, 7)	L8									3	0	1	2	0	1	1					
Jorge Orta, L OBP: 0.343, SLG: 0.452 (1, 4)										3	0	1	1	0	1	2					
Richie Zisk, R OBP: 0.382, SLG: 0.552 (1, 9)	SF8									3	0	1	1	0	0	1					
Jim Spencer, L OBP: 0.242, SLG: 0.333 (1, 3)	CS	4-3			4-3			L4-3		3	0	0	0	0	0	1					
Oscar Gamble, L OBP: 0.367, SLG: 0.304 (1, 10)										2	0	0	0	1	1	0					
Eric Soderholm, R OBP: 0.313, SLG: 0.400 (1, 5)										3	0	0	0	0	1	1					
Chet Lemon, R OBP: 0.281, SLG: 0.259 (1, 8)										2	1	1	0	1	0	0					
Jim Essian, R OBP: 0.625, SLG: 1.000 (1, 2)										2	2	2	0	1	0	0					
Inning Stats	R: 1 E: 0 K: 0 S: 3	H: 1 LOB: 0 BB: 1 P: 7	R: 0 E: 0 K: 0 S: 2	H: 0 LOB: 0 BB: 1 P: 6	R: 2 E: 0 K: 0 S: 3	H: 0 LOB: 1 BB: 3 P: 15	R: 0 E: 0 K: 1 S: 5	H: 0 LOB: 0 BB: 0 P: 5	R: 1 E: 0 K: 1 S: 7	H: 3 LOB: 2 BB: 0 P: 7	R: 0 E: 0 K: 0 S: 3	H: 1 LOB: 0 BB: 0 P: 3	R: 0 E: 0 K: 1 S: 6	H: 2 LOB: 1 BB: 0 P: 6	R: 0 E: 0 K: 1 S: 5	H: 0 LOB: 0 BB: 0 P: 5	1B: 6 2B: 3 3B: 0 HR: 0	SF: 3 SAC: 0 DP: 4 HBP: 0	WP: 0 PB: 0 SB: 1 CS: 2	PA: 32	
PITCHER	IP	WLS	BF	H	R	ER	SO	BB	IBB	HBP	BLK	WP	HR	S	P	ERA	WHIP				
Bill Singer, R ERA: 7.9 (1, 1)	3.0	L	13	1	3	3	0	5	0	0	0	0	0	8	28	9.00	2.000				
Chuck Hartenstein, R ERA: 0.96 (4, 1)	5.0		18	6	1	1	4	0	0	0	0	0	0	26	26	1.80	1.200				

Toronto Blue Jays @ Chicago White Sox
Comiskey Park, Chicago, IL
Sun Apr 17 1977, 4:33 AM EST
Att: 14,583 - Sunny - 71 F

AB	23
R	4
H	7
RBI	4
BB	5
SO	4
LOB	8




Batter	1	2	3	4	5	6	7	8	9	AB	R	H	RBI	BB	SO	LOB	TOP			
Jerry Hairston, S OBP: 0.400, SLG: 0.250 (1, 7)										4	0	1	0	0	1	3	Chicago White Sox @ California Angels Anaheim Stadium, Anaheim, CA Tue Apr 19 1977, 9:05 PM EST Att: 12,625 - Unknown			
Alan Bannister, R OBP: 0.395, SLG: 0.353 (1, 6)										4	0	1	0	0	1	2				
Jorge Orta, L OBP: 0.308, SLG: 0.400 (1, 4)										4	0	0	0	0	1	2				
Richie Zisk, R OBP: 0.342, SLG: 0.485 (1, 9)										4	0	0	0	0	1	2				
Lamar Johnson, R OBP: 0.125, SLG: 0.125 (1, 10)										4	0	0	0	0	2	1				
Jim Spencer, L OBP: 0.243, SLG: 0.405 (1, 3)										4	1	1	1	0	0	0				
Eric Soderholm, R OBP: 0.333, SLG: 0.485 (1, 5)										3	1	1	1	1	1	0				
Chet Lemon, R OBP: 0.306, SLG: 0.267 (1, 8)										3	0	1	0	0	0	1				
Jim Essian, R OBP: 0.600, SLG: 0.875 (1, 2)										3	0	1	0	1	1	1				
Inning Stats	R: 0 E: 0 K: 0 S: 4	H: 1 LOB: 1 BB: 0 P: 4	R: 1 E: 0 K: 3 S: 10	H: 1 LOB: 2 BB: 1 P: 15	R: 0 E: 0 K: 1 S: 5	H: 0 LOB: 0 BB: 0 P: 5	R: 0 E: 0 K: 0 S: 3	H: 0 LOB: 1 BB: 1 P: 7	R: 0 E: 0 K: 2 S: 7	H: 0 LOB: 0 BB: 0 P: 7	R: 1 E: 0 K: 1 S: 7	H: 2 LOB: 1 BB: 0 P: 7	R: 0 E: 1 K: 0 S: 3	H: 0 LOB: 0 BB: 0 P: 3	R: 0 E: 0 K: 1 S: 6	H: 1 LOB: 1 BB: 0 P: 6	1B: 4 2B: 0 3B: 0 HR: 2	SF: 0 SAC: 0 DP: 1 HBP: 1	WP: 0 PB: 0 SB: 1 CS: 0	PA: 36
PITCHER Frank Tanana, L ERA: 2.97 (1, 1)	IP: 9.0 WLS: W BF: 36 H: 6 R: 2 ER: 2 SO: 8 BB: 2 IBB: 0 HBP: 1 BLK: 0 WP: 0 HR: 2 S: 49 P: 58 ERA: 2.00 WHIP: 0.889															PITCHER				

Batter	1	2	3	4	5	6	7	8	9	AB	R	H	RBI	BB	SO	LOB	BOTTOM			
Jerry Remy, L OBP: 0.304, SLG: 0.346 (1, 4)										3	1	1	0	1	0	3	Chicago White Sox @ California Angels Anaheim Stadium, Anaheim, CA Tue Apr 19 1977, 9:05 PM EST Att: 12,625 - Unknown			
Orlando Ramirez, R (7, 4)										1	0	0	0	0	0	0				
Bobby Grich, R OBP: 0.328, SLG: 0.365 (1, 6)										4	0	0	0	1	1	4				
Bobby Bonds, R OBP: 0.390, SLG: 0.551 (1, 9)										4	1	1	2	1	0	4				
Don Baylor, R OBP: 0.339, SLG: 0.490 (1, 10)										4	1	0	0	1	1	3				
Joe Rudi, R OBP: 0.448, SLG: 0.625 (1, 7)										5	4	4	3	0	0	0				
Bruce Bochte, L OBP: 0.385, SLG: 0.404 (1, 8)										4	2	3	3	1	0	0				
Dave Chalk, R OBP: 0.314, SLG: 0.375 (1, 5)										4	0	1	0	0	0	1				
Dan Briggs, L OBP: 0.211, SLG: 0.333 (1, 3)										4	1	1	2	0	0	2				
Andy Etchebarren, R OBP: 0.462, SLG: 0.417 (1, 2)										4	1	3	1	0	0	0				
Inning Stats	R: 0 E: 0 K: 1 S: 5	H: 0 LOB: 1 BB: 1 P: 9	R: 2 E: 1 K: 0 S: 6	H: 3 LOB: 3 BB: 2 P: 14	R: 1 E: 0 K: 0 S: 4	H: 2 LOB: 0 BB: 0 P: 4	R: 5 E: 0 K: 0 S: 8	H: 5 LOB: 1 BB: 1 P: 12	R: 1 E: 0 K: 1 S: 7	H: 2 LOB: 2 BB: 1 P: 11	R: 2 E: 0 K: 0 S: 5	H: 2 LOB: 0 BB: 0 P: 5	R: 0 E: 0 K: 0 S: 3	H: 0 LOB: 0 BB: 0 P: 3	R: 0 E: 0 K: 0 S: 3	H: 0 LOB: 0 BB: 0 P: 3	1B: 9 2B: 2 3B: 0 HR: 3	SF: 0 SAC: 0 DP: 0 HBP: 0	WP: 0 PB: 0 SB: 0 CS: 0	PA: 42
PITCHER Bart Johnson, R ERA: 6.1 (1, 1)	IP: 3.2 WLS: L BF: 21 H: 8 R: 6 ER: 6 SO: 1 BB: 3 IBB: 0 HBP: 0 BLK: 0 WP: 0 HR: 0 S: 20 P: 32 ERA: 14.73 WHIP: 3.000															PITCHER				
Silvio Martinez, R ERA: 27.0 (4, 1)	IP: 0.1 WLS: L BF: 6 H: 4 R: 3 ER: 3 SO: 0 BB: 1 IBB: 0 HBP: 0 BLK: 0 WP: 0 HR: 2 S: 5 P: 9 ERA: 81.00 WHIP: 15.000															PITCHER				
Dave Hamilton, L ERA: 0.59 (5, 1)	IP: 2.0 WLS: L BF: 9 H: 2 R: 2 ER: 2 SO: 1 BB: 1 IBB: 0 HBP: 0 BLK: 0 WP: 0 HR: 1 S: 10 P: 14 ERA: 9.00 WHIP: 1.500															PITCHER				
Bruce Dal Canton, R ERA: 3.6 (7, 1)	IP: 2.0 WLS: L BF: 6 H: 0 R: 0 ER: 0 SO: 0 BB: 0 IBB: 0 HBP: 0 BLK: 0 WP: 0 HR: 0 S: 6 P: 6 ERA: 0.00 WHIP: 0.000															PITCHER				


Batter	1	2	3	4	5	6	7	8	9	AB	R	H	RBI	BB	SO	LOB	TOP					
Ralph Garr, L (1.7) OBP: 0.433, SLG: 0.481	5-3		F8					4-3		4	0	1	1	1	0	1	Chicago White Sox @ California Angels Anaheim Stadium, Anaheim, CA Wed Apr 20 1977, 9:05 PM EST Att: 14,373 - Unknown					
Alan Bannister, R (1.4) OBP: 0.372, SLG: 0.316	K					G6-4-3		F7		4	0	0	0	1	1	6						
Richie Zisk, R (1.9) OBP: 0.326, SLG: 0.447	6-3		K						4-3	5	0	1	0	0	1	4						
Jim Spencer, L (1.3) OBP: 0.262, SLG: 0.390										4	1	1	0	1	0	1						
Oscar Gamble, L (1.10) OBP: 0.314, SLG: 0.250										5	0	0	0	0	1	4						
Eric Soderholm, R (1.5) OBP: 0.400, SLG: 0.611										3	2	3	2	1	0	0						
Chet Lemon, R (1.8) OBP: 0.300, SLG: 0.265										4	0	1	0	0	2	3						
Jim Essian, R (1.2) OBP: 0.583, SLG: 0.789										3	0	1	0	1	0	2						
Tim Nordbrook, R (1.6)										1	0	0	0	2	1	2						
Inning Stats	R: 0 E: 0 K: 1 S: 5	H: 0 LOB: 0 BB: 0 P: 5	R: 1 E: 0 K: 1 S: 7	H: 2 LOB: 2 BB: 1 P: 11	R: 0 E: 0 K: 1 S: 6	H: 1 LOB: 2 BB: 1 P: 10	R: 1 E: 0 K: 0 S: 5	H: 2 LOB: 2 BB: 2 P: 13	R: 1 E: 0 K: 2 S: 8	H: 1 LOB: 0 BB: 0 P: 8	R: 0 E: 0 K: 0 S: 3	H: 1 LOB: 1 BB: 1 P: 7	R: 0 E: 0 K: 1 S: 6	H: 1 LOB: 2 BB: 1 P: 10	R: 0 E: 0 K: 0 S: 3	H: 0 LOB: 1 BB: 1 P: 7	R: 0 E: 0 K: 0 S: 3	H: 0 LOB: 0 BB: 0 P: 3	1B: 7 2B: 0 3B: 0 HR: 1	SF: 0 SAC: 1 DP: 1 HBP: 0	WP: 0 PB: 0 SB: 0 CS: 0	PA: 41
PITCHER Nolan Ryan, R (1.1) ERA: 1.53	IP: 9.0 WLS: L BF: 41 H: 8 R: 3 ER: 3 SO: 6 BB: 7 IBB: 0 HBP: 0 BLK: 0 WP: 0 HR: 1 S: 46 P: 74 ERA: 3.00 WHIP: 1.667															PITCHER						

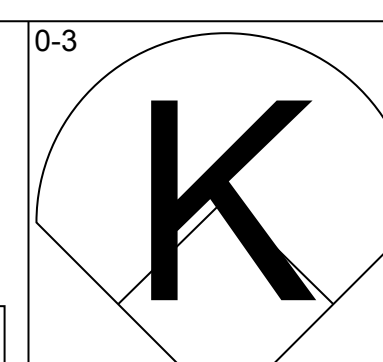
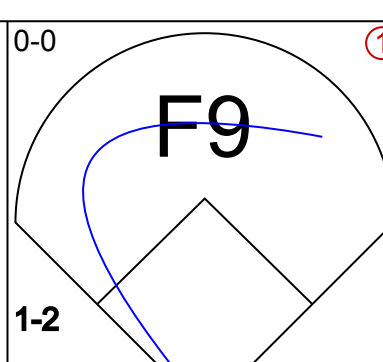
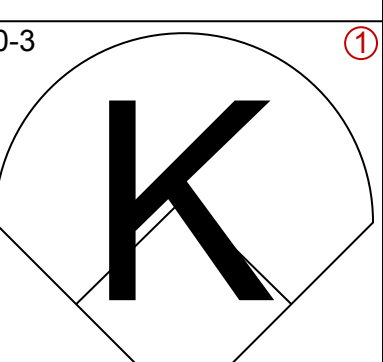
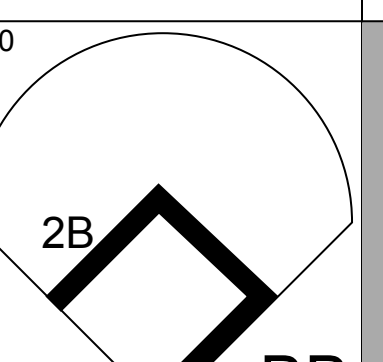
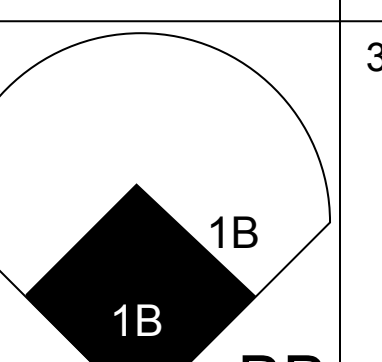
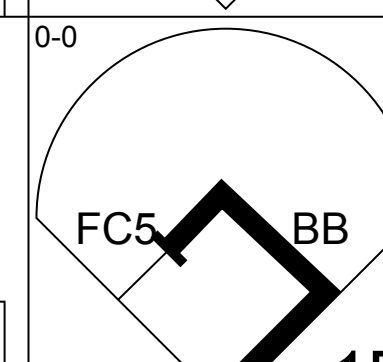
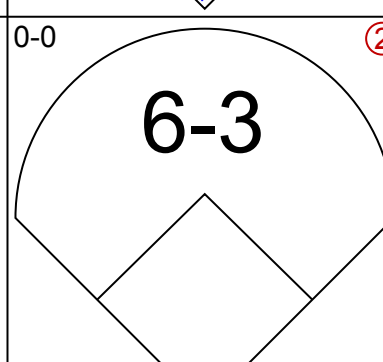
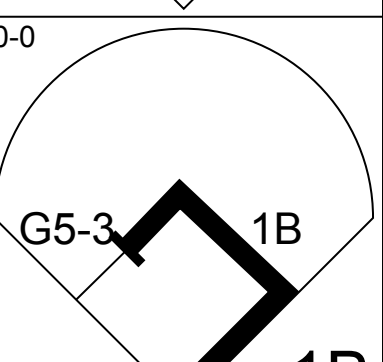
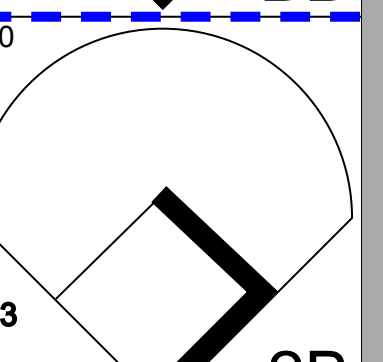
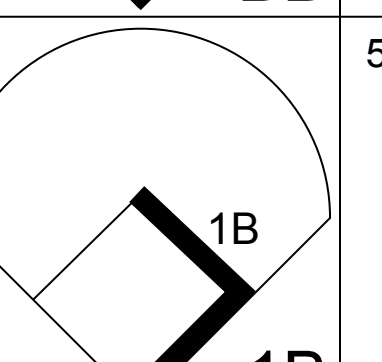
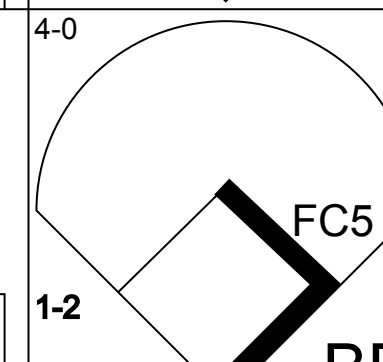
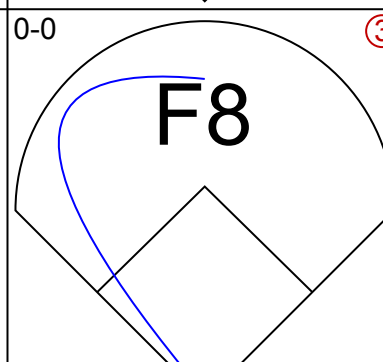
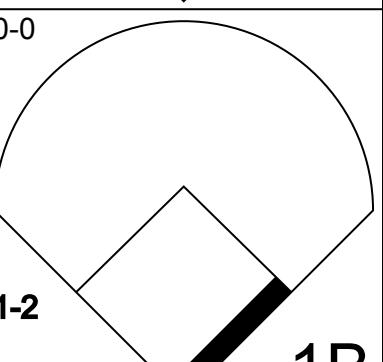

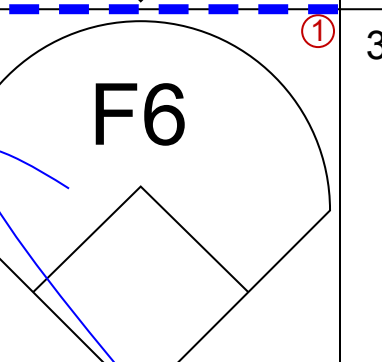
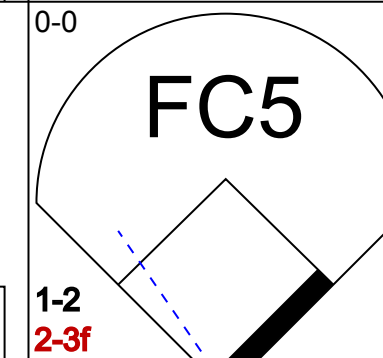
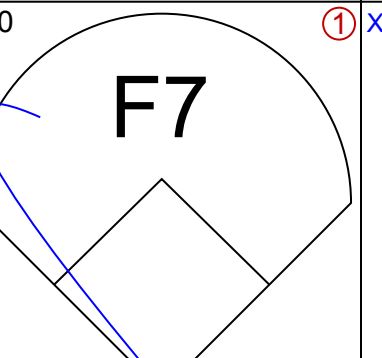
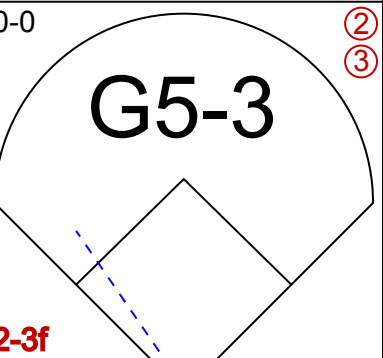
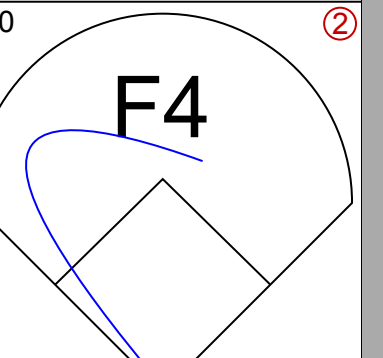
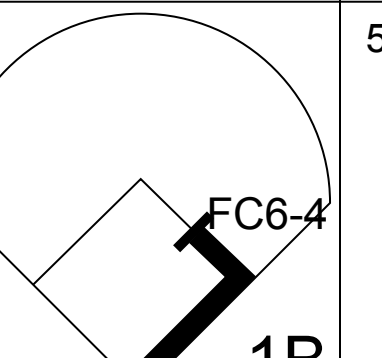
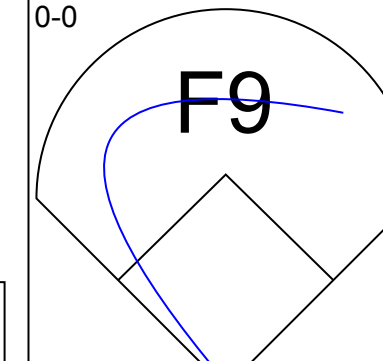
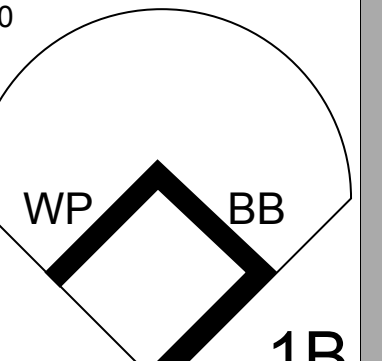
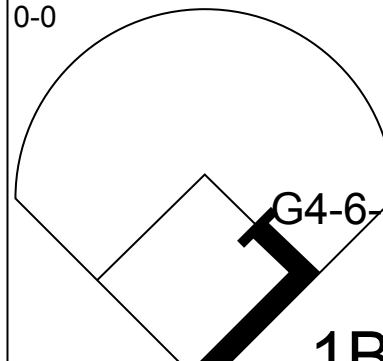
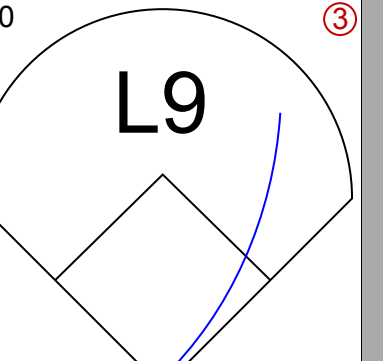
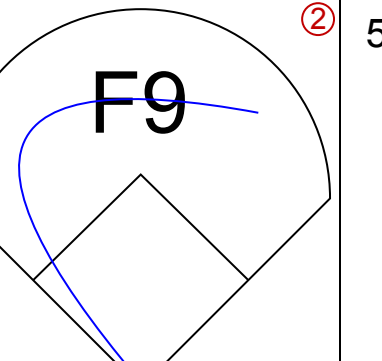
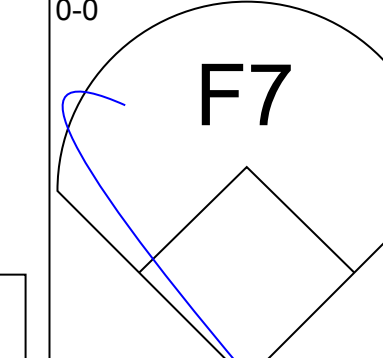

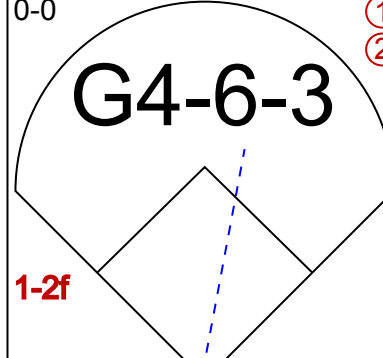
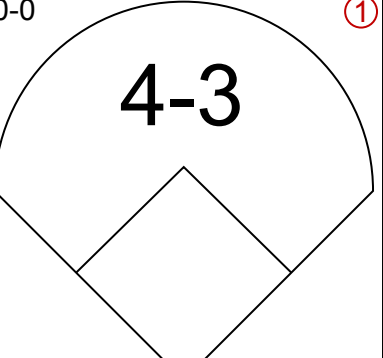
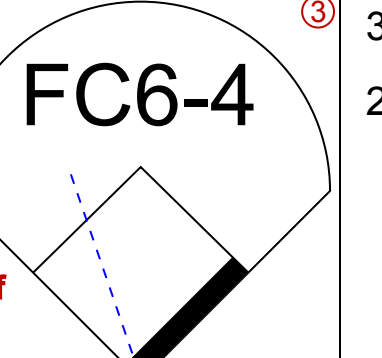
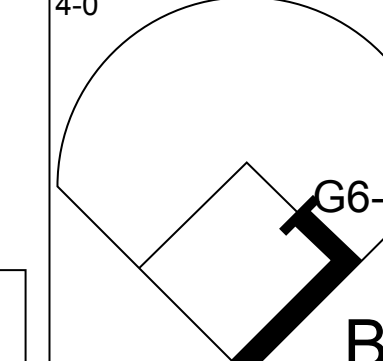
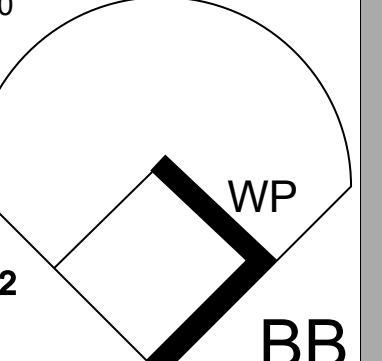
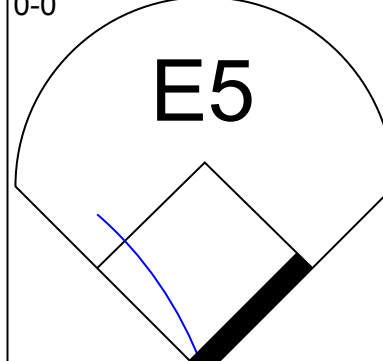
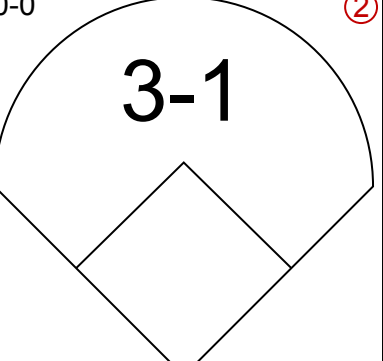
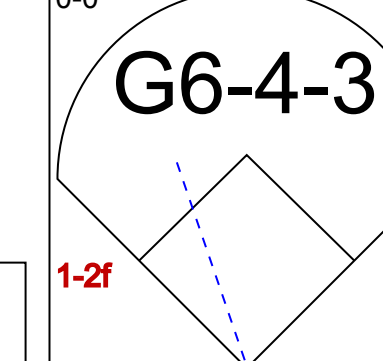
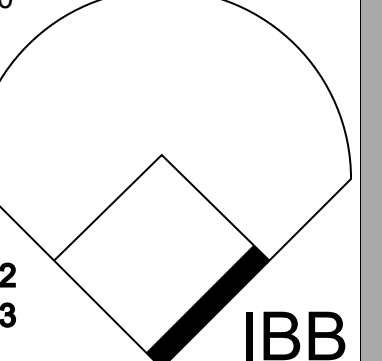
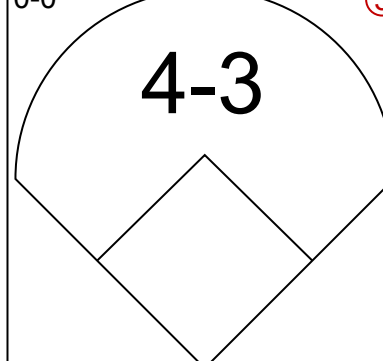
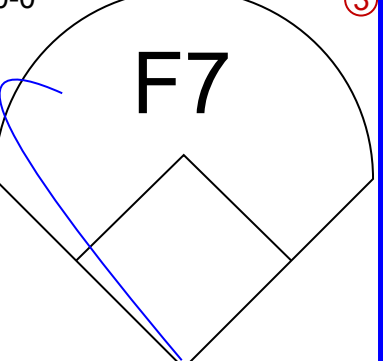
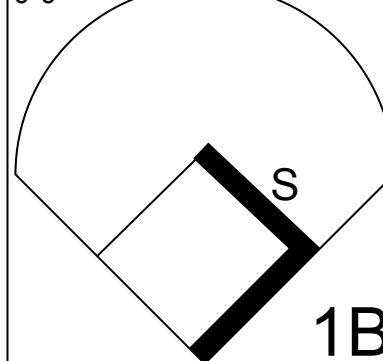
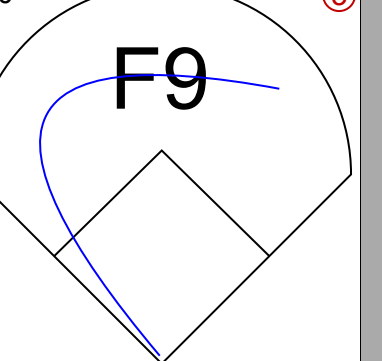
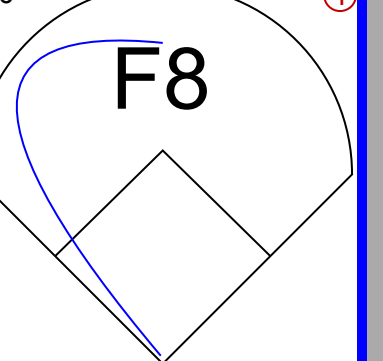
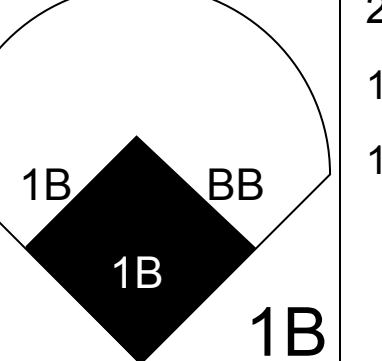
Batter	1	2	3	4	5	6	7	8	9	AB	R	H	RBI	BB	SO	LOB	BOTTOM			
Jerry Remy, L (1.4) OBP: 0.295, SLG: 0.339			P3	SF7		F7		FC3-6		4	0	1	2	0	0	2	Chicago White Sox @ California Angels Anaheim Stadium, Anaheim, CA Wed Apr 20 1977, 9:05 PM EST Att: 14,373 - Unknown			
Bobby Grich, R (1.6) OBP: 0.385, SLG: 0.382				FC5						3	0	2	0	2	0	2				
Bobby Bonds, R (1.9) OBP: 0.375, SLG: 0.509										4	0	0	0	1	3	4				
Don Baylor, R (1.10) OBP: 0.344, SLG: 0.463										3	0	0	0	2	0	3				
Joe Rudi, R (1.7) OBP: 0.429, SLG: 0.585										5	0	1	0	0	0	4				
Bruce Bochte, L (1.8) OBP: 0.351, SLG: 0.365				E6						5	1	0	0	0	0	3				
Dave Chalk, R (1.5) OBP: 0.333, SLG: 0.371										3	1	1	0	1	0	1				
Dan Briggs, L (1.3) OBP: 0.304, SLG: 0.381										3	0	2	0	1	0	0				
Andy Etchebarren, R (1.2) OBP: 0.467, SLG: 0.385 Bob Jones, L (6. PH) OBP: 0.417, SLG: 0.625 Ike Hampton, S (7.2)										1	0	0	0	1	0	2				
Inning Stats	R: 0 E: 0 K: 1 S: 5	H: 1 LOB: 1 BB: 1 P: 9	R: 0 E: 0 K: 0 S: 4	H: 1 LOB: 2 BB: 1 P: 8	R: 0 E: 0 K: 0 S: 4	H: 1 LOB: 2 BB: 1 P: 8	R: 1 E: 1 K: 0 S: 5	H: 1 LOB: 2 BB: 1 P: 9	R: 0 E: 0 K: 0 S: 3	H: 0 LOB: 1 BB: 1 P: 7	R: 0 E: 0 K: 1 S: 5	H: 0 LOB: 2 BB: 2 P: 13	R: 0 E: 0 K: 2 S: 9	H: 2 LOB: 2 BB: 1 P: 13	R: 0 E: 0 K: 0 S: 3	H: 0 LOB: 0 BB: 0 P: 3	1B: 7 2B: 0 3B: 0 HR: 0	SF: 1 SAC: 0 DP: 0 HBP: 0	WP: 0 PB: 0 SB: 1 CS: 1	PA: 42
PITCHER Chris Knapp, R (1.1) ERA: 2.19 Lerrin LaGrow, R (7.1) ERA: 1.35	IP: 6.0 WLS: W BF: 29 H: 5 R: 1 ER: 0 SO: 1 BB: 7 IBB: 0 HBP: 0 BLK: 0 WP: 0 HR: 0 S: 24 P: 52 ERA: 0.00 WHIP: 2.000															PITCHER				

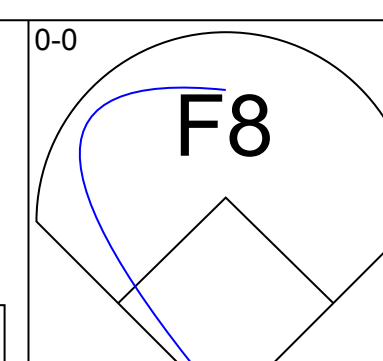
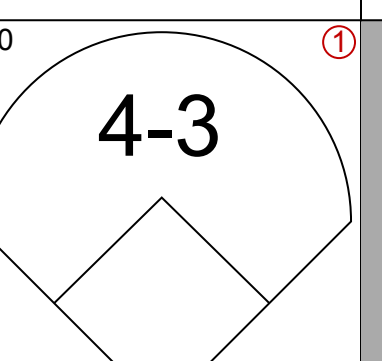
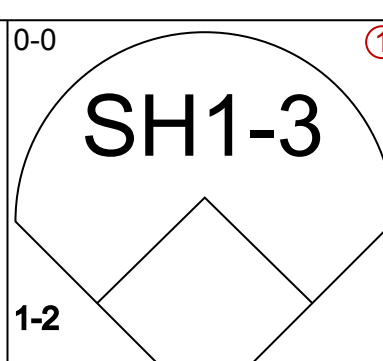
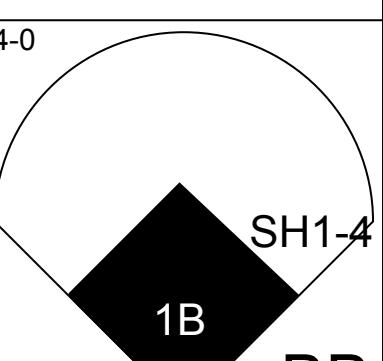
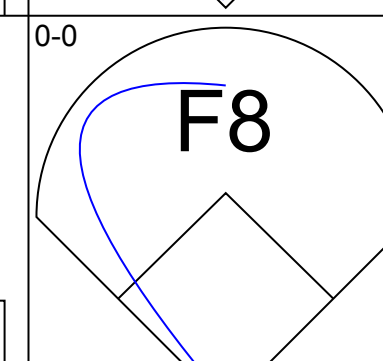
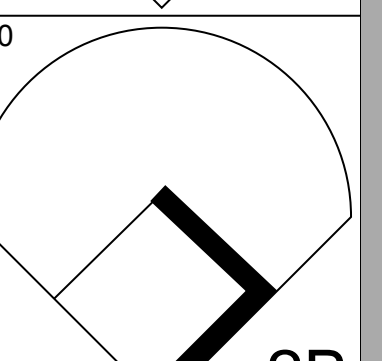
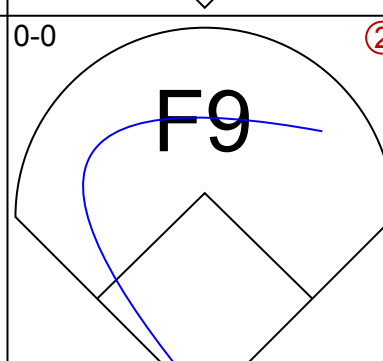
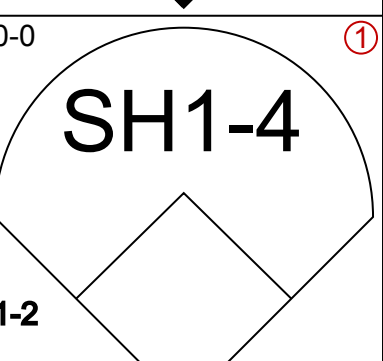
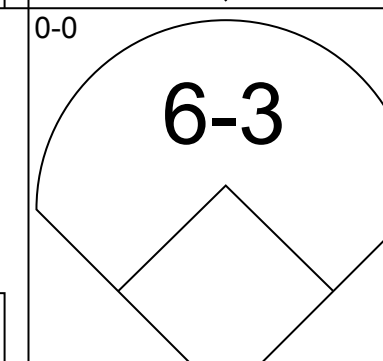
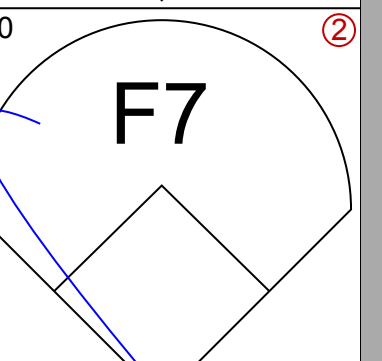
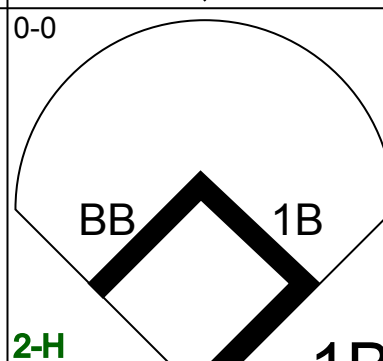
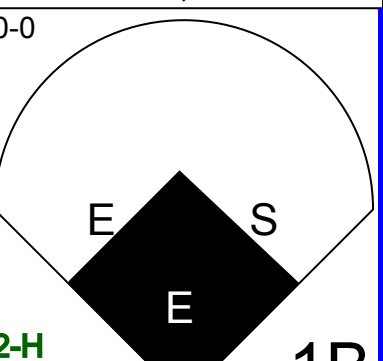
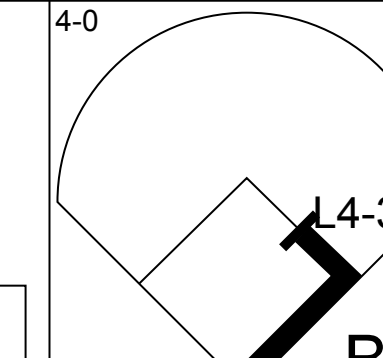
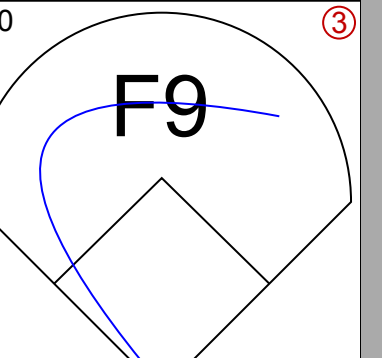
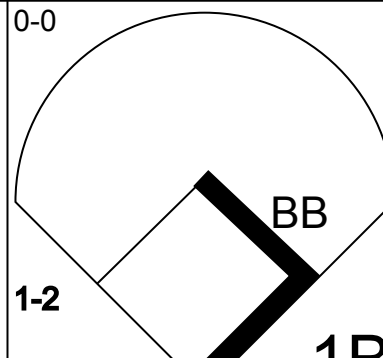
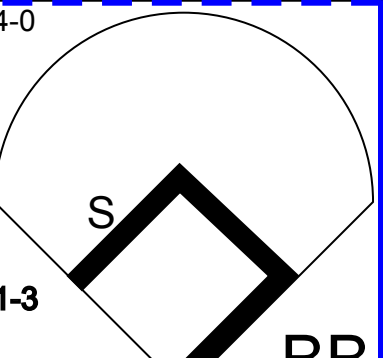
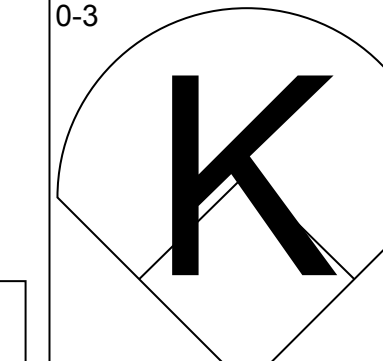

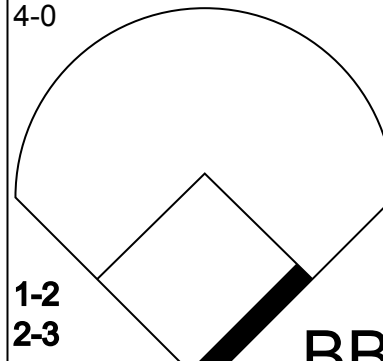
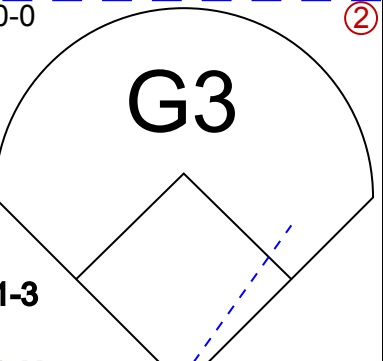
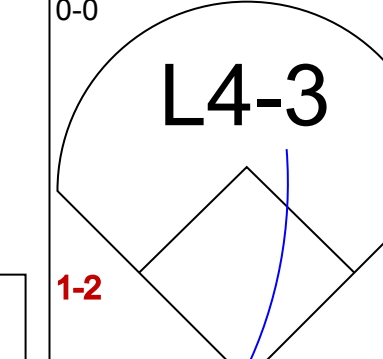

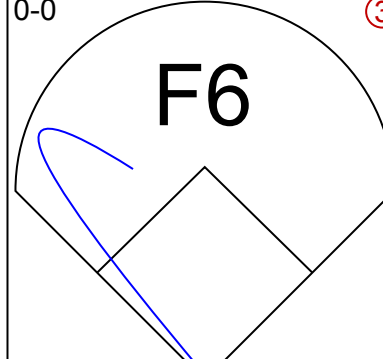
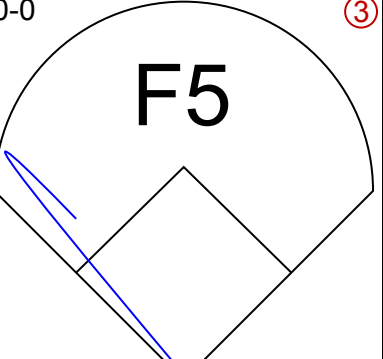
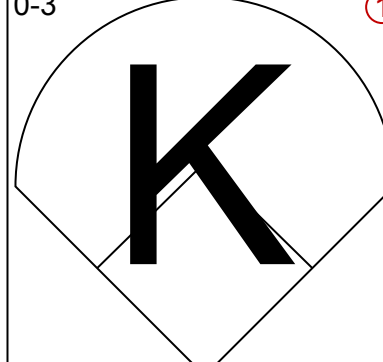
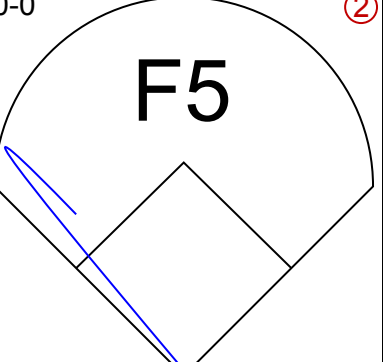
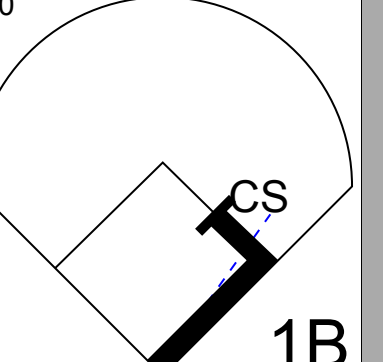
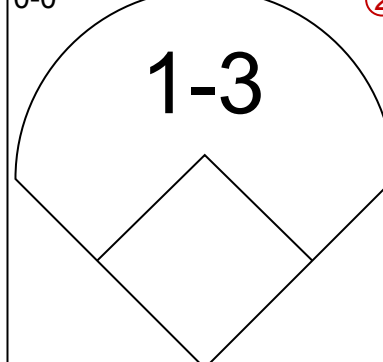
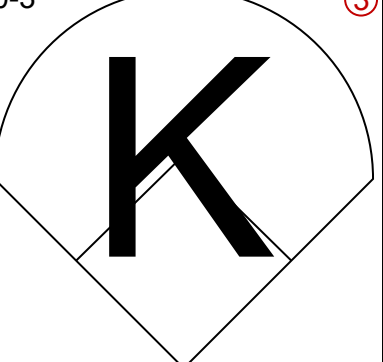

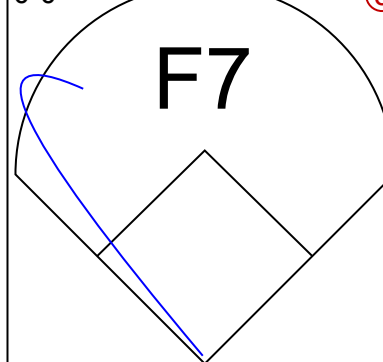
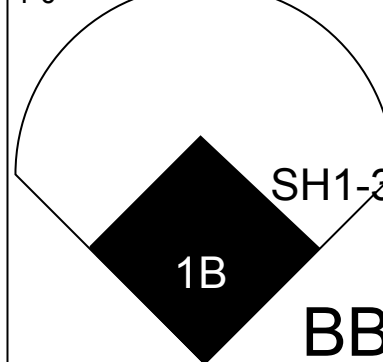
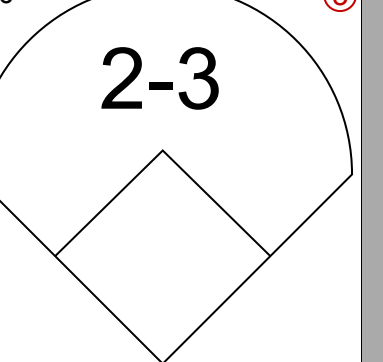
AB 33
 R 3
 H 8
 RBI 3
 BB 7
 SO 6
 LOB 23



AB 32
 R 2
 H 7
 RBI 2
 BB 9
 SO 4
 LOB 23



Batter	1	2	3	4	5	6	7	8	9	AB	R	H	RBI	BB	SO	LOB	TOP			
Jerry Hairston, S OBP: 0.400, SLG: 0.250 (1, 7)										3	1	0	0	2	2	1	Chicago White Sox @ Oakland Athletics Oakland-Alameda County Coliseum, Oakland, CA Sat Apr 23 1977, 3:33 AM PST Att: 5,254 - Unknown livebaseballscorecards.com			
Alan Bannister, R OBP: 0.396, SLG: 0.417 (1, 4)										5	0	4	0	0	0	1				
Richie Zisk, R OBP: 0.396, SLG: 0.630 (1, 9)										3	0	1	0	2	0	4				
Eric Soderholm, R OBP: 0.380, SLG: 0.587 (1, 5)										5	0	1	2	0	0	7				
Jim Spencer, L OBP: 0.269, SLG: 0.431 (1, 3)										5	0	2	0	0	0	7				
Lamar Johnson, R OBP: 0.133, SLG: 0.333 Ralph Garr, L OBP: 0.406, SLG: 0.448 (8, PH)										3	0	0	0	0	1	2				
Chet Lemon, R OBP: 0.256, SLG: 0.308 Royce Stillman, L OBP: 0.286, SLG: 0.308 (8, PH)										1	0	0	0	2	0	0				
Jim Essian, R OBP: 0.546, SLG: 0.652 Oscar Gamble, L OBP: 0.396, SLG: 0.241 Wayne Nordhagen, R (8, 2)										2	0	0	0	1	0	2				
Tim Nordbrook, R OBP: 0.556, SLG: 0.200 Brian Downing, R OBP: 0.536, SLG: 0.400 Jorge Orta, R OBP: 0.325, SLG: 0.417 (7, PH)										2	0	1	0	0	0	3				
Inning Stats	R: 0 E: 0 K: 1 S: 6	H: 1 LOB: 2 BB: 1 P: 10	R: 0 E: 0 K: 0 S: 2	H: 0 LOB: 0 BB: 1 P: 6	R: 0 E: 0 K: 0 S: 4	H: 1 LOB: 1 BB: 0 P: 4	R: 0 E: 0 K: 1 S: 6	H: 1 LOB: 3 BB: 2 P: 14	R: 0 E: 1 K: 0 S: 4	H: 1 LOB: 1 BB: 0 P: 4	R: 0 E: 0 K: 0 S: 4	H: 1 LOB: 3 BB: 2 P: 12	R: 0 E: 0 K: 0 S: 3	H: 0 LOB: 0 BB: 0 P: 3	R: 2 E: 0 K: 0 S: 6	H: 3 LOB: 2 BB: 1 P: 10		1B: 9 2B: 1 3B: 0 HR: 0	SF: 0 SAC: 0 DP: 3 HBP: 0	WP: 1 PB: 0 SB: 1 CS: 0
PITCHER	IP	WLS	BF	H	R	ER	SO	BB	IBB	HBP	BLK	WP	HR	S	P	ERA	WHIP			
Jim Umberger, L ERA: 4.15 (1, 1)	6.1	W	28	6	0	0	3	4	1	0	0	1	0	29	49	0.00	1.579			
Rick Langford, R ERA: 3.29 (7, 1)	1.2		10	3	2	2	0	1	1	0	0	0	0	8	16	10.80	2.400			
Dave Giusti, R ERA: 3.09 (9, 1)	1.0	S	4	1	0	0	0	0	0	0	0	0	0	4	4	0.00	1.000			

Batter	1	2	3	4	5	6	7	8	9	AB	R	H	RBI	BB	SO	LOB	BOTTOM			
Bill North, S OBP: 0.400, SLG: 0.341 (1, 8)										2	1	0	0	1	0	0	Chicago White Sox @ Oakland Athletics Oakland-Alameda County Coliseum, Oakland, CA Sat Apr 23 1977, 3:33 AM PST Att: 5,254 - Unknown livebaseballscorecards.com			
Mitchell Page, L OBP: 0.433, SLG: 0.679 (1, 7)										3	0	1	0	0	0	1				
Manny Sanguillen, R OBP: 0.268, SLG: 0.291 Matt Alexander, S (8, PR)										4	0	2	2	0	0	1				
Dick Allen, R OBP: 0.426, SLG: 0.488 Rodney Scott, S OBP: 0.421, SLG: 0.286 Tony Armas, R OBP: 0.268, SLG: 0.216 (8, PR)										2	0	1	0	2	0	1				
Wayne Gross, L OBP: 0.375, SLG: 0.447 (1, 5)										0	0	0	0	0	0	0				
Earl Williams, R OBP: 0.288, SLG: 0.421 Jeff Newman, R OBP: 0.200, SLG: 0.400 (8, 2)										3	0	0	0	1	1	2				
Sheldon Mallory, L OBP: 0.474, SLG: 0.333 (9, 3)										3	0	1	0	0	1	1				
Larry Lintz, S OBP: 0.333, SLG: 0.148 (1, 4)										3	0	0	0	0	2	2				
Rob Picciolo, R OBP: 0.224, SLG: 0.261 (1, 6)										2	1	0	0	1	0	0				
Inning Stats	R: 0 E: 0 K: 0 S: 3	H: 0 LOB: 0 BB: 0 P: 3	R: 0 E: 0 K: 1 S: 4	H: 0 LOB: 0 BB: 1 P: 8	R: 0 E: 0 K: 0 S: 5	H: 0 LOB: 0 BB: 0 P: 5	R: 0 E: 0 K: 0 S: 4	H: 1 LOB: 1 BB: 0 P: 4	R: 0 E: 0 K: 0 S: 6	H: 1 LOB: 1 BB: 0 P: 6	R: 1 E: 0 K: 0 S: 5	H: 2 LOB: 3 BB: 2 P: 13	R: 0 E: 0 K: 1 S: 5	H: 1 LOB: 0 BB: 0 P: 5	R: 2 E: 0 K: 0 S: 4	H: 1 LOB: 2 BB: 2 P: 12		1B: 5 2B: 2 3B: 0 HR: 0	SF: 0 SAC: 2 DP: 1 HBP: 0	WP: 0 PB: 0 SB: 3 CS: 1
PITCHER	IP	WLS	BF	H	R	ER	SO	BB	IBB	HBP	BLK	WP	HR	S	P	ERA	WHIP			
Steve Stone, R ERA: 2.22 (1, 1)	7.1	L	30	6	3	2	4	4	0	0	0	0	0	34	50	2.46	1.364			
Lerrin LaGrow, R ERA: 1.35 (8, 1)	0.0		1	0	0	0	0	1	0	0	0	0	0	0	4	∞	∞			
Dave Hamilton, L ERA: 7.88 (8, 1)	0.2		2	0	0	0	0	0	0	0	0	0	0	2	2	0.00	0.000			


Batter	1	2	3	4	5	6	7	8	9	AB	R	H	RBI	BB	SO	LOB	TOP											
Ralph Garr, L OBP: 0.419, SLG: 0.525	FC4-6 1B	CS 1B			G6-4-3 1B			4-3	FC6-4	5	1	3	0	0	0	3	Chicago White Sox @ Oakland Athletics Oakland-Alameda County Coliseum, Oakland, CA Sun Apr 24 1977, 3:38 AM PDT Att: 9,187 - Unknown livebaseballscorecards.com											
Alan Bannister, R OBP: 0.371, SLG: 0.375 Tim Nordbrook, R OBP: 0.600, SLG: 0.200	FC4-6 1B	CS	6-3		G6-4-3			BB		3	0	1	0	0	0	1												
Jorge Orta, L OBP: 0.380, SLG: 0.442	FC4-6 1B				BB	F8		L1-6		3	0	0	0	1	0	4												
Richie Zisk, R OBP: 0.403, SLG: 0.648	K				F9	K			HR	4	1	1	1	0	2	3												
Jim Spencer, L OBP: 0.267, SLG: 0.424 Lamar Johnson, R OBP: 0.188, SLG: 0.375	1-2 1B		1-3			F7		2B 1B		3	0	1	1	0	0	1												
Royce Stillman, L OBP: 0.304, SLG: 0.400	1-3				F9			G3	K	4	0	0	0	0	1	3												
Eric Soderholm, R OBP: 0.362, SLG: 0.604 Jim Essian, R OBP: 0.568, SLG: 0.630		HR			F7			6-3	F3	3	1	1	1	0	0	0												
Chet Lemon, R OBP: 0.339, SLG: 0.375		1-3			F7			F8	2B	4	0	1	1	0	0	0												
Brian Downing, R OBP: 0.529, SLG: 0.385		6-3			F7			L1-6 4-3 1B	FC6-4 BB	3	0	1	0	1	0	0												
Inning Stats	R: 1 E: 0 K: 1 S: 8	H: 3 LOB: 2 BB: 0 P: 8	R: 1 E: 0 K: 0 S: 4	H: 2 LOB: 0 BB: 0 P: 4	R: 0 E: 0 K: 0 S: 3	H: 0 LOB: 1 BB: 1 P: 7	R: 0 E: 0 K: 0 S: 3	H: 0 LOB: 0 BB: 0 P: 3	R: 0 E: 0 K: 1 S: 5	H: 0 LOB: 0 BB: 0 P: 5	R: 0 E: 0 K: 0 S: 3	H: 0 LOB: 0 BB: 0 P: 3	R: 0 E: 0 K: 0 S: 3	H: 1 LOB: 1 BB: 1 P: 7	R: 2 E: 0 K: 1 S: 8	H: 3 LOB: 2 BB: 1 P: 12		1B: 7 2B: 2 3B: 0 HR: 2	SF: 0 SAC: 0 DP: 2 HBP: 0	WP: 0 PB: 0 CS: 1	PA: 38							
PITCHER	IP	WLS	BF	H	R	ER	SO	BB	IBB	HBP	BLK	WP	HR	S	P	ERA	WHIP											
Mike Norris, R ERA: 2.2	(1, 1)	8.0	W	30	7	2	2	2	2	0	0	0	0	1	32	40	2.25	1.125										
Stan Bahnsen, R ERA: 4.0	(9, 1)	1.0		7	3	2	2	1	1	0	0	0	0	1	8	12	18.00	4.000										

Batter	1	2	3	4	5	6	7	8	9	AB	R	H	RBI	BB	SO	LOB	BOTTOM											
Bill North, S OBP: 0.386, SLG: 0.333 Tony Armas, R OBP: 0.273, SLG: 0.225	E1 1B	FC6-4 1B		FC1-6 HR	FC5-4		K			4	2	0	0	0	0	4	Chicago White Sox @ Oakland Athletics Oakland-Alameda County Coliseum, Oakland, CA Sun Apr 24 1977, 3:38 AM PDT Att: 9,187 - Unknown livebaseballscorecards.com											
Rodney Scott, S OBP: 0.440, SLG: 0.278	1B SF9 BB	1-3 1B		K		F8	F8			4	1	1	0	1	1	1												
Mitchell Page, L OBP: 0.435, SLG: 0.710	2B 1-3 2H	F2		HR		1B		F9		5	3	3	3	0	0	2												
Dick Allen, R OBP: 0.417, SLG: 0.542 Earl Williams, R OBP: 0.296, SLG: 0.500	SF9	F8		K		5-3		6-3		2	0	0	1	0	1	2												
Manny Sanguillen, R OBP: 0.297, SLG: 0.333 Rich McKinney, R OBP: 0.259, SLG: 0.567	2B	2B		1B G4-6-3	1B SF8	HR	1B	F5		4	4	4	1	0	0	0												
Wayne Gross, L OBP: 0.406, SLG: 0.545	2B			1B G4-6-3	1B G3	HR	1B			4	1	4	4	0	0	0												
Sheldon Mallory, L OBP: 0.407, SLG: 0.286	4-3			1B G4-6-3	SF8		1B			3	0	1	1	0	0	2												
Jeff Newman, R OBP: 0.100, SLG: 0.200	F4			1-3	G3		F7			4	0	0	0	0	0	3												
Rob Picciolo, R OBP: 0.263, SLG: 0.269		BB		1B FC1-6	BB	4-3				2	0	1	0	2	0	0												
Inning Stats	R: 4 E: 1 K: 0 S: 7	H: 3 LOB: 1 BB: 1 P: 11	R: 0 E: 0 K: 0 S: 4	H: 1 LOB: 2 BB: 1 P: 8	R: 1 E: 0 K: 0 S: 4	H: 2 LOB: 0 BB: 0 P: 4	R: 2 E: 0 K: 2 S: 9	H: 2 LOB: 0 BB: 0 P: 9	R: 1 E: 0 K: 0 S: 5	H: 2 LOB: 2 BB: 1 P: 9	R: 3 E: 0 K: 0 S: 7	H: 4 LOB: 1 BB: 0 P: 7	R: 0 E: 0 K: 1 S: 5	H: 0 LOB: 0 BB: 0 P: 5	R: 0 E: 0 K: 0 S: 3	H: 0 LOB: 0 BB: 0 P: 3		1B: 10 2B: 2 3B: 0 HR: 2	SF: 2 SAC: 0 DP: 1 HBP: 0	WP: 0 PB: 0 CS: 0	PA: 41							
PITCHER	IP	WLS	BF	H	R	ER	SO	BB	IBB	HBP	BLK	WP	HR	S	P	ERA	WHIP											
Bart Johnson, R ERA: 8.44	(1, 1)	0.1	L	6	3	4	3	0	0	0	0	0	0	1	19	23	81.00	12.000										
Silvio Martinez, R ERA: 11.57	(1, 1)	3.2		16	5	3	3	2	1	0	0	0	0	1	23	23	7.36	1.636										
Dave Hamilton, L ERA: 10.24	(5, 1)	1.2		12	6	4	4	0	1	0	0	0	0	1	11	15	21.60	4.200										
Lerrin LaGrow, R ERA: 1.0	(6, 1)	2.1		7	0	0	0	1	0	0	0	0	0	9	9	0.00	0.000											

Batter	1	2	3	4	5	6	7	8	9	10	11	12	13	14	AB	R	H	RBI	BB	SO	LOB	TOP								
Ralph Garr, L OBP: 0.400, SLG: 0.511 (1, 7)	5-3		K			F7	K	1B			K			FC1-5 2B	7	0	2	1	0	3	3									
Alan Bannister, R OBP: 0.362, SLG: 0.355 (1, 6)	K		5-3			6-3		1B 2B		6-3		4-3		FC1-5 1B	6	2	1	0	1	1	1									
Jorge Orta, L OBP: 0.368, SLG: 0.460 (1, 4)	F8				5-3			1B 2B BB		F8		K		FC1-5 1B WP	7	2	2	0	0	1	2									
Richie Zisk, R OBP: 0.406, SLG: 0.689 (1, 9)					6-3			1B BB		F7		6-3		WP FC3-6 1B	7	3	3	3	0	0	1									
Jim Spencer, L OBP: 0.284, SLG: 0.406 (1, 3)		HR			4-3			1B 2B		1B BB				FC3-6 WP 1B	5	2	1	0	2	1	0									
Royce Stillman, L OBP: 0.289, SLG: 0.348 Lamar Johnson, R OBP: 0.200, SLG: 0.316 (8, PH)	3-1				G3			F7		K				FC3-6 BB	3	0	0	0	0	0	1									
Eric Soderholm, R OBP: 0.369, SLG: 0.627 (1, 5)	5-3				E5			1B 2B		1B BB				FC3-6 BB	6	1	2	3	1	0	2									
Chet Lemon, R OBP: 0.333, SLG: 0.352 (1, 8)			6-3		4-3			F8		1B BB				HR	6	0	1	1	1	0	5									
Jim Essian, R OBP: 0.530, SLG: 0.636 (1, 2)					2B			1B 2B		K		1-3		F3	6	0	2	1	0	2	5									
								1-3 2-H				F4		F3																
Inning Stats	R: 0 E: 0 K: 1 S: 5	H: 0 LOB: 0 BB: 0 P: 5	R: 1 E: 0 K: 0 S: 4	H: 1 LOB: 0 BB: 0 P: 4	R: 0 E: 0 K: 1 S: 6	H: 1 LOB: 1 BB: 0 P: 6	R: 0 E: 0 K: 0 S: 3	H: 0 LOB: 0 BB: 0 P: 3	R: 0 E: 1 K: 1 S: 6	H: 0 LOB: 1 BB: 0 P: 6	R: 0 E: 0 K: 1 S: 4	H: 1 LOB: 1 BB: 0 P: 4	R: 1 E: 0 K: 1 S: 8	H: 3 LOB: 2 BB: 0 P: 8	R: 4 E: 0 K: 2 S: 10	H: 4 LOB: 2 BB: 3 P: 22	R: 0 E: 0 K: 0 S: 3	H: 0 LOB: 0 BB: 0 P: 3	R: 0 E: 0 K: 2 S: 7	H: 0 LOB: 0 BB: 0 P: 7	R: 0 E: 0 K: 1 S: 5	H: 0 LOB: 0 BB: 0 P: 5	R: 1 E: 0 K: 0 S: 5	H: 2 LOB: 1 BB: 0 P: 5	R: 3 E: 0 K: 0 S: 5	H: 2 LOB: 2 BB: 3 P: 17	1B: 7 2B: 4 3B: 1 HR: 2	SF: 0 SAC: 0 DP: 0 HBP: 0	WP: 1 PB: 0 SB: 0 CS: 0	PA: 62
PITCHER	IP 7.0	WLS 31	BF 9	H 5	R 5	ER 5	SO 4	BB 0	IBB 0	HBP 0	BLK 0	WP 0	HR 1	S 39	P 39	ERA 6.43	WHIP 1.286													
Dave Rozema, R ERA: 3.18 John Hiller, L ERA: 4.3 Steve Foucault, R ERA: 11.57 (1, 1) (8, 1) (14, 1)	IP 7.0	WLS 31	BF 9	H 5	R 5	ER 5	SO 4	BB 0	IBB 0	HBP 0	BLK 0	WP 0	HR 1	S 39	P 39	ERA 6.43	WHIP 1.286													

Chicago White Sox @ Detroit Tigers
Tiger Stadium, Detroit, MI
Tue Apr 26 1977, 3:33 AM EDT
Att: 6,396 - Unknown - 60 F


AB 56
R 10
H 14
RBI 9
BB 6
SO 10
LOB 23



Batter	1	2	3	4	5	6	7	8	9	10	11	12	13	14	AB	R	H	RBI	BB	SO	LOB	BOTTOM					
Ron LaFlore, R OBP: 0.257, SLG: 0.344 (1, 8)	K		FC6-4			FC6-4				5-3		4-3		6-3	7	0	1	1	0	1	3						
Tito Fuentes, S OBP: 0.370, SLG: 0.377 Chuck Scrivener, R OBP: 0.237, SLG: 0.404 Mark Wagner, R OBP: 0.160, SLG: 0.208 (1, 4) (5, 4) (10, 4)	K							F8		4-3		2B 1B		K	3	1	1	0	0	0	1						
Rusty Staub, L OBP: 0.297, SLG: 0.439 (1, 10)	G3				5-3			1B BB		4-3		4-3		F9	6	1	1	0	1	0	1						
Ben Oglivie, L OBP: 0.306, SLG: 0.477 (1, 9)			K		F9			1B BB		K				2B	6	0	2	0	0	2	3						
Jason Thompson, L OBP: 0.386, SLG: 0.439 (1, 3)			K		F6			1B BB						1B	5	1	1	0	1	1	1						
Mickey Stanley, R OBP: 0.333, SLG: 0.647 (1, 7)	F4				6-3			1B 2B		4-3		F8		E4 FC1-5 BB	5	2	1	1	1	0	1						
Milt May, L OBP: 0.396, SLG: 0.383 Bruce Kimm, R OBP: 0.276, SLG: 0.306 (1, 2) (11, PR) (12, 2)	G3				SF9			1B BB		4-3		F4		FC1-5 1B BB	3	0	0	1	1	1	0						
Aurelio Rodriguez, R OBP: 0.458, SLG: 0.400 Phil Mankowski, L OBP: 0.458, SLG: 0.400 (1, 5) (5, 5)			G3		SF9			1B BB		K		F7		FC1-5 1B BB	1	0	0	0	0	0	2						
Tom Verzyer, R OBP: 0.206, SLG: 0.242 (1, 6)			FC6-4		6-3			1B 2B		4-3		F7		FC1-5 1B BB	2	1	2	1	0	0	0						
					F9			1B 2B		F4		F4		F4	5	1	1	2	0	0	5						
Inning Stats	R: 0 E: 0 K: 2 S: 7	H: 0 LOB: 0 BB: 0 P: 7	R: 0 E: 0 K: 2 S: 7	H: 0 LOB: 0 BB: 0 P: 7	R: 0 E: 0 K: 0 S: 4	H: 1 LOB: 1 BB: 0 P: 4	R: 6 E: 0 K: 0 S: 9	H: 6 LOB: 1 BB: 1 P: 13	R: 0 E: 0 K: 0 S: 4	H: 1 LOB: 1 BB: 0 P: 4	R: 0 E: 0 K: 1 S: 4	H: 0 LOB: 1 BB: 1 P: 8	R: 0 E: 0 K: 0 S: 3	H: 1 LOB: 0 BB: 0 P: 3	R: 0 E: 0 K: 0 S: 3	H: 2 LOB: 2 BB: 0 P: 4	R: 1 E: 1 K: 0 S: 4	H: 1 LOB: 1 BB: 1 P: 8	R: 0 E: 0 K: 1 S: 5	H: 0 LOB: 0 BB: 0 P: 5	1B: 11 2B: 4 3B: 0 HR: 0	SF: 1 SAC: 1 DP: 1 HBP: 0	WP: 0 PB: 0 SB: 0 CS: 2	PA: 57			
PITCHER	IP 3.2	WLS 18	BF 6	H 6	R 6	ER 6	SO 4	BB 1	IBB 1	HBP 0	BLK 0	WP 0	HR 0	S 25	P 29	ERA 14.73	WHIP 1.909										
Ken Brett, L ERA: 5.75 Bart Johnson, R ERA: 7.5 Dave Hamilton, L ERA: 7.82 Lerrin LaGrow, R ERA: 0.6 (1, 1) (4, 1) (6, 1) (9, 1)	IP 3.2	WLS 18	BF 6	H 6	R 6	ER 6	SO 4	BB 1	IBB 1	HBP 0	BLK 0	WP 0	HR 0	S 25	P 29	ERA 14.73	WHIP 1.909										

Chicago White Sox @ Detroit Tigers
Tiger Stadium, Detroit, MI
Tue Apr 26 1977, 3:33 AM EDT
Att: 6,396 - Unknown - 60 F

AB 51
R 7
H 14
RBI 7
BB 4
SO 7
LOB 19



Batter	1	2	3	4	5	6	7	8	9	AB	R	H	RBI	BB	SO	LOB	TOP								
Ralph Garr, L OBP: 0.389, SLG: 0.510 (1, 7)	F9		SH5-3		SH1-3 1B	F8		F7		4	1	1	0	0	0	0	Chicago White Sox @ Detroit Tigers Tiger Stadium, Detroit, MI Wed Apr 27 1977, 3:33 AM EDT Att. 5,868 - Unknown - 65 F								
Alan Bannister, R OBP: 0.370, SLG: 0.354 (1, 6)	HR		F		SH1-3	P3		K		3	1	1	1	1	1	0									
Jorge Orta, L OBP: 0.355, SLG: 0.436 (1, 4)	F4		F2		1B			F8		5	0	1	1	0	0	2									
Richie Zisk, R OBP: 0.405, SLG: 0.712 (1, 9)	HR		K		1B			6-3		5	1	2	2	0	1	1									
Jim Spencer, L OBP: 0.296, SLG: 0.412 (1, 3)	F7				K					4	1	2	0	0	1	2									
Royce Stillman, L OBP: 0.286, SLG: 0.480 (1, 10)										2	1	1	2	0	0	0									
Lamar Johnson, R OBP: 0.182, SLG: 0.286 (5, PH)		4-3			HR	F8		FC6-4		2	0	0	0	0	0	3									
Eric Soderholm, R OBP: 0.377, SLG: 0.661 (1, 5)		4-3			F9			HR		3	1	1	1	1	0	0									
Chet Lemon, R OBP: 0.333, SLG: 0.404 (8, PH)										3	1	1	1	0	0	0									
Jack Brohamer, L OBP: 0.400, SLG: 0.250 (8, 8)		2-3			3-1			G1-6-3		1	0	0	0	0	0	1									
Jim Essian, R OBP: 0.522, SLG: 0.600 (1, 2)										0	0	0	0	0	0	0									
Oscar Gamble, L OBP: 0.316, SLG: 0.355 (8, PH)					6-3					1	1	1	1	0	0	0									
Brian Downing, R OBP: 0.529, SLG: 0.385 (8, 2)			SH5-3 1B			4-3		HR		0	0	0	0	0	0	0									
Inning Stats	R: 2 E: 0 K: 0 S: 4	H: 1 LOB: 0 BB: 1 P: 8	R: 0 E: 0 K: 0 S: 3	H: 0 LOB: 0 BB: 0 P: 3	R: 1 E: 0 K: 1 S: 6	H: 1 LOB: 1 BB: 1 P: 10	R: 2 E: 0 K: 0 S: 5	H: 2 LOB: 0 BB: 0 P: 5	R: 1 E: 0 K: 1 S: 8	H: 3 LOB: 2 BB: 0 P: 8	R: 2 E: 0 K: 0 S: 5	H: 2 LOB: 1 BB: 0 P: 5	R: 0 E: 0 K: 0 S: 4	H: 1 LOB: 1 BB: 0 P: 4	R: 1 E: 0 K: 0 S: 3	H: 1 LOB: 0 BB: 1 P: 7	R: 0 E: 0 K: 1 S: 5	H: 0 LOB: 0 BB: 0 P: 5	1B: 5 2B: 1 3B: 0 HR: 5	SF: 0 SAC: 2 DP: 1 HBP: 0	WP: 0 PB: 0 SB: 1 CS: 0	PA: 40			
PITCHER	IP	WLS	BF	H	R	ER	SO	BB	IBB	HBP	BLK	WP	HR	S	P	ERA	WHIP								
Ray Bare, R ERA: 10.67 (1, 1)	4.0		19	5	6	6	1	2	0	0	0	0	2	19	27	13.50	1.750								
Jim Crawford, L ERA: 8.3 (5, 1)	1.0		7	4	2	2	1	0	0	0	0	0	2	9	9	18.00	4.000								
Fernando Arroyo, R ERA: 2.7 (6, 1)	4.0	W	14	2	1	1	1	1	0	0	0	0	1	15	19	2.25	0.750								

Batter	1	2	3	4	5	6	7	8	9	AB	R	H	RBI	BB	SO	LOB	BOTTOM									
Ron LeFlore, R OBP: 0.253, SLG: 0.348 (1, 8)	K		K		FC6-4			5-3		5	0	1	2	0	2	3	Chicago White Sox @ Detroit Tigers Tiger Stadium, Detroit, MI Wed Apr 27 1977, 3:33 AM EDT Att. 5,868 - Unknown - 65 F									
Phil Mankowski, L OBP: 0.375, SLG: 0.286 (1, 5)	F4		HR		F2			5-3		4	1	0	0	0	0	2										
Rusty Staub, L OBP: 0.304, SLG: 0.437 (1, 10)	G3		HR		F8			F4		5	2	2	0	0	0	0										
Milt May, L OBP: 0.414, SLG: 0.462 (1, 2)			F4		3-1					5	2	3	1	0	0	3										
Jason Thompson, L OBP: 0.387, SLG: 0.475 (1, 3)	G1		HR		K			G3		4	1	1	4	1	1	1										
Steve Kemp, L OBP: 0.254, SLG: 0.410 (1, 7)		3-1	BB		1B					4	1	2	2	0	1	0										
Mickey Stanley, R OBP: 0.409, SLG: 0.632 (1, 9)			BB		1B			G5-4-3		2	1	1	0	2	0	2										
Tom Verzyer, R OBP: 0.211, SLG: 0.243 (1, 6)			BB		1B					4	1	1	1	0	0	2										
Chuck Scrivener, R OBP: 0.600, SLG: 0.333 (1, 4)			HR		1B			5-3		2	1	1	0	2	0	0										
Inning Stats	R: 0 E: 0 K: 1 S: 5	H: 0 LOB: 0 BB: 0 P: 5	R: 1 E: 0 K: 0 S: 5	H: 2 LOB: 1 BB: 0 P: 5	R: 7 E: 0 K: 1 S: 11	H: 6 LOB: 2 BB: 2 P: 20	R: 0 E: 0 K: 1 S: 5	H: 0 LOB: 0 BB: 0 P: 5	R: 0 E: 0 K: 1 S: 5	H: 0 LOB: 2 BB: 2 P: 13	R: 2 E: 0 K: 0 S: 5	H: 3 LOB: 1 BB: 1 P: 9	R: 0 E: 0 K: 0 S: 3	H: 0 LOB: 0 BB: 0 P: 3	R: 0 E: 0 K: 0 S: 4	H: 1 LOB: 1 BB: 0 P: 4		R: 0 E: 0 K: 0 S: 4	H: 0 LOB: 0 BB: 0 P: 4	1B: 9 2B: 1 3B: 0 HR: 2	SF: 0 SAC: 0 DP: 1 HBP: 1	WP: 0 PB: 0 SB: 0 CS: 0	PA: 41			
PITCHER	IP	WLS	BF	H	R	ER	SO	BB	IBB	HBP	BLK	WP	HR	S	P	ERA	WHIP									
Francisco Barrios, R ERA: 4.03 (1, 1)	2.2		17	7	8	8	2	1	0	1	0	0	0	2	19	24	27.00	3.000								
Silvio Martinez, R ERA: 10.8 (3, 1)	0.1		3	1	0	0	0	1	0	0	0	0	0	2	6	0.00	6.000									
Dave Hamilton, L ERA: 7.24 (4, 1)	1.0		3	0	0	0	1	0	0	0	0	0	0	5	5	0.00	0.000									
Bruce Dal Canton, R ERA: 2.77 (5, 1)	4.0	L	18	4	2	2	1	3	0	0	0	0	0	17	29	4.50	1.750									

Batter	1	2	3	4	5	6	7	8	9	AB	R	H	RBI	BB	SO	LOB	TOP				
Sandy Alomar Sr. S OBP: 0.273, SLG: 0.500 (1.4)	F4		1-3			HR	F7		F7	5	1	1	1	0	0	2					
Bert Campaneris R OBP: 0.347, SLG: 0.479 (1.6)	4-3			FC1-6 1B		BB WP 2B				4	1	3	0	0	0	0					
Claudell Washington L OBP: 0.362, SLG: 0.378 (1.7)	4-3			FC1-6 S 1-2					F6	4	0	0	0	0	0	2					
Ken Henderson S OBP: 0.339, SLG: 0.396 (1.9)		4-3		F7		F8			1B 1B	4	0	1	0	0	0	2					
Mike Hargrove L OBP: 0.354, SLG: 0.390 (1.3)	4-3			F8		WP BB BB			F8	3	0	0	0	1	0	2					
Toby Harrah R OBP: 0.433, SLG: 0.655 (1.5)	F6					WP BB				3	0	1	0	1	1	0					
John Ellis R OBP: 0.154, SLG: 0.154 (1.10)			K			1-2 2-3 3-H			1B	4	0	0	0	0	3	4					
Bill Fahey L OBP: 0.083, SLG: 0.083 (1.2)			F7						F5	4	0	1	0	0	0	0					
Juan Beniquez R OBP: 0.245, SLG: 0.292 (1.8)				F7					F2	4	0	1	0	0	0	2					
Inning Stats	R: 0 E: 0 K: 0 S: 3	H: 0 LOB: 0 BB: 0 P: 3	R: 0 E: 0 K: 0 S: 3	H: 0 LOB: 0 BB: 0 P: 3	R: 0 E: 0 K: 1 S: 6	H: 1 LOB: 1 BB: 0 P: 6	R: 0 E: 0 K: 0 S: 4	H: 1 LOB: 1 BB: 0 P: 4	R: 0 E: 1 K: 2 S: 8	H: 0 LOB: 1 BB: 0 P: 8	R: 0 E: 0 K: 0 S: 5	H: 2 LOB: 2 BB: 2 P: 13	R: 0 E: 0 K: 0 S: 4	H: 2 LOB: 2 BB: 0 P: 4	R: 0 E: 0 K: 1 S: 7	H: 2 LOB: 2 BB: 0 P: 7	R: 0 E: 0 K: 0 S: 3	H: 0 LOB: 0 BB: 0 P: 3	1B: 6 2B: 1 3B: 0 HR: 1	SF: 0 SAC: 0 DP: 0 HBP: 0	WP: 1 PA: 37 CS: 0
PITCHER Steve Stone R ERA: 2.16 (1.1)	IP: 9.0 WLS: L BF: 37	H: 8 R: 2 ER: 2 SO: 4	BB: 2 IBB: 0 HBP: 0 BLK: 0	WP: 1 HR: 1 S: 43 P: 51	ERA: 2.00 WHIP: 1.111											ERA: 2.00 WHIP: 1.111					

Texas Rangers @ Chicago White Sox
Comiskey Park, Chicago, IL
Fri Apr 29 1977, 8:05 PM EDT
Att: 13,875 - Unknown - 50 F

AB 35
R 2
H 8
RBI 1
BB 2
SO 4
LOB 14



Batter	1	2	3	4	5	6	7	8	9	AB	R	H	RBI	BB	SO	LOB	BOTTOM		
Ralph Garr L OBP: 0.362, SLG: 0.473 (1.7)	6-3	1-3			4-3				F6	4	0	0	0	0	0	3			
Alan Bannister R OBP: 0.364, SLG: 0.362 (1.6)			F5		F7				6-3	4	0	1	0	0	0	0			
Jorge Orta L OBP: 0.364, SLG: 0.492 (1.4)	L6		1B		HR				6-3	4	1	2	1	0	0	1			
Richie Zisk R OBP: 0.385, SLG: 0.671 (1.9)	K		F7		F9				6-3	4	0	0	0	0	1	2			
Jim Spencer L OBP: 0.293, SLG: 0.403 (1.3)		F9			1B				F4	4	0	1	0	0	0	0			
Royce Stillman L OBP: 0.281, SLG: 0.483 (1.10)		1-3 2B	F4		6-3				4-3	4	0	1	0	0	0	2			
Eric Soderholm R OBP: 0.356, SLG: 0.621 (1.5)		1-3			F9				K	4	0	0	0	0	1	1			
Chet Lemon R OBP: 0.333, SLG: 0.390 (1.8)		BB BB			6-3				F2	2	0	0	0	1	0	0			
Jim Essian R OBP: 0.510, SLG: 0.568 (1.2)		1-2 BB	F4		F9					2	0	0	0	1	0	0			
Inning Stats	R: 0 E: 0 K: 1 S: 6	H: 1 LOB: 3 BB: 2 P: 12	R: 0 E: 0 K: 0 S: 5	H: 2 LOB: 2 BB: 0 P: 5	R: 0 E: 0 K: 0 S: 3	H: 0 LOB: 0 BB: 0 P: 3	R: 0 E: 0 K: 0 S: 3	H: 0 LOB: 0 BB: 0 P: 3	R: 0 E: 0 K: 0 S: 3	H: 0 LOB: 0 BB: 0 P: 3	R: 0 E: 0 K: 1 S: 5	H: 0 LOB: 0 BB: 0 P: 5	R: 0 E: 0 K: 0 S: 3	H: 0 LOB: 0 BB: 0 P: 3	R: 0 E: 0 K: 0 S: 5	H: 0 LOB: 0 BB: 0 P: 5	1B: 2 2B: 2 3B: 0 HR: 1	SF: 0 SAC: 0 DP: 0 HBP: 0	WP: 0 PA: 34 CS: 0
PITCHER Doyle Alexander R ERA: 2.33 (1.1)	IP: 9.0 WLS: W BF: 34	H: 5 R: 1 ER: 1 SO: 2	BB: 2 IBB: 0 HBP: 0 BLK: 0	WP: 0 HR: 1 S: 36 P: 44	ERA: 1.00 WHIP: 0.778											ERA: 1.00 WHIP: 0.778			

Texas Rangers @ Chicago White Sox
Comiskey Park, Chicago, IL
Fri Apr 29 1977, 8:05 PM EDT
Att: 13,875 - Unknown - 50 F

AB 32
R 1
H 5
RBI 1
BB 2
SO 2
LOB 9



Batter	1	2	3	4	5	6	7	8	9	AB	R	H	RBI	BB	SO	LOB	TOP									
Bump Willis, S OBP: 0.278, SLG: 0.262 (1, 4)										5	1	1	0	0	0	3	Texas Rangers @ Chicago White Sox Comiskey Park, Chicago, IL Sun May 01 1977, 4:33 AM EDT Att: 13,964 - Unknown - 74 F livebaseballscorecards.com									
Bert Campaneris, R OBP: 0.372, SLG: 0.481 (1, 6)										4	1	2	0	1	1	0										
Claudell Washington, L OBP: 0.404, SLG: 0.519 (1, 7)										3	2	3	1	1	0	0										
Mike Hargrove, L OBP: 0.308, SLG: 0.426 (1, 3)										5	0	3	2	0	0	3										
Willie Horton, R OBP: 0.229, SLG: 0.340 (1, 10)										4	0	0	0	1	2	6										
Toby Harrah, R OBP: 0.434, SLG: 0.609 (6, PR) Roy Howell, L (6, 5)										2	0	0	0	1	0	2										
Ken Henderson, S OBP: 0.333, SLG: 0.419 (1, 9)										4	0	1	0	0	1	3										
Jim Sundberg, R OBP: 0.250, SLG: 0.224 John Ellis, R OBP: 0.179, SLG: 0.179 (5, 2)										2	0	0	0	0	1	2										
Juan Beniquez, R OBP: 0.274, SLG: 0.291 (1, 8)										2	0	1	0	0	0	1										
Inning Stats	R: 1 E: 0 K: 0 S: 7	H: 2 LOB: 1 BB: 0 P: 7	R: 0 E: 0 K: 0 S: 3	H: 0 LOB: 0 BB: 0 P: 3	R: 0 E: 0 K: 0 S: 3	H: 0 LOB: 0 BB: 0 P: 3	R: 1 E: 0 K: 2 S: 8	H: 1 LOB: 2 BB: 2 P: 16	R: 1 E: 0 K: 1 S: 7	H: 3 LOB: 2 BB: 1 P: 11	R: 0 E: 0 K: 0 S: 3	H: 1 LOB: 2 BB: 1 P: 7	R: 0 E: 0 K: 0 S: 4	H: 1 LOB: 2 BB: 1 P: 8	R: 0 E: 0 K: 0 S: 5	H: 2 LOB: 2 BB: 0 P: 5		R: 1 E: 0 K: 2 S: 9	H: 2 LOB: 1 BB: 0 P: 9	1B: 9 2B: 2 3B: 0 HR: 1	SF: 0 SAC: 1 DP: 2 HBP: 0	WP: 0 PB: 0 SB: 0 CS: 0	PA: 42			
PITCHER	IP	WLS	BF	H	R	ER	SO	BB	IBB	HBP	BLK	WP	HR	S	P	ERA	WHIP									
Ken Brett, L ERA: 5.27 Lerrin LaGrow, R ERA: 1.06	(1, 1)	7.0	W	32	8	3	3	4	5	0	0	1	0	0	35	55	3.86	1.857								
(8, 1)	2.0		10	4	1	1	2	0	0	0	0	0	0	1	14	14	4.50	2.000								

Batter	1	2	3	4	5	6	7	8	9	AB	R	H	RBI	BB	SO	LOB	BOTTOM									
Ralph Garr, L OBP: 0.368, SLG: 0.477 Jerry Hairston, S OBP: 0.400, SLG: 0.250 (7, 7)										5	1	2	0	0	0	2	Texas Rangers @ Chicago White Sox Comiskey Park, Chicago, IL Sun May 01 1977, 4:33 AM EDT Att: 13,964 - Unknown - 74 F livebaseballscorecards.com									
Alan Bannister, R OBP: 0.373, SLG: 0.365 Tim Nordbrook, R OBP: 0.643, SLG: 0.375 (2, 6)										0	1	0	0	0	0	0										
Jorge Orta, L OBP: 0.373, SLG: 0.522 (1, 4)										5	1	2	3	0	0	5										
Richie Zisk, R OBP: 0.375, SLG: 0.620 Wayne Nordhagen, R (8, 9)										5	0	1	0	0	0	2										
Jim Spencer, L OBP: 0.286, SLG: 0.395 (1, 3)										5	2	2	0	0	0	1										
Eric Soderholm, R OBP: 0.383, SLG: 0.611 Jack Brohamer, L OBP: 0.333, SLG: 0.667 (6, 5)										3	2	2	0	1	1	1										
Oscar Gamble, L OBP: 0.349, SLG: 0.444 (1, 10)										5	2	3	3	0	1	1										
Chet Lemon, R OBP: 0.346, SLG: 0.456 (1, 8)										5	2	2	4	0	0	2										
Jim Essian, R OBP: 0.500, SLG: 0.610 (1, 2)										4	1	1	2	1	0	0										
Inning Stats	R: 8 E: 0 K: 0 S: 11	H: 8 LOB: 2 BB: 1 P: 16	R: 4 E: 2 K: 0 S: 7	H: 3 LOB: 1 BB: 1 P: 11	R: 0 E: 0 K: 1 S: 6	H: 2 LOB: 1 BB: 0 P: 6	R: 0 E: 0 K: 0 S: 4	H: 1 LOB: 2 BB: 1 P: 8	R: 0 E: 0 K: 1 S: 6	H: 1 LOB: 1 BB: 0 P: 6	R: 0 E: 0 K: 0 S: 3	H: 0 LOB: 0 BB: 0 P: 3	R: 0 E: 0 K: 0 S: 3	H: 0 LOB: 0 BB: 0 P: 3	R: 0 E: 0 K: 0 S: 3	H: 0 LOB: 0 BB: 0 P: 3		1B: 10 2B: 4 3B: 1 HR: 3	SF: 0 SAC: 0 DP: 2 HBP: 1	WP: 1 PB: 0 SB: 0 CS: 0	PA: 45					
PITCHER	IP	WLS	BF	H	R	ER	SO	BB	IBB	HBP	BLK	WP	HR	S	P	ERA	WHIP									
Gaylord Perry, R ERA: 8.31 Mike Bacik, R ERA: 19.29 Paul Lindblad, L ERA: 3.0 Mike Wallace, L ERA: 7.56 Adrian Devine, R ERA: 0.84	(1, 1)	0.1	L	7	4	6	0	0	1	0	0	0	0	1	10	162.00	15.000									
(1, 1)	0.1		4	3	2	2	0	0	0	0	0	0	0	1	4	4	54.00	9.000								
(1, 1)	0.1		6	4	4	3	0	0	0	0	0	0	0	1	6	6	81.00	12.000								
(2, 1)	3.0		13	3	0	0	1	2	0	0	0	1	0	13	21	0.00	1.667									
(5, 1)	2.0		9	3	0	0	2	0	0	0	0	0	0	13	13	0.00	1.500									
PITCHER	IP	WLS	BF	H	R	ER	SO	BB	IBB	HBP	BLK	WP	HR	S	P	ERA	WHIP									
Darold Knowles, L ERA:	(7, 1)	2.0		6	0	0	0	0	0	0	0	0	0	6	6	0.00	0.000									

Batter	1	2	3	4	5	6	7	8	9	AB	R	H	RBI	BB	SO	LOB	TOP			
Ralph Garr, L OBP: 0.347, SLG: 0.449 (1, 7)	0-0 6-3		0-0 F7		0-3 K			0-0 5-3		4	0	0	0	0	1	0	Chicago White Sox @ Kansas City Royals Royals Stadium, Kansas City, MO Mon May 02 1977, 8:05 PM EDT Att: 15,400 - Unknown - 73 F			
Alan Bannister, R OBP: 0.368, SLG: 0.351 (1, 6)	4-0 1B BB		0-3 K		0-0 1-3			0-0 F8		3	0	0	0	1	1	0				
Jorge Orta, L OBP: 0.380, SLG: 0.521 (1, 4)	0-0 1-3 1B G6-4-3		0-0 L8		0-0 4-1			0-0 FC6-4 1B		4	0	2	0	0	0	0				
Richie Zisk, R OBP: 0.370, SLG: 0.598 (1, 9)	0-0 G6-4-3			4-0 6-3 BB SF8 BB		0-3 K		0-0 FC6-4 1-2		3	1	0	0	1	1	3				
Jim Spencer, L OBP: 0.295, SLG: 0.386 (1, 3)		4-0 FC4-6 1B BB		4-0 1-2 BB		0-3 K		0-0 P4		2	0	0	0	2	1	0				
Oscar Gamble, L OBP: 0.362, SLG: 0.450 (1, 10)		0-0 FC4-6 1-2 1B		0-0 6-3 1-2 2-3			0-0 F3		0-0 5-3 1B	4	0	2	0	0	0	2				
Chet Lemon, R OBP: 0.329, SLG: 0.437 (1, 8)		0-0 L8		0-0 SF8			0-0 6-3		0-0 5-3 1-2	3	0	0	1	0	0	3				
Jack Brohamer, L OBP: 0.286, SLG: 0.333 (1, 5)		0-0 FC4-6 1-2 2-3		0-0 G3			4-0 BB		0-3 K	3	0	0	0	1	1	4				
Jim Essian, R OBP: 0.474, SLG: 0.568 (1, 2)		0-3 K			0-0 F8			0-0 P6		3	0	0	0	0	1	3				
Inning Stats	R: 0 E: 0 K: 0 S: 3	H: 1 LOB: 1 BB: 1 P: 7	R: 0 E: 0 K: 1 S: 6	H: 1 LOB: 2 BB: 1 P: 10	R: 0 E: 0 K: 1 S: 5	H: 0 LOB: 0 BB: 0 P: 5	R: 1 E: 0 K: 0 S: 3	H: 0 LOB: 1 BB: 2 P: 11	R: 0 E: 0 K: 2 S: 7	H: 0 LOB: 0 BB: 0 P: 7	R: 0 E: 0 K: 0 S: 3	H: 0 LOB: 1 BB: 1 P: 7	R: 0 E: 0 K: 0 S: 4	H: 1 LOB: 1 BB: 0 P: 4	R: 0 E: 0 K: 1 S: 6	H: 1 LOB: 1 BB: 0 P: 6	1B: 4 2B: 0 3B: 0 HR: 0	SF: 1 SAC: 0 DP: 1 HBP: 0	WP: 0 PB: 0 CS: 0	PA: 35
PITCHER Dennis Leonard, R ERA: 3.26 (1, 1)	IP: 9.0 WLS: W BF: 35 H: 4 R: 1 ER: 1 SO: 6 BB: 5 IBB: 0 HBP: 0 BLK: 0 WP: 0 HR: 0 S: 42 P: 62 ERA: 1.00 WHIP: 1.000															PITCHER				

Batter	1	2	3	4	5	6	7	8	9	AB	R	H	RBI	BB	SO	LOB	BOTTOM	
George Brett, L OBP: 0.398, SLG: 0.419 (1, 5)	0-0 4-3			0-0 F7		0-0 F8 2B		0-3 K		4	0	1	0	0	1	3	Chicago White Sox @ Kansas City Royals Royals Stadium, Kansas City, MO Mon May 02 1977, 8:05 PM EDT Att: 15,400 - Unknown - 73 F	
Hal McRae, R OBP: 0.414, SLG: 0.466 (1, 10)	0-0 F8			0-0 L7		0-0 F8 2-3		0-3 K		4	0	0	0	0	1	1		
Tom Poquette, L OBP: 0.432, SLG: 0.524 (1, 7)	0-0 4-3			0-0 F9		0-0 F2		0-0 2B WP 1B		4	1	1	0	0	0	1		
John Mayberry, L OBP: 0.333, SLG: 0.402 (1, 3)		0-0 F9			0-0 4-3	0-0 G3		0-0 WP SF9 2B		4	1	1	0	0	0	1		
Darrell Porter, L OBP: 0.464, SLG: 0.534 (1, 2)		0-0 G3			0-0 1B 1B			4-0 1B SH1-4 1B SF9 WP IBB		3	1	2	0	1	0	0		
Amos Otis, R OBP: 0.292, SLG: 0.425 (1, 8)		0-3 K			0-0 1B 1-2 1B			0-0 SH1-4 1-2 1B SF9		2	0	1	1	0	1	0		
Al Cowens, R OBP: 0.344, SLG: 0.471 (1, 9)				0-0 F9		0-0 1-2 2H 1B		0-0 BB F7		4	0	2	1	0	0	1		
Freddie Patek, R OBP: 0.366, SLG: 0.423 (1, 6)				0-0 F8		0-0 F7		0-3 K		3	0	0	0	0	1	4		
Frank White, R OBP: 0.243, SLG: 0.329 (1, 4)				0-3 K		0-0 F8		4-0 1-2 BB		2	0	0	0	1	1	2		
Inning Stats	R: 0 E: 0 K: 0 S: 3	H: 0 LOB: 0 BB: 0 P: 3	R: 0 E: 0 K: 1 S: 5	H: 0 LOB: 0 BB: 0 P: 5	R: 0 E: 0 K: 0 S: 3	H: 0 LOB: 0 BB: 0 P: 3	R: 1 E: 0 K: 0 S: 6	H: 3 LOB: 2 BB: 0 P: 6	R: 0 E: 0 K: 0 S: 4	H: 1 LOB: 1 BB: 0 P: 4	R: 0 E: 0 K: 2 S: 9	H: 2 LOB: 3 BB: 1 P: 13	R: 0 E: 0 K: 1 S: 7	H: 2 LOB: 1 BB: 1 P: 11	1B: 6 2B: 2 3B: 0 HR: 0	SF: 1 SAC: 1 DP: 0 HBP: 0	WP: 1 PB: 0 CS: 0	PA: 34
PITCHER Francisco Barrios, R ERA: 3.98 Lerrin LaGrow, R ERA: 1.02 (8, 1)	IP: 7.1 WLS: L BF: 32 H: 8 R: 3 ER: 3 SO: 5 BB: 1 IBB: 1 HBP: 0 BLK: 0 WP: 0 HR: 0 S: 40 P: 48 ERA: 3.68 WHIP: 1.227															PITCHER		

AB	29
R	1
H	4
RBI	1
BB	5
SO	6
LOB	15



AB	30
R	3
H	8
RBI	2
BB	2
SO	5
LOB	13



Batter	1	2	3	4	5	6	7	8	9	AB	R	H	RBI	BB	SO	LOB	TOP					
Ralph Garr, L OBP: 0.325, SLG: 0.419 (1, 7)	6-3	L8			K		1-3	5-3		5	0	0	0	0	1	2						
Alan Bannister, R OBP: 0.391, SLG: 0.390 (1, 6)	2B		4-3	1B	HR				F8	5	3	4	0	0	0	0						
Jorge Orta, L OBP: 0.357, SLG: 0.487 (1, 4)	L4		4-3		F9		K		K	5	0	0	0	0	2	4						
Richie Zisk, R OBP: 0.371, SLG: 0.632 (1, 9)	2B		F9		HR			F8	F2	5	1	2	3	0	0	1						
Jim Spencer, L OBP: 0.304, SLG: 0.391 (1, 3)	6-3			1B	G3			1B		4	1	2	1	0	0	1						
Oscar Gamble, L OBP: 0.347, SLG: 0.429 (1, 10)		F9	4-3			L5		3B		2	0	0	0	0	0	1						
Eric Soderholm, R OBP: 0.386, SLG: 0.608 (6, PH)								1B		2	1	1	0	0	0	0						
Chet Lemon, R OBP: 0.337, SLG: 0.480 (1, 8)		1B			6-3			F5	FC4-6	4	2	2	2	0	0	0						
Jack Brohamer, L OBP: 0.364, SLG: 0.333 (1, 5)					K			3-1	FC4-6	3	0	1	1	1	1	0						
Jim Essian, R OBP: 0.443, SLG: 0.521 (1, 2)			F7		F9			5-3	FC4-6	4	0	0	1	0	0	2						
Inning Stats	R: 1 E: 0 K: 0 S: 5	H: 2 LOB: 1 BB: 0 P: 5	R: 1 E: 0 K: 0 S: 5	H: 2 LOB: 1 BB: 0 P: 5	R: 1 E: 0 K: 0 S: 5	H: 2 LOB: 1 BB: 0 P: 5	R: 0 E: 0 K: 1 S: 7	H: 0 LOB: 0 BB: 0 P: 3	R: 2 E: 0 K: 1 S: 7	H: 2 LOB: 0 BB: 0 P: 7	R: 0 E: 0 K: 0 S: 3	H: 0 LOB: 0 BB: 0 P: 3	R: 0 E: 0 K: 1 S: 6	H: 1 LOB: 1 BB: 0 P: 6	R: 3 E: 1 K: 0 S: 6	H: 3 LOB: 1 BB: 1 P: 10	R: 0 E: 0 K: 1 S: 5	H: 0 LOB: 0 BB: 0 P: 5	1B: 7 2B: 3 3B: 1 HR: 1	SF: 0 SAC: 0 DP: 0 HBP: 0	WP: 0 PB: 0 SB: 0 CS: 0	PA: 40
PITCHER	IP	WLS	BF	H	R	ER	SO	BB	IBB	HBP	BLK	WP	HR	S	P	ERA	WHIP					
Marty Pattin, R ERA: 3.6 (1, 1)	2.2		14	6	3	3	0	0	0	0	0	0	0	14	14	10.12	2.250					
Steve Mingo, L ERA: 7.0 (3, 1)	3.1	L	12	2	2	2	2	0	0	0	0	0	1	16	16	5.40	0.600					
Doug Bird, R ERA: 3.75 (7, 1)	1.2		10	4	3	3	1	1	0	0	0	0	0	11	15	16.20	3.000					
Tom Hall, L ERA: (8, 1)	1.1		4	0	0	0	1	0	0	0	0	0	0	6	6	0.00	0.000					

Chicago White Sox @ Kansas City Royals
 Royals Stadium, Kansas City, MO
 Tue May 03 1977, 8:05 PM EDT
 Att: 16,680 - Unknown - 77 F

AB 39
 R 8
 H 12
 RBI 8
 BB 1
 SO 4
 LOB 11



Batter	1	2	3	4	5	6	7	8	9	AB	R	H	RBI	BB	SO	LOB	BOTTOM					
George Brett, L OBP: 0.398, SLG: 0.429 (1, 5)	1B		4-3	L4		K			4-3	5	2	2	0	0	1	4						
Hal McRae, R OBP: 0.423, SLG: 0.473 (1, 10)	SF8		5-3	1B					K	5	0	3	1	0	1	2						
Tom Poquette, L OBP: 0.417, SLG: 0.489 (1, 7)	1B		4-3	P2		SH1-4			F2	3	0	0	0	0	0	4						
John Mayberry, L OBP: 0.330, SLG: 0.395 (1, 3)	F5		BB	1B		4-3			4-3	4	1	1	1	0	0	4						
Darrell Porter, L OBP: 0.452, SLG: 0.517 (1, 2)	SF8		1B	BB		6-3			F8	2	0	0	1	1	0	1						
Amos Otis, R OBP: 0.290, SLG: 0.417 (1, 8)	5-3		1B		F8			5-3		4	0	1	1	0	0	2						
Al Cowens, R OBP: 0.340, SLG: 0.472 (1, 9)		5-3		S		5-3		F8		4	1	1	0	0	0	0						
Freddie Patek, R OBP: 0.349, SLG: 0.400 (1, 6)		K		K		5-3		F2		4	0	0	0	0	2	1						
Frank White, R OBP: 0.260, SLG: 0.324 (1, 4)				1B					E1	1	0	0	0	2	1	0						
Ralph LaCock, L OBP: 0.200, SLG: 0.286 (9, PH)				BB						1	0	0	0	0	0	0						
Inning Stats	R: 1 E: 0 K: 0 S: 5	H: 2 LOB: 2 BB: 0 P: 6	R: 0 E: 0 K: 2 S: 7	H: 0 LOB: 0 BB: 0 P: 7	R: 2 E: 0 K: 0 S: 5	H: 3 LOB: 2 BB: 1 P: 9	R: 1 E: 0 K: 1 S: 7	H: 2 LOB: 2 BB: 1 P: 11	R: 0 E: 0 K: 0 S: 3	H: 0 LOB: 0 BB: 0 P: 3	R: 0 E: 0 K: 1 S: 5	H: 0 LOB: 1 BB: 1 P: 9	R: 0 E: 0 K: 0 S: 4	H: 1 LOB: 1 BB: 0 P: 4	R: 0 E: 0 K: 0 S: 3	H: 0 LOB: 0 BB: 0 P: 3	R: 0 E: 1 K: 1 S: 6	H: 0 LOB: 1 BB: 0 P: 6	1B: 6 2B: 2 3B: 0 HR: 0	SF: 1 SAC: 1 DP: 0 HBP: 1	WP: 0 PB: 0 SB: 2 CS: 0	PA: 39
PITCHER	IP	WLS	BF	H	R	ER	SO	BB	IBB	HBP	BLK	WP	HR	S	P	ERA	WHIP					
Chris Knapp, R ERA: 5.18 (1, 1)	3.1		18	6	4	4	3	2	0	1	0	0	0	15	19	0.00	0.818					
Dave Hamilton, L ERA: 5.4 (4, 1)	3.2	W	14	2	0	0	1	1	0	0	0	0	0	15	19	0.00	0.818					
Lerrin LaGrow, R ERA: 0.92 (8, 1)	2.0		7	0	0	0	1	0	0	0	0	0	0	9	9	0.00	0.000					

Chicago White Sox @ Kansas City Royals
 Royals Stadium, Kansas City, MO
 Tue May 03 1977, 8:05 PM EDT
 Att: 16,680 - Unknown - 77 F

AB 33
 R 4
 H 8
 RBI 4
 BB 3
 SO 5
 LOB 18



Batter	1	2	3	4	5	6	7	8	9	AB	R	H	RBI	BB	SO	LOB	TOP								
Ralph Garr, L OBP: 0.329, SLG: 0.418 (1, 7)	F2		F5			G3				5	0	2	0	0	0	1									
Alan Bannister, R OBP: 0.381, SLG: 0.391 (1, 6)	3-1		F9 1B 2B			F3		L6		5	1	1	0	0	1	3									
Jorge Orta, L OBP: 0.337, SLG: 0.457 (1, 4)	F7		F9			FC9-6 1-2		L8		5	0	0	0	0	0	2									
Richie Zisk, R OBP: 0.382, SLG: 0.626 (1, 9)		K						6-3		4	1	2	1	1	1	0									
Jim Spencer, L OBP: 0.299, SLG: 0.380 (1, 3)		FC6-4 1B	P5			1-3		6-3		5	0	1	0	0	1	4									
Oscar Gamble, L OBP: 0.389, SLG: 0.511 (1, 10)		FC6-4 1-2 BB				4-3		HR		3	2	2	2	2	0	0									
Chet Lemon, R OBP: 0.363, SLG: 0.544 (1, 8)		FC6-4 1-2 2-3 BB				FC3-6 1-2 1B		6-3 1B HBP		4	2	3	2	0	0	2									
Jack Brohamer, L OBP: 0.375, SLG: 0.250 (1, 5)						FC3-6 1-2 2-3 BB		6-3		3	0	0	0	2	0	3									
Jim Essian, R OBP: 0.439, SLG: 0.509 (1, 2)		P6				G5-4-3 1-2		1B		5	0	2	1	0	0	7									
Inning Stats	R: 0 E: 0 K: 0 S: 3	H: 0 LOB: 0 BB: 0 P: 3	R: 0 E: 0 K: 1 S: 6	H: 1 LOB: 3 BB: 2 P: 14	R: 1 E: 0 K: 0 S: 5	H: 2 LOB: 1 BB: 0 P: 5	R: 0 E: 0 K: 0 S: 3	H: 1 LOB: 1 BB: 1 P: 7	R: 0 E: 0 K: 0 S: 4	H: 1 LOB: 2 BB: 1 P: 8	R: 1 E: 0 K: 0 S: 4	H: 1 LOB: 1 BB: 0 P: 5	R: 0 E: 0 K: 0 S: 3	H: 0 LOB: 0 BB: 0 P: 3	R: 2 E: 0 K: 1 S: 9	H: 4 LOB: 2 BB: 0 P: 9	R: 2 E: 0 K: 1 S: 8	H: 3 LOB: 2 BB: 1 P: 12	1B: 9 2B: 2 3B: 0 HR: 2	SF: 0 SAC: 0 DP: 1 HBP: 1	WP: 0 PB: 0 SB: 1 CS: 0	PA: 45			
PITCHER	IP	WLS	BF	H	R	ER	SO	BB	IBB	HBP	BLK	WP	HR	S	P	ERA	WHIP								
Jim Colborn, R ERA: 2.62 (1, 1)	7.2	L	36	9	4	4	1	4	0	1	0	0	1	33	50	4.70	1.696								
Mark Littell, R ERA: 2.57 (8, 1)	1.1		9	4	2	2	2	0	1	0	0	0	1	12	16	13.50	3.000								

Chicago White Sox @ Kansas City Royals
 Royals Stadium, Kansas City, MO
 Wed May 04 1977, 8:05 PM EDT
 Att: 10,737 - Unknown

AB 39
 R 6
 H 13
 RBI 6
 BB 5
 SO 3
 LOB 22



Batter	1	2	3	4	5	6	7	8	9	AB	R	H	RBI	BB	SO	LOB	BOTTOM								
George Brett, L OBP: 0.407, SLG: 0.453 (1, 5)	F8		HBP 1-2 S BB			E 3B		P3-1 1B		4	1	2	0	1	0	0									
Hal McRae, R OBP: 0.413, SLG: 0.454 (1, 10)	F9		HBP 1-2 BB			E5 1B		P3-1 1-2		4	1	0	0	1	0	1									
Tom Poquette, L OBP: 0.453, SLG: 0.521 (1, 7)	E4		1-2 2-3 HBP			1B BB		2B		3	0	2	0	1	0	0									
John Mayberry, L OBP: 0.324, SLG: 0.385 (1, 3)	F7		3-1			1-3 2H 1B		F8		5	0	1	1	0	0	6									
Darrell Porter, L OBP: 0.429, SLG: 0.484 (1, 2)	P6					F7		L6		4	0	0	0	0	0	2									
Amos Otis, R OBP: 0.289, SLG: 0.409 (1, 8)	1-3					F9		F9		4	1	1	0	0	0	0									
Al Cowens, R OBP: 0.327, SLG: 0.452 (1, 9)	K					F7		F8		4	0	0	0	0	1	1									
Freddie Patek, R OBP: 0.367, SLG: 0.418 (1, 6)						F7 CS 1B		F7 S 1B		4	0	3	1	0	0	0									
Frank White, R OBP: 0.250, SLG: 0.311 (1, 4)						F9		F9		3	0	0	0	0	0	2									
Ralph LaCock, L OBP: 0.194, SLG: 0.276 (8, PH)						F9		5-3		1	0	0	0	0	0	1									
Bob Heise, R OBP: 0.500, SLG: 0.500 (9, 4)								F9		0	0	0	0	0	0	0									
Inning Stats	R: 0 E: 1 K: 0 S: 4	H: 0 LOB: 1 BB: 0 P: 4	R: 0 E: 0 K: 1 S: 5	H: 0 LOB: 0 BB: 0 P: 5	R: 0 E: 0 K: 0 S: 3	H: 0 LOB: 0 BB: 0 P: 3	R: 2 E: 1 K: 0 S: 6	H: 2 LOB: 2 BB: 1 P: 10	R: 0 E: 0 K: 0 S: 4	H: 1 LOB: 1 BB: 0 P: 4	R: 0 E: 0 K: 0 S: 4	H: 2 LOB: 1 BB: 0 P: 4	R: 1 E: 0 K: 0 S: 5	H: 2 LOB: 1 BB: 0 P: 5	R: 0 E: 0 K: 0 S: 4	H: 1 LOB: 1 BB: 0 P: 4	1B: 7 2B: 2 3B: 1 HR: 0	SF: 0 SAC: 0 DP: 1 HBP: 1	WP: 0 PB: 0 SB: 2 CS: 1	PA: 40					
PITCHER	IP	WLS	BF	H	R	ER	SO	BB	IBB	HBP	BLK	WP	HR	S	P	ERA	WHIP								
Steve Stone, R ERA: 1.98 (1, 1)	3.0		13	1	0	0	1	2	0	0	0	0	0	22	21	0.00	1.000								
Bart Johnson, R ERA: 6.52 (4, 1)	5.0	W	23	7	3	1	0	1	0	0	0	0	0	22	26	1.80	1.600								
Lerrin LaGrow, R ERA: 0.87 (9, 1)	1.0	S	4	1	0	0	0	0	0	0	0	0	0	4	4	0.00	1.000								

Chicago White Sox @ Kansas City Royals
 Royals Stadium, Kansas City, MO
 Wed May 04 1977, 8:05 PM EDT
 Att: 10,737 - Unknown

AB 36
 R 3
 H 9
 RBI 2
 BB 3
 SO 1
 LOB 13



Batter	1	2	3	4	5	6	7	8	9	AB	R	H	RBI	BB	SO	LOB	TOP				
Alan Bannister, R (1, 6) OBP: 0.392, SLG: 0.402	0-0 F8 BB SF8 1B	0-0 6-3		0-0 E 1B	0-0 2H 1B	0-0 2H 1B		0-3 K 2		5	1	3	1	0	1	3					
Jorge Orta, L (1, 4) OBP: 0.330, SLG: 0.435	4-0 F8 BB 1-2		0-0 P6	0-0 E1 FC6-4	0-0 2H 1B	0-0 F7		0-0 4-3		4	0	0	0	1	0	3					
Richie Zisk, R (1, 9) OBP: 0.374, SLG: 0.615	0-0 F8 1-2 2-3		0-0 5-3	0-0 FC6-4 1-2			0-0 2B SF9 2B		0-0 F2	5	1	1	0	0	0	4					
Eric Soderholm, R (1, 10) OBP: 0.398, SLG: 0.641	0-0 SF8 3H		0-0 1B		0-0 F8 SF8 2B		0-0 SF9 2-3 2B		0-0 4-3	4	1	3	1	0	0	0					
Jim Spencer, L (1, 3) OBP: 0.284, SLG: 0.365	0-0 P5		0-3 K		0-0 F8 2-3		0-0 SF9 2-3 3H		0-3 K	4	0	0	1	0	2	3					
Chet Lemon, R (1, 8) OBP: 0.398, SLG: 0.537		0-0 1-3		0-0 CS 1B	0-0 SF8 3H		0-0 5-3			3	0	1	1	0	0	1					
Brian Downing, R (1, 7) OBP: 0.500, SLG: 0.294	4-0 BB BB		0-0 F3 1-2	0-0 5-3	0-3 K		0-3 K			2	0	0	0	1	0	1	AB 33				
Oscar Gamble, L (7, PH) OBP: 0.389, SLG: 0.511										0	0	0	0	0	0	0	R 5				
Lamar Johnson, R (7, PH) OBP: 0.174, SLG: 0.273										1	0	0	0	0	1	1	H 10				
Wayne Nordhagen, R (7, 7)										0	0	0	0	0	0	0	RBI 4				
Jim Essian, R (1, 2) OBP: 0.443, SLG: 0.500	4-0 BB 1-2 BB		0-0 1B	0-0 BB 1B	0-0 P4		0-0 F7			3	1	1	0	1	0	0	BB 5				
Jack Brohamer, L (1, 5) OBP: 0.421, SLG: 0.357	0-3 K		0-0 1B	4-0 BB 1-2 BB	0-0 1B 2B		4-0 BB			2	1	1	0	1	1	2	SO 5				
Jerry Hairston, S (8, PH) OBP: 0.438, SLG: 0.250										0	0	0	0	1	0	0	LOB 18				
Tim Nordbrook, R (8, 5) OBP: 0.643, SLG: 0.375										0	0	0	0	0	0	0					
Inning Stats	R: 1 E: 0 K: 0 S: 4	H: 1 LOB: 1 BB: 1 P: 8	R: 0 E: 0 K: 1 S: 5	H: 0 LOB: 2 BB: 2 P: 13	R: 0 E: 0 K: 1 S: 6	H: 1 LOB: 1 BB: 0 P: 6	R: 2 E: 1 K: 0 S: 6	H: 3 LOB: 2 BB: 1 P: 10	R: 1 E: 0 K: 0 S: 4	H: 1 LOB: 0 BB: 0 P: 4	R: 0 E: 0 K: 0 S: 4	H: 2 LOB: 1 BB: 0 P: 4	R: 1 E: 0 K: 1 S: 7	H: 2 LOB: 1 BB: 0 P: 7	R: 0 E: 0 K: 1 S: 5	H: 0 LOB: 1 BB: 1 P: 9	R: 0 E: 0 K: 1 S: 5	H: 0 LOB: 0 BB: 0 P: 5	1B: 6 2B: 4 3B: 0 HR: 0	SF: 3 SAC: 0 DP: 0 HBP: 0	WP: 0 PA: 41 CS: 1
PITCHER	IP	WLS	BF	H	R	ER	SO	BB	IBB	HBP	BLK	WP	HR	S	P	ERA	WHIP				
Paul Spittorf, L (1, 1) ERA: 4.08	3.2		20	5	3	2	2	4	0	0	0	0	0	20	36	4.91	2.455				
Doug Bird, R (4, 1) ERA: 4.2	3.0	W	13	5	2	2	0	0	0	0	0	0	0	13	13	6.00	1.667				
Tom Hall, L (7, 1) ERA:	0.2		3	0	0	0	1	1	0	0	0	0	0	4	8	0.00	1.500				
Mark Littell, R (8, 1) ERA: 2.3	1.2	S	5	0	0	0	2	0	0	0	0	0	0	9	9	0.00	0.000				

Chicago White Sox @ Kansas City Royals
 Royals Stadium, Kansas City, MO
 Thu May 05 1977, 8:05 PM EDT
 Att: 10,888 - Unknown - 75 F

AB	33
R	5
H	10
RBI	4
BB	5
SO	5
LOB	18



Batter	1	2	3	4	5	6	7	8	9	AB	R	H	RBI	BB	SO	LOB	BOTTOM				
George Brett, L (1, 5) OBP: 0.407, SLG: 0.470	0-0 4-3		0-0 4-3		0-0 S 1B 2B	0-0 1-3 3H 2B		0-3 K FC6-4		5	1	2	1	0	1	1					
Hal McRae, R (1, 10) OBP: 0.412, SLG: 0.471	0-0 F7		0-0 1B 3B		0-0 2H 1B	0-0 K		0-0 FC6-4 1-2		5	1	2	1	0	1	4					
Amos Otis, R (1, 8) OBP: 0.307, SLG: 0.451	0-0 IHR		0-0 CS 1B		0-0 F9		4-0 4-3 S BB			3	1	2	2	1	0	1					
John Mayberry, L (1, 3) OBP: 0.311, SLG: 0.368	0-0 P6		0-0 K		0-0 F8		0-0 4-3			4	0	0	0	0	1	3					
Al Cowens, R (1, 9) OBP: 0.324, SLG: 0.474		0-0 G3		0-0 HR		0-0 L8		0-3 K		4	1	1	1	0	1	1					
Joe Zdeb, R (1, 7) OBP: 0.385, SLG: 0.273	4-0 BB BB		4-0 1B BB		4-0 CS BB		0-0 6-3			1	1	1	0	2	0	0					
Tom Poquette, L (7, PH) OBP: 0.444, SLG: 0.510										1	0	0	0	0	0	1					
Freddie Patek, R (1, 6) OBP: 0.362, SLG: 0.410	0-0 1B		0-0 P4		0-0 1-2 1B		0-0 E5 F8 1B 2B		0-0 F8	4	1	1	0	0	0	2	AB 35				
Buck Martinez, R (1, 2) OBP: 0.238, SLG: 0.286	0-0 F7		0-0 F8		0-0 F8		0-0 6-3			4	0	1	1	0	0	2	R 6				
Frank White, R (1, 4) OBP: 0.250, SLG: 0.308	0-0 F7				0-0 F9		0-0 F8		0-0 PB S 1B	4	0	1	0	0	0	4	H 11				
Inning Stats	R: 1 E: 0 K: 0 S: 4	H: 1 LOB: 0 BB: 0 P: 4	R: 0 E: 0 K: 0 S: 4	H: 1 LOB: 2 BB: 1 P: 8	R: 1 E: 0 K: 1 S: 6	H: 2 LOB: 0 BB: 0 P: 6	R: 1 E: 0 K: 0 S: 3	H: 1 LOB: 0 BB: 1 P: 7	R: 1 E: 0 K: 0 S: 5	H: 2 LOB: 1 BB: 0 P: 5	R: 2 E: 1 K: 1 S: 9	H: 3 LOB: 2 BB: 0 P: 9	R: 0 E: 0 K: 1 S: 5	H: 0 LOB: 1 BB: 1 P: 9	R: 0 E: 0 K: 1 S: 7	H: 1 LOB: 2 BB: 0 P: 7	R: 0 E: 0 K: 1 S: 7	H: 0 LOB: 0 BB: 0 P: 5	1B: 6 2B: 2 3B: 1 HR: 2	SF: 0 SAC: 0 DP: 0 HBP: 0	WP: 0 PA: 38 CS: 2
PITCHER	IP	WLS	BF	H	R	ER	SO	BB	IBB	HBP	BLK	WP	HR	S	P	ERA	WHIP				
Ken Brett, L (1, 1) ERA: 5.73	5.2	L	28	10	6	5	1	2	0	0	0	0	0	15	19	0.00	0.857				
Bruce Dal Canton, R (6, 1) ERA: 2.35	2.1		10	1	0	0	3	1	0	0	0	0	0	15	19	0.00	0.857				

Chicago White Sox @ Kansas City Royals
 Royals Stadium, Kansas City, MO
 Thu May 05 1977, 8:05 PM EDT
 Att: 10,888 - Unknown - 75 F

AB	35
R	6
H	11
RBI	6
BB	3
SO	4
LOB	19



Batter	1	2	3	4	5	6	7	8	9	AB	R	H	RBI	BB	SO	LOB	TOP								
Ralph Garr, L (1, 7) OBP: 0.352, SLG: 0.460										5	1	2	1	0	0	1									
Alan Bannister, R (1, 6) OBP: 0.405, SLG: 0.414										4	1	3	1	0	0	2									
Richie Zisk, R (1, 9) OBP: 0.379, SLG: 0.654										3	1	1	2	1	0	3									
Jim Spencer, L (1, 3) OBP: 0.288, SLG: 0.356										3	0	0	0	1	0	4									
Oscar Gamble, L (1, 10) Lamar Johnson, R (8, PH) OBP: 0.417, SLG: 0.540 OBP: 0.154, SLG: 0.240										3	0	2	0	0	0	1									
Eric Soderholm, R (1, 5) OBP: 0.385, SLG: 0.600										4	0	1	0	0	0	2									
Chet Lemon, R (1, 8) OBP: 0.340, SLG: 0.511										4	1	1	0	0	1	1									
Jack Brohamer, L (1, 4) OBP: 0.409, SLG: 0.353										3	1	1	0	0	0	0									
Brian Downing, R (1, 2) Jim Essian, R (7, 2) OBP: 0.481, SLG: 0.300 OBP: 0.427, SLG: 0.500										3	0	1	0	0	0	0									
Inning Stats	R: 1 E: 0 K: 0 S: 4	H: 2 LOB: 1 BB: 1 P: 8	R: 0 E: 0 K: 1 S: 5	H: 0 LOB: 0 BB: 0 P: 5	R: 0 E: 0 K: 0 S: 4	H: 1 LOB: 1 BB: 0 P: 4	R: 0 E: 0 K: 0 S: 4	H: 2 LOB: 1 BB: 0 P: 4	R: 1 E: 0 K: 0 S: 6	H: 3 LOB: 2 BB: 0 P: 6	R: 0 E: 0 K: 0 S: 3	H: 1 LOB: 0 BB: 0 P: 3	R: 0 E: 1 K: 0 S: 3	H: 0 LOB: 0 BB: 0 P: 3	R: 2 E: 0 K: 0 S: 4	H: 2 LOB: 0 BB: 1 P: 8	R: 1 E: 0 K: 0 S: 4	H: 1 LOB: 0 BB: 0 P: 4	1B: 9 2B: 3 3B: 0 HR: 1	SF: 1 SAC: 1 DP: 3 HBP: 0	WP: 0 PB: 0 SB: 1 CS: 1	PA: 37			
PITCHER	IP	WLS	BF	H	R	ER	SO	BB	IBB	HBP	BLK	WP	HR	S	P	ERA	WHIP								
Wayne Garland, R (1, 1) ERA: 8.51	7.0	L	30	11	4	4	1	1	0	0	0	0	1	31	35	5.14	1.714								
Dave LaRoche, L (8, 1) ERA: 5.71	2.0		7	1	1	1	0	1	0	0	0	0	0	6	10	4.50	1.000								

Chicago White Sox @ Cleveland Indians
Cleveland Municipal Stadium, Cleveland, OH
Sat May 07 1977, 3:33 AM EDT
Att: 15,026 - Unknown - 55 F

AB	33
R	5
H	12
RBI	5
BB	2
SO	1
LOB	15



Batter	1	2	3	4	5	6	7	8	9	AB	R	H	RBI	BB	SO	LOB	BOTTOM								
Rick Manning, L (1, 8) OBP: 0.308, SLG: 0.309										4	0	0	0	1	0	0									
Duane Kuiper, L (1, 4) OBP: 0.313, SLG: 0.270										4	0	0	0	1	2	3									
Jim Norris, L (1, 9) OBP: 0.405, SLG: 0.403										4	0	1	0	1	1	2									
Johnny Grubb, L (1, 7) OBP: 0.453, SLG: 0.591										3	0	0	0	2	2	3									
Rico Carty, R (1, 10) OBP: 0.284, SLG: 0.253										3	0	0	0	2	0	3									
Larvell Blanks, R (1, 6) OBP: 0.286, SLG: 0.341										3	1	1	1	0	0	2									
Buddy Bell, R (1, 5) OBP: 0.351, SLG: 0.490										3	1	1	1	1	0	2									
Andre Thornton, R (1, 3) OBP: 0.271, SLG: 0.300										3	0	0	0	1	3	3									
Fred Kendall, R (1, 2) OBP: 0.347, SLG: 0.444										4	0	1	0	0	0	5									
Inning Stats	R: 0 E: 0 K: 2 S: 7	H: 0 LOB: 0 BB: 0 P: 7	R: 0 E: 1 K: 1 S: 6	H: 0 LOB: 2 BB: 2 P: 14	R: 0 E: 0 K: 0 S: 3	H: 0 LOB: 1 BB: 1 P: 7	R: 0 E: 0 K: 0 S: 2	H: 0 LOB: 2 BB: 3 P: 14	R: 0 E: 1 K: 1 S: 6	H: 0 LOB: 1 BB: 0 P: 6	R: 2 E: 0 K: 2 S: 10	H: 3 LOB: 2 BB: 1 P: 14	R: 0 E: 0 K: 1 S: 6	H: 1 LOB: 0 BB: 0 P: 6	R: 0 E: 0 K: 1 S: 5	H: 0 LOB: 0 BB: 0 P: 5	R: 0 E: 0 K: 0 S: 3	H: 0 LOB: 2 BB: 2 P: 11	1B: 1 2B: 1 3B: 1 HR: 2	SF: 0 SAC: 1 DP: 1 HBP: 0	WP: 0 PB: 0 SB: 0 CS: 0	PA: 41			
PITCHER	IP	WLS	BF	H	R	ER	SO	BB	IBB	HBP	BLK	WP	HR	S	P	ERA	WHIP								
Chris Knapp, R (1, 1) ERA: 4.8	5.2		27	3	2	2	5	6	0	0	0	0	2	31	55	3.18	1.588								
Dave Hamilton, L (6, 1) ERA: 5.12	0.2		4	1	0	0	2	1	0	0	0	0	0	7	11	0.00	3.000								
Bart Johnson, R (7, 1) ERA: 5.73	2.2	W	10	0	0	0	1	2	0	0	0	0	0	10	18	0.00	0.750								

Chicago White Sox @ Cleveland Indians
Cleveland Municipal Stadium, Cleveland, OH
Sat May 07 1977, 3:33 AM EDT
Att: 15,026 - Unknown - 55 F

AB	31
R	2
H	4
RBI	2
BB	9
SO	8
LOB	23



Batter	1	2	3	4	5	6	7	8	9	AB	R	H	RBI	BB	SO	LOB	TOP					
Ralph Garr, L OBP: 0.340, SLG: 0.441 (1, 7)	G3	4-3		L8		E8		F7		6	1	1	1	0	0	4	Chicago White Sox @ Cleveland Indians Cleveland Municipal Stadium, Cleveland, OH Sun May 08 1977, 3:33 AM EDT Att: 13,145 - Unknown - 62 F livebaseballscorecards.com					
Alan Bannister, R OBP: 0.393, SLG: 0.400 (1, 6)	F8		4-3		P6	FC5-4		K	K	6	0	1	1	0	2	2						
Richie Zisk, R OBP: 0.372, SLG: 0.633 (1, 9)	K		5-3		P4	FC5-4				5	0	1	0	0	1	1						
Jim Spencer, L OBP: 0.310, SLG: 0.364 (1, 3)										3	3	2	0	2	0	1						
Oscar Gamble, L OBP: 0.438, SLG: 0.596 Lamar Johnson, R (9, PH) OBP: 0.148, SLG: 0.231 (1, 10)										2	2	1	2	2	0	2						
Eric Soderholm, R OBP: 0.376, SLG: 0.578 (1, 5)										5	0	1	1	0	1	2						
Chet Lemon, R OBP: 0.370, SLG: 0.558 (1, 8)										5	1	5	1	0	0	0						
Jack Brohamer, L OBP: 0.444, SLG: 0.350 (1, 4)										3	1	1	1	2	0	3						
Jim Essian, R OBP: 0.413, SLG: 0.477 (1, 2)										5	0	1	1	0	0	5						
Inning Stats	R: 0 E: 0 K: 1 S: 5	H: 0 LOB: 0 BB: 0 P: 5	R: 1 E: 0 K: 1 S: 7	H: 2 LOB: 3 BB: 2 P: 15	R: 2 E: 0 K: 0 S: 4	H: 1 LOB: 0 BB: 1 P: 8	R: 0 E: 0 K: 0 S: 4	H: 2 LOB: 1 BB: 0 P: 4	R: 2 E: 1 K: 0 S: 5	H: 2 LOB: 2 BB: 2 P: 13	R: 0 E: 0 K: 0 S: 4	H: 1 LOB: 1 BB: 0 P: 4	R: 0 E: 0 K: 1 S: 6	H: 1 LOB: 1 BB: 0 P: 6	R: 2 E: 0 K: 1 S: 8	H: 3 LOB: 2 BB: 1 P: 12		1B: 11 2B: 2 3B: 0 HR: 1	SF: 0 SAC: 0 DP: 0 HBP: 0	WP: 0 PB: 1 CS: 1	PA: 47	
PITCHER	IP	WLS	BF	H	R	ER	SO	BB	IBB	HBP	BLK	WP	HR	S	P	ERA	WHIP					
Al Fitzmorris, R ERA: 4.68 (1, 1)	4.2	L	24	6	5	5	2	5	0	0	0	0	0	1	23	43	9.64	2.357				
Tom Buskey, R ERA: 4.5 (5, 1)	2.1		12	4	1	0	0	0	0	0	0	0	0	0	12	12	0.00	1.714				
Don Hood, L ERA: 1.88 (8, 1)	1.0		4	1	0	0	1	0	0	0	0	0	0	6	6	0.00	1.000					
Pat Dobson, R ERA: 6.52 (9, 1)	1.0		7	3	2	2	1	0	1	0	0	0	0	8	12	18.00	3.000					

Batter	1	2	3	4	5	6	7	8	9	AB	R	H	RBI	BB	SO	LOB	BOTTOM					
Jim Norris, L OBP: 0.405, SLG: 0.408 (1, 9)	K									4	1	2	1	0	1	0	Chicago White Sox @ Cleveland Indians Cleveland Municipal Stadium, Cleveland, OH Sun May 08 1977, 3:33 AM EDT Att: 13,145 - Unknown - 62 F livebaseballscorecards.com					
Larvell Blanks, R OBP: 0.283, SLG: 0.333 (1, 6)										4	0	1	0	0	1	2						
Rick Manning, L OBP: 0.304, SLG: 0.304 (1, 8)										5	0	1	1	0	1	3						
Rico Carty, R OBP: 0.271, SLG: 0.241 (1, 10)										4	0	0	0	0	0	4						
Johnny Grubb, L OBP: 0.474, SLG: 0.587 (1, 7)										2	0	1	0	2	1	0						
Fred Kendall, R OBP: 0.321, SLG: 0.408 (1, 2)										4	0	0	0	0	1	3						
Buddy Bell, R OBP: 0.347, SLG: 0.393 (1, 5)										4	0	1	0	0	0	2						
Duane Kuiper, L OBP: 0.320, SLG: 0.272 (1, 4)										3	1	1	0	1	0	1						
Andre Thornton, R OBP: 0.284, SLG: 0.359 (1, 3)										4	1	2	1	0	2	2						
Inning Stats	R: 0 E: 0 K: 1 S: 6	H: 1 LOB: 1 BB: 0 P: 6	R: 0 E: 0 K: 0 S: 3	H: 0 LOB: 1 BB: 1 P: 7	R: 1 E: 0 K: 0 S: 5	H: 2 LOB: 1 BB: 0 P: 5	R: 0 E: 0 K: 0 S: 2	H: 0 LOB: 0 BB: 1 P: 6	R: 1 E: 1 K: 1 S: 8	H: 2 LOB: 2 BB: 0 P: 8	R: 0 E: 0 K: 2 S: 9	H: 2 LOB: 2 BB: 0 P: 9	R: 0 E: 0 K: 0 S: 3	H: 0 LOB: 0 BB: 0 P: 3	R: 0 E: 0 K: 1 S: 6	H: 1 LOB: 1 BB: 0 P: 6		R: 1 E: 0 K: 2 S: 8	H: 1 LOB: 1 BB: 1 P: 12	1B: 8 2B: 0 3B: 0 HR: 1	SF: 1 SAC: 1 DP: 1 HBP: 0	WP: 0 PB: 0 CS: 0
PITCHER	IP	WLS	BF	H	R	ER	SO	BB	IBB	HBP	BLK	WP	HR	S	P	ERA	WHIP					
Steve Stone, R ERA: 1.99 (1, 1)	9.0	W	39	9	3	2	7	3	0	0	0	0	1	50	62	2.00	1.333					

Batter	1	2	3	4	5	6	7	8	9	AB	R	H	RBI	BB	SO	LOB	TOP					
Ralph Garr, L OBP: 0.343, SLG: 0.433 (1, 7)										4	1	1	0	1	0	2	Chicago White Sox @ Texas Rangers Arlington Stadium, Arlington, TX Mon May 09 1977, 8:05 PM EDT Att: 6,673 - Unknown					
Alan Bannister, R OBP: 0.402, SLG: 0.404 (1, 6)										4	1	2	0	1	0	1						
Jorge Orta, L OBP: 0.356, SLG: 0.467 (1, 4)										4	1	2	3	1	2	1						
Richie Zisk, R OBP: 0.357, SLG: 0.605 (1, 9)										5	0	0	0	0	1	4						
Jim Spencer, L OBP: 0.300, SLG: 0.351 (1, 3)										4	0	0	0	0	0	2						
Oscar Gamble, L OBP: 0.439, SLG: 0.593 (6, PH)										2	1	1	0	0	0	0						
Lamar Johnson, R OBP: 0.172, SLG: 0.286 (6, PH)										2	1	1	0	0	0	0						
Chet Lemon, R OBP: 0.384, SLG: 0.561 (1, 8)										3	1	2	0	1	0	0						
Eric Soderholm, R OBP: 0.381, SLG: 0.570 (1, 5)										3	0	1	0	1	0	3						
Jim Essian, R OBP: 0.405, SLG: 0.478 (1, 2)										4	0	1	2	0	0	3						
Inning Stats	R: 0 E: 0 K: 0 S: 4	H: 2 LOB: 2 BB: 1 P: 8	R: 0 E: 0 K: 0 S: 4	H: 1 LOB: 1 BB: 0 P: 4	R: 2 E: 0 K: 1 S: 6	H: 1 LOB: 0 BB: 1 P: 10	R: 1 E: 1 K: 0 S: 4	H: 2 LOB: 1 BB: 1 P: 8	R: 0 E: 0 K: 1 S: 5	H: 0 LOB: 0 BB: 0 P: 5	R: 2 E: 0 K: 0 S: 5	H: 2 LOB: 1 BB: 1 P: 9	R: 0 E: 0 K: 1 S: 5	H: 1 LOB: 0 BB: 0 P: 5	R: 0 E: 0 K: 0 S: 4	H: 1 LOB: 1 BB: 0 P: 4	R: 1 E: 0 K: 0 S: 4	H: 1 LOB: 1 BB: 1 P: 8	1B: 8 2B: 3 3B: 0 HR: 1	SF: 0 SAC: 0 DP: 3 HBP: 0	WP: 0 PB: 0 SB: 0 CS: 1	PA: 40
PITCHER	IP WLS BF H R ER SO BB IBB HBP BLK WP HR S P ERA WHIP	IP WLS BF H R ER SO BB IBB HBP BLK WP HR S P ERA WHIP																				
Tommy Boggs, R ERA: 5.73 (1, 1)	3.0	17	6	3	3	1	3	0	0	0	0	0	0	0	1	16	28	9.00	3.000			
Paul Lindblad, L ERA: 3.54 (4, 1)	5.1	L 20	4	3	3	2	2	0	0	0	0	0	0	0	22	30	5.06	1.125				
Adrian Devine, R ERA: 1.59 (9, 1)	0.1	1	0	0	0	0	0	0	0	0	0	0	0	1	1	0.00	0.000					
Darold Knowles, L ERA: (9, 1)	0.1	2	1	0	0	0	0	0	0	0	0	0	0	2	2	0.00	3.000					

Batter	1	2	3	4	5	6	7	8	9	AB	R	H	RBI	BB	SO	LOB	BOTTOM			
Claudell Washington, L OBP: 0.410, SLG: 0.527 (1, 7)										4	1	1	0	0	0	1	Chicago White Sox @ Texas Rangers Arlington Stadium, Arlington, TX Mon May 09 1977, 8:05 PM EDT Att: 6,673 - Unknown			
Bert Campaneris, R OBP: 0.397, SLG: 0.434 (1, 6)										4	0	3	1	0	0	0				
Mike Hargrove, L OBP: 0.354, SLG: 0.494 (1, 3)										3	0	1	1	0	0	1				
Willie Horton, R OBP: 0.304, SLG: 0.522 (1, 10)										4	0	0	0	0	2	3				
Toby Harrah, R OBP: 0.423, SLG: 0.607 (1, 5)										4	0	1	0	0	0	1				
Ken Henderson, S OBP: 0.299, SLG: 0.422 (1, 9)										4	0	1	0	0	1	1				
Bump Wills, S OBP: 0.333, SLG: 0.375 (1, 4)										4	1	1	0	0	0	1				
Jim Sundberg, R OBP: 0.240, SLG: 0.209 (1, 2)										3	1	1	1	0	0	0				
Tom Grieve, R OBP: 0.297, SLG: 0.429 (9, PH)										1	0	0	0	0	1	1				
Juan Beniquez, R OBP: 0.275, SLG: 0.306 (1, 8)										2	0	0	0	0	1	0				
Inning Stats	R: 1 E: 0 K: 1 S: 7	H: 2 LOB: 1 BB: 0 P: 7	R: 0 E: 0 K: 1 S: 5	H: 0 LOB: 0 BB: 0 P: 5	R: 0 E: 0 K: 1 S: 5	H: 0 LOB: 0 BB: 0 P: 5	R: 0 E: 0 K: 0 S: 4	H: 1 LOB: 1 BB: 0 P: 4	R: 2 E: 0 K: 0 S: 7	H: 4 LOB: 2 BB: 0 P: 7	R: 0 E: 0 K: 0 S: 3	H: 0 LOB: 0 BB: 0 P: 3	R: 0 E: 0 K: 1 S: 5	H: 1 LOB: 0 BB: 0 P: 5	R: 0 E: 0 K: 1 S: 6	H: 1 LOB: 1 BB: 0 P: 6	1B: 8 2B: 2 3B: 0 HR: 0	SF: 1 SAC: 1 DP: 1 HBP: 0	WP: 0 PB: 0 SB: 2 CS: 0	PA: 35
PITCHER	IP WLS BF H R ER SO BB IBB HBP BLK WP HR S P ERA WHIP	IP WLS BF H R ER SO BB IBB HBP BLK WP HR S P ERA WHIP																		
Ken Brett, L ERA: 5.14 (1, 1)	9.0	W 35	9	3	3	5	0	0	0	0	0	0	0	45	45	3.00	1.000			

Batter	1	2	3	4	5	6	7	8	9	AB	R	H	RBI	BB	SO	LOB	TOP										
Ralph Garr, L OBP: 0.330, SLG: 0.416 (1, 7)	0-0 6-3			0-0 F9		0-0 F8		0-0 E6		4	0	0	0	0	0	0	Chicago White Sox @ Texas Rangers Arlington Stadium, Arlington, TX Tue May 10 1977, 8:05 PM EDT Att. 8,360 - Unknown - 75 F										
Alan Bannister, R OBP: 0.397, SLG: 0.398 (1, 6)	0-0 F7			0-0 FC6-4 1B		0-0 5-3		0-0 G5-4-3		4	0	1	0	0	0	1											
Jorge Orta, L OBP: 0.352, SLG: 0.458 (1, 4)	0-0 4-3			0-0 FC6-4 1B 1-2 2B		0-0 1B		0-0 F8		4	1	1	0	0	0	1											
Richie Zisk, R OBP: 0.362, SLG: 0.602 (1, 9)		0-0 F5		0-0 2B 1-2 1B		0-0 6-3		0-0 FC4-6 1B		4	0	2	0	0	0	1											
Jim Spencer, L OBP: 0.306, SLG: 0.391 (1, 3)	0-3 K			0-0 1-3 2-H 2B			0-0 HR	0-0 FC4-6 BB		4	1	2	2	0	1	1											
Oscar Gamble, L OBP: 0.420, SLG: 0.561 (1, 10)	0-0 F7			0-0 P6			0-0 4-3	4-0 FC6 BB		3	0	0	0	0	0	2											
Lamar Johnson, R OBP: 0.200, SLG: 0.286 (9, PH)								1-2 FC6 BB		0	0	0	0	1	0	0											
Chet Lemon, R OBP: 0.379, SLG: 0.549 (1, 8)			0-0 F8		0-0 CS 1B		0-0 F2	0-0 FC6		4	0	1	0	0	0	2											
Eric Soderholm, R OBP: 0.370, SLG: 0.552 (1, 5)			0-0 5-3		0-0 5-3		0-0 6-3			3	0	0	0	0	0	1											
Jim Essian, R OBP: 0.391, SLG: 0.458 (1, 2)			0-0 4-3		0-0 5-3			0-0 L5		3	0	0	0	0	0	0											
Inning Stats	R: 0 E: 0 K: 0 S: 3	H: 0 LOB: 0 BB: 0 P: 3	R: 0 E: 0 K: 1 S: 5	H: 0 LOB: 0 BB: 0 P: 5	R: 0 E: 0 K: 0 S: 3	H: 1 LOB: 0 BB: 0 P: 3	R: 1 E: 0 K: 0 S: 6	H: 3 LOB: 2 BB: 0 P: 6	R: 0 E: 0 K: 0 S: 4	H: 1 LOB: 1 BB: 0 P: 4	R: 1 E: 0 K: 0 S: 4	H: 1 LOB: 0 BB: 0 P: 4	R: 0 E: 1 K: 0 S: 3	H: 0 LOB: 0 BB: 0 P: 3	R: 0 E: 0 K: 0 S: 4	H: 1 LOB: 2 BB: 1 P: 8	1B: 5 2B: 1 3B: 0 HR: 1	SF: 0 SAC: 0 DP: 1 HBP: 0	WP: 0 PB: 0 SB: 0 CS: 1	PA: 34							
PITCHER	IP	WLS	BF	H	R	ER	SO	BB	IBB	HBP	BLK	WP	HR	S	P	ERA	WHIP										
Nelson Briles, R ERA: 3.98 (1, 1)	8.0		29	6	2	2	1	0	0	0	0	0	1	31	31	2.25	0.750										
Darold Knowles, L ERA: (9, 1)	0.2		4	1	0	0	0	1	0	0	0	0	0	3	7	0.00	3.000										
Adrian Devine, R ERA: 1.54 (9, 1)	0.1	W	1	0	0	0	0	0	0	0	0	0	0	1	1	0.00	0.000										

Batter	1	2	3	4	5	6	7	8	9	AB	R	H	RBI	BB	SO	LOB	BOTTOM										
Claudell Washington, L OBP: 0.390, SLG: 0.500 (1, 7)	0-0 F7		0-0 CS	0-3 K			0-0 P6	0-3 K		4	0	0	0	0	2	2	Chicago White Sox @ Texas Rangers Arlington Stadium, Arlington, TX Tue May 10 1977, 8:05 PM EDT Att. 8,360 - Unknown - 75 F										
Bert Campaneris, R OBP: 0.372, SLG: 0.437 (1, 6)	0-0 CS 1B			0-0 CS 1B			0-0 G3	0-0 6-3		4	0	2	0	0	0	0											
Mike Hargrove, L OBP: 0.346, SLG: 0.477 (1, 3)	0-0 F9			0-0 3-1			0-0 F8	4-0 1B BB BB		3	1	0	0	1	0	2											
Willie Horton, R OBP: 0.301, SLG: 0.507 (1, 10)	0-0 CS	0-0 F2			0-0 F8		0-0 2B 4-3 1B	0-3 K		4	1	1	0	0	1	1											
Ken Henderson, S OBP: 0.308, SLG: 0.437 (1, 9)		0-0 F7			0-0 4-3		0-0 2B 2B	0-0 BB BB 1B		4	1	2	0	0	0	0											
Toby Harrah, R OBP: 0.416, SLG: 0.586 (1, 5)		0-0 5-3			0-0 6-3		0-0 4-3	4-0 BB BB		3	0	0	0	1	0	2											
Bump Wills, S OBP: 0.330, SLG: 0.361 (1, 4)			0-0 F9			0-3 K	0-0 4-3	4-0 1-2 2-3 3-H BB		3	0	0	2	1	1	1											
Bill Fahey, L OBP: 0.071, SLG: 0.071 (1, 2)								0-0 3-H BB		2	0	0	0	0	0	0											
Dave May, L OBP: 0.214, SLG: 0.333 (8, PH)								0-0 2-H BB		1	0	1	1	0	0	0											
Jim Sundberg, R OBP: 0.240, SLG: 0.209 (9, 2)								4-0 BB		0	0	0	0	0	0	0											
Juan Beniquez, R OBP: 0.289, SLG: 0.311 (1, 8)				0-0 CS 1B		0-3 K		4-0 BB		2	0	1	0	1	1	0											
Inning Stats	R: 0 E: 0 K: 0 S: 3	H: 1 LOB: 0 BB: 0 P: 3	R: 0 E: 0 K: 0 S: 3	H: 0 LOB: 0 BB: 0 P: 3	R: 0 E: 0 K: 1 S: 5	H: 1 LOB: 0 BB: 0 P: 5	R: 0 E: 0 K: 2 S: 7	H: 0 LOB: 0 BB: 0 P: 7	R: 0 E: 0 K: 0 S: 3	H: 0 LOB: 0 BB: 0 P: 3	R: 2 E: 0 K: 1 S: 8	H: 3 LOB: 2 BB: 1 P: 12	R: 1 E: 0 K: 1 S: 5	H: 1 LOB: 3 BB: 3 P: 17	1B: 5 2B: 2 3B: 0 HR: 0	SF: 0 SAC: 0 DP: 0 HBP: 0	WP: 0 PB: 0 SB: 0 CS: 3	PA: 36									
PITCHER	IP	WLS	BF	H	R	ER	SO	BB	IBB	HBP	BLK	WP	HR	S	P	ERA	WHIP										
Francisco Barrios, R ERA: 3.89 (1, 1)	7.0		23	5	2	2	3	0	0	0	0	0	0	29	29	2.57	0.714										
Lerrin LaGrew, R ERA: 1.19 (8, 1)	0.2		4	1	0	0	0	1	0	0	0	0	0	3	7	0.00	3.000										
Dave Hamilton, L ERA: 5.4 (8, 1)	0.2	L	3	0	1	1	1	1	0	0	0	0	0	4	8	13.50	1.500										
Bart Johnson, R ERA: 5.64 (9, 1)	0.1		4	1	0	0	1	2	0	0	0	0	0	4	12	0.00	9.000										



Batter	1	2	3	4	5	6	7	8	9	AB	R	H	RBI	BB	SO	LOB	TOP			
Jim Norris, L OBP: 0.408, SLG: 0.398 (1, 9)	F8					L7		G3									5 0 2 2 0 0 1			
Duane Kuiper, L OBP: 0.325, SLG: 0.276 (1, 4)		1-3 2-H 3-H 1B	1-3			F7		F8									4 0 0 0 1 0 4			
Rick Manning, L OBP: 0.304, SLG: 0.301 (1, 8)	F3					K											4 1 0 0 1 1 2			
Rico Carty, R OBP: 0.299, SLG: 0.295 (1, 10)	F9																4 0 1 0 0 1 2			
Johnny Grubb, L OBP: 0.478, SLG: 0.554 (1, 7)																	4 0 4 0 0 0 0			
Bruce Bochte, L OBP: 0.333, SLG: 0.385 (1, 3)		FC3-6 1B				P6		F5									4 1 1 1 0 0 4			
Buddy Bell, R OBP: 0.319, SLG: 0.365 (1, 5)																	4 1 1 0 0 0 4			
Larvell Blanks, R OBP: 0.275, SLG: 0.381 (1, 6)																	4 0 1 0 0 0 4			
Ray Fosse, R OBP: 0.245, SLG: 0.319 John Lowenstein, L (9, PH) OBP: 0.364, SLG: 0.414 (1, 2)																	3 0 1 0 0 0 1 1 0 0 0 0 1 0			
Inning Stats	R: 0 E: 0 K: 0 S: 3	H: 0 LOB: 1 BB: 1 P: 7	R: 2 E: 0 K: 0 S: 7	H: 4 LOB: 2 BB: 0 P: 7	R: 0 E: 0 K: 0 S: 4	H: 1 LOB: 1 BB: 0 P: 4	R: 0 E: 0 K: 0 S: 3	H: 0 LOB: 0 BB: 0 P: 3	R: 0 E: 0 K: 1 S: 5	H: 2 LOB: 1 BB: 0 P: 4	R: 0 E: 0 K: 0 S: 4	H: 1 LOB: 1 BB: 0 P: 4	R: 1 E: 0 K: 1 S: 7	H: 2 LOB: 2 BB: 1 P: 11	R: 0 E: 0 K: 1 S: 6	H: 1 LOB: 1 BB: 0 P: 6	1B: 9 2B: 1 3B: 1 HR: 0	SF: 0 SAC: 0 DP: 1 HBP: 0	WP: 0 PB: 0 SB: 0 CS: 0	PA: 39
PITCHER	IP WLS BF H R ER SO BB IBB HBP BLK WP HR S P ERA WHIP																			
Steve Stone, R ERA: 2.22 (1, 1)	7.1 W 33 10 3 3 2 2 0 0 0 0 0 35 43 3.68 1.636																			
Lerrin LaGrow, R ERA: 1.11 (8, 1)	1.2 S 6 1 0 0 1 0 0 0 0 0 0 8 8 0.00 0.600																			

Cleveland Indians @ Chicago White Sox
Comiskey Park, Chicago, IL
Fri May 13 1977, 8:05 PM EDT
Att: 27,130 - Unknown - 80 F

AB	37
R	3
H	11
RBI	3
BB	2
SO	3
LOB	22



Batter	1	2	3	4	5	6	7	8	9	AB	R	H	RBI	BB	SO	LOB	BOTTOM			
Ralph Garr, L OBP: 0.319, SLG: 0.396 (1, 7)	6-3																5 1 1 1 0 2 3			
Alan Bannister, R OBP: 0.397, SLG: 0.393 (1, 6)	F2																5 1 2 2 0 1 3			
Jorge Orta, L OBP: 0.368, SLG: 0.471 (1, 4)																	3 0 2 0 1 1 1			
Richie Zisk, R OBP: 0.360, SLG: 0.603 (1, 9)	F8																4 1 1 1 0 1 5			
Jim Spencer, L OBP: 0.316, SLG: 0.390 (1, 3)																	4 0 2 1 0 0 2			
Oscar Gamble, L OBP: 0.400, SLG: 0.524 Lamar Johnson, R (5, PH) OBP: 0.212, SLG: 0.267 (1, 10)																	2 0 1 0 0 0 0 2 0 0 0 0 0 3			
Chet Lemon, R OBP: 0.376, SLG: 0.559 (1, 8)																	4 0 0 0 0 0 1			
Eric Soderholm, R OBP: 0.368, SLG: 0.529 (1, 5)																	4 1 2 0 0 1 1			
Jim Essian, R OBP: 0.394, SLG: 0.449 (1, 2)																	3 1 2 0 1 0 0			
Inning Stats	R: 0 E: 0 K: 0 S: 4	H: 1 LOB: 1 BB: 0 P: 4	R: 0 E: 0 K: 0 S: 4	H: 2 LOB: 1 BB: 0 P: 4	R: 0 E: 0 K: 0 S: 4	H: 1 LOB: 2 BB: 1 P: 8	R: 0 E: 0 K: 0 S: 3	H: 0 LOB: 0 BB: 0 P: 3	R: 3 E: 0 K: 1 S: 9	H: 4 LOB: 2 BB: 1 P: 13	R: 0 E: 0 K: 1 S: 5	H: 0 LOB: 0 BB: 0 P: 5	R: 2 E: 0 K: 2 S: 10	H: 3 LOB: 1 BB: 0 P: 10	R: 0 E: 0 K: 2 S: 9	H: 2 LOB: 2 BB: 0 P: 9	1B: 11 2B: 1 3B: 1 HR: 0	SF: 0 SAC: 0 DP: 0 HBP: 0	WP: 1 PB: 0 SB: 1 CS: 0	PA: 38
PITCHER	IP WLS BF H R ER SO BB IBB HBP BLK WP HR S P ERA WHIP																			
Al Fitzmorris, R ERA: 4.91 (1, 1)	4.0 L 20 3 2 2 4 1 0 0 0 0 1 0 19 23 6.75 2.250																			
Don Hood, L ERA: 2.65 (5, 1)	2.2 12 3 2 2 4 1 0 0 0 0 1 0 19 23 6.75 1.500																			
Tom Buskey, R ERA: 4.34 (7, 1)	0.2 4 2 0 0 0 0 0 0 0 0 0 0 4 4 0.00 3.000																			
Sid Monge, L ERA: 3.55 (8, 1)	0.1 1 0 0 0 1 0 0 0 0 0 0 0 3 3 0.00 0.000																			
Jim Kern, R ERA: 2.6 (8, 1)	0.1 1 0 0 0 1 0 0 0 0 0 0 0 3 3 0.00 0.000																			

Cleveland Indians @ Chicago White Sox
Comiskey Park, Chicago, IL
Fri May 13 1977, 8:05 PM EDT
Att: 27,130 - Unknown - 80 F

AB	36
R	5
H	13
RBI	5
BB	2
SO	6
LOB	19



Batter	1	2	3	4	5	6	7	8	9	AB	R	H	RBI	BB	SO	LOB	TOP																		
Jim Norris, L OBP: 0.396, SLG: 0.385 (1, 9)										5	0	2	1	0	0	3																			
Duane Kuiper, L OBP: 0.328, SLG: 0.282 (1, 4)										5	0	2	0	0	0	0																			
Rick Manning, L OBP: 0.292, SLG: 0.288 (1, 8)										5	0	0	0	0	5	3																			
Rico Carty, R OBP: 0.301, SLG: 0.298 (1, 10)										4	0	1	0	0	0	2																			
Johnny Grubb, L OBP: 0.486, SLG: 0.590 Paul Dade, R OBP: 0.360, SLG: 0.390 (8, 7)										4	1	3	0	0	0	1																			
Larvell Blanks, R OBP: 0.286, SLG: 0.380 Frank Duffy, R OBP: 0.276, SLG: 0.224 (8, 6)										4	0	1	0	0	1	4																			
Bruce Bochte, L OBP: 0.336, SLG: 0.384 (1, 3)										4	1	1	0	0	1	2																			
Buddy Bell, R OBP: 0.317, SLG: 0.360 (1, 5)										4	1	2	1	0	0	1																			
Fred Kendall, R OBP: 0.317, SLG: 0.431 (1, 2)										4	0	1	1	0	0	5																			
Inning Stats	R: 0 E: 0 K: 1 S: 6	H: 2 LOB: 1 BB: 0 P: 6	R: 3 E: 1 K: 1 S: 8	H: 3 LOB: 0 BB: 0 P: 8	R: 0 E: 0 K: 1 S: 6	H: 1 LOB: 1 BB: 0 P: 6	R: 0 E: 0 K: 0 S: 5	H: 2 LOB: 2 BB: 0 P: 5	R: 0 E: 0 K: 0 S: 4	H: 1 LOB: 1 BB: 0 P: 4	R: 0 E: 0 K: 1 S: 5	H: 0 LOB: 0 BB: 0 P: 5	R: 0 E: 0 K: 1 S: 7	H: 2 LOB: 2 BB: 0 P: 7	R: 0 E: 0 K: 1 S: 5	H: 0 LOB: 0 BB: 0 P: 5	1B: 12 2B: 0 3B: 1 HR: 0	SF: 0 SAC: 0 DP: 0 HBP: 0	WP: 0 PB: 0 CS: 2	PA: 40															
PITCHER	IP WLS BF H R ER SO BB IBB HBP BLK WP HR S P ERA WHIP																																		
Francisco Barrios, R ERA: 3.48 Dave Hamilton, L ERA: 5.14	(1, 1) (8, 1)	8.0 3	L 3	36 0	13 0	4 0	1 0	6 1	0 0	0 0	0 0	0 0	0 0	0 0	0 5	48 5	48 5	1.12 0.00	1.625 0.000																


Cleveland Indians @ Chicago White Sox
Comiskey Park, Chicago, IL
Sun May 15 1977, 4:33 AM EDT
Att: 16,046 - Unknown - 71 F


AB 39
R 4
H 13
RBI 3
BB 0
SO 7
LOB 21

Batter	1	2	3	4	5	6	7	8	9	AB	R	H	RBI	BB	SO	LOB	BOTTOM														
Ralph Garr, L OBP: 0.323, SLG: 0.390 (1, 7)										5	0	0	0	0	0	3															
Alan Bannister, R OBP: 0.396, SLG: 0.383 (1, 6)										4	1	1	0	1	0	1															
Jorge Orta, L OBP: 0.370, SLG: 0.459 (1, 4)										4	0	1	1	0	0	1															
Richie Zisk, R OBP: 0.372, SLG: 0.631 (1, 9)										3	0	1	1	1	1	0															
Jim Spencer, L OBP: 0.321, SLG: 0.438 (1, 3)										4	0	0	0	0	0	4															
Oscar Gamble, L OBP: 0.400, SLG: 0.507 Lamar Johnson, R OBP: 0.250, SLG: 0.394 (8, PH)										2	0	1	0	1	0	0															
Chet Lemon, R OBP: 0.366, SLG: 0.538 (1, 8)										4	0	0	0	0	0	3															
Jack Brohamer, L OBP: 0.500, SLG: 0.500 (1, 5)										3	1	1	0	1	0	1															
Jim Essian, R OBP: 0.381, SLG: 0.432 Royle Stillman, L OBP: 0.293, SLG: 0.417 (8, PH)										3	0	0	0	0	1	3															
Inning Stats	R: 0 E: 0 K: 0 S: 3	H: 0 LOB: 0 BB: 0 P: 3	R: 0 E: 0 K: 1 S: 5	H: 0 LOB: 0 BB: 0 P: 5	R: 0 E: 0 K: 1 S: 6	H: 1 LOB: 1 BB: 0 P: 6	R: 1 E: 0 K: 0 S: 5	H: 2 LOB: 2 BB: 1 P: 9	R: 1 E: 0 K: 0 S: 4	H: 1 LOB: 3 BB: 3 P: 16	R: 0 E: 0 K: 0 S: 4	H: 1 LOB: 0 BB: 0 P: 4	R: 0 E: 0 K: 0 S: 3	H: 0 LOB: 0 BB: 0 P: 3	R: 0 E: 0 K: 0 S: 4	H: 1 LOB: 1 BB: 0 P: 4	R: 0 E: 0 K: 0 S: 3	H: 0 LOB: 1 BB: 1 P: 7	1B: 3 2B: 1 3B: 1 HR: 1	SF: 0 SAC: 0 DP: 0 HBP: 0	WP: 0 PB: 0 CS: 0	PA: 38									
PITCHER	IP WLS BF H R ER SO BB IBB HBP BLK WP HR S P ERA WHIP																														
Dennis Eckersley, R ERA: 3.81 Don Hood, L ERA: 2.75 Jim Kern, R ERA: 2.41	(1, 1) (6, 1) (8, 1)	5.0 2.2 1.1	W S	23 10 5	4 2 0	2 1 0	2 1 0	2 0 0	2 0 0	0 0 1	0 1 0	10 10 4	10 10 8	3.60 3.38 0.00	1.600 0.750 0.750																

Cleveland Indians @ Chicago White Sox
Comiskey Park, Chicago, IL
Sun May 15 1977, 4:33 AM EDT
Att: 16,046 - Unknown - 71 F

AB 33
R 3
H 6
RBI 3
BB 5
SO 2
LOB 16

Batter	1	2	3	4	5	6	7	8	9	AB	R	H	RBI	BB	SO	LOB	TOP			
Davey Nelson, R (1, 10) OBP: 0.240, SLG: 0.250	0-3 K		0-0 G3		0-0 4-3		0-0 6-3		0-3 K	5	0	0	1	0	2	3	Kansas City Royals @ Chicago White Sox Comiskey Park, Chicago, IL Wed May 18 1977, 8:05 PM EDT Att: 20,041 - Unknown - 87 F AB 36 R 4 H 9 RBI 4 BB 3 SO 4 LOB 15 			
Hal McRae, R (1, 7) OBP: 0.378, SLG: 0.416	0-0 5-3		0-0 F8		0-0 F8			0-0 G3 2B	0-0 1B	5	0	2	1	0	0	1				
Al Cowens, R (1, 8) OBP: 0.305, SLG: 0.496	0-0 F2			0-0 F2		0-0 F7		0-0 P4	0-0 5-3	5	0	0	0	0	0	2				
John Mayberry, L (1, 3) OBP: 0.311, SLG: 0.342		0-0 4-3		4-0 1B BB		0-0 F9		0-0 G3		3	0	0	0	1	0	1				
Darrell Porter, L (1, 2) OBP: 0.374, SLG: 0.473		0-0 F7		0-0 F8		0-0 HR		4-0 BB		3	1	1	1	1	0	1				
Cookie Rojas, R (1, 5) OBP: 0.294, SLG: 0.383		0-0 2B		0-0 1B		0-0 F7		0-3 K		4	0	2	0	0	1	2				
Tom Poquette, L (1, 9) OBP: 0.355, SLG: 0.425		0-0 P6		0-0 F6			0-0 P4		0-0 1B 2B	4	1	1	0	0	0	3				
Freddie Patek, R (1, 6) OBP: 0.338, SLG: 0.393			0-0 P3		0-0 5-3 S 1B		0-0 F8		0-0 1B S 1B	4	2	2	1	0	0	0				
Frank White, R (1, 4) OBP: 0.259, SLG: 0.296			4-0 G3 BB		0-0 5-3				0-3 K	2	0	1	0	1	0	1				
Ralph LaCock, L (9, PH) OBP: 0.300, SLG: 0.426					1-3				1-2	1	0	0	0	0	1	1				
Inning Stats	R: 0 E: 0 K: 1 S: 5	H: 0 LOB: 0 BB: 0 P: 5	R: 0 E: 0 K: 0 S: 4	H: 1 LOB: 1 BB: 0 P: 4	R: 0 E: 0 K: 0 S: 3	H: 0 LOB: 1 BB: 1 P: 7	R: 0 E: 0 K: 0 S: 4	H: 1 LOB: 2 BB: 1 P: 8	R: 1 E: 0 K: 0 S: 4	H: 1 LOB: 0 BB: 0 P: 4	R: 1 E: 0 K: 0 S: 4	H: 1 LOB: 1 BB: 0 P: 4	R: 0 E: 0 K: 1 S: 6	H: 1 LOB: 1 BB: 0 P: 10	R: 2 E: 0 K: 2 S: 10	H: 3 LOB: 1 BB: 0 P: 10	1B: 4 2B: 4 3B: 0 HR: 1	SF: 0 SAC: 0 DP: 0 HBP: 0	WP: 0 PB: 0 SB: 2 CS: 0	PA: 39
PITCHER	IP WLS BF H R ER SO BB IBB HBP BLK WP HR S P ERA WHIP	IP WLS BF H R ER SO BB IBB HBP BLK WP HR S P ERA WHIP																		
Chris Knapp, R (1, 1) ERA: 4.25	8.2 W 38 9 4 4 4 3 0 0 0 0 1 43 55 4.15 1.385																			
Lerrin LaGrow, R (9, 1) ERA: 1.09	0.1 S 1 0 0 0 0 0 0 0 0 0 0 1 1 0.00 0.000																			

Batter	1	2	3	4	5	6	7	8	9	AB	R	H	RBI	BB	SO	LOB	BOTTOM			
Ralph Garr, L (1, 7) OBP: 0.318, SLG: 0.377	0-0 F8	0-0 FC4-6 S		0-0 4-3		4-0 FC4-6 BB		0-0 F7		4	0	0	1	1	0	2	Kansas City Royals @ Chicago White Sox Comiskey Park, Chicago, IL Wed May 18 1977, 8:05 PM EDT Att: 20,041 - Unknown - 87 F AB 37 R 7 H 13 RBI 7 BB 4 SO 3 LOB 21 			
Alan Bannister, R (1, 6) OBP: 0.383, SLG: 0.368	0-0 F3	0-0 4-3			0-0 6-3	0-0 F6		0-0 P6		5	0	0	0	0	0	4				
Jorge Orta, L (1, 4) OBP: 0.371, SLG: 0.451	0-0 6-3	0-3 K			0-0 BB 1B	0-0 FC4-6 S		4-0 WP BB BB		4	0	1	1	1	1	3				
Richie Zisk, R (1, 9) OBP: 0.380, SLG: 0.624		0-0 1B HR 1B	0-3 K		4-0 BB 1B	0-0 L8		4-0 BB 1B		3	1	1	0	2	1	2				
Jim Spencer, L (1, 3) OBP: 0.317, SLG: 0.430		0-0 HR 1B	0-3 K		0-0 P6		0-0 4-3	0-0 3-1		5	1	1	0	0	1	4				
Oscar Gamble, L (1, 10) OBP: 0.398, SLG: 0.543		0-0 HR	0-0 4-3		0-0 3-1					3	1	1	3	0	0	2				
Lamar Johnson, R (7, PH) OBP: 0.270, SLG: 0.412		1-H 3-H HR		0-0 4-3						1	0	1	0	0	0	0				
Chet Lemon, R (1, 8) OBP: 0.370, SLG: 0.537		0-0 S 1B 1B		0-0 P6		0-0 1B 1B		0-0 P4		4	2	2	0	0	0	1				
Eric Soderholm, R (1, 5) OBP: 0.388, SLG: 0.546		0-0 1B FC4-6 1B		0-0 WP 1B		0-0 S 1B FC4-6 1B		0-0 1B 1B		4	2	4	1	0	0	0				
Jim Essian, R (1, 2) OBP: 0.386, SLG: 0.435		0-0 FC4-6 1B		0-0 F4		0-0 FC4-6 BB 1B		0-0 F2		4	0	2	1	0	0	3				
Inning Stats	R: 0 E: 0 K: 0 S: 3	H: 0 LOB: 0 BB: 0 P: 3	R: 5 E: 0 K: 1 S: 11	H: 6 LOB: 1 BB: 0 P: 11	R: 0 E: 0 K: 2 S: 7	H: 0 LOB: 0 BB: 0 P: 7	R: 0 E: 0 K: 0 S: 4	H: 1 LOB: 1 BB: 0 P: 4	R: 0 E: 0 K: 0 S: 4	H: 1 LOB: 2 BB: 1 P: 8	R: 2 E: 0 K: 0 S: 6	H: 3 LOB: 2 BB: 1 P: 10	R: 0 E: 0 K: 0 S: 5	H: 2 LOB: 2 BB: 0 P: 5	R: 0 E: 0 K: 0 S: 3	H: 0 LOB: 2 BB: 2 P: 11	1B: 12 2B: 0 3B: 0 HR: 1	SF: 0 SAC: 0 DP: 0 HBP: 0	WP: 2 PB: 0 SB: 3 CS: 0	PA: 41
PITCHER	IP WLS BF H R ER SO BB IBB HBP BLK WP HR S P ERA WHIP	IP WLS BF H R ER SO BB IBB HBP BLK WP HR S P ERA WHIP																		
Dennis Leonard, R (1, 1) ERA: 4.08	5.0 L 27 11 7 7 3 1 0 0 0 1 0 11 23 0.00 1.667																			
Steve Mingori, L (6, 1) ERA: 4.67	3.0 14 2 0 0 0 3 0 0 0 0 1 0 11 23 0.00 1.667																			

Batter	1	2	3	4	5	6	7	8	9	AB	R	H	RBI	BB	SO	LOB	TOP					
Tom Poquette, L (1, 9) OBP: 0.340, SLG: 0.407	F7		E6		4-3		G3			4	0	0	0	0	0	1	Kansas City Royals @ Chicago White Sox Comiskey Park, Chicago, IL Thu May 19 1977, 8:05 PM EDT Att: 11,695 - Unknown - 83 F					
Hal McRae, R (1, 7) OBP: 0.375, SLG: 0.418 Joe Zdeb, R (8, FR) OBP: 0.400, SLG: 0.333 (8, 7)	F9		L5-4-1-3-4		6-3			1B 2B		4	0	1	0	0	0	2						
John Mayberry, L (1, 3) OBP: 0.324, SLG: 0.358	BB			4-3 1B		WP 6-3 2B		F9		3	1	2	0	1	0	1						
Al Cowens, R (1, 8) OBP: 0.310, SLG: 0.496	4-3			4-3 1B		6-3		G4-6-3 1B		4	0	2	2	0	0	1						
Darrell Porter, L (1, 2) OBP: 0.369, SLG: 0.484 John Wathan, R (8, 2) OBP: 0.400, SLG: 0.400	SF9 3B			K		F8		G4-6-3 1B		4	1	1	0	0	1	4						
Ralph LaCock, L (1, 10) OBP: 0.296, SLG: 0.420	SF9			4-3				P4		3	0	1	1	0	0	2						
Cookie Rojas, R (1, 5) OBP: 0.273, SLG: 0.353	6-3			F2		F8		F8		4	0	0	0	0	0	3						
Freddie Patek, R (1, 6) OBP: 0.336, SLG: 0.392 Davey Nelson, R (7, 4) OBP: 0.269, SLG: 0.280	F8					FC6-4 1B		1-3		3	0	1	0	0	0	0						
Frank White, R (1, 4) OBP: 0.252, SLG: 0.287 Bob Heise, R (7, 6) OBP: 0.200, SLG: 0.200			6-3		FC6-4 4-3		6-3		K	3	0	0	0	0	0	1						
										1	0	0	0	0	1	1						
Inning Stats	R: 0 E: 0 K: 0 S: 3	H: 0 LOB: 1 BB: 1 P: 7	R: 1 E: 0 K: 0 S: 4	H: 1 LOB: 0 BB: 0 P: 4	R: 0 E: 1 K: 0 S: 3	H: 0 LOB: 0 BB: 0 P: 3	R: 0 E: 0 K: 1 S: 7	H: 2 LOB: 2 BB: 0 P: 7	R: 0 E: 0 K: 0 S: 4	H: 1 LOB: 1 BB: 0 P: 4	R: 1 E: 0 K: 0 S: 5	H: 2 LOB: 0 BB: 0 P: 5	R: 0 E: 0 K: 0 S: 3	H: 0 LOB: 0 BB: 0 P: 3	R: 1 E: 0 K: 1 S: 4	H: 2 LOB: 1 BB: 0 P: 4	R: 0 E: 0 K: 1 S: 6	H: 1 LOB: 1 BB: 0 P: 6	1B: 6 2B: 3 3B: 1 HR: 0	SF: 1 SAC: 0 DP: 2 HBP: 0	WP: 1 PB: 0 SB: 0 CS: 0	PA: 36
PITCHER Steve Stone, R (1, 1) ERA: 2.34	IP: 9.0 WLS: W BF: 36 H: 9 R: 3 ER: 3 SO: 2 BB: 1 IBB: 0 HBP: 0 BLK: 0 WP: 1 HR: 0 S: 39 P: 43 ERA: 3.00 WHIP: 1.111																					

Batter	1	2	3	4	5	6	7	8	9	AB	R	H	RBI	BB	SO	LOB	BOTTOM			
Ralph Garr, L (1, 7) OBP: 0.316, SLG: 0.368 Wayne Nordhagen, R (8, 7) OBP: 0.250, SLG: 0.750	F9		P6	E6		BB 4-0		L7		3	0	0	0	1	0	1	Kansas City Royals @ Chicago White Sox Comiskey Park, Chicago, IL Thu May 19 1977, 8:05 PM EDT Att: 11,695 - Unknown - 83 F			
Alan Bannister, R (1, 6) OBP: 0.379, SLG: 0.360	P5		1B 4-3 BB	K		F7				3	1	0	0	1	1	3				
Jorge Orta, L (1, 4) OBP: 0.375, SLG: 0.479	HR		4-3 1B	K		4-3				4	2	2	2	0	1	3				
Richie Zisk, R (1, 9) OBP: 0.377, SLG: 0.613	F2		4-3			F7		5-3 1B		4	0	1	1	0	0	1				
Jim Spencer, L (1, 3) OBP: 0.315, SLG: 0.424		3-1	BB 1B 1B	K		5-3		5-3		4	1	1	1	0	1	1				
Oscar Gamble, L (1, 10) OBP: 0.407, SLG: 0.589 Lamar Johnson, R (7, FH) OBP: 0.263, SLG: 0.400			3H 1B 1B	K		K		F7		3	2	2	1	0	1	0				
Chet Lemon, R (1, 8) OBP: 0.373, SLG: 0.556	HR		1-2 1B 1B			HR		5-3		3	1	1	1	1	0	1				
Eric Soderholm, R (1, 5) OBP: 0.392, SLG: 0.545 Jack Brohamer, L (8, FR) OBP: 0.500, SLG: 0.500 (9, 5)	F9		1-3 2H 3H 1B			1-3		G4-6-3 1B		4	0	2	2	0	0	0				
Jim Essian, R (1, 2) OBP: 0.390, SLG: 0.432			BB 1B 1B	P3		BB BB		G4-6-3 1B		3	1	1	0	1	0	1				
										1	B: 7 2B: 0 3B: 0 HR: 3	SF: 0 SAC: 0 DP: 1 HBP: 0	WP: 0 PB: 0 SB: 0 CS: 0	PA: 37						
Inning Stats	R: 1 E: 0 K: 0 S: 4	H: 1 LOB: 0 BB: 0 P: 4	R: 1 E: 0 K: 0 S: 4	H: 1 LOB: 0 BB: 0 P: 4	R: 5 E: 0 K: 0 S: 7	H: 5 LOB: 2 BB: 2 P: 15	R: 0 E: 1 K: 2 S: 8	H: 0 LOB: 1 BB: 0 P: 8	R: 0 E: 0 K: 2 S: 7	H: 0 LOB: 0 BB: 0 P: 7	R: 1 E: 0 K: 0 S: 4	H: 1 LOB: 2 BB: 2 P: 12	R: 0 E: 0 K: 0 S: 4	H: 1 LOB: 1 BB: 0 P: 4	R: 0 E: 0 K: 0 S: 3	H: 1 LOB: 1 BB: 0 P: 3	1B: 7 2B: 0 3B: 0 HR: 3	SF: 0 SAC: 0 DP: 1 HBP: 0	WP: 0 PB: 0 SB: 0 CS: 0	PA: 37
PITCHER Jim Colborn, R (1, 1) ERA: 2.98 Tom Hall, L (3, 1) ERA: 4.29 Larry Gura, L (7, 1) ERA: 2.27 Mark Littell, R (8, 1) ERA: 1.71	IP: 2.2 WLS: L BF: 14 H: 3 R: 2 ER: 2 SO: 4 BB: 1 IBB: 0 HBP: 0 BLK: 0 WP: 0 HR: 1 S: 21 P: 33 ERA: 5.40 WHIP: 1.800																			

Batter	1	2	3	4	5	6	7	8	9	AB	R	H	RBI	BB	SO	LOB	TOP											
Ron LeFlore, R OBP: 0.270, SLG: 0.350 Milt May, L OBP: 0.332, SLG: 0.444	F9		F9						F7	3	1	1	0	0	0	0	Detroit Tigers @ Chicago White Sox Comiskey Park, Chicago, IL Fri May 20 1977, 8:05 PM EDT Att: 17,225 - Unknown - 82 F											
Tito Fuentes, S OBP: 0.338, SLG: 0.374	F8		F7							5	0	3	1	0	0	0												
John Wockenfuss, R OBP: 0.258, SLG: 0.467	HR		P3						5-3	5	1	1	0	0	0	3												
Steve Kemp, L OBP: 0.333, SLG: 0.525	HR								6-3	4	1	3	2	0	0	0												
Jason Thompson, L OBP: 0.357, SLG: 0.424	F7								K	4	0	0	0	0	1	2												
Mickey Stanley, R OBP: 0.318, SLG: 0.537									HR	4	2	2	0	0	0	2												
Tim Corcoran, L OBP: 0.250, SLG: 0.571	F7								HR	4	1	1	2	0	0	2												
Phil Mankowski, L OBP: 0.418, SLG: 0.437									K	4	1	2	1	0	1	0												
Tom Verzyer, R OBP: 0.203, SLG: 0.269	F7								6-3	4	0	1	1	0	0	1												
Inning Stats	R: 2 E: 0 K: 0 S: 5	H: 2 LOB: 0 BB: 0 P: 5	R: 1 E: 0 K: 0 S: 4	H: 2 LOB: 0 BB: 0 P: 4	R: 0 E: 0 K: 0 S: 3	H: 0 LOB: 0 BB: 0 P: 3	R: 0 E: 0 K: 0 S: 4	H: 1 LOB: 1 BB: 0 P: 4	R: 1 E: 0 K: 0 S: 4	H: 2 LOB: 1 BB: 0 P: 4	R: 0 E: 0 K: 0 S: 4	H: 1 LOB: 1 BB: 0 P: 4	R: 1 E: 0 K: 0 S: 6	H: 4 LOB: 2 BB: 0 P: 6	R: 2 E: 0 K: 2 S: 9	H: 2 LOB: 0 BB: 0 P: 9	R: 0 E: 0 K: 0 S: 4	H: 1 LOB: 1 BB: 0 P: 4	1B: 10 2B: 3 3B: 0 HR: 2	SF: 0 SAC: 0 DP: 0 HBP: 0	WP: 2 PB: 0 SB: 0 CS: 1	PA: 39						
PITCHER	IP	WLS	BF	H	R	ER	SO	BB	IBB	HBP	BLK	WP	HR	S	P	ERA	WHIP	PITCHER										
Ken Brett, L ERA: 4.92	(1, 1)	6.2	L	29	12	5	5	0	0	0	0	0	1	1	29	29	6.75	1.800										
Bruce Dal Canton, R ERA: 2.3	(7, 1)	0.1		1	0	0	0	0	0	0	0	0	1	0	1	1	0.00	0.000										
Dave Hamilton, L ERA: 5.48	(8, 1)	2.0		9	3	2	2	2	0	0	0	0	0	1	13	13	9.00	1.500										

Batter	1	2	3	4	5	6	7	8	9	AB	R	H	RBI	BB	SO	LOB	BOTTOM											
Ralph Garr, L OBP: 0.314, SLG: 0.372	F7		F9						F8	4	1	1	2	0	0	0	Detroit Tigers @ Chicago White Sox Comiskey Park, Chicago, IL Fri May 20 1977, 8:05 PM EDT Att: 17,225 - Unknown - 82 F											
Alan Bannister, R OBP: 0.389, SLG: 0.379									P4	4	1	3	1	0	0	0												
Jorge Orta, L OBP: 0.371, SLG: 0.479	G4-6-3								F5	4	0	1	1	0	0	2												
Richie Zisk, R OBP: 0.380, SLG: 0.604									5-3	2	0	0	0	2	0	1												
Lamar Johnson, R OBP: 0.268, SLG: 0.395									F8	3	0	1	0	0	2	3												
Oscar Gamble, L OBP: 0.402, SLG: 0.581										1	0	0	0	0	0	0												
Jim Spencer, L OBP: 0.307, SLG: 0.413	F9								P4	4	0	0	0	0	0	2												
Chet Lemon, R OBP: 0.370, SLG: 0.554	L3								K	4	1	1	0	0	1	2												
Eric Soderholm, R OBP: 0.388, SLG: 0.534									1B	4	0	1	0	0	1	1												
Jim Essian, R OBP: 0.389, SLG: 0.422									K	2	1	0	0	1	0	0												
Royce Stillman, L OBP: 0.286, SLG: 0.405										1	0	0	0	0	1	1												
Inning Stats	R: 0 E: 0 K: 0 S: 3	H: 1 LOB: 0 BB: 0 P: 3	R: 0 E: 0 K: 0 S: 3	H: 1 LOB: 1 BB: 1 P: 7	R: 0 E: 0 K: 0 S: 3	H: 0 LOB: 0 BB: 0 P: 3	R: 0 E: 0 K: 1 S: 6	H: 1 LOB: 1 BB: 0 P: 6	R: 4 E: 0 K: 2 S: 11	H: 4 LOB: 2 BB: 2 P: 19	R: 0 E: 0 K: 0 S: 3	H: 0 LOB: 0 BB: 0 P: 3	R: 0 E: 0 K: 0 S: 3	H: 0 LOB: 0 BB: 0 P: 3	R: 0 E: 0 K: 2 S: 8	H: 1 LOB: 1 BB: 0 P: 8	R: 0 E: 0 K: 0 S: 3	H: 0 LOB: 0 BB: 0 P: 3	R: 0 E: 0 K: 2 S: 8	H: 1 LOB: 1 BB: 0 P: 8	1B: 4 2B: 5 3B: 0 HR: 0	SF: 0 SAC: 0 DP: 2 HBP: 0	WP: 0 PB: 0 SB: 0 CS: 0	PA: 36				
PITCHER	IP	WLS	BF	H	R	ER	SO	BB	IBB	HBP	BLK	WP	HR	S	P	ERA	WHIP	PITCHER										
Dave Roberts, L ERA: 4.22	(1, 1)	4.2		22	7	4	4	2	2	1	0	0	0	0	23	35	7.71	1.929										
Steve Foucault, R ERA: 1.83	(5, 1)	4.1	W	14	1	0	0	3	0	0	0	0	0	20	20	0.00	0.231											

Batter	1	2	3	4	5	6	7	8	9	AB	R	H	RBI	BB	SO	LOB	TOP										
Phil Mankowski, L OBP: 0.405, SLG: 0.421 (1, 5)	0-0 4-3		0-0 G3	0-0 1B		0-0 F8			0-0 F6	5	0	1	0	0	0	0											
Tito Fuentes, S OBP: 0.346, SLG: 0.378 (1, 4)	0-0 1B		0-0 1B	4-0 1B		0-0 1-3			0-0 4-3	4	0	2	0	1	0	0											
Rusty Staub, L OBP: 0.310, SLG: 0.422 (1, 10)	0-0 F9		0-0 P4	0-0 4-3		0-0 4-3			0-0 1B	5	0	1	0	0	0	5											
Steve Kemp, L OBP: 0.328, SLG: 0.508 (1, 7)	0-0 F2		0-0 F5		4-0 1B				0-0 4-3	4	1	0	0	1	0	3											
Jason Thompson, L OBP: 0.361, SLG: 0.426 (1, 3)		0-0 FC6		0-0 1B	0-3 K				0-0 1-3	4	1	2	0	0	1	1											
Tim Corcoran, L OBP: 0.417, SLG: 0.636 (1, 9)	0-0 FC6		0-0 1B	0-0 1B	0-0 2B				0-0 CS	4	1	3	0	0	0	1											
Milt May, L OBP: 0.336, SLG: 0.459 (1, 2)	4-0 1B		0-0 BB	0-0 1B	0-0 2B			0-0 CS	0-0 4-3	3	0	2	2	1	0	0											
Mickey Stanley, R OBP: 0.292, SLG: 0.500 (1, 8)	0-3 K		0-0 SF9	0-3 K					0-0 F9	3	0	0	1	0	2	4											
Tom Verzyer, R OBP: 0.192, SLG: 0.254 (1, 6)	0-0 6-3		0-0 F9	0-0 F8					0-0 6-3	4	0	0	0	0	0	5											
Inning Stats	R: 0 E: 0 K: 0 S: 4	H: 1 LOB: 1 BB: 0 P: 4	R: 0 E: 0 K: 1 S: 6	H: 1 LOB: 2 BB: 1 P: 10	R: 0 E: 0 K: 0 S: 4	H: 1 LOB: 1 BB: 0 P: 4	R: 2 E: 0 K: 0 S: 7	H: 4 LOB: 3 BB: 1 P: 11	R: 1 E: 0 K: 2 S: 9	H: 2 LOB: 2 BB: 1 P: 13	R: 0 E: 0 K: 0 S: 3	H: 0 LOB: 0 BB: 0 P: 3	R: 0 E: 0 K: 0 S: 3	H: 1 LOB: 0 BB: 0 P: 3	R: 0 E: 0 K: 0 S: 3	H: 0 LOB: 0 BB: 0 P: 3	R: 0 E: 0 K: 0 S: 4	H: 1 LOB: 1 BB: 0 P: 4	1B: 10 2B: 1 3B: 0 HR: 0	SF: 1 SAC: 0 DP: 0 HBP: 0	WP: 0 PB: 0 SB: 0 CS: 1	PA: 41					
PITCHER	IP	WLS	BF	H	R	ER	SO	BB	IBB	HBP	BLK	WP	HR	S	P	ERA	WHIP										
Francisco Barrios, R ERA: 3.96 (1, 1)	3.2	L	20	7	2	2	1	2	0	0	0	0	0	20	28	4.91	2.455										
Bart Johnson, R ERA: 4.88 (4, 1)	5.1		20	4	1	1	2	1	0	0	0	0	0	23	27	1.69	0.938										

Detroit Tigers @ Chicago White Sox
 Comiskey Park, Chicago, IL
 Sat May 21 1977, 8:05 PM EDT
 Att: 20,790 - Unknown - 72 F

AB	36
R	3
H	11
RBI	3
BB	3
SO	3
LOB	19



Batter	1	2	3	4	5	6	7	8	9	AB	R	H	RBI	BB	SO	LOB	BOTTOM										
Ralph Garr, L OBP: 0.312, SLG: 0.368 (1, 7)	0-3 K		0-3 K		0-0 1B				0-0 6-3	4	0	1	1	0	2	0											
Alan Bannister, R OBP: 0.379, SLG: 0.368 (1, 6)	0-0 1-3		0-3 K		0-0 F9				0-0 5-3	4	0	0	0	0	1	2											
Jorge Orta, L OBP: 0.361, SLG: 0.464 (1, 4)	0-0 4-3			0-0 3-1		0-0 F9			0-0 1-3	4	0	0	0	0	0	0											
Richie Zisk, R OBP: 0.377, SLG: 0.615 (1, 9)		0-0 F9		0-0 E6		0-0 6-3			0-0 HR	4	1	1	1	0	0	0											
Jim Spencer, L OBP: 0.306, SLG: 0.408 (1, 3)		0-0 F9		0-0 G1-6-3		0-0 F4			0-0 4-3	4	0	1	0	0	0	1											
Oscar Gamble, L OBP: 0.396, SLG: 0.558 (1, 10)		4-0 1B			0-0 4-3				0-0 4-3	3	0	0	0	1	1	0											
Chet Lemon, R OBP: 0.373, SLG: 0.567 (1, 8)		0-0 F9			0-0 1B				0-0 6-3	4	1	2	0	0	0	2											
Eric Soderholm, R OBP: 0.379, SLG: 0.521 (1, 5)		0-0 F8			0-3 K				0-0 6-3	3	0	0	0	0	1	4											
Brian Downing, R OBP: 0.486, SLG: 0.280 (1, 2)			0-0 5-3		4-0 1B				0-0 F8	1	0	0	0	1	0	0											
Royce Stillman, L OBP: 0.279, SLG: 0.395 (7, PH)										1	0	0	0	0	0	1											
Jim Essian, R OBP: 0.389, SLG: 0.422 (8, 2)										0	0	0	0	0	0	0											
Inning Stats	R: 0 E: 0 K: 1 S: 5	H: 0 LOB: 0 BB: 0 P: 5	R: 0 E: 0 K: 0 S: 4	H: 1 LOB: 2 BB: 1 P: 8	R: 0 E: 0 K: 2 S: 7	H: 0 LOB: 0 BB: 0 P: 7	R: 0 E: 0 K: 0 S: 3	H: 0 LOB: 0 BB: 0 P: 3	R: 1 E: 0 K: 1 S: 7	H: 2 LOB: 2 BB: 1 P: 11	R: 0 E: 0 K: 0 S: 3	H: 0 LOB: 0 BB: 0 P: 3	R: 0 E: 0 K: 1 S: 6	H: 1 LOB: 1 BB: 0 P: 6	R: 0 E: 0 K: 0 S: 3	H: 0 LOB: 0 BB: 0 P: 3	R: 0 E: 0 K: 0 S: 4	H: 1 LOB: 0 BB: 0 P: 4	1B: 2 2B: 2 3B: 0 HR: 1	SF: 0 SAC: 0 DP: 1 HBP: 0	WP: 0 PB: 0 SB: 0 CS: 0	PA: 34					
PITCHER	IP	WLS	BF	H	R	ER	SO	BB	IBB	HBP	BLK	WP	HR	S	P	ERA	WHIP										
Fernando Arroyo, R ERA: 2.34 (1, 1)	9.0	W	34	5	2	2	5	2	0	0	0	0	1	42	50	2.00	0.778										

Detroit Tigers @ Chicago White Sox
 Comiskey Park, Chicago, IL
 Sat May 21 1977, 8:05 PM EDT
 Att: 20,790 - Unknown - 72 F


AB	32
R	2
H	5
RBI	2
BB	2
SO	5
LOB	10



Batter	1	2	3	4	5	6	7	8	9	AB	R	H	RBI	BB	SO	LOB	TOP			
Ralph Garr, L OBP: 0.300, SLG: 0.352	0-0 4-3	0-0 1-3			0-0 F8		0-0 F7			4	0	0	0	0	0	0				
Alan Bannister, R OBP: 0.382, SLG: 0.373	0-0 BB 1B 1B	0-3 K			0-0 L7			0-3 K		4	1	1	0	0	2	0				
Jorge Orta, L OBP: 0.359, SLG: 0.455	0-0 BB 1-2 1B		0-3 K		0-0 F8			0-0 L6		4	1	1	0	0	1	0				
Richie Zisk, R OBP: 0.368, SLG: 0.612	0-3 K		0-0 5-3		0-0 F9			0-0 F9		4	0	0	0	0	1	2				
Oscar Gamble, L OBP: 0.394, SLG: 0.571	4-0 BB 1-2 2-3 1B		0-0 F9		0-0 6-3			0-3 K		3	1	0	0	1	1	0				
Jim Spencer, L OBP: 0.315, SLG: 0.432	0-0 1B 1-2 2-H 3-H 1B			0-0 HR		0-0 1B		0-0 4-3		4	1	3	3	0	0	0				
Chet Lemon, R OBP: 0.365, SLG: 0.550	0-0 1-3 2-H 1B		0-0 5-3		0-3 K			0-0 F3		4	0	1	1	0	1	1				
Eric Soderholm, R OBP: 0.370, SLG: 0.500	0-0 F7		0-0 6-3		0-0 F8					3	0	0	0	0	0	2				
Jack Brohamer, L OBP: 0.486, SLG: 0.483										0	0	0	0	0	0	0				
Jim Essian, R OBP: 0.378, SLG: 0.409		0-0 F4		0-3 K				0-0 F3		3	0	0	0	0	1	0				
Inning Stats	R: 3 E: 0 K: 1 S: 9	H: 4 LOB: 2 BB: 1 P: 13	R: 0 E: 0 K: 1 S: 5	H: 0 LOB: 0 BB: 0 P: 5	R: 0 E: 0 K: 1 S: 5	H: 0 LOB: 0 BB: 0 P: 5	R: 1 E: 0 K: 1 S: 6	H: 1 LOB: 1 BB: 0 P: 6	R: 0 E: 0 K: 0 S: 3	H: 1 LOB: 1 BB: 0 P: 6	R: 0 E: 0 K: 0 S: 3	H: 0 LOB: 0 BB: 0 P: 3	R: 0 E: 0 K: 1 S: 5	H: 0 LOB: 0 BB: 0 P: 5	R: 0 E: 0 K: 1 S: 5	H: 0 LOB: 0 BB: 0 P: 5	1B: 5 2B: 0 3B: 0 HR: 1	SF: 0 SAC: 0 DP: 0 HBP: 0	WP: 0 PB: 0 SB: 0 CS: 0	PA: 34
PITCHER Moose Haas, R ERA: 3.49	IP: 9.0 WLS: W BF: 34 H: 6 R: 4 ER: 4 SO: 7 BB: 1 IBB: 0 HBP: 0 BLK: 0 WP: 0 HR: 1 S: 47 P: 51 ERA: 4.00 WHIP: 0.778															PITCHER				

Chicago White Sox @ Milwaukee Brewers
 Milwaukee County Stadium, Milwaukee, WI
 Wed May 25 1977, 8:05 PM EDT
 Att: 14,346 - Unknown - 60 F


AB 33
 R 4
 H 6
 RBI 4
 BB 1
 SO 7
 LOB 5

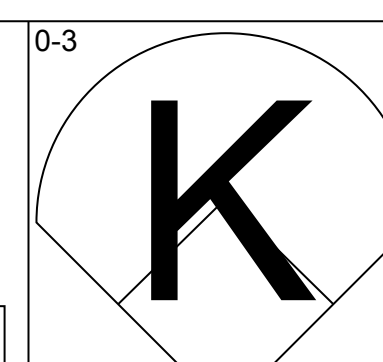
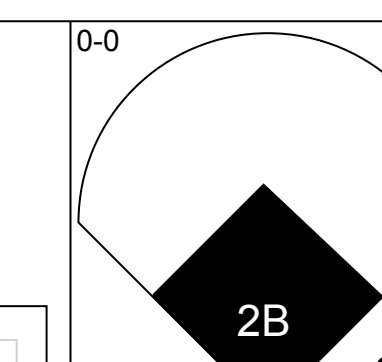
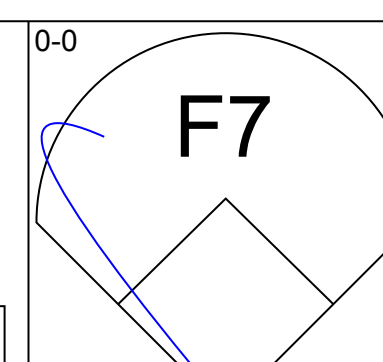
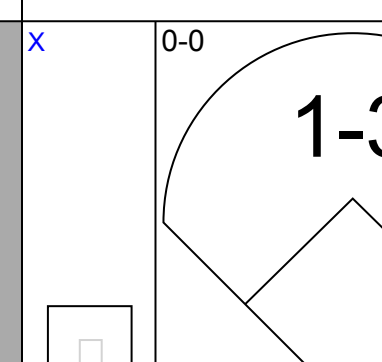
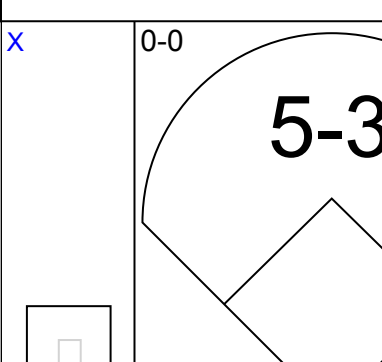
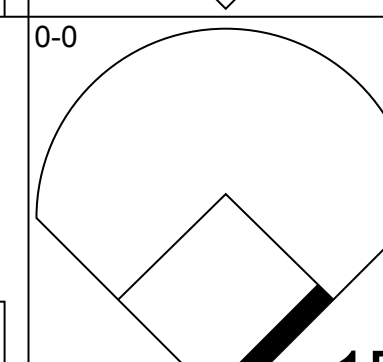
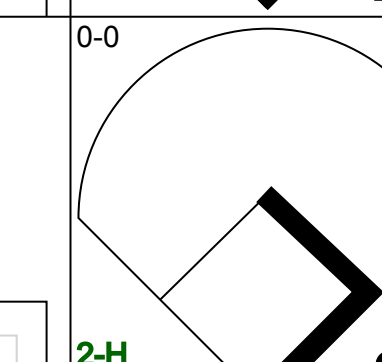
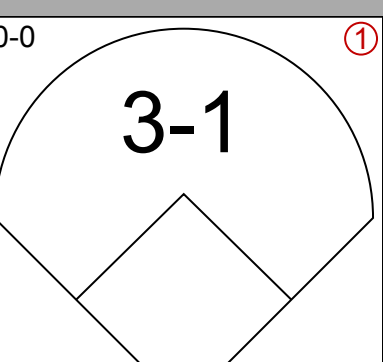
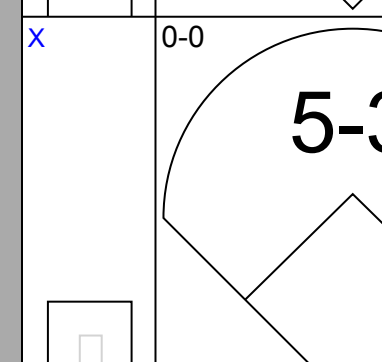
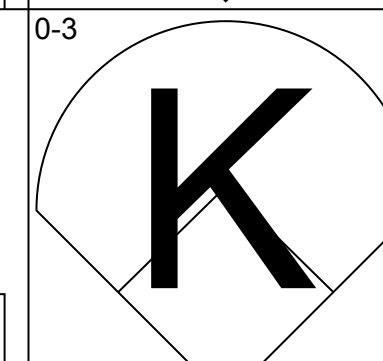
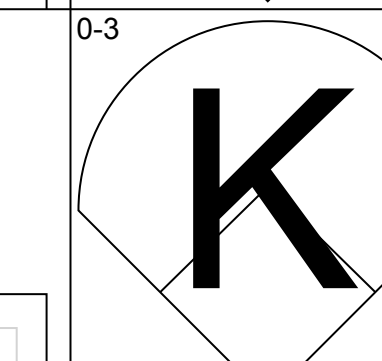
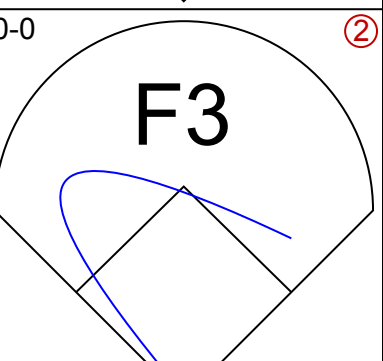
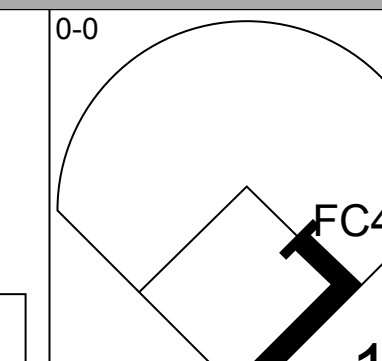

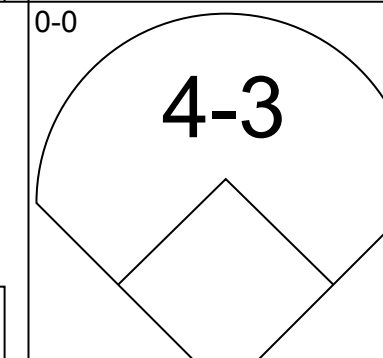
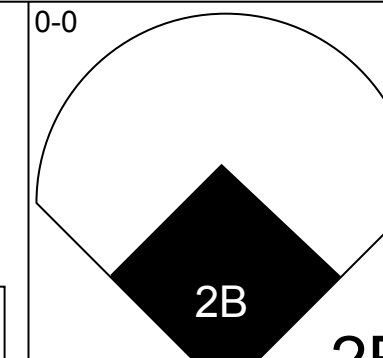
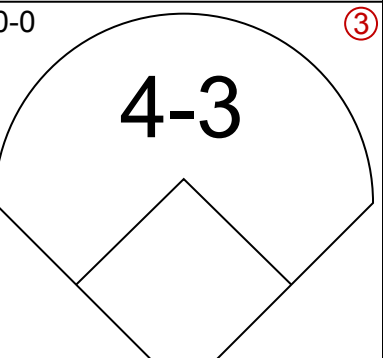
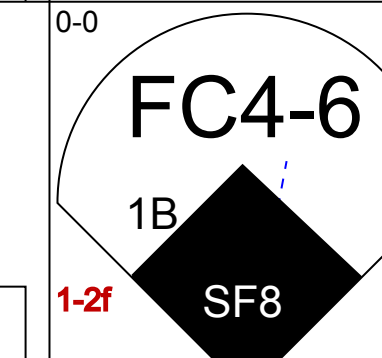

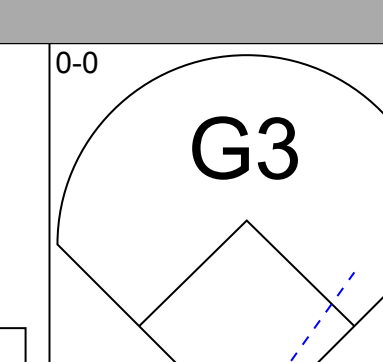
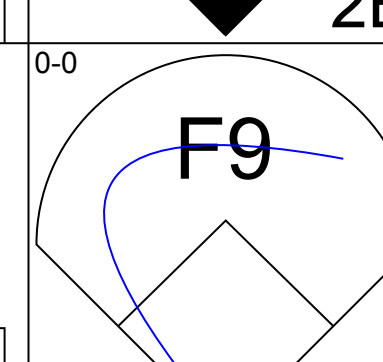
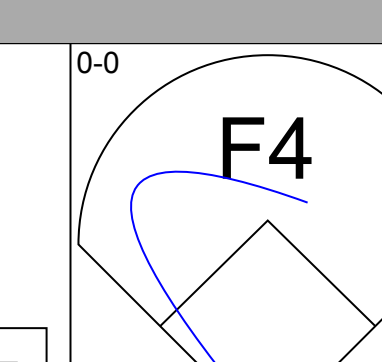
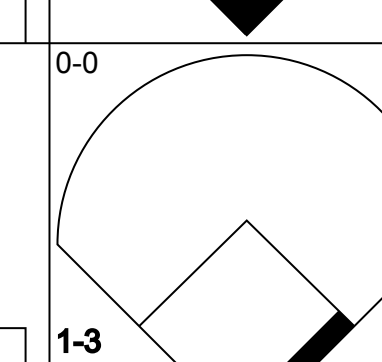

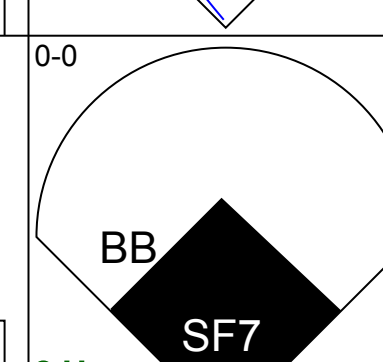

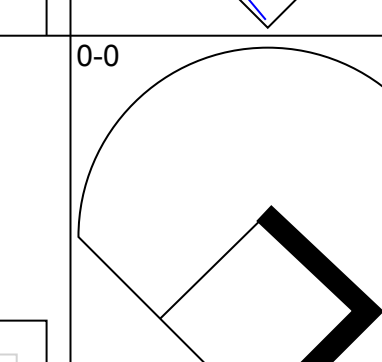
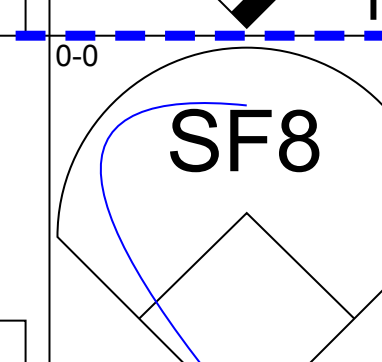

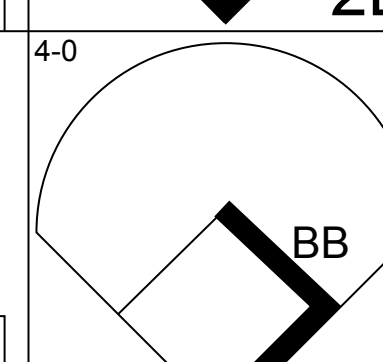

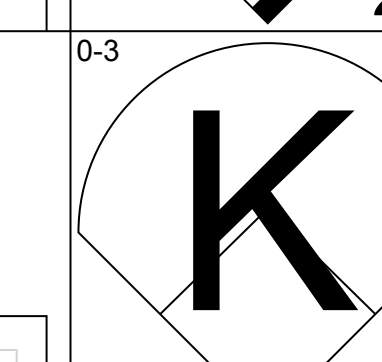
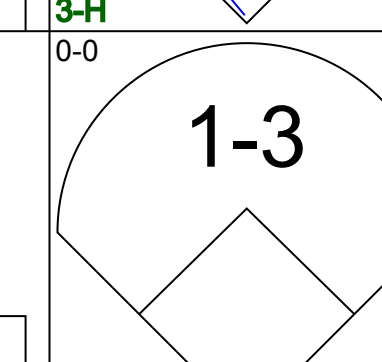
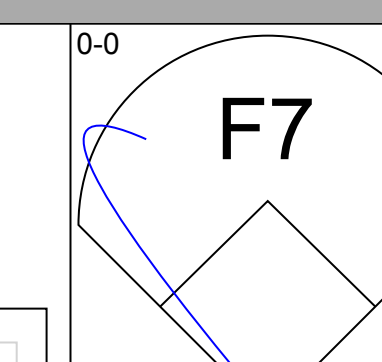
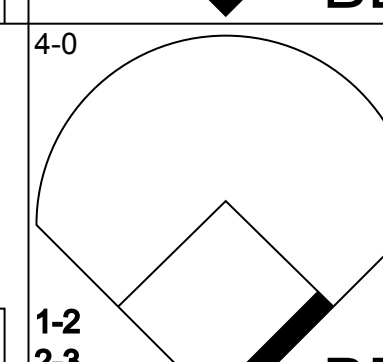

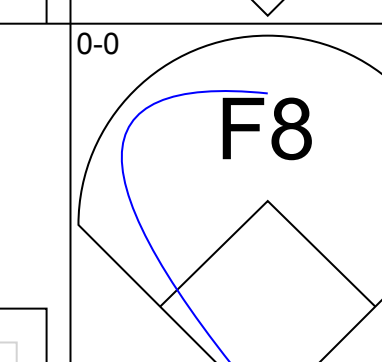
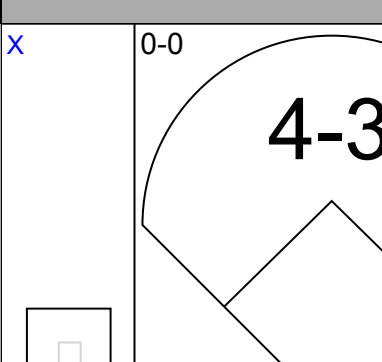
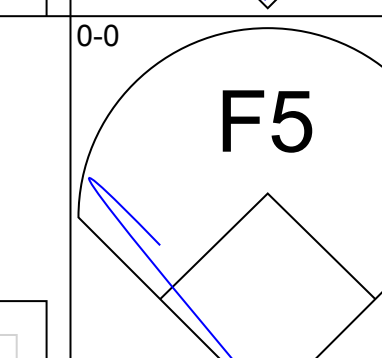
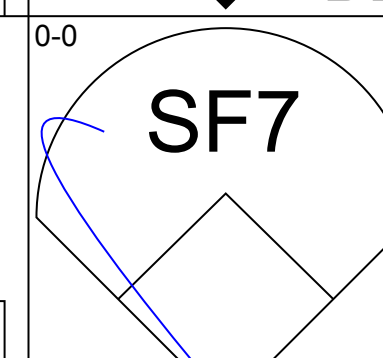

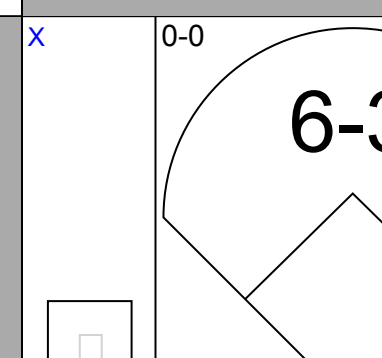
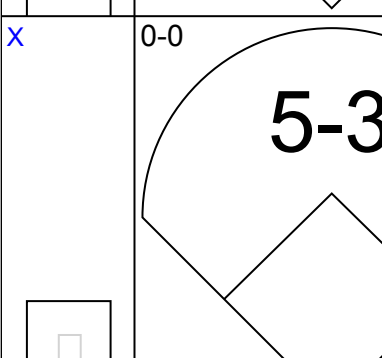


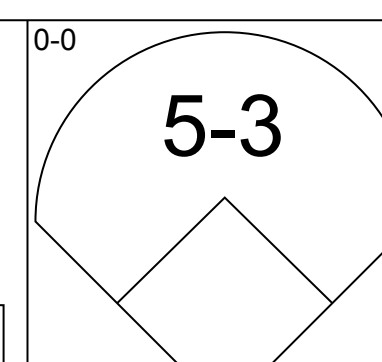
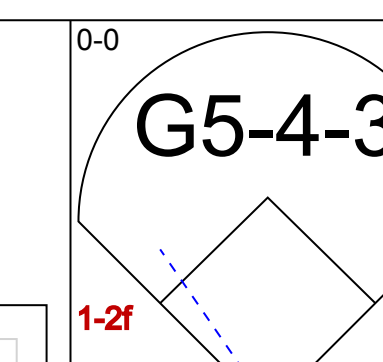
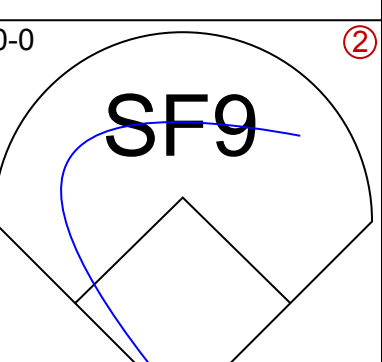
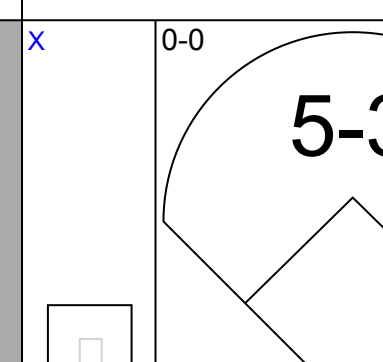
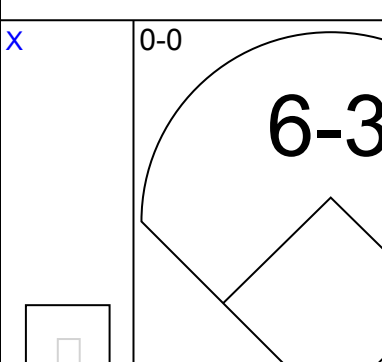
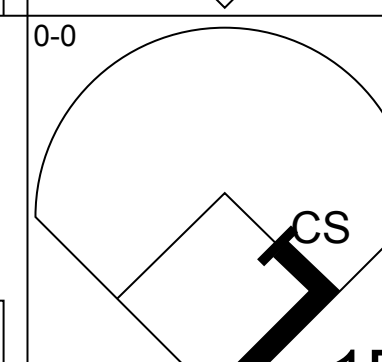
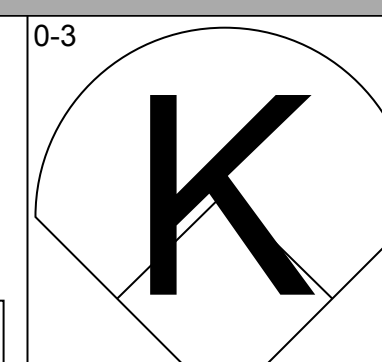
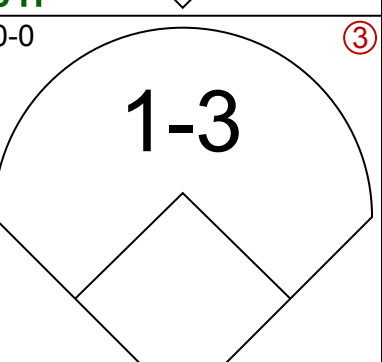
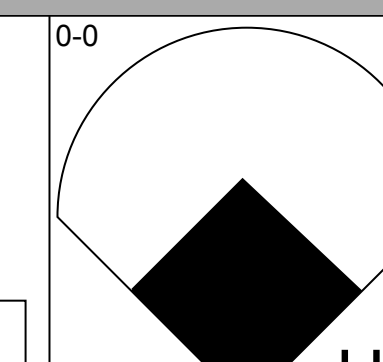
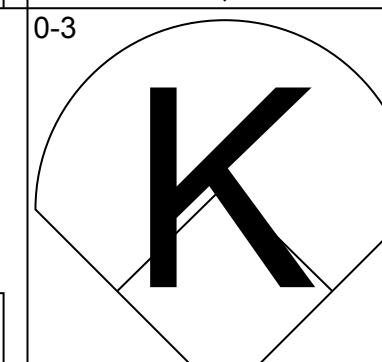
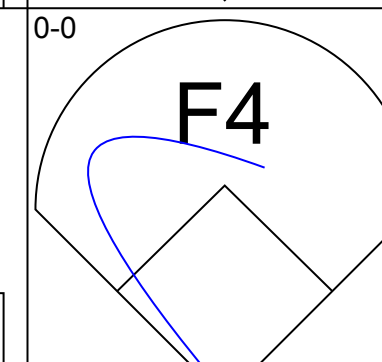
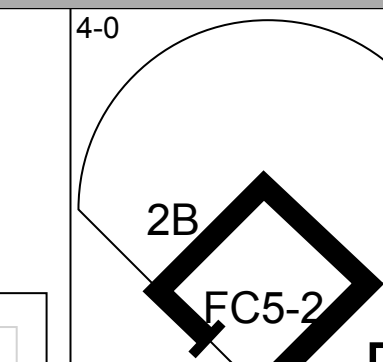

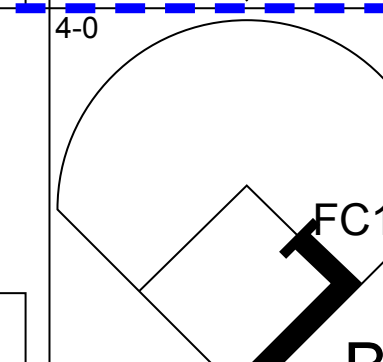
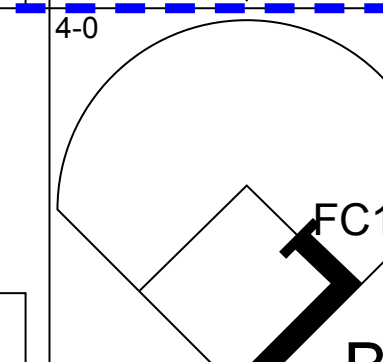
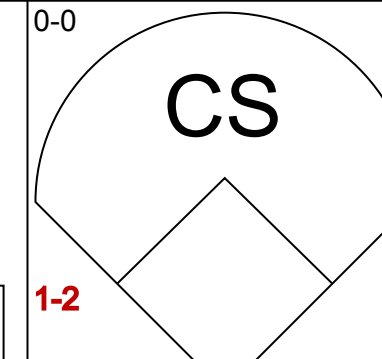
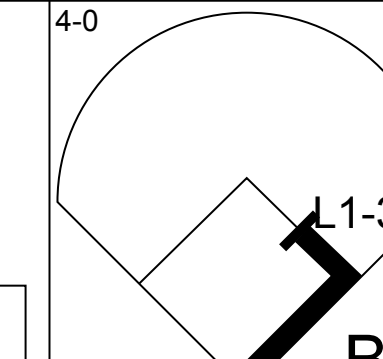

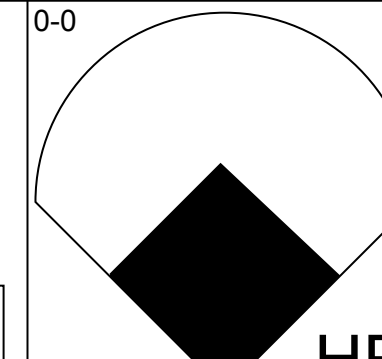

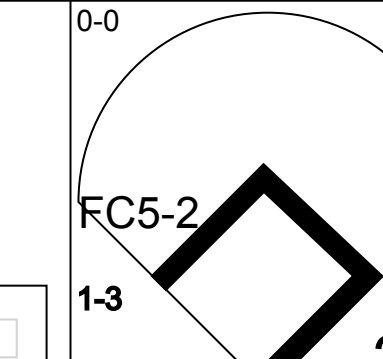
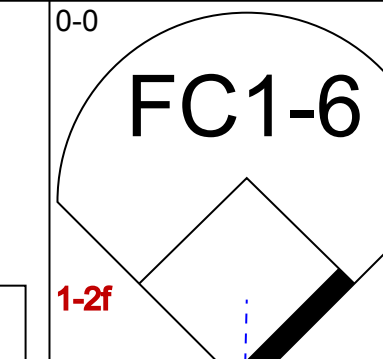
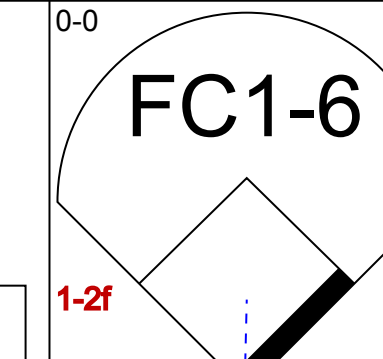
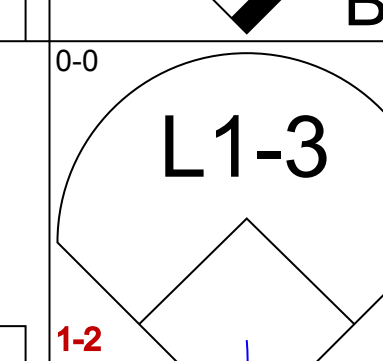

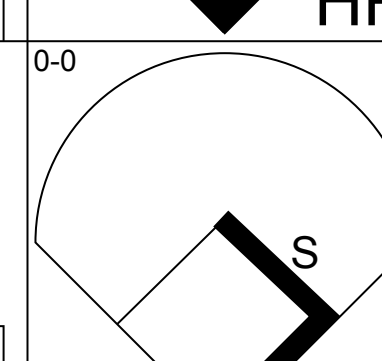

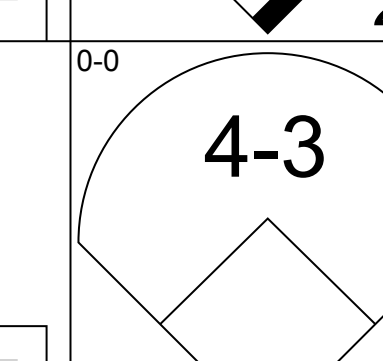
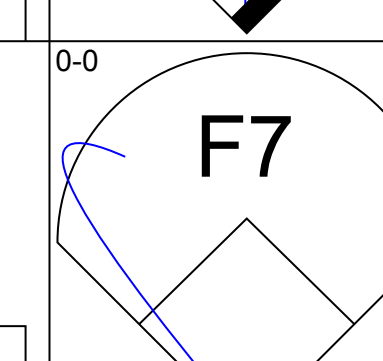
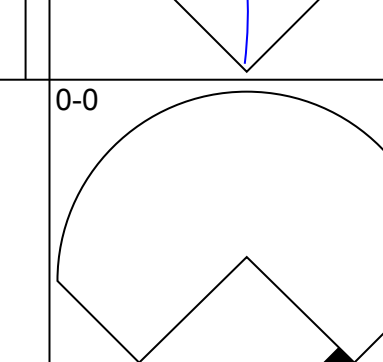
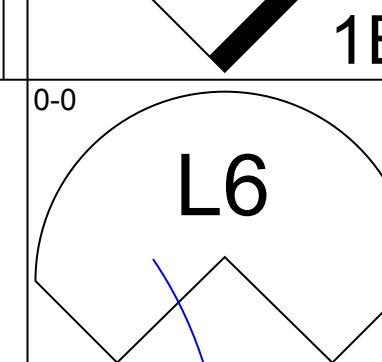

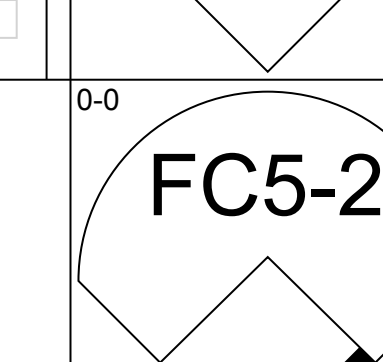
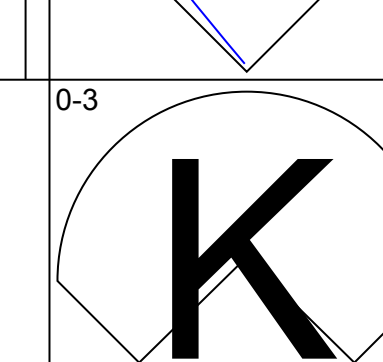
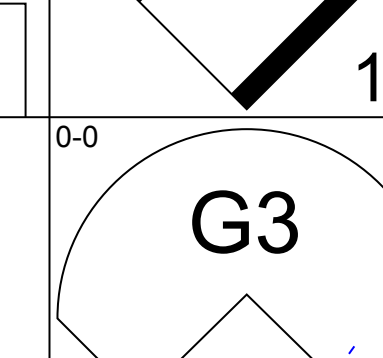
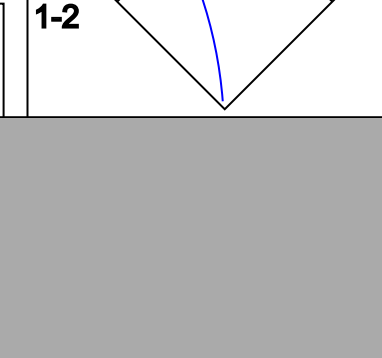
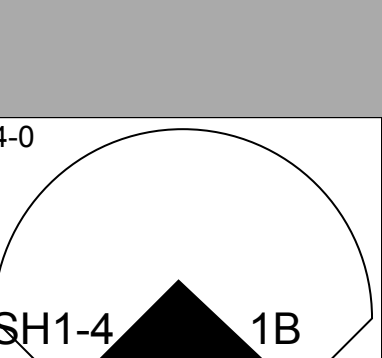
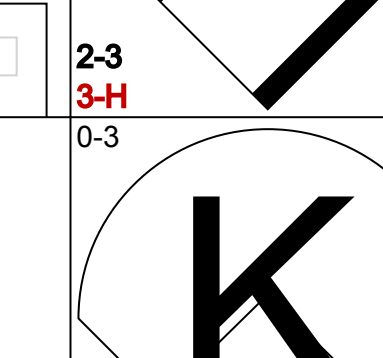
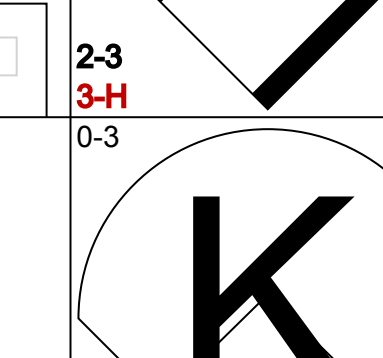
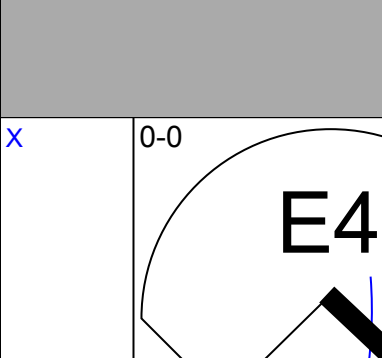
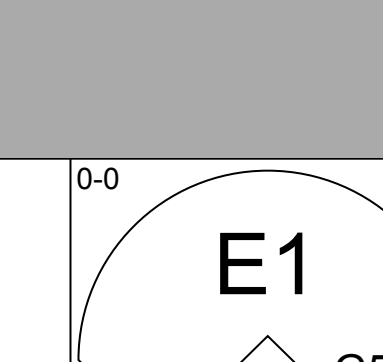

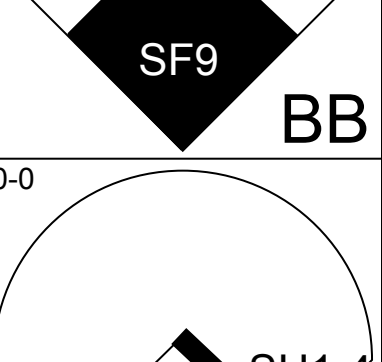
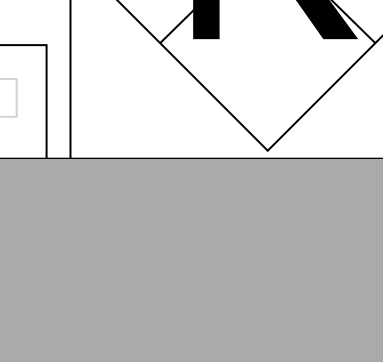
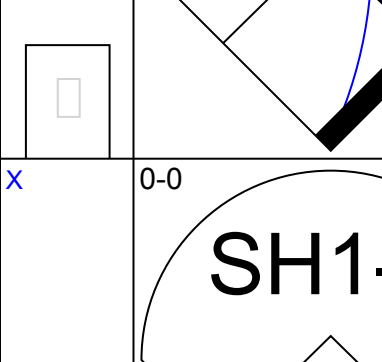
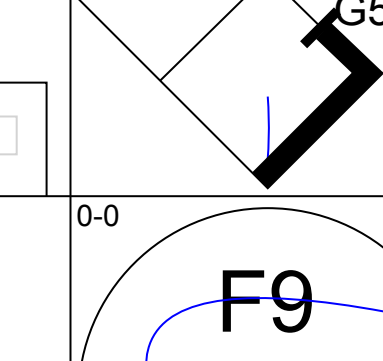
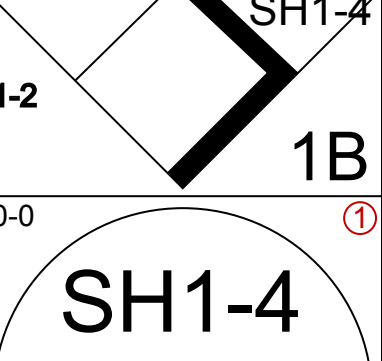

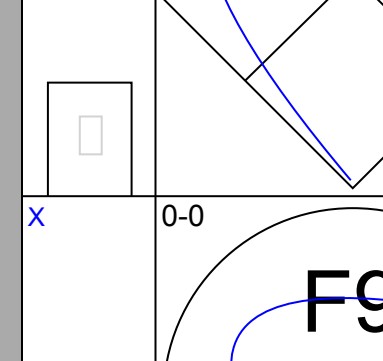
Batter	1	2	3	4	5	6	7	8	9	AB	R	H	RBI	BB	SO	LOB	BOTTOM			
Robin Yount, R OBP: 0.309, SLG: 0.350	0-0 6-3	0-3 K		0-0 2B		0-0 F4		0-0 F6		5	0	1	0	0	1	0				
Don Money, R OBP: 0.383, SLG: 0.540	4-0 HR BB		0-0 2B	0-0 F8		0-0 HR		0-0 BB WP 1B		4	3	3	1	1	0	1				
Sixto Lezcano, R OBP: 0.348, SLG: 0.506	0-0 1-H HR		0-0 SH1-3 1-H 1B 2B	0-0 5-3		0-0 F5		4-0 BB 1-2 BB BB		4	2	2	3	1	0	1				
Sal Bando, R OBP: 0.346, SLG: 0.422	4-0 F8 1B BB		0-0 SH1-3 2-3		4-0 3-1 1B BB	0-0 1B		0-0 F6		2	1	1	0	2	0	2				
Cecil Cooper, L OBP: 0.346, SLG: 0.473	0-0 1-2 1B		0-0 2B 1B	0-0 F7		0-0 1B		4-0 FC6 BB		4	1	3	1	1	0	1				
Von Joshua, L OBP: 0.289, SLG: 0.340	0-0 F8		0-0 1-H 2B	0-0 3-1	0-0 3-1	0-0 4-3		0-0 FC6		5	0	1	1	0	0	8				
Ken McMullen, R OBP: 0.293, SLG: 0.509	0-0 F9		0-0 5-3		0-0 BB 1B			0-3 K		4	0	1	1	0	1	3				
Steve Brye, R OBP: 0.348, SLG: 0.435		0-0 F7	0-0 F4		0-0 BB 1-2 BB			0-0 5-3		3	0	0	0	1	0	1				
Charlie Moore, R OBP: 0.313, SLG: 0.393		0-3 K		0-0 5-3	0-0 5-3			0-0 F7		4	0	0	0	0	1	2				
Inning Stats	R: 2 E: 0 K: 0 S: 5	H: 2 LOB: 2 BB: 2 P: 13	R: 0 E: 0 K: 2 S: 7	H: 0 LOB: 0 BB: 0 P: 7	R: 3 E: 0 K: 0 S: 7	H: 4 LOB: 1 BB: 0 P: 7	R: 0 E: 0 K: 0 S: 4	H: 1 LOB: 1 BB: 0 P: 4	R: 1 E: 0 K: 0 S: 4	H: 3 LOB: 2 BB: 2 P: 12	R: 0 E: 0 K: 1 S: 5	H: 0 LOB: 0 BB: 0 P: 5	R: 0 E: 0 K: 0 S: 4	H: 1 LOB: 3 BB: 2 P: 12	R: 0 E: 0 K: 1 S: 4	H: 0 LOB: 0 BB: 2 P: 12	1B: 7 2B: 3 3B: 0 HR: 2	SF: 0 SAC: 1 DP: 0 HBP: 0	WP: 1 PB: 0 SB: 1 CS: 0	PA: 42
PITCHER Chris Knapp, R ERA: 4.94 Bart Johnson, R ERA: 4.64 Dave Hamilton, L ERA: 5.55	IP: 2.1 WLS: L BF: 14 H: 5 R: 5 ER: 5 SO: 2 BB: 2 IBB: 0 HBP: 0 BLK: 0 WP: 1 HR: 1 S: 16 P: 24 ERA: 19.29 WHIP: 3.000															PITCHER				

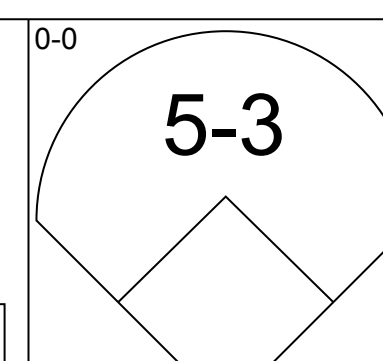
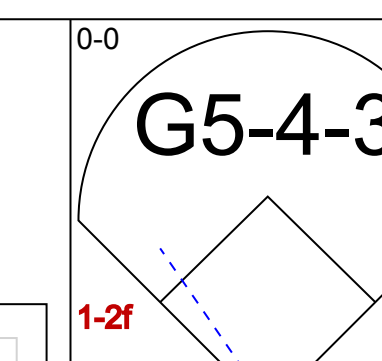
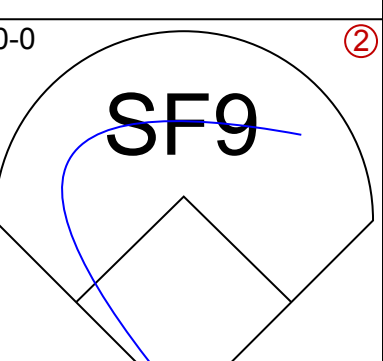
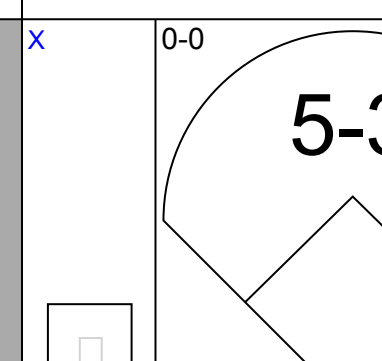
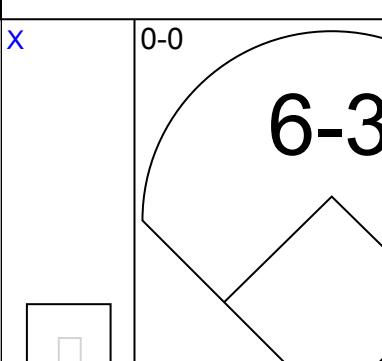
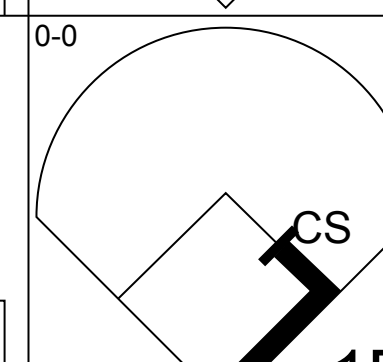
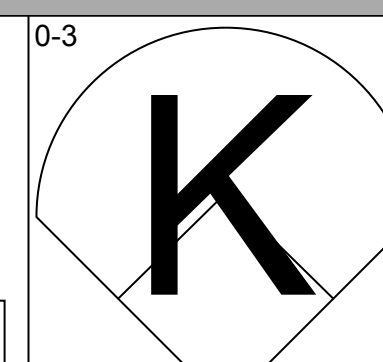
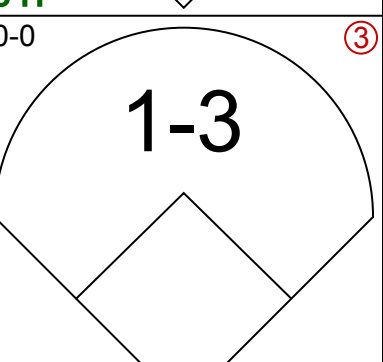
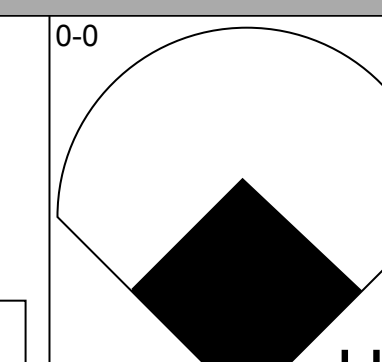
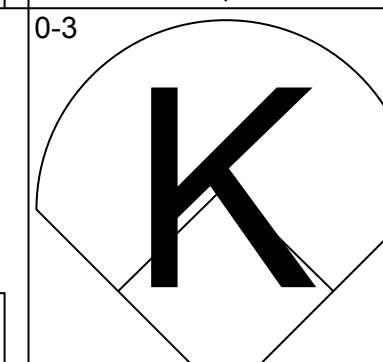
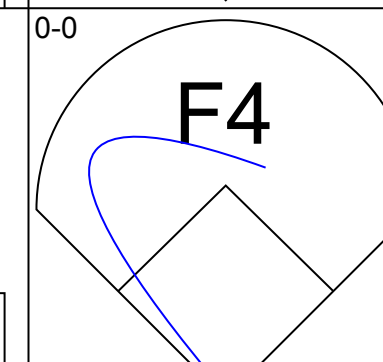
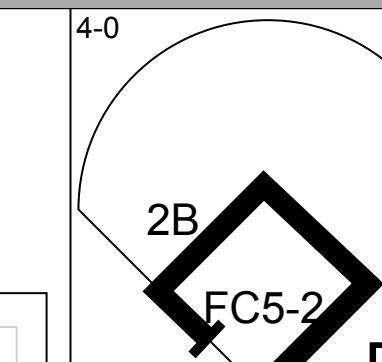

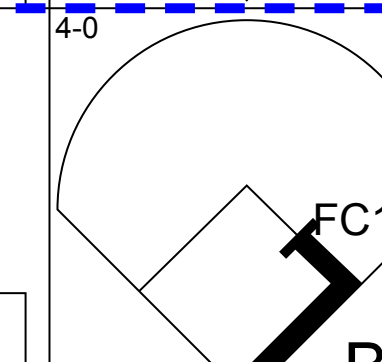
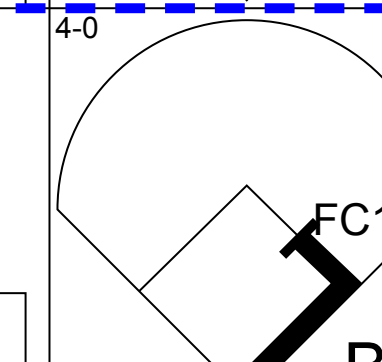
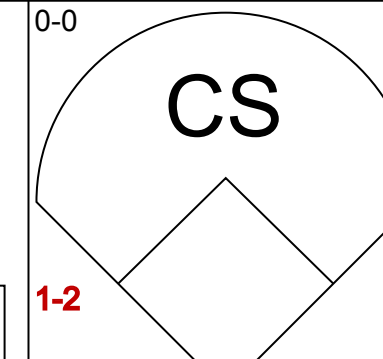
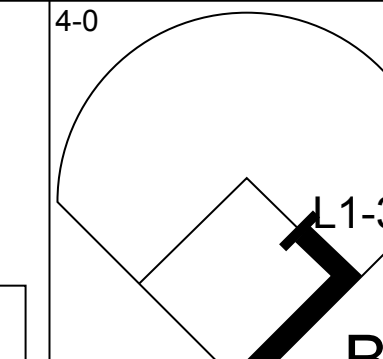

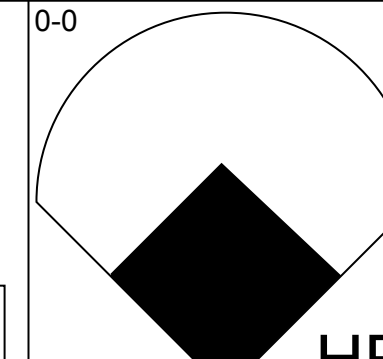

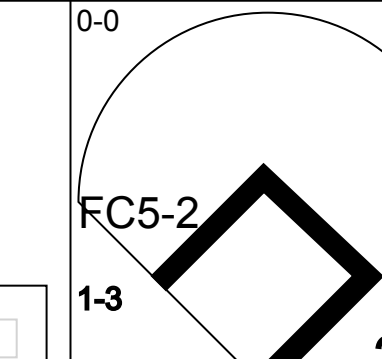
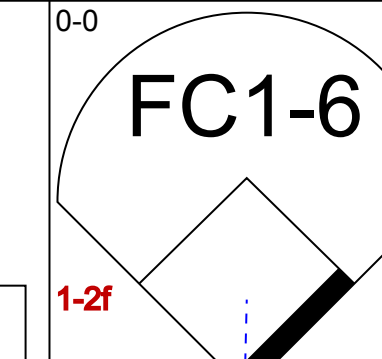
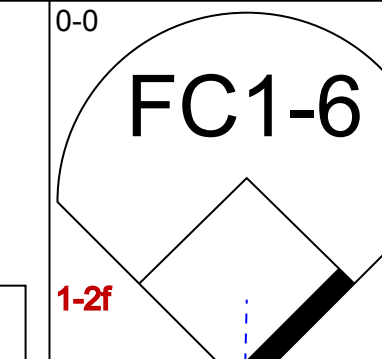
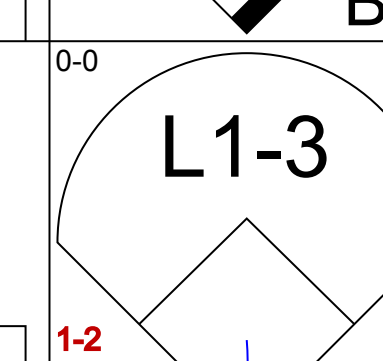

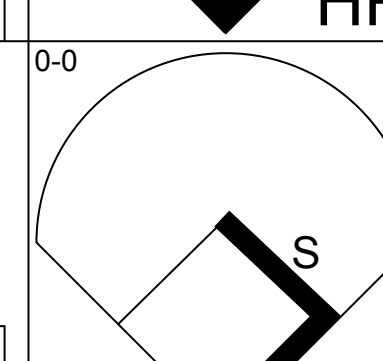

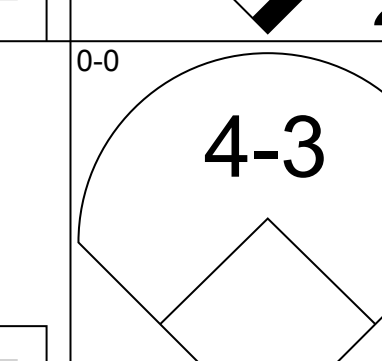
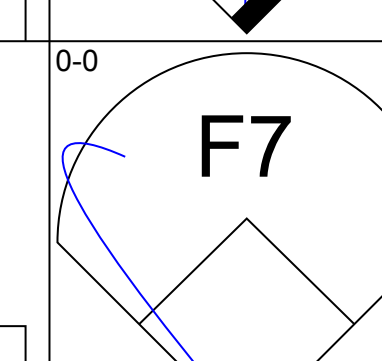
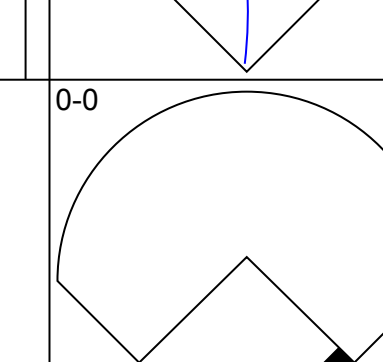
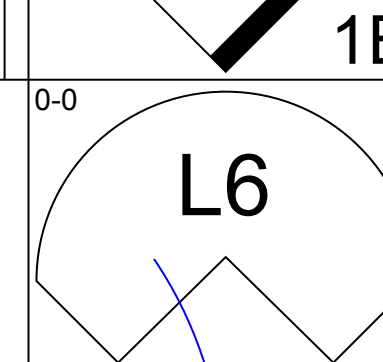

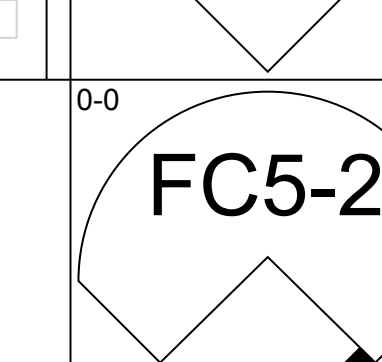
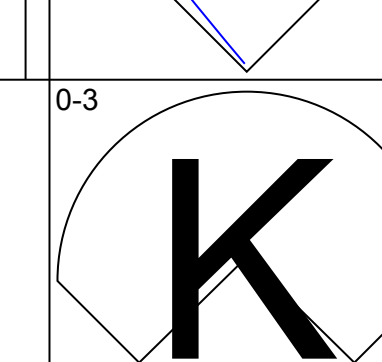
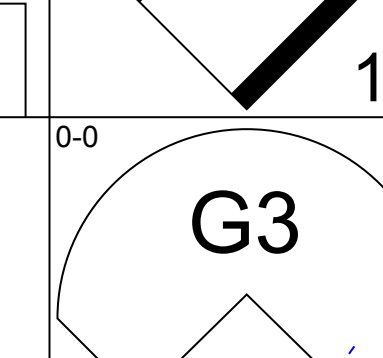
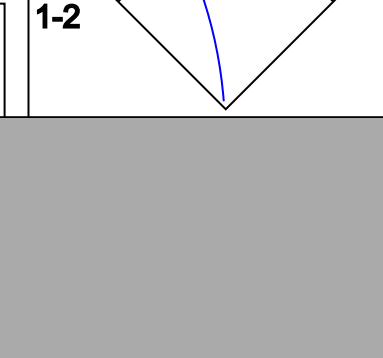
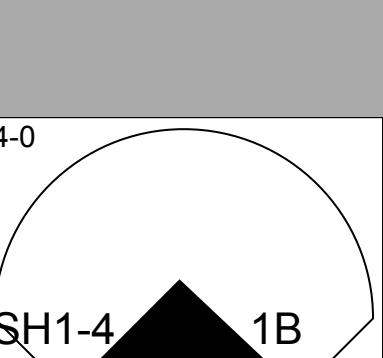
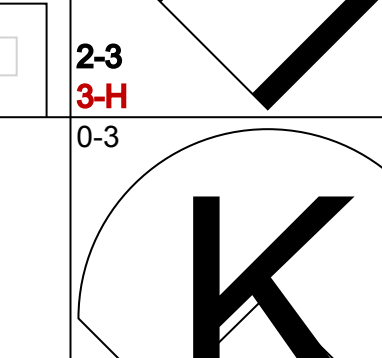
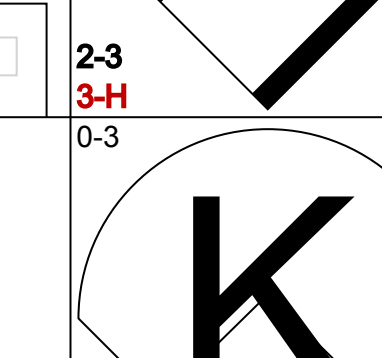
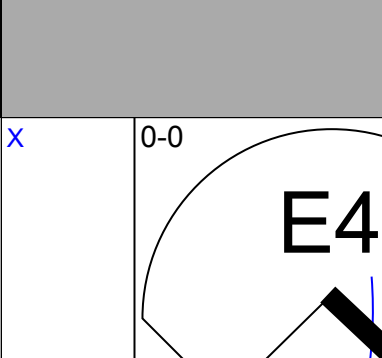
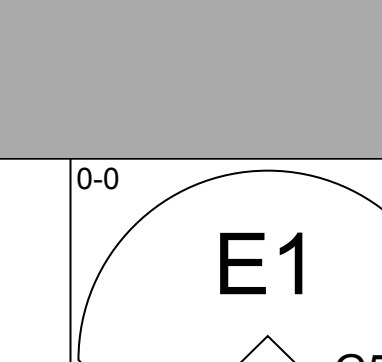

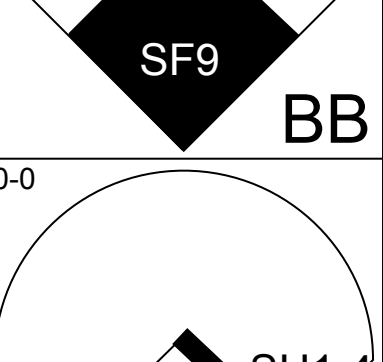
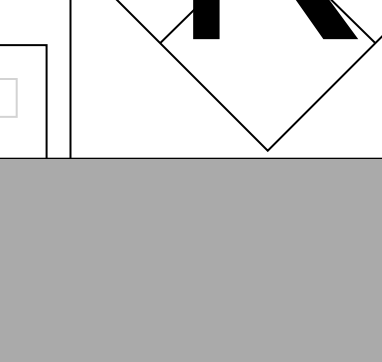
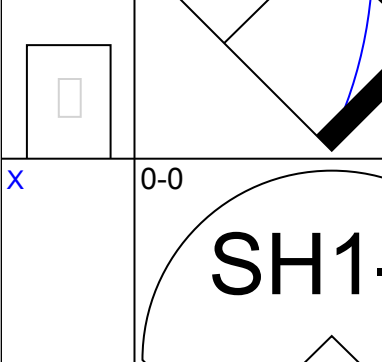
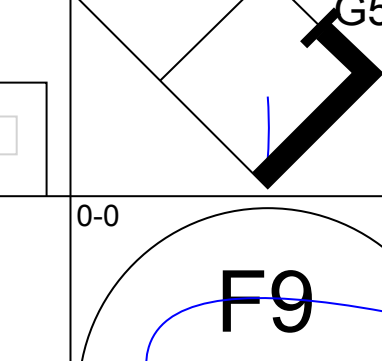
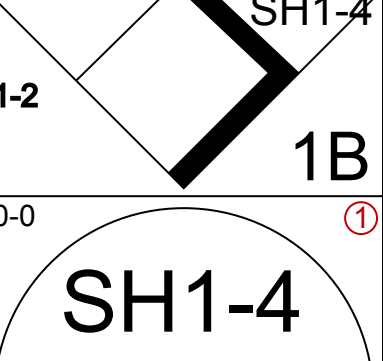

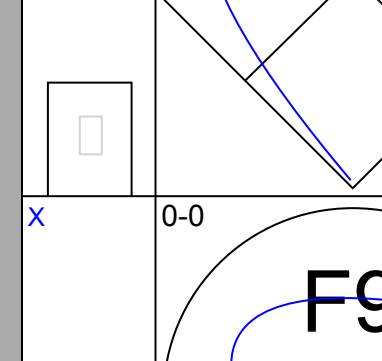
Chicago White Sox @ Milwaukee Brewers
 Milwaukee County Stadium, Milwaukee, WI
 Wed May 25 1977, 8:05 PM EDT
 Att: 14,346 - Unknown - 60 F

AB 35
 R 7
 H 12
 RBI 7
 BB 6
 SO 3
 LOB 19



Batter	1	2	3	4	5	6	7	8	9	AB	R	H	RBI	BB	SO	LOB	TOP					
Alan Bannister, R OBP: 0.377, SLG: 0.373 (1, 6)										5	1	1	0	0	1	2	Chicago White Sox @ Milwaukee Brewers Milwaukee County Stadium, Milwaukee, WI Thu May 26 1977, 4:33 AM EDT Att: 14,084 - Unknown - 64 F livebaseballscorecards.com					
Jorge Orta, L OBP: 0.363, SLG: 0.464 (1, 4)										4	0	2	1	0	0	0						
Richie Zisk, R OBP: 0.366, SLG: 0.603 (1, 9)										4	0	1	0	0	2	2						
Oscar Gamble, L OBP: 0.388, SLG: 0.568 (1, 7)										4	2	1	0	0	0	2						
Jim Spencer, L OBP: 0.314, SLG: 0.428 (1, 3)										4	0	1	0	0	0	1						
Royce Stillman, L OBP: 0.304, SLG: 0.463 Lamar Johnson, R (8, PH) OBP: 0.262, SLG: 0.395 (1, 10)										3	1	2	1	0	1	0						
Chet Lemon, R OBP: 0.363, SLG: 0.538 (1, 8)										3	0	0	0	1	1	2						
Jack Brohamer, L OBP: 0.463, SLG: 0.438 (1, 5)										3	0	0	0	1	0	1						
Brian Downing, R OBP: 0.419, SLG: 0.250 (1, 2)										3	0	0	1	0	0	0						
Inning Stats	R: 0 E: 0 K: 2 S: 8	H: 1 LOB: 1 BB: 0 P: 8	R: 0 E: 0 K: 1 S: 5	H: 0 LOB: 0 BB: 0 P: 5	R: 1 E: 0 K: 1 S: 7	H: 2 LOB: 1 BB: 0 P: 7	R: 2 E: 0 K: 0 S: 5	H: 2 LOB: 2 BB: 2 P: 13	R: 0 E: 0 K: 0 S: 3	H: 0 LOB: 0 BB: 0 P: 3	R: 0 E: 0 K: 1 S: 6	H: 1 LOB: 1 BB: 0 P: 6	R: 0 E: 0 K: 0 S: 3	H: 0 LOB: 0 BB: 0 P: 3	R: 1 E: 0 K: 0 S: 5	H: 2 LOB: 1 BB: 0 P: 5		R: 0 E: 0 K: 0 S: 3	H: 0 LOB: 0 BB: 0 P: 3	1B: 3 2B: 5 3B: 0 HR: 0	SF: 2 SAC: 0 DP: 0 HBP: 0	WP: 0 PB: 0 SB: 0 CS: 0
PITCHER	IP	WLS	BF	H	R	ER	SO	BB	IBB	HBP	BLK	WP	HR	S	P	ERA	WHIP					
Eduardo Rodriguez, R ERA: 3.86 Bob McClure, L ERA: 1.33	(1, 1)	7.1	L	32	8	4	4	5	2	0	0	0	0	0	40	48	4.91	1.364				

Batter	1	2	3	4	5	6	7	8	9	AB	R	H	RBI	BB	SO	LOB	BOTTOM					
Robin Yount, R OBP: 0.301, SLG: 0.343 (1, 6)										4	0	0	1	0	0	3	Chicago White Sox @ Milwaukee Brewers Milwaukee County Stadium, Milwaukee, WI Thu May 26 1977, 4:33 AM EDT Att: 14,084 - Unknown - 64 F livebaseballscorecards.com					
Don Money, R OBP: 0.385, SLG: 0.557 (1, 4)										4	1	2	1	0	1	1						
Sixto Lezcano, R OBP: 0.351, SLG: 0.500 (1, 9)										2	0	0	0	2	1	1						
Sal Bando, R OBP: 0.354, SLG: 0.451 (1, 5)										3	1	2	1	1	0	1						
Cecil Cooper, L OBP: 0.344, SLG: 0.468 (1, 3)										4	0	1	0	0	0	4						
Von Joshua, L OBP: 0.288, SLG: 0.337 (1, 8)										4	0	1	0	0	1	4						
Mike Hegan, L OBP: 0.346, SLG: 0.262 Tim Johnson, L (9, PR) (1, 10)										3	1	0	0	1	1	3						
Jim Wohlford, R OBP: 0.231, SLG: 0.247 (1, 7)										3	0	1	0	0	0	0						
Charlie Moore, R OBP: 0.308, SLG: 0.387 Ken McMullen, R (9, PH) OBP: 0.288, SLG: 0.500 (1, 2)										2	0	0	0	0	0	1						
Inning Stats	R: 0 E: 0 K: 1 S: 5	H: 1 LOB: 0 BB: 0 P: 5	R: 0 E: 0 K: 0 S: 3	H: 1 LOB: 1 BB: 1 P: 7	R: 0 E: 1 K: 0 S: 3	H: 0 LOB: 0 BB: 0 P: 3	R: 1 E: 0 K: 1 S: 7	H: 2 LOB: 1 BB: 0 P: 7	R: 1 E: 0 K: 0 S: 4	H: 1 LOB: 1 BB: 1 P: 8	R: 0 E: 0 K: 1 S: 6	H: 1 LOB: 2 BB: 1 P: 10	R: 0 E: 0 K: 0 S: 3	H: 0 LOB: 0 BB: 0 P: 3	R: 1 E: 0 K: 1 S: 6	H: 1 LOB: 1 BB: 1 P: 10		R: 0 E: 1 K: 1 S: 6	H: 0 LOB: 2 BB: 0 P: 6	1B: 4 2B: 2 3B: 0 HR: 2	SF: 1 SAC: 2 DP: 2 HBP: 0	WP: 0 PB: 0 SB: 1 CS: 1
PITCHER	IP	WLS	BF	H	R	ER	SO	BB	IBB	HBP	BLK	WP	HR	S	P	ERA	WHIP					
Steve Stone, R ERA: 2.49 Lerrin LaGrow, R ERA: 1.24	(1, 1)	7.0	W	29	7	3	3	3	3	0	0	0	0	2	15	0.00	0.500					

Batter	1	2	3	4	5	6	7	8	9	AB	R	H	RBI	BB	SO	LOB	BOTTOM					
Robin Yount, R OBP: 0.301, SLG: 0.343 (1, 6)										4	0	0	1	0	0	3	Chicago White Sox @ Milwaukee Brewers Milwaukee County Stadium, Milwaukee, WI Thu May 26 1977, 4:33 AM EDT Att: 14,084 - Unknown - 64 F livebaseballscorecards.com					
Don Money, R OBP: 0.385, SLG: 0.557 (1, 4)										4	1	2	1	0	1	1						
Sixto Lezcano, R OBP: 0.351, SLG: 0.500 (1, 9)										2	0	0	0	2	1	1						
Sal Bando, R OBP: 0.354, SLG: 0.451 (1, 5)										3	1	2	1	1	0	1						
Cecil Cooper, L OBP: 0.344, SLG: 0.468 (1, 3)										4	0	1	0	0	0	4						
Von Joshua, L OBP: 0.288, SLG: 0.337 (1, 8)										4	0	1	0	0	1	4						
Mike Hegan, L OBP: 0.346, SLG: 0.262 Tim Johnson, L (9, PR) (1, 10)										3	1	0	0	1	1	3						
Jim Wohlford, R OBP: 0.231, SLG: 0.247 (1, 7)										3	0	1	0	0	0	0						
Charlie Moore, R OBP: 0.308, SLG: 0.387 Ken McMullen, R (9, PH) OBP: 0.288, SLG: 0.500 (1, 2)										2	0	0	0	0	0	1						
Inning Stats	R: 0 E: 0 K: 1 S: 5	H: 1 LOB: 0 BB: 0 P: 5	R: 0 E: 0 K: 0 S: 3	H: 1 LOB: 1 BB: 1 P: 7	R: 0 E: 1 K: 0 S: 3	H: 0 LOB: 0 BB: 0 P: 3	R: 1 E: 0 K: 1 S: 7	H: 2 LOB: 1 BB: 0 P: 7	R: 1 E: 0 K: 0 S: 4	H: 1 LOB: 1 BB: 1 P: 8	R: 0 E: 0 K: 1 S: 6	H: 1 LOB: 2 BB: 1 P: 10	R: 0 E: 0 K: 0 S: 3	H: 0 LOB: 0 BB: 0 P: 3	R: 1 E: 0 K: 1 S: 6	H: 1 LOB: 1 BB: 1 P: 10		R: 0 E: 1 K: 1 S: 6	H: 0 LOB: 2 BB: 0 P: 6	1B: 4 2B: 2 3B: 0 HR: 2	SF: 1 SAC: 2 DP: 2 HBP: 0	WP: 0 PB: 0 SB: 1 CS: 1
PITCHER	IP	WLS	BF	H	R	ER	SO	BB	IBB	HBP	BLK	WP	HR	S	P	ERA	WHIP					
Steve Stone, R ERA: 2.49 Lerrin LaGrow, R ERA: 1.24	(1, 1)	7.0	W	29	7	3	3	3	3	0	0	0	0	2	15	0.00	0.500					

Batter	1	2	3	4	5	6	7	8	9	AB	R	H	RBI	BB	SO	LOB	TOP								
Alan Bannister, R OBP: 0.378, SLG: 0.377 (1, 6)										4	2	2	1	1	0	1	Chicago White Sox @ New York Yankees Yankee Stadium, Bronx, NY Sat May 28 1977, 3:33 AM EDT Att: 54,881 - Unknown - 85 F								
Jorge Orta, L OBP: 0.359, SLG: 0.452 (1, 4)										4	2	1	0	0	1	2									
Richie Zisk, R OBP: 0.373, SLG: 0.642 (1, 9)										5	1	3	3	0	0	2									
Lamar Johnson, R OBP: 0.313, SLG: 0.535 (1, 10)										4	1	3	4	1	0	1									
Eric Soderholm, R OBP: 0.364, SLG: 0.484 (1, 5)										4	0	0	0	1	1	4									
Jim Spencer, L OBP: 0.315, SLG: 0.440 (1, 3)										5	1	2	1	0	1	2									
Chet Lemon, R OBP: 0.373, SLG: 0.536 (1, 8)										4	0	1	0	1	1	0									
Wayne Nordhagen, R OBP: 0.556, SLG: 0.889 (1, 7)										5	1	4	0	0	0	0									
Jim Essian, R OBP: 0.381, SLG: 0.404 (1, 2)										3	1	0	0	1	1	4									
Inning Stats	R: 2 E: 0 K: 2 S: 8	H: 1 LOB: 1 BB: 2 P: 16	R: 0 E: 0 K: 1 S: 6	H: 1 LOB: 1 BB: 0 P: 6	R: 1 E: 0 K: 0 S: 5	H: 2 LOB: 1 BB: 0 P: 5	R: 4 E: 1 K: 0 S: 4	H: 3 LOB: 1 BB: 3 P: 17	R: 0 E: 0 K: 0 S: 4	H: 2 LOB: 1 BB: 0 P: 6	R: 0 E: 0 K: 0 S: 4	H: 2 LOB: 1 BB: 0 P: 4	R: 1 E: 0 K: 0 S: 5	H: 3 LOB: 1 BB: 0 P: 5	R: 1 E: 0 K: 1 S: 7	H: 2 LOB: 1 BB: 0 P: 7	R: 0 E: 0 K: 0 S: 3	H: 0 LOB: 0 BB: 0 P: 3	1B: 8 2B: 5 3B: 1 HR: 2	SF: 0 SAC: 0 DP: 2 HBP: 1	WP: 1 PB: 0 SB: 0 CS: 0	PA: 44			
PITCHER	IP WLS BF H R ER SO BB IBB HBP BLK WP HR S P ERA WHIP	IP WLS BF H R ER SO BB IBB HBP BLK WP HR S P ERA WHIP	IP WLS BF H R ER SO BB IBB HBP BLK WP HR S P ERA WHIP	IP WLS BF H R ER SO BB IBB HBP BLK WP HR S P ERA WHIP	IP WLS BF H R ER SO BB IBB HBP BLK WP HR S P ERA WHIP	IP WLS BF H R ER SO BB IBB HBP BLK WP HR S P ERA WHIP	IP WLS BF H R ER SO BB IBB HBP BLK WP HR S P ERA WHIP	IP WLS BF H R ER SO BB IBB HBP BLK WP HR S P ERA WHIP	IP WLS BF H R ER SO BB IBB HBP BLK WP HR S P ERA WHIP	IP WLS BF H R ER SO BB IBB HBP BLK WP HR S P ERA WHIP	IP WLS BF H R ER SO BB IBB HBP BLK WP HR S P ERA WHIP	IP WLS BF H R ER SO BB IBB HBP BLK WP HR S P ERA WHIP	IP WLS BF H R ER SO BB IBB HBP BLK WP HR S P ERA WHIP	IP WLS BF H R ER SO BB IBB HBP BLK WP HR S P ERA WHIP	IP WLS BF H R ER SO BB IBB HBP BLK WP HR S P ERA WHIP	IP WLS BF H R ER SO BB IBB HBP BLK WP HR S P ERA WHIP	IP WLS BF H R ER SO BB IBB HBP BLK WP HR S P ERA WHIP	IP WLS BF H R ER SO BB IBB HBP BLK WP HR S P ERA WHIP	IP WLS BF H R ER SO BB IBB HBP BLK WP HR S P ERA WHIP	IP WLS BF H R ER SO BB IBB HBP BLK WP HR S P ERA WHIP	IP WLS BF H R ER SO BB IBB HBP BLK WP HR S P ERA WHIP	IP WLS BF H R ER SO BB IBB HBP BLK WP HR S P ERA WHIP	IP WLS BF H R ER SO BB IBB HBP BLK WP HR S P ERA WHIP	IP WLS BF H R ER SO BB IBB HBP BLK WP HR S P ERA WHIP	IP WLS BF H R ER SO BB IBB HBP BLK WP HR S P ERA WHIP

AB	38
R	9
H	16
RBI	9
BB	5
SO	5
LOB	16



Batter	1	2	3	4	5	6	7	8	9	AB	R	H	RBI	BB	SO	LOB	BOTTOM								
Willie Randolph, R OBP: 0.356, SLG: 0.404 (1, 4)										5	0	0	0	0	2	1	Chicago White Sox @ New York Yankees Yankee Stadium, Bronx, NY Sat May 28 1977, 3:33 AM EDT Att: 54,881 - Unknown - 85 F								
Mickey Rivers, L OBP: 0.318, SLG: 0.364 (1, 8)										5	0	0	0	0	0	1									
Thurman Munson, R OBP: 0.377, SLG: 0.562 (1, 2)										5	1	1	0	0	1	1									
Chris Chambliss, L OBP: 0.326, SLG: 0.432 (1, 3)										4	1	1	0	0	1	2									
Reggie Jackson, L OBP: 0.363, SLG: 0.475 (1, 9)										4	1	1	0	0	1	2									
Graig Nettles, L OBP: 0.302, SLG: 0.450 (1, 5)										3	0	2	2	1	0	0									
Carlos May, L OBP: 0.374, SLG: 0.378 (1, 10)										4	0	2	0	0	0	1									
Lou Piniella, R OBP: 0.327, SLG: 0.319 (1, 7)										3	1	1	1	1	0	2									
Bucky Dent, R OBP: 0.329, SLG: 0.367 (1, 6)										3	0	1	0	0	0	0									
Dell Alston, L OBP: 0.667, SLG: 1.333 (8, PH)										1	0	0	0	0	0	3									
Fred Stanley, R OBP: 0.222, SLG: 0.222 (9, 6)										0	0	0	0	0	0	0									
Inning Stats	R: 0 E: 1 K: 2 S: 8	H: 0 LOB: 1 BB: 0 P: 8	R: 0 E: 0 K: 0 S: 3	H: 0 LOB: 0 BB: 0 P: 3	R: 0 E: 0 K: 0 S: 4	H: 1 LOB: 1 BB: 0 P: 4	R: 1 E: 0 K: 1 S: 7	H: 2 LOB: 1 BB: 0 P: 7	R: 1 E: 0 K: 0 S: 4	H: 1 LOB: 0 BB: 0 P: 4	R: 1 E: 0 K: 0 S: 6	H: 3 LOB: 2 BB: 0 P: 6	R: 0 E: 0 K: 0 S: 3	H: 0 LOB: 0 BB: 0 P: 3	R: 1 E: 0 K: 0 S: 5	H: 2 LOB: 2 BB: 2 P: 13	R: 0 E: 0 K: 2 S: 7	H: 0 LOB: 0 BB: 0 P: 7	1B: 5 2B: 3 3B: 0 HR: 1	SF: 0 SAC: 0 DP: 0 HBP: 0	WP: 1 PB: 0 SB: 1 CS: 0	PA: 39			
PITCHER	IP WLS BF H R ER SO BB IBB HBP BLK WP HR S P ERA WHIP	IP WLS BF H R ER SO BB IBB HBP BLK WP HR S P ERA WHIP	IP WLS BF H R ER SO BB IBB HBP BLK WP HR S P ERA WHIP	IP WLS BF H R ER SO BB IBB HBP BLK WP HR S P ERA WHIP	IP WLS BF H R ER SO BB IBB HBP BLK WP HR S P ERA WHIP	IP WLS BF H R ER SO BB IBB HBP BLK WP HR S P ERA WHIP	IP WLS BF H R ER SO BB IBB HBP BLK WP HR S P ERA WHIP	IP WLS BF H R ER SO BB IBB HBP BLK WP HR S P ERA WHIP	IP WLS BF H R ER SO BB IBB HBP BLK WP HR S P ERA WHIP	IP WLS BF H R ER SO BB IBB HBP BLK WP HR S P ERA WHIP	IP WLS BF H R ER SO BB IBB HBP BLK WP HR S P ERA WHIP	IP WLS BF H R ER SO BB IBB HBP BLK WP HR S P ERA WHIP	IP WLS BF H R ER SO BB IBB HBP BLK WP HR S P ERA WHIP	IP WLS BF H R ER SO BB IBB HBP BLK WP HR S P ERA WHIP	IP WLS BF H R ER SO BB IBB HBP BLK WP HR S P ERA WHIP	IP WLS BF H R ER SO BB IBB HBP BLK WP HR S P ERA WHIP	IP WLS BF H R ER SO BB IBB HBP BLK WP HR S P ERA WHIP	IP WLS BF H R ER SO BB IBB HBP BLK WP HR S P ERA WHIP	IP WLS BF H R ER SO BB IBB HBP BLK WP HR S P ERA WHIP	IP WLS BF H R ER SO BB IBB HBP BLK WP HR S P ERA WHIP	IP WLS BF H R ER SO BB IBB HBP BLK WP HR S P ERA WHIP	IP WLS BF H R ER SO BB IBB HBP BLK WP HR S P ERA WHIP	IP WLS BF H R ER SO BB IBB HBP BLK WP HR S P ERA WHIP	IP WLS BF H R ER SO BB IBB HBP BLK WP HR S P ERA WHIP	IP WLS BF H R ER SO BB IBB HBP BLK WP HR S P ERA WHIP


AB	37
R	4
H	9
RBI	3
BB	2
SO	5
LOB	13



Batter	1	2	3	4	5	6	7	8	9	AB	R	H	RBI	BB	SO	LOB	TOP			
Alan Bannister, R OBP: 0.376, SLG: 0.371 (1, 6)										3	0	0	0	1	0	0				
Jorge Orta, L OBP: 0.363, SLG: 0.453 (1, 4)										4	1	2	0	0	0	1				
Royce Stillman, L OBP: 0.296, SLG: 0.438 (1, 7) (8, 9)										4	1	1	1	0	0	2				
Richie Zisk, R OBP: 0.376, SLG: 0.642 Wayne Nordhagen, R OBP: 0.455, SLG: 0.727 Ralph Garr, L OBP: 0.296, SLG: 0.347 (1, 9) (1, 9) (8, PH) (8, 7)										0	0	0	0	1	0	0				
Oscar Gamble, L OBP: 0.387, SLG: 0.583 (1, 10)										4	0	2	1	0	1	1				
Jim Spencer, L OBP: 0.313, SLG: 0.436 (1, 3)										4	0	1	0	0	0	3				
Chet Lemon, R OBP: 0.366, SLG: 0.526 Jerry Hairston, S OBP: 0.391, SLG: 0.316 (1, 8) (7, 8)										3	0	0	0	0	0	3				
Jack Brohamer, L OBP: 0.436, SLG: 0.395 (1, 5)										3	0	0	0	0	0	0				
Brian Downing, R OBP: 0.391, SLG: 0.229 (1, 2)										3	0	0	0	0	1	0				
Inning Stats	R: 2 E: 0 K: 0 S: 6	H: 3 LOB: 2 BB: 1 P: 10	R: 0 E: 0 K: 2 S: 5	H: 0 LOB: 0 BB: 0 P: 5	R: 0 E: 0 K: 2 S: 8	H: 1 LOB: 1 BB: 0 P: 8	R: 0 E: 0 K: 0 S: 3	H: 0 LOB: 0 BB: 0 P: 3	R: 0 E: 0 K: 1 S: 6	H: 1 LOB: 1 BB: 0 P: 6	R: 0 E: 0 K: 0 S: 3	H: 0 LOB: 0 BB: 0 P: 3	R: 0 E: 0 K: 0 S: 3	H: 1 LOB: 0 BB: 0 P: 3	R: 0 E: 0 K: 0 S: 3	H: 1 LOB: 0 BB: 0 P: 3	1B: 5 2B: 1 3B: 0 HR: 0	SF: 0 SAC: 0 DP: 1 HBP: 0	WP: 0 PB: 0 SB: 1 CS: 0	PA: 34
PITCHER Ed Figueroa, R ERA: 1.6 (1, 1)	IP: 9.0 WLS: W BF: 34 H: 6 R: 2 ER: 2 SO: 4 BB: 2 IBB: 0 HBP: 0 BLK: 0 WP: 0 HR: 0 S: 40 P: 48 ERA: 2.00 WHIP: 0.889															PITCHER				

Chicago White Sox @ New York Yankees
Yankee Stadium, Bronx, NY
Sun May 29 1977, 3:33 AM EDT
Att: 22,556 - Unknown - 60 F


AB 32
R 2
H 6
RBI 2
BB 2
SO 4
LOB 12



Batter	1	2	3	4	5	6	7	8	9	AB	R	H	RBI	BB	SO	LOB	BOTTOM			
Willie Randolph, R OBP: 0.349, SLG: 0.394 (1, 4)										4	0	0	0	0	1	0				
Mickey Rivers, L OBP: 0.323, SLG: 0.368 (1, 8)										4	2	2	0	0	0	0				
Thurman Munson, R OBP: 0.374, SLG: 0.555 (1, 2)										4	1	1	1	0	1	1				
Chris Chambliss, L OBP: 0.332, SLG: 0.449 (1, 3)										2	2	1	2	1	1	0				
Lou Piniella, R OBP: 0.357, SLG: 0.327 (1, 10)										2	0	1	1	2	1	1				
Reggie Jackson, L OBP: 0.357, SLG: 0.465 Paul Blair, R OBP: 0.364, SLG: 0.415 (1, 9) (7, 9)										3	0	0	0	0	3	3				
Paul Blair, R OBP: 0.364, SLG: 0.415 (7, 9)										0	0	0	0	0	0	0				
Graig Nettles, L OBP: 0.297, SLG: 0.442 (1, 5)										3	0	0	0	0	0	2				
Jimmy Wynn, R OBP: 0.299, SLG: 0.250 (1, 7)										3	0	0	0	0	1	1				
Bucky Dent, R OBP: 0.322, SLG: 0.359 (1, 6)										3	0	0	0	0	0	0				
Inning Stats	R: 0 E: 0 K: 1 S: 5	H: 0 LOB: 0 BB: 0 P: 5	R: 0 E: 0 K: 2 S: 7	H: 0 LOB: 1 BB: 1 P: 11	R: 0 E: 0 K: 1 S: 5	H: 0 LOB: 0 BB: 0 P: 5	R: 0 E: 0 K: 1 S: 5	H: 0 LOB: 0 BB: 0 P: 5	R: 3 E: 0 K: 1 S: 8	H: 3 LOB: 1 BB: 1 P: 12	R: 0 E: 0 K: 1 S: 5	H: 0 LOB: 0 BB: 0 P: 5	R: 2 E: 1 K: 0 S: 5	H: 2 LOB: 0 BB: 0 P: 5	R: 0 E: 0 K: 0 S: 5	H: 0 LOB: 0 BB: 0 P: 5	1B: 4 2B: 0 3B: 0 HR: 1	SF: 0 SAC: 0 DP: 0 HBP: 0	WP: 0 PB: 0 SB: 3 CS: 1	PA: 33
PITCHER Ken Kravec, L ERA: 4.91 Bart Johnson, R ERA: 4.59 Dave Hamilton, L ERA: 5.0 Lerrin LaGrow, R ERA: 1.17 (1, 1) (8, 1) (8, 1) (8, 1)	IP: 7.1 WLS: L BF: 29 H: 4 R: 4 ER: 4 SO: 8 BB: 4 IBB: 4 HBP: 4 BLK: 0 WP: 1 HR: 1 S: 42 P: 54 ERA: 4.91 WHIP: 0.955															PITCHER				

Chicago White Sox @ New York Yankees
Yankee Stadium, Bronx, NY
Sun May 29 1977, 3:33 AM EDT
Att: 22,556 - Unknown - 60 F

AB 28
R 5
H 5
RBI 4
BB 3
SO 8
LOB 8



Batter	1	2	3	4	5	6	7	8	9	AB	R	H	RBI	BB	SO	LOB	TOP										
Robin Yount, R OBP: 0.327, SLG: 0.365 (1, 6)										4	1	2	0	1	0	2	Milwaukee Brewers @ Chicago White Sox Comiskey Park, Chicago, IL Mon May 30 1977, 4:33 AM EDT Unknown - 66 F										
Don Money, R OBP: 0.377, SLG: 0.524 (1, 4)										3	1	1	2	1	0	0											
Cecil Cooper, L OBP: 0.337, SLG: 0.458 (1, 3)										5	0	1	0	0	0	5											
Sal Bando, R OBP: 0.364, SLG: 0.429 (1, 5)										4	0	0	0	0	1	4											
Sixto Lezcano, R OBP: 0.341, SLG: 0.476 (1, 9)										5	0	2	1	0	1	3											
Von Joshua, L OBP: 0.298, SLG: 0.356 Steve Brye, R OBP: 0.351, SLG: 0.431 (7, 8)										3	1	2	0	0	0	0											
Bob Sheldon, L OBP: 0.400, SLG: 0.385 (1, 10)										4	1	2	0	1	1	3											
Jim Wohlford, R OBP: 0.262, SLG: 0.283 (1, 7)										3	0	0	1	0	0	2											
Charlie Moore, R OBP: 0.322, SLG: 0.384 (1, 2)										3	0	1	0	1	0	1											
Inning Stats	R: 2 E: 0 K: 1 S: 9	H: 4 LOB: 2 BB: 0 P: 9	R: 0 E: 0 K: 0 S: 3	H: 1 LOB: 1 BB: 0 P: 3	R: 0 E: 0 K: 0 S: 3	H: 0 LOB: 1 BB: 0 P: 4	R: 0 E: 0 K: 0 S: 4	H: 1 LOB: 1 BB: 0 P: 4	R: 0 E: 1 K: 0 S: 4	H: 0 LOB: 2 BB: 0 P: 5	R: 0 E: 0 K: 1 S: 7	H: 2 LOB: 1 BB: 1 P: 7	R: 0 E: 0 K: 0 S: 3	H: 1 LOB: 2 BB: 3 P: 15	R: 0 E: 0 K: 2 S: 8	H: 1 LOB: 1 BB: 0 P: 8		1B: 12 2B: 0 3B: 0 HR: 0	SF: 1 SAC: 0 DP: 2 HBP: 2	WP: 2 PB: 0 CS: 2	PA: 43						
PITCHER	IP	WLS	BF	H	R	ER	SO	BB	IBB	HBP	BLK	WP	HR	S	P	ERA	WHIP										
Chris Knapp, R ERA: 5.19 (1, 1)	1.0		7	4	2	2	1	0	0	0	0	0	0	9	9	18.00	4.000										
Bart Johnson, R ERA: 3.92 (2, 1)	5.2		25	6	1	0	0	1	0	2	0	0	0	22	28	0.00	1.235										
Dave Hamilton, L ERA: 5.2 (7, 1)	0.2	L	4	1	1	1	1	1	0	0	0	0	0	5	9	13.50	3.000										
Lerrin LaGrow, R ERA: 1.11 (8, 1)	1.2		7	1	0	0	2	2	0	0	0	2	0	9	17	0.00	1.800										

Batter	1	2	3	4	5	6	7	8	9	AB	R	H	RBI	BB	SO	LOB	BOTTOM										
Ralph Garr, L OBP: 0.299, SLG: 0.351 (1, 7)										4	0	1	0	1	1	1	Milwaukee Brewers @ Chicago White Sox Comiskey Park, Chicago, IL Mon May 30 1977, 4:33 AM EDT Unknown - 66 F										
Alan Bannister, R OBP: 0.371, SLG: 0.366 (1, 6)										5	0	1	0	0	0	5											
Jorge Orta, L OBP: 0.360, SLG: 0.444 (1, 4)										3	0	0	0	1	0	4											
Richie Zisk, R OBP: 0.374, SLG: 0.651 (1, 9)										4	1	1	1	0	0	3											
Oscar Gamble, L OBP: 0.383, SLG: 0.570 (1, 10)										4	1	1	0	0	1	0											
Jim Spencer, L OBP: 0.317, SLG: 0.440 (1, 3)										3	1	1	0	0	0	0											
Eric Soderholm, R OBP: 0.367, SLG: 0.485 (1, 5)										4	0	2	2	0	0	1											
Jerry Hairston, S OBP: 0.407, SLG: 0.391 (1, 8)										4	0	2	0	0	0	1											
Jim Essian, R OBP: 0.372, SLG: 0.392 Royle Stillman, L OBP: 0.291, SLG: 0.429 (9, PH)										3	0	0	0	0	0	3											
Inning Stats	R: 0 E: 0 K: 0 S: 4	H: 1 LOB: 1 BB: 0 P: 4	R: 0 E: 0 K: 1 S: 5	H: 0 LOB: 0 BB: 0 P: 5	R: 0 E: 0 K: 1 S: 6	H: 1 LOB: 1 BB: 0 P: 6	R: 1 E: 0 K: 0 S: 4	H: 1 LOB: 0 BB: 0 P: 4	R: 0 E: 0 K: 0 S: 5	H: 2 LOB: 3 BB: 1 P: 9	R: 2 E: 0 K: 0 S: 5	H: 3 LOB: 0 BB: 0 P: 5	R: 0 E: 0 K: 0 S: 4	H: 1 LOB: 2 BB: 1 P: 8	R: 0 E: 0 K: 0 S: 3	H: 0 LOB: 1 BB: 0 P: 4		R: 0 E: 0 K: 0 S: 3	H: 0 LOB: 0 BB: 0 P: 3	1B: 5 2B: 3 3B: 0 HR: 1	SF: 0 SAC: 0 DP: 0 HBP: 1	WP: 1 PB: 0 CS: 0	PA: 38				
PITCHER	IP	WLS	BF	H	R	ER	SO	BB	IBB	HBP	BLK	WP	HR	S	P	ERA	WHIP										
Moose Haas, R ERA: 3.54 (1, 1)	6.2		29	9	3	3	2	0	1	0	0	0	0	32	36	4.05	1.350										
Bob McClure, L ERA: 1.33 (7, 1)	0.0		1	0	0	0	0	1	0	0	0	0	0	0	4	∞	∞										
Jim Slaton, R ERA: 2.37 (7, 1)	2.1	W	8	0	0	0	0	0	0	1	0	0	0	7	8	0.00	0.000										

Batter	1	2	3	4	5	6	7	8	9	AB	R	H	RBI	BB	SO	LOB	TOP					
Robin Yount, R OBP: 0.333, SLG: 0.371 (1, 6)	0-0 6-3		0-0 FC6-4 1B		0-0 F4		0-0 1-2 1B		0-0 1B	5	0	3	0	0	0	1	Milwaukee Brewers @ Chicago White Sox Comiskey Park, Chicago, IL Mon May 30 1977, 4:38 AM EDT Att: 23,213 - Unknown					
Don Money, R OBP: 0.373, SLG: 0.516 (1, 4)	0-0 5-3		0-0 FC6-4 1B		0-3 K		0-3 K		0-0 F8	5	0	1	0	0	2	4						
Cecil Cooper, L OBP: 0.335, SLG: 0.459 (1, 3)	0-0 F9		0-0 FC6-4		1-2 2-3		0-0 1B SF8 2B		0-0 6-3	4	1	1	0	0	0	4						
Sal Bando, R OBP: 0.366, SLG: 0.428 (1, 5)		4-0 FC4-6 1B FC6-4 BB	0-3 K		0-0 2-3 1B		0-0 K		0-3 K	3	1	1	0	1	2	2						
Von Joshua, L OBP: 0.297, SLG: 0.354 (1, 8)	0-0 FC4-6 1B				0-0 F2		0-0 F5		0-0 4-3	4	0	1	0	0	0	2						
Bob Sheldon, L OBP: 0.316, SLG: 0.313 (1, 10)	0-0 FC4-6 1B		1-2 2-3		0-0 F6		0-0 SF8		0-3 K	3	0	0	1	0	1	2						
Jim Wohlford, R OBP: 0.257, SLG: 0.277 (1, 7)	0-0 FC6-4		0-0 K		0-3 K		0-3 K		0-0 F9	2	0	0	1	0	1	1						
Jamie Quirk, L OBP: 0.186, SLG: 0.250 (6, PH)	1-2 3-H		0-3 K		0-0 5-3		0-0 F7		0-0 F2	4	0	0	0	0	1	1						
Steve Brye, R OBP: 0.333, SLG: 0.406 (1, 9)	0-3 K								0-0 F2	3	0	2	0	0	0	0						
Larry Haney, R OBP: 0.217, SLG: 0.227 (1, 2)			0-0 5-3						0-0 HR	1	1	1	1	0	0	0						
Mike Hegan, L OBP: 0.358, SLG: 0.349 (9, PH)										1	1	1	1	0	0	0						
Inning Stats	R: 0 E: 0 K: 0 S: 3	H: 0 LOB: 0 BB: 0 P: 3	R: 1 E: 0 K: 1 S: 6	H: 1 LOB: 1 BB: 1 P: 10	R: 0 E: 0 K: 1 S: 7	H: 2 LOB: 2 BB: 0 P: 7	R: 0 E: 0 K: 1 S: 5	H: 0 LOB: 0 BB: 0 P: 5	R: 0 E: 0 K: 1 S: 6	H: 1 LOB: 1 BB: 0 P: 6	R: 1 E: 0 K: 1 S: 7	H: 2 LOB: 1 BB: 0 P: 7	R: 0 E: 0 K: 1 S: 7	H: 2 LOB: 2 BB: 0 P: 7	R: 0 E: 0 K: 2 S: 4	H: 0 LOB: 0 BB: 0 P: 7	R: 1 E: 0 K: 0 S: 5	H: 2 LOB: 1 BB: 0 P: 5	1B: 8 2B: 1 3B: 0 HR: 1	SF: 1 SAC: 0 DP: 0 HBP: 0	WP: 0 PB: 0 CS: 0	PA: 38
PITCHER Steve Stone, R ERA: 2.55 (1, 1)	IP: 9.0 WLS: W BF: 38 H: 10 R: 3 ER: 3 SO: 8 BB: 1 IBB: 0 HBP: 0 BLK: 0 WP: 0 HR: 1 S: 53 P: 57 ERA: 3.00 WHIP: 1.222															PITCHER	IP: 9.0 WLS: W BF: 38 H: 10 R: 3 ER: 3 SO: 8 BB: 1 IBB: 0 HBP: 0 BLK: 0 WP: 0 HR: 1 S: 53 P: 57 ERA: 3.00 WHIP: 1.222					

Batter	1	2	3	4	5	6	7	8	9	AB	R	H	RBI	BB	SO	LOB	BOTTOM					
Ralph Garr, L OBP: 0.306, SLG: 0.377 (1, 7)	0-0 1-6-3		0-0 HR		0-0 PB 1B	0-0 1B 1B		0-0 4-3		3	1	2	2	0	0	0	Milwaukee Brewers @ Chicago White Sox Comiskey Park, Chicago, IL Mon May 30 1977, 4:38 AM EDT Att: 23,213 - Unknown					
Lamar Johnson, R OBP: 0.327, SLG: 0.545 (6, PH)					0-3 K	0-0 1B 1B		0-0 1B		1	1	1	1	0	0	0						
Royce Stilman, L OBP: 0.286, SLG: 0.420 (7, 7)					1-2 2-3 3-H	0-0 1B 1B		0-0 1B		1	0	0	0	0	0	0						
Alan Bannister, R OBP: 0.372, SLG: 0.367 (1, 6)	0-0 4-3		0-0 5-3		0-3 K	0-0 1B 1B		0-0 1B		5	0	2	2	0	1	2						
Jorge Orta, L OBP: 0.361, SLG: 0.439 (1, 4)	0-0 F7		0-0 4-3		4-0 IBB	0-0 2-3 3-H 1B		0-0 F7		4	0	1	1	1	0	1						
Richie Zisk, R OBP: 0.366, SLG: 0.636 (1, 9)		0-0 F4	0-0 F7		0-3 K	0-0 F9		0-0 F9		4	0	0	0	0	1	5						
Wayne Nordhagen, R OBP: 0.455, SLG: 0.727 (7, 9)					0-3 K	0-0 F9		0-0 F9		0	0	0	0	0	0	0						
Oscar Gamble, L OBP: 0.378, SLG: 0.567 (1, 10)		0-0 1B 2B			0-3 K	0-0 F7		0-3 K		4	1	1	0	0	2	0						
Jim Spencer, L OBP: 0.316, SLG: 0.447 (1, 3)		0-0 F7			0-0 B3	0-0 F9		0-0 SF3 3B		4	1	1	0	0	0	1						
Jack Brohamer, L OBP: 0.442, SLG: 0.400 (1, 5)		0-0 2-H 1B			0-0 F9	4-0 BB 1B BB		0-0 SF3		2	1	1	2	1	0	0						
Jerry Hairston, S OBP: 0.419, SLG: 0.385 (1, 8)		0-3 K			0-0 1B 1B	4-0 1B 1B BB		0-3 K		3	1	1	0	1	2	1						
Brian Downing, R OBP: 0.408, SLG: 0.222 (1, 2)			4-0 HR BB		0-0 F7	4-0 1B 1B BB		0-0 F4		1	1	0	0	2	0	1						
Jim Essian, R OBP: 0.369, SLG: 0.388 (6, PR)					0-0 F7	1-2 2-3 BB				1	1	0	0	0	0	0						
Inning Stats	R: 0 E: 0 K: 0 S: 3	H: 0 LOB: 0 BB: 0 P: 3	R: 1 E: 0 K: 1 S: 7	H: 2 LOB: 1 BB: 0 P: 7	R: 2 E: 0 K: 0 S: 4	H: 1 LOB: 0 BB: 1 P: 8	R: 0 E: 0 K: 1 S: 5	H: 0 LOB: 0 BB: 0 P: 5	R: 0 E: 0 K: 2 S: 9	H: 2 LOB: 3 BB: 1 P: 13	R: 4 E: 0 K: 0 S: 6	H: 3 LOB: 2 BB: 3 P: 18	R: 1 E: 0 K: 2 S: 8	H: 1 LOB: 0 BB: 0 P: 8	R: 0 E: 0 K: 0 S: 4	H: 1 LOB: 1 BB: 0 P: 4	R: 0 E: 0 K: 0 S: 4	H: 1 LOB: 1 BB: 0 P: 4	1B: 7 2B: 1 3B: 1 HR: 1	SF: 1 SAC: 0 DP: 0 HBP: 0	WP: 0 PB: 1 CS: 0	PA: 39
PITCHER Eduardo Rodriguez, R ERA: 4.65 (1, 1)	IP: 5.2 WLS: L BF: 27 H: 5 R: 6 ER: 6 SO: 4 BB: 4 IBB: 0 HBP: 0 BLK: 0 WP: 0 HR: 1 S: 30 P: 50 ERA: 9.53 WHIP: 1.588															PITCHER	IP: 5.2 WLS: L BF: 27 H: 5 R: 6 ER: 6 SO: 4 BB: 4 IBB: 0 HBP: 0 BLK: 0 WP: 0 HR: 1 S: 30 P: 50 ERA: 9.53 WHIP: 1.588					
Bob McClure, L ERA: 1.99 (6, 1)	IP: 2.1 WLS: 12 BF: 5 H: 2 R: 2 ER: 2 SO: 2 BB: 0 IBB: 0 HBP: 0 BLK: 0 WP: 0 HR: 16 S: 16 P: 16 ERA: 7.71 WHIP: 2.143															PITCHER	IP: 2.1 WLS: 12 BF: 5 H: 2 R: 2 ER: 2 SO: 2 BB: 0 IBB: 0 HBP: 0 BLK: 0 WP: 0 HR: 16 S: 16 P: 16 ERA: 7.71 WHIP: 2.143					

Batter	1	2	3	4	5	6	7	8	9	AB	R	H	RBI	BB	SO	LOB	TOP				
Al Bumby, L OBP: 0.345, SLG: 0.365 (1, 8)	0-0 4-1	0-0 4-3			0-3 K		0-0 6-3		0-0 F7	5	0	0	0	0	1	4					
Mark Belanger, R OBP: 0.270, SLG: 0.256 (1, 6)	0-0 5-3		0-0 F9		0-3 K		0-0 F7			4	0	0	0	0	1	1					
Ken Singleton, S OBP: 0.421, SLG: 0.508 (1, 9)	0-0 1B		0-0 6-3		0-0 E5 FC5-4			0-0 F8		4	0	1	0	0	0	1					
Lee May, R OBP: 0.288, SLG: 0.386 (1, 3)	0-3 K		0-3 K		0-0 FC5-4			0-0 FC6-4 1B		4	0	1	0	0	2	3					
Eddie Murray, S OBP: 0.310, SLG: 0.412 (1, 10)		0-0 F9 1B 2B		0-0 6-3		4-0 3B BB		0-0 F2		3	2	1	0	1	0	1					
Rick Dempsey, R OBP: 0.327, SLG: 0.323 (1, 2)	0-0 F9 2-3			0-0 1B		0-0 8-2 3B		0-0 FC6-4		4	0	2	1	0	0	2					
Pat Kelly, L OBP: 0.380, SLG: 0.479 (1, 7)	0-3 K			0-0 F8		0-0 1-3			0-0 5-3	4	0	0	0	0	1	3					
Brooks Robinson, R OBP: 0.222, SLG: 0.360 (1, 5)	4-0 1B BB			0-0 F8		0-0 8-2			0-0 F7	3	0	0	0	1	0	2					
Rich Dauer, R OBP: 0.128, SLG: 0.091 (1, 4)	0-0 1-2 3H 1B				4-0 E BB			0-0 F8		3	0	2	1	1	0	0					
Inning Stats	R: 0 E: 0 K: 1 S: 6	H: 1 LOB: 1 BB: 0 P: 6	R: 1 E: 0 K: 1 S: 7	H: 2 LOB: 2 BB: 1 P: 11	R: 0 E: 0 K: 1 S: 5	H: 0 LOB: 0 BB: 0 P: 5	R: 0 E: 0 K: 0 S: 4	H: 1 LOB: 1 BB: 0 P: 4	R: 0 E: 1 K: 2 S: 8	H: 0 LOB: 2 BB: 1 P: 12	R: 1 E: 0 K: 0 S: 3	H: 1 LOB: 0 BB: 1 P: 7	R: 0 E: 0 K: 0 S: 3	H: 0 LOB: 0 BB: 0 P: 3	R: 0 E: 0 K: 0 S: 4	H: 1 LOB: 1 BB: 0 P: 4	R: 0 E: 0 K: 0 S: 4	H: 1 LOB: 1 BB: 0 P: 4	1B: 4 2B: 3 3B: 1 HR: 0	SF: 0 SAC: 0 DP: 1 HBP: 0	WP: 0 PA: 37
PITCHER Ken Brett, L ERA: 5.08 (1, 1)	IP: 9.0 WLS: W BF: 37 H: 7 R: 2 ER: 2 SO: 5 BB: 3 IBB: 0 HBP: 0 BLK: 0 WP: 0 HR: 0 S: 44 P: 56 ERA: 2.00 WHIP: 1.11															PITCHER					

Baltimore Orioles @ Chicago White Sox
Comiskey Park, Chicago, IL
Wed Jun 01 1977, 8:05 PM EDT
Att: 9,784 - Unknown

AB 34
R 2
H 7
RBI 2
BB 3
SO 5
LOB 17



Batter	1	2	3	4	5	6	7	8	9	AB	R	H	RBI	BB	SO	LOB	BOTTOM		
Ralph Garr, L OBP: 0.305, SLG: 0.374 (1, 7)	0-0 4-3		0-0 FC5-4 CS			0-0 5-3	0-0 FC6-4 1B			4	0	1	2	0	0	1			
Alan Bannister, R OBP: 0.365, SLG: 0.359 (1, 6)	0-0 5-3		0-3 K			0-0 5-3	0-0 FC6-4			4	0	0	0	0	1	3			
Jorge Orta, L OBP: 0.364, SLG: 0.447 (1, 4)	0-0 6-3			0-0 CS 1B		0-0 2B		0-0 F6		4	0	2	0	0	0	0			
Oscar Gamble, L OBP: 0.366, SLG: 0.546 (1, 9)		0-0 F7		0-3 K		0-0 4-3		0-0 F8		4	0	0	0	0	1	2			
Jim Spencer, L OBP: 0.314, SLG: 0.443 (1, 3)		0-0 2B 1B 1B		0-0 F4		0-0 1-3	0-3 K			4	1	1	0	0	1	0			
Royce Stillman, L OBP: 0.322, SLG: 0.451 (1, 10)		0-0 1B 2B		4-0 CS BB		4-0 2B 1B BB				1	2	1	0	2	0	0			
Chet Lemon, R OBP: 0.366, SLG: 0.529 (1, 8)		0-3 K		0-3 K		0-0 K	1-3 1B 2B			3	1	1	0	0	2	3			
Eric Soderholm, R OBP: 0.380, SLG: 0.493 (1, 5)		0-0 2H 3H 1B			0-0 1B		4-0 1B IBB			2	0	2	2	1	0	0			
Jim Essian, R OBP: 0.368, SLG: 0.387 (1, 2)			0-0 FC5-4 1B		0-3 K		0-0 F6			3	0	1	0	0	1	4			
Inning Stats	R: 0 E: 0 K: 0 S: 3	H: 0 LOB: 0 BB: 0 P: 3	R: 2 E: 0 K: 1 S: 7	H: 3 LOB: 1 BB: 0 P: 7	R: 0 E: 0 K: 1 S: 5	H: 1 LOB: 1 BB: 0 P: 5	R: 0 E: 0 K: 1 S: 5	H: 1 LOB: 0 BB: 0 P: 5	R: 0 E: 0 K: 2 S: 7	H: 1 LOB: 1 BB: 1 P: 11	R: 0 E: 0 K: 0 S: 4	H: 1 LOB: 1 BB: 0 P: 4	R: 2 E: 0 K: 0 S: 5	H: 2 LOB: 2 BB: 2 P: 13	R: 0 E: 0 K: 1 S: 5	H: 0 LOB: 0 BB: 0 P: 5	1B: 6 2B: 6 3B: 0 HR: 0	SF: 0 SAC: 0 DP: 3 HBP: 0	WP: 0 PA: 32
PITCHER Jim Palmer, R ERA: 2.77 (1, 1)	IP: 8.0 WLS: L BF: 32 H: 9 R: 4 ER: 4 SO: 6 BB: 2 IBB: 1 HBP: 0 BLK: 0 WP: 0 HR: 0 S: 41 P: 53 ERA: 4.50 WHIP: 1.375															PITCHER			

Baltimore Orioles @ Chicago White Sox
Comiskey Park, Chicago, IL
Wed Jun 01 1977, 8:05 PM EDT
Att: 9,784 - Unknown


AB 29
R 4
H 9
RBI 4
BB 3
SO 6
LOB 13



Batter	1	2	3	4	5	6	7	8	9	AB	R	H	RBI	BB	SO	LOB	TOP				
Willie Randolph, R (1, 4) OBP: 0.397, SLG: 0.398	4-0 E S 1B BB		0-0 P6		0-0 P4	0-0 2-3 1B			0-0 6-3	4	1	1	0	1	0	0					
Mickey Rivers, L (1, 8) OBP: 0.333, SLG: 0.384	0-3 K		0-0 S 1B		0-0 F8	0-0 4-3			0-0 1B	5	0	2	0	0	1	3					
Thurman Munson, R (1, 2) OBP: 0.361, SLG: 0.531	0-3 K		0-3 K		0-0 G3	0-0 FC4-6 2B	0-0 FC4-6 1B		0-3 K	5	1	2	0	0	3	3					
Chris Chambliss, L (1, 3) OBP: 0.349, SLG: 0.474	0-0 1B		0-0 1-3		0-0 G3	0-0 F7			0-0 F8	5	0	1	1	0	0	4					
Roy White, S (1, 7) OBP: 0.349, SLG: 0.395	0-0 F8				0-0 6-3	0-0 F2	0-0 FC4-6 1-2			4	0	0	0	0	0	3					
Reggie Jackson, L (1, 9) OBP: 0.356, SLG: 0.469		0-0 F9 S 1B		0-0 F8	0-0 HR BB	0-3 K				3	1	1	0	1	1	1					
Graig Nettles, L (1, 5) OBP: 0.300, SLG: 0.484		0-0 F9 1-3		4-0 BB	0-0 HR			0-0 P6		3	1	1	3	1	0	1					
Lou Piniella, R (1, 10) OBP: 0.362, SLG: 0.443	0-3 K		0-0 F8		0-0 2B			0-0 F3		4	1	1	0	0	1	2					
Bucky Dent, R (1, 6) OBP: 0.311, SLG: 0.347	0-0 F8				0-0 F7	0-0 1B 2B		0-0 P6		4	0	1	1	0	0	1					
Inning Stats	R: 1 E: 0 K: 2 S: 8	H: 1 LOB: 1 BB: 1 P: 12	R: 0 E: 0 K: 1 S: 6	H: 1 LOB: 1 BB: 0 P: 6	R: 0 E: 0 K: 1 S: 6	H: 1 LOB: 1 BB: 0 P: 6	R: 0 E: 0 K: 0 S: 3	H: 0 LOB: 0 BB: 1 P: 7	R: 0 E: 0 K: 0 S: 3	H: 0 LOB: 0 BB: 0 P: 3	R: 4 E: 0 K: 0 S: 8	H: 5 LOB: 2 BB: 1 P: 12	R: 0 E: 1 K: 1 S: 6	H: 1 LOB: 1 BB: 0 P: 6	R: 0 E: 0 K: 0 S: 3	H: 0 LOB: 0 BB: 0 P: 3	R: 0 E: 0 K: 1 S: 6	H: 1 LOB: 1 BB: 0 P: 6	1B: 6 2B: 3 3B: 0 HR: 1	SF: 0 SAC: 0 DP: 0 HBP: 0	WP: 0 PA: 40 CS: 0
PITCHER	IP WLS BF H R ER SO BB IBB HBP BLK WP HR S P ERA WHIP																				
Ken Kravec, L (1, 1) ERA: 6.23	5.2 W 27 7 5 5 4 3 0 0 0 0 1 32 44 7.94 1.765																				
Lerrin LaGrow, R (6, 1) ERA: 1.24	3.1 S 13 3 0 0 2 0 0 0 0 0 0 17 17 0.00 0.900																				

New York Yankees @ Chicago White Sox
Comiskey Park, Chicago, IL
Fri Jun 03 1977, 8:05 PM EDT
Att: 30,396 - Unknown - 62 F


AB 37
R 5
H 10
RBI 5
BB 3
SO 6
LOB 18



Batter	1	2	3	4	5	6	7	8	9	AB	R	H	RBI	BB	SO	LOB	BOTTOM				
Ralph Garr, L (1, 7) OBP: 0.299, SLG: 0.364	0-0 G4-6-3 1B		0-0 F5	0-0 FC4 3B	0-0 1-3 1B		0-0 FC3-6 BB			5	1	2	1	0	0	5					
Alan Bannister, R (1, 6) OBP: 0.376, SLG: 0.382	0-0 F8		0-0 SF7	0-0 WP 3B	0-0 G3		4-0 FC6-4 BB			3	1	1	3	1	0	3					
Jorge Orta, L (1, 4) OBP: 0.361, SLG: 0.435	0-0 G4-6-3 1-2		0-0 F8	0-0 1B 1B		0-0 3-1	0-0 FC6-4			5	0	1	0	0	0	5					
Richie Zisk, R (1, 9) OBP: 0.362, SLG: 0.624		0-0 F9		0-0 5-3 F8		0-0 3-1 1B		0-0 6-3		5	1	1	0	0	0	1					
Oscar Gamble, L (1, 10) OBP: 0.375, SLG: 0.554		4-0 L4-3 BB		0-0 1B 2B		0-0 3-1		0-3 K		4	1	2	0	1	1	1					
Jim Spencer, L (1, 3) OBP: 0.318, SLG: 0.433		0-0 L4-3		0-0 1B BB		0-0 1B		0-0 5-3		2	1	0	0	1	0	3					
Lamar Johnson, R (6, FH) OBP: 0.327, SLG: 0.531		0-0 L4-3		0-0 1B 1-3		0-0 2H 1B				2	0	1	1	0	0	0					
Chet Lemon, R (1, 8) OBP: 0.372, SLG: 0.530			0-0 1B SF7	0-0 1B 1B	4-0 G6-4-3 BB	0-0 F3				3	2	2	0	1	0	1					
Eric Soderholm, R (1, 5) OBP: 0.392, SLG: 0.500			0-0 BB	0-0 1B FC4	0-0 G6-4-3		0-0 6-3			4	1	2	1	0	0	1					
Jim Essian, R (1, 2) OBP: 0.391, SLG: 0.405			4-0 BB	0-0 FC4 3B	4-0 1B BB		4-0 FC3-6 BB			1	1	1	2	3	0	0					
Inning Stats	R: 0 E: 0 K: 0 S: 3	H: 1 LOB: 0 BB: 0 P: 3	R: 0 E: 0 K: 0 S: 2	H: 0 LOB: 0 BB: 1 P: 6	R: 1 E: 0 K: 0 S: 5	H: 2 LOB: 2 BB: 1 P: 9	R: 7 E: 0 K: 0 S: 11	H: 7 LOB: 2 BB: 1 P: 15	R: 0 E: 0 K: 0 S: 3	H: 1 LOB: 2 BB: 2 P: 11	R: 1 E: 0 K: 0 S: 5	H: 2 LOB: 1 BB: 0 P: 5	R: 0 E: 0 K: 0 S: 3	H: 0 LOB: 2 BB: 2 P: 11	R: 0 E: 0 K: 1 S: 5	H: 0 LOB: 0 BB: 0 P: 5	R: 0 E: 0 K: 1 S: 5	H: 0 LOB: 0 BB: 0 P: 5	1B: 11 2B: 2 3B: 1 HR: 0	SF: 1 SAC: 0 DP: 3 HBP: 0	WP: 1 PA: 42 CS: 0
PITCHER	IP WLS BF H R ER SO BB IBB HBP BLK WP HR S P ERA WHIP																				
Mike Torrez, R (1, 1) ERA: 4.4	3.1 L 18 7 6 6 0 2 0 0 0 0 1 0 12 20 11.57 3.000																				
Ken Holtzman, L (4, 1) ERA: 6.11	2.1 14 5 3 3 0 2 0 0 0 0 0 0 10 18 0.00 1.286																				
Dick Tidrow, R (6, 1) ERA: 1.64																					

New York Yankees @ Chicago White Sox
Comiskey Park, Chicago, IL
Fri Jun 03 1977, 8:05 PM EDT
Att: 30,396 - Unknown - 62 F

AB 34
R 9
H 13
RBI 8
BB 7
SO 1
LOB 20



Batter	1	2	3	4	5	6	7	8	9	AB	R	H	RBI	BB	SO	LOB	TOP				
Mickey Rivers, L (1, 8) OBP: 0.330, SLG: 0.379	0-0 5-3	0-0 F9		0-0 4-3	0-0 BB 1B			0-0 F8		5	0	1	1	0	0	3	New York Yankees @ Chicago White Sox Comiskey Park, Chicago, IL Sat Jun 04 1977, 8:05 PM EDT Att: 35,789 - Unknown - 92 F livebaseballscorecards.com				
Willie Randolph, R (1, 4) OBP: 0.356, SLG: 0.392	0-0 5-3	4-0 1B E BB		0-0 E6 FC6	4-0 FC6-4 BB			0-0 F9		3	1	0	1	2	0	0					
Thurman Munson, R (1, 2) OBP: 0.362, SLG: 0.525	4-0 BB	0-0 E8 3B 1B		0-0 E5 FC6	0-0 FC6-4			0-0 L6		4	1	1	2	1	0	4					
Chris Chambliss, L (1, 3) OBP: 0.350, SLG: 0.483	0-0 4-3	0-0 2B 3B		0-0 FC6				0-0 F8		5	1	2	1	0	0	3					
Reggie Jackson, L (1, 9)		0-0 1B 2B		0-0 G3				0-0 F8		5	1	2	1	0	0	3					
Graig Nettles, L (1, 5) OBP: 0.303, SLG: 0.478		0-0 1B		4-0 1B SH3-4 BB				0-0 G3		4	2	1	0	1	0	2					
Roy White, S (1, 7) OBP: 0.352, SLG: 0.398		0-0 BB 1B 1B		0-0 SH3-4				0-0 F8		4	1	2	1	0	0	1					
Carlos May, L (1, 10) OBP: 0.343, SLG: 0.344		0-0 B5		0-3 K				0-0 4-3		4	0	0	0	0	1	4					
Bucky Dent, R (1, 6) OBP: 0.316, SLG: 0.351		0-0 BB 1B 1B		0-0 F7				0-0 F8		4	1	2	0	0	0	0					
Inning Stats	R: 0 E: 0 K: 0 S: 3	H: 0 LOB: 1 BB: 1 P: 7	R: 7 E: 1 K: 0 S: 10	H: 7 LOB: 1 BB: 1 P: 14	R: 0 E: 0 K: 1 S: 5	H: 1 LOB: 0 BB: 0 P: 5	R: 0 E: 2 K: 0 S: 5	H: 0 LOB: 2 BB: 0 P: 5	R: 1 E: 0 K: 0 S: 5	H: 2 LOB: 3 BB: 2 P: 13	R: 0 E: 0 K: 0 S: 3	H: 0 LOB: 0 BB: 0 P: 3	R: 0 E: 0 K: 0 S: 3	H: 0 LOB: 0 BB: 0 P: 3	R: 0 E: 0 K: 0 S: 4	H: 1 LOB: 1 BB: 0 P: 4	1B: 8 2B: 2 3B: 1 HR: 0	SF: 0 SAC: 1 DP: 0 HBP: 0	WP: 0 PB: 0 CS: 1	PA: 43	
PITCHER	IP WLS BF H R ER SO BB IBB HBP BLK WP HR S P ERA WHIP	IP WLS BF H R ER SO BB IBB HBP BLK WP HR S P ERA WHIP	IP WLS BF H R ER SO BB IBB HBP BLK WP HR S P ERA WHIP	IP WLS BF H R ER SO BB IBB HBP BLK WP HR S P ERA WHIP	IP WLS BF H R ER SO BB IBB HBP BLK WP HR S P ERA WHIP	IP WLS BF H R ER SO BB IBB HBP BLK WP HR S P ERA WHIP	IP WLS BF H R ER SO BB IBB HBP BLK WP HR S P ERA WHIP	IP WLS BF H R ER SO BB IBB HBP BLK WP HR S P ERA WHIP	IP WLS BF H R ER SO BB IBB HBP BLK WP HR S P ERA WHIP	IP WLS BF H R ER SO BB IBB HBP BLK WP HR S P ERA WHIP	IP WLS BF H R ER SO BB IBB HBP BLK WP HR S P ERA WHIP	IP WLS BF H R ER SO BB IBB HBP BLK WP HR S P ERA WHIP	IP WLS BF H R ER SO BB IBB HBP BLK WP HR S P ERA WHIP	IP WLS BF H R ER SO BB IBB HBP BLK WP HR S P ERA WHIP	IP WLS BF H R ER SO BB IBB HBP BLK WP HR S P ERA WHIP	IP WLS BF H R ER SO BB IBB HBP BLK WP HR S P ERA WHIP	IP WLS BF H R ER SO BB IBB HBP BLK WP HR S P ERA WHIP	IP WLS BF H R ER SO BB IBB HBP BLK WP HR S P ERA WHIP	IP WLS BF H R ER SO BB IBB HBP BLK WP HR S P ERA WHIP	IP WLS BF H R ER SO BB IBB HBP BLK WP HR S P ERA WHIP	IP WLS BF H R ER SO BB IBB HBP BLK WP HR S P ERA WHIP
Bart Johnson, R (1, 1) ERA: 5.09	1.2	L	12	5	6	6	0	2	0	0	0	0	0	0	10	18	32.40	4.200			
Wilbur Wood, L (2, 1) ERA: 12.96	4.1		21	5	2	2	1	2	0	0	0	0	0	0	21	29	4.15	1.615			
Chris Knapp, R (7, 1) ERA: 4.91	3.0	S	10	1	0	0	0	0	0	0	0	0	0	0	10	10	0.00	0.333			

Batter	1	2	3	4	5	6	7	8	9	AB	R	H	RBI	BB	SO	LOB	BOTTOM					
Ralph Garr, L (1, 7) OBP: 0.298, SLG: 0.361	0-0 1-3	0-0 F5			0-0 4-3			0-0 FC3-6 1B	0-0 F8	4	0	1	0	0	0	2	New York Yankees @ Chicago White Sox Comiskey Park, Chicago, IL Sat Jun 04 1977, 8:05 PM EDT Att: 35,789 - Unknown - 92 F livebaseballscorecards.com					
Brian Downing, R (9, FH) OBP: 0.400, SLG: 0.216								0-0 FC3-6 1B	0-0 F8	1	0	0	0	0	0	0						
Alan Bannister, R (1, 6) OBP: 0.372, SLG: 0.378	0-0 L6		0-0 L4		0-0 F7			0-0 FC3-6 1B	0-0 1B	5	0	1	0	0	0	1						
Jorge Orta, L (1, 4) OBP: 0.357, SLG: 0.429	0-0 F7		0-0 4-3		0-0 4-3			0-0 F8	0-0 1B	5	0	1	0	0	0	1						
Richie Zisk, R (1, 9) OBP: 0.358, SLG: 0.628		0-0 HR	0-0 L4		0-0 L4			0-0 6-3	0-3 K	5	1	1	1	0	1	2						
Lamar Johnson, R (1, 3) OBP: 0.339, SLG: 0.528		0-0 E3 BB 1B		0-0 HR 1B				0-0 G3	0-0 FC3-6 1B	4	2	2	0	0	0	0						
Chet Lemon, R (1, 8) OBP: 0.374, SLG: 0.565		0-3 K		0-0 HR				0-0 FC3-6 1B	0-0 FC3-6 1B	4	2	2	3	0	1	2						
Eric Soderholm, R (1, 5) OBP: 0.395, SLG: 0.497		4-0 1B BB		0-0 F9				0-0 5-3	0-0 FC3-6 1B	3	0	1	0	1	0	0						
Wayne Nordhagen, R (1, 10) OBP: 0.412, SLG: 0.588		0-0 F9		0-3 K				0-0 F9	0-0 F9	2	0	0	0	0	1	2						
Oscar Gamble, L (7, FH) OBP: 0.377, SLG: 0.579		0-0 F9		0-0 K				0-0 HR	0-0 F9	2	1	1	1	0	0	2						
Jim Essian, R (1, 2) OBP: 0.387, SLG: 0.400		0-0 1B		0-0 F8				0-0 6-3	0-3 K	4	0	1	1	0	1	0						
Inning Stats	R: 0 E: 0 K: 0 S: 3	H: 0 LOB: 0 BB: 0 P: 3	R: 2 E: 1 K: 1 S: 8	H: 2 LOB: 2 BB: 1 P: 12	R: 0 E: 0 K: 0 S: 3	H: 0 LOB: 0 BB: 0 P: 3	R: 2 E: 0 K: 1 S: 7	H: 2 LOB: 0 BB: 0 P: 7	R: 0 E: 0 K: 0 S: 3	H: 0 LOB: 0 BB: 0 P: 3	R: 1 E: 0 K: 0 S: 4	H: 1 LOB: 0 BB: 0 P: 4	R: 1 E: 0 K: 0 S: 5	H: 2 LOB: 1 BB: 0 P: 5	R: 0 E: 0 K: 1 S: 7	H: 2 LOB: 2 BB: 0 P: 7	R: 0 E: 0 K: 1 S: 7	H: 2 LOB: 2 BB: 0 P: 7	1B: 7 2B: 0 3B: 0 HR: 4	SF: 0 SAC: 0 DP: 0 HBP: 0	WP: 0 PB: 0 CS: 0	PA: 40
PITCHER	IP WLS BF H R ER SO BB IBB HBP BLK WP HR S P ERA WHIP	IP WLS BF H R ER SO BB IBB HBP BLK WP HR S P ERA WHIP	IP WLS BF H R ER SO BB IBB HBP BLK WP HR S P ERA WHIP	IP WLS BF H R ER SO BB IBB HBP BLK WP HR S P ERA WHIP	IP WLS BF H R ER SO BB IBB HBP BLK WP HR S P ERA WHIP	IP WLS BF H R ER SO BB IBB HBP BLK WP HR S P ERA WHIP	IP WLS BF H R ER SO BB IBB HBP BLK WP HR S P ERA WHIP	IP WLS BF H R ER SO BB IBB HBP BLK WP HR S P ERA WHIP	IP WLS BF H R ER SO BB IBB HBP BLK WP HR S P ERA WHIP	IP WLS BF H R ER SO BB IBB HBP BLK WP HR S P ERA WHIP	IP WLS BF H R ER SO BB IBB HBP BLK WP HR S P ERA WHIP	IP WLS BF H R ER SO BB IBB HBP BLK WP HR S P ERA WHIP	IP WLS BF H R ER SO BB IBB HBP BLK WP HR S P ERA WHIP	IP WLS BF H R ER SO BB IBB HBP BLK WP HR S P ERA WHIP	IP WLS BF H R ER SO BB IBB HBP BLK WP HR S P ERA WHIP	IP WLS BF H R ER SO BB IBB HBP BLK WP HR S P ERA WHIP	IP WLS BF H R ER SO BB IBB HBP BLK WP HR S P ERA WHIP	IP WLS BF H R ER SO BB IBB HBP BLK WP HR S P ERA WHIP	IP WLS BF H R ER SO BB IBB HBP BLK WP HR S P ERA WHIP	IP WLS BF H R ER SO BB IBB HBP BLK WP HR S P ERA WHIP	IP WLS BF H R ER SO BB IBB HBP BLK WP HR S P ERA WHIP	
Don Gullett, L (1, 1) ERA: 5.06	6.0	W	25	5	4	4	2	1	0	0	0	0	0	0	0	0	6.00	1.000				
Dick Tidrow, R (7, 1) ERA: 1.75	1.2		9	4	1	1	1	0	0	0	0	0	0	1	11	11	5.40	2.400				
Sparky Lyle, L (8, 1) ERA: 0.79	1.1	S	6	2	0	0	1	0	0	0	0	0	0	0	8	8	0.00	1.500				

Batter	1	2	3	4	5	6	7	8	9	AB	R	H	RBI	BB	SO	LOB	TOP		
Mickey Rivers, L OBP: 0.330, SLG: 0.378 Paul Blair, R OBP: 0.340, SLG: 0.386	0-0 B2-3	0-0 PO 1B		0-0 F6		0-0 F8			0-0 L5	3	0	1	0	0	0	0			
Roy White, S OBP: 0.353, SLG: 0.398	0-0 4-3	0-0 PO 1B	0-0 HR 1B	0-0 1B			0-0 6-3		0-0 5-3	5	1	2	0	0	0	0			
Thurman Munson, R OBP: 0.362, SLG: 0.535	0-0 HR		0-0 F8	0-0 F9			0-3 K		4-0 BB	4	1	1	1	1	1	2			
Chris Chambliss, L OBP: 0.351, SLG: 0.478	0-0 F7		0-0 F8		4-0 BB		0-0 1B		0-0 F8	4	0	1	0	1	0	2			
Reggie Jackson, L OBP: 0.360, SLG: 0.497		0-0 HR 1B	0-0 HR		0-3 K		0-3 K			4	2	2	2	0	2	2			
Graig Nettles, L OBP: 0.302, SLG: 0.489	0-0 1-6-3	0-0 1-6-3 1B	0-0 HR		0-3 K			0-3 K		4	1	1	1	0	2	2			
Carlos May, L OBP: 0.340, SLG: 0.372	0-0 HR	0-0 HR	0-0 3-1		0-0 1-3			0-0 F7		4	1	1	2	0	0	1			
George Zeber, S OBP: 0.500, SLG: 0.727	0-0 F7			0-0 HR		0-0 F9		0-0 F2		4	1	1	1	0	0	0			
Bucky Dent, R OBP: 0.320, SLG: 0.374	0-0 1B	0-0 1B		0-0 5-3		0-0 F3			0-0 HR	4	1	2	1	0	0	0			
Inning Stats	R: 1 E: 0 K: 0 S: 4	H: 1 LOB: 0 BB: 0 P: 4	R: 2 E: 0 K: 0 S: 6	H: 4 LOB: 1 BB: 0 P: 6	R: 3 E: 0 K: 0 S: 6	H: 3 LOB: 0 BB: 0 P: 6	R: 1 E: 0 K: 0 S: 5	H: 2 LOB: 1 BB: 0 P: 5	R: 0 E: 0 K: 2 S: 7	H: 0 LOB: 1 BB: 1 P: 11	R: 0 E: 0 K: 0 S: 3	H: 1 LOB: 1 BB: 0 P: 8	R: 0 E: 0 K: 1 S: 5	H: 0 LOB: 0 BB: 0 P: 5	R: 1 E: 0 K: 0 S: 4	H: 1 LOB: 1 BB: 1 P: 8	1B: 6 2B: 0 3B: 0 HR: 6	SF: 0 SAC: 0 DP: 0 HBP: 0	WP: 0 PA: 41 CS: 0
PITCHER	IP WLS BF H R ER SO BB IBB HBP BLK WP HR S P ERA WHIP	2.2 L 15 8 6 6 0 0 0 0 0 0 4 15 15 20.25 3.000	3.1 W 25 4 2 2 5 2 0 0 0 0 2 33 41 2.84 0.947																

New York Yankees @ Chicago White Sox
Comiskey Park, Chicago, IL
Sun Jun 05 1977, 4:33 AM EDT
Att: 23,688 - Sunny - 75 F

AB 38
R 8
H 12
RBI 8
BB 2
SO 5
LOB 9



Batter	1	2	3	4	5	6	7	8	9	AB	R	H	RBI	BB	SO	LOB	BOTTOM		
Ralph Garr, L OBP: 0.297, SLG: 0.358 Wayne Nordhagen, R OBP: 0.389, SLG: 0.556	0-3 K	0-0 F8		0-0 6-3		0-0 1B		0-0 6-3		4	0	1	0	0	1	3			
Alan Bannister, R OBP: 0.372, SLG: 0.377	4-0 BB	0-0 1B		0-0 6-3		0-0 SF8		0-0 6-3		3	0	1	2	1	0	1			
Jorge Orta, L OBP: 0.348, SLG: 0.417	0-0 F8	0-0 F7			0-0 4-3	0-0 F8		0-0 G3		5	0	0	0	0	0	4			
Richie Zisk, R OBP: 0.359, SLG: 0.626	4-0 FC4-6 BB		0-0 5-3		0-0 E1 2B SF7		0-0 1B 2B		0-0 E6 4-3	4	1	1	0	1	0	0			
Oscar Gamble, L OBP: 0.383, SLG: 0.615 Lamar Johnson, R OBP: 0.344, SLG: 0.527	0-0 FC4-6		0-0 HR		0-0 2B		0-0 FC6 1B		0-0 4-3	3	1	2	1	0	0	2			
Jim Spencer, L OBP: 0.316, SLG: 0.435		0-0 6-3 1B 2B		0-0 F9		0-0 SF7		0-0 FC3-2-5-1 FC6		4	1	1	1	0	0	3			
Chet Lemon, R OBP: 0.365, SLG: 0.549		0-0 6-3	0-3 K		0-0 F6		0-0 FC6 1B		0-0 1-3	5	0	0	1	0	1	4			
Jack Brohamer, L OBP: 0.455, SLG: 0.442 Eric Soderholm, R OBP: 0.399, SLG: 0.550		0-0 1B 1B				0-0 F8		0-0 FC5-4 1B		3	1	2	1	0	0	0			
Jim Essian, R OBP: 0.390, SLG: 0.403		0-0 1B		0-0 L1		0-0 1B SF8		0-0 FC5-4		4	1	2	0	0	0	3			
Inning Stats	R: 0 E: 0 K: 1 S: 5	H: 0 LOB: 2 BB: 2 P: 13	R: 2 E: 0 K: 0 S: 7	H: 4 LOB: 2 BB: 0 P: 7	R: 1 E: 0 K: 1 S: 6	H: 1 LOB: 0 BB: 0 P: 6	R: 0 E: 0 K: 0 S: 4	H: 1 LOB: 1 BB: 0 P: 4	R: 1 E: 0 K: 0 S: 5	H: 1 LOB: 1 BB: 0 P: 5	R: 1 E: 0 K: 0 S: 6	H: 3 LOB: 2 BB: 0 P: 6	R: 0 E: 0 K: 0 S: 3	H: 0 LOB: 0 BB: 0 P: 3	R: 0 E: 1 K: 0 S: 4	H: 0 LOB: 1 BB: 0 P: 4	1B: 7 2B: 4 3B: 0 HR: 1	SF: 2 SAC: 0 DP: 0 HBP: 0	WP: 0 PA: 43 CS: 0
PITCHER	IP WLS BF H R ER SO BB IBB HBP BLK WP HR S P ERA WHIP	1.1 W 19 5 3 2 1 0 0 0 0 0 1 21 21 4.15 1.154	7.1 S 13 3 1 1 0 0 0 0 0 0 0 13 13 3.00 1.000																

New York Yankees @ Chicago White Sox
Comiskey Park, Chicago, IL
Sun Jun 05 1977, 4:33 AM EDT
Att: 23,688 - Sunny - 75 F

AB 39
R 6
H 12
RBI 6
BB 2
SO 2
LOB 21



Batter	1	2	3	4	5	6	7	8	9	10	11	AB	R	H	RBI	BB	SO	LOB	TOP				
Alan Bannister, R OBP: 0.379, SLG: 0.377 (1, 6)												4	1	1	0	1	2	1					
Royce Stillman, L OBP: 0.313, SLG: 0.446 (1, 7)												5	0	1	0	0	2	1					
Richie Zisk, R OBP: 0.362, SLG: 0.614 (1, 9)												5	0	0	0	0	1	1					
Oscar Gamble, L OBP: 0.390, SLG: 0.626 (1, 10)												4	0	0	0	1	0	0					
Chet Lemon, R OBP: 0.363, SLG: 0.538 (1, 8)												5	0	1	0	0	1	3					
Jim Spencer, L OBP: 0.310, SLG: 0.435 (1, 3)												4	1	1	1	1	0	2					
Eric Soderholm, R OBP: 0.397, SLG: 0.487 (1, 5)												5	1	1	0	0	0	2					
Jack Brohamer, L OBP: 0.441, SLG: 0.447 (1, 4)												4	1	1	0	0	0	1					
Jim Essian, R OBP: 0.364, SLG: 0.409 (1, 2)												2	0	1	1	0	0	0					
Jorge Orta, L OBP: 0.344, SLG: 0.426 (8, PH)												1	1	1	2	0	0	0					
Brian Downing, R OBP: 0.392, SLG: 0.211 (8, 2)												1	0	0	0	0	0	0					
Inning Stats	R: 1 E: 2 K: 0 S: 5	H: 2 LOB: 2 BB: 1 P: 9	R: 1 E: 0 K: 0 S: 4	H: 2 LOB: 0 BB: 0 P: 4	R: 0 E: 0 K: 0 S: 3	H: 0 LOB: 0 BB: 0 P: 3	R: 0 E: 0 K: 1 S: 5	H: 0 LOB: 0 BB: 0 P: 5	R: 0 E: 0 K: 1 S: 5	H: 0 LOB: 0 BB: 0 P: 5	R: 0 E: 0 K: 2 S: 9	H: 2 LOB: 0 BB: 0 P: 9	R: 1 E: 0 K: 0 S: 4	H: 1 LOB: 0 BB: 0 P: 4	R: 0 E: 0 K: 1 S: 5	H: 0 LOB: 1 BB: 1 P: 9	R: 0 E: 0 K: 0 S: 4	H: 1 LOB: 2 BB: 1 P: 8	1B: 3 2B: 3 3B: 0 HR: 2	SF: 0 SAC: 0 DP: 1 HBP: 0	WP: 0 PB: 0 SB: 0 CS: 1	PA: 43	
PITCHER	IP 9.0	WLS 9	BF 34	H 7	R 5	ER 4	SO 5	BB 1	IBB 1	HBP 0	BLK 0	WP 0	HR 2	S 43	P 47	ERA 4.00	WHIP 0.889						
Dave Goltz, R ERA: 3.59 (1, 1)																							
Tom Johnson, R ERA: 1.84 (10, 1)	2.0	W	9	1	0	0	1	1	1	0	0	0	0	0	9	17	0.00	1.000					

Chicago White Sox @ Minnesota Twins
Metropolitan Stadium, Bloomington, MI

Tue Jun 07 1977, 8:05 PM EDT
Att: 11,230 - Unknown - 76 F

AB 40
R 5
H 8
RBI 4
BB 3
SO 6
LOB 11



Batter	1	2	3	4	5	6	7	8	9	10	11	AB	R	H	RBI	BB	SO	LOB	BOTTOM				
Rich Chiles, L OBP: 0.364, SLG: 0.306 (1, 10)												3	0	0	0	1	0	3					
Craig Kusick, R OBP: 0.361, SLG: 0.505 (9, PH)												0	0	0	0	1	0	0					
Jerry Terrell, R OBP: 0.295, SLG: 0.317 (9, PR)												1	2	1	0	0	0	0					
Roy Smalley, S OBP: 0.311, SLG: 0.301 (1, 6)												5	0	2	0	0	0	0					
Rod Carew, L OBP: 0.435, SLG: 0.562 (1, 3)												4	1	1	1	1	0	2					
Lyman Bostock, L OBP: 0.404, SLG: 0.492 (1, 8)												6	2	2	0	0	1	3					
Glenn Adams, L OBP: 0.367, SLG: 0.467 (1, 9)												2	1	2	3	2	0	0					
Willie Norwood, R OBP: 0.167, SLG: 0.111 (8, PR)													2	0	0	0	0	1	1				
Larry Hulse, R OBP: 0.382, SLG: 0.586 (1, 7)												5	0	2	1	0	0	2					
Butch Wynegar, S OBP: 0.351, SLG: 0.433 (1, 2)												4	0	1	0	1	0	2					
Mike Cabbage, L OBP: 0.343, SLG: 0.355 (1, 5)												5	0	2	0	0	1	3					
Rob Wilfong, L OBP: 0.323, SLG: 0.323 (1, 4)												3	0	0	0	0	0	3					
Dan Ford, R OBP: 0.318, SLG: 0.391 (9, PH)												1	0	0	0	0	1	0					
Bob Randall, R OBP: 0.253, SLG: 0.278 (10, 4)												1	0	0	0	0	0	2					
Inning Stats	R: 0 E: 0 K: 0 S: 3	H: 0 LOB: 0 BB: 0 P: 3	R: 2 E: 0 K: 0 S: 7	H: 4 LOB: 2 BB: 0 P: 7	R: 2 E: 0 K: 0 S: 6	H: 4 LOB: 1 BB: 0 P: 6	R: 0 E: 0 K: 0 S: 4	H: 1 LOB: 1 BB: 1 P: 8	R: 0 E: 0 K: 0 S: 2	H: 0 LOB: 0 BB: 0 P: 3	R: 0 E: 1 K: 1 S: 5	H: 0 LOB: 1 BB: 1 P: 9	R: 1 E: 0 K: 1 S: 6	H: 1 LOB: 1 BB: 1 P: 10	R: 0 E: 0 K: 1 S: 6	H: 1 LOB: 2 BB: 1 P: 10	R: 1 E: 1 K: 1 S: 6	H: 1 LOB: 2 BB: 1 P: 10	1B: 8 2B: 4 3B: 0 HR: 1	SF: 1 SAC: 1 DP: 1 HBP: 0	WP: 0 PB: 0 SB: 2 CS: 1	PA: 50	
PITCHER	IP 3.0	WLS 5	BF 16	H 8	R 4	ER 4	SO 0	BB 0	IBB 0	HBP 0	BLK 0	WP 0	HR 1	S 16	P 16	ERA 12.00	WHIP 2.667						
Francisco Barrios, R ERA: 4.07 (1, 1)																							
Wilbur Wood, L ERA: 8.1 (4, 1)	5.0	0	19	2	0	0	1	3	0	0	0	0	0	0	18	30	0.00	1.000					
Dave Hamilton, L ERA: 4.66 (9, 1)	1.0	5	1	1	1	1	1	1	0	0	0	0	0	6	10	9.00	2.000						
Larry Anderson, R ERA: (10, 1)	1.2	L	10	2	1	0	2	0	2	0	0	0	0	12	20	0.00	1.200						

Chicago White Sox @ Minnesota Twins
Metropolitan Stadium, Bloomington, MI

Tue Jun 07 1977, 8:05 PM EDT
Att: 11,230 - Unknown - 76 F

AB 42
R 6
H 13
RBI 5
BB 6
SO 4
LOB 21



Batter	1	2	3	4	5	6	7	8	9	AB	R	H	RBI	BB	SO	LOB	TOP			
Ralph Garr, L (1,7) OBP: 0.293, SLG: 0.369	0-0 HR	0-3 K			0-0 F7		0-0 1-3			4	1	1	1	0	1	4				
Alan Bannister, R (1,6) OBP: 0.377, SLG: 0.371	4-0 BB	0-0 CS	0-0 5-3		0-0 6-3			0-0 4-3		3	0	0	0	1	0	0				
Jorge Orta, L (1,4) OBP: 0.338, SLG: 0.417	0-3 K		0-3 K			0-0 4-3		0-0 F7		4	0	0	0	0	2	1				
Richie Zisk, R (1,9) OBP: 0.356, SLG: 0.602	0-0 F8		0-3 K			0-0 5-3		0-3 K		4	0	0	0	0	2	1				
Oscar Gamble, L (1,10) OBP: 0.386, SLG: 0.611	4-0 1-2 BB			0-3 K		0-0 F8			0-0 G3	3	0	0	0	1	1	0				
Jim Spencer, L (1,3) OBP: 0.309, SLG: 0.431	0-0 F7			0-0 F8			0-0 FC5-4 1B		0-0 F9	4	0	1	0	0	0	2				
Chet Lemon, R (1,8) OBP: 0.365, SLG: 0.535		0-0 1B CS 1B		0-0 HBP		0-3 K		0-0 5-3		3	0	1	0	0	1	1				
Eric Soderholm, R (1,5) OBP: 0.390, SLG: 0.478		0-3 K		0-0 5-3		0-0 FC5-4 2B				3	0	0	0	0	1	3				
Jim Essian, R (1,2) OBP: 0.401, SLG: 0.423		0-0 1-3 1B			0-0 6-3		0-0 1-3 2B			3	0	2	0	0	0	0				
Inning Stats	R: 1 E: 0 K: 1 S: 6	H: 1 LOB: 2 BB: 2 P: 14	R: 0 E: 0 K: 2 S: 8	H: 2 LOB: 1 BB: 0 P: 8	R: 0 E: 0 K: 2 S: 7	H: 0 LOB: 0 BB: 0 P: 7	R: 0 E: 0 K: 1 S: 5	H: 0 LOB: 1 BB: 0 P: 6	R: 0 E: 0 K: 0 S: 3	H: 0 LOB: 0 BB: 0 P: 3	R: 0 E: 0 K: 1 S: 7	H: 2 LOB: 2 BB: 0 P: 7	R: 0 E: 0 K: 0 S: 5	H: 0 LOB: 0 BB: 0 P: 5	R: 0 E: 0 K: 0 S: 3	H: 0 LOB: 0 BB: 0 P: 3	1B: 3 2B: 1 3B: 0 HR: 1	SF: 0 SAC: 0 DP: 0 HBP: 1	WP: 0 PB: 0 SB: 0 CS: 1	PA: 35
PITCHER Bert Blyleven, R (1,1) ERA: 2.24	IP: 9.0 WLS: W BF: 34	H: 5 R: 1 ER: 1 SO: 8	BB: 2 IBB: 0 HBP: 1 BLK: 0	WP: 0 HR: 1 S: 47 P: 56	ERA: 1.00 WHIP: 0.778	PITCHER										IP: 9.0 WLS: W BF: 34	H: 5 R: 1 ER: 1 SO: 8	BB: 2 IBB: 0 HBP: 1 BLK: 0	WP: 0 HR: 1 S: 47 P: 56	ERA: 1.00 WHIP: 0.778

Chicago White Sox @ Texas Rangers
Arlington Stadium, Arlington, TX
Wed Jun 08 1977, 8:05 PM EDT
Att: 10,530 - Unknown

AB 31
R 1
H 5
RBI 1
BB 2
SO 8
LOB 12



Batter	1	2	3	4	5	6	7	8	9	AB	R	H	RBI	BB	SO	LOB	BOTTOM			
Bert Campaneris, R (1,6) OBP: 0.341, SLG: 0.369	0-3 K		0-0 F9	0-3 K2-3		0-0 2B		0-0 F8		5	0	1	0	0	2	1				
Bump Wills, S (1,4) OBP: 0.396, SLG: 0.456	0-3 K		0-0 2B		0-0 F8	4-0 BB				3	1	1	0	1	1	0				
Jim Fregosi, R (1,10) OBP: 0.323, SLG: 0.407	0-0 5-3		4-0 2B HR BB		0-0 5-3	0-3 K				3	1	0	0	1	1	2				
Willie Horton, R (1,7) OBP: 0.341, SLG: 0.509		0-0 4-3	0-0 HR 2B		4-0 1B BB		0-0 F2			3	1	1	1	1	0	0				
Lew Beasley, L (8,7) OBP: 0.286, SLG: 0.316			1-3 2H HR 2B		1-3 BB		0-0 F2			0	0	0	0	0	0	0				
Toby Harrah, R (1,5) OBP: 0.390, SLG: 0.514		0-0 F3	0-0 HR		0-0 1B		0-0 F2			4	1	2	3	0	0	0				
Mike Hargrove, L (1,3) OBP: 0.396, SLG: 0.389		0-0 1B	2-3 HR		1-3 1B		0-0 HR		0-0 1B	4	1	3	0	0	0	0				
Tom Grieve, R (1,9) OBP: 0.222, SLG: 0.319		0-0 FC6-4 1B		0-0 5-3		0-0 HR	0-3 K2-3			4	1	2	2	0	1	1				
Jim Sundberg, R (1,2) OBP: 0.276, SLG: 0.301		0-0 FC6-4		0-0 F8		0-0 6-3		0-0 6-3		4	0	0	0	0	0	2				
Juan Beniquez, R (1,8) OBP: 0.339, SLG: 0.409			0-0 6-3		0-0 3B		0-0 4-3		0-0 6-3	4	0	1	0	0	0	0				
Inning Stats	R: 0 E: 0 K: 2 S: 7	H: 0 LOB: 0 BB: 0 P: 7	R: 0 E: 0 K: 0 S: 5	H: 2 LOB: 2 BB: 0 P: 5	R: 4 E: 0 K: 0 S: 6	H: 3 LOB: 0 BB: 1 P: 10	R: 0 E: 0 K: 1 S: 6	H: 1 LOB: 1 BB: 0 P: 6	R: 0 E: 0 K: 0 S: 3	H: 1 LOB: 2 BB: 1 P: 7	R: 2 E: 0 K: 1 S: 8	H: 3 LOB: 2 BB: 1 P: 12	R: 0 E: 0 K: 1 S: 6	H: 1 LOB: 1 BB: 0 P: 6	R: 0 E: 0 K: 0 S: 3	H: 0 LOB: 0 BB: 0 P: 3	1B: 5 2B: 3 3B: 1 HR: 2	SF: 0 SAC: 0 DP: 0 HBP: 0	WP: 0 PB: 0 SB: 0 CS: 0	PA: 37
PITCHER Ken Kravec, L (1,1) ERA: 7.5	IP: 5.0 WLS: L BF: 25	H: 9 R: 6 ER: 6 SO: 3	BB: 2 IBB: 0 HBP: 0 BLK: 0	WP: 0 HR: 2 S: 29 P: 37	ERA: 10.80 WHIP: 2.200	PITCHER										IP: 3.0 WLS: L BF: 12	H: 2 R: 0 ER: 0 SO: 2	BB: 1 IBB: 0 HBP: 0 BLK: 0	WP: 0 HR: 0 S: 15 P: 19	ERA: 0.00 WHIP: 1.000

Chicago White Sox @ Texas Rangers
Arlington Stadium, Arlington, TX
Wed Jun 08 1977, 8:05 PM EDT
Att: 10,530 - Unknown

AB 34
R 6
H 11
RBI 6
BB 3
SO 5
LOB 6



Batter	1	2	3	4	5	6	7	8	9	10	11	AB	R	H	RBI	BB	SO	LOB	TOP							
Ralph Garr, L OBP: 0.295, SLG: 0.370 (1, 7)												5	0	2	0	0	2	1								
Alan Bannister, R OBP: 0.368, SLG: 0.389 (1, 6)												6	1	5	2	0	0	2								
Jorge Orta, L OBP: 0.333, SLG: 0.406 (1, 4)												5	0	0	0	1	3	7								
Richie Zisk, R OBP: 0.352, SLG: 0.596 Royce Stillman, L OBP: 0.358, SLG: 0.458 Wayne Nordhagen, R (11, PH) OBP: 0.391, SLG: 0.522 (11, 9)												2	0	0	0	0	1	2								
Oscar Gamble, L OBP: 0.373, SLG: 0.588 (1, 10)												5	0	0	0	0	0	7								
Jim Spencer, L OBP: 0.309, SLG: 0.427 Lamar Johnson, R OBP: 0.343, SLG: 0.500 (7, 3)												2	0	0	0	1	1	1								
Chet Lemon, R OBP: 0.362, SLG: 0.526 (1, 8)												5	0	1	0	0	2	4								
Eric Soderholm, R OBP: 0.390, SLG: 0.481 (1, 5)												5	2	2	0	0	1	3								
Jim Essian, R OBP: 0.401, SLG: 0.418 Brian Downing, R (11, PR) OBP: 0.392, SLG: 0.211 (11, 2)													4	0	1	0	1	2	1							
Inning Stats	R: 0 E: 0 K: 2 S: 9	H: 2 LOB: 2 BB: 0 P: 9	R: 0 E: 0 K: 0 S: 3	H: 1 LOB: 0 BB: 0 P: 3	R: 0 E: 0 K: 3 S: 10	H: 1 LOB: 1 BB: 0 P: 10	R: 0 E: 0 K: 0 S: 3	H: 0 LOB: 1 BB: 1 P: 7	R: 1 E: 0 K: 1 S: 7	H: 2 LOB: 1 BB: 0 P: 7	R: 0 E: 0 K: 2 S: 8	H: 1 LOB: 1 BB: 0 P: 8	R: 1 E: 0 K: 0 S: 4	H: 2 LOB: 1 BB: 1 P: 8	R: 0 E: 0 K: 1 S: 6	H: 1 LOB: 2 BB: 1 P: 10	R: 1 E: 1 K: 1 S: 7	H: 1 LOB: 2 BB: 1 P: 11	R: 0 E: 0 K: 2 S: 7	H: 0 LOB: 0 BB: 0 P: 7	R: 1 E: 0 K: 1 S: 8	H: 3 LOB: 2 BB: 0 P: 8	1B: 12 2B: 2 3B: 0 HR: 0	SF: 0 SAC: 2 DP: 1 HBP: 0	WP: 0 PB: 0 SB: 0 CS: 0	PA: 50
PITCHER	IP ERA WLS BF H R ER SO BB IBB HBP BLK WP HR S P ERA WHIP	WLS BF H R ER SO BB IBB HBP BLK WP HR S P ERA WHIP																			IP ERA WLS BF H R ER SO BB IBB HBP BLK WP HR S P ERA WHIP					
Gaylord Perry, R ERA: 4.75 (1, 1)	6.2 0.2 3 1 0 0 0 0 0 0 0 0 0 0 3 3 0.00 1.500	3 1 0 0 0 0 0 0 0 0 0 0 0 0 3 3 0.00 1.500																			43 51 2.70 1.650					
Darold Knowles, L ERA: 1.47 (7, 1)	3.0 3.0 L 15 3 2 1 4 0 2 0 0 0 0 0 21 29 3.00 1.000	15 3 2 1 4 0 2 0 0 0 0 0 0 0 21 29 3.00 1.000																			21 29 3.00 1.000					
Adrian Devine, R ERA: 1.8 (8, 1)	3.0 3.0 L 15 3 2 1 4 0 2 0 0 0 0 0 21 29 3.00 1.000	15 3 2 1 4 0 2 0 0 0 0 0 0 0 21 29 3.00 1.000																			21 29 3.00 1.000					
Paul Lindblad, L ERA: 3.03 (11, 1)	0.2 3 1 0 0 1 0 0 0 0 0 0 0 0 5 5 0.00 1.500	3 1 0 0 1 0 0 0 0 0 0 0 0 0 5 5 0.00 1.500																			5 5 0.00 1.500					
Batter	1	2	3	4	5	6	7	8	9	10	11	AB	R	H	RBI <td>BB</td> <td>SO</td> <td>LOB</td> <td>BOTTOM</td>	BB	SO	LOB	BOTTOM							
Bert Campaneris, R OBP: 0.336, SLG: 0.364 (1, 6)												6	0	1	0	0	2	4								
Bump Wills, S OBP: 0.399, SLG: 0.457 (1, 4)												6	1	3	0	0	2	4								
Mike Hargrove, L OBP: 0.401, SLG: 0.413 (1, 3)												5	2	3	0	0	2	1								
Dave May, L OBP: 0.303, SLG: 0.321 Sandy Alomar Sr., S OBP: 0.316, SLG: 0.364 (9, PR) (10, 7)												4	0	2	2	0	0	1								
Toby Harrah, R OBP: 0.403, SLG: 0.523 (1, 5)												3	0	2	1	3	0	2								
Ken Henderson, S OBP: 0.307, SLG: 0.417 (1, 9)												5	0	0	0	0	0	5								
Tom Gravera, R OBP: 0.243, SLG: 0.330 Lew Burdette, L OBP: 0.275, SLG: 0.316 John Ellis, R OBP: 0.244, SLG: 0.199 Adrian Devine, R OBP: 0.391, SLG: 0.522 Paul Lindblad, L OBP: 0.392, SLG: 0.211 Jim Frangos, R OBP: 0.213, SLG: 0.393 (11, 7) (9, 7) (8, PH) (10, 1) (11, PH)												3	0	0	0	0	0	0	1							
Jim Sundberg, R OBP: 0.278, SLG: 0.297 (1, 2)												5	0	1	0	1	1	5								
Juan Beniquez, R OBP: 0.339, SLG: 0.406 (1, 8)												6	0	2	0	0	0	8								
Inning Stats	R: 0 E: 0 K: 1 S: 7	H: 2 LOB: 2 BB: 0 P: 7	R: 0 E: 0 K: 1 S: 5	H: 0 LOB: 1 BB: 1 P: 9	R: 2 E: 0 K: 1 S: 8	H: 3 LOB: 1 BB: 0 P: 8	R: 0 E: 0 K: 1 S: 7	H: 2 LOB: 2 BB: 1 P: 7	R: 0 E: 0 K: 0 S: 5	H: 1 LOB: 2 BB: 0 P: 8	R: 0 E: 0 K: 2 S: 9	H: 2 LOB: 2 BB: 0 P: 9	R: 1 E: 0 K: 0 S: 6	H: 3 LOB: 3 BB: 1 P: 10	R: 0 E: 0 K: 1 S: 6	H: 1 LOB: 1 BB: 0 P: 6	R: 0 E: 0 K: 0 S: 3	H: 0 LOB: 2 BB: 2 P: 11	1B: 13 2B: 2 3B: 1 HR: 0	SF: 1 SAC: 2 DP: 0 HBP: 0	WP: 0 PB: 0 SB: 1 CS: 1	PA: 55				
PITCHER	IP ERA WLS BF H R ER SO BB IBB HBP BLK WP HR S P ERA WHIP	WLS BF H R ER SO BB IBB HBP BLK WP HR S P ERA WHIP																			IP ERA WLS BF H R ER SO BB IBB HBP BLK WP HR S P ERA WHIP					
Chris Knapp, R ERA: 4.6 (8, 1)	0.1 4 3 1 1 1 0 0 0 0 0 0 0 0 6 6 27.00 9.000	4 3 1 1 1 0 0 0 0 0 0 0 0 0 6 6 27.00 9.000																			6 6 27.00 9.000					
Dave Hamilton, L ERA: 1.56 (9, 1)	0.1 2 0 0 0 0 0 0 1 0 0 0 0 0 5 5 0.00 0.000	2 0 0 0 0 0 0 0 1 0 0 0 0 0 5 5 0.00 0.000																			5 5 0.00 0.000					
Larry Anderson, R ERA: (9, 1)	2.2 W 11 1 0 0 1 2 0 0 0 0 0 0 11 19 0.00 1.125	W 11 1 0 0 1 2 0 0 0 0 0 0 0 11 19 0.00 1.125																			11 19 0.00 1.125					

Chicago White Sox @ Texas Rangers
Arlington Stadium, Arlington, TX
Thu Jun 09 1977, 8:05 PM EDT
Att: 11,920 - Unknown

AB 44
R 4
H 14
RBI 3
BB 4
SO 13
LOB 29



Chicago White Sox @ Texas Rangers
Arlington Stadium, Arlington, TX
Thu Jun 09 1977, 8:05 PM EDT
Att: 11,920 - Unknown

AB 45
R 3
H 16
RBI 3
BB 6
SO 8
LOB 32



Batter	1	2	3	4	5	6	7	8	9	AB	R	H	RBI	BB	SO	LOB	TOP					
Alan Bannister, R OBP: 0.388, SLG: 0.386 (1, 6)	0-0 6-3		4-0 BB		0-0 FC6-4 1B		0-0 FC5-4		0-0 FC6-4	4	0	1	1	1	0	3	Chicago White Sox @ Baltimore Orioles Memorial Stadium, Baltimore, MD Fri Jun 10 1977, 7:05 PM EDT Att: 10,037 - Unknown - 64 F					
Chet Lemon, R OBP: 0.355, SLG: 0.515 (1, 8)	0-3 K		0-0 F7		0-0 FC6-4			0-0 F7		4	0	0	0	0	1	3						
Richie Zisk, R OBP: 0.346, SLG: 0.585 (1, 10)	0-0 5-3			0-0 4-3				0-0 F8		4	0	0	0	0	0	0						
Lamar Johnson, R OBP: 0.338, SLG: 0.484 (1, 3)		0-0 F8		0-0 L8				0-0 F4		4	0	1	0	0	0	0						
Eric Soderholm, R OBP: 0.387, SLG: 0.473 (1, 5)		0-0 F4		0-0 F8		4-0 BB		0-0 L9		3	0	0	0	1	0	1						
Oscar Gamble, L OBP: 0.377, SLG: 0.582 (1, 7)		0-0 1B			4-0 BB 1B		0-3 K			3	1	1	0	1	2	1						
Wayne Nordhagen, R OBP: 0.370, SLG: 0.481 (1, 9)		0-0 1-3			0-0 F9		0-0 5-3		0-0 FC6-4 1B	4	0	1	0	0	0	2						
Brian Downing, R OBP: 0.400, SLG: 0.200 (1, 2)			0-0 F6		4-0 1B BB		4-0 FC1-6 BB		0-0 FC6-4 1B	2	0	0	0	2	0	1						
Jack Brohamer, L OBP: 0.429, SLG: 0.431 (1, 4)			0-0 F9		0-0 F5		0-0 FC1-6 FC5-4		0-0 FC6-4 1B	4	0	1	0	0	0	3						
Inning Stats	R: 0 E: 0 K: 1 S: 5	H: 0 LOB: 0 BB: 0 P: 5	R: 0 E: 0 K: 0 S: 4	H: 1 LOB: 1 BB: 0 P: 4	R: 0 E: 0 K: 0 S: 3	H: 0 LOB: 1 BB: 1 P: 7	R: 0 E: 0 K: 0 S: 3	H: 0 LOB: 0 BB: 0 P: 3	R: 1 E: 0 K: 0 S: 4	H: 1 LOB: 2 BB: 2 P: 12	R: 0 E: 0 K: 1 S: 5	H: 0 LOB: 1 BB: 1 P: 9	R: 0 E: 0 K: 0 S: 3	H: 0 LOB: 1 BB: 1 P: 7	R: 0 E: 0 K: 0 S: 4	H: 1 LOB: 2 BB: 0 P: 4	R: 0 E: 0 K: 1 S: 7	H: 2 LOB: 2 BB: 7 P: 7	1B: 5 2B: 0 3B: 0 HR: 0	SF: 0 SAC: 0 DP: 0 HBP: 0	WP: 0 PB: 0 SB: 0 CS: 0	PA: 37
PITCHER Mike Flanagan, L ERA: 3.69 (1, 1)	IP: 9.0 WLS: W BF: 37 H: 5 R: 1 ER: 1 SO: 3 BB: 5 IBB: 0 HBP: 0 BLK: 0 WP: 0 HR: 0 S: 38 P: 58 ERA: 1.00 WHIP: 1.111															PITCHER						

Batter	1	2	3	4	5	6	7	8	9	AB	R	H	RBI	BB	SO	LOB	BOTTOM			
Al Bumbry, L OBP: 0.340, SLG: 0.366 (1, 8)	0-3 K		0-0 1-3 1B		0-0 L7			0-0 F9		5	0	2	0	0	1	3	Chicago White Sox @ Baltimore Orioles Memorial Stadium, Baltimore, MD Fri Jun 10 1977, 7:05 PM EDT Att: 10,037 - Unknown - 64 F			
Billy Smith, S OBP: 0.355, SLG: 0.372 (1, 4)	4-0 1B WP BB		0-0 F8		0-0 F8		0-0 F9		0-0 BB 1B	4	1	1	1	1	0	2				
Ken Singleton, S OBP: 0.445, SLG: 0.494 (1, 9)	0-0 E WP 1B		0-0 1-3		4-0 BB 2B BB		0-0 4-3		4-0 1-2 BB	3	1	1	0	2	2					
Tom Shopay, L OBP: 0.300, SLG: 0.389 (6, PR) (9, 7)	1-3 1B		1-2							0	0	0	0	0	0	0				
Lee May, R OBP: 0.289, SLG: 0.409 (1, 10)	0-0 F7		0-0 5-3		0-0 2B 1B		0-3 K		0-0 F8	5	1	1	0	0	1	4				
Eddie Murray, S OBP: 0.321, SLG: 0.435 (1, 3)	0-0 E6			0-0 6-3		0-0 F7				4	0	1	0	0	0	3				
Tony Muser, L OBP: 0.346, SLG: 0.340 (8, 3)	2-3 K			0-0 1B 1B		0-0 1B 1B		0-0 1B		0	0	0	0	0	0	0				
Pat Kelly, L OBP: 0.359, SLG: 0.422 (1, 7) (9, 9)	0-3 K			0-0 1B 1B		4-0 2B E BB		0-0 F5		3	2	1	0	1	1	3				
Doug DeCinces, R OBP: 0.358, SLG: 0.463 (1, 5)		0-0 6-3		0-0 1B 1B		0-0 E7 2B		0-3 K		4	0	2	2	0	1	1				
Rick Dempsey, R OBP: 0.319, SLG: 0.313 (1, 2)		0-0 6-3		0-0 1-2 2H 1B		0-0 F8		0-0 F7		4	0	1	1	0	0	1				
Mark Belanger, R OBP: 0.286, SLG: 0.272 (1, 6)		0-0 F6		0-3 K				4-0 K S 1B BB		3	1	0	0	1	2	2				
Inning Stats	R: 1 E: 1 K: 2 S: 9	H: 1 LOB: 2 BB: 1 P: 13	R: 0 E: 0 K: 0 S: 3	H: 0 LOB: 0 BB: 0 P: 3	R: 0 E: 0 K: 0 S: 4	H: 1 LOB: 1 BB: 0 P: 4	R: 1 E: 0 K: 1 S: 8	H: 3 LOB: 2 BB: 0 P: 8	R: 3 E: 1 K: 0 S: 5	H: 2 LOB: 1 BB: 2 P: 13	R: 0 E: 0 K: 1 S: 6	H: 1 LOB: 1 BB: 0 P: 6	R: 0 E: 0 K: 2 S: 8	H: 1 LOB: 1 BB: 0 P: 8	R: 1 E: 0 K: 0 S: 4	H: 1 LOB: 2 BB: 2 P: 12	1B: 8 2B: 2 3B: 0 HR: 0	SF: 0 SAC: 0 DP: 0 HBP: 0	WP: 1 PB: 0 SB: 1 CS: 0	PA: 40
PITCHER Steve Stone, R ERA: 3.36 (1, 1)	IP: 8.0 WLS: L BF: 40 H: 10 R: 6 ER: 5 SO: 6 BB: 5 IBB: 0 HBP: 0 BLK: 0 WP: 1 HR: 0 S: 47 P: 67 ERA: 5.62 WHIP: 1.875															PITCHER				

Batter	1	2	3	4	5	6	7	8	9	10	11	AB	R	H	RBI	BB	SO	LOB	TOP			
Alan Bannister, R OBP: 0.385, SLG: 0.396 (1.6)	F8	F9		HR		HR		1B		K		6	2	3	1	0	1	4				
Chet Lemon, R OBP: 0.357, SLG: 0.527 (1.8)	F9		6-3	1B		HR		F2			E4 E S WP	6	2	2	2	0	0	1				
Richie Zisk, R OBP: 0.353, SLG: 0.581 Tim Nordbrook, R OBP: 0.529, SLG: 0.300 (1.10)			BB 1B			K		L4		6-3	F8 1B WP BB	4	0	1	0	2	1	0				
Lamar Johnson, R OBP: 0.346, SLG: 0.486 (1.3)	BB			BB 1B		F8		1-3		F2	F8	6	0	1	0	0	1	2				
Kevin Bell, R OBP: 0.300, SLG: 0.556 (1.5)		4-3	F9		1B BB			F8			K	5	1	1	0	1	1	4				
Oscar Gamble, L OBP: 0.377, SLG: 0.571 (7.9)	E4 2B		1-2 2-3	BB		1B 1B		F6		F5		5	0	2	1	1	0	1				
Wayne Nordhagen, R OBP: 0.364, SLG: 0.485 Royle Stillman, L OBP: 0.314, SLG: 0.435 (7.7)			F9					F7		F4	6-3	3	0	2	1	0	0	3				
Brian Downing, R OBP: 0.397, SLG: 0.190 Ralph Gans, L OBP: 0.292, SLG: 0.366 Jim Essian, R OBP: 0.404, SLG: 0.416 (8.2)				6-3		K		4-3			SH1-3 BB	2	0	0	0	1	1	2				
Jack Brohamer, L OBP: 0.366, SLG: 0.379 (1.4)	F4			4-3				F8		SH1-3		4	0	0	0	0	0	3				
Inning Stats	R: 0 E: 0 K: 1 S: 5	H: 0 LOB: 1 BB: 1 P: 9	R: 0 E: 1 K: 0 S: 5	H: 1 LOB: 3 BB: 1 P: 9	R: 0 E: 0 K: 0 S: 5	H: 2 LOB: 3 BB: 1 P: 9	R: 1 E: 0 K: 0 S: 4	H: 2 LOB: 1 BB: 0 P: 4	R: 1 E: 0 K: 2 S: 9	H: 2 LOB: 2 BB: 1 P: 13	R: 2 E: 0 K: 0 S: 5	H: 2 LOB: 0 BB: 0 P: 5	R: 0 E: 0 K: 0 S: 4	H: 1 LOB: 1 BB: 0 P: 4	R: 0 E: 0 K: 1 S: 5	H: 1 LOB: 1 BB: 1 P: 9	R: 2 E: 1 K: 1 S: 7	H: 1 LOB: 1 BB: 1 P: 11	1B: 9 2B: 1 3B: 0 HR: 2	SF: 0 SAC: 1 DP: 0 HBP: 0	WP: 1 PB: 0 SB: 1 CS: 0	PA: 52
PITCHER	IP ERA WLS BF H R ER SO BB IBB HBP BLK WP HR S P ERA WHIP	PITCHER																				
Ross Grimsley, L ERA: 3.98 (1.1)	3.1	12	2	0	0	0	0	0	0	0	0	12	12	0.00	0.600							
Dyar Miller, R ERA: 5.64 (6.1)	1.0	4	0	0	0	0	1	0	0	0	0	0	3	7	0.00	1.000						
Tippy Martinez, L ERA: 2.41 (9.1)	1.0	L 6	1	2	0	2	1	0	0	0	1	0	9	13	0.00	2.000						
Dennis Martinez, R ERA: 3.11 (10.1)	0.1	1	0	0	0	0	0	0	0	0	0	0	1	1	0.00	0.000						
Scott McGregor, L ERA: 4.08 (11.1)																						

Chicago White Sox @ Baltimore Orioles
Memorial Stadium, Baltimore, MD

AB 45
R 6
H 12
RBI 5
BB 6
SO 5
LOB 21



livebaseballscores.com

Sun Jun 12 1977, 3:33 AM EDT
Att. 16,409 - Unknown - 83 F

Batter	1	2	3	4	5	6	7	8	9	10	11	AB	R	H	RBI	BB	SO	LOB	BOTTOM					
Al Bumbry, L OBP: 0.346, SLG: 0.381 (1.8)	F8 1B	K			HR		K		IBB		1B	5	2	3	1	1	2	1						
Rich Dauer, R OBP: 0.289, SLG: 0.288 Billy Smith, S OBP: 0.351, SLG: 0.367 (10.1)	K		F9		BB 1B		6-3		CS	G3	F8	4	0	1	0	0	1	2						
Ken Singleton, S OBP: 0.445, SLG: 0.503 Tom Shopay, L OBP: 0.300, SLG: 0.389 (11.9)	F8		E6 FC6-4		BB			F9			S 1B	4	0	1	0	1	0	1						
Lee May, R OBP: 0.286, SLG: 0.401 (1.3)	E 1B		F8		K			3-1 1B		F8		5	1	2	1	0	1	4						
Eddie Murray, S OBP: 0.322, SLG: 0.430 (1.10)	E8 2B 1B		FC6-4		K			3-1			IBB	4	1	1	0	1	1	4						
Doug DeCinces, R OBP: 0.354, SLG: 0.459 (1.5)				K		L5-3 1B		5-3		F7		5	0	2	1	0	1	3						
Andres Mora, R OBP: 0.167, SLG: 0.444 Pat Kelly, L OBP: 0.358, SLG: 0.420 (7.7)	F8			F7		K				S SH3-4 CS 1B	K	2	0	0	0	0	1							
Rick Dempsey, R OBP: 0.308, SLG: 0.301 (1.2)			5-3		K		L5-3			SH3-4	F7	4	0	0	0	0	1	1						
Kiko Garcia, R OBP: 0.324, SLG: 0.333 Tony Muser, L OBP: 0.340, SLG: 0.333 Mark Belanger, R OBP: 0.253, SLG: 0.265 (8.6)				5-3		K				K		2	0	0	0	0	1	0						
Inning Stats	R: 3 E: 1 K: 1 S: 9	H: 4 LOB: 1 BB: 0 P: 9	R: 0 E: 0 K: 1 S: 5	H: 0 LOB: 0 BB: 0 P: 5	R: 0 E: 1 K: 0 S: 4	H: 0 LOB: 1 BB: 1 P: 4	R: 0 E: 0 K: 2 S: 7	H: 0 LOB: 0 BB: 0 P: 7	R: 1 E: 0 K: 3 S: 11	H: 2 LOB: 2 BB: 1 P: 15	R: 0 E: 0 K: 1 S: 5	H: 0 LOB: 1 BB: 0 P: 5	R: 0 E: 0 K: 0 S: 4	H: 1 LOB: 1 BB: 0 P: 4	R: 0 E: 0 K: 1 S: 5	H: 1 LOB: 1 BB: 1 P: 9	R: 0 E: 0 K: 0 S: 4	H: 1 LOB: 2 BB: 1 P: 8	R: 0 E: 0 K: 1 S: 6	H: 1 LOB: 2 BB: 1 P: 10	1B: 9 2B: 3 3B: 0 HR: 1	SF: 0 SAC: 1 DP: 2 HBP: 0	WP: 0 PB: 0 SB: 3 CS: 2	PA: 48
PITCHER	IP ERA WLS BF H R ER SO BB IBB HBP BLK WP HR S P ERA WHIP	PITCHER																						
Ken Kravec, L ERA: 7.25 (1.1)	4.1	16	3	0	0	5	0	0	0	0	0	25	29	0.00	0.692									
Bart Johnson, R ERA: 4.28 (5.1)	0.2	2	1	0	0	0	0	0	0	0	2	2	0.00	1.500										
Dave Hamilton, L ERA: 4.54 (9.1)	1.2	W 8	1	0	0	1	1	1	0	0	0	0	8	16	0.00	1.200								
Lerrin LaGrow, R ERA: 1.48 (10.1)																								

Chicago White Sox @ Baltimore Orioles
Memorial Stadium, Baltimore, MD

AB 42
R 4
H 11
RBI 3
BB 4
SO 11
LOB 21



livebaseballscores.com

Sun Jun 12 1977, 3:33 AM EDT
Att. 16,409 - Unknown - 83 F


Batter	1	2	3	4	5	6	7	8	9	10	AB	R	H	RBI	BB	SO	LOB							
Alan Bannister, R OBP: 0.381, SLG: 0.391 (1.7)	F8	K			SF8		G3	FC4			5	1	1	0	0	1	5							
Wayne Nordhagen, R OBP: 0.364, SLG: 0.485 (10.8)											0	0	0	0	0	0	0							
Jorge Orta, L OBP: 0.338, SLG: 0.421 (1.4)	HR		5-3				HR		4-3		4	2	2	1	1	0	0							
Richie Zisk, R OBP: 0.354, SLG: 0.591 (1.9)	F3		E5						K		5	1	2	2	0	1	0							
Oscar Gamble, L OBP: 0.367, SLG: 0.556 (1.10)	G3		K						G3		4	0	0	1	0	1	1							
Lamar Johnson, R OBP: 0.326, SLG: 0.456 (1.3)		F7	F8								5	0	0	0	0	0	3							
Chat Lemon, R OBP: 0.359, SLG: 0.524 Boyle Stillman, L OBP: 0.310, SLG: 0.429 (10.7)	BB			K							3	0	1	0	1	1	0							
Eric Soderholm, R OBP: 0.387, SLG: 0.465 (1.5)	BB		F5								1	0	0	0	0	0	0							
Kevin Bell, R OBP: 0.286, SLG: 0.462 (1.6)	BB										4	0	1	0	0	2	3							
Jim Essian, R OBP: 0.400, SLG: 0.411 (1.2)											4	0	1	0	0	1	5							
Inning Stats	R: 1 E: 0 K: 0 S: 4	H: 1 LOB: 0 BB: 0 P: 4	R: 0 E: 0 K: 1 S: 7	H: 2 LOB: 3 BB: 1 P: 11	R: 0 E: 1 K: 1 S: 6	H: 0 LOB: 1 BB: 0 P: 6	R: 0 E: 0 K: 2 S: 7	H: 0 LOB: 0 BB: 0 P: 7	R: 1 E: 0 K: 1 S: 8	H: 3 LOB: 2 BB: 0 P: 8	R: 0 E: 0 K: 0 S: 4	H: 2 LOB: 1 BB: 1 P: 4	R: 2 E: 0 K: 0 S: 4	H: 1 LOB: 0 BB: 1 P: 8	R: 0 E: 0 K: 1 S: 6	H: 1 LOB: 2 BB: 1 P: 10	R: 0 E: 0 K: 0 S: 3	H: 0 LOB: 0 BB: 0 P: 3	R: 0 E: 0 K: 0 S: 3	H: 0 LOB: 0 BB: 0 P: 3	1B: 8 2B: 0 3B: 0 HR: 2	SF: 1 SAC: 0 DP: 1 HBP: 0	WP: 0 PB: 0 SB: 0 CS: 0	PA: 43

PITCHER	IP	WLS	BF	H	R	ER	SO	BB	IBB	HBP	BLK	WP	HR	S	P	ERA	WHIP
Fergie Jenkins, R ERA: 3.54 (1.1)	4.2		22	6	2	2	5	1	0	0	0	0	1	31	35	3.86	1.500
Bob Stanley, R ERA: 4.81 (5.1)	2.1		10	3	2	2	0	1	0	0	0	0	1	9	13	7.71	1.714
Mike Paxton, R ERA: 14.14 (8.1)	1.0		5	1	0	0	1	1	0	0	0	0	0	6	10	0.00	2.000
Bill Campbell, R ERA: 2.89 (9.1)	2.0	W	6	0	0	0	1	0	0	0	0	0	0	8	8	0.00	0.000

TOP

Chicago White Sox @ Boston Red Sox
Fenway Park, Boston, MA
Mon Jun 13 1977, 7:05 PM EDT
Att: 23,114 - Unknown - 70 F

AB	39
R	4
H	10
RBI	4
BB	3
SO	7
LOB	17




Batter	1	2	3	4	5	6	7	8	9	10	AB	R	H	RBI	BB	SO	LOB							
Rick Burleson, R OBP: 0.373, SLG: 0.436 (1.6)	2B		F9		F9			3B		WP	4	3	2	0	1	0	1							
Fred Lynn, L OBP: 0.258, SLG: 0.418 Rick Miller, L OBP: 0.315, SLG: 0.270 (9.8)	2B		F3					F4		SH	4	1	2	1	0	0	1							
Jim Rice, R OBP: 0.354, SLG: 0.555 (1.10)	1B		F3							1B	4	1	3	2	1	0	0							
Carl Yastrzemski, L OBP: 0.398, SLG: 0.593 (1.7)				1-3				F8		SF9	4	0	0	1	0	0	4							
Carlton Fisk, R OBP: 0.445, SLG: 0.583 (1.2)				5-3				E8		F3	5	0	3	1	0	0	0							
George Scott, R OBP: 0.343, SLG: 0.510 (1.3)	6-3			6-3				FC6-4			4	0	0	0	0	0	3							
Bernie Carbo, L OBP: 0.398, SLG: 0.424 (1.9)		L1									4	0	1	0	0	2	1							
Butch Hobson, R OBP: 0.285, SLG: 0.429 (1.5)		6-3						F4		F8	4	0	0	0	0	0	2							
Denny Doyle, L OBP: 0.326, SLG: 0.331 (1.4)		6-3						F8		L4	4	0	0	0	0	1	2							
Inning Stats	R: 2 E: 0 K: 0 S: 6	H: 4 LOB: 1 BB: 0 P: 6	R: 0 E: 0 K: 0 S: 3	H: 0 LOB: 0 BB: 0 P: 3	R: 0 E: 0 K: 0 S: 3	H: 0 LOB: 0 BB: 0 P: 3	R: 0 E: 0 K: 0 S: 3	H: 0 LOB: 0 BB: 0 P: 3	R: 0 E: 1 K: 1 S: 5	H: 3 LOB: 2 BB: 0 P: 5	R: 0 E: 0 K: 0 S: 5	H: 0 LOB: 0 BB: 0 P: 5	R: 2 E: 0 K: 0 S: 5	H: 2 LOB: 0 BB: 0 P: 5	R: 0 E: 1 K: 2 S: 8	H: 0 LOB: 1 BB: 2 P: 8	R: 1 E: 0 K: 0 S: 3	H: 1 LOB: 3 BB: 2 P: 11	R: 0 E: 0 K: 0 S: 3	H: 0 LOB: 0 BB: 0 P: 3	1B: 7 2B: 3 3B: 1 HR: 0	SF: 1 SAC: 1 DP: 0 HBP: 0	WP: 1 PB: 0 SB: 0 CS: 0	PA: 41

PITCHER	IP	WLS	BF	H	R	ER	SO	BB	IBB	HBP	BLK	WP	HR	S	P	ERA	WHIP
Francisco Barmes, R ERA: 4.15 (1.1)	7.1		30	10	4	4	1	0	0	0	0	0	0	32	32	4.91	1.364
Dave Hamilton, L ERA: 4.5 (8.1)	0.1		1	0	0	0	0	0	0	0	0	0	0	1	1	0.00	0.000
Larry Anderson, R ERA: 1.5 (8.1)	1.2	L	10	1	1	1	2	1	1	0	0	1	0	12	20	5.40	1.200

BOTTOM


Chicago White Sox @ Boston Red Sox
Fenway Park, Boston, MA
Mon Jun 13 1977, 7:05 PM EDT
Att: 23,114 - Unknown - 70 F

AB	37
R	5
H	11
RBI	5
BB	2
SO	3
LOB	14




Batter	1	2	3	4	5	6	7	8	9	AB	R	H	RBI	BB	SO	LOB	TOP																					
Ralph Garr, L OBP: 0.291, SLG: 0.379 (1, 7)										4	1	1	1	0	0	1	Chicago White Sox @ Boston Red Sox Fenway Park, Boston, MA Tue Jun 14 1977, 7:05 PM EDT Att: 27,147 - Unknown - 76 F																					
Alan Bannister, R OBP: 0.375, SLG: 0.385 (1, 8)										4	0	0	0	0	1	0																						
Jorge Orta, L OBP: 0.332, SLG: 0.413 (1, 4)										4	0	0	0	0	0	0																						
Richie Zisk, R OBP: 0.356, SLG: 0.589 (1, 9)										4	0	2	0	0	1	0																						
Oscar Gamble, L OBP: 0.361, SLG: 0.544 (1, 10)										3	0	0	0	0	0	2																						
Lamar Johnson, R OBP: 0.315, SLG: 0.439 (1, 3)										3	0	0	0	0	1	1																						
Eric Soderholm, R OBP: 0.381, SLG: 0.457 (1, 5)										3	0	0	0	0	0	0																						
Kevin Bell, R OBP: 0.235, SLG: 0.375 (1, 6)										3	0	0	0	0	1	0																						
Jim Essian, R OBP: 0.399, SLG: 0.417 (1, 2)										3	0	1	0	0	0	0																						
Inning Stats	R: 1 E: 0 K: 0 S: 5	H: 2 LOB: 1 BB: 0 P: 5	R: 0 E: 0 K: 2 S: 7	H: 0 LOB: 0 BB: 0 P: 7	R: 0 E: 0 K: 0 S: 3	H: 0 LOB: 0 BB: 0 P: 3	R: 0 E: 0 K: 0 S: 4	H: 1 LOB: 1 BB: 0 P: 4	R: 0 E: 0 K: 0 S: 4	H: 1 LOB: 0 BB: 0 P: 4	R: 0 E: 0 K: 1 S: 5	H: 0 LOB: 0 BB: 0 P: 5	R: 0 E: 0 K: 0 S: 3	H: 0 LOB: 0 BB: 0 P: 3	R: 0 E: 0 K: 1 S: 5	H: 0 LOB: 0 BB: 0 P: 5	1B: 2 2B: 1 3B: 0 HR: 1	SF: 0 SAC: 0 DP: 0 HBP: 0	WP: 0 PB: 0 SB: 0 CS: 0	PA: 31																		
PITCHER	IP	WLS	BF	H	R	ER	SO	BB	IBB	HBP	BLK	WP	HR	S	P	ERA	WHIP	PITCHER				IP	WLS	BF	H	R	ER	SO	BB	IBB	HBP	BLK	WP	HR	S	P	ERA	WHIP
Rick Wise, R ERA: 6.68 (1, 1)	7.0	W	25	4	1	1	3	0	0	0	0	0	1	31	31	1.29	0.571																					
Bill Campbell, R ERA: 2.78 (8, 1)	2.0	S	6	0	0	0	1	0	0	0	0	0	0	8	8	0.00	0.000																					

AB	31
R	1
H	4
RBI	1
BB	0
SO	4
LOB	4



Batter	1	2	3	4	5	6	7	8	9	AB	R	H	RBI	BB	SO	LOB	BOTTOM																					
Rick Burleson, R OBP: 0.375, SLG: 0.432 (1, 6)										2	1	0	0	1	0	0	Chicago White Sox @ Boston Red Sox Fenway Park, Boston, MA Tue Jun 14 1977, 7:05 PM EDT Att: 27,147 - Unknown - 76 F																					
Fred Lynn, L OBP: 0.258, SLG: 0.425 (1, 8)										3	0	1	0	0	1	1																						
Jim Rice, R OBP: 0.353, SLG: 0.548 (1, 10)										3	1	0	0	1	2	2																						
Carl Yastrzemski, L OBP: 0.386, SLG: 0.498 (1, 7)										4	1	1	2	0	0	1																						
Carlton Fisk, R OBP: 0.437, SLG: 0.571 (1, 2)										4	0	0	0	0	3	2																						
George Scott, R OBP: 0.350, SLG: 0.547 (1, 3)										4	2	3	4	0	1	0																						
Bernie Carbo, L OBP: 0.392, SLG: 0.449 (1, 9)										4	1	1	1	0	1	1																						
Butch Hobson, R OBP: 0.281, SLG: 0.423 (1, 5)										3	0	0	0	0	2	1																						
Denny Doyle, L OBP: 0.326, SLG: 0.327 (1, 4)										2	1	0	0	1	0	0																						
Inning Stats	R: 0 E: 0 K: 1 S: 5	H: 0 LOB: 1 BB: 1 P: 9	R: 0 E: 0 K: 2 S: 8	H: 1 LOB: 0 BB: 0 P: 8	R: 0 E: 0 K: 1 S: 6	H: 1 LOB: 1 BB: 0 P: 6	R: 2 E: 0 K: 0 S: 5	H: 2 LOB: 0 BB: 0 P: 5	R: 0 E: 0 K: 2 S: 7	H: 0 LOB: 0 BB: 0 P: 7	R: 0 E: 0 K: 2 S: 7	H: 0 LOB: 0 BB: 0 P: 7	R: 0 E: 0 K: 2 S: 7	H: 0 LOB: 0 BB: 0 P: 7	R: 5 E: 0 K: 2 S: 9	H: 2 LOB: 2 BB: 2 P: 18	1B: 1 2B: 2 3B: 0 HR: 3	SF: 0 SAC: 1 DP: 0 HBP: 1	WP: 0 PB: 0 SB: 0 CS: 0	PA: 34																		
PITCHER	IP	WLS	BF	H	R	ER	SO	BB	IBB	HBP	BLK	WP	HR	S	P	ERA	WHIP	PITCHER				IP	WLS	BF	H	R	ER	SO	BB	IBB	HBP	BLK	WP	HR	S	P	ERA	WHIP
Chris Knapp, R ERA: 4.76 (1, 1)	7.1	L	30	4	5	5	8	2	1	1	0	0	2	42	55	6.14	0.818																					
Wilbur Wood, L ERA: 8.78 (8, 1)	0.0		1	1	0	0	0	0	0	0	0	0	0	1	1	∞	∞																					
Lerrin LaGrow, R ERA: 1.66 (8, 1)	0.2		3	1	2	2	2	0	0	0	0	0	0	1	7	27.00	1.500																					


AB	29
R	7
H	6
RBI	7
BB	3
SO	10
LOB	8



Batter	1	2	3	4	5	6	7	8	9	AB	R	H	RBI	BB	SO	LOB	TOP																					
Ralph Garr, L (1.7) OBP: 0.294, SLG: 0.385	6-3		1B	4-3		2B	G4-6-3			5	0	2	0	0	0	4																						
Chet Lemon, R (1.8) OBP: 0.360, SLG: 0.521	F7		1B			F7	F7	G4-6-3		5	0	2	0	0	0	1																						
Jorge Orta, L (1.4) OBP: 0.329, SLG: 0.412	4-3		F7			HR	E3	F9		5	2	1	0	0	0	3																						
Richie Zisk, R (1.9) OBP: 0.353, SLG: 0.579		F9	K			K	2B	G4-6-3		4	1	0	0	1	2	4																						
Oscar Gamble, L (1.10) OBP: 0.368, SLG: 0.560	1B			2B		HR	P7			3	1	1	2	2	0	2																						
Lamar Johnson, R (1.3) OBP: 0.330, SLG: 0.460	1B			F3		1B	2B			5	1	3	1	0	0	1																						
Eric Soderholm, R (1.5) OBP: 0.391, SLG: 0.458	K			1-3		1B	2B			4	1	1	0	1	1	3																						
Kevin Bell, R (1.6) OBP: 0.286, SLG: 0.421	K					5-3	1B			3	1	1	2	1	1	2																						
Jim Essian, R (1.2) OBP: 0.395, SLG: 0.412			K	K		F2	1B			4	0	1	2	0	2	3																						
Inning Stats	R: 0 E: 0 K: 0 S: 3	H: 0 LOB: 0 BB: 0 P: 3	R: 0 E: 0 K: 2 S: 8	H: 1 LOB: 2 BB: 1 P: 12	R: 0 E: 0 K: 2 S: 9	H: 2 LOB: 2 BB: 0 P: 9	R: 0 E: 0 K: 1 S: 6	H: 1 LOB: 3 BB: 2 P: 14	R: 2 E: 0 K: 1 S: 8	H: 3 LOB: 1 BB: 0 P: 8	R: 0 E: 0 K: 0 S: 4	H: 1 LOB: 1 BB: 0 P: 4	R: 5 E: 1 K: 0 S: 6	H: 3 LOB: 0 BB: 2 P: 14	R: 0 E: 0 K: 0 S: 3	H: 1 LOB: 0 BB: 0 P: 3	R: 0 E: 0 K: 0 S: 3	H: 0 LOB: 0 BB: 0 P: 3	1B: 6 2B: 5 3B: 0 HR: 1	SF: 0 SAC: 0 DP: 2 HBP: 0	WP: 0 PB: 0 SB: 0 CS: 0	PA: 43																
PITCHER	IP	WLS	BF	H	R	ER	SO	BB	IBB	HBP	BLK	WP	HR	S	P	ERA	WHIP	PITCHER				IP	WLS	BF	H	R	ER	SO	BB	IBB	HBP	BLK	WP	HR	S	P	ERA	WHIP
Luis Tiant, R (1.1) ERA: 5.47	6.1	L	35	10	7	6	6	4	1	0	0	0	1	42	62	8.53	2.211																					
Mike Paxton, R (7.1) ERA: 10.24	2.2		8	2	0	0	0	0	0	0	0	0	0	8	8	0.00	0.750																					

Chicago White Sox @ Boston Red Sox
Fenway Park, Boston, MA
Thu Jun 16 1977, 7:05 PM EDT
Att: 32,031 - Unknown - 74 F


AB 38
R 7
H 12
RBI 7
BB 5
SO 6
LOB 23



Batter	1	2	3	4	5	6	7	8	9	AB	R	H	RBI	BB	SO	LOB	BOTTOM																					
Rick Burleson, R (1.6) OBP: 0.372, SLG: 0.427	G3-6		K			4-3		6-3	1-3	5	0	1	0	0	1	1																						
Fred Lynn, L (1.8) OBP: 0.246, SLG: 0.407	G3-6		FC4-6			4-3		K	F2	5	0	0	0	0	1	2																						
Jim Rice, R (1.10) OBP: 0.361, SLG: 0.566	F8		1B			HR		G3-6-3	1B	5	1	4	1	0	0	0																						
Carl Yastrzemski, L (1.7) OBP: 0.386, SLG: 0.495		CS	1-3			SH2-3		G3-6-3	F8	5	0	2	0	0	0	4																						
Carlton Fisk, R (1.2) OBP: 0.443, SLG: 0.580	K					SH2-3		1B		4	1	3	0	0	1	1																						
George Scott, R (1.3) OBP: 0.354, SLG: 0.562		HR				SH2-3		BB	BB	3	1	2	2	0	0	1																						
Bernie Carbo, L (1.9) OBP: 0.406, SLG: 0.444						F9		BB	BB	1	0	0	0	3	0	1																						
Butch Hobson, R (1.5) OBP: 0.281, SLG: 0.417	4-3					F3		BB		3	0	0	0	1	0	5																						
Denny Doyle, L (1.4) OBP: 0.326, SLG: 0.328						G3				3	0	1	0	0	0	0																						
Dwight Evans, R (8, PH) OBP: 0.362, SLG: 0.554										1	0	0	0	0	1	3																						
Steve Dillard, R (9.4) OBP: 0.317, SLG: 0.397			FC4-6						K	0	0	0	0	0	0	0																						
Inning Stats	R: 0 E: 0 K: 0 S: 3	H: 1 LOB: 0 BB: 0 P: 3	R: 1 E: 0 K: 1 S: 6	H: 2 LOB: 1 BB: 1 P: 10	R: 0 E: 0 K: 1 S: 7	H: 2 LOB: 2 BB: 0 P: 7	R: 0 E: 0 K: 0 S: 4	H: 1 LOB: 1 BB: 0 P: 4	R: 0 E: 0 K: 0 S: 3	H: 0 LOB: 0 BB: 0 P: 3	R: 1 E: 0 K: 0 S: 5	H: 3 LOB: 2 BB: 1 P: 9	R: 0 E: 0 K: 1 S: 5	H: 0 LOB: 0 BB: 0 P: 5	R: 1 E: 0 K: 1 S: 7	H: 3 LOB: 3 BB: 2 P: 15	R: 0 E: 0 K: 0 S: 4	H: 1 LOB: 1 BB: 0 P: 4	1B: 10 2B: 1 3B: 0 HR: 2	SF: 0 SAC: 1 DP: 3 HBP: 0	WP: 0 PB: 0 SB: 0 CS: 1	PA: 40																
PITCHER	IP	WLS	BF	H	R	ER	SO	BB	IBB	HBP	BLK	WP	HR	S	P	ERA	WHIP	PITCHER				IP	WLS	BF	H	R	ER	SO	BB	IBB	HBP	BLK	WP	HR	S	P	ERA	WHIP
Steve Stone, R (1.1) ERA: 3.38	7.2	W	32	11	3	3	3	1	0	0	0	0	2	36	44	3.52	1.565																					
Larry Anderson, R (8.1) ERA: 1.5	0.0		3	1	0	0	0	2	0	0	0	0	0	1	9	∞	∞																					
Lerrin LaGrow, R (8.1) ERA: 1.61	1.1	S	5	1	0	0	1	0	0	0	0	0	0	7	7	0.00	0.750																					

Chicago White Sox @ Boston Red Sox
Fenway Park, Boston, MA
Thu Jun 16 1977, 7:05 PM EDT
Att: 32,031 - Unknown - 74 F

AB 35
R 3
H 13
RBI 3
BB 4
SO 4
LOB 18




Batter	1	2	3	4	5	6	7	8	9	AB	R	H	RBI	BB	SO	LOB	TOP										
Rodney Scott, S (1,4) OBP: 0.374, SLG: 0.320 (8,6)	F8		1-2 1B			F8		1B 1B		4	0	2	0	0	0	0											
Manny Sanguillen, R (1,2) OBP: 0.294, SLG: 0.344 Larry Lintz, S (8,PR) OBP: 0.316, SLG: 0.138 (8,4)	K		1-3			F8		1-3 1B		4	0	1	0	0	1	2											
Mitchell Page, L (1,7) OBP: 0.357, SLG: 0.502	K			1-3		1-3		K		4	0	0	0	0	2	2											
Dick Allen, R (1,3) OBP: 0.328, SLG: 0.349		L5		K			HBP 1B	6-3		4	0	1	0	0	1	2											
Wayne Gross, L (1,5) OBP: 0.366, SLG: 0.534	K				4-0 BB		K		F9	3	0	0	0	1	2	1											
Earl Williams, R (1,10) OBP: 0.284, SLG: 0.439 Matt Alexander, S (7,PR) OBP: 0.368, SLG: 0.333 Mike Jorgensen, L (8,PH) OBP: 0.383, SLG: 0.320	K				0-0 F8		1-2 HBP		K	2	0	0	0	0	1	1											
Willie Crawford, L (1,9) OBP: 0.338, SLG: 0.325			4-0 1B BB			L1		F9		3	0	0	0	1	1	2											
Tony Armas, R (1,8) OBP: 0.289, SLG: 0.371			0-3 K			K		K		3	0	0	0	0	3	3											
Rob Picciolo, R (1,6) OBP: 0.238, SLG: 0.217 Jim Tyrone, R (8,PH) OBP: 0.344, SLG: 0.407 Jeff Newman, R (8,2) OBP: 0.212, SLG: 0.250			0-0 F8			B1		K		2	0	0	0	0	0	1											
Inning Stats	R: 0 E: 0 K: 2 S: 7	H: 0 LOB: 0 BB: 0 P: 7	R: 0 E: 0 K: 2 S: 7	H: 0 LOB: 0 BB: 0 P: 7	R: 0 E: 0 K: 1 S: 6	H: 1 LOB: 2 BB: 1 P: 10	R: 0 E: 0 K: 1 S: 5	H: 0 LOB: 1 BB: 1 P: 9	R: 0 E: 0 K: 1 S: 5	H: 0 LOB: 0 BB: 0 P: 5	R: 0 E: 0 K: 2 S: 3	H: 1 LOB: 2 BB: 0 P: 9	R: 0 E: 0 K: 2 S: 9	H: 2 LOB: 2 BB: 0 P: 9	R: 0 E: 0 K: 2 S: 7	H: 0 LOB: 0 BB: 0 P: 7	1B: 4 2B: 0 3B: 0 HR: 0	SF: 0 SAC: 0 DP: 0 HBP: 1	WP: 0 PB: 0 CS: 0	PA: 34							
PITCHER	IP	WLS	BF	H	R	ER	SO	BB	IBB	HBP	BLK	WP	HR	S	P	ERA	WHIP										
Ken Kravec, L (1,1) ERA: 5.4	7.2	W	30	4	0	0	11	2	0	1	0	0	0	49	58	0.00	0.783										
Lerrin LaGrow, R (8,1) ERA: 1.57	1.1	S	4	0	0	0	2	0	0	0	0	0	0	8	8	0.00	0.000										

Oakland Athletics @ Chicago White Sox
Comiskey Park, Chicago, IL
Sat Jun 18 1977, 4:33 AM EDT
Att: 23,483 - Unknown - 80 F

livebaseballscores.com

AB 31
R 0
H 4
RBI 0
BB 2
SO 13
LOB 14




Batter	1	2	3	4	5	6	7	8	9	AB	R	H	RBI	BB	SO	LOB	BOTTOM										
Ralph Garr, L (1,7) OBP: 0.293, SLG: 0.382	F2		6-3			E 1B		F9		4	1	1	0	0	0	1											
Chet Lemon, R (1,8) OBP: 0.354, SLG: 0.512	K		K			F4		F7		4	0	0	0	0	2	2											
Jorge Orta, L (1,4) OBP: 0.329, SLG: 0.411	4-3					F9		G6-4-3 1B		3	0	1	1	0	0	0											
Richie Zisk, R (1,9) OBP: 0.353, SLG: 0.574 Oscar Gamble, L (9,9) OBP: 0.368, SLG: 0.560		4-0 1B SF8 BB				F9		G6-4-3 1B		2	1	0	0	1	0	1											
Lamar Johnson, R (1,3) OBP: 0.320, SLG: 0.444		F9				4-3				3	0	0	0	0	0	1											
Eric Soderholm, R (1,5) OBP: 0.385, SLG: 0.462						K		CS 1B		3	0	2	0	0	1	0											
Kevin Bell, R (1,6) OBP: 0.250, SLG: 0.381			SF8			6-3		1-2 K		2	0	0	1	0	1	1											
Wayne Nordhagen, R (1,10) OBP: 0.361, SLG: 0.500		3-H F4						6-3		3	0	1	0	0	0	1											
Jim Essian, R (1,2) OBP: 0.394, SLG: 0.411			4-3			F9		1B		3	0	1	0	0	0	1											
Inning Stats	R: 0 E: 0 K: 1 S: 5	H: 0 LOB: 0 BB: 0 P: 5	R: 1 E: 0 K: 0 S: 4	H: 1 LOB: 1 BB: 1 P: 8	R: 0 E: 0 K: 1 S: 5	H: 0 LOB: 0 BB: 0 P: 5	R: 0 E: 0 K: 0 S: 3	H: 0 LOB: 0 BB: 0 P: 3	R: 0 E: 0 K: 1 S: 6	H: 1 LOB: 1 BB: 0 P: 6	R: 1 E: 1 K: 0 S: 4	H: 2 LOB: 0 BB: 0 P: 4	R: 0 E: 0 K: 1 S: 5	H: 1 LOB: 1 BB: 0 P: 5	R: 0 E: 0 K: 0 S: 4	H: 1 LOB: 1 BB: 0 P: 4	1B: 5 2B: 1 3B: 0 HR: 0	SF: 1 SAC: 0 DP: 1 HBP: 0	WP: 0 PB: 0 CS: 1	PA: 29							
PITCHER	IP	WLS	BF	H	R	ER	SO	BB	IBB	HBP	BLK	WP	HR	S	P	ERA	WHIP										
Vida Blue, L (1,1) ERA: 3.75	8.0	L	29	6	2	1	4	1	0	0	0	0	0	36	40	1.12	0.875										

Oakland Athletics @ Chicago White Sox
Comiskey Park, Chicago, IL
Sat Jun 18 1977, 4:33 AM EDT
Att: 23,483 - Unknown - 80 F

livebaseballscores.com

AB 27
R 2
H 6
RBI 2
BB 1
SO 4
LOB 8



Batter	1	2	3	4	5	6	7	8	9	AB	R	H	RBI	BB	SO	LOB	TOP			
Rodney Scott, S OBP: 0.361, SLG: 0.308	B2		F3		F6		L5			4	0	0	0	0	0	4				
Manny Sanguillen, R OBP: 0.294, SLG: 0.342 Jeff Newman, R OBP: 0.212, SLG: 0.250	FC3-6 1B			F3		5-3		5-3		4	0	1	0	0	0	0				
Mike Jorgensen, L OBP: 0.378, SLG: 0.308	FC3-6 CS 1-2			E4 G4-6-3		1B BB		4-3		3	0	0	0	1	0	1				
Dick Allen, R OBP: 0.332, SLG: 0.353 Matt Alexander, S OBP: 0.308, SLG: 0.333	CS 1-2	5-3		G4-6-3 1-2		HBP 1B		CS 1B		4	0	2	0	0	0	1				
Wayne Gross, L OBP: 0.368, SLG: 0.529 Willie Crawford, L OBP: 0.338, SLG: 0.325		F7			E4 1B E	G6-4-3 HBP 1B		CS 1-2	G1-4-3 BB	2	1	0	0	1	0	0				
Earl Williams, R OBP: 0.284, SLG: 0.435	K				1B E F8 1B	G6-4-3 1-2		G1-4-3 BB 1-2		4	0	1	0	0	1	4				
Jim Tyrone, R OBP: 0.343, SLG: 0.403 Mitchell Page, L OBP: 0.356, SLG: 0.500					E6 1B 1-2 2-H		5-3		K	3	0	1	0	0	0	1				
Tony Armas, R OBP: 0.290, SLG: 0.371			F9				5-3			3	0	1	0	0	0	1				
Rob Picciolo, R OBP: 0.241, SLG: 0.220			FC6-4 1-2		F8 3-H					3	0	1	0	0	0	4				
Inning Stats	R: 0 E: 0 K: 0 S: 3	H: 1 LOB: 0 BB: 0 P: 3	R: 0 E: 0 K: 1 S: 5	H: 0 LOB: 0 BB: 0 P: 5	R: 0 E: 0 K: 0 S: 4	H: 1 LOB: 1 BB: 0 P: 4	R: 0 E: 1 K: 0 S: 3	H: 0 LOB: 0 BB: 0 P: 3	R: 1 E: 2 K: 0 S: 6	H: 2 LOB: 2 BB: 0 P: 6	R: 0 E: 0 K: 0 S: 3	H: 1 LOB: 1 BB: 0 P: 4	R: 0 E: 0 K: 0 S: 4	H: 1 LOB: 1 BB: 0 P: 3	R: 0 E: 0 K: 1 S: 4	H: 0 LOB: 1 BB: 1 P: 8	1B: 7 2B: 0 3B: 0 HR: 0	SF: 0 SAC: 0 DP: 3 HBP: 1	WP: 0 PB: 0 SB: 0 CS: 2	PA: 36
PITCHER	IP WLS BF H R ER SO BB IBB HBP BLK WP HR S P ERA WHIP	8.0 W 32 7 1 0 1 2 0 1 0 0 0 0 31 40 0.00 1.125	1.0 S 2 0 0 0 1 0 0 0 0 0 0 4 4 0.00 0.000																	

Oakland Athletics @ Chicago White Sox
Comiskey Park, Chicago, IL
Sun Jun 19 1977, 4:33 AM EDT
Att: 24,161 - Unknown - 79 F

AB 31
R 1
H 7
RBI 0
BB 2
SO 2
LOB 17



Batter	1	2	3	4	5	6	7	8	9	AB	R	H	RBI	BB	SO	LOB	BOTTOM			
Ralph Garr, L OBP: 0.289, SLG: 0.376 Alan Bannister, R OBP: 0.374, SLG: 0.383	4-3		F8			K		F8		3	0	0	0	0	1	1				
Chet Lemon, R OBP: 0.348, SLG: 0.502	F8		K			5-3		5-3		4	0	0	0	0	1	1				
Jorge Orta, L OBP: 0.328, SLG: 0.406	4-3				F9	WP BB		1-3		3	0	0	0	1	0	0				
Richie Zisk, R OBP: 0.352, SLG: 0.569		F9		K						2	0	0	0	1	1	0				
Oscar Gamble, L OBP: 0.362, SLG: 0.549		F8		3-1		K				3	0	0	0	0	1	2				
Lamar Johnson, R OBP: 0.340, SLG: 0.538		HR				HR		2B		3	2	3	2	0	0	0				
Eric Soderholm, R OBP: 0.380, SLG: 0.454		F6				F9		F8		3	0	0	0	0	0	1				
Kevin Bell, R OBP: 0.259, SLG: 0.348					WP BB			K		2	0	0	0	1	1	1				
Jim Essian, R OBP: 0.388, SLG: 0.403			K2-3 1-2			F3		6-3		3	0	0	0	0	1	2				
Inning Stats	R: 0 E: 0 K: 0 S: 3	H: 0 LOB: 0 BB: 0 P: 3	R: 1 E: 0 K: 0 S: 4	H: 1 LOB: 0 BB: 0 P: 4	R: 0 E: 0 K: 2 S: 7	H: 0 LOB: 1 BB: 1 P: 11	R: 0 E: 0 K: 1 S: 5	H: 0 LOB: 0 BB: 0 P: 5	R: 1 E: 0 K: 0 S: 4	H: 1 LOB: 0 BB: 0 P: 4	R: 0 E: 0 K: 2 S: 7	H: 0 LOB: 2 BB: 2 P: 15	R: 0 E: 0 K: 1 S: 6	H: 1 LOB: 1 BB: 0 P: 6	R: 0 E: 0 K: 0 S: 3	H: 0 LOB: 0 BB: 0 P: 3	1B: 0 2B: 1 3B: 0 HR: 2	SF: 0 SAC: 0 DP: 0 HBP: 0	WP: 2 PB: 0 SB: 0 CS: 0	PA: 30
PITCHER	IP WLS BF H R ER SO BB IBB HBP BLK WP HR S P ERA WHIP	5.2 L 22 2 2 2 4 3 0 0 0 0 2 2 12 12 0.00 0.429																		

Oakland Athletics @ Chicago White Sox
Comiskey Park, Chicago, IL
Sun Jun 19 1977, 4:33 AM EDT
Att: 24,161 - Unknown - 79 F


AB 27
R 2
H 3
RBI 2
BB 3
SO 6
LOB 8



Batter	1	2	3	4	5	6	7	8	9	AB	R	H	RBI	BB	SO	LOB	TOP						
Rodney Scott, S OBP: 0.358, SLG: 0.306 (1, 4) (8, 6)	4-3			1B SF8 1B		F8		FC4-6 1B 1-2		4	1	1	0	0	0	1							
Mike Jorgensen, L OBP: 0.382, SLG: 0.317 (1, 3) (7, 9)	K			1B		F5		1B		4	0	2	0	0	1	0							
Mitchell Page, L OBP: 0.350, SLG: 0.491 (1, 7)	K			K		K		F8		4	0	0	0	0	3	4							
Wayne Gross, L OBP: 0.366, SLG: 0.526 (1, 5)		F7		SF8				K		3	0	1	1	0	1	2							
Earl Williams, R OBP: 0.279, SLG: 0.426 (1, 2) (7, 3)		L5		6-3				FC1-4 1B		4	0	0	0	0	0	2							
Willie Crawford, L OBP: 0.350, SLG: 0.342 (1, 10)		F7				F9 2B		1B		3	0	2	0	1	0	0							
Jim Tyrone, R OBP: 0.324, SLG: 0.379 (1, 9) (7, 8)			F8		6-3			4-3 BB		4	0	0	0	0	1	4							
Tony Armas, R OBP: 0.287, SLG: 0.366 (1, 8)			1-5-3		F9			K		2	0	0	0	0	0	1							
Dick Allen, R OBP: 0.330, SLG: 0.351 (7, PH)										1	0	0	0	0	1	2							
Jeff Newman, R OBP: 0.206, SLG: 0.242 (7, 2)										1	0	0	0	0	0	1							
Rob Picciolo, R OBP: 0.237, SLG: 0.216 (8, PH)										2	0	0	0	0	1	1							
Manny Sanguillen, R OBP: 0.256, SLG: 0.345 (8, PH)										1	0	1	0	0	0	0							
Matt Alexander, S OBP: 0.388, SLG: 0.333 (8, PR)										0	0	0	0	0	0	0							
Marty Perez, R OBP: 0.301, SLG: 0.379 (8, 4)								FC4-6 1B		0	0	0	0	0	0	0							
Inning Stats	R: 0 E: 0 K: 2 S: 7	H: 0 LOB: 0 BB: 0 P: 7	R: 0 E: 0 K: 0 S: 3	H: 0 LOB: 0 BB: 0 P: 3	R: 0 E: 0 K: 1 S: 5	H: 0 LOB: 0 BB: 0 P: 5	R: 1 E: 0 K: 1 S: 7	H: 2 LOB: 1 BB: 0 P: 7	R: 0 E: 0 K: 0 S: 4	H: 1 LOB: 1 BB: 0 P: 4	R: 0 E: 0 K: 1 S: 5	H: 0 LOB: 0 BB: 0 P: 5	R: 0 E: 0 K: 1 S: 6	H: 1 LOB: 2 BB: 1 P: 10	R: 0 E: 0 K: 1 S: 7	H: 2 LOB: 2 BB: 0 P: 7	R: 0 E: 0 K: 1 S: 6	H: 1 LOB: 1 BB: 0 P: 6	1B: 6 2B: 1 3B: 0 HR: 0	SF: 1 SAC: 0 DP: 0 HBP: 0	WP: 0 PB: 0 SB: 0 CS: 0	PA: 35	
PITCHER Francisco Barrios, R ERA: 3.83 (1, 1)	IP: 9.0 WLS: W BF: 35 H: 7 R: 1 ER: 1 SO: 8 BB: 1 IBB: 0 HBP: 0 BLK: 0 WP: 0 HR: 0 S: 50 P: 54 ERA: 1.00 WHIP: 0.889											PITCHER	IP: 9.0 WLS: W BF: 35 H: 7 R: 1 ER: 1 SO: 8 BB: 1 IBB: 0 HBP: 0 BLK: 0 WP: 0 HR: 0 S: 50 P: 54 ERA: 1.00 WHIP: 0.889										

Oakland Athletics @ Chicago White Sox
Comiskey Park, Chicago, IL
Sun Jun 19 1977, 4:38 AM EDT
Att: 24,161 - Unknown


AB 33
R 1
H 7
RBI 1
BB 1
SO 8
LOB 18



Batter	1	2	3	4	5	6	7	8	9	AB	R	H	RBI	BB	SO	LOB	BOTTOM						
Alan Bannister, R OBP: 0.372, SLG: 0.381 (1, 6)	F9		6-3	F8			3B 1B			4	1	1	0	0	0	1							
Royle Stillman, L OBP: 0.320, SLG: 0.463 (1, 7)	4-3 1B		F7		3-1		1B 3B			4	0	2	1	0	0	0							
Jorge Orta, L OBP: 0.331, SLG: 0.421 (1, 4)	4-3 1-2			HR	G6-4-3 1B		F4			4	1	2	1	0	0	2							
Richie Zisk, R OBP: 0.351, SLG: 0.562 (1, 9)										3	0	0	0	1	2	1							
Wayne Nordhagen, R OBP: 0.361, SLG: 0.500 (9, 9)					G6-4-3					0	0	0	0	0	0	0							
Oscar Gamble, L OBP: 0.354, SLG: 0.535 (1, 10)	K						G3			4	0	0	0	0	2	2							
Lamar Johnson, R OBP: 0.337, SLG: 0.526 (1, 3)		F9		2B 1B			1-3			4	1	1	0	0	0	0							
Chet Lemon, R OBP: 0.348, SLG: 0.504 (1, 8)		F8		1B 2B			F7			3	1	1	0	0	0	0							
Kevin Bell, R OBP: 0.267, SLG: 0.346 (1, 5)		F7		2B 1B			4-3			3	1	1	2	0	0	0							
Brian Downing, R OBP: 0.393, SLG: 0.222 (1, 2)			F9				K			3	0	1	1	0	1	0							
Inning Stats	R: 0 E: 0 K: 1 S: 6	H: 1 LOB: 2 BB: 1 P: 10	R: 0 E: 0 K: 0 S: 3	H: 0 LOB: 0 BB: 0 P: 3	R: 0 E: 0 K: 0 S: 3	H: 0 LOB: 0 BB: 0 P: 3	R: 4 E: 0 K: 2 S: 12	H: 5 LOB: 1 BB: 0 P: 12	R: 0 E: 0 K: 0 S: 3	H: 1 LOB: 0 BB: 0 P: 3	R: 0 E: 0 K: 0 S: 3	H: 0 LOB: 0 BB: 0 P: 3	R: 1 E: 0 K: 1 S: 7	H: 2 LOB: 1 BB: 0 P: 7	R: 0 E: 0 K: 1 S: 5	H: 0 LOB: 0 BB: 0 P: 5	1B: 5 2B: 2 3B: 1 HR: 1	SF: 0 SAC: 0 DP: 1 HBP: 0	WP: 0 PB: 0 SB: 0 CS: 0	PA: 33			
PITCHER Doc Medich, R ERA: 4.23 (1, 1)	IP: 3.2 WLS: L BF: 18 H: 6 R: 4 ER: 4 SO: 3 BB: 1 IBB: 0 HBP: 0 BLK: 0 WP: 0 HR: 1 S: 23 P: 27 ERA: 9.82 WHIP: 1.909											PITCHER	IP: 3.2 WLS: L BF: 18 H: 6 R: 4 ER: 4 SO: 3 BB: 1 IBB: 0 HBP: 0 BLK: 0 WP: 0 HR: 1 S: 23 P: 27 ERA: 9.82 WHIP: 1.909										
Pablo Torrealba, L ERA: 1.53 (4, 1)	IP: 3.1 WLS: 0 BF: 12 H: 3 R: 1 ER: 1 SO: 1 BB: 0 IBB: 0 HBP: 0 BLK: 0 WP: 0 HR: 0 S: 14 P: 14 ERA: 2.70 WHIP: 0.900											PITCHER	IP: 3.1 WLS: 0 BF: 12 H: 3 R: 1 ER: 1 SO: 1 BB: 0 IBB: 0 HBP: 0 BLK: 0 WP: 0 HR: 0 S: 14 P: 14 ERA: 2.70 WHIP: 0.900										
Joe Coleman, R ERA: 2.2 (8, 1)	IP: 1.0 WLS: 0 BF: 3 H: 0 R: 0 ER: 0 SO: 1 BB: 0 IBB: 0 HBP: 0 BLK: 0 WP: 0 HR: 0 S: 5 P: 5 ERA: 0.00 WHIP: 0.000											PITCHER	IP: 1.0 WLS: 0 BF: 3 H: 0 R: 0 ER: 0 SO: 1 BB: 0 IBB: 0 HBP: 0 BLK: 0 WP: 0 HR: 0 S: 5 P: 5 ERA: 0.00 WHIP: 0.000										

Oakland Athletics @ Chicago White Sox
Comiskey Park, Chicago, IL
Sun Jun 19 1977, 4:38 AM EDT
Att: 24,161 - Unknown

AB 32
R 5
H 9
RBI 5
BB 1
SO 5
LOB 6



Batter	1	2	3	4	5	6	7	8	9	AB	R	H	RBI	BB	SO	LOB	TOP																		
Rodney Scott, S OBP: 0.367, SLG: 0.327 (1, 4)	F8		PO 2H 1B			5-3			1B K2-5-6-2-5	5	1	3	2	0	0	1																			
Mike Jorgensen, L OBP: 0.383, SLG: 0.322 (1, 3)	F5		PO 1-2		G3-6-1 1B		F7		1B 1-3	5	0	2	0	0	0	1																			
Willie Crawford, L OBP: 0.352, SLG: 0.339 Matt Alexander, S OBP: 0.368, SLG: 0.333 (9, 9)	4-3			G3-6-1 1B 1-2					K2-5-6-2-5 1B 1-2 3-H	4	1	1	0	1	1	2																			
Wayne Gross, L OBP: 0.367, SLG: 0.528 (1, 5)		K							1B 1-3	5	1	2	0	0	1	2																			
Earl Williams, R OBP: 0.277, SLG: 0.421 (1, 10)		F4			F8				1B 5-3	5	0	1	2	0	1	3																			
Mitchell Page, L OBP: 0.344, SLG: 0.482 (1, 7)									1B FC4-6 2-H 3-H	4	1	0	0	0	2	1																			
Manny Sanguillen, R OBP: 0.302, SLG: 0.350 (6, PH) Jeff Newman, R OBP: 0.194, SLG: 0.229 (6, 2)									1B 4-3 1B	2	1	2	0	0	0	0																			
Tony Armas, R OBP: 0.292, SLG: 0.369 (1, 8)									1B F8 3B 1B	4	1	2	1	0	0	2																			
Rob Picciolo, R OBP: 0.252, SLG: 0.256 (1, 6)									1B PB 1B 2B 1-2	4	1	3	1	0	0	1																			
Inning Stats	R: 0 E: 0 K: 0 S: 3	H: 0 LOB: 0 BB: 0 P: 3	R: 0 E: 0 K: 2 S: 7	H: 0 LOB: 0 BB: 0 P: 7	R: 1 E: 0 K: 0 S: 4	H: 3 LOB: 0 BB: 0 P: 4	R: 0 E: 0 K: 0 S: 4	H: 2 LOB: 1 BB: 0 P: 4	R: 1 E: 0 K: 0 S: 6	H: 3 LOB: 2 BB: 0 P: 6	R: 4 E: 1 K: 0 S: 8	H: 4 LOB: 1 BB: 0 P: 8	R: 0 E: 0 K: 2 S: 7	H: 0 LOB: 1 BB: 1 P: 11	R: 0 E: 0 K: 1 S: 6	H: 1 LOB: 1 BB: 0 P: 6	R: 1 E: 0 K: 1 S: 7	H: 3 LOB: 1 BB: 0 P: 7	1B: 12 2B: 4 3B: 1 HR: 0	SF: 0 SAC: 0 DP: 2 HBP: 0	WP: 0 PB: 1 CS: 1	PA: 42													
PITCHER	IP	WLS	BF	H	R	ER	SO	BB	IBB	HBP	BLK	WP	HR	S	P	ERA	WHIP	PITCHER	IP	WLS	BF	H	R	ER	SO	BB	IBB	HBP	BLK	WP	HR	S	P	ERA	WHIP
Chris Knapp, R ERA: 4.8 (1, 1)	5.0	L	23	10	5	4	2	0	0	0	0	0	0	27	27	7.20	2.000																		
Dave Hamilton, L ERA: 4.5 (6, 1)	2.0		9	2	1	0	2	1	0	0	0	0	0	12	16	0.00	1.500																		
Don Kirkwood, R ERA: 5.03 (8, 1)	2.0		9	4	1	1	2	0	0	0	0	0	0	13	13	4.50	2.000																		
Batter	1	2	3	4	5	6	7	8	9	AB	R	H	RBI	BB	SO	LOB	BOTTOM																		
Alan Bannister, R OBP: 0.371, SLG: 0.377 (1, 6)	K2-3 BB									3	0	0	0	1	0	3																			
Royle Stillman, L OBP: 0.325, SLG: 0.457 (1, 7)	K2-3 1-2									3	1	1	0	1	1	2																			
Jorge Orta, L OBP: 0.329, SLG: 0.418 (1, 4)	3-1									4	0	1	0	0	0	1																			
Lamar Johnson, R OBP: 0.333, SLG: 0.515 (1, 3)		F7								4	0	1	0	0	0	2																			
Oscar Gamble, L OBP: 0.355, SLG: 0.532 (6, PH) Wayne Nordhagen, R OBP: 0.342, SLG: 0.486 (7, 9)		K								1	0	0	0	1	1	0																			
Eric Soderholm, R OBP: 0.373, SLG: 0.444 (1, 10)										4	0	0	0	0	1	5																			
Chet Lemon, R OBP: 0.347, SLG: 0.500 (1, 8)										4	0	1	0	0	0	2																			
Kevin Bell, R OBP: 0.250, SLG: 0.321 Jack Brothamer, L OBP: 0.375, SLG: 0.367 (6, 5)										2	0	0	0	0	1	1																			
Jim Essian, R OBP: 0.392, SLG: 0.414 (1, 2)										3	0	2	0	0	1	0																			
Inning Stats	R: 0 E: 0 K: 1 S: 4	H: 0 LOB: 0 BB: 1 P: 8	R: 0 E: 0 K: 1 S: 5	H: 0 LOB: 0 BB: 0 P: 5	R: 0 E: 0 K: 2 S: 7	H: 0 LOB: 0 BB: 0 P: 7	R: 0 E: 1 K: 1 S: 7	H: 1 LOB: 3 BB: 1 P: 11	R: 0 E: 0 K: 0 S: 4	H: 2 LOB: 1 BB: 0 P: 4	R: 1 E: 0 K: 0 S: 5	H: 2 LOB: 2 BB: 1 P: 9	R: 0 E: 0 K: 0 S: 4	H: 1 LOB: 1 BB: 0 P: 4	R: 0 E: 0 K: 0 S: 3	H: 0 LOB: 0 BB: 0 P: 3	R: 0 E: 0 K: 0 S: 3	H: 0 LOB: 0 BB: 0 P: 3	1B: 5 2B: 2 3B: 0 HR: 0	SF: 1 SAC: 0 DP: 1 HBP: 0	WP: 0 PB: 0 CS: 0	PA: 35													
PITCHER	IP	WLS	BF	H	R	ER	SO	BB	IBB	HBP	BLK	WP	HR	S	P	ERA	WHIP	PITCHER	IP	WLS	BF	H	R	ER	SO	BB	IBB	HBP	BLK	WP	HR	S	P	ERA	WHIP
Rick Langford, R ERA: 2.88 Bob Lacey, L ERA: 1.43 (6, 1)	5.0	S	13	1	0	0	0	0	0	0	0	0	0	13	13	0.00	0.250																		

Oakland Athletics @ Chicago White Sox
Comiskey Park, Chicago, IL
Mon Jun 20 1977, 8:05 PM EDT
Att: 13,933 - Unknown - 63 F

AB 40
R 7
H 16
RBI 6
BB 1
SO 6
LOB 15



Oakland Athletics @ Chicago White Sox
Comiskey Park, Chicago, IL
Mon Jun 20 1977, 8:05 PM EDT
Att: 13,933 - Unknown - 63 F

AB 31
R 1
H 6
RBI 1
BB 3
SO 5
LOB 16



Batter	1	2	3	4	5	6	7	8	9	AB	R	H	RBI	BB	SO	LOB	TOP										
Gil Flores, R OBP: 0.371, SLG: 0.419 (1, 8)										5	0	0	0	0	0	2	California Angels @ Chicago White Sox Comiskey Park, Chicago, IL Tue Jun 21 1977, 8:05 PM EDT Att: 15,755 - Unknown livebaseballscorecards.com										
Jerry Remy, L OBP: 0.371, SLG: 0.392 (1, 4)										4	0	1	0	0	0	1											
Don Baylor, R OBP: 0.316, SLG: 0.372 (1, 7)										4	0	1	0	0	0	2											
Joe Rudi, R OBP: 0.336, SLG: 0.513 (1, 10)										1	0	0	0	0	1	1											
Willie Aikens, L OBP: 0.354, SLG: 0.310 (4, PH)										3	0	1	0	0	0	1											
Orlando Ramirez, R OBP: 0.100, SLG: 0.100 (8, FR)										0	0	0	0	0	0	0											
Bobby Bonds, R OBP: 0.376, SLG: 0.568 (1, 9)										3	1	1	0	1	2	2											
Mario Guerrero, R OBP: 0.340, SLG: 0.468 (1, 6)										4	0	0	0	0	1	5											
Dave Chalk, R OBP: 0.372, SLG: 0.392 (1, 5)										1	1	1	2	2	0	0											
Ron Jackson, R OBP: 0.255, SLG: 0.326 (1, 3)										4	0	0	0	0	3	3											
Terry Humphrey, R OBP: 0.290, SLG: 0.260 (1, 2)										3	0	1	0	0	0	1											
Tony Solaita, L OBP: 0.312, SLG: 0.328 (9, PH)										1	0	0	0	0	0	0											
Inning Stats	R: 0 E: 0 K: 1 S: 6	H: 1 LOB: 1 BB: 0 P: 6	R: 1 E: 0 K: 1 S: 6	H: 1 LOB: 0 BB: 0 P: 6	R: 0 E: 0 K: 0 S: 4	H: 1 LOB: 1 BB: 0 P: 4	R: 0 E: 1 K: 3 S: 10	H: 0 LOB: 2 BB: 1 P: 14	R: 0 E: 0 K: 0 S: 3	H: 1 LOB: 1 BB: 0 P: 6	R: 0 E: 0 K: 1 S: 5	H: 0 LOB: 1 BB: 1 P: 9	R: 0 E: 0 K: 0 S: 4	H: 1 LOB: 2 BB: 1 P: 8	R: 1 E: 0 K: 0 S: 4	H: 1 LOB: 0 BB: 0 P: 4	1B: 5 2B: 0 3B: 0 HR: 1	SF: 1 SAC: 0 DP: 0 HBP: 0	WP: 1 PB: 0 SB: 2 CS: 0	PA: 37							
PITCHER	IP	WLS	BF	H	R	ER	SO	BB	IBB	HBP	BLK	WP	HR	S	P	ERA	WHIP										
Steve Stone, R ERA: 3.21 (1, 1)	7.2	W	32	5	1	1	7	3	0	0	0	1	0	43	55	1.17	1.043										
Lerrin LaGrow, R ERA: 1.69 (8, 1)	1.1	S	5	1	1	1	0	0	0	0	0	0	1	5	5	6.75	0.750										

Batter	1	2	3	4	5	6	7	8	9	AB	R	H	RBI	BB	SO	LOB	BOTTOM										
Ralph Garr, L OBP: 0.288, SLG: 0.374 (1, 7)										4	0	1	2	0	1	1	California Angels @ Chicago White Sox Comiskey Park, Chicago, IL Tue Jun 21 1977, 8:05 PM EDT Att: 15,755 - Unknown livebaseballscorecards.com										
Alan Bannister, R OBP: 0.372, SLG: 0.378 (1, 6)										4	0	2	1	0	1	1											
Jorge Orta, L OBP: 0.324, SLG: 0.410 (1, 4)										4	0	0	0	0	2	3											
Oscar Gamble, L OBP: 0.353, SLG: 0.522 (1, 9)										3	0	0	0	1	1	1											
Royle Stillman, L OBP: 0.337, SLG: 0.444 (1, 3)										2	0	0	0	2	2	1											
Chet Lemon, R OBP: 0.345, SLG: 0.494 (1, 8)										3	0	0	0	1	2	2											
Eric Soderholm, R OBP: 0.367, SLG: 0.438 (1, 5)										3	1	0	0	0	3												
Jack Brohamer, L OBP: 0.373, SLG: 0.355 (1, 10)										2	1	0	0	1	0	0											
Jim Essian, R OBP: 0.391, SLG: 0.409 (1, 2)										2	1	0	0	1	0	3											
Inning Stats	R: 0 E: 0 K: 0 S: 4	H: 1 LOB: 1 BB: 0 P: 4	R: 3 E: 1 K: 1 S: 7	H: 2 LOB: 2 BB: 3 P: 19	R: 0 E: 0 K: 2 S: 7	H: 0 LOB: 0 BB: 0 P: 7	R: 0 E: 0 K: 0 S: 3	H: 0 LOB: 0 BB: 0 P: 3	R: 0 E: 0 K: 1 S: 5	H: 0 LOB: 1 BB: 1 P: 9	R: 0 E: 0 K: 2 S: 7	H: 0 LOB: 1 BB: 1 P: 11	R: 0 E: 0 K: 3 S: 9	H: 0 LOB: 1 BB: 1 P: 13	1B: 3 2B: 0 3B: 0 HR: 0	SF: 0 SAC: 0 DP: 0 HBP: 0		WP: 0 PB: 0 SB: 2 CS: 0	PA: 33								
PITCHER	IP	WLS	BF	H	R	ER	SO	BB	IBB	HBP	BLK	WP	HR	S	P	ERA	WHIP										
Nolan Ryan, R ERA: 2.67 (1, 1)	8.0	L	33	3	3	3	9	6	0	0	0	0	0	45	69	3.38	1.125										

Batter	1	2	3	4	5	6	7	8	9	AB	R	H	RBI	BB	SO	LOB	TOP																		
Gil Flores, R OBP: 0.372, SLG: 0.418 (1, 8)	F8		F8 SH1-4 1B	3-1			F8		F8 1B	5	0	2	0	0	0	2	California Angels @ Chicago White Sox Comiskey Park, Chicago, IL Wed Jun 22 1977, 8:05 PM EDT Att: 12,912 - Unknown - 68 F																		
Jerry Remy, L OBP: 0.365, SLG: 0.385 (1, 4)	4-3		SH1-4 1-2		F7		F7		4-3	4	0	0	0	0	0	1																			
Dave Chalk, R OBP: 0.374, SLG: 0.394 (1, 5)			F8 2-3		FC5-4 1B				5-3	4	0	2	0	0	0	1																			
Don Baylor, R OBP: 0.315, SLG: 0.367 (1, 7)	F8		FC5-4 BB		FC5-4 1-2				5-3	3	0	0	0	1	0	2																			
Bobby Bonds, R OBP: 0.378, SLG: 0.571 (1, 9)		G4-6-3 1B 1B	FC5-4 1-2		F8				1B 2B	4	1	2	0	0	0	3																			
Mario Guerrero, R OBP: 0.353, SLG: 0.471 (1, 6)		G4-6-3 1B 1-2			F8		F9		1B 2H	4	0	2	1	0	0	0																			
Ron Jackson, R OBP: 0.295, SLG: 0.323 (1, 3)		G4-6-3 1-2 2-3		E 1B			5-3		F9	4	0	1	0	0	0	3																			
Ike Hampton, S OBP: 0.400, SLG: 0.700 (1, 10)		F7			F6				F5	2	0	0	0	0	0	2																			
Willie Aikens, L OBP: 0.340, SLG: 0.295 (6, PH)		F7			F6		F8		F5	2	0	0	0	0	0	0																			
Terry Humphrey, R OBP: 0.291, SLG: 0.282 (1, 2)					E6				F9	3	1	1	1	0	1	1																			
Tony Solaita, L OBP: 0.309, SLG: 0.325 (9, PH)				HR			K		F9	1	0	0	0	0	0	0																			
Inning Stats	R: 0 E: 0 K: 0 S: 4	H: 1 LOB: 1 BB: 0 P: 4	R: 0 E: 0 K: 0 S: 4	H: 2 LOB: 1 BB: 0 P: 4	R: 1 E: 0 K: 0 S: 5	H: 2 LOB: 2 BB: 1 P: 9	R: 0 E: 1 K: 0 S: 5	H: 1 LOB: 2 BB: 0 P: 5	R: 0 E: 0 K: 0 S: 3	H: 0 LOB: 0 BB: 0 P: 3	R: 0 E: 0 K: 1 S: 5	H: 0 LOB: 0 BB: 0 P: 5	R: 1 E: 0 K: 0 S: 5	H: 2 LOB: 1 BB: 0 P: 5	R: 0 E: 0 K: 0 S: 4	H: 1 LOB: 1 BB: 0 P: 4	1B: 8 2B: 1 3B: 0 HR: 1	SF: 0 SAC: 1 DP: 1 HBP: 0	WP: 0 PB: 0 SB: 0 CS: 0	PA: 38															
PITCHER	IP WLS BF H R ER SO BB IBB HBP BLK WP HR S P ERA WHIP																																		
Ken Kravec, L ERA: 5.23 (1, 1)	2.2		13	5	1	1	0	1	0	0	0	0	0	0	1	12	16	3.38	2.250																
Bart Johnson, R ERA: 3.95 (3, 1)	6.1	W	25	5	1	1	1	0	0	0	0	0	0	0	0	27	27	1.42	0.789																

Batter	1	2	3	4	5	6	7	8	9	AB	R	H	RBI	BB	SO	LOB	BOTTOM																		
Ralph Garr, L OBP: 0.288, SLG: 0.371 (1, 7)	3-1		G3				F8			4	0	1	0	0	0	0	California Angels @ Chicago White Sox Comiskey Park, Chicago, IL Wed Jun 22 1977, 8:05 PM EDT Att: 12,912 - Unknown - 68 F																		
Alan Bannister, R OBP: 0.367, SLG: 0.373 (1, 6)	F9		L5				1-3			4	0	0	0	0	0	1																			
Chet Lemon, R OBP: 0.351, SLG: 0.506 (1, 8)	1-3				F9 1B 2B					4	2	3	0	0	0	0																			
Lamar Johnson, R OBP: 0.330, SLG: 0.505 (1, 3)		F2			F9 2-3		F8			4	1	1	0	0	0	2																			
Eric Soderholm, R OBP: 0.365, SLG: 0.444 (1, 5)		HR 3B			6-3		F4			4	1	1	0	0	0	3																			
Wayne Nordhagen, R OBP: 0.357, SLG: 0.512 (1, 9)		F4								4	1	2	2	0	0	1																			
Jorge Orta, L OBP: 0.323, SLG: 0.421 (1, 4)		HR			3H 6-3		4-3 1H 3H 6-3			4	1	1	2	0	1	2																			
Brian Downing, R OBP: 0.391, SLG: 0.229 (1, 10)		5-3					F9			3	0	1	1	0	0	0																			
Jim Essian, R OBP: 0.385, SLG: 0.401 (1, 2)					5-3		F9			3	0	0	0	0	0	1																			
Inning Stats	R: 0 E: 0 K: 0 S: 3	H: 0 LOB: 0 BB: 0 P: 3	R: 2 E: 0 K: 0 S: 5	H: 2 LOB: 0 BB: 0 P: 5	R: 0 E: 0 K: 0 S: 3	H: 0 LOB: 0 BB: 0 P: 3	R: 1 E: 0 K: 1 S: 7	H: 2 LOB: 1 BB: 0 P: 7	R: 0 E: 0 K: 0 S: 4	H: 1 LOB: 1 BB: 0 P: 4	R: 3 E: 0 K: 0 S: 7	H: 4 LOB: 1 BB: 0 P: 7	R: 0 E: 0 K: 0 S: 4	H: 1 LOB: 1 BB: 0 P: 4	R: 0 E: 0 K: 0 S: 3	H: 0 LOB: 0 BB: 0 P: 3		1B: 5 2B: 3 3B: 1 HR: 1	SF: 0 SAC: 0 DP: 0 HBP: 0	WP: 1 PB: 0 SB: 0 CS: 0	PA: 34														
PITCHER	IP WLS BF H R ER SO BB IBB HBP BLK WP HR S P ERA WHIP																																		
Ken Brett, L ERA: 5.04 (1, 1)	5.2	L	25	8	6	6	1	0	0	0	0	0	0	0	0	27	27	9.53	1.412																
Paul Hartzell, R ERA: 3.36 (6, 1)	2.1		9	2	0	0	0	0	0	0	0	0	0	0	0	9	9	0.00	0.857																

Batter	1	2	3	4	5	6	7	8	9	AB	R	H	RBI	BB	SO	LOB	TOP										
Gil Flores, R OBP: 0.365, SLG: 0.409 (1, 8)										5	1	1	0	0	1	2	California Angels @ Chicago White Sox Comiskey Park, Chicago, IL Thu Jun 23 1977, 4:33 AM EDT Att: 17,525 - Unknown - 69 F										
Jerry Remy, L OBP: 0.366, SLG: 0.383 (1, 4)										4	1	1	0	1	0	0											
Dave Chalk, R OBP: 0.371, SLG: 0.389 (1, 5)										5	1	1	0	0	1	1											
Don Baylor, R OBP: 0.317, SLG: 0.364 Rusty Torres, S OBP: 0.225, SLG: 0.216 (8, 8)										4	2	1	0	1	0	0											
Bobby Bonds, R OBP: 0.386, SLG: 0.572 (1, 9)										3	4	2	2	2	0	0											
Mario Guerrero, R OBP: 0.357, SLG: 0.473 (1, 10)										4	1	2	3	0	0	2											
Ron Jackson, R OBP: 0.262, SLG: 0.356 (1, 3)										5	0	2	2	0	2	3											
Rance Mulliniks, L OBP: 0.300, SLG: 0.125 (1, 6)										3	0	1	0	1	1	2											
Terry Humphrey, R OBP: 0.290, SLG: 0.281 (1, 2)										4	0	1	2	0	0	3											
Inning Stats	R: 0 E: 0 K: 2 S: 7	H: 0 LOB: 0 BB: 0 P: 7	R: 1 E: 0 K: 1 S: 7	H: 2 LOB: 2 BB: 1 P: 11	R: 0 E: 0 K: 0 S: 3	H: 0 LOB: 0 BB: 0 P: 3	R: 1 E: 0 K: 0 S: 5	H: 2 LOB: 1 BB: 0 P: 5	R: 0 E: 0 K: 0 S: 3	H: 0 LOB: 0 BB: 0 P: 3	R: 3 E: 0 K: 1 S: 8	H: 3 LOB: 1 BB: 1 P: 12	R: 5 E: 0 K: 0 S: 7	H: 4 LOB: 2 BB: 3 P: 19	R: 0 E: 0 K: 1 S: 3	H: 1 LOB: 0 BB: 0 P: 3		R: 0 E: 0 K: 1 S: 5	H: 0 LOB: 0 BB: 0 P: 5	1B: 10 2B: 1 3B: 1 HR: 0	SF: 1 SAC: 0 DP: 1 HBP: 0	WP: 2 PB: 0 CS: 0	PA: 43				
PITCHER	IP	WLS	BF	H	R	ER	SO	BB	IBB	HBP	BLK	WP	HR	S	P	ERA	WHIP										
Francisco Barrios, R ERA: 4.08 (1, 1)	5.1		25	7	5	5	3	2	0	0	0	0	0	29	37	8.44	1.688										
Larry Anderson, R ERA: 6.75 (6, 1)	0.2	L	6	2	4	4	1	1	1	0	0	2	0	6	14	54.00	4.500										
Don Kirkwood, R ERA: 4.76 (7, 1)	0.0		0	0	0	0	0	0	0	0	0	0	0	0	0	∞	∞										

Batter	1	2	3	4	5	6	7	8	9	AB	R	H	RBI	BB	SO	LOB	BOTTOM										
Ralph Garr, L OBP: 0.289, SLG: 0.375 (1, 7)										6	0	2	0	0	0	5	California Angels @ Chicago White Sox Comiskey Park, Chicago, IL Thu Jun 23 1977, 4:33 AM EDT Att: 17,525 - Unknown - 69 F										
Alan Bannister, R OBP: 0.364, SLG: 0.369 (1, 6)										5	0	1	1	0	0	2											
Chet Lemon, R OBP: 0.356, SLG: 0.502 (1, 8)										2	1	0	0	2	0	1											
Lamar Johnson, R OBP: 0.333, SLG: 0.527 (1, 3)										5	1	2	1	0	0	3											
Oscar Gamble, L OBP: 0.354, SLG: 0.518 (1, 9)										5	1	2	1	0	1	2											
Royce Stillman, L OBP: 0.330, SLG: 0.421 (1, 10)										4	0	0	0	1	1	1											
Jorge Orta, L OBP: 0.328, SLG: 0.422 (1, 4)										4	1	2	0	1	0	0											
Jack Brohamer, L OBP: 0.375, SLG: 0.379 (1, 5)										4	1	1	2	1	0	4											
Brian Downing, R OBP: 0.406, SLG: 0.250 (1, 2)										4	1	2	1	1	0	0											
Inning Stats	R: 0 E: 0 K: 0 S: 4	H: 1 LOB: 2 BB: 1 P: 8	R: 0 E: 0 K: 0 S: 4	H: 1 LOB: 2 BB: 1 P: 8	R: 1 E: 0 K: 0 S: 4	H: 1 LOB: 3 BB: 2 P: 13	R: 0 E: 0 K: 0 S: 4	H: 1 LOB: 1 BB: 0 P: 4	R: 5 E: 0 K: 0 S: 9	H: 6 LOB: 2 BB: 1 P: 13	R: 0 E: 0 K: 2 S: 7	H: 0 LOB: 0 BB: 0 P: 7	R: 0 E: 0 K: 0 S: 4	H: 1 LOB: 1 BB: 0 P: 4	R: 0 E: 0 K: 0 S: 3	H: 0 LOB: 0 BB: 0 P: 3		R: 0 E: 0 K: 0 S: 4	H: 1 LOB: 2 BB: 1 P: 8	1B: 9 2B: 1 3B: 1 HR: 1	SF: 0 SAC: 0 DP: 0 HBP: 1	WP: 0 PB: 1 CS: 0	PA: 46				
PITCHER	IP	WLS	BF	H	R	ER	SO	BB	IBB	HBP	BLK	WP	HR	S	P	ERA	WHIP										
Wayne Simpson, R ERA: 4.85 (1, 1)	4.0		23	6	3	3	0	4	0	1	0	0	0	18	35	6.75	2.500										
Dyar Miller, R ERA: 4.96 (5, 1)	5.0	W	23	6	3	3	2	2	0	0	0	0	0	25	33	5.40	1.600										

Batter	1	2	3	4	5	6	7	8	9	AB	R	H	RBI	BB	SO	LOB	TOP								
Ralph Garr, L OBP: 0.294, SLG: 0.379 Wayne Nordhagen, R (7, PH) OBP: 0.349, SLG: 0.500	0-0 1B		0-0 1B		0-0 4-3		0-0 G6-4-3			3	0	2	2	0	0	0									
Alan Bannister, R OBP: 0.363, SLG: 0.367	0-0 1B		0-0 1-3		0-0 P6			0-0 4-3		4	0	1	0	0	0	0									
Chet Lemon, R OBP: 0.358, SLG: 0.504	0-0 F9		4-0 BB		0-0 F9			0-0 1B 2B		3	1	1	0	1	0	1									
Lamar Johnson, R OBP: 0.331, SLG: 0.544	0-3 K		0-3 K		0-0 HR			0-3 K		4	1	1	1	0	3	3									
Oscar Gamble, L OBP: 0.362, SLG: 0.538		0-0 G3		4-0 G3-6-3 BB		0-0 HR		0-0 1B		3	1	2	2	1	0	0									
Royce Stillman, L OBP: 0.315, SLG: 0.400	0-0 F7		0-0 F7		0-0 F7			0-0 P6		4	0	0	0	0	0	2									
Jorge Orta, L OBP: 0.323, SLG: 0.415	0-0 F2		0-0 G3-6-3		0-0 F5				0-0 4-3	4	0	0	0	0	0	1									
Eric Soderholm, R OBP: 0.368, SLG: 0.442			0-0 E 1B		0-0 L8			0-0 1-3		3	1	1	0	1	0	0									
Jim Essian, R OBP: 0.384, SLG: 0.418 Richie Zisk, R (9, PH) OBP: 0.350, SLG: 0.559			0-0 E6 1B		0-0 HR			0-3 K		3	2	1	1	0	0	2									
Inning Stats	R: 0 E: 0 K: 1 S: 6	H: 2 LOB: 1 BB: 0 P: 6	R: 0 E: 0 K: 0 S: 3	H: 0 LOB: 0 BB: 0 P: 3	R: 2 E: 1 K: 1 S: 7	H: 2 LOB: 1 BB: 1 P: 11	R: 0 E: 0 K: 0 S: 2	H: 0 LOB: 0 BB: 0 P: 6	R: 1 E: 0 K: 0 S: 4	H: 1 LOB: 0 BB: 0 P: 4	R: 2 E: 0 K: 0 S: 5	H: 2 LOB: 0 BB: 0 P: 5	R: 0 E: 0 K: 0 S: 2	H: 0 LOB: 0 BB: 1 P: 6	R: 1 E: 0 K: 1 S: 7	H: 2 LOB: 1 BB: 0 P: 7	R: 0 E: 0 K: 1 S: 5	H: 0 LOB: 0 BB: 0 P: 5	1B: 5 2B: 1 3B: 0 HR: 3	SF: 0 SAC: 0 DP: 2 HBP: 0	WP: 0 PB: 0 SB: 0 CS: 0	PA: 36			
PITCHER	IP	WLS	BF	H	R	ER	SO	BB	IBB	HBP	BLK	WP	HR	S	P	ERA	WHIP								
Paul Thordogard, R ERA: 4.16	(1, 1)	5.1	23	7	5	4	2	2	0	0	0	0	3	25	33	6.75	1.688								
Tom Burgmeier, L ERA: 3.46	(6, 1)	1.0	4	0	0	0	0	1	0	0	0	0	0	3	7	0.00	1.000								
Tom Johnson, R ERA: 1.82	(7, 1)	2.2	W	9	2	1	1	2	0	0	0	0	0	13	13	3.38	0.750								

Chicago White Sox @ Minnesota Twins
Metropolitan Stadium, Bloomington, MI
Fri Jun 24 1977, 8:05 PM EDT
Att: 21,457 - Unknown - 84 F

AB 33
R 6
H 9
RBI 6
BB 3
SO 4
LOB 10



Batter	1	2	3	4	5	6	7	8	9	AB	R	H	RBI	BB	SO	LOB	BOTTOM								
Lyman Bostock, L OBP: 0.412, SLG: 0.496	0-0 BB SH 2B		0-3 K		0-0 4-3			0-0 HR		5	2	2	1	0	1	2									
Jerry Terrell, R OBP: 0.284, SLG: 0.299 Mike Cabbage, L (8, PH) OBP: 0.330, SLG: 0.344	0-0 SH 2B	1-0 1B HR HBP		0-0 6-3		0-0 SH1-4 1B		0-0 4-3		2	2	1	0	0	0	0									
Rod Carew, L OBP: 0.455, SLG: 0.604	4-0 2B	0-0 HR 1B		0-0 P4		0-0 SH1-4 1B		0-0 6-3		4	1	2	0	1	0	0									
Larry Hise, R OBP: 0.372, SLG: 0.593	0-0 1-3 2H 3H	0-0 HR		0-0 E8 1B		0-0 SH1-4		0-0 P3		4	1	3	5	0	0	0									
Dan Ford, R OBP: 0.307, SLG: 0.355 Glenn Adams, L (6, PH) OBP: 0.395, SLG: 0.453	0-3 K	4-0 BB		0-0 P6		4-0 G4-6-3 IBB				2	0	0	0	1	1	3									
Bob Gorinski, R OBP: 0.139, SLG: 0.114										0	0	0	0	0	0	0									
Craig Kusick, R OBP: 0.355, SLG: 0.467 Rich Chiles, L (6, PH) OBP: 0.343, SLG: 0.339	0-0 5-3		0-3 K		0-0 HR		0-0 G4-6-3			3	1	1	1	0	1	3									
Butch Wynegar, S OBP: 0.344, SLG: 0.385	4-0 BB		0-0 L5		4-0 SH1-4 BB		0-3 K			2	0	0	0	2	1	0									
Roy Smalley, S OBP: 0.322, SLG: 0.324	0-0 5-3		0-0 6-3		0-0 SH1-4		0-0 F8			3	0	0	0	0	0	3									
Bob Randall, R OBP: 0.263, SLG: 0.277			0-0 F7		0-0 P4		0-0 L6			4	0	1	0	0	0	1									
Inning Stats	R: 2 E: 1 K: 1 S: 8	H: 2 LOB: 3 BB: 2 P: 16	R: 3 E: 0 K: 1 S: 7	H: 2 LOB: 1 BB: 1 P: 12	R: 0 E: 0 K: 1 S: 6	H: 1 LOB: 0 BB: 0 P: 6	R: 0 E: 1 K: 0 S: 4	H: 1 LOB: 1 BB: 0 P: 4	R: 1 E: 0 K: 0 S: 4	H: 1 LOB: 1 BB: 1 P: 8	R: 0 E: 0 K: 0 S: 4	H: 2 LOB: 2 BB: 1 P: 8	R: 0 E: 0 K: 1 S: 5	H: 0 LOB: 0 BB: 0 P: 5	R: 1 E: 0 K: 0 S: 4	H: 1 LOB: 0 BB: 0 P: 4	1B: 6 2B: 1 3B: 0 HR: 3	SF: 0 SAC: 3 DP: 1 HBP: 1	WP: 0 PB: 0 SB: 0 CS: 0	PA: 40					
PITCHER	IP	WLS	BF	H	R	ER	SO	BB	IBB	HBP	BLK	WP	HR	S	P	ERA	WHIP								
Wilbur Wood, L ERA: 6.15	(1, 1)	5.0	L	30	9	6	5	3	4	0	1	0	0	31	48	9.00	2.600								
Lerrin LaGrow, R ERA: 1.75	(6, 1)	3.0	L	10	1	1	1	1	0	1	0	0	1	11	15	3.00	0.333								

Chicago White Sox @ Minnesota Twins
Metropolitan Stadium, Bloomington, MI
Fri Jun 24 1977, 8:05 PM EDT
Att: 21,457 - Unknown - 84 F


AB 31
R 7
H 10
RBI 7
BB 5
SO 4
LOB 15



Batter	1	2	3	4	5	6	7	8	9	AB	R	H	RBI	BB	SO	LOB	TOP								
Ralph Garr, L (1,7) OBP: 0.299, SLG: 0.387 Royle Stillman, L (4,7) OBP: 0.316, SLG: 0.390	4-3	1-3		2B		5-3		6-4-3 1B	4-3	3	0	2	2	0	0	0									
Alan Bannister, R (1,6) OBP: 0.363, SLG: 0.369	1B	F8		SF8		BB		6-4-3 1B		4	1	2	1	0	0	3									
Chet Lemon, R (1,8) OBP: 0.355, SLG: 0.496	K		4-3	K		BB		F8		4	0	0	0	1	2	3									
Richie Zisk, R (1,10) OBP: 0.351, SLG: 0.556 Oscar Gamble, L (8, PR) OBP: 0.362, SLG: 0.538	2H	1B		K		F8		1B	1B	5	0	2	2	0	1	2									
Lamar Johnson, R (1,3) OBP: 0.333, SLG: 0.538	L7		L9		K			SH3 1B	1B	5	1	2	0	0	1	1									
Eric Soderholm, R (1,5) OBP: 0.379, SLG: 0.465 Jack Brohamer, L (8, PH) OBP: 0.370, SLG: 0.373		HR		FC4-6 2B		BB		1B SH3	1B	3	2	3	1	1	0	0									
Wayne Nordhagen, R (1,9) OBP: 0.319, SLG: 0.457		5-3		FC		F9		SH3		4	0	0	0	0	0	2									
Jorge Orta, L (1,4) OBP: 0.328, SLG: 0.419				FC4-6 2B				CS	G5-4-3 1B	5	1	3	1	0	0	2									
Jim Essian, R (1,2) OBP: 0.390, SLG: 0.438	FC5-4 1B			2B SF8		HR		G5-4-3		4	2	2	1	1	0	3									
Inning Stats	R: 1 E: 0 K: 1 S: 7	H: 2 LOB: 1 BB: 0 P: 7	R: 1 E: 0 K: 0 S: 6	H: 3 LOB: 2 BB: 0 P: 6	R: 0 E: 0 K: 1 S: 5	H: 0 LOB: 0 BB: 0 P: 5	R: 3 E: 1 K: 1 S: 8	H: 2 LOB: 1 BB: 1 P: 12	R: 0 E: 0 K: 0 S: 5	H: 0 LOB: 1 BB: 1 P: 9	R: 1 E: 0 K: 0 S: 5	H: 3 LOB: 2 BB: 1 P: 9	R: 1 E: 0 K: 0 S: 5	H: 3 LOB: 1 BB: 0 P: 5	R: 1 E: 0 K: 0 S: 5	H: 2 LOB: 2 BB: 1 P: 9	R: 0 E: 0 K: 0 S: 4	H: 1 LOB: 1 BB: 0 P: 4	1B: 13 2B: 1 3B: 0 HR: 2	SF: 1 SAC: 1 DP: 1 HBP: 0	WP: 1 PB: 0 SB: 1 CS: 1	PA: 46			
PITCHER	IP	WLS	BF	H	R	ER	SO	BB	IBB	HBP	BLK	WP	HR	S	P	ERA	WHIP								
Geoff Zahn, L (1,1) ERA: 4.56	3.1	L	19	7	5	3	2	1	0	0	0	0	1	22	26	8.10	2.400								
Ron Schueler, R (4,1) ERA: 5.27	3.0		15	5	2	2	2	2	0	0	0	0	1	17	25	6.00	2.333								
Jeff Holly, L (7,1) ERA: 6.38	0.2		3	1	1	1	0	1	0	0	0	0	0	2	6	13.50	3.000								
Dave Johnson, R (8,1) ERA: 4.7	2.0		9	3	0	0	0	0	0	0	0	1	0	9	9	0.00	1.500								

Chicago White Sox @ Minnesota Twins
Metropolitan Stadium, Bloomington, MI
Sat Jun 25 1977, 4:33 AM EDT
Att: 21,156 - Unknown - 82 F


AB 40
R 8
H 16
RBI 8
BB 4
SO 4
LOB 19



Batter	1	2	3	4	5	6	7	8	9	AB	R	H	RBI	BB	SO	LOB	BOTTOM								
Lyman Bostock, L (1,8) OBP: 0.406, SLG: 0.488	5-3	L9			G4-6-3		F8			4	0	0	0	0	0	6									
Rod Carew, L (1,3) OBP: 0.454, SLG: 0.601 Craig Kusick, R (8,3) OBP: 0.352, SLG: 0.463	E1 1B		3-1		P6			K		3	0	1	0	0	0	1									
Butch Wynegar, S (1,2) OBP: 0.347, SLG: 0.384	P6			G4-6-3 BB		F7		G4-6-3 1B		3	0	1	0	1	0	1									
Glenn Adams, L (1,9) OBP: 0.376, SLG: 0.430	K			G4-6-3		L9		G4-6-3		4	0	0	0	0	1	3									
Larry Hisle, R (1,7) OBP: 0.374, SLG: 0.596		1-3			P6 1B		F8			4	0	2	0	0	0	0									
Rich Chiles, L (1,10) OBP: 0.341, SLG: 0.336		BB 1B		P6		F3		F8		4	1	1	0	0	0	2									
Mike Cubbage, L (1,5) OBP: 0.329, SLG: 0.339		1B BB		F7		4-3		K		3	0	0	0	1	1	1									
Roy Smalley, S (1,6) OBP: 0.329, SLG: 0.333		K			G4-6-3 1B					2	0	1	0	2	1	2									
Rob Wilfong, L (1,4) OBP: 0.345, SLG: 0.310					G4-6-3 1B					3	0	2	1	1	0	2									
Inning Stats	R: 0 E: 1 K: 1 S: 6	H: 1 LOB: 1 BB: 0 P: 6	R: 1 E: 0 K: 1 S: 7	H: 2 LOB: 2 BB: 1 P: 11	R: 0 E: 0 K: 0 S: 2	H: 0 LOB: 0 BB: 1 P: 6	R: 0 E: 0 K: 0 S: 3	H: 1 LOB: 0 BB: 0 P: 3	R: 0 E: 0 K: 0 S: 3	H: 1 LOB: 1 BB: 1 P: 7	R: 0 E: 0 K: 0 S: 3	H: 0 LOB: 0 BB: 0 P: 3	R: 0 E: 0 K: 0 S: 4	H: 1 LOB: 2 BB: 1 P: 8	R: 0 E: 0 K: 1 S: 5	H: 1 LOB: 2 BB: 1 P: 5	R: 0 E: 0 K: 1 S: 6	H: 1 LOB: 2 BB: 1 P: 10	1B: 6 2B: 1 3B: 1 HR: 0	SF: 0 SAC: 0 DP: 3 HBP: 0	WP: 0 PB: 0 SB: 0 CS: 0	PA: 36			
PITCHER	IP	WLS	BF	H	R	ER	SO	BB	IBB	HBP	BLK	WP	HR	S	P	ERA	WHIP								
Chris Knapp, R (1,1) ERA: 4.39	9.0	W	36	8	1	1	4	5	0	0	0	0	0	39	59	1.00	1.444								

Chicago White Sox @ Minnesota Twins
Metropolitan Stadium, Bloomington, MI
Sat Jun 25 1977, 4:33 AM EDT
Att: 21,156 - Unknown - 82 F

AB 31
R 1
H 8
RBI 1
BB 5
SO 4
LOB 18



Batter	1	2	3	4	5	6	7	8	9	AB	R	H	RBI	BB	SO	LOB	TOP										
Jose Báez, R OBP: 0.324, SLG: 0.339 (1, 4)	0-3 K		0-0 F9			0-0 1B 1B	0-0 1B		0-0 F4	5	1	2	0	0	1	0											
Lary Milbourne, S OBP: 0.254, SLG: 0.278 (1, 6)	0-0 5-3			0-0 6-3		0-0 1B 1B	0-0 1-3			4	1	1	1	1	0	0											
Juan Bernhardt, R OBP: 0.333, SLG: 0.453 (1, 10)	0-3 K			0-3 K		0-0 F4		0-0 2B WP 1B		4	1	1	0	0	2	2											
Ruppert Jones, L OBP: 0.331, SLG: 0.498 (1, 8)		0-0 4-3		0-0 F6		0-3 K		0-0 F9		4	0	0	0	0	1	3											
Bill Stein, R OBP: 0.305, SLG: 0.411 (1, 5)		0-0 5-3			0-0 WP 2B	0-0 1-3 2-H 1B		0-0 WP 1-3 2B		4	0	3	1	0	0	0											
Carlos Lopez, R OBP: 0.335, SLG: 0.462 (1, 9)		4-0 BB			0-3 K	0-0 1-2 1B		0-0 1-3		3	0	1	1	1	1	2											
Dan Meyer, L OBP: 0.321, SLG: 0.394 (1, 3)		0-0 F9			0-3 K	0-0 F7		0-0 F9		4	0	0	0	0	1	5											
Steve Braun, L OBP: 0.356, SLG: 0.317 (1, 7)			0-0 F3		0-0 5-3		0-0 6-3		0-3 K	4	0	0	0	0	1	1											
Skip Jutze, R OBP: 0.315, SLG: 0.420 (1, 2)		0-0 5-3				0-0 1B 1B		0-0 4-3		4	1	1	0	0	0	0											
Inning Stats	R: 0 E: 0 K: 2 S: 7	H: 0 LOB: 0 BB: 0 P: 7	R: 0 E: 0 K: 0 S: 3	H: 0 LOB: 1 BB: 1 P: 7	R: 0 E: 0 K: 0 S: 3	H: 0 LOB: 0 BB: 0 P: 3	R: 0 E: 0 K: 1 S: 5	H: 0 LOB: 0 BB: 0 P: 5	R: 0 E: 0 K: 2 S: 8	H: 1 LOB: 1 BB: 0 P: 8	R: 0 E: 0 K: 1 S: 10	H: 5 LOB: 2 BB: 0 P: 10	R: 0 E: 0 K: 0 S: 4	H: 1 LOB: 1 BB: 0 P: 4	R: 1 E: 0 K: 0 S: 5	H: 2 LOB: 1 BB: 0 P: 5	R: 0 E: 0 K: 1 S: 5	H: 0 LOB: 0 BB: 0 P: 5	1B: 7 2B: 2 3B: 0 HR: 0	SF: 0 SAC: 0 DP: 0 HBP: 0	WP: 2 PA: 37						
PITCHER	IP	WLS	BF	H	R	ER	SO	BB	IBB	HBP	BLK	WP	HR	S	P	ERA	WHIP										
Ken Kravec, L ERA: 5.12 (1, 1)	6.0	W	25	6	3	3	6	1	0	0	0	1	0	36	40	4.50	1.167										
Bart Johnson, R ERA: 3.9 (7, 1)	3.0	S	12	3	1	1	1	0	0	0	0	1	0	14	14	3.00	1.000										

Seattle Mariners @ Chicago White Sox
Comiskey Park, Chicago, IL
Mon Jun 27 1977, 8:05 PM EDT
Att: 16,026 - Unknown - 76 F

AB 36
R 4
H 9
RBI 3
BB 1
SO 7
LOB 14



Batter	1	2	3	4	5	6	7	8	9	AB	R	H	RBI	BB	SO	LOB	BOTTOM										
Alan Bannister, R OBP: 0.363, SLG: 0.366 (1, 6)	0-0 BB 1B	4-0 HBP 3B BB		0-0 4-3	0-0 FC1-6 1B		0-0 F6			4	2	2	0	1	0	0											
Jorge Orta, L OBP: 0.331, SLG: 0.424 (1, 4)	4-0 1B FC6-4 BB	0-0 F6		0-0 1B	0-0 FC1-6 1-2		0-0 4-3			4	2	1	0	1	0	3											
Chet Lemon, R OBP: 0.363, SLG: 0.510 (1, 8)	0-0 F7	1-0 3B HBP		0-0 1B	0-0 F7		4-0 BB BB			3	2	1	0	1	0	3											
Lamar Johnson, R OBP: 0.368, SLG: 0.591 (1, 3)	4-0 FC6-4 1B 1-2 2-3	0-0 3B		0-0 1B 1B		0-0 CS 1B		4-0 BB		3	1	3	4	2	0	0											
Richie Zisk, R OBP: 0.352, SLG: 0.548 (1, 10)	0-0 FC6-4 1B	0-0 5-3		0-0 1B 1B	0-0 BB 1B		0-3 K		0-0 F4	5	1	2	2	0	1	4											
Oscar Gamble, L OBP: 0.361, SLG: 0.528 (1, 9)	0-0 FC6-4 1-2 2-3 3-H		0-0 3-1	4-0 1B	1-2 BB		0-0 F5			4	0	1	1	1	0	4											
Eric Soderholm, R OBP: 0.377, SLG: 0.471 (1, 5)	0-0 F8		0-0 F9	0-0 1B	1-2 2-H 3-H		0-0 6-3			4	0	1	2	0	2												
Royle Stillman, L OBP: 0.313, SLG: 0.384 (1, 7)		0-0 HBP 3B 1B	0-0 F5	0-0 K	0-3 K		0-3 K			4	1	1	0	0	2	2											
Jim Essian, R OBP: 0.387, SLG: 0.472 (1, 2)		0-0 F7		0-0 F9	0-0 F8		0-0 HR			4	1	1	1	0	0	1											
Inning Stats	R: 2 E: 0 K: 0 S: 5	H: 2 LOB: 2 BB: 2 P: 13	R: 3 E: 0 K: 0 S: 5	H: 2 LOB: 1 BB: 1 P: 10	R: 0 E: 0 K: 0 S: 3	H: 0 LOB: 0 BB: 0 P: 3	R: 4 E: 0 K: 1 S: 10	H: 5 LOB: 2 BB: 1 P: 14	R: 0 E: 0 K: 0 S: 4	H: 1 LOB: 1 BB: 0 P: 4	R: 0 E: 0 K: 1 S: 5	H: 2 LOB: 1 BB: 0 P: 5	R: 1 E: 0 K: 1 S: 6	H: 1 LOB: 0 BB: 0 P: 6	R: 0 E: 0 K: 0 S: 3	H: 0 LOB: 2 BB: 2 P: 11	1B: 10 2B: 2 3B: 1 HR: 1	SF: 0 SAC: 0 DP: 1 HBP: 1	WP: 0 PA: 42								
PITCHER	IP	WLS	BF	H	R	ER	SO	BB	IBB	HBP	BLK	WP	HR	S	P	ERA	WHIP										
Dick Pole, R ERA: 4.37 (1, 1)	1.2	L	13	4	5	5	0	3	0	1	0	0	0	9	22	27.00	4.200										
Dave Pagan, R ERA: 6.29 (2, 1)	2.0		12	5	4	4	0	1	0	0	0	0	0	11	15	18.00	3.000										
Tom House, L ERA: 6.53 (4, 1)	3.1		12	4	1	1	3	0	0	0	0	0	1	18	18	2.70	1.200										
Mike Kekich, L ERA: 2.89 (8, 1)	1.0		5	0	0	0	0	2	0	0	0	0	0	3	11	0.00	2.000										

Seattle Mariners @ Chicago White Sox
Comiskey Park, Chicago, IL
Mon Jun 27 1977, 8:05 PM EDT
Att: 16,026 - Unknown - 76 F

AB 35
R 10
H 13
RBI 10
BB 6
SO 3
LOB 19



Batter	1	2	3	4	5	6	7	8	9	AB	R	H	RBI	BB	SO	LOB	TOP			
Jose Báez, R OBP: 0.326, SLG: 0.337 (1, 4)	F9		1B		2B		6-3		FC5-4	4	1	1	0	1	0	2	Seattle Mariners @ Chicago White Sox Comiskey Park, Chicago, IL Tue Jun 28 1977, 8:05 PM EDT Att: 8,365 - Unknown - 83 F			
Steve Braun, L OBP: 0.351, SLG: 0.312 (1, 7)	K		FC1-2-5		3-1		K		4-1	5	0	0	0	0	2	6				
Dan Meyer, L OBP: 0.320, SLG: 0.396 (1, 3)	F7		4-3		4-3		F7			4	0	1	2	0	0	3				
Ruppert Jones, L OBP: 0.336, SLG: 0.502 (1, 8)		PB 1B		2B	4-3				FC6-4 1B	4	1	3	0	0	0	1				
Juan Bernhardt, R OBP: 0.331, SLG: 0.455 (1, 10)	F8			F9 SF9 2B	5-3			F8		4	1	1	1	0	0	3				
Bill Stein, R OBP: 0.301, SLG: 0.406 (1, 5)	K			F9			F8		FC6-4	4	0	0	0	0	1	3				
Carlos Lopez, R OBP: 0.328, SLG: 0.455 (1, 9)	F4			SF9			K		F7	3	0	0	1	0	1	2				
Bob Stinson, S OBP: 0.398, SLG: 0.431 (1, 2)			F6	F8			F8		FC5-4 1B	4	0	1	0	0	0	0				
Craig Reynolds, L OBP: 0.263, SLG: 0.293 (1, 6)			E1 1B S		3-1 BB 2B				L5	4	1	2	0	0	0	1				
Inning Stats	R: 0 E: 0 K: 1 S: 5	H: 0 LOB: 0 BB: 0 P: 5	R: 0 E: 0 K: 1 S: 6	H: 1 LOB: 1 BB: 0 P: 6	R: 0 E: 1 K: 0 S: 5	H: 1 LOB: 2 BB: 0 P: 5	R: 2 E: 0 K: 0 S: 5	H: 2 LOB: 1 BB: 1 P: 9	R: 0 E: 0 K: 1 S: 5	H: 0 LOB: 0 BB: 0 P: 5	R: 0 E: 0 K: 1 S: 6	H: 1 LOB: 1 BB: 0 P: 6	R: 0 E: 0 K: 0 S: 4	H: 1 LOB: 1 BB: 0 P: 4	R: 0 E: 0 K: 0 S: 4	H: 1 LOB: 1 BB: 0 P: 4	1B: 6 2B: 3 3B: 0 HR: 0	SF: 1 SAC: 0 DP: 0 HBP: 0	WP: 0 PB: 1 SB: 1 CS: 0	PA: 38
PITCHER Francisco Barrios, R ERA: 4.08 (1, 1)	IP: 9.0 WLS: W BF: 38 H: 9 R: 4 ER: 4 SO: 4 BB: 1 IBB: 0 HBP: 0 BLK: 0 WP: 0 HR: 0 S: 45 P: 49 ERA: 4.00 WHIP: 1.111																			

AB	36
R	4
H	9
RBI	4
BB	1
SO	4
LOB	21



Batter	1	2	3	4	5	6	7	8	9	AB	R	H	RBI	BB	SO	LOB	BOTTOM			
Alan Bannister, R OBP: 0.367, SLG: 0.371 (1, 6)	BB 1B	G4-6-3		F8						4	1	2	1	1	0	2	Seattle Mariners @ Chicago White Sox Comiskey Park, Chicago, IL Tue Jun 28 1977, 8:05 PM EDT Att: 8,365 - Unknown - 83 F			
Jorge Orta, L OBP: 0.329, SLG: 0.432 (1, 4)	F6	F5		HR				SF9		4	1	1	3	0	1	2				
Chet Lemon, R OBP: 0.363, SLG: 0.504 (1, 8)	1B 2B		HR	5-3			F8	F6		3	2	0	0	2	0	2				
Lamar Johnson, R OBP: 0.371, SLG: 0.611 (1, 10)	2B 1B		HR		F9		4-3			4	2	2	3	0	0	0				
Richie Zisk, R OBP: 0.351, SLG: 0.555 (1, 7)	K		F3		HR		F6			4	1	1	1	0	1	2				
Oscar Gamble, L OBP: 0.359, SLG: 0.528 (1, 9)			K		4-3			G1		4	0	1	2	0	1	0				
Eric Soderholm, R OBP: 0.379, SLG: 0.467 (1, 5)			1-3				K		1B BB	2	1	0	0	2	1	0				
Jim Spencer, L OBP: 0.308, SLG: 0.424 (1, 3)	4-3			4-3			K		1B BB	4	1	1	0	0	1	2				
Jim Essian, R OBP: 0.394, SLG: 0.472 (1, 2)				HR			F8		1B	2	1	1	0	2	0	0				
Inning Stats	R: 3 E: 0 K: 1 S: 7	H: 2 LOB: 2 BB: 3 P: 19	R: 0 E: 0 K: 0 S: 3	H: 1 LOB: 0 BB: 0 P: 3	R: 2 E: 0 K: 1 S: 6	H: 1 LOB: 0 BB: 1 P: 10	R: 2 E: 0 K: 0 S: 4	H: 1 LOB: 0 BB: 1 P: 8	R: 1 E: 0 K: 1 S: 6	H: 1 LOB: 0 BB: 0 P: 6	R: 0 E: 0 K: 2 S: 8	H: 1 LOB: 1 BB: 0 P: 8	R: 0 E: 0 K: 0 S: 3	H: 0 LOB: 0 BB: 0 P: 3	R: 2 E: 0 K: 0 S: 5	H: 2 LOB: 2 BB: 2 P: 13	1B: 4 2B: 2 3B: 0 HR: 3	SF: 1 SAC: 0 DP: 1 HBP: 0	WP: 0 PB: 0 SB: 0 CS: 0	PA: 39
PITCHER John Montague, R ERA: 4.97 Diego Segui, R ERA: 5.46 (1, 1) (4, 1)	IP: 3.2 WLS: L BF: 20 H: 5 R: 7 ER: 7 SO: 2 BB: 5 IBB: 0 HBP: 0 BLK: 0 WP: 0 HR: 2 S: 19 P: 39 ERA: 17.18 WHIP: 2.727	IP: 4.1 WLS: L BF: 19 H: 4 R: 3 ER: 3 SO: 3 BB: 2 IBB: 0 HBP: 0 BLK: 0 WP: 0 HR: 1 S: 23 P: 31 ERA: 6.23 WHIP: 1.385																		



Batter	1	2	3	4	5	6	7	8	9	AB	R	H	RBI	BB	SO	LOB	TOP			
Dave Collins, S (1, 7) OBP: 0.288, SLG: 0.257	0-0 5-3		0-3 K			0-0 2-3		0-0 B5-3 1B		4	0	1	2	0	1	1	Seattle Mariners @ Chicago White Sox Comiskey Park, Chicago, IL Wed Jun 29 1977, 8:05 PM EDT Att: 15,415 - Unknown - 82 F			
Jose Báez, R (1, 4) OBP: 0.319, SLG: 0.330	0-0 4-3		0-0 4-3			0-0 6-3		0-0 B5-3 1-2		4	0	0	0	0	0	3				
Juan Bernhardt, R (1, 10) OBP: 0.329, SLG: 0.449	0-0 1-3			0-0 G4-6-3 1B			0-0 F6	0-0 6-3		4	0	1	0	0	0	1				
Ruppert Jones, L (1, 8)		0-0 2B		0-0 G4-6-3 1-2			0-0 G3		0-0 G3	4	0	1	0	0	0	1				
Bill Stein, R (1, 5)		0-0 5-3		0-0 6-3			0-0 6-3		0-0 F8	4	0	0	0	0	0	1				
Carlos Lopez, R (1, 9) OBP: 0.327, SLG: 0.450		0-0 1-3			0-0 1-3			0-0 1B SH1-4 2B 1B	0-0 F7	4	1	1	0	0	0	1				
Dan Meyer, L (1, 3)		0-0 1-3			0-3 K			0-0 SH1-4 1-2		2	0	0	0	0	1	1				
Skip Jutze, R (1, 2) OBP: 0.316, SLG: 0.415			0-0 L1		0-0 6-3			0-0 2B 1B 1B		3	1	1	0	0	0	0				
Craig Reynolds, L (1, 6) OBP: 0.265, SLG: 0.295			0-0			0-3 K		0-0 1-3 3-H 1B 2B		2	0	1	0	0	1	0				
Leroy Stanton, R (8, PH) OBP: 0.326, SLG: 0.443										1	0	1	1	0	0	0				
Larry Milbourne, S (8, PR) OBP: 0.254, SLG: 0.278										0	1	0	0	0	0	0				
Inning Stats	R: 0 E: 0 K: 0 S: 3	H: 0 LOB: 0 BB: 0 P: 3	R: 0 E: 0 K: 0 S: 4	H: 1 LOB: 1 BB: 0 P: 4	R: 0 E: 0 K: 1 S: 6	H: 1 LOB: 0 BB: 0 P: 6	R: 0 E: 0 K: 0 S: 3	H: 0 LOB: 0 BB: 0 P: 3	R: 0 E: 0 K: 1 S: 5	H: 0 LOB: 0 BB: 0 P: 5	R: 0 E: 0 K: 0 S: 3	H: 0 LOB: 0 BB: 0 P: 3	R: 3 E: 0 K: 0 S: 7	H: 4 LOB: 1 BB: 0 P: 7	R: 0 E: 0 K: 0 S: 3	H: 0 LOB: 0 BB: 0 P: 3	1B: 5 2B: 2 3B: 0 HR: 0	SF: 0 SAC: 1 DP: 1 HBP: 0	WP: 0 PB: 0 SB: 1 CS: 0	PA: 33
PITCHER Wilbur Wood, L (1, 1) ERA: 5.35	IP: 9.0 WLS: L BF: 33 H: 7 R: 3 ER: 3 SO: 3 BB: 0 IBB: 0 HBP: 0 BLK: 0 WP: 0 HR: 0 S: 39 P: 39 ERA: 3.00 WHIP: 0.778															PITCHER				

Batter	1	2	3	4	5	6	7	8	9	AB	R	H	RBI	BB	SO	LOB	BOTTOM			
Alan Bannister, R (1, 6) OBP: 0.366, SLG: 0.373	0-0 5-3		0-0 4-3 2B		0-0 F8 1-2			0-0 5-3		4	0	1	0	0	0	1	Seattle Mariners @ Chicago White Sox Comiskey Park, Chicago, IL Wed Jun 29 1977, 8:05 PM EDT Att: 15,415 - Unknown - 82 F			
Jorge Orta, L (1, 4) OBP: 0.328, SLG: 0.430	0-0 F9 1B		0-0 4-3 2-3			0-0 4-3		0-0 F8		4	0	1	0	0	0	1				
Chet Lemon, R (1, 8) OBP: 0.365, SLG: 0.502	0-0 1-2 1B		0-0 F3			0-0 5-3		0-0 BB G6-4-3		3	0	1	0	1	0	1				
Lamar Johnson, R (1, 10) OBP: 0.361, SLG: 0.593	0-0 F9 2-3			0-0 4-3			0-0 F8		0-0 F9	4	0	0	0	0	0	3				
Richie Zisk, R (1, 7) OBP: 0.346, SLG: 0.547	0-0 F8			0-0 F9			0-0 5-3		0-0 G6-4-3 1-2	4	0	0	0	0	0	3				
Oscar Gamble, L (1, 9) OBP: 0.354, SLG: 0.519		0-0 F6		0-0 F9			0-0 1-3			3	0	0	0	0	0	0				
Eric Soderholm, R (1, 5) OBP: 0.379, SLG: 0.465		0-0 F7		0-3 K			0-0 1B			3	0	1	0	0	1	0				
Jim Spencer, L (1, 3) OBP: 0.309, SLG: 0.437		0-3 K			0-0 HR		0-3 K			3	1	1	1	0	2	1				
Jim Essian, R (1, 2) OBP: 0.393, SLG: 0.470			0-0 6-3		0-0 CS 1B			0-3 K		3	0	1	0	0	1	0				
Inning Stats	R: 0 E: 0 K: 0 S: 5	H: 2 LOB: 2 BB: 0 P: 5	R: 0 E: 0 K: 1 S: 5	H: 0 LOB: 0 BB: 0 P: 5	R: 0 E: 0 K: 0 S: 4	H: 1 LOB: 1 BB: 0 P: 4	R: 0 E: 0 K: 0 S: 3	H: 0 LOB: 0 BB: 0 P: 3	R: 1 E: 0 K: 1 S: 6	H: 2 LOB: 0 BB: 0 P: 6	R: 0 E: 0 K: 0 S: 3	H: 0 LOB: 0 BB: 0 P: 3	R: 0 E: 0 K: 1 S: 5	H: 0 LOB: 0 BB: 0 P: 5	R: 0 E: 0 K: 0 S: 2	H: 0 LOB: 0 BB: 1 P: 6		1B: 4 2B: 1 3B: 0 HR: 1	SF: 0 SAC: 0 DP: 1 HBP: 0	WP: 0 PB: 0 SB: 0 CS: 1
PITCHER Tom House, L (1, 1) ERA: 5.54	IP: 7.0 WLS: W BF: 26 H: 6 R: 1 ER: 1 SO: 3 BB: 0 IBB: 0 HBP: 0 BLK: 0 WP: 0 HR: 1 S: 32 P: 32 ERA: 1.29 WHIP: 0.857															PITCHER				
Enrique Romo, R (8, 1) ERA: 2.0	IP: 2.0 WLS: S BF: 6 H: 0 R: 0 ER: 0 SO: 1 BB: 1 IBB: 0 HBP: 0 BLK: 0 WP: 0 HR: 0 S: 7 P: 11 ERA: 0.00 WHIP: 0.500															PITCHER				



Batter	1	2	3	4	5	6	7	8	9	AB	R	H	RBI	BB	SO	LOB	TOP					
Lyman Bostock, L OBP: 0.395, SLG: 0.474 (1, 8)										5	1	1	0	0	0	2						
Roy Smalley, S OBP: 0.330, SLG: 0.324 (1, 6)										5	0	0	0	0	1	1						
Rod Carew, L OBP: 0.470, SLG: 0.626 (1, 3)										5	0	2	1	0	0	0						
Butch Wynegar, S OBP: 0.348, SLG: 0.390 (1, 2)										4	0	3	0	0	1	1						
Glenn Adams, L OBP: 0.396, SLG: 0.484 (1, 10)										3	0	0	0	1	1	4						
Larry Hisle, R OBP: 0.373, SLG: 0.574 (1, 7)										3	1	0	0	1	1	2						
Mike Cubbage, L OBP: 0.336, SLG: 0.350 (1, 5)										4	0	1	0	0	0	0						
Dan Ford, R OBP: 0.315, SLG: 0.369 (1, 9)										2	0	2	1	1	0	0						
Rob Wilfong, L OBP: 0.331, SLG: 0.296 (1, 4)										3	0	0	0	0	2	3						
Rich Chiles, L OBP: 0.325, SLG: 0.326 (8, PH)										1	0	0	0	0	1	1						
Luis Gomez, R (8, 4)										0	0	0	0	0	0	0						
Inning Stats	R: 1 E: 0 K: 1 S: 7	H: 2 LOB: 1 BB: 0 P: 7	R: 0 E: 1 K: 1 S: 6	H: 1 LOB: 1 BB: 0 P: 6	R: 0 E: 0 K: 2 S: 9	H: 2 LOB: 2 BB: 0 P: 9	R: 1 E: 0 K: 1 S: 6	H: 1 LOB: 1 BB: 1 P: 10	R: 0 E: 0 K: 1 S: 6	H: 1 LOB: 2 BB: 1 P: 10	R: 0 E: 0 K: 0 S: 3	H: 0 LOB: 1 BB: 1 P: 7	R: 0 E: 0 K: 0 S: 4	H: 1 LOB: 1 BB: 0 P: 4	R: 0 E: 0 K: 1 S: 6	H: 1 LOB: 1 BB: 0 P: 6	R: 0 E: 0 K: 0 S: 3	H: 0 LOB: 0 BB: 0 P: 3	1B: 4 2B: 3 3B: 2 HR: 0	SF: 1 SAC: 0 DP: 0 HBP: 0	WP: 0 PB: 0 SB: 0 CS: 0	PA: 39
PITCHER Chris Knapp, R ERA: 4.16 (1, 1)	IP: 9.0 WLS: W BF: 39 H: 9 R: 2 ER: 2 SO: 7 BB: 3 IBB: 0 HBP: 0 BLK: 0 WP: 0 HR: 0 S: 50 P: 62 ERA: 2.00 WHIP: 1.333															PITCHER	IP: 9.0 WLS: W BF: 39 H: 9 R: 2 ER: 2 SO: 7 BB: 3 IBB: 0 HBP: 0 BLK: 0 WP: 0 HR: 0 S: 50 P: 62 ERA: 2.00 WHIP: 1.333					

Minnesota Twins @ Chicago White Sox
Comiskey Park, Chicago, IL
Fri Jul 01 1977, 8:05 PM EDT
Att: 35,709 - Unknown

AB	35
R	2
H	9
RBI	2
BB	3
SO	7
LOB	14



Batter	1	2	3	4	5	6	7	8	9	AB	R	H	RBI	BB	SO	LOB	BOTTOM			
Alan Bannister, R OBP: 0.364, SLG: 0.372 (1, 6)										4	1	1	0	0	0	2				
Jorge Orta, L OBP: 0.330, SLG: 0.434 (1, 4)										4	2	2	0	0	0	0				
Richie Zisk, R OBP: 0.348, SLG: 0.569 (1, 7)										4	2	2	5	0	2	0				
Lamar Johnson, R OBP: 0.358, SLG: 0.580 (1, 10)										3	0	0	0	1	1	0				
Oscar Gamble, L OBP: 0.352, SLG: 0.511 (1, 9)										3	0	0	0	1	0	1				
Chet Lemon, R OBP: 0.394, SLG: 0.498 (1, 8)										4	0	1	0	0	1	0				
Eric Soderholm, R OBP: 0.372, SLG: 0.457 (1, 5)										4	0	0	0	0	1	2				
Jim Spencer, L OBP: 0.305, SLG: 0.431 (1, 3)										3	0	0	0	0	0	0				
Jim Essian, R OBP: 0.397, SLG: 0.470 (1, 2)										2	0	1	0	1	0	0				
Inning Stats	R: 3 E: 0 K: 1 S: 8	H: 3 LOB: 0 BB: 0 P: 8	R: 0 E: 0 K: 1 S: 6	H: 1 LOB: 0 BB: 0 P: 6	R: 2 E: 0 K: 0 S: 5	H: 2 LOB: 0 BB: 0 P: 5	R: 0 E: 0 K: 0 S: 3	H: 0 LOB: 1 BB: 1 P: 7	R: 0 E: 0 K: 0 S: 5	H: 0 LOB: 1 BB: 1 P: 9	R: 0 E: 0 K: 0 S: 3	H: 0 LOB: 0 BB: 0 P: 3	R: 0 E: 0 K: 0 S: 3	H: 0 LOB: 0 BB: 0 P: 3	R: 0 E: 0 K: 2 S: 8	H: 1 LOB: 2 BB: 1 P: 12	1B: 4 2B: 1 3B: 0 HR: 2	SF: 0 SAC: 0 DP: 0 HBP: 0	WP: 0 PB: 1 SB: 0 CS: 0	PA: 34
PITCHER Dave Goltz, R ERA: 3.84 (1, 1)	IP: 8.0 WLS: L BF: 34 H: 7 R: 5 ER: 5 SO: 5 BB: 3 IBB: 0 HBP: 0 BLK: 0 WP: 0 HR: 2 S: 41 P: 53 ERA: 5.62 WHIP: 1.250															PITCHER	IP: 8.0 WLS: L BF: 34 H: 7 R: 5 ER: 5 SO: 5 BB: 3 IBB: 0 HBP: 0 BLK: 0 WP: 0 HR: 2 S: 41 P: 53 ERA: 5.62 WHIP: 1.250			

Minnesota Twins @ Chicago White Sox
Comiskey Park, Chicago, IL
Fri Jul 01 1977, 8:05 PM EDT
Att: 35,709 - Unknown

AB	31
R	5
H	7
RBI	5
BB	3
SO	5
LOB	5



Batter	1	2	3	4	5	6	7	8	9	AB	R	H	RBI	BB	SO	LOB	TOP										
Lyman Bostock, L OBP: 0.397, SLG: 0.474 (1, 8)	0-0 4-3	0-0 1-3				0-0 BB 1B 2B		0-0 SH1-4		4	1	2	0	0	0	1											
Roy Smalley, S OBP: 0.326, SLG: 0.322 (1, 6)	0-0 1-3		0-3 K		0-0 BB 2B	0-0 F8		0-3 K		5	1	1	0	0	2	3											
Rod Carew, L OBP: 0.472, SLG: 0.622 (1, 3)	4-0 BB		0-0 3-1		0-0 P6	4-0 BB		4-0 1B IBB		2	0	0	0	3	0	2											
Butch Wynegar, S OBP: 0.353, SLG: 0.389 (1, 2)	0-0 P6		4-0 FC5-4 BB		4-0 2B SF8 BB	0-0 P2		0-0 1B		3	1	1	2	2	0	3											
Larry Hisle, R OBP: 0.370, SLG: 0.571 (1, 7)		0-3 K	0-0 FC5-4		0-0 SF8 2B		0-0 1-3 2H 3H	0-3 K		5	0	1	2	0	2	3											
Glenn Adams, L OBP: 0.415, SLG: 0.505 (1, 10)		0-0 HBP 1B		0-0 1B	0-0 IBB		0-0 F8		0-0 WP 5-3 2B	4	2	3	0	1	0	0											
Dan Ford, R OBP: 0.313, SLG: 0.364 (1, 9)		1-0 1B FC4-6 HBP		0-3 K	0-0 SF8		0-0 F9		0-0 5-3	3	1	0	2	0	1	1											
Mike Cabbage, L OBP: 0.336, SLG: 0.351 (1, 5)		0-0 FC4-6 1B		0-3 K	0-3 K			0-0 SH1-4 1B 1B	0-0 P6	5	1	2	1	0	2	3											
Rob Wilfong, L OBP: 0.327, SLG: 0.293 (1, 4)		0-0 FC4-6		0-0 G3		0-0 F8		0-0 SH1-4 1B 1B	0-0 F8	5	1	1	1	0	0	2											
Inning Stats	R: 0 E: 0 K: 0 S: 3	H: 0 LOB: 1 BB: 1 P: 7	R: 2 E: 0 K: 1 S: 7	H: 2 LOB: 1 BB: 0 P: 8	R: 0 E: 0 K: 1 S: 5	H: 0 LOB: 1 BB: 1 P: 9	R: 0 E: 0 K: 2 S: 8	H: 1 LOB: 1 BB: 0 P: 8	R: 3 E: 0 K: 1 S: 8	H: 3 LOB: 2 BB: 2 P: 16	R: 0 E: 0 K: 0 S: 4	H: 0 LOB: 0 BB: 0 P: 3	R: 2 E: 0 K: 2 S: 10	H: 3 LOB: 2 BB: 1 P: 14	R: 1 E: 0 K: 0 S: 4	H: 1 LOB: 0 BB: 0 P: 4	1B: 9 2B: 2 3B: 0 HR: 0	SF: 1 SAC: 1 DP: 0 HBP: 1	WP: 1 PB: 0 SB: 0 CS: 0	PA: 45							
PITCHER	IP	WLS	BF	H	R	ER	SO	BB	IBB	HBP	BLK	WP	HR	S	P	ERA	WHIP										
Jack Kucek, R ERA: 10.38 (1, 1)	4.1		23	6	5	5	4	3	0	1	0	0	0	27	40	10.38	2.077										
Bart Johnson, R ERA: 3.96 (5, 1)	3.1		17	4	2	2	2	1	2	0	0	0	0	18	30	5.40	1.500										
Lerrin LaGrow, R ERA: 1.88 (8, 1)	1.1	W	5	1	1	1	1	0	0	0	0	1	0	7	7	6.75	0.750										

Minnesota Twins @ Chicago White Sox
Comiskey Park, Chicago, IL
Sat Jul 02 1977, 4:33 AM EDT
Att: 26,957 - Unknown - 85 F

AB 36
R 8
H 11
RBI 8
BB 6
SO 7
LOB 18



Batter	1	2	3	4	5	6	7	8	9	AB	R	H	RBI	BB	SO	LOB	BOTTOM										
Alan Bannister, R OBP: 0.365, SLG: 0.373 (1, 6)	0-0 F7			4-0 BB HR BB	0-0 1B 2B	0-0 F8		0-0 E9 1B SF7		4	3	1	0	1	0	4											
Jorge Orta, L OBP: 0.334, SLG: 0.435 (1, 4)	0-0 6-3			4-0 HR BB	0-0 1B 2H 1B		0-0 6-3	0-0 WP 1B 1B		4	2	2	3	1	0	0											
Richie Zisk, R OBP: 0.349, SLG: 0.568 (1, 9)	0-3 K			0-0 F9	0-0 1B		0-0 E 1B	0-0 SF7		4	0	2	1	0	1	2											
Lamar Johnson, R OBP: 0.353, SLG: 0.566 (1, 10)		0-0 F8		0-0 F8	0-3 K		0-0 F8	0-0 1B HR 1B		5	1	1	1	0	1	5											
Chet Lemon, R OBP: 0.371, SLG: 0.508 (1, 8)		4-0 G3-6-3 BB		4-0 HR BB		0-0 1B 3B	0-0 E5	0-0 HR 1B		3	3	2	0	2	0	1											
Jim Spencer, L OBP: 0.311, SLG: 0.462 (1, 3)		0-0 G3-6-3		0-0 HR	0-0 SH3 1B		0-0 G3	0-0 HR		5	2	3	8	0	0	3											
Eric Soderholm, R OBP: 0.367, SLG: 0.448 (1, 5)			0-3 K	0-0 F5		0-0 SH3		0-0 F8		4	0	0	0	0	1	0											
Ralph Garr, L OBP: 0.298, SLG: 0.385 (1, 7)			0-0 F8		0-0 CS 1B		0-0 F7	0-0 E1 1B 1B		4	1	1	0	0	0	1											
Jim Essian, R OBP: 0.399, SLG: 0.468 (1, 2)			0-0 6-3		0-0 P4		4-0 BB	0-0 E 1B 1B		3	1	1	0	1	0	1											
Inning Stats	R: 0 E: 0 K: 1 S: 5	H: 0 LOB: 0 BB: 0 P: 5	R: 0 E: 0 K: 0 S: 2	H: 0 LOB: 0 BB: 1 P: 6	R: 0 E: 0 K: 1 S: 5	H: 0 LOB: 0 BB: 0 P: 5	R: 4 E: 0 K: 0 S: 4	H: 1 LOB: 0 BB: 3 P: 16	R: 1 E: 0 K: 1 S: 8	H: 4 LOB: 2 BB: 0 P: 8	R: 1 E: 0 K: 0 S: 5	H: 2 LOB: 2 BB: 1 P: 9	R: 0 E: 1 K: 0 S: 5	H: 1 LOB: 2 BB: 0 P: 5	R: 7 E: 2 K: 0 S: 10	H: 5 LOB: 0 BB: 0 P: 10	1B: 9 2B: 1 3B: 1 HR: 2	SF: 1 SAC: 1 DP: 1 HBP: 0	WP: 1 PB: 0 SB: 0 CS: 1	PA: 43							
PITCHER	IP	WLS	BF	H	R	ER	SO	BB	IBB	HBP	BLK	WP	HR	S	P	ERA	WHIP										
Bill Butler, L ERA: 6.38 (1, 1)	4.0		16	1	4	4	2	4	0	0	0	0	0	5	32	9.00	1.250										
Tom Burgmeier, L ERA: 3.4 (5, 1)	0.2		5	4	1	1	0	0	0	0	0	0	0	5	5	13.50	6.000										
Tom Johnson, R ERA: 2.57 (5, 1)	3.0	L	18	5	5	2	1	1	0	0	0	0	0	19	23	6.00	2.000										
Dave Johnson, R ERA: 5.08 (8, 1)	0.1		4	3	3	2	0	0	0	0	0	1	1	4	4	54.00	9.000										

Minnesota Twins @ Chicago White Sox
Comiskey Park, Chicago, IL
Sat Jul 02 1977, 4:33 AM EDT
Att: 26,957 - Unknown - 85 F

AB 36
R 13
H 13
RBI 13
BB 5
SO 3
LOB 17



Batter	1	2	3	4	5	6	7	8	9	AB	R	H	RBI	BB	SO	LOB	TOP
Dan Ford, R OBP: 0.319, SLG: 0.368 (1, 9)										3	0	2	0	1	0	0	Minnesota Twins @ Chicago White Sox Comiskey Park, Chicago, IL Sun Jul 03 1977, 4:33 AM EDT Unknown
Jerry Terrell, R OBP: 0.285, SLG: 0.298 (1, 5)										3	0	0	0	0	2		
Rod Carew, L OBP: 0.471, SLG: 0.619 Dave Goltz, R (7, PR)										3	0	1	0	0	1		
Ron Schueler, R (7, 1)										0	0	0	0	0	0		
Lyman Bostock, L OBP: 0.385, SLG: 0.473 (9, PH)										0	0	0	0	0	0		
Larry Hisle, R OBP: 0.367, SLG: 0.565 (1, 8)										3	0	0	0	0	3		
Craig Kusick, R OBP: 0.338, SLG: 0.435 (1, 10) (7, 3)										3	0	0	0	0	2		
Bob Garinski, R OBP: 0.182, SLG: 0.256 (1, 7)										3	0	0	0	0	0		
Butch Wynegar, S OBP: 0.350, SLG: 0.386 Bud Bulling, R (5, 2)										2	0	0	0	0	0		
Roy Smalley, S OBP: 0.325, SLG: 0.319 (1, 6)										3	0	0	0	1	0		
Luis Gomez, R (1, 4)										3	0	0	0	1	0		
Inning Stats	R: 0 E: 0 K: 0 S: 4	H: 1 LOB: 1 BB: 0 P: 4	R: 0 E: 0 K: 0 S: 3	H: 0 LOB: 1 BB: 1 P: 3	R: 0 E: 0 K: 0 S: 3	H: 1 LOB: 0 BB: 0 P: 3	R: 0 E: 0 K: 1 S: 5	H: 0 LOB: 0 BB: 0 P: 5	R: 0 E: 1 K: 0 S: 3	H: 0 LOB: 1 BB: 0 P: 3	R: 0 E: 0 K: 2 S: 7	H: 0 LOB: 0 BB: 0 P: 7	R: 0 E: 0 K: 1 S: 6	H: 1 LOB: 1 BB: 0 P: 6	1B: 3 2B: 1 3B: 0 HR: 0	SF: 0 SAC: 1 DP: 2 HBP: 0	WP: 0 PA: 30 CS: 0
PITCHER Wilbur Wood, L ERA: 4.26 (1, 1)	IP: 9.0 WLS: W BF: 30 H: 3 R: 0 ER: 0 SO: 4 BB: 1 IBB: 0 HBP: 0 BLK: 0 WP: 0 HR: 0 S: 37 P: 41 ERA: 0.00 WHIP: 0.444																

Batter	1	2	3	4	5	6	7	8	9	AB	R	H	RBI	BB	SO	LOB	BOTTOM		
Alan Bannister, R OBP: 0.368, SLG: 0.376 (1, 6)										3	0	2	1	1	0	0	Minnesota Twins @ Chicago White Sox Comiskey Park, Chicago, IL Sun Jul 03 1977, 4:33 AM EDT Unknown		
Jorge Orta, L OBP: 0.332, SLG: 0.431 (1, 4)										5	1	1	1	0	5				
Richie Zisk, R OBP: 0.353, SLG: 0.565 (1, 9)										3	0	1	2	2	2				
Lamar Johnson, R OBP: 0.348, SLG: 0.554 (1, 10)										5	0	1	0	0	2	3			
Chet Lemon, R OBP: 0.370, SLG: 0.506 (1, 8)										3	0	1	0	0	0				
Jim Spencer, L OBP: 0.314, SLG: 0.457 (1, 3)										2	1	0	0	2	1				
Eric Soderholm, R OBP: 0.369, SLG: 0.447 (1, 5)										3	1	1	0	0	1	3			
Ralph Garr, L OBP: 0.301, SLG: 0.384 (1, 7)										3	1	1	0	1	5				
Brian Downing, R OBP: 0.449, SLG: 0.356 (1, 2)										3	2	1	1	1	0	1			
Inning Stats	R: 0 E: 0 K: 0 S: 3	H: 0 LOB: 1 BB: 1 P: 7	R: 5 E: 0 K: 1 S: 8	H: 3 LOB: 1 BB: 3 P: 20	R: 0 E: 0 K: 0 S: 3	H: 1 LOB: 1 BB: 0 P: 4	R: 0 E: 0 K: 0 S: 4	H: 1 LOB: 1 BB: 0 P: 4	R: 0 E: 0 K: 2 S: 7	H: 0 LOB: 0 BB: 0 P: 7	R: 0 E: 0 K: 0 S: 5	H: 2 LOB: 2 BB: 0 P: 5	R: 0 E: 0 K: 1 S: 6	H: 1 LOB: 3 BB: 2 P: 14	R: 1 E: 0 K: 0 S: 4	H: 1 LOB: 1 BB: 1 P: 8	1B: 8 2B: 1 3B: 0 HR: 0	SF: 1 SAC: 1 DP: 1 HBP: 1	WP: 1 PA: 40 CS: 0
PITCHER Geoff Zahn, L ERA: 4.96 Ron Schueler, R ERA: 4.88 Ron Schueler, R ERA: 4.88 (1, 1) (2, 1) (7, 1)	IP: 1.2 WLS: L BF: 12 H: 3 R: 5 ER: 5 SO: 0 BB: 4 IBB: 0 HBP: 0 BLK: 0 WP: 0 HR: 0 S: 8 P: 24 ERA: 27.00 WHIP: 4.200																		

Batter	1	2	3	4	5	6	7	8	9	AB	R	H	RBI	BB	SO	LOB	TOP								
Lyman Bostock, L OBP: 0.397, SLG: 0.473 (1, 8)	F8		S 1B	1B 1-3	L4		1-3		3-1 1B	6	1	3	0	0	0	2									
Jerry Terrell, R OBP: 0.283, SLG: 0.297 (1, 5)	F9		F8			5-3		F8	3-1	4	0	1	1	0	0	1									
Mike Cubbage, L OBP: 0.335, SLG: 0.348 (8, 5)			1-2	1-3 3-H	1B			1-2		2	0	0	0	0	0	1									
Larry Hisle, R OBP: 0.363, SLG: 0.557 (1, 10)	E5		L5	K		F9		1B 1B	K	6	1	1	0	0	2	4									
Craig Kusick, R OBP: 0.340, SLG: 0.430 (1, 3)	P2		E 1B BB	K		K		1B 1-2 1B		4	0	1	0	1	2	3									
Dan Ford, R OBP: 0.325, SLG: 0.375 (1, 7)		1-0		WP HBP	E 1B		F3	3B 2B	K	4	1	2	1	0	1	2									
Bob Gorinski, R OBP: 0.188, SLG: 0.239 (1, 9)				1-2 2-H	1B					3	1	0	0	1	0	4									
Glenn Adams, L OBP: 0.421, SLG: 0.510 (8, 9)	F9		E5		1B 2B BB		F9	1-3 2-H	1B	1	0	1	1	0	0	0									
Butch Wynegar, S OBP: 0.344, SLG: 0.378 (1, 2)			K	K		F8		F9		5	0	0	0	0	3	8									
Roy Smalley, S OBP: 0.329, SLG: 0.319 (1, 6)		4-0			K	1-2 2B 1B			K	3	2	1	0	2	2	0									
Luis Gomez, R OBP: 0.417, SLG: 0.600 (1, 4)					1B 1B					4	1	3	4	0	1	2									
Rich Chiles, L OBP: 0.329, SLG: 0.353 (9, PH)	K				1-1 2-H	2B			HR	1	1	1	1	0	0	0									
Inning Stats	R: 0 E: 1 K: 0 S: 4	H: 0 LOB: 1 BB: 0 P: 4	R: 0 E: 0 K: 2 S: 7	H: 0 LOB: 2 BB: 1 P: 12	R: 1 E: 1 K: 1 S: 8	H: 2 LOB: 3 BB: 1 P: 12	R: 1 E: 0 K: 3 S: 12	H: 3 LOB: 2 BB: 0 P: 12	R: 2 E: 0 K: 0 S: 5	H: 2 LOB: 1 BB: 1 P: 9	R: 0 E: 0 K: 1 S: 5	H: 0 LOB: 0 BB: 0 P: 5	R: 2 E: 0 K: 1 S: 7	H: 2 LOB: 1 BB: 1 P: 11	R: 1 E: 0 K: 1 S: 8	H: 3 LOB: 2 BB: 0 P: 8	R: 1 E: 0 K: 2 S: 9	H: 2 LOB: 1 BB: 0 P: 9	1B: 10 2B: 2 3B: 1 HR: 1	SF: 0 SAC: 0 DP: 0 HBP: 1	WP: 1 PB: 0 SB: 1 CS: 0	PA: 48			
PITCHER	IP	WLS	BF	H	R	ER	SO	BB	IBB	HBP	BLK	WP	HR	S	P	ERA	WHIP								
Ken Kravec, L ERA: 5.52 (1, 1)	7.0	W	37	9	6	6	8	4	0	1	0	1	0	48	65	7.71	1.857								
Lerrin LaGrow, R ERA: 2.14 (8, 1)	2.0		11	5	2	2	3	0	0	0	0	0	1	17	17	9.00	2.500								

Minnesota Twins @ Chicago White Sox
Comiskey Park, Chicago, IL
Sun Jul 03 1977, 4:38 AM EDT
Att: 33,898 - Unknown

AB 43
R 8
H 14
RBI 8
BB 4
SO 11
LOB 27



Batter	1	2	3	4	5	6	7	8	9	AB	R	H	RBI	BB	SO	LOB	BOTTOM								
Alan Bannister, R OBP: 0.369, SLG: 0.387 (1, 6)	F8	F4		HR		2-H 1B		1-3		5	1	2	2	0	0	0									
Jorge Orta, L OBP: 0.331, SLG: 0.429 (1, 4)			F2	1-3		F7				4	1	1	0	0	0	1									
Richie Zisk, R OBP: 0.355, SLG: 0.568 (1, 9)			5-3		G6-3 1B		K			4	1	2	1	0	1	1									
Lamar Johnson, R OBP: 0.346, SLG: 0.559 (1, 10)			4-3		G6-3		K			4	1	1	1	0	1	1									
Chet Lemon, R OBP: 0.366, SLG: 0.498 (1, 8)	K				F9	E4	P4			4	0	0	0	0	1	1									
Jim Spencer, L OBP: 0.317, SLG: 0.471 (1, 3)					F9	1-3				4	1	2	2	0	0	1									
Ralph Garr, L OBP: 0.300, SLG: 0.386 (1, 7)	F7					P6	G3			4	1	1	0	0	0	1									
Jack Brohamer, L OBP: 0.376, SLG: 0.380 (1, 5)		6-3						F9		4	2	2	1	0	0	0									
Jim Essian, R OBP: 0.401, SLG: 0.490 (1, 2)		F7						6-3		4	2	2	3	0	0	0									
Inning Stats	R: 4 E: 0 K: 1 S: 9	H: 4 LOB: 0 BB: 0 P: 9	R: 0 E: 0 K: 0 S: 3	H: 0 LOB: 0 BB: 0 P: 3	R: 0 E: 0 K: 0 S: 3	H: 0 LOB: 0 BB: 0 P: 3	R: 4 E: 0 K: 0 S: 7	H: 4 LOB: 0 BB: 0 P: 7	R: 0 E: 1 K: 0 S: 4	H: 1 LOB: 1 BB: 0 P: 4	R: 2 E: 0 K: 1 S: 8	H: 3 LOB: 1 BB: 0 P: 8	R: 0 E: 0 K: 1 S: 6	H: 1 LOB: 1 BB: 0 P: 6	R: 0 E: 0 K: 0 S: 3	H: 0 LOB: 0 BB: 0 P: 3	1B: 6 2B: 3 3B: 1 HR: 3	SF: 0 SAC: 0 DP: 1 HBP: 0	WP: 0 PB: 0 SB: 0 CS: 0	PA: 37					
PITCHER	IP	WLS	BF	H	R	ER	SO	BB	IBB	HBP	BLK	WP	HR	S	P	ERA	WHIP								
Jeff Holly, L ERA: 7.59 (1, 1)	3.2	L	19	8	8	8	1	0	0	0	0	0	0	21	21	19.64	2.182								
Dave Johnson, R ERA: 4.96 (4, 1)	4.1		18	5	2	2	2	0	0	0	0	0	0	22	22	4.15	1.154								

Minnesota Twins @ Chicago White Sox
Comiskey Park, Chicago, IL
Sun Jul 03 1977, 4:38 AM EDT
Att: 33,898 - Unknown

AB 37
R 10
H 13
RBI 10
BB 0
SO 3
LOB 6



Batter	1	2	3	4	5	6	7	8	9	AB	R	H	RBI	BB	SO	LOB	TOP					
Alan Bannister, R OBP: 0.366, SLG: 0.382 (1, 6)	0-0 6-3		0-3 K		0-0 F7		4-0 2B G5-2-3 BB		0-0 6-3	4	0	0	0	1	1	1						
Jorge Orta, L OBP: 0.335, SLG: 0.433 (1, 4)	0-0 2B 1B		0-0 F8			4-0 HR BB	0-0 G5-2-3 1-3 2-H 3-H 4-0		0-3 K	4	1	2	2	1	1	0						
Richie Zisk, R OBP: 0.359, SLG: 0.570 (1, 9)	0-0 1-3 2B		0-0 F8			0-0 F9	0-0 G5-2-3 IBB		0-0 FC4-6 1B	4	0	2	0	1	0	1						
Lamar Johnson, R OBP: 0.335, SLG: 0.541 (1, 10)	0-3 K			0-0 4-3		0-0 F8	0-0 G5-2-3 1-2 2-3 3-H 4-0		0-0 FC4-6 1B	5	0	0	0	0	1	7						
Oscar Gamble, L OBP: 0.350, SLG: 0.521 (1, 8)	0-0 1-3			0-0 F9		0-0 HR	0-0 F8			4	1	1	2	0	0	4						
Jim Spencer, L OBP: 0.320, SLG: 0.485 (1, 3)		0-0 4-3 1B		0-0 G3		0-0 HR		0-0 F5		4	1	2	1	0	0	0						
Ralph Garr, L OBP: 0.300, SLG: 0.397 (1, 7)			0-0 F8		0-0 F9	0-0 6-3		0-0 HR		4	1	1	1	0	0	1						
Jack Brohamer, L OBP: 0.382, SLG: 0.387 (1, 5)		0-0 4-3 1-2		0-0 1B		0-0 1B	0-0 2B 1B	0-0 G3		4	1	2	0	0	0	1						
Jim Essian, R OBP: 0.398, SLG: 0.490 (1, 2)		0-0 F9		0-0 F9		0-0 F5	0-0 1-3 2B 2B	0-0 5-3		4	1	1	0	0	0	2						
Inning Stats	R: 0 E: 0 K: 1 S: 7	H: 2 LOB: 2 BB: 0 P: 7	R: 0 E: 0 K: 0 S: 4	H: 1 LOB: 1 BB: 0 P: 4	R: 0 E: 0 K: 1 S: 5	H: 0 LOB: 0 BB: 0 P: 5	R: 0 E: 0 K: 0 S: 3	H: 0 LOB: 0 BB: 0 P: 3	R: 0 E: 0 K: 0 S: 4	H: 1 LOB: 1 BB: 0 P: 4	R: 3 E: 0 K: 0 S: 5	H: 2 LOB: 0 BB: 1 P: 9	R: 2 E: 0 K: 0 S: 5	H: 3 LOB: 2 BB: 2 P: 13	R: 1 E: 0 K: 0 S: 4	H: 1 LOB: 0 BB: 0 P: 4	R: 0 E: 0 K: 1 S: 6	H: 1 LOB: 1 BB: 0 P: 6	1B: 5 2B: 3 3B: 0 HR: 3	SF: 0 SAC: 0 DP: 1 HBP: 0	WP: 0 PB: 0 SB: 0 CS: 0	PA: 40
PITCHER	IP WLS BF H R ER SO BB IBB HBP BLK WP HR S P ERA WHIP	IP WLS BF H R ER SO BB IBB HBP BLK WP HR S P ERA WHIP																				
John Montague, R ERA: 4.96 (1, 1)	5.2 L 24 6 3 3 2 1 0 0 0 0 2 27 31 4.76 1.235	0.1 (6, 1)	5 3 2 2 0 1 0 0 0 0 0 0 4 8 54.00 12.000	3.0 (7, 1)	11 2 1 1 1 0 1 0 0 0 0 1 12 16 3.00 0.667																	

Chicago White Sox @ Seattle Mariners
The Kingdome, Seattle, WA
Mon Jul 04 1977, 10:05 PM EDT
Att: 10,897 - Dome

AB 37
R 6
H 11
RBI 6
BB 3
SO 3
LOB 17



Batter	1	2	3	4	5	6	7	8	9	AB	R	H	RBI	BB	SO	LOB	BOTTOM					
Julio Cruz, S OBP: 0.750, SLG: 0.667 (1, 4)	0-0 F8			0-0 CS 1B		4-0 1-2 BB		0-0 1B E 1B		3	1	2	0	1	0	0						
Steve Braun, L OBP: 0.344, SLG: 0.305 (1, 7)	0-3 K			0-0 4-3 1-2		0-0 F7		0-0 E7 1B		4	0	1	0	0	1	3						
Dan Meyer, L OBP: 0.314, SLG: 0.386 (1, 3)	0-0 F8			0-0 F9		0-0 F7		0-0 F5		4	0	0	0	0	0	3						
Ruppert Jones, L OBP: 0.337, SLG: 0.498 (1, 8)		0-0 4-3			0-0 S SF8 2B	4-0 G3 BB		0-0 F7		3	1	1	0	1	0	0						
Leroy Stanton, R OBP: 0.314, SLG: 0.441 (1, 10)		0-0 1-3			0-0 6-3	0-0 F3		0-3 K		4	0	0	0	0	1	2						
Bill Stein, R OBP: 0.297, SLG: 0.397 (1, 5)		4-0 CS BB			0-0 SF8 2-H	0-0 G3		0-0 6-3		2	0	0	1	1	0	1						
Bob Stinson, S OBP: 0.395, SLG: 0.426 (1, 2)		0-0 CS 1-2	0-0 F9		0-0 F8	0-0 F8				3	0	0	0	0	0	1						
Carlos Lopez, R OBP: 0.318, SLG: 0.440 (1, 9)			0-0 F4			0-0 6-3		0-0 6-3		3	0	0	0	0	0	0						
Craig Reynolds, L OBP: 0.260, SLG: 0.288 (1, 6)			0-0 F5			0-0 BB 1B		0-0 L9		3	0	1	0	0	0	0						
Inning Stats	R: 0 E: 0 K: 1 S: 5	H: 0 LOB: 0 BB: 0 P: 5	R: 0 E: 0 K: 0 S: 2	H: 0 LOB: 0 BB: 1 P: 6	R: 0 E: 0 K: 0 S: 3	H: 0 LOB: 0 BB: 0 P: 3	R: 0 E: 0 K: 0 S: 3	H: 1 LOB: 0 BB: 0 P: 3	R: 1 E: 0 K: 0 S: 4	H: 1 LOB: 0 BB: 0 P: 4	R: 0 E: 0 K: 0 S: 4	H: 1 LOB: 2 BB: 1 P: 8	R: 0 E: 0 K: 0 S: 3	H: 0 LOB: 1 BB: 1 P: 7	R: 1 E: 1 K: 0 S: 5	H: 2 LOB: 1 BB: 0 P: 5	R: 0 E: 0 K: 1 S: 5	H: 0 LOB: 0 BB: 0 P: 5	1B: 4 2B: 1 3B: 0 HR: 0	SF: 1 SAC: 0 DP: 0 HBP: 0	WP: 0 PB: 0 SB: 1 CS: 2	PA: 34
PITCHER	IP WLS BF H R ER SO BB IBB HBP BLK WP HR S P ERA WHIP	IP WLS BF H R ER SO BB IBB HBP BLK WP HR S P ERA WHIP																				
Francisco Barros, R ERA: 3.83 (1, 1)	9.0 W 33 5 2 1 2 3 0 0 0 0 0 34 46 1.00 0.889																					

Chicago White Sox @ Seattle Mariners
The Kingdome, Seattle, WA
Mon Jul 04 1977, 10:05 PM EDT
Att: 10,897 - Dome


AB 29
R 2
H 5
RBI 1
BB 3
SO 2
LOB 10



Batter	1	2	3	4	5	6	7	8	9	AB	R	H	RBI	BB	SO	LOB	TOP					
Alan Bannister, R (1, 6) OBP: 0.368, SLG: 0.383										4	1	2	0	0	0	0						
Jorge Orta, L (1, 4) OBP: 0.334, SLG: 0.431										4	0	1	0	0	0	3						
Richie Zisk, R (1, 9) OBP: 0.361, SLG: 0.570										2	0	1	1	0	1	0						
Lamar Johnson, R (1, 10) OBP: 0.333, SLG: 0.553										4	1	1	2	0	1	3						
Oscar Gamble, L (1, 8) OBP: 0.344, SLG: 0.510										4	0	0	0	0	1	3						
Eric Soderholm, R (1, 5) OBP: 0.363, SLG: 0.439										4	0	0	0	0	2	1						
Jim Spencer, L (1, 3) OBP: 0.315, SLG: 0.477										4	0	0	0	0	0	0						
Ralph Garr, L (1, 7) OBP: 0.303, SLG: 0.402										4	1	2	0	0	0	0						
Jim Essian, R (1, 2) OBP: 0.400, SLG: 0.485										2	1	0	0	2	1	1						
Inning Stats	R: 0 E: 0 K: 1 S: 6	H: 1 LOB: 2 BB: 0 P: 7	R: 0 E: 0 K: 0 S: 3	H: 0 LOB: 0 BB: 0 P: 3	R: 3 E: 0 K: 0 S: 5	H: 2 LOB: 0 BB: 1 P: 9	R: 0 E: 0 K: 1 S: 5	H: 0 LOB: 0 BB: 0 P: 5	R: 0 E: 0 K: 0 S: 3	H: 0 LOB: 0 BB: 0 P: 3	R: 0 E: 0 K: 1 S: 6	H: 1 LOB: 1 BB: 0 P: 6	R: 1 E: 0 K: 0 S: 4	H: 2 LOB: 1 BB: 1 P: 8	R: 0 E: 0 K: 2 S: 7	H: 0 LOB: 0 BB: 0 P: 7	R: 0 E: 0 K: 1 S: 6	H: 1 LOB: 1 BB: 0 P: 6	1B: 5 2B: 1 3B: 0 HR: 1	SF: 1 SAC: 0 DP: 0 HBP: 1	WP: 0 PB: 0 SB: 0 CS: 0	PA: 36
PITCHER	IP	WLS	BF	H	R	ER	SO	BB	IBB	HBP	BLK	WP	HR	S	P	ERA	WHIP					
Tom House, L (1, 1) ERA: 5.66	6.1	L	26	5	4	4	3	1	0	1	0	0	1	30	35	5.68	0.947					
Enrique Romo, R (7, 1) ERA: 1.86	2.2		10	2	0	0	3	1	0	0	0	0	0	15	19	0.00	1.125					

Chicago White Sox @ Seattle Mariners
The Kingdome, Seattle, WA
Tue Jul 05 1977, 10:05 PM EDT
Att: 14,032 - Dome

AB 32
R 4
H 7
RBI 3
BB 2
SO 6
LOB 11



Batter	1	2	3	4	5	6	7	8	9	AB	R	H	RBI	BB	SO	LOB	BOTTOM					
Julio Cruz, S (1, 4) OBP: 0.556, SLG: 0.429										4	0	1	0	1	1	3						
Bob Stinson, S (1, 2) OBP: 0.397, SLG: 0.424										3	0	1	0	1	0	2						
Carlos Lopez, R (1, 9) OBP: 0.317, SLG: 0.436										4	0	1	0	0	1	2						
Ruppert Jones, L (1, 8) OBP: 0.336, SLG: 0.495										4	1	1	0	0	0	4						
Juan Bernhardt, R (1, 10) OBP: 0.311, SLG: 0.421										4	0	0	0	0	1	4						
Steve Braun, L (1, 7) OBP: 0.344, SLG: 0.309										3	0	1	1	0	0	0						
Dave Collins, S (7, FR) OBP: 0.285, SLG: 0.255										1	0	1	0	0	0	0						
Bill Stein, R (1, 5) OBP: 0.293, SLG: 0.392										4	0	0	0	0	1	2						
Dan Meyer, L (1, 3) OBP: 0.317, SLG: 0.389										3	0	1	0	1	1	1						
Craig Reynolds, L (1, 6) OBP: 0.258, SLG: 0.286										2	0	0	0	0	1	1						
Larry Milbourne, S (8, PH) OBP: 0.246, SLG: 0.274										2	0	0	0	0	0	2						
Inning Stats	R: 0 E: 0 K: 0 S: 4	H: 1 LOB: 1 BB: 0 P: 4	R: 0 E: 0 K: 0 S: 3	H: 0 LOB: 0 BB: 0 P: 3	R: 0 E: 0 K: 1 S: 5	H: 0 LOB: 0 BB: 0 P: 5	R: 0 E: 0 K: 0 S: 3	H: 0 LOB: 0 BB: 0 P: 3	R: 0 E: 0 K: 1 S: 6	H: 1 LOB: 1 BB: 0 P: 6	R: 1 E: 0 K: 1 S: 7	H: 2 LOB: 1 BB: 0 P: 7	R: 0 E: 0 K: 1 S: 6	H: 1 LOB: 3 BB: 2 P: 14	R: 0 E: 0 K: 2 S: 8	H: 1 LOB: 2 BB: 1 P: 12	1B: 5 2B: 2 3B: 0 HR: 0	SF: 0 SAC: 0 DP: 0 HBP: 0	WP: 0 PB: 0 SB: 0 CS: 0	PA: 37		
PITCHER	IP	WLS	BF	H	R	ER	SO	BB	IBB	HBP	BLK	WP	HR	S	P	ERA	WHIP					
Steve Stone, R (1, 1) ERA: 3.67	7.1		29	5	1	1	3	2	0	0	0	0	0	33	41	1.23	0.955					
Lerrin LaGrow, R (8, 1) ERA: 2.06	1.2	S	8	2	0	0	3	1	0	0	0	0	0	13	17	0.00	1.800					

Chicago White Sox @ Seattle Mariners
The Kingdome, Seattle, WA
Tue Jul 05 1977, 10:05 PM EDT
Att: 14,032 - Dome

AB 34
R 1
H 7
RBI 1
BB 3
SO 6
LOB 21



Batter	1	2	3	4	5	6	7	8	9	AB	R	H	RBI	BB	SO	LOB	TOP										
Alan Bannister, R OBP: 0.371, SLG: 0.387 (1, 6)										5	0	3	2	0	0	2											
Jorge Orta, L OBP: 0.330, SLG: 0.425 (1, 4)										4	0	0	0	0	0	4											
Richie Zisk, R OBP: 0.359, SLG: 0.564 (1, 9)										3	0	0	0	1	0	0											
Lamar Johnson, R OBP: 0.326, SLG: 0.539 (1, 10)										4	0	0	0	0	2	1											
Oscar Gamble, L OBP: 0.346, SLG: 0.540 (1, 8)										4	2	2	2	0	1	1											
Jim Spencer, L OBP: 0.310, SLG: 0.469 (1, 3)										4	0	0	0	0	2	0											
Ralph Garr, L OBP: 0.310, SLG: 0.412 (1, 7)										4	1	3	0	0	0	0											
Jack Brohamer, L OBP: 0.376, SLG: 0.372 (1, 5)										3	1	0	0	1	0	2											
Brian Downing, R OBP: 0.451, SLG: 0.344 (1, 2)										2	0	0	0	2	0	1											
Inning Stats	R: 0 E: 0 K: 0 S: 3	H: 1 LOB: 0 BB: 0 P: 3	R: 3 E: 0 K: 1 S: 8	H: 3 LOB: 2 BB: 2 P: 16	R: 0 E: 0 K: 0 S: 3	H: 0 LOB: 0 BB: 0 P: 3	R: 0 E: 0 K: 1 S: 6	H: 1 LOB: 1 BB: 0 P: 6	R: 0 E: 0 K: 0 S: 3	H: 1 LOB: 0 BB: 0 P: 3	R: 1 E: 0 K: 0 S: 4	H: 1 LOB: 0 BB: 0 P: 4	R: 0 E: 0 K: 0 S: 3	H: 0 LOB: 1 BB: 0 P: 3	R: 0 E: 0 K: 2 S: 7	H: 0 LOB: 1 BB: 1 P: 11	R: 0 E: 0 K: 1 S: 6	H: 1 LOB: 2 BB: 1 P: 10	1B: 5 2B: 1 3B: 0 HR: 2	SF: 0 SAC: 0 DP: 2 HBP: 0	WP: 1 PB: 0 SB: 0 CS: 0	PA: 37					
PITCHER	IP	WLS	BF	H	R	ER	SO	BB	IBB	HBP	BLK	WP	HR	S	P	ERA	WHIP										
Gary Wheelock, R ERA: 4.37 (1, 1)	6.0	L	25	7	4	4	2	2	0	0	0	0	2	27	35	6.00	1.500										
Bill Laxton, L ERA: 3.92 (7, 1)	2.2		11	1	0	0	3	2	0	0	0	1	0	15	23	0.00	1.125										
Diego Segui, R ERA: 5.49 (9, 1)	0.1		1	0	0	0	0	0	0	0	0	0	0	1	1	0.00	0.000										

Chicago White Sox @ Seattle Mariners
The Kingdome, Seattle, WA
Wed Jul 06 1977, 10:05 PM EDT
Att: 21,526 - Dome

livebaseballscores.com

AB 33
R 4
H 8
RBI 4
BB 4
SO 5
LOB 11

Batter	1	2	3	4	5	6	7	8	9	AB	R	H	RBI	BB	SO	LOB	BOTTOM										
Julio Cruz, S OBP: 0.583, SLG: 0.500 (1, 4)										3	0	2	0	0	1	0											
Dave Collins, S OBP: 0.284, SLG: 0.255 (1, 7)										4	0	1	0	0	1	3											
Carlos Lopez, R OBP: 0.311, SLG: 0.428 (1, 9)										4	0	0	0	0	0	4											
Ruppert Jones, L OBP: 0.332, SLG: 0.489 (1, 8)										4	0	0	0	0	0	1											
Leroy Stanton, R OBP: 0.317, SLG: 0.447 (1, 10)										4	2	2	0	0	0	0											
Bill Stein, R OBP: 0.290, SLG: 0.387 (1, 5)										4	0	0	0	0	0	2											
Juan Bernhardt, R OBP: 0.312, SLG: 0.420 (1, 3)										3	0	1	2	0	0	0											
Larry Milbourne, S OBP: 0.242, SLG: 0.270 (1, 6)										3	0	0	0	0	1	1											
Skip Jutze, R OBP: 0.313, SLG: 0.400 (1, 2)										3	0	1	0	0	0	0											
Inning Stats	R: 0 E: 0 K: 1 S: 6	H: 1 LOB: 1 BB: 0 P: 6	R: 1 E: 0 K: 0 S: 4	H: 1 LOB: 0 BB: 0 P: 4	R: 0 E: 0 K: 0 S: 4	H: 1 LOB: 1 BB: 0 P: 4	R: 0 E: 0 K: 0 S: 3	H: 0 LOB: 0 BB: 0 P: 3	R: 0 E: 0 K: 0 S: 3	H: 1 LOB: 0 BB: 0 P: 3	R: 1 E: 0 K: 1 S: 7	H: 2 LOB: 1 BB: 0 P: 7	R: 0 E: 0 K: 1 S: 6	H: 1 LOB: 1 BB: 0 P: 6	R: 0 E: 0 K: 0 S: 3	H: 0 LOB: 0 BB: 0 P: 3	1B: 6 2B: 2 3B: 0 HR: 0	SF: 0 SAC: 1 DP: 1 HBP: 0	WP: 0 PB: 0 SB: 1 CS: 0	PA: 33							
PITCHER	IP	WLS	BF	H	R	ER	SO	BB	IBB	HBP	BLK	WP	HR	S	P	ERA	WHIP										
Wilbur Wood, L ERA: 3.88 (1, 1)	9.0	W	33	7	2	2	3	0	0	0	0	0	0	39	39	2.00	0.778										

Chicago White Sox @ Seattle Mariners
The Kingdome, Seattle, WA
Wed Jul 06 1977, 10:05 PM EDT
Att: 21,526 - Dome

livebaseballscores.com

AB 32
R 2
H 7
RBI 2
BB 0
SO 3
LOB 11

Batter	1	2	3	4	5	6	7	8	9	AB	R	H	RBI	BB	SO	LOB	TOP										
Ralph Garr, L (1,7) OBP: 0.318, SLG: 0.416	4-0 SH 1B BB		0-0 S 2B 1B	0-0 G3 1B		0-0 F5 2	0-0 4-3 2		0-0 1B	5	2	3	0	1	0	4											
Alan Bannister, R (1,6) OBP: 0.374, SLG: 0.391	0-0 SH E 1B		0-0 1B 2B	0-0 G3		0-0 1B 1B	4-0 2B BB		0-3 K	4	3	2	2	1	1	1											
Jorge Orta, L (1,4) OBP: 0.333, SLG: 0.430	0-0 E9 G4-6-3 1B		0-0 4-3	0-0 G3		0-0 1B 1B	0-0 WP 2B		0-0 G3	6	0	3	5	0	0	2											
Richie Zisk, R (1,9) OBP: 0.363, SLG: 0.563	0-0 F9		0-0 2B 1B		0-0 L6	0-0 1B	0-0 WP BB			4	0	2	2	1	0	2											
Oscar Gamble, L (1,8) OBP: 0.343, SLG: 0.537	0-0 G4-6-3 1-2		0-0 2B		0-0 4-3	0-0 6-3	0-0 F6			5	0	1	0	0	0	6											
Lamar Johnson, R (1,10) OBP: 0.328, SLG: 0.541		0-0 1B	0-0 L4		0-3 K		0-0 1B 2B		0-0 F7	5	1	2	0	0	1	2											
Jim Spencer, L (1,3) OBP: 0.316, SLG: 0.469		0-0 F8	4-0 IBB			0-0 2B 1B	0-0 4-3 1B		0-0 F9	4	2	2	1	1	0	1											
Eric Soderholm, R (1,5) OBP: 0.364, SLG: 0.436		0-0 F8	0-0 F7			0-0 L4	0-0 4-3 2B 1B		4-0 BB	4	1	1	0	1	0	5											
Jack Brohamer, L (8,5) OBP: 0.376, SLG: 0.372		0-0 F8	0-0 F7			0-0 L4	1-2 2B 1B		BB	0	0	0	0	0	0	0											
Jim Essian, R (1,2) OBP: 0.396, SLG: 0.483		0-0 F7		0-0 5-3		0-0 1B 2B	0-0 B2		0-0 F2	5	1	1	0	0	0	4											
Inning Stats	R: 1 E: 2 K: 0 S: 4	H: 1 LOB: 1 BB: 1 P: 8	R: 0 E: 0 K: 0 S: 4	H: 1 LOB: 1 BB: 0 P: 4	R: 2 E: 0 K: 0 S: 7	H: 4 LOB: 3 BB: 1 P: 11	R: 0 E: 0 K: 0 S: 4	H: 1 LOB: 1 BB: 0 P: 4	R: 0 E: 0 K: 1 S: 5	H: 0 LOB: 0 BB: 0 P: 5	R: 3 E: 0 K: 0 S: 8	H: 5 LOB: 2 BB: 0 P: 8	R: 4 E: 0 K: 0 S: 7	H: 4 LOB: 2 BB: 2 P: 15	R: 0 E: 0 K: 0 S: 3	H: 0 LOB: 1 BB: 1 P: 7	R: 0 E: 0 K: 1 S: 5	H: 1 LOB: 0 BB: 0 P: 5	1B: 12 2B: 5 3B: 0 HR: 0	SF: 0 SAC: 1 DP: 1 HBP: 0	WP: 1 PB: 0 CS: 1	PA: 48					
PITCHER	IP	WLS	BF	H	R	ER	SO	BB	IBB	HBP	BLK	WP	HR	S	P	ERA	WHIP										
Mark Fidrych, R (1,1) ERA: 2.91	5.2	L	30	11	6	6	1	1	1	0	0	0	0	30	38	9.53	2.118										
Jim Crawford, L (6,1) ERA: 4.14	1.0		9	5	4	4	0	1	0	0	0	0	0	8	12	36.00	6.000										
Steve Grilli, R (7,1) ERA: 4.58	2.1		9	1	0	0	1	2	0	0	0	1	0	9	17	0.00	1.286										

Chicago White Sox @ Detroit Tigers
Tiger Stadium, Detroit, MI
Fri Jul 08 1977, 7:05 PM EDT
Att: 45,993 - Unknown

AB 42
R 10
H 17
RBI 10
BB 5
SO 2
LOB 27



Batter	1	2	3	4	5	6	7	8	9	AB	R	H	RBI	BB	SO	LOB	BOTTOM										
Ron LeFlore, R (1,8) OBP: 0.320, SLG: 0.408	0-0 FC3-6 1B		0-0 2B 1B	0-0 F9			0-0 G3 WP HR 1B		0-3 K	5	2	3	0	0	1	1											
Tito Fuentes, S (1,4) OBP: 0.332, SLG: 0.381	0-0 FC3-6 1-2 2B		4-0 2B BB	0-0 CS	0-0 L8		0-3 K		0-0 F7	4	2	0	0	1	1	2											
Rusty Staub, L (1,10) OBP: 0.298, SLG: 0.401	0-0 F7		0-0 G3 1B 2B		0-0 4-3		0-0 G3			4	1	1	2	0	0	2											
Steve Kemp, L (1,7) OBP: 0.354, SLG: 0.478	0-0 1H 2B		0-0 G3		0-0 1B		0-0 HR			4	1	3	3	0	0	1											
Jason Thompson, L (1,3) OBP: 0.366, SLG: 0.514	4-0 BB		0-0 0-6 1B		0-0 F8		0-0 4-3			3	0	1	1	1	0	1											
Ben Oglivie, L (1,9) OBP: 0.306, SLG: 0.453	0-0 4-3		0-0 9-6 1B			0-0 G3			0-0 F9	4	0	0	0	0	0	3											
Tom Verzyer, R (1,6) OBP: 0.232, SLG: 0.270		0-0 5-3		0-0 6-3		0-0 2B			0-0 F6	4	0	1	0	0	0	0											
Chuck Scrivener, R (1,5) OBP: 0.205, SLG: 0.139		0-3 K		0-0 E9 1B 1B		0-0 L8			0-3 K	4	1	1	0	0	2	1											
Bruce Kimm, R (1,2) OBP: 0.115, SLG: 0.120		0-3 K		0-0 CS 1B		0-0 4-3			0-0 F9	2	0	1	1	0	1	0											
Milt May, L (6,PH) OBP: 0.283, SLG: 0.387				0-0 CS 1B					0-0 F9	2	0	0	0	0	0	1											
Inning Stats	R: 1 E: 0 K: 0 S: 5	H: 2 LOB: 2 BB: 1 P: 9	R: 0 E: 0 K: 2 S: 7	H: 0 LOB: 0 BB: 0 P: 7	R: 3 E: 0 K: 0 S: 5	H: 3 LOB: 0 BB: 1 P: 9	R: 1 E: 1 K: 0 S: 4	H: 2 LOB: 0 BB: 0 P: 4	R: 0 E: 0 K: 0 S: 4	H: 1 LOB: 1 BB: 0 P: 4	R: 0 E: 0 K: 0 S: 4	H: 1 LOB: 0 BB: 0 P: 4	R: 2 E: 0 K: 1 S: 7	H: 2 LOB: 0 BB: 0 P: 7	R: 0 E: 0 K: 1 S: 5	H: 0 LOB: 0 BB: 0 P: 5	R: 0 E: 0 K: 1 S: 5	H: 0 LOB: 0 BB: 0 P: 5	1B: 7 2B: 4 3B: 0 HR: 1	SF: 0 SAC: 0 DP: 1 HBP: 0	WP: 1 PB: 0 CS: 1	PA: 39					
PITCHER	IP	WLS	BF	H	R	ER	SO	BB	IBB	HBP	BLK	WP	HR	S	P	ERA	WHIP										
Chris Knapp, R (1,1) ERA: 4.44	2.1		14	5	4	4	2	2	0	0	0	0	1	16	24	15.43	3.000										
Don Kirkwood, R (3,1) ERA: 4.64	6.2	W	24	6	3	2	3	0	0	0	0	1	1	30	30	2.70	0.900										

Chicago White Sox @ Detroit Tigers
Tiger Stadium, Detroit, MI
Fri Jul 08 1977, 7:05 PM EDT
Att: 45,993 - Unknown

AB 36
R 7
H 11
RBI 7
BB 2
SO 5
LOB 12



Batter	1	2	3	4	5	6	7	8	9	AB	R	H	RBI	BB	SO	LOB	TOP									
Ralph Garr, L OBP: 0.323, SLG: 0.424 (1, 7)										5	1	3	0	0	0	0	Chicago White Sox @ Detroit Tigers Tiger Stadium, Detroit, MI Sat Jul 09 1977, 7:05 PM EDT Att: 21,526 - Unknown									
Alan Bannister, R OBP: 0.375, SLG: 0.393 (1, 6)										4	1	2	1	0	0	1										
Jorge Orta, L OBP: 0.334, SLG: 0.432 (1, 4)										5	0	2	2	0	0	1										
Richie Zisk, R OBP: 0.367, SLG: 0.566 Royce Stillman, L OBP: 0.307, SLG: 0.375 Wayne Nordhagen, R OBP: 0.306, SLG: 0.438 (9, 9)										2	0	2	0	0	0	0										
Oscar Gamble, L OBP: 0.345, SLG: 0.534 (1, 8)										5	0	2	0	0	1	2										
Lamar Johnson, R OBP: 0.321, SLG: 0.529 (1, 10)										4	0	0	0	0	0	3										
Jim Spencer, L OBP: 0.318, SLG: 0.470 (1, 3)										4	1	2	0	0	0	2										
Eric Soderholm, R OBP: 0.366, SLG: 0.447 (1, 5)										3	2	1	2	1	0	2										
Jim Essian, R OBP: 0.393, SLG: 0.478 (1, 2)										4	0	1	0	0	0	1										
Inning Stats	R: 0 E: 0 K: 0 S: 3	H: 0 LOB: 0 BB: 0 P: 3	R: 0 E: 0 K: 0 S: 4	H: 1 LOB: 1 BB: 0 P: 4	R: 0 E: 0 K: 0 S: 3	H: 1 LOB: 1 BB: 1 P: 7	R: 0 E: 0 K: 0 S: 4	H: 2 LOB: 1 BB: 0 P: 4	R: 1 E: 0 K: 0 S: 7	H: 4 LOB: 3 BB: 0 P: 7	R: 2 E: 0 K: 0 S: 5	H: 2 LOB: 1 BB: 0 P: 5	R: 0 E: 0 K: 0 S: 4	H: 1 LOB: 1 BB: 0 P: 4	R: 0 E: 0 K: 1 S: 6	H: 1 LOB: 1 BB: 0 P: 6		R: 2 E: 0 K: 1 S: 8	H: 3 LOB: 1 BB: 0 P: 8	1B: 12 2B: 2 3B: 0 HR: 1	SF: 1 SAC: 0 DP: 1 HBP: 0	WP: 0 PB: 0 SB: 0 CS: 0	PA: 41			
PITCHER	IP	WLS	BF	H	R	ER	SO	BB	IBB	HBP	BLK	WP	HR	S	P	ERA	WHIP									
Fernando Arroyo, R ERA: 3.27 John Hiller, L ERA: 4.17	(1, 1)	8.1	L	38	14	5	5	1	1	0	0	0	0	1	39	43	5.40	1.800								

Batter	1	2	3	4	5	6	7	8	9	AB	R	H	RBI	BB	SO	LOB	BOTTOM									
Ron LeFlore, R OBP: 0.325, SLG: 0.413 (1, 8)										3	1	2	0	1	0	0	Chicago White Sox @ Detroit Tigers Tiger Stadium, Detroit, MI Sat Jul 09 1977, 7:05 PM EDT Att: 21,526 - Unknown									
Tito Fuentes, S OBP: 0.331, SLG: 0.388 (1, 4)										4	1	1	2	0	0	5										
Rusty Staub, L OBP: 0.297, SLG: 0.399 (1, 10)										4	0	1	0	0	1	1										
Steve Kemp, L OBP: 0.352, SLG: 0.473 (1, 7)										3	0	0	0	1	0	1										
Jason Thompson, L OBP: 0.362, SLG: 0.507 (1, 3)										4	0	0	0	0	1	2										
Mickey Stanley, R OBP: 0.314, SLG: 0.509 (1, 9)										4	0	1	0	0	0	1										
John Wockenfuss, R OBP: 0.374, SLG: 0.600 (1, 2)										3	0	0	0	1	0	1										
Phil Mankowski, L OBP: 0.347, SLG: 0.379 (1, 5)										4	0	1	0	0	2	2										
Tom Verzyer, R OBP: 0.234, SLG: 0.278 Ben Ogilvie, L OBP: 0.305, SLG: 0.451 Chuck Scrivener, R OBP: 0.205, SLG: 0.139 Tim Corcoran, L OBP: 0.269, SLG: 0.323 (7, 6)										2	0	1	0	0	0	0										
Inning Stats	R: 2 E: 0 K: 0 S: 5	H: 2 LOB: 0 BB: 0 P: 5	R: 0 E: 0 K: 1 S: 5	H: 0 LOB: 0 BB: 0 P: 5	R: 0 E: 0 K: 1 S: 6	H: 2 LOB: 1 BB: 0 P: 6	R: 0 E: 0 K: 1 S: 5	H: 0 LOB: 1 BB: 1 P: 9	R: 0 E: 0 K: 1 S: 5	H: 0 LOB: 0 BB: 0 P: 5	R: 0 E: 0 K: 0 S: 4	H: 1 LOB: 1 BB: 0 P: 4	R: 0 E: 0 K: 1 S: 6	H: 1 LOB: 3 BB: 2 P: 14	R: 0 E: 0 K: 0 S: 3	H: 0 LOB: 0 BB: 0 P: 3		R: 0 E: 0 K: 0 S: 4	H: 1 LOB: 1 BB: 0 P: 4	1B: 4 2B: 2 3B: 0 HR: 1	SF: 0 SAC: 0 DP: 0 HBP: 0	WP: 0 PB: 0 SB: 0 CS: 0	PA: 36			
PITCHER	IP	WLS	BF	H	R	ER	SO	BB	IBB	HBP	BLK	WP	HR	S	P	ERA	WHIP									
Ken Kravec, L ERA: 5.19 Lerrin LaGrow, R ERA: 1.99	(1, 1)	6.1	W	26	6	2	2	4	2	0	0	0	0	1	32	40	2.84	1.263								

Batter	1	2	3	4	5	6	7	8	9	AB	R	H	RBI	BB	SO	LOB	TOP			
George Brett, L OBP: 0.351, SLG: 0.420	G3		4-3		L4		F8		1-3	5	0	0	0	0	0	0	Kansas City Royals @ Chicago White Sox Comiskey Park, Chicago, IL Mon Jul 11 1977, 8:05 PM EDT Att: 22,320 - Unknown livebaseballscorecards.com			
Hal McRae, R OBP: 0.361, SLG: 0.487	BB		F9		HBP		F7			2	1	0	0	1	0	0				
Al Cowens, R OBP: 0.334, SLG: 0.511	5-3		5-3		K		P3			4	0	0	0	0	1	2				
John Mayberry, L OBP: 0.349, SLG: 0.408	K				G3					4	0	2	1	0	1	1				
Ralph LaCock, L OBP: 0.407, SLG: 0.587					G3					4	1	2	0	0	1	2				
Amos Otis, R OBP: 0.336, SLG: 0.435					FC4-6					3	0	1	1	1	2	1				
Darrell Porter, L OBP: 0.366, SLG: 0.488					FC4-6					4	0	0	0	0	2	4				
Freddie Patek, R OBP: 0.311, SLG: 0.360					FC4-6					2	0	1	0	1	1	1				
Tom Poquette, L OBP: 0.335, SLG: 0.398					FC6-4					1	0	0	0	0	1	0				
Frank White, R OBP: 0.291, SLG: 0.342					FC6-4					3	0	0	0	0	1	5				
John Wathan, R OBP: 0.333, SLG: 0.341					FC6-4					1	0	0	0	0	0	0				
Inning Stats	R: 0 E: 0 K: 1 S: 5	H: 0 LOB: 1 BB: 1 P: 9	R: 1 E: 0 K: 2 S: 9	H: 2 LOB: 1 BB: 0 P: 9	R: 0 E: 0 K: 0 S: 3	H: 0 LOB: 0 BB: 0 P: 3	R: 0 E: 0 K: 0 S: 4	H: 1 LOB: 3 BB: 2 P: 12	R: 1 E: 0 K: 2 S: 8	H: 1 LOB: 1 BB: 0 P: 9	R: 0 E: 0 K: 0 S: 3	H: 0 LOB: 0 BB: 0 P: 3	R: 0 E: 0 K: 2 S: 8	H: 1 LOB: 1 BB: 0 P: 8	R: 0 E: 0 K: 1 S: 5	H: 0 LOB: 0 BB: 0 P: 5	1B: 5 2B: 1 3B: 0 HR: 0	SF: 0 SAC: 0 DP: 0 HBP: 1	WP: 0 PB: 0 SB: 3 CS: 0	PA: 37
PITCHER Francisco Barrios, R ERA: 3.7	IP: 9.0 WLS: W BF: 37 H: 6 R: 2 ER: 2 SO: 10 BB: 3 IBB: 0 HBP: 1 BLK: 0 WP: 0 HR: 0 S: 53 P: 66 ERA: 2.00 WHIP: 1.000																			

Batter	1	2	3	4	5	6	7	8	9	AB	R	H	RBI	BB	SO	LOB	BOTTOM			
Ralph Garr, L OBP: 0.331, SLG: 0.428	1B				F9					4	1	3	0	0	0	1	Kansas City Royals @ Chicago White Sox Comiskey Park, Chicago, IL Mon Jul 11 1977, 8:05 PM EDT Att: 22,320 - Unknown livebaseballscorecards.com			
Alan Bannister, R OBP: 0.376, SLG: 0.392	2B									4	1	1	0	0	0	4				
Jorge Orta, L OBP: 0.340, SLG: 0.436	2B									1	1	1	2	0	0	0				
Jack Brohamer, L OBP: 0.365, SLG: 0.358	4-3									3	0	0	0	0	1	2				
Lamar Johnson, R OBP: 0.316, SLG: 0.530	4-3									4	0	1	0	0	0	1				
Chet Lemon, R OBP: 0.356, SLG: 0.486	SF9									3	0	0	1	0	1	1				
Eric Soderholm, R OBP: 0.361, SLG: 0.439										4	1	1	0	0	0	0				
Jim Spencer, L OBP: 0.313, SLG: 0.459	P3									4	0	0	0	0	2	2				
Brian Downing, R OBP: 0.433, SLG: 0.333										4	0	1	0	0	0	0				
Jim Essian, R OBP: 0.397, SLG: 0.476	P5									1	0	0	0	2	0	0				
Inning Stats	R: 3 E: 0 K: 0 S: 7	H: 4 LOB: 1 BB: 0 P: 7	R: 0 E: 1 K: 1 S: 7	H: 1 LOB: 2 BB: 0 P: 7	R: 0 E: 0 K: 0 S: 3	H: 0 LOB: 0 BB: 0 P: 3	R: 0 E: 0 K: 1 S: 5	H: 0 LOB: 1 BB: 1 P: 9	R: 0 E: 1 K: 1 S: 6	H: 1 LOB: 1 BB: 0 P: 6	R: 1 E: 0 K: 0 S: 3	H: 2 LOB: 2 BB: 1 P: 9	R: 0 E: 0 K: 1 S: 5	H: 0 LOB: 0 BB: 0 P: 3	R: 0 E: 0 K: 1 S: 5	H: 0 LOB: 0 BB: 0 P: 5	1B: 7 2B: 1 3B: 0 HR: 0	SF: 1 SAC: 0 DP: 1 HBP: 0	WP: 1 PB: 0 SB: 0 CS: 0	PA: 35
PITCHER Larry Gura, L ERA: 3.6 Doug Bird, R ERA: 5.62	IP: 5.1 WLS: L BF: 28 H: 8 R: 4 ER: 3 SO: 3 BB: 2 IBB: 0 HBP: 0 BLK: 0 WP: 0 HR: 0 S: 32 P: 40 ERA: 5.06 WHIP: 1.875																			

Batter	1	2	3	4	5	6	7	8	9	AB	R	H	RBI	BB	SO	LOB	TOP										
George Brett, L (1, 5) OBP: 0.345, SLG: 0.412 Bob Heise, R (9, 5) OBP: 0.190, SLG: 0.238	L8		F8		L6		3-1		6-3	5	0	0	0	0	0	0	Kansas City Royals @ Chicago White Sox Comiskey Park, Chicago, IL Tue Jul 12 1977, 8:05 PM EDT Att: 32,514 - Unknown - 88 F livebaseballscorecards.com										
Hal McRae, R (1, 7) OBP: 0.363, SLG: 0.490 Joe Zdeb, R (7, PR) OBP: 0.381, SLG: 0.459	P6		F9				WP FC4-5			4	0	2	0	0	0	0											
Ralph LaCock, L (1, 3) OBP: 0.402, SLG: 0.575	K				K		FC4-2-5			4	1	1	0	0	2	1											
Al Cowens, R (1, 9)					L5		K			4	1	2	0	0	1	2											
John Mayberry, L (1, 10) OBP: 0.351, SLG: 0.418	FC4-6 HR									3	3	1	1	1	0	1											
Amos Otis, R (1, 8) OBP: 0.341, SLG: 0.458										3	3	2	5	1	1	0											
Darrell Porter, L (1, 2) OBP: 0.304, SLG: 0.486	F7									3	0	1	2	0	0	0											
Freddie Patek, R (1, 6) OBP: 0.307, SLG: 0.355	P3									4	0	0	0	0	1	1											
Frank White, R (1, 4) OBP: 0.287, SLG: 0.336			K		F9		6-3			4	0	0	0	0	1	0											
Inning Stats	R: 0 E: 0 K: 1 S: 5	H: 0 LOB: 0 BB: 0 P: 5	R: 2 E: 0 K: 0 S: 5	H: 2 LOB: 0 BB: 0 P: 5	R: 0 E: 0 K: 1 S: 5	H: 0 LOB: 0 BB: 0 P: 5	R: 2 E: 0 K: 1 S: 7	H: 2 LOB: 1 BB: 1 P: 11	R: 0 E: 0 K: 0 S: 3	H: 1 LOB: 1 BB: 0 P: 3	R: 4 E: 0 K: 1 S: 8	H: 3 LOB: 0 BB: 1 P: 12	R: 0 E: 0 K: 1 S: 6	H: 1 LOB: 2 BB: 0 P: 6	R: 0 E: 0 K: 1 S: 5	H: 0 LOB: 0 BB: 0 P: 5		R: 0 E: 0 K: 0 S: 3	H: 0 LOB: 0 BB: 0 P: 3	1B: 5 2B: 1 3B: 1 HR: 2	SF: 1 SAC: 0 DP: 0 HBP: 0	WP: 1 PB: 0 CS: 1	PA: 37				
PITCHER	IP	WLS	BF	H	R	ER	SO	BB	IBB	HBP	BLK	WP	HR	S	P	ERA	WHIP										
Steve Stone, R (1, 1) ERA: 4.05	5.0	L	23	7	7	7	3	1	1	0	0	0	2	27	35	12.60	1.600										
Don Kirkwood, R (6, 1) ERA: 4.35	4.0		14	2	1	1	3	0	0	0	0	1	0	20	20	2.25	0.500										

Batter	1	2	3	4	5	6	7	8	9	AB	R	H	RBI	BB	SO	LOB	BOTTOM										
Ralph Garr, L (1, 7) OBP: 0.332, SLG: 0.425	F5		K				G3			4	0	1	1	1	1	1	Kansas City Royals @ Chicago White Sox Comiskey Park, Chicago, IL Tue Jul 12 1977, 8:05 PM EDT Att: 32,514 - Unknown - 88 F livebaseballscorecards.com										
Alan Bannister, R (1, 6) OBP: 0.377, SLG: 0.392	K					FC3-6 BB				5	0	2	0	0	1	4											
Oscar Gamble, L (1, 9) OBP: 0.343, SLG: 0.526	6-3						F8			3	0	0	0	1	1	2											
Lamar Johnson, R (1, 10) OBP: 0.315, SLG: 0.524			K		K					4	0	1	0	0	2	4											
Jim Spencer, L (1, 3) OBP: 0.312, SLG: 0.459							4-3			4	0	1	0	0	1	1											
Chet Lemon, R (1, 8) OBP: 0.355, SLG: 0.481							2B			3	1	0	0	1	1	2											
Eric Soderholm, R (1, 5) OBP: 0.359, SLG: 0.448			K							4	2	1	1	0	1	3											
Jack Brohamer, L (1, 4) OBP: 0.370, SLG: 0.365										4	0	2	1	0	1	0											
Jim Essian, R (1, 2) OBP: 0.390, SLG: 0.467			FC6-4 1B				6-3			4	0	0	0	0	0	3											
Inning Stats	R: 0 E: 0 K: 1 S: 5	H: 0 LOB: 0 BB: 0 P: 5	R: 0 E: 0 K: 2 S: 8	H: 1 LOB: 1 BB: 0 P: 8	R: 0 E: 0 K: 2 S: 9	H: 2 LOB: 3 BB: 1 P: 13	R: 1 E: 0 K: 1 S: 6	H: 1 LOB: 0 BB: 0 P: 6	R: 0 E: 0 K: 0 S: 3	H: 0 LOB: 1 BB: 1 P: 7	R: 0 E: 0 K: 2 S: 8	H: 1 LOB: 1 BB: 0 P: 8	R: 0 E: 0 K: 0 S: 3	H: 0 LOB: 0 BB: 0 P: 3	R: 0 E: 0 K: 1 S: 5	H: 1 LOB: 0 BB: 0 P: 5		R: 2 E: 2 K: 0 S: 6	H: 2 LOB: 2 BB: 1 P: 10	1B: 6 2B: 1 3B: 0 HR: 1	SF: 0 SAC: 0 DP: 2 HBP: 0	WP: 0 PB: 0 CS: 0	PA: 38				
PITCHER	IP	WLS	BF	H	R	ER	SO	BB	IBB	HBP	BLK	WP	HR	S	P	ERA	WHIP										
Dennis Leonard, R (1, 1) ERA: 3.6	9.0	W	38	8	3	1	9	3	0	0	0	0	1	53	65	1.00	1.222										


Batter	1	2	3	4	5	6	7	8	9	AB	R	H	RBI	BB	SO	LOB	TOP				
Steve Stagg, R OBP: 0.295, SLG: 0.316	G3		5-3		1-3	K		L4		5	0	0	0	0	1	5	<p>Toronto Blue Jays @ Chicago White Sox</p> <p>Comiskey Park, Chicago, IL</p> <p>Wed Jul 13 1977, 4:33 AM EDT</p> <p>Unknown - 76 F</p>				
Al Woods, L OBP: 0.348, SLG: 0.427	1B		FC6-4		1B	4-3		4-3		4	1	2	1	1	0	4					
Bob Bailor, R OBP: 0.360, SLG: 0.431	1B		FC6-4		1B					4	1	3	1	1	0	0					
Ron Fairly, L OBP: 0.399, SLG: 0.502	G6-4-3		FC6-4		1-3			G3		5	0	0	0	0	0	6					
Doug Rader, R OBP: 0.364, SLG: 0.468		F6	5-3		1B					4	0	0	0	1	2	3					
Otto Velez, R OBP: 0.595, SLG: 0.498					F7	FC6-4				0	0	0	0	0	0	0					
Steve Bowling, R OBP: 0.269, SLG: 0.141								K		3	0	0	0	1	1	2					
Sam Ewing, L OBP: 0.351, SLG: 0.387										4	0	2	0	0	1	1					
Ernie Whitt, L OBP: 0.214, SLG: 0.259										4	0	1	0	0	2	2					
Hector Torres, R OBP: 0.274, SLG: 0.333										4	1	3	0	0	0	2					
Inning Stats	R: 0 E: 0 K: 0 S: 3	H: 1 LOB: 1 BB: 1 P: 7	R: 0 E: 0 K: 0 S: 4	H: 1 LOB: 2 BB: 1 P: 8	R: 0 E: 0 K: 2 S: 7	H: 0 LOB: 0 BB: 0 P: 7	R: 3 E: 0 K: 1 S: 6	H: 3 LOB: 1 BB: 1 P: 10	R: 0 E: 0 K: 1 S: 7	H: 2 LOB: 2 BB: 0 P: 7	R: 0 E: 0 K: 2 S: 8	H: 1 LOB: 1 BB: 0 P: 8	R: 0 E: 0 K: 1 S: 7	H: 2 LOB: 2 BB: 0 P: 7	R: 0 E: 0 K: 1 S: 5	H: 0 LOB: 0 BB: 0 P: 5	1B: 9 2B: 2 3B: 0 HR: 0	SF: 0 SAC: 0 DP: 1 HBP: 0	WP: 0 PB: 0 SB: 1 CS: 0	PA: 41	
PITCHER	IP	WLS	BF	H	R	ER	SO	BB	IBB	HBP	BLK	WP	HR	S	P	ERA	WHIP				
Chris Knapp, R ERA: 4.38	5.1	W	26	7	3	2	2	4	0	0	0	0	0	26	42	3.38	2.062				
Bart Johnson, R ERA: 3.72	6.1	S	15	4	0	0	5	0	0	0	0	0	0	25	25	0.00	1.091				

Batter	1	2	3	4	5	6	7	8	9	AB	R	H	RBI	BB	SO	LOB	BOTTOM				
Ralph Garr, L OBP: 0.335, SLG: 0.430	3B	4-3			1B		4-3			4	1	2	0	0	0	0	<p>Toronto Blue Jays @ Chicago White Sox</p> <p>Comiskey Park, Chicago, IL</p> <p>Wed Jul 13 1977, 4:33 AM EDT</p> <p>Unknown - 76 F</p>				
Alan Bannister, R OBP: 0.375, SLG: 0.391	G3				1B		4-3			4	0	1	0	0	1	1					
Jorge Orta, L OBP: 0.339, SLG: 0.441	1B				K		4-3			4	1	1	1	0	1	2					
Richie Zisk, R OBP: 0.366, SLG: 0.562	2B				F5		G4-6-3			4	1	1	1	0	0	2					
Oscar Gamble, L OBP: 0.354, SLG: 0.567	SF									4	3	4	2	0	0	0					
Jim Spencer, L OBP: 0.311, SLG: 0.456	SF				1B					2	0	0	1	1	1	1					
Chet Lemon, R OBP: 0.354, SLG: 0.476	F2				F9					3	0	0	0	1	0	2					
Eric Soderholm, R OBP: 0.359, SLG: 0.447	4-3				K					3	0	1	0	0	1	1					
Jim Essian, R OBP: 0.384, SLG: 0.458		6-3			5-3					4	0	0	0	0	0	3					
Inning Stats	R: 4 E: 1 K: 0 S: 8	H: 4 LOB: 1 BB: 0 P: 8	R: 0 E: 0 K: 1 S: 5	H: 0 LOB: 0 BB: 0 P: 5	R: 0 E: 0 K: 1 S: 6	H: 1 LOB: 1 BB: 0 P: 6	R: 0 E: 0 K: 1 S: 5	H: 0 LOB: 0 BB: 0 P: 5	R: 0 E: 0 K: 1 S: 6	H: 2 LOB: 1 BB: 0 P: 6	R: 1 E: 0 K: 0 S: 4	H: 1 LOB: 1 BB: 1 P: 8	R: 0 E: 0 K: 0 S: 3	H: 0 LOB: 0 BB: 0 P: 3	R: 1 E: 0 K: 0 S: 5	H: 2 LOB: 2 BB: 1 P: 9		1B: 5 2B: 2 3B: 1 HR: 2	SF: 1 SAC: 1 DP: 1 HBP: 0	WP: 0 PB: 0 SB: 0 CS: 0	PA: 36
PITCHER	IP	WLS	BF	H	R	ER	SO	BB	IBB	HBP	BLK	WP	HR	S	P	ERA	WHIP				
Bill Singer, R ERA: 6.44	3.0	L	15	5	4	3	2	0	0	0	0	0	0	19	19	9.00	1.667				
Chuck Hartenstein, R ERA: 6.93	4.1		21	5	2	2	2	2	0	0	0	0	2	23	31	3.60	1.400				

AB	37
R	3
H	11
RBI	2
BB	4
SO	7
LOB	25



AB	32
R	6
H	10
RBI	5
BB	2
SO	4
LOB	12



Batter	1	2	3	4	5	6	7	8	9	10	11	AB	R	H	RBI	BB	SO	LOB	TOP								
Steve Stagg, R OBP: 0.273, SLG: 0.290	E1 G3 1B	F9			L9			1-3		F8		5	1	0	0	0	0	0									
Al Woods, L OBP: 0.345, SLG: 0.422	G3				3-1			4-3			F5	5	0	1	0	0	0	1									
Bob Bailor, R OBP: 0.384, SLG: 0.431	E 4-3 1B BB				FC5-4 B5-3			4-3			S HR 1B	4	2	2	0	1	0	1									
Doug Rader, R OBP: 0.365, SLG: 0.477	E8 4-3 WP 1B				B5-3			6-3			HR 1B	5	2	2	3	0	0	2									
Sam Ewing, L OBP: 0.345, SLG: 0.380	4-3										F8	5	0	1	1	0	1										
Steve Bowling, R OBP: 0.269, SLG: 0.141					FC1-5 BB 1B			K			F8	0	0	0	0	0	0										
Ron Fairly, L OBP: 0.403, SLG: 0.502	E8 3-H 1B				FC1-5 BB			L4			1B	4	0	2	0	1	1	0									
Doug Ault, R OBP: 0.331, SLG: 0.393	K				FC1-5 G6-4-3			F6			K	5	0	0	0	0	2	4									
Hector Torres, R OBP: 0.273, SLG: 0.338					G6-4-3						F7	4	0	1	0	0	0	2									
Alan Ashby, S OBP: 0.292, SLG: 0.284	G3							K			4-3	4	0	0	0	0	1	1									
Inning Stats	R: 3 E: 3 K: 1 S: 8	H: 2 LOB: 1 BB: 1 P: 12	R: 0 E: 0 K: 0 S: 3	H: 0 LOB: 0 BB: 0 P: 3	R: 0 E: 0 K: 0 S: 3	H: 1 LOB: 0 BB: 0 P: 3	R: 0 E: 0 K: 0 S: 3	H: 1 LOB: 1 BB: 1 P: 7	R: 0 E: 0 K: 0 S: 3	H: 0 LOB: 0 BB: 0 P: 5	R: 0 E: 0 K: 1 S: 6	H: 1 LOB: 1 BB: 0 P: 6	R: 0 E: 0 K: 0 S: 4	H: 1 LOB: 1 BB: 0 P: 4	R: 0 E: 0 K: 1 S: 5	H: 0 LOB: 0 BB: 0 P: 5	R: 0 E: 0 K: 0 S: 3	H: 0 LOB: 0 BB: 0 P: 3	R: 2 E: 0 K: 1 S: 8	H: 3 LOB: 1 BB: 8 P: 8	1B: 7 2B: 1 3B: 0 HR: 1	SF: 0 SAC: 0 DP: 1 HBP: 0	WP: 1 PB: 0 SB: 1 CS: 0	PA: 43			
PITCHER	IP 10.2	WLS L	BF 42	H 9	R 5	ER 2	SO 4	BB 2	IBB 0	HBP 0	BLK 0	WP 0	HR 1	S 48	P 56	ERA 1.69	WHIP 1.031										
Jack Kucek, R ERA: 4.2	(1, 1)																										
Lerrin LaGrow, R ERA: 1.97	(11, 1)	0.1	1	0	0	0	1	0	0	0	0	0	0	0	3	3	0.00	0.000									

Toronto Blue Jays @ Chicago White Sox
Comiskey Park, Chicago, IL
Wed Jul 13 1977, 8:05 PM EDT
Att: 25,669 - Unknown

livebaseballscorecards.com

AB 41
R 5
H 9
RBI 4
BB 2
SO 5
LOB 12



Batter	1	2	3	4	5	6	7	8	9	10	11	AB	R	H	RBI	BB	SO	LOB	BOTTOM								
Ralph Garr, L OBP: 0.336, SLG: 0.433	F8				E5 1B			F9				5	1	2	0	0	0	0									
Alan Bannister, R OBP: 0.379, SLG: 0.392	G3-6-3 BB				G6-4-3 1B			F8 BB 1B			8-2 2B	4	0	2	0	1	0	3									
Jorge Orta, L OBP: 0.343, SLG: 0.441	G3-6-3				FC3-2 1B						F9	4	1	2	1	1	0	1									
Oscar Gamble, L OBP: 0.351, SLG: 0.557					1B SF8 HBP			F8			F5	4	1	0	0	0	2	5									
Lamar Johnson, R OBP: 0.312, SLG: 0.516					FC3-2 1B			F9			F7	5	0	1	0	0	0	5									
Jim Spencer, L OBP: 0.309, SLG: 0.451					F6			K			F9	5	0	1	1	0	1	3									
Chet Lemon, R OBP: 0.352, SLG: 0.469					1B HBP			L5			F8	4	0	0	0	0	2										
Jack Brohamer, L OBP: 0.352, SLG: 0.348					SF8			F8			F9	4	0	0	1	0	0	0									
Brian Downing, R OBP: 0.430, SLG: 0.333								F8			F7																
Royle Stillman, L OBP: 0.311, SLG: 0.371								F9			F4																
Jim Essian, R OBP: 0.394, SLG: 0.458											G3	3	0	1	0	0	1	2									
Inning Stats	R: 0 E: 0 K: 0 S: 2	H: 0 LOB: 0 BB: 1 P: 6	R: 1 E: 1 K: 0 S: 4	H: 1 LOB: 2 BB: 0 P: 6	R: 2 E: 1 K: 1 S: 9	H: 3 LOB: 2 BB: 0 P: 9	R: 0 E: 0 K: 0 S: 4	H: 2 LOB: 1 BB: 0 P: 4	R: 0 E: 0 K: 2 S: 8	H: 1 LOB: 2 BB: 1 P: 8	R: 0 E: 0 K: 0 S: 3	H: 0 LOB: 0 BB: 0 P: 3	R: 0 E: 1 K: 0 S: 3	H: 0 LOB: 0 BB: 0 P: 3	R: 0 E: 0 K: 0 S: 3	H: 0 LOB: 0 BB: 0 P: 3	R: 0 E: 0 K: 0 S: 3	H: 0 LOB: 0 BB: 0 P: 3	1B: 8 2B: 2 3B: 0 HR: 0	SF: 1 SAC: 0 DP: 3 HBP: 2	WP: 0 PB: 0 SB: 0 CS: 0	PA: 44					
PITCHER	IP 11.0	WLS W	BF 44	H 9	R 3	ER 1	SO 4	BB 2	IBB 0	HBP 2	BLK 0	WP 0	HR 0	S 48	P 58	ERA 0.82	WHIP 1.000										
Dave Lemaczkyk, R ERA: 3.97	(1, 1)																										

Toronto Blue Jays @ Chicago White Sox
Comiskey Park, Chicago, IL
Wed Jul 13 1977, 8:05 PM EDT
Att: 25,669 - Unknown

livebaseballscorecards.com

AB 39
R 3
H 9
RBI 3
BB 2
SO 4
LOB 21



Batter	1	2	3	4	5	6	7	8	9	AB	R	H	RBI	BB	SO	LOB	TOP		
Steve Staggs, R OBP: 0.271, SLG: 0.318 (1, 4)	5-3			F9			FC 3B		F6	4	1	1	0	0	0	0	<p>Toronto Blue Jays @ Chicago White Sox</p> <p>Comiskey Park, Chicago, IL</p> <p>Thu Jul 14 1977, 4:33 AM EDT</p> <p>Att: 15,937 - Unknown - 92 F</p> <p>livebaseballscorecards.com</p>		
Al Woods, L OBP: 0.340, SLG: 0.415 (1, 7)	F8			F6			K		F7	4	0	0	0	0	1	1			
Bob Bailor, R OBP: 0.360, SLG: 0.426 (1, 8)	5-3			F8			FC S		F7	4	0	0	1	0	0	0			
Doug Rader, R OBP: 0.362, SLG: 0.472 (1, 10)		K			F4		K			3	0	0	0	0	2	1			
Doug Ault, R OBP: 0.331, SLG: 0.392 (1, 3)		G1-4-3 1B			L6		6-3			3	0	1	0	0	0	1			
Hector Torres, R OBP: 0.275, SLG: 0.338 (1, 6)		G1-4-3 1-2			5-3				SH1-4 1B	3	0	1	0	0	0	1			
Steve Bowling, R OBP: 0.263, SLG: 0.136 (1, 9)			K			5-3			SH1-4 1-2	2	0	0	0	0	1	0			
Dave McKay, S OBP: 0.199, SLG: 0.249 (1, 5)			5-3			6-3			6-3	3	0	0	0	0	0	1			
Alan Ashby, S OBP: 0.289, SLG: 0.280 (1, 2)			F6			5-3			F8	3	0	0	0	0	0	1			
Inning Stats	R: 0 E: 0 K: 0 S: 3	H: 0 LOB: 0 BB: 0 P: 3	R: 0 E: 0 K: 1 S: 5	H: 1 LOB: 0 BB: 0 P: 5	R: 0 E: 0 K: 1 S: 5	H: 0 LOB: 0 BB: 0 P: 5	R: 0 E: 0 K: 0 S: 3	H: 0 LOB: 0 BB: 0 P: 3	R: 0 E: 0 K: 0 S: 3	H: 0 LOB: 0 BB: 0 P: 3	R: 1 E: 0 K: 2 S: 9	H: 1 LOB: 1 BB: 0 P: 9	R: 0 E: 0 K: 0 S: 4	H: 1 LOB: 1 BB: 0 P: 4	R: 0 E: 0 K: 0 S: 3	H: 0 LOB: 0 BB: 0 P: 3	1B: 2 2B: 0 3B: 1 HR: 0	SF: 0 SAC: 1 DP: 1 HBP: 0	WP: 0 PA: 30 PB: 0 SB: 1 CS: 0
PITCHER Ken Kravec, L ERA: 4.57 (1, 1)	IP: 9.0 WLS: W BF: 30 H: 3 R: 1 ER: 1 SO: 4 BB: 0 IBB: 0 HBP: 0 BLK: 0 WP: 0 HR: 0 S: 38 P: 38 ERA: 1.00 WHIP: 0.333																		

Batter	1	2	3	4	5	6	7	8	9	AB	R	H	RBI	BB	SO	LOB	BOTTOM		
Ralph Garr, L OBP: 0.331, SLG: 0.427 (1, 7)	5-3		5-3		F6		4-3			4	0	0	0	0	0	1	<p>Toronto Blue Jays @ Chicago White Sox</p> <p>Comiskey Park, Chicago, IL</p> <p>Thu Jul 14 1977, 4:33 AM EDT</p> <p>Att: 15,937 - Unknown - 92 F</p> <p>livebaseballscorecards.com</p>		
Alan Bannister, R OBP: 0.374, SLG: 0.387 (1, 6)	B1-3		K		F8				1-3	4	0	0	0	0	1	0			
Jorge Orta, L OBP: 0.342, SLG: 0.442 (1, 4)				F9		K			F7	4	0	1	0	0	1	0			
Richie Zisk, R OBP: 0.367, SLG: 0.558 (1, 9)	4-0			K		6-3			BB E BB	2	1	0	0	2	1	0			
Lamar Johnson, R OBP: 0.316, SLG: 0.513 (1, 10)			F9	HBP BB 1B		F6			E 1-2 BB	3	0	1	0	1	0	2			
Eric Soderholm, R OBP: 0.361, SLG: 0.449 (1, 5)		6-3		HBP BB			1B FC6-4 2B		E5 1-3 2-H	3	1	1	0	1	0	1			
Chet Lemon, R OBP: 0.356, SLG: 0.469 (1, 8)		F9		1-2 2-3 HBP			FC6-4 1B		IBB	2	0	1	0	1	0	0			
Jim Spencer, L OBP: 0.305, SLG: 0.444 (1, 3)		4-3			F9		F6		F7	4	0	0	0	0	0	8			
Jim Essian, R OBP: 0.379, SLG: 0.452 (1, 2)			F7			F5	FC6-4 1-2 3-H			3	0	0	1	0	0	1			
Inning Stats	R: 0 E: 0 K: 0 S: 4	H: 1 LOB: 2 BB: 1 P: 8	R: 0 E: 0 K: 0 S: 3	H: 0 LOB: 0 BB: 0 P: 3	R: 0 E: 0 K: 1 S: 5	H: 0 LOB: 0 BB: 0 P: 5	R: 0 E: 0 K: 1 S: 6	H: 1 LOB: 3 BB: 1 P: 11	R: 0 E: 0 K: 0 S: 3	H: 0 LOB: 0 BB: 0 P: 3	R: 0 E: 0 K: 1 S: 5	H: 0 LOB: 0 BB: 0 P: 5	R: 1 E: 0 K: 0 S: 4	H: 2 LOB: 1 BB: 0 P: 5	R: 1 E: 1 K: 0 S: 4	H: 0 LOB: 3 BB: 3 P: 16	1B: 2 2B: 2 3B: 0 HR: 0	SF: 0 SAC: 0 DP: 0 HBP: 1	WP: 0 PA: 35 PB: 0 SB: 0 CS: 0
PITCHER Jerry Garvin, L ERA: 3.67 (1, 1)	IP: 8.0 WLS: L BF: 35 H: 4 R: 2 ER: 1 SO: 3 BB: 4 IBB: 1 HBP: 1 BLK: 0 WP: 0 HR: 0 S: 35 P: 56 ERA: 1.12 WHIP: 1.000																		

Batter	1	2	3	4	5	6	7	8	9	AB	R	H	RBI	BB	SO	LOB	TOP
Rick Burleson, R OBP: 0.358, SLG: 0.400 (1, 6)	0-0 FC4-6 1B			0-0 F2		0-0 L9 G3 1B	4-0 BB		0-0 5-3	4	0	2	1	1	0	1	Boston Red Sox @ Chicago White Sox Comiskey Park, Chicago, IL Fri Jul 15 1977, 8:05 PM EDT Att: 41,597 - Unknown - 90 F
Fred Lynn, L OBP: 0.316, SLG: 0.448 (1, 8)	0-0 FC4-6 CS			0-0 4-3		0-0 G3	0-0 F2		0-0 1B	5	0	1	2	0	0	4	
Jim Rice, R OBP: 0.368, SLG: 0.594 (1, 10)	0-0 F3			0-0 F7		0-0 L9		0-0 HR 1B	0-3 K	5	1	1	0	0	1	3	
Carl Yastrzemski, L OBP: 0.384, SLG: 0.532 (1, 7)	0-0 CS	4-0 FC5-4 BB			0-0 FC6-4 1B	0-0 F8		0-0 HR 1B		3	1	2	2	1	0	1	
Carlton Fisk, R OBP: 0.416, SLG: 0.536 (1, 2)		0-0 FC5-4 G6-4-3			0-0 FC6-4		0-0 1B 1B	0-0 F2		4	1	1	0	0	0	2	
George Scott, R OBP: 0.339, SLG: 0.558 (1, 3)		0-0 G6-4-3			0-0 F9		0-0 F8 FC4-6 1B	0-3 K		4	1	1	0	0	1	2	
Butch Hobson, R OBP: 0.306, SLG: 0.502 (1, 5)				0-0 F8		0-0 F8	0-0 FC4-6 1B	0-0 F3		4	0	1	1	0	0	1	
Steve Dillard, R OBP: 0.299, SLG: 0.370 Denny Doyle, L OBP: 0.303, SLG: 0.337 (7, PH) (7, 4)				0-0 B1-3		0-0 1B 1B 2B	0-0 F8		0-0 5-3	2	1	1	0	0	0	0	
Rick Miller, L OBP: 0.333, SLG: 0.293 (1, 9)				0-0 4-3		0-0 1B G3 1B	0-0 FC4-6 BB	4-0 5-3 1B BB		3	2	1	1	1	0	1	
Inning Stats	R: 0 E: 0 K: 0 S: 3	H: 1 LOB: 0 BB: 0 P: 3	R: 0 E: 0 K: 0 S: 2	H: 0 LOB: 0 BB: 1 P: 6	R: 0 E: 0 K: 0 S: 3	H: 0 LOB: 0 BB: 0 P: 3	R: 0 E: 0 K: 0 S: 4	H: 1 LOB: 1 BB: 0 P: 4	R: 2 E: 0 K: 0 S: 6	H: 3 LOB: 2 BB: 1 P: 10	R: 2 E: 0 K: 1 S: 7	H: 2 LOB: 0 BB: 0 P: 7	R: 1 E: 0 K: 1 S: 6	H: 1 LOB: 1 BB: 1 P: 10	1B: 9 2B: 1 3B: 0 HR: 1	SF: 0 SAC: 0 DP: 1 HBP: 0	
PITCHER	IP WLS BF H R ER SO BB IBB HBP BLK WP HR S P ERA WHIP																
Wilbur Wood, L ERA: 4.19 Lerrin LaGrow, R ERA: 2.31 (1, 1) (7, 1)	6.0 W 25 8 4 4 0 1 0 0 0 0 0 24 28 6.00 1.500																

AB 36
R 7
H 11
RBI 7
BB 3
SO 2
LOB 17



Batter	1	2	3	4	5	6	7	8	9	AB	R	H	RBI	BB	SO	LOB	BOTTOM		
Ralph Garr, L OBP: 0.329, SLG: 0.425 (1, 7)	0-0 BB FC3-2 1B	0-0 FC6 FC6-4		0-0 SF8		0-0 4-3	0-0 G3-6-3			4	0	1	2	0	0	2	Boston Red Sox @ Chicago White Sox Comiskey Park, Chicago, IL Fri Jul 15 1977, 8:05 PM EDT Att: 41,597 - Unknown - 90 F		
Alan Bannister, R OBP: 0.375, SLG: 0.386 (1, 6)	0-0 1-3	0-0 FC6-4 PO		0-0 1B 3B 1B		4-0 BB 1B BB		0-0 F7		4	2	1	1	1	0	3			
Jorge Orta, L OBP: 0.345, SLG: 0.441 (1, 4)	4-0 FC3-2 BB	0-0 PO	0-0 6-3	0-0 1B 3B 1B		4-0 1B BB		0-0 4-3		3	1	1	1	2	0	0			
Richie Zisk, R OBP: 0.368, SLG: 0.552 (1, 9)	4-0 FC3-2 BB		0-0 5-3	4-0 3B IBB		0-0 F9		0-0 6-3		3	1	0	0	2	0	2			
Oscar Gamble, L OBP: 0.348, SLG: 0.552 Lamar Johnson, R OBP: 0.322, SLG: 0.528 (1, 10) (4, PH)	0-0 FC3-2		0-0 G3	0-0 1B 3B		0-0 1B				2	0	0	0	0	0	3			
Jim Spencer, L OBP: 0.304, SLG: 0.442 (1, 3)	0-0 L9			0-0 K		0-0 F5				2	0	2	4	0	0	0			
Chet Lemon, R OBP: 0.355, SLG: 0.466 (1, 8)		0-3 K		0-0 L4	0-0 L4		0-0 1B 1B			4	1	1	0	0	1	1			
Eric Soderholm, R OBP: 0.363, SLG: 0.450 (1, 5)		0-0 1B E 1B		0-0 1B BB 1B		0-0 F9		0-0 F5		4	2	2	0	0	0	1			
Brian Downing, R OBP: 0.443, SLG: 0.347 (1, 2)		0-0 FC6-4 E 1B		4-0 1B BB	0-0 6-3		0-0 G3-6-3 1B			3	1	2	1	1	0	0			
Inning Stats	R: 0 E: 0 K: 0 S: 4	H: 1 LOB: 3 BB: 2 P: 12	R: 1 E: 1 K: 1 S: 7	H: 2 LOB: 1 BB: 0 P: 7	R: 0 E: 0 K: 0 S: 3	H: 0 LOB: 0 BB: 0 P: 3	R: 6 E: 0 K: 1 S: 10	H: 5 LOB: 1 BB: 2 P: 18	R: 0 E: 0 K: 0 S: 3	H: 0 LOB: 0 BB: 0 P: 3	R: 1 E: 0 K: 0 S: 4	H: 1 LOB: 2 BB: 2 P: 12	R: 1 E: 0 K: 0 S: 4	H: 2 LOB: 0 BB: 0 P: 4	R: 0 E: 0 K: 0 S: 3	H: 0 LOB: 0 BB: 0 P: 3		1B: 10 2B: 0 3B: 1 HR: 0	SF: 1 SAC: 0 DP: 1 HBP: 0
PITCHER	IP WLS BF H R ER SO BB IBB HBP BLK WP HR S P ERA WHIP																		
Bob Stanley, R ERA: 4.11 Bill Lee, L ERA: 5.94 Tom Murphy, R ERA: 6.37 (1, 1) (4, 1) (8, 1)	3.2 L 20 6 5 5 1 2 1 0 0 0 0 0 19 31 12.27 2.455																		

AB 33
R 9
H 11
RBI 9
BB 6
SO 2
LOB 18



Batter	1	2	3	4	5	6	7	8	9	AB	R	H	RBI	BB	SO	LOB	TOP							
Rick Burleson, R OBP: 0.358, SLG: 0.400 (1, 6)										5	0	2	0	0	0	2								
Fred Lynn, L OBP: 0.315, SLG: 0.449 (1, 8)										4	1	1	0	0	0	3								
Jim Rice, R OBP: 0.370, SLG: 0.592 (1, 10)										3	1	1	0	1	1	1								
Carl Yastrzemski, L OBP: 0.383, SLG: 0.528 (1, 7)										2	1	0	1	1	0	3								
Carlton Fisk, R OBP: 0.412, SLG: 0.530 (1, 2)										3	0	0	1	0	1	1								
George Scott, R OBP: 0.338, SLG: 0.553 (1, 3)										3	0	0	0	1	2	1								
Butch Hobson, R OBP: 0.306, SLG: 0.508 (1, 5)										4	1	1	1	0	1	2								
Denny Doyle, L OBP: 0.303, SLG: 0.336 (1, 4)										4	0	1	0	0	0	0								
Rick Miller, L OBP: 0.333, SLG: 0.294 (1, 9)										3	0	1	0	0	2	0								
Inning Stats	R: 0 E: 0 K: 1 S: 6	H: 1 LOB: 1 BB: 0 P: 6	R: 0 E: 0 K: 2 S: 7	H: 0 LOB: 0 BB: 0 P: 7	R: 0 E: 0 K: 1 S: 5	H: 1 LOB: 0 BB: 1 P: 5	R: 1 E: 1 K: 0 S: 4	H: 1 LOB: 1 BB: 1 P: 8	R: 1 E: 0 K: 0 S: 5	H: 2 LOB: 1 BB: 0 P: 5	R: 1 E: 1 K: 2 S: 8	H: 0 LOB: 1 BB: 1 P: 12	R: 0 E: 0 K: 0 S: 4	H: 1 LOB: 1 BB: 0 P: 4	R: 1 E: 0 K: 0 S: 4	H: 1 LOB: 1 BB: 1 P: 8	R: 0 E: 0 K: 1 S: 5	H: 0 LOB: 0 BB: 0 P: 5	1B: 5 2B: 1 3B: 0 HR: 1	SF: 2 SAC: 1 DP: 0 HBP: 0	WP: 2 PB: 0 SB: 1 CS: 1	PA: 38		
PITCHER Francisco Barrios, R ERA: 3.65 (1, 1)	IP: 9.0 WLS: L BF: 37 H: 7 R: 4 ER: 3 SO: 7 BB: 3 IBB: 0 HBP: 0 BLK: 0 WP: 2 HR: 1 S: 48 P: 60 ERA: 3.00 WHIP: 1.11																							

Boston Red Sox @ Chicago White Sox
Comiskey Park, Chicago, IL
Sat Jul 16 1977, 8:05 PM EDT
Att: 36,007 - Unknown - 80 F

AB 31
R 4
H 7
RBI 3
BB 3
SO 7
LOB 13



Batter	1	2	3	4	5	6	7	8	9	AB	R	H	RBI	BB	SO	LOB	BOTTOM						
Ralph Garr, L OBP: 0.331, SLG: 0.424 (1, 7)										3	0	1	0	1	0	1							
Alan Bannister, R OBP: 0.376, SLG: 0.385 (1, 6)										3	1	1	0	1	0	2							
Jorge Orta, L OBP: 0.347, SLG: 0.440 (1, 4)										3	1	1	0	1	0	0							
Richie Zisk, R OBP: 0.369, SLG: 0.550 (1, 9)										3	1	1	1	1	0	2							
Oscar Gamble, L OBP: 0.342, SLG: 0.542 (1, 10)										4	0	0	0	0	1	5							
Jim Spencer, L OBP: 0.303, SLG: 0.442 (1, 3)										4	0	1	2	0	2	1							
Chet Lemon, R OBP: 0.354, SLG: 0.463 (1, 8)										4	0	1	0	0	1	0							
Eric Soderholm, R OBP: 0.361, SLG: 0.451 (1, 5)										4	0	1	0	0	2	3							
Jim Essian, R OBP: 0.375, SLG: 0.446 Royle Stillman, L OBP: 0.308, SLG: 0.367 (9, PH)										3	0	0	0	0	0	1							
Inning Stats	R: 0 E: 0 K: 0 S: 3	H: 1 LOB: 0 BB: 0 P: 3	R: 0 E: 0 K: 0 S: 3	H: 0 LOB: 0 BB: 0 P: 3	R: 0 E: 0 K: 0 S: 4	H: 1 LOB: 1 BB: 0 P: 4	R: 3 E: 0 K: 0 S: 6	H: 4 LOB: 1 BB: 1 P: 10	R: 0 E: 0 K: 0 S: 2	H: 0 LOB: 0 BB: 1 P: 6	R: 0 E: 0 K: 1 S: 5	H: 0 LOB: 1 BB: 1 P: 9	R: 0 E: 0 K: 2 S: 7	H: 0 LOB: 0 BB: 0 P: 7	R: 0 E: 0 K: 1 S: 6	H: 1 LOB: 2 BB: 1 P: 10	R: 0 E: 1 K: 2 S: 8	H: 0 LOB: 1 BB: 0 P: 8	1B: 5 2B: 3 3B: 0 HR: 0	SF: 0 SAC: 0 DP: 2 HBP: 0	WP: 0 PB: 0 SB: 0 CS: 1	PA: 36	
PITCHER Rick Wise, R ERA: 5.34 Bill Campbell, R ERA: 2.96 (8, 1)	IP: 7.1 WLS: W BF: 29 H: 7 R: 3 ER: 3 SO: 3 BB: 3 IBB: 0 HBP: 0 BLK: 0 WP: 0 HR: 0 S: 32 P: 44 ERA: 3.68 WHIP: 1.364																						

Boston Red Sox @ Chicago White Sox
Comiskey Park, Chicago, IL
Sat Jul 16 1977, 8:05 PM EDT
Att: 36,007 - Unknown - 80 F

AB 32
R 3
H 7
RBI 3
BB 4
SO 6
LOB 16



Batter	1	2	3	4	5	6	7	8	9	AB	R	H	RBI	BB	SO	LOB	TOP				
Rick Burleson, R OBP: 0.354, SLG: 0.396 (1, 6)	0-0 6-3		0-0 6-3		0-0 5-3			0-0 6-3		4	0	0	1	0	0	2	Boston Red Sox @ Chicago White Sox Comiskey Park, Chicago, IL Sun Jul 17 1977, 4:33 AM EDT Att: 27,235 - Unknown - 81 F AB 31 R 2 H 4 RBI 2 BB 2 SO 9 LOB 9				
Fred Lynn, L OBP: 0.314, SLG: 0.444 (1, 8)	0-0 F8		0-0 4-3			0-3 K		4-0 1B BB		3	0	0	0	1	1						
Jim Rice, R OBP: 0.371, SLG: 0.596 (1, 7)	0-0 F2			0-0 SF7 3B		0-0 F8		0-0 1B		4	1	2	0	0	0						
Carlton Fisk, R OBP: 0.407, SLG: 0.525 (1, 2)		0-0 5-3		0-0 SF7		0-0 B2-3		0-3 K		3	0	0	1	0	2						
George Scott, R OBP: 0.334, SLG: 0.546 (1, 3)		0-3 K		0-3 K			0-3 K		0-0 F8	4	0	0	0	0	3						
Butch Hobson, R OBP: 0.305, SLG: 0.505 Steve Dillard, R OBP: 0.299, SLG: 0.370 (9, PR)		0-3 K		0-3 K			0-3 K		0-0 CS 1B	4	0	1	0	0	3						
Bernie Carbo, L OBP: 0.408, SLG: 0.493 (1, 10)			4-0 E FC5 6-3 BB		0-0 F8		0-0 1B		0-0 F9	3	1	1	0	1	0						
Denny Doyle, L OBP: 0.299, SLG: 0.332 (1, 4)			0-3 K		0-0 F9		0-0 G3		0-0 CS	3	0	0	0	0	1						
Rick Miller, L OBP: 0.323, SLG: 0.284 (1, 9)			0-0 FC5 E 6-3		0-0 E6			0-0 F6		3	0	0	0	0	1						
Inning Stats	R: 0 E: 0 K: 0 S: 3	H: 0 LOB: 0 BB: 0 P: 3	R: 0 E: 0 K: 2 S: 7	H: 0 LOB: 0 BB: 0 P: 7	R: 1 E: 2 K: 1 S: 6	H: 0 LOB: 1 BB: 1 P: 10	R: 1 E: 0 K: 2 S: 8	H: 1 LOB: 0 BB: 0 P: 8	R: 0 E: 1 K: 0 S: 4	H: 0 LOB: 1 BB: 0 P: 4	R: 0 E: 0 K: 1 S: 5	H: 0 LOB: 0 BB: 0 P: 5	R: 0 E: 0 K: 2 S: 8	H: 1 LOB: 1 BB: 0 P: 8	R: 0 E: 0 K: 1 S: 6	H: 1 LOB: 2 BB: 1 P: 10		1B: 3 2B: 0 3B: 1 HR: 0	SF: 1 SAC: 0 DP: 0 HBP: 0	WP: 0 PB: 0 SB: 1 CS: 1	PA: 35
PITCHER	IP	WLS	BF	H	R	ER	SO	BB	IBB	HBP	BLK	WP	HR	S	P	ERA	WHIP				
Steve Stone, R ERA: 3.87 Lerrin LaGrow, R ERA: 2.27	(1, 1)	8.0	W	31	3	2	1	9	2	0	0	0	0	47	55	1.12	0.625				
(9, 1)	1.0	S	3	1	0	0	0	0	0	0	0	0	0	3	3	0.00	1.000				

Batter	1	2	3	4	5	6	7	8	9	AB	R	H	RBI	BB	SO	LOB	BOTTOM				
Ralph Garr, L OBP: 0.330, SLG: 0.425 (1, 7)	0-3 K		0-0 F3		0-0 E4 L5-3			1-3 2B		4	0	1	0	0	1	2	Boston Red Sox @ Chicago White Sox Comiskey Park, Chicago, IL Sun Jul 17 1977, 4:33 AM EDT Att: 27,235 - Unknown - 81 F AB 28 R 3 H 6 RBI 3 BB 4 SO 1 LOB 15				
Alan Bannister, R OBP: 0.372, SLG: 0.381 (1, 6)	0-0 F7		0-0 5-3		0-0 L5-3		0-0 5-3			4	0	0	0	0	3						
Jorge Orta, L OBP: 0.346, SLG: 0.438 (1, 4)	0-0 4-3				0-0 F7		0-0 P7			4	0	1	0	0	2						
Richie Zisk, R OBP: 0.371, SLG: 0.548 (1, 9)		4-0 WP 2B BB BB		0-0 F4		0-0 F4		0-0 FC6-4 1B		3	1	1	0	1	0						
Oscar Gamble, L OBP: 0.341, SLG: 0.535 (1, 10)		4-0 2B SF9 BB		0-0 4-3		0-0 F6		0-0 FC6-4 L4-3		3	1	0	0	1	2						
Jim Spencer, L OBP: 0.306, SLG: 0.457 (1, 3)		0-0 SF9 1-3 2B		0-0 F5		0-0 HR		0-0 L4-3		4	1	2	2	0	1						
Chet Lemon, R OBP: 0.351, SLG: 0.459 (1, 8)		0-0 F2		0-0 F7		0-0 F9				3	0	0	0	0	2						
Jack Brohamer, L OBP: 0.370, SLG: 0.356 (1, 5)		4-0 IBB		0-0 1B			4-0 2B BB			1	0	1	0	2	0						
Brian Downing, R OBP: 0.430, SLG: 0.338 (1, 2)		0-0 SF9		0-0 F5			0-0 L7			2	0	0	1	0	2						
Inning Stats	R: 0 E: 0 K: 1 S: 5	H: 0 LOB: 0 BB: 0 P: 5	R: 2 E: 0 K: 0 S: 4	H: 1 LOB: 2 BB: 3 P: 16	R: 0 E: 0 K: 0 S: 4	H: 1 LOB: 1 BB: 0 P: 4	R: 0 E: 0 K: 0 S: 4	H: 1 LOB: 0 BB: 0 P: 4	R: 0 E: 0 K: 0 S: 4	H: 1 LOB: 2 BB: 1 P: 8	R: 0 E: 0 K: 0 S: 3	H: 1 LOB: 0 BB: 0 P: 3	1B: 3 2B: 4 3B: 0 HR: 1	SF: 1 SAC: 0 DP: 2 HBP: 0	WP: 1 PB: 0 SB: 0 CS: 0	PA: 33					
PITCHER	IP	WLS	BF	H	R	ER	SO	BB	IBB	HBP	BLK	WP	HR	S	P	ERA	WHIP				
Reggie Cleveland, R ERA: 3.88 Ramon Hernandez, L ERA: 6.61 Bill Campbell, R ERA: 2.53	(1, 1)	6.2	L	29	5	3	3	1	0	0	0	0	0	27	43	4.05	1.200				
(7, 1)	0.1		1	0	0	0	0	0	0	0	0	0	0	1	1	0.00	0.000				
(8, 1)	1.0		3	1	0	0	0	0	0	0	0	0	0	3	3	0.00	1.000				

Batter	1	2	3	4	5	6	7	8	9	AB	R	H	RBI	BB	SO	LOB	TOP				
Ralph Garr, L OBP: 0.328, SLG: 0.428 (1, 7)	4-3	F9					F7		F4	5	0	1	0	0	0	1					
Alan Bannister, R OBP: 0.373, SLG: 0.381 (1, 6)	5-3		F7			G3		SH1-3 HR	1B E	5	2	2	0	0	0	1					
Jorge Orta, L OBP: 0.345, SLG: 0.435 (1, 4)	F6		G3			F5		SH1-3	E7 1B	4	1	1	0	0	0	1					
Richie Zisk, R OBP: 0.377, SLG: 0.554 (1, 9)		2B	K					HR	1B	4	2	3	0	1	1	0					
Lamar Johnson, R OBP: 0.333, SLG: 0.554 (1, 10)		HR			2B		F9	HR	1B	5	2	4	5	0	0	1					
Chet Lemon, R OBP: 0.349, SLG: 0.458 (1, 8)	5-3				CS		K	HR	L3	5	0	1	0	0	1	4					
Eric Soderholm, R OBP: 0.359, SLG: 0.457 (1, 5)		HR	L5			1-3		F7	K	5	1	1	2	0	1	5					
Jim Spencer, L OBP: 0.305, SLG: 0.453 (1, 3)		L3			F5			F8	HR	3	1	0	0	1	0	2					
Brian Downing, R OBP: 0.433, SLG: 0.375 (1, 2)			CS		F7			F8	HR	3	1	1	2	1	0	0					
Inning Stats	R: 0 E: 0 K: 0 S: 3	H: 0 LOB: 0 BB: 0 P: 3	R: 3 E: 0 K: 0 S: 6	H: 3 LOB: 1 BB: 1 P: 10	R: 0 E: 0 K: 1 S: 5	H: 0 LOB: 0 BB: 0 P: 5	R: 0 E: 0 K: 0 S: 4	H: 2 LOB: 1 BB: 0 P: 4	R: 0 E: 0 K: 0 S: 4	H: 1 LOB: 1 BB: 0 P: 4	R: 0 E: 0 K: 1 S: 6	H: 0 LOB: 0 BB: 0 P: 3	R: 3 E: 0 K: 0 S: 5	H: 2 LOB: 2 BB: 1 P: 9	R: 4 E: 1 K: 0 S: 10	H: 5 LOB: 2 BB: 1 P: 14	1B: 7 2B: 3 3B: 1 HR: 3	SF: 0 SAC: 1 DP: 0 HBP: 0	WP: 0 PB: 0 SB: 0 CS: 1	PA: 44	
PITCHER	IP	WLS	BF	H	R	ER	SO	BB	IBB	HBP	BLK	WP	HR	S	P	ERA	WHIP				
Jerry Garvin, L ERA: 4.0 (1, 1)	8.1	L	38	11	9	9	2	2	1	0	0	0	3	39	51	9.72	1.560				
Dennis DeBarr, L ERA: 4.82 (9, 1)	0.0		3	3	1	1	0	0	0	0	0	0	0	3	3						
Chuck Hartenstein, R ERA: 6.75 (9, 1)	0.2		2	0	0	0	1	0	0	0	0	0	0	4	4	0.00	0.000				

Chicago White Sox @ Toronto Blue Jays
Exhibition Stadium, Toronto, ON
Fri Jul 22 1977, 7:05 PM EDT
Att: 33,175 - Unknown - 75 F

AB	39
R	10
H	14
RBI	9
BB	3
SO	3
LOB	15



Batter	1	2	3	4	5	6	7	8	9	AB	R	H	RBI	BB	SO	LOB	BOTTOM					
John Scott, R OBP: 0.257, SLG: 0.293 (1, 7)	FC4-6 1B		PB BB		FC6-4 BB			F6	E7	4	0	2	0	1	0	1						
Steve Stagos, R OBP: 0.303, SLG: 0.422 (1, 4)	FC4-6 CS		PB BB		FC6-4				5-3	4	0	1	1	1	0	5						
Bob Bailor, R OBP: 0.354, SLG: 0.426 (1, 8)	1-3		6-3		4-3			6-3		4	0	0	0	0	0	6						
Doug Rader, R OBP: 0.360, SLG: 0.461 (1, 5)		6-3			CS BB			F9		2	0	0	0	2	0	0						
Ron Fairly, L OBP: 0.391, SLG: 0.495 (1, 10)		G3			K			4-3		4	0	0	0	0	1	3						
Doug Ault, R OBP: 0.323, SLG: 0.377 (1, 3)		5-3			6-3			K		4	1	1	0	0	1	0						
Al Woods, L OBP: 0.338, SLG: 0.406 (1, 9)			6-3					F7	FC5-4 BB	3	1	1	0	1	0	0						
Hector Torres, R OBP: 0.291, SLG: 0.380 (1, 6)					HR			F8	FC5-4 BB	4	1	1	1	0	1	3						
Alan Ashby, S OBP: 0.283, SLG: 0.278 (1, 2)			6-3					2-3	F7	4	0	1	0	0	0	2						
Inning Stats	R: 0 E: 0 K: 0 S: 3	H: 1 LOB: 0 BB: 0 P: 3	R: 0 E: 0 K: 0 S: 3	H: 0 LOB: 0 BB: 0 P: 3	R: 1 E: 0 K: 0 S: 5	H: 2 LOB: 2 BB: 1 P: 9	R: 0 E: 0 K: 1 S: 4	H: 0 LOB: 0 BB: 1 P: 8	R: 1 E: 0 K: 0 S: 5	H: 2 LOB: 2 BB: 1 P: 9	R: 0 E: 0 K: 1 S: 5	H: 0 LOB: 0 BB: 0 P: 5	R: 0 E: 0 K: 1 S: 5	H: 0 LOB: 0 BB: 0 P: 5	R: 0 E: 0 K: 0 S: 4	H: 1 LOB: 2 BB: 1 P: 8	R: 1 E: 1 K: 0 S: 5	H: 1 LOB: 2 BB: 1 P: 9	1B: 4 2B: 3 3B: 0 HR: 1	SF: 0 SAC: 0 DP: 1 HBP: 0	WP: 0 PB: 1 SB: 0 CS: 2	PA: 38
PITCHER	IP	WLS	BF	H	R	ER	SO	BB	IBB	HBP	BLK	WP	HR	S	P	ERA	WHIP					
Wilbur Wood, L ERA: 4.09 (1, 1)	6.0	W	24	5	2	2	2	3	0	0	0	0	1	25	37	3.00	1.333					
Lerrin LaGrow, R ERA: 2.17 (7, 1)	3.0	S	14	2	1	0	1	2	0	0	0	0	0	14	22	0.00	1.333					


Chicago White Sox @ Toronto Blue Jays
Exhibition Stadium, Toronto, ON
Fri Jul 22 1977, 7:05 PM EDT
Att: 33,175 - Unknown - 75 F

AB	33
R	3
H	7
RBI	2
BB	5
SO	3
LOB	20




Batter	1	2	3	4	5	6	7	8	9	AB	R	H	RBI	BB	SO	LOB	TOP			
Ralph Garr, L OBP: 0.327, SLG: 0.443 (1, 7)										5	2	2	1	0	1	3	Chicago White Sox @ Boston Red Sox Fenway Park, Boston, MA Sun Jul 24 1977, 3:33 AM EDT Att: 34,490 - Unknown - 79 F			
Alan Bannister, R OBP: 0.371, SLG: 0.388 (1, 6)										5	1	1	1	0	0	2				
Jorge Orta, L OBP: 0.344, SLG: 0.434 (1, 4)										5	0	2	1	0	0	0				
Richie Zisk, R OBP: 0.377, SLG: 0.547 (1, 9)										5	1	2	1	0	1	1				
Oscar Gamble, L OBP: 0.342, SLG: 0.534 Lamar Johnson, R (7, PH) OBP: 0.340, SLG: 0.554 (1, 10)										3	0	1	1	0	0	2				
Jim Spencer, L OBP: 0.308, SLG: 0.454 (1, 3)										5	1	2	1	0	0	5				
Chet Lemon, R OBP: 0.348, SLG: 0.457 (1, 8)										4	0	1	0	0	2	4				
Eric Soderholm, R OBP: 0.361, SLG: 0.480 (1, 5)										4	3	2	3	0	1	1				
Jim Essian, R OBP: 0.371, SLG: 0.443 (1, 2)										4	0	1	0	0	0	2				
Inning Stats	R: 2 E: 1 K: 1 S: 9	H: 3 LOB: 2 BB: 0 P: 9	R: 1 E: 0 K: 1 S: 6	H: 1 LOB: 0 BB: 0 P: 6	R: 0 E: 0 K: 0 S: 3	H: 0 LOB: 1 BB: 0 P: 3	R: 2 E: 0 K: 2 S: 10	H: 3 LOB: 1 BB: 0 P: 10	R: 1 E: 0 K: 0 S: 4	H: 2 LOB: 2 BB: 0 P: 4	R: 1 E: 0 K: 1 S: 6	H: 1 LOB: 1 BB: 1 P: 10	R: 1 E: 0 K: 0 S: 4	H: 1 LOB: 0 BB: 0 P: 4	R: 0 E: 0 K: 0 S: 3	H: 1 LOB: 1 BB: 1 P: 7		1B: 7 2B: 4 3B: 0 HR: 3	SF: 0 SAC: 0 DP: 1 HBP: 0	WP: 0 PB: 1 SB: 0 CS: 0
PITCHER	IP WLS BF H R ER SO BB IBB HBP BLK WP HR S P ERA WHIP	IP WLS BF H R ER SO BB IBB HBP BLK WP HR S P ERA WHIP																		
Fergie Jenkins, R ERA: 3.51 (1, 1)	4.1	L	23	9	6	5	4	0	0	0	0	0	0	0	2	31	31	10.38	2.077	
Bill Lee, L ERA: 5.93 (5, 1)	4.2		19	5	3	2	1	2	0	0	0	0	0	1	19	27	3.86	1.500		

AB	40
R	9
H	14
RBI	9
BB	2
SO	5
LOB	20



Batter	1	2	3	4	5	6	7	8	9	AB	R	H	RBI	BB	SO	LOB	BOTTOM			
Rick Burleson, R OBP: 0.354, SLG: 0.403 (1, 6)										5	2	2	1	0	0	1	Chicago White Sox @ Boston Red Sox Fenway Park, Boston, MA Sun Jul 24 1977, 3:33 AM EDT Att: 34,490 - Unknown - 79 F			
Fred Lynn, L OBP: 0.318, SLG: 0.475 (1, 8)										5	1	2	2	0	0	0				
Jim Rice, R OBP: 0.370, SLG: 0.590 (1, 7)										5	1	2	1	0	1	0				
Carl Yastrzemski, L OBP: 0.387, SLG: 0.527 (1, 10)										4	1	2	2	1	0	2				
Carlton Fisk, R OBP: 0.404, SLG: 0.521 (1, 2)										3	0	1	0	1	1	1				
George Scott, R OBP: 0.342, SLG: 0.544 (1, 3)										4	0	0	0	0	2	4				
Butch Hobson, R OBP: 0.307, SLG: 0.512 (1, 5)										4	0	1	0	0	2	0				
Denny Doyle, L OBP: 0.298, SLG: 0.327 (1, 4)										4	1	2	0	0	0	1				
Rick Miller, L OBP: 0.345, SLG: 0.297 (1, 9)										4	0	0	0	0	0	3				
Inning Stats	R: 2 E: 0 K: 1 S: 8	H: 3 LOB: 1 BB: 0 P: 8	R: 0 E: 0 K: 0 S: 3	H: 0 LOB: 0 BB: 0 P: 3	R: 2 E: 0 K: 1 S: 7	H: 2 LOB: 1 BB: 1 P: 11	R: 0 E: 0 K: 0 S: 4	H: 1 LOB: 1 BB: 0 P: 4	R: 0 E: 0 K: 2 S: 8	H: 1 LOB: 2 BB: 1 P: 12	R: 0 E: 0 K: 1 S: 5	H: 0 LOB: 0 BB: 0 P: 5	R: 0 E: 0 K: 0 S: 3	H: 0 LOB: 0 BB: 0 P: 3	R: 0 E: 0 K: 1 S: 9	H: 4 LOB: 2 BB: 0 P: 9		1B: 9 2B: 1 3B: 0 HR: 2	SF: 0 SAC: 0 DP: 1 HBP: 0	WP: 1 PB: 0 SB: 0 CS: 0
PITCHER	IP WLS BF H R ER SO BB IBB HBP BLK WP HR S P ERA WHIP	IP WLS BF H R ER SO BB IBB HBP BLK WP HR S P ERA WHIP																		
Francisco Barrios, R ERA: 3.81 (1, 1)	8.2	W	37	10	6	6	6	2	0	0	0	0	0	0	2	47	55	6.23	1.385	
Dave Hamilton, L ERA: 5.14 (9, 1)	0.1		3	2	0	0	0	0	0	0	0	0	0	0	3	3	0.00	6.000		

AB	38
R	6
H	12
RBI	6
BB	2
SO	6
LOB	12



Batter	1	2	3	4	5	6	7	8	9	AB	R	H	RBI	BB	SO	LOB	TOP					
Ralph Garr, L OBP: 0.325, SLG: 0.439 (1, 7)										5	0	1	0	0	1	1						
Alan Bannister, R OBP: 0.369, SLG: 0.384 (1, 6)										4	1	0	0	1	0	1						
Jorge Orta, L OBP: 0.345, SLG: 0.438 (1, 4)										4	2	2	0	0	0	1						
Richie Zisk, R OBP: 0.376, SLG: 0.544 (1, 9)										4	0	1	1	0	1	3						
Oscar Gamble, L OBP: 0.344, SLG: 0.531 (1, 10)										3	2	1	1	1	1	1						
Jim Spencer, L OBP: 0.307, SLG: 0.462 (1, 3)										4	1	1	3	0	0	2						
Chet Lemon, R OBP: 0.347, SLG: 0.455 (1, 8)										4	0	1	0	0	1	1						
Eric Soderholm, R OBP: 0.359, SLG: 0.487 (1, 5)										4	1	1	2	0	0	1						
Jim Essian, R OBP: 0.368, SLG: 0.439 (1, 2)										2	0	0	0	0	1	1						
Royce Stillman, L OBP: 0.305, SLG: 0.363 (7, PH)										1	0	0	0	0	1	0						
Brian Downing, R OBP: 0.438, SLG: 0.420 (7, 2)										1	1	1	1	0	0	0						
Inning Stats	R: 0 E: 0 K: 0 S: 4	H: 1 LOB: 1 BB: 0 P: 4	R: 0 E: 0 K: 0 S: 3	H: 0 LOB: 0 BB: 0 P: 3	R: 0 E: 0 K: 0 S: 3	H: 0 LOB: 0 BB: 0 P: 3	R: 1 E: 1 K: 1 S: 7	H: 2 LOB: 1 BB: 0 P: 7	R: 0 E: 0 K: 2 S: 8	H: 1 LOB: 1 BB: 0 P: 8	R: 0 E: 0 K: 0 S: 3	H: 0 LOB: 0 BB: 0 P: 3	R: 2 E: 0 K: 1 S: 6	H: 1 LOB: 0 BB: 1 P: 10	R: 4 E: 0 K: 2 S: 10	H: 3 LOB: 0 BB: 1 P: 14	R: 1 E: 0 K: 0 S: 4	H: 1 LOB: 0 BB: 0 P: 4	1B: 5 2B: 1 3B: 0 HR: 3	SF: 0 SAC: 0 DP: 0 HBP: 0	WP: 0 PB: 0 SB: 0 CS: 0	PA: 38
PITCHER	IP	WLS	BF	H	R	ER	SO	BB	IBB	HBP	BLK	WP	HR	S	P	ERA	WHIP					
Luis Tiant, R ERA: 5.2 (1, 1)	6.2		26	5	3	3	3	1	0	0	0	0	1	31	35	4.05	0.900					
Bill Campbell, R ERA: 3.12 (7, 1)	2.1	L	12	4	5	5	3	1	0	0	0	0	2	17	21	19.29	2.143					

Chicago White Sox @ Boston Red Sox
Fenway Park, Boston, MA
Mon Jul 25 1977, 7:05 PM EDT
Att: 27,505 - Unknown - 71 F

AB 36
R 8
H 9
RBI 8
BB 2
SO 6
LOB 12


Batter	1	2	3	4	5	6	7	8	9	AB	R	H	RBI	BB	SO	LOB	BOTTOM					
Rick Burleson, R OBP: 0.352, SLG: 0.401 (1, 6)										5	0	1	0	0	0	3						
Fred Lynn, L OBP: 0.316, SLG: 0.473 (1, 8)										5	1	1	0	0	1	1						
Jim Rice, R OBP: 0.375, SLG: 0.599 (1, 7)										4	2	3	2	1	1	0						
Carl Yastrzemski, L OBP: 0.384, SLG: 0.521 (1, 10)										4	0	0	0	1	1	4						
Carlton Fisk, R OBP: 0.405, SLG: 0.520 (1, 2)										4	1	2	1	0	0	1						
George Scott, R OBP: 0.343, SLG: 0.545 (1, 3)										3	1	1	0	1	0	1						
Butch Hobson, R OBP: 0.306, SLG: 0.507 (1, 5)										3	0	0	0	0	0	2						
Denny Doyle, L OBP: 0.298, SLG: 0.327 (1, 4)										3	1	1	0	0	0	2						
Rick Miller, L OBP: 0.350, SLG: 0.324 (1, 9)										4	1	2	3	0	0	1						
Inning Stats	R: 2 E: 0 K: 1 S: 7	H: 2 LOB: 0 BB: 0 P: 7	R: 1 E: 0 K: 0 S: 4	H: 2 LOB: 1 BB: 0 P: 5	R: 0 E: 0 K: 1 S: 5	H: 0 LOB: 1 BB: 1 P: 9	R: 0 E: 0 K: 0 S: 3	H: 0 LOB: 0 BB: 0 P: 3	R: 0 E: 0 K: 0 S: 5	H: 2 LOB: 2 BB: 0 P: 5	R: 3 E: 0 K: 0 S: 5	H: 2 LOB: 1 BB: 1 P: 9	R: 1 E: 0 K: 0 S: 5	H: 2 LOB: 1 BB: 0 P: 5	R: 0 E: 0 K: 0 S: 4	H: 1 LOB: 0 BB: 0 P: 4	R: 0 E: 0 K: 1 S: 4	H: 0 LOB: 0 BB: 1 P: 8	1B: 7 2B: 2 3B: 1 HR: 1	SF: 0 SAC: 1 DP: 2 HBP: 1	WP: 1 PB: 0 SB: 0 CS: 0	PA: 40
PITCHER	IP	WLS	BF	H	R	ER	SO	BB	IBB	HBP	BLK	WP	HR	S	P	ERA	WHIP					
Steve Stone, R ERA: 4.1 (1, 1)	6.0		28	8	6	6	2	2	0	0	0	0	0	8	8	5.40	1.667					
Don Kirkwood, R ERA: 4.42 (7, 1)	1.2		8	3	1	1	0	0	0	0	0	0	0	8	8	5.40	1.800					
Lerrin LaGrow, R ERA: 2.13 (8, 1)	1.1	W	4	0	0	0	1	1	0	0	0	0	0	5	9	0.00	0.750					


Chicago White Sox @ Boston Red Sox
Fenway Park, Boston, MA
Mon Jul 25 1977, 7:05 PM EDT
Att: 27,505 - Unknown - 71 F

AB 35
R 7
H 11
RBI 6
BB 3
SO 3
LOB 15

Batter	1	2	3	4	5	6	7	8	9	AB	R	H	RBI	BB	SO	LOB	TOP			
Ron LeFlore, R (1, 8) OBP: 0.333, SLG: 0.426	0-0 FC6-4 1B		0-0 6-3		0-0 6-3		0-0 5-3		0-0 S 1B 1-2 7-2 1B	5	0	2	0	0	0	0	Detroit Tigers @ Chicago White Sox Comiskey Park, Chicago, IL Wed Jul 27 1977, 8:05 PM EDT Att: 30,606 - Unknown - 68 F			
Tito Fuentes, S (1, 4) OBP: 0.343, SLG: 0.387	0-0 FC6-4 1-2		4-0 BB		0-0 5-3		0-0 2B		0-0 S 1B 1-2 2-H	4	0	2	1	1	0	1				
Rusty Staub, L (1, 10) OBP: 0.327, SLG: 0.428	0-0 F8		0-0 F8		0-0 L9		0-0 4-3		4-0 1-2 2-3 BB	4	0	0	0	1	0	3				
Steve Kemp, L (1, 7) OBP: 0.340, SLG: 0.433	0-0 G3		0-0 G3		0-0 F8		0-0 F2		0-0 7-2 3-H	5	0	0	0	0	0	5				
Jason Thompson, L (1, 3) OBP: 0.360, SLG: 0.493		0-0 F8		0-0 F5		4-0 FC5 1B BB		0-0 F8		3	0	0	0	1	0	0				
Mickey Stanley, R (1, 9) OBP: 0.317, SLG: 0.466		4-0 HR BB		0-0 2B 1B		0-0 1-2 1B		4-0 BB		2	1	2	0	2	0	0				
John Wockenfuss, R (1, 2) OBP: 0.354, SLG: 0.520		0-3 K		0-3 K		0-0 F8		0-0 F7		4	0	0	0	0	2	5				
Aurelio Rodriguez, R (1, 5) OBP: 0.289, SLG: 0.396		0-0 1-H HR		0-0 1-3 2B		0-0 FC5 2-3		4-0 1B BB		3	2	2	2	1	0	2				
Tom Verzyer, R (1, 6) OBP: 0.235, SLG: 0.263		0-0 1-3		0-0 6-3		0-0 5-3		0-3 K		4	0	0	0	0	1	3				
Inning Stats	R: 0 E: 0 K: 0 S: 4	H: 1 LOB: 1 BB: 0 P: 4	R: 2 E: 0 K: 1 S: 6	H: 1 LOB: 0 BB: 1 P: 10	R: 0 E: 0 K: 1 S: 3	H: 0 LOB: 1 BB: 1 P: 7	R: 0 E: 0 K: 1 S: 7	H: 2 LOB: 2 BB: 0 P: 7	R: 0 E: 0 K: 0 S: 3	H: 1 LOB: 1 BB: 0 P: 8	R: 0 E: 0 K: 0 S: 4	H: 1 LOB: 1 BB: 0 P: 4	R: 0 E: 0 K: 0 S: 3	H: 0 LOB: 1 BB: 1 P: 7	R: 1 E: 0 K: 1 S: 6	H: 2 LOB: 2 BB: 2 P: 14	1B: 5 2B: 3 3B: 0 HR: 1	SF: 0 SAC: 0 DP: 1 HBP: 0	WP: 0 PB: 0 CS: 0	PA: 40
PITCHER Wilbur Wood, L (1, 1) ERA: 3.97	IP: 9.0 WLS: L BF: 40	H: 8 R: 3 ER: 3 SO: 3	BB: 6 IBB: 0 HBP: 0 BLK: 0	WP: 0 HR: 1 S: 40 P: 64	ERA: 3.00 WHIP: 1.556	PITCHER										IP: 9.0 WLS: L BF: 40	H: 8 R: 3 ER: 3 SO: 3	BB: 6 IBB: 0 HBP: 0 BLK: 0	WP: 0 HR: 1 S: 40 P: 64	ERA: 3.00 WHIP: 1.556

Batter	1	2	3	4	5	6	7	8	9	AB	R	H	RBI	BB	SO	LOB	BOTTOM			
Ralph Garr, L (1, 7) OBP: 0.328, SLG: 0.449	0-0 1B FC4-6 1B		0-0 5-3		0-0 1-3 2B		0-3 K		0-0 F7	5	1	2	0	0	1	0	Detroit Tigers @ Chicago White Sox Comiskey Park, Chicago, IL Wed Jul 27 1977, 8:05 PM EDT Att: 30,606 - Unknown - 68 F			
Alan Bannister, R (1, 6) OBP: 0.367, SLG: 0.381	0-0 FC4-6 1-3 1B		0-0 6-3		0-0 5-3		0-0 1-3		0-0 1-3	4	0	1	0	0	0	2				
Jorge Orta, L (1, 4) OBP: 0.349, SLG: 0.439	0-0 1-3 1-2		0-0 1-6-3		0-0 L8		4-0 1B BB		0-0 1B BB	3	0	0	0	1	0	4				
Richie Zisk, R (1, 9) OBP: 0.381, SLG: 0.560	4-0 FC4-6 BB		0-0 1B		0-0 F9		0-0 1-3 1B		0-0 BB 1B	3	0	2	0	1	0	2				
Oscar Gamble, L (1, 10) OBP: 0.344, SLG: 0.529	0-0 FC4-6 BB		0-0 L8		0-0 G3-6-3 1B		0-3 K		0-0 K	3	0	1	1	0	0	3				
Lamar Johnson, R (8, PH) OBP: 0.332, SLG: 0.541	1-2 2-3 3-H									1	0	0	0	0	1	2				
Jim Spencer, L (1, 3) OBP: 0.312, SLG: 0.457	4-0 FC6-4 BB		0-0 G3		0-0 G3-6-3		4-0 1-2 BB		4-0 BB	2	0	0	0	2	0	1				
Chet Lemon, R (1, 8) OBP: 0.345, SLG: 0.459	0-0 FC6-4 1-2		0-0 CS 1B		0-0 5-3		0-3 K		0-3 K	4	0	1	0	0	1	6				
Eric Soderholm, R (1, 5) OBP: 0.353, SLG: 0.475		0-0 1-3		0-3 K 1-2		0-0 5-3		0-0 F7		4	0	0	0	0	1	1				
Brian Downing, R (1, 2) OBP: 0.423, SLG: 0.402		0-0 5-3		0-0 2B 1B		0-0 6-3		0-0 4-3		4	0	1	0	0	0	0				
Inning Stats	R: 1 E: 0 K: 0 S: 5	H: 2 LOB: 3 BB: 2 P: 13	R: 0 E: 0 K: 0 S: 3	H: 0 LOB: 0 BB: 0 P: 3	R: 0 E: 0 K: 1 S: 5	H: 1 LOB: 0 BB: 0 P: 5	R: 0 E: 0 K: 0 S: 5	H: 2 LOB: 2 BB: 0 P: 5	R: 0 E: 0 K: 0 S: 3	H: 1 LOB: 3 BB: 0 P: 3	R: 0 E: 0 K: 2 S: 8	H: 1 LOB: 3 BB: 2 P: 16	R: 0 E: 0 K: 0 S: 3	H: 0 LOB: 0 BB: 0 P: 3	1B: 7 2B: 1 3B: 0 HR: 0	SF: 0 SAC: 0 DP: 1 HBP: 0	WP: 0 PB: 0 CS: 1	PA: 37		
PITCHER Fernando Arroyo, R (1, 1) ERA: 3.26	IP: 7.1 WLS: W BF: 31	H: 8 R: 1 ER: 1 SO: 2	BB: 3 IBB: 0 HBP: 0 BLK: 0	WP: 0 HR: 0 S: 32 P: 44	ERA: 1.23 WHIP: 1.500	PITCHER										IP: 1.2 WLS: S BF: 6	H: 0 R: 0 ER: 0 SO: 2	BB: 1 IBB: 0 HBP: 0 BLK: 0	WP: 0 HR: 0 S: 9 P: 13	ERA: 0.00 WHIP: 0.600

Batter	1	2	3	4	5	6	7	8	9	AB	R	H	RBI	BB	SO	LOB	TOP								
George Brett, L OBP: 0.356, SLG: 0.453 (1, 5)	6-3		L8				1B	G6-4-3		5	2	3	0	0	1		Kansas City Royals @ Chicago White Sox Comiskey Park, Chicago, IL Fri Jul 29 1977, 8:05 PM EDT Att: 45,919 - Unknown - 77 F AB 35 R 8 H 9 RBI 7 BB 5 SO 4 LOB 13 								
Hal McRae, R OBP: 0.354, SLG: 0.494 (1, 10)	E		K				BB		P6	5	2	3	1	0	1	0									
Amos Otis, R OBP: 0.336, SLG: 0.445 (1, 8)	E6		5-3				BB		5-3	4	1	0	0	1	0	1									
Al Cowens, R OBP: 0.348, SLG: 0.535 (1, 9)	P6			6-3			L1-4			3	0	1	0	1	0	1									
John Mayberry, L OBP: 0.350, SLG: 0.422 (1, 3)				F9						5	1	1	2	0	1	6									
Joe Zdeb, R OBP: 0.370, SLG: 0.404 (1, 7)	K			5-3						3	0	0	1	1	1	0									
Buck Martinez, R OBP: 0.246, SLG: 0.350 (1, 2)		5-3			K			L1-4		4	0	0	0	0	1	3									
Freddie Patek, R OBP: 0.313, SLG: 0.346 (1, 6)			F8		1B			5-3		2	1	0	0	2	0	0									
Frank White, R OBP: 0.295, SLG: 0.348 (1, 4)	G3						P6			4	1	2	0	0	0	1									
Inning Stats	R: 3 E: 1 K: 1 S: 8	H: 2 LOB: 0 BB: 0 P: 8	R: 0 E: 0 K: 0 S: 3	H: 0 LOB: 0 BB: 0 P: 3	R: 0 E: 0 K: 1 S: 5	H: 0 LOB: 0 BB: 0 P: 5	R: 0 E: 0 K: 0 S: 3	H: 0 LOB: 0 BB: 1 P: 3	R: 3 E: 0 K: 1 S: 8	H: 3 LOB: 2 BB: 1 P: 13	R: 0 E: 0 K: 0 S: 3	H: 0 LOB: 1 BB: 1 P: 7	R: 2 E: 0 K: 1 S: 6	H: 2 LOB: 2 BB: 3 P: 18	R: 0 E: 0 K: 0 S: 3	H: 1 LOB: 0 BB: 0 P: 3	R: 0 E: 0 K: 0 S: 4	H: 1 LOB: 1 BB: 0 P: 4	1B: 4 2B: 4 3B: 0 HR: 2	SF: 0 SAC: 0 DP: 2 HBP: 1	WP: 0 PB: 1 SB: 1 CS: 0	PA: 41			
PITCHER	IP	WLS	BF	H	R	ER	SO	BB	IBB	HBP	BLK	WP	HR	S	P	ERA	WHIP								
Ken Kravec, L ERA: 4.62 (1, 1)	6.0		29	7	8	5	3	2	0	1	0	0	2	32	41	7.50	1.500								
Lerrin LaGrow, R ERA: 2.13 (7, 1)	0.0		2	0	0	0	0	2	0	0	0	0	0	0	8	∞	∞								
Dave Hamilton, L ERA: 4.63 (7, 1)	3.0	W	10	2	0	0	1	1	0	0	0	0	0	11	15	0.00	1.000								

Batter	1	2	3	4	5	6	7	8	9	AB	R	H	RBI	BB	SO	LOB	BOTTOM								
Ralph Garr, L OBP: 0.331, SLG: 0.450 (1, 7)	5-3			FC4-6		G4-3-6	1B			6	0	3	0	0	0	2	Kansas City Royals @ Chicago White Sox Comiskey Park, Chicago, IL Fri Jul 29 1977, 8:05 PM EDT Att: 45,919 - Unknown - 77 F AB 36 R 11 H 17 RBI 10 BB 7 SO 2 LOB 23 								
Alan Bannister, R OBP: 0.368, SLG: 0.381 (1, 6)	4-3		FC9-6				FC5-2	1B	5-3	5	1	2	2	1	0	5									
Jorge Orta, L OBP: 0.349, SLG: 0.437 (1, 4)	4-3			L6			FC5-2			4	1	1	1	1	0	4									
Richie Zisk, R OBP: 0.384, SLG: 0.562 (1, 9)					1B		FC6-4			4	1	2	2	0	1	4									
Lamar Johnson, R OBP: 0.336, SLG: 0.543 Oscar Gamble, L OBP: 0.305, SLG: 0.527 (7, PH)	5-3							L9		3	1	2	0	0	0	0									
Jim Spencer, L OBP: 0.313, SLG: 0.458 (1, 3)			SF8					G3		4	1	2	1	0	0	2									
Chet Lemon, R OBP: 0.351, SLG: 0.474 (1, 8)										4	3	3	2	1	0	2									
Eric Soderholm, R OBP: 0.354, SLG: 0.472 (1, 5)			F3							4	1	1	0	1	1	4									
Jim Essian, R OBP: 0.375, SLG: 0.439 Royce Stiltman, L OBP: 0.305, SLG: 0.363 Brian Downing, R OBP: 0.425, SLG: 0.409 (8, 2)										0	1	0	0	3	0	0									
Inning Stats	R: 0 E: 0 K: 0 S: 3	H: 4 LOB: 2 BB: 0 P: 5	R: 6 E: 0 K: 0 S: 8	H: 5 LOB: 0 BB: 1 P: 12	R: 0 E: 0 K: 0 S: 3	H: 1 LOB: 1 BB: 1 P: 7	R: 0 E: 0 K: 1 S: 6	H: 0 LOB: 2 BB: 3 P: 16	R: 4 E: 1 K: 0 S: 7	H: 3 LOB: 2 BB: 1 P: 12	R: 1 E: 0 K: 0 S: 6	H: 3 LOB: 3 BB: 1 P: 10	1B: 14 2B: 3 3B: 0 HR: 1	SF: 2 SAC: 0 DP: 2 HBP: 2	WP: 0 PB: 0 SB: 0 CS: 0	PA: 47									
PITCHER	IP	WLS	BF	H	R	ER	SO	BB	IBB	HBP	BLK	WP	HR	S	P	ERA	WHIP								
Andy Hassler, L ERA: 3.79 (1, 1)	2.1		13	7	4	4	0	1	0	1	0	0	1	9	14	9.00	2.500								
Steve Mingo, L ERA: 3.14 (5, 1)	1.2	L	11	1	4	3	2	4	0	1	0	0	0	10	27	16.20	3.000								
Larry Gura, L ERA: 3.52 (7, 1)	2.0		12	5	1	1	0	0	1	0	0	0	0	11	15	4.50	2.500								

Batter	1	2	3	4	5	6	7	8	9	AB	R	H	RBI	BB	SO	LOB	TOP								
George Brett, L OBP: 0.357, SLG: 0.462	0-0 HR		0-0 CS 1B		0-0 4-3		0-0 6-3		0-0 F5	5	1	2	1	0	0	4	Kansas City Royals @ Chicago White Sox Comiskey Park, Chicago, IL Sat Jul 30 1977, 4:33 AM EDT Att: 34,945 - Unknown livebaseballscorecards.com								
Hal McRae, R OBP: 0.353, SLG: 0.491	0-0 F8		0-0 L8			0-0 1B 2B 1B		0-0 F7		4	1	1	0	0	0	1									
Ralph LaCock, L OBP: 0.406, SLG: 0.518	0-0 6-3		0-0 CS 1-2	0-0 3-1		0-0 P4-3-5 1B		0-3 K		4	0	1	0	0	1	0									
Al Cowens, R OBP: 0.347, SLG: 0.532	0-0 1B			0-0 L8		0-0 P4-3-5 1-2		0-0 L8		4	0	1	0	0	0	2									
John Mayberry, L OBP: 0.349, SLG: 0.423	0-0 4-3			0-0 F8		0-0 2B			0-0 P5	4	0	1	1	0	0	1									
Amos Otis, R OBP: 0.336, SLG: 0.449		0-0 F9			0-0 3-1 2B	0-0 5-3			0-0 1B 1B	4	2	2	0	0	0	1									
Darrell Porter, L OBP: 0.353, SLG: 0.467		0-3 K			0-0 3-1		0-0 F8		0-0 1B 1-3 1B	4	0	1	0	0	1	1									
Freddie Patek, R OBP: 0.313, SLG: 0.349		0-0 F7			0-0 5-3 2B		0-0 F7		0-0 F8	3	0	1	1	0	0	0									
Tom Poquette, L OBP: 0.331, SLG: 0.404					0-0 5-3 2B		0-0 F7		0-0 F8	1	0	0	0	0	0	2									
Frank White, R OBP: 0.295, SLG: 0.347			0-0 F6		0-0 5-3		0-0 S 1B		0-0 1-2 3-H 1B	3	0	1	0	0	0	1									
Joe Lahoud, L OBP: 0.429, SLG: 0.333					0-0 5-3					1	0	1	1	0	0	0									
Joe Zdeb, R OBP: 0.370, SLG: 0.404					0-0 5-3					0	0	0	0	0	0	0									
Inning Stats	R: 1 E: 0 K: 0 S: 5	H: 2 LOB: 1 BB: 0 P: 5	R: 0 E: 0 K: 1 S: 5	H: 0 LOB: 0 BB: 0 P: 5	R: 0 E: 0 K: 0 S: 3	H: 1 LOB: 0 BB: 0 P: 3	R: 0 E: 0 K: 0 S: 3	H: 0 LOB: 0 BB: 0 P: 3	R: 1 E: 0 K: 0 S: 5	H: 2 LOB: 1 BB: 0 P: 5	R: 1 E: 0 K: 0 S: 5	H: 3 LOB: 1 BB: 0 P: 5	R: 0 E: 0 K: 0 S: 4	H: 1 LOB: 1 BB: 0 P: 4	R: 0 E: 0 K: 1 S: 5	H: 0 LOB: 0 BB: 0 P: 5	R: 1 E: 0 K: 0 S: 6	H: 3 LOB: 2 BB: 0 P: 6	1B: 8 2B: 4 3B: 0 HR: 1	SF: 0 SAC: 0 DP: 1 HBP: 0	WP: 0 PB: 0 SB: 1 CS: 1	PA: 38			
PITCHER	IP	WLS	BF	H	R	ER	SO	BB	IBB	HBP	BLK	WP	HR	S	P	ERA	WHIP								
Francisco Barrios, R ERA: 3.84	(1, 1)	8.1	W	34	11	4	4	2	0	0	0	0	1	38	38	4.32	1.320								
Lerrin LaGrew, R ERA: 2.12	(9, 1)	0.1		2	1	0	0	0	0	0	0	0	0	2	2	0.00	3.000								
Dave Hamilton, L ERA: 4.6	(9, 1)	0.1	S	1	0	0	0	0	0	0	0	0	0	1	1	0.00	0.000								

Batter	1	2	3	4	5	6	7	8	9	AB	R	H	RBI	BB	SO	LOB	BOTTOM								
Ralph Garr, L OBP: 0.332, SLG: 0.452	0-0 FC6-2 1B			0-0 P6		0-0 F2	0-0 G4-6-3			5	0	2	0	0	0	5	Kansas City Royals @ Chicago White Sox Comiskey Park, Chicago, IL Sat Jul 30 1977, 4:33 AM EDT Att: 34,945 - Unknown livebaseballscorecards.com								
Alan Bannister, R OBP: 0.369, SLG: 0.382	0-0 E7 1B	0-0 6-3		0-0 5-3		0-0 F5		0-0 CS 1B		5	0	2	0	0	0	6									
Jorge Orta, L OBP: 0.352, SLG: 0.448	0-0 FC6-2 BB 1B		0-0 BB 1B		0-0 F7	0-0 1-3 2-H 3-H 1B		0-0 1-2 HR		5	1	3	3	0	0	2									
Richie Zisk, R OBP: 0.382, SLG: 0.557	0-0 BB 1-2 2-H 1B		0-3 K		0-3 K	0-3 K		0-0 6-3		5	0	1	0	0	3	3									
Lamar Johnson, R OBP: 0.341, SLG: 0.540	4-0 BB BB		0-0 L5		4-0 BB		0-0 1B HR 1B		0-0 HBP	1	0	0	0	2	0	1									
Oscar Gamble, L OBP: 0.350, SLG: 0.529	1-2 2-3 BB		0-0 L5		0-0 BB		0-0 HR 1B		0-0 HBP	1	1	1	0	0	0	0									
Jim Spencer, L OBP: 0.312, SLG: 0.452	0-0 G3		4-0 BB		0-3 K		0-0 F9	0-0 F2		4	0	0	0	1	1	6									
Chet Lemon, R OBP: 0.353, SLG: 0.473		0-0 F7	0-3 K			4-0 1B BB	0-0 1-2 HR 1B			3	2	1	0	1	1	2									
Eric Soderholm, R OBP: 0.359, SLG: 0.486		0-0 6-3		0-0 1B		0-0 BB 1B	0-0 1-3 1B 1B	0-0 1-2 HR 1B		4	2	3	3	0	0	0									
Brian Downing, R OBP: 0.436, SLG: 0.411		4-0 2B BB		0-0 F7		4-0 1B BB	0-0 1-2 BB	0-0 G4-6-3 1B		2	0	1	0	2	0	1									
Inning Stats	R: 0 E: 1 K: 0 S: 5	H: 3 LOB: 3 BB: 1 P: 9	R: 0 E: 0 K: 0 S: 4	H: 1 LOB: 2 BB: 1 P: 8	R: 0 E: 0 K: 2 S: 8	H: 1 LOB: 2 BB: 1 P: 12	R: 0 E: 0 K: 0 S: 4	H: 1 LOB: 1 BB: 0 P: 4	R: 0 E: 0 K: 2 S: 7	H: 0 LOB: 1 BB: 1 P: 11	R: 2 E: 0 K: 1 S: 7	H: 2 LOB: 2 BB: 2 P: 15	R: 3 E: 0 K: 0 S: 6	H: 4 LOB: 0 BB: 0 P: 6	R: 1 E: 0 K: 0 S: 4	H: 2 LOB: 1 BB: 0 P: 5	1B: 11 2B: 1 3B: 0 HR: 2	SF: 0 SAC: 0 DP: 1 HBP: 1	WP: 0 PB: 0 SB: 0 CS: 1	PA: 42					
PITCHER	IP	WLS	BF	H	R	ER	SO	BB	IBB	HBP	BLK	WP	HR	S	P	ERA	WHIP								
Paul Spittorf, L ERA: 4.1	(1, 1)	5.0		27	7	2	2	4	6	0	0	0	0	29	53	3.60	2.600								
Larry Gura, L ERA: 3.5	(6, 1)	0.1		1	0	0	0	0	0	0	0	0	0	1	1	0.00	0.000								
Doug Bird, R ERA: 5.22	(6, 1)	2.2	L	14	7	4	4	1	0	0	1	0	0	2	15	13.50	2.625								

Batter	1	2	3	4	5	6	7	8	9	AB	R	H	RBI	BB	SO	LOB	TOP					
George Brett, L OBP: 0.358, SLG: 0.473 (1, 5)	F2		HR		2B		L8		1B	5	3	3	2	0	0	0	Kansas City Royals @ Chicago White Sox Comiskey Park, Chicago, IL Sun Jul 31 1977, 4:38 AM EDT Att: 50,412 - Unknown					
Hal McRae, R OBP: 0.357, SLG: 0.502 (1, 10)	F9		L9		2B		HR		1B	5	2	3	4	0	0	0						
Joe Lahoud, L OBP: 0.462, SLG: 0.300 Freddie Patek, R OBP: 0.313, SLG: 0.348 (9, PR) (9, 6)	P3		K		F9		BB		1B	4	0	1	1	1	1	1						
Al Cowens, R OBP: 0.346, SLG: 0.526 (1, 9)	F9				P6		F7		G6-4-3	5	0	0	0	0	0	3						
John Mayberry, L OBP: 0.349, SLG: 0.415 (1, 3)	BB				P5		K		F2	3	0	0	0	1	1	1						
Amos Otis, R OBP: 0.335, SLG: 0.467 (1, 8)	F8				F8		K		HR	4	1	1	1	0	1	2						
John Wathan, R OBP: 0.309, SLG: 0.353 (1, 2)	L6				6-3		3B		F9	4	0	1	0	0	0	2						
Frank White, R OBP: 0.288, SLG: 0.338 (1, 4)			HR		L7		P6		F2	4	1	0	0	0	0	1						
Bob Heise, R OBP: 0.269, SLG: 0.308 Ralph LaCock, L OBP: 0.394, SLG: 0.500 Joe Zdeb, R OBP: 0.370, SLG: 0.404 (9, PH) (9, 7)			K		2B		P4		L7	3	1	1	0	0	1	1						
Inning Stats	R: 0 E: 0 K: 0 S: 3	H: 0 LOB: 0 BB: 0 P: 3	R: 0 E: 0 K: 0 S: 3	H: 0 LOB: 1 BB: 1 P: 7	R: 2 E: 1 K: 2 S: 9	H: 1 LOB: 0 BB: 0 P: 9	R: 0 E: 1 K: 0 S: 4	H: 0 LOB: 1 BB: 0 P: 4	R: 2 E: 0 K: 2 S: 6	H: 3 LOB: 1 BB: 0 P: 6	R: 0 E: 0 K: 2 S: 8	H: 1 LOB: 1 BB: 0 P: 8	R: 1 E: 0 K: 0 S: 4	H: 1 LOB: 1 BB: 1 P: 8	R: 1 E: 0 K: 0 S: 4	H: 1 LOB: 0 BB: 0 P: 4		R: 2 E: 0 K: 0 S: 5	H: 3 LOB: 1 BB: 0 P: 5	1B: 3 2B: 3 3B: 1 HR: 3	SF: 0 SAC: 0 DP: 1 HBP: 0	WP: 0 PB: 0 CS: 2
PITCHER	IP	WLS	BF	H	R	ER	SO	BB	IBB	HBP	BLK	WP	HR	S	P	ERA	WHIP					
Chris Knapp, R ERA: 4.56 Jack Kucek, R ERA: 4.02 (1, 1) (9, 1)	8.1	L	38	9	8	7	4	2	0	0	0	0	3	44	52	7.56	1.320					

Batter	1	2	3	4	5	6	7	8	9	AB	R	H	RBI	BB	SO	LOB	BOTTOM				
Ralph Garr, L OBP: 0.330, SLG: 0.446 (1, 7)	6-3		1B			L6		1-3		4	0	1	0	0	0	1	Kansas City Royals @ Chicago White Sox Comiskey Park, Chicago, IL Sun Jul 31 1977, 4:38 AM EDT Att: 50,412 - Unknown				
Jorge Orta, L OBP: 0.350, SLG: 0.443 (1, 4)	F7		G3			HR		K		4	1	1	0	0	1	2					
Richie Zisk, R OBP: 0.374, SLG: 0.544 (1, 9)	K				F8		K		E6	4	0	0	0	0	2	2					
Oscar Gamble, L OBP: 0.344, SLG: 0.528 (1, 10)	3-1				F8		HR		4-3	4	1	1	2	0	0	2					
Jim Spencer, L OBP: 0.310, SLG: 0.445 (1, 3)	BB				P6		6-3		P6	3	0	0	0	1	0	0					
Chet Lemon, R OBP: 0.353, SLG: 0.488 (1, 8)	K					1B		F8		4	0	1	0	0	1	1					
Jack Brohamer, L OBP: 0.379, SLG: 0.406 (1, 5)	F2				F8		G3		HR	3	1	0	0	1	0	2					
Brian Downing, R OBP: 0.430, SLG: 0.436 (1, 2)			5-3			L6		F7		4	1	1	2	0	0	1					
Tim Nordbrook, R OBP: 0.474, SLG: 0.250 Royce Stillman, L OBP: 0.311, SLG: 0.363 Alan Bannister, R OBP: 0.365, SLG: 0.377 (8, PH) (9, 6)			K			K		E		2	0	0	0	0	2	1					
Inning Stats	R: 0 E: 0 K: 1 S: 5	H: 0 LOB: 0 BB: 0 P: 5	R: 0 E: 0 K: 1 S: 5	H: 0 LOB: 1 BB: 1 P: 9	R: 0 E: 0 K: 1 S: 6	H: 1 LOB: 0 BB: 0 P: 6	R: 0 E: 0 K: 0 S: 3	H: 0 LOB: 0 BB: 0 P: 3	R: 0 E: 0 K: 1 S: 7	H: 2 LOB: 0 BB: 0 P: 7	R: 0 E: 0 K: 0 S: 3	H: 0 LOB: 0 BB: 0 P: 3	R: 0 E: 1 K: 1 S: 6	H: 0 LOB: 2 BB: 1 P: 10	R: 0 E: 0 K: 0 S: 4	H: 0 LOB: 0 BB: 1 P: 8		1B: 3 2B: 0 3B: 0 HR: 2	SF: 0 SAC: 0 DP: 0 HBP: 0	WP: 0 PB: 0 CS: 0	PA: 36
PITCHER	IP	WLS	BF	H	R	ER	SO	BB	IBB	HBP	BLK	WP	HR	S	P	ERA	WHIP				
Dennis Leonard, R ERA: 3.34 (1, 1)	9.0	W	36	5	4	4	6	3	0	0	0	0	2	45	57	4.00	0.889				

Batter	1	2	3	4	5	6	7	8	9	AB	R	H	RBI	BB	SO	LOB	TOP					
Mike Hargrove, L (1, 3) OBP: 0.411, SLG: 0.411	0-0 1B BB SF7	0-0 FC6-4 1B			4-0 SH5-3 BB	4-0 1B BB		0-0 SF8	0-0 WP 2B	3	1	3	1	2	0	0						
Bert Campaneris, R (1, 6) OBP: 0.319, SLG: 0.343	4-0 1B	0-0 FC6-4			0-0 SH5-3	0-0 1B BB		0-0 SH1-3	4-0 2B	2	0	1	2	2	0	1						
Jim Mason, L (9, 6) OBP: 0.239, SLG: 0.229	1-2 1B BB	1-2 1B			1-2 2-3	1-2 2-3 1B		1-2 1B	2-3 3-H BB	0	0	0	0	0	0	0						
Claudell Washington, L (1, 8) OBP: 0.322, SLG: 0.498	0-0 F2		0-0 1-3		0-0 SF9	0-0 G4-3		0-0 1B E 1B	0-0 5-3	5	0	1	2	0	0	6						
Willie Horton, R (1, 10) OBP: 0.342, SLG: 0.438	0-0 1B		0-3 K		0-0 F8			0-0 SH1-3 1B	0-0 1B	4	0	2	0	0	1	1						
Sandy Alomar Sr., S (7, 9) OBP: 0.361, SLG: 0.358	1-2 2-3 1B							1-3 1B		1	0	1	0	0	0	0						
Toby Harrah, R (1, 5) OBP: 0.386, SLG: 0.478	0-0 SF7		0-0 F7			1-0 2B HBP		0-0 SH1-3	0-3 K	2	1	0	1	0	1	2						
Tom Grieve, R (1, 7) OBP: 0.246, SLG: 0.349	0-0 F4			0-0 5-3		0-0 SH1-3 SH 2B		0-3 K	0-0 1B 2B	5	2	2	1	0	1	4						
Bump Willis, S (1, 4) OBP: 0.367, SLG: 0.418		0-0 5-3		4-0 G5-4-3 BB		0-0 SH1-3		0-3 K	0-3 K	3	0	0	0	1	2	3						
Jim Sundberg, R (1, 2) OBP: 0.341, SLG: 0.356		0-0 HR		0-0 G5-4-3		0-0 SH BB S 1B		0-0 1B SF8 1B	0-0 2B WP 1B	4	4	3	3	0	0	1						
Bill Fahey, L (9, 2) OBP: 0.196, SLG: 0.200				1-2 1B		3-H 1B BB		1-3 1B 1B	0-0 F7	0	0	0	0	0	0	0						
Dave May, L (1, 9) OBP: 0.295, SLG: 0.322		0-3 K		1-0 SH5-3 BB SF9 HBP		1-2 1B BB		0-0 1B 1B		3	3	1	0	1	1	1						
Inning Stats	R: 1 E: 0 K: 0 S: 5	H: 2 LOB: 1 BB: 1 P: 9	R: 1 E: 0 K: 1 S: 7	H: 2 LOB: 1 BB: 0 P: 7	R: 0 E: 0 K: 1 S: 5	H: 0 LOB: 0 BB: 1 P: 5	R: 0 E: 0 K: 0 S: 2	H: 0 LOB: 0 BB: 1 P: 6	R: 1 E: 0 K: 0 S: 3	H: 0 LOB: 1 BB: 1 P: 8	R: 4 E: 1 K: 0 S: 5	H: 2 LOB: 2 BB: 2 P: 14	R: 0 E: 1 K: 2 S: 8	H: 1 LOB: 2 BB: 0 P: 8	R: 2 E: 1 K: 1 S: 9	H: 4 LOB: 2 BB: 0 P: 9	R: 2 E: 0 K: 1 S: 8	H: 3 LOB: 2 BB: 1 P: 12	1B: 10 2B: 3 3B: 0 HR: 1	SF: 3 SAC: 5 DP: 2 HBP: 2	WP: 1 PB: 0 SB: 2 CS: 0	PA: 48
PITCHER	IP WLS BF H R ER SO BB IBB HBP BLK WP HR S P ERA WHIP																					
Wilbur Wood, L (1, 1) ERA: 4.34	5.1 L 27 5 7 6 2 4 0 2 0 0 1 25 43 10.12 1.688																					
Don Kirkwood, R (6, 1) ERA: 4.89	3.2 21 9 4 4 4 2 0 0 0 1 0 27 35 9.82 3.000																					

Texas Rangers @ Chicago White Sox
Comiskey Park, Chicago, IL
Mon Aug 01 1977, 8:05 PM EDT
Att: 31,234 - Unknown - 74 F

AB	32
R	11
H	14
RBI	10
BB	6
SO	6
LOB	19

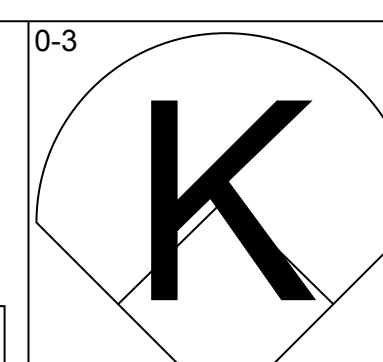
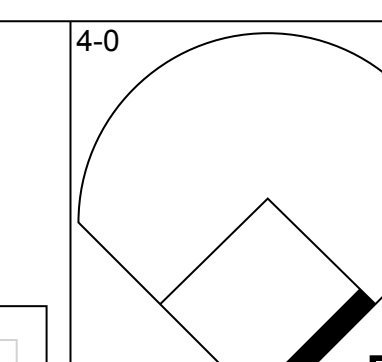
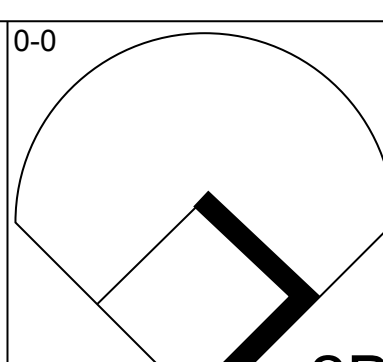
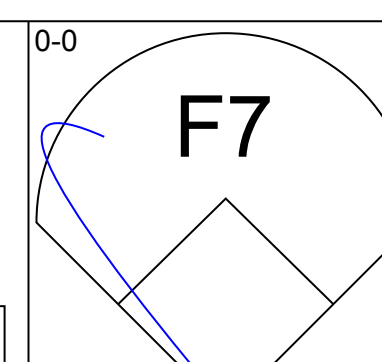
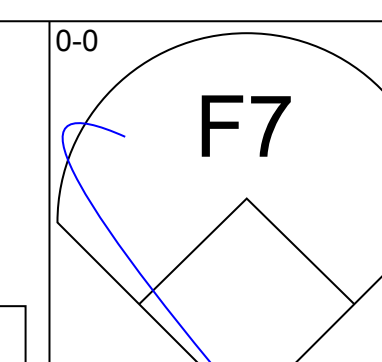
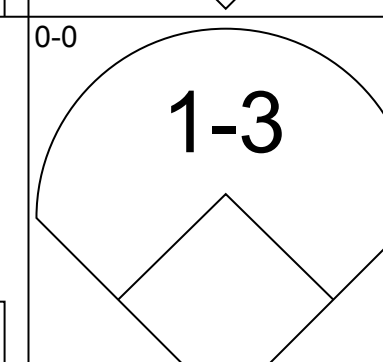
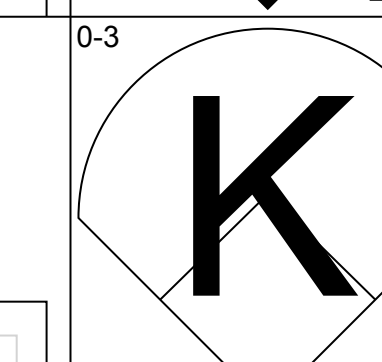
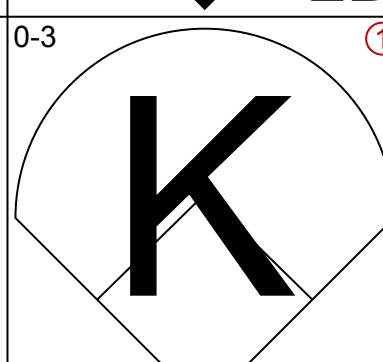
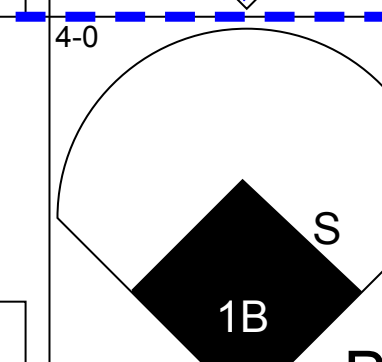
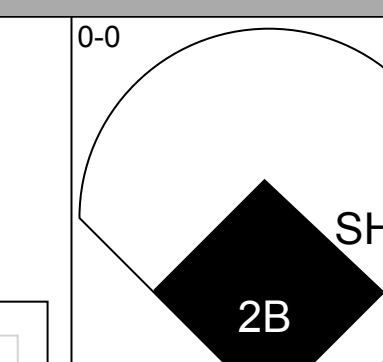
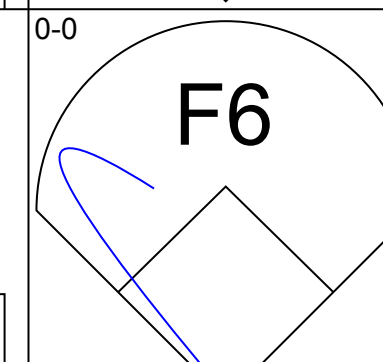
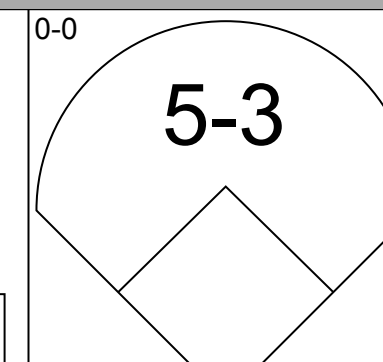
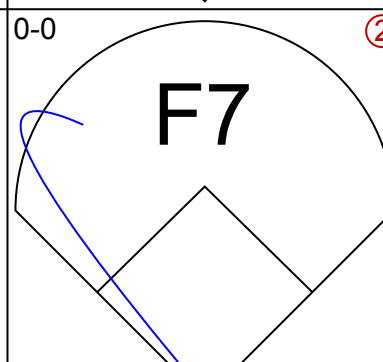
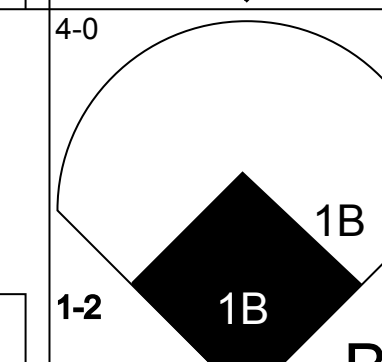
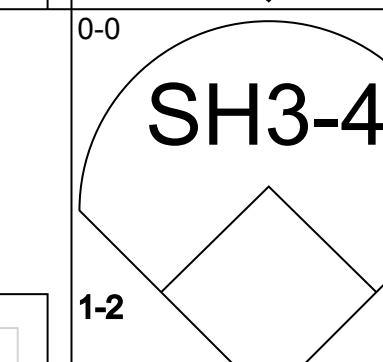
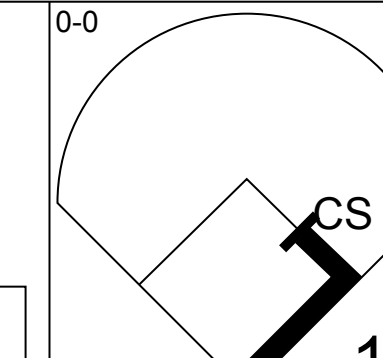
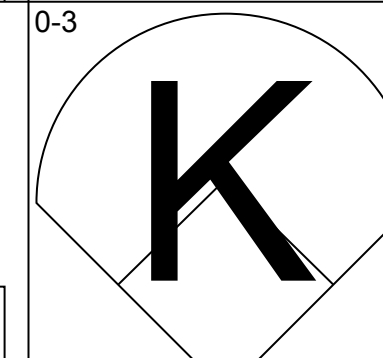
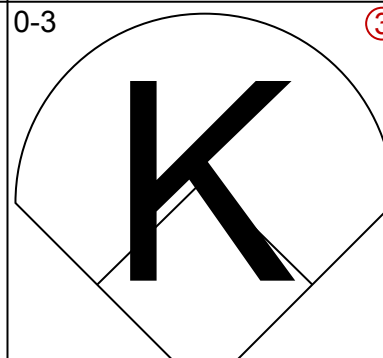
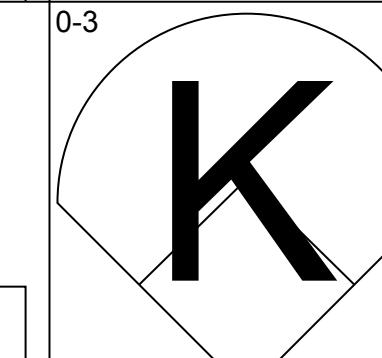
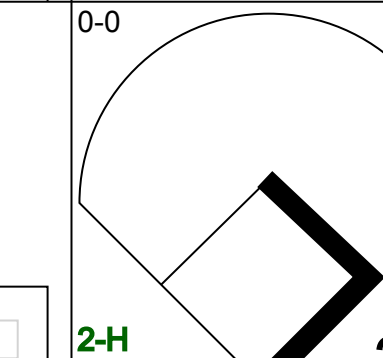


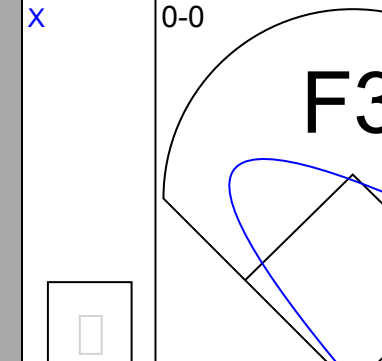
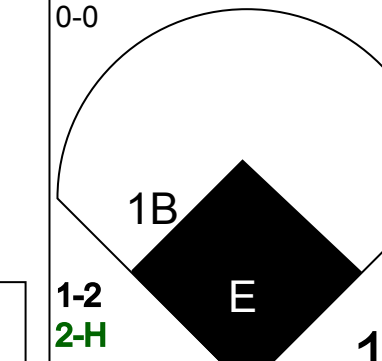
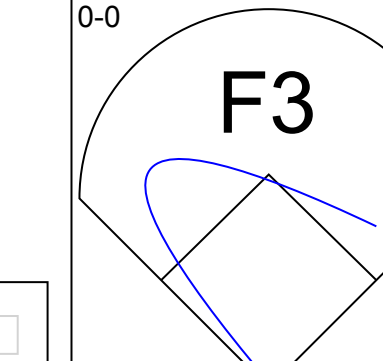

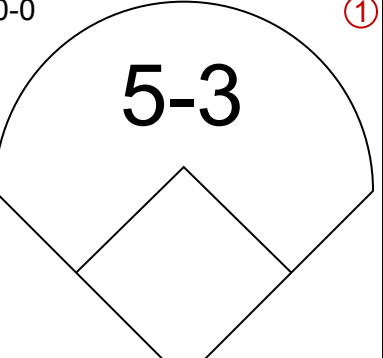
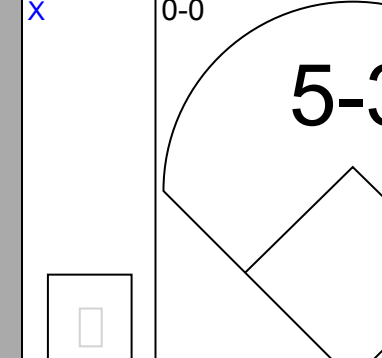
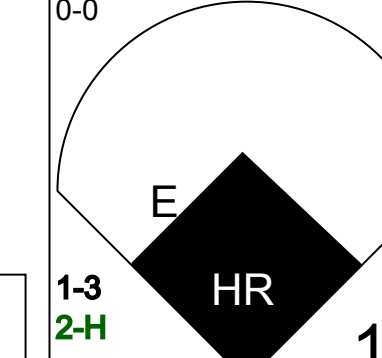
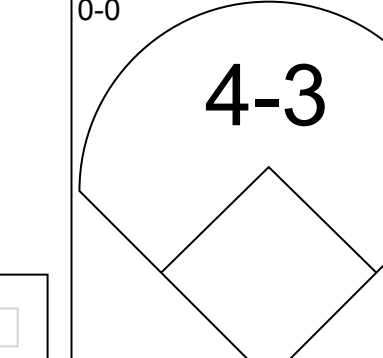

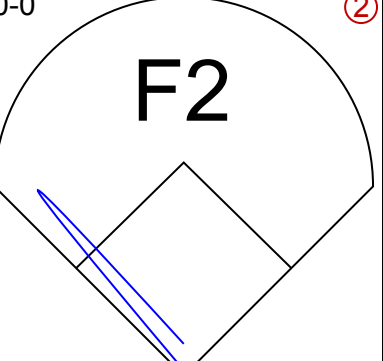
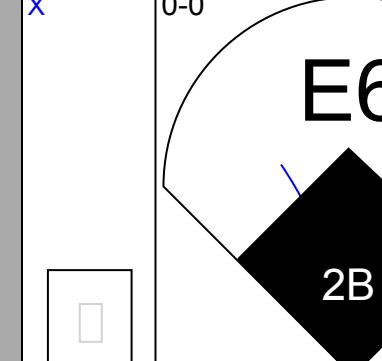
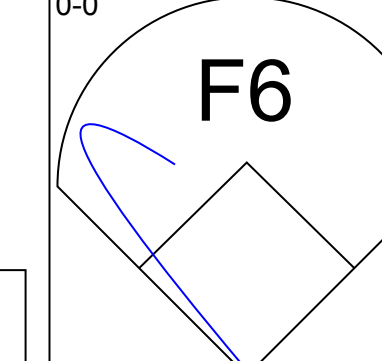
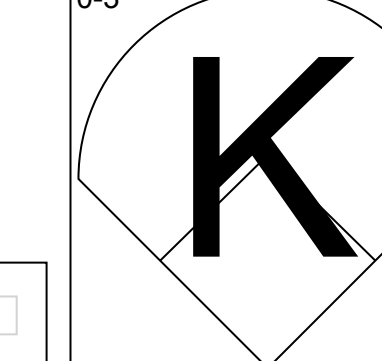
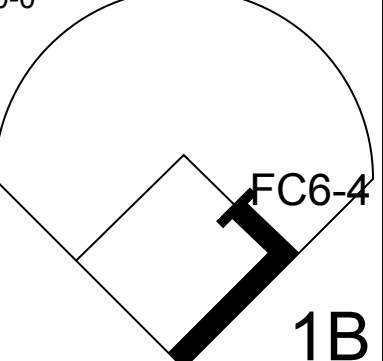
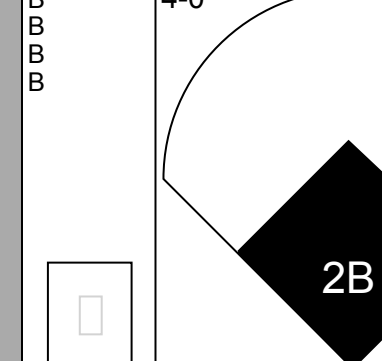
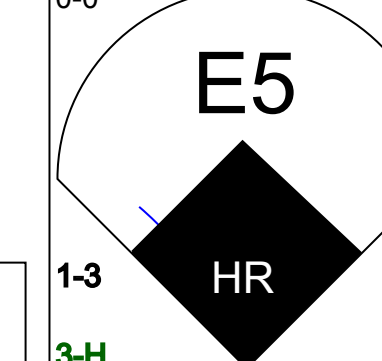
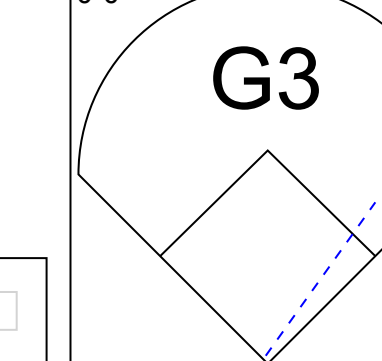
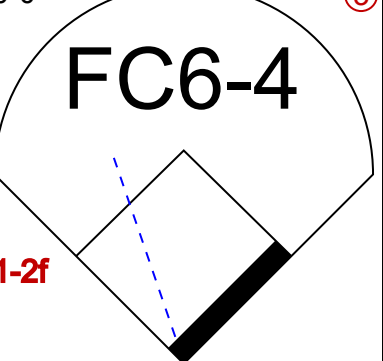
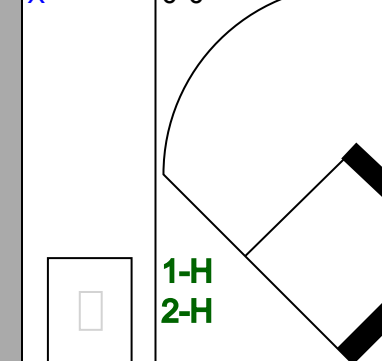
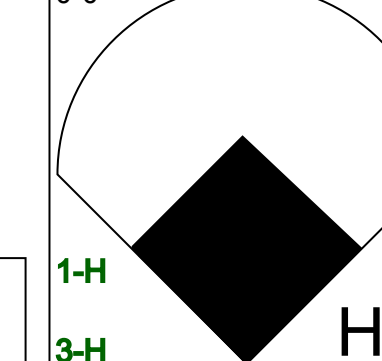


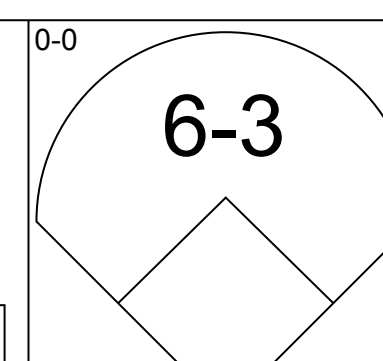
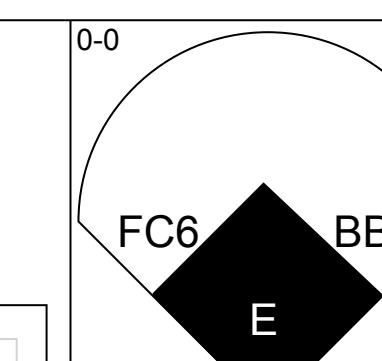
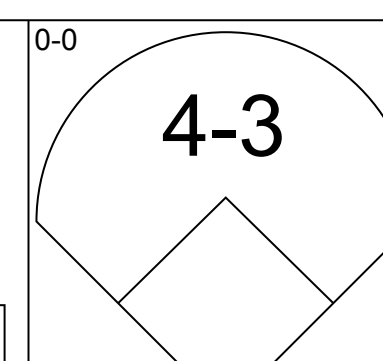
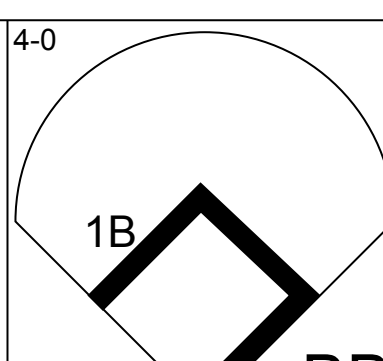
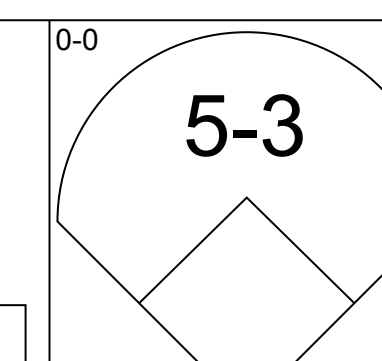
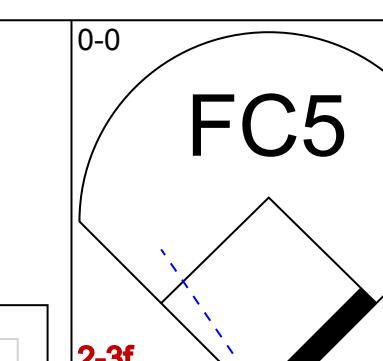
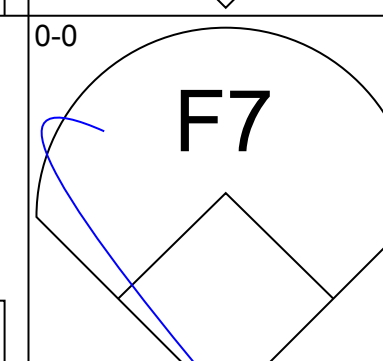
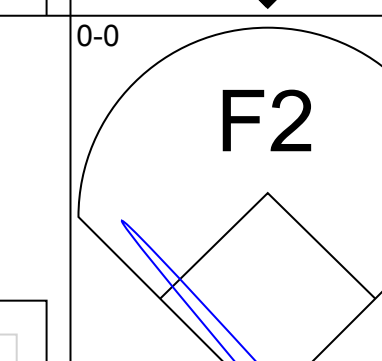
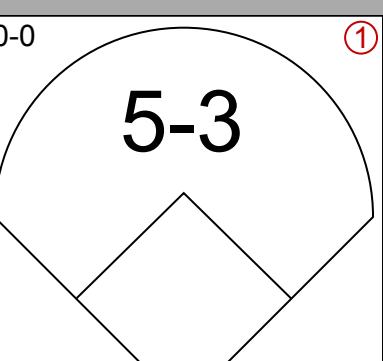
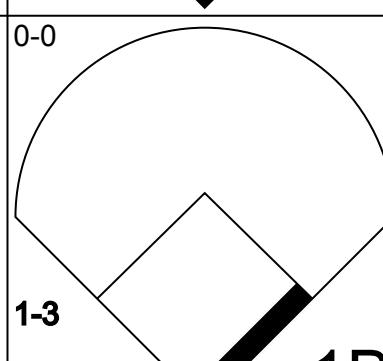
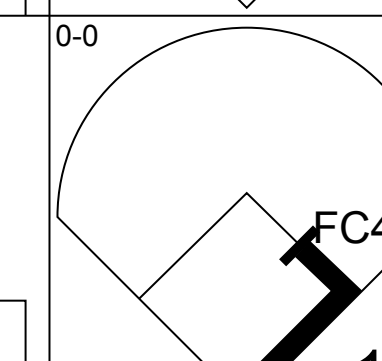
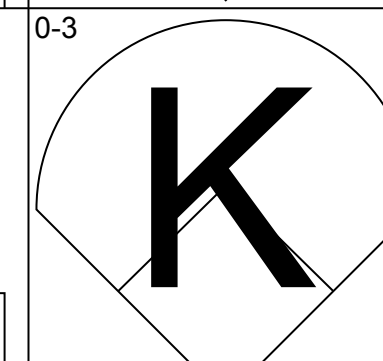
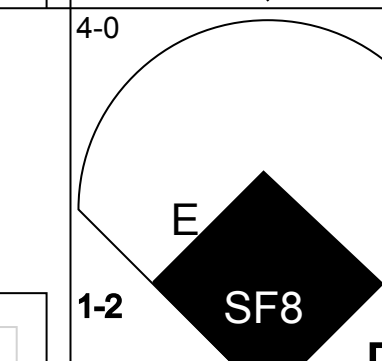
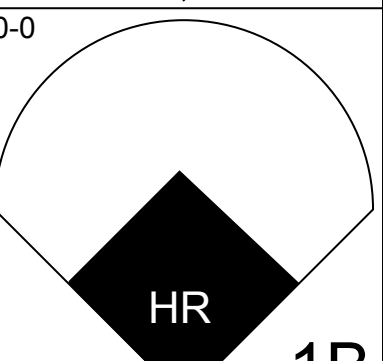
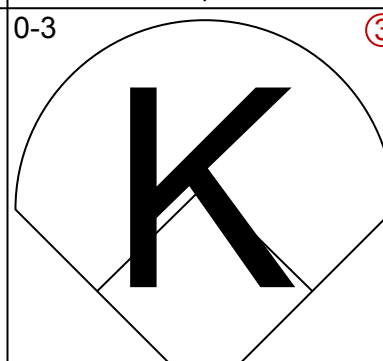
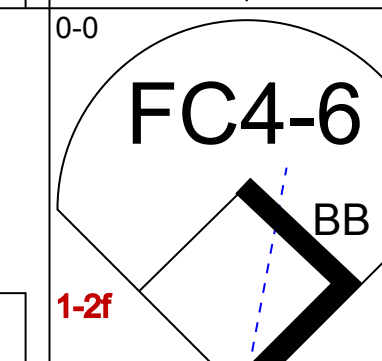
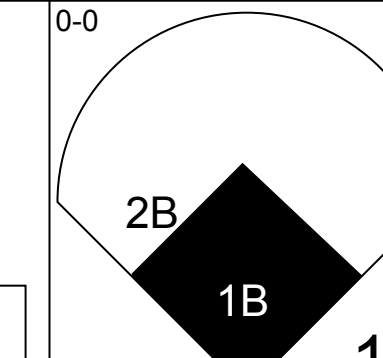
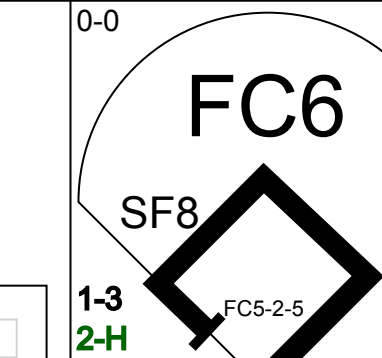
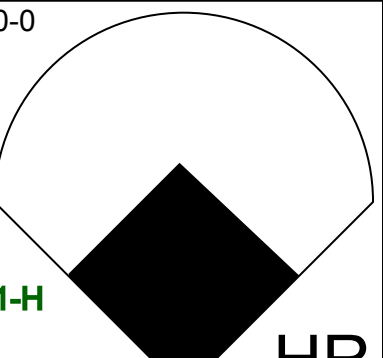
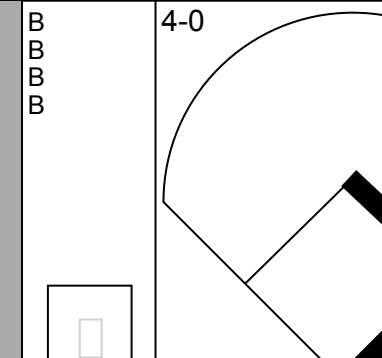
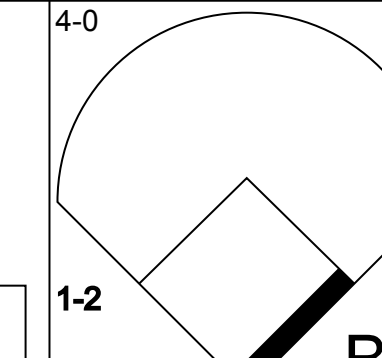
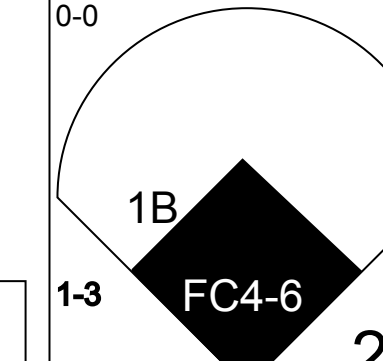
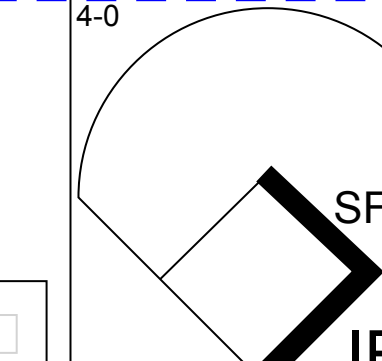
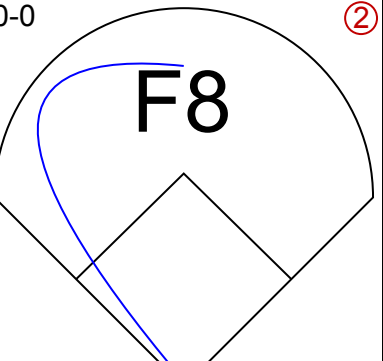
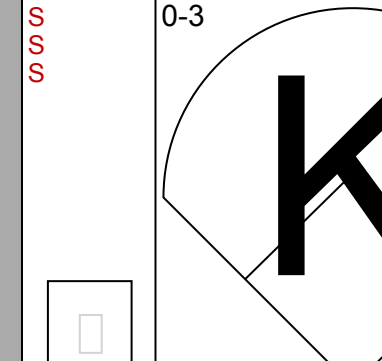
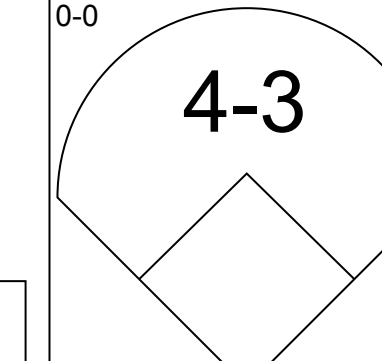
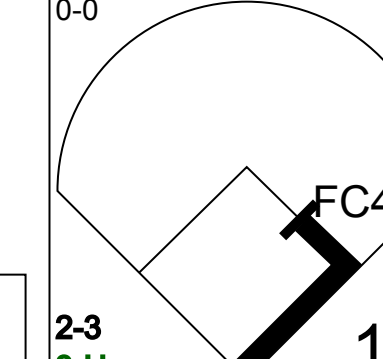
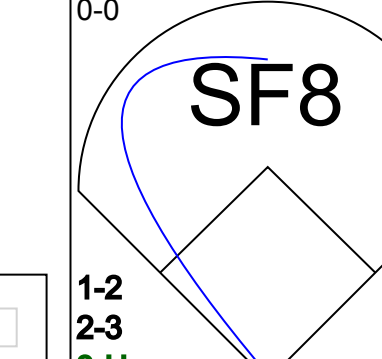
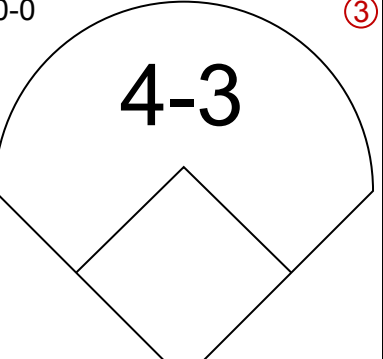
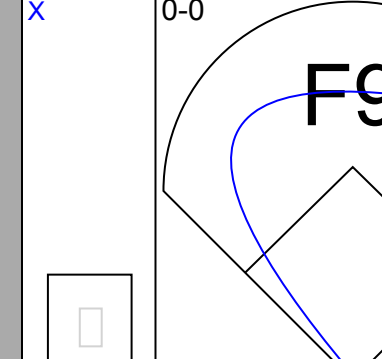
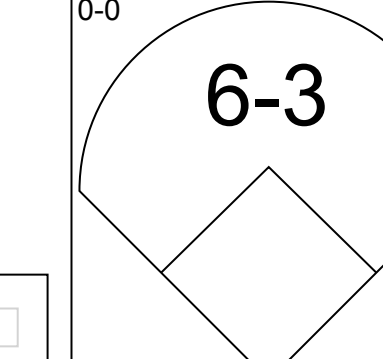
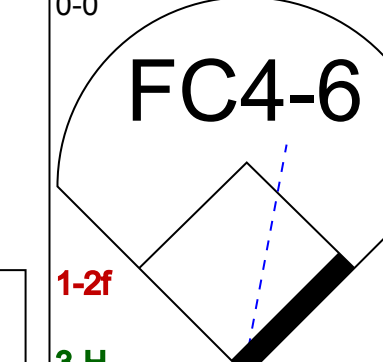
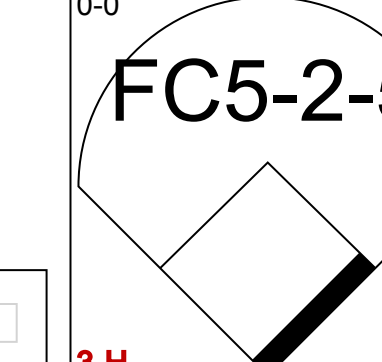
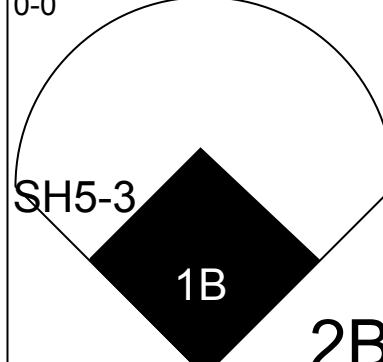
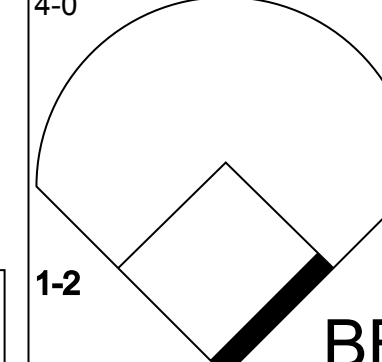
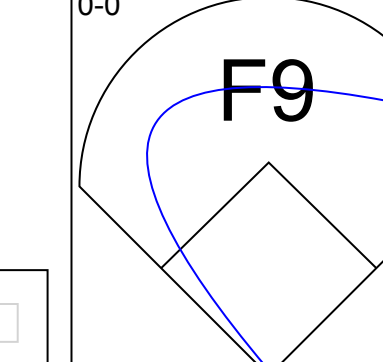
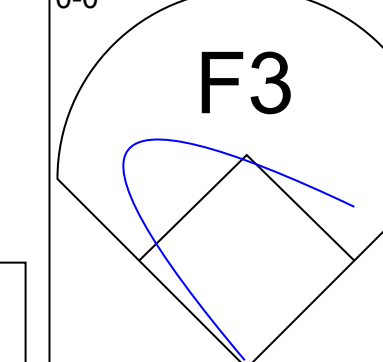
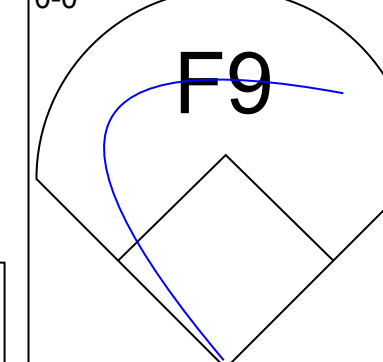
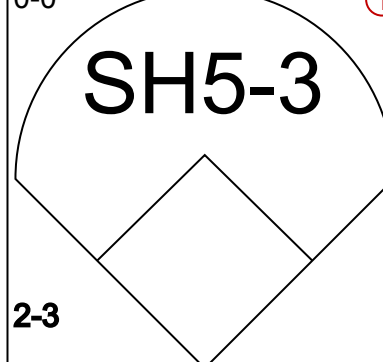
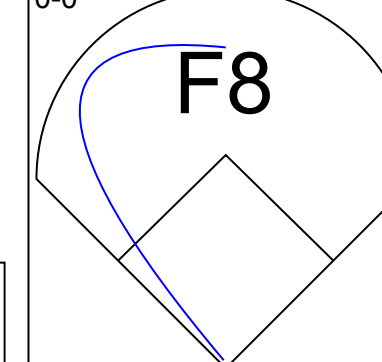
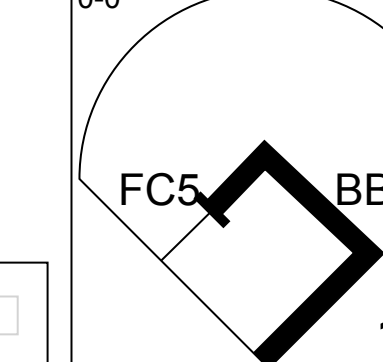

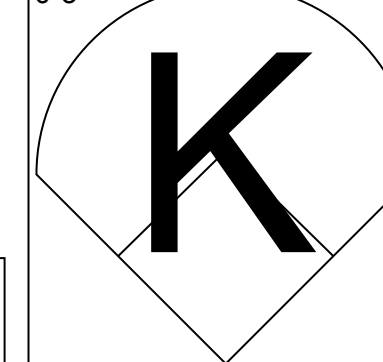
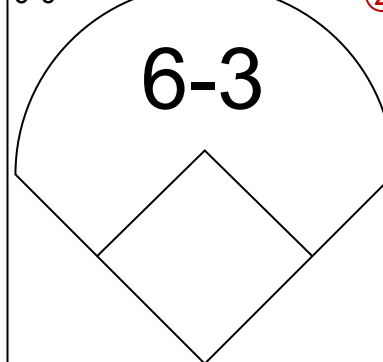
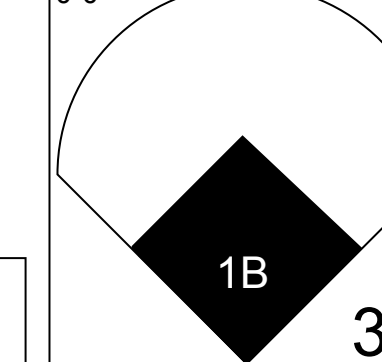
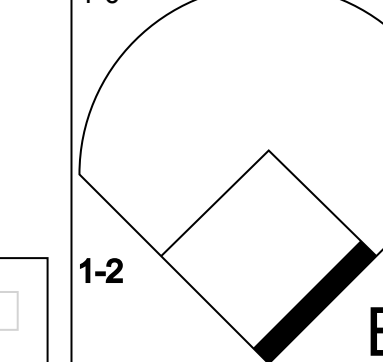
Batter	1	2	3	4	5	6	7	8	9	AB	R	H	RBI	BB	SO	LOB	BOTTOM					
Ralph Garr, L (1, 7) OBP: 0.325, SLG: 0.439	0-0 G3		0-0 F6		0-0 G3		0-0 E4 FC6-4 BB	0-0 G4-6-3		5	0	0	0	0	0	1						
Alan Bannister, R (1, 6) OBP: 0.367, SLG: 0.378	4-0 FC3-6 BB		0-0 G3			0-0 F9 1B 1B	0-0 F8		0-0 G6-4-3 1B	4	1	2	0	1	0	1						
Jorge Orta, L (1, 4) OBP: 0.351, SLG: 0.441	0-0 FC3-6 1-2			0-0 F9		0-0 F8 1B 1B	4-0 FC6-4 BB		0-0 G6-4-3 1-2	4	1	1	0	1	0	2						
Richie Zisk, R (1, 9) OBP: 0.374, SLG: 0.550	0-0 F9			0-0 BB 1B		0-0 F9	0-0 FC6-4		0-0 HR	5	1	2	1	0	0	5						
Oscar Gamble, L (1, 10) OBP: 0.345, SLG: 0.523		0-0 F5		4-0 BB 1B		0-0 BB 1B 1B	0-0 G3		0-3 K	4	1	1	1	1	1	2						
Jim Spencer, L (1, 3) OBP: 0.307, SLG: 0.440		0-3 K		0-0 F4		0-0 F8		0-0 4-3		4	0	0	0	0	1	4						
Chet Lemon, R (1, 8) OBP: 0.357, SLG: 0.488		4-0 BB		0-0 1-3		4-0 1B 1B BB		0-0 HR 1B		2	1	1	0	2	0	2						
Eric Soderholm, R (1, 5) OBP: 0.362, SLG: 0.493		0-0 F8			0-0 6-3	0-0 FC6-4 1B		0-0 HR 1B		4	1	2	4	0	0	1						
Brian Downing, R (1, 2) OBP: 0.424, SLG: 0.423			0-3 K		0-0 G3	0-0 FC6-4 1B		4-0 HR BB		3	0	0	0	1	1	2						
Wayne Nordhagen, R (9, 2) OBP: 0.321, SLG: 0.442						1-2 1B				0	0	0	0	0	0	0						
Inning Stats	R: 0 E: 0 K: 0 S: 3	H: 0 LOB: 1 BB: 1 P: 7	R: 0 E: 0 K: 1 S: 5	H: 0 LOB: 1 BB: 1 P: 9	R: 0 E: 0 K: 1 S: 5	H: 0 LOB: 0 BB: 0 P: 5	R: 0 E: 0 K: 0 S: 4	H: 1 LOB: 2 BB: 1 P: 8	R: 0 E: 0 K: 0 S: 3	H: 0 LOB: 0 BB: 0 P: 3	R: 3 E: 0 K: 0 S: 7	H: 4 LOB: 2 BB: 1 P: 11	R: 0 E: 1 K: 0 S: 4	H: 0 LOB: 2 BB: 1 P: 8	R: 2 E: 0 K: 0 S: 4	H: 2 LOB: 0 BB: 1 P: 8	R: 1 E: 0 K: 1 S: 6	H: 2 LOB: 0 BB: 0 P: 6	1B: 7 2B: 0 3B: 0 HR: 2	SF: 0 SAC: 0 DP: 2 HBP: 0	WP: 0 PB: 0 SB: 0 CS: 0	PA: 41
PITCHER	IP WLS BF H R ER SO BB IBB HBP BLK WP HR S P ERA WHIP																					
Gaylord Perry, R (1, 1) ERA: 3.11	5.2 W 26 5 3 3 2 4 0 0 0 0 26 42 4.76 1.588																					
Nelson Briles, R (6, 1) ERA: 3.95	0.2 4 0 0 0 0 1 0 0 0 0 0 3 7 0.00 1.500																					
Adrian Devine, R (7, 1) ERA: 2.58	2.2 S 11 4 3 3 1 1 0 0 0 0 2 12 16 10.12 1.875																					

Texas Rangers @ Chicago White Sox
Comiskey Park, Chicago, IL
Mon Aug 01 1977, 8:05 PM EDT
Att: 31,234 - Unknown - 74 F

AB	35
R	6
H	9
RBI	6
BB	6
SO	3
LOB	20



Batter	1	2	3	4	5	6	7	8	9	AB	R	H	RBI	BB	SO	LOB	TOP					
Mike Hargrove, L (1, 3) OBP: 0.411, SLG: 0.412										4	0	1	0	1	1	2	<p>Texas Rangers @ Chicago White Sox Comiskey Park, Chicago, IL Tue Aug 02 1977, 8:05 PM EDT Att: 19,014 - Unknown</p>					
Bert Campaneris, R (1, 6) OBP: 0.320, SLG: 0.342										4	2	1	0	1	2	2						
Keith Smith, R (1, 7) OBP: 0.383, SLG: 0.474										3	1	0	0	1	0	1						
Willie Horton, R (1, 10) OBP: 0.342, SLG: 0.440 Kurt Bevacqua, R (9, PR) OBP: 0.300, SLG: 0.800										5	0	2	1	0	3	3						
Toby Harrah, R (1, 5) OBP: 0.383, SLG: 0.474										5	1	1	1	0	2	2						
Tom Grievs, R (1, 9) OBP: 0.252, SLG: 0.359										5	1	2	1	0	0	1						
Bump Willis, S (1, 4) OBP: 0.363, SLG: 0.413										4	1	0	0	0	0	3						
Jim Sundberg, R (1, 2) OBP: 0.343, SLG: 0.356 Sandy Alomar Sr., S (8, PR) OBP: 0.361, SLG: 0.358 Bill Fahey, L (8, 2) OBP: 0.196, SLG: 0.200										3	1	1	0	1	1	1						
Claudell Washington, L (1, 8) OBP: 0.322, SLG: 0.410 Dave May, L (7, PR) OBP: 0.259, SLG: 0.340										3	0	1	2	0	0	1						
Inning Stats	R: 0 E: 0 K: 1 S: 5	H: 0 LOB: 0 BB: 0 P: 5	R: 0 E: 0 K: 1 S: 6	H: 2 LOB: 1 BB: 0 P: 6	R: 0 E: 0 K: 2 S: 7	H: 0 LOB: 1 BB: 1 P: 11	R: 0 E: 0 K: 2 S: 7	H: 0 LOB: 0 BB: 0 P: 7	R: 0 E: 0 K: 0 S: 4	H: 1 LOB: 1 BB: 0 P: 4	R: 0 E: 0 K: 2 S: 8	H: 1 LOB: 1 BB: 0 P: 8	R: 2 E: 1 K: 0 S: 5	H: 1 LOB: 1 BB: 1 P: 9	R: 6 E: 1 K: 1 S: 9	H: 3 LOB: 1 BB: 2 P: 17		R: 1 E: 0 K: 0 S: 5	H: 2 LOB: 1 BB: 0 P: 5	1B: 5 2B: 5 3B: 0 HR: 1	SF: 0 SAC: 1 DP: 1 HBP: 0	WP: 0 PB: 0 SB: 1 CS: 1
PITCHER	IP WLS BF H R ER SO BB IBB HBP BLK WP HR S P ERA WHIP																					
Ken Kravec, L (1, 1) ERA: 4.23	7.0	28	5	2	0	8	2	0	0	0	0	0	0	0	42	50	0.00	1.000				
Lerrin LaGrow, R (8, 1) ERA: 2.36	0.1	5	2	4	2	1	2	0	0	0	0	0	0	5	13	54.00	12.000					
Bart Johnson, R (8, 1) ERA: 3.76	1.2	L	9	3	3	1	0	0	0	0	0	0	0	1	9	9	5.40	1.800				


Batter	1	2	3	4	5	6	7	8	9	AB	R	H	RBI	BB	SO	LOB	BOTTOM			
Ralph Garr, L (1, 7) OBP: 0.325, SLG: 0.436										5	1	1	0	1	0	3	<p>Texas Rangers @ Chicago White Sox Comiskey Park, Chicago, IL Tue Aug 02 1977, 8:05 PM EDT Att: 19,014 - Unknown</p>			
Alan Bannister, R (1, 6) OBP: 0.368, SLG: 0.378										5	0	2	2	0	0	1				
Jorge Orta, L (1, 4) OBP: 0.352, SLG: 0.439										4	2	1	0	1	2	3				
Richie Zisk, R (1, 9) OBP: 0.380, SLG: 0.560										3	2	2	2	2	0	1				
Oscar Gamble, L (1, 10) OBP: 0.347, SLG: 0.529 Lamar Johnson, R (3, PH) OBP: 0.338, SLG: 0.530										1	1	1	0	0	0	0				
Jim Spencer, L (1, 3) OBP: 0.305, SLG: 0.437										4	0	1	2	0	0	1				
Chet Lemon, R (1, 8) OBP: 0.358, SLG: 0.489										4	1	1	1	1	0	3				
Eric Soderholm, R (1, 5) OBP: 0.361, SLG: 0.492 Jack Brothamer, L (3, 5) OBP: 0.373, SLG: 0.388 Brian Downing, R (9, PH) OBP: 0.429, SLG: 0.429 Tim Nordbrook, R (9, PR) OBP: 0.474, SLG: 0.250										1	0	0	0	0	0	1				
Jim Essian, R (1, 2) OBP: 0.377, SLG: 0.449										4	1	1	0	1	1	2				
Inning Stats	R: 0 E: 0 K: 1 S: 5	H: 3 LOB: 1 BB: 0 P: 6	R: 2 E: 0 K: 0 S: 5	H: 1 LOB: 2 BB: 2 P: 13	R: 0 E: 0 K: 1 S: 5	H: 0 LOB: 0 BB: 0 P: 5	R: 2 E: 0 K: 0 S: 5	H: 2 LOB: 0 BB: 0 P: 5	R: 1 E: 0 K: 1 S: 7	H: 2 LOB: 2 BB: 1 P: 11	R: 0 E: 0 K: 1 S: 5	H: 0 LOB: 2 BB: 2 P: 13	R: 1 E: 0 K: 0 S: 5	H: 2 LOB: 2 BB: 1 P: 9	R: 0 E: 0 K: 0 S: 4	H: 1 LOB: 2 BB: 1 P: 8		1B: 7 2B: 2 3B: 1 HR: 1	SF: 1 SAC: 1 DP: 0 HBP: 0	WP: 1 PB: 0 SB: 0 CS: 0
PITCHER	IP WLS BF H R ER SO BB IBB HBP BLK WP HR S P ERA WHIP																			
Doyle Alexander, R (1, 1) ERA: 3.96	2.1	13	4	4	2	1	1	0	0	0	0	0	0	14	18	7.71	2.143			
Roger Moret, L (3, 1) ERA: 6.75	4.1	20	4	3	3	3	2	1	0	0	0	1	23	35	6.23	1.385				
Darold Knowles, L (7, 1) ERA: 3.34	2.1	W	13	3	1	1	0	3	0	0	0	1	0	10	22	3.86	2.571			

Batter	1	2	3	4	5	6	7	8	9	10	11	12	AB	R	H	RBI	BB	SO	LOB																		
Mike Hargrove, L OBP: 0.417, SLG: 0.429	SH1-3 2B	F8		1B		6-3 SH3-4 1B		K			SH1-4 BB	HR	6	2	4	4	1	1	2																		
Bert Campaneris, R OBP: 0.321, SLG: 0.344	SH1-3	F3		1B		SH3-4		K			SH1-4	2B SF8	4	1	2	1	0	1	2																		
Claudell Washington, L OBP: 0.321, SLG: 0.414	1B 2B		K	K		6-3				K	K	2B	7	1	2	1	0	4	4																		
Willie Horton, R OBP: 0.339, SLG: 0.436	FC5-4 1B		F9		1-3	K		F9		F9	F3	SF8	6	0	1	2	0	1	2																		
Toby Harrah, R OBP: 0.384, SLG: 0.487	FC5-4		F2					F6				HR	7	2	3	1	0	0	3																		
Dave May, L OBP: 0.265, SLG: 0.335	F3			SH5-3 1B	4-1			3-1		F9		G3	6	1	1	0	0	0	3																		
Tom Grieve, R OBP: 0.252, SLG: 0.356		1-3		SH5-3				K		F8		1B	4	0	1	0	0	1	0																		
Ed Kirkpatrick, L OBP: 0.295, SLG: 0.262				1-2							1B	BB	0	0	0	0	1	0	0																		
Keith Smith, R OBP: 0.295, SLG: 0.262													0	1	0	0	0	0	0																		
Bump Wills, S OBP: 0.366, SLG: 0.413				5-3				K		F7		1B	5	2	2	1	1	1	1																		
Jim Sundberg, R OBP: 0.350, SLG: 0.368				1B	6-3					6-3		HR	5	2	3	2	1	0	2																		
Inning Stats	R: 2 E: 0 K: 0 S: 6	H: 3 LOB: 1 BB: 6	R: 1 E: 0 K: 0 S: 5	H: 2 LOB: 1 BB: 0 P: 5	R: 0 E: 0 K: 1 S: 5	H: 0 LOB: 0 BB: 0 P: 5	R: 2 E: 0 K: 1 S: 6	H: 3 LOB: 2 BB: 1 P: 12	R: 1 E: 0 K: 0 S: 5	H: 2 LOB: 2 BB: 1 P: 9	R: 0 E: 0 K: 1 S: 6	H: 1 LOB: 1 BB: 0 P: 10	R: 0 E: 0 K: 1 S: 6	H: 1 LOB: 1 BB: 0 P: 6	R: 0 E: 0 K: 0 S: 3	H: 0 LOB: 0 BB: 0 P: 3	R: 0 E: 0 K: 1 S: 5	H: 0 LOB: 1 BB: 1 P: 9	R: 6 E: 0 K: 0 S: 9	H: 6 LOB: 2 BB: 13	1B: 10 2B: 7 3B: 0 HR: 2	SF: 1 SAC: 4 DP: 0 HBP: 0	WP: 0 PB: 0 SB: 0 CS: 0	PA: 59													
PITCHER	IP WLS BF H R ER SO BB IBB HBP BLK WP HR S P ERA WHIP	IP WLS BF H R ER SO BB IBB HBP BLK WP HR S P ERA WHIP																																			
Francisco Barrios, R ERA: 4.04	(1.1)	3.2	20	8	5	5	1	1	0	0	0	0	0	21	25	12.27	2.455																				
Jack Kucek, R ERA: 3.43	(4.1)	5.1	22	5	1	1	7	1	0	0	0	0	0	1	35	39	1.69	1.125																			
Lenny LatGrow, R ERA: 2.31	(10.1)	1.1	5	0	0	0	0	1	0	0	0	0	0	4	8	0.00	0.750																				
Dave Hamilton, L ERA: 4.56	(11.1)	0.1	1	0	0	0	1	0	0	0	0	0	0	3	3	0.00	0.000																				
Don Kirkwood, R ERA: 6.07	(11.1)	0.2	L	8	5	6	6	0	1	0	0	0	0	1	7	11	81.00	9.000																			
PITCHER	IP WLS BF H R ER SO BB IBB HBP BLK WP HR S P ERA WHIP	IP WLS BF H R ER SO BB IBB HBP BLK WP HR S P ERA WHIP																																			
Francisco Barrios, R ERA: 4.04	(1.1)	3.2	20	8	5	5	1	1	0	0	0	0	0	21	25	12.27	2.455																				
Jack Kucek, R ERA: 3.43	(4.1)	5.1	22	5	1	1	7	1	0	0	0	0	0	1	35	39	1.69	1.125																			
Lenny LatGrow, R ERA: 2.31	(10.1)	1.1	5	0	0	0	0	1	0	0	0	0	0	4	8	0.00	0.750																				
Dave Hamilton, L ERA: 4.56	(11.1)	0.1	1	0	0	0	1	0	0	0	0	0	0	3	3	0.00	0.000																				
Don Kirkwood, R ERA: 6.07	(11.1)	0.2	L	8	5	6	6	0	1	0	0	0	0	1	7	11	81.00	9.000																			

TEXAS RANGERS

Texas Rangers @ Chicago White Sox
Comiskey Park, Chicago, IL
Wed Aug 03 1977, 8:05 PM EDT
Att. 22,672 - Unknown - 83 F

AB 50
R 12
H 19
RBI 12
BB 4
SO 9
LOB 19



Batter	1	2	3	4	5	6	7	8	9	10	11	12	AB	R	H	RBI	BB	SO	LOB																		
Ralph Garr, L OBP: 0.332, SLG: 0.448	E BB 1B	L9		FC3-6 FC6-4		BB 1B		HR		FC5-4 IBB		1B FC1-6 1B	6	3	4	2	1	0	2																		
Alan Bannister, R OBP: 0.366, SLG: 0.377	E9 BB BB 1B	2B 1B		FC6-4		F8		6-3		FC5-4		F8	7	1	2	0	0	0	6																		
Jorge Orta, L OBP: 0.353, SLG: 0.440	K	1-2 2H 2B				F6		G6-4-3 BB		F7		K	6	0	2	3	1	2	2																		
Richie Zisk, R OBP: 0.380, SLG: 0.556	BB BB	K				1B 1B		G6-4-3		CS 1B		4-3 FC1-6	6	1	2	1	1	1	4																		
Oscar Gamble, L OBP: 0.350, SLG: 0.529	G4-6-3 BB			3-1		BB 1B 1B				6-3		F4	2	0	1	1	1	0	0																		
Lamar Johnson, R OBP: 0.340, SLG: 0.530	1-2 2-3 3-4 BB					BB 1B		6-3 SH5-3 1B		1-2		1B	4	0	2	0	0	0	2																		
Jim Spencer, L OBP: 0.304, SLG: 0.434	G4-6-3			F5		BB 1B		SH5-3		G3		F9	5	0	1	1	0	0	4																		
Chet Lemon, R OBP: 0.362, SLG: 0.499				F2		HR		6-3		G3 1B		2B 1B	5	2	3	1	1	0	1																		
Eric Soderholm, R OBP: 0.358, SLG: 0.489	L6			F9		F7		K		F6		1B 2B	6	1	1	1	0	1	5																		
Jim Essian, R OBP: 0.380, SLG: 0.450								4-6-3		G3		1B BB	2	1	1	0	1	1	3																		
Royce Stillman, L OBP: 0.308, SLG: 0.359													1	0	0	0	0	0	0																		
Brian Downing, R OBP: 0.425, SLG: 0.424													1	0	0	0	0	0	1																		
Jack Brohamer, L OBP: 0.378, SLG: 0.398													0	1	0	0	1	0	0																		
Inning Stats	R: 1 E: 1 K: 1 S: 6	H: 2 LOB: 2 BB: 2 P: 14	R: 3 E: 0 K: 1 S: 9	H: 4 LOB: 1 BB: 0 P: 9	R: 0 E: 0 K: 0 S: 3	H: 0 LOB: 0 BB: 0 P: 3	R: 0 E: 0 K: 0 S: 3	H: 0 LOB: 1 BB: 1 P: 7	R: 1 E: 0 K: 0 S: 6	H: 3 LOB: 3 BB: 1 P: 12	R: 0 E: 0 K: 1 S: 3	H: 1 LOB: 1 BB: 1 P: 7	R: 0 E: 0 K: 0 S: 6	H: 1 LOB: 1 BB: 0 P: 4	R: 1 E: 0 K: 0 S: 4	H: 1 LOB: 0 BB: 0 P: 4	R: 0 E: 0 K: 0 S: 3	H: 1 LOB: 0 BB: 0 P: 3	R: 0 E: 0 K: 0 S: 4	H: 1 LOB: 2 BB: 1 P: 8	R: 0 E: 0 K: 1 S: 6	H: 1 LOB: 1 BB: 0 P: 6	R: 4 E: 0 K: 0 S: 7	H: 4 LOB: 1 BB: 1 P: 11	1B: 15 2B: 2 3B: 0 HR: 2	SF: 0 SAC: 1 DP: 2 HBP: 0	WP: 0 PB: 0 SB: 0 CS: 1	PA: 59									
PITCHER	IP WLS BF H R ER SO BB IBB HBP BLK WP HR S P ERA WHIP	IP WLS BF H R ER SO BB IBB HBP BLK WP HR S P ERA WHIP																																			
Dock Ellis, R ERA: 4.47	(1.1)	5.0	27	9	5	5	3	4	0	0	0	0	0	1	29	45	9.00	2.600																			
Paul Lindblad, L ERA: 4.13	(6.1)	1.0	4	1	0	0	0	1	0	0	0	0	0	0	3	7	0.00	2.000																			
Adrian Devine, R ERA: 2.89	(7.1)	5.0	W	23	7	4	4	2	1	1	0	0	0	1	25	33	7.20	1.600																			
Darold Knowles, L ERA: 3.5	(12.1)	1.0	5	2	1	1	0	0	0	0	0	0	0	0	5	5	9.00	2.000																			

TEXAS RANGERS

Texas Rangers @ Chicago White Sox
Comiskey Park, Chicago, IL
Wed Aug 03 1977, 8:05 PM EDT
Att. 22,672 - Unknown - 83 F

AB 51
R 10
H 19
RBI 10
BB 7
SO 5
LOB 30



Batter	1	2	3	4	5	6	7	8	9	AB	R	H	RBI	BB	SO	LOB	TOP				
Ralph Garr, L (1.7) OBP: 0.333, SLG: 0.447	F7		1B				2-3			4	0	2	1	0	0	1					
Jorge Orta, L (1.4) OBP: 0.350, SLG: 0.441	P5		K					HR		3	1	1	1	1	1	1					
Richie Zisk, R (1.9) OBP: 0.378, SLG: 0.548	L7							P4		4	0	1	0	0	0	3					
Oscar Gamble, L (1.10) OBP: 0.352, SLG: 0.534		F8						F5		4	0	0	0	0	0	1					
Jim Spencer, L (1.3) OBP: 0.300, SLG: 0.425	P5							K		4	0	0	0	0	1	1					
Chet Lemon, R (1.8) OBP: 0.393, SLG: 0.493	K								1-3	3	0	0	0	1	1	0					
Jack Brohamer, L (1.5) OBP: 0.390, SLG: 0.416			G3 1B					F9		3	1	2	0	1	0	0					
Jim Essian, R (1.2) OBP: 0.381, SLG: 0.447			6-3					5-3		3	0	0	0	0	0	2					
Wayne Nordhagen, R (8.2) OBP: 0.315, SLG: 0.434								F8		1	0	0	0	0	0	0					
Tim Nordbrook, R (1.6) OBP: 0.455, SLG: 0.214			G3					6-3		2	0	0	0	1	0	2					
Inning Stats	R: 0 E: 0 K: 0 S: 3	H: 0 LOB: 0 BB: 0 P: 3	R: 0 E: 0 K: 1 S: 5	H: 0 LOB: 0 BB: 0 P: 5	R: 1 E: 0 K: 1 S: 7	H: 2 LOB: 1 BB: 0 P: 7	R: 0 E: 0 K: 0 S: 4	H: 2 LOB: 2 BB: 1 P: 8	R: 0 E: 0 K: 0 S: 3	H: 1 LOB: 2 BB: 2 P: 11	R: 0 E: 0 K: 0 S: 3	H: 0 LOB: 0 BB: 0 P: 3	R: 0 E: 0 K: 0 S: 3	H: 0 LOB: 1 BB: 1 P: 7	R: 1 E: 0 K: 1 S: 6	H: 1 LOB: 0 BB: 0 P: 6	R: 0 E: 0 K: 0 S: 3	H: 0 LOB: 0 BB: 0 P: 3	1B: 4 2B: 1 3B: 0 HR: 1	SF: 0 SAC: 0 DP: 1 HBP: 0	WP: 0 PA: 35 CS: 0
PITCHER Dennis Leonard, R (1.1) ERA: 3.28	IP: 9.0 WLS: W BF: 35 H: 6 R: 2 ER: 2 SO: 3 BB: 4 IBB: 0 HBP: 0 BLK: 0 WP: 0 HR: 1 S: 37 P: 53 ERA: 2.00 WHIP: 1.111															PITCHER					

Chicago White Sox @ Kansas City Royals
 Royals Stadium, Kansas City, MO
 Fri Aug 05 1977, 8:05 PM EDT
 Att: 38,079 - Unknown - 85 F

AB	31
R	2
H	6
RBI	2
BB	4
SO	3
LOB	11



Batter	1	2	3	4	5	6	7	8	9	AB	R	H	RBI	BB	SO	LOB	BOTTOM		
George Brett, L (1.5) OBP: 0.363, SLG: 0.493	F9		FC3-2							5	2	2	2	0	0	3			
Hal McRae, R (1.7) OBP: 0.355, SLG: 0.500	F3		SF9							4	0	2	2	0	1	0			
Joe Zdeb, R (8.7) OBP: 0.353, SLG: 0.392										0	0	0	0	0	0	0			
Ralph LaCock, L (1.3) OBP: 0.377, SLG: 0.468	F7		L7							5	0	1	1	0	0	3			
Al Cowens, R (1.9) OBP: 0.349, SLG: 0.522										5	1	1	0	0	0	3			
John Mayberry, L (1.10) OBP: 0.358, SLG: 0.440										5	2	4	2	0	0	1			
Amos Otis, R (1.8) OBP: 0.350, SLG: 0.474										5	3	2	2	0	0	2			
Darrell Porter, L (1.2) OBP: 0.464										3	1	2	1	0	0	1			
Buck Martinez, R (7.2) OBP: 0.258, SLG: 0.350										0	0	0	0	1	0	0			
Freddie Patek, R (1.6) OBP: 0.319, SLG: 0.362										5	2	2	1	0	1	3			
Bob Heise, R (1.4) OBP: 0.286, SLG: 0.343										4	1	1	0	0	0	1			
Inning Stats	R: 0 E: 0 K: 0 S: 3	H: 0 LOB: 0 BB: 0 P: 3	R: 5 E: 0 K: 0 S: 10	H: 7 LOB: 2 BB: 0 P: 10	R: 3 E: 0 K: 0 S: 8	H: 5 LOB: 2 BB: 0 P: 8	R: 0 E: 0 K: 0 S: 4	H: 1 LOB: 1 BB: 0 P: 4	R: 0 E: 0 K: 0 S: 3	H: 0 LOB: 0 BB: 0 P: 3	R: 0 E: 0 K: 0 S: 4	H: 1 LOB: 1 BB: 0 P: 4	R: 3 E: 2 K: 1 S: 8	H: 1 LOB: 0 BB: 0 P: 8	R: 1 E: 0 K: 1 S: 7	H: 2 LOB: 2 BB: 1 P: 11	1B: 10 2B: 2 3B: 1 HR: 4	SF: 1 SAC: 1 DP: 0 HBP: 0	WP: 0 PA: 44 CS: 0
PITCHER Chris Knapp, R (1.1) ERA: 4.88	IP: 1.2 WLS: L BF: 11 H: 6 R: 5 ER: 5 SO: 0 BB: 0 IBB: 0 HBP: 0 BLK: 0 WP: 0 HR: 2 S: 11 P: 11 ERA: 27.00 WHIP: 3.600															PITCHER			
Bart Johnson, R (2.1) ERA: 3.89	IP: 4.1 WLS: 0 BF: 21 H: 8 R: 3 ER: 3 SO: 0 BB: 0 IBB: 0 HBP: 0 BLK: 0 WP: 0 HR: 1 S: 21 P: 21 ERA: 6.23 WHIP: 1.846															PITCHER			
Don Kirkwood, R (7.1) ERA: 6.0	IP: 2.0 WLS: 0 BF: 12 H: 3 R: 4 ER: 1 SO: 2 BB: 1 IBB: 0 HBP: 0 BLK: 0 WP: 0 HR: 1 S: 15 P: 19 ERA: 4.50 WHIP: 2.000															PITCHER			

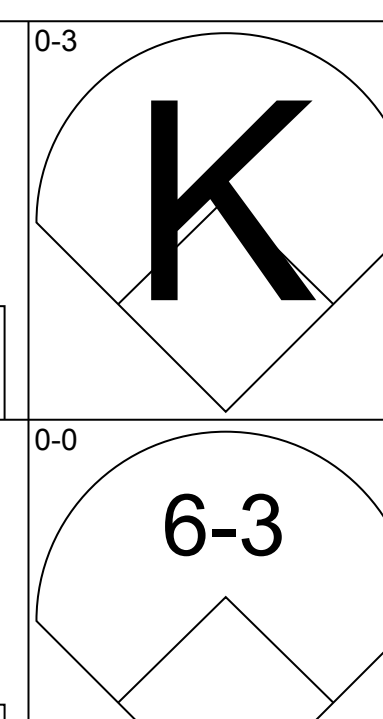
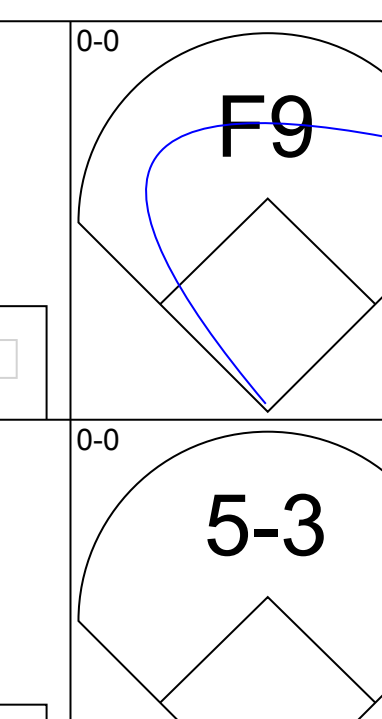
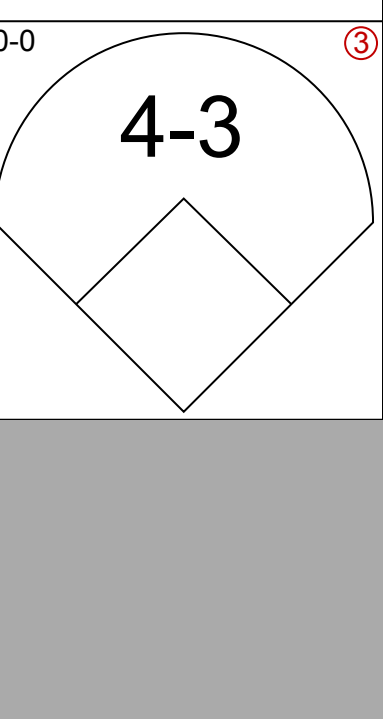

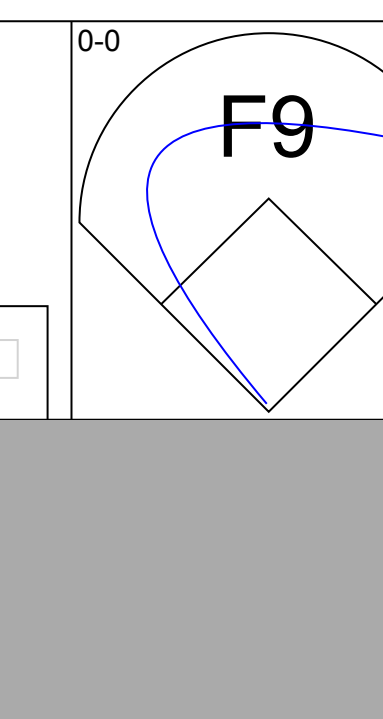
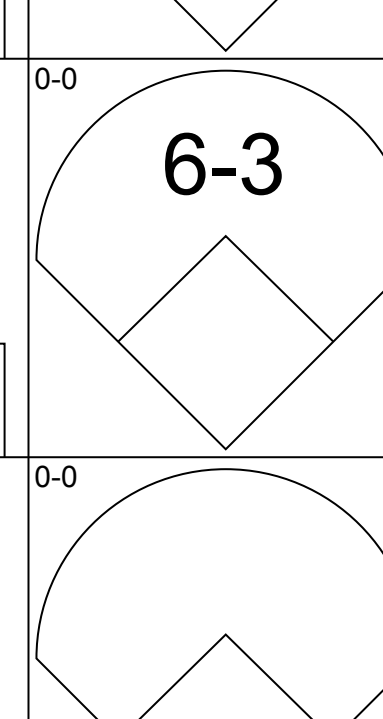
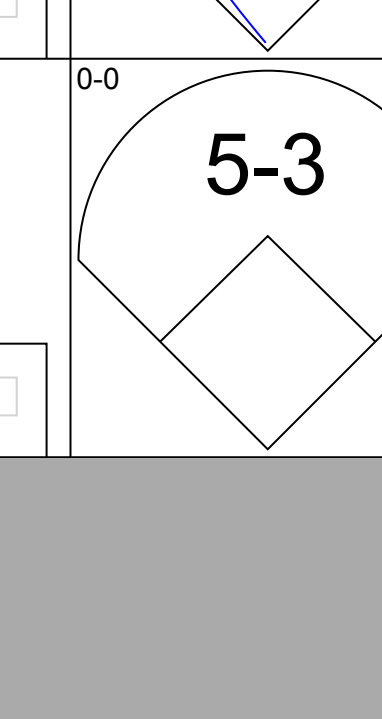
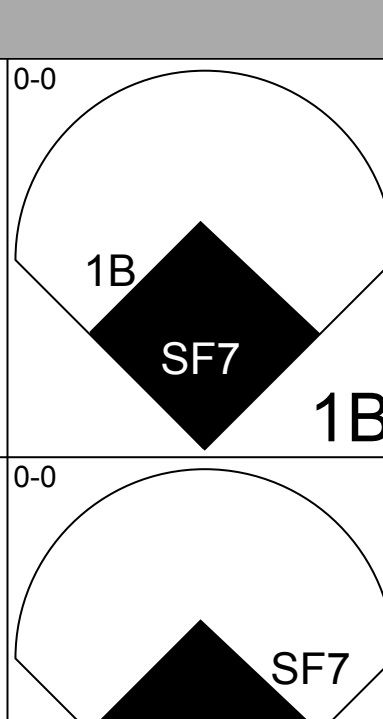
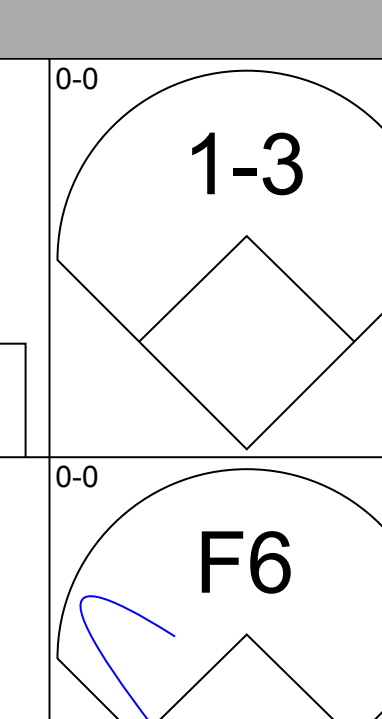
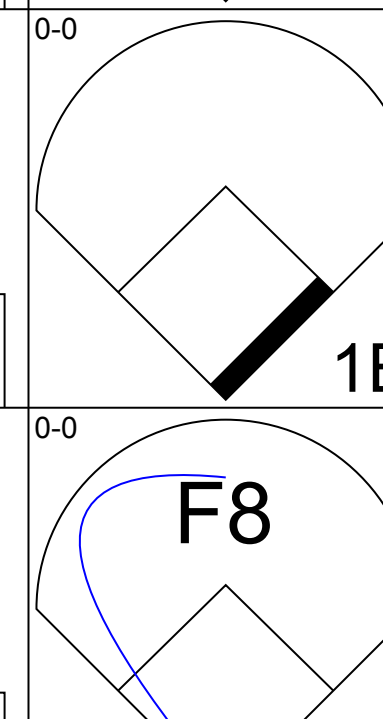
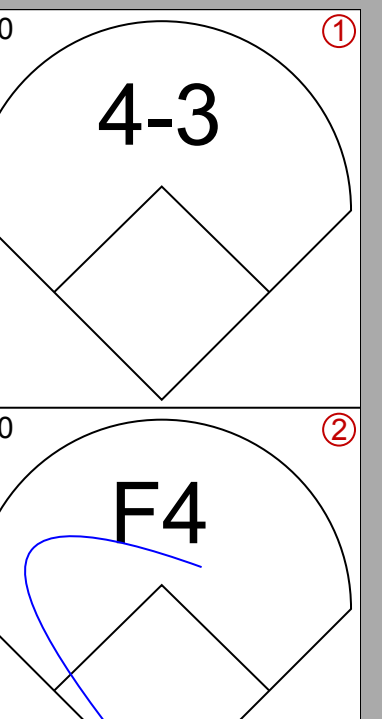
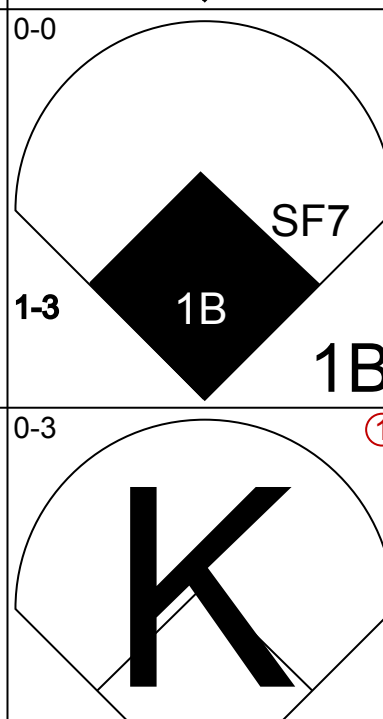
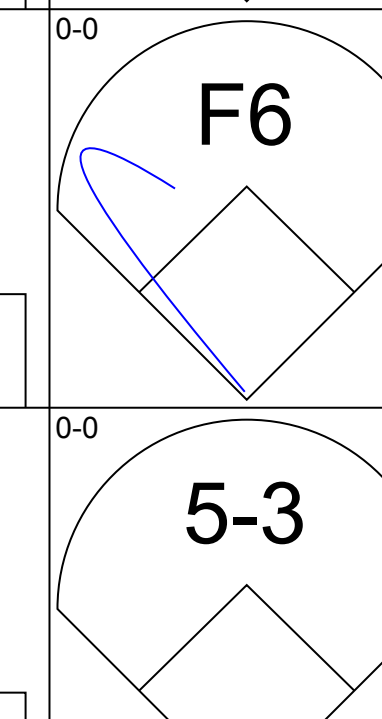
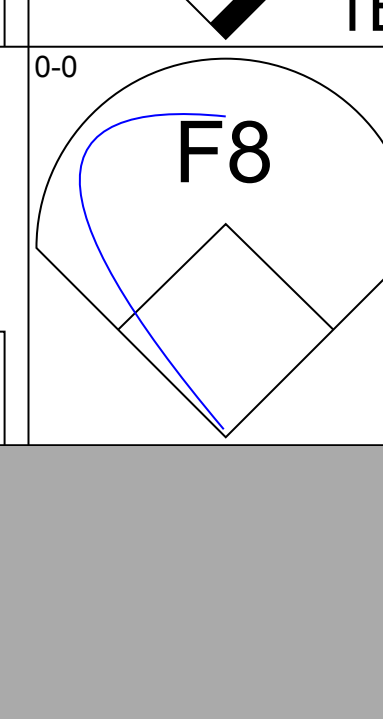
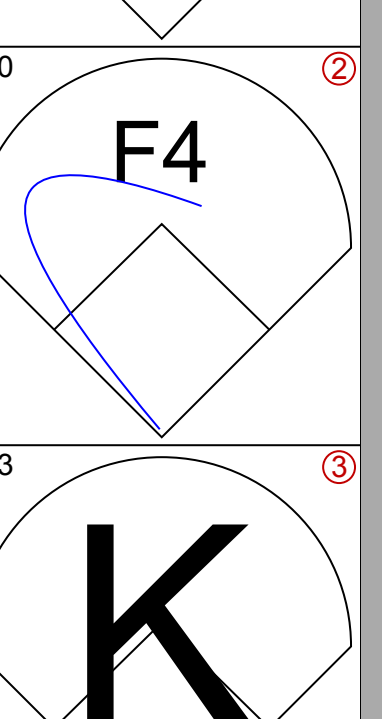
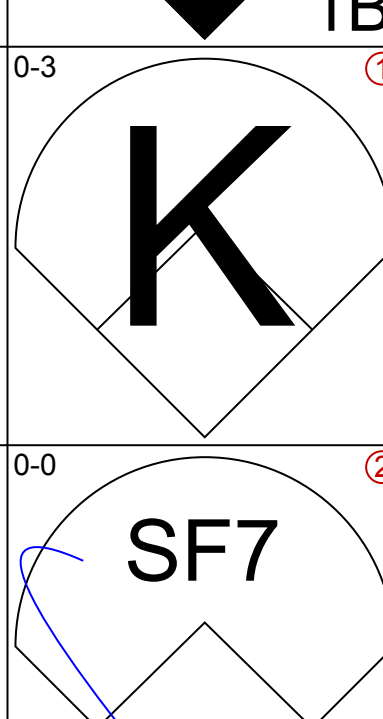
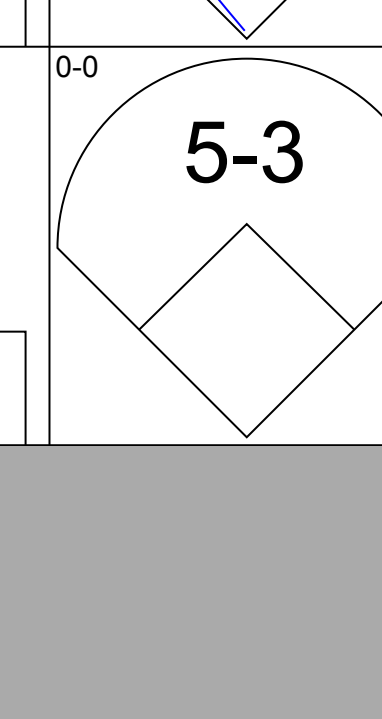
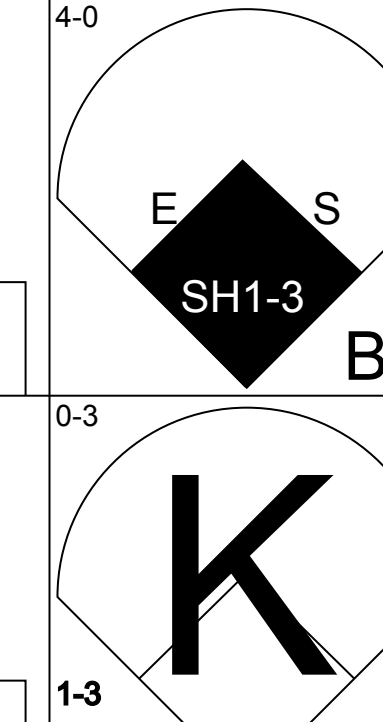
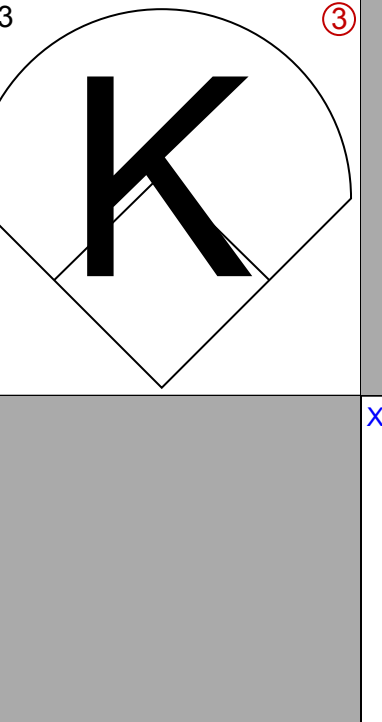
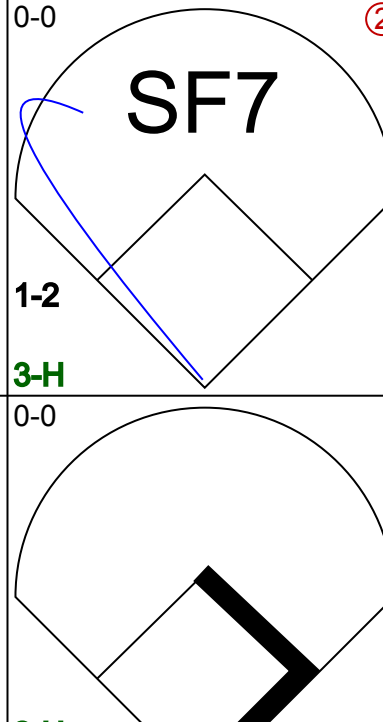
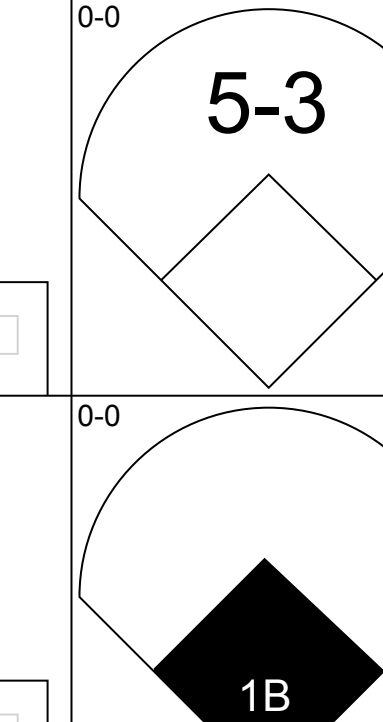

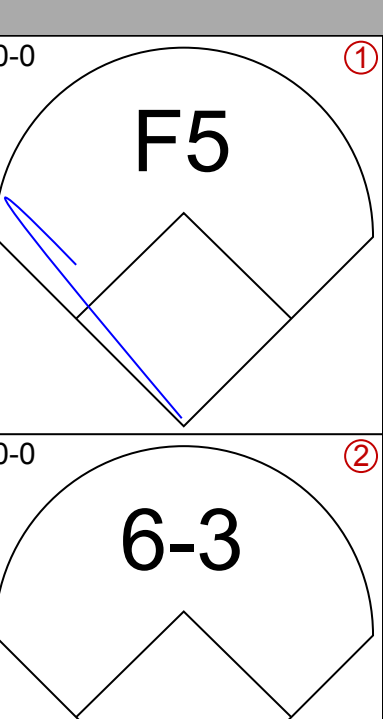
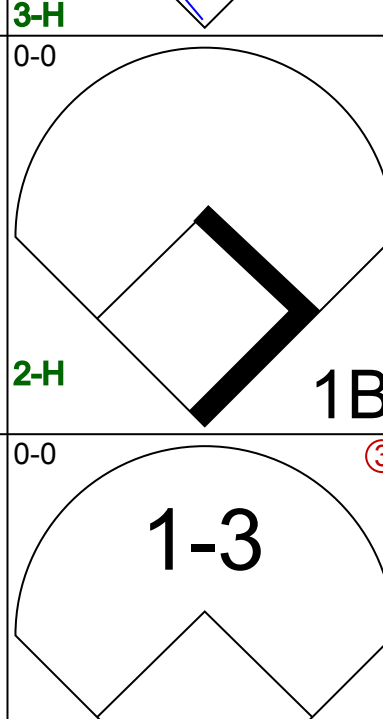
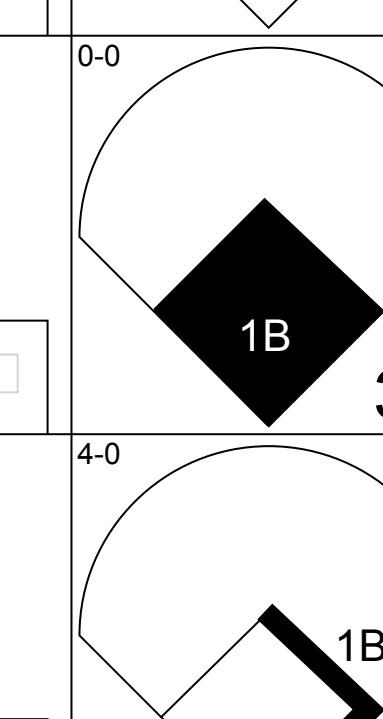

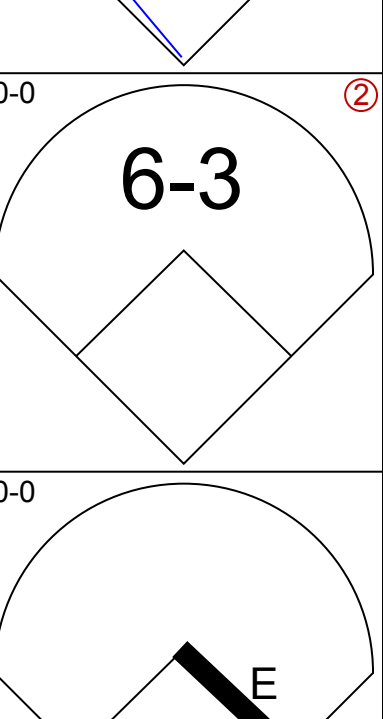
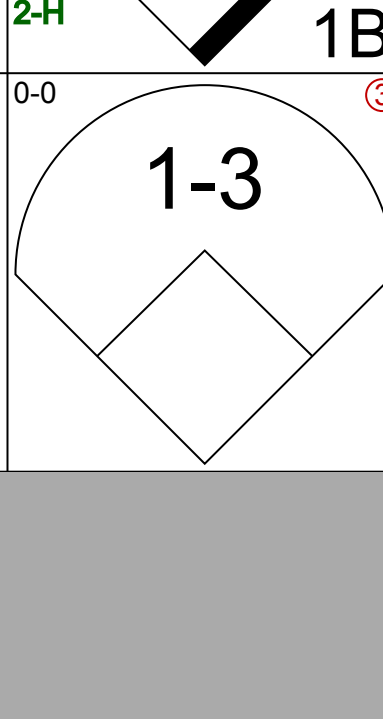
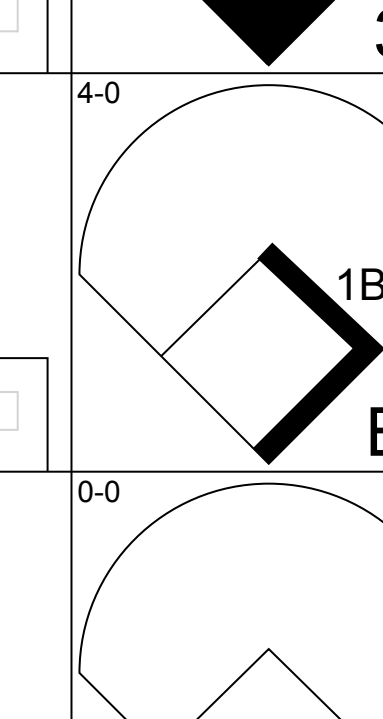

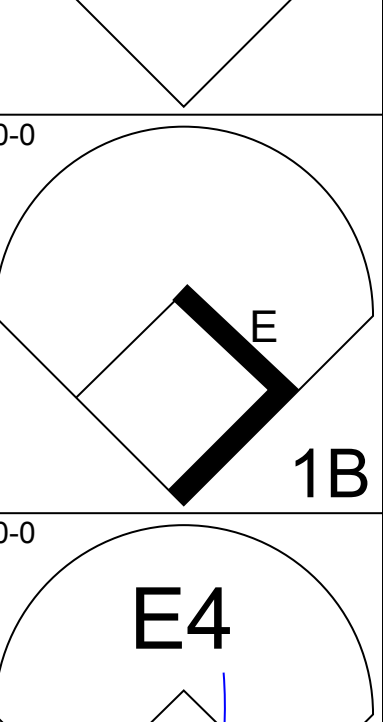
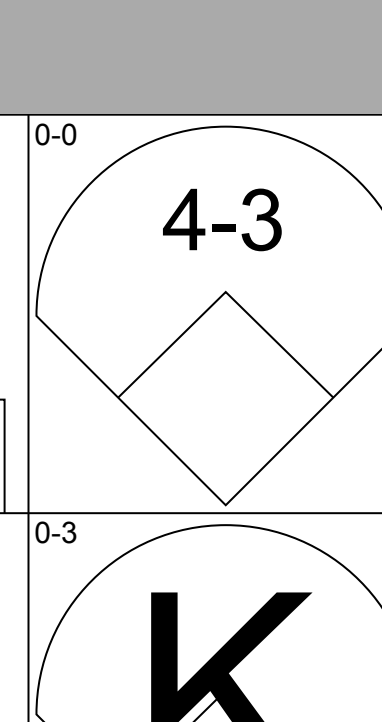
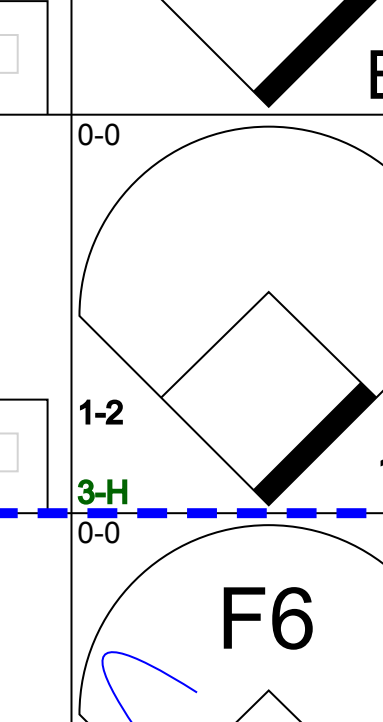
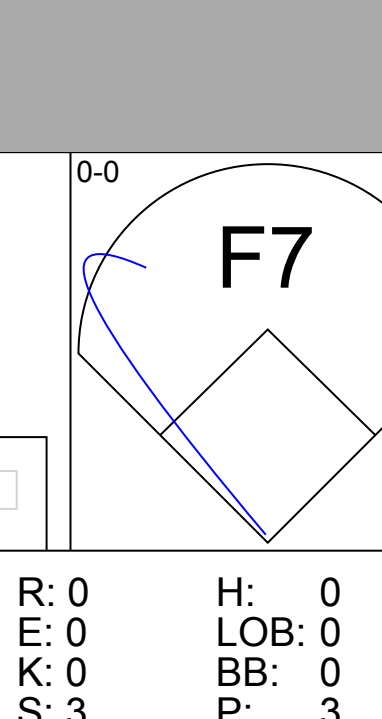
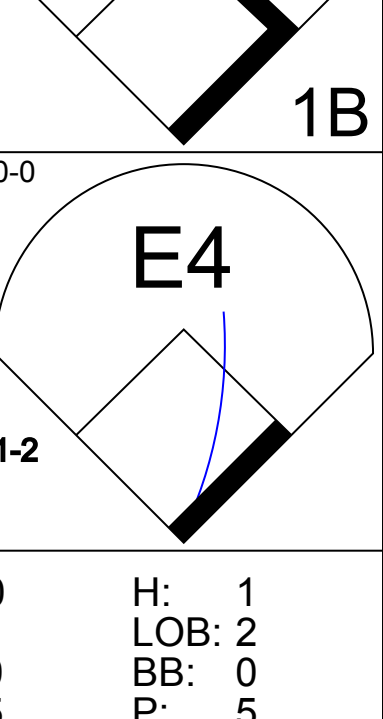
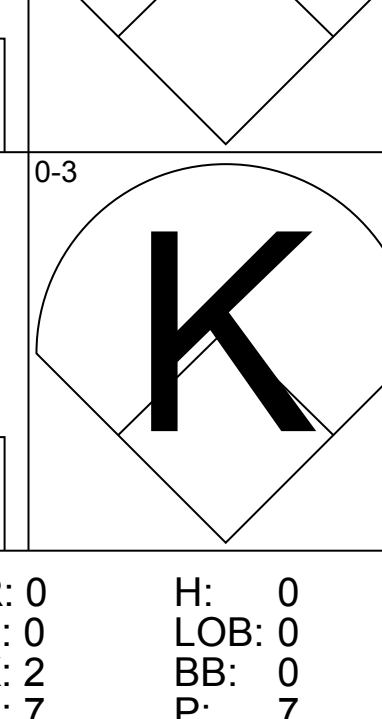
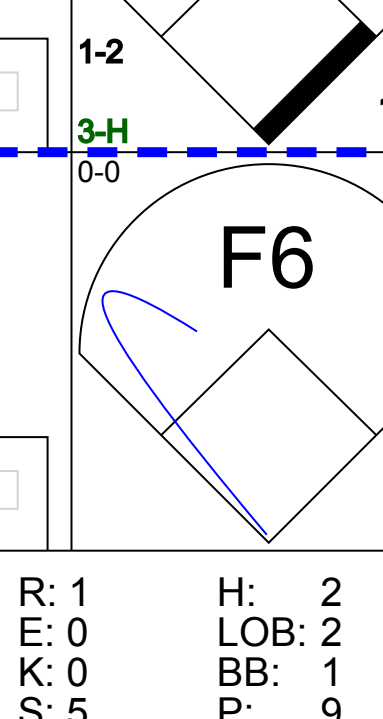
Chicago White Sox @ Kansas City Royals
 Royals Stadium, Kansas City, MO
 Fri Aug 05 1977, 8:05 PM EDT
 Att: 38,079 - Unknown - 85 F

AB	41
R	12
H	17
RBI	11
BB	1
SO	2
LOB	17



Batter	1	2	3	4	5	6	7	8	9	AB	R	H	RBI	BB	SO	LOB	TOP					
Ralph Garr, L OBP: 0.332, SLG: 0.442 (1,7)	F7		4-3			2B 1B		F7		4	1	1	0	0	0	0	Chicago White Sox @ Kansas City Royals Royals Stadium, Kansas City, MO Sun Aug 07 1977, 4:33 AM EDT Att: 40,247 - Unknown - 93 F					
Jorge Orta, L OBP: 0.351, SLG: 0.441 (1,4)	4-3		4-3			1B 1-H 2B		4-3		4	0	1	1	0	0	0						
Richie Zisk, R OBP: 0.378, SLG: 0.544 (1,9)	BB 1B			G5-4-3 1B		F9		5-3		4	0	2	0	0	0	1						
Oscar Gamble, L OBP: 0.359, SLG: 0.548 (1,10)	FC5-4 BB			L9		1B BB		HR		2	1	1	1	2	0	1						
Lamar Johnson, R OBP: 0.338, SLG: 0.522 (1,3)	FC5-4		G5-4-3			1-2 2-3 1B		P6		4	0	1	0	0	0	3						
Chet Lemon, R OBP: 0.356, SLG: 0.482 (1,8)		K		5-3		F7		F7		4	0	0	0	0	1	3						
Jack Brohamer, L OBP: 0.366, SLG: 0.385 (1,5)	F7			5-3				P6		4	0	0	0	0	0	0						
Jim Essian, R OBP: 0.377, SLG: 0.438 (1,2)	F9			F8		F9				3	0	0	0	0	0	0						
Tim Nordbrook, R OBP: 0.429, SLG: 0.250 (1,6)			F9			5-3		F9		3	0	0	0	0	0	0						
Inning Stats	R: 0 E: 0 K: 0 S: 4	H: 1 LOB: 2 BB: 1 P: 8	R: 0 E: 0 K: 1 S: 5	H: 0 LOB: 0 BB: 0 P: 5	R: 0 E: 0 K: 0 S: 3	H: 0 LOB: 0 BB: 0 P: 3	R: 0 E: 0 K: 0 S: 3	H: 1 LOB: 0 BB: 0 P: 3	R: 0 E: 0 K: 0 S: 3	H: 0 LOB: 0 BB: 0 P: 3	R: 1 E: 0 K: 0 S: 6	H: 3 LOB: 3 BB: 1 P: 10	R: 0 E: 0 K: 0 S: 3	H: 0 LOB: 0 BB: 0 P: 3	R: 0 E: 0 K: 0 S: 3	H: 0 LOB: 0 BB: 0 P: 3	R: 1 E: 0 K: 0 S: 4	H: 1 LOB: 0 BB: 0 P: 4	1B: 4 2B: 1 3B: 0 HR: 1	SF: 0 SAC: 0 DP: 1 HBP: 0	WP: 0 PB: 0 CS: 0	PA: 34
PITCHER Marty Pattin, R ERA: 3.89 (1,1)	IP: 9.0 WLS: W BF: 34 H: 6 R: 2 ER: 2 SO: 1 BB: 2 IBB: 0 HBP: 0 BLK: 0 WP: 0 HR: 1 S: 34 P: 42 ERA: 2.00 WHIP: 0.889															PITCHER						

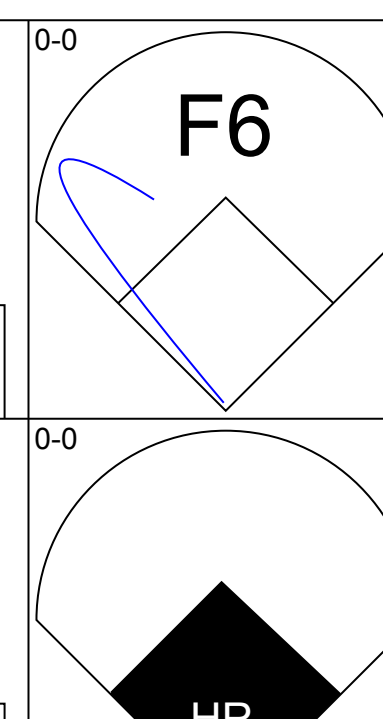
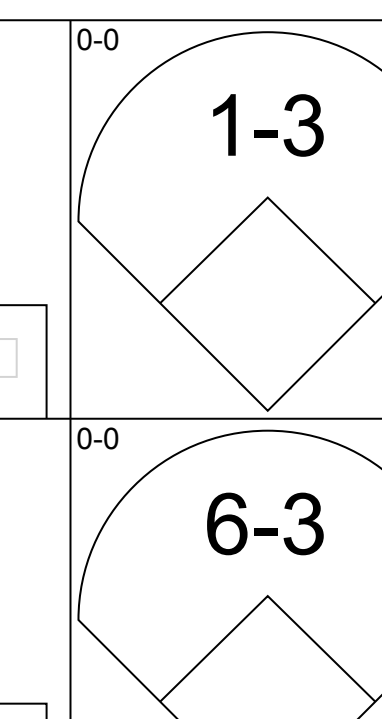

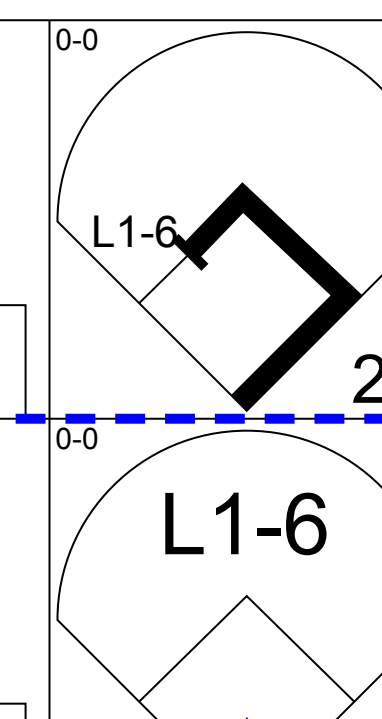
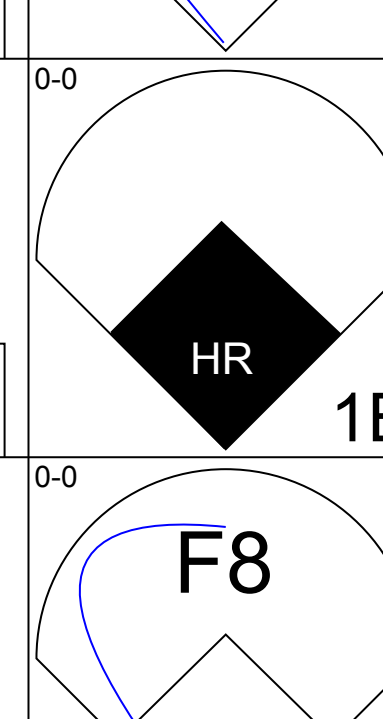
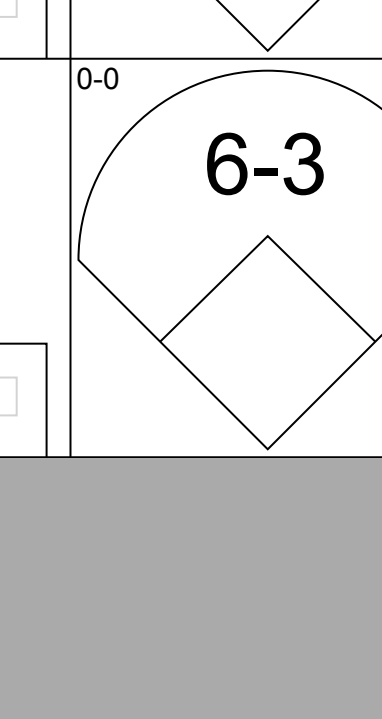
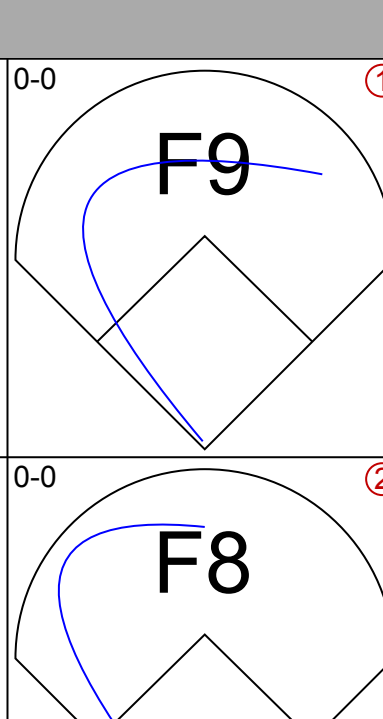
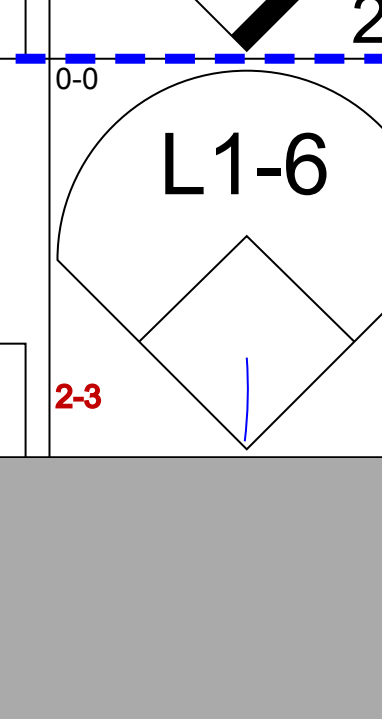
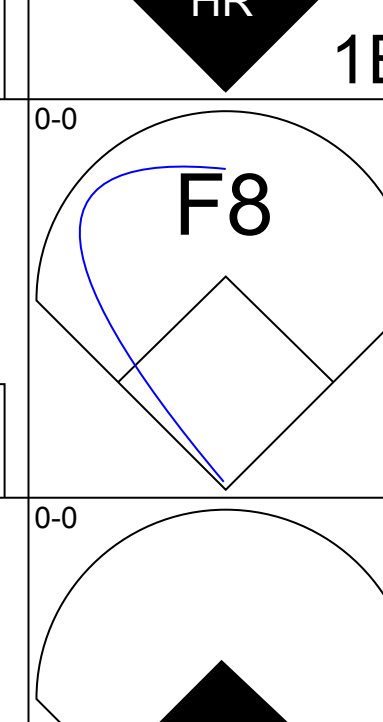
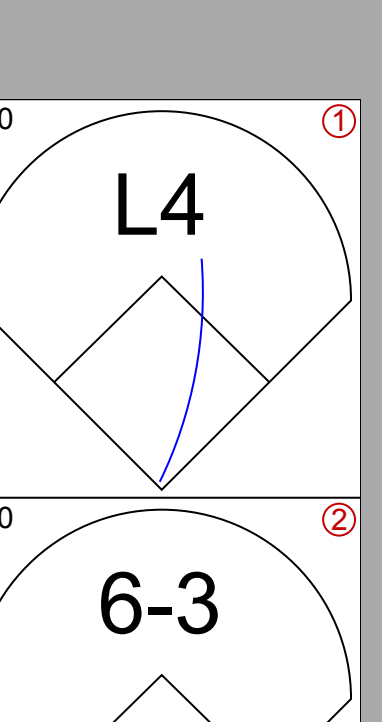
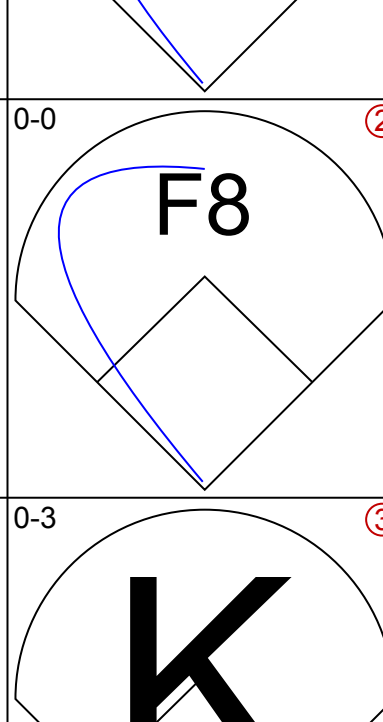
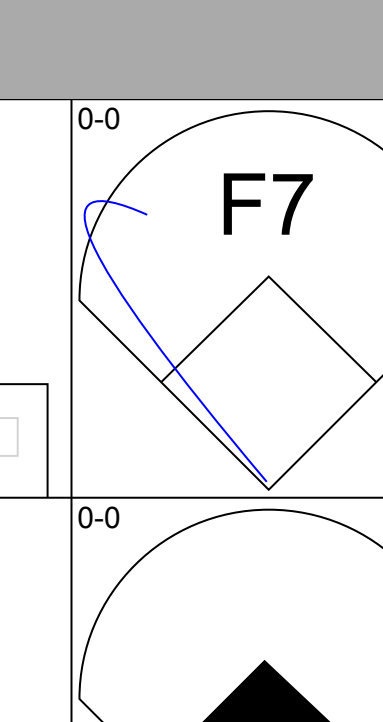
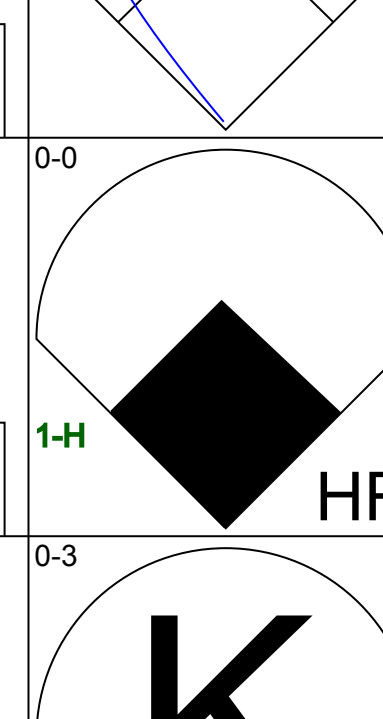
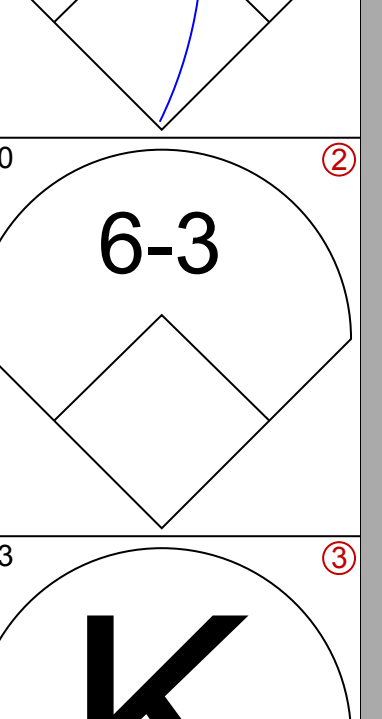

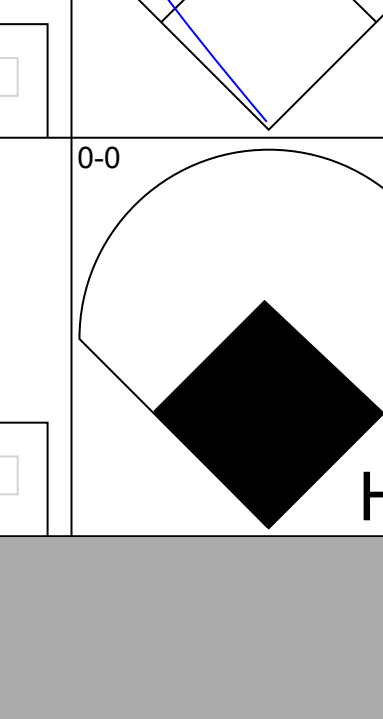
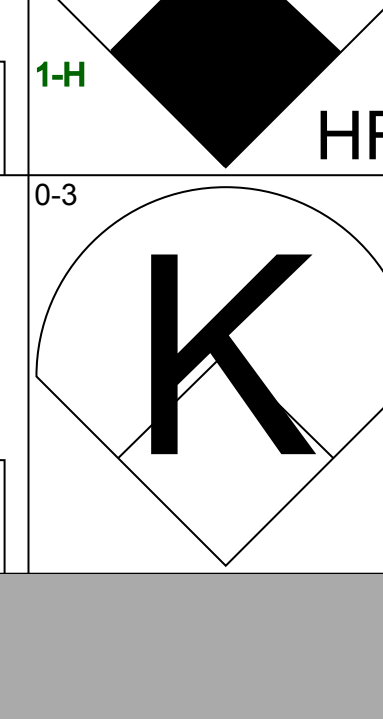
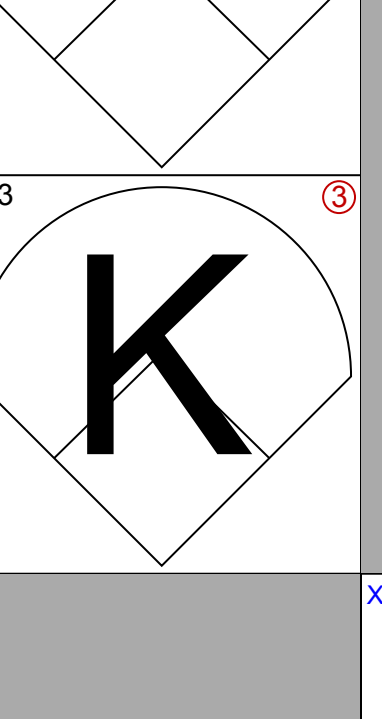
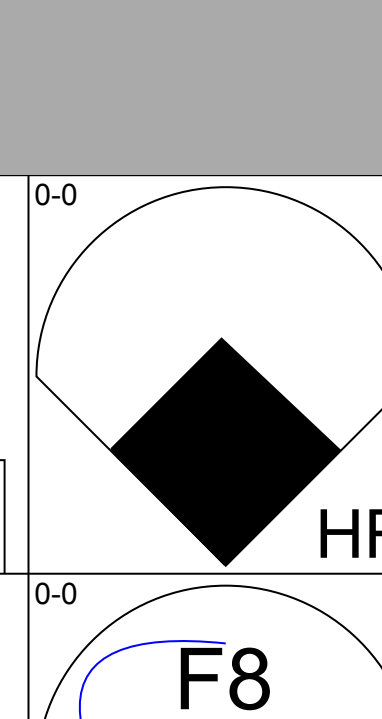
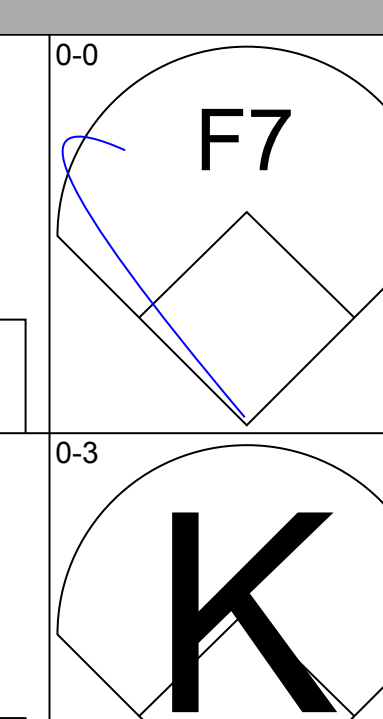
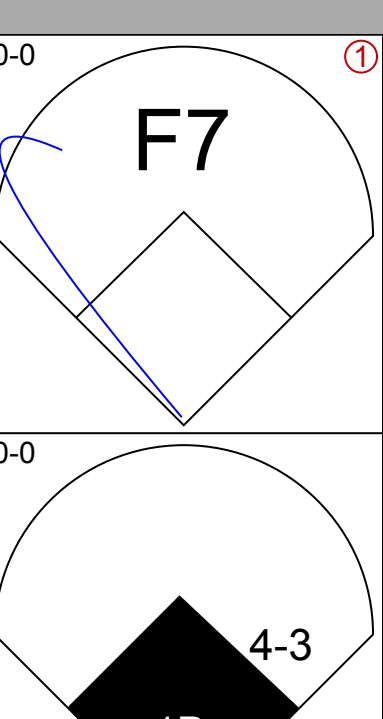
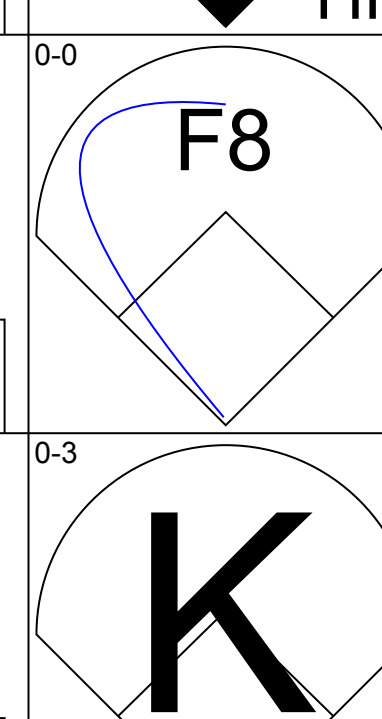
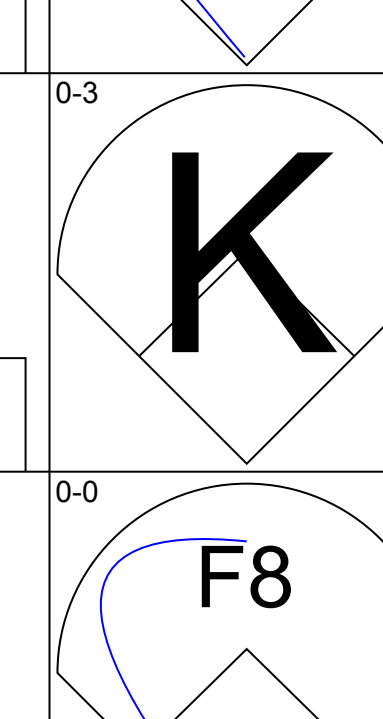
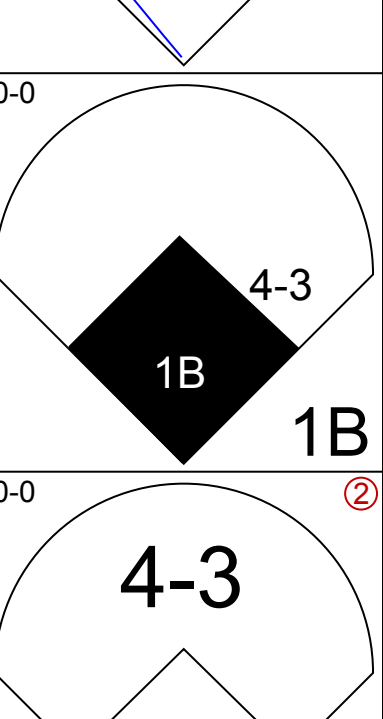
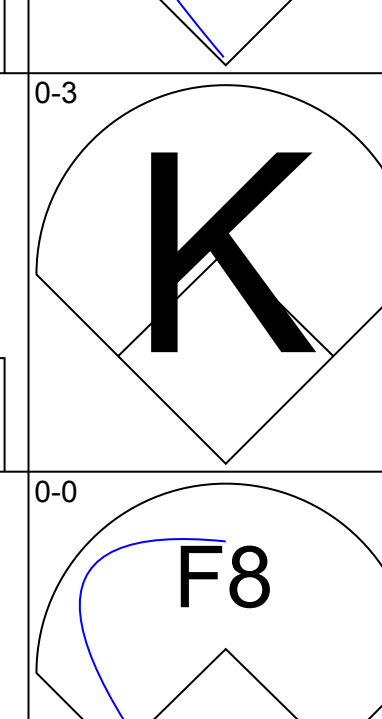
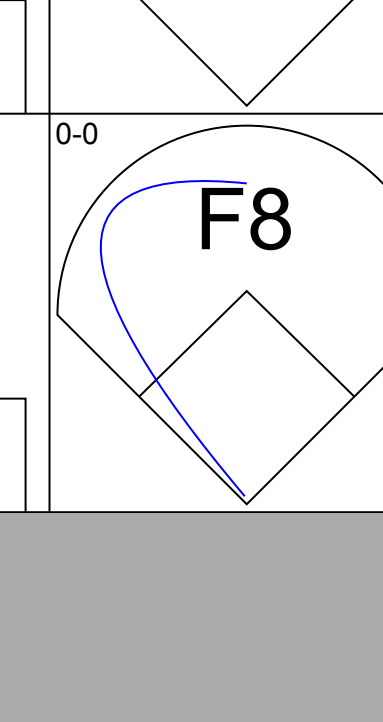
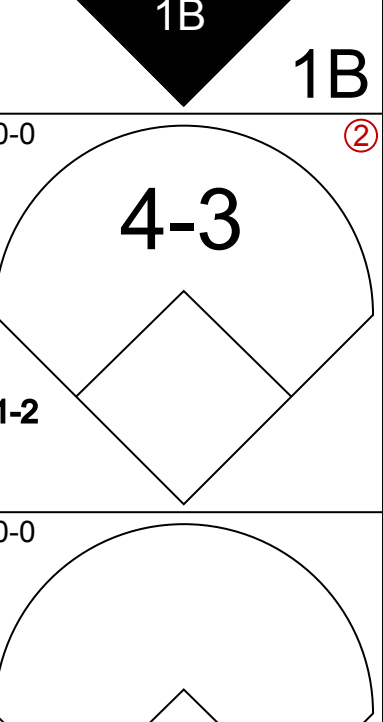
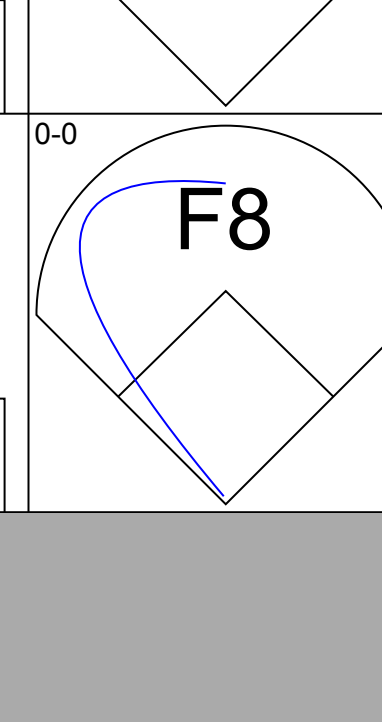
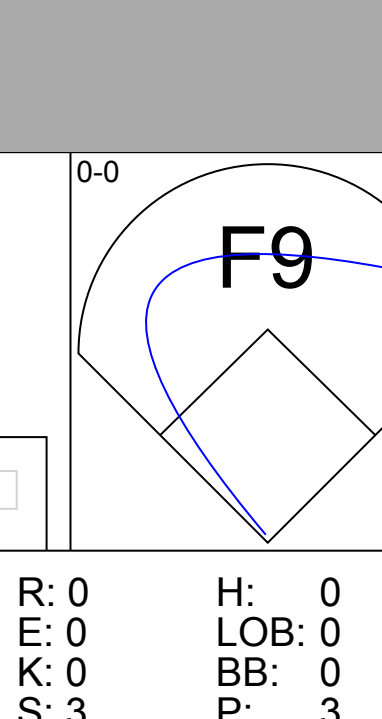
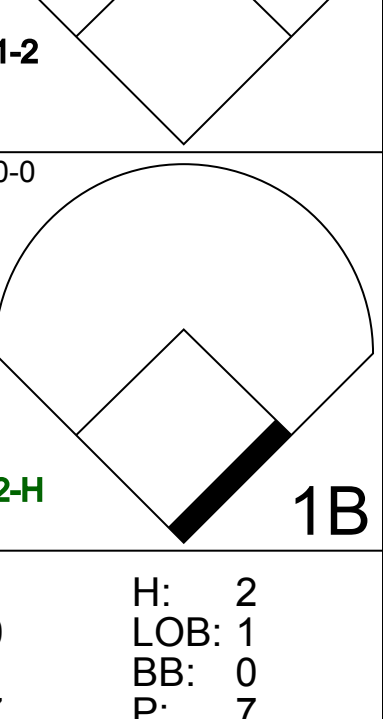
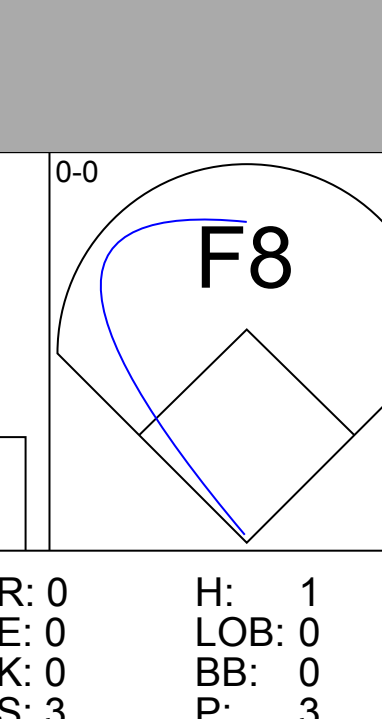
Batter	1	2	3	4	5	6	7	8	9	AB	R	H	RBI	BB	SO	LOB	BOTTOM			
George Brett, L OBP: 0.365, SLG: 0.509 (1,5)	3B		K			F8		FC1-6 CS		4	0	1	0	0	1	1	Chicago White Sox @ Kansas City Royals Royals Stadium, Kansas City, MO Sun Aug 07 1977, 4:33 AM EDT Att: 40,247 - Unknown - 93 F			
Hal McRae, R OBP: 0.348, SLG: 0.490 (1,10)	P4			F9		L6		4-3		4	0	0	0	0	0	2				
Amos Otis, R OBP: 0.346, SLG: 0.463 (1,8)	K			F8		K		SH3-4 BB		3	1	0	0	1	2	1				
Al Cowens, R OBP: 0.350, SLG: 0.524 (1,9)	5-3			1B 2B		3-1 1B 2B		SH3-4		3	2	2	0	0	0	1				
John Mayberry, L OBP: 0.361, SLG: 0.438 (1,3)		K		2H 1B		3-1		1B IBB		3	0	1	1	1	1	1				
Joe Zdeb, R OBP: 0.366, SLG: 0.431 (1,7)				F9						3	0	1	1	0	0	1				
Joe Lahoud, L OBP: 0.500, SLG: 0.417 (9, PH)				F9						0	0	0	0	0	0	0				
John Wathan, R OBP: 0.295, SLG: 0.333 (9, PH)						5-3 1B				1	0	1	1	0	0	0				
Buck Martinez, R OBP: 0.246, SLG: 0.333 (1,2)					5-3			1-2 1B		3	0	0	0	0	0	1				
Freddie Patek, R OBP: 0.316, SLG: 0.359 (1,6)						L8		F8		3	0	0	0	0	0	1				
Bob Heise, R OBP: 0.317, SLG: 0.333 (1,4)						L6		FC1-6 BB		2	0	0	0	1	0	0				
Inning Stats	R: 0 E: 0 K: 1 S: 6	H: 1 LOB: 1 BB: 0 P: 6	R: 0 E: 0 K: 1 S: 5	H: 0 LOB: 0 BB: 0 P: 5	R: 0 E: 0 K: 0 S: 5	H: 2 LOB: 1 BB: 0 P: 5	R: 0 E: 0 K: 0 S: 3	H: 0 LOB: 0 BB: 0 P: 3	R: 0 E: 0 K: 1 S: 5	H: 0 LOB: 0 BB: 0 P: 5	R: 1 E: 0 K: 0 S: 2	H: 2 LOB: 1 BB: 1 P: 6	R: 0 E: 0 K: 0 S: 2	H: 0 LOB: 0 BB: 1 P: 6	R: 1 E: 0 K: 0 S: 2	H: 1 LOB: 2 BB: 2 P: 10		1B: 3 2B: 2 3B: 1 HR: 0	SF: 0 SAC: 1 DP: 0 HBP: 0	WP: 0 PB: 0 CS: 1
PITCHER Ken Kravec, L ERA: 4.15 (1,1)	IP: 8.0 WLS: L BF: 30 H: 5 R: 3 ER: 3 SO: 4 BB: 2 IBB: 0 HBP: 0 BLK: 0 WP: 0 HR: 0 S: 36 P: 44 ERA: 3.38 WHIP: 0.875															PITCHER				
Lerrin LaGrow, R ERA: 2.23 (9,1)	0.1	2	0	0	0	0	0	0	0	0	0	1	5	0.00	0.000					
Randy Wiles, L ERA: (9,1)	0.0	1	1	0	0	0	0	0	0	0	0	1	1	∞	∞					

Batter	1	2	3	4	5	6	7	8	9	AB	R	H	RBI	BB	SO	LOB	TOP																					
Julio Cruz, S OBP: 0.331, SLG: 0.346 (1, 4)										5	0	0	0	0	2	4																						
Juan Bernhardt, R OBP: 0.297, SLG: 0.389 (1, 5)										4	1	1	0	0	0	0																						
Dan Meyer, L OBP: 0.336, SLG: 0.434 (1, 3)										4	1	2	0	0	0	0																						
Leroy Stanton, R OBP: 0.328, SLG: 0.505 (1, 10)										4	0	0	0	0	1	3																						
Ruppert Jones, L OBP: 0.312, SLG: 0.468 (1, 8)										2	1	0	1	1	1	0																						
Carlos Lopez, R OBP: 0.323, SLG: 0.440 (1, 9)										4	1	2	1	0	1	1																						
Steve Braun, L OBP: 0.344, SLG: 0.298 Dave Collins, S OBP: 0.290, SLG: 0.308 (9, PR)										2	0	0	1	1	0	1																						
Bob Stinson, S OBP: 0.367, SLG: 0.389 (1, 2)										4	0	2	1	0	0	0																						
Craig Reynolds, L OBP: 0.256, SLG: 0.277 Bill Stein, R OBP: 0.295, SLG: 0.417 (9, PH)										3	0	0	0	0	1	1																						
Inning Stats	R: 0 E: 0 K: 1 S: 6	H: 1 LOB: 1 BB: 0 P: 6	R: 1 E: 0 K: 1 S: 5	H: 0 LOB: 0 BB: 1 P: 9	R: 0 E: 0 K: 0 S: 3	H: 0 LOB: 0 BB: 0 P: 3	R: 0 E: 0 K: 0 S: 5	H: 0 LOB: 0 BB: 0 P: 5	R: 0 E: 1 K: 0 S: 5	H: 1 LOB: 2 BB: 0 P: 5	R: 2 E: 0 K: 1 S: 8	H: 3 LOB: 1 BB: 0 P: 8	R: 0 E: 0 K: 2 S: 7	H: 0 LOB: 0 BB: 0 P: 7	R: 0 E: 0 K: 0 S: 3	H: 0 LOB: 0 BB: 0 P: 3	R: 1 E: 0 K: 0 S: 5	H: 2 LOB: 2 BB: 1 P: 9	1B: 6 2B: 0 3B: 1 HR: 0	SF: 1 SAC: 1 DP: 0 HBP: 0	WP: 0 PA: 37 CS: 1																	
PITCHER	IP WLS BF H R ER SO BB IBB HBP BLK WP HR S P ERA WHIP																																					
Francisco Barrios, R ERA: 4.0 Randy Wiles, L ERA: 0.2	(1, 1)	8.1	35	7	4	3	6	2	0	0	0	0	0	0	0	45	53	3.24	1.080																			

Seattle Mariners @ Chicago White Sox
Comiskey Park, Chicago, IL
Mon Aug 08 1977, 8:05 PM EDT
Att: 17,047 - Unknown - 72 F

AB 33
R 4
H 7
RBI 4
BB 2
SO 6
LOB 12



Batter	1	2	3	4	5	6	7	8	9	AB	R	H	RBI	BB	SO	LOB	BOTTOM																					
Ralph Garr, L OBP: 0.331, SLG: 0.443 (1, 7)										4	0	1	0	0	1	1																						
Alan Bannister, R OBP: 0.368, SLG: 0.375 (1, 6)										4	1	1	0	0	0	1																						
Jorge Orta, L OBP: 0.347, SLG: 0.437 (1, 4)										4	0	0	0	0	0	1																						
Lamar Johnson, R OBP: 0.340, SLG: 0.548 (1, 3)										4	2	2	3	0	1	0																						
Oscar Gamble, L OBP: 0.359, SLG: 0.556 (1, 10)										3	1	1	1	0	2	0																						
Royce Stillman, L OBP: 0.300, SLG: 0.347 (1, 9)										3	0	0	0	0	0	0																						
Chet Lemon, R OBP: 0.355, SLG: 0.481 (1, 8)										3	1	1	0	0	2	0																						
Eric Soderholm, R OBP: 0.356, SLG: 0.487 (1, 5)										3	0	0	0	0	0	1																						
Jim Essian, R OBP: 0.376, SLG: 0.437 (1, 2)										3	0	1	1	0	0	0																						
Inning Stats	R: 2 E: 0 K: 1 S: 7	H: 2 LOB: 0 BB: 0 P: 7	R: 0 E: 0 K: 1 S: 5	H: 0 LOB: 0 BB: 0 P: 5	R: 0 E: 0 K: 0 S: 3	H: 0 LOB: 0 BB: 0 P: 3	R: 0 E: 0 K: 1 S: 5	H: 0 LOB: 0 BB: 0 P: 5	R: 1 E: 0 K: 1 S: 7	H: 2 LOB: 1 BB: 0 P: 7	R: 0 E: 0 K: 1 S: 5	H: 0 LOB: 0 BB: 0 P: 5	R: 1 E: 0 K: 1 S: 6	H: 1 LOB: 0 BB: 0 P: 6	R: 0 E: 0 K: 0 S: 3	H: 1 LOB: 0 BB: 0 P: 3	R: 1 E: 0 K: 0 S: 2	H: 1 LOB: 0 BB: 0 P: 2	1B: 3 2B: 2 3B: 0 HR: 3	SF: 0 SAC: 0 DP: 1 HBP: 0	WP: 0 PA: 31 CS: 0																	
PITCHER	IP WLS BF H R ER SO BB IBB HBP BLK WP HR S P ERA WHIP																																					
Bob Galasso, R ERA: 5.82 Enrique Romo, R ERA: 2.3	(1, 1)	7.1	28	6	4	4	6	0	0	0	0	0	0	0	0	40	40	4.91	0.818																			

Seattle Mariners @ Chicago White Sox
Comiskey Park, Chicago, IL
Mon Aug 08 1977, 8:05 PM EDT
Att: 17,047 - Unknown - 72 F


AB 31
R 5
H 7
RBI 5
BB 0
SO 6
LOB 4



Batter	1	2	3	4	5	6	7	8	9	AB	R	H	RBI	BB	SO	LOB	TOP										
Dave Collins, S OBP: 0.292, SLG: 0.313 (1, 7)										5	1	2	0	0	1	1											
Jose Baez, R OBP: 0.304, SLG: 0.318 (1, 4)										5	0	1	0	0	1	4											
Dan Meyer, L OBP: 0.337, SLG: 0.447 (1, 3)										4	1	2	2	0	0	2											
Leroy Stanton, R OBP: 0.324, SLG: 0.498 (1, 10)										4	0	0	0	0	1	2											
Ruppert Jones, L OBP: 0.312, SLG: 0.466 (1, 8)										4	0	1	0	0	0	0											
Bill Stein, R OBP: 0.295, SLG: 0.415 (1, 5)										4	0	1	0	0	1	1											
Carlos Lopez, R OBP: 0.322, SLG: 0.436 (1, 9)										4	1	1	0	0	0	1											
Bob Stinson, S OBP: 0.373, SLG: 0.390 (1, 2)										2	0	1	1	2	0	0											
Craig Reynolds, L OBP: 0.259, SLG: 0.280 (1, 6)										4	0	2	0	0	0	4											
Inning Stats	R: 2 E: 0 K: 0 S: 5	H: 2 LOB: 0 BB: 0 P: 5	R: 0 E: 0 K: 1 S: 5	H: 0 LOB: 0 BB: 0 P: 5	R: 0 E: 0 K: 0 S: 4	H: 2 LOB: 1 BB: 0 P: 4	R: 0 E: 0 K: 0 S: 5	H: 2 LOB: 3 BB: 1 P: 9	R: 0 E: 0 K: 1 S: 6	H: 1 LOB: 1 BB: 0 P: 6	R: 1 E: 0 K: 0 S: 5	H: 3 LOB: 1 BB: 0 P: 5	R: 0 E: 0 K: 0 S: 4	H: 1 LOB: 1 BB: 0 P: 4	R: 0 E: 0 K: 0 S: 3	H: 0 LOB: 0 BB: 0 P: 3	R: 0 E: 0 K: 2 S: 7	H: 0 LOB: 1 BB: 1 P: 11	1B: 8 2B: 1 3B: 1 HR: 1	SF: 0 SAC: 0 DP: 1 HBP: 0	WP: 1 PB: 0 SB: 0 CS: 0	PA: 38					
PITCHER	IP	WLS	BF	H	R	ER	SO	BB	IBB	HBP	BLK	WP	HR	S	P	ERA	WHIP										
Steve Stone, R ERA: 4.12 (1, 1)	7.0	W	31	11	3	3	2	1	0	0	0	1	1	34	38	3.86	1.714										
Lerrin LaGrow, R ERA: 2.17 (8, 1)	2.0		7	0	0	0	2	1	0	0	0	0	0	10	14	0.00	0.500										

Seattle Mariners @ Chicago White Sox
Comiskey Park, Chicago, IL
Tue Aug 09 1977, 8:05 PM EDT
Att: 12,294 - Unknown - 74 F

AB 36
R 3
H 11
RBI 3
BB 2
SO 4
LOB 15



Batter	1	2	3	4	5	6	7	8	9	AB	R	H	RBI	BB	SO	LOB	BOTTOM										
Alan Bannister, R OBP: 0.366, SLG: 0.372 (1, 6)										4	0	0	0	1	0	0											
Jorge Orta, L OBP: 0.346, SLG: 0.432 (1, 4)										4	1	0	0	1	0	1											
Richie Zisk, R OBP: 0.375, SLG: 0.540 Wayne Nordhagen, R OBP: 0.321, SLG: 0.436 (6, 9)										3	1	0	0	0	1	1											
Lamar Johnson, R OBP: 0.341, SLG: 0.543 (1, 3)										4	1	1	0	1	1	1											
Oscar Gamble, L OBP: 0.365, SLG: 0.570 Brian Downing, R OBP: 0.419, SLG: 0.416 (7, PH)										2	2	2	3	0	0	0											
Chet Lemon, R OBP: 0.359, SLG: 0.495 (1, 8)										4	3	3	3	0	0	1											
Royce Stillman, L OBP: 0.307, SLG: 0.384 (1, 7)										4	2	2	2	0	0	2											
Eric Soderholm, R OBP: 0.358, SLG: 0.506 (1, 5)										4	2	2	4	0	0	1											
Jim Essian, R OBP: 0.375, SLG: 0.445 (1, 2)										4	1	1	1	0	0	1											
Inning Stats	R: 5 E: 1 K: 0 S: 7	H: 3 LOB: 1 BB: 2 P: 15	R: 0 E: 0 K: 0 S: 3	H: 0 LOB: 0 BB: 0 P: 3	R: 4 E: 0 K: 0 S: 7	H: 4 LOB: 0 BB: 0 P: 7	R: 0 E: 0 K: 1 S: 5	H: 0 LOB: 0 BB: 0 P: 5	R: 2 E: 0 K: 0 S: 4	H: 1 LOB: 0 BB: 0 P: 5	R: 0 E: 0 K: 1 S: 5	H: 0 LOB: 1 BB: 1 P: 9	R: 2 E: 0 K: 1 S: 7	H: 2 LOB: 0 BB: 0 P: 7	R: 0 E: 0 K: 1 S: 7	H: 2 LOB: 2 BB: 0 P: 7	1B: 5 2B: 1 3B: 0 HR: 6	SF: 0 SAC: 0 DP: 0 HBP: 1	WP: 0 PB: 0 SB: 0 CS: 0	PA: 41							
PITCHER	IP	WLS	BF	H	R	ER	SO	BB	IBB	HBP	BLK	WP	HR	S	P	ERA	WHIP										
Gary Wheelock, R ERA: 4.59 (1, 1)	0.1	L	6	2	5	4	0	2	0	0	0	0	3	13	13	13.50	1.875										
John Montague, R ERA: 4.69 (4, 1)	3.0		12	1	2	2	2	1	0	1	0	0	1	14	19	6.00	0.667										
Diego Segui, R ERA: 5.38 (7, 1)	1.0		5	2	2	2	1	0	0	0	0	0	1	7	7	18.00	2.000										
Mike Kekich, L ERA: 5.0 (8, 1)	1.0		5	2	0	0	1	0	0	0	0	0	0	7	7	0.00	2.000										

Seattle Mariners @ Chicago White Sox
Comiskey Park, Chicago, IL
Tue Aug 09 1977, 8:05 PM EDT
Att: 12,294 - Unknown - 74 F


AB 37
R 13
H 12
RBI 13
BB 3
SO 4
LOB 11



Batter	1	2	3	4	5	6	7	8	9	AB	R	H	RBI	BB	SO	LOB	TOP		
Duane Kuiper, L (1,4) OBP: 0.325, SLG: 0.340	0-0 4-3 1B	0-0 1B		0-3 K	0-0 SF7		0-0 G3			4	1	2	1	0	1	0			
Buddy Bell, R (1,5) OBP: 0.354, SLG: 0.422	0-0 1-3	0-0 F6		0-0 2B	0-0 2B		0-0 L4			5	0	2	0	0	0	2			
Larvell Blanks, R (1,6) OBP: 0.319, SLG: 0.434	0-0 4-3		0-0 5-3	0-0 4-3	0-0 F3		0-0 6-3			5	0	0	0	0	0	4			
Andre Thornton, R (1,3) OBP: 0.363, SLG: 0.542	0-0 BB 1B		4-0 S 1B BB	1-0 HBP	0-3 K		0-0 F2			3	1	1	1	1	1	2			
Bill Melton, R (1,10) OBP: 0.371, SLG: 0.374	0-0 BB 1B		0-0 F8 1B 1B	0-0 HBP	0-3 K		0-0 G5-4-3 1B			5	1	3	1	0	1	2			
Ron Pruitt, R (1,7) OBP: 0.360, SLG: 0.420	4-0 BB		0-0 1B 1B	4-0 S 1B BB	0-3 K		0-0 G5-4-3 1B			3	1	1	0	2	1	1			
Charlie Spikes, R (1,9) OBP: 0.333, SLG: 0.392	0-3 K		0-0 F8	4-0 1B BB	0-3 K		0-0 FC5-4 1B			4	1	1	0	1	2	5			
Paul Dade, R (1,8) OBP: 0.339, SLG: 0.365		0-0 6-3	0-0 1B	0-0 SF7 1B	0-0 6-3		0-0 FC5-4			5	1	2	1	0	0	1			
Fred Kendall, R (1,2) OBP: 0.300, SLG: 0.383		0-0 L3	0-0 5-3	0-0 2B 1B	0-0 F9					4	0	1	2	0	0	2			
Inning Stats	R: 1 E: 0 K: 1 S: 8	H: 3 LOB: 3 BB: 1 P: 12	R: 0 E: 0 K: 0 S: 4	H: 1 LOB: 1 BB: 0 P: 4	R: 2 E: 0 K: 0 S: 6	H: 3 LOB: 2 BB: 1 P: 10	R: 0 E: 0 K: 1 S: 6	H: 1 LOB: 2 BB: 0 P: 7	R: 3 E: 0 K: 3 S: 8	H: 3 LOB: 2 BB: 2 P: 16	R: 0 E: 0 K: 0 S: 9	H: 0 LOB: 0 BB: 0 P: 9	R: 0 E: 0 K: 0 S: 3	H: 0 LOB: 0 BB: 0 P: 3	R: 0 E: 0 K: 0 S: 4	H: 2 LOB: 1 BB: 0 P: 4	1B: 11 2B: 2 3B: 0 HR: 0	SF: 1 SAC: 0 DP: 1 HBP: 1	WP: 0 PA: 44 CS: 0
PITCHER	IP	WLS	BF	H	R	ER	SO	BB	IBB	HBP	BLK	WP	HR	S	P	ERA	WHIP		
Wilbur Wood, L (1,1) ERA: 4.55	4.0	L	26	9	6	6	2	4	0	1	0	0	0	25	42	13.50	3.250		
Jack Kucek, R (5,1) ERA: 2.57	5.0		18	4	0	0	4	0	0	0	0	0	0	26	26	0.00	0.800		

Cleveland Indians @ Chicago White Sox
Comiskey Park, Chicago, IL
Wed Aug 10 1977, 8:05 PM EDT
Att: 28,180 - Unknown


AB 38
R 6
H 13
RBI 6
BB 4
SO 6
LOB 19



Batter	1	2	3	4	5	6	7	8	9	AB	R	H	RBI	BB	SO	LOB	BOTTOM		
Ralph Garr, L (1,7) OBP: 0.330, SLG: 0.444	0-0 6-3		0-0 1B 2B			0-0 G3		0-3 K		4	1	1	0	0	1	0			
Alan Bannister, R (1,6) OBP: 0.365, SLG: 0.371	0-0 6-3		0-0 2H 1B			0-0 L5		0-0 L4		4	0	1	1	0	0	0			
Richie Zisk, R (1,9) OBP: 0.374, SLG: 0.539	0-0 2B		0-0 5-3			0-0 F4		0-0 6-3		4	0	1	0	0	0	1			
Lamar Johnson, R (1,3) OBP: 0.340, SLG: 0.538	0-0 6-3			0-0 F4		0-0 5-3		0-0 1B BB 1B		4	0	1	0	0	0	1			
Oscar Gamble, L (1,10) OBP: 0.366, SLG: 0.566		0-0 G3		0-0 F6		4-0 WP BB		4-0 1B BB		2	0	0	0	2	0	0			
Chet Lemon, R (1,8) OBP: 0.356, SLG: 0.489		0-0 F3		0-0 5-3		0-0 5-3		0-3 K		4	0	0	0	0	1	3			
Eric Soderholm, R (1,5) OBP: 0.360, SLG: 0.505		0-0 F7			0-0 5-3		4-0 BB	0-0 1B 2-3		3	0	1	0	1	0	0			
Jack Brohamer, L (1,4) OBP: 0.358, SLG: 0.375			0-0 4-3		0-0 F8		0-0 F8	0-0 F7		3	0	0	0	0	0	2			
Jorge Orta, L (9,PH) OBP: 0.345, SLG: 0.431									0-0 F7	1	0	0	0	0	0	3			
Brian Downing, R (1,2) OBP: 0.409, SLG: 0.404			0-0 5-3		0-0 5-3			0-0 F3		3	0	0	0	0	0	0			
Inning Stats	R: 0 E: 0 K: 0 S: 4	H: 1 LOB: 0 BB: 0 P: 4	R: 0 E: 0 K: 0 S: 3	H: 0 LOB: 0 BB: 0 P: 3	R: 1 E: 0 K: 0 S: 5	H: 2 LOB: 1 BB: 0 P: 5	R: 0 E: 0 K: 0 S: 3	H: 0 LOB: 0 BB: 0 P: 3	R: 0 E: 0 K: 0 S: 3	H: 0 LOB: 2 BB: 2 P: 11	R: 0 E: 0 K: 1 S: 5	H: 0 LOB: 0 BB: 0 P: 5	R: 0 E: 0 K: 1 S: 7	H: 2 LOB: 3 BB: 1 P: 11	1B: 3 2B: 2 3B: 0 HR: 0	SF: 0 SAC: 0 DP: 0 HBP: 0	WP: 1 PA: 35 CS: 0		
PITCHER	IP	WLS	BF	H	R	ER	SO	BB	IBB	HBP	BLK	WP	HR	S	P	ERA	WHIP		
Wayne Garland, R (1,1) ERA: 4.19	9.0	W	35	5	1	1	2	3	0	0	0	1	0	36	48	1.00	0.889		

Cleveland Indians @ Chicago White Sox
Comiskey Park, Chicago, IL
Wed Aug 10 1977, 8:05 PM EDT
Att: 28,180 - Unknown

AB 32
R 1
H 5
RBI 1
BB 3
SO 2
LOB 10



Batter	1	2	3	4	5	6	7	8	9	AB	R	H	RBI	BB	SO	LOB	TOP	
Duane Kuiper, L (1, 4) OBP: 0.322, SLG: 0.336	0-0 1-3		0-0 F2		0-0 E6		0-0 6-3		0-0 F9	5	0	0	0	0	0	3		
Buddy Bell, R (1, 5) OBP: 0.355, SLG: 0.429	4-0 G5-4-3 BB		0-0 HR		0-0 FC3-6		0-0 F8			3	1	1	2	1	0	2		
Bill Melton, R (1, 10) OBP: 0.367, SLG: 0.363	0-0 G5-4-3		0-0 5-3		0-0 F3			4-0 SH3-4 BB		3	0	0	0	1	0	2		
Andre Thornton, R (1, 3) OBP: 0.359, SLG: 0.535		0-0 E9	0-0 5-3			0-3 K		0-0 SH3-4		3	1	0	0	0	1	0		
Ron Pruitt, R (1, 9) OBP: 0.356, SLG: 0.413		0-0 5-3		0-0 SH 1B		0-0 6-3		0-0 F9		4	0	1	0	0	0	2		
Bruce Bochte, L (1, 7) OBP: 0.343, SLG: 0.367		0-0 1-3		0-0 SH		0-0 1B		0-0 G3		3	0	1	0	0	0	2		
Paul Dade, R (1, 8) OBP: 0.338, SLG: 0.363		0-0 FC6-4 1B		0-0 FC1-5-6		0-3 K		0-0 F2		4	0	1	1	0	1	3		
Fred Kendall, R (1, 2) OBP: 0.294, SLG: 0.375		0-0 FC6-4		0-0 F8			0-0 5-3	0-0 F4		4	0	0	0	0	0	2		
Frank Duffy, R (1, 6) OBP: 0.249, SLG: 0.281			0-0 HR 2B		0-0 F4		4-0 6-3 BB	0-0 WP S 1B		3	1	2	0	1	0	0		
Inning Stats	R: 0 E: 0 K: 0 S: 2	H: 0 LOB: 0 BB: 1 P: 6	R: 1 E: 1 K: 0 S: 5	H: 1 LOB: 1 BB: 0 P: 5	R: 2 E: 0 K: 0 S: 5	H: 2 LOB: 0 BB: 0 P: 5	R: 0 E: 0 K: 0 S: 4	H: 1 LOB: 1 BB: 0 P: 4	R: 0 E: 1 K: 2 S: 8	H: 0 LOB: 1 BB: 1 P: 7	R: 0 E: 0 K: 0 S: 3	H: 0 LOB: 1 BB: 1 P: 7	R: 0 E: 0 K: 0 S: 4	H: 1 LOB: 1 BB: 0 P: 4	1B: 4 2B: 1 3B: 0 HR: 1	SF: 0 SAC: 2 DP: 2 HBP: 0	WP: 1 PB: 0 SB: 1 CS: 0	PA: 37
PITCHER Ken Kravec, L (1, 1) ERA: 3.96	IP: 9.0 WLS: L BF: 37 H: 6 R: 3 ER: 2 SO: 2 BB: 3 IBB: 0 HBP: 0 BLK: 0 WP: 1 HR: 1 S: 38 P: 50 ERA: 2.00 WHIP: 1.000															PITCHER		

Cleveland Indians @ Chicago White Sox
Comiskey Park, Chicago, IL
Thu Aug 11 1977, 8:05 PM EDT
Att: 19,017 - Unknown

AB	32
R	3
H	6
RBI	3
BB	3
SO	2
LOB	16



Batter	1	2	3	4	5	6	7	8	9	AB	R	H	RBI	BB	SO	LOB	BOTTOM			
Ralph Garr, L (1, 7) OBP: 0.329, SLG: 0.440	0-0 5-3		4-0 FC4-6 BB			0-0 6-3		0-0 4-3		3	0	0	0	1	0	1				
Alan Bannister, R (1, 6) OBP: 0.362, SLG: 0.367	0-0 5-3		0-0 FC4-6			0-0 4-3		0-0 6-3		4	0	0	0	0	0	2				
Jorge Orta, L (1, 4) OBP: 0.346, SLG: 0.432	0-0 F7			0-0 1B		0-0 1B			0-0 F5	4	0	2	0	0	0	0				
Richie Zisk, R (1, 10) OBP: 0.375, SLG: 0.539		0-0 1B		0-3 K		0-3 K		0-0 E7 1B		4	1	2	0	0	2	2				
Lamar Johnson, R (1, 3) OBP: 0.335, SLG: 0.529		0-0 F8		0-3 K		0-0 4-3		0-3 K		4	0	0	0	0	2	3				
Chet Lemon, R (1, 8) OBP: 0.355, SLG: 0.487		0-3 K		0-3 K		0-0 5-3		0-0 1B		4	0	1	1	0	2	2				
Wayne Nordhagen, R (1, 9) OBP: 0.305, SLG: 0.414		0-0 5-3			0-0 4-3		0-0 4-3		0-0 F7	3	0	0	0	0	0	1				
Oscar Gamble, L (9, PH) OBP: 0.365, SLG: 0.564									0-0 F7	1	0	0	0	0	0	1				
Eric Soderholm, R (1, 5) OBP: 0.359, SLG: 0.502			0-0 F9		0-0 5-3			4-0 4-3 BB		2	0	0	0	1	0	0				
Jim Essian, R (1, 2) OBP: 0.371, SLG: 0.440			0-0 5-3		0-0 F9			0-0 F7		3	0	0	0	0	0	1				
Inning Stats	R: 0 E: 0 K: 0 S: 3	H: 0 LOB: 0 BB: 0 P: 3	R: 0 E: 0 K: 1 S: 6	H: 1 LOB: 1 BB: 0 P: 6	R: 0 E: 0 K: 0 S: 3	H: 0 LOB: 1 BB: 1 P: 7	R: 0 E: 0 K: 3 S: 10	H: 1 LOB: 1 BB: 0 P: 10	R: 0 E: 0 K: 0 S: 3	H: 0 LOB: 0 BB: 0 P: 3	R: 0 E: 0 K: 1 S: 6	H: 1 LOB: 1 BB: 0 P: 6	R: 0 E: 0 K: 0 S: 3	H: 0 LOB: 1 BB: 1 P: 7	R: 1 E: 1 K: 1 S: 7	H: 2 LOB: 1 BB: 0 P: 7	1B: 5 2B: 0 3B: 0 HR: 0	SF: 0 SAC: 0 DP: 0 HBP: 0	WP: 0 PB: 0 SB: 0 CS: 0	PA: 34
PITCHER Rick Waits, L (1, 1) ERA: 4.58	IP: 8.2 WLS: W BF: 33 H: 5 R: 1 ER: 0 SO: 6 BB: 2 IBB: 0 HBP: 0 BLK: 0 WP: 0 HR: 0 S: 43 P: 51 ERA: 0.00 WHIP: 0.808															PITCHER				
Jim Kern, R (9, 1) ERA: 3.42	0.1 S: 1 H: 0 R: 0 ER: 0 SO: 0 BB: 0 IBB: 0 HBP: 0 BLK: 0 WP: 0 HR: 0 S: 1 P: 1 ERA: 0.00 WHIP: 0.000															PITCHER				

Cleveland Indians @ Chicago White Sox
Comiskey Park, Chicago, IL
Thu Aug 11 1977, 8:05 PM EDT
Att: 19,017 - Unknown

AB	32
R	1
H	5
RBI	1
BB	2
SO	6
LOB	13



Batter	1	2	3	4	5	6	7	8	9	AB	R	H	RBI	BB	SO	LOB	TOP										
Ralph Garr, L OBP: 0.328, SLG: 0.437 (1, 7)	0-0 4-3		0-3 K		0-0 L8		0-3 K		0-0 1B	5	0	1	0	0	2	2	Chicago White Sox @ Texas Rangers Arlington Stadium, Arlington, TX Fri Aug 12 1977, 8:05 PM EDT Att: 36,852 - Unknown										
Alan Bannister, R OBP: 0.363, SLG: 0.372 (1, 6)	0-0 5-3		0-3 K			0-0 HR 3B	1-0 3B HBP		0-0 SF7	3	2	1	1	0	1	1											
Jorge Orta, L OBP: 0.347, SLG: 0.436 (1, 4)	0-0 G3			0-0 FC4-6 1B		0-0 F7	0-0 2B 3B		0-0 F7	5	1	2	2	0	0	2											
Richie Zisk, R OBP: 0.378, SLG: 0.550 (1, 9)		0-0 FC3-6 1B		0-0 F8		0-0 HR	0-0 2B		0-0 F8	5	1	3	3	0	0	2											
Oscar Gamble, L OBP: 0.364, SLG: 0.570 (1, 10)		0-0 FC3-6 1B		0-0 FC4-6 1B		0-0 HR	0-0 F7			4	1	1	1	0	0	3											
Lamar Johnson, R OBP: 0.337, SLG: 0.529 (1, 3)		0-0 G5-4-3 1B		0-0 FC5-4 1B		0-0 6-3		0-0 6-3		4	0	2	0	0	0	0											
Chet Lemon, R OBP: 0.352, SLG: 0.482 (1, 8)		0-0 G5-4-3		0-0 FC5-4		0-3 K		0-0 1-3		4	0	0	0	0	1	4											
Eric Soderholm, R OBP: 0.356, SLG: 0.502 (1, 5)			0-0 2B		0-0 F8		0-0 F4	0-0 6-3		4	0	1	0	0	0	0											
Jim Essian, R OBP: 0.373, SLG: 0.441 (1, 2)			0-0 6-3		0-0 F6		0-0 HBP 3B 1B	0-0 1B SF7 1B		4	2	2	0	0	0	1											
Inning Stats	R: 0 E: 0 K: 0 S: 3	H: 0 LOB: 0 BB: 0 P: 3	R: 0 E: 0 K: 0 S: 4	H: 2 LOB: 1 BB: 0 P: 4	R: 0 E: 0 K: 2 S: 8	H: 1 LOB: 1 BB: 0 P: 8	R: 0 E: 0 K: 0 S: 5	H: 2 LOB: 2 BB: 0 P: 5	R: 0 E: 0 K: 0 S: 3	H: 0 LOB: 0 BB: 0 P: 3	R: 3 E: 0 K: 1 S: 8	H: 3 LOB: 0 BB: 0 P: 8	R: 3 E: 0 K: 1 S: 8	H: 3 LOB: 1 BB: 0 P: 9	R: 0 E: 0 K: 0 S: 3	H: 0 LOB: 0 BB: 0 P: 3		R: 1 E: 0 K: 0 S: 5	H: 2 LOB: 1 BB: 0 P: 5	1B: 7 2B: 2 3B: 2 HR: 2	SF: 1 SAC: 0 DP: 1 HBP: 1	WP: 0 PB: 0 SB: 0 CS: 0	PA: 40				
PITCHER	IP	WLS	BF	H	R	ER	SO	BB	IBB	HBP	BLK	WP	HR	S	P	ERA	WHIP										
Dock Ellis, R ERA: 4.26 (1, 1)	5.1		23	8	3	3	2	0	0	0	0	0	2	27	27	5.06	1.500										
Adrian Devine, R ERA: 3.12 (6, 1)	1.1		8	3	3	3	2	0	0	1	0	0	0	11	12	20.25	2.250										
Darold Knowles, L ERA: 3.27 (7, 1)	2.1	W	9	2	1	1	0	0	0	0	0	0	0	9	9	3.86	0.857										

Batter	1	2	3	4	5	6	7	8	9	AB	R	H	RBI	BB	SO	LOB	BOTTOM										
Mike Hargrove, L OBP: 0.311, SLG: 0.431 (1, 3)	0-0 F8		0-0 F9		0-0 G3		0-0 HR	0-0 1B 3B		5	2	2	2	0	0	3	Chicago White Sox @ Texas Rangers Arlington Stadium, Arlington, TX Fri Aug 12 1977, 8:05 PM EDT Att: 36,852 - Unknown										
Bert Campaneris, R OBP: 0.310, SLG: 0.337 (1, 6)	0-0 1-3		0-0 P1-3		0-3 K		0-0 L1	0-0 FC1-6 1B		5	0	1	1	0	1	3											
Claudell Washington, L OBP: 0.319, SLG: 0.423 (1, 8)	0-0 F9			0-3 K	0-0 FC1		0-0 CS 1B	0-0 FC1-6 1B		5	0	1	0	0	1	3											
Tom Grieve, R OBP: 0.267, SLG: 0.350 (1, 10)		0-0 F2		1-0 HBP		0-0 6-3	0-3 K	0-0 F4		4	0	0	0	0	1	2											
Dave May, L OBP: 0.311, SLG: 0.372 (1, 9)		0-0 2B 2B		0-0 F8		0-0 L4		0-0 1B SH2-4 1B		4	2	2	0	0	0	1											
Toby Harrah, R OBP: 0.385, SLG: 0.477 (1, 5)		0-3 K		0-3 K		4-0 2B BB		0-0 SH2-4		2	1	0	0	1	2	2											
Bump Wills, S OBP: 0.362, SLG: 0.405 (1, 4)		0-0 2B			0-0 SH BB G3 1B	4-0 2B BB		0-0 1B HR 1B		3	3	3	1	1	0	0											
Jim Sundberg, R OBP: 0.355, SLG: 0.379 (1, 2)		0-0 F7			4-0 G3 SH FC1 BB	0-0 2B		0-0 HR 1B		3	1	2	3	1	0	1											
Keith Smith, R OBP: 0.320, SLG: 0.435 (1, 7)			0-0 P1-3 1B		0-0 SH G3		0-0 F8		0-0 HR	3	1	2	3	0	0	1											
Inning Stats	R: 0 E: 0 K: 0 S: 3	H: 0 LOB: 0 BB: 0 P: 3	R: 1 E: 0 K: 1 S: 7	H: 2 LOB: 1 BB: 0 P: 7	R: 0 E: 0 K: 2 S: 7	H: 0 LOB: 1 BB: 0 P: 8	R: 1 E: 0 K: 1 S: 7	H: 1 LOB: 2 BB: 1 P: 11	R: 2 E: 0 K: 0 S: 4	H: 1 LOB: 1 BB: 2 P: 12	R: 1 E: 0 K: 1 S: 6	H: 2 LOB: 0 BB: 0 P: 6	R: 5 E: 0 K: 0 S: 9	H: 6 LOB: 1 BB: 0 P: 9	1B: 7 2B: 4 3B: 1 HR: 2	SF: 0 SAC: 2 DP: 1 HBP: 1		WP: 0 PB: 0 SB: 1 CS: 1	PA: 40								
PITCHER	IP	WLS	BF	H	R	ER	SO	BB	IBB	HBP	BLK	WP	HR	S	P	ERA	WHIP										
Francisco Barrios, R ERA: 4.13 (1, 1)	6.0		28	6	5	5	4	3	0	1	0	0	1	32	45	7.50	1.500										
Lerrin LaGrew, R ERA: 2.61 (7, 1)	1.1	L	8	5	4	4	1	0	0	0	0	0	1	10	10	27.00	3.750										
Randy Wiles, L ERA: 6.75 (8, 1)	0.2		4	2	1	1	0	0	0	0	0	0	0	4	4	13.50	3.000										

Batter	1	2	3	4	5	6	7	8	9	AB	R	H	RBI	BB	SO	LOB	TOP							
Ralph Garr, L OBP: 0.326, SLG: 0.434 (1, 7)	1-3		K		FC6-4 1B		K		6-3	5	0	1	0	0	2	1								
Alan Bannister, R OBP: 0.363, SLG: 0.370 (1, 6)	F7			6-3	FC6-4		BB		1B	4	0	1	1	1	0	1								
Jorge Orta, L OBP: 0.343, SLG: 0.431 (1, 4)	K			F2	K		F8		F8	5	0	0	0	0	2	4								
Richie Zisk, R OBP: 0.381, SLG: 0.567 (1, 9)		HR		K			1-3 1B		HR	4	2	3	2	0	1	0								
Oscar Gamble, L OBP: 0.363, SLG: 0.564 (1, 10)	K				1B 2B BB		1-3		F2	3	1	0	0	1	1	1								
Lamar Johnson, R OBP: 0.340, SLG: 0.528 (1, 3)	K				1B 2B		4-3		1B	4	1	2	0	0	1	1								
Chet Lemon, R OBP: 0.351, SLG: 0.480 (1, 8)	K				1-2 2B 1B		F8		K	4	1	1	0	0	2	2								
Eric Soderholm, R OBP: 0.360, SLG: 0.505 (1, 5)			6-3		1B FC6-4 2B		SH1-3 1B		F8	4	1	2	3	0	0	1								
Jim Essian, R OBP: 0.369, SLG: 0.436 (1, 2)	6-3				K		SH1-3		K	3	0	0	0	0	2	1								
Inning Stats	R: 0 E: 0 K: 1 S: 5	H: 0 LOB: 0 BB: 0 P: 5	R: 1 E: 0 K: 3 S: 10	H: 1 LOB: 0 BB: 0 P: 10	R: 0 E: 0 K: 1 S: 5	H: 0 LOB: 0 BB: 0 P: 5	R: 0 E: 0 K: 1 S: 5	H: 0 LOB: 0 BB: 0 P: 5	R: 4 E: 0 K: 2 S: 11	H: 4 LOB: 1 BB: 1 P: 15	R: 0 E: 0 K: 0 S: 4	H: 1 LOB: 1 BB: 0 P: 4	R: 0 E: 0 K: 1 S: 6	H: 1 LOB: 2 BB: 1 P: 10	R: 1 E: 0 K: 1 S: 7	H: 2 LOB: 1 BB: 0 P: 7	R: 0 E: 0 K: 1 S: 6	H: 1 LOB: 1 BB: 0 P: 6	1B: 7 2B: 1 3B: 0 HR: 2	SF: 0 SAC: 1 DP: 0 HBP: 0	WP: 0 PB: 0 SB: 0 CS: 0	PA: 39		
PITCHER	IP	WLS	BF	H	R	ER	SO	BB	IBB	HBP	BLK	WP	HR	S	P	ERA	WHIP							
Bert Blyleven, R ERA: 2.59 (1, 1)	4.1	L	18	4	5	5	7	1	0	0	0	0	1	31	35	10.38	1.154							
Paul Lindblad, L ERA: 3.89 (5, 1)	3.0		15	5	1	1	2	1	0	0	0	0	1	18	22	3.00	2.000							
Adrian Devine, R ERA: 3.05 (8, 1)	1.2		6	1	0	0	2	0	0	0	0	0	0	10	10	0.00	0.600							

Chicago White Sox @ Texas Rangers
Arlington Stadium, Arlington, TX
Sat Aug 13 1977, 8:05 PM EDT
Att: 35,132 - Unknown - 95 F

livebaseballscorecards.com

AB 36
R 6
H 10
RBI 6
BB 2
SO 11
LOB 12



Batter	1	2	3	4	5	6	7	8	9	AB	R	H	RBI	BB	SO	LOB	BOTTOM							
Mike Hargrove, L OBP: 0.412, SLG: 0.439 (1, 3)	HR									2	1	1	1	0	0	0								
Kurt Bevacqua, R OBP: 0.455, SLG: 0.810 (5, FH)			F7		2B			1B FC4-6 2B	K	3	1	2	0	0	1	0								
Bert Campaneris, R OBP: 0.309, SLG: 0.336 (1, 6)	5-3							FC4-6 1B		4	0	1	0	0	1	1								
Ed Kirkpatrick, L OBP: 0.281, SLG: 0.250 (9, FH)			F9		K			2-3 1B	1B	1	0	1	0	0	0	0								
Jim Mason, L OBP: 0.239, SLG: 0.222 (9, PR)										0	0	0	0	0	0	0								
Claudell Washington, L OBP: 0.316, SLG: 0.422 (1, 8)	K			5-3 2B				FC4-6 2B BB	F8	5	1	1	1	0	1	2								
Dave May, L OBP: 0.308, SLG: 0.367 (1, 9)	6-3				F4			1-2 2B BB		3	0	0	0	0	0	1								
Tom Grieve, R OBP: 0.272, SLG: 0.350 (9, 9)						4-3				0	0	0	0	1	0	0								
John Ellis, R OBP: 0.286, SLG: 0.357 (8, PR)				5-3				1-3 2-H 2B		3	0	1	1	1	1	1								
Sandy Alomar Sr., S OBP: 0.349, SLG: 0.345 (8, PR)		BB								0	0	0	0	0	0	0								
Bump Wills, S OBP: 0.383, SLG: 0.404 (1, 4)	K							FC6-4 1B		3	0	1	0	1	1	1								
Toby Harrah, R OBP: 0.384, SLG: 0.473 (1, 5)								FC6-4 HR	L5	3	1	0	0	1	1	5								
Jim Sundberg, R OBP: 0.354, SLG: 0.387 (1, 2)			F4					FC6-4 HR	FC6-4	4	1	1	2	0	0	5								
Keith Smith, R OBP: 0.276, SLG: 0.370 (1, 7)			K						4-3	4	0	0	0	0	1	1								
Inning Stats	R: 1 E: 0 K: 1 S: 6	H: 1 LOB: 0 BB: 0 P: 6	R: 0 E: 0 K: 2 S: 7	H: 0 LOB: 1 BB: 1 P: 11	R: 0 E: 0 K: 1 S: 5	H: 0 LOB: 0 BB: 0 P: 5	R: 0 E: 0 K: 0 S: 3	H: 1 LOB: 0 BB: 0 P: 3	R: 2 E: 0 K: 1 S: 8	H: 3 LOB: 1 BB: 0 P: 8	R: 0 E: 0 K: 1 S: 5	H: 0 LOB: 0 BB: 0 P: 5	R: 0 E: 0 K: 0 S: 3	H: 0 LOB: 1 BB: 1 P: 7	R: 2 E: 0 K: 0 S: 6	H: 3 LOB: 3 BB: 2 P: 14	R: 0 E: 0 K: 1 S: 6	H: 1 LOB: 1 BB: 0 P: 6	1B: 3 2B: 4 3B: 0 HR: 2	SF: 0 SAC: 0 DP: 0 HBP: 0	WP: 0 PB: 0 SB: 0 CS: 0	PA: 39		
PITCHER	IP	WLS	BF	H	R	ER	SO	BB	IBB	HBP	BLK	WP	HR	S	P	ERA	WHIP							
Steve Stone, R ERA: 4.22 (1, 1)	7.0	W	29	7	5	5	6	2	0	0	0	0	2	39	47	6.43	1.286							
Randy Wiles, L ERA: 5.4 (8, 1)	0.1		4	1	0	0	0	1	1	0	0	0	0	2	10	0.00	6.000							
Lerrin LaGrow, R ERA: 2.56 (8, 1)	1.1	S	5	1	0	0	1	0	0	0	0	0	0	7	7	0.00	0.750							
Dave Hamilton, L ERA: 4.72 (9, 1)	0.1		1	0	0	0	0	0	0	0	0	0	0	1	1	0.00	0.000							

Chicago White Sox @ Texas Rangers
Arlington Stadium, Arlington, TX
Sat Aug 13 1977, 8:05 PM EDT
Att: 35,132 - Unknown - 95 F

livebaseballscorecards.com

AB 35
R 5
H 9
RBI 5
BB 4
SO 7
LOB 17



Batter	1	2	3	4	5	6	7	8	9	AB	R	H	RBI	BB	SO	LOB	TOP					
Ralph Garr, L OBP: 0.329, SLG: 0.444 (1, 7)										4	0	1	0	0	0	0						
Alan Bannister, R OBP: 0.362, SLG: 0.371 (1, 6)										4	0	0	0	0	1	1						
Jorge Orta, L OBP: 0.341, SLG: 0.427 (1, 4)										4	0	1	0	0	0	0						
Richie Zisk, R OBP: 0.378, SLG: 0.560 (1, 9)										4	0	0	0	0	2	2						
Oscar Gamble, L OBP: 0.364, SLG: 0.571 (1, 10)										4	1	2	1	0	1	0						
Chet Lemon, R OBP: 0.350, SLG: 0.478 (1, 8)										4	0	1	0	0	0	1						
Jim Spencer, L OBP: 0.297, SLG: 0.420 (1, 3)										3	0	0	0	0	0	2						
Eric Soderholm, R OBP: 0.358, SLG: 0.518 (1, 5)										3	1	1	1	0	1	0						
Jim Essian, R OBP: 0.362, SLG: 0.426 (1, 2)										3	0	0	0	0	0	0						
Inning Stats	R: 0 E: 0 K: 0 S: 3	H: 0 LOB: 0 BB: 0 P: 3	R: 0 E: 0 K: 1 S: 6	H: 1 LOB: 1 BB: 0 P: 6	R: 0 E: 0 K: 0 S: 3	H: 0 LOB: 0 BB: 0 P: 3	R: 0 E: 0 K: 2 S: 7	H: 0 LOB: 0 BB: 0 P: 7	R: 0 E: 0 K: 1 S: 5	H: 0 LOB: 0 BB: 0 P: 5	R: 1 E: 1 K: 0 S: 6	H: 2 LOB: 2 BB: 0 P: 6	R: 0 E: 0 K: 0 S: 3	H: 1 LOB: 0 BB: 0 P: 3	R: 0 E: 0 K: 1 S: 6	H: 1 LOB: 1 BB: 0 P: 6	R: 1 E: 0 K: 0 S: 4	H: 1 LOB: 0 BB: 0 P: 4	1B: 2 2B: 2 3B: 0 HR: 2	SF: 0 SAC: 0 DP: 1 HBP: 0	WP: 0 PB: 0 SB: 0 CS: 0	PA: 33
PITCHER Mike Torrez, R ERA: 4.08 (1, 1)	IP: 9.0 WLS: W BF: 33 H: 6 R: 2 ER: 2 SO: 5 BB: 0 IBB: 0 HBP: 0 BLK: 0 WP: 0 HR: 2 S: 43 P: 43 ERA: 2.00 WHIP: 0.667															PITCHER	IP: 9.0 WLS: W BF: 33 H: 6 R: 2 ER: 2 SO: 5 BB: 0 IBB: 0 HBP: 0 BLK: 0 WP: 0 HR: 2 S: 43 P: 43 ERA: 2.00 WHIP: 0.667					

Chicago White Sox @ New York Yankees
Yankee Stadium, Bronx, NY
Mon Aug 15 1977, 7:05 PM EDT
Att: 33,902 - Unknown - 75 F

AB 33
R 2
H 6
RBI 2
BB 0
SO 5
LOB 6

Batter	1	2	3	4	5	6	7	8	9	AB	R	H	RBI	BB	SO	LOB	BOTTOM			
Mickey Rivers, L OBP: 0.345, SLG: 0.425 (1, 8)										4	1	1	1	0	2	2				
Roy White, S OBP: 0.373, SLG: 0.422 (1, 7)										3	2	1	0	0	1	1				
Graig Nettles, L OBP: 0.321, SLG: 0.471 (1, 5)										3	0	2	2	1	0	0				
Reggie Jackson, L OBP: 0.367, SLG: 0.551 (1, 9)										4	0	0	1	0	1	4				
Lou Piniella, R OBP: 0.365, SLG: 0.466 (1, 10)										4	0	0	0	0	0	3				
Chris Chambliss, L OBP: 0.347, SLG: 0.455 (1, 3)										3	1	1	0	1	2	0				
Cliff Johnson, R OBP: 0.401, SLG: 0.565 (1, 2)										4	1	1	0	0	0	2				
Bucky Dent, R OBP: 0.320, SLG: 0.375 (1, 6)										3	1	1	1	0	0	1				
Fred Stanley, R OBP: 0.316, SLG: 0.303 (1, 4)										2	0	0	0	1	1	0				
Inning Stats	R: 1 E: 0 K: 1 S: 7	H: 2 LOB: 1 BB: 0 P: 7	R: 1 E: 0 K: 1 S: 6	H: 1 LOB: 0 BB: 0 P: 6	R: 0 E: 0 K: 1 S: 6	H: 1 LOB: 2 BB: 1 P: 10	R: 4 E: 1 K: 1 S: 9	H: 3 LOB: 1 BB: 1 P: 13	R: 0 E: 0 K: 1 S: 5	H: 0 LOB: 0 BB: 0 P: 5	R: 0 E: 0 K: 1 S: 5	H: 0 LOB: 0 BB: 0 P: 5	R: 0 E: 0 K: 1 S: 5	H: 0 LOB: 0 BB: 0 P: 5	R: 0 E: 0 K: 0 S: 3	H: 0 LOB: 1 BB: 1 P: 7	1B: 6 2B: 1 3B: 0 HR: 0	SF: 0 SAC: 2 DP: 0 HBP: 0	WP: 0 PB: 0 SB: 0 CS: 0	PA: 35
PITCHER Ken Kravec, L ERA: 3.92 (1, 1)	IP: 8.0 WLS: L BF: 35 H: 7 R: 6 ER: 3 SO: 7 BB: 3 IBB: 0 HBP: 0 BLK: 0 WP: 0 HR: 0 S: 46 P: 58 ERA: 3.38 WHIP: 1.250															PITCHER	IP: 8.0 WLS: L BF: 35 H: 7 R: 6 ER: 3 SO: 7 BB: 3 IBB: 0 HBP: 0 BLK: 0 WP: 0 HR: 0 S: 46 P: 58 ERA: 3.38 WHIP: 1.250			

Chicago White Sox @ New York Yankees
Yankee Stadium, Bronx, NY
Mon Aug 15 1977, 7:05 PM EDT
Att: 33,902 - Unknown - 75 F

AB 30
R 6
H 7
RBI 5
BB 3
SO 7
LOB 13

Batter	1	2	3	4	5	6	7	8	9	AB	R	H	RBI	BB	SO	LOB	TOP					
Ralph Garr, L OBP: 0.326, SLG: 0.442 (1, 7)	F8		6-3		FC4-6		3B		IBB	4	0	1	1	1	0	1	Chicago White Sox @ Milwaukee Brewers Milwaukee County Stadium, Milwaukee, WI Fri Aug 19 1977, 8:05 PM EDT Att: 28,402 - Unknown - 63 F					
Alan Bannister, R OBP: 0.361, SLG: 0.370 (1, 6)	6-3		F8		FC5-4		4-3		1-3	5	0	0	0	0	0	4						
Jorge Orta, L OBP: 0.339, SLG: 0.421 (1, 4)	F6			F8		F7		4-3	SH1-3 BB	3	0	0	0	1	0	0						
Richie Zisk, R OBP: 0.380, SLG: 0.568 (1, 9)		HR		K		1B BB		SH1-3		2	1	1	1	1	1	0						
Oscar Gamble, L OBP: 0.370, SLG: 0.584 (1, 10)		HR		FC5-4 BB		1-2 1B		4-3		3	1	2	1	1	0	1						
Eric Soderholm, R OBP: 0.352, SLG: 0.507 (1, 5)	F9			FC5-4		L6		F8		4	0	0	0	0	0	4						
Jim Spencer, L OBP: 0.297, SLG: 0.433 (1, 3)			K		F4		F6		F7	4	0	0	0	0	1	2						
Chet Lemon, R OBP: 0.351, SLG: 0.474 (1, 8)			K		1B FC4-6 1B		5-3		4-3 BB	3	1	1	0	1	1	0						
Brian Downing, R OBP: 0.411, SLG: 0.396 (1, 2)			F8		1-3 1B		K		4-3	4	0	1	0	0	1	1						
Inning Stats	R: 0 E: 0 K: 0 S: 3	H: 0 LOB: 0 BB: 0 P: 3	R: 2 E: 0 K: 2 S: 9	H: 2 LOB: 0 BB: 0 P: 9	R: 0 E: 0 K: 1 S: 3	H: 0 LOB: 1 BB: 1 P: 3	R: 0 E: 0 K: 1 S: 5	H: 0 LOB: 1 BB: 1 P: 9	R: 1 E: 0 K: 0 S: 5	H: 2 LOB: 1 BB: 0 P: 5	R: 0 E: 0 K: 0 S: 4	H: 1 LOB: 2 BB: 1 P: 8	R: 0 E: 0 K: 1 S: 6	H: 1 LOB: 1 BB: 0 P: 6	R: 0 E: 0 K: 0 S: 3	H: 0 LOB: 1 BB: 1 P: 7	R: 0 E: 0 K: 0 S: 3	H: 0 LOB: 2 BB: 2 P: 11	1B: 3 2B: 0 3B: 1 HR: 2	SF: 0 SAC: 1 DP: 0 HBP: 0	WP: 0 PB: 0 CS: 0	PA: 38
PITCHER Jim Slaton, R ERA: 3.53 (1, 1)	IP: 9.0 WLS: L BF: 38	H: 6 R: 3 ER: 3 SO: 4	BB: 4 IBB: 1 HBP: 0 BLK: 0	WP: 0 HR: 2 S: 41 P: 61	ERA: 3.00 WHIP: 1.111	PITCHER										IP: 9.0 WLS: L BF: 38	H: 6 R: 3 ER: 3 SO: 4	BB: 4 IBB: 1 HBP: 0 BLK: 0	WP: 0 HR: 2 S: 41 P: 61	ERA: 3.00 WHIP: 1.111		

Batter	1	2	3	4	5	6	7	8	9	AB	R	H	RBI	BB	SO	LOB	BOTTOM			
Jim Wohlford, R OBP: 0.302, SLG: 0.331 (1, 9)	FC1-4 1B		K					6-3		4	0	2	1	0	1	0	Chicago White Sox @ Milwaukee Brewers Milwaukee County Stadium, Milwaukee, WI Fri Aug 19 1977, 8:05 PM EDT Att: 28,402 - Unknown - 63 F			
Robin Yount, R OBP: 0.350, SLG: 0.388 (1, 6)	FC1-4 FC6-4		F8		F9			K		4	0	0	0	0	1	3				
Don Money, R OBP: 0.358, SLG: 0.487 (1, 7)	FC6-4 CS			F6		F7			K	4	0	0	0	0	1	1				
Sal Bando, R OBP: 0.329, SLG: 0.377 (1, 5)	CS	F7		5-3		F5			K	4	0	0	0	0	1	0				
Cecil Cooper, L OBP: 0.322, SLG: 0.448 (1, 3)		K		F6		L3			F7	4	0	0	0	0	1	0				
Steve Bnye, R OBP: 0.293, SLG: 0.440 (1, 8)		1B 1B			S 1B 1B		F5			3	1	2	0	0	0	0				
Ken McMullen, R OBP: 0.307, SLG: 0.374 (1, 10)					F8		6-3			3	0	1	0	0	0	1				
Lenn Sakata, R OBP: 0.259, SLG: 0.276 (1, 4)					F5		F9			3	0	0	0	0	0	3				
Charlie Moore, R OBP: 0.297, SLG: 0.337 (1, 2)				5-3		1-2 1B BB		F3		2	0	0	0	1	0	0				
Inning Stats	R: 0 E: 0 K: 0 S: 3	H: 1 LOB: 0 BB: 0 P: 3	R: 0 E: 0 K: 1 S: 7	H: 2 LOB: 2 BB: 0 P: 7	R: 0 E: 0 K: 1 S: 5	H: 0 LOB: 0 BB: 0 P: 5	R: 0 E: 0 K: 0 S: 3	H: 0 LOB: 0 BB: 0 P: 3	R: 0 E: 0 K: 1 S: 5	H: 0 LOB: 0 BB: 0 P: 5	R: 0 E: 0 K: 2 S: 7	H: 0 LOB: 0 BB: 0 P: 7	R: 0 E: 0 K: 2 S: 7	H: 0 LOB: 0 BB: 0 P: 7	1B: 5 2B: 0 3B: 0 HR: 0	SF: 0 SAC: 0 DP: 0 HBP: 0	WP: 0 PB: 0 CS: 1	PA: 33		
PITCHER Wilbur Wood, L ERA: 4.39 (1, 1)	IP: 9.0 WLS: W BF: 32	H: 5 R: 1 ER: 1 SO: 5	BB: 1 IBB: 0 HBP: 0 BLK: 0	WP: 0 HR: 0 S: 41 P: 45	ERA: 1.00 WHIP: 0.667	PITCHER										IP: 9.0 WLS: W BF: 32	H: 5 R: 1 ER: 1 SO: 5	BB: 1 IBB: 0 HBP: 0 BLK: 0	WP: 0 HR: 0 S: 41 P: 45	ERA: 1.00 WHIP: 0.667

Batter	1	2	3	4	5	6	7	8	9	AB	R	H	RBI	BB	SO	LOB	TOP																				
Ralph Garr, L OBP: 0.323, SLG: 0.439 Wayne Nordhagen, R OBP: 0.300, SLG: 0.407 (8, PH)	1-3	E3			4-3			F3		3	0	0	0	0	0	0	Chicago White Sox @ Milwaukee Brewers Milwaukee County Stadium, Milwaukee, WI Sat Aug 20 1977, 4:33 AM EDT Att: 28,045 - Unknown - 70 F																				
Alan Bannister, R OBP: 0.367, SLG: 0.367 (1, 6)	1B	CS	L4		G3			5-3		3	0	0	0	1	0																						
Jorge Orta, L OBP: 0.338, SLG: 0.420 (1, 4)	E3			1B		1-4-3		F7		4	1	1	0	0	0																						
Richie Zisk, R OBP: 0.383, SLG: 0.569 (1, 9)	WP					L9				4	0	3	0	0	0																						
Lamar Johnson, R OBP: 0.353, SLG: 0.539 Oscar Gamble, L OBP: 0.369, SLG: 0.582 (9, PH)	WP				G6-3					3	0	2	1	0	0																						
Eric Soderholm, R OBP: 0.351, SLG: 0.503 (1, 5)	F3									3	0	0	0	1	1																						
Chet Lemon, R OBP: 0.350, SLG: 0.471 (1, 8)					L3					3	0	0	0	1	1																						
Jim Spencer, L OBP: 0.298, SLG: 0.435 (1, 3)					F2					3	1	1	0	0	0																						
Brian Downing, R OBP: 0.403, SLG: 0.389 (1, 2)										2	0	0	1	0	1																						
Inning Stats	R: 1 E: 1 K: 0 S: 5	H: 2 LOB: 2 BB: 1 P: 9	R: 1 E: 2 K: 0 S: 4	H: 1 LOB: 0 BB: 0 P: 4	R: 0 E: 0 K: 0 S: 4	H: 2 LOB: 1 BB: 0 P: 4	R: 0 E: 0 K: 0 S: 2	H: 0 LOB: 0 BB: 1 P: 6	R: 0 E: 0 K: 0 S: 5	H: 1 LOB: 0 BB: 0 P: 4	R: 0 E: 0 K: 0 S: 2	H: 0 LOB: 0 BB: 1 P: 6	R: 0 E: 0 K: 2 S: 3	H: 0 LOB: 0 BB: 0 P: 3	R: 0 E: 0 K: 2 S: 8	H: 1 LOB: 1 BB: 0 P: 8	1B: 5 2B: 3 3B: 0 HR: 0	SF: 1 SAC: 0 DP: 3 HBP: 0	WP: 1 PB: 0 CS: 1	PA: 35																	
PITCHER	IP	WLS	BF	H	R	ER	SO	BB	IBB	HBP	BLK	WP	HR	S	P	ERA	WHIP	PITCHER		IP	WLS	BF	H	R	ER	SO	BB	IBB	HBP	BLK	WP	HR	S	P	ERA	WHIP	
Jerry Augustine, L ERA: 4.32 Eduardo Rodriguez, R ERA: 4.75	(1, 1)	8.0	W	31	7	2	1	1	3	0	0	0	1	0	30	42	1.12	1.250			(9, 1)	1.0	S	3	0	0	0	2	0	0	0	0	0	7	7	0.00	0.000

Batter	1	2	3	4	5	6	7	8	9	AB	R	H	RBI	BB	SO	LOB	BOTTOM																				
Von Joshua, L OBP: 0.287, SLG: 0.390 (1, 8)	F7	SH				F7				3	1	1	0	0	0	0	Chicago White Sox @ Milwaukee Brewers Milwaukee County Stadium, Milwaukee, WI Sat Aug 20 1977, 4:33 AM EDT Att: 28,045 - Unknown - 70 F																				
Jim Wehford, R OBP: 0.304, SLG: 0.333 (9, 7)	E	SH2-4			1-3	F3				4	0	2	2	0	0	1																					
Don Money, R OBP: 0.357, SLG: 0.488 Steve Brye, R OBP: 0.293, SLG: 0.440 (9, 9)	K	SH2-4				F8				3	0	1	1	0	1	1																					
Cecil Cooper, L OBP: 0.320, SLG: 0.444 (1, 3)	E4	F6			6-3	F9				4	0	0	0	0	0	4																					
Sal Bando, R OBP: 0.329, SLG: 0.375 (1, 5)		K			F2	K				3	0	0	0	1	2	3																					
Robin Yount, R OBP: 0.349, SLG: 0.386 (1, 6)	L8									4	0	1	0	0	0	3																					
Jamie Quirk, L OBP: 0.251, SLG: 0.343 (1, 10)		E			G3					2	1	1	0	0	0	0																					
Lenn Sakata, R OBP: 0.250, SLG: 0.266 (1, 4)		E6			1-3					4	1	0	0	0	0	3																					
Charlie Moore, R OBP: 0.293, SLG: 0.332 (1, 2)		FC								4	1	0	0	0	1	3																					
Inning Stats	R: 0 E: 1 K: 1 S: 7	H: 1 LOB: 3 BB: 1 P: 11	R: 3 E: 2 K: 1 S: 9	H: 1 LOB: 2 BB: 0 P: 10	R: 0 E: 0 K: 0 S: 4	H: 1 LOB: 1 BB: 0 P: 4	R: 1 E: 0 K: 0 S: 5	H: 2 LOB: 1 BB: 0 P: 5	R: 0 E: 0 K: 0 S: 3	H: 0 LOB: 0 BB: 0 P: 3	R: 0 E: 0 K: 0 S: 3	H: 0 LOB: 0 BB: 0 P: 3	R: 0 E: 0 K: 1 S: 5	H: 0 LOB: 0 BB: 0 P: 5	R: 0 E: 0 K: 1 S: 6	H: 1 LOB: 1 BB: 0 P: 6	1B: 3 2B: 2 3B: 1 HR: 0	SF: 0 SAC: 3 DP: 0 HBP: 1	WP: 0 PB: 0 CS: 0	PA: 36																	
PITCHER	IP	WLS	BF	H	R	ER	SO	BB	IBB	HBP	BLK	WP	HR	S	P	ERA	WHIP	PITCHER		IP	WLS	BF	H	R	ER	SO	BB	IBB	HBP	BLK	WP	HR	S	P	ERA	WHIP	
Steve Stone, R ERA: 4.08	(1, 1)	8.0	L	36	6	4	1	4	1	0	1	0	0	0	42	47	1.12	0.875			(1, 1)	8.0	L	36	6	4	1	4	1	0	1	0	0	42	47	1.12	0.875

Batter	1	2	3	4	5	6	7	8	9	AB	R	H	RBI	BB	SO	LOB	TOP
Ralph Garr, L OBP: 0.320, SLG: 0.434 (1, 7)	F6		F6			F9			K	4	0	0	0	0	1	0	Chicago White Sox @ Milwaukee Brewers Milwaukee County Stadium, Milwaukee, WI Sun Aug 21 1977, 4:33 AM EDT Unknown - 65 F
Alan Bannister, R OBP: 0.361, SLG: 0.367 (1, 6)	F9			G6-3 1B		6-3			4-0 1-4-3 BB	3	0	1	0	1	0	0	
Richie Zisk, R OBP: 0.382, SLG: 0.565 (1, 9)				K					0-0 1-4-3	3	0	0	0	1	2	2	
Oscar Gamble, L OBP: 0.365, SLG: 0.574 (1, 10)	K			G6-3 1-2					0-0 F5	4	0	0	0	0	1	3	
Eric Soderholm, R OBP: 0.349, SLG: 0.499 (1, 5)		F8				3-1			0-0 3-1	3	0	0	0	0	0	0	
Jim Spencer, L OBP: 0.295, SLG: 0.431 (1, 3)		4-3				F9			0-0 F6	3	0	0	0	0	0	0	
Chet Lemon, R OBP: 0.352, SLG: 0.479 (1, 8)		F8							0-0 HR	3	1	2	1	0	0	0	
Jack Brohamer, L OBP: 0.350, SLG: 0.365 (1, 4)			F8			F9			0-0 F4	3	0	0	0	0	0	1	
Jim Essian, R OBP: 0.358, SLG: 0.422 (1, 2)			F3			F4			0-0 5-3	3	0	0	0	0	0	0	
Inning Stats	R: 0 E: 0 K: 1 S: 5	H: 0 LOB: 1 BB: 1 P: 9	R: 0 E: 0 K: 0 S: 3	H: 0 LOB: 0 BB: 0 P: 3	R: 0 E: 0 K: 1 S: 3	H: 1 LOB: 0 BB: 0 P: 5	R: 0 E: 0 K: 0 S: 4	H: 1 LOB: 1 BB: 0 P: 4	R: 0 E: 0 K: 1 S: 5	H: 0 LOB: 0 BB: 0 P: 5	R: 1 E: 0 K: 0 S: 4	H: 1 LOB: 0 BB: 0 P: 4	R: 0 E: 0 K: 1 S: 5	H: 0 LOB: 1 BB: 1 P: 9	1B: 2 2B: 0 3B: 0 HR: 1	SF: 0 SAC: 0 DP: 1 HBP: 0	WP: 0 PA: 31 SB: 0 CS: 0
PITCHER Moose Haas, R ERA: 4.22 (1, 1)	IP: 9.0 WLS: W BF: 31 H: 3 R: 1 ER: 1 SO: 4 BB: 2 IBB: 0 HBP: 0 BLK: 0 WP: 0 HR: 1 S: 37 P: 45 ERA: 1.00 WHIP: 0.556																

Batter	1	2	3	4	5	6	7	8	9	AB	R	H	RBI	BB	SO	LOB	BOTTOM
Jim Wohlford, R OBP: 0.307, SLG: 0.346 (8, 7)	K		HR	1-3 1B		F8				4	1	2	1	0	1	2	Chicago White Sox @ Milwaukee Brewers Milwaukee County Stadium, Milwaukee, WI Sun Aug 21 1977, 4:33 AM EDT Unknown - 65 F
Robin Yount, R OBP: 0.346, SLG: 0.384 (1, 6)	F8		K	SF9 1-2 3-H		F8				3	0	0	1	0	1	2	
Don Money, R OBP: 0.359, SLG: 0.490 Von Joshua, L OBP: 0.287, SLG: 0.390 (8, 8)				2B		G1				3	1	1	0	1	0	1	
Sal Bando, R OBP: 0.328, SLG: 0.376 (1, 5)	F7			2B BLK 1-H	F3	F9				4	1	1	1	0	0	1	
Cecil Cooper, L OBP: 0.319, SLG: 0.445 (1, 3)		4-3		BLK 1B 2B 2-3		K				4	1	1	0	0	2	0	
Steve Brye, R OBP: 0.292, SLG: 0.436 (8, 9)		F7		HR 1B 2-H 3-H		F4				4	1	1	1	0	1	0	
Ken McMullen, R OBP: 0.312, SLG: 0.402 (1, 10)		5-3		HR 1B						4	1	2	2	0	0	0	
Lenn Sakata, R OBP: 0.242, SLG: 0.257 (1, 4)			5-3	HR 1B	5-3	K				4	0	0	0	0	1	1	
Charlie Moore, R OBP: 0.297, SLG: 0.336 (1, 2)			6-3	1B SF9 1B						3	1	2	0	0	0	0	
Inning Stats	R: 0 E: 0 K: 1 S: 6	H: 1 LOB: 0 BB: 0 P: 6	R: 0 E: 0 K: 0 S: 3	H: 0 LOB: 0 BB: 0 P: 3	R: 1 E: 0 K: 1 S: 6	H: 1 LOB: 0 BB: 1 P: 6	R: 6 E: 0 K: 0 S: 9	H: 6 LOB: 1 BB: 1 P: 13	R: 0 E: 0 K: 1 S: 5	H: 0 LOB: 0 BB: 0 P: 5	R: 0 E: 0 K: 1 S: 5	H: 0 LOB: 2 BB: 0 P: 7	R: 0 E: 0 K: 1 S: 5	H: 0 LOB: 0 BB: 0 P: 5	1B: 5 2B: 3 3B: 0 HR: 2	SF: 1 SAC: 0 DP: 0 HBP: 0	WP: 0 PA: 35 SB: 1 CS: 0
PITCHER Ken Kravec, L ERA: 4.3 Jack Kucek, R ERA: 3.63 (4, 1)	IP: 3.0 WLS: L BF: 16 H: 6 R: 6 ER: 6 SO: 2 BB: 1 IBB: 0 HBP: 0 BLK: 1 WP: 0 HR: 2 S: 19 P: 23 ERA: 18.00 WHIP: 2.333																

Batter	1	2	3	4	5	6	7	8	9	AB	R	H	RBI	BB	SO	LOB	TOP								
Don Kessinger, S (1, 4) OBP: 0.312, SLG: 0.268	F9		F7		F2		1B	BB		4	0	1	0	1	0	0	Chicago White Sox @ Milwaukee Brewers Milwaukee County Stadium, Milwaukee, WI Sun Aug 21 1977, 4:38 AM EDT Att: 27,969 - Unknown - 67 F livebaseballscorecards.com								
Alan Bannister, R (1, 6) OBP: 0.360, SLG: 0.365	F7			F8	BB	4-3	F3	F3		5	1	1	0	0	0	4									
Richie Zisk, R (1, 9) OBP: 0.380, SLG: 0.560	F9			BB	BB	F9	F8		F6	4	0	0	0	1	0	1									
Lamar Johnson, R (1, 10) OBP: 0.350, SLG: 0.544		1-3		L5		HR		3-1	4-3	5	1	1	1	0	0	2									
Eric Soderholm, R (1, 5) OBP: 0.349, SLG: 0.494	F8		F8			BB		BB	F3	3	1	0	0	2	0	2									
Chet Lemon, R (1, 8) OBP: 0.353, SLG: 0.480				FC6-4	1B	F8		F5		4	0	2	1	0	0	2									
Wayne Nordhagen, R (1, 7) OBP: 0.302, SLG: 0.403	F3			FC6-4			WP	HR	BB	3	1	1	0	0	0	3									
Oscar Gamble, L (8, PH) OBP: 0.367, SLG: 0.576				1-2			1B	1B	1B	1	0	1	0	0	0	0									
Ralph Garr, L (8, FR) OBP: 0.320, SLG: 0.434				1-2						0	1	0	0	0	0	0									
Jim Spencer, L (1, 3) OBP: 0.295, SLG: 0.429			4-3		B2-3		F3	BB	1B	4	0	1	0	0	0	1									
Brian Downing, R (1, 2) OBP: 0.405, SLG: 0.419	F9				K		HR	1-2	2-H	4	1	2	4	0	1	0									
Inning Stats	R: 0 E: 0 K: 0 S: 3	H: 0 LOB: 0 BB: 0 P: 3	R: 0 E: 0 K: 0 S: 4	H: 1 LOB: 1 BB: 0 P: 4	R: 0 E: 0 K: 0 S: 3	H: 0 LOB: 0 BB: 0 P: 3	R: 1 E: 0 K: 0 S: 5	H: 2 LOB: 2 BB: 1 P: 9	R: 0 E: 0 K: 1 S: 5	H: 0 LOB: 0 BB: 0 P: 5	R: 1 E: 0 K: 0 S: 4	H: 1 LOB: 1 BB: 1 P: 8	R: 2 E: 0 K: 0 S: 6	H: 3 LOB: 1 BB: 0 P: 6	R: 2 E: 0 K: 0 S: 6	H: 3 LOB: 3 BB: 2 P: 14	R: 0 E: 0 K: 0 S: 3	H: 0 LOB: 0 BB: 0 P: 3	1B: 8 2B: 0 3B: 0 HR: 2	SF: 0 SAC: 0 DP: 0 HBP: 0	WP: 1 PB: 0 SB: 1 CS: 0	PA: 41			
PITCHER	IP	WLS	BF	H	R	ER	SO	BB	IBB	HBP	BLK	WP	HR	S	P	ERA	WHIP								
Bill Travers, L (1, 1) ERA: 4.76	6.1	L	27	6	4	4	1	2	0	0	0	1	2	27	35	5.68	1.263								
Eduardo Rodriguez, R (7, 1) ERA: 4.86	1.1		7	2	2	2	0	1	0	0	0	0	0	6	10	13.50	2.250								
Bob McClure, L (8, 1) ERA: 2.28	0.0		1	1	0	0	0	0	0	0	0	0	0	1	1	∞	∞								
Bill Castro, R (8, 1) ERA: 5.02	1.1		6	1	0	0	0	1	0	0	0	0	0	5	9	0.00	1.500								

Batter	1	2	3	4	5	6	7	8	9	AB	R	H	RBI	BB	SO	LOB	BOTTOM								
Von Joshua, L (1, 8) OBP: 0.291, SLG: 0.398	HR				F5				K	4	1	2	1	1	1	1	Chicago White Sox @ Milwaukee Brewers Milwaukee County Stadium, Milwaukee, WI Sun Aug 21 1977, 4:38 AM EDT Att: 27,969 - Unknown - 67 F livebaseballscorecards.com								
Jim Wehlford, R (1, 9) OBP: 0.303, SLG: 0.341	K		F4		6-3		F8			4	0	0	0	0	1	2									
Cecil Cooper, L (1, 3) OBP: 0.319, SLG: 0.443	S				K			F8		4	0	1	0	0	2	1									
Don Money, R (1, 7) OBP: 0.360, SLG: 0.491	F2			4-3	BB	1B	FC3-6	2B		3	2	1	0	1	1	1									
Sal Bando, R (1, 5) OBP: 0.330, SLG: 0.376	F8			4-3		FC3-6	1B	HBP		3	0	1	0	0	0	2									
Ed Kirkpatrick, L (1, 10) OBP: 0.280, SLG: 0.250	F3				1B	FC3-6	1-2		K	4	0	1	2	0	1	2									
Robin Yount, R (1, 6) OBP: 0.346, SLG: 0.383	K				K	1-2	F9		1-3	4	0	1	0	0	2	2									
Lenn Sakata, R (1, 4) OBP: 0.234, SLG: 0.248	1-3				K				1-3	4	0	0	0	0	2	2									
Larry Haney, R (1, 2) OBP: 0.248, SLG: 0.237					F6				F9	2	0	0	0	0	1	0									
Jame Quirk, L (7, PH) OBP: 0.250, SLG: 0.342							G3			1	0	0	0	0	0	0									
Charlie Moore, R (8, 2) OBP: 0.296, SLG: 0.334										1	0	0	0	0	0	1									
Inning Stats	R: 1 E: 0 K: 1 S: 7	H: 2 LOB: 1 BB: 0 P: 7	R: 0 E: 0 K: 1 S: 5	H: 0 LOB: 0 BB: 0 P: 5	R: 0 E: 0 K: 1 S: 6	H: 1 LOB: 1 BB: 0 P: 6	R: 1 E: 0 K: 2 S: 8	H: 1 LOB: 1 BB: 1 P: 12	R: 0 E: 0 K: 1 S: 5	H: 0 LOB: 0 BB: 0 P: 5	R: 1 E: 1 K: 1 S: 7	H: 2 LOB: 1 BB: 0 P: 7	R: 0 E: 0 K: 1 S: 5	H: 0 LOB: 1 BB: 1 P: 9	R: 0 E: 0 K: 2 S: 7	H: 0 LOB: 1 BB: 0 P: 8	R: 0 E: 0 K: 1 S: 6	H: 1 LOB: 1 BB: 0 P: 6	1B: 5 2B: 1 3B: 0 HR: 1	SF: 0 SAC: 0 DP: 0 HBP: 1	WP: 0 PB: 0 SB: 1 CS: 0	PA: 37			
PITCHER	IP	WLS	BF	H	R	ER	SO	BB	IBB	HBP	BLK	WP	HR	S	P	ERA	WHIP								
Steve Renko, R (1, 1) ERA: 4.47	7.0	W	29	6	3	3	8	2	0	0	0	0	0	13	14	3.86	1.143								
Lerrin LaGrow, R (8, 1) ERA: 2.71	2.0	S	8	1	0	0	3	0	0	1	0	0	0	13	14	0.00	0.500								

Batter	1	2	3	4	5	6	7	8	9	AB	R	H	RBI	BB	SO	LOB	TOP			
Mickey Rivers, L (1, 8) OBP: 0.342, SLG: 0.430	F9		L5			HR		4-3		4	1	1	1	0	0	0	New York Yankees @ Chicago White Sox Comiskey Park, Chicago, IL Mon Aug 22 1977, 8:05 PM EDT Att: 45,443 - Unknown livebaseballscores.com			
Roy White, S (1, 7) OBP: 0.374, SLG: 0.433	K		F9			4-3		6-3		4	0	0	0	0	1	0				
Thurman Munson, R (1, 2) OBP: 0.342, SLG: 0.446	BB			7-4		F7		1B		3	0	2	0	1	0	0				
Reggie Jackson, L (1, 9) OBP: 0.370, SLG: 0.548	BB			7-4		4-3		F7		3	0	0	0	1	0	2				
Paul Blair, R (8, 9) OBP: 0.353, SLG: 0.442	FC6-4			1-2						0	0	0	0	0	0	0				
Chris Chambliss, L (1, 3) OBP: 0.346, SLG: 0.465	FC6-4			G3						4	1	1	1	0	0	2				
Graig Nettles, L (1, 5) OBP: 0.325, SLG: 0.481		F9				F9		P6		4	0	0	0	0	0	0				
Carlos May, L (1, 10) OBP: 0.326, SLG: 0.328										1	0	0	0	0	1	0				
Lou Piniella, R (5, PH) OBP: 0.370, SLG: 0.484	K					HR		5-3		3	1	2	1	0	0	0				
Willie Randolph, R (1, 4) OBP: 0.357, SLG: 0.411		F8				K				4	0	1	0	0	1	1				
Bucky Dent, R (1, 6) OBP: 0.315, SLG: 0.379				P6		F8		F8		3	0	0	0	0	0	1				
Inning Stats	R: 0 E: 0 K: 1 S: 5	H: 0 LOB: 2 BB: 2 P: 13	R: 0 E: 0 K: 1 S: 5	H: 0 LOB: 0 BB: 0 P: 5	R: 0 E: 0 K: 0 S: 3	H: 0 LOB: 0 BB: 0 P: 3	R: 0 E: 0 K: 0 S: 3	H: 1 LOB: 0 BB: 0 P: 3	R: 1 E: 0 K: 1 S: 6	H: 1 LOB: 0 BB: 0 P: 6	R: 1 E: 0 K: 0 S: 4	H: 2 LOB: 1 BB: 0 P: 5	R: 0 E: 0 K: 0 S: 4	H: 1 LOB: 1 BB: 0 P: 4	R: 0 E: 0 K: 0 S: 4	H: 1 LOB: 1 BB: 0 P: 4	1B: 4 2B: 1 3B: 0 HR: 3	SF: 0 SAC: 0 DP: 1 HBP: 0	WP: 0 PB: 0 CS: 0	PA: 35
PITCHER Francisco Barrios, R (1, 1) ERA: 4.21	IP: 9.0 WLS: W BF: 35 H: 7 R: 3 ER: 3 SO: 3 BB: 2 IBB: 0 HBP: 0 BLK: 0 WP: 0 HR: 3 S: 39 P: 47 ERA: 3.00 WHIP: 1.000																			

Batter	1	2	3	4	5	6	7	8	9	AB	R	H	RBI	BB	SO	LOB	BOTTOM	
Ralph Garr, L (1, 7) OBP: 0.320, SLG: 0.433	G3		L8			4-3				4	0	1	0	0	0	0	New York Yankees @ Chicago White Sox Comiskey Park, Chicago, IL Mon Aug 22 1977, 8:05 PM EDT Att: 45,443 - Unknown livebaseballscores.com	
Alan Bannister, R (1, 6) OBP: 0.361, SLG: 0.367	L4			4-3				1B		4	1	2	0	0	0	0		
Richie Zisk, R (1, 9) OBP: 0.381, SLG: 0.564				2-3		F3		E2		4	1	2	0	0	0	1		
Oscar Gamble, L (1, 10) OBP: 0.368, SLG: 0.578	F9			K				E8		4	2	2	1	0	1	1		
Eric Soderholm, R (1, 5) OBP: 0.348, SLG: 0.490		5-3				P4		FC3		3	0	0	0	1	0	1		
Jim Spencer, L (1, 3) OBP: 0.295, SLG: 0.427		P4				1B		FC3		4	0	1	1	0	0	2		
Chet Lemon, R (1, 8) OBP: 0.352, SLG: 0.476		5-3				K		F8		3	1	0	0	1	1	3		
Jack Brohamer, L (1, 4) OBP: 0.345, SLG: 0.359										2	0	0	0	0	0	1		
Lamar Johnson, R (7, PH) OBP: 0.352, SLG: 0.549										1	0	1	2	0	0	0		
Don Kessinger, S (7, PR) OBP: 0.310, SLG: 0.266										1	0	0	0	0	0	2		
Brian Downing, R (1, 2) OBP: 0.397, SLG: 0.408				5-3		F8		F8		3	0	0	0	0	0	1		
Inning Stats	R: 0 E: 0 K: 0 S: 4	H: 1 LOB: 1 BB: 0 P: 4	R: 0 E: 0 K: 0 S: 3	H: 0 LOB: 0 BB: 0 P: 3	R: 0 E: 0 K: 1 S: 5	H: 0 LOB: 0 BB: 0 P: 5	R: 0 E: 0 K: 1 S: 6	H: 1 LOB: 1 BB: 0 P: 6	R: 0 E: 0 K: 0 S: 4	H: 1 LOB: 1 BB: 0 P: 4	R: 2 E: 0 K: 0 S: 5	H: 2 LOB: 1 BB: 1 P: 9	R: 3 E: 2 K: 0 S: 7	H: 4 LOB: 2 BB: 1 P: 11	1B: 6 2B: 2 3B: 1 HR: 0	SF: 0 SAC: 0 DP: 0 HBP: 0	WP: 0 PB: 0 CS: 1	PA: 35
PITCHER Ed Figueroa, R (1, 1) ERA: 3.55	IP: 7.1 WLS: L BF: 30 H: 8 R: 4 ER: 3 SO: 2 BB: 1 IBB: 0 HBP: 0 BLK: 0 WP: 0 HR: 0 S: 33 P: 37 ERA: 3.68 WHIP: 1.227																	
Sparky Lyle, L (8, 1) ERA: 1.83	IP: 0.2 WLS: L BF: 5 H: 1 R: 1 ER: 0 SO: 0 BB: 0 IBB: 0 HBP: 0 BLK: 0 WP: 0 HR: 0 S: 4 P: 8 ERA: 0.00 WHIP: 1.500																	

Batter	1	2	3	4	5	6	7	8	9	AB R H RBI BB SO LOB	TOP												
Mickey Rivers, L (1,8) OBP: 0.348, SLG: 0.437	FC1-6 1B	FC5-4 1B			1-2 1B		2H 1B		BB 1B	5 0 5 3 0 0 0	New York Yankees @ Chicago White Sox Comiskey Park, Chicago, IL Tue Aug 23 1977, 8:05 PM EDT Att: 39,340 - Unknown												
Roy White, S (1,7) OBP: 0.370, SLG: 0.428	FC1-6 1-2 G5-4-3	FC5-4 1-2			F8		F7		F8	5 0 0 0 0 0 7													
Thurman Munson, R (1,2) OBP: 0.340, SLG: 0.445	G5-4-3 1-2		1-3		L6-4 2-3			1B 2B	P6	5 1 1 0 0 0 4													
Reggie Jackson, L (1,10) OBP: 0.373, SLG: 0.546		S 1B BB	4-3			K		E SH3 HR 1B	BB	3 2 1 1 2 1 0													
Lou Piniella, R (1,9) OBP: 0.372, SLG: 0.484		1B		PO 1B		F8		SH3 1-2	P6	4 0 2 1 0 0 2													
Chris Chambliss, L (1,3) OBP: 0.345, SLG: 0.462		4-3 1B BB	PO 1-2		F8	4-3		E4 HR 2-3		3 2 0 0 1 0 1													
Graig Nettles, L (1,5) OBP: 0.328, SLG: 0.492		4-3 1B 1-2			L3		1B 2B	1H 3H HR		4 3 3 3 0 0 0													
Willie Randolph, R (1,4) OBP: 0.354, SLG: 0.407		4-3 1-2 2-3		5-3		5-3		K		4 0 0 0 0 1 3													
Bucky Dent, R (1,6) OBP: 0.317, SLG: 0.379		1B BB			L6-4 1B		P2	6-3		3 0 1 0 1 0 1													
Inning Stats	R: 0 E: 0 K: 0 S: 3	H: 1 LOB: 0 BB: 0 P: 3	R: 3 E: 0 K: 0 S: 5	H: 3 LOB: 2 BB: 3 P: 17	R: 0 E: 0 K: 0 S: 3	H: 1 LOB: 0 BB: 0 P: 3	R: 0 E: 0 K: 0 S: 3	H: 0 LOB: 0 BB: 0 P: 3	R: 0 E: 0 K: 1 S: 5	H: 2 LOB: 1 BB: 0 P: 4	R: 0 E: 0 K: 0 S: 5	H: 0 LOB: 0 BB: 0 P: 5	R: 1 E: 0 K: 0 S: 5	H: 2 LOB: 1 BB: 0 P: 5	R: 4 E: 1 K: 1 S: 9	H: 3 LOB: 0 BB: 0 P: 9	R: 0 E: 0 K: 0 S: 4	H: 1 LOB: 2 BB: 1 P: 8	1B: 10 2B: 3 3B: 0 HR: 1	SF: 0 SAC: 1 DP: 2 HBP: 0	WP: 0 PB: 0 SB: 1 CS: 0	PA: 42	
PITCHER	IP WLS BF H R ER SO BB IBB HBP BLK WP HR S P ERA WHIP											PITCHER	IP WLS BF H R ER SO BB IBB HBP BLK WP HR S P ERA WHIP										
Wilbur Wood, L (1,1) ERA: 4.59	7.0 L 31 11 6 6 1 3 0 0 0 0 0 0 30 42 7.71 2.000																						
Lerrin LaGrow, R (8,1) ERA: 2.79	1.0 5 1 2 1 1 0 0 0 0 0 1 7 7 9.00 1.000																						
Don Kirkwood, R (9,1) ERA: 5.89	1.0 5 1 0 0 0 1 0 0 0 0 0 0 4 8 0.00 2.000																						

AB	36
R	8
H	13
RBI	8
BB	4
SO	2
LOB	18



Batter	1	2	3	4	5	6	7	8	9	AB R H RBI BB SO LOB	BOTTOM												
Ralph Garr, L (1,7) OBP: 0.318, SLG: 0.430	F9		G3		F5		3-1		E 1B 1B	5 0 1 1 0 0 1	New York Yankees @ Chicago White Sox Comiskey Park, Chicago, IL Tue Aug 23 1977, 8:05 PM EDT Att: 39,340 - Unknown												
Alan Bannister, R (1,6) OBP: 0.359, SLG: 0.365	6-3		6-3		F8		6-3		E1 FC4-6 1B	5 0 1 0 0 0 1													
Jorge Orta, L (1,4) OBP: 0.341, SLG: 0.422	FC4 1B		FC5-4 1B		1B		F8		FC4-6 1-2	5 0 3 1 0 0 2													
Richie Zisk, R (1,9) OBP: 0.378, SLG: 0.559	FC4 1-2		FC5-4 1-2		F8				F8	4 0 0 0 0 0 3													
Oscar Gamble, L (1,10) OBP: 0.364, SLG: 0.571		6-3			F7		K		1-6-3	4 0 0 0 0 1 0													
Eric Soderholm, R (1,5) OBP: 0.352, SLG: 0.496		4-3		G3 1B		FC6-4 1B			2B	4 1 3 0 0 0 0													
Jim Spencer, L (1,3) OBP: 0.294, SLG: 0.426		4-3		G3 1-2		FC6-4 1B			F9	4 0 1 0 0 0 2													
Chet Lemon, R (1,8) OBP: 0.354, SLG: 0.475			2B G3 BB		FC6-4 1B		FC6-4 S 1-2 2-3		5-3	3 1 1 1 1 0 2													
Brian Downing, R (1,2) OBP: 0.396, SLG: 0.415			G3 1B		FC6-4		K		K	3 1 1 0 0 1 3													
Royce Stillman, L (9,PH) OBP: 0.310, SLG: 0.386			G3 1B 2B		FC6-4		K		K	1 0 0 0 0 1 0													
Inning Stats	R: 0 E: 0 K: 0 S: 4	H: 1 LOB: 1 BB: 0 P: 4	R: 0 E: 0 K: 0 S: 3	H: 0 LOB: 0 BB: 0 P: 3	R: 2 E: 0 K: 0 S: 5	H: 2 LOB: 1 BB: 1 P: 9	R: 1 E: 0 K: 0 S: 5	H: 2 LOB: 1 BB: 0 P: 5	R: 0 E: 0 K: 0 S: 4	H: 2 LOB: 2 BB: 0 P: 4	R: 0 E: 0 K: 2 S: 9	H: 2 LOB: 0 BB: 0 P: 9	R: 0 E: 0 K: 0 S: 3	H: 0 LOB: 0 BB: 0 P: 3	R: 0 E: 0 K: 0 S: 4	H: 1 LOB: 1 BB: 0 P: 4	R: 1 E: 1 K: 1 S: 7	H: 2 LOB: 2 BB: 0 P: 7	1B: 9 2B: 2 3B: 0 HR: 0	SF: 0 SAC: 0 DP: 0 HBP: 0	WP: 0 PB: 0 SB: 1 CS: 0	PA: 39	
PITCHER	IP WLS BF H R ER SO BB IBB HBP BLK WP HR S P ERA WHIP											PITCHER	IP WLS BF H R ER SO BB IBB HBP BLK WP HR S P ERA WHIP										
Mike Torrez, R (1,1) ERA: 3.88	9.0 W 39 11 3 3 3 1 0 0 0 0 0 0 44 48 3.00 1.333																						

AB	38
R	3
H	11
RBI	3
BB	1
SO	3
LOB	14



Batter	1	2	3	4	5	6	7	8	9	AB	R	H	RBI	BB	SO	LOB	TOP								
Ralph Garr, L OBP: 0.319, SLG: 0.428 (1, 7)										4	2	1	0	1	0	4	Chicago White Sox @ Baltimore Orioles Memorial Stadium, Baltimore, MD Wed Aug 24 1977, 7:05 PM EDT Att: 10,913 - Unknown								
Alan Bannister, R OBP: 0.358, SLG: 0.362 (1, 6)										4	1	0	0	1	0	6									
Jorge Orta, L OBP: 0.339, SLG: 0.419 (1, 4)										5	0	1	2	0	0	4									
Richie Zisk, R OBP: 0.376, SLG: 0.556 (1, 9)										4	0	1	1	0	0	2									
Lamar Johnson, R OBP: 0.360, SLG: 0.551 (1, 10)										3	0	2	0	2	0	0									
Eric Soderholm, R OBP: 0.348, SLG: 0.489 (1, 5)										5	0	0	0	0	0	6									
Chet Lemon, R OBP: 0.354, SLG: 0.477 (1, 8)										5	1	2	0	0	1	3									
Jim Spencer, L OBP: 0.296, SLG: 0.426 (1, 3)										4	0	2	0	0	0	2									
Jim Essian, R OBP: 0.363, SLG: 0.422 (1, 2)										2	1	1	1	2	0	1									
Inning Stats	R: 0 E: 0 K: 0 S: 3	H: 0 LOB: 0 BB: 0 P: 3	R: 0 E: 0 K: 1 S: 5	H: 1 LOB: 1 BB: 1 P: 9	R: 2 E: 2 K: 0 S: 6	H: 2 LOB: 1 BB: 0 P: 6	R: 0 E: 0 K: 0 S: 3	H: 0 LOB: 1 BB: 1 P: 7	R: 2 E: 0 K: 0 S: 5	H: 2 LOB: 2 BB: 2 P: 13	R: 0 E: 0 K: 0 S: 4	H: 1 LOB: 2 BB: 1 P: 8	R: 0 E: 0 K: 0 S: 3	H: 0 LOB: 0 BB: 0 P: 3	R: 1 E: 0 K: 0 S: 6	H: 3 LOB: 3 BB: 1 P: 10		R: 0 E: 0 K: 0 S: 4	H: 1 LOB: 1 BB: 0 P: 4	1B: 9 2B: 1 3B: 0 HR: 0	SF: 1 SAC: 0 DP: 2 HBP: 0	WP: 0 PB: 0 SB: 0 CS: 0	PA: 43		
PITCHER	IP	WLS	BF	H	R	ER	SO	BB	IBB	HBP	BLK	WP	HR	S	P	ERA	WHIP								
Ross Grimsley, L ERA: 3.48 (1, 1)	4.1		21	4	4	2	1	4	0	0	0	0	0	19	35	4.15	1.846								
Scott McGregor, L ERA: 4.75 (5, 1)	3.1	W	16	5	1	1	0	1	0	0	0	0	0	15	19	2.70	1.800								
Dick Drago, R ERA: 2.94 (8, 1)	1.1		6	1	0	0	0	1	0	0	0	0	0	5	9	0.00	1.500								

Batter	1	2	3	4	5	6	7	8	9	AB	R	H	RBI	BB	SO	LOB	BOTTOM								
Al Bumbry, L OBP: 0.354, SLG: 0.379 (1, 8)										4	1	4	0	1	0	0	Chicago White Sox @ Baltimore Orioles Memorial Stadium, Baltimore, MD Wed Aug 24 1977, 7:05 PM EDT Att: 10,913 - Unknown								
Rich Dauer, R OBP: 0.281, SLG: 0.278 (1, 4) (7, 5)										4	2	4	1	1	0	0									
Ken Singleton, S OBP: 0.440, SLG: 0.521 (1, 9)										5	1	1	1	0	2	6									
Pat Kelly, L OBP: 0.350, SLG: 0.377 (8, 9)										0	0	0	0	0	0	0									
Lee May, R OBP: 0.296, SLG: 0.421 (1, 3)										5	1	3	2	0	0	1									
Tony Muser, L OBP: 0.314, SLG: 0.299 (9, 3)										0	0	0	0	0	0	0									
Eddie Murray, S OBP: 0.326, SLG: 0.434 (1, 10)										5	1	1	0	0	0	3									
Andres Mora, R OBP: 0.279, SLG: 0.583 (1, 7)										5	1	1	1	0	2	2									
Doug DeCinces, R OBP: 0.335, SLG: 0.423 (1, 5)										4	1	3	3	0	1	1									
Billy Smith, S OBP: 0.283, SLG: 0.313 (7, 4)										0	0	0	0	0	0	0									
Mark Belanger, R OBP: 0.264, SLG: 0.243 (1, 6)										4	1	1	0	0	0	3									
Dave Skaggs, R OBP: 0.318, SLG: 0.320 (1, 2)										4	1	1	2	0	1	0									
Inning Stats	R: 0 E: 0 K: 1 S: 5	H: 1 LOB: 1 BB: 1 P: 9	R: 0 E: 0 K: 2 S: 8	H: 1 LOB: 0 BB: 0 P: 8	R: 1 E: 0 K: 1 S: 7	H: 3 LOB: 2 BB: 0 P: 7	R: 3 E: 0 K: 1 S: 9	H: 4 LOB: 2 BB: 1 P: 13	R: 1 E: 0 K: 0 S: 5	H: 2 LOB: 1 BB: 0 P: 5	R: 5 E: 0 K: 0 S: 9	H: 6 LOB: 1 BB: 0 P: 9	R: 0 E: 0 K: 1 S: 6	H: 2 LOB: 1 BB: 0 P: 6	R: 0 E: 0 K: 0 S: 3	H: 0 LOB: 0 BB: 0 P: 3	1B: 16 2B: 2 3B: 1 HR: 0	SF: 0 SAC: 0 DP: 0 HBP: 0	WP: 1 PB: 0 SB: 0 CS: 0	PA: 42					
PITCHER	IP	WLS	BF	H	R	ER	SO	BB	IBB	HBP	BLK	WP	HR	S	P	ERA	WHIP								
Steve Stone, R ERA: 4.36 (1, 1)	5.1	L	30	14	8	8	5	2	0	0	0	0	0	14	14	6.75	1.875								
Bart Johnson, R ERA: 3.91 (6, 1)	2.2		12	5	2	2	1	0	0	0	0	0	0	14	14	6.75	1.875								

Batter	1	2	3	4	5	6	7	8	9	AB	R	H	RBI	BB	SO	LOB	TOP										
Von Joshua, L (1, 8) OBP: 0.289, SLG: 0.387	4-0 CS BB		0-0 FC6-4 1B		0-0 F7		0-0 SH1-4		0-0 E6	3	0	1	0	1	0	1											
Jim Wohlford, R (1, 9) OBP: 0.297, SLG: 0.335	0-3 K		0-0 FC6-4			0-0 1B 2B	0-0 6-3		0-0 5-3	5	1	1	0	0	1	4											
Cecil Cooper, L (1, 3) OBP: 0.324, SLG: 0.447	0-0 3-1			0-3 K		0-0 1B	0-0 F3			4	0	1	1	0	1	1											
Don Money, R (1, 5) OBP: 0.356, SLG: 0.478		0-0 F8		0-0 5-3		0-0 L4-3		0-0 1B 9-2 1B		4	0	1	0	0	0	1											
Sal Bando, R (1, 10) OBP: 0.341, SLG: 0.400		0-0 1B 2B		0-0 1B		0-0 2B 1B		0-0 B3		4	0	3	0	0	0	1											
Ed Kirkpatrick, L (1, 7) OBP: 0.297, SLG: 0.278		0-0 G5-4-3 1B		0-0 F2		0-0 2B		0-0 1B		4	0	3	0	0	0	1											
Robin Yount, R (1, 6) OBP: 0.345, SLG: 0.374		0-0 G5-4-3		0-0 1-3		0-0 K		0-0 9-2		4	0	0	0	0	1	6											
Charlie Moore, R (1, 2) OBP: 0.299, SLG: 0.341			0-0 F9		0-0 5-3 1B		0-0 1B 3B		0-0 F5	4	1	2	0	0	0	0											
Lenn Sakata, R (1, 4) OBP: 0.232, SLG: 0.252			0-0 5-3		0-0 5-3		0-0 6-3 SH1-4 1B		0-0 F7	2	0	0	0	0	0	1											
Jamie Quirk, L (7, PH) OBP: 0.251, SLG: 0.342					0-0 5-3					2	0	1	1	0	0	0											
Inning Stats	R: 0 E: 0 K: 1 S: 4	H: 0 LOB: 0 BB: 1 P: 8	R: 0 E: 0 K: 0 S: 4	H: 2 LOB: 1 BB: 0 P: 4	R: 0 E: 0 K: 0 S: 4	H: 1 LOB: 1 BB: 0 P: 4	R: 0 E: 0 K: 1 S: 6	H: 1 LOB: 1 BB: 0 P: 6	R: 0 E: 0 K: 0 S: 4	H: 1 LOB: 1 BB: 0 P: 4	R: 1 E: 0 K: 0 S: 8	H: 4 LOB: 2 BB: 0 P: 8	R: 0 E: 0 K: 0 S: 5	H: 2 LOB: 1 BB: 0 P: 5	R: 0 E: 0 K: 0 S: 4	H: 2 LOB: 1 BB: 0 P: 4	R: 0 E: 1 K: 0 S: 4	H: 0 LOB: 1 BB: 0 P: 4	1B: 9 2B: 5 3B: 1 HR: 0	SF: 0 SAC: 1 DP: 3 HBP: 0	WP: 0 PB: 0 SB: 0 CS: 1	PA: 38					
PITCHER	IP	WLS	BF	H	R	ER	SO	BB	IBB	HBP	BLK	WP	HR	S	P	ERA	WHIP										
Steve Renko, R (1, 1) ERA: 4.34	6.0	W	27	11	2	2	3	1	0	0	0	0	0	32	36	3.00	2.000										
Dave Hamilton, L (7, 1) ERA: 4.41	1.0		3	0	0	0	0	0	0	0	0	0	0	3	3	0.00	0.000										
Silvio Martinez, R (8, 1) ERA: 7.71	2.0	S	8	2	0	0	0	0	0	0	0	0	0	8	8	0.00	1.000										

Milwaukee Brewers @ Chicago White Sox
Comiskey Park, Chicago, IL
Fri Aug 26 1977, 8:05 PM EDT
Att: 28,221 - Unknown - 72 F

AB 36
R 2
H 13
RBI 2
BB 1
SO 3
LOB 16



Batter	1	2	3	4	5	6	7	8	9	AB	R	H	RBI	BB	SO	LOB	BOTTOM										
Ralph Garr, L (1, 7) OBP: 0.321, SLG: 0.430	4-0 F8 HR 1B BB	0-0 G3		0-0 1-3 2B		0-3 K		0-0 4-3 2B		3	1	1	0	1	1	2											
Wayne Nordhagen, R (8, PH) OBP: 0.324, SLG: 0.522										1	0	1	1	0	0	0											
Alan Bannister, R (1, 6) OBP: 0.353, SLG: 0.355	0-3 K		0-0 1-3	0-0 6-3		0-0 4-3		0-0 4-3		5	0	0	0	0	1	5											
Richie Zisk, R (1, 9) OBP: 0.375, SLG: 0.550	0-0 1-2 HR 1B		0-3 K	0-0 6-3			0-0 6-3 1B	0-0 F8		5	1	2	0	0	1	3											
Lamar Johnson, R (1, 10) OBP: 0.359, SLG: 0.543	0-0 F8		0-0 2B 1B		0-0 F9		0-0 G6-4-3			4	0	1	0	0	0	3											
Oscar Gamble, L (1, 8) OBP: 0.368, SLG: 0.585	0-0 1-1 3-H HR		0-0 1-3 2B		0-0 L9		0-0 BB 1B			4	1	3	3	0	0	0											
Jim Spencer, L (1, 3) OBP: 0.300, SLG: 0.423	0-0 G3		0-0 IBB		0-0 BB		0-0 1-2 BB			1	0	0	0	3	0	0											
Jack Brohamer, L (1, 5) OBP: 0.336, SLG: 0.347		0-0 3-1	0-0 F2		0-0 F3		0-0 F9			4	0	0	0	0	0	6											
Don Kessinger, S (1, 4) OBP: 0.305, SLG: 0.264		0-0 6-3		0-0 CS 1B		0-0 SH2-4 1B		0-3 K2-3		4	0	2	0	0	1	0											
Brian Downing, R (1, 2) OBP: 0.398, SLG: 0.431		0-0 E5		0-0 2B 1B		0-0 SH2-4		0-0 2B 3B		3	1	2	0	0	0	0											
Inning Stats	R: 3 E: 0 K: 1 S: 7	H: 2 LOB: 0 BB: 1 P: 11	R: 0 E: 1 K: 0 S: 4	H: 0 LOB: 1 BB: 0 P: 4	R: 0 E: 0 K: 1 S: 7	H: 2 LOB: 3 BB: 1 P: 11	R: 0 E: 0 K: 0 S: 5	H: 3 LOB: 2 BB: 0 P: 5	R: 0 E: 0 K: 0 S: 3	H: 0 LOB: 1 BB: 1 P: 7	R: 0 E: 0 K: 1 S: 6	H: 1 LOB: 1 BB: 0 P: 6	R: 0 E: 0 K: 0 S: 4	H: 2 LOB: 2 BB: 1 P: 8	R: 1 E: 0 K: 1 S: 7	H: 2 LOB: 1 BB: 0 P: 7	R: 0 E: 0 K: 0 S: 4	H: 0 LOB: 1 BB: 0 P: 4	1B: 7 2B: 3 3B: 1 HR: 1	SF: 0 SAC: 1 DP: 1 HBP: 0	WP: 0 PB: 0 SB: 0 CS: 1	PA: 39					
PITCHER	IP	WLS	BF	H	R	ER	SO	BB	IBB	HBP	BLK	WP	HR	S	P	ERA	WHIP										
Moose Haas, R (1, 1) ERA: 4.25	7.1	L	36	11	4	4	4	3	1	0	0	0	0	40	56	4.91	1.909										
Bob McClure, L (8, 1) ERA: 2.43	0.0		1	1	0	0	0	0	0	0	0	0	0	1	1	∞	∞										
Bill Castro, R (8, 1) ERA: 4.57	0.2		2	0	0	0	0	0	0	0	0	0	0	2	2	0.00	0.000										

Milwaukee Brewers @ Chicago White Sox
Comiskey Park, Chicago, IL
Fri Aug 26 1977, 8:05 PM EDT
Att: 28,221 - Unknown - 72 F


AB 34
R 4
H 12
RBI 4
BB 4
SO 4
LOB 19



Batter	1	2	3	4	5	6	7	8	9	AB	R	H	RBI	BB	SO	LOB	TOP			
Don Kessinger, S OBP: 0.291, SLG: 0.252	5-3		5-3			G4-6-3		5-3		4	0	0	0	0	0	1				
Chet Lemon, R OBP: 0.352, SLG: 0.476	K			K		5-3			1B	4	1	1	0	0	2	0				
Jorge Orta, L OBP: 0.335, SLG: 0.418	4-3			F8			4-3		F8	4	0	0	0	0	0	1				
Richie Zisk, R OBP: 0.375, SLG: 0.543		6-3		1-3			1B	1B	1B	3	0	1	0	1	0	0				
Lamar Johnson, R OBP: 0.355, SLG: 0.545		K			5-3		K		L8	4	0	0	0	0	2	3				
Eric Soderholm, R OBP: 0.356, SLG: 0.520										4	1	4	2	0	0	0				
Wayne Nordhagen, R OBP: 0.307, SLG: 0.486		1B			HR		1B		1B	4	0	0	0	0	2	5				
Jim Spencer, L OBP: 0.298, SLG: 0.419			K						G3	3	0	0	0	0	1	0				
Brian Downing, R OBP: 0.405, SLG: 0.437			K						6-3	2	0	0	0	1	1	0				
Inning Stats	R: 0 E: 0 K: 1 S: 5	H: 0 LOB: 0 BB: 0 P: 5	R: 0 E: 0 K: 1 S: 6	H: 1 LOB: 1 BB: 0 P: 6	R: 0 E: 0 K: 2 S: 7	H: 0 LOB: 0 BB: 0 P: 7	R: 0 E: 0 K: 1 S: 5	H: 0 LOB: 0 BB: 0 P: 5	R: 1 E: 0 K: 1 S: 6	H: 1 LOB: 0 BB: 1 P: 6	R: 0 E: 0 K: 2 S: 9	H: 2 LOB: 2 BB: 0 P: 9	R: 0 E: 0 K: 0 S: 3	H: 0 LOB: 0 BB: 0 P: 3	R: 1 E: 0 K: 0 S: 5	H: 2 LOB: 2 BB: 1 P: 9	1B: 4 2B: 1 3B: 0 HR: 1	SF: 0 SAC: 0 DP: 1 HBP: 0	WP: 0 PB: 0 SB: 0 CS: 0	PA: 34
PITCHER Rick Waits, L ERA: 4.25	IP: 9.0 WLS: W BF: 34 H: 6 R: 2 ER: 2 SO: 8 BB: 2 IBB: 0 HBP: 0 BLK: 0 WP: 0 HR: 1 S: 48 P: 56 ERA: 2.00 WHIP: 0.889															PITCHER				

Chicago White Sox @ Cleveland Indians
Cleveland Municipal Stadium, Cleveland, OH
Mon Aug 29 1977, 7:05 PM EDT
Att: 6,236 - Unknown - 71 F

AB 32
R 2
H 6
RBI 2
BB 2
SO 8
LOB 10



Batter	1	2	3	4	5	6	7	8	9	AB	R	H	RBI	BB	SO	LOB	BOTTOM			
Paul Dade, R OBP: 0.337, SLG: 0.368	K			FC5-4				K		5	1	2	2	0	2	3				
Duane Kuiper, L OBP: 0.330, SLG: 0.340		1B		F7		6-3		1B		5	1	2	2	0	0	3				
Buddy Bell, R OBP: 0.351, SLG: 0.427	F8				K		F8	E6		5	0	0	1	0	2	2				
Andre Thornton, R OBP: 0.389, SLG: 0.598		K			F8			1B		4	2	2	2	1	1	1				
Bruce Bochte, L OBP: 0.357, SLG: 0.396					5-3			G4-6-3		5	1	3	1	0	0	3				
Rico Carty, R OBP: 0.363, SLG: 0.445				F8		K		1B		4	0	1	0	0	1	2				
Ron Pruitt, R OBP: 0.394, SLG: 0.455				F8				1B		4	1	2	0	0	0	2				
Fred Kendall, R OBP: 0.267, SLG: 0.342				CS		K		1B		4	1	2	0	0	1	3				
Frank Duffy, R OBP: 0.256, SLG: 0.289					K			1B		3	2	2	0	1	1	1				
Inning Stats	R: 3 E: 1 K: 1 S: 10	H: 5 LOB: 2 BB: 0 P: 10	R: 1 E: 0 K: 2 S: 9	H: 2 LOB: 1 BB: 0 P: 9	R: 0 E: 0 K: 0 S: 3	H: 1 LOB: 0 BB: 0 P: 3	R: 1 E: 0 K: 1 S: 6	H: 1 LOB: 0 BB: 0 P: 6	R: 0 E: 0 K: 1 S: 5	H: 0 LOB: 0 BB: 0 P: 5	R: 1 E: 0 K: 2 S: 10	H: 3 LOB: 2 BB: 0 P: 10	R: 1 E: 0 K: 0 S: 5	H: 2 LOB: 1 BB: 0 P: 5	R: 2 E: 1 K: 1 S: 7	H: 2 LOB: 2 BB: 2 P: 15	1B: 11 2B: 1 3B: 0 HR: 4	SF: 0 SAC: 0 DP: 1 HBP: 0	WP: 0 PB: 0 SB: 1 CS: 1	PA: 42
PITCHER Steve Stone, R ERA: 4.48	IP: 5.2 WLS: L BF: 28 H: 12 R: 6 ER: 5 SO: 7 BB: 0 IBB: 0 HBP: 0 BLK: 0 WP: 0 HR: 2 S: 42 P: 42 ERA: 7.94 WHIP: 2.118															PITCHER				
Silvio Martinez, R ERA: 9.35	IP: 1.2 WLS: 11 BF: 4 H: 3 R: 3 ER: 3 SO: 1 BB: 1 IBB: 0 HBP: 0 BLK: 0 WP: 0 HR: 1 S: 12 P: 16 ERA: 16.20 WHIP: 3.000																			
Don Kirkwood, R ERA: 5.68	IP: 0.2 WLS: 2 BF: 0 H: 0 R: 0 ER: 0 SO: 0 BB: 1 IBB: 0 HBP: 0 BLK: 0 WP: 0 HR: 0 S: 1 P: 5 ERA: 0.00 WHIP: 1.500																			

Chicago White Sox @ Cleveland Indians
Cleveland Municipal Stadium, Cleveland, OH
Mon Aug 29 1977, 7:05 PM EDT
Att: 6,236 - Unknown - 71 F

AB 39
R 9
H 16
RBI 8
BB 2
SO 8
LOB 20



Batter	1	2	3	4	5	6	7	8	9	AB	R	H	RBI	BB	SO	LOB	TOP			
Ralph Garr, L OBP: 0.322, SLG: 0.428 (1, 7)	F7		E 1B		F9		F9			4	1	1	0	0	0	2	Chicago White Sox @ Cleveland Indians Cleveland Municipal Stadium, Cleveland, OH Tue Aug 30 1977, 7:05 PM EDT Att: 7,662 - Unknown - 74 F livebaseballscorecards.com			
Chet Lemon, R OBP: 0.351, SLG: 0.474 (1, 8)	5-3		FC 1B				CS	K		4	0	1	1	0	1	2				
Jorge Orta, L OBP: 0.333, SLG: 0.414 (1, 4)	4-3		K		F8			L4		4	0	0	0	0	1	5				
Lamar Johnson, R OBP: 0.354, SLG: 0.541 (1, 10)		F7			F8			F7		4	0	1	2	0	0	2				
Oscar Gamble, L OBP: 0.369, SLG: 0.578 (1, 9)		G5-4-3 BB	L4		F9			4-3		3	0	0	0	1	0	2				
Eric Soderholm, R OBP: 0.357, SLG: 0.522 (1, 5)	G5-4-3				F9					4	0	2	0	0	0	1				
Jim Spencer, L OBP: 0.297, SLG: 0.416 (1, 3)			F8	G4-6-3			3-1			3	0	0	0	1	0	1				
Don Kessinger, S OBP: 0.291, SLG: 0.247 (1, 6)			FC 1B	E6			F7			3	1	0	0	1	0	2				
Brian Downing, R OBP: 0.409, SLG: 0.438 (1, 2)			FC 1B		E6					2	1	1	0	1	0	0				
Inning Stats	R: 0 E: 0 K: 0 S: 3	H: 0 LOB: 0 BB: 0 P: 3	R: 0 E: 0 K: 0 S: 2	H: 0 LOB: 0 BB: 1 P: 6	R: 3 E: 1 K: 1 S: 9	H: 3 LOB: 2 BB: 1 P: 13	R: 0 E: 1 K: 0 S: 3	H: 1 LOB: 1 BB: 0 P: 3	R: 0 E: 1 K: 0 S: 5	H: 1 LOB: 2 BB: 0 P: 5	R: 0 E: 0 K: 0 S: 2	H: 0 LOB: 0 BB: 1 P: 6	R: 0 E: 0 K: 1 S: 5	H: 0 LOB: 0 BB: 0 P: 5	R: 0 E: 0 K: 0 S: 3	H: 1 LOB: 1 BB: 1 P: 7	1B: 5 2B: 1 3B: 0 HR: 0	SF: 0 SAC: 0 DP: 3 HBP: 0	WP: 0 PB: 0 SB: 0 CS: 1	PA: 36
PITCHER Wayne Garland, R ERA: 3.94 (1, 1)	IP: 9.0 WLS: L BF: 35	H: 6 R: 3 ER: 1 SO: 2	BB: 3 IBB: 1 HBP: 0 BLK: 0	WP: 0 HR: 0 S: 35 P: 51	ERA: 1.00 WHIP: 1.000	PITCHER														

Batter	1	2	3	4	5	6	7	8	9	AB	R	H	RBI	BB	SO	LOB	BOTTOM					
Paul Dade, R OBP: 0.333, SLG: 0.364 (1, 8)	K			5-3		K		5-3		4	0	0	0	0	2	1	Chicago White Sox @ Cleveland Indians Cleveland Municipal Stadium, Cleveland, OH Tue Aug 30 1977, 7:05 PM EDT Att: 7,662 - Unknown - 74 F livebaseballscorecards.com					
Duane Kuiper, L OBP: 0.329, SLG: 0.339 (1, 4)			CS 1B	F8		4-3			K	4	0	1	0	0	1	0						
Buddy Bell, R OBP: 0.354, SLG: 0.430 (1, 5)	5-3			BB 1B					BB 1B	4	1	3	0	0	0	1						
Andre Thornton, R OBP: 0.390, SLG: 0.594 (1, 3)		F7				K			BB 1B	2	0	0	0	2	1	1						
Ron Pruitt, R OBP: 0.385, SLG: 0.443 (1, 9)		F7		BB		F6			BB	4	0	0	0	0	1	5						
Rico Carty, R OBP: 0.381, SLG: 0.443 (1, 10)				K		4-3				4	0	1	1	0	0	1						
John Lowenstein, L (8, FR) OBP: 0.349, SLG: 0.349 (8, FR)		F8			F8		4-3			0	0	0	0	0	0	0						
Bruce Bochte, L OBP: 0.356, SLG: 0.395 (1, 7)			K		L4-3 1B			4-1		4	0	1	0	0	2	2						
Fred Kendall, R OBP: 0.265, SLG: 0.339 (1, 2)				6-3		L4-3				2	0	0	0	0	0	1						
Larvell Blanks, R (8, PH) OBP: 0.309, SLG: 0.407 (8, PH)										1	0	1	0	0	0	0						
Frank Duffy, R OBP: 0.255, SLG: 0.287 (1, 6)				F8						2	0	0	0	0	0	0						
Bill Melton, R (8, PH) OBP: 0.331, SLG: 0.323 (8, PH)										1	0	0	0	0	1	1						
Ray Fosse, R OBP: 0.294, SLG: 0.376 (8, 2)										0	0	0	0	0	0	0						
Inning Stats	R: 0 E: 0 K: 1 S: 5	H: 1 LOB: 0 BB: 0 P: 5	R: 0 E: 0 K: 0 S: 3	H: 0 LOB: 0 BB: 0 P: 3	R: 0 E: 0 K: 1 S: 5	H: 0 LOB: 0 BB: 0 P: 5	R: 0 E: 0 K: 1 S: 6	H: 1 LOB: 2 BB: 1 P: 10	R: 0 E: 0 K: 0 S: 3	H: 1 LOB: 0 BB: 0 P: 3	R: 0 E: 0 K: 1 S: 5	H: 0 LOB: 0 BB: 0 P: 5	R: 0 E: 0 K: 1 S: 6	H: 1 LOB: 1 BB: 0 P: 6	R: 0 E: 0 K: 1 S: 6	H: 1 LOB: 0 BB: 0 P: 6	R: 1 E: 0 K: 2 S: 9	H: 2 LOB: 2 BB: 1 P: 13	1B: 7 2B: 1 3B: 0 HR: 0	SF: 0 SAC: 0 DP: 1 HBP: 0	WP: 0 PB: 0 SB: 0 CS: 1	PA: 34
PITCHER Ken Kravec, L ERA: 4.21 (1, 1)	IP: 8.2 WLS: W BF: 32	H: 6 R: 1 ER: 1 SO: 7	BB: 2 IBB: 0 HBP: 0 BLK: 0	WP: 0 HR: 0 S: 44 P: 52	ERA: 1.04 WHIP: 0.923	PITCHER																
Lerrin LaGrow, R ERA: 2.6 (8, 1)	IP: 0.0 WLS: S BF: 1	H: 1 R: 0 ER: 0 SO: 0	BB: 0 IBB: 0 HBP: 0 BLK: 0	WP: 0 HR: 0 S: 3 P: 3	ERA: 0.00 WHIP: 0.000	PITCHER																
Dave Hamilton, L ERA: 4.38 (8, 1)	IP: 0.1 WLS: S BF: 1	H: 0 R: 0 ER: 0 SO: 1	BB: 0 IBB: 0 HBP: 0 BLK: 0	WP: 0 HR: 0 S: 3 P: 3	ERA: 0.00 WHIP: 0.000	PITCHER																

Batter	1	2	3	4	5	6	7	8	9	AB	R	H	RBI	BB	SO	LOB	TOP									
Al Bumby, L OBP: 0.352, SLG: 0.374 (1, 8)										4	0	0	0	1	1	2	Baltimore Orioles @ Chicago White Sox Comiskey Park, Chicago, IL Fri Sep 02 1977, 8:05 PM EDT Att: 24,226 - Unknown									
Rich Dauer, R OBP: 0.284, SLG: 0.307 (1, 4)										5	0	0	0	0	0	3										
Ken Singleton, S OBP: 0.441, SLG: 0.507 Tony Musser, L OBP: 0.317, SLG: 0.303 (8, 3)										2	2	1	0	2	1	0										
Lee May, R OBP: 0.298, SLG: 0.419 Tom Shopay, L OBP: 0.263, SLG: 0.275 (8, 7)										4	1	2	2	0	0	1										
Eddie Murray, S OBP: 0.318, SLG: 0.422 (1, 10)										4	1	1	0	0	0	2										
Andres Mora, R OBP: 0.274, SLG: 0.522 Mike Dimmel, R (8, 9)										4	1	1	1	0	1	1										
Doug DeCinces, R OBP: 0.338, SLG: 0.427 (1, 5)										4	0	1	2	0	0	0										
Kiko Garcia, R OBP: 0.248, SLG: 0.288 Mark Belanger, R OBP: 0.270, SLG: 0.242 (9, 6)										4	1	1	0	0	0	1										
Dave Skaggs, R OBP: 0.338, SLG: 0.340 (1, 2)										2	0	1	1	1	0	0										
Inning Stats	R: 0 E: 0 K: 2 S: 7	H: 0 LOB: 0 BB: 0 P: 7	R: 0 E: 0 K: 1 S: 5	H: 0 LOB: 0 BB: 0 P: 5	R: 0 E: 0 K: 0 S: 3	H: 0 LOB: 1 BB: 1 P: 7	R: 0 E: 0 K: 0 S: 2	H: 0 LOB: 0 BB: 1 P: 6	R: 2 E: 1 K: 0 S: 6	H: 2 LOB: 2 BB: 1 P: 10	R: 2 E: 0 K: 0 S: 6	H: 4 LOB: 1 BB: 0 P: 6	R: 0 E: 0 K: 0 S: 3	H: 0 LOB: 0 BB: 0 P: 3	R: 2 E: 0 K: 0 S: 4	H: 1 LOB: 0 BB: 1 P: 8		R: 0 E: 0 K: 0 S: 4	H: 1 LOB: 1 BB: 0 P: 4	1B: 5 2B: 2 3B: 0 HR: 1	SF: 0 SAC: 1 DP: 2 HBP: 0	WP: 0 PB: 0 CS: 0	PA: 38			
PITCHER	IP	WLS	BF	H	R	ER	SO	BB	IBB	HBP	BLK	WP	HR	S	P	ERA		WHIP								
Steve Renko, R ERA: 4.37 Lerrin LaGrow, R ERA: 2.7	(1, 1)	5.2	25	6	4	3	3	3	0	0	0	0	0	28	40	4.76		1.588								
(6, 1)	3.1	L	13	2	2	2	0	1	0	0	0	0	1	12	16	5.40	0.900									

Batter	1	2	3	4	5	6	7	8	9	AB	R	H	RBI	BB	SO	LOB	BOTTOM								
Ralph Garr, L OBP: 0.327, SLG: 0.430 (1, 10)										3	2	2	0	2	0	2	Baltimore Orioles @ Chicago White Sox Comiskey Park, Chicago, IL Fri Sep 02 1977, 8:05 PM EDT Att: 24,226 - Unknown								
Alan Bannister, R OBP: 0.351, SLG: 0.354 Jim Spencer, L OBP: 0.299, SLG: 0.417 John Flannery, R (9, PR)										3	1	1	0	0	0	2									
Chet Lemon, R OBP: 0.351, SLG: 0.472 (1, 8)										2	1	0	0	1	0	2									
Richie Zisk, R OBP: 0.376, SLG: 0.551 Royce Stillman, L OBP: 0.308, SLG: 0.382 Oscar Gamble, L OBP: 0.370, SLG: 0.579 (9, PH)										3	1	2	4	0	0	1									
Lamar Johnson, R OBP: 0.354, SLG: 0.537 (1, 3)										4	0	1	0	1	2	3									
Eric Soderholm, R OBP: 0.356, SLG: 0.518 (1, 5)										3	0	0	0	1	0	2									
Wayne Nordhagen, R OBP: 0.321, SLG: 0.487 Mike Squires, L Bob Coluccio, R (8, PH)										2	0	1	0	1	0	0									
Don Kessinger, S OBP: 0.291, SLG: 0.244 Tommy Cruz, L (8, PH)										2	0	0	0	1	0	1									
Jim Essian, R OBP: 0.363, SLG: 0.421 (9, 2)										0	0	0	0	0	0	0									
Brian Downing, R OBP: 0.408, SLG: 0.432 Jorge Orta, L OBP: 0.332, SLG: 0.413 (8, PH)										2	0	0	0	1	0	3									
Inning Stats	R: 2 E: 0 K: 0 S: 3	H: 1 LOB: 1 BB: 3 P: 15	R: 0 E: 0 K: 0 S: 3	H: 0 LOB: 0 BB: 0 P: 3	R: 0 E: 0 K: 0 S: 4	H: 1 LOB: 1 BB: 0 P: 4	R: 0 E: 0 K: 0 S: 3	H: 1 LOB: 2 BB: 2 P: 11	R: 1 E: 0 K: 0 S: 5	H: 2 LOB: 1 BB: 0 P: 5	R: 1 E: 0 K: 2 S: 7	H: 2 LOB: 0 BB: 0 P: 7	R: 0 E: 0 K: 1 S: 6	H: 0 LOB: 2 BB: 1 P: 10	R: 1 E: 0 K: 1 S: 6	H: 2 LOB: 2 BB: 1 P: 10		1B: 7 2B: 1 3B: 0 HR: 1	SF: 1 SAC: 3 DP: 2 HBP: 0	WP: 0 PB: 0 CS: 0	PA: 41				
PITCHER	IP	WLS	BF	H	R	ER	SO	BB	IBB	HBP	BLK	WP	HR	S	P	ERA		WHIP							
Mike Flanagan, L ERA: 3.7 Dick Drago, R ERA: 3.0 Tippy Martinez, L ERA: 2.51	(1, 1)	6.1	30	6	4	4	1	6	1	0	0	0	0	12	16	4.50	1.500								
(7, 1)	2.0	W	9	2	1	1	2	1	0	0	0	0	0	4	4	0.00	1.500								
(9, 1)	0.2	S	2	1	0	0	1	0	0	0	0	0	0	4	4	0.00	1.500								

Batter	1	2	3	4	5	6	7	8	9	AB	R	H	RBI	BB	SO	LOB	TOP											
Al Bumbry, L OBP: 0.353, SLG: 0.382 (1, 8)	0-0 6-3		0-0 5-3 1B		0-0 1-H HR		0-0 2-3		0-0 FC4-6	5	1	2	2	0	0	1												
Rich Dauer, R OBP: 0.283, SLG: 0.303 (1, 4)	4-0 1B BB		0-0 5-3 1-2		0-0 F9		0-0 F7			3	0	0	0	1	0	1												
Ken Singleton, S OBP: 0.439, SLG: 0.505 (1, 9)	0-0 1-3 1B		0-3 K		0-0 4-3				0-3 K	4	0	1	0	0	2	1												
Lee May, R OBP: 0.298, SLG: 0.417 (1, 3)	0-3 K			0-0 F9		0-0 1-3 1B			0-0 5-3	4	1	1	0	0	1	2												
Eddie Murray, S OBP: 0.319, SLG: 0.422 (1, 10)	0-0 4-3			0-0 WP 1B		0-0 1-3			0-0 1B	4	0	2	0	0	0	3												
Andres Mora, R OBP: 0.286, SLG: 0.509 (1, 7)		0-0 F8		0-3 K		0-0 P6			0-3 K	4	0	0	0	0	2	3												
Doug DeCinces, R OBP: 0.339, SLG: 0.427 (1, 5)		0-0 1B		0-0 5-3		0-0 FC5-4 2-H 1B			0-0 B1-3	4	0	2	1	0	0	1												
Kiko Garcia, R OBP: 0.241, SLG: 0.280 (9, PH)		0-3 K			0-0 F9		0-0 FC5-4 1-2		0-0 1-3	3	0	0	0	0	1	1												
Pat Kelly, L OBP: 0.349, SLG: 0.383 (9, PH)					0-0 F9		0-0 FC5-4 1-2		0-0 1-3	1	0	0	0	0	0	0												
Rick Dempsey, R OBP: 0.310, SLG: 0.319 (1, 2)					0-0 F7				0-0 FC4-6 1B	3	1	1	0	0	1	0												
Terry Crowley, L OBP: 0.308, SLG: 0.385 (9, PH)										1	0	1	0	0	0	0												
Mark Belanger, R OBP: 0.270, SLG: 0.242 (9, PR)										0	0	0	0	0	0	0												
Inning Stats	R: 0 E: 0 K: 1 S: 6	H: 1 LOB: 2 BB: 1 P: 10	R: 0 E: 0 K: 1 S: 5	H: 1 LOB: 0 BB: 0 P: 5	R: 0 E: 0 K: 1 S: 6	H: 1 LOB: 1 BB: 0 P: 6	R: 0 E: 0 K: 1 S: 6	H: 1 LOB: 1 BB: 0 P: 6	R: 2 E: 0 K: 0 S: 5	H: 2 LOB: 0 BB: 0 P: 5	R: 1 E: 0 K: 0 S: 5	H: 2 LOB: 1 BB: 0 P: 5	R: 0 E: 0 K: 1 S: 5	H: 0 LOB: 0 BB: 0 P: 5	R: 0 E: 0 K: 2 S: 8	H: 1 LOB: 1 BB: 0 P: 8	R: 0 E: 0 K: 0 S: 4	H: 1 LOB: 1 BB: 0 P: 4	1B: 9 2B: 0 3B: 0 HR: 1	SF: 0 SAC: 0 DP: 0 HBP: 0	WP: 1 PA: 37 CS: 0							
PITCHER	IP	WLS	BF	H	R	ER	SO	BB	IBB	HBP	BLK	WP	HR	S	P	ERA	WHIP											
Francisco Barrios, R ERA: 4.28	(1, 1)	5.2		25	8	3	3	4	1	0	0	0	1	1	32	36	4.76	1.588										
Clay Carroll, R ERA: 2.41	(6, 1)	3.1	W	12	2	0	0	3	0	0	0	0	0	0	18	18	0.00	0.600										

Baltimore Orioles @ Chicago White Sox
Comiskey Park, Chicago, IL
Sat Sep 03 1977, 8:05 PM EDT
Att: 29,144 - Unknown

AB 36
R 3
H 10
RBI 3
BB 1
SO 7
LOB 13



Batter	1	2	3	4	5	6	7	8	9	AB	R	H	RBI	BB	SO	LOB	BOTTOM										
Ralph Garr, L OBP: 0.328, SLG: 0.435 (1, 7)	0-0 1B 1B		0-0 B1-3	0-3 K			0-0 1-H 1B 3B			4	1	2	1	0	1	1											
Alan Bannister, R OBP: 0.352, SLG: 0.354 (1, 6)	0-0 F3		4-0 1B BB BB		0-0 F8		0-0 1B BB 1B			3	2	1	1	1	0	1											
Chet Lemon, R OBP: 0.354, SLG: 0.473 (1, 8)	0-0 1-3 1B		0-0 BB BB 1B 1B		0-3 K		0-0 1B BB BB			3	1	2	1	1	1	0											
Richie Zisk, R OBP: 0.377, SLG: 0.549 (1, 10)	0-0 F8		0-0 1B BB BB		0-3 K		0-0 K G6-4-3 1B			3	0	1	1	1	1	1											
Lamar Johnson, R OBP: 0.356, SLG: 0.534 (1, 3)		4-0 G4-6-3 BB	4-0 1-2 2-3 3-H BB		0-0 K		0-0 G6-4-3 1-2			2	0	0	1	2	1	2											
Eric Soderholm, R OBP: 0.357, SLG: 0.518 (1, 5)		0-0 F8	0-0 1-2 2-3 3-H 1B		0-0 4-3		0-0 6-3 1B			4	0	2	1	0	0	1											
Wayne Nordhagen, R OBP: 0.305, SLG: 0.463 (1, 9)		0-0 G4-6-3 1-2	0-0 F5		0-0 F7		0-0 P4			4	0	0	0	0	0	5											
Don Kessinger, S OBP: 0.290, SLG: 0.244 (1, 4)			0-0 B1-3 1B 1B		0-0 6-3		0-0 4-3		0-0 6-3	4	1	1	0	0	0	1											
Brian Downing, R OBP: 0.404, SLG: 0.423 (1, 2)			0-0 5-3 1-2		0-0 4-3		4-0 3B BB		0-0 4-3	3	1	0	0	1	0	2											
Inning Stats	R: 0 E: 0 K: 0 S: 4	H: 2 LOB: 1 BB: 0 P: 4	R: 0 E: 0 K: 0 S: 2	H: 0 LOB: 1 BB: 1 P: 6	R: 3 E: 0 K: 0 S: 6	H: 3 LOB: 3 BB: 3 P: 18	R: 0 E: 0 K: 1 S: 5	H: 0 LOB: 0 BB: 0 P: 5	R: 0 E: 0 K: 2 S: 7	H: 0 LOB: 0 BB: 0 P: 7	R: 0 E: 0 K: 1 S: 5	H: 0 LOB: 0 BB: 0 P: 5	R: 3 E: 0 K: 0 S: 5	H: 3 LOB: 1 BB: 2 P: 13	R: 0 E: 0 K: 0 S: 4	H: 1 LOB: 1 BB: 0 P: 4	1B: 8 2B: 0 3B: 1 HR: 0	SF: 0 SAC: 0 DP: 2 HBP: 0	WP: 0 PA: 36 CS: 0								
PITCHER	IP	WLS	BF	H	R	ER	SO	BB	IBB	HBP	BLK	WP	HR	S	P	ERA	WHIP										
Ross Grimsley, L ERA: 3.71	(1, 1)	2.2		14	4	3	3	0	4	0	0	0	0	10	26	10.12	3.000										
Scott McGregor, L ERA: 4.07	(3, 1)	3.2	L	15	3	3	3	4	1	0	0	0	0	22	26	7.36	1.091										
Dick Drago, R ERA: 2.91	(7, 1)	1.2		7	2	0	0	0	1	0	0	0	0	6	10	0.00	1.800										

Baltimore Orioles @ Chicago White Sox
Comiskey Park, Chicago, IL
Sat Sep 03 1977, 8:05 PM EDT
Att: 29,144 - Unknown

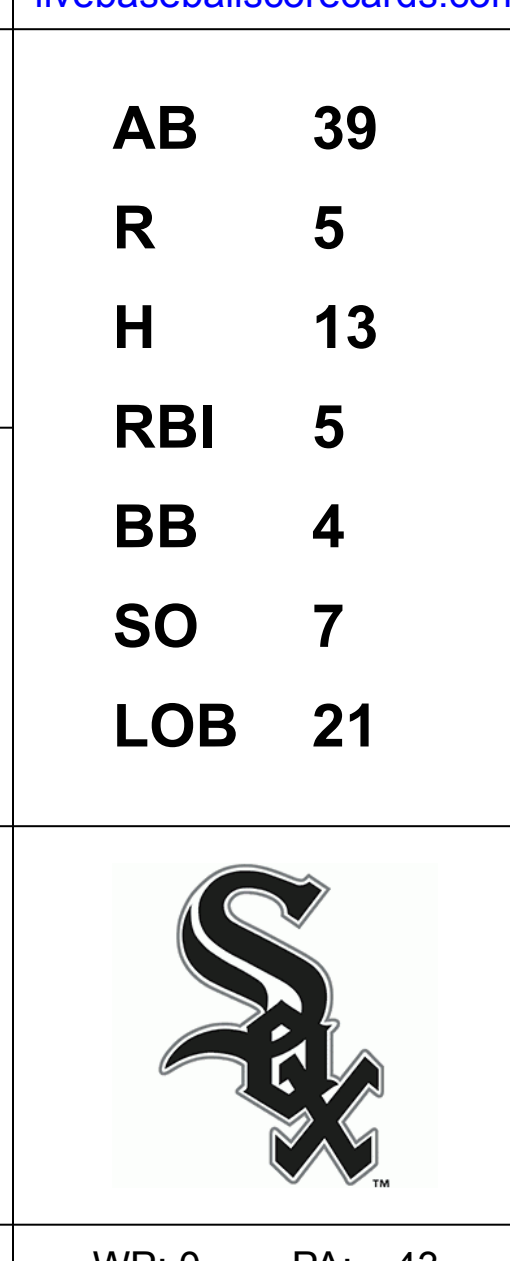
AB 30
R 6
H 9
RBI 6
BB 6
SO 4
LOB 14



Batter	1	2	3	4	5	6	7	8	9	AB	R	H	RBI	BB	SO	LOB	TOP										
Al Bumby, L OBP: 0.353, SLG: 0.382 (1, 8)										5	1	2	0	0	0	0	Baltimore Orioles @ Chicago White Sox Comiskey Park, Chicago, IL Sun Sep 04 1977, 4:33 AM EDT Att: 48,952 - Unknown										
Rich Dauer, R OBP: 0.290, SLG: 0.311 (1, 4)										4	1	2	0	1	0	2											
Ken Singleton, S OBP: 0.442, SLG: 0.503 Mike Dimmel, R (8, PR) (8, 9)										1	1	0	0	3	0	1											
Lee May, R OBP: 0.297, SLG: 0.415 (1, 10)										5	2	1	2	0	2	3											
Eddie Murray, S OBP: 0.320, SLG: 0.428 (1, 3)										5	1	2	2	0	0	3											
Pat Kelly, L OBP: 0.349, SLG: 0.382 Andres Mora, R OBP: 0.266, SLG: 0.506 Elliott Maddox, R OBP: 0.357, SLG: 0.417 (8, PH) (8, 8)										1	0	0	1	1	0	1											
Doug DeCinces, R OBP: 0.338, SLG: 0.424 (1, 5)										3	0	0	0	1	2	3											
Mark Belanger, R OBP: 0.310, SLG: 0.340 Tony Musser, R OBP: 0.310, SLG: 0.330 Kiko Garcia, R OBP: 0.291, SLG: 0.290 Terry Crowley, L OBP: 0.291, SLG: 0.420 Billy Smith, S OBP: 0.283, SLG: 0.311 (7, PH) (7, 6) (8, PH) (8, PH) (8, 6)										2	0	0	0	0	0	1											
Dave Skaggs, R OBP: 0.335, SLG: 0.338 (1, 2)										4	0	1	0	0	0	3											
Inning Stats	R: 0 E: 0 K: 0 S: 3	H: 0 LOB: 1 BB: 1 P: 7	R: 0 E: 0 K: 0 S: 3	H: 0 LOB: 1 BB: 1 P: 7	R: 0 E: 0 K: 2 S: 8	H: 1 LOB: 1 BB: 0 P: 8	R: 0 E: 0 K: 0 S: 4	H: 2 LOB: 1 BB: 1 P: 4	R: 1 E: 1 K: 2 S: 8	H: 0 LOB: 1 BB: 1 P: 12	R: 0 E: 0 K: 0 S: 3	H: 0 LOB: 0 BB: 0 P: 3	R: 3 E: 0 K: 1 S: 8	H: 3 LOB: 3 BB: 2 P: 16	R: 3 E: 0 K: 0 S: 6	H: 3 LOB: 0 BB: 0 P: 6		1B: 7 2B: 1 3B: 0 HR: 1	SF: 1 SAC: 0 DP: 1 HBP: 0	WP: 2 PB: 0 SB: 1 CS: 0	PA: 42						
PITCHER	IP	WLS	BF	H	R	ER	SO	BB	IBB	HBP	BLK	WP	HR	S	P	ERA	WHIP										
Steve Stone, R ERA: 4.45 (1, 1)	7.0		31	5	4	3	4	5	0	0	0	2	0	34	54	3.86	1.429										
Dave Hamilton, L ERA: 4.35 (8, 1)	0.1		1	0	0	0	0	0	0	0	0	0	0	1	1	0.00	0.000										
Lerrin LaGrow, R ERA: 2.68 (8, 1)	0.2		4	1	0	0	1	1	0	0	0	0	0	5	9	0.00	3.000										
Clay Carroll, R ERA: 2.67 (9, 1)	1.0	L	6	3	3	3	0	0	0	0	0	0	1	6	6	27.00	3.000										

Batter	1	2	3	4	5	6	7	8	9	AB	R	H	RBI	BB	SO	LOB	BOTTOM										
Ralph Garr, L OBP: 0.331, SLG: 0.437 Bob Colucci, R (5, PH) (8, 7)										3	1	2	0	0	0	0	Baltimore Orioles @ Chicago White Sox Comiskey Park, Chicago, IL Sun Sep 04 1977, 4:33 AM EDT Att: 48,952 - Unknown										
Jorge Orta, L OBP: 0.330, SLG: 0.415 Wayne Northen, R OBP: 0.301, SLG: 0.457 (8, PH) (8, PH) (9, 7)										5	0	0	0	0	2	4											
Alan Bannister, R OBP: 0.348, SLG: 0.350 (1, 6)										5	0	0	0	0	2	4											
Chet Lemon, R OBP: 0.355, SLG: 0.477 (1, 8)										5	0	2	0	0	0	1											
Richie Zisk, R OBP: 0.376, SLG: 0.546 Tommy Cruz, L John Flannery, R (1, 10) (8, PR) (9, PH)										3	0	0	0	1	3	3											
Oscar Gamble, L OBP: 0.373, SLG: 0.582 (1, 9)										5	1	3	1	0	0	1											
Eric Soderholm, R OBP: 0.358, SLG: 0.517 (1, 5)										5	1	2	1	0	0	3											
Jim Spencer, L OBP: 0.302, SLG: 0.419 (1, 3)										5	0	3	2	0	0	2											
Don Kessinger, S OBP: 0.286, SLG: 0.240 Lamar Johnson, R OBP: 0.358, SLG: 0.538 Jack Brohamer, L OBP: 0.342, SLG: 0.350 (1, 4) (8, PH) (9, 4)										3	0	0	0	0	0	2											
Jim Essian, R OBP: 0.360, SLG: 0.417 Henry Cruz, L Brian Downing, R OBP: 0.404, SLG: 0.423 (1, 2) (8, PH) (9, 2)										3	0	0	0	0	1	2											
Inning Stats	R: 1 E: 0 K: 2 S: 10	H: 3 LOB: 2 BB: 0 P: 10	R: 0 E: 0 K: 0 S: 3	H: 0 LOB: 0 BB: 0 P: 3	R: 0 E: 0 K: 1 S: 6	H: 1 LOB: 1 BB: 0 P: 6	R: 1 E: 0 K: 1 S: 7	H: 2 LOB: 1 BB: 0 P: 7	R: 0 E: 0 K: 0 S: 3	H: 1 LOB: 1 BB: 0 P: 3	R: 0 E: 0 K: 1 S: 5	H: 0 LOB: 0 BB: 0 P: 5	R: 0 E: 0 K: 1 S: 6	H: 1 LOB: 2 BB: 1 P: 10	R: 2 E: 0 K: 1 S: 8	H: 3 LOB: 3 BB: 2 P: 16	R: 1 E: 0 K: 0 S: 5	H: 2 LOB: 2 BB: 1 P: 9	1B: 10 2B: 2 3B: 1 HR: 0	SF: 0 SAC: 0 DP: 0 HBP: 0	WP: 0 PB: 0 SB: 0 CS: 1	PA: 43					
PITCHER	IP	WLS	BF	H	R	ER	SO	BB	IBB	HBP	BLK	WP	HR	S	P	ERA	WHIP										
Jim Palmer, R ERA: 3.31 (1, 1)	7.2		35	11	4	4	6	2	0	0	0	0	0	45	53	4.70	1.696										
Dick Drago, R ERA: 2.91 (8, 1)	0.0		1	0	0	0	0	0	1	0	0	0	0	0	4	∞	∞										
Tippy Martinez, L ERA: 2.64 (8, 1)	1.1	W	7	2	1	1	1	1	0	0	0	0	0	8	12	6.75	2.250										

AB	35
R	7
H	9
RBI	7
BB	6
SO	5
LOB	21



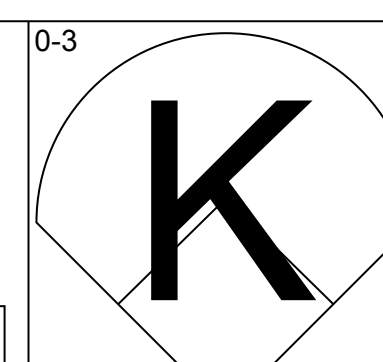
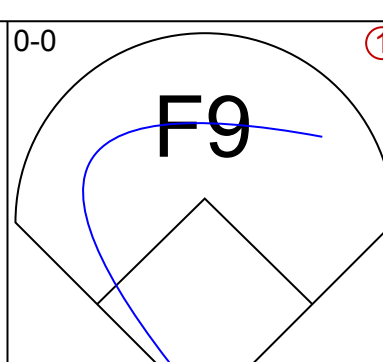
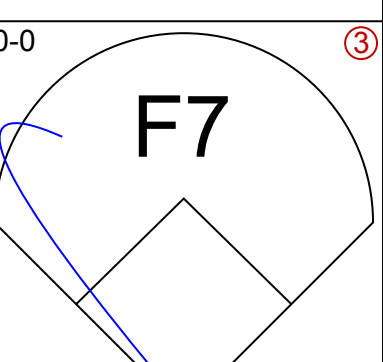
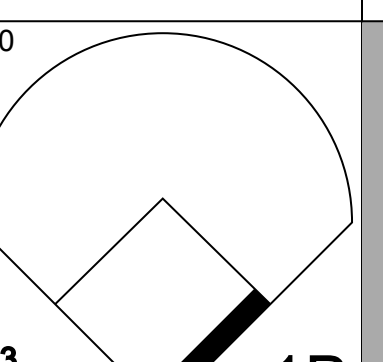
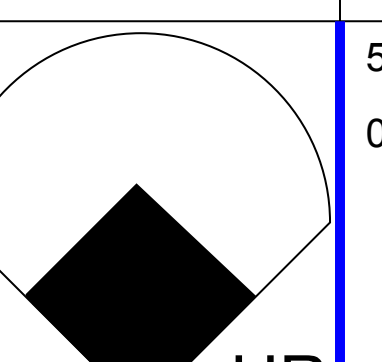
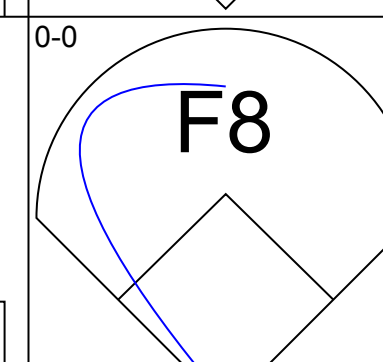
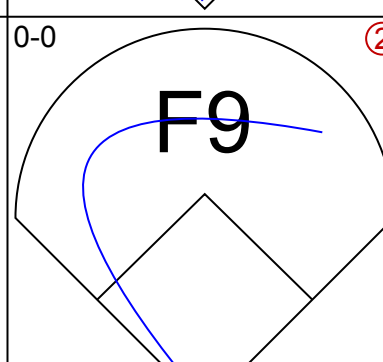
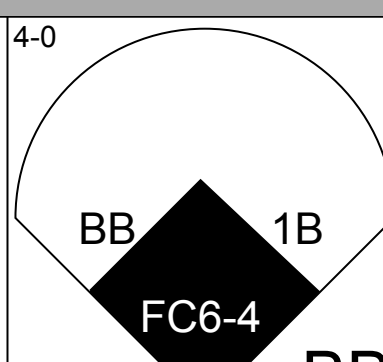
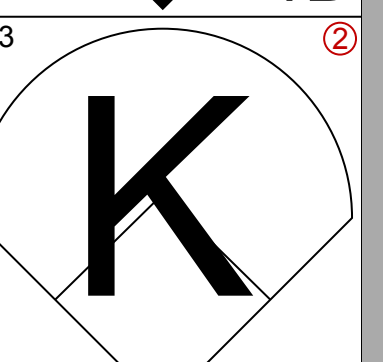
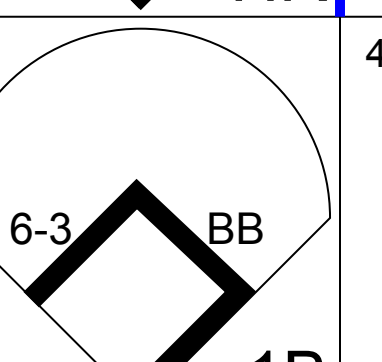
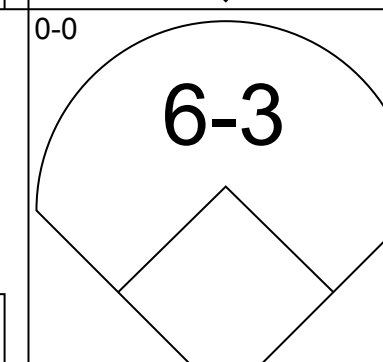
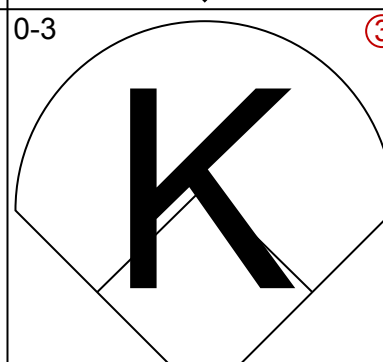
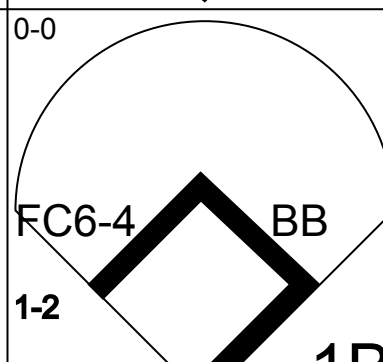
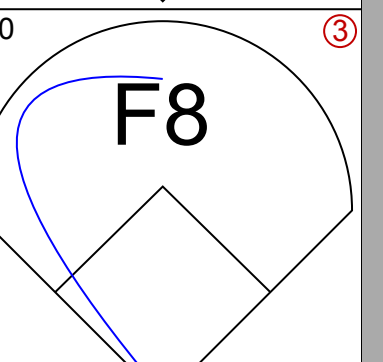
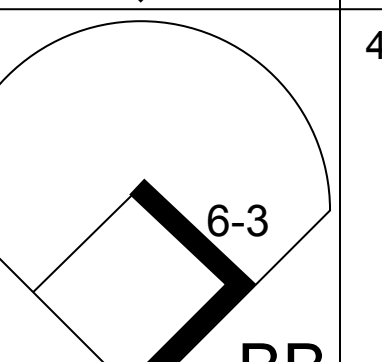
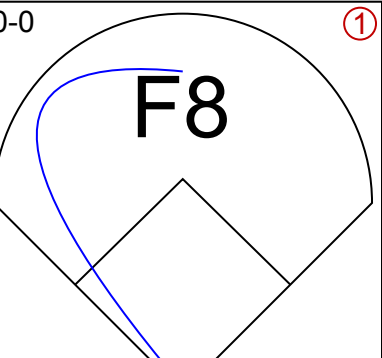
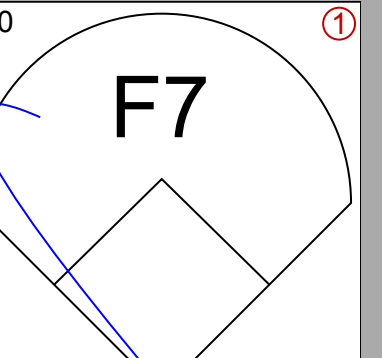
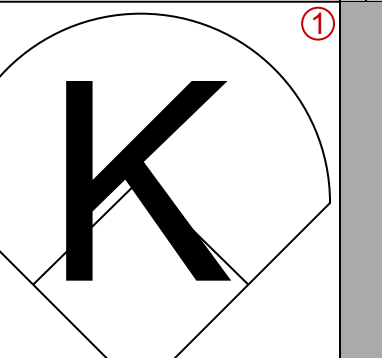
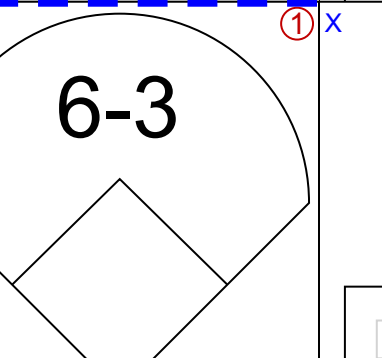
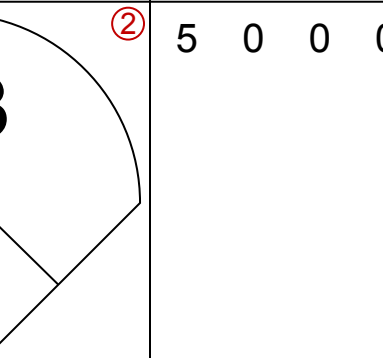
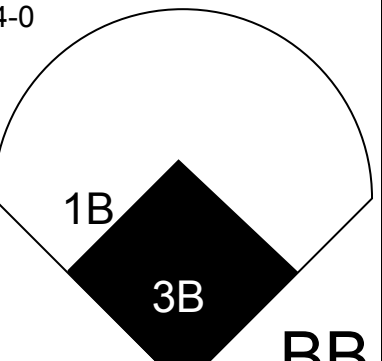
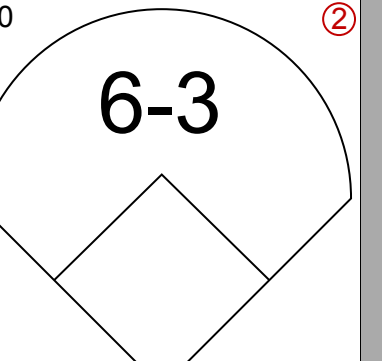
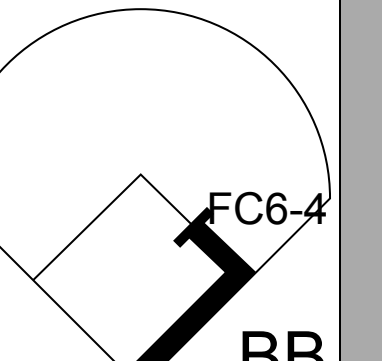
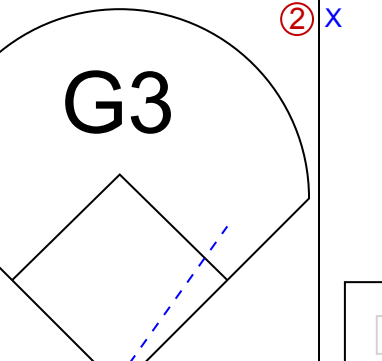
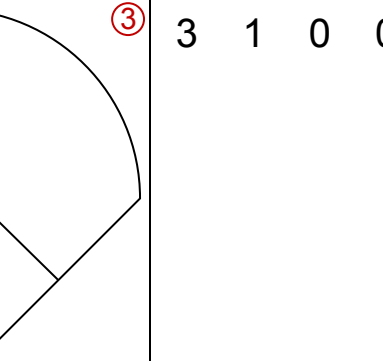

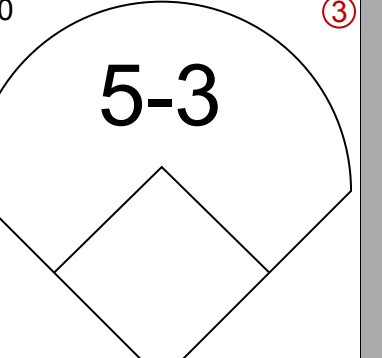
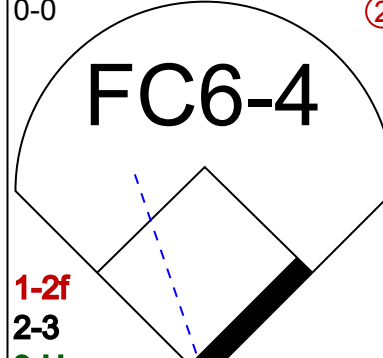
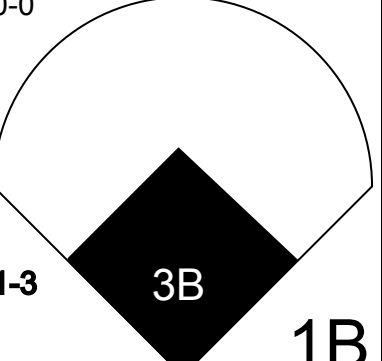
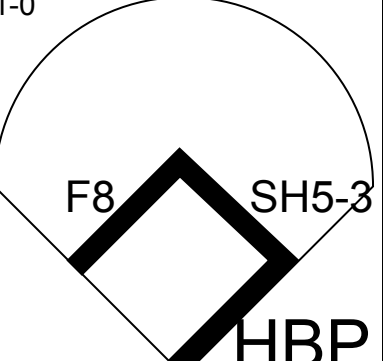
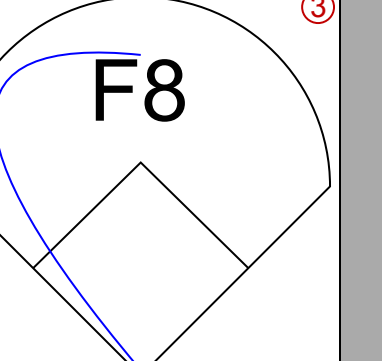
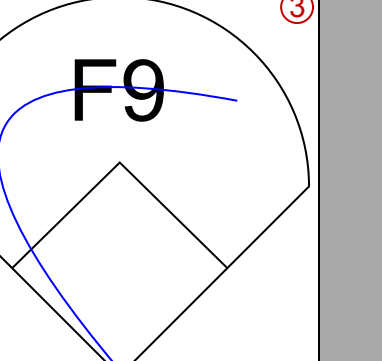
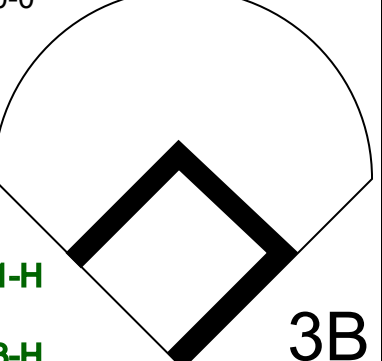
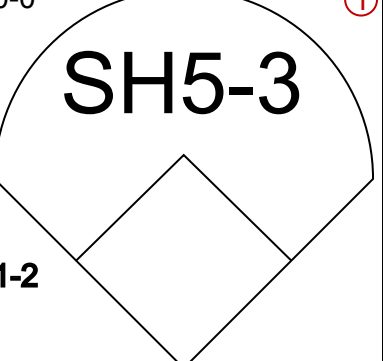
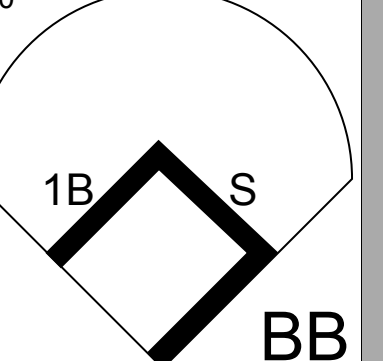
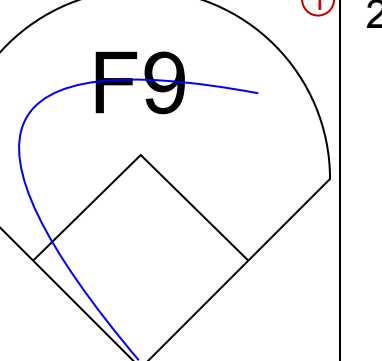

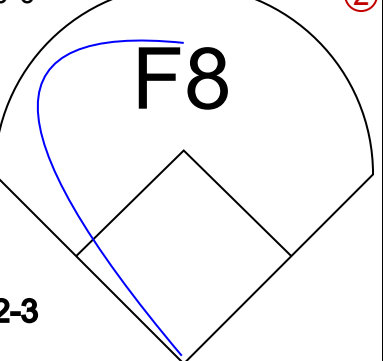

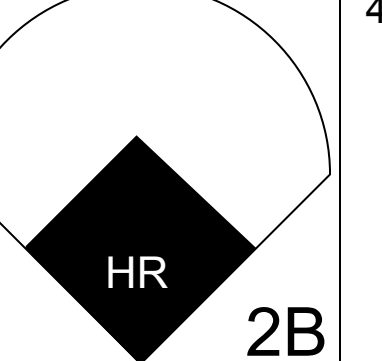
Batter	1	2	3	4	5	6	7	8	9	AB	R	H	RBI	BB	SO	LOB	TOP					
Ralph Garr, L OBP: 0.331, SLG: 0.438 (1, 7)										5	1	2	1	0	0	3	Chicago White Sox @ Oakland Athletics Oakland-Alameda County Coliseum, Oakland, CA Mon Sep 05 1977, 3:33 AM PDT Unknown					
Alan Bannister, R OBP: 0.348, SLG: 0.350 (1, 6)										3	0	1	1	1	0	3						
Jorge Orta, L OBP: 0.331, SLG: 0.411 (1, 4)										5	0	1	0	0	4							
Richie Zisk, R OBP: 0.376, SLG: 0.545 (1, 10)										2	1	1	1	0	0	0						
Lamar Johnson, R OBP: 0.358, SLG: 0.535 (6, PH)										2	1	0	0	1	1	2						
Oscar Gamble, L OBP: 0.374, SLG: 0.592 (1, 9)										5	1	2	3	0	0	0						
Jim Spencer, L OBP: 0.306, SLG: 0.422 (1, 3)										5	1	3	0	0	0	1						
Chet Lemon, R OBP: 0.353, SLG: 0.474 (1, 8)										5	0	1	0	0	1	3						
Jack Brohamer, L OBP: 0.348, SLG: 0.352 (6, PH)										2	0	1	0	0	0	0						
Don Kessinger, S OBP: 0.288, SLG: 0.240 (6, PH)										0	1	0	0	0	0	0						
Henry Cruz, L OBP: 0.307, SLG: 0.310 (6, PH)										1	0	0	0	0	0	0						
John Flannery, R OBP: 0.307, SLG: 0.310 (6, PH)										0	0	0	0	0	0	0						
Eric Soderholm, R OBP: 0.307, SLG: 0.310 (6, PH)										1	0	0	0	0	0	1						
Brian Downing, R OBP: 0.403, SLG: 0.417 (1, 2)										2	0	0	0	1	0	2						
Royce Stillman, L OBP: 0.314, SLG: 0.388 (6, PH)										1	1	1	0	0	0	0						
Jim Essian, R OBP: 0.360, SLG: 0.417 (6, 2)										0	0	0	0	0	0	0						
Inning Stats	R: 2 E: 0 K: 0 S: 6	H: 3 LOB: 1 BB: 0 P: 6	R: 0 E: 0 K: 0 S: 5	H: 2 LOB: 2 BB: 0 P: 5	R: 0 E: 0 K: 0 S: 3	H: 0 LOB: 0 BB: 0 P: 3	R: 0 E: 0 K: 0 S: 3	H: 0 LOB: 0 BB: 0 P: 3	R: 0 E: 0 K: 0 S: 4	H: 1 LOB: 1 BB: 0 P: 4	R: 4 E: 0 K: 0 S: 6	H: 3 LOB: 2 BB: 2 P: 15	R: 0 E: 0 K: 0 S: 4	H: 1 LOB: 1 BB: 0 P: 4	R: 1 E: 1 K: 1 S: 7	H: 2 LOB: 2 BB: 1 P: 11	R: 0 E: 0 K: 1 S: 6	H: 1 LOB: 1 BB: 0 P: 6	1B: 10 2B: 2 3B: 0 HR: 1	SF: 1 SAC: 0 DP: 0 HBP: 1	WP: 0 PB: 0 SB: 0 CS: 0	PA: 44
PITCHER	IP WLS BF H R ER SO BB IBB HBP BLK WP HR S P ERA WHIP																					
Doc Medich, R ERA: 4.82 (1, 1)	5.1 W 26 8 6 6 0 1 0 0 0 0 1 24 29 10.12 1.688																					
Joe Coleman, R ERA: 3.04 (6, 1)	2.1 S 12 3 1 0 0 2 0 0 0 0 0 10 18 0.00 2.143																					
Doug Bair, R ERA: 3.7 (6, 1)	1.1 S 6 2 0 0 2 0 0 0 0 0 0 10 10 0.00 1.500																					

Batter	1	2	3	4	5	6	7	8	9	AB	R	H	RBI	BB	SO	LOB	BOTTOM			
Bill North, S OBP: 0.380, SLG: 0.331 (1, 8)										4	1	1	0	1	0	0	Chicago White Sox @ Oakland Athletics Oakland-Alameda County Coliseum, Oakland, CA Mon Sep 05 1977, 3:33 AM PDT Unknown			
Rodney Scott, S OBP: 0.335, SLG: 0.292 (1, 4)										5	2	2	2	0	2	1				
Mitchell Page, L OBP: 0.395, SLG: 0.535 (1, 7)										2	1	2	2	2	0	0				
Larry Murray, S OBP: 0.231, SLG: 0.248 (6, 7)										0	0	0	0	0	0	0				
Earl Williams, R OBP: 0.289, SLG: 0.408 (1, 3)										4	1	1	1	0	1	3				
Mike Jorgensen, L OBP: 0.335, SLG: 0.310 (7, 3)										0	0	0	0	0	0	0				
Jim Tyrone, R OBP: 0.309, SLG: 0.355 (1, 9)										4	0	1	1	0	0	3				
Manny Sanguillen, R OBP: 0.300, SLG: 0.349 (1, 10)										3	1	2	0	1	0	0				
Wayne Gross, L OBP: 0.342, SLG: 0.403 (1, 5)										1	1	0	1	2	0	0				
Jeff Newman, R OBP: 0.254, SLG: 0.364 (1, 2)										3	0	0	0	0	1	5				
Rob Picciolo, R OBP: 0.214, SLG: 0.248 (1, 6)										4	1	1	1	0	0	0				
Inning Stats	R: 1 E: 1 K: 0 S: 5	H: 2 LOB: 1 BB: 0 P: 5	R: 7 E: 0 K: 0 S: 9	H: 6 LOB: 2 BB: 3 P: 21	R: 0 E: 0 K: 1 S: 5	H: 0 LOB: 0 BB: 0 P: 5	R: 0 E: 0 K: 1 S: 6	H: 1 LOB: 3 BB: 2 P: 14	R: 0 E: 0 K: 0 S: 3	H: 0 LOB: 0 BB: 0 P: 3	R: 0 E: 0 K: 1 S: 4	H: 0 LOB: 0 BB: 1 P: 8	R: 0 E: 0 K: 0 S: 3	H: 0 LOB: 0 BB: 0 P: 3	R: 0 E: 0 K: 1 S: 5	H: 1 LOB: 0 BB: 0 P: 5	1B: 9 2B: 2 3B: 0 HR: 0	SF: 1 SAC: 1 DP: 1 HBP: 0	WP: 0 PB: 0 SB: 3 CS: 1	PA: 38
PITCHER	IP WLS BF H R ER SO BB IBB HBP BLK WP HR S P ERA WHIP																			
Ken Kravec, L ERA: 4.6 (1, 1)	1.1 L 12 4 1 1 4 2 0 0 0 0 0 10 18 40.50 6.000																			
Silvio Martinez, R ERA: 5.87 (2, 1)	6.2 26 4 1 1 4 3 1 0 0 0 0 30 46 1.35 1.050																			

Batter	1	2	3	4	5	6	7	8	9	AB	R	H	RBI	BB	SO	LOB	TOP			
Alan Bannister, R (1,6) OBP: 0.347, SLG: 0.348	0-0 5-3		0-0 5-3			0-0 SF8		0-0 F8		3	0	0	1	0	0	1	Chicago White Sox @ Oakland Athletics Oakland-Alameda County Coliseum, Oakland, CA Mon Sep 05 1977, 3:38 AM PDT Att: 12,067 - Unknown			
Chet Lemon, R (1,8) OBP: 0.350, SLG: 0.470	0-0 E6			0-0 2-3		0-0 F9		0-0 5-3		4	0	0	0	0	0	2				
Eric Soderholm, R (1,5) OBP: 0.358, SLG: 0.516	0-0 F7			4-0 CS BB		0-0 2B		0-0 F6		3	0	1	1	1	0	1				
Lamar Johnson, R (1,10) OBP: 0.357, SLG: 0.531	0-0 F8			0-0 L8		0-0 F9		0-0 1B		4	0	1	0	0	0	3				
Wayne Nordhagen, R (1,9) OBP: 0.287, SLG: 0.435		0-0 F8			0-0 6-3		0-0 5-3		0-0 L8		4	0	0	0	0	1				
Jim Spencer, L (1,3) OBP: 0.303, SLG: 0.417		0-0 F5			0-0 4-3		0-0 F8		0-0 F5		4	0	0	0	0	1				
Bob Coluccio, R (1,7)		0-0 F4			0-0 F3		0-0 F8				3	0	0	0	0	0				
Don Kessinger, S (1,4) OBP: 0.292, SLG: 0.247			0-0 5-3			0-0 2B SF8 1B		0-0 SH1-4 1B		3	1	2	0	0	0	0				
Jim Essian, R (1,2) OBP: 0.361, SLG: 0.421			0-0 F8			0-0 2B		0-0 SH1-4		2	1	1	0	0	0	0				
Inning Stats	R: 0 E: 1 K: 0 S: 4	H: 0 LOB: 1 BB: 0 P: 4	R: 0 E: 0 K: 0 S: 3	H: 0 LOB: 0 BB: 0 P: 3	R: 0 E: 0 K: 0 S: 3	H: 0 LOB: 0 BB: 1 P: 6	R: 0 E: 0 K: 0 S: 3	H: 0 LOB: 0 BB: 0 P: 3	R: 2 E: 0 K: 0 S: 6	H: 3 LOB: 1 BB: 0 P: 6	R: 0 E: 0 K: 0 S: 3	H: 0 LOB: 0 BB: 0 P: 3	R: 0 E: 0 K: 0 S: 4	H: 1 LOB: 1 BB: 0 P: 4	R: 0 E: 0 K: 0 S: 4	H: 1 LOB: 1 BB: 0 P: 4		1B: 3 2B: 2 3B: 0 HR: 0	SF: 1 SAC: 1 DP: 0 HBP: 0	WP: 0 PB: 0 SB: 1 CS: 1
PITCHER Pablo Torrealba, L (1,1) ERA: 1.8	IP: 9.0 WLS: L BF: 33	H: 5 R: 2 ER: 2 SO: 0	BB: 1 IBB: 0 HBP: 0 BLK: 0	WP: 0 HR: 0 S: 32 P: 36	ERA: 2.00 WHIP: 0.667	PITCHER IP: WLS: BF: H: R: ER: SO: BB: IBB: HBP: BLK: WP: HR: S: P: ERA: WHIP														

Batter	1	2	3	4	5	6	7	8	9	AB	R	H	RBI	BB	SO	LOB	BOTTOM					
Rodney Scott, S (1,4) OBP: 0.338, SLG: 0.295	0-0 3-1 SF8 1B		0-3 K			0-0 1-2 1B		0-0 F6		4	1	2	0	0	1	0	Chicago White Sox @ Oakland Athletics Oakland-Alameda County Coliseum, Oakland, CA Mon Sep 05 1977, 3:38 AM PDT Att: 12,067 - Unknown					
Mike Jorgensen, L (1,3) OBP: 0.328, SLG: 0.302	0-0 3-1 1-3		0-0 4-3		0-0 F9		0-0 F8			4	0	0	0	0	0	3						
Mitchell Page, L (1,7) OBP: 0.365, SLG: 0.535	4-0 S BB		4-0 CS BB		4-0 CS BB		0-0 K 1B			0	0	0	0	0	0	0						
Larry Lintz, S (5, PR) OBP: 0.236, SLG: 0.138										0	0	0	0	0	0	0						
Larry Murray, S (7, 7) OBP: 0.241, SLG: 0.248										0	0	0	0	0	0	0						
Marty Schindler, S (6, PH) OBP: 0.232, SLG: 0.357										1	0	1	0	0	0	0						
Matt Alexander, S (6, PR) OBP: 0.302, SLG: 0.231										0	0	0	0	0	0	0						
Jim Tyrone, R (1,9) OBP: 0.314, SLG: 0.358	0-0 SF8		0-0 CS		0-0 G1-4-3 1B		4-0 1B BB		0-3 K	1	0	1	1	1	0	0						
Bill North, S (6, PH) OBP: 0.378, SLG: 0.330										1	0	0	0	0	1	1						
Jerry Tabb, L (9, 3) OBP: 0.272, SLG: 0.390										0	0	0	0	0	0	0						
Earl Williams, R (1,10) OBP: 0.291, SLG: 0.410	4-0 3-H		0-0 G1-4-3		0-0 1-2		0-3 K		0-0 4-3 8-2 2B	3	0	1	0	1	1	2						
Matt Keough, R (9, PR)										0	0	0	0	0	0	0						
Wayne Gross, L (1,5) OBP: 0.343, SLG: 0.403	0-0 G3		0-0 CS BB		4-0 CS BB		0-0 1B 1B		0-0 4-3	3	0	1	0	1	0	3						
Tony Armas, R (1,8) OBP: 0.294, SLG: 0.395			0-0 1-3		0-0 CS		0-0 6-3		0-0 8-2	3	0	1	0	0	0	0						
Willie Crawford, L (9, PH) OBP: 0.306, SLG: 0.305					0-0 1-2		0-0 1B		0-0 8-2	1	0	0	0	0	0	2						
Tim Hosley, R (1,2) OBP: 0.313, SLG: 0.263		0-0 F9			0-0 FC6-4 1B		0-0 F6			3	0	1	0	0	0	0						
Rob Picciolo, R (1,6) OBP: 0.212, SLG: 0.246			0-0 5-3		0-0 FC6-4 1B		0-3 K			2	0	0	0	0	0	1						
Rich McKinney, R (7, PH) OBP: 0.236, SLG: 0.313										1	0	0	0	0	1	0						
Marty Perez, R (6, 4) OBP: 0.295, SLG: 0.327										0	0	0	0	0	0	0						
Inning Stats	R: 1 E: 0 K: 0 S: 4	H: 1 LOB: 2 BB: 2 P: 12	R: 0 E: 0 K: 0 S: 3	H: 0 LOB: 0 BB: 0 P: 3	R: 0 E: 0 K: 1 S: 4	H: 0 LOB: 0 BB: 1 P: 8	R: 0 E: 0 K: 0 S: 2	H: 1 LOB: 0 BB: 1 P: 6	R: 0 E: 0 K: 0 S: 5	H: 2 LOB: 2 BB: 0 P: 5	R: 0 E: 0 K: 1 S: 5	H: 2 LOB: 2 BB: 2 P: 13	R: 0 E: 0 K: 1 S: 5	H: 0 LOB: 0 BB: 0 P: 5	R: 0 E: 0 K: 1 S: 5	H: 1 LOB: 1 BB: 0 P: 5	R: 0 E: 0 K: 0 S: 3	H: 1 LOB: 1 BB: 0 P: 3	1B: 7 2B: 2 3B: 0 HR: 0	SF: 1 SAC: 0 DP: 2 HBP: 0	WP: 0 PB: 0 SB: 1 CS: 3	PA: 36
PITCHER Wilbur Wood, L (1,1) ERA: 4.67	IP: 7.1 WLS: W BF: 30	H: 7 R: 1 ER: 1 SO: 3	BB: 6 IBB: 0 HBP: 0 BLK: 0	WP: 0 HR: 0 S: 30 P: 54	ERA: 1.23 WHIP: 1.773	PITCHER IP: WLS: BF: H: R: ER: SO: BB: IBB: HBP: BLK: WP: HR: S: P: ERA: WHIP																
Lerrin LaGrow, R (8, 1) ERA: 2.63	1.2 S 4	1 0 0 1	0 0 0 0	0 0 0 0	0 0 6 6	0.00 0.600																

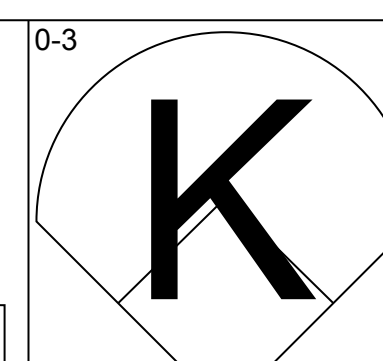
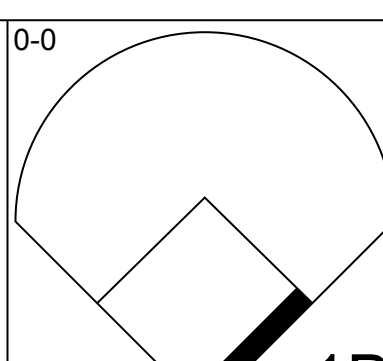
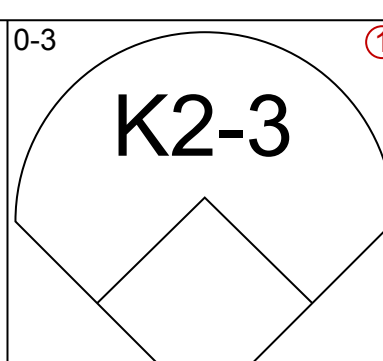
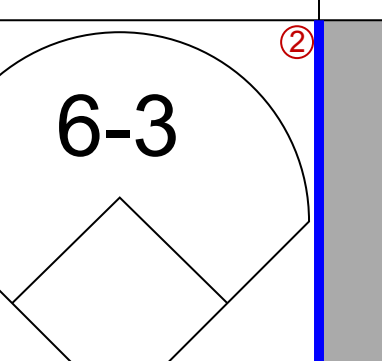
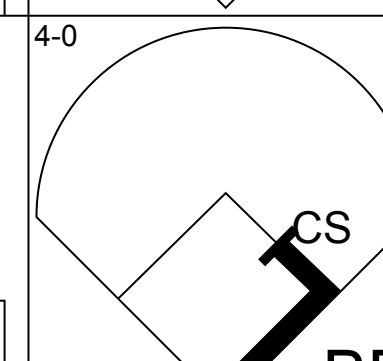
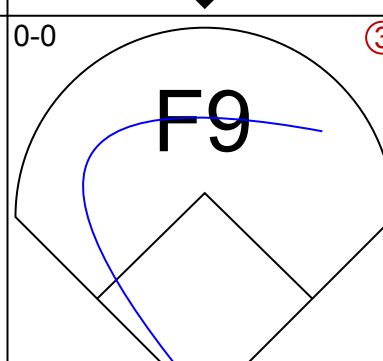
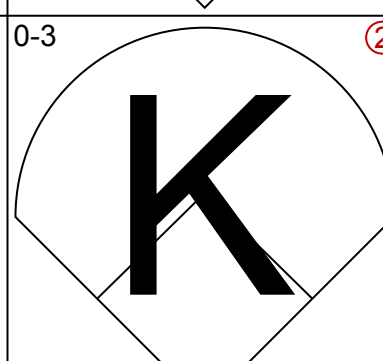
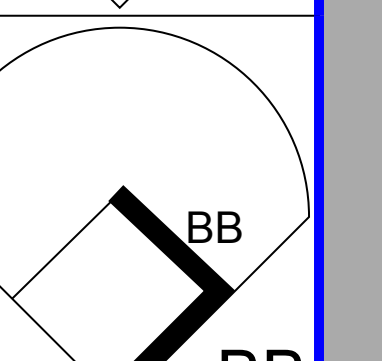
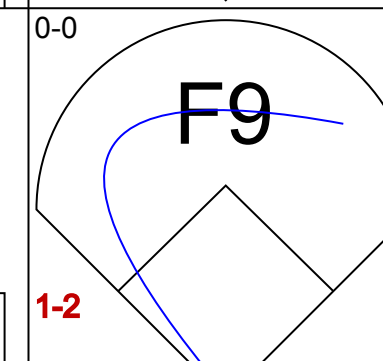
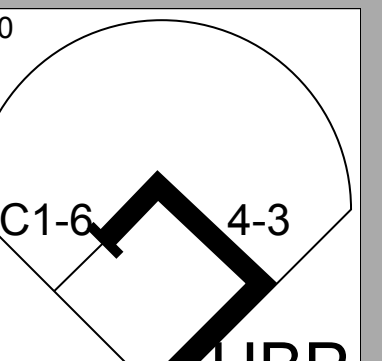
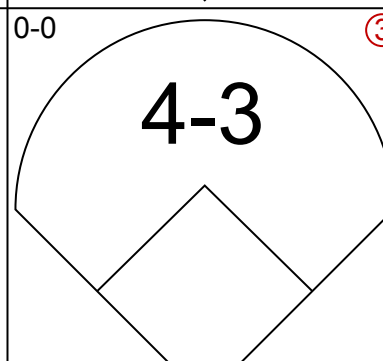
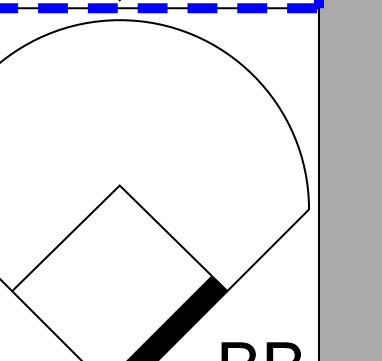
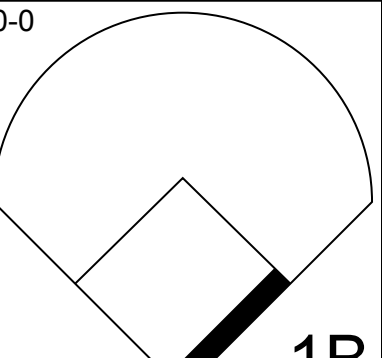
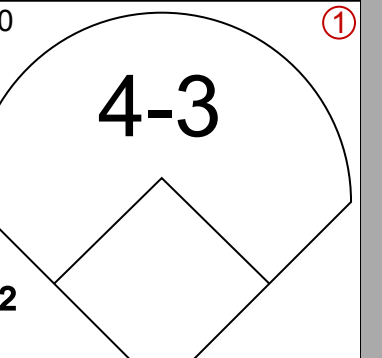
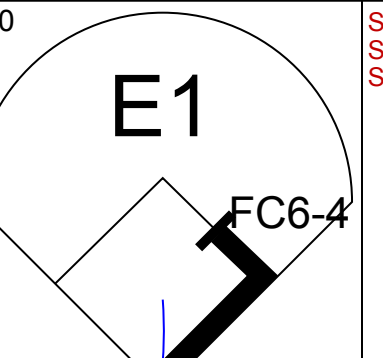
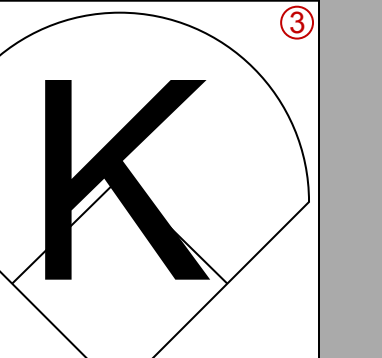



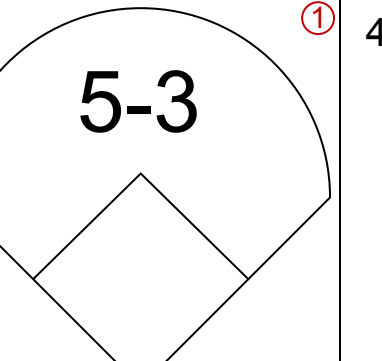

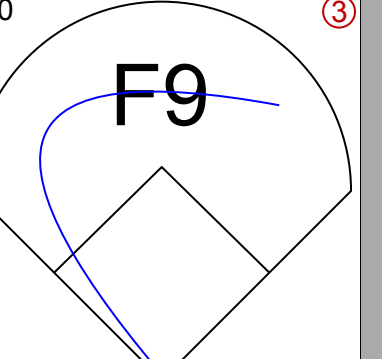
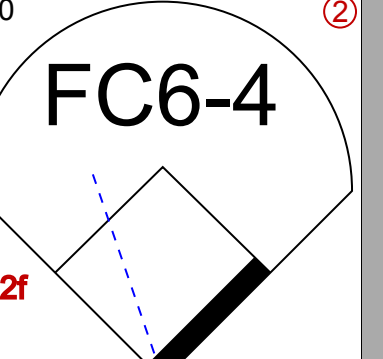
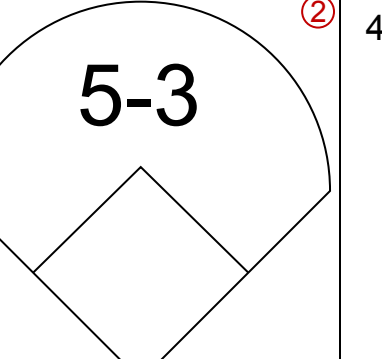

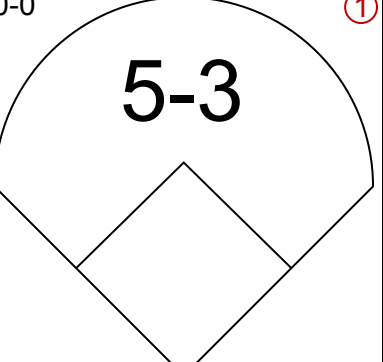
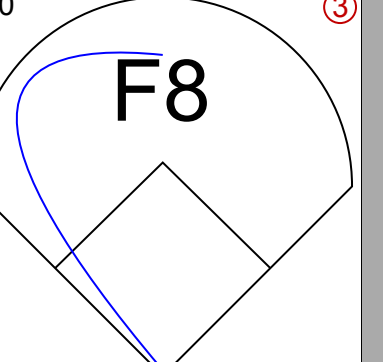
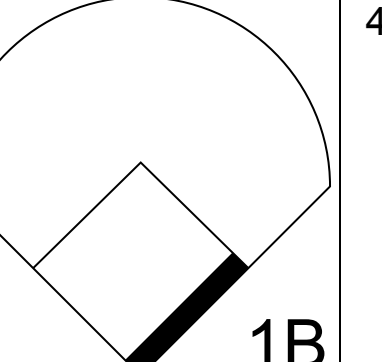
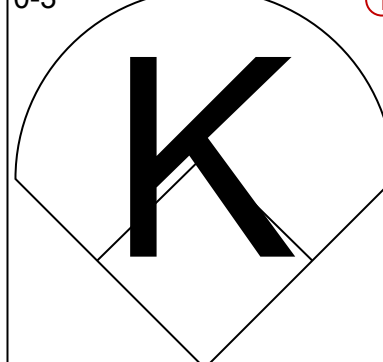
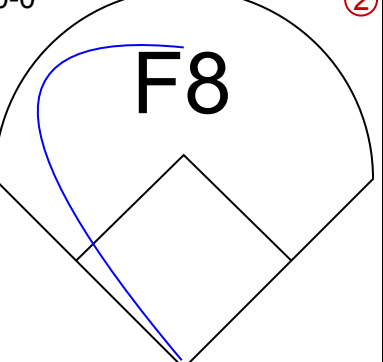
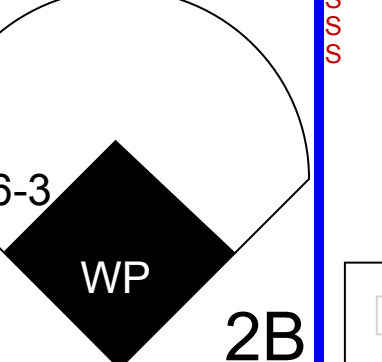
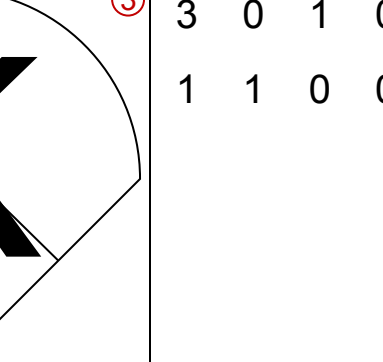
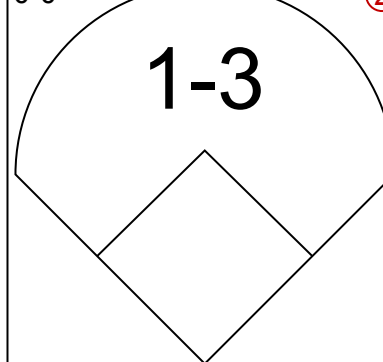
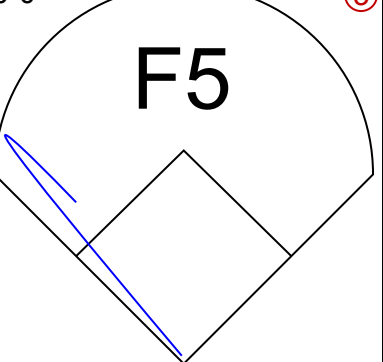
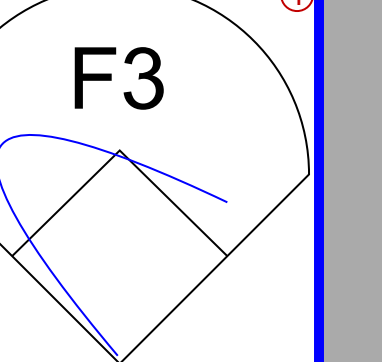


Batter	1	2	3	4	5	6	7	8	9	AB	R	H	RBI	BB	SO	LOB	TOP		
Ralph Garr, L OBP: 0.329, SLG: 0.440 Bob Coluccio, R (9, 7)										5	1	2	2	0	1	1			
Alan Bannister, R OBP: 0.344, SLG: 0.344 (1, 6)										4	1	1	0	1	1	2			
Jorge Orta, L OBP: 0.331, SLG: 0.410 (1, 4)										4	0	1	0	1	1	2			
Richie Zisk, R OBP: 0.371, SLG: 0.536 (1, 10)										5	0	0	0	0	1	4			
Oscar Gamble, L OBP: 0.376, SLG: 0.596 (1, 9)										3	1	0	0	2	0	2			
Lamar Johnson, R OBP: 0.351, SLG: 0.521 Henry Cruz, L OBP: 0.667, SLG: 2.000 Jim Spencer, L OBP: 0.303, SLG: 0.417 (8, PR) (8, 3)										4	0	1	1	0	0	3			
Chet Lemon, R OBP: 0.355, SLG: 0.471 (1, 8)										3	1	1	0	0	0	3			
Don Kessinger, S OBP: 0.296, SLG: 0.257 (1, 5)										2	0	1	2	1	0	0			
Jim Essian, R OBP: 0.356, SLG: 0.418 (1, 2)										4	1	1	0	0	1	3			
Inning Stats	R: 0 E: 0 K: 1 S: 5	H: 0 LOB: 0 BB: 0 P: 5	R: 2 E: 0 K: 0 S: 5	H: 2 LOB: 1 BB: 1 P: 9	R: 0 E: 0 K: 1 S: 5	H: 0 LOB: 0 BB: 0 P: 5	R: 0 E: 0 K: 0 S: 3	H: 0 LOB: 1 BB: 0 P: 3	R: 0 E: 0 K: 1 S: 6	H: 1 LOB: 2 BB: 2 P: 14	R: 0 E: 0 K: 2 S: 8	H: 1 LOB: 2 BB: 1 P: 12	R: 0 E: 0 K: 0 S: 4	H: 1 LOB: 1 BB: 0 P: 4	R: 2 E: 0 K: 0 S: 6	H: 3 LOB: 2 BB: 1 P: 10	1B: 5 2B: 1 3B: 1 HR: 1	SF: 0 SAC: 1 DP: 0 HBP: 1	WP: 0 PA: 41 SB: 0 CS: 1
PITCHER	IP WLS BF H R ER SO BB IBB HBP BLK WP HR S P ERA WHIP																		
Matt Keough, R ERA: 4.5 Joe Coleman, R ERA: 3.16	(1, 1) 7.0 L 30 4 3 3 5 4 0 1 0 0 0 0 1 10 14 3.86 1.143																		

Chicago White Sox @ Oakland Athletics
Oakland-Alameda County Coliseum, Oakland, CA
Wed Sep 07 1977, 7:05 PM PDT
Att: 3,978 - Unknown

AB 34
R 5
H 8
RBI 5
BB 5
SO 5
LOB 20



Batter	1	2	3	4	5	6	7	8	9	AB	R	H	RBI	BB	SO	LOB	BOTTOM		
Bill North, S OBP: 0.376, SLG: 0.326 Larry Murray, S OBP: 0.231, SLG: 0.248 (9, 8)										4	0	1	0	0	2	1			
Rodney Scott, S OBP: 0.338, SLG: 0.294 Earl Williams, R OBP: 0.293, SLG: 0.410 Larry Lintz, S OBP: 0.316, SLG: 0.138 (8, PR) (9, 6)										2	0	0	0	1	1	1			
Mitchell Page, L OBP: 0.402, SLG: 0.540 (1, 10)										2	0	0	0	1	0	1			
Mike Jorgensen, L OBP: 0.328, SLG: 0.304 (1, 3)										4	0	1	0	0	1	3			
Jim Tyrone, R OBP: 0.310, SLG: 0.352 (1, 7)										4	0	0	0	0	2	3			
Manny Sanguillen, R OBP: 0.297, SLG: 0.344 (1, 2)										4	0	0	0	0	1	3			
Wayne Gross, L OBP: 0.346, SLG: 0.400 (1, 5)										4	0	1	0	0	0	2			
Tony Armas, R OBP: 0.294, SLG: 0.396 Sheldon Mallory, R OBP: 0.236, SLG: 0.277 (8, PR) (9, 9)										3	0	1	0	0	1	0			
Rob Picciolo, R OBP: 0.210, SLG: 0.243 Jerry Tabb, L OBP: 0.276, SLG: 0.387 Marty Perez, R OBP: 0.294, SLG: 0.326 (8, PH) (9, 4)										2	0	0	0	0	0	0			
Inning Stats	R: 0 E: 0 K: 1 S: 4	H: 0 LOB: 0 BB: 1 P: 8	R: 0 E: 0 K: 2 S: 8	H: 1 LOB: 1 BB: 0 P: 8	R: 0 E: 0 K: 1 S: 6	H: 1 LOB: 1 BB: 0 P: 6	R: 0 E: 0 K: 0 S: 3	H: 0 LOB: 1 BB: 0 P: 4	R: 0 E: 0 K: 2 S: 7	H: 0 LOB: 0 BB: 0 P: 7	R: 0 E: 1 K: 1 S: 6	H: 0 LOB: 1 BB: 0 P: 6	R: 1 E: 0 K: 1 S: 6	H: 1 LOB: 2 BB: 2 P: 14	R: 0 E: 0 K: 1 S: 6	H: 1 LOB: 1 BB: 0 P: 6	1B: 3 2B: 1 3B: 0 HR: 0	SF: 0 SAC: 0 DP: 0 HBP: 1	WP: 1 PA: 35 SB: 0 CS: 1
PITCHER	IP WLS BF H R ER SO BB IBB HBP BLK WP HR S P ERA WHIP																		
Steve Renko, R ERA: 4.06 Dave Hamilton, L ERA: 4.25	(1, 1) 7.2 W 29 3 1 1 7 2 0 1 1 0 0 0 0 9 13 0.00 1.500																		

Chicago White Sox @ Oakland Athletics
Oakland-Alameda County Coliseum, Oakland, CA
Wed Sep 07 1977, 7:05 PM PDT
Att: 3,978 - Unknown

AB 31
R 1
H 4
RBI 0
BB 3
SO 9
LOB 16



Batter	1	2	3	4	5	6	7	8	9	AB	R	H	RBI	BB	SO	LOB	TOP										
Ralph Garr, L OBP: 0.328, SLG: 0.440 (1, 7)										4	0	1	0	0	0	2											
Alan Bannister, R OBP: 0.342, SLG: 0.342 (1, 6)										4	0	0	0	0	2	1											
Jorge Orta, L OBP: 0.331, SLG: 0.408 (1, 4)										4	0	1	0	0	1	1											
Richie Zisk, R OBP: 0.370, SLG: 0.534 (1, 10)										4	0	1	0	0	2	0											
Oscar Gamble, L OBP: 0.373, SLG: 0.591 (1, 9)										3	0	0	0	0	1	2											
Jim Spencer, L OBP: 0.302, SLG: 0.415 Lamar Johnson, R (7, PH) OBP: 0.350, SLG: 0.519 (7, 3)										2	0	0	0	0	0	0											
Chet Lemon, R OBP: 0.353, SLG: 0.468 (1, 8)										3	0	0	0	0	1	0											
Eric Soderholm, R OBP: 0.359, SLG: 0.513 (1, 5)										2	0	0	0	1	0	0											
Jim Essian, R OBP: 0.356, SLG: 0.417 (1, 2)										3	0	1	0	0	1	1											
Inning Stats	R: 0 E: 0 K: 0 S: 3	H: 1 LOB: 0 BB: 0 P: 3	R: 0 E: 0 K: 1 S: 5	H: 0 LOB: 0 BB: 0 P: 5	R: 0 E: 0 K: 1 S: 5	H: 0 LOB: 1 BB: 1 P: 9	R: 0 E: 0 K: 2 S: 7	H: 0 LOB: 0 BB: 0 P: 7	R: 0 E: 0 K: 0 S: 3	H: 0 LOB: 0 BB: 0 P: 3	R: 0 E: 0 K: 1 S: 7	H: 2 LOB: 2 BB: 0 P: 7	R: 0 E: 0 K: 1 S: 6	H: 1 LOB: 1 BB: 0 P: 6	R: 0 E: 0 K: 2 S: 7	H: 0 LOB: 0 BB: 0 P: 7	1B: 3 2B: 1 3B: 0 HR: 0	SF: 0 SAC: 0 DP: 0 HBP: 0	WP: 0 PB: 0 SB: 0 CS: 0	PA: 31							
PITCHER	IP	WLS	BF	H	R	ER	SO	BB	IBB	HBP	BLK	WP	HR	S	P	ERA	WHIP										
Nolan Ryan, R ERA: 2.63 Dave LaRoche, L ERA: 3.41	(1, 1)	6.1	W	22	3	0	5	1	0	0	0	0	0	31	35	0.00	0.632										
	(7, 1)	2.2	S	9	1	0	3	0	0	0	0	0	0	15	15	0.00	0.375										

Chicago White Sox @ California Angels
Anaheim Stadium, Anaheim, CA
Thu Sep 08 1977, 6:33 AM EDT
Unknown

AB 30
R 0
H 4
RBI 0
BB 1
SO 8
LOB 9

Batter	1	2	3	4	5	6	7	8	9	AB	R	H	RBI	BB	SO	LOB	BOTTOM										
Thad Bosley, L OBP: 0.406, SLG: 0.429 (1, 8)										4	0	1	0	0	0	3											
Jerry Remy, L OBP: 0.326, SLG: 0.358 (1, 4)										4	0	0	0	0	1	3											
Willie Aikens, L OBP: 0.315, SLG: 0.266 Dan Briggs, L OBP: 0.241, SLG: 0.230 (8, 3)										3	0	0	0	0	2	1											
Dave Kingman, R OBP: 0.276, SLG: 0.424 (1, 7)										4	0	0	0	0	4	0											
Don Baylor, R OBP: 0.344, SLG: 0.444 Rusty Torres, S OBP: 0.244, SLG: 0.278 (9, 9)										3	2	2	1	0	0	0											
Danny Goodwin, L OBP: 0.284, SLG: 0.349 (1, 10)										3	0	1	0	0	1	0											
Dave Chalk, R OBP: 0.341, SLG: 0.346 (1, 5)										3	0	1	1	0	1	1											
Rance Mulliniks, L OBP: 0.325, SLG: 0.355 (1, 6)										3	0	0	0	0	0	2											
Terry Humphrey, R OBP: 0.294, SLG: 0.292 (1, 2)										3	0	0	0	0	0	2											
Inning Stats	R: 0 E: 0 K: 1 S: 5	H: 0 LOB: 0 BB: 0 P: 5	R: 1 E: 0 K: 1 S: 7	H: 2 LOB: 1 BB: 0 P: 7	R: 0 E: 0 K: 1 S: 6	H: 1 LOB: 1 BB: 0 P: 6	R: 0 E: 0 K: 2 S: 7	H: 0 LOB: 0 BB: 0 P: 7	R: 0 E: 0 K: 2 S: 9	H: 0 LOB: 2 BB: 0 P: 9	R: 1 E: 0 K: 1 S: 6	H: 1 LOB: 0 BB: 0 P: 6	R: 0 E: 0 K: 0 S: 4	H: 1 LOB: 1 BB: 0 P: 4	R: 0 E: 0 K: 1 S: 5	H: 0 LOB: 0 BB: 0 P: 5	1B: 3 2B: 1 3B: 0 HR: 1	SF: 0 SAC: 0 DP: 0 HBP: 0	WP: 0 PB: 0 SB: 1 CS: 0	PA: 31							
PITCHER	IP	WLS	BF	H	R	ER	SO	BB	IBB	HBP	BLK	WP	HR	S	P	ERA	WHIP										
Francisco Barrios, R ERA: 4.2	(1, 1)	8.0	L	31	5	2	9	0	0	0	0	0	1	49	49	2.25	0.625										

Chicago White Sox @ California Angels
Anaheim Stadium, Anaheim, CA
Thu Sep 08 1977, 6:33 AM EDT
Unknown

AB 31
R 2
H 5
RBI 2
BB 0
SO 9
LOB 12

Batter	1	2	3	4	5	6	7	8	9	AB	R	H	RBI	BB	SO	LOB	TOP																					
Ralph Garr, L (1, 7) OBP: 0.325, SLG: 0.436 Bob Coluccio, R (9, 7)	6-3			K	3-1		4-3		4-3	5	0	0	0	0	1	2																						
Alan Bannister, R (1, 6) OBP: 0.341, SLG: 0.341	F5			6-3		1B SH5-4 E 1B	5-3			4	1	1	0	0	0	1																						
Jorge Orta, L (1, 4) OBP: 0.331, SLG: 0.408	L1			1B 1B		SH5-4 1-2		6-3		3	1	1	0	0	0	0																						
Richie Zisk, R (1, 10) OBP: 0.369, SLG: 0.531		L5		1B 1-2 1B		6-3		F8		4	0	1	0	0	0	1																						
Oscar Gamble, L (1, 9) OBP: 0.377, SLG: 0.592		F8		1-2 2-H 1B		E BB		E8 1B		3	0	2	1	1	0	0																						
Jim Spencer, L (1, 3) OBP: 0.303, SLG: 0.415		L9		F9		E3 1-3 2-H 1B		FC4 IBB		3	0	1	0	1	0	2																						
Chet Lemon, R (1, 8) OBP: 0.350, SLG: 0.465			F9		F8	F9		FC4 1-2		4	0	0	0	0	0	4																						
Don Kessinger, S (1, 5) OBP: 0.296, SLG: 0.257			F8		F9		4-3 SH1-4 1B	6-3		4	0	1	0	0	0	0																						
Brian Downing, R (1, 2) OBP: 0.402, SLG: 0.415			F8			SH1-4 1-2 1B		F8		3	0	1	0	0	0	0																						
Inning Stats	R: 0 E: 0 K: 0 S: 3	H: 0 LOB: 0 BB: 0 P: 3	R: 0 E: 0 K: 0 S: 3	H: 0 LOB: 0 BB: 0 P: 3	R: 0 E: 0 K: 0 S: 3	H: 0 LOB: 0 BB: 0 P: 3	R: 1 E: 0 K: 1 S: 8	H: 3 LOB: 2 BB: 0 P: 8	R: 0 E: 0 K: 0 S: 4	H: 1 LOB: 1 BB: 0 P: 4	R: 1 E: 1 K: 0 S: 5	H: 2 LOB: 2 BB: 1 P: 9	R: 0 E: 0 K: 0 S: 4	H: 1 LOB: 1 BB: 0 P: 4	R: 0 E: 1 K: 0 S: 4	H: 1 LOB: 2 BB: 0 P: 8	R: 0 E: 0 K: 0 S: 3	H: 0 LOB: 0 BB: 0 P: 3	1B: 8 2B: 0 3B: 0 HR: 0	SF: 0 SAC: 2 DP: 0 HBP: 0	WP: 0 PA: 37 CS: 0																	
PITCHER	IP	WLS	BF	H	R	ER	SO	BB	IBB	HBP	BLK	WP	HR	S	P	ERA	WHIP	PITCHER				IP	WLS	BF	H	R	ER	SO	BB	IBB	HBP	BLK	WP	HR	S	P	ERA	WHIP
Gary Nolan, R (1, 1) ERA: 5.8	5.0		19	4	1	1	1	0	0	0	0	0	0	21	21	1.80	0.800																					
Mike Barlow, R (6, 1) ERA: 6.61	4.0	W	18	4	1	0	0	1	1	0	0	0	0	16	24	0.00	1.250																					

Chicago White Sox @ California Angels
 Anaheim Stadium, Anaheim, CA
 Thu Sep 08 1977, 10:05 PM EDT
 Att: 15,045 - Unknown

AB	33
R	2
H	8
RBI	1
BB	2
SO	1
LOB	10



Batter	1	2	3	4	5	6	7	8	9	AB	R	H	RBI	BB	SO	LOB	BOTTOM																					
Thad Bosley, L (1, 8) OBP: 0.394, SLG: 0.415	K		K			6-3		E6 1-3		4	0	0	0	0	2	1																						
Dave Chalk, R (1, 5) OBP: 0.339, SLG: 0.343	F3		5-3			F8		1-3		4	0	0	0	0	0	2																						
Ron Jackson, R (1, 7) OBP: 0.300, SLG: 0.364 Jerry Remy, L (9, PR) OBP: 0.326, SLG: 0.358	BB			K		5-3		FC1-5 1B BB		2	0	0	0	2	1	0																						
Dave Kingman, R (1, 3) OBP: 0.275, SLG: 0.422	F9			F8		K		FC1-5 1B 1-2 2-3F 1B		4	1	1	0	0	1	1																						
Don Baylor, R (1, 9) OBP: 0.341, SLG: 0.440		K		K		1-3		FC1-5 1B E		4	1	0	0	0	2	2																						
Mario Guerrero, R (1, 4) OBP: 0.335, SLG: 0.400 Orlando Ramirez, R (9, PR) OBP: 0.077, SLG: 0.077		5-3				SH1-4 1B		IBB E WP 1B		4	0	2	1	0	0	0																						
Rance Mulliniks, L (1, 6) OBP: 0.321, SLG: 0.351		E6				SH1-4 1-2 1B		K IBB		3	0	0	1	0	1	1																						
Gil Flores, R (1, 10) OBP: 0.328, SLG: 0.370		K				K		E 1B 1-2 2-3 IBB		3	0	1	0	1	2	2																						
Andy Etchebarren, R (1, 2) OBP: 0.306, SLG: 0.289 Tony Solaita, L (9, PH) OBP: 0.349, SLG: 0.403			4-3			6-3		K 3-H		3	0	0	0	0	1	2																						
Inning Stats	R: 0 E: 0 K: 1 S: 5	H: 0 LOB: 1 BB: 1 P: 9	R: 0 E: 1 K: 2 S: 8	H: 0 LOB: 1 BB: 0 P: 8	R: 0 E: 0 K: 1 S: 5	H: 0 LOB: 0 BB: 0 P: 5	R: 0 E: 0 K: 2 S: 7	H: 0 LOB: 0 BB: 0 P: 7	R: 0 E: 0 K: 0 S: 6	H: 1 LOB: 1 BB: 0 P: 6	R: 0 E: 0 K: 0 S: 3	H: 0 LOB: 0 BB: 0 P: 3	R: 0 E: 0 K: 1 S: 5	H: 0 LOB: 0 BB: 0 P: 5	R: 0 E: 1 K: 2 S: 9	H: 1 LOB: 2 BB: 0 P: 9	R: 3 E: 1 K: 0 S: 4	H: 2 LOB: 2 BB: 2 P: 12	1B: 4 2B: 0 3B: 0 HR: 0	SF: 0 SAC: 1 DP: 0 HBP: 0	WP: 1 PA: 36 CS: 0																	
PITCHER	IP	WLS	BF	H	R	ER	SO	BB	IBB	HBP	BLK	WP	HR	S	P	ERA	WHIP	PITCHER				IP	WLS	BF	H	R	ER	SO	BB	IBB	HBP	BLK	WP	HR	S	P	ERA	WHIP
Ken Kravec, L (1, 1) ERA: 4.46	8.0		31	3	2	2	10	2	0	0	0	0	0	49	57	2.25	0.625																					
Clay Carroll, R (9, 1) ERA: 2.66	0.1	L	2	1	0	0	0	0	0	0	0	0	0	2	2	0.00	3.000																					
Dave Hamilton, L (9, 1) ERA: 4.25	0.0		2	0	0	0	0	0	1	0	0	0	0	1	5	∞	∞																					
Lerrin LaGrow, R (9, 1) ERA: 2.63	0.0		1	0	1	0	0	0	0	0	0	1	0	0	0	∞	∞																					

Chicago White Sox @ California Angels
 Anaheim Stadium, Anaheim, CA
 Thu Sep 08 1977, 10:05 PM EDT
 Att: 15,045 - Unknown


AB	32
R	3
H	4
RBI	2
BB	3
SO	10
LOB	13



Batter	1	2	3	4	5	6	7	8	9	AB	R	H	RBI	BB	SO	LOB	TOP					
Ralph Garr, L OBP: 0.323, SLG: 0.433 (1, 7)										5	0	1	0	0	0	1						
Chet Lemon, R OBP: 0.350, SLG: 0.466 (1, 8)										5	1	2	0	0	0	2						
Richie Zisk, R OBP: 0.370, SLG: 0.531 (1, 10)										4	1	2	1	0	0	1						
Lamar Johnson, R OBP: 0.352, SLG: 0.519 Jim Spencer, L OBP: 0.303, SLG: 0.415 (1, 3) (8, 3)										4	0	2	0	0	0	0						
Wayne Northhagen, R OBP: 0.287, SLG: 0.478 (1, 9)										4	1	1	0	0	1	4						
Jorge Orta, L OBP: 0.332, SLG: 0.412 (1, 4)										3	0	2	2	0	0	2						
Don Kessinger, S OBP: 0.295, SLG: 0.257 (1, 6)										4	0	1	0	0	0	2						
Jack Brohamer, L OBP: 0.340, SLG: 0.341 (1, 5)										4	0	0	0	0	0	3						
Jim Essian, R OBP: 0.358, SLG: 0.426 (1, 2)										3	1	1	1	1	0	0						
Inning Stats	R: 1 E: 0 K: 1 S: 8	H: 3 LOB: 2 BB: 0 P: 8	R: 1 E: 0 K: 0 S: 4	H: 1 LOB: 0 BB: 0 P: 4	R: 0 E: 0 K: 0 S: 3	H: 1 LOB: 1 BB: 0 P: 3	R: 0 E: 0 K: 0 S: 4	H: 1 LOB: 1 BB: 0 P: 4	R: 0 E: 0 K: 0 S: 2	H: 0 LOB: 0 BB: 1 P: 6	R: 1 E: 0 K: 0 S: 5	H: 2 LOB: 1 BB: 0 P: 5	R: 0 E: 0 K: 0 S: 4	H: 1 LOB: 1 BB: 0 P: 4	R: 1 E: 0 K: 0 S: 6	H: 3 LOB: 2 BB: 0 P: 6	R: 0 E: 0 K: 0 S: 3	H: 0 LOB: 0 BB: 0 P: 3	1B: 8 2B: 2 3B: 1 HR: 1	SF: 1 SAC: 0 DP: 1 HBP: 0	WP: 0 PB: 0 SB: 0 CS: 1	PA: 38
PITCHER	IP	WLS	BF	H	R	ER	SO	BB	IBB	HBP	BLK	WP	HR	S	P	ERA	WHIP					
Ken Brett, L ERA: 4.5 (1, 1)	8.0	L	35	12	4	4	1	1	0	0	0	0	1	36	40	4.50	1.625					
Balor Moore, L ERA: (9, 1)	1.0		3	0	0	0	0	0	0	0	0	0	0	3	3	0.00	0.000					

Chicago White Sox @ California Angels
 Anaheim Stadium, Anaheim, CA
 Fri Sep 09 1977, 10:05 PM EDT
 Att: 21,308 - Unknown


AB	36
R	4
H	12
RBI	4
BB	1
SO	1
LOB	15



Batter	1	2	3	4	5	6	7	8	9	AB	R	H	RBI	BB	SO	LOB	BOTTOM					
Thad Bosley, L OBP: 0.401, SLG: 0.422 (1, 8)										5	0	3	0	0	0	2						
Jerry Remy, L OBP: 0.324, SLG: 0.356 (1, 4)										5	0	1	0	0	0	4						
Willie Aikens, L OBP: 0.308, SLG: 0.275 (1, 3)										5	0	1	0	0	0	3						
Dave Kingman, R OBP: 0.277, SLG: 0.421 (1, 7)										3	0	1	0	1	0	2						
Don Baylor, R OBP: 0.341, SLG: 0.437 (1, 9)										3	0	0	0	1	2	5						
Mario Guerrero, R OBP: 0.333, SLG: 0.396 (1, 10)										4	0	1	0	0	0	3						
Dave Chalk, R OBP: 0.340, SLG: 0.343 (1, 5)										3	1	1	0	1	0	0						
Rance Mulliniks, L OBP: 0.324, SLG: 0.355 (1, 6)										3	0	1	0	1	0	1						
Terry Humphrey, R OBP: 0.262, SLG: 0.291 Tony Soltesz, L OBP: 0.291, SLG: 0.296 Orlando Hernandez, R OBP: 0.277, SLG: 0.279 Andy Etchebarren, R OBP: 0.267, SLG: 0.286 Bobby Bonds, R OBP: 0.347, SLG: 0.560 Ike Hampton, S OBP: 0.346, SLG: 0.440 (1, 2) (7, PH) (7, PH) (8, 2) (8, PH) (9, 2)										1	0	0	1	0	0	1						
Inning Stats	R: 0 E: 0 K: 1 S: 6	H: 1 LOB: 2 BB: 1 P: 10	R: 1 E: 2 K: 0 S: 5	H: 0 LOB: 1 BB: 0 P: 5	R: 0 E: 1 K: 1 S: 7	H: 2 LOB: 2 BB: 0 P: 7	R: 0 E: 0 K: 0 S: 4	H: 2 LOB: 1 BB: 0 P: 4	R: 0 E: 0 K: 0 S: 3	H: 0 LOB: 0 BB: 1 P: 3	R: 0 E: 0 K: 0 S: 2	H: 0 LOB: 0 BB: 1 P: 6	R: 0 E: 0 K: 0 S: 5	H: 2 LOB: 2 BB: 0 P: 5	R: 0 E: 0 K: 0 S: 4	H: 2 LOB: 3 BB: 2 P: 12	R: 0 E: 0 K: 0 S: 3	H: 1 LOB: 0 BB: 0 P: 3	1B: 8 2B: 2 3B: 0 HR: 0	SF: 1 SAC: 0 DP: 2 HBP: 0	WP: 2 PB: 0 SB: 0 CS: 1	PA: 39
PITCHER	IP	WLS	BF	H	R	ER	SO	BB	IBB	HBP	BLK	WP	HR	S	P	ERA	WHIP					
Steve Stone, R ERA: 4.29 (1, 1)	7.0	W	30	7	1	0	2	2	0	0	0	0	0	32	40	0.00	1.286					
Clay Carroll, R ERA: 2.65 (8, 1)	0.2		5	2	0	0	0	2	0	0	0	0	0	3	11	0.00	6.000					
Lerrin LaGrow, R ERA: 2.59 (8, 1)	1.1	S	4	1	0	0	0	0	0	0	0	0	0	4	4	0.00	0.750					

Chicago White Sox @ California Angels
 Anaheim Stadium, Anaheim, CA
 Fri Sep 09 1977, 10:05 PM EDT
 Att: 21,308 - Unknown

AB	34
R	1
H	10
RBI	1
BB	4
SO	2
LOB	24



Batter	1	2	3	4	5	6	7	8	9	AB	R	H	RBI	BB	SO	LOB	TOP								
Ralph Garr, L OBP: 0.323, SLG: 0.434 (1, 7)	0-0 2B		0-0 6-3		0-0 G3			0-3 K		4	0	1	0	0	1	0	Chicago White Sox @ California Angels Anaheim Stadium, Anaheim, CA Sat Sep 10 1977, 6:33 AM EDT Att: 10,659 - Unknown								
Chet Lemon, R OBP: 0.348, SLG: 0.462 (1, 8)	0-3 K		0-3 K		0-0 F7			0-0 4-3		4	0	0	0	0	2	1									
Jorge Orta, L OBP: 0.333, SLG: 0.415 (1, 4)	4-0 G6-3 BB		0-0 3B		0-0 4-3			0-0 6-3		3	0	1	0	1	0	0									
Richie Zisk, R OBP: 0.368, SLG: 0.527 (1, 10)	0-0 G6-3		0-0 F8		0-0 5-3			0-0 F9		4	0	0	0	0	0	3									
Oscar Gamble, L OBP: 0.378, SLG: 0.590 (1, 9)		4-0 2B BB		0-0 FC3-6 1B		0-0 F4		0-0 F7		3	1	1	0	1	0	0									
Lamar Johnson, R OBP: 0.348, SLG: 0.512 (1, 3)	0-3 K		0-0 FC3-6 1B		0-0 K			0-0 F7		4	0	0	0	0	2	2									
Jack Brohamer, L OBP: 0.340, SLG: 0.341 (1, 5)		0-0 F8		0-0 1-2 1B		0-0 L8				3	0	1	0	0	0	1									
Don Kessinger, S OBP: 0.295, SLG: 0.263 (1, 6)		0-0 1-H 2B		0-0 F8		0-0 F9				3	0	1	1	0	0	2									
Brian Downing, R OBP: 0.396, SLG: 0.407 (1, 2)		0-0 F8		0-3 K		0-0 F2				3	0	0	0	0	1	3									
Inning Stats	R: 0 E: 0 K: 1 S: 5	H: 1 LOB: 1 BB: 1 P: 9	R: 1 E: 0 K: 1 S: 6	H: 1 LOB: 1 BB: 1 P: 10	R: 0 E: 0 K: 1 S: 6	H: 1 LOB: 1 BB: 0 P: 6	R: 0 E: 0 K: 1 S: 7	H: 2 LOB: 2 BB: 0 P: 7	R: 0 E: 0 K: 0 S: 3	H: 0 LOB: 0 BB: 0 P: 3	R: 0 E: 0 K: 1 S: 5	H: 0 LOB: 0 BB: 0 P: 5	R: 0 E: 0 K: 0 S: 3	H: 0 LOB: 0 BB: 0 P: 3	R: 0 E: 0 K: 0 S: 3	H: 0 LOB: 0 BB: 0 P: 3	1B: 2 2B: 2 3B: 1 HR: 0	SF: 0 SAC: 0 DP: 1 HBP: 0	WP: 0 PB: 0 SB: 0 CS: 0	PA: 33					
PITCHER	IP	WLS	BF	H	R	ER	SO	BB	IBB	HBP	BLK	WP	HR	S	P	ERA	WHIP								
John Caneira, R ERA: 1.29 (1, 1)	7.0	W	27	5	1	1	5	2	0	0	0	0	0	35	43	1.29	1.000								
Dyar Miller, R ERA: 3.67 (8, 1)	2.0		6	0	0	0	1	0	0	0	0	0	0	8	8	0.00	0.000								

Batter	1	2	3	4	5	6	7	8	9	AB	R	H	RBI	BB	SO	LOB	BOTTOM								
Thad Bosley, L OBP: 0.411, SLG: 0.432 (1, 8)	0-0 HBP HBP 1B	0-0 SH5-4	0-3 K		0-0 1-2 1B			0-0 G4-6-3 1B		4	1	3	0	0	1	1	Chicago White Sox @ California Angels Anaheim Stadium, Anaheim, CA Sat Sep 10 1977, 6:33 AM EDT Att: 10,659 - Unknown								
Jerry Remy, L OBP: 0.325, SLG: 0.357 (1, 4)	0-3 K	0-0 S HR 1B		0-0 F7 1B	0-3 K			0-0 G4-6-3 1-2		5	1	2	0	0	2	4									
Bobby Bonds, R OBP: 0.346, SLG: 0.543 (1, 10)	0-0 F8	0-0 1-H 3-H HR		0-0 F7 1-2		0-0 L5		0-0 5-3		5	1	1	3	0	0	2									
Dave Kingman, R OBP: 0.277, SLG: 0.418 (1, 3)	1-0 HBP 1-2 HBP	0-3 K		0-3 K		0-3 K				3	0	0	0	0	3	1									
Don Baylor, R OBP: 0.342, SLG: 0.435 Rusty Torres, S OBP: 0.244, SLG: 0.278 (1, 9) (9, 9)	1-0 HBP 1-2 2-3 HBP	4-0 BB		0-0 F9		0-0 F3				2	0	0	0	1	0	1									
Dave Chalk, R OBP: 0.336, SLG: 0.341 (1, 5)	1-0 1-2 2-3 3-H HBP	0-3 K		0-0 F6		0-0 F7				3	0	0	1	0	1	1									
Ron Jackson, R OBP: 0.300, SLG: 0.374 (1, 7)	0-0 FC6-4 1-2		0-0 F8		0-0 HR		0-0 F8			4	1	1	1	0	0	3									
Rance Mulliniks, L OBP: 0.327, SLG: 0.361 (1, 6)		0-0 1B 2B		0-0 4-3		0-0 F8		0-0 F8 1B		4	1	2	0	0	0	0									
Andy Etchebarren, R OBP: 0.321, SLG: 0.300 (1, 2)		0-0 1B SH5-4 HR 1B		4-0 S BB		0-0 1B		0-3 K		3	1	2	1	1	1	1									
Inning Stats	R: 1 E: 0 K: 1 S: 6	H: 1 LOB: 3 BB: 0 P: 9	R: 4 E: 0 K: 2 S: 11	H: 4 LOB: 1 BB: 1 P: 15	R: 0 E: 0 K: 1 S: 5	H: 0 LOB: 1 BB: 1 P: 9	R: 0 E: 0 K: 1 S: 6	H: 1 LOB: 1 BB: 0 P: 6	R: 1 E: 0 K: 1 S: 8	H: 3 LOB: 2 BB: 0 P: 8	R: 0 E: 0 K: 1 S: 5	H: 0 LOB: 0 BB: 0 P: 5	R: 0 E: 0 K: 1 S: 6	H: 1 LOB: 1 BB: 0 P: 6	R: 0 E: 0 K: 0 S: 3	H: 1 LOB: 0 BB: 0 P: 3	1B: 8 2B: 1 3B: 0 HR: 2	SF: 0 SAC: 1 DP: 1 HBP: 3	WP: 0 PB: 0 SB: 0 CS: 0	PA: 39					
PITCHER	IP	WLS	BF	H	R	ER	SO	BB	IBB	HBP	BLK	WP	HR	S	P	ERA	WHIP								
Wilbur Wood, L ERA: 4.99 (1, 1)	1.1	L	12	5	5	5	1	11	14	33.75	3.750														
Bart Johnson, R ERA: 4.0 (2, 1)	5.2		24	5	1	1	7	2	0	0	0	0	1	36	44	1.59	1.235								
John Verhoeven, R ERA: 3.18 (8, 1)	1.0		3	1	0	0	0	0	0	0	0	0	0	3	3	0.00	1.000								

Batter	1	2	3	4	5	6	7	8	9	AB	R	H	RBI	BB	SO	LOB	TOP	
Ralph Garr, L OBP: 0.324, SLG: 0.432 (1, 7)	0-0 6-3	0-0 F6		0-0 5-3		0-0 L3		0-0 1B	0-0 1B	5	0	2	1	0	0	1		
Chet Lemon, R OBP: 0.351, SLG: 0.465 (1, 8)	4-0 1B FC4	0-0 2B		1-0 HBP		0-0 L3		0-0 1B	0-0 F9	3	1	1	0	1	0	2		
Jorge Orta, L OBP: 0.337, SLG: 0.422 Richie Zisk, R OBP: 0.367, SLG: 0.524 (9, PH)	0-0 1-3 1B	0-0 F8		0-0 F7				0-0 F8	0-0 F8	4	0	1	0	0	0	3		
Oscar Gamble, L OBP: 0.383, SLG: 0.594 (1, 9)	0-0 1B FC4		0-0 2B		0-0 2B		4-0 CS	0-0 BB		3	1	2	1	1	0	1		
Lamar Johnson, R OBP: 0.350, SLG: 0.511 (1, 10)	0-0 1B 1B		0-0 BB		0-0 1-3		0-0 F8			3	1	1	0	1	0	2		
Jim Spencer, L OBP: 0.305, SLG: 0.414 (1, 3)	0-0 1B		0-3 K		0-0 4-3		0-0 CS	0-0 F8		4	0	1	1	0	1	2		
Jack Brohamer, L OBP: 0.329, SLG: 0.329 (1, 5)	0-0 1B		0-0 F8		0-0 F9			0-0 F9		4	0	1	1	0	0	2		
Don Kessinger, S OBP: 0.295, SLG: 0.273 (1, 6)	0-0 1-3		0-0 F8		0-0 SH1-3 1B			0-0 6-3		4	1	2	0	0	0	2		
Brian Downing, R OBP: 0.392, SLG: 0.401 Henry Cruz, L OBP: 0.500, SLG: 1.333 (9, PH)		0-0 6-3		0-0 F8		0-0 SH1-3		0-0 F8		2	0	0	0	0	0	1		
Inning Stats	R: 3 E: 0 K: 0 S: 7	H: 4 LOB: 2 BB: 1 P: 11	R: 0 E: 1 K: 0 S: 4	H: 1 LOB: 1 BB: 0 P: 4	R: 0 E: 0 K: 1 S: 5	H: 1 LOB: 1 BB: 1 P: 9	R: 0 E: 0 K: 0 S: 4	H: 1 LOB: 1 BB: 0 P: 4	R: 0 E: 0 K: 0 S: 2	H: 0 LOB: 0 BB: 1 P: 6	R: 0 E: 0 K: 0 S: 3	H: 0 LOB: 0 BB: 0 P: 3	R: 0 E: 0 K: 0 S: 4	H: 1 LOB: 1 BB: 0 P: 4	1B: 7 2B: 5 3B: 0 HR: 0	SF: 0 SAC: 1 DP: 1 HBP: 1	WP: 0 PA: 40 PB: 0 SB: 0 CS: 1	
PITCHER	IP WLS BF H R ER SO BB IBB HBP BLK WP HR S P ERA WHIP	IP WLS BF H R ER SO BB IBB HBP BLK WP HR S P ERA WHIP																
Wayne Simpson, R ERA: 5.67 (1, 1)	5.1	28	10	4	4	1	2	0	0	0	0	0	0	0	27	36	6.75	2.250
Mike Barlow, R ERA: 5.97 (6, 1)	3.1	W	10	1	0	0	1	0	0	0	0	0	0	0	9	13	0.00	0.600
Dave LaRoche, L ERA: 3.4 (9, 1)	0.1	S	1	0	0	0	0	0	0	0	0	0	0	0	1	1	0.00	0.000

Chicago White Sox @ California Angels
Anaheim Stadium, Anaheim, CA
Sun Sep 11 1977, 6:38 AM EDT
Att: 16,147 - Unknown

livebaseballscorecards.com

AB 34
R 4
H 11
RBI 4
BB 3
SO 1
LOB 17



Batter	1	2	3	4	5	6	7	8	9	AB	R	H	RBI	BB	SO	LOB	BOTTOM		
Thad Bosley, L OBP: 0.403, SLG: 0.413 (1, 7) (8, 8)	0-0 F8		0-0 G3		0-3 K		0-3 K			4	0	0	0	0	2	3			
Ken Landreaux, L OBP: 0.330, SLG: 0.375 (1, 8) (7, PH) (8, 7)	0-0 4-3			0-0 F8		0-0 E4 1B G4-3	0-0 1B 2B			3	1	0	0	0	0	0			
Rance Mulliniks, L OBP: 0.340, SLG: 0.371 (1, 6)	0-0 4-3			0-0 1B SF8		0-0 G4-3 1B	0-0 1B			4	1	3	1	0	0	0			
Bobby Bonds, R OBP: 0.346, SLG: 0.541 (1, 10)		0-0 2B		0-0 1B		0-0 G4-3 1B	4-0 E S 2B BB			3	1	2	0	1	0	1			
Don Baylor, R OBP: 0.342, SLG: 0.433 Rusty Torres, S OBP: 0.244, SLG: 0.278 (1, 9) (9, 9)	0-0 6-3			0-0 SF8		0-0 E S 1B	0-0 5-3			3	0	1	1	0	0	1			
Mario Guerrero, R OBP: 0.337, SLG: 0.405 Jerry Remy, L OBP: 0.325, SLG: 0.356 (1, 4) (8, FR) (9, 4)	0-0 F8			0-0 1B		0-0 4-3	0-0 2B			4	0	2	1	0	0	1			
Dave Kingman, R OBP: 0.410 Dan Briggs, L OBP: 0.241, SLG: 0.230 (1, 3) (9, 3)			0-3 K		0-0 4-3		0-0 K			4	0	0	0	0	2	3			
Dave Chalk, R OBP: 0.340, SLG: 0.343 (1, 5)			0-0 F7		0-0 5-3		4-0 2B			3	1	1	0	1	0	0			
Andy Etchebarren, R OBP: 0.316, SLG: 0.294 Tony Solata, L OBP: 0.353, SLG: 0.411 Ron Jackson, R OBP: 0.259, SLG: 0.370 Terry Humphrey, R OBP: 0.289, SLG: 0.288 (1, 2) (7, PH) (7, PH) (8, 2)	0-0 E4			0-0 K		0-3 K	4-0 2B 1B BB	0-0 F5		2	0	0	0	0	1	0			
Inning Stats	R: 0 E: 0 K: 0 S: 3	H: 0 LOB: 0 BB: 0 P: 3	R: 0 E: 0 K: 0 S: 3	H: 1 LOB: 0 BB: 0 P: 3	R: 0 E: 1 K: 1 S: 6	H: 0 LOB: 1 BB: 0 P: 6	R: 1 E: 0 K: 0 S: 6	H: 3 LOB: 2 BB: 0 P: 6	R: 0 E: 0 K: 2 S: 7	H: 0 LOB: 0 BB: 0 P: 7	R: 1 E: 1 K: 0 S: 5	H: 2 LOB: 1 BB: 0 P: 5	R: 2 E: 0 K: 1 S: 7	H: 3 LOB: 2 BB: 1 P: 11	R: 1 E: 0 K: 1 S: 6	H: 1 LOB: 2 BB: 2 P: 14	1B: 6 2B: 4 3B: 0 HR: 0	SF: 1 SAC: 0 DP: 1 HBP: 0	WP: 0 PA: 36 PB: 0 SB: 2 CS: 0
PITCHER	IP WLS BF H R ER SO BB IBB HBP BLK WP HR S P ERA WHIP	IP WLS BF H R ER SO BB IBB HBP BLK WP HR S P ERA WHIP																	
Dave Frost, R ERA: 2.84 (1, 1)	6.1	26	7	3	2	3	0	0	0	0	0	0	0	0	32	32	2.84	1.105	
Dave Hamilton, L ERA: 4.35 (7, 1)	0.2	4	2	1	1	1	1	0	0	0	0	0	0	5	9	13.50	4.500		
Silvio Martinez, R ERA: 6.06 (8, 1)	1.0	L	6	1	1	1	1	1	0	0	0	0	0	6	14	9.00	2.000		

Chicago White Sox @ California Angels
Anaheim Stadium, Anaheim, CA
Sun Sep 11 1977, 6:38 AM EDT
Att: 16,147 - Unknown

livebaseballscorecards.com

AB 32
R 5
H 10
RBI 4
BB 3
SO 5
LOB 11



Batter	1	2	3	4	5	6	7	8	9	AB	R	H	RBI	BB	SO	LOB	TOP										
Glenn Adams, L (1, 7) OBP: 0.373, SLG: 0.472 Willie Norwood, R (6, PH) OBP: 0.184, SLG: 0.133 (6, 7)											3	0	0	0	1	0											
Roy Smalley, S (1, 6) OBP: 0.327, SLG: 0.316											5	0	3	1	0	0	2										
Rod Carew, L (1, 3) OBP: 0.440, SLG: 0.565											5	1	2	1	0	0	5										
Lyman Bostock, L (1, 8) OBP: 0.389, SLG: 0.507											5	0	1	0	0	0	5										
Butch Wynegar, S (1, 2) OBP: 0.351, SLG: 0.376											4	0	2	1	1	0	0										
Rich Chiles, L (1, 10) OBP: 0.330, SLG: 0.369 Craig Kusick, R (7, PH) OBP: 0.366, SLG: 0.428											3	0	1	0	0	2	2										
Mike Cabbage, L (1, 5) OBP: 0.326, SLG: 0.398 Jerry Terrell, R (7, PH) OBP: 0.295, SLG: 0.267 (7, 5)											3	0	1	0	0	0	2										
Dan Ford, R (1, 9) OBP: 0.346, SLG: 0.438											4	1	2	0	0	0	2										
Bob Randall, R (1, 4) OBP: 0.289, SLG: 0.295											4	1	1	0	0	0	4										
Inning Stats	R: 0 E: 0 K: 1 S: 6	H: 2 LOB: 1 BB: 0 P: 6	R: 0 E: 0 K: 1 S: 7	H: 2 LOB: 2 BB: 0 P: 7	R: 0 E: 0 K: 0 S: 4	H: 1 LOB: 1 BB: 0 P: 4	R: 0 E: 0 K: 0 S: 4	H: 1 LOB: 2 BB: 1 P: 8	R: 1 E: 1 K: 1 S: 8	H: 3 LOB: 2 BB: 0 P: 8	R: 2 E: 1 K: 0 S: 6	H: 2 LOB: 2 BB: 1 P: 10	R: 0 E: 0 K: 0 S: 3	H: 1 LOB: 0 BB: 0 P: 3	R: 0 E: 0 K: 0 S: 5	H: 2 LOB: 2 BB: 0 P: 5	R: 0 E: 0 K: 0 S: 3	H: 0 LOB: 1 BB: 1 P: 7	1B: 14 2B: 0 3B: 0 HR: 0	SF: 0 SAC: 0 DP: 2 HBP: 0	WP: 1 PB: 0 SB: 1 CS: 0	PA: 43					
PITCHER	IP	WLS	BF	H	R	ER	SO	BB	IBB	HBP	BLK	WP	HR	S	P	ERA	WHIP										
Steve Renko, R (1, 1) ERA: 4.01	5.1		27	11	3	2	3	1	0	0	0	0	0	32	36	3.38	2.250										
Dave Hamilton, L (6, 1) ERA: 4.09	3.2	W	16	3	0	0	0	2	0	0	0	1	0	14	22	0.00	1.364										

Minnesota Twins @ Chicago White Sox
Comiskey Park, Chicago, IL
Mon Sep 12 1977, 8:05 PM EDT
Att: 8,020 - Unknown - 61 F

livebaseballscores.com

AB 40
R 3
H 14
RBI 3
BB 3
SO 3
LOB 24

Batter	1	2	3	4	5	6	7	8	9	AB	R	H	RBI	BB	SO	LOB	BOTTOM										
Ralph Garr, L (1, 7) OBP: 0.327, SLG: 0.432 Royle Stillman, L (9, 7) OBP: 0.314, SLG: 0.388										4	2	2	0	1	0	3											
Chat Lemon, R (1, 8) OBP: 0.350, SLG: 0.464 Bob Coluccio, R (4, 8) OBP: 0.571, SLG: 0.400											1	0	0	0	0	0	1										
Jorge Orta, L (1, 4) OBP: 0.338, SLG: 0.421											5	1	2	2	0	1	4										
Richie Zisk, R (1, 10) OBP: 0.367, SLG: 0.523 Lamar Johnson, R (3, PH) OBP: 0.346, SLG: 0.598											1	0	0	0	0	0	0										
Oscar Gamble, L (1, 9) OBP: 0.380, SLG: 0.588											5	0	1	2	0	1	3										
Eric Soderholm, R (1, 5) OBP: 0.381, SLG: 0.512 Don Kessinger, S (8, 5) OBP: 0.297, SLG: 0.271											4	0	2	0	0	0	3										
Jim Spencer, L (1, 3) OBP: 0.306, SLG: 0.417											4	0	2	0	0	0	1										
Alan Bannister, R (1, 6) OBP: 0.341, SLG: 0.342											4	1	1	0	0	0	3										
Jim Essian, R (1, 2) OBP: 0.366, SLG: 0.429											1	2	1	0	3	0	0										
Inning Stats	R: 0 E: 0 K: 0 S: 3	H: 1 LOB: 0 BB: 0 P: 3	R: 0 E: 0 K: 1 S: 7	H: 2 LOB: 2 BB: 0 P: 7	R: 2 E: 0 K: 0 S: 4	H: 1 LOB: 1 BB: 2 P: 12	R: 0 E: 0 K: 0 S: 5	H: 2 LOB: 2 BB: 0 P: 5	R: 0 E: 0 K: 1 S: 6	H: 1 LOB: 2 BB: 1 P: 10	R: 5 E: 0 K: 0 S: 8	H: 6 LOB: 1 BB: 1 P: 12	R: 0 E: 1 K: 0 S: 4	H: 0 LOB: 3 BB: 2 P: 12	R: 0 E: 0 K: 0 S: 3	H: 0 LOB: 0 BB: 0 P: 3	1B: 11 2B: 2 3B: 0 HR: 0	SF: 1 SAC: 1 DP: 1 HBP: 0	WP: 1 PB: 0 SB: 0 CS: 1	PA: 42							
PITCHER	IP	WLS	BF	H	R	ER	SO	BB	IBB	HBP	BLK	WP	HR	S	P	ERA	WHIP										
Pete Redfern, R (1, 1) ERA: 5.27	1.2	L	12	6	5	5	1	2	0	0	0	0	0	12	20	27.00	4.800										
Tom Burgmeier, L (4, 1) ERA: 4.5	2.2		12	1	0	0	0	2	0	0	0	1	0	10	18	0.00	1.125										

Minnesota Twins @ Chicago White Sox
Comiskey Park, Chicago, IL
Mon Sep 12 1977, 8:05 PM EDT
Att: 8,020 - Unknown - 61 F

livebaseballscores.com

AB 34
R 7
H 13
RBI 7
BB 6
SO 2
LOB 20

Batter	1	2	3	4	5	6	7	8	9	AB	R	H	RBI	BB	SO	LOB	TOP		
Lyman Bostock, L OBP: 0.387, SLG: 0.503 (1, 8)	6-3		F2		F8			P4		4	0	0	0	0	0	0			
Roy Smalley, S OBP: 0.320, SLG: 0.321 (1, 6)	G1		HR			L4		K		4	1	1	1	0	1	0			
Rod Carew, L OBP: 0.442, SLG: 0.566 (1, 3)	K		FC4-6 1B					1B		4	0	3	0	0	1	0			
Glenn Adams, L OBP: 0.367, SLG: 0.464 (1, 7)		F7	FC4-6 1-2		P3			G3		4	0	0	0	0	0	3			
Butch Wynegar, S OBP: 0.350, SLG: 0.375 (1, 2)	F7			F7		L4		FC4-6 1B		4	0	1	0	0	0	1			
Rich Chiles, L OBP: 0.332, SLG: 0.371 (1, 9)	1B			F9			G3 G3 1B	FC4-6 1-2		4	0	2	0	0	0	1			
Randy Bass, L OBP: 0.143, SLG: 0.143 (1, 10)	1B			F9			G3	F8		4	0	1	0	0	0	2			
Mike Cabbage, L OBP: 0.323, SLG: 0.394 (1, 5)	3-1				L3		G3	L9		4	0	0	0	0	0	4			
Bob Randall, R OBP: 0.287, SLG: 0.293 (7, PH)			5-3		F5					2	0	0	0	0	0	0			
Dan Ford, R OBP: 0.345, SLG: 0.437 (7, 4)								F8		1	0	0	0	0	0	1			
Sam Perlozzo, R (7, 4)										0	0	0	0	0	0	0			
Inning Stats	R: 0 E: 0 K: 1 S: 5	H: 0 LOB: 0 BB: 0 P: 5	R: 0 E: 0 K: 0 S: 5	H: 2 LOB: 2 BB: 0 P: 5	R: 1 E: 0 K: 0 S: 5	H: 2 LOB: 1 BB: 0 P: 5	R: 0 E: 0 K: 0 S: 3	H: 0 LOB: 0 BB: 0 P: 3	R: 0 E: 0 K: 0 S: 4	H: 1 LOB: 1 BB: 0 P: 4	R: 0 E: 0 K: 0 S: 4	H: 1 LOB: 1 BB: 0 P: 4	R: 0 E: 0 K: 1 S: 6	H: 1 LOB: 1 BB: 0 P: 6	R: 0 E: 0 K: 0 S: 4	H: 1 LOB: 1 BB: 0 P: 4	1B: 7 2B: 0 3B: 0 HR: 1	SF: 0 SAC: 0 DP: 0 HBP: 0	WP: 0 PA: 35 CS: 0
PITCHER Francisco Barrios, R ERA: 4.06 (1, 1)	IP: 9.0 WLS: W BF: 35 H: 8 R: 1 ER: 1 SO: 2 BB: 0 IBB: 0 HBP: 0 BLK: 0 WP: 0 HR: 1 S: 39 P: 39 ERA: 1.00 WHIP: 0.889																		

Minnesota Twins @ Chicago White Sox
Comiskey Park, Chicago, IL
Tue Sep 13 1977, 8:05 PM EDT
Att: 11,488 - Unknown - 63 F

AB 35
R 1
H 8
RBI 1
BB 0
SO 2
LOB 12



Batter	1	2	3	4	5	6	7	8	9	AB	R	H	RBI	BB	SO	LOB	BOTTOM		
Ralph Garr, L OBP: 0.326, SLG: 0.433 (1, 7)	F8									4	0	2	0	0	0	0			
Henry Cruz, L OBP: 0.500, SLG: 1.333 (8, 7)		F7			FC6-5 S 1B		1B			0	0	0	0	0	0	0			
Chet Lemon, R OBP: 0.348, SLG: 0.461 (1, 8)	6-3				FC6-5 1-3		SF9			3	0	0	1	0	0	1			
Jorge Orta, L OBP: 0.339, SLG: 0.423 (1, 4)	1B				5-3		SF8			3	1	2	1	0	0	1			
Oscar Gamble, L OBP: 0.384, SLG: 0.598 (1, 9)	1B				G4-6-3					4	1	3	1	0	0	1			
Bob Coluccio, R OBP: 0.571, SLG: 0.400 (8, 9)	1B				1-2		HR			0	0	0	0	0	0	0			
Jim Spencer, L OBP: 0.306, SLG: 0.416 (1, 3)	1B				P4		F9	4-3		4	0	1	1	0	0	2			
Royce Stilman, L OBP: 0.303, SLG: 0.374 (1, 10)	F9				P6		F8			4	0	0	0	0	1	2			
Alan Bannister, R OBP: 0.340, SLG: 0.341 (1, 6)					5-3		F3			4	1	1	0	0	1	0			
Don Kessinger, S OBP: 0.296, SLG: 0.267 (1, 5)		F7			F8			4-3		3	1	0	0	1	0	1			
Jim Essian, R OBP: 0.369, SLG: 0.439 (1, 2)					K					2	2	1	2	1	1	0			
Inning Stats	R: 1 E: 0 K: 0 S: 6	H: 3 LOB: 2 BB: 0 P: 6	R: 2 E: 0 K: 0 S: 5	H: 2 LOB: 0 BB: 0 P: 5	R: 0 E: 0 K: 0 S: 3	H: 1 LOB: 0 BB: 0 P: 3	R: 0 E: 0 K: 0 S: 3	H: 0 LOB: 0 BB: 0 P: 3	R: 0 E: 0 K: 1 S: 6	H: 1 LOB: 1 BB: 0 P: 6	R: 1 E: 0 K: 0 S: 4	H: 1 LOB: 0 BB: 0 P: 4	R: 2 E: 0 K: 0 S: 5	H: 2 LOB: 2 BB: 2 P: 13	R: 0 E: 0 K: 2 S: 7	H: 0 LOB: 0 BB: 0 P: 7	1B: 8 2B: 0 3B: 0 HR: 2	SF: 2 SAC: 0 DP: 1 HBP: 0	WP: 0 PA: 35 CS: 0
PITCHER Paul Thordogard, R ERA: 4.22 (1, 1)	IP: 6.1 WLS: L BF: 29 H: 9 R: 6 ER: 6 SO: 6 BB: 2 IBB: 0 HBP: 0 BLK: 0 WP: 0 HR: 2 S: 29 P: 37 ERA: 8.53 WHIP: 1.737																		
Jim Shellenback, L ERA: 10.8 (7, 1)	0.2	3	1	0	0	0	0	0	0	0	0	3	3	0.00	1.500				
Tom Johnson, R ERA: 2.91 (8, 1)	1.0	3	0	0	0	2	0	0	0	0	0	7	7	0.00	0.000				

Minnesota Twins @ Chicago White Sox
Comiskey Park, Chicago, IL
Tue Sep 13 1977, 8:05 PM EDT
Att: 11,488 - Unknown - 63 F

AB 31
R 6
H 10
RBI 6
BB 2
SO 3
LOB 8



Batter	1	2	3	4	5	6	7	8	9	AB	R	H	RBI	BB	SO	LOB	TOP				
Roy Smalley, S OBP: 0.321, SLG: 0.320 (1, 6)										2	0	0	1	2	0	0	Minnesota Twins @ Chicago White Sox Comiskey Park, Chicago, IL Wed Sep 14 1977, 8:05 PM EDT Att: 15,633 - Unknown - 65 F				
Willie Norwood, R OBP: 0.185, SLG: 0.143 Rich Chiles, L OBP: 0.335, SLG: 0.374 Bob Randall, R OBP: 0.287, SLG: 0.293 (1, 8)										4	0	1	0	0	2	2					
Rod Carew, L OBP: 0.443, SLG: 0.568 (1, 3)										5	1	3	1	0	1	1					
Dan Ford, R OBP: 0.346, SLG: 0.436 (1, 9)										5	1	2	0	0	5						
Craig Kusick, R OBP: 0.374, SLG: 0.430 Rob Wilfong, L OBP: 0.313, SLG: 0.278 Glenn Adams, L OBP: 0.370, SLG: 0.471 (1, 10)										1	1	1	1	3	0	0					
Bob Gorinski, R OBP: 0.224, SLG: 0.320 (1, 7)										4	0	1	2	0	4						
Butch Wynegar, S OBP: 0.349, SLG: 0.372 (1, 2)										4	1	0	0	1	1	4					
Jerry Terrell, R OBP: 0.264, SLG: 0.266 (1, 5)										5	1	1	1	0	0	3					
Sam Perlozzo, R Lyman Bostock, L OBP: 0.387, SLG: 0.502 (1, 4)										3	0	0	0	0	1	0					
Inning Stats	R: 3 E: 0 K: 2 S: 10	H: 4 LOB: 1 BB: 1 P: 14	R: 0 E: 0 K: 1 S: 5	H: 0 LOB: 0 BB: 0 P: 5	R: 0 E: 0 K: 0 S: 4	H: 1 LOB: 2 BB: 1 P: 8	R: 0 E: 0 K: 0 S: 3	H: 0 LOB: 0 BB: 0 P: 3	R: 0 E: 0 K: 1 S: 6	H: 1 LOB: 1 BB: 1 P: 7	R: 0 E: 0 K: 1 S: 6	H: 1 LOB: 2 BB: 1 P: 10	R: 4 E: 1 K: 0 S: 6	H: 3 LOB: 3 BB: 3 P: 18	R: 0 E: 1 K: 0 S: 5	H: 1 LOB: 2 BB: 0 P: 5		1B: 9 2B: 2 3B: 0 HR: 0	SF: 1 SAC: 1 DP: 0 HBP: 0	WP: 2 PB: 0 SB: 1 CS: 1	PA: 45
PITCHER	IP WLS BF H R ER SO BB IBB HBP BLK WP HR S P ERA WHIP																				
Ken Kravec, L ERA: 4.61 Don Kirkwood, R ERA: 5.68 (1, 1)	7.1 L 35 8 7 7 5 6 0 0 0 1 0 39 63 8.59 1.909																				
(8, 1)	1.2 10 3 0 0 0 0 1 0 0 1 0 9 13 0.00 1.800																				

AB	36
R	7
H	11
RBI	7
BB	7
SO	5
LOB	21



Batter	1	2	3	4	5	6	7	8	9	AB	R	H	RBI	BB	SO	LOB	BOTTOM		
Ralph Garr, L OBP: 0.328, SLG: 0.433 (1, 7)										4	0	1	0	0	0	3	Minnesota Twins @ Chicago White Sox Comiskey Park, Chicago, IL Wed Sep 14 1977, 8:05 PM EDT Att: 15,633 - Unknown - 65 F		
Chet Lemon, R OBP: 0.345, SLG: 0.457 (1, 8)										4	0	0	0	0	4				
Jorge Orta, L OBP: 0.338, SLG: 0.422 (1, 4)										4	0	1	0	0	1				
Oscar Gamble, L OBP: 0.380, SLG: 0.592 (1, 9)										4	0	0	0	0	1	1			
Lamar Johnson, R OBP: 0.347, SLG: 0.505 (1, 10)										4	0	1	0	0	1	0			
Jim Spencer, L OBP: 0.303, SLG: 0.412 (1, 3)										4	0	0	0	0	1	1			
Alan Bannister, R OBP: 0.341, SLG: 0.343 (1, 6)										4	0	2	0	0	1	1			
Don Kessinger, S OBP: 0.296, SLG: 0.268 (1, 5)										3	0	1	0	0	0	1			
Jim Essian, R OBP: 0.369, SLG: 0.438 (1, 2)										3	0	1	0	0	0	0			
Inning Stats	R: 0 E: 0 K: 0 S: 4	H: 1 LOB: 1 BB: 0 P: 4	R: 0 E: 0 K: 1 S: 6	H: 1 LOB: 0 BB: 0 P: 6	R: 0 E: 0 K: 0 S: 3	H: 0 LOB: 0 BB: 0 P: 3	R: 0 E: 0 K: 1 S: 5	H: 0 LOB: 0 BB: 0 P: 5	R: 0 E: 0 K: 0 S: 3	H: 0 LOB: 0 BB: 0 P: 3	R: 0 E: 0 K: 0 S: 4	H: 1 LOB: 1 BB: 0 P: 4	R: 0 E: 0 K: 1 S: 6	H: 1 LOB: 1 BB: 0 P: 6	1B: 6 2B: 1 3B: 0 HR: 0	SF: 0 SAC: 0 DP: 0 HBP: 0		WP: 0 PB: 0 SB: 0 CS: 0	PA: 34
PITCHER	IP WLS BF H R ER SO BB IBB HBP BLK WP HR S P ERA WHIP																		
Dave Goltz, R ERA: 3.26 (1, 1)	9.0 W 34 7 0 0 4 0 0 0 0 0 0 42 42 0.00 0.778																		

AB	34
R	0
H	7
RBI	0
BB	0
SO	4
LOB	12



Batter	1	2	3	4	5	6	7	8	9	AB	R	H	RBI	BB	SO	LOB	TOP				
Lyman Bostock, L (1, 8) OBP: 0.389, SLG: 0.505	L8		G4-6-3	G4-6-3		SF9			6-3 4-3	5	0	3	1	0	0	1					
Roy Smalley, S (1, 6) OBP: 0.321, SLG: 0.322	3B BB		FC2-6	FC2-6		SF9			4-3	3	3	1	1	1	0	2					
Rod Carew, L (1, 3) OBP: 0.443, SLG: 0.570	1-H BLK		1B	1B		F7			6-3	5	2	2	1	0	0	4					
Butch Wynegar, S (1, 2) OBP: 0.349, SLG: 0.372	F8		FC3-6	FC3-6					4-3	5	0	2	2	0	0	1					
Glenn Adams, L (1, 7) OBP: 0.372, SLG: 0.469	F7		FC3-6	FC3-6						3	0	1	1	1	0	0					
Mike Cabbage, L (1, 5) OBP: 0.322, SLG: 0.393			FC3-6	FC3-6		P6				4	0	1	0	0	0	3					
Rich Chiles, L (1, 9) OBP: 0.335, SLG: 0.373			SH1-4	F7		SH3-4			4-3	3	1	1	0	0	0	2					
Randy Bass, L (1, 10) OBP: 0.100, SLG: 0.100						FC1				3	0	0	0	0	2	2					
Rob Wilfong, L (6, PR) OBP: 0.313, SLG: 0.278						2B SH3-4			1-3	0	1	0	0	0	0	0					
Craig Kusick, R (8, PH) OBP: 0.373, SLG: 0.429						SF9				1	0	0	0	0	0	0					
Bob Randall, R (1, 4) OBP: 0.287, SLG: 0.293			5-3			SH3-4			1-3	3	0	1	0	0	0	1					
Inning Stats	R: 2 E: 0 K: 0 S: 4	H: 1 LOB: 0 BB: 1 P: 8	R: 0 E: 0 K: 1 S: 6	H: 1 LOB: 1 BB: 0 P: 6	R: 2 E: 0 K: 0 S: 7	H: 4 LOB: 2 BB: 0 P: 7	R: 0 E: 0 K: 1 S: 5	H: 1 LOB: 0 BB: 0 P: 5	R: 1 E: 0 K: 0 S: 4	H: 2 LOB: 1 BB: 1 P: 8	R: 2 E: 1 K: 0 S: 6	H: 2 LOB: 2 BB: 0 P: 6	R: 0 E: 0 K: 0 S: 3	H: 0 LOB: 0 BB: 0 P: 3	R: 0 E: 0 K: 0 S: 3	H: 0 LOB: 0 BB: 0 P: 3	R: 0 E: 0 K: 0 S: 4	H: 1 LOB: 1 BB: 0 P: 4	1B: 9 2B: 2 3B: 1 HR: 0	SF: 1 SAC: 2 DP: 1 HBP: 0	WP: 0 PA: 40 CS: 0
PITCHER	IP WLS BF H R ER SO BB IBB HBP BLK WP HR S P ERA WHIP																				
Steve Stone, R (1, 1) ERA: 4.42	2.1 L 14 6 4 4 1 1 0 0 0 0 0 15 19 15.43 3.000																				
Silvio Martinez, R (3, 1) ERA: 5.85	3.2 16 5 3 2 1 1 0 0 0 0 0 17 21 4.91 1.636																				
John Verhoeven, R (7, 1) ERA: 2.08	3.0 10 1 0 0 0 0 0 0 0 0 0 10 10 0.00 0.333																				

Minnesota Twins @ Chicago White Sox
Comiskey Park, Chicago, IL
Thu Sep 15 1977, 8:05 PM EDT
Att: 12,962 - Unknown - 60 F

AB 35
R 7
H 12
RBI 6
BB 2
SO 2
LOB 16



Batter	1	2	3	4	5	6	7	8	9	AB	R	H	RBI	BB	SO	LOB	BOTTOM				
Ralph Garr, L (1, 7) OBP: 0.329, SLG: 0.433	G4-6-3		2B		K				6-3	0	0	0	0	1	0	0					
Wayne Nordhagen, R (2, 7) OBP: 0.286, SLG: 0.469	BB		1B							3	0	1	0	0	1	0					
Chet Lemon, R (1, 8) OBP: 0.346, SLG: 0.462	P6		2B		3-1				F8	4	0	2	0	0	0	1					
Jorge Orta, L (1, 4) OBP: 0.339, SLG: 0.421	G4-6-3		BB		3-1					3	0	1	0	1	0	2					
Lamar Johnson, R (1, 10) OBP: 0.343, SLG: 0.499			L8		6-3				G6-4-3	4	0	0	0	0	0	5					
Oscar Gamble, L (1, 9) OBP: 0.380, SLG: 0.589					2B				1-3	2	1	0	0	1	1	0					
Bob Coluccio, R (7, 9) OBP: 0.500, SLG: 0.333					1B					1	0	0	0	0	0	0					
Eric Soderholm, R (1, 5) OBP: 0.382, SLG: 0.514					BB				6-3	3	1	1	0	0	0	0					
Jim Spencer, L (1, 3) OBP: 0.301, SLG: 0.409					1B				F7												
Mike Squires, L (7, 3) OBP: 0.297, SLG: 0.269					2B					3	0	0	0	0	2	3					
Don Kessinger, S (1, 6) OBP: 0.297, SLG: 0.269					K					1	0	0	0	0	0	0					
John Flannery, R (8, 6) OBP: 0.297, SLG: 0.269									P6	1	0	0	0	0	0	0					
Bill Nahorodny, R (1, 2) OBP: 0.297, SLG: 0.269										3	0	0	0	0	0	1					
Inning Stats	R: 0 E: 0 K: 0 S: 2	H: 0 LOB: 0 BB: 1 P: 6	R: 0 E: 0 K: 2 S: 7	H: 0 LOB: 1 BB: 0 P: 8	R: 0 E: 0 K: 0 S: 5	H: 2 LOB: 3 BB: 1 P: 9	R: 2 E: 0 K: 1 S: 6	H: 2 LOB: 0 BB: 1 P: 10	R: 0 E: 0 K: 1 S: 6	H: 1 LOB: 1 BB: 0 P: 6	R: 0 E: 0 K: 0 S: 3	H: 0 LOB: 0 BB: 0 P: 3	R: 0 E: 0 K: 0 S: 3	H: 0 LOB: 0 BB: 0 P: 3	R: 0 E: 0 K: 0 S: 3	H: 1 LOB: 0 BB: 0 P: 3	R: 0 E: 0 K: 0 S: 3	H: 0 LOB: 0 BB: 0 P: 3	1B: 3 2B: 3 3B: 0 HR: 0	SF: 0 SAC: 0 DP: 3 HBP: 1	WP: 0 PA: 34 CS: 0
PITCHER	IP WLS BF H R ER SO BB IBB HBP BLK WP HR S P ERA WHIP																				
Geoff Zahn, L (1, 1) ERA: 4.56	9.0 W 34 6 2 2 4 3 0 1 0 0 0 38 51 2.00 1.000																				

Minnesota Twins @ Chicago White Sox
Comiskey Park, Chicago, IL
Thu Sep 15 1977, 8:05 PM EDT
Att: 12,962 - Unknown - 60 F

AB 30
R 2
H 6
RBI 2
BB 3
SO 4
LOB 12



Batter	1	2	3	4	5	6	7	8	9	AB	R	H	RBI	BB	SO	LOB	TOP										
Thad Bosley, L (1, 7) OBP: 0.378, SLG: 0.388										5	1	2	2	0	0	1											
Jerry Remy, L (1, 4) OBP: 0.324, SLG: 0.351										4	0	0	0	0	0	3											
Dave Chalk, R (1, 5) OBP: 0.341, SLG: 0.341										3	0	0	1	1	0	0											
Bobby Bonds, R (1, 9) OBP: 0.344, SLG: 0.534										4	0	1	0	0	0	1											
Rusty Torres, S (9, 9) OBP: 0.244, SLG: 0.278										0	0	0	0	0	0	0											
Don Baylor, R (1, 10) OBP: 0.342, SLG: 0.436										2	0	0	0	1	2	0											
Rance Mulliniks, L (1, 6) OBP: 0.336, SLG: 0.371										4	1	2	0	0	0	2											
Ken Landreaux, L (1, 8) OBP: 0.289, SLG: 0.308										4	2	2	1	0	0	2											
Willie Aikens, L (1, 3) OBP: 0.298, SLG: 0.257										3	0	0	0	1	0	1											
Dan Briggs, L (8, 3) OBP: 0.241, SLG: 0.230										0	0	0	0	0	0	0											
Terry Humphrey, R (1, 2) OBP: 0.289, SLG: 0.290										4	0	1	0	0	0	2											
Inning Stats	R: 1 E: 1 K: 0 S: 5	H: 2 LOB: 2 BB: 1 P: 9	R: 1 E: 0 K: 0 S: 5	H: 2 LOB: 1 BB: 0 P: 5	R: 0 E: 0 K: 0 S: 4	H: 1 LOB: 2 BB: 0 P: 5	R: 0 E: 0 K: 0 S: 3	H: 0 LOB: 0 BB: 0 P: 3	R: 0 E: 0 K: 1 S: 8	H: 3 LOB: 1 BB: 1 P: 12	R: 0 E: 0 K: 1 S: 4	H: 0 LOB: 0 BB: 1 P: 8	R: 0 E: 0 K: 0 S: 3	H: 0 LOB: 0 BB: 0 P: 3	R: 0 E: 0 K: 0 S: 3	H: 0 LOB: 0 BB: 0 P: 3	1B: 6 2B: 1 3B: 1 HR: 0	SF: 0 SAC: 1 DP: 1 HBP: 1	WP: 0 PB: 0 SB: 1 CS: 0	PA: 38							
PITCHER	IP	WLS	BF	H	R	ER	SO	BB	IBB	HBP	BLK	WP	HR	S	P	ERA	WHIP										
Chris Knapp, R (1, 1) ERA: 4.55	5.2	L	28	8	4	4	1	2	0	1	0	0	0	27	36	6.35	1.765										
Don Kirkwood, R (6, 1) ERA: 5.34	0.0		0	0	0	0	0	0	0	0	0	0	0	0	0	*	*										

California Angels @ Chicago White Sox
Comiskey Park, Chicago, IL
Fri Sep 16 1977, 8:05 PM EDT
Att: 18,586 - Unknown - 70 F

AB 33
R 4
H 8
RBI 4
BB 3
SO 2
LOB 12



Batter	1	2	3	4	5	6	7	8	9	AB	R	H	RBI	BB	SO	LOB	BOTTOM										
Ralph Garr, L (1, 7) OBP: 0.328, SLG: 0.432										4	0	1	1	0	0	0											
Chet Lemon, R (1, 8) OBP: 0.345, SLG: 0.460										4	0	1	0	0	1	1											
Jorge Orta, L (1, 4) OBP: 0.339, SLG: 0.420										4	0	1	0	0	0	1											
Richie Zisk, R (1, 10) OBP: 0.364, SLG: 0.519										4	0	0	0	0	1	1											
Jim Spencer, L (1, 3) OBP: 0.299, SLG: 0.405										4	0	0	0	0	0	0											
Eric Soderholm, R (1, 5) OBP: 0.359, SLG: 0.510										3	0	0	0	0	1	0											
Royce Stillman, L (1, 9) OBP: 0.312, SLG: 0.391										3	1	2	0	0	0	0											
Don Kessinger, S (1, 6) OBP: 0.297, SLG: 0.270										3	0	1	0	0	0	1											
Bill Nahorodny, R (1, 2) OBP: 0.297, SLG: 0.270										3	0	0	0	0	0	3											
Inning Stats	R: 0 E: 0 K: 0 S: 3	H: 0 LOB: 0 BB: 0 P: 3	R: 0 E: 0 K: 0 S: 3	H: 0 LOB: 0 BB: 0 P: 3	R: 0 E: 0 K: 1 S: 6	H: 1 LOB: 1 BB: 0 P: 6	R: 0 E: 0 K: 0 S: 5	H: 2 LOB: 2 BB: 0 P: 5	R: 0 E: 0 K: 0 S: 3	H: 1 LOB: 0 BB: 0 P: 3	R: 0 E: 0 K: 1 S: 5	H: 0 LOB: 0 BB: 0 P: 5	R: 0 E: 0 K: 1 S: 7	H: 2 LOB: 1 BB: 0 P: 7	R: 0 E: 0 K: 0 S: 3	H: 0 LOB: 0 BB: 0 P: 3	1B: 5 2B: 1 3B: 0 HR: 0	SF: 0 SAC: 0 DP: 1 HBP: 0	WP: 0 PB: 0 SB: 0 CS: 0	PA: 32							
PITCHER	IP	WLS	BF	H	R	ER	SO	BB	IBB	HBP	BLK	WP	HR	S	P	ERA	WHIP										
Paul Hartzell, R (1, 1) ERA: 3.45	9.0	W	32	6	1	1	3	0	0	0	0	0	0	38	38	1.00	0.667										

California Angels @ Chicago White Sox
Comiskey Park, Chicago, IL
Fri Sep 16 1977, 8:05 PM EDT
Att: 18,586 - Unknown - 70 F

AB 32
R 1
H 6
RBI 1
BB 0
SO 3
LOB 7



Batter	1	2	3	4	5	6	7	8	9	AB	R	H	RBI	BB	SO	LOB	TOP								
Thad Bosley, L OBP: 0.396, SLG: 0.415 (1, 7)	0-0 4-3 1B		4-0 SH1-3 BB		0-0 SF8 3B		0-0 BB SH1-4 1B		0-0 E 6-3 1B	4	2	4	0	1	0	0									
Jerry Remy, L OBP: 0.322, SLG: 0.349 (1, 4)	0-0 F3		0-3 K		0-0 SF8		0-0 SH1-4		0-0 6-3	3	0	0	1	0	1	3									
Rance Mulliniks, L OBP: 0.331, SLG: 0.365 (1, 6)	0-0 4-3		0-0 SH1-3		0-0 4-3		0-0 1-3		0-0 E4 1B	4	0	0	0	0	0	3									
Bobby Bonds, R OBP: 0.348, SLG: 0.534 (1, 10)	0-0 F8		4-0 BB		4-0 CS BB		4-0 BB		0-0 G4-6-3 1B	2	0	1	1	3	0	1									
Don Baylor, R OBP: 0.345, SLG: 0.438 (1, 9)		4-0 2B S BB	0-0 F8		0-0 2B		4-0 BB		0-0 G4-6-3 1B	2	2	1	0	2	0	2									
Rusty Torres, S OBP: 0.244, SLG: 0.278 (7, 9)										0	0	0	0	0	0	0									
Tony Solaita, L OBP: 0.352, SLG: 0.417 (9, PH)										1	0	0	0	0	0	2									
Gil Flores, R OBP: 0.330, SLG: 0.375 (9, 9)										0	0	0	0	0	0	0									
Ken Landreaux, L OBP: 0.300, SLG: 0.400 (1, 8)	0-0 4-3 1-3 2B		0-0 F7		0-0 S 2B		0-3 K			4	0	2	1	0	1	3									
Ron Jackson, R OBP: 0.306, SLG: 0.368 (1, 5)	0-0 F7		4-0 CS BB		4-0 2-3 BB		0-3 K			2	0	0	0	2	1	2									
Willie Aikens, L OBP: 0.287, SLG: 0.247 (1, 3)										3	0	0	1	0	2	4									
Mario Guerrero, R OBP: 0.324, SLG: 0.388 (8, PH)										1	0	0	0	0	0	0									
Dan Briggs, L OBP: 0.241, SLG: 0.230 (8, 3)										0	0	0	0	0	0	0									
Andy Etchebarren, R OBP: 0.308, SLG: 0.296 (1, 2)	0-0 F9									1	0	0	0	0	0	1									
Ike Hampton, S OBP: 0.350, SLG: 0.379 (2, 2)										3	0	0	0	0	1	2									
Inning Stats	R: 0 E: 0 K: 0 S: 4	H: 1 LOB: 1 BB: 0 P: 4	R: 1 E: 0 K: 0 S: 4	H: 1 LOB: 1 BB: 1 P: 8	R: 0 E: 0 K: 1 S: 5	H: 0 LOB: 2 BB: 2 P: 13	R: 0 E: 0 K: 1 S: 4	H: 0 LOB: 0 BB: 1 P: 8	R: 1 E: 0 K: 0 S: 4	H: 1 LOB: 0 BB: 0 P: 4	R: 1 E: 0 K: 1 S: 6	H: 2 LOB: 2 BB: 2 P: 14	R: 0 E: 0 K: 1 S: 6	H: 1 LOB: 3 BB: 2 P: 14	R: 0 E: 0 K: 2 S: 7	H: 0 LOB: 0 BB: 0 P: 7	R: 1 E: 1 K: 0 S: 5	H: 2 LOB: 1 BB: 0 P: 5	1B: 4 2B: 3 3B: 1 HR: 0	SF: 1 SAC: 2 DP: 1 HBP: 0	WP: 0 SB: 0 CS: 2	PA: 41			
PITCHER	IP	WLS	BF	H	R	ER	SO	BB	IBB	HBP	BLK	WP	HR	S	P	ERA	WHIP								
Steve Renko, R ERA: 4.08 (1, 1)	5.1		25	5	3	3	2	6	0	0	0	0	0	23	47	5.06	2.062								
Dave Hamilton, L ERA: 4.03 (6, 1)	3.0	L	14	2	1	1	4	2	0	0	0	0	0	20	28	3.00	1.333								
Clay Carroll, R ERA: 2.63 (9, 1)	0.2		2	1	0	0	0	0	0	0	0	0	0	2	2	0.00	1.500								

California Angels @ Chicago White Sox
Comiskey Park, Chicago, IL
Sat Sep 17 1977, 4:33 AM EDT
Att: 15,378 - Unknown

AB 30
R 4
H 8
RBI 4
BB 8
SO 6
LOB 23



Batter	1	2	3	4	5	6	7	8	9	AB	R	H	RBI	BB	SO	LOB	BOTTOM								
Ralph Garr, L OBP: 0.327, SLG: 0.429 (1, 7)	4-0 4-3 S BB		0-3 K		0-0 FC3-2		0-0 F5		0-0 B1	4	0	0	0	1	1	7									
Chet Lemon, R OBP: 0.346, SLG: 0.460 (1, 8)	0-0 6-3		0-0 F9 2B		0-0 F4		4-0 BB HR BB		0-0 L6	4	1	1	0	1	0	5									
Jorge Orta, L OBP: 0.338, SLG: 0.417 (1, 4)	0-0 4-3		0-0 F9		0-0 F8		4-0 BB		0-0 F4	3	1	0	0	1	0	2									
Richie Zisk, R OBP: 0.363, SLG: 0.518 (9, PH)	0-0 4-3		0-0 F9		0-0 F8		4-0 BB		0-0 F4	1	0	0	0	0	0	1									
Oscar Gamble, L OBP: 0.379, SLG: 0.593 (1, 10)	0-0 4-3		0-0 F3		0-0 F5		0-0 HR		0-0 F4	4	1	1	3	0	0	2									
Lamar Johnson, R OBP: 0.340, SLG: 0.493 (1, 3)		0-0 F9	0-0 F8		0-0 6-3		0-0 5-3			4	0	0	0	0	0	1									
Eric Soderholm, R OBP: 0.356, SLG: 0.505 (1, 5)		0-0 F7		0-0 E3 FC3-2		0-0 1-3		0-0 L5		4	0	0	0	0	0	0									
Royce Stillman, L OBP: 0.310, SLG: 0.381 (1, 9)		4-0 1B BB		0-0 F6		0-3 K		0-0 F5		3	0	0	0	1	1	1									
Don Kessinger, S OBP: 0.297, SLG: 0.270 (1, 6)		0-0 BB 1B		0-0 FC3 FC3-2 BB		0-0 F2		0-0 F7		4	0	1	0	0	0	1									
Jim Essian, R OBP: 0.373, SLG: 0.437 (1, 2)		4-0 BB		4-0 FC3-2 BB						1	0	0	0	2	0	0									
Bob Coluccio, R OBP: 0.500, SLG: 0.333 (9, PR)		1-2 BB		1-2 BB						0	0	0	0	0	0	0									
Inning Stats	R: 0 E: 0 K: 0 S: 3	H: 0 LOB: 1 BB: 1 P: 7	R: 0 E: 0 K: 1 S: 6	H: 1 LOB: 3 BB: 2 P: 14	R: 0 E: 0 K: 0 S: 4	H: 1 LOB: 0 BB: 0 P: 4	R: 0 E: 2 K: 0 S: 5	H: 0 LOB: 3 BB: 1 P: 9	R: 0 E: 0 K: 0 S: 3	H: 0 LOB: 0 BB: 0 P: 3	R: 3 E: 0 K: 0 S: 4	H: 1 LOB: 0 BB: 2 P: 12	R: 0 E: 0 K: 0 S: 3	H: 0 LOB: 0 BB: 0 P: 3	R: 0 E: 0 K: 0 S: 3	H: 0 LOB: 1 BB: 0 P: 4	1B: 1 2B: 1 3B: 0 HR: 1	SF: 0 SAC: 0 DP: 0 HBP: 1	WP: 0 SB: 1 CS: 0	PA: 39					
PITCHER	IP	WLS	BF	H	R	ER	SO	BB	IBB	HBP	BLK	WP	HR	S	P	ERA	WHIP								
Wayne Simpson, R ERA: 5.37 (1, 1)	6.0		26	2	0	0	2	4	0	0	0	0	0	26	42	0.00	1.000								
Dyar Miller, R ERA: 3.66 (7, 1)	2.0	W	9	1	3	3	0	2	0	0	0	0	1	7	15	13.50	1.500								
Dave LaRoche, L ERA: 3.36 (9, 1)	1.0	S	4	0	0	0	0	0	0	1	0	0	0	3	4	0.00	0.000								

California Angels @ Chicago White Sox
Comiskey Park, Chicago, IL
Sat Sep 17 1977, 4:33 AM EDT
Att: 15,378 - Unknown

AB 32
R 3
H 3
RBI 3
BB 6
SO 2
LOB 20



Batter	1	2	3	4	5	6	7	8	9	AB	R	H	RBI	BB	SO	LOB	TOP								
Thad Bosley, L (1, 7) OBP: 0.387, SLG: 0.405	F8			4-3	4-3			FC1-6		4	0	0	0	0	0	3	California Angels @ Chicago White Sox Comiskey Park, Chicago, IL Sun Sep 18 1977, 4:33 AM EDT Unknown								
Jerry Remy, L (1, 4) OBP: 0.323, SLG: 0.348	G3-6-1			S BB		F9		G6-3		2	0	0	0	2	0										
Rance Mulliniks, L (1, 6) OBP: 0.330, SLG: 0.367	G3-6-1			F9		K				4	1	1	0	0	1										
Bobby Bonds, R (1, 10) OBP: 0.349, SLG: 0.538		F7		S		K			HR	3	1	2	1	1	0										
Don Baylor, R (1, 9) OBP: 0.345, SLG: 0.437		CS		F8					5-3	4	0	1	0	0	2										
Ken Landreaux, L (1, 8) OBP: 0.294, SLG: 0.364	F8					F8				3	0	0	0	1	0										
Ron Jackson, R (1, 5) Tony Solaita, L (9, PH) OBP: 0.351, SLG: 0.416	CS		5-3			1B			K	3	1	1	0	0	0										
Willie Aikens, L (1, 3) Gil Flores, R (8, PR) OBP: 0.330, SLG: 0.375						F9			F4	3	0	2	0	0	0										
Dan Briggs, L (8, PR) Mario Guerrero, R (9, PH) OBP: 0.241, SLG: 0.230			G6-4-3					1B		0	0	0	0	0	0										
Terry Humphrey, R (1, 2) Carlos May, L (8, PH) OBP: 0.291, SLG: 0.291			G6-4-3							2	0	1	1	0	0										
Orlando Ramirez, R (8, PR) Ike Hampton, S (8, 2) OBP: 0.077, SLG: 0.077								FC1-6		1	0	1	0	0	0										
Inning Stats	R: 0 E: 0 K: 0 S: 2	H: 0 LOB: 0 BB: 1 P: 6	R: 0 E: 0 K: 0 S: 3	H: 1 LOB: 0 BB: 0 P: 3	R: 0 E: 0 K: 0 S: 3	H: 1 LOB: 0 BB: 0 P: 3	R: 0 E: 0 K: 0 S: 3	H: 0 LOB: 2 BB: 2 P: 11	R: 1 E: 0 K: 0 S: 5	H: 2 LOB: 1 BB: 0 P: 5	R: 0 E: 0 K: 2 S: 7	H: 0 LOB: 0 BB: 0 P: 7	R: 0 E: 0 K: 0 S: 3	H: 0 LOB: 3 BB: 0 P: 3	R: 0 E: 0 K: 0 S: 4	H: 2 LOB: 2 BB: 0 P: 4	R: 2 E: 0 K: 1 S: 7	H: 2 LOB: 1 BB: 1 P: 11	1B: 5 2B: 2 3B: 0 HR: 1	SF: 0 SAC: 0 DP: 3 HBP: 0	WP: 0 PB: 0 SB: 2 CS: 1	PA: 36			
PITCHER	IP	WLS	BF	H	R	ER	SO	BB	IBB	HBP	BLK	WP	HR	S	P	ERA	WHIP								
Francisco Barrios, R (1, 1) ERA: 4.04	8.0	W	31	8	3	3	2	3	0	0	0	0	1	32	44	3.38	1.375								
Lerrin LaGrew, R (9, 1) ERA: 2.57	1.0	S	4	0	0	0	1	1	0	0	0	0	0	5	9	0.00	1.000								

Batter	1	2	3	4	5	6	7	8	9	AB	R	H	RBI	BB	SO	LOB	BOTTOM								
Ralph Garr, L (1, 7) OBP: 0.326, SLG: 0.426	F8	F9		FC4-2		4-3		F8		5	0	1	1	0	0	2	California Angels @ Chicago White Sox Comiskey Park, Chicago, IL Sun Sep 18 1977, 4:33 AM EDT Unknown								
Chet Lemon, R (1, 8) OBP: 0.343, SLG: 0.456	K		5-3	FC4-2		4-3		K		5	0	0	0	0	2										
Jorge Orta, L (1, 4) OBP: 0.339, SLG: 0.421	F7		F8	FC4		F8		BB		5	1	2	0	0	0										
Oscar Gamble, L (1, 10) OBP: 0.381, SLG: 0.600		HR		1B		F8		4-3		4	2	2	1	1	0										
Eric Soderholm, R (1, 5) OBP: 0.355, SLG: 0.501		4-3	L5			F8		BB		3	0	0	0	1	0										
Jim Spencer, L (1, 3) OBP: 0.300, SLG: 0.412		4-3		HR		K		1B		3	1	1	1	1	1										
Henry Cruz, L (1, 9) OBP: 0.500, SLG: 0.857		1B		F4		F8				4	1	2	2	0	0										
Don Kessinger, S (1, 6) OBP: 0.304, SLG: 0.275		1B		1B				1B		3	1	2	0	1	0										
Brian Downing, R (1, 2) OBP: 0.394, SLG: 0.404		1B		1B		K		1B		4	0	2	1	0	1										
Inning Stats	R: 0 E: 0 K: 1 S: 5	H: 0 LOB: 0 BB: 0 P: 5	R: 2 E: 0 K: 0 S: 7	H: 4 LOB: 2 BB: 0 P: 7	R: 0 E: 0 K: 0 S: 4	H: 1 LOB: 1 BB: 0 P: 4	R: 2 E: 0 K: 0 S: 7	H: 4 LOB: 2 BB: 0 P: 7	R: 0 E: 0 K: 1 S: 5	H: 0 LOB: 1 BB: 1 P: 9	R: 0 E: 0 K: 2 S: 7	H: 0 LOB: 0 BB: 0 P: 7	R: 2 E: 0 K: 0 S: 5	H: 2 LOB: 3 BB: 3 P: 17	R: 0 E: 0 K: 1 S: 6	H: 1 LOB: 1 BB: 0 P: 6		R: 0 E: 0 K: 1 S: 6	H: 1 LOB: 1 BB: 0 P: 6	1B: 9 2B: 0 3B: 1 HR: 2	SF: 0 SAC: 0 DP: 0 HBP: 0	WP: 0 PB: 0 SB: 0 CS: 0	PA: 40		
PITCHER	IP	WLS	BF	H	R	ER	SO	BB	IBB	HBP	BLK	WP	HR	S	P	ERA	WHIP								
Gary Nolan, R (1, 1) ERA: 6.09	3.1	L	18	8	4	4	1	0	0	0	0	0	2	20	20	10.80	2.400								
Mike Barlow, R (4, 1) ERA: 5.49	3.1		17	3	2	2	3	2	2	0	0	0	0	19	35	5.40	1.500								
Dyar Miller, R (7, 1) ERA: 3.81	1.1		5	1	0	0	1	0	0	0	0	0	0	7	7	0.00	0.750								

Batter	1	2	3	4	5	6	7	8	9	AB	R	H	RBI	BB	SO	LOB	TOP										
Thad Bosley, L (1, 7) OBP: 0.378, SLG: 0.398	6-3		SF7		F8		F8			3	0	1	0	0	2		California Angels @ Chicago White Sox Comiskey Park, Chicago, IL Sun Sep 18 1977, 4:38 AM EDT Att: 22,215 - Unknown										
Rance Mulliniks, L (1, 6) OBP: 0.329, SLG: 0.365	4-3		FC6-4 1B			4-3		F8		4	0	1	1	0	0												
Bobby Bonds, R (1, 10) OBP: 0.350, SLG: 0.537	F3		FC6-4 1-2			1B 1B		BB		3	1	1	0	1	0	1											
Tony Solaita, L (1, 3) OBP: 0.350, SLG: 0.412		G4-6-3 BB			F8	F7		F7		3	0	0	0	1	0	2											
Don Baylor, R (1, 9) OBP: 0.346, SLG: 0.436	G4-6-3 1-2				F7	1B 1B				3	0	1	0	0	0	1											
Ken Landreaux, L (1, 8) OBP: 0.297, SLG: 0.361 Gil Flores, R (8, PH) OBP: 0.329, SLG: 0.374 (8, 8)	F8				F7	1B 1B		HBP		3	0	1	1	0	0	0											
Mario Guerrero, R (1, 4) OBP: 0.321, SLG: 0.383										4	1	1	0	0	0	0											
Ron Jackson, R (1, 5) OBP: 0.309, SLG: 0.378			2B SF7 1B		F8			5-3		4	1	2	0	0	0	0											
Ike Hampton, S (1, 2) OBP: 0.303, SLG: 0.375 Carlos May, L (9, PH) OBP: 0.294, SLG: 0.311 (9, PH)	F5		1B 2B		P1					3	0	1	0	0	0	3											
Inning Stats	R: 0 E: 0 K: 0 S: 3	H: 0 LOB: 0 BB: 0 P: 3	R: 0 E: 0 K: 0 S: 2	H: 0 LOB: 0 BB: 1 P: 6	R: 2 E: 0 K: 0 S: 6	H: 3 LOB: 1 BB: 0 P: 6	R: 0 E: 0 K: 0 S: 3	H: 0 LOB: 0 BB: 0 P: 3	R: 0 E: 0 K: 0 S: 4	H: 1 LOB: 1 BB: 0 P: 4	R: 1 E: 0 K: 0 S: 5	H: 3 LOB: 2 BB: 0 P: 5	R: 0 E: 0 K: 0 S: 4	H: 1 LOB: 1 BB: 0 P: 4	R: 0 E: 0 K: 0 S: 3	H: 0 LOB: 2 BB: 1 P: 8		R: 0 E: 0 K: 0 S: 3	H: 0 LOB: 0 BB: 0 P: 3	1B: 7 2B: 1 3B: 0 HR: 0	SF: 1 SAC: 0 DP: 1 HBP: 1	WP: 0 PB: 0 SB: 1 CS: 0	PA: 36				
PITCHER	IP	WLS	BF	H	R	ER	SO	BB	IBB	HBP	BLK	WP	HR	S	P	ERA	WHIP										
Dave Frost, R (1, 1) ERA: 3.21	7.2	W	32	8	3	3	0	2	0	1	0	0	0	29	38	3.52	1.304										
Dave Hamilton, L (8, 1) ERA: 4.91	0.1		1	0	0	0	0	0	0	0	0	0	0	1	1	0.00	0.000										
Clay Carroll, R (9, 1) ERA: 2.6	1.0		3	0	0	0	0	0	0	0	0	0	0	3	3	0.00	0.000										


Batter	1	2	3	4	5	6	7	8	9	AB	R	H	RBI	BB	SO	LOB	BOTTOM											
Bob Coluccio, R (1, 7) OBP: 0.333, SLG: 0.222	6-3		K		6-3	SF9				3	0	0	1	0	1	0	California Angels @ Chicago White Sox Comiskey Park, Chicago, IL Sun Sep 18 1977, 4:38 AM EDT Att: 22,215 - Unknown											
Chet Lemon, R (1, 8) OBP: 0.342, SLG: 0.453	F6		E BB		5-3	F2				3	1	0	0	1	0	1												
Richie Zisk, R (1, 10) OBP: 0.363, SLG: 0.515	1B BB		E6 1B		K			5-3		3	1	0	0	1	1	0												
Lamar Johnson, R (1, 3) OBP: 0.341, SLG: 0.493	1B		HR 1B		L7			F2		4	1	2	1	0	0	0												
Eric Soderholm, R (1, 5) OBP: 0.352, SLG: 0.496	K		F4		5-3			F8		4	0	0	0	0	1	3												
Wayne Nordhagen, R (1, 9) OBP: 0.294, SLG: 0.520 Henry Cruz, L (9, 9) OBP: 0.500, SLG: 0.857	G3		HR			G3 3B		F2		4	2	2	2	0	0	0												
Don Kessinger, S (1, 4) OBP: 0.311, SLG: 0.285 (7, 6)	2B		F6			G3 BB SF9 BB		E S 1B		3	1	2	0	1	0	0												
Bill Nahorodny, R (1, 2) OBP: 0.200, SLG: 0.444	F5				HR	SF9 G3 BB		F8		3	1	1	1	1	0	2												
John Flannery, R (1, 6) Oscar Gamble, L (6, PH) OBP: 0.381, SLG: 0.598 Jack Brohamer, L (7, 4) OBP: 0.327, SLG: 0.326	K				5-3	G3		F2		2	0	0	0	0	1	1												
Inning Stats	R: 0 E: 0 K: 1 S: 6	H: 1 LOB: 2 BB: 1 P: 10	R: 0 E: 0 K: 1 S: 6	H: 1 LOB: 0 BB: 0 P: 6	R: 4 E: 1 K: 1 S: 8	H: 2 LOB: 0 BB: 1 P: 12	R: 1 E: 0 K: 0 S: 4	H: 1 LOB: 0 BB: 0 P: 4	R: 0 E: 0 K: 1 S: 5	H: 0 LOB: 0 BB: 0 P: 5	R: 2 E: 0 K: 0 S: 4	H: 1 LOB: 1 BB: 2 P: 12	R: 0 E: 0 K: 0 S: 3	H: 0 LOB: 0 BB: 0 P: 3	R: 0 E: 0 K: 0 S: 4	H: 1 LOB: 1 BB: 0 P: 4		R: 0 E: 0 K: 0 S: 4	H: 1 LOB: 0 BB: 0 P: 4	1B: 3 2B: 1 3B: 1 HR: 2	SF: 1 SAC: 0 DP: 0 HBP: 0	WP: 0 PB: 0 SB: 1 CS: 0	PA: 36					
PITCHER	IP	WLS	BF	H	R	ER	SO	BB	IBB	HBP	BLK	WP	HR	S	P	ERA	WHIP											
Balor Moore, L (1, 1) ERA: 4.63	5.0	L	23	5	5	1	4	2	0	0	0	0	0	2	29	37	1.80	1.400										
John Caneira, R (6, 1) ERA: 6.17	0.0		3	1	2	2	0	2	0	0	0	0	0	1	9	∞	∞											
Dyar Miller, R (6, 1) ERA: 3.7	3.0		10	1	0	0	0	0	0	0	0	0	0	10	10	0.00	0.333											



Batter	1	2	3	4	5	6	7	8	9	AB	R	H	RBI	BB	SO	LOB	TOP					
Rodney Scott, S OBP: 0.328, SLG: 0.291 (1, 4)	F9		BB 1B		F2			8-4		4	0	1	0	0	0	1						
Rob Piccolo, R OBP: 0.213, SLG: 0.248 (1, 6)	F4		B2		4-3			4-3		4	0	0	0	0	0	2						
Mitchell Page, L OBP: 0.408, SLG: 0.536 (1, 7)	PO 1B		BB 1B		F9					3	0	2	0	1	0	0						
Mike Jorgensen, L OBP: 0.321, SLG: 0.328 (1, 3)	PO	L4	K		K			K		4	0	0	0	0	3	4						
Jim Tyrone, R OBP: 0.302, SLG: 0.355 (1, 9)		6-3		BB	BB			K		3	0	0	0	1	1	1						
Manny Sanguillen, R OBP: 0.294, SLG: 0.341 (1, 10)		1B		BB	F8			K		4	0	1	0	0	1	2						
Wayne Gross, L OBP: 0.349, SLG: 0.400 (1, 5)		K			K			F8		3	0	0	0	0	2	2						
Tony Armas, R OBP: 0.284, SLG: 0.393 (1, 8)			K		F8			F5		3	0	0	0	0	1	1						
Tim Hosley, R OBP: 0.321, SLG: 0.254 (1, 2)			BB 1B BB		F8			8-4 BB		1	0	0	0	2	0	0						
Inning Stats	R: 0 E: 0 K: 0 S: 3	H: 1 LOB: 0 BB: 0 P: 3	R: 0 E: 0 K: 1 S: 6	H: 1 LOB: 1 BB: 0 P: 6	R: 0 E: 0 K: 2 S: 8	H: 1 LOB: 3 BB: 2 P: 16	R: 0 E: 0 K: 1 S: 5	H: 0 LOB: 1 BB: 1 P: 9	R: 0 E: 0 K: 0 S: 3	H: 0 LOB: 0 BB: 0 P: 3	R: 0 E: 0 K: 2 S: 7	H: 0 LOB: 0 BB: 0 P: 7	R: 0 E: 0 K: 1 S: 5	H: 0 LOB: 0 BB: 0 P: 5	R: 0 E: 0 K: 0 S: 2	H: 0 LOB: 0 BB: 1 P: 6	R: 0 E: 0 K: 1 S: 6	H: 1 LOB: 1 BB: 0 P: 6	1B: 3 2B: 2 3B: 0 HR: 0	SF: 0 SAC: 0 DP: 1 HBP: 0	WP: 0 PB: 0 SB: 0 CS: 0	PA: 34
PITCHER Ken Kravec, L ERA: 4.33 (1, 1)	IP: 9.0 WLS: W BF: 33 H: 4 R: 0 ER: 0 SO: 8 BB: 4 IBB: 0 HBP: 0 BLK: 0 WP: 0 HR: 0 S: 45 P: 61 ERA: 0.00 WHIP: 0.889															PITCHER						

Oakland Athletics @ Chicago White Sox
Comiskey Park, Chicago, IL
Mon Sep 19 1977, 8:05 PM EDT
Att. 4,401 - Unknown - 66 F


AB	29
R	0
H	4
RBI	0
BB	4
SO	8
LOB	13



Batter	1	2	3	4	5	6	7	8	9	AB	R	H	RBI	BB	SO	LOB	BOTTOM			
Bob Coluccio, R OBP: 0.353, SLG: 0.286 (1, 7) (7, 8)	F8	3-1			F9 E 3B 1B	2B 1B		F9		5	2	2	0	0	0	4				
Jorge Orta, L OBP: 0.337, SLG: 0.421 (1, 4)	4-3		F7		E1 3B	F9 2B		K		5	1	1	2	0	1	2				
Richie Zisk, R OBP: 0.360, SLG: 0.511 (1, 10)	4-3		1-3		F9 2-3	F9 2-3				4	0	0	0	0	0	3				
Lamar Johnson, R OBP: 0.343, SLG: 0.499 (1, 3)		2B 1B 1B	K		1-H 3-H SF7 3B	5-3				4	2	2	2	0	1	1				
Chet Lemon, R OBP: 0.342, SLG: 0.454 Henry Cruz, L OBP: 0.444, SLG: 0.750 (1, 8) (7, 9)		K		1B 4-3 1B	SF7		F8			2	1	1	1	0	1	1				
Eric Soderholm, R OBP: 0.354, SLG: 0.507 Jack Brohamer, L OBP: 0.325, SLG: 0.324 (1, 5) (6, 5)		1B FC1-2-5 2B		K	3-H HR		5-3			3	1	2	1	0	1	1				
Wayne Nordhagen, R OBP: 0.302, SLG: 0.519 (1, 9) (7, 7)		BB FC1-2-5 1B		4-3 1B	F9		6-3			4	0	2	1	0	0	0				
Don Kessinger, S OBP: 0.308, SLG: 0.281 Royce Stittman, L OBP: 0.308, SLG: 0.377 John Flannery, R (8, PH) (9, 6)		FC1-2-5 BB		4-3		4-3		F9		3	0	0	1	0	0	3				
Brian Downing, R OBP: 0.401, SLG: 0.405 (1, 2)		3-H 4-0 BB		F8		1B 2B 1B				2	1	1	0	2	0	1				
Inning Stats	R: 0 E: 0 K: 0 S: 3	H: 3 LOB: 3 BB: 1 P: 12	R: 0 E: 0 K: 1 S: 5	H: 0 LOB: 0 BB: 0 P: 5	R: 1 E: 0 K: 1 S: 7	H: 2 LOB: 1 BB: 0 P: 7	R: 4 E: 1 K: 0 S: 7	H: 3 LOB: 0 BB: 0 P: 7	R: 2 E: 0 K: 0 S: 6	H: 3 LOB: 1 BB: 0 P: 6	R: 0 E: 0 K: 0 S: 3	H: 0 LOB: 0 BB: 0 P: 3	R: 0 E: 0 K: 1 S: 5	H: 0 LOB: 1 BB: 1 P: 9	R: 0 E: 0 K: 1 S: 5	H: 0 LOB: 1 BB: 1 P: 9	1B: 7 2B: 2 3B: 1 HR: 1	SF: 1 SAC: 0 DP: 0 HBP: 0	WP: 0 PB: 0 SB: 0 CS: 0	PA: 38
PITCHER Vida Blue, L ERA: 3.85 Joe Coleman, R ERA: 3.11 Steve McCatty, R ERA: 3.6 (1, 1) (5, 1) (7, 1)	IP: 4.2 WLS: L BF: 24 H: 8 R: 6 ER: 3 SO: 3 BB: 1 IBB: 0 HBP: 0 BLK: 0 WP: 0 HR: 1 S: 29 P: 33 ERA: 5.79 WHIP: 1.929															PITCHER				

Oakland Athletics @ Chicago White Sox
Comiskey Park, Chicago, IL
Mon Sep 19 1977, 8:05 PM EDT
Att. 4,401 - Unknown - 66 F

AB	35
R	8
H	11
RBI	8
BB	2
SO	4
LOB	16



Batter	1	2	3	4	5	6	7	8	9	AB	R	H	RBI	BB	SO	LOB	TOP							
Rodney Scott, S OBP: 0.332, SLG: 0.291 (1, 4)	4-0 CS BB		0-0 1-3 1B		0-0 1-2 L3		4-0 1-2 BB		0-0 1-2 FC6-4	3	0	1	0	2	0	2								
Rob Piccolo, R OBP: 0.216, SLG: 0.251 (1, 6)	0-3 K		0-0 CS	0-0	0-0	0-0 WP 1B	0-0 F8			3	0	2	0	0	1	1								
Willie Crawford, L OBP: 0.304, SLG: 0.302 (7, PH)										0	0	0	0	0	0	0								
Rich McKinney, R OBP: 0.239, SLG: 0.311 (7, PH)										1	0	0	0	0	0	3								
Jeff Newman, R OBP: 0.246, SLG: 0.346 (7, 2)			3-H							0	0	0	0	0	0	0								
Mitchell Page, L OBP: 0.409, SLG: 0.535 (1, 7)	4-0 CS BB			0-0 F6		0-0 F7				3	0	1	0	1	0	2								
Mike Jorgensen, L OBP: 0.315, SLG: 0.321 (1, 3)	0-0 CS	0-0 3-1		0-0 F8		0-0 F8		0-0 1B		4	0	0	0	1	3									
Jerry Tabb, L OBP: 0.264, SLG: 0.361 (1, 10)		0-3 K		0-0 F9		0-0 F6		0-3 K		4	0	0	0	0	2	3								
Manny Sanguillen, R OBP: 0.299, SLG: 0.342 (1, 2)			0-0 F8		4-0 HR BB		0-0 1B		0-0 1-3	2	1	1	0	1	0	0								
Marty Perez, R OBP: 0.296, SLG: 0.326 (7, 4)										1	0	0	0	0	0	1								
Wayne Gross, L OBP: 0.352, SLG: 0.410 (1, 5)				0-0 1B CS 1B		0-0 HR		0-0 FC5-4 1B	0-0 F9	4	1	3	2	0	0	0								
Jim Tyrone, R OBP: 0.305, SLG: 0.354 (1, 9)			0-3 K		4-0 L3 BB		0-0 FC5-4 BB	0-0 FC6-4 1B		3	0	1	0	1	1	3								
Tony Armas, R OBP: 0.281, SLG: 0.388 (1, 8)			0-3 K		0-3 K		0-0 F3		0-3 K	4	0	0	0	0	3	5								
Inning Stats	R: 0 E: 0 K: 1 S: 3	H: 0 LOB: 0 BB: 2 P: 11	R: 0 E: 0 K: 1 S: 5	H: 0 LOB: 0 BB: 0 P: 5	R: 0 E: 0 K: 2 S: 8	H: 2 LOB: 1 BB: 0 P: 8	R: 0 E: 0 K: 0 S: 4	H: 1 LOB: 1 BB: 0 P: 4	R: 2 E: 0 K: 1 S: 5	H: 1 LOB: 0 BB: 2 P: 13	R: 0 E: 0 K: 0 S: 4	H: 1 LOB: 1 BB: 0 P: 4	R: 0 E: 1 K: 0 S: 5	H: 2 LOB: 3 BB: 1 P: 9	R: 0 E: 0 K: 2 S: 8	H: 1 LOB: 1 BB: 0 P: 8	R: 0 E: 0 K: 1 S: 6	H: 1 LOB: 1 BB: 0 P: 6	1B: 8 2B: 1 3B: 0 HR: 1	SF: 0 SAC: 0 DP: 1 HBP: 0	WP: 1 PB: 0 SB: 0 CS: 3	PA: 39		
PITCHER	IP WLS BF H R ER SO BB IBB HBP BLK WP HR S P ERA WHIP		IP WLS BF H R ER SO BB IBB HBP BLK WP HR S P ERA WHIP		IP WLS BF H R ER SO BB IBB HBP BLK WP HR S P ERA WHIP		IP WLS BF H R ER SO BB IBB HBP BLK WP HR S P ERA WHIP		IP WLS BF H R ER SO BB IBB HBP BLK WP HR S P ERA WHIP		IP WLS BF H R ER SO BB IBB HBP BLK WP HR S P ERA WHIP		IP WLS BF H R ER SO BB IBB HBP BLK WP HR S P ERA WHIP		IP WLS BF H R ER SO BB IBB HBP BLK WP HR S P ERA WHIP		IP WLS BF H R ER SO BB IBB HBP BLK WP HR S P ERA WHIP		IP WLS BF H R ER SO BB IBB HBP BLK WP HR S P ERA WHIP		IP WLS BF H R ER SO BB IBB HBP BLK WP HR S P ERA WHIP			
Steve Stone, R ERA: 4.37 (1, 1)	6.2 W 28	7 2 2 5	5 0 0 0	0 0 0 0	0 0 0 0	1 1 33 53	2.70 1.800																	
Dave Hamilton, L ERA: 3.95 (7, 1)	2.1 S 9	2 0 0 3	0 0 0 0	0 0 0 0	0 0 0 0	0 0 15 15	0.00 0.857																	

Oakland Athletics @ Chicago White Sox
Comiskey Park, Chicago, IL
Tue Sep 20 1977, 8:05 PM EDT
Att. 5,617 - Unknown - 57 F

AB	32
R	2
H	9
RBI	2
BB	5
SO	8
LOB	23



Batter	1	2	3	4	5	6	7	8	9	AB	R	H	RBI	BB	SO	LOB	BOTTOM					
Ralph Garr, L OBP: 0.327, SLG: 0.428 (1, 7)	0-0 4-3 2B	0-0 FC3-2			0-0 HR 1B		0-0 F5			5	2	2	0	0	1	6						
Henry Cruz, L OBP: 0.357, SLG: 0.769 (1, 9)	0-0 4-3 4-3	0-3 K			0-0 HR	0-0 4-3	0-0 F8			5	1	1	2	0	1	5						
Jorge Orta, L OBP: 0.336, SLG: 0.418 (1, 4)	0-0 4-3		4-0 1-3-6 BB		0-0 F5	0-0 L8		0-0 F7		4	0	0	0	1	0	2						
Oscar Gamble, L OBP: 0.381, SLG: 0.595 (1, 10)	0-0 4-3		0-0 L3-6		0-0 E 1B	4-0 E 1B BB		0-0 L9		4	2	1	1	1	0	2						
Eric Soderholm, R OBP: 0.355, SLG: 0.505 (1, 5)	0-0 6-3		0-0 6-3		0-0 E3 1B E	0-0 E4 1B		4-0 BB		4	1	1	0	1	0	2						
Jim Spencer, L OBP: 0.299, SLG: 0.409 (1, 3)		0-0 BB E FC3-2 1B		0-0 F4	0-0 E4 F7 1B E	0-0 F6		0-0 3-1		5	1	1	0	0	0	4						
Chet Lemon, R OBP: 0.343, SLG: 0.458 (1, 8)		0-0 F2		0-3 K	0-0 E8 1B 1B		0-0 1B 3B			4	1	2	1	0	1	1						
Don Kessinger, S OBP: 0.311, SLG: 0.282 (1, 6)		0-0 E6 FC3-2 BB		4-0 BB	0-0 F7		0-0 1B			3	0	1	1	1	0	3						
Jim Essian, R OBP: 0.374, SLG: 0.436 (1, 2)		4-0 FC3-2 BB		0-0 F9	0-0 F9		0-0 F7			3	0	1	1	1	0	2						
Inning Stats	R: 1 E: 1 K: 0 S: 5	H: 1 LOB: 1 BB: 0 P: 5	R: 0 E: 1 K: 1 S: 7	H: 1 LOB: 3 BB: 1 P: 11	R: 0 E: 0 K: 0 S: 2	H: 0 LOB: 0 BB: 1 P: 6	R: 0 E: 0 K: 1 S: 5	H: 0 LOB: 1 BB: 1 P: 9	R: 5 E: 3 K: 1 S: 12	H: 5 LOB: 2 BB: 0 P: 12	R: 1 E: 1 K: 0 S: 4	H: 1 LOB: 1 BB: 1 P: 8	R: 1 E: 0 K: 0 S: 5	H: 2 LOB: 1 BB: 0 P: 5	R: 0 E: 0 K: 0 S: 3	H: 0 LOB: 1 BB: 1 P: 7	1B: 7 2B: 2 3B: 1 HR: 1	SF: 0 SAC: 0 DP: 1 HBP: 0	WP: 0 PB: 0 SB: 0 CS: 0	PA: 42		
PITCHER	IP WLS BF H R ER SO BB IBB HBP BLK WP HR S P ERA WHIP		IP WLS BF H R ER SO BB IBB HBP BLK WP HR S P ERA WHIP		IP WLS BF H R ER SO BB IBB HBP BLK WP HR S P ERA WHIP		IP WLS BF H R ER SO BB IBB HBP BLK WP HR S P ERA WHIP		IP WLS BF H R ER SO BB IBB HBP BLK WP HR S P ERA WHIP		IP WLS BF H R ER SO BB IBB HBP BLK WP HR S P ERA WHIP		IP WLS BF H R ER SO BB IBB HBP BLK WP HR S P ERA WHIP		IP WLS BF H R ER SO BB IBB HBP BLK WP HR S P ERA WHIP		IP WLS BF H R ER SO BB IBB HBP BLK WP HR S P ERA WHIP		IP WLS BF H R ER SO BB IBB HBP BLK WP HR S P ERA WHIP		IP WLS BF H R ER SO BB IBB HBP BLK WP HR S P ERA WHIP	
Rick Langford, R ERA: 3.87 (1, 1)	4.1 L 25	6 6 2 2	3 0 0 0	0 0 0 0	0 0 0 0	1 1 26 38	4.15 2.077															
Bob Lacey, L ERA: 3.21 (5, 1)	1.2 8 2 1 0 1	1 0 0 0	0 0 0 0	0 0 0 0	0 0 9 13	0.00 1.800																
Craig Mitchell, R ERA: 8.44 (7, 1)	2.0 9 2 1 1 0	1 1 0 0	1 0 0 0	0 0 0 0	0 0 8 12	4.50 1.500																

Oakland Athletics @ Chicago White Sox
Comiskey Park, Chicago, IL
Tue Sep 20 1977, 8:05 PM EDT
Att. 5,617 - Unknown - 57 F

AB	37
R	8
H	10
RBI	6
BB	5
SO	3
LOB	27



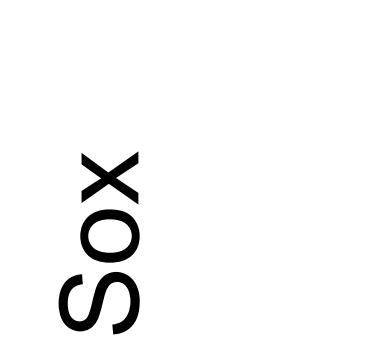
Batter	1	2	3	4	5	6	7	8	9	AB	R	H	RBI	BB	SO	LOB	TOP																												
Rodney Scott, S (1.4) OBP: 0.336, SLG: 0.293										4	1	2	0	1	0	2	Oakland Athletics @ Chicago White Sox Comiskey Park, Chicago, IL Wed Sep 21 1977, 8:05 PM EDT Alt. 6,963 - Unknown - 62 F																												
Rob Piccolo, R (1.6) OBP: 0.214, SLG: 0.248										5	0	0	0	0	3	6																													
Mitchell Page, L (1.7) OBP: 0.410, SLG: 0.537										4	2	2	2	1	1	1																													
Mike Jorgensen, L (1.3) OBP: 0.317, SLG: 0.323										5	1	2	1	0	0	3																													
Jerry Tabb, L (1.10) OBP: 0.276, SLG: 0.371										5	0	3	1	0	0	0																													
Matt Alexander, S (9, PR) OBP: 0.311, SLG: 0.268										5	1	2	3	0	1	2																													
Manny Sanguillen, R (1.2) OBP: 0.297, SLG: 0.348										4	1	1	1	1	1	3																													
Jeff Newman, R (9, 2) OBP: 0.246, SLG: 0.346										5	0	2	0	0	0	1																													
Wayne Gross, L (1.5) OBP: 0.353, SLG: 0.415										2	1	0	0	2	2	2																													
Sheldon Mallory, L (1.9) OBP: 0.295, SLG: 0.277										2	1	0	0	2	2	2																													
Larry Murray, S (1.8) OBP: 0.246, SLG: 0.239																																													
Inning Stats	R: 0 E: 0 K: 1 S: 5	H: 1 LOB: 0 BB: 0 P: 5	R: 0 E: 0 K: 1 S: 5	H: 0 LOB: 0 BB: 0 P: 5	R: 4 E: 0 K: 0 S: 8	H: 5 LOB: 2 BB: 1 P: 12	R: 0 E: 0 K: 2 S: 7	H: 0 LOB: 0 BB: 0 P: 7	R: 2 E: 0 K: 1 S: 9	H: 4 LOB: 2 BB: 0 P: 9	R: 0 E: 0 K: 1 S: 6	H: 1 LOB: 3 BB: 2 P: 14	R: 0 E: 0 K: 1 S: 6	H: 1 LOB: 2 BB: 1 P: 10	R: 0 E: 0 K: 1 S: 4	H: 0 LOB: 0 BB: 1 P: 8	R: 2 E: 0 K: 0 S: 5	H: 2 LOB: 1 BB: 0 P: 5	1B: 11 2B: 2 3B: 0 HR: 2	SF: 0 SAC: 0 DP: 2 HBP: 0	WP: 0 PB: 0 CS: 0	PA: 44																							
PITCHER	IP	WLS	BF	H	R	ER	SO	BB	IBB	HBP	BLK	WP	HR	S	P	ERA	WHIP	PITCHER								IP	WLS	BF	H	R	ER	SO	BB	IBB	HBP	BLK	WP	HR	S	P	ERA	WHIP			
Chris Knapp, R (1.1) ERA: 4.72	2.2		13	5	4	4	2	1	0	0	0	0	0	1	16	20	13.50	2.250																											
John Verhoeven, R (3.1) ERA: 3.27	2.1		12	5	2	2	3	0	0	0	0	0	0	0	18	18	7.71	2.143																											
Bart Johnson, R (6.1) ERA: 3.91	2.0		11	2	0	0	2	3	0	0	0	0	0	0	12	24	0.00	2.500																											
Silvio Martinez, R (8.1) ERA: 5.57	1.0	L	3	0	0	0	1	1	0	0	0	0	0	0	4	8	0.00	1.000																											
Clay Carroll, R (9.1) ERA: 2.75	1.0	L	5	2	2	2	0	0	0	0	0	0	0	1	5	5	18.00	2.000																											

AB 39
R 8
H 14
RBI 8
BB 5
SO 8
LOB 20



WP: 0
PB: 0
CS: 0

AB 34
R 6
H 8
RBI 6
BB 3
SO 3
LOB 8



WP: 0
PB: 0
CS: 0

PA: 37

Batter	1	2	3	4	5	6	7	8	9	AB	R	H	RBI	BB	SO	LOB	TOP								
Bob Coluccio, R OBP: 0.360, SLG: 0.500 (1, 7)	F9			FC5-4 1B	SF9		BB 1-2			2	0	1	1	1	0	0	Chicago White Sox @ Seattle Mariners The Kingdome, Seattle, WA Fri Sep 23 1977, 10:05 PM EDT Att: 9,731 - Dome								
Jorge Orta, L OBP: 0.334, SLG: 0.413 (1, 4)	F8			F9	G3		L7			4	0	0	0	0	5										
Eric Soderholm, R OBP: 0.354, SLG: 0.506 (1, 5)	K			FC5-4 1-2		L8		K		4	0	0	0	2	1										
Lamar Johnson, R OBP: 0.345, SLG: 0.507 (1, 3)		6-3		F7			K		K	4	0	0	0	2	1										
Oscar Gamble, L OBP: 0.381, SLG: 0.592 (1, 10)		F3			2B 1B BB		2B		1-3	3	1	1	0	1	0										
Chet Lemon, R OBP: 0.344, SLG: 0.462 (1, 8)				1B	1B 1-3 SF9 2B		F8		1-3	4	1	2	0	0	1										
Wayne Nordhagen, R OBP: 0.322, SLG: 0.540 (1, 9)				G6-4-3 1B	SF9 BB 1B		BB 1B		K	4	0	3	1	0	1										
Alan Bannister, R OBP: 0.338, SLG: 0.339 (1, 6)				G6-4-3	F4		F2			3	0	0	0	0	4										
Ralph Garr, L OBP: 0.326, SLG: 0.432 (9, PH)				1-2					1B	1	0	1	0	0	0										
Jim Essian, R OBP: 0.374, SLG: 0.433 (1, 2)				L5			K		K	2	0	0	0	1	1										
Jim Spencer, L OBP: 0.302, SLG: 0.408 (9, PH)					1-2 BB				K	1	0	0	0	0	1										
Inning Stats	R: 0 E: 0 K: 1 S: 5	H: 0 LOB: 0 BB: 0 P: 5	R: 0 E: 0 K: 0 S: 3	H: 1 LOB: 1 BB: 0 P: 3	R: 0 E: 0 K: 0 S: 3	H: 1 LOB: 0 BB: 0 P: 3	R: 0 E: 0 K: 0 S: 4	H: 1 LOB: 1 BB: 0 P: 4	R: 2 E: 0 K: 0 S: 5	H: 2 LOB: 2 BB: 2 P: 13	R: 0 E: 0 K: 1 S: 6	H: 1 LOB: 1 BB: 0 P: 6	R: 0 E: 0 K: 1 S: 6	H: 1 LOB: 2 BB: 1 P: 10	R: 0 E: 0 K: 2 S: 7	H: 0 LOB: 0 BB: 0 P: 7	R: 0 E: 0 K: 2 S: 8	H: 1 LOB: 1 BB: 0 P: 8	1B: 6 2B: 2 HR: 0	SF: 1 SAC: 0 DP: 1 HBP: 0	WP: 0 PB: 0 SB: 0 CS: 0	PA: 36			
PITCHER	IP	WLS	BF	H	R	ER	SO	BB	IBB	HBP	BLK	WP	HR	S	P	ERA	WHIP								
Tom House, L ERA: 4.73 (1, 1)	5.0	W	20	5	2	2	1	2	0	0	0	0	0	20	28	3.60	1.400								
John Montague, R ERA: 4.34 (6, 1)	4.0	S	16	3	0	0	6	1	0	0	0	0	0	27	31	0.00	1.000								

Batter	1	2	3	4	5	6	7	8	9	AB	R	H	RBI	BB	SO	LOB	BOTTOM								
Dave Collins, S OBP: 0.295, SLG: 0.312 (1, 7)	S 1B			HR	6-3		K			4	1	2	1	0	1	1	Chicago White Sox @ Seattle Mariners The Kingdome, Seattle, WA Fri Sep 23 1977, 10:05 PM EDT Att: 9,731 - Dome								
Jose Baez, R OBP: 0.311, SLG: 0.325 (1, 4)	F9		F3		4-3		E6 FC3-6			4	0	0	0	0	2										
Dan Meyer, L OBP: 0.317, SLG: 0.444 (1, 3)	F8		HR 1B		F3		FC3-6 1-2			4	1	1	0	0	3										
Leroy Stanton, R OBP: 0.340, SLG: 0.509 (1, 9)	6-3					5-3		CS BB		3	1	1	2	1	0										
Julio Cruz, S OBP: 0.325, SLG: 0.279 (9, PR)										0	0	0	0	0	0										
Luis Delgado, S OBP: 0.273, SLG: 0.273 (9, 9)	1-2		1-H HR							0	0	0	0	0	0										
Ruppert Jones, L OBP: 0.325, SLG: 0.463 (1, 8)		F9	F8			1-3 1B		F7 1-2		4	0	1	0	0	1										
Bill Stein, R OBP: 0.291, SLG: 0.389 (1, 5)		BB			K	1-2	1-3	F9		3	0	0	0	1	2										
Ray Fosse, R OBP: 0.301, SLG: 0.388 (1, 2)		K			6-3		F9			3	0	0	0	0	2										
Steve Braun, L OBP: 0.347, SLG: 0.313 (1, 10)		4-3						E SH1-4 1B		3	0	2	0	0	1										
Craig Reynolds, L OBP: 0.272, SLG: 0.301 (1, 6)			F7		L7		SH1-4			2	0	0	0	0	1										
Inning Stats	R: 0 E: 0 K: 0 S: 4	H: 1 LOB: 1 BB: 0 P: 4	R: 0 E: 0 K: 1 S: 5	H: 0 LOB: 1 BB: 1 P: 9	R: 3 E: 0 K: 0 S: 6	H: 3 LOB: 0 BB: 0 P: 6	R: 0 E: 0 K: 1 S: 6	H: 1 LOB: 1 BB: 0 P: 6	R: 0 E: 0 K: 0 S: 3	H: 0 LOB: 0 BB: 0 P: 3	R: 0 E: 0 K: 0 S: 4	H: 1 LOB: 1 BB: 0 P: 4	R: 0 E: 1 K: 1 S: 7	H: 1 LOB: 2 BB: 0 P: 7	R: 0 E: 0 K: 0 S: 2	H: 0 LOB: 1 BB: 1 P: 6	1B: 4 2B: 1 3B: 0 HR: 2	SF: 0 SAC: 1 DP: 0 HBP: 0	WP: 0 PB: 0 SB: 1 CS: 1	PA: 33					
PITCHER	IP	WLS	BF	H	R	ER	SO	BB	IBB	HBP	BLK	WP	HR	S	P	ERA	WHIP								
Francisco Barrios, R ERA: 4.04 (1, 1)	6.2	L	29	7	3	3	3	1	0	0	0	0	2	34	38	4.05	1.200								
Dave Hamilton, L ERA: 3.78 (7, 1)	1.1		4	0	0	0	0	1	0	0	0	0	0	3	7	0.00	0.750								

Batter	1	2	3	4	5	6	7	8	9	AB	R	H	RBI	BB	SO	LOB	TOP										
Ralph Garr, L OBP: 0.332, SLG: 0.436 Tommy Cruz, L (8, 7)	0-0 WP 2B 1B	0-0 1-3		0-0 2B	4-0 1-2 FC6 BB		0-0 G6-3 1B		0-0 F8	4	1	3	0	1	0	0											
Chat Lemon, R OBP: 0.345, SLG: 0.462 (1, 8)	0-0 WP 2B 1-3 2B	0-0 5-3		4-0 BB	0-0 FC6 1-2		0-0 G6-3 1-2			4	1	1	0	1	0	4											
Royce Stillman, L OBP: 0.304, SLG: 0.364 (1, 10)	0-3 K 2-3 3-H	4-0 BB		0-3 K			0-0 F8		0-0 F8	4	0	0	0	1	2	3											
Oscar Gamble, L OBP: 0.381, SLG: 0.592 Henry Cruz, L OBP: 0.313, SLG: 0.667 (8, PR) (8, 9)	0-0 HR 2B	0-0 F8		0-0 F2			0-0 1B 1B		0-0 E8 6-3	5	2	2	1	0	0	3											
Eric Soderholm, R OBP: 0.351, SLG: 0.500 (1, 5)	0-0 L6			0-0 6-3			0-0 F7		0-0 F7	5	0	0	0	0	0	3											
Jim Spencer, L OBP: 0.305, SLG: 0.409 (1, 3)	4-0 HR IBB			0-0 F9			0-0 2B SF8 1B		0-0 1B	4	2	2	0	1	0	2											
Jack Brohamer, L OBP: 0.345, SLG: 0.395 (1, 4)	0-0 HR 1-H 2-H			0-0 2B			0-0 SF8 1-3 2B		0-0 1B	5	2	5	4	0	0	0											
Don Kessinger, S OBP: 0.305, SLG: 0.275 (1, 6)	4-0 BB			0-0 F5			4-0 BB 4-3		0-0 F8	3	0	0	0	2	0	4											
Bill Nahorodny, R OBP: 0.222, SLG: 0.375 (1, 2)	0-0 6-3			0-0 F8			0-0 SF8 2-3 3-H		0-0 K	4	0	1	2	0	1	1											
Inning Stats	R: 5 E: 0 K: 1 S: 9	H: 4 LOB: 1 BB: 2 P: 17	R: 0 E: 0 K: 0 S: 3	H: 0 LOB: 1 BB: 1 P: 7	R: 0 E: 0 K: 0 S: 4	H: 1 LOB: 1 BB: 0 P: 4	R: 0 E: 0 K: 1 S: 6	H: 1 LOB: 2 BB: 1 P: 10	R: 1 E: 0 K: 0 S: 6	H: 3 LOB: 2 BB: 0 P: 6	R: 0 E: 0 K: 1 S: 5	H: 1 LOB: 0 BB: 0 P: 5	R: 0 E: 1 K: 0 S: 4	H: 0 LOB: 2 BB: 0 P: 4	R: 0 E: 0 K: 0 S: 4	H: 2 LOB: 2 BB: 0 P: 4	1B: 7 2B: 5 3B: 1 HR: 1	SF: 1 SAC: 0 DP: 1 HBP: 0	WP: 1 PB: 0 SB: 0 CS: 0	PA: 46							
PITCHER	IP	WLS	BF	H	R	ER	SO	BB	IBB	HBP	BLK	WP	HR	S	P	ERA	WHIP										
Diego Segui, R ERA: 5.69 (1, 1)	0.1	L	4	3	3	3	1	0	0	0	0	1	0	6	6	81.00	9.000										
Greg Erardi, R ERA: 9.0 (1, 1)	4.0		21	5	3	3	1	3	1	0	0	0	1	19	35	6.75	2.000										
Bob Galasso, R ERA: 9.0 (5, 1)	4.2		21	6	2	2	1	2	0	0	0	0	0	21	29	3.86	1.714										

Chicago White Sox @ Seattle Mariners
The Kingdome, Seattle, WA
Sat Sep 24 1977, 10:05 PM EDT
Att. 17,636 - Dome

AB 39
R 8
H 14
RBI 7
BB 6
SO 3
LOB 20



Batter	1	2	3	4	5	6	7	8	9	AB	R	H	RBI	BB	SO	LOB	BOTTOM										
Dave Collins, S OBP: 0.299, SLG: 0.315 (1, 7)	4-0 1B BB	1-0 HBP			0-3 K		0-0 5-3		0-0 FC6-4 2B	3	0	1	2	1	1	0											
Julio Cruz, S OBP: 0.324, SLG: 0.283 Steve Braun, L OBP: 0.346, SLG: 0.313 (8, PH)	0-0 F9	0-0 F8			0-0 F7		0-0 2B		0-0 6-3	4	0	1	0	0	0	4											
Ray Fosse, R OBP: 0.300, SLG: 0.383 (1, 2)	0-0 F8	0-0 F7			0-0 5-3		0-0 F8		4-0 FC6-4 BB	4	0	0	0	1	0	5											
Leroy Stanton, R OBP: 0.338, SLG: 0.506 (1, 9)	0-0 FC4-6 1B			0-0 F3			0-3 K		0-3 K FC6-4	5	0	1	0	0	2	2											
Ruppert Jones, L OBP: 0.326, SLG: 0.462 (1, 8)	0-0 FC4-6			0-0 G6-4-3 1B			4-0 1B BB		0-0 F8 6-3	4	0	1	0	1	0	4											
Bill Stein, R OBP: 0.292, SLG: 0.389 (1, 5)		4-0 FC4-6 BB		0-0 G6-4-3			0-0 F9		0-0 1B	3	0	1	0	1	0	2											
Dan Meyer, L OBP: 0.317, SLG: 0.443 (1, 3)		0-0 FC4-6 1B HBP		0-0 1-3			0-0 1B		0-0 F7	4	1	1	0	0	0	2											
Juan Bernhardt, R OBP: 0.262, SLG: 0.359 (1, 10)		0-0 HBP 1B		0-0 F3			0-0 F4		0-0 3B 1B	4	1	2	0	0	0	2											
Craig Reynolds, L OBP: 0.274, SLG: 0.308 (1, 6)		0-0 HBP 1B		0-0 F8			0-0 5-3		0-0 2B 3B	4	1	2	1	0	0	0											
Inning Stats	R: 0 E: 0 K: 0 S: 4	H: 1 LOB: 2 BB: 1 P: 8	R: 1 E: 0 K: 0 S: 5	H: 2 LOB: 3 BB: 1 P: 10	R: 0 E: 0 K: 0 S: 3	H: 1 LOB: 0 BB: 0 P: 3	R: 0 E: 0 K: 0 S: 3	H: 0 LOB: 0 BB: 0 P: 3	R: 0 E: 0 K: 1 S: 5	H: 0 LOB: 0 BB: 0 P: 5	R: 0 E: 0 K: 1 S: 6	H: 1 LOB: 1 BB: 0 P: 10	R: 0 E: 0 K: 1 S: 4	H: 1 LOB: 1 BB: 0 P: 4	R: 0 E: 0 K: 1 S: 6	H: 1 LOB: 2 BB: 1 P: 10	1B: 7 2B: 2 3B: 1 HR: 0	SF: 0 SAC: 0 DP: 1 HBP: 1	WP: 0 PB: 0 SB: 0 CS: 0	PA: 41							
PITCHER	IP	WLS	BF	H	R	ER	SO	BB	IBB	HBP	BLK	WP	HR	S	P	ERA	WHIP										
Ken Kravec, L ERA: 4.28 (9, 1)	8.0		37	10	3	3	3	3	0	1	0	0	0	39	52	3.38	1.625										
John Verhoeven, R ERA: 3.0 (9, 1)	1.0		4	0	0	0	0	1	0	0	0	0	0	3	7	0.00	1.000										

Chicago White Sox @ Seattle Mariners
The Kingdome, Seattle, WA
Sat Sep 24 1977, 10:05 PM EDT
Att. 17,636 - Dome


AB 36
R 3
H 10
RBI 3
BB 4
SO 3
LOB 22



Batter	1	2	3	4	5	6	7	8	9	AB	R	H	RBI	BB	SO	LOB	TOP								
Ralph Garr, L OBP: 0.332, SLG: 0.435 Bob Coluccio, R OBP: 0.360, SLG: 0.300 Jorge Orta, L OBP: 0.333, SLG: 0.412	0-0 4-3		0-0 4-3		0-0 4-3		0-0 1B 2B 1B		0-0 F5	4	1	1	0	0	0	0									
Chat Lemon, R OBP: 0.346, SLG: 0.463 Tommy Cruz, L Richie Zisk, R OBP: 0.357, SLG: 0.506	0-0 6-3		0-0 4-3		0-0 1B		0-0 1-2 2B 1B		0-3 K	4	1	2	1	0	0	0									
Henry Cruz, L OBP: 0.333, SLG: 0.600	0-0 1B		0-0 1B		0-0 F4		0-0 F9		0-0 F9	5	0	2	0	0	0	4									
Oscar Gamble, L OBP: 0.382, SLG: 0.593	0-0 1B		0-0 F8		0-0 1-3		0-0 1-2 2B			4	0	2	2	0	0	2									
Jim Spencer, L OBP: 0.305, SLG: 0.407 Lamar Johnson, R OBP: 0.344, SLG: 0.506	1-0 1-2 HBP				0-0 F3		0-0 6-3		0-0 6-3	2	0	0	0	0	0	0									
Jack Brohamer, L OBP: 0.345, SLG: 0.400 Eric Soderholm, R OBP: 0.350, SLG: 0.499	0-0 F8				0-0 1B SF7 2B		0-0 F7		0-0 6-3	3	1	1	0	0	0	3									
Alan Bannister, R OBP: 0.337, SLG: 0.338			0-0 4-3		0-0 2-3 SF7 1B		0-0 5-3		0-0 6-3	4	0	1	0	0	0	0									
Don Kessinger, S OBP: 0.308, SLG: 0.275			0-0 F7		0-0 SF7		0-0 1-2 3-H 1B		0-0 F8	3	0	1	1	0	0	0									
Brian Downing, R OBP: 0.400, SLG: 0.400 Jim Essian, R OBP: 0.374, SLG: 0.433			0-0 F9		0-0 6-3		0-0 FC5-4 1B		0-0 FC5-4 1B BB	3	1	0	0	1	0	2									
Inning Stats	R: 0 E: 0 K: 0 S: 5	H: 2 LOB: 3 BB: 0 P: 6	R: 0 E: 0 K: 0 S: 3	H: 0 LOB: 0 BB: 0 P: 3	R: 0 E: 0 K: 0 S: 4	H: 1 LOB: 1 BB: 0 P: 4	R: 1 E: 0 K: 0 S: 5	H: 2 LOB: 1 BB: 0 P: 5	R: 0 E: 0 K: 0 S: 4	H: 1 LOB: 1 BB: 0 P: 4	R: 0 E: 0 K: 0 S: 3	H: 0 LOB: 0 BB: 0 P: 3	R: 3 E: 0 K: 0 S: 7	H: 4 LOB: 1 BB: 0 P: 7	R: 0 E: 0 K: 0 S: 3	H: 0 LOB: 0 BB: 0 P: 3	R: 0 E: 0 K: 1 S: 5	H: 0 LOB: 2 BB: 1 P: 9	1B: 8 2B: 2 3B: 0 HR: 0	SF: 1 SAC: 0 DP: 0 HBP: 1	WP: 0 PB: 1 SB: 0 CS: 0	PA: 39			
PITCHER	IP	WLS	BF	H	R	ER	SO	BB	IBB	HBP	BLK	WP	HR	S	P	ERA	WHIP								
Doc Medich, R ERA: 4.55	6.2	W	31	10	4	4	0	0	0	1	0	0	0	30	31	5.40	1.500								
Rick Honeycutt, L ERA: 4.5	1.1		5	0	0	0	0	1	0	0	0	0	0	4	8	0.00	0.750								
Enrique Romo, R ERA: 2.92	1.0	S	3	0	0	0	1	0	0	0	0	0	0	5	5	0.00	0.000								

Chicago White Sox @ Seattle Mariners
The Kingdome, Seattle, WA
Sun Sep 25 1977, 6:33 AM EDT
Att: 11,589 - Dome

AB 36
R 4
H 10
RBI 4
BB 1
SO 1
LOB 14



Batter	1	2	3	4	5	6	7	8	9	AB	R	H	RBI	BB	SO	LOB	BOTTOM								
Dave Collins, S OBP: 0.300, SLG: 0.314	0-0 F6			0-0 B3			1-0 K			4	0	1	0	0	1	1									
Jose Baez, R OBP: 0.309, SLG: 0.323	0-0 6-3		0-0 FC5-2 1B		0-0 BB HR 1B		0-0 L6		0-3 K	5	1	1	0	0	1	5									
Dan Meyer, L OBP: 0.319, SLG: 0.442	4-0 S BB		0-0 L3		4-0 1-2 HR BB		0-0 2B 1B		0-0 G3	3	1	1	0	2	0	3									
Leroy Stanton, R OBP: 0.341, SLG: 0.515 Luis Delgado, S OBP: 0.273, SLG: 0.273	4-0 1-2 BB		0-3 K		0-0 1-2 HR BB		0-0 1B 2B		0-0 F3	4	1	2	3	1	1	0									
Ruppert Jones, L OBP: 0.327, SLG: 0.461	0-0 F7		0-0 S 1B		0-0 B1-3		0-0 2-3 1B		0-0 4-3	5	1	2	0	0	0	2									
Bill Stein, R OBP: 0.294, SLG: 0.388		4-0 1B BB	0-3 K		0-0 1B		0-3 K			3	1	1	0	1	2	3									
Steve Braun, L OBP: 0.345, SLG: 0.311		0-3 K	4-0 1B BB		0-3 K		0-3 K			3	0	0	0	1	3	4									
Ray Fosse, R OBP: 0.306, SLG: 0.388		0-0 1B FC5-2 1B		0-0 1-2 1B		0-0 SH1-4 1B		0-0 6-3		4	0	3	1	0	0	0									
Craig Reynolds, L OBP: 0.275, SLG: 0.308		0-0 FC5-2 1B		0-0 F6		0-0 SH1-4		0-0 L4		3	0	1	1	0	0	2									
Inning Stats	R: 0 E: 0 K: 0 S: 3	H: 0 LOB: 2 BB: 2 P: 11	R: 1 E: 0 K: 1 S: 8	H: 3 LOB: 3 BB: 1 P: 12	R: 1 E: 0 K: 2 S: 9	H: 2 LOB: 2 BB: 1 P: 13	R: 3 E: 0 K: 1 S: 8	H: 3 LOB: 1 BB: 1 P: 12	R: 0 E: 0 K: 1 S: 6	H: 1 LOB: 1 BB: 0 P: 6	R: 0 E: 0 K: 2 S: 9	H: 3 LOB: 2 BB: 0 P: 9	R: 0 E: 0 K: 1 S: 5	H: 0 LOB: 1 BB: 0 P: 6	R: 0 E: 0 K: 0 S: 3	H: 0 LOB: 0 BB: 0 P: 3	1B: 10 2B: 1 3B: 0 HR: 1	SF: 0 SAC: 1 DP: 0 HBP: 1	WP: 0 PB: 0 SB: 3 CS: 0	PA: 41					
PITCHER	IP	WLS	BF	H	R	ER	SO	BB	IBB	HBP	BLK	WP	HR	S	P	ERA	WHIP								
Steve Stone, R ERA: 4.51	3.1	L	22	7	5	5	3	5	0	0	0	0	0	20	20	0.00	1.875								
Dave Frost, R ERA: 2.7	2.2		12	5	0	0	4	0	0	0	0	0	0	20	20	0.00	1.875								
Don Kirkwood, R ERA: 5.15	2.0		7	0	0	0	1	0	0	1	0	0	0	8	9	0.00	0.000								

Chicago White Sox @ Seattle Mariners
The Kingdome, Seattle, WA
Sun Sep 25 1977, 6:33 AM EDT
Att: 11,589 - Dome

AB 34
R 5
H 12
RBI 5
BB 5
SO 8
LOB 20



Batter	1	2	3	4	5	6	7	8	9	AB	R	H	RBI	BB	SO	LOB	TOP																					
Bob Coluccio, R OBP: 0.333, SLG: 0.280 (1, 8)	0-0 2B 4-3 1B	0-0 6-3	0-0 F7			0-0 F7		0-0 L8		5	1	1	0	0	0	2																						
Alan Bannister, R OBP: 0.336, SLG: 0.339 (1, 6)	0-0 4-3 HR 2B	0-0 E5 HR 1B		0-0 F7			0-0 6-3	0-0 4-3		5	2	1	0	0	0	1																						
Lamar Johnson, R OBP: 0.344, SLG: 0.504 (1, 3)	0-0 4-3	0-0 HR 1B		0-0 F2			0-0 E9 BB WP		0-0 FC4-6 1B	5	2	2	1	0	0	1																						
Richie Zisk, R OBP: 0.357, SLG: 0.516 (1, 10)	0-0 HR	0-0 HR		0-0 6-3			0-0 5-3		0-3 K	5	2	2	5	0	1	2																						
Oscar Gamble, L OBP: 0.384, SLG: 0.595 (1, 9)	0-0 1B 2B	0-0 1B			0-0 1-3		4-0 WP BB IBB		0-0 FC4-6 FC5-4	4	1	2	0	1	0	1																						
Eric Soderholm, R OBP: 0.349, SLG: 0.494 (1, 5)	0-0 L5	0-0 L5			0-0 5-3		4-0 WP BB		0-0 FC5-4	4	0	0	0	1	0	3																						
Wayne Nordhagen, R OBP: 0.319, SLG: 0.530 (1, 7)	0-0 1B		0-0 6-3		0-0 4-3		0-0 6-3			4	0	1	1	0	0	2																						
Don Kessinger, S OBP: 0.303, SLG: 0.271 (1, 4)	0-0 F7		0-0 F8			0-0 6-3		0-0 F8		4	0	0	0	0	0	1																						
Jim Essian, R OBP: 0.375, SLG: 0.434 (1, 2)		0-0 P6	0-0			0-0 P6			0-0 WP 1B	4	0	2	0	0	0	0																						
Inning Stats	R: 4 E: 0 K: 0 S: 8	H: 5 LOB: 1 BB: 0 P: 8	R: 3 E: 1 K: 0 S: 7	H: 3 LOB: 1 BB: 0 P: 7	R: 0 E: 0 K: 0 S: 4	H: 1 LOB: 1 BB: 0 P: 4	R: 0 E: 0 K: 0 S: 3	H: 0 LOB: 0 BB: 0 P: 3	R: 0 E: 0 K: 0 S: 3	H: 0 LOB: 0 BB: 0 P: 3	R: 1 E: 1 K: 0 S: 4	H: 0 LOB: 2 BB: 2 P: 12	R: 0 E: 0 K: 1 S: 6	H: 1 LOB: 1 BB: 0 P: 6	R: 0 E: 0 K: 1 S: 6	H: 1 LOB: 1 BB: 0 P: 6	1B: 7 2B: 2 3B: 0 HR: 2	SF: 0 SAC: 0 DP: 0 HBP: 0	WP: 2 PB: 0 SB: 0 CS: 0	PA: 42																		
PITCHER	IP	WLS	BF	H	R	ER	SO	BB	IBB	HBP	BLK	WP	HR	S	P	ERA	WHIP	PITCHER				IP	WLS	BF	H	R	ER	SO	BB	IBB	HBP	BLK	WP	HR	S	P	ERA	WHIP
Geoff Zahn, L ERA: 4.68 (1, 1)	1.2	L	12	6	6	5	0	0	0	0	0	0	1	12	12	27.00	3.600																					
Gary Serum, R ERA: 4.37 (2, 1)	0.1		3	2	1	0	0	0	0	0	0	0	1	3	3	0.00	6.000																					
Don Carrithers, R ERA: 6.91 (3, 1)	4.2		18	1	1	0	0	1	1	0	0	0	0	16	24	0.00	0.429																					
Tom Johnson, R ERA: 3.13 (7, 1)	2.1		9	2	0	0	1	0	0	0	0	2	0	11	11	0.00	0.857																					

Chicago White Sox @ Minnesota Twins
Metropolitan Stadium, Bloomington, MI
Tue Sep 27 1977, 4:33 AM EDT
Att: 2,623 - Cloudy - 61 F

AB 40
R 8
H 11
RBI 7
BB 2
SO 1
LOB 13

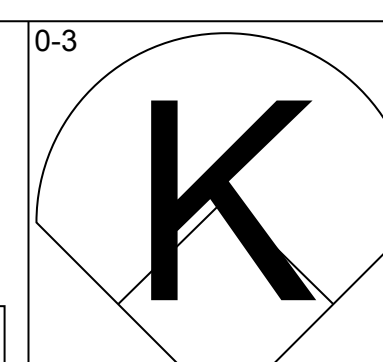
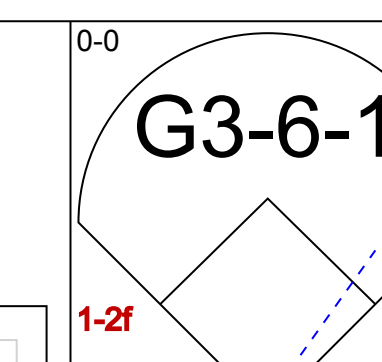
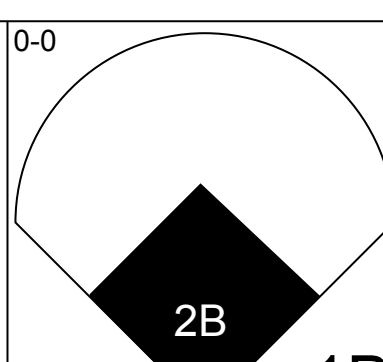
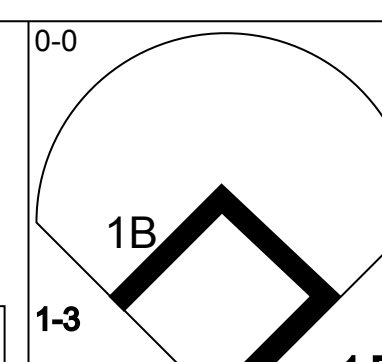
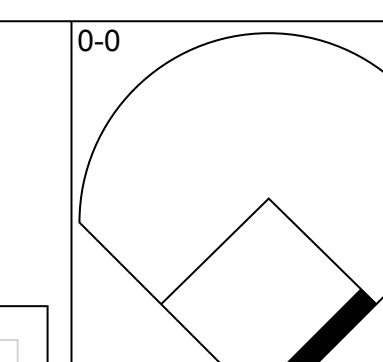
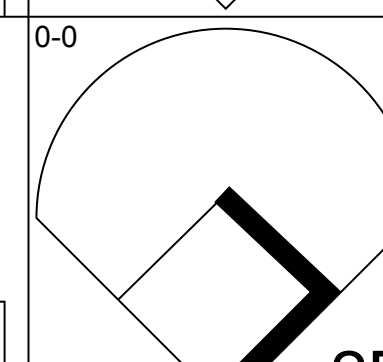
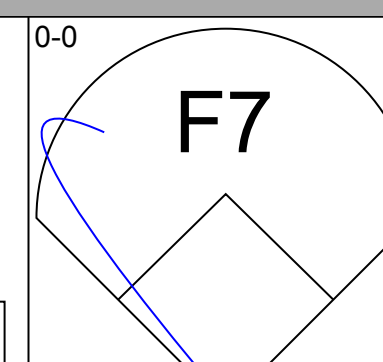
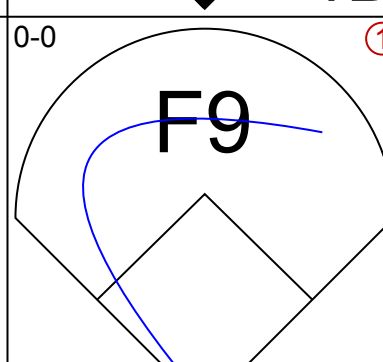
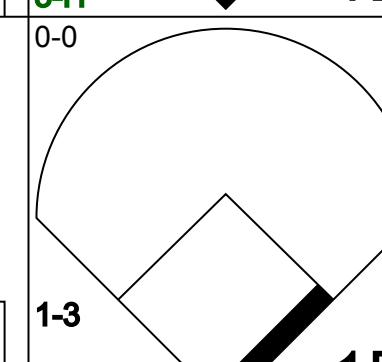
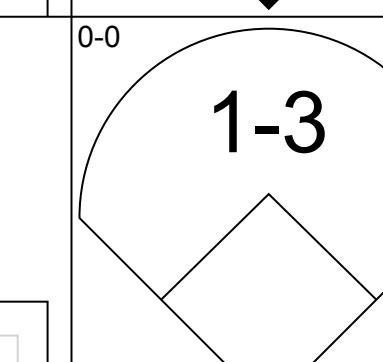
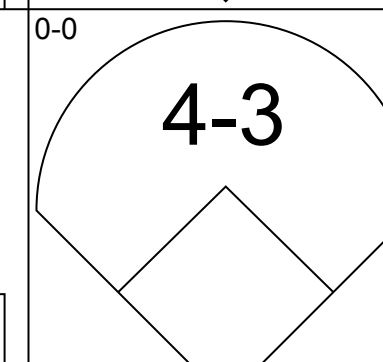
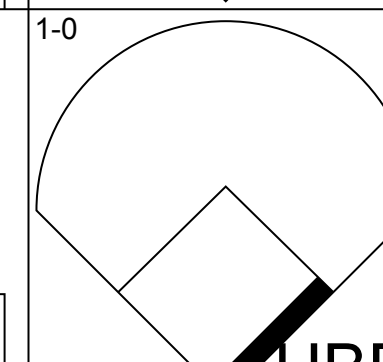
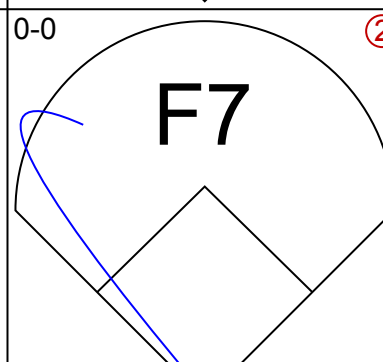
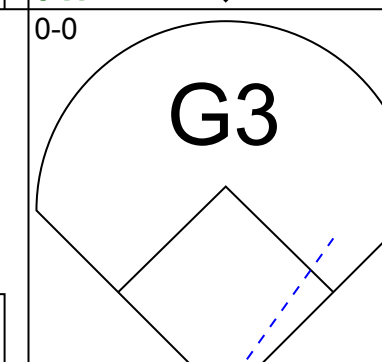
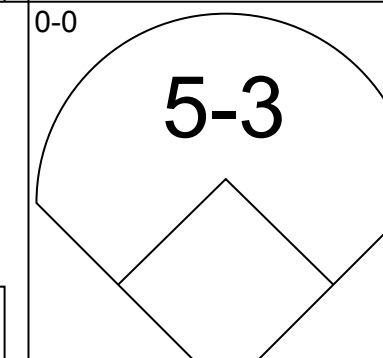
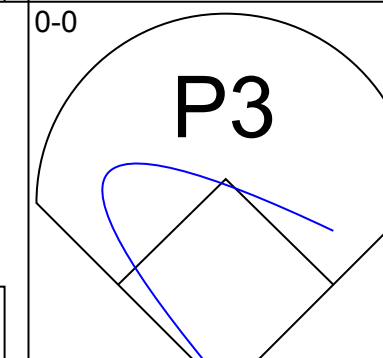
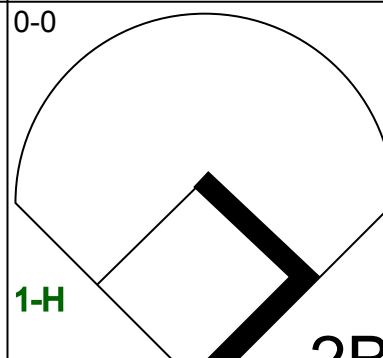
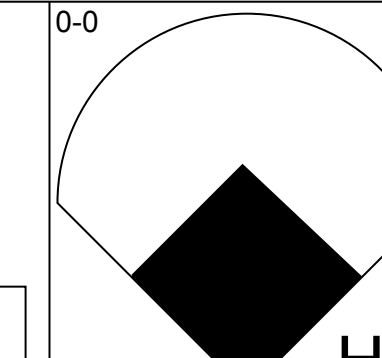
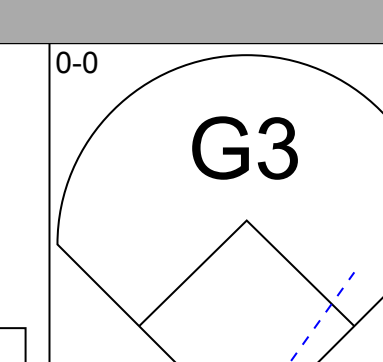
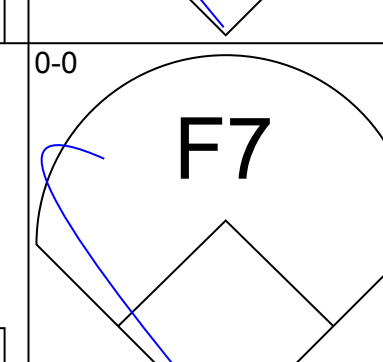
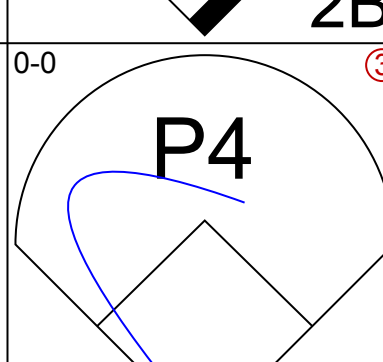
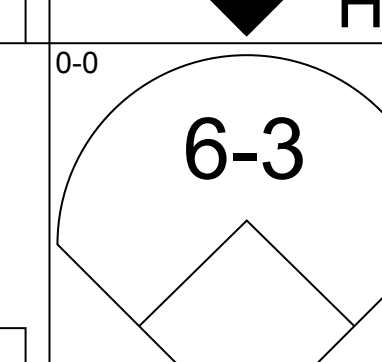
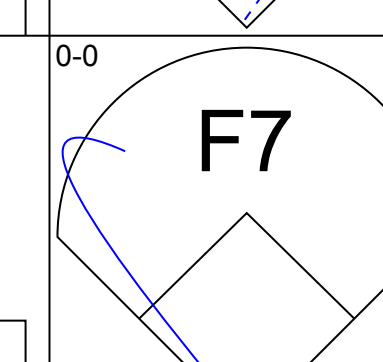
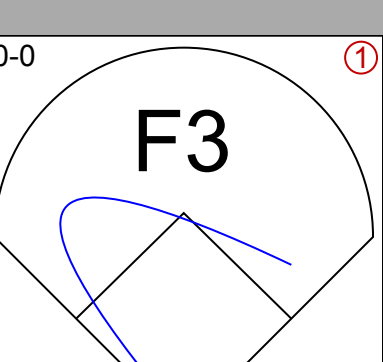
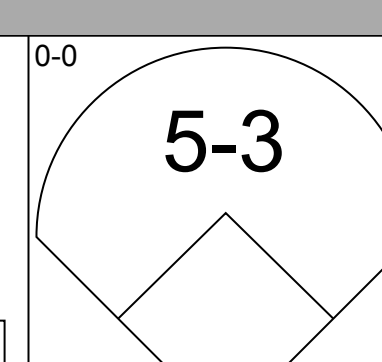
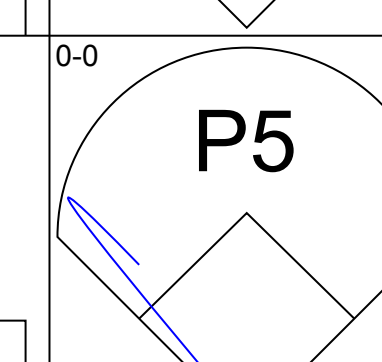
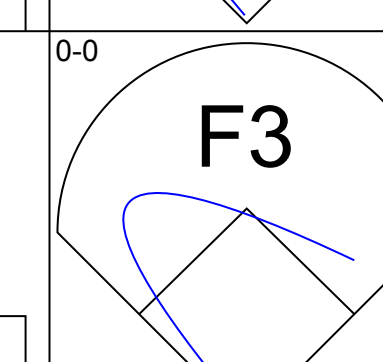
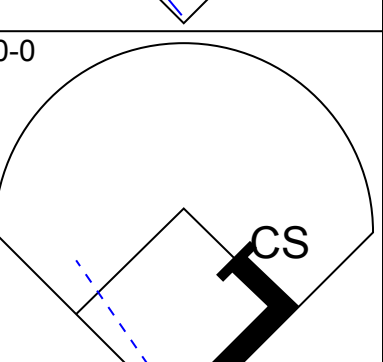

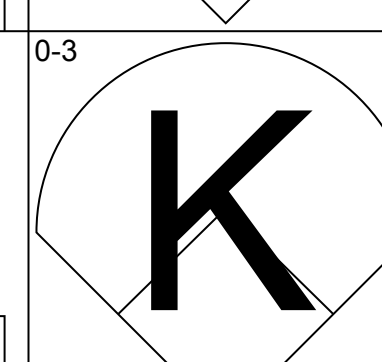
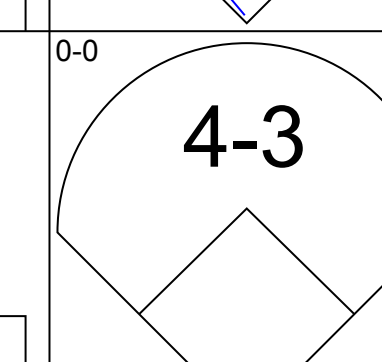
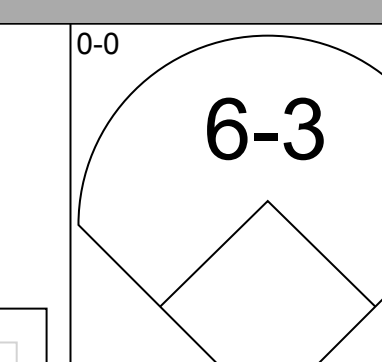
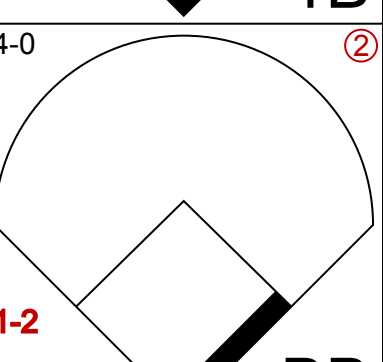
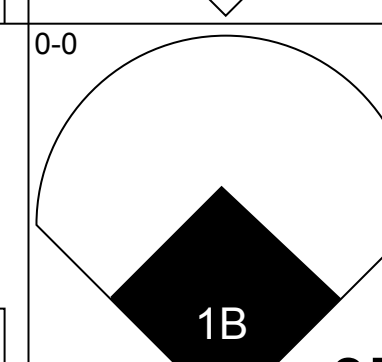

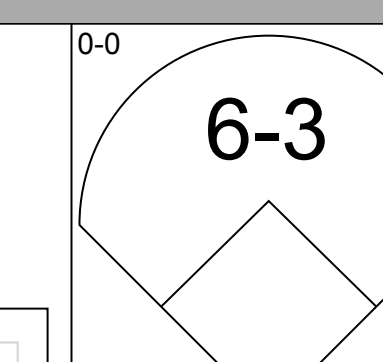
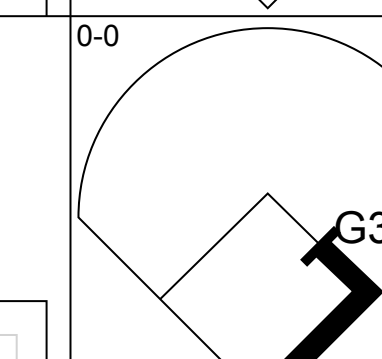
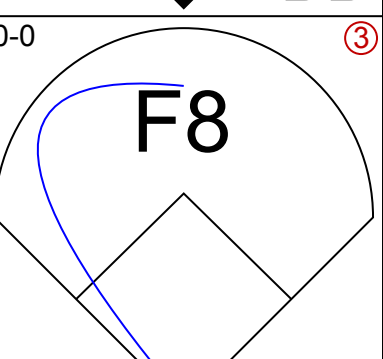
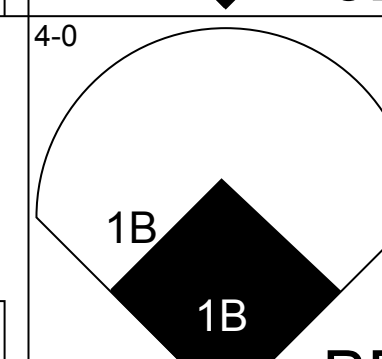

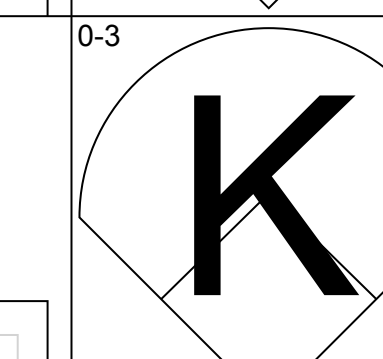


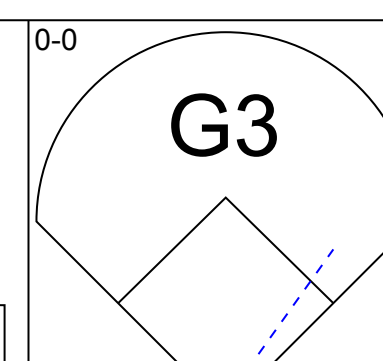
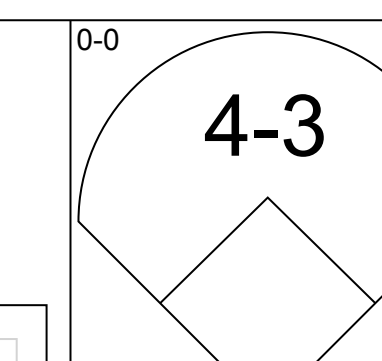
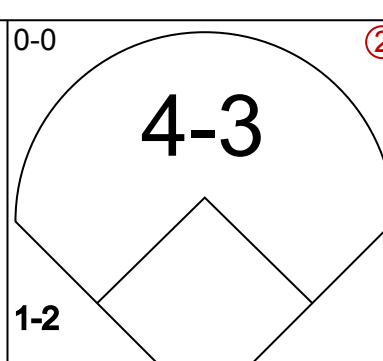
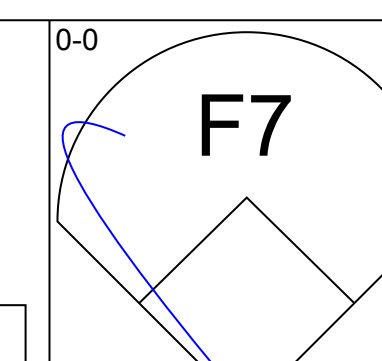
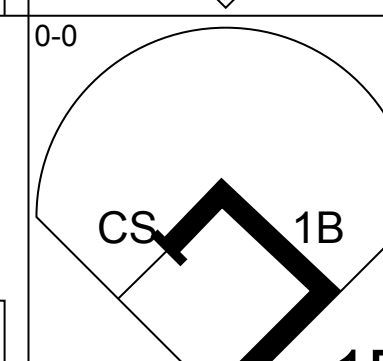
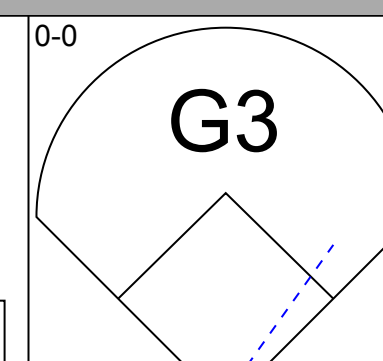
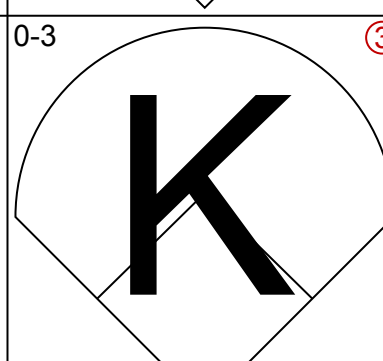
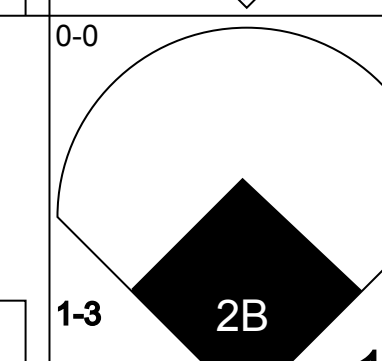

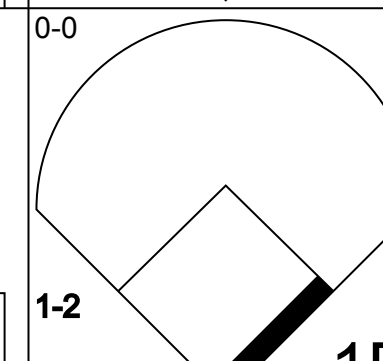
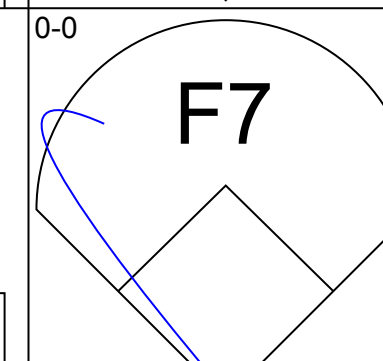

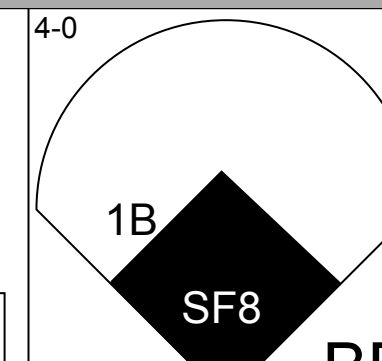
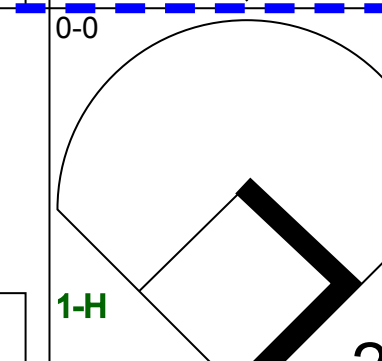

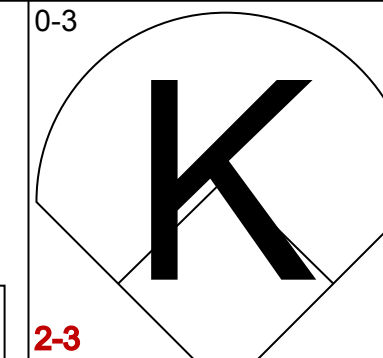
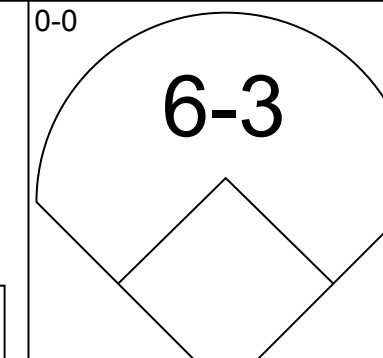

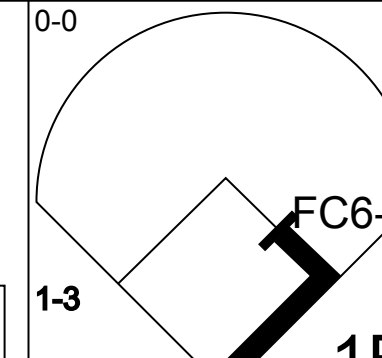
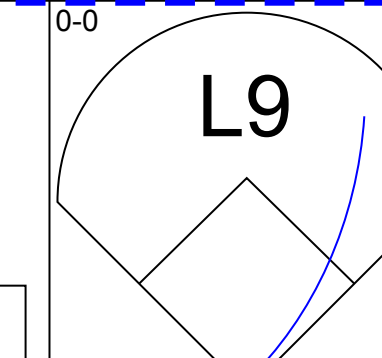
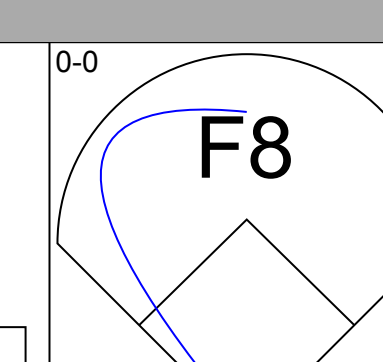
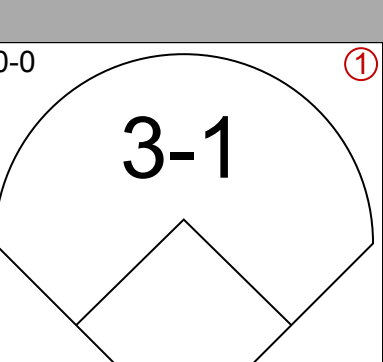
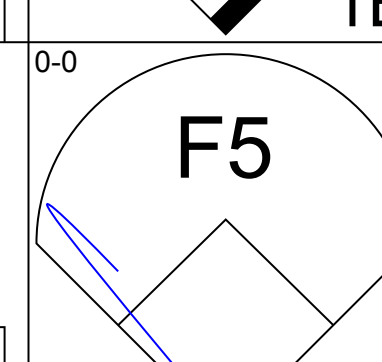
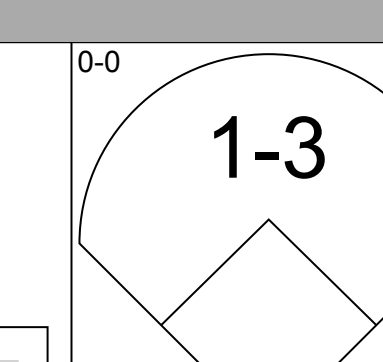
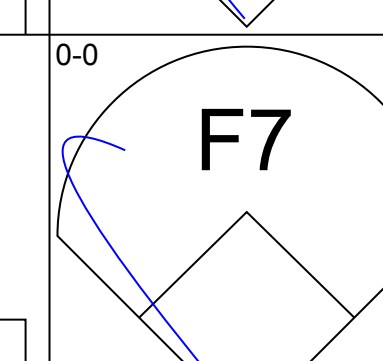
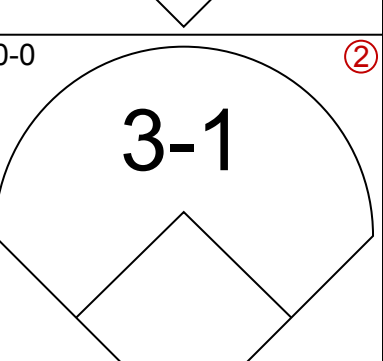
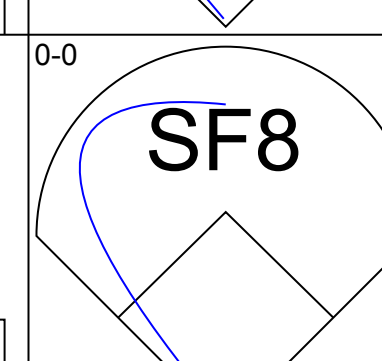
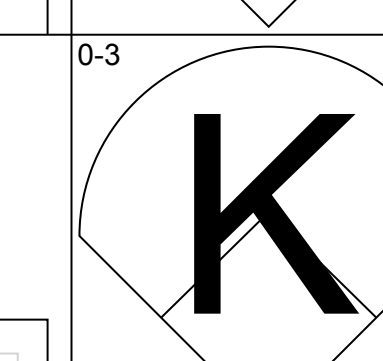
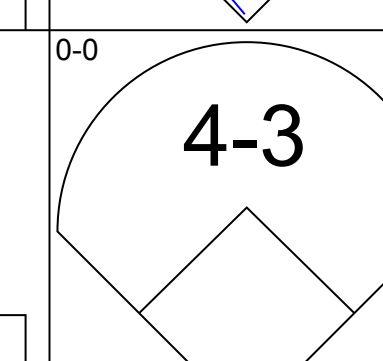
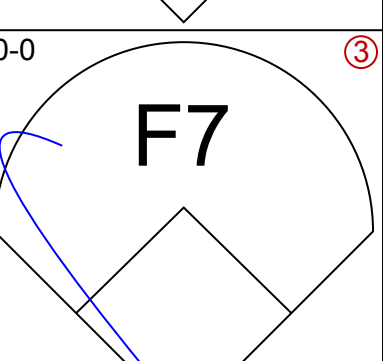
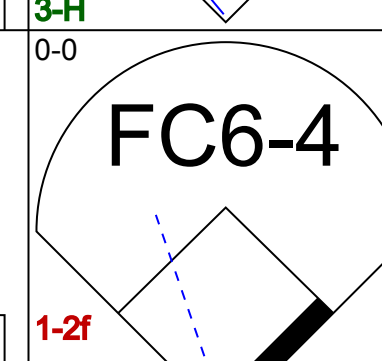

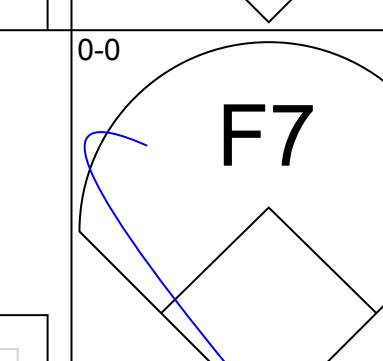
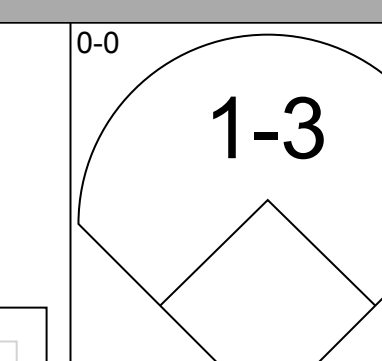
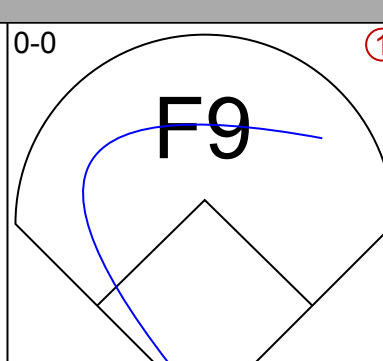
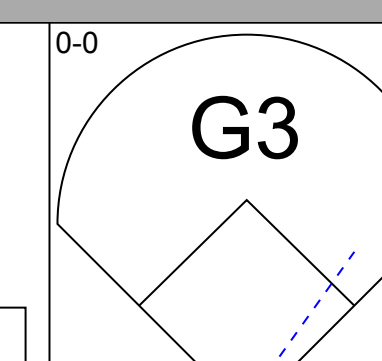
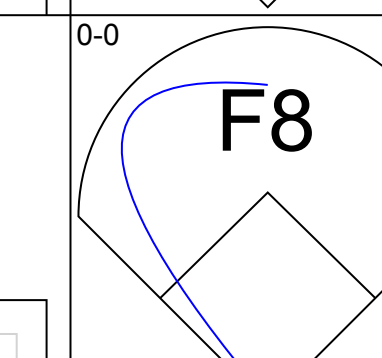
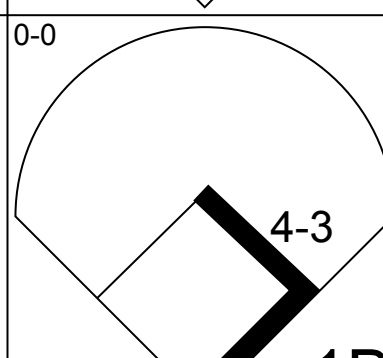

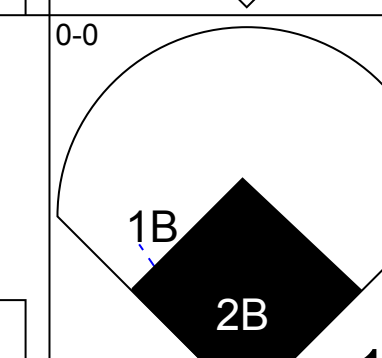

Batter	1	2	3	4	5	6	7	8	9	AB	R	H	RBI	BB	SO	LOB	BOTTOM																					
Lyman Bostock, L OBP: 0.391, SLG: 0.505 (1, 7)	0-0 6-3		0-0 G3 1B 2B			0-0 S 1-3 1B		0-3 K		0-0 P4	5	1	2	0	0	1	4																					
Roy Smalley, S OBP: 0.317, SLG: 0.317 (1, 6)	0-0 P6		0-0 G3			0-3 K		0-0 4-3		0-0 FC5	5	0	0	0	0	1	4																					
Rod Carew, L OBP: 0.444, SLG: 0.566 (1, 3) (9, 4)	0-0 2B 1B		0-0 1B		0-0 L7		0-0 BB 1B		0-0 2-3	5	2	3	1	0	0	1																						
Larry Hisle, R OBP: 0.362, SLG: 0.523 (1, 8)	0-0 1B 2B		0-0 K		0-0 K		0-0 1B 1B		0-0 1-3 BB	4	1	2	1	1	1	1																						
Glenn Adams, L OBP: 0.377, SLG: 0.471 (1, 10)	0-0 1-3				0-0 F9		0-0 1B 1B		0-0 P3	3	1	1	0	0	0	1																						
Dan Ford, R OBP: 0.341, SLG: 0.430 (7, PH)						0-0 1B 1B		0-0 G6-4-3 1B			2	0	1	1	0	0	0																					
Butch Wynegar, S OBP: 0.345, SLG: 0.369 (1, 2)		0-3 K			0-0 F8		0-0 F3		0-0 G6-4-3	4	0	0	0	0	1	4																						
Mike Cubbage, L OBP: 0.324, SLG: 0.397 (1, 5)		0-0 P4			0-0 3-1		0-0 1B 1B		0-0 FC5 1B 1B	3	0	1	1	0	0	0																						
Craig Kusick, R OBP: 0.375, SLG: 0.427 (6, PH) (9, 3)						0-0 1B 1B		0-0 F7			1	0	1	0	0	0																						
Willie Norwood, R OBP: 0.281, SLG: 0.373 (1, 9)		0-3 K			0-0 P3		0-0 1B		0-0 F7	4	0	1	1	0	1	1																						
Sam Perlozzo, R OBP: 0.286, SLG: 0.429 (1, 4) (9, 5)			0-0 F2		0-0 1B E 1B		0-3 K		0-0	4	1	2	0	0	1	2																						
Inning Stats	R: 1 E: 0 K: 0 S: 5	H: 2 LOB: 1 BB: 0 P: 5	R: 0 E: 0 K: 2 S: 7	H: 0 LOB: 0 BB: 0 P: 7	R: 1 E: 0 K: 1 S: 7	H: 2 LOB: 1 BB: 0 P: 7	R: 0 E: 0 K: 0 S: 3	H: 0 LOB: 0 BB: 0 P: 3	R: 1 E: 0 K: 1 S: 7	H: 2 LOB: 1 BB: 0 P: 7	R: 2 E: 0 K: 2 S: 11	H: 4 LOB: 2 BB: 0 P: 11	R: 1 E: 0 K: 0 S: 4	H: 2 LOB: 1 BB: 1 P: 8	R: 0 E: 0 K: 0 S: 5	H: 2 LOB: 2 BB: 0 P: 5	R: 0 E: 0 K: 0 S: 3	H: 0 LOB: 0 BB: 0 P: 3	1B: 12 2B: 2 3B: 0 HR: 0	SF: 0 SAC: 0 DP: 1 HBP: 0	WP: 0 PB: 0 SB: 0 CS: 0	PA: 41																
PITCHER	IP	WLS	BF	H	R	ER	SO	BB	IBB	HBP	BLK	WP	HR	S	P	ERA	WHIP	PITCHER				IP	WLS	BF	H	R	ER	SO	BB	IBB	HBP	BLK	WP	HR	S	P	ERA	WHIP
Chris Knapp, R ERA: 4.8 (1, 1)	5.1	W	25	9	5	4	4	0	0	0	0	0	0	9	13	9.00	3.000																					
John Verhoeven, R ERA: 3.46 (6, 1)	1.0		6	2	1	1	2	1	0	0	0	0	0	9	13	9.00	3.000																					
Dave Hamilton, L ERA: 3.63 (7, 1)	2.2	S	10	3	0	0	0	0	0	0	0	0	0	10	10	0.00	1.125																					

Chicago White Sox @ Minnesota Twins
Metropolitan Stadium, Bloomington, MI
Tue Sep 27 1977, 4:33 AM EDT
Att: 2,623 - Cloudy - 61 F


AB 40
R 6
H 14
RBI 5
BB 1
SO 6
LOB 18



Batter	1	2	3	4	5	6	7	8	9	AB	R	H	RBI	BB	SO	LOB	TOP					
Ralph Garr, L OBP: 0.334, SLG: 0.436 (1, 7)										5	1	3	1	0	1	1	Chicago White Sox @ Minnesota Twins Metropolitan Stadium, Bloomington, MI Wed Sep 28 1977, 4:33 AM EDT Att: 3,291 - Unknown - 70 F					
Jorge Orta, L OBP: 0.334, SLG: 0.414 (1, 4)										5	0	2	1	0	0	2						
Oscar Gamble, L OBP: 0.383, SLG: 0.591 (1, 9)										3	0	0	0	0	0	4						
Richie Zisk, R OBP: 0.358, SLG: 0.524 (1, 10)										4	1	2	2	0	0	2						
Jim Spencer, L OBP: 0.303, SLG: 0.403 (1, 3)										4	0	0	0	0	0	2						
Eric Soderholm, R OBP: 0.346, SLG: 0.490 (1, 5)										4	0	0	0	0	0	0						
Bob Coluccio, R OBP: 0.324, SLG: 0.276 (1, 8)										4	0	1	0	0	1	0						
Don Kessinger, S OBP: 0.306, SLG: 0.280 (1, 6)										3	1	1	0	1	0	0						
Bill Nahorodny, R OBP: 0.273, SLG: 0.368 (1, 2)										3	1	1	0	1	1	1						
Inning Stats	R: 0 E: 0 K: 1 S: 6	H: 1 LOB: 1 BB: 0 P: 6	R: 0 E: 0 K: 0 S: 3	H: 0 LOB: 0 BB: 0 P: 3	R: 0 E: 0 K: 0 S: 3	H: 1 LOB: 0 BB: 0 P: 3	R: 0 E: 0 K: 0 S: 3	H: 0 LOB: 1 BB: 0 P: 4	R: 0 E: 0 K: 0 S: 3	H: 1 LOB: 1 BB: 1 P: 7	R: 1 E: 0 K: 0 S: 5	H: 2 LOB: 1 BB: 0 P: 5	R: 2 E: 0 K: 1 S: 8	H: 3 LOB: 2 BB: 1 P: 12	R: 1 E: 0 K: 0 S: 4	H: 1 LOB: 0 BB: 0 P: 4	R: 0 E: 0 K: 1 S: 6	H: 1 LOB: 1 BB: 0 P: 6	1B: 6 2B: 2 3B: 1 HR: 1	SF: 0 SAC: 0 DP: 1 HBP: 1	WP: 0 PB: 0 SB: 0 CS: 1	PA: 38
PITCHER Dave Goltz, R ERA: 3.4 (1, 1)	IP: 9.0 WLS: L BF: 38 H: 10 R: 4 ER: 4 SO: 3 BB: 2 IBB: 0 HBP: 1 BLK: 0 WP: 0 HR: 1 S: 41 P: 50 ERA: 4.00 WHIP: 1.333															PITCHER						

Batter	1	2	3	4	5	6	7	8	9	AB	R	H	RBI	BB	SO	LOB	BOTTOM			
Lyman Bostock, L OBP: 0.389, SLG: 0.502 (1, 7)										4	0	0	0	0	0	2	Chicago White Sox @ Minnesota Twins Metropolitan Stadium, Bloomington, MI Wed Sep 28 1977, 4:33 AM EDT Att: 3,291 - Unknown - 70 F			
Roy Smalley, S OBP: 0.316, SLG: 0.318 (1, 6)										4	1	2	0	0	1	1				
Rod Carew, L OBP: 0.446, SLG: 0.568 (1, 3)										3	1	2	2	1	0	0				
Larry Hise, R OBP: 0.362, SLG: 0.521 (1, 8)										4	0	1	0	0	1	3				
Butch Wynegar, S OBP: 0.342, SLG: 0.366 (1, 2)										4	0	0	0	0	0	2				
Mike Cabbage, L OBP: 0.322, SLG: 0.394 (1, 5)										3	0	0	1	0	1	0				
Dan Ford, R OBP: 0.339, SLG: 0.427 Glenn Adams, L OBP: 0.375, SLG: 0.470 (9, PH)										3	0	0	0	0	0	1				
Randy Bass, L OBP: 0.105, SLG: 0.105 (1, 10)										3	0	0	0	0	0	0				
Sam Perlozzo, R OBP: 0.353, SLG: 0.471 (1, 4)										3	1	2	0	0	0	0				
Inning Stats	R: 0 E: 0 K: 1 S: 6	H: 2 LOB: 2 BB: 0 P: 6	R: 0 E: 0 K: 0 S: 3	H: 0 LOB: 0 BB: 0 P: 3	R: 0 E: 0 K: 0 S: 3	H: 0 LOB: 0 BB: 0 P: 3	R: 0 E: 0 K: 0 S: 3	H: 0 LOB: 0 BB: 0 P: 3	R: 0 E: 0 K: 0 S: 6	H: 1 LOB: 1 BB: 0 P: 6	R: 1 E: 0 K: 0 S: 4	H: 1 LOB: 1 BB: 1 P: 8	R: 2 E: 0 K: 0 S: 6	H: 3 LOB: 1 BB: 0 P: 6	R: 0 E: 0 K: 1 S: 5	H: 0 LOB: 0 BB: 0 P: 5	1B: 6 2B: 2 3B: 0 HR: 0	SF: 1 SAC: 0 DP: 1 HBP: 0	WP: 0 PB: 0 SB: 0 CS: 1	PA: 34
PITCHER Steve Renko, R ERA: 4.04 Ken Kravec, L ERA: 4.28 Lerrin LaGrow, R ERA: 2.52 (8, 1)	IP: 7.2 WLS: W BF: 29 H: 6 R: 3 ER: 3 SO: 2 BB: 1 IBB: 0 HBP: 0 BLK: 0 WP: 0 HR: 0 S: 32 P: 36 ERA: 3.52 WHIP: 0.913															PITCHER				

AB	35
R	4
H	10
RBI	4
BB	2
SO	3
LOB	12



AB	32
R	3
H	7
RBI	3
BB	1
SO	3
LOB	9



Batter	1	2	3	4	5	6	7	8	9	AB	R	H	RBI	BB	SO	LOB	TOP					
Dave Collins, S OBP: 0.298, SLG: 0.312	1-3		K				F8		FC6-4	5	0	2	0	0	1	1						
Jose Baez, R OBP: 0.305, SLG: 0.321	1B SF8		4-3		G4-3		E6		FC6-4	5	1	1	0	0	0	4						
Dan Meyer, L OBP: 0.319, SLG: 0.439	2-3		1-3		K					3	0	1	0	1	1	1						
Ruppert Jones, L OBP: 0.326, SLG: 0.457	SF8			4-3			4-3			3	0	1	1	0	0	3						
Bill Stein, R OBP: 0.299, SLG: 0.395	HBP			FC4-6			F9		L3	2	0	1	0	1	0	1						
Juan Bernhardt, R OBP: 0.259, SLG: 0.354	6-3			E5			F8		L3	4	0	0	0	0	0	5						
Luis Delgado, S OBP: 0.292, SLG: 0.222			K	FC4-6			FC5-4		6-3	4	0	0	0	0	1	3						
Jimmy Sexton, R OBP: 0.256, SLG: 0.378			K	K			F8		2-3	4	0	0	0	0	2	2						
Kevin Pasley, R OBP: 0.385, SLG: 0.385	F8						G4-3		F2	4	0	2	0	0	0	0						
Inning Stats	R: 1 E: 0 K: 0 S: 5	H: 2 LOB: 2 BB: 0 P: 6	R: 0 E: 0 K: 2 S: 7	H: 0 LOB: 0 BB: 0 P: 7	R: 0 E: 0 K: 1 S: 5	H: 0 LOB: 0 BB: 0 P: 5	R: 0 E: 1 K: 1 S: 7	H: 1 LOB: 2 BB: 0 P: 7	R: 0 E: 0 K: 0 S: 4	H: 2 LOB: 1 BB: 0 P: 6	R: 0 E: 0 K: 0 S: 4	H: 1 LOB: 1 BB: 0 P: 4	R: 0 E: 1 K: 0 S: 5	H: 1 LOB: 3 BB: 1 P: 9	R: 0 E: 0 K: 0 S: 2	H: 0 LOB: 0 BB: 1 P: 6	R: 0 E: 0 K: 0 S: 4	H: 1 LOB: 1 BB: 0 P: 4	1B: 6 2B: 3 3B: 0 HR: 0	SF: 1 SAC: 0 DP: 2 HBP: 1	WP: 0 PB: 0 SB: 0 CS: 0	PA: 38
PITCHER Ken Kravec, L ERA: 4.1	IP: 9.0 WLS: W BF: 38	H: 8 R: 1 ER: 1 SO: 5	BB: 2 IBB: 0 HBP: 1 BLK: 0	WP: 0 HR: 0 S: 45 P: 54	ERA: 1.00 WHIP: 1.111																	

Seattle Mariners @ Chicago White Sox
Comiskey Park, Chicago, IL
Sat Oct 01 1977, 4:38 AM EDT
Att: 5,778 - Unknown

AB 34
R 1
H 8
RBI 1
BB 2
SO 5
LOB 20



Batter	1	2	3	4	5	6	7	8	9	AB	R	H	RBI	BB	SO	LOB	BOTTOM			
Alan Bannister, R OBP: 0.335, SLG: 0.338	4-3				E6					4	1	1	0	0	0	0				
Jorge Orta, L OBP: 0.335, SLG: 0.418	HR				FC4		G4-6-3			4	1	2	0	0	0	1				
Richie Zisk, R OBP: 0.355, SLG: 0.516	1-6-3				FC4		G3			3	0	0	1	1	0	2				
Lamar Johnson, R OBP: 0.343, SLG: 0.507	HR				G6-4-3		4-3		6-3	4	1	1	2	0	0	2				
Wayne Nordhagen, R OBP: 0.323, SLG: 0.516	1B				K		3-1		1B	3	2	1	0	1	1	1				
Oscar Gamble, L OBP: 0.385, SLG: 0.590	1B				K				1B	3	0	2	0	1	1	0				
Bob Coluccio, R OBP: 0.357, SLG: 0.286	1B				BB		G3-6		F8	4	0	2	1	0	0	3				
Don Kessinger, S OBP: 0.312, SLG: 0.284	F9				1B		4-3		1B	3	0	1	1	1	0	2				
Jim Essian, R OBP: 0.374, SLG: 0.435					G6-4-3				F9	4	1	1	0	0	1	4				
Inning Stats	R: 3 E: 0 K: 0 S: 7	H: 4 LOB: 2 BB: 1 P: 11	R: 0 E: 0 K: 1 S: 5	H: 0 LOB: 0 BB: 0 P: 5	R: 0 E: 0 K: 1 S: 4	H: 0 LOB: 0 BB: 1 P: 8	R: 0 E: 0 K: 1 S: 5	H: 1 LOB: 1 BB: 1 P: 9	R: 1 E: 2 K: 0 S: 5	H: 1 LOB: 1 BB: 0 P: 5	R: 0 E: 0 K: 0 S: 2	H: 0 LOB: 0 BB: 1 P: 6	R: 1 E: 0 K: 0 S: 4	H: 2 LOB: 0 BB: 0 P: 4	R: 1 E: 0 K: 0 S: 6	H: 3 LOB: 2 BB: 0 P: 6	1B: 8 2B: 2 3B: 0 HR: 1	SF: 0 SAC: 0 DP: 4 HBP: 0	WP: 1 PB: 0 SB: 0 CS: 0	PA: 36
PITCHER Mike Kekich, L ERA: 5.6 Steve Burke, R ERA: 2.87	IP: 3.1 WLS: L BF: 17	H: 5 R: 3 ER: 3 SO: 3	BB: 3 IBB: 0 HBP: 0 BLK: 0	WP: 0 HR: 1 S: 20 P: 32	ERA: 8.10 WHIP: 2.400															
PITCHER	IP: 4.2 WLS: L BF: 19	H: 6 R: 3 ER: 2 SO: 0	BB: 1 IBB: 0 HBP: 0 BLK: 0	WP: 1 HR: 0 S: 18 P: 22	ERA: 3.86 WHIP: 1.500															

Seattle Mariners @ Chicago White Sox
Comiskey Park, Chicago, IL
Sat Oct 01 1977, 4:38 AM EDT
Att: 5,778 - Unknown

AB 32
R 6
H 11
RBI 5
BB 4
SO 3
LOB 15



Batter	1	2	3	4	5	6	7	8	9	AB	R	H	RBI	BB	SO	LOB	TOP								
Dave Collins, S OBP: 0.299, SLG: 0.313 (1, 7)										5	1	2	0	0	0	2									
Julio Cruz, S OBP: 0.336, SLG: 0.296 (1, 4)										4	1	1	0	0	0	1									
Dan Meyer, L OBP: 0.320, SLG: 0.442 (1, 3)										4	0	2	2	0	1	1									
Ruppert Jones, L OBP: 0.324, SLG: 0.454 (1, 8)										4	0	0	0	0	1	3									
Bill Stein, R OBP: 0.299, SLG: 0.394 (1, 5)										4	1	1	0	0	1	1									
Steve Braun, L OBP: 0.351, SLG: 0.315 (1, 10)										3	0	2	0	0	1	0									
Craig Reynolds, L OBP: 0.277, SLG: 0.319 (1, 6)										4	0	1	0	0	0	4									
Kevin Pasley, R OBP: 0.412, SLG: 0.375 (1, 2)										3	0	1	1	1	1	2									
Luis Delgado, S OBP: 0.217, SLG: 0.182 (1, 9)										4	0	0	0	0	4	4									
Inning Stats	R: 0 E: 0 K: 1 S: 6	H: 1 LOB: 1 BB: 0 P: 6	R: 1 E: 0 K: 1 S: 8	H: 3 LOB: 2 BB: 0 P: 8	R: 0 E: 0 K: 1 S: 5	H: 0 LOB: 0 BB: 0 P: 5	R: 0 E: 0 K: 1 S: 6	H: 1 LOB: 2 BB: 1 P: 10	R: 1 E: 0 K: 1 S: 7	H: 2 LOB: 1 BB: 0 P: 7	R: 0 E: 0 K: 2 S: 7	H: 1 LOB: 1 BB: 0 P: 7	R: 1 E: 0 K: 1 S: 7	H: 2 LOB: 1 BB: 0 P: 7	R: 0 E: 1 K: 0 S: 4	H: 0 LOB: 1 BB: 0 P: 4	R: 0 E: 0 K: 1 S: 5	H: 0 LOB: 0 BB: 0 P: 5	1B: 9 2B: 2 3B: 0 HR: 0	SF: 0 SAC: 2 DP: 1 HBP: 0	WP: 0 PB: 0 SB: 1 CS: 1	PA: 38			
PITCHER	IP	WLS	BF	H	R	ER	SO	BB	IBB	HBP	BLK	WP	HR	S	P	ERA	WHIP								
Dave Frost, R ERA: 3.04 (1, 1)	7.0	L	31	10	3	3	8	1	0	0	0	0	0	46	50	3.86	1.571								
John Verhoeven, R ERA: 3.0 (8, 1)	2.0	S	7	0	0	0	1	0	0	0	0	0	0	9	9	0.00	0.000								

Seattle Mariners @ Chicago White Sox
Comiskey Park, Chicago, IL
Sun Oct 02 1977, 4:33 AM EDT
Att: 20,953 - Unknown - 57 F

AB 35
R 3
H 10
RBI 3
BB 1
SO 9
LOB 18



Batter	1	2	3	4	5	6	7	8	9	AB	R	H	RBI	BB	SO	LOB	BOTTOM								
Ralph Garr, L OBP: 0.333, SLG: 0.435 (1, 7)										2	0	0	0	0	0	0									
Royle Stillman, L OBP: 0.307, SLG: 0.361 (4, 7)										1	0	0	0	1	0	1									
Jorge Orta, L OBP: 0.334, SLG: 0.417 (1, 4)										2	0	0	0	0	0	0									
Jack Brohamer, L OBP: 0.347, SLG: 0.401 (5, 4)										2	0	1	0	0	0	2									
Richie Zisk, R OBP: 0.355, SLG: 0.514 (1, 10)										2	0	0	0	0	1	0									
Lamar Johnson, R OBP: 0.342, SLG: 0.505 (8, PH)										1	0	0	0	0	0	1									
Oscar Gamble, L OBP: 0.386, SLG: 0.588 (1, 9)										1	0	0	0	1	0	1									
Bob Molinaro, L OBP: 0.333, SLG: 0.500 (5, 9)										2	0	1	0	0	1	0									
Jim Spencer, L OBP: 0.300, SLG: 0.400 (1, 3)										4	0	0	0	0	1	2									
Eric Soderholm, R OBP: 0.350, SLG: 0.500 (1, 5)										3	2	2	1	0	0	0									
Chet Lemon, R OBP: 0.343, SLG: 0.459 (8, FR)										0	0	0	0	0	0	0									
Bob Coluccio, R OBP: 0.356, SLG: 0.270 (1, 8)										2	0	0	0	1	0	1									
Mike Squires, L (9, PH)										1	0	0	0	0	0	1									
Don Kessinger, S OBP: 0.309, SLG: 0.281 (1, 6)										3	0	0	0	0	0	2									
Henry Cruz, L OBP: 0.318, SLG: 0.571 (9, PH)										1	0	0	0	0	0	1									
Bill Nahorodny, R OBP: 0.308, SLG: 0.435 (1, 2)										4	0	2	1	0	1	2									
Inning Stats	R: 0 E: 0 K: 0 S: 3	H: 0 LOB: 1 BB: 0 P: 4	R: 0 E: 0 K: 0 S: 3	H: 0 LOB: 1 BB: 1 P: 7	R: 0 E: 0 K: 0 S: 3	H: 0 LOB: 0 BB: 0 P: 3	R: 0 E: 0 K: 1 S: 4	H: 0 LOB: 0 BB: 1 P: 8	R: 1 E: 0 K: 0 S: 5	H: 2 LOB: 2 BB: 1 P: 9	R: 0 E: 0 K: 1 S: 5	H: 0 LOB: 0 BB: 0 P: 5	R: 1 E: 0 K: 0 S: 4	H: 1 LOB: 1 BB: 0 P: 5	R: 0 E: 0 K: 1 S: 6	H: 2 LOB: 1 BB: 0 P: 6	R: 0 E: 0 K: 1 S: 6	H: 1 LOB: 2 BB: 0 P: 6	1B: 4 2B: 1 3B: 0 HR: 1	SF: 0 SAC: 0 DP: 2 HBP: 2	WP: 1 PB: 0 SB: 1 CS: 0	PA: 36			
PITCHER	IP	WLS	BF	H	R	ER	SO	BB	IBB	HBP	BLK	WP	HR	S	P	ERA	WHIP								
Glenn Abbott, R ERA: 4.45 (1, 1)	7.0	W	28	3	2	2	2	3	0	0	0	0	1	27	41	2.57	0.857								
Enrique Romo, R ERA: 2.83 (8, 1)	2.0	S	8	3	0	0	2	0	0	0	0	1	0	12	12	0.00	1.500								

Seattle Mariners @ Chicago White Sox
Comiskey Park, Chicago, IL
Sun Oct 02 1977, 4:33 AM EDT
Att: 20,953 - Unknown - 57 F

AB 31
R 2
H 6
RBI 2
BB 3
SO 4
LOB 14

