Chicago White Sox - 1980

Batter	1	2	3	4	5	6	7	8	9	AB	R	H	RBI	BB	SO	LOB
Al Bumbry, L (1, 8) OBP: 0.500, SLG: 1.000	SH, 2B 2B	SF7 3-H			6-3, 5-3 1B		6-3 1-2			3	1	2	1	0	0	1
Mark Belanger, R (1, 6)	SH, HBP 2B 2-3	6-3			5-3 1-2		F7			3	1	0	0	0	0	1
Ken Singleton, S (1, 9)	2B BLK 1-2 HBP		6-3		6-3 2-3			5-3		3	1	0	0	0	0	1
Eddie Murray, S (1, 3) OBP: 0.500, SLG: 0.750	BLK 6-3 1-3 2-H 3-H 2B		K		F8			G5-4-3 1B		4	1	2	2	0	1	1
Doug DeCinces, R (1, 5) OBP: 0.250, SLG: 0.250	6-3 2-H 3-H		K			G5-4-3 1B		G5-4-3 1-2f		4	0	1	1	0	1	1
Lee May, R (1, 10) OBP: 0.250, SLG: 0.750	K			3B		G5-4-3 1-2f			K	4	0	1	0	0	2	1
Gary Roenicke, R (1, 7) OBP: 0.250, SLG: 0.250	K			5-3		FC6-4 1B			K	4	0	1	0	0	2	1
Rich Dauer, R (1, 4)		6-3		1-3		FC6-4 1-2f			1-3	4	0	0	0	0	0	2
Rick Dempsey, R (1, 2) OBP: 0.667, SLG: 1.500		SF7 3B		5-3			CS BB			2	1	1	0	1	0	1
Inning Stats	R: 4 E: 1 K: 2 S: 10 H: 2 LOB: 0 BB: 0 P: 11	R: 1 E: 0 K: 0 S: 4 H: 1 LOB: 0 BB: 0 P: 4	R: 0 E: 0 K: 2 S: 7 H: 0 LOB: 0 BB: 0 P: 7	R: 0 E: 0 K: 0 S: 4 H: 1 LOB: 1 BB: 0 P: 4	R: 0 E: 0 K: 0 S: 4 H: 1 LOB: 1 BB: 0 P: 4	R: 0 E: 0 K: 0 S: 4 H: 2 LOB: 1 BB: 0 P: 4	R: 0 E: 0 K: 0 S: 2 H: 0 LOB: 0 BB: 1 P: 6	R: 0 E: 0 K: 0 S: 3 H: 1 LOB: 0 BB: 0 P: 3	R: 0 E: 0 K: 2 S: 7 H: 0 LOB: 0 BB: 0 P: 7	1B: 4 2B: 2 3B: 2 HR: 0 SF: 1 SAC: 1 DP: 2 HBP: 1						

TOP

Baltimore Orioles @ Chicago White Sox

Comiskey Park, Chicago, IL

Thu Apr 10 1980, 4:33 AM EST

Att. 35,539 - Unknown - 40 F

livebaseballscorecards.com

AB	31
R	5
H	8
RBI	4
BB	1
SO	6
LOB	10

WP: 0 PB: 0 SB: 0 CS: 1 PA: 35

PITCHER		IP	WLS	BF	H	R	ER	SO	BB	IBB	HBP	BLK	WP	HR	S	P	ERA	WHIP
Steve Trout, L ERA: 7.2	(1, 1)	5.0	L	22	5	5	4	4	0	0	1	1	0	0	29	30	7.20	1.000
Rich Wortham, L ERA:	(6, 1)	4.0		13	3	0	0	2	1	0	0	0	0	0	16	20	0.00	1.000

PITCHER	IP	WLS	BF	H	R	ER	SO	BB	IBB	HBP	BLK	WP	HR	S	P	ERA	WHIP

Batter	1	2	3	4	5	6	7	8	9	AB	R	H	RBI	BB	SO	LOB
Bob Molinaro, L (1, 10) OBP: 0.800, SLG: 0.667	4-0 2B BB		0-0 G3 ②		0-0 1B 1B		0-0 1B 1-3 E 1B		4-0 FC6-4 BB	3	1	2	0	2	0	0
Alan Bannister, R (1, 5) OBP: 0.600, SLG: 0.800	0-0 5-3 ① 1-H 2B		0-0 F8 ③		0-0 1-3 1B		0-0 S 1-3 3-H 1B		0-0 FC6-4 ② 1-2f	5	0	3	1	0	0	1
Claudell Washington, L (1, 7)	4-0 5-3 BB			0-3 K ①	0-0 4-3 ③		0-3 K ③ 1-3 3-H		0-3 K ③	4	0	0	0	1	3	4
Lamar Johnson, R (1, 3) OBP: 0.500, SLG: 0.500	0-0 5-3 ② 1-2 2-3			0-0 BB 1B		0-0 F8 ①		0-0 6-3 E 1B		4	1	2	0	0	0	2
Chet Lemon, R (1, 8) Rusty Kuntz, R (7, 8) Thad Bosley, L (8, PH) (9, 8)	0-0 F8 ③			4-0 FC6-4 1-2 BB		0-0 P4 ②		0-0 6-3 ① 1-2		2 0 1	0 0 0	0 0 0	0 0 0	1 0 0	0 0 0	2 0 1
Harold Baines, L (1, 9)		0-0 F8 ①		0-0 F5 ②		0-3 K ③		0-0 E4 2-H		4	0	0	0	0	1	2
Jim Morrison, R (1, 4)		0-0 5-3 ②		0-0 FC6-4 ③ 1-2f			0-0 5-3 ①	0-0 F8 ②		4	0	0	0	0	0	3
Marv Foley, L (1, 2)		0-0 G3 ③			0-0 4-3 ①		0-0 4-3 ②	0-3 K ③		4	0	0	0	0	1	1
Greg Pryor, R (1, 6) Harry Chappas, S (9, PH)			0-3 K ①		0-0 4-3 ②		4-0 1B 1B BB		0-0 F8 ①	2 1	1 0	0 0	0 0	1 0	1 0	0 0
Inning Stats	R: 0 E: 0 K: 0 S: 3 H: 1 LOB: 2 BB: 2 P: 11	R: 0 E: 0 K: 0 S: 3 H: 0 LOB: 0 BB: 0 P: 3	R: 0 E: 0 K: 1 S: 5 H: 0 LOB: 0 BB: 0 P: 5	R: 0 E: 0 K: 1 S: 6 H: 1 LOB: 2 BB: 1 P: 10	R: 0 E: 0 K: 0 S: 5 H: 2 LOB: 2 BB: 0 P: 5	R: 0 E: 0 K: 1 S: 5 H: 0 LOB: 0 BB: 0 P: 5	R: 2 E: 0 K: 1 S: 7 H: 2 LOB: 1 BB: 1 P: 11	R: 1 E: 1 K: 1 S: 7 H: 1 LOB: 1 BB: 0 P: 7	R: 0 E: 0 K: 1 S: 5 H: 0 LOB: 1 BB: 1 P: 9	1B: 6 2B: 1 3B: 0 HR: 0	SF: 0 SAC: 0 DP: 0 HBP: 0						

PITCHER	IP	WLS	BF	H	R	ER	SO	BB	IBB	HBP	BLK	WP	HR	S	P	ERA	WHIP
Jim Palmer, R (1, 1) ERA: 1.29	7.0	W	30	6	2	1	4	4	0	0	0	0	0	34	50	1.29	1.429
Tim Stoddard, R (8, 1) ERA:	2.0	S	9	1	1	0	2	1	0	0	0	0	0	12	16	0.00	1.000

PITCHER	IP	WLS	BF	H	R	ER	SO	BB	IBB	HBP	BLK	WP	HR	S	P	ERA	WHIP

BOTTOM

Baltimore Orioles @ Chicago White Sox

Comiskey Park, Chicago, IL

Thu Apr 10 1980, 4:33 AM EST
Att. 35,539 - Unknown - 40 F

livebaseballscorecards.com

AB	34
R	3
H	7
RBI	1
BB	5
SO	6
LOB	16

WP: 0	PB: 0	SB: 2	CS: 0
PA: 39			

Batter	1	2	3	4	5	6	7	8	9	AB	R	H	RBI	BB	SO	LOB
Al Bumbry, L (1, 8) OBP: 0.333, SLG: 0.429	3-1	K		1-3			BB L7-4-3		5-3	4	0	0	0	1	1	1
Mark Belanger, R (1, 6) OBP: 0.143, SLG: 0.143	HR 1B	P6			K		L7-4-3 1-2		1-3	4	1	1	0	0	1	1
Terry Crowley, L (9, PH)										1	0	0	0	0	0	0
Ken Singleton, S (1, 9) OBP: 0.500, SLG: 0.833	1-H HR		K		G6-4-3 1B		BB			3	1	2	2	1	1	0
Eddie Murray, S (1, 3) OBP: 0.250, SLG: 0.375	F7	P4			G6-4-3 1-2f		P6			4	0	0	0	0	0	2
Doug DeCinces, R (1, 5) OBP: 0.500, SLG: 0.500	1B	1B				L7		FC5-4 1B		4	0	3	0	0	0	0
Lee May, R (1, 10) OBP: 0.250, SLG: 0.500	K	5-3				FC3-6 1B		FC5-4 1-2f FC3-6		4	0	1	0	0	1	3
Benny Ayala, R (1, 7) OBP: 1.000, SLG: 1.000		HR 1B		BB		FC3-6 1-2f BB 1B		FC3-6 1-2f		1	1	1	0	1	0	0
John Lowenstein, L (6, PH)										2	0	0	0	0	0	2
(6, 7)																
Rick Dempsey, R (1, 2) OBP: 0.571, SLG: 1.400	1-H HR			F8		1B 1-2 BB		F7		3	1	1	2	1	0	2
Rich Dauer, R (1, 4) OBP: 0.143, SLG: 0.143	F7			P3		1-2 2-H 1B			F8	3	0	1	0	0	0	1
Pat Kelly, L (9, PH)										1	0	0	0	0	0	0
Inning Stats	R: 2 E: 0 K: 1 S: 8 H: 3 LOB: 1 BB: 0 P: 8	R: 2 E: 0 K: 1 S: 7 H: 2 LOB: 0 BB: 0 P: 7	R: 0 E: 0 K: 1 S: 6 H: 1 LOB: 1 BB: 0 P: 6	R: 0 E: 0 K: 0 S: 3 H: 0 LOB: 1 BB: 1 P: 7	R: 0 E: 0 K: 1 S: 5 H: 1 LOB: 0 BB: 0 P: 5	R: 0 E: 0 K: 0 S: 4 H: 2 LOB: 2 BB: 1 P: 8	R: 0 E: 0 K: 0 S: 2 H: 0 LOB: 1 BB: 2 P: 10	R: 0 E: 0 K: 0 S: 4 H: 1 LOB: 1 BB: 0 P: 4	R: 0 E: 0 K: 0 S: 3 H: 0 LOB: 0 BB: 0 P: 3	1B: 8 2B: 1 3B: 0 HR: 2 SF: 0 SAC: 0 DP: 2 HBP: 0						

TOP

Baltimore Orioles @ Chicago White Sox

Comiskey Park, Chicago, IL

Fri Apr 11 1980, 4:33 AM EST

Att. 3,902 - Unknown - 36 F

livebaseballscorecards.com

AB	34
R	4
H	10
RBI	4
BB	4
SO	4
LOB	12

PITCHER		IP	WLS	BF	H	R	ER	SO	BB	IBB	HBP	BLK	WP	HR	S	P	ERA	WHIP
Ken Kravec, L ERA: 6.75	(1, 1)	5.1	W	24	8	4	4	4	1	0	0	0	0	2	31	35	6.75	1.688
Mike Proly, R ERA:	(6, 1)	1.1		6	1	0	0	0	3	0	0	0	0	0	3	15	0.00	3.000
Ed Farmer, R ERA:	(7, 1)	2.1	S	8	1	0	0	0	0	0	0	0	0	0	8	8	0.00	0.429

PITCHER	IP	WLS	BF	H	R	ER	SO	BB	IBB	HBP	BLK	WP	HR	S	P	ERA	WHIP

Batter	1	2	3	4	5	6	7	8	9	AB	R	H	RBI	BB	SO	LOB
Harry Chappas, S (1, 10) OBP: 0.167, SLG: 0.167	F7	E5		P4		1B 2-H		P6		5	0	1	1	0	0	0
Alan Bannister, R (1, 5) OBP: 0.444, SLG: 0.500	HR BB BB	1-3			6-3	F8				3	1	0	0	1	0	3
Jim Morrison, R (1, 4) OBP: 0.375, SLG: 0.333	HR 1-2 BB		F8		2B		1B BB SF7 BB			2	2	1	0	2	0	0
Lamar Johnson, R (1, 3) OBP: 0.571, SLG: 1.000 Mike Squires, L (7, 3)	HR 1-H 2-H		FC4-6 BB		5-3		1B 1-2 BB			2 0	1 0	1 0	3 0	1 1	0 0	1 0
Chet Lemon, R (1, 8) OBP: 0.286, SLG: 0.167	F8	FC4-6 1-2f HR			6-3		G6-4-3 1-2 2-3 1B			4	1	1	0	0	0	2
Wayne Nordhagen, R (1, 9) OBP: 1.000, SLG: 2.667 Harold Baines, L (6, PR) (7, 9)	3B	HR 1-H				FC2-6 1B	SF7 3-H			3 0	1 0	3 0	2 1	0 0	0 0	0 0
Greg Pryor, R (1, 6)	K	6-3				FC2-6 4-3 1-2f 2B	G6-4-3 1-2f			4	1	0	0	0	1	4
Bruce Kimm, R (1, 2) OBP: 0.250, SLG: 0.250		6-3		1-3		4-3 1-2		G6-4-3 1B		4	0	1	0	0	0	1
Rusty Kuntz, R (1, 7) OBP: 0.250, SLG: 0.500		K		K		1B 2-H 2B		G6-4-3 1-2f		4	1	1	1	0	2	1
Inning Stats	R: 3 E: 0 K: 1 S: 7 H: 2 LOB: 1 BB: 2 P: 15	R: 0 E: 1 K: 1 S: 6 H: 0 LOB: 1 BB: 0 P: 6	R: 2 E: 0 K: 0 S: 4 H: 1 LOB: 0 BB: 1 P: 8	R: 0 E: 0 K: 1 S: 5 H: 0 LOB: 0 BB: 0 P: 5	R: 0 E: 0 K: 0 S: 4 H: 1 LOB: 1 BB: 0 P: 4	R: 2 E: 0 K: 0 S: 6 H: 3 LOB: 2 BB: 0 P: 6	R: 1 E: 0 K: 0 S: 3 H: 1 LOB: 1 BB: 2 P: 11	R: 0 E: 0 K: 0 S: 3 H: 1 LOB: 0 BB: 0 P: 3			1B: 4 2B: 2 3B: 1 HR: 2	SF: 1 SAC: 0 DP: 2 HBP: 0			WP: 0 PB: 0 SB: 0 CS: 0	PA: 37	

PITCHER		IP	WLS	BF	H	R	ER	SO	BB	IBB	HBP	BLK	WP	HR	S	P	ERA	WHIP
Mike Flanagan, L ERA: 11.12	(1, 1)	5.2	L	28	7	7	7	3	3	0	0	0	0	2	31	43	11.12	1.765
Sammy Stewart, R ERA: 3.86	(6, 1)	2.1		9	2	1	1	0	2	0	0	0	0	0	7	15	3.86	1.714

PITCHER	IP	WLS	BF	H	R	ER	SO	BB	IBB	HBP	BLK	WP	HR	S	P	ERA	WHIP

BOTTOM

Baltimore Orioles @ Chicago White Sox

Comiskey Park, Chicago, IL

Fri Apr 11 1980, 4:33 AM EST
Att. 3,902 - Unknown - 36 F

livebaseballscorecards.com

AB	31
R	8
H	9
RBI	8
BB	5
SO	3
LOB	12

Batter	1	2	3	4	5	6	7	8	9	AB	R	H	RBI	BB	SO	LOB
Al Bumbry, L (1, 8) OBP: 0.385, SLG: 0.500	0-0 2B		0-0 L4 ③			BBB 4-0 4-3 BB		SSS 0-3 K ③		3	0	1	0	1	1	0
Mark Belanger, R (1, 6) OBP: 0.100, SLG: 0.100	0-0 F7 ①			0-0 4-3 ①		0-0 4-3 ② 1-2			SSS 0-3 K ①	3	0	0	0	0	0	2
Pat Kelly, L (9, PH)										1	0	0	0	0	1	0
Ken Singleton, S (1, 9) OBP: 0.417, SLG: 0.600	0-0 F7 ②			0-0 P3 ②		0-0 F7 ③			0-0 FC5-4 1B	4	0	1	0	0	0	2
Eddie Murray, S (1, 3) OBP: 0.167, SLG: 0.250	0-0 F8 ③			SSS 0-3 K ③			SSS 0-3 K ①		0-0 FC5-4 1B 1-2f 2B ②	4	1	0	0	0	2	2
John Lowenstein, L (1, 7) OBP: 0.167, SLG: 0.167		SSS 0-3 K ①			0-0 G3 ①		0-0 F7 ②		0-0 1-3 2B 1B	4	1	1	0	0	1	0
Doug DeCinces, R (1, 5) OBP: 0.583, SLG: 0.636		0-0 F7 ②			0-0 5-3 1B		BBB 4-0 BB		0-0 1-H 3-H 2B	3	0	2	2	1	0	0
Lee May, R (1, 10) OBP: 0.167, SLG: 0.333		0-0 5-3 ③			0-0 5-3 ② 1-2		0-0 P6 ③		SSS 0-3 K ③	4	0	0	0	0	1	3
Rick Dempsey, R (1, 2) OBP: 0.400, SLG: 0.875			0-0 6-3 ①		0-0 F7 ③			0-0 5-3 ①		3	0	0	0	0	0	1
Rich Dauer, R (1, 4) OBP: 0.100, SLG: 0.100			0-0 L5 ②			0-0 1-3 ①		SSS 0-3 K ②		3	0	0	0	0	1	0
Inning Stats	R: 0 H: 1 E: 0 LOB: 1 K: 0 BB: 0 S: 4 P: 4	R: 0 H: 0 E: 0 LOB: 0 K: 1 BB: 0 S: 5 P: 5	R: 0 H: 0 E: 0 LOB: 0 K: 0 BB: 0 S: 3 P: 3	R: 0 H: 0 E: 0 LOB: 0 K: 1 BB: 0 S: 5 P: 5	R: 0 H: 1 E: 0 LOB: 1 K: 0 BB: 0 S: 4 P: 4	R: 0 H: 0 E: 0 LOB: 1 K: 0 BB: 1 S: 3 P: 7	R: 0 H: 0 E: 0 LOB: 1 K: 1 BB: 1 S: 5 P: 9	R: 0 H: 0 E: 0 LOB: 0 K: 2 BB: 0 S: 7 P: 7	R: 2 H: 3 E: 0 LOB: 1 K: 2 BB: 0 S: 10 P: 10	1B: 3 SF: 0 2B: 2 SAC: 0 3B: 0 DP: 0 HR: 0 HBP: 0						WP: 0 PA: 34 PB: 0 SB: 0 CS: 0	

PITCHER	IP	WLS	BF	H	R	ER	SO	BB	IBB	HBP	BLK	WP	HR	S	P	ERA	WHIP
Richard Dotson, R (1, 1) ERA: 2.0	9.0	W	34	5	2	2	7	2	0	0	0	0	0	46	54	2.00	0.778

PITCHER	IP	WLS	BF	H	R	ER	SO	BB	IBB	HBP	BLK	WP	HR	S	P	ERA	WHIP

TOP

Baltimore Orioles @ Chicago White Sox

Comiskey Park, Chicago, IL

Sat Apr 12 1980, 4:33 AM EST

Att. 15,060 - Unknown

livebaseballscorecards.com

AB	32
R	2
H	5
RBI	2
BB	2
SO	7
LOB	10

Batter	1	2	3	4	5	6	7	8	9	AB	R	H	RBI	BB	SO	LOB
Mike Squires, L (1, 3)	F7		L6		SH1-4 1-2 2-3	BBBB 4-0 WP 1-2 1B BB	4-3			3	1	0	0	1	0	1
Alan Bannister, R (1, 5) OBP: 0.357, SLG: 0.333	F7		L4		6-3 2-3 3-H	IIII 4-0 1B 1-2 2-3 1B IBB		6-3		4	1	0	1	1	0	1
Bob Molinaro, L (1, 7) OBP: 0.500, SLG: 0.333 Wayne Nordhagen, R (6, PH) OBP: 1.000, SLG: 2.667 Thad Bosley, L (6, PH) OBP: 0.333, SLG: 0.333 (7, 7)	F8			F8	F8	0-0 1B 1B 1-2 2-H 3-H 1B		SSS 0-3 K		3 0 2	0 0 1	0 0 1	0 0 2	0 0 0	0 0 1	1 0 0
Lamar Johnson, R (1, 10) OBP: 0.667, SLG: 1.182		1B 1B		FC6-4 1B		HR 1-2 2-H 1B		L5		5	1	4	2	0	0	0
Chet Lemon, R (1, 8) OBP: 0.364, SLG: 0.300		F9		FC6-4 BB 1-2f		FC3-6 1B 1-2 2-H 1B				4	0	2	1	0	0	2
Harold Baines, L (1, 9)		F7		BBBB 4-0 1-2 BB		FC3-6 BB 1-2f 3B 1-3				3	1	0	0	1	0	4
Jim Morrison, R (1, 4) OBP: 0.417, SLG: 0.333	FC4-6 1-2 1B			SSS 0-3 K		BBBB 4-0 1-2 3B BB	E9 F8			3	1	1	0	1	1	2
Bruce Kimm, R (1, 2) OBP: 0.375, SLG: 0.625	FC4-6 1-2f				SH1-4 1B 6-3 1B	FC5-2 1-H 2-H 3B	F8 2-3			4	1	2	2	0	0	3
Greg Pryor, R (1, 6) OBP: 0.182, SLG: 0.100			L4		6-3 SH1-4 1-2 1B	FC5-2 WP BB 1B 3-H	1-3			4	1	1	0	0	0	2
Inning Stats	R: 0 E: 0 K: 0 S: 3 H: 0 LOB: 0 BB: 0 P: 3	R: 0 E: 0 K: 0 S: 5 H: 2 LOB: 2 BB: 0 P: 5	R: 0 E: 0 K: 0 S: 3 H: 0 LOB: 0 BB: 0 P: 3	R: 0 E: 0 K: 1 S: 6 H: 1 LOB: 2 BB: 1 P: 10	R: 1 E: 0 K: 0 S: 5 H: 2 LOB: 1 BB: 0 P: 5	R: 7 E: 0 K: 0 S: 9 H: 6 LOB: 2 BB: 3 P: 21	R: 0 E: 1 K: 0 S: 4 H: 0 LOB: 1 BB: 0 P: 4	R: 0 E: 0 K: 1 S: 5 H: 0 LOB: 0 BB: 0 P: 5		1B: 9 2B: 0 3B: 1 HR: 1	SF: 0 SAC: 1 DP: 0 HBP: 0						

PITCHER		IP	WLS	BF	H	R	ER	SO	BB	IBB	HBP	BLK	WP	HR	S	P	ERA	WHIP
Steve Stone, R ERA: 5.4	(1, 1)	5.0	L	23	7	3	3	1	1	0	0	0	0	1	24	28	5.40	1.600
Tippy Martinez, L ERA: 54.0	(6, 1)	0.2		6	1	1	1	0	2	1	0	0	1	0	3	15	13.50	4.500
Joe Kerrigan, R ERA: 3.86	(6, 1)	2.1		11	3	4	4	1	0	0	0	0	0	0	13	13	15.43	1.286

PITCHER	IP	WLS	BF	H	R	ER	SO	BB	IBB	HBP	BLK	WP	HR	S	P	ERA	WHIP

BOTTOM

Baltimore Orioles @ Chicago White Sox

Comiskey Park, Chicago, IL

Sat Apr 12 1980, 4:33 AM EST

Att. 15,060 - Unknown

livebaseballscorecards.com

AB	35
R	8
H	11
RBI	8
BB	4
SO	2
LOB	16

Batter	1	2	3	4	5	6	7	8	9	AB	R	H	RBI	BB	SO	LOB
Al Bumbry, L (1, 8) OBP: 0.313, SLG: 0.385	F8		K2-3		SH1-4 1-2		G3 1-2			3	0	0	0	0	1	1
Rich Dauer, R (1, 4) OBP: 0.214, SLG: 0.083	BB WP 1B		BB G6-4-3		6-3			6-3		2	1	0	0	2	0	1
Ken Singleton, S (1, 9) OBP: 0.313, SLG: 0.429	K		G6-4-3 1-2f		K			K		4	0	0	0	0	3	3
Eddie Murray, S (1, 3) OBP: 0.250, SLG: 0.267	1B 1-H			BB 1B		L5		F9		3	1	1	1	1	0	0
Lee May, R (1, 10) OBP: 0.188, SLG: 0.313	1B 1-2			P3		P4			K	4	0	1	0	0	1	1
Doug DeCinces, R (1, 5) OBP: 0.500, SLG: 0.533	5-3			1B 1-2		F7			K	4	0	1	0	0	1	2
Gary Roenicke, R (1, 7) OBP: 0.250, SLG: 0.250		P3		G5-4-3 1-3 2-H			F7		E5	4	0	1	1	0	0	0
Rick Dempsey, R (1, 2) OBP: 0.357, SLG: 0.636		1-3		G5-4-3 1-2f			FC6-4 BB		K	3	0	0	0	1	1	3
Mark Belanger, R (1, 6) OBP: 0.154, SLG: 0.154		P3			SH1-4		FC6-4 S 1-2f			3	0	1	0	0	0	1
Inning Stats	R: 1 E: 0 K: 1 S: 7 H: 2 LOB: 2 BB: 1 P: 11	R: 0 E: 0 K: 0 S: 3 H: 0 LOB: 0 BB: 0 P: 3	R: 0 E: 0 K: 1 S: 4 H: 0 LOB: 0 BB: 1 P: 8	R: 1 E: 0 K: 0 S: 4 H: 2 LOB: 1 BB: 1 P: 8	R: 0 E: 0 K: 1 S: 6 H: 1 LOB: 1 BB: 0 P: 6	R: 0 E: 0 K: 0 S: 3 H: 0 LOB: 0 BB: 0 P: 3	R: 0 E: 0 K: 0 S: 3 H: 0 LOB: 1 BB: 1 P: 7	R: 0 E: 0 K: 1 S: 5 H: 0 LOB: 0 BB: 0 P: 5	R: 0 E: 1 K: 3 S: 10 H: 0 LOB: 1 BB: 0 P: 10	1B: 5 2B: 0 3B: 0 HR: 0 SF: 0 SAC: 1 DP: 2 HBP: 0							

TOP

Baltimore Orioles @ Chicago White Sox

Comiskey Park, Chicago, IL

Sun Apr 13 1980, 4:33 AM EST

Att. 16,279 - Unknown

livebaseballscorecards.com

AB	30
R	2
H	5
RBI	2
BB	4
SO	7
LOB	12

WP: 1 PB: 0 SB: 1 CS: 0 PA: 35

PITCHER	IP	WLS	BF	H	R	ER	SO	BB	IBB	HBP	BLK	WP	HR	S	P	ERA	WHIP
Ross Baumgarten, L (1, 1) ERA: 2.57	7.0	W	28	5	2	2	3	4	0	0	0	1	0	30	46	2.57	1.286
Ed Farmer, R (8, 1) ERA:	2.0	S	7	0	0	0	4	0	0	0	0	0	0	15	15	0.00	0.000

PITCHER	IP	WLS	BF	H	R	ER	SO	BB	IBB	HBP	BLK	WP	HR	S	P	ERA	WHIP

Batter	1	2	3	4	5	6	7	8	9	AB	R	H	RBI	BB	SO	LOB
Thad Bosley, L (1, 7) OBP: 0.429, SLG: 0.333	L5		WP 1B 1-2 1B		HBP BB 1-2 BB		K			3	0	1	0	1	1	3
Alan Bannister, R (1, 5) OBP: 0.444, SLG: 0.357	1-3		WP 1-2 2-3 1B		HBP 1-2 2-3 BB		2B IBB			2	1	1	0	2	0	0
Jim Morrison, R (1, 4) OBP: 0.375, SLG: 0.273	5-3		6-3 1-2 2-3 3-H		HBP 1-2 2-3 3-H		SF8 3-H			2	0	0	2	0	0	2
Lamar Johnson, R (1, 3) OBP: 0.625, SLG: 1.067 Mike Squires, L (8, 3)		5-3		CS 1B	P4		2B 1-H 2-H			4 0	0 0	2 0	2 0	0 0	0 0	3 0
Chet Lemon, R (1, 8) OBP: 0.400, SLG: 0.308		G5-4-3 1B		G5-4-3 1-2 BB		P4	K			3	0	1	0	1	1	2
Wayne Nordhagen, R (1, 10) OBP: 0.571, SLG: 1.286 Harry Chappas, S (8, PR) OBP: 0.167, SLG: 0.167		G5-4-3 1-2f		G5-4-3 1-2f		K		FC1-6 1B		4 0	0 0	1 0	0 0	0 0	1 0	2 0
Harold Baines, L (1, 9)			3-1		5-3	P5		FC1-6 CS 1-2f		4	0	0	0	0	0	1
Bruce Kimm, R (1, 2) OBP: 0.455, SLG: 0.636 Claudell Washington, L (7, PR) Marv Foley, L (8, 2)			1B 1B WP 1B		K		2B SF8 1B		FC6-4 1-2 BB	3 0 0	1 1 0	2 0 0	0 0 0	0 0 1	1 0 0	0 0 0
Greg Pryor, R (1, 6) OBP: 0.267, SLG: 0.231		P3			BB BB HBP BB		2B 1-3		FC6-4 1-2f	3	2	1	0	1	0	2
Inning Stats	R: 0 E: 0 K: 0 S: 3 H: 0 LOB: 0 BB: 0 P: 3	R: 0 E: 0 K: 0 S: 3 H: 1 LOB: 0 BB: 0 P: 3	R: 1 E: 0 K: 0 S: 6 H: 3 LOB: 2 BB: 0 P: 6	R: 0 E: 0 K: 0 S: 2 H: 1 LOB: 0 BB: 1 P: 6	R: 1 E: 0 K: 1 S: 5 H: 0 LOB: 3 BB: 3 P: 18	R: 0 E: 0 K: 1 S: 5 H: 0 LOB: 0 BB: 0 P: 5	R: 3 E: 0 K: 2 S: 10 H: 3 LOB: 2 BB: 1 P: 14	R: 0 E: 0 K: 0 S: 3 H: 1 LOB: 1 BB: 1 P: 7		1B: 7 2B: 2 3B: 0 HR: 0	SF: 1 SAC: 0 DP: 2 HBP: 1					

PITCHER		IP	WLS	BF	H	R	ER	SO	BB	IBB	HBP	BLK	WP	HR	S	P	ERA	WHIP
Dave Ford, R ERA: 3.86	(1, 1)	4.2		21	5	2	2	1	4	0	1	0	1	0	18	35	3.86	1.929
Sammy Stewart, R ERA: 6.35	(5, 1)	3.1	L	15	4	3	3	3	1	1	0	0	0	0	19	27	8.10	1.500

PITCHER	IP	WLS	BF	H	R	ER	SO	BB	IBB	HBP	BLK	WP	HR	S	P	ERA	WHIP

BOTTOM

Baltimore Orioles @ Chicago White Sox

Comiskey Park, Chicago, IL

Sun Apr 13 1980, 4:33 AM EST

Att. 16,279 - Unknown

livebaseballscorecards.com

AB	28
R	5
H	9
RBI	4
BB	6
SO	4
LOB	15

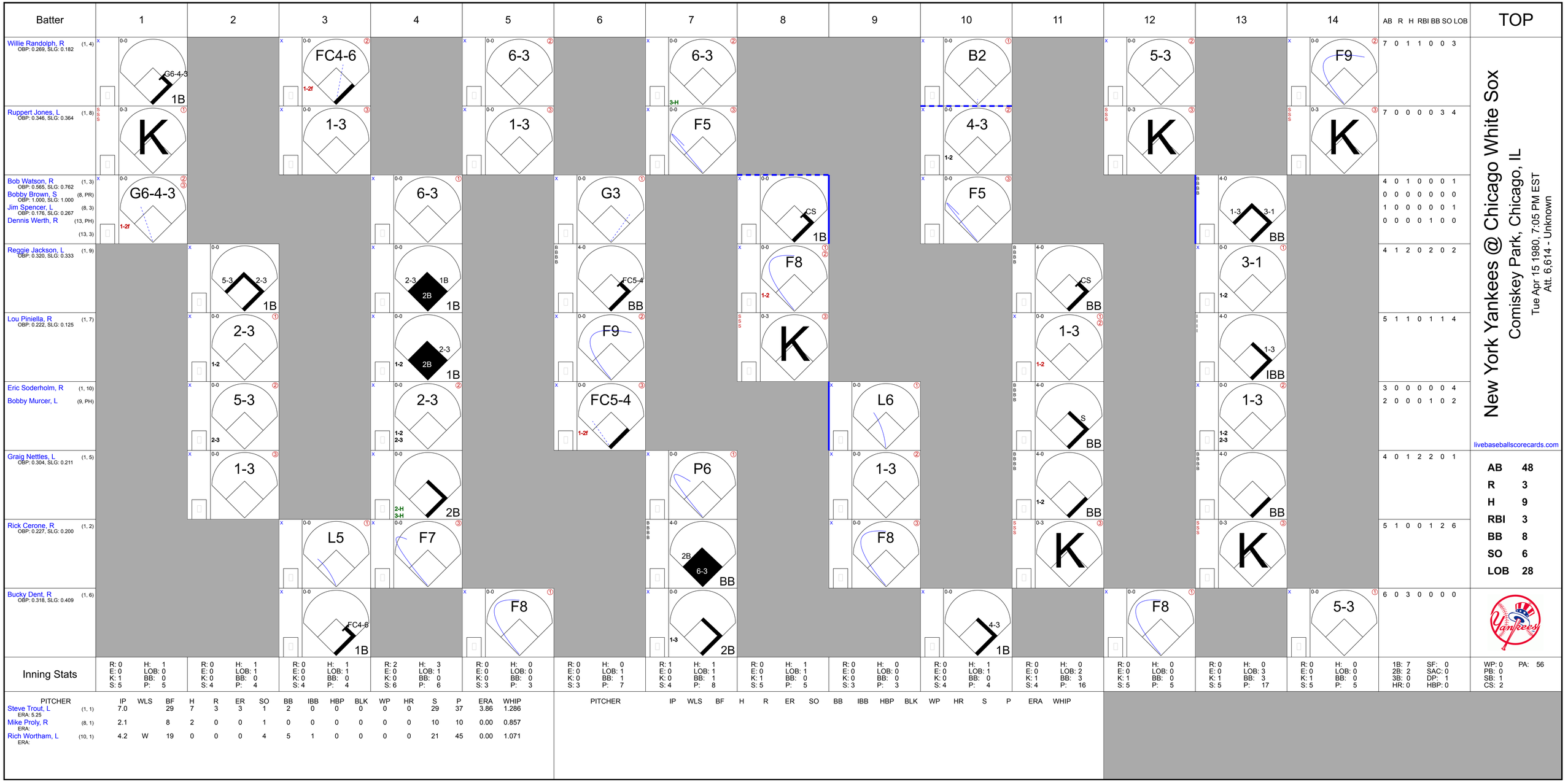
Batter
1
2
3
4
5
6
7
8
9
10
11
12
13
14
AB R H RBI BB SO LOB
TOP
Willie Randolph, R (1, 4) OBP: 0.269, SLG: 0.182
G6-4-3 1B
FC4-6 1-2f
6-3
6-3 3-H
B2
5-3
F9
7 0 1 1 0 0 3
Ruppert Jones, L (1, 8) OBP: 0.346, SLG: 0.364
K
1-3
F5
4-3 1-2
K
K
7 0 0 0 0 3 4
Bob Watson, R (1, 3) OBP: 0.565, SLG: 0.762
Bobby Brown, S (8, PR) OBP: 1.000, SLG: 1.000
Jim Spencer, L (8, 3) OBP: 0.176, SLG: 0.267
Dennis Werth, R (13, PH) (13, 3)
G6-4-3 1-2f
6-3
G3
CS 1B
F5
1-3 3-1 BB
4 0 1 0 0 0 1
0 0 0 0 0 0 0
1 0 0 0 0 0 1
0 0 0 0 1 0 0
Reggie Jackson, L (1, 9) OBP: 0.320, SLG: 0.333
5-3 2-3 1B
2-3 1B 2B 1B
FC5-4 BB
F8 1-2
CS BB
3-1 1-2
4 1 2 0 2 0 2
Lou Piniella, R (1, 7) OBP: 0.222, SLG: 0.125
2-3 1-2
2-3 1-2 2B 1B
F9
K
1-3 1-2
1-3 IBB
5 1 1 0 1 1 4
Eric Soderholm, R (1, 10)
Bobby Murcer, L (9, PH)
5-3 2-3
2-3 1-2 2-3
FC5-4 1-2f
L6
1-3 1-2
1-3 1-2 2-3
3 0 0 0 0 0 4
2 0 0 0 1 0 2
Graig Nettles, L (1, 5) OBP: 0.304, SLG: 0.211
1-3
2-H 3-H 2B
P6
1-2 BB
BB
4 0 1 2 2 0 1
Rick Cerone, R (1, 2) OBP: 0.227, SLG: 0.200
L5
F7
2B 6-3 BB
F8
K
K
5 1 0 0 1 2 6
Bucky Dent, R (1, 6) OBP: 0.318, SLG: 0.409
FC4-6 1B
F8
1-3 2B
4-3 1B
F8
5-3
6 0 3 0 0 0 0
AB 48
R 3
H 9
RBI 3
BB 8
SO 6
LOB 28
New York Yankees @ Chicago White Sox
Comiskey Park, Chicago, IL
Tue Apr 15 1980, 7:05 PM EST
Att. 6,614 - Unknown
livebaseballscorecards.com
Inning Stats
R: 0 H: 1 E: 0 LOB: 0 K: 1 BB: 0 S: 5 P: 5
R: 0 H: 1 E: 0 LOB: 1 K: 0 BB: 0 S: 4 P: 4
R: 0 H: 1 E: 0 LOB: 1 K: 0 BB: 0 S: 4 P: 4
R: 2 H: 3 E: 0 LOB: 1 K: 0 BB: 0 S: 6 P: 6
R: 0 H: 0 E: 0 LOB: 0 K: 0 BB: 0 S: 3 P: 3
R: 0 H: 0 E: 0 LOB: 1 K: 0 BB: 1 S: 3 P: 7
R: 1 H: 1 E: 0 LOB: 1 K: 0 BB: 1 S: 4 P: 8
R: 0 H: 1 E: 0 LOB: 1 K: 1 BB: 0 S: 5 P: 5
R: 0 H: 0 E: 0 LOB: 0 K: 0 BB: 0 S: 3 P: 3
R: 0 H: 1 E: 0 LOB: 1 K: 0 BB: 0 S: 4 P: 4
R: 0 H: 0 E: 0 LOB: 2 K: 1 BB: 3 S: 4 P: 16
R: 0 H: 0 E: 0 LOB: 0 K: 1 BB: 0 S: 5 P: 5
R: 0 H: 0 E: 0 LOB: 3 K: 1 BB: 3 S: 5 P: 17
R: 0 H: 0 E: 0 LOB: 0 K: 1 BB: 0 S: 5 P: 5
1B: 7 SF: 0 2B: 2 SAC: 0 3B: 0 DP: 1 HR: 0 HBP: 0
WP: 0 PA: 56 PB: 0 SB: 1 CS: 2
PITCHER IP WLS BF H R ER SO BB IBB HBP BLK WP HR S P ERA WHIP
Steve Trout, L (1, 1) ERA: 5.25 7.0 29 7 3 3 1 2 0 0 0 0 0 29 37 3.86 1.286
Mike Proly, R (8, 1) ERA: 2.1 8 2 0 0 1 0 0 0 0 0 0 10 10 0.00 0.857
Rich Wortham, L (10, 1) ERA: 4.2 W 19 0 0 0 4 5 1 0 0 0 0 21 45 0.00 1.071
PITCHER IP WLS BF H R ER SO BB IBB HBP BLK WP HR S P ERA WHIP

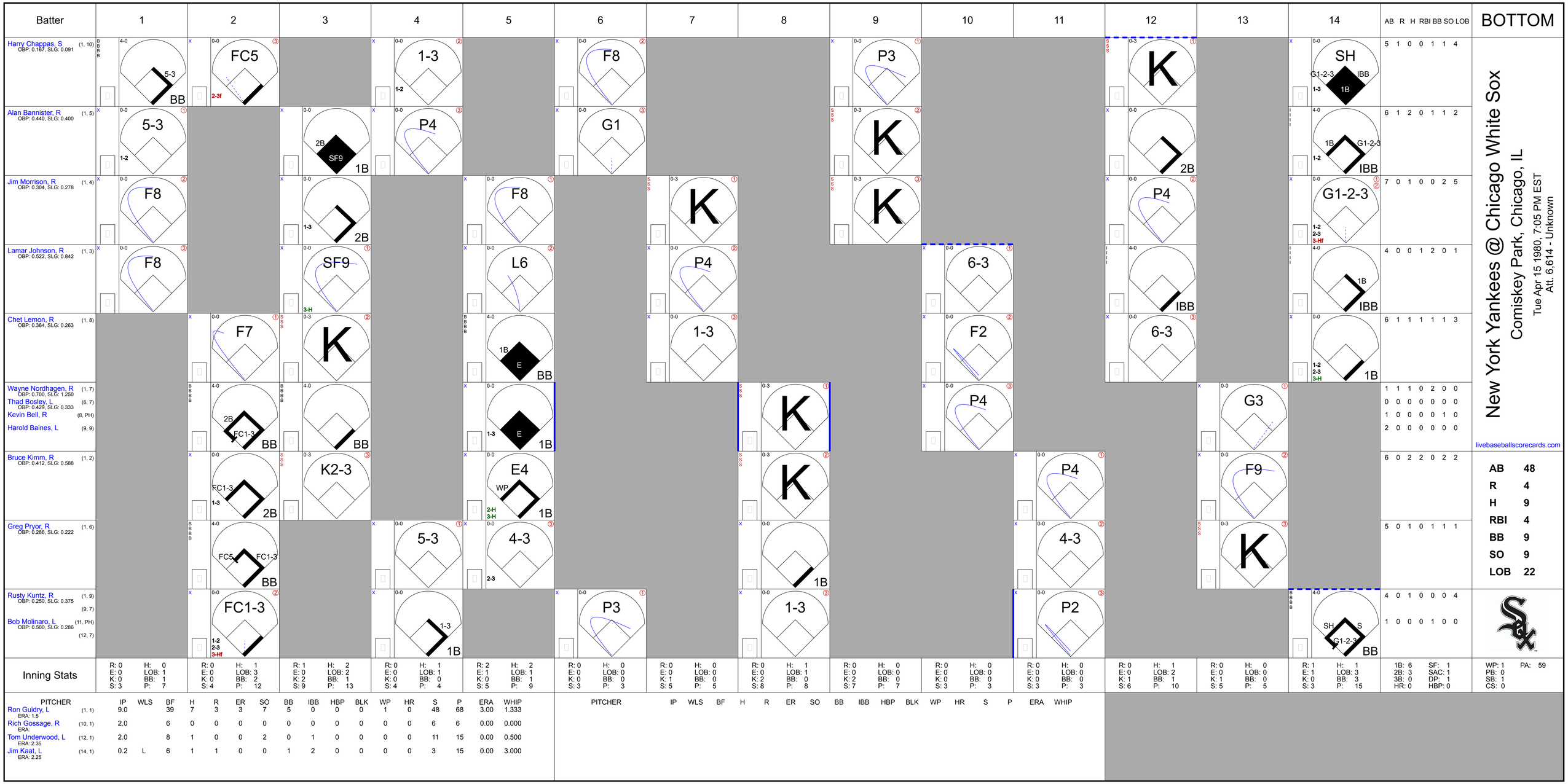
Batter
1
2
3
4
5
6
7
8
9
10
11
12
13
14
AB R H RBI BB SO LOB
BOTTOM
Harry Chappas, S (1, 10) OBP: 0.167, SLG: 0.091
4-0 5-3 BB
0-0 FC5 2-3f
0-0 1-3 1-2
0-0 F8
0-0 P3
0-3 K
0-0 SH G1-2-3 IBB 1-3 1B
5 1 0 0 1 1 4
Alan Bannister, R (1, 5) OBP: 0.440, SLG: 0.400
0-0 5-3 1-2
0-0 2B SF9 1B
0-0 P4
0-0 G1
0-3 K
0-0 2B
4-0 1B G1-2-3 1-2 IBB
6 1 2 0 1 1 2
Jim Morrison, R (1, 4) OBP: 0.304, SLG: 0.278
0-0 F8
0-0 1-3 2B
0-0 F8
0-3 K
0-3 K
0-0 G1-2-3 1-2 2-3 3-Hf
7 0 1 0 0 2 5
Lamar Johnson, R (1, 3) OBP: 0.522, SLG: 0.842
0-0 F8
0-0 SF9 3-H
0-0 L6
0-0 P4
0-0 6-3
4-0 IBB
4-0 1B IBB
4 0 0 1 2 0 1
Chet Lemon, R (1, 8) OBP: 0.364, SLG: 0.263
0-0 F7
0-3 K
4-0 1B E BB
0-0 1-3
0-0 F2
0-0 6-3
0-0 1-2 2-3 3-H 1B
6 1 1 1 1 1 3
Wayne Nordhagen, R (1, 7) OBP: 0.700, SLG: 1.250
Thad Bosley, L (6, 7) OBP: 0.429, SLG: 0.333
Kevin Bell, R (8, PH)
Harold Baines, L (9, 9)
4-0 2B FC1-3 BB
4-0 BB
0-0 1-3 E 1B
0-3 K
0-0 P4
0-0 G3
1 1 1 0 2 0 0
0 0 0 0 0 0 0
1 0 0 0 0 1 0
2 0 0 0 0 0 0
Bruce Kimm, R (1, 2) OBP: 0.412, SLG: 0.588
0-0 FC1-3 1-3 2B
0-3 K2-3
0-0 E4 WP 2-H 3-H 1B
0-3 K
0-0 P4
0-0 F9
6 0 2 2 0 2 2
Greg Pryor, R (1, 6) OBP: 0.286, SLG: 0.222
4-0 FC5 FC1-3 BB
0-0 5-3
0-0 4-3 2-3
0-0 1B
0-0 4-3
0-3 K
5 0 1 0 1 1 1
Rusty Kuntz, R (1, 9) OBP: 0.250, SLG: 0.375
(9, 7)
Bob Molinaro, L (11, PH) OBP: 0.500, SLG: 0.286
(12, 7)
0-0 FC1-3 1-2 2-3 3-Hf
0-0 1-3 1B
0-0 P3
0-0 1-3
0-0 P2
4-0 SH S G1-2-3 BB
4 0 1 0 0 0 4
1 0 0 0 1 0 0
New York Yankees @ Chicago White Sox
Comiskey Park, Chicago, IL
Tue Apr 15 1980, 7:05 PM EST
Att. 6,614 - Unknown
livebaseballscorecards.com
AB 48
R 4
H 9
RBI 4
BB 9
SO 9
LOB 22
Inning Stats
R: 0 H: 0 E: 0 LOB: 1 K: 0 BB: 1 S: 3 P: 7
R: 0 H: 1 E: 0 LOB: 3 K: 0 BB: 2 S: 4 P: 12
R: 1 H: 2 E: 0 LOB: 2 K: 2 BB: 1 S: 9 P: 13
R: 0 H: 1 E: 0 LOB: 1 K: 0 BB: 0 S: 4 P: 4
R: 2 H: 2 E: 1 LOB: 1 K: 0 BB: 1 S: 5 P: 9
R: 0 H: 0 E: 0 LOB: 0 K: 0 BB: 0 S: 3 P: 3
R: 0 H: 0 E: 0 LOB: 0 K: 1 BB: 0 S: 5 P: 5
R: 0 H: 1 E: 0 LOB: 1 K: 2 BB: 0 S: 8 P: 8
R: 0 H: 0 E: 0 LOB: 0 K: 2 BB: 0 S: 7 P: 7
R: 0 H: 0 E: 0 LOB: 0 K: 0 BB: 0 S: 3 P: 3
R: 0 H: 0 E: 0 LOB: 0 K: 0 BB: 0 S: 3 P: 3
R: 0 H: 1 E: 0 LOB: 2 K: 1 BB: 1 S: 6 P: 10
R: 0 H: 0 E: 0 LOB: 0 K: 1 BB: 0 S: 5 P: 5
R: 1 H: 1 E: 1 LOB: 3 K: 0 BB: 3 S: 3 P: 15
1B: 6 SF: 1 2B: 3 SAC: 1 3B: 0 DP: 1 HR: 0 HBP: 0
WP: 1 PA: 59 PB: 0 SB: 1 CS: 0
PITCHER IP WLS BF H R ER SO BB IBB HBP BLK WP HR S P ERA WHIP
Ron Guidry, L (1, 1) ERA: 1.5 9.0 39 7 3 3 7 5 0 0 0 1 0 48 68 3.00 1.333
Rich Gossage, R (10, 1) ERA: 2.0 6 0 0 0 0 0 0 0 0 0 0 6 6 0.00 0.000
Tom Underwood, L (12, 1) ERA: 2.35 2.0 8 1 0 0 2 0 1 0 0 0 0 11 15 0.00 0.500
Jim Kaat, L (14, 1) ERA: 2.25 0.2 L 6 1 1 0 0 1 2 0 0 0 0 3 15 0.00 3.000
PITCHER IP WLS BF H R ER SO BB IBB HBP BLK WP HR S P ERA WHIP

Batter	1	2	3	4	5	6	7	8	9	AB	R	H	RBI	BB	SO	LOB
Willie Randolph, R (1, 4) OBP: 0.258, SLG: 0.185	F9		F8	1B 1-3 2-H 1B		6-3 1-2		1-3		5	0	1	1	0	0	1
Ruppert Jones, L (1, 8) OBP: 0.387, SLG: 0.385	F8 S HBP		S 1B	1-3 3-H 1B		3-1		4-3		4	0	2	1	0	0	1
Bob Watson, R (1, 10) OBP: 0.536, SLG: 0.680	F8 1-3		K 1-2	K			BBB 2B 3B BB		FC6-4 1B	4	1	1	0	1	2	4
Reggie Jackson, L (1, 9) OBP: 0.300, SLG: 0.346	3-1		SSS K		F8		1-3 3B 2B		FC6-4 FC6-4 1-2f	5	1	1	0	0	1	3
Lou Piniella, R (1, 7) OBP: 0.250, SLG: 0.100 Oscar Gamble, L (7, PH) OBP: 0.438, SLG: 0.769 (7, 7) Bobby Brown, S (9, 7) OBP: 1.000, SLG: 1.000		6-3		BBBB 1B SF8 BB	SSS K		2-H 3-H 1B 3B		F9	2 2 0	1 1 0	0 1 0	0 2 0	1 0 0	1 0 0	0 1 0
Eric Soderholm, R (1, 5) OBP: 0.182, SLG: 0.100		2B 1B	SSS K	BBBB BB			5-3		FC6-4 1-2f	4	0	1	0	1	1	3
Dennis Werth, R (1, 3) OBP: 0.500, SLG: 0.333 Jim Spencer, L (7, PH) OBP: 0.222, SLG: 0.313 (7, 3)	SSS K		K 1-3 BB 1B	SSS K		G5-4-3 3-H 1B				3 1	1 0	1 1	0 1	0 0	2 0	2 0
Rick Cerone, R (1, 2) OBP: 0.231, SLG: 0.261		1-3 2B	SF8 3-H		F7	G5-4-3 1-2f				3	0	1	1	0	0	1
Bucky Dent, R (1, 6) OBP: 0.346, SLG: 0.400		6-3	BBBB 1B 1B 1-2 BB		6-3 1B			6-3		3	1	1	0	1	0	2
Inning Stats	R: 0 H: 0 E: 0 LOB: 1 K: 0 BB: 0 S: 3 P: 4	R: 0 H: 2 E: 0 LOB: 2 K: 1 BB: 0 S: 7 P: 7	R: 0 H: 1 E: 0 LOB: 1 K: 2 BB: 0 S: 8 P: 8	R: 3 H: 3 E: 0 LOB: 2 K: 2 BB: 2 S: 10 P: 18	R: 0 H: 0 E: 0 LOB: 1 K: 2 BB: 1 S: 7 P: 11	R: 0 H: 1 E: 0 LOB: 1 K: 0 BB: 0 S: 4 P: 4	R: 3 H: 3 E: 0 LOB: 0 K: 0 BB: 1 S: 5 P: 9	R: 0 H: 0 E: 0 LOB: 0 K: 0 BB: 0 S: 3 P: 3	R: 0 H: 1 E: 0 LOB: 1 K: 0 BB: 0 S: 4 P: 4						

TOP

New York Yankees @ Chicago White Sox

Comiskey Park, Chicago, IL

Wed Apr 16 1980, 7:05 PM EST

Att. 9,680 - Unknown - 38 F

livebaseballscorecards.com

AB	36
R	6
H	11
RBI	6
BB	4
SO	7
LOB	18

| | | | | | |

Batter	1	2	3	4	5	6	7	8	9	AB	R	H	RBI	BB	SO	LOB
Bob Molinaro, L (1, 7) OBP: 0.357, SLG: 0.182	1-3			1-3		4-3			1-3	4	0	0	0	0	0	0
Alan Bannister, R (1, 5) OBP: 0.429, SLG: 0.391	CS 1B			G3			6-3			3	0	1	0	0	0	0
Jim Morrison, R (1, 4) OBP: 0.269, SLG: 0.238	K 1-2			6-3			F7			3	0	0	0	0	1	1
Lamar Johnson, R (1, 3) OBP: 0.462, SLG: 0.727		6-3			5-3		F8			3	0	0	0	0	0	0
Chet Lemon, R (1, 8) OBP: 0.360, SLG: 0.238		G4-6-3 HBP			2-3			6-3		2	0	0	0	0	0	0
Wayne Nordhagen, R (1, 10) OBP: 0.615, SLG: 1.000		G4-6-3 1-2f			WP 1B			6-3		3	0	1	0	0	0	1
Harold Baines, L (1, 9)			K		4-3 1-2			F7		3	0	0	0	0	1	1
Bruce Kimm, R (1, 2) OBP: 0.350, SLG: 0.500			F8			6-3			4-3	3	0	0	0	0	0	0
Greg Pryor, R (1, 6) OBP: 0.250, SLG: 0.190			6-3			4-3			6-3	3	0	0	0	0	0	0
Inning Stats	R: 0 E: 0 K: 1 S: 5 H: 1 LOB: 0 BB: 0 P: 5	R: 0 E: 0 K: 0 S: 2 H: 0 LOB: 0 BB: 0 P: 3	R: 0 E: 0 K: 1 S: 5 H: 0 LOB: 0 BB: 0 P: 5	R: 0 E: 0 K: 0 S: 3 H: 0 LOB: 0 BB: 0 P: 3	R: 0 E: 0 K: 0 S: 4 H: 1 LOB: 1 BB: 0 P: 4	R: 0 E: 0 K: 0 S: 3 H: 0 LOB: 0 BB: 0 P: 3	R: 0 E: 0 K: 0 S: 3 H: 0 LOB: 0 BB: 0 P: 3	R: 0 E: 0 K: 0 S: 3 H: 0 LOB: 0 BB: 0 P: 3	R: 0 E: 0 K: 0 S: 3 H: 0 LOB: 0 BB: 0 P: 3	1B: 2 2B: 0 3B: 0 HR: 0 SF: 0 SAC: 0 DP: 1 HBP: 1							

PITCHER	IP	WLS	BF	H	R	ER	SO	BB	IBB	HBP	BLK	WP	HR	S	P	ERA	WHIP
Tommy John, L (1, 1) ERA: 4.05	9.0	W	28	2	0	0	2	0	0	1	0	1	0	31	32	0.00	0.222

PITCHER	IP	WLS	BF	H	R	ER	SO	BB	IBB	HBP	BLK	WP	HR	S	P	ERA	WHIP

BOTTOM

New York Yankees @ Chicago White Sox

Comiskey Park, Chicago, IL

Wed Apr 16 1980, 7:05 PM EST

Att. 9,680 - Unknown - 38 F

livebaseballscorecards.com

AB	27
R	0
H	2
RBI	0
BB	0
SO	2
LOB	3

Batter	1	2	3	4	5	6	7	8	9	AB	R	H	RBI	BB	SO	LOB
Willie Randolph, R (1, 4) OBP: 0.257, SLG: 0.194	6-3			K		5-3		HR 1-2 1B		4	1	1	0	0	1	2
Ruppert Jones, L (1, 8) OBP: 0.371, SLG: 0.467	F7			F8		F8		HR 1-H 2-H		4	1	1	3	0	0	2
Bob Watson, R (1, 10) OBP: 0.500, SLG: 0.621	6-3			G3			G6-4-3 1B	6-3		4	0	1	0	0	0	0
Reggie Jackson, L (1, 9) OBP: 0.294, SLG: 0.333		4-3			6-3		F7		WP 2B 1B	4	1	1	0	0	0	1
Lou Piniella, R (1, 7) OBP: 0.200, SLG: 0.077 Oscar Gamble, L (9, PH) OBP: 0.471, SLG: 0.857		4-3			4-3		G6-4-3 1-2f		F7 1-H 1B 2B	3 1	0 1	0 1	0 1	0 0	0 0	1 0
Eric Soderholm, R (1, 5) OBP: 0.143, SLG: 0.077 Graig Nettles, L (9, PH) OBP: 0.292, SLG: 0.200		F9			F9			E5 FC5-4 1B SF8	F7 2-3	3 1	1 0	0 0	0 0	0 0	0 0	0 1
Dennis Werth, R (1, 3) OBP: 0.571, SLG: 0.500 Jim Spencer, L (9, PH) OBP: 0.263, SLG: 0.353			K			2B 1B		FC5-4 1-2 1B	FC6-4 3-H 1B	3 1	0 0	2 1	0 1	0 0	1 0	0 0
Rick Cerone, R (1, 2) OBP: 0.233, SLG: 0.296			6-3			1-3 2B		FC5-4 1B HR 1-2f 2-3	FC6-4 1-2f	4	1	1	0	0	0	3
Bucky Dent, R (1, 6) OBP: 0.300, SLG: 0.357			K			F9		SF8 3-H	K	3	0	0	1	0	2	3

Inning Stats										
	R: 0 E: 0 K: 0 S: 3	H: 0 LOB: 0 BB: 0 P: 3	R: 0 E: 0 K: 0 S: 3	H: 0 LOB: 0 BB: 0 P: 3	R: 0 E: 0 K: 2 S: 7	H: 0 LOB: 0 BB: 0 P: 7	R: 0 E: 0 K: 1 S: 5	H: 0 LOB: 0 BB: 0 P: 5	R: 0 E: 0 K: 0 S: 3	H: 0 LOB: 0 BB: 0 P: 3
	R: 0 E: 0 K: 0 S: 5	H: 2 LOB: 2 BB: 0 P: 5	R: 0 E: 0 K: 0 S: 3	H: 1 LOB: 0 BB: 0 P: 3	R: 4 E: 1 K: 0 S: 7	H: 3 LOB: 0 BB: 0 P: 7	R: 2 E: 0 K: 1 S: 8	H: 3 LOB: 1 BB: 0 P: 8	1B: 6 2B: 2 3B: 0 HR: 1	SF: 1 SAC: 0 DP: 1 HBP: 0
	WP: 1 PB: 0 SB: 0 CS: 0	PA: 36								

PITCHER		IP	WLS	BF	H	R	ER	SO	BB	IBB	HBP	BLK	WP	HR	S	P	ERA	WHIP
Britt Burns, L ERA:	(1, 1)	7.2	W	29	6	4	0	3	0	0	0	0	0	1	35	35	0.00	0.783
Ed Farmer, R ERA: 3.18	(8, 1)	1.1	S	7	3	2	2	1	0	0	0	0	1	0	9	9	13.50	2.250

PITCHER	IP	WLS	BF	H	R	ER	SO	BB	IBB	HBP	BLK	WP	HR	S	P	ERA	WHIP

TOP

New York Yankees @ Chicago White Sox

Comiskey Park, Chicago, IL

Thu Apr 17 1980, 4:33 AM EST

Att. 5,555 - Unknown - 52 F

livebaseballscorecards.com

AB	35
R	6
H	9
RBI	6
BB	0
SO	4
LOB	13

Batter	1	2	3	4	5	6	7	8	9	AB	R	H	RBI	BB	SO	LOB
Mike Squires, L (1, 3) OBP: 0.500, SLG: 0.333	BBBB 4-0 FC4-6 BB		BBBB 4-0 CS BB		x 0-0 E4 1B 1-H 3-H 2B		x 0-0 ① F7	x 0-0 ② 1-3 2-3		3	1	1	2	2	0	1
Alan Bannister, R (1, 5) OBP: 0.394, SLG: 0.357	SSS 0-3 ① K		x 0-0 ②③ 4-3 1-2		x 0-0 2B 1B 3-H 1B		x 0-0 ② SSS P4	0-3 ③ K		5	1	1	1	0	2	3
Bob Molinaro, L (1, 7) OBP: 0.389, SLG: 0.333 Rusty Kuntz, R (8, 7) OBP: 0.250, SLG: 0.375	x 0-0 ② FC4-6 S 1-2f			x 0-0 ① P4	x 0-0 1-3 1B 2B		x 0-0 FC5-4 1B			4 0	1 0	2 0	0 0	0 0	0 0	1 0
Lamar Johnson, R (1, 10) OBP: 0.433, SLG: 0.640	x 0-0 ③ 5-3 1-2			x 0-0 ② F8	4-0 1B IBB		x 0-0 ③ FC5-4 1-2f			3	0	0	0	1	0	2
Chet Lemon, R (1, 8) OBP: 0.379, SLG: 0.320		x 0-0 ① 4-3		x 0-0 ③ P4	x 0-0 1-2 2-H 3-H 1B			x 0-0 1B 2B		4	1	2	2	0	0	0
Jim Morrison, R (1, 4) OBP: 0.300, SLG: 0.280		x 0-0 2-3 1B			x 0-0 ① F2 0-0 ③ 4-3			x 0-0 2B 2-H 1B		4	1	2	1	0	0	2
Harold Baines, L (1, 9) OBP: 0.091, SLG: 0.100		x 0-0 ② 2-3 1-2			x 0-0 ② F8	x 0-0 ① L6		x 0-0 2B 1-H 2B		4	1	1	1	0	0	1
Marv Foley, L (1, 2) OBP: 0.222, SLG: 0.250		x 0-0 ③ 6-3			x 0-0 1B E 2B	x 0-0 ② F9		x 0-0 ① 1-3		4	1	1	0	0	0	2
Greg Pryor, R (1, 6) OBP: 0.286, SLG: 0.280			SSS 0-3 ① K		x 0-0 E 2-3 1B	x 0-0 ③ 5-3		x 0-0 1-3 2-H 2B		4	1	2	1	0	1	0
Inning Stats	R: 0 E: 0 K: 1 S: 5 H: 0 LOB: 1 BB: 1 P: 9	R: 0 E: 0 K: 0 S: 4 H: 1 LOB: 1 BB: 0 P: 4	R: 0 E: 0 K: 1 S: 4 H: 0 LOB: 0 BB: 1 P: 8	R: 0 E: 0 K: 0 S: 3 H: 0 LOB: 0 BB: 0 P: 3	R: 5 E: 1 K: 0 S: 9 H: 6 LOB: 2 BB: 1 P: 13	R: 0 E: 0 K: 0 S: 3 H: 0 LOB: 0 BB: 0 P: 3	R: 0 E: 0 K: 0 S: 4 H: 1 LOB: 1 BB: 0 P: 4	R: 3 E: 0 K: 1 S: 9 H: 4 LOB: 1 BB: 0 P: 9		1B: 6 2B: 6 3B: 0 HR: 0 SF: 0 SAC: 0 DP: 0 HBP: 0						

PITCHER		IP	WLS	BF	H	R	ER	SO	BB	IBB	HBP	BLK	WP	HR	S	P	ERA	WHIP
Mike Griffin, R ERA: 9.64	(1, 1)	4.2	L	21	6	5	5	2	2	0	0	0	0	0	23	31	9.64	1.714
Ron Davis, R ERA: 8.31	(5, 1)	2.1		10	2	0	0	0	0	1	0	0	0	0	9	13	0.00	0.857
Jim Kaat, L ERA: 7.2	(8, 1)	1.0		7	4	3	3	1	0	0	0	0	0	0	9	9	27.00	4.000

PITCHER	IP	WLS	BF	H	R	ER	SO	BB	IBB	HBP	BLK	WP	HR	S	P	ERA	WHIP

BOTTOM

New York Yankees @ Chicago White Sox

Comiskey Park, Chicago, IL

Thu Apr 17 1980, 4:33 AM EST
Att. 5,555 - Unknown - 52 F

livebaseballscorecards.com

AB	35
R	8
H	12
RBI	8
BB	3
SO	3
LOB	12

WP: 0 PA: 38
PB: 0
SB: 1
CS: 1

Batter	1	2	3	4	5	6	7	8	9	AB	R	H	RBI	BB	SO	LOB
Mike Squires, L (1, 3) OBP: 0.357, SLG: 0.200	4-3		F8			6-3		F8		4	0	0	0	0	0	0
Alan Bannister, R (1, 5) OBP: 0.351, SLG: 0.313	F9			1-3		F3			F9	4	0	0	0	0	0	0
Bob Molinaro, L (1, 7) OBP: 0.364, SLG: 0.368	5-3			2B		F9			F2	4	1	1	0	0	0	0
Lamar Johnson, R (1, 10) OBP: 0.412, SLG: 0.621		G3		2-H 2B			6-3		L8	4	0	1	1	0	0	0
Chet Lemon, R (1, 8) OBP: 0.375, SLG: 0.429		F9		5-3			HR			3	1	1	1	0	0	1
Jim Morrison, R (1, 4) OBP: 0.303, SLG: 0.286		1B		F7			L8			3	0	1	0	0	0	1
Harold Baines, L (1, 9) OBP: 0.080, SLG: 0.087		F8			K		K			3	0	0	0	0	2	1
Bruce Kimm, R (1, 2) OBP: 0.318, SLG: 0.455			6-3		5-3			K		2	0	0	0	0	0	0
Harry Chappas, S (8, PH) OBP: 0.154, SLG: 0.083										1	0	0	0	0	1	0
(8, 6)																
Greg Pryor, R (1, 6) OBP: 0.267, SLG: 0.259			5-3		F9			K		2	0	0	0	0	0	0
Claudell Washington, L (8, PH)										1	0	0	0	0	1	0
Marv Foley, L (8, 2) OBP: 0.222, SLG: 0.250										0	0	0	0	0	0	0
Inning Stats	R: 0 E: 0 K: 0 S: 3 H: 0 LOB: 0 BB: 0 P: 3	R: 0 E: 0 K: 0 S: 4 H: 1 LOB: 1 BB: 0 P: 4	R: 0 E: 0 K: 0 S: 3 H: 0 LOB: 0 BB: 0 P: 3	R: 1 E: 0 K: 0 S: 5 H: 2 LOB: 1 BB: 0 P: 5	R: 0 E: 0 K: 1 S: 5 H: 0 LOB: 0 BB: 0 P: 5	R: 0 E: 0 K: 0 S: 3 H: 0 LOB: 0 BB: 0 P: 3	R: 1 E: 0 K: 1 S: 6 H: 1 LOB: 0 BB: 0 P: 6	R: 0 E: 0 K: 2 S: 7 H: 0 LOB: 0 BB: 0 P: 7	R: 0 E: 0 K: 0 S: 3 H: 0 LOB: 0 BB: 0 P: 3	1B: 1 2B: 2 3B: 0 HR: 1	SF: 0 SAC: 0 DP: 0 HBP: 0						

PITCHER	IP	WLS	BF	H	R	ER	SO	BB	IBB	HBP	BLK	WP	HR	S	P	ERA	WHIP
Dave Ford, R (1, 1) ERA: 2.63	9.0	W	31	4	2	2	4	0	0	0	0	0	1	39	39	2.00	0.444

PITCHER	IP	WLS	BF	H	R	ER	SO	BB	IBB	HBP	BLK	WP	HR	S	P	ERA	WHIP

TOP

Chicago White Sox @ Baltimore Orioles

Memorial Stadium, Baltimore, MD

Fri Apr 18 1980, 6:05 PM EST
Att. 13,112 - Unknown - 59 F

livebaseballscorecards.com

AB	31
R	2
H	4
RBI	2
BB	0
SO	4
LOB	3

Chicago White Sox @ Baltimore Orioles

Memorial Stadium, Baltimore, MD

Fri Apr 18 1980, 6:05 PM EST
Att. 13,112 - Unknown - 59 F

livebaseballscorecards.com

BOTTOM

Batter	1	2	3	4	5	6	7	8	9	AB	R	H	RBI	BB	SO	LOB
Al Bumbry, L (1, 8) OBP: 0.424, SLG: 0.600	BBBB 4-0 S HR BB		BBBB 4-0 S 2B BB		x 0-0 HR	x 0-0 ③ 6-3 1-2				2	3	1	1	2	0	1
Rich Dauer, R (1, 5) OBP: 0.240, SLG: 0.182	x 0-0 ① 6-3 1-2		x 0-0 4-3 1-H 2B		x 0-0 ② 1-3		x 0-0 ① 4-3			4	0	1	1	0	0	1
Ken Singleton, S (1, 9) OBP: 0.394, SLG: 0.714	x 0-0 ② F8		x 0-0 ① 4-3 2-3		x 0-0 HR		x 0-0 ② L9			4	1	1	1	0	0	2
Eddie Murray, S (1, 3) OBP: 0.424, SLG: 0.621	x 0-0 2-H HR		x 0-0 ② F7		BBBB 4-0 BLK BB		x 0-0 ③ 4-3			3	1	1	2	1	0	1
Terry Crowley, L (1, 10)	SSS 0-3 ③ K		x 0-0 ③ G3		BBBB 4-0 1-2 BB			x 0-0 ① 4-3		3	0	0	0	1	1	1
Gary Roenicke, R (1, 7) OBP: 0.250, SLG: 0.167		x 0-0 ① F3		x 0-0 ① 6-3	SSS 0-3 ③ K			x 0-0 ② 5-3		4	0	0	0	0	1	2
Rick Dempsey, R (1, 2) OBP: 0.429, SLG: 0.750		x 0-0 2B		x 0-0 ② 5-3		BBBB 4-0 S BB		SSS 0-3 ③ K		3	0	1	0	1	1	0
Kiko Garcia, R (1, 4)		SSS 0-3 ② K		x 0-0 ③ 6-3		SSS 0-3 ① K				3	0	0	0	0	2	2
Mark Belanger, R (1, 6) OBP: 0.174, SLG: 0.174		x 0-0 ③ F2			SSS 0-3 ① K	x 0-0 ② F7				3	0	0	0	0	1	2
Inning Stats	R: 2 E: 0 K: 1 S: 6 H: 1 LOB: 0 BB: 1 P: 10	R: 0 E: 0 K: 1 S: 6 H: 1 LOB: 1 BB: 0 P: 6	R: 1 E: 0 K: 0 S: 4 H: 1 LOB: 1 BB: 1 P: 8	R: 0 E: 0 K: 0 S: 3 H: 0 LOB: 0 BB: 0 P: 3	R: 2 E: 0 K: 2 S: 9 H: 2 LOB: 2 BB: 2 P: 17	R: 0 E: 0 K: 1 S: 5 H: 0 LOB: 1 BB: 1 P: 9	R: 0 E: 0 K: 0 S: 3 H: 0 LOB: 0 BB: 0 P: 3	R: 0 E: 0 K: 1 S: 5 H: 0 LOB: 0 BB: 0 P: 5		1B: 0 2B: 2 3B: 0 HR: 3	SF: 0 SAC: 0 DP: 0 HBP: 0					

	AB	29
	R	5
	H	5
	RBI	5
	BB	5
	SO	6
	LOB	12

WP: 0 PB: 0 SB: 3 CS: 0 PA: 34

PITCHER		IP	WLS	BF	H	R	ER	SO	BB	IBB	HBP	BLK	WP	HR	S	P	ERA	WHIP
Richard Dotson, R ERA: 4.61	(1, 1)	4.2	L	22	5	5	5	3	3	0	0	0	0	3	25	37	9.64	1.714
Mike Proly, R ERA:	(5, 1)	3.1		12	0	0	0	3	2	0	0	1	0	0	16	24	0.00	0.600

PITCHER	IP	WLS	BF	H	R	ER	SO	BB	IBB	HBP	BLK	WP	HR	S	P	ERA	WHIP

Chicago White Sox @ Baltimore Orioles

Memorial Stadium, Baltimore, MD

Sat Apr 19 1980, 6:05 PM EST

Att. 25,239 - Unknown

TOP

livebaseballscorecards.com

Batter	1	2	3	4	5	6	7	8	9	10	11	12	AB	R	H	RBI	BB	SO	LOB
Bob Molinaro, L (1, 7) OBP: 0.385, SLG: 0.391	G3		CS 1B			1B 1B	FC5-4 S 1-2f		K 2-3			HR	4	1	2	0	0	1	
Rusty Kuntz, R (9, PH) OBP: 0.222, SLG: 0.333													1	0	0	0	1	2	
Marv Foley, L (9, 2) OBP: 0.300, SLG: 0.667													1	1	1	1	0	0	
Alan Bannister, R (1, 5) OBP: 0.326, SLG: 0.289	5-3		CS 1-2	K		1B 1-2	4-1 1-2			L9		F8	6	0	1	0	0	1	1
(12, 7)																			
Wayne Nordhagen, R (1, 10) OBP: 0.556, SLG: 0.813	1B			L9		F8		4-3		G1-4-3 1B			5	0	2	0	0	0	2
Lamar Johnson, R (1, 3) OBP: 0.385, SLG: 0.559	P8			F8		FC4-6 1-2 2-H		F6		G1-4-3 1-2f			5	0	1	1	0	0	2
Chet Lemon, R (1, 8) OBP: 0.324, SLG: 0.364		5-3			F8	FC4-6 1-2f		F8			5-3		5	0	0	0	0	0	2
Jim Morrison, R (1, 4) OBP: 0.316, SLG: 0.424		F7			2B		HR		5-3		5-3		5	1	2	1	0	0	
Harold Baines, L (1, 9) OBP: 0.133, SLG: 0.250		L8			F9		HR		1B 1B		K		5	2	2	1	0	1	1
Bruce Kimm, R (1, 2) OBP: 0.280, SLG: 0.400			F7		F8		F9		CS 1B 1-2			P4	3	0	0	0	0	0	1
Thad Bosley, L (9, PH) OBP: 0.500, SLG: 0.429													1	0	1	0	0	0	0
(9, 7)																			
Kevin Bell, R (12, PH)													1	0	0	0	0	0	0
(12, 5)																			
Greg Pryor, R (1, 6) OBP: 0.273, SLG: 0.267			K			5-3	FC5-4 1B		1-2 2-H 1B			F3	3	0	1	0	0	1	0
Mike Squires, L (9, PH) OBP: 0.400, SLG: 0.273													1	0	1	1	0	0	0
Harry Chappas, S (9, 6) OBP: 0.143, SLG: 0.077													1	0	0	0	0	0	0
Inning Stats	R: 0 E: 0 K: 0 S: 4 H: 1 LOB: 1 BB: 0 P: 4	R: 0 E: 0 K: 0 S: 3 H: 0 LOB: 0 BB: 0 P: 3	R: 0 E: 0 K: 1 S: 5 H: 1 LOB: 0 BB: 0 P: 5	R: 0 E: 0 K: 1 S: 5 H: 0 LOB: 0 BB: 0 P: 5	R: 0 E: 0 K: 0 S: 4 H: 1 LOB: 1 BB: 0 P: 4	R: 1 E: 0 K: 0 S: 6 H: 3 LOB: 2 BB: 0 P: 6	R: 2 E: 0 K: 0 S: 6 H: 3 LOB: 1 BB: 0 P: 6	R: 0 E: 0 K: 0 S: 3 H: 0 LOB: 0 BB: 0 P: 3	R: 1 E: 0 K: 1 S: 7 H: 3 LOB: 2 BB: 0 P: 7	R: 0 E: 0 K: 0 S: 3 H: 1 LOB: 0 BB: 0 P: 3	R: 0 E: 0 K: 1 S: 5 H: 0 LOB: 0 BB: 0 P: 5	R: 1 E: 0 K: 0 S: 4 H: 1 LOB: 0 BB: 0 P: 4	1B: 10 2B: 2 3B: 0 HR: 3 SF: 0 SAC: 0 DP: 2 HBP: 0	WP: 0 PB: 0 SB: 1 CS: 2 PA: 48						

PITCHER		IP	WLS	BF	H	R	ER	SO	BB	IBB	HBP	BLK	WP	HR	S	P	ERA	WHIP
Jim Palmer, R ERA: 2.57	(1, 1)	6.0		25	8	3	3	2	0	0	0	0	0	2	29	29	4.50	1.333
Tim Stoddard, R ERA: 1.29	(7, 1)	2.1		11	4	1	1	0	0	0	0	0	0	0	11	11	3.86	1.714
Tippy Martinez, L ERA: 10.38	(9, 1)	3.2	L	11	2	1	1	2	0	0	0	0	0	1	15	15	2.46	0.545

PITCHER	IP	WLS	BF	H	R	ER	SO	BB	IBB	HBP	BLK	WP	HR	S	P	ERA	WHIP

AB	47
R	5
H	14
RBI	5
BB	0
SO	4
LOB	12

Batter	1	2	3	4	5	6	7	8	9	10	11	12	AB	R	H	RBI	BB	SO	LOB
Al Bumbry, L (1, 8) OBP: 0.436, SLG: 0.600	4-3		4-3		BB, E 1B		3-1			6-3 2B		E S 1B	5	1	2	0	1	0	0
Rich Dauer, R (1, 4) OBP: 0.226, SLG: 0.179	1-3			L8	1-H 1B		5-3			6-3 2-3		L8 1-2	6	0	1	1	0	0	2
Ken Singleton, S (1, 9) OBP: 0.351, SLG: 0.625 John Lowenstein, L (9, 7) OBP: 0.300, SLG: 0.222 Floyd Rayford, R (10, PH) Pat Kelly, L (11, 7) OBP: 0.333, SLG: 0.600	4-3			F8	K2-3			K		K		BB	4 0 1 0	0 0 0 0	0 0 0 0	0 0 0 0	0 0 1 1	2 0 0 0	1 0 1 0
Eddie Murray, S (1, 3) OBP: 0.436, SLG: 0.563		BB, WP		HR BB		BB, WP HBP		6-3			L4	E6 1-2 2-3	3	1	0	0	3	0	2
Doug DeCinces, R (1, 5) OBP: 0.355, SLG: 0.448		K 1-2		HR 1-H		K		F5			E9 FC1-2	6-3	6	1	1	2	0	2	5
Gary Roenicke, R (1, 7) OBP: 0.360, SLG: 0.350 (9, 9)		BB, G1-4-3		HR		HBP, WP 1-2			K		IBB, DI		2	1	1	1	2	1	0
Lee May, R (1, 10) OBP: 0.161, SLG: 0.267		G1-4-3 1-2f		F4		K 1-2 2-3			F8		FC1-2 1-2 3-H		5	0	0	0	0	1	6
Rick Dempsey, R (1, 2) OBP: 0.364, SLG: 0.621			K		5-3	G3			F8		1-6-3		5	0	0	0	0	1	4
Mark Belanger, R (1, 6) OBP: 0.148, SLG: 0.148 Terry Crowley, L (12, PH)			6-3		F7		K			F7		L9	4 1	0 0	0 0	0 0	1 0	0 0	0 0

BOTTOM

Chicago White Sox @ Baltimore Orioles

Memorial Stadium, Baltimore, MD

Sat Apr 19 1980, 6:05 PM EST

Att. 25,239 - Unknown

livebaseballscorecards.com

AB	42
R	4
H	5
RBI	4
BB	7
SO	9
LOB	21

Inning Stats	1	2	3	4	5	6	7	8	9	10	11	12	1B	SF	WP	PA
R	0	0	0	3	1	0	0	0	0	0	0	0	2	0	2	50
E	0	0	0	0	1	0	0	0	0	0	1	1	1	0	0	
K	0	1	1	0	1	2	1	1	1	1	0	0	0	1	0	
BB	0	2	0	0	0	1	0	0	0	0	1	1	2	0	1	
S	3	4	5	5	6	7	5	5	5	6	4	5	3B	SAC	PB	
P	3	12	5	9	10	12	5	5	5	6	8	9	0	0	0	
H	0	0	0	2	1	0	0	0	0	1	0	1	HR	DP	SB	
LOB	0	1	0	0	1	2	0	0	0	1	2	3	2	1	1	
														HBP	CS	
													1	0	0	

PITCHER	IP	WLS	BF	H	R	ER	SO	BB	IBB	HBP	BLK	WP	HR	S	P	ERA	WHIP
Ross Baumgarten, L (1, 1) ERA: 3.75	5.0		21	3	4	3	3	4	0	0	0	1	2	23	39	5.40	1.400
Randy Scarbery, R (6, 1) ERA: 7.36	1.1		6	0	0	0	3	1	0	1	0	1	0	10	15	0.00	0.750
Rich Wortham, L (7, 1) ERA:	4.0		14	1	0	0	3	0	0	0	0	0	0	20	20	0.00	0.250
Ed Farmer, R (11, 1) ERA: 2.45	1.2	W	9	1	0	0	0	1	1	0	0	0	0	7	15	0.00	1.200

PITCHER	IP	WLS	BF	H	R	ER	SO	BB	IBB	HBP	BLK	WP	HR	S	P	ERA	WHIP

Batter	1	2	3	4	5	6	7	8	9	AB	R	H	RBI	BB	SO	LOB
Claudell Washington, L (1, 7) OBP: 0.250, SLG: 0.100	BBBB 4-0 1B 2B BB	x 0-0 ① F6		SSS 0-3 ① K		SSS 0-3 ① K		x 0-0 FC4-6 1B	x 0-0 ② F7	5	1	1	0	1	2	2
Harry Chappas, S (1, 6) (5, 4) OBP: 0.300, SLG: 0.263	x 0-0 1-2 2B 1B	x 0-0 CS 1B		x 0-0 ② 4-3		x 0-0 1B 1B 1B		x 0-0 ① FC4-6 WP 1-2f	x 0-0 ③ E8 1-H 1B	6	2	4	0	0	0	1
Bob Molinaro, L (1, 10) OBP: 0.387, SLG: 0.464	x 0-0 ① F7	x 0-0 ② 1-2 2B		x 0-0 HR 2B		x 0-0 ② F5		x 0-0 ② F6 1-2		5	1	2	0	0	0	4
Lamar Johnson, R (1, 3) OBP: 0.432, SLG: 0.658 Bruce Kimm, R (9, 2) OBP: 0.280, SLG: 0.400	SSS 0-3 ② K	x 0-0 1B		x 0-0 2-H HR		x 0-0 1B 1-3 1B		BBBB 4-0 BB		4 0	1 0	3 0	2 0	1 0	1 0	2 0
Chet Lemon, R (1, 8) OBP: 0.333, SLG: 0.395	x 0-0 1B 1-H 2-H 2B	x 0-0 ③ F8		x 0-0 ③ 6-3		x 0-0 1-2 3-H 1B		x 0-0 ③ F8		5	1	2	3	0	0	4
Jim Morrison, R (1, 4) OBP: 0.317, SLG: 0.417 Greg Pryor, R (5, 6) OBP: 0.257, SLG: 0.250	x 0-0 2B 2-H 1B	x 0-0 ① F7	SSS 0-3 ① K	x 0-0 ③ 6-3		x 0-0 ① 4-3		3 2	0 0	1 0	1 0	0 0	1 0	0 2		
Harold Baines, L (1, 9) OBP: 0.229, SLG: 0.424	x 0-0 1-3 2B	x 0-0 1B	x 0-0 2B		x 0-0 ① F8		x 0-0 1B 2B		5	1	4	0	0	0	0	
Marv Foley, L (1, 2) OBP: 0.333, SLG: 0.538 Alan Bannister, R (9, PR) OBP: 0.326, SLG: 0.289 (9, 5)	IIII 4-0 IBB	SSS 0-3 ② K	x 0-0 ② F5		x 0-0 ② F6		x 0-0 2-H 1B 1B		4 0	0 1	1 0	1 0	1 0	1 0	2 0	
Kevin Bell, R (1, 5) Mike Squires, L (9, PH) OBP: 0.438, SLG: 0.333 (9, 3)	x 0-0 ③ F9	x 0-0 ③ 1-3	x 0-0 ③ 1-3		x 0-0 ③ 1-3		x 0-0 2-H 1B E 1B		4 1	0 1	0 1	0 1	0 0	0 0	5 0	
Inning Stats	R: 3 E: 0 K: 1 S: 9 H: 4 LOB: 3 BB: 2 P: 17	R: 0 E: 0 K: 0 S: 5 H: 3 LOB: 2 BB: 0 P: 5	R: 0 E: 0 K: 1 S: 6 H: 1 LOB: 1 BB: 0 P: 6	R: 2 E: 0 K: 1 S: 7 H: 2 LOB: 0 BB: 0 P: 7	R: 0 E: 0 K: 1 S: 6 H: 1 LOB: 1 BB: 0 P: 6	R: 1 E: 0 K: 1 S: 8 H: 3 LOB: 2 BB: 0 P: 8	R: 0 E: 0 K: 0 S: 3 H: 0 LOB: 0 BB: 0 P: 3	R: 0 E: 0 K: 0 S: 4 H: 1 LOB: 2 BB: 1 P: 8	R: 3 E: 1 K: 0 S: 6 H: 4 LOB: 2 BB: 0 P: 6	1B: 12 2B: 6 3B: 0 HR: 1 SF: 0 SAC: 0 DP: 0 HBP: 0						

PITCHER		IP	WLS	BF	H	R	ER	SO	BB	IBB	HBP	BLK	WP	HR	S	P	ERA	WHIP
Dennis Martinez, R ERA: 16.2	(1, 1)	1.2		12	6	3	3	1	1	1	0	0	0	0	12	20	16.20	4.200
Sammy Stewart, R ERA: 6.57	(2, 1)	6.2	L	32	11	5	5	4	1	0	0	0	1	1	39	43	6.75	1.800
Tim Stoddard, R ERA: 1.17	(9, 1)	0.2		3	2	1	0	0	0	0	0	0	0	0	3	3	0.00	3.000

PITCHER	IP	WLS	BF	H	R	ER	SO	BB	IBB	HBP	BLK	WP	HR	S	P	ERA	WHIP

TOP

Chicago White Sox @ Baltimore Orioles

Memorial Stadium, Baltimore, MD

Sun Apr 20 1980, 3:33 AM EST
Att. 21,617 - Unknown - 76 F

livebaseballscorecards.com

AB	44
R	9
H	19
RBI	8
BB	3
SO	5
LOB	22

BOTTOM

Chicago White Sox @ Baltimore Orioles

Memorial Stadium, Baltimore, MD

Sun Apr 20 1980, 3:33 AM EST
Att. 21,617 - Unknown - 76 F

livebaseballscorecards.com

Batter	1	2	3	4	5	6	7	8	9	AB	R	H	RBI	BB	SO	LOB
Al Bumbry, L (1, 8) OBP: 0.409, SLG: 0.571	5-3		5-3	K		E 1B 2B		F8		5	1	1	0	0	1	3
Kiko Garcia, R (1, 6) OBP: 0.235, SLG: 0.133	E 1B		2-H 1B		6-3	E6 1B 3B 2-3		K		5	1	2	1	0	1	1
Ken Singleton, S (1, 9) OBP: 0.342, SLG: 0.606	E5 G5-4-3 1-2		5-3		FC5-4 BB 1B	3B 1B 1-2 3-H		K		1	0	0	0	0	0	1
Benny Ayala, R (3, PH) OBP: 0.667, SLG: 0.500										1	0	0	0	0	0	1
(4, 7)																
John Lowenstein, L (5, 7) OBP: 0.385, SLG: 0.333										3	1	2	1	0	1	0
Eddie Murray, S (1, 3) OBP: 0.477, SLG: 0.629	G5-4-3 1-2f			HR 1B	BB 1-2	3B 1-H 2-H			BB G6-4-3	3	1	2	2	2	0	2
Doug DeCinces, R (1, 5) OBP: 0.371, SLG: 0.531		6-3		HR 1-H	FC5-4 BB 1-2f 2-3	HBP			G6-4-3 1-2f	3	1	1	2	0	0	2
Floyd Rayford, R (6, PR)										1	0	0	0	0	0	1
(7, 5)																
Gary Roenicke, R (1, 7) OBP: 0.400, SLG: 0.348		5-3		FC5-4 1B	BB 1-2	1-3			BB 1B	3	0	1	0	2	0	2
(4, 9)																
Lee May, R (1, 10) OBP: 0.167, SLG: 0.257		6-3		FC5-4 1B 1-2f	F7		F7		1B 1-2	5	0	1	0	0	0	4
Rick Dempsey, R (1, 2) OBP: 0.378, SLG: 0.594			BB 1-3 1B			5-3	K		F7	3	1	1	0	1	1	0
Pat Kelly, L (9, PH) OBP: 0.286, SLG: 0.500				1B 1-2						1	0	0	0	0	0	2
Rich Dauer, R (1, 4) OBP: 0.200, SLG: 0.156			1-3 1-2	F4		F7	L4			4	0	0	0	0	0	3

	AB	38
	R	6
	H	11
	RBI	6
	BB	5
	SO	4
	LOB	22

Inning Stats										
	R: 0 E: 1 K: 0 S: 4	H: 1 LOB: 1 BB: 0 P: 4	R: 0 E: 0 K: 0 S: 3	H: 0 LOB: 0 BB: 0 P: 3	R: 1 E: 0 K: 0 S: 4	H: 1 LOB: 1 BB: 1 P: 8	R: 2 E: 0 K: 1 S: 9	H: 4 LOB: 2 BB: 0 P: 9	R: 0 E: 0 K: 0 S: 4	H: 1 LOB: 3 BB: 2 P: 12
	R: 3 E: 1 K: 0 S: 7	H: 3 LOB: 2 BB: 0 P: 8	R: 0 E: 0 K: 1 S: 5	H: 0 LOB: 0 BB: 0 P: 5	R: 0 E: 0 K: 2 S: 7	H: 0 LOB: 0 BB: 0 P: 7	R: 0 E: 0 K: 0 S: 3	H: 1 LOB: 2 BB: 2 P: 11	1B: 8 2B: 1 3B: 1 HR: 1	SF: 0 SAC: 0 DP: 2 HBP: 1
	WP: 0 PB: 0 SB: 0 CS: 0	PA: 44								

PITCHER		IP	WLS	BF	H	R	ER	SO	BB	IBB	HBP	BLK	WP	HR	S	P	ERA	WHIP
Steve Trout, L ERA: 5.87	(1, 1)	3.1		17	6	3	3	0	1	0	0	0	0	1	16	20	8.10	2.100
Mike Proly, R ERA:	(4, 1)	3.2		19	4	3	0	2	2	0	1	0	0	0	20	29	0.00	1.636
Rich Wortham, L ERA:	(8, 1)	1.0	W	3	0	0	0	2	0	0	0	0	0	0	7	7	0.00	0.000
Ed Farmer, R ERA: 2.16	(9, 1)	1.0	S	5	1	0	0	0	2	0	0	0	0	0	3	11	0.00	3.000

PITCHER	IP	WLS	BF	H	R	ER	SO	BB	IBB	HBP	BLK	WP	HR	S	P	ERA	WHIP

Batter	1	2	3	4	5	6	7	8	9	AB	R	H	RBI	BB	SO	LOB
Rusty Kuntz, R (1, 9) OBP: 0.200, SLG: 0.300	4-3	G1 1-2 3-H 1B		1-H HR	K			F9		1	0	0	0	0	0	0
Harold Baines, L (2, PH) OBP: 0.256, SLG: 0.514 (2, 9)										4	1	2	3	0	1	0
Alan Bannister, R (1, 7) OBP: 0.313, SLG: 0.279	F9	G1 1-2 2-3		K		F8 S 1B		F9		5	0	1	0	0	1	2
Wayne Nordhagen, R (1, 10) OBP: 0.478, SLG: 0.810	HR	F7		5-3		F7		P3		5	1	1	1	0	0	3
Lamar Johnson, R (1, 3) OBP: 0.449, SLG: 0.674	K		1B FC6-4 1B	1B 2B		F8 1-3			G5-4-3 1B	5	2	3	0	0	1	1
Claudell Washington, L (9, PR) OBP: 0.250, SLG: 0.100										0	0	0	0	0	0	0
Chet Lemon, R (1, 8) OBP: 0.362, SLG: 0.405		2B 1B HBP	FC6-4 1-3 1B	1B 2-H 1B		F7			F8	4	1	2	1	0	0	2
Jim Morrison, R (1, 4) OBP: 0.326, SLG: 0.439		1B 1-3 2B	F8	1-3 1B			F7		G5-4-3 1-2f	5	1	2	0	0	0	3
Bruce Kimm, R (1, 2) OBP: 0.276, SLG: 0.379		1B 1B 2-H 3-H 1B	FC6-4 1-2f 3-H	6-3			F8			4	1	1	3	0	0	3
Greg Pryor, R (1, 6) OBP: 0.282, SLG: 0.278		G1 1B 2-3 1B	P3		F8		1B			4	0	2	0	0	0	1
Kevin Bell, R (1, 5) OBP: 0.100, SLG: 0.100		K		HR 1B	P4		K			4	1	1	0	0	2	3

TOP

Chicago White Sox @ Boston Red Sox

Fenway Park, Boston, MA

Mon Apr 21 1980, 3:33 AM EST

Att. 27,990 - Unknown - 67 F

livebaseballscorecards.com

AB	41
R	8
H	15
RBI	8
BB	0
SO	5
LOB	18

Inning Stats	1	2	3	4	5	6	7	8	9			
	R: 1 E: 0 K: 1 S: 6	R: 3 E: 0 K: 1 S: 9	R: 1 E: 0 K: 0 S: 5	R: 3 E: 0 K: 1 S: 10	R: 0 E: 0 K: 1 S: 5	R: 0 E: 0 K: 0 S: 4	R: 0 E: 0 K: 1 S: 6	R: 0 E: 0 K: 0 S: 3	R: 0 E: 0 K: 0 S: 3	1B: 11 2B: 2 3B: 0 HR: 2	SF: 0 SAC: 0 DP: 1 HBP: 1	WP: 0 PB: 0 SB: 1 CS: 0 PA: 42
	H: 1 LOB: 0 BB: 0 P: 6	H: 4 LOB: 2 BB: 0 P: 10	H: 2 LOB: 1 BB: 0 P: 5	H: 5 LOB: 2 BB: 0 P: 10	H: 0 LOB: 0 BB: 0 P: 5	H: 1 LOB: 1 BB: 0 P: 4	H: 1 LOB: 1 BB: 0 P: 6	H: 0 LOB: 0 BB: 0 P: 3	H: 1 LOB: 1 BB: 0 P: 3			

PITCHER	IP	WLS	BF	H	R	ER	SO	BB	IBB	HBP	BLK	WP	HR	S	P	ERA	WHIP
Bruce Hurst, L (1, 1) ERA: 27.0	1.0		8	4	4	4	1	0	0	1	0	0	1	9	10	36.00	4.000
Steve Renko, R (2, 1) ERA: 3.75	3.0		17	8	4	4	2	0	0	0	0	0	1	21	21	12.00	2.667
Skip Lockwood, R (5, 1) ERA: 2.45	4.0	W	14	2	0	0	2	0	0	0	0	0	0	18	18	0.00	0.500
Dick Drago, R (9, 1) ERA: 4.91	1.0	S	3	1	0	0	0	0	0	0	0	0	0	3	3	0.00	1.000

PITCHER	IP	WLS	BF	H	R	ER	SO	BB	IBB	HBP	BLK	WP	HR	S	P	ERA	WHIP

Batter	1	2	3	4	5	6	7	8	9	AB	R	H	RBI	BB	SO	LOB
Dwight Evans, R (1, 9) OBP: 0.333, SLG: 0.353	5-3		F8	1B 1-2		F7		2-H 2B		5	0	2	1	0	0	0
Rick Burleson, R (1, 6) OBP: 0.304, SLG: 0.216	L8		HR	1-2 2-3 1B			BBBB G4-6-3 BB	F7		4	1	2	1	1	0	2
Fred Lynn, L (1, 8) OBP: 0.386, SLG: 0.405	F9		BBBB HR BB	P4			G4-6-3 1-2f			3	1	0	0	1	0	4
Jim Rice, R (1, 7) OBP: 0.364, SLG: 0.425		BBBB 2B BB	1-H HR	F9			F9			3	2	1	2	1	0	3
Tony Perez, R (1, 3) OBP: 0.381, SLG: 0.459		F8	HR 1B		1B			SH1-4 1B 1B		4	2	3	0	0	0	1
Carlton Fisk, R (1, 10) OBP: 0.333, SLG: 0.581		5-3 1-H 2B	1-H HR		F8			SH1-4 1-2 1B 1B		4	1	3	3	0	0	0
Jim Dwyer, L (8, PR)										0	1	0	0	0	0	0
Ted Sizemore, R (1, 4)		5-3 2-3	F7		P6			SH1-4 1-2 2-3		3	0	0	0	0	0	1
Jerry Remy, L (8, PH) OBP: 0.231, SLG: 0.282 (9, 4)										0	0	0	0	0	0	0
Glenn Hoffman, R (1, 5)		5-3		6-3		4-3		SH1 2-H 3-H 2B 1B		2	0	0	0	0	0	1
Jack Brohamer, L (6, PH) OBP: 0.429, SLG: 0.476 (7, 5)										2	1	1	2	0	0	0
Gary Allenson, R (1, 2)			P6	BBBB 1B 1B BB		F7		SH1 1-2		2	0	0	0	1	0	0
Inning Stats	R: 0 E: 0 K: 0 S: 3 H: 0 LOB: 0 BB: 0 P: 3	R: 1 E: 0 K: 0 S: 4 H: 1 LOB: 1 BB: 1 P: 8	R: 5 E: 0 K: 0 S: 7 H: 4 LOB: 0 BB: 1 P: 11	R: 0 E: 0 K: 0 S: 5 H: 2 LOB: 3 BB: 1 P: 9	R: 0 E: 0 K: 0 S: 3 H: 1 LOB: 0 BB: 0 P: 3	R: 0 E: 0 K: 0 S: 3 H: 0 LOB: 0 BB: 0 P: 3	R: 0 E: 0 K: 0 S: 2 H: 0 LOB: 0 BB: 1 P: 6	R: 3 E: 0 K: 0 S: 7 H: 4 LOB: 2 BB: 0 P: 7		1B: 7 2B: 2 3B: 0 HR: 3 SF: 0 SAC: 2 DP: 1 HBP: 0						

BOTTOM

Chicago White Sox @ Boston Red Sox

Fenway Park, Boston, MA

Mon Apr 21 1980, 3:33 AM EST

Att. 27,990 - Unknown - 67 F

livebaseballscorecards.com

AB	32
R	9
H	12
RBI	9
BB	4
SO	0
LOB	12

WP: 0 PB: 0 SB: 0 CS: 0 PA: 38

PITCHER		IP	WLS	BF	H	R	ER	SO	BB	IBB	HBP	BLK	WP	HR	S	P	ERA	WHIP
Ken Kravec, L ERA: 9.24	(1, 1)	3.2		21	7	6	6	0	3	0	0	0	0	3	18	30	14.73	2.727
Randy Scarbery, R ERA: 6.75	(4, 1)	4.1	L	17	5	3	3	0	1	0	0	0	0	0	16	20	6.23	1.385

PITCHER	IP	WLS	BF	H	R	ER	SO	BB	IBB	HBP	BLK	WP	HR	S	P	ERA	WHIP

Batter	1	2	3	4	5	6	7	8	9	AB	R	H	RBI	BB	SO	LOB
Claudell Washington, L (1, 7) OBP: 0.250, SLG: 0.214	4-3		G5-3 1-2 2-3f			4-3 1B 2B	G4-3 1-2f			4	1	1	0	0	0	3
Alan Bannister, R (1, 5) OBP: 0.288, SLG: 0.255	1-3		6-3			4-3 2-3	6-3			4	0	0	0	0	0	2
Wayne Nordhagen, R (1, 10) OBP: 0.444, SLG: 0.720	P4			K		HBP 2B 3-H 1B		F8		4	1	1	1	0	1	0
Lamar Johnson, R (1, 3) OBP: 0.434, SLG: 0.630 Mike Squires, L (8, 3) OBP: 0.438, SLG: 0.333		K		G1-6-3 BB		F8		5-3		3 0	0 0	0 0	0 0	1 0	1 0	1 0
Chet Lemon, R (1, 8) OBP: 0.353, SLG: 0.378		6-3		G1-6-3 1-2f		2B 1-2 HBP		4-3		3	0	0	0	0	0	1
Jim Morrison, R (1, 4) OBP: 0.360, SLG: 0.511		2B			2B 1B	1-3 2-H 2B			F7	4	0	3	1	0	0	0
Harold Baines, L (1, 9) OBP: 0.279, SLG: 0.525		G3			E 1-H 2B	IBB			4-3	3	0	1	0	1	0	1
Bruce Kimm, R (1, 2) OBP: 0.323, SLG: 0.400 Bob Molinaro, L (6, PH) OBP: 0.375, SLG: 0.448 Marv Foley, L (6, 2) OBP: 0.313, SLG: 0.500			G5-3 WP 1B		G6-4-3 2-3 BB	P5			F8	1 1 1	0 0 0	1 0 0	0 0 0	1 0 0	0 0 0	0 3 0
Greg Pryor, R (1, 6) OBP: 0.286, SLG: 0.263			G5-3 1-2 BB		G6-4-3 1-2f		E5 G4-3			2	0	0	0	1	0	2
Inning Stats	R: 0 E: 0 K: 0 S: 3 H: 0 LOB: 0 BB: 0 P: 3	R: 0 E: 0 K: 1 S: 6 H: 1 LOB: 1 BB: 0 P: 6	R: 0 E: 0 K: 0 S: 3 H: 1 LOB: 1 BB: 1 P: 7	R: 0 E: 0 K: 1 S: 4 H: 0 LOB: 0 BB: 1 P: 8	R: 0 E: 1 K: 0 S: 3 H: 2 LOB: 1 BB: 1 P: 7	R: 2 E: 0 K: 0 S: 6 H: 3 LOB: 3 BB: 1 P: 11	R: 0 E: 1 K: 0 S: 3 H: 0 LOB: 0 BB: 0 P: 3	R: 0 E: 0 K: 0 S: 3 H: 0 LOB: 0 BB: 0 P: 3	R: 0 E: 0 K: 0 S: 3 H: 0 LOB: 0 BB: 0 P: 3	1B: 3 2B: 4 3B: 0 HR: 0	SF: 0 SAC: 0 DP: 4 HBP: 1			WP: 1 PB: 0 SB: 0 CS: 0	PA: 35		

PITCHER	IP	WLS	BF	H	R	ER	SO	BB	IBB	HBP	BLK	WP	HR	S	P	ERA	WHIP
Mike Torrez, R (1, 1) ERA: 5.17	9.0	L	35	7	2	2	2	3	1	1	0	1	0	34	51	2.00	1.111

PITCHER	IP	WLS	BF	H	R	ER	SO	BB	IBB	HBP	BLK	WP	HR	S	P	ERA	WHIP

TOP

Chicago White Sox @ Boston Red Sox

Fenway Park, Boston, MA

Tue Apr 22 1980, 3:33 AM EST

Att. 13,230 - Unknown - 61 F

livebaseballscorecards.com

AB	30
R	2
H	7
RBI	2
BB	4
SO	2
LOB	13

BOTTOM

Chicago White Sox @ Boston Red Sox

Fenway Park, Boston, MA

Tue Apr 22 1980, 3:33 AM EST
Att. 13,230 - Unknown - 61 F

livebaseballscorecards.com

Batter	1	2	3	4	5	6	7	8	9	AB	R	H	RBI	BB	SO	LOB
Dwight Evans, R (1, 9) OBP: 0.349, SLG: 0.351	P3		1B			BB		K		3	0	1	0	1	1	0
Rick Burleson, R (1, 6) OBP: 0.320, SLG: 0.244	S 1B		F9			1-2 1B			P5	4	0	2	0	0	0	1
Fred Lynn, L (1, 8) OBP: 0.396, SLG: 0.400	K 1-2			G4-3 BB		P2			1B 1B	3	0	1	0	1	1	3
Jim Rice, R (1, 7) OBP: 0.354, SLG: 0.409	F8			L7		F7			1-2 1B	4	0	1	0	0	0	4
Tony Perez, R (1, 10) OBP: 0.370, SLG: 0.439		K		G4-3 1-2f			G4-6-3 1B		K	4	0	1	0	0	2	3
Carl Yastrzemski, L (1, 3) OBP: 0.326, SLG: 0.447		F8			F9		G4-6-3 1-2f		G3	4	0	0	0	0	0	3
Ted Sizemore, R (1, 4) Jerry Remy, L (7, PH) OBP: 0.225, SLG: 0.275 (8, 4)		1-3			F9		K			2 1	0 0	0 0	0 0	0 0	0 1	0 0
Glenn Hoffman, R (1, 5) Jack Brohamer, L (8, PH) OBP: 0.409, SLG: 0.455 Stan Papi, R (9, 5)			K		5-3			F9		2 1 0	0 0 0	0 0 0	0 0 0	1 0 0	0 0 0	0 0 0
Gary Allenson, R (1, 2) Dave Rader, L (8, PH) OBP: 0.125, SLG: 0.125 (9, 2)			5-3			K			4-3	2 1	0 0	0 0	0 0	0 0	1 0	0 0
Inning Stats	R: 0 H: 1 E: 0 LOB: 1 K: 1 BB: 0 S: 6 P: 6	R: 0 H: 0 E: 0 LOB: 0 K: 1 BB: 0 S: 5 P: 5	R: 0 H: 1 E: 0 LOB: 1 K: 1 BB: 0 S: 6 P: 6	R: 0 H: 0 E: 0 LOB: 0 K: 0 BB: 1 S: 2 P: 6	R: 0 H: 0 E: 0 LOB: 0 K: 0 BB: 0 S: 3 P: 3	R: 0 H: 1 E: 0 LOB: 2 K: 1 BB: 1 S: 6 P: 10	R: 0 H: 1 E: 0 LOB: 0 K: 1 BB: 0 S: 5 P: 5	R: 0 H: 0 E: 0 LOB: 0 K: 1 BB: 0 S: 5 P: 5	R: 0 H: 2 E: 0 LOB: 2 K: 1 BB: 0 S: 7 P: 7	1B: 6 2B: 0 3B: 0 HR: 0	SF: 0 SAC: 0 DP: 2 HBP: 0			WP: 0 PB: 0 SB: 1 CS: 0	PA: 33		

	AB	31
	R	0
	H	6
	RBI	0
	BB	2
	SO	7
	LOB	14

PITCHER		IP	WLS	BF	H	R	ER	SO	BB	IBB	HBP	BLK	WP	HR	S	P	ERA	WHIP
Britt Burns, L	(1, 1)	5.2	W	21	3	0	0	4	2	0	0	0	0	0	27	35	0.00	0.882
ERA:																		
Mike Proly, R	(6, 1)	3.1	S	12	3	0	0	3	0	0	0	0	0	0	18	18	0.00	0.900
ERA:																		

PITCHER	IP	WLS	BF	H	R	ER	SO	BB	IBB	HBP	BLK	WP	HR	S	P	ERA	WHIP

Batter	1	2	3	4	5	6	7	8	9	AB	R	H	RBI	BB	SO	LOB
Claudell Washington, L (1, 7) OBP: 0.318, SLG: 0.300	CS 1B	6-3		L1-3			1B SH2-4 1B	1-2 S 2B 1B	L3-6 2-3	6	2	3	0	0	0	3
Alan Bannister, R (1, 5) OBP: 0.281, SLG: 0.269	F9 1-2		6-3		K		SH2-4 1-2	SH1-3 1-H 2-H 1B 2B	L7	5	1	1	2	0	1	2
Bob Molinaro, L (1, 10) OBP: 0.444, SLG: 0.500	S 1B 1B	HR 1B			1B BB		1B E 1B 2-3	SH1-3 2-3		3	3	3	0	1	0	0
Lamar Johnson, R (1, 3) OBP: 0.474, SLG: 0.720 Bruce Kimm, R (7, 2) OBP: 0.344, SLG: 0.419	1B 1-H 1B	1-H HR			FC4-6 1-2 1B		E 1-3 3-H 1B	3-H 1B		4 1	1 0	4 1	4 1	0 0	0 0	0 0
Chet Lemon, R (1, 8) OBP: 0.339, SLG: 0.360	FC6-4 2-3 1B	4-3			FC4-6 1-2f		F9	F8		5	0	1	0	0	0	4
Jim Morrison, R (1, 4) OBP: 0.364, SLG: 0.500	FC6-4 1-2f	1B				1-3 1B	E5 1-3 3-H	5-3		5	0	2	0	0	0	4
Harold Baines, L (1, 9) OBP: 0.261, SLG: 0.488 Rusty Kuntz, R (7, PH) OBP: 0.333, SLG: 0.455 (7, 9)		5-3	1-3			1-3 1-2	3-H BB		2B	3 1	0 1	0 1	0 1	0 0	0 1	2 0
Marv Foley, L (1, 2) OBP: 0.316, SLG: 0.471 Wayne Nordhagen, R (7, PH) OBP: 0.429, SLG: 0.692 Mike Squires, L (7, 3) OBP: 0.471, SLG: 0.462		1B		4-3		F9	F8		L3-6 2-H 2B	3 1 1	0 0 0	1 0 1	0 0 1	0 0 0	0 0 0	1 3 0
Greg Pryor, R (1, 6) OBP: 0.319, SLG: 0.286		K		1B		K		S 1B 2B BB	1B	4	1	2	0	1	2	2
Inning Stats	R: 1 E: 0 K: 0 S: 6 H: 4 LOB: 2 BB: 0 P: 6	R: 0 E: 0 K: 1 S: 6 H: 1 LOB: 1 BB: 0 P: 6	R: 2 E: 0 K: 0 S: 6 H: 3 LOB: 1 BB: 0 P: 6	R: 0 E: 0 K: 0 S: 3 H: 1 LOB: 0 BB: 0 P: 3	R: 0 E: 0 K: 1 S: 5 H: 1 LOB: 1 BB: 1 P: 9	R: 0 E: 0 K: 1 S: 6 H: 1 LOB: 1 BB: 0 P: 6	R: 2 E: 1 K: 0 S: 7 H: 3 LOB: 3 BB: 1 P: 11	R: 3 E: 0 K: 0 S: 6 H: 3 LOB: 1 BB: 1 P: 10	R: 1 E: 0 K: 0 S: 5 H: 3 LOB: 1 BB: 0 P: 5	1B: 16 2B: 4 3B: 0 HR: 1 SF: 0 SAC: 2 DP: 1 HBP: 0	WP: 0 PB: 0 SB: 3 CS: 1 PA: 47					

TOP

Chicago White Sox @ Boston Red Sox

Fenway Park, Boston, MA

Thu Apr 24 1980, 3:33 AM EST
Att. 12,385 - Unknown - 58 F

livebaseballscorecards.com

AB	42
R	9
H	20
RBI	8
BB	3
SO	3
LOB	21

PITCHER		IP	WLS	BF	H	R	ER	SO	BB	IBB	HBP	BLK	WP	HR	S	P	ERA	WHIP
Bob Stanley, R ERA: 4.03	(1, 1)	6.1	L	30	13	5	4	3	1	0	0	0	0	1	35	39	5.68	2.211
Chuck Rainey, R ERA: 11.17	(7, 1)	0.1		3	1	0	0	0	0	0	0	0	0	0	3	3	0.00	3.000
Tom Burgmeier, L ERA: 4.5	(7, 1)	0.2		6	2	3	3	0	2	0	0	0	0	0	4	12	40.50	6.000
Steve Renko, R ERA: 3.95	(8, 1)	1.2		8	4	1	1	0	0	0	0	0	0	0	8	8	5.40	2.400

PITCHER	IP	WLS	BF	H	R	ER	SO	BB	IBB	HBP	BLK	WP	HR	S	P	ERA	WHIP

Batter	1	2	3	4	5	6	7	8	9	AB	R	H	RBI	BB	SO	LOB
Jerry Remy, L (1, 4) OBP: 0.222, SLG: 0.267	6-3		1B	E6 FC6-4 1-3 3-H		K			F7	5	0	1	0	0	1	1
Rick Burleson, R (1, 6) OBP: 0.309, SLG: 0.261	F9		K	FC6-4 1-2f			1B FC1-2 2B		E4 FC1-6	5	0	1	0	0	1	3
Fred Lynn, L (1, 8) OBP: 0.415, SLG: 0.409	BB		1-2 1B		F7		FC1-2 2-3 1B		FC1-6 1-2f	4	0	2	0	1	0	1
Jim Rice, R (1, 7) OBP: 0.340, SLG: 0.375	K		K		2B 1B BB		K		6-3	4	1	0	0	1	3	6
Carl Yastrzemski, L (1, 10) OBP: 0.340, SLG: 0.476		FC5-4 1B		P2	1-3 1B 2B		FC1-2 1-2 3-H FC5-4			4	0	2	0	0	0	2
Tony Perez, R (1, 3) OBP: 0.380, SLG: 0.444		K		FC5-4 1B 1B	2-H 3-H 1B		FC5-4 1-2f			4	1	2	1	0	1	3
Butch Hobson, R (1, 5) OBP: 0.368, SLG: 0.529		K		1-2 FC5-4 1B	K			5-3		4	0	1	0	0	2	2
Dwight Evans, R (1, 9) OBP: 0.319, SLG: 0.317		FC5-4 1-2f		FC5-4 1-2f 2-3 1B E		K		5-3		4	1	0	0	0	1	3
Dave Rader, L (1, 2) OBP: 0.167, SLG: 0.167			F8	E 1-3 3-H 1B		K		1-3		4	0	1	1	0	1	0
Inning Stats	R: 0 E: 0 K: 1 S: 5 H: 0 LOB: 1 BB: 1 P: 9	R: 0 E: 0 K: 2 S: 8 H: 1 LOB: 1 BB: 0 P: 8	R: 0 E: 0 K: 2 S: 9 H: 2 LOB: 2 BB: 0 P: 9	R: 2 E: 1 K: 0 S: 7 H: 3 LOB: 2 BB: 0 P: 7	R: 1 E: 0 K: 1 S: 6 H: 2 LOB: 1 BB: 1 P: 10	R: 0 E: 0 K: 3 S: 9 H: 0 LOB: 0 BB: 0 P: 9	R: 0 E: 0 K: 1 S: 7 H: 2 LOB: 2 BB: 0 P: 7	R: 0 E: 0 K: 0 S: 3 H: 0 LOB: 0 BB: 0 P: 3	R: 0 E: 1 K: 0 S: 4 H: 0 LOB: 1 BB: 0 P: 4	1B: 8 2B: 2 3B: 0 HR: 0 SF: 0 SAC: 0 DP: 0 HBP: 0						

PITCHER	IP	WLS	BF	H	R	ER	SO	BB	IBB	HBP	BLK	WP	HR	S	P	ERA	WHIP
Richard Dotson, R (1, 1) ERA: 4.12	6.0	W	28	8	3	2	9	2	0	0	0	0	0	44	52	3.00	1.667
Ed Farmer, R (7, 1) ERA: 1.59	3.0	S	12	2	0	0	1	0	0	0	0	0	0	14	14	0.00	0.667

PITCHER	IP	WLS	BF	H	R	ER	SO	BB	IBB	HBP	BLK	WP	HR	S	P	ERA	WHIP

BOTTOM

Chicago White Sox @ Boston Red Sox

Fenway Park, Boston, MA

Thu Apr 24 1980, 3:33 AM EST
Att. 12,385 - Unknown - 58 F

livebaseballscorecards.com

AB	38
R	3
H	10
RBI	2
BB	2
SO	10
LOB	21

Chicago White Sox @ New York Yankees

Yankee Stadium, Bronx, NY

Fri Apr 25 1980, 6:05 PM EST
Att. 17,076 - Unknown - 50 F

TOP

livebaseballscorecards.com

Batter	1	2	3	4	5	6	7	8	9	AB	R	H	RBI	BB	SO	LOB
Claudell Washington, L (1, 7) OBP: 0.346, SLG: 0.375	1B 3-1 1B	FC4-6 1-2f			SH5-4 1-2 2-3		1-3 2-H 1B 2B		S S S K	4	2	2	1	0	1	1
Alan Bannister, R (1, 5) OBP: 0.306, SLG: 0.286	3-1 1-3 SF7 1B		F6		FC1-2 2-3 3-H		1B IBB		1B	4	1	2	0	1	0	3
Bob Molinaro, L (1, 10) OBP: 0.421, SLG: 0.471	3-1 2-3 3-H	L9			5-3		1-3 2-H 3-H 1B		F8	2	0	0	1	0	0	1
Wayne Nordhagen, R (5, PH) OBP: 0.419, SLG: 0.655										3	0	1	2	0	0	3
Lamar Johnson, R (1, 3) OBP: 0.443, SLG: 0.679	SF7 3-H	5-3				S S S K	6-3			3	0	0	1	0	1	1
Chet Lemon, R (1, 8) OBP: 0.333, SLG: 0.352	1B		F9	S S S K		F4				4	0	1	0	0	1	0
Jim Morrison, R (1, 4) OBP: 0.373, SLG: 0.547		HR	F9	S S S K		H 1B HBP				3	1	1	1	0	1	0
Harold Baines, L (1, 9) OBP: 0.250, SLG: 0.467		4-3	3-1				E 2B 1B	G6-4-3 1-2 1B		2	0	0	0	0	0	0
Rusty Kuntz, R (7, PH) OBP: 0.385, SLG: 0.500										1	1	1	0	0	0	0
(7, 9)																
Thad Bosley, L (8, PH) OBP: 0.556, SLG: 0.500										1	0	1	0	0	0	0
(8, 9)																
Marv Foley, L (1, 2) OBP: 0.381, SLG: 0.526		FC4-6 1B			SH5-4 1B FC1-2 1B		E4 2B 1-2 1B	G6-4-3 2 3 1-2f		2	0	2	0	0	0	0
Harry Chappas, S (5, PR) OBP: 0.300, SLG: 0.263										0	0	0	0	0	0	0
Bruce Kimm, R (5, 2) OBP: 0.324, SLG: 0.394										2	1	0	0	0	0	3
Greg Pryor, R (1, 6) OBP: 0.314, SLG: 0.283		F8			FC1-2 SH5-4 1-2 1B		S S S K		5-3	4	0	1	0	0	1	3

	AB	35
	R	6
	H	12
	RBI	6
	BB	1
	SO	5
	LOB	15

Inning Stats										
	R: 2 E: 0 K: 0 S: 5	H: 3 LOB: 1 BB: 0 P: 5	R: 1 E: 0 K: 0 S: 5	H: 2 LOB: 1 BB: 0 P: 5	R: 0 E: 0 K: 0 S: 3	H: 0 LOB: 0 BB: 0 P: 3	R: 0 E: 0 K: 0 S: 3	H: 0 LOB: 0 BB: 0 P: 3	R: 0 E: 0 K: 0 S: 5	H: 2 LOB: 2 BB: 0 P: 5
	R: 0 E: 0 K: 3 S: 9	H: 0 LOB: 0 BB: 0 P: 9	R: 3 E: 1 K: 1 S: 8	H: 3 LOB: 1 BB: 1 P: 12	R: 0 E: 0 K: 0 S: 3	H: 1 LOB: 1 BB: 0 P: 4	R: 0 E: 0 K: 1 S: 6	H: 1 LOB: 1 BB: 0 P: 6	1B: 10 2B: 1 3B: 0 HR: 1	SF: 1 SAC: 1 DP: 1 HBP: 1
	WP: 0 PB: 0 SB: 0 CS: 0	PA: 39								

PITCHER		IP	WLS	BF	H	R	ER	SO	BB	IBB	HBP	BLK	WP	HR	S	P	ERA	WHIP
Ed Figueroa, R ERA: 6.0	(1, 1)	4.0	L	18	7	3	3	0	0	0	0	0	0	1	18	18	6.75	1.750
Rudy May, L ERA: 6.0	(5, 1)	3.0		13	3	3	2	4	0	1	0	0	0	0	20	24	6.00	1.000
Ron Davis, R ERA: 3.14	(8, 1)	2.0		8	2	0	0	1	0	0	1	0	0	0	9	10	0.00	1.000

PITCHER	IP	WLS	BF	H	R	ER	SO	BB	IBB	HBP	BLK	WP	HR	S	P	ERA	WHIP

Batter	1	2	3	4	5	6	7	8	9	AB	R	H	RBI	BB	SO	LOB
Willie Randolph, R (1, 4) OBP: 0.373, SLG: 0.368	E 1B		G4-3 BB		1B		1-2 BB		1-3	3	0	2	0	2	0	2
Ruppert Jones, L (1, 8) OBP: 0.338, SLG: 0.414	F7 1-3		K		4-3		K			4	0	0	0	0	2	5
Bob Watson, R (1, 3) OBP: 0.475, SLG: 0.491	K		G4-3 1-2f			FC6-4 1B		G4-6-3 1B		4	0	2	0	0	1	2
Reggie Jackson, L (1, 9) OBP: 0.270, SLG: 0.368	3-1			K		F6		K		4	0	0	0	0	2	3
Lou Piniella, R (1, 7) OBP: 0.200, SLG: 0.125		F9		FC5-4 BB		FC6-4 WP 1-2f		G4-6-3 1-2f		3	0	0	0	1	0	2
Eric Soderholm, R (1, 10) OBP: 0.281, SLG: 0.296		1B 1B BB		FC5-4 1-2f		6-3 1-2			1-4-3	3	0	0	0	1	0	2
Graig Nettles, L (1, 5) OBP: 0.333, SLG: 0.300		1B 1-2 1B		K			K		E 1B	4	0	2	0	0	2	1
Rick Cerone, R (1, 2) OBP: 0.208, SLG: 0.327		FC6-4 1-2 2-H 1B			F9		F7		E5 1-2	4	0	1	0	0	0	1
Bucky Dent, R (1, 6) OBP: 0.302, SLG: 0.292		FC6-4 1-2f			F8		BB HBP		F7	2	0	0	0	0	0	2
Fred Stanley, R (7, PR) (8, 6)										1	0	0	0	0	0	2
Inning Stats	R: 0 E: 1 K: 1 S: 6 H: 1 LOB: 1 BB: 0 P: 6	R: 0 E: 0 K: 0 S: 4 H: 2 LOB: 2 BB: 1 P: 8	R: 0 E: 0 K: 1 S: 4 H: 0 LOB: 0 BB: 1 P: 8	R: 0 E: 0 K: 2 S: 7 H: 0 LOB: 1 BB: 1 P: 11	R: 0 E: 0 K: 0 S: 4 H: 1 LOB: 1 BB: 0 P: 4	R: 0 E: 0 K: 0 S: 4 H: 1 LOB: 1 BB: 0 P: 4	R: 0 E: 0 K: 2 S: 7 H: 0 LOB: 2 BB: 1 P: 12	R: 0 E: 0 K: 1 S: 5 H: 1 LOB: 0 BB: 0 P: 5	R: 0 E: 1 K: 0 S: 5 H: 1 LOB: 2 BB: 0 P: 5	1B: 7 2B: 0 3B: 0 HR: 0	SF: 0 SAC: 0 DP: 2 HBP: 1						

PITCHER		IP	WLS	BF	H	R	ER	SO	BB	IBB	HBP	BLK	WP	HR	S	P	ERA	WHIP
Steve Trout, L ERA: 3.7	(1, 1)	9.0	W	37	7	0	0	7	4	0	1	0	1	0	46	63	0.00	1.222

PITCHER	IP	WLS	BF	H	R	ER	SO	BB	IBB	HBP	BLK	WP	HR	S	P	ERA	WHIP

BOTTOM

Chicago White Sox @ New York Yankees

Yankee Stadium, Bronx, NY

Fri Apr 25 1980, 6:05 PM EST
Att. 17,076 - Unknown - 50 F

livebaseballscorecards.com

AB	32
R	0
H	7
RBI	0
BB	4
SO	7
LOB	22

WP: 1	PA: 37		
PB: 0			
SB: 0			
CS: 0			

Batter	1	2	3	4	5	6	7	8	9	10	11	12	AB	R	H	RBI	BB	SO	LOB
Rusty Kuntz, R (1, 9) OBP: 0.375, SLG: 0.429	F8			BB		K		6-3		FC3-5 BB 1B		1B S SH1-3 BB	2	0	0	0	1	1	0
Thad Bosley, L (8, PH) OBP: 0.583, SLG: 0.500													2	1	1	0	1	0	0
(8, 9)																			
Alan Bannister, R (1, 7) OBP: 0.324, SLG: 0.295	4-3			G3-1-6 1-3f		3B 1B		HR 1B		FC3-5 1-2 1B BB		1-3 1-2	5	3	2	0	1	0	2
Wayne Nordhagen, R (1, 10) OBP: 0.412, SLG: 0.688	K			F7		2B 1-H 3B		HR 1-H HR		FC3-5 1B 1-2 2-3f		SH1-3 2-3 1B	3	1	1	1	0	1	0
Bob Molinaro, L (8, PH) OBP: 0.439, SLG: 0.568													3	1	2	2	0	0	2
Lamar Johnson, R (1, 3) OBP: 0.462, SLG: 0.679		G6-4-3 1B			WP BB 1B 1B	F8		CS BB		1-3 2-H 1B		SH1-3 1-2 3-H	3	1	2	0	1	0	1
Mike Squires, L (8, PR) OBP: 0.500, SLG: 0.500													1	0	1	2	0	0	0
(8, 3)																			
Chet Lemon, R (1, 8) OBP: 0.348, SLG: 0.362	L5			WP 1-2 1B BB		2B 3-H		1-2 BB		F4		5-3	4	1	1	1	2	0	4
Jim Morrison, R (1, 4) OBP: 0.344, SLG: 0.500	G6-4-3 1-2f				F9 1-2 2-3	F7		F5		F8			5	0	0	0	0	0	7
Bruce Kimm, R (1, 2) OBP: 0.324, SLG: 0.389			K		F9		CS 1B		1-4-3		3-1		3	0	1	0	0	1	2
Claudell Washington, L (9, PH) OBP: 0.333, SLG: 0.360													1	0	0	0	0	0	0
Marv Foley, L (9, 2) OBP: 0.364, SLG: 0.500													1	0	0	0	0	0	0
Greg Pryor, R (1, 6) OBP: 0.304, SLG: 0.275		5-3			2-H 3-H 1B			F9 1-2	F9		6-3		5	0	1	2	0	0	1
Kevin Bell, R (1, 5) OBP: 0.067, SLG: 0.067		K			K			K	K		K		5	0	0	0	0	5	1
Inning Stats	R: 0 E: 0 K: 1 S: 5 H: 0 LOB: 0 BB: 0 P: 5	R: 0 E: 0 K: 0 S: 3 H: 1 LOB: 0 BB: 0 P: 3	R: 0 E: 0 K: 2 S: 7 H: 0 LOB: 0 BB: 0 P: 7	R: 0 E: 0 K: 0 S: 2 H: 0 LOB: 0 BB: 1 P: 6	R: 2 E: 0 K: 1 S: 7 H: 2 LOB: 1 BB: 1 P: 11	R: 2 E: 0 K: 1 S: 8 H: 3 LOB: 1 BB: 0 P: 8	R: 0 E: 0 K: 1 S: 5 H: 1 LOB: 0 BB: 0 P: 5	R: 2 E: 0 K: 0 S: 4 H: 2 LOB: 1 BB: 2 P: 12	R: 0 E: 0 K: 1 S: 5 H: 0 LOB: 0 BB: 0 P: 5	R: 1 E: 0 K: 0 S: 5 H: 2 LOB: 2 BB: 1 P: 9	R: 0 E: 0 K: 1 S: 5 H: 0 LOB: 0 BB: 0 P: 5	R: 1 E: 0 K: 0 S: 4 H: 1 LOB: 1 BB: 1 P: 8	1B: 9 2B: 2 3B: 1 HR: 1	SF: 0 SAC: 1 DP: 2 HBP: 0	WP: 1 PB: 0 SB: 1 CS: 2	PA: 50			

PITCHER		IP	WLS	BF	H	R	ER	SO	BB	IBB	HBP	BLK	WP	HR	S	P	ERA	WHIP
Ron Guidry, L ERA: 3.26	(1, 1)	7.0		27	7	4	4	6	2	0	0	0	1	0	37	45	5.14	1.286
Rich Gossage, R ERA: 1.93	(8, 1)	2.0		9	2	2	2	1	2	0	0	0	0	1	9	17	9.00	2.000
Tom Underwood, L ERA: 3.1	(10, 1)	3.0	L	14	3	2	2	1	2	0	0	0	0	0	14	22	6.00	1.667

PITCHER	IP	WLS	BF	H	R	ER	SO	BB	IBB	HBP	BLK	WP	HR	S	P	ERA	WHIP

TOP

Chicago White Sox @ New York Yankees

Yankee Stadium, Bronx, NY

Sat Apr 26 1980, 6:05 PM EST

Att. 18,020 - Unknown - 56 F

livebaseballscorecards.com

AB	43
R	8
H	12
RBI	8
BB	6
SO	8
LOB	20

Batter	1	2	3	4	5	6	7	8	9	10	11	12	AB	R	H	RBI	BB	SO	LOB
Willie Randolph, R (1, 4) OBP: 0.370, SLG: 0.429	1-3		FC 2-H 3B		6-3		1B 3B	G4-3 1-2f		F8			6	2	2	1	0	0	3
Ruppert Jones, L (1, 8) OBP: 0.338, SLG: 0.406	F7		FC 3-H		4-3 2-3		FC1-6 3-H 1B		S 1B		F7		6	0	2	2	0	0	1
Bob Watson, R (1, 3) OBP: 0.433, SLG: 0.441	F9		F2		F8		FC1-6 G3 1-2f		K 1-2		K		6	0	0	0	0	2	4
Reggie Jackson, L (1, 9) OBP: 0.261, SLG: 0.339		G3	1-3			4-3	G3 1-2		IBB		4-3		5	0	0	0	1	0	2
Lou Piniella, R (1, 7) OBP: 0.205, SLG: 0.167 Bobby Brown, S (8, 7) OBP: 0.500, SLG: 0.500 Bobby Murcer, L (9, PH) OBP: 0.333, SLG: 0.250 (10, 7)		F7		6-3		BB SF8 2B	6-3		F8			F7	4 0 2	1 0 0	1 0 0	0 0 0	0 0 0	0 0 0	1 0 2
Eric Soderholm, R (1, 10) OBP: 0.333, SLG: 0.310 Jim Spencer, L (9, PH) OBP: 0.333, SLG: 0.481		5-3		1B		BB BB		FC3-6 BB 1B BB	6-3			K	2 2	1 0	1 0	0 0	2 0	0 1	0 2
Graig Nettles, L (1, 5) OBP: 0.370, SLG: 0.386			1B 6-3 1B	F7		FC5-4 1-2 2-3 BB		FC3-6 1-2 BB		HR		F3	4	2	2	1	2	0	1
Rick Cerone, R (1, 2) OBP: 0.218, SLG: 0.333 Oscar Gamble, L (6, PH) OBP: 0.556, SLG: 1.105 Johnny Oates, L (7, 2)			3B 1-3 1B	F8		SF8 3-H		FC3-6 1B 1-2f 2-3		4-3			2 0 2	1 0 0	1 0 0	0 1 0	0 0 0	1 0 2	0 0 0
Fred Stanley, R (1, 6) OBP: 0.333, SLG: 0.500			6-3 3-H		4-3 2B	FC5-4 1-2f		G4-3 1-2 3-H 1B		K			5	0	2	2	0	1	3

Inning Stats	1	2	3	4	5	6	7	8	9	10	11	12
R:	0	0	3	0	0	1	1	1	0	1	0	0
E:	0	0	0	0	0	0	0	0	0	0	0	0
K:	0	0	0	0	0	0	0	0	1	1	1	1
S:	3	3	7	4	4	4	5	5	6	6	5	5
H:	0	0	3	1	1	1	2	1	1	1	0	0
LOB:	0	0	1	1	1	2	1	1	2	0	0	0
BB:	0	0	0	0	0	2	0	2	1	0	0	0
P:	3	3	7	4	4	12	5	11	10	6	5	5

PITCHER	IP	WLS	BF	H	R	ER	SO	BB	IBB	HBP	BLK	WP	HR	S	P	ERA	WHIP
Ken Kravec, L (1, 1) ERA: 8.5	5.1		25	6	4	4	0	2	0	0	0	0	0	23	31	6.75	1.500
Mike Proly, R (6, 1) ERA: 0.48	1.2		7	2	1	1	0	0	0	0	0	0	0	7	7	5.40	1.200
Rich Wortham, L (8, 1) ERA: 0.64	0.1		4	1	1	1	0	2	0	0	0	0	0	2	10	27.00	9.000
Ed Farmer, R (8, 1) ERA: 1.8	3.2	W	13	2	1	1	3	0	1	0	0	0	1	18	22	2.46	0.545
Randy Scarbery, R (12, 1) ERA: 6.0	1.0	S	3	0	0	0	1	0	0	0	0	0	0	5	5	0.00	0.000

PITCHER	IP	WLS	BF	H	R	ER	SO	BB	IBB	HBP	BLK	WP	HR	S	P	ERA	WHIP

BOTTOM

Chicago White Sox @ New York Yankees

Yankee Stadium, Bronx, NY

Sat Apr 26 1980, 6:05 PM EST

Att. 18,020 - Unknown - 56 F

livebaseballscorecards.com

AB	46
R	7
H	11
RBI	7
BB	5
SO	4
LOB	22

1B: 6	SF: 1	WP: 0	PA: 52
2B: 2	SAC: 0	PB: 0	
3B: 2	DP: 1	SB: 1	
HR: 1	HBP: 0	CS: 0	

Batter	1	2	3	4	5	6	7	8	9	AB	R	H	RBI	BB	SO	LOB
Rusty Kuntz, R (1, 8) OBP: 0.300, SLG: 0.333	S S S 0-3 ① K		x 0-0 ② 6-3		S S S 0-3 ③ K			S S S 0-3 ② K		4	0	0	0	0	3	1
Alan Bannister, R (1, 7) OBP: 0.319, SLG: 0.292	x 0-0 ② F9		x 0-0 ③ 1-3			x 0-0 CS 1B		x 0-0 ③ 6-3		4	0	1	0	0	0	0
Wayne Nordhagen, R (1, 9) OBP: 0.368, SLG: 0.611	x 0-0 ③ 5-3			x 0-0 ① 6-3		x 0-0 ①② F8 1-2			x 0-0 ① 1-3	4	0	0	0	0	0	1
Lamar Johnson, R (1, 3) OBP: 0.449, SLG: 0.650 Bob Molinaro, L (9, PR) OBP: 0.439, SLG: 0.568		x 0-0 ① 6-3		S S S 0-3 ② K		x 0-0 ③ F8			x 0-0 G4-3 1B	4 0	0 0	1 0	0 0	0 0	1 0	0 0
Chet Lemon, R (1, 10) OBP: 0.357, SLG: 0.387		x 0-0 1B 2B		x 0-0 FC5-4 1B			x 0-0 ① 6-3		x 0-0 ②③ G4-3 1-2f	4	0	2	0	0	0	1
Jim Morrison, R (1, 4) OBP: 0.343, SLG: 0.492		x 0-0 ② 5-3		x 0-0 ③ FC5-4 1-2f			x 0-0 FC4-6 1B			3	0	1	0	0	0	2
Bruce Kimm, R (1, 2) OBP: 0.325, SLG: 0.385		x 0-0 2-3 1B			x 0-0 E6 SH5-4		x 0-0 ② FC4-6 FC5-4 1-2f			3	0	1	0	0	0	1
Greg Pryor, R (1, 6) OBP: 0.293, SLG: 0.264		S S S 0-3 ③ K			x 0-0 ① SH5-4 1-2		x 0-0 ③ FC5-4 1-2f			2	0	0	0	0	1	3
Kevin Bell, R (1, 5) OBP: 0.056, SLG: 0.056			x 0-0 ① 6-3		x 0-0 ② 6-3			x 0-0 ① F8		3	0	0	0	0	0	1
Inning Stats	R: 0 H: 0 E: 0 LOB: 0 K: 1 BB: 0 S: 5 P: 5	R: 0 H: 2 E: 0 LOB: 2 K: 1 BB: 0 S: 7 P: 7	R: 0 H: 0 E: 0 LOB: 0 K: 0 BB: 0 S: 3 P: 3	R: 0 H: 1 E: 0 LOB: 1 K: 1 BB: 0 S: 6 P: 6	R: 0 H: 0 E: 1 LOB: 1 K: 1 BB: 0 S: 6 P: 6	R: 0 H: 1 E: 0 LOB: 0 K: 0 BB: 0 S: 3 P: 3	R: 0 H: 1 E: 0 LOB: 1 K: 0 BB: 0 S: 4 P: 4	R: 0 H: 0 E: 0 LOB: 0 K: 1 BB: 0 S: 5 P: 5	R: 0 H: 1 E: 0 LOB: 1 K: 0 BB: 0 S: 3 P: 3	1B: 5 SF: 0 2B: 1 SAC: 1 3B: 0 DP: 1 HR: 0 HBP: 0						

PITCHER	IP	WLS	BF	H	R	ER	SO	BB	IBB	HBP	BLK	WP	HR	S	P	ERA	WHIP
Tommy John, L (1, 1) ERA: 2.03	9.0	W	32	6	0	0	5	0	0	0	0	0	0	42	42	0.00	0.667

PITCHER	IP	WLS	BF	H	R	ER	SO	BB	IBB	HBP	BLK	WP	HR	S	P	ERA	WHIP

TOP

Chicago White Sox @ New York Yankees

Yankee Stadium, Bronx, NY

Sun Apr 27 1980, 3:33 AM EDT

Att. 20,431 - Unknown - 51 F

livebaseballscorecards.com

AB	31
R	0
H	6
RBI	0
BB	0
SO	5
LOB	10

WP: 0	PA: 32
PB: 0	
SB: 0	
CS: 1	

Batter	1	2	3	4	5	6	7	8	9	AB	R	H	RBI	BB	SO	LOB
Willie Randolph, R (1, 4) OBP: 0.364, SLG: 0.418	F8		F7		S 1B 2-3 3-H			6-3		4	0	1	1	0	0	0
Ruppert Jones, L (1, 8) OBP: 0.320, SLG: 0.382	K		K		K 1-2			G3		4	0	0	0	0	3	2
Bob Watson, R (1, 3) OBP: 0.408, SLG: 0.413	6-3			F8	F9			6-3		4	0	0	0	0	0	2
Reggie Jackson, L (1, 9) OBP: 0.264, SLG: 0.338		K		FC5-4 1B		F8				3	0	1	0	0	1	0
Lou Piniella, R (1, 7) OBP: 0.214, SLG: 0.158 Bobby Brown, S (8, 7) OBP: 0.500, SLG: 0.500		BBBB 2B BB		FC5-4 1-2f		F9				2 0	0 0	0 0	0 0	1 0	0 0	1 0
Eric Soderholm, R (1, 10) OBP: 0.333, SLG: 0.344		1-3 2B		F8		K				3	0	1	0	0	1	1
Graig Nettles, L (1, 5) OBP: 0.368, SLG: 0.383		K			SH1-4 1B 1B 1B		4-3			3	1	1	0	0	1	2
Rick Cerone, R (1, 2) OBP: 0.241, SLG: 0.352		F8			1B SH1-4 1-2 1B		CS 1B			3	0	2	0	0	0	2
Fred Stanley, R (1, 6) OBP: 0.250, SLG: 0.375			6-3		SH1-4 1-2 2-3		F5 1-2			2	0	0	0	0	0	1
Inning Stats	R: 0 E: 0 K: 1 S: 5 H: 0 LOB: 0 BB: 0 P: 5	R: 0 E: 0 K: 2 S: 8 H: 1 LOB: 2 BB: 1 P: 12	R: 0 E: 0 K: 1 S: 5 H: 0 LOB: 0 BB: 0 P: 5	R: 0 E: 0 K: 0 S: 4 H: 1 LOB: 1 BB: 0 P: 4	R: 1 E: 0 K: 1 S: 8 H: 3 LOB: 2 BB: 0 P: 8	R: 0 E: 0 K: 1 S: 5 H: 0 LOB: 0 BB: 0 P: 5	R: 0 E: 0 K: 0 S: 3 H: 1 LOB: 0 BB: 0 P: 3	R: 0 E: 0 K: 0 S: 3 H: 0 LOB: 0 BB: 0 P: 3		1B: 5 2B: 1 3B: 0 HR: 0 SF: 0 SAC: 1 DP: 0 HBP: 0						

PITCHER	IP	WLS	BF	H	R	ER	SO	BB	IBB	HBP	BLK	WP	HR	S	P	ERA	WHIP
Britt Burns, L (1, 1) ERA: 0.42	8.0	L	30	6	1	1	6	1	0	0	0	0	0	41	45	1.12	0.875

PITCHER	IP	WLS	BF	H	R	ER	SO	BB	IBB	HBP	BLK	WP	HR	S	P	ERA	WHIP

BOTTOM

Chicago White Sox @ New York Yankees

Yankee Stadium, Bronx, NY

Sun Apr 27 1980, 3:33 AM EDT
Att. 20,431 - Unknown - 51 F

livebaseballscorecards.com

AB	28
R	1
H	6
RBI	1
BB	1
SO	6
LOB	11

1B: 5 2B: 1 3B: 0 HR: 0 SF: 0 SAC: 1 DP: 0 HBP: 0

WP: 0 PB: 0 SB: 1 CS: 1 PA: 30

Batter	1	2	3	4	5	6	7	8	9	AB	R	H	RBI	BB	SO	LOB
Jerry Remy, L (1, 4) OBP: 0.308, SLG: 0.349	B B B B 4-0 1B SF7-4-3 BB		x 0-0 ① F2		x 0-0 ② 6-3		S S S 0-3 ② K	x 0-0 ③ F8		4	1	0	0	1	1	1
Rick Burleson, R (1, 6) OBP: 0.316, SLG: 0.277	x 0-0 SF7-4-3 1-3 1B		x 0-0 ② F9		x 0-0 ③ F9		x 0-0 1-2 E 1B		x 0-0 1B 1B	5	1	3	0	0	0	0
Fred Lynn, L (1, 8) OBP: 0.394, SLG: 0.382	x 0-0 ① ② SF7-4-3 1-1 3-H		x 0-0 HR 1B		x 0-0 ① 6-3		x 0-0 E9 1-H 2-H		x 0-0 G6-3 1-2 1B	4	1	2	1	0	0	0
Jim Rice, R (1, 7) OBP: 0.361, SLG: 0.478	S S S 0-3 ③ K		x 0-0 1-H HR		x 0-0 HR 1B		x 0-0 ③ F8		x 0-0 ① F9	5	2	2	2	0	1	3
Tony Perez, R (1, 3) OBP: 0.368, SLG: 0.484		x 0-0 1B 5-3 FC5-4 1B	x 0-0 ③ F9		x 0-0 1-H HR			x 0-0 ① P3	x 0-0 ② ③ G6-3 1-2f	5	2	2	2	0	0	2
Butch Hobson, R (1, 10) OBP: 0.361, SLG: 0.559		x 0-0 ① 5-3 1-2		S S S 0-3 ① K	x 0-0 ② F9			x 0-0 1B 3B 1B		4	1	1	0	0	1	1
Carlton Fisk, R (1, 2) OBP: 0.356, SLG: 0.548 Gary Allenson, R (9, 2) OBP: 0.250, SLG: 0.286		x 0-0 FC5-4 2-3 1B		x 0-0 ② F7	x 0-0 ③ F7			x 0-0 1-2 3B 1B		4 0	1 0	2 0	0 0	0 0	0 0	0 0
Dwight Evans, R (1, 9) OBP: 0.354, SLG: 0.396		x 0-0 ② FC5-4 WP 1-2f 3-H		x 0-0 ③ F9			x 0-0 ① L7	x 0-0 1-H 2-H SF9 3B		4	1	1	3	0	0	1
Glenn Hoffman, R (1, 5)		S S S 0-3 ③ K 1-2			x 0-0 ① 5-3		B B B 4-0 1B E BB	x 0-0 ② SF9 3-H		2	1	0	1	1	1	1
Inning Stats	R: 1 E: 0 K: 1 S: 5 H: 1 LOB: 0 BB: 1 P: 9	R: 1 E: 0 K: 1 S: 7 H: 2 LOB: 1 BB: 0 P: 7	R: 2 E: 0 K: 0 S: 5 H: 2 LOB: 0 BB: 0 P: 5	R: 0 E: 0 K: 1 S: 5 H: 0 LOB: 0 BB: 0 P: 5	R: 0 E: 0 K: 0 S: 3 H: 0 LOB: 0 BB: 0 P: 3	R: 2 E: 0 K: 0 S: 5 H: 2 LOB: 0 BB: 0 P: 5	R: 2 E: 1 K: 1 S: 7 H: 1 LOB: 1 BB: 1 P: 11	R: 3 E: 0 K: 0 S: 6 H: 3 LOB: 0 BB: 0 P: 6	R: 0 E: 0 K: 0 S: 4 H: 2 LOB: 1 BB: 0 P: 4	1B: 10 2B: 1 3B: 1 HR: 2 SF: 2 SAC: 0 DP: 2 HBP: 0						

TOP

Boston Red Sox @ Chicago White Sox

Comiskey Park, Chicago, IL

Tue Apr 29 1980, 8:05 PM EDT

Att. 9,253 - Unknown - 46 F

livebaseballscorecards.com

AB	37
R	11
H	13
RBI	9
BB	2
SO	4
LOB	9

WP: 1 PB: 0 SB: 0 CS: 0 PA: 41

PITCHER		IP	WLS	BF	H	R	ER	SO	BB	IBB	HBP	BLK	WP	HR	S	P	ERA	WHIP
Ross Baumgarten, L ERA: 5.71	(1, 1)	5.1	L	23	7	6	6	3	1	0	0	0	1	2	28	32	10.12	1.500
Mike Proly, R ERA: 0.47	(6, 1)	0.2		2	0	0	0	0	0	0	0	0	0	0	2	2	0.00	0.000
Rich Wortham, L ERA: 2.25	(7, 1)	2.0		12	4	5	3	1	1	0	0	0	0	0	13	17	13.50	2.500
Randy Scarbery, R ERA: 5.4	(9, 1)	1.0		4	2	0	0	0	0	0	0	0	0	0	4	4	0.00	2.000

PITCHER	IP	WLS	BF	H	R	ER	SO	BB	IBB	HBP	BLK	WP	HR	S	P	ERA	WHIP

Boston Red Sox @ Chicago White Sox

Comiskey Park, Chicago, IL

Tue Apr 29 1980, 8:05 PM EDT

Att. 9,253 - Unknown - 46 F

BOTTOM

Batter	1	2	3	4	5	6	7	8	9	AB	R	H	RBI	BB	SO	LOB
Claudell Washington, L (1, 7) OBP: 0.355, SLG: 0.333	H 1-0 G4-3 HBP		x 0-0 ① G3		x 0-0 ③ FC4-6 1-2f			B B B B 4-0 FC6-4 BB		2	0	0	0	1	0	1
Alan Bannister, R (1, 5) OBP: 0.303, SLG: 0.275	x 0-0 ① ② G4-3 1-2f		x 0-0 ② 6-3			x 0-0 ① 1-4-3		x 0-0 ② FC6-4 BB 1B 1-2f		4	0	0	0	0	0	2
Bob Molinaro, L (1, 10) OBP: 0.444, SLG: 0.550	B B B B 4-0 BB		x 0-0 ③ F9			x 0-0 ② 4-3		x 0-0 BB 1-2 1B		3	0	1	0	1	0	0
Lamar Johnson, R (1, 3) OBP: 0.438, SLG: 0.619	x 0-0 ③ 6-3			S S S 0-3 ① K		x 0-0 F8		B B B B 4-0 1-2 2-3 BB		3	0	0	0	1	1	1
Chet Lemon, R (1, 8) OBP: 0.338, SLG: 0.364		x 0-0 ① 6-3		x 0-0 ② 5-3			x 0-0 ① F8	x 0-0 ③ 5-3		4	0	0	0	0	0	3
Jim Morrison, R (1, 4) OBP: 0.352, SLG: 0.484		x 0-0 1B 1B		x 0-0 ③ 5-3			S S S 0-3 ② K		B B B B 4-0 BB	3	0	1	0	1	1	0
Harold Baines, L (1, 9) OBP: 0.269, SLG: 0.531		x 0-0 1-2 1B			x 0-0 ① 4-3		x 0-0 HR		x 0-0 ① F7	4	1	2	1	0	0	1
Marv Foley, L (1, 2) OBP: 0.346, SLG: 0.435		S S S 0-3 ② K			B B B 4-0 FC4-6 BB		S S S 0-3 ③ K		S S S 0-3 ② K	3	0	0	0	1	3	3
Greg Pryor, R (1, 6) OBP: 0.283, SLG: 0.255		S S S 0-3 ③ K			S S S 0-3 ② K			S S S 0-3 ① K	x 0-0 ③ F9	2	0	0	0	0	2	3
Thad Bosley, L (8, PH) OBP: 0.538, SLG: 0.455										1	0	0	0	0	1	0
Harry Chappas, S (9, 6) OBP: 0.286, SLG: 0.250										1	0	0	0	0	0	1

	AB	30
	R	1
	H	4
	RBI	1
	BB	5
	SO	8
	LOB	15

livebaseballscorecards.com

Inning Stats	1	2	3	4	5	6	7	8	9
	R: 0 H: 0 E: 0 LOB: 1 K: 0 BB: 1 S: 2 P: 7	R: 0 H: 2 E: 0 LOB: 2 K: 2 BB: 0 S: 9 P: 9	R: 0 H: 0 E: 0 LOB: 0 K: 0 BB: 0 S: 3 P: 3	R: 0 H: 0 E: 0 LOB: 0 K: 1 BB: 0 S: 5 P: 5	R: 0 H: 0 E: 0 LOB: 1 K: 1 BB: 1 S: 5 P: 9	R: 0 H: 0 E: 0 LOB: 0 K: 0 BB: 0 S: 3 P: 3	R: 1 H: 1 E: 0 LOB: 0 K: 2 BB: 0 S: 8 P: 8	R: 0 H: 1 E: 0 LOB: 3 K: 1 BB: 2 S: 6 P: 14	R: 0 H: 0 E: 0 LOB: 1 K: 1 BB: 1 S: 5 P: 9

1B: 3 SF: 0 PA: 36
2B: 0 SAC: 0
3B: 0 DP: 1
HR: 1 HBP: 1

WP: 0
PB: 0
SB: 0
CS: 0

PITCHER		IP	WLS	BF	H	R	ER	SO	BB	IBB	HBP	BLK	WP	HR	S	P	ERA	WHIP
Bob Stanley, R ERA: 3.26	(1, 1)	8.0	W	32	4	1	1	7	4	0	1	0	0	1	41	58	1.12	1.000
Dick Drago, R ERA: 6.3	(9, 1)	1.0		4	0	0	0	1	1	0	0	0	0	0	5	9	0.00	1.000

PITCHER	IP	WLS	BF	H	R	ER	SO	BB	IBB	HBP	BLK	WP	HR	S	P	ERA	WHIP

Batter	1	2	3	4	5	6	7	8	9	AB	R	H	RBI	BB	SO	LOB
Jerry Remy, L (1, 4) OBP: 0.304, SLG: 0.333	x 0-0 ① B1-3		BBB 4-0 1-2 BB		x 0-0 ③ 1-3			x 0-0 ② B1-3		3	0	0	0	1	0	1
Rick Burleson, R (1, 6) OBP: 0.300, SLG: 0.261	x 0-0 ② G3		x 0-0 ③ 5-3			x 0-0 ① 6-3		x 0-0 ③ F8		4	0	0	0	0	0	2
Fred Lynn, L (1, 8) OBP: 0.371, SLG: 0.356	SSS 0-3 ③ K			x 0-0 ① 4-3		SSS 0-3 ② K			x 0-0 ① 4-3	4	0	0	0	0	2	0
Jim Rice, R (1, 7) OBP: 0.342, SLG: 0.451		x 0-0 ① 6-3		x 0-0 ② F8		x 0-0 ③ F9			x 0-0 ② F8	4	0	0	0	0	0	0
Tony Perez, R (1, 3) OBP: 0.389, SLG: 0.500 Jim Dwyer, L (9, PR) OBP: 0.714, SLG: 0.600		x 0-0 G6-4-3 1B		x 0-0 1B			SSS 0-3 ① K		x 0-0 FC5-4 1B	4 0	0 0	3 0	0 0	0 0	1 0	0 0
Butch Hobson, R (1, 5) OBP: 0.325, SLG: 0.500		x 0-0 ②③ G6-4-3 1-2f		SSS 0-3 ③ K			x 0-0 ② F8		x 0-0 ③ FC5-4 1-2f	4	0	0	0	0	1	3
Carlton Fisk, R (1, 2) OBP: 0.396, SLG: 0.636			H 1-0 BB HBP		x 0-0 1-3 1B		x 0-0 HR			2	1	2	1	0	0	0
Jack Brohamer, L (1, 10) OBP: 0.360, SLG: 0.400			SSS 0-3 ① K		x 0-0 ① 1-3 1-2		x 0-0 ③ 4-3			3	0	0	0	0	1	2
Dwight Evans, R (1, 9) OBP: 0.338, SLG: 0.375			x 0-0 ② F6		x 0-0 ② F7			x 0-0 ① P3		3	0	0	0	0	0	2
Inning Stats	R: 0 E: 0 K: 1 S: 5 H: 0 LOB: 0 BB: 0 P: 5	R: 0 E: 0 K: 0 S: 3 H: 1 LOB: 0 BB: 0 P: 3	R: 0 E: 0 K: 1 S: 5 H: 0 LOB: 2 BB: 1 P: 10	R: 0 E: 0 K: 1 S: 6 H: 1 LOB: 1 BB: 0 P: 6	R: 0 E: 0 K: 0 S: 4 H: 1 LOB: 1 BB: 0 P: 4	R: 0 E: 0 K: 1 S: 5 H: 0 LOB: 0 BB: 0 P: 5	R: 1 E: 0 K: 1 S: 6 H: 1 LOB: 0 BB: 0 P: 6	R: 0 E: 0 K: 0 S: 3 H: 0 LOB: 0 BB: 0 P: 3	R: 0 E: 0 K: 0 S: 4 H: 1 LOB: 1 BB: 0 P: 4	1B: 4 2B: 0 3B: 0 HR: 1	SF: 0 SAC: 0 DP: 1 HBP: 1						

PITCHER	IP	WLS	BF	H	R	ER	SO	BB	IBB	HBP	BLK	WP	HR	S	P	ERA	WHIP
Richard Dotson, R (1, 1) ERA: 3.25	8.0	W	29	4	1	1	5	1	0	1	0	0	1	37	42	1.12	0.625
Ed Farmer, R (9, 1) ERA: 1.69	1.0	S	4	1	0	0	0	0	0	0	0	0	0	4	4	0.00	1.000

PITCHER	IP	WLS	BF	H	R	ER	SO	BB	IBB	HBP	BLK	WP	HR	S	P	ERA	WHIP

TOP

Boston Red Sox @ Chicago White Sox

Comiskey Park, Chicago, IL

Wed Apr 30 1980, 8:05 PM EDT

Att. 10,626 - Unknown - 49 F

livebaseballscorecards.com

AB	31
R	1
H	5
RBI	1
BB	1
SO	5
LOB	10

WP: 0	PB: 0	SB: 0	CS: 0
PA: 33			

Batter	1	2	3	4	5	6	7	8	9	AB	R	H	RBI	BB	SO	LOB
Claudell Washington, L (1, 7) OBP: 0.343, SLG: 0.323	F9		6-3			SH1-4 1B		F7		4	0	1	0	0	0	1
Alan Bannister, R (1, 5) OBP: 0.304, SLG: 0.268 Kevin Bell, R (9, 5) OBP: 0.056, SLG: 0.056	F5			6-3		SH1-4 1-2		BBBB S 1B BB		2 0	1 0	0 0	0 0	1 0	0 0	0 0
Harold Baines, L (1, 9) OBP: 0.286, SLG: 0.547	P3			6-3 2B		F5		1-H 1B		4	0	2	1	0	0	1
Bob Molinaro, L (1, 10) OBP: 0.429, SLG: 0.512		G3		6-3 2-3		IBB		4-3		3	0	0	0	1	0	2
Chet Lemon, R (1, 8) OBP: 0.325, SLG: 0.348		SSS K		F5		F8				3	0	0	0	0	1	3
Jim Morrison, R (1, 4) OBP: 0.338, SLG: 0.463		F7			5-3		F7			3	0	0	0	0	0	0
Mike Squires, L (1, 3) OBP: 0.524, SLG: 0.688			BBBB S SH1-4 BB		HR		F4			2	1	1	1	1	0	0
Bruce Kimm, R (1, 2) OBP: 0.310, SLG: 0.366			SH1-4 1-2		6-3		SSS K			2	0	0	0	0	1	0
Harry Chappas, S (1, 6) OBP: 0.250, SLG: 0.217			SSS K 2-3		F9			F7		3	0	0	0	0	1	1
Inning Stats	R: 0 E: 0 K: 0 S: 3 H: 0 LOB: 0 BB: 0 P: 3	R: 0 E: 0 K: 1 S: 5 H: 0 LOB: 0 BB: 0 P: 5	R: 0 E: 0 K: 1 S: 5 H: 0 LOB: 1 BB: 1 P: 9	R: 0 E: 0 K: 0 S: 4 H: 1 LOB: 1 BB: 0 P: 4	R: 1 E: 0 K: 0 S: 4 H: 1 LOB: 0 BB: 0 P: 4	R: 0 E: 0 K: 0 S: 4 H: 1 LOB: 2 BB: 1 P: 8	R: 0 E: 0 K: 1 S: 5 H: 0 LOB: 0 BB: 0 P: 5	R: 1 E: 0 K: 0 S: 4 H: 1 LOB: 1 BB: 1 P: 8		1B: 2 2B: 1 3B: 0 HR: 1 SF: 0 SAC: 2 DP: 0 HBP: 0						

PITCHER	IP	WLS	BF	H	R	ER	SO	BB	IBB	HBP	BLK	WP	HR	S	P	ERA	WHIP
Dennis Eckersley, R (1, 1) ERA: 5.4	8.0	L	31	4	2	2	3	2	1	0	0	0	1	34	46	2.25	0.750

PITCHER	IP	WLS	BF	H	R	ER	SO	BB	IBB	HBP	BLK	WP	HR	S	P	ERA	WHIP

BOTTOM

Boston Red Sox @ Chicago White Sox

Comiskey Park, Chicago, IL

Wed Apr 30 1980, 8:05 PM EDT

Att. 10,626 - Unknown - 49 F

livebaseballscorecards.com

AB	26
R	2
H	4
RBI	2
BB	3
SO	3
LOB	8

WP: 0 PA: 31
PB: 0
SB: 2
CS: 0

Batter	1	2	3	4	5	6	7	8	9	AB	R	H	RBI	BB	SO	LOB
Dwight Evans, R (1, 9) OBP: 0.333, SLG: 0.356	3-1		F9 2-3		BBB 4-0 F7 BB			SSS 0-3 K		3	0	0	0	1	1	1
Rick Burleson, R (1, 6) OBP: 0.286, SLG: 0.247	1-6-3		L4		F7 1-2			6-3		4	0	0	0	0	0	2
Fred Lynn, L (1, 8) OBP: 0.365, SLG: 0.365	F7			2B		B1-3			F8	4	1	1	0	0	0	0
Jim Rice, R (1, 7) OBP: 0.325, SLG: 0.427		6-3		5-3		SSS 0-3 K			4-3	4	0	0	0	0	1	1
Tony Perez, R (1, 3) OBP: 0.395, SLG: 0.557		HR		2-H HR		P3			6-3	4	2	2	2	0	0	0
Carlton Fisk, R (1, 2) OBP: 0.392, SLG: 0.681		4-3		2-H HR			F8			3	1	1	2	0	0	0
Butch Hobson, R (1, 10) OBP: 0.326, SLG: 0.475		F4		BBB 4-0 G4-6-3 BB			F9			2	0	0	0	1	0	0
Ted Sizemore, R (1, 4) OBP: 0.111, SLG: 0.111			F9 SH1-4 1B	G4-6-3 1-2f			6-3			3	0	1	0	0	0	1
Glenn Hoffman, R (1, 5)			SH1-4 1-2		4-3			6-3		2	0	0	0	0	0	0
Inning Stats	R: 0 E: 0 K: 0 S: 3 H: 0 LOB: 0 BB: 0 P: 3	R: 1 E: 0 K: 0 S: 4 H: 1 LOB: 0 BB: 0 P: 4	R: 0 E: 0 K: 0 S: 4 H: 1 LOB: 1 BB: 0 P: 4	R: 3 E: 0 K: 0 S: 5 H: 3 LOB: 0 BB: 1 P: 9	R: 0 E: 0 K: 0 S: 2 H: 0 LOB: 0 BB: 1 P: 6	R: 0 E: 0 K: 1 S: 5 H: 0 LOB: 0 BB: 0 P: 5	R: 0 E: 0 K: 0 S: 3 H: 0 LOB: 0 BB: 0 P: 3	R: 0 E: 0 K: 1 S: 5 H: 0 LOB: 0 BB: 0 P: 5	R: 0 E: 0 K: 0 S: 3 H: 0 LOB: 0 BB: 0 P: 3	1B: 1 2B: 2 3B: 0 HR: 2 SF: 0 SAC: 1 DP: 1 HBP: 0							

TOP

Boston Red Sox @ Chicago White Sox

Comiskey Park, Chicago, IL

Thu May 01 1980, 8:05 PM EDT

Att. 8,155 - Unknown - 55 F

livebaseballscorecards.com

AB	29
R	4
H	5
RBI	4
BB	2
SO	2
LOB	5

WP: 0 PB: 0 SB: 0 CS: 0 PA: 32

PITCHER	IP	WLS	BF	H	R	ER	SO	BB	IBB	HBP	BLK	WP	HR	S	P	ERA	WHIP
Steve Trout, L (1, 1) ERA: 3.78	9.0	L	32	5	4	4	2	2	0	0	0	0	2	34	42	4.00	0.778

PITCHER	IP	WLS	BF	H	R	ER	SO	BB	IBB	HBP	BLK	WP	HR	S	P	ERA	WHIP

Batter	1	2	3	4	5	6	7	8	9	AB	R	H	RBI	BB	SO	LOB
Rusty Kuntz, R (1, 9) OBP: 0.304, SLG: 0.333	F9		E BB SF8 1B		F9		P2		HBP 2B 1B	3	1	1	0	0	0	0
Harold Baines, L (7, PH) (8, 9) OBP: 0.293, SLG: 0.545										2	1	1	0	0	0	1
Alan Bannister, R (1, 7) (8, 5) OBP: 0.301, SLG: 0.257	K		SF8 E 2B 1-2 BB		5-3		F4		L6	3	1	0	0	1	1	1
Claudell Washington, L (9, PH) OBP: 0.333, SLG: 0.313										1	0	0	0	0	0	1
Jim Morrison, R (1, 4) OBP: 0.342, SLG: 0.457	1B 1B		SF8 1-3 2-H		F7		E5 1-2		2B 1-2 HBP	3	0	1	1	0	0	1
Wayne Nordhagen, R (1, 10) OBP: 0.395, SLG: 0.659	FC6-4 1-3 1B		3-H 2B			F7	F8		1-3 2-H 2B	5	0	3	2	0	0	2
Chet Lemon, R (1, 8) OBP: 0.329, SLG: 0.333	FC6-4 1-2f		K			PB BB		F7	FC6 IBB	3	0	0	0	2	1	3
Bruce Kimm, R (1, 2) OBP: 0.311, SLG: 0.349		F6		F8		BB 1-2		S 1B	FC6 1-2f	2	0	0	0	1	0	0
Bob Molinaro, L (8, PH) OBP: 0.440, SLG: 0.523										1	0	1	0	0	0	0
Marv Foley, L (9, 2) OBP: 0.333, SLG: 0.417										1	0	0	0	0	0	3
Mike Squires, L (1, 3) OBP: 0.478, SLG: 0.611		G3		F8		K		F8		2	0	0	0	0	0	0
Lamar Johnson, R (6, PH) (7, 3) OBP: 0.427, SLG: 0.600										2	0	0	0	0	1	3
Greg Pryor, R (1, 6) OBP: 0.281, SLG: 0.271		5-3		2B		F9		F8 1-2		4	0	1	0	0	0	3
Kevin Bell, R (1, 5) OBP: 0.050, SLG: 0.050			F8	5-3			E 1B		4-3	2	0	0	0	0	0	1
Thad Bosley, L (7, PH) (8, 7) OBP: 0.533, SLG: 0.462										2	0	1	0	0	0	0
Inning Stats	R: 0 H: 2 E: 0 LOB: 2 K: 1 BB: 0 S: 7 P: 7	R: 0 H: 0 E: 0 LOB: 0 K: 0 BB: 0 S: 3 P: 3	R: 2 H: 2 E: 1 LOB: 1 K: 1 BB: 1 S: 7 P: 11	R: 0 H: 1 E: 0 LOB: 1 K: 0 BB: 0 S: 4 P: 4	R: 0 H: 0 E: 0 LOB: 0 K: 0 BB: 0 S: 3 P: 3	R: 0 H: 0 E: 0 LOB: 2 K: 1 BB: 2 S: 5 P: 13	R: 0 H: 1 E: 1 LOB: 2 K: 0 BB: 0 S: 5 P: 5	R: 0 H: 1 E: 0 LOB: 1 K: 0 BB: 1 S: 4 P: 4	R: 1 H: 2 E: 0 LOB: 3 K: 0 BB: 1 S: 5 P: 10	1B: 6 SF: 1 2B: 3 SAC: 0 3B: 0 DP: 0 HR: 0 HBP: 1						

PITCHER		IP	WLS	BF	H	R	ER	SO	BB	IBB	HBP	BLK	WP	HR	S	P	ERA	WHIP
Bruce Hurst, L ERA: 10.69	(1, 1)	5.1	W	24	5	2	2	2	3	0	0	0	0	0	25	37	3.38	1.500
Dick Drago, R ERA: 5.4	(6, 1)	3.1		17	4	1	1	1	0	1	1	0	0	0	17	22	2.70	1.200
Tom Burgmeier, L ERA: 3.78	(9, 1)	0.1	S	1	0	0	0	0	0	0	0	0	0	0	1	1	0.00	0.000

PITCHER	IP	WLS	BF	H	R	ER	SO	BB	IBB	HBP	BLK	WP	HR	S	P	ERA	WHIP

BOTTOM

Boston Red Sox @ Chicago White Sox

Comiskey Park, Chicago, IL

Thu May 01 1980, 8:05 PM EDT

Att. 8,155 - Unknown - 55 F

livebaseballscorecards.com

AB	36
R	3
H	9
RBI	3
BB	4
SO	3
LOB	19

Batter	1	2	3	4	5	6	7	8	9	AB	R	H	RBI	BB	SO	LOB
Paul Molitor, R (1, 4) OBP: 0.392, SLG: 0.449	G3	5-3 1-2 2-3 3-H		6-3			B2-3 1-3	K		5	0	0	1	0	1	5
Robin Yount, R (1, 6) OBP: 0.366, SLG: 0.545	F7	F3			F7		E5 2B 1B	5-3 2-3		5	1	0	0	0	0	3
Cecil Cooper, L (1, 3) OBP: 0.397, SLG: 0.534	G3		K		K		1B 2B	FC6-4 3-H 1B		5	1	2	1	0	2	0
Larry Hisle, R (1, 10) OBP: 0.500, SLG: 0.458 Dick Davis, R (8, PH) OBP: 0.103, SLG: 0.172		2B SF 1B	G3-6-3 1B		BB		1B 2B IBB	FC6-4 1-2f		2 1	2 0	2 0	0 0	2 0	0 0	0 1
Ben Oglivie, L (1, 7) OBP: 0.412, SLG: 0.576		SF 1-3 2B	G3-6-3 1-2f		G3		S 2B 1B 1-3 2-H 3-H		E 1B	5	2	3	2	0	0	2
Sixto Lezcano, R (1, 9) OBP: 0.286, SLG: 0.426		BB SF 5-3 BB		E5 1B		K	K 1-2		L9	4	1	0	0	1	2	3
Sal Bando, R (1, 5) OBP: 0.419, SLG: 0.615		SF 5-3 BB 1-2 2-H 3-H		S 1-3 1B		FC6-4 BB	2B 2-H 3-H		E5 G5-4-3 1-2	3	0	2	3	1	0	1
Gorman Thomas, R (1, 8) OBP: 0.288, SLG: 0.323		K		F5 1-2		FC6-4 FC6-4 1-2f	F7		G5-4-3 1-2f	5	0	0	0	0	1	8
Charlie Moore, R (1, 2) OBP: 0.359, SLG: 0.294		5-3 1-2 2-3 BB		F6		FC6-4 1-2f		5-3 1B 2B		3	1	1	0	1	0	3
Inning Stats	R: 0 E: 0 K: 0 S: 3 H: 0 LOB: 0 BB: 0 P: 3	R: 3 E: 1 K: 1 S: 8 H: 2 LOB: 2 BB: 2 P: 16	R: 0 E: 0 K: 1 S: 5 H: 1 LOB: 0 BB: 0 P: 5	R: 0 E: 1 K: 0 S: 5 H: 1 LOB: 2 BB: 0 P: 5	R: 0 E: 0 K: 1 S: 5 H: 0 LOB: 1 BB: 1 P: 9	R: 0 E: 0 K: 1 S: 5 H: 0 LOB: 1 BB: 1 P: 9	R: 4 E: 1 K: 1 S: 9 H: 3 LOB: 1 BB: 1 P: 13	R: 1 E: 0 K: 1 S: 7 H: 2 LOB: 1 BB: 0 P: 7	R: 0 E: 1 K: 0 S: 4 H: 1 LOB: 1 BB: 0 P: 4	1B: 6 2B: 4 3B: 0 HR: 0 SF: 1 SAC: 0 DP: 2 HBP: 0						

PITCHER		IP	WLS	BF	H	R	ER	SO	BB	IBB	HBP	BLK	WP	HR	S	P	ERA	WHIP
Ken Kravec, L ERA: 7.03	(1, 1)	6.1	L	32	6	7	2	4	4	1	0	0	0	0	35	55	2.84	1.579
Mike Proly, R ERA: 0.45	(7, 1)	0.2		3	1	0	0	1	0	0	0	0	0	0	5	5	0.00	1.500
Rich Wortham, L ERA: 2.5	(8, 1)	2.0		9	3	1	1	1	0	0	0	0	0	0	11	11	4.50	1.500

PITCHER	IP	WLS	BF	H	R	ER	SO	BB	IBB	HBP	BLK	WP	HR	S	P	ERA	WHIP

Milwaukee Brewers @ Chicago White Sox

Comiskey Park, Chicago, IL

Fri May 02 1980, 8:05 PM EDT

Att. 22,276 - Unknown

TOP

livebaseballscorecards.com

AB	38
R	8
H	10
RBI	7
BB	5
SO	6
LOB	26

WP: 0	PB: 0	SB: 2	CS: 0	PA: 44		

BOTTOM

Milwaukee Brewers @ Chicago White Sox

Comiskey Park, Chicago, IL

Fri May 02 1980, 8:05 PM EDT

Att. 22,276 - Unknown

livebaseballscorecards.com

Batter	1	2	3	4	5	6	7	8	9	AB	R	H	RBI	BB	SO	LOB
Mike Squires, L (1, 3) OBP: 0.444, SLG: 0.545	0-0 G4-6-3 1B		0-0 ② 5-3			0-0 ② 5-3		0-0 ③ F7		4	0	1	0	0	0	1
Alan Bannister, R (1, 5) OBP: 0.287, SLG: 0.244	0-0 ① F9		0-0 ③ 5-3			0-0 ③ 6-3			0-3 ① K	4	0	0	0	0	1	1
Jim Morrison, R (1, 4) OBP: 0.337, SLG: 0.459	0-0 ②③ G4-6-3 1-2f			0-0 ① 5-3			0-3 ① K		0-0 2B	4	0	1	0	0	1	1
Wayne Nordhagen, R (1, 10) OBP: 0.383, SLG: 0.622		0-0 FC5-4 1B		0-0 ② F3			0-0 ② F4		0-0 ② 6-3	4	0	1	0	0	0	1
Chet Lemon, R (1, 8) OBP: 0.326, SLG: 0.329		0-0 ① FC5-4 FC3-6 1B 1-2f		0-3 ③ K			0-0 E5 1B		0-0 ③ 6-3	4	0	1	0	0	1	2
Rusty Kuntz, R (1, 7) OBP: 0.346, SLG: 0.375		0-0 FC3-6 1B 1-2			0-0 G6-4-3 1B		0-0 ③ 4-3			3	0	2	0	0	0	1
Harold Baines, L (1, 9) OBP: 0.295, SLG: 0.534		0-0 ② FC3-6 1-2f 2-3			0-0 ① F8			0-0 F8 S FC5-2-6 1B		3	0	1	0	0	0	3
Bruce Kimm, R (1, 2) OBP: 0.292, SLG: 0.326		0-0 ③ 6-3			0-0 ②③ G6-4-3 1-2f			0-0 ① F8 1-3		3	0	0	0	0	0	4
Greg Pryor, R (1, 6) OBP: 0.269, SLG: 0.258			0-0 ① 6-3			0-0 ① 4-3		0-0 ② FC5-2-6 3-H		3	0	0	0	0	0	1

	AB	32
	R	0
	H	7
	RBI	0
	BB	0
	SO	3
	LOB	15

Inning Stats										
	R: 0 E: 0 K: 0 S: 3	H: 1 LOB: 0 BB: 0 P: 3	R: 0 E: 0 K: 0 S: 5	H: 2 LOB: 2 BB: 0 P: 5	R: 0 E: 0 K: 0 S: 3	H: 0 LOB: 0 BB: 0 P: 3	R: 0 E: 0 K: 1 S: 5	H: 0 LOB: 0 BB: 0 P: 5	R: 0 E: 0 K: 0 S: 3	H: 1 LOB: 0 BB: 0 P: 3
	R: 0 E: 0 K: 0 S: 3	H: 0 LOB: 0 BB: 0 P: 3	R: 0 E: 1 K: 1 S: 6	H: 1 LOB: 1 BB: 0 P: 6	R: 0 E: 0 K: 0 S: 4	H: 1 LOB: 1 BB: 0 P: 4	R: 0 E: 0 K: 1 S: 6	H: 1 LOB: 1 BB: 0 P: 6	1B: 6 2B: 1 3B: 0 HR: 0	SF: 0 SAC: 0 DP: 2 HBP: 0
	WP: 0 PB: 0 SB: 1 CS: 0	PA: 32								

PITCHER		IP	WLS	BF	H	R	ER	SO	BB	IBB	HBP	BLK	WP	HR	S	P	ERA	WHIP
Mike Caldwell, L ERA: 1.59	(1, 1)	9.0	W	32	7	0	0	3	0	0	0	0	0	0	38	38	0.00	0.778

PITCHER	IP	WLS	BF	H	R	ER	SO	BB	IBB	HBP	BLK	WP	HR	S	P	ERA	WHIP

Batter	1	2	3	4	5	6	7	8	9	AB	R	H	RBI	BB	SO	LOB
Paul Molitor, R (1, 4) OBP: 0.410, SLG: 0.458	x 0-0 S 1B		x 0-0 S 1B			H 1-0 1B SF8 HBP	x 0-0 ③ 5-3			3	1	2	0	0	0	0
Robin Yount, R (1, 6) OBP: 0.360, SLG: 0.529	S S S 0-3 ① K 1-2		x 0-0 ② F6 1-2			x 0-0 E 1-3 1B		x 0-0 ① F9		4	1	1	0	0	1	2
Sal Bando, R (1, 5) OBP: 0.371, SLG: 0.552	S S S 0-3 ② K		x 0-0 ③ F7			x 0-0 ① SF8 2-H 3-H		x 0-0 ② F5		3	0	0	1	0	1	2
Larry Hisle, R (1, 10) OBP: 0.500, SLG: 0.444	B B B B 4-0 BB			x 0-0 ① F8		x 0-0 HR 1B		x 0-0 ③ 6-3		3	1	1	0	1	0	0
Ben Oglivie, L (1, 7) OBP: 0.403, SLG: 0.603	S S S 0-3 ③ K			x 0-0 ② F6		x 0-0 1-H HR			x 0-0 ① 3-1	4	1	1	2	0	1	2
Sixto Lezcano, R (1, 9) OBP: 0.284, SLG: 0.406		B B B B 4-0 G5-4-3 BB		x 0-0 ③ L9		S S S 0-3 ② K			x S S S 0-3 ② K	3	0	0	0	1	2	0
Don Money, R (1, 3) OBP: 0.333, SLG: 0.459		x 0-0 ① ② G5-4-3 1-2f			x 0-0 ① 6-3	x 0-0 ③ 5-3			x 0-0 ③ 5-3	4	0	0	0	0	0	1
Gorman Thomas, R (1, 8) OBP: 0.276, SLG: 0.308		x 0-0 ③ F7			x 0-0 ② F7		x 0-0 ① F8			3	0	0	0	0	0	0
Buck Martinez, R (1, 2) OBP: 0.320, SLG: 0.261			S S S 0-3 ① K		x 0-0 ③ 6-3		x 0-0 ② F7			3	0	0	0	0	1	0
Inning Stats	R: 0 H: 1 E: 0 LOB: 2 K: 3 BB: 1 S: 10 P: 14	R: 0 H: 0 E: 0 LOB: 0 K: 0 BB: 1 S: 2 P: 6	R: 0 H: 1 E: 0 LOB: 1 K: 1 BB: 0 S: 6 P: 6	R: 0 H: 0 E: 0 LOB: 0 K: 0 BB: 0 S: 3 P: 3	R: 0 H: 0 E: 0 LOB: 0 K: 0 BB: 0 S: 3 P: 3	R: 4 H: 3 E: 1 LOB: 0 K: 1 BB: 0 S: 8 P: 9	R: 0 H: 0 E: 0 LOB: 0 K: 0 BB: 0 S: 3 P: 3	R: 0 H: 0 E: 0 LOB: 0 K: 0 BB: 0 S: 3 P: 3	R: 0 H: 0 E: 0 LOB: 0 K: 1 BB: 0 S: 5 P: 5	1B: 4 SF: 1 2B: 0 SAC: 0 3B: 0 DP: 1 HR: 1 HBP: 1						

PITCHER	IP	WLS	BF	H	R	ER	SO	BB	IBB	HBP	BLK	WP	HR	S	P	ERA	WHIP
Britt Burns, L (1, 1) ERA: 1.48	9.0	L	34	5	4	4	6	2	0	1	0	0	1	43	52	4.00	0.778

PITCHER	IP	WLS	BF	H	R	ER	SO	BB	IBB	HBP	BLK	WP	HR	S	P	ERA	WHIP

TOP

Milwaukee Brewers @ Chicago White Sox

Comiskey Park, Chicago, IL

Sat May 03 1980, 8:05 PM EDT

Att. 27,680 - Unknown - 56 F

livebaseballscorecards.com

AB	30
R	4
H	5
RBI	3
BB	2
SO	6
LOB	7

WP: 0 PA: 34
PB: 0
SB: 2
CS: 0

BOTTOM

Batter	1	2	3	4	5	6	7	8	9	AB	R	H	RBI	BB	SO	LOB
Claudell Washington, L (1, 7) OBP: 0.325, SLG: 0.361	F9		6-3 3B		G1-4-3 1-2f		G6-4-3 1-2f 2-3			4	1	1	0	0	0	3
Junior Moore, R (1, 5)	G3		6-3 3-H		6-3		L3			4	0	0	1	0	0	1
Harold Baines, L (1, 9) OBP: 0.308, SLG: 0.548	1B		4-3 2B			6-3		K		4	0	2	0	0	1	0
Lamar Johnson, R (1, 3) OBP: 0.405, SLG: 0.565	1-3		4-3 2-3			F8		4-3		4	0	0	0	0	0	2
Chet Lemon, R (1, 8) OBP: 0.344, SLG: 0.363		1B 1B	6-3			2B 1B		2B		4	0	3	0	0	0	1
Bob Molinaro, L (1, 10) OBP: 0.426, SLG: 0.521		F9		K		1-3 2B		F6		4	0	1	0	0	1	2
Jim Morrison, R (1, 4) OBP: 0.322, SLG: 0.436		F6		1-3		K			5-3	4	0	0	0	0	1	3
Bruce Kimm, R (1, 2) OBP: 0.300, SLG: 0.333		1-3 1B		6-3					4-3	2	0	1	0	0	0	0
Harry Chappas, S (7, PH) (8, 6) OBP: 0.269, SLG: 0.208							G6-4-3 E BB			1	0	0	0	1	0	0
Greg Pryor, R (1, 6) OBP: 0.275, SLG: 0.266		6-3			G1-4-3 1B		FC4 1-2		6-3	2	0	1	0	0	0	2
Thad Bosley, L (7, PH) OBP: 0.500, SLG: 0.429							G6-4-3			1	0	0	0	0	0	1
Marv Foley, L (8, 2) OBP: 0.321, SLG: 0.400										1	0	0	0	0	0	0
Inning Stats	R: 0 E: 0 K: 0 S: 4 H: 1 LOB: 1 BB: 0 P: 4	R: 0 E: 0 K: 0 S: 5 H: 2 LOB: 2 BB: 0 P: 5	R: 1 E: 0 K: 0 S: 5 H: 2 LOB: 1 BB: 0 P: 5	R: 0 E: 0 K: 1 S: 5 H: 0 LOB: 0 BB: 0 P: 5	R: 0 E: 0 K: 0 S: 3 H: 1 LOB: 0 BB: 0 P: 3	R: 0 E: 0 K: 1 S: 7 H: 2 LOB: 2 BB: 0 P: 7	R: 0 E: 1 K: 0 S: 3 H: 0 LOB: 1 BB: 1 P: 7	R: 0 E: 0 K: 1 S: 6 H: 1 LOB: 1 BB: 0 P: 6	R: 0 E: 0 K: 0 S: 3 H: 0 LOB: 0 BB: 0 P: 3	1B: 5 2B: 3 3B: 1 HR: 0 SF: 0 SAC: 0 DP: 2 HBP: 0						

PITCHER		IP	WLS	BF	H	R	ER	SO	BB	IBB	HBP	BLK	WP	HR	S	P	ERA	WHIP
Moose Haas, R ERA: 4.4	(1, 1)	5.2	W	24	8	1	1	1	0	0	0	0	0	0	26	26	1.59	1.412
Reggie Cleveland, R ERA: 2.84	(6, 1)	3.1	S	12	1	0	0	2	1	0	0	0	0	0	15	19	0.00	0.600

PITCHER	IP	WLS	BF	H	R	ER	SO	BB	IBB	HBP	BLK	WP	HR	S	P	ERA	WHIP

Milwaukee Brewers @ Chicago White Sox

Comiskey Park, Chicago, IL

Sat May 03 1980, 8:05 PM EDT

Att. 27,680 - Unknown - 56 F

livebaseballscorecards.com

AB	35
R	1
H	9
RBI	1
BB	1
SO	3
LOB	15

1B: 5	SF: 0	WP: 0	PA: 36
2B: 3	SAC: 0	PB: 0	
3B: 1	DP: 2	SB: 0	
HR: 0	HBP: 0	CS: 0	

Batter	1	2	3	4	5	6	7	8	9	AB	R	H	RBI	BB	SO	LOB
Paul Molitor, R (1, 4) OBP: 0.438, SLG: 0.467	BBBB 4-0 G1-6-3 BB		x 0-0 ② 1B		x 0-0 SH5-4 1-2 1B		x 0-0 ① 1-3	BBBB 4-0 HR 1-2 2-3 BB	H 1-0 FC6-4 HBP	3	1	2	0	2	0	0
Robin Yount, R (1, 6) OBP: 0.350, SLG: 0.547	SSS 0-3 ① K		x 0-0 ③ 6-3		x 0-0 ① SH5-4 1-2 2-3		SSS 0-3 ② K	x 0-0 1-H 2-H 3-H HR	SSS 0-3 ① K	5	1	1	4	0	3	2
Cecil Cooper, L (1, 3) OBP: 0.412, SLG: 0.548 Mark Brouhard, R (9, PH) (9, 3)	x 0-0 ②③ G1-6-3 1-2f			x 0-0 2B 1B 1B	x 0-0 ② SF7 3-H		x 0-0 E 1B	x 0-0 F8 WP WP 1B	x 0-0 ② FC6-4 1-2f	4 1	2 0	3 0	1 0	0 0	0 0	1 1
Larry Hisle, R (1, 10) OBP: 0.439, SLG: 0.375 Dick Davis, R (9, PH) OBP: 0.100, SLG: 0.167		x 0-0 ① 5-3		x 0-0 ① F8	SSS 0-3 ③ K		x 0-0 E5 FC5 1-3	x 0-0 ① F7 1-2	x 0-0 ③ L5	5 1	0 0	0 0	0 0	0 0	1 0	5 1
Ben Oglivie, L (1, 7) OBP: 0.429, SLG: 0.636		BBBB 4-0 FC5 E BB		x 0-0 1-3 E 2B		x 0-0 F8 1B 2B	4-0 IBB	x 0-0 ② F8 2-3		3	3	2	0	2	0	1
Sixto Lezcano, R (1, 9) OBP: 0.278, SLG: 0.382		x 0-0 FC5 1-H		SSS 0-3 ② K		x 0-0 ① F8 2-3	x 0-0 ③ FC5 2-3f	BBBB 4-0 BB 1B 3-H BB		4	0	0	0	1	1	6
Sal Bando, R (1, 5) OBP: 0.385, SLG: 0.576 Jim Gantner, L (8, PR) OBP: 0.333, SLG: 0.467 (8, 5)		x 0-0 ② F7		x 0-0 E4 2-H 3-H 1B		x 0-0 ② 6-3		0-0 1B 2B 0-0 BB 1-2 1B		4 1	0 1	2 1	1 0	0 0	0 0	2 0
Gorman Thomas, R (1, 8) OBP: 0.296, SLG: 0.319	SSS 0-3 ③ K			x 0-0 ③ 6-3		x 0-0 3-H 1B		0-0 BB 1B HR 2-H 1B 4-0 FC6-4 1-2 2-3 BB		4	1	2	2	1	1	2
Charlie Moore, R (1, 2) OBP: 0.364, SLG: 0.289 Ned Yost, R (9, 2)			x 0-0 ① 4-3	BBBB 4-0 SH5-4 1B SF7 BB		x 0-0 ③ F9		0-0 BB HR 1-2 1B 0-0 ② FC6-4 1-2f		4 0	2 0	1 0	0 0	1 0	0 0	4 0
Inning Stats	R: 0 E: 0 K: 1 S: 4 H: 0 LOB: 0 BB: 1 P: 8	R: 1 E: 1 K: 1 S: 6 H: 0 LOB: 1 BB: 1 P: 10	R: 0 E: 0 K: 0 S: 3 H: 1 LOB: 0 BB: 0 P: 3	R: 2 E: 1 K: 1 S: 8 H: 3 LOB: 1 BB: 0 P: 8	R: 1 E: 0 K: 1 S: 6 H: 1 LOB: 1 BB: 1 P: 10	R: 1 E: 0 K: 0 S: 5 H: 2 LOB: 1 BB: 0 P: 5	R: 0 E: 1 K: 1 S: 7 H: 1 LOB: 3 BB: 1 P: 11	R: 6 E: 0 K: 0 S: 9 H: 6 LOB: 3 BB: 3 P: 21	R: 0 E: 0 K: 1 S: 5 H: 0 LOB: 1 BB: 0 P: 6	1B: 10 2B: 3 3B: 0 HR: 1 SF: 1 SAC: 1 DP: 1 HBP: 1						

PITCHER		IP	WLS	BF	H	R	ER	SO	BB	IBB	HBP	BLK	WP	HR	S	P	ERA	WHIP
Ross Baumgarten, L ERA: 5.64	(1, 1)	5.0	L	23	6	5	3	4	3	0	0	0	0	0	28	40	5.40	1.800
Mike Proly, R ERA: 0.41	(6, 1)	2.0		10	2	0	0	1	0	1	0	0	0	0	11	15	0.00	1.000
Rich Wortham, L ERA: 5.5	(8, 1)	0.0		6	5	6	6	0	1	0	0	0	0	1	5	9	∞	∞
Randy Scarbery, R ERA: 4.91	(8, 1)	1.0		6	1	0	0	0	2	0	0	0	2	0	4	12	0.00	3.000
Ed Farmer, R ERA: 1.59	(9, 1)	1.0		4	0	0	0	1	0	0	1	0	0	0	5	6	0.00	0.000

PITCHER	IP	WLS	BF	H	R	ER	SO	BB	IBB	HBP	BLK	WP	HR	S	P	ERA	WHIP

TOP

Milwaukee Brewers @ Chicago White Sox

Comiskey Park, Chicago, IL

Sun May 04 1980, 4:33 AM EDT

Att. 36,692 - Unknown

livebaseballscorecards.com

AB	39
R	11
H	14
RBI	8
BB	7
SO	6
LOB	25

BOTTOM

Batter	1	2	3	4	5	6	7	8	9	AB	R	H	RBI	BB	SO	LOB
Mike Squires, L (1, 3) (9, 2) OBP: 0.419, SLG: 0.480	BBBB 4-0 1B 4-3 BB		x 0-0 F7 ①			x 0-0 F7 ①		x 0-0 4-3 ③		3	1	0	0	1	0	1
Junior Moore, R (1, 5) OBP: 0.125, SLG: 0.125	x 0-0 1B 4-3 1-3 1B		x 0-0 L4 ②			x 0-0 F9 ②			x 0-0 5-3 ①	4	0	1	0	0	0	0
Harold Baines, L (1, 9) OBP: 0.304, SLG: 0.545	x 0-0 F5 ①		SSS 0-3 K ③			SSS 0-3 K ③			x 0-0 2B	4	0	1	0	0	2	2
Bob Molinaro, L (1, 7) OBP: 0.429, SLG: 0.510 Alan Bannister, R (7, PH) (8, 7) OBP: 0.281, SLG: 0.238	x 0-0 4-3 ② 1-2 3-H			BBBB 4-0 G5-4-3 BB			SSS 0-3 K ①		x 0-0 F7 ②	1 2	0 0	0 0	1 0	1 0	0 1	1 1
Chet Lemon, R (1, 10) OBP: 0.340, SLG: 0.357	x 0-0 2-3 1B			x 0-0 ① ② G5-4-3 1-2f			x 0-0 L5 ②		x 0-0 5-3 ③	4	0	1	0	0	0	2
Jim Morrison, R (1, 4) OBP: 0.311, SLG: 0.420	x 0-0 5-3 ③			x 0-0 F9 ③			x 0-0 L4 ③			3	0	0	0	0	0	2
Thad Bosley, L (1, 8) OBP: 0.421, SLG: 0.353		x 0-0 F8 ①			x 0-0 F6 ①			x 0-0 6-3 ①		3	0	0	0	0	0	0
Bruce Kimm, R (1, 2) OBP: 0.302, SLG: 0.353 Marv Foley, L (9, 3) OBP: 0.321, SLG: 0.400		x 0-0 6-3 ②			x 0-0 6-3 ②			x 0-0 2B		3 0	0 0	1 0	0 0	0 0	0 0	0 0
Greg Pryor, R (1, 6) OBP: 0.264, SLG: 0.254		x 0-0 F6 ③			x 0-0 F7 ③			x 0-0 5-3 ②		3	0	0	0	0	0	1
Inning Stats	R: 1 H: 2 E: 0 LOB: 2 K: 0 BB: 1 S: 5 P: 9	R: 0 H: 0 E: 0 LOB: 0 K: 0 BB: 0 S: 3 P: 3	R: 0 H: 0 E: 0 LOB: 0 K: 1 BB: 0 S: 5 P: 5	R: 0 H: 0 E: 0 LOB: 0 K: 0 BB: 1 S: 2 P: 6	R: 0 H: 0 E: 0 LOB: 0 K: 0 BB: 0 S: 3 P: 3	R: 0 H: 0 E: 0 LOB: 0 K: 1 BB: 0 S: 5 P: 5	R: 0 H: 0 E: 0 LOB: 0 K: 1 BB: 0 S: 5 P: 5	R: 0 H: 1 E: 0 LOB: 1 K: 0 BB: 0 S: 4 P: 4	R: 0 H: 1 E: 0 LOB: 1 K: 0 BB: 0 S: 4 P: 4	1B: 2 2B: 2 3B: 0 HR: 0	SF: 0 SAC: 0 DP: 1 HBP: 0						

PITCHER		IP	WLS	BF	H	R	ER	SO	BB	IBB	HBP	BLK	WP	HR	S	P	ERA	WHIP
Jim Slaton, R ERA: 4.41	(1, 1)	5.0	W	18	2	1	1	1	2	0	0	0	0	0	18	26	1.80	0.800
Bob McClure, L ERA: 2.08	(6, 1)	2.0		6	0	0	0	2	0	0	0	0	0	0	10	10	0.00	0.000
Bill Castro, R ERA: 1.8	(8, 1)	1.0		4	1	0	0	0	0	0	0	0	0	0	4	4	0.00	1.000
Dan Boitano, R ERA: 5.4	(9, 1)	1.0		4	1	0	0	0	0	0	0	0	0	0	4	4	0.00	1.000

PITCHER	IP	WLS	BF	H	R	ER	SO	BB	IBB	HBP	BLK	WP	HR	S	P	ERA	WHIP

Milwaukee Brewers @ Chicago White Sox

Comiskey Park, Chicago, IL

Sun May 04 1980, 4:33 AM EDT

Att. 36,692 - Unknown

livebaseballscorecards.com

AB	30
R	1
H	4
RBI	1
BB	2
SO	3
LOB	10

WP: 0 PA: 32
PB: 0
SB: 0
CS: 0

Batter	1	2	3	4	5	6	7	8	9	AB	R	H	RBI	BB	SO	LOB
Jim Gantner, L (1, 4) OBP: 0.316, SLG: 0.474	0-0 1B 1B 2B	0-0 SH4-3 2-3	0-0 1-3		0-0 F4			0-0 4-3		4	1	1	0	0	0	2
Robin Yount, R (1, 6) OBP: 0.365, SLG: 0.588	0-0 1B 6-3 2-3 1B	0-0 E 1B 3-H 1B		0-0 HR		0-0 6-3		0-0 F8		5	3	3	2	0	0	0
Cecil Cooper, L (1, 3) OBP: 0.411, SLG: 0.537	0-0 1-3 3-H 1B	0-0 G6-4-3 1-H 1B		0-0 L8		0-0 4-3			0-0 6-3	5	0	2	2	0	0	0
Sal Bando, R (1, 10) OBP: 0.341, SLG: 0.500	0-0 6-3 3-H	0-0 G6-4-3 1-2f		0-0 F7		0-0 F8			SSS 0-3 K	5	0	0	1	0	1	1
Ben Oglivie, L (1, 7) OBP: 0.450, SLG: 0.662 Sixto Lezcano, R (4, PR) (4, 9) OBP: 0.272, SLG: 0.371	0-0 1B 1B		0-0 2B 2B	H 1-0 1B HBP			0-0 F8		0-0 F9	2 2	1 0	2 0	0 0	0 0	0 0	0 0
Dick Davis, R (1, 9) (4, 7) OBP: 0.176, SLG: 0.265	0-0 1-3 1B		0-0 2-H 2B	0-0 1-2 1B			SSS 0-3 K			4	0	3	1	0	1	0
Don Money, R (1, 5) OBP: 0.347, SLG: 0.475	SSS 0-3 K		BBBB 4-0 BB	0-0 F8			0-0 2B			3	0	1	0	1	1	4
Gorman Thomas, R (1, 8) OBP: 0.294, SLG: 0.342		0-0 2B 3B	SSS 0-3 K		0-0 F6		SSS 0-3 K			4	1	1	0	0	2	3
Buck Martinez, R (1, 2) OBP: 0.321, SLG: 0.308 Charlie Moore, R (8, PH) (8, 2) OBP: 0.356, SLG: 0.282		0-0 SH4-3 1B 3-H 2B	0-0 F7		0-0 F5			0-0 L4		3 1	1 0	1 0	1 0	0 0	0 0	2 0
Inning Stats	R: 2 E: 0 K: 1 S: 9 H: 5 LOB: 2 BB: 0 P: 9	R: 3 E: 1 K: 0 S: 6 H: 4 LOB: 0 BB: 0 P: 6	R: 1 E: 0 K: 1 S: 7 H: 2 LOB: 2 BB: 1 P: 11	R: 1 E: 0 K: 0 S: 5 H: 2 LOB: 2 BB: 0 P: 6	R: 0 E: 0 K: 0 S: 3 H: 0 LOB: 0 BB: 0 P: 3	R: 0 E: 0 K: 0 S: 3 H: 0 LOB: 0 BB: 0 P: 3	R: 0 E: 0 K: 2 S: 8 H: 1 LOB: 1 BB: 0 P: 8	R: 0 E: 0 K: 0 S: 3 H: 0 LOB: 0 BB: 0 P: 3	R: 0 E: 0 K: 1 S: 5 H: 0 LOB: 0 BB: 0 P: 5	1B: 7 2B: 5 3B: 1 HR: 1	SF: 0 SAC: 1 DP: 1 HBP: 1						

TOP

Milwaukee Brewers @ Chicago White Sox

Comiskey Park, Chicago, IL

Mon May 05 1980, 8:05 PM EDT

Att. 27,871 - Unknown - 82 F

livebaseballscorecards.com

AB	38
R	7
H	14
RBI	7
BB	1
SO	5
LOB	12

PITCHER		IP	WLS	BF	H	R	ER	SO	BB	IBB	HBP	BLK	WP	HR	S	P	ERA	WHIP
Richard Dotson, R ERA: 4.34	(1, 1)	1.1		11	8	5	4	1	0	0	0	0	0	0	13	13	27.00	6.000
Mike Proly, R ERA: 1.09	(2, 1)	2.2		14	5	2	2	1	1	0	1	0	0	1	14	19	6.75	2.250
Randy Scarbery, R ERA: 3.95	(5, 1)	2.2	W	9	1	0	0	1	0	0	0	0	0	0	11	11	0.00	0.375
Ed Farmer, R ERA: 1.4	(7, 1)	2.1	S	7	0	0	0	2	0	0	0	0	0	0	11	11	0.00	0.000

PITCHER	IP	WLS	BF	H	R	ER	SO	BB	IBB	HBP	BLK	WP	HR	S	P	ERA	WHIP

BOTTOM

Milwaukee Brewers @ Chicago White Sox

Comiskey Park, Chicago, IL

Mon May 05 1980, 8:05 PM EDT

Att. 27,871 - Unknown - 82 F

livebaseballscorecards.com

Batter	1	2	3	4	5	6	7	8	9	AB	R	H	RBI	BB	SO	LOB
Claudell Washington, L (1, 7) OBP: 0.341, SLG: 0.385 Alan Bannister, R (7, PH) OBP: 0.289, SLG: 0.238 (8, 7)	BBBB 4-0 1B 1B BB	x 0-0 ② FC6-4 S 1B 1-2f 3-H		x 0-0 4-3 E 2B		SSS 0-3 ① K	4-0 1B 1B IBB			3	3	1	1	1	1	1
										0	1	0	0	1	0	0
Bob Molinaro, L (1, 10) OBP: 0.450, SLG: 0.519 Wayne Nordhagen, R (7, PH) OBP: 0.396, SLG: 0.630	x 0-0 E 1B G6-4-3 1-3 1B	x 0-0 1-H 1B		x 0-0 ① 4-3 2-3		BBBB 4-0 HR BB	x 0-0 1B 1-2 2-H 1B			3	2	2	1	1	0	1
										1	0	1	1	0	0	0
Harold Baines, L (1, 9) OBP: 0.311, SLG: 0.535	x 0-0 E6 G6-4-3 1-3 3-H 1B	x 0-0 ③ F4		SSS 0-3 ② K		x 0-0 ② F8	x 0-0 1-3 2-H 1B			5	0	2	2	0	1	3
Lamar Johnson, R (1, 3) OBP: 0.393, SLG: 0.581 Mike Squires, L (8, 3) OBP: 0.419, SLG: 0.480	x 0-0 FC G6-4-3		x 0-0 E6 WP	x 0-0 E5 3-H		x 0-0 1-H HR	x 0-0 ③ 5-3			5	2	1	2	0	0	4
										0	0	0	0	0	0	0
Chet Lemon, R (1, 8) OBP: 0.333, SLG: 0.341	x 0-0 ① ② G6-4-3 1-2f 2-3 3-H		x 0-0 ① 5-3 1-H	x 0-0 ③ F6		BBBB 4-0 S BB		x 0-0 ① 6-3		4	0	0	0	1	0	3
Jim Morrison, R (1, 4) OBP: 0.316, SLG: 0.465	SSS 0-3 ③ K		x 0-0 HR		x 0-0 4-3 FC1-5-2 2B	SSS 0-3 ③ K 1-2		x 0-0 ② 5-3		5	1	2	1	0	2	2
Junior Moore, R (1, 5) OBP: 0.167, SLG: 0.167 Kevin Bell, R (8, 5) OBP: 0.048, SLG: 0.048		x 0-0 ① 5-3	x 0-0 ② 6-3		x 0-0 ① 4-3 2-3		x 0-0 5-3 1B 1B	SSS 0-3 ③ K		4	1	1	0	0	0	1
										1	0	0	0	0	1	0
Bruce Kimm, R (1, 2) OBP: 0.316, SLG: 0.382		x 0-0 1B FC6-4 1B	x 0-0 2B		x 0-0 ② FC1-5-2 3-H		x 0-0 ① 5-3 1-2			4	1	2	0	0	0	2
Greg Pryor, R (1, 6) OBP: 0.263, SLG: 0.254		x 0-0 FC6-4 1-3 1B	x 0-0 ③ 6-3		SSS 0-3 ③ K		x 0-0 ② 5-3			4	0	1	0	0	1	3
Inning Stats	R: 2 H: 2 E: 1 LOB: 1 K: 1 BB: 1 S: 7 P: 11	R: 2 H: 3 E: 0 LOB: 1 K: 0 BB: 0 S: 6 P: 6	R: 2 H: 2 E: 1 LOB: 1 K: 0 BB: 0 S: 6 P: 6	R: 1 H: 1 E: 1 LOB: 1 K: 1 BB: 0 S: 7 P: 7	R: 0 H: 1 E: 0 LOB: 1 K: 1 BB: 0 S: 6 P: 6	R: 2 H: 1 E: 0 LOB: 1 K: 2 BB: 2 S: 8 P: 16	R: 2 H: 3 E: 0 LOB: 2 K: 0 BB: 1 S: 6 P: 10	R: 0 H: 0 E: 0 LOB: 0 K: 1 BB: 0 S: 5 P: 5		1B: 8 SF: 0 2B: 3 SAC: 0 3B: 0 DP: 1 HR: 2 HBP: 0						

	AB	39
	R	11
	H	13
	RBI	8
	BB	4
	SO	6
	LOB	20

WP: 1 PA: 43
PB: 0
SB: 2
CS: 0

PITCHER		IP	WLS	BF	H	R	ER	SO	BB	IBB	HBP	BLK	WP	HR	S	P	ERA	WHIP
Lary Sorensen, R ERA: 3.49	(1, 1)	4.0		24	9	7	4	2	1	0	0	0	1	1	27	31	9.00	2.500
Dan Boitano, R ERA: 6.75	(5, 1)	2.2	L	12	2	3	3	3	2	0	0	0	0	1	16	24	10.12	1.500
Jerry Augustine, L ERA: 6.17	(7, 1)	0.0		3	2	1	1	0	0	1	0	0	0	0	2	6	∞	∞
Bill Castro, R ERA: 1.42	(7, 1)	1.1		4	0	0	0	1	0	0	0	0	0	0	6	6	0.00	0.000

PITCHER	IP	WLS	BF	H	R	ER	SO	BB	IBB	HBP	BLK	WP	HR	S	P	ERA	WHIP

Batter	1	2	3	4	5	6	7	8	9	AB	R	H	RBI	BB	SO	LOB
Willie Wilson, S (1, 8) OBP: 0.289, SLG: 0.359	4-3			F9		6-3			G3 1B	4	0	1	0	0	0	0
Frank White, R (1, 4) OBP: 0.267, SLG: 0.289	F8			F9		BB			F6	2	0	0	0	1	0	0
Steve Braun, L (9, PH) OBP: 0.136, SLG: 0.050										1	0	0	0	0	0	1
Hal McRae, R (1, 7) OBP: 0.293, SLG: 0.465	1B			F8		F7			G3 1-2	4	0	1	0	0	0	2
Darrell Porter, L (1, 10) OBP: 0.222, SLG: 0.444		4-3			F7		F9		F7	4	0	0	0	0	0	1
John Wathan, R (1, 2) OBP: 0.483, SLG: 0.549		5-3			E 1B 1B		BB G4-6-3			2	0	1	0	1	0	0
Willie Aikens, L (1, 3) OBP: 0.337, SLG: 0.315		K			E9 L4 BB 1-3 1B		G4-6-3 1-2f			3	0	1	0	0	1	1
Dave Chalk, R (1, 5) OBP: 0.278, SLG: 0.267			K		BB 1-2			L9		2	0	0	0	1	1	0
Bob Detherage, R (1, 9) OBP: 0.250, SLG: 0.313			F9		L4 2-3			4-3		2	0	0	0	0	0	3
George Brett, L (8, PH) OBP: 0.359, SLG: 0.527										1	0	0	0	0	0	0
Clint Hurdle, L (8, 9) OBP: 0.345, SLG: 0.600										0	0	0	0	0	0	0
U L Washington, S (1, 6) OBP: 0.323, SLG: 0.379			F9			5-3			K	3	0	0	0	0	1	0

TOP

Kansas City Royals @ Chicago White Sox

Comiskey Park, Chicago, IL

Tue May 06 1980, 8:05 PM EDT

Att. 7,938 - Unknown

livebaseballscorecards.com

AB	28
R	0
H	4
RBI	0
BB	3
SO	3
LOB	8

Inning Stats	1	2	3	4	5	6	7	8	9
	R: 0 E: 0 K: 0 S: 3	H: 1 LOB: 1 BB: 0 P: 3	R: 0 E: 0 K: 1 S: 5	H: 0 LOB: 0 BB: 0 P: 5	R: 0 E: 0 K: 1 S: 5	H: 0 LOB: 0 BB: 0 P: 5	R: 0 E: 0 K: 0 S: 3	H: 0 LOB: 0 BB: 0 P: 3	R: 0 E: 1 K: 0 S: 4	H: 2 LOB: 2 BB: 1 P: 8	R: 0 E: 0 K: 0 S: 3	H: 0 LOB: 1 BB: 1 P: 7	R: 0 E: 0 K: 0 S: 2	H: 0 LOB: 0 BB: 1 P: 6	R: 0 E: 0 K: 1 S: 5	H: 0 LOB: 0 BB: 0 P: 5	R: 0 E: 0 K: 0 S: 4	H: 1 LOB: 1 BB: 0 P: 4

1B: 4	SF: 0	WP: 0
2B: 1	SAC: 0	PB: 0
3B: 0	DP: 2	SB: 0
HR: 0	HBP: 0	CS: 0

PA: 31

PITCHER		IP	WLS	BF	H	R	ER	SO	BB	IBB	HBP	BLK	WP	HR	S	P	ERA	WHIP
Rich Wortham, L ERA: 3.96	(1, 1)	7.0	W	24	3	0	0	2	3	0	0	0	0	0	25	37	0.00	0.857
Ed Farmer, R ERA: 1.27	(8, 1)	2.0	S	7	1	0	0	1	0	0	0	0	0	0	9	9	0.00	0.500

PITCHER	IP	WLS	BF	H	R	ER	SO	BB	IBB	HBP	BLK	WP	HR	S	P	ERA	WHIP

Batter	1	2	3	4	5	6	7	8	9	AB	R	H	RBI	BB	SO	LOB
Alan Bannister, R (1, 7) OBP: 0.277, SLG: 0.226	F9		F9			6-3		5-3		4	0	0	0	0	0	2
Junior Moore, R (1, 5) OBP: 0.188, SLG: 0.188	F8		1-3			4-3		1B 2-H 1B		4	0	1	1	0	0	0
Jim Morrison, R (1, 4) OBP: 0.323, SLG: 0.467	F4			L7		S 1B		FC6-4 1-3 1B		4	0	2	0	0	0	0
Lamar Johnson, R (1, 3) OBP: 0.391, SLG: 0.566		L8		BBBB CS BB		F7 1-2		FC6-4 1-2f		2	0	0	0	1	0	1
Mike Squires, L (8, 3) OBP: 0.406, SLG: 0.462										1	0	0	0	0	0	2
Chet Lemon, R (1, 8) OBP: 0.343, SLG: 0.363		1B 2B		F9 1-2			CS 1B			3	1	2	0	0	0	1
Wayne Nordhagen, R (1, 10) OBP: 0.392, SLG: 0.612		3-1 2-H 1B			F6		F4 1-2			3	0	1	1	0	0	1
Harold Baines, L (1, 9) OBP: 0.299, SLG: 0.514		3-1 2-3			F7		F5			3	0	0	0	0	0	1
Bruce Kimm, R (1, 2) OBP: 0.333, SLG: 0.386		L9			BBBB BB			SH2-4 1B 1B		2	0	1	0	1	0	1
Harry Chappas, S (8, PR) OBP: 0.269, SLG: 0.208										0	1	0	0	0	0	0
Marv Foley, L (9, 2) OBP: 0.321, SLG: 0.400										0	0	0	0	0	0	0
Greg Pryor, R (1, 6) OBP: 0.256, SLG: 0.247			L8		L5			SH2-4 1-2		2	0	0	0	0	0	1
Inning Stats	R: 0 E: 0 K: 0 S: 3 H: 0 LOB: 0 BB: 0 P: 3	R: 1 E: 0 K: 0 S: 5 H: 2 LOB: 1 BB: 0 P: 5	R: 0 E: 0 K: 0 S: 3 H: 0 LOB: 0 BB: 0 P: 3	R: 0 E: 0 K: 0 S: 2 H: 0 LOB: 0 BB: 1 P: 6	R: 0 E: 0 K: 0 S: 3 H: 0 LOB: 1 BB: 1 P: 7	R: 0 E: 0 K: 0 S: 4 H: 1 LOB: 1 BB: 0 P: 4	R: 0 E: 0 K: 0 S: 3 H: 1 LOB: 0 BB: 0 P: 3	R: 1 E: 0 K: 0 S: 6 H: 3 LOB: 2 BB: 0 P: 6		1B: 6 2B: 1 3B: 0 HR: 0 SF: 0 SAC: 1 DP: 0 HBP: 0						

PITCHER		IP	WLS	BF	H	R	ER	SO	BB	IBB	HBP	BLK	WP	HR	S	P	ERA	WHIP
Larry Gura, L ERA: 1.84	(1, 1)	7.2	L	30	7	2	2	0	2	0	0	0	0	0	28	36	2.35	1.174
Dan Quisenberry, R ERA: 1.93	(8, 1)	0.1		1	0	0	0	0	0	0	0	0	0	0	1	1	0.00	0.000

PITCHER	IP	WLS	BF	H	R	ER	SO	BB	IBB	HBP	BLK	WP	HR	S	P	ERA	WHIP

BOTTOM

Kansas City Royals @ Chicago White Sox

Comiskey Park, Chicago, IL

Tue May 06 1980, 8:05 PM EDT

Att. 7,938 - Unknown

livebaseballscorecards.com

AB	28
R	2
H	7
RBI	2
BB	2
SO	0
LOB	10

Kansas City Royals @ Chicago White Sox

Comiskey Park, Chicago, IL

Wed May 07 1980, 8:05 PM EDT

Att. 7,584 - Unknown - 46 F

livebaseballscorecards.com

Batter	1	2	3	4	5	6	7	8	9	AB	R	H	RBI	BB	SO	LOB
Willie Wilson, S (1, 8) OBP: 0.304, SLG: 0.381	0-0 S 5-3 SF7 1B		0-0 1-3 1B	0-0 1-3 2-H 3-H 1B 2B	0-0 F8			0-3 K		5	2	3	2	0	1	0
U L Washington, S (1, 6) OBP: 0.328, SLG: 0.397	0-0 5-3 1-2		0-3 K	0-0 1B 2B 2-H 3-H 1B	0-3 K			0-0 2B		5	1	2	2	0	2	3
Dave Chalk, R (1, 5) OBP: 0.261, SLG: 0.263	0-0 SF7 2-H		0-0 F8	0-0 1-2 2B 1B	0-0 L7			0-0 F8		4	1	1	1	0	0	3
Hal McRae, R (1, 7) OBP: 0.292, SLG: 0.467	0-0 5-3			F8		0-0 5-3		0-0 F5		4	1	1	2	0	0	0
Clint Hurdle, L (6, 9) OBP: 0.339, SLG: 0.588				1-H 2-H 1B 2B						1	0	0	0	0	0	1
Darrell Porter, L (1, 10) OBP: 0.214, SLG: 0.357		0-0 L9		4-3 FC6-4 2-H 1B		0-3 K			0-0 F9	5	0	1	1	0	1	0
John Wathan, R (1, 2) OBP: 0.476, SLG: 0.536		0-0 6-3		1B 1B 1B FC6-4 1-2		0-0 F4			0-0 1B	5	1	2	0	0	0	1
Willie Aikens, L (1, 3) OBP: 0.344, SLG: 0.316		0-0 F8		0-0 1B 1B 1-3 2B 1B	H 1-0 1B HR HBP		0-0 F6		0-0 L6	3	2	1	0	0	0	0
Ralph LaCock, L (7, 3) OBP: 0.164, SLG: 0.175										1	0	0	0	0	0	1
Frank White, R (1, 4) OBP: 0.275, SLG: 0.295			0-3 K	0-0 1B 1-2 2B 3-H 1B	0-0 1-2 HR 1B		0-0 F8		0-0 1-4-3	5	2	2	1	0	1	1
Bob Detherage, R (1, 9) OBP: 0.350, SLG: 0.550 (6, 7)			0-0 1B 1B	0-0 2B 1-2 2-3 1B 1B	0-0 1-H 2-H HR		0-0 F9			4	2	3	3	0	0	0

Inning Stats	1	2	3	4	5	6	7	8	9	AB	R	H	RBI	BB	SO	LOB
	R: 1 E: 0 K: 0 S: 4	H: 1 LOB: 0 BB: 0 P: 4	R: 0 E: 0 K: 0 S: 3	H: 0 LOB: 0 BB: 0 P: 3	R: 0 E: 0 K: 2 S: 9	H: 2 LOB: 2 BB: 0 P: 9	R: 8 E: 0 K: 0 S: 12	H: 9 LOB: 1 BB: 0 P: 12	R: 3 E: 0 K: 1 S: 7	H: 2 LOB: 0 BB: 0 P: 8	R: 0 E: 0 K: 1 S: 5	H: 0 LOB: 0 BB: 0 P: 5	R: 0 E: 0 K: 0 S: 3	H: 0 LOB: 0 BB: 0 P: 3	R: 0 E: 0 K: 1 S: 6	H: 1 LOB: 1 BB: 0 P: 6	R: 0 E: 0 K: 0 S: 4	H: 1 LOB: 1 BB: 0 P: 4

1B: 12	SF: 1
2B: 3	SAC: 0
3B: 0	DP: 0
HR: 1	HBP: 1

WP: 0 PB: 0 SB: 1 CS: 0 PA: 44

PITCHER		IP	WLS	BF	H	R	ER	SO	BB	IBB	HBP	BLK	WP	HR	S	P	ERA	WHIP
Ken Kravec, L ERA: 8.36	(1, 1)	3.2	L	20	9	7	7	2	0	0	0	0	0	0	24	24	17.18	2.455
Randy Scarbery, R ERA: 5.21	(4, 1)	5.1		24	7	5	5	3	0	0	1	0	0	1	29	30	8.44	1.312

PITCHER	IP	WLS	BF	H	R	ER	SO	BB	IBB	HBP	BLK	WP	HR	S	P	ERA	WHIP

Batter	1	2	3	4	5	6	7	8	9	AB	R	H	RBI	BB	SO	LOB
Claudell Washington, L (1, 7) OBP: 0.367, SLG: 0.432	4-3 1-3 1B		2-H 1B 2B	3-H 5-3			L7		1-2 G4-6-3 1B	5	1	3	2	0	0	1
Bob Molinaro, L (1, 10) OBP: 0.452, SLG: 0.519	1-3		2-H S 1B	F8			F4		F7	2	1	1	1	0	0	1
Wayne Nordhagen, R (4, PH) OBP: 0.370, SLG: 0.577	1-2									3	0	0	0	0	0	3
Harold Baines, L (1, 9) OBP: 0.293, SLG: 0.494	4-3 2-3		S S S K 1-2		4-3		1B		G4-6-3 1-2f	5	0	1	0	0	1	4
Lamar Johnson, R (1, 3) OBP: 0.385, SLG: 0.550	6-3		2-H FC6-4 1B		F4		F8			4	0	1	1	0	0	2
Chet Lemon, R (1, 8) OBP: 0.340, SLG: 0.358		6-3	1-2f FC6-4		S S S K			1B		4	0	1	0	0	1	1
Jim Morrison, R (1, 4) OBP: 0.320, SLG: 0.468		F2		1B 2B		F8		F6		4	1	1	0	0	0	1
Junior Moore, R (1, 5) OBP: 0.200, SLG: 0.200		6-3		G3		6-3		1-3 G1-4-3 1B		4	0	1	0	0	0	1
Bruce Kimm, R (1, 2) OBP: 0.359, SLG: 0.426			FC1-4-5-6 2B	2-H 2B 5-3 1B		1B		1-2f G1-4-3		4	1	3	1	0	0	2
Harry Chappas, S (9, 6) OBP: 0.269, SLG: 0.208										0	0	0	0	0	0	0
Greg Pryor, R (1, 6) OBP: 0.259, SLG: 0.263			2-3 FC1-4-5-6 2B	1-3 2B		F9			1B	3	1	1	0	0	0	2
Mike Squires, L (9, 2) OBP: 0.424, SLG: 0.481										1	0	1	0	0	0	0
Kevin Bell, R (9, PR) OBP: 0.048, SLG: 0.048										0	0	0	0	0	0	0
Inning Stats	R: 0 E: 0 K: 0 S: 4 H: 1 LOB: 1 BB: 0 P: 4	R: 0 E: 0 K: 0 S: 3 H: 0 LOB: 0 BB: 0 P: 3	R: 3 E: 0 K: 1 S: 9 H: 4 LOB: 1 BB: 0 P: 9	R: 2 E: 0 K: 0 S: 6 H: 3 LOB: 1 BB: 0 P: 6	R: 0 E: 0 K: 1 S: 5 H: 0 LOB: 0 BB: 0 P: 5	R: 0 E: 0 K: 0 S: 4 H: 1 LOB: 1 BB: 0 P: 4	R: 0 E: 0 K: 0 S: 4 H: 1 LOB: 1 BB: 0 P: 4	R: 0 E: 0 K: 0 S: 4 H: 2 LOB: 1 BB: 0 P: 4	R: 0 E: 0 K: 0 S: 4 H: 2 LOB: 1 BB: 0 P: 4	1B: 10 2B: 4 3B: 0 HR: 0	SF: 0 SAC: 0 DP: 2 HBP: 0					

PITCHER		IP	WLS	BF	H	R	ER	SO	BB	IBB	HBP	BLK	WP	HR	S	P	ERA	WHIP
Rich Gale, R ERA: 6.21	(1, 1)	3.1		18	8	5	5	1	0	0	0	0	0	0	20	20	13.50	2.400
Gary Christenson, L ERA: 4.26	(4, 1)	3.2	W	13	2	0	0	1	0	0	0	0	0	0	15	15	0.00	0.545
Renie Martin, R ERA: 3.86	(8, 1)	2.0		8	4	0	0	0	0	0	0	0	0	0	8	8	0.00	2.000

PITCHER	IP	WLS	BF	H	R	ER	SO	BB	IBB	HBP	BLK	WP	HR	S	P	ERA	WHIP

BOTTOM

Kansas City Royals @ Chicago White Sox

Comiskey Park, Chicago, IL

Wed May 07 1980, 8:05 PM EDT

Att. 7,584 - Unknown - 46 F

livebaseballscorecards.com

AB	39
R	5
H	14
RBI	5
BB	0
SO	2
LOB	18

Batter	1	2	3	4	5	6	7	8	9	AB	R	H	RBI	BB	SO	LOB
Willie Wilson, S (1, 8) OBP: 0.311, SLG: 0.386	4-3 4-3 1B		K			G6-4-3 1B 1B		F8		4	0	2	0	0	1	0
U L Washington, S (1, 6) OBP: 0.338, SLG: 0.403	4-3 1-2		1B			G6-4-3 1-2 1B		F8		4	0	2	0	0	0	1
Dave Chalk, R (1, 5) OBP: 0.259, SLG: 0.261	4-3 2-3		F8			G6-4-3 1-2f 2-3			1B 1B 1B	4	1	1	0	0	0	4
Hal McRae, R (1, 7) OBP: 0.280, SLG: 0.447	F8			K		F7			K	4	0	0	0	0	2	3
Darrell Porter, L (1, 10) OBP: 0.278, SLG: 0.353		K		CS BB			F7		1B 1-2 1B	3	0	1	0	1	1	0
John Wathan, R (1, 2) OBP: 0.463, SLG: 0.517		5-3		K			E9 1B		F8	4	0	1	0	0	1	3
Frank White, R (1, 4) OBP: 0.284, SLG: 0.337		HR		CS 1-2	K		F8		1B 1-2 2-H	4	1	2	2	0	1	1
Jerry Terrell, R (1, 3)		F3			5-3		6-3		F9	4	0	0	0	0	0	3
Bob Detherage, R (1, 9) OBP: 0.304, SLG: 0.478			6-3		K			K		3	0	0	0	0	2	0
Inning Stats	R: 0 E: 0 K: 0 S: 4 H: 1 LOB: 1 BB: 0 P: 4	R: 1 E: 0 K: 1 S: 6 H: 1 LOB: 0 BB: 0 P: 6	R: 0 E: 0 K: 1 S: 6 H: 1 LOB: 1 BB: 0 P: 6	R: 0 E: 0 K: 2 S: 6 H: 0 LOB: 0 BB: 1 P: 10	R: 0 E: 0 K: 2 S: 7 H: 0 LOB: 0 BB: 0 P: 7	R: 0 E: 0 K: 0 S: 4 H: 2 LOB: 1 BB: 0 P: 4	R: 0 E: 1 K: 0 S: 4 H: 1 LOB: 1 BB: 0 P: 4	R: 0 E: 0 K: 1 S: 5 H: 0 LOB: 0 BB: 0 P: 5	R: 1 E: 0 K: 1 S: 8 H: 3 LOB: 2 BB: 0 P: 8	1B: 8 2B: 0 3B: 0 HR: 1	SF: 0 SAC: 0 DP: 1 HBP: 0						

TOP

Kansas City Royals @ Chicago White Sox

Comiskey Park, Chicago, IL

Thu May 08 1980, 8:05 PM EDT

Att. 7,410 - Unknown - 46 F

livebaseballscorecards.com

AB	34
R	2
H	9
RBI	2
BB	1
SO	8
LOB	15

PITCHER	IP	WLS	BF	H	R	ER	SO	BB	IBB	HBP	BLK	WP	HR	S	P	ERA	WHIP
Britt Burns, L (1, 1) ERA: 1.6	9.0	W	35	9	2	2	8	1	0	0	0	0	1	50	54	2.00	1.111

PITCHER	IP	WLS	BF	H	R	ER	SO	BB	IBB	HBP	BLK	WP	HR	S	P	ERA	WHIP

WP: 0 PB: 0 SB: 0 CS: 1 PA: 36

Batter	1	2	3	4	5	6	7	8	9	AB	R	H	RBI	BB	SO	LOB
Alan Bannister, R (1, 7) OBP: 0.273, SLG: 0.225	F3	1B		6-3	F2		6-3			5	0	1	0	0	0	6
Junior Moore, R (1, 5) OBP: 0.240, SLG: 0.280	6-3	4-3			SF9 1B	4-3		1B 2B		5	2	2	0	0	0	1
Jim Morrison, R (1, 4) OBP: 0.333, SLG: 0.480	1B		5-3		1B 2B 1-3	3-1		BBB WP 1B BB		4	1	2	0	1	0	0
Lamar Johnson, R (1, 3) OBP: 0.375, SLG: 0.536	F4		6-3		SF9 3-H	6-3		WP 1B 1-2 2-H		4	0	1	2	0	0	1
Chet Lemon, R (1, 8) OBP: 0.351, SLG: 0.357		3B 1B	BBBB BB		6-3		BBBB 2B WP BB	F7 1-2 2-3		3	2	1	0	2	0	3
Wayne Nordhagen, R (1, 10) OBP: 0.390, SLG: 0.625	1B 3B 1-H	F4			1B 1B E IBB		WP 2B 1-3	1-3		4	2	2	1	1	0	3
Claudell Washington, L (1, 9) OBP: 0.396, SLG: 0.458 Harold Baines, L (8, PH) OBP: 0.289, SLG: 0.488 (9, 9)	G3 S SF9 1B 3-H			F7	E 1B 1B 1-2 2-H		WP 1B	G3		4 1	1 0	3 0	2 0	0 0	0 0	0 2
Bruce Kimm, R (1, 2) OBP: 0.373, SLG: 0.429 Thad Bosley, L (7, PH) OBP: 0.400, SLG: 0.333 Harry Chappas, S (8, 6) OBP: 0.269, SLG: 0.208	G3 1-3			BBBB 5-3 BB	E 1-2 2-3		SSS K 1-2 2-3 3-H			2 1 0	0 0 0	1 0 0	0 0 0	1 0 0	0 1 0	1 2 0
Greg Pryor, R (1, 6) OBP: 0.250, SLG: 0.256 Bob Molinaro, L (7, PH) OBP: 0.444, SLG: 0.509 Marv Foley, L (8, 2) OBP: 0.321, SLG: 0.400	SF9 3-H			5-3 1-2	E6 1-2 2-3 3-H		F8			2 1 0	0 0 0	0 0 0	1 0 0	0 0 0	0 0 0	3 2 0
Inning Stats	R: 0 H: 1 E: 0 LOB: 1 K: 0 BB: 0 S: 4 P: 4	R: 3 H: 4 E: 0 LOB: 1 K: 0 BB: 0 S: 7 P: 7	R: 0 H: 0 E: 0 LOB: 1 K: 0 BB: 1 S: 3 P: 7	R: 0 H: 0 E: 0 LOB: 1 K: 0 BB: 1 S: 3 P: 7	R: 3 H: 4 E: 1 LOB: 3 K: 0 BB: 1 S: 8 P: 12	R: 0 H: 0 E: 0 LOB: 0 K: 0 BB: 0 S: 3 P: 3	R: 1 H: 2 E: 0 LOB: 2 K: 1 BB: 1 S: 7 P: 11	R: 1 H: 2 E: 0 LOB: 2 K: 0 BB: 1 S: 5 P: 9		1B: 9 SF: 2 2B: 3 SAC: 0 3B: 1 DP: 0 HR: 0 HBP: 0						

PITCHER		IP	WLS	BF	H	R	ER	SO	BB	IBB	HBP	BLK	WP	HR	S	P	ERA	WHIP
Paul Splittorff, L ERA: 3.75	(1, 1)	4.2	L	25	8	6	5	0	2	1	0	0	0	0	22	34	9.64	2.143
Marty Pattin, R ERA: 2.25	(5, 1)	1.1		6	1	0	0	0	0	0	0	0	0	0	6	6	0.00	0.750
Steve Busby, R ERA: 16.88	(7, 1)	2.0		12	4	2	2	1	2	0	0	0	2	0	12	20	9.00	3.000

PITCHER	IP	WLS	BF	H	R	ER	SO	BB	IBB	HBP	BLK	WP	HR	S	P	ERA	WHIP

BOTTOM

Kansas City Royals @ Chicago White Sox

Comiskey Park, Chicago, IL

Thu May 08 1980, 8:05 PM EDT

Att. 7,410 - Unknown - 46 F

livebaseballscorecards.com

AB	36
R	8
H	13
RBI	6
BB	5
SO	1
LOB	24

PA: 43

WP: 2
PB: 0
SB: 1
CS: 0

Batter	1	2	3	4	5	6	7	8	9	10	11	AB	R	H	RBI	BB	SO	LOB
Claudell Washington, L (1, 7) (11, 9) OBP: 0.397, SLG: 0.453	K		1B			K			6-3		E S 1B	5	0	2	0	0	2	0
Bob Molinaro, L (1, 10) Wayne Nordhagen, R (11, PH) OBP: 0.448, SLG: 0.559 OBP: 0.400, SLG: 0.625	HR		L8			G3			CS 1B		BBBB 1-3 BB	4 0	1 0	2 0	1 0	0 1	0 0	1 0
Harold Baines, L (1, 9) Alan Bannister, R (11, PH) Thad Bosley, L (11, PH) OBP: 0.276, SLG: 0.464 OBP: 0.273, SLG: 0.225 OBP: 0.381, SLG: 0.316 (11, 7)	4-3		5-3			1-3			E6 1-2		SSS K	4 0 1	0 0 0	0 0 0	0 0 0	0 0 0	0 0 1	2 0 2
Lamar Johnson, R (1, 3) OBP: 0.356, SLG: 0.506	K			F2			5-3		L4		F8	5	0	0	0	0	1	3
Chet Lemon, R (1, 8) OBP: 0.348, SLG: 0.363		G6-4-3 2B		SSS K			5-3			F4		4	0	1	0	0	1	0
Jim Morrison, R (1, 4) OBP: 0.330, SLG: 0.465		BBBB G6-4-3 BB		SSS K			5-3			5-3		3	0	0	0	1	1	0
Junior Moore, R (1, 5) OBP: 0.241, SLG: 0.276		G6-4-3 1-2f 2-3	F8					5-3		1B		4	0	1	0	0	0	2
Bruce Kimm, R (1, 2) Marv Foley, L (10, PH) OBP: 0.357, SLG: 0.409 OBP: 0.310, SLG: 0.385 (10, 2)		3-1	5-3					1-3		F7		3 1	0 0	0 0	0 0	0 0	0 0	1 1
Greg Pryor, R (1, 6) Harry Chappas, S (11, PH) OBP: 0.241, SLG: 0.247 OBP: 0.259, SLG: 0.200 (11, 6)			F5		6-3			5-3			L9	3 1	0 0	0 0	0 0	0 0	0 0	0 0
Inning Stats	R: 1 E: 0 K: 2 S: 8 H: 1 LOB: 0 BB: 0 P: 8	R: 0 E: 0 K: 0 S: 3 H: 1 LOB: 1 BB: 1 P: 7	R: 0 E: 0 K: 0 S: 4 H: 1 LOB: 1 BB: 0 P: 4	R: 0 E: 0 K: 2 S: 7 H: 0 LOB: 0 BB: 0 P: 7	R: 0 E: 0 K: 0 S: 3 H: 0 LOB: 0 BB: 0 P: 3	R: 0 E: 0 K: 1 S: 5 H: 0 LOB: 0 BB: 0 P: 5	R: 0 E: 0 K: 0 S: 3 H: 0 LOB: 0 BB: 0 P: 3	R: 0 E: 0 K: 0 S: 3 H: 0 LOB: 0 BB: 0 P: 3	R: 0 E: 1 K: 0 S: 4 H: 1 LOB: 1 BB: 0 P: 4	R: 0 E: 0 K: 0 S: 4 H: 1 LOB: 1 BB: 0 P: 4	R: 0 E: 0 K: 1 S: 6 H: 1 LOB: 2 BB: 1 P: 10	1B: 4 2B: 1 3B: 0 HR: 1	SF: 0 SAC: 0 DP: 1 HBP: 0					

PITCHER		IP	WLS	BF	H	R	ER	SO	BB	IBB	HBP	BLK	WP	HR	S	P	ERA	WHIP
Fergie Jenkins, R ERA: 4.15	(1, 1)	10.1		37	6	1	1	5	1	0	0	0	0	1	46	50	0.87	0.677
Sparky Lyle, L ERA: 2.87	(11, 1)	0.0		1	0	0	0	0	1	0	0	0	0	0	0	4	∞	∞
Jim Kern, R ERA: 4.97	(11, 1)	0.2	W	2	0	0	0	1	0	0	0	0	0	0	4	4	0.00	0.000

PITCHER	IP	WLS	BF	H	R	ER	SO	BB	IBB	HBP	BLK	WP	HR	S	P	ERA	WHIP

TOP

Chicago White Sox @ Texas Rangers

Arlington Stadium, Arlington, TX

Fri May 09 1980, 8:05 PM EDT

Att. 23,600 - Unknown

livebaseballscorecards.com

AB	38
R	1
H	6
RBI	1
BB	2
SO	6
LOB	12

Batter	1	2	3	4	5	6	7	8	9	10	11	AB	R	H	RBI	BB	SO	LOB
Mickey Rivers, L (1, 8) OBP: 0.339, SLG: 0.380	1-3		FC1-6-5-4 2-3			FC4-6 FC6-4 1-2f			G3			4	0	0	0	0	0	2
Bump Wills, S (1, 4) OBP: 0.342, SLG: 0.343	5-3			CS 1B		FC6-4 1-2f			CS 1B			4	0	2	0	0	0	1
Al Oliver, L (1, 7) OBP: 0.319, SLG: 0.471	6-3			L7 1-2			L9		CS 1-2	4-3		4	0	0	0	0	0	1
Buddy Bell, R (1, 5) OBP: 0.407, SLG: 0.520		4-3		F4			F7			6-3		4	0	0	0	0	0	0
John Ellis, R (1, 3) OBP: 0.318, SLG: 0.211 Pat Putnam, L (8, 3) OBP: 0.346, SLG: 0.394 Dave Roberts, R (11, 3) OBP: 0.211, SLG: 0.125		F9			5-3		F4			K		3 1 0	0 0 0	0 0 0	0 0 0	0 1 0	0 0 0	0 0 0
Richie Zisk, R (1, 10) OBP: 0.266, SLG: 0.427		HR			L7			K			HR	4	2	2	2	0	1	0
Bill Sample, R (1, 9) OBP: 0.316, SLG: 0.258 Johnny Grubb, L (8, PH) OBP: 0.293, SLG: 0.250 (9, 9)	BBB	CS BB			1-3			G3				1 1	0 0	0 0	0 0	1 0	0 0	0 0
Jim Sundberg, R (1, 2) OBP: 0.370, SLG: 0.493		CS 1-2		SH2-4 1B		F8		1-3				3	0	1	0	0	0	0
Pepe Frias, R (1, 6) OBP: 0.250, SLG: 0.289				SH2-4 1-2		FC4-6 1B			B1-3			2	0	1	0	0	0	0
Inning Stats	R: 0 E: 0 K: 0 S: 3 H: 0 LOB: 0 BB: 0 P: 3	R: 1 E: 0 K: 0 S: 3 H: 1 LOB: 0 BB: 1 P: 7	R: 0 E: 0 K: 0 S: 3 H: 1 LOB: 0 BB: 0 P: 3	R: 0 E: 0 K: 0 S: 3 H: 1 LOB: 0 BB: 0 P: 3	R: 0 E: 0 K: 0 S: 3 H: 0 LOB: 0 BB: 0 P: 3	R: 0 E: 0 K: 0 S: 4 H: 1 LOB: 1 BB: 0 P: 4	R: 0 E: 0 K: 0 S: 3 H: 0 LOB: 0 BB: 0 P: 3	R: 0 E: 0 K: 1 S: 5 H: 0 LOB: 0 BB: 0 P: 5	R: 0 E: 0 K: 0 S: 3 H: 1 LOB: 0 BB: 0 P: 3	R: 0 E: 0 K: 1 S: 5 H: 0 LOB: 0 BB: 0 P: 5	R: 1 E: 0 K: 0 S: 1 H: 1 LOB: 0 BB: 0 P: 1						

PITCHER		IP	WLS	BF	H	R	ER	SO	BB	IBB	HBP	BLK	WP	HR	S	P	ERA	WHIP
Ross Baumgarten, L ERA: 4.6	(1, 1)	7.0		23	4	1	1	0	1	0	0	0	0	1	22	26	1.29	0.714
Mike Proly, R ERA: 1.3	(8, 1)	3.0	L	10	2	1	1	2	0	0	0	0	0	1	14	14	3.00	0.667

PITCHER	IP	WLS	BF	H	R	ER	SO	BB	IBB	HBP	BLK	WP	HR	S	P	ERA	WHIP

BOTTOM

Chicago White Sox @ Texas Rangers

Arlington Stadium, Arlington, TX

Fri May 09 1980, 8:05 PM EDT

Att. 23,600 - Unknown

livebaseballscorecards.com

AB	31
R	2
H	6
RBI	2
BB	1
SO	2
LOB	4

1B: 4	SF: 0	WP: 0	PA: 35
2B: 1	SAC: 1	PB: 0	
3B: 0	DP: 1	SB: 0	
HR: 2	HBP: 0	CS: 3	

Chicago White Sox @ Texas Rangers

Arlington Stadium, Arlington, TX

Sat May 10 1980, 4:33 AM EDT

Att. 24,327 - Unknown

TOP

livebaseballscorecards.com

Batter	1	2	3	4	5	6	7	8	9	AB	R	H	RBI	BB	SO	LOB
Claudell Washington, L (1, 7) OBP: 0.371, SLG: 0.421 Alan Bannister, R (8, PH) OBP: 0.270, SLG: 0.222 (8, 7)	S S S 0-3 ① K		x 0-0 ② G3 2-3	x 0-0 ① 5-3		x 0-0 ③ 6-3		x 0-0 ② F4		4 0 0 0 0 1 2 1 0 0 0 0 0 2						
Harry Chappas, S (1, 6) OBP: 0.281, SLG: 0.179	S S S 0-3 ② K		B B B B 4-0 1B 1B BB	H 1-0 HBP			x 0-0 ① F9	x 0-0 ③ L4		3 1 0 0 1 1 2						
Bob Molinaro, L (1, 10) OBP: 0.437, SLG: 0.540 Wayne Nordhagen, R (9, PH) OBP: 0.410, SLG: 0.632	x 0-0 ③ 4-3		x 0-0 1B 1B 1-2 3-H 1B	x 0-0 ② F8			x 0-0 ② 4-3		x 0-0 5-3 HR 1B	4 1 1 1 0 0 2 1 1 1 0 0 0 0						
Lamar Johnson, R (1, 3) OBP: 0.349, SLG: 0.489		S S S 0-3 ① K	x 0-0 1B 2B 1-2 2-H 1B	x 0-0 ③ FC4 2-3f			x 0-0 ③ L6		x 0-0 ① 5-3 1-2	5 1 1 1 0 1 3						
Chet Lemon, R (1, 8) OBP: 0.358, SLG: 0.362		B B B B 4-0 BB	x 0-0 2B 1-2 2-H 1B		x 0-0 ① F3			S S S 0-3 ① K	4-0 HR IBB	3 2 1 1 2 1 0						
Jim Morrison, R (1, 4) OBP: 0.342, SLG: 0.509		S S S 0-3 ② K	x 0-0 1-H 2-H 2B		x 0-0 ② F6			x 0-0 1B FC4 1B	x 0-0 1-H 2-H HR	5 2 3 5 0 1 1						
Harold Baines, L (1, 9) OBP: 0.286, SLG: 0.460 Marv Foley, L (8, 2) OBP: 0.300, SLG: 0.370		x 0-0 ③ F8	B B B B 4-0 BB		S S S 0-3 ③ K			x 0-0 E FC4 1B 1-3 1B	x 0-0 ② F8	3 1 1 0 1 1 1 1 0 0 0 0 0 0						
Bruce Kimm, R (1, 2) OBP: 0.356, SLG: 0.397 Thad Bosley, L (8, PH) OBP: 0.348, SLG: 0.286 (8, 9)			S S S 4-0 G3 SH1-4 1B BB S S S 0-3 ③ K			S S S 0-3 ① K		x 0-0 FC4 1B 1-3 3-H	x 0-0 ③ 3-1	2 1 0 0 1 2 2 2 0 0 1 0 0 1						
Junior Moore, R (1, 5) OBP: 0.258, SLG: 0.323 Mike Squires, L (8, PH) OBP: 0.441, SLG: 0.500 Kevin Bell, R (8, PR) OBP: 0.048, SLG: 0.048 (8, 5)			x 0-0 ① SH1-4 1-2	x 0-0 FC4 2B		x 0-0 ② 6-3		x 0-0 1-2 3-H 1B		2 0 1 0 0 0 0 1 0 1 1 0 0 0 0 0 0 0 0 0 0						
Inning Stats	R: 0 E: 0 K: 2 S: 7 H: 0 LOB: 0 BB: 0 P: 7	R: 0 E: 0 K: 2 S: 7 H: 0 LOB: 1 BB: 1 P: 11	R: 5 E: 0 K: 1 S: 9 H: 4 LOB: 2 BB: 3 P: 21	R: 0 E: 0 K: 0 S: 4 H: 1 LOB: 2 BB: 0 P: 5	R: 0 E: 0 K: 1 S: 5 H: 0 LOB: 0 BB: 0 P: 5	R: 0 E: 0 K: 1 S: 5 H: 0 LOB: 0 BB: 0 P: 5	R: 0 E: 0 K: 0 S: 3 H: 0 LOB: 0 BB: 0 P: 3	R: 2 E: 1 K: 1 S: 9 H: 3 LOB: 2 BB: 0 P: 9	R: 3 E: 0 K: 0 S: 5 H: 2 LOB: 0 BB: 1 P: 9	1B: 7 2B: 2 3B: 0 HR: 1 SF: 0 SAC: 1 DP: 0 HBP: 1							

	AB	37
	R	10
	H	10
	RBI	10
	BB	5
	SO	8
	LOB	16

WP: 0 PB: 0 SB: 0 CS: 0 PA: 44

PITCHER		IP	WLS	BF	H	R	ER	SO	BB	IBB	HBP	BLK	WP	HR	S	P	ERA	WHIP
Gaylord Perry, R ERA: 3.38	(1, 1)	2.2		15	4	5	5	4	3	0	0	0	0	0	20	32	16.88	2.625
Danny Darwin, R ERA: 2.79	(3, 1)	4.2	L	19	3	2	1	4	1	0	1	0	0	0	25	30	1.93	0.857
Jim Kern, R ERA: 4.97	(8, 1)	0.0		2	1	0	0	0	0	0	0	0	0	0	2	2	∞	∞
Sparky Lyle, L ERA: 4.15	(8, 1)	1.2		8	2	3	3	0	0	1	0	0	0	1	7	11	16.20	1.200

PITCHER	IP	WLS	BF	H	R	ER	SO	BB	IBB	HBP	BLK	WP	HR	S	P	ERA	WHIP

Batter	1	2	3	4	5	6	7	8	9	AB	R	H	RBI	BB	SO	LOB
Mickey Rivers, L (1, 8) OBP: 0.333, SLG: 0.381	SH1-3	FC6-4 1-2f		F4 1-2		6-3		K		5	1	1	0	0	1	3
Bump Wills, S (1, 4) OBP: 0.339, SLG: 0.333	SH1-3 2-3		1-3	6-3		5-3		S BB		3	1	0	0	1	0	2
Al Oliver, L (1, 7) OBP: 0.347, SLG: 0.505	S 3-H		E 1B 1B		FC1-5 1B 1B		E SH5-3 1B	1-H 2B		5	2	5	2	0	0	0
Buddy Bell, R (1, 5) OBP: 0.419, SLG: 0.524	K 1-2		E9 1-H		BB FC1-5 SF8 1-2		SH5-3 1-2	BB		3	1	2	0	1	1	1
Pat Putnam, L (1, 3) OBP: 0.337, SLG: 0.373	F8		G4-6-3 BB		FC1-5 BB 1-2 2-3f		E4 2-3	G3		4	0	0	0	1	0	6
Richie Zisk, R (1, 10) OBP: 0.286, SLG: 0.416		G3-6-3 BB	G4-6-3 1-2f		4-0 1-2 2-3 BB		FC5 1B IBB		6-3	2	0	0	0	3	0	2
Johnny Grubb, L (1, 9) OBP: 0.302, SLG: 0.243 Bill Sample, R (5, PH) OBP: 0.316, SLG: 0.258 Jim Norris, L (5, PH) OBP: 0.296, SLG: 0.320 (6, 9) John Ellis, R (7, PH) OBP: 0.348, SLG: 0.250 Dave Roberts, R (7, PR) OBP: 0.250, SLG: 0.176 (8, 9)		G3-6-3 1-2f		6-3 1B BB	SF8 3-H		1-2 3-H 1B		G4-3 1B	1 0 0 1 0 1	1 0 0 0 0 0	0 0 0 1 1 1	0 0 0 0 1 0	1 0 0 0 0 0	0 0 0 0 0 0	1 0 0 0 0 0
Jim Sundberg, R (1, 2) OBP: 0.360, SLG: 0.467		1B BB		6-3 1-2	K		FC5 2-3f		G4-3 1-2f	4	0	0	0	1	1	6
Pepe Frias, R (1, 6) OBP: 0.268, SLG: 0.308 Danny Walton, R (4, PH) OBP: 1.000, SLG: 1.000 Bud Harrelson, S (4, PR) (5, 6)		FC6-4 1-2		S 2-H		5-3		K		1 1 2	0 0 0	1 1 0	0 1 0	0 0 0	0 0 1	0 0 0
Inning Stats	R: 1 E: 0 K: 1 S: 7 H: 2 LOB: 1 BB: 0 P: 7	R: 0 E: 0 K: 0 S: 3 H: 1 LOB: 2 BB: 2 P: 11	R: 1 E: 1 K: 0 S: 4 H: 2 LOB: 1 BB: 1 P: 8	R: 1 E: 0 K: 0 S: 4 H: 1 LOB: 2 BB: 1 P: 8	R: 1 E: 0 K: 1 S: 7 H: 2 LOB: 2 BB: 1 P: 11	R: 0 E: 0 K: 0 S: 3 H: 0 LOB: 0 BB: 0 P: 3	R: 1 E: 1 K: 0 S: 5 H: 2 LOB: 2 BB: 1 P: 9	R: 1 E: 0 K: 2 S: 8 H: 1 LOB: 2 BB: 2 P: 16	R: 0 E: 0 K: 0 S: 3 H: 1 LOB: 0 BB: 0 P: 3	1B: 10 2B: 2 3B: 0 HR: 0 SF: 1 SAC: 2 DP: 3 HBP: 0						

BOTTOM

Chicago White Sox @ Texas Rangers

Arlington Stadium, Arlington, TX

Sat May 10 1980, 4:33 AM EDT

Att. 24,327 - Unknown

livebaseballscorecards.com

AB	33
R	6
H	12
RBI	5
BB	8
SO	4
LOB	21

WP: 0 PA: 44
PB: 0
SB: 3
CS: 0

PITCHER		IP	WLS	BF	H	R	ER	SO	BB	IBB	HBP	BLK	WP	HR	S	P	ERA	WHIP
Richard Dotson, R ERA: 4.45	(1, 1)	3.1		18	6	3	2	1	4	0	0	0	0	0	16	32	5.40	3.000
Ken Kravec, L ERA: 8.38	(4, 1)	1.0		6	2	1	1	0	1	0	0	0	0	0	5	9	9.00	3.000
Randy Scarbery, R ERA: 5.03	(5, 1)	0.2		2	0	0	0	1	0	0	0	0	0	0	4	4	0.00	0.000
Steve Trout, L ERA: 3.86	(6, 1)	1.2		7	1	1	1	0	0	1	0	0	0	0	6	10	5.40	0.600
Ed Farmer, R ERA: 1.52	(7, 1)	2.1	W	11	3	1	1	2	2	0	0	0	0	0	13	21	3.86	2.143

PITCHER		IP	WLS	BF	H	R	ER	SO	BB	IBB	HBP	BLK	WP	HR	S	P	ERA	WHIP

Batter	1	2	3	4	5	6	7	8	9	AB	R	H	RBI	BB	SO	LOB
Claudell Washington, L (1, 9) OBP: 0.364, SLG: 0.443	S S S 0-3 ① K		x 0-0 ③ 4-3			x 0-0 ② G3		x 0-0 1-H 3B		4	0	1	1	0	1	0
Thad Bosley, L (1, 8) OBP: 0.346, SLG: 0.292	x 0-0 G4-6-3 1B			x 0-0 ① 1-3		x 0-0 ③ F8		S S S 0-3 ② K		3	0	1	0	0	0	0
Chet Lemon, R (8, PH) OBP: 0.355, SLG: 0.358 (8, 8)										1	0	0	0	0	1	1
Bob Molinaro, L (1, 7) OBP: 0.432, SLG: 0.530	x 0-0 ② ③ G4-6-3 1-2f			x 0-0 E9			x 0-0 1B 1B	x 0-0 ③ F8		3	0	1	0	0	0	1
Alan Bannister, R (8, PH) OBP: 0.267, SLG: 0.220 (8, 7)										1	0	0	0	0	0	1
Lamar Johnson, R (1, 3) OBP: 0.345, SLG: 0.480		x 0-0 FC4-6 1B		x 0-0 ② F9			S S S 0-3 ① K		x 0-0 ① L9	4	0	1	0	0	1	2
Wayne Nordhagen, R (1, 10) OBP: 0.397, SLG: 0.610		x 0-0 ① F8		S S S 0-3 ③ K			x 0-0 1-3 1B		x 0-0 ② L6	2	0	0	0	0	1	2
Harold Baines, L (7, PH) OBP: 0.290, SLG: 0.461										2	0	1	0	0	0	0
Jim Morrison, R (1, 4) OBP: 0.331, SLG: 0.491		x 0-0 ② F9			x 0-0 ① 6-3		x 0-0 ② F2		S S S 0-3 ③ K	4	0	0	0	0	1	3
Junior Moore, R (1, 5) OBP: 0.235, SLG: 0.294		x 0-0 ③ FC4-6 1-2f			x 0-0 ② F9		x 0-0 ③ 5-3			3	0	0	0	0	0	3
Bruce Kimm, R (1, 2) OBP: 0.360, SLG: 0.391			B B B B 4-0 G4-6-3 BB		x 0-0 ③ 4-3			S S S 0-3 ① K		1	0	0	0	1	0	0
Harry Chappas, S (8, PH) OBP: 0.273, SLG: 0.172 (8, 6)										1	0	0	0	0	1	0
Greg Pryor, R (1, 6) OBP: 0.236, SLG: 0.241			x 0-0 ① ② G4-6-3 1-2f			x 0-0 ① 5-3		x 0-0 3B 1B		2	0	0	0	0	0	1
Marv Foley, L (8, PH) OBP: 0.323, SLG: 0.393 (8, 2)										1	1	1	0	0	0	0
Inning Stats	R: 0 E: 0 K: 1 S: 5 H: 1 LOB: 0 BB: 0 P: 5	R: 0 E: 0 K: 0 S: 4 H: 1 LOB: 1 BB: 0 P: 4	R: 0 E: 0 K: 0 S: 2 H: 0 LOB: 0 BB: 1 P: 6	R: 0 E: 1 K: 1 S: 6 H: 0 LOB: 1 BB: 0 P: 6	R: 0 E: 0 K: 0 S: 3 H: 0 LOB: 0 BB: 0 P: 3	R: 0 E: 0 K: 0 S: 3 H: 0 LOB: 0 BB: 0 P: 3	R: 0 E: 0 K: 1 S: 7 H: 2 LOB: 2 BB: 0 P: 7	R: 1 E: 0 K: 2 S: 9 H: 2 LOB: 1 BB: 0 P: 9	R: 0 E: 0 K: 1 S: 5 H: 0 LOB: 0 BB: 0 P: 5	1B: 5 2B: 0 3B: 1 HR: 0	SF: 0 SAC: 0 DP: 2 HBP: 0						

TOP

Chicago White Sox @ Texas Rangers

Arlington Stadium, Arlington, TX

Sun May 11 1980, 8:05 PM EDT

Att. 17,849 - Unknown

livebaseballscorecards.com

AB	32
R	1
H	6
RBI	1
BB	1
SO	6
LOB	14

PITCHER		IP	WLS	BF	H	R	ER	SO	BB	IBB	HBP	BLK	WP	HR	S	P	ERA	WHIP
Doc Medich, R ERA: 3.76	(1, 1)	7.1	W	28	6	1	1	4	1	0	0	0	0	0	35	39	1.23	0.955
Sparky Lyle, L ERA: 3.79	(8, 1)	1.2		5	0	0	0	2	0	0	0	0	0	0	9	9	0.00	0.000

PITCHER	IP	WLS	BF	H	R	ER	SO	BB	IBB	HBP	BLK	WP	HR	S	P	ERA	WHIP

Batter	1	2	3	4	5	6	7	8	9	AB	R	H	RBI	BB	SO	LOB
Mickey Rivers, L (1, 8) OBP: 0.339, SLG: 0.385	FC6-4 1B	4-3			G3 SF9 1B	K				4	1	2	0	0	1	2
Bump Wills, S (1, 4) OBP: 0.336, SLG: 0.330	FC6-4 CS 1-2f	4-3			G3 1-2 1B	F8				4	0	1	0	0	0	2
Al Oliver, L (1, 7) OBP: 0.336, SLG: 0.487	3-1 1-2	4-3			G3 1-2 2-3		K			4	0	0	0	0	1	3
Jim Norris, L (8, 7) OBP: 0.296, SLG: 0.320										0	0	0	0	0	0	0
Buddy Bell, R (1, 5) OBP: 0.421, SLG: 0.528		E 2B	6-3		4-0 IBB		F9			3	1	1	0	1	0	0
John Ellis, R (1, 3) OBP: 0.346, SLG: 0.273	E9 2B 2-H 1B			F8	SF9 3-H		K			2	1	1	2	0	0	0
Pat Putnam, L (7, 3) OBP: 0.333, SLG: 0.368										1	0	0	0	0	1	0
Richie Zisk, R (1, 10) OBP: 0.295, SLG: 0.444	BB G6-4-3 2B 2-H			2B	F8			K		4	1	2	1	0	1	2
Bill Sample, R (1, 9) OBP: 0.333, SLG: 0.265	G6-4-3 BB BB			L4		4-3 S 2B 1B		5-3		3	1	1	0	1	0	1
Jim Sundberg, R (1, 2) OBP: 0.367, SLG: 0.455	G6-4-3 1-2 2-3 BB			BB		4-3 1-3		K		2	0	0	0	2	1	1
Pepe Frias, R (1, 6) OBP: 0.273, SLG: 0.333	G6-4-3 1-2f 2-3 3-H			K		2B 3-H				3	0	1	1	0	1	4
Inning Stats	R: 0 E: 0 K: 0 S: 3 H: 1 LOB: 0 BB: 0 P: 3	R: 3 E: 1 K: 0 S: 5 H: 3 LOB: 1 BB: 2 P: 13	R: 0 E: 0 K: 0 S: 3 H: 0 LOB: 0 BB: 0 P: 3	R: 0 E: 0 K: 1 S: 6 H: 1 LOB: 2 BB: 1 P: 10	R: 1 E: 0 K: 0 S: 5 H: 2 LOB: 2 BB: 1 P: 9	R: 1 E: 0 K: 1 S: 7 H: 2 LOB: 1 BB: 0 P: 7	R: 0 E: 0 K: 2 S: 7 H: 0 LOB: 0 BB: 0 P: 7	R: 0 E: 0 K: 2 S: 7 H: 0 LOB: 0 BB: 0 P: 7		1B: 5 2B: 4 3B: 0 HR: 0 SF: 1 SAC: 0 DP: 1 HBP: 0						

PITCHER		IP	WLS	BF	H	R	ER	SO	BB	IBB	HBP	BLK	WP	HR	S	P	ERA	WHIP
Rich Wortham, L ERA: 4.55	(1, 1)	4.2	L	23	7	4	4	1	3	1	0	0	0	0	21	37	7.71	2.143
Mike Proly, R ERA: 1.45	(5, 1)	3.1		12	2	1	1	5	0	0	0	0	0	0	22	22	2.70	0.600

PITCHER	IP	WLS	BF	H	R	ER	SO	BB	IBB	HBP	BLK	WP	HR	S	P	ERA	WHIP

BOTTOM

Chicago White Sox @ Texas Rangers

Arlington Stadium, Arlington, TX

Sun May 11 1980, 8:05 PM EDT

Att. 17,849 - Unknown

livebaseballscorecards.com

AB	30
R	5
H	9
RBI	4
BB	4
SO	6
LOB	15

WP: 0	PA: 35		
PB: 0			
SB: 1			
CS: 1			

Batter	1	2	3	4	5	6	7	8	9	10	AB	R	H	RBI	BB	SO	LOB
Alan Bannister, R (1, 7) OBP: 0.260, SLG: 0.213 Claudell Washington, L (6, PH) (6, 7) OBP: 0.353, SLG: 0.429	K	FC6-4 1-2f			F5	K			G6-4-3 1-2f		3 2	0 0	0 0	0 0	0 0	1 1	1 2
Junior Moore, R (1, 5) OBP: 0.282, SLG: 0.436	2B 1B		6-3		HR		4-3		2B		5	1	3	1	0	0	0
Jim Morrison, R (1, 4) OBP: 0.325, SLG: 0.504	F9		F3		HR		F8		5-3		5	1	1	1	0	0	2
Lamar Johnson, R (1, 3) OBP: 0.339, SLG: 0.476	1-3 2B		F8		6-3		6-3			6-3	5	0	1	0	0	0	0
Chet Lemon, R (1, 8) OBP: 0.349, SLG: 0.351	F6			BB 1B 1B	F8			1-3		5-3	5	1	1	0	0	0	2
Wayne Nordhagen, R (1, 10) OBP: 0.412, SLG: 0.651 Bob Molinaro, L (10, PR) OBP: 0.432, SLG: 0.530		F6		BBBB 1-2 1B BB		HR		6-3		1B 1B	4 0	1 1	2 0	1 0	1 0	0 0	0 0
Harold Baines, L (1, 9) OBP: 0.306, SLG: 0.468		1B SF8 1B		SSS K		G3 1B		1B		WP 1-2 1B	5	1	3	0	0	1	2
Bruce Kimm, R (1, 2) OBP: 0.380, SLG: 0.411 Thad Bosley, L (10, PH) OBP: 0.370, SLG: 0.320 Marv Foley, L (10, 2) OBP: 0.323, SLG: 0.393		FC6-4 1-3 1B		G6-4-3 1-2 2-H 1B		S 1B		F7		WP 1-2 2-H 1B	4 1 0	0 0 0	3 1 0	1 1 0	0 0 0	0 0 0	1 0 0
Greg Pryor, R (1, 6) OBP: 0.234, SLG: 0.241		SF8 3-H		G6-4-3 1-2f		F8 1-2			G6-4-3 1B	K 1-2 2-3	4	0	1	1	0	1	5
Inning Stats	R: 0 E: 0 K: 1 S: 7 H: 2 LOB: 2 BB: 0 P: 7	R: 1 E: 0 K: 0 S: 5 H: 2 LOB: 1 BB: 0 P: 5	R: 0 E: 0 K: 0 S: 3 H: 0 LOB: 0 BB: 0 P: 3	R: 1 E: 0 K: 1 S: 6 H: 2 LOB: 1 BB: 1 P: 10	R: 2 E: 0 K: 0 S: 5 H: 2 LOB: 0 BB: 0 P: 5	R: 1 E: 0 K: 1 S: 7 H: 2 LOB: 1 BB: 0 P: 7	R: 0 E: 0 K: 0 S: 3 H: 0 LOB: 0 BB: 0 P: 3	R: 0 E: 0 K: 0 S: 4 H: 1 LOB: 1 BB: 0 P: 4	R: 0 E: 0 K: 0 S: 4 H: 2 LOB: 1 BB: 0 P: 4	R: 1 E: 0 K: 1 S: 8 H: 3 LOB: 3 BB: 0 P: 8	1B: 11 2B: 2 3B: 0 HR: 3	SF: 1 SAC: 0 DP: 2 HBP: 0					

PITCHER		IP	WLS	BF	H	R	ER	SO	BB	IBB	HBP	BLK	WP	HR	S	P	ERA	WHIP
Bill Travers, L ERA: 3.93	(1, 1)	3.1		16	5	2	2	2	1	0	0	0	0	0	19	23	5.40	1.800
Dan Boitano, R ERA: 7.24	(4, 1)	2.0		10	5	3	3	0	0	0	0	0	0	3	10	10	13.50	2.500
Bill Castro, R ERA: 0.57	(6, 1)	3.2		13	3	0	0	1	0	0	0	0	0	0	15	15	0.00	0.818
Reggie Cleveland, R ERA: 2.86	(10, 1)	1.0	L	6	3	1	1	1	0	0	0	0	1	0	8	8	9.00	3.000

PITCHER	IP	WLS	BF	H	R	ER	SO	BB	IBB	HBP	BLK	WP	HR	S	P	ERA	WHIP

TOP

Chicago White Sox @ Milwaukee Brewers

Milwaukee County Stadium, Milwaukee, WI

Tue May 13 1980, 8:05 PM EDT
Att. 8,653 - Unknown - 46 F

livebaseballscorecards.com

AB	43
R	6
H	16
RBI	6
BB	1
SO	4
LOB	15

1B: 11 SF: 1 PA: 45
2B: 2 SAC: 0
3B: 0 DP: 2
HR: 3 HBP: 0

WP: 1
PB: 0
SB: 1
CS: 0

Batter	1	2	3	4	5	6	7	8	9	10	AB	R	H	RBI	BB	SO	LOB
Paul Molitor, R (1, 4) OBP: 0.426, SLG: 0.462	BBBB 4-0 E BB		x 0-0 ② F8	x 0-0 ③ FC6-4 1-2f		S S S 0-3 ② K			x 0-0 ① L6		4	0	0	0	1	1	3
Robin Yount, R (1, 6) OBP: 0.354, SLG: 0.561	x 0-0 ① F8		x 0-0 ③ 6-3		x 0-0 ① 1-3	x 0-0 ③ F9			x 0-0 HR		5	1	1	1	0	0	3
Cecil Cooper, L (1, 3) OBP: 0.390, SLG: 0.511	x 0-0 ② L8 1-2			x 0-0 HR	x 0-0 2B		x 0-0 ① F7		x 0-0 ② F8		5	1	2	1	0	0	1
Sal Bando, R (1, 5) OBP: 0.355, SLG: 0.423	BBBB 4-0 BB			x 0-0 ① 6-3	BBBB 4-0 BB		x 0-0 ② F8		x 0-0 1B		3	0	1	0	2	0	0
Ben Oglivie, L (1, 10) OBP: 0.441, SLG: 0.630	x 0-0 ③ F3			x 0-0 ② L7	x 0-0 ② F7		x 0-0 FC6 1B		x 0-0 ③ F4		5	0	1	0	0	0	5
Sixto Lezcano, R (1, 9) OBP: 0.274, SLG: 0.419		x 0-0 ① 6-3		x 0-0 HR	S S S 0-3 ③ K		x 0-0 ③ FC6 1-2f			x 0-0 ① F8	5	1	1	1	0	1	3
Dick Davis, R (1, 7) OBP: 0.317, SLG: 0.356		S S S 0-3 ② K	H 1-0 HR HBP			S S S 0-3 K SH1-4 BB		x 0-0 ① 6-3		x 0-0 1B	4	1	1	0	0	2	0
Gorman Thomas, R (1, 8) OBP: 0.319, SLG: 0.396		S S S 0-3 ③ K	x 0-0 1-H HR			B B B 4-0 SH1-4 1-2 BB		x 0-0 ② 1-3		x 0-0 ② F3	4	1	1	2	1	1	1
Charlie Moore, R (1, 2) OBP: 0.361, SLG: 0.309			x 0-0 ① F9	x 0-0 FC6-4 1B		x 0-0 ① SH1-4 1-2 2-3		x 0-0 ③ 6-3		S S S 0-3 ③ K	3	0	1	0	0	0	0
Don Money, R (10, PH) OBP: 0.358, SLG: 0.509											1	0	0	0	0	1	1
Inning Stats	R: 0 H: 0 E: 1 LOB: 2 K: 0 BB: 2 S: 3 P: 11	R: 0 H: 0 E: 0 LOB: 0 K: 2 BB: 0 S: 7 P: 7	R: 0 H: 0 E: 0 LOB: 0 K: 0 BB: 0 S: 3 P: 3	R: 4 H: 4 E: 0 LOB: 1 K: 0 BB: 0 S: 7 P: 8	R: 0 H: 1 E: 0 LOB: 2 K: 1 BB: 1 S: 6 P: 10	R: 0 H: 0 E: 0 LOB: 2 K: 2 BB: 1 S: 8 P: 12	R: 0 H: 1 E: 0 LOB: 1 K: 0 BB: 0 S: 4 P: 4	R: 0 H: 0 E: 0 LOB: 0 K: 0 BB: 0 S: 3 P: 3	R: 1 H: 2 E: 0 LOB: 1 K: 0 BB: 0 S: 5 P: 5	R: 0 H: 1 E: 0 LOB: 1 K: 1 BB: 0 S: 6 P: 6	1B: 4 SF: 0 2B: 1 SAC: 1 3B: 0 DP: 0 HR: 4 HBP: 1						

PITCHER		IP	WLS	BF	H	R	ER	SO	BB	IBB	HBP	BLK	WP	HR	S	P	ERA	WHIP
Francisco Barrios, R ERA: 9.0	(1, 1)	4.0		19	4	4	4	2	2	0	1	0	0	3	20	29	9.00	1.500
Britt Burns, L ERA: 1.62	(5, 1)	5.0	W	22	4	1	1	3	2	0	0	0	1	1	26	34	1.80	1.200
Ed Farmer, R ERA: 1.46	(10, 1)	1.0	S	4	1	0	0	1	0	0	0	0	0	0	6	6	0.00	1.000

PITCHER	IP	WLS	BF	H	R	ER	SO	BB	IBB	HBP	BLK	WP	HR	S	P	ERA	WHIP

BOTTOM

Chicago White Sox @ Milwaukee Brewers

Milwaukee County Stadium, Milwaukee, WI

Tue May 13 1980, 8:05 PM EDT
Att. 8,653 - Unknown - 46 F

livebaseballscorecards.com

AB	39
R	5
H	9
RBI	5
BB	4
SO	6
LOB	17

Batter	1	2	3	4	5	6	7	8	9	AB	R	H	RBI	BB	SO	LOB
Claudell Washington, L (1, 7) OBP: 0.333, SLG: 0.403 Alan Bannister, R (9, PH) OBP: 0.257, SLG: 0.211	S S S 0-3 ① K		x 0-0 ① F8		x 0-0 ② F9		x 0-0 ② 4-3 1-2		x 0-0 ③ F5	4 1	0 0	0 0	0 0	0 0	1 0	3 2
Junior Moore, R (1, 5) OBP: 0.302, SLG: 0.429	x 0-0 E 1B		x 0-0 ②③ L6-3 1-2		x 0-0 ③ G3		B B B B 4-0 CS BB			3	0	1	0	1	0	2
Chet Lemon, R (1, 8) OBP: 0.362, SLG: 0.386	x 0-0 1-2 1B			B B B B 4-0 BB BB		x 0-0 HR	0-0 ③ CS 1-2	x 0-0 ① 6-3		3	1	2	1	1	0	0
Lamar Johnson, R (1, 3) OBP: 0.345, SLG: 0.472	x 0-0 ② F7			B B B B 4-0 1-2 BB		x 0-0 1B		x 0-0 ② 6-3		3	0	1	0	1	0	2
Wayne Nordhagen, R (1, 10) OBP: 0.389, SLG: 0.612	x 0-0 ③ 5-3			x 0-0 ① F7		x 0-0 ① F9		x 0-0 ③ 5-3		4	0	0	0	0	0	5
Harold Baines, L (1, 9) OBP: 0.294, SLG: 0.449		x 0-0 ① F8		x 0-0 ② F6		x 0-0 ② F7			x 0-0 ① 1-3	4	0	0	0	0	0	3
Jim Morrison, R (1, 4) OBP: 0.323, SLG: 0.496		x 0-0 ② F6		S S S 0-3 ③ K		x 0-0 ③ F8			x 0-0 1B	4	0	1	0	0	1	3
Bruce Kimm, R (1, 2) OBP: 0.370, SLG: 0.400 Bob Molinaro, L (7, PH) OBP: 0.440, SLG: 0.537 Marv Foley, L (7, 2) OBP: 0.313, SLG: 0.379		x 0-0 ③ 6-3			x 0-0 ① F9		x 0-0 4-3 1B		S S S 0-3 ② K	2 1 1	0 0 0	0 1 0	0 0 0	0 0 1	0 0 1	0 0 1
Greg Pryor, R (1, 6) OBP: 0.247, SLG: 0.256 Thad Bosley, L (9, PH) OBP: 0.393, SLG: 0.346			x 0-0 L6-3 1B		x 0-0 1B		S S S 0-3 ① K		x 0-0 1-2 1B	3 1	0 0	2 1	0 0	0 0	1 0	1 0
Inning Stats	R: 0 H: 2 E: 1 LOB: 2 K: 1 BB: 0 S: 7 P: 7	R: 0 H: 0 E: 0 LOB: 0 K: 0 BB: 0 S: 3 P: 3	R: 0 H: 1 E: 0 LOB: 0 K: 0 BB: 0 S: 3 P: 3	R: 0 H: 0 E: 0 LOB: 2 K: 1 BB: 2 S: 5 P: 13	R: 0 H: 1 E: 0 LOB: 1 K: 0 BB: 0 S: 4 P: 4	R: 1 H: 2 E: 0 LOB: 1 K: 0 BB: 0 S: 5 P: 5	R: 0 H: 1 E: 0 LOB: 1 K: 1 BB: 1 S: 5 P: 9	R: 0 H: 0 E: 0 LOB: 0 K: 0 BB: 0 S: 3 P: 3	R: 0 H: 2 E: 0 LOB: 2 K: 1 BB: 0 S: 7 P: 7	1B: 8 SF: 0 2B: 1 SAC: 0 3B: 0 DP: 1 HR: 1 HBP: 0					WP: 0 PA: 38 PB: 0 SB: 0 CS: 1		

Chicago White Sox @ Milwaukee Brewers

Milwaukee County Stadium, Milwaukee, WI

Wed May 14 1980, 8:05 PM EDT

Att. 11,232 - Unknown - 54 F

TOP

livebaseballscorecards.com

AB	34
R	1
H	9
RBI	1
BB	3
SO	4
LOB	22

PITCHER		IP	WLS	BF	H	R	ER	SO	BB	IBB	HBP	BLK	WP	HR	S	P	ERA	WHIP
Moose Haas, R ERA: 3.5	(1, 1)	6.0	W	25	6	1	1	2	2	0	0	0	0	1	27	35	1.50	1.333
Bill Castro, R ERA: 0.49	(7, 1)	2.2		11	3	0	0	2	1	0	0	0	0	0	14	18	0.00	1.500
Bob McClure, L ERA: 1.65	(9, 1)	0.1	S	1	0	0	0	0	0	0	0	0	0	0	1	1	0.00	0.000

PITCHER	IP	WLS	BF	H	R	ER	SO	BB	IBB	HBP	BLK	WP	HR	S	P	ERA	WHIP

Batter	1	2	3	4	5	6	7	8	9	AB	R	H	RBI	BB	SO	LOB
Paul Molitor, R (1, 4) OBP: 0.429, SLG: 0.458	BBBB 4-0 L5-3 BB		x 0-0 ② 6-3		x 0-0 ③ F8			x 0-0 SH 1B 1B 1B		3	1	1	0	1	0	0
Robin Yount, R (1, 6) OBP: 0.368, SLG: 0.595	x 0-0 ①② L5-3 1-2		x 0-0 1B 2B			x 0-0 SF9 3B		x 0-0 SH 1-2 1B 1B		4	3	3	0	0	0	1
Cecil Cooper, L (1, 3) OBP: 0.388, SLG: 0.505	x 0-0 ③ 4-3		x 0-0 FC6-4 2-H 1B			x 0-0 ① 5-3		x 0-0 SH FC2-5 1B 1-2 2-3		3	0	1	1	0	0	1
Larry Hisle, R (1, 10) OBP: 0.396, SLG: 0.419		x 0-0 ① F8	x 0-0 ③ FC6-4 1-2f			x 0-0 ② SF9 3-H		x 0-0 PB FC2-5 1-2 2-H 3-H 1B		3	0	1	3	0	0	1
Ben Oglivie, L (1, 7) OBP: 0.433, SLG: 0.607		BBBB 4-0 6-3 S E BB		x 0-0 ① 4-3		x 0-0 ③ F7		x 0-0 ① FC2-5 PB 1-2 2-3f		3	1	0	0	1	0	2
Sixto Lezcano, R (1, 9) OBP: 0.273, SLG: 0.423		x 0-0 ② 6-3 1-3		x 0-0 ② F9			x 0-0 F9 2B	x 0-0 ② F9 1-2 2-3		4	0	1	0	0	0	3
Sal Bando, R (1, 5) OBP: 0.338, SLG: 0.400 Jim Gantner, L (8, 5) OBP: 0.235, SLG: 0.324		x 0-0 E6 3-H		SSS 0-3 ③ K			x 0-0 ① SSS 1-3	0-3 ③ K		3 1	0 0	0 0	0 0	1 1	1 2	1 2
Gorman Thomas, R (1, 8) OBP: 0.310, SLG: 0.384		x 0-0 ③ F7			x 0-0 ① 3-1		x 0-0 ② F9 2-3			3	0	0	0	0	0	2
Buck Martinez, R (1, 2) OBP: 0.289, SLG: 0.278			x 0-0 ① F7		x 0-0 ② 1-6-3		x 0-0 ③ F3			3	0	0	0	0	0	1
Inning Stats	R: 0 H: 0 E: 0 LOB: 0 K: 0 BB: 1 S: 2 P: 6	R: 1 H: 0 E: 1 LOB: 1 K: 0 BB: 1 S: 4 P: 8	R: 1 H: 2 E: 0 LOB: 1 K: 0 BB: 0 S: 5 P: 5	R: 0 H: 0 E: 0 LOB: 0 K: 1 BB: 0 S: 5 P: 5	R: 0 H: 0 E: 0 LOB: 0 K: 0 BB: 0 S: 3 P: 3	R: 1 H: 1 E: 0 LOB: 0 K: 0 BB: 0 S: 4 P: 4	R: 0 H: 1 E: 0 LOB: 1 K: 0 BB: 0 S: 4 P: 4	R: 2 H: 3 E: 1 LOB: 2 K: 1 BB: 0 S: 9 P: 9		1B: 4 SF: 1 2B: 3 SAC: 1 3B: 1 DP: 1 HR: 0 HBP: 0						

PITCHER		IP	WLS	BF	H	R	ER	SO	BB	IBB	HBP	BLK	WP	HR	S	P	ERA	WHIP
Ross Baumgarten, L ERA: 4.45	(1, 1)	1.0		3	0	0	0	0	1	0	0	0	0	0	2	6	0.00	1.000
Mike Proly, R ERA: 2.19	(2, 1)	6.0	L	26	6	5	4	1	1	0	0	0	0	0	27	31	6.00	1.167
Rich Wortham, L ERA: 4.4	(8, 1)	1.0		5	1	0	0	1	0	0	0	0	0	0	7	7	0.00	1.000

PITCHER	IP	WLS	BF	H	R	ER	SO	BB	IBB	HBP	BLK	WP	HR	S	P	ERA	WHIP

BOTTOM

Chicago White Sox @ Milwaukee Brewers

Milwaukee County Stadium, Milwaukee, WI

Wed May 14 1980, 8:05 PM EDT

Att. 11,232 - Unknown - 54 F

livebaseballscorecards.com

AB	30
R	5
H	7
RBI	4
BB	2
SO	2
LOB	14

WP: 0	PA: 34		
PB: 1			
SB: 1			
CS: 0			

Chicago White Sox @ Milwaukee Brewers

Milwaukee County Stadium, Milwaukee, WI

Thu May 15 1980, 4:33 AM EDT
Att. 22,733 - Unknown - 55 F

livebaseballscorecards.com

TOP

Batter	1	2	3	4	5	6	7	8	9	AB	R	H	RBI	BB	SO	LOB
Bob Molinaro, L (1, 7) OBP: 0.438, SLG: 0.556	F9	1B 1-2 1B		F2			1B 3B	F3		5	1	2	0	0	0	1
Thad Bosley, L (8, 7) OBP: 0.393, SLG: 0.346										0	0	0	0	0	0	0
Claudell Washington, L (1, 10) OBP: 0.351, SLG: 0.417	4-3	1-2 2-H 1B		S S S K			BB 6-3 2B 3-H 1B	2B 1B		5	1	3	2	0	1	1
Chet Lemon, R (1, 8) OBP: 0.363, SLG: 0.420	HR	F5			5-3		6-3 1-2	1-3 2B		5	1	2	1	0	0	3
Lamar Johnson, R (1, 3) OBP: 0.347, SLG: 0.468	1B 1B		F6		G6-4-3 1B		S S S K	F8		5	0	2	0	0	1	3
Mike Squires, L (8, 3) OBP: 0.441, SLG: 0.500										0	0	0	0	0	0	0
Harold Baines, L (1, 9) OBP: 0.308, SLG: 0.451	1-2 1B		1B		G6-4-3 1-2f		I I I I BB 2B IBB		G3	4	1	2	0	1	0	1
Jim Morrison, R (1, 4) OBP: 0.319, SLG: 0.480	F5		F7			S S S K	B B B B 1-2 2-3 2B BB		6-3	4	1	0	0	1	1	3
Marv Foley, L (1, 2) OBP: 0.286, SLG: 0.344		1-3	4-1			F7	1-H 2-H 3-H 2B		6-3	3	0	0	0	0	0	1
Wayne Nordhagen, R (7, PH) OBP: 0.397, SLG: 0.632										1	0	1	3	0	0	0
Bruce Kimm, R (7, 2) OBP: 0.366, SLG: 0.395										1	0	0	0	0	0	0
Junior Moore, R (1, 5) OBP: 0.298, SLG: 0.457		F2		5-3			3B	F8		4	0	1	0	0	0	1
Greg Pryor, R (1, 6) OBP: 0.257, SLG: 0.266		1B 1B 1B		1B			4-3		F6	4	1	2	0	0	0	1

	AB	41
	R	6
	H	15
	RBI	6
	BB	2
	SO	3
	LOB	15

Inning Stats	1	2	3	4	5	6	7	8	9	1B: 10	SF: 0	WP: 0	PA: 43
R:	1	1	0	0	0	0	4	0	0	2B: 2	SAC: 0	PB: 0	
E:	0	0	0	0	0	0	0	0	0	3B: 2	DP: 1	SB: 0	
K:	0	0	0	1	0	0	1	0	0	HR: 1	HBP: 0	CS: 0	
S:	6	6	4	6	3	6	8	5	3				
H:	3	3	1	1	1	1	3	2	0				
LOB:	2	2	1	1	0	1	1	2	0				
BB:	0	0	0	0	0	0	2	0	0				
P:	6	6	4	6	3	6	16	5	3				

PITCHER		IP	WLS	BF	H	R	ER	SO	BB	IBB	HBP	BLK	WP	HR	S	P	ERA	WHIP
Lary Sorensen, R ERA: 4.22	(1, 1)	6.2	L	33	12	6	6	3	1	1	0	0	0	1	37	45	8.10	1.950
Bob McClure, L ERA: 1.62	(7, 1)	0.1		2	1	0	0	0	0	0	0	0	0	0	2	2	0.00	3.000
Dan Boitano, R ERA: 6.75	(8, 1)	1.0		5	2	0	0	0	0	0	0	0	0	0	5	5	0.00	2.000
Jerry Augustine, L ERA: 5.87	(9, 1)	1.0		3	0	0	0	0	0	0	0	0	0	0	3	3	0.00	0.000

PITCHER	IP	WLS	BF	H	R	ER	SO	BB	IBB	HBP	BLK	WP	HR	S	P	ERA	WHIP

Batter	1	2	3	4	5	6	7	8	9	AB	R	H	RBI	BB	SO	LOB
Paul Molitor, R (1, 4) OBP: 0.443, SLG: 0.468	BBBB 4-0 G3 BLK BB		x 0-0 F9 ①		x 0-0 S 1B		x 0-0 FC5-4 1B		x 0-0 1B 2B 1B	4	1	3	0	1	0	0
Robin Yount, R (1, 6) OBP: 0.369, SLG: 0.586	x 0-0 F7 ①		x 0-0 1B		SSS 0-3 K ② 1-2		x 0-0 FC5-4 ② FC3-6 1-2f		x 0-0 2B HBP 1-2 1B	5	1	2	0	0	1	3
Cecil Cooper, L (1, 3) OBP: 0.374, SLG: 0.485 Mark Brouhard, R (9, 3) Dick Davis, R (9, PH) OBP: 0.328, SLG: 0.383	x 0-0 G3 ② 1-3		x 0-0 F7 ②		x 0-0 4-3 ③		x 0-0 FC3-6 ③ 1-2f		x 0-0 HBP 1-3 2-H 2B	4 0 1	0 0 0	0 0 1	0 0 1	0 0 0	0 0 0	4 0 0
Larry Hisle, R (1, 10) OBP: 0.414, SLG: 0.478	x 0-0 L8 ③		x 0-0 F9 ③			BBBB 4-0 SH3-4 1B FC6-5 BB		x 0-0 HR	BBBB 4-0 HBP BB	3	2	1	1	2	0	2
Ben Oglivie, L (1, 7) OBP: 0.441, SLG: 0.598		x 0-0 F9 ①		x 0-0 3-1 ①		x 0-0 FC6-5 SH3-4 1-2 1B		BBBB 4-0 G1-6-3 BB	H 1-0 1-2 2-3 3-H HBP	3	0	1	1	1	0	0
Sixto Lezcano, R (1, 9) OBP: 0.272, SLG: 0.410		BBBB 4-0 4-3 1B BB		x 0-0 F8 ②		x 0-0 SH3-4 ① 1-2 2-3		x 0-0 G1-6-3 ①② 1-2f	x 0-0 L7 ③	3	0	0	0	1	0	4
Jim Gantner, L (1, 5) OBP: 0.278, SLG: 0.343 Sal Bando, R (6, PH) OBP: 0.328, SLG: 0.386 (7, 5)		x 0-0 4-3 1-2 1B		BBBB 4-0 S BB		x 0-0 FC6-5 ② S 2-3 3-H		x 0-0 5-3 ③		1 2	0 0	1 0	0 1	1 0	0 0	0 1
Gorman Thomas, R (1, 8) OBP: 0.300, SLG: 0.369		x 0-0 4-3 ② 1-2 2-3		x 0-0 6-3 ③ 1-2		SSS 0-3 K ③ 1-2			SSS 0-3 K ①	4	0	0	0	0	2	4
Buck Martinez, R (1, 2) OBP: 0.275, SLG: 0.263 Charlie Moore, R (7, PH) OBP: 0.349, SLG: 0.298 (8, 2)		SSS 0-3 K ③			x 0-0 5-3 ①		x 0-0 F7 ①		x 0-0 F8 ②	2 2	0 0	0 0	0 0	0 0	1 0	2 0
Inning Stats	R: 0 H: 0 E: 0 LOB: 1 K: 0 BB: 1 S: 3 P: 7	R: 0 H: 1 E: 0 LOB: 2 K: 1 BB: 1 S: 6 P: 10	R: 0 H: 1 E: 0 LOB: 1 K: 0 BB: 0 S: 4 P: 4	R: 0 H: 0 E: 0 LOB: 1 K: 0 BB: 1 S: 3 P: 7	R: 0 H: 1 E: 0 LOB: 1 K: 1 BB: 0 S: 6 P: 6	R: 1 H: 1 E: 0 LOB: 1 K: 1 BB: 1 S: 6 P: 10	R: 0 H: 1 E: 0 LOB: 1 K: 0 BB: 0 S: 4 P: 4	R: 1 H: 1 E: 0 LOB: 0 K: 0 BB: 1 S: 3 P: 7	R: 2 H: 3 E: 0 LOB: 3 K: 1 BB: 1 S: 8 P: 13	1B: 7 SF: 0 2B: 1 SAC: 1 3B: 0 DP: 1 HR: 1 HBP: 1						WP: 0 PA: 42 PB: 0 SB: 3 CS: 0

PITCHER		IP	WLS	BF	H	R	ER	SO	BB	IBB	HBP	BLK	WP	HR	S	P	ERA	WHIP
Richard Dotson, R ERA: 3.99	(1, 1)	6.0	W	26	4	1	1	3	4	0	0	1	0	0	28	44	1.50	1.333
Ed Farmer, R ERA: 2.3	(7, 1)	2.2		14	5	3	3	1	2	0	0	0	0	1	14	22	10.12	2.625
Rich Wortham, L ERA: 4.4	(9, 1)	0.0		1	0	0	0	0	0	0	1	0	0	0	0	1	∞	∞
Randy Scarbery, R ERA: 4.95	(9, 1)	0.1	S	1	0	0	0	0	0	0	0	0	0	0	1	1	0.00	0.000

PITCHER	IP	WLS	BF	H	R	ER	SO	BB	IBB	HBP	BLK	WP	HR	S	P	ERA	WHIP

BOTTOM

Chicago White Sox @ Milwaukee Brewers

Milwaukee County Stadium, Milwaukee, WI

Thu May 15 1980, 4:33 AM EDT
Att. 22,733 - Unknown - 55 F

livebaseballscorecards.com

AB	34
R	4
H	9
RBI	4
BB	6
SO	4
LOB	20

Batter	1	2	3	4	5	6	7	8	9	AB	R	H	RBI	BB	SO	LOB
Julio Cruz, S (1, 4) OBP: 0.343, SLG: 0.254	L6		3-4 1-2 2-3		SH1-4 1-2	4-3		FC6 1-2f		4	0	0	0	0	0	6
Jim Anderson, R (1, 6) OBP: 0.351, SLG: 0.416 Joe Simpson, L (7, 7) OBP: 0.373, SLG: 0.409	1-3		PB 2-H 3-H 1B		6-3		E SH5-4 WP 1B		L6	4 1	1 0	2 0	2 0	0 0	0 0	1 0
Tom Paciorek, R (1, 7) OBP: 0.286, SLG: 0.423 Mario Mendoza, R (7, 6) OBP: 0.250, SLG: 0.421	K		F6 1-2		1-3		SH5-4 1-2		F3	3 1	0 0	0 0	0 0	0 0	1 0	2 0
Leon Roberts, R (1, 9) OBP: 0.333, SLG: 0.520		6-3	L5			FC6-4 1B	E6 WP 2-3		S 1B	5	0	2	0	0	0	2
Willie Horton, R (1, 10) OBP: 0.307, SLG: 0.264		HBP		K		FC6-4 1B 1-2f E	K		F9 1-2	4	1	0	0	0	2	4
Bill Stein, R (1, 3) OBP: 0.365, SLG: 0.434		F9		E4		E 1-2 1B	F8 2-3 3-H			4	0	1	0	0	0	2
Ted Cox, R (1, 5) OBP: 0.326, SLG: 0.309		4-3		4-3		E9 1-3 2-H		K		4	0	0	0	0	1	3
Rod Craig, S (1, 8) OBP: 0.284, SLG: 0.382			3-4 1B 1B 1B	6-3		IBB		F9		3	1	1	0	1	0	1
Larry Cox, R (1, 2) OBP: 0.250, SLG: 0.227			1-2 3-4 1B 1B		SH1-4 1B	K		FC6 1B		4	1	3	0	0	1	3
Inning Stats	R: 0 E: 0 K: 1 S: 5 H: 0 LOB: 0 BB: 0 P: 5	R: 0 E: 0 K: 0 S: 3 H: 0 LOB: 1 BB: 0 P: 4	R: 2 E: 0 K: 0 S: 6 H: 3 LOB: 1 BB: 0 P: 6	R: 0 E: 1 K: 1 S: 6 H: 0 LOB: 1 BB: 0 P: 6	R: 0 E: 0 K: 0 S: 4 H: 1 LOB: 1 BB: 0 P: 4	R: 1 E: 1 K: 1 S: 8 H: 2 LOB: 3 BB: 1 P: 12	R: 1 E: 1 K: 1 S: 7 H: 1 LOB: 1 BB: 0 P: 7	R: 0 E: 0 K: 1 S: 6 H: 1 LOB: 1 BB: 0 P: 6	R: 0 E: 0 K: 0 S: 4 H: 1 LOB: 1 BB: 0 P: 4	1B: 9 2B: 0 3B: 0 HR: 0 SF: 0 SAC: 2 DP: 0 HBP: 1						

TOP

Seattle Mariners @ Chicago White Sox

Comiskey Park, Chicago, IL

Fri May 16 1980, 8:05 PM EDT

Att. 12,689 - Unknown

livebaseballscorecards.com

AB	37
R	4
H	9
RBI	2
BB	1
SO	5
LOB	24

WP: 1 PA: 41
PB: 1
SB: 1
CS: 0

PITCHER		IP	WLS	BF	H	R	ER	SO	BB	IBB	HBP	BLK	WP	HR	S	P	ERA	WHIP
Steve Trout, L ERA: 3.76	(1, 1)	5.2	L	27	6	3	2	3	0	1	1	0	0	0	31	36	3.18	1.059
Randy Scarbery, R ERA: 4.24	(6, 1)	3.1		14	3	1	0	2	0	0	0	0	1	0	18	18	0.00	0.900

PITCHER	IP	WLS	BF	H	R	ER	SO	BB	IBB	HBP	BLK	WP	HR	S	P	ERA	WHIP

Batter	1	2	3	4	5	6	7	8	9	AB	R	H	RBI	BB	SO	LOB
Bob Molinaro, L (1, 10) OBP: 0.434, SLG: 0.541	F7		1B BB			5-3		K		2	0	0	0	1	0	0
Alan Bannister, R (8, PH) OBP: 0.255, SLG: 0.208										1	0	0	0	0	1	0
Claudell Washington, L (1, 7) OBP: 0.358, SLG: 0.421	K		1B			K		1B		4	0	2	1	0	2	0
Chet Lemon, R (1, 8) OBP: 0.353, SLG: 0.407	6-3		F7			4-3		F9		4	0	0	0	0	0	3
Lamar Johnson, R (1, 3) OBP: 0.344, SLG: 0.456		BB CS		3-1			F9		F9	3	0	0	0	1	0	0
Harold Baines, L (1, 9) OBP: 0.315, SLG: 0.462		K		1B CS			2B E		1-3	4	1	2	0	0	1	1
Jim Morrison, R (1, 4) OBP: 0.317, SLG: 0.468		F8		K			K		BB	3	0	0	0	1	2	3
Marv Foley, L (1, 2) OBP: 0.286, SLG: 0.344		CS	K		F7		E4		F9	0	0	0	0	0	0	0
Bruce Kimm, R (2, 2) OBP: 0.353, SLG: 0.380										3	0	0	0	0	1	0
Wayne Nordhagen, R (9, PH) OBP: 0.392, SLG: 0.623										1	0	0	0	0	0	1
Junior Moore, R (1, 5) OBP: 0.300, SLG: 0.449			BB 1B 1B		5-3		1-3			3	1	1	0	0	0	1
Greg Pryor, R (1, 6) OBP: 0.250, SLG: 0.258			K		K			K		3	0	0	0	0	3	1
Inning Stats	R: 0 E: 0 K: 1 S: 5 H: 0 LOB: 0 BB: 0 P: 5	R: 0 E: 0 K: 1 S: 4 H: 0 LOB: 0 BB: 1 P: 8	R: 1 E: 0 K: 2 S: 9 H: 2 LOB: 2 BB: 1 P: 13	R: 0 E: 0 K: 1 S: 5 H: 1 LOB: 0 BB: 0 P: 5	R: 0 E: 0 K: 1 S: 5 H: 0 LOB: 0 BB: 0 P: 5	R: 0 E: 0 K: 1 S: 5 H: 0 LOB: 0 BB: 0 P: 5	R: 1 E: 1 K: 1 S: 7 H: 1 LOB: 1 BB: 0 P: 7	R: 0 E: 0 K: 2 S: 8 H: 1 LOB: 1 BB: 0 P: 8	R: 0 E: 0 K: 0 S: 3 H: 0 LOB: 1 BB: 1 P: 7	1B: 4 2B: 1 3B: 0 HR: 0	SF: 0 SAC: 0 DP: 0 HBP: 0						

PITCHER		IP	WLS	BF	H	R	ER	SO	BB	IBB	HBP	BLK	WP	HR	S	P	ERA	WHIP
Jim Beattie, R ERA: 4.89	(1, 1)	5.0	W	18	3	1	1	6	2	0	0	0	0	0	28	36	1.80	1.000
Shane Rawley, L ERA: 4.03	(6, 1)	4.0	S	16	2	1	0	4	1	0	0	0	0	0	23	27	0.00	0.750

PITCHER	IP	WLS	BF	H	R	ER	SO	BB	IBB	HBP	BLK	WP	HR	S	P	ERA	WHIP

BOTTOM

Seattle Mariners @ Chicago White Sox

Comiskey Park, Chicago, IL

Fri May 16 1980, 8:05 PM EDT

Att. 12,689 - Unknown

livebaseballscorecards.com

AB	31
R	2
H	5
RBI	1
BB	3
SO	10
LOB	10

Batter	1	2	3	4	5	6	7	8	9	AB	R	H	RBI	BB	SO	LOB
Julio Cruz, S (1, 4) OBP: 0.324, SLG: 0.238	K		6-3 2-3			K	F9			4	0	0	0	0	2	2
Jim Anderson, R (1, 6) OBP: 0.339, SLG: 0.400	1-6-3		5-3			6-3			K	4	0	0	0	0	1	1
Dan Meyer, L (1, 7) OBP: 0.364, SLG: 0.411	K			F7			6-3		BB	3	0	0	0	1	1	0
Leon Roberts, R (1, 9) OBP: 0.330, SLG: 0.519		6-3		6-3			1B 2B		L5	4	0	1	0	0	0	1
Bruce Bochte, L (1, 3) OBP: 0.388, SLG: 0.457		K		4-3			G6-4-3 2-3 1B		K	4	0	1	0	0	2	1
Willie Horton, R (1, 10) OBP: 0.308, SLG: 0.259		FC5-4 BB			6-3		G6-4-3 1-2f			2	0	0	0	1	0	2
Ted Cox, R (1, 5) OBP: 0.323, SLG: 0.305		FC5-4 1-2f			F9			F9		1	0	0	0	0	0	1
Bill Stein, R (4, 5) OBP: 0.356, SLG: 0.423										2	0	0	0	0	0	0
Rod Craig, S (1, 8) OBP: 0.286, SLG: 0.391			F8		K			2B		3	0	1	0	0	1	0
Larry Cox, R (1, 2) OBP: 0.240, SLG: 0.217			E6 6-3			F7		6-3		3	0	0	0	0	0	1
Inning Stats	R: 0 E: 0 K: 2 S: 7 H: 0 LOB: 0 BB: 0 P: 7	R: 0 E: 0 K: 1 S: 5 H: 0 LOB: 1 BB: 1 P: 9	R: 0 E: 1 K: 0 S: 4 H: 0 LOB: 1 BB: 0 P: 4	R: 0 E: 0 K: 0 S: 3 H: 0 LOB: 0 BB: 0 P: 3	R: 0 E: 0 K: 1 S: 5 H: 0 LOB: 0 BB: 0 P: 5	R: 0 E: 0 K: 1 S: 5 H: 0 LOB: 0 BB: 0 P: 5	R: 0 E: 0 K: 0 S: 4 H: 2 LOB: 1 BB: 0 P: 4	R: 0 E: 0 K: 0 S: 4 H: 1 LOB: 1 BB: 0 P: 4	R: 0 E: 0 K: 2 S: 7 H: 0 LOB: 1 BB: 1 P: 11	1B: 1 2B: 2 3B: 0 HR: 0 SF: 0 SAC: 0 DP: 1 HBP: 0						

TOP

Seattle Mariners @ Chicago White Sox

Comiskey Park, Chicago, IL

Sat May 17 1980, 8:05 PM EDT

Att. 8,419 - Unknown

livebaseballscorecards.com

AB	30
R	0
H	3
RBI	0
BB	2
SO	7
LOB	9

PITCHER	IP	WLS	BF	H	R	ER	SO	BB	IBB	HBP	BLK	WP	HR	S	P	ERA	WHIP
Britt Burns, L (1, 1) ERA: 1.35	9.0	W	32	3	0	0	7	2	0	0	0	0	0	44	52	0.00	0.556

PITCHER	IP	WLS	BF	H	R	ER	SO	BB	IBB	HBP	BLK	WP	HR	S	P	ERA	WHIP

Batter	1	2	3	4	5	6	7	8	9	AB	R	H	RBI	BB	SO	LOB
Alan Bannister, R (1, 7) OBP: 0.259, SLG: 0.214	G5-4-3 1B		K			SH3-4 1-2	HBP 1-2 2-H 3-H 1B			2	0	1	0	0	1	1
Thad Bosley, L (7, PH) (8, 7) OBP: 0.414, SLG: 0.370										1	0	1	2	0	0	0
Junior Moore, R (1, 5) OBP: 0.302, SLG: 0.442	G5-4-3 1-2f		F8			1B 1B 2-3 1B	FC6-4 1-2 2-3 HBP			3	1	1	0	0	0	2
Bob Molinaro, L (7, PH) OBP: 0.440, SLG: 0.541										0	0	0	0	0	0	0
Kevin Bell, R (8, 5) OBP: 0.048, SLG: 0.048										0	0	0	0	0	0	0
Chet Lemon, R (1, 8) OBP: 0.350, SLG: 0.402	5-3			6-3		1B 1-2 1B	F4			4	0	1	0	0	0	3
Lamar Johnson, R (1, 3) OBP: 0.344, SLG: 0.453		F6		F7		FC5-4 1-2 2-H 1B	FC6-4 1-2f			3	0	1	1	0	0	0
Mike Squires, L (7, 3) OBP: 0.429, SLG: 0.483										1	0	0	0	0	0	3
Wayne Nordhagen, R (1, 10) OBP: 0.385, SLG: 0.616		K		F8		FC5-4 1-2f		2B		4	0	1	0	0	1	2
Claudell Washington, L (8, PR) OBP: 0.358, SLG: 0.421										0	0	0	0	0	0	0
Jim Morrison, R (1, 4) OBP: 0.315, SLG: 0.457		5-3			5-3		1B FC4-2-5 BB	F5		3	0	0	0	1	0	1
Bruce Kimm, R (1, 2) OBP: 0.360, SLG: 0.386			1B SF8 1B		F7		1B FC4-2-5 1-3 1B	4-3		4	2	2	0	0	0	1
Harold Baines, L (1, 9) OBP: 0.322, SLG: 0.459			1-3 1B		K		FC4-2-5 1B 1-2 3-H 1B	IBB		3	1	1	0	1	1	2
Greg Pryor, R (1, 6) OBP: 0.259, SLG: 0.270			SF8 3-H			1B SH3-4 1B	HBP 1B 1-2 2-3 1B	F8		3	0	2	1	0	0	2
Inning Stats	R: 0 E: 0 K: 0 S: 3 H: 1 LOB: 0 BB: 0 P: 3	R: 0 E: 0 K: 1 S: 5 H: 0 LOB: 0 BB: 0 P: 5	R: 1 E: 0 K: 1 S: 7 H: 2 LOB: 1 BB: 0 P: 7	R: 0 E: 0 K: 0 S: 3 H: 0 LOB: 0 BB: 0 P: 3	R: 0 E: 0 K: 1 S: 5 H: 0 LOB: 0 BB: 0 P: 5	R: 1 E: 0 K: 0 S: 6 H: 4 LOB: 2 BB: 0 P: 6	R: 2 E: 0 K: 0 S: 6 H: 3 LOB: 3 BB: 1 P: 11	R: 0 E: 0 K: 0 S: 4 H: 1 LOB: 2 BB: 1 P: 8		1B: 10 2B: 1 3B: 0 HR: 0	SF: 1 SAC: 1 DP: 1 HBP: 1						

BOTTOM

Seattle Mariners @ Chicago White Sox

Comiskey Park, Chicago, IL

Sat May 17 1980, 8:05 PM EDT

Att. 8,419 - Unknown

livebaseballscorecards.com

AB	31
R	4
H	11
RBI	4
BB	2
SO	3
LOB	17

PITCHER		IP	WLS	BF	H	R	ER	SO	BB	IBB	HBP	BLK	WP	HR	S	P	ERA	WHIP
Rick Honeycutt, L ERA: 2.81	(1, 1)	6.1	L	27	9	4	4	3	1	0	0	0	0	0	32	36	5.68	1.579
Dave Heaverlo, R ERA: 1.69	(7, 1)	1.2		9	2	0	0	0	0	1	1	0	0	0	7	12	0.00	1.200

PITCHER	IP	WLS	BF	H	R	ER	SO	BB	IBB	HBP	BLK	WP	HR	S	P	ERA	WHIP

Batter	1	2	3	4	5	6	7	8	9	AB	R	H	RBI	BB	SO	LOB
Julio Cruz, S (1, 4) OBP: 0.316, SLG: 0.235	1-3		6-3			S BB E 1B	F8		6-3	5	1	1	0	0	0	0
Jim Anderson, R (1, 6) OBP: 0.342, SLG: 0.394	BBBB FC4-6 BB		1B			F8	1-3		5-3	4	0	1	0	1	0	1
Dan Meyer, L (1, 10) OBP: 0.365, SLG: 0.431	FC4-6 1-2f		F9			BBBB E BB 1B 1-2 BB	HR		L3	4	2	1	1	1	0	2
Leon Roberts, R (1, 9) OBP: 0.328, SLG: 0.505	1-3			L5		BBBB E 1B 1-2 2-3 BB	6-3			3	1	0	0	1	0	1
Bruce Bochte, L (1, 3) OBP: 0.399, SLG: 0.467		FC4-6 1B		G6-4-3 1B		E4 F8 1B 1-2 2-3 3-H		FC5-4 1B		4	0	3	1	0	0	2
Joe Simpson, L (1, 8) OBP: 0.365, SLG: 0.400		FC4-6 1B 1-2f		G6-4-3 1-2f		BB 1B 1-2 2-H 3-H		FC5-4 6-3 2B 1-2f		2	0	0	0	0	0	2
Tom Paciorek, R (6, PH) (6, 7) OBP: 0.300, SLG: 0.429										2	1	1	2	0	0	1
Bill Stein, R (1, 5) OBP: 0.363, SLG: 0.427		G4-6-3 1B 1-2			G6-4-3 1B	F8 2-3		6-3 1-2		4	0	2	0	0	0	3
Rod Craig, S (1, 7) (6, 8) OBP: 0.294, SLG: 0.400		G4-6-3 1-2f			F8	BBBB 1-2 BB		2-H 2B		3	0	1	1	1	0	3
Bob Stinson, S (1, 2) OBP: 0.152, SLG: 0.119			F6		G6-4-3 1-2f	3-1		6-3		4	0	0	0	0	0	5
Inning Stats	R: 0 E: 0 K: 0 S: 3 H: 0 LOB: 1 BB: 1 P: 7	R: 0 E: 0 K: 0 S: 4 H: 2 LOB: 1 BB: 0 P: 4	R: 0 E: 0 K: 0 S: 4 H: 1 LOB: 1 BB: 0 P: 4	R: 0 E: 0 K: 0 S: 3 H: 1 LOB: 0 BB: 0 P: 3	R: 0 E: 0 K: 0 S: 3 H: 1 LOB: 0 BB: 0 P: 3	R: 3 E: 1 K: 0 S: 6 H: 2 LOB: 3 BB: 3 P: 18	R: 1 E: 0 K: 0 S: 4 H: 1 LOB: 0 BB: 0 P: 4	R: 1 E: 0 K: 0 S: 5 H: 2 LOB: 1 BB: 0 P: 5	R: 0 E: 0 K: 0 S: 3 H: 0 LOB: 0 BB: 0 P: 3	1B: 8 2B: 1 3B: 0 HR: 1	SF: 0 SAC: 0 DP: 3 HBP: 0						

PITCHER		IP	WLS	BF	H	R	ER	SO	BB	IBB	HBP	BLK	WP	HR	S	P	ERA	WHIP
Francisco Barrios, R ERA: 4.82	(1, 1)	5.1	W	20	6	1	1	0	1	0	0	0	0	0	19	23	1.69	1.312
Rich Wortham, L ERA: 4.99	(6, 1)	0.0		4	1	2	2	0	2	0	0	0	0	0	2	10	∞	∞
Mike Proly, R ERA: 2.33	(6, 1)	1.2		7	1	1	1	0	1	0	0	0	0	1	6	10	5.40	1.200
Ed Farmer, R ERA: 2.45	(8, 1)	2.0	S	8	2	1	1	0	0	0	0	0	0	0	8	8	4.50	1.000

PITCHER	IP	WLS	BF	H	R	ER	SO	BB	IBB	HBP	BLK	WP	HR	S	P	ERA	WHIP

TOP

Seattle Mariners @ Chicago White Sox

Comiskey Park, Chicago, IL

Sun May 18 1980, 4:33 AM EDT

Att. 24,625 - Unknown

livebaseballscorecards.com

AB	35
R	5
H	10
RBI	5
BB	4
SO	0
LOB	20

1B: 8	SF: 0	WP: 0	PA: 39
2B: 1	SAC: 0	PB: 0	
3B: 0	DP: 3	SB: 1	
HR: 1	HBP: 0	CS: 0	

Seattle Mariners @ Chicago White Sox

Comiskey Park, Chicago, IL

Sun May 18 1980, 4:33 AM EDT

Att. 24,625 - Unknown

BOTTOM

livebaseballscorecards.com

Batter	1	2	3	4	5	6	7	8	9	AB	R	H	RBI	BB	SO	LOB
Bob Molinaro, L (1, 10) OBP: 0.448, SLG: 0.545 Wayne Nordhagen, R (6, PH) OBP: 0.380, SLG: 0.608	0-0 1B 1B		0-0 CS 1B	0-0 F3 ②		0-0 F8 ①				3 1	0 0	2 0	0 0	0 0	0 0	2 0
Claudell Washington, L (1, 7) OBP: 0.345, SLG: 0.405 Alan Bannister, R (6, PH) OBP: 0.257, SLG: 0.212 (7, 7)	0-0 F9 ①		SSS 0-3 K ②③ 1-2	0-0 F5 ③		0-0 G3 ②				3 1	0 0	0 0	0 0	0 0	1 0	4 0
Chet Lemon, R (1, 8) OBP: 0.361, SLG: 0.408	0-0 FC6-4 ② 1-2 1B			0-0 2B HBP 1B	BBB 4-0 2B WP BB	0-0 5-3 ③				3	2	2	0	1	0	0
Lamar Johnson, R (1, 3) OBP: 0.348, SLG: 0.471 Mike Squires, L (8, 3) OBP: 0.429, SLG: 0.483	0-0 FC6-4 ③ 1-2f			0-0 HBP 1B 1-3 2B	0-0 WP 1-3 2B		0-0 F9 ①			4 0	1 0	2 0	0 0	0 0	0 0	1 0
Harold Baines, L (1, 9) OBP: 0.336, SLG: 0.477		0-0 SF8 3B		4-0 HBP 1B IBB	4-0 WP IBB		0-0 1-3 ②			2	2	1	0	2	0	0
Jim Morrison, R (1, 4) OBP: 0.313, SLG: 0.450		0-0 SF8 ① 3-H	H 1-0 1B 1B 1-2 2-3 3-H HBP	0-0 F8 ①		0-0 F9 ③				2	1	0	2	0	0	3
Junior Moore, R (1, 5) OBP: 0.298, SLG: 0.429	0-0 4-3 ②			0-0 1B 1-3 2-H 3-H 1B	SSS 0-3 K ② 1-2 2-3 3-H			0-0 1-3 ①		4	0	1	2	0	1	2
Bruce Kimm, R (1, 2) OBP: 0.355, SLG: 0.372	0-0 6-3 ③			SSS 0-3 K ①	BBBB 4-0 BB			0-0 6-3 ②		3	0	0	0	1	1	2
Greg Pryor, R (1, 6) OBP: 0.259, SLG: 0.269			0-0 4-3 ①	0-0 1-2 3-H 1B	0-0 F9 ③			0-0 5-3 ③		4	0	1	1	0	0	3
Inning Stats	R: 0 H: 2 E: 0 LOB: 1 K: 0 BB: 0 S: 4 P: 4	R: 1 H: 1 E: 0 LOB: 0 K: 0 BB: 0 S: 4 P: 4	R: 0 H: 1 E: 0 LOB: 0 K: 1 BB: 0 S: 5 P: 5	R: 4 H: 4 E: 0 LOB: 2 K: 1 BB: 1 S: 9 P: 14	R: 1 H: 1 E: 0 LOB: 3 K: 1 BB: 3 S: 6 P: 18	R: 0 H: 0 E: 0 LOB: 0 K: 0 BB: 0 S: 3 P: 3	R: 0 H: 0 E: 0 LOB: 0 K: 0 BB: 0 S: 3 P: 3	R: 0 H: 0 E: 0 LOB: 0 K: 0 BB: 0 S: 3 P: 3		1B: 6 SF: 1 2B: 2 SAC: 0 3B: 1 DP: 0 HR: 0 HBP: 1				WP: 1 PA: 36 PB: 0 SB: 0 CS: 1		

	AB	30
	R	6
	H	9
	RBI	5
	BB	4
	SO	3
	LOB	17

PITCHER		IP	WLS	BF	H	R	ER	SO	BB	IBB	HBP	BLK	WP	HR	S	P	ERA	WHIP
Rob Dressler, R ERA: 5.53	(1, 1)	3.0	L	16	7	5	5	1	0	1	1	0	0	0	16	21	15.00	2.333
Byron McLaughlin, R ERA: 9.0	(4, 1)	2.0		11	2	1	1	2	2	1	0	0	1	0	12	24	4.50	2.000
Dave Roberts, L ERA: 4.26	(6, 1)	3.0		9	0	0	0	0	0	0	0	0	0	0	9	9	0.00	0.000

PITCHER	IP	WLS	BF	H	R	ER	SO	BB	IBB	HBP	BLK	WP	HR	S	P	ERA	WHIP

Minnesota Twins @ Chicago White Sox

Comiskey Park, Chicago, IL

Mon May 19 1980, 8:05 PM EDT

Att. 9,272 - Unknown - 56 F

TOP

livebaseballscorecards.com

Batter	1	2	3	4	5	6	7	8	9	AB	R	H	RBI	BB	SO	LOB
Willie Norwood, R (1, 10) OBP: 0.200, SLG: 0.245	F6		FC6-4 1-2f			K		L9		4	0	0	0	0	1	1
Ken Landreaux, L (1, 7) OBP: 0.417, SLG: 0.500	G6-4-3 1B			K		K			BB 1B	4	0	2	0	0	2	0
Roy Smalley, S (1, 6) OBP: 0.352, SLG: 0.455	G6-4-3 1-2f			F8			F9		F6	4	0	0	0	0	0	2
Ron Jackson, R (1, 3) OBP: 0.274, SLG: 0.380		4-3		K			F9		K	1	0	0	0	0	0	0
Rob Wilfong, L (2, 4) OBP: 0.308, SLG: 0.426										1	0	0	0	0	1	0
Jose Morales, R (7, PH) OBP: 0.345, SLG: 0.444										1	0	0	0	0	0	0
(7, 3)																
Glenn Adams, L (9, PH) OBP: 0.347, SLG: 0.378										1	0	0	0	0	1	1
Pete Mackanin, R (1, 4)		3-1			4-3 2B		BB 1B		BB 1-2	2	0	1	0	1	0	0
(2, 3)																
(7, 4)																
Mike Cubbage, L (9, PH) OBP: 0.417, SLG: 0.434										0	0	0	0	1	0	0
Dave Edwards, R (1, 8) OBP: 0.326, SLG: 0.391		3-1			K		1B 1-2		K	3	0	1	0	0	1	1
Hosken Powell, L (9, PH) OBP: 0.357, SLG: 0.409										1	0	0	0	0	1	2
Bob Randall, R (1, 5) OBP: 0.267, SLG: 0.286			4-3		4-3 2-3		F8			3	0	0	0	0	0	3
Sal Butera, R (1, 2) OBP: 0.214, SLG: 0.154			F4		F9			F8		3	0	0	0	0	0	1
Rick Sofield, L (1, 9) OBP: 0.242, SLG: 0.398			BB FC6-4			F8		K		2	0	0	0	1	1	0
Inning Stats	R: 0 E: 0 K: 0 S: 3 H: 1 LOB: 0 BB: 0 P: 3	R: 0 E: 0 K: 0 S: 3 H: 0 LOB: 0 BB: 0 P: 3	R: 0 E: 0 K: 0 S: 3 H: 0 LOB: 1 BB: 1 P: 7	R: 0 E: 0 K: 2 S: 7 H: 0 LOB: 0 BB: 0 P: 7	R: 0 E: 0 K: 1 S: 6 H: 1 LOB: 1 BB: 0 P: 6	R: 0 E: 0 K: 2 S: 7 H: 0 LOB: 0 BB: 0 P: 7	R: 0 E: 0 K: 0 S: 4 H: 1 LOB: 2 BB: 1 P: 8	R: 0 E: 0 K: 1 S: 5 H: 0 LOB: 0 BB: 0 P: 5	R: 0 E: 0 K: 2 S: 8 H: 1 LOB: 2 BB: 1 P: 12	1B: 3 2B: 1 3B: 0 HR: 0 SF: 0 SAC: 0 DP: 1 HBP: 0	WP: 0 PB: 0 SB: 0 CS: 0 PA: 33					

	AB	30
	R	0
	H	4
	RBI	0
	BB	3
	SO	8
	LOB	11

PITCHER	IP	WLS	BF	H	R	ER	SO	BB	IBB	HBP	BLK	WP	HR	S	P	ERA	WHIP
Ken Kravec, L (1, 1) ERA: 6.57	8.0	W	29	4	0	0	6	2	0	0	0	0	0	39	47	0.00	0.750
Ed Farmer, R (9, 1) ERA: 2.37	1.0	S	4	0	0	0	2	1	0	0	0	0	0	7	11	0.00	1.000

PITCHER	IP	WLS	BF	H	R	ER	SO	BB	IBB	HBP	BLK	WP	HR	S	P	ERA	WHIP

Batter	1	2	3	4	5	6	7	8	9	AB	R	H	RBI	BB	SO	LOB
Alan Bannister, R (1, 7) OBP: 0.265, SLG: 0.233	K		2B		1B			FC6-4		4	0	2	1	0	1	1
Junior Moore, R (1, 5) OBP: 0.279, SLG: 0.400	6-3		L6-5		PO	6-3		1-3		4	0	0	0	0	0	3
Chet Lemon, R (1, 8) OBP: 0.360, SLG: 0.402	F8			1B BB		5-3				2	0	0	0	1	0	0
Lamar Johnson, R (1, 3) OBP: 0.348, SLG: 0.468 Mike Squires, L (9, 3) OBP: 0.429, SLG: 0.483		4-3		FC6 1B		F7				3 0	0 0	1 0	0 0	0 0	0 0	0 0
Wayne Nordhagen, R (1, 10) OBP: 0.366, SLG: 0.584		4-3		F2			K			3	0	0	0	0	1	2
Jim Morrison, R (1, 4) OBP: 0.307, SLG: 0.440		K		L9			F8			3	0	0	0	0	1	2
Bruce Kimm, R (1, 2) OBP: 0.354, SLG: 0.364			E SH 2B BB	FC6 1-2f			5-3			2	1	0	0	1	0	2
Harold Baines, L (1, 9) OBP: 0.331, SLG: 0.469			SH 2B 1-3 L6-5		L7			4-3		2	0	0	0	0	0	0
Greg Pryor, R (1, 6) OBP: 0.252, SLG: 0.262			F4		F8			E5 FC6-4		3	0	0	0	0	0	2
Inning Stats	R: 0 E: 0 K: 1 S: 5 H: 0 LOB: 0 BB: 0 P: 5	R: 0 E: 0 K: 1 S: 5 H: 0 LOB: 0 BB: 0 P: 5	R: 1 E: 1 K: 0 S: 4 H: 1 LOB: 1 BB: 1 P: 8	R: 0 E: 0 K: 0 S: 4 H: 1 LOB: 2 BB: 1 P: 8	R: 0 E: 0 K: 0 S: 3 H: 1 LOB: 0 BB: 0 P: 3	R: 0 E: 0 K: 0 S: 3 H: 0 LOB: 0 BB: 0 P: 3	R: 0 E: 0 K: 1 S: 5 H: 0 LOB: 0 BB: 0 P: 5	R: 0 E: 1 K: 0 S: 4 H: 0 LOB: 1 BB: 0 P: 4		1B: 2 2B: 2 3B: 0 HR: 0 SF: 0 SAC: 1 DP: 1 HBP: 0						

PITCHER	IP	WLS	BF	H	R	ER	SO	BB	IBB	HBP	BLK	WP	HR	S	P	ERA	WHIP
Jerry Koosman, L (1, 1) ERA: 4.76	8.0	L	29	3	1	1	3	2	0	0	0	0	0	33	41	1.12	0.625

PITCHER	IP	WLS	BF	H	R	ER	SO	BB	IBB	HBP	BLK	WP	HR	S	P	ERA	WHIP

BOTTOM

Minnesota Twins @ Chicago White Sox

Comiskey Park, Chicago, IL

Mon May 19 1980, 8:05 PM EDT

Att. 9,272 - Unknown - 56 F

livebaseballscorecards.com

AB	26
R	1
H	3
RBI	1
BB	2
SO	3
LOB	12

Batter	1	2	3	4	5	6	7	8	9	AB	R	H	RBI	BB	SO	LOB
Hosken Powell, L (1, 9) OBP: 0.347, SLG: 0.396	G3		L9		K		BB		G1-6-3 1-2f	3	0	0	0	0	1	1
Willie Norwood, R (7, PH) OBP: 0.211, SLG: 0.241 (7, 9)										1	0	0	0	1	0	2
Rob Wilfong, L (1, 4) OBP: 0.302, SLG: 0.417	K		SH5-3 1-2			1-3	F4			2	0	0	0	0	1	0
Pete Mackanin, R (7, PH) OBP: 0.324, SLG: 0.349 (7, 4)										1	0	0	0	0	0	1
Roy Smalley, S (1, 6) OBP: 0.355, SLG: 0.453	1B 1B		F8			2B BB	F6			3	1	1	0	1	0	2
Ken Landreaux, L (1, 7) OBP: 0.419, SLG: 0.507	1B 1-2			K		E WP 1-H 2B		G3		4	1	2	1	0	1	0
Rick Sofield, L (1, 8) OBP: 0.255, SLG: 0.427	1-3			FC5-2 3B		1B FC3-2 2-H 1B		F3		3	0	2	0	0	0	2
Dave Edwards, R (8, PH) OBP: 0.319, SLG: 0.383 (8, 8)										1	0	0	0	0	0	0
Glenn Adams, L (1, 10) OBP: 0.346, SLG: 0.375		K		FC5-2 3-H		FC3-2 1-3 1B		1-3		3	0	1	0	0	1	1
Ron Jackson, R (8, PH) OBP: 0.271, SLG: 0.375										1	0	0	0	0	0	0
Danny Goodwin, L (1, 3) OBP: 0.250, SLG: 0.242		F8		G3		FC3-2 1-2 3-H			6-3	3	0	0	0	0	0	3
John Castino, R (9, PH) OBP: 0.302, SLG: 0.377										1	0	0	0	0	0	0
Mike Cubbage, L (1, 5) OBP: 0.397, SLG: 0.411		K			F8	4-3			BB 1B	3	0	0	0	0	1	2
Jose Morales, R (9, PH) OBP: 0.367, SLG: 0.464										1	0	1	0	0	0	0
Butch Wynegar, S (1, 2) OBP: 0.326, SLG: 0.364			BB SH5-3		G3		K		G1-6-3 1-2 BB	2	0	0	0	2	1	0
Inning Stats	R: 0 E: 0 K: 1 S: 7 H: 2 LOB: 2 BB: 0 P: 7	R: 0 E: 0 K: 2 S: 7 H: 0 LOB: 0 BB: 0 P: 7	R: 0 E: 0 K: 0 S: 3 H: 0 LOB: 1 BB: 1 P: 7	R: 0 E: 0 K: 1 S: 6 H: 1 LOB: 1 BB: 0 P: 6	R: 0 E: 0 K: 1 S: 5 H: 0 LOB: 0 BB: 0 P: 5	R: 2 E: 1 K: 0 S: 6 H: 3 LOB: 2 BB: 1 P: 10	R: 0 E: 0 K: 1 S: 5 H: 0 LOB: 1 BB: 1 P: 9	R: 0 E: 0 K: 0 S: 3 H: 0 LOB: 0 BB: 0 P: 3	R: 0 E: 0 K: 0 S: 3 H: 1 LOB: 1 BB: 1 P: 7	1B: 5 2B: 1 3B: 1 HR: 0 SF: 0 SAC: 1 DP: 1 HBP: 0						

PITCHER		IP	WLS	BF	H	R	ER	SO	BB	IBB	HBP	BLK	WP	HR	S	P	ERA	WHIP
Richard Dotson, R ERA: 3.86	(1, 1)	6.0	W	26	6	2	2	5	2	0	0	0	1	0	34	42	3.00	1.333
Rich Wortham, L ERA: 4.64	(7, 1)	2.1		10	1	0	0	1	2	0	0	0	0	0	10	18	0.00	1.286
Ed Farmer, R ERA: 2.32	(9, 1)	0.2	S	1	0	0	0	0	0	0	0	0	0	0	1	1	0.00	0.000

PITCHER	IP	WLS	BF	H	R	ER	SO	BB	IBB	HBP	BLK	WP	HR	S	P	ERA	WHIP

TOP

Minnesota Twins @ Chicago White Sox

Comiskey Park, Chicago, IL

Tue May 20 1980, 8:05 PM EDT
Att. 12,864 - Unknown - 58 F

livebaseballscorecards.com

AB	32
R	2
H	7
RBI	1
BB	4
SO	6
LOB	14

WP: 1	PA: 37																	
PB: 0																		
SB: 0																		
CS: 0																		

Batter	1	2	3	4	5	6	7	8	9	AB	R	H	RBI	BB	SO	LOB
Alan Bannister, R (1, 7) OBP: 0.259, SLG: 0.226	4-3		6-3		F7		G3			3	0	0	0	0	0	0
Thad Bosley, L (7, PH) OBP: 0.400, SLG: 0.357 (8, 7)										1	0	0	0	0	0	1
Junior Moore, R (1, 5) OBP: 0.277, SLG: 0.381	2B WP BB		6-3		K			6-3		3	1	0	0	1	1	0
Chet Lemon, R (1, 8) OBP: 0.370, SLG: 0.437	1-3 1B 2B		K			1B 1B BB		HR		3	3	2	1	1	1	0
Lamar Johnson, R (1, 10) OBP: 0.345, SLG: 0.461	5-3 3-H			K		G5-3 1B 1-3 1B		4-3		4	0	1	0	0	1	1
Wayne Nordhagen, R (1, 9) OBP: 0.376, SLG: 0.588				L7						3	0	2	2	0	0	0
Harold Baines, L (6, PR) OBP: 0.328, SLG: 0.465 (7, 9)	2-H 1B					1-2 3-H 1B		4-3		1	0	0	0	0	0	0
Jim Morrison, R (1, 4) OBP: 0.307, SLG: 0.434	K			BB		G5-3 2-3f				2	0	0	0	1	1	3
Bruce Kimm, R (1, 2) OBP: 0.357, SLG: 0.360		G3-6-1 BB		5-3			G3			1	0	0	0	1	0	1
Bob Molinaro, L (7, PH) OBP: 0.443, SLG: 0.538										1	0	0	0	0	0	0
Marv Foley, L (8, 2) OBP: 0.286, SLG: 0.344										0	0	0	0	0	0	0
Mike Squires, L (1, 3) OBP: 0.395, SLG: 0.438		G3-6-1 1-2f			F8		F8			3	0	0	0	0	0	1
Greg Pryor, R (1, 6) OBP: 0.254, SLG: 0.264		5-3			F4		1B			3	0	1	0	0	0	0
Inning Stats	R: 2 E: 0 K: 1 S: 7 H: 2 LOB: 1 BB: 1 P: 11	R: 0 E: 0 K: 0 S: 2 H: 0 LOB: 0 BB: 1 P: 6	R: 0 E: 0 K: 1 S: 5 H: 0 LOB: 0 BB: 0 P: 5	R: 0 E: 0 K: 1 S: 5 H: 0 LOB: 1 BB: 1 P: 9	R: 0 E: 0 K: 0 S: 3 H: 0 LOB: 0 BB: 0 P: 3	R: 1 E: 0 K: 1 S: 6 H: 2 LOB: 1 BB: 1 P: 10	R: 0 E: 0 K: 0 S: 4 H: 1 LOB: 1 BB: 0 P: 4	R: 1 E: 0 K: 0 S: 4 H: 1 LOB: 0 BB: 0 P: 4		1B: 4 2B: 1 3B: 0 HR: 1 SF: 0 SAC: 0 DP: 2 HBP: 0						

PITCHER	IP	WLS	BF	H	R	ER	SO	BB	IBB	HBP	BLK	WP	HR	S	P	ERA	WHIP
Darrell Jackson, L (1, 1) ERA: 3.12	5.1	L	23	4	3	3	4	4	0	0	0	1	0	27	43	5.06	1.500
Doug Corbett, R (6, 1) ERA: 2.36	2.2		9	2	1	1	0	0	0	0	0	0	1	9	9	3.38	0.750

PITCHER	IP	WLS	BF	H	R	ER	SO	BB	IBB	HBP	BLK	WP	HR	S	P	ERA	WHIP

BOTTOM

Minnesota Twins @ Chicago White Sox

Comiskey Park, Chicago, IL

Tue May 20 1980, 8:05 PM EDT

Att. 12,864 - Unknown - 58 F

livebaseballscorecards.com

AB	28
R	4
H	6
RBI	3
BB	4
SO	4
LOB	7

Batter	1	2	3	4	5	6	7	8	9	AB	R	H	RBI	BB	SO	LOB
John Castino, R (1, 5) OBP: 0.325, SLG: 0.400	G1-5-3 1B		G5-4-3		SH5-4		FC3-6		SH3	4	0	4	0	0	0	0
Ken Landreaux, L (1, 7) OBP: 0.421, SLG: 0.503	G1-5-3		G5-4-3		SH5-4		FC3-6		BB	3	0	1	0	1	0	2
Roy Smalley, S (1, 6) OBP: 0.351, SLG: 0.444	G1-5-3		K		6-3				L7	5	0	1	1	0	1	5
Dave Edwards, R (1, 8) OBP: 0.300, SLG: 0.360	K			K	F4		K		2-5	3	0	0	0	0	2	2
Hosken Powell, L (7, PH) OBP: 0.343, SLG: 0.391 (7, 9)										1	0	0	0	0	1	2
Pete Mackanin, R (1, 4) OBP: 0.324, SLG: 0.348		5-3		6-3		1B FC6-4	K			3	1	1	0	0	0	0
Rob Wilfong, L (7, PH) OBP: 0.299, SLG: 0.412 (7, 4)										1	0	0	0	0	1	2
Jose Morales, R (1, 10) OBP: 0.382, SLG: 0.563		K		HR		FC6-4		4-3		4	1	2	1	0	1	0
Ron Jackson, R (1, 3) OBP: 0.284, SLG: 0.390										2	0	1	1	1	0	1
Mike Cubbage, L (6, PR) OBP: 0.391, SLG: 0.404 (6, 3)		2B		BB		FC6-4		K		1	0	0	0	0	1	0
Butch Wynegar, S (1, 2) OBP: 0.324, SLG: 0.355		FC4-6 BB		K		F8		F8		3	0	0	0	1	1	2
Rick Sofield, L (1, 9) OBP: 0.264, SLG: 0.424 (7, 8)		FC4-6			SH5-4 1B 6-3 BB	F8			2-5 SH3 1B	3	1	1	0	1	0	3
Inning Stats	R: 0 H: 2 E: 0 LOB: 1 K: 1 BB: 0 S: 6 P: 6	R: 0 H: 1 E: 0 LOB: 2 K: 1 BB: 1 S: 6 P: 10	R: 0 H: 1 E: 0 LOB: 0 K: 1 BB: 0 S: 5 P: 5	R: 1 H: 1 E: 0 LOB: 1 K: 2 BB: 1 S: 8 P: 12	R: 1 H: 1 E: 0 LOB: 1 K: 0 BB: 1 S: 4 P: 8	R: 1 H: 2 E: 0 LOB: 2 K: 0 BB: 0 S: 5 P: 5	R: 0 H: 2 E: 0 LOB: 2 K: 2 BB: 0 S: 9 P: 9	R: 0 H: 0 E: 0 LOB: 0 K: 1 BB: 0 S: 5 P: 5	R: 0 H: 1 E: 0 LOB: 2 K: 0 BB: 1 S: 3 P: 7	1B: 9 SF: 0 2B: 1 SAC: 2 3B: 0 DP: 2 HR: 1 HBP: 0						WP: 0 PA: 39 PB: 0 SB: 0 CS: 0	

PITCHER		IP	WLS	BF	H	R	ER	SO	BB	IBB	HBP	BLK	WP	HR	S	P	ERA	WHIP
Steve Trout, L ERA: 3.83	(1, 1)	6.1	L	30	10	3	3	5	3	0	0	0	0	1	37	49	4.26	2.053
Randy Scarbery, R ERA: 3.91	(7, 1)	2.0		7	1	0	0	3	0	0	0	0	0	0	13	13	0.00	0.500
Rich Wortham, L ERA: 4.54	(9, 1)	0.2		3	0	0	0	0	1	0	0	0	0	0	1	5	0.00	1.500

PITCHER	IP	WLS	BF	H	R	ER	SO	BB	IBB	HBP	BLK	WP	HR	S	P	ERA	WHIP

TOP

Minnesota Twins @ Chicago White Sox

Comiskey Park, Chicago, IL

Wed May 21 1980, 8:05 PM EDT

Att. 33,967 - Unknown - 65 F

livebaseballscorecards.com

AB	33
R	3
H	11
RBI	3
BB	4
SO	8
LOB	19

Minnesota Twins @ Chicago White Sox

Comiskey Park, Chicago, IL

Wed May 21 1980, 8:05 PM EDT

Att. 33,967 - Unknown - 65 F

BOTTOM

Batter	1	2	3	4	5	6	7	8	9	AB	R	H	RBI	BB	SO	LOB
Bob Molinaro, L (1, 7) OBP: 0.419, SLG: 0.506	5-3	4-3			4-3		F9		K	5	0	0	0	0	1	4
Junior Moore, R (1, 5) OBP: 0.275, SLG: 0.373	P3		6-3		1B			4-3		4	0	1	0	0	0	0
Chet Lemon, R (1, 8) OBP: 0.367, SLG: 0.428	BB		6-3		F9			F6		3	0	0	0	1	0	1
Lamar Johnson, R (1, 3) OBP: 0.349, SLG: 0.458	F8		1B			L7		BB FC6-4		3	0	1	0	1	0	1
Wayne Nordhagen, R (1, 10) OBP: 0.360, SLG: 0.560		6-3	F9			5-3		FC6-4 1-2f		4	0	0	0	0	0	2
Jim Morrison, R (1, 4) OBP: 0.318, SLG: 0.442		BB 1B 2B		BB G1-6-3		L5			2B 1B FC6-4	2	2	1	0	2	0	0
Harold Baines, L (1, 9) OBP: 0.317, SLG: 0.449		K		L3			4-3		F3	4	0	0	0	0	1	3
Bruce Kimm, R (1, 2) OBP: 0.363, SLG: 0.366		1B 2B 1-2		G1-6-3 1-2f			6-3		1B FC6-4 2-3	4	0	2	0	0	0	1
Alan Bannister, R (9, PR) OBP: 0.259, SLG: 0.226										0	0	0	0	0	0	0
Greg Pryor, R (1, 6) OBP: 0.262, SLG: 0.281		2B 1-3 2-H			6-3		1B		FC6-4 1-2f 3-H	4	0	2	2	0	0	1

	AB	33
	R	2
	H	7
	RBI	2
	BB	4
	SO	2
	LOB	13

livebaseballscorecards.com

Inning Stats	1	2	3	4	5	6	7	8	9	1B: 5	SF: 0	WP: 0	PA: 37
R	0	1	0	0	0	0	0	0	1	2B: 2	SAC: 0	PB: 0	
E	0	0	0	0	0	0	0	0	0	3B: 0	DP: 1	SB: 0	
K	0	1	0	0	0	0	0	1	1	HR: 0	HBP: 0	CS: 0	
S	3	7	4	2	4	3	4	3	7				
H	0	2	1	0	1	0	1	0	2				
LOB	1	2	1	0	1	0	1	1	1				
BB	1	1	0	0	0	0	0	0	0				
P	7	11	4	6	4	3	4	7	7				

PITCHER	IP	WLS	BF	H	R	ER	SO	BB	IBB	HBP	BLK	WP	HR	S	P	ERA	WHIP
Geoff Zahn, L (1, 1) ERA: 4.47	9.0	W	37	7	2	2	2	4	0	0	0	0	0	37	53	2.00	1.222

PITCHER	IP	WLS	BF	H	R	ER	SO	BB	IBB	HBP	BLK	WP	HR	S	P	ERA	WHIP

Batter	1	2	3	4	5	6	7	8	9	AB	R	H	RBI	BB	SO	LOB
Alan Bannister, R (1, 9) OBP: 0.250, SLG: 0.218	4-3			F9		F9		G5-4-3 1-2f		4	0	0	0	0	0	3
Junior Moore, R (1, 5) OBP: 0.268, SLG: 0.362	5-3			F4		1-2 2-3 BB			1-3	2	0	0	0	0	0	0
Kevin Bell, R (5, 5) OBP: 0.087, SLG: 0.045										1	0	0	0	1	0	0
Chet Lemon, R (1, 8) OBP: 0.364, SLG: 0.418	K			K		K			FC3-6 BB	3	0	0	0	1	3	3
Lamar Johnson, R (1, 3) OBP: 0.340, SLG: 0.444		F6			F9	F4			FC3-6 1-2f	4	0	0	0	0	0	4
Wayne Nordhagen, R (1, 10) OBP: 0.355, SLG: 0.557		5-3			2B		F9		4-3	4	0	1	0	0	0	1
Jim Morrison, R (1, 4) OBP: 0.313, SLG: 0.433		F6			F5		K			3	0	0	0	0	1	1
Claudell Washington, L (1, 7) OBP: 0.333, SLG: 0.390			4-3		K		4-3			3	0	0	0	0	1	1
Bruce Kimm, R (1, 2) OBP: 0.362, SLG: 0.365			6-3			BB 1B 1B		K G5-4-3		3	0	1	0	0	1	0
Greg Pryor, R (1, 6) OBP: 0.264, SLG: 0.282			F7			1-2 BB 1B		K		3	0	1	0	0	1	1
Inning Stats	R: 0 E: 0 K: 1 S: 5 H: 0 LOB: 0 BB: 0 P: 5	R: 0 E: 0 K: 0 S: 3 H: 0 LOB: 0 BB: 0 P: 3	R: 0 E: 0 K: 0 S: 3 H: 0 LOB: 0 BB: 0 P: 3	R: 0 E: 0 K: 1 S: 5 H: 0 LOB: 0 BB: 0 P: 5	R: 0 E: 0 K: 1 S: 6 H: 1 LOB: 1 BB: 0 P: 6	R: 0 E: 0 K: 1 S: 7 H: 2 LOB: 3 BB: 1 P: 11	R: 0 E: 0 K: 1 S: 5 H: 0 LOB: 0 BB: 0 P: 5	R: 0 E: 0 K: 2 S: 7 H: 0 LOB: 0 BB: 0 P: 7	R: 0 E: 0 K: 0 S: 3 H: 0 LOB: 1 BB: 1 P: 7	1B: 2 2B: 1 3B: 0 HR: 0 SF: 0 SAC: 0 DP: 1 HBP: 0						

PITCHER	IP	WLS	BF	H	R	ER	SO	BB	IBB	HBP	BLK	WP	HR	S	P	ERA	WHIP
Rick Honeycutt, L (1, 1) ERA: 2.59	5.0	W	17	2	0	0	3	0	0	0	0	0	0	23	23	0.00	0.400
Shane Rawley, L (6, 1) ERA: 3.0	4.0	S	15	1	0	0	4	2	0	0	0	0	0	21	29	0.00	0.750

PITCHER	IP	WLS	BF	H	R	ER	SO	BB	IBB	HBP	BLK	WP	HR	S	P	ERA	WHIP

TOP

Chicago White Sox @ Seattle Mariners

The Kingdome, Seattle, WA

Fri May 23 1980, 10:05 PM EDT

Att. 7,009 - Dome

livebaseballscorecards.com

AB	30
R	0
H	3
RBI	0
BB	2
SO	7
LOB	14

BOTTOM

Batter	1	2	3	4	5	6	7	8	9	AB	R	H	RBI	BB	SO	LOB
Larry Milbourne, S (1, 4) OBP: 0.174, SLG: 0.146	x 0-0 ① F7	x 0-0 ③ F7		x 0-0 ③ F8		x 0-0 1-H 2-H 3B		x 0-0 ① 4-3		5	0	1	2	0	0	2
Jim Anderson, R (1, 6) OBP: 0.331, SLG: 0.379	S S S 0-3 ② K		x 0-0 ① 6-3		S S S 0-3 ① K	H 1-0 HBP		x 0-0 ② F8		3	0	0	0	0	2	0
Joe Simpson, L (7, 7) OBP: 0.354, SLG: 0.388										1	0	0	0	0	0	0
Dan Meyer, L (1, 7) OBP: 0.376, SLG: 0.450	x 0-0 HR 2B		B B B 4-0 HR BB		x 0-0 BB 1B	x 0-0 ③ F5		x 0-0 ③ G3		3	2	2	0	1	0	2
Mario Mendoza, R (7, 6) OBP: 0.208, SLG: 0.348										1	0	0	0	0	0	0
Willie Horton, R (1, 10) OBP: 0.326, SLG: 0.313	x 0-0 2-H HR		x 0-0 ② F3		B B B B 4-0 G4-6-3 1-2 BB		x 0-0 FC5-4 BB SF7 1B			3	2	2	2	1	0	1
Tom Paciorek, R (1, 3) OBP: 0.351, SLG: 0.543	x 0-0 ③ F9		x 0-0 1-H HR		x 0-0 ② ③ G4-6-3 1-2f		B B B B 4-0 FC5-4 1-2 BB			2	1	1	2	0	0	0
Bruce Bochte, L (5, PH) OBP: 0.409, SLG: 0.504										1	0	0	0	1	0	2
(6, 3)																
Leon Roberts, R (1, 9) OBP: 0.328, SLG: 0.484		S S S 0-3 ① K	x 0-0 2B			x 0-0 SH1-3 3B 1B	x 0-0 ① FC5-4 SF7 1-2f 2-3 1B			4	2	2	0	0	1	2
Bill Stein, R (1, 5) OBP: 0.346, SLG: 0.438		x 0-0 E 1B	S S S 0-3 ③ K			x 0-0 ① SH1-3 1-2	x 0-0 ② SF7 1-2 3-H			2	0	1	1	0	1	1
Rod Craig, S (1, 8) OBP: 0.311, SLG: 0.418		x 0-0 ② F8		x 0-0 ① F9		4-0 3B IBB	x 0-0 E 2-H 1B			3	1	1	1	1	0	1
Larry Cox, R (1, 2) OBP: 0.244, SLG: 0.215		x 0-0 E5 1-2		x 0-0 ② F7		x 0-0 ② F5	x 0-0 ③ 1-3 1-2			4	0	0	0	0	0	4
Inning Stats	R: 2 H: 2 E: 0 LOB: 0 K: 1 BB: 0 S: 7 P: 7	R: 0 H: 1 E: 1 LOB: 2 K: 1 BB: 0 S: 7 P: 7	R: 2 H: 2 E: 0 LOB: 1 K: 1 BB: 1 S: 7 P: 11	R: 0 H: 0 E: 0 LOB: 0 K: 0 BB: 0 S: 3 P: 3	R: 0 H: 1 E: 0 LOB: 1 K: 1 BB: 1 S: 5 P: 9	R: 2 H: 2 E: 0 LOB: 2 K: 0 BB: 1 S: 5 P: 10	R: 2 H: 2 E: 1 LOB: 1 K: 0 BB: 0 S: 5 P: 9	R: 0 H: 0 E: 0 LOB: 0 K: 0 BB: 0 S: 3 P: 3		1B: 5 SF: 1 2B: 2 SAC: 1 3B: 1 DP: 1 HR: 2 HBP: 1						

PITCHER		IP	WLS	BF	H	R	ER	SO	BB	IBB	HBP	BLK	WP	HR	S	P	ERA	WHIP
Britt Burns, L ERA: 1.87	(1, 1)	4.1	L	22	6	4	4	4	2	0	0	0	0	2	28	36	8.31	1.846
Nardi Contreras, R ERA: 9.82	(5, 1)	3.2		17	4	4	4	0	1	1	1	0	0	0	14	23	9.82	1.364

PITCHER	IP	WLS	BF	H	R	ER	SO	BB	IBB	HBP	BLK	WP	HR	S	P	ERA	WHIP

Chicago White Sox @ Seattle Mariners

The Kingdome, Seattle, WA

Fri May 23 1980, 10:05 PM EDT

Att. 7,009 - Dome

livebaseballscorecards.com

AB	32
R	8
H	10
RBI	8
BB	4
SO	4
LOB	15

WP: 0 PA: 39
PB: 0
SB: 0
CS: 0

Chicago White Sox @ Seattle Mariners

The Kingdome, Seattle, WA

Sat May 24 1980, 10:05 PM EDT

Att. 24,048 - Dome

TOP

livebaseballscorecards.com

Batter	1	2	3	4	5	6	7	8	9	AB	R	H	RBI	BB	SO	LOB
Bob Molinaro, L (1, 10) OBP: 0.412, SLG: 0.529	L3		HR		G3			F3		4	1	1	1	0	0	1
Claudell Washington, L (1, 7) OBP: 0.341, SLG: 0.424	F9		BB CS			4-3		HR		3	1	1	1	1	0	0
Chet Lemon, R (1, 8) OBP: 0.367, SLG: 0.428	2B		6-3 1-2			G6-4-3 1B		4-3		4	0	2	0	0	0	1
Lamar Johnson, R (1, 3) OBP: 0.344, SLG: 0.449	K			BB G4-6-3		G6-4-3 1-2f			1B 2B	3	1	1	0	1	1	2
Harold Baines, L (1, 9) OBP: 0.308, SLG: 0.434		4-1		G4-6-3 1-2f			G3		F8	4	0	0	0	0	0	2
Jim Morrison, R (1, 4) OBP: 0.317, SLG: 0.451		HR		F7			BB		F6	3	1	1	1	1	0	1
Marv Foley, L (1, 2) OBP: 0.289, SLG: 0.324		4-3			BB G6-4-3		F7	1B 2-H		2	0	0	0	1	0	1
Wayne Nordhagen, R (9, PH) OBP: 0.362, SLG: 0.562										1	0	1	1	0	0	0
Alan Bannister, R (9, PR) OBP: 0.250, SLG: 0.218										0	0	0	0	0	0	0
Junior Moore, R (1, 5) OBP: 0.267, SLG: 0.356		L3			G6-4-3 1-2f		F9	1B 1-3		4	0	1	0	0	0	2
Greg Pryor, R (1, 6) OBP: 0.268, SLG: 0.286			K					F8	6-3	2	0	1	0	0	1	0
Thad Bosley, L (8, PH) OBP: 0.387, SLG: 0.345										1	0	0	0	0	0	0
Kevin Bell, R (8, 6) OBP: 0.087, SLG: 0.045										0	0	0	0	0	0	0
Mike Squires, L (9, PH) OBP: 0.395, SLG: 0.438										0	0	0	0	0	0	0
Bruce Kimm, R (9, PH) OBP: 0.358, SLG: 0.361					1B					1	0	0	0	0	0	2

	AB	32
	R	4
	H	9
	RBI	4
	BB	4
	SO	2
	LOB	12

Inning Stats	1	2	3	4	5	6	7	8	9
	R: 0 E: 0 K: 1 S: 6	H: 1 LOB: 1 BB: 0 P: 6	R: 1 E: 0 K: 0 S: 4	H: 1 LOB: 0 BB: 0 P: 4	R: 1 E: 0 K: 1 S: 5	H: 1 LOB: 0 BB: 1 P: 9	R: 0 E: 0 K: 0 S: 2	H: 0 LOB: 0 BB: 1 P: 6	R: 0 E: 0 K: 0 S: 3	H: 1 LOB: 1 BB: 1 P: 7	R: 0 E: 0 K: 0 S: 3	H: 1 LOB: 0 BB: 0 P: 3	R: 0 E: 0 K: 0 S: 3	H: 0 LOB: 1 BB: 1 P: 7	R: 1 E: 0 K: 0 S: 4	H: 1 LOB: 0 BB: 0 P: 4	R: 1 E: 0 K: 0 S: 6	H: 3 LOB: 2 BB: 0 P: 6

	1B: 4	SF: 0	WP: 0	PA: 36
	2B: 2	SAC: 0	PB: 0	
	3B: 0	DP: 3	SB: 0	
	HR: 3	HBP: 0	CS: 1	

PITCHER		IP	WLS	BF	H	R	ER	SO	BB	IBB	HBP	BLK	WP	HR	S	P	ERA	WHIP
Glenn Abbott, R ERA: 3.09	(1, 1)	6.1	W	24	5	2	2	2	4	0	0	0	0	2	24	40	2.84	1.421
Dave Heaverlo, R ERA: 4.12	(7, 1)	2.1		11	4	2	2	0	0	0	0	0	0	1	11	11	7.71	1.714
Dave Roberts, L ERA: 6.43	(9, 1)	0.1	S	1	0	0	0	0	0	0	0	0	0	0	1	1	0.00	0.000

PITCHER		IP	WLS	BF	H	R	ER	SO	BB	IBB	HBP	BLK	WP	HR	S	P	ERA	WHIP

Chicago White Sox @ Seattle Mariners

The Kingdome, Seattle, WA

Sat May 24 1980, 10:05 PM EDT

Att. 24,048 - Dome

livebaseballscorecards.com

BOTTOM

Batter	1	2	3	4	5	6	7	8	9	AB	R	H	RBI	BB	SO	LOB
Julio Cruz, S (1, 4) OBP: 0.315, SLG: 0.272	K		G3 SH1-3 2B 1B	SH1-4 1-2		SH5-4 1-2				2	1	1	0	0	1	0
Rod Craig, S (1, 8) OBP: 0.311, SLG: 0.416	1B 3-4-1 HR 1B		SH1-3 1-2	L5		F8				3	1	1	0	0	0	2
Dan Meyer, L (1, 7) OBP: 0.366, SLG: 0.436	3-4-1 1-2		G3 2-3	5-3		F8				4	0	0	0	0	0	4
Willie Horton, R (1, 10) OBP: 0.331, SLG: 0.328	HR 2-3 1B		1B 3-H 2B		F8		F9			4	2	2	1	0	0	0
Tom Paciorek, R (1, 9) OBP: 0.366, SLG: 0.615 Joe Simpson, L (8, 9) OBP: 0.354, SLG: 0.388	HR 1-H 3-H		WP BB 2-H 1B		1-3		F7			4 0	1 0	2 0	4 0	0 0	0 0	0 0
Bruce Bochte, L (1, 3) OBP: 0.411, SLG: 0.496	L5 3-H		B B B 4-0 1-3 BB		B B B 4-0 BB		G3			2	0	0	0	2	0	0
Bill Stein, R (1, 5) OBP: 0.351, SLG: 0.429 Larry Milbourne, S (8, PR) OBP: 0.174, SLG: 0.146 Ted Cox, R (9, 5) OBP: 0.323, SLG: 0.305		S S S 0-3 K	I I I 4-0 IBB		B B B 4-0 1-2 BB			E6 G3-6-3		2 0 0	0 0 0	0 0 0	0 0 0	2 0 0	1 0 0	0 0 0
Larry Cox, R (1, 2) OBP: 0.233, SLG: 0.205		6-3	S S S 0-3 K		F8			G3-6-3 1-2f		4	0	0	0	0	1	6
Mario Mendoza, R (1, 6) OBP: 0.250, SLG: 0.370		S S S 0-3 K		SH1-4 1B		SH5-4 1B		S S S 0-3 K		4	0	2	0	0	2	1
Inning Stats	R: 3 E: 0 K: 1 S: 8 H: 3 LOB: 0 BB: 0 P: 8	R: 0 E: 0 K: 2 S: 7 H: 0 LOB: 0 BB: 0 P: 7	R: 2 E: 0 K: 1 S: 8 H: 3 LOB: 3 BB: 2 P: 16	R: 0 E: 0 K: 0 S: 4 H: 1 LOB: 1 BB: 0 P: 4	R: 0 E: 0 K: 0 S: 3 H: 0 LOB: 2 BB: 2 P: 11	R: 0 E: 0 K: 0 S: 4 H: 1 LOB: 1 BB: 0 P: 4	R: 0 E: 0 K: 0 S: 3 H: 0 LOB: 0 BB: 0 P: 3	R: 0 E: 1 K: 1 S: 5 H: 0 LOB: 1 BB: 0 P: 5		1B: 6 2B: 1 3B: 0 HR: 1	SF: 0 SAC: 3 DP: 1 HBP: 0						

	AB	29
	R	5
	H	8
	RBI	5
	BB	4
	SO	5
	LOB	13

WP: 1 PB: 0 SB: 0 CS: 0 PA: 36

PITCHER		IP	WLS	BF	H	R	ER	SO	BB	IBB	HBP	BLK	WP	HR	S	P	ERA	WHIP
Ken Kravec, L ERA: 7.26	(1, 1)	2.2	L	15	6	5	5	3	1	0	0	0	1	1	20	24	16.88	2.625
Mike Proly, R ERA: 2.14	(3, 1)	3.1		15	2	0	0	1	2	1	0	0	0	0	14	26	0.00	1.200
Randy Scarbery, R ERA: 3.62	(7, 1)	2.0		6	0	0	0	1	0	0	0	0	0	0	8	8	0.00	0.000

PITCHER	IP	WLS	BF	H	R	ER	SO	BB	IBB	HBP	BLK	WP	HR	S	P	ERA	WHIP

Batter	1	2	3	4	5	6	7	8	9	AB	R	H	RBI	BB	SO	LOB
Jim Morrison, R (1, 4) OBP: 0.315, SLG: 0.453	S S S 0-3 ① K		x 0-0 ③ E8 SF8 1-H 2-H 2B		x 0-0 ③ 6-3		S S S 0-3 ③ K			4	1	1	2	0	2	1
Alan Bannister, R (1, 7) OBP: 0.242, SLG: 0.212	x 0-0 ② F9		x 0-0 ② SF8 3-H			x 0-0 ① 6-3		x 0-0 ① F7		3	0	0	1	0	0	0
Chet Lemon, R (1, 8) OBP: 0.371, SLG: 0.432	S S S 0-3 ③ K		S S S 0-3 ③ K			x 0-0 2B		B B B B 4-0 BB		3	0	1	0	1	2	0
Lamar Johnson, R (1, 3) OBP: 0.342, SLG: 0.440		x 0-0 ① 6-3		S S S 0-3 ① K		B B B B 4-0 BB		x 0-0 ② F8		3	0	0	0	1	1	1
Wayne Nordhagen, R (1, 9) OBP: 0.347, SLG: 0.538		S S S 0-3 ② K2-3		x 0-0 ② 6-3		x 0-0 ② F3		x 0-0 ③ F9		4	0	0	0	0	1	3
Junior Moore, R (1, 10) OBP: 0.266, SLG: 0.351		x 0-0 ③ F9		x 0-0 1B		x 0-0 ③ F2			S S S 0-3 ① K	4	0	1	0	0	1	2
Bruce Kimm, R (1, 2) OBP: 0.345, SLG: 0.347			S S S 0-3 ① K	x 0-0 ③ F9			x 0-0 ① 4-3		S S S 0-3 ② K	4	0	0	0	0	2	1
Greg Pryor, R (1, 6) OBP: 0.275, SLG: 0.301			x 0-0 E 1B 1B		x 0-0 ① F4		x 0-0 2B		S S S 0-3 ③ K	4	1	2	0	0	1	0
Kevin Bell, R (1, 5) OBP: 0.115, SLG: 0.080			x 0-0 1-2 E 1B		x 0-0 ② 4-3		S S S 0-3 ② K			3	1	1	0	0	1	1
Inning Stats	R: 0 E: 0 K: 2 S: 7 H: 0 LOB: 0 BB: 0 P: 7	R: 0 E: 0 K: 1 S: 5 H: 0 LOB: 0 BB: 0 P: 5	R: 3 E: 1 K: 2 S: 10 H: 3 LOB: 0 BB: 0 P: 10	R: 0 E: 0 K: 1 S: 6 H: 1 LOB: 1 BB: 0 P: 6	R: 0 E: 0 K: 0 S: 3 H: 0 LOB: 0 BB: 0 P: 3	R: 0 E: 0 K: 0 S: 4 H: 1 LOB: 2 BB: 1 P: 8	R: 0 E: 0 K: 2 S: 8 H: 1 LOB: 1 BB: 0 P: 8	R: 0 E: 0 K: 3 S: 3 H: 0 LOB: 1 BB: 1 P: 7	R: 0 E: 0 K: 3 S: 9 H: 0 LOB: 0 BB: 0 P: 9	1B: 3 2B: 3 3B: 0 HR: 0	SF: 1 SAC: 0 DP: 0 HBP: 0						

PITCHER	IP	WLS	BF	H	R	ER	SO	BB	IBB	HBP	BLK	WP	HR	S	P	ERA	WHIP
Floyd Bannister, L (1, 1) ERA: 2.73	9.0	W	35	6	3	2	11	2	0	0	0	0	0	55	63	2.00	0.889

PITCHER	IP	WLS	BF	H	R	ER	SO	BB	IBB	HBP	BLK	WP	HR	S	P	ERA	WHIP

TOP

Chicago White Sox @ Seattle Mariners

The Kingdome, Seattle, WA

Sun May 25 1980, 6:33 AM EDT

Att. 8,071 - Dome

livebaseballscorecards.com

AB	32
R	3
H	6
RBI	3
BB	2
SO	11
LOB	9

1B: 3	SF: 1	WP: 0	PA: 35
2B: 3	SAC: 0	PB: 0	
3B: 0	DP: 0	SB: 0	
HR: 0	HBP: 0	CS: 0	

BOTTOM

Chicago White Sox @ Seattle Mariners

The Kingdome, Seattle, WA

Sun May 25 1980, 6:33 AM EDT

Att. 8,071 - Dome

livebaseballscorecards.com

Batter	1	2	3	4	5	6	7	8	9	AB	R	H	RBI	BB	SO	LOB
Julio Cruz, S (1, 4) OBP: 0.323, SLG: 0.298	BBBB 4-0 BB S BB	x 0-0 ② FC3-2 BB S 2-3 3-H		x 0-0 1-H 2B 3B		x 0-0 ① SH5-4 1-2	x 0-0 ① FC6 1B 1-2f 3-H			3	1	1	2	1	0	3
Rod Craig, S (1, 8) Tom Paciorek, R (4, 9) OBP: 0.386, SLG: 0.619	x 0-0 ① F7	H 1-0 BB 1-2 HBP		SSS 0-3 ② K		x 0-0 HBP 1B 2-3 1B	x 0-0 ② 1-3 1B			1 3	0 1	0 2	0 0	0 1	0 1	1 1
Dan Meyer, L (1, 7) OBP: 0.367, SLG: 0.438	x 0-0 ② FC1 1-2	BBBB 4-0 1-2 2-3 3-H BB		x 0-0 3-H 2B		x 0-0 ② F8	x 0-0 ③ 1-3			4	0	1	2	1	0	4
Willie Horton, R (1, 10) OBP: 0.333, SLG: 0.320 Larry Milbourne, S (8, PR) OBP: 0.174, SLG: 0.146	BBBB 4-0 BB BB	x 0-0 ③ F3		x 0-0 ③ 6-3		H 1-0 1B 3B 1-2 HBP		SSS 0-3 K 1B		3 0	1 0	0 0	0 0	1 0	1 0	4 0
Bruce Bochte, L (1, 3) OBP: 0.417, SLG: 0.496	BBBB 4-0 1-2 2-3 BB	x 0-0 ① 3-1		x 0-0 1B SH1-4 1B		x 0-0 1-3 2-H 3-H 3B 1B	x 0-0 ① F7			4	1	2	2	1	0	1
Joe Simpson, L (1, 9) OBP: 0.359, SLG: 0.412 (4, 8)	SSS 0-3 ③ K	x 0-0 ② F8		x 0-0 ① SH1-4 1-2		x 0-0 1-H 3-H 3B	x 0-0 G6-4-3 1-2 1B			4	0	2	2	0	1	3
Ted Cox, R (1, 5) OBP: 0.320, SLG: 0.302 Bill Stein, R (8, 5) OBP: 0.348, SLG: 0.424		x 0-0 ① F3	x 0-0 ③ 6-3		x 0-0 G4-6-3 2-3 1B	SSS 0-3 ③ K		x 0-0 ②③ G6-4-3 1-2f		4 1	0 0	1 0	0 0	0 0	1 0	1 2
Larry Cox, R (1, 2) OBP: 0.245, SLG: 0.221	BBBB 4-0 2B FC3-2 BB			x 0-0 ① 6-3	x 0-0 ②③ G4-6-3 1-2f		x 0-0 1B FC6 2B			3	1	1	0	1	0	2
Mario Mendoza, R (1, 6) OBP: 0.344, SLG: 0.467		x 0-0 FC3-2 1-3 BB 2B		x 0-0 3B 1B		BBBB 4-0 1B SH5-4 1B BB	x 0-0 FC6 2-3 1B			3	3	3	0	1	0	0
Inning Stats	R: 0 E: 0 K: 1 S: 5 H: 0 LOB: 3 BB: 3 P: 17	R: 1 E: 0 K: 0 S: 4 H: 1 LOB: 3 BB: 2 P: 13	R: 0 E: 0 K: 0 S: 3 H: 0 LOB: 0 BB: 0 P: 3	R: 2 E: 0 K: 1 S: 8 H: 3 LOB: 1 BB: 0 P: 8	R: 0 E: 0 K: 0 S: 4 H: 2 LOB: 1 BB: 0 P: 4	R: 4 E: 0 K: 1 S: 8 H: 3 LOB: 1 BB: 1 P: 13	R: 1 E: 0 K: 0 S: 5 H: 3 LOB: 1 BB: 0 P: 5	R: 0 E: 0 K: 1 S: 6 H: 1 LOB: 2 BB: 0 P: 6		1B: 8 2B: 3 3B: 2 HR: 0	SF: 0 SAC: 2 DP: 2 HBP: 2			WP: 0 PB: 1 SB: 2 CS: 0	PA: 43	

	AB	33
	R	8
	H	13
	RBI	8
	BB	6
	SO	4
	LOB	22

PITCHER		IP	WLS	BF	H	R	ER	SO	BB	IBB	HBP	BLK	WP	HR	S	P	ERA	WHIP
Richard Dotson, R ERA: 4.07	(1, 1)	4.1		25	6	3	3	2	5	0	1	0	0	0	23	44	6.23	2.538
Randy Scarbery, R ERA: 4.13	(5, 1)	1.0	L	4	1	2	2	0	1	0	0	0	0	0	3	7	18.00	2.000
Rich Wortham, L ERA: 5.03	(6, 1)	0.1		4	2	2	2	0	0	0	1	0	0	0	3	4	54.00	6.000
Nardi Contreras, R ERA: 9.0	(6, 1)	1.1		6	3	1	1	1	0	0	0	0	0	0	8	8	6.75	2.250
Ed Farmer, R ERA: 2.25	(8, 1)	1.0		4	1	0	0	1	0	0	0	0	0	0	6	6	0.00	1.000

PITCHER		IP	WLS	BF	H	R	ER	SO	BB	IBB	HBP	BLK	WP	HR	S	P	ERA	WHIP

Batter	1	2	3	4	5	6	7	8	9	AB	R	H	RBI	BB	SO	LOB
Mike Squires, L (1, 3) OBP: 0.372, SLG: 0.405	G3		F8		K		1B 1-2 E 1B		4-3	5	1	1	0	0	1	2
Alan Bannister, R (1, 7) OBP: 0.266, SLG: 0.241	BBBB 4-0 FC4-6 BB		0-0 2B 2-H 1B			0-0 2B	0-0 E8 1-H 2-H 1B			3	1	3	2	1	0	0
Chet Lemon, R (1, 8) OBP: 0.368, SLG: 0.434	0-0 FC4-6 FC6-4 1-2f		0-0 2-H 2B			0-0 F7	0-0 5-3			4	0	1	1	0	0	3
Lamar Johnson, R (1, 10) OBP: 0.333, SLG: 0.428	0-0 FC6-4 1-2f		0-0 5-3			0-0 F8		0-0 6-3		4	0	0	0	0	0	2
Jim Morrison, R (1, 4) OBP: 0.308, SLG: 0.441		0-0 6-3		0-0 5-3			0-0 5-3	0-0 1-3		4	0	0	0	0	0	0
Wayne Nordhagen, R (1, 9) OBP: 0.347, SLG: 0.531 Harold Baines, L (7, PR) OBP: 0.313, SLG: 0.447 (7, 9)		0-0 6-3		0-0 F6			0-0 2B 1B	0-0 2B		3 1	0 1	1 1	0 0	0 0	0 0	0 0
Junior Moore, R (1, 5) OBP: 0.280, SLG: 0.375 Kevin Bell, R (7, 5) OBP: 0.111, SLG: 0.077	0-0 CS 1B			0-0 4-3			0-0 1-H SF8 2B	0-0 F2		3 1	1 0	2 0	1 0	0 0	0 0	0 1
Marv Foley, L (1, 2) OBP: 0.262, SLG: 0.297	0-0 CS 1-2		0-3 K		0-0 F8		0-0 SF8 3-H		0-0 F9	3	0	0	1	0	1	0
Greg Pryor, R (1, 6) OBP: 0.289, SLG: 0.323			0-0 1B 2B		0-0 CS 1B		0-0 1B 1B		0-0 L7	4	2	3	0	0	0	0
Inning Stats	R: 0 E: 0 K: 0 S: 3 H: 0 LOB: 1 BB: 1 P: 7	R: 0 E: 0 K: 0 S: 3 H: 1 LOB: 0 BB: 0 P: 3	R: 2 E: 0 K: 1 S: 8 H: 3 LOB: 1 BB: 0 P: 8	R: 0 E: 0 K: 0 S: 3 H: 0 LOB: 0 BB: 0 P: 3	R: 0 E: 0 K: 1 S: 5 H: 1 LOB: 0 BB: 0 P: 5	R: 0 E: 0 K: 0 S: 3 H: 1 LOB: 0 BB: 0 P: 3	R: 4 E: 1 K: 0 S: 8 H: 5 LOB: 2 BB: 0 P: 8	R: 0 E: 0 K: 0 S: 4 H: 1 LOB: 1 BB: 0 P: 4	R: 0 E: 0 K: 0 S: 3 H: 0 LOB: 0 BB: 0 P: 3	1B: 7 2B: 5 3B: 0 HR: 0 SF: 1 SAC: 0 DP: 0 HBP: 0						

PITCHER	IP	WLS	BF	H	R	ER	SO	BB	IBB	HBP	BLK	WP	HR	S	P	ERA	WHIP
Geoff Zahn, L (1, 1) ERA: 4.71	6.2	L	28	10	6	5	2	1	0	0	0	0	0	31	35	6.75	1.650
Mike Marshall, R (7, 1) ERA: 7.46	2.1		9	2	0	0	0	0	0	0	0	0	0	9	9	0.00	0.857
Mike Marshall, R (9, 1) ERA: 7.46	2.1		9	2	0	0	0	0	0	0	0	0	0	9	9	0.00	0.857

PITCHER	IP	WLS	BF	H	R	ER	SO	BB	IBB	HBP	BLK	WP	HR	S	P	ERA	WHIP

Chicago White Sox @ Minnesota Twins

Metropolitan Stadium, Bloomington , MI

Mon May 26 1980, 8:05 PM EDT

Att. 5,436 - Unknown - 80 F

TOP

AB	35
R	6
H	12
RBI	5
BB	1
SO	2
LOB	8

WP: 0 PB: 0 SB: 0 CS: 2 PA: 38

livebaseballscorecards.com

BOTTOM

Chicago White Sox @ Minnesota Twins

Metropolitan Stadium, Bloomington , MI

Mon May 26 1980, 8:05 PM EDT

Att. 5,436 - Unknown - 80 F

livebaseballscorecards.com

Batter	1	2	3	4	5	6	7	8	9	AB	R	H	RBI	BB	SO	LOB
John Castino, R (1, 5) OBP: 0.323, SLG: 0.388 Rob Wilfong, L (7, PH) OBP: 0.284, SLG: 0.381 (8, 4)	1-3	F7			G3		FC3-2 5-3 1B 1-2 2-3 3-Hf		BBBB 1B BB	3 1	0 0	0 0	0 0	0 1	0 0	2 3
Ken Landreaux, L (1, 7) OBP: 0.409, SLG: 0.481	4-3		F9		5-3		5-3 1-2 2-H 3-H 1B		FC3-6 1-3 1B	5	0	2	2	0	0	0
Roy Smalley, S (1, 6) OBP: 0.324, SLG: 0.403	FC5-4 1B		5-3		6-3		5-3 1-2 2-3		FC3-6 1-2f	5	0	1	0	0	0	4
Jose Morales, R (1, 10) OBP: 0.350, SLG: 0.526 Danny Goodwin, L (7, PH) OBP: 0.250, SLG: 0.244 (9, 3)	FC5-4 1-2f		2B			SSS K	3-1			3 1	0 0	1 0	0 0	0 0	1 0	1 2
Pete Mackanin, R (1, 4) OBP: 0.308, SLG: 0.329 (8, 5) Mike Cubbage, L (8, PH) OBP: 0.366, SLG: 0.375 (9, 5)		SSS K	4-3			1-6-3		G4-6-3 1B		3 1	0 0	0 1	0 0	0 0	1 0	1 0
Ron Jackson, R (1, 3) OBP: 0.287, SLG: 0.386 Glenn Adams, L (8, PH) OBP: 0.339, SLG: 0.364 Mike Marshall, R (9, 1)	5-3 1B 1B			SH1-4 1B		3-1		G4-6-3 1-2f		3 1 0	1 0 0	2 0 0	0 0 0	0 0 0	0 0 0	0 1 0
Butch Wynegar, S (1, 2) OBP: 0.322, SLG: 0.376	5-3 1-2		SH1-4 1-2				FC6 FC3-2 1B 1B	4-3		3	0	1	0	0	0	1
Dave Edwards, R (1, 8) OBP: 0.316, SLG: 0.357 Hosken Powell, L (9, PH) OBP: 0.336, SLG: 0.380	1B 2-H 1B		SSS K				FC3-2 E 1-2 1B 1B		4-3	3 1	1 0	2 0	1 0	0 0	1 0	1 0
Rick Sofield, L (1, 9) OBP: 0.261, SLG: 0.396	1-2 1B		SSS K				FC6 FC3-2 1-2 2-3 1B		SSS K	4	1	1	0	0	2	3

	AB	R	H	RBI	BB	SO	LOB
	37	3	11	3	1	5	19

Inning Stats	1	2	3	4	5	6	7	8	9
	R: 0 E: 0 K: 0 S: 4	R: 1 E: 0 K: 1 S: 8	R: 0 E: 0 K: 0 S: 4	R: 0 E: 0 K: 2 S: 8	R: 0 E: 0 K: 0 S: 3	R: 0 E: 0 K: 1 S: 5	R: 2 E: 1 K: 0 S: 7	R: 0 E: 0 K: 0 S: 3	R: 0 E: 0 K: 1 S: 6
	H: 1 LOB: 1 BB: 0 P: 4	H: 3 LOB: 2 BB: 0 P: 8	H: 1 LOB: 1 BB: 0 P: 4	H: 1 LOB: 1 BB: 0 P: 8	H: 0 LOB: 0 BB: 0 P: 3	H: 0 LOB: 0 BB: 0 P: 5	H: 3 LOB: 2 BB: 0 P: 7	H: 1 LOB: 0 BB: 0 P: 3	H: 1 LOB: 2 BB: 1 P: 10

	1B	SF	WP	PA
	10	0	0	39
	2B	SAC	PB	
	1	1	0	
	3B	DP	SB	
	0	1	0	
	HR	HBP	CS	
	0	0	0	

PITCHER		IP	WLS	BF	H	R	ER	SO	BB	IBB	HBP	BLK	WP	HR	S	P	ERA	WHIP
Steve Trout, L ERA: 3.74	(1, 1)	6.0	W	27	8	3	2	4	0	0	0	0	0	0	35	35	3.00	1.333
Ed Farmer, R ERA: 2.06	(7, 1)	3.0	S	12	3	0	0	1	1	0	0	0	0	0	13	17	0.00	1.333

PITCHER	IP	WLS	BF	H	R	ER	SO	BB	IBB	HBP	BLK	WP	HR	S	P	ERA	WHIP

Batter	1	2	3	4	5	6	7	8	9	AB	R	H	RBI	BB	SO	LOB
Mike Squires, L (1, 3) OBP: 0.383, SLG: 0.415	FC6-4 1B		4-3			F6		G6-4-3 1B		4	0	2	0	0	0	0
Alan Bannister, R (1, 7) OBP: 0.258, SLG: 0.233	FC6-4 S 1-2f			5-3		5-3		G6-4-3 1-2f		4	0	0	0	0	0	2
Chet Lemon, R (1, 8) OBP: 0.360, SLG: 0.423	F4			F9		F9			5-3	4	0	0	0	0	0	1
Lamar Johnson, R (1, 10) OBP: 0.343, SLG: 0.439	F9 1-2			2B			BBB SH1-4 HR BB		L6-3 1B	3	1	2	0	1	0	1
Jim Morrison, R (1, 4) OBP: 0.303, SLG: 0.432		5-3		K			SH1-4 1-2		L6-3 1-2	3	0	0	0	0	1	2
Wayne Nordhagen, R (1, 9) OBP: 0.356, SLG: 0.566 Harold Baines, L (7, 9) OBP: 0.313, SLG: 0.447		G4-6-3 1B			6-3		2-H HR			3 0	1 0	2 0	2 0	0 0	0 0	0 0
Junior Moore, R (1, 5) OBP: 0.282, SLG: 0.373 Kevin Bell, R (7, 5) OBP: 0.111, SLG: 0.077		G4-6-3 1-2f			1B		L1			3 0	0 0	1 0	0 0	0 0	0 0	1 0
Marv Foley, L (1, 2) OBP: 0.244, SLG: 0.275			F8		F8		3-1			3	0	0	0	0	0	1
Greg Pryor, R (1, 6) OBP: 0.283, SLG: 0.315			F3		F8			4-3		3	0	0	0	0	0	1
Inning Stats	R: 0 E: 0 K: 0 S: 4 H: 1 LOB: 1 BB: 0 P: 4	R: 0 E: 0 K: 0 S: 3 H: 1 LOB: 0 BB: 0 P: 3	R: 0 E: 0 K: 0 S: 3 H: 0 LOB: 0 BB: 0 P: 3	R: 0 E: 0 K: 1 S: 6 H: 1 LOB: 1 BB: 0 P: 6	R: 0 E: 0 K: 0 S: 4 H: 1 LOB: 1 BB: 0 P: 4	R: 0 E: 0 K: 0 S: 3 H: 0 LOB: 0 BB: 0 P: 3	R: 2 E: 0 K: 0 S: 4 H: 1 LOB: 0 BB: 1 P: 8	R: 0 E: 0 K: 0 S: 3 H: 1 LOB: 0 BB: 0 P: 3	R: 0 E: 0 K: 0 S: 3 H: 1 LOB: 0 BB: 0 P: 3	1B: 5 2B: 2 3B: 0 HR: 1	SF: 0 SAC: 1 DP: 3 HBP: 0						

PITCHER		IP	WLS	BF	H	R	ER	SO	BB	IBB	HBP	BLK	WP	HR	S	P	ERA	WHIP
Darrell Jackson, L (1, 1) ERA: 3.02		7.0	L	26	5	2	2	1	1	0	0	0	0	1	27	31	2.57	0.857
Doug Corbett, R (8, 1) ERA: 2.13		2.0		6	2	0	0	0	0	0	0	0	0	0	6	6	0.00	1.000

PITCHER	IP	WLS	BF	H	R	ER	SO	BB	IBB	HBP	BLK	WP	HR	S	P	ERA	WHIP

TOP

Chicago White Sox @ Minnesota Twins

Metropolitan Stadium, Bloomington , MI

Tue May 27 1980, 8:05 PM EDT

Att. 4,362 - Unknown - 86 F

livebaseballscorecards.com

AB	30
R	2
H	7
RBI	2
BB	1
SO	1
LOB	9

1B: 5	SF: 0	WP: 0	PA: 32
2B: 2	SAC: 1	PB: 0	
3B: 0	DP: 3	SB: 1	
HR: 1	HBP: 0	CS: 0	

BOTTOM

Chicago White Sox @ Minnesota Twins

Metropolitan Stadium, Bloomington , MI

Tue May 27 1980, 8:05 PM EDT

Att. 4,362 - Unknown - 86 F

livebaseballscorecards.com

Batter	1	2	3	4	5	6	7	8	9	AB	R	H	RBI	BB	SO	LOB
Roy Smalley, S (1, 6) OBP: 0.332, SLG: 0.405	F9		BBBB 4-0 PB BLK BB		0-0 1B 1-3 1B		0-0 1B		0-0 F7	4	0	2	0	1	0	2
Ken Landreaux, L (1, 7) OBP: 0.411, SLG: 0.479	0-0 F7		BBBB 4-0 PB 1-2 BB		0-0 1-3 1B		0-0 L7			3	0	1	0	1	0	1
Ron Jackson, R (1, 3) OBP: 0.286, SLG: 0.380	0-0 1B		0-0 F8		0-0 L7			0-0 F9		4	0	1	0	0	0	4
Jose Morales, R (1, 10) OBP: 0.341, SLG: 0.500	0-0 L5		0-0 6-3 1-2 2-3			0-0 1B		0-0 L4		4	0	1	0	0	0	3
John Castino, R (1, 5) OBP: 0.321, SLG: 0.383		0-0 L9		0-0 G5-4-3 1B		SSS 0-3 K		0-0 4-3		4	0	1	0	0	1	1
Pete Mackanin, R (1, 4) OBP: 0.305, SLG: 0.325		0-0 S 1B 1B		0-0 G5-4-3 1-2f		0-0 F6			0-0 1-3	4	0	1	0	0	0	2
Dave Edwards, R (1, 8) OBP: 0.311, SLG: 0.339		0-0 F9 1-2	SSS 0-3 K			0-0 F8			BBBB 4-0 1B BB	3	0	0	0	1	1	2
Hosken Powell, L (1, 9) OBP: 0.333, SLG: 0.375		0-0 2-H 1B			0-0 F5		0-0 6-3		SSS 0-3 K	4	0	1	0	0	1	1
Butch Wynegar, S (1, 2) OBP: 0.323, SLG: 0.375			SSS 0-3 K		0-0 1B 1B		SSS 0-3 K		0-0 1-3 1B	3	0	1	0	0	2	0
Willie Norwood, R (9, PH) OBP: 0.224, SLG: 0.255										1	0	1	0	0	0	0
Inning Stats	R: 0 E: 0 K: 0 S: 4 H: 1 LOB: 1 BB: 0 P: 4	R: 0 E: 0 K: 0 S: 4 H: 2 LOB: 2 BB: 0 P: 4	R: 0 E: 0 K: 1 S: 5 H: 0 LOB: 2 BB: 2 P: 13	R: 0 E: 0 K: 1 S: 5 H: 1 LOB: 0 BB: 0 P: 5	R: 0 E: 0 K: 0 S: 5 H: 3 LOB: 2 BB: 0 P: 5	R: 0 E: 0 K: 1 S: 6 H: 1 LOB: 1 BB: 0 P: 6	R: 0 E: 0 K: 1 S: 6 H: 1 LOB: 1 BB: 0 P: 6	R: 0 E: 0 K: 0 S: 3 H: 0 LOB: 0 BB: 0 P: 3	R: 0 E: 0 K: 1 S: 6 H: 1 LOB: 2 BB: 1 P: 10	1B: 10 2B: 0 3B: 0 HR: 0	SF: 0 SAC: 0 DP: 1 HBP: 0						

AB	34
R	0
H	10
RBI	0
BB	3
SO	5
LOB	16

WP: 0 PB: 1 SB: 1 CS: 0 PA: 37

PITCHER		IP	WLS	BF	H	R	ER	SO	BB	IBB	HBP	BLK	WP	HR	S	P	ERA	WHIP
Britt Burns, L ERA: 1.63	(1, 1)	8.2	W	36	10	0	0	5	3	0	0	1	0	0	43	55	0.00	1.500
Mike Proly, R ERA: 2.13	(9, 1)	0.1	S	1	0	0	0	0	0	0	0	0	0	0	1	1	0.00	0.000

PITCHER	IP	WLS	BF	H	R	ER	SO	BB	IBB	HBP	BLK	WP	HR	S	P	ERA	WHIP

Batter	1	2	3	4	5	6	7	8	9	AB	R	H	RBI	BB	SO	LOB
Mike Squires, L (1, 3) OBP: 0.365, SLG: 0.391	E4 G4-6-3			6-3	6-3		1B 1B		F7	5	0	1	0	0	0	4
Bob Molinaro, L (1, 7) OBP: 0.400, SLG: 0.511 Bruce Kimm, R (6, 2) OBP: 0.351, SLG: 0.353 Lamar Johnson, R (9, PH) OBP: 0.341, SLG: 0.436	G4-6-3 1-2f			F9		3-1	FC6-4 1-3 1B		F9	3 1 1	0 0 0	0 1 0	0 0 0	0 0 0	0 0 0	1 0 2
Thad Bosley, L (1, 8) OBP: 0.361, SLG: 0.324 (6, 7)	F8			F9		FC5-4 SSS	K 0-3		L7	5	0	1	0	0	1	4
Wayne Nordhagen, R (1, 10) OBP: 0.352, SLG: 0.553		5-3			SF7 1B 1B	FC5-4 1-2f HR	FC6-4 1-2f			4	2	1	0	0	0	3
Harold Baines, L (1, 9) OBP: 0.319, SLG: 0.472		4-3			1B 1-2 1B	HR 1-H		G3		4	2	2	2	0	0	0
Jim Morrison, R (1, 4) OBP: 0.307, SLG: 0.434		F6			1B 1-2 2-3	E5		K SSS 0-3		4	0	2	0	0	1	0
Marv Foley, L (1, 2) OBP: 0.234, SLG: 0.268 Chet Lemon, R (6, PH) OBP: 0.361, SLG: 0.420 (6, 8)			K SSS 0-3		SF7 3-H	IBB 4-0		5-3		1 1	0 0	0 0	1 0	0 1	1 0	0 0
Junior Moore, R (1, 5) OBP: 0.292, SLG: 0.379			K SSS 0-3		1B 1-2 2-H	4-3			1B	4	0	2	1	0	1	2
Greg Pryor, R (1, 6) OBP: 0.277, SLG: 0.308 Claudell Washington, L (9, PH) OBP: 0.348, SLG: 0.430			6-3		K SSS 0-3		6-3		1B 1-2	3 1	0 0	0 1	0 0	0 0	1 0	2 0
Inning Stats	R: 0 E: 1 K: 0 S: 3 H: 0 LOB: 0 BB: 0 P: 3	R: 0 E: 0 K: 0 S: 3 H: 0 LOB: 0 BB: 0 P: 3	R: 0 E: 0 K: 2 S: 7 H: 0 LOB: 0 BB: 0 P: 7	R: 0 E: 0 K: 0 S: 3 H: 0 LOB: 0 BB: 0 P: 3	R: 2 E: 0 K: 1 S: 9 H: 4 LOB: 2 BB: 0 P: 9	R: 2 E: 1 K: 0 S: 6 H: 3 LOB: 2 BB: 1 P: 10	R: 0 E: 0 K: 1 S: 7 H: 2 LOB: 2 BB: 0 P: 7	R: 0 E: 0 K: 1 S: 5 H: 0 LOB: 0 BB: 0 P: 5	R: 0 E: 0 K: 0 S: 5 H: 2 LOB: 2 BB: 0 P: 5	1B: 10 2B: 0 3B: 0 HR: 1 SF: 1 SAC: 0 DP: 1 HBP: 0						

PITCHER	IP	WLS	BF	H	R	ER	SO	BB	IBB	HBP	BLK	WP	HR	S	P	ERA	WHIP
Pete Redfern, R (1, 1) ERA: 3.09	5.2		24	7	4	4	3	0	0	0	0	0	1	30	30	6.35	1.235
Geoff Zahn, L (6, 1) ERA: 4.71	0.0		1	0	0	0	0	0	1	0	0	0	0	0	4	∞	∞
Mike Marshall, R (6, 1) ERA: 6.59	3.1	W	14	4	0	0	2	0	0	0	0	0	0	18	18	0.00	1.200

PITCHER	IP	WLS	BF	H	R	ER	SO	BB	IBB	HBP	BLK	WP	HR	S	P	ERA	WHIP

TOP

Chicago White Sox @ Minnesota Twins

Metropolitan Stadium, Bloomington , MI

Wed May 28 1980, 8:05 PM EDT

Att. 4,256 - Unknown - 83 F

livebaseballscorecards.com

AB	37
R	4
H	11
RBI	4
BB	1
SO	5
LOB	18

WP: 0 PB: 0 SB: 0 CS: 0 PA: 39

Batter	1	2	3	4	5	6	7	8	9	AB	R	H	RBI	BB	SO	LOB
Roy Smalley, S (1, 6) OBP: 0.333, SLG: 0.401	F3	F7			HBP		SH1-3 1B 1-2 1B	K		4	1	1	0	0	1	1
Ken Landreaux, L (1, 7) OBP: 0.413, SLG: 0.476	WP 1B 1B 1B	3-1			L7		SH1-3 1-2 2-3	FC4-6 IBB		3	1	1	0	1	0	1
Ron Jackson, R (1, 3) OBP: 0.287, SLG: 0.379 Mike Cubbage, L (7, PH) OBP: 0.370, SLG: 0.369 (8, 3)	1B WP 1-2 SF8 1B	5-3			F4		BB 1B FC6-4 IBB	FC4-6 1-2f		3 1	1 1	1 0	0 0	0 1	0 0	1 2
Jose Morales, R (1, 10) OBP: 0.362, SLG: 0.511 Willie Norwood, R (6, PR) OBP: 0.224, SLG: 0.255 Danny Goodwin, L (7, PH) OBP: 0.267, SLG: 0.262	BB 1-3 2-H 1B	5-3				G3-6-3 1B	FC6-4 BB 1-2 2-H 3-H 1B			3 0 1	0 0 0	2 0 1	1 0 2	0 0 0	0 0 0	0 0 0
Pete Mackanin, R (1, 4) OBP: 0.298, SLG: 0.321 Rob Wilfong, L (6, PH) OBP: 0.288, SLG: 0.377 (7, 4)	SF8 3-H	F8				G3-6-3 1-2f	FC6-4 1-2 2-3 BB			1 1	0 0	0 0	1 0	0 1	0 0	0 1
John Castino, R (1, 5) OBP: 0.333, SLG: 0.415	BB 1-2	HR				1B 1B	FC6-4 1-2f 2-3 3-H			3	1	2	2	1	0	2
Dave Edwards, R (1, 8) OBP: 0.302, SLG: 0.328 Rick Sofield, L (6, PH) OBP: 0.264, SLG: 0.398 (7, 8)	L4	G3				1-3 1B	4-3			2 2	0 0	0 1	0 0	0 0	0 0	2 2
Hosken Powell, L (1, 9) OBP: 0.331, SLG: 0.364		6-3		K		6-3		BB SH1-3 BB		3	0	0	0	1	1	2
Sal Butera, R (1, 2) OBP: 0.235, SLG: 0.188		F8			5-3		SH1-3 1B 1B 1B	SH1-3 1-2		3	1	1	0	0	0	0
Inning Stats	R: 2 H: 3 E: 0 LOB: 2 K: 0 BB: 1 S: 6 P: 10	R: 0 H: 0 E: 0 LOB: 0 K: 0 BB: 0 S: 3 P: 3	R: 0 H: 0 E: 0 LOB: 0 K: 0 BB: 0 S: 3 P: 3	R: 1 H: 1 E: 0 LOB: 0 K: 1 BB: 0 S: 6 P: 6	R: 0 H: 0 E: 0 LOB: 1 K: 0 BB: 0 S: 3 P: 4	R: 0 H: 3 E: 0 LOB: 2 K: 0 BB: 0 S: 5 P: 5	R: 3 H: 3 E: 0 LOB: 2 K: 0 BB: 2 S: 6 P: 14	R: 0 H: 0 E: 0 LOB: 2 K: 1 BB: 2 S: 5 P: 13		1B: 9 SF: 1 2B: 0 SAC: 2 3B: 0 DP: 1 HR: 1 HBP: 1						

PITCHER		IP	WLS	BF	H	R	ER	SO	BB	IBB	HBP	BLK	WP	HR	S	P	ERA	WHIP
Ken Kravec, L ERA: 7.05	(1, 1)	5.0		22	5	3	3	1	1	0	1	0	1	1	22	27	5.40	1.200
Mike Proly, R ERA: 2.68	(6, 1)	1.1	L	10	5	3	3	0	1	1	0	0	0	0	8	16	20.25	4.500
Ed Farmer, R ERA: 1.96	(7, 1)	1.2		7	0	0	0	1	1	1	0	0	0	0	7	15	0.00	0.600

PITCHER	IP	WLS	BF	H	R	ER	SO	BB	IBB	HBP	BLK	WP	HR	S	P	ERA	WHIP

BOTTOM

Chicago White Sox @ Minnesota Twins

Metropolitan Stadium, Bloomington , MI

Wed May 28 1980, 8:05 PM EDT

Att. 4,256 - Unknown - 83 F

livebaseballscorecards.com

AB	30
R	6
H	10
RBI	6
BB	5
SO	2
LOB	14

1B: 9	SF: 1	WP: 1	PA: 39
2B: 0	SAC: 2	PB: 0	
3B: 0	DP: 1	SB: 0	
HR: 1	HBP: 1	CS: 0	

Batter	1	2	3	4	5	6	7	8	9	AB	R	H	RBI	BB	SO	LOB
Mike Squires, L (1, 3) OBP: 0.393, SLG: 0.417	1-6-3		BBBB 4-0 CS BB			BBBB 4-0 3B BB		0-0 2B		2	1	1	0	2	0	0
Alan Bannister, R (1, 7) OBP: 0.250, SLG: 0.226	SSS 0-3 K		0-0 CS 1-2	0-0 F7		0-0 F6		0-0 6-3		4	0	0	0	0	1	3
Chet Lemon, R (1, 8) OBP: 0.359, SLG: 0.429	0-0 F4			0-0 F4		0-0 1-H 2-H 3B			0-0 F9	4	0	1	2	0	0	0
Lamar Johnson, R (1, 10) OBP: 0.333, SLG: 0.425		0-0 E5		0-0 F4		0-0 F8			0-0 F5	4	0	0	0	0	0	1
Jim Morrison, R (1, 4) OBP: 0.311, SLG: 0.432		SSS 0-3 K			SSS 0-3 K		0-0 FC6-4 1B		BBBB 4-0 BB	3	0	1	0	1	2	0
Wayne Nordhagen, R (1, 9) OBP: 0.348, SLG: 0.551		0-0 2B			0-0 F9		0-0 FC6-4 G6-3 1-2f		0-0 L3	4	0	1	0	0	0	2
Junior Moore, R (1, 5) OBP: 0.283, SLG: 0.367		SSS 0-3 K			SSS 0-3 K		0-0 G6-3 1-2f			3	0	0	0	0	2	2
Bruce Kimm, R (1, 2) OBP: 0.360, SLG: 0.356			0-0 5-3			BBBB 4-0 SH5-4 3B BB		0-0 G6-4-3 1B		2	1	1	0	1	0	0
Greg Pryor, R (1, 6) OBP: 0.273, SLG: 0.304			0-0 6-3			0-0 SH5-4 1-2		0-0 G6-4-3 1-2f		2	0	0	0	0	0	1
Inning Stats	R: 0 E: 0 K: 1 S: 5 H: 0 LOB: 0 BB: 0 P: 5	R: 0 E: 1 K: 2 S: 8 H: 1 LOB: 1 BB: 0 P: 8	R: 0 E: 0 K: 0 S: 2 H: 0 LOB: 0 BB: 1 P: 6	R: 0 E: 0 K: 0 S: 3 H: 0 LOB: 0 BB: 0 P: 3	R: 0 E: 0 K: 2 S: 7 H: 0 LOB: 0 BB: 0 P: 7	R: 2 E: 0 K: 0 S: 4 H: 1 LOB: 1 BB: 2 P: 12	R: 0 E: 0 K: 0 S: 3 H: 1 LOB: 0 BB: 0 P: 3	R: 0 E: 0 K: 0 S: 4 H: 2 LOB: 1 BB: 0 P: 4	R: 0 E: 0 K: 0 S: 3 H: 0 LOB: 1 BB: 1 P: 7	1B: 2 2B: 2 3B: 1 HR: 0	SF: 0 SAC: 1 DP: 2 HBP: 0						

PITCHER	IP	WLS	BF	H	R	ER	SO	BB	IBB	HBP	BLK	WP	HR	S	P	ERA	WHIP
Jerry Koosman, L (1, 1) ERA: 4.5	9.0	W	33	5	2	2	5	4	0	0	0	0	0	39	55	2.00	1.000

PITCHER	IP	WLS	BF	H	R	ER	SO	BB	IBB	HBP	BLK	WP	HR	S	P	ERA	WHIP

TOP

Chicago White Sox @ Minnesota Twins

Metropolitan Stadium, Bloomington , MI

Thu May 29 1980, 4:33 AM EDT
Att. 5,204 - Unknown - 80 F

livebaseballscorecards.com

AB	28
R	2
H	5
RBI	2
BB	4
SO	5
LOB	9

PA: 34
WP: 0
PB: 0
SB: 0
CS: 1

BOTTOM

Chicago White Sox @ Minnesota Twins

Metropolitan Stadium, Bloomington , MI

Thu May 29 1980, 4:33 AM EDT

Att. 5,204 - Unknown - 80 F

livebaseballscorecards.com

Batter	1	2	3	4	5	6	7	8	9	AB	R	H	RBI	BB	SO	LOB
Mike Cubbage, L (1, 3) OBP: 0.382, SLG: 0.388 Ron Jackson, R (7, PH) (8, 3) OBP: 0.282, SLG: 0.371	BBBB 4-0 SH1-4 BB		x 0-0 2B		x 0-0 F9 ③		x 0-0 4-3 ①	SSS 0-3 K ③		2	0	1	0	1	0	0
										2	0	0	0	0	1	3
Rick Sofield, L (1, 8) OBP: 0.266, SLG: 0.422	x 0-0 SH1-4 ① 1-2		x 0-0 F9 ③			x 0-0 4-3 ①	x 0-0 HR			3	1	1	1	0	0	1
Roy Smalley, S (1, 6) OBP: 0.342, SLG: 0.402	x 0-0 F7 ②			BBBB 4-0 1B SF8 BB		BBBB 4-0 1B 2B BB	x 0-0 G4-6-3 1B			2	2	1	0	2	0	1
Ken Landreaux, L (1, 7) OBP: 0.415, SLG: 0.477	x 0-0 G3 ③			x 0-0 SF8 1-3 1B		x 0-0 1-2 2B 1B	x 0-0 G4-6-3 ②③ 1-2f			4	0	2	0	0	0	2
Glenn Adams, L (1, 10) OBP: 0.339, SLG: 0.386 Jose Morales, R (8, PH) OBP: 0.375, SLG: 0.522 Willie Norwood, R (8, PR) OBP: 0.224, SLG: 0.255		x 0-0 F6 ①		x 0-0 SF8 ① 1-2 3-H		x 0-0 ② 1-H 2-H 1B 2B		x 0-0 1B SH5-4 1B		2	1	1	2	0	0	0
										1	0	1	0	0	0	0
										0	0	0	0	0	0	0
Hosken Powell, L (1, 9) OBP: 0.331, SLG: 0.364		x 0-0 L7 ②		x 0-0 F8 ②		x 0-0 S 2-H 1B 1B		x 0-0 SH5-4 ① 1-2		3	1	1	1	0	0	1
Rob Wilfong, L (1, 4) OBP: 0.289, SLG: 0.370 Pete Mackanin, R (7, 4) OBP: 0.294, SLG: 0.316		x 0-0 L4 ③		x 0-0 3-1 ③		BBBB 4-0 1B 1-2 BB		x 0-0 6-3 ②		2	0	0	0	1	0	1
										1	0	0	0	0	0	2
John Castino, R (1, 5) OBP: 0.338, SLG: 0.413			SSS 0-3 K ①		x 0-0 L9 ①	x 0-0 1-2 2-H 1B		III 4-0 1B IBB		3	0	1	1	1	1	0
Sal Butera, R (1, 2) OBP: 0.238, SLG: 0.200			x 0-0 F8 ②		x 0-0 F4 ②	x 0-0 F3 ③		x 0-0 1-2 2-3 1B		4	0	1	0	0	0	2
Inning Stats	R: 0 H: 0 E: 0 LOB: 1 K: 0 BB: 1 S: 3 P: 7	R: 0 H: 0 E: 0 LOB: 0 K: 0 BB: 0 S: 3 P: 3	R: 0 H: 1 E: 0 LOB: 1 K: 1 BB: 0 S: 6 P: 6	R: 1 H: 1 E: 0 LOB: 1 K: 0 BB: 1 S: 4 P: 8	R: 0 H: 0 E: 0 LOB: 0 K: 0 BB: 0 S: 3 P: 3	R: 3 H: 4 E: 0 LOB: 2 K: 0 BB: 2 S: 6 P: 14	R: 1 H: 2 E: 0 LOB: 0 K: 0 BB: 0 S: 4 P: 4	R: 0 H: 2 E: 0 LOB: 3 K: 1 BB: 1 S: 7 P: 11		1B: 7 SF: 1 2B: 2 SAC: 2 3B: 0 DP: 1 HR: 1 HBP: 0						

	AB	29
	R	5
	H	10
	RBI	5
	BB	5
	SO	2
	LOB	13

PITCHER		IP	WLS	BF	H	R	ER	SO	BB	IBB	HBP	BLK	WP	HR	S	P	ERA	WHIP
Richard Dotson, R ERA: 4.31	(1, 1)	5.2	L	26	6	4	4	1	4	0	0	0	0	0	24	40	6.35	1.765
Randy Scarbery, R ERA: 4.08	(6, 1)	0.1		1	0	0	0	0	0	0	0	0	0	0	1	1	0.00	0.000
Ross Baumgarten, L ERA: 4.55	(7, 1)	1.1		6	3	1	1	0	0	0	0	0	0	1	6	6	6.75	2.250
Nardi Contreras, R ERA: 7.94	(8, 1)	0.2		4	1	0	0	1	0	1	0	0	0	0	5	9	0.00	1.500

PITCHER	IP	WLS	BF	H	R	ER	SO	BB	IBB	HBP	BLK	WP	HR	S	P	ERA	WHIP

Batter	1	2	3	4	5	6	7	8	9	AB	R	H	RBI	BB	SO	LOB
Jim Morrison, R (1, 4) OBP: 0.316, SLG: 0.446	0-0 1B SF9 2B		0-0 ② 5-3			0-0 ② L8		0-0 2B		4	1	2	0	0	0	0
Mike Squires, L (1, 3) OBP: 0.400, SLG: 0.412	0-0 2-3 1B		0-0 ③ 4-3			1-0 FC5-4 HBP		0-0 ③ 5-3		3	0	1	0	0	0	1
Chet Lemon, R (1, 8) OBP: 0.351, SLG: 0.421	0-0 ① SF9 3-H			0-0 ① F7		0-0 ③ FC5-4 1-2f			0-0 ① 6-3	3	0	0	1	0	0	1
Lamar Johnson, R (1, 10) OBP: 0.337, SLG: 0.452	0-0 ② P4			0-0 ② F7			0-0 HR		0-0 2B	4	1	2	1	0	0	1
Wayne Nordhagen, R (1, 7) OBP: 0.345, SLG: 0.541	0-0 ③ F7			0-3 ③ K			0-0 G6-4-3 1B		0-3 ② K	4	0	1	0	0	2	2
Kevin Bell, R (1, 5) OBP: 0.097, SLG: 0.067		0-3 ① K			0-0 ① 5-3		0-0 ①② G6-4-3 1-2f		0-0 ③ F9	4	0	0	0	0	1	2
Harold Baines, L (1, 9) OBP: 0.312, SLG: 0.462		0-0 ② F9			0-0 ② 4-3		0-0 ③ F9			3	0	0	0	0	0	0
Greg Pryor, R (1, 6) OBP: 0.267, SLG: 0.297		0-0 ③ 6-3			0-0 ③ 5-3			0-0 ① P6		3	0	0	0	0	0	0
Marv Foley, L (1, 2) OBP: 0.220, SLG: 0.250			0-0 ① 4-3			0-0 ① 1-4-3		0-0 ② G3		3	0	0	0	0	0	0
Inning Stats	R: 1 H: 2 E: 0 LOB: 1 K: 0 BB: 0 S: 5 P: 5	R: 0 H: 0 E: 0 LOB: 0 K: 1 BB: 0 S: 5 P: 5	R: 0 H: 0 E: 0 LOB: 0 K: 0 BB: 0 S: 3 P: 3	R: 0 H: 0 E: 0 LOB: 0 K: 1 BB: 0 S: 5 P: 5	R: 0 H: 0 E: 0 LOB: 0 K: 0 BB: 0 S: 3 P: 3	R: 0 H: 0 E: 0 LOB: 1 K: 0 BB: 0 S: 3 P: 4	R: 1 H: 2 E: 0 LOB: 0 K: 0 BB: 0 S: 4 P: 4	R: 0 H: 1 E: 0 LOB: 1 K: 0 BB: 0 S: 4 P: 4	R: 0 H: 1 E: 0 LOB: 1 K: 1 BB: 0 S: 6 P: 6	1B: 2 SF: 1 2B: 3 SAC: 0 3B: 0 DP: 1 HR: 1 HBP: 1						

TOP

Chicago White Sox @ Kansas City Royals

Royals Stadium, Kansas City, MO

Fri May 30 1980, 8:05 PM EDT
Att. 26,550 - Unknown - 80 F

livebaseballscorecards.com

AB	31
R	2
H	6
RBI	2
BB	0
SO	3
LOB	7

PITCHER		IP	WLS	BF	H	R	ER	SO	BB	IBB	HBP	BLK	WP	HR	S	P	ERA	WHIP
Larry Gura, L ERA: 1.89	(1, 1)	9.0	W	33	6	2	2	3	0	0	1	0	0	1	38	39	2.00	0.667

PITCHER	IP	WLS	BF	H	R	ER	SO	BB	IBB	HBP	BLK	WP	HR	S	P	ERA	WHIP

BOTTOM

Chicago White Sox @ Kansas City Royals

Royals Stadium, Kansas City, MO

Fri May 30 1980, 8:05 PM EDT

Att. 26,550 - Unknown - 80 F

livebaseballscorecards.com

Batter	1	2	3	4	5	6	7	8	9	AB	R	H	RBI	BB	SO	LOB
Willie Wilson, S (1, 7) OBP: 0.341, SLG: 0.389	BBBB 4-0 S 4-3 BB	SSS 0-3 ③ K 1-2		x 0-0 ① FC1-6 BB S SF9 1-2f	x 0-0 ③ 5-3		H 1-0 FC6-4 HBP			3	2	0	0	1	1	3
U L Washington, S (1, 6) OBP: 0.348, SLG: 0.382	x 0-0 ① 4-3 1-H		x 0-0 E4 S 1B	BBBB 4-0 BB 1-2 BB		x 0-0 1B FC6-5 1B	x 0-0 ③ FC6-4 1-2f			4	1	2	1	1	0	1
George Brett, L (1, 5) OBP: 0.370, SLG: 0.504	SSS 0-3 ② K		x 0-0 ① E4 BB E 1-3	BBBB 4-0 1-2 2-3 BB		x 0-0 FC6-5 BB 1-3 1B		x 0-0 G5-4-3 1B		4	1	2	0	1	1	1
Amos Otis, R (1, 8) OBP: 0.238, SLG: 0.176	BBBB 4-0 HR BB		BBBB 4-0 E 1-2 BB	x 0-0 ② SF9 3-H		SSS 0-3 ① K		x 0-0 ① ② G5-4-3 1-2f		2	2	0	1	2	1	3
Darrell Porter, L (1, 10) OBP: 0.351, SLG: 0.482	x 0-0 1-H HR		x 0-0 E8 E 1-3 2-H	x 0-0 ③ L7		BBBB 4-0 FC6-5 1-2 BB		x 0-0 ③ P6		4	2	1	2	1	0	3
John Wathan, R (1, 2) OBP: 0.405, SLG: 0.437	x 0-0 ③ 6-3		x 0-0 E8 1B 2-H 3-H 1B		x 0-0 ① 4-3	x 0-0 ② FC6-5 1-2 2-3f 3-H				4	0	1	3	0	0	2
Willie Aikens, L (1, 3) OBP: 0.354, SLG: 0.351		x 0-0 ① F9	x 0-0 G1-6-3 2-3 1B		x 0-0 2B 2B	SSS 0-3 ③ K				4	1	2	0	0	1	2
Frank White, R (1, 4) OBP: 0.311, SLG: 0.362		x 0-0 ② 4-3	x 0-0 ② ③ G1-6-3 1-2f		x 0-0 2-H 2B		x 0-0 ① F9			4	0	1	1	0	0	2
Rusty Torres, S (1, 9) OBP: 0.375, SLG: 0.200		BBBB 4-0 S BB		BBBB 4-0 FC1-6 BB	x 0-0 ② F9		x 0-0 ② 3-1			2	0	0	0	2	0	1
Inning Stats	R: 3 H: 1 E: 0 LOB: 0 K: 1 BB: 2 S: 6 P: 14	R: 0 H: 0 E: 0 LOB: 1 K: 1 BB: 1 S: 5 P: 9	R: 3 H: 3 E: 3 LOB: 1 K: 0 BB: 1 S: 6 P: 10	R: 1 H: 0 E: 0 LOB: 2 K: 0 BB: 3 S: 3 P: 15	R: 1 H: 2 E: 0 LOB: 1 K: 0 BB: 0 S: 5 P: 5	R: 1 H: 2 E: 0 LOB: 2 K: 2 BB: 1 S: 9 P: 13	R: 0 H: 0 E: 0 LOB: 1 K: 0 BB: 0 S: 3 P: 4	R: 0 H: 1 E: 0 LOB: 0 K: 0 BB: 0 S: 3 P: 3								

AB	31
R	9
H	9
RBI	8
BB	8
SO	4
LOB	18

1B: 6	SF: 1	WP: 0	PA: 41
2B: 2	SAC: 0	PB: 0	
3B: 0	DP: 2	SB: 5	
HR: 1	HBP: 1	CS: 0	

PITCHER		IP	WLS	BF	H	R	ER	SO	BB	IBB	HBP	BLK	WP	HR	S	P	ERA	WHIP
Rich Wortham, L ERA: 5.45	(1, 1)	2.1	L	14	2	6	3	2	4	0	0	0	0	1	14	30	11.57	2.571
Mike Proly, R ERA: 2.91	(3, 1)	2.2		14	4	2	2	0	3	0	0	0	0	0	11	23	6.75	2.625
Nardi Contreras, R ERA: 6.23	(6, 1)	3.0		13	3	1	1	2	1	0	1	0	0	0	15	20	3.00	1.333

PITCHER	IP	WLS	BF	H	R	ER	SO	BB	IBB	HBP	BLK	WP	HR	S	P	ERA	WHIP

Batter	1	2	3	4	5	6	7	8	9	AB	R	H	RBI	BB	SO	LOB
Jim Morrison, R (1, 4) OBP: 0.318, SLG: 0.450	x 0-0 ① P4		SSS 0-3 ② K		x 0-0 ② 5-3			x 0-0 ② 1B 2B	x 0-0 1-2 1B	5	1	2	0	0	1	2
Mike Squires, L (1, 3) OBP: 0.400, SLG: 0.429	x 0-0 ② F9		x 0-0 1-H 2-H 1B 2B		x 0-0 ③ G3			x 0-0 2-H CS 1B	x 0-0 ③ F7	5	1	2	3	0	0	2
Chet Lemon, R (1, 8) OBP: 0.359, SLG: 0.425	BBBB 4-0 CS BB		x 0-0 2-H 1B			SSS 0-3 K G6-4-3		x 0-0 ① 1-2 G3 FC 1B		3	0	2	1	1	1	0
Lamar Johnson, R (1, 10) OBP: 0.330, SLG: 0.441	0-0 ③ CS 1-2	x 0-0 ① 4-3	x 0-0 ③ 1-3			x 0-0 ① ② G6-4-3 1-2f		x 0-0 FC G3 1-2		4	0	0	0	0	0	3
Bob Molinaro, L (1, 7) OBP: 0.394, SLG: 0.500		x 0-0 ② P5		x 0-0 S 1B		x 0-0 ③ L8		x 0-0 ② G3 1-2 2-3		4	0	1	0	0	0	2
Junior Moore, R (1, 5) OBP: 0.274, SLG: 0.355 Claudell Washington, L (8, PH) OBP: 0.344, SLG: 0.425 Kevin Bell, R (8, 5) OBP: 0.097, SLG: 0.067		x 0-0 ③ 1-3		x 0-0 ① L8			x 0-0 ① 4-3	x 0-0 ③ F7		3 1 0	0 0 0	0 0 0	0 0 0	0 0 0	0 0 0	1 2 0
Harold Baines, L (1, 9) OBP: 0.310, SLG: 0.451			BBBB 4-0 FC1-5 BB BB	SSS 0-3 ② K 1-2			x 0-0 ② 5-3		x 0-0 ① 4-3	3	0	0	0	1	1	1
Bruce Kimm, R (1, 2) OBP: 0.373, SLG: 0.358			BBBB 4-0 1-2 FC1-5 2B BB	x 0-0 ③ L8			BBBB 4-0 BB		x 0-0 1B 1B	2	1	1	0	2	0	1
Greg Pryor, R (1, 6) OBP: 0.264, SLG: 0.293 Thad Bosley, L (7, PH) OBP: 0.351, SLG: 0.314 Harry Chappas, S (7, 6) OBP: 0.265, SLG: 0.167			x 0-0 ① FC1-5 1-2 2-3f 2B		x 0-0 ① L5		x 0-0 ③ G3		x 0-0 ② L8	2 1 1	1 0 0	0 0 0	0 0 0	0 0 0	0 0 0	2 1 1
Inning Stats	R: 0 H: 0 E: 0 LOB: 0 K: 0 BB: 1 S: 2 P: 6	R: 0 H: 0 E: 0 LOB: 0 K: 0 BB: 0 S: 3 P: 3	R: 3 H: 2 E: 0 LOB: 1 K: 1 BB: 2 S: 7 P: 15	R: 0 H: 1 E: 0 LOB: 1 K: 1 BB: 0 S: 6 P: 6	R: 0 H: 0 E: 0 LOB: 0 K: 0 BB: 0 S: 3 P: 3	R: 0 H: 0 E: 0 LOB: 0 K: 1 BB: 0 S: 5 P: 5	R: 0 H: 0 E: 0 LOB: 1 K: 0 BB: 1 S: 3 P: 7	R: 1 H: 3 E: 0 LOB: 2 K: 0 BB: 0 S: 6 P: 6	R: 0 H: 2 E: 0 LOB: 2 K: 0 BB: 0 S: 5 P: 5	1B: 6 SF: 0 2B: 2 SAC: 0 3B: 0 DP: 1 HR: 0 HBP: 0						

PITCHER		IP	WLS	BF	H	R	ER	SO	BB	IBB	HBP	BLK	WP	HR	S	P	ERA	WHIP
Renie Martin, R ERA: 3.72	(1, 1)	6.2	W	26	3	3	3	3	4	0	0	0	0	0	28	44	4.05	1.050
Dan Quisenberry, R ERA: 2.61	(7, 1)	2.1	S	12	5	1	1	0	0	0	0	0	0	0	12	12	3.86	2.143

PITCHER	IP	WLS	BF	H	R	ER	SO	BB	IBB	HBP	BLK	WP	HR	S	P	ERA	WHIP

TOP

Chicago White Sox @ Kansas City Royals

Royals Stadium, Kansas City, MO

Sat May 31 1980, 8:05 PM EDT
Att. 29,050 - Unknown - 69 F

livebaseballscorecards.com

AB	34
R	4
H	8
RBI	4
BB	4
SO	3
LOB	18

Batter	1	2	3	4	5	6	7	8	9	AB	R	H	RBI	BB	SO	LOB
Willie Wilson, S (1, 7) OBP: 0.338, SLG: 0.384	6-3		1B		4-3	FC6-4 1-2f		FC5-2 1-2 2-3 3-Hf		5	1	1	0	0	0	4
U L Washington, S (1, 6) OBP: 0.344, SLG: 0.376	6-3		2-5 1-2		5-3		F8	FC4 1-2f		5	0	1	0	0	0	3
George Brett, L (1, 5) OBP: 0.380, SLG: 0.511	E7		1-2 2-H			1B	4-3			4	1	3	1	0	0	0
Amos Otis, R (1, 8) OBP: 0.240, SLG: 0.190	3-1		K			1B IHR 1-3	1-4-3			4	1	1	0	0	1	3
Darrell Porter, L (1, 2) OBP: 0.367, SLG: 0.488		FC6-4 1B	2-5 2-3	L8 E HBP		IHR 1-2 3-H		F7		3	1	2	1	0	0	0
John Wathan, R (1, 9) OBP: 0.407, SLG: 0.459		K		FC4 G6-4-3 1-2		IHR 1-H 2-H		1B BB 1B		4	2	2	3	0	1	2
Willie Aikens, L (1, 3) OBP: 0.348, SLG: 0.344 Ralph LaCock, L (7, 3) OBP: 0.200, SLG: 0.188		FC6-4 FC5-4 1-2f		L8 2-3		G3		1B 1B FC5-2 1-2		3 0	0 0	0 0	0 0	0 1	0 0	3 0
Dave Chalk, R (1, 10) OBP: 0.322, SLG: 0.365		FC5-4 1-2f		G6-4-3 1-2f		F7		FC5-2 1B 1-2 2-3		4	0	1	0	0	0	3
Frank White, R (1, 4) OBP: 0.315, SLG: 0.362			L8		F2	FC6-4 BB		FC5-2 1-2 2-3 3-H		3	0	1	1	1	0	0
Inning Stats	R: 0 E: 1 K: 0 S: 4 H: 1 LOB: 1 BB: 0 P: 4	R: 0 E: 0 K: 1 S: 6 H: 1 LOB: 1 BB: 0 P: 6	R: 1 E: 0 K: 1 S: 7 H: 3 LOB: 2 BB: 0 P: 7	R: 0 E: 1 K: 0 S: 3 H: 0 LOB: 1 BB: 0 P: 4	R: 0 E: 0 K: 0 S: 3 H: 0 LOB: 0 BB: 0 P: 3	R: 4 E: 0 K: 0 S: 7 H: 4 LOB: 1 BB: 1 P: 11	R: 0 E: 0 K: 0 S: 3 H: 0 LOB: 0 BB: 0 P: 3	R: 1 E: 0 K: 0 S: 6 H: 3 LOB: 3 BB: 1 P: 10		1B: 11 2B: 0 3B: 0 HR: 1 SF: 0 SAC: 0 DP: 1 HBP: 1				WP: 0 PB: 0 SB: 0 CS: 0 PA: 38	

PITCHER		IP	WLS	BF	H	R	ER	SO	BB	IBB	HBP	BLK	WP	HR	S	P	ERA	WHIP
Steve Trout, L ERA: 4.03	(1, 1)	5.0	L	24	8	4	4	2	0	0	1	0	0	0	26	27	7.20	1.600
Ed Farmer, R ERA: 2.27	(6, 1)	3.0		15	4	2	2	0	2	0	0	0	0	0	13	21	6.00	2.000

PITCHER	IP	WLS	BF	H	R	ER	SO	BB	IBB	HBP	BLK	WP	HR	S	P	ERA	WHIP

BOTTOM

Chicago White Sox @ Kansas City Royals

Royals Stadium, Kansas City, MO

Sat May 31 1980, 8:05 PM EDT

Att. 29,050 - Unknown - 69 F

livebaseballscorecards.com

AB	35
R	6
H	12
RBI	6
BB	2
SO	2
LOB	18

Batter	1	2	3	4	5	6	7	8	9	AB	R	H	RBI	BB	SO	LOB
Jim Morrison, R (1, 4) OBP: 0.315, SLG: 0.443	P4		F8	F8			F8		E S FC5 1B	5	0	1	0	0	0	0
Mike Squires, L (1, 3) OBP: 0.400, SLG: 0.443	L7		WP 1B 2B	F7				PB SH1-4 1B 1B	F8	5	2	2	0	0	0	1
Chet Lemon, R (1, 8) OBP: 0.357, SLG: 0.421	1-4-3		FC3-6 2-H 1B	L8				SH1-4 1-2	E6 FC5 1-3 1B	4	1	1	1	0	0	1
Lamar Johnson, R (1, 10) OBP: 0.332, SLG: 0.440		BB 4-3 1B	FC3-6 1-2f 1B		S S S K			1B 2-H 1B	FC5 1B 2-3 3-H	5	2	2	1	0	1	3
Bob Molinaro, L (1, 7) OBP: 0.394, SLG: 0.495		4-3 1-2	1B 2-H 1B			L8		F8	1-3 3-H 1B	5	0	2	2	0	0	2
Junior Moore, R (1, 5) OBP: 0.286, SLG: 0.358 Thad Bosley, L (8, PH) OBP: 0.368, SLG: 0.333 (8, 9)	B B B B BB	4-0 BB BB	1-2 1B			F8		1B 1-3 1B 1B		2 1	0 1	1 1	0 1	1 0	0 0	0 0
Harold Baines, L (1, 9) OBP: 0.303, SLG: 0.441 Wayne Nordhagen, R (8, PH) OBP: 0.350, SLG: 0.545 Kevin Bell, R (8, PR) OBP: 0.097, SLG: 0.067 (8, 5)	S S S K	4-3				F7		1B 1-3 3-H 1B		3 1 0	0 0 0	0 1 0	0 1 0	0 0 0	1 0 0	4 0 0
Bruce Kimm, R (1, 2) OBP: 0.377, SLG: 0.358	B B B B 1-2 2-3 BB		P6				F9	1-2 3-H 1B		3	0	1	1	1	0	0
Harry Chappas, S (1, 6) OBP: 0.237, SLG: 0.147	F9		B1-3				S S S K	P5		4	0	0	0	0	1	5

Inning Stats										
	R: 0 E: 0 K: 0 S: 3	H: 0 LOB: 0 BB: 0 P: 3	R: 0 E: 0 K: 1 S: 6	H: 1 LOB: 3 BB: 2 P: 14	R: 2 E: 1 K: 0 S: 7	H: 4 LOB: 2 BB: 0 P: 7	R: 0 E: 0 K: 0 S: 3	H: 0 LOB: 0 BB: 0 P: 3	R: 0 E: 0 K: 1 S: 5	H: 0 LOB: 0 BB: 0 P: 5
	R: 0 E: 0 K: 0 S: 3	H: 0 LOB: 0 BB: 0 P: 3	R: 0 E: 0 K: 1 S: 5	H: 0 LOB: 0 BB: 0 P: 5	R: 3 E: 0 K: 0 S: 8	H: 5 LOB: 2 BB: 0 P: 8	R: 1 E: 1 K: 0 S: 5	H: 2 LOB: 2 BB: 0 P: 5		

PITCHER		IP	WLS	BF	H	R	ER	SO	BB	IBB	HBP	BLK	WP	HR	S	P	ERA	WHIP
Dennis Leonard, R ERA: 5.88	(1, 1)	7.2	L	33	8	5	5	3	2	0	0	0	1	0	37	45	5.87	1.304
Gary Christenson, L ERA: 5.4	(8, 1)	0.0		1	1	0	0	0	0	0	0	0	0	0	1	1	∞	∞
Marty Pattin, R ERA: 3.48	(8, 1)	1.1		7	3	1	0	0	0	0	0	0	0	0	7	7	0.00	2.250

PITCHER	IP	WLS	BF	H	R	ER	SO	BB	IBB	HBP	BLK	WP	HR	S	P	ERA	WHIP

TOP

Chicago White Sox @ Kansas City Royals

Royals Stadium, Kansas City, MO

Sun Jun 01 1980, 4:33 AM EDT

Att. 33,428 - Unknown

livebaseballscorecards.com

AB	38
R	6
H	12
RBI	6
BB	2
SO	3
LOB	16

1B: 11	SF: 0	WP: 1	PA: 41
2B: 1	SAC: 1	PB: 1	
3B: 0	DP: 0	SB: 1	
HR: 0	HBP: 0	CS: 0	

Batter	1	2	3	4	5	6	7	8	9	AB	R	H	RBI	BB	SO	LOB
Willie Wilson, S (1, 7) OBP: 0.332, SLG: 0.376	L9	FC5 2-3f		6-3			K			4	0	0	0	0	1	5
U L Washington, S (1, 6) OBP: 0.335, SLG: 0.366	1-3		K		F9		4-3			4	0	0	0	0	1	0
George Brett, L (1, 5) OBP: 0.383, SLG: 0.515	G3		2B		L8			1B BB		3	0	1	0	1	0	0
Amos Otis, R (1, 8) OBP: 0.241, SLG: 0.167		2B BB	6-3		F9			F9		3	1	0	0	1	0	2
Darrell Porter, L (1, 2) OBP: 0.382, SLG: 0.506		F8 1-H 2B	6-3			1-3 BB		G1-6-3 1-3 1B		3	0	2	1	1	0	1
John Wathan, R (1, 9) OBP: 0.410, SLG: 0.456		FC5 F8 BB		1B		1-3 1-2		G1-6-3 1-2f		3	0	1	0	1	0	3
Willie Aikens, L (1, 3) OBP: 0.346, SLG: 0.342		F8 1-2 2-3		F8		F7			G4-6-3 1B	4	0	1	0	0	0	4
Dave Chalk, R (1, 10) OBP: 0.339, SLG: 0.370 Steve Braun, L (9, PH) OBP: 0.120, SLG: 0.043		BB		1B 1-2		P4			F8	2 1	0 0	1 0	0 0	1 0	0 0	1 1
Frank White, R (1, 4) OBP: 0.316, SLG: 0.361 Ralph LaCock, L (9, PH) OBP: 0.198, SLG: 0.186		K		1B 1-2			F7		G4-6-3 1-2f	3 1	0 0	1 0	0 0	0 0	1 0	3 1
Inning Stats	R: 0 E: 0 K: 0 S: 3 H: 0 LOB: 0 BB: 0 P: 3	R: 1 E: 0 K: 1 S: 6 H: 1 LOB: 3 BB: 3 P: 18	R: 0 E: 0 K: 1 S: 6 H: 1 LOB: 1 BB: 0 P: 6	R: 0 E: 0 K: 0 S: 5 H: 3 LOB: 2 BB: 0 P: 5	R: 0 E: 0 K: 0 S: 3 H: 0 LOB: 0 BB: 0 P: 3	R: 0 E: 0 K: 0 S: 3 H: 0 LOB: 1 BB: 1 P: 7	R: 0 E: 0 K: 1 S: 5 H: 0 LOB: 0 BB: 0 P: 5	R: 0 E: 0 K: 0 S: 3 H: 1 LOB: 1 BB: 1 P: 7	R: 0 E: 0 K: 0 S: 3 H: 1 LOB: 0 BB: 0 P: 3	1B: 5 2B: 2 3B: 0 HR: 0 SF: 0 SAC: 0 DP: 2 HBP: 0						

PITCHER		IP	WLS	BF	H	R	ER	SO	BB	IBB	HBP	BLK	WP	HR	S	P	ERA	WHIP
Britt Burns, L ERA: 1.6	(1, 1)	7.0	W	29	5	1	1	3	4	0	0	0	0	0	31	47	1.29	1.286
Ed Farmer, R ERA: 2.16	(8, 1)	2.0		7	2	0	0	0	1	0	0	0	0	0	6	10	0.00	1.500

PITCHER	IP	WLS	BF	H	R	ER	SO	BB	IBB	HBP	BLK	WP	HR	S	P	ERA	WHIP

BOTTOM

Chicago White Sox @ Kansas City Royals

Royals Stadium, Kansas City, MO

Sun Jun 01 1980, 4:33 AM EDT

Att. 33,428 - Unknown

livebaseballscorecards.com

AB	31
R	1
H	7
RBI	1
BB	5
SO	3
LOB	21

Batter	1	2	3	4	5	6	7	8	9	AB	R	H	RBI	BB	SO	LOB
Mickey Rivers, L (1, 8) OBP: 0.322, SLG: 0.388	x 0-0 SH1-3 6-3 2B		x 0-0 ③ 6-3			x 0-0 1B				3	1	2	0	0	0	0
Bump Wills, S (1, 4) OBP: 0.327, SLG: 0.346	x 0-0 ① SH1-3 2-3			S S S 0-3 ① K		x 0-0 ③ L4				2	0	0	0	0	1	1
Al Oliver, L (1, 7) OBP: 0.349, SLG: 0.455	x 0-0 ② 6-3 3-H			S S S 0-3 ② K						2	0	0	1	0	1	0
Buddy Bell, R (1, 5) OBP: 0.368, SLG: 0.464	x 0-0 ③ F7			x 0-0 ③ F3						2	0	0	0	0	0	0
Richie Zisk, R (1, 10) OBP: 0.307, SLG: 0.479		B B B B 4-0 CS BB			x 0-0 ① 4-3					1	0	0	0	1	0	0
Jim Sundberg, R (1, 2) OBP: 0.382, SLG: 0.465		S S S 0-3 ① ② K 1-2			x 0-0 ② 6-3					2	0	0	0	0	1	1
Pat Putnam, L (1, 3) OBP: 0.321, SLG: 0.373		B B B B 4-0 CS BB			x 0-0 ③ 3-1					1	0	0	0	1	0	0
Bill Sample, R (1, 9) OBP: 0.304, SLG: 0.255		0-0 ③ CS 1-2	x 0-0 ① F8			x 0-0 ① 6-3				2	0	0	0	0	0	0
Bud Harrelson, S (1, 6) OBP: 0.296, SLG: 0.182			x 0-0 ② F9			x 0-0 ② F7				2	0	0	0	0	0	0
Inning Stats	R: 1 H: 1 E: 0 LOB: 0 K: 0 BB: 0 S: 4 P: 4	R: 0 H: 0 E: 0 LOB: 0 K: 1 BB: 2 S: 3 P: 11	R: 0 H: 0 E: 0 LOB: 0 K: 0 BB: 0 S: 3 P: 3	R: 0 H: 0 E: 0 LOB: 0 K: 2 BB: 0 S: 7 P: 7	R: 0 H: 0 E: 0 LOB: 0 K: 0 BB: 0 S: 3 P: 3	R: 0 H: 1 E: 0 LOB: 1 K: 0 BB: 0 S: 4 P: 4				1B: 1 SF: 0 2B: 2 SAC: 1 3B: 0 DP: 1 HR: 0 HBP: 0					WP: 0 PA: 21 PB: 0 SB: 0 CS: 2		

PITCHER	IP	WLS	BF	H	R	ER	SO	BB	IBB	HBP	BLK	WP	HR	S	P	ERA	WHIP
Ross Baumgarten, L (1, 1) ERA: 4.06	6.0		20	2	1	1	3	2	0	0	0	0	0	24	32	1.50	0.667

PITCHER	IP	WLS	BF	H	R	ER	SO	BB	IBB	HBP	BLK	WP	HR	S	P	ERA	WHIP

TOP

Texas Rangers @ Chicago White Sox

Comiskey Park, Chicago, IL

Mon Jun 02 1980, 8:05 PM EDT

Att. 10,586 - Unknown

livebaseballscorecards.com

AB	17
R	1
H	2
RBI	1
BB	2
SO	3
LOB	2

Batter	1	2	3	4	5	6	7	8	9	AB	R	H	RBI	BB	SO	LOB
Mike Squires, L (1, 3) OBP: 0.389, SLG: 0.429	F3			K						2	0	0	0	0	1	0
Alan Bannister, R (1, 7) OBP: 0.254, SLG: 0.230	F7			G6-4-3 1B						2	0	1	0	0	0	0
Chet Lemon, R (1, 8) OBP: 0.354, SLG: 0.416	F6			G6-4-3 1-2f						2	0	0	0	0	0	1
Lamar Johnson, R (1, 10) OBP: 0.333, SLG: 0.446		F7			1B 2B					2	1	1	0	0	0	0
Wayne Nordhagen, R (1, 9) OBP: 0.345, SLG: 0.535		F6			K					2	0	0	0	0	1	1
Jim Morrison, R (1, 4) OBP: 0.317, SLG: 0.444		K			6-3 2-H					2	0	1	1	0	1	0
Bruce Kimm, R (1, 2) OBP: 0.371, SLG: 0.351			5-3		6-3 2-3					2	0	0	0	0	0	1
Kevin Bell, R (1, 5) OBP: 0.091, SLG: 0.063			6-3		5-3					2	0	0	0	0	0	1
Harry Chappas, S (1, 6) OBP: 0.225, SLG: 0.139			K			F5				2	0	0	0	0	1	0
Inning Stats	R: 0 E: 0 K: 0 S: 3 H: 0 LOB: 0 BB: 0 P: 3	R: 0 E: 0 K: 1 S: 5 H: 0 LOB: 0 BB: 0 P: 5	R: 0 E: 0 K: 1 S: 5 H: 0 LOB: 0 BB: 0 P: 5	R: 0 E: 0 K: 1 S: 5 H: 1 LOB: 0 BB: 0 P: 5	R: 1 E: 0 K: 1 S: 7 H: 2 LOB: 1 BB: 0 P: 7	R: 0 E: 0 K: 0 S: 1 H: 0 LOB: 0 BB: 0 P: 1				1B: 2 2B: 1 3B: 0 HR: 0 SF: 0 SAC: 0 DP: 1 HBP: 0						

PITCHER	IP	WLS	BF	H	R	ER	SO	BB	IBB	HBP	BLK	WP	HR	S	P	ERA	WHIP
Jon Matlack, L (1, 1) ERA: 3.01	5.1		18	3	1	1	4	0	0	0	0	0	0	26	26	1.69	0.562

PITCHER	IP	WLS	BF	H	R	ER	SO	BB	IBB	HBP	BLK	WP	HR	S	P	ERA	WHIP

BOTTOM

Texas Rangers @ Chicago White Sox

Comiskey Park, Chicago, IL

Mon Jun 02 1980, 8:05 PM EDT

Att. 10,586 - Unknown

livebaseballscorecards.com

AB	18
R	1
H	3
RBI	1
BB	0
SO	4
LOB	4

WP: 0 PA: 18
PB: 0
SB: 0
CS: 0

Texas Rangers @ Chicago White Sox

Comiskey Park, Chicago, IL

Tue Jun 03 1980, 8:05 PM EDT

Att. 12,232 - Unknown

TOP

livebaseballscorecards.com

Batter	1	2	3	4	5	6	7	8	9	AB	R	H	RBI	BB	SO	LOB
Mickey Rivers, L (1, 8) OBP: 0.317, SLG: 0.381	4-3		5-3		SH1-3 1-2		G3		6-3	4	0	0	0	0	0	0
Bump Wills, S (1, 4) OBP: 0.319, SLG: 0.337	F7		5-3		1-3		F4		F7	5	0	0	0	0	0	1
Al Oliver, L (1, 7) OBP: 0.350, SLG: 0.450	6-3		4-3		BB 1B BB		L8		1B 1B	4	1	1	0	1	0	0
Buddy Bell, R (1, 5) OBP: 0.368, SLG: 0.464 Jim Sundberg, R (1, 2) OBP: 0.388, SLG: 0.463		K		1B BB BB	1B 1-2 2-3 BB			F7	1-2 1B	0 3	0 0	0 1	0 0	0 2	0 1	0 0
John Ellis, R (1, 3) OBP: 0.355, SLG: 0.343 Pat Putnam, L (8, PH) OBP: 0.324, SLG: 0.398 (8, 3)		K		F7	1-3 2-H 3-H 1B			HR	4-3	3 2	0 1	1 1	2 1	0 0	1 0	1 2
Richie Zisk, R (1, 10) OBP: 0.312, SLG: 0.476	HBP 1B 1B			1B 1-2 BB	F6			F8		3	1	1	0	1	0	2
Bill Sample, R (1, 9) OBP: 0.333, SLG: 0.280	1B 1-2 HBP			G6-4-3 1-2 2-3 1B		F7		E S 1B		3	0	2	0	0	0	0
Dave Roberts, R (1, 2) OBP: 0.349, SLG: 0.333 (1, 5)	1-2 2-H 1B			G6-4-3 1-2f		5-3		1-3 IBB		3	0	1	1	1	0	3
Bud Harrelson, S (1, 6) OBP: 0.300, SLG: 0.167 Johnny Grubb, L (8, PH) OBP: 0.329, SLG: 0.270 Pepe Frias, R (8, 6) OBP: 0.247, SLG: 0.282		K			BB SH1-3 1B BB	K		F4		2 1 0	1 0 0	0 0 0	0 0 0	1 0 0	2 0 0	2 2 0

| Inning Stats | | |

Texas Rangers @ Chicago White Sox

Comiskey Park, Chicago, IL

Tue Jun 03 1980, 8:05 PM EDT

Att. 12,232 - Unknown

livebaseballscorecards.com

BOTTOM

Batter	1	2	3	4	5	6	7	8	9	AB	R	H	RBI	BB	SO	LOB
Jim Morrison, R (1, 4) OBP: 0.319, SLG: 0.443	K SH5-3 2B		E1 CS 1B 2-H		E7 4-3 FC6-4 1B		F4 1-2	K		5	2	2	0	0	2	3
Mike Squires, L (1, 3) OBP: 0.387, SLG: 0.415	SH5-3 2-3		F4 1-2		4-3 2-3		1B BB			2	0	0	0	1	0	2
Chet Lemon, R (1, 8) OBP: 0.361, SLG: 0.426	6-3 2B 3-H		F5		FC6-4 HBP		1-3 1B			3	0	2	1	0	0	0
Lamar Johnson, R (1, 10) OBP: 0.326, SLG: 0.436	6-3 2-3			K	FC6-4 1-2f 3-H		F2			4	0	0	1	0	1	4
Bob Molinaro, L (1, 7) OBP: 0.389, SLG: 0.480	K			BB 1B BB	G3			K		3	1	0	0	1	2	2
Marv Foley, L (9, 2) OBP: 0.220, SLG: 0.250										0	0	0	0	0	0	0
Junior Moore, R (1, 5) OBP: 0.287, SLG: 0.351		6-3		WP 1B 1-2 BB		F8		2B FC BB		2	0	0	0	1	0	0
Kevin Bell, R (7, 5) OBP: 0.118, SLG: 0.063										0	1	0	0	1	0	0
Harold Baines, L (1, 9) OBP: 0.309, SLG: 0.450		F3		WP 1-2 2-H 1B		K		1-3 2B		4	0	2	1	0	1	0
Bruce Kimm, R (1, 2) OBP: 0.362, SLG: 0.342	K			F7 1-2 2-3		5-3		FC 3-H		3	0	0	0	0	1	2
Claudell Washington, L (8, PH) OBP: 0.340, SLG: 0.420 (9, 7)										1	0	0	1	0	0	1
Harry Chappas, S (1, 6) OBP: 0.250, SLG: 0.200			E 2B	4-3			CS 1B	K		4	1	2	0	0	1	4

Inning Stats	1	2	3	4	5	6	7	8	9
R	1	0	1	1	1	0	0	1	
E	1	0	1	0	1	0	0	0	
K	2	1	0	1	0	1	0	2	
S	9	5	4	6	4	5	4	11	
H	1	0	2	1	1	0	2	1	
LOB	1	0	0	2	1	0	2	2	
BB	0	0	0	2	0	0	1	1	
P	9	5	4	14	5	5	8	15	

1B	5
2B	3
3B	0
HR	0
SF	0
SAC	1
DP	0
HBP	1

WP	1
PB	0
SB	0
CS	2
PA	37

AB	31
R	5
H	8
RBI	4
BB	4
SO	8
LOB	18

PITCHER		IP	WLS	BF	H	R	ER	SO	BB	IBB	HBP	BLK	WP	HR	S	P	ERA	WHIP
Gaylord Perry, R ERA: 3.59	(1, 1)	6.0		26	5	4	1	5	2	0	1	0	1	0	33	42	1.50	1.167
Jim Kern, R ERA: 4.56	(7, 1)	2.0	L	11	3	1	1	3	2	0	0	0	0	0	15	23	4.50	2.500

PITCHER	IP	WLS	BF	H	R	ER	SO	BB	IBB	HBP	BLK	WP	HR	S	P	ERA	WHIP

Batter	1	2	3	4	5	6	7	8	9	AB	R	H	RBI	BB	SO	LOB
Mickey Rivers, L (1, 8) OBP: 0.309, SLG: 0.372	4-3	1-3		F9	L7			G3		5	0	0	0	0	0	6
Bump Wills, S (1, 4) OBP: 0.317, SLG: 0.333	S 1B		F7	FC6-4 1-2f		F7		P3		5	0	1	0	0	0	1
Al Oliver, L (1, 7) OBP: 0.352, SLG: 0.446	B B B B G4-6-3 1-2 BB		4-3		HR 1B	P2		4-3		4	1	1	0	1	0	0
Pat Putnam, L (1, 3) OBP: 0.327, SLG: 0.398	G4-6-3 1-2f		BB 1B 1B		P2	6-3			G6-4-3 1B	5	0	2	0	0	0	3
Richie Zisk, R (1, 10) OBP: 0.327, SLG: 0.503		B B B B 1B BB CS BB	BB 1-2 1B		1-H HR		1B 4-3 SF7 1B		G6-4-3 1-2f	4	2	3	2	1	0	1
Jim Norris, L (1, 9) OBP: 0.333, SLG: 0.290		B B B B CS 1B 1-2 BB	B B B 1-2 2-3 BB		S 2B 1B		4-3 1-2		P6	3	1	1	0	2	0	1
Jim Sundberg, R (1, 2) OBP: 0.397, SLG: 0.477		CS 1-2 2-3 1B	F7		FC6 1-H 2B		2-3 1B			4	0	3	1	0	0	3
Dave Roberts, R (1, 5) OBP: 0.319, SLG: 0.308		F7 1-2 2-3 3-H		L5	E1 FC6		SF7 3-H			3	0	0	1	0	0	4
Bud Harrelson, S (1, 6) OBP: 0.324, SLG: 0.185		B B B BB		FC6-4 1B	FC6 1-2f 2-3		4-3			3	0	1	0	1	0	3
Inning Stats	R: 0 E: 0 K: 0 S: 3 H: 1 LOB: 1 BB: 1 P: 7	R: 0 E: 0 K: 0 S: 3 H: 1 LOB: 3 BB: 3 P: 15	R: 0 E: 0 K: 0 S: 5 H: 2 LOB: 3 BB: 1 P: 9	R: 0 E: 0 K: 0 S: 4 H: 1 LOB: 1 BB: 0 P: 4	R: 3 E: 1 K: 0 S: 8 H: 4 LOB: 2 BB: 0 P: 8	R: 0 E: 0 K: 0 S: 3 H: 0 LOB: 0 BB: 0 P: 3	R: 1 E: 0 K: 0 S: 5 H: 2 LOB: 1 BB: 0 P: 5	R: 0 E: 0 K: 0 S: 3 H: 0 LOB: 0 BB: 0 P: 3	R: 0 E: 0 K: 0 S: 3 H: 1 LOB: 0 BB: 0 P: 3							

PITCHER		IP	WLS	BF	H	R	ER	SO	BB	IBB	HBP	BLK	WP	HR	S	P	ERA	WHIP
Francisco Barrios, R ERA: 4.96	(1, 1)	7.0	L	36	11	4	4	0	5	0	0	0	0	1	31	51	5.14	2.286
Rich Wortham, L ERA: 5.12	(8, 1)	2.0		6	1	0	0	0	0	0	0	0	0	0	6	6	0.00	0.500

PITCHER	IP	WLS	BF	H	R	ER	SO	BB	IBB	HBP	BLK	WP	HR	S	P	ERA	WHIP

TOP

Texas Rangers @ Chicago White Sox

Comiskey Park, Chicago, IL

Wed Jun 04 1980, 8:05 PM EDT

Unknown - 59 F

livebaseballscorecards.com

AB	36
R	4
H	12
RBI	4
BB	5
SO	0
LOB	22

1B: 10	SF: 1	WP: 0	PA: 42
2B: 1	SAC: 0	PB: 0	
3B: 0	DP: 2	SB: 2	
HR: 1	HBP: 0	CS: 3	

Texas Rangers @ Chicago White Sox

Comiskey Park, Chicago, IL

Wed Jun 04 1980, 8:05 PM EDT

Unknown - 59 F

BOTTOM

Batter	1	2	3	4	5	6	7	8	9	AB	R	H	RBI	BB	SO	LOB
Jim Morrison, R (1, 4) OBP: 0.317, SLG: 0.439	CS 1B		P2		F8			L7		4	0	1	0	0	0	0
Mike Squires, L (1, 3) OBP: 0.380, SLG: 0.420	P6 1-2		G3		F9			L8 HR 2B		4	1	1	0	0	0	1
Chet Lemon, R (1, 8) OBP: 0.359, SLG: 0.419	BB BB		K			P6		L8 2-3		3	0	0	0	1	1	1
Lamar Johnson, R (1, 10) OBP: 0.335, SLG: 0.457	BB 1-2			P4		1B 1B		HR 3-H		3	1	2	2	1	0	0
Bob Molinaro, L (1, 7) OBP: 0.397, SLG: 0.495	G3			4-3 1B 2B		G1-6-3 1B 1-3		L8		3	1	2	0	0	0	2
Wayne Nordhagen, R (8, PH) OBP: 0.342, SLG: 0.530 (9, 7)										1	0	0	0	0	0	0
Junior Moore, R (1, 5) OBP: 0.291, SLG: 0.347		BB G4-6-3 BB		4-3 2-3		G1-6-3 1-2f				1	0	0	0	1	0	1
Thad Bosley, L (6, PH) OBP: 0.359, SLG: 0.324										1	0	0	0	0	0	2
Kevin Bell, R (7, 5) OBP: 0.143, SLG: 0.121									2B	1	0	1	0	0	0	0
Harold Baines, L (1, 9) OBP: 0.309, SLG: 0.448		G4-6-3 1-2f		1B 3-H			F8		B4	3	0	1	1	0	0	1
Bruce Kimm, R (9, PH) OBP: 0.359, SLG: 0.339										1	0	0	0	0	0	1
Marv Foley, L (1, 2) OBP: 0.226, SLG: 0.255		1B		F8			L9		K SAC	3	0	1	0	0	0	1
Alan Bannister, R (9, PH) OBP: 0.252, SLG: 0.228										1	0	0	0	0	1	1
Harry Chappas, S (1, 6) OBP: 0.234, SLG: 0.186		K			B5-3		G3		L8	3	0	0	0	0	1	1
Greg Pryor, R (9, PH) OBP: 0.262, SLG: 0.291										1	0	0	0	0	0	1
Inning Stats	R: 0 H: 1 E: 0 LOB: 2 K: 0 BB: 2 S: 3 P: 11	R: 0 H: 1 E: 0 LOB: 1 K: 1 BB: 1 S: 5 P: 9	R: 0 H: 0 E: 0 LOB: 0 K: 1 BB: 0 S: 5 P: 5	R: 1 H: 2 E: 0 LOB: 1 K: 0 BB: 0 S: 5 P: 5	R: 0 H: 0 E: 0 LOB: 0 K: 0 BB: 0 S: 3 P: 3	R: 0 H: 2 E: 0 LOB: 1 K: 0 BB: 0 S: 4 P: 4	R: 0 H: 0 E: 0 LOB: 0 K: 0 BB: 0 S: 3 P: 3	R: 2 H: 2 E: 0 LOB: 0 K: 0 BB: 0 S: 5 P: 5	R: 0 H: 1 E: 0 LOB: 1 K: 1 BB: 0 S: 6 P: 6	1B: 5 SF: 0 2B: 3 SAC: 0 3B: 0 DP: 2 HR: 1 HBP: 0						

livebaseballscorecards.com

AB	33
R	3
H	9
RBI	3
BB	3
SO	3
LOB	13

WP: 0 PA: 36
PB: 0
SB: 0
CS: 1

PITCHER		IP	WLS	BF	H	R	ER	SO	BB	IBB	HBP	BLK	WP	HR	S	P	ERA	WHIP
Doc Medich, R ERA: 4.63	(1, 1)	7.2	W	31	8	3	3	2	3	0	0	0	0	1	32	44	3.52	1.435
Sparky Lyle, L ERA: 3.09	(8, 1)	1.1	S	5	1	0	0	1	0	0	0	0	0	0	7	7	0.00	0.750

PITCHER	IP	WLS	BF	H	R	ER	SO	BB	IBB	HBP	BLK	WP	HR	S	P	ERA	WHIP

Batter	1	2	3	4	5	6	7	8	9	AB	R	H	RBI	BB	SO	LOB
Mickey Rivers, L (1, 8) OBP: 0.304, SLG: 0.365	x 0-0 ① F8		x 0-0 ③ 4-3			x 0-0 ① 6-3		x 0-0 ③ F9		4	0	0	0	0	0	1
Bump Wills, S (1, 4) OBP: 0.315, SLG: 0.332	S S S 0-3 ② K			x 0-0 BB S SF9 1B		x 0-0 ② G3			x 0-0 ① F7	4	1	1	0	0	1	0
Al Oliver, L (1, 7) OBP: 0.354, SLG: 0.442	x 0-0 ③ F8			B B B B 4-0 BB 1-2 BB		x 0-0 ③ F8			B B B B 4-0 BB	2	0	0	0	2	0	0
Pat Putnam, L (1, 3) OBP: 0.325, SLG: 0.390		x 0-0 ① 4-3		B B B B 4-0 G4-6-3 1-2 2-3 BB			x 0-0 ① 4-3		S S S 0-3 ② K	3	0	0	0	1	1	1
Richie Zisk, R (1, 10) OBP: 0.327, SLG: 0.503 Bill Sample, R (7, PR) OBP: 0.328, SLG: 0.275		x 0-0 ② F9		x 0-0 ① SF9 3-H			x 0-0 1B		x 0-0 ③ F9	2 1	0 0	1 0	1 0	0 0	0 0	0 1
Jim Norris, L (1, 9) OBP: 0.320, SLG: 0.277		x 0-0 ③ 4-3		x 0-0 ② ③ G4-6-3 1-2f			x 0-0 ② F7			3	0	0	0	0	0	3
Jim Sundberg, R (1, 2) OBP: 0.395, SLG: 0.474			x 0-0 SH1-3 1B		x 0-0 ① 5-3		x 0-0 ③ 4-3			3	0	1	0	0	0	1
Dave Roberts, R (1, 5) OBP: 0.300, SLG: 0.286			S S S 0-3 ① K		x 0-0 ② F8			S S S 0-3 ① K		3	0	0	0	0	2	1
Bud Harrelson, S (1, 6) OBP: 0.314, SLG: 0.179 Johnny Grubb, L (8, PH) OBP: 0.324, SLG: 0.266 Pepe Frias, R (8, 6) OBP: 0.247, SLG: 0.282			x 0-0 ② SH1-3 1-2		x 0-0 ③ P5			x 0-0 ② F9		1 1 0	0 0 0	0 0 0	0 0 0	0 0 0	0 0 0	0 0 0
Inning Stats	R: 0 H: 0 E: 0 LOB: 0 K: 1 BB: 0 S: 5 P: 5	R: 0 H: 0 E: 0 LOB: 0 K: 0 BB: 0 S: 3 P: 3	R: 0 H: 1 E: 0 LOB: 1 K: 1 BB: 0 S: 6 P: 6	R: 1 H: 1 E: 0 LOB: 1 K: 0 BB: 2 S: 3 P: 11	R: 0 H: 0 E: 0 LOB: 0 K: 0 BB: 0 S: 3 P: 3	R: 0 H: 0 E: 0 LOB: 0 K: 0 BB: 0 S: 3 P: 3	R: 0 H: 1 E: 0 LOB: 1 K: 0 BB: 0 S: 4 P: 4	R: 0 H: 0 E: 0 LOB: 0 K: 1 BB: 0 S: 5 P: 5	R: 0 H: 0 E: 0 LOB: 1 K: 1 BB: 1 S: 5 P: 9	1B: 3 SF: 1 2B: 0 SAC: 1 3B: 0 DP: 1 HR: 0 HBP: 0						

TOP

Texas Rangers @ Chicago White Sox

Comiskey Park, Chicago, IL

Wed Jun 04 1980, 8:05 PM EDT

Att. 16,000 - Unknown

livebaseballscorecards.com

AB	27
R	1
H	3
RBI	1
BB	3
SO	4
LOB	8

WP: 0 PA: 32
PB: 0
SB: 1
CS: 0

PITCHER	IP	WLS	BF	H	R	ER	SO	BB	IBB	HBP	BLK	WP	HR	S	P	ERA	WHIP
Richard Dotson, R (1, 1) ERA: 3.84	9.0	W	32	3	1	1	4	3	0	0	0	0	0	37	49	1.00	0.667

PITCHER	IP	WLS	BF	H	R	ER	SO	BB	IBB	HBP	BLK	WP	HR	S	P	ERA	WHIP

Texas Rangers @ Chicago White Sox

Comiskey Park, Chicago, IL

Wed Jun 04 1980, 8:05 PM EDT

Att. 16,000 - Unknown

livebaseballscorecards.com

Batter	1	2	3	4	5	6	7	8	9	AB	R	H	RBI	BB	SO	LOB
Mike Squires, L (1, 3) OBP: 0.386, SLG: 0.425	1B 1B		4-3		CS 1B		1-3			4	0	2	0	0	0	0
Kevin Bell, R (1, 5) OBP: 0.179, SLG: 0.139	F8		6-3		BB 1-2		1B 1B			3	0	1	0	1	0	1
Jim Morrison, R (1, 4) OBP: 0.316, SLG: 0.435	1B 1-2		G3		P3		P2			4	0	1	0	0	0	2
Lamar Johnson, R (1, 10) OBP: 0.343, SLG: 0.478	P2			2B SF8 BB		HR	FC5-4 1-3 1B			3	2	2	1	1	0	2
Wayne Nordhagen, R (1, 9) OBP: 0.350, SLG: 0.542	K2-3			SF8 WP 1-3 2B		E FC6-2 1B	FC5-4 1-2f			3	1	2	0	0	1	2
Claudell Washington, L (6, PR) OBP: 0.337, SLG: 0.416 (7, 7)										1	0	0	0	0	0	2
Greg Pryor, R (1, 6) OBP: 0.255, SLG: 0.285		4-3		SF8 2-3 3-H		5-3 1-3		B1-3		3	0	0	1	0	0	1
Alan Bannister, R (1, 7) OBP: 0.255, SLG: 0.227		G3 S BB		G3 3-H		FC6-2 2B 3-H		5-3		1	0	0	0	1	0	0
Harold Baines, L (6, PH) OBP: 0.305, SLG: 0.441 (7, 9)										2	1	0	0	0	0	2
Thad Bosley, L (1, 8) OBP: 0.372, SLG: 0.439		G3 1-3		F6		1-H 2B		HR		4	1	2	2	0	0	1
Bruce Kimm, R (1, 2) OBP: 0.348, SLG: 0.328		P3			4-3	4-3		4-3		4	0	0	0	0	0	3

Inning Stats	1	2	3	4	5	6	7	8	9
	R: 0 H: 2	R: 0 H: 0	R: 0 H: 0	R: 2 H: 1	R: 0 H: 1	R: 2 H: 3	R: 0 H: 2	R: 1 H: 1	
	E: 0 LOB: 2	E: 0 LOB: 1	E: 0 LOB: 0	E: 0 LOB: 0	E: 0 LOB: 1	E: 1 LOB: 2	E: 0 LOB: 2	E: 0 LOB: 0	
	K: 1 BB: 0	K: 0 BB: 1	K: 0 BB: 0	K: 0 BB: 1	K: 0 BB: 1	K: 0 BB: 0	K: 0 BB: 0	K: 0 BB: 0	
	S: 7 P: 7	S: 3 P: 7	S: 3 P: 3	S: 4 P: 8	S: 3 P: 7	S: 6 P: 6	S: 5 P: 5	S: 4 P: 4	

PITCHER	IP	WLS	BF	H	R	ER	SO	BB	IBB	HBP	BLK	WP	HR	S	P	ERA	WHIP
Dave Rajsich, L (1, 1) ERA: 6.08	5.0	L	23	6	4	4	1	3	0	0	0	1	1	22	34	7.20	1.800
Adrian Devine, R (6, 1) ERA: 4.43	3.0		13	4	1	1	0	0	0	0	0	0	1	13	13	3.00	1.333

PITCHER	IP	WLS	BF	H	R	ER	SO	BB	IBB	HBP	BLK	WP	HR	S	P	ERA	WHIP

AB	32
R	5
H	10
RBI	4
BB	3
SO	1
LOB	16

1B: 6	SF: 1	WP: 1	PA: 36
2B: 2	SAC: 0	PB: 0	
3B: 0	DP: 0	SB: 1	
HR: 2	HBP: 0	CS: 1	

Cleveland Indians @ Chicago White Sox

Comiskey Park, Chicago, IL

Fri Jun 06 1980, 8:05 PM EDT

Att. 20,231 - Unknown

TOP

livebaseballscorecards.com

Batter	1	2	3	4	5	6	7	8	9	AB	R	H	RBI	BB	SO	LOB
Miguel Dilone, S (1, 9) OBP: 0.379, SLG: 0.451	0-0 CS 1B		0-0 1-H 2B	0-0 F7 ②		0-0 1-3 1B		0-0 1-H 2-H 1B 2B	0-0 1B	1	0	1	0	0	0	0
Ron Pruitt, R (2, 9) OBP: 0.366, SLG: 0.333										0	1	0	0	0	0	0
Dell Alston, L (7, 9) OBP: 0.273, SLG: 0.310										0	0	0	0	0	0	0
Gary Alexander, R (8, PH) (8, 9) OBP: 0.278, SLG: 0.313										2	1	2	2	0	0	0
Rick Manning, L (1, 8) OBP: 0.350, SLG: 0.261	0-0 ①② 6-3 1-2		0-0 ① SH1-3 2-3	0-0 ③ F6		0-0 ② FC5-2 1-2 3-H		0-0 WP 1B 2-H 1B	0-0 ③ F8	5	1	1	1	0	0	6
Mike Hargrove, L (1, 3) OBP: 0.413, SLG: 0.399	B B B B 4-0 BB		0-0 5-3 3-H 1B		0-0 E4 1B 1B	0-0 ③ F8 2-3		0-0 WP S 2-H 1B		4	1	2	2	1	0	2
Cliff Johnson, R (1, 10) OBP: 0.333, SLG: 0.427	0-0 ③ F5		0-0 ② 5-3 1-2		0-0 ① F7		0-0 ① 5-3	S S S 0-3 ② K 1-2		5	0	0	0	0	1	4
Toby Harrah, R (1, 5) OBP: 0.338, SLG: 0.333		S S S 0-3 ① K	H 1-0 FC6-4 HBP		0-0 ② F8		0-0 ② F9	B B B B 4-0 WP BB		3	0	0	0	1	1	1
Joe Charboneau, R (1, 7) OBP: 0.327, SLG: 0.457		0-0 ② 5-3	0-0 ③ FC6-4 1-2f		0-0 CS 1B 1-2 1B		0-0 ③ F7	B B B B 4-0 1-2 2-3 BB		4	0	1	0	1	0	2
Bo Diaz, R (1, 2) OBP: 0.333, SLG: 0.393		0-0 3B	0-0 ① 5-3		0-0 1-2 2-H 1B			FC2-5 1B BB	F8	3	0	2	1	0	0	0
Ron Hassey, L (8, PH) (8, 2) OBP: 0.369, SLG: 0.440										1	0	0	0	1	0	3
Dave Rosello, R (1, 4) OBP: 0.242, SLG: 0.419		S S S 0-3 ③ K	0-0 1B 1B	0-0 CS 2-3 ③	0-0 1-6-3 ①			0-0 1-2 FC2-5 2B 1B	0-0 ① 5-3	5	1	2	0	0	1	1
Jerry Dybzinski, R (1, 6) OBP: 0.304, SLG: 0.372		H 1-0 2B HBP	0-0 1-2 1B		0-0 1B FC5-2 1B			0-0 ① FC2-5 1-2 2-3f 2B	0-0 ② G3	4	2	2	0	0	0	2

Inning Stats	1	2	3	4	5	6	7	8	9
	R: 0 E: 0 K: 0 S: 3	R: 0 E: 0 K: 2 S: 8	R: 2 E: 0 K: 0 S: 5	R: 0 E: 0 K: 0 S: 5	R: 1 E: 1 K: 0 S: 5	R: 0 E: 0 K: 0 S: 5	R: 0 E: 0 K: 0 S: 3	R: 4 E: 0 K: 1 S: 9	R: 0 E: 0 K: 0 S: 4
	H: 1 LOB: 1 BB: 1 P: 7	H: 1 LOB: 1 BB: 0 P: 8	H: 2 LOB: 2 BB: 0 P: 7	H: 2 LOB: 2 BB: 0 P: 5	H: 2 LOB: 1 BB: 0 P: 5	H: 2 LOB: 2 BB: 0 P: 5	H: 0 LOB: 0 BB: 0 P: 3	H: 4 LOB: 3 BB: 3 P: 21	H: 1 LOB: 1 BB: 0 P: 4

1B: 12	SF: 0
2B: 2	SAC: 1
3B: 1	DP: 0
HR: 0	HBP: 2

WP: 2	PA: 48
PB: 1	
SB: 1	
CS: 2	

AB	37
R	7
H	13
RBI	6
BB	4
SO	3
LOB	21

PITCHER		IP	WLS	BF	H	R	ER	SO	BB	IBB	HBP	BLK	WP	HR	S	P	ERA	WHIP
Steve Trout, L ERA: 3.98	(1, 1)	5.1		27	9	3	2	2	1	0	2	0	0	0	28	34	3.38	1.875
Mike Proly, R ERA: 3.17	(6, 1)	2.0		9	2	2	2	0	1	0	0	0	0	0	8	12	9.00	1.500
Rich Wortham, L ERA: 5.59	(8, 1)	0.0		3	3	2	2	0	0	0	0	0	1	0	3	3	∞	∞
Ed Farmer, R ERA: 2.2	(8, 1)	1.2	W	8	1	0	0	1	2	0	0	0	1	0	8	16	0.00	1.800

PITCHER		IP	WLS	BF	H	R	ER	SO	BB	IBB	HBP	BLK	WP	HR	S	P	ERA	WHIP

Batter	1	2	3	4	5	6	7	8	9	AB	R	H	RBI	BB	SO	LOB
Jim Morrison, R (1, 4) OBP: 0.323, SLG: 0.438	BBBB 4-0 BB HR BB	x 0-0 ② FC5-2 S 3-H		x 0-0 ② F7		BBBB 4-0 BB BB		x 0-0 HBP F7-2 2B		3	1	1	0	2	0	3
Kevin Bell, R (1, 5) OBP: 0.227, SLG: 0.132	BBBB 4-0 1-2 HR BB	x 0-0 ③ 1-3 1-2		x 0-0 ③ 3-1		BBBB 4-0 1-2 BB		BBBB 4-0 HBP BB		2	1	0	0	3	0	3
Chet Lemon, R (1, 8) OBP: 0.355, SLG: 0.410	SSS 0-3 ① K		x 0-0 ① 5-3		x 0-0 ① F7	x 0-0 ③ 4-3		H 1-0 1-2 2-3 HBP		4	0	0	0	0	1	4
Lamar Johnson, R (1, 3) OBP: 0.347, SLG: 0.478 Mike Squires, L (8, 3) OBP: 0.381, SLG: 0.419	SSS 0-3 ② K		x 0-0 ② L5		x 0-0 ② 1B 1B		x 0-0 G4-6-3 1B	x 0-0 ② ③ F7-2 3-H		4 1	0 0	2 0	0 0	0 0	1 0	2 3
Wayne Nordhagen, R (1, 9) (6, 7) OBP: 0.354, SLG: 0.566 Claudell Washington, L (8, 7) OBP: 0.333, SLG: 0.411	x 0-0 1-H 2-H HR		x 0-0 ③ 5-3		x 0-0 1-2 1B		x 0-0 ① ② G4-6-3 1-2f		x 0-0 ① 6-3	4 1	1 0	2 0	3 0	0 0	0 0	1 0
Junior Moore, R (1, 10) OBP: 0.288, SLG: 0.343 Bob Molinaro, L (4, PH) OBP: 0.400, SLG: 0.500	x 0-0 ③ 4-3			x 0-0 1B FC 2B	x 0-0 ② F6		x 0-0 ③ F5		H 1-0 2B HBP	1 3	0 2	0 1	0 0	0 0	0 0	0 2
Alan Bannister, R (1, 7) OBP: 0.259, SLG: 0.238 Harold Baines, L (5, PH) OBP: 0.306, SLG: 0.439 (6, 9)		x 0-0 2B		SSS 0-3 ① K	x 0-0 ③ F8			x 0-0 HR 1B	x 0-0 ② F9	2 3	0 1	1 1	0 0	0 0	1 0	1 3
Bruce Kimm, R (1, 2) OBP: 0.351, SLG: 0.331 Harry Chappas, S (8, PH) OBP: 0.245, SLG: 0.222 (9, 6)		x 0-0 ① SH5-4 2-3		x 0-0 FC 2-3 1B		x 0-0 ① L4		x 0-0 ① F9	x 0-0 1-H 2B	2 2	0 0	1 1	0 1	0 0	0 0	0 1
Greg Pryor, R (1, 6) OBP: 0.256, SLG: 0.293 Marv Foley, L (8, PH) OBP: 0.241, SLG: 0.333 (9, 2)		x 0-0 E8 FC5-2 3-H 2B		x 0-0 FC 1-2 3-H		x 0-0 ② 6-3		x 0-0 1-H HR		3 1	0 1	1 1	2 2	0 0	0 0	1 0
Inning Stats	R: 3 H: 1 E: 0 LOB: 0 K: 2 BB: 2 S: 8 P: 16	R: 1 H: 2 E: 1 LOB: 1 K: 0 BB: 0 S: 5 P: 5	R: 0 H: 0 E: 0 LOB: 0 K: 0 BB: 0 S: 3 P: 3	R: 1 H: 2 E: 0 LOB: 2 K: 1 BB: 0 S: 8 P: 8	R: 0 H: 2 E: 0 LOB: 2 K: 0 BB: 0 S: 5 P: 5	R: 0 H: 0 E: 0 LOB: 2 K: 0 BB: 2 S: 3 P: 11	R: 0 H: 1 E: 0 LOB: 0 K: 0 BB: 0 S: 3 P: 3	R: 2 H: 3 E: 0 LOB: 2 K: 0 BB: 1 S: 5 P: 10	R: 1 H: 1 E: 0 LOB: 1 K: 0 BB: 0 S: 3 P: 4	1B: 5 2B: 6 3B: 0 HR: 2	SF: 0 SAC: 1 DP: 2 HBP: 2						

BOTTOM

Cleveland Indians @ Chicago White Sox

Comiskey Park, Chicago, IL

Fri Jun 06 1980, 8:05 PM EDT

Att. 20,231 - Unknown

livebaseballscorecards.com

AB	36
R	7
H	12
RBI	8
BB	5
SO	3
LOB	24

WP: 0 PA: 44
PB: 0
SB: 1
CS: 0

PITCHER		IP	WLS	BF	H	R	ER	SO	BB	IBB	HBP	BLK	WP	HR	S	P	ERA	WHIP
Rick Waits, L ERA: 5.2	(1, 1)	1.1		9	3	4	4	2	2	0	0	0	0	1	11	19	27.00	3.750
Wayne Garland, R ERA: 4.71	(2, 1)	3.2		16	4	1	1	1	0	0	0	0	0	0	18	18	2.46	1.091
Mike Stanton, R ERA: 4.3	(6, 1)	2.0		9	2	1	1	0	2	0	0	0	0	0	7	15	4.50	2.000
Victor Cruz, R ERA: 4.39	(8, 1)	0.1		5	2	1	1	0	1	0	1	0	0	1	3	8	27.00	9.000
Sid Monge, L ERA: 4.44	(8, 1)	1.1	L	5	1	1	1	0	0	0	1	0	0	0	4	5	6.75	0.750

PITCHER	IP	WLS	BF	H	R	ER	SO	BB	IBB	HBP	BLK	WP	HR	S	P	ERA	WHIP

Batter	1	2	3	4	5	6	7	8	9	AB	R	H	RBI	BB	SO	LOB
Miguel Dilone, S (1, 9) OBP: 0.370, SLG: 0.437	6-3	G3		F9		BB BB 6-3 1B (1-2, 3-H)	4-3			5	1	1	1	0	0	4
Rick Manning, L (1, 8) OBP: 0.352, SLG: 0.261	K	2-H 3-H 1B			K	6-3 BB (1-2, 2-3)		6-3		4	0	1	2	1	2	0
Mike Hargrove, L (1, 3) OBP: 0.412, SLG: 0.396	1B 1B	3-1			F8	6-3 (1-2, 2-3, 3-H) BB		E4 4-3 E		4	0	1	1	1	0	1
Cliff Johnson, R (1, 10) OBP: 0.335, SLG: 0.426 Dell Alston, L (8, PR) OBP: 0.273, SLG: 0.310	FC6-4 1B (1-3)		F6		1B	6-3 (1-2, 2-3, 3-H)		E4 4-3 (1-2)		5 0	0 0	2 0	1 0	0 0	0 0	3 0
Toby Harrah, R (1, 5) OBP: 0.330, SLG: 0.324	FC6-4 (1-2f)		5-3		F7	5-3		4-3 (1-2, 2-3)		5	0	0	0	0	0	7
Joe Charboneau, R (1, 7) OBP: 0.341, SLG: 0.458		S 2B BB	BB			SH1-4 SH SH BB	FC4-6 BB 1B	F8		2	2	1	0	3	0	3
Bo Diaz, R (1, 2) OBP: 0.294, SLG: 0.344		K (1-2)	F7			SH SH SH1-4 1B (1-2)	K		4-3	4	1	0	0	0	2	3
Dave Rosello, R (1, 4) OBP: 0.270, SLG: 0.394		2B 1B BB		F9		SH1-4 (1-2, 2-3)	FC4-6 BB (1-2)		F8	2	1	0	0	2	0	0
Jerry Dybzinski, R (1, 6) OBP: 0.300, SLG: 0.383		1B 2B (1-3, 2-H)		F4		SH BB 1B BB (2-3, 3-H)	FC4-6 (1-2f, 2-3)		K	4	2	1	2	0	1	2
Inning Stats	R: 0 E: 0 K: 1 S: 7 H: 2 LOB: 2 BB: 0 P: 7	R: 3 E: 0 K: 1 S: 7 H: 2 LOB: 1 BB: 2 P: 15	R: 0 E: 0 K: 0 S: 3 H: 0 LOB: 1 BB: 1 P: 7	R: 0 E: 0 K: 0 S: 3 H: 0 LOB: 0 BB: 0 P: 3	R: 0 E: 0 K: 1 S: 6 H: 1 LOB: 1 BB: 0 P: 6	R: 4 E: 0 K: 0 S: 6 H: 1 LOB: 2 BB: 3 P: 18	R: 0 E: 0 K: 1 S: 6 H: 1 LOB: 2 BB: 1 P: 10	R: 0 E: 2 K: 0 S: 5 H: 0 LOB: 3 BB: 0 P: 5	R: 0 E: 0 K: 1 S: 5 H: 0 LOB: 0 BB: 0 P: 5	1B: 6 2B: 1 3B: 0 HR: 0 SF: 0 SAC: 3 DP: 0 HBP: 0						WP: 0 PB: 0 SB: 1 CS: 0	PA: 45

TOP

Cleveland Indians @ Chicago White Sox

Comiskey Park, Chicago, IL

Sun Jun 08 1980, 4:33 AM EDT

Att. 31,593 - Unknown

livebaseballscorecards.com

AB	35
R	7
H	7
RBI	7
BB	7
SO	5
LOB	23

PITCHER		IP	WLS	BF	H	R	ER	SO	BB	IBB	HBP	BLK	WP	HR	S	P	ERA	WHIP
Britt Burns, L ERA: 2.29	(1, 1)	5.1	L	28	6	7	7	3	4	0	0	0	0	0	30	46	11.81	1.875
Mike Proly, R ERA: 3.06	(6, 1)	1.2		9	1	0	0	1	3	0	0	0	0	0	8	20	0.00	2.400
Richard Dotson, R ERA: 3.72	(8, 1)	2.0		8	0	0	0	1	0	0	0	0	0	0	10	10	0.00	0.000

PITCHER	IP	WLS	BF	H	R	ER	SO	BB	IBB	HBP	BLK	WP	HR	S	P	ERA	WHIP

Batter	1	2	3	4	5	6	7	8	9	AB	R	H	RBI	BB	SO	LOB
Jim Morrison, R (1, 4) OBP: 0.317, SLG: 0.429	L6	FC6-4 1-2f			5-3		5-3			4	0	0	0	0	0	3
Mike Squires, L (1, 3) OBP: 0.375, SLG: 0.403	4-3		F9		4-3		BB			3	0	0	0	1	0	0
Chet Lemon, R (1, 8) OBP: 0.353, SLG: 0.403	BB		5-3		K		K			3	0	0	0	1	2	2
Lamar Johnson, R (1, 10) OBP: 0.340, SLG: 0.468	1-3		K			6-3		1-3		4	0	0	0	0	1	1
Bob Molinaro, L (1, 7) OBP: 0.395, SLG: 0.486		BB 1B 1B		1-3		K		F5		3	1	0	0	1	1	0
Junior Moore, R (1, 5) OBP: 0.287, SLG: 0.340		1B 1-2 1B		K		L6		4-3		4	0	1	0	0	1	0
Harold Baines, L (1, 9) OBP: 0.317, SLG: 0.464		FC6-4 1-2 2-H 1B		BB 1B			HR		K	3	1	2	2	1	1	0
Bruce Kimm, R (1, 2) OBP: 0.350, SLG: 0.331		K		1-2 1B			1-3		BB G6-4-3	3	0	1	0	0	1	2
Harry Chappas, S (9, PH) OBP: 0.260, SLG: 0.222										0	0	0	0	1	0	0
Greg Pryor, R (1, 6) OBP: 0.256, SLG: 0.305		F9		6-3			3B		G6-4-3 1-2f	4	0	1	0	0	0	5
Inning Stats	R: 0 E: 0 K: 0 S: 3 H: 0 LOB: 1 BB: 1 P: 7	R: 1 E: 0 K: 1 S: 7 H: 2 LOB: 2 BB: 1 P: 11	R: 0 E: 0 K: 1 S: 5 H: 0 LOB: 0 BB: 0 P: 5	R: 0 E: 0 K: 1 S: 6 H: 1 LOB: 2 BB: 1 P: 10	R: 0 E: 0 K: 1 S: 5 H: 0 LOB: 0 BB: 0 P: 5	R: 0 E: 0 K: 1 S: 5 H: 0 LOB: 0 BB: 0 P: 5	R: 1 E: 0 K: 1 S: 7 H: 2 LOB: 2 BB: 1 P: 11	R: 0 E: 0 K: 0 S: 3 H: 0 LOB: 0 BB: 0 P: 3	R: 0 E: 0 K: 1 S: 4 H: 0 LOB: 0 BB: 1 P: 8	1B: 3 2B: 0 3B: 1 HR: 1 SF: 0 SAC: 0 DP: 1 HBP: 0						

PITCHER	IP	WLS	BF	H	R	ER	SO	BB	IBB	HBP	BLK	WP	HR	S	P	ERA	WHIP
John Denny, R (1, 1) ERA: 3.46	6.0	W	24	3	1	1	5	3	0	0	0	0	0	31	43	1.50	1.000
Mike Stanton, R (7, 1) ERA: 4.18	3.0	S	12	2	1	1	2	2	0	0	0	0	1	14	22	3.00	1.333

PITCHER	IP	WLS	BF	H	R	ER	SO	BB	IBB	HBP	BLK	WP	HR	S	P	ERA	WHIP

BOTTOM

Cleveland Indians @ Chicago White Sox

Comiskey Park, Chicago, IL

Sun Jun 08 1980, 4:33 AM EDT

Att. 31,593 - Unknown

livebaseballscorecards.com

AB	31
R	2
H	5
RBI	2
BB	5
SO	7
LOB	13

WP: 0 PB: 0 SB: 0 CS: 0 PA: 36

Batter	1	2	3	4	5	6	7	8	9	AB	R	H	RBI	BB	SO	LOB
Alfredo Griffin, S (1, 6) OBP: 0.275, SLG: 0.379	F8		5-3		P3			P4		4	0	0	0	0	0	0
Damaso Garcia, R (1, 4) OBP: 0.269, SLG: 0.382	CS 1B		P5			F7		5-3		4	0	1	0	0	0	0
Roy Howell, L (1, 5) OBP: 0.323, SLG: 0.389	P4 1-2			F7		1B			F8	4	0	1	0	0	0	1
Otto Velez, R (1, 10) OBP: 0.389, SLG: 0.588		3-1		BBBB F8 1B BB		F8			SSS K	3	0	0	0	1	1	1
Barry Bonnell, R (1, 9) OBP: 0.291, SLG: 0.401		2B 2B		1-2 1B		F7			P2	4	1	2	0	0	0	1
John Mayberry, L (1, 3) OBP: 0.350, SLG: 0.497		2-H 2B		F8 2-3			2-3			3	0	1	1	0	0	2
Rick Bosetti, R (1, 8) OBP: 0.269, SLG: 0.294		P2		SSS K			SSS K			3	0	0	0	0	2	3
Bob Bailor, R (1, 7) OBP: 0.318, SLG: 0.257		SSS K			P3		L5			3	0	0	0	0	1	1
Bob Davis, R (1, 2) OBP: 0.273, SLG: 0.369			6-3		P3			F8		3	0	0	0	0	0	0
Inning Stats	R: 0 H: 1 E: 0 LOB: 0 K: 0 BB: 0 S: 3 P: 3	R: 1 H: 2 E: 0 LOB: 1 K: 1 BB: 0 S: 7 P: 7	R: 0 H: 0 E: 0 LOB: 0 K: 0 BB: 0 S: 3 P: 3	R: 0 H: 1 E: 0 LOB: 2 K: 1 BB: 1 S: 6 P: 10	R: 0 H: 0 E: 0 LOB: 0 K: 0 BB: 0 S: 3 P: 3	R: 0 H: 1 E: 0 LOB: 1 K: 0 BB: 0 S: 4 P: 4	R: 0 H: 0 E: 0 LOB: 0 K: 1 BB: 0 S: 5 P: 5	R: 0 H: 0 E: 0 LOB: 0 K: 0 BB: 0 S: 3 P: 3	R: 0 H: 0 E: 0 LOB: 0 K: 1 BB: 0 S: 5 P: 5	1B: 3 SF: 0 2B: 2 SAC: 0 3B: 0 DP: 0 HR: 0 HBP: 0						

TOP

Toronto Blue Jays @ Chicago White Sox

Comiskey Park, Chicago, IL

Tue Jun 10 1980, 8:05 PM EDT

Att. 18,225 - Sunny - 52 F

livebaseballscorecards.com

AB	31
R	1
H	5
RBI	1
BB	1
SO	4
LOB	9

WP: 0 PA: 32
PB: 0
SB: 0
CS: 1

PITCHER	IP	WLS	BF	H	R	ER	SO	BB	IBB	HBP	BLK	WP	HR	S	P	ERA	WHIP
Ross Baumgarten, L (1, 1) ERA: 3.47	9.0	L	32	5	1	1	4	1	0	0	0	0	0	39	43	1.00	0.667

PITCHER	IP	WLS	BF	H	R	ER	SO	BB	IBB	HBP	BLK	WP	HR	S	P	ERA	WHIP

Batter	1	2	3	4	5	6	7	8	9	AB	R	H	RBI	BB	SO	LOB
Harry Chappas, S (1, 6) OBP: 0.241, SLG: 0.204	F8		K			G3		L4		4	0	0	0	0	1	1
Mike Squires, L (1, 3) OBP: 0.359, SLG: 0.383	K		P2			4-3			F7	4	0	0	0	0	1	0
Chet Lemon, R (1, 8) OBP: 0.352, SLG: 0.411	3B			K		F7			P3	4	0	1	0	0	1	0
Lamar Johnson, R (1, 10) OBP: 0.333, SLG: 0.458	K			6-3			K		F7	4	0	0	0	0	2	1
Bob Molinaro, L (1, 7) OBP: 0.386, SLG: 0.474		F9		P4			L3			3	0	0	0	0	0	0
Harold Baines, L (1, 9) OBP: 0.317, SLG: 0.461		6-3 1B			F9		F7			3	0	1	0	0	0	0
Jim Morrison, R (1, 4) OBP: 0.321, SLG: 0.443		6-3 1-2			WP 2B			G3 FC1-2 2B		3	0	2	0	0	0	1
Junior Moore, R (1, 5) OBP: 0.279, SLG: 0.330		1-3			K 2-3			G3 2-3		3	0	0	0	0	1	3
Bruce Kimm, R (1, 2) OBP: 0.345, SLG: 0.325			F8		6-3			FC1-2 3-H		2	0	0	0	0	0	1
Thad Bosley, L (8, PH) OBP: 0.364, SLG: 0.429										1	0	0	0	0	0	1
Marv Foley, L (9, 2) OBP: 0.241, SLG: 0.333										0	0	0	0	0	0	0
Inning Stats	R: 0 E: 0 K: 2 S: 8 H: 1 LOB: 1 BB: 0 P: 8	R: 0 E: 0 K: 0 S: 4 H: 1 LOB: 1 BB: 0 P: 4	R: 0 E: 0 K: 1 S: 5 H: 0 LOB: 0 BB: 0 P: 5	R: 0 E: 0 K: 1 S: 5 H: 0 LOB: 0 BB: 0 P: 5	R: 0 E: 0 K: 1 S: 6 H: 1 LOB: 1 BB: 0 P: 6	R: 0 E: 0 K: 0 S: 3 H: 0 LOB: 0 BB: 0 P: 3	R: 0 E: 0 K: 1 S: 5 H: 0 LOB: 0 BB: 0 P: 5	R: 0 E: 0 K: 0 S: 4 H: 1 LOB: 1 BB: 0 P: 4	R: 0 E: 0 K: 0 S: 3 H: 0 LOB: 0 BB: 0 P: 3	1B: 1 2B: 2 3B: 1 HR: 0 SF: 0 SAC: 0 DP: 0 HBP: 0						

PITCHER	IP	WLS	BF	H	R	ER	SO	BB	IBB	HBP	BLK	WP	HR	S	P	ERA	WHIP
Jim Clancy, R (1, 1) ERA: 2.4	9.0	W	31	4	0	0	6	0	0	0	0	1	0	43	43	0.00	0.444

PITCHER	IP	WLS	BF	H	R	ER	SO	BB	IBB	HBP	BLK	WP	HR	S	P	ERA	WHIP

BOTTOM

Toronto Blue Jays @ Chicago White Sox

Comiskey Park, Chicago, IL

Tue Jun 10 1980, 8:05 PM EDT

Att. 18,225 - Sunny - 52 F

livebaseballscorecards.com

AB	31
R	0
H	4
RBI	0
BB	0
SO	6
LOB	8

Batter	1	2	3	4	5	6	7	8	9	AB	R	H	RBI	BB	SO	LOB
Alfredo Griffin, S (1, 6) OBP: 0.282, SLG: 0.381	P6-3 1B	5-3 1-2			F7		4-3 BB		1B 1B	4	0	2	0	1	0	1
Damaso Garcia, R (1, 4) OBP: 0.273, SLG: 0.379	P6-3 1-2f		CS BB		P2		L4		BB 1-3 1B	4	0	1	0	1	0	2
Roy Howell, L (1, 5) OBP: 0.325, SLG: 0.383	BB		F9 1-2			P3	4-3 1-2		BB 1-2	3	0	0	0	2	0	2
Otto Velez, R (1, 10) OBP: 0.383, SLG: 0.575	F8		6-3			1B 1B 1B	L5		K	5	1	1	0	0	1	5
Barry Bonnell, R (1, 9) OBP: 0.290, SLG: 0.398		P6		L5		1B FC5-4 1-3 1B		6-3		4	1	1	0	0	0	0
John Mayberry, L (1, 3) OBP: 0.352, SLG: 0.494		FC5 1B BB		1-3		FC5-4 1-3 3-H 1B		F8		3	0	1	1	1	0	0
Rick Bosetti, R (1, 8) OBP: 0.274, SLG: 0.294		E 1B 1-2 1B		S BB		FC5-4 1B 1-2f 3-H		6-3		3	1	1	1	1	0	1
Bob Bailor, R (1, 7) OBP: 0.313, SLG: 0.252 Al Woods, L (6, PH) OBP: 0.355, SLG: 0.492 (6, 7)		FC5 1B 1-3 2-3f		P4 1-2		1-3 1B			F9	2 2	1 0	0 1	0 0	0 0	0 0	3 0
Bob Davis, R (1, 2) OBP: 0.275, SLG: 0.368 Lloyd Moseby, L (9, PH) OBP: 0.309, SLG: 0.431		BLK 2-H 3-H 1B			F8	K			K	3 1	0 0	1 0	2 0	0 0	1 1	2 0
Inning Stats	R: 0 E: 0 K: 0 S: 3 H: 1 LOB: 1 BB: 1 P: 7	R: 2 E: 1 K: 0 S: 5 H: 2 LOB: 1 BB: 1 P: 9	R: 0 E: 0 K: 0 S: 2 H: 0 LOB: 0 BB: 1 P: 6	R: 0 E: 0 K: 0 S: 3 H: 0 LOB: 1 BB: 1 P: 7	R: 0 E: 0 K: 0 S: 3 H: 0 LOB: 0 BB: 0 P: 3	R: 2 E: 0 K: 1 S: 9 H: 4 LOB: 2 BB: 0 P: 9	R: 0 E: 0 K: 0 S: 3 H: 0 LOB: 1 BB: 1 P: 7	R: 0 E: 0 K: 0 S: 3 H: 0 LOB: 0 BB: 0 P: 3	R: 0 E: 0 K: 2 S: 9 H: 2 LOB: 3 BB: 1 P: 13	1B: 9 2B: 1 3B: 0 HR: 0 SF: 0 SAC: 0 DP: 1 HBP: 0						

PITCHER	IP	WLS	BF	H	R	ER	SO	BB	IBB	HBP	BLK	WP	HR	S	P	ERA	WHIP
Ken Kravec, L (1, 1) ERA: 6.63	5.1	W	24	6	4	4	0	4	0	0	1	0	0	20	36	6.75	1.875
Ed Farmer, R (6, 1) ERA: 2.03	3.2	S	16	3	0	0	3	2	0	0	0	0	0	20	28	0.00	1.364

PITCHER	IP	WLS	BF	H	R	ER	SO	BB	IBB	HBP	BLK	WP	HR	S	P	ERA	WHIP

TOP

Toronto Blue Jays @ Chicago White Sox

Comiskey Park, Chicago, IL

Wed Jun 11 1980, 8:05 PM EDT

Att. 17,537 - Sunny - 64 F

livebaseballscorecards.com

AB	34
R	4
H	9
RBI	4
BB	6
SO	3
LOB	16

1B: 9	SF: 0	WP: 0	PA: 40
2B: 1	SAC: 0	PB: 0	
3B: 0	DP: 1	SB: 1	
HR: 0	HBP: 0	CS: 1	

Batter	1	2	3	4	5	6	7	8	9	AB	R	H	RBI	BB	SO	LOB
Mike Squires, L (1, 3) OBP: 0.371, SLG: 0.388	P3		HBP 1B		1B 1B 3B 1B	K		FC5 HBP IBB		4	1	2	0	1	1	0
Greg Pryor, R (1, 6) OBP: 0.261, SLG: 0.303	P4		P4		1B 1-2 3B 1B	P3		1-0 1-2 2-3 HBP		4	1	1	0	0	0	1
Chet Lemon, R (1, 8) OBP: 0.353, SLG: 0.407	G3		G6-3 1-2 HBP		1-2 2-3 3B 1B		4-3	FC5 2-3f		4	1	1	0	0	0	3
Lamar Johnson, R (1, 10) OBP: 0.336, SLG: 0.466		6-3	G6-3 1-2f		1-H 2-H 3-H 2B 3B		BB			3	1	1	3	1	0	2
Wayne Nordhagen, R (1, 7) OBP: 0.359, SLG: 0.587 Thad Bosley, L (8, 7) OBP: 0.364, SLG: 0.429	HR			1B SF9 1B	K		K			4 0	2 0	2 0	1 0	0 0	2 0	2 0
Jim Morrison, R (1, 4) OBP: 0.329, SLG: 0.454	E 1B 1B			FC5-4 1-3 1B	FC5 3-H 2B		L6			4	1	3	1	0	0	1
Harold Baines, L (1, 9) OBP: 0.315, SLG: 0.456	E4 1B 1-2			P5	K			1B 1B		4	0	1	0	0	1	4
Junior Moore, R (1, 5) OBP: 0.287, SLG: 0.339	G4-6-3 1-3 2-H 1B			SF9 3-H	FC5 2-3			HBP 1-3 1B		3	0	2	2	0	0	1
Bruce Kimm, R (1, 2) OBP: 0.336, SLG: 0.315		G4-6-3 1-2f		FC5-4 1-2f		6-3		6-3		4	0	0	0	0	0	4
Inning Stats	R: 0 E: 0 K: 0 S: 3 H: 0 LOB: 0 BB: 0 P: 3	R: 2 E: 1 K: 0 S: 6 H: 3 LOB: 1 BB: 0 P: 6	R: 0 E: 0 K: 0 S: 3 H: 1 LOB: 1 BB: 0 P: 4	R: 1 E: 0 K: 0 S: 5 H: 2 LOB: 1 BB: 0 P: 5	R: 4 E: 0 K: 2 S: 12 H: 5 LOB: 1 BB: 0 P: 12	R: 0 E: 0 K: 1 S: 5 H: 0 LOB: 0 BB: 0 P: 5	R: 0 E: 0 K: 1 S: 5 H: 0 LOB: 1 BB: 1 P: 9	R: 0 E: 0 K: 0 S: 4 H: 2 LOB: 3 BB: 1 P: 9		1B: 10 2B: 1 3B: 1 HR: 1	SF: 1 SAC: 0 DP: 2 HBP: 2					

BOTTOM

Toronto Blue Jays @ Chicago White Sox

Comiskey Park, Chicago, IL

Wed Jun 11 1980, 8:05 PM EDT

Att. 17,537 - Sunny - 64 F

livebaseballscorecards.com

AB	34
R	7
H	13
RBI	7
BB	2
SO	4
LOB	18

PITCHER		IP	WLS	BF	H	R	ER	SO	BB	IBB	HBP	BLK	WP	HR	S	P	ERA	WHIP
Paul Mirabella, L ERA: 4.05	(1, 1)	4.0	L	21	9	6	5	0	0	0	1	0	0	1	20	21	11.25	2.250
Tom Buskey, R ERA: 3.73	(5, 1)	0.1		3	2	1	1	1	0	0	0	0	0	0	5	5	27.00	6.000
Jerry Garvin, L ERA: 1.73	(5, 1)	2.2		9	0	0	0	3	1	0	0	0	0	0	14	18	0.00	0.375
Joey McLaughlin, R ERA: 4.25	(8, 1)	1.0		6	2	0	0	0	0	1	1	0	0	0	4	9	0.00	2.000

PITCHER	IP	WLS	BF	H	R	ER	SO	BB	IBB	HBP	BLK	WP	HR	S	P	ERA	WHIP

Batter	1	2	3	4	5	6	7	8	9	AB	R	H	RBI	BB	SO	LOB
Bob Molinaro, L (1, 7) OBP: 0.379, SLG: 0.462	G3			F7-4 S 1B		3-1 1-3		F4	F4	5	0	1	0	0	0	2
Junior Moore, R (1, 5) OBP: 0.286, SLG: 0.330	6-3			1-2 BB		4-3 3-H		6-3		3	0	0	1	1	0	0
Chet Lemon, R (1, 8) OBP: 0.355, SLG: 0.409	K			F7		BLK 1B		HR 1B		4	1	2	0	0	1	2
Lamar Johnson, R (1, 3) OBP: 0.339, SLG: 0.480		F5		F7-4 2-3		1-2 BB		1-H HR		3	1	1	2	1	0	2
Harold Baines, L (1, 9) OBP: 0.314, SLG: 0.451		F8			K	4-3		FC6-4 1B		4	0	1	0	0	1	2
Wayne Nordhagen, R (1, 10) OBP: 0.348, SLG: 0.569		F3			5-3		F6	FC6-4 1-2f		4	0	0	0	0	0	1
Jim Morrison, R (1, 4) OBP: 0.328, SLG: 0.450			K		6-3		S 1B		F8	4	0	1	0	0	1	0
Marv Foley, L (1, 2) OBP: 0.259, SLG: 0.392			1-3			HR	F7 1-2		BB	3	1	1	1	1	0	1
Greg Pryor, R (1, 6) OBP: 0.263, SLG: 0.306			K			3-1 WP 4-3 1B	1-3		F9	2	1	1	0	0	1	0
Thad Bosley, L (7, PH) OBP: 0.356, SLG: 0.419										1	0	0	0	0	0	1
Harry Chappas, S (7, 6) OBP: 0.236, SLG: 0.200										1	0	0	0	0	0	1

TOP

Chicago White Sox @ Detroit Tigers

Tiger Stadium, Detroit, MI

Fri Jun 13 1980, 7:05 PM EDT

Att. 33,767 - Unknown - 77 F

livebaseballscorecards.com

AB	34
R	4
H	8
RBI	4
BB	3
SO	4
LOB	12

Inning Stats	1	2	3	4	5	6	7	8	9
	R: 0 E: 0 K: 1 S: 5	H: 0 LOB: 0 BB: 0 P: 5	R: 0 E: 0 K: 0 S: 3	H: 0 LOB: 0 BB: 0 P: 3	R: 0 E: 0 K: 2 S: 7	H: 0 LOB: 0 BB: 0 P: 7	R: 0 E: 0 K: 0 S: 3	H: 1 LOB: 1 BB: 1 P: 7	R: 0 E: 0 K: 1 S: 5	H: 0 LOB: 0 BB: 0 P: 5
	R: 2 E: 0 K: 0 S: 6	H: 3 LOB: 2 BB: 1 P: 10	R: 0 E: 0 K: 0 S: 4	H: 1 LOB: 1 BB: 0 P: 4	R: 2 E: 0 K: 0 S: 6	H: 3 LOB: 1 BB: 0 P: 6	R: 0 E: 0 K: 0 S: 3	H: 0 LOB: 1 BB: 1 P: 7	1B: 6 2B: 1 3B: 0 HR: 2	SF: 0 SAC: 0 DP: 1 HBP: 0

WP: 1 PB: 0 SB: 2 CS: 0 PA: 37

PITCHER	IP	WLS	BF	H	R	ER	SO	BB	IBB	HBP	BLK	WP	HR	S	P	ERA	WHIP
Jack Morris, R (1, 1) ERA: 4.44	9.0	W	37	8	4	4	4	3	0	0	1	1	2	42	54	4.00	1.222

PITCHER	IP	WLS	BF	H	R	ER	SO	BB	IBB	HBP	BLK	WP	HR	S	P	ERA	WHIP

BOTTOM

Chicago White Sox @ Detroit Tigers

Tiger Stadium, Detroit, MI

Fri Jun 13 1980, 7:05 PM EDT

Att. 33,767 - Unknown - 77 F

livebaseballscorecards.com

Batter	1	2	3	4	5	6	7	8	9	AB	R	H	RBI	BB	SO	LOB
Jim Lentine, R (1, 8) OBP: 0.356, SLG: 0.359	H 1-0 6-3 HBP	x 0-0 ③ 6-3		x 0-0 ③ 5-3	x 0-0 3-H 1B			x 0-0 1-3 4-3 1B		3	0	1	1	0	0	3
Kirk Gibson, L (8, PH) OBP: 0.301, SLG: 0.441 (9, 8)										1	0	1	0	0	0	0
Alan Trammell, R (1, 6) OBP: 0.412, SLG: 0.426	x 0-0 ① 6-3 1-2		x 0-0 ① 4-3		x 0-0 2B 3B x 0-0 ③ F7			x 0-0 ① F3		5	1	1	0	0	0	4
Al Cowens, R (1, 9) OBP: 0.322, SLG: 0.335	x 0-0 ② F7		x 0-0 1B		x 0-0 3-H 2B	x 0-0 ① 6-3		x 0-0 ②③ 4-3 1-2f		5	1	2	1	0	0	3
Lance Parrish, R (1, 10) OBP: 0.314, SLG: 0.484	x 0-0 ③ G3		x 0-0 ② F9		x 0-0 2-H 1B 2B	x 0-0 ② F4				4	1	1	1	0	0	2
John Wockenfuss, R (1, 7) OBP: 0.407, SLG: 0.489		x 0-0 ① 5-3	x 0-0 ③ 5-3		H 1-0 E 1B 1B HBP	x 0-0 ③ 4-3				2	0	0	0	0	0	1
Champ Summers, L (5, PH) OBP: 0.403, SLG: 0.524 (6, 7)										1	1	0	0	0	0	0
Richie Hebner, L (1, 3) OBP: 0.335, SLG: 0.451		x 0-0 1B 3B		x 0-0 ① F3	x 0-0 ① 1-2 2-H 1B		x 0-0 ① 4-3			4	1	2	1	0	0	0
Tim Corcoran, L (8, 3) OBP: 0.308, SLG: 0.205										0	0	0	0	0	0	0
Tom Brookens, R (1, 5) OBP: 0.331, SLG: 0.350		x 0-0 6-3 E 3-H 1B		x 0-0 CS 1B	x 0-0 E4 1B 4-3 2-3		x 0-0 ② 4-3			4	2	2	1	0	0	1
Duffy Dyer, R (1, 2) OBP: 0.220, SLG: 0.359		x 0-0 ② 6-3 1-2		x 0-0 ② E5 BB 1-2	x 0-0 4-3 1B 1-3 3-H 1B		x 0-0 ③ 6-3			4	1	1	1	0	0	2
Lou Whitaker, L (1, 4) OBP: 0.347, SLG: 0.227		x 0-0 E7 2-H 1B		B B B B 4-0 1-2 BB	x 0-0 ② 4-3 2-3 3-H			B B B B 4-0 1B S BB		2	0	1	2	2	0	1
Inning Stats	R: 0 H: 0 E: 0 LOB: 1 K: 0 BB: 0 S: 3 P: 4	R: 2 H: 3 E: 1 LOB: 1 K: 0 BB: 0 S: 6 P: 6	R: 0 H: 1 E: 0 LOB: 1 K: 0 BB: 0 S: 4 P: 4	R: 0 H: 1 E: 1 LOB: 2 K: 0 BB: 1 S: 4 P: 8	R: 6 H: 6 E: 1 LOB: 1 K: 0 BB: 0 S: 9 P: 10	R: 0 H: 0 E: 0 LOB: 0 K: 0 BB: 0 S: 3 P: 3	R: 0 H: 0 E: 0 LOB: 0 K: 0 BB: 0 S: 3 P: 3	R: 0 H: 1 E: 0 LOB: 1 K: 0 BB: 1 S: 3 P: 7		1B: 8 SF: 0 2B: 3 SAC: 0 3B: 2 DP: 1 HR: 0 HBP: 2						

	AB	35
	R	8
	H	12
	RBI	8
	BB	2
	SO	0
	LOB	17

WP: 0 PB: 0 SB: 1 CS: 1 PA: 39

PITCHER		IP	WLS	BF	H	R	ER	SO	BB	IBB	HBP	BLK	WP	HR	S	P	ERA	WHIP
Steve Trout, L ERA: 4.41	(1, 1)	4.0	L	22	8	5	5	0	1	0	1	0	0	0	20	25	11.25	2.250
Mike Proly, R ERA: 3.0	(5, 1)	4.0		17	4	3	1	0	1	0	1	0	0	0	15	20	2.25	1.250

PITCHER	IP	WLS	BF	H	R	ER	SO	BB	IBB	HBP	BLK	WP	HR	S	P	ERA	WHIP

Batter	1	2	3	4	5	6	7	8	9	AB	R	H	RBI	BB	SO	LOB
Bob Molinaro, L (1, 7) OBP: 0.375, SLG: 0.455	3-1		4-3		K 1B (1-2)			4-3		4	0	1	0	0	0	0
Junior Moore, R (1, 5) OBP: 0.285, SLG: 0.328	K (S S S)		FC6-4 1B		K (S S S) (1-2)			F8		4	0	1	0	0	2	1
Chet Lemon, R (1, 8) OBP: 0.353, SLG: 0.406	5-3		F9			F7		BB 1B		4	0	1	0	0	0	1
Lamar Johnson, R (1, 3) OBP: 0.342, SLG: 0.477		2B 1B	FC6-4 (1-2f)			F5		BBBB (1-2) BB		3	0	1	0	1	0	1
Harold Baines, L (1, 9) OBP: 0.313, SLG: 0.446		F7	1-3			1B		4-3		4	0	1	0	0	0	3
Wayne Nordhagen, R (1, 10) OBP: 0.345, SLG: 0.567		1-3 2B	K (S S S)			5-3			G3	4	0	1	0	0	1	1
Jim Morrison, R (1, 4) OBP: 0.331, SLG: 0.455		5-3	2B				G5-4-3 1B		F9	4	0	2	0	0	0	2
Todd Cruz, R (1, 6) OBP: 0.347, SLG: 0.395		BBBB BB	5-3				F6		K (S S S)	3	0	0	0	1	1	2
Bruce Kimm, R (1, 2) OBP: 0.338, SLG: 0.318		1-3			CS 1B		G5-4-3 (1-2f)			2	0	1	0	0	0	3
Thad Bosley, L (7, PH) OBP: 0.348, SLG: 0.409										1	0	0	0	0	0	1
Marv Foley, L (7, 2) OBP: 0.259, SLG: 0.392										0	0	0	0	0	0	0

TOP

Chicago White Sox @ Detroit Tigers

Tiger Stadium, Detroit, MI

Sat Jun 14 1980, 3:33 AM EDT
Att. 31,008 - Unknown - 75 F

livebaseballscorecards.com

AB	33
R	0
H	9
RBI	0
BB	2
SO	4
LOB	15

Inning Stats	1	2	3	4	5	6	7	8	9
	R: 0 E: 0 K: 1 S: 5	H: 0 LOB: 0 BB: 0 P: 5	R: 0 E: 0 K: 0 S: 5	H: 2 LOB: 3 BB: 1 P: 9	R: 0 E: 0 K: 0 S: 4	H: 1 LOB: 1 BB: 0 P: 4	R: 0 E: 0 K: 1 S: 6	H: 1 LOB: 1 BB: 0 P: 6	R: 0 E: 0 K: 1 S: 5	H: 2 LOB: 0 BB: 0 P: 5
	R: 0 E: 0 K: 0 S: 4	H: 1 LOB: 1 BB: 0 P: 4	R: 0 E: 0 K: 0 S: 3	H: 1 LOB: 0 BB: 0 P: 3	R: 0 E: 0 K: 0 S: 4	H: 1 LOB: 2 BB: 1 P: 8	R: 0 E: 0 K: 1 S: 5	H: 0 LOB: 0 BB: 0 P: 5		

	1B	SF	WP	PA
	7	0	0	35
	2B	SAC	PB	
	2	0	0	
	3B	DP	SB	
	0	1	0	
	HR	HBP	CS	
	0	0	1	

PITCHER	IP	WLS	BF	H	R	ER	SO	BB	IBB	HBP	BLK	WP	HR	S	P	ERA	WHIP
Dan Petry, R (1, 1) ERA: 3.14	9.0	W	35	9	0	0	4	2	0	0	0	0	0	41	49	0.00	1.222

PITCHER	IP	WLS	BF	H	R	ER	SO	BB	IBB	HBP	BLK	WP	HR	S	P	ERA	WHIP

Batter	1	2	3	4	5	6	7	8	9	AB	R	H	RBI	BB	SO	LOB
Jim Lentine, R (1, 7) OBP: 0.327, SLG: 0.326	F6		F9			E5 2-3		5-3		4	1	0	0	0	0	1
Alan Trammell, R (1, 6) OBP: 0.404, SLG: 0.420	6-3			5-3		SF8 3-H		F4		3	0	0	1	0	0	0
Steve Kemp, L (1, 10) OBP: 0.380, SLG: 0.460	K			4-3		1-H 2B		F5		4	0	1	0	0	1	0
Lance Parrish, R (1, 2) OBP: 0.310, SLG: 0.477		K		K		K				3	0	0	0	0	3	1
Al Cowens, R (1, 9) OBP: 0.317, SLG: 0.329		F7			6-3		F6			3	0	0	0	0	0	0
John Wockenfuss, R (1, 3) OBP: 0.414, SLG: 0.521		FC5-4 BB			K		HR			2	1	1	1	1	1	0
Tim Corcoran, L (8, 3) OBP: 0.308, SLG: 0.205										0	0	0	0	0	0	0
Dave Stegman, R (1, 8) OBP: 0.281, SLG: 0.295		FC5-4 1-2f			F8		F8			3	0	0	0	0	0	1
Tom Brookens, R (1, 5) OBP: 0.338, SLG: 0.352			3-1			E SH3-4 SF8 BB		1B		2	1	1	0	1	0	0
Lou Whitaker, L (1, 4) OBP: 0.344, SLG: 0.224			K			SH3-4 1-2		6-3		2	0	0	0	0	1	1
Inning Stats	R: 0 E: 0 K: 1 S: 5 H: 0 LOB: 0 BB: 0 P: 5	R: 0 E: 0 K: 1 S: 5 H: 0 LOB: 1 BB: 1 P: 9	R: 0 E: 0 K: 1 S: 5 H: 0 LOB: 0 BB: 0 P: 5	R: 0 E: 0 K: 1 S: 5 H: 0 LOB: 0 BB: 0 P: 5	R: 0 E: 0 K: 1 S: 5 H: 0 LOB: 0 BB: 0 P: 5	R: 2 E: 1 K: 1 S: 7 H: 1 LOB: 1 BB: 1 P: 11	R: 1 E: 0 K: 0 S: 5 H: 2 LOB: 1 BB: 0 P: 5	R: 0 E: 0 K: 0 S: 3 H: 0 LOB: 0 BB: 0 P: 3		1B: 1 2B: 1 3B: 0 HR: 1	SF: 1 SAC: 1 DP: 0 HBP: 0			WP: 0 PB: 0 SB: 1 CS: 0	PA: 30		

PITCHER	IP	WLS	BF	H	R	ER	SO	BB	IBB	HBP	BLK	WP	HR	S	P	ERA	WHIP
Britt Burns, L (1, 1) ERA: 2.18	8.0	L	30	3	3	1	6	2	0	0	1	0	1	40	48	1.12	0.625

PITCHER	IP	WLS	BF	H	R	ER	SO	BB	IBB	HBP	BLK	WP	HR	S	P	ERA	WHIP

BOTTOM

Chicago White Sox @ Detroit Tigers

Tiger Stadium, Detroit, MI

Sat Jun 14 1980, 3:33 AM EDT

Att. 31,008 - Unknown - 75 F

livebaseballscorecards.com

AB	26
R	3
H	3
RBI	2
BB	2
SO	6
LOB	4

Chicago White Sox @ Cleveland Indians

Cleveland Municipal Stadium, Cleveland, OH

Mon Jun 16 1980, 7:05 PM EDT

Att. 11,184 - Unknown

TOP

livebaseballscorecards.com

Batter	1	2	3	4	5	6	7	8	9	AB	R	H	RBI	BB	SO	LOB
Mike Squires, L (1, 3) OBP: 0.366, SLG: 0.382	F9 1B 1B		F9 ①	FC5-6 G6-4-3 ① 1-2f			F9 ②			4	0	1	0	0	0	1
Greg Pryor, R (1, 5) OBP: 0.263, SLG: 0.311	L5 ①		3B 2B	G6-4-3 ②③ 1-2f			F8 ③			4	1	1	0	0	0	2
Chet Lemon, R (1, 8) OBP: 0.356, SLG: 0.405	F9 1-2 1B		B B B B 3B BB		F7 ①			F4 ①		3	1	1	0	1	0	0
Lamar Johnson, R (1, 10) OBP: 0.336, SLG: 0.468	F9 ② 1-2 2-3		S S S K ②		6-3 ②			5-3 ②		4	0	0	0	0	1	4
Harold Baines, L (1, 9) OBP: 0.311, SLG: 0.453	4-3 ③		1B 1-H 2-H 3B		F9 ③			1-3 ③		4	1	1	2	0	0	2
Jim Morrison, R (1, 4) OBP: 0.329, SLG: 0.452		F9 ①	1B 3-H 1B			F7 ①			F7 ①	4	0	1	1	0	0	0
Thad Bosley, L (1, 7) OBP: 0.380, SLG: 0.438		1B	1-2 1B			F5 ②			FC4-6 1B	4	0	3	0	0	0	0
Bruce Kimm, R (1, 2) OBP: 0.331, SLG: 0.311 Bob Molinaro, L (9, PH) OBP: 0.372, SLG: 0.452		F9 ②	F8 ③			1-3 ③			FC4-6 ② 1-2f	3 1	0 0	0 0	0 0	0 0	0 0	3 1
Todd Cruz, R (1, 6) OBP: 0.346, SLG: 0.391 Wayne Nordhagen, R (9, PH) OBP: 0.343, SLG: 0.563		S S S K ③		FC5-6 1B			F7 ①		F6 ③	3 1	0 0	1 0	0 0	0 0	1 0	1 1
Inning Stats	R: 0 H: 2 E: 0 LOB: 2 K: 0 BB: 0 S: 5 P: 5	R: 0 H: 1 E: 0 LOB: 1 K: 1 BB: 0 S: 6 P: 6	R: 3 H: 4 E: 0 LOB: 2 K: 1 BB: 1 S: 9 P: 13	R: 0 H: 1 E: 0 LOB: 0 K: 0 BB: 0 S: 3 P: 3	R: 0 H: 0 E: 0 LOB: 0 K: 0 BB: 0 S: 3 P: 3	R: 0 H: 0 E: 0 LOB: 0 K: 0 BB: 0 S: 3 P: 3	R: 0 H: 0 E: 0 LOB: 0 K: 0 BB: 0 S: 3 P: 3	R: 0 H: 0 E: 0 LOB: 0 K: 0 BB: 0 S: 3 P: 3	R: 0 H: 1 E: 0 LOB: 1 K: 0 BB: 0 S: 4 P: 4	1B: 7 SF: 0 2B: 1 SAC: 0 3B: 1 DP: 1 HR: 0 HBP: 0						

	AB	35
	R	3
	H	9
	RBI	3
	BB	1
	SO	2
	LOB	15

WP: 0 PA: 36
PB: 0
SB: 0
CS: 0

PITCHER	IP	WLS	BF	H	R	ER	SO	BB	IBB	HBP	BLK	WP	HR	S	P	ERA	WHIP
Wayne Garland, R (1, 1) ERA: 3.5	9.0	W	36	9	3	3	2	1	0	0	0	0	0	39	43	3.00	1.111

PITCHER	IP	WLS	BF	H	R	ER	SO	BB	IBB	HBP	BLK	WP	HR	S	P	ERA	WHIP

Batter	1	2	3	4	5	6	7	8	9	AB	R	H	RBI	BB	SO	LOB
Jerry Dybzinski, R (1, 4) OBP: 0.253, SLG: 0.320	L6		F7	K			6-3	SH3-4 1-2		4	0	0	0	0	1	1
Jorge Orta, L (1, 9) OBP: 0.430, SLG: 0.460	BLK 1B		2B		3-1		WP BB 1B BB	G3 IBB		3	1	2	0	2	0	0
Mike Hargrove, L (1, 3) OBP: 0.418, SLG: 0.417	K		F7		L3		L6	G3 1-2 2-3		5	0	0	0	0	1	5
Joe Charboneau, R (1, 7) OBP: 0.354, SLG: 0.466 Miguel Dilone, S (9, 7) OBP: 0.363, SLG: 0.417	4-3 1-2		BB		F7		1B WP 1B 1-2 BB	6-3		3 0	1 0	0 0	0 0	2 0	0 0	3 0
Toby Harrah, R (1, 5) OBP: 0.358, SLG: 0.385		G6-4-3 BB	F7			F4	1B 1-2 2-3 1B BB			2	1	0	0	2	0	2
Cliff Johnson, R (1, 10) OBP: 0.322, SLG: 0.390		G6-4-3 1-2f		F4		E5 6-3 1B	E 1B 1-2 2-3 3-H 1B			4	1	1	1	0	0	1
Rick Manning, L (1, 8) OBP: 0.360, SLG: 0.289		1B 1B		F7		6-3 1-2	E9 1-3 2-H 3-H 1B			4	0	2	2	0	0	1
Bo Diaz, R (1, 2) OBP: 0.347, SLG: 0.413		FC6-4 1-2 1B		1B 2B		2-H 1B	F8			4	1	3	1	0	0	2
Tom Veryzer, R (1, 6) OBP: 0.345, SLG: 0.371		FC6-4 1-2f		2-H 1B		1-3		G3 SH3-4 1B		4	0	2	1	0	0	3
Inning Stats	R: 0 E: 0 K: 1 S: 6 H: 1 LOB: 1 BB: 0 P: 6	R: 0 E: 0 K: 0 S: 4 H: 2 LOB: 2 BB: 1 P: 8	R: 0 E: 0 K: 0 S: 4 H: 1 LOB: 2 BB: 1 P: 8	R: 1 E: 0 K: 1 S: 7 H: 2 LOB: 1 BB: 0 P: 7	R: 0 E: 0 K: 0 S: 3 H: 0 LOB: 0 BB: 0 P: 3	R: 1 E: 1 K: 0 S: 5 H: 1 LOB: 1 BB: 0 P: 5	R: 3 E: 1 K: 0 S: 5 H: 2 LOB: 2 BB: 3 P: 17	R: 0 E: 0 K: 0 S: 4 H: 1 LOB: 2 BB: 1 P: 8		1B: 8 2B: 2 3B: 0 HR: 0 SF: 0 SAC: 1 DP: 1 HBP: 0						

PITCHER		IP	WLS	BF	H	R	ER	SO	BB	IBB	HBP	BLK	WP	HR	S	P	ERA	WHIP
Ross Baumgarten, L ERA: 3.38	(1, 1)	6.2		30	7	3	2	2	3	0	0	1	0	0	31	43	2.70	1.500
Ed Farmer, R ERA: 2.4	(7, 1)	0.0	L	3	1	0	0	0	2	0	0	0	1	0	1	9	∞	∞
Mike Proly, R ERA: 2.93	(7, 1)	1.1		7	2	2	2	0	0	1	0	0	0	0	6	10	13.50	1.500

PITCHER	IP	WLS	BF	H	R	ER	SO	BB	IBB	HBP	BLK	WP	HR	S	P	ERA	WHIP

BOTTOM

Chicago White Sox @ Cleveland Indians

Cleveland Municipal Stadium, Cleveland, OH

Mon Jun 16 1980, 7:05 PM EDT

Att. 11,184 - Unknown

livebaseballscorecards.com

AB	33
R	5
H	10
RBI	5
BB	6
SO	2
LOB	18

Batter	1	2	3	4	5	6	7	8	9	AB	R	H	RBI	BB	SO	LOB
Thad Bosley, L (1, 7) OBP: 0.382, SLG: 0.423	G3		4-3		F5		1-2 1B	1-2 2-3 3-H IBB		4	0	1	0	1	0	1
Todd Cruz, R (1, 6) OBP: 0.351, SLG: 0.392	FC5-4 1B		5-3		4-3 1-2		F7	1-3 2-H 3-H 1B		5	0	2	2	0	0	3
Chet Lemon, R (1, 8) OBP: 0.353, SLG: 0.400	FC5-4 1-2f		F7		5-3		1-2 2-H 1B	5-3		5	0	1	1	0	0	4
Lamar Johnson, R (1, 3) OBP: 0.336, SLG: 0.466 Mike Squires, L (7, PH) OBP: 0.359, SLG: 0.374 (7, 3)	5-3			1B 1B		F8	F8		F7	3 2	0 0	1 0	0 0	0 0	0 0	1 2
Wayne Nordhagen, R (1, 10) OBP: 0.343, SLG: 0.565 Bob Molinaro, L (8, PH) OBP: 0.370, SLG: 0.448 Junior Moore, R (9, PH) OBP: 0.282, SLG: 0.325		6-3 1B 2B		K	L5			F2	6-3	3 1 1	1 0 0	1 0 0	0 0 0	0 0 0	1 0 0	1 0 0
Jim Morrison, R (1, 4) OBP: 0.327, SLG: 0.450		1-3		F8		2B		E5 E PB	F8	5	1	1	0	0	0	2
Harold Baines, L (1, 9) OBP: 0.310, SLG: 0.448		6-3 2-3		1-3 1B		K		F9		4	0	1	0	0	1	3
Greg Pryor, R (1, 5) OBP: 0.269, SLG: 0.327		3-H 1B		L5			FC6-2 3B	E8 PB BB 1-3 1B		4	1	2	1	0	0	3
Bruce Kimm, R (1, 2) OBP: 0.331, SLG: 0.312 Marv Foley, L (8, PH) OBP: 0.271, SLG: 0.392 (8, 2)		1-3			4-3 1B		FC6-2 1B 3-H	PB 1-2 1B BB		3 0	1 1	1 0	0 0	0 1	0 0	2 0
Inning Stats	R: 0 E: 0 K: 0 S: 4 H: 1 LOB: 1 BB: 0 P: 4	R: 1 E: 0 K: 0 S: 5 H: 2 LOB: 1 BB: 0 P: 5	R: 0 E: 0 K: 0 S: 3 H: 0 LOB: 0 BB: 0 P: 3	R: 0 E: 0 K: 1 S: 7 H: 2 LOB: 2 BB: 0 P: 7	R: 0 E: 0 K: 0 S: 4 H: 1 LOB: 1 BB: 0 P: 4	R: 0 E: 0 K: 1 S: 6 H: 1 LOB: 1 BB: 0 P: 6	R: 1 E: 0 K: 0 S: 6 H: 3 LOB: 2 BB: 0 P: 6	R: 3 E: 2 K: 0 S: 6 H: 1 LOB: 2 BB: 2 P: 14	R: 0 E: 0 K: 0 S: 3 H: 0 LOB: 0 BB: 0 P: 3	1B: 8 2B: 2 3B: 1 HR: 0	SF: 0 SAC: 0 DP: 0 HBP: 0						

TOP

Chicago White Sox @ Cleveland Indians

Cleveland Municipal Stadium, Cleveland, OH

Tue Jun 17 1980, 7:05 PM EDT

Att. 9,614 - Unknown

livebaseballscorecards.com

AB	40
R	5
H	11
RBI	4
BB	2
SO	2
LOB	22

WP: 0 PB: 1 SB: 0 CS: 0 PA: 42

PITCHER		IP	WLS	BF	H	R	ER	SO	BB	IBB	HBP	BLK	WP	HR	S	P	ERA	WHIP
Rick Waits, L ERA: 5.36	(1, 1)	6.2		30	10	2	2	2	0	0	0	0	0	0	34	34	2.70	1.500
Victor Cruz, R ERA: 4.03	(7, 1)	1.1	L	9	1	3	0	0	1	1	0	0	0	0	7	15	0.00	1.500
Sid Monge, L ERA: 3.64	(9, 1)	1.0		3	0	0	0	0	0	0	0	0	0	0	3	3	0.00	0.000

PITCHER	IP	WLS	BF	H	R	ER	SO	BB	IBB	HBP	BLK	WP	HR	S	P	ERA	WHIP

BOTTOM

Chicago White Sox @ Cleveland Indians

Cleveland Municipal Stadium, Cleveland, OH

Tue Jun 17 1980, 7:05 PM EDT

Att. 9,614 - Unknown

livebaseballscorecards.com

Batter	1	2	3	4	5	6	7	8	9	AB	R	H	RBI	BB	SO	LOB
Jerry Dybzinski, R (1, 4) OBP: 0.253, SLG: 0.329 Dell Alston, L (8, PH) OBP: 0.257, SLG: 0.290 Alan Bannister, R (9, 4) OBP: 0.259, SLG: 0.238	6-3	6-3			WP, E, 2B	F9		4-3		4 1 0	1 0 0	1 0 0	0 0 0	0 0 0	0 0 0	1 1 0
Jorge Orta, L (1, 9) OBP: 0.425, SLG: 0.454	F7		F8		E3, 2B, E 2-H		SH1-3, 1B		6-3	5	1	1	1	0	0	0
Mike Hargrove, L (1, 3) OBP: 0.426, SLG: 0.425	BB, 1B BB		FC5-4 HBP		E4, WP 1-H, 2B		SH1-3 1-2		FC6-4, 1B BB	1	1	1	0	2	0	0
Joe Charboneau, R (1, 7) OBP: 0.356, SLG: 0.460 Miguel Dilone, S (7, PR) OBP: 0.369, SLG: 0.423 (8, 7)	1B 1-2 BB		F7		5-3		HBP		FC6-4 1-2 1B	2 1	0 0	0 1	0 0	1 0	0 0	2 0
Toby Harrah, R (1, 5) OBP: 0.355, SLG: 0.380	1-2 2-H 1B		FC5-4 1-2f		5-3		K		FC6-4 1-2f 2-3	5	0	1	1	0	1	6
Cliff Johnson, R (1, 10) OBP: 0.319, SLG: 0.381	F3			K	WP IBB		K		5-3	4	0	0	0	1	2	6
Rick Manning, L (1, 8) OBP: 0.358, SLG: 0.288		F7		K	F8 1-2 2-3			2B 1B		4	0	1	0	0	1	2
Bo Diaz, R (1, 2) OBP: 0.346, SLG: 0.408 Ron Hassey, L (8, PH) OBP: 0.360, SLG: 0.422 (9, 2)		5-3		1B		K		G3 1-H 2B		3 1	0 0	1 1	0 0	0 0	1 0	0 0
Tom Veryzer, R (1, 6) OBP: 0.342, SLG: 0.368		1B		G3		5-3		G3 2-3		4	0	1	0	0	0	2
Inning Stats	R: 1 E: 0 K: 0 S: 4 H: 1 LOB: 2 BB: 2 P: 12	R: 0 E: 0 K: 0 S: 4 H: 1 LOB: 1 BB: 0 P: 4	R: 0 E: 0 K: 0 S: 3 H: 0 LOB: 1 BB: 0 P: 4	R: 0 E: 0 K: 2 S: 8 H: 1 LOB: 1 BB: 0 P: 8	R: 2 E: 2 K: 0 S: 6 H: 2 LOB: 2 BB: 1 P: 10	R: 0 E: 0 K: 1 S: 5 H: 0 LOB: 0 BB: 0 P: 5	R: 0 E: 0 K: 2 S: 8 H: 1 LOB: 2 BB: 0 P: 9	R: 0 E: 0 K: 0 S: 4 H: 2 LOB: 1 BB: 0 P: 4	R: 0 E: 0 K: 0 S: 4 H: 1 LOB: 2 BB: 1 P: 8	1B: 6 2B: 3 3B: 0 HR: 0 SF: 0 SAC: 1 DP: 0 HBP: 2						

	AB	35
	R	3
	H	9
	RBI	2
	BB	4
	SO	5
	LOB	20

WP: 2 PA: 42
PB: 0
SB: 0
CS: 0

PITCHER		IP	WLS	BF	H	R	ER	SO	BB	IBB	HBP	BLK	WP	HR	S	P	ERA	WHIP
Ken Kravec, L ERA: 6.25	(1, 1)	6.1		31	6	3	2	3	2	1	2	0	2	0	32	46	2.84	1.263
LaMarr Hoyt, R ERA:	(7, 1)	2.2	W	11	3	0	0	2	1	0	0	0	0	0	14	18	0.00	1.500

PITCHER	IP	WLS	BF	H	R	ER	SO	BB	IBB	HBP	BLK	WP	HR	S	P	ERA	WHIP

Batter	1	2	3	4	5	6	7	8	9	AB	R	H	RBI	BB	SO	LOB
Mike Squires, L (1, 3) OBP: 0.355, SLG: 0.368	F7		3B 1B 2-H	4-3 2-3			F7			4	1	1	1	0	0	1
Todd Cruz, R (1, 6) OBP: 0.344, SLG: 0.418	6-3		SF7 3B 1-H	5-3			L6			4	1	1	1	0	0	1
Bob Molinaro, L (1, 7) OBP: 0.373, SLG: 0.441	BB 1B		1B HBP 1B	F9			L3			2	1	0	0	1	0	1
Wayne Nordhagen, R (1, 10) OBP: 0.340, SLG: 0.560	1B 1-3		SF7 3-H		F8			G3		3	0	1	1	0	0	0
Harold Baines, L (1, 9) OBP: 0.309, SLG: 0.444		F9	1B 1-3		K S S S			K S S S		4	0	1	0	0	2	0
Jim Morrison, R (1, 4) OBP: 0.325, SLG: 0.447		1-3 1B	K S S S		F3			F7		4	0	1	0	0	1	2
Thad Bosley, L (1, 8) OBP: 0.373, SLG: 0.411		1-3 1-2	FC5-4 1-3 3-H			6-3			F7	4	0	1	1	0	0	1
Greg Pryor, R (1, 5) OBP: 0.264, SLG: 0.321 Marv Foley, L (9, PH) OBP: 0.267, SLG: 0.385		4-3	FC5-4 1-2f			F7			4-3	3 1	0 0	0 0	0 0	0 0	0 0	3 0
Bruce Kimm, R (1, 2) OBP: 0.335, SLG: 0.331			1B 2B	4-3 2B		6-3			G3	4	1	2	0	0	0	0
Inning Stats	R: 0 H: 1 E: 0 LOB: 2 K: 0 BB: 1 S: 3 P: 7	R: 0 H: 1 E: 0 LOB: 1 K: 0 BB: 0 S: 4 P: 4	R: 4 H: 5 E: 0 LOB: 2 K: 1 BB: 0 S: 10 P: 11	R: 0 H: 1 E: 0 LOB: 1 K: 0 BB: 0 S: 4 P: 4	R: 0 H: 0 E: 0 LOB: 0 K: 1 BB: 0 S: 5 P: 5	R: 0 H: 0 E: 0 LOB: 0 K: 0 BB: 0 S: 3 P: 3	R: 0 H: 0 E: 0 LOB: 0 K: 0 BB: 0 S: 3 P: 3	R: 0 H: 0 E: 0 LOB: 0 K: 1 BB: 0 S: 5 P: 5	R: 0 H: 0 E: 0 LOB: 0 K: 0 BB: 0 S: 3 P: 3	1B: 5 SF: 1 2B: 2 SAC: 0 3B: 1 DP: 0 HR: 0 HBP: 1						

PITCHER	IP	WLS	BF	H	R	ER	SO	BB	IBB	HBP	BLK	WP	HR	S	P	ERA	WHIP
Dave Stieb, R (1, 1) ERA: 3.43	9.0	W	36	8	4	4	3	1	0	1	0	0	0	40	45	4.00	1.000

PITCHER	IP	WLS	BF	H	R	ER	SO	BB	IBB	HBP	BLK	WP	HR	S	P	ERA	WHIP

TOP

Chicago White Sox @ Toronto Blue Jays

Exhibition Stadium, Toronto, ON

Wed Jun 18 1980, 7:05 PM EDT

Unknown - 62 F

livebaseballscorecards.com

AB	33
R	4
H	8
RBI	4
BB	1
SO	3
LOB	9

1B: 5	SF: 1	WP: 0	PA: 36		
2B: 2	SAC: 0	PB: 0			
3B: 1	DP: 0	SB: 0			
HR: 0	HBP: 1	CS: 0			

Batter	1	2	3	4	5	6	7	8	9	AB	R	H	RBI	BB	SO	LOB
Alfredo Griffin, S (1, 6) OBP: 0.275, SLG: 0.363	L4	5-3			P4		SH5-3 1-2			3	0	0	0	0	0	0
Rick Bosetti, R (1, 8) OBP: 0.267, SLG: 0.303	1B 1B 1B		5-3		F7		HR 2-H			4	2	2	2	0	0	0
Doug Ault, R (1, 3) OBP: 0.667, SLG: 0.600	1B SF8 1-2 1B		P4		FC6-4 1B		P3			4	1	2	0	0	0	1
Otto Velez, R (1, 10) OBP: 0.393, SLG: 0.557	E 2B 1-3 2-H 1B		1B 1B		FC6-4 1-2f		B B B B 1B BB			3	1	2	1	1	0	1
Barry Bonnell, R (1, 9) OBP: 0.316, SLG: 0.419	SF8 1-2 3-H		1-3 1B			1-3	1-2 1B			3	0	2	1	0	0	0
Damaso Garcia, R (1, 4) OBP: 0.294, SLG: 0.421	2-H 2B		4-3			6-3	P6			4	0	1	1	0	0	4
Garth Iorg, R (1, 5) OBP: 0.400, SLG: 0.455	5-3			F7		2B		P3		4	0	1	0	0	0	1
Al Woods, L (1, 7) OBP: 0.361, SLG: 0.490		F8		6-3		4-1		3-1		4	0	0	0	0	0	1
Bob Davis, R (1, 2) OBP: 0.290, SLG: 0.392 Joe Cannon, L (7, PR) OBP: 0.059, SLG: 0.059 Ernie Whitt, L (8, 2) OBP: 0.289, SLG: 0.227		4-3	S S S K				SH5-3 HR 1B	F8		3 0 1	0 1 0	1 0 0	0 0 0	1 0 0	0 0 0	0 0 0
Inning Stats	R: 3 E: 1 K: 0 S: 7 H: 4 LOB: 1 BB: 0 P: 7	R: 0 E: 0 K: 0 S: 3 H: 0 LOB: 0 BB: 0 P: 3	R: 0 E: 0 K: 0 S: 5 H: 2 LOB: 2 BB: 0 P: 5	R: 0 E: 0 K: 1 S: 5 H: 0 LOB: 0 BB: 0 P: 5	R: 0 E: 0 K: 0 S: 4 H: 1 LOB: 1 BB: 0 P: 4	R: 0 E: 0 K: 0 S: 4 H: 1 LOB: 1 BB: 0 P: 4	R: 2 E: 0 K: 0 S: 6 H: 3 LOB: 2 BB: 1 P: 10	R: 0 E: 0 K: 0 S: 3 H: 0 LOB: 0 BB: 0 P: 3		1B: 8 2B: 2 3B: 0 HR: 1 SF: 1 SAC: 1 DP: 0 HBP: 0						

PITCHER		IP	WLS	BF	H	R	ER	SO	BB	IBB	HBP	BLK	WP	HR	S	P	ERA	WHIP
Steve Trout, L ERA: 4.5	(1, 1)	6.2	L	32	11	5	4	1	1	0	0	0	0	1	33	37	5.40	1.800
Mike Proly, R ERA: 2.86	(7, 1)	1.1		4	0	0	0	0	0	0	0	0	0	0	4	4	0.00	0.000

PITCHER	IP	WLS	BF	H	R	ER	SO	BB	IBB	HBP	BLK	WP	HR	S	P	ERA	WHIP

BOTTOM

Chicago White Sox @ Toronto Blue Jays

Exhibition Stadium, Toronto, ON

Wed Jun 18 1980, 7:05 PM EDT

Unknown - 62 F

livebaseballscorecards.com

AB	33
R	5
H	11
RBI	5
BB	1
SO	1
LOB	8

Chicago White Sox @ Toronto Blue Jays

Exhibition Stadium, Toronto, ON

Wed Jun 18 1980, 7:05 PM EDT

Att. 21,443 - Unknown

TOP

livebaseballscorecards.com

Batter	1	2	3	4	5	6	7	8	9	AB	R	H	RBI	BB	SO	LOB
Mike Squires, L (1, 3) OBP: 0.355, SLG: 0.367	1-3		1-2 2-3 1B		K			1B		3	0	1	0	0	1	1
Junior Moore, R (8, PH) OBP: 0.288, SLG: 0.331										1	0	1	0	0	0	0
(8, 3)																
Bob Molinaro, L (1, 7) OBP: 0.366, SLG: 0.431	4-3		P6			4-3		K		3	0	0	0	0	0	3
Greg Pryor, R (8, PH) OBP: 0.263, SLG: 0.320										1	0	0	0	0	1	1
(8, 5)																
Chet Lemon, R (1, 8) OBP: 0.351, SLG: 0.397	F7		P5			F8		1-3 1B		4	0	1	0	0	0	3
Wayne Nordhagen, R (1, 10) OBP: 0.331, SLG: 0.545		6-3		F9		K		K		4	0	0	0	0	2	2
Harold Baines, L (1, 9) OBP: 0.313, SLG: 0.451		F8		F7			F9 4-3 2B		1B	4	1	2	0	0	0	0
Jim Morrison, R (1, 4) OBP: 0.320, SLG: 0.439		F3		P5			2-3		K	4	0	0	0	0	1	2
Marv Foley, L (1, 2) OBP: 0.250, SLG: 0.357			G3		4-3		4-3 3-H		K	4	0	0	1	0	1	1
Todd Cruz, R (1, 6) OBP: 0.369, SLG: 0.441			1B BB 1B		1B		PO 1B		4-3	4	0	3	0	0	0	1
Kevin Bell, R (1, 5) OBP: 0.239, SLG: 0.128			BBBB 1B 1-2 BB		F8		PO 1-2		F9	1	0	0	0	1	0	1
Thad Bosley, L (7, PH) OBP: 0.373, SLG: 0.411										0	0	0	0	0	0	0
Ron Pruitt, R (7, PH) OBP: 0.357, SLG: 0.324										1	0	0	0	0	0	0
(7, 5)																
(8, 7)																

Inning Stats	1	2	3	4	5	6	7	8	9
R	0	0	0	0	0	0	1	0	0
E	0	0	0	0	0	0	0	0	0
K	0	0	0	0	1	1	0	2	2
S	3	3	5	3	6	5	4	9	8
H	0	0	2	0	1	0	2	2	1
LOB	0	0	3	0	1	0	2	2	1
BB	0	0	1	0	0	0	0	0	0
P	3	3	9	3	6	5	4	9	8

1B	7
2B	1
3B	0
HR	0
SF	0
SAC	0
DP	0
HBP	0
WP	0
PB	0
SB	0
CS	0
PA	36

AB	34
R	1
H	8
RBI	1
BB	1
SO	6
LOB	15

PITCHER		IP	WLS	BF	H	R	ER	SO	BB	IBB	HBP	BLK	WP	HR	S	P	ERA	WHIP
Jack Kucek, R ERA: 1.35	(1, 1)	6.2	W	26	5	1	1	2	1	0	0	0	0	0	29	33	1.35	0.900
Jerry Garvin, L ERA: 2.05	(7, 1)	1.0		4	2	0	0	1	0	0	0	0	0	0	6	6	0.00	2.000
Joey McLaughlin, R ERA: 3.97	(8, 1)	1.1	S	5	1	0	0	3	0	0	0	0	0	0	11	11	0.00	0.750

PITCHER	IP	WLS	BF	H	R	ER	SO	BB	IBB	HBP	BLK	WP	HR	S	P	ERA	WHIP

Batter	1	2	3	4	5	6	7	8	9	AB	R	H	RBI	BB	SO	LOB
Alfredo Griffin, S (1, 6) OBP: 0.278, SLG: 0.365	0-0 WP WP 1B 1B	0-0 ② 6-3			0-3 ② K			0-0 SH3-4 1B		4	1	2	0	0	1	0
Rick Bosetti, R (1, 8) OBP: 0.263, SLG: 0.298	0-0 ① F9	0-0 ③ L3			0-0 ③ 6-3			0-0 ① SH3-4 1-2		3	0	0	0	0	0	1
Roy Howell, L (1, 5) OBP: 0.309, SLG: 0.362	B B B B 4-0 1B WP 1-2 1B BB		0-0 ① 4-3			0-0 ① 4-3		0-3 ② K		3	1	0	0	1	1	1
John Mayberry, L (1, 3) OBP: 0.364, SLG: 0.505	0-0 1B 1-3 2-H 1B		0-0 ② F8			0-0 ② F5		0-3 ③ K		4	0	1	1	0	1	1
Otto Velez, R (1, 10) OBP: 0.397, SLG: 0.559	0-0 1-2 3-H 1B		0-0 ③ 6-3			0-0 1B				3	0	2	1	0	0	0
Lloyd Moseby, L (1, 9) OBP: 0.288, SLG: 0.397	0-3 ② K			0-3 ① K		0-3 ③ K				3	0	0	0	0	3	3
Damaso Garcia, R (1, 4) OBP: 0.290, SLG: 0.415	0-0 ③ L3			0-0 ② P4			0-0 ① 6-3			3	0	0	0	0	0	2
Joe Cannon, L (1, 7) OBP: 0.050, SLG: 0.050		0-3 ① K		0-3 ③ K2-3			0-0 ② 1-3			3	0	0	0	0	2	0
Ernie Whitt, L (1, 2) OBP: 0.291, SLG: 0.269		0-0 HR			0-3 ① K		0-0 ③ 3-1			3	1	1	1	0	1	0
Inning Stats	R: 2 E: 0 K: 1 S: 8 H: 3 LOB: 2 BB: 1 P: 12	R: 1 E: 0 K: 1 S: 6 H: 1 LOB: 0 BB: 0 P: 6	R: 0 E: 0 K: 0 S: 3 H: 0 LOB: 0 BB: 0 P: 3	R: 0 E: 0 K: 2 S: 7 H: 0 LOB: 0 BB: 0 P: 7	R: 0 E: 0 K: 2 S: 7 H: 0 LOB: 0 BB: 0 P: 7	R: 0 E: 0 K: 1 S: 6 H: 1 LOB: 1 BB: 0 P: 6	R: 0 E: 0 K: 0 S: 3 H: 0 LOB: 0 BB: 0 P: 3	R: 0 E: 0 K: 2 S: 8 H: 1 LOB: 1 BB: 0 P: 8		1B: 5 2B: 0 3B: 0 HR: 1	SF: 0 SAC: 1 DP: 0 HBP: 0						

PITCHER	IP	WLS	BF	H	R	ER	SO	BB	IBB	HBP	BLK	WP	HR	S	P	ERA	WHIP
Richard Dotson, R (1, 1) ERA: 3.68	8.0	L	31	6	3	3	9	1	0	0	0	2	1	48	52	3.38	0.875

PITCHER	IP	WLS	BF	H	R	ER	SO	BB	IBB	HBP	BLK	WP	HR	S	P	ERA	WHIP

BOTTOM

Chicago White Sox @ Toronto Blue Jays

Exhibition Stadium, Toronto, ON

Wed Jun 18 1980, 7:05 PM EDT

Att. 21,443 - Unknown

livebaseballscorecards.com

AB	29
R	3
H	6
RBI	3
BB	1
SO	9
LOB	8

1B: 5 2B: 0 3B: 0 HR: 1 SF: 0 SAC: 1 DP: 0 HBP: 0

WP: 2 PB: 0 SB: 0 CS: 0 PA: 31

Detroit Tigers @ Chicago White Sox

Comiskey Park, Chicago, IL

Fri Jun 20 1980, 8:05 PM EDT

Att. 27,241 - Unknown - 65 F

TOP

livebaseballscorecards.com

Batter	1	2	3	4	5	6	7	8	9	10	11	AB	R	H	RBI	BB	SO	LOB
Rick Peters, S (1, 8) OBP: 0.309, SLG: 0.310	F9		F8		2B			4-3		E5	F6	6	0	1	1	0	0	3
Alan Trammell, R (1, 6) OBP: 0.412, SLG: 0.438	BB			BB	F9			F7		F8		3	0	0	0	2	0	2
Al Cowens, R (1, 9) OBP: 0.319, SLG: 0.326	F8			1B		4-3		1B			6-3	5	0	2	0	0	0	1
Dave Stegman, R (11, 9) OBP: 0.272, SLG: 0.284												0	0	0	0	0	0	0
Lance Parrish, R (1, 10) OBP: 0.313, SLG: 0.476		HR		F9		F9		K			2B BB	4	2	1	1	1	1	3
John Wockenfuss, R (1, 2) OBP: 0.379, SLG: 0.500		F7		K		HR			5-3		1B 2B	5	2	2	2	0	1	2
Richie Hebner, L (1, 3) OBP: 0.339, SLG: 0.460		F6		F4		CS 1B			L6		1B FC5-2 IBB	4	0	1	0	1	0	2
Tom Brookens, R (1, 5) OBP: 0.331, SLG: 0.366		K			F8	CS	6-3		5-3		FC5-2 1B	1	0	0	0	0	1	0
Stan Papi, R (2, 5) OBP: 0.300, SLG: 0.500												3	0	0	0	0	0	0
Champ Summers, L (11, PH) OBP: 0.405, SLG: 0.534												1	0	1	1	0	0	0
Mark Wagner, R (11, 5) OBP: 0.250, SLG: 0.200												0	0	0	0	0	0	0
Jim Lentine, R (1, 7) OBP: 0.302, SLG: 0.291			F7		4-3		F9			F7	FC5-2 IBB	4	0	0	0	1	0	0
Lou Whitaker, L (1, 4) OBP: 0.346, SLG: 0.226			K		2B 1B		K			F7	FC5-2	5	1	1	0	0	2	3

Inning Stats	1	2	3	4	5	6	7	8	9	10	11
R	0	1	0	0	1	1	0	0	0	0	2
E	0	0	0	0	0	0	0	0	0	1	0
K	0	1	1	1	0	0	1	1	0	0	0
S	2	6	5	6	5	4	5	6	3	4	5
H	0	1	0	1	2	2	0	1	0	0	2
LOB	0	0	0	2	1	0	0	1	0	1	3
BB	1	0	0	1	0	0	0	0	0	0	3
P	6	6	5	10	5	4	5	6	3	4	17

1B: 5	SF: 0
2B: 2	SAC: 0
3B: 0	DP: 0
HR: 2	HBP: 0
WP: 0	PA: 47
PB: 0	
SB: 0	
CS: 2	

AB	41
R	5
H	9
RBI	5
BB	5
SO	5
LOB	16

PITCHER		IP	WLS	BF	H	R	ER	SO	BB	IBB	HBP	BLK	WP	HR	S	P	ERA	WHIP
Britt Burns, L ERA: 2.24	(1, 1)	9.2		37	7	3	3	5	2	0	0	0	0	2	45	53	2.79	0.931
Ed Farmer, R ERA: 2.74	(10, 1)	0.2	L	5	1	2	2	0	1	1	0	0	0	0	3	11	27.00	3.000
Steve Trout, L ERA: 4.46	(11, 1)	0.2		4	1	0	0	0	0	1	0	0	0	0	3	7	0.00	1.500

PITCHER	IP	WLS	BF	H	R	ER	SO	BB	IBB	HBP	BLK	WP	HR	S	P	ERA	WHIP

Batter	1	2	3	4	5	6	7	8	9	10	11	AB	R	H	RBI	BB	SO	LOB
Thad Bosley, L (1, 7) OBP: 0.344, SLG: 0.377	3-1		F8		G3			6-3		F7		5	0	0	0	0	0	2
Todd Cruz, R (1, 6) OBP: 0.386, SLG: 0.453	K			SH1-3, 1B 1B		4-3, WP PB 1B		6-3		G4-6-3 1B		5	1	3	0	0	1	0
Harold Baines, L (1, 9) OBP: 0.310, SLG: 0.444	6-3			SH1-3 1-2 1B		4-3 1-3		4-3		G4-6-3 1-2f		5	0	1	0	0	0	2
Jim Morrison, R (1, 4) OBP: 0.319, SLG: 0.436		F7		SH1-3 1-2 2-3		5-3 3-H			PB HR 1B		F8	4	1	1	0	0	0	0
Bob Molinaro, L (1, 10) OBP: 0.367, SLG: 0.421		F7		G6-4-3 IBBB		BB			F5 1-2		F8	3	0	0	0	2	0	1
Chet Lemon, R (1, 8) OBP: 0.348, SLG: 0.406		6-3		G6-4-3 1-2f		F8			2-H HR		F3	5	1	1	2	0	0	4
Mike Squires, L (1, 3) OBP: 0.351, SLG: 0.363			4-3		4-3		4-3		S 1B			4	0	1	0	0	0	0
Bruce Kimm, R (1, 2) OBP: 0.335, SLG: 0.338			4-3 2B		5-3		6-3		K 1-2			3	0	1	0	0	0	0
Marv Foley, L (9, PH) OBP: 0.246, SLG: 0.351												1	0	0	0	0	1	1
(10, 2)																		
Kevin Bell, R (1, 5) OBP: 0.245, SLG: 0.122			4-3 2-3		BB		6-3		F5			2	0	0	0	1	0	1
Lamar Johnson, R (9, PH) OBP: 0.335, SLG: 0.464												1	0	0	0	0	0	1
Junior Moore, R (10, 5) OBP: 0.288, SLG: 0.331												0	0	0	0	0	0	0
Inning Stats	R: 0 E: 0 K: 1 S: 5 H: 0 LOB: 0 BB: 0 P: 5	R: 0 E: 0 K: 0 S: 3 H: 0 LOB: 0 BB: 0 P: 3	R: 0 E: 0 K: 0 S: 4 H: 1 LOB: 1 BB: 0 P: 4	R: 0 E: 0 K: 0 S: 4 H: 2 LOB: 2 BB: 1 P: 8	R: 0 E: 0 K: 0 S: 3 H: 0 LOB: 1 BB: 1 P: 7	R: 1 E: 0 K: 0 S: 4 H: 1 LOB: 1 BB: 1 P: 8	R: 0 E: 0 K: 0 S: 3 H: 0 LOB: 0 BB: 0 P: 3	R: 0 E: 0 K: 0 S: 3 H: 0 LOB: 0 BB: 0 P: 3	R: 2 E: 0 K: 1 S: 8 H: 3 LOB: 1 BB: 0 P: 8	R: 0 E: 0 K: 0 S: 3 H: 1 LOB: 0 BB: 0 P: 3	R: 0 E: 0 K: 0 S: 3 H: 0 LOB: 0 BB: 0 P: 3	1B: 6 2B: 1 3B: 0 HR: 1	SF: 0 SAC: 1 DP: 2 HBP: 0					

PITCHER	IP	WLS	BF	H	R	ER	SO	BB	IBB	HBP	BLK	WP	HR	S	P	ERA	WHIP
Dan Petry, R (1, 1) ERA: 3.02	8.1		33	6	3	2	1	2	1	0	0	1	1	32	44	2.16	0.960
Aurelio Lopez, R (9, 1) ERA: 4.57	2.2	W	9	2	0	0	1	0	0	0	0	0	0	11	11	0.00	0.750

PITCHER	IP	WLS	BF	H	R	ER	SO	BB	IBB	HBP	BLK	WP	HR	S	P	ERA	WHIP

BOTTOM

Detroit Tigers @ Chicago White Sox

Comiskey Park, Chicago, IL

Fri Jun 20 1980, 8:05 PM EDT

Att. 27,241 - Unknown - 65 F

livebaseballscorecards.com

AB	38
R	3
H	8
RBI	2
BB	3
SO	2
LOB	12

WP: 1	PA: 42		
PB: 2			
SB: 1			
CS: 0			

Batter	1	2	3	4	5	6	7	8	9	AB	R	H	RBI	BB	SO	LOB
Jim Lentine, R (1, 7) OBP: 0.294, SLG: 0.271	S S S 0-3 ① K		S S S 0-3 ① K		x 0-0 ① 6-3	x 0-0 ② F8		B B B 4-0 5-3 BB		4	0	0	0	1	2	2
Alan Trammell, R (1, 6) OBP: 0.411, SLG: 0.446	S S S 0-3 ② K		x 0-0 FC4-6 1B		x 0-0 1B 3B	S S S 0-3 ③ K		x 0-0 ② 5-3 1-2		5	1	2	0	0	2	3
Steve Kemp, L (1, 10) OBP: 0.388, SLG: 0.466	x 0-0 BB E 1B		x 0-0 ② FC4-6 BB 1-2f		x 0-0 2B FC6 1B 3-H	B B B B 4-0 S 1B BB	I I I 4-0 FC6-4 IBB			3	2	2	1	2	0	1
Lance Parrish, R (1, 2) OBP: 0.319, SLG: 0.479	B B B B 4-0 BB 1-2 BB		B B B B 4-0 1-2 BB		x 0-0 FC6 1-3 2B	x 0-0 ① F7 1-2	x 0-0 ③ FC6-4 1-2f			3	0	1	0	2	0	3
John Wockenfuss, R (1, 3) OBP: 0.380, SLG: 0.491	B B B B 4-0 1-2 2-3 BB		x 0-0 ③ F4		x 0-0 ② FC6 BLK 2-3 3-H	x 0-0 E 1B 2-H			x 0-0 ① F8	4	1	1	2	1	0	3
Champ Summers, L (1, 9) OBP: 0.395, SLG: 0.518 Rick Peters, S (7, 8) OBP: 0.306, SLG: 0.306	S S S 0-3 ③ K			x 0-0 ① F7	x 0-0 ③ F5 1-2		x 0-0 ② F9		x 0-0 ② 4-3	4 1	0 0	0 0	0 0	0 0	1 0	5 0
Tom Brookens, R (1, 5) OBP: 0.333, SLG: 0.367		x 0-0 ① 6-3		x 0-0 ② 6-3		x 0-0 ① F9	x 0-0 E 1B 2-H		x 0-0 S 1B	5	0	2	1	0	0	0
Dave Stegman, R (1, 8) OBP: 0.278, SLG: 0.302 (7, 9)		x 0-0 ② 4-3		x 0-0 1B		x 0-0 S S S 2B	0-3 ③ K		S S S 0-3 ③ K 1-2	5	0	2	0	0	2	2
Lou Whitaker, L (1, 4) OBP: 0.344, SLG: 0.222		x 0-0 ③ 6-3		S S S 0-3 ③ K		B B B 4-0 BB		x 0-0 ① F7		3	0	0	0	1	1	1
Inning Stats	R: 0 E: 1 K: 3 S: 10 H: 1 LOB: 3 BB: 2 P: 18	R: 0 E: 0 K: 0 S: 3 H: 0 LOB: 0 BB: 0 P: 3	R: 0 E: 0 K: 1 S: 6 H: 1 LOB: 2 BB: 1 P: 10	R: 0 E: 0 K: 1 S: 6 H: 1 LOB: 1 BB: 0 P: 6	R: 2 E: 0 K: 0 S: 6 H: 3 LOB: 1 BB: 0 P: 6	R: 0 E: 0 K: 1 S: 6 H: 1 LOB: 2 BB: 1 P: 10	R: 2 E: 1 K: 1 S: 7 H: 2 LOB: 1 BB: 1 P: 11	R: 0 E: 0 K: 0 S: 3 H: 0 LOB: 2 BB: 2 P: 11	R: 0 E: 0 K: 1 S: 6 H: 1 LOB: 1 BB: 0 P: 6	1B: 7 2B: 2 3B: 1 HR: 0	SF: 0 SAC: 0 DP: 0 HBP: 0						

TOP

Detroit Tigers @ Chicago White Sox

Comiskey Park, Chicago, IL

Sat Jun 21 1980, 4:33 AM EDT
Att. 23,990 - Unknown - 77 F

livebaseballscorecards.com

AB	37
R	4
H	10
RBI	4
BB	7
SO	8
LOB	20

PITCHER		IP	WLS	BF	H	R	ER	SO	BB	IBB	HBP	BLK	WP	HR	S	P	ERA	WHIP
Ross Baumgarten, L ERA: 3.6	(1, 1)	6.2	L	34	9	4	4	6	5	0	0	1	0	0	41	61	5.40	2.100
LaMarr Hoyt, R ERA:	(7, 1)	2.1		10	1	0	0	2	1	1	0	0	0	0	12	20	0.00	0.857

PITCHER	IP	WLS	BF	H	R	ER	SO	BB	IBB	HBP	BLK	WP	HR	S	P	ERA	WHIP

BOTTOM

Detroit Tigers @ Chicago White Sox

Comiskey Park, Chicago, IL

Sat Jun 21 1980, 4:33 AM EDT

Att. 23,990 - Unknown - 77 F

livebaseballscorecards.com

Batter	1	2	3	4	5	6	7	8	9	AB	R	H	RBI	BB	SO	LOB
Thad Bosley, L (1, 7) OBP: 0.353, SLG: 0.400	S S S 0-3 ① K		x 0-0 ② G3 2B		x 0-0 ② BB 1B 1-2		x 0-0 ② F4			4	0	2	0	0	1	1
Todd Cruz, R (1, 6) OBP: 0.365, SLG: 0.426	x 0-0 ② F7		x 0-0 ① 5-3		x 0-0 ② F9		x 0-0 ③ F7			4	0	0	0	0	0	4
Harold Baines, L (1, 9) OBP: 0.308, SLG: 0.437	x 0-0 ③ 4-3		x 0-0 ② G3 2-3		B B B 4-0 FC4-6 BB 1-2 2-3			x 0-0 ① 3-1		3	0	0	0	1	0	1
Lamar Johnson, R (1, 3) OBP: 0.333, SLG: 0.457		B B B B 4-0 F8 1B E BB	x 0-0 ③ F8		x 0-0 ③ FC4-6 1-2f			x 0-0 ② 5-3		3	1	0	0	1	0	4
Bob Molinaro, L (1, 10) OBP: 0.364, SLG: 0.416		x 0-0 E 1-2 1B		S S S 0-3 ① K2-3		x 0-0 ① F5		x 0-0 ③ 4-3		4	0	1	0	0	1	0
Chet Lemon, R (1, 8) OBP: 0.343, SLG: 0.399		x 0-0 ① F8 2-3		x 0-0 ② 5-3		x 0-0 ② 4-3			x 0-0 ① 5-3	4	0	0	0	0	0	2
Jim Morrison, R (1, 4) OBP: 0.314, SLG: 0.429		x 0-0 E5 1-2 3-H		x 0-0 ③ 5-3		x 0-0 ③ 6-3			x 0-0 ② F3	4	0	0	1	0	0	1
Bruce Kimm, R (1, 2) OBP: 0.340, SLG: 0.342		S S S 0-3 ② K			x 0-0 BB 1B 1B		x 0-0 1B		x 0-0 ③ F3	4	0	2	0	0	1	2
Greg Pryor, R (1, 5) OBP: 0.260, SLG: 0.316 Mike Squires, L (7, PH) OBP: 0.348, SLG: 0.359 Kevin Bell, R (8, 5) OBP: 0.245, SLG: 0.122		S S 0-3 ③ K			x 0-0 ① F3		x 0-0 ① F6			2 1 0	0 0 0	0 0 0	0 0 0	0 0 0	1 0 0	3 1 0

Inning Stats	1	2	3	4	5	6	7	8	9
	R: 0 H: 0 E: 0 LOB: 0 K: 1 BB: 0 S: 5 P: 5	R: 1 H: 1 E: 1 LOB: 2 K: 2 BB: 1 S: 9 P: 13	R: 0 H: 1 E: 0 LOB: 1 K: 0 BB: 0 S: 4 P: 4	R: 0 H: 0 E: 0 LOB: 0 K: 1 BB: 0 S: 5 P: 5	R: 0 H: 2 E: 0 LOB: 3 K: 0 BB: 1 S: 5 P: 9	R: 0 H: 0 E: 0 LOB: 0 K: 0 BB: 0 S: 3 P: 3	R: 0 H: 1 E: 0 LOB: 1 K: 0 BB: 0 S: 4 P: 4	R: 0 H: 0 E: 0 LOB: 0 K: 0 BB: 0 S: 3 P: 3	R: 0 H: 0 E: 0 LOB: 0 K: 0 BB: 0 S: 3 P: 3

AB	33
R	1
H	5
RBI	1
BB	2
SO	4
LOB	19

1B: 4	SF: 0
2B: 1	SAC: 0
3B: 0	DP: 0
HR: 0	HBP: 0

WP: 0	PA: 35
PB: 0	
SB: 0	
CS: 0	

PITCHER	IP	WLS	BF	H	R	ER	SO	BB	IBB	HBP	BLK	WP	HR	S	P	ERA	WHIP
Milt Wilcox, R (1, 1) ERA: 3.58	9.0	W	35	5	1	1	4	2	0	0	0	0	0	41	49	1.00	0.778

PITCHER	IP	WLS	BF	H	R	ER	SO	BB	IBB	HBP	BLK	WP	HR	S	P	ERA	WHIP

Batter	1	2	3	4	5	6	7	8	9	AB	R	H	RBI	BB	SO	LOB
Rick Peters, S (1, 8) OBP: 0.311, SLG: 0.303	F8		BBB SH1-3 S 1B BB	6-3		4-3 2-3			1B 1-2 1B	4	1	1	0	1	0	1
Alan Trammell, R (1, 6) OBP: 0.409, SLG: 0.442	F4		SH1-3 1-3		E 1B FC9 1B	SSS K			SSS K	4	1	1	0	0	2	3
Lance Parrish, R (1, 2) OBP: 0.320, SLG: 0.477	5-3		1B 2B 3-H 1B		E5 1-3 1B		6-3		F8	5	1	2	1	0	0	2
John Wockenfuss, R (1, 3) OBP: 0.387, SLG: 0.492		BBB 2B E BB	2B SH1-3 1-3 1B		L5		F8		BB 1-3 2-H 1B	4	2	2	1	1	0	2
Tom Brookens, R (1, 5) OBP: 0.342, SLG: 0.385		E 1-3 2B	SH1-3 1-3 3-H 2B		FC9 3-H		F8		BBB 1-2 BB	4	1	2	2	1	0	1
Jim Lentine, R (1, 7) OBP: 0.292, SLG: 0.286		F5	SH1-3 2-3 3-H		SSS K			1B L9-4-3-5 2B	L6	4	0	1	1	0	1	7
Stan Papi, R (1, 4) OBP: 0.273, SLG: 0.455		F5	6-3		L4			1B L9-4-3-5 2-3 1B		3	0	0	0	0	0	5
Lou Whitaker, L (6, 4) OBP: 0.347, SLG: 0.227										1	0	1	0	0	0	0
Duffy Dyer, R (1, 10) OBP: 0.200, SLG: 0.326		E7 2-H 3-H		F3		F7		L9-4-3-5 1-2 3-H		4	0	0	0	0	0	2
Dave Stegman, R (1, 9) OBP: 0.287, SLG: 0.322		6-3		SSS K		4-3 2B			1B 1B 1B	4	1	2	0	0	1	1
Inning Stats	R: 0 E: 0 K: 0 S: 3 H: 0 LOB: 0 BB: 0 P: 3	R: 2 E: 1 K: 0 S: 5 H: 1 LOB: 1 BB: 1 P: 9	R: 3 E: 0 K: 0 S: 6 H: 3 LOB: 1 BB: 1 P: 10	R: 0 E: 0 K: 1 S: 5 H: 0 LOB: 0 BB: 0 P: 5	R: 1 E: 1 K: 1 S: 8 H: 2 LOB: 2 BB: 0 P: 8	R: 0 E: 0 K: 1 S: 6 H: 1 LOB: 1 BB: 0 P: 6	R: 0 E: 0 K: 0 S: 3 H: 0 LOB: 0 BB: 0 P: 3	R: 0 E: 0 K: 0 S: 3 H: 2 LOB: 0 BB: 0 P: 3	R: 1 E: 0 K: 1 S: 8 H: 3 LOB: 3 BB: 1 P: 12	1B: 8 2B: 4 3B: 1 HR: 0 SF: 0 SAC: 2 DP: 0 HBP: 0						

TOP

Detroit Tigers @ Chicago White Sox

Comiskey Park, Chicago, IL

Sun Jun 22 1980, 4:33 AM EDT

Unknown - 81 F

livebaseballscorecards.com

AB	37
R	7
H	12
RBI	5
BB	3
SO	4
LOB	24

PITCHER		IP	WLS	BF	H	R	ER	SO	BB	IBB	HBP	BLK	WP	HR	S	P	ERA	WHIP
Ken Kravec, L ERA: 6.3	(1, 1)	2.1	L	12	2	4	2	0	2	0	0	0	0	0	10	18	7.71	1.714
LaMarr Hoyt, R ERA: 1.04	(3, 1)	3.2		17	5	2	1	3	0	0	0	0	0	0	23	23	2.46	1.364
Guy Hoffman, L ERA: 3.0	(7, 1)	3.0		13	5	1	1	1	1	0	0	0	0	0	14	18	3.00	2.000

PITCHER	IP	WLS	BF	H	R	ER	SO	BB	IBB	HBP	BLK	WP	HR	S	P	ERA	WHIP

Batter	1	2	3	4	5	6	7	8	9	AB	R	H	RBI	BB	SO	LOB
Mike Squires, L (1, 3) OBP: 0.353, SLG: 0.358	L5-3 1B		FC4-6 5-3 1-2f		BBB E BB		6-3			3	0	1	0	1	0	1
Todd Cruz, R (1, 6) OBP: 0.346, SLG: 0.403	L5-3 1-2		5-3 1-2		E5 1-2 2-3		F7			4	0	0	0	0	0	4
Thad Bosley, L (1, 7) OBP: 0.333, SLG: 0.377	6-3		L3		F7			F8		4	0	0	0	0	0	4
Lamar Johnson, R (1, 10) OBP: 0.328, SLG: 0.449		F4		6-3	F5			6-3		4	0	0	0	0	0	3
Harold Baines, L (1, 9) OBP: 0.307, SLG: 0.433		5-3 1B		G3	F9			F8		4	0	1	0	0	0	3
Chet Lemon, R (1, 8) OBP: 0.341, SLG: 0.405		5-3 1-2		1B 3B		F8			F7	4	1	1	0	0	0	1
Jim Morrison, R (1, 4) OBP: 0.321, SLG: 0.432		HBP		3-H 1B		L6-3 1B			F7	3	0	2	1	0	0	0
Bruce Kimm, R (1, 2) OBP: 0.331, SLG: 0.333		L4		5-3		L6-3 1-2			5-3	4	0	0	0	0	0	4
Greg Pryor, R (1, 5) OBP: 0.266, SLG: 0.328			FC4-6 1B		E 2B		F8			3	0	2	0	0	0	0
Inning Stats	R: 0 H: 1 E: 0 LOB: 0 K: 0 BB: 0 S: 3 P: 3	R: 0 H: 1 E: 0 LOB: 2 K: 0 BB: 0 S: 4 P: 5	R: 0 H: 1 E: 0 LOB: 1 K: 0 BB: 0 S: 4 P: 4	R: 1 H: 2 E: 0 LOB: 1 K: 0 BB: 0 S: 5 P: 5	R: 0 H: 1 E: 1 LOB: 3 K: 0 BB: 1 S: 5 P: 9	R: 0 H: 1 E: 0 LOB: 0 K: 0 BB: 0 S: 3 P: 3	R: 0 H: 0 E: 0 LOB: 0 K: 0 BB: 0 S: 3 P: 3	R: 0 H: 0 E: 0 LOB: 0 K: 0 BB: 0 S: 3 P: 3	R: 0 H: 0 E: 0 LOB: 0 K: 0 BB: 0 S: 3 P: 3	1B: 5 SF: 0 2B: 3 SAC: 0 3B: 1 DP: 2 HR: 0 HBP: 1						

PITCHER	IP	WLS	BF	H	R	ER	SO	BB	IBB	HBP	BLK	WP	HR	S	P	ERA	WHIP
Dave Rozema, R (1, 1) ERA: 4.67	9.0	W	35	7	1	1	0	1	0	1	0	0	0	33	38	1.00	0.889

PITCHER	IP	WLS	BF	H	R	ER	SO	BB	IBB	HBP	BLK	WP	HR	S	P	ERA	WHIP

BOTTOM

Detroit Tigers @ Chicago White Sox

Comiskey Park, Chicago, IL

Sun Jun 22 1980, 4:33 AM EDT

Unknown - 81 F

livebaseballscorecards.com

AB	33
R	1
H	7
RBI	1
BB	1
SO	0
LOB	20

WP: 0 PA: 35
PB: 0
SB: 0
CS: 0

Batter	1	2	3	4	5	6	7	8	9	AB	R	H	RBI	BB	SO	LOB
Rick Peters, S (1, 8) OBP: 0.296, SLG: 0.287	E4 WP E SF7	K		CS 1-2	4-3		5-3		G3	5	1	0	0	0	1	1
Alan Trammell, R (1, 6) OBP: 0.409, SLG: 0.441	E1 SF7 WP 1-2 2B		2B 1B		G5-4-3 1B		6-3		F2	5	2	2	0	0	0	2
Lance Parrish, R (1, 10) OBP: 0.318, SLG: 0.476	K		4-3 1-H 2B		G5-4-3 1-2f			5-3	K	5	0	1	1	0	2	3
John Wockenfuss, R (1, 2) OBP: 0.390, SLG: 0.483	BB SF7 1-2 2-3 2B BB		4-3 2-3			G3		4-1 E 2B BB		2	2	0	0	2	0	1
Tom Brookens, R (1, 5) OBP: 0.333, SLG: 0.377	SF7 1-2 2-3 3-H		K			5-3		E6 4-1 1-2 2B		3	1	0	1	0	1	2
Richie Hebner, L (1, 3) OBP: 0.342, SLG: 0.467 Tim Corcoran, L (8, 3) OBP: 0.288, SLG: 0.180	2-H 3-H 2B		K			1B		4-1 1-2 2-3		4 0	0 0	2 0	2 0	0 0	1 0	3 0
Jim Lentine, R (1, 7) OBP: 0.289, SLG: 0.299	F9			F2		4-3		1B 2-H 3-H 2B		4	0	1	2	0	0	2
Stan Papi, R (1, 4) OBP: 0.278, SLG: 0.444 Lou Whitaker, L (7, 4) OBP: 0.350, SLG: 0.231		6-3		6-3			SH1-4 1B	2-3 1B		3 1	0 0	1 1	0 0	0 0	0 0	0 0
Dave Stegman, R (1, 9) OBP: 0.279, SLG: 0.312		F8		E4 CS			SH1-4 1-2	5-3		3	0	0	0	0	0	2
Inning Stats	R: 3 H: 1 E: 2 LOB: 1 K: 1 BB: 1 S: 8 P: 12	R: 0 H: 0 E: 0 LOB: 0 K: 1 BB: 0 S: 5 P: 5	R: 1 H: 2 E: 0 LOB: 1 K: 2 BB: 0 S: 9 P: 9	R: 0 H: 0 E: 1 LOB: 0 K: 0 BB: 0 S: 3 P: 3	R: 0 H: 1 E: 0 LOB: 0 K: 0 BB: 0 S: 3 P: 3	R: 0 H: 1 E: 0 LOB: 1 K: 0 BB: 0 S: 4 P: 4	R: 0 H: 1 E: 0 LOB: 1 K: 0 BB: 0 S: 4 P: 4	R: 2 H: 2 E: 1 LOB: 2 K: 0 BB: 1 S: 6 P: 10	R: 0 H: 0 E: 0 LOB: 0 K: 1 BB: 0 S: 5 P: 5	1B: 5 SF: 1 2B: 3 SAC: 1 3B: 0 DP: 1 HR: 0 HBP: 0							

Detroit Tigers @ Chicago White Sox

Comiskey Park, Chicago, IL

Sun Jun 22 1980, 4:38 AM EDT

Att. 27,100 - Unknown

TOP

livebaseballscorecards.com

AB	35
R	6
H	8
RBI	6
BB	2
SO	5
LOB	16

PITCHER		IP	WLS	BF	H	R	ER	SO	BB	IBB	HBP	BLK	WP	HR	S	P	ERA	WHIP
Rich Wortham, L ERA: 4.96	(1, 1)	6.2	L	28	6	4	1	4	1	0	0	0	1	0	35	39	1.35	1.050
Mike Proly, R ERA: 2.75	(7, 1)	2.1		11	2	2	0	1	1	0	0	0	0	0	12	16	0.00	1.286

PITCHER	IP	WLS	BF	H	R	ER	SO	BB	IBB	HBP	BLK	WP	HR	S	P	ERA	WHIP

Batter	1	2	3	4	5	6	7	8	9	AB	R	H	RBI	BB	SO	LOB
Thad Bosley, L (1, 8) OBP: 0.316, SLG: 0.361	6-3		SF8 3-H		F3			F8		3	0	0	1	0	0	0
Todd Cruz, R (1, 6) OBP: 0.341, SLG: 0.395	1B		G3			K		6-3		4	0	1	0	0	1	0
Harold Baines, L (1, 9) OBP: 0.306, SLG: 0.429	F6		F4			G6-4-3 1B		F8		4	0	1	0	0	0	1
Lamar Johnson, R (1, 3) OBP: 0.326, SLG: 0.442	F8			6-3 BB		G6-4-3 1-2f			F8	3	0	0	0	1	0	2
Wayne Nordhagen, R (1, 7) OBP: 0.335, SLG: 0.564		6-3		F6			3-1 PB 1B 1B		HR	4	2	2	1	0	0	1
Chet Lemon, R (1, 10) OBP: 0.340, SLG: 0.407		L6		6-3 1-2			F4		2B	4	0	1	0	0	0	2
Jim Morrison, R (1, 4) OBP: 0.316, SLG: 0.424		K		6-3			3-1 1-3		F8	4	0	0	0	0	1	3
Marv Foley, L (1, 2) OBP: 0.261, SLG: 0.377			3B 2B		F5		1B 3-H		4-3	4	1	2	1	0	0	1
Greg Pryor, R (1, 5) OBP: 0.267, SLG: 0.339			SF8 2-H 3B		F8		6-3			3	1	1	1	0	0	1
Inning Stats	R: 0 E: 0 K: 0 S: 4 H: 1 LOB: 1 BB: 0 P: 4	R: 0 E: 0 K: 1 S: 5 H: 0 LOB: 0 BB: 0 P: 5	R: 2 E: 0 K: 0 S: 5 H: 2 LOB: 0 BB: 0 P: 5	R: 0 E: 0 K: 0 S: 3 H: 0 LOB: 1 BB: 1 P: 7	R: 0 E: 0 K: 0 S: 3 H: 0 LOB: 0 BB: 0 P: 3	R: 0 E: 0 K: 1 S: 5 H: 1 LOB: 0 BB: 0 P: 5	R: 1 E: 0 K: 0 S: 5 H: 2 LOB: 1 BB: 0 P: 5	R: 0 E: 0 K: 0 S: 3 H: 0 LOB: 0 BB: 0 P: 3	R: 1 E: 0 K: 0 S: 5 H: 2 LOB: 1 BB: 0 P: 5	1B: 4 2B: 2 3B: 1 HR: 1	SF: 1 SAC: 0 DP: 1 HBP: 0						

PITCHER	IP	WLS	BF	H	R	ER	SO	BB	IBB	HBP	BLK	WP	HR	S	P	ERA	WHIP
Jack Morris, R (1, 1) ERA: 4.1	8.1	W	33	8	4	4	2	1	0	0	0	0	1	36	40	4.32	1.080
Aurelio Lopez, R (9, 1) ERA: 4.5	0.2	S	2	0	0	0	0	0	0	0	0	0	0	2	2	0.00	0.000

PITCHER	IP	WLS	BF	H	R	ER	SO	BB	IBB	HBP	BLK	WP	HR	S	P	ERA	WHIP

BOTTOM

Detroit Tigers @ Chicago White Sox

Comiskey Park, Chicago, IL

Sun Jun 22 1980, 4:38 AM EDT

Att. 27,100 - Unknown

livebaseballscorecards.com

AB	33
R	4
H	8
RBI	4
BB	1
SO	2
LOB	11

Batter	1	2	3	4	5	6	7	8	9	AB	R	H	RBI	BB	SO	LOB
Thad Bosley, L (1, 7) OBP: 0.321, SLG: 0.355	S S S 0-3 ① K	x 0-0 ③ FC6-4 1-2f		x 0-0 E 1B 3-H		S S S 0-3 ③ K		4-0 1-2 IBB		4	0	1	1	1	2	3
Todd Cruz, R (1, 6) OBP: 0.333, SLG: 0.383	x 0-0 ② F7		x 0-0 ① 1-3	x 0-0 ② P4			x 0-0 SH1-4 1B 1B	x 0-0 ③ 6-3		5	0	1	0	0	0	3
Harold Baines, L (1, 9) OBP: 0.308, SLG: 0.429	x 0-0 ③ 3-1		x 0-0 BB 1B 1B	x 0-0 ③ 4-3 1-2			x 0-0 SH1-4 ① 1-2 1B		x 0-0 ① 6-3	5	0	2	0	0	0	1
Lamar Johnson, R (1, 3) OBP: 0.327, SLG: 0.441 Mike Squires, L (7, 3) OBP: 0.350, SLG: 0.355		x 0-0 ① P5	x 0-0 BB 1-2 1B		x 0-0 ① P5		x 0-0 ① SH1-4 1-2 2-3		x 0-0 ② 5-3	3 1	0 0	1 0	0 0	0 0	0 0	0 0
Wayne Nordhagen, R (1, 10) OBP: 0.338, SLG: 0.556		x 0-0 ② BB 1B BB 1B	x 0-0 ② P4		x 0-0 ② F8		4-0 G6-4-3 IBB		x 0-0 ③ 5-3	4	1	1	0	1	0	2
Chet Lemon, R (1, 8) OBP: 0.342, SLG: 0.406		x 0-0 ② F9	B B B B 4-0 1-2 2-3 BB		x 0-0 1B		x 0-0 ② ③ G6-4-3 1-2f			3	0	1	0	1	0	4
Jim Morrison, R (1, 4) OBP: 0.315, SLG: 0.422		x 0-0 BB BB 1-2 1B	S S S 0-3 ③ K		x 0-0 ③ F8			x 0-0 ① 5-3		4	0	1	0	0	1	4
Bruce Kimm, R (1, 2) OBP: 0.335, SLG: 0.340		B B B B 4-0 1-2 2-3 BB BB		x 0-0 SH1-4 1B 2B		x 0-0 ① F9		x 0-0 ② F7		3	1	1	0	1	0	0
Greg Pryor, R (1, 5) OBP: 0.274, SLG: 0.341		B B B B 4-0 1-2 2-3 3-H FC6-4 BB		x 0-0 ① SH1-4 2-3		x 0-0 ② F7		x 0-0 E 1B		2	0	1	1	1	0	0
Inning Stats	R: 0 H: 0 E: 0 LOB: 0 K: 1 BB: 0 S: 5 P: 5	R: 1 H: 2 E: 0 LOB: 3 K: 0 BB: 2 S: 5 P: 13	R: 0 H: 2 E: 0 LOB: 3 K: 1 BB: 1 S: 7 P: 11	R: 1 H: 2 E: 1 LOB: 1 K: 0 BB: 0 S: 5 P: 5	R: 0 H: 1 E: 0 LOB: 1 K: 0 BB: 0 S: 4 P: 4	R: 0 H: 0 E: 0 LOB: 0 K: 1 BB: 0 S: 5 P: 5	R: 0 H: 2 E: 0 LOB: 2 K: 0 BB: 1 S: 4 P: 8	R: 0 H: 1 E: 1 LOB: 2 K: 0 BB: 1 S: 4 P: 8	R: 0 H: 0 E: 0 LOB: 0 K: 0 BB: 0 S: 3 P: 3	1B: 9 2B: 1 3B: 0 HR: 0	SF: 0 SAC: 2 DP: 1 HBP: 0					

PITCHER	IP	WLS	BF	H	R	ER	SO	BB	IBB	HBP	BLK	WP	HR	S	P	ERA	WHIP
Don Aase, R (1, 1) ERA: 3.79	9.0	L	41	10	2	2	3	3	2	0	0	0	0	42	62	2.00	1.444

PITCHER	IP	WLS	BF	H	R	ER	SO	BB	IBB	HBP	BLK	WP	HR	S	P	ERA	WHIP

TOP

Chicago White Sox @ California Angels

Anaheim Stadium, Anaheim, CA

Tue Jun 24 1980, 10:05 PM EDT

Att. 25,142 - Unknown

livebaseballscorecards.com

AB	34
R	2
H	10
RBI	2
BB	5
SO	3
LOB	17

WP: 0 PA: 41
PB: 0
SB: 0
CS: 0

Batter	1	2	3	4	5	6	7	8	9	AB	R	H	RBI	BB	SO	LOB
Dickie Thon, R (1, 10) OBP: 0.343, SLG: 0.375	E5 FC3-6		F9			F9		L3		4	0	0	0	0	0	0
Freddie Patek, R (1, 6) OBP: 0.328, SLG: 0.450	FC3-6 FC4-6 1-2f		6-3			4-3		FC5 1B 1B		4	0	1	0	0	0	1
Stan Cliburn, R (9, 2) OBP: 0.250, SLG: 0.250										0	0	0	0	0	0	0
Rod Carew, L (1, 3) OBP: 0.425, SLG: 0.456	FC4-6 1-2f		K			5-3		1-2 1B		4	0	1	0	0	1	1
Carney Lansford, R (1, 5) OBP: 0.320, SLG: 0.417	F9			F9			2B 4-3 1B	FC5 2-3f		4	1	1	0	0	0	3
Joe Rudi, R (1, 7) OBP: 0.293, SLG: 0.476		BB 1B		G3			4-3 1-3 2B		K	4	0	2	0	0	1	0
Bobby Grich, R (1, 4) OBP: 0.370, SLG: 0.370		FC3-6 1-2 BB		6-3			4-3 2-3 3-H		6-3	3	0	0	1	1	0	1
Bobby Clark, R (1, 8) OBP: 0.317, SLG: 0.432		F8			P2		P6		4-3	3	0	0	0	0	0	3
Jason Thompson, L (9, PH) OBP: 0.349, SLG: 0.393										1	0	0	0	0	0	0
Rick Miller, L (1, 9) OBP: 0.346, SLG: 0.338		FC3-6 1-2f			4-3		K			3	0	0	0	0	1	3
Tom Donohue, R (1, 2) OBP: 0.212, SLG: 0.258		L4			K			P4		2	0	0	0	0	1	2
Bert Campaneris, R (8, PH) OBP: 0.233, SLG: 0.275										1	0	0	0	0	0	0
(9, 6)																
Inning Stats	R: 0 E: 1 K: 0 S: 4 H: 0 LOB: 1 BB: 0 P: 4	R: 0 E: 0 K: 0 S: 4 H: 1 LOB: 2 BB: 1 P: 8	R: 0 E: 0 K: 1 S: 5 H: 0 LOB: 0 BB: 0 P: 5	R: 0 E: 0 K: 0 S: 3 H: 0 LOB: 0 BB: 0 P: 3	R: 0 E: 0 K: 1 S: 5 H: 0 LOB: 0 BB: 0 P: 5	R: 0 E: 0 K: 0 S: 3 H: 0 LOB: 0 BB: 0 P: 3	R: 1 E: 0 K: 1 S: 7 H: 2 LOB: 1 BB: 0 P: 7	R: 0 E: 0 K: 0 S: 5 H: 2 LOB: 2 BB: 0 P: 5	R: 0 E: 0 K: 1 S: 5 H: 0 LOB: 0 BB: 0 P: 5	1B: 4 2B: 1 3B: 0 HR: 0	SF: 0 SAC: 0 DP: 0 HBP: 0						

PITCHER	IP	WLS	BF	H	R	ER	SO	BB	IBB	HBP	BLK	WP	HR	S	P	ERA	WHIP
Britt Burns, L (1, 1) ERA: 2.16	7.2	W	30	5	1	1	3	1	0	0	0	0	0	35	39	1.17	0.783
Ed Farmer, R (8, 1) ERA: 2.66	1.1	S	4	0	0	0	1	0	0	0	0	0	0	6	6	0.00	0.000

PITCHER	IP	WLS	BF	H	R	ER	SO	BB	IBB	HBP	BLK	WP	HR	S	P	ERA	WHIP

BOTTOM

Chicago White Sox @ California Angels

Anaheim Stadium, Anaheim, CA

Tue Jun 24 1980, 10:05 PM EDT

Att. 25,142 - Unknown

livebaseballscorecards.com

AB	33
R	1
H	5
RBI	1
BB	1
SO	4
LOB	14

1B: 4 SF: 0
2B: 1 SAC: 0
3B: 0 DP: 0
HR: 0 HBP: 0

WP: 0 PA: 34
PB: 0
SB: 0
CS: 0

Batter	1	2	3	4	5	6	7	8	9	AB	R	H	RBI	BB	SO	LOB
Thad Bosley, L (1, 7) OBP: 0.314, SLG: 0.338	6-3		4-3		BB	G3			F8	4	0	0	0	1	0	3
Todd Cruz, R (1, 6) OBP: 0.337, SLG: 0.384	1B		L8		P4		FC4-6 1B		4-3	5	0	2	0	0	0	2
Harold Baines, L (1, 9) OBP: 0.303, SLG: 0.420	K		4-3			P6	FC4-6 0-6 1-2f			4	0	0	0	0	1	2
Lamar Johnson, R (1, 3) OBP: 0.321, SLG: 0.433	F7			K		F2	9-6 1-2f			4	0	0	0	0	1	2
Mike Squires, L (7, 3) OBP: 0.350, SLG: 0.355										0	0	0	0	0	0	0
Wayne Nordhagen, R (1, 10) OBP: 0.348, SLG: 0.580		HR 1B		K		1B 2B 1B		HR		4	3	3	1	0	1	0
Chet Lemon, R (1, 8) OBP: 0.344, SLG: 0.420		1-H HR		F8		1-2 2B 1B		K		4	2	2	2	0	1	0
Jim Morrison, R (1, 4) OBP: 0.318, SLG: 0.431		K			2B	BB 1-H 2-H 2B		5-3		4	0	2	2	0	1	0
Marv Foley, L (1, 2) OBP: 0.260, SLG: 0.359		4-3			K	BB HBP		K		3	0	0	0	0	2	1
Kevin Bell, R (1, 5) OBP: 0.245, SLG: 0.114		K			F9	1-2 2-3 BB			6-3	3	0	0	0	1	1	1
Inning Stats	R: 0 E: 0 K: 1 S: 6 H: 1 LOB: 1 BB: 0 P: 6	R: 2 E: 0 K: 2 S: 9 H: 2 LOB: 0 BB: 0 P: 9	R: 0 E: 0 K: 0 S: 3 H: 0 LOB: 0 BB: 0 P: 3	R: 0 E: 0 K: 2 S: 7 H: 0 LOB: 0 BB: 0 P: 7	R: 0 E: 0 K: 1 S: 6 H: 1 LOB: 2 BB: 1 P: 10	R: 2 E: 0 K: 0 S: 6 H: 3 LOB: 3 BB: 1 P: 11	R: 0 E: 0 K: 0 S: 3 H: 1 LOB: 0 BB: 0 P: 3	R: 1 E: 0 K: 2 S: 8 H: 1 LOB: 0 BB: 0 P: 8	R: 0 E: 0 K: 0 S: 3 H: 0 LOB: 0 BB: 0 P: 3	1B: 5 2B: 3 3B: 0 HR: 2	SF: 0 SAC: 0 DP: 1 HBP: 1			WP: 0 PB: 0 SB: 0 CS: 0	PA: 38	

PITCHER		IP	WLS	BF	H	R	ER	SO	BB	IBB	HBP	BLK	WP	HR	S	P	ERA	WHIP
Dave Frost, R ERA: 4.79	(1, 1)	1.0		4	1	0	0	1	0	0	0	0	0	0	6	6	0.00	1.000
Dave Lemanczyk, R ERA: 5.19	(2, 1)	4.2	L	21	6	4	4	5	1	0	0	0	0	1	30	34	7.71	1.500
Andy Hassler, L ERA: 5.09	(6, 1)	3.1		13	2	1	1	2	1	0	1	0	0	1	15	20	2.70	0.900

PITCHER	IP	WLS	BF	H	R	ER	SO	BB	IBB	HBP	BLK	WP	HR	S	P	ERA	WHIP

Chicago White Sox @ California Angels

Anaheim Stadium, Anaheim, CA

Wed Jun 25 1980, 10:05 PM EDT

Att. 25,372 - Unknown

TOP

livebaseballscorecards.com

AB	35
R	5
H	9
RBI	5
BB	2
SO	8
LOB	11

Batter	1	2	3	4	5	6	7	8	9	AB	R	H	RBI	BB	SO	LOB
Rick Miller, L (1, 8) OBP: 0.342, SLG: 0.329	x 0-0 G3 ①		x 0-0 F7 ②		S S S 0-3 K ②		B B B B 4-0 B1-3 1B BB	S S S 0-3 K ③		4	1	0	0	1	2	1
Carney Lansford, R (1, 5) OBP: 0.318, SLG: 0.410	S S S 0-3 K ②		x 0-0 F7 ③		B B B B 4-0 S BB		x 0-0 B1-3 ② 1-2		x 0-0 F8 ①	4	0	0	0	1	1	1
Rod Carew, L (1, 10) OBP: 0.425, SLG: 0.453	x 0-0 G3 ③			x 0-0 1-3 ①	H 1-0 1-2 HBP		x 0-0 1B 1B 2-H 1B		x 0-0 6-3 ②	4	1	1	1	0	0	0
Jason Thompson, L (1, 3) OBP: 0.350, SLG: 0.390		S S S 0-3 K ①		B B B B 4-0 BB BB BB	x 0-0 F7 ③		x 0-0 1B 1-2 1B		x 0-0 E4	4	0	1	0	1	1	2
Joe Rudi, R (1, 7) OBP: 0.295, SLG: 0.473		x 0-0 E6 BB		B B B B 4-0 1-2 BB		S S S 0-3 K ①	x 0-0 1-3 2-H 1B		x 0-0 F8 ③	4	0	1	1	1	1	1
Bobby Grich, R (1, 4) OBP: 0.368, SLG: 0.365		S S S 0-3 K ②		B B B B 4-0 1-2 2-3 FC6-4 BB		x 0-0 F7 ②	S S S 0-3 K ③			3	0	0	0	1	2	3
Larry Harlow, L (1, 9) OBP: 0.368, SLG: 0.449		B B B B 4-0 1-2 BB		S S S 0-3 K ②		x 0-0 2B		S S S 0-3 K ①		3	0	1	0	1	2	3
Freddie Patek, R (1, 6) OBP: 0.326, SLG: 0.445		x 0-0 F8 ③		x 0-0 FC6-4 ③ 1-2f		x 0-0 4-3 ③		x 0-0 1B		4	0	1	0	0	0	6
Stan Cliburn, R (1, 2) OBP: 0.182, SLG: 0.182 Dickie Thon, R (8, PH) OBP: 0.338, SLG: 0.369 Tom Donohue, R (9, 2) OBP: 0.212, SLG: 0.258			S S S 0-3 K ①		x 0-0 5-3 ①		x 0-0 5-3 ①	x 0-0 F7 ②		3 1 0	0 0 0	0 0 0	0 0 0	0 0 0	1 0 0	0 1 0
Inning Stats	R: 0 H: 0 E: 0 LOB: 0 K: 1 BB: 0 S: 5 P: 5	R: 0 H: 0 E: 1 LOB: 2 K: 2 BB: 1 S: 8 P: 12	R: 0 H: 0 E: 0 LOB: 0 K: 1 BB: 0 S: 5 P: 5	R: 0 H: 0 E: 0 LOB: 3 K: 1 BB: 3 S: 5 P: 17	R: 0 H: 0 E: 0 LOB: 2 K: 1 BB: 1 S: 5 P: 10	R: 0 H: 1 E: 0 LOB: 1 K: 1 BB: 0 S: 6 P: 6	R: 2 H: 3 E: 0 LOB: 2 K: 1 BB: 1 S: 8 P: 12	R: 0 H: 1 E: 0 LOB: 1 K: 2 BB: 0 S: 8 P: 8	R: 0 H: 0 E: 1 LOB: 1 K: 0 BB: 0 S: 4 P: 4	1B: 4 SF: 0 2B: 1 SAC: 0 3B: 0 DP: 0 HR: 0 HBP: 1						WP: 0 PA: 41 PB: 0 SB: 1 CS: 0

PITCHER		IP	WLS	BF	H	R	ER	SO	BB	IBB	HBP	BLK	WP	HR	S	P	ERA	WHIP
Richard Dotson, R ERA: 3.6	(1, 1)	6.2	W	31	3	2	2	7	6	0	1	0	0	0	38	63	2.70	1.350
Ed Farmer, R ERA: 2.55	(7, 1)	2.1	S	10	2	0	0	3	0	0	0	0	0	0	16	16	0.00	0.857

PITCHER	IP	WLS	BF	H	R	ER	SO	BB	IBB	HBP	BLK	WP	HR	S	P	ERA	WHIP

BOTTOM

Chicago White Sox @ California Angels

Anaheim Stadium, Anaheim, CA

Wed Jun 25 1980, 10:05 PM EDT

Att. 25,372 - Unknown

livebaseballscorecards.com

AB	34
R	2
H	5
RBI	2
BB	6
SO	10
LOB	18

Chicago White Sox @ California Angels

Anaheim Stadium, Anaheim, CA

Thu Jun 26 1980, 10:05 PM EDT

Att. 24,755 - Unknown

TOP

livebaseballscorecards.com

Batter	1	2	3	4	5	6	7	8	9	AB	R	H	RBI	BB	SO	LOB
Thad Bosley, L (1, 7) OBP: 0.297, SLG: 0.318	1-4-3	FC3-6 S 1-2f 3-H		5-3		K			B2	5	0	0	1	0	1	2
Todd Cruz, R (1, 6) OBP: 0.330, SLG: 0.374	1B 1B	P6 1-2		K			3-1		F7	5	0	1	0	0	1	1
Jim Morrison, R (1, 4) OBP: 0.319, SLG: 0.430	FC6-4 1-2 1B		5-3		K		FC6-4 1B		6-3	5	0	2	0	0	1	0
Lamar Johnson, R (1, 3) OBP: 0.320, SLG: 0.434 Mike Squires, L (7, 3) OBP: 0.350, SLG: 0.355	P2	1B 2B 2B		P4		L8				4 0	1 0	1 0	0 0	0 0	0 0	3 0
Wayne Nordhagen, R (1, 9) OBP: 0.351, SLG: 0.578 Harold Baines, L (9, 9) OBP: 0.303, SLG: 0.420	FC6-4 1-2f	2B 2-3 1B		1B		FC6-4 1-2f				4 0	1 0	2 0	0 0	0 0	0 0	3 0
Chet Lemon, R (1, 8) OBP: 0.347, SLG: 0.423	BBBB 1B E BB	1B 1-H 3-H 2B		L5				E5 F8 SH1-4		3	2	1	2	1	0	1
Ron Pruitt, R (1, 10) OBP: 0.356, SLG: 0.325	P4	G4-3 2-H 1B				5-3		SH1-4 1-2		3	0	1	1	0	0	1
Bruce Kimm, R (1, 2) OBP: 0.333, SLG: 0.338	E FC3-6 1-2 1B	G4-3 1-2f				K		F8 2-3		4	1	1	0	0	1	2
Kevin Bell, R (1, 5) OBP: 0.246, SLG: 0.125	E5 FC3-6 1-3 2-H			F8		1B		F7		4	0	1	0	0	0	2
Inning Stats	R: 0 E: 0 K: 0 S: 5 H: 2 LOB: 2 BB: 0 P: 5	R: 2 E: 1 K: 0 S: 5 H: 1 LOB: 1 BB: 1 P: 9	R: 3 E: 0 K: 0 S: 6 H: 4 LOB: 0 BB: 0 P: 6	R: 0 E: 0 K: 1 S: 5 H: 0 LOB: 0 BB: 0 P: 5	R: 0 E: 0 K: 1 S: 6 H: 1 LOB: 1 BB: 0 P: 6	R: 0 E: 0 K: 2 S: 8 H: 1 LOB: 1 BB: 0 P: 8	R: 0 E: 0 K: 0 S: 4 H: 1 LOB: 1 BB: 0 P: 4	R: 0 E: 1 K: 0 S: 4 H: 0 LOB: 1 BB: 0 P: 4	R: 0 E: 0 K: 0 S: 3 H: 0 LOB: 0 BB: 0 P: 3	1B: 8 2B: 2 3B: 0 HR: 0 SF: 0 SAC: 1 DP: 1 HBP: 0						

AB	37
R	5
H	10
RBI	4
BB	1
SO	4
LOB	15

WP: 0	PA: 39
PB: 0	
SB: 1	
CS: 0	

PITCHER		IP	WLS	BF	H	R	ER	SO	BB	IBB	HBP	BLK	WP	HR	S	P	ERA	WHIP
Frank Tanana, L ERA: 5.75	(1, 1)	8.0	L	36	10	5	3	4	1	0	0	0	0	0	43	47	3.38	1.375
Dave LaRoche, L ERA: 3.12	(9, 1)	1.0		3	0	0	0	0	0	0	0	0	0	0	3	3	0.00	0.000

PITCHER	IP	WLS	BF	H	R	ER	SO	BB	IBB	HBP	BLK	WP	HR	S	P	ERA	WHIP

Batter	1	2	3	4	5	6	7	8	9	AB	R	H	RBI	BB	SO	LOB
Dickie Thon, R (1, 4) OBP: 0.333, SLG: 0.362	5-3		F8		FC6-4 1-2f			FC5-4 1-2 1B		4	0	1	0	0	0	1
Tom Donohue, R (9, 2) OBP: 0.212, SLG: 0.258										0	0	0	0	0	0	0
Freddie Patek, R (1, 6) OBP: 0.325, SLG: 0.441	6-3 S 1B			E6 3B		F8		FC5-4 G4-6-3 1-2f		4	1	1	0	0	0	2
Rod Carew, L (1, 3) OBP: 0.426, SLG: 0.466	6-3 1-3			SF9 1-H 3B		2B		G4-6-3 1-2f		4	1	2	1	0	0	3
Don Baylor, R (1, 10) OBP: 0.342, SLG: 0.305	6-3			SF9 3-H		K			F7	3	0	0	1	0	1	2
Carney Lansford, R (1, 5) OBP: 0.313, SLG: 0.403		5-3		F7		4-3			L5	4	0	0	0	0	0	1
Joe Rudi, R (1, 7) OBP: 0.290, SLG: 0.465		P2		6-3			4-3		G3	4	0	0	0	0	0	0
Bobby Clark, R (1, 8) OBP: 0.295, SLG: 0.400		F8			F7		5-3			3	0	0	0	0	0	0
Rick Miller, L (1, 9) OBP: 0.337, SLG: 0.323			6-3		K		F7			3	0	0	0	0	1	0
Stan Cliburn, R (1, 2) OBP: 0.231, SLG: 0.231			P4		FC6-4 1B			1B 1B		2	0	1	0	0	0	0
Bobby Grich, R (8, PH) OBP: 0.370, SLG: 0.368										1	0	1	0	0	0	0
										1	0	1	0	0	0	0
Inning Stats	R: 0 H: 1 E: 0 LOB: 1 K: 0 BB: 0 S: 4 P: 4	R: 0 H: 0 E: 0 LOB: 0 K: 0 BB: 0 S: 3 P: 3	R: 0 H: 0 E: 0 LOB: 0 K: 0 BB: 0 S: 3 P: 3	R: 2 H: 1 E: 1 LOB: 0 K: 0 BB: 0 S: 5 P: 5	R: 0 H: 1 E: 0 LOB: 1 K: 1 BB: 0 S: 6 P: 6	R: 0 H: 1 E: 0 LOB: 1 K: 1 BB: 0 S: 6 P: 6	R: 0 H: 0 E: 0 LOB: 0 K: 0 BB: 0 S: 3 P: 3	R: 0 H: 2 E: 0 LOB: 1 K: 0 BB: 0 S: 4 P: 4	R: 0 H: 0 E: 0 LOB: 0 K: 0 BB: 0 S: 3 P: 3	1B: 4 SF: 1 2B: 1 SAC: 0 3B: 1 DP: 1 HR: 0 HBP: 0						WP: 0 PA: 33 PB: 0 SB: 1 CS: 0	

PITCHER		IP	WLS	BF	H	R	ER	SO	BB	IBB	HBP	BLK	WP	HR	S	P	ERA	WHIP
Steve Trout, L ERA: 4.19	(1, 1)	7.0	W	28	6	2	1	2	0	0	0	0	0	0	32	32	1.29	0.857
Mike Proly, R ERA: 2.66	(8, 1)	2.0	S	5	0	0	0	0	0	0	0	0	0	0	5	5	0.00	0.000

PITCHER	IP	WLS	BF	H	R	ER	SO	BB	IBB	HBP	BLK	WP	HR	S	P	ERA	WHIP

BOTTOM

Chicago White Sox @ California Angels

Anaheim Stadium, Anaheim, CA

Thu Jun 26 1980, 10:05 PM EDT

Att. 24,755 - Unknown

livebaseballscorecards.com

AB	32
R	2
H	6
RBI	2
BB	0
SO	2
LOB	9

Batter	1	2	3	4	5	6	7	8	9	AB	R	H	RBI	BB	SO	LOB
Thad Bosley, L (1, 7) OBP: 0.284, SLG: 0.303	F9		6-3			K2-3		K		4	0	0	0	0	2	0
Todd Cruz, R (1, 6) OBP: 0.337, SLG: 0.372	2B SF7 BB		6-3			K			1B	3	1	1	0	1	1	0
Harold Baines, L (1, 9) OBP: 0.302, SLG: 0.422	SF7 1-3 2B		3-1			L4			K	4	0	1	0	0	1	1
Lamar Johnson, R (1, 3) OBP: 0.315, SLG: 0.429	SF7 2-3 3-H			P4			P5		P6	3	0	0	1	0	0	1
Wayne Nordhagen, R (1, 10) OBP: 0.343, SLG: 0.564	G3			F9			K		F9	4	0	0	0	0	1	2
Chet Lemon, R (1, 8) OBP: 0.347, SLG: 0.426		6-3		F8			2B			3	0	1	0	0	0	0
Jim Morrison, R (1, 4) OBP: 0.319, SLG: 0.427		1B BB			F7		6-3			2	0	0	0	1	0	1
Bruce Kimm, R (1, 2) OBP: 0.335, SLG: 0.340		G6-4-3 1-2 1B			K			F8		2	0	1	0	0	1	0
Mike Squires, L (8, PH) OBP: 0.347, SLG: 0.352										1	0	0	0	0	0	0
Marv Foley, L (8, 2) OBP: 0.260, SLG: 0.359										0	0	0	0	0	0	0
Greg Pryor, R (1, 5) OBP: 0.271, SLG: 0.337		G6-4-3 1-2f			P3			4-3		2	0	0	0	0	0	2
Bob Molinaro, L (8, PH) OBP: 0.361, SLG: 0.413										1	0	0	0	0	0	0
Kevin Bell, R (8, 5) OBP: 0.246, SLG: 0.125										0	0	0	0	0	0	0
Inning Stats	R: 1 H: 1 E: 0 LOB: 1 K: 0 BB: 1 S: 4 P: 8	R: 0 H: 1 E: 0 LOB: 1 K: 0 BB: 1 S: 3 P: 7	R: 0 H: 0 E: 0 LOB: 0 K: 0 BB: 0 S: 3 P: 3	R: 0 H: 0 E: 0 LOB: 0 K: 0 BB: 0 S: 3 P: 3	R: 0 H: 0 E: 0 LOB: 0 K: 1 BB: 0 S: 5 P: 5	R: 0 H: 0 E: 0 LOB: 0 K: 2 BB: 0 S: 7 P: 7	R: 0 H: 1 E: 0 LOB: 1 K: 1 BB: 0 S: 6 P: 6	R: 0 H: 0 E: 0 LOB: 0 K: 1 BB: 0 S: 5 P: 5	R: 0 H: 1 E: 0 LOB: 1 K: 1 BB: 0 S: 6 P: 6	1B: 2 SF: 1 2B: 2 SAC: 0 3B: 0 DP: 1 HR: 0 HBP: 0						

TOP

Chicago White Sox @ Oakland Athletics

Oakland-Alameda County Coliseum, Oakland, CA

Fri Jun 27 1980, 7:05 PM PDT
Att. 8,482 - Unknown - 78 F

livebaseballscorecards.com

AB	29
R	1
H	4
RBI	1
BB	2
SO	6
LOB	7

PITCHER	IP	WLS	BF	H	R	ER	SO	BB	IBB	HBP	BLK	WP	HR	S	P	ERA	WHIP
Mike Norris, R (1, 1) ERA: 2.54	9.0	W	32	4	1	1	6	2	0	0	0	0	0	42	50	1.00	0.667

PITCHER	IP	WLS	BF	H	R	ER	SO	BB	IBB	HBP	BLK	WP	HR	S	P	ERA	WHIP

Batter	1	2	3	4	5	6	7	8	9	AB	R	H	RBI	BB	SO	LOB
Rickey Henderson, R (1, 7) OBP: 0.426, SLG: 0.405	BBBB 4-0 BB		x 0-0 ① 6-3		x 0-0 SF8 BB 1-2 1B		x 0-0 ③ 5-3			3	0	1	0	1	0	0
Dwayne Murphy, L (1, 8) OBP: 0.412, SLG: 0.427	x 0-0 ① F8		x 0-0 ② 3-1		BBBB 4-0 SF8 1-2 2-3 BB			BBBB 4-0 S 1B WP BB		2	1	0	0	2	0	1
Jeff Newman, R (1, 10) OBP: 0.282, SLG: 0.420	SSS 0-3 ② K		BBBB 4-0 BB		x 0-0 ② SF8 1-2 2-3 3-H			x 0-0 WP S 1-2 CS 1B		2	0	1	1	1	1	1
Dave Revering, L (1, 3) OBP: 0.380, SLG: 0.538	x 0-0 ③ F7		x 0-0 ③ 6-3		x 0-0 ③ P5			SSS 0-3 ① K		4	0	0	0	0	1	6
Tony Armas, R (1, 9) OBP: 0.312, SLG: 0.469		x 0-0 E G4-6-3 1B		x 0-0 ① 4-3		x 0-0 ① 6-3		I I I 4-0 CS WP 1-2 2-3 IBB		3	1	1	0	1	0	0
Mike Heath, R (1, 2) OBP: 0.260, SLG: 0.303		x 0-0 E9 G4-6-3 1-3 1B		x 0-0 ② F8		x 0-0 ② 5-3		0-0 ②③ CS 1-3 2-H 3-H		3	0	1	0	0	0	0
Mickey Klutts, R (1, 5) OBP: 0.293, SLG: 0.368		BBBB 4-0 G4-6-3 BB		x 0-0 ③ G3		x 0-0 ③ 5-3				2	0	0	0	1	0	0
Mario Guerrero, R (1, 6) OBP: 0.246, SLG: 0.290		x 0-0 ① ② G4-6-3 1-2f 2-3 3-H			BBBB 4-0 FC1-6 BB		x 0-0 ① F9			2	0	0	0	1	0	2
Rob Picciolo, R (1, 4) OBP: 0.259, SLG: 0.336		x 0-0 ③ F9			x 0-0 ① FC1-6 BB 1B 1-2f SF8		SSS 0-3 ② K			3	1	0	0	0	1	2
Inning Stats	R: 0 H: 0 E: 0 LOB: 1 K: 1 BB: 1 S: 5 P: 9	R: 1 H: 2 E: 1 LOB: 1 K: 0 BB: 1 S: 4 P: 8	R: 0 H: 0 E: 0 LOB: 1 K: 0 BB: 1 S: 3 P: 7	R: 0 H: 0 E: 0 LOB: 0 K: 0 BB: 0 S: 3 P: 3	R: 1 H: 1 E: 0 LOB: 2 K: 0 BB: 2 S: 4 P: 12	R: 0 H: 0 E: 0 LOB: 0 K: 0 BB: 0 S: 3 P: 3	R: 0 H: 0 E: 0 LOB: 0 K: 1 BB: 0 S: 5 P: 5	R: 1 H: 1 E: 0 LOB: 0 K: 1 BB: 2 S: 4 P: 12		1B: 4 SF: 1 2B: 1 SAC: 0 3B: 0 DP: 2 HR: 0 HBP: 0				WP: 1 PA: 33 PB: 0 SB: 2 CS: 2		

BOTTOM

Chicago White Sox @ Oakland Athletics

Oakland-Alameda County Coliseum, Oakland, CA

Fri Jun 27 1980, 7:05 PM PDT

Att. 8,482 - Unknown - 78 F

livebaseballscorecards.com

AB	24
R	3
H	4
RBI	1
BB	7
SO	3
LOB	12

PITCHER		IP	WLS	BF	H	R	ER	SO	BB	IBB	HBP	BLK	WP	HR	S	P	ERA	WHIP
Ross Baumgarten, L ERA: 3.49	(1, 1)	7.0	L	28	3	2	2	2	5	0	0	0	0	0	27	47	2.57	1.143
Guy Hoffman, L ERA: 5.4	(8, 1)	0.1		3	1	1	1	1	1	0	0	0	0	0	4	8	27.00	6.000
Mike Proly, R ERA: 2.63	(8, 1)	0.2		1	0	0	0	0	0	1	0	0	1	0	0	4	0.00	0.000

PITCHER	IP	WLS	BF	H	R	ER	SO	BB	IBB	HBP	BLK	WP	HR	S	P	ERA	WHIP

Batter	1	2	3	4	5	6	7	8	9	AB	R	H	RBI	BB	SO	LOB
Thad Bosley, L (1, 7) (4, 8) OBP: 0.270, SLG: 0.287	K		K		6-3		G3		K	5	0	0	0	0	3	1
Todd Cruz, R (1, 6) OBP: 0.333, SLG: 0.367	F8		S 1B 1B		K		K			4	1	1	0	0	2	0
Harold Baines, L (1, 9) OBP: 0.305, SLG: 0.423	K		E 1-H 1B		1B 1B			3-1		4	0	2	1	0	1	0
Lamar Johnson, R (1, 3) OBP: 0.318, SLG: 0.443		HR	E5 1-2		1-2 1B			P6		4	1	2	1	0	0	1
Mike Squires, L (8, 3) OBP: 0.347, SLG: 0.352										0	0	0	0	0	0	0
Wayne Nordhagen, R (1, 10) OBP: 0.335, SLG: 0.550		F7	4-3		5-3			F8		4	0	0	0	0	0	4
Chet Lemon, R (1, 8) OBP: 0.349, SLG: 0.426		FC6-5 BLK HBP		F7		F8			S 6-3 SF9 1B	0	0	0	0	0	0	0
Bob Molinaro, L (4, PH) (4, 7) OBP: 0.361, SLG: 0.411										3	1	1	0	0	0	0
Jim Morrison, R (1, 4) OBP: 0.318, SLG: 0.424		FC6-5 1-3		G3 1B		K			6-3 1-2	4	0	1	0	0	1	2
Marv Foley, L (1, 2) OBP: 0.247, SLG: 0.343		K		G3 1-2		P4			SF9 2-H	3	0	0	1	0	1	2
Greg Pryor, R (1, 5) OBP: 0.270, SLG: 0.335			F8	6-3			F9		1B	4	0	1	0	0	0	1
Inning Stats	R: 0 E: 0 K: 2 S: 7 H: 0 LOB: 0 BB: 0 P: 7	R: 1 E: 0 K: 1 S: 6 H: 1 LOB: 1 BB: 0 P: 7	R: 1 E: 1 K: 1 S: 8 H: 2 LOB: 2 BB: 0 P: 8	R: 0 E: 0 K: 0 S: 4 H: 1 LOB: 1 BB: 0 P: 4	R: 0 E: 0 K: 1 S: 7 H: 2 LOB: 2 BB: 0 P: 7	R: 0 E: 0 K: 1 S: 5 H: 0 LOB: 0 BB: 0 P: 5	R: 0 E: 0 K: 1 S: 5 H: 0 LOB: 0 BB: 0 P: 5	R: 0 E: 0 K: 0 S: 3 H: 0 LOB: 0 BB: 0 P: 3	R: 1 E: 0 K: 1 S: 7 H: 2 LOB: 1 BB: 0 P: 7	1B: 7 2B: 0 3B: 0 HR: 1 SF: 1 SAC: 0 DP: 0 HBP: 1							

PITCHER	IP	WLS	BF	H	R	ER	SO	BB	IBB	HBP	BLK	WP	HR	S	P	ERA	WHIP
Matt Keough, R (1, 1) ERA: 3.04	9.0	L	37	8	3	3	8	0	0	1	1	0	1	52	53	3.00	0.889

PITCHER	IP	WLS	BF	H	R	ER	SO	BB	IBB	HBP	BLK	WP	HR	S	P	ERA	WHIP

Chicago White Sox @ Oakland Athletics

Oakland-Alameda County Coliseum, Oakland, CA

Sat Jun 28 1980, 3:33 AM PDT

Att. 5,204 - Sunny - 80 F

TOP

livebaseballscorecards.com

AB	35
R	3
H	8
RBI	3
BB	0
SO	8
LOB	11

Batter	1	2	3	4	5	6	7	8	9	AB	R	H	RBI	BB	SO	LOB
Rickey Henderson, R (1, 7) OBP: 0.425, SLG: 0.403	F9		5-3		1B		FC6		FC4-6 BB	4	0	1	0	1	0	1
Dwayne Murphy, L (1, 8) OBP: 0.409, SLG: 0.420	E1 1-3		P2		P3			1B BB	FC4-6	4	0	0	0	1	0	4
Mike Heath, R (1, 10) OBP: 0.260, SLG: 0.301	1-3			F9		F8		1B		4	0	1	0	0	0	1
Dave Revering, L (1, 3) OBP: 0.373, SLG: 0.527	P2			1-3		F9		P2		4	0	0	0	0	0	3
Tony Armas, R (1, 9) OBP: 0.314, SLG: 0.473		1B		E4 FC5-4		2B		K		4	0	2	0	0	1	2
Jeff Newman, R (1, 2) OBP: 0.276, SLG: 0.411		F7		FC5-4		5-3		K		4	0	0	0	0	1	5
Mickey Klutts, R (1, 5) OBP: 0.294, SLG: 0.362 Mitchell Page, L (9, PH) OBP: 0.343, SLG: 0.352		F8			CS BB BB		5-3		4-3	2 1	0 0	0 0	0 0	1 0	0 0	1 0
Mario Guerrero, R (1, 6) OBP: 0.254, SLG: 0.288		P4			1B BB		FC6 BB		BB	1	0	0	0	3	0	1
Mike Edwards, R (1, 4) OBP: 0.214, SLG: 0.214 Randy Elliott, R (7, PH) OBP: 0.150, SLG: 0.205 Dave McKay, S (8, 4) OBP: 0.203, SLG: 0.263 Mike Davis, L (9, PH) OBP: 0.233, SLG: 0.286			F9		P4		K		F7	2 1 0 1	0 0 0 0	0 0 0 0	0 0 0 0	0 1 0 0	2 1 0 0	2 1 0 1
Inning Stats	R: 0 E: 1 K: 0 S: 4 H: 0 LOB: 1 BB: 0 P: 4	R: 0 E: 0 K: 0 S: 4 H: 1 LOB: 1 BB: 0 P: 4	R: 0 E: 0 K: 0 S: 3 H: 0 LOB: 0 BB: 0 P: 3	R: 0 E: 1 K: 0 S: 4 H: 0 LOB: 1 BB: 0 P: 4	R: 0 E: 0 K: 0 S: 3 H: 1 LOB: 2 BB: 2 P: 11	R: 0 E: 0 K: 0 S: 4 H: 1 LOB: 1 BB: 0 P: 4	R: 0 E: 0 K: 1 S: 5 H: 0 LOB: 1 BB: 1 P: 9	R: 0 E: 0 K: 2 S: 8 H: 1 LOB: 2 BB: 1 P: 12	R: 0 E: 0 K: 0 S: 3 H: 0 LOB: 2 BB: 2 P: 11	1B: 3 2B: 1 3B: 0 HR: 0	SF: 0 SAC: 0 DP: 0 HBP: 0					

PITCHER		IP	WLS	BF	H	R	ER	SO	BB	IBB	HBP	BLK	WP	HR	S	P	ERA	WHIP
Rich Wortham, L ERA: 4.27	(1, 1)	7.1	W	31	4	0	0	1	4	0	0	0	0	0	29	45	0.00	1.091
Ed Farmer, R ERA: 2.47	(8, 1)	1.2	S	7	0	0	0	2	2	0	0	0	0	0	9	17	0.00	1.200

PITCHER	IP	WLS	BF	H	R	ER	SO	BB	IBB	HBP	BLK	WP	HR	S	P	ERA	WHIP

BOTTOM

Chicago White Sox @ Oakland Athletics

Oakland-Alameda County Coliseum, Oakland, CA

Sat Jun 28 1980, 3:33 AM PDT

Att. 5,204 - Sunny - 80 F

livebaseballscorecards.com

AB	32
R	0
H	4
RBI	0
BB	6
SO	3
LOB	22

1B: 3	SF: 0	WP: 0	PA: 38
2B: 1	SAC: 0	PB: 0	
3B: 0	DP: 0	SB: 0	
HR: 0	HBP: 0	CS: 1	

Chicago White Sox @ Oakland Athletics

Oakland-Alameda County Coliseum, Oakland, CA

Sun Jun 29 1980, 3:33 AM PDT

Att. 7,369 - Overcast

TOP

livebaseballscorecards.com

Batter	1	2	3	4	5	6	7	8	9	AB	R	H	RBI	BB	SO	LOB
Bob Molinaro, L (1, 7) OBP: 0.368, SLG: 0.418	P3		1-2 1B	2-H 3-H 1B		F9			K 1B	5	0	3	2	0	0	0
Todd Cruz, R (1, 6) OBP: 0.318, SLG: 0.350	6-3		K	P4			F9		K 1-2	5	0	0	0	0	2	4
Harold Baines, L (1, 9) OBP: 0.304, SLG: 0.420	F7		F7		PB 5-3 1B		1-3			4	0	1	0	0	0	2
Lamar Johnson, R (1, 3) OBP: 0.321, SLG: 0.444 Mike Squires, L (7, PR) OBP: 0.347, SLG: 0.352 (7, 3)		WP 1B FC6-2 1B	F7		5-3 1-2		1B			4 0	0 0	2 0	0 0	0 0	0 0	3 0
Wayne Nordhagen, R (1, 10) OBP: 0.333, SLG: 0.543		FC6-2 WP 1-2 1B		5-3	F9		P4			4	0	1	0	0	0	2
Jim Morrison, R (1, 4) OBP: 0.317, SLG: 0.419		K	P5		2-3 BB			P5		3	0	0	0	1	1	2
Thad Bosley, L (1, 8) OBP: 0.269, SLG: 0.286		FC6-2 1-3 2-H	1B 2B 1B		F8			F7		4	1	1	0	0	0	4
Bruce Kimm, R (1, 2) OBP: 0.339, SLG: 0.343		F8	2B 1-2 1B 1B			6-3		CS 1B		4	1	2	0	0	0	2
Greg Pryor, R (1, 5) OBP: 0.275, SLG: 0.344			1B 1B	1-3 2-H 1B 2B		5-3		CS 1-2	F9	4	1	2	1	0	0	0

	AB	37
	R	3
	H	12
	RBI	3
	BB	1
	SO	3
	LOB	19

Inning Stats																				
	R: 0	H: 0	R: 0	H: 2	R: 0	H: 2	R: 3	H: 4	R: 0	H: 1	R: 0	H: 0	R: 0	H: 1	R: 0	H: 1	1B: 11	SF: 0	WP: 1	PA: 39
	E: 0	LOB: 0	E: 0	LOB: 2	E: 0	LOB: 2	E: 0	LOB: 1	E: 0	LOB: 2	E: 0	LOB: 0	E: 0	LOB: 1	E: 0	LOB: 0	2B: 1	SAC: 0	PB: 1	
	K: 0	BB: 0	K: 1	BB: 0	K: 1	BB: 0	K: 0	BB: 0	K: 0	BB: 1	K: 0	BB: 0	K: 0	BB: 0	K: 1	BB: 0	3B: 0	DP: 0	SB: 0	
	S: 3	P: 3	S: 7	P: 7	S: 7	P: 7	S: 7	P: 7	S: 4	P: 8	S: 3	P: 3	S: 4	P: 4	S: 3	P: 3	HR: 0	HBP: 0	CS: 1	

PITCHER	IP	WLS	BF	H	R	ER	SO	BB	IBB	HBP	BLK	WP	HR	S	P	ERA	WHIP
Brian Kingman, R (1, 1) ERA: 3.99	9.0	L	38	12	3	3	3	1	0	0	0	1	0	43	47	3.00	1.444

PITCHER	IP	WLS	BF	H	R	ER	SO	BB	IBB	HBP	BLK	WP	HR	S	P	ERA	WHIP

Batter	1	2	3	4	5	6	7	8	9	AB	R	H	RBI	BB	SO	LOB
Rickey Henderson, R (1, 7) OBP: 0.420, SLG: 0.397	4-3		FC6-5 1-2 2-3f			F8		5-3		4	0	0	0	0	0	2
Dwayne Murphy, L (1, 8) OBP: 0.407, SLG: 0.417	E7		K			1B		F9		4	0	1	0	0	1	2
Tony Armas, R (1, 9) OBP: 0.310, SLG: 0.466	P6		6-3			F9			K	4	0	0	0	0	1	4
Dave Revering, L (1, 3) OBP: 0.367, SLG: 0.517	F8			F7		F8			P4	4	0	0	0	0	0	2
Mike Heath, R (1, 2) OBP: 0.261, SLG: 0.302 Jim Essian, R (8, 2) OBP: 0.284, SLG: 0.316		P4		G6-4-3 1B			4-3		F8	3 1	0 0	1 0	0 0	0 0	0 0	0 0
Jeff Newman, R (1, 10) OBP: 0.274, SLG: 0.406 Mitchell Page, L (7, PH) OBP: 0.346, SLG: 0.355	K			G6-4-3 1-2f			1B			2 1	0 0	0 1	0 0	0 0	1 0	1 0
Mickey Klutts, R (1, 5) OBP: 0.288, SLG: 0.354	K				P2		K			3	0	0	0	0	2	1
Mario Guerrero, R (1, 6) OBP: 0.256, SLG: 0.290 Mike Davis, L (7, PH) OBP: 0.227, SLG: 0.279 Rob Picciolo, R (8, 6) OBP: 0.259, SLG: 0.336			FC6-5 HBP 1B		K		P5			2 1 0	0 0 0	1 0 0	0 0 0	0 0 0	1 0 0	0 1 0
Dave McKay, S (1, 4) OBP: 0.207, SLG: 0.256			1-2 FC6-5 HBP		L6			G3		2	0	0	0	0	0	0
Inning Stats	R: 0 E: 1 K: 0 S: 4 H: 0 LOB: 1 BB: 0 P: 4	R: 0 E: 0 K: 2 S: 7 H: 0 LOB: 0 BB: 0 P: 7	R: 0 E: 0 K: 1 S: 6 H: 1 LOB: 2 BB: 0 P: 7	R: 0 E: 0 K: 0 S: 3 H: 1 LOB: 0 BB: 0 P: 3	R: 0 E: 0 K: 1 S: 5 H: 0 LOB: 0 BB: 0 P: 5	R: 0 E: 0 K: 0 S: 4 H: 1 LOB: 1 BB: 0 P: 4	R: 0 E: 0 K: 1 S: 6 H: 1 LOB: 1 BB: 0 P: 6	R: 0 E: 0 K: 0 S: 3 H: 0 LOB: 0 BB: 0 P: 3	R: 0 E: 0 K: 1 S: 5 H: 0 LOB: 0 BB: 0 P: 5	1B: 4 2B: 0 3B: 0 HR: 0	SF: 0 SAC: 0 DP: 1 HBP: 1	WP: 0 PB: 0 SB: 0 CS: 0	PA: 32			

PITCHER		IP	WLS	BF	H	R	ER	SO	BB	IBB	HBP	BLK	WP	HR	S	P	ERA	WHIP
Britt Burns, L ERA: 2.06	(1, 1)	5.0	W	18	2	0	0	4	0	0	1	0	0	0	25	26	0.00	0.400
Mike Proly, R ERA: 2.47	(6, 1)	4.0	S	14	2	0	0	2	0	0	0	0	0	0	18	18	0.00	0.500

PITCHER	IP	WLS	BF	H	R	ER	SO	BB	IBB	HBP	BLK	WP	HR	S	P	ERA	WHIP

BOTTOM

Chicago White Sox @ Oakland Athletics

Oakland-Alameda County Coliseum, Oakland, CA

Sun Jun 29 1980, 3:33 AM PDT

Att. 7,369 - Overcast

livebaseballscorecards.com

AB	31
R	0
H	4
RBI	0
BB	0
SO	6
LOB	13

Batter	1	2	3	4	5	6	7	8	9	AB	R	H	RBI	BB	SO	LOB
Rick Miller, L (1, 8) OBP: 0.341, SLG: 0.322	S S S 0-3 K ①		x 0-0 F7 ①	x 0-0 G6-4-3 2-H 1B		x 0-0 E SH SF7 1B		x 0-0 F8 ①	x 0-0 F7 ②	6	1	2	1	0	1	1
Dickie Thon, R (1, 4) OBP: 0.307, SLG: 0.345 Tom Donohue, R (9, 2) OBP: 0.214, SLG: 0.259	S S S 0-3 K ②		x 0-0 P3 ②	x 0-0 G6-4-3 ② ③ 1-2f		x 0-0 SH S 1-2		x 0-0 L5 ②	x 0-0 FC6-4 ③ 1-2f	5 0	0 0	0 0	0 0	0 0	1 0	2 0
Rod Carew, L (1, 10) OBP: 0.419, SLG: 0.459	B B B B 4-0 S 2B BB		x 0-0 BB BB 1B		x 0-0 HBP 1B 1B	x 0-0 SF7 ① 2-H		x 0-0 L3 ③		3	2	2	1	1	0	0
Don Baylor, R (1, 7) OBP: 0.364, SLG: 0.315	x 0-0 1-H 2B		B B B B 4-0 BB 1-2 BB	H 1-0 1B 1-2 SF7 HBP	x 0-0 P4 ②				B B B B 4-0 FC3-6 BB	2	1	1	1	2	0	1
Jason Thompson, L (1, 3) OBP: 0.349, SLG: 0.382 Bert Campaneris, R (9, PR) OBP: 0.250, SLG: 0.293 (9, 6)	x 0-0 F9 ③		B B B B B 4-0 1-2 2-3 BB	x 0-0 1B 1-3 2-H 1B	x 4-0 1-2 IBB				x 0-0 FC3-6 ① BB 1B 1-2f 1B	3 0	0 1	1 0	1 0	2 0	0 0	2 0
Carney Lansford, R (1, 5) OBP: 0.326, SLG: 0.432		x 0-0 6-3 ①	S S S 0-3 K ③	x 0-0 SF7 ① 3-H	x 0-0 6-3 ③				x 0-0 BB 1-2 1B	4	1	1	1	0	1	5
Larry Harlow, L (1, 9) OBP: 0.373, SLG: 0.432		x 0-0 F8 ②		B B B B 4-0 S E BB	x 0-0 1-2 1B		x 0-0 F7 ①		B B B B 4-0 E 1B 1-2 2-3 1B BB	3	2	1	0	2	0	0
Freddie Patek, R (1, 6) OBP: 0.335, SLG: 0.443 Joe Rudi, R (9, PH) OBP: 0.295, SLG: 0.466 (9, 3)		x 0-0 1B	x 0-0 E8 1-H 1B 1B	S S S 0-3 K ② 1B		x 0-0 F8 ②		x 0-0 E8 1-3 2-H 3-H 1B 1B	4 1	1 1	2 1	1 2	0 0	1 0	2 0
Stan Cliburn, R (1, 2) OBP: 0.217, SLG: 0.273 Bobby Grich, R (9, PH) OBP: 0.365, SLG: 0.362 (9, 4)		x 0-0 F7 ③	S S S 0-3 K ①	x 0-0 P4 ③		x 0-0 1-4-3 ③		x 0-0 FC6-4 2-H 3-H 1B	4 1	0 0	0 1	0 2	0 0	1 0	4 0
Inning Stats	R: 1 E: 0 K: 2 S: 8 H: 1 LOB: 1 BB: 1 P: 12	R: 0 E: 0 K: 0 S: 4 H: 1 LOB: 1 BB: 0 P: 4	R: 0 E: 0 K: 1 S: 6 H: 1 LOB: 3 BB: 2 P: 14	R: 2 E: 1 K: 1 S: 6 H: 2 LOB: 0 BB: 1 P: 10	R: 2 E: 0 K: 1 S: 8 H: 3 LOB: 2 BB: 0 P: 9	R: 1 E: 2 K: 0 S: 5 H: 1 LOB: 2 BB: 1 P: 9	R: 0 E: 0 K: 0 S: 3 H: 0 LOB: 0 BB: 0 P: 3	R: 0 E: 0 K: 0 S: 3 H: 0 LOB: 0 BB: 0 P: 3	R: 4 E: 1 K: 0 S: 6 H: 3 LOB: 1 BB: 2 P: 14	1B: 11 2B: 1 3B: 0 HR: 0 SF: 2 SAC: 1 DP: 1 HBP: 1						

PITCHER	IP	WLS	BF	H	R	ER	SO	BB	IBB	HBP	BLK	WP	HR	S	P	ERA	WHIP
Richard Dotson, R (1, 1) ERA: 3.69	3.0		17	4	3	2	3	4	0	0	0	0	0	19	35	6.00	2.667
LaMarr Hoyt, R (4, 1) ERA: 1.98	5.0		22	5	3	2	2	0	1	1	0	0	0	24	29	3.60	1.000
Ed Farmer, R (9, 1) ERA: 3.11	0.1	L	6	3	4	4	0	2	0	0	0	0	0	4	12	108.00	15.000
Guy Hoffman, L (9, 1) ERA: 4.5	0.2		2	0	0	0	0	0	0	0	0	0	0	2	2	0.00	0.000

PITCHER	IP	WLS	BF	H	R	ER	SO	BB	IBB	HBP	BLK	WP	HR	S	P	ERA	WHIP

TOP

California Angels @ Chicago White Sox

Comiskey Park, Chicago, IL

Mon Jun 30 1980, 8:05 PM EDT

Att. 17,678 - Sunny - 66 F

livebaseballscorecards.com

AB	36
R	10
H	12
RBI	10
BB	7
SO	5
LOB	17

WP: 0 PB: 0 SB: 3 CS: 0 PA: 47

BOTTOM

California Angels @ Chicago White Sox

Comiskey Park, Chicago, IL

Mon Jun 30 1980, 8:05 PM EDT

Att. 17,678 - Sunny - 66 F

livebaseballscorecards.com

Batter	1	2	3	4	5	6	7	8	9	AB	R	H	RBI	BB	SO	LOB
Bob Molinaro, L (1, 7) OBP: 0.380, SLG: 0.432	HBP	1B			2B		1B		K ②	2	2	2	1	0	0	0
Junior Moore, R (7, PH) (8, 7) OBP: 0.291, SLG: 0.333		1B								2	0	1	0	0	1	1
Todd Cruz, R (1, 6) OBP: 0.319, SLG: 0.343	F9 ①	BB			SH1-4 ①		FC5-6 ①		P5 ③	2	0	0	0	1	0	2
Mike Squires, L (9, PH) OBP: 0.344, SLG: 0.349		G6-4-3								1	0	0	0	0	0	1
Harold Baines, L (1, 9) OBP: 0.303, SLG: 0.419	HR 1B	G6-4-3 ② ③			SF		F8 ②			3	1	1	1	0	0	3
Lamar Johnson, R (1, 3) OBP: 0.323, SLG: 0.449	HR 2B	G6-4-3 1B			6-3 ②		F9 ③			4	1	2	1	0	0	2
Wayne Nordhagen, R (1, 10) OBP: 0.332, SLG: 0.554	HR	K ①			4-3 ③			K ①		4	1	1	3	0	2	2
Jim Morrison, R (1, 4) OBP: 0.316, SLG: 0.421	2-3 ②	G6-4-3 ② ③				S 2B		K ②		4	0	1	0	0	1	1
Thad Bosley, L (1, 8) OBP: 0.259, SLG: 0.275	L7 ③		L6 ①			K ①		F9 ③		4	0	0	0	0	1	1
Marv Foley, L (1, 2) OBP: 0.253, SLG: 0.348		SH1-4 1B	4-3 ②			K ②			K ①	2	1	1	0	0	0	0
Ron Pruitt, R (6, PH) (7, 2) OBP: 0.340, SLG: 0.310										2	0	0	0	0	2	1
Greg Pryor, R (1, 5) OBP: 0.276, SLG: 0.344		SH1-4 ①	1-3 ③			K ③			1B	3	0	1	0	0	1	1
Inning Stats	R: 4 E: 0 K: 0 S: 6 H: 3 LOB: 0 BB: 0 P: 7	R: 1 E: 0 K: 0 S: 4 H: 2 LOB: 1 BB: 1 P: 8	R: 0 E: 0 K: 1 S: 5 H: 1 LOB: 0 BB: 0 P: 5	R: 0 E: 0 K: 0 S: 3 H: 0 LOB: 0 BB: 0 P: 3	R: 1 E: 1 K: 0 S: 5 H: 1 LOB: 1 BB: 0 P: 5	R: 0 E: 0 K: 3 S: 10 H: 1 LOB: 1 BB: 0 P: 10	R: 0 E: 0 K: 0 S: 4 H: 1 LOB: 1 BB: 0 P: 4	R: 0 E: 0 K: 2 S: 7 H: 0 LOB: 0 BB: 0 P: 7	R: 0 E: 0 K: 2 S: 8 H: 1 LOB: 1 BB: 0 P: 8	1B: 6 2B: 3 3B: 0 HR: 1	SF: 1 SAC: 2 DP: 2 HBP: 1						

	AB	33
	R	6
	H	10
	RBI	6
	BB	1
	SO	8
	LOB	15

WP: 0 PB: 0 SB: 3 CS: 0 PA: 38

PITCHER		IP	WLS	BF	H	R	ER	SO	BB	IBB	HBP	BLK	WP	HR	S	P	ERA	WHIP
Chris Knapp, R ERA: 5.93	(1, 1)	1.1		10	5	5	5	0	0	0	1	0	0	1	9	10	33.75	3.750
John Montague, R ERA: 3.57	(2, 1)	3.2		14	3	1	1	1	1	0	0	0	0	0	15	19	2.46	1.091
Andy Hassler, L ERA: 5.06	(6, 1)	1.2		6	1	0	0	3	0	0	0	0	0	0	12	12	0.00	0.600
Mark Clear, R ERA: 4.34	(7, 1)	2.1	W	8	1	0	0	4	0	0	0	0	0	0	16	16	0.00	0.429

PITCHER		IP	WLS	BF	H	R	ER	SO	BB	IBB	HBP	BLK	WP	HR	S	P	ERA	WHIP

California Angels @ Chicago White Sox

Comiskey Park, Chicago, IL

Tue Jul 01 1980, 8:05 PM EDT

Att. 17,116 - Cloudy - 72 F

Batter	1	2	3	4	5	6	7	8	9	AB	R	H	RBI	BB	SO	LOB
Dickie Thon, R (1, 10) OBP: 0.315, SLG: 0.345	0-0 E 1B 1B	0-0 E6 1B E		4-0 G4-6-3 BB			0-0 4-3			3	2	1	0	1	0	0
Rod Carew, L (1, 3) OBP: 0.417, SLG: 0.456	0-0 E5 BLK 1B E 1-2	0-0 E2 1-H 1B 1B		0-0 G4-6-3 1-2f			0-3 K			4	2	1	0	0	1	2
Carney Lansford, R (1, 5) OBP: 0.332, SLG: 0.437	0-0 E BLK 4-3 1-2 2-H 1B	0-0 1B 2-H 1B			0-0 G6-4-3 1B			0-0 6-3		4	1	3	2	0	0	0
Don Baylor, R (1, 9) OBP: 0.360, SLG: 0.313	0-0 5-3 1-3 2-H	0-0 2-H 1B			0-0 G6-4-3 1-2f			0-0 6-3		4	0	1	0	0	0	2
Joe Rudi, R (1, 7) OBP: 0.291, SLG: 0.458	0-0 4-3 3-H		0-0 5-3		0-0 F9			0-3 K		4	0	0	1	0	1	0
Bobby Grich, R (1, 4) OBP: 0.368, SLG: 0.358	4-0 FC6-4 BB		4-0 BB			0-0 F9			0-0 6-3	2	0	0	0	2	0	0
Bobby Clark, R (1, 8) OBP: 0.250, SLG: 0.333	0-0 FC6-4 1-2f		0-3 K			0-0 P3			0-0 F8	4	0	0	0	0	1	2
Bert Campaneris, R (1, 6) OBP: 0.229, SLG: 0.267		0-0 5-3	0-0 6-3			0-0 P4			0-0 5-3	4	0	0	0	0	0	1
Stan Cliburn, R (1, 2) OBP: 0.192, SLG: 0.240		0-3 K		0-0 5-3			0-3 K			3	0	0	0	0	2	0

Inning Stats	1	2	3	4	5	6	7	8	9	
	R: 3 H: 2 E: 2 LOB: 1 K: 0 BB: 1 S: 6 P: 10	R: 2 H: 3 E: 2 LOB: 2 K: 1 BB: 0 S: 8 P: 8	R: 0 H: 0 E: 0 LOB: 1 K: 1 BB: 1 S: 5 P: 9	R: 0 H: 0 E: 0 LOB: 0 K: 0 BB: 1 S: 2 P: 6	R: 0 H: 1 E: 0 LOB: 0 K: 0 BB: 0 S: 3 P: 3	R: 0 H: 0 E: 0 LOB: 0 K: 0 BB: 0 S: 3 P: 3	R: 0 H: 0 E: 0 LOB: 0 K: 2 BB: 0 S: 7 P: 7	R: 0 H: 0 E: 0 LOB: 0 K: 1 BB: 0 S: 5 P: 5	R: 0 H: 0 E: 0 LOB: 0 K: 0 BB: 0 S: 3 P: 3	1B: 6 SF: 0 2B: 0 SAC: 0 3B: 0 DP: 2 HR: 0 HBP: 0	WP: 0 PA: 35 PB: 0 SB: 0 CS: 0

PITCHER	IP	WLS	BF	H	R	ER	SO	BB	IBB	HBP	BLK	WP	HR	S	P	ERA	WHIP
Steve Trout, L (1, 1) ERA: 3.87	9.0	L	35	6	5	1	5	3	0	0	1	0	0	42	54	1.00	1.000

PITCHER	IP	WLS	BF	H	R	ER	SO	BB	IBB	HBP	BLK	WP	HR	S	P	ERA	WHIP

TOP

livebaseballscorecards.com

AB	32
R	5
H	6
RBI	3
BB	3
SO	5
LOB	7

Batter	1	2	3	4	5	6	7	8	9	AB	R	H	RBI	BB	SO	LOB
Bob Molinaro, L (1, 10) OBP: 0.379, SLG: 0.430	S 1B		L4		P4			BBBB 4-0 G6-4-3 BB		3	0	1	0	0	0	1
Junior Moore, R (8, PH) OBP: 0.297, SLG: 0.333										0	0	0	0	1	0	0
Bruce Kimm, R (1, 2) OBP: 0.337, SLG: 0.341	6-3 1-2			BBBB 4-0 3B BB		P2		F7		1	0	0	0	0	0	1
Marv Foley, L (4, 2) OBP: 0.259, SLG: 0.343										1	1	0	0	1	0	0
Ron Pruitt, R (8, PH) OBP: 0.333, SLG: 0.302 (9, 2)										1	0	0	0	0	0	1
Harold Baines, L (1, 9) OBP: 0.303, SLG: 0.425	3-1			1-H 6-3 3B		F8		G6-4-3 1-2f		4	1	1	1	0	0	2
Lamar Johnson, R (1, 3) OBP: 0.319, SLG: 0.441	6-3			3-H 6-3		P3			SSS K	4	0	0	1	0	1	1
Wayne Nordhagen, R (1, 7) OBP: 0.324, SLG: 0.541		6-3		L7			6-3		P5	4	0	0	0	0	0	0
Chet Lemon, R (1, 8) OBP: 0.348, SLG: 0.427		5-3		F7			2B		P2	4	0	1	0	0	0	0
Jim Morrison, R (1, 4) OBP: 0.313, SLG: 0.416		5-3			P5		5-3			3	0	0	0	0	0	1
Greg Pryor, R (1, 5) OBP: 0.278, SLG: 0.345			P4		FC5-4 1B		BBBB 4-0 BB			2	0	1	0	0	0	0
Thad Bosley, L (7, PH) OBP: 0.266, SLG: 0.275										0	0	0	0	1	0	0
Kevin Bell, R (8, 5) OBP: 0.246, SLG: 0.125										0	0	0	0	0	0	0
Todd Cruz, R (1, 6) OBP: 0.310, SLG: 0.333			P6		FC5-4 1-2f		SSS 0-3 K			3	0	0	0	0	1	3
Inning Stats	R: 0 H: 1 E: 0 LOB: 1 K: 0 BB: 0 S: 4 P: 4	R: 0 H: 0 E: 0 LOB: 0 K: 0 BB: 0 S: 3 P: 3	R: 0 H: 0 E: 0 LOB: 0 K: 0 BB: 0 S: 3 P: 3	R: 2 H: 1 E: 0 LOB: 0 K: 0 BB: 1 S: 4 P: 8	R: 0 H: 1 E: 0 LOB: 1 K: 0 BB: 0 S: 4 P: 4	R: 0 H: 0 E: 0 LOB: 0 K: 0 BB: 0 S: 3 P: 3	R: 0 H: 1 E: 0 LOB: 2 K: 1 BB: 1 S: 6 P: 10	R: 0 H: 0 E: 0 LOB: 0 K: 0 BB: 1 S: 2 P: 6	R: 0 H: 0 E: 0 LOB: 0 K: 1 BB: 0 S: 5 P: 5	1B: 2 SF: 0 2B: 1 SAC: 0 3B: 1 DP: 1 HR: 0 HBP: 0						

PITCHER		IP	WLS	BF	H	R	ER	SO	BB	IBB	HBP	BLK	WP	HR	S	P	ERA	WHIP
Ed Halicki, R ERA: 4.81	(1, 1)	7.0	W	27	4	2	2	1	2	0	0	0	0	0	27	35	2.57	0.857
Dave LaRoche, L ERA: 3.19	(8, 1)	1.0		3	0	0	0	0	1	0	0	0	0	0	2	6	0.00	1.000
Mark Clear, R ERA: 4.25	(9, 1)	1.0	S	3	0	0	0	1	0	0	0	0	0	0	5	5	0.00	0.000

PITCHER	IP	WLS	BF	H	R	ER	SO	BB	IBB	HBP	BLK	WP	HR	S	P	ERA	WHIP

BOTTOM

California Angels @ Chicago White Sox

Comiskey Park, Chicago, IL

Tue Jul 01 1980, 8:05 PM EDT

Att. 17,116 - Cloudy - 72 F

livebaseballscorecards.com

AB	30
R	2
H	4
RBI	2
BB	3
SO	2
LOB	10

PA: 33

WP: 0 PB: 0 SB: 1 CS: 0

Batter	1	2	3	4	5	6	7	8	9	AB	R	H	RBI	BB	SO	LOB
Dickie Thon, R (1, 10) OBP: 0.302, SLG: 0.330	B5-3			L4		1-3			F9	4	0	0	0	0	0	1
Rod Carew, L (1, 3) OBP: 0.415, SLG: 0.453	F7			F8			FC2-6, 1B		1-4-3	4	0	1	0	0	0	0
Carney Lansford, R (1, 5) OBP: 0.329, SLG: 0.432	5-3			K			FC2-6, WP 1-2f			3	0	0	0	0	1	1
Don Baylor, R (1, 9) OBP: 0.353, SLG: 0.304		5-3			F7		F8 1-2			3	0	0	0	0	0	1
Joe Rudi, R (1, 7) OBP: 0.287, SLG: 0.453		F7			K		P3			3	0	0	0	0	1	1
Bobby Grich, R (1, 4) OBP: 0.363, SLG: 0.353		5-3			K			K		3	0	0	0	0	2	0
Bobby Clark, R (1, 8) OBP: 0.236, SLG: 0.314			F7			5-3		P3		3	0	0	0	0	0	0
Bert Campaneris, R (1, 6) OBP: 0.216, SLG: 0.250			6-3			6-3		B1-3		3	0	0	0	0	0	0
Tom Donohue, R (1, 2) OBP: 0.217, SLG: 0.257			P6			BB			K	1	0	0	0	1	0	0
Jason Thompson, L (9, PH) OBP: 0.348, SLG: 0.380										1	0	0	0	0	1	0
Inning Stats	R: 0 E: 0 K: 0 S: 3 H: 0 LOB: 0 BB: 0 P: 3	R: 0 E: 0 K: 0 S: 3 H: 0 LOB: 0 BB: 0 P: 3	R: 0 E: 0 K: 0 S: 3 H: 0 LOB: 0 BB: 0 P: 3	R: 0 E: 0 K: 1 S: 5 H: 0 LOB: 0 BB: 0 P: 5	R: 0 E: 0 K: 2 S: 7 H: 0 LOB: 0 BB: 0 P: 7	R: 0 E: 0 K: 0 S: 3 H: 0 LOB: 1 BB: 1 P: 7	R: 0 E: 0 K: 0 S: 4 H: 1 LOB: 1 BB: 0 P: 4	R: 0 E: 0 K: 1 S: 5 H: 0 LOB: 0 BB: 0 P: 5	R: 0 E: 0 K: 1 S: 5 H: 0 LOB: 0 BB: 0 P: 5	1B: 1 2B: 0 3B: 0 HR: 0 SF: 0 SAC: 0 DP: 0 HBP: 0						

PITCHER	IP	WLS	BF	H	R	ER	SO	BB	IBB	HBP	BLK	WP	HR	S	P	ERA	WHIP
Ross Baumgarten, L (1, 1) ERA: 3.08	9.0	W	29	1	0	0	5	1	0	0	0	1	0	38	42	0.00	0.222

PITCHER	IP	WLS	BF	H	R	ER	SO	BB	IBB	HBP	BLK	WP	HR	S	P	ERA	WHIP

TOP

California Angels @ Chicago White Sox

Comiskey Park, Chicago, IL

Wed Jul 02 1980, 8:05 PM EDT

Att. 11,653 - Sunny - 65 F

livebaseballscorecards.com

AB	28
R	0
H	1
RBI	0
BB	1
SO	5
LOB	4

WP: 1 PA: 29
PB: 0
SB: 0
CS: 0

Batter	1	2	3	4	5	6	7	8	9	AB	R	H	RBI	BB	SO	LOB
Todd Cruz, R (1, 6) OBP: 0.300, SLG: 0.321	F7		P2		5-3		L3			4	0	0	0	0	0	1
Kevin Bell, R (1, 10) OBP: 0.262, SLG: 0.173	2B		1B		L7			K		4	0	2	0	0	1	0
Jim Morrison, R (1, 4) OBP: 0.309, SLG: 0.410	F8		F9			E5 G6-4-3		F7		4	0	0	0	0	0	2
Lamar Johnson, R (1, 3) OBP: 0.314, SLG: 0.434	K			P3		F7		6-3		4	0	0	0	0	1	2
Mike Squires, L (9, 3) OBP: 0.344, SLG: 0.349										0	0	0	0	0	0	0
Wayne Nordhagen, R (1, 7) (8, 9) OBP: 0.325, SLG: 0.543		2B		G3		G6-4-3 1-2f				3	0	1	0	0	0	1
Chet Lemon, R (1, 8) OBP: 0.351, SLG: 0.426		B1-3		1B BB				E SH1 4-3 HBP		1	1	0	0	1	0	1
Bruce Kimm, R (1, 2) OBP: 0.339, SLG: 0.343		5-3		1-3 1B				SH1 1-2		2	0	1	0	0	0	1
Harold Baines, L (1, 9) OBP: 0.300, SLG: 0.421		1-3		1-3						2	0	0	0	0	0	3
Junior Moore, R (7, PH) (8, 7) OBP: 0.295, SLG: 0.331								E6 4-3 2-3		1	0	0	0	0	0	1
Greg Pryor, R (1, 5) OBP: 0.274, SLG: 0.340			6-3		F8			4-3 1-2 3-H		3	0	0	1	0	0	1
Inning Stats	R: 0 E: 0 K: 1 S: 6 H: 1 LOB: 1 BB: 0 P: 6	R: 0 E: 0 K: 0 S: 4 H: 1 LOB: 1 BB: 0 P: 4	R: 0 E: 0 K: 0 S: 4 H: 1 LOB: 1 BB: 0 P: 4	R: 0 E: 0 K: 0 S: 4 H: 1 LOB: 2 BB: 1 P: 8	R: 0 E: 0 K: 0 S: 3 H: 0 LOB: 0 BB: 0 P: 3	R: 0 E: 1 K: 0 S: 3 H: 0 LOB: 0 BB: 0 P: 3	R: 1 E: 1 K: 0 S: 4 H: 0 LOB: 1 BB: 0 P: 5	R: 0 E: 0 K: 1 S: 5 H: 0 LOB: 0 BB: 0 P: 5		1B: 2 2B: 2 3B: 0 HR: 0	SF: 0 SAC: 1 DP: 1 HBP: 1					

PITCHER	IP	WLS	BF	H	R	ER	SO	BB	IBB	HBP	BLK	WP	HR	S	P	ERA	WHIP
Frank Tanana, L (1, 1) ERA: 5.14	8.0	L	31	4	1	0	2	1	0	1	0	0	0	33	38	0.00	0.625

PITCHER	IP	WLS	BF	H	R	ER	SO	BB	IBB	HBP	BLK	WP	HR	S	P	ERA	WHIP

BOTTOM

California Angels @ Chicago White Sox

Comiskey Park, Chicago, IL

Wed Jul 02 1980, 8:05 PM EDT

Att. 11,653 - Sunny - 65 F

livebaseballscorecards.com

AB	28
R	1
H	4
RBI	1
BB	1
SO	2
LOB	13

1B: 2 2B: 2 3B: 0 HR: 0 SF: 0 SAC: 1 DP: 1 HBP: 1

WP: 0 PB: 0 SB: 0 CS: 0 PA: 31

California Angels @ Chicago White Sox

Comiskey Park, Chicago, IL

Thu Jul 03 1980, 8:05 PM EDT

Att. 32,506 - Unknown - 67 F

TOP

livebaseballscorecards.com

Batter	1	2	3	4	5	6	7	8	9	AB	R	H	RBI	BB	SO	LOB
Dickie Thon, R (1, 10) OBP: 0.307, SLG: 0.354	F8		1B SH2-4 1B	5-3		F9		CS 3B		5	1	2	0	0	0	0
Freddie Patek, R (1, 6) OBP: 0.333, SLG: 0.439	5-3		SH2-4 1-2	1B		P3		P2 3-H		4	0	1	0	0	0	1
Carney Lansford, R (1, 5) OBP: 0.330, SLG: 0.433	WP BB B B B B		F7	L5			6-3		3B 2B	4	1	1	0	1	0	2
Don Baylor, R (1, 9) (8, 7) OBP: 0.368, SLG: 0.342	K S S S 1-2		BB S 1B 1B 2-H		F9 S 1B		E E 1B		3B 2B 2-H	5	2	4	2	0	1	1
Joe Rudi, R (1, 7) OBP: 0.294, SLG: 0.455 Rick Miller, L (8, 9) OBP: 0.340, SLG: 0.320		4-3 6-3 2B 1B	1B BB E BB B B B B 1-2		K S S S		E8 WP 1B 1B 1-H		4-3	3 1	3 0	2 0	0 0	1 0	1 0	1 1
Bobby Grich, R (1, 4) OBP: 0.364, SLG: 0.349		6-3 1-2	E BB B B B B 1-2 2-3		F9 1-3		G3 2-3		IBB	3	0	0	0	2	0	3
Jason Thompson, L (1, 3) OBP: 0.353, SLG: 0.382		4-3 2-3	E4 1B 1-3 2-H 3-H B B B B	BB	4-0		FC6-4 1B 3-H		K S S S	4	0	2	2	1	1	3
Bobby Clark, R (1, 8) OBP: 0.233, SLG: 0.321		2B 3-H	5-3		L1-6		FC6-4 1-2f		K S S S	5	0	1	1	0	1	7
Tom Donohue, R (1, 2) OBP: 0.212, SLG: 0.251		1-6-3		F7		P3		6-3		4	0	0	0	0	0	1

Inning Stats																						
	R: 0	H: 0	R: 1	H: 2	R: 3	H: 3	R: 0	H: 1	R: 0	H: 1	R: 0	H: 0	R: 2	H: 3	R: 0	H: 1	R: 1	H: 2	1B: 9	SF: 0	WP: 2	PA: 44
	E: 0	LOB: 1	E: 0	LOB: 1	E: 1	LOB: 2	E: 0	LOB: 1	E: 0	LOB: 2	E: 0	LOB: 0	E: 1	LOB: 1	E: 0	LOB: 2	E: 0	LOB: 2	2B: 2	SAC: 1	PB: 0	
	K: 1	BB: 1	K: 0	BB: 0	K: 0	BB: 2	K: 0	BB: 1	K: 0	BB: 0	K: 1	BB: 0	K: 0	BB: 0	K: 0	BB: 0	K: 2	BB: 1	3B: 2	DP: 0	SB: 2	
	S: 5	P: 9	S: 5	P: 5	S: 6	P: 14	S: 4	P: 4	S: 6	P: 10	S: 3	P: 3	S: 6	P: 6	S: 3	P: 3	S: 9	P: 13	HR: 0	HBP: 0	CS: 1	

PITCHER		IP	WLS	BF	H	R	ER	SO	BB	IBB	HBP	BLK	WP	HR	S	P	ERA	WHIP
Rich Wortham, L ERA: 4.36	(1, 1)	1.0	L	5	1	1	1	1	1	0	0	0	1	0	6	10	9.00	2.000
Mike Proly, R ERA: 2.58	(2, 1)	4.0		21	6	3	2	1	3	0	0	0	0	0	20	32	4.50	2.250
LaMarr Hoyt, R ERA: 3.24	(6, 1)	3.0		14	6	3	3	0	0	0	0	0	1	0	14	14	9.00	2.000
Guy Hoffman, L ERA: 3.6	(9, 1)	1.0		4	0	0	0	2	0	1	0	0	0	0	7	11	0.00	0.000

PITCHER	IP	WLS	BF	H	R	ER	SO	BB	IBB	HBP	BLK	WP	HR	S	P	ERA	WHIP

AB	38
R	7
H	13
RBI	5
BB	5
SO	4
LOB	20

BOTTOM

California Angels @ Chicago White Sox

Comiskey Park, Chicago, IL

Thu Jul 03 1980, 8:05 PM EDT

Att. 32,506 - Unknown - 67 F

livebaseballscorecards.com

Batter	1	2	3	4	5	6	7	8	9	AB	R	H	RBI	BB	SO	LOB
Bob Molinaro, L (1, 10) OBP: 0.384, SLG: 0.455	P2		1-H L7-2 3B		1-3 2B		5-3		P3	3	0	2	1	0	0	0
Ron Pruitt, R (7, PH) OBP: 0.320, SLG: 0.289										2	0	0	0	0	0	1
Kevin Bell, R (1, 5) OBP: 0.262, SLG: 0.164	6-3		L7-2 3-H		P3		BBBB 4-0 5-3 BB		F9	3	0	0	0	1	0	3
Thad Bosley, L (9, PH) OBP: 0.264, SLG: 0.272										1	0	0	0	0	0	1
Harold Baines, L (1, 9) OBP: 0.295, SLG: 0.414	6-3			F7	P5		5-3 1-2			4	0	0	0	0	0	3
Wayne Nordhagen, R (1, 7) OBP: 0.323, SLG: 0.553		6-3		F8		HR	6-3			4	1	1	1	0	0	1
Lamar Johnson, R (1, 3) OBP: 0.320, SLG: 0.443		1B 1B		1B 2B		SH5-4 BB 1B		L7		4	1	3	0	0	0	0
Chet Lemon, R (1, 8) OBP: 0.356, SLG: 0.429		1-3 1B		2-H FC4-6 1B		BBB 4-0 SH5-4 1-2 BB		6-3		3	0	2	1	1	0	0
Jim Morrison, R (1, 4) OBP: 0.306, SLG: 0.406	SSS 0-3 K			1-2f FC4-6		SH5-4 1-2 2-3		5-3		3	0	0	0	0	1	2
Marv Foley, L (1, 2) OBP: 0.253, SLG: 0.333			F8		F7	G3			BBBB 4-0 DI BB	2	0	0	0	0	0	0
Bruce Kimm, R (6, PH) OBP: 0.337, SLG: 0.341										1	0	0	0	0	0	2
(7, 2)																
Mike Squires, L (9, PH) OBP: 0.350, SLG: 0.349										0	0	0	0	1	0	0
Todd Cruz, R (1, 6) OBP: 0.306, SLG: 0.328			3B 1B		2B 1B	4-3			P5 1-2	4	1	2	0	0	0	3

AB	34
R	3
H	10
RBI	3
BB	3
SO	1
LOB	16

Inning Stats	1	2	3	4	5	6	7	8	9
	R: 0 H: 0 E: 0 LOB: 0 K: 0 BB: 0 S: 3 P: 3	R: 0 H: 2 E: 0 LOB: 1 K: 1 BB: 0 S: 6 P: 6	R: 1 H: 2 E: 0 LOB: 0 K: 0 BB: 0 S: 4 P: 4	R: 1 H: 2 E: 0 LOB: 1 K: 0 BB: 0 S: 5 P: 5	R: 0 H: 2 E: 0 LOB: 2 K: 0 BB: 0 S: 5 P: 5	R: 1 H: 2 E: 0 LOB: 2 K: 0 BB: 1 S: 5 P: 9	R: 0 H: 0 E: 0 LOB: 1 K: 0 BB: 1 S: 3 P: 7	R: 0 H: 0 E: 0 LOB: 0 K: 0 BB: 0 S: 3 P: 3	R: 0 H: 0 E: 0 LOB: 1 K: 0 BB: 1 S: 3 P: 7

1B: 6	SF: 0	WP: 0	PA: 38
2B: 3	SAC: 1	PB: 0	
3B: 1	DP: 1	SB: 0	
HR: 1	HBP: 0	CS: 0	

PITCHER	IP	WLS	BF	H	R	ER	SO	BB	IBB	HBP	BLK	WP	HR	S	P	ERA	WHIP
Dave Lemanczyk, R (1, 1) ERA: 5.06	5.0	W	22	9	3	3	1	0	0	0	0	0	1	24	24	5.40	1.800
John Montague, R (6, 1) ERA: 3.54	0.1		3	1	0	0	0	1	0	0	0	0	0	2	6	0.00	6.000
Andy Hassler, L (6, 1) ERA: 4.82	1.1		5	0	0	0	0	1	0	0	0	0	0	4	8	0.00	0.750
Mark Clear, R (7, 1) ERA: 4.06	2.1	S	8	0	0	0	0	1	0	0	0	0	0	7	11	0.00	0.429

PITCHER	IP	WLS	BF	H	R	ER	SO	BB	IBB	HBP	BLK	WP	HR	S	P	ERA	WHIP

Batter	1	2	3	4	5	6	7	8	9	AB	R	H	RBI	BB	SO	LOB
Rickey Henderson, R (1, 7) OBP: 0.414, SLG: 0.403	2B		6-3		S BLK IBB			4-3		3	0	1	0	1	0	0
Dwayne Murphy, L (1, 8) OBP: 0.401, SLG: 0.418	F8		G3		F9 1-3 2-H 3-H			4-3		4	0	0	0	0	0	2
Tony Armas, R (1, 9) OBP: 0.310, SLG: 0.455	K			1-3		G5-4-3 1B		F9		4	0	1	0	0	1	1
Dave Revering, L (1, 10) OBP: 0.356, SLG: 0.502	3-1			F8		K			F6	4	0	0	0	0	1	2
Jeff Newman, R (1, 3) OBP: 0.266, SLG: 0.397		K		K		G5-4-3 1-2f			CS 3B	4	0	1	0	0	2	1
Mike Heath, R (1, 2) OBP: 0.260, SLG: 0.298		FC6-4 1B			SH1-4 BLK 1B		F6		6-3 3-H	4	1	2	0	0	0	1
Jeff Cox, R (1, 4) OBP: 0.400, SLG: 0.400		FC6-4 1-2f			BLK SH1-4 S 1-2 1B		1-3 1B			3	1	2	0	0	0	1
Dave McKay, S (1, 5) OBP: 0.245, SLG: 0.298		K			SH1-4 1-2 2-3		1-3 1-2			2	0	0	0	0	1	2
Rob Picciolo, R (1, 6) OBP: 0.261, SLG: 0.340			6-3		F7		F9			3	0	0	0	0	0	3
Inning Stats	R: 0 E: 0 K: 1 S: 6	H: 1 LOB: 1 BB: 0 P: 6	R: 0 E: 0 K: 2 S: 8	H: 1 LOB: 1 BB: 0 P: 8	R: 0 E: 0 K: 0 S: 3	H: 0 LOB: 0 BB: 0 P: 3	R: 0 E: 0 K: 1 S: 5	H: 0 LOB: 0 BB: 0 P: 5	R: 2 E: 0 K: 0 S: 5	H: 2 LOB: 1 BB: 1 P: 9	R: 0 E: 0 K: 1 S: 5	H: 1 LOB: 0 BB: 0 P: 5	R: 0 E: 0 K: 0 S: 4	H: 1 LOB: 1 BB: 0 P: 4	R: 0 E: 0 K: 0 S: 3	H: 0 LOB: 0 BB: 0 P: 3	R: 0 E: 0 K: 0 S: 3	H: 1 LOB: 0 BB: 0 P: 3	1B: 5 2B: 1 3B: 1 HR: 0	SF: 0 SAC: 1 DP: 1 HBP: 0	WP: 0 PB: 0 SB: 2 CS: 1	PA: 33

PITCHER		IP	WLS	BF	H	R	ER	SO	BB	IBB	HBP	BLK	WP	HR	S	P	ERA	WHIP
Britt Burns, L ERA: 2.06	(1, 1)	9.0	L	33	7	2	2	5	0	1	0	1	0	0	42	46	2.00	0.778

PITCHER	IP	WLS	BF	H	R	ER	SO	BB	IBB	HBP	BLK	WP	HR	S	P	ERA	WHIP

TOP

Oakland Athletics @ Chicago White Sox

Comiskey Park, Chicago, IL

Fri Jul 04 1980, 4:33 AM EDT

Att. 11,428 - Sunny - 70 F

livebaseballscorecards.com

AB	31
R	2
H	7
RBI	0
BB	1
SO	5
LOB	13

Batter	1	2	3	4	5	6	7	8	9	AB	R	H	RBI	BB	SO	LOB
Bob Molinaro, L (1, 10) OBP: 0.381, SLG: 0.446	BBBB 4-0 F6 BB		0-0 CS 1-2	x 0-0 G3		x 0-0 5-3		x 0-0 F4		3	0	0	0	1	0	2
Bruce Kimm, R (1, 2) OBP: 0.335, SLG: 0.339	x 0-0 F6 1-2			x 0-0 1-3		x 0-0 F6			x 0-0 1B	4	0	1	0	0	0	1
Harold Baines, L (1, 9) OBP: 0.294, SLG: 0.411	SSS 0-3 K			x 0-0 1B			SSS 0-3 K		x 0-0 F5	4	0	1	0	0	2	1
Wayne Nordhagen, R (1, 7) OBP: 0.322, SLG: 0.545		BBBB 4-0 FC6-4 BB		x 0-0 F9			x 0-0 1-3		x 0-0 F8	3	0	0	0	1	0	2
Lamar Johnson, R (1, 3) OBP: 0.316, SLG: 0.436		x 0-0 FC6-4 G6-4-3 1-2f	x 0-0 F7				SSS 0-3 K		x 0-0 F9	4	0	0	0	0	1	2
Jim Morrison, R (1, 4) OBP: 0.306, SLG: 0.405		x 0-0 G6-4-3 1-2f	x 0-0 1B					x 0-0 F8		3	0	1	0	0	0	1
Thad Bosley, L (1, 8) OBP: 0.265, SLG: 0.267			x 0-0 5-3	x 0-0 F6				BBBB 4-0 1B BB		2	0	0	0	1	0	1
Kevin Bell, R (1, 5) OBP: 0.265, SLG: 0.172			x 0-0 6-3	x 0-0 F8				x 0-0 1-2 1B		3	0	1	0	0	0	1
Todd Cruz, R (1, 6) OBP: 0.310, SLG: 0.331 Mike Squires, L (8, PH) OBP: 0.347, SLG: 0.345 Greg Pryor, R (9, 6) OBP: 0.274, SLG: 0.340			x 0-0 CS 1B			x 0-0 F7		SSS 0-3 K		2 1 0	0 0 0	1 0 0	0 0 0	0 1 0	0 2 0	0 2 0
Inning Stats	R: 0 H: 0 E: 0 LOB: 0 K: 1 BB: 1 S: 4 P: 8	R: 0 H: 0 E: 0 LOB: 0 K: 0 BB: 1 S: 2 P: 6	R: 0 H: 1 E: 0 LOB: 0 K: 0 BB: 0 S: 3 P: 3	R: 0 H: 1 E: 0 LOB: 1 K: 0 BB: 0 S: 4 P: 4	R: 0 H: 1 E: 0 LOB: 1 K: 0 BB: 0 S: 4 P: 4	R: 0 H: 0 E: 0 LOB: 0 K: 0 BB: 0 S: 3 P: 3	R: 0 H: 0 E: 0 LOB: 0 K: 2 BB: 0 S: 7 P: 7	R: 0 H: 1 E: 0 LOB: 2 K: 1 BB: 1 S: 6 P: 10	R: 0 H: 1 E: 0 LOB: 1 K: 0 BB: 0 S: 4 P: 4	1B: 5 2B: 0 3B: 0 HR: 0	SF: 0 SAC: 0 DP: 1 HBP: 0						

PITCHER	IP	WLS	BF	H	R	ER	SO	BB	IBB	HBP	BLK	WP	HR	S	P	ERA	WHIP
Brian Kingman, R (1, 1) ERA: 3.62	9.0	W	32	5	0	0	4	3	0	0	0	0	0	37	49	0.00	0.889

PITCHER	IP	WLS	BF	H	R	ER	SO	BB	IBB	HBP	BLK	WP	HR	S	P	ERA	WHIP

BOTTOM

Oakland Athletics @ Chicago White Sox

Comiskey Park, Chicago, IL

Fri Jul 04 1980, 4:33 AM EDT

Att. 11,428 - Sunny - 70 F

livebaseballscorecards.com

AB	29
R	0
H	5
RBI	0
BB	3
SO	4
LOB	13

PA: 33

Batter	1	2	3	4	5	6	7	8	9	AB	R	H	RBI	BB	SO	LOB
Rickey Henderson, R (1, 7) OBP: 0.417, SLG: 0.415	0-0 1B 4-3 1B	0-0 ③ CS 2-3	0-0 ① G3	4-0 BB 1-2 2-3 BB		0-0 ② 5-3		0-0 2-H 3-H HR		4	2	2	3	1	0	1
Dwayne Murphy, L (1, 8) OBP: 0.404, SLG: 0.422	0-0 G3 4-3 1-3 1B		0-0 2B	4-0 1-2 2-3 3-H BB		0-0 ③ G3		0-0 ② 5-3		4	0	2	1	1	0	1
Mitchell Page, L (1, 10) OBP: 0.336, SLG: 0.344	0-0 ① 4-3 1-2 3-H	0-0 ② 4-3		0-0 ③ F9			0-0 ① F8	0-0 ③ 4-3		5	0	0	1	0	0	5
Dave Revering, L (1, 3) OBP: 0.353, SLG: 0.493	0-0 ② G3 2-3		4-0 BB		0-0 ① 4-3		0-0 ② F9		0-0 ① 4-3	4	0	0	0	1	0	1
Wayne Gross, L (1, 5) OBP: 0.353, SLG: 0.417	0-0 ③ 4-3		0-3 ③ K		0-3 ② K		0-0 1B		0-0 ② 4-3	5	0	1	0	0	2	3
Tony Armas, R (1, 9) OBP: 0.309, SLG: 0.451		0-0 ① 6-3		0-0 E5 BB S BB	0-0 FC6-4 1B		0-0 ③ 6-3		0-0 ③ L6	5	1	1	0	0	0	1
Mike Heath, R (1, 2) OBP: 0.266, SLG: 0.299		0-0 1B FC3-2 1B		0-3 ① K 1-2	0-0 ③ FC6-4 1-2f			4-0 SH1-4 1B HR BB		3	1	1	0	1	1	2
Jeff Cox, R (1, 4) OBP: 0.526, SLG: 0.500		0-0 CS FC3-2 1-3 1B		4-0 BB BB BB		0-0 SH2-3 1B		0-0 SH1-4 1-2 HR 1B		3	1	3	0	1	0	0
Dave McKay, S (1, 6) OBP: 0.240, SLG: 0.292		0-0 ② FC3-2 1-2 3-H		0-0 ② F7		0-0 ① SH2-3 1-2		0-0 ① SH1-4 1-2 2-3		2	0	0	0	0	0	4
Inning Stats	R: 1 E: 0 K: 0 S: 5 H: 2 LOB: 1 BB: 0 P: 5	R: 0 E: 0 K: 0 S: 4 H: 2 LOB: 1 BB: 0 P: 4	R: 0 E: 0 K: 1 S: 6 H: 1 LOB: 2 BB: 1 P: 10	R: 1 E: 1 K: 1 S: 6 H: 0 LOB: 3 BB: 3 P: 18	R: 0 E: 0 K: 1 S: 6 H: 1 LOB: 1 BB: 0 P: 6	R: 0 E: 0 K: 0 S: 4 H: 1 LOB: 1 BB: 0 P: 4	R: 0 E: 0 K: 0 S: 4 H: 1 LOB: 1 BB: 0 P: 4	R: 3 E: 0 K: 0 S: 5 H: 2 LOB: 0 BB: 1 P: 9	R: 0 E: 0 K: 0 S: 3 H: 0 LOB: 0 BB: 0 P: 3	1B: 8 2B: 1 3B: 0 HR: 1	SF: 0 SAC: 2 DP: 0 HBP: 0						

Oakland Athletics @ Chicago White Sox

Comiskey Park, Chicago, IL

Sat Jul 05 1980, 4:33 AM EDT

Att. 20,559 - Sunny - 85 F

TOP

livebaseballscorecards.com

AB	35
R	5
H	10
RBI	5
BB	5
SO	3
LOB	18

WP: 0 PB: 0 SB: 1 CS: 1 PA: 43

PITCHER	IP	WLS	BF	H	R	ER	SO	BB	IBB	HBP	BLK	WP	HR	S	P	ERA	WHIP
Richard Dotson, R (1, 1) ERA: 3.76	8.0	L	39	10	5	4	3	5	0	0	0	0	1	40	60	4.50	1.875
Guy Hoffman, L (9, 1) ERA: 3.0	1.0		3	0	0	0	0	0	0	0	0	0	0	3	3	0.00	0.000

PITCHER	IP	WLS	BF	H	R	ER	SO	BB	IBB	HBP	BLK	WP	HR	S	P	ERA	WHIP

BOTTOM

Oakland Athletics @ Chicago White Sox

Comiskey Park, Chicago, IL

Sat Jul 05 1980, 4:33 AM EDT

Att. 20,559 - Sunny - 85 F

livebaseballscorecards.com

Batter	1	2	3	4	5	6	7	8	9	AB	R	H	RBI	BB	SO	LOB
Mike Squires, L (1, 3) OBP: 0.336, SLG: 0.333	4-3		F3			F9		F9		4	0	0	0	0	0	1
Bruce Kimm, R (1, 2) OBP: 0.330, SLG: 0.333	K			F9		1-3		3-1		3	0	0	0	0	1	0
Bob Molinaro, L (8, PH) OBP: 0.379, SLG: 0.443										1	0	0	0	0	0	1
Ricky Seilheimer, L (9, 2)										0	0	0	0	0	0	0
Harold Baines, L (1, 9) OBP: 0.294, SLG: 0.408	F8			G6-4-3 1B			F5		F8	4	0	1	0	0	0	0
Wayne Nordhagen, R (1, 7) OBP: 0.320, SLG: 0.538		FC6-4 1B		G6-4-3 1-2f			5-3		K	4	0	1	0	0	1	1
Randy Johnson, L (1, 10) OBP: 0.250, SLG: 0.250		F5			F7		BB 1B		F8	4	0	1	0	0	0	1
Chet Lemon, R (1, 8) OBP: 0.356, SLG: 0.425		FC6-4 1-2f			6-3		BBBB 4-0 1-2 BB			2	0	0	0	1	0	1
Jim Morrison, R (1, 4) OBP: 0.307, SLG: 0.402		5-3			BBBB 4-0 BB		F5			2	0	0	0	1	0	3
Kevin Bell, R (1, 5) OBP: 0.254, SLG: 0.164			6-3		F4			5-3		3	0	0	0	0	0	1
Todd Cruz, R (1, 6) OBP: 0.310, SLG: 0.331			K			5-3		1B		3	0	1	0	0	1	0
Inning Stats	R: 0 H: 0 E: 0 LOB: 0 K: 1 BB: 0 S: 5 P: 5	R: 0 H: 1 E: 0 LOB: 1 K: 0 BB: 0 S: 4 P: 4	R: 0 H: 0 E: 0 LOB: 0 K: 1 BB: 0 S: 5 P: 5	R: 0 H: 1 E: 0 LOB: 0 K: 0 BB: 0 S: 3 P: 3	R: 0 H: 0 E: 0 LOB: 1 K: 0 BB: 1 S: 3 P: 7	R: 0 H: 0 E: 0 LOB: 0 K: 0 BB: 0 S: 3 P: 3	R: 0 H: 1 E: 0 LOB: 2 K: 0 BB: 1 S: 4 P: 8	R: 0 H: 1 E: 0 LOB: 1 K: 0 BB: 0 S: 4 P: 4	R: 0 H: 0 E: 0 LOB: 0 K: 1 BB: 0 S: 5 P: 5	1B: 4 SF: 0 2B: 0 SAC: 0 3B: 0 DP: 1 HR: 0 HBP: 0						

	AB	30
	R	0
	H	4
	RBI	0
	BB	2
	SO	3
	LOB	9

WP: 0 PA: 32
PB: 0
SB: 0
CS: 0

PITCHER	IP	WLS	BF	H	R	ER	SO	BB	IBB	HBP	BLK	WP	HR	S	P	ERA	WHIP
Rick Langford, R (1, 1) ERA: 3.33	9.0	W	32	4	0	0	3	2	0	0	0	0	0	36	44	0.00	0.667

PITCHER	IP	WLS	BF	H	R	ER	SO	BB	IBB	HBP	BLK	WP	HR	S	P	ERA	WHIP

Batter	1	2	3	4	5	6	7	8	9	AB	R	H	RBI	BB	SO	LOB
Rickey Henderson, R (1, 7) OBP: 0.415, SLG: 0.410	5-3			K	PO 2-3	P6		HBP		3	0	0	0	0	1	0
Dwayne Murphy, L (1, 8) OBP: 0.405, SLG: 0.421	P6			1B		G5-4-3 BB		5-3		3	0	1	0	1	0	1
Mike Heath, R (1, 2) OBP: 0.260, SLG: 0.292	4-3			F8		G5-4-3 1-2f			F7	4	0	0	0	0	0	2
Tony Armas, R (1, 9) OBP: 0.308, SLG: 0.448		K		FC6-4 1-2 1B			F9		F8	4	0	1	0	0	1	0
Jeff Newman, R (1, 3) OBP: 0.261, SLG: 0.389		F8		FC6-4 1-2f			P4		F8	4	0	0	0	0	0	2
Jim Essian, R (1, 10) OBP: 0.281, SLG: 0.310		1B			F8		1B			3	0	2	0	0	0	0
Jeff Cox, R (1, 4) OBP: 0.500, SLG: 0.450			6-3		PO 1B BB		F9			2	0	0	0	1	0	1
Dave McKay, S (1, 5) OBP: 0.243, SLG: 0.286			G5-4-3 BB		F9			F9		2	0	0	0	1	0	1
Rob Picciolo, R (1, 6) OBP: 0.263, SLG: 0.340			G5-4-3 1-2f		1B 1-2			4-6-3		3	0	1	0	0	0	1

Oakland Athletics @ Chicago White Sox

Comiskey Park, Chicago, IL

Sun Jul 06 1980, 4:33 AM EDT

Sunny - 64 F

TOP

livebaseballscorecards.com

AB	28
R	0
H	5
RBI	0
BB	3
SO	2
LOB	8

Inning Stats	1	2	3	4	5	6	7	8	9
R	0	0	0	0	0	0	0	0	0
E	0	0	0	0	0	0	0	0	0
K	0	1	0	1	0	0	0	0	0
S	3	5	2	7	3	2	4	3	3
H	0	1	0	2	1	0	1	0	0
LOB	0	1	0	2	1	0	1	1	0
BB	0	0	1	0	1	1	0	0	0
P	3	5	6	7	7	6	4	4	3

1B	5
2B	0
3B	0
HR	0
SF	0
SAC	0
DP	2
HBP	1
WP	0
PB	0
SB	0
CS	0
PA	33

PITCHER	IP	WLS	BF	H	R	ER	SO	BB	IBB	HBP	BLK	WP	HR	S	P	ERA	WHIP
Steve Trout, L (1, 1) ERA: 3.52	9.0	W	32	5	0	0	2	3	0	1	0	0	0	32	45	0.00	0.889

Batter	1	2	3	4	5	6	7	8	9	AB	R	H	RBI	BB	SO	LOB
Bob Molinaro, L (1, 7) OBP: 0.370, SLG: 0.432	S S S 0-3 ① K	S S S 0-3 ③ K			S S S 0-3 ③ K			x 0-0 ② G3 2-3		4	0	0	0	0	3	2
Thad Bosley, L (1, 8) OBP: 0.265, SLG: 0.266	x 0-0 F9 BB 1B 1B		S S S 0-3 ① K			x 0-0 ① 4-3		x 0-0 ③ 4-3		4	1	1	0	0	1	1
Lamar Johnson, R (1, 3) OBP: 0.316, SLG: 0.433 Mike Squires, L (8, 3) OBP: 0.336, SLG: 0.333	B B B B 4-0 1B 1-2 1B BB		x 0-0 ② 4-3			x 0-0 ② P3				2 0	1 0	0 0	0 0	1 0	0 0	0 0
Randy Johnson, L (1, 10) OBP: 0.143, SLG: 0.143	x 0-0 ② F9 2-3		x 0-0 ③ F7			S S S 0-3 ③ K				3	0	0	0	0	1	2
Jim Morrison, R (1, 4) OBP: 0.307, SLG: 0.401	x 0-0 1B 1-3 1B 3-H			x 0-0 ① F8			x 0-0 ① P4			3	0	1	1	0	0	0
Harold Baines, L (1, 9) OBP: 0.294, SLG: 0.407	x 0-0 ③ 1-3 1B 3-H			x 0-0 ② F7			x 0-0 ② G3			3	0	1	1	0	0	0
Kevin Bell, R (1, 5) OBP: 0.243, SLG: 0.156		S S S 0-3 ① K		x 0-0 ③ L5			x 0-0 ③ F9			3	0	0	0	0	1	0
Ricky Seilheimer, L (1, 2) OBP: 0.667, SLG: 1.000		B B B B 4-0 S BB			S S S 0-3 ① K			x 0-0 G3 2B		2	0	1	0	1	1	0
Todd Cruz, R (1, 6) OBP: 0.303, SLG: 0.323		x 0-0 ② F7 1-2			x 0-0 ② 6-3			x 0-0 ① F9		3	0	0	0	0	0	2
Inning Stats	R: 2 H: 3 E: 0 LOB: 2 K: 1 BB: 1 S: 7 P: 11	R: 0 H: 0 E: 0 LOB: 1 K: 2 BB: 1 S: 7 P: 11	R: 0 H: 0 E: 0 LOB: 0 K: 1 BB: 0 S: 5 P: 5	R: 0 H: 0 E: 0 LOB: 0 K: 0 BB: 0 S: 3 P: 3	R: 0 H: 0 E: 0 LOB: 0 K: 2 BB: 0 S: 7 P: 7	R: 0 H: 0 E: 0 LOB: 0 K: 1 BB: 0 S: 5 P: 5	R: 0 H: 0 E: 0 LOB: 0 K: 0 BB: 0 S: 3 P: 3	R: 0 H: 1 E: 0 LOB: 1 K: 0 BB: 0 S: 4 P: 4		1B: 3 SF: 0 2B: 1 SAC: 0 3B: 0 DP: 0 HR: 0 HBP: 0						

PITCHER	IP	WLS	BF	H	R	ER	SO	BB	IBB	HBP	BLK	WP	HR	S	P	ERA	WHIP
Mike Norris, R (1, 1) ERA: 2.54	8.0	L	29	4	2	2	7	2	0	0	0	0	0	41	49	2.25	0.750

PITCHER	IP	WLS	BF	H	R	ER	SO	BB	IBB	HBP	BLK	WP	HR	S	P	ERA	WHIP

BOTTOM

Oakland Athletics @ Chicago White Sox

Comiskey Park, Chicago, IL

Sun Jul 06 1980, 4:33 AM EDT

Sunny - 64 F

livebaseballscorecards.com

AB	27
R	2
H	4
RBI	2
BB	2
SO	7
LOB	7

WP: 0 PA: 29
PB: 0
SB: 1
CS: 0

Batter	1	2	3	4	5	6	7	8	9	AB	R	H	RBI	BB	SO	LOB
Rickey Henderson, R (1, 7) OBP: 0.415, SLG: 0.418	G3		IHR	BB (1-2, 2-3)			6-3		4-3	4	1	1	1	1	0	0
Dwayne Murphy, L (1, 8) OBP: 0.408, SLG: 0.433	BB (S, WP)		1B (2B)	2-3			HR		4-3	4	2	2	1	1	0	3
Tony Armas, R (1, 9) OBP: 0.307, SLG: 0.446	K (1-3)		F8		5-3		1B			4	0	1	0	0	1	2
Jeff Newman, R (1, 3) OBP: 0.265, SLG: 0.393	5-3		2B (1-H)		BB (FC6-4)		F7			3	0	1	1	1	0	2
Mike Heath, R (1, 2) OBP: 0.254, SLG: 0.285		F7	K		FC6-4 (1-2f)		F7			4	0	0	0	0	1	3
Jim Essian, R (1, 10) OBP: 0.272, SLG: 0.299 Mike Davis, L (8, PH) OBP: 0.259, SLG: 0.321		P3		F7	P2			4-3		3 1	0 0	0 0	0 0	0 0	0 0	1 0
Jeff Cox, R (1, 4) OBP: 0.423, SLG: 0.375		F9		F8		F9		6-3		4	0	0	0	0	0	0
Rob Picciolo, R (1, 6) OBP: 0.269, SLG: 0.363			HR	1B (BB, BB)		6-3		K		4	1	2	1	0	1	0
Dave McKay, S (1, 5) OBP: 0.243, SLG: 0.277			K	BB (1-2)		P4			6-3	3	0	0	0	1	1	0

TOP

Oakland Athletics @ Chicago White Sox

Comiskey Park, Chicago, IL

Sun Jul 06 1980, 4:38 AM EDT

Att. 16,436 - Unknown

livebaseballscorecards.com

AB	34
R	4
H	7
RBI	4
BB	4
SO	4
LOB	11

Inning Stats	1	2	3	4	5	6	7	8	9
	R: 0 E: 0 K: 1 S: 5	H: 0 LOB: 1 BB: 1 P: 9	R: 0 E: 0 K: 0 S: 3	H: 0 LOB: 0 BB: 0 P: 3	R: 3 E: 0 K: 2 S: 11	H: 4 LOB: 1 BB: 0 P: 11	R: 0 E: 0 K: 0 S: 4	H: 1 LOB: 3 BB: 2 P: 12	R: 0 E: 0 K: 0 S: 3	H: 0 LOB: 1 BB: 1 P: 7
	R: 0 E: 0 K: 0 S: 3	H: 0 LOB: 1 BB: 0 P: 3	R: 1 E: 0 K: 0 S: 5	H: 2 LOB: 1 BB: 0 P: 5	R: 0 E: 0 K: 1 S: 5	H: 0 LOB: 0 BB: 0 P: 5	R: 0 E: 0 K: 0 S: 3	H: 0 LOB: 0 BB: 0 P: 3		

PITCHER		IP	WLS	BF	H	R	ER	SO	BB	IBB	HBP	BLK	WP	HR	S	P	ERA	WHIP	PITCHER	IP	WLS	BF	H	R	ER	SO	BB	IBB	HBP	BLK	WP	HR	S	P	ERA	WHIP
Ken Kravec, L ERA: 6.19	(1, 1)	7.0		32	7	4	4	3	4	0	0	0	1	2	34	50	5.14	1.571																	
Ed Farmer, R ERA: 3.0	(8, 1)	2.0	W	6	0	0	0	1	0	0	0	0	0	0	8	8	0.00	0.000																	

1B: 3	SF: 0		WP: 1	PA: 38		
2B: 1	SAC: 0		PB: 0			
3B: 0	DP: 0		SB: 1			
HR: 3	HBP: 0		CS: 0			

Batter	1	2	3	4	5	6	7	8	9	AB	R	H	RBI	BB	SO	LOB
Bob Molinaro, L (1, 7) OBP: 0.362, SLG: 0.422	F8		F9		K		G3		HR	4	0	0	0	0	1	0
Greg Pryor, R (9, PH) OBP: 0.278, SLG: 0.359										1	1	1	2	0	0	0
Thad Bosley, L (1, 8) OBP: 0.281, SLG: 0.304	1B		BB		5-3			HR		3	1	2	1	1	0	0
Mike Squires, L (1, 3) OBP: 0.344, SLG: 0.336	F7		1B			BB		HR		2	0	1	0	1	0	0
Lamar Johnson, R (8, PH) OBP: 0.318, SLG: 0.447										1	1	1	1	0	0	0
(9, 3)																
Randy Johnson, L (1, 10) OBP: 0.200, SLG: 0.111		BB HBP	K			K		F8		2	0	0	0	0	2	3
Wayne Nordhagen, R (8, PH) OBP: 0.319, SLG: 0.536										1	0	0	0	0	0	0
Jim Morrison, R (1, 4) OBP: 0.303, SLG: 0.396		K		P5		K		L5		4	0	0	0	0	2	2
Harold Baines, L (1, 9) OBP: 0.290, SLG: 0.401		F8		P2		4-3		4-3		4	0	0	0	0	0	2
Kevin Bell, R (1, 5) OBP: 0.256, SLG: 0.164		FC4-6 BB		1B			5-3		F8	3	0	1	0	1	0	0
Ricky Seilheimer, L (1, 2) OBP: 0.333, SLG: 0.400		FC4-6		P4			K		4-3	3	0	0	0	0	1	3
Ron Pruitt, R (9, PH) OBP: 0.314, SLG: 0.283										1	0	0	0	0	0	0
Todd Cruz, R (1, 6) OBP: 0.309, SLG: 0.352			K		P3		HR		HR 1B	4	2	2	1	0	1	0
Inning Stats	R: 0 E: 0 K: 0 S: 3 H: 1 LOB: 0 BB: 0 P: 3	R: 0 E: 0 K: 1 S: 5 H: 0 LOB: 2 BB: 1 P: 10	R: 0 E: 0 K: 2 S: 8 H: 1 LOB: 2 BB: 1 P: 12	R: 0 E: 0 K: 0 S: 4 H: 1 LOB: 1 BB: 0 P: 4	R: 0 E: 0 K: 1 S: 5 H: 0 LOB: 0 BB: 0 P: 5	R: 0 E: 0 K: 2 S: 7 H: 0 LOB: 1 BB: 1 P: 11	R: 1 E: 0 K: 1 S: 6 H: 1 LOB: 0 BB: 0 P: 6	R: 2 E: 0 K: 0 S: 5 H: 2 LOB: 0 BB: 0 P: 5	R: 2 E: 0 K: 0 S: 4 H: 2 LOB: 0 BB: 0 P: 4	1B: 4 2B: 0 3B: 0 HR: 4	SF: 0 SAC: 0 DP: 0 HBP: 1			WP: 0 PB: 0 SB: 0 CS: 0	PA: 37		

PITCHER		IP	WLS	BF	H	R	ER	SO	BB	IBB	HBP	BLK	WP	HR	S	P	ERA	WHIP
Steve McCatty, R ERA: 5.24	(1, 1)	7.0		29	5	2	2	7	3	0	1	0	0	2	39	52	2.57	1.143
Bob Lacey, L ERA: 4.03	(8, 1)	1.2	L	8	3	3	3	0	0	0	0	0	0	2	8	8	16.20	1.800

PITCHER	IP	WLS	BF	H	R	ER	SO	BB	IBB	HBP	BLK	WP	HR	S	P	ERA	WHIP

BOTTOM

Oakland Athletics @ Chicago White Sox

Comiskey Park, Chicago, IL

Sun Jul 06 1980, 4:38 AM EDT

Att. 16,436 - Unknown

livebaseballscorecards.com

AB	33
R	5
H	8
RBI	5
BB	3
SO	7
LOB	10

Batter	1	2	3	4	5	6	7	8	9	AB	R	H	RBI	BB	SO	LOB
Al Bumbry, L (1, 8) OBP: 0.412, SLG: 0.446	1-3 1B		BBBB 4-0 1B 1B BB		x 0-0 G6-4-3 1B			BBBB 4-0 BB 1B BB		3	2	2	1	2	0	0
Rich Dauer, R (1, 4) OBP: 0.338, SLG: 0.331 (2, 5)	x 0-0 3B 1B	x 0-0 ① F9	x 0-0 1B 1-3 1B		x 0-0 ②③ G6-4-3 1-2f			x 0-0 ① F7		5	1	2	0	0	0	2
Ken Singleton, S (1, 9) OBP: 0.385, SLG: 0.475 Mark Corey, R (8, PR) OBP: 0.393, SLG: 0.348 (8, 9)	x 0-0 1-H 1B 3B	x 0-0 HR 1B	x 0-0 1-3 3-H 1B			x 0-0 ① 6-3		BBBB 4-0 1B 1-2 BB		4 0	2 0	3 0	2 0	1 0	0 0	0 0
Eddie Murray, S (1, 3) OBP: 0.338, SLG: 0.467	x 0-0 1B 3-H 1B	x 0-0 ③ 1-H HR	x 0-0 ③ 4-3			x 0-0 ② P6		x 0-0 1-3 2-H 1B		5	2	3	4	0	0	2
Benny Ayala, R (1, 7) OBP: 0.397, SLG: 0.703 John Lowenstein, L (8, PH) OBP: 0.326, SLG: 0.256 (8, 7)	x 0-0 BB 1-3 1B	x 0-0 ② 5-3		x 0-0 ① F8		x 0-0 ③ F8		x 0-0 ② P5		4 1	1 0	1 0	0 0	0 0	0 0	0 2
Lee May, R (1, 10) OBP: 0.292, SLG: 0.404	BBBB 4-0 1B 1B 1B 1-2 BB	BBBB 4-0 BB		x 0-0 ② F7			x 0-0 ① F2	SSS 0-3 ③ K		3	1	0	0	2	1	2
Doug DeCinces, R (1, 5) OBP: 0.312, SLG: 0.371 Mark Belanger, R (2, 6) OBP: 0.209, SLG: 0.217	x 0-0 1B 1B 1B 1-2 2-H 3-H	SSS 0-3 ③ K		BBBB 4-0 BB			x 0-0 ② 6-3		x 0-0 ① 5-3	2 2	0 0	1 0	2 0	0 1	1 0	1 0
Rick Dempsey, R (1, 2) OBP: 0.311, SLG: 0.397	x 0-0 ② F8		x 0-0 ① P4	x 0-0 ③ P6			x 0-0 2B	BBBB 4-0 G4-6-3 BB		4	0	1	0	1	0	3
Kiko Garcia, R (1, 6) OBP: 0.289, SLG: 0.274 (2, 4)	x 0-0 1B 1-2 2-3 1B		x 0-0 ② 1-3		x 0-0 ① 4-3		x 0-0 ③ 1-3		x 0-0 ②③ G4-6-3 1-2f	5	0	1	0	0	0	2
Inning Stats	R: 5 E: 0 K: 0 S: 9 H: 7 LOB: 2 BB: 1 P: 13	R: 2 E: 0 K: 1 S: 7 H: 2 LOB: 1 BB: 1 P: 11	R: 1 E: 0 K: 0 S: 5 H: 2 LOB: 2 BB: 1 P: 9	R: 0 E: 0 K: 0 S: 3 H: 0 LOB: 1 BB: 1 P: 7	R: 0 E: 0 K: 0 S: 3 H: 1 LOB: 0 BB: 0 P: 3	R: 0 E: 0 K: 0 S: 3 H: 0 LOB: 0 BB: 0 P: 3	R: 0 E: 0 K: 0 S: 4 H: 1 LOB: 1 BB: 0 P: 4	R: 1 E: 0 K: 1 S: 6 H: 1 LOB: 2 BB: 2 P: 14	R: 0 E: 0 K: 0 S: 2 H: 0 LOB: 0 BB: 1 P: 6	1B: 11 2B: 1 3B: 1 HR: 1 SF: 0 SAC: 0 DP: 2 HBP: 0						

PITCHER		IP	WLS	BF	H	R	ER	SO	BB	IBB	HBP	BLK	WP	HR	S	P	ERA	WHIP
Britt Burns, L ERA: 2.56	(1, 1)	1.1	L	13	9	7	7	0	1	0	0	0	0	1	12	16	47.25	7.500
Mike Proly, R ERA: 2.54	(2, 1)	4.2		19	3	1	1	1	3	0	0	0	0	0	18	30	1.93	1.286
LaMarr Hoyt, R ERA: 3.2	(7, 1)	3.0		13	2	1	1	1	3	0	0	0	0	0	12	24	3.00	1.667

PITCHER	IP	WLS	BF	H	R	ER	SO	BB	IBB	HBP	BLK	WP	HR	S	P	ERA	WHIP

Baltimore Orioles @ Chicago White Sox

Comiskey Park, Chicago, IL

Thu Jul 10 1980, 8:05 PM EDT

Att. 21,839 - Unknown

TOP

livebaseballscorecards.com

AB	38
R	9
H	14
RBI	9
BB	7
SO	2
LOB	14

WP: 0 PA: 45
PB: 0
SB: 0
CS: 0

BOTTOM

Baltimore Orioles @ Chicago White Sox

Comiskey Park, Chicago, IL

Thu Jul 10 1980, 8:05 PM EDT

Att. 21,839 - Unknown

livebaseballscorecards.com

Batter	1	2	3	4	5	6	7	8	9	AB	R	H	RBI	BB	SO	LOB
Todd Cruz, R (1, 6) OBP: 0.298, SLG: 0.338	E6 FC5-4		FC5-4 ① FC5-4 1-2f		P6 ③		P6 ②		G4-6-3 ①② 1-2f	5	0	0	0	0	0	4
Ron Pruitt, R (1, 10) OBP: 0.291, SLG: 0.260	F8 ①		FC5-4 ② 1-2f			6-3 ①	4-3 ③		1B	4	0	0	0	0	0	4
Thad Bosley, L (9, PH) OBP: 0.287, SLG: 0.310										1	0	1	0	0	0	0
Chet Lemon, R (1, 8) OBP: 0.350, SLG: 0.417	F6 ②		F3 ③			F9 ②		F8 ① S S S	K ③ 0-3	5	0	0	0	0	1	3
Lamar Johnson, R (1, 3) OBP: 0.324, SLG: 0.460	FC5-4 ③ 1-2f			5-3 1B		BBBB FC6-4 4-0 BB		HR		3	1	2	1	1	0	1
Wayne Nordhagen, R (1, 7) OBP: 0.322, SLG: 0.540		2B		5-3 ① 1-2		FC6-4 ③ 1-2f		1B 1B		4	0	2	0	0	0	2
Jim Morrison, R (1, 4) OBP: 0.302, SLG: 0.394		5-3 ①		F8 ②			1B 1B 1B	F8 ②		4	1	1	0	0	0	3
Bruce Kimm, R (1, 2) OBP: 0.330, SLG: 0.333		F9 ②		K ③ 0-3 S S S			1B 1-3 1B	1B 1-3 1B		3	0	1	0	0	1	2
Mike Squires, L (8, PH) OBP: 0.348, SLG: 0.342										1	0	1	0	0	0	0
Ricky Seilheimer, L (9, 2) OBP: 0.333, SLG: 0.400										0	0	0	0	0	0	0
Harold Baines, L (1, 9) OBP: 0.285, SLG: 0.394		K ③ 0-3 S S S			P6 ①		P4 ① 1-2 3-H	4-3 ③		4	0	0	0	0	1	5
Kevin Bell, R (1, 5) OBP: 0.280, SLG: 0.186			FC5-4 1B		5-3 ②		1B		G4-6-3 4-0 B B B B BB	3	0	2	1	1	0	0

	AB	37
	R	2
	H	10
	RBI	2
	BB	2
	SO	3
	LOB	24

Inning Stats	1	2	3	4	5	6	7	8	9	1B: 8	SF: 0	WP: 0	PA: 39
	R: 0 E: 1 K: 0 S: 4 H: 0 LOB: 1 BB: 0 P: 4	R: 0 E: 0 K: 1 S: 6 H: 1 LOB: 1 BB: 0 P: 6	R: 0 E: 0 K: 0 S: 4 H: 1 LOB: 1 BB: 0 P: 4	R: 0 E: 0 K: 1 S: 6 H: 1 LOB: 1 BB: 0 P: 6	R: 0 E: 0 K: 0 S: 3 H: 0 LOB: 0 BB: 0 P: 3	R: 0 E: 0 K: 0 S: 3 H: 0 LOB: 1 BB: 1 P: 7	R: 1 E: 0 K: 0 S: 6 H: 3 LOB: 2 BB: 0 P: 6	R: 1 E: 0 K: 0 S: 6 H: 3 LOB: 2 BB: 0 P: 6	R: 0 E: 0 K: 1 S: 5 H: 1 LOB: 1 BB: 1 P: 9	2B: 1 3B: 0 HR: 1	SAC: 0 DP: 1 HBP: 0	PB: 0 SB: 0 CS: 0	

PITCHER		IP	WLS	BF	H	R	ER	SO	BB	IBB	HBP	BLK	WP	HR	S	P	ERA	WHIP
Scott McGregor, L ERA: 3.51	(1, 1)	7.1	W	32	8	2	2	2	1	0	0	0	0	1	35	39	2.46	1.227
Tim Stoddard, R ERA: 2.14	(8, 1)	1.2		7	2	0	0	1	1	0	0	0	0	0	8	12	0.00	1.800

PITCHER	IP	WLS	BF	H	R	ER	SO	BB	IBB	HBP	BLK	WP	HR	S	P	ERA	WHIP

Batter	1	2	3	4	5	6	7	8	9	AB	R	H	RBI	BB	SO	LOB
Al Bumbry, L (1, 8) OBP: 0.412, SLG: 0.442	G3	K		BB		P6		BB		3	0	0	0	2	1	2
Pat Kelly, L (1, 10) OBP: 0.374, SLG: 0.370	K		F8	BB		4-3		F8		4	0	0	0	1	1	1
Ken Singleton, S (1, 9) OBP: 0.389, SLG: 0.473	BB		E BB	F8		HR 1B		F8		3	1	1	0	2	0	4
Eddie Murray, S (1, 3) OBP: 0.339, SLG: 0.478	P6		E4		K	HR			2B	5	2	2	2	0	1	2
John Lowenstein, L (1, 7) OBP: 0.340, SLG: 0.289		BB 1B SF9 1B	F7		WP S 1B	3-1			2B	5	1	3	1	0	0	2
Dan Graham, L (1, 2) OBP: 0.256, SLG: 0.327		F7	1-3		K		F8		E6 G6-3	5	0	0	0	0	1	5
Mark Belanger, R (9, PR) OBP: 0.209, SLG: 0.217										0	0	0	0	0	0	0
Doug DeCinces, R (1, 5) OBP: 0.313, SLG: 0.369		SF9 BB 1B		F7	WP BB		P3		F7	4	0	1	0	1	0	2
Rich Dauer, R (1, 4) OBP: 0.340, SLG: 0.328		BB		5-3	BB		F9		G6-3	2	0	0	0	2	0	0
Terry Crowley, L (9, PH) OBP: 0.393, SLG: 0.484										1	0	0	0	0	0	2
Kiko Garcia, R (1, 6) OBP: 0.288, SLG: 0.270		SF9		BB S	K			6-3		2	0	0	1	1	1	3
Inning Stats	R: 0 E: 0 K: 1 S: 5 H: 0 LOB: 1 BB: 1 P: 9	R: 1 E: 0 K: 1 S: 7 H: 2 LOB: 2 BB: 1 P: 11	R: 0 E: 1 K: 0 S: 4 H: 0 LOB: 2 BB: 1 P: 8	R: 0 E: 0 K: 0 S: 3 H: 0 LOB: 3 BB: 3 P: 15	R: 0 E: 0 K: 3 S: 10 H: 1 LOB: 3 BB: 2 P: 18	R: 2 E: 0 K: 0 S: 5 H: 2 LOB: 0 BB: 0 P: 5	R: 0 E: 0 K: 0 S: 3 H: 0 LOB: 0 BB: 0 P: 3	R: 0 E: 0 K: 0 S: 3 H: 0 LOB: 1 BB: 1 P: 7	R: 1 E: 1 K: 0 S: 5 H: 2 LOB: 2 BB: 0 P: 5	1B: 4 2B: 2 3B: 0 HR: 1 SF: 1 SAC: 0 DP: 1 HBP: 0	WP: 1 PB: 0 SB: 2 CS: 0 PA: 44					

PITCHER	IP	WLS	BF	H	R	ER	SO	BB	IBB	HBP	BLK	WP	HR	S	P	ERA	WHIP
Richard Dotson, R (1, 1) ERA: 3.67	4.2		26	3	1	1	4	8	0	0	0	1	0	26	58	1.93	2.357
Mike Proly, R (5, 1) ERA: 2.7	2.1	W	9	2	2	2	1	0	0	0	0	0	1	11	11	7.71	0.857
Ed Farmer, R (8, 1) ERA: 3.05	2.0	S	9	2	1	1	0	1	0	0	0	0	0	8	12	4.50	1.500

PITCHER	IP	WLS	BF	H	R	ER	SO	BB	IBB	HBP	BLK	WP	HR	S	P	ERA	WHIP

TOP

Baltimore Orioles @ Chicago White Sox

Comiskey Park, Chicago, IL

Fri Jul 11 1980, 8:05 PM EDT

Att. 28,457 - Unknown

livebaseballscorecards.com

AB	34
R	4
H	7
RBI	4
BB	9
SO	5
LOB	23

Baltimore Orioles @ Chicago White Sox

Comiskey Park, Chicago, IL

Fri Jul 11 1980, 8:05 PM EDT

Att. 28,457 - Unknown

livebaseballscorecards.com

BOTTOM

Batter	1	2	3	4	5	6	7	8	9	AB	R	H	RBI	BB	SO	LOB
Bob Molinaro, L (1, 10) OBP: 0.368, SLG: 0.424	0-0 SH5-3 2B 1B	0-0 2B 4-3 1B 2-H		0-0 ② F9		0-0 ③ F8		4-0 IBB		4	2	2	1	1	0	3
Jim Morrison, R (1, 4) OBP: 0.302, SLG: 0.395	0-0 ① SH5-3 1-2	0-0 1-3 2B		0-0 ③ F9			0-0 ① 6-3	0-0 ③ 5-3		4	0	1	0	0	0	3
Wayne Nordhagen, R (1, 7) OBP: 0.325, SLG: 0.559	0-0 1B 2B 2-H	0-0 ② 4-3 3-H			0-0 ① F9		0-0 HR			4	2	2	3	0	0	1
Lamar Johnson, R (1, 3) OBP: 0.327, SLG: 0.461 Mike Squires, L (7, PR) (8, 3) OBP: 0.348, SLG: 0.342	0-0 1B 1B 2-H	0-0 ③ 1-3			0-0 ② F8		0-0 CS 1B			4 0	0 0	2 0	1 0	0 0	0 0	1 0
Chet Lemon, R (1, 8) OBP: 0.346, SLG: 0.411	0-0 ② F2		0-0 ① 5-3		0-0 ③ P5		S S S 0-3 ② FC 1-2			4	0	0	0	0	0	2
Harold Baines, L (1, 9) OBP: 0.285, SLG: 0.392	0-0 1-2 1B		S S S 0-3 ② K			0-0 ① B1-3	S S S 0-3 ③ K			4	0	1	0	0	2	1
Kevin Bell, R (1, 5) OBP: 0.291, SLG: 0.203	0-0 ③ F8		0-0 ③ F7			0-0 1B 1B		0-0 FC5-4 1B		4	0	2	0	0	0	2
Ricky Seilheimer, L (1, 2) OBP: 0.250, SLG: 0.286 Bruce Kimm, R (5, 2) OBP: 0.332, SLG: 0.335		S S S 0-3 ① K		0-0 ① P6		0-0 1-3 1B		0-0 ① FC5-4 1-2f		2 2	0 0	0 1	0 0	0 0	1 0	0 1
Todd Cruz, R (1, 6) OBP: 0.303, SLG: 0.346		0-0 1B 2B		H 1-0 HBP		S S S 0-3 ② K		0-0 ② P5		3	1	1	0	0	1	3
Inning Stats	R: 2 E: 0 K: 0 S: 7 H: 4 LOB: 2 BB: 0 P: 7	R: 2 E: 0 K: 1 S: 8 H: 3 LOB: 1 BB: 0 P: 8	R: 0 E: 0 K: 1 S: 5 H: 0 LOB: 0 BB: 0 P: 5	R: 0 E: 0 K: 0 S: 3 H: 0 LOB: 1 BB: 0 P: 4	R: 0 E: 0 K: 0 S: 3 H: 0 LOB: 0 BB: 0 P: 3	R: 0 E: 0 K: 1 S: 7 H: 2 LOB: 2 BB: 0 P: 7	R: 1 E: 0 K: 1 S: 9 H: 2 LOB: 1 BB: 0 P: 9	R: 0 E: 1 K: 0 S: 4 H: 1 LOB: 2 BB: 1 P: 8		1B: 8 2B: 3 3B: 0 HR: 1	SF: 0 SAC: 1 DP: 0 HBP: 1			WP: 0 PB: 1 SB: 0 CS: 1	PA: 38		

	AB	35
	R	5
	H	12
	RBI	5
	BB	1
	SO	4
	LOB	17

PITCHER		IP	WLS	BF	H	R	ER	SO	BB	IBB	HBP	BLK	WP	HR	S	P	ERA	WHIP
Jim Palmer, R ERA: 3.2	(1, 1)	6.1	L	31	11	5	5	3	0	0	1	0	0	1	36	37	7.11	1.737
Sammy Stewart, R ERA: 4.03	(7, 1)	1.2		7	1	0	0	2	0	1	0	0	0	0	10	14	0.00	0.600

PITCHER	IP	WLS	BF	H	R	ER	SO	BB	IBB	HBP	BLK	WP	HR	S	P	ERA	WHIP

Batter	1	2	3	4	5	6	7	8	9	AB	R	H	RBI	BB	SO	LOB
Willie Randolph, R (1, 4) OBP: 0.434, SLG: 0.426	BBBB 4-0 FC4-6 BB	x 0-0 1-2 1B		BBBB 4-0 FC6-4 BB		BBBB 4-0 1-2 2-3 BB		x 0-0 6-3	x 0-0 1-H 2-H 3-H 3B	3	0	2	3	3	0	1
Lou Piniella, R (1, 7) OBP: 0.309, SLG: 0.310	x 0-0 ① SSS FC4-6 1B 1-2f 1B	x 0-3 ③ K		x 0-0 ③ FC6-4 1-2f		x 0-0 ② P3			x 0-0 1B 1B 5-3	6	2	1	0	0	1	9
Bob Watson, R (1, 3) OBP: 0.357, SLG: 0.418	x 0-0 1B 1-3 1B		x 0-0 ① 5-3		x 0-0 F7	x 0-0 ③ F8			x 0-0 1B 1-3 1B 6-3	6	1	2	0	0	0	4
Reggie Jackson, L (1, 9) OBP: 0.375, SLG: 0.617	SSS 0-3 ② K		BBBB 4-0 BB		x 0-0 ② F8		SSS 0-3 ① K		x 0-0 1B 1B 1-2 3-H 1B	4	1	1	1	1	2	2
Eric Soderholm, R (1, 10) OBP: 0.417, SLG: 0.553	x 0-0 1-2 3-H 1B		SSS 0-3 ② K		x 0-0 1B		x 0-0 ② 6-3		x 0-0 1B 1B 1-2 2-3 1B	5	1	3	1	0	1	1
Graig Nettles, L (1, 5) OBP: 0.335, SLG: 0.447	x 0-0 ③ F7		x 0-0 ③ G3		x 0-0 ③ G3		x 0-0 ③ 4-3		x 0-0 ① P5	5	0	0	0	0	0	7
Ruppert Jones, L (1, 8) OBP: 0.302, SLG: 0.362		x 0-0 ① 4-3		x 0-0 ① G3		x 0-0 ① 1-3		x 0-0 ① 6-3	x 0-0 1B 1B 1-2 2-3 3-H 3B 1B	5	1	1	1	0	0	0
Rick Cerone, R (1, 2) OBP: 0.297, SLG: 0.423		x 0-0 ② 6-3		x 0-0 2B		x 0-0 BB 1B 1B		x 0-0 1B 1B	x 0-0 1B 1-2 2-3 3-H 3B 1B	5	1	4	1	0	0	0
Bucky Dent, R (1, 6) OBP: 0.320, SLG: 0.368		x 0-0 1B 1B		x 0-0 ② P5		x 0-0 BB 1-2 1B		x 0-0 ② 1-3 1B	x 0-0 1-2 2-3 3-H 3B 1B	5	1	4	1	0	0	1
Inning Stats	R: 1 E: 0 K: 1 S: 7 H: 2 LOB: 2 BB: 1 P: 11	R: 0 E: 0 K: 1 S: 7 H: 2 LOB: 2 BB: 0 P: 7	R: 0 E: 0 K: 1 S: 5 H: 0 LOB: 1 BB: 1 P: 9	R: 0 E: 0 K: 0 S: 4 H: 1 LOB: 2 BB: 1 P: 8	R: 0 E: 0 K: 0 S: 4 H: 1 LOB: 1 BB: 0 P: 4	R: 0 E: 0 K: 0 S: 5 H: 2 LOB: 3 BB: 1 P: 9	R: 0 E: 0 K: 1 S: 5 H: 0 LOB: 0 BB: 0 P: 5	R: 0 E: 0 K: 0 S: 4 H: 2 LOB: 1 BB: 0 P: 4	R: 7 E: 0 K: 0 S: 11 H: 8 LOB: 1 BB: 0 P: 11	1B: 16 2B: 1 3B: 1 HR: 0 SF: 0 SAC: 0 DP: 0 HBP: 0						

TOP

New York Yankees @ Chicago White Sox

Comiskey Park, Chicago, IL

Sat Jul 12 1980, 8:05 PM EDT
Att. 34,308 - Cloudy - 76 F

livebaseballscorecards.com

AB	44
R	8
H	18
RBI	8
BB	4
SO	4
LOB	25

WP: 0 PA: 48
PB: 0
SB: 0
CS: 0

PITCHER		IP	WLS	BF	H	R	ER	SO	BB	IBB	HBP	BLK	WP	HR	S	P	ERA	WHIP
Ross Baumgarten, L ERA: 2.96	(1, 1)	6.0	L	30	8	1	1	3	4	0	0	0	0	0	32	48	1.50	2.000
Guy Hoffman, L ERA: 3.38	(7, 1)	2.0		8	3	1	1	1	0	0	0	0	0	0	10	10	4.50	1.500
LaMarr Hoyt, R ERA: 4.58	(9, 1)	0.0		3	3	0	0	0	0	0	0	0	0	0	3	3	∞	∞
Britt Burns, L ERA: 2.77	(9, 1)	1.0		7	4	6	6	0	0	0	0	0	0	0	7	7	54.00	4.000

PITCHER	IP	WLS	BF	H	R	ER	SO	BB	IBB	HBP	BLK	WP	HR	S	P	ERA	WHIP

BOTTOM

New York Yankees @ Chicago White Sox

Comiskey Park, Chicago, IL

Sat Jul 12 1980, 8:05 PM EDT

Att. 34,308 - Cloudy - 76 F

livebaseballscorecards.com

Batter	1	2	3	4	5	6	7	8	9	AB	R	H	RBI	BB	SO	LOB
Bob Molinaro, L (1, 10) OBP: 0.365, SLG: 0.419	3-1		SH5-3			P4		F7		2	0	0	0	0	0	0
Greg Pryor, R (8, PH) OBP: 0.276, SLG: 0.357										1	0	0	0	0	0	0
Jim Morrison, R (1, 4) OBP: 0.304, SLG: 0.395	P4		K			1B		FC6-4		3	0	1	0	1	1	1
Wayne Nordhagen, R (1, 7) OBP: 0.324, SLG: 0.553	1B		K			F8		FC6-4		4	0	1	0	0	1	3
Lamar Johnson, R (1, 3) OBP: 0.329, SLG: 0.462	K			P3		1B			F9	4	0	2	0	0	1	1
Chet Lemon, R (1, 8) OBP: 0.348, SLG: 0.410		5-3		L4-3		F8			G4-6-3	3	0	1	0	1	0	2
Kevin Bell, R (1, 5) OBP: 0.289, SLG: 0.205		1B		L4-3			5-3		F9	4	0	1	0	0	0	3
Harold Baines, L (1, 9) OBP: 0.281, SLG: 0.388		K			P4		K		G4-6-3	3	0	0	0	0	2	1
Ron Pruitt, R (9, PH) OBP: 0.286, SLG: 0.255										1	0	0	0	0	0	2
Bruce Kimm, R (1, 2) OBP: 0.327, SLG: 0.330		F8			K		6-3			3	0	0	0	0	1	1
Todd Cruz, R (1, 6) OBP: 0.304, SLG: 0.345			SH5-3		6-3			F7		3	0	1	0	0	0	0

	AB	31
	R	0
	H	7
	RBI	0
	BB	2
	SO	6
	LOB	14

Inning Stats										
	R: 0	H: 1	R: 0	H: 1	R: 0	H: 1	R: 0	H: 0	R: 0	H: 2
	E: 0	LOB: 1	E: 0	LOB: 1	E: 0	LOB: 1	E: 0	LOB: 0	E: 0	LOB: 2
	K: 1	BB: 0	K: 1	BB: 0	K: 2	BB: 0	K: 1	BB: 0	K: 0	BB: 0
	S: 6	P: 6	S: 6	P: 6	S: 8	P: 8	S: 2	P: 6	S: 5	P: 5

Inning Stats										
	R: 0	H: 0	R: 0	H: 2	R: 0	H: 0	R: 0	H: 1	R: 0	H: 2
	E: 0	LOB: 0	E: 0	LOB: 1	E: 0	LOB: 0	E: 0	LOB: 1	E: 0	LOB: 1
	K: 0	BB: 0	K: 1	BB: 0	K: 1	BB: 0	K: 0	BB: 1	K: 0	BB: 0
	S: 5	P: 5	S: 5	P: 5	S: 5	P: 5	S: 3	P: 7	S: 4	P: 4

	1B: 7	SF: 0	WP: 0	PA: 34
	2B: 1	SAC: 1	PB: 0	
	3B: 0	DP: 2	SB: 0	
	HR: 0	HBP: 0	CS: 0	

PITCHER	IP	WLS	BF	H	R	ER	SO	BB	IBB	HBP	BLK	WP	HR	S	P	ERA	WHIP
Tommy John, L (1, 1) ERA: 2.88	9.0	W	34	7	0	0	6	2	0	0	0	0	0	44	52	0.00	1.000

PITCHER	IP	WLS	BF	H	R	ER	SO	BB	IBB	HBP	BLK	WP	HR	S	P	ERA	WHIP

Batter	1	2	3	4	5	6	7	8	9	AB	R	H	RBI	BB	SO	LOB
Willie Randolph, R (1, 4) OBP: 0.432, SLG: 0.421	B B B 4-0 BB		x 0-0 ③ 5-3			x 0-0 ③ 6-3		x 0-0 ③ 6-3		3	0	0	0	1	0	1
Dennis Werth, R (1, 10) OBP: 0.426, SLG: 0.480 Oscar Gamble, L (9, PH) OBP: 0.353, SLG: 0.537	S S S 0-3 ① K			x 0-0 ① 4-3			x 0-0 ① 5-3		x 0-0 ① G3	3 1	0 0	0 0	0 0	0 0	1 0	1 0
Bob Watson, R (1, 3) OBP: 0.352, SLG: 0.411	x 0-0 ② F9			x 0-0 ② P4			x 0-0 ② L9		x 0-0 ② 6-3	4	0	0	0	0	0	1
Reggie Jackson, L (1, 9) OBP: 0.373, SLG: 0.610	S S S 0-3 ③ K			S S S 0-3 ③ K			S S S 0-3 ③ K		B B B B 4-0 BB	3	0	0	0	1	3	1
Eric Soderholm, R (1, 5) OBP: 0.415, SLG: 0.543 Fred Stanley, R (8, PR) OBP: 0.282, SLG: 0.306 (8, 5)		x 0-0 ① F8			x 0-0 ① F8			B B B B 4-0 1B 1B BB	x 0-0 ③ L7	2 1	0 1	0 0	0 0	1 0	0 0	0 1
Lou Piniella, R (1, 7) OBP: 0.309, SLG: 0.311		x 0-0 ② 6-3			x 0-0 ② 6-3			x 0-0 ① 1-3 1B		3	0	1	0	0	0	0
Ruppert Jones, L (1, 8) OBP: 0.302, SLG: 0.362		x 0-0 ③ 6-3			x 0-0 ③ 4-3			x 0-0 HR 3-H 1B		3	1	1	1	0	0	0
Rick Cerone, R (1, 2) OBP: 0.301, SLG: 0.435			S S S 0-3 ① K			H 1-0 B1-3 HBP		x 0-0 1-H HR		2	1	1	2	0	1	0
Bucky Dent, R (1, 6) OBP: 0.316, SLG: 0.363			x 0-0 ② F8			x 0-0 ①② B1-3 1-2f		x 0-0 ② P6		3	0	0	0	0	0	2
Inning Stats	R: 0 E: 0 K: 2 S: 7 H: 0 LOB: 1 BB: 1 P: 11	R: 0 E: 0 K: 0 S: 3 H: 0 LOB: 0 BB: 0 P: 3	R: 0 E: 0 K: 1 S: 5 H: 0 LOB: 0 BB: 0 P: 5	R: 0 E: 0 K: 1 S: 5 H: 0 LOB: 0 BB: 0 P: 5	R: 0 E: 0 K: 0 S: 3 H: 0 LOB: 0 BB: 0 P: 3	R: 0 E: 0 K: 0 S: 2 H: 0 LOB: 0 BB: 0 P: 3	R: 0 E: 0 K: 1 S: 5 H: 0 LOB: 0 BB: 0 P: 5	R: 3 E: 0 K: 0 S: 5 H: 3 LOB: 1 BB: 1 P: 9	R: 0 E: 0 K: 0 S: 3 H: 0 LOB: 1 BB: 1 P: 7	1B: 2 2B: 1 3B: 0 HR: 1 SF: 0 SAC: 0 DP: 1 HBP: 1						

PITCHER		IP	WLS	BF	H	R	ER	SO	BB	IBB	HBP	BLK	WP	HR	S	P	ERA	WHIP
Steve Trout, L ERA: 3.53	(1, 1)	7.1	L	26	3	3	3	5	2	0	1	0	0	1	33	42	3.68	0.682
Ed Farmer, R ERA: 2.97	(8, 1)	1.2		6	0	0	0	0	1	0	0	0	0	0	5	9	0.00	0.600

PITCHER	IP	WLS	BF	H	R	ER	SO	BB	IBB	HBP	BLK	WP	HR	S	P	ERA	WHIP

TOP

New York Yankees @ Chicago White Sox

Comiskey Park, Chicago, IL

Sun Jul 13 1980, 4:33 AM EDT

Att. 28,984 - Sunny - 73 F

livebaseballscorecards.com

AB	28
R	3
H	3
RBI	3
BB	3
SO	5
LOB	7

WP: 0	PA: 32
PB: 0	
SB: 0	
CS: 0	

Batter	1	2	3	4	5	6	7	8	9	AB	R	H	RBI	BB	SO	LOB
Todd Cruz, R (1, 6) OBP: 0.296, SLG: 0.336	K		P6			K		F8		4	0	0	0	0	2	0
Jim Morrison, R (1, 10) OBP: 0.301, SLG: 0.390	P3		F9			6-3		F7		4	0	0	0	0	0	0
Lamar Johnson, R (1, 3) OBP: 0.325, SLG: 0.455	E5			4-3		5-3			F8	4	0	0	0	0	0	0
Wayne Nordhagen, R (1, 9) OBP: 0.318, SLG: 0.542	F9			K			L4		6-3	4	0	0	0	0	1	1
Chet Lemon, R (1, 8) OBP: 0.350, SLG: 0.413		K		BB			E 2B		4-3	3	1	1	0	1	1	0
Ron Pruitt, R (1, 7) OBP: 0.288, SLG: 0.259 Thad Bosley, L (7, PR) OBP: 0.287, SLG: 0.310 (8, 7)	F9			F8			E9 6-3 2-H 1B			3 0	0 0	1 0	1 0	0 0	0 0	1 0
Kevin Bell, R (1, 5) OBP: 0.290, SLG: 0.200	BB		K			6-3 2-3				2	0	0	0	1	1	1
Greg Pryor, R (1, 4) OBP: 0.272, SLG: 0.351	P3		5-3			6-3				3	0	0	0	0	0	3
Bruce Kimm, R (1, 2) OBP: 0.322, SLG: 0.324			P3			K		6-3		3	0	0	0	0	1	0
Inning Stats	R: 0 E: 1 K: 1 S: 6 H: 0 LOB: 1 BB: 0 P: 6	R: 0 E: 0 K: 1 S: 5 H: 0 LOB: 1 BB: 1 P: 9	R: 0 E: 0 K: 0 S: 3 H: 0 LOB: 0 BB: 0 P: 3	R: 0 E: 0 K: 1 S: 5 H: 0 LOB: 1 BB: 1 P: 9	R: 0 E: 0 K: 2 S: 7 H: 0 LOB: 0 BB: 0 P: 7	R: 0 E: 0 K: 1 S: 5 H: 0 LOB: 0 BB: 0 P: 5	R: 1 E: 1 K: 0 S: 5 H: 2 LOB: 2 BB: 0 P: 5	R: 0 E: 0 K: 0 S: 3 H: 0 LOB: 0 BB: 0 P: 3	R: 0 E: 0 K: 0 S: 3 H: 0 LOB: 0 BB: 0 P: 3	1B: 1 2B: 1 3B: 0 HR: 0	SF: 0 SAC: 0 DP: 0 HBP: 0					

PITCHER	IP	WLS	BF	H	R	ER	SO	BB	IBB	HBP	BLK	WP	HR	S	P	ERA	WHIP
Rudy May, L (1, 1) ERA: 1.91	9.0	W	32	2	1	1	6	2	0	0	0	0	0	42	50	1.00	0.444

PITCHER	IP	WLS	BF	H	R	ER	SO	BB	IBB	HBP	BLK	WP	HR	S	P	ERA	WHIP

BOTTOM

New York Yankees @ Chicago White Sox

Comiskey Park, Chicago, IL

Sun Jul 13 1980, 4:33 AM EDT
Att. 28,984 - Sunny - 73 F

livebaseballscorecards.com

AB	30
R	1
H	2
RBI	1
BB	2
SO	6
LOB	6

Batter	1	2	3	4	5	6	7	8	9	AB	R	H	RBI	BB	SO	LOB
Willie Randolph, R (1, 4) OBP: 0.426, SLG: 0.414	K	F9 2-3			L5-3 1-2		F8	5-3		5	0	0	0	0	1	3
Lou Piniella, R (1, 7) Bobby Murcer, L (7, PH) OBP: 0.310, SLG: 0.311 OBP: 0.374, SLG: 0.534 (7, 7)	E 1B 1B	FC6-4 1-2f			F9		BB 1B		F7	3 2	1 0	1 1	0 0	0 0	0 0	2 0
Bob Watson, R (1, 3) OBP: 0.356, SLG: 0.415	FC4-6 1-2 1B		6-3			1B 1B	F8		FC6 1B	5	1	3	0	0	0	1
Reggie Jackson, L (1, 9) OBP: 0.374, SLG: 0.604	FC4-6 1-2f 2-H		K			WP 1B 1-3 4-3 1B	BB 1-2		FC6 S 1-2f 1B	4	2	1	0	1	1	2
Eric Soderholm, R (1, 10) Bobby Brown, S (6, PR) Jim Spencer, L (9, PH) OBP: 0.421, SLG: 0.542 OBP: 0.315, SLG: 0.414 OBP: 0.328, SLG: 0.436	IBB		F8			4-3 WP 1-2 3-H 1B	K		1-H 1B	2 1 1	0 1 0	1 1 1	1 0 1	1 0 1	0 1 0	0 2 0
Graig Nettles, L (1, 5) OBP: 0.333, SLG: 0.442	4-3			G3		4-3 1-3 2-H		G6-4-3 E HR 1B	F8	5	1	1	1	0	0	4
Ruppert Jones, L (1, 8) OBP: 0.296, SLG: 0.354		L3		K	K	K		E6 1-2 G6-4-3		4	0	0	0	0	2	3
Rick Cerone, R (1, 2) OBP: 0.304, SLG: 0.434		F9 BB BB		F7	1B 3-H			G6-4-3 1-2f 2-3		3	0	1	1	1	0	2
Bucky Dent, R (1, 6) Oscar Gamble, L (8, PH) Fred Stanley, R (8, 6) OBP: 0.320, SLG: 0.364 OBP: 0.365, SLG: 0.619 OBP: 0.282, SLG: 0.306		FC6-4 1-2 BB			L5-3 1B	K		HR 3-H		2 1 0	0 1 0	1 1 0	0 2 0	1 0 0	1 0 0	1 0 0
Inning Stats	R: 1 E: 1 K: 1 S: 7 H: 2 LOB: 2 BB: 1 P: 11	R: 0 E: 0 K: 0 S: 3 H: 0 LOB: 2 BB: 2 P: 11	R: 0 E: 0 K: 1 S: 5 H: 0 LOB: 0 BB: 0 P: 5	R: 0 E: 0 K: 1 S: 5 H: 0 LOB: 0 BB: 0 P: 5	R: 0 E: 0 K: 0 S: 3 H: 1 LOB: 0 BB: 0 P: 3	R: 3 E: 0 K: 2 S: 11 H: 4 LOB: 1 BB: 0 P: 11	R: 0 E: 0 K: 1 S: 6 H: 1 LOB: 2 BB: 1 P: 10	R: 2 E: 1 K: 0 S: 5 H: 2 LOB: 0 BB: 0 P: 5	R: 1 E: 0 K: 0 S: 5 H: 2 LOB: 1 BB: 0 P: 5	1B: 11 2B: 1 3B: 0 HR: 1 SF: 0 SAC: 0 DP: 2 HBP: 0						

PITCHER		IP	WLS	BF	H	R	ER	SO	BB	IBB	HBP	BLK	WP	HR	S	P	ERA	WHIP
Rich Wortham, L ERA: 4.4	(1, 1)	5.2		25	6	4	3	4	2	1	0	0	1	0	30	42	4.76	1.412
Mike Proly, R ERA: 2.67	(6, 1)	1.0		5	2	0	0	1	0	0	0	0	0	0	7	7	0.00	2.000
Guy Hoffman, L ERA: 4.32	(7, 1)	0.1		4	1	2	2	1	1	0	0	0	0	0	5	9	54.00	6.000
Ed Farmer, R ERA: 3.16	(8, 1)	2.0	L	8	3	1	1	0	0	0	0	0	0	1	8	8	4.50	1.500

PITCHER	IP	WLS	BF	H	R	ER	SO	BB	IBB	HBP	BLK	WP	HR	S	P	ERA	WHIP

TOP

New York Yankees @ Chicago White Sox

Comiskey Park, Chicago, IL

Mon Jul 14 1980, 8:05 PM EDT

Att. 25,185 - Unknown - 89 F

livebaseballscorecards.com

AB	38
R	7
H	12
RBI	6
BB	4
SO	6
LOB	20

WP: 1	PA: 42		
PB: 0			
SB: 1			
CS: 0			

Batter	1	2	3	4	5	6	7	8	9	AB	R	H	RBI	BB	SO	LOB
Bob Molinaro, L (1, 10) OBP: 0.360, SLG: 0.418	K	F8		2B		P5		F4		5	0	1	0	0	1	3
Jim Morrison, R (1, 4) OBP: 0.299, SLG: 0.387	K		2B 1B	6-3		5-3		1-3		5	1	1	0	0	1	3
Lamar Johnson, R (1, 3) OBP: 0.330, SLG: 0.461 Mike Squires, L (8, 3) OBP: 0.353, SLG: 0.347	1B		4-3 1B 2B 1-H	BB G1-6-3			5-3		CS 1B	3 1	1 0	2 1	1 0	1 0	0 0	0 0
Wayne Nordhagen, R (1, 7) OBP: 0.317, SLG: 0.537 Thad Bosley, L (7, PR) (8, 7) OBP: 0.285, SLG: 0.307	F9		4-3 2-3	G1-6-3 1-2f			1B 1B		F9 1-2	4 1	0 0	1 0	0 0	0 0	0 0	4 1
Chet Lemon, R (1, 8) OBP: 0.357, SLG: 0.427		2B 6-3 1B	3B 1B 3-H		F9		S 1B 1-3		3B	5	2	4	1	0	0	0
Harold Baines, L (1, 9) OBP: 0.284, SLG: 0.399		6-3 3B 2B 1-3	2B 3B 1-H		4-3		K 1-2		K	5	2	2	1	0	2	3
Bruce Kimm, R (1, 2) OBP: 0.320, SLG: 0.328		6-3 2-3 3-H	2B 3-H		F8		1-3			4	0	1	2	0	0	4
Kevin Bell, R (1, 5) OBP: 0.299, SLG: 0.229		3B 3-H	K			SH5-4 BB		5-3		3	0	1	1	1	1	1
Todd Cruz, R (1, 6) OBP: 0.292, SLG: 0.331 Randy Johnson, L (8, PH) OBP: 0.273, SLG: 0.111 Greg Pryor, R (9, 6) OBP: 0.272, SLG: 0.351		4-3	4-3			SH5-4 1-2		BB		2 0 0	0 0 0	0 0 0	0 0 0	0 1 0	0 0 0	2 0 0
Inning Stats	R: 0 E: 0 K: 2 S: 8 H: 1 LOB: 1 BB: 0 P: 8	R: 2 E: 0 K: 0 S: 6 H: 3 LOB: 1 BB: 0 P: 6	R: 4 E: 0 K: 1 S: 10 H: 5 LOB: 1 BB: 0 P: 10	R: 0 E: 0 K: 0 S: 3 H: 1 LOB: 1 BB: 1 P: 7	R: 0 E: 0 K: 0 S: 3 H: 0 LOB: 0 BB: 0 P: 3	R: 0 E: 0 K: 0 S: 3 H: 0 LOB: 1 BB: 1 P: 7	R: 0 E: 0 K: 1 S: 7 H: 2 LOB: 3 BB: 0 P: 7	R: 0 E: 0 K: 0 S: 3 H: 0 LOB: 1 BB: 1 P: 7	R: 0 E: 0 K: 1 S: 6 H: 2 LOB: 1 BB: 0 P: 6	1B: 7 2B: 4 3B: 3 HR: 0 SF: 0 SAC: 1 DP: 1 HBP: 0						

PITCHER		IP	WLS	BF	H	R	ER	SO	BB	IBB	HBP	BLK	WP	HR	S	P	ERA	WHIP
Ed Figueroa, R ERA: 5.94	(1, 1)	2.1		14	7	5	5	2	0	0	0	0	0	0	18	18	19.29	3.000
Doug Bird, R ERA: 2.45	(3, 1)	3.2		15	3	1	1	1	2	0	0	0	0	0	15	23	2.46	1.364
Ron Davis, R ERA: 3.46	(7, 1)	2.0	W	9	2	0	0	1	1	0	0	0	0	0	10	14	0.00	1.500
Rich Gossage, R ERA: 2.68	(9, 1)	1.0	S	4	2	0	0	1	0	0	0	0	0	0	6	6	0.00	2.000

PITCHER	IP	WLS	BF	H	R	ER	SO	BB	IBB	HBP	BLK	WP	HR	S	P	ERA	WHIP

BOTTOM

New York Yankees @ Chicago White Sox

Comiskey Park, Chicago, IL

Mon Jul 14 1980, 8:05 PM EDT

Att. 25,185 - Unknown - 89 F

livebaseballscorecards.com

AB	38
R	6
H	14
RBI	6
BB	3
SO	5
LOB	21

PA: 42

WP: 0
PB: 0
SB: 1
CS: 1

Batter	1	2	3	4	5	6	7	8	9	AB	R	H	RBI	BB	SO	LOB
Bob Molinaro, L (1, 10) OBP: 0.366, SLG: 0.433	H 1-0 WP 1B HBP	x 0-0 5-3 ③			x 0-0 HR		x 0-0 F9 ②		4-0 S IBB	3	1	1	1	1	0	1
Jim Morrison, R (1, 4) OBP: 0.301, SLG: 0.387	x 0-0 WP 1-2 1B		x 0-0 6-3 ①		x 0-0 1B		S S S 0-3 K ③		x 0-0 L4 ② 1-2	5	0	2	0	0	1	2
Lamar Johnson, R (1, 3) OBP: 0.326, SLG: 0.454 Mike Squires, L (8, PR) OBP: 0.351, SLG: 0.345 (8, 3)	x 0-0 F8 ① 1-2 2-3		x 0-0 F3 ②		S S S 0-3 K ③			x 0-0 E6 BB	x 0-0 F8 ③	4 1	0 0	0 0	0 0	0 0	1 0	3 2
Wayne Nordhagen, R (1, 7) OBP: 0.311, SLG: 0.527	S S S 0-3 K ②		S S S 0-3 K ③			x 0-0 5-3 ①		S S S 0-3 K ①		4	0	0	0	0	3	3
Chet Lemon, R (1, 8) OBP: 0.358, SLG: 0.426	x 0-0 5-3 ③			S S S 0-3 K ①		x 0-0 E 1B		B B B B 4-0 1-2 BB		3	0	1	0	1	1	2
Harold Baines, L (1, 9) OBP: 0.283, SLG: 0.397		x 0-0 2B 1B		x 0-0 G3 ②		S S S 0-3 K ②		x 0-0 F8 ②		4	1	1	0	0	1	3
Kevin Bell, R (1, 5) OBP: 0.287, SLG: 0.218		S S S 0-3 K ①		S S S 0-3 K ③		x 0-0 E6 1-2		S S S 0-3 K ③		4	0	0	0	0	3	4
Ricky Seilheimer, L (1, 2) OBP: 0.250, SLG: 0.364		S S S 0-3 K ②			S S S 0-3 K ①	x 0-0 F8 ③			x 0-0 SH5-3 2B	4	0	1	0	0	2	3
Todd Cruz, R (1, 6) OBP: 0.293, SLG: 0.338 Thad Bosley, L (9, PH) OBP: 0.285, SLG: 0.307 Greg Pryor, R (9, 6) OBP: 0.272, SLG: 0.351		x 0-0 1-H 2B			S S S 0-3 K ②		x 0-0 5-3 ①		x 0-0 SH5-3 ① 2-3	3 0 0	0 0 0	1 0 0	1 0 0	0 0 0	1 0 0	0 0 0
Inning Stats	R: 0 H: 1 E: 0 LOB: 2 K: 1 BB: 0 S: 6 P: 7	R: 1 H: 2 E: 0 LOB: 1 K: 2 BB: 0 S: 9 P: 9	R: 0 H: 0 E: 0 LOB: 0 K: 1 BB: 0 S: 5 P: 5	R: 0 H: 0 E: 0 LOB: 0 K: 2 BB: 0 S: 7 P: 7	R: 1 H: 2 E: 0 LOB: 1 K: 3 BB: 0 S: 11 P: 11	R: 0 H: 1 E: 1 LOB: 2 K: 1 BB: 0 S: 7 P: 7	R: 0 H: 0 E: 0 LOB: 0 K: 1 BB: 0 S: 5 P: 5	R: 0 H: 0 E: 1 LOB: 2 K: 2 BB: 1 S: 8 P: 12	R: 0 H: 1 E: 0 LOB: 2 K: 0 BB: 1 S: 4 P: 8	1B: 4 SF: 0 2B: 2 SAC: 1 3B: 0 DP: 0 HR: 1 HBP: 1						

PITCHER	IP	WLS	BF	H	R	ER	SO	BB	IBB	HBP	BLK	WP	HR	S	P	ERA	WHIP
Fergie Jenkins, R (1, 1) ERA: 3.6	8.0	L	35	7	2	2	13	1	0	1	0	1	1	59	64	2.25	1.000
Jim Kern, R (9, 1) ERA: 5.44	1.0		4	0	0	0	0	0	1	0	0	0	0	3	7	0.00	0.000

PITCHER	IP	WLS	BF	H	R	ER	SO	BB	IBB	HBP	BLK	WP	HR	S	P	ERA	WHIP

TOP

Chicago White Sox @ Texas Rangers

Arlington Stadium, Arlington, TX

Tue Jul 15 1980, 8:05 PM EDT

Att. 13,777 - Unknown - 102 F

livebaseballscorecards.com

AB	35
R	2
H	7
RBI	2
BB	2
SO	13
LOB	23

WP: 1 PA: 39
PB: 0
SB: 1
CS: 0

Batter	1	2	3	4	5	6	7	8	9	AB	R	H	RBI	BB	SO	LOB
Mickey Rivers, L (1, 8) OBP: 0.326, SLG: 0.391	L8		4-3			SH1-4 1B		4-3 1-2		4	0	1	0	0	0	1
Bump Wills, S (1, 4) OBP: 0.308, SLG: 0.327	2B			6-3		SH1-4 1-2		F9		3	0	1	0	0	0	1
Al Oliver, L (1, 7) OBP: 0.352, SLG: 0.439	6-3			2B SF7 1B		1-3			L8	4	1	1	0	0	0	2
Buddy Bell, R (1, 5) OBP: 0.388, SLG: 0.544	F8			1-3 2B		L9			F8	4	0	1	0	0	0	2
Richie Zisk, R (1, 9) OBP: 0.340, SLG: 0.482		F4		SF7 3-H			K		4-3	3	0	0	1	0	1	0
John Ellis, R (1, 10) OBP: 0.312, SLG: 0.306 Bill Sample, R (7, PR) OBP: 0.298, SLG: 0.272		F7		F4			G3-6-3 1B			3 0	0 0	1 0	0 0	0 0	0 0	1 0
Pat Putnam, L (1, 3) OBP: 0.325, SLG: 0.401		1-3			G6-3 1B		G3-6-3 1-2f			3	0	1	0	0	0	1
Jim Sundberg, R (1, 2) OBP: 0.318, SLG: 0.356			3-1		G6-3 1-2f			5-3		3	0	0	0	0	0	1
Bud Harrelson, S (1, 6) OBP: 0.345, SLG: 0.287 Dave Roberts, R (8, PH) OBP: 0.340, SLG: 0.427 (9, 6)			K		5-3			4-3 1B		2 1	0 0	0 1	0 0	0 0	1 0	0 0
Inning Stats	R: 0 H: 1 E: 0 LOB: 1 K: 0 BB: 0 S: 4 P: 4	R: 0 H: 0 E: 0 LOB: 0 K: 0 BB: 0 S: 3 P: 3	R: 0 H: 0 E: 0 LOB: 0 K: 1 BB: 0 S: 5 P: 5	R: 1 H: 2 E: 0 LOB: 1 K: 0 BB: 0 S: 5 P: 5	R: 0 H: 1 E: 0 LOB: 0 K: 0 BB: 0 S: 3 P: 3	R: 0 H: 1 E: 0 LOB: 1 K: 0 BB: 0 S: 4 P: 4	R: 0 H: 1 E: 0 LOB: 1 K: 1 BB: 0 S: 5 P: 5	R: 0 H: 1 E: 0 LOB: 1 K: 0 BB: 0 S: 4 P: 4	R: 0 H: 0 E: 0 LOB: 0 K: 0 BB: 0 S: 3 P: 3	1B: 5 SF: 1 2B: 2 SAC: 1 3B: 0 DP: 2 HR: 0 HBP: 0						WP: 0 PA: 32 PB: 0 SB: 0 CS: 0	

PITCHER	IP	WLS	BF	H	R	ER	SO	BB	IBB	HBP	BLK	WP	HR	S	P	ERA	WHIP
Britt Burns, L (1, 1) ERA: 2.64	9.0	W	32	7	1	1	2	0	0	0	0	0	0	36	36	1.00	0.778

PITCHER	IP	WLS	BF	H	R	ER	SO	BB	IBB	HBP	BLK	WP	HR	S	P	ERA	WHIP

BOTTOM

Chicago White Sox @ Texas Rangers

Arlington Stadium, Arlington, TX

Tue Jul 15 1980, 8:05 PM EDT

Att. 13,777 - Unknown - 102 F

livebaseballscorecards.com

AB	30
R	1
H	7
RBI	1
BB	0
SO	2
LOB	9

Batter	1	2	3	4	5	6	7	8	9	AB	R	H	RBI	BB	SO	LOB
Bruce Kimm, R (1, 2) OBP: 0.318, SLG: 0.325	6-3		FC5-4 1-2 1B		5-3		L9		F8	5	0	1	0	0	0	3
Jim Morrison, R (1, 4) OBP: 0.305, SLG: 0.390	1B 1B		FC5-4 1B 1-2f 2-3		F8		1-2 1B		E7 1B 1-3 2-H 1B	5	0	3	0	0	0	2
Lamar Johnson, R (1, 10) OBP: 0.330, SLG: 0.457	1-2 1B		1-2 3-H 1B		F8		3-1		FC6-4 2-3 3-H 1B	5	0	3	2	0	0	2
Wayne Nordhagen, R (1, 9) OBP: 0.305, SLG: 0.516	5-3		G3			6-3		F9	FC6-4 1-2f	5	0	0	0	0	0	5
Chet Lemon, R (1, 8) OBP: 0.357, SLG: 0.427		F7		S 2B		L8		1-3		4	0	1	0	0	0	0
Ron Pruitt, R (1, 7) OBP: 0.286, SLG: 0.246		1-3		5-3 2-3		BBBB 4-0 BB		F6		3	0	0	0	1	0	1
Kevin Bell, R (1, 5) OBP: 0.295, SLG: 0.222		G3		BBBB 4-0 BB		F8			1B 1B E 1B	3	1	1	0	1	0	1
Mike Squires, L (1, 3) OBP: 0.348, SLG: 0.341			4-3	F5			L7		E 1-2 1B	4	1	1	0	0	0	2
Todd Cruz, R (1, 6) OBP: 0.298, SLG: 0.338			FC5-4 1B 1B	5-3			BBBB 4-0 1B BB		SSS 0-3 K	3	1	1	0	1	1	4
Inning Stats	R: 0 E: 0 K: 0 S: 4 H: 2 LOB: 1 BB: 0 P: 4	R: 0 E: 0 K: 0 S: 3 H: 0 LOB: 0 BB: 0 P: 3	R: 1 E: 0 K: 0 S: 6 H: 3 LOB: 2 BB: 0 P: 6	R: 0 E: 0 K: 0 S: 4 H: 1 LOB: 2 BB: 1 P: 8	R: 0 E: 0 K: 0 S: 3 H: 0 LOB: 0 BB: 0 P: 3	R: 0 E: 0 K: 0 S: 3 H: 0 LOB: 1 BB: 1 P: 7	R: 0 E: 0 K: 0 S: 4 H: 1 LOB: 2 BB: 1 P: 8	R: 0 E: 0 K: 0 S: 3 H: 0 LOB: 0 BB: 0 P: 3	R: 2 E: 1 K: 1 S: 9 H: 4 LOB: 2 BB: 0 P: 9	1B: 10 2B: 1 3B: 0 HR: 0 SF: 0 SAC: 0 DP: 0 HBP: 0						

PITCHER	IP	WLS	BF	H	R	ER	SO	BB	IBB	HBP	BLK	WP	HR	S	P	ERA	WHIP
Jon Matlack, L (1, 1) ERA: 3.58	6.0	W	25	6	1	1	0	2	0	0	0	0	0	23	31	1.50	1.333
Sparky Lyle, L (7, 1) ERA: 4.33	3.0	S	15	5	2	1	1	1	0	0	0	0	0	16	20	3.00	2.000

PITCHER	IP	WLS	BF	H	R	ER	SO	BB	IBB	HBP	BLK	WP	HR	S	P	ERA	WHIP

TOP

Chicago White Sox @ Texas Rangers

Arlington Stadium, Arlington, TX

Wed Jul 16 1980, 8:05 PM EDT

Att. 11,256 - Sunny - 106 F

livebaseballscorecards.com

AB	37
R	3
H	11
RBI	2
BB	3
SO	1
LOB	20

WP: 0 PB: 0 SB: 1 CS: 0 PA: 40

Batter	1	2	3	4	5	6	7	8	9	AB	R	H	RBI	BB	SO	LOB
Mickey Rivers, L (1, 8) OBP: 0.326, SLG: 0.388	G3		F9		BB		F8			3	1	0	0	1	0	2
Bill Sample, R (6, 8) OBP: 0.295, SLG: 0.268					FC6					1	0	0	0	0	0	0
Bump Wills, S (1, 4) OBP: 0.306, SLG: 0.331	K			F9	1-4-3	6-3		4-3		5	1	1	1	0	1	0
Al Oliver, L (1, 7) OBP: 0.355, SLG: 0.444	4-3			BB	1-4-3	FC6		6-3		5	2	3	1	0	0	0
Buddy Bell, R (1, 5) OBP: 0.396, SLG: 0.546		G6-4-3		1B BB	1B BB	FC6		6-3		3	2	2	0	2	0	1
Richie Zisk, R (1, 9) OBP: 0.343, SLG: 0.484		G6-4-3		1B	1B	FC6		F7		3	2	2	1	0	0	1
Jim Norris, L (6, 9) OBP: 0.328, SLG: 0.262				HR	1B	1B				2	0	0	0	0	0	3
Rusty Staub, L (1, 10) OBP: 0.397, SLG: 0.479				HR	FC6-4					4	2	4	3	0	0	0
Pat Putnam, L (1, 3) OBP: 0.323, SLG: 0.398		4-3		F7	FC6-4	L4				4	0	1	1	0	0	5
Dave Roberts, R (1, 2) OBP: 0.337, SLG: 0.453			K	HR	FC6-4		F2			4	1	1	4	0	1	1
Bud Harrelson, S (1, 6) OBP: 0.345, SLG: 0.287			L8	L7	FC6		5-3			0	0	0	0	0	0	0
Pepe Frias, R (2, 6) OBP: 0.283, SLG: 0.313										4	0	1	0	0	0	0
Inning Stats	R: 0 E: 0 K: 1 S: 5 H: 0 LOB: 0 BB: 0 P: 5	R: 0 E: 0 K: 0 S: 4 H: 2 LOB: 1 BB: 0 P: 4	R: 0 E: 0 K: 1 S: 5 H: 0 LOB: 0 BB: 0 P: 5	R: 5 E: 0 K: 0 S: 7 H: 4 LOB: 0 BB: 1 P: 11	R: 5 E: 0 K: 0 S: 8 H: 5 LOB: 2 BB: 2 P: 16	R: 1 E: 0 K: 0 S: 6 H: 3 LOB: 2 BB: 0 P: 6	R: 0 E: 0 K: 0 S: 3 H: 0 LOB: 0 BB: 0 P: 3	R: 0 E: 0 K: 0 S: 4 H: 1 LOB: 1 BB: 0 P: 4		1B: 12 2B: 1 3B: 1 HR: 1 SF: 0 SAC: 0 DP: 1 HBP: 0				WP: 0 PB: 0 SB: 0 CS: 0 PA: 41		

PITCHER		IP	WLS	BF	H	R	ER	SO	BB	IBB	HBP	BLK	WP	HR	S	P	ERA	WHIP
Richard Dotson, R ERA: 4.06	(1, 1)	4.0	L	19	6	6	6	2	2	0	0	0	0	1	21	29	13.50	2.000
Ken Kravec, L ERA: 6.66	(5, 1)	0.1		6	4	3	3	0	1	0	0	0	0	0	5	9	81.00	15.000
LaMarr Hoyt, R ERA: 4.24	(5, 1)	3.2		16	5	2	2	0	0	0	0	0	0	0	16	16	4.91	1.364

PITCHER	IP	WLS	BF	H	R	ER	SO	BB	IBB	HBP	BLK	WP	HR	S	P	ERA	WHIP

BOTTOM

Chicago White Sox @ Texas Rangers

Arlington Stadium, Arlington, TX

Wed Jul 16 1980, 8:05 PM EDT

Att. 11,256 - Sunny - 106 F

livebaseballscorecards.com

AB	38
R	11
H	15
RBI	11
BB	3
SO	2
LOB	13

Batter	1	2	3	4	5	6	7	8	9	AB	R	H	RBI	BB	SO	LOB
Bob Molinaro, L (1, 10) OBP: 0.364, SLG: 0.432	L9			F8 1B		SF8 3-H		P6		3	0	1	1	0	0	0
Jim Morrison, R (1, 4) OBP: 0.301, SLG: 0.385	K			F8 1-2		6-3		F7		4	0	0	0	0	1	2
Harold Baines, L (1, 9) OBP: 0.283, SLG: 0.406	K			F7			HR		4-3	4	1	1	1	0	1	0
Lamar Johnson, R (1, 3) OBP: 0.330, SLG: 0.455		F3			F7		6-3 1B		CS 2B	3	0	1	0	0	0	0
Mike Squires, L (7, PR) OBP: 0.353, SLG: 0.355 (7, 3)										1	0	1	0	0	0	0
Chet Lemon, R (1, 8) OBP: 0.356, SLG: 0.423		BB G6-4-3			K		6-3 1-2		E6 1B 2-3	3	0	0	0	1	1	2
Thad Bosley, L (1, 7) OBP: 0.291, SLG: 0.308		G6-4-3 1-2f			L7		IBB		1B 1-3	3	0	1	0	1	0	1
Kevin Bell, R (1, 5) OBP: 0.287, SLG: 0.215			P1			F9	F7		F8	3	0	0	0	0	0	2
Randy Johnson, L (9, PH) OBP: 0.250, SLG: 0.100										1	0	0	0	0	0	2
Greg Pryor, R (9, 5) OBP: 0.272, SLG: 0.351										0	0	0	0	0	0	0
Ricky Seilheimer, L (1, 2) OBP: 0.267, SLG: 0.357			4-3			2B SF8 1B	4-3			3	1	1	0	0	0	2
Todd Cruz, R (1, 6) OBP: 0.299, SLG: 0.344			K			1-3 2B		5-3		3	0	1	0	0	1	0
Inning Stats	R: 0 E: 0 K: 2 S: 7 / H: 0 LOB: 0 BB: 0 P: 7	R: 0 E: 0 K: 0 S: 2 / H: 0 LOB: 0 BB: 1 P: 6	R: 0 E: 0 K: 1 S: 5 / H: 0 LOB: 0 BB: 0 P: 5	R: 0 E: 0 K: 0 S: 3 / H: 1 LOB: 0 BB: 0 P: 3	R: 0 E: 0 K: 1 S: 5 / H: 0 LOB: 0 BB: 0 P: 5	R: 1 E: 0 K: 0 S: 5 / H: 2 LOB: 1 BB: 0 P: 5	R: 1 E: 0 K: 0 S: 5 / H: 2 LOB: 2 BB: 1 P: 9	R: 0 E: 0 K: 0 S: 3 / H: 0 LOB: 0 BB: 0 P: 3	R: 0 E: 1 K: 0 S: 5 / H: 2 LOB: 2 BB: 0 P: 5	1B: 4 2B: 2 3B: 0 HR: 1	SF: 1 SAC: 0 DP: 1 HBP: 0						

PITCHER	IP	WLS	BF	H	R	ER	SO	BB	IBB	HBP	BLK	WP	HR	S	P	ERA	WHIP
Gaylord Perry, R (1, 1) ERA: 3.51	8.1		31	6	2	2	4	1	1	0	0	0	1	37	45	2.16	0.840
Danny Darwin, R (9, 1) ERA: 1.83	0.2	W	3	1	0	0	0	0	0	0	0	0	0	3	3	0.00	1.500

PITCHER	IP	WLS	BF	H	R	ER	SO	BB	IBB	HBP	BLK	WP	HR	S	P	ERA	WHIP

TOP

Chicago White Sox @ Texas Rangers

Arlington Stadium, Arlington, TX

Thu Jul 17 1980, 8:05 PM EDT

Att. 13,489 - Unknown

livebaseballscorecards.com

AB	31
R	2
H	7
RBI	2
BB	2
SO	4
LOB	11

BOTTOM

Chicago White Sox @ Texas Rangers

Arlington Stadium, Arlington, TX

Thu Jul 17 1980, 8:05 PM EDT

Att. 13,489 - Unknown

livebaseballscorecards.com

Batter	1	2	3	4	5	6	7	8	9	AB	R	H	RBI	BB	SO	LOB
Mickey Rivers, L (1, 8) OBP: 0.325, SLG: 0.386	L7		SH1-3 1-2		F8		1-3 S 1B 1B		F9	4	1	1	0	0	0	0
Bump Wills, S (1, 4) OBP: 0.313, SLG: 0.334	S 1B		FC5-4 HBP		BB		1-3 1-3		S 1B 1B	3	1	2	0	1	0	1
Buddy Bell, R (1, 5) OBP: 0.396, SLG: 0.541	F3 1-2		FC5-4 1-2f 2-3		F8		FC6-4 3-H 1B		1B 1-2 IBB	4	0	1	1	1	0	4
Richie Zisk, R (1, 9) OBP: 0.341, SLG: 0.479	K		1-3		K		FC6-4 1-2f		1-2 2-H 1B	5	0	1	1	0	2	5
John Ellis, R (1, 10) OBP: 0.310, SLG: 0.304		G6-3 1B		F8		F6	4-3			4	0	1	0	0	0	1
Rusty Staub, L (1, 3) OBP: 0.396, SLG: 0.482		G6-3 1-2f		4-3		1B SF8 2B		L7		3	0	1	0	0	0	1
Jim Norris, L (6, PR) OBP: 0.325, SLG: 0.259 (7, 3)										1	1	0	0	0	0	0
Bill Sample, R (1, 7) OBP: 0.316, SLG: 0.286	1B		S BB BB			E S 2-3 1B		F7		2	0	2	0	1	0	0
Pepe Frias, R (7, 6) OBP: 0.280, SLG: 0.309										1	0	0	0	0	0	0
Jim Sundberg, R (1, 2) OBP: 0.319, SLG: 0.354	F8			1-2 BB		SF8 3-H		F7		1	0	0	0	1	0	1
Al Oliver, L (6, PH) OBP: 0.354, SLG: 0.443 (7, 7)										1	0	0	1	0	0	0
Dave Roberts, R (1, 6) OBP: 0.343, SLG: 0.456 (7, 2)			FC5-4 SH1-3 1B	F8 2-3		F8 1-3			1B	4	0	2	0	0	0	4
Inning Stats	R: 0 H: 1 E: 0 LOB: 1 K: 1 BB: 0 S: 6 P: 6	R: 0 H: 2 E: 0 LOB: 1 K: 0 BB: 0 S: 4 P: 4	R: 0 H: 1 E: 0 LOB: 2 K: 0 BB: 0 S: 4 P: 5	R: 0 H: 0 E: 0 LOB: 2 K: 0 BB: 2 S: 3 P: 11	R: 0 H: 0 E: 0 LOB: 1 K: 1 BB: 1 S: 5 P: 9	R: 1 H: 2 E: 0 LOB: 2 K: 0 BB: 0 S: 5 P: 5	R: 1 H: 2 E: 0 LOB: 1 K: 0 BB: 0 S: 5 P: 5	R: 0 H: 0 E: 0 LOB: 0 K: 0 BB: 0 S: 3 P: 3	R: 1 H: 3 E: 0 LOB: 2 K: 0 BB: 1 S: 4 P: 8	1B: 10 SF: 1 2B: 1 SAC: 1 3B: 0 DP: 1 HR: 0 HBP: 1						

	AB	33
	R	3
	H	11
	RBI	3
	BB	4
	SO	2
	LOB	17

PITCHER		IP	WLS	BF	H	R	ER	SO	BB	IBB	HBP	BLK	WP	HR	S	P	ERA	WHIP
Ross Baumgarten, L ERA: 2.89	(1, 1)	5.1		25	6	1	1	2	3	0	1	0	0	0	25	38	1.69	1.688
Mike Proly, R ERA: 2.78	(6, 1)	3.1	L	14	4	2	2	0	0	1	0	0	0	0	13	17	5.40	1.200
Ed Farmer, R ERA: 3.16	(9, 1)	0.0		1	1	0	0	0	0	0	0	0	0	0	1	1	∞	∞

PITCHER	IP	WLS	BF	H	R	ER	SO	BB	IBB	HBP	BLK	WP	HR	S	P	ERA	WHIP

WP: 0	PA: 40
PB: 0	
SB: 5	
CS: 0	

Batter	1	2	3	4	5	6	7	8	9	AB	R	H	RBI	BB	SO	LOB
Bob Molinaro, L (1, 10) OBP: 0.357, SLG: 0.422	F9		F9		F8			4-3		4	0	0	0	0	0	3
Jim Morrison, R (1, 4) OBP: 0.304, SLG: 0.396	F8		F9			G5-4-3 1B		HR		4	1	2	1	0	0	1
Lamar Johnson, R (1, 3) OBP: 0.329, SLG: 0.453	F7			G6-4-3 1B		F8		6-3		4	0	1	0	0	0	1
Wayne Nordhagen, R (1, 7) OBP: 0.304, SLG: 0.511		FC5-4 1B		G6-4-3 1-2f		G5-4-3 1-2f			F9	4	0	1	0	0	0	2
Chet Lemon, R (1, 8) OBP: 0.355, SLG: 0.420		FC5-4 1-2f		L3			6-3		1B	4	0	1	0	0	0	1
Harold Baines, L (1, 9) OBP: 0.279, SLG: 0.400		F8			4-3		F7		F9	4	0	0	0	0	0	2
Kevin Bell, R (1, 5) OBP: 0.288, SLG: 0.219 Thad Bosley, L (9, PH) OBP: 0.289, SLG: 0.305		K			F9		1B		K	3 1	0 0	1 0	0 0	0 0	1 1	1 1
Ricky Seilheimer, L (1, 2) OBP: 0.278, SLG: 0.353			K		1B		F9			3	0	1	0	0	1	1
Todd Cruz, R (1, 6) OBP: 0.305, SLG: 0.350			1B		1-2 1B			K		3	0	2	0	0	1	0
Inning Stats	R: 0 E: 0 K: 0 S: 3 H: 0 LOB: 0 BB: 0 P: 3	R: 0 E: 0 K: 1 S: 6 H: 1 LOB: 1 BB: 0 P: 6	R: 0 E: 0 K: 1 S: 6 H: 1 LOB: 1 BB: 0 P: 6	R: 0 E: 0 K: 0 S: 3 H: 1 LOB: 0 BB: 0 P: 3	R: 0 E: 0 K: 0 S: 5 H: 2 LOB: 2 BB: 0 P: 5	R: 0 E: 0 K: 0 S: 3 H: 1 LOB: 0 BB: 0 P: 3	R: 0 E: 0 K: 0 S: 4 H: 1 LOB: 1 BB: 0 P: 4	R: 1 E: 0 K: 1 S: 6 H: 1 LOB: 0 BB: 0 P: 6	R: 0 E: 0 K: 1 S: 6 H: 1 LOB: 1 BB: 0 P: 6	1B: 8 2B: 0 3B: 0 HR: 1 SF: 0 SAC: 0 DP: 2 HBP: 0	WP: 0 PB: 0 SB: 0 CS: 0 PA: 34					

PITCHER	IP	WLS	BF	H	R	ER	SO	BB	IBB	HBP	BLK	WP	HR	S	P	ERA	WHIP
Moose Haas, R (1, 1) ERA: 2.92	9.0	W	34	9	1	1	4	0	0	0	0	0	1	42	42	1.00	1.000

PITCHER	IP	WLS	BF	H	R	ER	SO	BB	IBB	HBP	BLK	WP	HR	S	P	ERA	WHIP

TOP

Chicago White Sox @ Milwaukee Brewers

Milwaukee County Stadium, Milwaukee, WI

Fri Jul 18 1980, 8:05 PM EDT
Att. 46,951 - Unknown - 83 F

livebaseballscorecards.com

AB	34
R	1
H	9
RBI	1
BB	0
SO	4
LOB	13

Batter	1	2	3	4	5	6	7	8	9	AB	R	H	RBI	BB	SO	LOB
Jim Gantner, L (1, 4) OBP: 0.300, SLG: 0.322	F8	1B 1-2 2-H 1B			4-3 2-3		1-3	1B		5	0	2	1	0	0	1
Robin Yount, R (1, 6) OBP: 0.327, SLG: 0.558	1B 3B	1-2 2-H 1B			K		HR	F7		5	2	3	1	0	1	2
Cecil Cooper, L (1, 3) OBP: 0.386, SLG: 0.530	3-H 1B		F7		1B 3-H 1B		S 1B 1B			4	1	3	2	0	0	0
Gorman Thomas, R (1, 8) OBP: 0.308, SLG: 0.478	K		CS 1B		1-2 1B		E 1-2 1B			4	0	3	0	0	1	1
Ben Oglivie, L (1, 7) OBP: 0.386, SLG: 0.589	F5		K		4-3		E 1-2 2-H 1B			4	0	1	1	0	1	4
Sixto Lezcano, R (1, 9) OBP: 0.289, SLG: 0.400		5-3	CS 1-2	L4		6-3	E4 1-2 2-3			4	0	0	0	0	0	2
Don Money, R (1, 5) OBP: 0.335, SLG: 0.497		K		6-3		F7	K			4	0	0	0	0	2	3
Mark Brouhard, R (1, 10) OBP: 0.292, SLG: 0.426		1B 1B BB		6-3		K		F6		3	1	0	0	1	1	0
Buck Martinez, R (1, 2) OBP: 0.266, SLG: 0.303		1B 1-2 1B 1B			4-3 1B 2B		F8	F3		4	1	2	0	0	0	0
Inning Stats	R: 1 E: 0 K: 1 S: 7 H: 2 LOB: 1 BB: 0 P: 7	R: 1 E: 0 K: 1 S: 7 H: 3 LOB: 2 BB: 1 P: 11	R: 0 E: 0 K: 1 S: 5 H: 1 LOB: 0 BB: 0 P: 5	R: 0 E: 0 K: 0 S: 3 H: 0 LOB: 0 BB: 0 P: 3	R: 1 E: 0 K: 1 S: 8 H: 3 LOB: 2 BB: 0 P: 8	R: 0 E: 0 K: 1 S: 5 H: 0 LOB: 0 BB: 0 P: 5	R: 2 E: 1 K: 1 S: 10 H: 4 LOB: 3 BB: 0 P: 10	R: 0 E: 0 K: 0 S: 4 H: 1 LOB: 1 BB: 0 P: 4		1B: 11 2B: 1 3B: 1 HR: 1 SF: 0 SAC: 0 DP: 0 HBP: 0						

PITCHER	IP	WLS	BF	H	R	ER	SO	BB	IBB	HBP	BLK	WP	HR	S	P	ERA	WHIP
Steve Trout, L (1, 1) ERA: 3.72	6.2	L	30	11	5	5	5	1	0	0	0	0	1	39	43	6.75	1.800
Mike Proly, R (7, 1) ERA: 2.77	0.1		4	2	0	0	1	0	0	0	0	0	0	6	6	0.00	6.000
LaMarr Hoyt, R (8, 1) ERA: 4.07	1.0		4	1	0	0	0	0	0	0	0	0	0	4	4	0.00	1.000

PITCHER	IP	WLS	BF	H	R	ER	SO	BB	IBB	HBP	BLK	WP	HR	S	P	ERA	WHIP

BOTTOM

Chicago White Sox @ Milwaukee Brewers

Milwaukee County Stadium, Milwaukee, WI

Fri Jul 18 1980, 8:05 PM EDT

Att. 46,951 - Unknown - 83 F

livebaseballscorecards.com

AB	37
R	5
H	14
RBI	5
BB	1
SO	6
LOB	13

Batter	1	2	3	4	5	6	7	8	9	AB	R	H	RBI	BB	SO	LOB
Bob Molinaro, L (1, 10) OBP: 0.363, SLG: 0.432	G6-4-3 1B 1B		1B 1-3 1B		SSS K		3-1 2-3	1B SF6 1-3 2-H 3-H 2B		5	2	3	2	0	1	1
Jim Morrison, R (1, 4) OBP: 0.305, SLG: 0.396	G6-4-3 1-2 1B		SSS K		G6-4-3 1B		SSS K	F6		5	0	2	0	0	2	5
Lamar Johnson, R (1, 3) OBP: 0.333, SLG: 0.452 Mike Squires, L (8, PR) OBP: 0.353, SLG: 0.355 (8, 3)	G6-4-3 1-2f 2-3		E 1B 1-2 3-H 1B		G6-4-3 1-2f		BBBBB FC6-4 BB	1B IBB		3 0	0 0	1 0	1 0	2 0	0 0	3 0
Wayne Nordhagen, R (1, 7) OBP: 0.306, SLG: 0.509 Greg Pryor, R (8, 6) OBP: 0.272, SLG: 0.351	6-3		E7 1-3 2-H 1B			SSS K	FC6-4 1-2f	1-2 2-3 3-H 1B		5 0	0 0	2 0	2 0	0 0	1 0	3 0
Chet Lemon, R (1, 8) OBP: 0.355, SLG: 0.421		5-3	1-3			HR 1B	1B BB 1B SF6 3-H			4	2	2	1	0	0	2
Harold Baines, L (1, 9) OBP: 0.281, SLG: 0.411		F8		G3		1-H HR	BB 1B 1B 1-2 4-3			5	2	2	2	0	0	2
Kevin Bell, R (1, 5) OBP: 0.284, SLG: 0.218		F8		5-3		F5	1B BB 2B 1-2 2-3 1B	5-6-3		5	1	1	0	0	0	0
Ricky Seilheimer, L (1, 2) OBP: 0.286, SLG: 0.350 Ron Pruitt, R (8, PH) OBP: 0.297, SLG: 0.246 Bruce Kimm, R (8, 2) OBP: 0.316, SLG: 0.323			F9 1B			3-1	BBBBB 1B 2B 1-2 2-3 3-H BB	F9		3 0 1	0 1 0	1 0 0	0 1 0	0 1 0	0 0 0	0 0 0
Todd Cruz, R (1, 6) OBP: 0.312, SLG: 0.356 Thad Bosley, L (8, PH) OBP: 0.292, SLG: 0.308 (8, 7)			1B 1B	1-3			E6 3-1 1B	2B 1-2 2-3 3-H 1B	F4	3 2	1 1	2 1	0 1	0 0	0 0	1 0
Inning Stats	R: 0 E: 0 K: 0 S: 4 H: 2 LOB: 1 BB: 0 P: 4	R: 0 E: 0 K: 0 S: 3 H: 0 LOB: 0 BB: 0 P: 3	R: 2 E: 1 K: 1 S: 9 H: 4 LOB: 2 BB: 0 P: 9	R: 0 E: 0 K: 0 S: 4 H: 1 LOB: 1 BB: 0 P: 4	R: 0 E: 0 K: 1 S: 5 H: 1 LOB: 0 BB: 0 P: 5	R: 2 E: 0 K: 1 S: 7 H: 2 LOB: 0 BB: 0 P: 7	R: 0 E: 1 K: 1 S: 6 H: 1 LOB: 2 BB: 1 P: 10	R: 6 E: 0 K: 0 S: 9 H: 6 LOB: 2 BB: 2 P: 17	R: 0 E: 0 K: 0 S: 3 H: 0 LOB: 0 BB: 0 P: 3	1B: 15 2B: 1 3B: 0 HR: 1	SF: 1 SAC: 0 DP: 2 HBP: 0			WP: 0 PB: 0 SB: 0 CS: 0	PA: 45		

PITCHER		IP	WLS	BF	H	R	ER	SO	BB	IBB	HBP	BLK	WP	HR	S	P	ERA	WHIP
Paul Mitchell, R ERA: 2.57	(1, 1)	6.0		26	10	4	4	3	0	0	0	0	0	1	32	32	6.00	1.667
John Flinn, R ERA: 3.96	(7, 1)	1.0		7	3	2	2	1	1	0	0	0	0	0	8	12	18.00	4.000
Bob McClure, L ERA: 3.16	(8, 1)	0.0	L	2	1	0	0	0	1	0	0	0	0	0	1	5	∞	∞
Bill Castro, R ERA: 2.96	(8, 1)	2.0		10	3	4	4	0	0	1	0	0	0	0	9	13	18.00	1.500

PITCHER	IP	WLS	BF	H	R	ER	SO	BB	IBB	HBP	BLK	WP	HR	S	P	ERA	WHIP

TOP

Chicago White Sox @ Milwaukee Brewers

Milwaukee County Stadium, Milwaukee, WI

Sat Jul 19 1980, 8:05 PM EDT
Att. 49,322 - Unknown - 75 F

livebaseballscorecards.com

AB	41
R	10
H	17
RBI	10
BB	3
SO	4
LOB	17

BOTTOM

Batter	1	2	3	4	5	6	7	8	9	AB	R	H	RBI	BB	SO	LOB
Jim Gantner, L (1, 4) OBP: 0.297, SLG: 0.320	G3		4-3		1B WP 1B 1B	G3			K	5	1	1	0	0	1	3
Robin Yount, R (1, 6) OBP: 0.331, SLG: 0.557	L9		BBBB 2-3 HR BB		1B 1-3 FC6-4 1B		FC4-6 1B		K	4	2	2	0	1	1	1
Cecil Cooper, L (1, 3) OBP: 0.384, SLG: 0.525	G3		2-3 1-2		FC6-4 1-3 3-H 1B		FC4-6 E S 1-2f 7-2		FC6-4 1-2f	5	0	1	1	0	0	3
Gorman Thomas, R (1, 8) OBP: 0.310, SLG: 0.487		1B HR 1B	HR 2-H		FC6-4 1-2f 3-H		7-2 1-Hf			4	2	2	3	0	0	2
Ben Oglivie, L (1, 7) OBP: 0.387, SLG: 0.588		HR 1-3 1B	F9		4-3			FC6-4 1B		4	1	2	0	0	0	1
Don Money, R (1, 5) OBP: 0.338, SLG: 0.511		HR 1-H 3-H	L8			BBBB SH1-4 1B FC4-2 BB		FC6-4 1-2f		3	1	1	3	1	0	1
Dick Davis, R (1, 9) OBP: 0.298, SLG: 0.367		5-3	F9			FC4-2 SH1-4 1-2 1B		K		3	0	1	0	0	0	0
Sixto Lezcano, R (7, 9) OBP: 0.288, SLG: 0.399										1	0	0	0	0	1	1
Paul Molitor, R (1, 10) OBP: 0.433, SLG: 0.477		E5 CS	K			SH1-4 1-2 2-3		K		3	0	0	0	0	2	1
Buck Martinez, R (1, 2) OBP: 0.260, SLG: 0.295		F9 2-3			6-3	FC4-2 2-3 3-H			BBBB FC6-4 BB	3	0	0	0	0	0	3
Charlie Moore, R (9, PH) OBP: 0.338, SLG: 0.347										0	0	0	0	1	0	0
Inning Stats	R: 0 E: 0 K: 0 S: 3 H: 0 LOB: 0 BB: 0 P: 3	R: 3 E: 1 K: 0 S: 6 H: 3 LOB: 0 BB: 0 P: 6	R: 2 E: 0 K: 0 S: 4 H: 1 LOB: 0 BB: 1 P: 8	R: 0 E: 0 K: 1 S: 5 H: 0 LOB: 0 BB: 0 P: 5	R: 2 E: 0 K: 0 S: 6 H: 3 LOB: 1 BB: 0 P: 6	R: 0 E: 0 K: 0 S: 4 H: 1 LOB: 2 BB: 1 P: 8	R: 0 E: 0 K: 0 S: 3 H: 1 LOB: 0 BB: 0 P: 3	R: 0 E: 0 K: 2 S: 8 H: 1 LOB: 1 BB: 0 P: 8	R: 0 E: 0 K: 2 S: 7 H: 0 LOB: 1 BB: 1 P: 11	1B: 8 2B: 1 3B: 0 HR: 2	SF: 0 SAC: 1 DP: 1 HBP: 0						

PITCHER		IP	WLS	BF	H	R	ER	SO	BB	IBB	HBP	BLK	WP	HR	S	P	ERA	WHIP
Rich Wortham, L ERA: 4.95	(1, 1)	4.1		19	5	6	6	1	1	0	0	0	0	2	20	24	12.46	1.385
LaMarr Hoyt, R ERA: 4.0	(5, 1)	2.2	W	12	4	1	1	0	1	0	0	0	1	0	11	15	3.38	1.875
Ed Farmer, R ERA: 3.06	(8, 1)	2.0	S	8	1	0	0	4	1	0	0	0	0	0	15	19	0.00	1.000

PITCHER	IP	WLS	BF	H	R	ER	SO	BB	IBB	HBP	BLK	WP	HR	S	P	ERA	WHIP

Chicago White Sox @ Milwaukee Brewers

Milwaukee County Stadium, Milwaukee, WI

Sat Jul 19 1980, 8:05 PM EDT

Att. 49,322 - Unknown - 75 F

livebaseballscorecards.com

AB	35
R	7
H	10
RBI	7
BB	3
SO	5
LOB	16

WP: 1 PA: 39
PB: 0
SB: 1
CS: 1

Batter	1	2	3	4	5	6	7	8	9	AB	R	H	RBI	BB	SO	LOB
Bob Molinaro, L (1, 10) OBP: 0.355, SLG: 0.421	G3		G4-6-3 1-2f		K		F9	F9		5	0	0	0	0	1	3
Jim Morrison, R (1, 4) OBP: 0.312, SLG: 0.408	2B		5-3		1-H 2B		1B 4-3		F8 E5 6-3 1B	5	2	4	1	0	0	0
Lamar Johnson, R (1, 3) OBP: 0.331, SLG: 0.451	6-3			6-3	2-H 2B		4-3 1-2		F8 2-3	5	1	1	1	0	0	3
Wayne Nordhagen, R (1, 7) OBP: 0.308, SLG: 0.510	6-3			6-3	2-H 2B		2-3 1B		6-3 3-H	5	0	2	2	0	0	1
Chet Lemon, R (1, 8) OBP: 0.359, SLG: 0.424		G3-6-3 1B		1B	F9		5-3		1B	5	0	3	0	0	0	3
Harold Baines, L (1, 9) OBP: 0.279, SLG: 0.407		G3-6-3 1-2f		F9		E 1B		1-3	K	5	0	1	0	0	1	3
Kevin Bell, R (1, 5) OBP: 0.300, SLG: 0.250		2B			5-3	G5-4-3 1-2 BB		1B 2B		3	1	2	0	1	0	0
Ricky Seilheimer, L (1, 2) OBP: 0.292, SLG: 0.391 Ron Pruitt, R (8, PH) OBP: 0.308, SLG: 0.259 Bruce Kimm, R (8, 2) OBP: 0.316, SLG: 0.323		K			1B 2B	K		2-H 1B		3 1 0	1 0 0	1 1 0	1 1 0	0 0 0	2 0 0	3 0 0
Greg Pryor, R (1, 6) OBP: 0.276, SLG: 0.351			BB G4-6-3		2-H 1B	G5-4-3 1-2f		F7		3	1	1	1	1	0	3
Inning Stats	R: 0 H: 1 E: 0 LOB: 1 K: 0 BB: 0 S: 4 P: 4	R: 0 H: 2 E: 0 LOB: 1 K: 1 BB: 0 S: 6 P: 6	R: 0 H: 0 E: 0 LOB: 0 K: 0 BB: 1 S: 2 P: 6	R: 0 H: 1 E: 0 LOB: 1 K: 0 BB: 0 S: 4 P: 4	R: 4 H: 5 E: 0 LOB: 1 K: 1 BB: 0 S: 10 P: 10	R: 0 H: 1 E: 1 LOB: 1 K: 1 BB: 1 S: 5 P: 9	R: 0 H: 2 E: 0 LOB: 2 K: 0 BB: 0 S: 5 P: 5	R: 1 H: 2 E: 0 LOB: 1 K: 0 BB: 0 S: 5 P: 5	R: 1 H: 2 E: 1 LOB: 1 K: 1 BB: 0 S: 7 P: 7	1B: 9 SF: 0 2B: 7 SAC: 0 3B: 0 DP: 3 HR: 0 HBP: 0						

TOP

Chicago White Sox @ Milwaukee Brewers

Milwaukee County Stadium, Milwaukee, WI

Sun Jul 20 1980, 4:33 AM EDT
Att. 44,799 - Unknown - 90 F

livebaseballscorecards.com

AB	40
R	6
H	16
RBI	6
BB	2
SO	4
LOB	19

PITCHER		IP	WLS	BF	H	R	ER	SO	BB	IBB	HBP	BLK	WP	HR	S	P	ERA	WHIP
Reggie Cleveland, R ERA: 3.42	(1, 1)	4.2		22	9	4	4	2	1	0	0	0	0	0	25	29	7.71	2.143
Jerry Augustine, L ERA: 4.91	(5, 1)	3.1	W	15	5	1	1	1	1	0	0	0	0	0	16	20	2.70	1.800
Bill Castro, R ERA: 2.91	(9, 1)	0.2		4	2	1	0	0	0	0	0	0	0	0	4	4	0.00	3.000
Bob McClure, L ERA: 3.13	(9, 1)	0.1	S	1	0	0	0	1	0	0	0	0	0	0	3	3	0.00	0.000

PITCHER	IP	WLS	BF	H	R	ER	SO	BB	IBB	HBP	BLK	WP	HR	S	P	ERA	WHIP

Batter	1	2	3	4	5	6	7	8	9	AB	R	H	RBI	BB	SO	LOB
Jim Gantner, L (1, 4) (9, 5) OBP: 0.308, SLG: 0.329	E9 6-3 2B		E 1B		3B BB	1-2 BB		K		3	3	2	0	2	1	2
Robin Yount, R (1, 6) OBP: 0.332, SLG: 0.564	6-3 3-H		5-3 1-2		1-H SF 3B	L6		1-H 2-H 2B		5	1	2	4	0	0	3
Cecil Cooper, L (1, 10) OBP: 0.381, SLG: 0.521	F8		E4 2-H		SF G6-4-3 3-H		4-3	IBB		3	0	0	1	1	0	0
Gorman Thomas, R (1, 8) OBP: 0.306, SLG: 0.480	K		G3		G6-4-3 1-2f		K	F7		5	0	0	0	0	2	4
Ben Oglivie, L (1, 7) OBP: 0.391, SLG: 0.606		E S 1B		G3	HR		3B			4	1	3	1	0	0	0
Sixto Lezcano, R (1, 9) OBP: 0.284, SLG: 0.393		F8		F6	K		3-1			4	0	0	0	0	1	2
Don Money, R (1, 3) OBP: 0.337, SLG: 0.503		K 1-3		1B BB		F8		L6		3	0	0	0	1	1	1
Sal Bando, R (1, 5) OBP: 0.271, SLG: 0.268		F6		1-2 1B		F2		1B 2B 1B		4	0	2	0	0	0	1
Ed Romero, R (8, PR) (9, 4) OBP: 0.314, SLG: 0.289										0	1	0	0	0	0	0
Charlie Moore, R (1, 2) OBP: 0.341, SLG: 0.347			1-3	3-1		S BB		1-2 2B 1B		3	1	1	0	1	0	2
Inning Stats	R: 1 E: 1 K: 1 S: 6 / H: 1 LOB: 0 BB: 0 P: 6	R: 0 E: 0 K: 1 S: 6 / H: 1 LOB: 1 BB: 0 P: 6	R: 1 E: 1 K: 0 S: 5 / H: 1 LOB: 1 BB: 0 P: 5	R: 0 E: 0 K: 0 S: 4 / H: 1 LOB: 2 BB: 1 P: 8	R: 3 E: 1 K: 1 S: 7 / H: 2 LOB: 0 BB: 1 P: 11	R: 0 E: 0 K: 0 S: 3 / H: 0 LOB: 2 BB: 2 P: 11	R: 0 E: 0 K: 1 S: 6 / H: 1 LOB: 1 BB: 0 P: 6	R: 2 E: 0 K: 1 S: 8 / H: 3 LOB: 2 BB: 1 P: 12		1B: 5 2B: 2 3B: 2 HR: 1	SF: 1 SAC: 0 DP: 1 HBP: 0			WP: 0 PB: 0 SB: 3 CS: 0	PA: 40		

PITCHER		IP	WLS	BF	H	R	ER	SO	BB	IBB	HBP	BLK	WP	HR	S	P	ERA	WHIP
Richard Dotson, R ERA: 4.1	(1, 1)	5.2		27	6	5	3	3	3	0	0	0	0	1	30	42	4.76	1.588
Guy Hoffman, L ERA: 3.86	(6, 1)	1.0		5	1	0	0	1	1	0	0	0	0	0	6	10	0.00	2.000
Mike Proly, R ERA: 2.94	(7, 1)	1.1	L	8	3	2	2	1	0	1	0	0	0	0	9	13	13.50	2.250

PITCHER	IP	WLS	BF	H	R	ER	SO	BB	IBB	HBP	BLK	WP	HR	S	P	ERA	WHIP

BOTTOM

Chicago White Sox @ Milwaukee Brewers

Milwaukee County Stadium, Milwaukee, WI

Sun Jul 20 1980, 4:33 AM EDT

Att. 44,799 - Unknown - 90 F

livebaseballscorecards.com

AB	34
R	7
H	10
RBI	6
BB	5
SO	5
LOB	15

Batter	1	2	3	4	5	6	7	8	9	AB	R	H	RBI	BB	SO	LOB
Bob Molinaro, L (1, 10) OBP: 0.357, SLG: 0.423	SH5-3 1B		F7 ②			S 1B		F9 ①		4	1	2	0	0	0	1
Jim Morrison, R (1, 4) OBP: 0.309, SLG: 0.404	SH5-3 1-2 ①		F8 ③			P6 ①		E4 5-3 1-2		3	0	0	0	0	0	2
Lamar Johnson, R (1, 3) OBP: 0.327, SLG: 0.445	L8 ②			5-3 ①		L8 ② 1-2		5-3 ② 1-2 2-3		4	0	0	0	0	0	4
Wayne Nordhagen, R (1, 7) OBP: 0.307, SLG: 0.506	L7 ③			K ②		2-H 1B		1-4-3 ③		4	0	1	1	0	1	3
Chet Lemon, R (1, 8) OBP: 0.358, SLG: 0.422		K ①		FC6 1B		K ③			6-3 ①	4	0	1	0	0	2	1
Harold Baines, L (1, 9) OBP: 0.276, SLG: 0.401		K ②		FC6 ③ 1-2f			6-3 ①		G3 ②	4	0	0	0	0	1	1
Kevin Bell, R (1, 5) OBP: 0.301, SLG: 0.245		BB 4-0			L8 ①		F8 ②		1B 0-0	2	0	0	0	1	0	0
Randy Johnson, L (9, PH) OBP: 0.308, SLG: 0.182										1	0	1	0	0	0	0
Ricky Seilheimer, L (1, 2) OBP: 0.259, SLG: 0.346		4-3 ③			K ②		P4 ③		F9 ③	3	0	0	0	0	1	1
Mike Squires, L (9, PH) OBP: 0.350, SLG: 0.352										1	0	0	0	0	0	1
Greg Pryor, R (1, 6) OBP: 0.277, SLG: 0.351			F7 ①		6-3 ③			5-3 E 1B		3	0	1	0	0	0	0
Inning Stats	R: 0 H: 1 E: 0 LOB: 1 K: 0 BB: 0 S: 4 P: 4	R: 0 H: 0 E: 0 LOB: 1 K: 2 BB: 1 S: 7 P: 11	R: 0 H: 0 E: 0 LOB: 0 K: 0 BB: 0 S: 3 P: 3	R: 0 H: 1 E: 0 LOB: 1 K: 1 BB: 0 S: 6 P: 6	R: 0 H: 0 E: 0 LOB: 0 K: 1 BB: 0 S: 5 P: 5	R: 1 H: 2 E: 0 LOB: 1 K: 1 BB: 0 S: 7 P: 7	R: 0 H: 0 E: 0 LOB: 0 K: 0 BB: 0 S: 3 P: 3	R: 0 H: 1 E: 1 LOB: 2 K: 0 BB: 0 S: 5 P: 5	R: 0 H: 1 E: 0 LOB: 1 K: 0 BB: 0 S: 4 P: 4	1B: 6 SF: 0 2B: 0 SAC: 1 3B: 0 DP: 0 HR: 0 HBP: 0						

TOP

Chicago White Sox @ Kansas City Royals

Royals Stadium, Kansas City, MO

Mon Jul 21 1980, 8:05 PM EDT

Att. 37,054 - Unknown

livebaseballscorecards.com

AB	33
R	1
H	6
RBI	1
BB	1
SO	5
LOB	14

WP: 0	PA: 35
PB: 0	
SB: 1	
CS: 0	

PITCHER		IP	WLS	BF	H	R	ER	SO	BB	IBB	HBP	BLK	WP	HR	S	P	ERA	WHIP
Dennis Leonard, R ERA: 4.2	(1, 1)	7.1	W	29	5	1	1	5	1	0	0	0	0	0	38	42	1.23	0.818
Dan Quisenberry, R ERA: 2.61	(8, 1)	1.2	S	6	1	0	0	0	0	0	0	0	0	0	6	6	0.00	0.600

PITCHER	IP	WLS	BF	H	R	ER	SO	BB	IBB	HBP	BLK	WP	HR	S	P	ERA	WHIP

BOTTOM

Chicago White Sox @ Kansas City Royals

Royals Stadium, Kansas City, MO

Mon Jul 21 1980, 8:05 PM EDT

Att. 37,054 - Unknown

livebaseballscorecards.com

Batter	1	2	3	4	5	6	7	8	9	AB	R	H	RBI	BB	SO	LOB
U L Washington, S (1, 6) OBP: 0.336, SLG: 0.382	6-3		5-3		F3		BBBB 4-0 1B 1-2 2-3 BB			3	0	0	0	1	0	0
Frank White, R (1, 4) OBP: 0.293, SLG: 0.357	SSS 0-3 K		0-0 L8			0-0 E7 1B 4-3-2-5 1B	0-0 1B 1-2 2-3 3-H 1B			4	0	2	1	0	1	0
George Brett, L (1, 5) OBP: 0.445, SLG: 0.648	0-0 FC5-4 1B		BBBB 4-0 BB			0-0 2-3 1B	0-0 3-1			3	0	2	0	1	0	3
Hal McRae, R (1, 10) OBP: 0.328, SLG: 0.472	0-0 FC5-4 1-2f		0-0 F9			0-0 F8		0-0 6-3		4	0	0	0	0	0	4
John Wathan, R (1, 7) (5, 2) OBP: 0.365, SLG: 0.389		0-0 5-3		0-0 F7		0-0 4-3-2-5 3-Hf		0-0 6-3		4	0	0	0	0	0	2
Willie Aikens, L (1, 3) OBP: 0.364, SLG: 0.421 Ralph LaCock, L (9, 3) OBP: 0.256, SLG: 0.240		0-0 F8		0-0 6-3			SSS 0-0 6-3	0-3 K		4 0	0 0	0 0	0 0	0 0	1 0	0 0
Darrell Porter, L (1, 2) OBP: 0.364, SLG: 0.376 Willie Wilson, S (5, 8) OBP: 0.365, SLG: 0.441		0-0 2B 3B		0-0 G3			0-0 BB PB 1B 1B			2 1	1 1	1 1	0 0	0 0	0 0	0 0
Clint Hurdle, L (1, 9) OBP: 0.373, SLG: 0.498		0-0 3-H 2B			0-0 P6		BBBB 4-0 1B BB 1-2 BB			2	0	1	1	1	0	0
Rusty Torres, S (1, 8) (5, 7) OBP: 0.310, SLG: 0.200		0-0 F3			0-0 F3		0-0 L7			3	0	0	0	0	0	3
Inning Stats	R: 0 H: 1 E: 0 LOB: 1 K: 1 BB: 0 S: 6 P: 6	R: 1 H: 2 E: 0 LOB: 1 K: 0 BB: 0 S: 5 P: 5	R: 0 H: 0 E: 0 LOB: 1 K: 0 BB: 1 S: 3 P: 7	R: 0 H: 0 E: 0 LOB: 0 K: 0 BB: 0 S: 3 P: 3	R: 0 H: 0 E: 0 LOB: 0 K: 0 BB: 0 S: 3 P: 3	R: 0 H: 2 E: 1 LOB: 1 K: 0 BB: 0 S: 4 P: 4	R: 1 H: 2 E: 0 LOB: 3 K: 0 BB: 2 S: 5 P: 13	R: 0 H: 0 E: 0 LOB: 0 K: 1 BB: 0 S: 5 P: 5		1B: 5 SF: 0 2B: 2 SAC: 0 3B: 1 DP: 1 HR: 0 HBP: 0						

	AB	30
	R	2
	H	7
	RBI	2
	BB	3
	SO	2
	LOB	12

WP: 0 PA: 33
PB: 1
SB: 0
CS: 0

PITCHER		IP	WLS	BF	H	R	ER	SO	BB	IBB	HBP	BLK	WP	HR	S	P	ERA	WHIP
Britt Burns, L ERA: 2.65	(1, 1)	6.2	L	28	6	2	2	1	3	0	0	0	0	0	27	39	2.70	1.350
Ed Farmer, R ERA: 3.0	(7, 1)	1.1		5	1	0	0	1	0	0	0	0	0	0	7	7	0.00	0.750

PITCHER	IP	WLS	BF	H	R	ER	SO	BB	IBB	HBP	BLK	WP	HR	S	P	ERA	WHIP

Chicago White Sox @ Kansas City Royals

Royals Stadium, Kansas City, MO

Tue Jul 22 1980, 8:05 PM EDT

Att. 28,891 - Unknown - 85 F

TOP

livebaseballscorecards.com

Batter	1	2	3	4	5	6	7	8	9	AB	R	H	RBI	BB	SO	LOB
Bob Molinaro, L (1, 10) OBP: 0.354, SLG: 0.415	G3		1B BB	6-3 1-2 2-3 3-H		4-3			F7	4	0	0	1	1	0	2
Jim Morrison, R (1, 4) OBP: 0.308, SLG: 0.401	K		F6	5-3		F7			1B	5	0	1	0	0	1	4
Lamar Johnson, R (1, 3) OBP: 0.328, SLG: 0.444 Mike Squires, L (9, PR) OBP: 0.350, SLG: 0.352 (9, 3)	6-3		1-2 2-H 1B		4-3	K			1-2 1B	5 0	0 0	2 0	1 0	0 0	1 0	0 0
Wayne Nordhagen, R (1, 9) OBP: 0.309, SLG: 0.504		G6-4-3 BB 1B	L8		E 2B 1B		5-3		F9	5	1	2	0	0	0	4
Chet Lemon, R (1, 8) OBP: 0.358, SLG: 0.420		1-2 G6-4-3 BB		BB 1B 1B	F8		K		F9	4	1	1	0	1	1	3
Thad Bosley, L (1, 7) OBP: 0.299, SLG: 0.315		G6-4-3 1-2f 2-3		1B BB 1-2 6-3 1B	E9 1-3 2B 1B		G3			4	2	2	0	0	0	2
Kevin Bell, R (1, 5) OBP: 0.307, SLG: 0.257		L5	6-3 1B 1-2 2-3 BB		1B 2-H 3-H 2B			4-3		3	1	1	2	1	0	1
Ricky Seilheimer, L (1, 2) OBP: 0.258, SLG: 0.333			F8	K	2-H 1B			K		4	0	1	1	0	2	3
Greg Pryor, R (1, 6) OBP: 0.281, SLG: 0.358			1B 2B	6-3 1-2 2-3 3-H 1B	F9			L6		4	1	2	1	0	0	1

	AB	38
	R	6
	H	12
	RBI	6
	BB	3
	SO	5
	LOB	20

Inning Stats	1	2	3	4	5	6	7	8	9	1B: 10	SF: 0	WP: 0	PA: 41
R:	0	0	1	2	3	0	0	0	0	2B: 2	SAC: 0	PB: 0	
E:	0	0	0	0	1	0	0	0	0	3B: 0	DP: 1	SB: 0	
K:	1	0	0	1	0	1	1	1	1	HR: 0	HBP: 0	CS: 0	
S:	5	3	5	8	7	5	5	5	5				
H:	0	1	2	3	4	0	0	0	2				
LOB:	0	1	2	2	1	0	0	0	0				
BB:	0	1	1	1	0	0	0	0	0				
P:	5	7	9	12	7	5	5	5	5				

PITCHER		IP	WLS	BF	H	R	ER	SO	BB	IBB	HBP	BLK	WP	HR	S	P	ERA	WHIP
Steve Busby, R ERA: 10.03	(1, 1)	4.2	L	25	9	6	6	2	3	0	0	0	0	0	26	38	11.57	2.571
Marty Pattin, R ERA: 4.32	(5, 1)	4.1		16	3	0	0	3	0	0	0	0	0	0	22	22	0.00	0.692

PITCHER	IP	WLS	BF	H	R	ER	SO	BB	IBB	HBP	BLK	WP	HR	S	P	ERA	WHIP

Batter	1	2	3	4	5	6	7	8	9	AB	R	H	RBI	BB	SO	LOB
U L Washington, S (1, 6) OBP: 0.338, SLG: 0.386	L9 E 2B	G4-6-3 1-2f			G6-4-3 1B		4-3			4	1	2	0	0	0	2
Frank White, R (1, 4) OBP: 0.290, SLG: 0.353	5-3		F7		G6-4-3 1-2f			1-3		4	0	0	0	0	0	2
George Brett, L (1, 5) OBP: 0.442, SLG: 0.641	L9 2-3		G3			F9		FC6-4 1B		4	0	1	0	0	0	1
Hal McRae, R (1, 10) OBP: 0.327, SLG: 0.469	E5 1B 3-H		CS 1B			6-3		FC6-4 1-2f		4	0	1	0	0	0	1
John Wathan, R (1, 7) OBP: 0.367, SLG: 0.391	FC4-6 1-3 1B		CS 1-2	S S S K		1B 1B		1-3		4	0	2	0	0	1	1
Darrell Porter, L (1, 2) OBP: 0.370, SLG: 0.380	FC4-6 1-2f			B B B BB		1-3 1B			G6-4-3 1B	3	0	2	0	1	0	2
Willie Aikens, L (1, 3) OBP: 0.363, SLG: 0.418		1B 1B		F5		6-3		G6-4-3 1-2f		4	0	1	0	0	0	4
Clint Hurdle, L (1, 9) OBP: 0.375, SLG: 0.498		FC4-6 1-2 1B		S S S K			S S S K		1B	4	0	2	0	0	2	1
Rusty Torres, S (1, 8) OBP: 0.290, SLG: 0.185		FC4-6 G4-6-3 1-2f			S S S K		4-3		4-3	4	0	0	0	0	1	3
Inning Stats	R: 1 E: 1 K: 0 S: 6 H: 2 LOB: 2 BB: 0 P: 6	R: 0 E: 0 K: 0 S: 4 H: 2 LOB: 1 BB: 0 P: 4	R: 0 E: 0 K: 0 S: 3 H: 1 LOB: 0 BB: 0 P: 3	R: 0 E: 0 K: 2 S: 7 H: 0 LOB: 1 BB: 1 P: 11	R: 0 E: 0 K: 1 S: 5 H: 1 LOB: 0 BB: 0 P: 5	R: 0 E: 0 K: 0 S: 5 H: 2 LOB: 2 BB: 0 P: 5	R: 0 E: 0 K: 1 S: 5 H: 0 LOB: 0 BB: 0 P: 5	R: 0 E: 0 K: 0 S: 4 H: 1 LOB: 1 BB: 0 P: 4	R: 0 E: 0 K: 0 S: 4 H: 2 LOB: 1 BB: 0 P: 4	1B: 10 2B: 1 3B: 0 HR: 0 SF: 0 SAC: 0 DP: 3 HBP: 0						

PITCHER		IP	WLS	BF	H	R	ER	SO	BB	IBB	HBP	BLK	WP	HR	S	P	ERA	WHIP
Steve Trout, L ERA: 3.51	(1, 1)	7.0	W	28	8	1	0	4	1	0	0	0	0	0	35	39	0.00	1.286
Mike Proly, R ERA: 2.87	(8, 1)	2.0		8	3	0	0	0	0	0	0	0	0	0	8	8	0.00	1.500

PITCHER	IP	WLS	BF	H	R	ER	SO	BB	IBB	HBP	BLK	WP	HR	S	P	ERA	WHIP

BOTTOM

Chicago White Sox @ Kansas City Royals

Royals Stadium, Kansas City, MO

Tue Jul 22 1980, 8:05 PM EDT

Att. 28,891 - Unknown - 85 F

livebaseballscorecards.com

AB	35
R	1
H	11
RBI	0
BB	1
SO	4
LOB	17

WP: 0	PA: 37		
PB: 0			
SB: 0			
CS: 1			

Batter	1	2	3	4	5	6	7	8	9	AB	R	H	RBI	BB	SO	LOB
Thad Bosley, L (1, 7) OBP: 0.295, SLG: 0.305	B B B B 4-0 CS BB			x 0-0 ① L6	S S S 0-3 ③ K		x 0-0 ① F9		x 0-0 ①② G1-6-3 1-2f	4	0	0	0	1	1	4
Jim Morrison, R (1, 4) OBP: 0.309, SLG: 0.404	S S S 0-3 ①② K 1-2			x 0-0 2B		x 0-0 2B 1B	x 0-0 ② F8		x 0-0 ③ F8	5	1	2	0	0	1	2
Lamar Johnson, R (1, 3) OBP: 0.330, SLG: 0.448	S S S 0-3 ③ K			x 0-0 ② F7		x 0-0 1B 1-H 2B	x 0-0 1-2 1B			4	0	2	1	0	1	1
Wayne Nordhagen, R (1, 9) OBP: 0.308, SLG: 0.500		S S S 0-3 ① K		x 0-0 ③ 6-3		x 0-0 BB 2-3 1B	x 0-0 ③ F9			4	0	1	0	0	1	3
Chet Lemon, R (1, 8) OBP: 0.357, SLG: 0.421		x 0-0 ② F8			x 0-0 F8 SF8 2B	x 0-0 ① P4		x 0-0 ① 6-3		4	1	1	0	0	0	2
Ron Pruitt, R (1, 10) OBP: 0.294, SLG: 0.246 Randy Johnson, L (8, PH) OBP: 0.286, SLG: 0.167		x 0-0 ③ 6-3			x 0-0 ① F8 2-3	S S S 0-3 ② K		x 0-0 ② 3-1		3 1	0 0	0 0	0 0	0 0	1 0	3 0
Kevin Bell, R (1, 5) OBP: 0.313, SLG: 0.255			x 0-0 ① L5		x 0-0 ② SF8 3-H	B B B B 4-0 1-2 BB		B B B B 4-0 BB		1	0	0	1	2	0	0
Bruce Kimm, R (1, 2) OBP: 0.315, SLG: 0.318		S S S 0-3 ② K			B B B B 4-0 1B BB	x 0-0 ③ F9		x 0-0 ③ 4-3		3	0	0	0	1	1	4
Greg Pryor, R (1, 6) OBP: 0.289, SLG: 0.363		S S S 0-3 ③ K			x 0-0 1-2 1B		x 0-0 1B 1B		H 1-0 G1-6-3 HBP	3	0	2	0	0	1	0
Inning Stats	R: 0 E: 0 K: 2 S: 6 H: 0 LOB: 0 BB: 1 P: 10	R: 0 E: 0 K: 1 S: 5 H: 0 LOB: 0 BB: 0 P: 5	R: 0 E: 0 K: 2 S: 7 H: 0 LOB: 0 BB: 0 P: 7	R: 0 E: 0 K: 0 S: 4 H: 1 LOB: 1 BB: 0 P: 4	R: 1 E: 0 K: 1 S: 7 H: 2 LOB: 2 BB: 1 P: 11	R: 1 E: 0 K: 1 S: 8 H: 3 LOB: 3 BB: 1 P: 12	R: 0 E: 0 K: 0 S: 5 H: 2 LOB: 2 BB: 0 P: 5	R: 0 E: 0 K: 0 S: 3 H: 0 LOB: 1 BB: 1 P: 7	R: 0 E: 0 K: 0 S: 2 H: 0 LOB: 0 BB: 0 P: 3	1B: 5 2B: 3 3B: 0 HR: 0 SF: 1 SAC: 0 DP: 1 HBP: 1						

PITCHER		IP	WLS	BF	H	R	ER	SO	BB	IBB	HBP	BLK	WP	HR	S	P	ERA	WHIP
Larry Gura, L ERA: 2.11	(1, 1)	7.0	W	31	8	2	2	7	3	0	0	0	0	0	42	54	2.57	1.571
Renie Martin, R ERA: 4.44	(8, 1)	2.0		7	0	0	0	0	1	0	1	0	0	0	5	10	0.00	0.500

PITCHER	IP	WLS	BF	H	R	ER	SO	BB	IBB	HBP	BLK	WP	HR	S	P	ERA	WHIP

TOP

Chicago White Sox @ Kansas City Royals

Royals Stadium, Kansas City, MO

Wed Jul 23 1980, 8:05 PM EDT

Att. 25,105 - Unknown - 88 F

livebaseballscorecards.com

AB	32
R	2
H	8
RBI	2
BB	4
SO	7
LOB	19

WP: 0 PB: 0 SB: 0 CS: 1 PA: 38

Batter	1	2	3	4	5	6	7	8	9	AB	R	H	RBI	BB	SO	LOB
Willie Wilson, S (1, 8) OBP: 0.366, SLG: 0.443	P4		S 1B	L9	1-3		2B			5	0	2	0	0	0	4
U L Washington, S (1, 6) OBP: 0.336, SLG: 0.392	HR		F3		K	P3	4-3			5	1	1	1	0	1	2
George Brett, L (1, 5) OBP: 0.441, SLG: 0.654	F8		L6 1-2		HR	1B 2B		F5		5	2	2	1	0	0	1
Hal McRae, R (1, 10) OBP: 0.329, SLG: 0.471	1B		G3		2B 2B	P5		L7		5	1	2	0	0	0	2
John Wathan, R (1, 7) OBP: 0.367, SLG: 0.394	4-3			F7	1B 2B 2-H	S 1B 1B 2-H		6-3		5	2	2	2	0	0	1
Darrell Porter, L (1, 2) OBP: 0.375, SLG: 0.383		G3		1B BB SF8 1B	BBB 1B SF9 BB	1-H 1B				3	2	2	1	1	0	0
Willie Aikens, L (1, 3) OBP: 0.367, SLG: 0.430 Ralph LaCock, L (7, 3) OBP: 0.256, SLG: 0.240		HR	BBBB 1B 1-2 BB	1B 1-3 2-H 1B	4-3					3 0	1 0	2 0	2 0	1 0	0 0	1 0
Clint Hurdle, L (1, 9) OBP: 0.373, SLG: 0.496		F8	1-2 2-3 1B	SF9 3-H		F7				3	0	1	1	0	0	0
Frank White, R (1, 4) OBP: 0.290, SLG: 0.353 Rance Mulliniks, L (9, 4) OBP: 0.231, SLG: 0.100		5-3		SF8 3-H	1-2 1B		F8			3 0	0 0	1 0	1 0	0 0	0 0	0 0
Inning Stats	R: 1 H: 2 E: 0 LOB: 1 K: 0 BB: 0 S: 5 P: 5	R: 1 H: 1 E: 0 LOB: 0 K: 0 BB: 0 S: 4 P: 4	R: 0 H: 1 E: 0 LOB: 1 K: 0 BB: 0 S: 4 P: 4	R: 1 H: 2 E: 0 LOB: 2 K: 0 BB: 1 S: 5 P: 9	R: 4 H: 5 E: 0 LOB: 2 K: 1 BB: 1 S: 10 P: 14	R: 2 H: 3 E: 0 LOB: 1 K: 0 BB: 0 S: 6 P: 6	R: 0 H: 1 E: 0 LOB: 1 K: 0 BB: 0 S: 4 P: 4	R: 0 H: 0 E: 0 LOB: 0 K: 0 BB: 0 S: 3 P: 3		1B: 8 SF: 2 2B: 4 SAC: 0 3B: 0 DP: 0 HR: 3 HBP: 0						WP: 0 PA: 41 PB: 0 SB: 2 CS: 0	

PITCHER	IP	WLS	BF	H	R	ER	SO	BB	IBB	HBP	BLK	WP	HR	S	P	ERA	WHIP
Ross Baumgarten, L (1, 1) ERA: 2.95	1.0	L	5	2	1	1	0	0	0	0	0	0	1	5	5	9.00	2.000
Ken Kravec, L (2, 1) ERA: 7.07	3.1		19	7	6	6	1	2	0	0	0	0	2	19	27	16.20	2.700
LaMarr Hoyt, R (5, 1) ERA: 4.45	1.1		8	4	2	2	0	0	0	0	0	0	0	8	8	13.50	3.000
Guy Hoffman, L (6, 1) ERA: 3.09	2.1		9	2	0	0	0	0	0	0	0	0	0	9	9	0.00	0.857

PITCHER	IP	WLS	BF	H	R	ER	SO	BB	IBB	HBP	BLK	WP	HR	S	P	ERA	WHIP

BOTTOM

Chicago White Sox @ Kansas City Royals

Royals Stadium, Kansas City, MO

Wed Jul 23 1980, 8:05 PM EDT
Att. 25,105 - Unknown - 88 F

livebaseballscorecards.com

AB	37
R	9
H	15
RBI	9
BB	2
SO	1
LOB	11

Batter	1	2	3	4	5	6	7	8	9	AB	R	H	RBI	BB	SO	LOB
Jim Morrison, R (1, 4) OBP: 0.311, SLG: 0.408	F9		G5-4-3 1B			4-3		1-3 1B 2B		4	1	2	0	0	0	0
Kevin Bell, R (1, 5) OBP: 0.311, SLG: 0.254	4-3 1B		G5-4-3 1-2f			F7		S S S K		4	0	1	0	0	1	3
Lamar Johnson, R (1, 3) OBP: 0.330, SLG: 0.445	4-3 1-2			L9			5-3	2-H 3-H FC5-4 1B		4	0	1	2	0	0	1
Wayne Nordhagen, R (1, 9) OBP: 0.307, SLG: 0.496	6-3			F9			1B 1B	1-2f FC5-4		4	0	1	0	0	0	2
Chet Lemon, R (1, 8) OBP: 0.359, SLG: 0.420		P3		P4			1-3 1B		H 2B SF8 HBP	3	1	1	0	0	0	0
Ron Pruitt, R (1, 10) OBP: 0.306, SLG: 0.323		HR			6-3		L6		1-3 2B	4	1	2	1	0	0	2
Greg Pryor, R (1, 6) OBP: 0.284, SLG: 0.356		5-3			F8		F9		5-3	4	0	0	0	0	0	4
Bruce Kimm, R (1, 2) OBP: 0.309, SLG: 0.314		6-3			4-3			L6	SF8 3-H	3	0	0	1	0	0	0
Thad Bosley, L (1, 7) OBP: 0.294, SLG: 0.303			6-3			F7		2B 1B 1B	1-3	4	1	1	0	0	0	1
Inning Stats	R: 0 E: 0 K: 0 S: 4 H: 1 LOB: 1 BB: 0 P: 4	R: 1 E: 0 K: 0 S: 4 H: 1 LOB: 0 BB: 0 P: 4	R: 0 E: 0 K: 0 S: 3 H: 1 LOB: 0 BB: 0 P: 3	R: 0 E: 0 K: 0 S: 3 H: 0 LOB: 0 BB: 0 P: 3	R: 0 E: 0 K: 0 S: 3 H: 0 LOB: 0 BB: 0 P: 3	R: 0 E: 0 K: 0 S: 3 H: 0 LOB: 0 BB: 0 P: 3	R: 0 E: 0 K: 0 S: 5 H: 2 LOB: 2 BB: 0 P: 5	R: 2 E: 0 K: 1 S: 8 H: 3 LOB: 1 BB: 0 P: 8	R: 1 E: 0 K: 0 S: 4 H: 1 LOB: 1 BB: 0 P: 5	1B: 6 2B: 2 3B: 0 HR: 1 SF: 1 SAC: 0 DP: 1 HBP: 1	WP: 0 PB: 0 SB: 0 CS: 0 PA: 36					

PITCHER	IP	WLS	BF	H	R	ER	SO	BB	IBB	HBP	BLK	WP	HR	S	P	ERA	WHIP
Paul Splittorff, L (1, 1) ERA: 4.38	8.0	W	31	8	3	3	1	0	0	0	0	0	1	33	33	3.38	1.000
Rawly Eastwick, R (9, 1) ERA: 4.91	1.0		5	1	1	1	0	0	0	1	0	0	0	4	5	9.00	1.000

PITCHER	IP	WLS	BF	H	R	ER	SO	BB	IBB	HBP	BLK	WP	HR	S	P	ERA	WHIP

TOP

Chicago White Sox @ Kansas City Royals

Royals Stadium, Kansas City, MO

Thu Jul 24 1980, 8:05 PM EDT
Att. 29,052 - Unknown - 95 F

livebaseballscorecards.com

AB	34
R	4
H	9
RBI	4
BB	0
SO	1
LOB	13

BOTTOM

Chicago White Sox @ Kansas City Royals

Royals Stadium, Kansas City, MO

Thu Jul 24 1980, 8:05 PM EDT

Att. 29,052 - Unknown - 95 F

Batter	1	2	3	4	5	6	7	8	9	AB	R	H	RBI	BB	SO	LOB
Willie Wilson, S (1, 8) OBP: 0.367, SLG: 0.446	G6-4-3 1B		1-H 3-H 1B 2B	E5 4-3 1B	5-3	SSS K				4	2	2	2	0	0	0
Rusty Torres, S (7, 8) OBP: 0.286, SLG: 0.182										1	0	0	0	0	1	0
U L Washington, S (1, 6) OBP: 0.334, SLG: 0.388	G6-4-3 1-2f		BBB 1B 1B BB	4-3 2-3		F7	F7			4	1	0	0	1	0	2
George Brett, L (1, 5) OBP: 0.442, SLG: 0.651	4-3		S 1-3 2-H 1B	1B 3-H 1B		4-3		FC5-4 1B		4	1	2	2	0	0	0
Jamie Quirk, L (8, 5) OBP: 0.264, SLG: 0.356										1	0	1	0	0	0	0
Hal McRae, R (1, 10) OBP: 0.330, SLG: 0.468		5-3	BBBB WP 1B 1-2 1B BB	SSS K		1B 1B 1B		FC5-4 L4-1 1-2f		4	2	1	0	1	1	2
John Wathan, R (1, 7) OBP: 0.374, SLG: 0.401		BB 1B	WP 1-2 2-H 3-H 1B	1-3 1B		1B 1-2 1B 1B		L4-1 1-2		5	2	4	2	0	0	1
Darrell Porter, L (1, 2) OBP: 0.384, SLG: 0.386	BBBB G1-6-3 1-2 BB	BBBB 1B G4-6-3 1-2 2-3 BB	BBBB BB			1B 1-3 2-H 1B 1B				1	2	1	1	3	0	0
Willie Aikens, L (1, 3) OBP: 0.369, SLG: 0.431	G1-6-3 1-2f	G4-6-3 1-3 2-H 3-H 1B	4-3			1B 2-H 3-H 1B				4	0	2	4	0	0	5
Ralph LaCock, L (7, 3) OBP: 0.256, SLG: 0.240										0	0	0	0	0	0	0
Clint Hurdle, L (1, 9) OBP: 0.371, SLG: 0.492	1B 2B 1B G4-6-3 1-2f 3-H			P4	SSS K					4	1	1	0	0	1	2
Frank White, R (1, 4) OBP: 0.290, SLG: 0.353	1-3 2B 1B 5-3			6-3			4-3			3	1	1	0	0	0	0
Rance Mulliniks, L (6, 4) OBP: 0.214, SLG: 0.091										1	0	0	0	0	0	0
Inning Stats	R: 0 E: 0 K: 0 S: 3 H: 1 LOB: 0 BB: 0 P: 3	R: 0 E: 0 K: 0 S: 3 H: 1 LOB: 1 BB: 1 P: 7	R: 8 E: 0 K: 0 S: 8 H: 6 LOB: 0 BB: 3 P: 20	R: 1 E: 1 K: 1 S: 8 H: 2 LOB: 3 BB: 1 P: 12	R: 0 E: 0 K: 0 S: 3 H: 0 LOB: 0 BB: 0 P: 3	R: 3 E: 0 K: 1 S: 9 H: 4 LOB: 1 BB: 0 P: 9	R: 0 E: 0 K: 1 S: 5 H: 0 LOB: 0 BB: 0 P: 5	R: 0 E: 0 K: 0 S: 3 H: 1 LOB: 0 BB: 0 P: 3		1B: 14 2B: 2 3B: 0 HR: 0 SF: 0 SAC: 0 DP: 4 HBP: 0					WP: 1 PB: 0 SB: 1 CS: 0 PA: 41	

	AB	36
	R	12
	H	15
	RBI	11
	BB	5
	SO	3
	LOB	12

livebaseballscorecards.com

PITCHER		IP	WLS	BF	H	R	ER	SO	BB	IBB	HBP	BLK	WP	HR	S	P	ERA	WHIP
Rich Wortham, L ERA: 5.89	(1, 1)	2.0	L	15	7	8	8	0	4	0	0	0	1	0	11	27	36.00	5.500
Mike Proly, R ERA: 3.01	(3, 1)	5.0		23	7	4	3	3	1	0	0	0	0	0	28	32	5.40	1.600
Ed Farmer, R ERA: 2.96	(8, 1)	1.0		3	1	0	0	0	0	0	0	0	0	0	3	3	0.00	1.000

PITCHER	IP	WLS	BF	H	R	ER	SO	BB	IBB	HBP	BLK	WP	HR	S	P	ERA	WHIP

Batter	1	2	3	4	5	6	7	8	9	AB	R	H	RBI	BB	SO	LOB
Mickey Rivers, L (1, 8) OBP: 0.334, SLG: 0.398	G3		F6			4-3		1B	FC6-4 BB	4	1	1	0	1	0	0
Bump Wills, S (1, 4) OBP: 0.318, SLG: 0.348	4-3		4-3			4-3		1-3	FC6-4	5	1	1	0	0	0	1
Al Oliver, L (1, 7) OBP: 0.341, SLG: 0.424	6-3		6-3				FC3-6 2B	1-3		4	1	1	0	0	0	2
Buddy Bell, R (1, 5) OBP: 0.379, SLG: 0.515		K2-3	E5				FC3-6 BB	K		3	0	0	0	1	2	2
Rusty Staub, L (1, 10) OBP: 0.397, SLG: 0.484		4-3	F8				FC3-6	BB		4	1	1	2	0	0	3
Pat Putnam, L (1, 3) OBP: 0.346, SLG: 0.438		K		4-3			SF8	BB		3	1	1	1	1	1	0
Johnny Grubb, L (1, 9) OBP: 0.387, SLG: 0.420			4-3 3B	F8			SF8	5-3		2	1	1	0	0	0	0
Bill Sample, R (7, PH) OBP: 0.330, SLG: 0.294										1	0	1	0	0	0	0
Dave Roberts, R (7, 6) OBP: 0.339, SLG: 0.443										1	0	0	0	0	0	2
Jim Sundberg, R (1, 2) OBP: 0.331, SLG: 0.379			4-3		5-3				5-3	4	0	1	2	0	0	0
Pepe Frias, R (1, 6) OBP: 0.270, SLG: 0.295			5-3			5-3	SF8		F8	2	0	0	0	0	0	0
Jim Norris, L (7, PH) OBP: 0.315, SLG: 0.252 (7, 9)										1	0	0	1	0	0	0

TOP

Texas Rangers @ Chicago White Sox

Comiskey Park, Chicago, IL

Fri Jul 25 1980, 8:05 PM EDT

Att. 22,491 - Unknown - 84 F

livebaseballscorecards.com

AB	34
R	6
H	8
RBI	6
BB	3
SO	3
LOB	10

Inning Stats	1	2	3	4	5	6	7	8	9
	R: 0 E: 0 K: 0 S: 3	R: 0 E: 0 K: 2 S: 7	R: 1 E: 0 K: 0 S: 4	R: 0 E: 1 K: 0 S: 4	R: 0 E: 0 K: 0 S: 3	R: 0 E: 0 K: 0 S: 3	R: 3 E: 0 K: 0 S: 6	R: 2 E: 0 K: 1 S: 8	R: 0 E: 0 K: 0 S: 3
	H: 0 LOB: 0 BB: 0 P: 3	H: 0 LOB: 0 BB: 0 P: 7	H: 1 LOB: 0 BB: 0 P: 4	H: 0 LOB: 1 BB: 0 P: 4	H: 0 LOB: 0 BB: 0 P: 3	H: 0 LOB: 0 BB: 0 P: 3	H: 4 LOB: 2 BB: 1 P: 10	H: 3 LOB: 2 BB: 1 P: 12	H: 0 LOB: 1 BB: 1 P: 7

| | | | | | | | | | |

Batter	1	2	3	4	5	6	7	8	9	AB	R	H	RBI	BB	SO	LOB
Bob Molinaro, L (1, 10) OBP: 0.352, SLG: 0.409	x 0-0 ① P3	x 0-0 ③ 4-3		x 0-0 ③ 4-3			4-0 G5-4-3 IBB			3	0	0	0	1	0	2
Jim Morrison, R (1, 4) OBP: 0.313, SLG: 0.407	BBBB 4-0 G5-4-3 BB		x 0-0 1B		x 0-0 ① 4-3		x 0-0 ②③ G5-4-3 1-2f			3	0	1	0	1	0	2
Lamar Johnson, R (1, 3) OBP: 0.329, SLG: 0.441	x 0-0 ②③ G5-4-3 1-2f		x 0-0 ① F8		SSS 0-3 ② K			BBBB 4-0 G4-6-3 BB		3	0	0	0	1	1	2
Wayne Nordhagen, R (1, 7) OBP: 0.306, SLG: 0.496		x 0-0 1B 2B	x 0-0 ② F4		x 0-0 ③ 6-3			x 0-0 ①② G4-6-3 1-2f		4	1	1	0	0	0	2
Chet Lemon, R (1, 8) OBP: 0.357, SLG: 0.418		x 0-0 G4-6-3 2-H 1B	x 0-0 ③ F9			x 0-0 ① F6		x 0-0 ③ F8		4	0	1	1	0	0	1
Harold Baines, L (1, 9) OBP: 0.275, SLG: 0.399		x 0-0 ①② G4-6-3 1-2f		x 0-0 3B 1B		x 0-0 ② F7			SSS 0-3 ① K	4	1	1	0	0	1	1
Kevin Bell, R (1, 5) OBP: 0.312, SLG: 0.256 Mike Squires, L (9, PH) OBP: 0.348, SLG: 0.349		x 0-0 E 2B 1B		x 0-0 ① F7		SSS 0-3 ③ K			x 0-0 ② F8	3 1	1 0	1 0	0 0	1 0	1 0	1 0
Ricky Seilheimer, L (1, 2) OBP: 0.286, SLG: 0.394		x 0-0 E3 1-3 2B		x 0-0 1-H 3B			BBBB 4-0 SH5-4 BB		SSS 0-3 ③ K	3	1	1	1	1	1	1
Greg Pryor, R (1, 6) OBP: 0.286, SLG: 0.362		x 0-0 2-H 3-H 2B		x 0-0 ② 5-3			x 0-0 ① SH5-4 1-2			2	0	1	2	0	0	1
Inning Stats	R: 0 E: 0 K: 0 S: 2 H: 0 LOB: 0 BB: 1 P: 6	R: 3 E: 1 K: 0 S: 7 H: 4 LOB: 1 BB: 0 P: 7	R: 0 E: 0 K: 0 S: 4 H: 1 LOB: 1 BB: 0 P: 4	R: 1 E: 0 K: 0 S: 5 H: 2 LOB: 1 BB: 0 P: 5	R: 0 E: 0 K: 1 S: 5 H: 0 LOB: 0 BB: 0 P: 5	R: 0 E: 0 K: 1 S: 5 H: 0 LOB: 0 BB: 0 P: 5	R: 0 E: 0 K: 0 S: 2 H: 0 LOB: 1 BB: 2 P: 10	R: 0 E: 0 K: 0 S: 2 H: 0 LOB: 0 BB: 1 P: 6	R: 0 E: 0 K: 2 S: 7 H: 0 LOB: 0 BB: 0 P: 7	1B: 4 2B: 2 3B: 1 HR: 0	SF: 0 SAC: 1 DP: 4 HBP: 0						

PITCHER		IP	WLS	BF	H	R	ER	SO	BB	IBB	HBP	BLK	WP	HR	S	P	ERA	WHIP
Steve Comer, R ERA: 7.99	(1, 1)	3.1		17	7	4	2	0	1	0	0	0	0	0	16	20	5.40	2.400
Jim Kern, R ERA: 5.18	(4, 1)	5.2	W	18	0	0	0	4	2	1	0	0	0	0	23	35	0.00	0.353

PITCHER	IP	WLS	BF	H	R	ER	SO	BB	IBB	HBP	BLK	WP	HR	S	P	ERA	WHIP

BOTTOM

Texas Rangers @ Chicago White Sox

Comiskey Park, Chicago, IL

Fri Jul 25 1980, 8:05 PM EDT

Att. 22,491 - Unknown - 84 F

livebaseballscorecards.com

AB	30
R	4
H	7
RBI	4
BB	4
SO	4
LOB	13

1B: 4	SF: 0	WP: 0	PA: 35
2B: 2	SAC: 1	PB: 0	
3B: 1	DP: 4	SB: 0	
HR: 0	HBP: 0	CS: 0	

Batter	1	2	3	4	5	6	7	8	9	AB	R	H	RBI	BB	SO	LOB
Mickey Rivers, L (1, 8) OBP: 0.335, SLG: 0.398	G4-6-3 1B		4-3		SH5-3 E 1B		4-3		F9	5	1	2	0	0	0	1
Bump Wills, S (1, 4) OBP: 0.315, SLG: 0.346	K		6-3		SH5-3 1-2		6-3			3	0	0	0	0	1	1
Al Oliver, L (1, 7) OBP: 0.337, SLG: 0.420	G4-6-3 1-2f			6-3	F8			G3		4	0	0	0	0	0	2
Buddy Bell, R (1, 5) OBP: 0.381, SLG: 0.515		F8		2B 1B	E4 2-H 1B			6-3		4	1	2	0	0	0	0
Rusty Staub, L (1, 10) OBP: 0.404, SLG: 0.495		2B 1B		4-3 1-H E 2B	F7			S 1B		4	1	3	1	0	0	1
Jim Norris, L (8, PR) OBP: 0.315, SLG: 0.252										0	0	0	0	0	0	0
Pat Putnam, L (1, 3) OBP: 0.345, SLG: 0.439		1-3 2B		4-3 2-3		F4		4-3 1-2		4	0	1	0	0	0	2
Johnny Grubb, L (1, 9) OBP: 0.383, SLG: 0.410		K		BBB E BB		F8			K	3	0	0	0	1	2	2
Jim Sundberg, R (1, 2) OBP: 0.327, SLG: 0.374		K		E6 1-2 3-H		F7			6-3	4	0	0	0	0	1	3
Pepe Frias, R (1, 6) OBP: 0.269, SLG: 0.293			F4	K			6-3		1B	4	0	1	0	0	1	2
Inning Stats	R: 0 E: 0 K: 1 S: 5 H: 1 LOB: 0 BB: 0 P: 5	R: 0 E: 0 K: 2 S: 9 H: 2 LOB: 2 BB: 0 P: 9	R: 0 E: 0 K: 0 S: 3 H: 0 LOB: 0 BB: 0 P: 3	R: 2 E: 1 K: 1 S: 8 H: 2 LOB: 2 BB: 1 P: 12	R: 1 E: 1 K: 0 S: 5 H: 2 LOB: 1 BB: 0 P: 5	R: 0 E: 0 K: 0 S: 3 H: 0 LOB: 0 BB: 0 P: 3	R: 0 E: 0 K: 0 S: 3 H: 0 LOB: 0 BB: 0 P: 3	R: 0 E: 0 K: 0 S: 4 H: 1 LOB: 2 BB: 0 P: 4	R: 0 E: 0 K: 1 S: 6 H: 1 LOB: 1 BB: 0 P: 6	1B: 7 2B: 2 3B: 0 HR: 0 SF: 0 SAC: 1 DP: 1 HBP: 0	WP: 0 PB: 0 SB: 1 CS: 0 PA: 37					

PITCHER	IP	WLS	BF	H	R	ER	SO	BB	IBB	HBP	BLK	WP	HR	S	P	ERA	WHIP
LaMarr Hoyt, R (1, 1) ERA: 3.62	9.0	W	37	9	3	1	5	1	0	0	0	0	0	46	50	1.00	1.111

PITCHER	IP	WLS	BF	H	R	ER	SO	BB	IBB	HBP	BLK	WP	HR	S	P	ERA	WHIP

TOP

Texas Rangers @ Chicago White Sox

Comiskey Park, Chicago, IL

Sat Jul 26 1980, 8:05 PM EDT

Unknown - 71 F

livebaseballscorecards.com

AB	35
R	3
H	9
RBI	1
BB	1
SO	5
LOB	14

Batter	1	2	3	4	5	6	7	8	9	AB	R	H	RBI	BB	SO	LOB
Mike Squires, L (1, 3) OBP: 0.352, SLG: 0.354	1B 1B 1B		F6 ①		WP BB 1B		G3 ②			4	1	2	0	0	0	0
Jim Morrison, R (1, 4) OBP: 0.317, SLG: 0.409	1B 1B 1B 1-3		1B		BBBB 4-0 WP BB 1-2		F7 ③			3	1	2	0	1	0	0
Bob Molinaro, L (1, 7) OBP: 0.354, SLG: 0.408	FC5-4 1B 1B 1-3 3-H		P3 ②		BBBB 4-0 BB 1-2 2-3			F2 ①		3	0	1	1	1	0	1
Lamar Johnson, R (1, 10) OBP: 0.328, SLG: 0.439	FC5-4 1B 1-2 3-H		3-1 ③		F8 ③			F8 ②		4	0	1	1	0	0	4
Chet Lemon, R (1, 8) OBP: 0.353, SLG: 0.413	FC5-4 ① G4-6-3 1-2f 2-3			F4 ①		6-3 ①		5-3 ③		4	0	0	0	0	0	2
Harold Baines, L (1, 9) OBP: 0.275, SLG: 0.407	G4-6-3 ② ③ 1-2f			F6 ②		4-3 ②			HR	4	1	1	1	0	0	2
Kevin Bell, R (1, 5) OBP: 0.305, SLG: 0.250		F7 ①		SSS 0-3 K ③		4-3 ③				3	0	0	0	0	1	0
Ricky Seilheimer, L (1, 2) OBP: 0.316, SLG: 0.486		BBBB 4-0 G1-6-3 BB			F7 ①		HR			2	1	1	1	1	0	0
Greg Pryor, R (1, 6) OBP: 0.283, SLG: 0.357		G1-6-3 ② ③ 1-2f			P3 ②		F8 ①			3	0	0	0	0	0	1
Inning Stats	R: 2 E: 0 K: 0 S: 6 H: 4 LOB: 1 BB: 0 P: 6	R: 0 E: 0 K: 0 S: 2 H: 0 LOB: 0 BB: 1 P: 6	R: 0 E: 0 K: 0 S: 4 H: 1 LOB: 1 BB: 0 P: 4	R: 0 E: 0 K: 1 S: 5 H: 0 LOB: 0 BB: 0 P: 5	R: 0 E: 0 K: 0 S: 4 H: 1 LOB: 3 BB: 2 P: 12	R: 0 E: 0 K: 0 S: 3 H: 0 LOB: 0 BB: 0 P: 3	R: 1 E: 0 K: 0 S: 4 H: 1 LOB: 0 BB: 0 P: 4	R: 0 E: 0 K: 0 S: 3 H: 0 LOB: 0 BB: 0 P: 3	R: 1 E: 0 K: 0 S: 1 H: 1 LOB: 0 BB: 0 P: 1	1B: 6 2B: 0 3B: 0 HR: 2	SF: 0 SAC: 0 DP: 2 HBP: 0						

PITCHER	IP	WLS	BF	H	R	ER	SO	BB	IBB	HBP	BLK	WP	HR	S	P	ERA	WHIP
Fergie Jenkins, R (1, 1) ERA: 3.49	8.0	L	33	8	4	4	1	3	0	0	0	1	2	32	44	4.50	1.375

PITCHER	IP	WLS	BF	H	R	ER	SO	BB	IBB	HBP	BLK	WP	HR	S	P	ERA	WHIP

BOTTOM

Texas Rangers @ Chicago White Sox

Comiskey Park, Chicago, IL

Sat Jul 26 1980, 8:05 PM EDT

Unknown - 71 F

livebaseballscorecards.com

AB	30
R	4
H	8
RBI	4
BB	3
SO	1
LOB	10

1B: 6	SF: 0	WP: 1	PA: 33
2B: 0	SAC: 0	PB: 0	
3B: 0	DP: 2	SB: 0	
HR: 2	HBP: 0	CS: 0	

Batter	1	2	3	4	5	6	7	8	9	AB	R	H	RBI	BB	SO	LOB
Mickey Rivers, L (1, 8) OBP: 0.337, SLG: 0.400	0-0 SH1-3 1B 1B	0-0 FC5-4 1-3 1B			0-0 ② 4-3					3	1	2	0	0	0	0
Bump Wills, S (1, 4) OBP: 0.314, SLG: 0.344	0-0 ① SH1-3 1-2	0-0 ③ FC5-4 1-2f			0-0 ③ 6-3					2	0	0	0	0	0	2
Al Oliver, L (1, 10) OBP: 0.335, SLG: 0.416	0-0 ② 5-3		0-0 ① F7			0-0 ① 1-6-3				3	0	0	0	0	0	1
Buddy Bell, R (1, 5) OBP: 0.383, SLG: 0.517	0-0 1B 2-H 1B		0-0 ② 4-3			0-0 L6-4 BB 1B				3	0	2	1	0	0	0
John Ellis, R (1, 3) OBP: 0.317, SLG: 0.300	0-0 1-2 1B		0-0 ③ 6-3			B B B B 4-0 1-2 BB				2	0	1	0	1	0	0
Rusty Staub, L (1, 9) OBP: 0.398, SLG: 0.487	S S S 0-3 ③ K			0-0 ① P3		0-0 ② ③ L6-4 2-3				3	0	0	0	0	1	4
Bill Sample, R (1, 7) OBP: 0.324, SLG: 0.287		0-0 ① 5-3		0-0 ② 6-3						2	0	0	0	0	0	0
Dave Roberts, R (1, 2) OBP: 0.342, SLG: 0.444		0-0 FC3-6 1B		0-0 ③ F8						2	0	1	0	0	0	0
Pepe Frias, R (1, 6) OBP: 0.264, SLG: 0.288		0-0 ② FC3-6 1B 1-2f			S S S 0-3 ① K					2	0	0	0	0	1	1
Inning Stats	R: 1 E: 0 K: 1 S: 8 H: 3 LOB: 2 BB: 0 P: 8	R: 0 E: 0 K: 0 S: 5 H: 2 LOB: 2 BB: 0 P: 5	R: 0 E: 0 K: 0 S: 3 H: 0 LOB: 0 BB: 0 P: 3	R: 0 E: 0 K: 0 S: 3 H: 0 LOB: 0 BB: 0 P: 3	R: 0 E: 0 K: 1 S: 5 H: 0 LOB: 0 BB: 0 P: 5	R: 0 E: 0 K: 0 S: 3 H: 1 LOB: 1 BB: 1 P: 7				1B: 6 2B: 1 3B: 0 HR: 0	SF: 0 SAC: 1 DP: 1 HBP: 0						

PITCHER	IP	WLS	BF	H	R	ER	SO	BB	IBB	HBP	BLK	WP	HR	S	P	ERA	WHIP
Britt Burns, L (1, 1) ERA: 2.6	6.0		24	6	1	1	2	1	0	0	0	0	0	27	31	1.50	1.167

PITCHER	IP	WLS	BF	H	R	ER	SO	BB	IBB	HBP	BLK	WP	HR	S	P	ERA	WHIP

TOP

Texas Rangers @ Chicago White Sox

Comiskey Park, Chicago, IL

Sat Jul 26 1980, 8:05 PM EDT

Att. 21,503 - Unknown

livebaseballscorecards.com

AB	22
R	1
H	6
RBI	1
BB	1
SO	2
LOB	8

WP: 0 PA: 24
PB: 0
SB: 0
CS: 0

Batter	1	2	3	4	5	6	7	8	9	AB	R	H	RBI	BB	SO	LOB
Mike Squires, L (1, 3) OBP: 0.358, SLG: 0.361	1-3 1B		1B 1-2 1B		K					3	0	2	0	0	1	0
Jim Morrison, R (1, 4) OBP: 0.317, SLG: 0.409	1-3 1-2		K			S 1B				3	0	1	0	0	1	3
Bob Molinaro, L (1, 7) OBP: 0.363, SLG: 0.410	G5-4-3 HBP		1-3 2-H 1B			1-2 HBP				1	0	1	1	0	0	0
Lamar Johnson, R (1, 10) OBP: 0.326, SLG: 0.436	G5-4-3 1-2f		F9							2	0	0	0	0	0	3
Chet Lemon, R (1, 8) OBP: 0.351, SLG: 0.410		F7		L5						2	0	0	0	0	0	0
Harold Baines, L (1, 9) OBP: 0.277, SLG: 0.408		1B		1-3						2	0	1	0	0	0	0
Kevin Bell, R (1, 5) OBP: 0.301, SLG: 0.246		K		5-3						2	0	0	0	0	1	1
Ricky Seilheimer, L (1, 2) OBP: 0.300, SLG: 0.459		G3			F9					2	0	0	0	0	0	1
Greg Pryor, R (1, 6) OBP: 0.285, SLG: 0.356			BB 1B 1B		1-3					1	1	0	0	1	0	0
Inning Stats	R: 0 E: 0 K: 0 S: 3 H: 1 LOB: 1 BB: 0 P: 4	R: 0 E: 0 K: 1 S: 6 H: 1 LOB: 1 BB: 0 P: 6	R: 1 E: 0 K: 1 S: 6 H: 2 LOB: 1 BB: 1 P: 10	R: 0 E: 0 K: 0 S: 3 H: 0 LOB: 0 BB: 0 P: 3	R: 0 E: 0 K: 1 S: 5 H: 0 LOB: 0 BB: 0 P: 5	R: 0 E: 0 K: 0 S: 1 H: 1 LOB: 2 BB: 0 P: 2				1B: 5 2B: 0 3B: 0 HR: 0 SF: 0 SAC: 0 DP: 1 HBP: 2						

PITCHER	IP	WLS	BF	H	R	ER	SO	BB	IBB	HBP	BLK	WP	HR	S	P	ERA	WHIP
Gaylord Perry, R (1, 1) ERA: 3.34	5.0		21	5	1	1	3	1	0	2	0	0	0	24	30	1.80	1.200

PITCHER	IP	WLS	BF	H	R	ER	SO	BB	IBB	HBP	BLK	WP	HR	S	P	ERA	WHIP

BOTTOM

Texas Rangers @ Chicago White Sox

Comiskey Park, Chicago, IL

Sat Jul 26 1980, 8:05 PM EDT

Att. 21,503 - Unknown

livebaseballscorecards.com

AB	18
R	1
H	5
RBI	1
BB	1
SO	3
LOB	8

WP: 0 PA: 21
PB: 0
SB: 1
CS: 0

Texas Rangers @ Chicago White Sox

Comiskey Park, Chicago, IL

Sun Jul 27 1980, 4:33 AM EDT

Unknown - 69 F

TOP

livebaseballscorecards.com

Batter	1	2	3	4	5	6	7	8	9	AB	R	H	RBI	BB	SO	LOB
Mickey Rivers, L (1, 8) OBP: 0.333, SLG: 0.395	1-3		3-1		FC S 1B 1-2		G3		F5	5	1	0	0	0	0	1
Bump Wills, S (1, 4) OBP: 0.315, SLG: 0.344	6-3		SH5-3 1B		F8 2-3		1B 1B		F8	5	0	2	0	0	0	2
Al Oliver, L (1, 7) OBP: 0.341, SLG: 0.425	2B		SH5-3 1-2		1B 1-H 3-H 1B		1-3 1B		1B	4	0	4	2	0	0	0
Buddy Bell, R (1, 5) OBP: 0.381, SLG: 0.511	F8		F9		1-2 1B		F9		G3	5	0	1	0	0	0	5
John Ellis, R (1, 10) OBP: 0.307, SLG: 0.289		6-3		5-3	F8			5-3		4	0	0	0	0	0	2
Bill Sample, R (1, 9) OBP: 0.321, SLG: 0.286		WP FC4-2 1B		F7		F7		F4		4	0	1	0	0	0	0
Pat Putnam, L (1, 3) OBP: 0.341, SLG: 0.433		FC4-2 1B 1-H		6-3		F4		PB 1B BB		3	0	0	0	0	0	1
Richie Zisk, R (8, PH) OBP: 0.340, SLG: 0.467										0	0	0	0	1	0	0
Jim Norris, L (8, PR) OBP: 0.315, SLG: 0.252 (8, 3)										0	0	0	0	0	0	0
Jim Sundberg, R (1, 2) OBP: 0.332, SLG: 0.379		1-3 1B			F8 FC 1B 1B	L5		1-2 PB 1B		4	1	3	0	0	0	0
Dave Roberts, R (1, 6) OBP: 0.330, SLG: 0.427		F8			F9		F6	1-2 2-3 6-3		4	0	0	0	0	0	5
Inning Stats	R: 0 E: 0 K: 0 S: 4 H: 1 LOB: 1 BB: 0 P: 4	R: 0 E: 0 K: 0 S: 5 H: 2 LOB: 2 BB: 0 P: 5	R: 0 E: 0 K: 0 S: 4 H: 1 LOB: 1 BB: 0 P: 4	R: 0 E: 0 K: 0 S: 3 H: 0 LOB: 0 BB: 0 P: 3	R: 2 E: 0 K: 0 S: 7 H: 3 LOB: 2 BB: 0 P: 7	R: 0 E: 0 K: 0 S: 3 H: 0 LOB: 0 BB: 0 P: 3	R: 0 E: 0 K: 0 S: 5 H: 2 LOB: 2 BB: 0 P: 5	R: 0 E: 0 K: 0 S: 4 H: 1 LOB: 3 BB: 1 P: 8	R: 0 E: 0 K: 0 S: 4 H: 1 LOB: 1 BB: 0 P: 4	1B: 10 2B: 1 3B: 0 HR: 0 SF: 0 SAC: 1 DP: 0 HBP: 0						

	AB	38
	R	2
	H	11
	RBI	2
	BB	1
	SO	0
	LOB	16

WP: 2 PB: 1 SB: 1 CS: 0 PA: 40

PITCHER		IP	WLS	BF	H	R	ER	SO	BB	IBB	HBP	BLK	WP	HR	S	P	ERA	WHIP
Steve Trout, L ERA: 3.41	(1, 1)	8.2	W	39	11	2	2	0	1	0	0	0	1	0	38	42	2.08	1.385
Mike Proly, R ERA: 3.0	(9, 1)	0.1	S	1	0	0	0	0	0	0	0	0	0	0	1	1	0.00	0.000

PITCHER	IP	WLS	BF	H	R	ER	SO	BB	IBB	HBP	BLK	WP	HR	S	P	ERA	WHIP

Batter	1	2	3	4	5	6	7	8	9	AB	R	H	RBI	BB	SO	LOB
Mike Squires, L (1, 3) OBP: 0.349, SLG: 0.350	S S S 0-3 ① K		x 0-0 ② F8			x 0-0 ① F7		x 0-0 ① F9		4	0	0	0	0	1	1
Jim Morrison, R (1, 4) OBP: 0.314, SLG: 0.404	S S S 0-3 ② K		x 0-0 ③ F8			x 0-0 ② F9		x 0-0 ② F4		4	0	0	0	0	1	1
Bob Molinaro, L (1, 7) OBP: 0.362, SLG: 0.414 Chet Lemon, R (8, 8) OBP: 0.353, SLG: 0.410	x 0-0 ③ F9			x 0-0 ① G3		x 0-0 1-H 2B		B B B B 4-0 BB		3 0	0 0	1 0	1 0	0 1	0 0	0 0
Lamar Johnson, R (1, 10) OBP: 0.325, SLG: 0.434		x 0-0 SH5-4 1B SF8 1B		x 0-0 ② 5-3		x 0-0 ③ F8		x 0-0 ③ L6		4	1	1	0	0	0	2
Harold Baines, L (1, 9) OBP: 0.280, SLG: 0.411		x 0-0 SF8 SH5-4 1-2 WP 1B		x 0-0 ③ F8			x 0-0 FC6-4 1B			3	1	2	0	0	0	0
Thad Bosley, L (1, 8) OBP: 0.290, SLG: 0.299 (8, 7)		x 0-0 ① SH5-4 1-2 2-3			S S S 0-3 ① K		x 0-0 ① FC6-4 S 1-2f			2	0	0	0	0	1	1
Kevin Bell, R (1, 5) OBP: 0.295, SLG: 0.242		x 0-0 ② SF8 2-3 3-H			x 0-0 ② 6-3		S S S 0-3 ② K 1-2			2	0	0	1	0	1	1
Ricky Seilheimer, L (1, 2) OBP: 0.302, SLG: 0.436		x 0-0 ③ F7 3-H			x 0-0 ③ F6		I I I 4-0 IBB			2	0	0	0	1	0	0
Greg Pryor, R (1, 6) OBP: 0.285, SLG: 0.355			x 0-0 ① 6-3			x 0-0 2B 1B	x 0-0 ③ F8			3	1	1	0	0	0	2
Inning Stats	R: 0 E: 0 K: 2 S: 7 H: 0 LOB: 0 BB: 0 P: 7	R: 2 E: 0 K: 0 S: 5 H: 2 LOB: 0 BB: 0 P: 5	R: 0 E: 0 K: 0 S: 3 H: 0 LOB: 0 BB: 0 P: 3	R: 0 E: 0 K: 0 S: 3 H: 0 LOB: 0 BB: 0 P: 3	R: 0 E: 0 K: 1 S: 5 H: 0 LOB: 0 BB: 0 P: 5	R: 1 E: 0 K: 0 S: 5 H: 2 LOB: 1 BB: 0 P: 5	R: 0 E: 0 K: 1 S: 6 H: 1 LOB: 2 BB: 1 P: 10	R: 0 E: 0 K: 0 S: 3 H: 0 LOB: 1 BB: 1 P: 7		1B: 4 2B: 1 3B: 0 HR: 0	SF: 1 SAC: 1 DP: 0 HBP: 0					

PITCHER	IP	WLS	BF	H	R	ER	SO	BB	IBB	HBP	BLK	WP	HR	S	P	ERA	WHIP
Doc Medich, R (1, 1) ERA: 3.61	8.0	L	31	5	3	3	4	1	1	0	0	1	0	37	45	3.38	0.750

PITCHER	IP	WLS	BF	H	R	ER	SO	BB	IBB	HBP	BLK	WP	HR	S	P	ERA	WHIP

BOTTOM

Texas Rangers @ Chicago White Sox

Comiskey Park, Chicago, IL

Sun Jul 27 1980, 4:33 AM EDT

Unknown - 69 F

livebaseballscorecards.com

AB	27
R	3
H	5
RBI	2
BB	2
SO	4
LOB	8

1B: 4 2B: 1 3B: 0 HR: 0 SF: 1 SAC: 1 DP: 0 HBP: 0

WP: 1 PB: 0 SB: 1 CS: 0 PA: 31

Batter	1	2	3	4	5	6	7	8	9	10	11	12	13	AB	R	H	RBI	BB	SO	LOB
Bill Sample, R (1, 8) (11, 9) OBP: 0.315, SLG: 0.281	FC5-4 1B		6-3		SH3-4 1-2		F8		FC5 1-2 2-3			5-3		5	0	1	0	0	0	2
Bump Wills, S (1, 4) OBP: 0.315, SLG: 0.343	FC5-4 6-3 1-2f		E SF8 1B		3-1 2-3		BBBB BB		L9-2 3-H			L8		5	1	1	0	1	0	5
Al Oliver, L (1, 7) OBP: 0.339, SLG: 0.422	6-3 1-2		SF8 1-H		1B 3-H		G3			K		E4		5	0	1	2	0	1	2
Buddy Bell, R (1, 5) OBP: 0.380, SLG: 0.508	K		1B		K			1B		K		K		6	0	2	0	0	4	3
John Ellis, R (1, 10) OBP: 0.308, SLG: 0.308		6-3	5-3		1B 3B			3-1		F8			FC4-6 BB	3	1	1	0	0	0	1
Johnny Grubb, L (8, PH) OBP: 0.382, SLG: 0.403														2	0	0	0	1	0	0
Rusty Staub, L (1, 3) OBP: 0.398, SLG: 0.485		3-1		3-1	L6-3 3-H 1B			K			4-3 1B		FC4-6 E S SF8 1-2f	5	0	2	1	0	1	0
Mickey Rivers, L (11, PR) (11, 8) OBP: 0.333, SLG: 0.394														1	1	0	0	0	0	1
Jim Sundberg, R (1, 2) OBP: 0.335, SLG: 0.377		FC5 E 1B		F9	L6-3 1-2				E SH3 L9-2 BB		4-3 1-2		1-3 BB	4	0	1	0	2	0	2
Dave Roberts, R (1, 9) OBP: 0.322, SLG: 0.415		E5 1-2		F2	K				SH3 1-2		P4		SF8 3-H	3	0	0	0	0	1	1
Jim Norris, L (8, 9) (11, 3) OBP: 0.311, SLG: 0.250														1	0	0	1	0	0	2
Pepe Frias, R (1, 6) OBP: 0.268, SLG: 0.285		FC5 2-3f			3-1 SH3-4 1B		K		E BB		5-3		4-3	5	1	1	0	1	1	5

Inning Stats														
	R: 0 E: 0 K: 1 S: 6	H: 1 LOB: 1 BB: 0 P: 6	R: 0 E: 1 K: 0 S: 5	H: 1 LOB: 2 BB: 0 P: 5	R: 1 E: 1 K: 0 S: 5	H: 2 LOB: 1 BB: 0 P: 5	R: 0 E: 0 K: 0 S: 3	H: 0 LOB: 0 BB: 0 P: 3	R: 1 E: 0 K: 1 S: 7	H: 2 LOB: 1 BB: 0 P: 7	R: 1 E: 0 K: 1 S: 6	H: 2 LOB: 0 BB: 0 P: 6	R: 0 E: 0 K: 1 S: 5	H: 0 LOB: 1 BB: 1 P: 9
	R: 0 E: 0 K: 1 S: 5	H: 0 LOB: 1 BB: 1 P: 9	R: 0 E: 0 K: 1 S: 5	H: 1 LOB: 0 BB: 0 P: 5	R: 0 E: 1 K: 0 S: 3	H: 0 LOB: 2 BB: 2 P: 11	R: 0 E: 0 K: 2 S: 7	H: 0 LOB: 0 BB: 0 P: 7	R: 0 E: 0 K: 0 S: 4	H: 1 LOB: 2 BB: 0 P: 4	R: 0 E: 1 K: 1 S: 6	H: 0 LOB: 1 BB: 0 P: 6	R: 1 E: 0 K: 0 S: 3	H: 0 LOB: 1 BB: 2 P: 11

PITCHER		IP	WLS	BF	H	R	ER	SO	BB	IBB	HBP	BLK	WP	HR	S	P	ERA	WHIP
Rich Wortham, L ERA: 5.73	(1, 1)	5.0		24	8	3	2	2	0	0	0	0	0	0	28	28	3.60	1.600
Dewey Robinson, R ERA:	(6, 1)	4.0		14	1	0	0	3	3	0	0	0	0	0	17	29	0.00	1.000
Guy Hoffman, L ERA: 2.7	(10, 1)	1.2		6	1	0	0	2	0	0	0	0	0	0	10	10	0.00	0.600
Mike Proly, R ERA: 2.92	(11, 1)	2.1	L	10	0	1	0	1	2	0	0	0	0	0	10	18	0.00	0.857

PITCHER	IP	WLS	BF	H	R	ER	SO	BB	IBB	HBP	BLK	WP	HR	S	P	ERA	WHIP

TOP

Texas Rangers @ Chicago White Sox

Comiskey Park, Chicago, IL

Sun Jul 27 1980, 4:38 AM EDT

Att. 12,364 - Unknown

livebaseballscorecards.com

AB	45
R	4
H	10
RBI	4
BB	5
SO	8
LOB	24

1B: 9	SF: 2	WP: 0	PA: 54
2B: 2	SAC: 2	PB: 0	
3B: 1	DP: 2	SB: 1	
HR: 0	HBP: 0	CS: 0	

Batter	1	2	3	4	5	6	7	8	9	10	11	12	13	AB	R	H	RBI	BB	SO	LOB
Jim Morrison, R (1, 4) OBP: 0.314, SLG: 0.402	K		6-3			L6		1B		P5		BB 1-2		5	0	1	0	1	1	2
Kevin Bell, R (1, 5) OBP: 0.283, SLG: 0.231	F8		F7			F8		K		5-3		K		6	0	0	0	0	2	5
Lamar Johnson, R (1, 3) OBP: 0.323, SLG: 0.429	6-3			6-3			F7	F4			PB SH5-4 1B	K 2-3		6	0	1	0	0	1	3
Wayne Nordhagen, R (1, 7) OBP: 0.309, SLG: 0.511 Thad Bosley, L (9, PR) (10, 7) OBP: 0.295, SLG: 0.304		5-3		5-3			HR	1B SF9 2B			SH5-4 1-2		G5-4-3 1B	4 1	1 1	2 1	1 0	0 0	0 0	0 0
Chet Lemon, R (1, 8) OBP: 0.358, SLG: 0.413		CS 1B		6-3			WP BB 1B		1 2-3 1B		PB IBB		G5-4-3 1-2f	5	0	3	0	1	0	1
Ron Pruitt, R (1, 10) OBP: 0.297, SLG: 0.313 Randy Johnson, L (7, PH) OBP: 0.333, SLG: 0.214		P4 1-2			L5		WP BB 1-2		SF9 3-H		K 1-2 2-3		1B	2 2	0 0	0 1	0 1	0 1	0 1	1 2
Greg Pryor, R (1, 6) OBP: 0.287, SLG: 0.361 Bob Molinaro, L (7, PH) OBP: 0.362, SLG: 0.414 Todd Cruz, R (7, PH) OBP: 0.310, SLG: 0.350 (8, 6)			E7 WP 2B		K		K 1-2 2-3		K		BB		P6	2 0 3	1 0 0	1 0 0	0 0 1	0 0 2	1 0 4	0 0
Harold Baines, L (1, 9) OBP: 0.279, SLG: 0.407			K SH1-4 3-H		K		4-3			WP 1B	K			5	0	1	0	0	3	5
Bruce Kimm, R (1, 2) OBP: 0.308, SLG: 0.313 Mike Squires, L (12, PR) OBP: 0.349, SLG: 0.350 Ricky Seilheimer, L (13, 2) OBP: 0.302, SLG: 0.436			SH1-4 1-2			L6		K		B3 1-2		CS BB 1B		4 0 0	0 0 0	1 0 0	0 0 0	0 0 0	1 0 0	1 0 0
Inning Stats	R: 0 E: 0 K: 1 S: 5 H: 0 LOB: 0 BB: 0 P: 5	R: 0 E: 0 K: 0 S: 3 H: 1 LOB: 0 BB: 0 P: 3	R: 1 E: 1 K: 1 S: 7 H: 1 LOB: 1 BB: 0 P: 7	R: 0 E: 0 K: 0 S: 3 H: 0 LOB: 0 BB: 0 P: 3	R: 0 E: 0 K: 2 S: 7 H: 0 LOB: 0 BB: 0 P: 7	R: 0 E: 0 K: 0 S: 3 H: 0 LOB: 0 BB: 0 P: 3	R: 1 E: 0 K: 1 S: 7 H: 2 LOB: 2 BB: 1 P: 11	R: 0 E: 0 K: 2 S: 8 H: 1 LOB: 1 BB: 0 P: 8	R: 1 E: 0 K: 1 S: 6 H: 2 LOB: 1 BB: 0 P: 6	R: 0 E: 0 K: 0 S: 4 H: 1 LOB: 1 BB: 0 P: 4	R: 0 E: 0 K: 2 S: 8 H: 1 LOB: 3 BB: 2 P: 16	R: 0 E: 0 K: 2 S: 7 H: 1 LOB: 2 BB: 1 P: 11	R: 0 E: 0 K: 0 S: 4 H: 2 LOB: 1 BB: 0 P: 4	1B: 9 2B: 3 3B: 0 HR: 1	SF: 1 SAC: 2 DP: 2 HBP: 0	WP: 3 PB: 1 SB: 0 CS: 2	PA: 52				

PITCHER		IP	WLS	BF	H	R	ER	SO	BB	IBB	HBP	BLK	WP	HR	S	P	ERA	WHIP
Jon Matlack, L ERA: 3.44	(1, 1)	6.1		22	3	2	2	4	0	0	0	0	1	1	30	30	2.84	0.474
Danny Darwin, R ERA: 2.35	(7, 1)	0.0		2	1	0	0	0	1	0	0	0	0	0	1	5	∞	∞
John Henry Johnson, L ERA: 3.27	(7, 1)	1.2		7	2	1	1	3	0	0	0	0	1	0	13	13	5.40	1.200
Jim Kern, R ERA: 5.01	(9, 1)	2.0		7	2	0	0	1	0	0	0	0	1	0	9	9	0.00	1.000
Charlie Hough, R ERA: 5.7	(11, 1)	3.0	W	14	4	0	0	4	2	1	0	0	0	0	19	31	0.00	2.000

PITCHER		IP	WLS	BF	H	R	ER	SO	BB	IBB	HBP	BLK	WP	HR	S	P	ERA	WHIP

BOTTOM

Texas Rangers @ Chicago White Sox

Comiskey Park, Chicago, IL

Sun Jul 27 1980, 4:38 AM EDT

Att. 12,364 - Unknown

livebaseballscorecards.com

AB	45
R	3
H	12
RBI	2
BB	4
SO	12
LOB	24

Batter	1	2	3	4	5	6	7	8	9	AB	R	H	RBI	BB	SO	LOB
Paul Molitor, R (1, 4) OBP: 0.409, SLG: 0.480	P2		K			6-3		CS 1B	SF9 1-3 2-H	4	0	1	1	0	1	1
Robin Yount, R (1, 6) OBP: 0.329, SLG: 0.543	F9		5-3			1-3		1-2 S 1B	1B 3-H 1B	5	1	2	1	0	0	0
Cecil Cooper, L (1, 3) OBP: 0.379, SLG: 0.511	L1		HR			FC5-4 HBP		1-2 1B 2B IBB	1-3 1B	3	2	2	1	1	0	0
Gorman Thomas, R (1, 8) OBP: 0.302, SLG: 0.478		6-3	K			FC5-4 1-2f		1-3 2-H 2B 1B	1-3	5	1	1	1	0	1	3
Ben Oglivie, L (1, 7) OBP: 0.385, SLG: 0.593		G3	HR				F7 SH3-4 1B	1-H 3-H 2B		4	1	3	3	0	0	0
Sixto Lezcano, R (1, 9) OBP: 0.282, SLG: 0.397		1-3	F7				SH3-4 1-2	K		3	0	0	0	0	1	1
Don Money, R (1, 10) OBP: 0.338, SLG: 0.512			5-3		F7		F7 2-3		5-3	4	0	0	0	0	0	1
Jim Gantner, L (1, 5) OBP: 0.315, SLG: 0.328			S HBP		3-1		B4-3		S BB SF9 1B	3	1	1	0	0	0	1
Buck Martinez, R (1, 2) OBP: 0.259, SLG: 0.287			5-3 1-2		5-3			5-3	SF9 S 1-2 1B BB	3	1	0	0	1	0	1
Inning Stats	R: 0 E: 0 K: 0 S: 3 H: 0 LOB: 0 BB: 0 P: 3	R: 0 E: 0 K: 0 S: 3 H: 0 LOB: 0 BB: 0 P: 3	R: 0 E: 0 K: 1 S: 5 H: 0 LOB: 1 BB: 0 P: 6	R: 2 E: 0 K: 1 S: 7 H: 2 LOB: 0 BB: 0 P: 7	R: 0 E: 0 K: 0 S: 3 H: 0 LOB: 0 BB: 0 P: 3	R: 0 E: 0 K: 0 S: 3 H: 0 LOB: 1 BB: 0 P: 4	R: 0 E: 0 K: 0 S: 4 H: 1 LOB: 1 BB: 0 P: 4	R: 3 E: 0 K: 1 S: 8 H: 4 LOB: 1 BB: 1 P: 12	R: 2 E: 0 K: 0 S: 6 H: 3 LOB: 2 BB: 1 P: 10	1B: 7 2B: 1 3B: 0 HR: 2 SF: 1 SAC: 1 DP: 0 HBP: 2						

PITCHER		IP	WLS	BF	H	R	ER	SO	BB	IBB	HBP	BLK	WP	HR	S	P	ERA	WHIP
Richard Dotson, R ERA: 4.3	(1, 1)	7.2	L	31	6	5	5	2	0	1	2	0	0	2	32	38	5.87	0.783
Guy Hoffman, L ERA: 3.77	(8, 1)	1.0		8	4	2	2	1	1	0	0	0	0	0	9	13	18.00	5.000
Dewey Robinson, R ERA:	(9, 1)	0.1		1	0	0	0	0	0	0	0	0	0	0	1	1	0.00	0.000

PITCHER	IP	WLS	BF	H	R	ER	SO	BB	IBB	HBP	BLK	WP	HR	S	P	ERA	WHIP

TOP

Milwaukee Brewers @ Chicago White Sox

Comiskey Park, Chicago, IL

Tue Jul 29 1980, 8:05 PM EDT
Att. 31,832 - Unknown - 73 F

livebaseballscorecards.com

AB	34
R	7
H	10
RBI	7
BB	2
SO	3
LOB	8

Batter	1	2	3	4	5	6	7	8	9	AB	R	H	RBI	BB	SO	LOB
Mike Squires, L (1, 3) OBP: 0.353, SLG: 0.355	F7		G6-4-3, 1B		P5			G4-6-3, 1B		4	0	2	0	0	0	1
Jim Morrison, R (1, 4) OBP: 0.311, SLG: 0.397	F7		G6-4-3 1-2f		P4			G4-6-3 1-2f		4	0	0	0	0	0	3
Bob Molinaro, L (1, 7) OBP: 0.360, SLG: 0.411	K			P2		P4			G5-4-3, 1B	4	0	1	0	0	1	0
Lamar Johnson, R (1, 10) OBP: 0.322, SLG: 0.426		P3		BB WP, 1B		1-6-3			G5-4-3 1-2f	3	0	0	0	1	0	1
Chet Lemon, R (1, 8) OBP: 0.357, SLG: 0.420		HR		F7		5-3			P4	4	1	1	1	0	0	1
Harold Baines, L (1, 9) OBP: 0.280, SLG: 0.406		F8		WP, 1B 1-2			F8			3	0	1	0	0	0	0
Kevin Bell, R (1, 5) OBP: 0.284, SLG: 0.227		BB		P4 1-2 2-3			G3			2	0	0	0	1	0	2
Ricky Seilheimer, L (1, 2) OBP: 0.283, SLG: 0.405		F8			L6		K			3	0	0	0	0	1	1
Greg Pryor, R (1, 6) OBP: 0.287, SLG: 0.369			F8		3B			6-3		3	0	1	0	0	0	0
Inning Stats	R: 0 E: 0 K: 1 S: 5 H: 0 LOB: 0 BB: 0 P: 5	R: 1 E: 0 K: 0 S: 4 H: 1 LOB: 1 BB: 1 P: 8	R: 0 E: 0 K: 0 S: 3 H: 1 LOB: 0 BB: 0 P: 3	R: 0 E: 0 K: 0 S: 4 H: 1 LOB: 2 BB: 1 P: 8	R: 0 E: 0 K: 0 S: 4 H: 1 LOB: 1 BB: 0 P: 4	R: 0 E: 0 K: 0 S: 3 H: 0 LOB: 0 BB: 0 P: 3	R: 0 E: 0 K: 1 S: 5 H: 0 LOB: 0 BB: 0 P: 5	R: 0 E: 0 K: 0 S: 3 H: 1 LOB: 0 BB: 0 P: 3	R: 0 E: 0 K: 0 S: 3 H: 1 LOB: 0 BB: 0 P: 3	1B: 4 2B: 0 3B: 1 HR: 1 SF: 0 SAC: 0 DP: 3 HBP: 0						

PITCHER		IP	WLS	BF	H	R	ER	SO	BB	IBB	HBP	BLK	WP	HR	S	P	ERA	WHIP
Moose Haas, R ERA: 2.88	(1, 1)	7.0	W	26	4	1	1	2	2	0	0	0	1	1	28	36	1.29	0.857
Bill Castro, R ERA: 2.98	(8, 1)	2.0		6	2	0	0	0	0	0	0	0	0	0	6	6	0.00	1.000

PITCHER	IP	WLS	BF	H	R	ER	SO	BB	IBB	HBP	BLK	WP	HR	S	P	ERA	WHIP

BOTTOM

Milwaukee Brewers @ Chicago White Sox

Comiskey Park, Chicago, IL

Tue Jul 29 1980, 8:05 PM EDT

Att. 31,832 - Unknown - 73 F

livebaseballscorecards.com

AB	30
R	1
H	6
RBI	1
BB	2
SO	2
LOB	9

Batter	1	2	3	4	5	6	7	8	9	AB	R	H	RBI	BB	SO	LOB
Paul Molitor, R (1, 4) OBP: 0.409, SLG: 0.483	x 0-0 S 2B		x 0-0 ② B5-3		x 0-0 1-H 1B		x 0-0 ① P4		x 0-0 ③ F8	5	0	2	1	0	0	0
Robin Yount, R (1, 6) OBP: 0.326, SLG: 0.537	x 0-0 ① F7		x 0-0 ③ P3		x 0-0 ③ 5-3		x 0-0 ② 6-3			4	0	0	0	0	0	2
Cecil Cooper, L (1, 3) OBP: 0.383, SLG: 0.515	B B B B 4-0 BB			x 0-0 3-1 2B		x 0-0 1B 1B	x 0-0 ③ G3			3	1	2	0	1	0	0
Gorman Thomas, R (1, 8) OBP: 0.299, SLG: 0.473	x 0-0 ② P4 2-3			x 0-0 ① 5-3		x 0-0 ① F7		x 0-0 ① 5-3		4	0	0	0	0	0	4
Ben Oglivie, L (1, 7) OBP: 0.386, SLG: 0.601	S S S 0-3 ③ K			x 0-0 ② 3-1 2-3		x 0-0 1B 3B 1-3 1B		x 0-0 HR		4	2	2	1	0	1	3
Sixto Lezcano, R (1, 9) OBP: 0.285, SLG: 0.399		x 0-0 G4-6-3 1B		x 0-0 ③ F7		x 0-0 3B 1-3 3-H 1B		x 0-0 ② 6-3		4	1	2	1	0	0	1
Don Money, R (1, 10) OBP: 0.332, SLG: 0.502		x 0-0 ① F8			x 0-0 ① P4	x 0-0 ② L6		x 0-0 ③ F8		4	0	0	0	0	0	3
Jim Gantner, L (1, 5) OBP: 0.314, SLG: 0.335		x 0-0 ② ③ G4-6-3 1-2f			x 0-0 ② 6-3	x 0-0 1-H 3-H 3B			x 0-0 ① F7	4	0	1	2	0	0	1
Charlie Moore, R (1, 2) OBP: 0.353, SLG: 0.343			S S S 0-3 ① K		B B B 4-0 S 1B BB	x 0-0 ③ P4			x 0-0 ② F8	3	1	0	0	1	1	1
Inning Stats	R: 0 H: 1 E: 0 LOB: 2 K: 1 BB: 1 S: 6 P: 10	R: 0 H: 1 E: 0 LOB: 0 K: 0 BB: 0 S: 3 P: 3	R: 0 H: 0 E: 0 LOB: 0 K: 1 BB: 0 S: 5 P: 5	R: 0 H: 1 E: 0 LOB: 1 K: 0 BB: 0 S: 4 P: 4	R: 1 H: 1 E: 0 LOB: 1 K: 0 BB: 1 S: 4 P: 8	R: 3 H: 4 E: 0 LOB: 1 K: 0 BB: 0 S: 7 P: 7	R: 0 H: 0 E: 0 LOB: 0 K: 0 BB: 0 S: 3 P: 3	R: 1 H: 1 E: 0 LOB: 0 K: 0 BB: 0 S: 4 P: 4	R: 0 H: 0 E: 0 LOB: 0 K: 0 BB: 0 S: 3 P: 3	1B: 5 SF: 0 2B: 2 SAC: 0 3B: 1 DP: 1 HR: 1 HBP: 0						

PITCHER	IP	WLS	BF	H	R	ER	SO	BB	IBB	HBP	BLK	WP	HR	S	P	ERA	WHIP
LaMarr Hoyt, R (1, 1) ERA: 3.97	8.0	W	34	9	5	5	2	2	0	0	0	0	1	36	44	5.62	1.375
Mike Proly, R (9, 1) ERA: 2.89	1.0	S	3	0	0	0	0	0	0	0	0	0	0	3	3	0.00	0.000

PITCHER	IP	WLS	BF	H	R	ER	SO	BB	IBB	HBP	BLK	WP	HR	S	P	ERA	WHIP

TOP

Milwaukee Brewers @ Chicago White Sox

Comiskey Park, Chicago, IL

Wed Jul 30 1980, 8:05 PM EDT

Att. 13,344 - Unknown - 78 F

livebaseballscorecards.com

AB	35
R	5
H	9
RBI	5
BB	2
SO	2
LOB	15

1B: 5	SF: 0	WP: 0	PA: 37
2B: 2	SAC: 0	PB: 0	
3B: 1	DP: 1	SB: 2	
HR: 1	HBP: 0	CS: 0	

BOTTOM

Milwaukee Brewers @ Chicago White Sox

Comiskey Park, Chicago, IL

Wed Jul 30 1980, 8:05 PM EDT

Att. 13,344 - Unknown - 78 F

Batter	1	2	3	4	5	6	7	8	9	AB	R	H	RBI	BB	SO	LOB
Mike Squires, L (1, 3) OBP: 0.350, SLG: 0.352	4-3			K		HR 1B	F7			4	1	1	0	0	1	1
Jim Morrison, R (1, 4) OBP: 0.316, SLG: 0.411	5-3			WP 2B		HR		2B 1B		4	2	3	3	0	0	0
Bob Molinaro, L (1, 10) OBP: 0.363, SLG: 0.413	L9			P4		CS 1B		SF8		4	1	2	0	0	0	1
Wayne Nordhagen, R (1, 7) OBP: 0.308, SLG: 0.511		6-3		6-3		P2				4	0	1	1	0	0	2
Harold Baines, L (1, 9) OBP: 0.282, SLG: 0.411		4-3			SH5-3 6-3 2B			P6		4	1	2	0	0	0	2
Thad Bosley, L (1, 8) OBP: 0.291, SLG: 0.299 Chet Lemon, R (8, PH) OBP: 0.359, SLG: 0.420 (9, 8)		K			SH5-3	F9		IBB		2 0 0	0 0 0	0 0 0	0 0 0	0 1 0	1 0 0	1
Greg Pryor, R (1, 5) OBP: 0.288, SLG: 0.369 Randy Johnson, L (8, PH) OBP: 0.316, SLG: 0.214 Kevin Bell, R (9, 5) OBP: 0.284, SLG: 0.227			6-3		6-3		SH1-4 1B	SF8		3 0 0	0 0 0	1 0 0	1 0 0	0 0 0	0 0 0	0
Ricky Seilheimer, L (1, 2) OBP: 0.265, SLG: 0.378			4-3		F8		SH1-4	3-1		3	0	0	0	0	0	2
Todd Cruz, R (1, 6) OBP: 0.311, SLG: 0.349			P2			1B HR 1B	F7			3	1	1	0	0	0	1
Inning Stats	R: 0 E: 0 K: 0 S: 3 H: 0 LOB: 0 BB: 0 P: 3	R: 0 E: 0 K: 1 S: 5 H: 0 LOB: 0 BB: 0 P: 5	R: 0 E: 0 K: 0 S: 3 H: 0 LOB: 0 BB: 0 P: 3	R: 0 E: 0 K: 1 S: 6 H: 1 LOB: 1 BB: 0 P: 6	R: 1 E: 0 K: 0 S: 4 H: 1 LOB: 0 BB: 0 P: 4	R: 3 E: 0 K: 0 S: 7 H: 5 LOB: 1 BB: 0 P: 7	R: 0 E: 0 K: 0 S: 4 H: 1 LOB: 1 BB: 0 P: 4	R: 2 E: 0 K: 0 S: 6 H: 3 LOB: 2 BB: 1 P: 10		1B: 7 2B: 3 3B: 0 HR: 1	SF: 1 SAC: 2 DP: 0 HBP: 0						

livebaseballscorecards.com

AB	31
R	6
H	11
RBI	6
BB	1
SO	2
LOB	10

PITCHER		IP	WLS	BF	H	R	ER	SO	BB	IBB	HBP	BLK	WP	HR	S	P	ERA	WHIP
Reggie Cleveland, R ERA: 3.28	(1, 1)	6.0		25	8	4	4	2	0	0	0	0	1	1	29	29	6.00	1.333
Lary Sorensen, R ERA: 4.2	(7, 1)	1.0	L	6	3	2	2	0	0	0	0	0	0	0	6	6	18.00	3.000
Jerry Augustine, L ERA: 4.47	(8, 1)	0.1		2	0	0	0	0	0	1	0	0	0	0	1	5	0.00	0.000
Bill Castro, R ERA: 2.94	(8, 1)	0.2		2	0	0	0	0	0	0	0	0	0	0	2	2	0.00	0.000

PITCHER	IP	WLS	BF	H	R	ER	SO	BB	IBB	HBP	BLK	WP	HR	S	P	ERA	WHIP

Batter	1	2	3	4	5	6	7	8	9	AB	R	H	RBI	BB	SO	LOB
Willie Wilson, S (1, 7) OBP: 0.375, SLG: 0.449	K		2B 1B	1B 1-2			K		F9	5	1	2	0	0	2	2
U L Washington, S (1, 6) OBP: 0.331, SLG: 0.386	1B 2B		6-3 1-H 1B 2B	1-2 2-H 1B			FC4-6 1B		K	5	2	4	2	0	1	2
George Brett, L (1, 5) OBP: 0.450, SLG: 0.671	CS 2-H 1B		6-3 2-3	F5			FC4-6 FC5-4 1-2f			4	0	1	1	0	0	4
Hal McRae, R (1, 10) OBP: 0.348, SLG: 0.491	F9		1B 3-H 1B		F3		FC5-4 1-2f			4	0	1	1	0	0	2
John Wathan, R (1, 3) OBP: 0.378, SLG: 0.410	CS 1-2	P3	1-3 1B		4-3			P4		4	0	1	0	0	0	0
Amos Otis, R (1, 8) OBP: 0.320, SLG: 0.404		F3	K		P4			F8		4	0	0	0	0	1	2
Darrell Porter, L (1, 2) OBP: 0.387, SLG: 0.382		1B	F5		F7			K		4	0	1	0	0	1	0
Clint Hurdle, L (1, 9) OBP: 0.374, SLG: 0.498 Rusty Torres, S (9, PR) (9, 9) OBP: 0.292, SLG: 0.193	K		F9	P4					SH2-4 1B	4 0	0 0	1 0	0 0	0 0	1 0	1 0
Frank White, R (1, 4) OBP: 0.286, SLG: 0.347		F3	1B 1B	F8					SH2-4 1-2	3	1	1	0	0	0	0
Inning Stats	R: 1 E: 0 K: 1 S: 6 H: 2 LOB: 0 BB: 0 P: 6	R: 0 E: 0 K: 1 S: 6 H: 1 LOB: 1 BB: 0 P: 6	R: 2 E: 0 K: 1 S: 9 H: 4 LOB: 2 BB: 0 P: 9	R: 1 E: 0 K: 0 S: 6 H: 3 LOB: 2 BB: 0 P: 6	R: 0 E: 0 K: 0 S: 3 H: 0 LOB: 0 BB: 0 P: 3	R: 0 E: 0 K: 0 S: 3 H: 0 LOB: 0 BB: 0 P: 3	R: 0 E: 0 K: 1 S: 6 H: 1 LOB: 1 BB: 0 P: 6	R: 0 E: 0 K: 1 S: 5 H: 0 LOB: 0 BB: 0 P: 5	R: 0 E: 0 K: 1 S: 6 H: 1 LOB: 2 BB: 0 P: 6	1B: 10 2B: 2 3B: 0 HR: 0 SF: 0 SAC: 1 DP: 0 HBP: 0						

PITCHER	IP	WLS	BF	H	R	ER	SO	BB	IBB	HBP	BLK	WP	HR	S	P	ERA	WHIP
Britt Burns, L (1, 1) ERA: 2.68	9.0	L	38	12	4	4	6	0	0	0	0	0	0	50	50	4.00	1.333

PITCHER	IP	WLS	BF	H	R	ER	SO	BB	IBB	HBP	BLK	WP	HR	S	P	ERA	WHIP

TOP

Kansas City Royals @ Chicago White Sox

Comiskey Park, Chicago, IL

Fri Aug 01 1980, 8:05 PM EDT
Att. 23,316 - Unknown - 88 F

livebaseballscorecards.com

AB	37
R	4
H	12
RBI	4
BB	0
SO	6
LOB	13

WP: 0 PB: 0 SB: 0 CS: 1 PA: 39

BOTTOM

Kansas City Royals @ Chicago White Sox

Comiskey Park, Chicago, IL

Fri Aug 01 1980, 8:05 PM EDT

Att. 23,316 - Unknown - 88 F

livebaseballscorecards.com

Batter	1	2	3	4	5	6	7	8	9	AB	R	H	RBI	BB	SO	LOB
Mike Squires, L (1, 3) OBP: 0.350, SLG: 0.347 Kevin Bell, R (8, PH) OBP: 0.288, SLG: 0.227 Thad Bosley, L (9, 7) OBP: 0.291, SLG: 0.299	S S S 0-3 ① K		x 0-0 ② F8			B B B B 4-0 FC1-6 BB		B B B B 4-0 2B 1-2 BB		2 0 0	0 0 0	0 0 0	0 0 0	1 1 0	1 0 0	0 0 0
Greg Pryor, R (1, 5) OBP: 0.295, SLG: 0.379	x 0-0 HR 1B		x 0-0 1B			x 0-0 ① FC1-6 G6-4-3 1-2f		x 0-0 1-3 2-H 2B		4	1	3	1	0	0	1
Jim Morrison, R (1, 4) OBP: 0.317, SLG: 0.419	x 0-0 1-H HR		x 0-0 ③ L9			x 0-0 ② ③ G6-4-3 1-2f		H 1-0 HBP		3	1	1	2	0	0	2
Lamar Johnson, R (1, 10) OBP: 0.318, SLG: 0.421	x 0-0 ② 1-3			x 0-0 ① 5-3			x 0-0 ① P4	x 0-0 ③ L1		4	0	0	0	0	0	3
Wayne Nordhagen, R (1, 9) OBP: 0.304, SLG: 0.504	x 0-0 ③ F8			x 0-0 ② P3			x 0-0 ② P4		x 0-0 ① 5-3	4	0	0	0	0	0	0
Chet Lemon, R (1, 8) OBP: 0.358, SLG: 0.424		x 0-0 ① 5-3		S S S 0-3 ③ K			x 0-0 ③ F7		x 0-0 3B	4	0	1	0	0	1	0
Ron Pruitt, R (1, 7) OBP: 0.312, SLG: 0.329 Randy Johnson, L (9, 3) OBP: 0.300, SLG: 0.200		x 0-0 ② P3			x 0-0 G5-4-3 1B			x 0-0 BB 2B 1B	x 0-0 ② G3	3 1	1 0	2 0	0 0	0 0	0 0	0 1
Bruce Kimm, R (1, 2) OBP: 0.304, SLG: 0.308 Bob Molinaro, L (9, PH) OBP: 0.361, SLG: 0.411		x 0-0 ③ 5-3			x 0-0 ① ② G5-4-3 1-2f			x 0-0 ① F8	0-3 ③ K	3 1	0 0	0 0	0 0	0 0	0 1	2 1
Todd Cruz, R (1, 6) OBP: 0.306, SLG: 0.343			x 0-0 ① L7		x 0-0 ③ F9			x 0-0 ② F7		3	0	0	0	0	0	1

AB	32
R	3
H	7
RBI	3
BB	2
SO	3
LOB	11

Inning Stats	1	2	3	4	5	6	7	8	9
	R: 2 E: 0 K: 1 S: 7	H: 2 LOB: 0 BB: 0 P: 7	R: 0 E: 0 K: 0 S: 3	H: 0 LOB: 0 BB: 0 P: 3	R: 0 E: 0 K: 0 S: 4	H: 1 LOB: 1 BB: 0 P: 4	R: 0 E: 0 K: 1 S: 5	H: 0 LOB: 0 BB: 0 P: 5	R: 0 E: 0 K: 0 S: 3	H: 1 LOB: 0 BB: 0 P: 3	R: 0 E: 0 K: 0 S: 2	H: 0 LOB: 0 BB: 1 P: 6	R: 0 E: 0 K: 0 S: 3	H: 0 LOB: 0 BB: 0 P: 3	R: 1 E: 0 K: 0 S: 5	H: 2 LOB: 3 BB: 1 P: 10	R: 0 E: 0 K: 1 S: 6	H: 1 LOB: 1 BB: 0 P: 6

1B: 4	SF: 0
2B: 1	SAC: 0
3B: 1	DP: 2
HR: 1	HBP: 1

WP: 0	PA: 35
PB: 0	
SB: 0	
CS: 0	

PITCHER		IP	WLS	BF	H	R	ER	SO	BB	IBB	HBP	BLK	WP	HR	S	P	ERA	WHIP
Larry Gura, L ERA: 2.07	(1, 1)	7.2	W	29	6	3	3	2	2	0	0	0	0	1	31	39	3.52	1.043
Dan Quisenberry, R ERA: 3.07	(8, 1)	1.1	S	6	1	0	0	1	0	0	1	0	0	0	7	8	0.00	0.750

PITCHER	IP	WLS	BF	H	R	ER	SO	BB	IBB	HBP	BLK	WP	HR	S	P	ERA	WHIP

Batter	1	2	3	4	5	6	7	8	9	AB	R	H	RBI	BB	SO	LOB
Willie Wilson, S (1, 7) OBP: 0.378, SLG: 0.451	F8	1B 1-2 1B		K		E 1B 1B		1B 1B		5	2	3	0	0	1	0
U L Washington, S (1, 6) OBP: 0.329, SLG: 0.383	5-3	1-3 2-H 1B		F9		K		K		5	0	1	1	0	2	2
George Brett, L (1, 5) OBP: 0.449, SLG: 0.665 Dave Chalk, R (9, 5) OBP: 0.336, SLG: 0.379	6-3	G3			1B 2B 1B	E6 1B 1-3		E 1B 1-3 1B		5 0	1 0	2 0	0 0	0 0	0 0	3 0
Hal McRae, R (1, 10) OBP: 0.358, SLG: 0.500		WP S 1B 1B	S 1B 1B		1-3 1B	FC6-4 1-2 3-H 1B		E8 G4-6-3 1-3 3-H 1B		5	2	5	2	0	0	0
John Wathan, R (1, 3) OBP: 0.378, SLG: 0.413		1-H HR 1B	F9		3-H 2B	FC6-4 1-2f		G4-6-3 1-2f		5	1	2	2	0	0	5
Amos Otis, R (1, 8) OBP: 0.322, SLG: 0.404		P6	F8		1B 1B		4-3		1B	5	0	2	0	0	0	2
Darrell Porter, L (1, 2) OBP: 0.394, SLG: 0.404 Jamie Quirk, L (9, 2) OBP: 0.262, SLG: 0.353		1-H HR	1-H 1B		1-2 FC4-6 1B		4-3 2B		F9	5 0	1 0	4 0	3 0	0 0	0 0	1 0
Clint Hurdle, L (1, 9) OBP: 0.369, SLG: 0.491 Rusty Torres, S (8, 9) OBP: 0.288, SLG: 0.190		L9	K		1-2f	FC4-6	2-3	4-3	P6	4 1	0 0	0 0	0 0	0 0	1 0	4 1
Frank White, R (1, 4) OBP: 0.286, SLG: 0.346 Rance Mulliniks, L (8, 4) OBP: 0.188, SLG: 0.077		1B 1B 1B		K		5-3		F8	L8	4 1	1 0	1 0	0 0	0 0	1 0	1 1

TOP

Kansas City Royals @ Chicago White Sox

Comiskey Park, Chicago, IL

Sat Aug 02 1980, 8:05 PM EDT

Att. 14,905 - Unknown - 72 F

livebaseballscorecards.com

AB	45
R	8
H	20
RBI	8
BB	0
SO	5
LOB	20

Inning Stats	1	2	3	4	5	6	7	8	9
	R: 0 E: 0 K: 0 S: 3	R: 4 E: 0 K: 0 S: 9	R: 1 E: 0 K: 1 S: 7	R: 0 E: 0 K: 2 S: 7	R: 1 E: 0 K: 0 S: 6	R: 1 E: 1 K: 1 S: 8	R: 0 E: 0 K: 0 S: 4	R: 1 E: 1 K: 1 S: 7	R: 0 E: 0 K: 0 S: 4
	H: 0 LOB: 0 BB: 0 P: 3	H: 6 LOB: 2 BB: 0 P: 9	H: 2 LOB: 1 BB: 0 P: 7	H: 0 LOB: 0 BB: 0 P: 7	H: 5 LOB: 2 BB: 0 P: 6	H: 2 LOB: 2 BB: 0 P: 8	H: 1 LOB: 1 BB: 0 P: 4	H: 3 LOB: 1 BB: 0 P: 7	H: 1 LOB: 1 BB: 0 P: 4

1B: 17	SF: 0	WP: 1
2B: 2	SAC: 0	PB: 0
3B: 0	DP: 1	SB: 2
HR: 1	HBP: 0	CS: 0

PA: 45

PITCHER		IP	WLS	BF	H	R	ER	SO	BB	IBB	HBP	BLK	WP	HR	S	P	ERA	WHIP
Steve Trout, L ERA: 3.7	(1, 1)	2.0	L	13	7	5	5	0	0	0	0	0	1	1	13	13	22.50	3.500
Dewey Robinson, R ERA: 1.29	(3, 1)	2.2		11	5	1	1	3	0	0	0	0	0	0	17	17	3.38	1.875
Guy Hoffman, L ERA: 3.24	(5, 1)	2.1		12	4	1	0	1	0	0	0	0	0	0	14	14	0.00	1.714
Ed Farmer, R ERA: 3.14	(8, 1)	2.0		9	4	1	1	1	0	0	0	0	0	0	11	11	4.50	2.000

PITCHER	IP	WLS	BF	H	R	ER	SO	BB	IBB	HBP	BLK	WP	HR	S	P	ERA	WHIP

Batter	1	2	3	4	5	6	7	8	9	AB	R	H	RBI	BB	SO	LOB
Mike Squires, L (1, 3) OBP: 0.347, SLG: 0.358	6-3	F7			F9			SF7 3B		4	1	1	0	0	0	0
Jim Morrison, R (1, 4) OBP: 0.319, SLG: 0.419	BB BB BB 1B		BBBB FC6-4 BB		P4			SF7 3-H		2	1	1	1	1	0	0
Bob Molinaro, L (1, 7) OBP: 0.363, SLG: 0.410	BBBB BB BB 1-2 BB		SSS K		F9			FC6-4 1B		3	0	1	0	1	1	1
Lamar Johnson, R (1, 10) OBP: 0.318, SLG: 0.417	BBBB BB 1-2 2-3 BB		L7			F2		FC6-4 FC6-4 1-2f		3	0	0	0	1	0	2
Chet Lemon, R (1, 8) OBP: 0.358, SLG: 0.421	BBBB 1-2 2-3 3-H BB		FC6-4 1-2f			F7		FC6-4 1-2f		2	0	0	1	1	0	1
Thad Bosley, L (7, 8) OBP: 0.289, SLG: 0.297										1	0	0	0	0	0	1
Harold Baines, L (1, 9) OBP: 0.279, SLG: 0.406	SSS K			SSS K		L9			P5	4	0	0	0	0	2	3
Greg Pryor, R (1, 5) OBP: 0.291, SLG: 0.373	F9			P4			B1-3		5-3	4	0	0	0	0	0	3
Ricky Seilheimer, L (1, 2) OBP: 0.269, SLG: 0.375		SSS K		FC5-4 1B			F5		F9	3	0	1	0	0	1	0
Bruce Kimm, R (8, 2) OBP: 0.303, SLG: 0.307										1	0	0	0	0	0	0
Todd Cruz, R (1, 6) OBP: 0.301, SLG: 0.337		F3		FC5-4 1-2f			P4			3	0	0	0	0	0	1
Inning Stats	R: 1 H: 1 E: 0 LOB: 3 K: 1 BB: 3 S: 6 P: 18	R: 0 H: 0 E: 0 LOB: 0 K: 1 BB: 0 S: 5 P: 5	R: 0 H: 0 E: 0 LOB: 1 K: 1 BB: 1 S: 5 P: 9	R: 0 H: 1 E: 0 LOB: 1 K: 1 BB: 0 S: 6 P: 6	R: 0 H: 0 E: 0 LOB: 0 K: 0 BB: 0 S: 3 P: 3	R: 0 H: 0 E: 0 LOB: 0 K: 0 BB: 0 S: 3 P: 3	R: 0 H: 0 E: 0 LOB: 0 K: 0 BB: 0 S: 3 P: 3	R: 1 H: 2 E: 0 LOB: 1 K: 0 BB: 0 S: 5 P: 5	R: 0 H: 0 E: 0 LOB: 0 K: 0 BB: 0 S: 3 P: 3	1B: 3 SF: 1 2B: 0 SAC: 0 3B: 1 DP: 0 HR: 0 HBP: 0						WP: 0 PA: 35 PB: 0 SB: 0 CS: 0	

PITCHER	IP	WLS	BF	H	R	ER	SO	BB	IBB	HBP	BLK	WP	HR	S	P	ERA	WHIP
Rich Gale, R (1, 1) ERA: 3.94	6.0	W	24	2	1	1	4	4	0	0	0	0	0	28	44	1.50	1.000
Marty Pattin, R (7, 1) ERA: 4.09	3.0	S	11	2	1	1	0	0	0	0	0	0	0	11	11	3.00	0.667

PITCHER	IP	WLS	BF	H	R	ER	SO	BB	IBB	HBP	BLK	WP	HR	S	P	ERA	WHIP

BOTTOM

Kansas City Royals @ Chicago White Sox

Comiskey Park, Chicago, IL

Sat Aug 02 1980, 8:05 PM EDT
Att. 14,905 - Unknown - 72 F

livebaseballscorecards.com

AB	30
R	2
H	4
RBI	2
BB	4
SO	4
LOB	12

Batter	1	2	3	4	5	6	7	8	9	AB	R	H	RBI	BB	SO	LOB
Willie Wilson, S (1, 7) OBP: 0.377, SLG: 0.448	4-3		BBB 4-0 FC4-6 BB 1-2 2-3		F2		6-3 2-3			3	0	0	0	1	0	1
Hal McRae, R (1, 10) OBP: 0.357, SLG: 0.507	5-3		FC4-6 1-2f 2-3 3-H		HR		F9			4	1	1	2	0	0	3
George Brett, L (1, 5) OBP: 0.447, SLG: 0.659	4-3		F7		3-4-3-5 1B			P6		4	0	1	0	0	0	2
Darrell Porter, L (1, 2) OBP: 0.392, SLG: 0.402		G3		1B FC 1B	3-4-3-5 1-2f			SSS K		4	1	1	0	0	1	1
Willie Aikens, L (1, 3) OBP: 0.373, SLG: 0.435 Rusty Torres, S (8, PR) OBP: 0.288, SLG: 0.190 Ralph LaCock, L (8, 3) OBP: 0.254, SLG: 0.238		L8		FC 1-3 1B		1B		1B		4 0 0	0 0 0	3 0 0	0 0 0	0 0 0	0 0 0	0 0 0
Amos Otis, R (1, 8) OBP: 0.316, SLG: 0.396		5-3		FC 1-2 3-H		L9		SSS K		4	0	0	1	0	1	2
Clint Hurdle, L (1, 9) OBP: 0.364, SLG: 0.483			SSS K	P5		P4			L9	4	0	0	0	0	1	2
Frank White, R (1, 4) OBP: 0.289, SLG: 0.346 Jamie Quirk, L (9, PH) OBP: 0.259, SLG: 0.350			BB E FC4-6 1B	P3			BBB 4-0 6-3 6-3 BB		F9	2 1	1 0	1 0	0 0	1 0	0 0	2 0
Rance Mulliniks, L (1, 6) OBP: 0.167, SLG: 0.067 U L Washington, S (7, PH) OBP: 0.328, SLG: 0.381 (7, 6)			FC6 FC4-6 BB 1-2	F5			6-3 1-2		SSS K	2 2	0 0	0 0	0 0	0 0	0 1	3 1
Inning Stats	R: 0 E: 0 K: 0 S: 3 H: 0 LOB: 0 BB: 0 P: 3	R: 0 E: 0 K: 0 S: 3 H: 0 LOB: 0 BB: 0 P: 3	R: 1 E: 1 K: 1 S: 7 H: 1 LOB: 2 BB: 1 P: 11	R: 1 E: 0 K: 0 S: 6 H: 2 LOB: 2 BB: 0 P: 6	R: 1 E: 0 K: 0 S: 4 H: 2 LOB: 0 BB: 0 P: 4	R: 0 E: 0 K: 0 S: 3 H: 1 LOB: 0 BB: 0 P: 3	R: 0 E: 0 K: 0 S: 3 H: 0 LOB: 1 BB: 1 P: 7	R: 0 E: 0 K: 2 S: 8 H: 1 LOB: 1 BB: 0 P: 8	R: 0 E: 0 K: 1 S: 5 H: 0 LOB: 0 BB: 0 P: 5	1B: 6 2B: 1 3B: 0 HR: 1 SF: 0 SAC: 0 DP: 1 HBP: 0						

PITCHER	IP	WLS	BF	H	R	ER	SO	BB	IBB	HBP	BLK	WP	HR	S	P	ERA	WHIP
Richard Dotson, R (1, 1) ERA: 4.14	9.0	W	36	7	3	2	4	2	0	0	0	0	1	42	50	2.00	1.000

PITCHER	IP	WLS	BF	H	R	ER	SO	BB	IBB	HBP	BLK	WP	HR	S	P	ERA	WHIP

TOP

Kansas City Royals @ Chicago White Sox

Comiskey Park, Chicago, IL

Sun Aug 03 1980, 4:33 AM EDT

Att. 14,329 - Unknown - 74 F

livebaseballscorecards.com

AB	34
R	3
H	7
RBI	3
BB	2
SO	4
LOB	17

Batter	1	2	3	4	5	6	7	8	9	AB	R	H	RBI	BB	SO	LOB
Mike Squires, L (1, 3) OBP: 0.339, SLG: 0.348	P4	P6			F7		F7			4	0	0	0	0	0	2
Greg Pryor, R (1, 5) OBP: 0.294, SLG: 0.375	1B SF7 1B	2-H 3-H 1B			1-3		P6			4	1	2	1	0	0	0
Jim Morrison, R (1, 4) OBP: 0.321, SLG: 0.418	FC5-4 1-3 1B		L9		B B B 4-0 S BB			P5		3	0	1	0	1	0	0
Lamar Johnson, R (1, 10) OBP: 0.314, SLG: 0.414	SF7 3-H		6-3		F9 1-2			S S S 0-3 K		3	0	0	1	0	1	1
Wayne Nordhagen, R (1, 9) OBP: 0.306, SLG: 0.525	FC5-4 1-2f		6-3			HR		HR		4	2	2	2	0	0	1
Chet Lemon, R (1, 8) OBP: 0.362, SLG: 0.424		1B 1B 1B		6-3		CS 1B		B B B B 4-0 BB		3	1	2	0	1	0	0
Ron Pruitt, R (1, 7) OBP: 0.316, SLG: 0.333				F8		S S S 0-3 K 1-2		S S S 0-3 K		2	1	1	0	0	0	0
Thad Bosley, L (6, PH) OBP: 0.285, SLG: 0.293 (7, 7)		4-3 1B 1-3 1B 1B								2	0	0	0	0	2	2
Bruce Kimm, R (1, 2) OBP: 0.307, SLG: 0.312		4-3 1-2 1B 3-H 1B		1B		L9				3	0	2	1	0	0	0
Todd Cruz, R (1, 6) OBP: 0.296, SLG: 0.331		4-3 1-2 2-3		F9			F9			3	0	0	0	0	0	3
Inning Stats	R: 1 H: 2 E: 0 LOB: 1 K: 0 BB: 0 S: 5 P: 5	R: 2 H: 4 E: 0 LOB: 2 K: 0 BB: 0 S: 6 P: 6	R: 0 H: 0 E: 0 LOB: 0 K: 0 BB: 0 S: 3 P: 3	R: 0 H: 1 E: 0 LOB: 1 K: 0 BB: 0 S: 4 P: 4	R: 0 H: 0 E: 0 LOB: 1 K: 0 BB: 1 S: 3 P: 7	R: 1 H: 2 E: 0 LOB: 0 K: 1 BB: 0 S: 6 P: 6	R: 0 H: 0 E: 0 LOB: 0 K: 0 BB: 0 S: 3 P: 3	R: 1 H: 1 E: 0 LOB: 1 K: 2 BB: 1 S: 8 P: 12		1B: 8 SF: 1 2B: 0 SAC: 0 3B: 0 DP: 0 HR: 2 HBP: 0						

PITCHER		IP	WLS	BF	H	R	ER	SO	BB	IBB	HBP	BLK	WP	HR	S	P	ERA	WHIP
Paul Splittorff, L ERA: 4.66	(1, 1)	5.0	L	24	9	4	4	0	1	0	0	0	0	1	23	27	7.20	2.000
Renie Martin, R ERA: 4.46	(6, 1)	3.0		10	1	1	1	3	1	0	0	0	0	1	15	19	3.00	0.667

PITCHER	IP	WLS	BF	H	R	ER	SO	BB	IBB	HBP	BLK	WP	HR	S	P	ERA	WHIP

BOTTOM

Kansas City Royals @ Chicago White Sox

Comiskey Park, Chicago, IL

Sun Aug 03 1980, 4:33 AM EDT

Att. 14,329 - Unknown - 74 F

livebaseballscorecards.com

AB	31
R	5
H	10
RBI	5
BB	2
SO	3
LOB	9

Batter	1	2	3	4	5	6	7	8	9	AB	R	H	RBI	BB	SO	LOB
Bob Molinaro, L (1, 10) OBP: 0.365, SLG: 0.416	L9		2B		1B			F8		4	0	2	0	0	0	0
Jim Morrison, R (1, 4) OBP: 0.320, SLG: 0.419	4-3 HR 2B		F7			5-3		5-3		4	1	1	0	0	0	1
Harold Baines, L (1, 9) OBP: 0.281, SLG: 0.405	4-3 2-3		BBBB BB			P6		FC6-4 1B		3	0	1	0	1	0	1
Lamar Johnson, R (1, 3) OBP: 0.316, SLG: 0.423	3-H HR		5-3			1B 1B		FC6-4 1-2f		4	1	2	2	0	0	3
Wayne Nordhagen, R (1, 7) OBP: 0.306, SLG: 0.521	F8			6-3		1-2 1B			6-3	4	0	1	0	0	0	0
Thad Bosley, L (1, 8) OBP: 0.277, SLG: 0.285		SSS K		F9		F9			SSS K	4	0	0	0	0	2	2
Greg Pryor, R (1, 5) OBP: 0.291, SLG: 0.371		5-3		5-3			3-1		4-3	3	0	0	0	0	0	0
Mike Squires, L (9, PH) OBP: 0.337, SLG: 0.346										1	0	0	0	0	0	0
Bruce Kimm, R (1, 2) OBP: 0.303, SLG: 0.307		P5			F9		P3			3	0	0	0	0	0	0
Todd Cruz, R (1, 6) OBP: 0.291, SLG: 0.326			L7		L9		1-3			3	0	0	0	0	0	0
Inning Stats	R: 2 E: 0 K: 0 S: 5 H: 2 LOB: 0 BB: 0 P: 5	R: 0 E: 0 K: 1 S: 5 H: 0 LOB: 0 BB: 0 P: 5	R: 0 E: 0 K: 0 S: 4 H: 1 LOB: 2 BB: 1 P: 8	R: 0 E: 0 K: 0 S: 3 H: 0 LOB: 0 BB: 0 P: 3	R: 0 E: 0 K: 0 S: 3 H: 1 LOB: 1 BB: 0 P: 3	R: 0 E: 0 K: 0 S: 5 H: 2 LOB: 2 BB: 0 P: 5	R: 0 E: 0 K: 0 S: 3 H: 0 LOB: 0 BB: 0 P: 3	R: 0 E: 0 K: 0 S: 4 H: 1 LOB: 1 BB: 0 P: 4	R: 0 E: 0 K: 1 S: 5 H: 0 LOB: 0 BB: 0 P: 5	1B: 4 2B: 2 3B: 0 HR: 1 SF: 0 SAC: 0 DP: 0 HBP: 0						

PITCHER	IP	WLS	BF	H	R	ER	SO	BB	IBB	HBP	BLK	WP	HR	S	P	ERA	WHIP
Steve Stone, R (1, 1) ERA: 3.18	7.0	W	27	6	2	2	1	1	0	0	0	0	1	28	32	2.57	1.000
Dennis Martinez, R (8, 1) ERA: 5.01	2.0		7	1	0	0	1	0	0	0	0	0	0	9	9	0.00	0.500

PITCHER	IP	WLS	BF	H	R	ER	SO	BB	IBB	HBP	BLK	WP	HR	S	P	ERA	WHIP

TOP

Chicago White Sox @ Baltimore Orioles

Memorial Stadium, Baltimore, MD

Tue Aug 05 1980, 7:05 PM EDT
Att. 14,303 - Unknown

livebaseballscorecards.com

AB	33
R	2
H	7
RBI	2
BB	1
SO	2
LOB	7

WP: 0 PB: 0 SB: 0 CS: 0 PA: 34

BOTTOM

Chicago White Sox @ Baltimore Orioles

Memorial Stadium, Baltimore, MD

Tue Aug 05 1980, 7:05 PM EDT

Att. 14,303 - Unknown

livebaseballscorecards.com

Batter	1	2	3	4	5	6	7	8	9	AB	R	H	RBI	BB	SO	LOB
Al Bumbry, L (1, 8) OBP: 0.408, SLG: 0.424	0-0 ① 4-3		0-0 1B 1B 1-2 1B		0-0 BB E 1B 1B	BBB 4-0 WP S 1B BB		0-0 ② 1-3		4	2	2	0	1	0	0
Rich Dauer, R (1, 4) (9, 5) OBP: 0.330, SLG: 0.313	0-0 ② F7		0-0 1B 1-2 2-H 1B		0-0 ① P6 1-2	0-0 FC6-4 1-H 1B		0-0 1B		5	0	3	2	0	0	1
Ken Singleton, S (1, 9) OBP: 0.401, SLG: 0.452 Mark Belanger, R (9, 6) OBP: 0.244, SLG: 0.267	BBBB 4-0 BB		SSS 0-3 ② K		0-0 E6 1B BB HR	0-0 ② FC6-4 1-2f		SSS 0-3 ③ K		4 0	1 0	0 0	0 0	1 0	2 0	5 0
Eddie Murray, S (1, 3) OBP: 0.351, SLG: 0.494	0-0 ③ 4-3		0-0 1-2 2-3 1B		BBBB 4-0 1B 1-2 2-3 HR BB	0-0 ③ F8				3	1	1	0	1	0	2
John Lowenstein, L (1, 7) OBP: 0.379, SLG: 0.360		0-0 ① G3	0-0 ③ G3		0-0 1-2 2-3 3-H HR 1B		0-0 G6-4-3 1B			4	1	2	1	0	0	3
Terry Crowley, L (1, 10) OBP: 0.382, SLG: 0.454 Lee May, R (7, PH) OBP: 0.286, SLG: 0.404		0-0 ② 4-3		SSS 0-3 ① K	0-0 1-H 2-H 3-H HR		0-0 ① ② G6-4-3 1-2f			3 1	1 0	1 0	4 0	0 0	1 0	0 1
Dan Graham, L (1, 2) OBP: 0.291, SLG: 0.411		0-0 ③ 4-3		BBBB 4-0 FC5-4 BB	SSS 0-3 ② K		0-0 ③ G3			3	0	0	0	1	1	0
Doug DeCinces, R (1, 5) OBP: 0.305, SLG: 0.371 Gary Roenicke, R (9, 9) OBP: 0.353, SLG: 0.394			0-0 ① 6-3	0-0 ② FC5-4 1-2f	0-0 ③ P6			0-0 HR		4 0	1 0	1 0	1 0	0 0	0 0	1 0
Kiko Garcia, R (1, 6) OBP: 0.272, SLG: 0.259 (9, 4)			0-0 1B 1B 1B	SSS 0-3 ③ K		SSS 0-3 ① K		SSS 0-3 ① K		4	1	1	0	0	3	1
Inning Stats	R: 0 H: 0 E: 0 LOB: 1 K: 0 BB: 1 S: 3 P: 7	R: 0 H: 0 E: 0 LOB: 0 K: 0 BB: 0 S: 3 P: 3	R: 1 H: 4 E: 0 LOB: 3 K: 1 BB: 0 S: 9 P: 9	R: 0 H: 0 E: 0 LOB: 1 K: 2 BB: 1 S: 7 P: 11	R: 5 H: 3 E: 2 LOB: 0 K: 1 BB: 1 S: 9 P: 13	R: 1 H: 1 E: 0 LOB: 1 K: 1 BB: 1 S: 6 P: 10	R: 0 H: 1 E: 0 LOB: 0 K: 0 BB: 0 S: 3 P: 3	R: 1 H: 2 E: 0 LOB: 1 K: 2 BB: 0 S: 9 P: 9		1B: 9 SF: 0 2B: 0 SAC: 0 3B: 0 DP: 1 HR: 2 HBP: 0				WP: 1 PA: 39 PB: 0 SB: 1 CS: 0		

	AB	35
	R	8
	H	11
	RBI	8
	BB	4
	SO	7
	LOB	14

PITCHER		IP	WLS	BF	H	R	ER	SO	BB	IBB	HBP	BLK	WP	HR	S	P	ERA	WHIP
LaMarr Hoyt, R ERA: 4.47	(1, 1)	5.0	L	26	7	6	5	4	3	0	0	0	0	1	31	43	9.00	2.000
Rich Wortham, L ERA: 5.7	(6, 1)	2.0		8	2	1	1	1	1	0	0	0	1	0	9	13	4.50	1.500
Dewey Robinson, R ERA: 2.25	(8, 1)	1.0		5	2	1	1	2	0	0	0	0	0	1	9	9	9.00	2.000

PITCHER	IP	WLS	BF	H	R	ER	SO	BB	IBB	HBP	BLK	WP	HR	S	P	ERA	WHIP

Batter	1	2	3	4	5	6	7	8	9	AB	R	H	RBI	BB	SO	LOB
Bob Molinaro, L (1, 10) OBP: 0.361, SLG: 0.410	S S S 0-3 ① K		S S S 0-3 ③ K			S S S 0-3 ① K		x 0-0 1-2 1B		3	0	0	0	0	3	0
Kevin Bell, R (8, PH) OBP: 0.293, SLG: 0.233										1	0	1	0	0	0	0
Greg Pryor, R (1, 5) OBP: 0.294, SLG: 0.376	x 0-0 G4-6-3 1B			x 0-0 2B 2B		x 0-0 ② F9		x 0-0 ③ F8		4	1	2	0	0	0	2
Jim Morrison, R (1, 4) OBP: 0.320, SLG: 0.418	x 0-0 ② ③ G4-6-3 1-2f			S S S 0-3 ① K		x 0-0 ③ F9			x 0-0 G5-4-3 1B	4	0	1	0	0	1	2
Lamar Johnson, R (1, 3) OBP: 0.318, SLG: 0.425		B B B 4-0 FC6-4 BB		x 0-0 E 2-H 2B			x 0-0 ① 6-3		x 0-0 ① F8	3	0	1	1	1	0	1
Wayne Nordhagen, R (1, 9) OBP: 0.301, SLG: 0.514		x 0-0 ① F8		x 0-0 E6 G6-4-3 2-3			x 0-0 ② P3		x 0-0 ② ③ G5-4-3 1-2f	4	0	0	0	0	0	3
Ron Pruitt, R (1, 7) OBP: 0.305, SLG: 0.320		S S S 0-3 ② K		x 0-0 ② ③ G6-4-3 1-2f			x 0-0 ③ 6-3			3	0	0	0	0	1	3
Bruce Kimm, R (1, 2) OBP: 0.300, SLG: 0.303		x 0-0 ③ FC6-4 1-2f			x 0-0 ① P6			x 0-0 ① 5-3		3	0	0	0	0	0	1
Thad Bosley, L (1, 8) OBP: 0.272, SLG: 0.279			x 0-0 ① 4-3		S S S 0-3 ② K			S S S 0-3 ② K		3	0	0	0	0	2	0
Todd Cruz, R (1, 6) OBP: 0.292, SLG: 0.326			S S S 0-3 ② K		x 0-0 ③ 6-3			x 0-0 1B 1B		3	0	1	0	0	1	0
Inning Stats	R: 0 H: 1 E: 0 LOB: 0 K: 1 BB: 0 S: 5 P: 5	R: 0 H: 0 E: 0 LOB: 1 K: 1 BB: 1 S: 5 P: 9	R: 0 H: 0 E: 0 LOB: 0 K: 2 BB: 0 S: 7 P: 7	R: 1 H: 2 E: 1 LOB: 1 K: 1 BB: 0 S: 7 P: 7	R: 0 H: 0 E: 0 LOB: 0 K: 1 BB: 0 S: 5 P: 5	R: 0 H: 0 E: 0 LOB: 0 K: 1 BB: 0 S: 5 P: 5	R: 0 H: 0 E: 0 LOB: 0 K: 0 BB: 0 S: 3 P: 3	R: 0 H: 2 E: 0 LOB: 2 K: 1 BB: 0 S: 7 P: 7	R: 0 H: 1 E: 0 LOB: 0 K: 0 BB: 0 S: 3 P: 3	1B: 4 SF: 0 2B: 2 SAC: 0 3B: 0 DP: 3 HR: 0 HBP: 0						

TOP

Chicago White Sox @ Baltimore Orioles

Memorial Stadium, Baltimore, MD

Wed Aug 06 1980, 7:05 PM EDT

Att. 21,538 - Unknown

livebaseballscorecards.com

AB	31
R	1
H	6
RBI	1
BB	1
SO	8
LOB	12

WP: 0 PA: 32
PB: 0
SB: 0
CS: 0

PITCHER		IP	WLS	BF	H	R	ER	SO	BB	IBB	HBP	BLK	WP	HR	S	P	ERA	WHIP
Mike Flanagan, L ERA: 3.79	(1, 1)	8.0	W	29	5	1	1	8	1	0	0	0	0	0	44	48	1.12	0.750
Tim Stoddard, R ERA: 2.38	(9, 1)	1.0	S	3	1	0	0	0	0	0	0	0	0	0	3	3	0.00	1.000

PITCHER		IP	WLS	BF	H	R	ER	SO	BB	IBB	HBP	BLK	WP	HR	S	P	ERA	WHIP

Batter	1	2	3	4	5	6	7	8	9	AB	R	H	RBI	BB	SO	LOB
Al Bumbry, L (1, 8) OBP: 0.409, SLG: 0.423	0-0 1B 2B 1B	0-0 1-3		S S S 0-3 K			B B B B 4-0 FC5-4 BB			3	1	1	0	1	1	2
Rich Dauer, R (1, 4) OBP: 0.332, SLG: 0.319	0-0 1-2 2B 1B		0-0 HR 2B		0-0 F8		0-0 F7			4	1	2	0	0	0	1
Ken Singleton, S (1, 9) OBP: 0.402, SLG: 0.463 John Lowenstein, L (9, 7) OBP: 0.379, SLG: 0.360	0-0 1-H 2-H 2B		0-0 2-H HR		0-0 1-3		0-0 FC5-4 1-2f			4 0	1 0	2 0	3 0	0 0	0 0	1 0
Eddie Murray, S (1, 3) OBP: 0.350, SLG: 0.499	0-0 F7		0-0 F9		0-0 HR			0-0 P3		4	1	1	1	0	0	1
Benny Ayala, R (1, 10) OBP: 0.375, SLG: 0.633	S S S 0-3 K		B B B B 4-0 1B BB		0-0 F7			0-0 4-3		3	0	0	0	1	1	1
Gary Roenicke, R (1, 7) OBP: 0.356, SLG: 0.393 (9, 9)		H 1-0 G3 HBP	0-0 1-2 G6-4-3 1B			0-0 F2		0-0 F7		3	0	1	0	0	0	0
Doug DeCinces, R (1, 5) OBP: 0.303, SLG: 0.367		0-0 P3	0-0 1-2f G6-4-3			0-0 5-3				3	0	0	0	0	0	3
Rick Dempsey, R (1, 2) OBP: 0.323, SLG: 0.415		0-0 1-2 G3		0-0 F8		0-0 F7				3	0	0	0	0	0	1
Kiko Garcia, R (1, 6) OBP: 0.272, SLG: 0.257		B B B B 4-0 BB		0-0 P5			0-0 1-3			2	0	0	0	1	0	0
Inning Stats	R: 1 H: 3 E: 0 LOB: 1 K: 1 BB: 0 S: 7 P: 7	R: 0 H: 0 E: 0 LOB: 2 K: 0 BB: 1 S: 3 P: 8	R: 2 H: 3 E: 0 LOB: 1 K: 0 BB: 1 S: 5 P: 9	R: 0 H: 0 E: 0 LOB: 0 K: 1 BB: 0 S: 5 P: 5	R: 1 H: 1 E: 0 LOB: 0 K: 0 BB: 0 S: 4 P: 4	R: 0 H: 0 E: 0 LOB: 0 K: 0 BB: 0 S: 3 P: 3	R: 0 H: 0 E: 0 LOB: 1 K: 0 BB: 1 S: 3 P: 7	R: 0 H: 0 E: 0 LOB: 0 K: 0 BB: 0 S: 3 P: 3		1B: 3 SF: 0 2B: 2 SAC: 0 3B: 0 DP: 1 HR: 2 HBP: 1						WP: 0 PA: 33 PB: 0 SB: 0 CS: 0	

PITCHER	IP	WLS	BF	H	R	ER	SO	BB	IBB	HBP	BLK	WP	HR	S	P	ERA	WHIP
Britt Burns, L (1, 1) ERA: 2.77	8.0	L	33	7	4	4	2	3	0	1	0	0	2	33	46	4.50	1.250

PITCHER	IP	WLS	BF	H	R	ER	SO	BB	IBB	HBP	BLK	WP	HR	S	P	ERA	WHIP

BOTTOM

Chicago White Sox @ Baltimore Orioles

Memorial Stadium, Baltimore, MD

Wed Aug 06 1980, 7:05 PM EDT

Att. 21,538 - Unknown

livebaseballscorecards.com

AB	29
R	4
H	7
RBI	4
BB	3
SO	2
LOB	10

Batter	1	2	3	4	5	6	7	8	9	AB	R	H	RBI	BB	SO	LOB
Bruce Kimm, R (1, 2) OBP: 0.295, SLG: 0.298	F8		F9		P3		K			4	0	0	0	0	1	2
Greg Pryor, R (1, 5) OBP: 0.289, SLG: 0.371	F9		P5		F9			F9		4	0	0	0	0	0	1
Jim Morrison, R (1, 4) OBP: 0.317, SLG: 0.413	4-3			P3	FC4 1-2f			L5		4	0	0	0	0	0	1
Lamar Johnson, R (1, 3) OBP: 0.318, SLG: 0.423		F8		FC8-4 1B		P4		K		4	0	1	0	0	1	0
Wayne Nordhagen, R (1, 7) OBP: 0.297, SLG: 0.507		F3		FC8-4 2B 1-2f		K			5-3	4	0	0	0	0	1	1
Ron Pruitt, R (1, 8) OBP: 0.326, SLG: 0.354		1B		1-3 2B		1B			F8	4	0	3	0	0	0	0
Kevin Bell, R (1, 10) OBP: 0.298, SLG: 0.230		L5		BBBB BB			2-3		BBBB BB	2	0	0	0	2	0	1
Harold Baines, L (1, 9) OBP: 0.281, SLG: 0.412			HR	4-3			4-3		K	4	1	1	1	0	1	4
Todd Cruz, R (1, 6) OBP: 0.297, SLG: 0.332			6-3		FC4 1B		1B			3	0	2	0	0	0	0
Inning Stats	R: 0 E: 0 K: 0 S: 3 H: 0 LOB: 0 BB: 0 P: 3	R: 0 E: 0 K: 0 S: 4 H: 1 LOB: 1 BB: 0 P: 4	R: 1 E: 0 K: 0 S: 4 H: 1 LOB: 0 BB: 0 P: 4	R: 0 E: 0 K: 0 S: 5 H: 2 LOB: 3 BB: 1 P: 9	R: 0 E: 0 K: 0 S: 4 H: 1 LOB: 1 BB: 0 P: 4	R: 0 E: 0 K: 1 S: 5 H: 1 LOB: 1 BB: 0 P: 5	R: 0 E: 0 K: 1 S: 6 H: 1 LOB: 1 BB: 0 P: 6	R: 0 E: 0 K: 1 S: 5 H: 0 LOB: 0 BB: 0 P: 5	R: 0 E: 0 K: 1 S: 5 H: 0 LOB: 1 BB: 1 P: 9	1B: 5 2B: 1 3B: 0 HR: 1 SF: 0 SAC: 0 DP: 0 HBP: 0						

PITCHER	IP	WLS	BF	H	R	ER	SO	BB	IBB	HBP	BLK	WP	HR	S	P	ERA	WHIP
Scott McGregor, L (1, 1) ERA: 3.46	9.0	W	35	7	1	1	4	2	0	0	0	0	1	41	49	1.00	1.000

PITCHER	IP	WLS	BF	H	R	ER	SO	BB	IBB	HBP	BLK	WP	HR	S	P	ERA	WHIP

TOP

Chicago White Sox @ Baltimore Orioles

Memorial Stadium, Baltimore, MD

Thu Aug 07 1980, 7:05 PM EDT
Att. 21,750 - Unknown

livebaseballscorecards.com

AB	33
R	1
H	7
RBI	1
BB	2
SO	4
LOB	10

PA: 35

WP: 0
PB: 0
SB: 0
CS: 0

BOTTOM

Chicago White Sox @ Baltimore Orioles

Memorial Stadium, Baltimore, MD

Thu Aug 07 1980, 7:05 PM EDT

Att. 21,750 - Unknown

livebaseballscorecards.com

Batter	1	2	3	4	5	6	7	8	9	AB	R	H	RBI	BB	SO	LOB
Al Bumbry, L (1, 8) OBP: 0.406, SLG: 0.419	G2		6-3			G4-6-3 1-2f 3-H		F9		4	0	0	0	0	0	2
Rick Dempsey, R (1, 2) OBP: 0.322, SLG: 0.412	4-3			K		2B 1B		L5		4	1	1	0	0	1	0
Ken Singleton, S (1, 9) OBP: 0.400, SLG: 0.463	L4			K		1-H 2B		K		4	0	1	1	0	2	0
John Lowenstein, L (9, 7) OBP: 0.379, SLG: 0.360										0	0	0	0	0	0	0
Eddie Murray, S (1, 3) OBP: 0.348, SLG: 0.495		6-3		4-3		F7				3	0	0	0	0	0	1
Benny Ayala, R (1, 10) OBP: 0.383, SLG: 0.630		BBBB G5-4-3 BB			F9		1B 1B			2	0	1	0	1	0	0
Doug DeCinces, R (1, 5) OBP: 0.306, SLG: 0.368		G5-4-3 1-2f			BBBB G5-4-3 BB		1-2 1B			2	0	1	0	1	0	1
Gary Roenicke, R (1, 7) OBP: 0.355, SLG: 0.392 (9, 9)			FC1-6 1B		G5-4-3 1-2f		B1			3	0	1	0	0	0	3
Kiko Garcia, R (1, 6) OBP: 0.270, SLG: 0.254			FC1-6 5-3 1-2f			E3 1B G4-6-3	F8			2	1	0	0	0	0	1
Lee May, R (7, PH) OBP: 0.285, SLG: 0.402										1	0	0	0	0	0	2
Mark Belanger, R (8, 6) OBP: 0.244, SLG: 0.267										0	0	0	0	0	0	0
Rich Dauer, R (1, 4) OBP: 0.332, SLG: 0.319			5-3 1-2			G4-6-3 2-3 1B	F9			3	0	1	0	0	0	3

	AB	28
	R	2
	H	6
	RBI	1
	BB	2
	SO	3
	LOB	13

Inning Stats	1	2	3	4	5	6	7	8	9
	R: 0 E: 0 K: 0 S: 3	R: 0 E: 0 K: 0 S: 2	R: 0 E: 0 K: 0 S: 4	R: 0 E: 0 K: 2 S: 7	R: 0 E: 0 K: 0 S: 2	R: 2 E: 1 K: 0 S: 6	R: 0 E: 0 K: 0 S: 5	R: 0 E: 0 K: 1 S: 5	
	H: 0 LOB: 0 BB: 0 P: 3	H: 0 LOB: 0 BB: 1 P: 6	H: 1 LOB: 1 BB: 0 P: 4	H: 0 LOB: 0 BB: 0 P: 7	H: 0 LOB: 0 BB: 1 P: 6	H: 3 LOB: 1 BB: 0 P: 6	H: 2 LOB: 2 BB: 0 P: 5	H: 0 LOB: 0 BB: 0 P: 5	

	1B: 5	SF: 0	WP: 0	PA: 30
	2B: 1	SAC: 0	PB: 0	
	3B: 0	DP: 3	SB: 0	
	HR: 0	HBP: 0	CS: 0	

PITCHER	IP	WLS	BF	H	R	ER	SO	BB	IBB	HBP	BLK	WP	HR	S	P	ERA	WHIP
Steve Trout, L (1, 1) ERA: 3.49	8.0	L	30	6	2	0	3	2	0	0	0	0	0	34	42	0.00	1.000

PITCHER	IP	WLS	BF	H	R	ER	SO	BB	IBB	HBP	BLK	WP	HR	S	P	ERA	WHIP

Batter	1	2	3	4	5	6	7	8	9	AB	R	H	RBI	BB	SO	LOB
Bob Molinaro, L (1, 10) OBP: 0.363, SLG: 0.409	F8		G4-6-3 1-3 1B		4-3			BBB 4-0 G6-4-3 1B BB		3	0	1	0	1	0	0
Jim Morrison, R (1, 4) OBP: 0.318, SLG: 0.413	F8		G4-6-3 1-2f 3-H			BBB 4-0 F8 BB BB		0-0 G6-4-3 1-2 1B		3	0	1	0	1	0	1
Lamar Johnson, R (1, 3) OBP: 0.319, SLG: 0.424	1B		1B			L6		G6-4-3 1-2f 2-3		4	0	2	0	0	0	3
Wayne Nordhagen, R (1, 7) OBP: 0.297, SLG: 0.502	F9		F7			BBB 4-0 FC4-6 1-2 BB		SSS 0-3 K		3	0	0	0	1	1	3
Harold Baines, L (1, 9) OBP: 0.278, SLG: 0.407		1-3		SSS 0-3 K		F8 2-3			4-3	4	0	0	0	0	1	2
Chet Lemon, R (1, 8) OBP: 0.358, SLG: 0.419		F9		5-3		FC4-6 1-2f			6-3	4	0	0	0	0	0	2
Greg Pryor, R (1, 6) OBP: 0.290, SLG: 0.370		1B		6-3			5-3		1B	3	0	1	0	0	0	0
Mike Squires, L (9, PH) OBP: 0.341, SLG: 0.350										1	0	1	0	0	0	0
Ricky Seilheimer, L (1, 2) OBP: 0.268, SLG: 0.365		F6			4-3		SSS 0-3 K		1-3 1B	4	0	1	0	0	1	1
Kevin Bell, R (1, 5) OBP: 0.299, SLG: 0.232			1B G4-6-3 1B		SSS 0-3 K		SSS 0-3 K		F8	3	1	1	0	0	2	0
Randy Johnson, L (9, PH) OBP: 0.286, SLG: 0.188										1	0	0	0	0	0	2

TOP

Chicago White Sox @ Boston Red Sox

Fenway Park, Boston, MA

Fri Aug 08 1980, 7:05 PM EDT
Att. 29,326 - Unknown - 90 F

livebaseballscorecards.com

	AB	R	H	RBI	BB	SO	LOB
	33	1	8	0	3	5	14

Inning Stats	1	2	3	4	5	6	7	8	9
R	0	0	1	0	0	0	0	0	0
E	0	0	0	0	0	0	0	0	0
K	0	0	0	1	1	0	2	1	0
S	4	4	5	5	5	3	7	5	5
H	1	1	3	0	0	0	0	1	2
LOB	1	1	1	0	2	2	0	1	0
BB	0	0	0	0	0	0	0	1	0
P	4	4	5	5	5	11	7	9	5

	1B	2B	3B	HR	SF	SAC	DP	HBP	WP	PB	SB	CS	PA
	8	0	0	0	0	0	2	0	0	0	0	0	36

PITCHER		IP	WLS	BF	H	R	ER	SO	BB	IBB	HBP	BLK	WP	HR	S	P	ERA	WHIP
Skip Lockwood, R ERA: 5.63	(1, 1)	3.0		13	5	1	1	0	0	0	0	0	0	0	13	13	3.00	1.667
Bill Campbell, R ERA: 5.09	(4, 1)	3.0	W	11	0	0	0	2	2	0	0	0	0	0	13	21	0.00	0.667
Bob Stanley, R ERA: 3.74	(7, 1)	3.0	S	12	3	0	0	3	1	0	0	0	0	0	17	21	0.00	1.333

PITCHER	IP	WLS	BF	H	R	ER	SO	BB	IBB	HBP	BLK	WP	HR	S	P	ERA	WHIP

Batter	1	2	3	4	5	6	7	8	9	AB	R	H	RBI	BB	SO	LOB
Rick Burleson, R (1, 6) OBP: 0.344, SLG: 0.381	0-0 1B 1B 1B	0-0 G3 ③		0-0 E6 1-2 2-3 3-H		0-0 S 1B		0-0 6-3 ②		5	1	2	0	0	0	3
Dave Stapleton, R (1, 4) OBP: 0.317, SLG: 0.459	0-0 1B G6-4-3 1B 1-3		0-0 F7 ①	0-0 4-3 ③		0-3 K ②		0-0 4-3 ③		5	1	1	0	0	1	4
Fred Lynn, L (1, 8) OBP: 0.397, SLG: 0.499	0-0 G6-4-3 1-3 3-H 1B		0-0 4-3 ②		0-0 1B 2B 1B	4-0 BB 1-2				3	1	2	1	1	0	0
Tony Perez, R (1, 3) OBP: 0.307, SLG: 0.448	0-0 G6-4-3 ① ② 1-2f 3-H		0-0 5-3 ③		0-0 2B 1-2 1B	0-3 K ③				4	0	1	0	0	1	3
Carlton Fisch, R (1, 2) OBP: 0.354, SLG: 0.500	4-0 S BB			0-0 5-3 ①	0-0 F4 ①	0-3 K2-3 ①				3	0	0	0	1	1	2
Carl Yastrzemski, L (1, 7) OBP: 0.345, SLG: 0.453	0-0 F8 ③ 1-2			0-0 3-1 ②	0-0 2B 1-3 2-H	4-0 FC6-4 BB				3	0	1	1	1	0	1
Jim Rice, R (1, 10) OBP: 0.299, SLG: 0.457		0-0 E 1B		0-0 S E 1B	0-0 4-3 ②	0-3 K ②				4	1	2	0	0	1	3
Dwight Evans, R (1, 9) OBP: 0.342, SLG: 0.473		0-3 K ①		4-0 E BB BB 1-3	0-0 F3 ③	0-0 FC6-4 ③ 1-2f				3	0	0	0	1	1	4
Glenn Hoffman, R (1, 5) OBP: 0.324, SLG: 0.415		0-0 F4 ② 1-3		4-0 E BB 1-2		0-0 6-3 ①		0-0 6-3 ①		3	0	0	0	1	0	1
Inning Stats	R: 2 H: 3 E: 0 LOB: 1 K: 0 BB: 1 S: 5 P: 9	R: 0 H: 1 E: 1 LOB: 1 K: 1 BB: 0 S: 6 P: 6	R: 0 H: 0 E: 0 LOB: 0 K: 0 BB: 0 S: 3 P: 3	R: 1 H: 1 E: 1 LOB: 3 K: 0 BB: 2 S: 5 P: 13	R: 1 H: 3 E: 0 LOB: 2 K: 0 BB: 0 S: 6 P: 6	R: 0 H: 1 E: 0 LOB: 2 K: 2 BB: 1 S: 8 P: 12	R: 0 H: 0 E: 0 LOB: 1 K: 2 BB: 1 S: 7 P: 11	R: 0 H: 0 E: 0 LOB: 0 K: 0 BB: 0 S: 3 P: 3		1B: 8 SF: 0 2B: 1 SAC: 0 3B: 0 DP: 1 HR: 0 HBP: 0						

BOTTOM

Chicago White Sox @ Boston Red Sox

Fenway Park, Boston, MA

Fri Aug 08 1980, 7:05 PM EDT

Att. 29,326 - Unknown - 90 F

livebaseballscorecards.com

AB	33
R	4
H	9
RBI	2
BB	5
SO	5
LOB	21

PITCHER		IP	WLS	BF	H	R	ER	SO	BB	IBB	HBP	BLK	WP	HR	S	P	ERA	WHIP
Richard Dotson, R ERA: 4.21	(1, 1)	4.1	L	24	8	4	3	1	3	0	0	0	0	0	23	35	6.23	2.538
Dewey Robinson, R ERA: 1.69	(5, 1)	2.2		11	1	0	0	4	2	0	0	0	0	0	17	25	0.00	1.125
Ed Farmer, R ERA: 3.1	(8, 1)	1.0		3	0	0	0	0	0	0	0	0	0	0	3	3	0.00	0.000

PITCHER	IP	WLS	BF	H	R	ER	SO	BB	IBB	HBP	BLK	WP	HR	S	P	ERA	WHIP

Chicago White Sox @ Boston Red Sox

Fenway Park, Boston, MA

Sat Aug 09 1980, 3:33 AM EDT

Att. 32,719 - Unknown - 92 F

TOP

livebaseballscorecards.com

Batter	1	2	3	4	5	6	7	8	9	AB	R	H	RBI	BB	SO	LOB
Mike Squires, L (1, 3) OBP: 0.348, SLG: 0.358	G6-4-3 1B		L9		1B 1B		2B 1B		F7	5	2	3	0	0	0	0
Jim Morrison, R (1, 4) OBP: 0.319, SLG: 0.415	G6-4-3 1-2f		F8		F9		1-3 1B 2B		1B	5	1	2	0	0	0	2
Bob Molinaro, L (1, 7) OBP: 0.369, SLG: 0.417 Thad Bosley, L (7, 7) OBP: 0.272, SLG: 0.279 Wayne Nordhagen, R (9, PH) OBP: 0.296, SLG: 0.500 (9, 7)	4-3		2B		1-3 1B		1B IBB		K	3 0 1	0 0 0	2 0 0	0 0 0	1 0 0	0 0 1	0 0 1
Lamar Johnson, R (1, 10) OBP: 0.321, SLG: 0.425		K	F2		1-2 3-H 1B		1-3 2-H 3-H G5-4-3 1B			4	0	2	3	0	1	1
Chet Lemon, R (1, 8) OBP: 0.359, SLG: 0.420	E 2B 1B			1B	6-3		G5-4-3 1-2f			4	1	2	0	0	0	4
Harold Baines, L (1, 9) OBP: 0.275, SLG: 0.402	E3 1-3 2B			F8	5-3			4-3		4	1	0	0	0	0	2
Greg Pryor, R (1, 5) OBP: 0.286, SLG: 0.365	F4			F8	F9			6-3		4	0	0	0	0	0	3
Bruce Kimm, R (1, 2) OBP: 0.294, SLG: 0.301	2-H 3-H 2B			5-3	F8			6-3		4	0	1	2	0	0	1
Todd Cruz, R (1, 6) OBP: 0.291, SLG: 0.324	4-3				F8		F9		6-3	4	0	0	0	0	0	1
Inning Stats	R: 0 E: 0 K: 0 S: 3 H: 1 LOB: 0 BB: 0 P: 3	R: 2 E: 1 K: 1 S: 8 H: 2 LOB: 1 BB: 0 P: 8	R: 0 E: 0 K: 0 S: 4 H: 1 LOB: 1 BB: 0 P: 4	R: 0 E: 0 K: 0 S: 4 H: 1 LOB: 1 BB: 0 P: 4	R: 1 E: 0 K: 0 S: 6 H: 3 LOB: 2 BB: 0 P: 6	R: 0 E: 0 K: 0 S: 3 H: 0 LOB: 0 BB: 0 P: 3	R: 2 E: 0 K: 0 S: 5 H: 3 LOB: 1 BB: 1 P: 9	R: 0 E: 0 K: 0 S: 3 H: 0 LOB: 0 BB: 0 P: 3	R: 0 E: 0 K: 1 S: 6 H: 1 LOB: 1 BB: 0 P: 6	1B: 9 2B: 3 3B: 0 HR: 0 SF: 0 SAC: 0 DP: 2 HBP: 0						

	AB	38
	R	5
	H	12
	RBI	5
	BB	1
	SO	2
	LOB	15

WP: 0 PB: 0 SB: 0 CS: 0 PA: 39

PITCHER		IP	WLS	BF	H	R	ER	SO	BB	IBB	HBP	BLK	WP	HR	S	P	ERA	WHIP
Steve Renko, R ERA: 3.75	(1, 1)	6.1	L	31	11	5	3	1	0	1	0	0	0	0	32	36	4.26	1.737
Dick Drago, R ERA: 4.78	(7, 1)	2.2		8	1	0	0	1	0	0	0	0	0	0	10	10	0.00	0.375

PITCHER	IP	WLS	BF	H	R	ER	SO	BB	IBB	HBP	BLK	WP	HR	S	P	ERA	WHIP

BOTTOM

Batter	1	2	3	4	5	6	7	8	9	AB	R	H	RBI	BB	SO	LOB
Rick Burleson, R (1, 6) OBP: 0.343, SLG: 0.378	F9	FC6-4 1-2f			K		FC6-4 BB		G3	4	0	0	0	1	1	2
Dave Stapleton, R (1, 4) OBP: 0.319, SLG: 0.466	WP 3B		F8		K		FC6-4 1-2f		E 1B	5	1	2	0	0	1	2
Fred Lynn, L (1, 8) OBP: 0.397, SLG: 0.500	K 1B 3-H		4-3			5-3		2B 2B	F8	5	1	2	0	0	0	1
Tony Perez, R (1, 3) OBP: 0.304, SLG: 0.443	K 1-2		4-3			6-3		5-3	E6 1-2	5	0	0	0	0	1	3
Carlton Fisk, R (1, 2) OBP: 0.357, SLG: 0.500		1B E 1B		G4-6-3 1B		6-3		2B FC1-2 BB	K	4	1	2	0	1	1	2
Carl Yastrzemski, L (1, 7) OBP: 0.350, SLG: 0.461		E 1-3 1B		G4-6-3 1-2 1B			L8	FC1-2 1-3 2-H 2B		4	0	3	1	0	0	0
Jim Rice, R (1, 10) OBP: 0.299, SLG: 0.452		1-3		G4-6-3 1-2f 2-3			6-3	FC1-2 IBB		3	0	0	0	1	0	4
Dwight Evans, R (1, 9) OBP: 0.341, SLG: 0.470		E4 FC6-4 2-3 3-H		6-3			2B 1B	FC1-2 1-2 2-3 3-Hf		4	1	1	0	0	0	5
Glenn Hoffman, R (1, 5) OBP: 0.324, SLG: 0.420	K				5-3		1-H 2B	K		3	0	1	1	0	1	2
Jim Dwyer, L (8, PH) OBP: 0.370, SLG: 0.449										1	0	0	0	0	1	3
Larry Wolfe, R (9, 5) OBP: 0.105, SLG: 0.167										0	0	0	0	0	0	0
Inning Stats	R: 1 E: 0 K: 1 S: 6 H: 2 LOB: 0 BB: 0 P: 6	R: 1 E: 1 K: 1 S: 8 H: 2 LOB: 2 BB: 0 P: 8	R: 0 E: 0 K: 0 S: 3 H: 0 LOB: 0 BB: 0 P: 3	R: 0 E: 0 K: 0 S: 4 H: 2 LOB: 1 BB: 0 P: 4	R: 0 E: 0 K: 2 S: 7 H: 0 LOB: 0 BB: 0 P: 7	R: 0 E: 0 K: 0 S: 3 H: 0 LOB: 0 BB: 0 P: 3	R: 1 E: 0 K: 0 S: 5 H: 2 LOB: 2 BB: 1 P: 9	R: 1 E: 0 K: 1 S: 7 H: 2 LOB: 3 BB: 2 P: 15	R: 0 E: 1 K: 1 S: 7 H: 1 LOB: 2 BB: 0 P: 7	1B: 7 2B: 3 3B: 1 HR: 0 SF: 0 SAC: 0 DP: 1 HBP: 0						

PITCHER		IP	WLS	BF	H	R	ER	SO	BB	IBB	HBP	BLK	WP	HR	S	P	ERA	WHIP
Mike Proly, R ERA: 2.88	(1, 1)	6.2	W	27	8	3	2	4	0	0	0	0	1	0	35	35	2.70	1.200
Ed Farmer, R ERA: 3.12	(7, 1)	2.1	S	14	3	1	1	2	2	1	0	0	0	0	15	27	3.86	2.143

PITCHER		IP	WLS	BF	H	R	ER	SO	BB	IBB	HBP	BLK	WP	HR	S	P	ERA	WHIP

Chicago White Sox @ Boston Red Sox

Fenway Park, Boston, MA

Sat Aug 09 1980, 3:33 AM EDT

Att. 32,719 - Unknown - 92 F

livebaseballscorecards.com

AB	38
R	4
H	11
RBI	2
BB	3
SO	6
LOB	24

Batter	1	2	3	4	5	6	7	8	9	AB	R	H	RBI	BB	SO	LOB
Mike Squires, L (1, 3) OBP: 0.346, SLG: 0.355	F5			F6		1B		F9		4	1	1	0	0	0	0
Jim Morrison, R (1, 4) OBP: 0.319, SLG: 0.413	F9			4-3		1-2 1B		F8		4	0	1	0	0	0	0
Bob Molinaro, L (1, 10) OBP: 0.367, SLG: 0.418	F5			3-1		K			F8 E 2B	4	1	1	0	0	1	2
Wayne Nordhagen, R (1, 9) OBP: 0.298, SLG: 0.503		K			1B 2B	1-H 2-H			F8 2-3	4	1	2	1	0	1	1
Randy Johnson, L (1, 7) OBP: 0.280, SLG: 0.200		F5			F5		1B		E3 G6-4-3 3-H	4	0	1	1	0	0	1
Thad Bosley, L (9, PR) OBP: 0.272, SLG: 0.279										0	0	0	0	0	0	0
Chet Lemon, R (1, 8) OBP: 0.361, SLG: 0.420		K			S 2-H 1B		G5-4-3 1-2 1B		G6-4-3 1-2f	4	0	2	1	0	1	1
Greg Pryor, R (1, 5) OBP: 0.283, SLG: 0.361			F4		5-3 1-2		K			3	0	0	0	0	1	3
Bruce Kimm, R (1, 2) OBP: 0.290, SLG: 0.297			5-3		F9		G5-4-3 1-2f			3	0	0	0	0	0	3
Todd Cruz, R (1, 6) OBP: 0.292, SLG: 0.325			6-3			6-3		1B		3	0	1	0	0	0	0

TOP

Chicago White Sox @ Boston Red Sox

Fenway Park, Boston, MA

Sun Aug 10 1980, 3:33 AM EDT
Att. 30,124 - Unknown - 83 F

livebaseballscorecards.com

AB	33
R	3
H	9
RBI	3
BB	0
SO	4
LOB	11

Inning Stats	1	2	3	4	5	6	7	8	9	1B: 7	SF: 0	WP: 0	PA: 33
R:	0	0	0	0	1	1	0	0	1	2B: 2	SAC: 0	PB: 0	
E:	0	0	0	0	0	0	0	0	1	3B: 0	DP: 2	SB: 1	
K:	0	2	0	0	0	1	1	0	0	HR: 0	HBP: 0	CS: 0	
S:	3	7	3	3	5	7	6	3	4				
H:	0	0	0	0	2	3	2	1	1				
LOB:	0	0	0	0	1	1	1	0	1				
BB:	0	0	0	0	0	0	0	0	0				
P:	3	7	3	3	5	7	6	3	4				

PITCHER		IP	WLS	BF	H	R	ER	SO	BB	IBB	HBP	BLK	WP	HR	S	P	ERA	WHIP
Dennis Eckersley, R ERA: 4.4	(1, 1)	8.0	W	30	9	3	3	4	0	0	0	0	0	0	38	38	3.38	1.125
Bob Stanley, R ERA: 3.71	(9, 1)	1.0	S	3	0	0	0	0	0	0	0	0	0	0	3	3	0.00	0.000

PITCHER		IP	WLS	BF	H	R	ER	SO	BB	IBB	HBP	BLK	WP	HR	S	P	ERA	WHIP

Batter	1	2	3	4	5	6	7	8	9	AB	R	H	RBI	BB	SO	LOB
Rick Burleson, R (1, 6) OBP: 0.340, SLG: 0.374	5-3		4-3		L3		F8			4	0	0	0	0	0	0
Dave Stapleton, R (1, 4) OBP: 0.318, SLG: 0.463	F7			5-3		BB, HR, 1B	K			4	1	1	0	0	1	0
Fred Lynn, L (1, 8) OBP: 0.398, SLG: 0.501	2B			F9		HR, BB		4-3		3	1	1	0	1	0	0
Tony Perez, R (1, 3) OBP: 0.305, SLG: 0.457	K			HR		HR		K		4	2	2	4	0	2	1
Carlton Fisk, R (1, 2) OBP: 0.356, SLG: 0.497		K		BB, 1B		6-3		F9		4	0	1	0	0	1	0
Carl Yastrzemski, L (1, 7) OBP: 0.350, SLG: 0.458		F2		1-2, BB		F9				2	0	0	0	1	0	0
Jim Rice, R (1, 10) OBP: 0.299, SLG: 0.454		F9		1-3		2B				3	0	1	0	0	0	2
Dwight Evans, R (1, 9) OBP: 0.338, SLG: 0.465			5-3		K	F7				3	0	0	0	0	1	1
Glenn Hoffman, R (1, 5) OBP: 0.318, SLG: 0.411			6-3		6-3		F8			3	0	0	0	0	0	0
Inning Stats	R: 0 E: 0 K: 1 S: 6 H: 1 LOB: 1 BB: 0 P: 6	R: 0 E: 0 K: 1 S: 5 H: 0 LOB: 0 BB: 0 P: 5	R: 0 E: 0 K: 0 S: 3 H: 0 LOB: 0 BB: 0 P: 3	R: 1 E: 0 K: 0 S: 5 H: 2 LOB: 2 BB: 1 P: 9	R: 0 E: 0 K: 1 S: 5 H: 0 LOB: 0 BB: 0 P: 5	R: 3 E: 0 K: 0 S: 6 H: 3 LOB: 1 BB: 1 P: 10	R: 0 E: 0 K: 1 S: 5 H: 0 LOB: 0 BB: 0 P: 5	R: 0 E: 0 K: 1 S: 5 H: 0 LOB: 0 BB: 0 P: 5		1B: 2 2B: 2 3B: 0 HR: 2 SF: 0 SAC: 0 DP: 0 HBP: 0				WP: 0 PB: 0 SB: 0 CS: 0 PA: 32		

PITCHER	IP	WLS	BF	H	R	ER	SO	BB	IBB	HBP	BLK	WP	HR	S	P	ERA	WHIP
LaMarr Hoyt, R (1, 1) ERA: 4.47	8.0	L	32	6	4	4	5	2	0	0	0	0	2	40	48	4.50	1.000

PITCHER	IP	WLS	BF	H	R	ER	SO	BB	IBB	HBP	BLK	WP	HR	S	P	ERA	WHIP

BOTTOM

Chicago White Sox @ Boston Red Sox

Fenway Park, Boston, MA

Sun Aug 10 1980, 3:33 AM EDT

Att. 30,124 - Unknown - 83 F

livebaseballscorecards.com

AB	30
R	4
H	6
RBI	4
BB	2
SO	5
LOB	4

Batter	1	2	3	4	5	6	7	8	9	AB	R	H	RBI	BB	SO	LOB
Leo Sutherland, L (1, 7) OBP: 0.667, SLG: 0.667	G5-4-3 1B			1-3		S 1B			SH5-4 1-2	3	0	2	0	0	0	0
Ron Pruitt, R (1, 10) OBP: 0.311, SLG: 0.337	F3			P3		F8 1-2			F8	4	0	0	0	0	0	3
Jim Morrison, R (1, 4) OBP: 0.316, SLG: 0.410	G5-4-3 1-2f			F7			F8		6-3	4	0	0	0	0	0	2
Wayne Nordhagen, R (1, 9) OBP: 0.295, SLG: 0.498		F9			F8		P6			3	0	0	0	0	0	0
Lamar Johnson, R (1, 3) OBP: 0.319, SLG: 0.421		P4			K		K			3	0	0	0	0	2	0
Chet Lemon, R (1, 8) OBP: 0.360, SLG: 0.418		K			5-3			FC5-4 BB		2	0	0	0	1	1	0
Greg Pryor, R (1, 5) OBP: 0.280, SLG: 0.357			F7			6-3		FC5-4 CS 1-2f		3	0	0	0	0	0	1
Glenn Borgmann, R (1, 2)			4-3			F8		K 1-2		3	0	0	0	0	1	1
Todd Cruz, R (1, 6) OBP: 0.298, SLG: 0.345			6-3			HR			SH5-4 1B	3	1	2	1	0	0	0
Inning Stats	R: 0 E: 0 K: 0 S: 3	R: 0 E: 0 K: 1 S: 5	R: 0 E: 0 K: 0 S: 3	R: 0 E: 0 K: 0 S: 3	R: 0 E: 0 K: 1 S: 5	R: 1 E: 0 K: 0 S: 5	R: 0 E: 0 K: 1 S: 5	R: 0 E: 0 K: 1 S: 4	R: 0 E: 0 K: 0 S: 4							
	H: 1 LOB: 0 BB: 0 P: 3	H: 0 LOB: 0 BB: 0 P: 5	H: 0 LOB: 0 BB: 0 P: 3	H: 0 LOB: 0 BB: 0 P: 3	H: 0 LOB: 0 BB: 0 P: 5	H: 2 LOB: 1 BB: 0 P: 5	H: 0 LOB: 0 BB: 0 P: 5	H: 0 LOB: 1 BB: 1 P: 8	H: 1 LOB: 1 BB: 0 P: 4							

PITCHER	IP	WLS	BF	H	R	ER	SO	BB	IBB	HBP	BLK	WP	HR	S	P	ERA	WHIP
Rudy May, L (1, 1) ERA: 2.54	9.0	W	30	4	1	1	4	1	0	0	0	0	1	37	41	1.00	0.556

PITCHER	IP	WLS	BF	H	R	ER	SO	BB	IBB	HBP	BLK	WP	HR	S	P	ERA	WHIP

TOP

Chicago White Sox @ New York Yankees

Yankee Stadium, Bronx, NY

Mon Aug 11 1980, 7:05 PM EDT

Att. 28,292 - Unknown - 82 F

livebaseballscorecards.com

AB	28
R	1
H	4
RBI	1
BB	1
SO	4
LOB	7

1B: 3 2B: 1 3B: 0 HR: 1	SF: 0 SAC: 1 DP: 2 HBP: 0	WP: 0 PB: 0 SB: 1 CS: 1	PA: 30

Batter	1	2	3	4	5	6	7	8	9	AB	R	H	RBI	BB	SO	LOB
Willie Randolph, R (1, 4) OBP: 0.414, SLG: 0.396	6-3 SH1-3 1B		F8		L6-3 1-2		IBB			3	0	1	0	1	0	1
Ruppert Jones, L (1, 8) OBP: 0.296, SLG: 0.361	SH1-3 1-2		6-3			P4	K			3	0	0	0	0	1	2
Bob Watson, R (1, 3) OBP: 0.358, SLG: 0.428	6-3 2-3			F8		E 1B		K		4	0	1	0	0	1	1
Reggie Jackson, L (1, 9) OBP: 0.393, SLG: 0.617	G3			HR		E9 1-3 1B		F5		4	1	2	1	0	0	1
Eric Soderholm, R (1, 10) OBP: 0.372, SLG: 0.467		5-3		1B		5-3		6-3		4	0	1	0	0	0	2
Rick Cerone, R (1, 2) OBP: 0.317, SLG: 0.447		1B		F8		K			F8	4	0	1	0	0	1	3
Lou Piniella, R (1, 7) OBP: 0.315, SLG: 0.315		F3		F7			SH1-4 1B		HR 2B	4	1	2	0	0	0	2
Aurelio Rodriguez, R (1, 5) OBP: 0.226, SLG: 0.315		K			4-3		SH1-4 1-2		HR 2-H	3	1	1	2	0	1	1
Bucky Dent, R (1, 6) OBP: 0.320, SLG: 0.344			5-3		L6-3 1B		F9			3	0	1	0	0	0	1
Inning Stats	R: 0 H: 1 E: 0 LOB: 1 K: 0 BB: 0 S: 4 P: 4	R: 0 H: 1 E: 0 LOB: 1 K: 1 BB: 0 S: 6 P: 6	R: 0 H: 0 E: 0 LOB: 0 K: 0 BB: 0 S: 3 P: 3	R: 1 H: 2 E: 0 LOB: 1 K: 0 BB: 0 S: 5 P: 5	R: 0 H: 1 E: 0 LOB: 0 K: 0 BB: 0 S: 3 P: 3	R: 0 H: 2 E: 1 LOB: 2 K: 1 BB: 0 S: 7 P: 7	R: 0 H: 1 E: 0 LOB: 2 K: 1 BB: 1 S: 6 P: 10	R: 0 H: 0 E: 0 LOB: 0 K: 1 BB: 0 S: 5 P: 5	R: 2 H: 2 E: 0 LOB: 0 K: 0 BB: 0 S: 3 P: 3	1B: 7 SF: 0 2B: 2 SAC: 2 3B: 0 DP: 1 HR: 2 HBP: 0						

PITCHER	IP	WLS	BF	H	R	ER	SO	BB	IBB	HBP	BLK	WP	HR	S	P	ERA	WHIP
Britt Burns, L (1, 1) ERA: 2.8	8.1	L	35	10	3	3	4	0	1	0	0	0	2	42	46	3.24	1.200

PITCHER	IP	WLS	BF	H	R	ER	SO	BB	IBB	HBP	BLK	WP	HR	S	P	ERA	WHIP

BOTTOM

Chicago White Sox @ New York Yankees

Yankee Stadium, Bronx, NY

Mon Aug 11 1980, 7:05 PM EDT
Att. 28,292 - Unknown - 82 F

livebaseballscorecards.com

AB	32
R	3
H	10
RBI	3
BB	1
SO	4
LOB	14

PA: 35

WP: 0
PB: 0
SB: 0
CS: 0

Batter	1	2	3	4	5	6	7	8	9	10	AB	R	H	RBI	BB	SO	LOB
Leo Sutherland, L (1, 7) OBP: 0.625, SLG: 0.625	L4		K 1B		G1-6-3 1B 2-3 3-H		SH1-4 1B		1-3		5	0	3	1	0	0	0
Chet Lemon, R (1, 8) OBP: 0.359, SLG: 0.416	K		K 1-2		K		SH1-4 1-2		CS 1B		4	0	1	0	0	3	3
Mike Squires, L (1, 3) OBP: 0.337, SLG: 0.345	K			F9	G1-6-3 1-2f		F7		CS 1-2	6-3	5	0	0	0	0	1	3
Wayne Nordhagen, R (1, 9) OBP: 0.294, SLG: 0.500		F8		F8		3B 3B	6-3			6-3	5	1	1	0	0	0	1
Bob Molinaro, L (1, 10) OBP: 0.375, SLG: 0.434		1B SF9 1B		1B 1B		SF7 3B 3-H		4-3 1B		F8	5	2	4	1	0	0	0
Jim Morrison, R (1, 4) OBP: 0.320, SLG: 0.413		S 1B 1-3		1B 1-2		1B		4-3 1-2			4	0	3	0	0	0	1
Greg Pryor, R (1, 5) OBP: 0.277, SLG: 0.354		SF9 3-H		F2		P4		K			2	0	0	1	0	0	4
Harold Baines, L (8, PH) OBP: 0.274, SLG: 0.401											1	0	0	0	0	1	1
Kevin Bell, R (8, 5) OBP: 0.299, SLG: 0.232											0	0	0	0	0	0	0
Glenn Borgmann, R (1, 2) OBP: 0.143, SLG: 0.167		F5 1-2			2B 1B 1B	SF7 3-H		4-3			3	1	1	1	0	0	2
Todd Cruz, R (1, 6) OBP: 0.297, SLG: 0.348			F9		1B 2B 1-3	G3			K		4	0	1	0	0	1	1
Inning Stats	R: 0 E: 0 K: 2 S: 7 H: 0 LOB: 0 BB: 0 P: 7	R: 1 E: 0 K: 0 S: 5 H: 2 LOB: 1 BB: 0 P: 5	R: 0 E: 0 K: 1 S: 5 H: 1 LOB: 0 BB: 0 P: 5	R: 0 E: 0 K: 0 S: 5 H: 2 LOB: 2 BB: 0 P: 5	R: 1 E: 0 K: 1 S: 7 H: 3 LOB: 1 BB: 0 P: 7	R: 2 E: 0 K: 0 S: 6 H: 3 LOB: 1 BB: 0 P: 6	R: 0 E: 0 K: 0 S: 4 H: 1 LOB: 1 BB: 0 P: 4	R: 0 E: 0 K: 1 S: 6 H: 1 LOB: 1 BB: 0 P: 6	R: 0 E: 0 K: 1 S: 5 H: 1 LOB: 0 BB: 0 P: 5	R: 0 E: 0 K: 0 S: 3 H: 0 LOB: 0 BB: 0 P: 3	1B: 11 2B: 1 3B: 2 HR: 0	SF: 2 SAC: 1 DP: 1 HBP: 0					

PITCHER		IP	WLS	BF	H	R	ER	SO	BB	IBB	HBP	BLK	WP	HR	S	P	ERA	WHIP
Luis Tiant, R ERA: 5.13	(1, 1)	5.0		23	10	4	4	4	0	0	0	0	0	0	31	31	7.20	2.000
Doug Bird, R ERA: 1.8	(6, 1)	5.0	W	18	4	0	0	2	0	0	0	0	0	0	22	22	0.00	0.800

PITCHER	IP	WLS	BF	H	R	ER	SO	BB	IBB	HBP	BLK	WP	HR	S	P	ERA	WHIP

TOP

Chicago White Sox @ New York Yankees

Yankee Stadium, Bronx, NY

Tue Aug 12 1980, 7:05 PM EDT
Att. 27,883 - Unknown - 80 F

livebaseballscorecards.com

AB	38
R	4
H	14
RBI	4
BB	0
SO	6
LOB	16

WP: 0 PA: 42
PB: 0
SB: 1
CS: 1

Batter	1	2	3	4	5	6	7	8	9	10	AB	R	H	RBI	BB	SO	LOB
Willie Randolph, R (1, 4) OBP: 0.417, SLG: 0.401	G3		PB E 6-3 1B	4-3		G4-6-3 1B		2B		HR IBB	5	2	3	0	1	0	1
Ruppert Jones, L (1, 8) OBP: 0.294, SLG: 0.367	6-3		K	4-3		G4-6-3		F7		HR	6	1	1	4	0	1	5
Bob Watson, R (1, 3) OBP: 0.358, SLG: 0.426	1B		6-3 BB		5-3	6-3		G3			4	0	1	0	1	0	2
Reggie Jackson, L (1, 9) OBP: 0.391, SLG: 0.611	K		6-3		6-3		SH1-4 1B		1-3		5	0	1	1	0	1	2
Eric Soderholm, R (1, 10) OBP: 0.367, SLG: 0.460		P6	6-3		E5 1B		SH1-4		6-3		3	0	0	0	0	0	1
Bobby Murcer, L (9, PH) OBP: 0.357, SLG: 0.492											1	0	0	0	0	0	0
Rick Cerone, R (1, 2) OBP: 0.318, SLG: 0.446		4-3		SH3-4 E 1B	1-3 1B		5-3		F2		5	1	2	0	0	0	1
Lou Piniella, R (1, 7) OBP: 0.320, SLG: 0.320		1B 1B		E SH3-4 WP 1B	F7		IBB			5-3	3	1	2	0	0	0	2
Oscar Gamble, L (7, PH) OBP: 0.308, SLG: 0.451											1	0	0	0	1	0	0
(8, 7)																	
Aurelio Rodriguez, R (1, 5) OBP: 0.237, SLG: 0.321		1-2 1B		SH3-4		1B E G4-6-3 1B	P6			1B HR BB	3	2	2	0	1	0	2
Bucky Dent, R (1, 6) OBP: 0.316, SLG: 0.340		P7		E6 WP		E3 G4-6-3 1B		F3		HR IBB 1B	4	0	0	1	0	0	4
Jim Spencer, L (10, PH) OBP: 0.306, SLG: 0.403											1	0	1	0	0	0	0
Fred Stanley, R (10, PR) OBP: 0.254, SLG: 0.258											0	1	0	0	0	0	0
Inning Stats	R: 0 H: 1 E: 0 LOB: 1 K: 1 BB: 0 S: 6 P: 6	R: 0 H: 2 E: 0 LOB: 2 K: 0 BB: 0 S: 5 P: 5	R: 1 H: 1 E: 1 LOB: 1 K: 1 BB: 1 S: 6 P: 10	R: 2 H: 2 E: 1 LOB: 1 K: 0 BB: 0 S: 6 P: 6	R: 0 H: 1 E: 1 LOB: 2 K: 0 BB: 0 S: 5 P: 5	R: 1 H: 2 E: 1 LOB: 1 K: 0 BB: 0 S: 5 P: 5	R: 0 H: 1 E: 0 LOB: 2 K: 0 BB: 1 S: 4 P: 8	R: 0 H: 1 E: 0 LOB: 1 K: 0 BB: 0 S: 4 P: 4	R: 0 H: 0 E: 0 LOB: 0 K: 0 BB: 0 S: 3 P: 3	R: 4 H: 2 E: 0 LOB: 1 K: 0 BB: 2 S: 3 P: 11	1B: 11 SF: 0 2B: 1 SAC: 2 3B: 0 DP: 1 HR: 1 HBP: 0						

PITCHER	IP	WLS	BF	H	R	ER	SO	BB	IBB	HBP	BLK	WP	HR	S	P	ERA	WHIP
Steve Trout, L (1, 1) ERA: 3.46	6.1		32	10	4	2	2	1	0	0	0	1	0	35	39	2.84	1.737
Ed Farmer, R (7, 1) ERA: 3.46	3.0	L	15	3	4	4	0	1	2	0	0	0	1	12	24	12.00	1.333

PITCHER	IP	WLS	BF	H	R	ER	SO	BB	IBB	HBP	BLK	WP	HR	S	P	ERA	WHIP

BOTTOM

Chicago White Sox @ New York Yankees

Yankee Stadium, Bronx, NY

Tue Aug 12 1980, 7:05 PM EDT
Att. 27,883 - Unknown - 80 F

livebaseballscorecards.com

AB	41
R	8
H	13
RBI	6
BB	4
SO	2
LOB	20

WP: 1 PA: 47
PB: 1
SB: 0
CS: 0

Batter	1	2	3	4	5	6	7	8	9	AB	R	H	RBI	BB	SO	LOB
Leo Sutherland, L (1, 7) OBP: 0.462, SLG: 0.538	2B	G1-4-3 1-2f		G3		4-3			6-3	5	1	1	0	0	0	4
Chet Lemon, R (1, 8) OBP: 0.365, SLG: 0.421	2B 2-H		1B FC5-2 BB		E SF9 BB		FC1-6 BB		K	3	1	2	1	2	1	0
Lamar Johnson, R (1, 10) OBP: 0.318, SLG: 0.418	F9		FC5-2 1B 1-2 SF7 BB		E5 SF9 1-3 SF8		P4			3	2	0	0	1	0	3
Wayne Nordhagen, R (1, 9) OBP: 0.293, SLG: 0.498	5-3		FC6-4 FC5-2 1-2 2-3 1B		SF9 2-3 3-H		FC1-6 1-2f			3	0	1	1	0	0	2
Jim Morrison, R (1, 4) OBP: 0.317, SLG: 0.410	6-3		FC5-2 FC6-4 1-2 2-3 3-Hf		SF8 3-H		K			3	0	0	1	0	1	5
Glenn Borgmann, R (1, 2) OBP: 0.182, SLG: 0.125		BB E BB	SF7 3-H		6-3			5-3		2	0	0	1	1	0	0
Greg Pryor, R (1, 5) OBP: 0.273, SLG: 0.349		K	FC6-4 1-2f 2-3			F8		F7		4	0	0	0	0	1	3
Mike Squires, L (1, 3) OBP: 0.335, SLG: 0.343		FC3 BB 1-2		F9		S 1B		3-1		4	0	1	0	0	0	1
Todd Cruz, R (1, 6) OBP: 0.296, SLG: 0.343		G1-4-3 1-2 2-3 BB		6-3		K 1-2			F9	3	0	0	0	1	1	1
Inning Stats	R: 1 E: 0 K: 0 S: 5 H: 2 LOB: 1 BB: 0 P: 5	R: 0 E: 1 K: 1 S: 5 H: 0 LOB: 2 BB: 2 P: 13	R: 1 E: 0 K: 0 S: 5 H: 2 LOB: 2 BB: 1 P: 9	R: 0 E: 0 K: 0 S: 3 H: 0 LOB: 0 BB: 0 P: 3	R: 2 E: 1 K: 0 S: 4 H: 0 LOB: 0 BB: 1 P: 8	R: 0 E: 0 K: 1 S: 6 H: 1 LOB: 1 BB: 0 P: 6	R: 0 E: 0 K: 1 S: 5 H: 0 LOB: 1 BB: 1 P: 9	R: 0 E: 0 K: 0 S: 3 H: 0 LOB: 0 BB: 0 P: 3	R: 0 E: 0 K: 1 S: 5 H: 0 LOB: 0 BB: 0 P: 5	1B: 3 2B: 2 3B: 0 HR: 0 SF: 3 SAC: 0 DP: 1 HBP: 0	WP: 0 PB: 0 SB: 1 CS: 0 PA: 38					

PITCHER		IP	WLS	BF	H	R	ER	SO	BB	IBB	HBP	BLK	WP	HR	S	P	ERA	WHIP
Ron Guidry, L ERA: 3.63	(1, 1)	8.0	L	35	5	4	2	3	5	0	0	0	0	0	36	56	2.25	1.250
Ron Davis, R ERA: 3.27	(9, 1)	1.0		3	0	0	0	1	0	0	0	0	0	0	5	5	0.00	0.000

PITCHER	IP	WLS	BF	H	R	ER	SO	BB	IBB	HBP	BLK	WP	HR	S	P	ERA	WHIP

TOP

Chicago White Sox @ New York Yankees

Yankee Stadium, Bronx, NY

Wed Aug 13 1980, 7:05 PM EDT
Att. 33,775 - Unknown - 82 F

livebaseballscorecards.com

AB	30
R	4
H	5
RBI	4
BB	5
SO	4
LOB	19

Batter	1	2	3	4	5	6	7	8	9	AB	R	H	RBI	BB	SO	LOB
Willie Randolph, R (1, 4) OBP: 0.418, SLG: 0.403	B B B B 4-0 1B BB		x 0-0 ① 6-3		x 0-0 3-1 2B		x 0-0 ②③ G6-4-3 1-2f			3	0	1	0	1	0	1
Ruppert Jones, L (1, 8) OBP: 0.290, SLG: 0.362	S S S 0-3 ① K		x 0-0 ② G3		x 0-0 ② 3-1 2-3			x 0-0 ① L3		4	0	0	0	0	1	2
Bob Watson, R (1, 3) OBP: 0.354, SLG: 0.421	S S S 0-3 ② K		x 0-0 ③ 6-3		x 0-0 ③ F8			x 0-0 ② F8		4	0	0	0	0	1	2
Reggie Jackson, L (1, 10) OBP: 0.394, SLG: 0.612	x 0-0 1-3 1B			x 0-0 1B 6-3 1B		x 0-0 ① F7		x 0-0 1B		4	0	3	0	0	0	0
Oscar Gamble, L (1, 9) OBP: 0.306, SLG: 0.472	x 0-0 ③ G3			S S S 0-3 ① K		x 0-0 HR		S S S 0-3 ③ K		4	1	1	1	0	2	4
Joe Lefebvre, L (1, 7) OBP: 0.369, SLG: 0.479		x 0-0 ① F7		x 0-0 ② 6-3 1-2		x 0-0 ② F7			x 0-0 ① F7	4	0	0	0	0	0	1
Eric Soderholm, R (1, 5) OBP: 0.365, SLG: 0.455		x 0-0 ② F9		x 0-0 2-3 1B		x 0-0 ③ 5-3			x 0-0 ② 5-3	4	0	1	0	0	0	0
Johnny Oates, L (1, 2) OBP: 0.214, SLG: 0.300 Bobby Murcer, L (9, PH) OBP: 0.356, SLG: 0.489	H 1-0 HBP			x 0-0 ③ F9			x 0-0 ① 4-3		x 0-0 ③ 1-3	2 1	0 0	0 0	0 0	0 0	0 0	2 0
Bucky Dent, R (1, 6) OBP: 0.316, SLG: 0.340		x 0-0 ③ F9			x 0-0 ① 4-3		x 0-0 G6-4-3 1B			3	0	1	0	0	0	1
Inning Stats	R: 0 H: 1 E: 0 LOB: 2 K: 2 BB: 1 S: 8 P: 12	R: 0 H: 0 E: 0 LOB: 1 K: 0 BB: 0 S: 3 P: 4	R: 0 H: 0 E: 0 LOB: 0 K: 0 BB: 0 S: 3 P: 3	R: 0 H: 2 E: 0 LOB: 2 K: 1 BB: 0 S: 7 P: 7	R: 0 H: 1 E: 0 LOB: 1 K: 0 BB: 0 S: 4 P: 4	R: 1 H: 1 E: 0 LOB: 0 K: 0 BB: 0 S: 4 P: 4	R: 0 H: 1 E: 0 LOB: 0 K: 0 BB: 0 S: 3 P: 3	R: 0 H: 1 E: 0 LOB: 1 K: 1 BB: 0 S: 6 P: 6	R: 0 H: 0 E: 0 LOB: 0 K: 0 BB: 0 S: 3 P: 3	1B: 5 2B: 1 3B: 0 HR: 1	SF: 0 SAC: 0 DP: 1 HBP: 1						

PITCHER	IP	WLS	BF	H	R	ER	SO	BB	IBB	HBP	BLK	WP	HR	S	P	ERA	WHIP
Richard Dotson, R (1, 1) ERA: 4.0	9.0	W	35	7	1	1	4	1	0	1	0	0	1	41	46	1.00	0.889

PITCHER	IP	WLS	BF	H	R	ER	SO	BB	IBB	HBP	BLK	WP	HR	S	P	ERA	WHIP

BOTTOM

Chicago White Sox @ New York Yankees

Yankee Stadium, Bronx, NY

Wed Aug 13 1980, 7:05 PM EDT
Att. 33,775 - Unknown - 82 F

livebaseballscorecards.com

AB	33
R	1
H	7
RBI	1
BB	1
SO	4
LOB	13

WP: 0	PA: 35		
PB: 0			
SB: 0			
CS: 0			

Boston Red Sox @ Chicago White Sox

Comiskey Park, Chicago, IL

Fri Aug 15 1980, 8:05 PM EDT

Att. 22,521 - Unknown - 69 F

TOP

livebaseballscorecards.com

Batter	1	2	3	4	5	6	7	8	9	AB	R	H	RBI	BB	SO	LOB
Rick Burleson, R (1, 6) OBP: 0.345, SLG: 0.376	2B 1B		5-3 1B		BBB 4-0 FC4-6 BB	0-0 SF8 2-3 3-H 1B	4-3		0-0 FC6-4 BB 1-2f	5	1	3	1	1	0	3
Dave Stapleton, R (1, 4) OBP: 0.322, SLG: 0.466	L8 SF7 1-H 2B		0-0 5-3 1-2		0-0 FC4-6 1B 1B E 1-2f	0-0 SF8 1-2 3-H		0-0 5-3	BBBB 4-0 1-2 BB	4	2	1	2	1	0	2
Fred Lynn, L (1, 8) OBP: 0.393, SLG: 0.501	L8 2-3		0-0 F7		0-0 F8	0-0 F2		0-0 6-3	0-0 4-3	6	0	0	0	0	0	6
Tony Perez, R (1, 3) OBP: 0.319, SLG: 0.481	BBBB 4-0 BB		SSS 0-3 K		0-0 E 1-2 1B	BBBB 4-0 BB		0-0 1B 3B		3	1	2	0	2	1	1
Carlton Fisk, R (1, 2) OBP: 0.357, SLG: 0.486	SF7 3-H			SSS 0-3 K	0-0 E5 1-2 2-H 1B	0-0 F7		BBBBB 4-0 1B BB		3	0	1	1	1	1	2
Carl Yastrzemski, L (1, 10) OBP: 0.350, SLG: 0.458 Garry Hancock, L (8, PR) OBP: 0.190, SLG: 0.220	G3			0-0 3B 2B	0-0 F9		0-0 2B	0-0 1-3 3-H 1B		5 0	1 0	3 0	1 0	0 0	0 0	3 0
Jim Rice, R (1, 7) OBP: 0.300, SLG: 0.449		0-0 F4		0-0 6-3		0-0 1B 2B 1B	0-0 F4	SSS 0-3 K		5	1	1	0	0	1	4
Dwight Evans, R (1, 9) OBP: 0.335, SLG: 0.463		0-0 F4		0-0 2-H 3B		0-0 SSS 2B 1-3 1B 1B	0-3 K		0-0 6-3	5	1	2	1	0	1	1
Glenn Hoffman, R (1, 5) OBP: 0.324, SLG: 0.415		0-0 F6		0-0 F9		0-0 BBB 1B 1-3 3-H SF8 2B	4-0 BB		0-0 FC6-4 1B	4	1	2	1	1	0	1
Inning Stats	R: 2 E: 0 K: 0 S: 5 H: 2 LOB: 1 BB: 1 P: 9	R: 0 E: 0 K: 0 S: 3 H: 0 LOB: 0 BB: 0 P: 3	R: 0 E: 0 K: 1 S: 6 H: 1 LOB: 1 BB: 0 P: 6	R: 1 E: 0 K: 1 S: 7 H: 2 LOB: 1 BB: 0 P: 7	R: 1 E: 1 K: 0 S: 5 H: 2 LOB: 2 BB: 1 P: 9	R: 3 E: 0 K: 0 S: 7 H: 4 LOB: 2 BB: 1 P: 11	R: 0 E: 0 K: 1 S: 6 H: 1 LOB: 2 BB: 1 P: 10	R: 1 E: 0 K: 1 S: 7 H: 2 LOB: 2 BB: 1 P: 11	R: 0 E: 0 K: 0 S: 4 H: 1 LOB: 2 BB: 1 P: 8	1B: 9 2B: 4 3B: 2 HR: 0	SF: 2 SAC: 0 DP: 0 HBP: 0						

	AB	40
	R	8
	H	15
	RBI	7
	BB	6
	SO	4
	LOB	23

WP: 0 PB: 0 SB: 0 CS: 0 PA: 48

PITCHER		IP	WLS	BF	H	R	ER	SO	BB	IBB	HBP	BLK	WP	HR	S	P	ERA	WHIP
Mike Proly, R ERA: 3.26	(1, 1)	5.0	L	27	10	7	6	2	2	0	0	0	0	0	29	37	10.80	2.400
Dewey Robinson, R ERA: 1.42	(6, 1)	2.0		10	2	0	0	1	2	0	0	0	0	0	10	18	0.00	2.000
Guy Hoffman, L ERA: 3.38	(8, 1)	2.0		11	3	1	1	1	2	0	0	0	0	0	11	19	4.50	2.500

PITCHER	IP	WLS	BF	H	R	ER	SO	BB	IBB	HBP	BLK	WP	HR	S	P	ERA	WHIP

BOTTOM

Boston Red Sox @ Chicago White Sox

Comiskey Park, Chicago, IL

Fri Aug 15 1980, 8:05 PM EDT

Att. 22,521 - Unknown - 69 F

Batter	1	2	3	4	5	6	7	8	9	AB	R	H	RBI	BB	SO	LOB
Leo Sutherland, L (1, 7) OBP: 0.389, SLG: 0.471	F7		6-3			F8		SF8 3-H	2-3 1B	4	0	1	1	0	0	0
Chet Lemon, R (1, 8) OBP: 0.365, SLG: 0.419	1B		F3			F8		BB 1-2 1B	4-3	4	0	1	0	1	0	2
Mike Squires, L (1, 3) OBP: 0.333, SLG: 0.341	F2			4-3			L4	FC6-4 1-2 2-H 1B		4	0	1	1	0	0	1
Wayne Nordhagen, R (1, 9) OBP: 0.290, SLG: 0.492	1-3			K			K	FC6-4 1-2f		4	0	0	0	0	2	3
Bob Molinaro, L (1, 10) OBP: 0.373, SLG: 0.431		B3		F9			K		2B WP 1B	4	1	1	0	0	1	0
Jim Morrison, R (1, 4) OBP: 0.318, SLG: 0.413		K			K			2B 1B	WP 1-3 4-3 2B	4	2	2	0	0	2	0
Glenn Borgmann, R (1, 2) OBP: 0.286, SLG: 0.364 Bruce Kimm, R (8, PR) OBP: 0.289, SLG: 0.296 (9, 2)	1B				K			1B 1-H SF8 2B	4-3 2-H 3-H	3 1	0 1	2 1	1 0	0 1	1 0	0 0
Greg Pryor, R (1, 5) OBP: 0.276, SLG: 0.355	1-3				F7			BB 2-3 1B 1B	1B 2B	4	1	2	0	0	0	1
Todd Cruz, R (1, 6) OBP: 0.292, SLG: 0.338 Harold Baines, L (9, PH) OBP: 0.273, SLG: 0.400			K			K		F5	F4	3 1	0 0	0 0	0 0	0 0	2 0	3 1

Inning Stats	1	2	3	4	5	6	7	8	9	1B	SF	WP	PA
	R: 0 E: 0 K: 0 S: 4 H: 1 LOB: 1 BB: 0 P: 4	R: 0 E: 0 K: 1 S: 6 H: 1 LOB: 1 BB: 0 P: 6	R: 0 E: 0 K: 1 S: 5 H: 0 LOB: 0 BB: 0 P: 5	R: 0 E: 0 K: 1 S: 5 H: 0 LOB: 0 BB: 0 P: 5	R: 0 E: 0 K: 2 S: 7 H: 0 LOB: 0 BB: 0 P: 7	R: 0 E: 0 K: 1 S: 5 H: 0 LOB: 0 BB: 0 P: 5	R: 0 E: 0 K: 2 S: 7 H: 0 LOB: 0 BB: 0 P: 7	R: 3 E: 0 K: 0 S: 7 H: 4 LOB: 2 BB: 1 P: 11	R: 2 E: 0 K: 0 S: 7 H: 4 LOB: 2 BB: 0 P: 7	2B: 3 3B: 0 HR: 0	SAC: 0 DP: 0 HBP: 0	PB: 0 SB: 0 CS: 0	

PITCHER		IP	WLS	BF	H	R	ER	SO	BB	IBB	HBP	BLK	WP	HR	S	P	ERA	WHIP
Dennis Eckersley, R ERA: 4.34	(1, 1)	8.0	W	31	6	3	3	8	1	0	0	0	0	0	46	50	3.38	0.875
Bill Campbell, R ERA: 5.59	(9, 1)	0.2		6	4	2	2	0	0	0	0	0	1	0	6	6	27.00	6.000
Bob Stanley, R ERA: 3.63	(9, 1)	0.1	S	1	0	0	0	0	0	0	0	0	0	0	1	1	0.00	0.000

PITCHER	IP	WLS	BF	H	R	ER	SO	BB	IBB	HBP	BLK	WP	HR	S	P	ERA	WHIP

AB	36
R	5
H	10
RBI	4
BB	1
SO	8
LOB	11

livebaseballscorecards.com

Batter	1	2	3	4	5	6	7	8	9	AB	R	H	RBI	BB	SO	LOB
Miguel Dilone, S (1, 7) OBP: 0.390, SLG: 0.443	6-3		F7		BB 1-2		2B		K	4	0	1	0	1	1	2
Jorge Orta, L (1, 9) OBP: 0.400, SLG: 0.402	4-3 2B 1B 1B		6-3		L8		6-3			4	1	1	0	0	0	3
Alan Bannister, R (1, 4) OBP: 0.301, SLG: 0.317	1-2 1B		6-3			G3		F8		0	1	0	0	0	0	0
Gary Alexander, R (1, 10) OBP: 0.271, SLG: 0.365	4-3 1-2 2-3			K		BB 1B		5-3		3	0	0	0	1	1	2
Toby Harrah, R (1, 5) OBP: 0.381, SLG: 0.381 Dave Rosello, R (8, 5) OBP: 0.243, SLG: 0.288	S 2-H 3-H 2B			5-3		F7		F5		4 0	0 0	1 0	2 0	0 0	0 0	1 0
Bo Diaz, R (1, 2) OBP: 0.305, SLG: 0.401	6-3 2-3			F9		FC5-4 1-3 1B			F8	4	0	1	0	0	0	1
Gary Gray, R (1, 3) OBP: 0.148, SLG: 0.231 Mike Hargrove, L (8, 3) OBP: 0.403, SLG: 0.413		K			K	FC5-4 1-2f			1B 1B	3 1	0 0	0 1	0 0	0 0	2 0	2 0
Rick Manning, L (1, 8) OBP: 0.342, SLG: 0.297		5-3-6 1B			BB 1B		F3		1-2 1B	4	0	3	0	0	0	0
Jerry Dybzinski, R (1, 6) OBP: 0.273, SLG: 0.293		5-3-6 1-3f			F7		F3		F2	4	0	0	0	0	0	4
Inning Stats	R: 2 E: 0 K: 0 S: 6 H: 3 LOB: 1 BB: 0 P: 6	R: 0 E: 0 K: 1 S: 5 H: 1 LOB: 0 BB: 0 P: 5	R: 0 E: 0 K: 0 S: 3 H: 0 LOB: 0 BB: 0 P: 3	R: 0 E: 0 K: 1 S: 5 H: 0 LOB: 0 BB: 0 P: 5	R: 0 E: 0 K: 1 S: 6 H: 1 LOB: 2 BB: 1 P: 10	R: 0 E: 0 K: 0 S: 4 H: 1 LOB: 2 BB: 1 P: 8	R: 0 E: 0 K: 0 S: 4 H: 1 LOB: 1 BB: 0 P: 4	R: 0 E: 0 K: 0 S: 3 H: 0 LOB: 0 BB: 0 P: 3	R: 0 E: 0 K: 1 S: 7 H: 2 LOB: 2 BB: 0 P: 7	1B: 7 2B: 3 3B: 0 HR: 0	SF: 0 SAC: 0 DP: 1 HBP: 0						

TOP

Cleveland Indians @ Chicago White Sox

Comiskey Park, Chicago, IL

Mon Aug 18 1980, 8:05 PM EDT

Att. 16,270 - Unknown

livebaseballscorecards.com

AB	31
R	2
H	8
RBI	2
BB	2
SO	4
LOB	15

PITCHER		IP	WLS	BF	H	R	ER	SO	BB	IBB	HBP	BLK	WP	HR	S	P	ERA	WHIP
Steve Trout, L ERA: 3.38	(1, 1)	9.0	W	37	9	2	2	4	2	0	0	0	0	0	43	51	2.00	1.222

PITCHER	IP	WLS	BF	H	R	ER	SO	BB	IBB	HBP	BLK	WP	HR	S	P	ERA	WHIP

BOTTOM

Batter	1	2	3	4	5	6	7	8	9	AB	R	H	RBI	BB	SO	LOB
Leo Sutherland, L (1, 8) OBP: 0.308, SLG: 0.360	4-3		F6	F7			F7			4	0	0	0	0	0	0
Mike Squires, L (1, 3) OBP: 0.340, SLG: 0.344	BBBB FC6-4 BB			1B S 1B 1B	4-3		2B 1B			3	2	2	0	1	0	0
Lamar Johnson, R (1, 10) OBP: 0.322, SLG: 0.423	FC6-4 FC4-6 1-2f			1B 1B 1-3 1B	F9		1-H 2B			4	1	2	1	0	0	1
Wayne Nordhagen, R (1, 9) OBP: 0.295, SLG: 0.497	FC4-6 1-2f			1B 1B 1-2 3-H 1B	2B		BBBB BB			3	1	2	1	1	0	1
Bob Molinaro, L (1, 7) OBP: 0.368, SLG: 0.423 Ron Pruitt, R (7, PH) OBP: 0.308, SLG: 0.333 (8, 7)		F9		1B HR 1-2 2-H 1B	1-3		F7			3 1	1 0	1 0	1 0	0 0	0 0	1 1
Jim Morrison, R (1, 4) OBP: 0.313, SLG: 0.405	SSS K			SSS K		5-3		F7		4	0	0	0	0	2	2
Glenn Borgmann, R (1, 2) OBP: 0.333, SLG: 0.400	6-3			1B HR 1-3 2-H 1B		1B		4-3		4	1	2	1	0	0	0
Kevin Bell, R (1, 5) OBP: 0.304, SLG: 0.261			G6-4-3 1B	1B 1-H 3-H HR		F7		F8		4	1	2	3	0	0	1
Todd Cruz, R (1, 6) OBP: 0.284, SLG: 0.329			G6-4-3 1-2f	F6		SSS K				3	0	0	0	0	1	2
Inning Stats	R: 0 E: 0 K: 0 S: 3 H: 0 LOB: 1 BB: 1 P: 7	R: 0 E: 0 K: 1 S: 5 H: 0 LOB: 0 BB: 0 P: 5	R: 0 E: 0 K: 0 S: 3 H: 1 LOB: 0 BB: 0 P: 3	R: 6 E: 0 K: 1 S: 11 H: 6 LOB: 0 BB: 0 P: 11	R: 0 E: 0 K: 0 S: 4 H: 1 LOB: 1 BB: 0 P: 4	R: 0 E: 0 K: 1 S: 6 H: 1 LOB: 1 BB: 0 P: 6	R: 1 E: 0 K: 0 S: 4 H: 2 LOB: 1 BB: 1 P: 8	R: 0 E: 0 K: 0 S: 3 H: 0 LOB: 0 BB: 0 P: 3		1B: 8 2B: 2 3B: 0 HR: 1 SF: 0 SAC: 0 DP: 1 HBP: 0						

PITCHER		IP	WLS	BF	H	R	ER	SO	BB	IBB	HBP	BLK	WP	HR	S	P	ERA	WHIP
Wayne Garland, R ERA: 4.31	(1, 1)	3.1	L	16	6	5	5	2	1	0	0	0	0	0	19	23	13.50	2.100
Mike Stanton, R ERA: 5.75	(4, 1)	1.2		7	2	1	1	0	0	0	0	0	0	1	7	7	5.40	1.200
Sid Monge, L ERA: 3.13	(6, 1)	2.0		9	3	1	1	1	1	0	0	0	0	0	10	14	4.50	2.000
Victor Cruz, R ERA: 3.54	(8, 1)	1.0		3	0	0	0	0	0	0	0	0	0	0	3	3	0.00	0.000

PITCHER		IP	WLS	BF	H	R	ER	SO	BB	IBB	HBP	BLK	WP	HR	S	P	ERA	WHIP

Cleveland Indians @ Chicago White Sox

Comiskey Park, Chicago, IL

Mon Aug 18 1980, 8:05 PM EDT

Att. 16,270 - Unknown

livebaseballscorecards.com

AB	33
R	7
H	11
RBI	7
BB	2
SO	3
LOB	9

WP: 0 PA: 35
PB: 0
SB: 1
CS: 0

Batter	1	2	3	4	5	6	7	8	9	AB	R	H	RBI	BB	SO	LOB
Miguel Dilone, S (1, 7) OBP: 0.390, SLG: 0.445	5-3 1B 1B	G3 1B 2B 2-H	K			4-3		K		5	2	2	1	0	2	1
Jorge Orta, L (1, 9) OBP: 0.397, SLG: 0.398	5-3 1-3	G3 2-3		4-3 WP SF9 BB		K		4-3		4	1	0	0	1	1	2
Mike Hargrove, L (1, 3) OBP: 0.407, SLG: 0.417	E 1B 1B 3-H	6-3 BB 1B 3-H		4-3 1-3			1B FC6-4 1B		G4-6-3 1B	5	2	4	2	0	0	1
Joe Charboneau, R (1, 10) OBP: 0.362, SLG: 0.474	K	6-3 BB 1-2		SF9 3-H			FC6-4 1-3		G4-6-3 1-2f	3	0	1	1	1	1	2
Toby Harrah, R (1, 5) OBP: 0.379, SLG: 0.379	E5 1B 1B 1-3	6-3 1-2 2-3		5-3			FC6-4 BB 1-2f 3-H		K	5	1	1	1	0	1	3
Ron Hassey, L (1, 2) OBP: 0.370, SLG: 0.426	E 1B 2-H 3-H	6-3			1-3		K			4	1	1	2	0	1	3
Alan Bannister, R (1, 4) OBP: 0.308, SLG: 0.326	E8 2B 1-H 2-3		1B		4-3		BB 1-2			0	0	0	0	0	0	0
Rick Manning, L (1, 8) OBP: 0.339, SLG: 0.293	F7		K		K		G3			4	0	0	0	0	2	4
Tom Veryzer, R (1, 6) OBP: 0.303, SLG: 0.338		2B 2B	5-4-3 1-2			K		K		4	1	1	0	0	2	1
Inning Stats	R: 4 E: 2 K: 1 S: 10 H: 5 LOB: 1 BB: 0 P: 10	R: 2 E: 0 K: 0 S: 6 H: 3 LOB: 2 BB: 1 P: 10	R: 0 E: 0 K: 2 S: 8 H: 1 LOB: 1 BB: 0 P: 8	R: 1 E: 0 K: 0 S: 3 H: 0 LOB: 0 BB: 1 P: 7	R: 0 E: 0 K: 1 S: 5 H: 0 LOB: 0 BB: 0 P: 5	R: 0 E: 0 K: 2 S: 7 H: 0 LOB: 0 BB: 0 P: 7	R: 1 E: 0 K: 1 S: 7 H: 2 LOB: 2 BB: 1 P: 11	R: 0 E: 0 K: 2 S: 7 H: 0 LOB: 0 BB: 0 P: 7	R: 0 E: 0 K: 1 S: 5 H: 1 LOB: 0 BB: 0 P: 5	1B: 9 2B: 3 3B: 0 HR: 0 SF: 1 SAC: 0 DP: 1 HBP: 0						

TOP

Cleveland Indians @ Chicago White Sox

Comiskey Park, Chicago, IL

Tue Aug 19 1980, 8:05 PM EDT

Att. 10,001 - Unknown

livebaseballscorecards.com

AB	34
R	8
H	10
RBI	7
BB	2
SO	10
LOB	17

WP: 1 PB: 0 SB: 0 CS: 0 PA: 41

PITCHER		IP	WLS	BF	H	R	ER	SO	BB	IBB	HBP	BLK	WP	HR	S	P	ERA	WHIP
Richard Dotson, R ERA: 4.35	(1, 1)	1.0	L	10	7	6	6	1	0	0	0	0	0	0	12	12	54.00	7.000
Rich Wortham, L ERA: 5.52	(2, 1)	4.0		16	2	1	1	3	2	0	0	0	1	0	20	28	2.25	1.000
Dewey Robinson, R ERA: 1.88	(6, 1)	1.2		8	2	1	1	3	1	0	0	0	0	0	13	17	5.40	1.800
Guy Hoffman, L ERA: 3.15	(7, 1)	1.1		4	0	0	0	2	0	0	0	0	0	0	8	8	0.00	0.000
Ed Farmer, R ERA: 3.42	(9, 1)	1.0		3	1	0	0	1	0	0	0	0	0	0	5	5	0.00	1.000

PITCHER	IP	WLS	BF	H	R	ER	SO	BB	IBB	HBP	BLK	WP	HR	S	P	ERA	WHIP

Batter	1	2	3	4	5	6	7	8	9	AB	R	H	RBI	BB	SO	LOB
Leo Sutherland, L (1, 8) OBP: 0.300, SLG: 0.345	FC6-4 1B	F2			1-3			F8		4	0	1	0	0	0	0
Kevin Bell, R (1, 5) OBP: 0.302, SLG: 0.260	FC6-4 1B 6-3 1-2f	K			F8			G5-4-3 1B		4	1	1	0	0	1	1
Lamar Johnson, R (1, 10) OBP: 0.323, SLG: 0.427	6-3 1B 1-3		6-3			2B		G5-4-3 1-2f		4	1	2	0	0	0	1
Wayne Nordhagen, R (1, 9) OBP: 0.292, SLG: 0.491	6-3 1-2 3-H		6-3			5-3			F5	4	0	0	1	0	0	2
Ron Pruitt, R (1, 7) OBP: 0.316, SLG: 0.375	2-H 1B		F4			F9			HR	4	0	2	2	0	0	1
Jim Morrison, R (1, 4) OBP: 0.310, SLG: 0.402	FC6-4 1-			4-3		F3			F5	4	0	0	0	0	0	2
Glenn Borgmann, R (1, 2) OBP: 0.364, SLG: 0.389		F8		G4-6-3 1B			6-3		BB	3	0	1	0	1	0	0
Todd Cruz, R (1, 6) OBP: 0.283, SLG: 0.324		HR BB		G4-6-3 1-2f			K		F9	3	1	0	0	1	1	2
Mike Squires, L (1, 3) OBP: 0.340, SLG: 0.360		1-H HR			F6		F9			3	1	1	2	0	0	0
Inning Stats	R: 2 E: 0 K: 0 S: 6 H: 3 LOB: 1 BB: 0 P: 6	R: 2 E: 0 K: 1 S: 6 H: 1 LOB: 0 BB: 1 P: 10	R: 0 E: 0 K: 0 S: 3 H: 0 LOB: 0 BB: 0 P: 3	R: 0 E: 0 K: 0 S: 3 H: 1 LOB: 0 BB: 0 P: 3	R: 0 E: 0 K: 0 S: 3 H: 0 LOB: 0 BB: 0 P: 3	R: 0 E: 0 K: 0 S: 4 H: 1 LOB: 1 BB: 0 P: 4	R: 0 E: 0 K: 1 S: 5 H: 0 LOB: 0 BB: 0 P: 5	R: 0 E: 0 K: 0 S: 3 H: 1 LOB: 0 BB: 0 P: 3	R: 1 E: 0 K: 0 S: 4 H: 1 LOB: 1 BB: 1 P: 8	1B: 5 2B: 1 3B: 0 HR: 2	SF: 0 SAC: 0 DP: 2 HBP: 0						

PITCHER		IP	WLS	BF	H	R	ER	SO	BB	IBB	HBP	BLK	WP	HR	S	P	ERA	WHIP
Ross Grimsley, L ERA: 5.72	(1, 1)	8.2	W	34	8	5	5	2	2	0	0	0	0	2	36	44	5.19	1.154
Sid Monge, L ERA: 3.12	(9, 1)	0.1	S	1	0	0	0	0	0	0	0	0	0	0	1	1	0.00	0.000

PITCHER	IP	WLS	BF	H	R	ER	SO	BB	IBB	HBP	BLK	WP	HR	S	P	ERA	WHIP

BOTTOM

Cleveland Indians @ Chicago White Sox

Comiskey Park, Chicago, IL

Tue Aug 19 1980, 8:05 PM EDT

Att. 10,001 - Unknown

livebaseballscorecards.com

AB	33
R	4
H	8
RBI	5
BB	2
SO	2
LOB	9

Batter	1	2	3	4	5	6	7	8	9	AB	R	H	RBI	BB	SO	LOB
Miguel Dilone, S (1, 7) OBP: 0.385, SLG: 0.439	5-3	1-3		4-3			G3 2-3		1-5-3 1-2	5	0	0	0	0	0	4
Jorge Orta, L (1, 9) OBP: 0.397, SLG: 0.397	1B		BB 2B BB		L8		F8		L3	4	1	1	0	1	0	2
Mike Hargrove, L (1, 3) OBP: 0.408, SLG: 0.415	F5		2B 1-2 BB		G5-4-3 BB			4-3		2	0	0	0	2	0	1
Joe Charboneau, R (1, 10) OBP: 0.359, SLG: 0.469	L8		F3		G5-4-3 1-2f			K		4	0	0	0	0	1	4
Toby Harrah, R (1, 5) OBP: 0.380, SLG: 0.382		FC2-5 BB 1B	1-3 2-H 2B			P1		E5 2B E		4	1	2	1	0	0	0
Alan Bannister, R (1, 8) (8, 4) OBP: 0.315, SLG: 0.332		1-2 BB	IBB			G3		E9 1-H 2B		0	1	0	0	0	0	0
Bo Diaz, R (1, 2) OBP: 0.297, SLG: 0.391		FC2-5 FC4-6 BB 1-2 2-3f	G6-4-3 1-2f			5-3		E6 2-H		4	0	0	0	0	0	6
Dave Rosello, R (1, 4) OBP: 0.247, SLG: 0.279 Rick Manning, L (8, 8) OBP: 0.338, SLG: 0.292		FC4-6 1-2 2-3 BB	K				4-3		L4	2 1	0 0	0 0	0 0	1 0	1 0	0 0
Tom Veryzer, R (1, 6) OBP: 0.307, SLG: 0.345		FC4-6 1-2f 2-3 3-H		5-3			G3 2B		1-5-3 1B	4	0	2	1	0	0	2
Inning Stats	R: 0 E: 0 K: 0 S: 4 H: 1 LOB: 1 BB: 0 P: 4	R: 1 E: 0 K: 0 S: 4 H: 1 LOB: 2 BB: 2 P: 12	R: 1 E: 0 K: 0 S: 3 H: 1 LOB: 2 BB: 3 P: 15	R: 0 E: 0 K: 1 S: 5 H: 0 LOB: 0 BB: 0 P: 5	R: 0 E: 0 K: 0 S: 2 H: 0 LOB: 0 BB: 1 P: 6	R: 0 E: 0 K: 0 S: 3 H: 0 LOB: 0 BB: 0 P: 3	R: 0 E: 0 K: 0 S: 4 H: 1 LOB: 1 BB: 0 P: 4	R: 1 E: 3 K: 1 S: 7 H: 1 LOB: 2 BB: 0 P: 7	R: 0 E: 0 K: 0 S: 4 H: 1 LOB: 1 BB: 0 P: 4	1B: 3 2B: 3 3B: 0 HR: 0 SF: 0 SAC: 0 DP: 2 HBP: 0						

PITCHER		IP	WLS	BF	H	R	ER	SO	BB	IBB	HBP	BLK	WP	HR	S	P	ERA	WHIP
Ken Kravec, L ERA: 7.09	(1, 1)	2.1	L	15	3	2	2	0	4	1	0	0	0	0	10	30	7.71	3.000
Mike Proly, R ERA: 3.09	(3, 1)	6.2		23	3	1	0	2	1	0	0	0	0	0	26	30	0.00	0.600

PITCHER	IP	WLS	BF	H	R	ER	SO	BB	IBB	HBP	BLK	WP	HR	S	P	ERA	WHIP

TOP

Cleveland Indians @ Chicago White Sox

Comiskey Park, Chicago, IL

Wed Aug 20 1980, 8:05 PM EDT

Att. 8,696 - Unknown

livebaseballscorecards.com

AB	30
R	3
H	5
RBI	2
BB	4
SO	2
LOB	19

WP: 0 PA: 38
PB: 0
SB: 0
CS: 0

Batter	1	2	3	4	5	6	7	8	9	AB	R	H	RBI	BB	SO	LOB
Leo Sutherland, L (1, 8) OBP: 0.294, SLG: 0.333	5-3			1-3		F2			G3 1B	4	0	1	0	0	0	0
Mike Squires, L (1, 3) OBP: 0.333, SLG: 0.353	6-3			F8			F8		G3 1-2	4	0	0	0	0	0	1
Lamar Johnson, R (1, 10) OBP: 0.323, SLG: 0.423	F9			BB			6-3		F9	3	0	0	0	1	0	1
Wayne Nordhagen, R (1, 9) OBP: 0.289, SLG: 0.486		F8		F9			K			3	0	0	0	0	1	1
Bob Molinaro, L (1, 7) OBP: 0.364, SLG: 0.418		1-3			G3			K		3	0	0	0	0	1	0
Greg Pryor, R (1, 4) OBP: 0.272, SLG: 0.348 Chet Lemon, R (8, PH) OBP: 0.368, SLG: 0.417 LaMarr Hoyt, R (8, PR) Jim Morrison, R (9, 4) OBP: 0.310, SLG: 0.402		6-3			K			FC5-4 BB		2 0 0 0	0 0 0 0	0 0 0 0	0 0 0 0	0 1 0 0	1 0 0 0	0 0 0 0
Bruce Kimm, R (1, 2) OBP: 0.287, SLG: 0.291 Ron Pruitt, R (8, PH) OBP: 0.313, SLG: 0.371 (9, 2)			F9		K			K		2 1	0 0	0 0	0 0	0 0	1 1	0 1
Kevin Bell, R (1, 5) OBP: 0.297, SLG: 0.255			F9			K		FC5-4		3	0	0	0	0	1	1
Todd Cruz, R (1, 6) OBP: 0.281, SLG: 0.321 Harold Baines, L (9, PH) OBP: 0.272, SLG: 0.397			F9			K			K	2 1	0 0	0 0	0 0	0 0	1 1	0 0
Inning Stats	R: 0 E: 0 K: 0 S: 3 H: 0 LOB: 0 BB: 0 P: 3	R: 0 E: 0 K: 0 S: 3 H: 0 LOB: 0 BB: 0 P: 3	R: 0 E: 0 K: 0 S: 3 H: 0 LOB: 0 BB: 0 P: 3	R: 0 E: 0 K: 0 S: 3 H: 0 LOB: 1 BB: 1 P: 7	R: 0 E: 0 K: 2 S: 7 H: 0 LOB: 0 BB: 0 P: 7	R: 0 E: 0 K: 2 S: 7 H: 0 LOB: 0 BB: 0 P: 7	R: 0 E: 0 K: 1 S: 5 H: 0 LOB: 0 BB: 0 P: 5	R: 0 E: 0 K: 2 S: 7 H: 0 LOB: 1 BB: 1 P: 11	R: 0 E: 0 K: 1 S: 6 H: 1 LOB: 1 BB: 0 P: 6	1B: 1 2B: 0 3B: 0 HR: 0 SF: 0 SAC: 0 DP: 0 HBP: 0						

PITCHER	IP	WLS	BF	H	R	ER	SO	BB	IBB	HBP	BLK	WP	HR	S	P	ERA	WHIP
Dan Spillner, R (1, 1) ERA: 5.12	9.0	W	30	1	0	0	8	2	0	0	0	0	0	44	52	0.00	0.333

PITCHER	IP	WLS	BF	H	R	ER	SO	BB	IBB	HBP	BLK	WP	HR	S	P	ERA	WHIP

BOTTOM

Cleveland Indians @ Chicago White Sox

Comiskey Park, Chicago, IL

Wed Aug 20 1980, 8:05 PM EDT

Att. 8,696 - Unknown

livebaseballscorecards.com

AB	28
R	0
H	1
RBI	0
BB	2
SO	8
LOB	5

Batter	1	2	3	4	5	6	7	8	9	AB	R	H	RBI	BB	SO	LOB
Alfredo Griffin, S (1, 6) OBP: 0.278, SLG: 0.349	SSS 0-3 ① K		x 0-0 SH G4-6-3 PB 1-2		SSS 0-3 ③ K		x 0-0 2-H 2B			3	0	1	1	0	2	0
Bob Bailor, R (1, 9) OBP: 0.297, SLG: 0.282	x 0-0 ② 6-3		BBBB 4-0 G4-6-3 1-2 2-3 BB			x 0-0 1B	x 0-0 ③ 6-3			3	0	1	0	1	0	1
Damaso Garcia, R (1, 4) OBP: 0.304, SLG: 0.405	x 0-0 ③ F8		x 0-0 ① ② G4-6-3 1-2f 2-3 3-H			SSS 0-3 ① K		x 0-0 ① 1-3		4	0	0	0	0	1	3
Otto Velez, R (1, 10) OBP: 0.372, SLG: 0.502		x 0-0 ① P3	x 0-0 ③ 6-3			SSS 0-3 ② K		x 0-0 ② F9		4	0	0	0	0	1	2
Roy Howell, L (1, 5) OBP: 0.329, SLG: 0.397		BBBB 4-0 BB BB		x 0-0 ① 4-3		x 0-0 ③ 4-3		x 0-0 3B		3	0	1	0	1	0	1
Doug Ault, R (1, 3) OBP: 0.337, SLG: 0.386		SSS 0-3 ② K		x 0-0 ② 5-3			x 0-0 ① 5-3	x 0-0 ③ F8		3	0	0	0	0	1	1
Steve Braun, L (8, PH) OBP: 0.273, SLG: 0.250										1	0	0	0	0	0	1
Garth Iorg, R (8, 3) OBP: 0.276, SLG: 0.355										0	0	0	0	0	0	0
Lloyd Moseby, L (1, 7) OBP: 0.275, SLG: 0.344		BBBB 4-0 1-2 BB		x 0-0 ③ F8			BBBB 4-0 2B BB		SSS 0-3 ① K	2	1	0	0	2	1	0
Danny Ainge, R (1, 8) OBP: 0.304, SLG: 0.358		SSS 0-3 ③ K			SSS 0-3 ① K		x 0-0 1-H 2B		SSS 0-3 ② K	4	1	1	1	0	3	2
Ernie Whitt, L (1, 2) OBP: 0.286, SLG: 0.361			BBBB 4-0 PB SH G4-6-3 BB		x 0-0 ② 6-3		SSS 0-3 ② K		x 0-0 ③ 3-1	3	1	0	0	1	1	1
Inning Stats	R: 0 E: 0 K: 1 S: 5 H: 0 LOB: 0 BB: 0 P: 5	R: 0 E: 0 K: 2 S: 7 H: 0 LOB: 2 BB: 2 P: 15	R: 1 E: 0 K: 0 S: 3 H: 0 LOB: 1 BB: 2 P: 11	R: 0 E: 0 K: 0 S: 3 H: 0 LOB: 0 BB: 0 P: 3	R: 0 E: 0 K: 2 S: 7 H: 0 LOB: 0 BB: 0 P: 7	R: 0 E: 0 K: 2 S: 8 H: 1 LOB: 1 BB: 0 P: 8	R: 2 E: 0 K: 1 S: 7 H: 2 LOB: 1 BB: 1 P: 11	R: 0 E: 0 K: 0 S: 4 H: 1 LOB: 1 BB: 0 P: 4	R: 0 E: 0 K: 2 S: 7 H: 0 LOB: 0 BB: 0 P: 7	1B: 1 2B: 2 3B: 1 HR: 0 SF: 0 SAC: 1 DP: 1 HBP: 0						

TOP

Toronto Blue Jays @ Chicago White Sox

Comiskey Park, Chicago, IL

Thu Aug 21 1980, 8:05 PM EDT
Att. 15,303 - Unknown - 83 F

livebaseballscorecards.com

AB	30
R	3
H	4
RBI	2
BB	5
SO	10
LOB	12

WP: 0 PB: 1 SB: 0 CS: 0 PA: 36

PITCHER	IP	WLS	BF	H	R	ER	SO	BB	IBB	HBP	BLK	WP	HR	S	P	ERA	WHIP
LaMarr Hoyt, R (1, 1) ERA: 4.43	6.2	W	28	3	3	3	8	5	0	0	0	0	0	39	59	4.05	1.200
Ed Farmer, R (7, 1) ERA: 3.32	2.1	S	8	1	0	0	2	0	0	0	0	0	0	12	12	0.00	0.429

PITCHER	IP	WLS	BF	H	R	ER	SO	BB	IBB	HBP	BLK	WP	HR	S	P	ERA	WHIP

Batter	1	2	3	4	5	6	7	8	9	AB	R	H	RBI	BB	SO	LOB
Leo Sutherland, L (1, 8) OBP: 0.289, SLG: 0.324	S S S 0-3 ① K		x 0-0 ③ 6-3		x 0-0 S 1B 1B 1B	x 0-0 ③ F9				4	1	1	0	0	1	1
Mike Squires, L (1, 3) OBP: 0.336, SLG: 0.356	x 0-0 ② F7			x 0-0 FC6-4 1B	x 0-0 S 1B 1-2 1B		x 0-0 ① 4-3			4	1	2	0	0	0	0
Bob Molinaro, L (1, 7) OBP: 0.359, SLG: 0.412	x 0-0 ③ 1-6-3			x 0-0 ① FC6-4 CS 1-2f	x 0-0 ② P6 1-2 2-3		x 0-0 ② P1			4	0	0	0	0	0	3
Lamar Johnson, R (1, 10) OBP: 0.326, SLG: 0.424		x 0-0 G3 SH5-3 1B		B B B B 4-0 ② S 2B 1-2 BB	B B B B 4-0 1B BB		S S S 0-3 ③ K			2	1	1	0	2	1	0
Jim Morrison, R (1, 4) OBP: 0.315, SLG: 0.407		x 0-0 ① SH5-3 1-2		x 0-0 1-H 2B	x 0-0 1-3 2-H 3-H 1B			H 1-0 5-3 1B HBP		2	0	2	3	0	0	0
Harold Baines, L (1, 9) OBP: 0.272, SLG: 0.395		x 0-0 ② G3 2-3		x 0-0 ③ F8	x 0-0 ③ P5			x 0-0 5-3 1-2 1B		4	0	1	0	0	0	4
Glenn Borgmann, R (1, 2) OBP: 0.346, SLG: 0.333		x 0-0 ③ 6-3			B B B 4-0 3B BB	S S S 0-3 ① K		x 0-0 ① 5-3 1-2 2-3		3	1	0	0	1	1	3
Kevin Bell, R (1, 5) OBP: 0.302, SLG: 0.270			x 0-0 ① 6-3		x 0-0 1-H SF8 3B	x 0-0 ② 6-3		I I I I 4-0 P4-3 IBB		3	1	1	1	1	0	0
Todd Cruz, R (1, 6) OBP: 0.280, SLG: 0.321			x 0-0 ② 4-3		x 0-0 ① SF8 3-H	x 0-0 1B		x 0-0 ② ③ P4-3 1-2f		3	0	1	1	0	0	3
Inning Stats	R: 0 E: 0 K: 1 S: 5 H: 0 LOB: 0 BB: 0 P: 5	R: 0 E: 0 K: 0 S: 4 H: 1 LOB: 1 BB: 0 P: 4	R: 0 E: 0 K: 0 S: 3 H: 0 LOB: 0 BB: 0 P: 3	R: 1 E: 0 K: 0 S: 4 H: 2 LOB: 1 BB: 1 P: 8	R: 4 E: 0 K: 0 S: 7 H: 4 LOB: 2 BB: 2 P: 15	R: 0 E: 0 K: 1 S: 6 H: 1 LOB: 1 BB: 0 P: 6	R: 0 E: 0 K: 1 S: 5 H: 0 LOB: 0 BB: 0 P: 5	R: 0 E: 0 K: 0 S: 3 H: 1 LOB: 2 BB: 1 P: 8		1B: 7 2B: 2 3B: 1 HR: 0 SF: 1 SAC: 1 DP: 1 HBP: 1						

PITCHER		IP	WLS	BF	H	R	ER	SO	BB	IBB	HBP	BLK	WP	HR	S	P	ERA	WHIP
Jesse Jefferson, R ERA: 4.92	(1, 1)	4.2	L	22	6	5	5	1	3	0	0	0	0	0	21	33	9.64	1.929
Joey McLaughlin, R ERA: 4.52	(5, 1)	3.1		14	3	0	0	2	0	1	1	0	0	0	16	21	0.00	0.900

PITCHER	IP	WLS	BF	H	R	ER	SO	BB	IBB	HBP	BLK	WP	HR	S	P	ERA	WHIP

BOTTOM

Toronto Blue Jays @ Chicago White Sox

Comiskey Park, Chicago, IL

Thu Aug 21 1980, 8:05 PM EDT
Att. 15,303 - Unknown - 83 F

livebaseballscorecards.com

AB	29
R	5
H	9
RBI	5
BB	4
SO	3
LOB	14

WP: 0	PB: 0	SB: 3	CS: 1
PA: 36			

Batter	1	2	3	4	5	6	7	8	9	AB	R	H	RBI	BB	SO	LOB
Alfredo Griffin, S (1, 6) OBP: 0.277, SLG: 0.348	6-3		P4			4-3			BB 1-3 1B	4	0	1	0	0	0	0
Bob Bailor, R (1, 9) OBP: 0.297, SLG: 0.278	F7			6-3			F8		FC6-4 1-2 BB	3	0	0	0	1	0	0
Damaso Garcia, R (1, 4) OBP: 0.304, SLG: 0.404	5-3			CS 1B			K		FC6-4 1-2f	4	0	1	0	0	1	2
Otto Velez, R (1, 10) OBP: 0.369, SLG: 0.497		F8		K 1-2			F8			3	0	0	0	0	1	1
Doug Ault, R (1, 3) OBP: 0.337, SLG: 0.384		1B			F9			4-3		3	0	1	0	0	0	0
Roy Howell, L (1, 5) OBP: 0.327, SLG: 0.394		F8			4-3			F7		3	0	0	0	0	0	1
Danny Ainge, R (1, 8) OBP: 0.292, SLG: 0.343		K			5-3			K		3	0	0	0	0	2	1
Garth Iorg, R (1, 7) OBP: 0.267, SLG: 0.344			K			K			P3	3	0	0	0	0	2	0
Ernie Whitt, L (1, 2) OBP: 0.284, SLG: 0.357			4-3			6-3			1B 1B	2	0	0	0	0	0	0
Steve Braun, L (9, PH) OBP: 0.289, SLG: 0.268										1	0	1	0	0	0	0
Joe Cannon, L (9, PR) OBP: 0.086, SLG: 0.059										0	0	0	0	0	0	0
Inning Stats	R: 0 E: 0 K: 0 S: 3 H: 0 LOB: 0 BB: 0 P: 3	R: 0 E: 0 K: 1 S: 6 H: 1 LOB: 1 BB: 0 P: 6	R: 0 E: 0 K: 1 S: 5 H: 0 LOB: 0 BB: 0 P: 5	R: 0 E: 0 K: 1 S: 5 H: 1 LOB: 0 BB: 0 P: 5	R: 0 E: 0 K: 0 S: 3 H: 0 LOB: 0 BB: 0 P: 3	R: 0 E: 0 K: 1 S: 5 H: 0 LOB: 0 BB: 0 P: 5	R: 0 E: 0 K: 1 S: 5 H: 0 LOB: 0 BB: 0 P: 5	R: 0 E: 0 K: 1 S: 5 H: 0 LOB: 0 BB: 0 P: 5	R: 0 E: 0 K: 0 S: 4 H: 2 LOB: 2 BB: 1 P: 8	1B: 4 2B: 0 3B: 0 HR: 0	SF: 0 SAC: 0 DP: 0 HBP: 0					

PITCHER		IP	WLS	BF	H	R	ER	SO	BB	IBB	HBP	BLK	WP	HR	S	P	ERA	WHIP
Britt Burns, L ERA: 2.7	(1, 1)	8.2	W	29	4	0	0	6	1	0	0	0	0	0	40	44	0.00	0.577
Ed Farmer, R ERA: 3.31	(9, 1)	0.1	S	1	0	0	0	0	0	0	0	0	0	0	1	1	0.00	0.000

PITCHER	IP	WLS	BF	H	R	ER	SO	BB	IBB	HBP	BLK	WP	HR	S	P	ERA	WHIP

TOP

Toronto Blue Jays @ Chicago White Sox

Comiskey Park, Chicago, IL

Fri Aug 22 1980, 8:05 PM EDT
Att. 15,033 - Unknown - 73 F

livebaseballscorecards.com

AB	29
R	0
H	4
RBI	0
BB	1
SO	6
LOB	5

WP: 0 PB: 0 SB: 0 CS: 1 PA: 30

Batter	1	2	3	4	5	6	7	8	9	AB	R	H	RBI	BB	SO	LOB
Leo Sutherland, L (1, 8) OBP: 0.286, SLG: 0.317	K	G3 2-3			5-3		1B 1-2 3-H			4	0	1	1	0	1	1
Mike Squires, L (1, 3) OBP: 0.330, SLG: 0.348	4-3	4-3			F7		K			4	0	0	0	0	1	3
Bob Molinaro, L (1, 7) OBP: 0.358, SLG: 0.410	1B WP 3B		P5			P2		K		4	1	1	0	0	1	0
Lamar Johnson, R (1, 10) OBP: 0.326, SLG: 0.427	3B 1-H		F7			6-3		F8		4	0	1	1	0	0	0
Jim Morrison, R (1, 4) OBP: 0.314, SLG: 0.404	BB BB		K			F9		6-3		3	0	0	0	1	1	0
Harold Baines, L (1, 9) OBP: 0.272, SLG: 0.393	BB 1-2			P6			G3			2	0	0	0	1	0	0
Glenn Borgmann, R (1, 2) OBP: 0.310, SLG: 0.292	5-3			5-3			6-3			3	0	0	0	0	0	3
Kevin Bell, R (1, 5) OBP: 0.302, SLG: 0.266		4-3		F9			BB E 1B			2	1	0	0	1	0	0
Todd Cruz, R (1, 6) OBP: 0.281, SLG: 0.326		2B G3			K		E1 1B 1-3			3	0	1	0	0	1	1
Inning Stats	R: 1 E: 0 K: 1 S: 7 H: 2 LOB: 3 BB: 2 P: 15	R: 0 E: 0 K: 0 S: 4 H: 1 LOB: 1 BB: 0 P: 4	R: 0 E: 0 K: 1 S: 5 H: 0 LOB: 0 BB: 0 P: 5	R: 0 E: 0 K: 0 S: 3 H: 0 LOB: 0 BB: 0 P: 3	R: 0 E: 0 K: 1 S: 5 H: 0 LOB: 0 BB: 0 P: 5	R: 0 E: 0 K: 0 S: 3 H: 0 LOB: 0 BB: 0 P: 3	R: 1 E: 1 K: 1 S: 7 H: 1 LOB: 2 BB: 1 P: 11	R: 0 E: 0 K: 1 S: 5 H: 0 LOB: 0 BB: 0 P: 5		1B: 2 2B: 1 3B: 1 HR: 0 SF: 0 SAC: 0 DP: 0 HBP: 0						

PITCHER		IP	WLS	BF	H	R	ER	SO	BB	IBB	HBP	BLK	WP	HR	S	P	ERA	WHIP
Jim Clancy, R ERA: 3.18	(1, 1)	8.0	L	32	4	2	1	5	3	0	0	0	1	0	39	51	1.12	0.875

PITCHER	IP	WLS	BF	H	R	ER	SO	BB	IBB	HBP	BLK	WP	HR	S	P	ERA	WHIP

BOTTOM

Toronto Blue Jays @ Chicago White Sox

Comiskey Park, Chicago, IL

Fri Aug 22 1980, 8:05 PM EDT

Att. 15,033 - Unknown - 73 F

livebaseballscorecards.com

AB	29
R	2
H	4
RBI	2
BB	3
SO	5
LOB	8

WP: 1 PB: 0 SB: 0 CS: 0 PA: 32

Batter	1	2	3	4	5	6	7	8	9	AB	R	H	RBI	BB	SO	LOB
Alfredo Griffin, S (1, 6) OBP: 0.277, SLG: 0.347	S S S 0-3 ① K			S S S 0-3 ① K	x 0-0 ① BB 1-2 1B		x 0-0 ③ F9			4	0	1	0	0	2	0
Bob Bailor, R (1, 9) OBP: 0.300, SLG: 0.276	S S S 0-3 ② K			B B B B 4-0 1B SF7 BB	B B B B 4-0 ① FC6-4 1-2 2-3 BB			x 0-0 ① P2		2	1	0	0	2	1	0
John Mayberry, L (1, 3) OBP: 0.345, SLG: 0.443 Doug Ault, R (4, PR) OBP: 0.330, SLG: 0.373 (4, 3)	S S S 0-3 ③ K			x 0-0 E 1-3 1B	x 0-0 ③ FC6-4 1-2f			x 0-0 ② F9		2 2	0 0	1 0	0 0	0 0	1 0	0 3
Roy Howell, L (1, 5) OBP: 0.324, SLG: 0.391		S S S 0-3 ① K		x 0-0 ② SF7 3-H		x 0-0 ① 1-3		x 0-0 ③ 3-1		3	0	0	1	0	1	0
Steve Braun, L (1, 10) OBP: 0.265, SLG: 0.244		x 0-0 ② 5-3		x 0-0 E5 1-3		x 0-0 ② F7			x 0-0 ① 3-1	4	0	0	0	0	0	1
Lloyd Moseby, L (1, 7) OBP: 0.279, SLG: 0.346		x 0-0 ③ 3-1		S S S 0-3 ③ K		x 0-0 WP 1B			x 0-0 FC6-4 1B	4	0	2	0	0	1	3
Garth Iorg, R (1, 4) OBP: 0.257, SLG: 0.330			x 0-0 ① P3		x 0-0 ① 6-3	S S S 0-3 ③ K 1-2			x 0-0 ② F9	4	0	0	0	0	1	2
Danny Ainge, R (1, 8) OBP: 0.293, SLG: 0.333 Otto Velez, R (9, PH) OBP: 0.368, SLG: 0.496			S S S 0-3 ② K	B B B B 4-0 FC3-6 BB			x 0-0 ① F7		x 0-0 ③ FC6-4 1-2f	2 1	0 0	0 0	0 0	1 0	1 0	0 1
Ernie Whitt, L (1, 2) OBP: 0.279, SLG: 0.351			x 0-0 ③ F7		x 0-0 ② FC3-6 BB 1B 1-2f		x 0-0 ② 1-3			3	0	0	0	0	0	1
Inning Stats	R: 0 E: 0 K: 3 S: 9 H: 0 LOB: 0 BB: 0 P: 9	R: 0 E: 0 K: 1 S: 5 H: 0 LOB: 0 BB: 0 P: 5	R: 0 E: 0 K: 1 S: 5 H: 0 LOB: 0 BB: 0 P: 5	R: 1 E: 1 K: 2 S: 9 H: 1 LOB: 3 BB: 1 P: 13	R: 0 E: 0 K: 0 S: 4 H: 1 LOB: 3 BB: 2 P: 12	R: 0 E: 0 K: 1 S: 6 H: 1 LOB: 1 BB: 0 P: 6	R: 0 E: 0 K: 0 S: 3 H: 0 LOB: 0 BB: 0 P: 3	R: 0 E: 0 K: 0 S: 3 H: 0 LOB: 0 BB: 0 P: 3	R: 0 E: 0 K: 0 S: 4 H: 1 LOB: 1 BB: 0 P: 4	1B: 4 2B: 0 3B: 0 HR: 0	SF: 1 SAC: 0 DP: 0 HBP: 0						

TOP

Toronto Blue Jays @ Chicago White Sox

Comiskey Park, Chicago, IL

Sat Aug 23 1980, 8:05 PM EDT

Att. 10,768 - Unknown - 75 F

livebaseballscorecards.com

AB	31
R	1
H	4
RBI	1
BB	3
SO	8
LOB	11

PITCHER		IP	WLS	BF	H	R	ER	SO	BB	IBB	HBP	BLK	WP	HR	S	P	ERA	WHIP
Richard Dotson, R ERA: 4.15	(1, 1)	9.0	W	35	4	1	1	8	3	0	0	0	1	0	48	60	1.00	0.778

PITCHER	IP	WLS	BF	H	R	ER	SO	BB	IBB	HBP	BLK	WP	HR	S	P	ERA	WHIP

Batter	1	2	3	4	5	6	7	8	9	AB	R	H	RBI	BB	SO	LOB
Leo Sutherland, L (1, 7) OBP: 0.298, SLG: 0.348	S S S 0-3 ① K	x 0-0 ① FC1-5 FC3-6 1-2 2-3f	x 0-0 ① 1-3 2-H 2B			x 0-0 ② 4-3		x 0-0 S 1B		5	0	2	1	0	1	2
Mike Squires, L (1, 3) OBP: 0.332, SLG: 0.351	B B B B 4-0 FC6-4 BB	x 0-0 ② FC3-6 1-2f 2-3	x 0-0 ③ G3			x 0-0 2B		x 0-0 ③ F7 1-2		4	0	1	0	1	0	5
Chet Lemon, R (1, 8) OBP: 0.364, SLG: 0.412	x 0-0 ② FC6-4 1B 1-2f	S S S 0-3 ③ K		x 0-0 ① 6-3		x 0-0 ③ F9				4	0	0	0	0	1	4
Lamar Johnson, R (1, 10) OBP: 0.327, SLG: 0.426	x 0-0 1-2 1B		B B B 4-0 F8 SH5-3 1B BB	x 0-0 ② 6-3			x 0-0 ① 4-3			3	1	1	0	1	0	0
Jim Morrison, R (1, 4) OBP: 0.312, SLG: 0.401	x 0-0 ③ F9		x 0-0 ① SH5-3 1-2	x 0-0 ③ F9			x 0-0 ② 5-3			3	0	0	0	0	0	2
Harold Baines, L (1, 9) OBP: 0.275, SLG: 0.397		x 0-0 1B E 2B	x 0-0 E4 1B 1B		x 0-0 ① 4-3		x 0-0 1B			4	2	2	0	0	0	1
Glenn Borgmann, R (1, 2) OBP: 0.303, SLG: 0.286		x 0-0 1B E 2-3 1B	x 0-0 ② F8 2-3		x 0-0 ② 5-3		x 0-0 ③ F8			4	1	1	0	0	0	3
Kevin Bell, R (1, 5) OBP: 0.306, SLG: 0.272		x 0-0 FC1-5 E 1-2 1B	x 0-0 1B 1-2 2B 1B 3-H		x 0-0 ③ 6-3			x 0-0 ① 5-3		4	1	2	1	0	0	0
Todd Cruz, R (1, 6) OBP: 0.280, SLG: 0.324		x 0-0 E6 FC3-6 FC1-5 1-2 2-H 3-H	x 0-0 2B 1-2 2-H 1B			x 0-0 ① 6-3		x 0-0 ② 5-3		4	0	1	2	0	0	1
Inning Stats	R: 0 H: 1 E: 0 LOB: 2 K: 1 BB: 1 S: 6 P: 10	R: 2 H: 3 E: 1 LOB: 2 K: 1 BB: 0 S: 9 P: 9	R: 3 H: 3 E: 1 LOB: 2 K: 0 BB: 1 S: 7 P: 11	R: 0 H: 0 E: 0 LOB: 0 K: 0 BB: 0 S: 3 P: 3	R: 0 H: 0 E: 0 LOB: 0 K: 0 BB: 0 S: 3 P: 3	R: 0 H: 1 E: 0 LOB: 1 K: 0 BB: 0 S: 4 P: 4	R: 0 H: 1 E: 0 LOB: 1 K: 0 BB: 0 S: 4 P: 4	R: 0 H: 1 E: 0 LOB: 1 K: 0 BB: 0 S: 4 P: 4		1B: 7 SF: 0 2B: 3 SAC: 1 3B: 0 DP: 0 HR: 0 HBP: 0						

PITCHER		IP	WLS	BF	H	R	ER	SO	BB	IBB	HBP	BLK	WP	HR	S	P	ERA	WHIP
Jack Kucek, R ERA: 7.83	(1, 1)	2.2	L	19	7	5	2	2	2	0	0	0	0	0	21	29	6.75	3.375
Jerry Garvin, L ERA: 2.69	(3, 1)	0.1		1	0	0	0	0	0	0	0	0	0	0	1	1	0.00	0.000
Joey McLaughlin, R ERA: 4.32	(4, 1)	4.0		14	2	0	0	0	0	0	0	0	0	0	14	14	0.00	0.500
Mike Barlow, R ERA: 3.15	(8, 1)	1.0		4	1	0	0	0	0	0	0	0	0	0	4	4	0.00	1.000

PITCHER	IP	WLS	BF	H	R	ER	SO	BB	IBB	HBP	BLK	WP	HR	S	P	ERA	WHIP

BOTTOM

Toronto Blue Jays @ Chicago White Sox

Comiskey Park, Chicago, IL

Sat Aug 23 1980, 8:05 PM EDT
Att. 10,768 - Unknown - 75 F

livebaseballscorecards.com

AB	35
R	5
H	10
RBI	4
BB	2
SO	2
LOB	18

WP: 0 PA: 38
PB: 0
SB: 1
CS: 0

Batter	1	2	3	4	5	6	7	8	9	AB	R	H	RBI	BB	SO	LOB
Alfredo Griffin, S (1, 6) OBP: 0.277, SLG: 0.346	F8	E6 2-H			5-3			F8	S 1B 2-H	5	0	1	1	0	0	0
Bob Bailor, R (1, 7) OBP: 0.302, SLG: 0.280	K	4-3			6-3 2B			E 1B SF7 BB	F8 1-2	4	1	1	0	1	1	2
Otto Velez, R (1, 10) OBP: 0.367, SLG: 0.493	L5		P3		6-3 2-3			E6 1-3 1B		4	0	1	0	0	0	1
Doug Ault, R (1, 3) OBP: 0.326, SLG: 0.372		5-3	1B			F9		SF7 3-H		3	0	1	1	0	0	0
Damaso Garcia, R (1, 4) OBP: 0.303, SLG: 0.409		HR	K			P4		6-3		4	1	1	1	0	1	2
Roy Howell, L (1, 5) OBP: 0.321, SLG: 0.387		6-3	P3			F7			G3	4	0	0	0	0	0	1
Lloyd Moseby, L (1, 9) OBP: 0.286, SLG: 0.355		3B 2B		CS 1B			6-3		2B BB	3	2	2	0	1	0	0
Danny Ainge, R (1, 8) OBP: 0.291, SLG: 0.355		2B 3B 2-H		F8 1-2			K		F8	4	1	1	1	0	1	2
Bob Davis, R (1, 2) OBP: 0.281, SLG: 0.353		E 2B 3-H		5-3			1-3		1B 2B 1-H	4	2	2	2	0	0	0
Inning Stats	R: 0 E: 0 K: 1 S: 5 H: 0 LOB: 0 BB: 0 P: 5	R: 4 E: 1 K: 0 S: 8 H: 4 LOB: 1 BB: 0 P: 8	R: 0 E: 0 K: 1 S: 6 H: 1 LOB: 1 BB: 0 P: 6	R: 0 E: 0 K: 0 S: 3 H: 1 LOB: 0 BB: 0 P: 3	R: 0 E: 0 K: 0 S: 3 H: 1 LOB: 0 BB: 0 P: 3	R: 0 E: 0 K: 0 S: 3 H: 0 LOB: 0 BB: 0 P: 3	R: 0 E: 0 K: 1 S: 5 H: 0 LOB: 0 BB: 0 P: 5	R: 1 E: 1 K: 0 S: 4 H: 1 LOB: 1 BB: 1 P: 8	R: 2 E: 0 K: 0 S: 5 H: 2 LOB: 1 BB: 1 P: 9	1B: 4 2B: 4 3B: 1 HR: 1 SF: 1 SAC: 0 DP: 0 HBP: 0						

PITCHER		IP	WLS	BF	H	R	ER	SO	BB	IBB	HBP	BLK	WP	HR	S	P	ERA	WHIP
Ross Baumgarten, L ERA: 3.05	(1, 1)	6.0	L	24	7	4	3	2	0	0	0	0	0	1	28	28	4.50	1.167
Mike Proly, R ERA: 3.03	(7, 1)	2.0		8	1	1	0	1	1	0	0	0	0	0	9	13	0.00	1.000
Rich Wortham, L ERA: 5.68	(9, 1)	1.0		6	2	2	2	0	1	0	0	0	0	0	5	9	18.00	3.000

PITCHER	IP	WLS	BF	H	R	ER	SO	BB	IBB	HBP	BLK	WP	HR	S	P	ERA	WHIP

TOP

Toronto Blue Jays @ Chicago White Sox

Comiskey Park, Chicago, IL

Sun Aug 24 1980, 4:33 AM EDT
Att. 17,156 - Unknown - 76 F

livebaseballscorecards.com

AB	35
R	7
H	10
RBI	6
BB	2
SO	3
LOB	8

Batter	1	2	3	4	5	6	7	8	9	AB	R	H	RBI	BB	SO	LOB
Leo Sutherland, L (1, 7) OBP: 0.269, SLG: 0.314	S S S 0-3 K ①		x 0-0 6-3 ②		x 0-0 4-3 ②		S S S 0-3 K ③		x 0-0 F8 ①	5	0	0	0	0	2	1
Mike Squires, L (1, 3) OBP: 0.342, SLG: 0.353	S S S 0-3 K ②		x 0-0 1B		B B B B 4-0 BB			B B B B 4-0 E 1-3 1B BB	B B B B 4-0 E 1-2 BB	2	1	1	0	3	1	0
Chet Lemon, R (1, 8) OBP: 0.363, SLG: 0.410	x 0-0 1B 1B		x 0-0 4-3 ③		x 0-0 F9 ③			x 0-0 1-3 ① 1-2	x 0-0 F7 ②	5	0	1	0	0	0	5
Lamar Johnson, R (1, 10) OBP: 0.326, SLG: 0.424	x 0-0 FC6-4 1-3 1B			x 0-0 6-3 ①		S S S 0-3 K ①		x 0-0 L4 ②	x 0-0 E6 1-3 2-H	5	0	1	0	0	1	2
Jim Morrison, R (1, 4) OBP: 0.313, SLG: 0.401	x 0-0 FC6-4 ③ 1-2f			x 0-0 1B 1B		x 0-0 1B		x 0-0 E5 1B 1B 2-3	x 0-0 F8 ③	5	1	2	0	0	0	5
Harold Baines, L (1, 9) OBP: 0.277, SLG: 0.398		x 0-0 4-3 ①		x 0-0 1-2 1B		x 0-0 F7 ②		x 0-0 E 1B 1-2 3-H 1B		4	0	2	1	0	0	1
Glenn Borgmann, R (1, 2) OBP: 0.297, SLG: 0.281		x 0-0 6-3 ②		x 0-0 F7 ②		x 0-0 1-3 ③		x 0-0 E2 1-3 2-H 1B		4	0	1	1	0	0	3
Kevin Bell, R (1, 5) OBP: 0.302, SLG: 0.267 Wayne Nordhagen, R (8, PH) OBP: 0.288, SLG: 0.484 Greg Pryor, R (9, 5) OBP: 0.272, SLG: 0.348		S S S 0-3 K ③		x 0-0 4-3 ③			x 0-0 F8 ①	x 0-0 P6 ③		3 1 0	0 0 0	0 0 0	0 0 0	0 0 0	1 0 0	2 2 0
Todd Cruz, R (1, 6) OBP: 0.277, SLG: 0.320 Bob Molinaro, L (9, PH) OBP: 0.360, SLG: 0.412			x 0-0 6-3 ①		x 0-0 6-3 ①		x 0-0 3-1 ②		x 0-0 BB E 1B	3 1	0 1	0 1	0 0	0 0	0 0	0 0
Inning Stats	R: 0 E: 0 K: 2 S: 9 H: 2 LOB: 2 P: 9	R: 0 E: 0 K: 1 S: 5 H: 0 LOB: 0 BB: 0 P: 5	R: 0 E: 0 K: 0 S: 4 H: 1 LOB: 1 BB: 0 P: 4	R: 0 E: 0 K: 0 S: 5 H: 2 LOB: 2 BB: 0 P: 5	R: 0 E: 0 K: 0 S: 3 H: 0 LOB: 1 BB: 1 P: 7	R: 0 E: 0 K: 1 S: 6 H: 1 LOB: 1 BB: 0 P: 6	R: 0 E: 0 K: 1 S: 5 H: 0 LOB: 0 BB: 0 P: 5	R: 2 E: 2 K: 0 S: 6 H: 2 LOB: 2 BB: 1 P: 10	R: 1 E: 1 K: 0 S: 5 H: 1 LOB: 2 BB: 1 P: 9	1B: 9 2B: 0 3B: 0 HR: 0	SF: 0 SAC: 0 DP: 0 HBP: 0						

PITCHER	IP	WLS	BF	H	R	ER	SO	BB	IBB	HBP	BLK	WP	HR	S	P	ERA	WHIP
Dave Stieb, R (1, 1) ERA: 3.06	8.2	W	40	9	3	0	5	3	0	0	0	0	0	47	59	0.00	1.385
Mike Barlow, R (9, 1) ERA: 3.12	0.1	S	1	0	0	0	0	0	0	0	0	0	0	1	1	0.00	0.000

PITCHER	IP	WLS	BF	H	R	ER	SO	BB	IBB	HBP	BLK	WP	HR	S	P	ERA	WHIP

BOTTOM

Toronto Blue Jays @ Chicago White Sox

Comiskey Park, Chicago, IL

Sun Aug 24 1980, 4:33 AM EDT
Att. 17,156 - Unknown - 76 F

livebaseballscorecards.com

AB	38
R	3
H	9
RBI	2
BB	3
SO	5
LOB	21

1B: 9	SF: 0	WP: 0	PA: 41
2B: 0	SAC: 0	PB: 0	
3B: 0	DP: 0	SB: 0	
HR: 0	HBP: 0	CS: 0	

Detroit Tigers @ Chicago White Sox

Comiskey Park, Chicago, IL

Tue Aug 26 1980, 8:05 PM EDT

Att. 10,061 - Unknown - 88 F

TOP

livebaseballscorecards.com

Batter	1	2	3	4	5	6	7	8	9	AB	R	H	RBI	BB	SO	LOB
Rick Peters, S (1, 8) OBP: 0.375, SLG: 0.375	0-0 SH2-3 1B 2B	0-0 G3		0-0 F7		0-0 F7		0-0 F9		5	1	1	0	0	0	3
Alan Trammell, R (1, 6) OBP: 0.377, SLG: 0.411	0-0 SH2-3 2-3		4-0 K BB	0-0 1-2 1B		0-0 F9		0-0 FC5-4 1-2f		3	0	1	0	1	0	1
Steve Kemp, L (1, 7) OBP: 0.394, SLG: 0.473	0-0 G6-4-3 3-H 1B		0-3 K 1-2	0-3 K			0-0 4-3		0-0 F8	5	0	1	1	0	2	3
Champ Summers, L (1, 10) OBP: 0.380, SLG: 0.484	0-0 G6-4-3 1-2f		0-0 BB 1B		0-0 BB FC4 BB 1B		0-3 K		0-0 4-3	5	1	2	0	0	1	1
Lance Parrish, R (1, 2) OBP: 0.323, SLG: 0.522		0-3 K	4-0 1-2 BB		0-0 F3		0-0 2B		0-0 6-3	4	0	1	0	1	1	1
John Wockenfuss, R (1, 3) OBP: 0.386, SLG: 0.465		0-3 K	0-0 5-3		4-0 FC4 BB 1-2 1-3-2 BB		4-0 IBB			2	0	0	0	2	1	2
Tim Corcoran, L (1, 9) OBP: 0.289, SLG: 0.244	4-0 1B 1B E BB			0-0 4-3 3B	4-0 FC4 1-2 2-3 BB	0-0 4-3				1	2	1	0	2	0	0
Jim Lentine, R (7, PH) OBP: 0.346, SLG: 0.333 (7, 9)										1	0	0	0	0	0	2
Tom Brookens, R (1, 5) OBP: 0.322, SLG: 0.402	0-0 E E 1-2 1B			0-0 4-3 3-H	0-0 FC4 1-2f 2-3 3-H			0-0 F8		4	1	1	2	0	0	2
Lou Whitaker, L (1, 4) OBP: 0.340, SLG: 0.280	0-0 E1 1-H 2-H 1B			4-0 1B BB	0-0 1-3-2 3-H	0-0 6-3		0-0 FC5-4 1B		3	0	2	0	1	0	0
Inning Stats	R: 1 E: 0 K: 0 S: 4 H: 2 LOB: 0 BB: 0 P: 4	R: 2 E: 1 K: 2 S: 9 H: 2 LOB: 1 BB: 1 P: 13	R: 0 E: 0 K: 1 S: 5 H: 1 LOB: 2 BB: 2 P: 13	R: 1 E: 0 K: 1 S: 7 H: 2 LOB: 2 BB: 1 P: 11	R: 1 E: 0 K: 0 S: 3 H: 1 LOB: 2 BB: 2 P: 11	R: 0 E: 0 K: 0 S: 3 H: 0 LOB: 0 BB: 0 P: 3	R: 0 E: 0 K: 1 S: 6 H: 1 LOB: 2 BB: 1 P: 10	R: 0 E: 0 K: 0 S: 4 H: 1 LOB: 1 BB: 0 P: 4	R: 0 E: 0 K: 0 S: 3 H: 0 LOB: 0 BB: 0 P: 3	1B: 7 2B: 2 3B: 1 HR: 0	SF: 0 SAC: 1 DP: 1 HBP: 0						

AB	33
R	5
H	10
RBI	3
BB	7
SO	5
LOB	15

WP: 0 PB: 0 SB: 0 CS: 0 PA: 41

PITCHER		IP	WLS	BF	H	R	ER	SO	BB	IBB	HBP	BLK	WP	HR	S	P	ERA	WHIP
LaMarr Hoyt, R ERA: 4.46	(1, 1)	3.2		20	7	4	2	3	4	0	0	0	0	0	22	38	4.91	3.000
Rich Wortham, L ERA: 5.58	(4, 1)	3.0	L	14	2	1	1	2	2	1	0	0	0	0	14	26	3.00	1.333
Mike Proly, R ERA: 2.97	(7, 1)	2.1		8	1	0	0	0	0	0	0	0	0	0	8	8	0.00	0.429

PITCHER	IP	WLS	BF	H	R	ER	SO	BB	IBB	HBP	BLK	WP	HR	S	P	ERA	WHIP

Batter	1	2	3	4	5	6	7	8	9	AB	R	H	RBI	BB	SO	LOB
Leo Sutherland, L (1, 7) OBP: 0.268, SLG: 0.309	F4		3B SH5-3 1B	F7			E3 CS			4	1	1	0	0	0	1
Mike Squires, L (1, 3) OBP: 0.342, SLG: 0.350	1B 1B BB		SH5-3 1-2		F6		CS 1-2	F7		2	1	0	0	1	0	0
Chet Lemon, R (1, 8) OBP: 0.364, SLG: 0.409	1B PB 1B 1-2		3B BB		F4			F6		3	2	1	0	1	0	0
Lamar Johnson, R (1, 10) OBP: 0.327, SLG: 0.429	L3-6 PB 1B 1-3 2-H		1-H 2-H 3B		F7			6-3		4	0	2	3	0	0	0
Jim Morrison, R (1, 4) OBP: 0.311, SLG: 0.398	L3-6 1-3 3-H		F4			4-3			F7	4	0	0	0	0	0	2
Harold Baines, L (1, 9) OBP: 0.277, SLG: 0.397		6-3	F7			F7			FC6-4 1B	4	0	1	0	0	0	1
Glenn Borgmann, R (1, 2) OBP: 0.300, SLG: 0.286 Bob Molinaro, L (9, PH) OBP: 0.360, SLG: 0.412 Wayne Nordhagen, R (9, PH) OBP: 0.287, SLG: 0.483 Richard Dotson, R (9, PR)		1B 1B		5-3		5-3			FC6-4 FC6-4 1-2f	3 0 1 0	0 0 0 0	1 0 0 0	0 0 0 0	0 0 0 0	0 0 0 0	0 0 1 0
Kevin Bell, R (1, 5) OBP: 0.301, SLG: 0.267		G6-4-3 1-2 1B	S S S K				F8		FC6-4 1-2f	4	0	1	0	0	1	1
Greg Pryor, R (1, 6) OBP: 0.272, SLG: 0.352		G6-4-3 1-2f	2B				6-3			3	0	1	0	0	0	2
Inning Stats	R: 2 H: 2 E: 0 LOB: 0 K: 0 BB: 1 S: 4 P: 8	R: 0 H: 2 E: 0 LOB: 1 K: 0 BB: 0 S: 4 P: 4	R: 2 H: 2 E: 0 LOB: 1 K: 0 BB: 1 S: 5 P: 9	R: 0 H: 1 E: 0 LOB: 1 K: 1 BB: 0 S: 6 P: 6	R: 0 H: 0 E: 0 LOB: 0 K: 0 BB: 0 S: 3 P: 3	R: 0 H: 0 E: 0 LOB: 0 K: 0 BB: 0 S: 3 P: 3	R: 0 H: 0 E: 1 LOB: 0 K: 0 BB: 0 S: 3 P: 3	R: 0 H: 0 E: 0 LOB: 0 K: 0 BB: 0 S: 3 P: 3	R: 0 H: 1 E: 0 LOB: 1 K: 0 BB: 0 S: 4 P: 4	1B: 6 SF: 0 2B: 2 SAC: 1 3B: 1 DP: 2 HR: 0 HBP: 0						

PITCHER		IP	WLS	BF	H	R	ER	SO	BB	IBB	HBP	BLK	WP	HR	S	P	ERA	WHIP
Jerry Ujdur, R ERA: 6.75	(1, 1)	2.1		13	6	4	3	0	2	0	0	0	0	0	11	19	11.57	3.429
Aurelio Lopez, R ERA: 3.51	(3, 1)	6.0	W	20	2	0	0	1	0	0	0	0	0	0	22	22	0.00	0.333
Pat Underwood, L ERA: 3.78	(9, 1)	0.2	S	2	0	0	0	0	0	0	0	0	0	0	2	2	0.00	0.000

PITCHER	IP	WLS	BF	H	R	ER	SO	BB	IBB	HBP	BLK	WP	HR	S	P	ERA	WHIP

BOTTOM

Detroit Tigers @ Chicago White Sox

Comiskey Park, Chicago, IL

Tue Aug 26 1980, 8:05 PM EDT
Att. 10,061 - Unknown - 88 F

livebaseballscorecards.com

AB	32
R	4
H	8
RBI	3
BB	2
SO	1
LOB	8

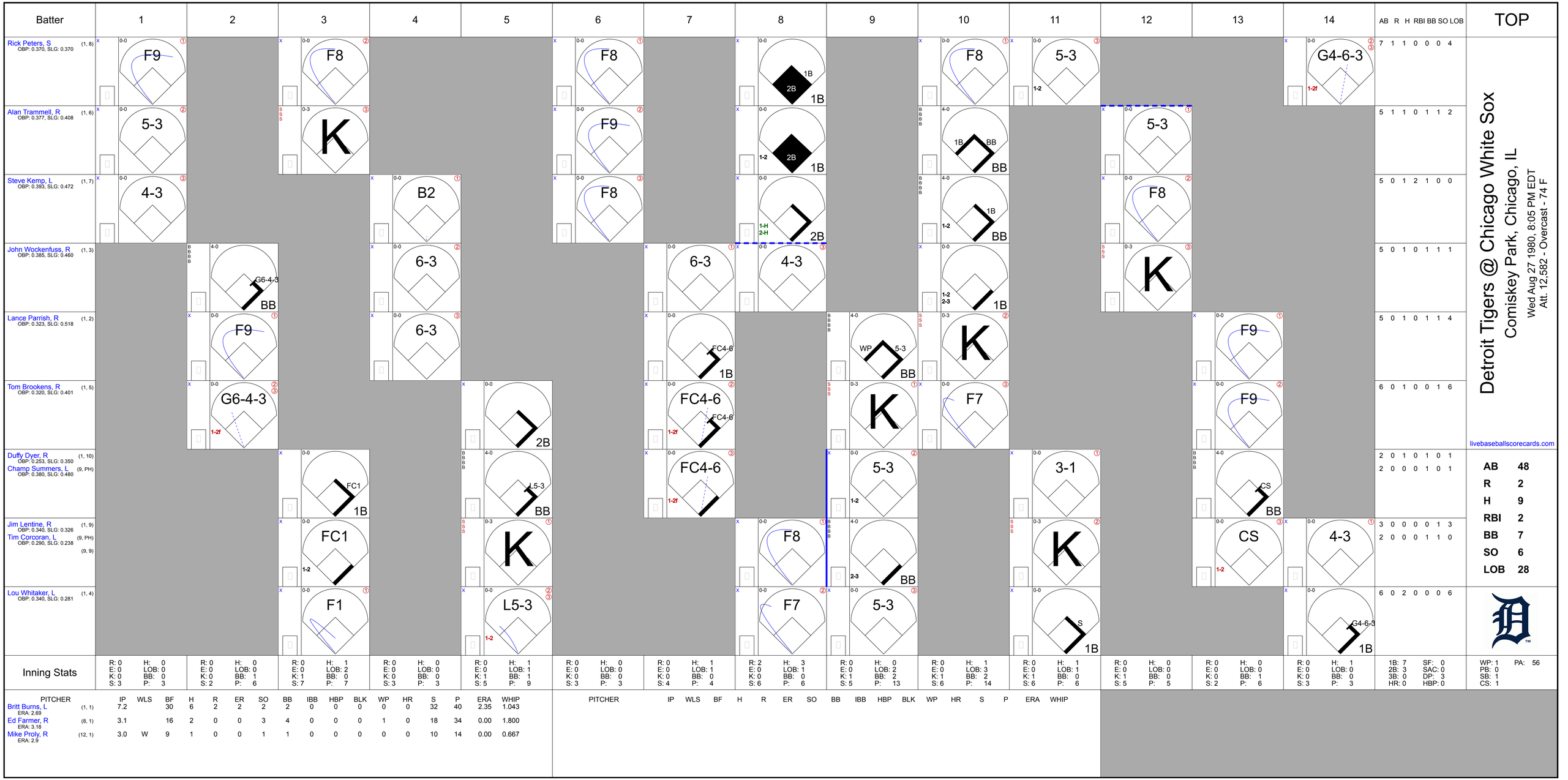
Batter
1
2
3
4
5
6
7
8
9
10
11
12
13
14
AB R H RBI BB SO LOB
TOP
Rick Peters, S (1, 8)
OBP: 0.370, SLG: 0.370
F9
F8
F8
1B 2B 1B
F8
5-3
1-2
G4-6-3
1-2f
7 1 1 0 0 0 4
Alan Trammell, R (1, 6)
OBP: 0.377, SLG: 0.408
5-3
K
F9
1-2 2B 1B
1B BB BB
5-3
5 1 1 0 1 1 2
Steve Kemp, L (1, 7)
OBP: 0.393, SLG: 0.472
4-3
B2
F8
1-H 2-H 2B
1B 1-2 BB
F8
5 0 1 2 1 0 0
John Wockenfuss, R (1, 3)
OBP: 0.385, SLG: 0.460
G6-4-3 BB
6-3
4-3
1-2 2-3 1B
K
5 0 1 0 1 1 1
Lance Parrish, R (1, 2)
OBP: 0.323, SLG: 0.518
F9
6-3
6-3
FC4-6 1B
WP 5-3 BB
K
F9
5 0 1 0 1 1 4
Tom Brookens, R (1, 5)
OBP: 0.320, SLG: 0.401
G6-4-3
1-2f
2B
FC4-6
FC4-6
1-2f
K
F7
F9
6 0 1 0 0 1 6
livebaseballscorecards.com
Duffy Dyer, R (1, 10)
OBP: 0.253, SLG: 0.350
Champ Summers, L (9, PH)
OBP: 0.360, SLG: 0.480
FC1 1B
L5-3 BB
FC4-6
1-2f
5-3
1-2
3-1
CS BB
2 0 1 0 1 0 1
2 0 0 0 1 0 1
Jim Lentine, R (1, 9)
OBP: 0.340, SLG: 0.326
Tim Corcoran, L (9, PH)
OBP: 0.290, SLG: 0.238
(9, 9)
FC1
1-2
K
F8
2-3 BB
K
CS
1-2
4-3
3 0 0 0 0 1 3
2 0 0 0 1 1 0
Lou Whitaker, L (1, 4)
OBP: 0.340, SLG: 0.281
F1
L5-3
1-2
F7
5-3
S 1B
G4-6-3 1B
6 0 2 0 0 0 6
Inning Stats
R: 0 E: 0 K: 0 S: 3
H: 0 LOB: 0 BB: 0 P: 3
R: 0 E: 0 K: 0 S: 2
H: 0 LOB: 0 BB: 1 P: 6
R: 0 E: 0 K: 1 S: 7
H: 1 LOB: 2 BB: 0 P: 7
R: 0 E: 0 K: 0 S: 3
H: 0 LOB: 0 BB: 0 P: 3
R: 0 E: 0 K: 1 S: 5
H: 1 LOB: 1 BB: 1 P: 9
R: 0 E: 0 K: 0 S: 3
H: 0 LOB: 0 BB: 0 P: 3
R: 0 E: 0 K: 0 S: 4
H: 1 LOB: 1 BB: 0 P: 4
R: 2 E: 0 K: 0 S: 6
H: 3 LOB: 1 BB: 0 P: 6
R: 0 E: 0 K: 1 S: 5
H: 0 LOB: 2 BB: 2 P: 13
R: 0 E: 0 K: 1 S: 6
H: 1 LOB: 3 BB: 2 P: 14
R: 0 E: 0 K: 1 S: 6
H: 1 LOB: 1 BB: 0 P: 6
R: 0 E: 0 K: 1 S: 5
H: 0 LOB: 0 BB: 0 P: 5
R: 0 E: 0 K: 0 S: 2
H: 0 LOB: 0 BB: 1 P: 6
R: 0 E: 0 K: 0 S: 3
H: 1 LOB: 0 BB: 0 P: 3
1B: 7 2B: 3 3B: 0 HR: 0
SF: 0 SAC: 0 DP: 3 HBP: 0
WP: 1 PB: 0 SB: 1 CS: 1
PA: 56
Detroit Tigers @ Chicago White Sox
Comiskey Park, Chicago, IL
Wed Aug 27 1980, 8:05 PM EDT
Att. 12,582 - Overcast - 74 F
AB 48
R 2
H 9
RBI 2
BB 7
SO 6
LOB 28
PITCHER IP WLS BF H R ER SO BB IBB HBP BLK WP HR S P ERA WHIP
Britt Burns, L (1, 1) ERA: 2.69 7.2 30 6 2 2 2 2 0 0 0 0 0 32 40 2.35 1.043
Ed Farmer, R (8, 1) ERA: 3.18 3.1 16 2 0 0 3 4 0 0 0 1 0 18 34 0.00 1.800
Mike Proly, R (12, 1) ERA: 2.9 3.0 W 9 1 0 0 1 1 0 0 0 0 0 10 14 0.00 0.667

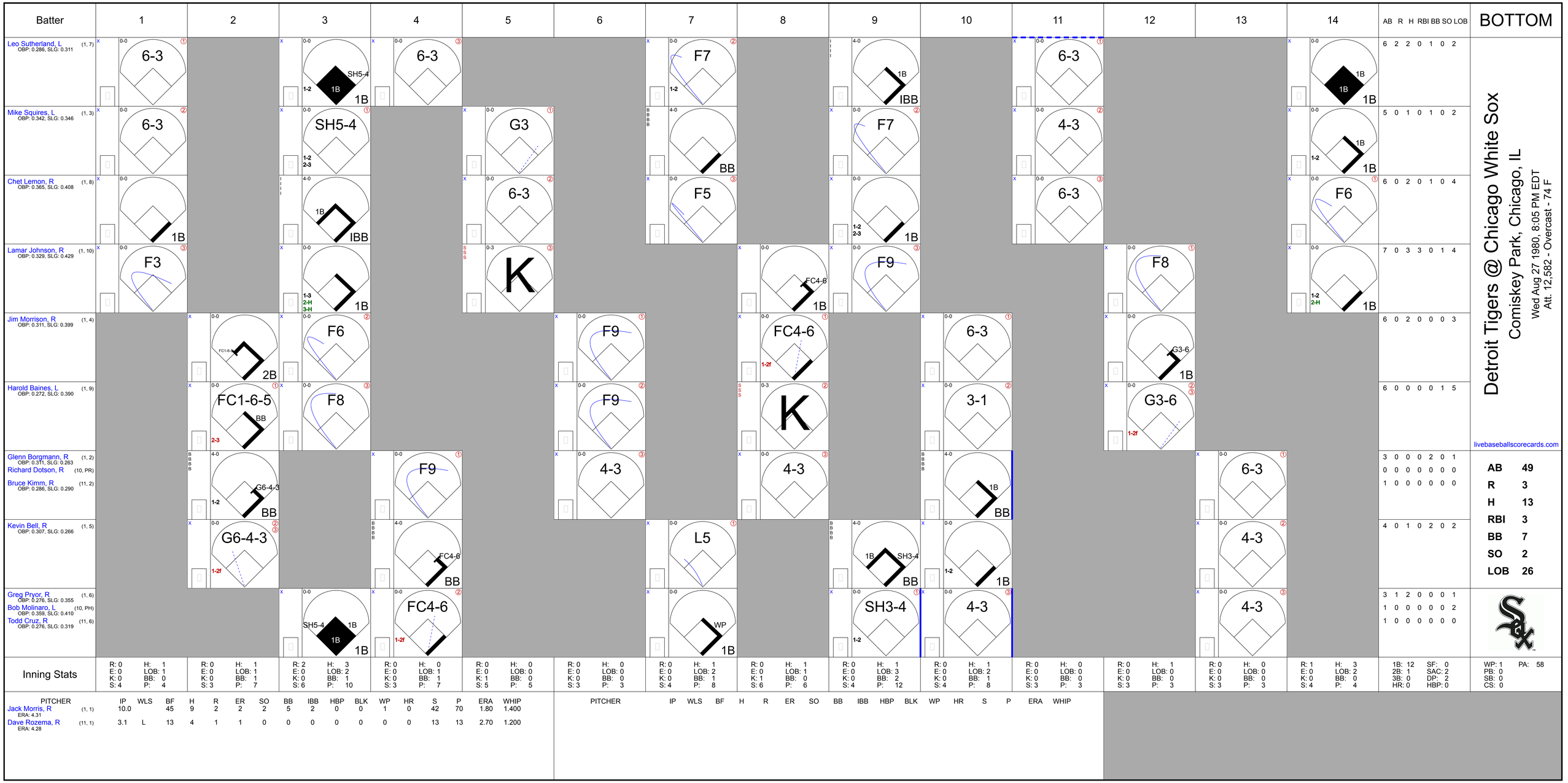
BOTTOM
Detroit Tigers @ Chicago White Sox
Comiskey Park, Chicago, IL
Wed Aug 27 1980, 8:05 PM EDT
Att. 12,582 - Overcast - 74 F
livebaseballscorecards.com
Batter
1
2
3
4
5
6
7
8
9
10
11
12
13
14
AB R H RBI BB SO LOB
Leo Sutherland, L (1, 7) OBP: 0.286, SLG: 0.311
6-3
SH5-4
1B
6 2 2 0 1 0 2
Mike Squires, L (1, 3) OBP: 0.342, SLG: 0.346
6-3
SH5-4
G3
F7
F7
4-3
1B
5 0 1 0 1 0 2
Chet Lemon, R (1, 8) OBP: 0.365, SLG: 0.408
1B
IBB
6-3
F5
1B
6-3
F6
6 0 2 0 1 0 4
Lamar Johnson, R (1, 10) OBP: 0.329, SLG: 0.429
F3
F6
K
FC4-6
F9
F8
7 0 3 3 0 1 4
Jim Morrison, R (1, 4) OBP: 0.311, SLG: 0.399
2B
F6
F9
FC4-6
6-3
G3-6
6 0 2 0 0 0 3
Harold Baines, L (1, 9) OBP: 0.272, SLG: 0.390
FC1-6-5
BB
F8
F9
K
3-1
G3-6
6 0 0 0 0 1 5
Glenn Borgmann, R (1, 2) OBP: 0.311, SLG: 0.263
Richard Dotson, R (10, PR)
Bruce Kimm, R (11, 2) OBP: 0.286, SLG: 0.290
G6-4-3
BB
F9
4-3
4-3
1B
BB
6-3
3 0 0 0 2 0 1
0 0 0 0 0 0 0
1 0 0 0 0 0 0
Kevin Bell, R (1, 5) OBP: 0.307, SLG: 0.266
G6-4-3
FC4-6
BB
L5
1B
SH3-4
BB
4-3
4-3
4 0 1 0 2 0 2
Greg Pryor, R (1, 6) OBP: 0.276, SLG: 0.355
Bob Molinaro, L (10, PH) OBP: 0.359, SLG: 0.410
Todd Cruz, R (11, 6) OBP: 0.276, SLG: 0.319
SH5-4
1B
FC4-6
WP
1B
SH3-4
4-3
4-3
3 1 2 0 0 0 1
1 0 0 0 0 0 2
1 0 0 0 0 0 0
Inning Stats
R: 0 E: 0 K: 0 S: 4 H: 1 LOB: 1 BB: 0 P: 4
R: 0 E: 0 K: 0 S: 3 H: 1 LOB: 1 BB: 1 P: 7
R: 2 E: 0 K: 0 S: 6 H: 3 LOB: 2 BB: 1 P: 10
R: 0 E: 0 K: 0 S: 3 H: 0 LOB: 1 BB: 1 P: 7
R: 0 E: 0 K: 1 S: 5 H: 0 LOB: 0 BB: 0 P: 5
R: 0 E: 0 K: 0 S: 3 H: 0 LOB: 0 BB: 0 P: 3
R: 0 E: 0 K: 0 S: 4 H: 1 LOB: 2 BB: 1 P: 8
R: 0 E: 0 K: 1 S: 6 H: 1 LOB: 1 BB: 0 P: 6
R: 0 E: 0 K: 0 S: 4 H: 1 LOB: 3 BB: 2 P: 12
R: 0 E: 0 K: 0 S: 4 H: 1 LOB: 2 BB: 1 P: 8
R: 0 E: 0 K: 0 S: 3 H: 0 LOB: 0 BB: 0 P: 3
R: 0 E: 0 K: 0 S: 3 H: 1 LOB: 0 BB: 0 P: 3
R: 0 E: 0 K: 0 S: 3 H: 0 LOB: 0 BB: 0 P: 3
R: 1 E: 0 K: 0 S: 4 H: 3 LOB: 2 BB: 0 P: 4
1B: 12 2B: 1 3B: 0 HR: 0
SF: 0 SAC: 2 DP: 2 HBP: 0
WP: 1 PB: 0 SB: 0 CS: 0
PA: 58
AB 49
R 3
H 13
RBI 3
BB 7
SO 2
LOB 26
PITCHER IP WLS BF H R ER SO BB IBB HBP BLK WP HR S P ERA WHIP
Jack Morris, R (1, 1) ERA: 4.31 10.0 45 9 2 2 2 5 2 0 0 1 0 42 70 1.80 1.400
Dave Rozema, R (11, 1) ERA: 4.28 3.1 L 13 4 1 1 0 0 0 0 0 0 0 13 13 2.70 1.200
PITCHER IP WLS BF H R ER SO BB IBB HBP BLK WP HR S P ERA WHIP

Batter	1	2	3	4	5	6	7	8	9	AB	R	H	RBI	BB	SO	LOB
Bob Molinaro, L (1, 7) OBP: 0.360, SLG: 0.409	0-0 ① 6-3		0-0 3-1 S 1B 1B	0-0 ② FC4 1B 1-2f		4-0 B B B B S S BB		0-0 ② F9		3	1	1	0	1	0	1
Wayne Nordhagen, R (8, PH) OBP: 0.287, SLG: 0.481 (8, 7)										1	0	0	0	0	0	0
Mike Squires, L (1, 3) OBP: 0.347, SLG: 0.349	0-0 FC4-6 1B		S S S 0-3 ① K 1-2	0-0 1-3 1B		B B B B 4-0 1-2 BB		0-0 ③ 6-3		4	0	2	0	1	1	1
Chet Lemon, R (1, 8) OBP: 0.363, SLG: 0.404	0-0 ② FC4-6 1B 1-2f		H 1-0 3-1 1B HBP	0-0 ③ F8		0-0 ③ F7 2-3			0-0 ① F4	4	1	0	0	0	0	5
Lamar Johnson, R (1, 10) OBP: 0.330, SLG: 0.429	0-0 FC6-4 1B 1-2		0-0 ② 3-1 1-2 2-3		0-0 ① F4		0-0 HR 1B		0-0 ② F3	5	1	2	0	0	0	2
Jim Morrison, R (1, 4) OBP: 0.314, SLG: 0.406	0-0 ③ FC6-4 1-2f		0-0 2-H 3-H 1B		B B B B 4-0 BB		0-0 1-H HR		0-0 ③ F9	4	1	2	4	1	0	2
Harold Baines, L (1, 9) OBP: 0.270, SLG: 0.386		0-0 ① 4-3	0-0 ③ F7		0-0 ② F7		0-0 ① 4-3			4	0	0	0	0	0	2
Glenn Borgmann, R (1, 2) OBP: 0.306, SLG: 0.244		0-0 E6 5-3		B B B B 4-0 SH3-4 1B BB	0-0 ③ 4-3		0-0 ② F8			3	1	0	0	1	0	1
Kevin Bell, R (1, 5) OBP: 0.302, SLG: 0.262		0-0 ② 5-3 1-2		0-0 ① SH3-4 1-2		S S S 0-3 ① K	0-0 ③ F5			3	0	0	0	0	1	1
Greg Pryor, R (1, 6) OBP: 0.276, SLG: 0.354		0-0 ③ F8		0-0 FC4 2-H 1B		0-0 ② F8		0-0 ① F7		4	0	1	1	0	0	1
Inning Stats	R: 0 H: 2 E: 0 LOB: 2 K: 0 BB: 0 S: 5 P: 5	R: 0 H: 0 E: 1 LOB: 1 K: 0 BB: 0 S: 4 P: 4	R: 2 H: 2 E: 0 LOB: 1 K: 1 BB: 0 S: 7 P: 8	R: 1 H: 2 E: 0 LOB: 2 K: 0 BB: 1 S: 5 P: 9	R: 0 H: 0 E: 0 LOB: 1 K: 0 BB: 1 S: 3 P: 7	R: 0 H: 0 E: 0 LOB: 2 K: 1 BB: 2 S: 5 P: 13	R: 2 H: 2 E: 0 LOB: 0 K: 0 BB: 0 S: 5 P: 5	R: 0 H: 0 E: 0 LOB: 0 K: 0 BB: 0 S: 3 P: 3	R: 0 H: 0 E: 0 LOB: 0 K: 0 BB: 0 S: 3 P: 3							

TOP

Chicago White Sox @ Cleveland Indians

Cleveland Municipal Stadium, Cleveland, OH

Fri Aug 29 1980, 7:05 PM EDT
Att. 9,044 - Unknown

livebaseballscorecards.com

AB	35
R	5
H	8
RBI	5
BB	4
SO	2
LOB	16

1B: 7 SF: 0
2B: 0 SAC: 1
3B: 0 DP: 0
HR: 1 HBP: 1

WP: 0 PA: 41
PB: 0
SB: 3
CS: 0

PITCHER		IP	WLS	BF	H	R	ER	SO	BB	IBB	HBP	BLK	WP	HR	S	P	ERA	WHIP
Wayne Garland, R ERA: 4.32	(1, 1)	5.2		29	6	3	3	2	4	0	1	0	0	0	28	45	4.76	1.765
Sid Monge, L ERA: 2.9	(6, 1)	2.1	W	9	2	2	2	0	0	0	0	0	0	1	9	9	7.71	0.857
Victor Cruz, R ERA: 3.29	(9, 1)	1.0	S	3	0	0	0	0	0	0	0	0	0	0	3	3	0.00	0.000

PITCHER	IP	WLS	BF	H	R	ER	SO	BB	IBB	HBP	BLK	WP	HR	S	P	ERA	WHIP

BOTTOM

Chicago White Sox @ Cleveland Indians

Cleveland Municipal Stadium, Cleveland, OH

Fri Aug 29 1980, 7:05 PM EDT

Att. 9,044 - Unknown

livebaseballscorecards.com

Batter	1	2	3	4	5	6	7	8	9	AB	R	H	RBI	BB	SO	LOB
Miguel Dilone, S (1, 7) OBP: 0.382, SLG: 0.431	BBBB 4-0 HR BB		BBBB 4-0 CS BB	x 0-0 ③ 5-3			x 0-0 FC4-6 1B	x 0-0 1-3 2-H 3-H 2B		3	1	2	2	2	0	1
Jorge Orta, L (1, 9) OBP: 0.390, SLG: 0.403	x 0-0 1-H HR		x 0-0 ① 1-2 1-3 1B		x 0-0 ① F9		x 0-0 ① FC4-6 1-2f	x 0-0 ③ G3		5	1	2	2	0	0	3
Mike Hargrove, L (1, 3) OBP: 0.413, SLG: 0.414	x 0-0 ① G3		x 0-0 ② 1-3 1-2		x 0-0 FC1-6 1B		x 0-0 ② F9			4	0	1	0	0	0	2
Ron Hassey, L (1, 2) OBP: 0.370, SLG: 0.426	x 0-0 ② F8		x 0-0 ③ F7		x 0-0 ② FC1-6 1-2f		x 0-0 ③ F7			3	0	0	0	0	0	2
Bo Diaz, R (7, PH) (8, 2) OBP: 0.286, SLG: 0.379										1	0	0	0	0	0	1
Toby Harrah, R (1, 5) OBP: 0.374, SLG: 0.367	x 0-0 ③ F9			BBBB 4-0 HR BB	x 0-0 ③ F7			x 0-0 ① 5-3		3	1	0	0	1	0	1
Joe Charboneau, R (1, 10) OBP: 0.359, SLG: 0.481		x 0-0 ① 6-3		x 0-0 1-H HR		SSS 0-3 ① K		x 0-0 ② F8		4	1	1	2	0	1	0
Alan Bannister, R (1, 4) OBP: 0.339, SLG: 0.355		BBBB 4-0 BB		BBBB 4-0 BB		x 0-0 1B		BBBB 4-0 BB		1	0	1	0	3	0	0
Rick Manning, L (1, 8) OBP: 0.336, SLG: 0.295		x 0-0 ② 4-3 1-2		SSS 0-3 ① K 1-2		x 0-0 ② FC5-4 1- 1B		BBBB 4-0 1B 1-2 2B BB		3	1	1	0	1	1	2
Tom Veryzer, R (1, 6) OBP: 0.308, SLG: 0.344		x 0-0 ③ 5-3		x 0-0 ② F8		x 0-0 ③ FC5-4 1-2f		x 0-0 2B 1-2 2-3 1B		4	0	1	0	0	0	3
Inning Stats	R: 2 E: 0 K: 0 S: 4 H: 1 LOB: 0 BB: 1 P: 8	R: 0 E: 0 K: 0 S: 3 H: 0 LOB: 1 BB: 1 P: 7	R: 0 E: 0 K: 0 S: 3 H: 1 LOB: 1 BB: 1 P: 7	R: 2 E: 1 K: 1 S: 6 H: 1 LOB: 1 BB: 2 P: 14	R: 0 E: 0 K: 0 S: 4 H: 1 LOB: 1 BB: 0 P: 4	R: 0 E: 0 K: 1 S: 6 H: 2 LOB: 1 BB: 0 P: 6	R: 0 E: 0 K: 0 S: 4 H: 1 LOB: 1 BB: 0 P: 4	R: 2 E: 0 K: 0 S: 5 H: 2 LOB: 2 BB: 2 P: 13		1B: 6 2B: 1 3B: 0 HR: 2		SF: 0 SAC: 0 DP: 0 HBP: 0		WP: 0 PB: 0 SB: 1 CS: 2		PA: 38

PITCHER		IP	WLS	BF	H	R	ER	SO	BB	IBB	HBP	BLK	WP	HR	S	P	ERA	WHIP
Richard Dotson, R ERA: 4.31	(1, 1)	3.0		16	3	4	4	0	5	0	0	0	0	2	11	31	12.00	2.667
Rich Wortham, L ERA: 5.34	(4, 1)	3.2		14	4	0	0	2	0	0	0	0	0	0	18	18	0.00	1.091
Ed Farmer, R ERA: 3.34	(7, 1)	1.1	L	8	2	2	2	0	2	0	0	0	0	0	6	14	13.50	3.000

PITCHER	IP	WLS	BF	H	R	ER	SO	BB	IBB	HBP	BLK	WP	HR	S	P	ERA	WHIP

AB	31
R	5
H	9
RBI	6
BB	7
SO	2
LOB	15

Batter	1	2	3	4	5	6	7	8	9	AB	R	H	RBI	BB	SO	LOB
Chet Lemon, R (1, 8) OBP: 0.369, SLG: 0.418	1B 2B	F4		1-2 2-3 HBP		BBBB BB		BBBB 1B 1-2 1B BB		2	2	1	0	2	0	1
Mike Squires, L (1, 3) OBP: 0.352, SLG: 0.345	5-3	F9		F6		F4		1-3 2-H 1B 1B		5	0	1	1	0	0	6
Wayne Nordhagen, R (1, 9) OBP: 0.293, SLG: 0.485	1B 1B 2-H 1B	F7			SH5-3 1B 1B		G4-3 1B	1-2 3-H FC4 1B		5	1	4	2	0	0	0
Lamar Johnson, R (1, 10) OBP: 0.328, SLG: 0.425	BB 1B 1-3 1B	F9			SH5-3 1-2 1B		G4-3 1-2f	FC4 1-2f		5	1	2	0	0	0	3
Jim Morrison, R (1, 4) OBP: 0.317, SLG: 0.405	BBBB 1B FC5-4 1-2 BB	6-3			SH5-3 1-2 2-3		F9		1B G6-4-3 1B	3	2	1	0	1	0	0
Ron Pruitt, R (1, 7) OBP: 0.364, SLG: 0.394	1-3 2-H 3-H 1B			1-3	IBB			BBBB BB	1-3 1B	0	1	0	0	0	0	0
Bruce Kimm, R (1, 2) OBP: 0.288, SLG: 0.289	FC5-4 2-4 1-2f 3-H			F7	G6-3 1-2f			FC6-4 1-3 1B	G6-4-3 1-2f 3-H	4	0	1	1	0	0	4
Bob Molinaro, L (9, PH) OBP: 0.360, SLG: 0.415										1	0	0	0	0	0	1
Glenn Borgmann, R (9, 2) OBP: 0.302, SLG: 0.227										0	0	0	0	0	0	0
Kevin Bell, R (1, 5) OBP: 0.292, SLG: 0.249	2-4 1-2	5-3		BBBB HBP 1B BB		F6		F5	F3	4	0	0	0	1	0	2
Todd Cruz, R (1, 6) OBP: 0.273, SLG: 0.314		1B		1-2 HBP 1B		4-3		FC6-4 1-2f 3-H BB 1B		4	1	2	1	0	0	1
Inning Stats	R: 4 E: 0 K: 0 S: 6 H: 4 LOB: 1 BB: 1 P: 10	R: 0 E: 0 K: 0 S: 4 H: 1 LOB: 1 BB: 0 P: 4	R: 0 E: 0 K: 0 S: 3 H: 0 LOB: 0 BB: 0 P: 3	R: 0 E: 0 K: 0 S: 4 H: 1 LOB: 3 BB: 1 P: 9	R: 0 E: 0 K: 0 S: 4 H: 2 LOB: 2 BB: 1 P: 8	R: 0 E: 0 K: 0 S: 3 H: 0 LOB: 1 BB: 1 P: 7	R: 0 E: 0 K: 0 S: 3 H: 1 LOB: 0 BB: 0 P: 3	R: 3 E: 0 K: 0 S: 6 H: 3 LOB: 2 BB: 2 P: 14	R: 1 E: 0 K: 0 S: 4 H: 2 LOB: 0 BB: 0 P: 4	1B: 13 2B: 1 3B: 0 HR: 0	SF: 0 SAC: 1 DP: 3 HBP: 1						

PITCHER		IP	WLS	BF	H	R	ER	SO	BB	IBB	HBP	BLK	WP	HR	S	P	ERA	WHIP
Ross Grimsley, L ERA: 6.14	(1, 1)	7.0	L	35	10	6	6	0	4	1	1	0	0	0	28	49	7.71	2.000
Bob Owchinko, L ERA: 6.17	(8, 1)	0.2		5	2	1	1	0	1	0	0	0	0	0	4	8	13.50	4.500
Mike Stanton, R ERA: 5.87	(8, 1)	1.1		5	2	1	1	0	0	0	0	0	0	0	5	5	6.75	1.500

PITCHER	IP	WLS	BF	H	R	ER	SO	BB	IBB	HBP	BLK	WP	HR	S	P	ERA	WHIP

TOP

Chicago White Sox @ Cleveland Indians

Cleveland Municipal Stadium, Cleveland, OH

Sun Aug 31 1980, 3:38 AM EDT
Att. 19,131 - Unknown

livebaseballscorecards.com

AB	33
R	8
H	12
RBI	5
BB	4
SO	0
LOB	18

WP: 0	PB: 0	SB: 0	CS: 0	PA: 44		

BOTTOM

Batter	1	2	3	4	5	6	7	8	9	AB	R	H	RBI	BB	SO	LOB
Alan Bannister, R (1, 7) (9, 6) OBP: 0.340, SLG: 0.358	F9		F4 (1-2)			L4	1-2 2-H 3-H 1B		F7	5	0	1	2	0	0	2
Jorge Orta, L (1, 9) OBP: 0.386, SLG: 0.402	G3-6-3 1B		F8			6-3	K		FC4-6 BB HR (1-2f)	5	1	1	0	0	1	4
Mike Hargrove, L (1, 3) OBP: 0.411, SLG: 0.407	G3-6-3 (1-2f)			F9		4-3		BBBB 4-0 BB 1B BB	BBBB 4-0 HR (1-2) BB	3	2	0	0	2	0	1
Joe Charboneau, R (1, 10) OBP: 0.361, SLG: 0.495		F7		5-3			F8	F8	HR (1-H 2-H)	5	1	1	3	0	0	1
Toby Harrah, R (1, 5) OBP: 0.375, SLG: 0.373		1B		1B			HR	1B BB (1-2)	F8	4	1	3	1	1	0	0
Bo Diaz, R (1, 2) OBP: 0.273, SLG: 0.363		F8		1-3			K	F7		2	0	0	0	0	0	2
Gary Alexander, R (6, 2) OBP: 0.264, SLG: 0.351										1	0	0	0	0	1	0
Jack Brohamer, L (8, 4) OBP: 0.307, SLG: 0.309										0	0	0	0	0	0	0
Gary Gray, R (8, PH) (9, 7) OBP: 0.133, SLG: 0.207										1	0	0	0	0	0	2
Rick Manning, L (1, 8) OBP: 0.341, SLG: 0.309		F7			4-3		E 1B	1-3 2-H 1B		4	1	2	1	0	0	1
Jerry Dybzinski, R (1, 4) (8, 6) OBP: 0.279, SLG: 0.298			WP 1B		G6-4-3 1B		E5 BB 1B (1-3)	4-3		3	1	2	0	0	0	1
Miguel Dilone, S (8, PH) OBP: 0.381, SLG: 0.434										1	0	0	0	0	0	2
Dave Rosello, R (9, 4) OBP: 0.250, SLG: 0.286										0	0	0	0	0	0	0
Tom Veryzer, R (1, 6) OBP: 0.315, SLG: 0.354			F9		G6-4-3 (1-2f)		BBBB 4-0 1B BB (1-2)		BBBB 4-0 FC4-6 BB	2	0	0	0	0	0	2
Ron Hassey, L (7, PH) (8, 2) OBP: 0.374, SLG: 0.425										0	0	0	0	2	0	0
Inning Stats	R: 0 E: 0 K: 0 S: 3 H: 1 LOB: 0 BB: 0 P: 3	R: 0 E: 0 K: 0 S: 4 H: 1 LOB: 1 BB: 0 P: 4	R: 0 E: 0 K: 0 S: 4 H: 1 LOB: 1 BB: 0 P: 4	R: 0 E: 0 K: 0 S: 4 H: 1 LOB: 1 BB: 0 P: 4	R: 0 E: 0 K: 0 S: 3 H: 1 LOB: 0 BB: 0 P: 3	R: 0 E: 0 K: 0 S: 3 H: 0 LOB: 0 BB: 0 P: 3	R: 3 E: 1 K: 2 S: 11 H: 3 LOB: 2 BB: 1 P: 15	R: 1 E: 0 K: 0 S: 4 H: 1 LOB: 2 BB: 2 P: 12	R: 3 E: 0 K: 0 S: 4 H: 1 LOB: 0 BB: 2 P: 12	1B: 8 2B: 0 3B: 0 HR: 2	SF: 0 SAC: 0 DP: 2 HBP: 0						

PITCHER		IP	WLS	BF	H	R	ER	SO	BB	IBB	HBP	BLK	WP	HR	S	P	ERA	WHIP
Steve Trout, L ERA: 3.29	(1, 1)	6.2	W	26	7	3	1	1	0	0	0	0	1	1	28	28	1.35	1.050
Mike Proly, R ERA: 3.01	(7, 1)	0.0		2	1	0	0	0	1	0	0	0	0	0	1	5	∞	∞
Guy Hoffman, L ERA: 3.48	(7, 1)	0.2		4	0	1	1	1	2	0	0	0	0	0	4	12	13.50	3.000
Dewey Robinson, R ERA: 3.45	(8, 1)	1.1		8	2	3	3	0	2	0	0	0	0	1	6	14	20.25	3.000
Ed Farmer, R ERA: 3.3	(9, 1)	0.1	S	1	0	0	0	0	0	0	0	0	0	0	1	1	0.00	0.000

PITCHER	IP	WLS	BF	H	R	ER	SO	BB	IBB	HBP	BLK	WP	HR	S	P	ERA	WHIP

Chicago White Sox @ Cleveland Indians

Cleveland Municipal Stadium, Cleveland, OH

Sun Aug 31 1980, 3:38 AM EDT

Att. 19,131 - Unknown

livebaseballscorecards.com

AB	36
R	7
H	10
RBI	7
BB	5
SO	2
LOB	18

1B: 8	SF: 0	WP: 1	PA: 41
2B: 0	SAC: 0	PB: 0	
3B: 0	DP: 2	SB: 0	
HR: 2	HBP: 0	CS: 0	

Chicago White Sox @ Detroit Tigers

Tiger Stadium, Detroit, MI

Mon Sep 01 1980, 7:05 PM EDT

Att. 11,412 - Overcast - 70 F

TOP

livebaseballscorecards.com

Batter	1	2	3	4	5	6	7	8	9	AB	R	H	RBI	BB	SO	LOB
Chet Lemon, R (1, 8) OBP: 0.374, SLG: 0.421	BBB 4-0 SH2-3 1B BB		0-0 ① F6	0-0 1-H 2-H 1B	BBB 4-0 1-2 3B BB		0-0 1B 2B 1B		0-0 1B 1B	4	3	3	2	2	0	1
Rusty Kuntz, R (9, 8) OBP: 0.346, SLG: 0.375										0	0	0	0	0	0	0
Mike Squires, L (1, 3) OBP: 0.357, SLG: 0.359	0-0 ① SH2-3 1-2		0-0 E 1B 1-2 1B	0-0 ② F8	0-0 1-H 2-H 3B		0-0 2B 1-2 1B		0-0 ② F9	5	0	3	2	0	0	2
Wayne Nordhagen, R (1, 7) OBP: 0.296, SLG: 0.488	0-0 ② 1-3		0-0 E7 1-3 2-H 1B	0-0 ③ F4	0-0 ③ F4		0-0 ② 1-H 2-H 2B		0-0 ③ 1-3 1B	6	0	3	2	0	0	3
Junior Moore, R (9, 7) OBP: 0.295, SLG: 0.331										0	0	0	0	0	0	0
Lamar Johnson, R (1, 10) OBP: 0.329, SLG: 0.424	0-0 2-H 1B		IIII 4-0 IBB		0-0 ① 5-3	0-0 ① F5	0-0 ③ L6			4	0	1	1	1	0	1
Jim Morrison, R (1, 4) OBP: 0.318, SLG: 0.412	SSS 0-3 ③ K		0-0 ② F4		0-0 HR	0-0 1B FC6-4 1B		0-0 ① 5-3		5	2	2	1	0	1	4
Greg Pryor, R (8, 4) OBP: 0.276, SLG: 0.354										0	0	0	0	0	0	0
Harold Baines, L (1, 9) OBP: 0.275, SLG: 0.392		0-0 ① 6-3	0-0 ③ L3		0-0 WP HR 1B	0-0 1-3 FC6-4 1B		0-0 1B		5	1	3	0	0	0	3
Glenn Borgmann, R (1, 2) OBP: 0.310, SLG: 0.292		0-0 ② 6-3		BBB 4-0 PB 1B 1B BB	0-0 1-H HR	0-0 ② FC6-4 1-2f 3-H		0-0 ② F4		4	2	1	3	1	0	2
Bruce Kimm, R (8, 2) OBP: 0.288, SLG: 0.289										0	0	0	0	0	0	0
Fran Mullins, R (1, 5)		SSS 0-3 ③ K		SSS 0-3 ① K	0-0 BB 3B 1B	0-0 ③ F3		0-0 ③ F3		1	0	0	0	0	1	0
Kevin Bell, R (3, 5) OBP: 0.292, SLG: 0.249										4	1	1	0	0	1	3
Todd Cruz, R (1, 6) OBP: 0.275, SLG: 0.316			0-0 1B 1B 1B	0-0 PB 1-2 1B 1B	SSS 0-3 ② K		0-0 ① F5		SSS 0-3 ① K	5	2	2	0	0	2	1

	AB	43
	R	11
	H	19
	RBI	11
	BB	4
	SO	5
	LOB	20

Inning Stats	1	2	3	4	5	6	7	8	9	1B: 15	SF: 0	WP: 1	PA: 48
	R: 1 E: 0 K: 1 S: 6	H: 1 LOB: 1 BB: 1 P: 10	R: 0 E: 0 K: 1 S: 5	H: 0 LOB: 0 BB: 0 P: 5	R: 1 E: 1 K: 0 S: 6	H: 3 LOB: 3 BB: 1 P: 10	R: 2 E: 0 K: 1 S: 7	H: 2 LOB: 1 BB: 1 P: 11	R: 5 E: 0 K: 1 S: 10	H: 5 LOB: 1 BB: 1 P: 14	R: 1 E: 0 K: 0 S: 5	H: 2 LOB: 1 BB: 0 P: 5	R: 1 E: 0 K: 0 S: 5	H: 3 LOB: 1 BB: 0 P: 5	R: 0 E: 0 K: 0 S: 4	H: 1 LOB: 1 BB: 0 P: 4	R: 0 E: 0 K: 1 S: 6	H: 2 LOB: 2 BB: 0 P: 6	2B: 1 3B: 1 HR: 2	SAC: 1 DP: 0 HBP: 0	PB: 1 SB: 0 CS: 0	

PITCHER		IP	WLS	BF	H	R	ER	SO	BB	IBB	HBP	BLK	WP	HR	S	P	ERA	WHIP
Jack Morris, R ERA: 4.38	(1, 1)	3.1	L	19	6	4	3	3	2	1	0	0	0	0	22	34	8.10	2.400
Bruce Robbins, L ERA: 6.31	(4, 1)	1.0		7	4	4	4	0	0	0	0	0	1	2	7	7	36.00	4.000
Dave Tobik, R ERA: 6.0	(5, 1)	4.2		22	9	3	3	2	1	0	0	0	0	0	25	29	5.79	2.143

PITCHER		IP	WLS	BF	H	R	ER	SO	BB	IBB	HBP	BLK	WP	HR	S	P	ERA	WHIP

Batter	1	2	3	4	5	6	7	8	9	AB	R	H	RBI	BB	SO	LOB
Rick Peters, S (1, 8) OBP: 0.372, SLG: 0.372	L3		1B		F8	FC6-4 1-2f			5-3	3	0	1	0	0	0	0
Dave Stegman, R (6, 8) OBP: 0.252, SLG: 0.271										2	0	0	0	0	0	2
Alan Trammell, R (1, 6) OBP: 0.371, SLG: 0.394	BB 2B		F4		HR BB		BB		F4	2	1	0	0	3	0	1
Steve Kemp, L (1, 10) OBP: 0.391, SLG: 0.482	F9		1-2 1B		1-H HR		F8		BB FC6-4	4	1	2	2	1	0	2
John Wockenfuss, R (1, 3) OBP: 0.382, SLG: 0.455	1-3 2B		F6		F7		L6		FC6-4 1-2f	5	0	1	0	0	0	4
Lance Parrish, R (1, 2) OBP: 0.329, SLG: 0.518	K			F8		E 2B	F7			3	1	1	0	0	1	2
Duffy Dyer, R (7, 2) OBP: 0.275, SLG: 0.354										1	0	0	0	0	0	1
Al Cowens, R (1, 9) OBP: 0.340, SLG: 0.352		5-3		1B	F7			F2		3	0	1	0	0	0	1
Tim Corcoran, L (8, PH) (9, 9) OBP: 0.330, SLG: 0.322										1	0	0	0	0	0	0
Jim Lentine, R (1, 7) OBP: 0.333, SLG: 0.315		6-3		K	F8			BB		3	0	0	0	1	1	2
Stan Papi, R (1, 5) OBP: 0.284, SLG: 0.433		5-3		K	E1 E 2-H 1B			F9		4	0	1	0	0	1	2
Lou Whitaker, L (1, 4) OBP: 0.336, SLG: 0.276			F8		K	E5 FC6-4 2-3		3-1		4	0	0	0	0	1	2
Inning Stats	R: 0 E: 0 K: 1 S: 6 / H: 1 LOB: 2 BB: 1 P: 10	R: 0 E: 0 K: 0 S: 3 / H: 0 LOB: 0 BB: 0 P: 3	R: 0 E: 0 K: 0 S: 5 / H: 2 LOB: 2 BB: 0 P: 5	R: 0 E: 0 K: 2 S: 8 / H: 1 LOB: 1 BB: 0 P: 8	R: 2 E: 0 K: 1 S: 6 / H: 1 LOB: 0 BB: 1 P: 10	R: 1 E: 2 K: 0 S: 6 / H: 2 LOB: 2 BB: 0 P: 6	R: 0 E: 0 K: 0 S: 3 / H: 0 LOB: 1 BB: 1 P: 7	R: 0 E: 0 K: 0 S: 3 / H: 0 LOB: 1 BB: 1 P: 7	R: 0 E: 0 K: 0 S: 3 / H: 0 LOB: 1 BB: 1 P: 7							

PITCHER		IP	WLS	BF	H	R	ER	SO	BB	IBB	HBP	BLK	WP	HR	S	P	ERA	WHIP
Britt Burns, L ERA: 2.69	(1, 1)	7.0	W	32	7	3	2	4	3	0	0	0	0	1	37	49	2.57	1.429
Dewey Robinson, R ERA: 3.06	(8, 1)	2.0		8	0	0	0	0	2	0	0	0	0	0	6	14	0.00	1.000

PITCHER	IP	WLS	BF	H	R	ER	SO	BB	IBB	HBP	BLK	WP	HR	S	P	ERA	WHIP

BOTTOM

Chicago White Sox @ Detroit Tigers

Tiger Stadium, Detroit, MI

Mon Sep 01 1980, 7:05 PM EDT

Att. 11,412 - Overcast - 70 F

livebaseballscorecards.com

AB	35
R	3
H	7
RBI	2
BB	5
SO	4
LOB	19

1B: 4	SF: 0	WP: 0	PA: 40
2B: 2	SAC: 0	PB: 0	
3B: 0	DP: 0	SB: 0	
HR: 1	HBP: 0	CS: 0	

Batter	1	2	3	4	5	6	7	8	9	AB	R	H	RBI	BB	SO	LOB
Chet Lemon, R (1, 8) OBP: 0.373, SLG: 0.419	4-3 SH5-3 1B		4-3	4-3		F8				4	0	1	0	0	0	0
Mike Squires, L (1, 3) Bruce Kimm, R (7, 2) OBP: 0.354, SLG: 0.356 OBP: 0.287, SLG: 0.288	SH5-3 1-2		F9			F8		F8		2 1	0 0	0 0	0 0	0 0	0 0	0 0
Wayne Nordhagen, R (1, 7) OBP: 0.296, SLG: 0.485	4-3 2-3			E5 HR		F3		1B		4	1	1	0	0	0	1
Lamar Johnson, R (1, 10) OBP: 0.329, SLG: 0.424	F8			F8		2B		6-3		4	0	1	0	0	0	3
Jim Morrison, R (1, 4) Greg Pryor, R (7, 4) OBP: 0.316, SLG: 0.409 OBP: 0.278, SLG: 0.356		F4		F2		F4			3-1 1B	3 1	0 0	0 1	0 0	0 0	0 0	2 0
Harold Baines, L (1, 9) OBP: 0.275, SLG: 0.398		3-1		HR 1-H			F6		3-1 1-2	4	1	1	2	0	0	1
Ron Pruitt, R (1, 5) OBP: 0.368, SLG: 0.392		1B	4-3				K		BB	3	0	1	0	1	1	0
Glenn Borgmann, R (1, 2) Marv Foley, L (7, PH) (7, 3) OBP: 0.300, SLG: 0.280 OBP: 0.259, SLG: 0.338		F5			6-3		1B		F5	2 2	0 0	0 1	0 0	0 0	0 0	1 2
Todd Cruz, R (1, 6) Kevin Bell, R (7, 6) Bob Molinaro, L (9, PH) OBP: 0.272, SLG: 0.312 OBP: 0.292, SLG: 0.249 OBP: 0.359, SLG: 0.413			F3		4-3		F8		F9	3 0 1	0 0 0	0 0 0	0 0 0	0 0 0	0 0 0	1 0 2
Inning Stats	R: 0 E: 0 K: 0 S: 4 H: 1 LOB: 1 BB: 0 P: 4	R: 0 E: 0 K: 0 S: 4 H: 1 LOB: 1 BB: 0 P: 4	R: 0 E: 0 K: 0 S: 3 H: 0 LOB: 0 BB: 0 P: 3	R: 2 E: 1 K: 0 S: 5 H: 1 LOB: 0 BB: 0 P: 5	R: 0 E: 0 K: 0 S: 3 H: 0 LOB: 0 BB: 0 P: 3	R: 0 E: 0 K: 0 S: 4 H: 1 LOB: 1 BB: 0 P: 4	R: 0 E: 0 K: 1 S: 6 H: 1 LOB: 1 BB: 0 P: 6	R: 0 E: 0 K: 0 S: 4 H: 1 LOB: 1 BB: 0 P: 4	R: 0 E: 0 K: 0 S: 4 H: 1 LOB: 2 BB: 1 P: 8	1B: 5 2B: 1 3B: 0 HR: 1 SF: 0 SAC: 1 DP: 0 HBP: 0						

PITCHER	IP	WLS	BF	H	R	ER	SO	BB	IBB	HBP	BLK	WP	HR	S	P	ERA	WHIP
Mark Fidrych, R (1, 1) ERA: 4.6	9.0	W	36	7	2	0	1	1	0	0	0	0	1	37	41	0.00	0.889

PITCHER	IP	WLS	BF	H	R	ER	SO	BB	IBB	HBP	BLK	WP	HR	S	P	ERA	WHIP

TOP

Chicago White Sox @ Detroit Tigers

Tiger Stadium, Detroit, MI

Tue Sep 02 1980, 7:05 PM EDT

Unknown - 76 F

livebaseballscorecards.com

AB	34
R	2
H	7
RBI	2
BB	1
SO	1
LOB	13

1B: 5	SF: 0	WP: 0	PA: 36
2B: 1	SAC: 1	PB: 0	
3B: 0	DP: 0	SB: 0	
HR: 1	HBP: 0	CS: 0	

Batter	1	2	3	4	5	6	7	8	9	AB	R	H	RBI	BB	SO	LOB
Rick Peters, S (1, 8) OBP: 0.370, SLG: 0.371	F7		1B		FC4-6 HR F7		F8			4	1	1	1	0	0	5
Dave Stegman, R (7, PH) (8, 8) OBP: 0.250, SLG: 0.269										1	0	0	0	0	0	1
Alan Trammell, R (1, 6) OBP: 0.371, SLG: 0.401	L3		F8		1-H 3-H HR	1B 1B	6-3			5	2	2	3	0	0	2
Steve Kemp, L (1, 7) OBP: 0.392, SLG: 0.482	F6			4-3	2B 1B	E 1B 1-3 G1-4-3		F1		4	2	2	0	0	0	0
Jim Lentine, R (8, 7) OBP: 0.331, SLG: 0.313						1B				1	0	0	0	0	0	0
Champ Summers, L (1, 10) OBP: 0.384, SLG: 0.503		K		HR	F6	E1 G1-4-3 1-3 3-H 1B		F8		4	1	2	2	0	1	1
John Wockenfuss, R (8, PH) OBP: 0.380, SLG: 0.453										1	0	0	0	0	0	0
Lance Parrish, R (1, 2) OBP: 0.329, SLG: 0.518		1B BB		6-3	1-3 1B 2B	G1-4-3 1-2f 3-H		K		4	1	1	0	1	1	1
Al Cowens, R (1, 9) OBP: 0.342, SLG: 0.354		G6-3 1-2 1B		5-3	E 1B 2-H 3-H 1B	F7				4	1	2	2	0	0	0
Lynn Jones, R (8, 9) OBP: 0.294, SLG: 0.412										0	0	0	0	0	0	0
Tim Corcoran, L (1, 3) OBP: 0.346, SLG: 0.372		G6-3 1-2f			1B 1B FC4-6 1B E9 BB 1-3 1B	HR				4	2	3	1	0	0	2
Tom Brookens, R (1, 5) OBP: 0.332, SLG: 0.408			CS 1B		FC4-6 1B 1-2 HR 1B BB 1-2 3-H 1B	2B				4	1	4	1	0	0	0
Stan Papi, R (8, 5) OBP: 0.284, SLG: 0.433										0	0	0	0	0	0	0
Lou Whitaker, L (1, 4) OBP: 0.338, SLG: 0.277			4-3 1-2		FC4-6 1B 1-2 2-3 BB 1-2 2-3		K			2	0	1	0	1	0	1
Mark Wagner, R (7, PH) (8, 4) OBP: 0.309, SLG: 0.270										1	0	0	0	0	1	1
Inning Stats	R: 0 E: 0 K: 0 S: 3 H: 0 LOB: 0 BB: 0 P: 3	R: 0 E: 0 K: 1 S: 5 H: 1 LOB: 1 BB: 1 P: 9	R: 0 E: 0 K: 0 S: 4 H: 2 LOB: 1 BB: 0 P: 4	R: 1 E: 0 K: 0 S: 4 H: 1 LOB: 0 BB: 0 P: 4	R: 7 E: 1 K: 0 S: 12 H: 9 LOB: 3 BB: 1 P: 16	R: 2 E: 1 K: 0 S: 5 H: 3 LOB: 0 BB: 0 P: 5	R: 1 E: 0 K: 1 S: 7 H: 2 LOB: 1 BB: 0 P: 7	R: 0 E: 0 K: 1 S: 5 H: 0 LOB: 0 BB: 0 P: 5		1B: 13 2B: 2 3B: 0 HR: 3 SF: 0 SAC: 0 DP: 2 HBP: 0						

BOTTOM

Chicago White Sox @ Detroit Tigers

Tiger Stadium, Detroit, MI

Tue Sep 02 1980, 7:05 PM EDT

Unknown - 76 F

livebaseballscorecards.com

AB	39
R	11
H	18
RBI	10
BB	2
SO	3
LOB	14

PITCHER		IP	WLS	BF	H	R	ER	SO	BB	IBB	HBP	BLK	WP	HR	S	P	ERA	WHIP
Mike Proly, R ERA: 3.26	(1, 1)	4.1	L	20	8	5	5	1	1	0	0	0	0	2	21	25	10.38	2.077
Rich Wortham, L ERA: 5.76	(5, 1)	0.1		5	4	2	2	0	0	0	0	0	0	0	5	5	54.00	12.000
Nardi Contreras, R ERA: 6.3	(5, 1)	1.1		8	4	3	2	0	1	0	0	0	0	0	7	11	13.50	3.750
Ken Kravec, L ERA: 7.03	(7, 1)	2.0		8	2	1	1	2	0	0	0	0	0	1	12	12	4.50	1.000

PITCHER	IP	WLS	BF	H	R	ER	SO	BB	IBB	HBP	BLK	WP	HR	S	P	ERA	WHIP

Batter	1	2	3	4	5	6	7	8	9	AB	R	H	RBI	BB	SO	LOB
Leo Sutherland, L (1, 8) OBP: 0.265, SLG: 0.288	K		F9			G6-3		FC4-6 G4-6-3		4	0	0	0	0	1	4
Mike Squires, L (1, 3) OBP: 0.348, SLG: 0.350	6-3			F9			1-3	G4-6-3		4	0	0	0	0	0	2
Bob Molinaro, L (1, 7) OBP: 0.361, SLG: 0.425	K			K2-3-2 1B			HR		K	4	1	2	1	0	2	0
Lamar Johnson, R (1, 10) OBP: 0.328, SLG: 0.423		G1-4-3 1B		K2-3-2			F8		5-3	4	0	1	0	0	1	1
Jim Morrison, R (1, 4) OBP: 0.318, SLG: 0.410		G1-4-3			F6		1B		1B	4	0	2	0	0	0	1
Harold Baines, L (1, 9) OBP: 0.274, SLG: 0.396		F8			F4		FC4-6		F7	4	0	1	0	0	0	1
Marv Foley, L (1, 2) OBP: 0.250, SLG: 0.325			K		6-3		FC4-6			3	0	0	0	0	1	2
Greg Pryor, R (1, 5) (8, 6) OBP: 0.282, SLG: 0.357			4-3			G6-3		FC4-6 BB		2	0	1	0	1	0	0
Todd Cruz, R (1, 6) OBP: 0.274, SLG: 0.313			1B			K		FC4-6 BB		2	0	1	0	0	1	1
Ron Pruitt, R (8, PH) OBP: 0.374, SLG: 0.392										0	0	0	0	1	0	0
Kevin Bell, R (8, 5) OBP: 0.292, SLG: 0.249										0	0	0	0	0	0	0
Inning Stats	R: 0 E: 0 K: 2 S: 7 H: 0 LOB: 0 BB: 0 P: 7	R: 0 E: 0 K: 0 S: 3 H: 1 LOB: 0 BB: 0 P: 3	R: 0 E: 0 K: 1 S: 6 H: 1 LOB: 0 BB: 0 P: 6	R: 0 E: 0 K: 1 S: 5 H: 1 LOB: 1 BB: 0 P: 5	R: 0 E: 0 K: 0 S: 3 H: 0 LOB: 0 BB: 0 P: 3	R: 0 E: 0 K: 1 S: 4 H: 0 LOB: 0 BB: 1 P: 8	R: 1 E: 0 K: 0 S: 6 H: 3 LOB: 2 BB: 0 P: 6	R: 0 E: 0 K: 0 S: 3 H: 1 LOB: 1 BB: 1 P: 7	R: 0 E: 0 K: 1 S: 6 H: 1 LOB: 1 BB: 0 P: 6	1B: 7 2B: 1 3B: 0 HR: 1 SF: 0 SAC: 0 DP: 4 HBP: 0	WP: 0 PB: 0 SB: 0 CS: 0 PA: 33					

PITCHER	IP	WLS	BF	H	R	ER	SO	BB	IBB	HBP	BLK	WP	HR	S	P	ERA	WHIP
Milt Wilcox, R (1, 1) ERA: 3.99	9.0	W	33	8	1	1	6	2	0	0	0	0	1	43	51	1.00	1.111

PITCHER	IP	WLS	BF	H	R	ER	SO	BB	IBB	HBP	BLK	WP	HR	S	P	ERA	WHIP

TOP

Chicago White Sox @ Detroit Tigers

Tiger Stadium, Detroit, MI

Tue Sep 02 1980, 7:05 PM EDT

Att. 13,651 - Unknown - 71 F

livebaseballscorecards.com

AB	31
R	1
H	8
RBI	1
BB	2
SO	6
LOB	12

Batter	1	2	3	4	5	6	7	8	9	AB	R	H	RBI	BB	SO	LOB
Rick Peters, S (1, 8) OBP: 0.371, SLG: 0.369	x 0-0 CS 1B	BBB 4-0 BB			x 0-0 ① 4-3	x 0-0 ① F9		SS 0-3 ③ K		4	0	1	0	1	1	0
Alan Trammell, R (1, 6) OBP: 0.370, SLG: 0.400	SSS 0-3 ①② K 1-2	x 0-0 ③ F8			x 0-0 2B 1B	x 0-0 ② F7				4	1	1	0	0	1	3
Steve Kemp, L (1, 7) OBP: 0.393, SLG: 0.484	x 0-0 1B 1B		x 0-0 ① F8		x 0-0 1-3 1B 2B	x 0-0 ③ G3				4	1	2	0	0	0	0
Champ Summers, L (1, 10) OBP: 0.385, SLG: 0.502	x 0-0 1-3 1B		SSS 0-3 ② K		4-0 1B E IBB		x 0-0 ① F8			3	1	1	0	1	1	0
John Wockenfuss, R (1, 2) OBP: 0.379, SLG: 0.450	x 0-0 ③ F9		x 0-0 ③ F8		x 0-0 E FC 1-2 2-H 3-H 1B		x 0-0 ② F9			4	1	1	2	0	0	2
Al Cowens, R (1, 9) OBP: 0.341, SLG: 0.351		BBBB 4-0 1B SF8 BB		x 0-0 ① 5-3	x 0-0 E4 FC 1-3 2-H		SSS 0-3 ③ K			3	1	0	0	1	1	1
Tim Corcoran, L (1, 3) OBP: 0.342, SLG: 0.367		x 0-0 FC4-6 1-3 1B		x 0-0 ② 4-3	x 0-0 FC 1-2 3-H			x 0-0 ① 3-1		4	0	1	1	0	0	1
Tom Brookens, R (1, 5) OBP: 0.333, SLG: 0.416		x 0-0 ① SF8 3-H		BBBB 4-0 BB	x 0-0 ② L5			x 0-0 HR		2	1	1	2	1	0	2
Lou Whitaker, L (1, 4) OBP: 0.335, SLG: 0.275		x 0-0 ② FC4-6 1-2f		x 0-0 ③ F9	x 0-0 ③ F7			x 0-0 ② F7		4	0	0	0	0	0	4
Inning Stats	R: 0 E: 0 K: 1 S: 7 H: 3 LOB: 2 BB: 0 P: 7	R: 1 E: 1 K: 0 S: 4 H: 1 LOB: 2 BB: 2 P: 12	R: 0 E: 0 K: 1 S: 5 H: 0 LOB: 0 BB: 0 P: 5	R: 0 E: 0 K: 0 S: 3 H: 0 LOB: 1 BB: 1 P: 7	R: 4 E: 1 K: 0 S: 8 H: 3 LOB: 2 BB: 1 P: 12	R: 0 E: 0 K: 0 S: 3 H: 0 LOB: 0 BB: 0 P: 3	R: 0 E: 0 K: 1 S: 5 H: 0 LOB: 0 BB: 0 P: 5	R: 1 E: 0 K: 1 S: 6 H: 1 LOB: 0 BB: 0 P: 6		1B: 6 2B: 1 3B: 0 HR: 1	SF: 1 SAC: 0 DP: 0 HBP: 0					

PITCHER	IP	WLS	BF	H	R	ER	SO	BB	IBB	HBP	BLK	WP	HR	S	P	ERA	WHIP
Richard Dotson, R (1, 1) ERA: 4.32	8.0	L	37	8	6	4	4	3	1	0	0	0	1	41	57	4.50	1.375

PITCHER	IP	WLS	BF	H	R	ER	SO	BB	IBB	HBP	BLK	WP	HR	S	P	ERA	WHIP

BOTTOM

Chicago White Sox @ Detroit Tigers

Tiger Stadium, Detroit, MI

Tue Sep 02 1980, 7:05 PM EDT

Att. 13,651 - Unknown - 71 F

livebaseballscorecards.com

AB	32
R	6
H	8
RBI	5
BB	4
SO	4
LOB	13

WP: 0 PB: 0 SB: 0 CS: 1 PA: 37

Chicago White Sox @ Detroit Tigers

Tiger Stadium, Detroit, MI

Wed Sep 03 1980, 7:05 PM EDT

Att. 10,395 - Unknown - 71 F

TOP

livebaseballscorecards.com

Batter	1	2	3	4	5	6	7	8	9	AB	R	H	RBI	BB	SO	LOB
Chet Lemon, R (1, 8) OBP: 0.376, SLG: 0.420	5-3		3-4 1B 1-3		BB WP PB		F4		S 1B	4	0	2	0	1	0	0
Mike Squires, L (1, 3) OBP: 0.342, SLG: 0.343	4-3		3-4 1-2 3-H		F8 1-3		K		F6	5	0	0	1	0	1	3
Bob Molinaro, L (1, 10) OBP: 0.360, SLG: 0.424	G3		F4			1B WP	5-3		F7 1-2	3	1	1	0	0	0	1
Lamar Johnson, R (7, PH) OBP: 0.327, SLG: 0.421										2	0	0	0	0	0	1
Wayne Nordhagen, R (1, 7) OBP: 0.298, SLG: 0.494		1-3	5-3			CS 1B 1-H		HR	F3	4	1	2	2	0	0	1
Rusty Kuntz, R (8, 7) OBP: 0.333, SLG: 0.360										1	0	0	0	0	0	1
Jim Morrison, R (1, 4) OBP: 0.319, SLG: 0.412		1B 1B		F8		2B 1-2		F6		4	1	2	0	0	0	0
Harold Baines, L (1, 9) OBP: 0.279, SLG: 0.401		1B 1-2		3-1		IBB WP 1B		2B WP		3	0	2	0	1	0	0
Glenn Borgmann, R (1, 2) OBP: 0.313, SLG: 0.283		K		4-3		1B WP 1-2 2-H		BB 2-3		3	0	1	1	1	1	2
Greg Pryor, R (1, 5) OBP: 0.278, SLG: 0.352		K			4-3	F7 1-2 2-3		F3		4	0	0	0	0	1	6
Todd Cruz, R (1, 6) OBP: 0.273, SLG: 0.312			1B 3-4		5-3	6-3		F7		4	1	1	0	0	0	4
Inning Stats	R: 0 E: 0 K: 0 S: 3 H: 0 LOB: 0 BB: 0 P: 3	R: 0 E: 0 K: 2 S: 9 H: 2 LOB: 2 BB: 0 P: 9	R: 1 E: 0 K: 0 S: 5 H: 2 LOB: 1 BB: 0 P: 5	R: 0 E: 0 K: 0 S: 3 H: 0 LOB: 0 BB: 0 P: 3	R: 0 E: 0 K: 0 S: 3 H: 0 LOB: 1 BB: 1 P: 7	R: 2 E: 0 K: 0 S: 6 H: 4 LOB: 2 BB: 1 P: 10	R: 0 E: 0 K: 1 S: 5 H: 0 LOB: 0 BB: 0 P: 5	R: 1 E: 0 K: 0 S: 5 H: 2 LOB: 2 BB: 1 P: 9	R: 0 E: 0 K: 0 S: 4 H: 1 LOB: 1 BB: 0 P: 4	1B: 8 2B: 2 3B: 0 HR: 1 SF: 0 SAC: 0 DP: 0 HBP: 0						

	AB	37
	R	4
	H	11
	RBI	4
	BB	3
	SO	3
	LOB	19

WP: 4 PB: 1 SB: 1 CS: 1 PA: 40

PITCHER	IP	WLS	BF	H	R	ER	SO	BB	IBB	HBP	BLK	WP	HR	S	P	ERA	WHIP
Dave Rozema, R (1, 1) ERA: 4.13	6.0		27	8	3	3	2	1	1	0	0	3	0	29	37	4.50	1.500
Pat Underwood, L (7, 1) ERA: 3.83	2.0		9	2	1	1	1	1	0	0	0	1	1	10	14	4.50	1.500
Aurelio Lopez, R (9, 1) ERA: 3.86	1.0	W	4	1	0	0	0	0	0	0	0	0	0	4	4	0.00	1.000

PITCHER	IP	WLS	BF	H	R	ER	SO	BB	IBB	HBP	BLK	WP	HR	S	P	ERA	WHIP

Batter	1	2	3	4	5	6	7	8	9	AB	R	H	RBI	BB	SO	LOB
Rick Peters, S (1, 8) OBP: 0.373, SLG: 0.373	F9		1B		G5-4-3 1-2f			L8-3 1B	WP 1-3 3-H 1B	5	0	3	1	0	0	2
Alan Trammell, R (1, 6) OBP: 0.371, SLG: 0.398	BB FC5-4		L6			2B BB		L8-3 1-2	WP 1-2 3-H	3	0	0	0	2	0	3
Steve Kemp, L (1, 7) OBP: 0.392, SLG: 0.482	F9			G5-4-3 1B		F9		L4		4	0	1	0	0	0	2
John Wockenfuss, R (1, 3) OBP: 0.380, SLG: 0.454	FC5-4 1-2f			K		1-3 2B			1B HBP 1B	4	1	2	0	0	1	2
Lance Parrish, R (1, 2) OBP: 0.327, SLG: 0.514		4-3		G5-4-3 1-2f		K			K	4	0	0	0	0	2	4
Al Cowens, R (1, 9) OBP: 0.340, SLG: 0.350		K			F7	F6			HBP BB 1-3 FC5-4 1B	4	1	1	0	0	1	2
Tom Brookens, R (1, 5) OBP: 0.335, SLG: 0.423		F4			HR		K		FC5-4 HBP 1-2 1B BB	3	2	1	1	1	1	0
Lynn Jones, R (1, 10) OBP: 0.350, SLG: 0.389			BB G4-6-3		BB E		F3		FC5-4 1-2 2-3 3-H HBP	1	0	0	0	2	0	0
Champ Summers, L (9, PH) OBP: 0.387, SLG: 0.502										0	0	0	1	0	0	0
Lou Whitaker, L (1, 4) OBP: 0.333, SLG: 0.272			G4-6-3 1-2f		E3 1-2 G5-4-3		F8		FC5-4 1B 1-2f 2-3 3-H WP	3	0	0	0	0	0	2
Duffy Dyer, R (9, PH) OBP: 0.272, SLG: 0.349										1	0	0	1	0	0	2
Dave Stegman, R (9, PR) OBP: 0.250, SLG: 0.269										0	1	0	0	0	0	0
Inning Stats	R: 0 E: 0 K: 0 S: 3 H: 0 LOB: 1 BB: 1 P: 7	R: 0 E: 0 K: 1 S: 5 H: 0 LOB: 0 BB: 0 P: 5	R: 0 E: 0 K: 0 S: 3 H: 1 LOB: 1 BB: 1 P: 7	R: 0 E: 0 K: 1 S: 5 H: 1 LOB: 0 BB: 0 P: 5	R: 1 E: 1 K: 0 S: 4 H: 1 LOB: 1 BB: 1 P: 8	R: 0 E: 0 K: 1 S: 6 H: 1 LOB: 2 BB: 1 P: 10	R: 0 E: 0 K: 1 S: 5 H: 0 LOB: 0 BB: 0 P: 5	R: 0 E: 0 K: 0 S: 3 H: 1 LOB: 0 BB: 0 P: 3	R: 4 E: 0 K: 1 S: 7 H: 3 LOB: 2 BB: 1 P: 12	1B: 6 2B: 2 3B: 0 HR: 1 SF: 0 SAC: 0 DP: 4 HBP: 1						

PITCHER		IP	WLS	BF	H	R	ER	SO	BB	IBB	HBP	BLK	WP	HR	S	P	ERA	WHIP
Guy Hoffman, L ERA: 3.12	(1, 1)	5.1		22	4	1	1	2	4	0	0	0	0	1	22	38	1.69	1.500
Dewey Robinson, R ERA: 3.92	(6, 1)	3.0		12	3	3	3	3	1	0	0	0	0	0	17	21	9.00	1.333
Rich Wortham, L ERA: 5.84	(9, 1)	0.1	L	2	0	0	0	0	0	0	1	0	0	0	1	2	0.00	0.000
Ed Farmer, R ERA: 3.3	(9, 1)	0.0		2	1	1	1	0	0	0	0	0	1	0	1	1	∞	∞

PITCHER	IP	WLS	BF	H	R	ER	SO	BB	IBB	HBP	BLK	WP	HR	S	P	ERA	WHIP

BOTTOM

Chicago White Sox @ Detroit Tigers

Tiger Stadium, Detroit, MI

Wed Sep 03 1980, 7:05 PM EDT

Att. 10,395 - Unknown - 71 F

livebaseballscorecards.com

AB	32
R	5
H	8
RBI	4
BB	5
SO	5
LOB	19

WP: 1 PB: 0 SB: 0 CS: 0 PA: 38

Batter	1	2	3	4	5	6	7	8	9	AB	R	H	RBI	BB	SO	LOB
Chet Lemon, R (1, 8) OBP: 0.377, SLG: 0.423	2B 2B		K		G1-6-3 2-3 1B			K		4	1	2	0	0	2	0
Mike Squires, L (1, 3) OBP: 0.344, SLG: 0.346	F9		1B		G1-6-3 1-2f			1B		4	0	2	0	0	0	3
Wayne Nordhagen, R (1, 7) OBP: 0.295, SLG: 0.489	F8		K			K		F8		4	0	0	0	0	2	3
Lamar Johnson, R (1, 10) OBP: 0.328, SLG: 0.424	2-H 2B			FC4-6 SH SF8 1B		4-3			K	4	1	2	1	0	1	0
Jim Morrison, R (1, 4) OBP: 0.319, SLG: 0.412	4-3			SH FC4-6 1-2		F8			G4-6-3 1B	3	0	1	0	0	0	1
Harold Baines, L (1, 9) OBP: 0.279, SLG: 0.399		3-1		FC4-6 CS 1-2f 2-3			G4-6-3 1B		G4-6-3 1-2f	4	0	1	0	0	0	3
Greg Pryor, R (1, 5) OBP: 0.276, SLG: 0.350 (8, 6)		5-3		SF8 3-H			P4			2	0	0	1	0	0	1
Bruce Kimm, R (1, 2) OBP: 0.288, SLG: 0.289		5-3		CS 1-2	1B SH1-3 1B		G4-6-3 1-2f			3	0	1	0	0	0	1
Todd Cruz, R (1, 6) OBP: 0.272, SLG: 0.311			K		SH1-3 1-2			F8		1	0	0	0	0	1	0
Leo Sutherland, L (8, PH) OBP: 0.261, SLG: 0.284										1	0	0	0	0	0	0
Kevin Bell, R (8, 5) OBP: 0.292, SLG: 0.249										0	0	0	0	0	0	0

TOP

Chicago White Sox @ Toronto Blue Jays

Exhibition Stadium, Toronto, ON

Thu Sep 04 1980, 7:05 PM EDT

Att. 12,365 - Unknown - 80 F

livebaseballscorecards.com

AB	30
R	2
H	9
RBI	2
BB	0
SO	6
LOB	12

Inning Stats	1	2	3	4	5	6	7	8	9
	R: 1 E: 0 K: 0 S: 5	R: 0 E: 0 K: 0 S: 3	R: 0 E: 0 K: 3 S: 10	R: 1 E: 1 K: 0 S: 4	R: 0 E: 0 K: 0 S: 4	R: 0 E: 0 K: 1 S: 5	R: 0 E: 0 K: 0 S: 3	R: 0 E: 0 K: 1 S: 6	R: 0 E: 0 K: 1 S: 5
	H: 2 LOB: 1 BB: 0 P: 5	H: 0 LOB: 0 BB: 0 P: 3	H: 1 LOB: 1 BB: 0 P: 10	H: 1 LOB: 0 BB: 0 P: 4	H: 2 LOB: 1 BB: 0 P: 4	H: 0 LOB: 0 BB: 0 P: 5	H: 0 LOB: 0 BB: 0 P: 3	H: 1 LOB: 1 BB: 0 P: 6	H: 1 LOB: 0 BB: 0 P: 5

| | | | | | | | | | |

Batter	1	2	3	4	5	6	7	8	9	AB	R	H	RBI	BB	SO	LOB
Alfredo Griffin, S (1, 6) OBP: 0.282, SLG: 0.362	4-3		K			L5		6-3		4	0	0	0	0	1	1
Bob Bailor, R (1, 7) OBP: 0.308, SLG: 0.289	K			BB		5-3		FC5-4 1B		3	1	1	0	1	1	0
Lloyd Moseby, L (1, 9) OBP: 0.285, SLG: 0.367	F9			G3 1-2		HR		F8		4	1	1	1	0	0	2
Damaso Garcia, R (1, 4) OBP: 0.307, SLG: 0.406		L4		G3 2-3		1B		FC5-4 1-2f		4	0	1	0	0	0	2
Barry Bonnell, R (1, 8) OBP: 0.315, SLG: 0.424		G3-6-3 1B		3-H 1B		1-3 1B			P3	4	0	3	1	0	0	0
Roy Howell, L (1, 5) OBP: 0.322, SLG: 0.393		G3-6-3 1-2f		F9		G3			BB 3B	3	1	0	0	1	0	4
Garth Iorg, R (1, 3) OBP: 0.299, SLG: 0.384			F9		6-3		F9		1-H 3B	4	0	1	1	0	0	0
Paul Hodgson, R (1, 10) OBP: 0.222, SLG: 0.125			K		K		G3			3	0	0	0	0	2	0
Ernie Whitt, L (1, 2) OBP: 0.291, SLG: 0.370			1B		P4		3-1			3	0	1	0	0	0	0
Inning Stats	R: 0 H: 0 E: 0 LOB: 0 K: 1 BB: 0 S: 5 P: 5	R: 0 H: 1 E: 0 LOB: 0 K: 0 BB: 0 S: 3 P: 3	R: 0 H: 1 E: 0 LOB: 1 K: 2 BB: 0 S: 8 P: 8	R: 1 H: 1 E: 0 LOB: 1 K: 0 BB: 1 S: 4 P: 8	R: 0 H: 0 E: 0 LOB: 0 K: 1 BB: 0 S: 5 P: 5	R: 1 H: 3 E: 0 LOB: 2 K: 0 BB: 0 S: 6 P: 6	R: 0 H: 0 E: 0 LOB: 0 K: 0 BB: 0 S: 3 P: 3	R: 0 H: 1 E: 0 LOB: 1 K: 0 BB: 0 S: 4 P: 4	R: 1 H: 1 E: 0 LOB: 1 K: 0 BB: 1 S: 2 P: 6	1B: 6 SF: 0 2B: 0 SAC: 0 3B: 1 DP: 1 HR: 1 HBP: 0						

PITCHER		IP	WLS	BF	H	R	ER	SO	BB	IBB	HBP	BLK	WP	HR	S	P	ERA	WHIP
Ross Baumgarten, L ERA: 3.15	(1, 1)	8.0		31	7	2	2	4	1	0	0	0	0	1	38	42	2.25	1.000
Ed Farmer, R ERA: 3.39	(9, 1)	0.1	L	3	1	1	1	0	1	0	0	0	0	0	2	6	27.00	6.000

PITCHER	IP	WLS	BF	H	R	ER	SO	BB	IBB	HBP	BLK	WP	HR	S	P	ERA	WHIP

BOTTOM

Chicago White Sox @ Toronto Blue Jays

Exhibition Stadium, Toronto, ON

Thu Sep 04 1980, 7:05 PM EDT

Att. 12,365 - Unknown - 80 F

livebaseballscorecards.com

AB	32
R	3
H	8
RBI	3
BB	2
SO	4
LOB	9

Batter	1	2	3	4	5	6	7	8	9	AB	R	H	RBI	BB	SO	LOB
Chet Lemon, R (1, 8) OBP: 0.379, SLG: 0.424	BBBB 4-0 1B 1B BB	SSS 0-3 ③ K			x 0-0 E8 1-H E 1B		x 0-0 1B 1B		x 0-0 ③ P4	4	2	2	0	1	1	0
Mike Squires, L (1, 3) OBP: 0.350, SLG: 0.352	x 0-0 1B 1B 1-3 1B		x 0-0 E6 1B		x 0-0 FC4 1-3 3-H		x 0-0 1-3 1B			4	0	3	0	0	0	0
Bob Molinaro, L (1, 7) OBP: 0.356, SLG: 0.418 Rusty Kuntz, R (7, 7) OBP: 0.333, SLG: 0.360	x 0-0 P5 ①		x 0-0 G3 ①		x 0-0 1-3 ① 2-3		SSS 0-3 ② K			4 0	0 0	0 0	0 0	0 0	1 0	6 0
Lamar Johnson, R (1, 10) OBP: 0.327, SLG: 0.422	x 0-0 1B 1-2 3-H 1B		SSS 0-3 ② K		x 0-0 ② P2		x 0-0 ③ P6			4	0	1	1	0	1	4
Jim Morrison, R (1, 4) OBP: 0.319, SLG: 0.411	x 0-0 1-2 2-3 1B		SSS 0-3 ③ K		x 0-0 ③ F8			x 0-0 ① F8		4	0	1	0	0	1	2
Harold Baines, L (1, 9) OBP: 0.276, SLG: 0.395	SSS 0-3 ② K			SSS 0-3 ① K		x 0-0 ① 4-3		SSS 0-3 ② K		4	0	0	0	0	3	3
Marv Foley, L (1, 2) OBP: 0.239, SLG: 0.309	SSS 0-3 ③ K			x 0-0 ② 4-3		SSS 0-3 ② K		x 0-0 ③ P6		4	0	0	0	0	2	3
Greg Pryor, R (1, 5) OBP: 0.272, SLG: 0.345		SSS 0-3 ① K		x 0-0 ③ P4		x 0-0 ③ 6-3			SSS 0-3 ① K	4	0	0	0	0	2	0
Todd Cruz, R (1, 6) OBP: 0.272, SLG: 0.310		x 0-0 ② P4			x 0-0 1B E 1B		x 0-0 ① 6-3		x 0-0 ② P4	4	1	1	0	0	0	0
Inning Stats	R: 1 H: 3 E: 0 LOB: 3 K: 2 BB: 1 S: 10 P: 14	R: 0 H: 0 E: 0 LOB: 0 K: 2 BB: 0 S: 7 P: 7	R: 0 H: 1 E: 1 LOB: 1 K: 2 BB: 0 S: 8 P: 8	R: 0 H: 0 E: 0 LOB: 0 K: 1 BB: 0 S: 5 P: 5	R: 2 H: 2 E: 2 LOB: 1 K: 0 BB: 0 S: 6 P: 6	R: 0 H: 0 E: 0 LOB: 0 K: 1 BB: 0 S: 5 P: 5	R: 0 H: 2 E: 0 LOB: 2 K: 1 BB: 0 S: 7 P: 7	R: 0 H: 0 E: 0 LOB: 0 K: 1 BB: 0 S: 5 P: 5	R: 0 H: 0 E: 0 LOB: 0 K: 1 BB: 0 S: 5 P: 5	1B: 8 SF: 0 2B: 0 SAC: 0 3B: 0 DP: 0 HR: 0 HBP: 0						WP: 0 PA: 37 PB: 0 SB: 0 CS: 0	

PITCHER	IP	WLS	BF	H	R	ER	SO	BB	IBB	HBP	BLK	WP	HR	S	P	ERA	WHIP
Jim Clancy, R (1, 1) ERA: 3.06	9.0	L	37	8	3	1	11	1	0	0	0	0	0	58	62	1.00	1.000

PITCHER	IP	WLS	BF	H	R	ER	SO	BB	IBB	HBP	BLK	WP	HR	S	P	ERA	WHIP

TOP

Chicago White Sox @ Toronto Blue Jays

Exhibition Stadium, Toronto, ON

Fri Sep 05 1980, 7:05 PM EDT

Att. 14,091 - Unknown - 77 F

livebaseballscorecards.com

AB	36
R	3
H	8
RBI	1
BB	1
SO	11
LOB	18

Chicago White Sox @ Toronto Blue Jays

Exhibition Stadium, Toronto, ON

Fri Sep 05 1980, 7:05 PM EDT

Att. 14,091 - Unknown - 77 F

livebaseballscorecards.com

BOTTOM

Batter	1	2	3	4	5	6	7	8	9	AB	R	H	RBI	BB	SO	LOB
Alfredo Griffin, S (1, 6) OBP: 0.281, SLG: 0.361	4-3		4-3			G6-4-3 1-3 1B			F9	2	0	0	0	0	0	1
Garth Iorg, R (4, 7) OBP: 0.301, SLG: 0.386										2	0	1	0	0	0	0
Damaso Garcia, R (1, 4) OBP: 0.304, SLG: 0.402	F8			6-3		G6-4-3 1-2f			P5	4	0	0	0	0	0	2
Lloyd Moseby, L (1, 9) OBP: 0.282, SLG: 0.363	4-3			4-3			F8			3	0	0	0	0	0	0
Al Woods, L (1, 10) OBP: 0.366, SLG: 0.494		L3 1B		K			4-3			3	0	1	0	0	1	0
Roy Howell, L (1, 5) OBP: 0.320, SLG: 0.390		L3 1-2			F8		P5			3	0	0	0	0	0	1
John Mayberry, L (1, 3) OBP: 0.347, SLG: 0.438		K			G6-4-3 BB			G3		2	0	0	0	1	1	0
Barry Bonnell, R (1, 8) OBP: 0.313, SLG: 0.420			F8		G6-4-3 1-2f			6-3		3	0	0	0	0	0	1
Bob Bailor, R (1, 7) (4, 6) OBP: 0.308, SLG: 0.287			K			1B BB		6-3		2	0	0	0	1	1	0
Ernie Whitt, L (1, 2) OBP: 0.291, SLG: 0.367			BB			F9			F7	2	0	0	0	1	0	1

	AB	26
	R	0
	H	2
	RBI	0
	BB	3
	SO	3
	LOB	6

Inning Stats	1	2	3	4	5	6	7	8	9
	R: 0 E: 0 K: 0 S: 3 H: 0 LOB: 0 BB: 0 P: 3	R: 0 E: 0 K: 1 S: 5 H: 1 LOB: 0 BB: 0 P: 5	R: 0 E: 0 K: 1 S: 5 H: 0 LOB: 1 BB: 1 P: 9	R: 0 E: 0 K: 1 S: 5 H: 0 LOB: 0 BB: 0 P: 5	R: 0 E: 0 K: 0 S: 2 H: 0 LOB: 0 BB: 1 P: 6	R: 0 E: 0 K: 0 S: 3 H: 1 LOB: 1 BB: 1 P: 7	R: 0 E: 0 K: 0 S: 3 H: 0 LOB: 0 BB: 0 P: 3	R: 0 E: 0 K: 0 S: 3 H: 0 LOB: 0 BB: 0 P: 3	R: 0 E: 0 K: 0 S: 3 H: 0 LOB: 0 BB: 0 P: 3

1B: 2	SF: 0	WP: 0	PA: 29
2B: 1	SAC: 0	PB: 0	
3B: 0	DP: 3	SB: 0	
HR: 0	HBP: 0	CS: 0	

PITCHER	IP	WLS	BF	H	R	ER	SO	BB	IBB	HBP	BLK	WP	HR	S	P	ERA	WHIP
LaMarr Hoyt, R (1, 1) ERA: 4.15	9.0	W	29	2	0	0	3	3	0	0	0	0	0	32	44	0.00	0.556

PITCHER	IP	WLS	BF	H	R	ER	SO	BB	IBB	HBP	BLK	WP	HR	S	P	ERA	WHIP

Batter	1	2	3	4	5	6	7	8	9	AB	R	H	RBI	BB	SO	LOB
Chet Lemon, R (1, 8) OBP: 0.378, SLG: 0.421	S S S 0-3 ① K		B B B B 4-0 BB BB			x 0-0 ① F9		x 0-0 ② F7		3	0	0	0	1	1	1
Mike Squires, L (1, 3) OBP: 0.352, SLG: 0.356	x 0-0 ② 3-1		B B B B B 4-0 1-2 BB			x 0-0 ② L4		x 0-0 1-3 2B		3	0	1	0	1	0	0
Bob Molinaro, L (1, 7) OBP: 0.352, SLG: 0.413	x 0-0 ③ F9		x 0-0 ③ 4-3			x 0-0 ③ 4-3		x 0-0 ③ 4-3		4	0	0	0	0	0	5
Lamar Johnson, R (1, 10) OBP: 0.327, SLG: 0.421		S S S 0-3 ① K		x 0-0 ① 5-3			x 0-0 FC6 1B		x 0-0 ① 5-3	4	0	1	0	0	1	0
Jim Morrison, R (1, 4) OBP: 0.320, SLG: 0.413		x 0-0 G4-6-3 1B		x 0-0 ② 6-3			x 0-0 ① F9		x 0-0 1B 2B	4	1	2	0	0	0	1
Harold Baines, L (1, 9) OBP: 0.273, SLG: 0.392		x 0-0 ② ③ G4-6-3 1-2f		x 0-0 ③ 3-1			x 0-0 ② F8		x 0-0 ② 1-3	4	0	0	0	0	0	3
Marv Foley, L (1, 2) OBP: 0.250, SLG: 0.318			x 0-0 G6-3 1B 1B		x 0-0 ① F9		x 0-0 ③ FC6 1-2f		x 0-0 FC6-4 2-H 1B	4	0	2	1	0	0	1
Rusty Kuntz, R (9, PR) OBP: 0.333, SLG: 0.360										0	0	0	0	0	0	0
Greg Pryor, R (1, 5) OBP: 0.273, SLG: 0.345			x 0-0 1-2 G6-3 1B		x 0-0 ② F8			x 0-0 ① F9	x 0-0 ③ FC6-4 1-2f	3	0	1	0	0	0	0
(8, 6) Wayne Nordhagen, R (9, PH) OBP: 0.294, SLG: 0.487										1	0	0	0	0	0	1
Todd Cruz, R (1, 6) OBP: 0.270, SLG: 0.308			x 0-0 ① ② G6-3 1-2f 2-3		x 0-0 ③ 5-3			x 0-0 2B 1B		2	0	0	0	0	0	2
Leo Sutherland, L (8, PH) OBP: 0.271, SLG: 0.294										1	0	1	0	0	0	0
Kevin Bell, R (8, 5) OBP: 0.292, SLG: 0.249										0	0	0	0	0	0	0
Inning Stats	R: 0 E: 0 K: 1 S: 5 H: 0 LOB: 0 BB: 0 P: 5	R: 0 E: 0 K: 1 S: 5 H: 1 LOB: 0 BB: 0 P: 5	R: 0 E: 0 K: 0 S: 4 H: 2 LOB: 3 BB: 2 P: 12	R: 0 E: 0 K: 0 S: 3 H: 0 LOB: 0 BB: 0 P: 3	R: 0 E: 0 K: 0 S: 3 H: 0 LOB: 0 BB: 0 P: 3	R: 0 E: 0 K: 0 S: 3 H: 0 LOB: 0 BB: 0 P: 3	R: 0 E: 0 K: 0 S: 4 H: 1 LOB: 1 BB: 0 P: 4	R: 0 E: 0 K: 0 S: 5 H: 2 LOB: 2 BB: 0 P: 5	R: 1 E: 0 K: 0 S: 5 H: 2 LOB: 1 BB: 0 P: 5	1B: 6 2B: 2 3B: 0 HR: 0	SF: 0 SAC: 0 DP: 2 HBP: 0						

TOP

Chicago White Sox @ Toronto Blue Jays

Exhibition Stadium, Toronto, ON

Sun Sep 07 1980, 3:33 AM EDT

Unknown - 72 F

livebaseballscorecards.com

AB	33
R	1
H	8
RBI	1
BB	2
SO	2
LOB	14

PITCHER		IP	WLS	BF	H	R	ER	SO	BB	IBB	HBP	BLK	WP	HR	S	P	ERA	WHIP
Joey McLaughlin, R ERA: 3.94	(1, 1)	8.0	W	30	6	0	0	2	2	0	0	0	0	0	32	40	0.00	1.000
Mike Barlow, R ERA: 3.35	(9, 1)	1.0	S	5	2	1	1	0	0	0	0	0	0	0	5	5	9.00	2.000

PITCHER	IP	WLS	BF	H	R	ER	SO	BB	IBB	HBP	BLK	WP	HR	S	P	ERA	WHIP

Batter	1	2	3	4	5	6	7	8	9	AB	R	H	RBI	BB	SO	LOB
Bob Bailor, R (1, 6) OBP: 0.311, SLG: 0.294	F9		1B		2B		1-3			4	2	2	0	0	0	0
Garth Iorg, R (1, 7) OBP: 0.307, SLG: 0.389	6-3		1-3 1B		SH1 2-H 1B		P6			4	0	2	1	0	0	0
Lloyd Moseby, L (1, 9) OBP: 0.286, SLG: 0.368	2B		SSS K		SH1 1-2		BBB 1B BB			2	0	1	0	1	1	2
Barry Bonnell, R (1, 8) OBP: 0.314, SLG: 0.421	L3		G1-6-3 1-2 3-H 1B		F9		1-2 1B			4	0	2	1	0	0	2
Damaso Garcia, R (1, 4) OBP: 0.304, SLG: 0.400		6-3	G1-6-3 1-2f		FC5-4 IBB		P4			3	0	0	0	1	0	4
Roy Howell, L (1, 5) OBP: 0.318, SLG: 0.386		P5		F8	FC5-4 1-2f			P5		4	0	0	0	0	0	2
John Mayberry, L (1, 3) OBP: 0.348, SLG: 0.446		2B 1B		HR		SSS K		4-3		4	1	2	1	0	1	0
Doug Ault, R (1, 10) OBP: 0.284, SLG: 0.317		1-3 2B		F9		SSS K		F9		4	0	1	0	0	1	0
Bob Davis, R (1, 2) OBP: 0.265, SLG: 0.332		6-3		5-3		5-3				3	0	0	0	0	0	2
Inning Stats	R: 0 H: 1 E: 0 LOB: 1 K: 0 BB: 0 S: 4 P: 4	R: 0 H: 2 E: 0 LOB: 2 K: 0 BB: 0 S: 5 P: 5	R: 1 H: 3 E: 0 LOB: 1 K: 1 BB: 0 S: 7 P: 7	R: 1 H: 1 E: 0 LOB: 0 K: 0 BB: 0 S: 4 P: 4	R: 1 H: 2 E: 0 LOB: 2 K: 0 BB: 1 S: 5 P: 9	R: 0 H: 0 E: 0 LOB: 0 K: 2 BB: 0 S: 7 P: 7	R: 0 H: 1 E: 0 LOB: 2 K: 0 BB: 1 S: 4 P: 8	R: 0 H: 0 E: 0 LOB: 0 K: 0 BB: 0 S: 3 P: 3		1B: 6 SF: 0 2B: 3 SAC: 1 3B: 0 DP: 1 HR: 1 HBP: 0						

PITCHER	IP	WLS	BF	H	R	ER	SO	BB	IBB	HBP	BLK	WP	HR	S	P	ERA	WHIP
Steve Trout, L (1, 1) ERA: 3.3	8.0	L	35	10	3	3	3	1	1	0	0	0	1	39	47	3.38	1.375

PITCHER	IP	WLS	BF	H	R	ER	SO	BB	IBB	HBP	BLK	WP	HR	S	P	ERA	WHIP

BOTTOM

Chicago White Sox @ Toronto Blue Jays

Exhibition Stadium, Toronto, ON

Sun Sep 07 1980, 3:33 AM EDT

Unknown - 72 F

livebaseballscorecards.com

AB	32
R	3
H	10
RBI	3
BB	2
SO	3
LOB	12

WP: 0 PA: 35
PB: 0
SB: 0
CS: 0

Batter	1	2	3	4	5	6	7	8	9	AB	R	H	RBI	BB	SO	LOB
Chet Lemon, R (1, 8) OBP: 0.379, SLG: 0.422	P5		F9	1B		SH1-4 1-2		1-2 1B		4	0	2	0	0	0	0
Mike Squires, L (1, 3) OBP: 0.351, SLG: 0.354 Ron Pruitt, R (8, PH) OBP: 0.371, SLG: 0.388 (8, 3)	K		BB 1B SF8 1B	K		F7		F9		4 1	1 0	1 0	0 0	0 0	2 0	2 2
Wayne Nordhagen, R (1, 7) OBP: 0.298, SLG: 0.489	FC6-4 1B		BB HR 1-2 1B		SH2-4 BB 1B	6-3		6-3		5	1	3	0	0	0	3
Lamar Johnson, R (1, 10) OBP: 0.327, SLG: 0.418	FC6-4 1-2f		BBBB HR 1-2 2-3 BB		BBBB SH2-4 1-2 BB		6-3		6-3	3	1	0	0	2	0	1
Jim Morrison, R (1, 4) OBP: 0.319, SLG: 0.419		F8	SF8 3-H		SH2-4 1-2 2-3		HR		1-3	3	1	1	2	0	0	0
Harold Baines, L (1, 9) OBP: 0.277, SLG: 0.407		HR	1-H 2-H HR		FC6-4 IBB		4-3		4-3	4	2	2	4	1	0	0
Glenn Borgmann, R (1, 2) OBP: 0.294, SLG: 0.263		F9	F9		P2		SSS K			4	0	0	0	0	1	3
Greg Pryor, R (1, 5) OBP: 0.273, SLG: 0.343 Leo Sutherland, L (8, PH) OBP: 0.268, SLG: 0.290 Kevin Bell, R (8, 5) OBP: 0.292, SLG: 0.249	BBBB BB		L1		FC6-4 1-2f			F7		2 1 0	0 0 0	0 0 0	0 0 0	1 0 0	0 0 0	3 0 0
Todd Cruz, R (1, 6) OBP: 0.273, SLG: 0.311		F7	SSS K			SH1-4 1B		1B 1B		4	0	2	0	0	1	1
Inning Stats	R: 0 E: 0 K: 1 S: 6 H: 1 LOB: 1 BB: 0 P: 6	R: 1 E: 0 K: 0 S: 4 H: 1 LOB: 1 BB: 1 P: 8	R: 4 E: 0 K: 0 S: 6 H: 3 LOB: 0 BB: 1 P: 10	R: 0 E: 0 K: 2 S: 8 H: 1 LOB: 1 BB: 0 P: 8	R: 0 E: 0 K: 0 S: 4 H: 1 LOB: 3 BB: 2 P: 12	R: 0 E: 0 K: 0 S: 4 H: 1 LOB: 1 BB: 0 P: 4	R: 1 E: 0 K: 1 S: 6 H: 1 LOB: 0 BB: 0 P: 6	R: 0 E: 0 K: 0 S: 5 H: 2 LOB: 2 BB: 0 P: 5	R: 0 E: 0 K: 0 S: 3 H: 0 LOB: 0 BB: 0 P: 3	1B: 8 2B: 0 3B: 0 HR: 3 SF: 1 SAC: 2 DP: 0 HBP: 0				WP: 0 PB: 0 SB: 0 CS: 0	PA: 42	

PITCHER		IP	WLS	BF	H	R	ER	SO	BB	IBB	HBP	BLK	WP	HR	S	P	ERA	WHIP
Luis Leal, R ERA: 6.14	(1, 1)	5.0		26	7	5	5	3	3	1	0	0	0	2	28	44	9.00	2.000
Ken Schrom, R ERA: 6.43	(6, 1)	2.1	W	11	4	1	1	1	0	0	0	0	0	1	13	13	3.86	1.714
Jerry Garvin, L ERA: 2.47	(8, 1)	0.1		1	0	0	0	0	0	0	0	0	0	0	1	1	0.00	0.000
Mike Barlow, R ERA: 3.26	(8, 1)	1.1	S	4	0	0	0	0	0	0	0	0	0	0	4	4	0.00	0.000

PITCHER	IP	WLS	BF	H	R	ER	SO	BB	IBB	HBP	BLK	WP	HR	S	P	ERA	WHIP

TOP

Chicago White Sox @ Toronto Blue Jays

Exhibition Stadium, Toronto, ON

Sun Sep 07 1980, 3:38 AM EDT

Att. 17,457 - Unknown

livebaseballscorecards.com

AB	35
R	6
H	11
RBI	6
BB	4
SO	4
LOB	15

Batter	1	2	3	4	5	6	7	8	9	AB	R	H	RBI	BB	SO	LOB
Bob Bailor, R (1, 6) OBP: 0.316, SLG: 0.300	E 4-3 1B		BB 3B 1B 1-2	CS 1-2	P4		S 1B 1B 2-H	K		5	3	3	1	0	1	1
Garth Iorg, R (1, 5) OBP: 0.312, SLG: 0.388	E8 4-3 SF7 1B 1-3		3B BB 1-2 2-3		K		K 1-3			3	2	1	0	1	2	1
Lloyd Moseby, L (1, 9) OBP: 0.286, SLG: 0.364	4-3 2-3 3-H		P6		K			1B BB BB		3	0	0	1	1	1	4
Barry Bonnell, R (1, 8) OBP: 0.316, SLG: 0.422	SF7 3-H		K			1B		1B BB 1-2		2	0	1	1	1	1	3
Damaso Garcia, R (1, 4) OBP: 0.305, SLG: 0.405	5-3		3B 1-H 2-H 3-H			L6	1B 1-2 2-3 3-H			4	0	2	4	0	0	1
John Mayberry, L (1, 3) OBP: 0.345, SLG: 0.442		P3	P3			F9	G3			4	0	0	0	0	0	5
Doug Ault, R (1, 10) OBP: 0.275, SLG: 0.305		1-3		F8		L3		K		4	0	0	0	0	1	1
Paul Hodgson, R (1, 7) OBP: 0.182, SLG: 0.100		K		6-3			SH5-4 1B 1B	K		2	0	0	0	0	1	0
Steve Braun, L (7, PH) OBP: 0.300, SLG: 0.245										1	0	1	0	0	0	0
Joe Cannon, L (7, PR) OBP: 0.068, SLG: 0.047										1	1	0	0	0	1	0
(8, 7)																
Ernie Whitt, L (1, 2) OBP: 0.300, SLG: 0.373			BB 1B 3B 1B	CS 1B			SH5-4 1-2	BB		2	1	2	0	1	0	0
Inning Stats	R: 2 E: 1 K: 0 S: 5 H: 2 LOB: 0 BB: 0 P: 5	R: 0 E: 0 K: 1 S: 5 H: 0 LOB: 0 BB: 0 P: 5	R: 3 E: 0 K: 1 S: 8 H: 3 LOB: 1 BB: 1 P: 12	R: 0 E: 0 K: 0 S: 3 H: 1 LOB: 0 BB: 0 P: 3	R: 0 E: 0 K: 2 S: 7 H: 0 LOB: 0 BB: 0 P: 7	R: 0 E: 0 K: 0 S: 4 H: 1 LOB: 1 BB: 0 P: 4	R: 2 E: 0 K: 1 S: 8 H: 3 LOB: 3 BB: 2 P: 16	R: 0 E: 0 K: 3 S: 9 H: 0 LOB: 1 BB: 1 P: 13		1B: 9 2B: 0 3B: 1 HR: 0 SF: 1 SAC: 1 DP: 0 HBP: 0						

PITCHER		IP	WLS	BF	H	R	ER	SO	BB	IBB	HBP	BLK	WP	HR	S	P	ERA	WHIP
Britt Burns, L ERA: 2.82	(1, 1)	6.1		27	8	7	6	4	1	0	0	0	0	0	34	38	8.53	1.421
Mike Proly, R ERA: 3.29	(7, 1)	1.2	L	10	2	0	0	4	3	0	0	0	0	0	15	27	0.00	3.000

PITCHER	IP	WLS	BF	H	R	ER	SO	BB	IBB	HBP	BLK	WP	HR	S	P	ERA	WHIP

BOTTOM

Chicago White Sox @ Toronto Blue Jays

Exhibition Stadium, Toronto, ON

Sun Sep 07 1980, 3:38 AM EDT

Att. 17,457 - Unknown

livebaseballscorecards.com

AB	31
R	7
H	10
RBI	7
BB	4
SO	8
LOB	16

1B: 9	SF: 1	WP: 0	PA: 38
2B: 0	SAC: 1	PB: 0	
3B: 1	DP: 0	SB: 2	
HR: 0	HBP: 0	CS: 1	

Batter	1	2	3	4	5	6	7	8	9	10	11	12	AB	R	H	RBI	BB	SO	LOB
Julio Cruz, S (1, 4) OBP: 0.318, SLG: 0.268	K			E5 F8 BLK		1-3		F8			SH3-4 1B	BB 1-2 2-3	5	0	1	0	1	1	0
Rod Craig, S (1, 8) OBP: 0.314, SLG: 0.365	4-3			P5		P6			4-3		SH3-4 1-2	G3	5	0	0	0	0	0	4
Dan Meyer, L (1, 10) OBP: 0.319, SLG: 0.415	F7			F8 1-3			4-3		G3		P4		5	0	0	0	0	0	2
Bruce Bochte, L (1, 3) OBP: 0.381, SLG: 0.453		F8		2-3			G4-6-3 BB		4-3		IBB		3	0	0	0	2	0	1
Joe Simpson, L (1, 9) OBP: 0.308, SLG: 0.338		G3			S G3 BB		G4-6-3 1-2f			SH2-4 2B	G3		4	0	1	0	1	0	3
Kim Allen, R (11, 9) OBP: 0.667, SLG: 1.000													0	0	0	0	0	0	0
Larry Milbourne, S (1, 6) OBP: 0.305, SLG: 0.343		F9			G3 1-2			SH2 HR 1B		SH2-4 2-3		FC5 S 1B	4	1	2	0	0	0	1
Leon Roberts, R (1, 7) OBP: 0.332, SLG: 0.428		F8			4-3 2-3			SH2 1-2		P4		L6	4	0	0	0	0	0	3
Larry Cox, R (1, 2) OBP: 0.263, SLG: 0.299		F9			6-3			HR 2-H				BB FC5 1-2 IBB	2	0	0	0	0	0	1
Jerry Narron, L (8, PH) OBP: 0.194, SLG: 0.231													1	1	1	2	2	0	0
(8, 2)																			
Juan Beniquez, R (12, PR) OBP: 0.276, SLG: 0.355													0	0	0	0	0	0	0
Marc Hill, R (12, 2) OBP: 0.216, SLG: 0.280													0	0	0	0	0	0	0
Dave Edler, R (1, 5) OBP: 0.158, SLG: 0.059	K					P3		F8		P3		FC5 BB 1-2 2-3f	3	0	0	0	0	1	0
Tom Paciorek, R (10, PH) OBP: 0.306, SLG: 0.447													1	0	0	0	0	0	2
Ted Cox, R (10, 5) OBP: 0.294, SLG: 0.303													1	0	0	0	0	0	2
Inning Stats	R: 0 E: 0 K: 1 S: 5 H: 0 LOB: 0 BB: 0 P: 5	R: 0 E: 0 K: 0 S: 3 H: 0 LOB: 0 BB: 0 P: 3	R: 0 E: 0 K: 1 S: 5 H: 0 LOB: 0 BB: 0 P: 5	R: 0 E: 1 K: 0 S: 4 H: 0 LOB: 1 BB: 0 P: 4	R: 0 E: 0 K: 0 S: 3 H: 0 LOB: 1 BB: 1 P: 7	R: 0 E: 0 K: 0 S: 3 H: 0 LOB: 0 BB: 0 P: 3	R: 0 E: 0 K: 0 S: 2 H: 0 LOB: 0 BB: 1 P: 6	R: 2 E: 0 K: 0 S: 5 H: 2 LOB: 0 BB: 0 P: 5	R: 0 E: 0 K: 0 S: 3 H: 0 LOB: 0 BB: 0 P: 3	R: 0 E: 0 K: 0 S: 4 H: 1 LOB: 2 BB: 1 P: 8	R: 0 E: 0 K: 0 S: 4 H: 1 LOB: 2 BB: 1 P: 8	R: 0 E: 0 K: 0 S: 4 H: 1 LOB: 3 BB: 2 P: 12	1B: 3 2B: 1 3B: 0 HR: 1	SF: 0 SAC: 3 DP: 1 HBP: 0					

PITCHER	IP	WLS	BF	H	R	ER	SO	BB	IBB	HBP	BLK	WP	HR	S	P	ERA	WHIP
Richard Dotson, R (1, 1) ERA: 4.19	9.1		33	3	2	2	2	2	0	0	1	0	1	35	43	1.93	0.536
Ed Farmer, R (10, 1) ERA: 3.29	2.2	W	14	2	0	0	0	1	3	0	0	0	0	10	26	0.00	1.125

PITCHER	IP	WLS	BF	H	R	ER	SO	BB	IBB	HBP	BLK	WP	HR	S	P	ERA	WHIP

TOP

Seattle Mariners @ Chicago White Sox

Comiskey Park, Chicago, IL

Mon Sep 08 1980, 8:05 PM EDT

Att. 5,184 - Unknown - 76 F

livebaseballscorecards.com

AB	38
R	2
H	5
RBI	2
BB	6
SO	2
LOB	19

WP: 0 PA: 47
PB: 0
SB: 2
CS: 0

Batter	1	2	3	4	5	6	7	8	9	10	11	12	AB	R	H	RBI	BB	SO	LOB
Chet Lemon, R (1, 8) OBP: 0.376, SLG: 0.417	6-3		1-3			F8		F7		6-3		S 1B HBP	5	1	0	0	0	0	1
Mike Squires, L (1, 3) OBP: 0.354, SLG: 0.355	WP 1B 1B		1-3			4-3		1-2 1B		BBBB 1B BB		F7	5	1	2	0	1	0	1
Wayne Nordhagen, R (1, 7) OBP: 0.301, SLG: 0.489	SSS K 1-2			G5-3 1B 1B		6-3		F8		FC6-4 1-2 1B		1-H 1B	6	0	3	1	0	1	3
Lamar Johnson, R (1, 10) OBP: 0.328, SLG: 0.417	2-H 1B			SSS K			1-3		BBBB 1B SH3-4 BB	FC6-4 1-2f			4	0	1	1	1	1	3
Jim Morrison, R (1, 4) OBP: 0.321, SLG: 0.419	1-3			1-2 1B			P2		SH3-4 1-2		5-3 1B		4	0	2	0	0	0	1
Harold Baines, L (1, 9) OBP: 0.276, SLG: 0.405		P5		G5-3 2-3f			4-3		2-3 1B		SSS K		5	0	1	0	0	1	3
Marv Foley, L (1, 2) OBP: 0.253, SLG: 0.318		4-3			F8			SH1-4 BLK 1B 1B	SSS K		1-2 5-3		3	0	1	0	0	0	0
Leo Sutherland, L (8, PR) OBP: 0.268, SLG: 0.290													0	1	0	0	0	0	0
Bruce Kimm, R (9, 2) OBP: 0.288, SLG: 0.289													0	0	0	0	0	0	0
Bob Molinaro, L (9, PH) OBP: 0.350, SLG: 0.411													1	0	0	0	0	1	2
Glenn Borgmann, R (10, 2) OBP: 0.290, SLG: 0.259													1	0	0	0	0	0	1
Greg Pryor, R (1, 5) (9, 6) OBP: 0.270, SLG: 0.339		4-3			5-3			SH1-4 1-3	P4		5-3		4	0	0	0	0	0	3
Todd Cruz, R (1, 6) OBP: 0.271, SLG: 0.308			P6		1-3			3-H 1B 1B		SSS K		5-3	2	0	0	0	0	0	0
Ron Pruitt, R (8, PH) OBP: 0.376, SLG: 0.394													1	0	1	1	0	0	0
Kevin Bell, R (8, PR) (9, 5) OBP: 0.289, SLG: 0.246													2	0	0	0	0	1	0
Inning Stats	R: 1 E: 0 K: 1 S: 7 H: 2 LOB: 1 BB: 0 P: 7		R: 0 E: 0 K: 0 S: 3 H: 0 LOB: 0 BB: 0 P: 3	R: 0 E: 0 K: 1 S: 6 H: 2 LOB: 1 BB: 0 P: 6	R: 0 E: 0 K: 0 S: 3 H: 0 LOB: 0 BB: 0 P: 3	R: 0 E: 0 K: 0 S: 3 H: 0 LOB: 0 BB: 0 P: 3	R: 0 E: 0 K: 0 S: 3 H: 0 LOB: 0 BB: 0 P: 3	R: 1 E: 0 K: 0 S: 6 H: 3 LOB: 2 BB: 0 P: 6	R: 0 E: 0 K: 1 S: 6 H: 1 LOB: 2 BB: 1 P: 10	R: 0 E: 0 K: 1 S: 6 H: 1 LOB: 2 BB: 1 P: 10	R: 0 E: 0 K: 1 S: 6 H: 1 LOB: 1 BB: 0 P: 6	R: 1 E: 0 K: 0 S: 3 H: 1 LOB: 1 BB: 0 P: 4	1B: 11 2B: 0 3B: 0 HR: 0 SF: 0 SAC: 2 DP: 1 HBP: 1						

PITCHER		IP	WLS	BF	H	R	ER	SO	BB	IBB	HBP	BLK	WP	HR	S	P	ERA	WHIP
Rob Dressler, R ERA: 4.25	(1, 1)	7.0		25	5	2	2	2	0	0	0	0	1	0	29	29	2.57	0.714
Shane Rawley, L ERA: 3.35	(8, 1)	1.1		8	3	0	0	0	1	0	0	1	0	0	7	11	0.00	3.000
Manny Sarmiento, R ERA: 4.15	(9, 1)	2.2		11	2	0	0	3	1	0	0	0	0	0	16	20	0.00	1.125
Dave Heaverlo, R ERA: 3.56	(12, 1)	0.2	L	4	1	1	1	0	0	0	1	0	0	0	3	4	13.50	1.500

PITCHER	IP	WLS	BF	H	R	ER	SO	BB	IBB	HBP	BLK	WP	HR	S	P	ERA	WHIP

BOTTOM

Seattle Mariners @ Chicago White Sox

Comiskey Park, Chicago, IL

Mon Sep 08 1980, 8:05 PM EDT

Att. 5,184 - Unknown - 76 F

livebaseballscorecards.com

AB	43
R	3
H	11
RBI	3
BB	2
SO	5
LOB	18

WP: 1	PA: 48		
PB: 0			
SB: 1			
CS: 0			

Batter	1	2	3	4	5	6	7	8	9	AB	R	H	RBI	BB	SO	LOB
Julio Cruz, S (1, 4) OBP: 0.315, SLG: 0.265	P4	F8			5-3		F7			4	0	0	0	0	0	2
Rod Craig, S (1, 8) OBP: 0.318, SLG: 0.381	P2		SH5-4 SF7 2B		4-3 2B		F7			4	1	2	0	0	0	0
Bruce Bochte, L (1, 3) OBP: 0.381, SLG: 0.453	FC5-4 1B		SH5-4 2-3		4-3 2-3			K		3	0	1	0	0	1	1
Leon Roberts, R (1, 9) OBP: 0.332, SLG: 0.424	FC5-4 1-2f		BBB SF7 BB		SSS K			P5		3	0	0	0	1	1	2
Reggie Walton, R (1, 10) OBP: 0.286, SLG: 0.404		1B 1B 1B	SF7 1-3 3-H			CS 1B		F8		3	1	2	1	0	0	0
Larry Milbourne, S (1, 6) OBP: 0.313, SLG: 0.344		1B 1-3 1B		BBB 1-3 SH1-4 WP BB		BBB S 1-2 1B BB			F8	2	2	1	0	2	0	0
Dave Edler, R (1, 5) OBP: 0.136, SLG: 0.050		P4		SH1-4 1-2		F8			K	3	0	0	0	0	1	3
Kim Allen, R (1, 7) OBP: 0.429, SLG: 0.500		P6		1-3 2-3		CS 1-H 1B			5-3	4	0	1	1	0	0	3
Marc Hill, R (1, 2) OBP: 0.220, SLG: 0.281		1-2 3-H 1B		F9 3-H		CS 1-2	5-3			3	0	1	1	0	0	0
Inning Stats	R: 0 E: 0 K: 0 S: 4 H: 1 LOB: 1 BB: 0 P: 4	R: 1 E: 0 K: 0 S: 6 H: 3 LOB: 2 BB: 0 P: 6	R: 1 E: 0 K: 0 S: 3 H: 1 LOB: 1 BB: 1 P: 7	R: 1 E: 0 K: 0 S: 3 H: 0 LOB: 0 BB: 1 P: 7	R: 0 E: 0 K: 1 S: 6 H: 1 LOB: 1 BB: 0 P: 6	R: 1 E: 0 K: 0 S: 3 H: 2 LOB: 0 BB: 1 P: 7	R: 0 E: 0 K: 0 S: 3 H: 0 LOB: 0 BB: 0 P: 3	R: 0 E: 0 K: 1 S: 5 H: 0 LOB: 0 BB: 0 P: 5	R: 0 E: 0 K: 1 S: 5 H: 0 LOB: 0 BB: 0 P: 5	1B: 6 2B: 2 3B: 0 HR: 0	SF: 1 SAC: 2 DP: 0 HBP: 0						

TOP

Seattle Mariners @ Chicago White Sox

Comiskey Park, Chicago, IL

Tue Sep 09 1980, 8:05 PM EDT

Att. 5,247 - Unknown - 67 F

livebaseballscorecards.com

AB	29
R	4
H	8
RBI	3
BB	3
SO	3
LOB	11

WP: 1 PB: 0 SB: 1 CS: 2 PA: 36

PITCHER	IP	WLS	BF	H	R	ER	SO	BB	IBB	HBP	BLK	WP	HR	S	P	ERA	WHIP
Ross Baumgarten, L (1, 1) ERA: 3.31	5.2	L	26	8	4	4	1	3	0	0	0	1	0	25	37	6.35	1.941
Dewey Robinson, R (6, 1) ERA: 3.38	3.1		9	0	0	0	2	0	0	0	0	0	0	13	13	0.00	0.000

PITCHER	IP	WLS	BF	H	R	ER	SO	BB	IBB	HBP	BLK	WP	HR	S	P	ERA	WHIP

Batter	1	2	3	4	5	6	7	8	9	AB	R	H	RBI	BB	SO	LOB
Chet Lemon, R (1, 10) OBP: 0.375, SLG: 0.422	6-3		G5-4-3 1-2f		HR		F8 1-2 2-3			4	1	1	1	0	0	3
Rusty Kuntz, R (1, 8) OBP: 0.355, SLG: 0.357	BB S		1B		K		P6			3	0	1	0	1	1	2
Wayne Nordhagen, R (1, 7) OBP: 0.298, SLG: 0.484	F8		6-3		6-3			F8		4	0	0	0	0	0	2
Lamar Johnson, R (1, 3) OBP: 0.329, SLG: 0.416	BB FC6-4 1-2			5-3		FC5-4 1B		F9		3	0	1	0	1	0	0
Jim Morrison, R (1, 4) OBP: 0.320, SLG: 0.418	FC6-4 1-2f			FC6-4 1B 1B		FC5-4 CS 1-2f		4-3		4	0	1	0	0	0	3
Glenn Borgmann, R (1, 2) OBP: 0.292, SLG: 0.262		5-3							K	3	0	1	0	0	0	1
Leo Sutherland, L (9, PH) OBP: 0.264, SLG: 0.286				FC6-4 1-2 1B		P2 1-2				1	0	0	0	0	1	0
Greg Pryor, R (1, 5) OBP: 0.268, SLG: 0.335		6-3		FC6-4 1-2f 2-3			L6		P4	3	0	0	0	0	0	2
(8, 6)										1	0	0	0	0	0	0
Mike Squires, L (9, PH) OBP: 0.353, SLG: 0.354																
Harold Baines, L (1, 9) OBP: 0.276, SLG: 0.402		L4		4-3			BB F8 1B		F8	3	0	0	0	1	0	2
Todd Cruz, R (1, 6) OBP: 0.273, SLG: 0.310			G5-4-3 1B		1-3					2	0	1	0	0	0	0
Bob Molinaro, L (7, PH) OBP: 0.352, SLG: 0.413										1	0	1	0	0	0	0
Kevin Bell, R (8, 5) OBP: 0.289, SLG: 0.246							F8 1-2 1B			0	0	0	0	0	0	0
Inning Stats	R: 0 E: 0 K: 0 S: 3 H: 0 LOB: 2 BB: 2 P: 11	R: 0 E: 0 K: 0 S: 3 H: 0 LOB: 0 BB: 0 P: 3	R: 0 E: 0 K: 0 S: 4 H: 2 LOB: 1 BB: 0 P: 4	R: 0 E: 0 K: 0 S: 5 H: 2 LOB: 2 BB: 0 P: 5	R: 1 E: 0 K: 1 S: 6 H: 1 LOB: 0 BB: 0 P: 6	R: 0 E: 0 K: 0 S: 3 H: 1 LOB: 0 BB: 0 P: 3	R: 0 E: 0 K: 0 S: 4 H: 1 LOB: 2 BB: 1 P: 8	R: 0 E: 0 K: 0 S: 3 H: 0 LOB: 0 BB: 0 P: 3	R: 0 E: 0 K: 1 S: 5 H: 0 LOB: 0 BB: 0 P: 5	1B: 6 2B: 0 3B: 0 HR: 1	SF: 0 SAC: 0 DP: 1 HBP: 0					

PITCHER		IP	WLS	BF	H	R	ER	SO	BB	IBB	HBP	BLK	WP	HR	S	P	ERA	WHIP
Rick Honeycutt, L ERA: 3.99	(1, 1)	5.1	W	23	6	1	1	1	2	0	0	0	0	1	23	31	1.69	1.500
Byron McLaughlin, R ERA: 6.57	(6, 1)	3.2	S	12	1	0	0	1	1	0	0	0	0	0	13	17	0.00	0.545

PITCHER	IP	WLS	BF	H	R	ER	SO	BB	IBB	HBP	BLK	WP	HR	S	P	ERA	WHIP

BOTTOM

Seattle Mariners @ Chicago White Sox

Comiskey Park, Chicago, IL

Tue Sep 09 1980, 8:05 PM EDT

Att. 5,247 - Unknown - 67 F

livebaseballscorecards.com

AB	32
R	1
H	7
RBI	1
BB	3
SO	2
LOB	15

PA: 35

WP: 0
PB: 0
SB: 1
CS: 1

Batter	1	2	3	4	5	6	7	8	9	AB	R	H	RBI	BB	SO	LOB
Julio Cruz, S (1, 4) OBP: 0.315, SLG: 0.267	L4			6-3	F7			2B 2-H		4	0	1	1	0	0	1
Rod Craig, S (1, 8) OBP: 0.317, SLG: 0.384	4-3			2B		F7		5-3		4	1	1	0	0	0	2
Joe Simpson, L (1, 9) OBP: 0.307, SLG: 0.340	F7			2B 2-H		P5		1-3		4	0	1	1	0	0	2
Bruce Bochte, L (1, 3) OBP: 0.380, SLG: 0.451		F8		F7		K S S S			4-3 S 1B	4	0	1	0	0	1	1
Kim Allen, R (9, PR) OBP: 0.429, SLG: 0.500										0	0	0	0	0	0	0
Reggie Walton, R (1, 10) OBP: 0.283, SLG: 0.392		G6-3 1B		K S S S			4-3		K 1-2 S S S	4	0	1	0	0	2	2
Larry Milbourne, S (1, 6) OBP: 0.312, SLG: 0.352		G6-3 1-2f			SF9 3B		F7		4-3 2-3	4	1	1	0	0	0	3
Leon Roberts, R (1, 7) OBP: 0.329, SLG: 0.421			G3		SF9 3-H		K S S S		4-3	2	0	0	1	0	1	0
Dan Meyer, L (9, PH) OBP: 0.318, SLG: 0.414										1	0	0	0	0	0	2
Jerry Narron, L (1, 2) OBP: 0.213, SLG: 0.239			1-3		6-3 1B			BB SH1-4 2B B B B		2	0	1	0	1	0	0
Jim Anderson, R (8, PR) OBP: 0.287, SLG: 0.316										0	1	0	0	0	0	0
Larry Cox, R (8, 2) OBP: 0.263, SLG: 0.299										0	0	0	0	0	0	0
Dave Edler, R (1, 5) OBP: 0.125, SLG: 0.045			K S S S		6-3 1-2			SH1-4 1-2		2	0	0	0	0	1	1
Inning Stats	R: 0 E: 0 K: 0 S: 3 H: 0 LOB: 0 BB: 0 P: 3	R: 0 E: 0 K: 0 S: 3 H: 1 LOB: 0 BB: 0 P: 3	R: 0 E: 0 K: 1 S: 5 H: 0 LOB: 0 BB: 0 P: 5	R: 1 E: 0 K: 1 S: 7 H: 2 LOB: 1 BB: 0 P: 7	R: 1 E: 0 K: 0 S: 5 H: 2 LOB: 1 BB: 0 P: 5	R: 0 E: 0 K: 1 S: 5 H: 0 LOB: 0 BB: 0 P: 5	R: 0 E: 0 K: 1 S: 5 H: 0 LOB: 0 BB: 0 P: 5	R: 1 E: 0 K: 0 S: 4 H: 1 LOB: 2 BB: 1 P: 8	R: 0 E: 0 K: 1 S: 6 H: 1 LOB: 2 BB: 0 P: 6	1B: 3 2B: 3 3B: 1 HR: 0 SF: 1 SAC: 1 DP: 1 HBP: 0						

PITCHER		IP	WLS	BF	H	R	ER	SO	BB	IBB	HBP	BLK	WP	HR	S	P	ERA	WHIP
LaMarr Hoyt, R ERA: 4.08	(1, 1)	8.0	W	31	7	3	3	4	1	0	0	0	0	0	38	42	3.38	1.000
Ed Farmer, R ERA: 3.25	(9, 1)	1.0	S	3	0	0	0	1	0	0	0	0	0	0	5	5	0.00	0.000

PITCHER	IP	WLS	BF	H	R	ER	SO	BB	IBB	HBP	BLK	WP	HR	S	P	ERA	WHIP

TOP

Seattle Mariners @ Chicago White Sox

Comiskey Park, Chicago, IL

Wed Sep 10 1980, 4:33 AM EDT

Att. 3,028 - Unknown - 67 F

livebaseballscorecards.com

AB	31
R	3
H	7
RBI	3
BB	1
SO	5
LOB	14

WP: 0	PA: 34		
PB: 0			
SB: 1			
CS: 0			

BOTTOM

Seattle Mariners @ Chicago White Sox

Comiskey Park, Chicago, IL

Wed Sep 10 1980, 4:33 AM EDT

Att. 3,028 - Unknown - 67 F

Batter	1	2	3	4	5	6	7	8	9	AB	R	H	RBI	BB	SO	LOB
Chet Lemon, R (1, 8) OBP: 0.376, SLG: 0.425	F8		1B 2B		F8		FC6-4 1B			4	1	2	0	0	0	1
Mike Squires, L (1, 3) OBP: 0.355, SLG: 0.356	4-3		2-H 1B		2-3 1B		F3			4	0	2	1	0	0	1
Wayne Nordhagen, R (1, 7) OBP: 0.298, SLG: 0.481 Rusty Kuntz, R (9, 7) OBP: 0.355, SLG: 0.357	1B		4-3		K		FC6-4 1-2f			4 0	0 0	1 0	0 0	0 0	1 0	4 0
Lamar Johnson, R (1, 10) OBP: 0.331, SLG: 0.417	K			F7		G6-4-3 1B		2B E 1B		4	1	2	0	0	1	1
Jim Morrison, R (1, 4) OBP: 0.322, SLG: 0.421		F8		FC3-6 1B		G6-4-3 1-2f		1-3 E 2B		4	1	2	0	0	0	1
Harold Baines, L (1, 9) OBP: 0.278, SLG: 0.405		F7		FC3-6 1-2f		1B		E9 SF8 2-H 3-H 2B		4	1	2	2	0	0	1
Marv Foley, L (1, 2) OBP: 0.252, SLG: 0.319		F9		P2		1-2 1B		SF8 3-H		3	0	1	1	0	0	1
Greg Pryor, R (1, 5) OBP: 0.265, SLG: 0.331			F9	F9	K			P3		4	0	0	0	0	1	2
Todd Cruz, R (1, 6) OBP: 0.273, SLG: 0.313			F9	1B 2B			K	K		4	0	1	0	0	2	0
Inning Stats	R: 0 E: 0 K: 1 S: 6 H: 1 LOB: 1 BB: 0 P: 6	R: 0 E: 0 K: 0 S: 3 H: 0 LOB: 0 BB: 0 P: 3	R: 1 E: 0 K: 0 S: 5 H: 2 LOB: 1 BB: 0 P: 5	R: 0 E: 0 K: 0 S: 4 H: 1 LOB: 1 BB: 0 P: 4	R: 0 E: 0 K: 1 S: 7 H: 2 LOB: 2 BB: 0 P: 7	R: 0 E: 0 K: 1 S: 7 H: 3 LOB: 2 BB: 0 P: 7	R: 0 E: 0 K: 1 S: 6 H: 1 LOB: 1 BB: 0 P: 6	R: 3 E: 1 K: 1 S: 8 H: 3 LOB: 0 BB: 0 P: 8		1B: 9 2B: 4 3B: 0 HR: 0 SF: 1 SAC: 0 DP: 1 HBP: 0				WP: 0 PB: 0 SB: 0 CS: 0 PA: 36	

livebaseballscorecards.com

	AB	35
	R	4
	H	13
	RBI	4
	BB	0
	SO	5
	LOB	12

PITCHER		IP	WLS	BF	H	R	ER	SO	BB	IBB	HBP	BLK	WP	HR	S	P	ERA	WHIP
Glenn Abbott, R ERA: 4.11	(1, 1)	6.1		28	10	1	1	4	0	0	0	0	0	0	36	36	1.42	1.579
Manny Sarmiento, R ERA: 5.23	(7, 1)	1.2	L	8	3	3	2	1	0	0	0	0	0	0	10	10	10.80	1.800

PITCHER	IP	WLS	BF	H	R	ER	SO	BB	IBB	HBP	BLK	WP	HR	S	P	ERA	WHIP

Batter	1	2	3	4	5	6	7	8	9	AB	R	H	RBI	BB	SO	LOB
Ron Jackson, R (1, 3) OBP: 0.308, SLG: 0.388	6-3		CS 1B			G3 1B 2B		1B 1B	1-2 3-H 1B	5	2	4	1	0	0	0
John Castino, R (1, 5) OBP: 0.334, SLG: 0.425	2B		P3 1-2			G3 2-3		F7 S S S	K	5	0	1	0	0	1	5
Ken Landreaux, L (1, 8) OBP: 0.333, SLG: 0.413	F7		1B			S 3-H 1B		1B 1-3 1B		4	0	3	1	0	0	1
Roy Smalley, S (1, 6) OBP: 0.354, SLG: 0.410	B B B B FC6-4 BB		P3			F8		G5-4-3 1-2 3-H 1B		3	0	1	1	1	0	2
Jose Morales, R (1, 10) OBP: 0.383, SLG: 0.507	FC6-4 1-2f		F9			B B B B 1-2 BB		G5-4-3 1-2f		3	0	0	0	1	0	5
Bombo Rivera, R (1, 9) OBP: 0.247, SLG: 0.392 Hosken Powell, L (9, PH) OBP: 0.310, SLG: 0.354		5-3	F7			S S S K			FC3-6 1B 1B	3 1	0 1	0 1	0 0	0 0	1 0	3 0
Pete Mackanin, R (1, 4) OBP: 0.302, SLG: 0.355 Rob Wilfong, L (9, PH) OBP: 0.309, SLG: 0.350		5-3			P4		P6		FC3-6 1-2 1B	3 1	0 0	0 1	0 0	0 0	0 0	0 0
Dave Edwards, R (1, 7) OBP: 0.288, SLG: 0.324 Rick Sofield, L (9, PH) OBP: 0.293, SLG: 0.390		6-3			S S S K		6-3		S S S K	3 1	0 0	0 0	0 0	0 0	1 1	0 2
Sal Butera, R (1, 2) OBP: 0.325, SLG: 0.315 Glenn Adams, L (9, PH) OBP: 0.314, SLG: 0.380			6-3		6-3		P2		FC3-6 1B 1-2f 2-3	3 1	0 0	0 0	0 0	0 0	0 0	0 2
Inning Stats	R: 0 H: 1 E: 0 LOB: 2 K: 0 BB: 1 S: 4 P: 8	R: 0 H: 0 E: 0 LOB: 0 K: 0 BB: 0 S: 3 P: 3	R: 0 H: 1 E: 0 LOB: 0 K: 0 BB: 0 S: 3 P: 3	R: 0 H: 1 E: 0 LOB: 1 K: 0 BB: 0 S: 4 P: 4	R: 0 H: 0 E: 0 LOB: 0 K: 1 BB: 0 S: 5 P: 5	R: 1 H: 2 E: 0 LOB: 2 K: 1 BB: 1 S: 7 P: 11	R: 0 H: 0 E: 0 LOB: 0 K: 0 BB: 0 S: 3 P: 3	R: 1 H: 3 E: 0 LOB: 1 K: 0 BB: 0 S: 5 P: 5	R: 1 H: 3 E: 0 LOB: 2 K: 2 BB: 0 S: 10 P: 10	1B: 9 SF: 0 2B: 2 SAC: 0 3B: 0 DP: 1 HR: 0 HBP: 0						

PITCHER		IP	WLS	BF	H	R	ER	SO	BB	IBB	HBP	BLK	WP	HR	S	P	ERA	WHIP
Britt Burns, L ERA: 2.81	(1, 1)	7.1	W	31	8	2	2	2	2	0	0	0	0	0	33	41	2.46	1.364
Ed Farmer, R ERA: 3.29	(8, 1)	1.2	S	7	3	1	1	2	0	0	0	0	0	0	11	11	5.40	1.800

PITCHER	IP	WLS	BF	H	R	ER	SO	BB	IBB	HBP	BLK	WP	HR	S	P	ERA	WHIP

TOP

Minnesota Twins @ Chicago White Sox

Comiskey Park, Chicago, IL

Fri Sep 12 1980, 8:05 PM EDT
Att. 10,161 - Overcast - 76 F

livebaseballscorecards.com

AB	36
R	3
H	11
RBI	3
BB	2
SO	4
LOB	20

WP: 0	PA: 38		
PB: 0			
SB: 1			
CS: 1			

BOTTOM

Minnesota Twins @ Chicago White Sox

Comiskey Park, Chicago, IL

Fri Sep 12 1980, 8:05 PM EDT

Att. 10,161 - Overcast - 76 F

Batter	1	2	3	4	5	6	7	8	9	AB	R	H	RBI	BB	SO	LOB
Chet Lemon, R (1, 8) OBP: 0.374, SLG: 0.422	F8		F9		K		SH1-3 2-3			3	0	0	0	0	1	2
Mike Squires, L (1, 3) OBP: 0.353, SLG: 0.354	F7			5-3 1B 1B	F9		P5			4	1	1	0	0	0	2
Wayne Nordhagen, R (1, 9) OBP: 0.297, SLG: 0.479 Harold Baines, L (8, 9) OBP: 0.278, SLG: 0.405	5-3			5-3 1-2		HR 1B	4-3			4 0	1 0	1 0	0 0	0 0	0 0	2 0
Lamar Johnson, R (1, 10) OBP: 0.330, SLG: 0.415 Leo Sutherland, L (8, PR) OBP: 0.264, SLG: 0.286		P6		F7		K		SH1-3 1B 1B		4 0	0 1	1 0	0 0	0 0	1 0	2 0
Jim Morrison, R (1, 4) OBP: 0.322, SLG: 0.419		F8		1B IBB		F8		SH1-3 1-2		2	0	0	0	1	0	1
Glenn Borgmann, R (1, 2) OBP: 0.316, SLG: 0.338		F9		1-2 2-H 1B		1-H HR		2-H 1B		4	1	3	4	0	0	0
Rusty Kuntz, R (1, 7) OBP: 0.314, SLG: 0.313			K	5-3		F8		L7		4	0	0	0	0	1	3
Fran Mullins, R (1, 5) OBP: 0.600, SLG: 1.000			4-3 2B		SH5-4 BB		1B 2B	4-3		3	1	2	0	1	0	1
Todd Cruz, R (1, 6) OBP: 0.274, SLG: 0.314			4-3 2-3		SH5-4 1-2		SH1-3 2-H 1B			2	0	1	1	0	0	1
Inning Stats	R: 0 E: 0 K: 0 S: 3 H: 0 LOB: 0 BB: 0 P: 3	R: 0 E: 0 K: 0 S: 3 H: 0 LOB: 0 BB: 0 P: 3	R: 0 E: 0 K: 1 S: 6 H: 1 LOB: 1 BB: 0 P: 6	R: 1 E: 0 K: 0 S: 5 H: 2 LOB: 2 BB: 1 P: 9	R: 0 E: 0 K: 1 S: 5 H: 0 LOB: 1 BB: 1 P: 9	R: 2 E: 0 K: 1 S: 7 H: 2 LOB: 0 BB: 0 P: 7	R: 1 E: 0 K: 0 S: 5 H: 2 LOB: 1 BB: 0 P: 5	R: 1 E: 0 K: 0 S: 5 H: 2 LOB: 1 BB: 0 P: 5		1B: 6 2B: 2 3B: 0 HR: 1 SF: 0 SAC: 3 DP: 0 HBP: 0						

livebaseballscorecards.com

AB	30
R	5
H	9
RBI	5
BB	2
SO	3
LOB	14

WP: 0 PB: 0 SB: 0 CS: 0 PA: 35

PITCHER		IP	WLS	BF	H	R	ER	SO	BB	IBB	HBP	BLK	WP	HR	S	P	ERA	WHIP
Jerry Koosman, L ERA: 4.39	(1, 1)	7.0	L	30	7	4	4	3	1	1	0	0	0	1	34	42	5.14	1.143
Doug Corbett, R ERA: 1.91	(8, 1)	1.0		5	2	1	1	0	0	0	0	0	0	0	5	5	9.00	2.000

PITCHER	IP	WLS	BF	H	R	ER	SO	BB	IBB	HBP	BLK	WP	HR	S	P	ERA	WHIP

Batter	1	2	3	4	5	6	7	8	9	AB	R	H	RBI	BB	SO	LOB
Gary Ward, R (1, 7) Rob Wilfong, L (7, 4) OBP: 0.308, SLG: 0.349	6-3	4-3 2-3 3-H		6-3		F8		4-3		4 1	0 0	0 0	1 0	0 0	0 0	1 0
John Castino, R (1, 5) OBP: 0.335, SLG: 0.431	E1 1B	F8		BB 1B		HR		4-3		5	2	2	1	0	0	1
Ken Landreaux, L (1, 8) OBP: 0.333, SLG: 0.413 Dave Edwards, R (1, PH) OBP: 0.291, SLG: 0.326 (1, 8)	E 2-H 1B		SH1-3 BB 1B 1B	K		L7			P3	0 5	0 1	0 2	0 1	0 0	0 1	0 1
Roy Smalley, S (1, 6) OBP: 0.357, SLG: 0.412	E4 G5-4-3 1-2		SH1-3 1B 1-2 BB	FC6-4 1-2 BB			P3		2B	3	1	1	0	2	0	1
Jose Morales, R (1, 10) OBP: 0.378, SLG: 0.500 Mike Cubbage, L (9, PH) OBP: 0.297, SLG: 0.356	G5-4-3 1-2f		SH1-3 1-2 2-3	FC6-4 1-2f			F3		G6-3 IBB	3 0	0 0	0 0	0 1	0 0	0 0	4 0
Ron Jackson, R (1, 3) OBP: 0.309, SLG: 0.387		F9	IBB		K		1B		G6-3 1-2f	4	0	1	0	1	1	2
Butch Wynegar, S (1, 2) OBP: 0.335, SLG: 0.327		E 2B 1B	K		K		1-2 1B			4	1	2	0	0	2	3
Pete Mackanin, R (1, 4) OBP: 0.302, SLG: 0.355 Hosken Powell, L (7, PH) OBP: 0.309, SLG: 0.354 (7, 9)	E9 2B 1-2 4-3		1-3 2-H 3-H 1B		6-3		4-3			3 1	1 0	1 0	2 0	0 0	0 0	1 2
Bombo Rivera, R (1, 9) OBP: 0.247, SLG: 0.398 (7, 7)	4-3 1-3 2-H 2B		K			5-3		K		4	0	1	1	0	2	2

| Inning Stats | | |

BOTTOM

Minnesota Twins @ Chicago White Sox

Comiskey Park, Chicago, IL

Sat Sep 13 1980, 8:05 PM EDT

Att. 7,988 - Cloudy - 80 F

livebaseballscorecards.com

Batter	1	2	3	4	5	6	7	8	9	AB	R	H	RBI	BB	SO	LOB
Chet Lemon, R (1, 8) OBP: 0.378, SLG: 0.435	6-3		HR		2B 1-H 2-H		1B 2-3		2B 1-2	5	1	4	3	0	0	0
Junior Moore, R (9, PR) OBP: 0.295, SLG: 0.331									1B	0	0	0	0	0	0	0
Mike Squires, L (1, 3) OBP: 0.354, SLG: 0.359	1B		F8		K S S S		K S S S		2B 1-3 2-H	5	0	2	1	0	2	2
Wayne Nordhagen, R (1, 9) OBP: 0.298, SLG: 0.476	F9			5-3	F9			1B 1-3 SF9	G6-4-3 IBB	4	1	1	0	1	0	2
(9, 7)																
Lamar Johnson, R (1, 10) OBP: 0.329, SLG: 0.413	F8			5-3 1B		F8		1-3 1-2	G6-4-3 1-2f	5	0	1	0	0	0	5
Jim Morrison, R (1, 4) OBP: 0.321, SLG: 0.418		6-3		5-3 1-2		6-3		1B 2-3		4	0	1	0	0	0	1
Glenn Borgmann, R (1, 2) OBP: 0.316, SLG: 0.353		6-3		L9		2B		SF9 3-H		3	0	1	0	0	0	1
Bob Molinaro, L (8, PH) OBP: 0.351, SLG: 0.413										0	0	0	1	0	0	0
Bruce Kimm, R (9, 2) OBP: 0.288, SLG: 0.289										0	0	0	0	0	0	0
Rusty Kuntz, R (1, 7) OBP: 0.316, SLG: 0.343	6-3				2B	6-3		G3		3	1	1	0	0	0	1
Harold Baines, L (8, PH) OBP: 0.278, SLG: 0.404										1	0	0	0	0	0	1
(9, 9)																
Fran Mullins, R (1, 5) OBP: 0.556, SLG: 0.714			6-3		BB B B B 2B		E8 1B		P4	3	1	1	0	1	0	0
Todd Cruz, R (1, 6) OBP: 0.271, SLG: 0.310			5-3		P4		5-3		2B 1B	3	0	0	0	0	0	3
Leo Sutherland, L (9, PH) OBP: 0.274, SLG: 0.296										1	1	1	0	0	0	0

AB	37
R	5
H	13
RBI	5
BB	2
SO	2
LOB	16

Inning Stats	1	2	3	4	5	6	7	8	9
	R: 0 H: 1 E: 0 LOB: 1 K: 0 BB: 0 S: 4 P: 4	R: 0 H: 0 E: 0 LOB: 0 K: 0 BB: 0 S: 3 P: 3	R: 1 H: 1 E: 0 LOB: 0 K: 0 BB: 0 S: 4 P: 4	R: 0 H: 1 E: 0 LOB: 1 K: 0 BB: 0 S: 4 P: 4	R: 2 H: 2 E: 0 LOB: 1 K: 1 BB: 1 S: 7 P: 11	R: 0 H: 1 E: 0 LOB: 1 K: 0 BB: 0 S: 4 P: 4	R: 0 H: 2 E: 1 LOB: 1 K: 1 BB: 0 S: 6 P: 6	R: 1 H: 2 E: 0 LOB: 1 K: 0 BB: 0 S: 5 P: 5	R: 1 H: 3 E: 0 LOB: 3 K: 0 BB: 1 S: 5 P: 9

| | | | | | | | | | | | | | | | |

Batter	1	2	3	4	5	6	7	8	9	AB	R	H	RBI	BB	SO	LOB
Gary Ward, R (1, 7) OBP: 0.375, SLG: 0.750	1B 3B		G3 1B 1-2		F8			WP 1B 2B		4	2	3	0	0	0	0
John Castino, R (1, 5) OBP: 0.336, SLG: 0.431	G6-4-3 1B 3-H		G3 1-2 2-3		6-3			BBBB WP 1B BB		3	1	1	1	1	0	2
Roy Smalley, S (1, 6) OBP: 0.356, SLG: 0.410	G6-4-3 1-2f		K			SH1-3 1B		SSS K 1-2 2-3		4	0	1	0	0	2	5
Jose Morales, R (1, 10) OBP: 0.375, SLG: 0.495 Glenn Adams, L (8, PH) OBP: 0.313, SLG: 0.378	F7			SSS K		SH1-3 1-2		SSS K		2 1	0 0	0 0	0 0	0 0	1 1	0 2
Ron Jackson, R (1, 3) OBP: 0.309, SLG: 0.386 Mike Cubbage, L (8, PH) OBP: 0.299, SLG: 0.359 (8, 3)		SSS K		CS 1B		F9		K 2-H 3-H 1B		3 1	0 0	1 1	0 2	0 0	1 0	1 0
Butch Wynegar, S (1, 2) OBP: 0.335, SLG: 0.326		1-3		1B 1-2 1B		SSS K		SSS K		4	0	1	0	0	2	2
Pete Mackanin, R (1, 4) OBP: 0.306, SLG: 0.358 Rob Wilfong, L (9, PH) OBP: 0.307, SLG: 0.348 (9, 4)		SSS K		1-2 1B			FC3-6 1B		P6	3 1	0 0	2 0	0 0	0 0	1 0	0 0
Dave Edwards, R (1, 8) OBP: 0.285, SLG: 0.319			SSS K	F8			FC3-6 G4-3 1-2f		5-3	4	0	0	0	0	1	3
Bombo Rivera, R (1, 9) OBP: 0.247, SLG: 0.391			G3 1B		P6		G4-3 1-2f		P3	4	0	1	0	0	0	1
Inning Stats	R: 1 H: 2 E: 0 LOB: 0 K: 0 BB: 0 S: 4 P: 4	R: 0 H: 0 E: 0 LOB: 0 K: 2 BB: 0 S: 7 P: 7	R: 0 H: 2 E: 0 LOB: 2 K: 2 BB: 0 S: 9 P: 9	R: 0 H: 3 E: 0 LOB: 2 K: 1 BB: 0 S: 7 P: 7	R: 0 H: 0 E: 0 LOB: 0 K: 0 BB: 0 S: 3 P: 3	R: 0 H: 1 E: 0 LOB: 1 K: 1 BB: 0 S: 6 P: 6	R: 0 H: 1 E: 0 LOB: 0 K: 0 BB: 0 S: 3 P: 3	R: 2 H: 2 E: 0 LOB: 1 K: 3 BB: 1 S: 11 P: 15	R: 0 H: 0 E: 0 LOB: 0 K: 0 BB: 0 S: 3 P: 3	1B: 9 SF: 0 2B: 1 SAC: 1 3B: 1 DP: 2 HR: 0 HBP: 0						

PITCHER		IP	WLS	BF	H	R	ER	SO	BB	IBB	HBP	BLK	WP	HR	S	P	ERA	WHIP
Ross Baumgarten, L ERA: 3.34	(1, 1)	7.0	L	29	10	3	3	6	1	0	0	0	0	0	40	44	3.86	1.571
Ed Farmer, R ERA: 3.22	(8, 1)	2.0		7	1	0	0	3	0	0	0	0	1	0	13	13	0.00	0.500

PITCHER	IP	WLS	BF	H	R	ER	SO	BB	IBB	HBP	BLK	WP	HR	S	P	ERA	WHIP

TOP

Minnesota Twins @ Chicago White Sox

Comiskey Park, Chicago, IL

Sun Sep 14 1980, 4:33 AM EDT
Att. 11,288 - Cloudy - 70 F

livebaseballscorecards.com

AB	34
R	3
H	11
RBI	3
BB	1
SO	9
LOB	16

WP: 1	PA: 36		
PB: 0			
SB: 0			
CS: 1			

Batter	1	2	3	4	5	6	7	8	9	AB	R	H	RBI	BB	SO	LOB
Chet Lemon, R (1, 8) OBP: 0.379, SLG: 0.435	L7		K		5-3 1-H 1B		P5		1B	5	0	2	1	0	1	1
Mike Squires, L (1, 3) OBP: 0.348, SLG: 0.352	K		F9		5-3 1-2		FC6-4 1-2f		G3	5	0	0	0	0	1	3
Bob Molinaro, L (1, 7) OBP: 0.348, SLG: 0.409	E3		F7		6-3			FC4-6 1B 1B		3	0	0	0	0	0	1
Rusty Kuntz, R (8, 7) OBP: 0.316, SLG: 0.343										0	0	0	0	0	0	0
Leo Sutherland, L (8, PH) (9, 7) OBP: 0.284, SLG: 0.306										1	0	1	0	0	0	0
Lamar Johnson, R (1, 10) OBP: 0.330, SLG: 0.414	6-3			K		1B 1B		FC4-6 1-2 1B		4	0	2	0	0	1	1
Jim Morrison, R (1, 4) OBP: 0.321, SLG: 0.417		L5		4-3		G5-4-3 1-2 1B		P1		4	0	1	0	0	0	2
Harold Baines, L (1, 9) OBP: 0.280, SLG: 0.408		E1 SF 1B		2B		L7		FC4-6 1-2f 2-3		4	1	2	0	0	0	4
Fran Mullins, R (1, 5) OBP: 0.417, SLG: 0.556		SF 3-H		4-3		G5-4-3 1-2f		F8		2	0	0	1	0	0	3
Marv Foley, L (8, PH) (9, 2) OBP: 0.250, SLG: 0.315										1	0	0	0	0	0	2
Bruce Kimm, R (1, 2) OBP: 0.288, SLG: 0.289		P3			6-3		FC2-6 1B		K	3	0	1	0	0	0	1
Kevin Bell, R (9, 5) OBP: 0.289, SLG: 0.246										0	0	0	0	0	0	0
Ron Pruitt, R (9, PH) OBP: 0.373, SLG: 0.390										1	0	0	0	0	1	0
Todd Cruz, R (1, 6) OBP: 0.272, SLG: 0.311		K			BLK 1B 1B		FC2-6 1-2f FC6-4		K	3	1	1	0	0	1	2
Wayne Nordhagen, R (9, PH) OBP: 0.298, SLG: 0.475										1	0	0	0	0	1	0
Inning Stats	R: 0 E: 1 K: 1 S: 6 H: 0 LOB: 1 BB: 0 P: 6	R: 1 E: 2 K: 1 S: 7 H: 1 LOB: 1 BB: 0 P: 7	R: 0 E: 0 K: 1 S: 5 H: 0 LOB: 0 BB: 0 P: 5	R: 0 E: 0 K: 1 S: 6 H: 1 LOB: 1 BB: 0 P: 6	R: 1 E: 0 K: 0 S: 5 H: 2 LOB: 1 BB: 0 P: 5	R: 0 E: 0 K: 0 S: 4 H: 2 LOB: 1 BB: 0 P: 4	R: 0 E: 0 K: 0 S: 4 H: 1 LOB: 1 BB: 0 P: 4	R: 0 E: 0 K: 0 S: 5 H: 2 LOB: 2 BB: 0 P: 5	R: 0 E: 0 K: 2 S: 8 H: 1 LOB: 1 BB: 0 P: 8	1B: 9 2B: 1 3B: 0 HR: 0 SF: 1 SAC: 0 DP: 1 HBP: 0	WP: 0 PB: 0 SB: 0 CS: 0 PA: 38					

PITCHER		IP	WLS	BF	H	R	ER	SO	BB	IBB	HBP	BLK	WP	HR	S	P	ERA	WHIP
Albert Williams, R ERA: 3.71	(1, 1)	1.1		6	1	1	0	1	0	0	0	0	0	0	8	8	0.00	0.750
Fernando Arroyo, R ERA: 4.65	(2, 1)	5.2	W	23	6	1	1	3	0	0	0	1	0	0	29	29	1.59	1.059
Doug Corbett, R ERA: 1.99	(8, 1)	2.0	S	9	3	0	0	2	0	0	0	0	0	0	13	13	0.00	1.500

PITCHER	IP	WLS	BF	H	R	ER	SO	BB	IBB	HBP	BLK	WP	HR	S	P	ERA	WHIP

BOTTOM

Minnesota Twins @ Chicago White Sox

Comiskey Park, Chicago, IL

Sun Sep 14 1980, 4:33 AM EDT
Att. 11,288 - Cloudy - 70 F

livebaseballscorecards.com

AB	37
R	2
H	10
RBI	2
BB	0
SO	6
LOB	20

Chicago White Sox @ Seattle Mariners

The Kingdome, Seattle, WA

Mon Sep 15 1980, 10:05 PM EDT

Att. 4,141 - Dome

TOP

livebaseballscorecards.com

Batter	1	2	3	4	5	6	7	8	9	AB	R	H	RBI	BB	SO	LOB
Chet Lemon, R (1, 8) OBP: 0.383, SLG: 0.440	B B B B 4-0 4-3 BB		x 0-0 SH1-3 1B		x 0-0 F8 2B		B B B 4-0 1-2 BB		x 0-0 ② F8	2	0	2	0	2	0	0
Kevin Bell, R (7, 6) OBP: 0.288, SLG: 0.245										1	0	0	0	0	0	0
Mike Squires, L (1, 3) OBP: 0.345, SLG: 0.349	x 0-0 ① F8		x 0-0 ① SH1-3 1-2		x 0-0 ① F8 2-3		x 0-0 ② F8		x 0-0 ③ F9	3	0	0	0	0	0	4
Bruce Kimm, R (7, 2) OBP: 0.287, SLG: 0.288										1	0	0	0	0	0	0
Bob Molinaro, L (1, 10) OBP: 0.344, SLG: 0.404	x 0-0 ② 4-3 1-2		x 0-0 ② F3		x 0-0 ② F6		x 0-0 ③ G3			4	0	0	0	0	0	5
Wayne Nordhagen, R (1, 7) OBP: 0.297, SLG: 0.473	x 0-0 ③ 4-3		x 0-0 ③ 6-3		x 0-0 ③ F3			x 0-0 1B FC3-6 1B		4	1	1	0	0	0	3
Jim Morrison, R (1, 4) OBP: 0.321, SLG: 0.415		x 0-0 ① L4	H 1-0 2B HBP			x 0-0 ① 6-3		x 0-0 ① F9		2	0	0	0	0	0	0
Greg Pryor, R (6, 4) OBP: 0.264, SLG: 0.330										1	0	0	0	0	0	1
Harold Baines, L (1, 9) OBP: 0.282, SLG: 0.408		x 0-0 FC6-4 1B 1B	x 0-0 ① F7		S S S 0-3 ② K			x 0-0 1-3 FC3-6 1B		4	0	2	0	0	1	1
Marv Foley, L (1, 2) OBP: 0.250, SLG: 0.313 (7, 3)		x 0-0 1-2 FC6-4 1B	x 0-0 ② L3		x 0-0 ③ L7			x 0-0 ② 1-2f 3-H FC3-6		4	0	1	1	0	0	2
Fran Mullins, R (1, 5) OBP: 0.375, SLG: 0.538		x 0-0 ② 1-2f 2-3 FC6-4	x 0-0 1-3 2B				x 0-0 ① 6-3	x 0-0 ③ 6-3		4	0	1	0	0	0	3
Todd Cruz, R (1, 6) OBP: 0.273, SLG: 0.311		x 0-0 ③ 5-3	x 0-0 ③ 6-3				x 0-0 BB 1B		x 0-0 ① 4-3	3	0	1	0	0	0	4
Leo Sutherland, L (7, 8) OBP: 0.280, SLG: 0.301										1	0	0	0	0	0	0

	AB	34
	R	1
	H	8
	RBI	1
	BB	2
	SO	1
	LOB	23

Inning Stats	1	2	3	4	5	6	7	8	9	1B: 6	SF: 0	WP: 0	PA: 38
R:	0	0	0	0	0	0	0	1	0	2B: 2	SAC: 1	PB: 0	
E:	0	0	0	0	0	0	0	0	0	3B: 0	DP: 0	SB: 0	
K:	0	0	0	0	0	1	0	0	0	HR: 0	HBP: 1	CS: 0	
S:	3	5	4	4	4	5	4	5	3				
H:	0	2	1	1	1	0	1	2	0				
LOB:	1	2	1	2	1	0	2	1	0				
BB:	1	0	0	0	0	0	1	0	0				
P:	7	5	4	5	4	5	8	5	3				

PITCHER		IP	WLS	BF	H	R	ER	SO	BB	IBB	HBP	BLK	WP	HR	S	P	ERA	WHIP
Rob Dressler, R ERA: 4.02	(1, 1)	9.0	W	38	8	1	1	1	2	0	1	0	0	0	37	46	1.00	1.111

PITCHER	IP	WLS	BF	H	R	ER	SO	BB	IBB	HBP	BLK	WP	HR	S	P	ERA	WHIP

Batter	1	2	3	4	5	6	7	8	9	AB	R	H	RBI	BB	SO	LOB
Julio Cruz, S (1, 4) OBP: 0.311, SLG: 0.264	F6		SF9			F7		F7		2	0	0	1	0	0	1
Kim Allen, R (6, 4) OBP: 0.313, SLG: 0.400			6-3							2	0	0	0	0	0	0
Joe Simpson, L (1, 9) OBP: 0.307, SLG: 0.334	1-3		BB, 2B, 1-2, BB	F7		5-3				2	1	0	0	1	0	0
Tom Paciorek, R (6, PH) (7, 9) (8, 3) OBP: 0.304, SLG: 0.442										1	0	0	0	0	0	0
Larry Milbourne, S (1, 10) OBP: 0.318, SLG: 0.351	6-3		BB, 2B, 1-2, 2-3, 3-H	L4		F8				3	1	0	1	1	0	0
Bruce Bochte, L (1, 3) OBP: 0.373, SLG: 0.449		F6	SF7, 3-H	K			4-3			3	0	0	1	0	1	0
Reggie Walton, R (8, 9) OBP: 0.267, SLG: 0.351										0	0	0	0	0	0	0
Dan Meyer, L (1, 7) OBP: 0.317, SLG: 0.413		G3	HR, 1-H, 2-H, 2B		FC5-4, 1B		4-3			4	1	2	2	0	0	0
Rod Craig, S (1, 8) OBP: 0.305, SLG: 0.383		F7	HR, 2-H		FC5-4, BB, 3B, 1-2f		L7			4	2	1	2	0	0	1
Jerry Narron, L (1, 2) OBP: 0.220, SLG: 0.233			SH, 1B, SF9, 1B		K			K		2	2	1	0	1	1	1
Larry Cox, R (8, PH) (9, 2) OBP: 0.259, SLG: 0.294			WP, 1B, 2B, BB							1	0	0	0	0	1	0
Dave Edler, R (1, 5) OBP: 0.189, SLG: 0.206			SF9, SH, 1-2, BB, 1B		3B, BB, 1-2			5-3		3	3	2	0	1	0	0
			WP, 2B, 1-2, 1B													
Mario Mendoza, R (1, 6) OBP: 0.294, SLG: 0.321			SH, BB, BB, SF7, 1-2, 2-3		3B, 1-H, 2-H			HR		2	1	2	4	0	0	0
Jim Anderson, R (8, PH) (9, 6) OBP: 0.290, SLG: 0.326			2B, 1-H, 2-H							1	1	1	1	0	0	0
Inning Stats	R: 0 E: 0 K: 0 S: 3 H: 0 LOB: 0 BB: 0 P: 3	R: 0 E: 0 K: 0 S: 3 H: 0 LOB: 0 BB: 0 P: 3	R: 9 E: 0 K: 0 S: 10 H: 6 LOB: 1 BB: 3 P: 22	R: 0 E: 0 K: 1 S: 5 H: 0 LOB: 0 BB: 0 P: 5	R: 2 E: 0 K: 1 S: 6 H: 2 LOB: 1 BB: 1 P: 10	R: 0 E: 0 K: 0 S: 3 H: 0 LOB: 0 BB: 0 P: 3	R: 0 E: 0 K: 0 S: 3 H: 0 LOB: 0 BB: 0 P: 3	R: 1 E: 0 K: 1 S: 6 H: 1 LOB: 0 BB: 0 P: 6		1B: 4 2B: 2 3B: 1 HR: 2	SF: 2 SAC: 1 DP: 0 HBP: 0						

PITCHER		IP	WLS	BF	H	R	ER	SO	BB	IBB	HBP	BLK	WP	HR	S	P	ERA	WHIP
LaMarr Hoyt, R ERA: 4.81	(1, 1)	2.2	L	18	6	9	9	0	3	0	0	0	1	1	15	27	30.38	3.375
Guy Hoffman, L ERA: 3.38	(3, 1)	3.1		12	2	2	2	2	1	0	0	0	0	0	15	19	5.40	0.900
Ken Kravec, L ERA: 6.94	(7, 1)	1.0		3	0	0	0	0	0	0	0	0	0	0	3	3	0.00	0.000
Nardi Contreras, R ERA: 6.55	(8, 1)	1.0		4	1	1	1	1	0	0	0	0	0	1	6	6	9.00	1.000

PITCHER	IP	WLS	BF	H	R	ER	SO	BB	IBB	HBP	BLK	WP	HR	S	P	ERA	WHIP

BOTTOM

Chicago White Sox @ Seattle Mariners

The Kingdome, Seattle, WA

Mon Sep 15 1980, 10:05 PM EDT

Att. 4,141 - Dome

livebaseballscorecards.com

AB	30
R	12
H	9
RBI	12
BB	4
SO	3
LOB	3

WP: 1	PA: 37		
PB: 0			
SB: 0			
CS: 0			

Chicago White Sox @ Seattle Mariners

The Kingdome, Seattle, WA

Tue Sep 16 1980, 10:05 PM EDT

Att. 5,149 - Dome

livebaseballscorecards.com

Batter	1	2	3	4	5	6	7	8	9	AB	R	H	RBI	BB	SO	LOB
Chet Lemon, R (1, 8) OBP: 0.384, SLG: 0.451	F8		HR			F9			2B 3B	4	2	2	1	0	0	1
Mike Squires, L (1, 3) OBP: 0.341, SLG: 0.344	2-3		3-1			G1-6-3 1-2f			G3	4	0	0	0	0	0	2
Harold Baines, L (1, 9) OBP: 0.283, SLG: 0.412	F8			4-3			CS 1B		1-3 3-H 2B	4	0	2	1	0	0	0
Lamar Johnson, R (1, 10) OBP: 0.331, SLG: 0.413		FC4 1B		F7			G3 1-2		1-3 BB	3	0	1	0	1	0	1
Wayne Nordhagen, R (1, 7) OBP: 0.294, SLG: 0.468		F6		F3			6-3		1-3 1-2 2-3	4	0	0	0	0	0	3
Rusty Kuntz, R (9, 7) OBP: 0.316, SLG: 0.343										0	0	0	0	0	0	0
Jim Morrison, R (1, 4) OBP: 0.318, SLG: 0.412		FC4 1-2f			K			6-3	6-3	4	0	0	0	0	1	3
Marv Foley, L (1, 2) OBP: 0.243, SLG: 0.303		4-3			G3			3-1		3	0	0	0	0	0	1
Fran Mullins, R (1, 5) OBP: 0.368, SLG: 0.467			K		5-3			BB		2	0	0	0	1	1	0
Todd Cruz, R (1, 6) OBP: 0.273, SLG: 0.309			F7			G1-6-3 BB		K		2	0	0	0	1	1	1

Inning Stats	1	2	3	4	5	6	7	8	9		
	R: 0 H: 0 E: 0 LOB: 0 K: 0 BB: 0 S: 3 P: 3	R: 0 H: 1 E: 0 LOB: 1 K: 0 BB: 0 S: 4 P: 4	R: 1 H: 1 E: 0 LOB: 0 K: 1 BB: 0 S: 6 P: 6	R: 0 H: 0 E: 0 LOB: 0 K: 0 BB: 0 S: 3 P: 3	R: 0 H: 0 E: 0 LOB: 0 K: 1 BB: 0 S: 5 P: 5	R: 0 H: 0 E: 0 LOB: 0 K: 0 BB: 1 S: 2 P: 6	R: 0 H: 1 E: 0 LOB: 0 K: 0 BB: 0 S: 3 P: 3	R: 0 H: 0 E: 0 LOB: 1 K: 1 BB: 1 S: 5 P: 9	R: 1 H: 2 E: 0 LOB: 2 K: 0 BB: 1 S: 5 P: 9	1B: 2 SF: 0 2B: 1 SAC: 0 3B: 1 DP: 1 HR: 1 HBP: 0	WP: 0 PA: 33 PB: 0 SB: 0 CS: 1

PITCHER	IP	WLS	BF	H	R	ER	SO	BB	IBB	HBP	BLK	WP	HR	S	P	ERA	WHIP
Glenn Abbott, R (1, 1) ERA: 4.02	9.0	L	33	5	2	2	3	3	0	0	0	0	1	36	48	2.00	0.889

PITCHER	IP	WLS	BF	H	R	ER	SO	BB	IBB	HBP	BLK	WP	HR	S	P	ERA	WHIP

BOTTOM

Chicago White Sox @ Seattle Mariners

The Kingdome, Seattle, WA

Tue Sep 16 1980, 10:05 PM EDT

Att. 5,149 - Dome

Batter	1	2	3	4	5	6	7	8	9	AB	R	H	RBI	BB	SO	LOB
Julio Cruz, S (1, 4) OBP: 0.310, SLG: 0.262	F7			F8		6-3			S, 1B, BB	3	1	0	0	1	0	1
Joe Simpson, L (1, 9) OBP: 0.303, SLG: 0.330	F8			4-3			1-6-3		F5	4	0	0	0	0	0	1
Larry Milbourne, S (1, 10) OBP: 0.313, SLG: 0.345	F7			4-3			4-3		F2, 1-2	4	0	0	0	0	0	1
Bruce Bochte, L (1, 3) OBP: 0.376, SLG: 0.450		G4-6-3, 1B			F8		1B		1B, BB	3	0	2	0	1	0	0
Kim Allen, R (9, PR) OBP: 0.313, SLG: 0.400										0	0	0	0	0	0	0
Dan Meyer, L (1, 7) OBP: 0.317, SLG: 0.412		G4-6-3, 1-2f			G3		F7		FC6-4, 1-3, 2-H, 1B	4	0	1	1	0	0	2
Rod Craig, S (1, 8) OBP: 0.308, SLG: 0.386		1-3			CS, 1B			SH3-4, 1B	FC6-4, 1-2f	4	0	2	0	0	0	2
Jerry Narron, L (1, 2) OBP: 0.226, SLG: 0.240			G6-4-3, 1B		CS, 1-2	K		SH3-4, 1-2		2	0	1	0	0	1	0
Dave Edler, R (1, 5) OBP: 0.175, SLG: 0.189			G6-4-3, 1-2f			F8		F8		3	0	0	0	0	0	2
Mario Mendoza, R (1, 6) OBP: 0.296, SLG: 0.323			4-3			1B		F7		2	0	1	0	0	0	0
Tom Paciorek, R (8, PH) OBP: 0.303, SLG: 0.441										1	0	0	0	0	0	1
Jim Anderson, R (9, 6) OBP: 0.290, SLG: 0.326										0	0	0	0	0	0	0
Inning Stats	R: 0, E: 0, K: 0, S: 3, H: 0, LOB: 0, P: 3	R: 0, E: 0, K: 0, S: 3, H: 1, LOB: 0, BB: 0, P: 3	R: 0, E: 0, K: 0, S: 3, H: 1, LOB: 0, BB: 0, P: 3	R: 0, E: 0, K: 0, S: 3, H: 0, LOB: 0, BB: 0, P: 3	R: 0, E: 0, K: 0, S: 3, H: 1, LOB: 0, BB: 0, P: 3	R: 0, E: 0, K: 1, S: 6, H: 1, LOB: 1, BB: 0, P: 6	R: 0, E: 0, K: 0, S: 4, H: 1, LOB: 1, BB: 0, P: 4	R: 0, E: 0, K: 0, S: 4, H: 1, LOB: 1, BB: 0, P: 4	R: 1, E: 0, K: 0, S: 4, H: 1, LOB: 2, BB: 2, P: 12	1B: 7, 2B: 0, 3B: 0, HR: 0	SF: 0, SAC: 1, DP: 2, HBP: 0					

	AB	30
	R	1
	H	7
	RBI	1
	BB	2
	SO	1
	LOB	10

WP: 0, PB: 0, SB: 1, CS: 1, PA: 34

livebaseballscorecards.com

PITCHER	IP	WLS	BF	H	R	ER	SO	BB	IBB	HBP	BLK	WP	HR	S	P	ERA	WHIP
Richard Dotson, R (1, 1) ERA: 4.04	8.2	W	32	7	1	1	1	2	0	0	0	0	0	32	40	1.04	1.038
Ed Farmer, R (9, 1) ERA: 3.21	0.1	S	1	0	0	0	0	0	0	0	0	0	0	1	1	0.00	0.000

PITCHER	IP	WLS	BF	H	R	ER	SO	BB	IBB	HBP	BLK	WP	HR	S	P	ERA	WHIP

Batter	1	2	3	4	5	6	7	8	9	AB	R	H	RBI	BB	SO	LOB
Chet Lemon, R (1, 10) OBP: 0.383, SLG: 0.448	BBBB 4-0 1B BB		x 0-0 F8 ②			x 0-0 4-3 ①		x 0-0 L7 ①		3	0	0	0	1	0	1
Rusty Kuntz, R (1, 8) OBP: 0.286, SLG: 0.308	x 0-0 F9 ①		x 0-0 5-3 ③			SSS 0-3 K ②		x 0-0 F9 ②		4	0	0	0	0	1	2
Harold Baines, L (1, 9) OBP: 0.281, SLG: 0.408	SSS 0-3 K ②			x 0-0 6-3 ①		x 0-0 4-3 ③		SSS 0-3 K2-3 ③		4	0	0	0	0	2	2
Lamar Johnson, R (1, 3) OBP: 0.333, SLG: 0.416	x 0-0 S 1-3 1B			x 0-0 F9 ②			x 0-0 2B		x 0-0 F8 ①	4	0	2	0	0	0	0
Wayne Nordhagen, R (1, 7) OBP: 0.291, SLG: 0.463	SSS 0-3 K ③ 1-2			x 0-0 F7 ③			x 0-0 6-3 ①		x 0-0 F3 ②	4	0	0	0	0	1	3
Jim Morrison, R (1, 4) OBP: 0.318, SLG: 0.411		x 0-0 F7 ①			x 0-0 F4 ①		x 0-0 F4 ②		x 0-0 1B 1B	4	0	1	0	0	0	1
Glenn Borgmann, R (1, 2) OBP: 0.329, SLG: 0.357 Richard Dotson, R (7, PR) Bruce Kimm, R (7, 2) OBP: 0.290, SLG: 0.291		x 0-0 5-3 ②			x 0-0 FC4-6 1B		BBBB 4-0 BB		x 0-0 1-2 1B	2 0 1	0 0 0	1 0 1	0 0 0	1 0 0	0 0 0	0 0 0
Fran Mullins, R (1, 5) OBP: 0.318, SLG: 0.389 Leo Sutherland, L (9, PH) OBP: 0.276, SLG: 0.297		x 0-0 4-3 ③			x 0-0 F7 ②		x 0-0 F3 ③		SSS 0-3 K ③	3 1	0 0	0 0	0 0	0 1	0 2	3 2
Todd Cruz, R (1, 6) OBP: 0.274, SLG: 0.313			SSS 0-3 K ①		x 0-0 FC4-6 ③ 1-2f			x 0-0 2B		3	0	1	0	0	1	1
Inning Stats	R: 0 H: 1 E: 0 LOB: 2 K: 2 BB: 1 S: 8 P: 12	R: 0 H: 0 E: 0 LOB: 0 K: 0 BB: 0 S: 3 P: 3	R: 0 H: 0 E: 0 LOB: 0 K: 1 BB: 0 S: 5 P: 5	R: 0 H: 0 E: 0 LOB: 0 K: 0 BB: 0 S: 3 P: 3	R: 0 H: 1 E: 0 LOB: 1 K: 0 BB: 0 S: 4 P: 4	R: 0 H: 0 E: 0 LOB: 0 K: 1 BB: 0 S: 5 P: 5	R: 0 H: 1 E: 0 LOB: 2 K: 0 BB: 1 S: 4 P: 8	R: 0 H: 1 E: 0 LOB: 1 K: 1 BB: 0 S: 6 P: 6	R: 0 H: 2 E: 0 LOB: 2 K: 1 BB: 0 S: 7 P: 7	1B: 4 SF: 0 2B: 2 SAC: 0 3B: 0 DP: 0 HR: 0 HBP: 0						

TOP

Chicago White Sox @ Seattle Mariners

The Kingdome, Seattle, WA

Wed Sep 17 1980, 10:05 PM EDT

Att. 5,435 - Dome

livebaseballscorecards.com

AB	33
R	0
H	6
RBI	0
BB	2
SO	6
LOB	15

PITCHER		IP	WLS	BF	H	R	ER	SO	BB	IBB	HBP	BLK	WP	HR	S	P	ERA	WHIP
Floyd Bannister, L ERA: 3.21	(1, 1)	8.2	W	34	6	0	0	5	2	0	0	0	0	0	42	50	0.00	0.923
Mike Parrott, R ERA: 7.38	(9, 1)	0.1	S	1	0	0	0	1	0	0	0	0	0	0	3	3	0.00	0.000

PITCHER	IP	WLS	BF	H	R	ER	SO	BB	IBB	HBP	BLK	WP	HR	S	P	ERA	WHIP

BOTTOM

Chicago White Sox @ Seattle Mariners

The Kingdome, Seattle, WA

Wed Sep 17 1980, 10:05 PM EDT

Att. 5,435 - Dome

livebaseballscorecards.com

Batter	1	2	3	4	5	6	7	8	9	AB	R	H	RBI	BB	SO	LOB
Kim Allen, R (1, 4) OBP: 0.350, SLG: 0.389	5-3			BLK S 6-3 1B	B1-3			BBBB 4-3 S 2B BB		3	2	1	0	1	0	1
Rod Craig, S (1, 8) OBP: 0.302, SLG: 0.378	5-3			6-3 1-2	SSS K			4-3 1-3		4	0	0	0	0	1	2
Reggie Walton, R (1, 10) OBP: 0.266, SLG: 0.361	4-3			6-3 2-H	5-3			3-H 2B		4	0	1	2	0	0	0
Tom Paciorek, R (1, 3) OBP: 0.308, SLG: 0.445		G6-4-3 1B		BBBB S BB	2B			SSS K		3	0	2	0	1	1	1
Dan Meyer, L (1, 7) OBP: 0.316, SLG: 0.409		SSSS K		4-3 1-2	L4			IIII IBB		3	0	0	0	1	1	3
Leon Roberts, R (1, 9) OBP: 0.327, SLG: 0.417		G6-4-3 1-2f			HBP 1B G4-3 1B	F6		3-1		4	1	1	0	0	0	3
Dave Edler, R (1, 5) OBP: 0.209, SLG: 0.300			F4		G4-3 HBP 1-2 1B		HR			3	1	2	1	0	0	0
Jim Anderson, R (1, 6) OBP: 0.290, SLG: 0.324			6-3		G4-3 1-2 2-3 HBP	F7				2	0	0	0	0	0	0
Mario Mendoza, R (8, 6) OBP: 0.296, SLG: 0.323										0	0	0	0	0	0	0
Larry Cox, R (1, 2) OBP: 0.256, SLG: 0.290			SSS K		G4-3 1-2f 2-3 3-H	F8				3	0	0	0	0	1	2
Inning Stats	R: 0 H: 0 E: 0 LOB: 0 K: 0 BB: 0 S: 3 P: 3	R: 0 H: 1 E: 0 LOB: 0 K: 1 BB: 0 S: 5 P: 5	R: 0 H: 0 E: 0 LOB: 0 K: 1 BB: 0 S: 5 P: 5	R: 1 H: 1 E: 0 LOB: 1 K: 0 BB: 1 S: 4 P: 8	R: 1 H: 2 E: 0 LOB: 1 K: 0 BB: 0 S: 4 P: 5	R: 0 H: 1 E: 0 LOB: 1 K: 1 BB: 0 S: 6 P: 6	R: 1 H: 1 E: 0 LOB: 0 K: 0 BB: 0 S: 4 P: 4	R: 1 H: 1 E: 0 LOB: 2 K: 1 BB: 2 S: 6 P: 14		1B: 4 SF: 0 2B: 2 SAC: 0 3B: 0 DP: 2 HR: 1 HBP: 1						

AB	29
R	4
H	7
RBI	3
BB	3
SO	4
LOB	12

WP: 0 PA: 33
PB: 0
SB: 3
CS: 0

PITCHER		IP	WLS	BF	H	R	ER	SO	BB	IBB	HBP	BLK	WP	HR	S	P	ERA	WHIP
Britt Burns, L ERA: 2.88	(1, 1)	7.1	L	30	7	4	4	3	2	0	1	1	0	1	33	42	4.91	1.227
Mike Proly, R ERA: 3.21	(8, 1)	0.2		3	0	0	0	1	0	1	0	0	0	0	4	8	0.00	0.000

PITCHER		IP	WLS	BF	H	R	ER	SO	BB	IBB	HBP	BLK	WP	HR	S	P	ERA	WHIP

Chicago White Sox @ Seattle Mariners

The Kingdome, Seattle, WA

Thu Sep 18 1980, 10:05 PM EDT

Att. 4,293 - Dome

TOP

livebaseballscorecards.com

Batter	1	2	3	4	5	6	7	8	9	AB	R	H	RBI	BB	SO	LOB
Chet Lemon, R (1, 8) OBP: 0.387, SLG: 0.447	F8		BB		BB		BB		BB	1	1	0	0	4	0	0
Leo Sutherland, L (1, 7) OBP: 0.263, SLG: 0.282	K		F7		CS 1-2	G3	F7		FC4 1-3	4	0	0	0	0	1	3
Rusty Kuntz, R (9, PH) OBP: 0.302, SLG: 0.350 (9, 7)									2B	1	0	1	0	0	0	0
Harold Baines, L (1, 9) OBP: 0.278, SLG: 0.403	3-1			4-3		G3	G3		FC4 2-3 3-H	5	0	0	1	0	0	2
Lamar Johnson, R (1, 3) OBP: 0.336, SLG: 0.416		F9		2B 5-3 BB		1B 2B 1B		SH2-4 BB	F5	2	2	1	0	2	0	0
Mike Squires, L (8, PR) OBP: 0.340, SLG: 0.343 (8, 3)										1	0	0	0	0	0	2
Bob Molinaro, L (1, 10) OBP: 0.347, SLG: 0.410		4-3		1-3 2B		1-2 2B 1B		SH2-4 1-2	F8	3	1	2	0	0	0	0
Greg Pryor, R (8, PH) OBP: 0.263, SLG: 0.329										1	0	0	0	0	0	2
Jim Morrison, R (1, 4) OBP: 0.319, SLG: 0.413		CS 1B		5-3 3-H		1-H 2-H 2B		K		4	1	2	3	0	1	3
Marv Foley, L (1, 2) OBP: 0.254, SLG: 0.333		CS 1-2	4-3 2B	F7		2-H 2B		BB		3	0	2	1	0	0	1
Glenn Borgmann, R (8, PH) OBP: 0.337, SLG: 0.357 (8, 2)										0	0	0	0	1	0	0
Fran Mullins, R (1, 5) OBP: 0.269, SLG: 0.318			F9		F7	6-3		F5		4	0	0	0	0	0	4
Todd Cruz, R (1, 6) OBP: 0.270, SLG: 0.308			4-3 2-3		6-3		6-3		K	4	0	0	0	0	1	1
Inning Stats	R: 0 E: 0 K: 1 S: 5 H: 0 LOB: 0 BB: 0 P: 5	R: 0 E: 0 K: 0 S: 3 H: 1 LOB: 0 BB: 0 P: 3	R: 0 E: 0 K: 0 S: 4 H: 1 LOB: 2 BB: 1 P: 8	R: 1 E: 0 K: 0 S: 4 H: 1 LOB: 1 BB: 1 P: 8	R: 0 E: 0 K: 0 S: 2 H: 0 LOB: 0 BB: 1 P: 6	R: 3 E: 0 K: 0 S: 7 H: 4 LOB: 1 BB: 0 P: 7	R: 0 E: 0 K: 0 S: 3 H: 0 LOB: 1 BB: 1 P: 7	R: 0 E: 0 K: 1 S: 5 H: 0 LOB: 2 BB: 2 P: 13	R: 1 E: 0 K: 1 S: 7 H: 1 LOB: 2 BB: 1 P: 11	1B: 3 2B: 5 3B: 0 HR: 0	SF: 0 SAC: 1 DP: 0 HBP: 0						

	AB	33
	R	5
	H	8
	RBI	5
	BB	7
	SO	3
	LOB	18

WP: 0 PB: 0 SB: 0 CS: 2 PA: 43

PITCHER		IP	WLS	BF	H	R	ER	SO	BB	IBB	HBP	BLK	WP	HR	S	P	ERA	WHIP
Jim Beattie, R ERA: 5.09	(1, 1)	7.0		31	7	4	4	1	5	0	0	0	0	0	28	48	5.14	1.714
Shane Rawley, L ERA: 3.33	(8, 1)	1.1	L	8	1	1	1	2	2	0	0	0	0	0	10	18	6.75	2.250
Dave Roberts, L ERA: 4.05	(9, 1)	0.1		1	0	0	0	0	0	0	0	0	0	0	1	1	0.00	0.000
Manny Sarmiento, R ERA: 4.91	(9, 1)	0.1		1	0	0	0	0	0	0	0	0	0	0	1	1	0.00	0.000

PITCHER	IP	WLS	BF	H	R	ER	SO	BB	IBB	HBP	BLK	WP	HR	S	P	ERA	WHIP

BOTTOM

Chicago White Sox @ Seattle Mariners

The Kingdome, Seattle, WA

Thu Sep 18 1980, 10:05 PM EDT

Att. 4,293 - Dome

Batter	1	2	3	4	5	6	7	8	9	AB	R	H	RBI	BB	SO	LOB
Kim Allen, R (1, 4) OBP: 0.391, SLG: 0.400	G5-3, 1B 1B		F6		BBBB 4-0 BB		F8 2-3		F8	2	0	1	0	1	0	0
Joe Simpson, L (7, PH) OBP: 0.302, SLG: 0.329										1	0	0	0	0	0	2
(8, 9)																
Juan Beniquez, R (9, PH) OBP: 0.275, SLG: 0.353										1	0	0	0	0	0	0
Rod Craig, S (1, 8) OBP: 0.310, SLG: 0.383	1-2 1B		SSS 0-3 K		G3		1B 1-2 3-H 1B		1B 1B	5	0	3	1	0	1	2
Reggie Walton, R (1, 9) OBP: 0.254, SLG: 0.344	F6			F9		SSS 0-3 K	1-2 2-H 1B		L6-4, BB 1-3 1B	3	0	0	0	0	1	2
Jerry Narron, L (7, PH) OBP: 0.235, SLG: 0.250										1	0	1	1	0	0	0
(8, 2)																
Bill Stein, R (9, PH) OBP: 0.335, SLG: 0.397										1	0	1	0	0	0	0
Larry Cox, R (9, PR) OBP: 0.256, SLG: 0.290										0	0	0	0	0	0	0
Tom Paciorek, R (1, 3) OBP: 0.305, SLG: 0.442	G5-3 2-3f			4-3		4-3	F7		BBBB 4-0 BB 1-2	3	0	0	0	0	0	2
Bruce Bochte, L (7, PH) OBP: 0.377, SLG: 0.449										1	0	0	0	1	0	2
(8, 3)																
Leon Roberts, R (1, 7) OBP: 0.329, SLG: 0.416		SSS 0-3 K		1B		SSS 0-3 K		BBBB 4-0 SH, BB	L6-4 2-3	3	0	1	0	1	2	0
Julio Cruz, S (8, PR) OBP: 0.309, SLG: 0.262										1	0	0	0	0	0	3
(9, 4)																
Willie Horton, R (1, 10) OBP: 0.304, SLG: 0.306		F7		F7			FC1-5, BB 1B	SH 1-2		3	0	1	0	0	0	1
Dave Edler, R (1, 5) OBP: 0.234, SLG: 0.286		BBBB 4-0 CS, BB			6-3		BBBB 4-0 FC1-5 1-2 1B BB	B3		2	1	0	0	2	0	2
Mario Mendoza, R (1, 6) OBP: 0.296, SLG: 0.323	CS 1-2	1-3			PB 1B		FC1-5 F8, 1B 1B 1-2 2-3f	F9		3	1	1	0	0	0	2
Larry Milbourne, S (8, PH) OBP: 0.312, SLG: 0.344										1	0	0	0	0	0	2
(9, 6)																
Marc Hill, R (1, 2) OBP: 0.226, SLG: 0.314			HR		6-3 1-2		1B 1B 1-2 2-H 1B	6-3		3	1	2	2	0	0	1
Jim Anderson, R (7, PR) OBP: 0.290, SLG: 0.324										0	1	0	0	0	0	0
(8, 4)																
Dan Meyer, L (8, PH) OBP: 0.315, SLG: 0.409										1	0	0	0	0	0	2
(9, 7)																
Inning Stats	R: 0 E: 0 K: 0 S: 4 H: 2 LOB: 1 BB: 0 P: 4	R: 0 E: 0 K: 1 S: 4 H: 0 LOB: 0 BB: 1 P: 8	R: 1 E: 0 K: 1 S: 6 H: 1 LOB: 0 BB: 0 P: 6	R: 0 E: 0 K: 0 S: 4 H: 1 LOB: 1 BB: 0 P: 4	R: 0 E: 0 K: 0 S: 4 H: 1 LOB: 2 BB: 1 P: 8	R: 0 E: 0 K: 2 S: 7 H: 0 LOB: 0 BB: 0 P: 7	R: 3 E: 0 K: 0 S: 7 H: 4 LOB: 2 BB: 1 P: 11	R: 0 E: 0 K: 0 S: 4 H: 0 LOB: 2 BB: 1 P: 8	R: 0 E: 0 K: 0 S: 4 H: 2 LOB: 2 BB: 1 P: 8	1B: 10 2B: 1 3B: 0 HR: 1 SF: 0 SAC: 1 DP: 2 HBP: 0						

livebaseballscorecards.com

AB	35
R	4
H	11
RBI	4
BB	5
SO	4
LOB	23

PITCHER		IP	WLS	BF	H	R	ER	SO	BB	IBB	HBP	BLK	WP	HR	S	P	ERA	WHIP
Steve Trout, L ERA: 3.41	(1, 1)	6.1		27	7	4	4	4	3	0	0	0	0	1	32	44	5.68	1.579
Ed Farmer, R ERA: 3.2	(7, 1)	0.1		3	2	0	0	0	0	0	0	0	0	0	3	3	0.00	6.000
Rich Wortham, L ERA: 5.82	(7, 1)	0.1		3	0	0	0	0	1	0	0	0	0	0	2	6	0.00	3.000
Mike Proly, R ERA: 3.19	(8, 1)	1.0	W	3	0	0	0	0	0	0	0	0	0	0	3	3	0.00	0.000
Guy Hoffman, L ERA: 3.26	(9, 1)	1.0	S	5	2	0	0	0	1	0	0	0	0	0	4	8	0.00	3.000

PITCHER	IP	WLS	BF	H	R	ER	SO	BB	IBB	HBP	BLK	WP	HR	S	P	ERA	WHIP

Batter	1	2	3	4	5	6	7	8	9	AB	R	H	RBI	BB	SO	LOB
Leo Sutherland, L (1, 7) OBP: 0.274, SLG: 0.293	6-3			G4-6-3 1B	L7		CS 1B 1-2 2-3 3-H			4	0	2	1	0	0	2
Rusty Kuntz, R (1, 8) OBP: 0.277, SLG: 0.318	6-3			G4-6-3 1-2f		4-3	6-3 1-2 2-3 3-H			4	0	0	0	0	0	4
Harold Baines, L (1, 9) OBP: 0.280, SLG: 0.411	6-3			1B		HR		G3		4	1	2	1	0	0	0
Lamar Johnson, R (1, 3) OBP: 0.333, SLG: 0.413 Mike Squires, L (8, 3) OBP: 0.340, SLG: 0.343		4-3		F8		5-3		G3		4 0	0 0	0 0	0 0	0 0	0 0	1 0
Bob Molinaro, L (1, 10) OBP: 0.346, SLG: 0.408		4-3			FC6-4 1B	4-3		4-3		4	0	1	0	0	0	0
Jim Morrison, R (1, 4) OBP: 0.319, SLG: 0.412		F4			FC6-4 BB 1-2f 1B		L9		G4-6-3 1B	4	1	1	0	0	0	1
Marv Foley, L (1, 2) OBP: 0.256, SLG: 0.333 Chet Lemon, R (7, PR) OBP: 0.387, SLG: 0.447 Bruce Kimm, R (7, 2) OBP: 0.290, SLG: 0.291 Glenn Borgmann, R (7, 2) OBP: 0.333, SLG: 0.352			F5		F8		1B 1B 1B		K	3 0 0 1	0 1 0 0	1 0 0 0	0 0 0 1	0 0 0 0	0 0 0 1	1 0 0 1
Fran Mullins, R (1, 5) OBP: 0.300, SLG: 0.320			K	BB 1-2			1B 1B CS 1-2		G4-6-3 1-2f	3	0	1	0	1	1	1
Todd Cruz, R (1, 6) OBP: 0.274, SLG: 0.312			L9	1B 1-3 2-H			CS 1B 1-2 2-3			3	0	2	1	0	0	0
Inning Stats	R: 0 E: 0 K: 0 S: 3 H: 0 LOB: 0 BB: 0 P: 3	R: 0 E: 0 K: 0 S: 3 H: 0 LOB: 0 BB: 0 P: 3	R: 0 E: 0 K: 1 S: 5 H: 0 LOB: 0 BB: 0 P: 5	R: 0 E: 0 K: 0 S: 4 H: 2 LOB: 1 BB: 0 P: 4	R: 1 E: 0 K: 0 S: 5 H: 2 LOB: 2 BB: 1 P: 9	R: 1 E: 0 K: 0 S: 4 H: 1 LOB: 0 BB: 0 P: 4	R: 1 E: 0 K: 0 S: 6 H: 4 LOB: 3 BB: 0 P: 6	R: 0 E: 0 K: 0 S: 3 H: 0 LOB: 0 BB: 0 P: 3	R: 0 E: 0 K: 1 S: 5 H: 1 LOB: 0 BB: 0 P: 5	1B: 9 2B: 0 3B: 0 HR: 1 SF: 0 SAC: 0 DP: 2 HBP: 0						

TOP

Chicago White Sox @ Minnesota Twins

Metropolitan Stadium, Bloomington , MI

Fri Sep 19 1980, 8:05 PM EDT
Att. 2,911 - Unknown - 67 F

livebaseballscorecards.com

AB	34
R	3
H	10
RBI	3
BB	1
SO	2
LOB	11

WP: 0 PB: 0 SB: 0 CS: 3 PA: 35

PITCHER		IP	WLS	BF	H	R	ER	SO	BB	IBB	HBP	BLK	WP	HR	S	P	ERA	WHIP
Albert Williams, R ERA: 3.66	(1, 1)	8.0	W	32	9	3	3	1	1	0	0	0	0	1	33	37	3.38	1.250
Doug Corbett, R ERA: 2.08	(9, 1)	1.0	S	3	1	0	0	1	0	0	0	0	0	0	5	5	0.00	1.000

PITCHER	IP	WLS	BF	H	R	ER	SO	BB	IBB	HBP	BLK	WP	HR	S	P	ERA	WHIP

Batter	1	2	3	4	5	6	7	8	9	AB	R	H	RBI	BB	SO	LOB
Gary Ward, R (1, 7) OBP: 0.500, SLG: 1.000 Greg Johnston, L (8, PH) OBP: 0.308, SLG: 0.500 (9, 8)	BBB 4-0 1B BB	x 0-0 E7 1-H 2-H 1B		SSS 0-3 ③ K			x 0-0 ① 1-3	x 0-0 ② SF8 2-3 3-H		3 0	0 0	1 0	1 1	1 0	1 0	1 0
John Castino, R (1, 5) OBP: 0.329, SLG: 0.420	SSS 0-3 ① K	x 0-0 ③ G3			x 0-0 ① 6-3		x 0-0 ② 1-3	x 0-0 1-3 3-H 1B		5	0	1	1	0	1	2
Ron Jackson, R (1, 3) OBP: 0.307, SLG: 0.388	x 0-0 ② F9		x 0-0 ① L8		x 0-0 ② F7		x 0-0 ③ L9	x 0-0 ③ F8		5	0	0	0	0	0	3
Roy Smalley, S (1, 6) OBP: 0.358, SLG: 0.415	x 0-0 FC6-4 1-3 1B		x 0-0 ② F8		x 0-0 1B			BBB 4-0 SH1-4 1B BB		3	1	2	0	1	0	0
Jose Morales, R (1, 10) OBP: 0.365, SLG: 0.484 Glenn Adams, L (8, PH) OBP: 0.307, SLG: 0.382	x 0-0 ③ FC6-4 1-2f		SSS 0-3 K		x 0-0 ③ 1-4-3			x 0-0 ① SH1-4 1-2		3 0	0 0	0 0	0 0	0 0	1 0	3 0
Pete Mackanin, R (1, 4) OBP: 0.306, SLG: 0.361 Rob Wilfong, L (8, PH) OBP: 0.306, SLG: 0.354 (9, 4)		x 0-0 ① F6	x 0-0 ③ F9			x 0-0 ① F9		BBB 4-0 1B FC BB		3 0	0 1	0 0	0 0	0 1	0 0	1 0
Butch Wynegar, S (1, 2) OBP: 0.338, SLG: 0.330		x 0-0 ② 5-3		x 0-0 ① F9		x 0-0 FC6-4 1B		x 0-0 BB FC SF8 1-3 2-H 1B		4	1	2	1	0	0	0
Bombo Rivera, R (1, 9) OBP: 0.250, SLG: 0.376 Hosken Powell, L (8, PH) OBP: 0.311, SLG: 0.352 Jesus Vega, R (8, PH) OBP: 0.242, SLG: 0.167 Rick Sofield, L (9, 9) OBP: 0.287, SLG: 0.381		BBBB 4-0 BB 1B BB		SSS 0-3 ② K		x 0-0 ② F8		x 0-0 FC SF8 BB 1-2 1B 3-H		2 0 1 0	1 0 1 0	0 0 0 0	0 0 1 0	1 0 0 0	1 0 0 0	1 0 1 0
Dave Edwards, R (1, 8) OBP: 0.296, SLG: 0.328 (9, 7)		BBB 4-0 1B E 1-2 BB		x 0-0 2B		x 0-0 ③ FC6-4 1-2f		BBB 4-0 1B 1-2 2-3 BB		2	1	1	0	2	0	1
Inning Stats	R: 0 E: 0 K: 1 S: 6 H: 1 LOB: 2 BB: 1 P: 10	R: 2 E: 1 K: 0 S: 4 H: 1 LOB: 1 BB: 2 P: 12	R: 0 E: 0 K: 1 S: 6 H: 0 LOB: 1 BB: 0 P: 6	R: 0 E: 0 K: 2 S: 8 H: 1 LOB: 1 BB: 0 P: 8	R: 0 E: 0 K: 0 S: 4 H: 1 LOB: 1 BB: 0 P: 4	R: 0 E: 0 K: 0 S: 4 H: 1 LOB: 1 BB: 0 P: 4	R: 0 E: 0 K: 0 S: 3 H: 0 LOB: 0 BB: 0 P: 3	R: 4 E: 0 K: 0 S: 6 H: 2 LOB: 2 BB: 3 P: 18		1B: 6 2B: 1 3B: 0 HR: 0	SF: 1 SAC: 1 DP: 0 HBP: 0					

PITCHER		IP	WLS	BF	H	R	ER	SO	BB	IBB	HBP	BLK	WP	HR	S	P	ERA	WHIP
Ross Baumgarten, L ERA: 3.23	(1, 1)	7.0		30	5	2	1	4	3	0	0	0	1	0	35	47	1.29	1.143
Ed Farmer, R ERA: 3.47	(8, 1)	0.1	L	4	1	3	3	0	2	0	0	0	0	0	2	10	81.00	9.000
Rich Wortham, L ERA: 5.92	(8, 1)	0.0		2	0	0	0	0	1	0	0	0	0	0	1	5	∞	∞
Mike Proly, R ERA: 3.17	(8, 1)	0.2		3	1	1	1	0	0	0	0	0	0	0	3	3	13.50	1.500

PITCHER	IP	WLS	BF	H	R	ER	SO	BB	IBB	HBP	BLK	WP	HR	S	P	ERA	WHIP

BOTTOM

Chicago White Sox @ Minnesota Twins

Metropolitan Stadium, Bloomington , MI

Fri Sep 19 1980, 8:05 PM EDT

Att. 2,911 - Unknown - 67 F

livebaseballscorecards.com

AB	31
R	6
H	7
RBI	5
BB	6
SO	4
LOB	13

WP: 1 PB: 0 SB: 0 CS: 0 PA: 39

Batter	1	2	3	4	5	6	7	8	9	AB	R	H	RBI	BB	SO	LOB
Chet Lemon, R (1, 8) OBP: 0.392, SLG: 0.448	BBBB 4-0 4-3 BB		BBBB 4-0 FC4-6 BB		x 0-0 5-3 2-H 1B		BBBB 4-0 FC6-4 BB			1	0	1	1	3	0	0
Rusty Kuntz, R (1, 7) OBP: 0.260, SLG: 0.298	x 0-0 ① F8		x 0-0 ③ FC4-6 1-2f		x 0-0 ② 5-3 1-2		x 0-0 ② FC6-4 1-2f			3	0	0	0	0	0	3
Leo Sutherland, L (7, PH) OBP: 0.271, SLG: 0.289 (7, 7)										1	0	0	0	0	0	1
Harold Baines, L (1, 9) OBP: 0.277, SLG: 0.407	x 0-0 ② 4-3 1-2			x 0-0 ① F7	SSS 0-3 ③ K		x 0-0 ③ G3			4	0	0	0	0	1	3
Lamar Johnson, R (1, 10) OBP: 0.333, SLG: 0.414	x 0-0 ③ 4-3			x 0-0 ② F8		x 0-0 1B SF9 2B		x 0-0 ① 6-3		4	1	1	0	0	0	1
Jim Morrison, R (1, 4) OBP: 0.322, SLG: 0.414		x 0-0 CS 1B		SSS 0-3 ③ K		x 0-0 2-3 1B		x 0-0 G6-4-3 1B		4	0	3	0	0	1	0
Glenn Borgmann, R (1, 2) OBP: 0.330, SLG: 0.347		SSS 0-3 ①② K 1-2			x 0-0 SH5-4 1B 2B 1B	x 0-0 ① L9		x 0-0 ②③ G6-4-3 1-2f		4	1	1	0	0	1	4
Fran Mullins, R (1, 5) OBP: 0.313, SLG: 0.333		SSS 0-3 ③ K			x 0-0 1-2 SH5-4 2B 1B	x 0-0 ② SF9 3-H			x 0-0 ① F8	2	1	1	0	0	1	0
Bob Molinaro, L (6, PH) OBP: 0.345, SLG: 0.408										0	0	0	1	0	0	0
Kevin Bell, R (6, 5) OBP: 0.288, SLG: 0.245										0	0	0	0	0	0	0
Marv Foley, L (9, PH) OBP: 0.254, SLG: 0.330										1	0	0	0	0	0	0
Mike Squires, L (1, 3) OBP: 0.340, SLG: 0.342			x 0-0 ① L5		x 0-0 ① SH5-4 1-2 2-3	x 0-0 ③ G3			x 0-0 G6-4-3 1B	3	0	1	0	0	0	1
Todd Cruz, R (1, 6) OBP: 0.275, SLG: 0.315			x 0-0 ② 6-3		x 0-0 2-H 3-H 1B 2B		SSS 0-3 ① K		x 0-0 ②③ G6-4-3 1-2f	3	1	1	2	0	1	0
Ron Pruitt, R (9, PH) OBP: 0.370, SLG: 0.387										1	0	0	0	0	0	1
Inning Stats	R: 0 E: 0 K: 0 S: 3 H: 0 LOB: 1 BB: 1 P: 7	R: 0 E: 0 K: 2 S: 7 H: 1 LOB: 0 BB: 0 P: 7	R: 0 E: 0 K: 0 S: 3 H: 0 LOB: 1 BB: 1 P: 7	R: 0 E: 0 K: 1 S: 5 H: 0 LOB: 0 BB: 0 P: 5	R: 3 E: 0 K: 1 S: 9 H: 4 LOB: 1 BB: 0 P: 9	R: 1 E: 0 K: 0 S: 5 H: 2 LOB: 1 BB: 0 P: 5	R: 0 E: 0 K: 1 S: 5 H: 0 LOB: 1 BB: 1 P: 9	R: 0 E: 0 K: 0 S: 3 H: 1 LOB: 0 BB: 0 P: 3	R: 0 E: 0 K: 0 S: 3 H: 1 LOB: 0 BB: 0 P: 3	1B: 7 2B: 3 3B: 0 HR: 0 SF: 1 SAC: 1 DP: 3 HBP: 0	WP: 0 PB: 0 SB: 0 CS: 1 PA: 36					

PITCHER	IP	WLS	BF	H	R	ER	SO	BB	IBB	HBP	BLK	WP	HR	S	P	ERA	WHIP
Geoff Zahn, L (1, 1) ERA: 4.6	5.1		24	7	4	4	4	2	0	0	0	0	0	30	38	6.75	1.688
John Verhoeven, R (6, 1) ERA: 3.77	3.2	W	12	2	0	0	1	1	0	0	0	0	0	13	17	0.00	0.818

PITCHER	IP	WLS	BF	H	R	ER	SO	BB	IBB	HBP	BLK	WP	HR	S	P	ERA	WHIP

TOP

Chicago White Sox @ Minnesota Twins

Metropolitan Stadium, Bloomington , MI

Sun Sep 21 1980, 4:33 AM EDT

Unknown - 56 F

livebaseballscorecards.com

AB	31
R	4
H	9
RBI	4
BB	3
SO	5
LOB	14

BOTTOM

Chicago White Sox @ Minnesota Twins

Metropolitan Stadium, Bloomington , MI

Sun Sep 21 1980, 4:33 AM EDT

Unknown - 56 F

Batter	1	2	3	4	5	6	7	8	9	AB	R	H	RBI	BB	SO	LOB
Hosken Powell, L (1, 9) OBP: 0.312, SLG: 0.351	F7		K		BB: FC4-6	E5 (1-2, 3-H)		6-3, SF8 (2-3) 1B		4	1	1	0	1	1	1
Rob Wilfong, L (1, 4) OBP: 0.306, SLG: 0.354			4-3		FC4-6 (G3, 1B) (1-2f)	L6-4 (2-3)		6-3 (2-3, 3-H)		3	0	1	0	0	0	1
Pete Mackanin, R (6, PH) OBP: 0.304, SLG: 0.358 (7, 4)	FC4-6 1B									2	0	0	1	0	0	3
Ken Landreaux, L (1, 8) OBP: 0.331, SLG: 0.411	FC4-6 (1-2f)			L3	G3 (1-2) 1B		4-3	SF8 (3-H)		4	0	1	1	0	0	1
Roy Smalley, S (1, 6) OBP: 0.361, SLG: 0.417	F7			FC3-6 1B	G3 (1-2, 2-3)		WP 1B		1B	5	0	3	0	0	0	3
Glenn Adams, L (1, 10) OBP: 0.312, SLG: 0.383		G3 1B		FC3-6 1B (1-2f, E)	BB		WP (1-2) 1B	K		2	1	1	0	1	0	1
Jose Morales, R (7, PH) OBP: 0.368, SLG: 0.486										1	0	1	0	0	0	0
Dave Edwards, R (7, PR) OBP: 0.296, SLG: 0.328										0	0	0	0	0	0	0
Danny Goodwin, L (8, PH) OBP: 0.303, SLG: 0.272										1	0	0	0	0	1	1
Butch Wynegar, S (1, 2) OBP: 0.338, SLG: 0.329		G3 (1-2)		E (1-2) 1B	K		5-3 (1-2, 2-3)			4	0	1	0	0	1	6
Mike Cubbage, L (1, 3) OBP: 0.298, SLG: 0.351		K		E3 (1-3, 2-H)		4-3	IBB			3	0	0	0	0	1	2
Ron Jackson, R (7, PH) OBP: 0.308, SLG: 0.388 (8, 3)										0	0	0	0	1	0	0
Rick Sofield, L (1, 7) OBP: 0.288, SLG: 0.379		F8		4-3		BB: E, E	K			2	1	0	0	1	0	3
Gary Ward, R (7, PH) OBP: 0.474, SLG: 0.944 (8, 7)										1	0	0	0	0	1	3
John Castino, R (1, 5) OBP: 0.330, SLG: 0.429			6-3		HR	E5 (L6-4, E) (1-3)		1B, 6-3 2B		4	2	2	1	0	0	1

Inning Stats	1	2	3	4	5	6	7	8	9
	R: 0 E: 0 K: 0 S: 4	H: 1 LOB: 1 BB: 0 P: 4	R: 0 E: 0 K: 1 S: 6	H: 1 LOB: 1 BB: 0 P: 6	R: 0 E: 0 K: 1 S: 5	H: 0 LOB: 0 BB: 0 P: 5	R: 1 E: 1 K: 0 S: 6	H: 2 LOB: 2 BB: 0 P: 6	R: 1 E: 0 K: 1 S: 7	H: 2 LOB: 3 BB: 2 P: 15	R: 1 E: 2 K: 0 S: 4	H: 0 LOB: 1 BB: 1 P: 8	R: 0 E: 0 K: 1 S: 7	H: 2 LOB: 3 BB: 1 P: 11	R: 2 E: 0 K: 1 S: 8	H: 3 LOB: 1 BB: 0 P: 8

1B: 9	SF: 1	WP: 1
2B: 2	SAC: 0	PB: 0
3B: 0	DP: 1	SB: 0
HR: 1	HBP: 0	CS: 0

PA: 41

PITCHER		IP	WLS	BF	H	R	ER	SO	BB	IBB	HBP	BLK	WP	HR	S	P	ERA	WHIP
LaMarr Hoyt, R ERA: 4.65	(1, 1)	5.1		28	6	3	1	3	3	0	0	0	0	1	31	43	1.69	1.688
Guy Hoffman, L ERA: 3.13	(6, 1)	1.1		6	2	0	0	0	0	1	0	0	1	0	5	9	0.00	1.500
Dewey Robinson, R ERA: 4.01	(7, 1)	0.2	L	4	2	2	2	1	0	0	0	0	0	0	6	6	27.00	3.000
Rich Wortham, L ERA: 5.9	(8, 1)	0.1		2	1	0	0	0	0	0	0	0	0	0	2	2	0.00	3.000
Mike Proly, R ERA: 3.16	(8, 1)	0.1		1	0	0	0	1	0	0	0	0	0	0	3	3	0.00	0.000

PITCHER	IP	WLS	BF	H	R	ER	SO	BB	IBB	HBP	BLK	WP	HR	S	P	ERA	WHIP

AB	36
R	5
H	11
RBI	3
BB	4
SO	5
LOB	26

livebaseballscorecards.com

Batter	1	2	3	4	5	6	7	8	9	AB	R	H	RBI	BB	SO	LOB
Chet Lemon, R (1, 8) OBP: 0.389, SLG: 0.445	F9		E5 1B SF8	K			F8		G4-6-3 BB	3	1	0	0	0	1	3
Rusty Kuntz, R (5, 8) OBP: 0.269, SLG: 0.292										1	0	0	0	1	0	0
Mike Squires, L (1, 3) OBP: 0.344, SLG: 0.347	4-3		1-3 1B	FC4-6 1-3 2-H 3-H 1B			BB 1B 1B		G4-6-3 1-2f	5	0	3	2	0	0	1
Harold Baines, L (1, 9) OBP: 0.279, SLG: 0.407	F5		SF8 3-H	FC4-6 1-2f			BB 1-2 1B		E 1B BB	3	0	1	1	1	0	2
Bob Molinaro, L (1, 10) OBP: 0.346, SLG: 0.406		F9	4-3		F5		G4-6-3 1-2 2-3 BB		E1 1-3 1B	4	0	1	0	1	0	1
Jim Morrison, R (1, 4) OBP: 0.322, SLG: 0.413		6-3		1B E 1B	F7		G4-6-3 1-2f		BB	4	1	1	0	1	0	3
Marv Foley, L (1, 2) OBP: 0.268, SLG: 0.351		1B 1B		E 1-3 1B	K			1-3 2B	G3	5	1	3	0	0	1	3
Greg Pryor, R (1, 6) OBP: 0.263, SLG: 0.328		1-2 1B		FC5 1-3 1B 3-H		6-3		K		4	1	1	0	0	1	2
Leo Sutherland, L (1, 7) OBP: 0.258, SLG: 0.276		L6		F9		F3		1-3 2-3		4	0	0	0	0	0	5
Fran Mullins, R (1, 5) OBP: 0.306, SLG: 0.300			6-3	1B BB		F9		F8		3	0	0	0	1	0	1
Inning Stats	R: 0 E: 0 K: 0 S: 3 H: 0 LOB: 0 BB: 0 P: 3	R: 0 E: 0 K: 0 S: 5 H: 2 LOB: 2 BB: 0 P: 5	R: 1 E: 1 K: 0 S: 5 H: 1 LOB: 1 BB: 0 P: 5	R: 3 E: 1 K: 1 S: 9 H: 3 LOB: 2 BB: 1 P: 13	R: 0 E: 0 K: 1 S: 5 H: 0 LOB: 0 BB: 0 P: 5	R: 0 E: 0 K: 0 S: 3 H: 0 LOB: 0 BB: 0 P: 3	R: 0 E: 0 K: 0 S: 4 H: 2 LOB: 2 BB: 1 P: 8	R: 0 E: 0 K: 1 S: 6 H: 1 LOB: 1 BB: 0 P: 6	R: 0 E: 1 K: 0 S: 3 H: 1 LOB: 3 BB: 3 P: 15	1B: 9 2B: 1 3B: 0 HR: 0	SF: 1 SAC: 0 DP: 2 HBP: 0						

TOP

Chicago White Sox @ Minnesota Twins

Metropolitan Stadium, Bloomington , MI

Sun Sep 21 1980, 4:38 AM EDT

Att. 4,066 - Unknown

livebaseballscorecards.com

AB	36
R	4
H	10
RBI	3
BB	5
SO	3
LOB	21

WP: 0 PB: 0 SB: 0 CS: 0 PA: 42

PITCHER		IP	WLS	BF	H	R	ER	SO	BB	IBB	HBP	BLK	WP	HR	S	P	ERA	WHIP
Fernando Arroyo, R ERA: 4.31	(1, 1)	6.1	W	31	8	4	0	2	2	0	0	0	0	0	33	41	0.00	1.579
Pete Redfern, R ERA: 4.8	(7, 1)	2.2	S	11	2	0	0	1	3	0	0	0	0	0	10	22	0.00	1.875

PITCHER	IP	WLS	BF	H	R	ER	SO	BB	IBB	HBP	BLK	WP	HR	S	P	ERA	WHIP

Batter	1	2	3	4	5	6	7	8	9	AB	R	H	RBI	BB	SO	LOB
Hosken Powell, L (1, 9) OBP: 0.312, SLG: 0.350	0-0 1B S SF9 1B		0-0 ① F7		0-0 ① F8		0-0 ① 4-3			4	1	1	0	0	0	0
Rob Wilfong, L (1, 4) OBP: 0.310, SLG: 0.366	0-0 G1 1-3 1B 1B		0-0 HR		0-0 HR 1B		S S S 0-3 ② K			4	3	3	1	0	1	0
Ken Landreaux, L (1, 7) OBP: 0.333, SLG: 0.424	0-0 ① SF9 3-H		0-0 4-3 3B		0-0 1-H HR		0-0 ③ 4-3			3	2	2	3	0	0	0
Roy Smalley, S (1, 6) OBP: 0.360, SLG: 0.416	0-0 ② G1 1-2		0-0 ② 4-3 3-H		0-0 G5-4-3 1B			0-0 ① 6-3		4	0	1	1	0	0	1
Glenn Adams, L (1, 10) OBP: 0.313, SLG: 0.384 Jose Morales, R (5, PH) OBP: 0.365, SLG: 0.482	0-0 2-H 1B		0-0 ③ G3		0-0 ② ③ G5-4-3 1-2f			0-0 ② L7		2 2	0 0	1 0	1 0	0 0	0 0	0 1
Mike Cubbage, L (1, 5) OBP: 0.299, SLG: 0.350 John Castino, R (6, 5) OBP: 0.333, SLG: 0.431	0-0 ③ 4-3			B B B B 4-0 6-3 SH2-3 BB		0-0 CS S 1B		0-0 FC5 BB 1B		1 2	0 0	0 2	0 0	1 0	0 0	1 0
Greg Johnston, L (1, 8) OBP: 0.375, SLG: 0.462		0-0 ① G3	0-0 ① SH2-3 1-2		B B B B 4-0 CS 1-2 BB			B B B B 4-0 1-2 BB		1	0	0	0	2	0	0
Ron Jackson, R (1, 3) OBP: 0.305, SLG: 0.383		0-0 ② L8	0-0 ② 6-3 2-3		S S S 0-3 ① ② K 1-2 2-3			0-0 ③ FC5 2-3f		4	0	0	0	0	1	5
Sal Butera, R (1, 2) OBP: 0.310, SLG: 0.300		0-0 ③ 5-3	0-0 ③ 1-3		0-0 ③ F8					3	0	0	0	0	0	2
Inning Stats	R: 2 H: 3 E: 0 LOB: 1 K: 0 BB: 0 S: 6 P: 6	R: 0 H: 0 E: 0 LOB: 0 K: 0 BB: 0 S: 3 P: 3	R: 2 H: 2 E: 0 LOB: 0 K: 0 BB: 0 S: 5 P: 5	R: 0 H: 0 E: 0 LOB: 1 K: 0 BB: 1 S: 3 P: 7	R: 2 H: 3 E: 0 LOB: 0 K: 0 BB: 0 S: 5 P: 5	R: 0 H: 1 E: 0 LOB: 1 K: 1 BB: 1 S: 5 P: 9	R: 0 H: 0 E: 0 LOB: 0 K: 1 BB: 0 S: 5 P: 5	R: 0 H: 1 E: 0 LOB: 2 K: 0 BB: 1 S: 4 P: 8		1B: 7 SF: 1 2B: 1 SAC: 1 3B: 1 DP: 2 HR: 2 HBP: 0						WP: 0 PA: 35 PB: 0 SB: 2 CS: 2

PITCHER		IP	WLS	BF	H	R	ER	SO	BB	IBB	HBP	BLK	WP	HR	S	P	ERA	WHIP
Richard Dotson, R ERA: 4.23	(1, 1)	4.1	L	22	8	6	6	0	1	0	0	0	0	2	21	25	12.46	2.077
Rich Wortham, L ERA: 5.68	(5, 1)	3.1		12	2	0	0	2	2	0	0	0	0	0	14	22	0.00	1.200
Ed Farmer, R ERA: 3.46	(8, 1)	0.1		1	0	0	0	0	0	0	0	0	0	0	1	1	0.00	0.000

PITCHER	IP	WLS	BF	H	R	ER	SO	BB	IBB	HBP	BLK	WP	HR	S	P	ERA	WHIP

BOTTOM

Chicago White Sox @ Minnesota Twins

Metropolitan Stadium, Bloomington , MI

Sun Sep 21 1980, 4:38 AM EDT

Att. 4,066 - Unknown

livebaseballscorecards.com

AB	30
R	6
H	10
RBI	6
BB	3
SO	2
LOB	10

Batter	1	2	3	4	5	6	7	8	9	AB	R	H	RBI	BB	SO	LOB
Chet Lemon, R (1, 8) OBP: 0.389, SLG: 0.447	SSS 0-3 ① K		x 0-0 WP 2B		x 0-0 ②③ G5-4-3 1-2f		x 0-0 1B 1-3 1B		x 0-0 ② F8	5	0	2	0	0	1	2
Mike Squires, L (1, 3) OBP: 0.344, SLG: 0.348	x 0-0 ② F7		x 0-0 ① F9 2-3			x 0-0 SH5-3 1B 1B	x 0-0 ② 1-3 3-H 1B		x 0-0 ③ 6-3	5	1	2	1	0	0	2
Harold Baines, L (1, 9) OBP: 0.277, SLG: 0.404	x 0-0 ③ G3		x 0-0 ② F6			x 0-0 ① SH5-3 1-2	x 0-0 ③ 4-3			3	0	0	0	0	0	2
Lamar Johnson, R (1, 10) OBP: 0.336, SLG: 0.415 Junior Moore, R (8, PR) OBP: 0.295, SLG: 0.331		x 0-0 3-1 1B 1B 1B	SSS 0-3 ③ K			BBB 4-0 1B BB		x 0-0 FC1-5 1B 1B		3 0	1 0	2 0	0 0	1 0	1 0	1 0
Bob Molinaro, L (1, 7) OBP: 0.347, SLG: 0.407		x 0-0 ① F8		x 0-0 ① 4-3		x 0-0 ② 1-3 2-H 1B		x 0-0 CS FC1-5 1-2 1B		4	0	2	1	0	0	1
Jim Morrison, R (1, 4) OBP: 0.323, SLG: 0.413		x 0-0 1B 3-1 1-2 1B		BBB 4-0 CS BB		x 0-0 ③ F7		x 0-0 ① FC1-5 CS 1-2 2-3f		3	0	1	0	1	0	3
Marv Foley, L (1, 2) OBP: 0.268, SLG: 0.374		x 0-0 ② 3-1 1-2 2-3		x 0-0 ②③ F8 1-2			x 0-0 HR	SSS 0-3 ②③ K 1-2 2-3		4	1	1	1	0	1	5
Fran Mullins, R (1, 5) OBP: 0.325, SLG: 0.324		x 0-0 2-3 3-H 1B			x 0-0 ① F8		x 0-0 1B 1B 1B		x 0-0 ① F7	4	1	2	1	0	0	0
Todd Cruz, R (1, 6) OBP: 0.275, SLG: 0.316 Leo Sutherland, L (9, PH) OBP: 0.267, SLG: 0.295		x 0-0 ③ 1-3			x 0-0 G5-4-3 1B		SSS 0-3 ① K		x 0-0 2B	3 1	0 0	1 1	0 0	0 0	1 0	3 0
Inning Stats	R: 0 H: 0 E: 0 LOB: 0 K: 1 BB: 0 S: 5 P: 5	R: 1 H: 3 E: 0 LOB: 2 K: 0 BB: 0 S: 6 P: 6	R: 0 H: 1 E: 0 LOB: 1 K: 1 BB: 0 S: 6 P: 6	R: 0 H: 0 E: 0 LOB: 0 K: 0 BB: 1 S: 2 P: 6	R: 0 H: 1 E: 0 LOB: 0 K: 0 BB: 0 S: 3 P: 3	R: 1 H: 2 E: 0 LOB: 1 K: 0 BB: 1 S: 4 P: 8	R: 2 H: 4 E: 0 LOB: 1 K: 1 BB: 0 S: 8 P: 8	R: 0 H: 2 E: 0 LOB: 2 K: 1 BB: 0 S: 6 P: 6	R: 0 H: 1 E: 0 LOB: 1 K: 0 BB: 0 S: 4 P: 4	1B: 11 SF: 0 2B: 2 SAC: 1 3B: 0 DP: 1 HR: 1 HBP: 0						WP: 1 PA: 38 PB: 0 SB: 0 CS: 3	

TOP

Chicago White Sox @ Oakland Athletics

Oakland-Alameda County Coliseum, Oakland, CA

Tue Sep 23 1980, 7:05 PM PDT

Att. 3,069 - Unknown

livebaseballscorecards.com

AB	35
R	4
H	14
RBI	4
BB	2
SO	4
LOB	19

PITCHER	IP	WLS	BF	H	R	ER	SO	BB	IBB	HBP	BLK	WP	HR	S	P	ERA	WHIP
Rick Langford, R (1, 1) ERA: 3.05	9.0	W	38	14	4	4	4	2	0	0	0	1	1	44	52	4.00	1.778

PITCHER	IP	WLS	BF	H	R	ER	SO	BB	IBB	HBP	BLK	WP	HR	S	P	ERA	WHIP

BOTTOM

Chicago White Sox @ Oakland Athletics

Oakland-Alameda County Coliseum, Oakland, CA

Tue Sep 23 1980, 7:05 PM PDT

Att. 3,069 - Unknown

livebaseballscorecards.com

Batter	1	2	3	4	5	6	7	8	9	AB	R	H	RBI	BB	SO	LOB
Rickey Henderson, R (1, 7) OBP: 0.422, SLG: 0.395	F8	1B		K			SH1-4 S HR 1B	SF8		4	1	2	2	0	1	0
Dwayne Murphy, L (1, 8) OBP: 0.380, SLG: 0.386	1B BB	K			F3		HR SH1-4 BB	FC5-4 BB		2	1	0	0	3	1	2
Mike Heath, R (1, 10) OBP: 0.265, SLG: 0.281	S 1B		PB 1B		K		SH1-4	FC5-4		4	0	2	0	0	1	2
Tony Armas, R (1, 9) OBP: 0.304, SLG: 0.499	K		F3		F9		HR			4	1	1	3	0	1	3
Mickey Klutts, R (1, 5) OBP: 0.305, SLG: 0.370	F9		F8			F8	FC4-6 BB			3	0	0	0	1	0	3
Jeff Newman, R (1, 3) OBP: 0.266, SLG: 0.381 Orlando Gonzalez, L (2, PR) OBP: 0.320, SLG: 0.227 (3, 3)		1-3 1B 1B	BB			1B 1B	FC4-6 CS			1 2	0 2	1 1	0 0	0 1	0 0	0 1
Dave McKay, S (1, 4) OBP: 0.299, SLG: 0.333		1-3	F8			CS 1B 1B	CS	SH5-4 PB SF8 1B		4	1	2	0	0	0	3
Jim Essian, R (1, 2) OBP: 0.309, SLG: 0.320		1B BB		F8		CS		SH5-4 BB		2	0	1	1	2	0	0
Mario Guerrero, R (1, 6) OBP: 0.272, SLG: 0.308		K		F8		F2		SH5-4		3	0	0	0	0	1	4
Inning Stats	R: 0 E: 0 K: 1 S: 6 H: 1 LOB: 2 BB: 1 P: 10	R: 1 E: 0 K: 2 S: 9 H: 2 LOB: 2 BB: 1 P: 13	R: 0 E: 0 K: 0 S: 4 H: 1 LOB: 2 BB: 1 P: 8	R: 0 E: 0 K: 1 S: 5 H: 0 LOB: 0 BB: 0 P: 5	R: 0 E: 0 K: 1 S: 5 H: 0 LOB: 0 BB: 0 P: 5	R: 1 E: 0 K: 0 S: 5 H: 3 LOB: 1 BB: 0 P: 5	R: 3 E: 0 K: 0 S: 4 H: 2 LOB: 0 BB: 2 P: 12	R: 1 E: 0 K: 0 S: 4 H: 1 LOB: 2 BB: 2 P: 12		1B: 9 2B: 0 3B: 0 HR: 1	SF: 1 SAC: 2 DP: 0 HBP: 0						

	AB	29
	R	6
	H	10
	RBI	6
	BB	7
	SO	5
	LOB	18

WP: 0 PB: 2 SB: 2 CS: 3 PA: 40

PITCHER		IP	WLS	BF	H	R	ER	SO	BB	IBB	HBP	BLK	WP	HR	S	P	ERA	WHIP
Britt Burns, L ERA: 2.96	(1, 1)	6.1		30	8	4	4	5	4	0	0	0	0	0	36	52	5.68	1.895
Mike Proly, R ERA: 3.27	(7, 1)	1.1	L	7	2	2	2	0	2	0	0	0	0	1	5	13	13.50	3.000
Rich Wortham, L ERA: 5.66	(8, 1)	0.1		2	0	0	0	0	1	0	0	0	0	0	1	5	0.00	3.000

PITCHER	IP	WLS	BF	H	R	ER	SO	BB	IBB	HBP	BLK	WP	HR	S	P	ERA	WHIP

Batter	1	2	3	4	5	6	7	8	9	AB	R	H	RBI	BB	SO	LOB
Chet Lemon, R (1, 8) OBP: 0.392, SLG: 0.446	BBBB 4-0 BB		BBBB 4-0 2B BB			x 0-0 ① 5-3			BBBB 4-0 BB	1	1	0	0	3	0	0
Mike Squires, L (1, 3) OBP: 0.343, SLG: 0.350	SSS 0-3 ① K		x 0-0 1-H 2B			x 0-0 ② F8			SSS 0-3 ① K	4	0	1	1	0	2	2
Harold Baines, L (1, 9) OBP: 0.275, SLG: 0.400	x 0-0 ② F6		x 0-0 ③ 6-3			x 0-0 ③ F5			x 0-0 ② F8	4	0	0	0	0	0	3
Wayne Nordhagen, R (1, 7) OBP: 0.289, SLG: 0.458	SSS 0-3 ③ K			SSS 0-3 ① K			x 0-0 ① 5-3		x 0-0 ③ F4	4	0	0	0	0	2	2
Bob Molinaro, L (1, 10) OBP: 0.347, SLG: 0.406		x 0-0 ① F7		x 0-0 CS 1B			x 0-0 ② 3-1			3	0	1	0	0	0	0
Jim Morrison, R (1, 4) OBP: 0.322, SLG: 0.411		x 0-0 ② F5		x 0-0 ② ③ F9 1-2			x 0-0 ③ 5-3			3	0	0	0	0	0	1
Marv Foley, L (1, 2) OBP: 0.271, SLG: 0.371		x 0-0 ③ F9			H 1-0 G5-4-3 HBP			x 0-0 ① 6-3		1	0	0	0	0	0	0
Glenn Borgmann, R (5, 2) OBP: 0.326, SLG: 0.342										1	0	0	0	0	0	0
Fran Mullins, R (1, 5) OBP: 0.302, SLG: 0.297			SSS 0-3 ① K		x 0-0 ① ② G5-4-3 1-2f			x 0-0 ② F8		3	0	0	0	0	1	1
Todd Cruz, R (1, 6) OBP: 0.273, SLG: 0.313			x 0-0 ② F6		x 0-0 ③ F8			x 0-0 ③ 5-3		3	0	0	0	0	0	0
Inning Stats	R: 0 H: 0 E: 0 LOB: 1 K: 2 BB: 1 S: 7 P: 11	R: 0 H: 0 E: 0 LOB: 0 K: 0 BB: 0 S: 3 P: 3	R: 1 H: 1 E: 0 LOB: 1 K: 1 BB: 1 S: 6 P: 10	R: 0 H: 1 E: 0 LOB: 0 K: 1 BB: 0 S: 5 P: 5	R: 0 H: 0 E: 0 LOB: 0 K: 0 BB: 0 S: 2 P: 3	R: 0 H: 0 E: 0 LOB: 0 K: 0 BB: 0 S: 3 P: 3	R: 0 H: 0 E: 0 LOB: 0 K: 0 BB: 0 S: 3 P: 3	R: 0 H: 0 E: 0 LOB: 0 K: 0 BB: 0 S: 3 P: 3	R: 0 H: 0 E: 0 LOB: 1 K: 1 BB: 1 S: 5 P: 9	1B: 1 SF: 0 2B: 1 SAC: 0 3B: 0 DP: 1 HR: 0 HBP: 1						

TOP

Chicago White Sox @ Oakland Athletics

Oakland-Alameda County Coliseum, Oakland, CA

Wed Sep 24 1980, 7:05 PM PDT
Att. 2,836 - Unknown - 69 F

livebaseballscorecards.com

AB	27
R	1
H	2
RBI	1
BB	3
SO	5
LOB	9

WP: 0 PA: 31
PB: 0
SB: 0
CS: 1

PITCHER	IP	WLS	BF	H	R	ER	SO	BB	IBB	HBP	BLK	WP	HR	S	P	ERA	WHIP
Steve McCatty, R (1, 1) ERA: 4.02	9.0	W	31	2	1	1	5	3	0	1	0	0	0	37	50	1.00	0.556

PITCHER	IP	WLS	BF	H	R	ER	SO	BB	IBB	HBP	BLK	WP	HR	S	P	ERA	WHIP

BOTTOM

Chicago White Sox @ Oakland Athletics

Oakland-Alameda County Coliseum, Oakland, CA

Wed Sep 24 1980, 7:05 PM PDT

Att. 2,836 - Unknown - 69 F

livebaseballscorecards.com

Batter	1	2	3	4	5	6	7	8	9	AB	R	H	RBI	BB	SO	LOB
Rickey Henderson, R (1, 7) OBP: 0.422, SLG: 0.398	F8	5-3			CS 1B		CS 1-H 2B			4	0	2	1	0	0	1
Dwayne Murphy, L (1, 8) OBP: 0.380, SLG: 0.385	4-3		4-3		SH2-3 1-2 1B		K 2-3			4	0	1	0	0	1	1
Mike Heath, R (1, 10) OBP: 0.269, SLG: 0.283	5-3		HR BB		SH2-3 1-2			BB 1B		2	2	1	0	1	0	0
Tony Armas, R (1, 9) OBP: 0.307, SLG: 0.505		SH2-3 PB 2B 1B	1-H HR		K			1-2 BB		3	2	2	2	1	1	1
Mickey Klutts, R (1, 5) OBP: 0.300, SLG: 0.363		SH2-3 1-3	K			G3		K		3	0	0	0	0	2	2
Jeff Newman, R (1, 3) OBP: 0.268, SLG: 0.384		HR 3-H 2B	K			F8		BB 1-2 2-H 1B		4	1	2	2	0	1	0
Dave McKay, S (1, 4) OBP: 0.295, SLG: 0.328		6-3	K			K		F7		4	0	0	0	0	2	3
Jim Essian, R (1, 2) OBP: 0.311, SLG: 0.332		HR 2-H	6-3				5-3	BB 1-2 2-3		3	1	1	2	1	0	0
Mario Guerrero, R (1, 6) OBP: 0.272, SLG: 0.310		2B	K				E4 2B	4-3		4	1	1	0	0	1	3
Inning Stats	R: 0 E: 0 K: 0 S: 3 H: 0 LOB: 0 BB: 0 P: 3	R: 3 E: 0 K: 0 S: 7 H: 4 LOB: 1 BB: 0 P: 7	R: 2 E: 0 K: 2 S: 8 H: 1 LOB: 0 BB: 1 P: 12	R: 0 E: 0 K: 2 S: 7 H: 0 LOB: 0 BB: 0 P: 7	R: 0 E: 0 K: 1 S: 6 H: 2 LOB: 1 BB: 0 P: 6	R: 0 E: 0 K: 1 S: 5 H: 0 LOB: 0 BB: 0 P: 5	R: 1 E: 1 K: 1 S: 6 H: 1 LOB: 0 BB: 0 P: 6	R: 1 E: 0 K: 1 S: 7 H: 2 LOB: 3 BB: 2 P: 15		1B: 5 2B: 3 3B: 0 HR: 2	SF: 0 SAC: 2 DP: 0 HBP: 0						

	AB	31
	R	7
	H	10
	RBI	7
	BB	3
	SO	8
	LOB	11

PITCHER		IP	WLS	BF	H	R	ER	SO	BB	IBB	HBP	BLK	WP	HR	S	P	ERA	WHIP
Steve Trout, L ERA: 3.57	(1, 1)	4.1	L	20	7	5	5	4	1	0	0	0	0	2	27	31	10.38	1.846
Dewey Robinson, R ERA: 3.71	(5, 1)	2.0		8	1	1	0	2	0	0	0	0	0	0	12	12	0.00	0.500
Guy Hoffman, L ERA: 3.06	(7, 1)	0.2		1	0	0	0	1	0	0	0	0	0	0	3	3	0.00	0.000
Nardi Contreras, R ERA: 6.75	(8, 1)	1.0		7	2	1	1	1	2	0	0	0	0	0	7	15	9.00	4.000

PITCHER	IP	WLS	BF	H	R	ER	SO	BB	IBB	HBP	BLK	WP	HR	S	P	ERA	WHIP

WP: 0 PB: 1 SB: 0 CS: 2 PA: 36

Batter	1	2	3	4	5	6	7	8	9	AB	R	H	RBI	BB	SO	LOB
Chet Lemon, R (1, 8) OBP: 0.392, SLG: 0.444	F6	E4 FC4-6 1-3 2-H		CI 1B		2-6 BB B B B		K S S S		4	0	1	0	1	1	4
Mike Squires, L (1, 3) OBP: 0.345, SLG: 0.350	1-3 BB B B B B	FC4-6 1-2f 3-H		CI FC6 1-2		2-6 1-2	4-3	G6-4-3 1-2 2-H 3-H 1B		3	0	1	3	1	0	1
Harold Baines, L (1, 9) OBP: 0.274, SLG: 0.397	1-3 1-2	6-3		FC6 1-2f			5-3 BB B B B B	G6-4-3 1-2f		4	0	0	0	1	0	6
Lamar Johnson, R (1, 10) OBP: 0.335, SLG: 0.415 Leo Sutherland, L (9, PR) OBP: 0.267, SLG: 0.295	5-3		F7		F8		5-3 1-2		1B 2B	5 0	0 0	1 0	0 0	0 0	0 0	2 0
Bob Molinaro, L (1, 7) OBP: 0.349, SLG: 0.405 Rusty Kuntz, R (7, 7) OBP: 0.283, SLG: 0.306		G3	S 1B		F8		IBB I I I I		G5-4-3 2-3 1B	3 1	0 0	1 1	0 0	1 0	0 0	0 0
Jim Morrison, R (1, 4) OBP: 0.323, SLG: 0.409		BB E BB B B B B	F7 1-2		1B		K S S S		G5-4-3 1-2f	4	1	1	0	1	1	5
Glenn Borgmann, R (1, 2) OBP: 0.344, SLG: 0.338 Junior Moore, R (8, PR) OBP: 0.295, SLG: 0.331 Ron Pruitt, R (8, 2) OBP: 0.370, SLG: 0.387		E FC5 WP BB B B B B 1-2	PO BB B B B B		F6			BB 1B 1B BB B B B B		1 0 0	1 1 0	0 0 0	0 0 0	3 0 0	0 0 0	1 0 0
Fran Mullins, R (1, 5) OBP: 0.298, SLG: 0.293		FC5 WP E 1-3 2-H	PO 1-2	K S S S		F7		BB 1B 1B		4	2	1	0	0	1	1
Greg Pryor, R (1, 6) OBP: 0.266, SLG: 0.326		E FC4-6 BB B B B B 1-2 3-H		6-3		4-3		1B BB B B B B 1-2 2-3		2	1	0	0	2	0	0
Inning Stats	R: 0 H: 0 E: 0 LOB: 1 K: 0 BB: 1 S: 3 P: 7	R: 4 H: 0 E: 2 LOB: 1 K: 0 BB: 3 S: 5 P: 17	R: 0 H: 1 E: 0 LOB: 1 K: 0 BB: 1 S: 3 P: 7	R: 0 H: 1 E: 1 LOB: 2 K: 1 BB: 0 S: 7 P: 7	R: 0 H: 1 E: 0 LOB: 1 K: 0 BB: 0 S: 4 P: 4	R: 0 H: 0 E: 0 LOB: 1 K: 0 BB: 1 S: 2 P: 6	R: 0 H: 0 E: 0 LOB: 2 K: 1 BB: 2 S: 5 P: 13	R: 2 H: 2 E: 0 LOB: 2 K: 1 BB: 2 S: 6 P: 14	R: 0 H: 2 E: 0 LOB: 1 K: 0 BB: 0 S: 3 P: 3	1B: 6 SF: 0 2B: 1 SAC: 0 3B: 0 DP: 2 HR: 0 HBP: 0						

PITCHER		IP	WLS	BF	H	R	ER	SO	BB	IBB	HBP	BLK	WP	HR	S	P	ERA	WHIP
Matt Keough, R ERA: 2.92	(1, 1)	1.0		4	0	0	0	0	1	0	0	0	0	0	3	7	0.00	1.000
Jeff Jones, R ERA: 2.84	(2, 1)	0.1		5	0	4	0	0	3	0	0	0	1	0	2	14	0.00	9.000
Brian Kingman, R ERA: 3.95	(2, 1)	5.2	L	28	4	2	2	2	5	1	0	0	0	0	25	49	3.18	1.588
Dave Beard, R ERA: 3.65	(8, 1)	2.0		6	3	0	0	1	0	0	0	0	0	0	8	8	0.00	1.500

PITCHER	IP	WLS	BF	H	R	ER	SO	BB	IBB	HBP	BLK	WP	HR	S	P	ERA	WHIP

TOP

Chicago White Sox @ Oakland Athletics

Oakland-Alameda County Coliseum, Oakland, CA

Thu Sep 25 1980, 3:33 AM PDT

Att. 3,180 - Sunny - 68 F

livebaseballscorecards.com

AB	31
R	6
H	7
RBI	3
BB	10
SO	3
LOB	20

WP: 1 PA: 43
PB: 0
SB: 1
CS: 0

BOTTOM

Batter	1	2	3	4	5	6	7	8	9	AB	R	H	RBI	BB	SO	LOB
Rickey Henderson, R (1, 7) OBP: 0.420, SLG: 0.396	F8		5-3		SF8 3-H		E3 S 2-H		FC3-6 1-2 BB	3	0	0	1	1	0	0
Dwayne Murphy, L (1, 8) OBP: 0.378, SLG: 0.382	K			1B 2B BB	K		4-3 1-3		FC3-6 1-2f 2-3	4	1	0	0	1	2	4
Mike Heath, R (1, 10) OBP: 0.277, SLG: 0.288 Mitchell Page, L (8, PH) OBP: 0.316, SLG: 0.452	1B			2B E 1-2 1B		BB BB		F8	F7	2 2	1 0	2 0	0 0	1 0	0 0	0 2
Tony Armas, R (1, 9) OBP: 0.306, SLG: 0.503	K			F9		F9		1B 1B		4	0	1	0	0	1	4
Mickey Klutts, R (1, 5) OBP: 0.302, SLG: 0.371 Wayne Gross, L (6, PH) OBP: 0.362, SLG: 0.478 (7, 5)		K		E7 CS 1-H 2-H 2B		G5-4-3 1-2 BB		F4		2 1	0 0	1 0	1 0	0 1	1 0	0 1
Jeff Newman, R (1, 3) OBP: 0.266, SLG: 0.382 Dave Revering, L (8, PH) OBP: 0.341, SLG: 0.494 (9, 3)		F3		F7 2-3		G5-4-3 1-2f		1B 1-2		3 1	0 0	0 1	0 0	0 0	0 0	3 0
Dave McKay, S (1, 4) OBP: 0.294, SLG: 0.327		6-3			5-3		SH5-4 E 1B	G3		4	1	1	0	0	0	2
Jim Essian, R (1, 2) OBP: 0.315, SLG: 0.337			F5 2B		E SF8 BB		SH5-4 1-2		F5	2	1	1	0	1	0	0
Mario Guerrero, R (1, 6) OBP: 0.272, SLG: 0.309			F5 2-3		E6 1-3		F8		FC3-6 WP 1B	4	0	1	0	0	0	3
Inning Stats	R: 0 E: 0 K: 2 S: 8 H: 1 LOB: 1 BB: 0 P: 8	R: 0 E: 0 K: 1 S: 5 H: 0 LOB: 0 BB: 0 P: 5	R: 0 E: 0 K: 0 S: 3 H: 1 LOB: 0 BB: 0 P: 3	R: 2 E: 1 K: 0 S: 4 H: 2 LOB: 0 BB: 1 P: 8	R: 1 E: 1 K: 1 S: 6 H: 0 LOB: 1 BB: 1 P: 10	R: 0 E: 0 K: 0 S: 2 H: 0 LOB: 1 BB: 2 P: 10	R: 1 E: 1 K: 0 S: 5 H: 1 LOB: 1 BB: 0 P: 5	R: 0 E: 0 K: 0 S: 5 H: 2 LOB: 2 BB: 0 P: 5	R: 0 E: 0 K: 0 S: 4 H: 1 LOB: 2 BB: 1 P: 8	1B: 6 2B: 2 3B: 0 HR: 0 SF: 1 SAC: 1 DP: 1 HBP: 0						

PITCHER		IP	WLS	BF	H	R	ER	SO	BB	IBB	HBP	BLK	WP	HR	S	P	ERA	WHIP
Ross Baumgarten, L ERA: 3.16	(1, 1)	5.1		22	4	3	1	4	3	0	0	0	0	0	27	39	1.69	1.312
Mike Proly, R ERA: 3.22	(6, 1)	2.0	W	9	2	1	0	0	1	0	0	0	0	0	8	12	0.00	1.500
Guy Hoffman, L ERA: 3.03	(8, 1)	0.1		1	0	0	0	0	0	0	0	0	0	0	1	1	0.00	0.000
Ed Farmer, R ERA: 3.41	(8, 1)	1.1	S	7	2	0	0	0	1	0	0	0	1	0	6	10	0.00	2.250

PITCHER	IP	WLS	BF	H	R	ER	SO	BB	IBB	HBP	BLK	WP	HR	S	P	ERA	WHIP

Chicago White Sox @ Oakland Athletics

Oakland-Alameda County Coliseum, Oakland, CA

Thu Sep 25 1980, 3:33 AM PDT

Att. 3,180 - Sunny - 68 F

livebaseballscorecards.com

AB	32
R	4
H	8
RBI	2
BB	5
SO	4
LOB	19

Batter	1	2	3	4	5	6	7	8	9	AB	R	H	RBI	BB	SO	LOB
Chet Lemon, R (1, 8) OBP: 0.392, SLG: 0.444	0-0 6-3 4-3 1B 1B		0-0 1B 1B	0-3 K		S S S 0-3 K			0-0 E3 FC6-4	5	1	2	0	0	2	3
Mike Squires, L (1, 3) OBP: 0.347, SLG: 0.351	0-0 4-3 1-2		0-0 FC1-6-4 1-3 1B	0-0 FC6-4 1-3 2-H 3-H 1B			0-0 6-3		0-0 FC6-4 1-2f	4	0	2	2	0	0	1
Wayne Nordhagen, R (9, PH) OBP: 0.288, SLG: 0.457										1	0	0	0	0	0	1
Ed Farmer, R (9, 1)										0	0	0	0	0	0	0
Harold Baines, L (1, 9) OBP: 0.272, SLG: 0.394	0-0 6-3 2-3		0-0 FC1-6-4 1-2f 1B	0-0 FC6-4 FC6-4 1-2f 3-H			0-0 F7			4	1	0	1	0	0	3
Lamar Johnson, R (1, 10) OBP: 0.336, SLG: 0.416	0-0 3-H 1B		0-0 1B 2-H 1B	0-0 FC6-4 1-2f			0-0 F8			4	0	2	2	0	0	1
(9, 3)																
Bob Molinaro, L (1, 7) OBP: 0.348, SLG: 0.404	0-0 G3		0-0 1-3 1B		0-0 F2			0-0 G3		4	0	1	0	0	0	1
Rusty Kuntz, R (8, 7) OBP: 0.283, SLG: 0.306										0	0	0	0	0	0	0
Jim Morrison, R (1, 4) OBP: 0.322, SLG: 0.408		0-0 FC6-4 1B	0-0 6-3		S S S 0-3 K			0-0 G3		4	0	1	0	0	1	2
Marv Foley, L (1, 2) OBP: 0.271, SLG: 0.367		0-0 F7		0-0 1B BB 1B 1B	0-0 F9			0-0 F9		4	1	1	0	0	0	1
Fran Mullins, R (1, 5) OBP: 0.294, SLG: 0.273		0-0 FC6-4 1-2f		B B B B 4-0 1B 1B 1-2 BB		0-0 F8			0-0 F8	3	1	0	0	1	0	1
Todd Cruz, R (1, 6) OBP: 0.272, SLG: 0.312		0-0 F7		0-0 1B FC6-4 1-2 2-3 1B		0-0 L3			0-0 F9	4	1	1	0	0	0	1
Inning Stats	R: 1 H: 2 E: 0 LOB: 1 K: 0 BB: 0 S: 5 P: 5	R: 0 H: 1 E: 0 LOB: 1 K: 0 BB: 0 S: 4 P: 4	R: 1 H: 4 E: 1 LOB: 2 K: 0 BB: 0 S: 6 P: 6	R: 3 H: 3 E: 0 LOB: 1 K: 1 BB: 1 S: 8 P: 12	R: 0 H: 0 E: 0 LOB: 0 K: 1 BB: 0 S: 5 P: 5	R: 0 H: 0 E: 0 LOB: 0 K: 1 BB: 0 S: 5 P: 5	R: 0 H: 0 E: 0 LOB: 0 K: 0 BB: 0 S: 3 P: 3	R: 0 H: 0 E: 0 LOB: 0 K: 0 BB: 0 S: 3 P: 3	R: 0 H: 0 E: 1 LOB: 1 K: 0 BB: 0 S: 4 P: 4	1B: 10 SF: 0 2B: 0 SAC: 0 3B: 0 DP: 0 HR: 0 HBP: 0						

TOP

Chicago White Sox @ California Angels

Anaheim Stadium, Anaheim, CA

Fri Sep 26 1980, 10:05 PM EDT

Att. 22,578 - Unknown

livebaseballscorecards.com

AB	37
R	5
H	10
RBI	5
BB	1
SO	3
LOB	15

PITCHER		IP	WLS	BF	H	R	ER	SO	BB	IBB	HBP	BLK	WP	HR	S	P	ERA	WHIP
Jim Barr, R ERA: 5.64	(1, 1)	3.0	L	17	8	4	4	0	1	0	0	0	0	0	16	20	12.00	3.000
Don Aase, R ERA: 4.06	(4, 1)	6.0		21	2	1	1	3	0	0	0	0	0	0	27	27	1.50	0.333

PITCHER	IP	WLS	BF	H	R	ER	SO	BB	IBB	HBP	BLK	WP	HR	S	P	ERA	WHIP

BOTTOM

Chicago White Sox @ California Angels

Anaheim Stadium, Anaheim, CA

Fri Sep 26 1980, 10:05 PM EDT

Att. 22,578 - Unknown

Batter	1	2	3	4	5	6	7	8	9	AB	R	H	RBI	BB	SO	LOB
Dickie Thon, R (1, 6) OBP: 0.286, SLG: 0.319	G6-3 1B		F4	BB 1-2 2-3		5-3			F8	3	0	1	0	1	0	0
Larry Harlow, L (9, PH) OBP: 0.375, SLG: 0.389										1	0	0	0	0	0	1
Rod Carew, L (1, 3) OBP: 0.392, SLG: 0.434	G6-3 1-2f		G3	4-3			L7		F7	5	0	0	0	0	0	5
Carney Lansford, R (1, 5) OBP: 0.312, SLG: 0.394	6-3		5-3		G3 SF8 1B		F9			4	1	1	0	0	0	0
Jason Thompson, L (1, 10) OBP: 0.401, SLG: 0.473		6-3		HR 1B	G3 1-2 1B		K			4	1	2	0	0	1	0
John Harris, L (1, 7) OBP: 0.412, SLG: 0.690		BB 1B 1B		HR 1-H	G3 1-2 2-3			F6		3	2	1	2	1	0	2
Bobby Grich, R (1, 4) OBP: 0.384, SLG: 0.424		K		L6	SF8 3-H			F9		3	0	0	1	0	1	1
Bobby Clark, R (1, 8) OBP: 0.269, SLG: 0.339		1B 1-2 1B		BB 1B 1B	F2			K		4	0	2	0	0	1	1
Gil Kubski, L (1, 9) OBP: 0.308, SLG: 0.292		1-3 2-H 1B		F8		4-3			4-3	4	0	1	1	0	0	1
Dave Skaggs, R (1, 2) OBP: 0.318, SLG: 0.268		K		BB 1-2 1B		K			BB	3	0	1	0	0	2	2
Rick Miller, L (9, PH) OBP: 0.354, SLG: 0.347										0	0	0	0	1	0	0
Bert Campaneris, R (9, PR) OBP: 0.305, SLG: 0.338										0	0	0	0	0	0	0
Inning Stats	R: 0 E: 0 K: 0 S: 3 H: 1 LOB: 0 BB: 0 P: 3	R: 1 E: 0 K: 2 S: 9 H: 2 LOB: 2 BB: 1 P: 13	R: 0 E: 0 K: 0 S: 3 H: 0 LOB: 0 BB: 0 P: 3	R: 2 E: 0 K: 0 S: 7 H: 4 LOB: 3 BB: 1 P: 11	R: 1 E: 0 K: 0 S: 5 H: 2 LOB: 1 BB: 0 P: 5	R: 0 E: 0 K: 1 S: 5 H: 0 LOB: 0 BB: 0 P: 5	R: 0 E: 0 K: 1 S: 5 H: 0 LOB: 0 BB: 0 P: 5	R: 0 E: 0 K: 1 S: 5 H: 0 LOB: 0 BB: 0 P: 5	R: 0 E: 0 K: 0 S: 3 H: 0 LOB: 1 BB: 1 P: 7	1B: 8 2B: 0 3B: 0 HR: 1	SF: 1 SAC: 0 DP: 1 HBP: 0						

AB	34
R	4
H	9
RBI	4
BB	3
SO	5
LOB	13

WP: 0 PB: 0 SB: 0 CS: 0 PA: 38

livebaseballscorecards.com

PITCHER		IP	WLS	BF	H	R	ER	SO	BB	IBB	HBP	BLK	WP	HR	S	P	ERA	WHIP
LaMarr Hoyt, R ERA: 4.74	(1, 1)	3.2		18	7	3	3	2	1	0	0	0	0	1	21	25	7.36	2.182
Dewey Robinson, R ERA: 3.48	(4, 1)	4.1	W	16	2	1	1	3	1	0	0	0	0	0	21	25	2.08	0.692
Ed Farmer, R ERA: 3.38	(9, 1)	1.0	S	4	0	0	0	0	1	0	0	0	0	0	3	7	0.00	1.000

PITCHER	IP	WLS	BF	H	R	ER	SO	BB	IBB	HBP	BLK	WP	HR	S	P	ERA	WHIP

Batter	1	2	3	4	5	6	7	8	9	AB	R	H	RBI	BB	SO	LOB
Chet Lemon, R (1, 8) OBP: 0.392, SLG: 0.446	F6		HR 2B	FC5-4 1B E 1-2f		F7		1B 1B 1-2		5	2	2	0	0	0	1
Mike Squires, L (1, 3) OBP: 0.348, SLG: 0.352	F7		F7	1B 1B 1-3			F8	1B 1-3 2-H		5	0	2	1	0	0	1
Jim Morrison, R (1, 4) OBP: 0.326, SLG: 0.417	1B		HR 2-H	1B 1-2 3-H			6-3 1B S S S	K 0-3		5	2	4	2	0	1	1
Lamar Johnson, R (1, 10) OBP: 0.334, SLG: 0.414	F9		1B 1B 2B	F6			6-3 1-2		F8	5	1	1	0	0	0	4
Wayne Nordhagen, R (1, 9) OBP: 0.289, SLG: 0.459		F9	2B 1B 1-3		P8		1B 1B 2-H		F7	5	0	2	1	0	0	0
Rusty Kuntz, R (1, 7) OBP: 0.293, SLG: 0.315		K S S S 0-3	1B 2-3 3-H		F6		1B 1-2		K S S S 0-3	5	0	2	1	0	2	0
Marv Foley, L (1, 2) OBP: 0.263, SLG: 0.355		E4 FC5-4 S S S 0-3	K		F9		F8			4	0	0	0	0	1	4
Fran Mullins, R (1, 5) OBP: 0.278, SLG: 0.255		FC5-4 1-2f	F7		6-3		F7			3	0	0	0	0	0	1
Leo Sutherland, L (8, PH) OBP: 0.264, SLG: 0.292										1	0	0	0	0	0	0
Kevin Bell, R (8, 5) OBP: 0.288, SLG: 0.245										0	0	0	0	0	0	0
Todd Cruz, R (1, 6) OBP: 0.275, SLG: 0.312			6-3	FC5-4 1B		F7		1B 1B HBP H 1-0		3	1	1	0	0	0	0

TOP

Chicago White Sox @ California Angels

Anaheim Stadium, Anaheim, CA

Sat Sep 27 1980, 10:05 PM EDT

Att. 20,398 - Unknown

livebaseballscorecards.com

AB	41
R	6
H	14
RBI	5
BB	0
SO	4
LOB	12

Inning Stats	1	2	3	4	5	6	7	8	9
R	0	0	3	1	0	0	1	1	0
E	0	1	0	1	0	0	0	0	0
K	0	1	1	0	0	0	0	1	1
S	4	6	10	6	3	3	6	6	5
H	1	0	5	3	0	0	3	2	0
LOB	1	1	2	2	0	2	6	1	0
BB	0	0	0	0	0	0	0	0	0
P	4	6	10	6	3	3	6	7	5

1B	11
2B	2
3B	0
HR	1
SF	0
SAC	0
DP	0
HBP	1
WP	0
PB	0
SB	0
CS	0
PA	42

PITCHER		IP	WLS	BF	H	R	ER	SO	BB	IBB	HBP	BLK	WP	HR	S	P	ERA	WHIP
Ralph Botting, L ERA: 4.44	(1, 1)	3.2	L	21	9	4	4	2	0	0	0	0	0	1	25	25	9.82	2.455
Dave Lemanczyk, R ERA: 4.75	(4, 1)	3.0		12	3	1	1	0	0	0	0	0	0	0	12	12	3.00	1.000
Mark Clear, R ERA: 3.1	(7, 1)	2.1		9	2	1	1	2	0	0	1	0	0	0	12	13	3.86	0.857

PITCHER	IP	WLS	BF	H	R	ER	SO	BB	IBB	HBP	BLK	WP	HR	S	P	ERA	WHIP

Chicago White Sox @ California Angels

Anaheim Stadium, Anaheim, CA

Sat Sep 27 1980, 10:05 PM EDT

Att. 20,398 - Unknown

livebaseballscorecards.com

Batter	1	2	3	4	5	6	7	8	9	AB	R	H	RBI	BB	SO	LOB
Dickie Thon, R (1, 6) OBP: 0.286, SLG: 0.322	L8		F7		4-3 1-3 2B			5-3		4	0	1	0	0	0	0
Gil Kubski, L (1, 9) OBP: 0.286, SLG: 0.269	K		4-3		4-3 2-3 3-H			K		4	0	0	1	0	2	1
Carney Lansford, R (1, 5) OBP: 0.311, SLG: 0.395	6-3		2B		K			K		4	0	1	0	0	2	1
Jason Thompson, L (1, 10) OBP: 0.400, SLG: 0.478		HR	4-3			K			F4	4	1	1	1	0	1	1
John Harris, L (1, 3) OBP: 0.421, SLG: 0.656		1B 1B 1B		4-3		F8			G6-4-3 BB	3	1	1	0	1	0	0
Bobby Grich, R (1, 4) OBP: 0.383, SLG: 0.423		CS 1B 1-2 1B		1-3		6-3			G6-4-3 1-2f	4	0	1	0	0	0	1
Bobby Clark, R (1, 7) OBP: 0.270, SLG: 0.339		1-2 2-H 1B		F4			F4			3	0	1	1	0	0	0
Rick Miller, L (1, 8) OBP: 0.354, SLG: 0.346		F7			F8		G6-3 BB			2	0	0	0	1	0	2
Dave Skaggs, R (1, 2) OBP: 0.324, SLG: 0.276 Rod Carew, L (7, PH) OBP: 0.392, SLG: 0.434 Dan Whitmer, R (8, 2) OBP: 0.269, SLG: 0.276		K 2-3			2B 4-3 1B		G6-3 1-2f			2 1 0	1 0 0	1 0 0	0 0 0	0 0 0	1 0 0	2 1 0
Inning Stats	R: 0 E: 0 K: 1 S: 5 H: 0 LOB: 0 BB: 0 P: 5	R: 2 E: 0 K: 1 S: 8 H: 4 LOB: 2 BB: 0 P: 8	R: 0 E: 0 K: 0 S: 4 H: 1 LOB: 1 BB: 0 P: 4	R: 0 E: 0 K: 0 S: 3 H: 0 LOB: 0 BB: 0 P: 3	R: 1 E: 0 K: 1 S: 7 H: 2 LOB: 1 BB: 0 P: 7	R: 0 E: 0 K: 1 S: 5 H: 0 LOB: 0 BB: 0 P: 5	R: 0 E: 0 K: 0 S: 2 H: 0 LOB: 0 BB: 1 P: 6	R: 0 E: 0 K: 2 S: 7 H: 0 LOB: 0 BB: 0 P: 7	R: 0 E: 0 K: 0 S: 2 H: 0 LOB: 0 BB: 1 P: 6	1B: 4 2B: 3 3B: 0 HR: 1 SF: 0 SAC: 0 DP: 3 HBP: 0						

PITCHER	IP	WLS	BF	H	R	ER	SO	BB	IBB	HBP	BLK	WP	HR	S	P	ERA	WHIP
Richard Dotson, R (1, 1) ERA: 4.18	9.0	W	33	7	3	3	6	2	0	0	0	0	1	43	51	3.00	1.000

PITCHER	IP	WLS	BF	H	R	ER	SO	BB	IBB	HBP	BLK	WP	HR	S	P	ERA	WHIP

AB	31
R	3
H	7
RBI	3
BB	2
SO	6
LOB	9

WP: 0 PB: 0 SB: 0 CS: 1 PA: 33

Batter	1	2	3	4	5	6	7	8	9	AB	R	H	RBI	BB	SO	LOB
Chet Lemon, R (1, 8) OBP: 0.392, SLG: 0.445	F8	1-3 1B			6-3		K	2-H 1B		5	0	2	1	0	1	0
Mike Squires, L (1, 3) OBP: 0.346, SLG: 0.348	BBBB S 1B 1B BB	4-3			F8		F8	4-3		4	1	0	0	1	0	3
Harold Baines, L (1, 9) OBP: 0.273, SLG: 0.396	1-2 S 1B 1B		G3 SF9 2B		4-3			6-3	F8	5	2	2	0	0	0	0
Lamar Johnson, R (1, 10) OBP: 0.333, SLG: 0.412	K 1-2 2-3		G3 2-3			3-4-3 1B		K	1-3	5	0	1	0	0	2	3
Bob Molinaro, L (1, 7) OBP: 0.349, SLG: 0.406	2-H 3-H 1B		SF9 3-H			F8		E S 1B	K	3	1	2	3	0	0	1
Rusty Kuntz, R (8, 7) OBP: 0.288, SLG: 0.309										1	0	0	0	0	1	0
Jim Morrison, R (1, 4) OBP: 0.325, SLG: 0.416	L5		K			3-4-3 1-2		E7 BB 1-H 2B 1B		4	1	1	1	0	1	2
Marv Foley, L (1, 2) OBP: 0.270, SLG: 0.349		K		4-3		IBB		BB 2B IBB		2	1	0	0	2	1	0
Fran Mullins, R (1, 5) OBP: 0.293, SLG: 0.245		BBBB 1B BB		6-3		F2		1-2 2-3 2B BB		2	1	0	0	2	0	2
Todd Cruz, R (1, 6) OBP: 0.275, SLG: 0.314		F7		F6			5-3	1-H 2-H 3-H 1B 2B		4	1	1	3	0	0	1
Inning Stats	R: 2 E: 0 K: 1 S: 7 H: 2 LOB: 1 BB: 1 P: 11	R: 0 E: 0 K: 1 S: 6 H: 1 LOB: 2 BB: 1 P: 10	R: 1 E: 0 K: 1 S: 6 H: 1 LOB: 0 BB: 0 P: 6	R: 0 E: 0 K: 0 S: 3 H: 0 LOB: 0 BB: 0 P: 3	R: 0 E: 0 K: 0 S: 3 H: 0 LOB: 0 BB: 0 P: 3	R: 0 E: 0 K: 0 S: 4 H: 1 LOB: 2 BB: 1 P: 8	R: 0 E: 0 K: 1 S: 5 H: 0 LOB: 0 BB: 0 P: 5	R: 5 E: 1 K: 1 S: 9 H: 4 LOB: 1 BB: 2 P: 17	R: 0 E: 0 K: 1 S: 5 H: 0 LOB: 0 BB: 0 P: 5	1B: 7 2B: 2 3B: 0 HR: 0	SF: 1 SAC: 0 DP: 0 HBP: 0						

PITCHER	IP	WLS	BF	H	R	ER	SO	BB	IBB	HBP	BLK	WP	HR	S	P	ERA	WHIP
Freddie Martinez, R (1, 1) ERA: 4.52	7.2	L	36	8	8	8	5	3	2	0	0	0	0	41	61	9.39	1.435
Dave LaRoche, L (8, 1) ERA: 4.23	1.1		5	1	0	0	1	0	0	0	0	0	0	7	7	0.00	0.750

PITCHER	IP	WLS	BF	H	R	ER	SO	BB	IBB	HBP	BLK	WP	HR	S	P	ERA	WHIP

TOP

Chicago White Sox @ California Angels

Anaheim Stadium, Anaheim, CA

Sun Sep 28 1980, 6:33 AM EDT

Att. 29,012 - Unknown

livebaseballscorecards.com

AB	35
R	8
H	9
RBI	8
BB	5
SO	6
LOB	12

WP: 0 PB: 0 SB: 3 CS: 0 PA: 41

Batter	1	2	3	4	5	6	7	8	9	AB	R	H	RBI	BB	SO	LOB
Dickie Thon, R (1, 6) OBP: 0.281, SLG: 0.317	P9		FC5-4 (1-2f) FC6-4			F9		E6 BB 1B FC6-4		4	1	0	0	0	0	1
Rod Carew, L (1, 3) OBP: 0.392, SLG: 0.434	CS 1B		FC6-4 (1-2f)			4-3		FC6-4 BB (1-2) 1B		4	0	2	0	0	0	1
Carney Lansford, R (1, 5) OBP: 0.312, SLG: 0.394	6-3 (1-2)			K		BB		FC6-4 (1-2) (2-3) BB		2	0	0	0	2	1	1
Dan Ford, R (1, 9) OBP: 0.339, SLG: 0.420		5-3		1-3		K		FC6-4 G6-4-3 (1-2f) (2-3) (3-H)		4	0	0	1	0	1	3
Brian Downing, R (1, 10) OBP: 0.314, SLG: 0.373		K		K			BB 1B	G6-4-3 (1-2f)		4	0	1	0	0	2	2
Bobby Grich, R (1, 4) OBP: 0.382, SLG: 0.420		FC6-4 BB			4-3		K		F9	3	0	0	0	1	1	1
Bobby Clark, R (1, 7) OBP: 0.266, SLG: 0.333		FC6-4 (1-2f)			5-3		F8		6-3	4	0	0	0	0	0	2
Rick Miller, L (1, 8) OBP: 0.358, SLG: 0.348			FC5-4 1B		1B		BB (1-2)		G3	3	0	2	0	1	0	0
Dave Skaggs, R (1, 2) OBP: 0.314, SLG: 0.267 Jason Thompson, L (7, PH) OBP: 0.399, SLG: 0.477 Dan Whitmer, R (8, 2) OBP: 0.269, SLG: 0.276			K		F8		K			2 1 0	0 0 0	0 0 0	0 0 0	0 0 0	1 1 0	2 2 0
Inning Stats	R: 0 E: 0 K: 0 S: 3 H: 1 LOB: 0 BB: 0 P: 3	R: 0 E: 0 K: 1 S: 5 H: 0 LOB: 1 BB: 1 P: 9	R: 0 E: 0 K: 1 S: 6 H: 1 LOB: 1 BB: 0 P: 6	R: 0 E: 0 K: 2 S: 7 H: 0 LOB: 0 BB: 0 P: 7	R: 0 E: 0 K: 0 S: 4 H: 1 LOB: 1 BB: 0 P: 4	R: 0 E: 0 K: 1 S: 5 H: 0 LOB: 1 BB: 1 P: 9	R: 0 E: 0 K: 2 S: 8 H: 1 LOB: 2 BB: 1 P: 12	R: 1 E: 1 K: 0 S: 4 H: 1 LOB: 1 BB: 1 P: 8	R: 0 E: 0 K: 0 S: 3 H: 0 LOB: 0 BB: 0 P: 3	1B: 5 2B: 0 3B: 0 HR: 0	SF: 0 SAC: 0 DP: 1 HBP: 0						

PITCHER		IP	WLS	BF	H	R	ER	SO	BB	IBB	HBP	BLK	WP	HR	S	P	ERA	WHIP
Britt Burns, L ERA: 2.87	(1, 1)	7.0	W	27	4	0	0	7	3	0	0	0	0	0	38	50	0.00	1.000
Mike Proly, R ERA: 3.17	(8, 1)	2.0		8	1	1	0	0	1	0	0	0	0	0	7	11	0.00	1.000

PITCHER	IP	WLS	BF	H	R	ER	SO	BB	IBB	HBP	BLK	WP	HR	S	P	ERA	WHIP

BOTTOM

Chicago White Sox @ California Angels

Anaheim Stadium, Anaheim, CA

Sun Sep 28 1980, 6:33 AM EDT

Att. 29,012 - Unknown

livebaseballscorecards.com

AB	31
R	1
H	5
RBI	1
BB	4
SO	7
LOB	15

Batter	1	2	3	4	5	6	7	8	9	AB	R	H	RBI	BB	SO	LOB
Rickey Henderson, R (1, 7) OBP: 0.423, SLG: 0.396	SSS 0-3 ① K		x 0-0 ③ 1-3			x 0-0 S 3B 1B	x 0-0 ② F5		x 0-0 ③ F9	5	1	1	0	0	1	1
Dwayne Murphy, L (1, 8) OBP: 0.385, SLG: 0.387	x 0-0 ② G1			x 0-0 ① F9		BBBB 4-0 1-2 3B BB	BBBB 4-0 CS BB			2	1	0	0	2	0	0
Mike Heath, R (1, 10) OBP: 0.278, SLG: 0.293	x 0-0 ③ 4-3			SSS 0-3 ② K		x 0-0 1-H 2-H 1B 3B	0-0 ③ CS 1-2	x 0-0 ① F7		4	1	1	2	0	1	0
Tony Armas, R (1, 9) OBP: 0.306, SLG: 0.498		x 0-0 1B 5-3 1B		x 0-0 2B 1B		SSS 0-3 ① K		x 0-0 ② F7		4	2	2	0	0	1	1
Mickey Klutts, R (1, 5) OBP: 0.311, SLG: 0.404		x 0-0 ① 1-3 1B		x 0-0 1-H 2B		x 0-0 ② F3		x 0-0 1B		4	0	3	1	0	0	1
Jeff Newman, R (1, 3) OBP: 0.272, SLG: 0.386		x 0-0 ② 5-3 3-H		x 0-0 ③ 5-3		BBBB 4-0 1B BB		x 0-0 ③ 1-3		3	0	0	1	1	0	2
Jim Essian, R (1, 2) OBP: 0.310, SLG: 0.331		x 0-0 ③ F7			x 0-0 ① 5-3	x 0-0 1-3 3-H 1B			x 0-0 ① F7	4	0	1	1	0	0	0
Dave McKay, S (1, 4) OBP: 0.287, SLG: 0.321			x 0-0 ① 6-3		x 0-0 ② F4	x 0-0 ③ G3			x 0-0 ② F7	4	0	0	0	0	0	2
Rob Picciolo, R (1, 6) OBP: 0.236, SLG: 0.324			SSS 0-3 ② K		SSS 0-3 ③ K		x 0-0 ① L4		x 0-0 1B	4	0	1	0	0	2	0
Inning Stats	R: 0 H: 0 E: 0 LOB: 0 K: 1 BB: 0 S: 5 P: 5	R: 1 H: 2 E: 0 LOB: 0 K: 0 BB: 0 S: 4 P: 4	R: 0 H: 0 E: 0 LOB: 0 K: 1 BB: 0 S: 5 P: 5	R: 1 H: 2 E: 0 LOB: 1 K: 1 BB: 0 S: 7 P: 7	R: 0 H: 0 E: 0 LOB: 0 K: 1 BB: 0 S: 5 P: 5	R: 3 H: 3 E: 0 LOB: 2 K: 1 BB: 2 S: 8 P: 16	R: 0 H: 0 E: 0 LOB: 0 K: 0 BB: 1 S: 2 P: 6	R: 0 H: 1 E: 0 LOB: 1 K: 0 BB: 0 S: 4 P: 4	R: 0 H: 1 E: 0 LOB: 1 K: 0 BB: 0 S: 4 P: 4	1B: 7 SF: 0 2B: 1 SAC: 0 3B: 1 DP: 0 HR: 0 HBP: 0						WP: 0 PA: 38 PB: 0 SB: 1 CS: 1	

TOP

Oakland Athletics @ Chicago White Sox

Comiskey Park, Chicago, IL

Tue Sep 30 1980, 8:05 PM EDT

Att. 18,903 - Unknown - 72 F

livebaseballscorecards.com

AB	34
R	5
H	9
RBI	5
BB	3
SO	5
LOB	7

PITCHER		IP	WLS	BF	H	R	ER	SO	BB	IBB	HBP	BLK	WP	HR	S	P	ERA	WHIP
Steve Trout, L ERA: 3.71	(1, 1)	5.0	L	21	6	5	5	4	1	0	0	0	0	0	28	32	9.00	1.400
Dewey Robinson, R ERA: 3.09	(6, 1)	4.0		16	3	0	0	1	2	0	0	0	0	0	16	24	0.00	1.250

PITCHER	IP	WLS	BF	H	R	ER	SO	BB	IBB	HBP	BLK	WP	HR	S	P	ERA	WHIP

Batter	1	2	3	4	5	6	7	8	9	AB	R	H	RBI	BB	SO	LOB
Chet Lemon, R (1, 8) OBP: 0.391, SLG: 0.446	F6		2B		F9 2-3		F2			4	0	1	0	0	0	2
Mike Squires, L (1, 3) OBP: 0.342, SLG: 0.344	F7		4-3		4-3			F9		4	0	0	0	0	0	2
Harold Baines, L (1, 9) OBP: 0.279, SLG: 0.403	1B			6-3 3B		BB		1B HBP		2	1	2	0	1	0	0
Lamar Johnson, R (1, 10) OBP: 0.333, SLG: 0.411	K			6-3 3-H		F8		FC4-6 1-3 1B		4	0	1	1	0	1	2
Bob Molinaro, L (1, 7) OBP: 0.349, SLG: 0.405 Wayne Nordhagen, R (8, PH) OBP: 0.288, SLG: 0.458 (9, 7)		L3 1B		F3		F9		F2		3 1	0 0	1 0	0 0	0 0	0 0	1 2
Jim Morrison, R (1, 4) OBP: 0.325, SLG: 0.415	L3 1-2		1B		K			FC4-6 1-2f		4	0	1	0	0	1	4
Marv Foley, L (1, 2) OBP: 0.271, SLG: 0.349 Greg Pryor, R (9, PH) OBP: 0.265, SLG: 0.325	3-1		G3			1B			F4	3 1	0 0	1 0	0 0	0 0	0 0	1 0
Fran Mullins, R (1, 5) OBP: 0.290, SLG: 0.245		F9			WP SH5-4 1B	F7			5-3	4	0	1	0	0	0	1
Todd Cruz, R (1, 6) OBP: 0.272, SLG: 0.311		K			SH5-4 1-2	K			K	3	0	0	0	0	3	1
Inning Stats	R: 0 H: 1 E: 0 LOB: 1 K: 1 BB: 0 S: 6 P: 6	R: 0 H: 1 E: 0 LOB: 0 K: 0 BB: 0 S: 3 P: 3	R: 0 H: 1 E: 0 LOB: 1 K: 1 BB: 0 S: 6 P: 6	R: 1 H: 2 E: 0 LOB: 1 K: 0 BB: 0 S: 5 P: 5	R: 0 H: 1 E: 0 LOB: 1 K: 0 BB: 0 S: 4 P: 4	R: 0 H: 0 E: 0 LOB: 1 K: 1 BB: 1 S: 5 P: 9	R: 0 H: 1 E: 0 LOB: 1 K: 1 BB: 0 S: 6 P: 6	R: 0 H: 1 E: 0 LOB: 2 K: 0 BB: 0 S: 4 P: 5	R: 0 H: 0 E: 0 LOB: 0 K: 1 BB: 0 S: 5 P: 5	1B: 6 SF: 0 2B: 2 SAC: 1 3B: 1 DP: 1 HR: 0 HBP: 1						WP: 1 PA: 36 PB: 0 SB: 0 CS: 0	

PITCHER	IP	WLS	BF	H	R	ER	SO	BB	IBB	HBP	BLK	WP	HR	S	P	ERA	WHIP
Brian Kingman, R (1, 1) ERA: 3.85	7.1	W	31	8	1	1	4	1	0	1	0	1	0	37	42	1.23	1.227
Bob Lacey, L (8, 1) ERA: 3.31	1.2	S	5	0	0	0	1	0	0	0	0	0	0	7	7	0.00	0.000

PITCHER	IP	WLS	BF	H	R	ER	SO	BB	IBB	HBP	BLK	WP	HR	S	P	ERA	WHIP

BOTTOM

Oakland Athletics @ Chicago White Sox

Comiskey Park, Chicago, IL

Tue Sep 30 1980, 8:05 PM EDT

Att. 18,903 - Unknown - 72 F

livebaseballscorecards.com

AB	33
R	1
H	8
RBI	1
BB	1
SO	5
LOB	16

Batter	1	2	3	4	5	6	7	8	9	AB	R	H	RBI	BB	SO	LOB
Rickey Henderson, R (1, 7) OBP: 0.423, SLG: 0.397	4-3		E3 S 3B 1B		3-1		1B 1B	E 2-3 3-H 1B		2	1	1	0	0	0	0
Orlando Gonzalez, L (4, 7) OBP: 0.333, SLG: 0.246										3	0	2	1	0	0	0
Dwayne Murphy, L (1, 8) OBP: 0.386, SLG: 0.386	G3		BBBB 4-0 3B 2-3 BB		G3		BB 1-2 1B	F5		4	1	1	0	1	0	2
Mike Heath, R (1, 10) OBP: 0.280, SLG: 0.299	5-3		1B 1-H 3-H 3B		F4		BBBB 4-0 FC6-4 1-2 BB	L4		4	1	1	2	1	0	2
Tony Armas, R (1, 9) OBP: 0.308, SLG: 0.502		2B 1B	6-3 3-H 1B			SF8 3B	FC6-4 1-2f	E6 1-3 3-H		5	2	3	1	0	0	3
Mickey Klutts, R (1, 5) OBP: 0.318, SLG: 0.412		SH3 1-H SF7 2B	6-3 1-2			BBBB 4-0 BB		BB 2B 1B K		4	2	2	1	1	1	3
Jeff Newman, R (1, 3) OBP: 0.272, SLG: 0.385		SH3 2-3	F7			SF8 3-H		BBBB 4-0 2B 1-2 BB	SSS 0-3 K	2	1	0	1	1	1	1
Jim Essian, R (1, 2) OBP: 0.308, SLG: 0.333		SF7 3-H	F8			F7		0-0 1B 1-3 2-H 2B	6-3	4	1	1	2	0	0	1
Mario Guerrero, R (1, 6) OBP: 0.273, SLG: 0.307		5-3	1-3			F9		4-0 1B 1B IBB	F9	4	1	0	0	1	0	1
Dave McKay, S (1, 4) OBP: 0.286, SLG: 0.320			4-3	6-3			SSS 0-3 K2-3	1B E 1-3 2-H 3-H 1B		4	1	1	2	0	1	0

TOP

Oakland Athletics @ Chicago White Sox

Comiskey Park, Chicago, IL

Wed Oct 01 1980, 4:33 AM EDT

Att. 2,258 - Sunny - 76 F

livebaseballscorecards.com

AB	36
R	11
H	12
RBI	10
BB	5
SO	3
LOB	13

Inning Stats	1	2	3	4	5	6	7	8	9
	R: 0 E: 0 K: 0 S: 3	R: 2 E: 0 K: 0 S: 5	R: 3 E: 1 K: 0 S: 6	R: 0 E: 0 K: 0 S: 3	R: 0 E: 0 K: 0 S: 3	R: 1 E: 0 K: 0 S: 4	R: 0 E: 0 K: 1 S: 6	R: 5 E: 1 K: 1 S: 10	R: 0 E: 0 K: 1 S: 5
	H: 0 LOB: 0 BB: 0 P: 3	H: 2 LOB: 0 BB: 0 P: 5	H: 3 LOB: 1 BB: 1 P: 10	H: 0 LOB: 0 BB: 0 P: 3	H: 0 LOB: 0 BB: 0 P: 3	H: 1 LOB: 1 BB: 1 P: 8	H: 2 LOB: 2 BB: 1 P: 10	H: 4 LOB: 2 BB: 2 P: 18	H: 0 LOB: 0 BB: 0 P: 5

1B: 8	SF: 2	WP: 0
2B: 2	SAC: 1	PB: 0
3B: 2	DP: 0	SB: 1
HR: 0	HBP: 0	CS: 0
		PA: 44

PITCHER		IP	WLS	BF	H	R	ER	SO	BB	IBB	HBP	BLK	WP	HR	S	P	ERA	WHIP
Ross Baumgarten, L ERA: 3.44	(1, 1)	2.1	L	13	5	5	5	0	1	0	0	0	0	0	12	16	19.29	2.571
Mike Proly, R ERA: 3.15	(3, 1)	3.2		13	1	1	1	0	1	0	0	0	0	0	12	16	2.46	0.545
Rich Wortham, L ERA: 5.97	(7, 1)	1.1		12	6	5	4	1	2	1	0	0	0	0	11	23	27.00	6.000
Nardi Contreras, R ERA: 5.93	(8, 1)	1.2		6	0	0	0	2	0	0	0	0	0	0	10	10	0.00	0.000

PITCHER	IP	WLS	BF	H	R	ER	SO	BB	IBB	HBP	BLK	WP	HR	S	P	ERA	WHIP

Oakland Athletics @ Chicago White Sox

Comiskey Park, Chicago, IL

Wed Oct 01 1980, 4:33 AM EDT

Att. 2,258 - Sunny - 76 F

BOTTOM

livebaseballscorecards.com

Batter	1	2	3	4	5	6	7	8	9	AB	R	H	RBI	BB	SO	LOB
Chet Lemon, R (1, 8) OBP: 0.390, SLG: 0.444	0-0 1B		0-3 K		0-0 4-3		0-0 FC5-4 1-2f		0-0 6-3 2-3	4	0	1	0	0	1	3
Rusty Kuntz, R (9, 8) OBP: 0.283, SLG: 0.304										1	0	0	0	0	0	1
Mike Squires, L (1, 3) OBP: 0.343, SLG: 0.344	0-3 K		0-0 G3			0-0 S 3B 1B		0-0 WP E 1B	0-0 F7	5	2	2	0	0	1	2
Harold Baines, L (1, 9) OBP: 0.279, SLG: 0.405	0-3 K			0-0 4-3		0-0 1-H SF8 3B		0-0 F9 1-2		4	1	1	1	0	1	2
Lamar Johnson, R (1, 10) OBP: 0.332, SLG: 0.410	0-0 3-1			0-0 F7		0-0 SF8 3-H		0-0 E9 WP 1B 2-H 1B		3	0	1	1	0	0	1
Wayne Nordhagen, R (1, 7) OBP: 0.290, SLG: 0.458		0-0 FC1-4 1B		0-0 F7		0-0 1-3		0-0 WP 1-2 1B		4	0	2	0	0	0	0
Jim Morrison, R (1, 4) OBP: 0.324, SLG: 0.414		0-0 FC1-4 1-2f			0-0 FC6-4 S 1B	0-0 F9		0-0 F9 1-2 2-3		4	0	1	0	0	0	3
Marv Foley, L (1, 2) OBP: 0.267, SLG: 0.344	0-3 K		0-3 K 1-2				0-0 G3	0-3 K		2	0	0	0	0	2	2
Glenn Borgmann, R (7, 2) OBP: 0.337, SLG: 0.329										2	0	0	0	0	1	2
Fran Mullins, R (1, 5) OBP: 0.288, SLG: 0.232	0-3 K		4-0 FC6-4 BB				0-0 F7		0-0 6-3	3	0	0	0	1	1	1
Todd Cruz, R (1, 6) OBP: 0.275, SLG: 0.315			0-0 F8		0-0 FC6-4 1-2f 2-3		4-0 FC5-4 BB		0-0 WP 2B	3	0	1	0	1	0	2

Inning Stats	R: 0	H: 1		R: 0	H: 1		R: 0	H: 0		R: 0	H: 0		R: 0	H: 1		R: 2	H: 2		R: 0	H: 0		R: 1	H: 3		R: 0	H: 1		1B: 7	SF: 1		WP: 3	PA: 38	
	E: 0	LOB: 1		E: 0	LOB: 1		E: 0	LOB: 0		E: 0	LOB: 0		E: 0	LOB: 2		E: 0	LOB: 0		E: 0	LOB: 1		E: 1	LOB: 2		E: 0	LOB: 1		2B: 1	SAC: 0		PB: 0		
	K: 2	BB: 0		K: 2	BB: 0		K: 1	BB: 0		K: 1	BB: 1		K: 1	BB: 1		K: 0	BB: 0		K: 0	BB: 1		K: 1	BB: 0		K: 0	BB: 0		3B: 1	DP: 0		SB: 2		
	S: 8	P: 8		S: 8	P: 8		S: 5	P: 3		S: 3	P: 3		S: 6	P: 10		S: 5	P: 5		S: 3	P: 7		S: 8	P: 8		S: 4	P: 4		HR: 0	HBP: 0		CS: 0		

PITCHER		IP	WLS	BF	H	R	ER	SO	BB	IBB	HBP	BLK	WP	HR	S	P	ERA	WHIP
Mike Norris, R ERA: 2.53	(1, 1)	9.0	W	38	9	3	3	7	2	0	0	0	3	0	50	58	3.00	1.222

PITCHER	IP	WLS	BF	H	R	ER	SO	BB	IBB	HBP	BLK	WP	HR	S	P	ERA	WHIP

AB	35
R	3
H	9
RBI	2
BB	2
SO	7
LOB	19

Batter	1	2	3	4	5	6	7	8	9	AB	R	H	RBI	BB	SO	LOB
Rickey Henderson, R (1, 7) OBP: 0.423, SLG: 0.402	F9		1B 1-2 2-H 1B		1-H HR	F9			F9	5	1	2	3	0	0	2
Dwayne Murphy, L (1, 8) OBP: 0.386, SLG: 0.387	K		G4-6-3 1-2 2-3 1B		SH3-4 1B		F9			4	0	2	0	0	1	0
Mitchell Page, L (1, 10) OBP: 0.310, SLG: 0.443	G3		G4-6-3 1-2f		SH3-4 1-2		K			3	0	0	0	0	1	3
Tony Armas, R (1, 9) OBP: 0.308, SLG: 0.500		F9		WP 1B 1B	2-3		K			4	1	1	0	0	1	1
Dave Revering, L (1, 3) OBP: 0.342, SLG: 0.491		F7		F7 1-2	K			F4		4	0	0	0	0	1	2
Wayne Gross, L (1, 5) OBP: 0.355, SLG: 0.467		F6		F8		L6		3-1		4	0	0	0	0	0	1
Jeff Newman, R (1, 2) OBP: 0.274, SLG: 0.386			6-3	2-H 1B		1B 1B		F4		4	0	2	1	0	0	0
Dave McKay, S (1, 4) OBP: 0.286, SLG: 0.319			1B 1B 1B	1-3		F8			K	4	1	1	0	0	1	2
Rob Picciolo, R (1, 6) OBP: 0.243, SLG: 0.328			1B 1B 1-2 1B		HR BB	1-2 1B			1-3	3	1	2	0	1	0	0
Inning Stats	R: 0 E: 0 K: 1 S: 5 H: 0 LOB: 0 BB: 0 P: 5	R: 0 E: 0 K: 0 S: 3 H: 0 LOB: 0 BB: 0 P: 3	R: 1 E: 0 K: 0 S: 6 H: 4 LOB: 2 BB: 0 P: 6	R: 1 E: 0 K: 0 S: 5 H: 2 LOB: 1 BB: 0 P: 5	R: 2 E: 0 K: 1 S: 7 H: 2 LOB: 1 BB: 1 P: 11	R: 0 E: 0 K: 0 S: 5 H: 2 LOB: 2 BB: 0 P: 5	R: 0 E: 0 K: 2 S: 7 H: 0 LOB: 0 BB: 0 P: 7	R: 0 E: 0 K: 0 S: 3 H: 0 LOB: 0 BB: 0 P: 3	R: 0 E: 0 K: 1 S: 5 H: 0 LOB: 0 BB: 0 P: 5	1B: 9 2B: 0 3B: 0 HR: 1 SF: 0 SAC: 1 DP: 1 HBP: 0						

PITCHER	IP	WLS	BF	H	R	ER	SO	BB	IBB	HBP	BLK	WP	HR	S	P	ERA	WHIP
Richard Dotson, R (1, 1) ERA: 4.27	4.0		20	8	4	4	1	1	0	0	0	1	1	21	25	9.00	2.250
Guy Hoffman, L (5, 1) ERA: 2.63	5.0	W	17	2	0	0	4	0	0	0	0	0	0	25	25	0.00	0.400

PITCHER	IP	WLS	BF	H	R	ER	SO	BB	IBB	HBP	BLK	WP	HR	S	P	ERA	WHIP

TOP

Oakland Athletics @ Chicago White Sox

Comiskey Park, Chicago, IL

Thu Oct 02 1980, 4:33 AM EDT

Att. 2,202 - Sunny - 65 F

livebaseballscorecards.com

AB	35
R	4
H	10
RBI	4
BB	1
SO	5
LOB	11

WP: 1 PA: 37
PB: 0
SB: 0
CS: 0

Batter	1	2	3	4	5	6	7	8	9	AB	R	H	RBI	BB	SO	LOB
Chet Lemon, R (1, 8) OBP: 0.392, SLG: 0.446	0-0 1B 1B 1B 1B	0-0 ② 1-3 1B 1B		0-0 E1 SF7 3-H 1B	0-0 ② SF9 3-H			0-0 ① F5		4	3	3	2	0	0	0
Mike Squires, L (1, 3) OBP: 0.346, SLG: 0.346	0-0 1B 1B 1-2 1B	0-0 2-H 1B		B B B B 4-0 1B BB	0-0 ③ FC4-6 1-2f			0-0 ② 4-3		4	1	2	1	1	0	1
Harold Baines, L (1, 9) OBP: 0.278, SLG: 0.404	0-0 1B SF8 1-2 2-3 1B	0-0 ③ 4-3		0-0 ② SF7 3-H		0-0 ① 4-3		0-0 ③ 1-3		4	1	1	1	0	0	1
Lamar Johnson, R (1, 10) OBP: 0.333, SLG: 0.411	0-0 1B 1-3 2-H 3-H 1B		0-0 ① 6-3	0-0 1-3 1B		0-0 ② 4-3				4	0	2	2	0	0	0
Bob Molinaro, L (1, 7) OBP: 0.348, SLG: 0.405 Rusty Kuntz, R (7, 7) OBP: 0.283, SLG: 0.304	0-0 ① SF8 3-H		0-0 4-3 1B	0-0 ③ F8		0-0 ③ 3-1				3 0	0 0	1 0	1 0	0 0	0 0	2 0
Jim Morrison, R (1, 4) OBP: 0.327, SLG: 0.421	0-0 L3-6 1-2 1B	0-0 ② 4-3 1-2			0-0 1B 1B 1B		0-0 HR			4	2	3	1	0	0	1
Marv Foley, L (1, 2) OBP: 0.267, SLG: 0.341	0-0 ② ③ L3-6 1-2		0-0 ③ F8		0-0 1B SF9 1-3 1B		0-0 ① G3			4	1	1	0	0	0	3
Fran Mullins, R (1, 5) OBP: 0.300, SLG: 0.267		0-0 E6 1B		0-0 SH1-4 E 2B	0-0 FC4-6 1-3 3-H 1B		0-0 ② 6-3			4	1	2	1	0	0	0
Todd Cruz, R (1, 6) OBP: 0.273, SLG: 0.312		S S S 0-3 ① K		0-0 ① SH1-4 2-3	0-0 ① F8		S S S 0-3 ③ K			3	0	0	0	0	2	3
Inning Stats	R: 3 E: 0 K: 0 S: 7 H: 5 LOB: 1 BB: 0 P: 7	R: 1 E: 1 K: 1 S: 7 H: 2 LOB: 1 BB: 0 P: 7	R: 0 E: 0 K: 0 S: 4 H: 1 LOB: 1 BB: 0 P: 4	R: 2 E: 1 K: 0 S: 6 H: 3 LOB: 2 BB: 1 P: 10	R: 2 E: 0 K: 0 S: 6 H: 3 LOB: 1 BB: 0 P: 6	R: 0 E: 0 K: 0 S: 3 H: 0 LOB: 0 BB: 0 P: 3	R: 1 E: 0 K: 1 S: 6 H: 1 LOB: 0 BB: 0 P: 6	R: 0 E: 0 K: 0 S: 3 H: 0 LOB: 0 BB: 0 P: 3		1B: 13 2B: 2 3B: 0 HR: 1	SF: 3 SAC: 1 DP: 1 HBP: 0					

PITCHER		IP	WLS	BF	H	R	ER	SO	BB	IBB	HBP	BLK	WP	HR	S	P	ERA	WHIP
Rick Langford, R ERA: 3.25	(1, 1)	8.0	L	39	15	9	8	2	1	0	0	0	0	1	42	46	9.00	2.000

PITCHER	IP	WLS	BF	H	R	ER	SO	BB	IBB	HBP	BLK	WP	HR	S	P	ERA	WHIP

BOTTOM

Oakland Athletics @ Chicago White Sox

Comiskey Park, Chicago, IL

Thu Oct 02 1980, 4:33 AM EDT

Att. 2,202 - Sunny - 65 F

livebaseballscorecards.com

AB	34
R	9
H	15
RBI	9
BB	1
SO	2
LOB	11

1B: 13	SF: 3	WP: 0	PA: 39
2B: 2	SAC: 1	PB: 0	
3B: 0	DP: 1	SB: 0	
HR: 1	HBP: 0	CS: 0	

Batter	1	2	3	4	5	6	7	8	9	AB	R	H	RBI	BB	SO	LOB
Dickie Thon, R (1, 6) OBP: 0.283, SLG: 0.319	BBBB 4-0 S 1B BB		x 0-0 ② 4-3		x 0-0 ② F4		x 0-0 ② F7			3	1	0	0	1	0	1
Rod Carew, L (1, 3) OBP: 0.396, SLG: 0.438	x 0-0 CS S 1-H 1B		x 0-0 1B		BBBB 4-0 BB		x 0-0 ③ 6-3			3	0	2	1	1	0	1
Carney Lansford, R (1, 5) OBP: 0.311, SLG: 0.390	SSS 0-3 ① K		x 0-0 ③ L5		SSS 0-3 ③ K			x 0-0 ① 4-3		4	0	0	0	0	2	3
Brian Downing, R (1, 10) OBP: 0.359, SLG: 0.416	BBBB 4-0 1-2 BB			x 0-0 1B E 1B		BBBB 4-0 FC5-4 BB		x 0-0 ② F8		2	0	1	0	2	0	0
Bobby Grich, R (1, 4) OBP: 0.378, SLG: 0.410	SSS 0-3 ② K			x 0-0 ① L5 1-2		x 0-0 ① FC5-4 1-2f		SSS 0-3 ③ K		4	0	0	0	0	2	4
Bobby Clark, R (1, 7) OBP: 0.263, SLG: 0.327	0-0 ③ CS 2-3	SSS 0-3 ① K		x 0-0 ② F9		x 0-0 ② F9			x 0-0 ① 5-3	4	0	0	0	0	1	2
Rick Miller, L (1, 8) OBP: 0.352, SLG: 0.340		x 0-0 ② 4-3		x 0-0 2-3 1B		x 0-0 ③ F8			x 0-0 ② 4-3	4	0	1	0	0	0	1
Larry Harlow, L (1, 9) OBP: 0.374, SLG: 0.380		SSS 0-3 ③ K		SSS 0-3 ③ K		BBBB 4-0 SH1-4 BB			x 0-0 ③ 4-3	3	0	0	0	1	2	2
Dave Skaggs, R (1, 2) OBP: 0.295, SLG: 0.250			x 0-0 ① F3		x 0-0 ① 4-3		x 0-0 ① SH1-4 1-2			2	0	0	0	0	0	0
Inning Stats	R: 1 H: 1 E: 0 LOB: 1 K: 2 BB: 2 S: 7 P: 15	R: 0 H: 0 E: 0 LOB: 0 K: 2 BB: 0 S: 7 P: 7	R: 0 H: 1 E: 0 LOB: 1 K: 0 BB: 0 S: 4 P: 4	R: 0 H: 2 E: 1 LOB: 2 K: 1 BB: 0 S: 7 P: 7	R: 0 H: 0 E: 0 LOB: 1 K: 1 BB: 1 S: 5 P: 9	R: 0 H: 0 E: 0 LOB: 1 K: 0 BB: 1 S: 3 P: 7	R: 0 H: 0 E: 0 LOB: 1 K: 0 BB: 1 S: 3 P: 7	R: 0 H: 0 E: 0 LOB: 0 K: 1 BB: 0 S: 5 P: 5	R: 0 H: 0 E: 0 LOB: 0 K: 0 BB: 0 S: 3 P: 3	1B: 4 SF: 0 2B: 0 SAC: 1 3B: 0 DP: 0 HR: 0 HBP: 0						

TOP

California Angels @ Chicago White Sox

Comiskey Park, Chicago, IL

Fri Oct 03 1980, 8:05 PM EDT

Att. 6,722 - Unknown - 46 F

livebaseballscorecards.com

AB	29
R	1
H	4
RBI	1
BB	5
SO	7
LOB	14

PITCHER		IP	WLS	BF	H	R	ER	SO	BB	IBB	HBP	BLK	WP	HR	S	P	ERA	WHIP
Britt Burns, L ERA: 2.84	(1, 1)	6.0	W	25	4	1	1	6	4	0	0	0	0	0	33	49	1.50	1.333
Mike Proly, R ERA: 3.09	(7, 1)	3.0	S	10	0	0	0	1	1	0	0	0	0	0	11	15	0.00	0.333

PITCHER	IP	WLS	BF	H	R	ER	SO	BB	IBB	HBP	BLK	WP	HR	S	P	ERA	WHIP

Batter	1	2	3	4	5	6	7	8	9	AB	R	H	RBI	BB	SO	LOB
Chet Lemon, R (1, 8) OBP: 0.391, SLG: 0.447	SH5-3, 1B, 2B		F4 ①		L5 ③		K ③			4	1	1	0	0	1	1
Mike Squires, L (1, 3) OBP: 0.346, SLG: 0.352	SH5-3 ①, 2-3		F8 ②			F8 ①		SF8, 3B		3	1	1	0	0	0	0
Harold Baines, L (1, 9) OBP: 0.281, SLG: 0.407	G4-6-3, 3-H, 1B		FC4-6, 1B			1B		G3 ①		4	0	3	1	0	0	1
Lamar Johnson, R (1, 10) OBP: 0.331, SLG: 0.409	G4-6-3 ②③, 1-2f		FC4-6 ③, 1-2f			F8 ②		SF8 ②, 3-H		3	0	0	1	0	0	3
Bob Molinaro, L (1, 7) OBP: 0.348, SLG: 0.404 Rusty Kuntz, R (7, 7) OBP: 0.295, SLG: 0.304		1B, E, 1B		F9 ①		4-3 ③		BB		3 0	1 0	1 0	0 0	0 1	0 0	1 0
Jim Morrison, R (1, 4) OBP: 0.328, SLG: 0.421		E9, E, 1-H, 1B		F7 ②			4-3, SH2-3, 2B, 1B	4-3 ③		4	1	2	0	0	0	1
Marv Foley, L (1, 2) OBP: 0.263, SLG: 0.336		F2 ①		4-3 ③			SH2-3 ①, 1-2			2	0	0	0	0	0	1
Fran Mullins, R (1, 5) OBP: 0.292, SLG: 0.258 Greg Pryor, R (7, 5) OBP: 0.264, SLG: 0.324		E6, G6-4-3, 2-3			K ①		4-3 ②, 2-3			2 1	0 0	0 0	0 0	0 0	1 0	1 1
Todd Cruz, R (1, 6) OBP: 0.273, SLG: 0.315		G6-4-3 ②③, 1-2f			F9 ②		3-H, 2B			3	0	1	1	0	0	2

Inning Stats	1	2	3	4	5	6	7	8	9
	R: 1 H: 2 E: 0 LOB: 0 K: 0 BB: 0 S: 4 P: 4	R: 1 H: 2 E: 2 LOB: 1 K: 0 BB: 0 S: 5 P: 5	R: 0 H: 1 E: 0 LOB: 1 K: 0 BB: 0 S: 4 P: 4	R: 0 H: 0 E: 0 LOB: 0 K: 0 BB: 0 S: 3 P: 3	R: 0 H: 0 E: 0 LOB: 0 K: 1 BB: 0 S: 5 P: 5	R: 0 H: 1 E: 0 LOB: 1 K: 0 BB: 0 S: 4 P: 4	R: 1 H: 2 E: 0 LOB: 1 K: 1 BB: 0 S: 7 P: 7	R: 1 H: 1 E: 0 LOB: 1 K: 0 BB: 1 S: 4 P: 8	

PITCHER	IP	WLS	BF	H	R	ER	SO	BB	IBB	HBP	BLK	WP	HR	S	P	ERA	WHIP
Freddie Martinez, R (1, 1) ERA: 4.52	8.0	L	33	9	4	4	2	1	0	0	0	0	0	36	40	4.50	1.250

PITCHER	IP	WLS	BF	H	R	ER	SO	BB	IBB	HBP	BLK	WP	HR	S	P	ERA	WHIP

BOTTOM

California Angels @ Chicago White Sox

Comiskey Park, Chicago, IL

Fri Oct 03 1980, 8:05 PM EDT

Att. 6,722 - Unknown - 46 F

livebaseballscorecards.com

AB	29
R	4
H	9
RBI	3
BB	1
SO	2
LOB	12

1B: 6	SF: 1	WP: 0	PA: 33
2B: 2	SAC: 2	PB: 0	
3B: 1	DP: 2	SB: 0	
HR: 0	HBP: 0	CS: 0	

California Angels @ Chicago White Sox

Comiskey Park, Chicago, IL

Sat Oct 04 1980, 4:33 AM EDT

Att. 7,788 - Unknown - 46 F

TOP

livebaseballscorecards.com

Batter	1	2	3	4	5	6	7	8	9	AB	R	H	RBI	BB	SO	LOB
Rick Miller, L (1, 8) OBP: 0.350, SLG: 0.338	G3		3-1		BB, 1B		F7		1-3	5	1	1	0	0	0	1
Rod Carew, L (1, 3) OBP: 0.396, SLG: 0.437	F9		CS, 1B		BBBB, 1B, 1-2, BB		4-3			3	0	1	0	1	0	0
Carney Lansford, R (1, 5) OBP: 0.312, SLG: 0.391			E6, S, 1-2		F4			4-3		3	0	1	0	0	0	3
Bert Campaneris, R (5, 6) OBP: 0.302, SLG: 0.335	2B									1	0	0	0	0	0	0
Jason Thompson, L (1, 10) OBP: 0.399, SLG: 0.476	G3		4-3, 1-2		1-2, 2-H, 1B			BBBB, G3, BB		3	0	1	1	1	0	2
John Harris, L (1, 7) OBP: 0.400, SLG: 0.605		6-3		BBBB, CS, HBP, BB	F8			G3, 1-2		3	0	0	0	1	0	3
Bobby Grich, R (1, 4) OBP: 0.377, SLG: 0.408		SSS, K		H, CS, 1-2, HBP		F9		6-3		3	0	0	0	0	1	1
Gil Kubski, L (1, 9) OBP: 0.292, SLG: 0.283		S, 1B, 1B		SSS, K, 1-2, 2-3		F4			BBBB, G5-4-3, BB	3	1	1	0	1	1	2
Dickie Thon, R (1, 6) OBP: 0.283, SLG: 0.318 (5, 5)		S, 1-H, 1B		F4		SSS, K			G5-4-3, 1-2f	4	0	1	1	0	1	2
Dave Skaggs, R (1, 2) OBP: 0.284, SLG: 0.239		6-3, 2-3			SSS, K		6-3		2B	3	0	0	0	0	1	1
Larry Harlow, L (9, PH) OBP: 0.376, SLG: 0.385										1	0	1	0	0	0	0

	AB	32
	R	2
	H	7
	RBI	2
	BB	4
	SO	4
	LOB	15

Inning Stats	1	2	3	4	5	6	7	8	9
	R: 0 E: 0 K: 0 S: 4	H: 1 LOB: 1 BB: 0 P: 4	R: 1 E: 0 K: 1 S: 7	H: 2 LOB: 1 BB: 0 P: 7	R: 0 E: 1 K: 0 S: 4	H: 1 LOB: 1 BB: 0 P: 4	R: 0 E: 0 K: 1 S: 4	H: 0 LOB: 1 BB: 1 P: 9	R: 1 E: 0 K: 1 S: 7	H: 2 LOB: 2 BB: 1 P: 11	R: 0 E: 0 K: 1 S: 5	H: 0 LOB: 0 BB: 0 P: 5	R: 0 E: 0 K: 0 S: 3	H: 0 LOB: 0 BB: 0 P: 3	R: 0 E: 0 K: 0 S: 3	H: 0 LOB: 1 BB: 1 P: 7	R: 0 E: 0 K: 0 S: 3	H: 1 LOB: 1 BB: 1 P: 7

1B: 5	SF: 0	WP: 0	PA: 37
2B: 3	SAC: 0	PB: 0	
3B: 0	DP: 2	SB: 3	
HR: 0	HBP: 1	CS: 3	

PITCHER		IP	WLS	BF	H	R	ER	SO	BB	IBB	HBP	BLK	WP	HR	S	P	ERA	WHIP
LaMarr Hoyt, R ERA: 4.57	(1, 1)	8.0	W	33	6	2	2	4	3	0	1	0	0	0	37	50	2.25	1.125
Ed Farmer, R ERA: 3.34	(9, 1)	1.0	S	4	1	0	0	0	1	0	0	0	0	0	3	7	0.00	2.000

PITCHER		IP	WLS	BF	H	R	ER	SO	BB	IBB	HBP	BLK	WP	HR	S	P	ERA	WHIP

Batter	1	2	3	4	5	6	7	8	9	AB	R	H	RBI	BB	SO	LOB
Chet Lemon, R (1, 10) OBP: 0.389, SLG: 0.443	F9		L8		F3		5-3 (1-2)			4	0	0	0	0	0	2
Mike Squires, L (1, 3) OBP: 0.348, SLG: 0.352	FC4-6, 1B			BBBB, 4-0, HR, 1B, BB	4-3 (1-2)		4-3			3	1	1	0	1	0	2
Harold Baines, L (1, 9) OBP: 0.281, SLG: 0.405	FC4-6 (1-2f)			SSS, 0-3, K		BBBB, 4-0, 1B, E, BB		4-3		3	1	0	0	1	1	2
Wayne Nordhagen, R (1, 7) OBP: 0.292, SLG: 0.459	F9			1-2, HR, 1B		1-3, E, 1B		E5, FC6-4		4	1	2	0	0	0	1
Jim Morrison, R (1, 4) OBP: 0.328, SLG: 0.425		F8		1-H, 2-H, HR		F6		F9		4	1	1	3	0	0	3
Glenn Borgmann, R (1, 2) OBP: 0.323, SLG: 0.313		5-3		F8		F2 (1-2, 3-H)		FC6-4 (1-2f)		4	0	0	0	0	0	2
Rusty Kuntz, R (1, 8) OBP: 0.281, SLG: 0.288		5-3		F8		6-3				3	0	0	0	0	0	1
Greg Pryor, R (1, 5) OBP: 0.265, SLG: 0.325			F7		S, 1B		F2			2	0	1	0	0	0	0
Minnie Minoso, R (7, PH)										1	0	0	0	0	0	0
Kevin Bell, R (8, 5) OBP: 0.288, SLG: 0.245										0	0	0	0	0	0	0
Todd Cruz, R (1, 6) OBP: 0.274, SLG: 0.315			F8		F4		5-3			3	0	1	0	0	0	1
Inning Stats	R: 0 E: 0 K: 0 S: 4 H: 1 LOB: 1 BB: 0 P: 4	R: 0 E: 0 K: 0 S: 3 H: 0 LOB: 0 BB: 0 P: 3	R: 0 E: 0 K: 0 S: 3 H: 0 LOB: 0 BB: 0 P: 3	R: 3 E: 0 K: 1 S: 7 H: 2 LOB: 0 BB: 1 P: 11	R: 0 E: 0 K: 0 S: 4 H: 1 LOB: 1 BB: 0 P: 4	R: 1 E: 1 K: 0 S: 4 H: 1 LOB: 1 BB: 1 P: 8	R: 0 E: 0 K: 0 S: 4 H: 1 LOB: 1 BB: 0 P: 4	R: 0 E: 1 K: 0 S: 4 H: 0 LOB: 1 BB: 0 P: 4		1B: 5 2B: 0 3B: 0 HR: 1	SF: 0 SAC: 0 DP: 0 HBP: 0						

PITCHER	IP	WLS	BF	H	R	ER	SO	BB	IBB	HBP	BLK	WP	HR	S	P	ERA	WHIP
Frank Tanana, L (1, 1) ERA: 4.15	8.0	L	33	6	4	3	1	2	0	0	0	0	1	33	41	3.38	1.000

PITCHER	IP	WLS	BF	H	R	ER	SO	BB	IBB	HBP	BLK	WP	HR	S	P	ERA	WHIP

BOTTOM

California Angels @ Chicago White Sox

Comiskey Park, Chicago, IL

Sat Oct 04 1980, 4:33 AM EDT

Att. 7,788 - Unknown - 46 F

livebaseballscorecards.com

AB	31
R	4
H	6
RBI	3
BB	2
SO	1
LOB	14

Batter	1	2	3	4	5	6	7	8	9	AB	R	H	RBI	BB	SO	LOB
Bert Campaneris, R (1, 6) OBP: 0.300, SLG: 0.329	B3		3-1		B1-3		5-3		FC4 1-2 2-3 BB	4	0	0	0	1	0	2
Dickie Thon, R (1, 4) OBP: 0.282, SLG: 0.315	F9		4-3			1B 1B BB		1-6-3	FC4 CS 1-2f 2-3 3-H	3	1	0	0	1	0	0
Jason Thompson, L (9, PH) OBP: 0.398, SLG: 0.475										1	0	0	1	0	0	2
Bobby Grich, R (9, PR) OBP: 0.377, SLG: 0.408										0	0	0	0	0	0	0
Carney Lansford, R (1, 5) OBP: 0.312, SLG: 0.390	5-3			K		G6-4-3 1-2 1B		1B 1B BB	K 1-2	4	1	1	0	1	2	2
Brian Downing, R (1, 10) OBP: 0.364, SLG: 0.419		5-3		4-3		G6-4-3 1-2 2-H 1B		1B 1-2 1B		4	0	2	1	0	0	0
Bobby Clark, R (1, 7) OBP: 0.266, SLG: 0.333		BB 1B		2B		G6-4-3 1-2f 2-3		F3		4	0	2	0	0	0	4
Rick Miller, L (1, 8) OBP: 0.349, SLG: 0.337		K		6-3		4-3		1-2 2-H 1B		4	0	1	1	0	1	3
John Harris, L (1, 3) OBP: 0.388, SLG: 0.561		1-2 BB			K		5-3	F7		3	0	0	0	1	1	2
Gil Kubski, L (1, 9) OBP: 0.319, SLG: 0.302		K			BB		1B		BB FC4 1B	3	1	2	0	1	1	2
Tom Donohue, R (1, 2) OBP: 0.216, SLG: 0.243			K		F8		F9		FC4 BB 1-2 1B	4	0	1	0	0	1	2
Inning Stats	R: 0 E: 0 K: 0 S: 3 H: 0 LOB: 0 BB: 0 P: 3	R: 0 E: 0 K: 2 S: 8 H: 1 LOB: 2 BB: 1 P: 12	R: 0 E: 0 K: 1 S: 5 H: 0 LOB: 0 BB: 0 P: 5	R: 0 E: 0 K: 1 S: 6 H: 1 LOB: 1 BB: 0 P: 6	R: 0 E: 0 K: 1 S: 5 H: 0 LOB: 1 BB: 1 P: 9	R: 1 E: 0 K: 0 S: 4 H: 2 LOB: 1 BB: 1 P: 8	R: 0 E: 0 K: 0 S: 4 H: 1 LOB: 1 BB: 0 P: 4	R: 1 E: 0 K: 0 S: 5 H: 2 LOB: 2 BB: 1 P: 9	R: 1 E: 0 K: 1 S: 6 H: 2 LOB: 2 BB: 1 P: 10	1B: 8 2B: 1 3B: 0 HR: 0 SF: 0 SAC: 0 DP: 1 HBP: 0						

PITCHER	IP	WLS	BF	H	R	ER	SO	BB	IBB	HBP	BLK	WP	HR	S	P	ERA	WHIP
Steve Trout, L (1, 1) ERA: 3.7	8.0	W	37	9	3	3	5	5	0	0	0	0	0	42	62	3.38	1.750
Mike Proly, R (9, 1) ERA: 3.07	1.0	S	2	0	0	0	1	0	0	0	0	0	0	4	4	0.00	0.000

PITCHER	IP	WLS	BF	H	R	ER	SO	BB	IBB	HBP	BLK	WP	HR	S	P	ERA	WHIP

TOP

California Angels @ Chicago White Sox

Comiskey Park, Chicago, IL

Sun Oct 05 1980, 4:33 AM EDT

Att. 8,795 - Cloudy - 49 F

livebaseballscorecards.com

AB	34
R	3
H	9
RBI	3
BB	5
SO	6
LOB	19

WP: 0	PA: 39																
PB: 0																	
SB: 0																	
CS: 1																	

Batter	1	2	3	4	5	6	7	8	9	AB	R	H	RBI	BB	SO	LOB
Chet Lemon, R (1, 8) OBP: 0.388, SLG: 0.442	B B B B 4-0 SH1-3 1B BB	x 0-0 ② F8		x 0-0 ③ F7			x 0-0 ① 5-3			2	1	0	0	1	0	0
Minnie Minoso, R (7, PH)										1	0	0	0	0	0	0
Leo Sutherland, L (8, 7) OBP: 0.264, SLG: 0.292										0	0	0	0	0	0	0
Mike Squires, L (1, 3) OBP: 0.347, SLG: 0.350	x 0-0 ① SH1-3 1-2	B B B B 4-0 S 2B BB			x 0-0 ① G3		x 0-0 ② F9			2	1	0	0	1	0	0
Harold Baines, L (1, 9) OBP: 0.281, SLG: 0.405	x 0-0 ② 3-1-3	x 0-0 1-H WP 2B			x 0-0 ② F7		x 0-0 ③ F6			4	1	1	1	0	0	1
Wayne Nordhagen, R (1, 10) OBP: 0.294, SLG: 0.458	x 0-0 BB 1B 2-H 1B	x 0-0 ③ F6 2-H			H 1-0 BB HBP			x 0-0 ① F7		3	1	1	1	0	0	0
Jim Morrison, R (1, 4) OBP: 0.329, SLG: 0.424	B B B B 4-0 1B 1B 1-2 BB		x 0-0 ① F8		B B B B 4-0 1-2 BB			S S S 0-3 ② K		2	1	0	0	2	1	0
Glenn Borgmann, R (1, 2) OBP: 0.320, SLG: 0.310	x 0-0 1B 1-2 2-H 1B		S S S 0-3 ② K		x 0-0 ③ F8			x 0-0 ③ F8		4	0	1	1	0	1	2
Rusty Kuntz, R (1, 7) (8, 8) OBP: 0.284, SLG: 0.290	x 0-0 1-2 2-H 1B		x 0-0 ③ F3				x 0-0 ① F7			3	0	1	1	0	0	0
Kevin Bell, R (1, 5) OBP: 0.284, SLG: 0.241	S S S 0-3 ③ K			x 0-0 ① F8			x 0-0 ② 6-3			3	0	0	0	0	1	2
Todd Cruz, R (1, 6) OBP: 0.271, SLG: 0.312		S S S 0-3 ① K		x 0-0 ② F7			x 0-0 ③ F9			3	0	0	0	0	1	0
Inning Stats	R: 3 H: 3 E: 0 LOB: 2 K: 1 BB: 2 S: 8 P: 16	R: 2 H: 1 E: 0 LOB: 0 K: 1 BB: 1 S: 6 P: 10	R: 0 H: 0 E: 0 LOB: 0 K: 1 BB: 0 S: 5 P: 5	R: 0 H: 0 E: 0 LOB: 0 K: 0 BB: 0 S: 3 P: 3	R: 0 H: 0 E: 0 LOB: 2 K: 0 BB: 1 S: 3 P: 8	R: 0 H: 0 E: 0 LOB: 0 K: 0 BB: 0 S: 3 P: 3	R: 0 H: 0 E: 0 LOB: 0 K: 0 BB: 0 S: 3 P: 3	R: 0 H: 0 E: 0 LOB: 0 K: 1 BB: 0 S: 5 P: 5		1B: 3 SF: 0 2B: 1 SAC: 1 3B: 0 DP: 0 HR: 0 HBP: 1						WP: 2 PA: 33 PB: 0 SB: 1 CS: 0

PITCHER		IP	WLS	BF	H	R	ER	SO	BB	IBB	HBP	BLK	WP	HR	S	P	ERA	WHIP
Ralph Botting, L ERA: 5.81	(1, 1)	2.0	L	13	4	5	5	2	3	0	0	0	1	0	14	26	22.50	3.500
Chris Knapp, R ERA: 6.14	(3, 1)	4.0		14	0	0	0	1	1	0	1	0	0	0	14	19	0.00	0.250
Dave Schuler, L ERA: 3.55	(7, 1)	2.0		6	0	0	0	1	0	0	0	0	0	0	8	8	0.00	0.000

PITCHER	IP	WLS	BF	H	R	ER	SO	BB	IBB	HBP	BLK	WP	HR	S	P	ERA	WHIP

BOTTOM

California Angels @ Chicago White Sox

Comiskey Park, Chicago, IL

Sun Oct 05 1980, 4:33 AM EDT

Att. 8,795 - Cloudy - 49 F

livebaseballscorecards.com

AB	27
R	5
H	4
RBI	4
BB	4
SO	4
LOB	5