

Chicago White Sox - 1980

Batter	1	2	3	4	5	6	7	8	9	AB	R	H	RBI	BB	SO	LOB	TOP				
Al Bumbry, L OBP: 0.500, SLG: 1.000 (1, 8)										3	1	2	1	0	0	1	Baltimore Orioles @ Chicago White Sox Comiskey Park, Chicago, IL Thu Apr 10 1980, 4:33 AM EST Att: 35,539 - Unknown - 40 F				
Mark Belanger, R (1, 6)										3	1	0	0	0	0	1					
Ken Singleton, S (1, 9)										3	1	0	0	0	0	1					
Eddie Murray, S OBP: 0.500, SLG: 0.750 (1, 3)										4	1	2	2	0	1	1					
Doug DeCinces, R OBP: 0.250, SLG: 0.250 (1, 5)										4	0	1	1	0	1	1					
Lee May, R OBP: 0.250, SLG: 0.750 (1, 10)										4	0	1	0	0	2	1					
Gary Roenicke, R OBP: 0.250, SLG: 0.250 (1, 7)										4	0	1	0	0	2	1					
Rich Dauer, R (1, 4)										4	0	0	0	0	0	2					
Rick Dempsey, R OBP: 0.667, SLG: 1.500 (1, 2)										2	1	1	0	1	0	1					
Inning Stats	R: 4 E: 1 K: 2 S: 10	H: 2 LOB: 0 BB: 0 P: 11	R: 1 E: 0 K: 0 S: 4	H: 1 LOB: 0 BB: 0 P: 4	R: 0 E: 0 K: 2 S: 7	H: 0 LOB: 0 BB: 0 P: 7	R: 0 E: 0 K: 0 S: 4	H: 1 LOB: 1 BB: 0 P: 4	R: 0 E: 0 K: 0 S: 4	H: 2 LOB: 1 BB: 0 P: 4	R: 0 E: 0 K: 0 S: 2	H: 0 LOB: 0 BB: 1 P: 6	R: 0 E: 0 K: 0 S: 3	H: 1 LOB: 0 BB: 0 P: 3	R: 0 E: 0 K: 2 S: 7	H: 0 LOB: 0 BB: 0 P: 7	1B: 4 2B: 2 3B: 2 HR: 0	SF: 1 SAC: 1 DP: 2 HBP: 1	WP: 0 PB: 0 CS: 1	PA: 35	
PITCHER	IP	WLS	BF	H	R	ER	SO	BB	IBB	HBP	BLK	WP	HR	S	P	ERA	WHIP				
Steve Trout, L ERA: 7.2 (1, 1)	5.0	L	22	5	5	4	4	0	0	1	1	0	0	29	30	7.20	1.000				
Rich Wortham, L ERA: (6, 1)	4.0		13	3	0	0	2	1	0	0	0	0	0	16	20	0.00	1.000				

Batter	1	2	3	4	5	6	7	8	9	AB	R	H	RBI	BB	SO	LOB	BOTTOM				
Bob Molinaro, L OBP: 0.800, SLG: 0.667 (1, 10)										3	1	2	0	2	0	0	Baltimore Orioles @ Chicago White Sox Comiskey Park, Chicago, IL Thu Apr 10 1980, 4:33 AM EST Att: 35,539 - Unknown - 40 F				
Alan Bannister, R OBP: 0.600, SLG: 0.800 (1, 5)										5	0	3	1	0	0	1					
Claudell Washington, L (1, 7)										4	0	0	0	1	3	4					
Lamar Johnson, R OBP: 0.500, SLG: 0.500 (1, 3)										4	1	2	0	0	0	2					
Chet Lemon, R Rusty Kuntz, R Thad Bosley, L (8, PH) (9, B)										2	0	0	0	1	0	2					
Harold Baines, L (1, 9)										0	0	0	0	0	0	1					
Jim Morrison, R (1, 4)										4	0	0	0	0	0	3					
Marv Foley, L (1, 2)										4	0	0	0	0	1	1					
Greg Pryor, R Harry Chappas, S (9, PH)										2	1	0	0	1	1	0					
Inning Stats	R: 0 E: 0 K: 0 S: 3	H: 1 LOB: 2 BB: 2 P: 11	R: 0 E: 0 K: 0 S: 3	H: 0 LOB: 0 BB: 0 P: 3	R: 0 E: 0 K: 1 S: 5	H: 0 LOB: 0 BB: 0 P: 5	R: 0 E: 0 K: 1 S: 6	H: 1 LOB: 2 BB: 1 P: 10	R: 0 E: 0 K: 0 S: 5	H: 0 LOB: 0 BB: 0 P: 5	R: 2 E: 0 K: 1 S: 7	H: 2 LOB: 1 BB: 1 P: 11	R: 1 E: 1 K: 1 S: 7	H: 1 LOB: 1 BB: 0 P: 7	R: 0 E: 0 K: 1 S: 5	H: 0 LOB: 1 BB: 1 P: 9	1B: 6 2B: 1 3B: 0 HR: 0	SF: 0 SAC: 0 DP: 0 HBP: 0	WP: 0 PB: 0 CS: 0	PA: 39	
PITCHER	IP	WLS	BF	H	R	ER	SO	BB	IBB	HBP	BLK	WP	HR	S	P	ERA	WHIP				
Jim Palmer, R ERA: 1.29 (1, 1)	7.0	W	30	6	2	1	4	4	0	0	0	0	0	34	50	1.29	1.429				
Tim Stoddard, R ERA: (8, 1)	2.0	S	9	1	1	0	2	1	0	0	0	0	0	12	16	0.00	1.000				

Batter	1	2	3	4	5	6	7	8	9	AB	R	H	RBI	BB	SO	LOB	TOP					
Al Bumbry, L OBP: 0.333, SLG: 0.429 (1, 8)	3-1	K		1-3			L7-4-3 BB		5-3	4	0	0	0	1	1	1	Baltimore Orioles @ Chicago White Sox Comiskey Park, Chicago, IL Fri Apr 11 1980, 4:33 AM EST Att: 3,902 - Unknown - 36 F AB 34 R 4 H 10 RBI 4 BB 4 SO 4 LOB 12					
Mark Belanger, R OBP: 0.145, SLG: 0.143 (1, 6) Terry Crowley, L (9, PH) HR		P6		K			L7-4-3		1-3	4	1	1	0	0	1	1						
Ken Singleton, S OBP: 0.500, SLG: 0.833 (1, 9)		HR		K			G6-4-3 1B			3	1	2	2	1	1	0						
Eddie Murray, S OBP: 0.250, SLG: 0.375 (1, 3)	F7			P4			G6-4-3 1B		P6	4	0	0	0	0	0	2						
Doug DeCinces, R OBP: 0.500, SLG: 0.500 (1, 5)							L7			4	0	3	0	0	0	0						
Lee May, R OBP: 0.250, SLG: 0.500 (1, 10)	K			5-3					FC5-4 1B	4	0	1	0	0	1	3						
Benny Ayala, R OBP: 1.000, SLG: 1.000 (6, PH) John Lowenstein, L (6, 7)		HR					FC3-6 1B		FC3-6	1	1	1	0	1	0	0						
Rick Dempsey, R OBP: 0.571, SLG: 1.400 (1, 2)				F8					F7	3	1	1	2	1	0	2						
Rich Dauer, R OBP: 0.143, SLG: 0.143 (1, 4) Pat Kelly, L (9, PH)		F7		P3					F8	3	0	1	0	0	0	1						
Inning Stats	R: 2 E: 0 K: 1 S: 8	H: 3 LOB: 1 BB: 0 P: 8	R: 2 E: 0 K: 1 S: 7	H: 2 LOB: 0 BB: 0 P: 7	R: 0 E: 0 K: 1 S: 6	H: 1 LOB: 1 BB: 0 P: 6	R: 0 E: 0 K: 0 S: 3	H: 0 LOB: 1 BB: 1 P: 7	R: 0 E: 0 K: 0 S: 5	H: 1 LOB: 0 BB: 0 P: 5	R: 0 E: 0 K: 0 S: 4	H: 2 LOB: 2 BB: 1 P: 8	R: 0 E: 0 K: 0 S: 2	H: 0 LOB: 1 BB: 2 P: 10	R: 0 E: 0 K: 0 S: 4	H: 1 LOB: 1 BB: 0 P: 4	R: 0 E: 0 K: 0 S: 3	H: 0 LOB: 0 BB: 0 P: 3	1B: 8 2B: 1 3B: 0 HR: 2	SF: 0 SAC: 0 DP: 2 HBP: 0	WP: 0 PB: 0 CS: 0	PA: 38
PITCHER	IP	WLS	BF	H	R	ER	SO	BB	IBB	HBP	BLK	WP	HR	S	P	ERA	WHIP					
Ken Kravec, L ERA: 6.75 (1, 1)	5.1	W	24	8	4	4	4	1	0	0	0	0	2	31	35	6.75	1.688					
Mike Proby, R ERA (6, 1)	1.1		6	1	0	0	0	3	0	0	0	0	0	3	15	0.00	3.000					
Ed Farmer, R ERA (7, 1)	2.1	S	8	1	0	0	0	0	0	0	0	0	0	8	8	0.00	0.429					

Batter	1	2	3	4	5	6	7	8	9	AB	R	H	RBI	BB	SO	LOB	BOTTOM					
Harry Chappas, S OBP: 0.167, SLG: 0.167 (1, 10)	F7	E5		P4				P6		5	0	1	1	0	0	0	Baltimore Orioles @ Chicago White Sox Comiskey Park, Chicago, IL Fri Apr 11 1980, 4:33 AM EST Att: 3,902 - Unknown - 36 F AB 31 R 8 H 9 RBI 8 BB 5 SO 3 LOB 12					
Alan Bannister, R OBP: 0.444, SLG: 0.500 (1, 5)		1-3				6-3	F8			3	1	0	0	1	0	3						
Jim Morrison, R OBP: 0.375, SLG: 0.333 (1, 4)				F8						2	2	1	0	2	0	0						
Lamar Johnson, R OBP: 0.571, SLG: 1.000 (7, 3) Mike Squires, L						5-3				2	1	1	3	1	0	1						
Chet Lemon, R OBP: 0.286, SLG: 0.167 (1, 8)						6-3				4	1	1	0	0	0	2						
Wayne Nordhagen, R OBP: 1.000, SLG: 2.667 (6, PR) Harold Baines, L (7, 9)										3	1	3	2	0	0	0						
Greg Pryor, R (1, 6)										4	1	0	0	0	1	4						
Bruce Kimm, R OBP: 0.250, SLG: 0.250 (1, 2)										4	0	1	0	0	0	1						
Rusty Kuntz, R OBP: 0.250, SLG: 0.500 (1, 7)										4	1	1	1	0	2	1						
Inning Stats	R: 3 E: 0 K: 1 S: 7	H: 2 LOB: 1 BB: 2 P: 15	R: 0 E: 1 K: 1 S: 6	H: 0 LOB: 0 BB: 0 P: 6	R: 2 E: 0 K: 0 S: 4	H: 1 LOB: 0 BB: 1 P: 8	R: 0 E: 0 K: 1 S: 5	H: 0 LOB: 0 BB: 0 P: 5	R: 0 E: 0 K: 0 S: 4	H: 1 LOB: 1 BB: 0 P: 4	R: 2 E: 0 K: 0 S: 6	H: 3 LOB: 2 BB: 0 P: 6	R: 1 E: 0 K: 0 S: 3	H: 1 LOB: 1 BB: 2 P: 11	R: 0 E: 0 K: 0 S: 3	H: 1 LOB: 0 BB: 0 P: 3	1B: 4 2B: 2 3B: 1 HR: 2	SF: 1 SAC: 0 DP: 2 HBP: 0	WP: 0 PB: 0 CS: 0	PA: 37		
PITCHER	IP	WLS	BF	H	R	ER	SO	BB	IBB	HBP	BLK	WP	HR	S	P	ERA	WHIP					
Mike Flanagan, L ERA: 11.12 (1, 1)	5.2	L	28	7	7	7	3	3	0	0	0	0	2	31	43	11.12	1.765					
Sammy Stewart, R ERA: 3.86 (6, 1)	2.1		9	2	1	1	0	2	0	0	0	0	0	7	15	3.86	1.714					

Batter	1	2	3	4	5	6	7	8	9	AB	R	H	RBI	BB	SO	LOB	TOP		
Al Bumby, L OBP: 0.385, SLG: 0.500 (1, 8)										3	0	1	0	1	1	0			
Mark Belanger, R OBP: 0.100, SLG: 0.100 (1, 6)										3	0	0	0	0	0	2			
Pat Kelly, L (9, FH)										1	0	0	0	0	1	0			
Ken Singleton, S OBP: 0.417, SLG: 0.600 (1, 9)										4	0	1	0	0	0	2			
Eddie Murray, S OBP: 0.167, SLG: 0.250 (1, 3)										4	1	0	0	0	2	2			
John Lowenstein, L OBP: 0.167, SLG: 0.167 (1, 7)										4	1	1	0	0	1	0			
Doug DeCinces, R OBP: 0.583, SLG: 0.636 (1, 5)										3	0	2	2	1	0	0			
Lee May, R OBP: 0.167, SLG: 0.333 (1, 10)										4	0	0	0	0	1	3			
Rick Dempsey, R OBP: 0.400, SLG: 0.875 (1, 2)										3	0	0	0	0	0	1			
Rich Dauer, R OBP: 0.100, SLG: 0.100 (1, 4)										3	0	0	0	0	1	0			
Inning Stats	R: 0 E: 0 K: 0 S: 4	H: 1 LOB: 1 BB: 0 P: 4	R: 0 E: 0 K: 1 S: 5	H: 0 LOB: 0 BB: 0 P: 5	R: 0 E: 0 K: 1 S: 3	H: 0 LOB: 0 BB: 0 P: 3	R: 0 E: 0 K: 1 S: 5	H: 0 LOB: 0 BB: 0 P: 5	R: 0 E: 0 K: 0 S: 4	H: 1 LOB: 1 BB: 0 P: 4	R: 0 E: 0 K: 0 S: 3	H: 0 LOB: 1 BB: 1 P: 7	R: 0 E: 0 K: 1 S: 5	H: 0 LOB: 1 BB: 1 P: 9	R: 0 E: 0 K: 2 S: 7	H: 3 LOB: 1 BB: 0 P: 10	1B: 3 2B: 2 3B: 0 HR: 0	SF: 0 SAC: 0 DP: 0 HBP: 0	WP: 0 PA: 34 CS: 0
PITCHER Richard Dotson, R ERA: 2.0 (1, 1)	IP: 9.0 WLS: W BF: 34 H: 5 R: 2 ER: 2 SO: 7 BB: 2 IBB: 0 HBP: 0 BLK: 0 WP: 0 HR: 0 S: 46 P: 54 ERA: 2.00 WHIP: 0.778															PITCHER IP: WLS: BF: H: R: ER: SO: BB: IBB: HBP: BLK: WP: HR: S: P: ERA: WHIP			

Baltimore Orioles @ Chicago White Sox
Comiskey Park, Chicago, IL
Sat Apr 12 1980, 4:33 AM EST
Att: 15,060 - Unknown

AB 32
R 2
H 5
RBI 2
BB 2
SO 7
LOB 10



Batter	1	2	3	4	5	6	7	8	9	AB	R	H	RBI	BB	SO	LOB	BOTTOM		
Mike Squires, L (1, 3)										3	1	0	0	1	0	1			
Alan Bannister, R OBP: 0.357, SLG: 0.333 (1, 5)										4	1	0	1	1	0	1			
Bob Molinaro, L OBP: 0.500, SLG: 0.333 (1, 7)										3	0	0	0	0	0	1			
Wayne Nordhagen, R OBP: 1.000, SLG: 2.667 (6, FH)										0	0	0	0	0	0	0			
Thad Bosley, L OBP: 0.333, SLG: 0.333 (7, 7)										2	1	1	2	0	1	0			
Lamar Johnson, R OBP: 0.667, SLG: 1.182 (1, 10)										5	1	4	2	0	0	0			
Chet Lemon, R OBP: 0.364, SLG: 0.300 (1, 8)										4	0	2	1	0	0	2			
Harold Baines, L (1, 9)										3	1	0	0	1	0	4			
Jim Morrison, R OBP: 0.417, SLG: 0.333 (1, 4)										3	1	1	0	1	1	2			
Bruce Kimm, R OBP: 0.375, SLG: 0.625 (1, 2)										4	1	2	2	0	0	3			
Greg Pryor, R OBP: 0.182, SLG: 0.100 (1, 6)										4	1	1	0	0	0	2			
Inning Stats	R: 0 E: 0 K: 0 S: 3	H: 0 LOB: 0 BB: 0 P: 3	R: 0 E: 0 K: 0 S: 5	H: 2 LOB: 2 BB: 0 P: 5	R: 0 E: 0 K: 0 S: 3	H: 0 LOB: 0 BB: 0 P: 3	R: 0 E: 0 K: 1 S: 6	H: 1 LOB: 2 BB: 1 P: 10	R: 1 E: 0 K: 0 S: 5	H: 2 LOB: 1 BB: 0 P: 5	R: 0 E: 0 K: 0 S: 9	H: 6 LOB: 3 BB: 3 P: 21	R: 0 E: 1 K: 0 S: 4	H: 0 LOB: 1 BB: 0 P: 4	R: 0 E: 0 K: 1 S: 5	H: 0 LOB: 0 BB: 0 P: 5	1B: 9 2B: 0 3B: 1 HR: 1	SF: 0 SAC: 1 DP: 0 HBP: 0	WP: 1 PA: 40 CS: 0
PITCHER Steve Stone, R ERA: 5.4 (1, 1)	IP: 5.0 WLS: L BF: 23 H: 7 R: 3 ER: 3 SO: 3 BB: 1 IBB: 0 HBP: 0 BLK: 0 WP: 1 HR: 1 S: 24 P: 28 ERA: 5.40 WHIP: 1.600															PITCHER IP: WLS: BF: H: R: ER: SO: BB: IBB: HBP: BLK: WP: HR: S: P: ERA: WHIP			
Tippy Martinez, L ERA: 54.0 (6, 1)	0.2	6	1	1	1	0	2	1	0	0	1	0	3	15	13.50	4.500			
Joe Kerrigan, R ERA: 3.86 (6, 1)	2.1	11	3	4	4	1	0	0	0	0	0	0	13	13	15.43	1.286			

Baltimore Orioles @ Chicago White Sox
Comiskey Park, Chicago, IL
Sat Apr 12 1980, 4:33 AM EST
Att: 15,060 - Unknown

AB 35
R 8
H 11
RBI 8
BB 4
SO 2
LOB 16




Batter	1	2	3	4	5	6	7	8	9	AB	R	H	RBI	BB	SO	LOB	TOP				
Al Bumbry, L OBP: 0.313, SLG: 0.385 (1, 8)	F8		K2-3		SH1-4		G3			3	0	0	0	0	1	1	Baltimore Orioles @ Chicago White Sox Comiskey Park, Chicago, IL Sun Apr 13 1980, 4:33 AM EST Att: 16,279 - Unknown				
Rich Dauer, R OBP: 0.214, SLG: 0.083 (1, 4)	WP 1B BB		G6-4-3 BB		6-3		6-3			2	1	0	0	2	0	1					
Ken Singleton, S OBP: 0.313, SLG: 0.429 (1, 9)	K		G6-4-3		K		K			4	0	0	0	0	3	3					
Eddie Murray, S OBP: 0.250, SLG: 0.267 (1, 3)	1B 1B				L5		F9			3	1	1	1	1	0	0					
Lee May, R OBP: 0.188, SLG: 0.313 (1, 10)	1-2 1B		P3		P4					4	0	1	0	0	1	1					
Doug DeCinces, R OBP: 0.500, SLG: 0.533 (1, 5)	5-3		1B 1-2 1B		F7					4	0	1	0	0	1	2					
Gary Roenicke, R OBP: 0.250, SLG: 0.250 (1, 7)			P3		F7					4	0	1	1	0	0	0					
Rick Dempsey, R OBP: 0.357, SLG: 0.636 (1, 2)	1-3		G5-4-3 1B		FC6-4 BB					3	0	0	0	1	1	3					
Mark Belanger, R OBP: 0.154, SLG: 0.154 (1, 6)	P3				SH1-4 1B		FC6-4 S			3	0	1	0	0	0	1					
Inning Stats	R: 1 E: 0 K: 1 S: 7	H: 2 LOB: 2 BB: 1 P: 11	R: 0 E: 0 K: 0 S: 3	H: 0 LOB: 0 BB: 0 P: 3	R: 0 E: 0 K: 1 S: 4	H: 0 LOB: 0 BB: 1 P: 8	R: 1 E: 0 K: 0 S: 4	H: 2 LOB: 1 BB: 1 P: 8	R: 0 E: 0 K: 1 S: 6	H: 1 LOB: 1 BB: 0 P: 6	R: 0 E: 0 K: 0 S: 3	H: 0 LOB: 0 BB: 0 P: 3	R: 0 E: 0 K: 0 S: 5	H: 0 LOB: 0 BB: 1 P: 7	R: 0 E: 0 K: 1 S: 10	H: 0 LOB: 1 BB: 0 P: 10	1B: 5 2B: 0 3B: 0 HR: 0	SF: 0 SAC: 1 DP: 2 HBP: 0	WP: 1 PB: 0 SB: 1 CS: 0	PA: 35	
PITCHER	IP	WLS	BF	H	R	ER	SO	BB	IBB	HBP	BLK	WP	HR	S	P	ERA	WHIP				
Ross Baumgarten, L ERA: 2.57 (1, 1)	7.0	W	28	5	2	2	3	4	0	0	0	1	0	30	46	2.57	1.286				
Ed Farmer, R ERA: (8, 1)	2.0	S	7	0	0	0	4	0	0	0	0	0	0	15	15	0.00	0.000				

Batter	1	2	3	4	5	6	7	8	9	AB	R	H	RBI	BB	SO	LOB	BOTTOM				
Thad Bosley, L OBP: 0.428, SLG: 0.333 (1, 7)	L5		WP 1B 1B		HBP BB BB		K			3	0	1	0	1	1	3	Baltimore Orioles @ Chicago White Sox Comiskey Park, Chicago, IL Sun Apr 13 1980, 4:33 AM EST Att: 16,279 - Unknown				
Alan Bannister, R OBP: 0.444, SLG: 0.357 (1, 5)	1-3		WP 1B		HBP BB		2B IBB			2	1	1	0	2	0	0					
Jim Morrison, R OBP: 0.375, SLG: 0.273 (1, 4)	5-3		6-3		HBP		SF8			2	0	0	2	0	0	2					
Lamar Johnson, R OBP: 0.625, SLG: 1.067 (1, 3)					P4					4	0	2	2	0	0	3					
Mike Squires, L (8, 3)	5-3				CS 1B		2B			0	0	0	0	0	0	0					
Chet Lemon, R OBP: 0.400, SLG: 0.308 (1, 8)			G5-4-3 1B		G5-4-3 BB		P4			3	0	1	0	1	1	2					
Wayne Nordhagen, R OBP: 0.571, SLG: 1.286 (1, 10)			G5-4-3		G5-4-3					4	0	1	0	0	1	2					
Harry Chappas, S OBP: 0.167, SLG: 0.167 (8, PR)	G5-4-3				G5-4-3		K			0	0	0	0	0	0	0					
Harold Baines, L (1, 9)			3-1		5-3		P5			4	0	0	0	0	0	1					
Bruce Kimm, R OBP: 0.450, SLG: 0.636 (1, 2)										3	1	2	0	0	1	0					
Claudell Washington, L (7, PR)										0	1	0	0	0	0	0					
Marv Foley, L (8, 2)			1B WP 1B		K		2B SF8 1B			0	0	0	0	1	0	0					
Greg Pryor, R OBP: 0.267, SLG: 0.231 (1, 6)			P3		BB HBP BB		2B 2B			3	2	1	0	1	0	2					
Inning Stats	R: 0 E: 0 K: 0 S: 3	H: 0 LOB: 0 BB: 0 P: 3	R: 0 E: 0 K: 0 S: 3	H: 1 LOB: 0 BB: 0 P: 3	R: 1 E: 0 K: 0 S: 6	H: 3 LOB: 2 BB: 0 P: 6	R: 0 E: 0 K: 0 S: 2	H: 1 LOB: 0 BB: 1 P: 6	R: 1 E: 0 K: 1 S: 5	H: 0 LOB: 3 BB: 3 P: 18	R: 0 E: 0 K: 1 S: 5	H: 0 LOB: 0 BB: 0 P: 5	R: 3 E: 0 K: 2 S: 10	H: 3 LOB: 2 BB: 1 P: 14	R: 0 E: 0 K: 0 S: 3	H: 1 LOB: 1 BB: 1 P: 7	1B: 7 2B: 2 3B: 0 HR: 0	SF: 1 SAC: 0 DP: 2 HBP: 1	WP: 1 PB: 0 SB: 0 CS: 2	PA: 36	
PITCHER	IP	WLS	BF	H	R	ER	SO	BB	IBB	HBP	BLK	WP	HR	S	P	ERA	WHIP				
Dave Ford, R ERA: 3.86 (1, 1)	4.2	L	15	4	2	2	2	1	1	0	0	0	0	19	27	8.10	1.500				
Sammy Stewart, R ERA: 6.35 (5, 1)	3.1	L	15	4	3	3	3	1	1	0	0	0	0	19	27	8.10	1.500				

AB	30
R	2
H	5
RBI	2
BB	4
SO	7
LOB	12



AB	28
R	5
H	9
RBI	4
BB	6
SO	4
LOB	15



Batter	1	2	3	4	5	6	7	8	9	10	11	12	13	14	AB	R	H	RBI	BB	SO	LOB	TOP				
Willie Randolph, R OBP: 0.269, SLG: 0.182 (1.4)															7	0	1	1	0	0	3					
Ruggert Jones, L OBP: 0.346, SLG: 0.364 (1.8)															7	0	0	0	0	3	4					
Bob Watson, R OBP: 0.565, SLG: 0.762 (8. PR)															4	0	1	0	0	0	1					
Bobby Brown, S OBP: 1.000, SLG: 1.000 (8. PR)															0	0	0	0	0	0	0					
Jim Spencer, L OBP: 0.176, SLG: 0.267 (8.3)															1	0	0	0	0	0	1					
Dennis Werth, R (13.3)															0	0	0	0	1	0	0					
Reggie Jackson, L OBP: 0.320, SLG: 0.333 (1.9)															4	1	2	0	2	0	2					
Lou Piniella, R OBP: 0.222, SLG: 0.125 (1.7)															5	1	1	0	1	1	4					
Eric Soderholm, R (1.10)															3	0	0	0	0	0	4					
Bobby Murcer, L (9. PH)															2	0	0	0	1	0	2					
Graig Nettles, L OBP: 0.304, SLG: 0.211 (1.5)															4	0	1	2	2	0	1					
Rick Cerone, R OBP: 0.227, SLG: 0.200 (1.2)															5	1	0	0	1	2	6					
Bucky Dent, R OBP: 0.318, SLG: 0.409 (1.6)															6	0	3	0	0	0	0					
Inning Stats	R: 0 E: 0 K: 1 S: 5	H: 1 LOB: 0 BB: 0 P: 5	R: 0 E: 0 K: 0 S: 4	H: 1 LOB: 1 BB: 0 P: 4	R: 0 E: 0 K: 0 S: 4	H: 1 LOB: 1 BB: 0 P: 4	R: 2 E: 0 K: 0 S: 6	H: 3 LOB: 1 BB: 0 P: 6	R: 0 E: 0 K: 0 S: 3	H: 0 LOB: 0 BB: 0 P: 3	R: 0 E: 0 K: 0 S: 3	H: 0 LOB: 0 BB: 0 P: 3	R: 0 E: 0 K: 1 S: 5	H: 0 LOB: 0 BB: 0 P: 5	R: 0 E: 0 K: 0 S: 4	H: 0 LOB: 1 BB: 2 P: 16	R: 0 E: 0 K: 1 S: 5	H: 0 LOB: 3 BB: 3 P: 17	R: 0 E: 0 K: 1 S: 5	H: 0 LOB: 0 BB: 0 P: 5	R: 0 E: 0 K: 0 S: 5	H: 0 LOB: 0 BB: 0 P: 5	1B: 7 2B: 2 3B: 0 HR: 0	SF: 0 SAC: 0 DP: 1 HBP: 0	WP: 0 PB: 0 CS: 2	PA: 56
PITCHER	IP: 7.0 WLS: 2 BF: 29 H: 7 R: 3 ER: 3 SO: 1 BB: 2 IBB: 0 HBP: 0 BLK: 0 WP: 0 HR: 0 S: 29 P: 37 ERA: 5.25 WHIP: 1.286	PITCHER																								
Steve Trout, L ERA: 5.25 (1.1)	2.1 (8.1)	4.2 (10.1)																								
Mike Proly, R ERA: (10.1)																										
Rich Wortham, L ERA: (10.1)																										

New York Yankees @ Chicago White Sox
Comiskey Park, Chicago, IL
Tue Apr 15 1980, 7:05 PM EST
-Att. 6,614 - Unknown

AB 48
R 3
H 9
RBI 3
BB 8
SO 6
LOB 28

Batter	1	2	3	4	5	6	7	8	9	10	11	12	13	14	AB	R	H	RBI	BB	SO	LOB	BOTTOM				
Harry Chappas, S OBP: 0.167, SLG: 0.091 (1.10)															5	1	0	0	1	1	4					
Alan Bannister, R OBP: 0.440, SLG: 0.400 (1.5)															6	1	2	0	1	1	2					
Jim Morrison, R OBP: 0.304, SLG: 0.278 (1.4)															7	0	1	0	0	2	5					
Lamar Johnson, R OBP: 0.522, SLG: 0.842 (1.3)															4	0	0	1	2	0	1					
Chet Lemon, R OBP: 0.364, SLG: 0.263 (1.8)															6	1	1	1	1	1	3					
Wayne Nordhagen, R OBP: 0.700, SLG: 1.250 (6.7)															1	1	1	0	2	0	0					
Thad Bosley, L OBP: 0.423, SLG: 0.333 (6.7)															0	0	0	0	0	0	0					
Kevin Bell, R (8. PH)															1	0	0	0	0	1	0					
Harold Baines, L (9.9)															2	0	0	0	0	0	0					
Bruce Kimm, R OBP: 0.412, SLG: 0.588 (1.2)															6	0	2	2	0	2	2					
Greg Pryor, R OBP: 0.286, SLG: 0.222 (1.6)															5	0	1	0	1	1	1					
Rusty Kuntz, R OBP: 0.290, SLG: 0.375 (9.7)															4	0	1	0	0	0	4					
Bob Molinaro, L OBP: 0.500, SLG: 0.286 (12.7)															1	0	0	0	1	0	0					
Inning Stats	R: 0 E: 0 K: 0 S: 3	H: 0 LOB: 1 BB: 1 P: 7	R: 0 E: 0 K: 0 S: 4	H: 1 LOB: 3 BB: 2 P: 12	R: 1 E: 0 K: 2 S: 9	H: 2 LOB: 2 BB: 1 P: 13	R: 0 E: 0 K: 0 S: 4	H: 1 LOB: 1 BB: 0 P: 4	R: 2 E: 1 K: 0 S: 5	H: 2 LOB: 1 BB: 1 P: 9	R: 0 E: 0 K: 0 S: 3	H: 0 LOB: 0 BB: 0 P: 3	R: 0 E: 0 K: 1 S: 5	H: 0 LOB: 0 BB: 0 P: 5	R: 0 E: 0 K: 0 S: 3	H: 0 LOB: 0 BB: 0 P: 3	R: 0 E: 0 K: 0 S: 3	H: 1 LOB: 2 BB: 1 P: 10	R: 0 E: 0 K: 1 S: 5	H: 0 LOB: 0 BB: 0 P: 5	R: 1 E: 1 K: 0 S: 3	H: 1 LOB: 3 BB: 3 P: 15	1B: 6 2B: 3 3B: 0 HR: 0	SF: 1 SAC: 1 DP: 1 HBP: 0	WP: 1 PB: 0 SB: 1 CS: 0	PA: 59
PITCHER	IP: 9.0 WLS: 7 BF: 39 H: 7 R: 3 ER: 3 SO: 7 BB: 5 IBB: 0 HBP: 0 BLK: 0 WP: 1 HR: 0 S: 48 P: 68 ERA: 3.00 WHIP: 1.333	PITCHER																								
Ron Guidry, L ERA: 1.5 (1.1)	2.0 (10.1)	2.0 (12.1)																								
Rich Gossage, R ERA: (12.1)																										
Tom Underwood, L ERA: 2.36 (14.1)																										
Jim Kaat, L ERA: 2.25 (14.1)																										

New York Yankees @ Chicago White Sox
Comiskey Park, Chicago, IL
Tue Apr 15 1980, 7:05 PM EST
-Att. 6,614 - Unknown

AB 48
R 4
H 9
RBI 4
BB 9
SO 9
LOB 22

Batter	1	2	3	4	5	6	7	8	9	AB	R	H	RBI	BB	SO	LOB	TOP			
Willie Randolph, R (1, 4) OBP: 0.258, SLG: 0.185	F9		F8	1B		6-3		1-3		5	0	1	1	0	0	1				
Ruppert Jones, L (1, 8) OBP: 0.397, SLG: 0.385	F8 HBP					3-1		4-3		4	0	2	1	0	0	1				
Bob Watson, R (1, 10) OBP: 0.536, SLG: 0.680	F8		K	K				2B 3B BB	FC6-4 1B	4	1	1	0	1	2	4				
Reggie Jackson, L (1, 9) OBP: 0.300, SLG: 0.346	3-1		K					2B 3B	FC6-4 FC6-4	5	1	1	0	0	1	3				
Lou Piniella, R (1, 7) OBP: 0.250, SLG: 0.100		6-3		1B						2	1	0	0	1	1	0				
Oscar Gamble, L (7, PH) OBP: 0.438, SLG: 0.769									F9	2	1	1	2	0	0	1				
Bobby Brown, S (9, 7) OBP: 1.000, SLG: 1.000				SF8 BB				1B 3B		0	0	0	0	0	0	0				
Eric Soderholm, R (1, 5) OBP: 0.182, SLG: 0.100		2B 1B		K				5-3		4	0	1	0	1	1	3				
Dennis Werth, R (1, 3) OBP: 0.500, SLG: 0.333										3	1	1	0	0	2	2				
Jim Spencer, L (7, PH) OBP: 0.222, SLG: 0.313		K		BB 1B					G5-4-3 1B	1	0	1	1	0	0	0				
Rick Cerone, R (1, 2) OBP: 0.231, SLG: 0.261				SF8					G5-4-3	3	0	1	1	0	0	1				
Bucky Dent, R (1, 6) OBP: 0.346, SLG: 0.400		6-3		1B 1B BB					6-3	3	1	1	0	1	0	2				
Inning Stats	R: 0 E: 0 K: 0 S: 3	H: 0 LOB: 1 BB: 0 P: 4	R: 0 E: 0 K: 1 S: 7	H: 2 LOB: 2 BB: 0 P: 7	R: 0 E: 0 K: 2 S: 8	H: 1 LOB: 1 BB: 0 P: 8	R: 3 E: 0 K: 2 S: 10	H: 3 LOB: 2 BB: 2 P: 18	R: 0 E: 0 K: 0 S: 4	H: 0 LOB: 1 BB: 0 P: 11	R: 0 E: 0 K: 0 S: 5	H: 1 LOB: 1 BB: 0 P: 9	R: 0 E: 0 K: 0 S: 3	H: 0 LOB: 0 BB: 0 P: 3	R: 0 E: 0 K: 0 S: 4	H: 1 LOB: 1 BB: 0 P: 4	1B: 8 2B: 2 3B: 1 HR: 0	SF: 1 SAC: 0 DP: 1 HBP: 1	WP: 0 PA: 42	
PITCHER	IP WLS BF H R ER SO BB IBB HBP BLK WP HR S P ERA WHIP	IP WLS BF H R ER SO BB IBB HBP BLK WP HR S P ERA WHIP	IP WLS BF H R ER SO BB IBB HBP BLK WP HR S P ERA WHIP	IP WLS BF H R ER SO BB IBB HBP BLK WP HR S P ERA WHIP	IP WLS BF H R ER SO BB IBB HBP BLK WP HR S P ERA WHIP	IP WLS BF H R ER SO BB IBB HBP BLK WP HR S P ERA WHIP	IP WLS BF H R ER SO BB IBB HBP BLK WP HR S P ERA WHIP	IP WLS BF H R ER SO BB IBB HBP BLK WP HR S P ERA WHIP	IP WLS BF H R ER SO BB IBB HBP BLK WP HR S P ERA WHIP	IP WLS BF H R ER SO BB IBB HBP BLK WP HR S P ERA WHIP	IP WLS BF H R ER SO BB IBB HBP BLK WP HR S P ERA WHIP	IP WLS BF H R ER SO BB IBB HBP BLK WP HR S P ERA WHIP	IP WLS BF H R ER SO BB IBB HBP BLK WP HR S P ERA WHIP	IP WLS BF H R ER SO BB IBB HBP BLK WP HR S P ERA WHIP	IP WLS BF H R ER SO BB IBB HBP BLK WP HR S P ERA WHIP	IP WLS BF H R ER SO BB IBB HBP BLK WP HR S P ERA WHIP	IP WLS BF H R ER SO BB IBB HBP BLK WP HR S P ERA WHIP	IP WLS BF H R ER SO BB IBB HBP BLK WP HR S P ERA WHIP	IP WLS BF H R ER SO BB IBB HBP BLK WP HR S P ERA WHIP	
Ken Kravec, L (1, 1) ERA: 7.0	3.2 L	20 6 3 3 3 4	6 3 3 3 3 4	3 3 3 3 3 4	2 0 0 0 0 0	0 0 0 0 0 0	0 0 16 24 11.57 2.143	0 0 10 10 0.00 0.667												
Randy Scarbery, R (4, 1) ERA: 11.57	2.1	12 3 3 3 3 3	3 3 3 3 3 3	3 3 3 3 3 3	2 0 0 0 0 0	0 0 0 0 0 0	0 0 16 24 11.57 2.143	0 0 10 10 0.00 0.667												
Mike Proly, R (7, 1) ERA:	3.0	10 2 0 0 0 0	2 0 0 0 0 0	0 0 0 0 0 0	0 0 0 0 0 0	0 0 0 0 0 0	0 0 10 10 0.00 0.667	0 0 10 10 0.00 0.667												

New York Yankees @ Chicago White Sox
Comiskey Park, Chicago, IL
Wed Apr 16 1980, 7:05 PM EST
Att. 9,680 - Unknown - 38 F

AB 36
R 6
H 11
RBI 6
BB 4
SO 7
LOB 18



Batter	1	2	3	4	5	6	7	8	9	AB	R	H	RBI	BB	SO	LOB	BOTTOM			
Bob Molinaro, L (1, 7) OBP: 0.357, SLG: 0.182	1-3			1-3		4-3			1-3	4	0	0	0	0	0	0				
Alan Bannister, R (1, 5) OBP: 0.429, SLG: 0.391				G3						3	0	1	0	0	0	0				
Jim Morrison, R (1, 4) OBP: 0.269, SLG: 0.238			K	6-3					F7	3	0	0	0	0	1	1				
Lamar Johnson, R (1, 3) OBP: 0.462, SLG: 0.727						5-3			F8	3	0	0	0	0	0	0				
Chet Lemon, R (1, 8) OBP: 0.360, SLG: 0.238						2-3			6-3	2	0	0	0	0	0	0				
Wayne Nordhagen, R (1, 10) OBP: 0.615, SLG: 1.000									6-3	3	0	1	0	0	0	1				
Harold Baines, L (1, 9)				K					F7	3	0	0	0	0	1	1				
Bruce Kimm, R (1, 2) OBP: 0.350, SLG: 0.500				F8					4-3	3	0	0	0	0	0	0				
Greg Pryor, R (1, 6) OBP: 0.250, SLG: 0.190				6-3					6-3	3	0	0	0	0	0	0				
Inning Stats	R: 0 E: 0 K: 1 S: 5	H: 1 LOB: 0 BB: 0 P: 5	R: 0 E: 0 K: 0 S: 2	H: 0 LOB: 0 BB: 0 P: 3	R: 0 E: 0 K: 1 S: 5	H: 0 LOB: 0 BB: 0 P: 5	R: 0 E: 0 K: 0 S: 3	H: 0 LOB: 0 BB: 0 P: 3	R: 0 E: 0 K: 0 S: 3	H: 0 LOB: 0 BB: 0 P: 3	R: 0 E: 0 K: 0 S: 3	H: 0 LOB: 0 BB: 0 P: 3	R: 0 E: 0 K: 0 S: 3	H: 0 LOB: 0 BB: 0 P: 3	R: 0 E: 0 K: 0 S: 3	H: 0 LOB: 0 BB: 0 P: 3	1B: 2 2B: 0 3B: 0 HR: 0	SF: 0 SAC: 0 DP: 1 HBP: 1	WP: 1 PA: 28	
PITCHER	IP WLS BF H R ER SO BB IBB HBP BLK WP HR S P ERA WHIP	IP WLS BF H R ER SO BB IBB HBP BLK WP HR S P ERA WHIP	IP WLS BF H R ER SO BB IBB HBP BLK WP HR S P ERA WHIP	IP WLS BF H R ER SO BB IBB HBP BLK WP HR S P ERA WHIP	IP WLS BF H R ER SO BB IBB HBP BLK WP HR S P ERA WHIP	IP WLS BF H R ER SO BB IBB HBP BLK WP HR S P ERA WHIP	IP WLS BF H R ER SO BB IBB HBP BLK WP HR S P ERA WHIP	IP WLS BF H R ER SO BB IBB HBP BLK WP HR S P ERA WHIP	IP WLS BF H R ER SO BB IBB HBP BLK WP HR S P ERA WHIP	IP WLS BF H R ER SO BB IBB HBP BLK WP HR S P ERA WHIP	IP WLS BF H R ER SO BB IBB HBP BLK WP HR S P ERA WHIP	IP WLS BF H R ER SO BB IBB HBP BLK WP HR S P ERA WHIP	IP WLS BF H R ER SO BB IBB HBP BLK WP HR S P ERA WHIP	IP WLS BF H R ER SO BB IBB HBP BLK WP HR S P ERA WHIP	IP WLS BF H R ER SO BB IBB HBP BLK WP HR S P ERA WHIP	IP WLS BF H R ER SO BB IBB HBP BLK WP HR S P ERA WHIP	IP WLS BF H R ER SO BB IBB HBP BLK WP HR S P ERA WHIP	IP WLS BF H R ER SO BB IBB HBP BLK WP HR S P ERA WHIP	IP WLS BF H R ER SO BB IBB HBP BLK WP HR S P ERA WHIP	
Tommy John, L (1, 1) ERA: 4.05	9.0 W	28 2 0 0 0 2	2 0 0 0 0 2	0 0 1 0 0 2	0 0 1 0 0 2	0 0 1 0 0 2	0 0 31 32 0.00 0.222	0 0 31 32 0.00 0.222												

New York Yankees @ Chicago White Sox
Comiskey Park, Chicago, IL
Wed Apr 16 1980, 7:05 PM EST
Att. 9,680 - Unknown - 38 F

AB 27
R 0
H 2
RBI 0
BB 0
SO 2
LOB 3



Batter	1	2	3	4	5	6	7	8	9	AB	R	H	RBI	BB	SO	LOB	TOP		
Willie Randolph, R OBP: 0.257, SLG: 0.194	0-0 6-3			0-3 K		0-0 5-3		0-0 1-2 HR 1B		4	1	1	0	0	1	2	New York Yankees @ Chicago White Sox Comiskey Park, Chicago, IL Thu Apr 17 1980, 4:33 AM EST Alt. 5,555 - Unknown - 52 F		
Ruppert Jones, L OBP: 0.371, SLG: 0.467	0-0 F7			0-0 F8		0-0 F8		0-0 1-H 2-H HR		4	1	1	3	0	0	2			
Bob Watson, R OBP: 0.500, SLG: 0.621	0-0 6-3			0-0 G3			0-0 G6-4-3 1B	0-0 6-3		4	0	1	0	0	0	0			
Reggie Jackson, L OBP: 0.294, SLG: 0.333		0-0 4-3			0-0 6-3		0-0 F7		0-0 WP 2B 1B	4	1	1	0	0	0	1			
Lou Piniella, R OBP: 0.200, SLG: 0.077 Oscar Gamble, L OBP: 0.471, SLG: 0.857		0-0 4-3			0-0 4-3		0-0 G6-4-3		0-0 F7 1-H 2B	3	0	0	0	0	0	1			
Eric Soderholm, R OBP: 0.143, SLG: 0.077 Graig Nettles, L OBP: 0.292, SLG: 0.200		0-0 F9			0-0 F9			0-0 E5 FC5-4 1B SF8	0-0 F7	3	1	0	0	0	0	0			
Dennis Werth, R OBP: 0.571, SLG: 0.500 Jim Spencer, L OBP: 0.263, SLG: 0.353			0-3 K		0-0 2B 1B		0-0 FC5-4 1B	0-0 FC6-4 1B		3	0	2	0	0	1	0			
Rick Cerone, R OBP: 0.233, SLG: 0.296			0-0 6-3		0-0 1-3 2B		0-0 FC5-4 1B HR	0-0 FC6-4 1B		4	1	1	0	0	0	3			
Bucky Dent, R OBP: 0.300, SLG: 0.357			0-3 K		0-0 F9		0-0 SF8	0-3 K		3	0	0	1	0	2	3			
Inning Stats	R: 0 E: 0 K: 0 S: 3	H: 0 LOB: 0 BB: 0 P: 3	R: 0 E: 0 K: 0 S: 3	H: 0 LOB: 0 BB: 0 P: 3	R: 0 E: 0 K: 2 S: 7	H: 0 LOB: 0 BB: 0 P: 7	R: 0 E: 0 K: 1 S: 5	H: 0 LOB: 0 BB: 0 P: 5	R: 0 E: 0 K: 0 S: 3	H: 2 LOB: 2 BB: 0 P: 5	R: 0 E: 0 K: 0 S: 3	H: 1 LOB: 1 BB: 0 P: 3	R: 4 E: 1 K: 0 S: 7	H: 3 LOB: 0 BB: 0 P: 7	R: 2 E: 0 K: 1 S: 8	H: 3 LOB: 1 BB: 0 P: 8		1B: 6 2B: 2 3B: 0 HR: 1	SF: 1 SAC: 0 DP: 1 HBP: 0
PITCHER	IP WLS BF H R ER SO BB IBB HBP BLK WP HR S P ERA WHIP																		
Britt Burns, L ERA: 3.18	(1, 1) 7.2 W 29 6 4 0 3 0 0 0 0 0 1 35 35 0.00 0.783																		
Ed Farmer, R ERA: 3.18	(8, 1) 1.1 S 7 3 2 2 1 0 0 0 0 0 1 0 9 9 13.50 2.250																		

Batter	1	2	3	4	5	6	7	8	9	AB	R	H	RBI	BB	SO	LOB	BOTTOM		
Mike Squires, L OBP: 0.500, SLG: 0.333	4-0 FC4-6 BB		4-0 CS BB		0-0 E4 1B 2B		0-0 F7	0-0 1-3		3	1	1	2	2	0	1	New York Yankees @ Chicago White Sox Comiskey Park, Chicago, IL Thu Apr 17 1980, 4:33 AM EST Alt. 5,555 - Unknown - 52 F		
Alan Bannister, R OBP: 0.394, SLG: 0.357	0-3 K		0-0 4-3		0-0 2B 1B		0-0 P4	0-3 K		5	1	1	1	0	2	3			
Bob Molinaro, L OBP: 0.389, SLG: 0.333 Rusty Kuntz, R OBP: 0.250, SLG: 0.375	0-0 FC4-6 1-2			0-0 P4	0-0 1B 2B		0-0 FC5-4 1B			4	1	2	0	0	0	1			
Lamar Johnson, R OBP: 0.433, SLG: 0.640	0-0 5-3			0-0 F8	4-0 1B IBB		0-0 FC5-4			3	0	0	0	1	0	2			
Chet Lemon, R OBP: 0.379, SLG: 0.320		0-0 4-3		0-0 P4	0-0 1B			0-0 1B 2B		4	1	2	2	0	0	0			
Jim Morrison, R OBP: 0.300, SLG: 0.280		0-0 2-3 1B			0-0 F2 4-3			0-0 2B 1B		4	1	2	1	0	0	2			
Harold Baines, L OBP: 0.091, SLG: 0.100		0-0 2-3			0-0 F8 L6			0-0 1-H 2B 2B		4	1	1	1	0	0	1			
Mary Foley, L OBP: 0.222, SLG: 0.250		0-0 6-3			0-0 1B E 2B		0-0 F9	0-0 1-3		4	1	1	0	0	0	2			
Greg Pryor, R OBP: 0.286, SLG: 0.280			0-3 K		0-0 E 1B		0-0 5-3	0-0 1-3 2B		4	1	2	1	0	1	0			
Inning Stats	R: 0 E: 0 K: 1 S: 5	H: 0 LOB: 1 BB: 1 P: 9	R: 0 E: 0 K: 0 S: 4	H: 1 LOB: 0 BB: 0 P: 4	R: 0 E: 0 K: 1 S: 4	H: 0 LOB: 0 BB: 1 P: 8	R: 0 E: 0 K: 0 S: 3	H: 0 LOB: 0 BB: 0 P: 3	R: 5 E: 1 K: 0 S: 9	H: 6 LOB: 2 BB: 1 P: 13	R: 0 E: 0 K: 0 S: 3	H: 0 LOB: 0 BB: 0 P: 3	R: 0 E: 0 K: 0 S: 4	H: 1 LOB: 1 BB: 0 P: 4	R: 3 E: 0 K: 1 S: 9	H: 4 LOB: 1 BB: 0 P: 9		1B: 6 2B: 6 3B: 0 HR: 0	SF: 0 SAC: 0 DP: 0 HBP: 0
PITCHER	IP WLS BF H R ER SO BB IBB HBP BLK WP HR S P ERA WHIP																		
Mike Griffin, R ERA: 9.64	(1, 1) 4.2 L 21 6 5 0 0 0 2 0 0 0 0 0 23 31 9.64 1.714																		
Ron Davis, R ERA: 9.31	(5, 1) 2.1 10 2 0 0 0 0 1 0 0 0 0 0 9 13 0.00 0.857																		
Jim Kaat, L ERA: 7.2	(8, 1) 1.0 7 4 3 3 1 0 0 0 0 0 0 0 9 9 27.00 4.000																		

Batter	1	2	3	4	5	6	7	8	9	AB	R	H	RBI	BB	SO	LOB	TOP					
Mike Squires, L (1, 3) OBP: 0.357, SLG: 0.200	4-3 		F8 			6-3 		F8 		4	0	0	0	0	0	0						
Alan Bannister, R (1, 5) OBP: 0.351, SLG: 0.313	F9 			1-3 		F3 		F9 		4	0	0	0	0	0	0						
Bob Molinaro, L (1, 7) OBP: 0.364, SLG: 0.368	5-3 			2B 		F9 		F2 		4	1	1	0	0	0	0						
Lamar Johnson, R (1, 10) OBP: 0.412, SLG: 0.621		G3 		2B 		6-3 		L8 		4	0	1	1	0	0	0						
Chet Lemon, R (1, 8) OBP: 0.375, SLG: 0.429	F9 			5-3 		HR 				3	1	1	1	0	0	1						
Jim Morrison, R (1, 4) OBP: 0.303, SLG: 0.286		1B 		F7 		L8 				3	0	1	0	0	0	1						
Harold Baines, L (1, 9) OBP: 0.080, SLG: 0.087	F8 				K 		K 			3	0	0	0	0	2	1						
Bruce Kimm, R (1, 2) OBP: 0.318, SLG: 0.455			6-3 		5-3 			K 		2	0	0	0	0	0	0						
Harry Chappas, S (8, PH) OBP: 0.154, SLG: 0.083								K 		1	0	0	0	0	1	0						
Greg Pryor, R (1, 6) OBP: 0.267, SLG: 0.259			5-3 					K 		2	0	0	0	0	0	0						
Claudell Washington, L (8, PH) OBP: 0.222, SLG: 0.250										1	0	0	0	0	1	0						
Mary Foley, L (8, 2) OBP: 0.222, SLG: 0.250										0	0	0	0	0	0	0						
Inning Stats	R: 0 E: 0 K: 0 S: 3	H: 0 LOB: 0 BB: 0 P: 3	R: 0 E: 0 K: 0 S: 4	H: 1 LOB: 1 BB: 0 P: 4	R: 0 E: 0 K: 0 S: 3	H: 0 LOB: 0 BB: 0 P: 3	R: 1 E: 0 K: 0 S: 5	H: 2 LOB: 1 BB: 0 P: 5	R: 0 E: 0 K: 1 S: 5	H: 0 LOB: 0 BB: 0 P: 5	R: 0 E: 0 K: 0 S: 3	H: 0 LOB: 0 BB: 0 P: 3	R: 1 E: 0 K: 1 S: 6	H: 1 LOB: 0 BB: 0 P: 6	R: 0 E: 0 K: 2 S: 7	H: 0 LOB: 0 BB: 0 P: 7	R: 0 E: 0 K: 0 S: 3	H: 0 LOB: 0 BB: 0 P: 3	1B: 1 2B: 2 3B: 0 HR: 1	SF: 0 SAC: 0 DP: 0 HBP: 0	WP: 0 PB: 0 SB: 0 CS: 0	PA: 31
PITCHER Dave Ford, R (1, 1) ERA: 2.63	IP: 9.0 WLS: W BF: 31 H: 4 R: 2 ER: 2 SO: 4 BB: 0 IBB: 0 HBP: 0 BLK: 0 WP: 0 HR: 1 S: 39 P: 39 ERA: 2.00 WHIP: 0.444															PITCHER	IP: 9.0 WLS: W BF: 31 H: 4 R: 2 ER: 2 SO: 4 BB: 0 IBB: 0 HBP: 0 BLK: 0 WP: 0 HR: 1 S: 39 P: 39 ERA: 2.00 WHIP: 0.444					

Chicago White Sox @ Baltimore Orioles
 Memorial Stadium, Baltimore, MD
 Fri Apr 18 1980, 6:05 PM EST
 Att: 13,112 - Unknown - 59 F

AB 31
 R 2
 H 4
 RBI 2
 BB 0
 SO 4
 LOB 3

Batter	1	2	3	4	5	6	7	8	9	AB	R	H	RBI	BB	SO	LOB	BOTTOM			
Al Bumbry, L (1, 8) OBP: 0.324, SLG: 0.600	HR 		2B 		HR 	6-3 				2	3	1	1	2	0	1				
Rich Dauer, R (1, 5) OBP: 0.240, SLG: 0.182	6-3 		2B 		1-3 		4-3 			4	0	1	1	0	0	1				
Ken Singleton, S (1, 9) OBP: 0.394, SLG: 0.714	F8 		4-3 		HR 		L9 			4	1	1	1	0	0	2				
Eddie Murray, S (1, 3) OBP: 0.424, SLG: 0.621	HR 		F7 		BLK 		4-3 			3	1	1	2	1	0	1				
Terry Crowley, L (1, 10) OBP: 0.394, SLG: 0.714	K 		G3 		BB 		4-3 			3	0	0	0	1	1	1				
Gary Roenicke, R (1, 7) OBP: 0.250, SLG: 0.167		F3 		6-3 		K 		5-3 		4	0	0	0	0	1	2				
Rick Dempsey, R (1, 2) OBP: 0.429, SLG: 0.750			2B 		5-3 		HR 		K 	3	0	1	0	1	1	0				
Kiko Garcia, R (1, 4) OBP: 0.394, SLG: 0.714		K 		6-3 		K 				3	0	0	0	0	2	2				
Mark Belanger, R (1, 6) OBP: 0.174, SLG: 0.174		F2 				K 		F7 		3	0	0	0	0	1	2				
Inning Stats	R: 2 E: 0 K: 1 S: 6	H: 1 LOB: 0 BB: 1 P: 10	R: 0 E: 0 K: 1 S: 6	H: 1 LOB: 1 BB: 0 P: 6	R: 1 E: 0 K: 0 S: 4	H: 1 LOB: 1 BB: 1 P: 8	R: 0 E: 0 K: 0 S: 3	H: 0 LOB: 0 BB: 0 P: 3	R: 2 E: 0 K: 2 S: 9	H: 2 LOB: 2 BB: 2 P: 17	R: 0 E: 0 K: 1 S: 5	H: 0 LOB: 1 BB: 1 P: 9	R: 0 E: 0 K: 0 S: 3	H: 0 LOB: 0 BB: 0 P: 3	R: 0 E: 0 K: 1 S: 5	H: 0 LOB: 0 BB: 0 P: 5	1B: 0 2B: 2 3B: 0 HR: 3	SF: 0 SAC: 0 DP: 0 HBP: 0	WP: 0 PB: 0 SB: 0 CS: 0	PA: 34
PITCHER Richard Dotson, R (1, 1) ERA: 4.61	IP: 4.2 WLS: L BF: 22 H: 5 R: 5 ER: 5 SO: 3 BB: 3 IBB: 0 HBP: 0 BLK: 0 WP: 0 HR: 3 S: 25 P: 37 ERA: 9.64 WHIP: 1.714															PITCHER Mike Proby, R (5, 1) ERA:	IP: 3.1 WLS: L BF: 12 H: 0 R: 0 ER: 0 SO: 3 BB: 2 IBB: 0 HBP: 0 BLK: 1 WP: 0 HR: 0 S: 16 P: 24 ERA: 0.00 WHIP: 0.600			

Chicago White Sox @ Baltimore Orioles
 Memorial Stadium, Baltimore, MD
 Fri Apr 18 1980, 6:05 PM EST
 Att: 13,112 - Unknown - 59 F

AB 29
 R 5
 H 5
 RBI 5
 BB 5
 SO 6
 LOB 12


Batter	1	2	3	4	5	6	7	8	9	10	11	12	AB	R	H	RBI	BB	SO	LOB													
Bob Molinaro, L Rusty Kuntz, R Mary Foley, L	G3		CS 1B			1B 1B	FC5-4		K			HR	4 1 2 0 0 0 1 1 0 0 0 0 1 2 1 1 1 1 0 0 0																			
Alan Bannister, R	5-3		CS	K		1B 1B	4-1			L9		F8	6 0 1 0 0 1 1																			
Wayne Nordhagen, R				L9		F8		4-3					5 0 2 0 0 0 2																			
Lamar Johnson, R	P8			F8		FC4-6 1B		F6		G1-4-3 1B			5 0 1 1 0 0 2																			
Chet Lemon, R		5-3			F8	FC4-6 1B		F8				5-3	5 0 0 0 0 0 2																			
Jim Morrison, R		F7							5-3			5-3	5 1 2 1 0 0 0																			
Harold Baines, L		L8							HR			K	5 2 2 1 0 1 1																			
Bruce Kimm, R Thad Bosley, L Kevin Bell, R			F7		F8		F9		HR 1B			P4	3 0 0 0 0 0 1 1 0 1 0 0 0 0 1 0 0 0 0 0 0																			
Greg Pryor, R Mike Squires, L Harry Chappas, S			K			5-3			1B 1B			F3	3 0 1 0 0 1 0 1 0 1 1 0 0 0 1 0 0 0 0 0 0																			
Inning Stats	R: 0 E: 0 K: 4 S: 4	H: 1 LOB: 1 BB: 0 P: 4	R: 0 E: 0 K: 3 S: 3	H: 0 LOB: 0 BB: 3	R: 0 E: 0 K: 1 S: 5	H: 1 LOB: 0 BB: 5	R: 0 E: 0 K: 1 S: 5	H: 0 LOB: 0 BB: 6	R: 0 E: 0 K: 0 S: 4	H: 1 LOB: 1 BB: 4	R: 1 E: 0 K: 6 S: 6	H: 3 LOB: 2 BB: 6	R: 2 E: 0 K: 0 S: 6	H: 3 LOB: 1 BB: 6	R: 0 E: 0 K: 3 S: 3	H: 0 LOB: 0 BB: 3	R: 1 E: 0 K: 1 S: 7	H: 3 LOB: 2 BB: 7	R: 0 E: 0 K: 0 S: 3	H: 1 LOB: 0 BB: 0 P: 3	R: 0 E: 0 K: 1 S: 5	H: 0 LOB: 0 BB: 5	R: 1 E: 0 K: 0 S: 4	H: 1 LOB: 0 BB: 4	R: 0 E: 0 K: 0 S: 5	H: 0 LOB: 0 BB: 5	R: 1 E: 0 K: 0 S: 4	H: 1 LOB: 0 BB: 4	1B: 10 2B: 2 3B: 0 HR: 3	SF: 0 SAC: 0 DP: 2 HBP: 0	WP: 0 PB: 0 SB: 1 CS: 2	PA: 48
PITCHER	IP WLS BF H R ER SO BB IBB HBP BLK WP HR S P ERA WHIP																															
Jim Palmer, R	(1, 1) 6.0 25 8 3 3 2 0 0 0 0 0 0 0 11 11 4.50 1.333																															
Tim Lincecum, R	(7, 1) 2.1 11 4 1 1 0 0 0 0 0 0 0 0 11 11 3.86 1.714																															
Tippy Martinez, L	(9, 1) 3.2 L 11 2 1 1 2 0 0 0 0 0 0 1 15 15 2.46 0.545																															

TOP

Chicago White Sox @ Baltimore Orioles
Memorial Stadium, Baltimore, MD

Sat Apr 19 1980, 6:05 PM EST
Alt. 25,239 - Unknown

AB 47
R 5
H 14
RBI 5
BB 0
SO 4
LOB 12




Batter	1	2	3	4	5	6	7	8	9	10	11	12	AB	R	H	RBI	BB	SO	LOB											
Al Bumbry, L	4-3		4-3				3-1			6-3 2B		E S 1B	5 1 2 0 1 0 0																	
Rich Dauer, R	1-3			L8			5-3			6-3		L8	6 0 1 1 0 0 2																	
Ken Singleton, S John Lowenstein, L Floyd Rayford, R Pat Kelly, L	4-3			F8		K2-3		K		K		E BB	4 0 0 0 0 2 1 0 0 0 0 0 0 0 1 0 0 0 0 1 1 0 0 0 0 1 0 0																	
Eddie Murray, S		WP BB		HR BB		WP HBP BB		6-3			L4	E S 1B	3 1 0 0 3 0 2																	
Doug DeCinces, R		K		HR		K		F5			E9	6-3	6 1 1 2 0 2 5																	
Gary Reinecke, R									K				2 1 1 1 2 1 0																	
Lee May, R		G1-4-3 BB		HR		WP HBP			F8		DI IBB		5 0 0 0 0 1 6																	
Rick Dempsey, R			K		5-3	G3			F8		1-6-3		5 0 0 0 0 1 4																	
Mark Belanger, R Terry Crowley, L			6-3		F7		K			F7		L9	4 0 0 0 0 1 0 1 0 0 0 0 0 0																	
Inning Stats	R: 0 E: 0 K: 0 S: 3	H: 0 LOB: 0 BB: 2 P: 3	R: 0 E: 0 K: 1 S: 4	H: 0 LOB: 0 BB: 0 P: 12	R: 0 E: 0 K: 1 S: 5	H: 0 LOB: 0 BB: 5	R: 3 E: 0 K: 0 S: 5	H: 2 LOB: 0 BB: 9	R: 1 E: 1 K: 1 S: 6	H: 1 LOB: 1 BB: 1 P: 10	R: 0 E: 0 K: 2 S: 7	H: 0 LOB: 2 BB: 1 P: 12	R: 0 E: 0 K: 1 S: 5	H: 0 LOB: 0 BB: 0 P: 5	R: 0 E: 0 K: 1 S: 5	H: 0 LOB: 0 BB: 0 P: 5	R: 0 E: 0 K: 1 S: 5	H: 0 LOB: 0 BB: 0 P: 5	R: 0 E: 0 K: 1 S: 6	H: 0 LOB: 0 BB: 0 P: 3	R: 0 E: 0 K: 1 S: 5	H: 1 LOB: 1 BB: 0 P: 6	R: 0 E: 1 K: 0 S: 4	H: 0 LOB: 2 BB: 1 P: 8	R: 0 E: 1 K: 0 S: 5	H: 1 LOB: 3 BB: 1 P: 9	1B: 2 2B: 1 3B: 0 HR: 2	SF: 0 SAC: 0 DP: 1 HBP: 1	WP: 2 PB: 0 SB: 1 CS: 0	PA: 50
PITCHER	IP WLS BF H R ER SO BB IBB HBP BLK WP HR S P ERA WHIP																													
Ross Baumgarten, L	(1, 1) 5.0 21 3 4 3 3 4 0 0 0 1 2 23 39 5.40 1.400																													
Randy Scarbery, R	(6, 1) 1.1 6 0 0 0 3 1 0 1 0 1 0 10 15 0.00 0.750																													
Rich Wortham, L	(7, 1) 4.0 14 1 0 0 3 0 0 0 0 0 0 20 20 0.00 0.250																													
Ed Farmer, R	(11, 1) 1.2 W 9 1 0 0 0 1 1 0 0 0 0 7 15 0.00 1.200																													

BOTTOM

Chicago White Sox @ Baltimore Orioles
Memorial Stadium, Baltimore, MD

Sat Apr 19 1980, 6:05 PM EST
Alt. 25,239 - Unknown

AB 42
R 4
H 5
RBI 4
BB 7
SO 9
LOB 21




Batter	1	2	3	4	5	6	7	8	9	AB	R	H	RBI	BB	SO	LOB	TOP					
Claudell Washington, L OBP: 0.250, SLG: 0.100										5	1	1	0	1	2	2	Chicago White Sox @ Baltimore Orioles Memorial Stadium, Baltimore, MD Sun Apr 20 1980, 3:33 AM EST Att: 21,617 - Unknown - 76 F					
Harry Chappas, S OBP: 0.300, SLG: 0.263										6	2	4	0	0	0	1						
Bob Molinaro, L OBP: 0.387, SLG: 0.464										5	1	2	0	0	0	4						
Lamar Johnson, R OBP: 0.432, SLG: 0.658										4	1	3	2	1	1	2						
Bruce Kimm, R OBP: 0.290, SLG: 0.400										0	0	0	0	0	0	0						
Chet Lemon, R OBP: 0.333, SLG: 0.395										5	1	2	3	0	0	4						
Jim Morrison, R OBP: 0.317, SLG: 0.417										3	0	1	1	0	1	0						
Greg Pryor, R OBP: 0.257, SLG: 0.250										2	0	0	0	0	0	2						
Harold Baines, L OBP: 0.229, SLG: 0.424										5	1	4	0	0	0	0						
Mary Foley, L OBP: 0.333, SLG: 0.538										4	0	1	1	1	1	2						
Alan Bannister, R OBP: 0.326, SLG: 0.289										0	1	0	0	0	0	0						
Kevin Bell, R OBP: 0.438, SLG: 0.333										4	0	0	0	0	0	5						
Inning Stats	R: 3 E: 0 K: 1 S: 9	H: 4 LOB: 3 BB: 2 P: 17	R: 0 E: 0 K: 0 S: 5	H: 3 LOB: 2 BB: 0 P: 5	R: 0 E: 0 K: 1 S: 6	H: 1 LOB: 1 BB: 0 P: 6	R: 2 E: 0 K: 1 S: 7	H: 2 LOB: 0 BB: 0 P: 7	R: 0 E: 0 K: 1 S: 6	H: 1 LOB: 1 BB: 0 P: 6	R: 1 E: 0 K: 1 S: 8	H: 3 LOB: 2 BB: 0 P: 8	R: 0 E: 0 K: 0 S: 3	H: 0 LOB: 0 BB: 0 P: 3	R: 0 E: 0 K: 0 S: 4	H: 1 LOB: 2 BB: 1 P: 8	R: 3 E: 1 K: 0 S: 6	H: 4 LOB: 2 BB: 0 P: 6	1B: 12 2B: 6 3B: 0 HR: 1	SF: 0 SAC: 0 DP: 0 HBP: 0	WP: 1 PB: 0 SB: 0 CS: 1	PA: 47
PITCHER	IP WLS BF H R ER SO BB IBB HBP BLK WP HR S P ERA WHIP																	PITCHER	IP WLS BF H R ER SO BB IBB HBP BLK WP HR S P ERA WHIP			
Dennis Martinez, R ERA: 16.2	1.2 12 6 3 3 1 1 1 0 0 0 0 0 12 20 16.20 4.200																					
Sammy Stewart, R ERA: 6.57	6.2 L 32 11 5 5 4 1 0 0 0 1 1 39 43 6.75 1.800																					
Tim Stoddard, R ERA: 1.17	0.2 3 2 1 0 0 0 0 0 0 0 0 0 0 3 3 0.00 3.000																					

Batter	1	2	3	4	5	6	7	8	9	AB	R	H	RBI	BB	SO	LOB	BOTTOM			
Al Bumby, L OBP: 0.409, SLG: 0.571										5	1	1	0	0	1	3	Chicago White Sox @ Baltimore Orioles Memorial Stadium, Baltimore, MD Sun Apr 20 1980, 3:33 AM EST Att: 21,617 - Unknown - 76 F			
Kiko Garcia, R OBP: 0.235, SLG: 0.133										5	1	2	1	0	1	1				
Ken Singleton, S OBP: 0.342, SLG: 0.606										1	0	0	0	0	0	1				
Benny Ayala, R OBP: 0.667, SLG: 0.500										1	0	0	0	0	0	1				
John Lowenstein, L OBP: 0.385, SLG: 0.333										3	1	2	1	0	1	0				
Eddie Murray, S OBP: 0.477, SLG: 0.629										3	1	2	2	2	0	2				
Doug DeCinces, R OBP: 0.371, SLG: 0.531										3	1	1	2	0	0	2				
Floyd Rayford, R OBP: 0.385, SLG: 0.333										1	0	0	0	0	0	1				
Gary Roenicke, R OBP: 0.400, SLG: 0.348										3	0	1	0	2	0	2				
Lee May, R OBP: 0.167, SLG: 0.257										5	0	1	0	0	0	4				
Rick Dempsey, R OBP: 0.378, SLG: 0.594										3	1	1	0	1	1	0				
Pat Kelly, L OBP: 0.286, SLG: 0.500										1	0	0	0	0	0	2				
Rich Dauer, R OBP: 0.200, SLG: 0.156										4	0	0	0	0	0	3				
Inning Stats	R: 0 E: 1 K: 0 S: 4	H: 1 LOB: 1 BB: 0 P: 4	R: 0 E: 0 K: 0 S: 3	H: 0 LOB: 0 BB: 0 P: 3	R: 1 E: 0 K: 0 S: 4	H: 1 LOB: 1 BB: 1 P: 8	R: 2 E: 0 K: 1 S: 9	H: 4 LOB: 2 BB: 0 P: 9	R: 0 E: 1 K: 0 S: 7	H: 3 LOB: 2 BB: 0 P: 8	R: 0 E: 0 K: 1 S: 5	H: 0 LOB: 0 BB: 0 P: 5	R: 0 E: 0 K: 2 S: 7	H: 0 LOB: 0 BB: 0 P: 7	R: 0 E: 0 K: 0 S: 3	H: 1 LOB: 2 BB: 2 P: 11	1B: 8 2B: 1 3B: 1 HR: 1	SF: 0 SAC: 0 DP: 2 HBP: 1	WP: 0 PB: 0 SB: 0 CS: 0	PA: 44
PITCHER	IP WLS BF H R ER SO BB IBB HBP BLK WP HR S P ERA WHIP																	PITCHER	IP WLS BF H R ER SO BB IBB HBP BLK WP HR S P ERA WHIP	
Steve Trout, L ERA: 5.87	3.1 17 6 3 3 0 2 2 0 1 0 0 0 16 20 8.10 2.100																			
Mike Proby, R ERA: 2.16	3.2 19 4 3 0 2 2 0 1 0 0 0 0 20 29 0.00 1.636																			
Rich Wortham, L ERA: 2.16	1.0 W 3 0 0 0 2 0 0 0 0 0 0 0 7 7 0.00 0.000																			
Ed Farmer, R ERA: 2.16	1.0 S 5 1 0 0 0 2 0 0 0 0 0 0 0 3 11 0.00 3.000																			


Batter	1	2	3	4	5	6	7	8	9	AB	R	H	RBI	BB	SO	LOB	TOP			
Claudell Washington, L (1,7) OBP: 0.250, SLG: 0.214	0-0 4-3		0-0 G5-3			0-0 4-3 1B 2B	0-0 G4-3			4	1	1	0	0	0	3	Chicago White Sox @ Boston Red Sox Fenway Park, Boston, MA Tue Apr 22 1980, 3:33 AM EST Att: 13,230 - Unknown - 61 F			
Alan Bannister, R (1,5) OBP: 0.288, SLG: 0.255	0-0 1-3		0-0 6-3			0-0 4-3	0-0 6-3			4	0	0	0	0	0	2				
Wayne Nordhagen, R (1,10) OBP: 0.444, SLG: 0.720	0-0 P4			0-3 K		0-0 HBP 2B 1B		0-0 F8		4	1	1	1	0	1	0				
Lamar Johnson, R (1,3) OBP: 0.434, SLG: 0.630		0-3 K		4-0 G1-6-3 BB		0-0 F8		0-0 5-3		3	0	0	0	1	1	1				
Mike Squires, L (8,3) OBP: 0.438, SLG: 0.333										0	0	0	0	0	0	0				
Chet Lemon, R (1,8) OBP: 0.353, SLG: 0.378	0-0 6-3		0-0 G1-6-3			1-0 2B HBP		0-0 4-3		3	0	0	0	0	0	1				
Jim Morrison, R (1,4) OBP: 0.360, SLG: 0.511	0-0 2B				0-0 2B 1B	0-0 1-3 2-H 2B		0-0 F7		4	0	3	1	0	0	0				
Harold Baines, L (1,9) OBP: 0.279, SLG: 0.525	0-0 G3				0-0 1-H 2B	4-0 IBB		0-0 4-3		3	0	1	0	1	0	1				
Bruce Kimm, R (1,2) OBP: 0.323, SLG: 0.400			0-0 G5-3 WP 1B		4-0 2-3 BB	0-0 P5		0-0 F8		1	0	1	0	1	0	0				
Bob Molinaro, L (6,PH) OBP: 0.375, SLG: 0.448					2-3 BB					1	0	0	0	0	0	3				
Mary Foley, L (6,2) OBP: 0.313, SLG: 0.500						0-0 P5		0-0 F8		1	0	0	0	0	0	0				
Greg Pryor, R (1,6) OBP: 0.286, SLG: 0.263			4-0 G5-3 BB		0-0 G6-4-3			0-0 E5		2	0	0	0	1	0	2				
Inning Stats	R: 0 E: 0 K: 0 S: 3	H: 0 LOB: 0 BB: 0 P: 3	R: 0 E: 0 K: 1 S: 6	H: 1 LOB: 1 BB: 0 P: 6	R: 0 E: 0 K: 0 S: 3	H: 1 LOB: 1 BB: 1 P: 7	R: 0 E: 0 K: 1 S: 4	H: 0 LOB: 0 BB: 1 P: 8	R: 0 E: 1 K: 0 S: 3	H: 2 LOB: 1 BB: 1 P: 7	R: 2 E: 0 K: 0 S: 6	H: 3 LOB: 3 BB: 1 P: 11	R: 0 E: 1 K: 0 S: 3	H: 0 LOB: 0 BB: 0 P: 3	R: 0 E: 0 K: 0 S: 3	H: 0 LOB: 0 BB: 0 P: 3	1B: 3 2B: 4 3B: 0 HR: 0	SF: 0 SAC: 0 DP: 4 HBP: 1	WP: 1 PB: 0 SB: 0 CS: 0	PA: 35
PITCHER Mike Torrez, R (1,1) ERA: 5.17	IP: 9.0 WLS: L BF: 35 H: 7 R: 2 ER: 2 SO: 2 BB: 3 IBB: 1 HBP: 1 BLK: 0 WP: 1 HR: 0 S: 34 P: 51 ERA: 2.00 WHIP: 1.111															PITCHER				

Batter	1	2	3	4	5	6	7	8	9	AB	R	H	RBI	BB	SO	LOB	BOTTOM			
Dwight Evans, R (1,9) OBP: 0.349, SLG: 0.351	0-0 P3		0-0 1B			4-0 1B BB		0-3 K		3	0	1	0	1	1	0	Chicago White Sox @ Boston Red Sox Fenway Park, Boston, MA Tue Apr 22 1980, 3:33 AM EST Att: 13,230 - Unknown - 61 F			
Rick Burleson, R (1,6) OBP: 0.320, SLG: 0.244	0-0 1B		0-0 F9			0-0 1B		0-0 P5		4	0	2	0	0	0	1				
Fred Lynn, L (1,8) OBP: 0.396, SLG: 0.400	0-3 K			4-0 G4-3 BB		0-0 P2		0-0 1B		3	0	1	0	1	1	3				
Jim Rice, R (1,7) OBP: 0.354, SLG: 0.409	0-0 F8			0-0 L7		0-0 F7		0-0 1B		4	0	1	0	0	0	4				
Tony Perez, R (1,10) OBP: 0.370, SLG: 0.439		0-3 K		0-0 G4-3		0-0 G4-6-3 1B		0-3 K		4	0	1	0	0	2	3				
Carl Yastrzemski, L (1,3) OBP: 0.526, SLG: 0.447	0-0 F8				0-0 F9	0-0 G4-6-3		0-0 G3		4	0	0	0	0	0	3				
Ted Sizemore, R (1,4) OBP: 0.225, SLG: 0.275	0-0 1-3				0-0 F9	0-3 K				2	0	0	0	0	0	0				
Jerry Remy, L (7,PH) OBP: 0.225, SLG: 0.275					0-0 F9					1	0	0	0	0	1	0				
Glenn Hoffman, R (1,5) OBP: 0.409, SLG: 0.455			0-3 K		0-0 5-3			0-0 F9		2	0	0	0	0	1	0				
Jack Brohamer, L (8,PH) OBP: 0.409, SLG: 0.455								0-0 4-3		1	0	0	0	0	0	0				
Stan Papi, R (9,5) OBP: 0.125, SLG: 0.125					0-0 5-3			0-0 K		0	0	0	0	0	0	0				
Gary Allenson, R (1,2) OBP: 0.125, SLG: 0.125						0-3 K		0-0 4-3		2	0	0	0	0	1	0				
Inning Stats	R: 0 E: 0 K: 1 S: 6	H: 1 LOB: 1 BB: 0 P: 6	R: 0 E: 0 K: 1 S: 5	H: 0 LOB: 0 BB: 0 P: 5	R: 0 E: 0 K: 1 S: 6	H: 1 LOB: 1 BB: 0 P: 6	R: 0 E: 0 K: 0 S: 2	H: 0 LOB: 0 BB: 1 P: 6	R: 0 E: 0 K: 1 S: 6	H: 0 LOB: 0 BB: 1 P: 10	R: 0 E: 0 K: 1 S: 5	H: 1 LOB: 2 BB: 0 P: 5	R: 0 E: 0 K: 1 S: 5	H: 0 LOB: 0 BB: 0 P: 5	R: 0 E: 0 K: 1 S: 7	H: 2 LOB: 2 BB: 0 P: 7	1B: 6 2B: 0 3B: 0 HR: 0	SF: 0 SAC: 0 DP: 2 HBP: 0	WP: 0 PB: 0 SB: 1 CS: 0	PA: 33
PITCHER Britt Burns, L (1,1) ERA:	IP: 5.2 WLS: W BF: 21 H: 3 R: 0 ER: 0 SO: 4 BB: 2 IBB: 0 HBP: 0 BLK: 0 WP: 0 HR: 0 S: 27 P: 35 ERA: 0.00 WHIP: 0.882															PITCHER Mike Proby, R (6,1) ERA:				

AB 30
R 2
H 7
RBI 2
BB 4
SO 2
LOB 13




AB 31
R 0
H 6
RBI 0
BB 2
SO 7
LOB 14



Batter	1	2	3	4	5	6	7	8	9	AB	R	H	RBI	BB	SO	LOB	TOP										
Claude Washington, L OBP: 0.319, SLG: 0.300 (1.7)										6	2	3	0	0	0	3											
Alan Bannister, R OBP: 0.281, SLG: 0.269 (1.5)										5	1	1	2	0	1	2											
Bob Molinaro, L OBP: 0.444, SLG: 0.500 (1.10)										3	3	3	0	1	0	0											
Lamar Johnson, R OBP: 0.474, SLG: 0.720 (1.3)										4	1	4	4	0	0	0											
Bruce Kimm, R OBP: 0.344, SLG: 0.419 (7.2)										1	0	1	1	0	0	0											
Chet Lemon, R OBP: 0.339, SLG: 0.360 (1.8)										5	0	1	0	0	0	4											
Jim Morrison, R OBP: 0.394, SLG: 0.500 (1.4)										5	0	2	0	0	0	4											
Harold Baines, L OBP: 0.281, SLG: 0.488 (1.9)										3	0	0	0	0	0	2	AB 42										
Rusty Kuntz, R OBP: 0.333, SLG: 0.455 (7.9)										1	1	1	0	1	0	0	R 9										
Mary Foley, L OBP: 0.316, SLG: 0.471 (1.2)										3	0	1	0	0	0	1	H 20										
Wayne Nordhagen, R OBP: 0.429, SLG: 0.692 (7.7)										1	0	0	0	0	0	3	RBI 8										
Mike Squires, L OBP: 0.471, SLG: 0.462 (7.3)										1	0	1	1	0	0	0	BB 3										
Greg Pryor, R OBP: 0.319, SLG: 0.286 (1.6)										4	1	2	0	1	2	2	SO 3										
Inning Stats	R: 1 E: 0 K: 0 S: 6	H: 4 LOB: 2 BB: 0 P: 6	R: 0 E: 0 K: 1 S: 6	H: 1 LOB: 1 BB: 0 P: 6	R: 2 E: 0 K: 0 S: 6	H: 3 LOB: 1 BB: 0 P: 6	R: 0 E: 0 K: 1 S: 3	H: 1 LOB: 0 BB: 0 P: 3	R: 0 E: 0 K: 1 S: 5	H: 1 LOB: 1 BB: 0 P: 9	R: 0 E: 0 K: 1 S: 6	H: 1 LOB: 3 BB: 1 P: 11	R: 3 E: 0 K: 0 S: 6	H: 3 LOB: 1 BB: 1 P: 10	R: 1 E: 0 K: 0 S: 5	H: 3 LOB: 1 BB: 0 P: 5	1B: 16 2B: 4 3B: 0 HR: 1	SF: 0 SAC: 2 DP: 1 HBP: 0	WP: 0 PB: 0 SB: 3 CS: 1	PA: 47							
PITCHER	IP	WLS	BF	H	R	ER	SO	BB	IBB	HBP	BLK	WP	HR	S	P	ERA	WHIP										
Bob Stanley, R ERA: 4.03 (1.1)	6.1	L	30	13	5	4	3	1	0	0	0	0	1	35	39	5.68	2.211										
Chuck Rainey, R ERA: 11.17 (7.1)	0.1		3	1	0	0	0	0	0	0	0	0	0	3	3	0.00	3.000										
Tom Burgmeier, L ERA: 4.5 (7.1)	0.2		6	2	3	3	0	2	0	0	0	0	0	4	12	40.50	6.000										
Steve Renko, R ERA: 3.95 (8.1)	1.2		8	4	1	1	0	0	0	0	0	0	0	8	8	5.40	2.400										

Chicago White Sox @ Boston Red Sox
Fenway Park, Boston, MA
Thu Apr 24 1980, 3:33 AM EST
Att: 12,385 - Unknown - 58 F


AB 42
R 9
H 20
RBI 8
BB 3
SO 3
LOB 21



Batter	1	2	3	4	5	6	7	8	9	AB	R	H	RBI	BB	SO	LOB	BOTTOM										
Jerry Remy, L OBP: 0.222, SLG: 0.267 (1.4)										5	0	1	0	0	1	1											
Rick Burleson, R OBP: 0.309, SLG: 0.261 (1.6)										5	0	1	0	0	1	3											
Fred Lynn, L OBP: 0.415, SLG: 0.409 (1.8)										4	0	2	0	1	0	1											
Jim Rice, R OBP: 0.340, SLG: 0.375 (1.7)										4	1	0	0	1	3	6											
Carl Yastrzemski, L OBP: 0.340, SLG: 0.476 (1.10)										4	0	2	0	0	0	2											
Tony Perez, R OBP: 0.380, SLG: 0.444 (1.3)										4	1	2	1	0	1	3											
Butch Hobson, R OBP: 0.368, SLG: 0.529 (1.5)										4	0	1	0	0	2	2	AB 38										
Dwight Evans, R OBP: 0.319, SLG: 0.317 (1.9)										4	1	0	0	0	1	3	R 3										
Dave Rader, L OBP: 0.167, SLG: 0.167 (1.2)										4	0	1	1	0	1	0	H 10										
Inning Stats	R: 0 E: 0 K: 1 S: 5	H: 0 LOB: 1 BB: 1 P: 9	R: 0 E: 0 K: 2 S: 8	H: 1 LOB: 0 BB: 0 P: 8	R: 0 E: 0 K: 2 S: 9	H: 2 LOB: 2 BB: 0 P: 9	R: 2 E: 1 K: 0 S: 7	H: 3 LOB: 3 BB: 0 P: 7	R: 1 E: 0 K: 1 S: 6	H: 2 LOB: 1 BB: 1 P: 10	R: 0 E: 0 K: 3 S: 9	H: 0 LOB: 0 BB: 0 P: 9	R: 0 E: 0 K: 0 S: 3	H: 0 LOB: 0 BB: 0 P: 3	R: 0 E: 1 K: 0 S: 4	H: 0 LOB: 1 BB: 0 P: 4	1B: 8 2B: 2 3B: 0 HR: 0	SF: 0 SAC: 0 DP: 0 HBP: 0	WP: 0 PB: 0 SB: 0 CS: 0	PA: 40							
PITCHER	IP	WLS	BF	H	R	ER	SO	BB	IBB	HBP	BLK	WP	HR	S	P	ERA	WHIP										
Richard Dotson, R ERA: 4.12 (1.1)	6.0	W	28	8	3	2	9	2	0	0	0	0	0	44	52	3.00	1.667										
Ed Farmer, R ERA: 1.99 (7.1)	3.0	S	12	2	0	0	1	0	0	0	0	0	0	14	14	0.00	0.667										

Chicago White Sox @ Boston Red Sox
Fenway Park, Boston, MA
Thu Apr 24 1980, 3:33 AM EST
Att: 12,385 - Unknown - 58 F

AB 38
R 3
H 10
RBI 2
BB 2
SO 10
LOB 21



Batter	1	2	3	4	5	6	7	8	9	AB	R	H	RBI	BB	SO	LOB	TOP			
Claudell Washington, L (1, 7) OBP: 0.346, SLG: 0.375	0-0 1B 3-1	0-0 FC4-6			0-0 SH5-4		0-0 1B 2B		0-3 K	4	2	2	1	0	1	1				
Alan Bannister, R (1, 5) OBP: 0.306, SLG: 0.286	0-0 3-1 SF7 1B		0-0 F6		0-0 FC1-2		4-0 1B IBB		0-0 1B	4	1	2	0	1	0	3				
Bob Molinaro, L (1, 10) Wayne Nordhagen, R (5, PH) OBP: 0.419, SLG: 0.655	0-0 3-1		0-0 L9		0-0 5-3		0-0 1B		0-0 F8	2	0	0	1	0	0	1				
Lamar Johnson, R (1, 3) OBP: 0.443, SLG: 0.679	0-0 SF7		0-0 5-3			0-3 K	0-0 6-3			3	0	0	1	0	1	1				
Chet Lemon, R (1, 8) OBP: 0.333, SLG: 0.352	0-0 1B			0-0 F9		0-3 K		0-0 F4		4	0	1	0	0	1	0				
Jim Morrison, R (1, 4) OBP: 0.373, SLG: 0.547		0-0 HR		0-0 F9		0-3 K		1-0 1B HBP		3	1	1	1	0	1	0				
Harold Baines, L (1, 9) Rusty Kuntz, R (7, PH) OBP: 0.385, SLG: 0.500	0-0 4-3		0-0 3-1				0-0 2B 1B	0-0 G6-4-3 1B		2	0	0	0	0	0	0	AB 35			
Thad Bosley, L (8, PH) OBP: 0.556, SLG: 0.500							0-0 E4 2B 1B	0-0 G6-4-3 1B		1	1	1	0	0	0	0	R 6			
Mary Foley, L (1, 2) Harry Chappas, S (5, PR) Bruce Kimm, R (5, 2) OBP: 0.324, SLG: 0.394		0-0 FC4-6 1B			0-0 SH5-4 FC1-2 1B		0-0 E4 2B 1B	0-0 G6-4-3 1B		2	0	2	0	0	0	0	H 12			
Greg Pryor, R (1, 6) OBP: 0.314, SLG: 0.283		0-0 F8			0-0 FC1-2 SH5-4 1B		0-3 K		0-0 5-3	0	0	0	0	0	0	0	RBI 6			
										2	1	0	0	0	0	3	BB 1			
										4	0	1	0	0	1	3	SO 5			
																	LOB 15			
Inning Stats	R: 2 E: 0 K: 0 S: 5	H: 3 LOB: 1 BB: 0 P: 5	R: 1 E: 0 K: 0 S: 5	H: 2 LOB: 1 BB: 0 P: 5	R: 0 E: 0 K: 0 S: 3	H: 0 LOB: 0 BB: 0 P: 3	R: 0 E: 0 K: 0 S: 3	H: 0 LOB: 0 BB: 0 P: 3	R: 0 E: 0 K: 3 S: 9	H: 2 LOB: 2 BB: 0 P: 5	R: 0 E: 0 K: 3 S: 8	H: 1 LOB: 1 BB: 0 P: 12	R: 0 E: 0 K: 0 S: 3	H: 1 LOB: 1 BB: 0 P: 4	R: 0 E: 0 K: 1 S: 6	H: 1 LOB: 1 BB: 0 P: 6	1B: 10 2B: 1 3B: 0 HR: 1	SF: 1 SAC: 1 DP: 1 HBP: 1	WP: 0 PB: 0 SB: 0 CS: 0	PA: 39
PITCHER	IP WLS BF H R ER SO BB IBB HBP BLK WP HR S P ERA WHIP																			
Ed Figueroa, R (1, 1) ERA: 6.0	4.0 L 18 7 3 3 0 0 0 0 0 0 0 1 18 18 6.75 1.750																			
Rudy May, L (5, 1) ERA: 6.0	3.0 13 3 3 2 4 0 1 0 0 0 0 0 20 24 6.00 1.000																			
Ron Davis, R (8, 1) ERA: 3.14	2.0 8 2 0 0 1 0 0 0 1 0 0 0 9 10 0.00 1.000																			

Chicago White Sox @ New York Yankees
Yankee Stadium, Bronx, NY

AB 35
R 6
H 12
RBI 6
BB 1
SO 5
LOB 15



WP: 0 PA: 39
PB: 0
SB: 0
CS: 0

Batter	1	2	3	4	5	6	7	8	9	AB	R	H	RBI	BB	SO	LOB	BOTTOM					
Willie Randolph, R (1, 4) OBP: 0.373, SLG: 0.368	0-0 E 1B		4-0 G4-3 BB		0-0 1B		4-0 1B BB		0-0 1-3	3	0	2	0	2	0	2						
Ruppert Jones, L (1, 8) OBP: 0.338, SLG: 0.414	0-0 F7 1-3		0-3 K		0-0 4-3		0-3 K			4	0	0	0	0	2	5						
Bob Watson, R (1, 3) OBP: 0.475, SLG: 0.491	0-3 K		0-0 G4-3 1-2			0-0 FC6-4 1B		0-0 G4-6-3 1B		4	0	2	0	0	1	2						
Reggie Jackson, L (1, 9) OBP: 0.270, SLG: 0.368	0-0 3-1			0-3 K		0-0 F6		0-3 K		4	0	0	0	0	2	3						
Lou Piniella, R (1, 7) OBP: 0.200, SLG: 0.125		0-0 F9		4-0 FC5-4 BB		0-0 FC6-4 WP 1-2		0-0 G4-6-3 1-2		3	0	0	0	1	0	2						
Eric Soderholm, R (1, 10) OBP: 0.281, SLG: 0.296		4-0 1B BB		0-0 FC5-4 1-2		0-0 6-3 1-2		0-0 1-4-3		3	0	0	0	1	0	2						
Graig Nettles, L (1, 5) OBP: 0.333, SLG: 0.300		0-0 1B 1-2 1B		0-3 K			0-3 K		0-0 E 1B	4	0	2	0	0	2	1	AB 32					
Rick Cerone, R (1, 2) OBP: 0.208, SLG: 0.327		0-0 FC6-4 1B 1-2 2H			0-0 F9		0-0 F7		0-0 E5	4	0	1	0	0	0	1	R 0					
Bucky Dent, R (1, 6) Fred Stanley, R (7, PR) OBP: 0.302, SLG: 0.292		0-0 FC6-4 1-2			0-0 F8		1-0 BB HBP		0-0 F7	2	0	0	0	0	0	2	H 7					
										1	0	0	0	0	0	2	RBI 0					
																	BB 4					
																	SO 7					
																	LOB 22					
Inning Stats	R: 0 E: 1 K: 1 S: 6	H: 1 LOB: 1 BB: 0 P: 6	R: 0 E: 0 K: 0 S: 4	H: 2 LOB: 2 BB: 1 P: 8	R: 0 E: 0 K: 1 S: 4	H: 0 LOB: 0 BB: 1 P: 8	R: 0 E: 0 K: 2 S: 7	H: 0 LOB: 1 BB: 1 P: 11	R: 0 E: 0 K: 0 S: 4	H: 1 LOB: 1 BB: 0 P: 4	R: 0 E: 0 K: 0 S: 4	H: 1 LOB: 1 BB: 0 P: 4	R: 0 E: 0 K: 2 S: 7	H: 0 LOB: 2 BB: 1 P: 12	R: 0 E: 0 K: 1 S: 5	H: 1 LOB: 2 BB: 0 P: 5	R: 0 E: 1 K: 0 S: 5	H: 1 LOB: 2 BB: 0 P: 5	1B: 7 2B: 0 3B: 0 HR: 0	SF: 0 SAC: 0 DP: 2 HBP: 1	WP: 1 PB: 0 SB: 0 CS: 0	PA: 37
PITCHER	IP WLS BF H R ER SO BB IBB HBP BLK WP HR S P ERA WHIP																					
Steve Trout, L (1, 1) ERA: 3.7	9.0 W 37 7 0 0 7 4 0 0 1 0 1 0 46 63 0.00 1.222																					

Chicago White Sox @ New York Yankees
Yankee Stadium, Bronx, NY

AB 32
R 0
H 7
RBI 0
BB 4
SO 7
LOB 22

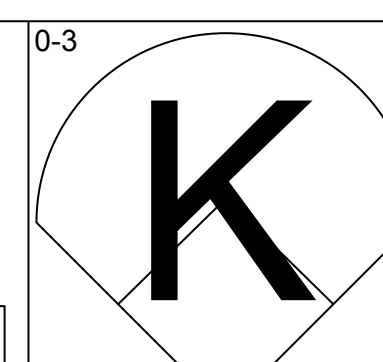
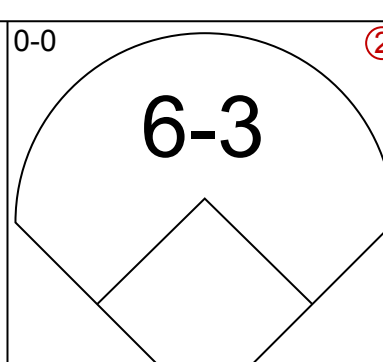
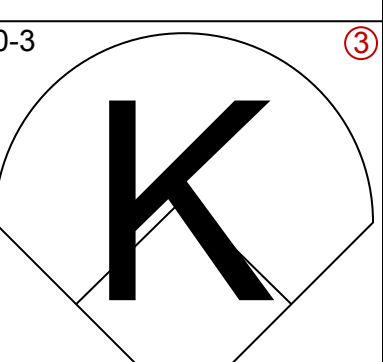
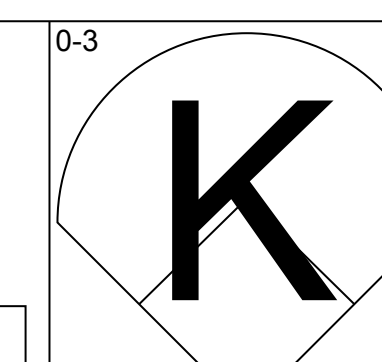
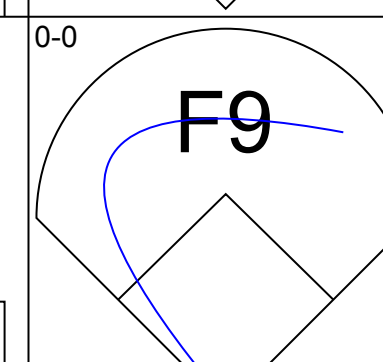
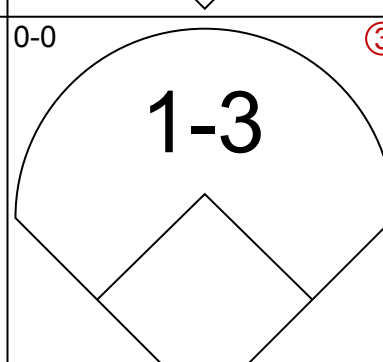
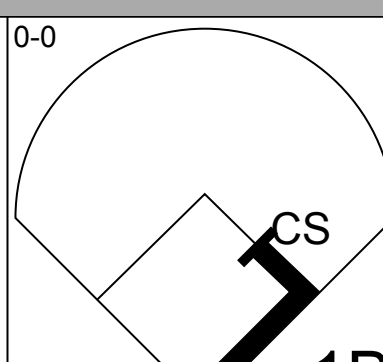
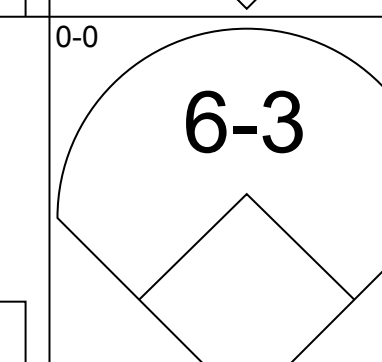
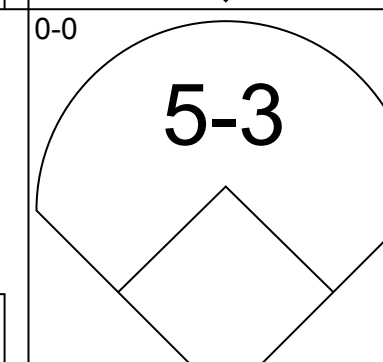
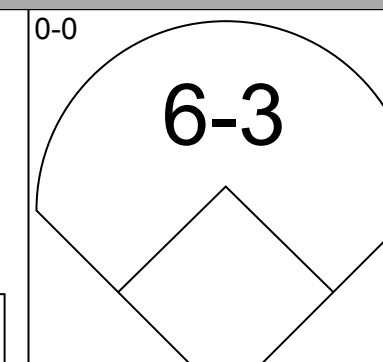
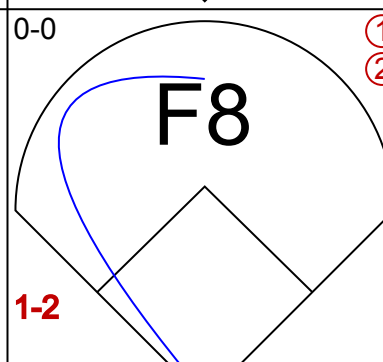
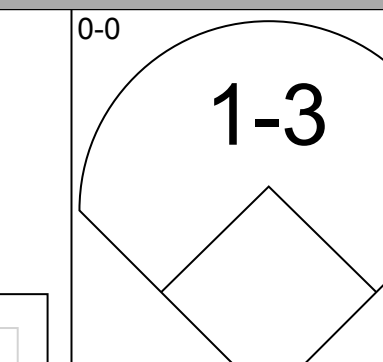
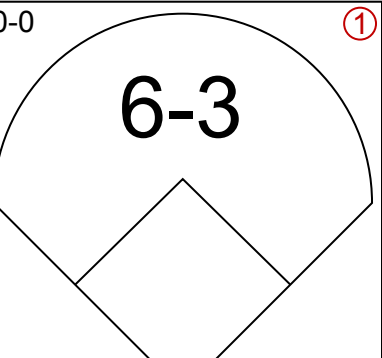
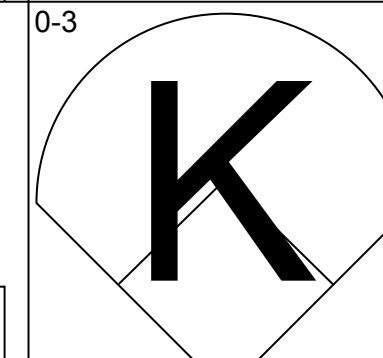
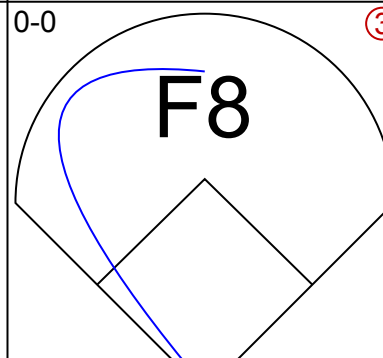
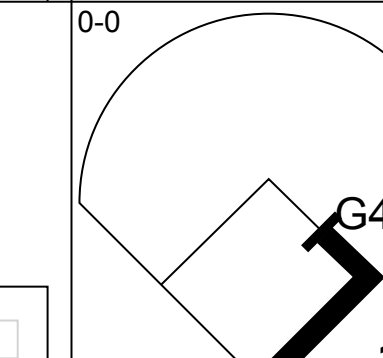
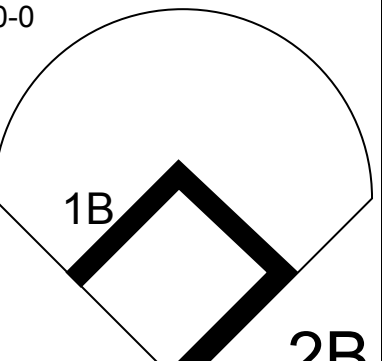
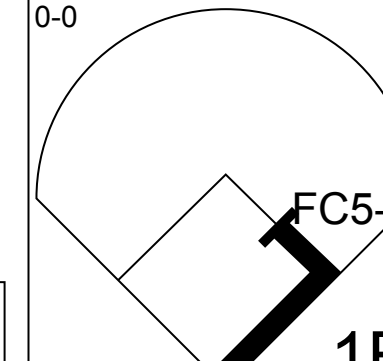
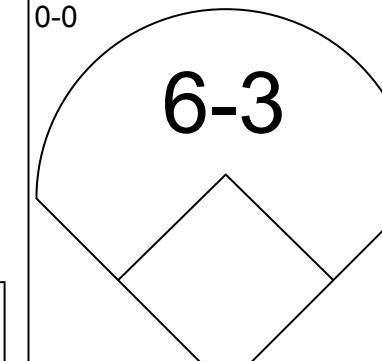
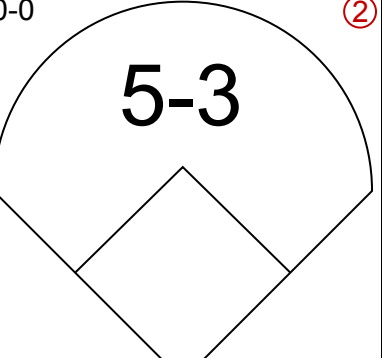
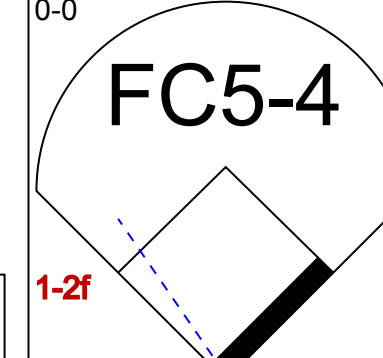
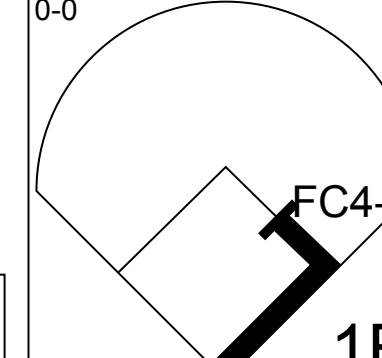
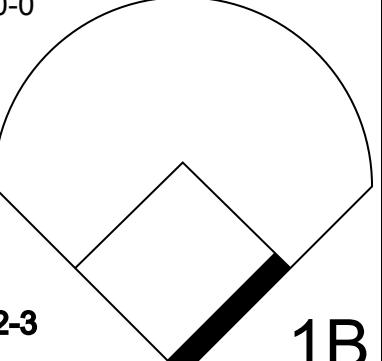
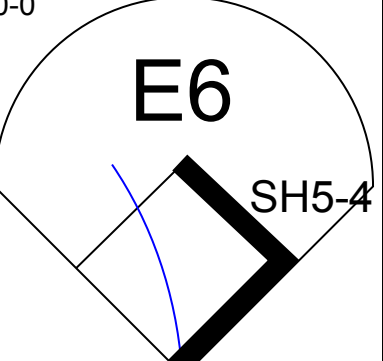
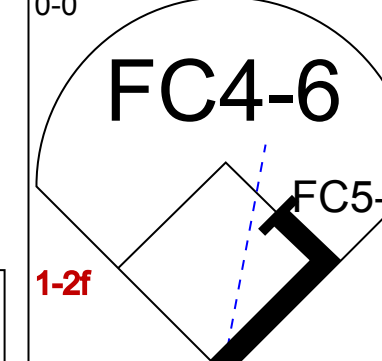
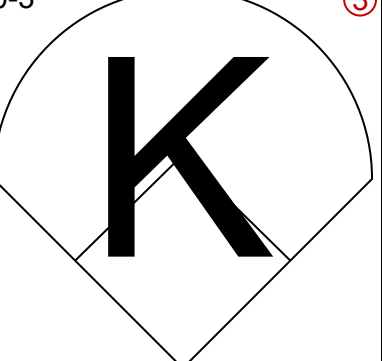
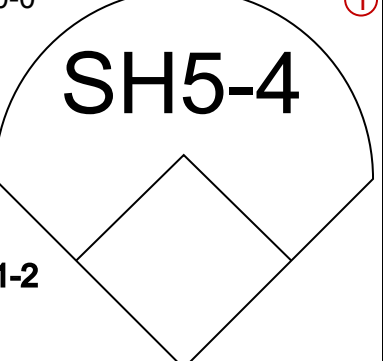
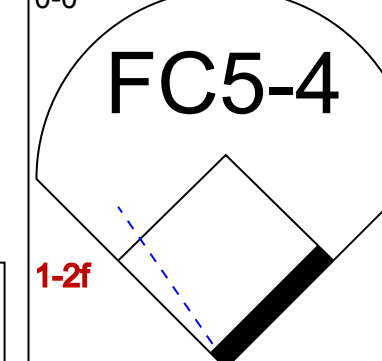
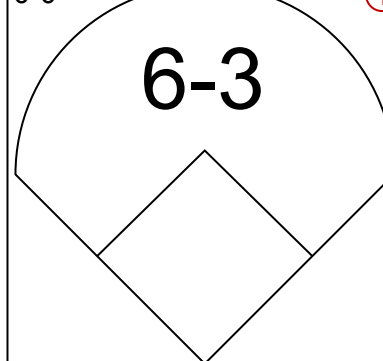
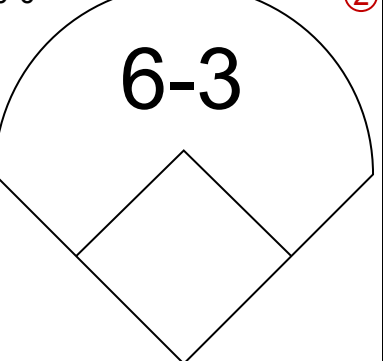
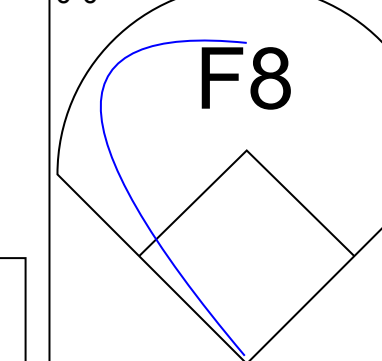


WP: 1 PA: 37
PB: 0
SB: 0
CS: 0

Fri Apr 25 1980, 6:05 PM EST
Att: 17,076 - Unknown - 50 F

livebaseballscores.com

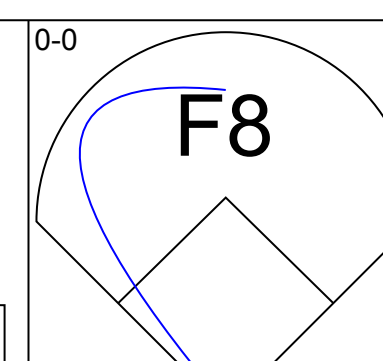
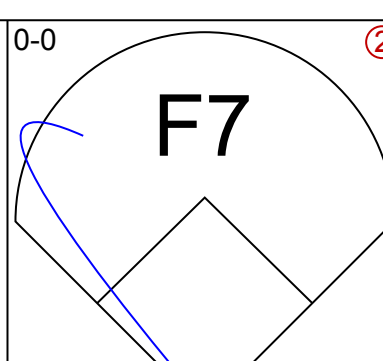
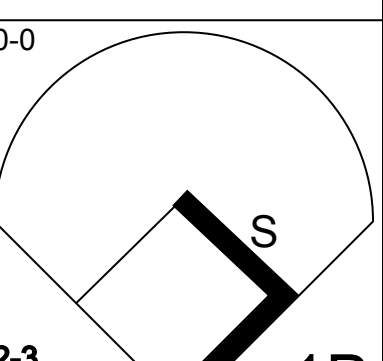
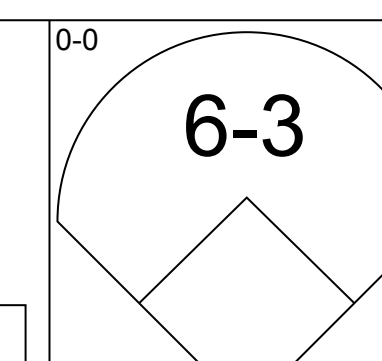
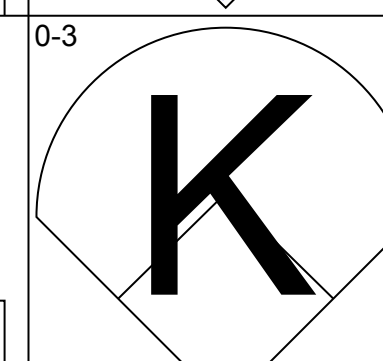
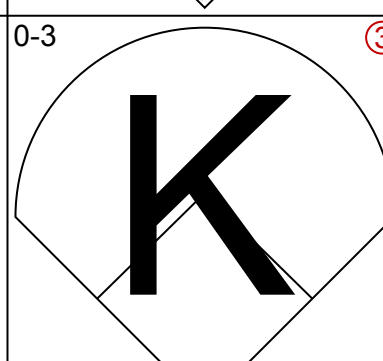
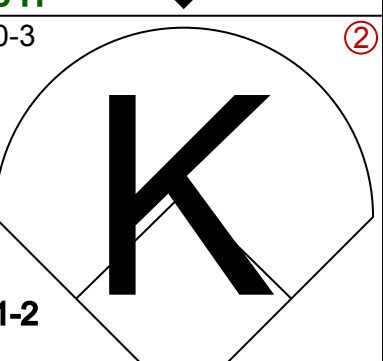
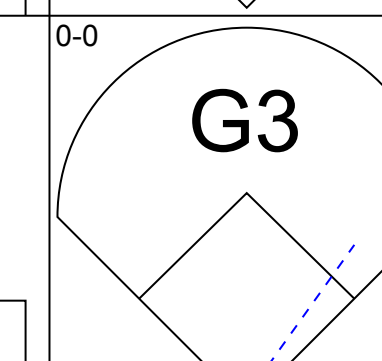
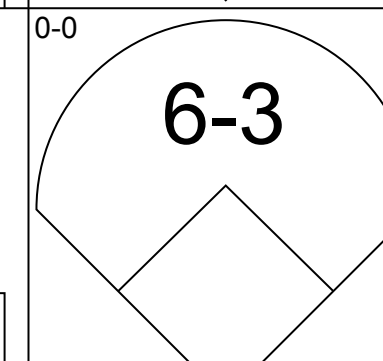
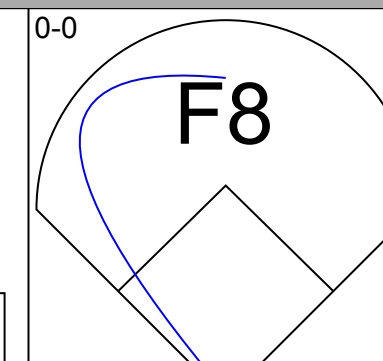
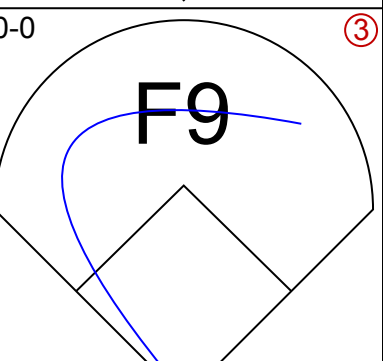
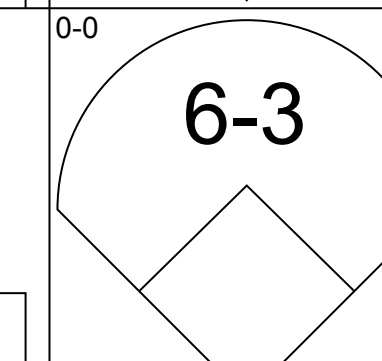
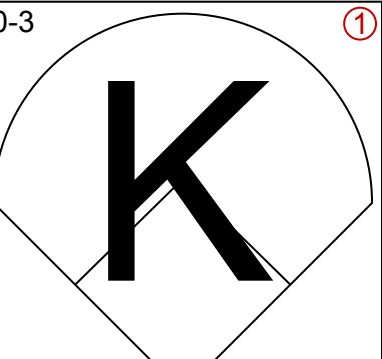
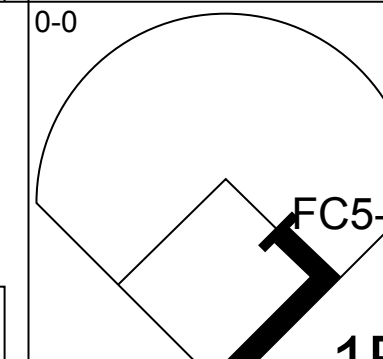
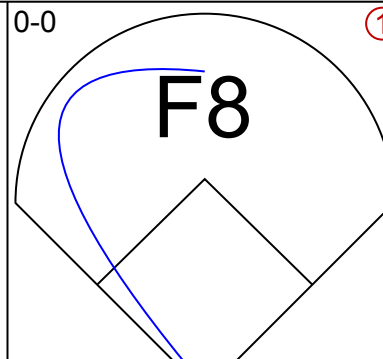
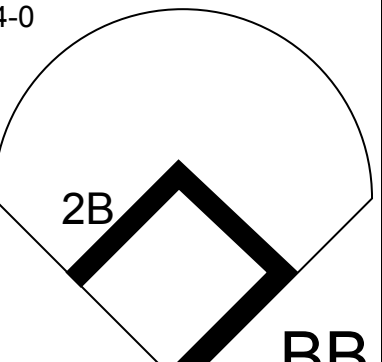
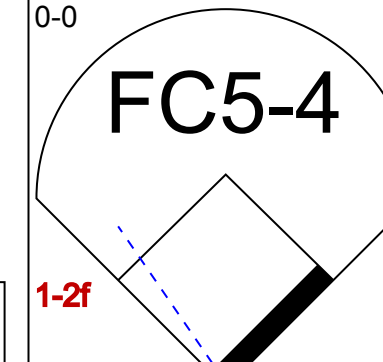
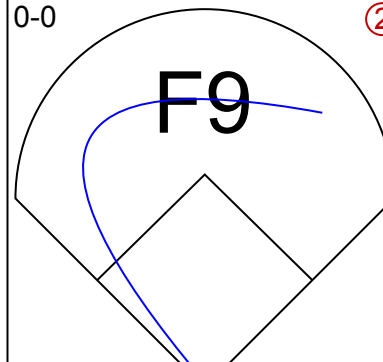
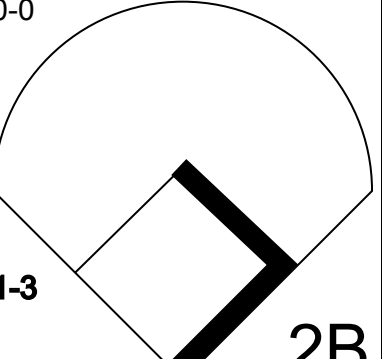
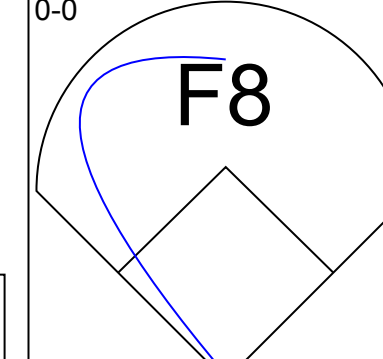
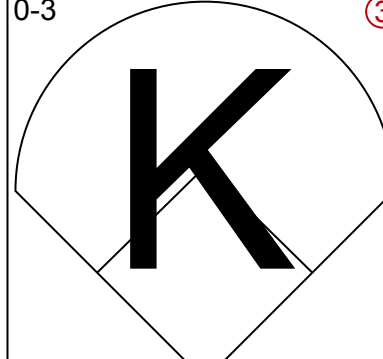
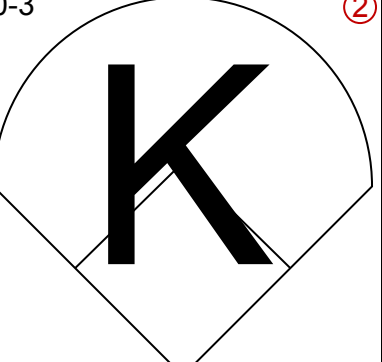
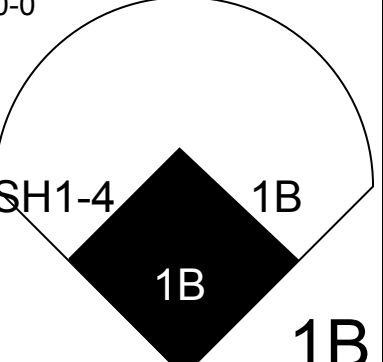
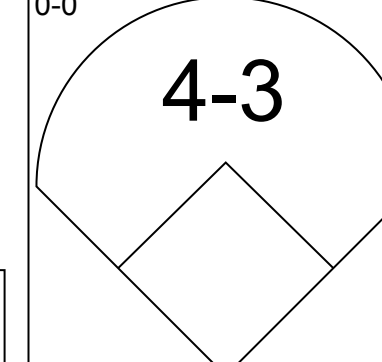
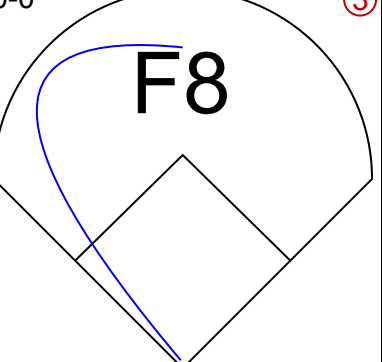
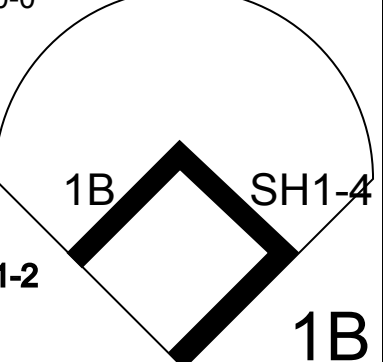
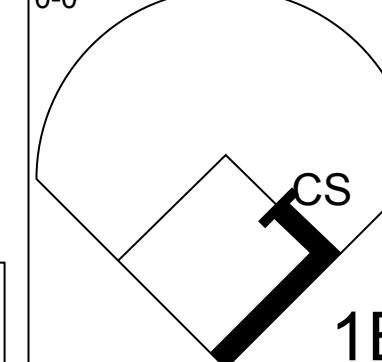
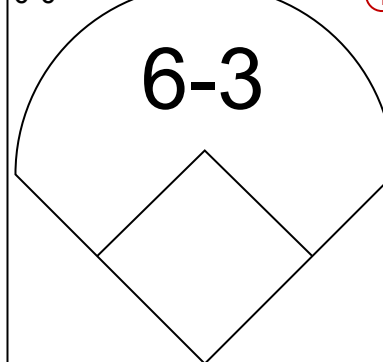
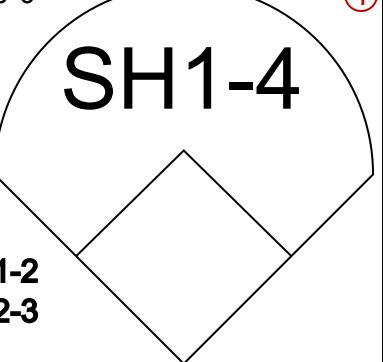
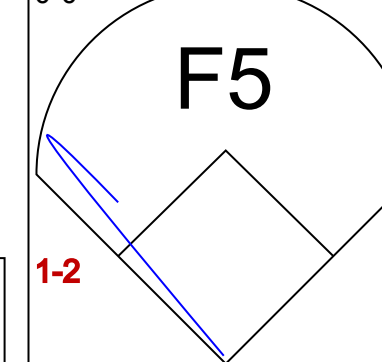
livebaseballscores.com

Batter	1	2	3	4	5	6	7	8	9	AB	R	H	RBI	BB	SO	LOB	TOP					
Rusty Kuntz, R OBP: 0.300, SLG: 0.333 (1, 8)										4	0	0	0	0	3	1						
Alan Bannister, R OBP: 0.319, SLG: 0.292 (1, 7)										4	0	1	0	0	0	0						
Wayne Nordhagen, R OBP: 0.368, SLG: 0.611 (1, 9)										4	0	0	0	0	0	1						
Lamar Johnson, R OBP: 0.449, SLG: 0.650 (1, 3)										4	0	1	0	0	1	0						
Bob Molinaro, L OBP: 0.439, SLG: 0.568 (9, PR)										0	0	0	0	0	0	0						
Chet Lemon, R OBP: 0.357, SLG: 0.387 (1, 10)										4	0	2	0	0	0	1						
Jim Morrison, R OBP: 0.343, SLG: 0.492 (1, 4)										3	0	1	0	0	0	2						
Bruce Kimm, R OBP: 0.325, SLG: 0.385 (1, 2)										3	0	1	0	0	0	1						
Greg Pryor, R OBP: 0.293, SLG: 0.264 (1, 6)										2	0	0	0	0	1	3						
Kevin Bell, R OBP: 0.056, SLG: 0.056 (1, 5)										3	0	0	0	0	0	1						
Inning Stats	R: 0 E: 0 K: 1 S: 5	H: 0 LOB: 0 BB: 0 P: 5	R: 0 E: 0 K: 1 S: 7	H: 2 LOB: 2 BB: 0 P: 7	R: 0 E: 0 K: 0 S: 3	H: 0 LOB: 0 BB: 0 P: 3	R: 0 E: 0 K: 1 S: 6	H: 1 LOB: 1 BB: 0 P: 6	R: 0 E: 1 K: 1 S: 6	H: 0 LOB: 1 BB: 0 P: 6	R: 0 E: 0 K: 0 S: 3	H: 1 LOB: 0 BB: 0 P: 3	R: 0 E: 0 K: 0 S: 4	H: 1 LOB: 1 BB: 0 P: 4	R: 0 E: 0 K: 1 S: 5	H: 0 LOB: 0 BB: 0 P: 5	R: 0 E: 0 K: 0 S: 3	H: 1 LOB: 1 BB: 0 P: 3	1B: 5 2B: 1 3B: 0 HR: 0	SF: 0 SAC: 1 DP: 1 HBP: 0	WP: 0 PB: 0 SB: 0 CS: 1	PA: 32
PITCHER Tommy John, L ERA: 2.03 (1, 1)	IP: 9.0 WLS: W BF: 32 H: 6 R: 0 ER: 0 SO: 5 BB: 0 IBB: 0 HBP: 0 BLK: 0 WP: 0 HR: 0 S: 42 P: 42 ERA: 0.00 WHIP: 0.667															PITCHER						

Chicago White Sox @ New York Yankees
Yankee Stadium, Bronx, NY
Sun Apr 27 1980, 3:33 AM EDT
Att: 20,431 - Unknown - 51 F

AB 31
R 0
H 6
RBI 0
BB 0
SO 5
LOB 10



Batter	1	2	3	4	5	6	7	8	9	AB	R	H	RBI	BB	SO	LOB	BOTTOM					
Willie Randolph, R OBP: 0.364, SLG: 0.418 (1, 4)										4	0	1	1	0	0	0						
Ruppert Jones, L OBP: 0.320, SLG: 0.382 (1, 8)										4	0	0	0	0	3	2						
Bob Watson, R OBP: 0.408, SLG: 0.413 (1, 3)										4	0	0	0	0	0	2						
Reggie Jackson, L OBP: 0.264, SLG: 0.338 (1, 9)										3	0	1	0	0	1	0						
Lou Piniella, R OBP: 0.214, SLG: 0.158 (1, 7)										2	0	0	0	1	0	1						
Bobby Brown, S OBP: 0.500, SLG: 0.500 (8, 7)										0	0	0	0	0	0	0						
Eric Soderholm, R OBP: 0.333, SLG: 0.344 (1, 10)										3	0	1	0	0	1	1						
Graig Nettles, L OBP: 0.368, SLG: 0.383 (1, 5)										3	1	1	0	0	1	2						
Rick Cerone, R OBP: 0.241, SLG: 0.352 (1, 2)										3	0	2	0	0	0	2						
Fred Stanley, R OBP: 0.250, SLG: 0.375 (1, 6)										2	0	0	0	0	0	1						
Inning Stats	R: 0 E: 0 K: 1 S: 5	H: 0 LOB: 0 BB: 0 P: 5	R: 0 E: 0 K: 2 S: 8	H: 1 LOB: 2 BB: 1 P: 12	R: 0 E: 0 K: 1 S: 5	H: 0 LOB: 0 BB: 0 P: 5	R: 0 E: 0 K: 0 S: 4	H: 1 LOB: 1 BB: 0 P: 4	R: 1 E: 0 K: 1 S: 8	H: 3 LOB: 2 BB: 0 P: 8	R: 0 E: 0 K: 1 S: 5	H: 0 LOB: 0 BB: 0 P: 5	R: 0 E: 0 K: 0 S: 3	H: 1 LOB: 0 BB: 0 P: 3	R: 0 E: 0 K: 0 S: 3	H: 0 LOB: 0 BB: 0 P: 3	R: 0 E: 0 K: 0 S: 3	H: 0 LOB: 0 BB: 0 P: 3	1B: 5 2B: 1 3B: 0 HR: 0	SF: 0 SAC: 1 DP: 0 HBP: 0	WP: 0 PB: 0 SB: 1 CS: 1	PA: 30
PITCHER Britt Burns, L ERA: 0.42 (1, 1)	IP: 8.0 WLS: L BF: 30 H: 6 R: 1 ER: 1 SO: 6 BB: 1 IBB: 0 HBP: 0 BLK: 0 WP: 0 HR: 0 S: 41 P: 45 ERA: 1.12 WHIP: 0.875															PITCHER						

Chicago White Sox @ New York Yankees
Yankee Stadium, Bronx, NY
Sun Apr 27 1980, 3:33 AM EDT
Att: 20,431 - Unknown - 51 F

AB 28
R 1
H 6
RBI 1
BB 1
SO 6
LOB 11



Batter	1	2	3	4	5	6	7	8	9	AB	R	H	RBI	BB	SO	LOB	TOP			
Jerry Remy, L (1,4) OBP: 0.304, SLG: 0.333	B1-3		BB 1-2		1-3			B1-3		3	0	0	0	1	0	1	Boston Red Sox @ Chicago White Sox Comiskey Park, Chicago, IL Wed Apr 30 1980, 8:05 PM EDT Att: 10,626 - Unknown - 49 F			
Rick Burleson, R (1,6) OBP: 0.300, SLG: 0.261	G3		5-3			6-3		F8		4	0	0	0	0	0	2				
Fred Lynn, L (1,8) OBP: 0.371, SLG: 0.356	K			4-3				K		4	0	0	0	0	2	0				
Jim Rice, R (1,7) OBP: 0.342, SLG: 0.451		6-3			F8			F9		4	0	0	0	0	0	0				
Tony Perez, R (1,3) OBP: 0.389, SLG: 0.500 Jim Dwyer, L (9, PR) OBP: 0.714, SLG: 0.600			G6-4-3 1B					K	FC5-4 1B	4	0	3	0	0	1	0				
Butch Hobson, R (1,5) OBP: 0.325, SLG: 0.500			G6-4-3 1-2					F8	FC5-4 1B	4	0	0	0	0	1	3				
Carlton Fisk, R (1,2) OBP: 0.396, SLG: 0.636				BB HBP	1-3 1B					2	1	2	1	0	0	0				
Jack Brohamer, L (1,10) OBP: 0.360, SLG: 0.400			K		1-3			4-3		3	0	0	0	0	1	2				
Dwight Evans, R (1,9) OBP: 0.338, SLG: 0.375			F6		F7			P3		3	0	0	0	0	0	2				
Inning Stats	R: 0 E: 0 K: 1 S: 5	H: 0 LOB: 0 BB: 0 P: 5	R: 0 E: 0 K: 0 S: 3	H: 1 LOB: 0 BB: 0 P: 3	R: 0 E: 0 K: 1 S: 5	H: 0 LOB: 2 BB: 1 P: 10	R: 0 E: 0 K: 1 S: 6	H: 1 LOB: 1 BB: 0 P: 6	R: 0 E: 0 K: 0 S: 4	H: 0 LOB: 0 BB: 0 P: 5	R: 1 E: 0 K: 1 S: 6	H: 1 LOB: 0 BB: 0 P: 6	R: 0 E: 0 K: 0 S: 3	H: 0 LOB: 0 BB: 0 P: 3	R: 0 E: 0 K: 0 S: 4	H: 1 LOB: 1 BB: 0 P: 4		1B: 4 2B: 0 3B: 0 HR: 1	SF: 0 SAC: 0 DP: 1 HBP: 1	WP: 0 PB: 0 SB: 0 CS: 0
PITCHER	IP	WLS	BF	H	R	ER	SO	BB	IBB	HBP	BLK	WP	HR	S	P	ERA	WHIP			
Richard Dotson, R (1,1) ERA: 3.25	8.0	W	29	4	1	1	5	1	0	1	0	0	1	37	42	1.12	0.625			
Ed Farmer, R (9,1) ERA: 1.69	1.0	S	4	1	0	0	0	0	0	0	0	0	0	4	4	0.00	1.000			

Batter	1	2	3	4	5	6	7	8	9	AB	R	H	RBI	BB	SO	LOB	BOTTOM			
Claudell Washington, L (1,7) OBP: 0.343, SLG: 0.323	F9		6-3			SH1-4 1B		F7		4	0	1	0	0	0	1	Boston Red Sox @ Chicago White Sox Comiskey Park, Chicago, IL Wed Apr 30 1980, 8:05 PM EDT Att: 10,626 - Unknown - 49 F			
Alan Bannister, R (1,5) OBP: 0.304, SLG: 0.268 Kevin Bell, R (9,5) OBP: 0.056, SLG: 0.056	F5			6-3		SH1-4		S BB		2	1	0	0	1	0	0				
Harold Baines, L (1,9) OBP: 0.286, SLG: 0.547	P3			6-3 2B		F5		F5	1-H 1B	4	0	2	1	0	0	1				
Bob Molinaro, L (1,10) OBP: 0.429, SLG: 0.512		G3		6-3				4-3		3	0	0	0	1	0	2				
Chet Lemon, R (1,8) OBP: 0.325, SLG: 0.348			K		F5			F8		3	0	0	0	0	1	3				
Jim Morrison, R (1,4) OBP: 0.338, SLG: 0.463			F7		5-3			F7		3	0	0	0	0	0	0				
Mike Squires, L (1,3) OBP: 0.524, SLG: 0.688			S SH1-4 BB			HR		F4		2	1	1	1	1	0	0				
Bruce Kimm, R (1,2) OBP: 0.310, SLG: 0.366			SH1-4		6-3			K		2	0	0	0	0	1	0				
Harry Chappas, S (1,6) OBP: 0.250, SLG: 0.217			K		F9			F7		3	0	0	0	0	1	1				
Inning Stats	R: 0 E: 0 K: 0 S: 3	H: 0 LOB: 0 BB: 0 P: 3	R: 0 E: 0 K: 1 S: 5	H: 0 LOB: 0 BB: 0 P: 5	R: 0 E: 0 K: 1 S: 5	H: 0 LOB: 1 BB: 1 P: 9	R: 0 E: 0 K: 0 S: 4	H: 1 LOB: 1 BB: 0 P: 4	R: 1 E: 0 K: 0 S: 4	H: 1 LOB: 0 BB: 0 P: 4	R: 0 E: 0 K: 0 S: 4	H: 1 LOB: 2 BB: 1 P: 8	R: 0 E: 0 K: 1 S: 5	H: 0 LOB: 0 BB: 0 P: 5	R: 1 E: 0 K: 0 S: 4	H: 1 LOB: 1 BB: 1 P: 8		1B: 2 2B: 1 3B: 0 HR: 1	SF: 0 SAC: 2 DP: 0 HBP: 0	WP: 0 PB: 0 SB: 2 CS: 0
PITCHER	IP	WLS	BF	H	R	ER	SO	BB	IBB	HBP	BLK	WP	HR	S	P	ERA	WHIP			
Dennis Eckersley, R (1,1) ERA: 5.4	8.0	L	31	4	2	2	3	2	1	0	0	0	1	34	46	2.25	0.750			

Batter	1	2	3	4	5	6	7	8	9	AB	R	H	RBI	BB	SO	LOB	TOP			
Dwight Evans, R OBP: 0.333, SLG: 0.356 (1, 9)	3-1		F9					K		3	0	0	0	1	1	1	Boston Red Sox @ Chicago White Sox Comiskey Park, Chicago, IL Thu May 01 1980, 8:05 PM EDT Att: 8,155 - Unknown - 55 F			
Rick Burleson, R OBP: 0.286, SLG: 0.247 (1, 6)	1-6-3		L4					6-3		4	0	0	0	0	0	2				
Fred Lynn, L OBP: 0.365, SLG: 0.365 (1, 8)	F7								F8	4	1	1	0	0	0	0				
Jim Rice, R OBP: 0.325, SLG: 0.427 (1, 7)		6-3		5-3				K	4	0	0	0	0	1	1					
Tony Perez, R OBP: 0.395, SLG: 0.557 (1, 3)		HR		HR				P3	4	2	2	2	0	0	0					
Carlton Fisk, R OBP: 0.392, SLG: 0.681 (1, 2)	4-3			HR				F8	3	1	1	2	0	0	0					
Butch Hobson, R OBP: 0.326, SLG: 0.475 (1, 10)	F4			G4-6-3				F9	2	0	0	0	1	0	0					
Ted Sizemore, R OBP: 0.111, SLG: 0.111 (1, 4)			F9	G4-6-3				6-3	3	0	1	0	0	0	1					
Glenn Hoffman, R (1, 5)			SH1-4		4-3			6-3	2	0	0	0	0	0	0					
Inning Stats	R: 0 E: 0 K: 0 S: 3	H: 0 LOB: 0 BB: 0 P: 3	R: 1 E: 0 K: 0 S: 4	H: 1 LOB: 0 BB: 0 P: 4	R: 0 E: 0 K: 0 S: 4	H: 1 LOB: 1 BB: 0 P: 4	R: 3 E: 0 K: 0 S: 5	H: 3 LOB: 0 BB: 1 P: 9	R: 0 E: 0 K: 1 S: 5	H: 0 LOB: 0 BB: 0 P: 5	R: 0 E: 0 K: 0 S: 3	H: 0 LOB: 0 BB: 0 P: 3	R: 0 E: 0 K: 1 S: 5	H: 0 LOB: 0 BB: 0 P: 5	R: 0 E: 0 K: 0 S: 3	H: 0 LOB: 0 BB: 0 P: 3	1B: 1 2B: 2 3B: 0 HR: 2	SF: 0 SAC: 1 DP: 1 HBP: 0	WP: 0 PB: 0 SB: 0 CS: 0	PA: 32
PITCHER Steve Trout, L ERA: 3.78 (1, 1)	IP: 9.0 WLS: L BF: 32	H: 5 R: 4 ER: 4 SO: 2	BB: 2 IBB: 0 HBP: 0 BLK: 0	WP: 0 HR: 2 S: 34 P: 42	ERA: 4.00 WHIP: 0.778											PITCHER IP: 9.0 WLS: L BF: 32	H: 5 R: 4 ER: 4 SO: 2	BB: 2 IBB: 0 HBP: 0 BLK: 0	WP: 0 HR: 2 S: 34 P: 42	ERA: 4.00 WHIP: 0.778

Batter	1	2	3	4	5	6	7	8	9	AB	R	H	RBI	BB	SO	LOB	BOTTOM					
Rusty Kuntz, R OBP: 0.304, SLG: 0.333 Harold Baines, L OBP: 0.293, SLG: 0.545 (7, PH) (8, 9)	F9		E							3	1	1	0	0	0	0	Boston Red Sox @ Chicago White Sox Comiskey Park, Chicago, IL Thu May 01 1980, 8:05 PM EDT Att: 8,155 - Unknown - 55 F					
Alan Bannister, R OBP: 0.301, SLG: 0.257 (8, 5)	K		SF8							3	1	0	0	1	1							
Claudell Washington, L OBP: 0.333, SLG: 0.313 (9, PH)			SF8							1	0	0	0	0	1							
Jim Morrison, R OBP: 0.342, SLG: 0.457 (1, 4)	1B		SF8							3	0	1	1	0	0	1						
Wayne Nordhagen, R OBP: 0.395, SLG: 0.659 (1, 10)	FC6-4		3-H							5	0	3	2	0	0	2						
Chet Lemon, R OBP: 0.329, SLG: 0.333 (1, 8)	FC6-4		K							3	0	0	0	2	1	3						
Bruce Kimm, R OBP: 0.311, SLG: 0.349 Bob Molinaro, L OBP: 0.440, SLG: 0.523 Mary Foley, L OBP: 0.333, SLG: 0.417 (8, PH) (9, 2)	F6									2	0	0	0	1	0	0						
Mike Squires, L OBP: 0.478, SLG: 0.611 Lamar Johnson, R OBP: 0.427, SLG: 0.600 (6, PH) (7, 3)	G3									2	0	0	0	0	0	0						
Greg Pryor, R OBP: 0.281, SLG: 0.271 (1, 6)	5-3									4	0	1	0	0	0	3						
Kevin Bell, R OBP: 0.050, SLG: 0.050 Thad Bosley, L OBP: 0.533, SLG: 0.462 (7, PH) (8, 7)	F8									2	0	0	0	0	0	1						
Inning Stats	R: 0 E: 0 K: 1 S: 7	H: 2 LOB: 2 BB: 0 P: 7	R: 0 E: 0 K: 0 S: 3	H: 0 LOB: 0 BB: 0 P: 3	R: 2 E: 1 K: 1 S: 7	H: 2 LOB: 1 BB: 1 P: 11	R: 0 E: 0 K: 0 S: 4	H: 1 LOB: 0 BB: 0 P: 4	R: 0 E: 0 K: 0 S: 3	H: 0 LOB: 0 BB: 0 P: 3	R: 0 E: 0 K: 1 S: 5	H: 0 LOB: 2 BB: 2 P: 13	R: 0 E: 1 K: 0 S: 5	H: 1 LOB: 2 BB: 0 P: 5	R: 0 E: 0 K: 0 S: 4	H: 1 LOB: 1 BB: 0 P: 4	R: 1 E: 0 K: 0 S: 5	H: 2 LOB: 3 BB: 1 P: 10	1B: 6 2B: 3 3B: 0 HR: 0	SF: 1 SAC: 0 DP: 0 HBP: 1	WP: 0 PB: 1 SB: 1 CS: 0	PA: 42
PITCHER Bruce Hurst, L ERA: 10.69 Dick Drago, R ERA: 5.4 Tom Burgmeier, L ERA: 3.78 (1, 1) (6, 1) (9, 1)	IP: 5.1 WLS: W BF: 24	H: 5 R: 2 ER: 2 SO: 2	BB: 3 IBB: 0 HBP: 1 BLK: 0	WP: 0 HR: 0 S: 25 P: 37	ERA: 3.38 WHIP: 1.500											PITCHER IP: 5.1 WLS: W BF: 24	H: 5 R: 2 ER: 2 SO: 2	BB: 3 IBB: 0 HBP: 1 BLK: 0	WP: 0 HR: 0 S: 25 P: 37	ERA: 3.38 WHIP: 1.500		

Batter	1	2	3	4	5	6	7	8	9	AB	R	H	RBI	BB	SO	LOB	TOP																						
Paul Moltitor, R OBP: 0.392, SLG: 0.449 (1, 4)	G3	5-3		6-3			B2-3	K		5	0	0	1	0	1	5																							
Robin Yount, R OBP: 0.366, SLG: 0.545 (1, 6)	F7	F3			F7		E5 2B	5-3		5	1	0	0	0	0	3																							
Cecil Cooper, L OBP: 0.397, SLG: 0.534 (1, 3)	G3			K			1B	FC6-4 1B		5	1	2	1	0	2	0																							
Larry Hisle, R OBP: 0.500, SLG: 0.458 Dick Davis, R OBP: 0.103, SLG: 0.172 (8, PH)		2B SF		G3-6-3 1B			1B	FC6-4 1B		2	2	2	0	2	0	0																							
Ben Oglivie, L OBP: 0.412, SLG: 0.576 (1, 7)		1B		G3-6-3			IBB	FC6-4 1B		5	2	3	2	0	0	2																							
Sixto Lezcano, R OBP: 0.286, SLG: 0.426 (1, 9)		2B					S	E		4	1	0	0	1	2	3																							
Sal Bando, R OBP: 0.419, SLG: 0.615 (1, 5)		2B					1B	L9		3	0	2	3	1	0	1																							
Gorman Thomas, R OBP: 0.288, SLG: 0.323 (1, 8)		SF					FC6-4	E5		5	0	0	0	0	1	8																							
Charlie Moore, R OBP: 0.359, SLG: 0.294 (1, 2)		1B					F7	G5-4-3		3	1	1	0	1	0	3																							
		BB					FC6-4	5-3 1B																															
Inning Stats	R: 0 E: 0 K: 0 S: 3	H: 0 LOB: 0 BB: 0 P: 3	R: 3 E: 1 K: 1 S: 8	H: 2 LOB: 2 BB: 2 P: 16	R: 0 E: 0 K: 1 S: 5	H: 1 LOB: 0 BB: 0 P: 5	R: 0 E: 0 K: 0 S: 5	H: 1 LOB: 2 BB: 0 P: 5	R: 0 E: 0 K: 1 S: 5	H: 0 LOB: 1 BB: 1 P: 9	R: 0 E: 0 K: 1 S: 5	H: 0 LOB: 1 BB: 1 P: 9	R: 4 E: 1 K: 1 S: 9	H: 3 LOB: 1 BB: 1 P: 13	R: 1 E: 0 K: 1 S: 7	H: 2 LOB: 1 BB: 0 P: 7	R: 0 E: 1 K: 0 S: 4	H: 1 LOB: 1 BB: 0 P: 4	1B: 6 2B: 4 3B: 0 HR: 0	SF: 1 SAC: 0 DP: 2 HBP: 0	WP: 0 PB: 0 SB: 2 CS: 0	PA: 44																	
PITCHER	IP	WLS	BF	H	R	ER	SO	BB	IBB	HBP	BLK	WP	HR	S	P	ERA	WHIP	PITCHER					IP	WLS	BF	H	R	ER	SO	BB	IBB	HBP	BLK	WP	HR	S	P	ERA	WHIP
Ken Kravec, L ERA: 7.03 (1, 1)	6.1	L	32	6	7	2	4	4	1	0	0	0	0	35	55	2.84	1.579																						
Mike Proby, R ERA: 0.45 (7, 1)	0.2		3	1	0	0	1	0	0	0	0	0	0	5	5	0.00	1.500																						
Rich Wortham, L ERA: 2.5 (8, 1)	2.0		9	3	1	1	1	0	0	0	0	0	0	11	11	4.50	1.500																						

Milwaukee Brewers @ Chicago White Sox
Comiskey Park, Chicago, IL
Fri May 02 1980, 8:05 PM EDT
Att: 22,276 - Unknown

AB 38
R 8
H 10
RBI 7
BB 5
SO 6
LOB 26



Batter	1	2	3	4	5	6	7	8	9	AB	R	H	RBI	BB	SO	LOB	BOTTOM																						
Mike Squires, L OBP: 0.444, SLG: 0.545 (1, 3)	G4-6-3 1B		5-3			5-3		F7		4	0	1	0	0	0	1																							
Alan Bannister, R OBP: 0.287, SLG: 0.244 (1, 5)	F9		5-3			6-3			K	4	0	0	0	0	1	1																							
Jim Morrison, R OBP: 0.337, SLG: 0.459 (1, 4)	G4-6-3			5-3			K		2B	4	0	1	0	0	1	1																							
Wayne Nordhagen, R OBP: 0.383, SLG: 0.622 (1, 10)		FC5-4 1B		F3			F4		6-3	4	0	1	0	0	0	1																							
Chet Lemon, R OBP: 0.326, SLG: 0.329 (1, 8)		FC5-4 FC3-6 1B		K			E5		6-3	4	0	1	0	0	1	2																							
Rusty Kuntz, R OBP: 0.346, SLG: 0.375 (1, 7)		FC3-6 1B					4-3			3	0	2	0	0	0	1																							
Harold Baines, L OBP: 0.295, SLG: 0.534 (1, 9)		FC3-6			F8			F8 S	1B	3	0	1	0	0	0	3																							
Bruce Kimm, R OBP: 0.292, SLG: 0.326 (1, 2)		6-3			G6-4-3			F8		3	0	0	0	0	0	4																							
Greg Pryor, R OBP: 0.269, SLG: 0.258 (1, 6)			6-3			4-3		FC5-2-6		3	0	0	0	0	0	1																							
Inning Stats	R: 0 E: 0 K: 0 S: 3	H: 1 LOB: 0 BB: 0 P: 3	R: 0 E: 0 K: 0 S: 5	H: 2 LOB: 2 BB: 0 P: 5	R: 0 E: 0 K: 1 S: 5	H: 0 LOB: 0 BB: 0 P: 3	R: 0 E: 0 K: 0 S: 3	H: 0 LOB: 0 BB: 0 P: 3	R: 0 E: 1 K: 1 S: 6	H: 1 LOB: 1 BB: 0 P: 6	R: 0 E: 0 K: 0 S: 4	H: 1 LOB: 1 BB: 0 P: 4	R: 0 E: 0 K: 1 S: 6	H: 1 LOB: 1 BB: 0 P: 6	1B: 6 2B: 1 3B: 0 HR: 0	SF: 0 SAC: 0 DP: 2 HBP: 0	WP: 0 PB: 0 SB: 1 CS: 0	PA: 32																					
PITCHER	IP	WLS	BF	H	R	ER	SO	BB	IBB	HBP	BLK	WP	HR	S	P	ERA	WHIP	PITCHER					IP	WLS	BF	H	R	ER	SO	BB	IBB	HBP	BLK	WP	HR	S	P	ERA	WHIP
Mike Caldwell, L ERA: 1.59 (1, 1)	9.0	W	32	7	0	0	3	0	0	0	0	0	0	38	38	0.00	0.778																						

Milwaukee Brewers @ Chicago White Sox
Comiskey Park, Chicago, IL
Fri May 02 1980, 8:05 PM EDT
Att: 22,276 - Unknown

AB 32
R 0
H 7
RBI 0
BB 0
SO 3
LOB 15



Batter	1	2	3	4	5	6	7	8	9	AB	R	H	RBI	BB	SO	LOB	TOP					
Paul Moltitor, R OBP: 0.410, SLG: 0.458 (1, 4)										3	1	2	0	0	0	0						
Robin Yount, R OBP: 0.360, SLG: 0.529 (1, 6)										4	1	1	0	0	1	2						
Sal Bando, R OBP: 0.371, SLG: 0.552 (1, 5)										3	0	0	1	0	1	2						
Larry Hisle, R OBP: 0.500, SLG: 0.444 (1, 10)										3	1	1	0	1	0	0						
Ben Oglivie, L OBP: 0.403, SLG: 0.603 (1, 7)										4	1	1	2	0	1	2						
Sixto Lezcano, R OBP: 0.284, SLG: 0.406 (1, 9)										3	0	0	0	1	2	0						
Don Money, R OBP: 0.333, SLG: 0.459 (1, 3)										4	0	0	0	0	0	1						
Gorman Thomas, R OBP: 0.276, SLG: 0.308 (1, 8)										3	0	0	0	0	0	0						
Buck Martinez, R OBP: 0.320, SLG: 0.261 (1, 2)										3	0	0	0	0	1	0						
Inning Stats	R: 0 E: 0 K: 3 S: 10	H: 1 LOB: 2 BB: 1 P: 14	R: 0 E: 0 K: 0 S: 2	H: 0 LOB: 0 BB: 1 P: 6	R: 0 E: 0 K: 1 S: 6	H: 1 LOB: 1 BB: 0 P: 6	R: 0 E: 0 K: 0 S: 3	H: 0 LOB: 0 BB: 0 P: 3	R: 0 E: 0 K: 0 S: 3	H: 0 LOB: 0 BB: 0 P: 3	R: 0 E: 0 K: 1 S: 5	H: 0 LOB: 0 BB: 0 P: 5	R: 0 E: 0 K: 1 S: 5	H: 0 LOB: 0 BB: 0 P: 5	1B: 4 2B: 0 3B: 0 HR: 1	SF: 1 SAC: 0 DP: 1 HBP: 1	WP: 0 PB: 0 SB: 2 CS: 0	PA: 34				
PITCHER Britt Burns, L ERA: 1.48 (1, 1)	IP: 9.0 WLS: L BF: 34	H: 5 R: 4 ER: 4 SO: 6	BB: 2	IBB: 0	HBP: 1	BLK: 0	WP: 0	HR: 1	S: 43	P: 52	ERA: 4.00	WHIP: 0.778										

Milwaukee Brewers @ Chicago White Sox
Comiskey Park, Chicago, IL
Sat May 03 1980, 8:05 PM EDT
Att: 27,680 - Unknown - 56 F

AB 30
R 4
H 5
RBI 3
BB 2
SO 6
LOB 7



Batter	1	2	3	4	5	6	7	8	9	AB	R	H	RBI	BB	SO	LOB	BOTTOM					
Claudell Washington, L OBP: 0.325, SLG: 0.361 (1, 7)										4	1	1	0	0	0	3						
Junior Moore, R OBP: 0.325, SLG: 0.361 (1, 5)										4	0	0	1	0	0	1						
Harold Baines, L OBP: 0.308, SLG: 0.548 (1, 9)										4	0	2	0	0	1	0						
Lamar Johnson, R OBP: 0.405, SLG: 0.565 (1, 3)										4	0	0	0	0	0	2						
Chet Lemon, R OBP: 0.344, SLG: 0.363 (1, 8)										4	0	3	0	0	0	1						
Bob Molinaro, L OBP: 0.426, SLG: 0.521 (1, 10)										4	0	1	0	0	1	2						
Jim Morrison, R OBP: 0.322, SLG: 0.436 (1, 4)										4	0	0	0	0	1	3						
Bruce Kimm, R OBP: 0.300, SLG: 0.333 (1, 2)										2	0	1	0	0	0	0						
Harry Chappas, S OBP: 0.205, SLG: 0.208 (7, PH) (8, 6)										1	0	0	0	1	0	0						
Greg Pryor, R OBP: 0.275, SLG: 0.266 (1, 6)										2	0	1	0	0	0	2						
Thad Bosley, L OBP: 0.500, SLG: 0.429 (7, PH)										1	0	0	0	0	0	1						
Mary Foley, L OBP: 0.321, SLG: 0.400 (8, 2)										1	0	0	0	0	0	0						
Inning Stats	R: 0 E: 0 K: 0 S: 4	H: 1 LOB: 1 BB: 0 P: 4	R: 0 E: 0 K: 0 S: 5	H: 2 LOB: 2 BB: 0 P: 5	R: 1 E: 0 K: 0 S: 5	H: 2 LOB: 1 BB: 0 P: 5	R: 0 E: 0 K: 1 S: 5	H: 0 LOB: 0 BB: 0 P: 5	R: 0 E: 0 K: 1 S: 7	H: 1 LOB: 2 BB: 0 P: 7	R: 0 E: 1 K: 0 S: 3	H: 0 LOB: 1 BB: 1 P: 7	R: 0 E: 0 K: 1 S: 6	H: 1 LOB: 1 BB: 0 P: 6	R: 0 E: 0 K: 0 S: 3	H: 0 LOB: 0 BB: 0 P: 3	1B: 5 2B: 3 3B: 1 HR: 0	SF: 0 SAC: 0 DP: 2 HBP: 0	WP: 0 PB: 0 SB: 0 CS: 0	PA: 36		
PITCHER Moose Haas, R ERA: 4.4 (1, 1)	IP: 5.2 WLS: W BF: 24	H: 8 R: 1 ER: 1 SO: 1	BB: 0	IBB: 0	HBP: 0	BLK: 0	WP: 0	HR: 0	S: 26	P: 26	ERA: 1.59	WHIP: 1.412										
PITCHER Reggie Cleveland, R ERA: 2.84 (6, 1)	IP: 3.1 WLS: S BF: 12	H: 1 R: 0 ER: 0 SO: 2	BB: 1	IBB: 0	HBP: 0	BLK: 0	WP: 0	HR: 0	S: 15	P: 19	ERA: 0.00	WHIP: 0.600										

Milwaukee Brewers @ Chicago White Sox
Comiskey Park, Chicago, IL
Sat May 03 1980, 8:05 PM EDT
Att: 27,680 - Unknown - 56 F

AB 35
R 1
H 9
RBI 1
BB 1
SO 3
LOB 15



Batter	1	2	3	4	5	6	7	8	9	AB	R	H	RBI	BB	SO	LOB	TOP										
Jim Gantner, L OBP: 0.316, SLG: 0.474	0-0 1B 1B	0-0 SH4-3	0-0 1-3		0-0 F4			0-0 4-3		4	1	1	0	0	0	2											
Robin Yount, R OBP: 0.365, SLG: 0.588	0-0 1B 2-3	0-0 1B E		0-0 HR		0-0 6-3		0-0 F8		5	3	3	2	0	0	0											
Cecil Cooper, L OBP: 0.411, SLG: 0.537	0-0 1-3 3-H	0-0 1B G6-4-3		0-0 L8		0-0 4-3			0-0 6-3	5	0	2	2	0	0	0											
Sal Bando, R OBP: 0.341, SLG: 0.500	0-0 6-3	0-0 G6-4-3		0-0 F7		0-0 F8			0-3 K	5	0	0	1	0	1	1											
Ben Oglivie, L OBP: 0.450, SLG: 0.662	0-0 1B		0-0 2B		1-0 1B		0-0 F8		0-0 F9	2	1	2	0	0	0	0											
Sixto Lezcano, R OBP: 0.272, SLG: 0.371	0-0 1B		0-0 2B		0-0 HBP					2	0	0	0	0	0	0											
Dick Davis, R OBP: 0.176, SLG: 0.265	0-0 1-3		0-0 2B		0-0 1B		0-3 K			4	0	3	1	0	1	0											
Don Money, R OBP: 0.347, SLG: 0.475	0-3 K		4-0 BB		0-0 F8		0-0 2B			3	0	1	0	1	1	4											
Gorman Thomas, R OBP: 0.294, SLG: 0.342		0-0 2B	0-3 K		0-0 F6		0-3 K			4	1	1	0	0	2	3											
Buck Martinez, R OBP: 0.321, SLG: 0.308		0-0 3B	0-0 F7		0-0 F5			0-0 L4		3	1	1	1	0	0	2											
Charlie Moore, R OBP: 0.356, SLG: 0.282		0-0 1B	0-0 2B							1	0	0	0	0	0	0											
Inning Stats	R: 2 E: 0 K: 1 S: 9	H: 5 LOB: 2 BB: 0 P: 9	R: 3 E: 1 K: 0 S: 6	H: 4 LOB: 0 BB: 0 P: 6	R: 1 E: 0 K: 1 S: 7	H: 2 LOB: 2 BB: 1 P: 11	R: 1 E: 0 K: 0 S: 5	H: 2 LOB: 2 BB: 0 P: 6	R: 0 E: 0 K: 0 S: 3	H: 0 LOB: 0 BB: 0 P: 3	R: 0 E: 0 K: 2 S: 8	H: 1 LOB: 0 BB: 0 P: 8	R: 0 E: 0 K: 0 S: 3	H: 0 LOB: 0 BB: 0 P: 3	R: 0 E: 0 K: 1 S: 5	H: 0 LOB: 0 BB: 0 P: 5	1B: 7 2B: 5 3B: 1 HR: 1	SF: 0 SAC: 1 DP: 1 HBP: 1	WP: 0 PB: 0 SB: 0 CS: 0	PA: 41							
PITCHER	IP	WLS	BF	H	R	ER	SO	BB	IBB	HBP	BLK	WP	HR	S	P	ERA	WHIP										
Richard Dotson, R ERA: 4.34	(1, 1)	1.1	11	8	5	4	1	0	0	0	0	0	0	13	13	27.00	6.000										
Mike Proly, R ERA: 1.69	(2, 1)	2.2	14	5	2	2	1	1	0	1	0	0	1	14	19	6.75	2.250										
Randy Scarbery, R ERA: 3.95	(5, 1)	2.2	W	9	1	0	0	1	0	0	0	0	0	11	11	0.00	0.375										
Ed Farmer, R ERA: 1.4	(7, 1)	2.1	S	7	0	0	0	2	0	0	0	0	0	11	11	0.00	0.000										

Milwaukee Brewers @ Chicago White Sox
Comiskey Park, Chicago, IL
Mon May 05 1980, 8:05 PM EDT
Att: 27,871 - Unknown - 82 F

AB 38
R 7
H 14
RBI 7
BB 1
SO 5
LOB 12



Batter	1	2	3	4	5	6	7	8	9	AB	R	H	RBI	BB	SO	LOB	BOTTOM										
Claudell Washington, L OBP: 0.341, SLG: 0.385	4-0 1B	0-0 FC6-4		0-0 4-3		0-3 K	4-0 1B			3	3	1	1	1	1	1											
Alan Bannister, R OBP: 0.299, SLG: 0.238	1B BB	1-2 1B		0-0 2B			0-0 IBB			0	1	0	0	1	0	0											
Bob Molinaro, L OBP: 0.450, SLG: 0.519	0-0 1B	0-0 1B		0-0 4-3		4-0 HR	0-0 1B			3	2	2	1	1	0	1											
Wayne Nordhagen, R OBP: 0.396, SLG: 0.630	1-3 G6-4-3	1-H 1B		2-3		BB	1-2 2-H			1	0	1	1	0	0	0											
Harold Baines, L OBP: 0.311, SLG: 0.535	0-0 E6	0-0 F4		0-3 K		0-0 F8	0-0 1B			5	0	2	2	0	1	3											
Lamar Johnson, R OBP: 0.393, SLG: 0.581	0-0 FC		0-0 E6	0-0 E5		0-0 HR	0-0 5-3			5	2	1	2	0	0	4											
Mike Squires, L OBP: 0.419, SLG: 0.480	G6-4-3		0-0 WP	0-0 E5		1-H HR				0	0	0	0	0	0	0											
Chet Lemon, R OBP: 0.333, SLG: 0.341	0-0 G6-4-3		0-0 5-3	0-0 F6		4-0 S		0-0 6-3		4	0	0	0	1	0	3											
Jim Morrison, R OBP: 0.316, SLG: 0.465	0-3 K		0-0 HR		0-0 4-3	0-3 K	0-0 5-3			5	1	2	1	0	2	2											
Junior Moore, R OBP: 0.167, SLG: 0.167		0-0 5-3	0-0 6-3		0-0 4-3		0-0 1B	0-3 K		4	1	1	0	0	0	1											
Kevin Bell, R OBP: 0.048, SLG: 0.048					2-3		0-0 1B			1	0	0	0	0	1	0											
Bruce Kimm, R OBP: 0.316, SLG: 0.382		0-0 1B	0-0 FC6-4	0-0 2B		0-0 FC1-5-2	0-0 5-3			4	1	2	0	0	0	2											
Greg Pryor, R OBP: 0.263, SLG: 0.254		0-0 1B	0-0 FC6-4	0-0 2B	3-H K		0-0 5-3			4	0	1	0	0	1	3											
Inning Stats	R: 2 E: 1 K: 1 S: 7	H: 2 LOB: 1 BB: 1 P: 11	R: 2 E: 0 K: 0 S: 6	H: 3 LOB: 1 BB: 0 P: 6	R: 2 E: 1 K: 0 S: 6	H: 2 LOB: 1 BB: 0 P: 6	R: 1 E: 1 K: 1 S: 7	H: 1 LOB: 1 BB: 0 P: 7	R: 0 E: 0 K: 1 S: 6	H: 1 LOB: 1 BB: 0 P: 6	R: 2 E: 0 K: 2 S: 8	H: 1 LOB: 2 BB: 2 P: 16	R: 2 E: 0 K: 0 S: 6	H: 3 LOB: 2 BB: 1 P: 10	R: 0 E: 0 K: 1 S: 5	H: 0 LOB: 0 BB: 0 P: 5	1B: 8 2B: 3 3B: 0 HR: 2	SF: 0 SAC: 0 DP: 1 HBP: 0	WP: 1 PB: 0 SB: 2 CS: 0	PA: 43							
PITCHER	IP	WLS	BF	H	R	ER	SO	BB	IBB	HBP	BLK	WP	HR	S	P	ERA	WHIP										
Lary Sorensen, R ERA: 3.49	(1, 1)	4.0	24	9	4	4	2	1	0	0	0	0	1	27	31	9.00	2.500										
Dan Bortano, R ERA: 6.75	(5, 1)	2.2	L	12	2	3	3	2	0	0	0	0	0	16	24	10.12	1.500										
Jerry Augustine, L ERA: 6.17	(7, 1)	0.0		3	2	1	1	0	1	0	0	0	0	2	6	∞	∞										
Bill Castro, R ERA: 1.42	(7, 1)	1.1		4	0	0	0	1	0	0	0	0	0	6	6	0.00	0.000										

Milwaukee Brewers @ Chicago White Sox
Comiskey Park, Chicago, IL
Mon May 05 1980, 8:05 PM EDT
Att: 27,871 - Unknown - 82 F

AB 39
R 11
H 13
RBI 8
BB 4
SO 6
LOB 20



Batter	1	2	3	4	5	6	7	8	9	AB	R	H	RBI	BB	SO	LOB	TOP			
Willie Wilson, S (1, 8) OBP: 0.289, SLG: 0.359	0-0 4-3			0-0 F9		0-0 6-3		0-0 G3	4 0 1 0 0 0 0								Kansas City Royals @ Chicago White Sox Comiskey Park, Chicago, IL Tue May 06 1980, 8:05 PM EDT Att: 7,938 - Unknown livebaseballscorecards.com			
Frank White, R (1, 4) OBP: 0.287, SLG: 0.289 Steve Braun, L (9, FH) OBP: 0.136, SLG: 0.050	0-0 F8			0-0 F9		4-0 BB		0-0 F6	2 0 0 0 1 0 0 1 0 0 0 0 0 1											
Hal McRae, R (1, 7) OBP: 0.293, SLG: 0.465	0-0 1B			0-0 F8		0-0 F7		0-0 G3	4 0 1 0 0 0 2											
Darrell Porter, L (1, 10) OBP: 0.222, SLG: 0.444		0-0 4-3			0-0 F7		0-0 F9		0-0 F7	4 0 0 0 0 0 1										
John Wathan, R (1, 2) OBP: 0.483, SLG: 0.549		0-0 5-3			0-0 E 1B 1B		4-0 G4-6-3 BB			2 0 1 0 1 0 0										
Willie Aikens, L (1, 3) OBP: 0.337, SLG: 0.315		0-3 K			0-0 E9 L4 BB 1B		0-0 G4-6-3			3 0 1 0 0 1 1										
Dave Chalk, R (1, 5) OBP: 0.278, SLG: 0.267			0-3 K		4-0 1-2 BB			0-0 L9	2 0 0 0 1 1 0											
Bob Deterage, R (1, 9) OBP: 0.250, SLG: 0.313 George Brett, L (8, FH) OBP: 0.359, SLG: 0.527 Clint Hurdle, L (8, 9) OBP: 0.345, SLG: 0.600				0-0 F9		0-0 L4		0-0 4-3	2 0 0 0 0 0 3 1 0 0 0 0 0 0 0 0 0 0 0 0 0											
U L Washington, S (1, 6) OBP: 0.323, SLG: 0.379				0-0 F9		0-0 5-3		0-3 K	3 0 0 0 0 1 0											
Inning Stats	R: 0 E: 0 K: 0 S: 3	H: 1 LOB: 1 BB: 0 P: 3	R: 0 E: 0 K: 1 S: 5	H: 0 LOB: 0 BB: 0 P: 5	R: 0 E: 0 K: 1 S: 5	H: 0 LOB: 0 BB: 0 P: 5	R: 0 E: 0 K: 0 S: 3	H: 0 LOB: 0 BB: 0 P: 3	R: 0 E: 1 K: 0 S: 4	H: 2 LOB: 2 BB: 1 P: 8	R: 0 E: 0 K: 0 S: 2	H: 0 LOB: 0 BB: 1 P: 6	R: 0 E: 0 K: 1 S: 5	H: 0 LOB: 0 BB: 0 P: 5	R: 0 E: 0 K: 0 S: 4	H: 1 LOB: 1 BB: 0 P: 4		1B: 4 2B: 1 3B: 0 HR: 0	SF: 0 SAC: 0 DP: 2 HBP: 0	WP: 0 PB: 0 SB: 0 CS: 0
PITCHER	IP WLS BF H R ER SO BB IBB HBP BLK WP HR S P ERA WHIP																			
Rich Wortham, L (1, 1) ERA: 3.96 Ed Farmer, R (8, 1) ERA: 1.27	7.0 W 24 3 0 0 2 3 0 0 0 0 0 0 0 25 37 0.00 0.857																			

Batter	1	2	3	4	5	6	7	8	9	AB	R	H	RBI	BB	SO	LOB	BOTTOM			
Alan Bannister, R (1, 7) OBP: 0.277, SLG: 0.226	0-0 F9		0-0 F9			0-0 6-3		0-0 5-3	4 0 0 0 0 0 2								Kansas City Royals @ Chicago White Sox Comiskey Park, Chicago, IL Tue May 06 1980, 8:05 PM EDT Att: 7,938 - Unknown livebaseballscorecards.com			
Junior Moore, R (1, 5) OBP: 0.185, SLG: 0.188	0-0 F8		0-0 1-3			0-0 4-3		0-0 1B 2H	4 0 1 1 0 0 0											
Jim Morrison, R (1, 4) OBP: 0.323, SLG: 0.467	0-0 F4			0-0 L7		0-0 S 1B		0-0 FC6-4 1B	4 0 2 0 0 0 0											
Lamar Johnson, R (1, 3) OBP: 0.391, SLG: 0.566 Mike Squires, L (8, 3) OBP: 0.406, SLG: 0.462		0-0 L8		4-0 CS BB		0-0 F7		0-0 FC6-4	2 0 0 0 1 0 1 1 0 0 0 0 0 2											
Chet Lemon, R (1, 8) OBP: 0.343, SLG: 0.363		0-0 1B 2B		0-0 F9		0-0 CS 1B			3 1 2 0 0 0 1											
Wayne Nordhagen, R (1, 10) OBP: 0.392, SLG: 0.612		0-0 3-1 2H 1B		0-0 F6		0-0 F4		0-0 F4	3 0 1 1 0 0 1											
Harold Baines, L (1, 9) OBP: 0.299, SLG: 0.514		0-0 3-1		0-0 F7		0-0 F5			3 0 0 0 0 0 1											
Bruce Kimm, R (1, 2) OBP: 0.333, SLG: 0.386 Harry Chappas, S (8, PR) OBP: 0.269, SLG: 0.208 Mary Foley, L (9, 2) OBP: 0.321, SLG: 0.400		0-0 L9		4-0 BB				0-0 SH2-4 1B	2 0 1 0 1 0 1 0 1 0 0 0 0 0 0 0 0 0 0 0 0											
Greg Pryor, R (1, 6) OBP: 0.256, SLG: 0.247			0-0 L8		0-0 L5			0-0 SH2-4	2 0 0 0 0 0 1											
Inning Stats	R: 0 E: 0 K: 0 S: 3	H: 0 LOB: 0 BB: 0 P: 3	R: 1 E: 0 K: 0 S: 5	H: 2 LOB: 1 BB: 0 P: 5	R: 0 E: 0 K: 0 S: 3	H: 0 LOB: 0 BB: 0 P: 3	R: 0 E: 0 K: 0 S: 2	H: 0 LOB: 0 BB: 1 P: 6	R: 0 E: 0 K: 0 S: 3	H: 0 LOB: 1 BB: 1 P: 7	R: 0 E: 0 K: 0 S: 4	H: 1 LOB: 1 BB: 0 P: 4	R: 0 E: 0 K: 0 S: 3	H: 1 LOB: 0 BB: 0 P: 3	R: 1 E: 0 K: 0 S: 6	H: 3 LOB: 2 BB: 0 P: 6		1B: 6 2B: 1 3B: 0 HR: 0	SF: 0 SAC: 1 DP: 0 HBP: 0	WP: 0 PB: 0 SB: 1 CS: 2
PITCHER	IP WLS BF H R ER SO BB IBB HBP BLK WP HR S P ERA WHIP																			
Larry Gura, L (1, 1) ERA: 1.84 Dan Quisenberry, R (8, 1) ERA: 1.93	7.2 L 30 7 2 2 2 0 2 0 0 0 0 0 0 28 36 2.35 1.174																			

Batter	1	2	3	4	5	6	7	8	9	AB	R	H	RBI	BB	SO	LOB	TOP			
Willie Wilson, S OBP: 0.311, SLG: 0.386 (1, 8)										4	0	2	0	0	1	0	Kansas City Royals @ Chicago White Sox Comiskey Park, Chicago, IL Thu May 08 1980, 8:05 PM EDT Att. 7,410 - Unknown - 46 F			
U L Washington, S OBP: 0.336, SLG: 0.403 (1, 6)										4	0	2	0	0	0	1				
Dave Chalk, R OBP: 0.259, SLG: 0.261 (1, 5)										4	1	1	0	0	0	4				
Hal McRae, R OBP: 0.280, SLG: 0.447 (1, 7)										4	0	0	0	0	2	3				
Darrell Porter, L OBP: 0.278, SLG: 0.353 (1, 10)										3	0	1	0	1	1	0				
John Wathan, R OBP: 0.463, SLG: 0.517 (1, 2)										4	0	1	0	0	1	3				
Frank White, R OBP: 0.284, SLG: 0.337 (1, 4)										4	1	2	2	0	1	1				
Jerry Terrell, R (1, 3)										4	0	0	0	0	0	3				
Bob Deterage, R OBP: 0.304, SLG: 0.478 (1, 9)										3	0	0	0	0	2	0				
Inning Stats	R: 0 E: 0 K: 0 S: 4	H: 1 LOB: 1 BB: 0 P: 4	R: 1 E: 0 K: 1 S: 6	H: 1 LOB: 0 BB: 0 P: 6	R: 0 E: 0 K: 2 S: 6	H: 0 LOB: 0 BB: 1 P: 10	R: 0 E: 0 K: 2 S: 7	H: 0 LOB: 0 BB: 0 P: 7	R: 0 E: 0 K: 0 S: 4	H: 2 LOB: 1 BB: 0 P: 4	R: 0 E: 1 K: 0 S: 4	H: 1 LOB: 1 BB: 0 P: 4	R: 0 E: 0 K: 1 S: 5	H: 0 LOB: 0 BB: 0 P: 5	R: 1 E: 0 K: 1 S: 8	H: 3 LOB: 2 BB: 0 P: 8	1B: 8 2B: 0 3B: 1 HR: 1	SF: 0 SAC: 0 DP: 1 HBP: 0	WP: 0 PB: 0 SB: 0 CS: 1	PA: 36
PITCHER Britt Burns, L ERA: 1.6 (1, 1)	IP: 9.0 WLS: W BF: 35	H: 9 R: 2 ER: 2 SO: 8	BB: 1 IBB: 0 HBP: 0 BLK: 0	WP: 0 HR: 1 S: 50 P: 54	ERA: 2.00 WHIP: 1.111	PITCHER										IP: 9.0 WLS: W BF: 35	H: 9 R: 2 ER: 2 SO: 8	BB: 1 IBB: 0 HBP: 0 BLK: 0	WP: 0 HR: 1 S: 50 P: 54	ERA: 2.00 WHIP: 1.111

Batter	1	2	3	4	5	6	7	8	9	AB	R	H	RBI	BB	SO	LOB	BOTTOM			
Alan Bannister, R OBP: 0.273, SLG: 0.225 (1, 7)										5	0	1	0	0	0	6	Kansas City Royals @ Chicago White Sox Comiskey Park, Chicago, IL Thu May 08 1980, 8:05 PM EDT Att. 7,410 - Unknown - 46 F			
Junior Moore, R OBP: 0.240, SLG: 0.280 (1, 5)										5	2	2	0	0	0	1				
Jim Morrison, R OBP: 0.333, SLG: 0.480 (1, 4)										4	1	2	0	1	0	0				
Lamar Johnson, R OBP: 0.375, SLG: 0.536 (1, 3)										4	0	1	2	0	0	1				
Chet Lemon, R OBP: 0.351, SLG: 0.357 (1, 8)										3	2	1	0	2	0	3				
Wayne Nordhagen, R OBP: 0.390, SLG: 0.625 (1, 10)										4	2	2	1	1	0	3				
Claudell Washington, L OBP: 0.458, SLG: 0.458 (8, PH) (9, 9)										4	1	3	2	0	0	0				
Bruce Kimm, R OBP: 0.373, SLG: 0.429 (7, PH) Thad Bosley, L OBP: 0.400, SLG: 0.333 Harry Chappas, S OBP: 0.269, SLG: 0.208 (8, 6)										2	0	1	0	1	0	1				
Greg Pryor, R OBP: 0.250, SLG: 0.256 (7, PH) Bob Molinaro, L OBP: 0.444, SLG: 0.509 Mary Foley, L OBP: 0.321, SLG: 0.400 (8, 2)										1	0	0	0	0	0	2				
Inning Stats	R: 0 E: 0 K: 0 S: 4	H: 4 LOB: 1 BB: 0 P: 7	R: 0 E: 0 K: 0 S: 3	H: 0 LOB: 1 BB: 1 P: 7	R: 0 E: 0 K: 0 S: 3	H: 0 LOB: 1 BB: 1 P: 7	R: 3 E: 1 K: 0 S: 8	H: 4 LOB: 3 BB: 1 P: 12	R: 0 E: 0 K: 0 S: 3	H: 0 LOB: 0 BB: 0 P: 3	R: 1 E: 0 K: 1 S: 7	H: 2 LOB: 2 BB: 1 P: 11	R: 1 E: 0 K: 0 S: 5	H: 2 LOB: 2 BB: 1 P: 9	1B: 9 2B: 3 3B: 1 HR: 0	SF: 2 SAC: 0 DP: 0 HBP: 0	WP: 2 PB: 0 SB: 1 CS: 0	PA: 43		
PITCHER Paul Spittorff, L ERA: 3.75 Marty Pattin, R ERA: 2.25 Steve Busby, R ERA: 16.88 (1, 1) (5, 1) (7, 1)	IP: 4.2 WLS: L BF: 25	H: 8 R: 6 ER: 5 SO: 0	BB: 2 IBB: 1 HBP: 0 BLK: 0	WP: 0 HR: 0 S: 22 P: 34	ERA: 9.64 WHIP: 2.143	PITCHER										IP: 4.2 WLS: L BF: 25	H: 8 R: 6 ER: 5 SO: 0	BB: 2 IBB: 1 HBP: 0 BLK: 0	WP: 0 HR: 0 S: 22 P: 34	ERA: 9.64 WHIP: 2.143

AB	34
R	2
H	9
RBI	2
BB	1
SO	8
LOB	15

AB	36
R	8
H	13
RBI	6
BB	5
SO	1
LOB	24



Batter	1	2	3	4	5	6	7	8	9	10	11	AB	R	H	RBI	BB	SO	LOB	TOP								
Claudell Washington, L OBP: 0.397, SLG: 0.453 (1.7)	K 0-3 ①		K 0-0 1B ②			K 0-0 ②			6-3 0-0 ①		E S K 1B ②	5	0	2	0	0	2	0									
Bob Molinaro, L OBP: 0.449, SLG: 0.559 Wayne Nordhagen, R (11, PH) OBP: 0.400, SLG: 0.625 (1.10)	HR 0-0 ②		L8 0-0 ②			G3 0-0 ②			CS K 1B ②		1-3 K BB ②	4	1	2	1	0	0	1									
Harold Baines, L OBP: 0.276, SLG: 0.464 Alan Bannister, R (11, PH) OBP: 0.273, SLG: 0.225 Thad Bosley, L (11, PH) OBP: 0.381, SLG: 0.316 (1.9)	4-3 0-0 ②		5-3 0-0 ③			1-3 0-0 ③			E6 0-0 ②		K 0-0 ③	4	0	0	0	0	0	2									
Lamar Johnson, R OBP: 0.356, SLG: 0.506 (1.3)	K 0-3 ③				F2 0-0 ①				L4 0-0 ③		F8 0-0 ③	5	0	0	0	0	1	3									
Chet Lemon, R OBP: 0.348, SLG: 0.383 (1.8)		G6-4-3 K 2B ②		K 0-3 ③		K 0-3 ③			5-3 0-0 ②		F4 0-0 ①	4	0	1	0	0	1	0									
Jim Morrison, R OBP: 0.330, SLG: 0.465 (1.4)		G6-4-3 K BB ②							5-3 0-0 ③		5-3 0-0 ②	3	0	0	0	1	1	0									
Junior Moore, R OBP: 0.241, SLG: 0.276 (1.5)		G6-4-3 K 1-2 2-3 ③							F8 0-0 ①			4	0	1	0	0	0	2									
Bruce Kimm, R OBP: 0.357, SLG: 0.409 Mary Foley, L (10, PH) OBP: 0.310, SLG: 0.385 (10.2)		3-1 0-0 ③							5-3 0-0 ②		1-3 0-0 ②	3	0	0	0	0	0	1									
Greg Pryor, R OBP: 0.241, SLG: 0.247 Harry Chappas, S (11, PH) OBP: 0.259, SLG: 0.200 (11.6)			F5 0-0 ①						5-3 0-0 ③		F7 0-0 ③	3	0	0	0	0	0	0									
Inning Stats	R: 1 E: 0 K: 2 S: 8	H: 1 LOB: 0 BB: 0 P: 8	R: 0 E: 0 K: 0 S: 3	H: 1 LOB: 1 BB: 1 P: 7	R: 0 E: 0 K: 0 S: 4	H: 1 LOB: 1 BB: 0 P: 4	R: 0 E: 0 K: 2 S: 7	H: 0 LOB: 0 BB: 0 P: 7	R: 0 E: 0 K: 0 S: 3	H: 0 LOB: 0 BB: 0 P: 3	R: 0 E: 0 K: 1 S: 5	H: 0 LOB: 0 BB: 0 P: 5	R: 0 E: 0 K: 0 S: 3	H: 0 LOB: 0 BB: 0 P: 3	R: 0 E: 1 K: 0 S: 4	H: 1 LOB: 1 BB: 0 P: 4	R: 0 E: 0 K: 0 S: 4	H: 1 LOB: 1 BB: 0 P: 4	R: 0 E: 0 K: 1 S: 6	H: 1 LOB: 2 BB: 1 P: 10	1B: 4 2B: 1 3B: 0 HR: 1	SF: 0 SAC: 0 DP: 1 HBP: 0	WP: 0 PB: 0 SB: 1 CS: 1	PA: 40			
PITCHER	IP 10.1	WLS 10.1	BF 37	H 6	R 1	ER 1	SO 5	BB 1	IBB 0	HBP 0	BLK 0	WP 0	HR 1	S 46	P 50	ERA 0.87	WHIP 0.677										
Fergie Jenkins, R ERA: 4.15 Sparky Lyle, L ERA: 2.87 Jim Kern, R ERA: 4.97 (1.1)	(11.1)	0.0	1	0	0	0	0	1	0	0	0	0	0	0	4	∞	∞										
(11.1)	0.2	W	2	0	0	0	1	0	0	0	0	0	0	4	4	0.00	0.000										

Chicago White Sox @ Texas Rangers
Arlington Stadium, Arlington, TX
Fri May 09 1980, 8:05 PM EDT
Att. 23,600 - Unknown

livebaseballscores.com

AB 38
R 1
H 6
RBI 1
BB 2
SO 6
LOB 12



Batter	1	2	3	4	5	6	7	8	9	10	11	AB	R	H	RBI	BB	SO	LOB	BOTTOM									
Mickey Rivers, L OBP: 0.339, SLG: 0.380 (1.8)	1-3 0-0 ①		FC1-6-5-4 K 2-3 ②			FC4-6 K 1-2f FC6-4 ②			G3 0-0 ②			4	0	0	0	0	0	2										
Bump Wills, S OBP: 0.342, SLG: 0.343 (1.4)	5-3 0-0 ②					FC6-4 K 1-2f ③			CS K 1B ②			4	0	2	0	0	0	1										
Al Oliver, L OBP: 0.319, SLG: 0.471 (1.7)	6-3 0-0 ③					L7 0-0 ①			CS K 1B ③		4-3 0-0 ①	4	0	0	0	0	0	1										
Buddy Bell, R OBP: 0.407, SLG: 0.520 (1.5)		4-3 0-0 ③				F4 0-0 ③			L9 0-0 ①		F7 0-0 ②	4	0	0	0	0	0	0										
John Ellis, R OBP: 0.318, SLG: 0.211 Pat Putnam, L (8, PH) OBP: 0.346, SLG: 0.394 Dave Roberts, R (11, 3) OBP: 0.211, SLG: 0.125 (1.3)		F9 0-0 ②				5-3 0-0 ①			F4 0-0 ③		F4 0-0 ③	3	0	0	0	0	0	0										
Richie Zisk, R OBP: 0.286, SLG: 0.427 (1.10)		HR 0-0 ②				L7 0-0 ②			CS K 1B ③		4-3 0-0 ③	4	2	2	2	0	1	0										
Bill Sample, R OBP: 0.316, SLG: 0.258 Johnny Grubb, L (8, PH) OBP: 0.293, SLG: 0.250 (9.9)		HR 0-0 ②				1-3 0-0 ③			G3 0-0 ②			1	0	0	0	1	0	0										
Jim Sundberg, R OBP: 0.370, SLG: 0.493 (1.2)		CS 0-0 ③				1-3 0-0 ③			F8 0-0 ①		1-3 0-0 ③	3	0	1	0	0	0	0										
Pepe Frias, R OBP: 0.290, SLG: 0.289 (1.6)		HR 0-0 ②				SH2-4 K 1B ①			FC4-6 K 1B ②		B1-3 0-0 ①	2	0	1	0	0	0	0										
Inning Stats	R: 0 E: 0 K: 0 S: 3	H: 0 LOB: 0 BB: 0 P: 3	R: 1 E: 0 K: 0 S: 3	H: 1 LOB: 0 BB: 1 P: 7	R: 0 E: 0 K: 0 S: 3	H: 1 LOB: 0 BB: 0 P: 3	R: 0 E: 0 K: 0 S: 3	H: 1 LOB: 1 BB: 0 P: 4	R: 0 E: 0 K: 0 S: 3	H: 0 LOB: 0 BB: 0 P: 3	R: 0 E: 0 K: 1 S: 5	H: 0 LOB: 0 BB: 0 P: 5	R: 0 E: 0 K: 0 S: 3	H: 1 LOB: 0 BB: 0 P: 3	R: 0 E: 0 K: 1 S: 5	H: 0 LOB: 0 BB: 0 P: 5	R: 1 E: 0 K: 0 S: 1	H: 1 LOB: 0 BB: 0 P: 1	1B: 4 2B: 1 3B: 0 HR: 2	SF: 0 SAC: 1 DP: 1 HBP: 0	WP: 0 PB: 0 SB: 0 CS: 3	PA: 35						
PITCHER	IP 7.0	WLS L	BF 23	H 4	R 1	ER 1	SO 0	BB 1	IBB 0	HBP 0	BLK 0	WP 0	HR 1	S 22	P 26	ERA 1.29	WHIP 0.714											
Ross Baumgarten, L ERA: 4.6 Mike Proly, R ERA: 1.3 (1.1)	(8.1)	3.0	L	10	2	1	1	2	0	0	0	0	0	1	14	14	3.00	0.667										

Chicago White Sox @ Texas Rangers
Arlington Stadium, Arlington, TX
Fri May 09 1980, 8:05 PM EDT
Att. 23,600 - Unknown

livebaseballscores.com

AB 31
R 2
H 6
RBI 2
BB 1
SO 2
LOB 4



Batter	1	2	3	4	5	6	7	8	9	AB	R	H	RBI	BB	SO	LOB	TOP			
Claudell Washington, L (1, 9) OBP: 0.364, SLG: 0.443	0-3 K		0-0 4-3			0-0 G3		0-0 1-H 3B		4	0	1	1	0	1	0	Chicago White Sox @ Texas Rangers Arlington Stadium, Arlington, TX Sun May 11 1980, 8:05 PM EDT Att: 17,849 - Unknown			
Thad Bosley, L (1, 8) Chet Lemon, R (8, PH) OBP: 0.355, SLG: 0.358	0-0 G4-6-3 1B			0-0 1-3		0-0 F8		0-3 K		3	0	1	0	0	0	0				
Bob Molinaro, L (1, 7) Alan Bannister, R (8, PH) OBP: 0.267, SLG: 0.220	0-0 G4-6-3 1-2			0-0 E9			0-0 1B	0-0 F8		3	0	1	0	0	0	1				
Lamar Johnson, R (1, 3) OBP: 0.345, SLG: 0.480		0-0 FC4-6 1B		0-0 F9			0-3 K		0-0 L9	4	0	1	0	0	1	2				
Wayne Nordhagen, R (1, 10) Harold Baines, L (7, PH) OBP: 0.290, SLG: 0.461		0-0 F8		0-3 K			0-0 1-3 1B		0-0 L6	2	0	0	0	0	1	2				
Jim Morrison, R (1, 4) OBP: 0.331, SLG: 0.491		0-0 F9			0-0 6-3		0-0 F2		0-3 K	4	0	0	0	0	1	3				
Junior Moore, R (1, 5) OBP: 0.235, SLG: 0.294		0-0 FC4-6 1-2			0-0 F9		0-0 5-3			3	0	0	0	0	0	3				
Bruce Kimm, R (1, 2) Harry Chappas, S (8, PH) OBP: 0.275, SLG: 0.172			4-0 G4-6-3 BB		0-0 4-3			0-3 K		1	0	0	0	1	0	0				
Greg Pryor, R (1, 6) Mary Foley, L (8, PH) OBP: 0.323, SLG: 0.393			0-0 G4-6-3 1-2			0-0 5-3		0-0 3B 1B		2	0	0	0	0	0	1				
										1	1	1	0	0	0	0				
Inning Stats	R: 0 E: 0 K: 1 S: 5	H: 1 LOB: 0 BB: 0 P: 5	R: 0 E: 0 K: 0 S: 4	H: 1 LOB: 1 BB: 0 P: 4	R: 0 E: 0 K: 0 S: 2	H: 0 LOB: 0 BB: 1 P: 6	R: 0 E: 1 K: 1 S: 6	H: 0 LOB: 1 BB: 0 P: 6	R: 0 E: 0 K: 0 S: 3	H: 0 LOB: 2 BB: 0 P: 3	R: 0 E: 0 K: 1 S: 7	H: 2 LOB: 2 BB: 0 P: 7	R: 1 E: 0 K: 2 S: 9	H: 2 LOB: 1 BB: 0 P: 9	R: 0 E: 0 K: 1 S: 5	H: 0 LOB: 0 BB: 0 P: 5	1B: 5 2B: 0 3B: 1 HR: 0	SF: 0 SAC: 0 DP: 2 HBP: 0	WP: 0 PB: 0 SB: 0 CS: 0	PA: 33
PITCHER	IP WLS BF H R ER SO BB IBB HBP BLK WP HR S P ERA WHIP																			
Doc Medich, R (1, 1) ERA: 3.76	7.1 W 28 6 1 1 4 1 0 0 0 0 0 35 39 1.23 0.955																			
Sparky Lyle, L (8, 1) ERA: 3.79	1.2 5 0 0 0 2 0 0 0 0 0 0 9 9 0.00 0.000																			

Batter	1	2	3	4	5	6	7	8	9	AB	R	H	RBI	BB	SO	LOB	BOTTOM			
Mickey Rivers, L (1, 8) OBP: 0.339, SLG: 0.385	0-0 FC6-4 1B		0-0 4-3			0-0 G3 1B SF9		0-3 K		4	1	2	0	0	1	2	Chicago White Sox @ Texas Rangers Arlington Stadium, Arlington, TX Sun May 11 1980, 8:05 PM EDT Att: 17,849 - Unknown			
Bump Wills, S (1, 4) OBP: 0.336, SLG: 0.330	0-0 FC6-4 CS 1-2		0-0 4-3		0-0 G3 1B 1-2		0-0 F8			4	0	1	0	0	0	2				
Al Oliver, L (1, 7) Jim Norris, L (8, 7) OBP: 0.296, SLG: 0.320	0-0 3-1 1-2		0-0 4-3		0-0 G3 1-2 2-3		0-3 K			4	0	0	0	0	1	3				
Buddy Bell, R (1, 5) OBP: 0.421, SLG: 0.528		0-0 E 2B		0-0 6-3		4-0 IBB		0-0 F9		3	1	1	0	1	0	0				
John Ellis, R (1, 3) Pat Putnam, L (7, 3) OBP: 0.333, SLG: 0.368		0-0 E9 2B 1B		0-0 F8		0-0 SF9		0-3 K		2	1	1	2	0	0	0				
Richie Ziek, R (1, 10) OBP: 0.295, SLG: 0.444		0-0 BB G6-4-3 2B		0-0 K		0-0 F8		0-3 K		4	1	2	1	0	1	2				
Bill Sample, R (1, 9) OBP: 0.333, SLG: 0.265		4-0 G6-4-3 BB BB		0-0 L4		0-0 4-3 2B 1B		0-0 5-3		3	1	1	0	1	0	1				
Jim Sundberg, R (1, 2) OBP: 0.367, SLG: 0.455		4-0 G6-4-3 BB 1-2 2-3		4-0 K		0-0 4-3 1-3		0-3 K		2	0	0	0	2	1	1				
Pepe Frias, R (1, 6) OBP: 0.273, SLG: 0.333		0-0 G6-4-3 1-2 2-3 3-H		0-3 K		0-0 K		0-0 2B		3	0	1	1	0	1	4				
										1	1	1	0	1	0	1				
Inning Stats	R: 0 E: 0 K: 0 S: 3	H: 1 LOB: 0 BB: 0 P: 3	R: 3 E: 1 K: 0 S: 5	H: 3 LOB: 1 BB: 2 P: 13	R: 0 E: 0 K: 0 S: 3	H: 0 LOB: 0 BB: 0 P: 3	R: 0 E: 0 K: 1 S: 6	H: 1 LOB: 2 BB: 1 P: 10	R: 1 E: 0 K: 0 S: 5	H: 2 LOB: 2 BB: 1 P: 9	R: 1 E: 0 K: 1 S: 7	H: 2 LOB: 1 BB: 0 P: 7	R: 0 E: 0 K: 2 S: 7	H: 0 LOB: 0 BB: 0 P: 7	R: 0 E: 0 K: 2 S: 7	H: 0 LOB: 0 BB: 0 P: 7	1B: 5 2B: 4 3B: 0 HR: 0	SF: 1 SAC: 0 DP: 1 HBP: 0	WP: 0 PB: 0 SB: 1 CS: 1	PA: 35
PITCHER	IP WLS BF H R ER SO BB IBB HBP BLK WP HR S P ERA WHIP																			
Rich Wortham, L (1, 1) ERA: 4.55	4.2 L 23 7 4 4 1 5 3 0 0 0 0 0 21 37 7.71 2.143																			
Mike Proly, R (5, 1) ERA: 1.45	3.1 12 2 1 1 5 0 0 0 0 0 0 22 22 2.70 0.600																			

Batter	1	2	3	4	5	6	7	8	9	AB	R	H	RBI	BB	SO	LOB	TOP										
Claudell Washington, L (1, 7) OBP: 0.333, SLG: 0.403 Alan Bannister, R (9, PH) OBP: 0.257, SLG: 0.211	0-3 K		0-0 F8		0-0 F9		0-0 4-3		0-0 F5	4	0	0	0	0	1	3	Chicago White Sox @ Milwaukee Brewers Milwaukee County Stadium, Milwaukee, WI Wed May 14 1980, 8:05 PM EDT Att: 11,232 - Unknown - 54 F livebaseballscorecards.com										
Junior Moore, R (1, 5) OBP: 0.302, SLG: 0.429	0-0 E 1B		0-0 L6-3		0-0 G3		4-0 CS BB			3	0	1	0	1	0	2											
Chet Lemon, R (1, 8) OBP: 0.362, SLG: 0.386	0-0 1-2 1B			4-0 BB BB		0-0 HR		0-0 CS	0-0 6-3	3	1	2	1	1	0	0											
Lamar Johnson, R (1, 3) OBP: 0.345, SLG: 0.472	0-0 F7			4-0 BB BB		0-0 1B		0-0 6-3		3	0	1	0	1	0	2											
Wayne Nordhagen, R (1, 10) OBP: 0.389, SLG: 0.612	0-0 5-3			0-0 F7		0-0 F9		0-0 5-3		4	0	0	0	0	0	5											
Harold Baines, L (1, 9) OBP: 0.294, SLG: 0.449		0-0 F8		0-0 F6		0-0 F7			0-0 1-3	4	0	0	0	0	0	3											
Jim Morrison, R (1, 4) OBP: 0.323, SLG: 0.496		0-0 F6		0-3 K		0-0 F8			0-0 1B 1B	4	0	1	0	0	1	3											
Bruce Kimm, R (1, 2) OBP: 0.370, SLG: 0.400 Bob Molinaro, L (7, PH) OBP: 0.440, SLG: 0.537 Mary Foley, L (7, 2) OBP: 0.313, SLG: 0.379		0-0 6-3				0-0 F9		0-0 4-3 1B	0-3 K	2	0	0	0	0	0	0											
Greg Pryor, R (1, 6) OBP: 0.247, SLG: 0.256 Thad Bosley, L (9, PH) OBP: 0.393, SLG: 0.346			0-0 L6-3 1B			0-0 1B		0-3 K	0-0 1-2 1B	3	0	2	0	0	1	1											
Inning Stats	R: 0 E: 1 K: 1 S: 7	H: 2 LOB: 2 BB: 0 P: 7	R: 0 E: 0 K: 0 S: 3	H: 0 LOB: 0 BB: 0 P: 3	R: 0 E: 0 K: 0 S: 3	H: 1 LOB: 0 BB: 0 P: 3	R: 0 E: 0 K: 1 S: 5	H: 0 LOB: 2 BB: 2 P: 13	R: 0 E: 0 K: 0 S: 4	H: 1 LOB: 1 BB: 0 P: 4	R: 1 E: 0 K: 0 S: 5	H: 2 LOB: 1 BB: 0 P: 5	R: 0 E: 0 K: 1 S: 5	H: 1 LOB: 1 BB: 1 P: 9	R: 0 E: 0 K: 0 S: 3	H: 0 LOB: 0 BB: 0 P: 3		R: 0 E: 0 K: 1 S: 7	H: 2 LOB: 2 BB: 0 P: 7	1B: 8 2B: 1 3B: 0 HR: 1	SF: 0 SAC: 0 DP: 1 HBP: 0	WP: 0 PB: 0 SB: 0 CS: 1	PA: 38				
PITCHER	IP	WLS	BF	H	R	ER	SO	BB	IBB	HBP	BLK	WP	HR	S	P	ERA	WHIP										
Moose Haas, R (1, 1) ERA: 3.5	6.0	W	25	6	1	1	2	2	0	0	0	0	1	27	35	1.50	1.333										
Bill Castro, R (7, 1) ERA: 0.49	2.2		11	3	0	0	2	1	0	0	0	0	0	14	18	0.00	1.500										
Bob McClure, L (9, 1) ERA: 1.65	0.1	S	1	0	0	0	0	0	0	0	0	0	0	1	1	0.00	0.000										

Batter	1	2	3	4	5	6	7	8	9	AB	R	H	RBI	BB	SO	LOB	BOTTOM										
Paul Moltor, R (1, 4) OBP: 0.429, SLG: 0.458	4-0 L5-3 BB		0-0 6-3		0-0 F8			0-0 SH 1B 1B		3	1	1	0	1	0	0	Chicago White Sox @ Milwaukee Brewers Milwaukee County Stadium, Milwaukee, WI Wed May 14 1980, 8:05 PM EDT Att: 11,232 - Unknown - 54 F livebaseballscorecards.com										
Robin Yount, R (1, 6) OBP: 0.366, SLG: 0.595	0-0 L5-3		0-0 1B 2B			0-0 SF9 3B		0-0 SH 1B 1B		4	3	3	0	0	0	1											
Cecil Cooper, L (1, 3) OBP: 0.388, SLG: 0.505	0-0 4-3		0-0 FC6-4 1B			0-0 5-3		0-0 SH FC2-5 1B		3	0	1	1	0	0	1											
Larry Hise, R (1, 10) OBP: 0.396, SLG: 0.419		0-0 F8	0-0 FC6-4 1-2			0-0 SF9		0-0 PB FC2-5 1B		3	0	1	3	0	0	1											
Ben Oglivie, L (1, 7) OBP: 0.433, SLG: 0.607		4-0 6-3 S E BB		0-0 4-3		0-0 F7		0-0 FC2-5 PB		3	1	0	0	1	0	2											
Sixto Lezcano, R (1, 9) OBP: 0.273, SLG: 0.423		0-0 6-3		0-0 F9			0-0 F9	0-0 F9		4	0	1	0	0	0	3											
Sal Bando, R (1, 5) OBP: 0.336, SLG: 0.490 Jim Gantner, L (8, 5) OBP: 0.235, SLG: 0.324		0-0 E6		0-3 K			0-0 1-3	0-3 K		3	0	0	0	0	1	1											
Gorman Thomas, R (1, 8) OBP: 0.310, SLG: 0.384		0-0 F7			0-0 3-1			0-0 F9		3	0	0	0	0	0	2											
Buck Martinez, R (1, 2) OBP: 0.289, SLG: 0.278			0-0 F7			0-0 1-6-3		0-0 F3		3	0	0	0	0	0	1											
Inning Stats	R: 0 E: 0 K: 0 S: 2	H: 0 LOB: 1 BB: 1 P: 6	R: 1 E: 1 K: 0 S: 4	H: 0 LOB: 1 BB: 1 P: 8	R: 1 E: 0 K: 0 S: 5	H: 2 LOB: 1 BB: 0 P: 5	R: 0 E: 0 K: 1 S: 5	H: 0 LOB: 0 BB: 0 P: 5	R: 0 E: 0 K: 0 S: 3	H: 0 LOB: 0 BB: 0 P: 3	R: 1 E: 0 K: 0 S: 4	H: 1 LOB: 0 BB: 0 P: 4	R: 0 E: 0 K: 0 S: 4	H: 1 LOB: 1 BB: 0 P: 4	R: 2 E: 1 K: 1 S: 9	H: 3 LOB: 2 BB: 0 P: 9		R: 0 E: 0 K: 1 S: 7	H: 2 LOB: 2 BB: 0 P: 7	1B: 4 2B: 3 3B: 1 HR: 0	SF: 1 SAC: 1 DP: 1 HBP: 0	WP: 0 PB: 1 SB: 1 CS: 0	PA: 34				
PITCHER	IP	WLS	BF	H	R	ER	SO	BB	IBB	HBP	BLK	WP	HR	S	P	ERA	WHIP										
Ross Baumgarten, L (1, 1) ERA: 4.45	1.0		3	0	0	0	0	1	0	0	0	0	0	2	6	0.00	1.000										
Mike Proly, R (2, 1) ERA: 2.19	6.0	L	26	6	5	4	1	1	0	0	0	0	0	27	31	6.00	1.167										
Rich Wortham, L (8, 1) ERA: 4.4	1.0		5	1	0	0	1	0	0	0	0	0	0	7	7	0.00	1.000										

Batter	1	2	3	4	5	6	7	8	9	AB	R	H	RBI	BB	SO	LOB	TOP										
Julio Cruz, S OBP: 0.343, SLG: 0.254 (1,4)	L6		3-4		SH1-4	4-3		FC6		4	0	0	0	0	0	6											
Jim Anderson, R OBP: 0.351, SLG: 0.416 (1,6)	1-3				6-3				L6	4	1	2	2	0	0	1											
Joe Simpson, L OBP: 0.373, SLG: 0.409 (7,7)			PB				E SH5-4 WP			1	0	0	0	0	0	0											
Tom Paciorek, R OBP: 0.286, SLG: 0.423 (1,7)					1-3				F3	3	0	0	0	0	1	2											
Mario Mendoza, R OBP: 0.250, SLG: 0.421 (7,6)	K		F6				SH5-4			1	0	0	0	0	0	0											
Leon Roberts, R OBP: 0.333, SLG: 0.520 (1,9)		6-3	L5							5	0	2	0	0	0	2											
Willie Horton, R OBP: 0.307, SLG: 0.264 (1,10)				K		FC6-4 1B			F9	4	1	0	0	0	2	4											
Bill Stein, R OBP: 0.365, SLG: 0.434 (1,3)		HBP		E4						4	0	1	0	0	0	2											
Ted Cox, R OBP: 0.326, SLG: 0.309 (1,5)				4-3						4	0	0	0	0	1	3											
Rod Craig, S OBP: 0.284, SLG: 0.382 (1,8)			3-4 1B	6-3					F9	3	1	1	0	1	0	1											
Larry Cox, R OBP: 0.250, SLG: 0.227 (1,2)			3-4 1B			SH1-4 1B				4	1	3	0	0	1	3											
Inning Stats	R: 0 E: 0 K: 1 S: 5	H: 0 LOB: 0 BB: 0 P: 5	R: 0 E: 0 K: 0 S: 3	H: 0 LOB: 1 BB: 0 P: 4	R: 2 E: 0 K: 0 S: 6	H: 3 LOB: 1 BB: 0 P: 6	R: 0 E: 1 K: 1 S: 6	H: 0 LOB: 1 BB: 0 P: 6	R: 0 E: 0 K: 0 S: 4	H: 1 LOB: 1 BB: 0 P: 4	R: 1 E: 1 K: 1 S: 8	H: 2 LOB: 3 BB: 1 P: 12	R: 1 E: 1 K: 1 S: 7	H: 1 LOB: 1 BB: 0 P: 7	R: 0 E: 0 K: 1 S: 6	H: 1 LOB: 1 BB: 0 P: 6	R: 0 E: 0 K: 0 S: 4	H: 1 LOB: 1 BB: 0 P: 4	1B: 9 2B: 0 3B: 0 HR: 0	SF: 0 SAC: 2 DP: 0 HBP: 1	WP: 1 PB: 1 CS: 1	PA: 41					
PITCHER	IP	WLS	BF	H	R	ER	SO	BB	IBB	HBP	BLK	WP	HR	S	P	ERA	WHIP										
Steve Trout, L ERA: 3.76 (1,1)	5.2	L	27	6	3	2	3	0	1	1	0	0	0	31	36	3.18	1.059										
Randy Scarbery, R ERA: 4.24 (6,1)	3.1		14	3	1	0	2	0	0	0	0	1	0	18	18	0.00	0.900										

Seattle Mariners @ Chicago White Sox
Comiskey Park, Chicago, IL
Fri May 16 1980, 8:05 PM EDT
Att: 12,689 - Unknown

AB 37
R 4
H 9
RBI 2
BB 1
SO 5
LOB 24

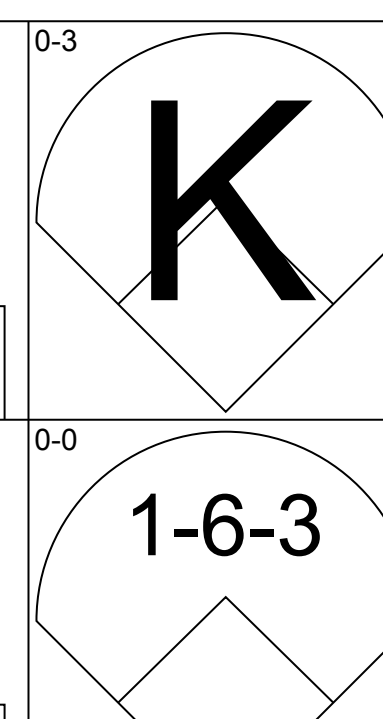
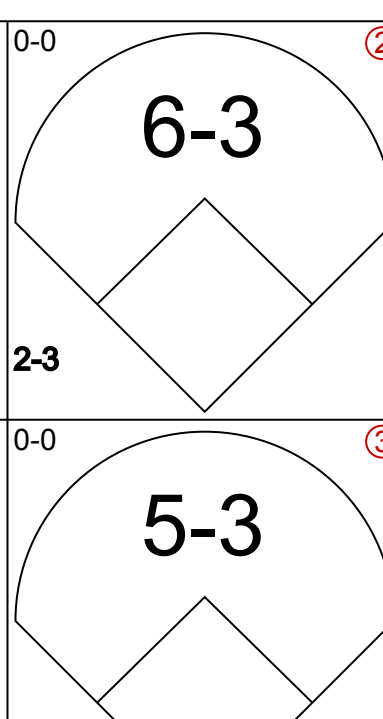
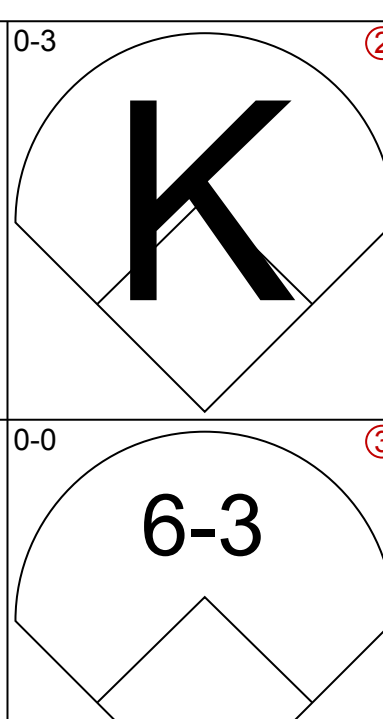
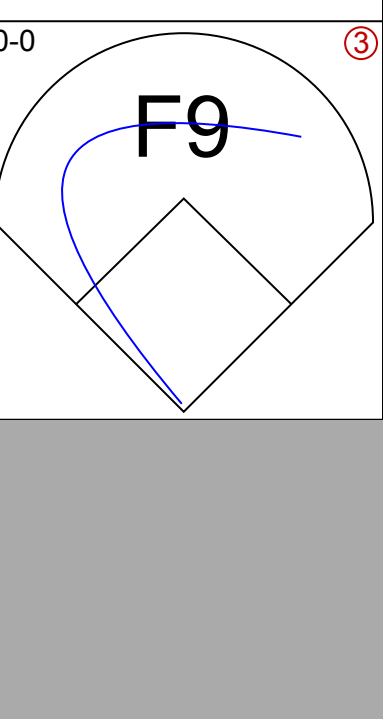
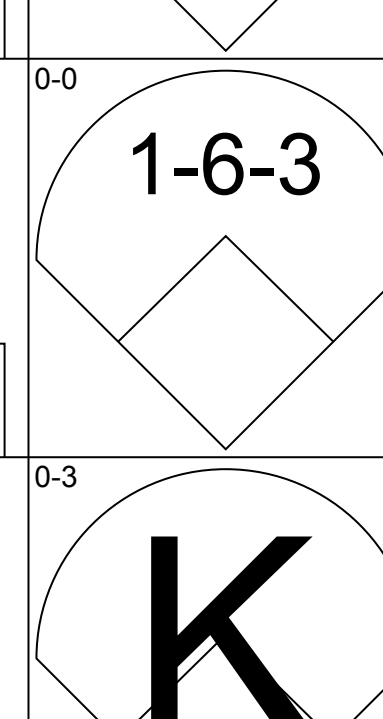
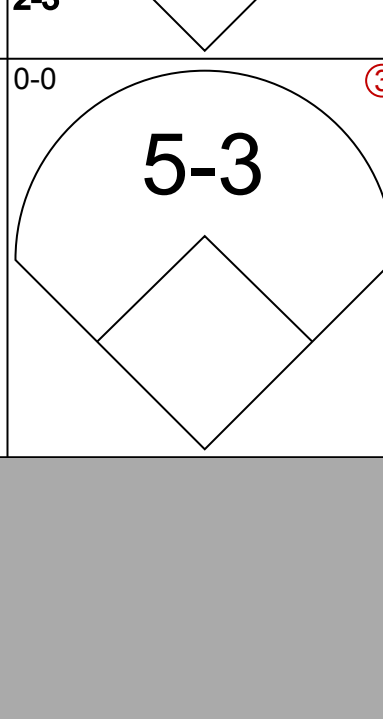
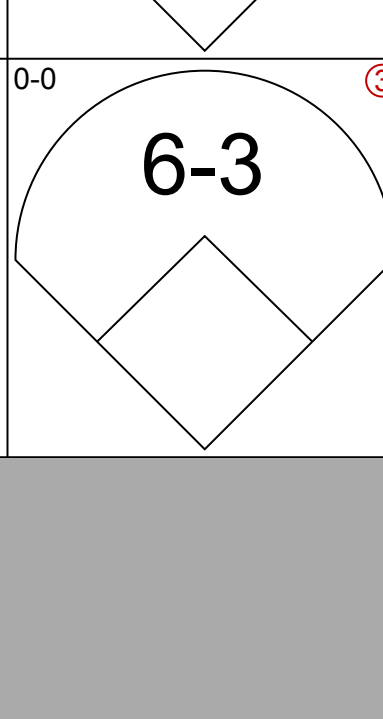
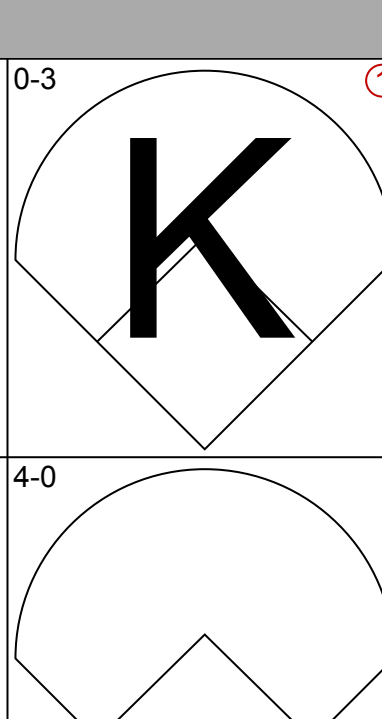
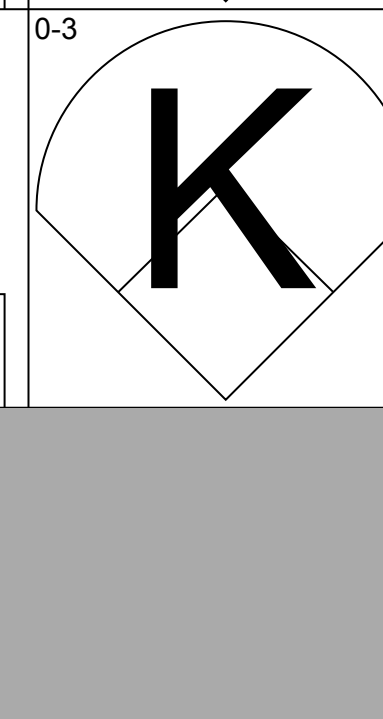
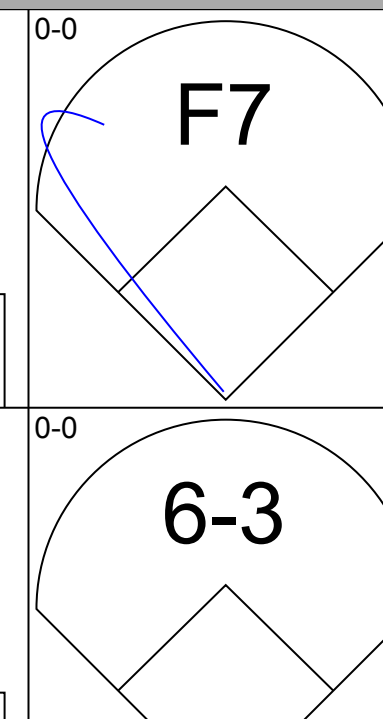
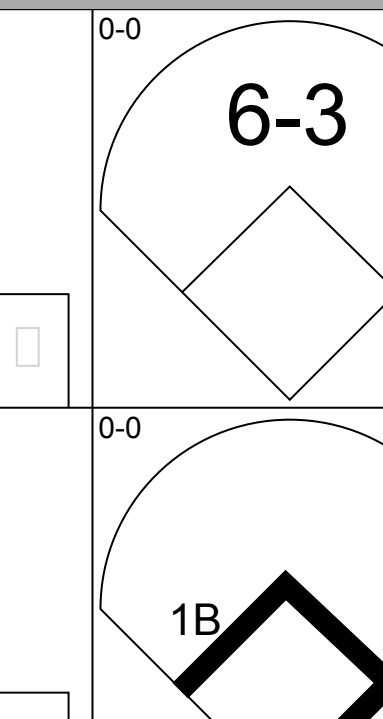
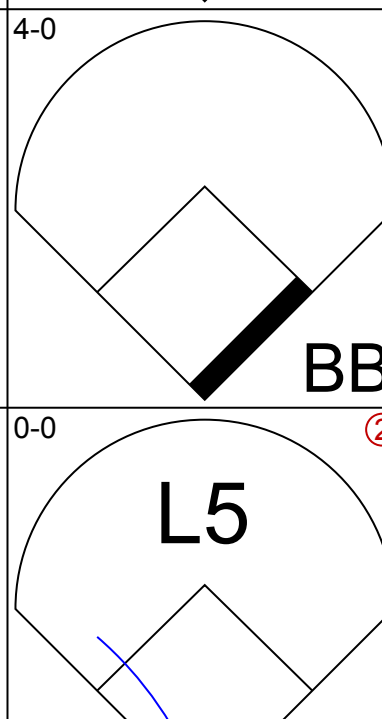
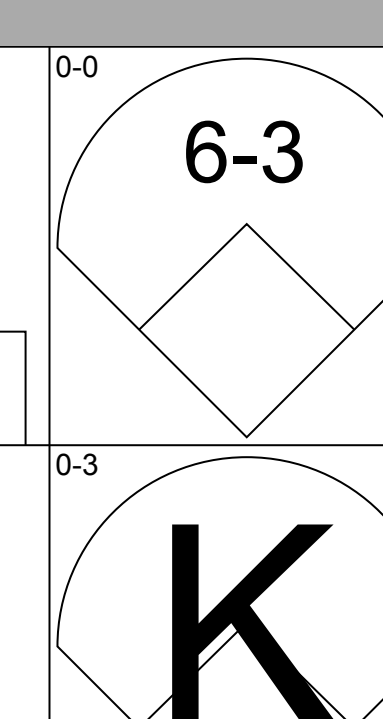
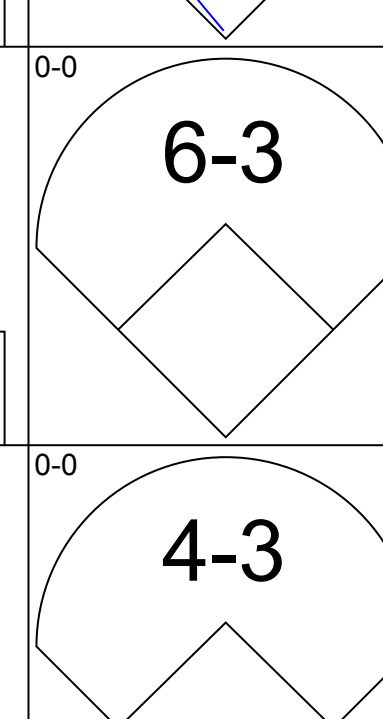
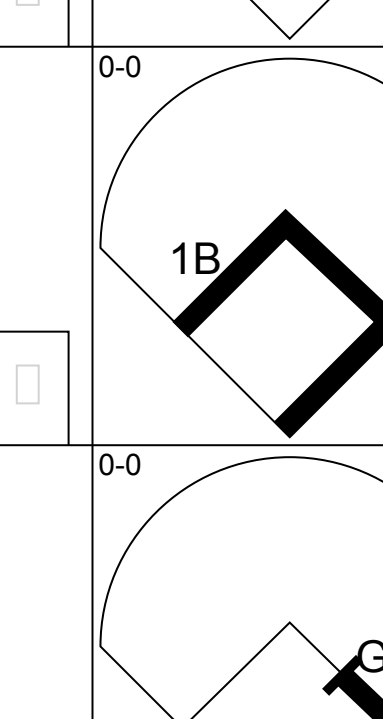
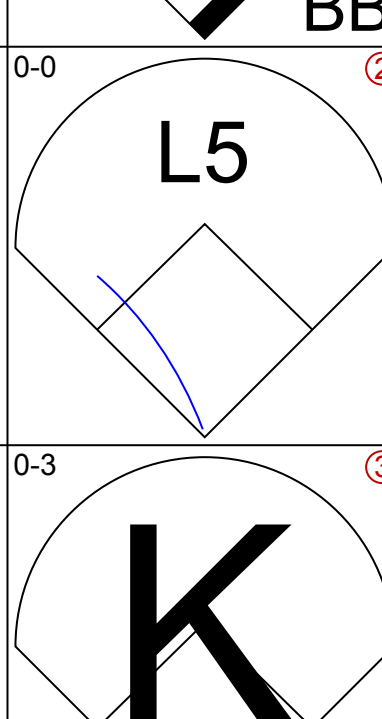
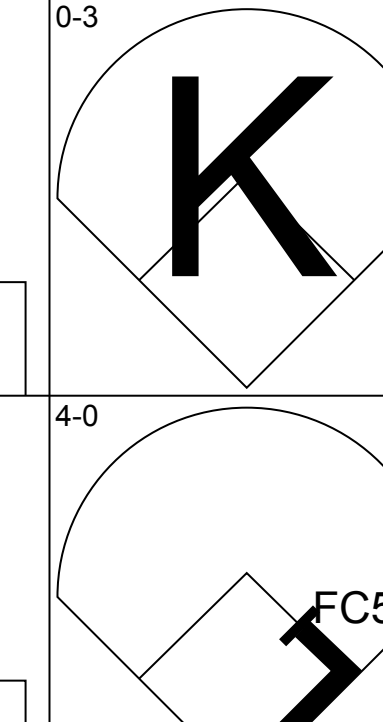
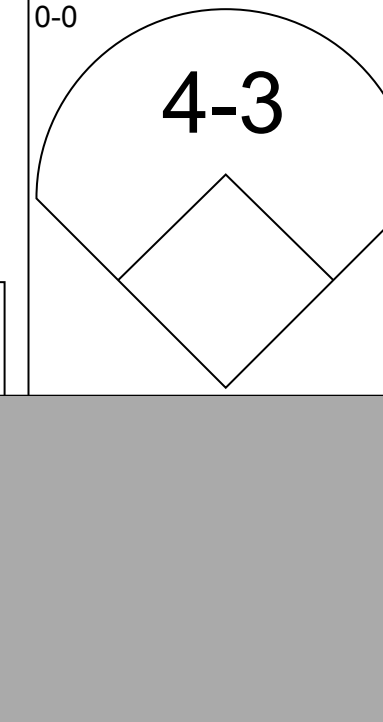
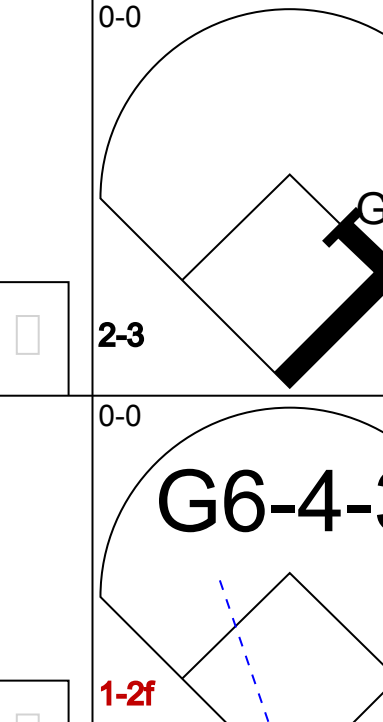

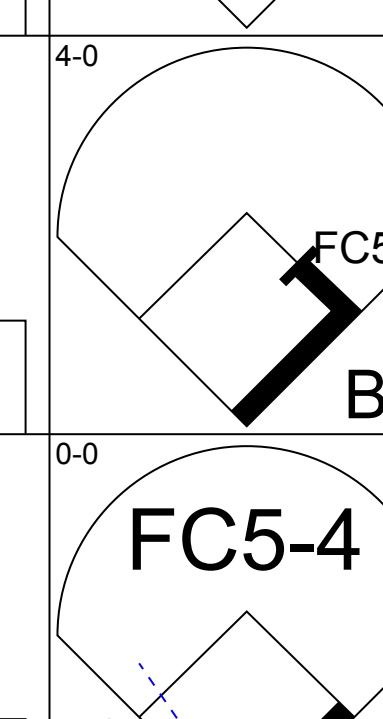
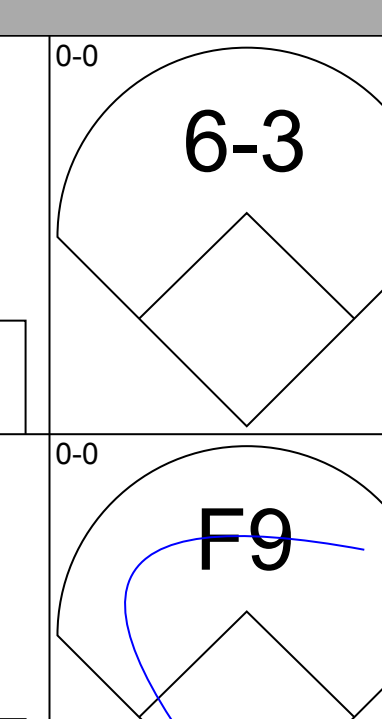
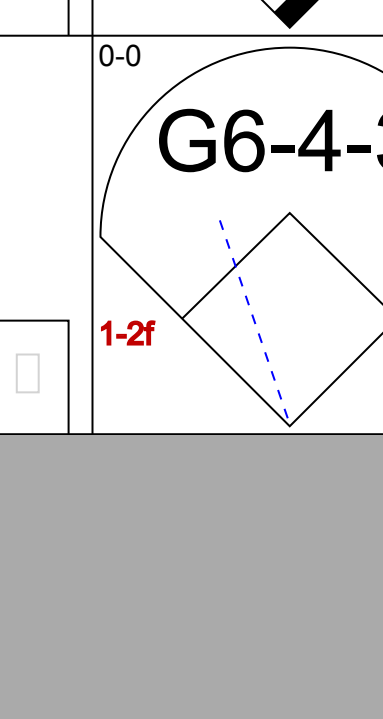
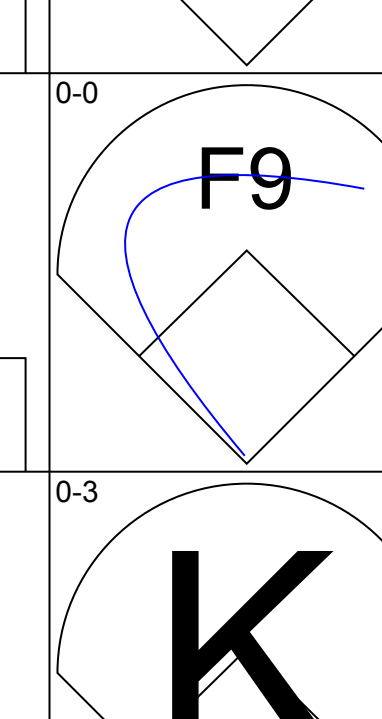
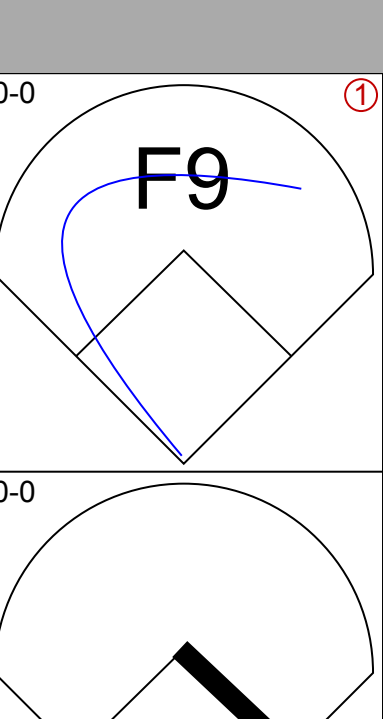
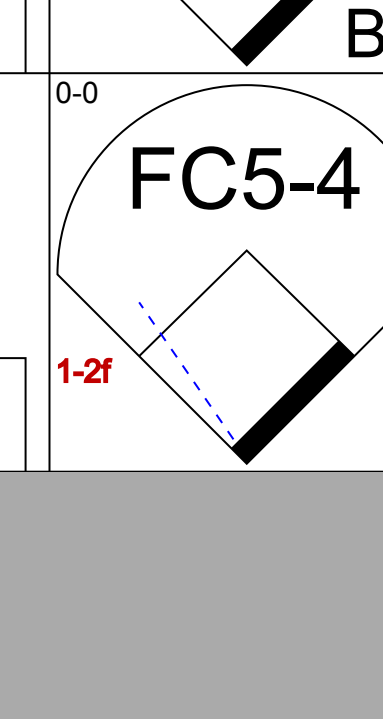
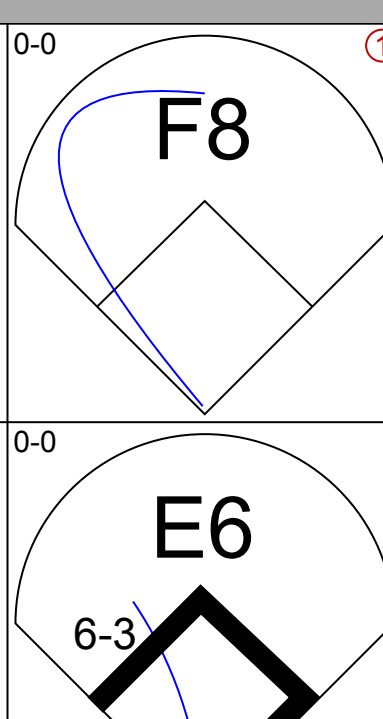
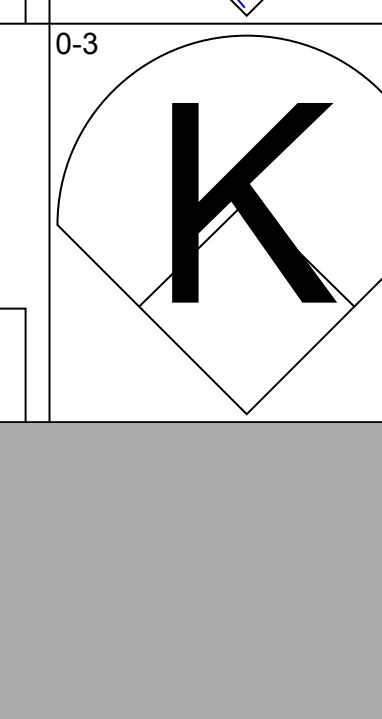
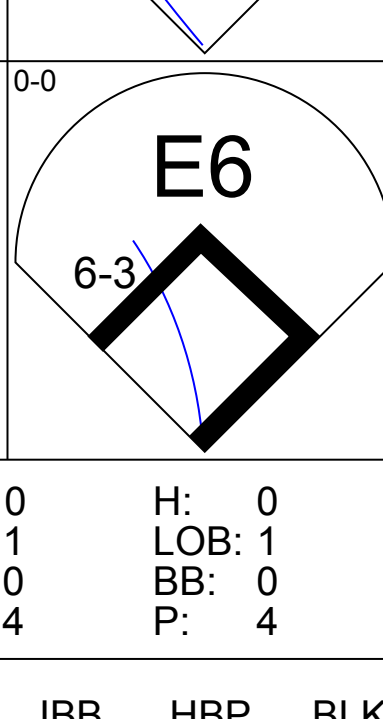
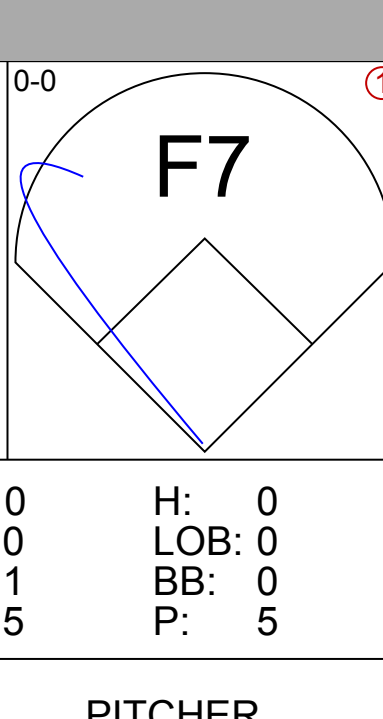
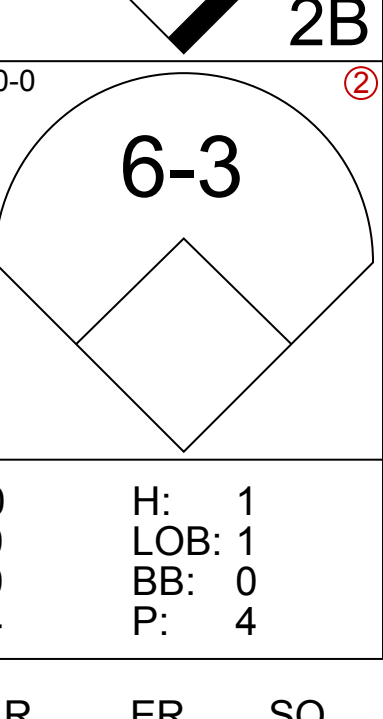


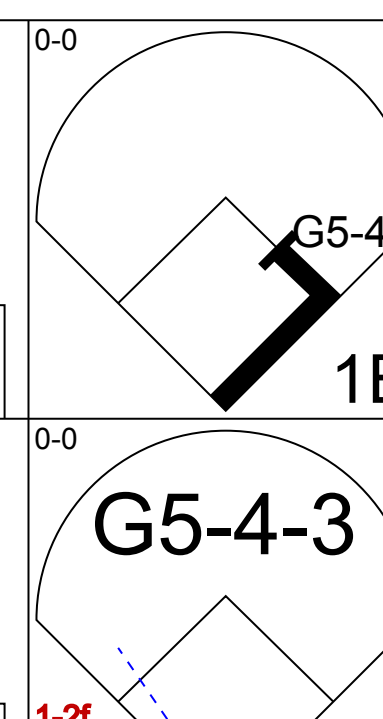
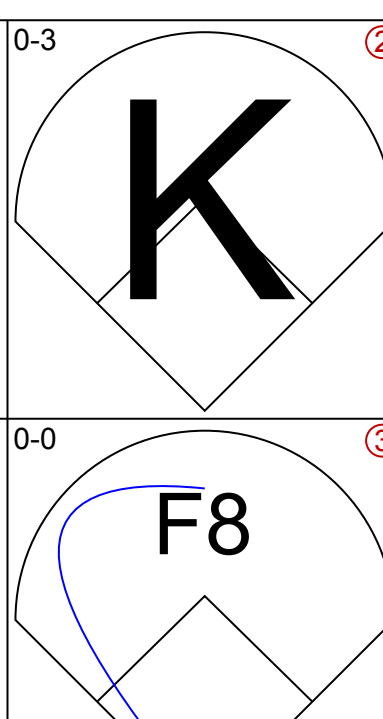
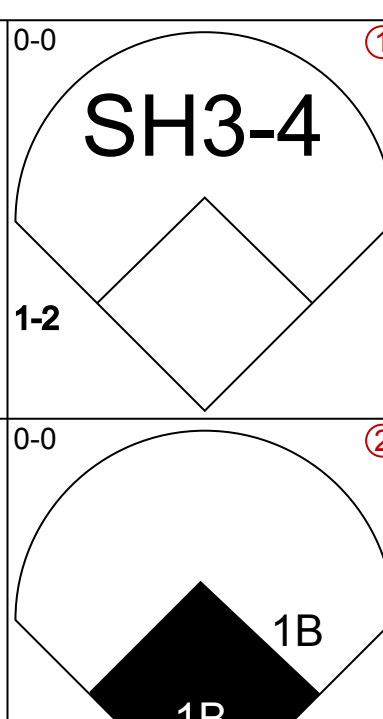
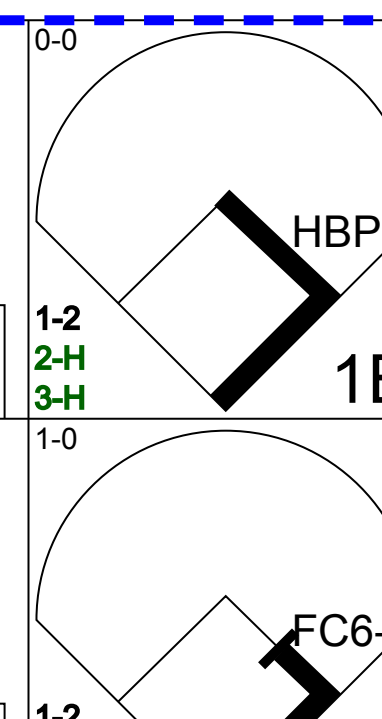
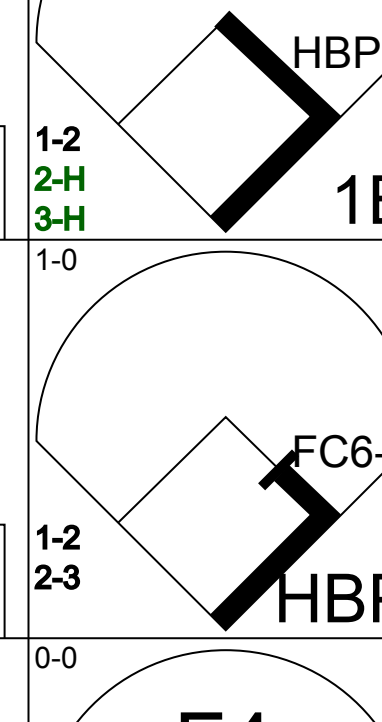
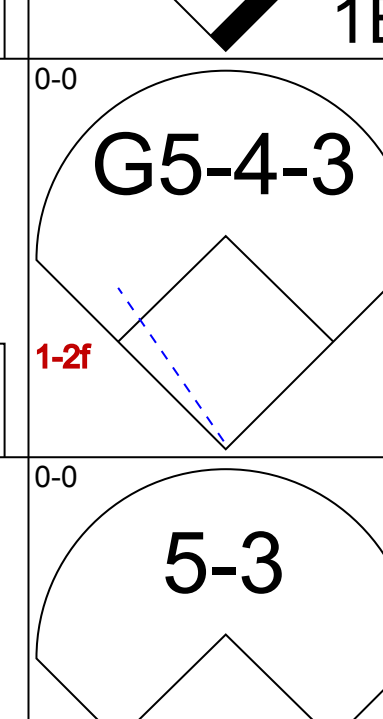
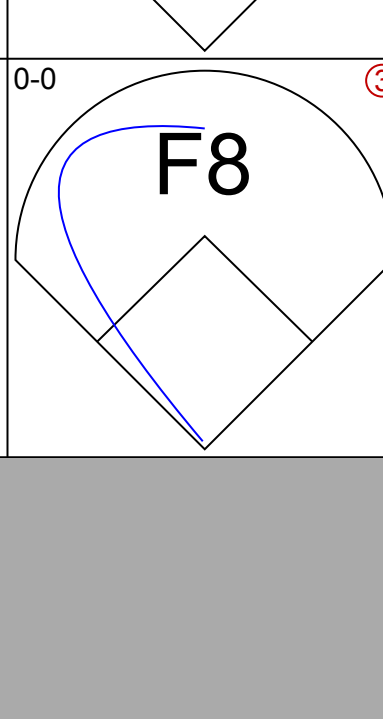
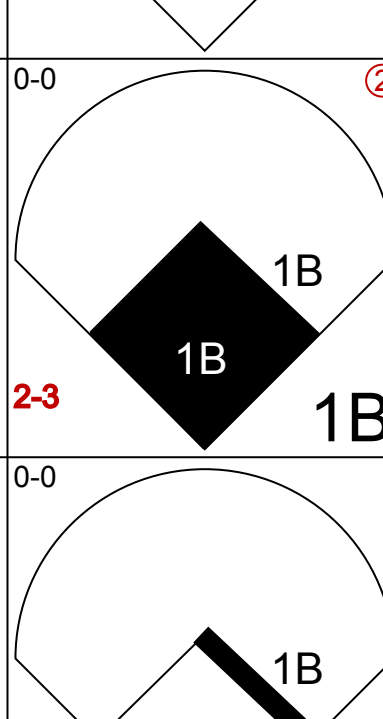
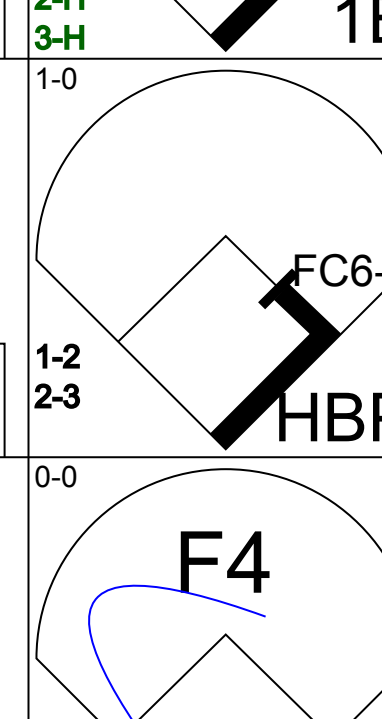
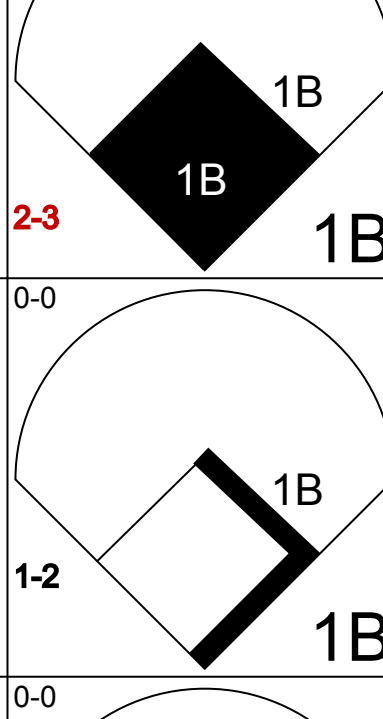
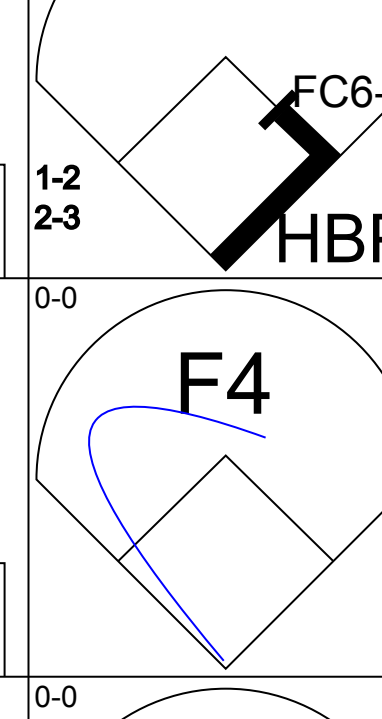
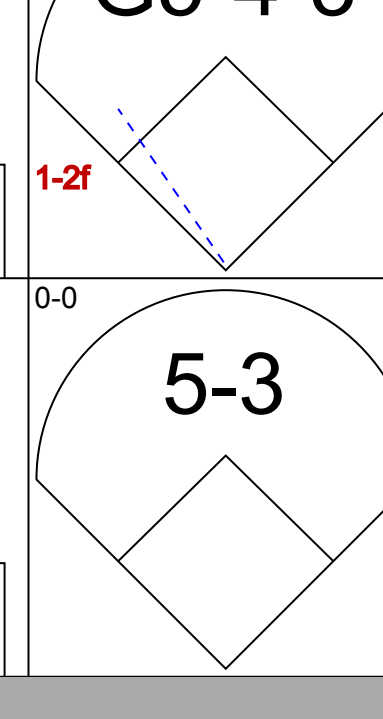
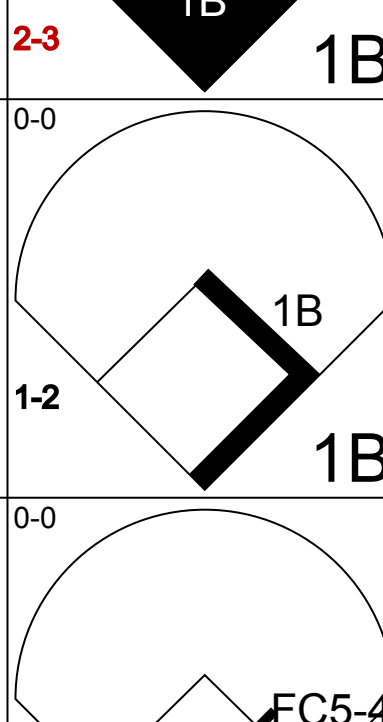
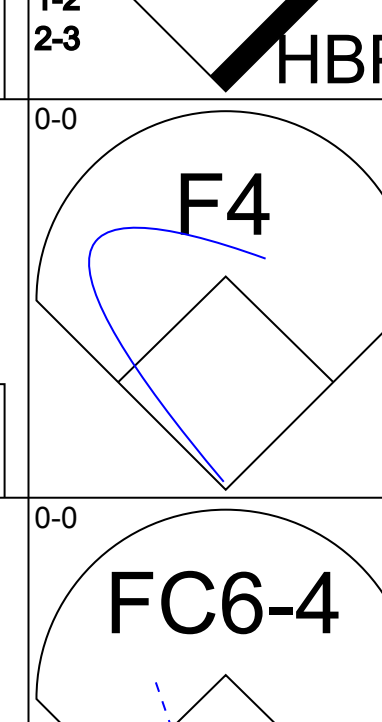
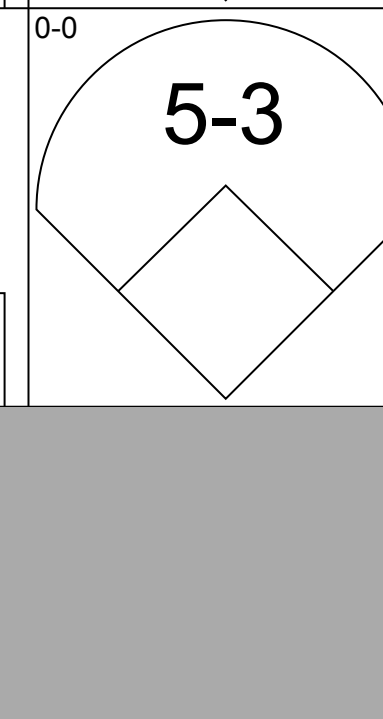
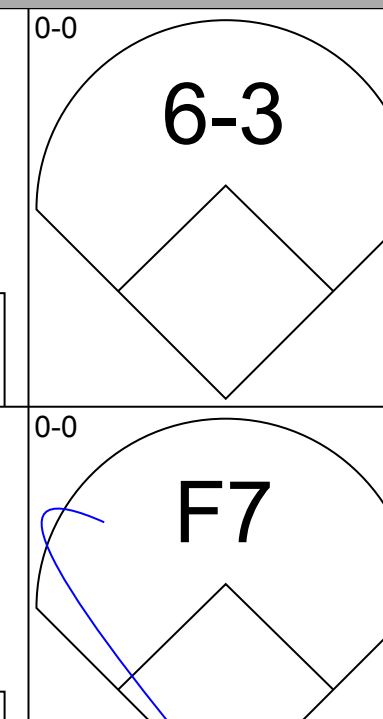
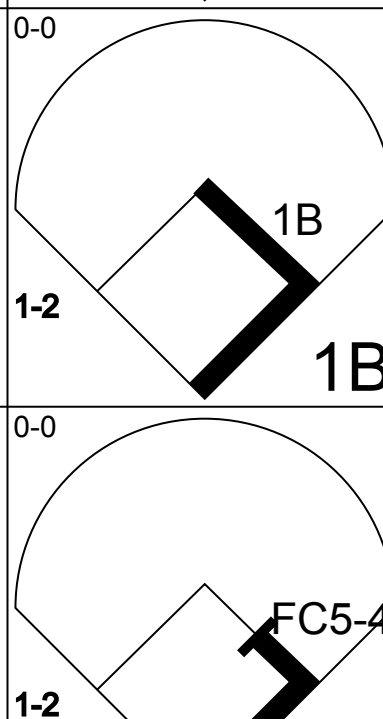
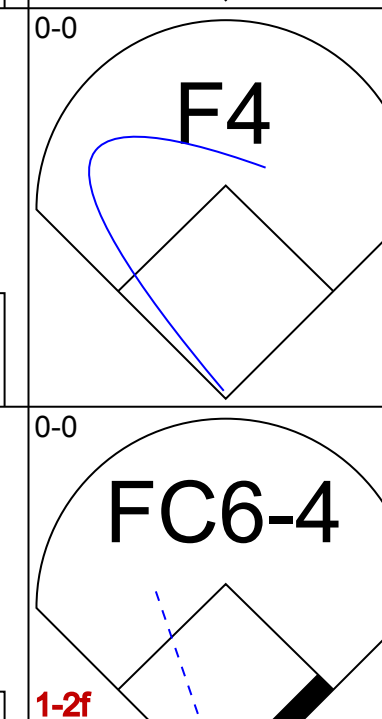
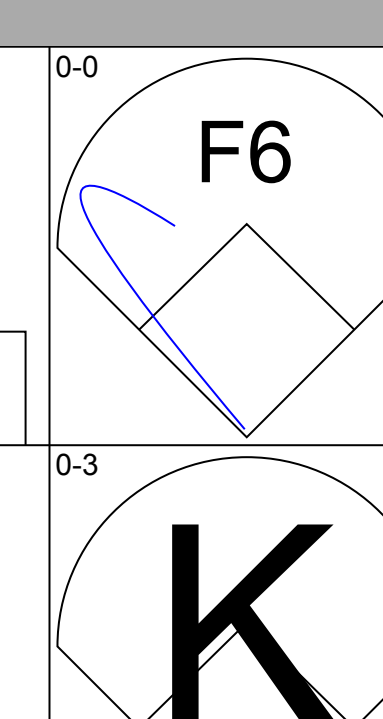
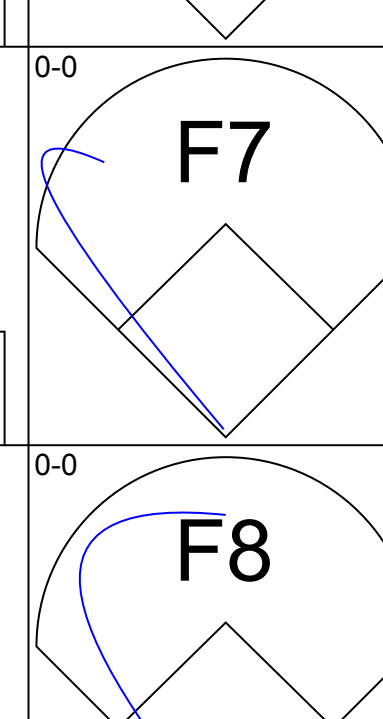
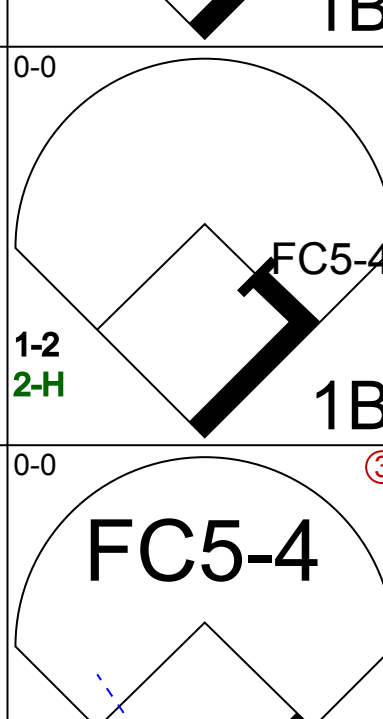
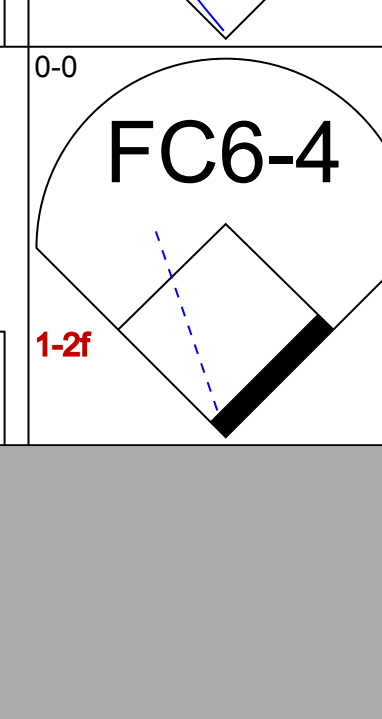
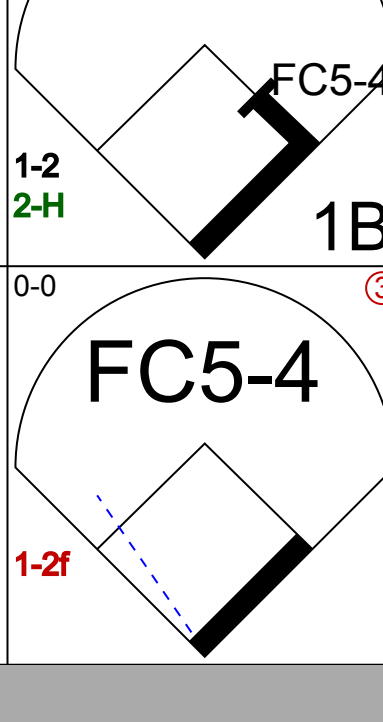
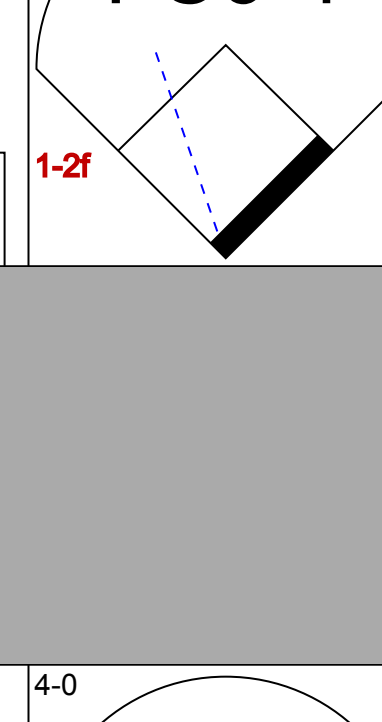
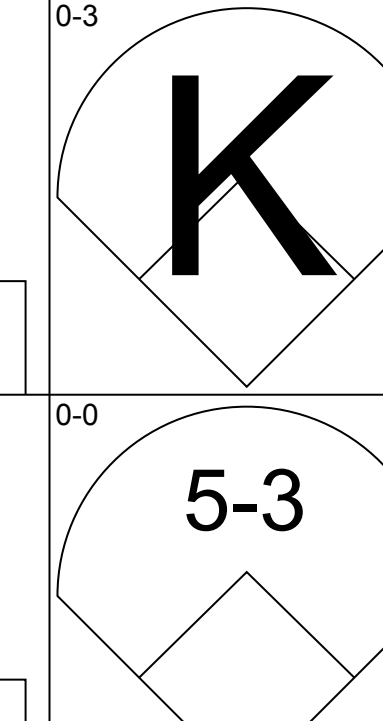
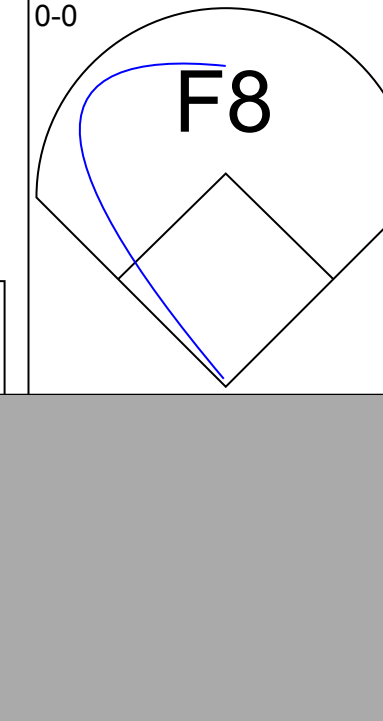
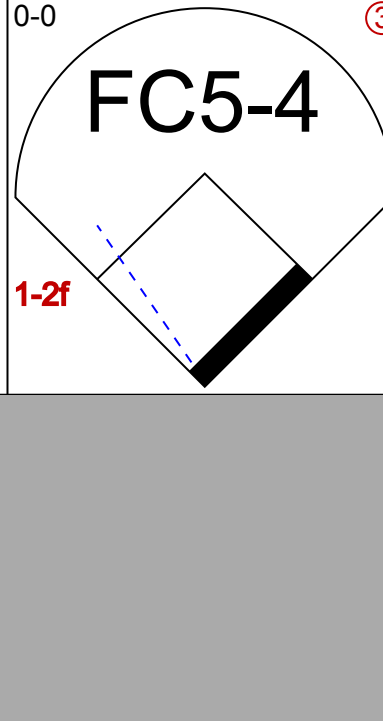
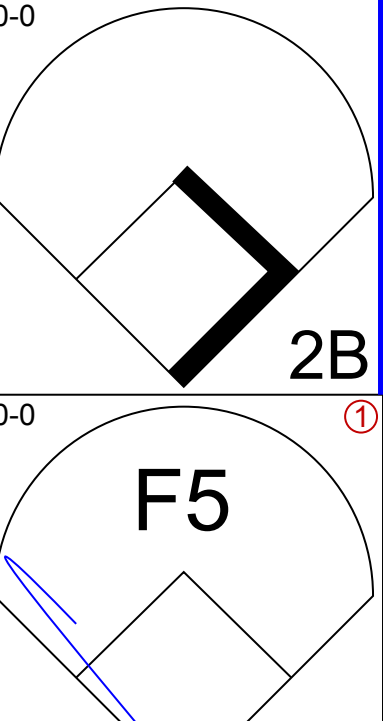


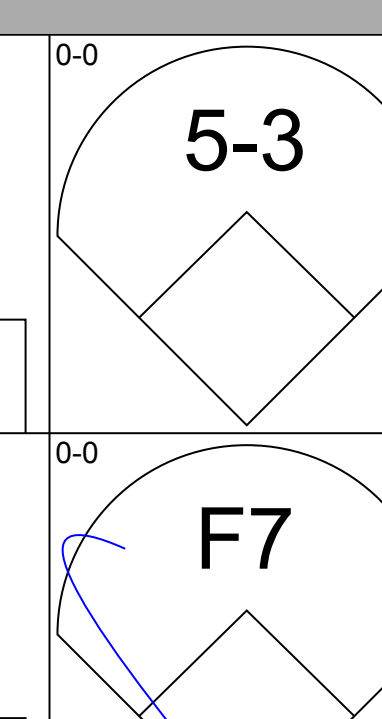
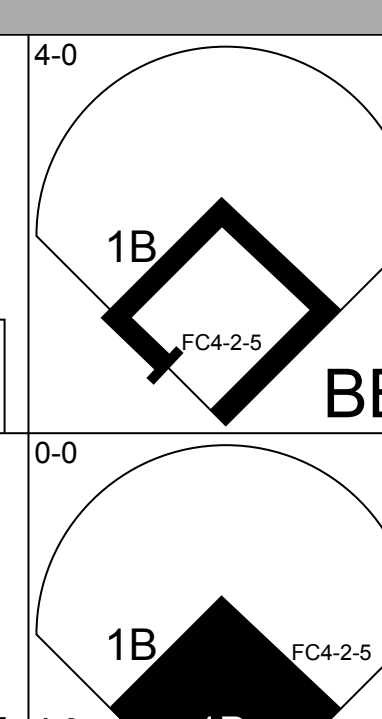
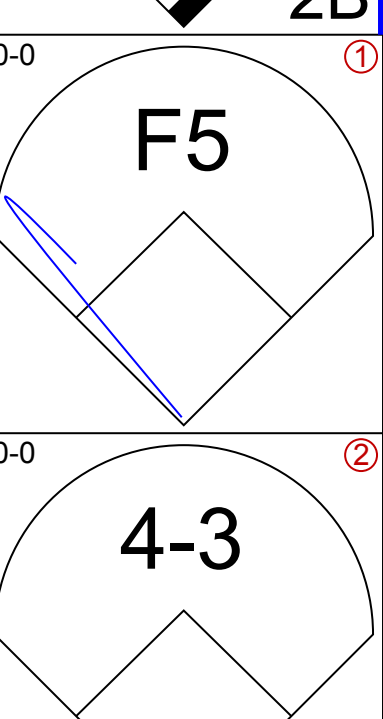
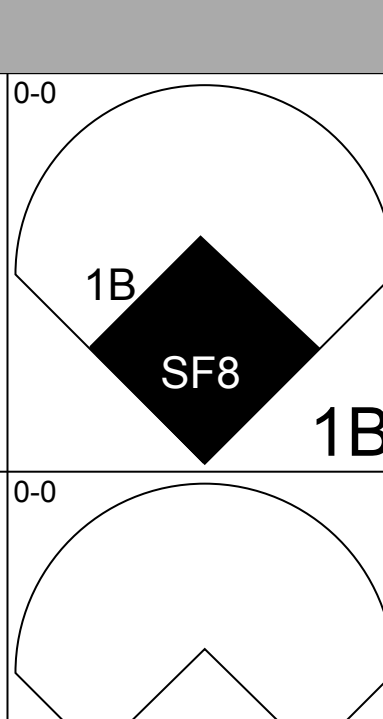
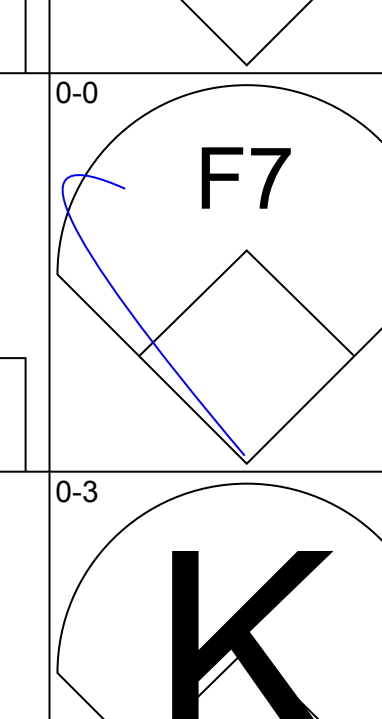
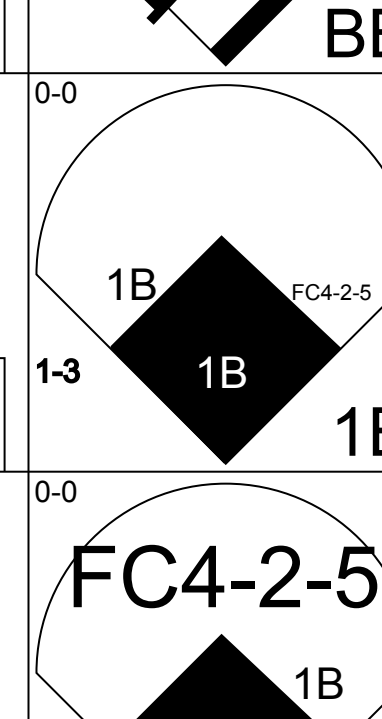
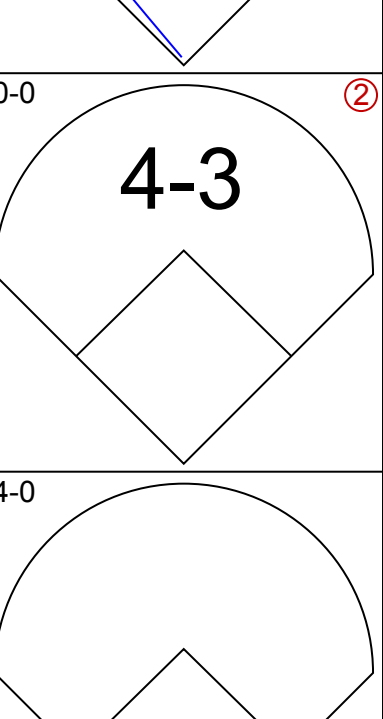
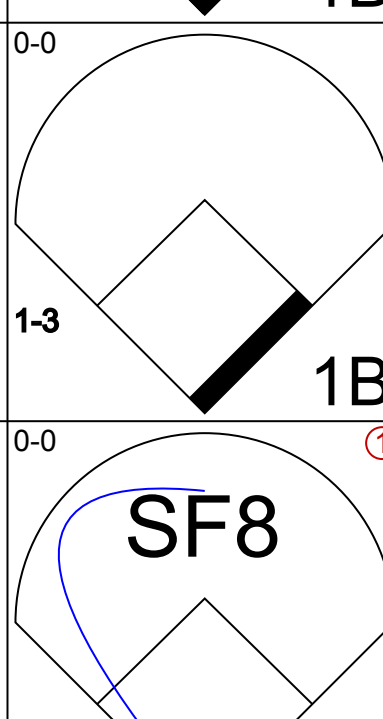
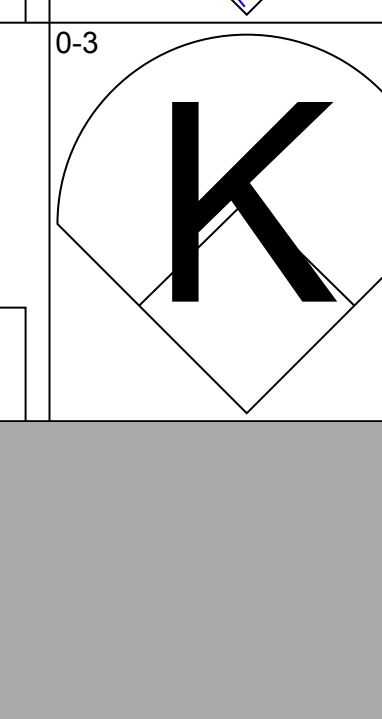
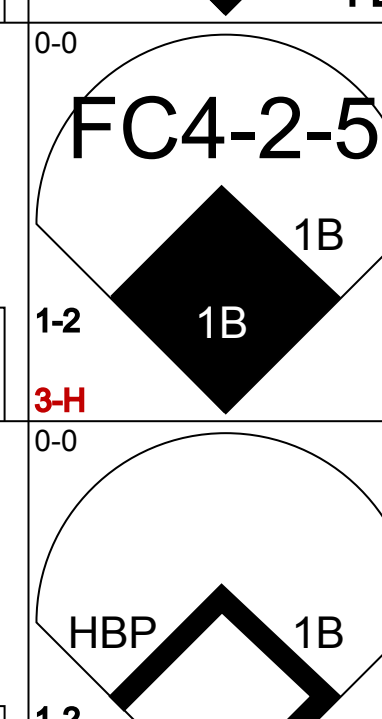
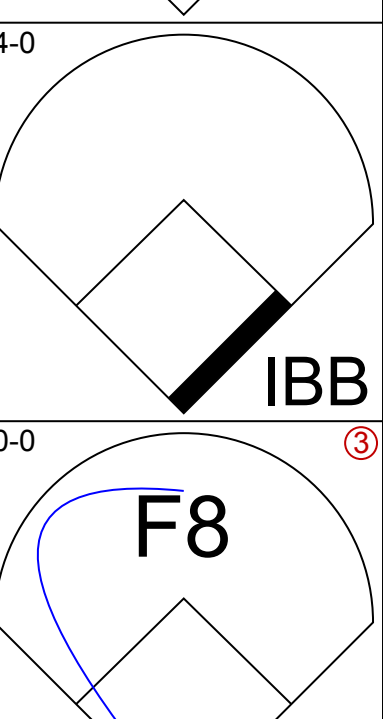
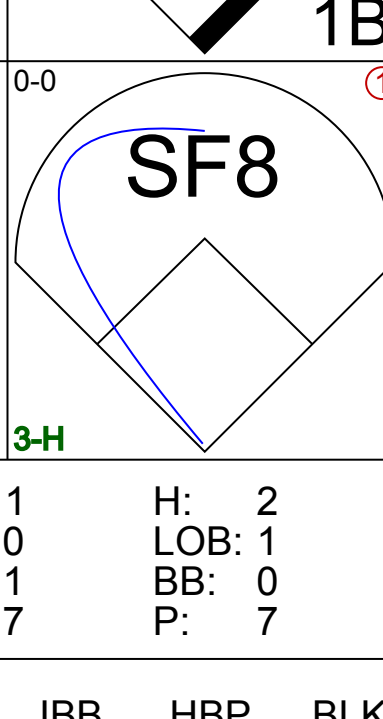
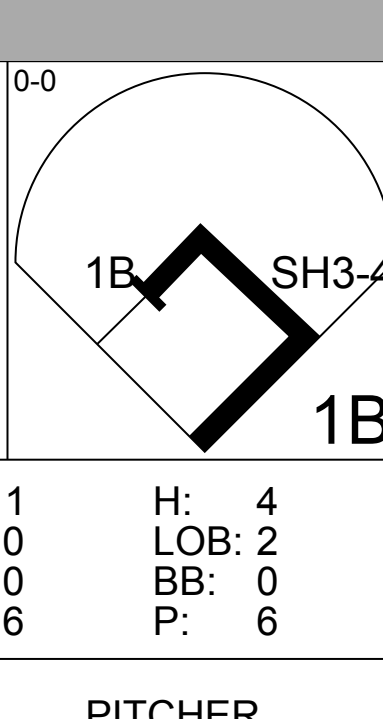
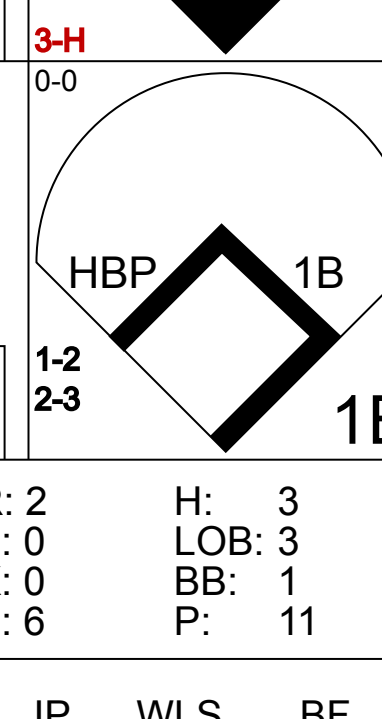
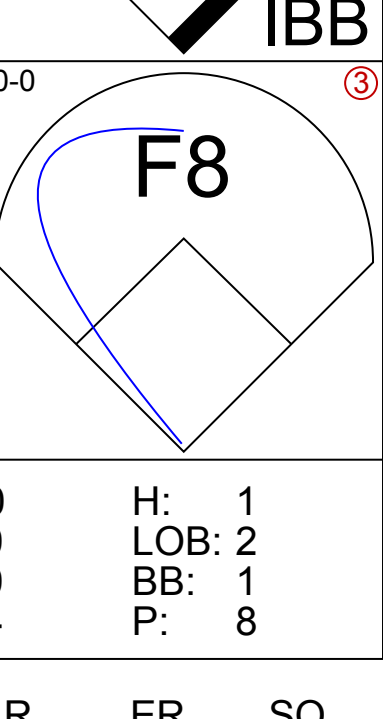
Batter	1	2	3	4	5	6	7	8	9	AB	R	H	RBI	BB	SO	LOB	BOTTOM										
Bob Molinaro, L OBP: 0.434, SLG: 0.541 (1,10)	F7					5-3				2	0	0	0	1	0	0											
Alan Bannister, R OBP: 0.255, SLG: 0.208 (8, FH)			1B							1	0	0	0	0	1	0											
Claudell Washington, L OBP: 0.356, SLG: 0.421 (1,7)	K					K				4	0	2	1	0	2	0											
Chet Lemon, R OBP: 0.353, SLG: 0.407 (1,8)	6-3		F7			4-3				4	0	0	0	0	0	3											
Lamar Johnson, R OBP: 0.344, SLG: 0.456 (1,3)					3-1					3	0	0	0	1	0	0											
Harold Baines, L OBP: 0.315, SLG: 0.462 (1,9)		K								4	1	2	0	0	1	1											
Jim Morrison, R OBP: 0.317, SLG: 0.468 (1,4)		F8			K					3	0	0	0	1	2	3											
Mary Foley, L OBP: 0.286, SLG: 0.344 (1,2)		CS								0	0	0	0	0	0	0											
Bruce Kimm, R OBP: 0.353, SLG: 0.380 (2,2)			K			F7				3	0	0	0	1	1	0											
Wayne Nordhagen, R OBP: 0.392, SLG: 0.623 (9, FH)										1	0	0	0	0	0	1											
Junior Moore, R OBP: 0.300, SLG: 0.449 (1,5)						5-3				3	1	1	0	0	0	1											
Greg Pryor, R OBP: 0.250, SLG: 0.258 (1,6)										3	0	0	0	0	3	1											
Inning Stats	R: 0 E: 0 K: 1 S: 5	H: 0 LOB: 0 BB: 0 P: 5	R: 0 E: 0 K: 1 S: 4	H: 0 LOB: 1 BB: 1 P: 8	R: 1 E: 0 K: 2 S: 9	H: 2 LOB: 2 BB: 1 P: 13	R: 0 E: 0 K: 1 S: 5	H: 1 LOB: 0 BB: 0 P: 5	R: 0 E: 0 K: 1 S: 5	H: 0 LOB: 0 BB: 0 P: 5	R: 1 E: 1 K: 1 S: 7	H: 1 LOB: 1 BB: 0 P: 7	R: 0 E: 0 K: 2 S: 8	H: 1 LOB: 1 BB: 0 P: 8	R: 0 E: 0 K: 0 S: 3	H: 0 LOB: 1 BB: 1 P: 7	1B: 4 2B: 1 3B: 0 HR: 0	SF: 0 SAC: 0 DP: 0 HBP: 0	WP: 0 PB: 0 CS: 2	PA: 35							
PITCHER	IP	WLS	BF	H	R	ER	SO	BB	IBB	HBP	BLK	WP	HR	S	P	ERA	WHIP										
Jim Beattie, R ERA: 4.89 (1,1)	5.0	W	18	3	1	1	6	2	0	0	0	0	0	28	36	1.80	1.000										
Shane Rawley, L ERA: 4.03 (6,1)	4.0	S	16	2	1	0	4	1	0	0	0	0	0	23	27	0.00	0.750										

Seattle Mariners @ Chicago White Sox
Comiskey Park, Chicago, IL
Fri May 16 1980, 8:05 PM EDT
Att: 12,689 - Unknown

AB 31
R 2
H 5
RBI 1
BB 3
SO 10
LOB 10



Batter	1	2	3	4	5	6	7	8	9	AB	R	H	RBI	BB	SO	LOB	TOP			
Julio Cruz, S OBP: 0.324, SLG: 0.238 (1, 4)										4	0	0	0	0	2	2	Seattle Mariners @ Chicago White Sox Comiskey Park, Chicago, IL Sat May 17 1980, 8:05 PM EDT Att: 8,419 - Unknown			
Jim Anderson, R OBP: 0.339, SLG: 0.400 (1, 6)										4	0	0	0	0	1	1				
Dan Meyer, L OBP: 0.364, SLG: 0.411 (1, 7)										3	0	0	0	1	1	0				
Leon Roberts, R OBP: 0.330, SLG: 0.519 (1, 9)										4	0	1	0	0	0	1				
Bruce Bochte, L OBP: 0.388, SLG: 0.457 (1, 3)										4	0	1	0	0	2	1				
Willie Horton, R OBP: 0.308, SLG: 0.259 (1, 10)										2	0	0	0	1	0	2				
Ted Cox, R OBP: 0.323, SLG: 0.305 (1, 5)										1	0	0	0	0	1					
Bill Stein, R OBP: 0.356, SLG: 0.423 (4, 5)										2	0	0	0	0	0	0				
Rod Craig, S OBP: 0.286, SLG: 0.391 (1, 8)										3	0	1	0	0	1	0				
Larry Cox, R OBP: 0.240, SLG: 0.217 (1, 2)										3	0	0	0	0	0	1				
Inning Stats	R: 0 E: 0 K: 2 S: 7	H: 0 LOB: 0 BB: 0 P: 7	R: 0 E: 0 K: 1 S: 5	H: 0 LOB: 1 BB: 1 P: 9	R: 0 E: 1 K: 0 S: 4	H: 0 LOB: 1 BB: 0 P: 4	R: 0 E: 0 K: 0 S: 3	H: 0 LOB: 0 BB: 0 P: 3	R: 0 E: 0 K: 1 S: 5	H: 0 LOB: 0 BB: 0 P: 5	R: 0 E: 0 K: 0 S: 4	H: 2 LOB: 1 BB: 0 P: 4	R: 0 E: 0 K: 0 S: 4	H: 1 LOB: 1 BB: 0 P: 4	R: 0 E: 0 K: 2 S: 7	H: 0 LOB: 1 BB: 1 P: 11	1B: 1 2B: 2 3B: 0 HR: 0	SF: 0 SAC: 0 DP: 1 HBP: 0	WP: 0 PB: 0 SB: 0 CS: 0	PA: 32
PITCHER Britt Burns, L ERA: 1.35 (1, 1)	IP: 9.0 WLS: W BF: 32 H: 3 R: 0 ER: 0 SO: 7 BB: 2 IBB: 0 HBP: 0 BLK: 0 WP: 0 HR: 0 S: 44 P: 52 ERA: 0.00 WHIP: 0.556															PITCHER				

Batter	1	2	3	4	5	6	7	8	9	AB	R	H	RBI	BB	SO	LOB	BOTTOM			
Alan Bannister, R OBP: 0.259, SLG: 0.214 (1, 7)										2	0	1	0	0	1	1	Seattle Mariners @ Chicago White Sox Comiskey Park, Chicago, IL Sat May 17 1980, 8:05 PM EDT Att: 8,419 - Unknown			
Thad Bosley, L OBP: 0.414, SLG: 0.370 (7, PH) (8, 7)										1	0	1	2	0	0	0				
Junior Moore, R OBP: 0.302, SLG: 0.442 (1, 5)										3	1	1	0	0	0	2				
Bob Molinaro, L OBP: 0.440, SLG: 0.541 (7, PH) (8, 5)										0	0	0	0	0	0	0				
Kevin Bell, R OBP: 0.048, SLG: 0.048 (8, 5)										0	0	0	0	0	0	0				
Chet Lemon, R OBP: 0.350, SLG: 0.402 (1, 8)										4	0	1	0	0	0	3				
Lamar Johnson, R OBP: 0.344, SLG: 0.453 (1, 3)										3	0	1	1	0	0	0				
Mike Squires, L OBP: 0.429, SLG: 0.483 (7, 3)										1	0	0	0	0	0	3				
Wayne Nordhagen, R OBP: 0.385, SLG: 0.616 (1, 10)										4	0	1	0	0	1	2				
Claudell Washington, L OBP: 0.359, SLG: 0.421 (8, PR)										0	0	0	0	0	0	0				
Jim Morrison, R OBP: 0.315, SLG: 0.457 (1, 4)										3	0	0	0	1	0	1				
Bruce Kimm, R OBP: 0.360, SLG: 0.386 (1, 2)										4	2	2	0	0	0	1				
Harold Baines, L OBP: 0.322, SLG: 0.459 (1, 9)										3	1	1	0	1	1	2				
Greg Pryor, R OBP: 0.259, SLG: 0.270 (1, 6)										3	0	2	1	0	0	2				
Inning Stats	R: 0 E: 0 K: 0 S: 3	H: 1 LOB: 0 BB: 0 P: 3	R: 0 E: 0 K: 1 S: 5	H: 0 LOB: 0 BB: 0 P: 5	R: 0 E: 0 K: 1 S: 7	H: 2 LOB: 1 BB: 0 P: 7	R: 0 E: 0 K: 0 S: 3	H: 0 LOB: 0 BB: 0 P: 3	R: 0 E: 0 K: 0 S: 5	H: 0 LOB: 0 BB: 0 P: 5	R: 1 E: 0 K: 0 S: 6	H: 4 LOB: 2 BB: 0 P: 6	R: 2 E: 0 K: 0 S: 6	H: 3 LOB: 3 BB: 1 P: 11	R: 0 E: 0 K: 0 S: 4	H: 1 LOB: 2 BB: 1 P: 8	1B: 10 2B: 1 3B: 0 HR: 0	SF: 1 SAC: 1 DP: 1 HBP: 1	WP: 0 PB: 0 SB: 0 CS: 0	PA: 36
PITCHER Rick Honeycutt, L ERA: 2.81 (1, 1)	IP: 6.1 WLS: L BF: 27 H: 9 R: 4 ER: 4 SO: 3 BB: 1 IBB: 0 HBP: 0 BLK: 0 WP: 0 HR: 0 S: 32 P: 36 ERA: 5.68 WHIP: 1.579															PITCHER				
Dave Heaverlo, R ERA: 1.69 (7, 1)	IP: 1.2 WLS: L BF: 9 H: 2 R: 0 ER: 0 SO: 0 BB: 0 IBB: 1 HBP: 1 BLK: 0 WP: 0 HR: 0 S: 7 P: 12 ERA: 0.00 WHIP: 1.200															PITCHER				

Batter	1	2	3	4	5	6	7	8	9	AB	R	H	RBI	BB	SO	LOB	TOP											
Julio Cruz, S OBP: 0.316, SLG: 0.235 (1, 4)	0-0 1-3		0-0 6-3			0-0 S BB E 1B	0-0 F8		0-0 6-3	5	1	1	0	0	0	0	Seattle Mariners @ Chicago White Sox Comiskey Park, Chicago, IL Sun May 18 1980, 4:33 AM EDT Att: 24,625 - Unknown livebaseballscorecards.com											
Jim Anderson, R OBP: 0.342, SLG: 0.394 (1, 6)	4-0 FC4-6 BB		0-0 1B			0-0 F8	0-0 1-3		0-0 5-3	4	0	1	0	1	0	1												
Dan Meyer, L OBP: 0.365, SLG: 0.431 (1, 10)	0-0 FC4-6 1-2		0-0 F9			4-0 E BB 1B BB	0-0 HR		0-0 L3	4	2	1	1	1	0	2												
Leon Roberts, R OBP: 0.328, SLG: 0.505 (1, 9)	0-0 1-3			0-0 L5		4-0 E BB 1B BB	0-0 6-3			3	1	0	0	1	0	1												
Bruce Bochte, L OBP: 0.399, SLG: 0.467 (1, 3)		0-0 FC4-6 1B		0-0 G6-4-3 1B		0-0 E4 F8 1B		0-0 FC5-4 1B		4	0	3	1	0	0	2												
Joe Simpson, L OBP: 0.365, SLG: 0.400 Tom Paciorek, R OBP: 0.300, SLG: 0.429 (6, PH) (6, 7)	0-0 FC4-6 1B 1-2		0-0 G6-4-3 1B 1-2			0-0 BB 1B 1-2 2-3 3-H		0-0 FC5-4 6-3 2B		2	0	0	0	0	0	2												
Bill Stein, R OBP: 0.363, SLG: 0.427 (1, 5)	0-0 G4-6-3 1B 1-2			0-0 G6-4-3 1B		0-0 F8 2-3		0-0 6-3		4	0	2	0	0	0	3												
Rod Craig, S OBP: 0.294, SLG: 0.400 (1, 7) (6, 8)	0-0 G4-6-3 1-2			0-0 F8		4-0 F8		0-0 2B		3	0	1	1	1	0	3												
Bob Stinson, S OBP: 0.152, SLG: 0.119 (1, 2)			0-0 F6		0-0 G6-4-3 1-2	0-0 3-1		0-0 6-3		4	0	0	0	0	0	5												
Inning Stats	R: 0 E: 0 K: 0 S: 3	H: 0 LOB: 1 BB: 1 P: 7	R: 0 E: 0 K: 0 S: 4	H: 2 LOB: 1 BB: 0 P: 4	R: 0 E: 0 K: 0 S: 4	H: 1 LOB: 0 BB: 0 P: 4	R: 0 E: 0 K: 0 S: 3	H: 1 LOB: 0 BB: 0 P: 3	R: 0 E: 0 K: 0 S: 6	H: 1 LOB: 0 BB: 0 P: 3	R: 3 E: 1 K: 0 S: 6	H: 2 LOB: 3 BB: 3 P: 18	R: 1 E: 0 K: 0 S: 4	H: 1 LOB: 0 BB: 0 P: 4	R: 1 E: 0 K: 0 S: 5	H: 2 LOB: 1 BB: 0 P: 5		R: 0 E: 0 K: 0 S: 3	H: 0 LOB: 0 BB: 0 P: 3	1B: 8 2B: 1 3B: 0 HR: 1	SF: 0 SAC: 0 DP: 3 HBP: 0	WP: 0 PB: 0 SB: 1 CS: 0	PA: 39					
PITCHER	IP	WLS	BF	H	R	ER	SO	BB	IBB	HBP	BLK	WP	HR	S	P	ERA	WHIP											
Francisco Barrios, R ERA: 4.82 (1, 1)	5.1	W	20	6	1	1	0	1	0	0	0	0	0	0	19	23	1.69	1.312										
Rich Wortham, L ERA: 4.99 (6, 1)	0.0		4	1	2	2	0	2	0	0	0	0	0	2	10	∞	∞											
Mike Proly, R ERA: 2.33 (6, 1)	1.2		7	1	1	1	0	1	0	0	0	0	1	6	10	5.40	1.200											
Ed Farmer, R ERA: 2.45 (8, 1)	2.0	S	8	2	1	1	0	0	0	0	0	0	0	8	8	4.50	1.000											

Batter	1	2	3	4	5	6	7	8	9	AB	R	H	RBI	BB	SO	LOB	BOTTOM										
Bob Molinaro, L OBP: 0.448, SLG: 0.545 Wayne Nordhagen, R OBP: 0.380, SLG: 0.608 (6, PH) (1, 10)	0-0 1B		0-0 CS 1B	0-0 F3		0-0 F8				3	0	2	0	0	0	2	Seattle Mariners @ Chicago White Sox Comiskey Park, Chicago, IL Sun May 18 1980, 4:33 AM EDT Att: 24,625 - Unknown livebaseballscorecards.com										
Claudell Washington, L OBP: 0.345, SLG: 0.405 Alan Bannister, R OBP: 0.297, SLG: 0.212 (1, 7) (6, PH) (7, 7)	0-0 F9		0-3 K	0-0 F5		0-0 G3				3	0	0	0	0	1	4											
Chet Lemon, R OBP: 0.361, SLG: 0.408 (1, 8)	0-0 FC6-4 1B 1-2			0-0 2B HBP 1B	4-0 2B WP BB	0-0 5-3				3	2	2	0	1	0	0											
Lamar Johnson, R OBP: 0.348, SLG: 0.471 Mike Squires, L OBP: 0.429, SLG: 0.483 (1, 3) (8, 3)	0-0 FC6-4 1-2			0-0 HBP 1B 2B	0-0 WP 2B		0-0 F9			4	1	2	0	0	0	1											
Harold Baines, L OBP: 0.336, SLG: 0.477 (1, 9)		0-0 SF8 3B		4-0 HBP 1B IBB	4-0 WP IBB		0-0 1-3			2	2	1	0	2	0	0											
Jim Morrison, R OBP: 0.313, SLG: 0.450 (1, 4)		0-0 SF8		1-0 1B HBP	0-0 F8		0-0 F9			2	1	0	2	0	0	3											
Junior Moore, R OBP: 0.298, SLG: 0.429 (1, 5)	0-0 4-3			0-0 1B 1B	0-3 K		0-0 1-3			4	0	1	2	0	1	2											
Bruce Kimm, R OBP: 0.355, SLG: 0.372 (1, 2)	0-0 6-3			1-3 2-3 3-H K	0-3 K		0-0 6-3			3	0	0	0	1	1	2											
Greg Pryor, R OBP: 0.259, SLG: 0.269 (1, 6)			0-0 4-3	0-0 1B	0-0 F9		0-0 5-3			4	0	1	1	0	0	3											
Inning Stats	R: 0 E: 0 K: 0 S: 4	H: 2 LOB: 0 BB: 0 P: 4	R: 1 E: 0 K: 0 S: 4	H: 1 LOB: 0 BB: 0 P: 4	R: 0 E: 0 K: 1 S: 5	H: 1 LOB: 0 BB: 0 P: 5	R: 4 E: 0 K: 1 S: 9	H: 4 LOB: 2 BB: 1 P: 14	R: 1 E: 0 K: 1 S: 6	H: 1 LOB: 3 BB: 3 P: 18	R: 0 E: 0 K: 0 S: 3	H: 0 LOB: 0 BB: 0 P: 3	R: 0 E: 0 K: 0 S: 3	H: 0 LOB: 0 BB: 0 P: 3	R: 0 E: 0 K: 0 S: 3	H: 0 LOB: 0 BB: 0 P: 3		R: 0 E: 0 K: 0 S: 3	H: 0 LOB: 0 BB: 0 P: 3	1B: 6 2B: 2 3B: 1 HR: 0	SF: 1 SAC: 0 DP: 0 HBP: 1	WP: 1 PB: 0 SB: 0 CS: 1	PA: 36				
PITCHER	IP	WLS	BF	H	R	ER	SO	BB	IBB	HBP	BLK	WP	HR	S	P	ERA	WHIP										
Rob Dressler, R ERA: 5.53 (1, 1)	3.0	L	16	7	5	5	1	0	1	0	0	0	0	16	21	15.00	2.333										
Byron McLaughlin, R ERA: 9.0 (4, 1)	2.0		11	2	1	1	2	2	1	0	0	1	0	12	24	4.50	2.000										
Dave Roberts, L ERA: 4.26 (6, 1)	3.0		9	0	0	0	0	0	0	0	0	0	0	9	9	0.00	0.000										

Batter	1	2	3	4	5	6	7	8	9	AB	R	H	RBI	BB	SO	LOB	TOP										
Willie Norwood, R OBP: 0.200, SLG: 0.245 (1, 10)										4	0	0	0	0	1	1											
Ken Landreaux, L OBP: 0.417, SLG: 0.500 (1, 7)										4	0	2	0	0	2	0											
Roy Smalley, S OBP: 0.352, SLG: 0.455 (1, 6)										4	0	0	0	0	0	2											
Ron Jackson, R OBP: 0.274, SLG: 0.380 (1, 3)										1	0	0	0	0	0	0											
Rob Wilfong, L OBP: 0.308, SLG: 0.426 (2, 4)										1	0	0	0	0	1	0											
Jose Morales, R OBP: 0.345, SLG: 0.444 (7, PH) (7, 3)										1	0	0	0	0	0	0											
Glenn Adams, L OBP: 0.347, SLG: 0.378 (9, PH) (9, 4)										1	0	0	0	0	1	1											
Pete Mackanin, R OBP: 0.328, SLG: 0.355 (1, 4) (2, 3) (7, 4)										2	0	1	0	1	0	0											
Mike Cubbage, L OBP: 0.417, SLG: 0.434 (9, PH) (1, 8)										0	0	0	0	1	0	0											
Dave Edwards, R OBP: 0.326, SLG: 0.391 (9, PH) (9, PH)										3	0	1	0	0	1	1											
Hosken Powell, L OBP: 0.357, SLG: 0.409 (1, 5)										3	0	0	0	0	0	3											
Sal Butera, R OBP: 0.214, SLG: 0.154 (1, 2)										3	0	0	0	0	0	1											
Rick Sofield, L OBP: 0.242, SLG: 0.398 (1, 9)										2	0	0	0	1	1	0											
Inning Stats	R: 0 E: 0 K: 0 S: 3	H: 1 LOB: 0 BB: 0 P: 3	R: 0 E: 0 K: 0 S: 3	H: 0 LOB: 0 BB: 0 P: 3	R: 0 E: 0 K: 0 S: 3	H: 0 LOB: 1 BB: 1 P: 7	R: 0 E: 0 K: 2 S: 7	H: 0 LOB: 0 BB: 0 P: 7	R: 0 E: 0 K: 1 S: 6	H: 1 LOB: 1 BB: 0 P: 6	R: 0 E: 0 K: 0 S: 4	H: 1 LOB: 2 BB: 1 P: 8	R: 0 E: 0 K: 1 S: 5	H: 0 LOB: 0 BB: 0 P: 5	R: 0 E: 0 K: 2 S: 8	H: 1 LOB: 2 BB: 1 P: 12	1B: 3 2B: 1 3B: 0 HR: 0	SF: 0 SAC: 0 DP: 1 HBP: 0	WP: 0 PB: 0 CS: 0	PA: 33							
PITCHER	IP	WLS	BF	H	R	ER	SO	BB	IBB	HBP	BLK	WP	HR	S	P	ERA	WHIP										
Ken Kravec, L ERA: 6.57 (1, 1)	8.0	W	29	4	0	0	6	2	0	0	0	0	0	39	47	0.00	0.750										
Ed Farmer, R ERA: 2.37 (9, 1)	1.0	S	4	0	0	0	2	1	0	0	0	0	0	7	11	0.00	1.000										

Minnesota Twins @ Chicago White Sox
Comiskey Park, Chicago, IL
Mon May 19 1980, 8:05 PM EDT
Att. 9,272 - Unknown - 56 F

AB 30
R 0
H 4
RBI 0
BB 3
SO 8
LOB 11



Batter	1	2	3	4	5	6	7	8	9	AB	R	H	RBI	BB	SO	LOB	BOTTOM										
Alan Bannister, R OBP: 0.265, SLG: 0.233 (1, 7)										4	0	2	1	0	1	1											
Junior Moore, R OBP: 0.279, SLG: 0.400 (1, 5)										4	0	0	0	0	0	3											
Chet Lemon, R OBP: 0.360, SLG: 0.402 (1, 8)										2	0	0	0	1	0	0											
Lamar Johnson, R OBP: 0.348, SLG: 0.468 (1, 3)										3	0	1	0	0	0	0											
Mike Squires, L OBP: 0.429, SLG: 0.483 (9, 3)										0	0	0	0	0	0	0											
Wayne Nordhagen, R OBP: 0.366, SLG: 0.584 (1, 10)										3	0	0	0	0	1	2											
Jim Morrison, R OBP: 0.307, SLG: 0.440 (1, 4)										3	0	0	0	0	1	2											
Bruce Kimm, R OBP: 0.354, SLG: 0.364 (1, 2)										2	1	0	0	1	0	2											
Harold Baines, L OBP: 0.331, SLG: 0.469 (1, 9)										2	0	0	0	0	0	0											
Greg Pryor, R OBP: 0.252, SLG: 0.262 (1, 6)										3	0	0	0	0	0	2											
Inning Stats	R: 0 E: 0 K: 1 S: 5	H: 0 LOB: 0 BB: 0 P: 5	R: 0 E: 0 K: 1 S: 5	H: 0 LOB: 0 BB: 0 P: 5	R: 1 E: 1 K: 0 S: 4	H: 1 LOB: 1 BB: 1 P: 8	R: 0 E: 0 K: 0 S: 4	H: 1 LOB: 2 BB: 1 P: 8	R: 0 E: 0 K: 0 S: 3	H: 1 LOB: 0 BB: 0 P: 3	R: 0 E: 0 K: 1 S: 5	H: 0 LOB: 0 BB: 0 P: 5	R: 0 E: 1 K: 0 S: 4	H: 0 LOB: 1 BB: 0 P: 4	R: 0 E: 0 K: 1 S: 4	H: 0 LOB: 1 BB: 0 P: 4	1B: 2 2B: 2 3B: 0 HR: 0	SF: 0 SAC: 1 DP: 1 HBP: 0	WP: 0 PB: 0 CS: 0	PA: 30							
PITCHER	IP	WLS	BF	H	R	ER	SO	BB	IBB	HBP	BLK	WP	HR	S	P	ERA	WHIP										
Jerry Koosman, L ERA: 4.76 (1, 1)	8.0	L	29	3	1	1	3	2	0	0	0	0	0	33	41	1.12	0.625										

Minnesota Twins @ Chicago White Sox
Comiskey Park, Chicago, IL
Mon May 19 1980, 8:05 PM EDT
Att. 9,272 - Unknown - 56 F

AB 26
R 1
H 3
RBI 1
BB 2
SO 3
LOB 12



Batter	1	2	3	4	5	6	7	8	9	AB	R	H	RBI	BB	SO	LOB	TOP																				
Hosken Powell, L OBP: 0.347, SLG: 0.396 Willie Norwood, R OBP: 0.211, SLG: 0.241 (7, 9)	G3		L9		K				G1-6-3	3	0	0	0	0	1	1																					
Rob Wilfong, L OBP: 0.302, SLG: 0.417 Pete Mackanin, R OBP: 0.324, SLG: 0.349 (7, 4)	K		SH5-3			1-3	F4			2	0	0	0	0	1	0																					
Roy Smalley, S OBP: 0.355, SLG: 0.453 (1, 6)	1B		F8			2B	F6			3	1	1	0	1	0	2																					
Ken Landreaux, L OBP: 0.419, SLG: 0.507 (1, 7)	1B				K				G3	4	1	2	1	0	1	0																					
Rick Sofield, L OBP: 0.255, SLG: 0.427 Dave Edwards, R OBP: 0.319, SLG: 0.383 (8, 8)	1-3				FC5-2	3B			F3	3	0	2	0	0	0	2																					
Glenn Adams, L OBP: 0.346, SLG: 0.375 Ron Jackson, R OBP: 0.271, SLG: 0.375 (8, PH)			K		FC5-2				1-3	3	0	1	0	0	1	1																					
Danny Goodwin, L OBP: 0.242, SLG: 0.242 John Castino, R OBP: 0.302, SLG: 0.377 (9, PH)	F8				G3				FC3-2	3	0	0	0	0	0	3																					
Mike Cabbage, L OBP: 0.397, SLG: 0.411 Jose Morales, R OBP: 0.397, SLG: 0.464 (9, PH)	K				F8				4-3	3	0	0	0	0	1	2																					
Butch Wynegar, S OBP: 0.326, SLG: 0.364 (1, 2)					G3				K	2	0	0	0	2	1	0																					
Inning Stats	R: 0 E: 0 K: 1 S: 7	H: 2 LOB: 2 BB: 7 P: 7	R: 0 E: 0 K: 2 S: 7	H: 0 LOB: 0 BB: 0 P: 7	R: 0 E: 0 K: 0 S: 3	H: 0 LOB: 1 BB: 1 P: 7	R: 0 E: 0 K: 1 S: 6	H: 1 LOB: 1 BB: 0 P: 6	R: 0 E: 0 K: 1 S: 5	H: 0 LOB: 0 BB: 0 P: 5	R: 2 E: 1 K: 0 S: 6	H: 3 LOB: 2 BB: 1 P: 10	R: 0 E: 0 K: 1 S: 5	H: 0 LOB: 1 BB: 1 P: 9	R: 0 E: 0 K: 0 S: 3	H: 0 LOB: 0 BB: 0 P: 3	R: 0 E: 0 K: 0 S: 3	H: 1 LOB: 1 BB: 1 P: 7	1B: 5 2B: 1 3B: 1 HR: 0	SF: 0 SAC: 1 DP: 1 HBP: 0	WP: 1 PA: 37 PB: 0 CS: 0																
PITCHER	IP	WLS	BF	H	R	ER	SO	BB	IBB	HBP	BLK	WP	HR	S	P	ERA	WHIP	PITCHER	IP	WLS	BF	H	R	ER	SO	BB	IBB	HBP	BLK	WP	HR	S	P	ERA	WHIP		
Richard Dotson, R ERA: 3.86 Rich Wortham, L ERA: 4.54 Ed Farmer, R ERA: 2.32	(1, 1)	6.0	W	26	6	2	2	5	2	0	0	0	1	0	34	42	3.00	1.333																			

Minnesota Twins @ Chicago White Sox
Comiskey Park, Chicago, IL
Tue May 20 1980, 8:05 PM EDT
Att: 12,864 - Unknown - 58 F

AB	32
R	2
H	7
RBI	1
BB	4
SO	6
LOB	14



Batter	1	2	3	4	5	6	7	8	9	AB	R	H	RBI	BB	SO	LOB	BOTTOM																			
Alan Bannister, R OBP: 0.259, SLG: 0.226 Thad Bosley, L OBP: 0.400, SLG: 0.357 (8, 7)	4-3		6-3		F7		G3			3	0	0	0	0	0	0																				
Junior Moore, R OBP: 0.277, SLG: 0.381 (1, 5)	2B		6-3			K			6-3	3	1	0	0	1	1	0																				
Chet Lemon, R OBP: 0.370, SLG: 0.437 (1, 8)	1B		K			1B	1B		HR	3	3	2	1	1	1	0																				
Lamar Johnson, R OBP: 0.345, SLG: 0.461 (1, 10)	5-3				K		G5-3		4-3	4	0	1	0	0	1	1																				
Wayne Nordhagen, R OBP: 0.376, SLG: 0.588 Harold Baines, L OBP: 0.328, SLG: 0.465 (6, PR)	1B		L7						4-3	3	0	2	2	0	0	0																				
Jim Morrison, R OBP: 0.307, SLG: 0.434 (1, 4)	K								4-3	2	0	0	0	1	1	3																				
Bruce Kimm, R OBP: 0.357, SLG: 0.360 Bob Molinaro, L OBP: 0.443, SLG: 0.538 Mary Foley, L OBP: 0.286, SLG: 0.344 (8, 2)			G3-6-1		5-3				G3	1	0	0	0	1	0	1																				
Mike Squires, L OBP: 0.395, SLG: 0.438 (1, 3)	G3-6-1				F8				F8	3	0	0	0	0	0	1																				
Greg Pryor, R OBP: 0.254, SLG: 0.264 (1, 6)	5-3								F4	3	0	1	0	0	0	0																				
Inning Stats	R: 2 E: 0 K: 1 S: 7	H: 2 LOB: 1 BB: 1 P: 11	R: 0 E: 0 K: 0 S: 2	H: 0 LOB: 0 BB: 1 P: 6	R: 0 E: 0 K: 1 S: 5	H: 0 LOB: 0 BB: 0 P: 5	R: 0 E: 0 K: 1 S: 5	H: 0 LOB: 1 BB: 1 P: 9	R: 0 E: 0 K: 0 S: 3	H: 0 LOB: 0 BB: 0 P: 3	R: 1 E: 0 K: 1 S: 6	H: 2 LOB: 1 BB: 1 P: 10	R: 0 E: 0 K: 0 S: 4	H: 1 LOB: 1 BB: 0 P: 4	R: 1 E: 0 K: 0 S: 4	H: 1 LOB: 0 BB: 0 P: 4	R: 1 E: 0 K: 0 S: 4	H: 1 LOB: 0 BB: 0 P: 4	1B: 4 2B: 1 3B: 0 HR: 1	SF: 0 SAC: 0 DP: 2 HBP: 0	WP: 1 PA: 32 PB: 0 CS: 0															
PITCHER	IP	WLS	BF	H	R	ER	SO	BB	IBB	HBP	BLK	WP	HR	S	P	ERA	WHIP	PITCHER	IP	WLS	BF	H	R	ER	SO	BB	IBB	HBP	BLK	WP	HR	S	P	ERA	WHIP	
Darrell Jackson, L ERA: 3.12 Doug Corbett, R ERA: 2.36	(1, 1)	5.1	L	23	4	3	3	4	4	0	0	0	0	1	27	43	5.06	1.500																		

Minnesota Twins @ Chicago White Sox
Comiskey Park, Chicago, IL
Tue May 20 1980, 8:05 PM EDT
Att: 12,864 - Unknown - 58 F

AB	28
R	4
H	6
RBI	3
BB	4
SO	4
LOB	7



Batter	1	2	3	4	5	6	7	8	9	AB	R	H	RBI	BB	SO	LOB	TOP									
John Castino, R OBP: 0.325, SLG: 0.400 (1, 5)										4	0	4	0	0	0	0	Minnesota Twins @ Chicago White Sox Comiskey Park, Chicago, IL Wed May 21 1980, 8:05 PM EDT Att: 33,967 - Unknown - 65 F									
Ken Landreaux, L OBP: 0.421, SLG: 0.503 (1, 7)										3	0	1	0	1	0	2										
Roy Smalley, S OBP: 0.351, SLG: 0.444 (1, 6)										5	0	1	1	0	1	5										
Dave Edwards, R OBP: 0.300, SLG: 0.360 Hosken Powell, L OBP: 0.343, SLG: 0.391 (7, PH) (7, 9)										3	0	0	0	0	2	2										
Pete Mackanin, R OBP: 0.324, SLG: 0.348 Rob Wilifong, L OBP: 0.299, SLG: 0.412 (7, PH) (7, 4)										3	1	1	0	0	0	0										
Jose Morales, R OBP: 0.382, SLG: 0.563 (1, 10)										4	1	2	1	0	1	0										
Ron Jackson, R OBP: 0.324, SLG: 0.390 Mike Cabbage, L OBP: 0.391, SLG: 0.404 (6, PR) (6, 3)										2	0	1	1	1	0	1										
Butch Wynegar, S OBP: 0.324, SLG: 0.355 (1, 2)										3	0	0	0	1	1	2										
Rick Sofield, L OBP: 0.264, SLG: 0.424 (7, 8)										3	1	1	0	1	0	3										
Inning Stats	R: 0 E: 0 K: 1 S: 6	H: 2 LOB: 1 BB: 0 P: 6	R: 0 E: 0 K: 1 S: 6	H: 1 LOB: 2 BB: 1 P: 10	R: 0 E: 0 K: 1 S: 5	H: 1 LOB: 0 BB: 0 P: 5	R: 1 E: 0 K: 2 S: 8	H: 1 LOB: 1 BB: 1 P: 12	R: 1 E: 0 K: 0 S: 4	H: 1 LOB: 1 BB: 1 P: 8	R: 1 E: 0 K: 0 S: 5	H: 2 LOB: 1 BB: 0 P: 5	R: 0 E: 0 K: 2 S: 9	H: 2 LOB: 2 BB: 0 P: 9	R: 0 E: 0 K: 1 S: 5	H: 0 LOB: 0 BB: 1 P: 5		R: 0 E: 0 K: 0 S: 3	H: 1 LOB: 2 BB: 1 P: 7	1B: 9 2B: 1 3B: 0 HR: 1	SF: 0 SAC: 2 DP: 2 HBP: 0	WP: 0 PB: 0 SB: 0 CS: 0	PA: 39			
PITCHER	IP	WLS	BF	H	R	ER	SO	BB	IBB	HBP	BLK	WP	HR	S	P	ERA		WHIP								
Steve Trout, L ERA: 3.83 (1, 1)	6.1	L	30	10	3	3	5	3	0	0	0	0	1	37	49	4.26		2.053								
Randy Scarbery, R ERA: 3.91 (7, 1)	2.0		7	1	0	0	3	0	0	0	0	0	0	13	13	0.00		0.500								
Rich Wortham, L ERA: 4.54 (9, 1)	0.2		3	0	0	0	0	1	0	0	0	0	0	1	5	0.00		1.500								

Batter	1	2	3	4	5	6	7	8	9	AB	R	H	RBI	BB	SO	LOB	BOTTOM									
Bob Molinaro, L OBP: 0.419, SLG: 0.506 (1, 7)										5	0	0	0	0	1	4	Minnesota Twins @ Chicago White Sox Comiskey Park, Chicago, IL Wed May 21 1980, 8:05 PM EDT Att: 33,967 - Unknown - 65 F									
Junior Moore, R OBP: 0.275, SLG: 0.373 (1, 5)										4	0	1	0	0	0	0										
Chet Lemon, R OBP: 0.367, SLG: 0.428 (1, 8)										3	0	0	0	1	0	1										
Lamar Johnson, R OBP: 0.349, SLG: 0.458 (1, 3)										3	0	1	0	1	0	1										
Wayne Nordhagen, R OBP: 0.360, SLG: 0.560 (1, 10)										4	0	0	0	0	0	2										
Jim Morrison, R OBP: 0.318, SLG: 0.442 (1, 4)										2	2	1	0	2	0	0										
Harold Baines, L OBP: 0.317, SLG: 0.449 (1, 9)										4	0	0	0	0	1	3										
Bruce Kimm, R OBP: 0.363, SLG: 0.366 Alan Bannister, R OBP: 0.259, SLG: 0.226 (9, PR)										4	0	2	0	0	0	1										
Greg Pryor, R OBP: 0.262, SLG: 0.281 (1, 6)										4	0	2	2	0	0	1										
Inning Stats	R: 0 E: 0 K: 0 S: 3	H: 0 LOB: 1 BB: 1 P: 7	R: 1 E: 0 K: 1 S: 7	H: 2 LOB: 2 BB: 1 P: 11	R: 0 E: 0 K: 0 S: 4	H: 1 LOB: 1 BB: 0 P: 4	R: 0 E: 0 K: 0 S: 2	H: 0 LOB: 0 BB: 1 P: 6	R: 0 E: 0 K: 0 S: 4	H: 1 LOB: 1 BB: 0 P: 4	R: 0 E: 0 K: 0 S: 3	H: 0 LOB: 0 BB: 0 P: 3	R: 0 E: 0 K: 0 S: 4	H: 1 LOB: 1 BB: 0 P: 4	R: 0 E: 0 K: 0 S: 3	H: 0 LOB: 1 BB: 1 P: 7		R: 1 E: 0 K: 1 S: 7	H: 2 LOB: 1 BB: 0 P: 7	1B: 5 2B: 2 3B: 0 HR: 0	SF: 0 SAC: 0 DP: 1 HBP: 0	WP: 0 PB: 0 SB: 0 CS: 0	PA: 37			
PITCHER	IP	WLS	BF	H	R	ER	SO	BB	IBB	HBP	BLK	WP	HR	S	P	ERA		WHIP								
Geoff Zahn, L ERA: 4.47 (1, 1)	9.0	W	37	7	2	2	2	4	0	0	0	0	0	37	53	2.00		1.222								

Batter	1	2	3	4	5	6	7	8	9	AB	R	H	RBI	BB	SO	LOB	TOP								
Alan Bannister, R OBP: 0.250, SLG: 0.218 (1, 9)	0-0 4-3			0-0 F9		0-0 F9		0-0 G5-4-3		4	0	0	0	0	0	3	Chicago White Sox @ Seattle Mariners The Kingdome, Seattle, WA Fri May 23 1980, 10:05 PM EDT Att: 7,009 - Dome								
Junior Moore, R OBP: 0.288, SLG: 0.362 Kevin Bell, R OBP: 0.087, SLG: 0.045 (1, 5) (5, 5)	0-0 5-3			0-0 F4		4-0 BB		0-0 1-3		2	0	0	0	0	0	0									
Chet Lemon, R OBP: 0.364, SLG: 0.418 (1, 8)	0-3 K			0-3 K		0-3 K		4-0 FC3-6 BB		3	0	0	0	1	3	3									
Lamar Johnson, R OBP: 0.340, SLG: 0.444 (1, 3)		0-0 F6			0-0 F9	0-0 F4		0-0 FC3-6		4	0	0	0	0	0	4									
Wayne Nordhagen, R OBP: 0.355, SLG: 0.557 (1, 10)		0-0 5-3			0-0 2B		0-0 F9		0-0 4-3		4	0	1	0	0	1									
Jim Morrison, R OBP: 0.313, SLG: 0.433 (1, 4)		0-0 F6			0-0 F5		0-3 K				3	0	0	0	0	1									
Claudell Washington, L OBP: 0.333, SLG: 0.390 (1, 7)			0-0 4-3		0-3 K		0-0 4-3				3	0	0	0	0	1									
Bruce Kimm, R OBP: 0.362, SLG: 0.365 (1, 2)			0-0 6-3			0-0 BB 1B		0-3 K G5-4-3		3	0	1	0	0	1	0									
Greg Pryor, R OBP: 0.264, SLG: 0.282 (1, 6)			0-0 F7			0-0 BB 1B		0-3 K		3	0	1	0	0	1	1									
Inning Stats	R: 0 E: 0 K: 1 S: 5	H: 0 LOB: 0 BB: 0 P: 5	R: 0 E: 0 K: 0 S: 3	H: 0 LOB: 0 BB: 0 P: 3	R: 0 E: 0 K: 0 S: 3	H: 0 LOB: 0 BB: 0 P: 3	R: 0 E: 0 K: 1 S: 5	H: 0 LOB: 0 BB: 0 P: 5	R: 0 E: 0 K: 1 S: 6	H: 1 LOB: 1 BB: 0 P: 6	R: 0 E: 0 K: 1 S: 7	H: 2 LOB: 2 BB: 1 P: 11	R: 0 E: 0 K: 1 S: 5	H: 0 LOB: 0 BB: 0 P: 5	R: 0 E: 0 K: 2 S: 7	H: 0 LOB: 0 BB: 0 P: 7	R: 0 E: 0 K: 0 S: 3	H: 0 LOB: 1 BB: 1 P: 7	1B: 2 2B: 1 3B: 0 HR: 0	SF: 0 SAC: 0 DP: 1 HBP: 0	WP: 0 PB: 1 SB: 0 CS: 0	PA: 32			
PITCHER	IP	WLS	BF	H	R	ER	SO	BB	IBB	HBP	BLK	WP	HR	S	P	ERA	WHIP								
Rick Honeycutt, L ERA: 2.59 (1, 1)	5.0	W	17	2	0	0	3	0	0	0	0	0	0	23	23	0.00	0.400								
Shane Rawley, L ERA: 3.0 (6, 1)	4.0	S	15	1	0	0	4	2	0	0	0	0	0	21	29	0.00	0.750								

Batter	1	2	3	4	5	6	7	8	9	AB	R	H	RBI	BB	SO	LOB	BOTTOM								
Larry Milbourne, S OBP: 0.174, SLG: 0.146 (1, 4)	0-0 F7	0-0 F7		0-0 F8		1-1 2H 3B		0-0 4-3		5	0	1	2	0	0	2	Chicago White Sox @ Seattle Mariners The Kingdome, Seattle, WA Fri May 23 1980, 10:05 PM EDT Att: 7,009 - Dome								
Jim Anderson, R OBP: 0.331, SLG: 0.379 Joe Simpson, L OBP: 0.354, SLG: 0.388 (1, 6) (7, 7)	0-3 K		0-0 6-3		0-3 K	1-0 HBP		0-0 F8		3	0	0	0	0	2	0									
Dan Meyer, L OBP: 0.376, SLG: 0.450 Mario Mendoza, R OBP: 0.208, SLG: 0.348 (1, 7) (7, 6)	0-0 HR 2B		4-0 HR BB		0-0 BB 1B	0-0 F5		0-0 G3		3	2	2	0	1	0	2									
Willie Horton, R OBP: 0.326, SLG: 0.313 (1, 10)	0-0 HR 2H		0-0 F3		4-0 BB 1B	0-0 G4-6-3 BB		0-0 FC5-4 BB SF7 1B		3	2	2	2	1	0	1									
Tom Paciorek, R OBP: 0.351, SLG: 0.543 Bruce Bochte, L OBP: 0.409, SLG: 0.504 (1, 3) (5, PH) (6, 3)	0-0 F9		0-0 HR		0-0 G4-6-3	0-0 FC5-4 BB		1-2 BB		2	1	1	2	0	0	0									
Leon Roberts, R OBP: 0.328, SLG: 0.484 (1, 9)		0-3 K	0-0 2B		0-0 SH1-3 3B 1B	0-0 FC5-4 SF7 1B		0-0 SF7		4	2	2	0	0	1	2									
Bill Stein, R OBP: 0.346, SLG: 0.438 (1, 5)		0-0 E 1B	0-3 K		0-0 SH1-3	0-0 SF7		0-0 SF7		2	0	1	1	0	1	1									
Rod Craig, S OBP: 0.311, SLG: 0.418 (1, 8)		0-0 F8		0-0 F9		4-0 3B IBB		0-0 E 1B		3	1	1	1	1	0	1									
Larry Cox, R OBP: 0.244, SLG: 0.215 (1, 2)		0-0 E5		0-0 F7		0-0 F5		0-0 1-3		4	0	0	0	0	0	4									
Inning Stats	R: 2 E: 0 K: 1 S: 7	H: 2 LOB: 0 BB: 0 P: 7	R: 0 E: 1 K: 1 S: 7	H: 1 LOB: 2 BB: 0 P: 7	R: 2 E: 0 K: 1 S: 7	H: 2 LOB: 1 BB: 1 P: 11	R: 0 E: 0 K: 0 S: 3	H: 0 LOB: 0 BB: 0 P: 3	R: 0 E: 0 K: 0 S: 5	H: 2 LOB: 2 BB: 1 P: 10	R: 2 E: 1 K: 0 S: 5	H: 2 LOB: 1 BB: 1 P: 9	R: 0 E: 0 K: 0 S: 3	H: 0 LOB: 0 BB: 0 P: 3	R: 0 E: 0 K: 0 S: 3	H: 0 LOB: 0 BB: 0 P: 3	1B: 5 2B: 2 3B: 1 HR: 2	SF: 1 SAC: 1 DP: 1 HBP: 1	WP: 0 PB: 0 SB: 0 CS: 0	PA: 39					
PITCHER	IP	WLS	BF	H	R	ER	SO	BB	IBB	HBP	BLK	WP	HR	S	P	ERA	WHIP								
Britt Burns, L ERA: 1.87 (1, 1)	4.1	L	22	6	4	4	4	2	0	0	0	0	0	28	36	8.31	1.846								
Nardi Contreras, R ERA: 9.82 (5, 1)	3.2		17	4	4	4	0	1	1	1	0	0	0	14	23	9.82	1.364								

Batter	1	2	3	4	5	6	7	8	9	AB	R	H	RBI	BB	SO	LOB	TOP								
Bob Molinaro, L (1, 10) OBP: 0.412, SLG: 0.529	L3		HR		G3			F3		4	1	1	1	0	0	1	Chicago White Sox @ Seattle Mariners The Kingdome, Seattle, WA Sat May 24 1980, 10:05 PM EDT Att: 24,048 - Dome								
Claudell Washington, L (1, 7) OBP: 0.341, SLG: 0.624	F9		CS BB			4-3		HR		3	1	1	1	1	0	0									
Chet Lemon, R (1, 8) OBP: 0.367, SLG: 0.428	2B		6-3				G6-4-3 1B	4-3		4	0	2	0	0	0	1									
Lamar Johnson, R (1, 3) OBP: 0.344, SLG: 0.449	K			G4-6-3 BB			G6-4-3 1-2		1B 2B	3	1	1	0	1	1	2									
Harold Baines, L (1, 9) OBP: 0.308, SLG: 0.434		4-1		G4-6-3 1-2			G3	F8		4	0	0	0	0	0	2									
Jim Morrison, R (1, 4) OBP: 0.317, SLG: 0.451	HR			F7			BB	F6		3	1	1	1	1	0	1									
Mary Foley, L (1, 2) OBP: 0.289, SLG: 0.324		4-3			4-0		F7		2B 1B	2	0	0	0	1	0	1									
Wayne Nordhagen, R (9, PH) OBP: 0.362, SLG: 0.562										1	0	1	1	0	0	0									
Alan Bannister, R (9, PR) OBP: 0.250, SLG: 0.218										0	0	0	0	0	0	0									
Junior Moore, R (1, 5) OBP: 0.267, SLG: 0.356		L3			G6-4-3 1-2		F9		1B	4	0	1	0	0	0	2									
Greg Pryor, R (1, 6) OBP: 0.268, SLG: 0.286			K					F8		2	0	1	0	0	1	0									
Thad Bosley, L (8, PH) OBP: 0.367, SLG: 0.345										1	0	0	0	0	0	0									
Kevin Bell, R (8, 6) OBP: 0.087, SLG: 0.045										0	0	0	0	0	0	0									
Mike Squires, L (9, PH) OBP: 0.395, SLG: 0.438										0	0	0	0	0	0	0									
Bruce Kimm, R (9, PH) OBP: 0.258, SLG: 0.361							1B			1	0	0	0	0	0	2									
Inning Stats	R: 0 E: 0 K: 1 S: 6	H: 1 LOB: 1 BB: 0 P: 6	R: 1 E: 0 K: 0 S: 4	H: 1 LOB: 0 BB: 0 P: 4	R: 1 E: 0 K: 1 S: 5	H: 1 LOB: 0 BB: 1 P: 9	R: 0 E: 0 K: 0 S: 2	H: 0 LOB: 0 BB: 1 P: 6	R: 0 E: 0 K: 0 S: 3	H: 1 LOB: 1 BB: 1 P: 7	R: 0 E: 0 K: 0 S: 3	H: 0 LOB: 1 BB: 1 P: 7	R: 1 E: 0 K: 0 S: 4	H: 1 LOB: 0 BB: 0 P: 4	R: 1 E: 0 K: 0 S: 6	H: 3 LOB: 2 BB: 0 P: 6	1B: 4 2B: 2 3B: 0 HR: 3	SF: 0 SAC: 0 DP: 3 HBP: 0	WP: 0 PB: 0 SB: 0 CS: 1	PA: 36					
PITCHER	IP	WLS	BF	H	R	ER	SO	BB	IBB	HBP	BLK	WP	HR	S	P	ERA	WHIP								
Glenn Abbott, R (1, 1) ERA: 3.09	6.1	W	24	5	2	2	2	4	0	0	0	0	2	24	40	2.84	1.421								
Dave Heaverlo, R (7, 1) ERA: 4.12	2.1		11	4	2	2	0	0	0	0	0	0	1	11	11	7.71	1.714								
Dave Roberts, L (9, 1) ERA: 6.43	0.1	S	1	0	0	0	0	0	0	0	0	0	0	1	1	0.00	0.000								

Batter	1	2	3	4	5	6	7	8	9	AB	R	H	RBI	BB	SO	LOB	BOTTOM								
Julio Cruz, S (1, 4) OBP: 0.315, SLG: 0.272	K		G3 SH1-3 2B 1B	SH1-4 1-2		SH5-4 1-2				2	1	1	0	0	1	0	Chicago White Sox @ Seattle Mariners The Kingdome, Seattle, WA Sat May 24 1980, 10:05 PM EDT Att: 24,048 - Dome								
Rod Craig, S (1, 8) OBP: 0.311, SLG: 0.416	1B HR 3-4-1 1B		SH1-3 1-2	L5		F8				3	1	1	0	0	0	2									
Dan Meyer, L (1, 7) OBP: 0.366, SLG: 0.436	3-4-1 1-2		G3	5-3		F8				4	0	0	0	0	0	4									
Willie Horton, R (1, 10) OBP: 0.331, SLG: 0.328	HR 1B		1B 2B			F8		F9		4	2	2	1	0	0	0									
Tom Paciorek, R (1, 9) OBP: 0.366, SLG: 0.615			WP BB 1B			1-3		F7		4	1	2	4	0	0	0									
Joe Simpson, L (8, 9) OBP: 0.354, SLG: 0.388	1H 3H HR		2H 1B					F7		0	0	0	0	0	0	0									
Bruce Bochte, L (1, 3) OBP: 0.411, SLG: 0.496	L5		BB			G3				2	0	0	0	2	0	0									
Bill Stein, R (1, 5) OBP: 0.351, SLG: 0.429										2	0	0	0	2	1	0									
Larry Milbourne, S (8, PR) OBP: 0.174, SLG: 0.146										0	0	0	0	0	0	0									
Ted Cox, R (9, 5) OBP: 0.323, SLG: 0.305										0	0	0	0	0	0	0									
Larry Cox, R (1, 2) OBP: 0.233, SLG: 0.205		6-3		K		F8		G3-6-3 1-2		4	0	0	0	0	1	6									
Mario Mendoza, R (1, 6) OBP: 0.250, SLG: 0.370										4	0	2	0	0	2	1									
Inning Stats	R: 3 E: 0 K: 1 S: 8	H: 3 LOB: 0 BB: 0 P: 8	R: 0 E: 0 K: 2 S: 7	H: 0 LOB: 0 BB: 0 P: 7	R: 2 E: 0 K: 1 S: 8	H: 3 LOB: 3 BB: 2 P: 16	R: 0 E: 0 K: 0 S: 4	H: 1 LOB: 1 BB: 0 P: 4	R: 0 E: 0 K: 0 S: 3	H: 0 LOB: 0 BB: 0 P: 3	R: 0 E: 1 K: 1 S: 5	H: 0 LOB: 1 BB: 0 P: 5	R: 0 E: 0 K: 0 S: 3	H: 0 LOB: 0 BB: 0 P: 3	R: 0 E: 0 K: 1 S: 5	H: 0 LOB: 1 BB: 0 P: 5	1B: 6 2B: 1 3B: 0 HR: 1	SF: 0 SAC: 3 DP: 1 HBP: 0	WP: 1 PB: 0 SB: 0 CS: 0	PA: 36					
PITCHER	IP	WLS	BF	H	R	ER	SO	BB	IBB	HBP	BLK	WP	HR	S	P	ERA	WHIP								
Ken Kravec, L (1, 1) ERA: 7.26	2.2	L	15	6	5	5	3	1	0	0	0	0	1	20	24	16.88	2.625								
Mike Proly, R (3, 1) ERA: 2.14	3.1		15	2	0	0	1	2	1	0	0	0	0	14	26	0.00	1.200								
Randy Scarbery, R (7, 1) ERA: 3.62	2.0		6	0	0	0	1	0	0	0	0	0	0	8	8	0.00	0.000								


Batter	1	2	3	4	5	6	7	8	9	AB	R	H	RBI	BB	SO	LOB	TOP					
Jim Morrison, R OBP: 0.315, SLG: 0.453 (1, 4)			 SF8 2B							4	1	1	2	0	2	1	Chicago White Sox @ Seattle Mariners The Kingdome, Seattle, WA Sun May 25 1980, 6:33 AM EDT Att: 8,071 - Dome					
Alan Bannister, R OBP: 0.242, SLG: 0.212 (1, 7)										3	0	0	1	0	0	0						
Chet Lemon, R OBP: 0.371, SLG: 0.432 (1, 8)										3	0	1	0	1	2	0						
Lamar Johnson, R OBP: 0.342, SLG: 0.440 (1, 3)										3	0	0	0	1	1	1						
Wayne Nordhagen, R OBP: 0.347, SLG: 0.538 (1, 9)										4	0	0	0	0	1	3						
Junior Moore, R OBP: 0.286, SLG: 0.351 (1, 10)										4	0	1	0	0	1	2						
Bruce Kimm, R OBP: 0.345, SLG: 0.347 (1, 2)										4	0	0	0	0	2	1						
Greg Pryor, R OBP: 0.275, SLG: 0.301 (1, 6)			 E 1B							4	1	2	0	0	1	0						
Kevin Bell, R OBP: 0.115, SLG: 0.080 (1, 5)			 E 1B							3	1	1	0	0	1	1						
Inning Stats	R: 0 E: 0 K: 2 S: 7	H: 0 LOB: 0 BB: 0 P: 7	R: 0 E: 0 K: 1 S: 5	H: 0 LOB: 0 BB: 0 P: 5	R: 3 E: 1 K: 2 S: 10	H: 3 LOB: 0 BB: 0 P: 10	R: 0 E: 0 K: 1 S: 6	H: 1 LOB: 1 BB: 0 P: 6	R: 0 E: 0 K: 0 S: 3	H: 0 LOB: 0 BB: 0 P: 3	R: 0 E: 0 K: 0 S: 4	H: 1 LOB: 2 BB: 1 P: 8	R: 0 E: 0 K: 2 S: 8	H: 1 LOB: 1 BB: 0 P: 8	R: 0 E: 0 K: 0 S: 3	H: 0 LOB: 1 BB: 1 P: 7		R: 0 E: 0 K: 3 S: 9	H: 0 LOB: 0 BB: 0 P: 9	1B: 3 2B: 3 3B: 0 HR: 0	SF: 1 SAC: 0 DP: 0 HBP: 0	WP: 0 PB: 0 SB: 0 CS: 0
PITCHER Floyd Bannister, L ERA: 2.73 (1, 1)	IP: 9.0 WLS: W BF: 35 H: 6 R: 3 ER: 2 SO: 11 BB: 2 IBB: 0 HBP: 0 BLK: 0 WP: 0 HR: 0 S: 55 P: 63 ERA: 2.00 WHIP: 0.889											PITCHER	IP: WLS: BF: H: R: ER: SO: BB: IBB: HBP: BLK: WP: HR: S: P: ERA: WHIP:									

Batter	1	2	3	4	5	6	7	8	9	AB	R	H	RBI	BB	SO	LOB	BOTTOM			
Julio Cruz, S OBP: 0.323, SLG: 0.298 (1, 4)	 S BB	 BB S 2-3 3-H		 1-H 3B			 1B 1-2 3-H			3	1	1	2	1	0	3	Chicago White Sox @ Seattle Mariners The Kingdome, Seattle, WA Sun May 25 1980, 6:33 AM EDT Att: 8,071 - Dome			
Rod Craig, S OBP: 0.315, SLG: 0.412 (1, 8)		 HBP				 HBP				1	0	0	0	0	0	1				
Tom Paciorek, R OBP: 0.386, SLG: 0.619 (4, 9)		 HBP				 2-3				3	1	2	0	0	1	1				
Dan Meyer, L OBP: 0.367, SLG: 0.438 (1, 7)		 BB		 3-H						4	0	1	2	1	0	4				
Willie Horton, R OBP: 0.333, SLG: 0.320 (1, 10)	 BB					 3B HBP	 1B			3	1	0	0	1	1	4				
Larry Milbourne, S OBP: 0.174, SLG: 0.146 (6, PR)	 BB					 3B HBP	 1B			0	0	0	0	0	0	0				
Bruce Bochte, L OBP: 0.417, SLG: 0.496 (1, 3)	 BB				 SH1-4 1B	 1B				4	1	2	2	1	0	1				
Joe Simpson, L OBP: 0.359, SLG: 0.412 (1, 9)						 1B	 1B			4	0	2	2	0	1	3				
Ted Cox, R OBP: 0.302 (1, 5)					 G4-6-3 1B		 1B			4	0	1	0	0	1	1				
Bill Stein, R OBP: 0.348, SLG: 0.424 (6, 5)					 G4-6-3 1B		 1B			1	0	0	0	0	0	2				
Larry Cox, R OBP: 0.245, SLG: 0.221 (1, 2)		 FC3-2 BB					 FC6 2B			3	1	1	0	1	0	2				
Mario Mendoza, R OBP: 0.344, SLG: 0.467 (1, 6)		 BB 2B		 1B		 SH5-4 BB	 1B			3	3	3	0	1	0	0				
Inning Stats	R: 0 E: 0 K: 1 S: 5	H: 0 LOB: 3 BB: 3 P: 17	R: 1 E: 0 K: 0 S: 4	H: 1 LOB: 3 BB: 2 P: 13	R: 0 E: 0 K: 0 S: 3	H: 0 LOB: 0 BB: 0 P: 3	R: 2 E: 0 K: 1 S: 8	H: 3 LOB: 1 BB: 0 P: 8	R: 0 E: 0 K: 0 S: 4	H: 2 LOB: 1 BB: 0 P: 4	R: 4 E: 0 K: 1 S: 8	H: 3 LOB: 1 BB: 1 P: 13	R: 1 E: 0 K: 0 S: 5	H: 3 LOB: 1 BB: 0 P: 5	R: 0 E: 0 K: 1 S: 6	H: 1 LOB: 2 BB: 0 P: 6	1B: 8 2B: 3 3B: 2 HR: 0	SF: 0 SAC: 2 DP: 2 HBP: 2	WP: 0 PB: 1 SB: 2 CS: 0	PA: 43
PITCHER Richard Dotson, R ERA: 4.07 (1, 1)	IP: 1.0 WLS: L BF: 4 H: 1 R: 2 ER: 2 SO: 0 BB: 1 IBB: 0 HBP: 0 BLK: 0 WP: 0 HR: 0 S: 23 P: 44 ERA: 18.00 WHIP: 2.000											PITCHER	IP: WLS: BF: H: R: ER: SO: BB: IBB: HBP: BLK: WP: HR: S: P: ERA: WHIP:							
Randy Scarbery, R ERA: 4.13 (6, 1)	0.1	4	2	2	2	0	0	0	1	0	0	3	4	54.00	6.000					
Rich Wortham, L ERA: 5.03 (6, 1)	1.1	6	3	1	1	1	0	0	0	0	0	8	8	6.75	2.250					
Nardi Contreras, R ERA: 9.0 (8, 1)	1.0	4	1	0	0	1	0	0	0	0	0	6	6	0.00	1.000					

Batter	1	2	3	4	5	6	7	8	9	AB	R	H	RBI	BB	SO	LOB	TOP								
Mike Squires, L (1, 3) OBP: 0.372, SLG: 0.405	G3		F8		K		E		4-3	5	1	1	0	0	1	2									
Alan Bannister, R (1, 7) OBP: 0.286, SLG: 0.241	FC4-6 BB		2B				E8			3	1	3	2	1	0	0									
Chet Lemon, R (1, 8) OBP: 0.368, SLG: 0.434	FC4-6 FC6-4		2B				F7		5-3	4	0	1	1	0	0	3									
Lamar Johnson, R (1, 10) OBP: 0.333, SLG: 0.428	FC6-4		5-3				F8		6-3	4	0	0	0	0	0	2									
Jim Morrison, R (1, 4) OBP: 0.308, SLG: 0.441		6-3			5-3		5-3		1-3	4	0	0	0	0	0	0									
Wayne Nordhagen, R (1, 9) OBP: 0.347, SLG: 0.531	6-3				F6					3	0	1	0	0	0	0									
Harold Baines, L (7, PR) (7, 9)							2B		2B	1	1	1	0	0	0	0									
Junior Moore, R (1, 5) Kevin Bell, R (7, 5) OBP: 0.111, SLG: 0.077					4-3				F2	3	1	2	1	0	0	0									
Mary Foley, L (1, 2) OBP: 0.262, SLG: 0.297	CS		K				SF8		F9	3	0	0	1	0	1	0									
Greg Pryor, R (1, 6) OBP: 0.289, SLG: 0.323									L7	4	2	3	0	0	0	0									
Inning Stats	R: 0 E: 0 K: 0 S: 3	H: 0 LOB: 1 BB: 1 P: 7	R: 0 E: 0 K: 0 S: 3	H: 1 LOB: 0 BB: 3 P: 3	R: 2 E: 0 K: 1 S: 8	H: 3 LOB: 1 BB: 0 P: 8	R: 0 E: 0 K: 0 S: 3	H: 0 LOB: 0 BB: 0 P: 3	R: 0 E: 0 K: 1 S: 5	H: 1 LOB: 0 BB: 0 P: 5	R: 0 E: 0 K: 0 S: 3	H: 1 LOB: 0 BB: 0 P: 3	R: 4 E: 1 K: 0 S: 8	H: 5 LOB: 2 BB: 0 P: 8	R: 0 E: 0 K: 0 S: 4	H: 1 LOB: 1 BB: 0 P: 4	R: 0 E: 0 K: 0 S: 3	H: 0 LOB: 0 BB: 3 P: 3	1B: 7 2B: 5 HR: 0	SF: 1 SAC: 0 DP: 0 HBP: 0	WP: 0 PB: 0 SB: 0 CS: 2	PA: 38			
PITCHER	IP	WLS	BF	H	R	ER	SO	BB	IBB	HBP	BLK	WP	HR	S	P	ERA	WHIP								
Geoff Zahn, L (1, 1) ERA: 4.71	6.2	L	28	10	6	5	2	1	0	0	0	0	0	31	35	6.75	1.650								
Mike Marshall, R (7, 1) ERA: 7.46	2.1		9	2	0	0	0	0	0	0	0	0	0	9	9	0.00	0.857								
Mike Marshall, R (9, 1) ERA: 7.46	2.1		9	2	0	0	0	0	0	0	0	0	0	9	9	0.00	0.857								

Chicago White Sox @ Minnesota Twins
Metropolitan Stadium, Bloomington, MI
Mon May 26 1980, 8:05 PM EDT
Att. 5,436 - Unknown - 80 F


AB 35
R 6
H 12
RBI 5
BB 1
SO 2
LOB 8



Batter	1	2	3	4	5	6	7	8	9	AB	R	H	RBI	BB	SO	LOB	BOTTOM								
John Castino, R (1, 5) OBP: 0.323, SLG: 0.388	1-3				G3		FC3-2			3	0	0	0	0	0	2									
Rob Wilfong, L (7, PH) OBP: 0.284, SLG: 0.381							5-3 1B		1B	1	0	0	0	1	0	3									
Ken Landreaux, L (1, 7) OBP: 0.409, SLG: 0.481	4-3								BB	5	0	2	2	0	0	0									
Roy Smalley, S (1, 6) OBP: 0.324, SLG: 0.403							5-3 1B		FC3-6 1B	5	0	1	0	0	0	4									
Jose Morales, R (1, 10) OBP: 0.350, SLG: 0.526										3	0	1	0	0	1	1									
Danny Goodwin, L (7, PH) OBP: 0.250, SLG: 0.244	FC5-4						3-1			1	0	0	0	0	0	2									
Pete Mackanin, R (1, 4) OBP: 0.308, SLG: 0.329										3	0	0	0	0	1	1									
Mike Cabbage, L (8, PH) OBP: 0.366, SLG: 0.375							1-6-3		G4-6-3 1B	1	0	1	0	0	0	0									
Ron Jackson, R (1, 3) OBP: 0.287, SLG: 0.386										3	1	2	0	0	0	0									
Glenn Adams, L (8, PH) OBP: 0.339, SLG: 0.364							3-1		G4-6-3	1	0	0	0	0	0	1									
Mike Marshall, R (9, 1)										0	0	0	0	0	0	0									
Butch Wynegar, S (1, 2) OBP: 0.322, SLG: 0.376										3	0	1	0	0	0	1									
Dave Edwards, R (1, 8) OBP: 0.316, SLG: 0.357										3	1	2	1	0	1	1									
Hosken Powell, L (9, PH) OBP: 0.336, SLG: 0.380										1	0	0	0	0	0	0									
Rick Sofield, L (1, 9) OBP: 0.261, SLG: 0.396										4	1	1	0	0	2	3									
Inning Stats	R: 0 E: 0 K: 0 S: 4	H: 1 LOB: 1 BB: 0 P: 4	R: 1 E: 0 K: 1 S: 8	H: 3 LOB: 2 BB: 0 P: 8	R: 0 E: 0 K: 2 S: 8	H: 1 LOB: 1 BB: 0 P: 8	R: 0 E: 0 K: 2 S: 8	H: 1 LOB: 0 BB: 0 P: 8	R: 0 E: 0 K: 1 S: 5	H: 0 LOB: 0 BB: 0 P: 5	R: 2 E: 1 K: 0 S: 7	H: 3 LOB: 2 BB: 0 P: 7	R: 0 E: 0 K: 0 S: 3	H: 1 LOB: 2 BB: 0 P: 3	R: 0 E: 0 K: 1 S: 6	H: 1 LOB: 2 BB: 1 P: 10	1B: 10 2B: 1 3B: 0 HR: 0	SF: 0 SAC: 1 DP: 1 HBP: 0	WP: 0 PB: 0 SB: 0 CS: 0	PA: 39					
PITCHER	IP	WLS	BF	H	R	ER	SO	BB	IBB	HBP	BLK	WP	HR	S	P	ERA	WHIP								
Steve Trout, L (1, 1) ERA: 3.74	6.0	W	27	8	3	2	4	0	0	0	0	0	0	35	35	3.00	1.333								
Ed Farmer, R (7, 1) ERA: 2.06	3.0	S	12	3	0	0	1	1	0	0	0	0	0	13	17	0.00	1.333								

Chicago White Sox @ Minnesota Twins
Metropolitan Stadium, Bloomington, MI
Mon May 26 1980, 8:05 PM EDT
Att. 5,436 - Unknown - 80 F

AB 37
R 3
H 11
RBI 3
BB 1
SO 5
LOB 19



Batter	1	2	3	4	5	6	7	8	9	AB	R	H	RBI	BB	SO	LOB	TOP
Mike Squires, L (1, 3) OBP: 0.383, SLG: 0.415										4	0	2	0	0	0	0	
Alan Bannister, R (1, 7) OBP: 0.258, SLG: 0.233										4	0	0	0	0	0	2	
Chet Lemon, R (1, 8) OBP: 0.360, SLG: 0.423										4	0	0	0	0	0	1	
Lamar Johnson, R (1, 10) OBP: 0.343, SLG: 0.439										3	1	2	0	1	0	1	
Jim Morrison, R (1, 4) OBP: 0.303, SLG: 0.432										3	0	0	0	0	1	2	
Wayne Nordhagen, R (1, 9) OBP: 0.356, SLG: 0.566										3	1	2	2	0	0	0	
Harold Baines, L (7, 9) OBP: 0.313, SLG: 0.447										0	0	0	0	0	0	0	
Junior Moore, R (1, 5) OBP: 0.282, SLG: 0.373										3	0	1	0	0	0	1	
Kevin Bell, R (7, 5) OBP: 0.111, SLG: 0.077										0	0	0	0	0	0	0	
Mary Foley, L (1, 2) OBP: 0.244, SLG: 0.275										3	0	0	0	0	0	1	
Greg Pryor, R (1, 6) OBP: 0.283, SLG: 0.315										3	0	0	0	0	0	1	
Inning Stats	R: 0 E: 0 K: 0 S: 4	H: 1 LOB: 1 BB: 0 P: 4	R: 0 E: 0 K: 0 S: 3	H: 1 LOB: 0 BB: 0 P: 3	R: 0 E: 0 K: 1 S: 6	H: 1 LOB: 1 BB: 0 P: 6	R: 0 E: 0 K: 0 S: 4	H: 0 LOB: 0 BB: 0 P: 3	R: 2 E: 0 K: 0 S: 4	H: 1 LOB: 0 BB: 1 P: 8	R: 0 E: 0 K: 0 S: 3	H: 1 LOB: 0 BB: 0 P: 3	R: 0 E: 0 K: 0 S: 3	H: 1 LOB: 0 BB: 0 P: 3	1B: 5 2B: 2 3B: 0 HR: 1	SF: 0 SAC: 1 DP: 3 HBP: 0	WP: 0 PA: 32 PB: 0 SB: 1 CS: 0
PITCHER	IP WLS BF H R ER SO BB IBB HBP BLK WP HR S P ERA WHIP																
Darrell Jackson, L (1, 1) ERA: 3.02	7.0 L 26 5 2 2 1 1 0 0 0 0 0 1 27 31 2.57 0.857																
Doug Corbett, R (8, 1) ERA: 2.13	2.0 6 2 0 0 0 0 0 0 0 0 0 0 6 6 0.00 1.000																

Chicago White Sox @ Minnesota Twins
Metropolitan Stadium, Bloomington, MI
Tue May 27 1980, 8:05 PM EDT
Att. 4,362 - Unknown - 86 F

AB 30
R 2
H 7
RBI 2
BB 1
SO 1
LOB 9



Batter	1	2	3	4	5	6	7	8	9	AB	R	H	RBI	BB	SO	LOB	BOTTOM		
Roy Smalley, S (1, 6) OBP: 0.332, SLG: 0.405										4	0	2	0	1	0	2			
Ken Landreaux, L (1, 7) OBP: 0.411, SLG: 0.479										3	0	1	0	1	0	1			
Ron Jackson, R (1, 3) OBP: 0.286, SLG: 0.380										4	0	1	0	0	0	4			
Jose Morales, R (1, 10) OBP: 0.341, SLG: 0.500										4	0	1	0	0	0	3			
John Castino, R (1, 5) OBP: 0.321, SLG: 0.383										4	0	1	0	0	1	1			
Pete Mackanin, R (1, 4) OBP: 0.305, SLG: 0.325										4	0	1	0	0	0	2			
Dave Edwards, R (1, 8) OBP: 0.311, SLG: 0.339										3	0	0	0	1	1	2			
Hosken Powell, L (1, 9) OBP: 0.333, SLG: 0.375										4	0	1	0	0	1	1			
Butch Wynegar, S (1, 2) OBP: 0.323, SLG: 0.375										3	0	1	0	0	2	0			
Willie Norwood, R (8, PH) OBP: 0.224, SLG: 0.255										1	0	1	0	0	0	0			
Inning Stats	R: 0 E: 0 K: 0 S: 4	H: 1 LOB: 2 BB: 0 P: 4	R: 0 E: 0 K: 1 S: 5	H: 0 LOB: 2 BB: 2 P: 13	R: 0 E: 0 K: 1 S: 5	H: 1 LOB: 0 BB: 0 P: 5	R: 0 E: 0 K: 0 S: 6	H: 3 LOB: 2 BB: 0 P: 5	R: 0 E: 0 K: 1 S: 6	H: 1 LOB: 1 BB: 0 P: 6	R: 0 E: 0 K: 1 S: 6	H: 1 LOB: 1 BB: 0 P: 6	R: 0 E: 0 K: 0 S: 3	H: 0 LOB: 0 BB: 0 P: 3	R: 0 E: 0 K: 1 S: 6	H: 1 LOB: 2 BB: 1 P: 10	1B: 10 2B: 0 3B: 0 HR: 0	SF: 0 SAC: 0 DP: 1 HBP: 0	WP: 0 PA: 37 PB: 1 SB: 1 CS: 0
PITCHER	IP WLS BF H R ER SO BB IBB HBP BLK WP HR S P ERA WHIP																		
Britt Burns, L (1, 1) ERA: 1.63	8.2 W 36 10 0 0 5 3 0 0 0 0 0 0 43 55 0.00 1.500																		
Mike Proby, R (8, 1) ERA: 2.13	0.1 S 1 0 0 0 0 0 0 0 0 0 0 0 1 1 0.00 0.000																		

Chicago White Sox @ Minnesota Twins
Metropolitan Stadium, Bloomington, MI
Tue May 27 1980, 8:05 PM EDT
Att. 4,362 - Unknown - 86 F

AB 34
R 0
H 10
RBI 0
BB 3
SO 5
LOB 16



Batter	1	2	3	4	5	6	7	8	9	AB	R	H	RBI	BB	SO	LOB	TOP							
Mike Squires, L (1, 3) OBP: 0.365, SLG: 0.391	E4 G4-6-3			6-3	6-3		1B		F7	5	0	1	0	0	0	4	Chicago White Sox @ Minnesota Twins Metropolitan Stadium, Bloomington, MI Wed May 28 1980, 8:05 PM EDT Alt. 4,256 - Unknown - 83 F							
Bob Molinaro, L (1, 7) OBP: 0.490, SLG: 0.511	G4-6-3			F9					F9	3	0	0	0	0	0	1								
Bruce Kimm, R (6, 2) OBP: 0.351, SLG: 0.353										1	0	1	0	0	0	0								
Lamar Johnson, R (9, PH) OBP: 0.341, SLG: 0.436										1	0	0	0	0	0	2								
Thad Bosley, L (1, 8) OBP: 0.361, SLG: 0.324	F8			F9					L7	5	0	1	0	0	1	4								
Wayne Nordhagen, R (1, 10) OBP: 0.352, SLG: 0.553		5-3								4	2	1	0	0	0	3								
Harold Baines, L (1, 9) OBP: 0.319, SLG: 0.472	4-3								G3	4	2	2	2	0	0	0								
Jim Morrison, R (1, 4) OBP: 0.307, SLG: 0.434	F6								K	4	0	2	0	0	1	0								
Mary Foley, L (1, 2) OBP: 0.287, SLG: 0.268										1	0	0	1	0	1	0								
Chet Lemon, R (6, PH) OBP: 0.361, SLG: 0.420				K					5-3	1	0	0	0	1	0	0								
Junior Moore, R (1, 5) OBP: 0.292, SLG: 0.379				K						4	0	2	1	0	1	2								
Greg Pryor, R (1, 6) OBP: 0.277, SLG: 0.308										3	0	0	0	0	1	2								
Claudell Washington, L (9, PH) OBP: 0.346, SLG: 0.430				6-3						1	0	1	0	0	0	0								
Inning Stats	R: 0 E: 1 K: 0 S: 3	H: 0 LOB: 0 BB: 0 P: 3	R: 0 E: 0 K: 0 S: 3	H: 0 LOB: 0 BB: 0 P: 3	R: 0 E: 0 K: 2 S: 7	H: 0 LOB: 0 BB: 0 P: 7	R: 0 E: 0 K: 0 S: 3	H: 0 LOB: 0 BB: 0 P: 3	R: 2 E: 0 K: 1 S: 9	H: 4 LOB: 2 BB: 1 P: 9	R: 2 E: 1 K: 0 S: 6	H: 3 LOB: 2 BB: 1 P: 10	R: 0 E: 0 K: 1 S: 7	H: 2 LOB: 2 BB: 0 P: 7	R: 0 E: 0 K: 1 S: 5	H: 0 LOB: 0 BB: 0 P: 5	R: 0 E: 0 K: 0 S: 5	H: 2 LOB: 2 BB: 0 P: 5	1B: 10 2B: 0 3B: 0 HR: 1	SF: 1 SAC: 0 DP: 1 HBP: 0	WP: 0 PB: 0 SB: 0 CS: 0	PA: 39		
PITCHER	IP WLS BF H R ER SO BB IBB HBP BLK WP HR S P ERA WHIP																							
Pete Redfern, R (1, 1) ERA: 3.09	5.2	24	7	4	4	3	0	0	0	0	0	0	0	1	30	30	6.35	1.235						
Geoff Zahn, L (6, 1) ERA: 4.71	0.0	1	0	0	0	0	0	1	0	0	0	0	0	0	4	∞	∞							
Mike Marshall, R (6, 1) ERA: 6.59	3.1	W	14	4	0	0	2	0	0	0	0	0	0	0	18	18	0.00	1.200						

AB	37
R	4
H	11
RBI	4
BB	1
SO	5
LOB	18



Batter	1	2	3	4	5	6	7	8	9	AB	R	H	RBI	BB	SO	LOB	BOTTOM							
Roy Smalley, S (1, 6) OBP: 0.333, SLG: 0.401	F3	F7								4	1	1	0	0	1	1	Chicago White Sox @ Minnesota Twins Metropolitan Stadium, Bloomington, MI Wed May 28 1980, 8:05 PM EDT Alt. 4,256 - Unknown - 83 F							
Ken Landreaux, L (1, 7) OBP: 0.413, SLG: 0.476										3	1	1	0	1	0	1								
Ron Jackson, R (1, 3) OBP: 0.379, SLG: 0.379										3	1	1	0	0	0	1								
Mike Cabbage, L (7, PH) OBP: 0.370, SLG: 0.369										1	1	0	0	1	0	2								
Jose Morales, R (1, 10) OBP: 0.362, SLG: 0.511										3	0	2	1	0	0	0								
Willie Norwood, R (6, PR) OBP: 0.224, SLG: 0.255										0	0	0	0	0	0	0								
Danny Goodwin, L (7, PH) OBP: 0.267, SLG: 0.262										1	0	1	2	0	0	0								
Pete Mackanin, R (1, 4) OBP: 0.298, SLG: 0.321										1	0	0	1	0	0	0								
Rob Wilfong, L (6, PH) OBP: 0.288, SLG: 0.377										1	0	0	0	1	0	1								
John Castino, R (1, 5) OBP: 0.333, SLG: 0.415										3	1	2	2	1	0	2								
Dave Edwards, R (1, 8) OBP: 0.302, SLG: 0.328										2	0	0	0	0	0	2								
Rick Sofield, L (6, PH) OBP: 0.264, SLG: 0.398										2	0	1	0	0	0	2								
Hosken Powell, L (1, 9) OBP: 0.331, SLG: 0.364										3	0	0	0	1	1	2								
Sal Butera, R (1, 2) OBP: 0.235, SLG: 0.188										3	1	1	0	0	0	0								
Inning Stats	R: 2 E: 0 K: 0 S: 6	H: 3 LOB: 2 BB: 1 P: 10	R: 0 E: 0 K: 0 S: 3	H: 0 LOB: 0 BB: 0 P: 3	R: 0 E: 0 K: 0 S: 3	H: 0 LOB: 0 BB: 0 P: 3	R: 1 E: 0 K: 1 S: 6	H: 1 LOB: 0 BB: 0 P: 6	R: 0 E: 0 K: 0 S: 3	H: 0 LOB: 1 BB: 0 P: 4	R: 0 E: 0 K: 0 S: 5	H: 3 LOB: 2 BB: 0 P: 5	R: 3 E: 0 K: 0 S: 6	H: 3 LOB: 2 BB: 2 P: 14	R: 0 E: 0 K: 1 S: 5	H: 0 LOB: 2 BB: 2 P: 13	1B: 9 2B: 0 3B: 0 HR: 1	SF: 1 SAC: 2 DP: 1 HBP: 1	WP: 1 PB: 0 SB: 0 CS: 0	PA: 39				
PITCHER	IP WLS BF H R ER SO BB IBB HBP BLK WP HR S P ERA WHIP																							
Ken Kravec, L (1, 1) ERA: 7.05	5.0	22	5	3	3	1	0	1	0	0	0	0	0	0	8	16	20.25	4.500						
Mike Proby, R (6, 1) ERA: 2.68	1.1	L	10	5	3	3	0	1	1	0	0	0	0	0	8	16	0.00	0.600						
Ed Farmer, R (7, 1) ERA: 1.96	1.2	7	0	0	0	1	1	1	0	0	0	0	0	7	15	0.00	0.600							



Batter	1	2	3	4	5	6	7	8	9	AB	R	H	RBI	BB	SO	LOB	TOP					
Mike Squires, L (1, 3) OBP: 0.393, SLG: 0.417	1-6-3		CS BB			3B BB		2B		2	1	1	0	2	0	0	Chicago White Sox @ Minnesota Twins Metropolitan Stadium, Bloomington, MI Thu May 29 1980, 4:33 AM EDT Alt. 5,204 - Unknown - 80 F					
Alan Bannister, R (1, 7) OBP: 0.250, SLG: 0.226	K		CS	F7		F6		6-3		4	0	0	0	0	1	3						
Chet Lemon, R (1, 8) OBP: 0.359, SLG: 0.429	F4			F4		3B		F9		4	0	1	2	0	0	0						
Lamar Johnson, R (1, 10) OBP: 0.333, SLG: 0.425		E5		F4		F8		F5		4	0	0	0	0	0	1						
Jim Morrison, R (1, 4) OBP: 0.311, SLG: 0.432	K				K			BB		3	0	1	0	1	2	0						
Wayne Nordhagen, R (1, 9) OBP: 0.348, SLG: 0.551					F9		FC6-4 1B	L3		4	0	1	0	0	0	2						
Junior Moore, R (1, 5) OBP: 0.283, SLG: 0.367					K		G6-3			3	0	0	0	0	2	2						
Bruce Kimm, R (1, 2) OBP: 0.360, SLG: 0.356			5-3			SH5-4 3B BB		G6-4-3 1B		2	1	1	0	1	0	0						
Greg Pryor, R (1, 6) OBP: 0.273, SLG: 0.304			6-3			SH5-4		G6-4-3		2	0	0	0	0	0	1						
Inning Stats	R: 0 E: 0 K: 1 S: 5	H: 0 LOB: 0 BB: 0 P: 5	R: 0 E: 1 K: 2 S: 8	H: 1 LOB: 1 BB: 0 P: 8	R: 0 E: 0 K: 0 S: 2	H: 0 LOB: 0 BB: 1 P: 6	R: 0 E: 0 K: 0 S: 3	H: 0 LOB: 0 BB: 0 P: 3	R: 0 E: 0 K: 2 S: 7	H: 0 LOB: 0 BB: 0 P: 7	R: 2 E: 0 K: 0 S: 4	H: 1 LOB: 1 BB: 2 P: 12	R: 0 E: 0 K: 0 S: 3	H: 1 LOB: 0 BB: 0 P: 3	R: 0 E: 0 K: 0 S: 4	H: 2 LOB: 1 BB: 0 P: 4	R: 0 E: 0 K: 0 S: 3	H: 0 LOB: 1 BB: 1 P: 7	1B: 2 2B: 2 3B: 1 HR: 0	SF: 0 SAC: 1 DP: 2 HBP: 0	WP: 0 PB: 0 SB: 0 CS: 1	PA: 34
PITCHER Jerry Kosman, L (1, 1) ERA: 4.5	IP: 9.0 WLS: W BF: 33 H: 5 R: 2 ER: 2 SO: 5 BB: 4 IBB: 0 HBP: 0 BLK: 0 WP: 0 HR: 0 S: 39 P: 55 ERA: 2.00 WHIP: 1.000															PITCHER						

Batter	1	2	3	4	5	6	7	8	9	AB	R	H	RBI	BB	SO	LOB	BOTTOM				
Mike Cabbage, L (1, 3) OBP: 0.382, SLG: 0.388	SH1-4 BB									2	0	1	0	1	0	0	Chicago White Sox @ Minnesota Twins Metropolitan Stadium, Bloomington, MI Thu May 29 1980, 4:33 AM EDT Alt. 5,204 - Unknown - 80 F				
Ron Jackson, R (7, PH) OBP: 0.282, SLG: 0.371			2B		F9		4-3	K		2	0	0	0	0	1	3					
Rick Sofield, L (1, 8) OBP: 0.266, SLG: 0.422	SH1-4 1-2		F9			4-3	HR			3	1	1	1	0	0	1					
Roy Smalley, S (1, 6) OBP: 0.342, SLG: 0.402	F7			1B SF8 BB		1B 2B BB	G4-6-3 1B			2	2	1	0	2	0	1					
Ken Landreaux, L (1, 7) OBP: 0.415, SLG: 0.477	G3			SF8 1B		2B 1B	G4-6-3			4	0	2	0	0	0	2					
Glenn Adams, L (1, 10) OBP: 0.339, SLG: 0.386		F6		SF8		1B 2B		1B SH5-4		2	1	1	2	0	0	0					
Jose Morales, R (8, PH) OBP: 0.375, SLG: 0.522				1-2 3-H		1H 2H 1B 2B		1B		1	0	1	0	0	0	0					
Willie Norwood, R (8, PR) OBP: 0.224, SLG: 0.255				1-2 3-H		2H 1B 1B		SH5-4		3	1	1	1	0	0	1					
Hosken Powell, L (1, 9) OBP: 0.331, SLG: 0.364	L7			F8		1B 1B		SH5-4		2	0	0	0	1	0	1					
Rob Wilfong, L (1, 4) OBP: 0.289, SLG: 0.370						1B BB		6-3		2	0	0	0	1	0	1					
Pete Mackanin, R (7, 4) OBP: 0.294, SLG: 0.316	L4			3-1		1B BB				1	0	0	0	0	0	2					
John Castino, R (1, 5) OBP: 0.338, SLG: 0.413			K		L9	1B 1B		1B IBB		3	0	1	1	1	1	0					
Sal Butera, R (1, 2) OBP: 0.238, SLG: 0.200	F8				F4	F3		1B		4	0	1	0	0	0	2					
Inning Stats	R: 0 E: 0 K: 0 S: 3	H: 0 LOB: 1 BB: 1 P: 7	R: 0 E: 0 K: 0 S: 3	H: 0 LOB: 0 BB: 0 P: 3	R: 0 E: 0 K: 1 S: 6	H: 1 LOB: 1 BB: 0 P: 6	R: 1 E: 0 K: 0 S: 4	H: 1 LOB: 1 BB: 1 P: 8	R: 0 E: 0 K: 0 S: 3	H: 0 LOB: 0 BB: 0 P: 3	R: 3 E: 0 K: 0 S: 6	H: 4 LOB: 2 BB: 2 P: 14	R: 1 E: 0 K: 0 S: 4	H: 2 LOB: 0 BB: 0 P: 4	R: 0 E: 0 K: 1 S: 7	H: 2 LOB: 3 BB: 1 P: 11		1B: 7 2B: 2 3B: 0 HR: 1	SF: 1 SAC: 2 DP: 1 HBP: 0	WP: 0 PB: 0 SB: 1 CS: 0	PA: 37
PITCHER Richard Dotson, R (1, 1) ERA: 4.31	IP: 5.2 WLS: L BF: 26 H: 6 R: 4 ER: 4 SO: 1 BB: 4 IBB: 0 HBP: 0 BLK: 0 WP: 0 HR: 0 S: 24 P: 40 ERA: 6.35 WHIP: 1.765															PITCHER					
Randy Scarbery, R (6, 1) ERA: 4.09	0.1	1	0	0	0	0	0	0	0	0	0	1	1	0.00	0.000						
Ross Baumgarten, L (7, 1) ERA: 4.55	1.1	6	3	1	1	0	0	0	0	0	1	6	6	6.75	2.250						
Nardi Contreras, R (8, 1) ERA: 7.94	0.2	4	1	0	0	1	0	1	0	0	0	5	9	0.00	1.500						

AB 28
R 2
H 5
RBI 2
BB 4
SO 5
LOB 9



AB 29
R 5
H 10
RBI 5
BB 5
SO 2
LOB 13



Batter	1	2	3	4	5	6	7	8	9	AB	R	H	RBI	BB	SO	LOB	TOP			
Jim Morrison, R OBP: 0.316, SLG: 0.446										4	1	2	0	0	0	0	Chicago White Sox @ Kansas City Royals Royals Stadium, Kansas City, MO Fri May 30 1980, 8:05 PM EDT Att: 26,550 - Unknown - 80 F			
Mike Squires, L OBP: 0.400, SLG: 0.412										3	0	1	0	0	0	1				
Chet Lemon, R OBP: 0.351, SLG: 0.421										3	0	0	1	0	0	1				
Lamar Johnson, R OBP: 0.337, SLG: 0.452										4	1	2	1	0	0	1				
Wayne Nordhagen, R OBP: 0.345, SLG: 0.541										4	0	1	0	0	2	2				
Kevin Bell, R OBP: 0.097, SLG: 0.067										4	0	0	0	0	1	2				
Harold Baines, L OBP: 0.312, SLG: 0.462										3	0	0	0	0	0	0				
Greg Pryor, R OBP: 0.267, SLG: 0.297										3	0	0	0	0	0	0				
Mary Foley, L OBP: 0.220, SLG: 0.250										3	0	0	0	0	0	0				
Inning Stats	R: 1 E: 0 K: 0 S: 5	H: 2 LOB: 1 BB: 0 P: 5	R: 0 E: 0 K: 1 S: 5	H: 0 LOB: 0 BB: 0 P: 5	R: 0 E: 0 K: 1 S: 3	H: 0 LOB: 0 BB: 0 P: 3	R: 0 E: 0 K: 0 S: 3	H: 0 LOB: 0 BB: 0 P: 3	R: 0 E: 0 K: 0 S: 3	H: 0 LOB: 1 BB: 0 P: 4	R: 1 E: 0 K: 0 S: 4	H: 2 LOB: 0 BB: 0 P: 4	R: 0 E: 0 K: 0 S: 4	H: 1 LOB: 1 BB: 0 P: 4	R: 0 E: 0 K: 1 S: 6	H: 1 LOB: 1 BB: 0 P: 6		1B: 2 2B: 3 3B: 0 HR: 1	SF: 1 SAC: 0 DP: 1 HBP: 1	WP: 0 PB: 0 CS: 0
PITCHER Larry Gura, L ERA: 1.89	IP: 9.0 WLS: W BF: 33	H: 6 R: 2 ER: 2 SO: 3	BB: 0 IBB: 0 HBP: 1 BLK: 0	WP: 0 HR: 1 S: 38 P: 39	ERA: 2.00 WHIP: 0.667	PITCHER										IP: 9.0 WLS: W BF: 33	H: 6 R: 2 ER: 2 SO: 3	BB: 0 IBB: 0 HBP: 1 BLK: 0	WP: 0 HR: 1 S: 38 P: 39	ERA: 2.00 WHIP: 0.667

Batter	1	2	3	4	5	6	7	8	9	AB	R	H	RBI	BB	SO	LOB	BOTTOM			
Willie Wilson, S OBP: 0.341, SLG: 0.389										3	2	0	0	1	1	3	Chicago White Sox @ Kansas City Royals Royals Stadium, Kansas City, MO Fri May 30 1980, 8:05 PM EDT Att: 26,550 - Unknown - 80 F			
U L Washington, S OBP: 0.345, SLG: 0.382										4	1	2	1	1	0	1				
George Brett, L OBP: 0.370, SLG: 0.504										4	1	2	0	1	1	1				
Amos Otis, R OBP: 0.238, SLG: 0.176										2	2	0	1	2	1	3				
Darrell Porter, L OBP: 0.351, SLG: 0.482										4	2	1	2	1	0	3				
John Wathan, R OBP: 0.405, SLG: 0.437										4	0	1	3	0	0	2				
Willie Aikens, L OBP: 0.354, SLG: 0.351										4	1	2	0	0	1	2				
Frank White, R OBP: 0.311, SLG: 0.362										4	0	1	1	0	0	2				
Rusty Torres, S OBP: 0.375, SLG: 0.200										2	0	0	0	2	0	1				
Inning Stats	R: 3 E: 0 K: 1 S: 6	H: 1 LOB: 0 BB: 2 P: 14	R: 0 E: 0 K: 1 S: 5	H: 0 LOB: 1 BB: 1 P: 9	R: 3 E: 3 K: 0 S: 6	H: 3 LOB: 1 BB: 1 P: 10	R: 1 E: 0 K: 0 S: 3	H: 0 LOB: 2 BB: 3 P: 15	R: 1 E: 0 K: 2 S: 9	H: 2 LOB: 1 BB: 1 P: 13	R: 0 E: 0 K: 0 S: 3	H: 0 LOB: 1 BB: 0 P: 4	R: 0 E: 0 K: 0 S: 3	H: 1 LOB: 0 BB: 0 P: 3	1B: 6 2B: 2 3B: 0 HR: 1	SF: 1 SAC: 0 DP: 2 HBP: 1		WP: 0 PB: 0 CS: 0	PA: 41	
PITCHER Rich Wortham, L ERA: 5.45 Mike Proly, R ERA: 2.51 Nardi Contreras, R ERA: 6.23	IP: 2.1 WLS: L BF: 14	H: 4 R: 2 ER: 2 SO: 0	BB: 3 IBB: 0 HBP: 0 BLK: 0	WP: 0 HR: 1 S: 14 P: 30	ERA: 11.57 WHIP: 2.571	PITCHER										IP: 3.0 WLS: L BF: 13	H: 4 R: 2 ER: 2 SO: 0	BB: 2 IBB: 0 HBP: 0 BLK: 0	WP: 0 HR: 1 S: 15 P: 20	ERA: 3.00 WHIP: 1.333

Batter	1	2	3	4	5	6	7	8	9	AB	R	H	RBI	BB	SO	LOB	TOP					
Jim Morrison, R (1, 4) OBP: 0.318, SLG: 0.450	P4		K		5-3			1B 2B		5	1	2	0	0	1	2						
Mike Squires, L (1, 3) OBP: 0.400, SLG: 0.429	F9		1B 2B		G3			CS 1B		5	1	2	3	0	0	2						
Chet Lemon, R (1, 8) OBP: 0.359, SLG: 0.425	CS BB		1B		K G6-4-3			G3 FC 1B		3	0	2	1	1	1	0						
Lamar Johnson, R (1, 10) OBP: 0.330, SLG: 0.441	CS	4-3	1-3		G6-4-3			FC G3		4	0	0	0	0	0	3						
Bob Molinaro, L (1, 7) OBP: 0.394, SLG: 0.500		P5			L8			G3		4	0	1	0	0	0	2						
Junior Moore, R (1, 5) OBP: 0.274, SLG: 0.355										3	0	0	0	0	0	1						
Claudell Washington, L (8, PH) OBP: 0.351, SLG: 0.425	1-3				L8					1	0	0	0	0	0	2						
Kevin Bell, R (8, 5) OBP: 0.097, SLG: 0.067										0	0	0	0	0	0	0						
Harold Baines, L (1, 9) OBP: 0.310, SLG: 0.451			FC1-5 BB		K					3	0	0	0	1	1							
Bruce Kimm, R (1, 2) OBP: 0.373, SLG: 0.358			FC1-5 2B BB		L8					2	1	1	0	2	0	1						
Greg Pryor, R (1, 6) OBP: 0.264, SLG: 0.293										2	1	0	0	0	0	2						
Thad Bosley, L (7, PH) OBP: 0.351, SLG: 0.314			FC1-5		L5					1	0	0	0	0	0	1						
Harry Chappas, S (7, 6) OBP: 0.265, SLG: 0.167			1-2 2-3 2B							1	0	0	0	0	0	1						
Inning Stats	R: 0 E: 0 K: 0 S: 2	H: 0 LOB: 0 BB: 1 P: 6	R: 0 E: 0 K: 0 S: 3	H: 0 LOB: 0 BB: 0 P: 3	R: 3 E: 0 K: 1 S: 7	H: 2 LOB: 1 BB: 2 P: 15	R: 0 E: 0 K: 1 S: 6	H: 1 LOB: 1 BB: 0 P: 6	R: 0 E: 0 K: 0 S: 3	H: 0 LOB: 0 BB: 0 P: 3	R: 0 E: 0 K: 0 S: 5	H: 0 LOB: 0 BB: 0 P: 5	R: 0 E: 0 K: 0 S: 3	H: 0 LOB: 1 BB: 1 P: 7	R: 1 E: 0 K: 0 S: 6	H: 3 LOB: 2 BB: 0 P: 6	R: 0 E: 0 K: 0 S: 5	H: 2 LOB: 2 BB: 0 P: 5	1B: 6 2B: 2 3B: 0 HR: 0	SF: 0 SAC: 0 DP: 1 HBP: 0	WP: 0 PB: 1 SB: 1 CS: 2	PA: 39
PITCHER	IP WLS BF H R ER SO BB IBB HBP BLK WP HR S P ERA WHIP																					
Renie Martin, R (1, 1) ERA: 3.72	6.2 W 26 3 3 3 3 4 0 0 0 0 0 0 28 44 4.05 1.050																					
Dan Quisenberry, R (7, 1) ERA: 2.61	2.1 S 12 5 1 1 0 0 0 0 0 0 0 0 12 12 3.86 2.143																					

Chicago White Sox @ Kansas City Royals
Royals Stadium, Kansas City, MO
Sat May 31 1980, 8:05 PM EDT
Att: 29,050 - Unknown - 69 F

AB 34
R 4
H 8
RBI 4
BB 4
SO 3
LOB 18



Batter	1	2	3	4	5	6	7	8	9	AB	R	H	RBI	BB	SO	LOB	BOTTOM					
Willie Wilson, S (1, 7) OBP: 0.338, SLG: 0.384	6-3		1B 1B		4-3	FC6-4		FC5-2		5	1	1	0	0	0	4						
U L Washington, S (1, 6) OBP: 0.344, SLG: 0.376	6-3		2-5 1B 1B		5-3			FC4		5	0	1	0	0	0	3						
George Brett, L (1, 5) OBP: 0.380, SLG: 0.511	E7 1B		1-2 2-H 1B			1B 1B		4-3		4	1	3	1	0	0	0						
Amos Otis, R (1, 8) OBP: 0.240, SLG: 0.190	3-1		K			1B 1B		1-4-3		4	1	1	0	0	1	3						
Darrell Porter, L (1, 2) OBP: 0.367, SLG: 0.488			2-5		L8 E HBP			F7		3	1	2	1	0	0	0						
John Wathan, R (1, 9) OBP: 0.407, SLG: 0.459			K		FC4			1B BB 1B		4	2	2	3	0	1	2						
Willie Aikens, L (1, 3) OBP: 0.348, SLG: 0.344			FC6-4		L8			1B 1B BB		3	0	0	0	0	0	3						
Ralph LaCock, L (7, 3) OBP: 0.200, SLG: 0.188			FC6-4 FC5-4		L8			FC5-2 BB		0	0	0	0	1	0	0						
Dave Chalk, R (1, 10) OBP: 0.322, SLG: 0.365			FC5-4		G6-4-3			FC5-2 1B		4	0	1	0	0	0	3						
Frank White, R (1, 4) OBP: 0.315, SLG: 0.362			L8		F2			FC5-2 1B		3	0	1	1	1	0	0						
Inning Stats	R: 0 E: 1 K: 0 S: 4	H: 1 LOB: 1 BB: 0 P: 4	R: 0 E: 0 K: 1 S: 6	H: 1 LOB: 1 BB: 0 P: 6	R: 1 E: 0 K: 1 S: 7	H: 3 LOB: 2 BB: 0 P: 7	R: 0 E: 1 K: 0 S: 3	H: 0 LOB: 1 BB: 0 P: 4	R: 0 E: 0 K: 0 S: 3	H: 0 LOB: 0 BB: 0 P: 3	R: 4 E: 0 K: 0 S: 7	H: 4 LOB: 1 BB: 1 P: 11	R: 0 E: 0 K: 0 S: 3	H: 0 LOB: 0 BB: 0 P: 3	R: 1 E: 0 K: 0 S: 6	H: 3 LOB: 3 BB: 1 P: 10	R: 0 E: 0 K: 0 S: 5	H: 3 LOB: 0 BB: 1 P: 5	1B: 11 2B: 0 3B: 0 HR: 1	SF: 0 SAC: 0 DP: 1 HBP: 1	WP: 0 PB: 0 SB: 0 CS: 0	PA: 38
PITCHER	IP WLS BF H R ER SO BB IBB HBP BLK WP HR S P ERA WHIP																					
Steve Trout, L (1, 1) ERA: 4.03	5.0 L 24 8 4 4 2 2 0 0 0 0 0 0 26 27 7.20 1.600																					
Ed Farmer, R (6, 1) ERA: 2.27	3.0 15 4 2 2 0 2 0 0 0 0 0 0 13 21 6.00 2.000																					

Chicago White Sox @ Kansas City Royals
Royals Stadium, Kansas City, MO
Sat May 31 1980, 8:05 PM EDT
Att: 29,050 - Unknown - 69 F

AB 35
R 6
H 12
RBI 6
BB 2
SO 2
LOB 18



Batter	1	2	3	4	5	6	7	8	9	AB	R	H	RBI	BB	SO	LOB	TOP									
Jim Morrison, R OBP: 0.315, SLG: 0.443 (1, 4)										5	0	1	0	0	0	0										
Mike Squires, L OBP: 0.400, SLG: 0.443 (1, 3)										5	2	2	0	0	0	1										
Chet Lemon, R OBP: 0.357, SLG: 0.421 (1, 8)										4	1	1	1	0	0	1										
Lamar Johnson, R OBP: 0.332, SLG: 0.440 (1, 10)										5	2	2	1	0	1	3										
Bob Molinaro, L OBP: 0.394, SLG: 0.495 (1, 7)										5	0	2	2	0	0	2										
Junior Moore, R OBP: 0.286, SLG: 0.358 (8, PH)										2	0	1	0	1	0	0										
Thad Bosley, L OBP: 0.366, SLG: 0.333 (8, 9)										1	1	1	0	0	0	0										
Harold Baines, L OBP: 0.303, SLG: 0.441 (8, PH)										3	0	0	0	0	1	4										
Wayne Nordhagen, R OBP: 0.350, SLG: 0.545 (8, PR)										1	0	1	1	0	0	0										
Kevin Bell, R OBP: 0.097, SLG: 0.067 (8, 5)										0	0	0	0	0	0	0										
Bruce Kimm, R OBP: 0.377, SLG: 0.358 (1, 2)										3	0	1	1	1	0	0										
Harry Chappas, S OBP: 0.237, SLG: 0.147 (1, 6)										4	0	0	0	0	1	5										
Inning Stats	R: 0 E: 0 K: 0 S: 3	H: 0 LOB: 0 BB: 0 P: 3	R: 0 E: 0 K: 1 S: 6	H: 1 LOB: 3 BB: 2 P: 14	R: 2 E: 1 K: 0 S: 7	H: 4 LOB: 2 BB: 0 P: 7	R: 0 E: 0 K: 0 S: 3	H: 0 LOB: 0 BB: 0 P: 3	R: 0 E: 0 K: 0 S: 5	H: 0 LOB: 0 BB: 0 P: 5	R: 0 E: 0 K: 1 S: 3	H: 0 LOB: 0 BB: 0 P: 3	R: 0 E: 0 K: 1 S: 5	H: 0 LOB: 0 BB: 0 P: 5	R: 3 E: 0 K: 0 S: 8	H: 5 LOB: 2 BB: 0 P: 8	R: 1 E: 1 K: 0 S: 5	H: 2 LOB: 2 BB: 0 P: 5	1B: 11 2B: 1 3B: 0 HR: 0	SF: 0 SAC: 1 DP: 0 HBP: 0	WP: 1 PB: 1 CS: 0	PA: 41				
PITCHER	IP	WLS	BF	H	R	ER	SO	BB	IBB	HBP	BLK	WP	HR	S	P	ERA	WHIP									
Dennis Leonard, R ERA: 5.88	(1, 1)	7.2	L	33	8	5	5	3	2	0	0	0	1	0	37	45	5.87	1.304								
Gary Christenson, L ERA: 5.4	(8, 1)	0.0		1	1	0	0	0	0	0	0	0	0	0	1	1	=	=								
Marty Pattin, R ERA: 9.48	(8, 1)	1.1		7	3	1	0	0	0	0	0	0	0	0	7	7	0.00	2.250								

Chicago White Sox @ Kansas City Royals
Royals Stadium, Kansas City, MO
Sun Jun 01 1980, 4:33 AM EDT
Att: 33,428 - Unknown

AB 38
R 6
H 12
RBI 6
BB 2
SO 3
LOB 16





Batter	1	2	3	4	5	6	7	8	9	AB	R	H	RBI	BB	SO	LOB	BOTTOM								
Willie Wilson, S OBP: 0.332, SLG: 0.376 (1, 7)										4	0	0	0	0	1	5									
U L Washington, S OBP: 0.335, SLG: 0.366 (1, 6)										4	0	0	0	0	1	0									
George Brett, L OBP: 0.383, SLG: 0.515 (1, 5)										3	0	1	0	1	0	0									
Amos Otis, R OBP: 0.241, SLG: 0.167 (1, 8)										3	1	0	0	1	0	2									
Darrell Porter, L OBP: 0.382, SLG: 0.506 (1, 2)										3	0	2	1	1	0	1									
John Wathan, R OBP: 0.410, SLG: 0.456 (1, 9)										3	0	1	0	1	0	3									
Willie Aikens, L OBP: 0.346, SLG: 0.342 (1, 3)										4	0	1	0	0	0	4									
Dave Chalk, R OBP: 0.339, SLG: 0.370 (9, PH)										2	0	1	0	1	0	1									
Steve Braun, L OBP: 0.120, SLG: 0.043 (9, PH)										1	0	0	0	0	0	1									
Frank White, R OBP: 0.316, SLG: 0.361 (9, PH)										3	0	1	0	0	1	3									
Ralph LaCock, L OBP: 0.198, SLG: 0.186 (9, PH)										1	0	0	0	0	0	1									
Inning Stats	R: 0 E: 0 K: 0 S: 3	H: 0 LOB: 0 BB: 0 P: 3	R: 1 E: 0 K: 1 S: 6	H: 1 LOB: 3 BB: 3 P: 18	R: 0 E: 0 K: 1 S: 6	H: 1 LOB: 1 BB: 0 P: 6	R: 0 E: 0 K: 0 S: 5	H: 3 LOB: 2 BB: 0 P: 5	R: 0 E: 0 K: 0 S: 3	H: 0 LOB: 0 BB: 0 P: 3	R: 0 E: 0 K: 0 S: 3	H: 0 LOB: 0 BB: 1 P: 7	R: 0 E: 0 K: 1 S: 5	H: 0 LOB: 0 BB: 0 P: 5	R: 0 E: 0 K: 0 S: 3	H: 1 LOB: 1 BB: 1 P: 7	R: 0 E: 0 K: 0 S: 3	H: 1 LOB: 0 BB: 0 P: 3	1B: 5 2B: 2 3B: 0 HR: 0	SF: 0 SAC: 0 DP: 2 HBP: 0	WP: 0 PB: 0 CS: 0	PA: 36			
PITCHER	IP	WLS	BF	H	R	ER	SO	BB	IBB	HBP	BLK	WP	HR	S	P	ERA	WHIP								
Britt Burns, L ERA: 1.6	(1, 1)	7.0	W	29	5	1	1	3	4	0	0	0	0	31	47	1.29	1.286								
Ed Farmer, R ERA: 2.16	(8, 1)	2.0		7	2	0	0	0	1	0	0	0	0	6	10	0.00	1.500								

Chicago White Sox @ Kansas City Royals
Royals Stadium, Kansas City, MO
Sun Jun 01 1980, 4:33 AM EDT
Att: 33,428 - Unknown

AB 31
R 1
H 7
RBI 1
BB 5
SO 3
LOB 21



Batter	1	2	3	4	5	6	7	8	9	AB	R	H	RBI	BB	SO	LOB	TOP			
Mickey Rivers, L (1, 8) OBP: 0.322, SLG: 0.388	0-0 SH1-3 6-3 2B		0-0 6-3			0-0 1B				3	1	2	0	0	0	0	<p>Texas Rangers @ Chicago White Sox Comiskey Park, Chicago, IL Mon Jun 02 1980, 8:05 PM EDT Att: 10,586 - Unknown</p> <p>livebaseballscorecards.com</p> <p>AB 17 R 1 H 2 RBI 1 BB 2 SO 3 LOB 2</p> 			
Bump Wills, S (1, 4) OBP: 0.327, SLG: 0.346	0-0 SH1-3 2-3			0-3 K		0-0 L4				2	0	0	0	0	1	1				
Al Oliver, L (1, 7) OBP: 0.349, SLG: 0.455	0-0 6-3			0-3 K						2	0	0	1	0	1	0				
Buddy Bell, R (1, 5) OBP: 0.368, SLG: 0.464	0-0 F7			0-0 F3						2	0	0	0	0	0	0				
Richie Zisk, R (1, 10) OBP: 0.307, SLG: 0.479		4-0 CS BB		0-0 4-3						1	0	0	0	1	0	0				
Jim Sundberg, R (1, 2) OBP: 0.382, SLG: 0.465		0-3 K 1-2		0-0 6-3						2	0	0	0	0	1	1				
Pat Putnam, L (1, 3) OBP: 0.321, SLG: 0.373		4-0 CS BB		0-0 3-1						1	0	0	0	1	0	0				
Bill Sample, R (1, 9) OBP: 0.304, SLG: 0.255		0-0 CS 1-2	0-0 F8		0-0 6-3					2	0	0	0	0	0	0				
Bud Harrelson, S (1, 6) OBP: 0.296, SLG: 0.182			0-0 F9		0-0 F7					2	0	0	0	0	0	0				
Inning Stats	R: 1 E: 0 K: 0 S: 4	H: 1 LOB: 0 BB: 0 P: 4	R: 0 E: 0 K: 1 S: 3	H: 0 LOB: 0 BB: 2 P: 11	R: 0 E: 0 K: 0 S: 3	H: 0 LOB: 0 BB: 0 P: 3	R: 0 E: 0 K: 2 S: 7	H: 0 LOB: 0 BB: 0 P: 7	R: 0 E: 0 K: 0 S: 3	H: 0 LOB: 0 BB: 0 P: 3	R: 0 E: 0 K: 0 S: 4	H: 1 LOB: 1 BB: 0 P: 4					1B: 1 2B: 2 3B: 0 HR: 0	SF: 0 SAC: 1 DP: 1 HBP: 0	WP: 0 PB: 0 SB: 0 CS: 2	PA: 21
PITCHER Ross Baumgarten, L (1, 1) ERA: 4.06	IP: 6.0 WLS: 20 BF: 20 H: 2 R: 1 ER: 1 SO: 3 BB: 2 IBB: 0 HBP: 0 BLK: 0 WP: 0 HR: 0 S: 24 P: 32 ERA: 1.50 WHIP: 0.667															PITCHER	IP: 6.0 WLS: 20 BF: 20 H: 2 R: 1 ER: 1 SO: 3 BB: 2 IBB: 0 HBP: 0 BLK: 0 WP: 0 HR: 0 S: 24 P: 32 ERA: 1.50 WHIP: 0.667			

Batter	1	2	3	4	5	6	7	8	9	AB	R	H	RBI	BB	SO	LOB	BOTTOM			
Mike Squires, L (1, 3) OBP: 0.389, SLG: 0.429	0-0 F3			0-3 K						2	0	0	0	0	1	0	<p>Texas Rangers @ Chicago White Sox Comiskey Park, Chicago, IL Mon Jun 02 1980, 8:05 PM EDT Att: 10,586 - Unknown</p> <p>livebaseballscorecards.com</p> <p>AB 18 R 1 H 3 RBI 1 BB 0 SO 4 LOB 4</p> 			
Alan Bannister, R (1, 7) OBP: 0.254, SLG: 0.230	0-0 F7			0-0 G6-4-3 1B						2	0	1	0	0	0	0				
Chet Lemon, R (1, 8) OBP: 0.354, SLG: 0.416	0-0 F6			0-0 G6-4-3 1-2						2	0	0	0	0	0	1				
Lamar Johnson, R (1, 10) OBP: 0.333, SLG: 0.446		0-0 F7		0-0 1B 2B						2	1	1	0	0	0	0				
Wayne Nordhagen, R (1, 9) OBP: 0.345, SLG: 0.535		0-0 F6		0-3 K						2	0	0	0	0	1	1				
Jim Morrison, R (1, 4) OBP: 0.317, SLG: 0.444		0-3 K		0-0 6-3 2H 1B						2	0	1	1	0	1	0				
Bruce Kimm, R (1, 2) OBP: 0.371, SLG: 0.351			0-0 5-3		0-0 6-3 2-3					2	0	0	0	0	0	1				
Kevin Bell, R (1, 5) OBP: 0.091, SLG: 0.063			0-0 6-3		0-0 5-3					2	0	0	0	0	0	1				
Harry Chappas, S (1, 6) OBP: 0.225, SLG: 0.139			0-3 K		0-0 F5					2	0	0	0	0	1	0				
Inning Stats	R: 0 E: 0 K: 0 S: 3	H: 0 LOB: 0 BB: 0 P: 3	R: 0 E: 0 K: 1 S: 5	H: 0 LOB: 0 BB: 0 P: 5	R: 0 E: 0 K: 1 S: 5	H: 1 LOB: 0 BB: 0 P: 5	R: 0 E: 0 K: 1 S: 5	H: 1 LOB: 0 BB: 0 P: 5	R: 1 E: 0 K: 0 S: 7	H: 2 LOB: 1 BB: 0 P: 7	R: 0 E: 0 K: 0 S: 1	H: 0 LOB: 0 BB: 0 P: 1					1B: 2 2B: 1 3B: 0 HR: 0	SF: 0 SAC: 0 DP: 1 HBP: 0	WP: 0 PB: 0 SB: 0 CS: 0	PA: 18
PITCHER Jon Matlack, L (1, 1) ERA: 3.01	IP: 5.1 WLS: 18 BF: 18 H: 3 R: 1 ER: 1 SO: 4 BB: 0 IBB: 0 HBP: 0 BLK: 0 WP: 0 HR: 0 S: 26 P: 26 ERA: 1.69 WHIP: 0.562															PITCHER	IP: 5.1 WLS: 18 BF: 18 H: 3 R: 1 ER: 1 SO: 4 BB: 0 IBB: 0 HBP: 0 BLK: 0 WP: 0 HR: 0 S: 26 P: 26 ERA: 1.69 WHIP: 0.562			

Batter	1	2	3	4	5	6	7	8	9	AB	R	H	RBI	BB	SO	LOB	TOP											
Mickey Rivers, L OBP: 0.308, SLG: 0.372	0-0 4-3	0-0 1-3		0-0 F9	0-0 L7			0-0 G3		5	0	0	0	0	0	6												
Bump Willis, S OBP: 0.317, SLG: 0.333	0-0 1B		0-0 F7	0-0 FC6-4			0-0 F7	0-0 P3		5	0	1	0	0	0	1												
Al Oliver, L OBP: 0.352, SLG: 0.446	4-0 BB		0-0 4-3		0-0 HR		0-0 P2	0-0 4-3		4	1	1	0	1	0	0												
Pat Putnam, L OBP: 0.327, SLG: 0.398	0-0 G4-6-3		0-0 BB		0-0 P2		0-0 6-3		0-0 G6-4-3	5	0	2	0	0	0	3												
Richie Zisk, R OBP: 0.327, SLG: 0.503		4-0 1B	0-0 BB		0-0 HR		0-0 1B	0-0 G6-4-3		4	2	3	2	1	0	1												
Jim Norris, L OBP: 0.333, SLG: 0.290	4-0 CS		4-0 BB		0-0 2B		0-0 4-3	0-0 P6		3	1	1	0	2	0	1												
Jim Sundberg, R OBP: 0.397, SLG: 0.477	0-0 CS		0-0 F7		0-0 FC6		0-0 1B			4	0	3	1	0	0	3												
Dave Roberts, R OBP: 0.319, SLG: 0.308	0-0 F7		0-0 L5		0-0 E1		0-0 SF7			3	0	0	1	0	0	4												
Bud Harrelson, S OBP: 0.324, SLG: 0.185	4-0 BB		0-0 FC6-4		0-0 FC6		0-0 4-3			3	0	1	0	1	0	3												
Inning Stats	R: 0 E: 0 K: 0 S: 3	H: 1 LOB: 1 BB: 1 P: 7	R: 0 E: 0 K: 0 S: 3	H: 1 LOB: 3 BB: 3 P: 15	R: 0 E: 0 K: 0 S: 5	H: 2 LOB: 3 BB: 1 P: 9	R: 0 E: 0 K: 0 S: 4	H: 1 LOB: 1 BB: 0 P: 4	R: 3 E: 1 K: 0 S: 8	H: 4 LOB: 2 BB: 0 P: 8	R: 0 E: 0 K: 0 S: 3	H: 0 LOB: 0 BB: 0 P: 3	R: 1 E: 0 K: 0 S: 5	H: 2 LOB: 1 BB: 0 P: 5	R: 0 E: 0 K: 0 S: 3	H: 0 LOB: 0 BB: 0 P: 3	R: 0 E: 0 K: 0 S: 3	H: 1 LOB: 0 BB: 0 P: 3	1B: 10 2B: 1 3B: 0 HR: 1	SF: 1 SAC: 0 DP: 2 HBP: 0	WP: 0 PB: 0 SB: 2 CS: 3	PA: 42						
PITCHER	IP	WLS	BF	H	R	ER	SO	BB	IBB	HBP	BLK	WP	HR	S	P	ERA	WHIP											
Francisco Barrios, R ERA: 4.88	(1, 1)	7.0	L	36	11	4	4	0	5	0	0	0	0	1	31	51	5.14	2.286										
Rich Wortham, L ERA: 5.12	(8, 1)	2.0		6	1	0	0	0	0	0	0	0	0	6	6	0.00	0.500											

Texas Rangers @ Chicago White Sox
Comiskey Park, Chicago, IL
Wed Jun 04 1980, 8:05 PM EDT
Unknown - 59 F

AB	36
R	4
H	12
RBI	4
BB	5
SO	0
LOB	22



Batter	1	2	3	4	5	6	7	8	9	AB	R	H	RBI	BB	SO	LOB	BOTTOM											
Jim Morrison, R OBP: 0.317, SLG: 0.439	0-0 CS		0-0 P2		0-0 F8			0-0 L7		4	0	1	0	0	0	0												
Mike Squires, L OBP: 0.380, SLG: 0.420	0-0 P6		0-0 G3		0-0 F9			0-0 L8		4	1	1	0	0	0	1												
Chet Lemon, R OBP: 0.359, SLG: 0.419	4-0 BB		0-3 K		0-0 P6			0-0 L8		3	0	0	0	1	1	1												
Lamar Johnson, R OBP: 0.335, SLG: 0.457	4-0 BB		0-0 P4		0-0 1B			0-0 HR		3	1	2	2	1	0	0												
Bob Molinaro, L OBP: 0.397, SLG: 0.495	0-0 G3		0-0 4-3		0-0 1B			0-0 L8		3	1	2	0	0	0	2												
Wayne Nordhagen, R OBP: 0.342, SLG: 0.530			0-0 1B		0-0 G1-6-3			0-0 L8		1	0	0	0	0	0	0												
Junior Moore, R OBP: 0.291, SLG: 0.347		4-0 BB	0-0 4-3		0-0 G1-6-3			0-0 2B		1	0	0	0	1	0	1												
Thad Bosley, L OBP: 0.359, SLG: 0.324		0-0 G4-6-3	0-0 4-3		0-0 1B			0-0 B4		1	0	0	0	0	0	1												
Kevin Bell, R OBP: 0.143, SLG: 0.121		0-0 BB	0-0 4-3		0-0 2B			0-0 K		1	0	1	0	0	0	0												
Harold Baines, L OBP: 0.309, SLG: 0.448		0-0 G4-6-3	0-0 1B		0-0 F8			0-0 K		3	0	1	1	0	0	1												
Bruce Kimm, R OBP: 0.359, SLG: 0.339		0-0 1B	0-0 F8		0-0 B5-3			0-0 L8		1	0	0	0	0	0	1												
Mary Foley, L OBP: 0.226, SLG: 0.255		0-0 1B	0-0 F8		0-0 B5-3			0-0 L8		3	0	0	0	0	1	1												
Alan Bannister, R OBP: 0.252, SLG: 0.228		0-0 1B	0-0 F8		0-0 B5-3			0-0 L8		1	0	0	0	0	0	1												
Harry Chappas, S OBP: 0.234, SLG: 0.186		0-3 K	0-0 K		0-0 B5-3			0-0 L8		3	0	0	0	0	1	1												
Greg Pryor, R OBP: 0.262, SLG: 0.291		0-3 K	0-0 K		0-0 B5-3			0-0 L8		1	0	0	0	0	0	1												
Inning Stats	R: 0 E: 0 K: 0 S: 3	H: 1 LOB: 2 BB: 2 P: 11	R: 0 E: 0 K: 1 S: 5	H: 1 LOB: 1 BB: 1 P: 9	R: 0 E: 0 K: 1 S: 5	H: 0 LOB: 0 BB: 0 P: 5	R: 1 E: 0 K: 0 S: 5	H: 2 LOB: 1 BB: 0 P: 5	R: 0 E: 0 K: 0 S: 3	H: 0 LOB: 0 BB: 0 P: 3	R: 0 E: 0 K: 0 S: 4	H: 2 LOB: 1 BB: 0 P: 4	R: 0 E: 0 K: 0 S: 3	H: 0 LOB: 0 BB: 0 P: 3	R: 2 E: 0 K: 0 S: 5	H: 2 LOB: 0 BB: 0 P: 5	R: 0 E: 0 K: 1 S: 6	H: 1 LOB: 1 BB: 0 P: 6	1B: 5 2B: 3 3B: 0 HR: 1	SF: 0 SAC: 0 DP: 2 HBP: 0	WP: 0 PB: 0 SB: 0 CS: 1	PA: 36						
PITCHER	IP	WLS	BF	H	R	ER	SO	BB	IBB	HBP	BLK	WP	HR	S	P	ERA	WHIP											
Doc Medich, R ERA: 4.63	(1, 1)	7.2	W	31	8	3	3	2	3	0	0	0	0	1	32	44	3.52	1.435										
Sparky Lyle, L ERA: 3.09	(8, 1)	1.1	S	5	1	0	0	1	0	0	0	0	0	7	7	0.00	0.750											

Texas Rangers @ Chicago White Sox
Comiskey Park, Chicago, IL
Wed Jun 04 1980, 8:05 PM EDT
Unknown - 59 F

AB	33
R	3
H	9
RBI	3
BB	3
SO	3
LOB	13



Batter	1	2	3	4	5	6	7	8	9	AB	R	H	RBI	BB	SO	LOB	TOP			
Mickey Rivers, L OBP: 0.304, SLG: 0.365	F8		4-3			6-3		F9		4	0	0	0	0	0	1				
Bump Willis, S OBP: 0.315, SLG: 0.332	K			BB SF9		G3			F7	4	1	1	0	0	1	0				
Al Oliver, L OBP: 0.354, SLG: 0.442	F8			BB		F8				2	0	0	0	2	0	0				
Pat Putnam, L OBP: 0.325, SLG: 0.390		4-3		BB		4-3			K	3	0	0	0	1	1	1				
Richie Zisk, R OBP: 0.327, SLG: 0.503	F9			BB					F9	2	0	1	1	0	0	0				
Bill Sample, R OBP: 0.328, SLG: 0.275				BB						1	0	0	0	0	0	1				
Jim Norris, L OBP: 0.320, SLG: 0.277	4-3			BB						3	0	0	0	0	0	3				
Jim Sundberg, R OBP: 0.395, SLG: 0.474				SH1-3		5-3			4-3	3	0	1	0	0	0	1				
Dave Roberts, R OBP: 0.300, SLG: 0.286			K			F8			K	3	0	0	0	0	2	1				
Bud Harrelson, S OBP: 0.314, SLG: 0.179			SH1-3			P5			F9	1	0	0	0	0	0	0				
Johnny Grubb, L OBP: 0.324, SLG: 0.266										1	0	0	0	0	0	0				
Pepe Frias, R OBP: 0.247, SLG: 0.282										0	0	0	0	0	0	0				
Inning Stats	R: 0 E: 0 K: 1 S: 5	H: 0 LOB: 0 BB: 0 P: 5	R: 0 E: 0 K: 0 S: 3	H: 0 LOB: 0 BB: 0 P: 3	R: 0 E: 0 K: 1 S: 6	H: 1 LOB: 1 BB: 0 P: 6	R: 1 E: 0 K: 0 S: 3	H: 1 LOB: 1 BB: 2 P: 11	R: 0 E: 0 K: 0 S: 3	H: 0 LOB: 0 BB: 0 P: 3	R: 0 E: 0 K: 0 S: 4	H: 1 LOB: 1 BB: 0 P: 4	R: 0 E: 0 K: 1 S: 5	H: 0 LOB: 0 BB: 1 P: 5	R: 0 E: 0 K: 1 S: 5	H: 0 LOB: 1 BB: 1 P: 9	1B: 3 2B: 0 3B: 0 HR: 0	SF: 1 SAC: 1 DP: 1 HBP: 0	WP: 0 PB: 0 SB: 1 CS: 0	PA: 32
PITCHER Richard Dotson, R ERA: 3.84	IP: 9.0 WLS: W BF: 32 H: 3 R: 1 ER: 1 SO: 4 BB: 3 IBB: 0 HBP: 0 BLK: 0 WP: 0 HR: 0 S: 37 P: 49 ERA: 1.00 WHIP: 0.667																			

Texas Rangers @ Chicago White Sox
Comiskey Park, Chicago, IL
Wed Jun 04 1980, 8:05 PM EDT
Att: 16,000 - Unknown

AB 27
R 1
H 3
RBI 1
BB 3
SO 4
LOB 8



Batter	1	2	3	4	5	6	7	8	9	AB	R	H	RBI	BB	SO	LOB	BOTTOM			
Mike Squires, L OBP: 0.386, SLG: 0.425	1B		4-3				1-3			4	0	2	0	0	0	0				
Kevin Bell, R OBP: 0.179, SLG: 0.139	F8		6-3				1B			3	0	1	0	1	0	1				
Jim Morrison, R OBP: 0.316, SLG: 0.435	1-2		G3				P3			4	0	1	0	0	0	2				
Lamar Johnson, R OBP: 0.343, SLG: 0.478	P2			2B						3	2	2	1	1	0	2				
Wayne Nordhagen, R OBP: 0.350, SLG: 0.542	K2-3			SF8						3	1	2	0	0	1	2				
Claudell Washington, L OBP: 0.337, SLG: 0.416				SF8						1	0	0	0	0	0	2				
Greg Pryor, R OBP: 0.255, SLG: 0.285		4-3		SF8			5-3			3	0	0	1	0	0	1				
Alan Bannister, R OBP: 0.225, SLG: 0.227				G3						1	0	0	0	1	0	0				
Harold Baines, L OBP: 0.305, SLG: 0.441		G3		G3			FC6-2			2	1	0	0	0	0	2				
Thad Bosley, L OBP: 0.372, SLG: 0.439		G3		F6						4	1	2	2	0	0	1				
Bruce Kimm, R OBP: 0.348, SLG: 0.328		P3					4-3			4	0	0	0	0	0	3				
Inning Stats	R: 0 E: 0 K: 1 S: 7	H: 2 LOB: 2 BB: 0 P: 7	R: 0 E: 0 K: 0 S: 3	H: 0 LOB: 1 BB: 1 P: 7	R: 0 E: 0 K: 0 S: 3	H: 0 LOB: 0 BB: 0 P: 3	R: 2 E: 0 K: 0 S: 4	H: 1 LOB: 0 BB: 1 P: 8	R: 0 E: 0 K: 0 S: 3	H: 1 LOB: 1 BB: 1 P: 7	R: 2 E: 1 K: 0 S: 6	H: 3 LOB: 2 BB: 0 P: 6	R: 0 E: 0 K: 0 S: 5	H: 2 LOB: 2 BB: 0 P: 5	R: 1 E: 0 K: 0 S: 4	H: 1 LOB: 0 BB: 0 P: 4	1B: 6 2B: 2 3B: 0 HR: 2	SF: 1 SAC: 0 DP: 0 HBP: 0	WP: 1 PB: 0 SB: 1 CS: 1	PA: 36
PITCHER Dave Rajsich, L ERA: 6.08	IP: 5.0 WLS: L BF: 23 H: 6 R: 4 ER: 4 SO: 1 BB: 3 IBB: 0 HBP: 0 BLK: 0 WP: 1 HR: 1 S: 22 P: 34 ERA: 7.20 WHIP: 1.800																			
PITCHER Adrian Devine, R ERA: 4.43	IP: 3.0 WLS: L BF: 13 H: 4 R: 1 ER: 1 SO: 0 BB: 0 IBB: 0 HBP: 0 BLK: 0 WP: 0 HR: 1 S: 13 P: 13 ERA: 3.00 WHIP: 1.333																			

Texas Rangers @ Chicago White Sox
Comiskey Park, Chicago, IL
Wed Jun 04 1980, 8:05 PM EDT
Att: 16,000 - Unknown

AB 32
R 5
H 10
RBI 4
BB 3
SO 1
LOB 16



Batter	1	2	3	4	5	6	7	8	9	AB	R	H	RBI	BB	SO	LOB	TOP					
Miguel Dilone, S OBP: 0.370, SLG: 0.437 (1, 9)	6-3	G3		F9		BB 6-3 1B	4-3			5	1	1	1	0	0	4	Cleveland Indians @ Chicago White Sox Comiskey Park, Chicago, IL Sun Jun 08 1980, 4:33 AM EDT Att: 31,593 - Unknown					
Rick Manning, L OBP: 0.352, SLG: 0.261 (1, 8)	K	1B			K	6-3 BB		6-3		4	0	1	2	1	2	0						
Mike Hargrove, L OBP: 0.312, SLG: 0.396 (1, 3)	1B	3-1			F8	6-3 BB		E4		4	0	1	1	1	0	1						
Cliff Johnson, R OBP: 0.335, SLG: 0.426 Dell Alton, L OBP: 0.273, SLG: 0.310 (8, PR)	FC6-4 1B			F6		6-3		E4		5	0	2	1	0	0	3						
Toby Harrah, R OBP: 0.330, SLG: 0.324 (1, 5)	FC6-4			5-3		5-3		4-3		0	0	0	0	0	0	0						
Joe Charboneau, R OBP: 0.341, SLG: 0.458 (1, 7)		S 2B BB				SH1-4 SH BB		F8		5	0	0	0	0	0	7						
Bo Diaz, R OBP: 0.294, SLG: 0.344 (1, 2)	K			F7		SH SH1-4 1B		4-3		2	1	0	0	0	3							
Dave Rosello, R OBP: 0.270, SLG: 0.394 (1, 4)		2B 1B BB			F9	SH1-4		F8		4	1	0	0	2	0							
Jerry Dybzinski, R OBP: 0.300, SLG: 0.383 (1, 6)	1B 2B			F4		SH BB 1B		K		2	1	2	0	1	2							
Inning Stats	R: 0 E: 0 K: 1 S: 7	H: 2 LOB: 2 P: 7	R: 3 E: 0 K: 1 S: 7	H: 2 LOB: 1 BB: 2 P: 15	R: 0 E: 0 K: 0 S: 3	H: 0 LOB: 1 BB: 1 P: 7	R: 0 E: 0 K: 0 S: 3	H: 0 LOB: 0 BB: 0 P: 3	R: 0 E: 0 K: 1 S: 6	H: 1 LOB: 1 BB: 0 P: 6	R: 4 E: 0 K: 0 S: 6	H: 1 LOB: 2 BB: 3 P: 18	R: 0 E: 0 K: 1 S: 6	H: 1 LOB: 2 BB: 1 P: 10	R: 0 E: 2 K: 0 S: 5	H: 0 LOB: 3 BB: 0 P: 5		R: 0 E: 0 K: 1 S: 5	H: 0 LOB: 0 BB: 0 P: 5	1B: 6 2B: 1 3B: 0 HR: 0	SF: 0 SAC: 0 DP: 0 HBP: 0	WP: 0 PB: 0 SB: 1 CS: 0
PITCHER	IP WLS BF H R ER SO BB IBB HBP BLK WP HR S P ERA WHIP	5.1 L 28 6 7 7 3 4 0 0 0 0 0 30 46 11.81 1.875	6.1 L 9 1 0 0 1 3 0 0 0 0 0 8 20 0.00 2.400	8.1 L 8 0 0 0 1 0 0 0 0 0 0 10 10 0.00 0.000											1B: 6 2B: 1 3B: 0 HR: 0	SF: 0 SAC: 0 DP: 0 HBP: 0	WP: 0 PB: 0 SB: 1 CS: 0	PA: 45				

Batter	1	2	3	4	5	6	7	8	9	AB	R	H	RBI	BB	SO	LOB	BOTTOM			
Jim Morrison, R OBP: 0.317, SLG: 0.429 (1, 4)	L6	FC6-4			5-3		5-3			4	0	0	0	0	0	3	Cleveland Indians @ Chicago White Sox Comiskey Park, Chicago, IL Sun Jun 08 1980, 4:33 AM EDT Att: 31,593 - Unknown			
Mike Squires, L OBP: 0.375, SLG: 0.403 (1, 3)	4-3			F9		4-3				3	0	0	0	1	0	0				
Chet Lemon, R OBP: 0.353, SLG: 0.403 (1, 8)		BB		5-3		K		K		3	0	0	0	1	2	2				
Lamar Johnson, R OBP: 0.340, SLG: 0.468 (1, 10)	1-3			K		6-3		1-3		4	0	0	0	0	1	1				
Bob Molinaro, L OBP: 0.395, SLG: 0.486 (1, 7)		1B BB			1-3	K		F5		3	1	0	0	1	1	0				
Junior Moore, R OBP: 0.297, SLG: 0.340 (1, 5)		1B 1B		K		L6		4-3		4	0	1	0	0	1	0				
Harold Baines, L OBP: 0.317, SLG: 0.464 (1, 9)		FC6-4 1B						HR		3	1	2	2	1	1	0				
Bruce Kimm, R OBP: 0.350, SLG: 0.331 Harry Chappas, S OBP: 0.230, SLG: 0.222 (9, PH)	K					1-3		G6-4-3 BB		3	0	1	0	0	1	2				
Greg Pryor, R OBP: 0.256, SLG: 0.305 (1, 6)	F9				6-3			G6-4-3		0	0	0	0	1	0	0				
Inning Stats	R: 0 E: 0 K: 0 S: 3	H: 0 LOB: 1 BB: 1 P: 7	R: 1 E: 0 K: 1 S: 7	H: 2 LOB: 2 BB: 1 P: 11	R: 0 E: 0 K: 1 S: 5	H: 0 LOB: 0 BB: 0 P: 5	R: 0 E: 0 K: 1 S: 6	H: 1 LOB: 2 BB: 1 P: 10	R: 0 E: 0 K: 1 S: 5	H: 0 LOB: 0 BB: 0 P: 5	R: 1 E: 0 K: 1 S: 7	H: 2 LOB: 2 BB: 1 P: 11	R: 0 E: 0 K: 0 S: 3	H: 0 LOB: 0 BB: 0 P: 3	R: 0 E: 0 K: 1 S: 4	H: 0 LOB: 0 BB: 1 P: 8		1B: 3 2B: 0 3B: 1 HR: 1	SF: 0 SAC: 0 DP: 1 HBP: 0	WP: 0 PB: 0 SB: 0 CS: 0
PITCHER	IP WLS BF H R ER SO BB IBB HBP BLK WP HR S P ERA WHIP	6.0 W 24 3 1 1 5 3 0 0 0 0 1 31 43 1.50 1.000	3.0 S 12 2 1 1 2 2 0 0 0 0 0 14 22 3.00 1.333											1B: 3 2B: 0 3B: 1 HR: 1	SF: 0 SAC: 0 DP: 1 HBP: 0	WP: 0 PB: 0 SB: 0 CS: 0	PA: 36			

Batter	1	2	3	4	5	6	7	8	9	AB	R	H	RBI	BB	SO	LOB	TOP					
Alfredo Griffin, S OBP: 0.275, SLG: 0.379										4	0	0	0	0	0	0						
Damaso Garcia, R OBP: 0.269, SLG: 0.382										4	0	1	0	0	0	0						
Roy Howell, L OBP: 0.323, SLG: 0.389										4	0	1	0	0	0	1						
Otto Velez, R OBP: 0.389, SLG: 0.588										3	0	0	0	1	1	1						
Barry Bonnell, R OBP: 0.291, SLG: 0.401										4	1	2	0	0	0	1						
John Mayberry, L OBP: 0.350, SLG: 0.497										3	0	1	1	0	0	2						
Rick Bosetti, R OBP: 0.269, SLG: 0.294										3	0	0	0	0	2	3						
Bob Bailor, R OBP: 0.318, SLG: 0.257										3	0	0	0	0	1	1						
Bob Davis, R OBP: 0.273, SLG: 0.369										3	0	0	0	0	0	0						
Inning Stats	R: 0 E: 0 K: 0 S: 3	H: 1 LOB: 0 BB: 0 P: 3	R: 1 E: 0 K: 1 S: 7	H: 2 LOB: 1 BB: 0 P: 7	R: 0 E: 0 K: 0 S: 3	H: 0 LOB: 0 BB: 0 P: 3	R: 0 E: 0 K: 1 S: 6	H: 1 LOB: 2 BB: 1 P: 10	R: 0 E: 0 K: 0 S: 3	H: 0 LOB: 0 BB: 0 P: 3	R: 0 E: 0 K: 0 S: 4	H: 1 LOB: 0 BB: 0 P: 4	R: 0 E: 0 K: 1 S: 5	H: 0 LOB: 0 BB: 0 P: 5	R: 0 E: 0 K: 0 S: 3	H: 0 LOB: 0 BB: 0 P: 3	R: 0 E: 0 K: 1 S: 5	H: 0 LOB: 0 BB: 0 P: 5	1B: 3 2B: 2 3B: 0 HR: 0	SF: 0 SAC: 0 DP: 0 HBP: 0	WP: 0 PB: 0 SB: 0 CS: 1	PA: 32
PITCHER Ross Baumgarten, L ERA: 3.47	IP: 9.0 WLS: L BF: 32	H: 5 R: 1 ER: 1 SO: 4	BB: 1 IBB: 0 HBP: 0 BLK: 0	WP: 0 HR: 0 S: 39 P: 43	ERA: 1.00 WHIP: 0.667																	

Toronto Blue Jays @ Chicago White Sox
Comiskey Park, Chicago, IL
Tue Jun 10 1980, 8:05 PM EDT
Att: 18,225 - Sunny - 52 F

AB	31
R	1
H	5
RBI	1
BB	1
SO	4
LOB	9



Batter	1	2	3	4	5	6	7	8	9	AB	R	H	RBI	BB	SO	LOB	BOTTOM					
Harry Chappas, S OBP: 0.241, SLG: 0.204										4	0	0	0	0	1	1						
Mike Squires, L OBP: 0.359, SLG: 0.383										4	0	0	0	0	1	0						
Chet Lemon, R OBP: 0.352, SLG: 0.411										4	0	1	0	0	1	0						
Lamar Johnson, R OBP: 0.333, SLG: 0.458										4	0	0	0	0	2	1						
Bob Molinaro, L OBP: 0.386, SLG: 0.474										3	0	0	0	0	0	0						
Harold Baines, L OBP: 0.317, SLG: 0.461										3	0	1	0	0	0	0						
Jim Morrison, R OBP: 0.321, SLG: 0.443										3	0	2	0	0	0	1						
Junior Moore, R OBP: 0.279, SLG: 0.330										3	0	0	0	0	1	3						
Bruce Kimm, R OBP: 0.345, SLG: 0.325										2	0	0	0	0	0	1						
Thad Bosley, L OBP: 0.364, SLG: 0.429										1	0	0	0	0	0	1						
Mary Foley, L OBP: 0.241, SLG: 0.333										0	0	0	0	0	0	0						
Inning Stats	R: 0 E: 0 K: 2 S: 8	H: 1 LOB: 1 BB: 0 P: 8	R: 0 E: 0 K: 0 S: 4	H: 1 LOB: 1 BB: 0 P: 4	R: 0 E: 0 K: 1 S: 5	H: 0 LOB: 0 BB: 0 P: 5	R: 0 E: 0 K: 1 S: 5	H: 0 LOB: 0 BB: 0 P: 5	R: 0 E: 0 K: 0 S: 3	H: 0 LOB: 0 BB: 0 P: 3	R: 0 E: 0 K: 1 S: 5	H: 0 LOB: 0 BB: 0 P: 5	R: 0 E: 0 K: 0 S: 4	H: 1 LOB: 1 BB: 0 P: 4	R: 0 E: 0 K: 0 S: 3	H: 0 LOB: 0 BB: 0 P: 3	R: 0 E: 0 K: 0 S: 3	H: 0 LOB: 0 BB: 0 P: 3	1B: 1 2B: 2 3B: 1 HR: 0	SF: 0 SAC: 0 DP: 0 HBP: 0	WP: 1 PB: 0 SB: 0 CS: 0	PA: 31
PITCHER Jim Clancy, R ERA: 2.4	IP: 9.0 WLS: W BF: 31	H: 4 R: 0 ER: 0 SO: 6	BB: 0 IBB: 0 HBP: 0 BLK: 0	WP: 1 HR: 0 S: 43 P: 43	ERA: 0.00 WHIP: 0.444																	

Toronto Blue Jays @ Chicago White Sox
Comiskey Park, Chicago, IL
Tue Jun 10 1980, 8:05 PM EDT
Att: 18,225 - Sunny - 52 F

AB	31
R	0
H	4
RBI	0
BB	0
SO	6
LOB	8



Batter	1	2	3	4	5	6	7	8	9	AB	R	H	RBI	BB	SO	LOB	TOP			
Alfredo Griffin, S OBP: 0.282, SLG: 0.381 (1, 6)										4	0	2	0	1	0	1	<p>Toronto Blue Jays @ Chicago White Sox Comiskey Park, Chicago, IL Wed Jun 11, 1980, 8:05 PM EDT Att: 17,537 - Sunny - 64 F</p> <p>livebaseballscorecards.com</p> <p>AB 34 R 4 H 9 RBI 4 BB 6 SO 3 LOB 16</p>			
Damaso Garcia, R OBP: 0.273, SLG: 0.379 (1, 4)										4	0	1	0	1	0	2				
Roy Howell, L OBP: 0.325, SLG: 0.383 (1, 5)										3	0	0	0	2	0	2				
Otto Velez, R OBP: 0.383, SLG: 0.575 (1, 10)										5	1	1	0	0	1	5				
Barry Bonnell, R OBP: 0.290, SLG: 0.398 (1, 9)										4	1	1	0	0	0	0				
John Mayberry, L OBP: 0.352, SLG: 0.494 (1, 3)										3	0	1	1	1	0	0				
Rick Bosetti, R OBP: 0.274, SLG: 0.294 (1, 8)										3	1	1	1	1	0	1				
Bob Bailor, R OBP: 0.313, SLG: 0.252 (1, 7)										2	1	0	0	0	0	3				
Al Woods, L OBP: 0.355, SLG: 0.492 (6, PH)										2	0	1	0	0	0	0				
Bob Davis, R OBP: 0.275, SLG: 0.368 (1, 2)										3	0	1	2	0	1	2				
Lloyd Moseby, L OBP: 0.309, SLG: 0.431 (9, PH)										1	0	0	0	0	1	0				
Inning Stats	R: 0 E: 0 K: 0 S: 3	H: 1 LOB: 1 BB: 1 P: 7	R: 2 E: 1 K: 0 S: 5	H: 2 LOB: 1 BB: 1 P: 9	R: 0 E: 0 K: 0 S: 2	H: 0 LOB: 0 BB: 1 P: 6	R: 0 E: 0 K: 0 S: 3	H: 0 LOB: 1 BB: 1 P: 7	R: 0 E: 0 K: 0 S: 3	H: 0 LOB: 0 BB: 0 P: 3	R: 2 E: 0 K: 1 S: 9	H: 4 LOB: 2 BB: 0 P: 9	R: 0 E: 0 K: 0 S: 3	H: 0 LOB: 1 BB: 1 P: 7	R: 0 E: 0 K: 0 S: 3	H: 0 LOB: 3 BB: 1 P: 13	1B: 9 2B: 1 3B: 0 HR: 0	SF: 0 SAC: 0 DP: 1 HBP: 0	WP: 0 PB: 0 SB: 1 CS: 1	PA: 40
PITCHER	IP WLS BF H R ER SO BB IBB HBP BLK WP HR S P ERA WHIP																			
Ken Kravec, L ERA: 6.63 (1, 1)	5.1 W 24 6 4 4 0 4 4 0 0 0 0 0 0 20 36 6.75 1.875																			
Ed Farmer, R ERA: 2.03 (6, 1)	3.2 S 16 3 0 0 3 2 0 0 0 0 0 0 0 20 28 0.00 1.364																			

Batter	1	2	3	4	5	6	7	8	9	AB	R	H	RBI	BB	SO	LOB	BOTTOM			
Mike Squires, L OBP: 0.371, SLG: 0.388 (1, 3)										4	1	2	0	1	1	0	<p>Toronto Blue Jays @ Chicago White Sox Comiskey Park, Chicago, IL Wed Jun 11, 1980, 8:05 PM EDT Att: 17,537 - Sunny - 64 F</p> <p>livebaseballscorecards.com</p> <p>AB 34 R 7 H 13 RBI 7 BB 2 SO 4 LOB 18</p>			
Greg Pryor, R OBP: 0.261, SLG: 0.303 (1, 6)										4	1	1	0	0	0	1				
Chet Lemon, R OBP: 0.353, SLG: 0.407 (1, 8)										4	1	1	0	0	0	3				
Lamar Johnson, R OBP: 0.336, SLG: 0.466 (1, 10)										3	1	1	3	1	0	2				
Wayne Nordhagen, R OBP: 0.359, SLG: 0.587 (1, 7)										4	2	2	1	0	2	2				
Thad Bosley, L OBP: 0.364, SLG: 0.429 (8, 7)										0	0	0	0	0	0	0				
Jim Morrison, R OBP: 0.329, SLG: 0.454 (1, 4)										4	1	3	1	0	0	1				
Harold Baines, L OBP: 0.315, SLG: 0.456 (1, 9)										4	0	1	0	0	1	4				
Junior Moore, R OBP: 0.287, SLG: 0.339 (1, 5)										3	0	2	2	0	0	1				
Bruce Kimm, R OBP: 0.336, SLG: 0.315 (1, 2)										4	0	0	0	0	0	4				
Inning Stats	R: 0 E: 0 K: 0 S: 3	H: 0 LOB: 0 BB: 0 P: 3	R: 2 E: 1 K: 0 S: 6	H: 3 LOB: 0 BB: 0 P: 6	R: 0 E: 0 K: 0 S: 3	H: 1 LOB: 1 BB: 0 P: 4	R: 1 E: 0 K: 0 S: 5	H: 2 LOB: 1 BB: 0 P: 5	R: 4 E: 0 K: 2 S: 12	H: 5 LOB: 1 BB: 0 P: 12	R: 0 E: 0 K: 1 S: 5	H: 0 LOB: 0 BB: 0 P: 5	R: 0 E: 0 K: 1 S: 5	H: 0 LOB: 1 BB: 1 P: 9	R: 0 E: 0 K: 0 S: 4	H: 2 LOB: 3 BB: 1 P: 9	1B: 10 2B: 1 3B: 1 HR: 1	SF: 1 SAC: 0 DP: 2 HBP: 2	WP: 0 PB: 0 SB: 0 CS: 0	PA: 39
PITCHER	IP WLS BF H R ER SO BB IBB HBP BLK WP HR S P ERA WHIP																			
Paul Mirabella, L ERA: 4.05 (1, 1)	4.0 L 21 9 6 1 1 1 0 0 0 0 0 0 0 5 5 11.25 2.250																			
Tom Buskey, R ERA: 3.73 (5, 1)	0.1 3 2 1 1 1 0 0 0 0 0 0 0 5 5 27.00 6.000																			
Jerry Garvin, L ERA: 1.73 (5, 1)	2.2 9 0 0 0 3 1 0 0 0 0 0 0 14 18 0.00 0.375																			
Joey McLaughlin, R ERA: 4.25 (8, 1)	1.0 6 2 0 0 0 0 0 1 1 0 0 0 4 9 0.00 2.000																			

Batter	1	2	3	4	5	6	7	8	9	AB	R	H	RBI	BB	SO	LOB	TOP					
Bob Molinaro, L (1, 7) OBP: 0.379, SLG: 0.462	G3			F7-4 S 1B		3-1		F4	F4	5	0	1	0	0	0	2	Chicago White Sox @ Detroit Tigers Tiger Stadium, Detroit, MI Fri Jun 13 1980, 7:05 PM EDT Att: 33,767 - Unknown - 77 F					
Junior Moore, R (1, 5) OBP: 0.296, SLG: 0.330	6-3			1-2 BB		4-3		6-3		3	0	0	1	1	0	0						
Chet Lemon, R (1, 8) OBP: 0.355, SLG: 0.409	K			F7		3-H 0-0 1B		HR		4	1	2	0	0	1	2						
Lamar Johnson, R (1, 3) OBP: 0.339, SLG: 0.480		F5		F7-4 2-3		4-0 1-2 BB		HR		3	1	1	2	1	0	2						
Harold Baines, L (1, 9) OBP: 0.314, SLG: 0.451	F8				K	4-3		FC6-4 1B		4	0	1	0	0	1	2						
Wayne Nordhagen, R (1, 10) OBP: 0.348, SLG: 0.569	F3				5-3			FC6-4 1-2 1B		4	0	0	0	0	0	1						
Jim Morrison, R (1, 4) OBP: 0.328, SLG: 0.450			K		6-3			F8		4	0	1	0	0	1	0						
Mary Foley, L (1, 2) OBP: 0.259, SLG: 0.392			1-3			HR		F7		3	1	1	1	1	0	1						
Greg Pryor, R (1, 6) OBP: 0.263, SLG: 0.306								F9		2	1	1	0	0	1	0						
Thad Bosley, L (7, PH) OBP: 0.356, SLG: 0.419										1	0	0	0	0	0	1						
Harry Chapman, S (7, 6) OBP: 0.236, SLG: 0.200						3-1 WP 4-3 1B				1	0	0	0	0	0	1						
Inning Stats	R: 0 E: 0 K: 1 S: 5	H: 0 LOB: 0 BB: 0 P: 5	R: 0 E: 0 K: 0 S: 3	H: 0 LOB: 0 BB: 0 P: 3	R: 0 E: 0 K: 2 S: 7	H: 0 LOB: 0 BB: 0 P: 7	R: 0 E: 0 K: 0 S: 3	H: 1 LOB: 1 BB: 1 P: 7	R: 0 E: 0 K: 1 S: 5	H: 0 LOB: 0 BB: 0 P: 5	R: 2 E: 0 K: 0 S: 6	H: 3 LOB: 2 BB: 1 P: 10	R: 0 E: 0 K: 0 S: 4	H: 1 LOB: 1 BB: 0 P: 4	R: 2 E: 0 K: 0 S: 6	H: 3 LOB: 1 BB: 0 P: 6	R: 0 E: 0 K: 0 S: 3	H: 0 LOB: 1 BB: 1 P: 7	1B: 6 2B: 1 3B: 0 HR: 2	SF: 0 SAC: 0 DP: 1 HBP: 0	WP: 1 PB: 0 SB: 2 CS: 0	PA: 37
PITCHER Jack Morris, R (1, 1) ERA: 4.44	IP: 9.0 WLS: W BF: 37 H: 8 R: 4 ER: 4 SO: 4 BB: 3 IBB: 0 HBP: 0 BLK: 1 WP: 1 HR: 2 S: 42 P: 54 ERA: 4.00 WHIP: 1.222															PITCHER IP: WLS: BF: H: R: ER: SO: BB: IBB: HBP: BLK: WP: HR: S: P: ERA: WHIP:						

Batter	1	2	3	4	5	6	7	8	9	AB	R	H	RBI	BB	SO	LOB	BOTTOM			
Jim Lentine, R (1, 8) OBP: 0.356, SLG: 0.359	6-3 HBP			5-3				4-3 1B		3	0	1	1	0	0	3	Chicago White Sox @ Detroit Tigers Tiger Stadium, Detroit, MI Fri Jun 13 1980, 7:05 PM EDT Att: 33,767 - Unknown - 77 F			
Kirk Gibson, L (8, PH) OBP: 0.301, SLG: 0.441		6-3						1-3 1B		1	0	1	0	0	0	0				
Alan Trammell, R (1, 6) OBP: 0.412, SLG: 0.426	6-3 1-2		4-3		3-H 3B			F3		5	1	1	0	0	0	4				
Al Cowens, R (1, 9) OBP: 0.322, SLG: 0.335	F7				2B 2B	6-3		4-3 1-2		5	1	2	1	0	0	3				
Lance Parrish, R (1, 10) OBP: 0.314, SLG: 0.484	G3		F9		2-H 1B 2B	F4				4	1	1	1	0	0	2				
John Wockenfuss, R (1, 7) OBP: 0.407, SLG: 0.489			5-3		1-0 1B HBP	4-3				2	0	0	0	0	0	1				
Champ Summers, L (5, PH) OBP: 0.403, SLG: 0.524			5-3							1	1	0	0	0	0	0				
Richie Hebner, L (1, 3) OBP: 0.335, SLG: 0.451				F3				4-3		4	1	2	1	0	0	0				
Tim Corcoran, L (8, 3) OBP: 0.308, SLG: 0.205		1B 3B			1-2 2-H 1B					0	0	0	0	0	0	0				
Tom Brookens, R (1, 5) OBP: 0.331, SLG: 0.350		6-3 E 1B			CS 1B 2-3 4-3			4-3		4	2	2	1	0	0	1				
Duffy Dyer, R (1, 2) OBP: 0.220, SLG: 0.359		6-3		E5 BB				6-3		4	1	1	1	0	0	2				
Lou Whitaker, L (1, 4) OBP: 0.347, SLG: 0.227		E7 2-H 1B			4-0 1-2 BB			4-3 1B S BB		2	0	1	2	2	0	1				
Inning Stats	R: 0 E: 0 K: 0 S: 3	H: 0 LOB: 1 BB: 0 P: 4	R: 2 E: 1 K: 0 S: 6	H: 3 LOB: 1 BB: 0 P: 6	R: 0 E: 0 K: 0 S: 4	H: 1 LOB: 1 BB: 0 P: 4	R: 0 E: 1 K: 0 S: 4	H: 1 LOB: 2 BB: 1 P: 8	R: 6 E: 1 K: 0 S: 9	H: 6 LOB: 1 BB: 0 P: 10	R: 0 E: 0 K: 0 S: 3	H: 0 LOB: 0 BB: 0 P: 3	R: 0 E: 0 K: 0 S: 3	H: 0 LOB: 0 BB: 0 P: 3	R: 0 E: 0 K: 0 S: 3	H: 1 LOB: 1 BB: 1 P: 7	1B: 8 2B: 3 3B: 2 HR: 0	SF: 0 SAC: 0 DP: 1 HBP: 2	WP: 0 PB: 0 SB: 1 CS: 1	PA: 39
PITCHER Steve Trout, L (1, 1) ERA: 4.41	IP: 4.0 WLS: L BF: 22 H: 8 R: 5 ER: 5 SO: 0 BB: 1 IBB: 0 HBP: 1 BLK: 0 WP: 0 HR: 0 S: 20 P: 25 ERA: 11.25 WHIP: 2.250															PITCHER IP: WLS: BF: H: R: ER: SO: BB: IBB: HBP: BLK: WP: HR: S: P: ERA: WHIP:				
Mike Proby, R (5, 1) ERA: 3.0	IP: 4.0 WLS: L BF: 17 H: 4 R: 3 ER: 1 SO: 0 BB: 1 IBB: 0 HBP: 1 BLK: 0 WP: 0 HR: 0 S: 15 P: 20 ERA: 2.25 WHIP: 1.250															PITCHER IP: WLS: BF: H: R: ER: SO: BB: IBB: HBP: BLK: WP: HR: S: P: ERA: WHIP:				

Batter	1	2	3	4	5	6	7	8	9	AB	R	H	RBI	BB	SO	LOB	TOP			
Bob Molinaro, L (1, 7) OBP: 0.375, SLG: 0.455	0-0 3-1		0-0 4-3		0-0 1B			0-0 4-3		4	0	1	0	0	0	0	Chicago White Sox @ Detroit Tigers Tiger Stadium, Detroit, MI Sat Jun 14 1980, 3:33 AM EDT Att: 31,008 - Unknown - 75 F			
Junior Moore, R (1, 5) OBP: 0.295, SLG: 0.328	0-3 K		0-0 FC6-4 1B		0-3 K			0-0 F8		4	0	1	0	0	2	1				
Chet Lemon, R (1, 8) OBP: 0.353, SLG: 0.406	0-0 5-3		0-0 F9					0-0 BB 1B		4	0	1	0	0	0	1				
Lamar Johnson, R (1, 3)		0-0 2B 1B	0-0 FC6-4					0-0 F5		3	0	1	0	1	0	1				
Harold Baines, L (1, 9) OBP: 0.313, SLG: 0.446		0-0 F7		0-0 1-3				0-0 1B		4	0	1	0	0	0	3				
Wayne Nordhagen, R (1, 10) OBP: 0.345, SLG: 0.567		0-0 1-3 2B		0-3 K				0-0 5-3		4	0	1	0	0	1	1				
Jim Morrison, R (1, 4) OBP: 0.331, SLG: 0.455		0-0 5-3		0-0 2B				0-0 G5-4-3 1B		4	0	2	0	0	0	2				
Todd Cruz, R (1, 6) OBP: 0.347, SLG: 0.395		4-0 BB		0-0 5-3				0-0 F6		3	0	0	0	1	1	2				
Bruce Kimm, R (1, 2) OBP: 0.338, SLG: 0.318 (7, PH)		0-0 1-3		0-0 CS 1B				0-0 G5-4-3		2	0	1	0	0	0	3				
Thad Bosley, L (7, PH) OBP: 0.346, SLG: 0.409										1	0	0	0	0	0	1				
Mary Foley, L (7, 2) OBP: 0.259, SLG: 0.392										0	0	0	0	0	0	0				
Inning Stats	R: 0 E: 0 K: 1 S: 5	H: 0 LOB: 0 BB: 0 P: 5	R: 0 E: 0 K: 0 S: 5	H: 2 LOB: 3 BB: 1 P: 9	R: 0 E: 0 K: 0 S: 4	H: 1 LOB: 1 BB: 0 P: 4	R: 0 E: 0 K: 1 S: 6	H: 1 LOB: 1 BB: 0 P: 6	R: 0 E: 0 K: 0 S: 4	H: 2 LOB: 0 BB: 0 P: 5	R: 0 E: 0 K: 0 S: 3	H: 1 LOB: 0 BB: 0 P: 3	R: 0 E: 0 K: 0 S: 4	H: 1 LOB: 2 BB: 1 P: 8	R: 0 E: 0 K: 1 S: 5	H: 0 LOB: 0 BB: 0 P: 5	1B: 7 2B: 2 3B: 0 HR: 0	SF: 0 SAC: 0 DP: 1 HBP: 0	WP: 0 PB: 0 SB: 0 CS: 1	PA: 35
PITCHER Dan Petry, R (1, 1) ERA: 3.14	IP: 9.0 WLS: W BF: 35 H: 9 R: 0 ER: 0 SO: 4 BB: 2 IBB: 0 HBP: 0 BLK: 0 WP: 0 HR: 0 S: 41 P: 49 ERA: 0.00 WHIP: 1.222																			

Batter	1	2	3	4	5	6	7	8	9	AB	R	H	RBI	BB	SO	LOB	BOTTOM			
Jim Lentine, R (1, 7) OBP: 0.327, SLG: 0.326	0-0 F6		0-0 F9					0-0 5-3		4	1	0	0	0	0	1	Chicago White Sox @ Detroit Tigers Tiger Stadium, Detroit, MI Sat Jun 14 1980, 3:33 AM EDT Att: 31,008 - Unknown - 75 F			
Alan Trammell, R (1, 6) OBP: 0.404, SLG: 0.420	0-0 6-3			0-0 5-3				0-0 SF8		3	0	0	1	0	0	0				
Steve Kemp, L (1, 10) OBP: 0.380, SLG: 0.460	0-3 K			0-0 4-3				0-0 F5		4	0	1	0	0	1	0				
Lance Parrish, R (1, 2) OBP: 0.310, SLG: 0.477		0-3 K		0-3 K				0-3 K		3	0	0	0	0	3	1				
Al Cowens, R (1, 9) OBP: 0.317, SLG: 0.329		0-0 F7			0-0 6-3			0-0 F6		3	0	0	0	0	0	0				
John Wockenfuss, R (1, 3) OBP: 0.414, SLG: 0.521		4-0 BB		0-3 K				0-0 HR		2	1	1	1	1	1	0				
Tim Corcoran, L (8, 3) OBP: 0.308, SLG: 0.205		0-0 FC5-4 BB			0-0 K			0-0 HR		0	0	0	0	0	0	0				
Dave Stegman, R (1, 8) OBP: 0.281, SLG: 0.295		0-0 FC5-4		0-0 F8				0-0 F8		3	0	0	0	0	0	1				
Tom Brookens, R (1, 5) OBP: 0.338, SLG: 0.352			0-0 3-1					4-0 SH3-4 SF8 BB		2	1	1	0	1	0	0				
Lou Whitaker, L (1, 4) OBP: 0.344, SLG: 0.224			0-3 K					0-0 SH3-4 1B		2	0	0	0	0	1	1				
Inning Stats	R: 0 E: 0 K: 1 S: 5	H: 0 LOB: 0 BB: 0 P: 5	R: 0 E: 0 K: 1 S: 5	H: 0 LOB: 1 BB: 1 P: 9	R: 0 E: 0 K: 1 S: 5	H: 0 LOB: 0 BB: 0 P: 5	R: 0 E: 0 K: 1 S: 5	H: 0 LOB: 0 BB: 0 P: 5	R: 2 E: 1 K: 1 S: 7	H: 1 LOB: 1 BB: 1 P: 11	R: 1 E: 0 K: 0 S: 5	H: 2 LOB: 1 BB: 0 P: 5	R: 0 E: 0 K: 0 S: 3	H: 0 LOB: 0 BB: 0 P: 3	R: 0 E: 0 K: 1 S: 5	H: 0 LOB: 0 BB: 0 P: 5	1B: 1 2B: 1 3B: 0 HR: 1	SF: 1 SAC: 1 DP: 0 HBP: 0	WP: 0 PB: 0 SB: 1 CS: 0	PA: 30
PITCHER Britt Burns, L (1, 1) ERA: 2.18	IP: 8.0 WLS: L BF: 30 H: 3 R: 3 ER: 1 SO: 6 BB: 2 IBB: 0 HBP: 0 BLK: 1 WP: 0 HR: 1 S: 40 P: 48 ERA: 1.12 WHIP: 0.625																			

Batter	1	2	3	4	5	6	7	8	9	AB	R	H	RBI	BB	SO	LOB	TOP			
Mike Squires, L (1, 3) OBP: 0.366, SLG: 0.382										4	0	1	0	0	0	1	Chicago White Sox @ Cleveland Indians Cleveland Municipal Stadium, Cleveland, OH Mon Jun 16 1980, 7:05 PM EDT Att: 11,184 - Unknown			
Greg Pryor, R (1, 5) OBP: 0.263, SLG: 0.311										4	1	1	0	0	0	2				
Chet Lemon, R (1, 8) OBP: 0.356, SLG: 0.495										3	1	1	0	1	0	0				
Lamar Johnson, R (1, 10) OBP: 0.336, SLG: 0.468										4	0	0	0	0	1	4				
Harold Baines, L (1, 9) OBP: 0.311, SLG: 0.453										4	1	1	2	0	0	2				
Jim Morrison, R (1, 4) OBP: 0.329, SLG: 0.452										4	0	1	1	0	0	0				
Thad Bosley, L (1, 7) OBP: 0.386, SLG: 0.438										4	0	3	0	0	0	0				
Bruce Kimm, R (1, 2) OBP: 0.331, SLG: 0.311										3	0	0	0	0	0	3				
Bob Molinaro, L (9, PH) OBP: 0.372, SLG: 0.452										1	0	0	0	0	0	1				
Todd Cruz, R (1, 6) OBP: 0.346, SLG: 0.391										3	0	1	0	0	1	1				
Wayne Nordhagen, R (9, PH) OBP: 0.343, SLG: 0.563										1	0	0	0	0	0	1				
Inning Stats	R: 0 E: 0 K: 0 S: 5	H: 2 LOB: 2 BB: 0 P: 5	R: 0 E: 0 K: 1 S: 6	H: 1 LOB: 1 BB: 0 P: 6	R: 3 E: 0 K: 1 S: 9	H: 4 LOB: 2 BB: 1 P: 13	R: 0 E: 0 K: 0 S: 3	H: 1 LOB: 0 BB: 0 P: 3	R: 0 E: 0 K: 0 S: 3	H: 0 LOB: 0 BB: 0 P: 3	R: 0 E: 0 K: 0 S: 3	H: 0 LOB: 0 BB: 0 P: 3	R: 0 E: 0 K: 0 S: 3	H: 0 LOB: 0 BB: 0 P: 3	R: 0 E: 0 K: 0 S: 4	H: 1 LOB: 1 BB: 0 P: 4	1B: 7 2B: 1 3B: 1 HR: 0	SF: 0 SAC: 0 DP: 1 HBP: 0	WP: 0 PB: 0 CS: 0	PA: 36
PITCHER Wayne Garland, R (1, 1) ERA: 3.5	IP: 9.0 WLS: W BF: 36 H: 9 R: 3 ER: 3 SO: 2 BB: 1 IBB: 0 HBP: 0 BLK: 0 WP: 0 HR: 0 S: 39 P: 43 ERA: 3.00 WHIP: 1.111																			

Batter	1	2	3	4	5	6	7	8	9	AB	R	H	RBI	BB	SO	LOB	BOTTOM			
Jerry Dybzinski, R (1, 4) OBP: 0.253, SLG: 0.320										4	0	0	0	0	1	1	Chicago White Sox @ Cleveland Indians Cleveland Municipal Stadium, Cleveland, OH Mon Jun 16 1980, 7:05 PM EDT Att: 11,184 - Unknown			
Jorge Orta, L (1, 9) OBP: 0.430, SLG: 0.460										3	1	2	0	2	0	0				
Mike Hargrove, L (1, 3) OBP: 0.318, SLG: 0.417										5	0	0	0	0	1	5				
Joe Charboneau, R (1, 7) OBP: 0.354, SLG: 0.466										3	1	0	0	2	0	3				
Miguel Dilone, S (9, 7) OBP: 0.363, SLG: 0.417										0	0	0	0	0	0	0				
Toby Harrah, R (1, 5) OBP: 0.358, SLG: 0.385										2	1	0	0	2	0	2				
Cliff Johnson, R (1, 10) OBP: 0.322, SLG: 0.390										4	1	1	1	0	0	1				
Rick Manning, L (1, 8) OBP: 0.360, SLG: 0.289										4	0	2	2	0	0	1				
Bo Diaz, R (1, 2) OBP: 0.347, SLG: 0.413										4	1	3	1	0	0	2				
Tom Verzyer, R (1, 6) OBP: 0.345, SLG: 0.371										4	0	2	1	0	0	3				
Inning Stats	R: 0 E: 0 K: 1 S: 6	H: 1 LOB: 1 BB: 0 P: 6	R: 0 E: 0 K: 0 S: 4	H: 2 LOB: 2 BB: 1 P: 8	R: 0 E: 0 K: 0 S: 4	H: 1 LOB: 1 BB: 1 P: 8	R: 1 E: 0 K: 1 S: 7	H: 2 LOB: 1 BB: 0 P: 7	R: 0 E: 0 K: 0 S: 3	H: 0 LOB: 0 BB: 0 P: 3	R: 1 E: 1 K: 0 S: 5	H: 1 LOB: 1 BB: 0 P: 5	R: 3 E: 1 K: 0 S: 5	H: 2 LOB: 2 BB: 3 P: 17	R: 0 E: 0 K: 0 S: 4	H: 1 LOB: 2 BB: 1 P: 8	1B: 8 2B: 2 3B: 0 HR: 0	SF: 0 SAC: 1 DP: 1 HBP: 0	WP: 1 PB: 0 CS: 0	PA: 40
PITCHER Ross Baumgarten, L (1, 1) ERA: 3.38 Ed Farmer, R (7, 1) ERA: 2.4 Mike Proly, R (7, 1) ERA: 2.93	IP: 6.2 WLS: L BF: 30 H: 7 R: 3 ER: 2 SO: 2 BB: 3 IBB: 0 HBP: 0 BLK: 1 WP: 1 HR: 0 S: 31 P: 43 ERA: 2.70 WHIP: 1.500																			

Batter	1	2	3	4	5	6	7	8	9	AB	R	H	RBI	BB	SO	LOB	TOP									
Thad Bosley, L (1, 7) OBP: 0.382, SLG: 0.423	G3		4-3		F5		1B	1B		4	0	1	0	1	0	1	Chicago White Sox @ Cleveland Indians Cleveland Municipal Stadium, Cleveland, OH Tue Jun 17 1980, 7:05 PM EDT Att: 9,614 - Unknown									
Todd Cruz, R (1, 6) OBP: 0.351, SLG: 0.392	FC5-4 1B		5-3		4-3		F7	1B		5	0	2	2	0	0	3										
Chet Lemon, R (1, 8) OBP: 0.353, SLG: 0.400	FC5-4 1-2		F7		5-3		1B	5-3		5	0	1	1	0	0	4										
Lamar Johnson, R (1, 3) OBP: 0.336, SLG: 0.466 Mike Squires, L (7, PH) OBP: 0.359, SLG: 0.374	5-3			1B		F8	F8		F7	3	0	1	0	0	0	1										
Wayne Nordhagen, R (1, 10) OBP: 0.343, SLG: 0.565 Bob Molinaro, L (8, PH) OBP: 0.370, SLG: 0.448 Junior Moore, R (9, PH) OBP: 0.282, SLG: 0.325		6-3 1B 2B		K		L5		F2	6-3	3	1	1	0	0	1	1										
Jim Morrison, R (1, 4) OBP: 0.327, SLG: 0.450		1-3		F8			2B	E5 PB	F8	5	1	1	0	0	0	2										
Harold Baines, L (1, 9) OBP: 0.310, SLG: 0.448		6-3				K		F9		4	0	1	0	0	1	3										
Greg Pryor, R (1, 5) OBP: 0.269, SLG: 0.327				L5				E8 PB BB		4	1	2	1	0	0	3										
Bruce Kimm, R (1, 2) OBP: 0.331, SLG: 0.312 Mary Foley, L (8, PH) OBP: 0.271, SLG: 0.392	1-3							FC6-2 1B 3B	1B BB	3	1	1	0	0	0	2										
Inning Stats	R: 0 E: 0 K: 0 S: 4	H: 1 LOB: 1 BB: 0 P: 4	R: 1 E: 0 K: 0 S: 5	H: 2 LOB: 1 BB: 0 P: 5	R: 0 E: 0 K: 1 S: 3	H: 0 LOB: 0 BB: 0 P: 3	R: 0 E: 0 K: 1 S: 7	H: 2 LOB: 2 BB: 0 P: 7	R: 0 E: 0 K: 0 S: 4	H: 1 LOB: 1 BB: 0 P: 4	R: 0 E: 0 K: 1 S: 6	H: 1 LOB: 1 BB: 0 P: 6	R: 1 E: 0 K: 0 S: 6	H: 3 LOB: 3 BB: 0 P: 6	R: 3 E: 2 K: 0 S: 6	H: 1 LOB: 2 BB: 2 P: 14		R: 0 E: 0 K: 0 S: 3	H: 0 LOB: 0 BB: 0 P: 3	1B: 8 2B: 2 3B: 1 HR: 0	SF: 0 SAC: 0 DP: 0 HBP: 0	WP: 0 PB: 1 SB: 0 CS: 0	PA: 42			
PITCHER	IP	WLS	BF	H	R	ER	SO	BB	IBB	HBP	BLK	WP	HR	S	P	ERA		WHIP								
Rick Waits, L (1, 1) ERA: 5.36	6.2		30	10	2	2	2	0	0	0	0	0	0	34	34	2.70		1.500								
Victor Cruz, R (7, 1) ERA: 4.03	1.1	L	9	1	3	0	0	1	1	0	0	0	0	7	15	0.00	1.500									
Sid Monge, L (9, 1) ERA: 3.64	1.0		3	0	0	0	0	0	0	0	0	0	0	3	3	0.00	0.000									

Batter	1	2	3	4	5	6	7	8	9	AB	R	H	RBI	BB	SO	LOB	BOTTOM									
Jerry Dybzinski, R (1, 4) OBP: 0.253, SLG: 0.329 Dell Alston, L (8, PH) OBP: 0.257, SLG: 0.290 Alan Bannister, R (9, 4) OBP: 0.259, SLG: 0.238	6-3	6-3			WP E 2B	F9		4-3		4	1	1	0	0	0	1	Chicago White Sox @ Cleveland Indians Cleveland Municipal Stadium, Cleveland, OH Tue Jun 17 1980, 7:05 PM EDT Att: 9,614 - Unknown									
Jorge Orta, L (1, 9) OBP: 0.425, SLG: 0.454	F7		F8		E3 2B E 2H		SH1-3 1B	6-3	5	1	1	1	0	0	0	0										
Mike Hargrove, L (1, 3) OBP: 0.326, SLG: 0.425	BB 1B BB		FC5-4 HBP		E4 WP 1H 2B		SH1-3 1-2	FC6-4 1B BB	1	1	1	0	2	0	0	0										
Joe Charboneau, R (1, 7) OBP: 0.356, SLG: 0.460 Miguel Dilone, S (7, PR) OBP: 0.369, SLG: 0.423	1B BB		F7		5-3		HBP	FC6-4 1B	2	0	0	0	1	0	2	0										
Toby Harrah, R (1, 5) OBP: 0.355, SLG: 0.380	1-2 2H 1B		FC5-4 1-2		5-3		K	FC6-4 1-2 2-3	5	0	1	1	0	1	6	0										
Cliff Johnson, R (1, 10) OBP: 0.319, SLG: 0.381	F3			K	WP IBB		K	5-3	4	0	0	0	1	2	6	0										
Rick Manning, L (1, 8) OBP: 0.358, SLG: 0.288		F7		K	F8 1-2 2-3			2B 1B	4	0	1	0	0	1	2	0										
Bo Diaz, R (1, 2) OBP: 0.346, SLG: 0.408 Ron Hassey, L (8, PH) OBP: 0.360, SLG: 0.422		5-3				K		G3 1H 2B	3	0	1	0	0	1	0	0										
Tom Verzyr, R (1, 6) OBP: 0.342, SLG: 0.368			G3			5-3		G3 2-3	4	0	1	0	0	0	2	0										
Inning Stats	R: 1 E: 0 K: 0 S: 4	H: 1 LOB: 2 BB: 2 P: 12	R: 0 E: 0 K: 0 S: 4	H: 1 LOB: 1 BB: 0 P: 4	R: 0 E: 0 K: 2 S: 8	H: 1 LOB: 1 BB: 0 P: 8	R: 2 E: 2 K: 0 S: 6	H: 2 LOB: 2 BB: 1 P: 10	R: 0 E: 0 K: 1 S: 5	H: 0 LOB: 0 BB: 0 P: 5	R: 0 E: 0 K: 2 S: 8	H: 1 LOB: 2 BB: 0 P: 9	R: 0 E: 0 K: 0 S: 4	H: 2 LOB: 1 BB: 0 P: 4	R: 0 E: 0 K: 0 S: 4	H: 1 LOB: 2 BB: 1 P: 8		1B: 6 2B: 3 3B: 0 HR: 0	SF: 0 SAC: 1 DP: 0 HBP: 2	WP: 2 PB: 0 SB: 0 CS: 0	PA: 42					
PITCHER	IP	WLS	BF	H	R	ER	SO	BB	IBB	HBP	BLK	WP	HR	S	P	ERA		WHIP								
Ken Kravec, L (1, 1) ERA: 6.25	6.1		31	6	3	2	3	2	1	2	0	0	0	32	46	2.84		1.263								
LaMarr Hoyt, R (7, 1) ERA:	2.2	W	11	3	0	0	2	1	0	0	0	0	0	14	18	0.00	1.500									

Batter	1	2	3	4	5	6	7	8	9	AB	R	H	RBI	BB	SO	LOB	TOP			
Mike Squires, L (1, 3) OBP: 0.355, SLG: 0.368	F7		3B	4-3			F7			4	1	1	1	0	0	1	Chicago White Sox @ Toronto Blue Jays Exhibition Stadium, Toronto, ON Wed Jun 18 1980, 7:05 PM EDT Unknown - 62 F livebaseballscorecards.com			
Todd Cruz, R (1, 6) OBP: 0.344, SLG: 0.418	6-3		SF7	5-3			L6			4	1	1	1	0	0	1				
Bob Molinaro, L (1, 7) OBP: 0.373, SLG: 0.441	1B		1B	F9			L3			2	1	0	0	1	0	1				
Wayne Nordhagen, R (1, 10) OBP: 0.340, SLG: 0.560	1B		SF7				G3			3	0	1	1	0	0	0				
Harold Baines, L (1, 9) OBP: 0.309, SLG: 0.444			F9	1B			K			4	0	1	0	0	2	0				
Jim Morrison, R (1, 4) OBP: 0.325, SLG: 0.447			1B	K			F3			4	0	1	0	0	1	2				
Thad Bosley, L (1, 8) OBP: 0.373, SLG: 0.411			1-3	1B			6-3			4	0	1	1	0	0	1				
Greg Pryor, R (1, 5) OBP: 0.264, SLG: 0.321			4-3	FC5-4			F7			3	0	0	0	0	0	3				
Manv Foley, L (9, PH) OBP: 0.297, SLG: 0.385			4-3	FC5-4						1	0	0	0	0	0	0				
Bruce Kimm, R (1, 2) OBP: 0.335, SLG: 0.331			1B	2B			6-3			4	1	2	0	0	0	0				
Inning Stats	R: 0 E: 0 K: 0 S: 3	H: 1 LOB: 2 BB: 1 P: 7	R: 0 E: 0 K: 0 S: 4	H: 1 LOB: 1 BB: 0 P: 4	R: 4 E: 0 K: 1 S: 10	H: 5 LOB: 2 BB: 0 P: 11	R: 0 E: 0 K: 0 S: 4	H: 1 LOB: 1 BB: 0 P: 4	R: 0 E: 0 K: 1 S: 5	H: 0 LOB: 0 BB: 0 P: 5	R: 0 E: 0 K: 0 S: 3	H: 0 LOB: 0 BB: 0 P: 3	R: 0 E: 0 K: 1 S: 5	H: 0 LOB: 0 BB: 0 P: 5	R: 0 E: 0 K: 0 S: 3	H: 0 LOB: 0 BB: 0 P: 3	1B: 5 2B: 2 3B: 1 HR: 0	SF: 1 SAC: 0 DP: 0 HBP: 1	WP: 0 PB: 0 CS: 0	PA: 36
PITCHER Dave Stieb, R (1, 1) ERA: 3.43	IP: 9.0 WLS: W BF: 36 H: 8 R: 4 ER: 4 SO: 3 BB: 1 IBB: 0 HBP: 1 BLK: 0 WP: 0 HR: 0 S: 40 P: 45 ERA: 4.00 WHIP: 1.000																			

Batter	1	2	3	4	5	6	7	8	9	AB	R	H	RBI	BB	SO	LOB	BOTTOM			
Alfredo Griffin, S (1, 6) OBP: 0.275, SLG: 0.363	L4	5-3			P4		SH5-3			3	0	0	0	0	0	0	Chicago White Sox @ Toronto Blue Jays Exhibition Stadium, Toronto, ON Wed Jun 18 1980, 7:05 PM EDT Unknown - 62 F livebaseballscorecards.com			
Rick Bosetti, R (1, 8) OBP: 0.297, SLG: 0.303	1B		5-3		F7		HR			4	2	2	2	0	0	0				
Doug Ault, R (1, 3) OBP: 0.667, SLG: 0.600	1B		P4		FC6-4		P3			4	1	2	0	0	0	1				
Otto Velez, R (1, 10) OBP: 0.393, SLG: 0.557	2B		1B		FC6-4		1B			3	1	2	1	1	0	1				
Barry Bonnell, R (1, 9) OBP: 0.316, SLG: 0.419	SF8		1B		1-3		1B			3	0	2	1	0	0	0				
Damaso Garcia, R (1, 4) OBP: 0.294, SLG: 0.421	2B		4-3		6-3		P6			4	0	1	1	0	0	4				
Garth Iorg, R (1, 5) OBP: 0.300, SLG: 0.455	5-3				F7		2B			4	0	1	0	0	0	1				
Al Woods, L (1, 7) OBP: 0.361, SLG: 0.490			F8		6-3		4-1			4	0	0	0	0	0	1				
Bob Davis, R (1, 2) OBP: 0.290, SLG: 0.392			4-3		K					3	0	1	0	0	1	0				
Joe Cannon, L (7, PR) OBP: 0.059, SLG: 0.059							SH5-3			0	1	0	0	0	0	0				
Ernie Whitt, L (8, 2) OBP: 0.289, SLG: 0.227							HR			1	0	0	0	0	0	0				
Inning Stats	R: 3 E: 1 K: 0 S: 7	H: 4 LOB: 1 BB: 0 P: 7	R: 0 E: 0 K: 0 S: 3	H: 0 LOB: 0 BB: 0 P: 3	R: 0 E: 0 K: 0 S: 5	H: 2 LOB: 2 BB: 0 P: 5	R: 0 E: 0 K: 1 S: 5	H: 0 LOB: 0 BB: 0 P: 5	R: 0 E: 0 K: 0 S: 4	H: 1 LOB: 1 BB: 0 P: 4	R: 0 E: 0 K: 0 S: 4	H: 1 LOB: 1 BB: 0 P: 4	R: 2 E: 0 K: 0 S: 6	H: 3 LOB: 2 BB: 1 P: 10	R: 0 E: 0 K: 0 S: 3	H: 0 LOB: 0 BB: 0 P: 3	1B: 8 2B: 2 3B: 0 HR: 1	SF: 1 SAC: 1 DP: 0 HBP: 0	WP: 0 PB: 0 CS: 0	PA: 36
PITCHER Steve Trout, L (1, 1) ERA: 4.5	IP: 6.2 WLS: L BF: 32 H: 11 R: 5 ER: 4 SO: 1 BB: 1 IBB: 0 HBP: 0 BLK: 0 WP: 0 HR: 1 S: 33 P: 37 ERA: 5.40 WHIP: 1.800																			
Mike Proly, R (7, 1) ERA: 2.66	IP: 1.1 WLS: L BF: 4 H: 0 R: 0 ER: 0 SO: 0 BB: 0 IBB: 0 HBP: 0 BLK: 0 WP: 0 HR: 0 S: 4 P: 4 ERA: 0.00 WHIP: 0.000																			



Batter	1	2	3	4	5	6	7	8	9	AB	R	H	RBI	BB	SO	LOB	TOP										
Mike Squires, L (1, 3) Junior Moore, R (8, PH) OBP: 0.355, SLG: 0.367 OBP: 0.288, SLG: 0.331	1-3		1-2 2-3 1B		K			1B 1B		3	0	1	0	0	1	1	Chicago White Sox @ Toronto Blue Jays Exhibition Stadium, Toronto, ON Wed Jun 18 1980, 7:05 PM EDT Att: 21,443 - Unknown livebaseballscorecards.com										
Bob Molinaro, L (1, 7) Greg Pryor, R (8, PH) OBP: 0.386, SLG: 0.431 OBP: 0.263, SLG: 0.320	4-3		P6			4-3		K		3	0	0	0	0	0	3											
Chet Lemon, R (1, 8) OBP: 0.351, SLG: 0.397	F7		P5			F8		1-3 1B		4	0	1	0	0	0	3											
Wayne Nordhagen, R (1, 10) OBP: 0.331, SLG: 0.545		6-3			F9			K		4	0	0	0	0	2	2											
Harold Baines, L (1, 9) OBP: 0.313, SLG: 0.451		F8			F7					4	1	2	0	0	0	0											
Jim Morrison, R (1, 4) OBP: 0.320, SLG: 0.439		F3			P5					4	0	0	0	0	1	2											
Mary Foley, L (1, 2) OBP: 0.250, SLG: 0.357					G3			4-3		4	0	0	1	0	1	1											
Todd Cruz, R (1, 6) OBP: 0.369, SLG: 0.441					1B BB 1B			4-3		4	0	3	0	0	0	1											
Kevin Bell, R (1, 5) Thad Bosley, L (7, PH) Ron Pruitt, R (7, PH) OBP: 0.239, SLG: 0.128 OBP: 0.373, SLG: 0.411 OBP: 0.357, SLG: 0.324					1-2 BB			F8		1	0	0	0	1	0	1											
Inning Stats	R: 0 E: 0 K: 0 S: 3	H: 0 LOB: 0 BB: 0 P: 3	R: 0 E: 0 K: 0 S: 3	H: 0 LOB: 0 BB: 0 P: 3	R: 0 E: 0 K: 0 S: 5	H: 2 LOB: 3 BB: 1 P: 9	R: 0 E: 0 K: 0 S: 3	H: 0 LOB: 0 BB: 0 P: 3	R: 0 E: 0 K: 1 S: 6	H: 1 LOB: 1 BB: 0 P: 6	R: 0 E: 0 K: 1 S: 5	H: 0 LOB: 0 BB: 0 P: 5	R: 1 E: 0 K: 0 S: 4	H: 2 LOB: 0 BB: 0 P: 4	R: 0 E: 0 K: 2 S: 9	H: 2 LOB: 2 BB: 0 P: 9		R: 0 E: 0 K: 2 S: 8	H: 1 LOB: 1 BB: 0 P: 8	1B: 7 2B: 1 3B: 0 HR: 0	SF: 0 SAC: 0 DP: 0 HBP: 0	WP: 0 PB: 0 CS: 0	PA: 36				
PITCHER	IP	WLS	BF	H	R	ER	SO	BB	IBB	HBP	BLK	WP	HR	S	P	ERA	WHIP										
Jack Kucek, R (1, 1) ERA: 1.35	6.2	W	26	5	1	1	2	1	0	0	0	0	0	29	33	1.35	0.900										
Jerry Garvin, L (7, 1) ERA: 2.05	1.0		4	2	0	0	1	0	0	0	0	0	0	6	6	0.00	2.000										
Joey McLaughlin, R (8, 1) ERA: 3.97	1.1	S	5	1	0	0	3	0	0	0	0	0	0	11	11	0.00	0.750										


Batter	1	2	3	4	5	6	7	8	9	AB	R	H	RBI	BB	SO	LOB	BOTTOM										
Alfredo Griffin, S (1, 6) OBP: 0.278, SLG: 0.365	WP 1B WP	6-3			K			SH3-4 1B		4	1	2	0	0	1	0	Chicago White Sox @ Toronto Blue Jays Exhibition Stadium, Toronto, ON Wed Jun 18 1980, 7:05 PM EDT Att: 21,443 - Unknown livebaseballscorecards.com										
Rick Bosetti, R (1, 8) OBP: 0.283, SLG: 0.298	F9	L3			6-3			SH3-4		3	0	0	0	0	0	1											
Roy Howell, L (1, 5) OBP: 0.309, SLG: 0.362	1B 1-2 BB				4-3			K		3	1	0	0	1	1	1											
John Mayberry, L (1, 3) OBP: 0.364, SLG: 0.505	1B				F8			K		4	0	1	1	0	1	1											
Otto Velez, R (1, 10) OBP: 0.397, SLG: 0.559	1-3 2H				6-3			K		3	0	2	1	0	0	0											
Lloyd Moseby, L (1, 9) OBP: 0.288, SLG: 0.397	1-2 3H				K			K		3	0	0	0	0	3	3											
Damaso Garcia, R (1, 4) OBP: 0.290, SLG: 0.415	L3				P4			6-3		3	0	0	0	0	0	2											
Joe Cannon, L (1, 7) OBP: 0.050, SLG: 0.050					K			K2-3		3	0	0	0	0	2	0											
Ernie Whitt, L (1, 2) OBP: 0.291, SLG: 0.269					K			K		3	1	1	1	0	1	0											
Inning Stats	R: 2 E: 0 K: 1 S: 8	H: 3 LOB: 2 BB: 1 P: 12	R: 1 E: 0 K: 1 S: 6	H: 1 LOB: 0 BB: 0 P: 6	R: 0 E: 0 K: 0 S: 3	H: 0 LOB: 0 BB: 0 P: 3	R: 0 E: 0 K: 2 S: 7	H: 0 LOB: 0 BB: 0 P: 7	R: 0 E: 0 K: 2 S: 7	H: 0 LOB: 0 BB: 0 P: 7	R: 0 E: 0 K: 1 S: 6	H: 1 LOB: 1 BB: 0 P: 6	R: 0 E: 0 K: 0 S: 3	H: 0 LOB: 0 BB: 0 P: 3	R: 0 E: 0 K: 2 S: 8	H: 1 LOB: 1 BB: 0 P: 8		R: 0 E: 0 K: 2 S: 8	H: 1 LOB: 1 BB: 0 P: 8	1B: 5 2B: 0 3B: 0 HR: 1	SF: 0 SAC: 1 DP: 0 HBP: 0	WP: 2 PB: 0 CS: 0	PA: 31				
PITCHER	IP	WLS	BF	H	R	ER	SO	BB	IBB	HBP	BLK	WP	HR	S	P	ERA	WHIP										
Richard Dotson, R (1, 1) ERA: 3.88	8.0	L	31	6	3	3	9	1	0	0	0	2	1	48	52	3.38	0.875										

Batter	1	2	3	4	5	6	7	8	9	10	11	AB	R	H	RBI	BB	SO	LOB	TOP					
Rick Peters, S OBP: 0.309, SLG: 0.310 (1, 8)	F9		F8					4-3		E5	F6	6	0	1	1	0	0	3						
Alan Trammell, R OBP: 0.412, SLG: 0.438 (1, 6)	CS BB			1B BB	F9			F7		F8		3	0	0	0	2	0	2						
Al Cowens, R OBP: 0.319, SLG: 0.326 Dave Stegman, R OBP: 0.272, SLG: 0.284 (1, 9) (11, 9)	F8			1B		4-3		1B			6-3	5	0	2	0	0	0	1						
Lance Parrish, R OBP: 0.313, SLG: 0.476 (1, 10)		HR		F9		F9		K			2B BB	4	2	1	1	1	1	3						
John Wockenfuss, R OBP: 0.379, SLG: 0.500 (1, 2)	F7			K		HR				5-3	1B 2B	5	2	2	2	0	1	2						
Richie Hebner, L OBP: 0.339, SLG: 0.460 (1, 3)	F6			F4		CS 1B				L6	1B FC5-2 IBB	4	0	1	0	1	0	2						
Tom Brookens, R OBP: 0.331, SLG: 0.366 Stan Papi, R OBP: 0.300, SLG: 0.500 Champ Summers, L (11, PH) OBP: 0.405, SLG: 0.534 Mark Wagner, R OBP: 0.290, SLG: 0.200 (1, 5) (2, 5) (11, 5) (11, 5)	K			F8		CS		6-3		5-3	1B FC5-2 IBB	1	0	0	0	0	1	0						
Jim Lentine, R OBP: 0.302, SLG: 0.291 (1, 7)	F7			4-3				F9		F7	FC5-2 IBB	4	0	0	0	1	0	0						
Lou Whitaker, L OBP: 0.346, SLG: 0.226 (1, 4)	K			K		2B 1B		K		F7	FC5-2 IBB	5	1	1	0	0	2	3						
Inning Stats	R: 0 E: 0 K: 1 S: 2	H: 0 LOB: 0 BB: 1 P: 6	R: 1 E: 0 K: 1 S: 6	H: 1 LOB: 0 BB: 0 P: 6	R: 0 E: 0 K: 1 S: 5	H: 0 LOB: 0 BB: 0 P: 5	R: 0 E: 0 K: 1 S: 6	H: 1 LOB: 2 BB: 1 P: 10	R: 1 E: 0 K: 0 S: 4	H: 2 LOB: 0 BB: 0 P: 4	R: 0 E: 0 K: 1 S: 5	H: 0 LOB: 0 BB: 0 P: 5	R: 0 E: 0 K: 1 S: 6	H: 1 LOB: 1 BB: 0 P: 6	R: 0 E: 0 K: 0 S: 3	H: 0 LOB: 1 BB: 0 P: 3	R: 0 E: 1 K: 0 S: 4	H: 0 LOB: 1 BB: 0 P: 4	R: 2 E: 0 K: 0 S: 5	H: 2 LOB: 3 BB: 3 P: 17	1B: 5 2B: 2 3B: 0 HR: 2	SF: 0 SAC: 0 DP: 0 HBP: 0	WP: 0 PB: 0 SB: 0 CS: 2	PA: 47
PITCHER	IP 9.2	WLS L	BF 5	H 1	R 2	ER 2	SO 0	BB 1	IBB 1	HBP 0	BLK 0	WP 0	HR 0	S 3	P 11	ERA 27.00	WHIP 3.000							
Britt Burns, L ERA: 2.24 Ed Farmer, R ERA: 2.74 Steve Trout, L ERA: 4.46 (1, 1) (10, 1) (11, 1)																								

Detroit Tigers @ Chicago White Sox
Comiskey Park, Chicago, IL
Fri Jun 20 1980, 8:05 PM EDT
Att: 27,241 - Unknown - 65 F

livebaseballscores.com

AB 41
R 5
H 9
RBI 5
BB 5
SO 5
LOB 16




Batter	1	2	3	4	5	6	7	8	9	10	11	AB	R	H	RBI	BB	SO	LOB	BOTTOM			
Thad Bosley, L OBP: 0.344, SLG: 0.377 (1, 7)	3-1		F8		G3			6-3		F7		5	0	0	0	0	0	2				
Todd Cruz, R OBP: 0.386, SLG: 0.453 (1, 6)	K			SH1-3 1B		4-3 WP PB 1B		6-3		G4-6-3 1B		5	1	3	0	0	1	0				
Harold Baines, L OBP: 0.310, SLG: 0.444 (1, 9)	6-3			SH1-3 1B		4-3		4-3		G4-6-3 1B		5	0	1	0	0	0	2				
Jim Morrison, R OBP: 0.319, SLG: 0.436 (1, 4)		F7		SH1-3		5-3			HR PB 1B		F8	4	1	1	0	0	0	0				
Bob Molinaro, L OBP: 0.367, SLG: 0.421 (1, 10)		F7		G6-4-3 IBB					F5		F8	3	0	0	0	2	0	1				
Chet Lamon, R OBP: 0.348, SLG: 0.406 (1, 8)	6-3			G6-4-3		F8			HR		F3	5	1	1	2	0	0	4				
Mike Squires, L OBP: 0.351, SLG: 0.363 (1, 3)				4-3		4-3		4-3				4	0	1	0	0	0	0				
Bruce Kimm, R OBP: 0.335, SLG: 0.338 Mary Foley, L OBP: 0.246, SLG: 0.351 (1, 2) (9, PH) (10, 2)				4-3 2B		5-3		6-3		K		3	0	1	0	0	0	0				
Kevin Bell, R OBP: 0.245, SLG: 0.122 Lamar Johnson, R OBP: 0.335, SLG: 0.464 Junior Moore, R OBP: 0.268, SLG: 0.331 (1, 5) (9, PH) (10, 5)				4-3				6-3		F5		2	0	0	0	1	0	1				
Inning Stats	R: 0 E: 0 K: 1 S: 5	H: 0 LOB: 0 BB: 0 P: 5	R: 0 E: 0 K: 0 S: 3	H: 0 LOB: 0 BB: 0 P: 3	R: 0 E: 0 K: 0 S: 4	H: 1 LOB: 1 BB: 0 P: 4	R: 0 E: 0 K: 0 S: 4	H: 2 LOB: 2 BB: 1 P: 8	R: 0 E: 0 K: 0 S: 3	H: 0 LOB: 0 BB: 0 P: 3	R: 0 E: 0 K: 0 S: 3	H: 0 LOB: 0 BB: 0 P: 3	R: 2 E: 0 K: 1 S: 8	H: 3 LOB: 1 BB: 0 P: 8	R: 0 E: 0 K: 0 S: 3	H: 1 LOB: 0 BB: 0 P: 3	R: 0 E: 0 K: 0 S: 3	H: 0 LOB: 0 BB: 0 P: 3	1B: 6 2B: 1 3B: 0 HR: 1	SF: 0 SAC: 1 DP: 2 HBP: 0	WP: 1 PB: 2 SB: 1 CS: 0	PA: 42
PITCHER	IP 8.1	WLS W	BF 9	H 2	R 0	ER 0	SO 1	BB 0	IBB 0	HBP 0	BLK 0	WP 0	HR 0	S 11	P 11	ERA 0.00	WHIP 0.750					
Dan Petry, R ERA: 3.02 Aurelio Lopez, R ERA: 4.57 (1, 1) (9, 1)																						


Detroit Tigers @ Chicago White Sox
Comiskey Park, Chicago, IL
Fri Jun 20 1980, 8:05 PM EDT
Att: 27,241 - Unknown - 65 F

livebaseballscores.com

AB 38
R 3
H 8
RBI 2
BB 3
SO 2
LOB 12



Batter	1	2	3	4	5	6	7	8	9	AB	R	H	RBI	BB	SO	LOB	TOP	
Jim Lentine, R OBP: 0.294, SLG: 0.271 (1, 7)	0-3 K		0-3 K		0-0 6-3	0-0 F8		4-0 5-3 BB		4	0	0	0	1	2	2	Detroit Tigers @ Chicago White Sox Comiskey Park, Chicago, IL Sat Jun 21 1980, 4:33 AM EDT Att: 23,990 - Unknown - 77 F AB 37 R 4 H 10 RBI 4 BB 7 SO 8 LOB 20 	
Alan Trammell, R OBP: 0.411, SLG: 0.446 (1, 6)	0-3 K		0-0 FC4-6 1B		0-0 1B 3B	0-3 K		0-0 5-3 1-2		5	1	2	0	0	2	3		
Steve Kemp, L OBP: 0.388, SLG: 0.466 (1, 10)	0-0 BB E 1B		0-0 FC4-6 BB 1-2		0-0 2B FC6 1B		4-0 S 1B BB	4-0 FC6-4 IBB		3	2	2	1	2	0	1		
Lance Parrish, R OBP: 0.319, SLG: 0.479 (1, 2)	4-0 BB 1B		4-0 BB 1-2		0-0 FC6 2B		0-0 F7 1-2	0-0 FC6-4 1-2		3	0	1	0	2	0	3		
John Wockenfuss, R OBP: 0.380, SLG: 0.491 (1, 3)	4-0 BB 1-2 2-3		0-0 F4		0-0 FC6 BLK		0-0 E 1B	0-0 F8		4	1	1	2	1	0	3		
Champ Summers, L OBP: 0.395, SLG: 0.518 Rick Peters, S OBP: 0.306, SLG: 0.306 (1, 9) (7, 8)	0-3 K				0-0 F7	0-0 F5 1-2		0-0 F9	0-0 4-3	4	0	0	0	0	1	5		
Tom Brookens, R OBP: 0.333, SLG: 0.367 (1, 5)		0-0 6-3		0-0 6-3		0-0 F9	0-0 E8 2-H 1B	0-0 S 1B		5	0	2	1	0	0	0		
Dave Stegman, R OBP: 0.278, SLG: 0.302 (1, 8) (7, 9)		0-0 4-3		0-0 1B		0-0 2B	0-3 K	0-3 K		5	0	2	0	0	2	2		
Lou Whitaker, L OBP: 0.344, SLG: 0.222 (1, 4)		0-0 6-3		0-3 K		4-0 BB		0-0 F7		3	0	0	0	1	1	1		
Inning Stats	R: 0 E: 1 K: 3 S: 10	H: 1 LOB: 3 BB: 2 P: 18	R: 0 E: 0 K: 0 S: 3	H: 0 LOB: 0 BB: 0 P: 3	R: 0 E: 0 K: 1 S: 6	H: 1 LOB: 2 BB: 1 P: 10	R: 0 E: 0 K: 1 S: 6	H: 1 LOB: 1 BB: 1 P: 6	R: 2 E: 0 K: 1 S: 7	H: 2 LOB: 1 BB: 1 P: 11	R: 0 E: 0 K: 0 S: 3	H: 0 LOB: 2 BB: 2 P: 11	R: 0 E: 0 K: 1 S: 6	H: 1 LOB: 1 BB: 0 P: 6	1B: 7 2B: 2 3B: 1 HR: 0	SF: 0 SAC: 0 DP: 0 HBP: 0		WP: 0 PB: 0 CS: 0
PITCHER Ross Baumgarten, L ERA: 3.6 LaMarr Hoyt, R ERA:	IP: 6.2 WLS: L BF: 34	H: 9 R: 4 ER: 4 SO: 6	BB: 5 IBB: 0 HBP: 0 BLK: 1	WP: 0 HR: 0 S: 41 P: 61	ERA: 5.40 WHIP: 2.100	IP: 7.1 WLS: W BF: 10	H: 1 R: 0 ER: 0 SO: 2	BB: 1 IBB: 1 HBP: 0 BLK: 0	WP: 0 HR: 0 S: 12 P: 20	ERA: 0.00 WHIP: 0.857								

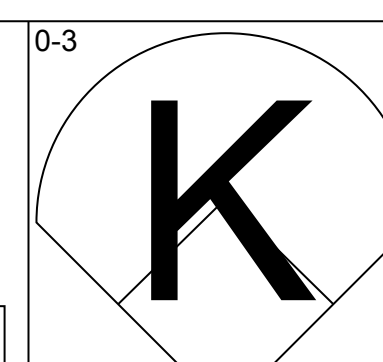
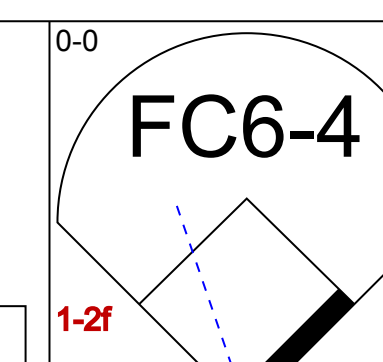
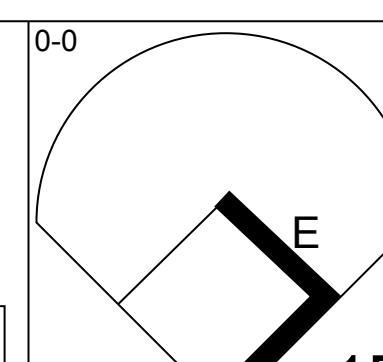
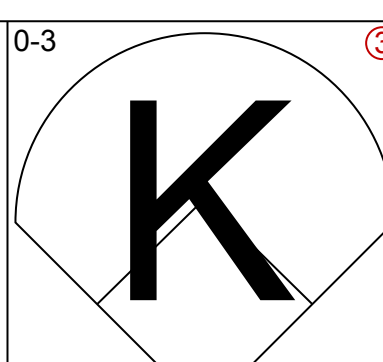
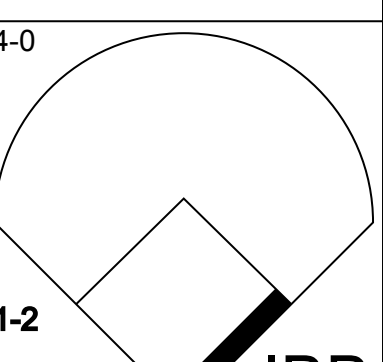
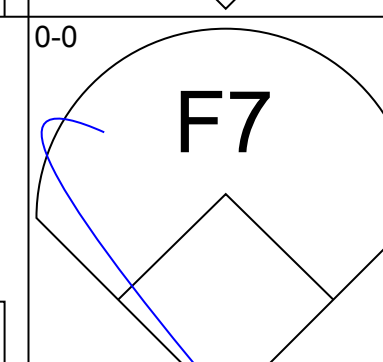
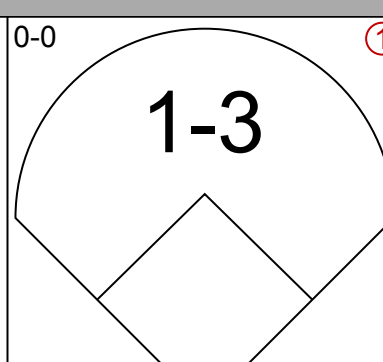
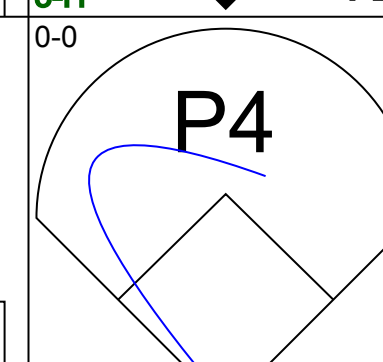
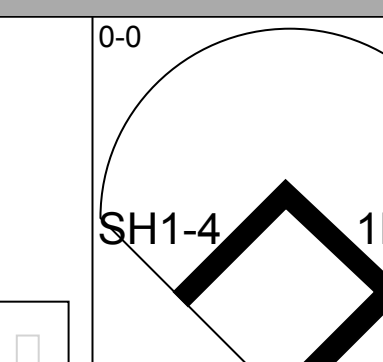
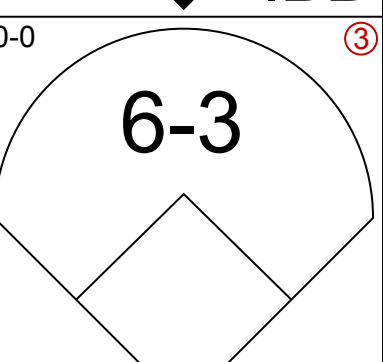
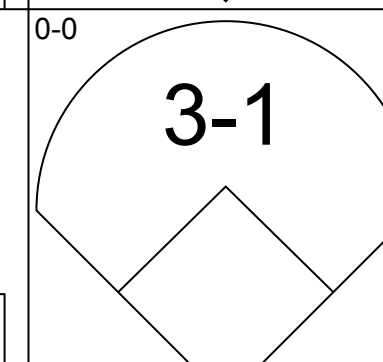
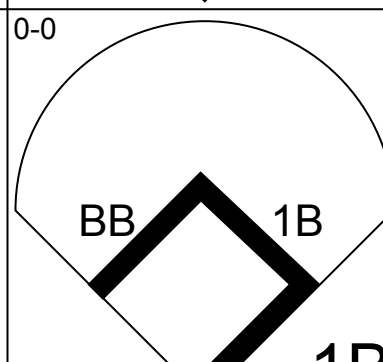
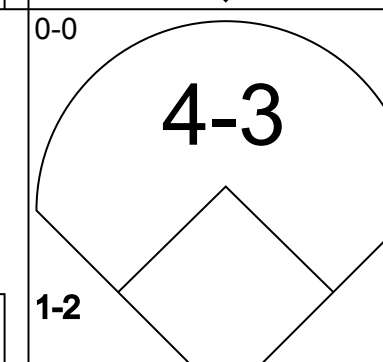
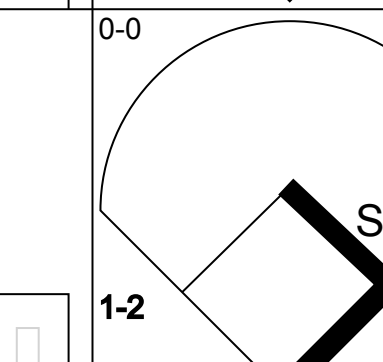
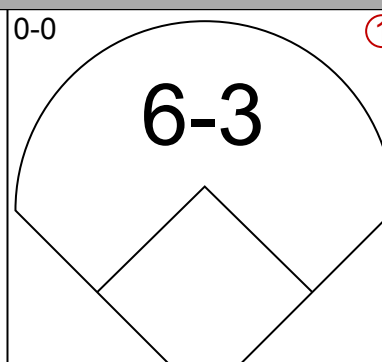
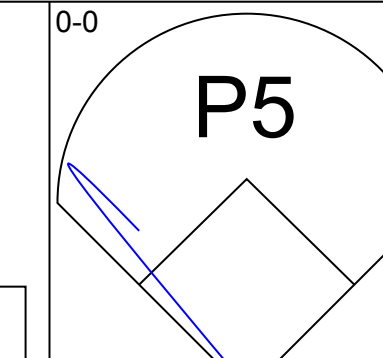
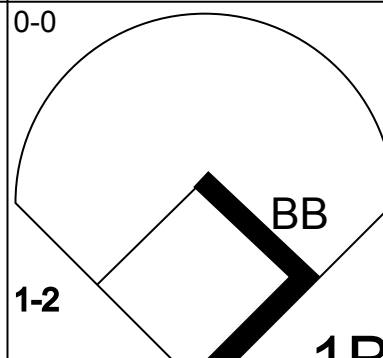
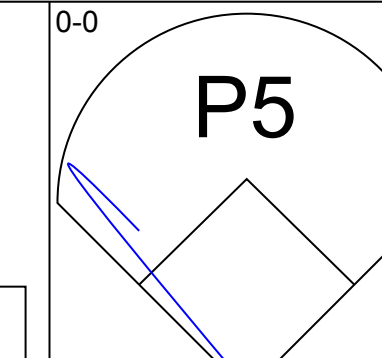
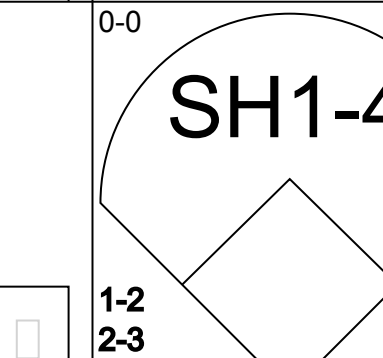
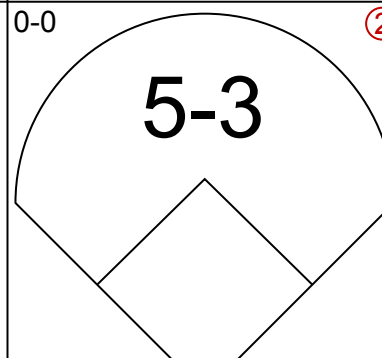
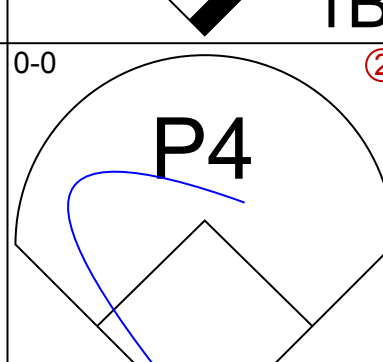
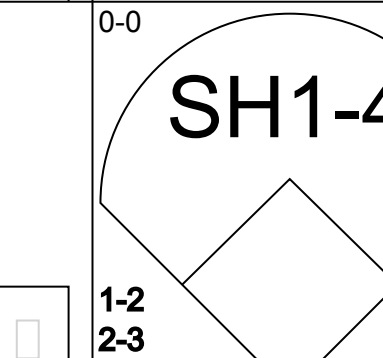
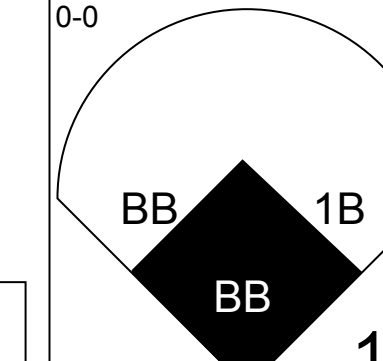
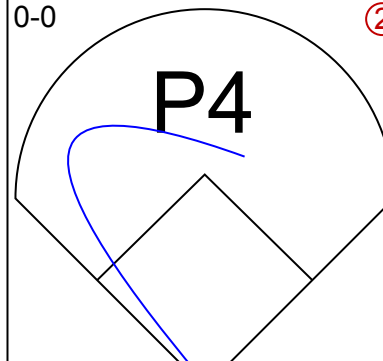
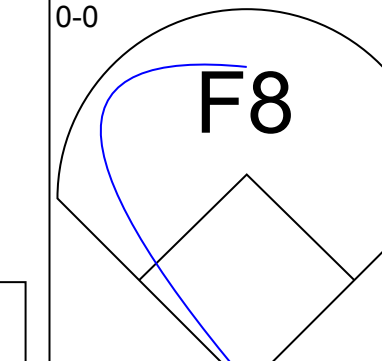
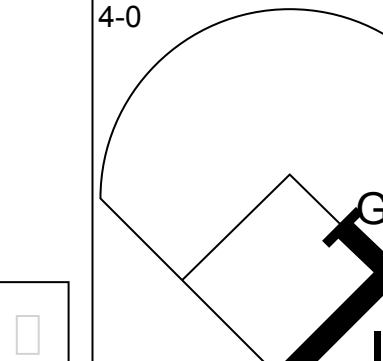
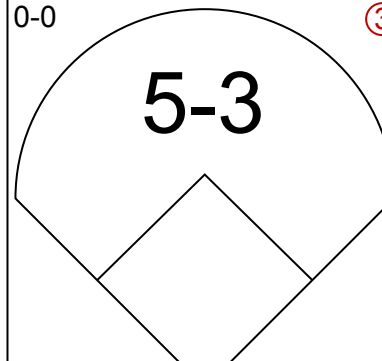
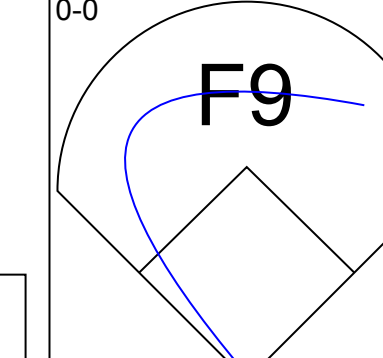
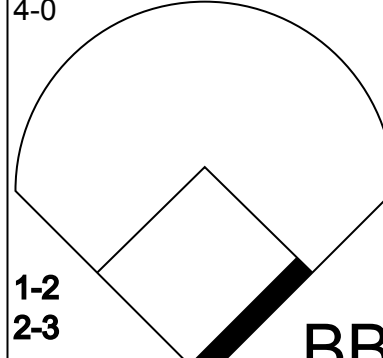
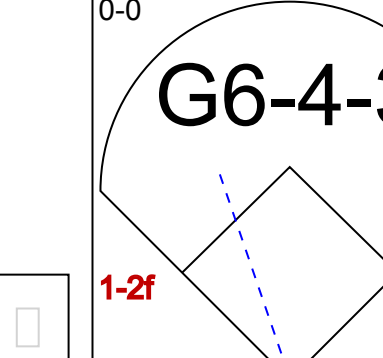
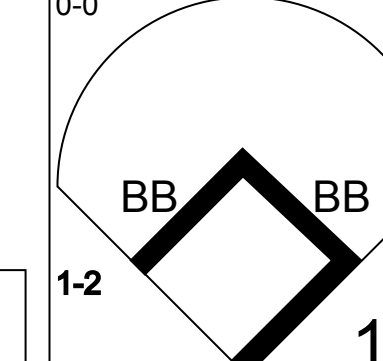
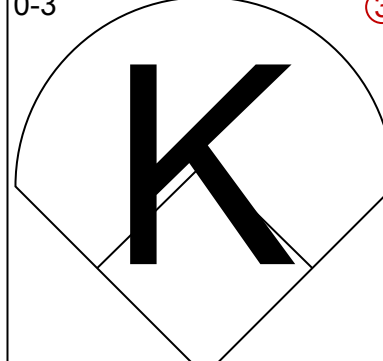
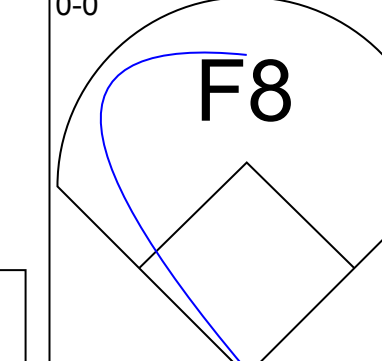
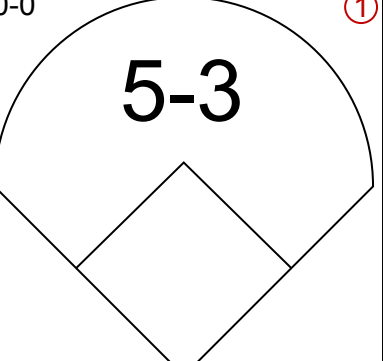
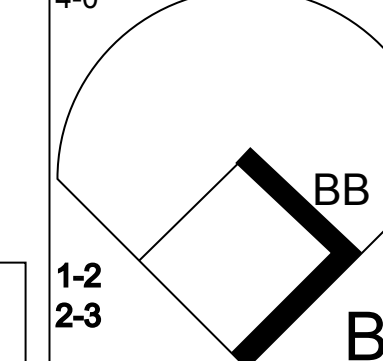
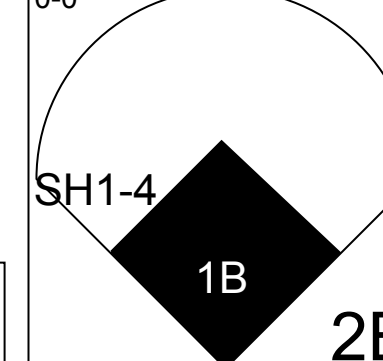
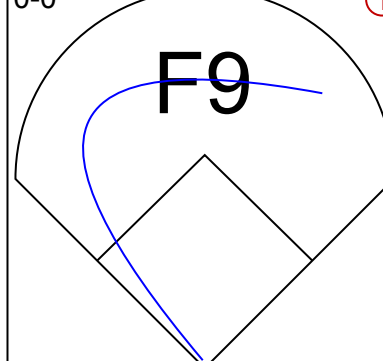
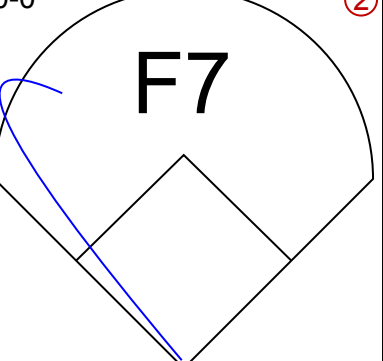
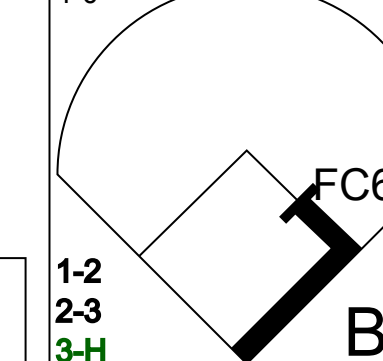
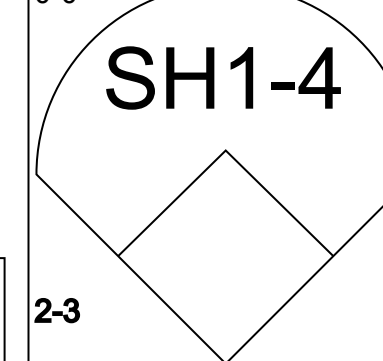
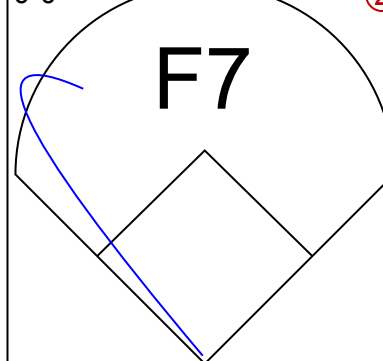
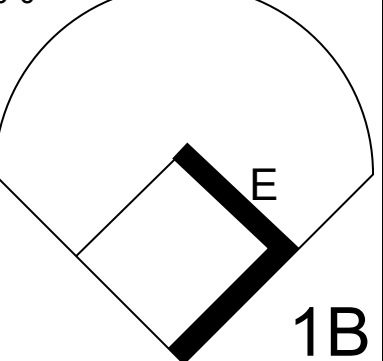
Batter	1	2	3	4	5	6	7	8	9	AB	R	H	RBI	BB	SO	LOB	BOTTOM			
Thad Bosley, L OBP: 0.353, SLG: 0.400 (1, 7)	0-3 K		0-0 G3 2B		0-0 BB 1B		0-0 F4			4	0	2	0	0	1	1	Detroit Tigers @ Chicago White Sox Comiskey Park, Chicago, IL Sat Jun 21 1980, 4:33 AM EDT Att: 23,990 - Unknown - 77 F AB 33 R 1 H 5 RBI 1 BB 2 SO 4 LOB 19 			
Todd Cruz, R OBP: 0.365, SLG: 0.426 (1, 6)	0-0 F7		0-0 5-3		0-0 F9		0-0 F7			4	0	0	0	0	0	4				
Harold Baines, L OBP: 0.308, SLG: 0.437 (1, 9)	0-0 4-3		0-0 G3		4-0 FC4-6 BB 1-2 2-3		0-0 3-1			3	0	0	0	1	0	1				
Lamar Johnson, R OBP: 0.333, SLG: 0.457 (1, 3)		4-0 F8 E 1B BB	0-0 F8		0-0 FC4-6 1-2		0-0 5-3			3	1	0	0	1	0	4				
Bob Molinaro, L OBP: 0.364, SLG: 0.416 (1, 10)		0-0 E 1B		0-3 K2-3		0-0 F5		0-0 4-3		4	0	1	0	0	1	0				
Chet Lemon, R OBP: 0.343, SLG: 0.399 (1, 8)		0-0 F8 2-3		0-0 5-3		0-0 4-3		0-0 5-3		4	0	0	0	0	0	2				
Jim Morrison, R OBP: 0.314, SLG: 0.429 (1, 4)		0-0 E5 1-2 3-H		0-0 5-3		0-0 6-3		0-0 F3		4	0	0	1	0	0	1				
Bruce Kimm, R OBP: 0.340, SLG: 0.342 (1, 2)		0-3 K			0-0 BB 1B		0-0 1B		0-0 F3	4	0	2	0	0	1	2				
Greg Pryor, R OBP: 0.260, SLG: 0.316 Mike Squires, L OBP: 0.348, SLG: 0.359 Kevin Bell, R OBP: 0.245, SLG: 0.122 (1, 5) (7, PH) (8, 5)		0-3 K			0-0 F3		0-0 F6			2	0	0	0	0	1	3				
Inning Stats	R: 0 E: 0 K: 1 S: 5	H: 0 LOB: 0 BB: 0 P: 5	R: 1 E: 1 K: 2 S: 9	H: 1 LOB: 2 BB: 1 P: 13	R: 0 E: 0 K: 0 S: 4	H: 1 LOB: 1 BB: 0 P: 4	R: 0 E: 0 K: 1 S: 5	H: 0 LOB: 0 BB: 0 P: 5	R: 0 E: 0 K: 0 S: 3	H: 0 LOB: 0 BB: 0 P: 3	R: 0 E: 0 K: 0 S: 4	H: 1 LOB: 1 BB: 0 P: 4	R: 0 E: 0 K: 0 S: 3	H: 0 LOB: 0 BB: 0 P: 3	R: 0 E: 0 K: 0 S: 3	H: 0 LOB: 0 BB: 0 P: 3		1B: 4 2B: 1 3B: 0 HR: 0	SF: 0 SAC: 0 DP: 0 HBP: 0	WP: 0 PB: 0 CS: 0
PITCHER Milt Wilcox, R ERA: 3.58	IP: 9.0 WLS: W BF: 35	H: 5 R: 1 ER: 1 SO: 4	BB: 2 IBB: 0 HBP: 0 BLK: 0	WP: 0 HR: 0 S: 41 P: 49	ERA: 1.00 WHIP: 0.778	IP: 9.0 WLS: W BF: 35	H: 5 R: 1 ER: 1 SO: 4	BB: 2 IBB: 0 HBP: 0 BLK: 0	WP: 0 HR: 0 S: 41 P: 49	ERA: 1.00 WHIP: 0.778										

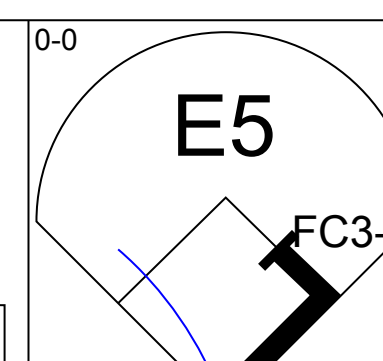
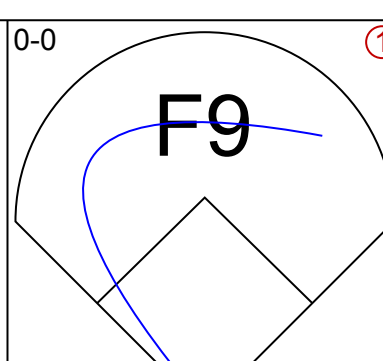
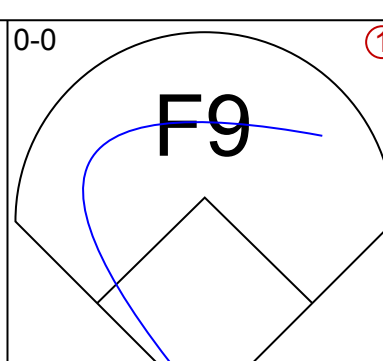
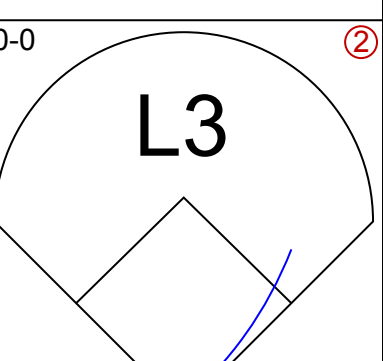
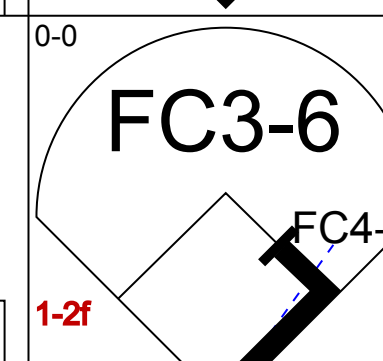
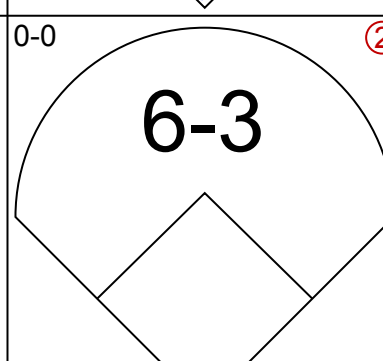
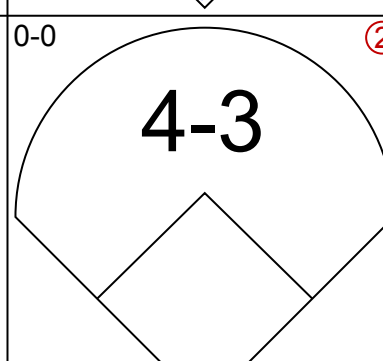
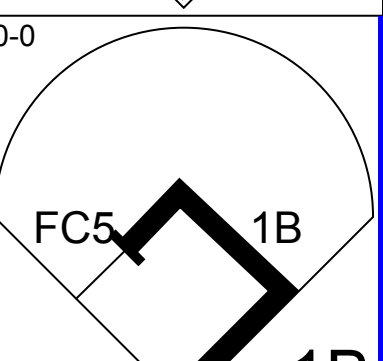
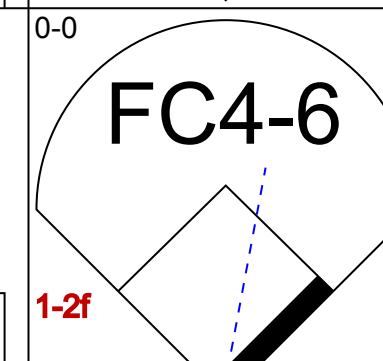
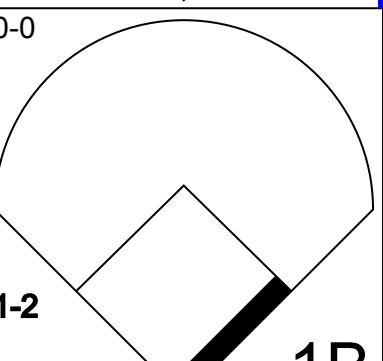
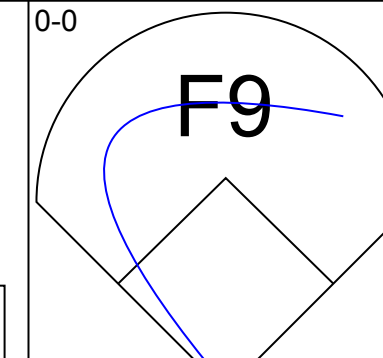


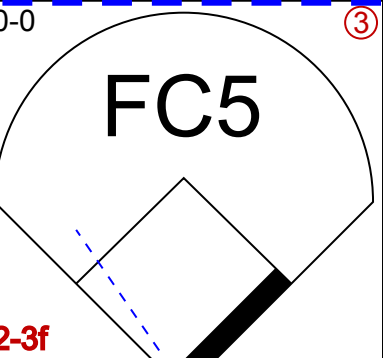

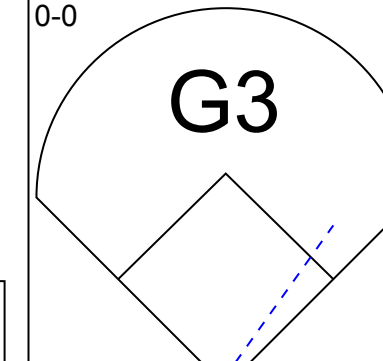
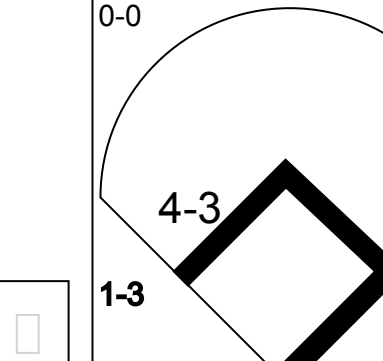

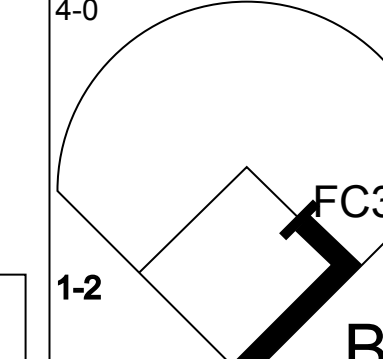
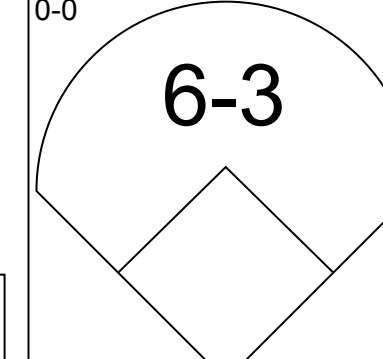
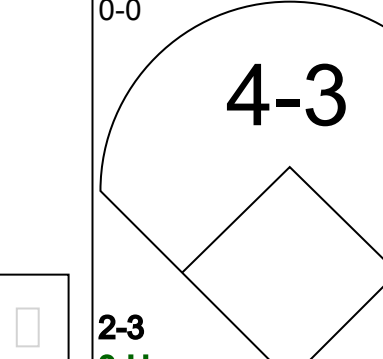
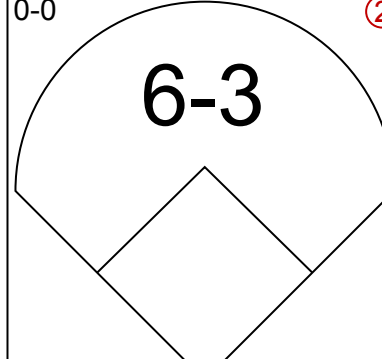
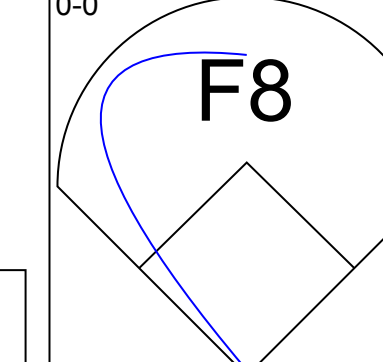

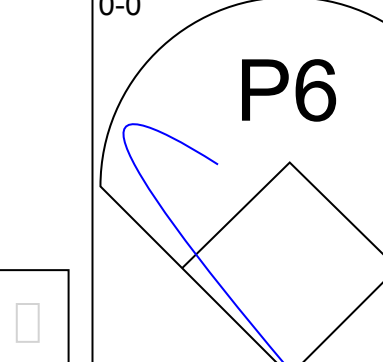
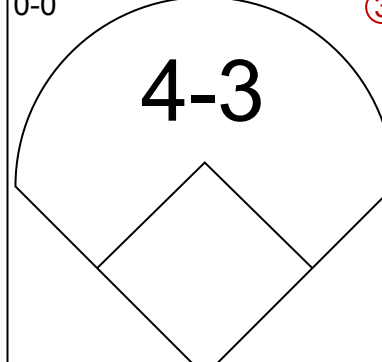
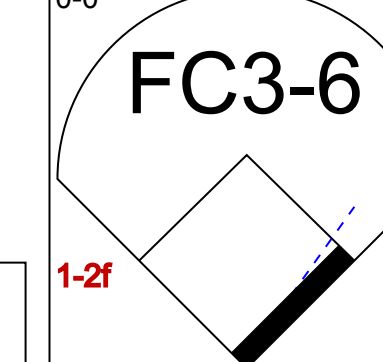
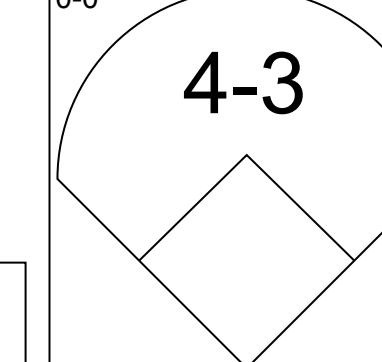
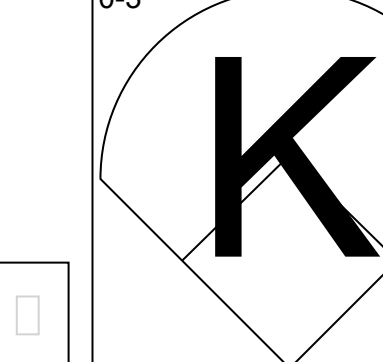

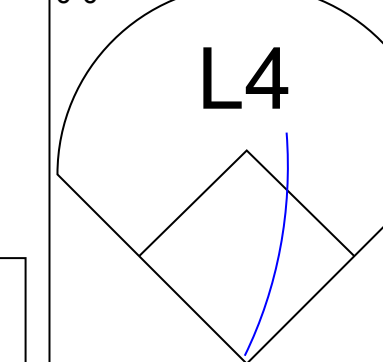
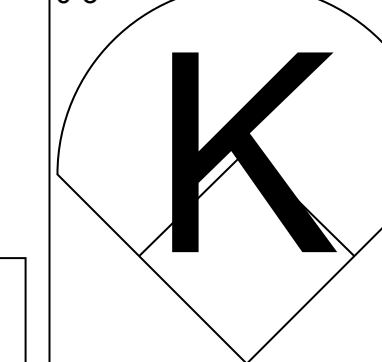

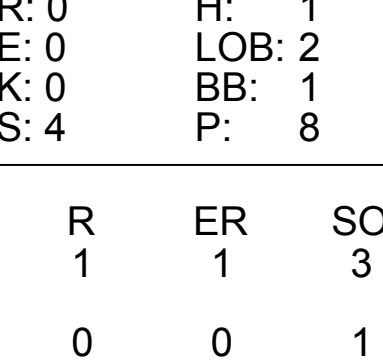
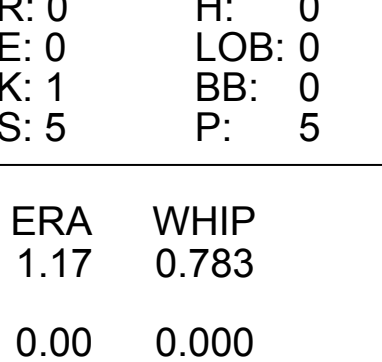
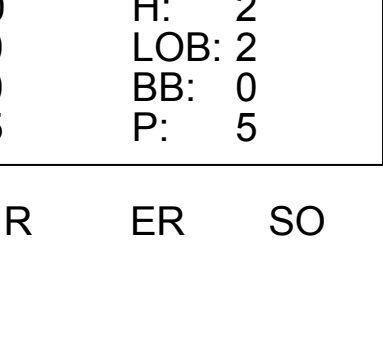
Batter	1	2	3	4	5	6	7	8	9	AB	R	H	RBI	BB	SO	LOB	TOP								
Rick Peters, S OBP: 0.311, SLG: 0.303 (1, 8)	F8		SH1-3 1B	6-3		4-3			1B	4	1	1	0	1	0	1	Detroit Tigers @ Chicago White Sox Comiskey Park, Chicago, IL Sun Jun 22 1980, 4:33 AM EDT Unknown - 81 F								
Alan Trammell, R OBP: 0.409, SLG: 0.442 (1, 6)	F4		SH1-3		E FC9 1B	K			K	4	1	1	0	0	2	3									
Lance Parrish, R OBP: 0.320, SLG: 0.477 (1, 2)	5-3		1B 2B		E5 1B				F8	5	1	2	1	0	0	2									
John Wockenfuss, R OBP: 0.387, SLG: 0.492 (1, 3)		2B E BB	2B SH1-3 1B		L5				F8	4	2	2	1	1	0	2									
Tom Brookens, R OBP: 0.342, SLG: 0.385 (1, 5)		E BB	SH1-3 2B		FC9				F8	4	1	2	2	1	0	1									
Jim Lentine, R OBP: 0.292, SLG: 0.286 (1, 7)		F5	SH1-3		K				L6	4	0	1	1	0	1	7									
Stan Papi, R OBP: 0.273, SLG: 0.455 (1, 4)		F5	6-3		L4				L6	3	0	0	0	0	0	5									
Lou Whitaker, L OBP: 0.347, SLG: 0.227 (6, 4)		F5	6-3		L4				L6	1	0	1	0	0	0	0									
Duffy Dyer, R OBP: 0.200, SLG: 0.326 (1, 10)		E7			F3				L9-4-3-5	4	0	0	0	0	0	2									
Dave Stegman, R OBP: 0.287, SLG: 0.322 (1, 9)		6-3			K				1B	4	1	2	0	0	1	1									
Inning Stats	R: 0 E: 0 K: 0 S: 3	H: 0 LOB: 0 BB: 0 P: 3	R: 2 E: 1 K: 0 S: 5	H: 1 LOB: 1 BB: 1 P: 9	R: 3 E: 0 K: 0 S: 6	H: 3 LOB: 1 BB: 1 P: 10	R: 0 E: 0 K: 1 S: 5	H: 0 LOB: 0 BB: 0 P: 5	R: 1 E: 1 K: 1 S: 8	H: 2 LOB: 2 BB: 0 P: 8	R: 0 E: 0 K: 0 S: 6	H: 1 LOB: 1 BB: 0 P: 6	R: 0 E: 0 K: 0 S: 3	H: 0 LOB: 0 BB: 0 P: 3	R: 0 E: 0 K: 0 S: 3	H: 2 LOB: 0 BB: 0 P: 3	R: 1 E: 0 K: 1 S: 8	H: 3 LOB: 3 BB: 1 P: 12	1B: 8 2B: 4 3B: 1 HR: 0	SF: 0 SAC: 2 DP: 0 HBP: 0	WP: 0 PB: 0 SB: 1 CS: 0	PA: 42			
PITCHER	IP	WLS	BF	H	R	ER	SO	BB	IBB	HBP	BLK	WP	HR	S	P	ERA	WHIP								
Ken Kravec, L ERA: 6.3 (1, 1)	2.1	L	12	2	4	2	0	2	0	0	0	0	0	10	18	7.71	1.714								
LaMar Hoyt, R ERA: 1.04 (3, 1)	3.2		17	5	2	1	3	0	0	0	0	0	0	23	23	2.46	1.364								
Guy Hoffman, L ERA: 3.0 (7, 1)	3.0		13	5	1	1	1	1	0	0	0	0	0	14	18	3.00	2.000								

Batter	1	2	3	4	5	6	7	8	9	AB	R	H	RBI	BB	SO	LOB	BOTTOM								
Mike Squires, L OBP: 0.353, SLG: 0.358 (1, 3)	L5-3 1B		FC4-6 5-3		E BB				6-3	3	0	1	0	1	0	1	Detroit Tigers @ Chicago White Sox Comiskey Park, Chicago, IL Sun Jun 22 1980, 4:33 AM EDT Unknown - 81 F								
Todd Cruz, R OBP: 0.346, SLG: 0.403 (1, 6)	L5-3		5-3		E5				F7	4	0	0	0	0	0	4									
Thad Bosley, L OBP: 0.333, SLG: 0.377 (1, 7)	6-3		L3		F7				F8	4	0	0	0	0	0	4									
Lamar Johnson, R OBP: 0.328, SLG: 0.449 (1, 10)		F4			F5				6-3	4	0	0	0	0	0	3									
Harold Baines, L OBP: 0.307, SLG: 0.433 (1, 9)		5-3 1B			G3				F8	4	0	1	0	0	0	3									
Chet Lemon, R OBP: 0.341, SLG: 0.405 (1, 8)		5-3			1B				F8	4	1	1	0	0	0	1									
Jim Morrison, R OBP: 0.321, SLG: 0.432 (1, 4)		HBP			3B				F7	3	0	2	1	0	0	0									
Bruce Kimm, R OBP: 0.331, SLG: 0.333 (1, 2)		L4			1B				F7	4	0	0	0	0	0	4									
Greg Pryor, R OBP: 0.266, SLG: 0.328 (1, 5)					FC4-6 1B				F8	3	0	2	0	0	0	0									
Inning Stats	R: 0 E: 0 K: 0 S: 3	H: 1 LOB: 2 BB: 0 P: 3	R: 0 E: 0 K: 0 S: 4	H: 1 LOB: 1 BB: 0 P: 5	R: 0 E: 0 K: 0 S: 4	H: 1 LOB: 1 BB: 0 P: 4	R: 1 E: 0 K: 0 S: 5	H: 2 LOB: 1 BB: 0 P: 5	R: 0 E: 0 K: 0 S: 5	H: 1 LOB: 3 BB: 1 P: 9	R: 0 E: 0 K: 0 S: 3	H: 1 LOB: 0 BB: 0 P: 3	R: 0 E: 0 K: 0 S: 3	H: 0 LOB: 0 BB: 0 P: 3	R: 0 E: 0 K: 0 S: 3	H: 0 LOB: 0 BB: 0 P: 3		R: 0 E: 0 K: 0 S: 3	H: 0 LOB: 0 BB: 0 P: 3	1B: 5 2B: 3 3B: 1 HR: 0	SF: 0 SAC: 0 DP: 2 HBP: 1	WP: 0 PB: 0 SB: 0 CS: 0	PA: 35		
PITCHER	IP	WLS	BF	H	R	ER	SO	BB	IBB	HBP	BLK	WP	HR	S	P	ERA	WHIP								
Dave Rozema, R ERA: 4.67 (1, 1)	9.0	W	35	7	1	1	0	1	0	1	0	0	0	33	38	1.00	0.889								

Batter	1	2	3	4	5	6	7	8	9	AB	R	H	RBI	BB	SO	LOB	TOP										
Rick Peters, S OBP: 0.296, SLG: 0.287 (1, 8)										5	1	0	0	0	1	1	Detroit Tigers @ Chicago White Sox Comiskey Park, Chicago, IL Sun Jun 22 1980, 4:38 AM EDT Att: 27,100 - Unknown										
Alan Trammell, R OBP: 0.409, SLG: 0.441 (1, 6)										5	2	2	0	0	2												
Lance Parrish, R OBP: 0.318, SLG: 0.476 (1, 10)										5	0	1	1	0	2	3											
John Wockenfuss, R OBP: 0.390, SLG: 0.483 (1, 2)										2	2	0	0	2	0	1											
Tom Brookens, R OBP: 0.333, SLG: 0.377 (1, 5)										3	1	0	1	0	1	2											
Richie Hebner, L OBP: 0.342, SLG: 0.467 Tim Corcoran, L OBP: 0.288, SLG: 0.180 (1, 3) (8, 3)										4	0	2	2	0	1	3											
Jim Lentine, R OBP: 0.289, SLG: 0.299 (1, 7)										4	0	1	2	0	0	2											
Stan Papi, R OBP: 0.278, SLG: 0.444 Lou Whitaker, L OBP: 0.350, SLG: 0.231 (1, 4) (7, 4)										3	0	1	0	0	0	0											
Dave Stegman, R OBP: 0.279, SLG: 0.312 (1, 9)										3	0	0	0	0	0	2											
Inning Stats	R: 3 E: 2 K: 1 S: 8	H: 1 LOB: 1 BB: 1 P: 12	R: 0 E: 0 K: 1 S: 5	H: 0 LOB: 0 BB: 0 P: 5	R: 1 E: 0 K: 2 S: 9	H: 2 LOB: 1 BB: 0 P: 9	R: 0 E: 1 K: 0 S: 3	H: 0 LOB: 0 BB: 0 P: 3	R: 0 E: 0 K: 0 S: 4	H: 1 LOB: 1 BB: 0 P: 4	R: 0 E: 0 K: 0 S: 4	H: 1 LOB: 1 BB: 0 P: 4	R: 2 E: 1 K: 0 S: 6	H: 2 LOB: 2 BB: 1 P: 10	R: 0 E: 0 K: 1 S: 5	H: 0 LOB: 0 BB: 0 P: 5		1B: 5 2B: 3 3B: 0 HR: 0	SF: 1 SAC: 1 DP: 1 HBP: 0	WP: 1 PB: 0 SB: 0 CS: 1	PA: 40						
PITCHER	IP	WLS	BF	H	R	ER	SO	BB	IBB	HBP	BLK	WP	HR	S	P	ERA	WHIP										
Rich Wortham, L ERA: 4.96 Mike Proly, R ERA: 2.75 (1, 1) (7, 1)	6.2	L	28	6	4	1	4	1	0	0	0	1	0	35	39	1.35	1.050										

Batter	1	2	3	4	5	6	7	8	9	AB	R	H	RBI	BB	SO	LOB	BOTTOM										
Thad Bosley, L OBP: 0.316, SLG: 0.361 (1, 8)										3	0	0	1	0	0	0	Detroit Tigers @ Chicago White Sox Comiskey Park, Chicago, IL Sun Jun 22 1980, 4:38 AM EDT Att: 27,100 - Unknown										
Todd Cruz, R OBP: 0.341, SLG: 0.395 (1, 6)										4	0	1	0	0	1	0											
Harold Baines, L OBP: 0.306, SLG: 0.429 (1, 9)										4	0	1	0	0	0	1											
Lamar Johnson, R OBP: 0.326, SLG: 0.442 (1, 3)										3	0	0	0	1	0	2											
Wayne Nordhagen, R OBP: 0.335, SLG: 0.564 (1, 7)										4	2	2	1	0	0	1											
Chet Lemon, R OBP: 0.340, SLG: 0.407 (1, 10)										4	0	1	0	0	0	2											
Jim Morrison, R OBP: 0.316, SLG: 0.424 (1, 4)										4	0	0	0	0	1	3											
Mary Foley, L OBP: 0.261, SLG: 0.377 (1, 2)										4	1	2	1	0	0	1											
Greg Pryor, R OBP: 0.267, SLG: 0.339 (1, 5)										3	1	1	1	0	0	1											
Inning Stats	R: 0 E: 0 K: 0 S: 4	H: 1 LOB: 1 BB: 0 P: 4	R: 0 E: 0 K: 1 S: 5	H: 0 LOB: 0 BB: 0 P: 5	R: 2 E: 0 K: 0 S: 5	H: 2 LOB: 0 BB: 0 P: 5	R: 0 E: 0 K: 0 S: 3	H: 0 LOB: 1 BB: 1 P: 7	R: 0 E: 0 K: 1 S: 5	H: 1 LOB: 0 BB: 0 P: 5	R: 1 E: 0 K: 0 S: 5	H: 2 LOB: 1 BB: 0 P: 5	R: 0 E: 0 K: 0 S: 3	H: 0 LOB: 0 BB: 0 P: 3	R: 1 E: 0 K: 0 S: 5	H: 2 LOB: 1 BB: 0 P: 5		1B: 4 2B: 2 3B: 1 HR: 1	SF: 1 SAC: 0 DP: 1 HBP: 0	WP: 0 PB: 1 SB: 0 CS: 0	PA: 35						
PITCHER	IP	WLS	BF	H	R	ER	SO	BB	IBB	HBP	BLK	WP	HR	S	P	ERA	WHIP										
Jack Morris, R ERA: 4.1 Aurelio Lopez, R ERA: 4.5 (1, 1) (9, 1)	8.1	W	33	8	4	4	2	1	0	0	0	0	0	36	40	4.32	1.080										

Batter	1	2	3	4	5	6	7	8	9	AB	R	H	RBI	BB	SO	LOB	TOP			
Thad Bosley, L (1, 7) OBP: 0.321, SLG: 0.355										4	0	1	1	1	2	3	Chicago White Sox @ California Angels Anaheim Stadium, Anaheim, CA Tue Jun 24 1980, 10:05 PM EDT Att: 25,142 - Unknown			
Todd Cruz, R (1, 6) OBP: 0.333, SLG: 0.383										5	0	1	0	0	0	3				
Harold Baines, L (1, 9) OBP: 0.308, SLG: 0.429										5	0	2	0	0	0	1				
Lamar Johnson, R (1, 3) OBP: 0.327, SLG: 0.441										3	0	1	0	0	0	0				
Mike Squires, L (7, 3) OBP: 0.330, SLG: 0.355										1	0	0	0	0	0	0				
Wayne Nordhagen, R (1, 10) OBP: 0.338, SLG: 0.556										4	1	1	0	1	0	2				
Chet Lemon, R (1, 8) OBP: 0.342, SLG: 0.406										3	0	1	0	1	0	4				
Jim Morrison, R (1, 4) OBP: 0.315, SLG: 0.422										4	0	1	0	0	1	4				
Bruce Kimm, R (1, 2) OBP: 0.335, SLG: 0.340										3	1	1	0	1	0	0				
Greg Pryor, R (1, 5) OBP: 0.274, SLG: 0.341										2	0	1	1	1	0	0				
Inning Stats	R: 0 E: 0 K: 1 S: 5	H: 0 LOB: 0 BB: 0 P: 5	R: 1 E: 0 K: 0 S: 5	H: 2 LOB: 3 BB: 2 P: 13	R: 0 E: 0 K: 1 S: 7	H: 2 LOB: 3 BB: 1 P: 11	R: 1 E: 1 K: 0 S: 5	H: 2 LOB: 1 BB: 0 P: 5	R: 0 E: 0 K: 1 S: 4	H: 0 LOB: 0 BB: 0 P: 5	R: 0 E: 0 K: 0 S: 4	H: 2 LOB: 2 BB: 1 P: 8	R: 0 E: 1 K: 0 S: 4	H: 1 LOB: 2 BB: 1 P: 8	R: 0 E: 0 K: 0 S: 3	H: 0 LOB: 0 BB: 0 P: 3	1B: 9 2B: 1 3B: 0 HR: 0	SF: 0 SAC: 2 DP: 1 HBP: 0	WP: 0 PB: 0 SB: 0 CS: 0	PA: 41
PITCHER Don Aase, R (1, 1) ERA: 3.79	IP: 9.0 W: L BF: 41	H: 10 R: 2 ER: 2 SO: 3	BB: 3 IBB: 2 HBP: 0 BLK: 0	WP: 0 HR: 0 S: 42 P: 62	ERA: 2.00 WHIP: 1.444															

Batter	1	2	3	4	5	6	7	8	9	AB	R	H	RBI	BB	SO	LOB	BOTTOM			
Dickie Thon, R (1, 10) OBP: 0.343, SLG: 0.375										4	0	0	0	0	0	0	Chicago White Sox @ California Angels Anaheim Stadium, Anaheim, CA Tue Jun 24 1980, 10:05 PM EDT Att: 25,142 - Unknown			
Freddie Patek, R (1, 6) OBP: 0.328, SLG: 0.450										4	0	1	0	0	0	1				
Stan Cliburn, R (9, 2) OBP: 0.250, SLG: 0.250										0	0	0	0	0	0	0				
Rod Carew, L (1, 3) OBP: 0.425, SLG: 0.456										4	0	1	0	0	1	1				
Carney Lansford, R (1, 5) OBP: 0.320, SLG: 0.417										4	1	1	0	0	0	3				
Joe Rudi, R (1, 7) OBP: 0.293, SLG: 0.476										4	0	2	0	0	1	0				
Bobby Grich, R (1, 4) OBP: 0.370, SLG: 0.370										3	0	0	1	1	0	1				
Bobby Clark, R (1, 8) OBP: 0.317, SLG: 0.432										3	0	0	0	0	0	3				
Jason Thompson, L (9, PH) OBP: 0.349, SLG: 0.393										1	0	0	0	0	0	0				
Rick Miller, L (1, 9) OBP: 0.346, SLG: 0.338										3	0	0	0	0	1	3				
Tom Donohue, R (1, 2) OBP: 0.212, SLG: 0.258										2	0	0	0	0	1	2				
Bert Campaneris, R (8, PH) OBP: 0.233, SLG: 0.275										1	0	0	0	0	0	0				
Inning Stats	R: 0 E: 1 K: 0 S: 4	H: 0 LOB: 1 BB: 0 P: 4	R: 0 E: 0 K: 0 S: 4	H: 1 LOB: 2 BB: 1 P: 8	R: 0 E: 0 K: 1 S: 3	H: 0 LOB: 0 BB: 0 P: 3	R: 0 E: 0 K: 0 S: 3	H: 0 LOB: 0 BB: 0 P: 3	R: 1 E: 0 K: 1 S: 7	H: 2 LOB: 1 BB: 0 P: 7	R: 0 E: 0 K: 0 S: 5	H: 2 LOB: 2 BB: 0 P: 5	R: 0 E: 0 K: 1 S: 5	H: 0 LOB: 0 BB: 0 P: 5	R: 0 E: 0 K: 0 S: 5	H: 0 LOB: 0 BB: 0 P: 5	1B: 4 2B: 1 3B: 0 HR: 0	SF: 0 SAC: 0 DP: 0 HBP: 0	WP: 0 PB: 0 SB: 0 CS: 0	PA: 34
PITCHER Britt Burns, L (1, 1) ERA: 2.16	IP: 7.2 W: L BF: 30	H: 5 R: 1 ER: 1 SO: 3	BB: 1 IBB: 0 HBP: 0 BLK: 0	WP: 0 HR: 0 S: 35 P: 39	ERA: 1.17 WHIP: 0.783															
Ed Farmer, R (8, 1) ERA: 2.66	IP: 1.1 W: L BF: 4	H: 0 R: 0 ER: 0 SO: 1	BB: 0 IBB: 0 HBP: 0 BLK: 0	WP: 0 HR: 0 S: 6 P: 6	ERA: 0.00 WHIP: 0.000															


Batter	1	2	3	4	5	6	7	8	9	AB	R	H	RBI	BB	SO	LOB	TOP										
Thad Bosley, L (1, 7) OBP: 0.314, SLG: 0.338	0-0 6-3		0-0 4-3		4-0 BB	0-0 G3		0-0 F8	4 0 0 0 1 0 3								Chicago White Sox @ California Angels Anaheim Stadium, Anaheim, CA Wed Jun 25 1980, 10:05 PM EDT Att: 25,372 - Unknown										
Todd Cruz, R (1, 6) OBP: 0.337, SLG: 0.384	0-0 1B		0-0 L8		0-0 P4		0-0 FC4-6 1B	0-0 4-3	5 0 2 0 0 0 2																		
Harold Baines, L (1, 9) OBP: 0.303, SLG: 0.420	0-3 K		0-0 4-3		0-0 P6		0-0 FC4-6 1-2		4 0 0 0 0 1 2																		
Lamar Johnson, R (1, 3) OBP: 0.321, SLG: 0.433 Mike Squires, L (7, 3) OBP: 0.350, SLG: 0.355	0-0 F7			0-3 K		0-0 F2		0-0 9-6 1-2	4 0 0 0 0 1 2 0 0 0 0 0 0 0																		
Wayne Nordhagen, R (1, 10) OBP: 0.348, SLG: 0.580		0-0 HR 1B		0-3 K		0-0 1B 2B 1B		0-0 HR	4 3 3 1 0 1 0																		
Chet Lemon, R (1, 8) OBP: 0.344, SLG: 0.420		0-0 HR 1-H		0-0 F8		0-0 2B 1B		0-3 K	4 2 2 2 0 1 0																		
Jim Morrison, R (1, 4) OBP: 0.318, SLG: 0.431		0-3 K			0-0 2B		0-0 1-H 2-H 2B	0-0 5-3	4 0 2 2 0 1 0																		
Mary Foley, L (1, 2) OBP: 0.260, SLG: 0.359		0-0 4-3			0-3 K		1-0 BB HBP	0-3 K	3 0 0 0 0 2 1																		
Kevin Bell, R (1, 5) OBP: 0.245, SLG: 0.114		0-3 K			0-0 F9		4-0 1-2 2-3 BB	0-0 6-3	3 0 0 0 1 1 1																		
Inning Stats	R: 0 E: 0 K: 1 S: 6	H: 1 LOB: 1 BB: 0 P: 6	R: 2 E: 0 K: 2 S: 9	H: 2 LOB: 0 BB: 0 P: 9	R: 0 E: 0 K: 2 S: 3	H: 0 LOB: 0 BB: 0 P: 3	R: 0 E: 0 K: 1 S: 7	H: 0 LOB: 0 BB: 0 P: 7	R: 0 E: 0 K: 1 S: 6	H: 1 LOB: 2 BB: 1 P: 10	R: 2 E: 0 K: 0 S: 6	H: 3 LOB: 3 BB: 1 P: 11	R: 0 E: 0 K: 0 S: 3	H: 1 LOB: 0 BB: 0 P: 3	R: 1 E: 0 K: 2 S: 8	H: 1 LOB: 0 BB: 0 P: 8		R: 0 E: 0 K: 0 S: 3	H: 0 LOB: 0 BB: 0 P: 3	1B: 5 2B: 3 3B: 0 HR: 2	SF: 0 SAC: 0 DP: 1 HBP: 1	WP: 0 PB: 0 SB: 0 CS: 0	PA: 38				
PITCHER	IP	WLS	BF	H	R	ER	SO	BB	IBB	HBP	BLK	WP	HR	S	P	ERA	WHIP										
Dave Frost, R (1, 1) ERA: 4.79	1.0		4	1	0	0	1	0	0	0	0	0	0	6	6	0.00	1.000										
Dave Lemanczyk, R (2, 1) ERA: 5.19	4.2	L	21	6	4	4	5	1	0	0	0	0	1	30	34	7.71	1.500										
Andy Hassler, L (6, 1) ERA: 5.09	3.1		13	2	1	1	2	1	0	1	0	0	1	15	20	2.70	0.900										

Batter	1	2	3	4	5	6	7	8	9	AB	R	H	RBI	BB	SO	LOB	BOTTOM										
Rick Miller, L (1, 8) OBP: 0.342, SLG: 0.329	0-0 G3		0-0 F7		0-3 K		4-0 B1-3 1B BB	0-3 K	4 1 0 0 1 2 1								Chicago White Sox @ California Angels Anaheim Stadium, Anaheim, CA Wed Jun 25 1980, 10:05 PM EDT Att: 25,372 - Unknown										
Carney Lansford, R (1, 5) OBP: 0.318, SLG: 0.410	0-3 K		0-0 F7		4-0 S BB		0-0 B1-3 1-2	0-0 F8	4 0 0 0 1 1 1																		
Rod Carew, L (1, 10) OBP: 0.425, SLG: 0.453	0-0 G3			0-0 1-3	1-0 HBP		0-0 2-H 1B 1B	0-0 6-3	4 1 1 1 0 0 0																		
Jason Thompson, L (1, 3) OBP: 0.350, SLG: 0.390		0-3 K		4-0 BB BB BB	0-0 F7		0-0 1-2 1B 1B	0-0 E4	4 0 1 0 1 1 2																		
Joe Rudi, R (1, 7) OBP: 0.295, SLG: 0.473		0-0 E6 BB		4-0 1-2 BB BB	0-3 K		0-0 1-3 2-H 1B	0-0 F8	4 0 1 1 1 1 1																		
Bobby Grich, R (1, 4) OBP: 0.388, SLG: 0.365		0-3 K		4-0 1-2 2-3 BB	FC6-4 BB		0-0 F7	0-3 K	3 0 0 0 1 2 3																		
Larry Harlow, L (1, 9) OBP: 0.368, SLG: 0.449		4-0 1-2 BB		0-3 K		0-0 2B		0-3 K	3 0 1 0 1 2 3																		
Freddie Patek, R (1, 6) OBP: 0.326, SLG: 0.445		0-0 F8		0-0 FC6-4 1-2		0-0 4-3		0-0 1B	4 0 1 0 0 0 6																		
Stan Cliburn, R (1, 2) OBP: 0.182, SLG: 0.182 Dickie Thon, R (8, PH) OBP: 0.338, SLG: 0.369 Tom Donohue, R (9, 2) OBP: 0.212, SLG: 0.258			0-3 K		0-0 5-3		0-0 5-3	0-0 F7	3 0 0 0 0 1 0 1 0 0 0 0 0 1 0 0 0 0 0 0 0																		
Inning Stats	R: 0 E: 0 K: 1 S: 5	H: 0 LOB: 0 BB: 0 P: 5	R: 0 E: 1 K: 2 S: 8	H: 0 LOB: 2 BB: 1 P: 12	R: 0 E: 0 K: 1 S: 5	H: 0 LOB: 0 BB: 0 P: 5	R: 0 E: 0 K: 1 S: 5	H: 0 LOB: 3 BB: 3 P: 17	R: 0 E: 0 K: 1 S: 5	H: 0 LOB: 2 BB: 1 P: 10	R: 0 E: 0 K: 1 S: 6	H: 1 LOB: 1 BB: 0 P: 6	R: 2 E: 0 K: 1 S: 8	H: 3 LOB: 2 BB: 1 P: 12	R: 0 E: 0 K: 2 S: 8	H: 1 LOB: 1 BB: 0 P: 8		R: 0 E: 1 K: 0 S: 4	H: 0 LOB: 1 BB: 0 P: 4	1B: 4 2B: 1 3B: 0 HR: 0	SF: 0 SAC: 0 DP: 0 HBP: 1	WP: 0 PB: 0 SB: 1 CS: 0	PA: 41				
PITCHER	IP	WLS	BF	H	R	ER	SO	BB	IBB	HBP	BLK	WP	HR	S	P	ERA	WHIP										
Richard Dotson, R (1, 1) ERA: 3.6	6.2	W	31	3	2	2	7	6	0	1	0	0	0	38	63	2.70	1.350										
Ed Farmer, R (7, 1) ERA: 2.55	2.1	S	10	2	0	0	3	0	0	0	0	0	0	16	16	0.00	0.857										

Batter	1	2	3	4	5	6	7	8	9	AB	R	H	RBI	BB	SO	LOB	TOP		
Thad Bosley, L OBP: 0.297, SLG: 0.318 (1, 7)	1-4-3	FC3-6		5-3		K			B2	5	0	0	1	0	1	2			
Todd Cruz, R OBP: 0.330, SLG: 0.374 (1, 6)		P6		K			3-1		F7	5	0	1	0	0	1	1			
Jim Morrison, R OBP: 0.319, SLG: 0.430 (1, 4)			5-3		K				6-3	5	0	2	0	0	1	0			
Lamar Johnson, R OBP: 0.320, SLG: 0.434 Mike Squires, L OBP: 0.350, SLG: 0.355 (7, 3)	P2		1B 2B		P4		L8			4	1	1	0	0	0	3			
Wayne Nordhagen, R OBP: 0.351, SLG: 0.578 Harold Baines, L OBP: 0.303, SLG: 0.420 (9, 9)	FC6-4		2B 1B				FC6-4			0	0	0	0	0	0	0			
Chet Lemon, R OBP: 0.347, SLG: 0.423 (1, 8)		1B BB	1B 2B		L5			E5		3	2	1	2	1	0	1			
Ron Pruitt, R OBP: 0.356, SLG: 0.325 (1, 10)		P4	G4-3 1B		5-3			SH1-4		3	0	1	1	0	0	1			
Bruce Kimm, R OBP: 0.333, SLG: 0.338 (1, 2)		G4-3 1B			K			F8		4	1	1	0	0	1	2			
Kevin Bell, R OBP: 0.246, SLG: 0.125 (1, 5)		E5			F8			F7		4	0	1	0	0	0	2			
Inning Stats	R: 0 E: 0 K: 0 S: 5	H: 2 LOB: 2 BB: 0 P: 5	R: 2 E: 1 K: 0 S: 5	H: 1 LOB: 1 BB: 1 P: 9	R: 3 E: 0 K: 0 S: 6	H: 4 LOB: 0 BB: 0 P: 6	R: 0 E: 0 K: 1 S: 5	H: 0 LOB: 0 BB: 0 P: 5	R: 0 E: 0 K: 2 S: 8	H: 1 LOB: 1 BB: 0 P: 8	R: 0 E: 0 K: 0 S: 4	H: 1 LOB: 1 BB: 0 P: 4	R: 0 E: 1 K: 0 S: 4	H: 0 LOB: 1 BB: 0 P: 4	R: 0 E: 0 K: 0 S: 3	H: 0 LOB: 0 BB: 0 P: 3	1B: 8 2B: 2 3B: 0 HR: 0	SF: 0 SAC: 1 DP: 1 HBP: 0	WP: 0 PA: 39 SB: 0 CS: 1
PITCHER	IP	WLS	BF	H	R	ER	SO	BB	IBB	HBP	BLK	WP	HR	S	P	ERA	WHIP		
Frank Tanana, L ERA: 5.75 (1, 1)	8.0	L	36	10	5	3	4	1	0	0	0	0	0	43	47	3.38	1.375		
Dave LaRoche, L ERA: 3.12 (9, 1)	1.0	S	3	0	0	0	0	0	0	0	0	0	0	3	3	0.00	0.000		

Chicago White Sox @ California Angels
Anaheim Stadium, Anaheim, CA
Thu Jun 26 1980, 10:05 PM EDT
Att: 24,755 - Unknown


AB 37
R 5
H 10
RBI 4
BB 1
SO 4
LOB 15



Batter	1	2	3	4	5	6	7	8	9	AB	R	H	RBI	BB	SO	LOB	BOTTOM		
Dickie Thon, R OBP: 0.333, SLG: 0.362 Tom Donohue, R OBP: 0.212, SLG: 0.258 (9, 2)	5-3		F8		FC6-4					4	0	1	0	0	0	1			
Freddie Patek, R OBP: 0.325, SLG: 0.441 (1, 6)		6-3 1B		E6 3B		F8		FC5-4 1B		4	1	1	0	0	0	2			
Rod Carew, L OBP: 0.426, SLG: 0.466 (1, 3)		6-3		SF9 3B				G4-6-3 1B		4	1	2	1	0	0	3			
Don Baylor, R OBP: 0.342, SLG: 0.305 (1, 10)		6-3		SF9		K		F7		3	0	0	1	0	1	2			
Carney Lansford, R OBP: 0.313, SLG: 0.403 (1, 5)			5-3		F7		4-3		L5	4	0	0	0	0	0	1			
Joe Rudi, R OBP: 0.290, SLG: 0.465 (1, 7)		P2		6-3			4-3		G3	4	0	0	0	0	0	0			
Bobby Clark, R OBP: 0.295, SLG: 0.490 (1, 8)		F8			F7		5-3			3	0	0	0	0	0	0			
Rick Miller, L OBP: 0.337, SLG: 0.323 (1, 9)			6-3		K		F7			3	0	0	0	0	1	0			
Stan Cibum, R OBP: 0.231, SLG: 0.231 Bobby Grich, R OBP: 0.370, SLG: 0.368 (8, PH) (9, 4)			P4		FC6-4 1B					2	0	1	0	0	0	0			
Inning Stats	R: 0 E: 0 K: 0 S: 4	H: 1 LOB: 1 BB: 0 P: 4	R: 0 E: 0 K: 0 S: 3	H: 0 LOB: 0 BB: 0 P: 3	R: 0 E: 0 K: 0 S: 3	H: 0 LOB: 0 BB: 0 P: 3	R: 2 E: 1 K: 0 S: 5	H: 1 LOB: 0 BB: 0 P: 5	R: 0 E: 0 K: 1 S: 6	H: 1 LOB: 1 BB: 0 P: 6	R: 0 E: 0 K: 1 S: 6	H: 0 LOB: 0 BB: 0 P: 6	R: 0 E: 0 K: 0 S: 3	H: 2 LOB: 1 BB: 0 P: 4	R: 0 E: 0 K: 0 S: 3	H: 0 LOB: 0 BB: 0 P: 3	1B: 4 2B: 1 3B: 1 HR: 0	SF: 1 SAC: 0 DP: 1 HBP: 0	WP: 0 PA: 33 SB: 0 CS: 0
PITCHER	IP	WLS	BF	H	R	ER	SO	BB	IBB	HBP	BLK	WP	HR	S	P	ERA	WHIP		
Steve Trout, L ERA: 4.19 (1, 1)	7.0	W	28	6	2	1	2	0	0	0	0	0	0	5	5	0.00	0.857		
Mike Proby, R ERA: 2.66 (8, 1)	2.0	S	5	0	0	0	0	0	0	0	0	0	0	5	5	0.00	0.000		

Chicago White Sox @ California Angels
Anaheim Stadium, Anaheim, CA
Thu Jun 26 1980, 10:05 PM EDT
Att: 24,755 - Unknown


AB 32
R 2
H 6
RBI 2
BB 0
SO 2
LOB 9



Batter	1	2	3	4	5	6	7	8	9	AB	R	H	RBI	BB	SO	LOB	TOP		
Thad Bosley, L (1, 7) OBP: 0.284, SLG: 0.303	F9		6-3			K2-3		K		4	0	0	0	0	2	0			
Todd Cruz, R (1, 6) OBP: 0.337, SLG: 0.372	2B SF7 BB		6-3			K			1B	3	1	1	0	1	1	0			
Harold Baines, L (1, 9) OBP: 0.302, SLG: 0.422	SF7 1-3 2B		3-1			L4		K		4	0	1	0	0	1	1			
Lamar Johnson, R (1, 3) OBP: 0.315, SLG: 0.429	SF7			P4			P5		P6	3	0	0	1	0	0	1			
Wayne Nordhagen, R (1, 10) OBP: 0.343, SLG: 0.564	G3			F9			K		F9	4	0	0	0	0	1	2			
Chet Lemon, R (1, 8) OBP: 0.347, SLG: 0.426		6-3		F8						3	0	1	0	0	0	0			
Jim Morrison, R (1, 4) OBP: 0.319, SLG: 0.427					F7				6-3	2	0	0	0	1	0	1			
Bruce Kimm, R (1, 2) OBP: 0.335, SLG: 0.340										2	0	1	0	0	1	0			
Mike Squires, L (8, PH) OBP: 0.347, SLG: 0.352						K				1	0	0	0	0	0	0			
Mary Foley, L (8, 2) OBP: 0.280, SLG: 0.359								F8		0	0	0	0	0	0	0			
Greg Pryor, R (1, 5) OBP: 0.271, SLG: 0.337										2	0	0	0	0	0	2			
Bob Molinaro, L (8, PH) OBP: 0.361, SLG: 0.413										1	0	0	0	0	0	0			
Kevin Bell, R (8, 5) OBP: 0.246, SLG: 0.125										0	0	0	0	0	0	0			
Inning Stats	R: 1 E: 0 K: 0 S: 4	H: 1 LOB: 1 BB: 1 P: 8	R: 0 E: 0 K: 0 S: 3	H: 1 LOB: 1 BB: 1 P: 7	R: 0 E: 0 K: 0 S: 3	H: 0 LOB: 0 BB: 0 P: 3	R: 0 E: 0 K: 1 S: 5	H: 0 LOB: 0 BB: 0 P: 5	R: 0 E: 0 K: 2 S: 7	H: 0 LOB: 0 BB: 0 P: 7	R: 0 E: 0 K: 1 S: 6	H: 1 LOB: 1 BB: 0 P: 6	R: 0 E: 0 K: 1 S: 5	H: 0 LOB: 0 BB: 0 P: 5	R: 0 E: 0 K: 1 S: 6	H: 1 LOB: 1 BB: 0 P: 6	1B: 2 2B: 2 3B: 0 HR: 0	SF: 1 SAC: 0 DP: 1 HBP: 0	WP: 0 PA: 32
PITCHER Mike Norris, R (1, 1) ERA: 2.54	IP: 9.0 WLS: W BF: 32	H: 4 R: 1 ER: 1 SO: 6	BB: 2 IBB: 0 HBP: 0 BLK: 0	WP: 0 HR: 0 S: 42 P: 50	ERA: 1.00 WHIP: 0.667														

Chicago White Sox @ Oakland Athletics
Oakland-Alameda County Coliseum, Oakland, CA
Fri Jun 27 1980, 7:05 PM PDT
Att: 8,482 - Unknown - 78 F


AB	29
R	1
H	4
RBI	1
BB	2
SO	6
LOB	7



Batter	1	2	3	4	5	6	7	8	9	AB	R	H	RBI	BB	SO	LOB	BOTTOM		
Rickey Henderson, R (1, 7) OBP: 0.426, SLG: 0.405			6-3						5-3	3	0	1	0	1	0	0			
Dwayne Murphy, L (1, 8) OBP: 0.412, SLG: 0.427	F8		3-1							2	1	0	0	2	0	1			
Jeff Newman, R (1, 10) OBP: 0.282, SLG: 0.420	K									2	0	1	1	1	1	1			
Dave Revering, L (1, 3) OBP: 0.380, SLG: 0.538	F7		6-3							4	0	0	0	0	1	6			
Tony Armas, R (1, 9) OBP: 0.312, SLG: 0.469				4-3						3	1	1	0	1	0	0			
Mike Heath, R (1, 2) OBP: 0.260, SLG: 0.303					F8					3	0	1	0	0	0	0			
Mickey Klutts, R (1, 5) OBP: 0.293, SLG: 0.368					G3					2	0	0	0	1	0	0			
Mario Guerrero, R (1, 6) OBP: 0.246, SLG: 0.290										2	0	0	0	1	0	2			
Rob Piccolo, R (1, 4) OBP: 0.259, SLG: 0.336										3	1	0	0	0	1	2			
Inning Stats	R: 0 E: 0 K: 1 S: 5	H: 0 LOB: 1 BB: 1 P: 9	R: 1 E: 1 K: 0 S: 4	H: 2 LOB: 1 BB: 1 P: 8	R: 0 E: 0 K: 0 S: 3	H: 0 LOB: 0 BB: 1 P: 7	R: 0 E: 0 K: 0 S: 3	H: 0 LOB: 0 BB: 0 P: 3	R: 1 E: 0 K: 0 S: 4	H: 1 LOB: 2 BB: 2 P: 12	R: 0 E: 0 K: 0 S: 3	H: 0 LOB: 0 BB: 0 P: 3	R: 0 E: 0 K: 1 S: 5	H: 0 LOB: 0 BB: 0 P: 5	R: 1 E: 0 K: 1 S: 4	H: 1 LOB: 0 BB: 2 P: 12	1B: 4 2B: 1 3B: 0 HR: 0	SF: 1 SAC: 0 DP: 2 HBP: 0	WP: 1 PA: 33
PITCHER Ross Baumgarten, L (1, 1) ERA: 3.49	IP: 7.0 WLS: L BF: 28	H: 3 R: 2 ER: 2 SO: 2	BB: 5 IBB: 0 HBP: 0 BLK: 0	WP: 0 HR: 0 S: 27 P: 47	ERA: 2.57 WHIP: 1.143														
Guy Hoffman, L (8, 1) ERA: 5.4	0.1	3	1	1	1	1	1	0	0	0	0	4	8	27.00	6.000				
Mike Proly, R (8, 1) ERA: 2.63	0.2	1	0	0	0	0	0	1	0	0	4	0.00	0.000						

Chicago White Sox @ Oakland Athletics
Oakland-Alameda County Coliseum, Oakland, CA
Fri Jun 27 1980, 7:05 PM PDT
Att: 8,482 - Unknown - 78 F


AB	24
R	3
H	4
RBI	1
BB	7
SO	3
LOB	12



Batter	1	2	3	4	5	6	7	8	9	AB	R	H	RBI	BB	SO	LOB	TOP					
Thad Bosley, L (1, 7) OBP: 0.270, SLG: 0.287	0-3 K		0-3 K		0-0 6-3		0-0 G3		0-3 K	5	0	0	0	0	3	1	Chicago White Sox @ Oakland Athletics Oakland-Alameda County Coliseum, Oakland, CA Sat Jun 28 1980, 3:33 AM PDT Att: 5,204 - Sunny - 80 F					
Todd Cruz, R (1, 6) OBP: 0.333, SLG: 0.367	0-0 F8		0-0 S 1B		0-3 K		0-3 K			4	1	1	0	0	2	0						
Harold Baines, L (1, 9) OBP: 0.305, SLG: 0.423	0-3 K		0-0 E 1B		0-0 1B 1B				0-0 3-1	4	0	2	1	0	1	0						
Lamar Johnson, R (1, 3) OBP: 0.318, SLG: 0.443		0-0 HR	0-0 E5		0-0 1B				0-0 P6	4	1	2	1	0	0	1						
Mike Squires, L (8, 3) OBP: 0.347, SLG: 0.352			1-2 1B		1-2 1B					0	0	0	0	0	0	0						
Wayne Nordhagen, R (1, 10) OBP: 0.335, SLG: 0.550		0-0 F7	0-0 4-3		0-0 5-3				0-0 F8	4	0	0	0	0	0	4						
Chet Lemon, R (1, 8) OBP: 0.349, SLG: 0.426		1-0 FC6-5 BLK HBP			0-0 F7				0-0 F8	0	0	0	0	0	0	0						
Bob Molinaro, L (4, FH) OBP: 0.361, SLG: 0.411									0-0 S 6-3 SF9 1B	3	1	1	0	0	0	0						
Jim Morrison, R (1, 4) OBP: 0.318, SLG: 0.424		0-0 FC6-5			0-0 G3 1B				0-0 6-3	4	0	1	0	0	1	2						
Mary Foley, L (1, 2) OBP: 0.247, SLG: 0.343		0-3 K			0-0 G3				0-0 SF9	3	0	0	1	0	1	2						
Greg Pryor, R (1, 5) OBP: 0.270, SLG: 0.335					0-0 F8				0-0 F9	4	0	1	0	0	0	1						
Inning Stats	R: 0 E: 0 K: 2 S: 7	H: 0 LOB: 0 BB: 0 P: 7	R: 1 E: 0 K: 1 S: 6	H: 1 LOB: 1 BB: 0 P: 7	R: 1 E: 1 K: 1 S: 8	H: 2 LOB: 2 BB: 0 P: 8	R: 0 E: 0 K: 0 S: 4	H: 1 LOB: 1 BB: 0 P: 4	R: 0 E: 0 K: 1 S: 7	H: 2 LOB: 2 BB: 0 P: 7	R: 0 E: 0 K: 1 S: 5	H: 0 LOB: 0 BB: 0 P: 5	R: 0 E: 0 K: 1 S: 5	H: 0 LOB: 0 BB: 0 P: 5	R: 0 E: 0 K: 0 S: 3	H: 0 LOB: 0 BB: 0 P: 3	R: 1 E: 0 K: 1 S: 7	H: 2 LOB: 1 BB: 0 P: 7	1B: 7 2B: 0 3B: 0 HR: 1	SF: 1 SAC: 0 DP: 0 HBP: 1	WP: 0 PB: 0 SB: 2 CS: 0	PA: 37
PITCHER Matt Keough, R (1, 1) ERA: 3.04	IP: 9.0 WLS: L BF: 37 H: 8 R: 3 ER: 3 SO: 8 BB: 0 IBB: 0 HBP: 1 BLK: 1 WP: 0 HR: 1 S: 52 P: 53 ERA: 3.00 WHIP: 0.889															PITCHER						

Batter	1	2	3	4	5	6	7	8	9	AB	R	H	RBI	BB	SO	LOB	BOTTOM			
Rickey Henderson, R (1, 7) OBP: 0.425, SLG: 0.403	0-0 F9		0-0 5-3		0-0 1B		0-0 FC6		4-0 FC4-6 BB	4	0	1	0	1	0	1	Chicago White Sox @ Oakland Athletics Oakland-Alameda County Coliseum, Oakland, CA Sat Jun 28 1980, 3:33 AM PDT Att: 5,204 - Sunny - 80 F			
Dwayne Murphy, L (1, 8) OBP: 0.405, SLG: 0.420	0-0 E1 1-3		0-0 P2		0-0 P3			4-0 1B BB	0-0 FC4-6	4	0	0	0	1	0	4				
Mike Heath, R (1, 10) OBP: 0.260, SLG: 0.301	0-0 1-3				0-0 F9		0-0 F8			4	0	1	0	0	0	1				
Dave Revering, L (1, 3) OBP: 0.373, SLG: 0.527	0-0 P2				0-0 1-3		0-0 F9		0-0 P2	4	0	0	0	0	0	3				
Tony Armas, R (1, 9) OBP: 0.314, SLG: 0.473		0-0 1B			0-0 E4 FC5-4		0-0 2B		0-3 K	4	0	2	0	0	1	2				
Jeff Newman, R (1, 2) OBP: 0.276, SLG: 0.411		0-0 F7			0-0 FC5-4		0-0 5-3		0-3 K	4	0	0	0	0	1	5				
Mickey Klutts, R (1, 5) OBP: 0.294, SLG: 0.362		0-0 F8					4-0 CS BB BB		0-0 4-3	2	0	0	0	1	0	1				
Mitchell Page, L (9, FH) OBP: 0.343, SLG: 0.352										1	0	0	0	0	0	0				
Mario Guerrero, R (1, 6) OBP: 0.254, SLG: 0.288		0-0 P4					4-0 1B BB		4-0 FC6 BB	1	0	0	0	3	0	1				
Mike Edwards, R (1, 4) OBP: 0.214, SLG: 0.214					0-0 F9		0-0 P4		0-0 F7	2	0	0	0	0	0	2				
Randy Elliott, R (7, PH) OBP: 0.150, SLG: 0.205										1	0	0	0	0	1	1				
Dave McKay, S (8, 4) OBP: 0.203, SLG: 0.263										0	0	0	0	0	0	0				
Mike Davis, L (9, FH) OBP: 0.233, SLG: 0.286							2-3			1	0	0	0	0	0	1				
Inning Stats	R: 0 E: 1 K: 0 S: 4	H: 0 LOB: 1 BB: 0 P: 4	R: 0 E: 0 K: 0 S: 4	H: 1 LOB: 0 BB: 0 P: 4	R: 0 E: 0 K: 0 S: 3	H: 0 LOB: 0 BB: 0 P: 3	R: 0 E: 1 K: 0 S: 4	H: 0 LOB: 1 BB: 0 P: 4	R: 0 E: 0 K: 0 S: 3	H: 1 LOB: 2 BB: 2 P: 11	R: 0 E: 0 K: 1 S: 5	H: 1 LOB: 1 BB: 1 P: 9	R: 0 E: 0 K: 2 S: 8	H: 1 LOB: 2 BB: 1 P: 12	R: 0 E: 0 K: 0 S: 3	H: 0 LOB: 2 BB: 2 P: 11	1B: 3 2B: 1 3B: 0 HR: 0	SF: 0 SAC: 0 DP: 0 HBP: 0	WP: 0 PB: 0 SB: 0 CS: 1	PA: 38
PITCHER Rich Wortham, L (1, 1) ERA: 4.27	IP: 7.1 WLS: W BF: 31 H: 4 R: 0 ER: 0 SO: 1 BB: 4 IBB: 0 HBP: 0 BLK: 0 WP: 0 HR: 0 S: 29 P: 45 ERA: 0.00 WHIP: 1.091															PITCHER Ed Farmer, R (8, 1) ERA: 2.47				

AB	35
R	3
H	8
RBI	3
BB	0
SO	8
LOB	11



AB	32
R	0
H	4
RBI	0
BB	6
SO	3
LOB	22



Batter	1	2	3	4	5	6	7	8	9	AB	R	H	RBI	BB	SO	LOB	TOP			
Bob Molinaro, L (1.7) OBP: 0.368, SLG: 0.418	P3		1-2 1B	2-H 3-H 1B		F9			1B	5	0	3	2	0	0	0				
Todd Cruz, R (1.6) OBP: 0.316, SLG: 0.350	6-3		K	P4			F9		K	5	0	0	0	0	2	4				
Harold Baines, L (1.9) OBP: 0.304, SLG: 0.420	F7		F7		PB 5-3 1B		1-3			4	0	1	0	0	0	2				
Lamar Johnson, R (1.3) OBP: 0.321, SLG: 0.444 Mike Squires, L (7, PR) OBP: 0.347, SLG: 0.352		WP FC6-2 1B	F7		5-3					4	0	2	0	0	0	3				
Wayne Nordhagen, R (1.10) OBP: 0.333, SLG: 0.543		FC6-2 WP 1-2 1B		5-3	F9		P4			4	0	1	0	0	0	2				
Jim Morrison, R (1.4) OBP: 0.317, SLG: 0.419		K	P5		4-0 BB			P5		3	0	0	0	1	1	2				
Thad Bosley, L (1.8) OBP: 0.269, SLG: 0.286		FC6-2		1B 2B 1B		F8		F7		4	1	1	0	0	0	4				
Bruce Kimm, R (1.2) OBP: 0.339, SLG: 0.343		F8		2B 1B 1B		6-3			CS 1B	4	1	2	0	0	0	2				
Greg Pryor, R (1.5) OBP: 0.275, SLG: 0.344			1B	1-3 2-H 1B 2B		5-3		CS	F9	4	1	2	1	0	0	0				
Inning Stats	R: 0 E: 0 K: 0 S: 3	H: 0 LOB: 0 BB: 0 P: 3	R: 0 E: 0 K: 1 S: 7	H: 2 LOB: 2 BB: 0 P: 7	R: 0 E: 0 K: 1 S: 7	H: 2 LOB: 2 BB: 0 P: 7	R: 3 E: 0 K: 0 S: 7	H: 4 LOB: 1 BB: 0 P: 7	R: 0 E: 0 K: 0 S: 4	H: 1 LOB: 2 BB: 1 P: 8	R: 0 E: 0 K: 0 S: 4	H: 1 LOB: 1 BB: 0 P: 4	R: 0 E: 0 K: 0 S: 3	H: 1 LOB: 0 BB: 0 P: 3	R: 0 E: 0 K: 1 S: 5	H: 1 LOB: 0 BB: 0 P: 5	1B: 11 2B: 1 3B: 0 HR: 0	SF: 0 SAC: 0 DP: 0 HBP: 0	WP: 1 PB: 1 CS: 0	PA: 39
PITCHER Brian Kingman, R (1.1) ERA: 3.99	IP: 9.0 WLS: L BF: 38	H: 12 R: 3 ER: 3 SO: 3	BB: 1 IBB: 0 HBP: 0 BLK: 0	WP: 1 HR: 0 S: 43 P: 47	ERA: 3.00 WHIP: 1.444															

Chicago White Sox @ Oakland Athletics
Oakland-Alameda County Coliseum, Oakland, CA
Sun Jun 29 1980, 3:33 AM PDT
Att: 7,369 - Overcast

AB 37
R 3
H 12
RBI 3
BB 1
SO 3
LOB 19



Batter	1	2	3	4	5	6	7	8	9	AB	R	H	RBI	BB	SO	LOB	BOTTOM					
Rickey Henderson, R (1.7) OBP: 0.420, SLG: 0.397	4-3		FC6-5	1-2 2-3F 1B		F8		5-3		4	0	0	0	0	0	2						
Dwayne Murphy, L (1.8) OBP: 0.407, SLG: 0.417	E7		K				1B		F9	4	0	1	0	0	1	2						
Tony Armas, R (1.9) OBP: 0.310, SLG: 0.466	P6		6-3			F9			K	4	0	0	0	0	1	4						
Dave Revering, L (1.3) OBP: 0.367, SLG: 0.517	F8			F7		F8			P4	4	0	0	0	0	0	2						
Mike Heath, R (1.2) OBP: 0.261, SLG: 0.302 Jim Essian, R (8.2) OBP: 0.284, SLG: 0.316		P4		G6-4-3 1B		4-3			F8	3	0	1	0	0	0	0						
Jeff Newman, R (1.10) OBP: 0.274, SLG: 0.406 Mitchell Page, L (7, FH) OBP: 0.346, SLG: 0.355		K		G6-4-3 1-2F			1B			2	0	0	0	0	1	1						
Mickey Klutts, R (1.5) OBP: 0.288, SLG: 0.354		K			P2		K			3	0	0	0	0	2	1						
Mario Guerrero, R (1.6) OBP: 0.256, SLG: 0.290 Mike Davis, L (7, FH) OBP: 0.227, SLG: 0.279 Rob Picciolo, R (8.6) OBP: 0.259, SLG: 0.336			FC6-5 HBP 1B		K		P5			2	0	1	0	0	1	0						
Dave McKay, S (1.4) OBP: 0.207, SLG: 0.256			FC6-5 HBP		L6			G3		2	0	0	0	0	0	0						
Inning Stats	R: 0 E: 1 K: 0 S: 4	H: 0 LOB: 1 BB: 0 P: 4	R: 0 E: 0 K: 2 S: 7	H: 0 LOB: 0 BB: 0 P: 7	R: 0 E: 0 K: 1 S: 6	H: 1 LOB: 2 BB: 0 P: 7	R: 0 E: 0 K: 0 S: 3	H: 1 LOB: 0 BB: 0 P: 3	R: 0 E: 0 K: 1 S: 5	H: 0 LOB: 0 BB: 0 P: 5	R: 0 E: 0 K: 0 S: 4	H: 1 LOB: 1 BB: 0 P: 4	R: 0 E: 0 K: 1 S: 6	H: 1 LOB: 1 BB: 0 P: 6	R: 0 E: 0 K: 0 S: 3	H: 0 LOB: 0 BB: 0 P: 3	R: 0 E: 0 K: 1 S: 5	H: 0 LOB: 0 BB: 0 P: 5	1B: 4 2B: 0 3B: 0 HR: 0	SF: 0 SAC: 0 DP: 1 HBP: 1	WP: 0 PB: 0 CS: 0	PA: 32
PITCHER Britt Burns, L (1.1) ERA: 2.06 Mike Proly, R (6.1) ERA: 2.47	IP: 5.0 WLS: W BF: 18	H: 2 R: 0 ER: 0 SO: 4	BB: 0 IBB: 0 HBP: 0 BLK: 0	WP: 0 HR: 0 S: 25 P: 26	ERA: 0.00 WHIP: 0.400																	

Chicago White Sox @ Oakland Athletics
Oakland-Alameda County Coliseum, Oakland, CA
Sun Jun 29 1980, 3:33 AM PDT
Att: 7,369 - Overcast

AB 31
R 0
H 4
RBI 0
BB 0
SO 6
LOB 13



Batter	1	2	3	4	5	6	7	8	9	AB	R	H	RBI	BB	SO	LOB	TOP								
Rick Miller, L OBP: 0.341, SLG: 0.322 (1, 8)										6	1	2	1	0	1	1	California Angels @ Chicago White Sox Comiskey Park, Chicago, IL Mon Jun 30 1980, 8:05 PM EDT Att: 17,678 - Sunny - 66 F								
Dickie Thon, R OBP: 0.307, SLG: 0.345 Tom Donohue, R OBP: 0.214, SLG: 0.259 (9, 2)										5	0	0	0	0	1	2									
Rod Carew, L OBP: 0.419, SLG: 0.459 (1, 10)										3	2	2	1	1	0	0									
Don Baylor, R OBP: 0.364, SLG: 0.315 (1, 7)										2	1	1	1	2	0	1									
Jason Thompson, L OBP: 0.349, SLG: 0.382 Bert Campaneris, R OBP: 0.250, SLG: 0.293 (9, PR)										3	0	1	1	2	0	2									
Carney Lansford, R OBP: 0.326, SLG: 0.432 (1, 5)										4	1	1	1	0	1	5									
Larry Harlow, L OBP: 0.373, SLG: 0.432 (1, 9)										3	2	1	0	2	0	0									
Freddie Patek, R OBP: 0.335, SLG: 0.443 Joe Rudi, R OBP: 0.295, SLG: 0.466 (9, PH)										4	1	2	1	0	1	2									
Stan Cibum, R OBP: 0.217, SLG: 0.273 Bobby Grich, R OBP: 0.365, SLG: 0.362 (9, PH)										4	0	0	0	0	1	4									
Inning Stats	R: 1 E: 0 K: 2 S: 8	H: 1 LOB: 1 BB: 1 P: 12	R: 0 E: 0 K: 0 S: 4	H: 1 LOB: 1 BB: 0 P: 4	R: 0 E: 0 K: 1 S: 6	H: 1 LOB: 3 BB: 2 P: 14	R: 2 E: 1 K: 1 S: 6	H: 2 LOB: 0 BB: 1 P: 10	R: 2 E: 0 K: 1 S: 8	H: 3 LOB: 2 BB: 0 P: 9	R: 1 E: 2 K: 0 S: 5	H: 1 LOB: 2 BB: 1 P: 9	R: 0 E: 0 K: 0 S: 3	H: 0 LOB: 0 BB: 0 P: 3	R: 0 E: 0 K: 0 S: 3	H: 0 LOB: 0 BB: 0 P: 3		R: 4 E: 1 K: 0 S: 6	H: 3 LOB: 1 BB: 2 P: 14	1B: 11 2B: 1 3B: 0 HR: 0	SF: 2 SAC: 1 DP: 1 HBP: 1	WP: 0 PB: 0 SB: 3 CS: 0	PA: 47		
PITCHER	IP	WLS	BF	H	R	ER	SO	BB	IBB	HBP	BLK	WP	HR	S	P	ERA	WHIP								
Richard Dotson, R ERA: 3.69	3.0		17	4	3	2	3	4	0	0	0	0	0	19	35	6.00	2.667								
LaMarr Hoyt, R ERA: 1.95	5.0		22	5	3	2	2	0	1	1	0	0	0	24	29	3.60	1.000								
Ed Farmer, R ERA: 3.11	0.1	L	6	3	4	4	0	2	0	0	0	0	0	4	12	108.00	15.000								
Guy Hoffman, L ERA: 4.5	0.2		2	0	0	0	0	0	0	0	0	0	0	2	2	0.00	0.000								

Batter	1	2	3	4	5	6	7	8	9	AB	R	H	RBI	BB	SO	LOB	BOTTOM									
Bob Molinaro, L OBP: 0.380, SLG: 0.432 Junior Moore, R OBP: 0.291, SLG: 0.333 (8, 7)										2	2	2	1	0	0	0	California Angels @ Chicago White Sox Comiskey Park, Chicago, IL Mon Jun 30 1980, 8:05 PM EDT Att: 17,678 - Sunny - 66 F									
Todd Cruz, R OBP: 0.319, SLG: 0.343 Mike Squires, L OBP: 0.344, SLG: 0.349 (9, PH)										2	0	0	0	1	0	2										
Harold Baines, L OBP: 0.303, SLG: 0.419 (1, 9)										3	1	1	1	0	0	3										
Lamar Johnson, R OBP: 0.323, SLG: 0.449 (1, 3)										4	1	2	1	0	0	2										
Wayne Nordhagen, R OBP: 0.332, SLG: 0.554 (1, 10)										4	1	1	3	0	2	2										
Jim Morrison, R OBP: 0.316, SLG: 0.421 (1, 4)										4	0	1	0	0	1	1										
Thad Bosley, L OBP: 0.259, SLG: 0.275 (1, 8)										4	0	0	0	0	1	1										
Mary Foley, L OBP: 0.253, SLG: 0.348 Ron Pruitt, R OBP: 0.340, SLG: 0.310 (6, PH)										2	1	1	0	0	0	0										
Greg Pryor, R OBP: 0.276, SLG: 0.344 (1, 5)										3	0	1	0	0	1	1										
Inning Stats	R: 4 E: 0 K: 0 S: 6	H: 3 LOB: 0 BB: 0 P: 7	R: 1 E: 0 K: 0 S: 4	H: 2 LOB: 1 BB: 1 P: 8	R: 0 E: 0 K: 1 S: 5	H: 1 LOB: 0 BB: 0 P: 5	R: 0 E: 0 K: 0 S: 3	H: 0 LOB: 0 BB: 0 P: 3	R: 1 E: 0 K: 0 S: 5	H: 1 LOB: 1 BB: 0 P: 5	R: 0 E: 0 K: 3 S: 10	H: 1 LOB: 1 BB: 0 P: 10	R: 0 E: 0 K: 0 S: 4	H: 1 LOB: 1 BB: 0 P: 4	R: 0 E: 0 K: 2 S: 7	H: 0 LOB: 0 BB: 0 P: 7		R: 0 E: 0 K: 2 S: 8	H: 1 LOB: 1 BB: 0 P: 8	1B: 6 2B: 3 3B: 0 HR: 1	SF: 1 SAC: 2 DP: 2 HBP: 1	WP: 0 PB: 0 SB: 3 CS: 0	PA: 38			
PITCHER	IP	WLS	BF	H	R	ER	SO	BB	IBB	HBP	BLK	WP	HR	S	P	ERA	WHIP									
Chris Knapp, R ERA: 5.93	1.1		10	5	5	5	0	0	0	0	0	0	0	1	9	10	33.75	3.750								
John Montague, R ERA: 3.57	3.2		14	3	1	1	1	1	0	0	0	0	0	15	19	2.46	1.091									
Andy Hassler, L ERA: 5.06	1.2		6	1	0	0	3	0	0	0	0	0	0	12	12	0.00	0.600									
Mark Clear, R ERA: 4.34	2.1	W	8	1	0	0	4	0	0	0	0	0	0	16	16	0.00	0.429									

Batter	1	2	3	4	5	6	7	8	9	AB	R	H	RBI	BB	SO	LOB	TOP							
Dickie Thon, R OBP: 0.315, SLG: 0.345 (1, 10)										3	2	1	0	1	0	0	California Angels @ Chicago White Sox Comiskey Park, Chicago, IL Tue Jul 01 1980, 8:05 PM EDT Att: 17,116 - Cloudy - 72 F							
Rod Carew, L OBP: 0.417, SLG: 0.456 (1, 3)										4	2	1	0	0	1	2								
Carney Lansford, R OBP: 0.332, SLG: 0.437 (1, 5)										4	1	3	2	0	0	0								
Don Baylor, R OBP: 0.360, SLG: 0.313 (1, 9)										4	0	1	0	0	0	2								
Joe Rudi, R OBP: 0.291, SLG: 0.458 (1, 7)										4	0	0	1	0	1	0								
Bobby Grich, R OBP: 0.388, SLG: 0.358 (1, 4)										2	0	0	0	2	0	0								
Bobby Clark, R OBP: 0.250, SLG: 0.333 (1, 8)										4	0	0	0	0	1	2								
Bert Campaneris, R OBP: 0.229, SLG: 0.267 (1, 6)										4	0	0	0	0	0	1								
Stan Cibum, R OBP: 0.192, SLG: 0.240 (1, 2)										3	0	0	0	0	2	0								
Inning Stats	R: 3 E: 2 K: 0 S: 6	H: 2 LOB: 1 BB: 1 P: 10	R: 2 E: 2 K: 1 S: 8	H: 3 LOB: 2 BB: 0 P: 8	R: 0 E: 0 K: 1 S: 5	H: 0 LOB: 1 BB: 1 P: 9	R: 0 E: 0 K: 0 S: 2	H: 0 LOB: 0 BB: 0 P: 6	R: 0 E: 0 K: 0 S: 3	H: 1 LOB: 0 BB: 0 P: 3	R: 0 E: 0 K: 0 S: 3	H: 0 LOB: 0 BB: 0 P: 3	R: 0 E: 0 K: 1 S: 7	H: 0 LOB: 0 BB: 0 P: 7	R: 0 E: 0 K: 1 S: 5	H: 0 LOB: 0 BB: 0 P: 5		R: 0 E: 0 K: 0 S: 3	H: 0 LOB: 0 BB: 0 P: 3	1B: 6 2B: 0 3B: 0 HR: 0	SF: 0 SAC: 0 DP: 2 HBP: 0	WP: 0 PB: 0 SB: 0 CS: 0	PA: 35	
PITCHER Steve Trout, L ERA: 3.87 (1, 1)	IP: 9.0 WLS: L BF: 35	H: 6 R: 5 ER: 1 SO: 5	BB: 3 IBB: 0 HBP: 0 BLK: 1	WP: 0 HR: 0 S: 42 P: 54	ERA: 1.00 WHIP: 1.000	PITCHER														IP: 9.0 WLS: L BF: 35	H: 6 R: 5 ER: 1 SO: 5	BB: 3 IBB: 0 HBP: 0 BLK: 1	WP: 0 HR: 0 S: 42 P: 54	ERA: 1.00 WHIP: 1.000

Batter	1	2	3	4	5	6	7	8	9	AB	R	H	RBI	BB	SO	LOB	BOTTOM							
Bob Molinaro, L OBP: 0.379, SLG: 0.430 Junior Moore, R OBP: 0.297, SLG: 0.333 (8, PH)										3	0	1	0	0	0	1	California Angels @ Chicago White Sox Comiskey Park, Chicago, IL Tue Jul 01 1980, 8:05 PM EDT Att: 17,116 - Cloudy - 72 F							
Bruce Kimm, R OBP: 0.337, SLG: 0.341 Mary Foley, L OBP: 0.259, SLG: 0.343 Ron Pruitt, R OBP: 0.333, SLG: 0.302 (8, PH)										1	0	0	0	0	0	1								
Harold Baines, L OBP: 0.303, SLG: 0.425 (1, 9)										4	1	1	1	0	0	2								
Lamar Johnson, R OBP: 0.319, SLG: 0.441 (1, 3)										4	0	0	1	0	1	1								
Wayne Nordhagen, R OBP: 0.324, SLG: 0.541 (1, 7)										4	0	0	0	0	0	0								
Chet Lemon, R OBP: 0.348, SLG: 0.427 (1, 8)										4	0	1	0	0	0	0								
Jim Morrison, R OBP: 0.313, SLG: 0.416 (1, 4)										3	0	0	0	0	0	1								
Greg Pryor, R OBP: 0.278, SLG: 0.345 Thad Bosley, L OBP: 0.266, SLG: 0.275 Kevin Bell, R OBP: 0.246, SLG: 0.125 (7, PH)										2	0	1	0	0	0	0								
Todd Cruz, R OBP: 0.310, SLG: 0.333 (1, 6)										3	0	0	0	0	1	3								
Inning Stats	R: 0 E: 0 K: 0 S: 4	H: 1 LOB: 1 BB: 0 P: 4	R: 0 E: 0 K: 0 S: 3	H: 0 LOB: 0 BB: 0 P: 3	R: 0 E: 0 K: 0 S: 3	H: 0 LOB: 0 BB: 0 P: 3	R: 2 E: 0 K: 0 S: 4	H: 1 LOB: 0 BB: 1 P: 8	R: 0 E: 0 K: 0 S: 4	H: 1 LOB: 1 BB: 0 P: 4	R: 0 E: 0 K: 0 S: 3	H: 0 LOB: 0 BB: 0 P: 3	R: 0 E: 0 K: 1 S: 6	H: 1 LOB: 2 BB: 1 P: 10	R: 0 E: 0 K: 0 S: 2	H: 0 LOB: 0 BB: 1 P: 6		R: 0 E: 0 K: 1 S: 5	H: 0 LOB: 0 BB: 0 P: 5	1B: 2 2B: 1 3B: 1 HR: 0	SF: 0 SAC: 0 DP: 1 HBP: 0	WP: 0 PB: 0 SB: 1 CS: 0	PA: 33	
PITCHER Ed Halicki, R ERA: 4.81 Dave LaRoche, L ERA: 3.19 Mark Clear, R ERA: 4.25 (8, 1)	IP: 7.0 WLS: W BF: 27	H: 4 R: 2 ER: 2 SO: 1	BB: 2 IBB: 0 HBP: 0 BLK: 0	WP: 0 HR: 0 S: 27 P: 35	ERA: 2.57 WHIP: 0.857	PITCHER														IP: 7.0 WLS: W BF: 27	H: 4 R: 2 ER: 2 SO: 1	BB: 2 IBB: 0 HBP: 0 BLK: 0	WP: 0 HR: 0 S: 27 P: 35	ERA: 2.57 WHIP: 0.857

Batter	1	2	3	4	5	6	7	8	9	AB	R	H	RBI	BB	SO	LOB	TOP
Dickie Thon, R OBP: 0.302, SLG: 0.330 (1, 10)	0-0 B5-3			0-0 L4		0-0 1-3			0-0 F9	4	0	0	0	0	0	1	California Angels @ Chicago White Sox Comiskey Park, Chicago, IL Wed Jul 02 1980, 8:05 PM EDT Att: 11,653 - Sunny - 65 F livebaseballscorecards.com
Rod Carew, L OBP: 0.415, SLG: 0.453 (1, 3)	0-0 F7			0-0 F8			0-0 FC2-6 1B		0-0 1-4-3	4	0	1	0	0	0	0	
Carney Lansford, R OBP: 0.329, SLG: 0.432 (1, 5)	0-0 5-3			0-3 K			0-0 FC2-6 WP 1-2			3	0	0	0	0	1	1	
Don Baylor, R OBP: 0.353, SLG: 0.304 (1, 9)		0-0 5-3			0-0 F7		0-0 F8 1-2			3	0	0	0	0	0	1	
Joe Rudi, R OBP: 0.287, SLG: 0.453 (1, 7)		0-0 F7		0-3 K			0-0 P3			3	0	0	0	0	1	1	
Bobby Grich, R OBP: 0.383, SLG: 0.353 (1, 4)		0-0 5-3		0-3 K				0-3 K		3	0	0	0	0	2	0	
Bobby Clark, R OBP: 0.236, SLG: 0.314 (1, 8)			0-0 F7		0-0 5-3			0-0 P3		3	0	0	0	0	0	0	
Bert Campaneris, R OBP: 0.216, SLG: 0.250 (1, 6)			0-0 6-3		0-0 6-3			0-0 B1-3		3	0	0	0	0	0	0	
Tom Donohue, R OBP: 0.217, SLG: 0.257 Jason Thompson, L (9, PH) OBP: 0.348, SLG: 0.380 (1, 2)			0-0 P6		4-0 BB			0-3 K		1	0	0	0	1	0	0	
										1	0	0	0	1	0	0	
Inning Stats	R: 0 E: 0 K: 0 S: 3	H: 0 LOB: 0 BB: 0 P: 3	R: 0 E: 0 K: 0 S: 3	H: 0 LOB: 0 BB: 0 P: 3	R: 0 E: 0 K: 1 S: 5	H: 0 LOB: 0 BB: 0 P: 5	R: 0 E: 0 K: 2 S: 7	H: 0 LOB: 1 BB: 1 P: 7	R: 0 E: 0 K: 0 S: 4	H: 1 LOB: 1 BB: 0 P: 4	R: 0 E: 0 K: 1 S: 5	H: 0 LOB: 0 BB: 0 P: 5	R: 0 E: 0 K: 1 S: 5	H: 0 LOB: 0 BB: 0 P: 5	1B: 1 2B: 0 3B: 0 HR: 0	SF: 0 SAC: 0 DP: 0 HBP: 0	WP: 1 PA: 29
PITCHER Ross Baumgarten, L ERA: 3.08 (1, 1)	IP: 9.0 WLS: W BF: 29 H: 1 R: 0 ER: 0 SO: 5 BB: 1 IBB: 0 HBP: 0 BLK: 0 WP: 1 HR: 0 S: 38 P: 42 ERA: 0.00 WHIP: 0.222																

Batter	1	2	3	4	5	6	7	8	9	AB	R	H	RBI	BB	SO	LOB	BOTTOM
Todd Cruz, R OBP: 0.300, SLG: 0.321 (1, 6)	0-0 F7		0-0 P2		0-0 5-3		0-0 L3			4	0	0	0	0	0	1	California Angels @ Chicago White Sox Comiskey Park, Chicago, IL Wed Jul 02 1980, 8:05 PM EDT Att: 11,653 - Sunny - 65 F livebaseballscorecards.com
Kevin Bell, R OBP: 0.282, SLG: 0.173 (1, 10)	0-0 2B				0-0 L7			0-3 K		4	0	2	0	0	1	0	
Jim Morrison, R OBP: 0.309, SLG: 0.410 (1, 4)	0-0 F8		0-0 F9			0-0 E5 G6-4-3		0-0 F7		4	0	0	0	0	0	2	
Lamar Johnson, R OBP: 0.314, SLG: 0.434 Mike Squires, L OBP: 0.344, SLG: 0.349 (1, 3) (9, 3)	0-3 K				0-0 P3		0-0 F7		0-0 6-3	4	0	0	0	0	1	2	
Wayne Nordhagen, R OBP: 0.325, SLG: 0.543 (1, 7) (8, 9)		0-0 2B		0-0 G3		0-0 G6-4-3 1-2				3	0	1	0	0	0	1	
Chet Lemon, R OBP: 0.351, SLG: 0.426 (1, 8)		0-0 B1-3		4-0 1B BB		1-0 E SH1 4-3 HBP				1	1	0	0	1	0	1	
Bruce Kimm, R OBP: 0.339, SLG: 0.343 (1, 2)		0-0 5-3		0-0 1B		0-0 SH1				2	0	1	0	0	0	1	
Harold Baines, L OBP: 0.300, SLG: 0.421 Junior Moore, R OBP: 0.295, SLG: 0.331 (1, 9) (7, PH) (8, 7)		0-0 1-3		0-0 1-3		0-0 E6 4-3		0-0 4-3		2	0	0	0	0	0	3	
Greg Pryor, R OBP: 0.274, SLG: 0.340 (1, 5)			0-0 6-3		0-0 F8		0-0 4-3			3	0	0	1	0	0	1	
Inning Stats	R: 0 E: 0 K: 1 S: 6	H: 1 LOB: 1 BB: 0 P: 6	R: 0 E: 0 K: 0 S: 4	H: 1 LOB: 1 BB: 0 P: 4	R: 0 E: 0 K: 0 S: 4	H: 1 LOB: 2 BB: 1 P: 8	R: 0 E: 0 K: 0 S: 3	H: 0 LOB: 0 BB: 0 P: 3	R: 1 E: 1 K: 0 S: 4	H: 0 LOB: 1 BB: 0 P: 5	R: 0 E: 0 K: 1 S: 5	H: 0 LOB: 0 BB: 0 P: 5	R: 0 E: 0 K: 1 S: 5	H: 0 LOB: 0 BB: 0 P: 5	1B: 2 2B: 2 3B: 0 HR: 0	SF: 0 SAC: 1 DP: 1 HBP: 1	WP: 0 PA: 31
PITCHER Frank Tanana, L ERA: 5.14 (1, 1)	IP: 8.0 WLS: L BF: 31 H: 4 R: 1 ER: 0 SO: 2 BB: 1 IBB: 0 HBP: 1 BLK: 0 WP: 0 HR: 0 S: 33 P: 38 ERA: 0.00 WHIP: 0.625																

Batter	1	2	3	4	5	6	7	8	9	AB	R	H	RBI	BB	SO	LOB	TOP								
Dickie Thon, R OBP: 0.307, SLG: 0.354 (1, 10)										5	1	2	0	0	0	0									
Freddie Patek, R OBP: 0.333, SLG: 0.439 (1, 6)										4	0	1	0	0	0	1									
Carney Lansford, R OBP: 0.330, SLG: 0.433 (1, 5)										4	1	1	0	1	0	2									
Don Baylor, R OBP: 0.368, SLG: 0.342 (1, 9)										5	2	4	2	0	1	1									
Joe Rudi, R OBP: 0.294, SLG: 0.455 Rick Miller, L OBP: 0.340, SLG: 0.320 (8, 9)										3	3	2	0	1	1	1									
Bobby Grich, R OBP: 0.384, SLG: 0.349 (1, 4)										3	0	0	0	2	0	3									
Jason Thompson, L OBP: 0.353, SLG: 0.382 (1, 3)										4	0	2	2	1	1	3									
Bobby Clark, R OBP: 0.233, SLG: 0.321 (1, 8)										5	0	1	1	0	1	7									
Tom Donohue, R OBP: 0.212, SLG: 0.251 (1, 2)										4	0	0	0	0	0	1									
Inning Stats	R: 0 E: 0 K: 1 S: 5	H: 0 LOB: 1 BB: 1 P: 9	R: 1 E: 0 K: 0 S: 5	H: 2 LOB: 1 BB: 0 P: 5	R: 3 E: 1 K: 0 S: 6	H: 3 LOB: 2 BB: 2 P: 14	R: 0 E: 0 K: 0 S: 4	H: 1 LOB: 1 BB: 0 P: 4	R: 0 E: 0 K: 1 S: 6	H: 1 LOB: 2 BB: 1 P: 10	R: 0 E: 0 K: 0 S: 3	H: 0 LOB: 0 BB: 0 P: 3	R: 2 E: 1 K: 0 S: 6	H: 3 LOB: 1 BB: 0 P: 6	R: 0 E: 0 K: 0 S: 3	H: 1 LOB: 0 BB: 0 P: 3	R: 1 E: 0 K: 2 S: 9	H: 2 LOB: 2 BB: 1 P: 13	1B: 9 2B: 2 3B: 2 HR: 0	SF: 0 SAC: 1 DP: 0 HBP: 0	WP: 2 PB: 0 SB: 2 CS: 1	PA: 44			
PITCHER	IP	WLS	BF	H	R	ER	SO	BB	IBB	HBP	BLK	WP	HR	S	P	ERA	WHIP								
Rich Wortham, L ERA: 4.36 (1, 1)	1.0	L	5	1	1	1	1	1	0	0	0	1	0	6	10	9.00	2.000								
Mike Proby, R ERA: 2.58 (2, 1)	4.0		21	6	3	2	1	3	0	0	0	0	0	20	32	4.50	2.250								
LaMarr Hoyt, R ERA: 3.24 (6, 1)	3.0		14	6	3	3	0	0	0	0	0	1	0	14	14	9.00	2.000								
Guy Hoffman, L ERA: 3.6 (9, 1)	1.0		4	0	0	0	2	0	1	0	0	0	0	7	11	0.00	0.000								

California Angels @ Chicago White Sox
Comiskey Park, Chicago, IL
Thu Jul 03 1980, 8:05 PM EDT
Att: 32,506 - Unknown - 67 F

AB 38
R 7
H 13
RBI 5
BB 5
SO 4
LOB 20



Batter	1	2	3	4	5	6	7	8	9	AB	R	H	RBI	BB	SO	LOB	BOTTOM								
Bob Molinaro, L OBP: 0.384, SLG: 0.455 Ron Pruitt, R OBP: 0.320, SLG: 0.289 (7, FH)										3	0	2	1	0	0	0									
Kevin Bell, R OBP: 0.282, SLG: 0.164 Thad Bosley, L OBP: 0.264, SLG: 0.272 (9, FH)										3	0	0	0	1	0	3									
Harold Baines, L OBP: 0.295, SLG: 0.414 (1, 9)										4	0	0	0	0	0	3									
Wayne Nordhagen, R OBP: 0.323, SLG: 0.553 (1, 7)										4	1	1	1	0	0	1									
Lamar Johnson, R OBP: 0.320, SLG: 0.443 (1, 3)										4	1	3	0	0	0	0									
Chet Lemon, R OBP: 0.356, SLG: 0.429 (1, 8)										3	0	2	1	1	0	0									
Jim Morrison, R OBP: 0.306, SLG: 0.406 (1, 4)										3	0	0	0	0	1	2									
Mary Foley, L OBP: 0.253, SLG: 0.333 Bruce Kimm, R OBP: 0.337, SLG: 0.341 (6, FH)										2	0	0	0	0	0	0									
Mike Squires, L OBP: 0.350, SLG: 0.349 (9, FH)										0	0	0	0	1	0	0									
Todd Cruz, R OBP: 0.306, SLG: 0.328 (1, 6)										4	1	2	0	0	0	3									
Inning Stats	R: 0 E: 0 K: 0 S: 3	H: 0 LOB: 0 BB: 0 P: 3	R: 0 E: 0 K: 1 S: 6	H: 2 LOB: 1 BB: 0 P: 6	R: 1 E: 0 K: 0 S: 4	H: 2 LOB: 0 BB: 0 P: 4	R: 1 E: 0 K: 0 S: 5	H: 2 LOB: 1 BB: 0 P: 5	R: 0 E: 0 K: 0 S: 3	H: 0 LOB: 2 BB: 1 P: 9	R: 0 E: 0 K: 0 S: 3	H: 0 LOB: 0 BB: 0 P: 3	R: 0 E: 0 K: 0 S: 3	H: 0 LOB: 1 BB: 1 P: 7	R: 0 E: 0 K: 0 S: 3	H: 0 LOB: 0 BB: 0 P: 3	R: 0 E: 0 K: 0 S: 3	H: 0 LOB: 1 BB: 1 P: 7	1B: 6 2B: 3 3B: 1 HR: 1	SF: 0 SAC: 1 DP: 1 HBP: 0	WP: 0 PB: 0 SB: 0 CS: 0	PA: 38			
PITCHER	IP	WLS	BF	H	R	ER	SO	BB	IBB	HBP	BLK	WP	HR	S	P	ERA	WHIP								
Dave Lemanczyk, R ERA: 5.06 (1, 1)	5.0	W	22	9	3	3	1	0	0	0	0	0	0	24	24	5.40	1.800								
John Montague, R ERA: 3.54 (6, 1)	0.1		3	1	0	0	0	1	0	0	0	0	0	2	6	0.00	6.000								
Andy Hassler, L ERA: 4.82 (6, 1)	1.1	S	5	0	0	0	0	1	0	0	0	0	0	4	8	0.00	0.750								
Mark Clear, R ERA: 4.06 (7, 1)	2.1	S	8	0	0	0	0	1	0	0	0	0	0	7	11	0.00	0.429								

California Angels @ Chicago White Sox
Comiskey Park, Chicago, IL
Thu Jul 03 1980, 8:05 PM EDT
Att: 32,506 - Unknown - 67 F

AB 34
R 3
H 10
RBI 3
BB 3
SO 1
LOB 16




Batter	1	2	3	4	5	6	7	8	9	AB	R	H	RBI	BB	SO	LOB	TOP								
Rickey Henderson, R OBP: 0.414, SLG: 0.403 (1, 7)	0-0 2B		0-0 6-3		4-0 S BLK IBB			0-0 4-3		3	0	1	0	1	0	0									
Dwayne Murphy, L OBP: 0.401, SLG: 0.418 (1, 8)	0-0 F8		0-0 G3		0-0 F9			0-0 4-3		4	0	0	0	0	0	2									
Tony Armas, R OBP: 0.310, SLG: 0.455 (1, 9)	0-3 K			0-0 1-3				0-0 F9		4	0	1	0	0	1	1									
Dave Revering, L OBP: 0.356, SLG: 0.502 (1, 10)	0-0 3-1			0-0 F8				0-0 K		4	0	0	0	0	1	2									
Jeff Newman, R OBP: 0.266, SLG: 0.397 (1, 3)		0-3 K		0-3 K				0-0 G5-4-3		4	0	1	0	0	2	1									
Mike Heath, R OBP: 0.260, SLG: 0.298 (1, 2)		0-0 FC6-4 1B			0-0 SH1-4 BLK 1B			0-0 F6		4	1	2	0	0	0	1									
Jeff Cox, R OBP: 0.400, SLG: 0.400 (1, 4)		0-0 FC6-4 1-2			0-0 BLK SH1-4 S 1B			0-0 1-3 1B		3	1	2	0	0	0	1									
Dave McKay, S OBP: 0.245, SLG: 0.298 (1, 5)		0-3 K			0-0 SH1-4 1-2 2-3			0-0 1-3		2	0	0	0	0	1	2									
Rob Picciolo, R OBP: 0.261, SLG: 0.340 (1, 6)			0-0 6-3		0-0 F7			0-0 F9		3	0	0	0	0	0	3									
Inning Stats	R: 0 E: 0 K: 1 S: 6	H: 1 LOB: 1 BB: 0 P: 6	R: 0 E: 0 K: 2 S: 8	H: 1 LOB: 1 BB: 0 P: 8	R: 0 E: 0 K: 0 S: 3	H: 0 LOB: 0 BB: 0 P: 3	R: 0 E: 0 K: 1 S: 5	H: 0 LOB: 0 BB: 0 P: 5	R: 2 E: 0 K: 0 S: 5	H: 2 LOB: 1 BB: 1 P: 9	R: 0 E: 0 K: 1 S: 5	H: 1 LOB: 1 BB: 0 P: 5	R: 0 E: 0 K: 0 S: 4	H: 1 LOB: 1 BB: 0 P: 4	R: 0 E: 0 K: 0 S: 3	H: 0 LOB: 0 BB: 0 P: 3	R: 0 E: 0 K: 0 S: 3	H: 1 LOB: 0 BB: 0 P: 3	1B: 5 2B: 1 3B: 1 HR: 0	SF: 0 SAC: 1 DP: 1 HBP: 0	WP: 0 PB: 0 SB: 2 CS: 1	PA: 33			
PITCHER Britt Burns, L ERA: 2.06 (1, 1)	IP: 9.0 WLS: L BF: 33	H: 7 R: 2 ER: 2 SO: 5	BB: 0 IBB: 1 HBP: 0 BLK: 1	WP: 0 HR: 0 S: 42 P: 46	ERA: 2.00 WHIP: 0.778																				

Oakland Athletics @ Chicago White Sox
Comiskey Park, Chicago, IL
Fri Jul 04 1980, 4:33 AM EDT
Att: 11,428 - Sunny - 70 F

livebaseballscores.com

AB 31
R 2
H 7
RBI 0
BB 1
SO 5
LOB 13




Batter	1	2	3	4	5	6	7	8	9	AB	R	H	RBI	BB	SO	LOB	BOTTOM								
Bob Molinaro, L OBP: 0.381, SLG: 0.446 (1, 10)	4-0 F6 BB		0-0 CS 1-2	0-0 G3		0-0 5-3		0-0 F4		3	0	0	0	1	0	2									
Bruce Kimm, R OBP: 0.335, SLG: 0.339 (1, 2)	0-0 F6 1-2			0-0 1-3		0-0 F6				4	0	1	0	0	0	1									
Harold Baines, L OBP: 0.294, SLG: 0.411 (1, 9)	0-3 K			0-0 1B				0-3 K		4	0	1	0	0	2	1									
Wayne Nordhagen, R OBP: 0.322, SLG: 0.545 (1, 7)		4-0 FC6-4 BB		0-0 F9		0-0 1-3		0-0 F8		3	0	0	0	1	0	2									
Lamar Johnson, R OBP: 0.316, SLG: 0.436 (1, 3)		0-0 FC6-4 1-2		0-0 G6-4-3		0-0 F7		0-3 K		4	0	0	0	0	1	2									
Jim Morrison, R OBP: 0.306, SLG: 0.405 (1, 4)		0-0 G6-4-3 1-2			0-0 1B			0-0 F8		3	0	1	0	0	0	1									
Thad Bosley, L OBP: 0.265, SLG: 0.267 (1, 8)			0-0 5-3		0-0 F6			4-0 1B BB		2	0	0	0	1	0	1									
Kevin Bell, R OBP: 0.265, SLG: 0.172 (1, 5)			0-0 6-3		0-0 F8			0-0 1B		3	0	1	0	0	0	1									
Todd Cruz, R OBP: 0.310, SLG: 0.331 (1, 6)					0-0 F7			0-3 K		2	0	1	0	0	0	0									
Mike Squires, L OBP: 0.347, SLG: 0.345 (8, PH)										1	0	0	0	0	1	2									
Greg Pryor, R OBP: 0.274, SLG: 0.340 (9, 6)										0	0	0	0	0	0	0									
Inning Stats	R: 0 E: 0 K: 1 S: 4	H: 0 LOB: 0 BB: 1 P: 8	R: 0 E: 0 K: 0 S: 2	H: 0 LOB: 0 BB: 1 P: 6	R: 0 E: 0 K: 0 S: 3	H: 1 LOB: 0 BB: 0 P: 3	R: 0 E: 0 K: 0 S: 4	H: 1 LOB: 1 BB: 0 P: 4	R: 0 E: 0 K: 0 S: 3	H: 0 LOB: 0 BB: 0 P: 3	R: 0 E: 0 K: 2 S: 7	H: 0 LOB: 0 BB: 0 P: 7	R: 0 E: 0 K: 1 S: 6	H: 1 LOB: 2 BB: 1 P: 10	R: 0 E: 0 K: 0 S: 4	H: 1 LOB: 1 BB: 0 P: 4	1B: 5 2B: 0 3B: 0 HR: 0	SF: 0 SAC: 0 DP: 1 HBP: 0	WP: 0 PB: 0 SB: 0 CS: 1	PA: 33					
PITCHER Brian Kingman, R ERA: 3.82 (1, 1)	IP: 9.0 WLS: W BF: 32	H: 5 R: 0 ER: 0 SO: 4	BB: 3 IBB: 0 HBP: 0 BLK: 0	WP: 0 HR: 0 S: 37 P: 49	ERA: 0.00 WHIP: 0.889																				

Oakland Athletics @ Chicago White Sox
Comiskey Park, Chicago, IL
Fri Jul 04 1980, 4:33 AM EDT
Att: 11,428 - Sunny - 70 F

livebaseballscores.com

AB 29
R 0
H 5
RBI 0
BB 3
SO 4
LOB 13



Batter	1	2	3	4	5	6	7	8	9	AB	R	H	RBI	BB	SO	LOB	TOP								
Rickey Henderson, R OBP: 0.417, SLG: 0.415 (1.7)										4	2	2	3	1	0	1									
Dwayne Murphy, L OBP: 0.404, SLG: 0.422 (1.8)										4	0	2	1	1	0	1									
Mitchell Page, L OBP: 0.336, SLG: 0.344 (1.10)										5	0	0	1	0	0	5									
Dave Revering, L OBP: 0.353, SLG: 0.493 (1.3)										4	0	0	0	1	0	1									
Wayne Gross, L OBP: 0.353, SLG: 0.417 (1.5)										5	0	1	0	0	2	3									
Tony Armas, R OBP: 0.309, SLG: 0.451 (1.9)										5	1	1	0	0	0	1									
Mike Heath, R OBP: 0.266, SLG: 0.299 (1.2)										3	1	1	0	1	1	2									
Jeff Cox, R OBP: 0.526, SLG: 0.500 (1.4)										3	1	3	0	1	0	0									
Dave McKay, S OBP: 0.240, SLG: 0.292 (1.6)										2	0	0	0	0	0	4									
Inning Stats	R: 1 E: 0 K: 0 S: 5	H: 2 LOB: 1 BB: 0 P: 5	R: 0 E: 0 K: 0 S: 4	H: 2 LOB: 1 BB: 0 P: 4	R: 0 E: 0 K: 1 S: 6	H: 1 LOB: 2 BB: 1 P: 10	R: 1 E: 1 K: 1 S: 6	H: 0 LOB: 3 BB: 3 P: 18	R: 0 E: 0 K: 0 S: 4	H: 1 LOB: 1 BB: 0 P: 4	R: 0 E: 0 K: 0 S: 4	H: 1 LOB: 1 BB: 0 P: 4	R: 0 E: 0 K: 0 S: 4	H: 1 LOB: 1 BB: 0 P: 4	R: 3 E: 0 K: 0 S: 5	H: 2 LOB: 2 BB: 1 P: 9	R: 0 E: 0 K: 0 S: 3	H: 0 LOB: 0 BB: 0 P: 3	1B: 8 2B: 1 3B: 0 HR: 1	SF: 0 SAC: 2 DP: 0 HBP: 0	WP: 0 PB: 0 SB: 1 CS: 1	PA: 43			
PITCHER	IP	WLS	BF	H	R	ER	SO	BB	IBB	HBP	BLK	WP	HR	S	P	ERA	WHIP								
Richard Dotson, R ERA: 3.76 (1.1)	8.0	L	39	10	5	4	3	5	0	0	0	0	1	40	60	4.50	1.875								
Guy Hoffman, L ERA: 3.0 (9.1)	1.0		3	0	0	0	0	0	0	0	0	0	0	3	3	0.00	0.000								

Oakland Athletics @ Chicago White Sox
Comiskey Park, Chicago, IL
Sat Jul 05 1980, 4:33 AM EDT
Att: 20,559 - Sunny - 85 F

AB 35
R 5
H 10
RBI 5
BB 5
SO 3
LOB 18



Batter	1	2	3	4	5	6	7	8	9	AB	R	H	RBI	BB	SO	LOB	BOTTOM								
Mike Squires, L OBP: 0.336, SLG: 0.333 (1.3)										4	0	0	0	0	0	1									
Bruce Kimm, R OBP: 0.330, SLG: 0.333 (1.2)										3	0	0	0	0	1	0									
Bob Molinaro, L OBP: 0.379, SLG: 0.443 (8. PH)										1	0	0	0	0	0	1									
Ricky Seilheimer, L (9.2)										0	0	0	0	0	0	0									
Harold Baines, L OBP: 0.294, SLG: 0.408 (1.9)										4	0	1	0	0	0	0									
Wayne Nordhagen, R OBP: 0.320, SLG: 0.538 (1.7)										4	0	1	0	0	1	1									
Randy Johnson, L OBP: 0.250, SLG: 0.250 (1.10)										4	0	1	0	0	0	1									
Chet Lemon, R OBP: 0.396, SLG: 0.425 (1.8)										2	0	0	0	1	0	1									
Jim Morrison, R OBP: 0.307, SLG: 0.402 (1.4)										2	0	0	0	1	0	3									
Kevin Bell, R OBP: 0.254, SLG: 0.164 (1.5)										3	0	0	0	0	0	1									
Todd Cruz, R OBP: 0.310, SLG: 0.331 (1.6)										3	0	1	0	0	1	0									
Inning Stats	R: 0 E: 0 K: 1 S: 5	H: 0 LOB: 0 BB: 0 P: 5	R: 0 E: 0 K: 0 S: 4	H: 1 LOB: 1 BB: 0 P: 4	R: 0 E: 0 K: 1 S: 5	H: 0 LOB: 0 BB: 0 P: 5	R: 0 E: 0 K: 0 S: 3	H: 1 LOB: 0 BB: 0 P: 3	R: 0 E: 0 K: 0 S: 4	H: 1 LOB: 1 BB: 0 P: 4	R: 0 E: 0 K: 1 S: 5	H: 0 LOB: 0 BB: 0 P: 5	R: 0 E: 0 K: 0 S: 4	H: 1 LOB: 1 BB: 0 P: 4	R: 0 E: 0 K: 0 S: 3	H: 0 LOB: 0 BB: 0 P: 3	1B: 4 2B: 0 3B: 0 HR: 0	SF: 0 SAC: 0 DP: 1 HBP: 0	WP: 0 PB: 0 SB: 0 CS: 0	PA: 32					
PITCHER	IP	WLS	BF	H	R	ER	SO	BB	IBB	HBP	BLK	WP	HR	S	P	ERA	WHIP								
Rick Langford, R ERA: 3.33 (1.1)	9.0	W	32	4	0	0	3	2	0	0	0	0	0	36	44	0.00	0.667								

Oakland Athletics @ Chicago White Sox
Comiskey Park, Chicago, IL
Sat Jul 05 1980, 4:33 AM EDT
Att: 20,559 - Sunny - 85 F

AB 30
R 0
H 4
RBI 0
BB 2
SO 3
LOB 9



Batter	1	2	3	4	5	6	7	8	9	AB	R	H	RBI	BB	SO	LOB	TOP					
Rickey Henderson, R OBP: 0.415, SLG: 0.410 (1.7) X	0-0 5-3			0-3 K	0-0 PO	0-0 P6		1-0 HBP		3	0	0	0	0	1	0	Oakland Athletics @ Chicago White Sox Comiskey Park, Chicago, IL Sun Jul 06 1980, 4:33 AM EDT Sunny - 64 F AB 28 R 0 H 5 RBI 0 BB 3 SO 2 LOB 8					
Dwayne Murphy, L OBP: 0.405, SLG: 0.421 (1.8) X	0-0 P6			0-0 1B		4-0 BB		0-0 5-3		3	0	1	0	1	0	1						
Mike Heath, R OBP: 0.260, SLG: 0.292 (1.2) X	0-0 4-3			0-0 F8		0-0 G5-4-3			0-0 F7	4	0	0	0	0	2	2						
Tony Armas, R OBP: 0.308, SLG: 0.448 (1.9)		0-3 K		0-0 FC6-4					0-0 F8	4	0	1	0	0	1	0						
Jeff Newman, R OBP: 0.261, SLG: 0.389 (1.3) X	0-0 F8			0-0 FC6-4					0-0 F8	4	0	0	0	0	2	2						
Jim Essian, R OBP: 0.281, SLG: 0.310 (1.10) X	0-0 1B				0-0 F8					3	0	2	0	0	0	0						
Jeff Cox, R OBP: 0.500, SLG: 0.450 (1.4) X			0-0 6-3		4-0 PO				0-0 F9	2	0	0	0	1	0	1						
Dave McKay, S OBP: 0.243, SLG: 0.286 (1.5) X			4-0 BB		0-0 F9				0-0 F9	2	0	0	0	1	0	1						
Rob Picciolo, R OBP: 0.263, SLG: 0.340 (1.6) X			0-0 G5-4-3		0-0 1B				0-0 4-6-3	3	0	1	0	0	0	1						
Inning Stats	R: 0 E: 0 K: 0 S: 3	H: 0 LOB: 0 BB: 0 P: 3	R: 0 E: 0 K: 1 S: 5	H: 1 LOB: 1 BB: 0 P: 5	R: 0 E: 0 K: 0 S: 2	H: 0 LOB: 0 BB: 1 P: 6	R: 0 E: 0 K: 1 S: 7	H: 2 LOB: 2 BB: 0 P: 7	R: 0 E: 0 K: 0 S: 3	H: 1 LOB: 1 BB: 1 P: 7	R: 0 E: 0 K: 0 S: 2	H: 0 LOB: 0 BB: 1 P: 6	R: 0 E: 0 K: 0 S: 4	H: 1 LOB: 1 BB: 0 P: 4	R: 0 E: 0 K: 0 S: 3	H: 0 LOB: 0 BB: 0 P: 4	R: 0 E: 0 K: 0 S: 3	H: 0 LOB: 0 BB: 0 P: 3	1B: 5 2B: 0 3B: 0 HR: 0	SF: 0 SAC: 0 DP: 2 HBP: 1	WP: 0 PB: 0 CS: 0	PA: 33
PITCHER Steve Trout, L ERA: 3.52 (1.1)	IP: 9.0 WLS: W BF: 32 H: 5 R: 0 ER: 0 SO: 2 BB: 3 IBB: 0 HBP: 1 BLK: 0 WP: 0 HR: 0 S: 32 P: 45 ERA: 0.00 WHIP: 0.889															PITCHER						

Batter	1	2	3	4	5	6	7	8	9	AB	R	H	RBI	BB	SO	LOB	BOTTOM							
Bob Molinaro, L OBP: 0.370, SLG: 0.432 (1.7) X	0-3 K	0-3 K			0-3 K			0-0 G3		4	0	0	0	0	3	2	Oakland Athletics @ Chicago White Sox Comiskey Park, Chicago, IL Sun Jul 06 1980, 4:33 AM EDT Sunny - 64 F AB 27 R 2 H 4 RBI 2 BB 2 SO 7 LOB 7							
Thad Bosley, L OBP: 0.285, SLG: 0.266 (1.8) X	0-0 F9		0-3 K		0-0 4-3		0-0 4-3			4	1	1	0	0	1	1								
Lamar Johnson, R OBP: 0.316, SLG: 0.433 (1.3) X	4-0 BB		0-0 4-3							2	1	0	0	1	0	0								
Mike Squires, L OBP: 0.336, SLG: 0.333 (6.3) X	1-2 BB		0-0 4-3							0	0	0	0	0	0	0								
Randy Johnson, L OBP: 0.143, SLG: 0.143 (1.10) X	0-0 F9		0-0 F7		0-3 K					3	0	0	0	0	1	2								
Jim Morrison, R OBP: 0.307, SLG: 0.401 (1.4) X	0-0 1B		0-0 F8							3	0	1	1	0	0	0								
Harold Baines, L OBP: 0.294, SLG: 0.407 (1.9) X	0-0 1B		0-0 F7							3	0	1	1	0	0	0								
Kevin Bell, R OBP: 0.243, SLG: 0.156 (1.5) X		0-3 K		0-0 L5						3	0	0	0	0	1	0								
Ricky Seelheimer, L OBP: 0.667, SLG: 1.000 (1.2) X		4-0 BB		0-3 K						2	0	1	0	1	1	0								
Todd Cruz, R OBP: 0.303, SLG: 0.323 (1.6) X	0-0 F7		0-0 6-3							3	0	0	0	0	2	2								
Inning Stats	R: 2 E: 0 K: 1 S: 7	H: 3 LOB: 2 BB: 1 P: 11	R: 0 E: 0 K: 2 S: 7	H: 0 LOB: 1 BB: 1 P: 11	R: 0 E: 0 K: 1 S: 5	H: 0 LOB: 0 BB: 0 P: 5	R: 0 E: 0 K: 0 S: 3	H: 0 LOB: 0 BB: 0 P: 3	R: 0 E: 0 K: 2 S: 7	H: 0 LOB: 0 BB: 0 P: 7	R: 0 E: 0 K: 1 S: 5	H: 0 LOB: 0 BB: 0 P: 5	R: 0 E: 0 K: 0 S: 3	H: 0 LOB: 0 BB: 0 P: 3	R: 0 E: 0 K: 0 S: 4	H: 1 LOB: 1 BB: 0 P: 4	R: 0 E: 0 K: 0 S: 3	H: 0 LOB: 0 BB: 0 P: 3	R: 0 E: 0 K: 0 S: 4	H: 1 LOB: 1 BB: 0 P: 4	1B: 3 2B: 1 3B: 0 HR: 0	SF: 0 SAC: 0 DP: 0 HBP: 0	WP: 0 PB: 0 CS: 0	PA: 29
PITCHER Mike Norris, R ERA: 2.54 (1.1)	IP: 8.0 WLS: L BF: 29 H: 4 R: 2 ER: 2 SO: 7 BB: 2 IBB: 0 HBP: 0 BLK: 0 WP: 0 HR: 0 S: 41 P: 49 ERA: 2.25 WHIP: 0.750															PITCHER								

Batter	1	2	3	4	5	6	7	8	9	AB	R	H	RBI	BB	SO	LOB	TOP				
Rickey Henderson, R OBP: 0.415, SLG: 0.418 (1, 7)	G3		IHR	BB			6-3		4-3	4	1	1	1	1	0	0					
Dwayne Murphy, L OBP: 0.408, SLG: 0.433 (1, 8)	WP BB		2B	1B			HR		4-3	4	2	2	1	1	0	3					
Tony Armas, R OBP: 0.307, SLG: 0.446 (1, 9)	K		F8							4	0	1	0	0	1	2					
Jeff Newman, R OBP: 0.265, SLG: 0.393 (1, 3)	5-3		1-H 2B				F7		F7	3	0	1	1	1	0	2					
Mike Heath, R OBP: 0.254, SLG: 0.285 (1, 2)			F7	K			FC6-4 BB		F7	4	0	0	0	0	1	3					
Jim Essian, R OBP: 0.272, SLG: 0.299 Mike Davis, L OBP: 0.259, SLG: 0.321 (8, PH)	P3						F7		P2	3	0	0	0	0	0	1					
Jeff Cox, R OBP: 0.423, SLG: 0.375 (1, 4)	F9						F8		F9	4	0	0	0	0	0	0					
Rob Picciolo, R OBP: 0.269, SLG: 0.363 (1, 6)			HR	BB 1B			6-3		K	4	1	2	1	0	1	0					
Dave McKay, S OBP: 0.243, SLG: 0.277 (1, 5)			K	BB 1-2 BB			P4		6-3	3	0	0	0	1	1	0					
Inning Stats	R: 0 E: 0 K: 1 S: 5	H: 0 LOB: 1 BB: 1 P: 9	R: 0 E: 0 K: 0 S: 3	H: 0 LOB: 0 BB: 0 P: 3	R: 3 E: 0 K: 2 S: 11	H: 4 LOB: 1 BB: 0 P: 11	R: 0 E: 0 K: 0 S: 4	H: 1 LOB: 3 BB: 2 P: 12	R: 0 E: 0 K: 0 S: 3	H: 0 LOB: 0 BB: 0 P: 3	R: 1 E: 0 K: 0 S: 5	H: 2 LOB: 1 BB: 0 P: 5	R: 0 E: 0 K: 1 S: 5	H: 0 LOB: 0 BB: 0 P: 5	R: 0 E: 0 K: 0 S: 3	H: 0 LOB: 0 BB: 0 P: 3	1B: 3 2B: 1 3B: 0 HR: 3	SF: 0 SAC: 0 DP: 0 HBP: 0	WP: 1 PB: 0 CS: 1	PA: 38	
PITCHER	IP	WLS	BF	H	R	ER	SO	BB	IBB	HBP	BLK	WP	HR	S	P	ERA	WHIP				
Ken Kravec, L ERA: 6.19 Ed Farmer, R ERA: 3.0	(1, 1)	7.0	32	7	4	4	3	4	0	0	0	1	2	34	50	5.14	1.571				
(8, 1)	2.0	W	6	0	0	0	1	0	0	0	0	0	0	8	8	0.00	0.000				

Oakland Athletics @ Chicago White Sox
Comiskey Park, Chicago, IL
Sun Jul 06 1980, 4:38 AM EDT
Att: 16,436 - Unknown

AB	34
R	4
H	7
RBI	4
BB	4
SO	4
LOB	11



Batter	1	2	3	4	5	6	7	8	9	AB	R	H	RBI	BB	SO	LOB	BOTTOM					
Bob Molinaro, L OBP: 0.362, SLG: 0.422 Greg Pryor, R OBP: 0.278, SLG: 0.359 (9, PH)	F8		F9				G3		HR	4	0	0	0	0	1	0						
Thad Bosley, L OBP: 0.281, SLG: 0.304 (1, 8)	1B		1B BB				5-3			3	1	2	1	1	0	0						
Mike Squires, L OBP: 0.344, SLG: 0.336 Lamar Johnson, R OBP: 0.318, SLG: 0.447 (9, 3)	F7		1-2 1B				BB		HR	2	0	1	0	1	0	0						
Randy Johnson, L OBP: 0.200, SLG: 0.111 Wayne Nordhagen, R OBP: 0.319, SLG: 0.536 (8, PH)	BB HBP		K				K		F8	2	0	0	0	0	2	3						
Jim Morrison, R OBP: 0.303, SLG: 0.396 (1, 4)	K						P5		L5	4	0	0	0	0	2	2						
Harold Baines, L OBP: 0.290, SLG: 0.401 (1, 9)	F8						P2		4-3	4	0	0	0	0	0	2						
Kevin Bell, R OBP: 0.256, SLG: 0.164 (1, 5)	FC4-6 BB						1B		5-3	3	0	1	0	1	0	0						
Ricky Seelheimer, L OBP: 0.333, SLG: 0.400 Ron Pruitt, R OBP: 0.314, SLG: 0.283 (9, PH)	FC4-6		1-2				P4		K	3	0	0	0	0	1	3						
Todd Cruz, R OBP: 0.309, SLG: 0.352 (1, 6)			K				P3		HR	4	2	2	1	0	1	0						
Inning Stats	R: 0 E: 0 K: 0 S: 3	H: 1 LOB: 0 BB: 0 P: 3	R: 0 E: 0 K: 1 S: 5	H: 0 LOB: 2 BB: 1 P: 10	R: 0 E: 0 K: 2 S: 8	H: 1 LOB: 1 BB: 1 P: 12	R: 0 E: 0 K: 0 S: 4	H: 1 LOB: 0 BB: 0 P: 4	R: 0 E: 0 K: 1 S: 5	H: 0 LOB: 0 BB: 0 P: 5	R: 0 E: 0 K: 2 S: 7	H: 0 LOB: 1 BB: 1 P: 11	R: 1 E: 0 K: 1 S: 6	H: 1 LOB: 0 BB: 0 P: 6	R: 2 E: 0 K: 0 S: 5	H: 2 LOB: 0 BB: 0 P: 5	R: 2 E: 0 K: 0 S: 4	H: 2 LOB: 0 BB: 0 P: 4	1B: 4 2B: 0 3B: 0 HR: 4	SF: 0 SAC: 0 DP: 0 HBP: 1	WP: 0 PB: 0 CS: 0	PA: 37
PITCHER	IP	WLS	BF	H	R	ER	SO	BB	IBB	HBP	BLK	WP	HR	S	P	ERA	WHIP					
Steve McCatty, R ERA: 5.24 Bob Lacey, L ERA: 4.03	(1, 1)	7.0	29	5	2	2	7	3	0	0	0	0	2	39	52	2.57	1.143					
(8, 1)	1.2	L	8	3	3	3	0	0	0	0	0	0	2	8	8	16.20	1.800					

Oakland Athletics @ Chicago White Sox
Comiskey Park, Chicago, IL
Sun Jul 06 1980, 4:38 AM EDT
Att: 16,436 - Unknown

AB	33
R	5
H	8
RBI	5
BB	3
SO	7
LOB	10

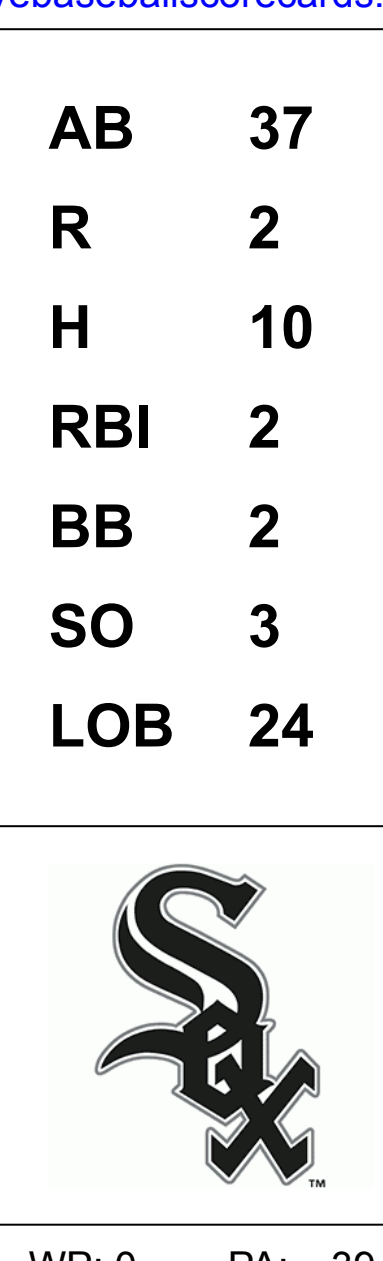


Batter	1	2	3	4	5	6	7	8	9	AB	R	H	RBI	BB	SO	LOB	TOP										
Al Bumby, L OBP: 0.412, SLG: 0.446 (1, 8)	1-3		1B					BB		3	2	1	2	0	0		Baltimore Orioles @ Chicago White Sox Comiskey Park, Chicago, IL Thu Jul 10 1980, 8:05 PM EDT Att: 21,839 - Unknown										
Rich Dauer, R OBP: 0.338, SLG: 0.331 (1, 4) (2, 5)	3B	F9	1B		G6-4-3			F7		5	1	2	0	0	0	2											
Ken Singleton, S OBP: 0.365, SLG: 0.475 (1, 9) Mark Corey, R OBP: 0.393, SLG: 0.348 (8, PR) (8, 9)	1B	HR	1B			6-3		1B		4	2	3	2	1	0	0											
Eddie Murray, S OBP: 0.338, SLG: 0.467 (1, 3)	1B	HR	1B			P6		BB		5	2	3	4	0	0	2											
Benny Ayala, R OBP: 0.397, SLG: 0.703 (1, 7) John Lowenstein, L OBP: 0.326, SLG: 0.256 (8, PH) (8, 7)	1B	5-3			F8			P5		4	1	1	0	0	0	0											
Lee May, R OBP: 0.292, SLG: 0.404 (1, 10)	1B				F7			F2		3	1	0	0	2	1	2											
Doug DeCinces, R OBP: 0.312, SLG: 0.371 (1, 5) Mark Belanger, R OBP: 0.208, SLG: 0.217 (2, 6)	1B	K				6-3		5-3		2	0	1	2	0	1	1											
Rick Dempsey, R OBP: 0.311, SLG: 0.397 (1, 2)	F8				P4			BB		4	0	1	0	1	0	3											
Kiko Garcia, R OBP: 0.289, SLG: 0.274 (1, 6) (2, 4)	1B				1-3			1-3		5	0	1	0	0	0	2											
Inning Stats	R: 5 E: 0 K: 0 S: 9	H: 7 LOB: 2 BB: 1 P: 13	R: 2 E: 0 K: 1 S: 7	H: 2 LOB: 1 BB: 1 P: 11	R: 1 E: 0 K: 0 S: 5	H: 2 LOB: 2 BB: 1 P: 9	R: 0 E: 0 K: 0 S: 3	H: 0 LOB: 1 BB: 1 P: 7	R: 0 E: 0 K: 0 S: 3	H: 1 LOB: 0 BB: 0 P: 3	R: 0 E: 0 K: 0 S: 4	H: 1 LOB: 1 BB: 0 P: 4	R: 1 E: 0 K: 1 S: 6	H: 1 LOB: 2 BB: 2 P: 14	R: 0 E: 0 K: 0 S: 2	H: 0 LOB: 0 BB: 1 P: 6		1B: 11 2B: 1 3B: 1 HR: 1	SF: 0 SAC: 0 DP: 2 HBP: 0	WP: 0 PB: 0 SB: 0 CS: 0	PA: 45						
PITCHER	IP	WLS	BF	H	R	ER	SO	BB	IBB	HBP	BLK	WP	HR	S	P	ERA	WHIP										
Britt Burns, L ERA: 2.56 (1, 1)	1.1	L	13	9	7	7	0	1	0	0	0	0	1	12	16	47.25	7.500										
Mike Proby, R ERA: 2.54 (2, 1)	4.2		19	3	1	1	1	3	0	0	0	0	0	18	30	1.93	1.286										
LaMarr Hoyt, R ERA: 3.2 (7, 1)	3.0		13	2	1	1	1	3	0	0	0	0	0	12	24	3.00	1.667										

AB	38
R	9
H	14
RBI	9
BB	7
SO	2
LOB	14



Batter	1	2	3	4	5	6	7	8	9	AB	R	H	RBI	BB	SO	LOB	BOTTOM										
Todd Cruz, R OBP: 0.296, SLG: 0.338 (1, 6)	E6		FC5-4		P6				G4-6-3	5	0	0	0	0	0	4	Baltimore Orioles @ Chicago White Sox Comiskey Park, Chicago, IL Thu Jul 10 1980, 8:05 PM EDT Att: 21,839 - Unknown										
Ron Pruitt, R OBP: 0.291, SLG: 0.260 (1, 10) Thad Bosley, L OBP: 0.287, SLG: 0.310 (8, PH)	F8		FC5-4			6-3				4	0	0	0	0	0	4											
Chet Lemon, R OBP: 0.350, SLG: 0.417 (1, 8)	F6		F3			F9		F8		5	0	0	0	1	3												
Lamar Johnson, R OBP: 0.324, SLG: 0.460 (1, 3)	FC5-4					5-3		HR		3	1	2	1	1	0	1											
Wayne Nordhagen, R OBP: 0.322, SLG: 0.540 (1, 7)					5-3			1B		4	0	2	0	0	0	2											
Jim Morrison, R OBP: 0.302, SLG: 0.394 (1, 4)					F8			1B		4	1	1	0	0	0	3											
Bruce Kimm, R OBP: 0.330, SLG: 0.333 (1, 2) Mike Squires, L OBP: 0.348, SLG: 0.342 (8, PH) Ricky Saitheimer, L OBP: 0.333, SLG: 0.400 (9, 2)	F9				K			1B		3	0	1	0	0	1	2											
Harold Baines, L OBP: 0.285, SLG: 0.394 (1, 9)								1B		1	0	1	0	0	0	0											
Kevin Bell, R OBP: 0.280, SLG: 0.186 (1, 5)										3	0	2	1	1	0	0											
Inning Stats	R: 0 E: 1 K: 0 S: 4	H: 0 LOB: 1 BB: 0 P: 4	R: 0 E: 0 K: 1 S: 6	H: 1 LOB: 1 BB: 0 P: 6	R: 0 E: 0 K: 0 S: 4	H: 1 LOB: 1 BB: 0 P: 4	R: 0 E: 0 K: 1 S: 6	H: 1 LOB: 1 BB: 0 P: 6	R: 0 E: 0 K: 0 S: 3	H: 0 LOB: 0 BB: 0 P: 3	R: 0 E: 0 K: 0 S: 3	H: 0 LOB: 1 BB: 1 P: 7	R: 1 E: 0 K: 0 S: 6	H: 3 LOB: 2 BB: 0 P: 6	R: 0 E: 0 K: 1 S: 5	H: 1 LOB: 1 BB: 0 P: 9		1B: 8 2B: 1 3B: 0 HR: 1	SF: 0 SAC: 0 DP: 1 HBP: 0	WP: 0 PB: 0 SB: 0 CS: 0	PA: 39						
PITCHER	IP	WLS	BF	H	R	ER	SO	BB	IBB	HBP	BLK	WP	HR	S	P	ERA	WHIP										
Scott McGregor, L ERA: 3.51 (1, 1)	7.1	W	32	8	2	2	2	1	0	0	0	0	0	35	39	2.46	1.227										
Tim Stoddard, R ERA: 2.14 (8, 1)	1.2		7	2	0	0	1	1	0	0	0	0	0	8	12	0.00	1.800										



Batter	1	2	3	4	5	6	7	8	9	AB	R	H	RBI	BB	SO	LOB	TOP										
Al Bumby, L OBP: 0.412, SLG: 0.442 (1, 8)	G3	K		BB		P6		BB		3	0	0	0	2	1	2	Baltimore Orioles @ Chicago White Sox Comiskey Park, Chicago, IL Fri Jul 11 1980, 8:05 PM EDT Att: 28,457 - Unknown										
Pat Kelly, L OBP: 0.374, SLG: 0.370 (1, 10)	K		F8	BB		4-3		F8		4	0	0	0	1	1												
Ken Singleton, S OBP: 0.389, SLG: 0.473 (1, 9)	BB		BB	E		F8		F8		3	1	1	0	2	0	4											
Eddie Murray, S OBP: 0.339, SLG: 0.478 (1, 3)	P6		E4	BB		K		HR		5	2	2	2	0	1	2											
John Lowenstein, L OBP: 0.340, SLG: 0.289 (1, 7)		BB	F7	WP		3-1		2B		5	1	3	1	0	0	2											
Dan Graham, L OBP: 0.256, SLG: 0.327 (1, 2)		F7	1-3			K		2B		5	0	0	0	0	1	5											
Mark Belanger, R OBP: 0.209, SLG: 0.217 (9, PR)								E6		0	0	0	0	0	0	0											
Doug DeCinces, R OBP: 0.313, SLG: 0.369 (1, 5)		SF9	F7	WP		P3		F7		4	0	1	0	1	0	2											
Rich Dauer, R OBP: 0.340, SLG: 0.328 (9, PH)			5-3			F9		G6-3		2	0	0	0	2	0	0											
Terry Crowley, L OBP: 0.393, SLG: 0.484 (9, PH)								G6-3		1	0	0	0	0	0	2											
Kiko Garcia, R OBP: 0.288, SLG: 0.270 (1, 6)	SF9		BB	S		K		6-3		2	0	0	1	1	1	3											
Inning Stats	R: 0 E: 0 K: 1 S: 5	H: 0 LOB: 1 BB: 1 P: 9	R: 1 E: 0 K: 1 S: 7	H: 2 LOB: 2 BB: 1 P: 11	R: 0 E: 1 K: 0 S: 4	H: 0 LOB: 2 BB: 1 P: 8	R: 0 E: 0 K: 0 S: 3	H: 0 LOB: 3 BB: 3 P: 15	R: 0 E: 0 K: 3 S: 10	H: 1 LOB: 3 BB: 2 P: 18	R: 2 E: 0 K: 0 S: 5	H: 2 LOB: 0 BB: 0 P: 5	R: 0 E: 0 K: 0 S: 3	H: 0 LOB: 1 BB: 1 P: 7	R: 1 E: 1 K: 0 S: 5	H: 2 LOB: 2 BB: 0 P: 5	1B: 4 2B: 2 3B: 0 HR: 1	SF: 1 SAC: 0 DP: 1 HBP: 0	WP: 1 PB: 0 CS: 0	PA: 44							
PITCHER	IP	WLS	BF	H	R	ER	SO	BB	IBB	HBP	BLK	WP	HR	S	P	ERA	WHIP										
Richard Dotson, R ERA: 3.67 (1, 1)	4.2		26	3	1	1	4	8	0	0	0	1	0	26	58	1.93	2.357										
Mike Proby, R ERA: 2.7 (5, 1)	2.1	W	9	2	2	2	1	0	0	0	0	0	1	11	11	7.71	0.857										
Ed Farmer, R ERA: 3.05 (8, 1)	2.0	S	9	2	1	1	0	1	0	0	0	0	0	8	12	4.50	1.500										

AB	34
R	4
H	7
RBI	4
BB	9
SO	5
LOB	23



Batter	1	2	3	4	5	6	7	8	9	AB	R	H	RBI	BB	SO	LOB	BOTTOM										
Bob Molinaro, L OBP: 0.368, SLG: 0.424 (1, 10)	SH5-3	2B		F9		F8		IBB		4	2	2	1	1	0	3	Baltimore Orioles @ Chicago White Sox Comiskey Park, Chicago, IL Fri Jul 11 1980, 8:05 PM EDT Att: 28,457 - Unknown										
Jim Morrison, R OBP: 0.302, SLG: 0.395 (1, 4)	SH5-3			F9				5-3		4	0	1	0	0	0	3											
Wayne Nordhagen, R OBP: 0.325, SLG: 0.559 (1, 7)	2B	4-3				F9		HR		4	2	2	3	0	0	1											
Lamar Johnson, R OBP: 0.327, SLG: 0.461 (1, 3)		1-3				F8				4	0	2	1	0	0	1											
Mike Squires, L OBP: 0.348, SLG: 0.342 (7, PR)	1B							CS		0	0	0	0	0	0	0											
Chet Lemon, R OBP: 0.346, SLG: 0.411 (1, 8)	F2			5-3		P5		FC		4	0	0	0	0	0	2											
Harold Baines, L OBP: 0.285, SLG: 0.392 (1, 9)	1B			K		B1-3		K		4	0	1	0	0	2	1											
Kevin Bell, R OBP: 0.291, SLG: 0.203 (1, 5)	F8			F7		1B		FC5-4		4	0	2	0	0	0	2											
Ricky Seelheimer, L OBP: 0.250, SLG: 0.286 (1, 2)		K				P6		FC5-4		2	0	0	0	0	1	0											
Bruce Kimm, R OBP: 0.332, SLG: 0.335 (5, 2)								1-2		2	0	1	0	0	0	1											
Todd Cruz, R OBP: 0.303, SLG: 0.346 (1, 6)		1B				K		P5		3	1	1	0	0	1	3											
Inning Stats	R: 2 E: 0 K: 0 S: 7	H: 4 LOB: 2 BB: 0 P: 7	R: 2 E: 0 K: 1 S: 8	H: 3 LOB: 1 BB: 0 P: 8	R: 0 E: 0 K: 1 S: 5	H: 0 LOB: 0 BB: 0 P: 5	R: 0 E: 0 K: 0 S: 3	H: 0 LOB: 1 BB: 0 P: 4	R: 0 E: 0 K: 1 S: 7	H: 2 LOB: 2 BB: 0 P: 7	R: 1 E: 0 K: 1 S: 9	H: 2 LOB: 1 BB: 0 P: 9	R: 0 E: 1 K: 0 S: 4	H: 1 LOB: 2 BB: 1 P: 8	R: 0 E: 1 K: 0 S: 5	H: 2 LOB: 2 BB: 0 P: 5	1B: 8 2B: 3 3B: 0 HR: 1	SF: 0 SAC: 1 DP: 0 HBP: 1	WP: 0 PB: 1 CS: 1	PA: 38							
PITCHER	IP	WLS	BF	H	R	ER	SO	BB	IBB	HBP	BLK	WP	HR	S	P	ERA	WHIP										
Jim Palmer, R ERA: 3.2 (1, 1)	6.1	L	31	11	5	5	3	0	0	1	0	0	0	36	37	7.11	1.737										
Sammy Stewart, R ERA: 4.03 (7, 1)	1.2		7	1	0	0	2	0	1	0	0	0	0	10	14	0.00	0.600										

AB	35
R	5
H	12
RBI	5
BB	1
SO	4
LOB	17



Batter	1	2	3	4	5	6	7	8	9	AB	R	H	RBI	BB	SO	LOB	TOP										
Willie Randolph, R (1,4) OBP: 0.434, SLG: 0.426	4-0 FC4-6 BB	0-0 1-2 1B		4-0 FC6-4 BB		4-0 1-2 2-3 BB		0-0 6-3	0-0 1-1 2-2 3-3 3B	3	0	2	3	3	0	1											
Lou Piniella, R (1,7) OBP: 0.309, SLG: 0.310	0-0 FC4-6 1B	0-3 K		0-0 FC6-4		0-0 P3			1B 5-3	6	2	1	0	0	1	9											
Bob Watson, R (1,3) OBP: 0.357, SLG: 0.418	0-0 1B		0-0 5-3		0-0 F7	0-0 F8			1B 6-3	6	1	2	0	0	0	4											
Reggie Jackson, L (1,9) OBP: 0.375, SLG: 0.617	0-3 K		4-0 BB		0-0 F8		0-3 K		1B 1B 1B	4	1	1	1	1	2	2											
Eric Soderholm, R (1,10) OBP: 0.417, SLG: 0.553	0-0 1-2 3-H 1B		0-3 K		0-0 1B		0-0 6-3		1B 1B 1B	5	1	3	1	0	1	1											
Graig Nettles, L (1,5) OBP: 0.335, SLG: 0.447	0-0 F7		0-0 G3		0-0 G3		0-0 4-3		0-0 P5	5	0	0	0	0	0	7											
Ruppert Jones, L (1,8) OBP: 0.302, SLG: 0.362		0-0 4-3		0-0 G3		0-0 1-3		0-0 6-3	1B 1B 3B 1B	5	1	1	1	0	0	0											
Rick Cerone, R (1,2) OBP: 0.297, SLG: 0.423		0-0 6-3		0-0 2B		0-0 BB 1B		0-0 1B	1-2 2-3 3-H 3B 1B	5	1	4	1	0	0	0											
Bucky Dent, R (1,6) OBP: 0.320, SLG: 0.368		0-0 1B		0-0 P5		0-0 1-2 BB 1B		0-0 1-3 1B	1-2 2-3 3-H 3B 1B	5	1	4	1	0	0	1											
Inning Stats	R: 1 E: 0 K: 1 S: 7	H: 2 LOB: 2 BB: 1 P: 11	R: 0 E: 0 K: 1 S: 7	H: 2 LOB: 2 BB: 0 P: 7	R: 0 E: 0 K: 1 S: 5	H: 0 LOB: 1 BB: 1 P: 9	R: 0 E: 0 K: 0 S: 4	H: 1 LOB: 2 BB: 1 P: 8	R: 0 E: 0 K: 0 S: 4	H: 1 LOB: 1 BB: 0 P: 4	R: 0 E: 0 K: 1 S: 5	H: 0 LOB: 0 BB: 0 P: 5	R: 0 E: 0 K: 0 S: 4	H: 2 LOB: 1 BB: 0 P: 4	R: 7 E: 0 K: 0 S: 11	H: 8 LOB: 1 BB: 0 P: 11	1B: 16 2B: 1 3B: 1 HR: 0	SF: 0 SAC: 0 DP: 0 HBP: 0	WP: 0 PB: 0 CS: 0	PA: 48							
PITCHER	IP	WLS	BF	H	R	ER	SO	BB	IBB	HBP	BLK	WP	HR	S	P	ERA	WHIP										
Ross Baumgarten, L (1,1) ERA: 2.96	6.0	L	30	8	1	1	3	4	0	0	0	0	0	32	48	1.50	2.000										
Guy Hoffman, L (7,1) ERA: 3.35	2.0		8	3	1	1	1	0	0	0	0	0	0	10	10	4.50	1.500										
LaMarr Hoyt, R (9,1) ERA: 4.58	0.0		3	3	0	0	0	0	0	0	0	0	0	3	3	∞	∞										
Britt Burns, L (9,1) ERA: 2.77	1.0		7	4	6	6	0	0	0	0	0	0	0	7	7	54.00	4.000										

New York Yankees @ Chicago White Sox
Comiskey Park, Chicago, IL
Sat Jul 12, 1980, 8:05 PM EDT
Att: 34,308 - Cloudy - 76 F

AB 44
R 8
H 18
RBI 8
BB 4
SO 4
LOB 25



Batter	1	2	3	4	5	6	7	8	9	AB	R	H	RBI	BB	SO	LOB	BOTTOM										
Bob Molinaro, L (1,10) OBP: 0.365, SLG: 0.419	0-0 3-1		0-0 SH5-3			0-0 P4		0-0 F7		2	0	0	0	0	0	0											
Greg Pryor, R (8, FH) OBP: 0.276, SLG: 0.357			1-2							1	0	0	0	0	0	0											
Jim Morrison, R (1,4) OBP: 0.304, SLG: 0.395	0-0 P4		0-3 K			0-0 1B 1B		4-0 FC6-4 BB		3	0	1	0	1	1	1											
Wayne Nordhagen, R (1,7) OBP: 0.324, SLG: 0.553	0-0 1B		0-3 K			0-0 F8		0-0 FC6-4		4	0	1	0	0	1	3											
Lamar Johnson, R (1,3) OBP: 0.329, SLG: 0.462	0-3 K			0-0 P3		0-0 1-2 1B		0-0 F9 1B		4	0	2	0	0	1	1											
Chet Lemon, R (1,8) OBP: 0.348, SLG: 0.410		0-0 5-3		4-0 L4-3 BB		0-0 F8		0-0 G4-6-3 1B		3	0	1	0	1	0	2											
Kevin Bell, R (1,5) OBP: 0.289, SLG: 0.205		0-0 1B		0-0 L4-3		0-0 5-3		0-0 F9		4	0	1	0	0	0	3											
Harold Baines, L (1,9) OBP: 0.281, SLG: 0.388		0-3 K			0-0 P4		0-3 K		0-0 G4-6-3	3	0	0	0	0	2	1											
Ron Pruitt, R (9, FH) OBP: 0.286, SLG: 0.255								1-2		1	0	0	0	0	0	2											
Bruce Kimm, R (1,2) OBP: 0.327, SLG: 0.330		0-0 F8			0-3 K		0-0 6-3			3	0	0	0	0	1	1											
Todd Cruz, R (1,6) OBP: 0.304, SLG: 0.345			0-0 SH5-3 1B			0-0 6-3		0-0 F7		3	0	1	0	0	0	0											
Inning Stats	R: 0 E: 0 K: 1 S: 6	H: 1 LOB: 1 BB: 0 P: 6	R: 0 E: 0 K: 1 S: 6	H: 1 LOB: 0 BB: 0 P: 6	R: 0 E: 0 K: 2 S: 8	H: 1 LOB: 1 BB: 0 P: 8	R: 0 E: 0 K: 0 S: 2	H: 0 LOB: 0 BB: 1 P: 6	R: 0 E: 0 K: 0 S: 5	H: 0 LOB: 0 BB: 0 P: 5	R: 0 E: 0 K: 0 S: 5	H: 2 LOB: 2 BB: 0 P: 5	R: 0 E: 0 K: 1 S: 5	H: 0 LOB: 0 BB: 0 P: 5	R: 0 E: 0 K: 0 S: 3	H: 0 LOB: 1 BB: 1 P: 7	R: 0 E: 0 K: 0 S: 4	H: 2 LOB: 1 BB: 0 P: 4	1B: 7 2B: 1 3B: 0 HR: 0	SF: 0 SAC: 1 DP: 2 HBP: 0	WP: 0 PB: 0 CS: 0	PA: 34					
PITCHER	IP	WLS	BF	H	R	ER	SO	BB	IBB	HBP	BLK	WP	HR	S	P	ERA	WHIP										
Tommy John, L (1,1) ERA: 2.88	9.0	W	34	7	0	0	6	2	0	0	0	0	0	44	52	0.00	1.000										

New York Yankees @ Chicago White Sox
Comiskey Park, Chicago, IL
Sat Jul 12, 1980, 8:05 PM EDT
Att: 34,308 - Cloudy - 76 F

AB 31
R 0
H 7
RBI 0
BB 2
SO 6
LOB 14



Batter	1	2	3	4	5	6	7	8	9	AB	R	H	RBI	BB	SO	LOB	TOP																					
Willie Randolph, R (1, 4) OBP: 0.432, SLG: 0.421	4-0 BB		0-0 5-3			0-0 6-3		0-0 6-3		3	0	0	0	1	0	1																						
Dennis Werth, R (1, 10) OBP: 0.426, SLG: 0.480 Oscar Gamble, L (9, FH) OBP: 0.353, SLG: 0.537	0-3 K			0-0 4-3			0-0 5-3		0-0 G3	3	0	0	0	0	1	1																						
Bob Watson, R (1, 3) OBP: 0.352, SLG: 0.411	0-0 F9			0-0 P4			0-0 L9		0-0 6-3	4	0	0	0	0	0	1																						
Reggie Jackson, L (1, 9) OBP: 0.373, SLG: 0.610	0-3 K			0-3 K			0-3 K		4-0 BB	3	0	0	0	1	3	1																						
Eric Soderholm, R (1, 5) OBP: 0.415, SLG: 0.543 Fred Stanley, R (8, PR) OBP: 0.282, SLG: 0.306		0-0 F8				0-0 F8		4-0 1B BB	0-0 L7	2	0	0	0	1	0	0																						
Lou Piniella, R (1, 7) OBP: 0.309, SLG: 0.311		0-0 6-3				0-0 6-3		0-0 1B		3	0	1	0	0	0	0																						
Ruppert Jones, L (1, 8) OBP: 0.302, SLG: 0.362		0-0 6-3				0-0 4-3		0-0 1B HR		3	1	1	1	0	0	0																						
Rick Cerone, R (1, 2) OBP: 0.301, SLG: 0.435			0-3 K			1-0 B1-3 HBP		0-0 1B HR		2	1	1	2	0	1	0																						
Bucky Dent, R (1, 6) OBP: 0.316, SLG: 0.363			0-0 F8			0-0 B1-3		0-0 P6		3	0	0	0	0	0	2																						
Inning Stats	R: 0 E: 0 K: 2 S: 7	H: 0 LOB: 1 BB: 1 P: 11	R: 0 E: 0 K: 0 S: 3	H: 0 LOB: 0 BB: 0 P: 3	R: 0 E: 0 K: 1 S: 5	H: 0 LOB: 0 BB: 0 P: 5	R: 0 E: 0 K: 0 S: 5	H: 0 LOB: 0 BB: 0 P: 5	R: 0 E: 0 K: 0 S: 2	H: 0 LOB: 0 BB: 0 P: 3	R: 0 E: 0 K: 1 S: 5	H: 0 LOB: 0 BB: 0 P: 5	R: 3 E: 0 K: 0 S: 5	H: 3 LOB: 1 BB: 1 P: 9	R: 0 E: 0 K: 0 S: 3	H: 0 LOB: 1 BB: 1 P: 7	1B: 2 2B: 1 3B: 0 HR: 1	SF: 0 SAC: 0 DP: 1 HBP: 1	WP: 0 PB: 0 CS: 0	PA: 32																		
PITCHER	IP	WLS	BF	H	R	ER	SO	BB	IBB	HBP	BLK	WP	HR	S	P	ERA	WHIP	PITCHER				IP	WLS	BF	H	R	ER	SO	BB	IBB	HBP	BLK	WP	HR	S	P	ERA	WHIP
Steve Trout, L (1, 1) ERA: 3.53	7.1	L	26	3	3	3	5	2	0	1	0	0	1	33	42	3.68	0.682																					
Ed Farmer, R (8, 1) ERA: 2.97	1.2		6	0	0	0	0	1	0	0	0	0	0	5	9	0.00	0.600																					

New York Yankees @ Chicago White Sox
Comiskey Park, Chicago, IL
Sun Jul 13 1980, 4:33 AM EDT
Att: 28,984 - Sunny - 73 F

AB 28
R 3
H 3
RBI 3
BB 3
SO 5
LOB 7



Batter	1	2	3	4	5	6	7	8	9	AB	R	H	RBI	BB	SO	LOB	BOTTOM																					
Todd Cruz, R (1, 6) OBP: 0.296, SLG: 0.336	0-3 K		0-0 P6			0-3 K		0-0 F8		4	0	0	0	0	2	0																						
Jim Morrison, R (1, 10) OBP: 0.301, SLG: 0.390	0-0 P3		0-0 F9			0-0 6-3		0-0 F7		4	0	0	0	0	0	0																						
Lamar Johnson, R (1, 3) OBP: 0.325, SLG: 0.455	0-0 E5			0-0 4-3		0-0 5-3			0-0 F8	4	0	0	0	0	0	0																						
Wayne Nordhagen, R (1, 9) OBP: 0.318, SLG: 0.542	0-0 F9			0-3 K			0-0 L4		0-0 6-3	4	0	0	0	0	1	1																						
Chet Lemon, R (1, 8) OBP: 0.350, SLG: 0.413		0-3 K		4-0 BB			0-0 E 2B		0-0 4-3	3	1	1	0	1	1	0																						
Ron Pruitt, R (1, 7) OBP: 0.288, SLG: 0.259 Thad Bosley, L (7, PR) OBP: 0.287, SLG: 0.310		0-0 F9		0-0 F8			0-0 E9 1B			3	0	1	1	0	0	1																						
Kevin Bell, R (1, 5) OBP: 0.290, SLG: 0.200		4-0 BB			0-3 K		0-0 6-3			2	0	0	0	1	1	1																						
Greg Pryor, R (1, 4) OBP: 0.272, SLG: 0.351		0-0 P3			0-0 5-3		0-0 6-3			3	0	0	0	0	0	3																						
Bruce Kimm, R (1, 2) OBP: 0.322, SLG: 0.324			0-0 P3			0-3 K		0-0 6-3		3	0	0	0	0	1	0																						
Inning Stats	R: 0 E: 1 K: 1 S: 6	H: 0 LOB: 1 BB: 0 P: 6	R: 0 E: 0 K: 1 S: 5	H: 0 LOB: 1 BB: 1 P: 9	R: 0 E: 0 K: 0 S: 3	H: 0 LOB: 0 BB: 0 P: 3	R: 0 E: 0 K: 1 S: 5	H: 0 LOB: 0 BB: 1 P: 9	R: 0 E: 0 K: 2 S: 7	H: 0 LOB: 0 BB: 0 P: 7	R: 0 E: 0 K: 1 S: 5	H: 0 LOB: 0 BB: 0 P: 5	R: 1 E: 1 K: 0 S: 5	H: 2 LOB: 2 BB: 0 P: 5	R: 0 E: 0 K: 0 S: 3	H: 0 LOB: 0 BB: 0 P: 3	R: 0 E: 0 K: 0 S: 3	H: 0 LOB: 0 BB: 0 P: 3	1B: 1 2B: 1 3B: 0 HR: 0	SF: 0 SAC: 0 DP: 0 HBP: 0	WP: 0 PB: 0 CS: 0	PA: 32																
PITCHER	IP	WLS	BF	H	R	ER	SO	BB	IBB	HBP	BLK	WP	HR	S	P	ERA	WHIP	PITCHER				IP	WLS	BF	H	R	ER	SO	BB	IBB	HBP	BLK	WP	HR	S	P	ERA	WHIP
Rudy May, L (1, 1) ERA: 1.91	9.0	W	32	2	1	1	6	2	0	0	0	0	0	42	50	1.00	0.444																					

New York Yankees @ Chicago White Sox
Comiskey Park, Chicago, IL
Sun Jul 13 1980, 4:33 AM EDT
Att: 28,984 - Sunny - 73 F

AB 30
R 1
H 2
RBI 1
BB 2
SO 6
LOB 6



Batter	1	2	3	4	5	6	7	8	9	AB	R	H	RBI	BB	SO	LOB	TOP										
Willie Randolph, R (1, 4) OBP: 0.426, SLG: 0.414	K	F9			L5-3		F8	5-3		5	0	0	0	0	1	3											
Lou Piniella, R (1, 7) OBP: 0.310, SLG: 0.311										3	1	1	0	0	0	2											
Bobby Murcer, L (7, PH) OBP: 0.374, SLG: 0.534	E	FC6-4			F9		BB		F7	2	0	1	0	0	0	0											
Bob Watson, R (1, 3) OBP: 0.356, SLG: 0.415										5	1	3	0	0	0	1											
Reggie Jackson, L (1, 9) OBP: 0.374, SLG: 0.604	FC4-6									4	2	1	0	1	1	2											
Eric Soderholm, R (1, 10) OBP: 0.421, SLG: 0.542										2	0	1	1	1	0	0											
Bobby Brown, S (6, PR) OBP: 0.315, SLG: 0.414										1	1	0	0	0	1	2											
Jim Spencer, L (9, PH) OBP: 0.328, SLG: 0.436										1	0	1	1	0	0	0											
Graig Nettles, L (1, 5) OBP: 0.333, SLG: 0.442										5	1	1	1	0	0	4											
Ruppert Jones, L (1, 8) OBP: 0.296, SLG: 0.354										4	0	0	0	0	2	3											
Rick Cerone, R (1, 2) OBP: 0.304, SLG: 0.434										3	0	1	1	1	0	2											
Bucky Dent, R (1, 6) OBP: 0.320, SLG: 0.364										2	0	1	0	1	1	1											
Oscar Gamble, L (8, PH) OBP: 0.365, SLG: 0.619										1	1	1	2	0	0	0											
Fred Stanley, R (8, 6) OBP: 0.282, SLG: 0.306										0	0	0	0	0	0	0											
Inning Stats	R: 1 E: 1 K: 1 S: 7	H: 2 LOB: 2 BB: 1 P: 11	R: 0 E: 0 K: 0 S: 3	H: 0 LOB: 2 BB: 2 P: 11	R: 0 E: 0 K: 1 S: 5	H: 0 LOB: 0 BB: 0 P: 5	R: 0 E: 0 K: 1 S: 5	H: 0 LOB: 0 BB: 0 P: 5	R: 0 E: 0 K: 0 S: 3	H: 1 LOB: 0 BB: 0 P: 3	R: 3 E: 0 K: 2 S: 11	H: 4 LOB: 1 BB: 0 P: 11	R: 0 E: 0 K: 1 S: 6	H: 1 LOB: 2 BB: 1 P: 10	R: 2 E: 1 K: 0 S: 5	H: 2 LOB: 1 BB: 0 P: 5	R: 1 E: 0 K: 0 S: 5	H: 2 LOB: 1 BB: 0 P: 5	1B: 11 2B: 1 3B: 0 HR: 1	SF: 0 SAC: 0 DP: 2 HBP: 0	WP: 1 PB: 0 SB: 1 CS: 0	PA: 42					
PITCHER	IP	WLS	BF	H	R	ER	SO	BB	IBB	HBP	BLK	WP	HR	S	P	ERA	WHIP										
Rich Wortham, L (1, 1) ERA: 4.4	5.2		25	6	4	3	4	2	1	0	0	1	0	30	42	4.76	1.412										
Mike Proby, R (6, 1) ERA: 2.57	1.0		5	2	0	0	1	0	0	0	0	0	0	7	7	0.00	2.000										
Guy Hoffman, L (7, 1) ERA: 4.32	0.1		4	1	2	2	1	1	0	0	0	0	0	5	9	54.00	6.000										
Ed Farmer, R (8, 1) ERA: 3.16	2.0	L	8	3	1	1	0	0	0	0	0	0	1	8	8	4.50	1.500										

New York Yankees @ Chicago White Sox
Comiskey Park, Chicago, IL
Mon Jul 14 1980, 8:05 PM EDT
Att: 25,185 - Unknown - 89 F

AB 38
R 7
H 12
RBI 6
BB 4
SO 6
LOB 20



Batter	1	2	3	4	5	6	7	8	9	AB	R	H	RBI	BB	SO	LOB	BOTTOM										
Bob Molinaro, L (1, 10) OBP: 0.360, SLG: 0.418	K	F8				P5		F4		5	0	1	0	0	1	3											
Jim Morrison, R (1, 4) OBP: 0.299, SLG: 0.387	K									5	1	1	0	0	1	3											
Lamar Johnson, R (1, 3) OBP: 0.330, SLG: 0.461										3	1	2	1	1	0	0											
Mike Squires, L (8, 3) OBP: 0.353, SLG: 0.347										1	0	1	0	0	0	0											
Wayne Nordhagen, R (1, 7) OBP: 0.317, SLG: 0.537										4	0	1	0	0	0	4											
Thad Bosley, L (7, PR) OBP: 0.295, SLG: 0.307	F9									1	0	0	0	0	0	1											
Chet Lemon, R (1, 8) OBP: 0.357, SLG: 0.427										5	2	4	1	0	0	0											
Harold Baines, L (1, 9) OBP: 0.284, SLG: 0.399										5	2	2	1	0	2	3											
Bruce Kimm, R (1, 2) OBP: 0.320, SLG: 0.328										4	0	1	2	0	0	4											
Kevin Bell, R (1, 5) OBP: 0.299, SLG: 0.229										3	0	1	1	1	1	1											
Todd Cruz, R (1, 6) OBP: 0.292, SLG: 0.331										2	0	0	0	0	0	2											
Randy Johnson, L (8, PH) OBP: 0.273, SLG: 0.111										0	0	0	0	1	0	0											
Greg Pryor, R (9, 6) OBP: 0.272, SLG: 0.351										0	0	0	0	0	0	0											
Inning Stats	R: 0 E: 0 K: 2 S: 8	H: 1 LOB: 1 BB: 0 P: 8	R: 2 E: 0 K: 0 S: 6	H: 3 LOB: 1 BB: 0 P: 6	R: 4 E: 0 K: 1 S: 10	H: 5 LOB: 1 BB: 0 P: 10	R: 0 E: 0 K: 0 S: 3	H: 1 LOB: 1 BB: 1 P: 7	R: 0 E: 0 K: 0 S: 3	H: 0 LOB: 0 BB: 0 P: 3	R: 0 E: 0 K: 0 S: 3	H: 0 LOB: 1 BB: 1 P: 7	R: 0 E: 0 K: 1 S: 7	H: 2 LOB: 3 BB: 0 P: 7	R: 0 E: 0 K: 0 S: 3	H: 0 LOB: 1 BB: 1 P: 7	R: 0 E: 0 K: 1 S: 6	H: 2 LOB: 1 BB: 0 P: 6	1B: 7 2B: 4 3B: 3 HR: 0	SF: 0 SAC: 1 DP: 1 HBP: 0	WP: 0 PB: 0 SB: 1 CS: 1	PA: 42					
PITCHER	IP	WLS	BF	H	R	ER	SO	BB	IBB	HBP	BLK	WP	HR	S	P	ERA	WHIP										
Ed Figueroa, R (1, 1) ERA: 5.94	2.1		14	7	5	5	2	0	0	0	0	0	0	15	23	2.46	1.364										
Doug Bird, R (3, 1) ERA: 2.45	3.2		15	3	1	1	1	2	0	0	0	0	0	15	23	2.46	1.364										
Ron Davis, R (7, 1) ERA: 3.46	2.0	W	9	2	0	0	1	1	0	0	0	0	0	10	14	0.00	1.500										
Rich Gossage, R (9, 1) ERA: 2.88	1.0	S	4	2	0	0	1	0	0	0	0	0	0	6	6	0.00	2.000										

New York Yankees @ Chicago White Sox
Comiskey Park, Chicago, IL
Mon Jul 14 1980, 8:05 PM EDT
Att: 25,185 - Unknown - 89 F

AB 38
R 6
H 14
RBI 6
BB 3
SO 5
LOB 21



Batter	1	2	3	4	5	6	7	8	9	AB	R	H	RBI	BB	SO	LOB	TOP										
Bob Molinaro, L (1, 10) OBP: 0.366, SLG: 0.433	1-0 WP 1B HBP	0-0 5-3			0-0 HR		0-0 F9		4-0 S IBB	3	1	1	1	1	0	1											
Jim Morrison, R (1, 4) OBP: 0.301, SLG: 0.387	0-0 WP 1B		0-0 6-3		0-0 1B		0-3 K		0-0 L4	5	0	2	0	0	1	2											
Lamar Johnson, R (1, 3) OBP: 0.326, SLG: 0.454	0-0 F8		0-0 F3		0-3 K			0-0 E6 BB	4	0	0	0	0	1	3												
Mike Squires, L (8, PR) OBP: 0.351, SLG: 0.345	1-2 2-3								1	0	0	0	0	0	2												
Wayne Nordhagen, R (1, 7) OBP: 0.311, SLG: 0.527	0-3 K		0-3 K			0-0 5-3		0-3 K	4	0	0	0	0	3	3												
Chet Lemon, R (1, 8) OBP: 0.358, SLG: 0.426	0-0 5-3			0-3 K		0-0 E 1B		4-0 1-2 BB	3	0	1	0	1	1	2												
Harold Baines, L (1, 9) OBP: 0.283, SLG: 0.397		0-0 2B 1B		0-0 G3		0-3 K		0-0 F8	4	1	1	0	0	1	3												
Kevin Bell, R (1, 5) OBP: 0.287, SLG: 0.218		0-3 K		0-3 K		0-0 E6 1-2		0-3 K	4	0	0	0	0	3	4												
Ricky Seelheimer, L (1, 2) OBP: 0.250, SLG: 0.364		0-3 K			0-3 K		0-0 F8		0-0 SH5-3 2B	4	0	1	0	0	2	3											
Todd Cruz, R (1, 6) OBP: 0.293, SLG: 0.338		0-0 1-H 2B			0-3 K			0-0 5-3	3	0	1	1	0	1	0												
Thad Bosley, L (9, PH) OBP: 0.285, SLG: 0.307									0	0	0	0	0	0	0												
Greg Pryor, R (9, 6) OBP: 0.272, SLG: 0.351									0	0	0	0	0	0	0												
Inning Stats	R: 0 E: 0 K: 1 S: 6	H: 1 LOB: 2 BB: 0 P: 7	R: 1 E: 0 K: 2 S: 9	H: 2 LOB: 1 BB: 0 P: 9	R: 0 E: 0 K: 1 S: 5	H: 0 LOB: 0 BB: 0 P: 5	R: 0 E: 0 K: 2 S: 7	H: 0 LOB: 0 BB: 0 P: 7	R: 1 E: 0 K: 3 S: 11	H: 2 LOB: 1 BB: 0 P: 11	R: 0 E: 0 K: 1 S: 5	H: 0 LOB: 0 BB: 0 P: 5	R: 0 E: 1 K: 2 S: 8	H: 0 LOB: 2 BB: 1 P: 12	R: 0 E: 0 K: 0 S: 4	H: 1 LOB: 2 BB: 1 P: 8	1B: 4 2B: 2 3B: 0 HR: 1	SF: 0 SAC: 1 DP: 0 HBP: 1	WP: 1 PB: 0 SB: 1 CS: 0	PA: 39							
PITCHER	IP	WLS	BF	H	R	ER	SO	BB	IBB	HBP	BLK	WP	HR	S	P	ERA	WHIP										
Fergie Jenkins, R (1, 1) ERA: 3.6	8.0	L	35	7	2	2	13	1	0	1	0	1	1	59	64	2.25	1.000										
Jim Kern, R (9, 1) ERA: 5.44	1.0		4	0	0	0	0	0	1	0	0	0	0	3	7	0.00	0.000										

Chicago White Sox @ Texas Rangers
Arlington Stadium, Arlington, TX
Tue Jul 15 1980, 8:05 PM EDT
Att: 13,777 - Unknown - 102 F

AB	35
R	2
H	7
RBI	2
BB	2
SO	13
LOB	23



Batter	1	2	3	4	5	6	7	8	9	AB	R	H	RBI	BB	SO	LOB	BOTTOM										
Mickey Rivers, L (1, 8) OBP: 0.326, SLG: 0.391	0-0 L8		0-0 4-3			0-0 SH1-4 1B		0-0 4-3		4	0	1	0	0	0	1											
Bump Willis, S (1, 4) OBP: 0.308, SLG: 0.327	0-0 2B			0-0 6-3		0-0 SH1-4		0-0 F9		3	0	1	0	0	0	1											
Al Oliver, L (1, 7) OBP: 0.352, SLG: 0.439	0-0 6-3			0-0 2B SF7 1B		0-0 1-3			0-0 L8	4	1	1	0	0	0	2											
Buddy Bell, R (1, 5) OBP: 0.388, SLG: 0.544	0-0 F8			0-0 1-3 2B		0-0 L9			0-0 F8	4	0	1	0	0	0	2											
Richie Zisk, R (1, 9) OBP: 0.340, SLG: 0.482		0-0 F4		0-0 SF7		0-3 K			0-0 4-3	3	0	0	1	0	1	0											
John Ellis, R (1, 10) OBP: 0.312, SLG: 0.306		0-0 F7		0-0 3-H F4		0-0 G3-6-3 1B				3	0	1	0	0	0	1											
Bill Sample, R (7, PR) OBP: 0.298, SLG: 0.272										0	0	0	0	0	0	0											
Pat Putnam, L (1, 3) OBP: 0.325, SLG: 0.401		0-0 1-3			0-0 G6-3 1B		0-0 G3-6-3			3	0	1	0	0	0	1											
Jim Sundberg, R (1, 2) OBP: 0.318, SLG: 0.356			0-0 3-1		0-0 G6-3			0-0 5-3		3	0	0	0	0	0	1											
Bud Harrelson, S (1, 6) OBP: 0.345, SLG: 0.287			0-3 K			0-0 5-3			0-0 4-3 1B	2	0	0	0	0	1	0											
Dave Roberts, R (8, PH) OBP: 0.340, SLG: 0.427										1	0	1	0	0	0	0											
Inning Stats	R: 0 E: 0 K: 0 S: 4	H: 1 LOB: 1 BB: 0 P: 4	R: 0 E: 0 K: 0 S: 3	H: 0 LOB: 0 BB: 0 P: 3	R: 0 E: 0 K: 1 S: 5	H: 0 LOB: 0 BB: 0 P: 5	R: 1 E: 0 K: 0 S: 5	H: 2 LOB: 1 BB: 0 P: 5	R: 0 E: 0 K: 0 S: 4	H: 1 LOB: 1 BB: 0 P: 4	R: 0 E: 0 K: 1 S: 5	H: 1 LOB: 1 BB: 0 P: 5	R: 0 E: 0 K: 0 S: 4	H: 1 LOB: 1 BB: 0 P: 4	R: 0 E: 0 K: 0 S: 3	H: 0 LOB: 0 BB: 0 P: 3	1B: 5 2B: 2 3B: 0 HR: 0	SF: 1 SAC: 1 DP: 2 HBP: 0	WP: 0 PB: 0 SB: 0 CS: 0	PA: 32							
PITCHER	IP	WLS	BF	H	R	ER	SO	BB	IBB	HBP	BLK	WP	HR	S	P	ERA	WHIP										
Britt Burns, L (1, 1) ERA: 2.64	9.0	W	32	7	1	1	2	0	0	0	0	0	0	36	36	1.00	0.778										


Chicago White Sox @ Texas Rangers
Arlington Stadium, Arlington, TX
Tue Jul 15 1980, 8:05 PM EDT
Att: 13,777 - Unknown - 102 F

AB	30
R	1
H	7
RBI	1
BB	0
SO	2
LOB	9



Batter	1	2	3	4	5	6	7	8	9	AB	R	H	RBI	BB	SO	LOB	TOP			
Bruce Kimm, R (1, 2) OBP: 0.318, SLG: 0.325	6-3		FC5-4 1B		5-3		L9		F8	5	0	1	0	0	0	3	Chicago White Sox @ Texas Rangers Arlington Stadium, Arlington, TX Wed Jul 16 1980, 8:05 PM EDT Att: 11,256 - Sunny - 106 F			
Jim Morrison, R (1, 4) OBP: 0.305, SLG: 0.390	1B		FC5-4 1B		F8		1B		E7 1B	5	0	3	0	0	0	2				
Lamar Johnson, R (1, 10) OBP: 0.330, SLG: 0.457	1B		1-2 2-3 1B		F8		3-1		FC6-4 1B	5	0	3	2	0	0	2				
Wayne Nordhagen, R (1, 9) OBP: 0.305, SLG: 0.516	5-3		1-2 3-H 1B		G3		6-3		F9 1-2 FC6-4	5	0	0	0	0	0	5				
Chet Lemon, R (1, 8) OBP: 0.357, SLG: 0.427			F7		S 2B		L8		1-3	4	0	1	0	0	0	0				
Ron Pruitt, R (1, 7) OBP: 0.286, SLG: 0.246	1-3		1-3		5-3		BB		F6	3	0	0	0	1	0	1				
Kevin Bell, R (1, 5) OBP: 0.295, SLG: 0.222	G3		G3		BB		F8		1B E 1B	3	1	1	0	1	0	1				
Mike Squires, L (1, 3) OBP: 0.348, SLG: 0.341			4-3		F5		L7		E 1B 1B	4	1	1	0	0	0	2				
Todd Cruz, R (1, 6) OBP: 0.298, SLG: 0.338			FC5-4 1B 1B		5-3		BB		K	3	1	1	0	1	1	4				
Inning Stats	R: 0 E: 0 K: 0 S: 4	H: 2 LOB: 1 BB: 0 P: 4	R: 0 E: 0 K: 0 S: 3	H: 0 LOB: 0 BB: 0 P: 3	R: 1 E: 0 K: 0 S: 6	H: 3 LOB: 2 BB: 0 P: 6	R: 0 E: 0 K: 0 S: 4	H: 1 LOB: 2 BB: 1 P: 8	R: 0 E: 0 K: 0 S: 3	H: 0 LOB: 1 BB: 0 P: 7	R: 0 E: 0 K: 0 S: 4	H: 1 LOB: 2 BB: 1 P: 8	R: 0 E: 0 K: 0 S: 3	H: 0 LOB: 0 BB: 0 P: 3	R: 2 E: 1 K: 1 S: 9	H: 4 LOB: 2 BB: 0 P: 9	1B: 10 2B: 1 3B: 0 HR: 0	SF: 0 SAC: 0 DP: 0 HBP: 0	WP: 0 PB: 0 SB: 1 CS: 0	PA: 40
PITCHER	IP	WLS	BF	H	R	ER	SO	BB	IBB	HBP	BLK	WP	HR	S	P	ERA	WHIP			
Jon Matlack, L (1, 1) ERA: 3.58	6.0	W	25	6	1	1	0	2	0	0	0	0	0	23	31	1.50	1.333			
Sparky Lyle, L (7, 1) ERA: 4.33	3.0	S	15	5	2	1	1	1	0	0	0	0	0	16	20	3.00	2.000			

AB	37
R	3
H	11
RBI	2
BB	3
SO	1
LOB	20



Batter	1	2	3	4	5	6	7	8	9	AB	R	H	RBI	BB	SO	LOB	BOTTOM			
Mickey Rivers, L (1, 8) OBP: 0.326, SLG: 0.388	G3		F9		BB		F8			3	1	0	0	1	0	2	Chicago White Sox @ Texas Rangers Arlington Stadium, Arlington, TX Wed Jul 16 1980, 8:05 PM EDT Att: 11,256 - Sunny - 106 F			
Bill Sample, R (6, 8) OBP: 0.295, SLG: 0.268					FC6					1	0	0	0	0	0	0				
Bump Wills, S (1, 4) OBP: 0.306, SLG: 0.331	K				F9		6-3		4-3	5	1	1	1	0	1	0				
Al Oliver, L (1, 7) OBP: 0.355, SLG: 0.444	4-3				1B		1-4-3		FC6 1B	5	2	3	1	0	0	0				
Buddy Bell, R (1, 5) OBP: 0.396, SLG: 0.546					1B		1-4-3 3B		FC6 1B	3	2	2	0	2	0	1				
Richie Zisk, R (1, 9) OBP: 0.343, SLG: 0.484					1B		1B		FC6 1B	3	2	2	1	0	0	1				
Jim Norris, L (6, 9) OBP: 0.328, SLG: 0.262	G6-4-3				HR		1B		FC6 1B	2	0	0	0	0	0	3				
Rusty Staub, L (1, 10) OBP: 0.397, SLG: 0.479	1B				HR		1B		F7	4	2	4	3	0	0	0				
Pat Putnam, L (1, 3) OBP: 0.323, SLG: 0.398	4-3				F7		FC6-4 1B		L4	4	0	1	1	0	0	5				
Dave Roberts, R (1, 2) OBP: 0.337, SLG: 0.453					K		FC6-4 1B		F2	4	1	1	4	0	1	1				
Bud Harrelson, S (1, 6) OBP: 0.345, SLG: 0.287					L8		HR		5-3	0	0	0	0	0	0	0				
Pepe Frias, R (2, 6) OBP: 0.283, SLG: 0.313					L7		FC6 1B			4	0	1	0	0	0	0				
Inning Stats	R: 0 E: 0 K: 1 S: 5	H: 0 LOB: 0 BB: 0 P: 5	R: 0 E: 0 K: 0 S: 4	H: 2 LOB: 1 BB: 0 P: 4	R: 0 E: 0 K: 1 S: 5	H: 0 LOB: 0 BB: 0 P: 5	R: 5 E: 0 K: 0 S: 7	H: 4 LOB: 0 BB: 1 P: 11	R: 5 E: 0 K: 0 S: 8	H: 5 LOB: 2 BB: 2 P: 16	R: 1 E: 0 K: 0 S: 6	H: 3 LOB: 2 BB: 0 P: 6	R: 0 E: 0 K: 0 S: 3	H: 0 LOB: 0 BB: 0 P: 3	R: 0 E: 0 K: 0 S: 4	H: 1 LOB: 1 BB: 0 P: 4	1B: 12 2B: 1 3B: 1 HR: 1	SF: 0 SAC: 0 DP: 1 HBP: 0	WP: 0 PB: 0 SB: 0 CS: 0	PA: 41
PITCHER	IP	WLS	BF	H	R	ER	SO	BB	IBB	HBP	BLK	WP	HR	S	P	ERA	WHIP			
Richard Dotson, R (1, 1) ERA: 4.06	4.0	L	19	6	6	6	2	2	0	0	0	0	0	21	29	13.50	2.000			
Ken Kravec, L (5, 1) ERA: 8.66	0.1		6	4	3	3	0	1	0	0	0	0	0	5	9	81.00	15.000			
LaMarr Hoyt, R (5, 1) ERA: 4.24	3.2		16	5	2	2	0	0	0	0	0	0	0	16	16	4.91	1.364			

AB	38
R	11
H	15
RBI	11
BB	3
SO	2
LOB	13



Batter	1	2	3	4	5	6	7	8	9	AB	R	H	RBI	BB	SO	LOB	TOP
Bob Molinaro, L (1, 10) OBP: 0.357, SLG: 0.422	F9		F9		F8			4-3		4	0	0	0	0	0	3	Chicago White Sox @ Milwaukee Brewers Milwaukee County Stadium, Milwaukee, WI Fri Jul 18, 1980, 8:05 PM EDT Att: 46,951 - Unknown - 83 F
Jim Morrison, R (1, 4) OBP: 0.304, SLG: 0.396	F8		F9			G5-4-3 1B		HR		4	1	2	1	0	0	1	
Lamar Johnson, R (1, 3) OBP: 0.329, SLG: 0.453	F7			G6-4-3 1B		F8		6-3		4	0	1	0	0	0	1	
Wayne Nordhagen, R (1, 7) OBP: 0.304, SLG: 0.511		FC5-4 1B		G6-4-3 1-2	G5-4-3 1-2			F9		4	0	1	0	0	0	2	
Chet Lemon, R (1, 8) OBP: 0.355, SLG: 0.420	FC5-4 1-2		L3				6-3			4	0	1	0	0	0	1	
Harold Baines, L (1, 9) OBP: 0.279, SLG: 0.400	F8				4-3		F7		F9	4	0	0	0	0	0	2	
Kevin Bell, R (1, 5) Thad Bosley, L (0, PH) OBP: 0.288, SLG: 0.219 OBP: 0.289, SLG: 0.305	K				F9				K	3	0	1	0	0	1	1	
Ricky Seilheimer, L (1, 2) OBP: 0.278, SLG: 0.353			K							3	0	1	0	0	1	1	
Todd Cruz, R (1, 6) OBP: 0.305, SLG: 0.350									K	3	0	2	0	0	1	0	
Inning Stats	R: 0 E: 0 K: 0 S: 3	H: 0 LOB: 0 BB: 0 P: 3	R: 0 E: 0 K: 1 S: 6	H: 1 LOB: 1 BB: 0 P: 6	R: 0 E: 0 K: 1 S: 6	H: 1 LOB: 1 BB: 0 P: 6	R: 0 E: 0 K: 0 S: 3	H: 1 LOB: 0 BB: 0 P: 3	R: 0 E: 0 K: 0 S: 4	H: 1 LOB: 1 BB: 0 P: 4	R: 1 E: 0 K: 1 S: 6	H: 1 LOB: 1 BB: 0 P: 6	R: 0 E: 0 K: 1 S: 6	H: 1 LOB: 1 BB: 0 P: 6	1B: 8 2B: 0 3B: 0 HR: 1	SF: 0 SAC: 0 DP: 2 HBP: 0	WP: 0 PA: 34 CS: 0
PITCHER Moose Haas, R (1, 1) ERA: 2.92	IP: 9.0 WLS: W BF: 34 H: 9 R: 1 ER: 1 SO: 4 BB: 0 IBB: 0 HBP: 0 BLK: 0 WP: 0 HR: 1 S: 42 P: 42 ERA: 1.00 WHIP: 1.000																

Batter	1	2	3	4	5	6	7	8	9	AB	R	H	RBI	BB	SO	LOB	BOTTOM		
Jim Gantner, L (1, 4) OBP: 0.300, SLG: 0.322	F8				4-3		1-3			5	0	2	1	0	0	1	Chicago White Sox @ Milwaukee Brewers Milwaukee County Stadium, Milwaukee, WI Fri Jul 18, 1980, 8:05 PM EDT Att: 46,951 - Unknown - 83 F		
Robin Yount, R (1, 6) OBP: 0.327, SLG: 0.558		1B 1-2 2-H			K			1B		5	2	3	1	0	1	2			
Cecil Cooper, L (1, 3) OBP: 0.386, SLG: 0.530										4	1	3	2	0	0	0			
Gorman Thomas, R (1, 8) OBP: 0.308, SLG: 0.478	K									4	0	3	0	0	1	1			
Ben Oglivie, L (1, 7) OBP: 0.386, SLG: 0.589	F5									4	0	1	1	0	1	4			
Sixto Lezcano, R (1, 9) OBP: 0.289, SLG: 0.400		5-3	CS	L4		6-3	E4			4	0	0	0	0	0	2			
Don Money, R (1, 5) OBP: 0.335, SLG: 0.497		K			6-3		F7	K		4	0	0	0	0	2	3			
Mark Brouhard, R (1, 10) OBP: 0.292, SLG: 0.426					6-3					3	1	0	0	1	1	0			
Buck Martinez, R (1, 2) OBP: 0.266, SLG: 0.303										4	1	2	0	0	0	0			
Inning Stats	R: 1 E: 0 K: 1 S: 7	H: 2 LOB: 1 BB: 0 P: 7	R: 1 E: 0 K: 1 S: 7	H: 3 LOB: 2 BB: 1 P: 11	R: 0 E: 0 K: 1 S: 5	H: 1 LOB: 0 BB: 0 P: 5	R: 0 E: 0 K: 0 S: 3	H: 0 LOB: 0 BB: 0 P: 3	R: 1 E: 0 K: 1 S: 8	H: 3 LOB: 2 BB: 0 P: 8	R: 0 E: 0 K: 1 S: 5	H: 0 LOB: 0 BB: 0 P: 5	R: 2 E: 1 K: 1 S: 10	H: 4 LOB: 3 BB: 0 P: 10	R: 0 E: 0 K: 0 S: 4	H: 1 LOB: 1 BB: 0 P: 4	1B: 11 2B: 1 3B: 1 HR: 1	SF: 0 SAC: 0 DP: 0 HBP: 0	WP: 0 PA: 39 CS: 1
PITCHER Steve Trout, L (1, 1) ERA: 3.72 Mike Proby, R (7, 1) ERA: 2.77 LaMarr Hoyt, R (8, 1) ERA: 4.07	IP: 6.2 WLS: L BF: 30 H: 11 R: 5 ER: 5 SO: 5 BB: 1 IBB: 0 HBP: 0 BLK: 0 WP: 0 HR: 1 S: 39 P: 43 ERA: 6.75 WHIP: 1.800																		

Batter	1	2	3	4	5	6	7	8	9	AB	R	H	RBI	BB	SO	LOB	TOP								
Bob Molinaro, L (1, 10) OBP: 0.363, SLG: 0.432	G6-4-3 1B		1B				3-1	1B		5	2	3	2	0	1	1	Chicago White Sox @ Milwaukee Brewers Milwaukee County Stadium, Milwaukee, WI Sat Jul 19 1980, 8:05 PM EDT Att: 49,322 - Unknown - 75 F livebaseballscorecards.com								
Jim Morrison, R (1, 4) OBP: 0.333, SLG: 0.396	G6-4-3 1B		1B				2-3	SF6 2B		5	0	2	0	0	2	5									
Lamar Johnson, R (1, 3) OBP: 0.452, SLG: 0.452	G6-4-3									3	0	1	1	2	0	3									
Mike Squires, L (8, PR) OBP: 0.353, SLG: 0.355	G6-4-3									0	0	0	0	0	0	0									
Wayne Nordhagen, R (1, 7) OBP: 0.306, SLG: 0.509	6-3									5	0	2	2	0	1	3									
Greg Pryor, R (8, 6) OBP: 0.272, SLG: 0.351	6-3									0	0	0	0	0	0	0									
Chet Lemon, R (1, 8) OBP: 0.355, SLG: 0.421		5-3	1-3							4	2	2	1	0	0	2									
Harold Baines, L (1, 9) OBP: 0.281, SLG: 0.411	F8									5	2	2	2	0	0	2									
Kevin Bell, R (1, 5) OBP: 0.284, SLG: 0.218	F8									5	1	1	0	0	0	0									
Ricky Seelheimer, L (1, 2) OBP: 0.286, SLG: 0.350										3	0	1	0	0	0	0									
Ron Pruitt, R (8, PH) OBP: 0.297, SLG: 0.246										0	1	0	1	1	0	0									
Bruce Kimm, R (8, 2) OBP: 0.316, SLG: 0.323										1	0	0	0	0	0	0									
Todd Cruz, R (1, 6) OBP: 0.312, SLG: 0.356										3	1	2	0	0	0	1									
Thad Bosley, L (8, PH) OBP: 0.292, SLG: 0.308										2	1	1	1	0	0	0									
Inning Stats	R: 0 E: 0 K: 0 S: 4	H: 2 LOB: 1 BB: 0 P: 4	R: 0 E: 0 K: 0 S: 3	H: 0 LOB: 0 BB: 0 P: 3	R: 2 E: 1 K: 1 S: 9	H: 4 LOB: 2 BB: 0 P: 9	R: 0 E: 0 K: 0 S: 4	H: 1 LOB: 1 BB: 0 P: 4	R: 0 E: 0 K: 1 S: 5	H: 1 LOB: 0 BB: 0 P: 5	R: 2 E: 0 K: 1 S: 7	H: 2 LOB: 0 BB: 0 P: 7	R: 0 E: 1 K: 1 S: 6	H: 1 LOB: 2 BB: 1 P: 10	R: 6 E: 0 K: 0 S: 9	H: 6 LOB: 2 BB: 2 P: 17	R: 0 E: 0 K: 0 S: 3	H: 0 LOB: 0 BB: 0 P: 3	1B: 15 2B: 1 3B: 0 HR: 1	SF: 1 SAC: 0 DP: 2 HBP: 0	WP: 0 PB: 0 SB: 0 CS: 0	PA: 45			
PITCHER	IP	WLS	BF	H	R	ER	SO	BB	IBB	HBP	BLK	WP	HR	S	P	ERA	WHIP								
Paul Mitchell, R (1, 1) ERA: 2.57	6.0		26	10	4	4	3	0	0	0	0	0	1	32	32	6.00	1.667								
John Flinn, R (7, 1) ERA: 3.95	1.0	W	7	3	2	2	1	1	0	0	0	0	0	8	12	18.00	4.000								
Bob McClure, L (8, 1) ERA: 3.16	0.0	L	2	1	0	0	1	0	0	0	0	0	0	1	5	∞	∞								
Bill Castro, R (8, 1) ERA: 2.96	2.0		10	3	4	4	0	0	1	0	0	0	0	9	13	18.00	1.500								

Batter	1	2	3	4	5	6	7	8	9	AB	R	H	RBI	BB	SO	LOB	BOTTOM								
Jim Gantner, L (1, 4) OBP: 0.297, SLG: 0.320	G3		4-3							5	1	1	0	0	1	3	Chicago White Sox @ Milwaukee Brewers Milwaukee County Stadium, Milwaukee, WI Sat Jul 19 1980, 8:05 PM EDT Att: 49,322 - Unknown - 75 F livebaseballscorecards.com								
Robin Yount, R (1, 6) OBP: 0.331, SLG: 0.557	L9		HR							4	2	2	0	1	1	1									
Cecil Cooper, L (1, 3) OBP: 0.384, SLG: 0.525	G3		2-3							5	0	1	1	0	0	3									
Gorman Thomas, R (1, 8) OBP: 0.310, SLG: 0.487		1B	HR							4	2	2	3	0	0	2									
Ben Oglivie, L (1, 7) OBP: 0.387, SLG: 0.588		1B	F9							4	1	2	0	0	0	1									
Don Money, R (1, 5) OBP: 0.336, SLG: 0.511		HR								3	1	1	3	1	0	1									
Dick Davis, R (1, 9) OBP: 0.298, SLG: 0.367		HR								3	0	1	0	0	0	0									
Sixto Lezcano, R (7, 9) OBP: 0.288, SLG: 0.399		5-3								1	0	0	0	0	1	1									
Paul Molitor, R (1, 10) OBP: 0.433, SLG: 0.477		E5								3	0	0	0	0	2	1									
Buck Martinez, R (1, 2) OBP: 0.260, SLG: 0.295		F9								3	0	0	0	0	0	3									
Charlie Moore, R (8, PH) OBP: 0.338, SLG: 0.347		F9								0	0	0	0	1	0	0									
Inning Stats	R: 0 E: 0 K: 0 S: 3	H: 0 LOB: 0 BB: 0 P: 3	R: 3 E: 1 K: 0 S: 6	H: 3 LOB: 0 BB: 0 P: 6	R: 2 E: 0 K: 0 S: 4	H: 1 LOB: 0 BB: 1 P: 8	R: 0 E: 0 K: 1 S: 5	H: 0 LOB: 0 BB: 0 P: 5	R: 2 E: 0 K: 0 S: 6	H: 3 LOB: 1 BB: 0 P: 6	R: 0 E: 0 K: 0 S: 4	H: 1 LOB: 2 BB: 1 P: 8	R: 0 E: 0 K: 2 S: 8	H: 1 LOB: 1 BB: 0 P: 8	R: 0 E: 0 K: 2 S: 8	H: 1 LOB: 1 BB: 0 P: 8	R: 0 E: 0 K: 2 S: 7	H: 0 LOB: 1 BB: 1 P: 11	1B: 8 2B: 1 3B: 0 HR: 2	SF: 0 SAC: 1 DP: 1 HBP: 0	WP: 1 PB: 0 SB: 0 CS: 1	PA: 39			
PITCHER	IP	WLS	BF	H	R	ER	SO	BB	IBB	HBP	BLK	WP	HR	S	P	ERA	WHIP								
Rich Wortham, L (1, 1) ERA: 4.95	4.1		19	5	6	6	1	1	0	0	0	0	2	20	24	12.46	1.385								
LaMar Hoyt, R (5, 1) ERA: 4.0	2.2	W	12	4	1	1	0	1	0	0	0	1	0	11	15	3.38	1.875								
Ed Farmer, R (8, 1) ERA: 3.06	2.0	S	8	1	0	0	4	1	0	0	0	0	0	15	19	0.00	1.000								

Batter	1	2	3	4	5	6	7	8	9	AB	R	H	RBI	BB	SO	LOB	TOP								
Bob Molinaro, L (1, 10) OBP: 0.355, SLG: 0.421	G3		G4-6-3		K		F9	F9		5	0	0	0	0	1	3	Chicago White Sox @ Milwaukee Brewers Milwaukee County Stadium, Milwaukee, WI Sun Jul 20 1980, 4:33 AM EDT Att: 44,799 - Unknown - 90 F livebaseballscorecards.com								
Jim Morrison, R (1, 4) OBP: 0.312, SLG: 0.408	2B		5-3		2B		1B	1B	E5	5	2	4	1	0	0	0									
Lamar Johnson, R (1, 3) OBP: 0.331, SLG: 0.451	6-3			6-3	2B		4-3		F8	5	1	1	1	0	0	3									
Wayne Nordhagen, R (1, 7) OBP: 0.308, SLG: 0.510	6-3			6-3	2B				6-3	5	0	2	2	0	0	1									
Chet Lemon, R (1, 8) OBP: 0.359, SLG: 0.424					F9		5-3			5	0	3	0	0	0	3									
Harold Baines, L (1, 9) OBP: 0.279, SLG: 0.407	G3-6-3			F9					1-3	5	0	1	0	0	1	3									
Kevin Bell, R (1, 5) OBP: 0.300, SLG: 0.250	2B				5-3					3	1	2	0	1	0	0									
Ricky Seilheimer, L (1, 2) OBP: 0.292, SLG: 0.391										3	1	1	0	0	2	3									
Ron Pruitt, R (8, PH) OBP: 0.308, SLG: 0.259										1	0	1	1	0	0	0									
Bruce Kimm, R (8, 2) OBP: 0.316, SLG: 0.323										0	0	0	0	0	0	0									
Greg Pryor, R (1, 6) OBP: 0.276, SLG: 0.351										3	1	1	1	1	0	3									
Inning Stats	R: 0 E: 0 K: 1 S: 4	H: 1 LOB: 1 BB: 0 P: 4	R: 0 E: 0 K: 1 S: 6	H: 2 LOB: 1 BB: 0 P: 6	R: 0 E: 0 K: 0 S: 2	H: 0 LOB: 0 BB: 1 P: 6	R: 0 E: 0 K: 0 S: 4	H: 1 LOB: 1 BB: 0 P: 4	R: 4 E: 1 K: 1 S: 10	H: 5 LOB: 1 BB: 0 P: 10	R: 0 E: 0 K: 0 S: 5	H: 1 LOB: 1 BB: 1 P: 9	R: 0 E: 0 K: 0 S: 5	H: 2 LOB: 2 BB: 0 P: 5	R: 1 E: 0 K: 0 S: 5	H: 2 LOB: 1 BB: 0 P: 5	R: 1 E: 1 K: 1 S: 7	H: 2 LOB: 1 BB: 0 P: 7	1B: 9 2B: 7 3B: 0 HR: 0	SF: 0 SAC: 0 DP: 3 HBP: 0	WP: 0 PB: 0 SB: 0 CS: 0	PA: 42			
PITCHER	IP	WLS	BF	H	R	ER	SO	BB	IBB	HBP	BLK	WP	HR	S	P	ERA	WHIP								
Reggie Cleveland, R (1, 1) ERA: 3.42	4.2		22	9	4	4	2	1	0	0	0	0	0	25	29	7.71	2.143								
Jerry Augustine, L (5, 1) ERA: 4.91	3.1	W	15	5	1	1	1	1	0	0	0	0	0	16	20	2.70	1.800								
Bill Castro, R (9, 1) ERA: 2.91	0.2		4	2	1	0	0	0	0	0	0	0	0	4	4	0.00	3.000								
Bob McClure, L (9, 1) ERA: 3.13	0.1	S	1	0	0	0	1	0	0	0	0	0	0	3	3	0.00	0.000								


Batter	1	2	3	4	5	6	7	8	9	AB	R	H	RBI	BB	SO	LOB	BOTTOM								
Jim Gantner, L (1, 4) OBP: 0.308, SLG: 0.329	E9									3	3	2	0	2	1	2	Chicago White Sox @ Milwaukee Brewers Milwaukee County Stadium, Milwaukee, WI Sun Jul 20 1980, 4:33 AM EDT Att: 44,799 - Unknown - 90 F livebaseballscorecards.com								
Robin Yount, R (1, 6) OBP: 0.332, SLG: 0.564	6-3		5-3		3B		L6			5	1	2	4	0	0	3									
Cecil Cooper, L (1, 10) OBP: 0.361, SLG: 0.521	F8		E4		SF		4-3			3	0	0	1	1	0	0									
Gorman Thomas, R (1, 8) OBP: 0.306, SLG: 0.480	K		G3		G6-4-3		K			5	0	0	0	0	2	4									
Ben Oglivie, L (1, 7) OBP: 0.391, SLG: 0.606					G3					4	1	3	1	0	0	0									
Sixto Lezcano, R (1, 9) OBP: 0.284, SLG: 0.393			F8		F6		K			4	0	0	0	0	1	2									
Don Money, R (1, 3) OBP: 0.337, SLG: 0.503			K							3	0	0	0	1	1	1									
Sal Bando, R (1, 5) OBP: 0.271, SLG: 0.268										4	0	2	0	0	0	1									
Ed Romero, R (8, PR) OBP: 0.314, SLG: 0.289			F6							0	1	0	0	0	0	0									
Charlie Moore, R (1, 2) OBP: 0.341, SLG: 0.347					1-3					3	1	1	0	1	0	2									
Inning Stats	R: 1 E: 1 K: 1 S: 6	H: 1 LOB: 0 BB: 0 P: 6	R: 0 E: 0 K: 1 S: 6	H: 1 LOB: 0 BB: 0 P: 6	R: 1 E: 1 K: 0 S: 5	H: 1 LOB: 1 BB: 0 P: 5	R: 0 E: 0 K: 0 S: 4	H: 1 LOB: 2 BB: 1 P: 8	R: 3 E: 1 K: 1 S: 7	H: 2 LOB: 0 BB: 1 P: 11	R: 0 E: 0 K: 0 S: 3	H: 0 LOB: 2 BB: 2 P: 11	R: 0 E: 0 K: 1 S: 6	H: 1 LOB: 1 BB: 0 P: 6	R: 2 E: 0 K: 1 S: 8	H: 3 LOB: 2 BB: 1 P: 12	R: 2 E: 1 K: 1 S: 8	H: 3 LOB: 2 BB: 1 P: 12	1B: 5 2B: 2 3B: 2 HR: 1	SF: 1 SAC: 0 DP: 1 HBP: 0	WP: 0 PB: 0 SB: 3 CS: 0	PA: 40			
PITCHER	IP	WLS	BF	H	R	ER	SO	BB	IBB	HBP	BLK	WP	HR	S	P	ERA	WHIP								
Richard Dotson, R (1, 1) ERA: 4.1	5.2		27	6	5	3	3	3	0	0	0	0	0	1	30	4.76	1.588								
Guy Hoffman, L (6, 1) ERA: 3.99	1.0		5	1	0	0	1	1	0	0	0	0	0	6	10	0.00	2.000								
Mike Proly, R (7, 1) ERA: 2.94	1.1	L	8	3	2	2	1	0	1	0	0	0	0	9	13	13.50	2.250								

Batter	1	2	3	4	5	6	7	8	9	AB	R	H	RBI	BB	SO	LOB	TOP					
Bob Molinaro, L (1, 10) OBP: 0.357, SLG: 0.423	SH5-3 1B		F7			S 1B 1B		F9		4	1	2	0	0	0	1						
Jim Morrison, R (1, 4) OBP: 0.395, SLG: 0.404	SH5-3		F8			P6		E4 5-3		3	0	0	0	0	0	2						
Lamar Johnson, R (1, 3) OBP: 0.327, SLG: 0.445	L8				5-3	L8		5-3		4	0	0	0	0	0	4						
Wayne Nordhagen, R (1, 7) OBP: 0.307, SLG: 0.506	L7				K			1-4-3		4	0	1	1	0	1	3						
Chet Lemon, R (1, 8) OBP: 0.358, SLG: 0.422		K			FC6 1B			6-3		4	0	1	0	0	2	1						
Harold Baines, L (1, 9) OBP: 0.276, SLG: 0.401		K			FC6 1-2			G3		4	0	0	0	0	1	1						
Kevin Bell, R (1, 5) OBP: 0.301, SLG: 0.245 Randy Johnson, L (9, PH) OBP: 0.308, SLG: 0.182					L8			1B		2	0	0	0	1	0	0						
Ricky Seelheimer, L (1, 2) OBP: 0.259, SLG: 0.346 Mike Squires, L (9, PH) OBP: 0.350, SLG: 0.352		BB			K			F9		3	0	0	0	0	1	1						
Greg Pryor, R (1, 6) OBP: 0.277, SLG: 0.351					F7			5-3 E 1B		3	0	1	0	0	0	0						
Inning Stats	R: 0 E: 0 K: 0 S: 4	H: 1 LOB: 1 BB: 0 P: 4	R: 0 E: 0 K: 2 S: 7	H: 0 LOB: 1 BB: 1 P: 11	R: 0 E: 0 K: 0 S: 3	H: 0 LOB: 0 BB: 0 P: 3	R: 0 E: 0 K: 1 S: 6	H: 1 LOB: 1 BB: 0 P: 6	R: 0 E: 0 K: 1 S: 5	H: 0 LOB: 0 BB: 0 P: 5	R: 1 E: 0 K: 0 S: 7	H: 2 LOB: 1 BB: 0 P: 7	R: 0 E: 0 K: 0 S: 3	H: 0 LOB: 0 BB: 0 P: 3	R: 0 E: 1 K: 0 S: 5	H: 1 LOB: 2 BB: 0 P: 5	R: 0 E: 0 K: 0 S: 4	H: 1 LOB: 1 BB: 0 P: 4	1B: 6 2B: 0 3B: 0 HR: 0	SF: 0 SAC: 1 DP: 0 HBP: 0	WP: 0 PB: 0 CS: 1	PA: 35
PITCHER	IP	WLS	BF	H	R	ER	SO	BB	IBB	HBP	BLK	WP	HR	S	P	ERA	WHIP					
Dennis Leonard, R (1, 1) ERA: 4.2	7.1	W	29	5	1	1	5	1	0	0	0	0	0	38	42	1.23	0.818					
Dan Quisenberry, R (8, 1) ERA: 2.61	1.2	S	6	1	0	0	0	0	0	0	0	0	0	6	6	0.00	0.600					

Chicago White Sox @ Kansas City Royals
 Royals Stadium, Kansas City, MO
 Mon Jul 21 1980, 8:05 PM EDT
 Att: 37,054 - Unknown

livebaseballscores.com

AB 33
 R 1
 H 6
 RBI 1
 BB 1
 SO 5
 LOB 14



Batter	1	2	3	4	5	6	7	8	9	AB	R	H	RBI	BB	SO	LOB	BOTTOM				
U L Washington, S (1, 6) OBP: 0.336, SLG: 0.382	6-3		5-3		F3					3	0	0	0	1	0	0					
Frank White, R (1, 4) OBP: 0.293, SLG: 0.357	K		L8			E7 1B				4	0	2	1	0	1	0					
George Brett, L (1, 5) OBP: 0.445, SLG: 0.648	FC5-4 1B									3	0	2	0	1	0	3					
Hal McRae, R (1, 10) OBP: 0.328, SLG: 0.472	FC5-4 1-2		F9			F8		6-3		4	0	0	0	0	0	4					
John Wathan, R (1, 7) OBP: 0.365, SLG: 0.389			5-3		F7			6-3		4	0	0	0	0	0	2					
Willie Aikens, L (1, 3) OBP: 0.384, SLG: 0.421 Ralph LaCock, L (9, 3) OBP: 0.256, SLG: 0.240		F8			6-3			6-3		4	0	0	0	0	1	0					
Darrell Porter, L (1, 2) OBP: 0.354, SLG: 0.376 Willie Wilson, S (5, 8) OBP: 0.365, SLG: 0.441					G3			BB PB 1B		2	1	1	0	0	0	0					
Clint Hurdle, L (1, 9) OBP: 0.373, SLG: 0.498						P6		1B BB		2	0	1	1	1	0	0					
Rusty Torres, S (1, 8) OBP: 0.310, SLG: 0.200		3-H 2B	F3			F3		L7		3	0	0	0	0	0	3					
Inning Stats	R: 0 E: 0 K: 1 S: 6	H: 1 LOB: 1 BB: 0 P: 6	R: 1 E: 0 K: 0 S: 5	H: 2 LOB: 1 BB: 0 P: 5	R: 0 E: 0 K: 0 S: 3	H: 0 LOB: 1 BB: 1 P: 7	R: 0 E: 0 K: 0 S: 3	H: 0 LOB: 0 BB: 0 P: 3	R: 0 E: 1 K: 0 S: 4	H: 2 LOB: 1 BB: 0 P: 4	R: 1 E: 0 K: 0 S: 5	H: 2 LOB: 3 BB: 2 P: 13	R: 0 E: 0 K: 1 S: 5	H: 0 LOB: 0 BB: 0 P: 5	R: 0 E: 0 K: 0 S: 4	H: 0 LOB: 0 BB: 0 P: 5	1B: 5 2B: 2 3B: 1 HR: 0	SF: 0 SAC: 0 DP: 1 HBP: 0	WP: 0 PB: 1 CS: 0	PA: 33	
PITCHER	IP	WLS	BF	H	R	ER	SO	BB	IBB	HBP	BLK	WP	HR	S	P	ERA	WHIP				
Britt Burns, L (1, 1) ERA: 2.65	6.2	L	28	6	2	2	1	3	0	0	0	0	0	27	39	2.70	1.350				
Ed Farmer, R (7, 1) ERA: 3.0	1.1		5	1	0	0	1	0	0	0	0	0	0	7	7	0.00	0.750				

Chicago White Sox @ Kansas City Royals
 Royals Stadium, Kansas City, MO
 Mon Jul 21 1980, 8:05 PM EDT
 Att: 37,054 - Unknown

livebaseballscores.com

AB 30
 R 2
 H 7
 RBI 2
 BB 3
 SO 2
 LOB 12



Batter	1	2	3	4	5	6	7	8	9	AB	R	H	RBI	BB	SO	LOB	TOP				
Bob Molinaro, L (1, 10) OBP: 0.354, SLG: 0.415	G3		4-0 1B BB	6-3 1-2 2-3 3-H		4-3			F7	4	0	0	1	1	0	2	Chicago White Sox @ Kansas City Royals Royals Stadium, Kansas City, MO Tue Jul 22 1980, 8:05 PM EDT Att: 28,891 - Unknown - 85 F livebaseballscorecards.com				
Jim Morrison, R (1, 4) OBP: 0.398, SLG: 0.401	K		F6	5-3		F7			1B	5	0	1	0	0	1	4					
Lamar Johnson, R (1, 3) Mike Squires, L (9, PR) OBP: 0.350, SLG: 0.352	6-3				4-3	K			1B	5	0	2	1	0	1	0					
Wayne Nordhagen, R (1, 9) OBP: 0.309, SLG: 0.504			1-2 2-H	1B					1B	0	0	0	0	0	0	0					
Chet Lemon, R (1, 8) OBP: 0.358, SLG: 0.420		G6-4-3 BB 1B	L8		E 2B	1B			F9	5	1	2	0	0	0	4					
Thad Bosley, L (1, 7) OBP: 0.295, SLG: 0.315		G6-4-3 BB 1-2		BB 1B	F8				F9	4	1	1	0	1	1	3					
Kevin Bell, R (1, 5) OBP: 0.307, SLG: 0.257				1B BB 6-3	E9 2B	1B			G3	4	2	2	0	0	0	2					
Ricky Seilheimer, L (1, 2) OBP: 0.258, SLG: 0.333				1-2 2-3		1B				3	1	1	2	1	0	1					
Greg Pryor, R (1, 6) OBP: 0.281, SLG: 0.358				L5		2B			4-3												
Inning Stats	R: 0 E: 0 K: 1 S: 5	H: 0 LOB: 0 BB: 0 P: 5	R: 0 E: 0 K: 0 S: 3	H: 1 LOB: 1 BB: 1 P: 7	R: 1 E: 0 K: 0 S: 5	H: 2 LOB: 2 BB: 1 P: 9	R: 2 E: 0 K: 1 S: 8	H: 3 LOB: 2 BB: 1 P: 12	R: 3 E: 1 K: 0 S: 7	H: 4 LOB: 1 BB: 0 P: 7	R: 0 E: 0 K: 1 S: 5	H: 0 LOB: 0 BB: 0 P: 5	R: 0 E: 0 K: 1 S: 5	H: 0 LOB: 0 BB: 0 P: 5	R: 0 E: 0 K: 0 S: 5	H: 2 LOB: 2 BB: 0 P: 5	1B: 10 2B: 2 3B: 0 HR: 0	SF: 0 SAC: 0 DP: 1 HBP: 0	WP: 0 PB: 0 SB: 0 CS: 0	PA: 41	
PITCHER	IP	WLS	BF	H	R	ER	SO	BB	IBB	HBP	BLK	WP	HR	S	P	ERA	WHIP				
Steve Busby, R (1, 1) ERA: 10.03	4.2	L	25	9	6	6	2	3	0	0	0	0	0	26	38	11.57	2.571				
Marty Pattin, R (5, 1) ERA: 4.32	4.1		16	3	0	0	3	0	0	0	0	0	0	22	22	0.00	0.692				

Batter	1	2	3	4	5	6	7	8	9	AB	R	H	RBI	BB	SO	LOB	BOTTOM					
U L Washington, S (1, 6) OBP: 0.338, SLG: 0.386	L9 E 2B	G4-6-3							4-3	4	1	2	0	0	0	2	Chicago White Sox @ Kansas City Royals Royals Stadium, Kansas City, MO Tue Jul 22 1980, 8:05 PM EDT Att: 28,891 - Unknown - 85 F livebaseballscorecards.com					
Frank White, R (1, 4) OBP: 0.290, SLG: 0.353	5-3		F7		G6-4-3 1B				1-3	4	0	0	0	0	0	2						
George Brett, L (1, 5) OBP: 0.442, SLG: 0.641	L9		G3			F9			FC6-4 1B	4	0	1	0	0	0	1						
Hal McRae, R (1, 10) OBP: 0.327, SLG: 0.469	E5 1B			CS 1B		6-3			FC6-4 1-2	4	0	1	0	0	0	1						
John Wathan, R (1, 7) OBP: 0.367, SLG: 0.391	FC4-6 1B		CS	K		1B			1-3	4	0	2	0	0	1	1						
Darrell Porter, L (1, 2) OBP: 0.370, SLG: 0.380	FC4-6				BB					3	0	2	0	1	0	2						
Willie Aikens, L (1, 3) OBP: 0.363, SLG: 0.418					F5				G6-4-3 1B	4	0	1	0	0	0	4						
Clint Hurdle, L (1, 9) OBP: 0.375, SLG: 0.498		FC4-6 1B			K					4	0	2	0	0	2	1						
Rusty Torres, S (1, 8) OBP: 0.290, SLG: 0.185		FC4-6 G4-6-3							4-3	4	0	0	0	0	1	3						
Inning Stats	R: 1 E: 1 K: 0 S: 6	H: 2 LOB: 2 BB: 0 P: 6	R: 0 E: 0 K: 0 S: 4	H: 2 LOB: 1 BB: 0 P: 4	R: 0 E: 0 K: 2 S: 3	H: 1 LOB: 0 BB: 1 P: 3	R: 0 E: 0 K: 2 S: 7	H: 0 LOB: 1 BB: 1 P: 11	R: 0 E: 0 K: 1 S: 5	H: 1 LOB: 0 BB: 0 P: 5	R: 0 E: 0 K: 0 S: 5	H: 2 LOB: 2 BB: 0 P: 5	R: 0 E: 0 K: 1 S: 5	H: 0 LOB: 0 BB: 0 P: 5	R: 0 E: 0 K: 0 S: 4	H: 1 LOB: 1 BB: 0 P: 4	R: 0 E: 0 K: 0 S: 4	H: 2 LOB: 1 BB: 0 P: 4	1B: 10 2B: 1 3B: 0 HR: 0	SF: 0 SAC: 0 DP: 3 HBP: 0	WP: 0 PB: 0 SB: 0 CS: 1	PA: 37
PITCHER	IP	WLS	BF	H	R	ER	SO	BB	IBB	HBP	BLK	WP	HR	S	P	ERA	WHIP					
Steve Trout, L (1, 1) ERA: 3.51	7.0	W	28	8	1	0	0	1	0	0	0	0	0	35	39	0.00	1.286					
Mike Proby, R (8, 1) ERA: 2.87	2.0		8	3	0	0	0	0	0	0	0	0	0	8	8	0.00	1.500					

Batter	1	2	3	4	5	6	7	8	9	AB	R	H	RBI	BB	SO	LOB	TOP								
Thad Bosley, L (1, 7) OBP: 0.295, SLG: 0.305	4-0 CS BB			L6	K		F9		G1-6-3	4	0	0	0	1	1	4									
Jim Morrison, R (1, 4) OBP: 0.305, SLG: 0.404	0-3 K			2B		2B	F8		F8	5	1	2	0	0	1	2									
Lamar Johnson, R (1, 3) OBP: 0.330, SLG: 0.448	0-3 K			F7		1B	1B			4	0	2	1	0	1	1									
Wayne Nordhagen, R (1, 9) OBP: 0.308, SLG: 0.500		0-3 K		6-3		2B	F9			4	0	1	0	0	1	3									
Chet Lemon, R (1, 8) OBP: 0.357, SLG: 0.421		0-0 F8				F8	P4		6-3	4	1	1	0	0	0	2									
Ron Pruitt, R (1, 10) OBP: 0.294, SLG: 0.246		0-0 6-3				F8	K		3-1	3	0	0	0	0	1	3									
Randy Johnson, L (8, FH) OBP: 0.286, SLG: 0.167										1	0	0	0	0	0	0									
Kevin Bell, R (1, 5) OBP: 0.313, SLG: 0.255			0-0 L5		SF8		BB			1	0	0	1	2	0	0									
Bruce Kimm, R (1, 2) OBP: 0.315, SLG: 0.318			0-3 K		4-0 1B		F9		4-3	3	0	0	0	1	1	4									
Greg Pryor, R (1, 6) OBP: 0.289, SLG: 0.363			0-3 K		1-2 1B		1B		G1-6-3 HBP	3	0	2	0	0	1	0									
Inning Stats	R: 0 E: 0 K: 2 S: 6	H: 0 LOB: 0 BB: 1 P: 10	R: 0 E: 0 K: 1 S: 5	H: 0 LOB: 0 BB: 0 P: 5	R: 0 E: 0 K: 2 S: 7	H: 0 LOB: 0 BB: 0 P: 7	R: 0 E: 0 K: 0 S: 4	H: 1 LOB: 1 BB: 0 P: 4	R: 1 E: 0 K: 1 S: 7	H: 2 LOB: 2 BB: 1 P: 11	R: 1 E: 0 K: 1 S: 8	H: 3 LOB: 3 BB: 1 P: 12	R: 0 E: 0 K: 0 S: 5	H: 2 LOB: 2 BB: 0 P: 5	R: 0 E: 0 K: 0 S: 3	H: 0 LOB: 1 BB: 1 P: 7	R: 0 E: 0 K: 0 S: 2	H: 0 LOB: 0 BB: 0 P: 3	1B: 5 2B: 3 3B: 0 HR: 0	SF: 1 SAC: 0 DP: 1 HBP: 1	WP: 0 PB: 0 SB: 0 CS: 1	PA: 38			
PITCHER	IP	WLS	BF	H	R	ER	SO	BB	IBB	HBP	BLK	WP	HR	S	P	ERA	WHIP								
Larry Gura, L (1, 1) ERA: 2.11	7.0	W	31	8	2	2	7	3	0	0	0	0	0	42	54	2.57	1.571								
Rene Martin, R (8, 1) ERA: 4.44	2.0		7	0	0	0	0	1	0	1	0	0	0	5	10	0.00	0.500								

Chicago White Sox @ Kansas City Royals
 Royals Stadium, Kansas City, MO
 Wed Jul 23 1980, 8:05 PM EDT
 Att: 25,105 - Unknown - 88 F

AB	32
R	2
H	8
RBI	2
BB	4
SO	7
LOB	19



Batter	1	2	3	4	5	6	7	8	9	AB	R	H	RBI	BB	SO	LOB	BOTTOM								
Willie Wilson, S (1, 8) OBP: 0.366, SLG: 0.443	0-0 P4			L9	1-3					5	0	2	0	0	0	4									
U L Washington, S (1, 6) OBP: 0.335, SLG: 0.392	0-0 HR		F3		K	P3	4-3			5	1	1	1	0	1	2									
George Brett, L (1, 5) OBP: 0.441, SLG: 0.654	0-0 F8		L6		HR	1B	2B		F5	5	2	2	1	0	0	1									
Hal McRae, R (1, 10) OBP: 0.329, SLG: 0.471	0-0 1B		G3		2B	P5			L7	5	1	2	0	0	0	2									
John Wathan, R (1, 7) OBP: 0.367, SLG: 0.394	0-0 4-3			F7	1B	2B	1B		6-3	5	2	2	2	0	0	1									
Darrell Porter, L (1, 2) OBP: 0.375, SLG: 0.383		0-0 G3		1B	BB	SF8	1B			3	2	2	1	1	0	0									
Willie Aikens, L (1, 3) OBP: 0.367, SLG: 0.430				1B	BB					3	1	2	2	1	0	1									
Ralph LaCock, L (7, 3) OBP: 0.256, SLG: 0.240				1B	BB		4-3			0	0	0	0	0	0	0									
Clint Hurdle, L (1, 9) OBP: 0.373, SLG: 0.496		0-0 F8		1B		SF9			F7	3	0	1	1	0	0	0									
Frank White, R (1, 4) OBP: 0.290, SLG: 0.353				SF8					F8	3	0	1	1	0	0	0									
Rance Mulliniks, L (9, 4) OBP: 0.231, SLG: 0.100				3H			1B			0	0	0	0	0	0	0									
Inning Stats	R: 1 E: 0 K: 0 S: 5	H: 2 LOB: 1 BB: 0 P: 5	R: 1 E: 0 K: 0 S: 4	H: 1 LOB: 0 BB: 0 P: 4	R: 0 E: 0 K: 0 S: 4	H: 1 LOB: 1 BB: 0 P: 4	R: 1 E: 0 K: 0 S: 5	H: 2 LOB: 2 BB: 1 P: 9	R: 4 E: 0 K: 1 S: 10	H: 5 LOB: 2 BB: 1 P: 14	R: 2 E: 0 K: 0 S: 6	H: 3 LOB: 1 BB: 0 P: 6	R: 0 E: 0 K: 0 S: 4	H: 1 LOB: 1 BB: 0 P: 4	R: 0 E: 0 K: 0 S: 3	H: 0 LOB: 0 BB: 0 P: 3	1B: 8 2B: 4 3B: 0 HR: 3	SF: 2 SAC: 0 DP: 0 HBP: 0	WP: 0 PB: 0 SB: 2 CS: 0	PA: 41					
PITCHER	IP	WLS	BF	H	R	ER	SO	BB	IBB	HBP	BLK	WP	HR	S	P	ERA	WHIP								
Ross Baumgarten, L (1, 1) ERA: 2.95	1.0	L	5	2	1	1	0	0	0	0	0	0	0	5	5	9.00	2.000								
Ken Kravec, L (2, 1) ERA: 7.07	3.1		19	7	6	6	1	2	0	0	0	0	2	19	27	16.20	2.700								
LaMarr Hoyt, R (5, 1) ERA: 4.45	1.1		8	4	2	2	0	0	0	0	0	0	0	8	8	13.50	3.000								
Guy Hoffman, L (6, 1) ERA: 3.09	2.1		9	2	0	0	0	0	0	0	0	0	0	9	9	0.00	0.857								

Chicago White Sox @ Kansas City Royals
 Royals Stadium, Kansas City, MO
 Wed Jul 23 1980, 8:05 PM EDT
 Att: 25,105 - Unknown - 88 F

AB	37
R	9
H	15
RBI	9
BB	2
SO	1
LOB	11



Batter	1	2	3	4	5	6	7	8	9	AB	R	H	RBI	BB	SO	LOB	TOP																			
Jim Morrison, R OBP: 0.311, SLG: 0.408 (1, 4)	F9		G5-4-3 1B			4-3		1B 2B		4	1	2	0	0	0	0																				
Kevin Bell, R OBP: 0.311, SLG: 0.254 (1, 5)	4-3 1B		G5-4-3 1-2			F7		K		4	0	1	0	0	1	3																				
Lamar Johnson, R OBP: 0.330, SLG: 0.445 (1, 3)	4-3 1-2			L9			5-3	FC5-4 1B		4	0	1	2	0	0	1																				
Wayne Nordhagen, R OBP: 0.307, SLG: 0.496 (1, 9)	6-3			F9			1B 1B	FC5-4 1-2		4	0	1	0	0	0	2																				
Chet Lemon, R OBP: 0.359, SLG: 0.420 (1, 8)		P3		P4			1B 1-3		2B SF8 HBP	3	1	1	0	0	0	0																				
Ron Pruitt, R OBP: 0.306, SLG: 0.323 (1, 10)	HR				6-3		L6		2B	4	1	2	1	0	0	2																				
Greg Pryor, R OBP: 0.284, SLG: 0.356 (1, 6)	5-3			F8			F9		5-3	4	0	0	0	0	0	4																				
Bruce Kimm, R OBP: 0.309, SLG: 0.314 (1, 2)	6-3			4-3			L6	SF8		3	0	0	1	0	0	0																				
Thad Bosley, L OBP: 0.294, SLG: 0.303 (1, 7)			6-3			F7		2B 1B 1B	1-3	4	1	1	0	0	0	1																				
Inning Stats	R: 0 E: 0 K: 0 S: 4	H: 1 LOB: 1 BB: 0 P: 4	R: 1 E: 0 K: 0 S: 4	H: 1 LOB: 0 BB: 0 P: 4	R: 0 E: 0 K: 0 S: 3	H: 1 LOB: 0 BB: 0 P: 3	R: 0 E: 0 K: 0 S: 3	H: 0 LOB: 0 BB: 0 P: 3	R: 0 E: 0 K: 0 S: 3	H: 0 LOB: 0 BB: 0 P: 3	R: 0 E: 0 K: 0 S: 5	H: 2 LOB: 2 BB: 0 P: 5	R: 2 E: 0 K: 1 S: 8	H: 3 LOB: 1 BB: 0 P: 8	R: 1 E: 0 K: 0 S: 4	H: 1 LOB: 1 BB: 0 P: 5	1B: 6 2B: 2 3B: 0 HR: 1	SF: 1 SAC: 0 DP: 1 HBP: 1	WP: 0 PA: 36 CS: 0																	
PITCHER	IP	WLS	BF	H	R	ER	SO	BB	IBB	HBP	BLK	WP	HR	S	P	ERA	WHIP	PITCHER		IP	WLS	BF	H	R	ER	SO	BB	IBB	HBP	BLK	WP	HR	S	P	ERA	WHIP
Paul Splittorf, L ERA: 4.38 (1, 1)	8.0	W	31	8	3	3	1	0	0	0	0	0	1	33	33	3.38	1.000																			
Rawly Eastwick, R ERA: 4.91 (9, 1)	1.0		5	1	1	1	0	0	0	1	0	0	0	4	5	9.00	1.000																			

Chicago White Sox @ Kansas City Royals
Royals Stadium, Kansas City, MO
Thu Jul 24 1980, 8:05 PM EDT
Att: 29,052 - Unknown - 95 F

AB	34
R	4
H	9
RBI	4
BB	0
SO	1
LOB	13





Batter	1	2	3	4	5	6	7	8	9	AB	R	H	RBI	BB	SO	LOB	BOTTOM																			
Willie Wilson, S OBP: 0.367, SLG: 0.446 (1, 8)	G6-4-3 1B		1B 2B	E5 4-3 1B	5-3		K			4	2	2	2	0	0	0																				
Rusty Torres, S OBP: 0.286, SLG: 0.182 (7, 8)										1	0	0	0	0	1	0																				
U L Washington, S OBP: 0.334, SLG: 0.388 (1, 6)	G6-4-3 1-2		1B BB	4-3		F7	F7			4	1	0	0	1	0	2																				
George Brett, L OBP: 0.442, SLG: 0.651 (1, 5)	4-3		1B S	1B		4-3		FC5-4 1B		4	1	2	2	0	0	0																				
Jamie Quirk, L OBP: 0.264, SLG: 0.356 (8, 5)			1-3 2-H	1B	3-H	1B		FC5-4 L4-1 1B		1	0	1	0	0	0	0																				
Hal McRae, R OBP: 0.330, SLG: 0.468 (1, 10)		5-3	WP 1B BB	K		1B 1B		FC5-4 L4-1 1B		4	2	1	0	1	1	2																				
John Wathan, R OBP: 0.374, SLG: 0.401 (1, 7)		BB 1B	1-2 2-H 3-H	1B 1B	1-3 1B	1B 1B		L4-1		5	2	4	2	0	0	1																				
Darrell Porter, L OBP: 0.384, SLG: 0.386 (1, 2)	G1-6-3 BB		1B BB	G4-6-3 BB		1B 1B		1B		1	2	1	1	3	0	0																				
Willie Aikens, L OBP: 0.369, SLG: 0.431 (1, 3)	G1-6-3 1-2		1-3 2-H 3-H	1B	4-3			1B		4	0	2	4	0	0	5																				
Ralph LaCock, L OBP: 0.256, SLG: 0.240 (7, 3)										0	0	0	0	0	0	0																				
Clint Hurdle, L OBP: 0.371, SLG: 0.492 (1, 9)			1B BB	G4-6-3 1B		P4	K			4	1	1	0	0	1	2																				
Frank White, R OBP: 0.290, SLG: 0.353 (1, 4)						6-3				3	1	1	0	0	0	0																				
Rance Mulliniks, L OBP: 0.214, SLG: 0.091 (6, 4)							4-3			1	0	0	0	0	0	0																				
Inning Stats	R: 0 E: 0 K: 0 S: 3	H: 1 LOB: 1 BB: 0 P: 3	R: 0 E: 0 K: 0 S: 3	H: 1 LOB: 1 BB: 1 P: 7	R: 8 E: 0 K: 0 S: 8	H: 6 LOB: 3 BB: 3 P: 20	R: 1 E: 1 K: 1 S: 8	H: 2 LOB: 3 BB: 1 P: 12	R: 0 E: 0 K: 0 S: 3	H: 0 LOB: 0 BB: 0 P: 3	R: 3 E: 0 K: 1 S: 9	H: 4 LOB: 1 BB: 0 P: 9	R: 0 E: 0 K: 1 S: 5	H: 0 LOB: 0 BB: 0 P: 5	R: 0 E: 0 K: 0 S: 3	H: 1 LOB: 0 BB: 0 P: 3	1B: 14 2B: 2 3B: 0 HR: 0	SF: 0 SAC: 0 DP: 4 HBP: 0	WP: 1 PA: 41 CS: 0																	
PITCHER	IP	WLS	BF	H	R	ER	SO	BB	IBB	HBP	BLK	WP	HR	S	P	ERA	WHIP	PITCHER		IP	WLS	BF	H	R	ER	SO	BB	IBB	HBP	BLK	WP	HR	S	P	ERA	WHIP
Rich Wortham, L ERA: 5.89 (1, 1)	2.0	L	15	7	8	8	0	4	0	0	0	0	0	11	27	36.00	5.500																			
Mike Proby, R ERA: 3.01 (3, 1)	5.0		23	7	4	3	3	1	0	0	0	0	0	28	32	5.40	1.600																			
Ed Farmer, R ERA: 2.96 (8, 1)	1.0		3	1	0	0	0	0	0	0	0	0	0	3	3	0.00	1.000																			

Chicago White Sox @ Kansas City Royals
Royals Stadium, Kansas City, MO
Thu Jul 24 1980, 8:05 PM EDT
Att: 29,052 - Unknown - 95 F

AB	36
R	12
H	15
RBI	11
BB	5
SO	3
LOB	12



Batter	1	2	3	4	5	6	7	8	9	AB	R	H	RBI	BB	SO	LOB	TOP										
Mickey Rivers, L (1, 8) OBP: 0.334, SLG: 0.398	G3		F6			4-3		1B	FC6-4	4	1	1	0	1	0	0	Texas Rangers @ Chicago White Sox Comiskey Park, Chicago, IL Fri Jul 25 1980, 8:05 PM EDT Att: 22,491 - Unknown - 84 F AB 34 R 6 H 8 RBI 6 BB 3 SO 3 LOB 10 										
Bump Wills, S (1, 4) OBP: 0.318, SLG: 0.348	4-3			4-3		4-3		1-3	FC6-4	5	1	1	0	0	0	1											
Al Oliver, L (1, 7) OBP: 0.341, SLG: 0.424	6-3			6-3			FC3-6	1-3		4	1	1	0	0	0	2											
Buddy Bell, R (1, 5) OBP: 0.379, SLG: 0.515		K2-3		E5			FC3-6	K		3	0	0	0	1	2	2											
Rusty Staub, L (1, 10) OBP: 0.397, SLG: 0.484	4-3			F8			FC3-6	BB		4	1	1	2	0	0	3											
Pat Putnam, L (1, 3) OBP: 0.349, SLG: 0.438	K				4-3		1-2 2-3	1B	2-H 3-H	3	1	1	1	1	1	0											
Johnny Grubb, L (1, 9) Bill Sample, R (7, PH) Dave Roberts, R (7, 6) OBP: 0.387, SLG: 0.420 OBP: 0.330, SLG: 0.294 OBP: 0.339, SLG: 0.443			4-3		F8		1-2 2-3	SF8	5-3	2	1	1	0	0	0	0											
Jim Sundberg, R (1, 2) OBP: 0.331, SLG: 0.379			4-3		5-3		1-2 2-3 3-H	1B		4	0	1	2	0	0	0											
Pepe Frias, R (1, 6) Jim Norris, L (7, PH) OBP: 0.270, SLG: 0.295 OBP: 0.315, SLG: 0.252			5-3		5-3		2-H 3-H	SF8	F8	2	0	0	0	0	0	0											
Inning Stats	R: 0 E: 0 K: 0 S: 3	H: 0 LOB: 0 BB: 0 P: 3	R: 0 E: 0 K: 2 S: 7	H: 0 LOB: 0 BB: 0 P: 7	R: 1 E: 0 K: 0 S: 4	H: 1 LOB: 0 BB: 0 P: 4	R: 0 E: 1 K: 0 S: 4	H: 0 LOB: 1 BB: 0 P: 4	R: 0 E: 0 K: 0 S: 3	H: 0 LOB: 0 BB: 0 P: 3	R: 0 E: 0 K: 0 S: 3	H: 0 LOB: 0 BB: 0 P: 3	R: 3 E: 0 K: 0 S: 6	H: 4 LOB: 2 BB: 1 P: 10	R: 2 E: 0 K: 1 S: 8	H: 3 LOB: 2 BB: 1 P: 12		R: 0 E: 0 K: 0 S: 3	H: 0 LOB: 1 BB: 1 P: 7	1B: 6 2B: 1 3B: 1 HR: 0	SF: 1 SAC: 0 DP: 0 HBP: 0	WP: 0 PB: 0 SB: 0 CS: 0	PA: 38				
PITCHER	IP	WLS	BF	H	R	ER	SO	BB	IBB	HBP	BLK	WP	HR	S	P	ERA	WHIP										
Richard Dotson, R (1, 1) ERA: 4.19	6.1		24	3	4	4	2	1	0	0	0	0	0	27	31	5.68	0.632										
Guy Hoffman, L (7, 1) ERA: 3.09	0.0		1	1	0	0	0	0	0	0	0	0	0	1	1	∞	∞										
Ed Farmer, R (7, 1) ERA: 3.1	2.2	L	13	4	2	2	1	2	0	0	0	0	0	13	21	6.75	2.250										

Batter	1	2	3	4	5	6	7	8	9	AB	R	H	RBI	BB	SO	LOB	BOTTOM										
Bob Molinaro, L (1, 10) OBP: 0.352, SLG: 0.409	P3	4-3		4-3			G5-4-3			3	0	0	0	1	0	2	Texas Rangers @ Chicago White Sox Comiskey Park, Chicago, IL Fri Jul 25 1980, 8:05 PM EDT Att: 22,491 - Unknown - 84 F AB 30 R 4 H 7 RBI 4 BB 4 SO 4 LOB 13 										
Jim Morrison, R (1, 4) OBP: 0.313, SLG: 0.407	G5-4-3			1B	4-3		G5-4-3			3	0	1	0	1	0	2											
Lamar Johnson, R (1, 3) OBP: 0.329, SLG: 0.441	G5-4-3		F8		K		1-2			3	0	0	0	1	1	2											
Wayne Nordhagen, R (1, 7) OBP: 0.306, SLG: 0.496		1B	F4		6-3			G4-6-3		4	1	1	0	0	0	2											
Chet Lemon, R (1, 8) OBP: 0.357, SLG: 0.418		2B	F9			F6		F8		4	0	1	1	0	0	1											
Harold Baines, L (1, 9) OBP: 0.275, SLG: 0.399	G4-6-3			3B		F7			K	4	1	1	0	0	1	1											
Kevin Bell, R (1, 5) Mike Squires, L (9, PH) OBP: 0.312, SLG: 0.256 OBP: 0.348, SLG: 0.349		E		F7		K			F8	3	1	1	0	0	1	1											
Ricky Seelheimer, L (1, 2) OBP: 0.286, SLG: 0.394		E3					SH5-4			3	1	1	1	1	1	1											
Greg Pryor, R (1, 6) OBP: 0.286, SLG: 0.362					5-3		SH5-4			2	0	1	2	0	0	1											
Inning Stats	R: 0 E: 0 K: 0 S: 2	H: 4 LOB: 1 BB: 0 P: 6	R: 3 E: 1 K: 0 S: 7	H: 4 LOB: 1 BB: 0 P: 7	R: 0 E: 0 K: 0 S: 4	H: 1 LOB: 1 BB: 0 P: 4	R: 1 E: 0 K: 0 S: 5	H: 2 LOB: 1 BB: 0 P: 5	R: 0 E: 0 K: 1 S: 5	H: 0 LOB: 0 BB: 0 P: 5	R: 0 E: 0 K: 1 S: 5	H: 0 LOB: 2 BB: 2 P: 10	R: 0 E: 0 K: 0 S: 2	H: 0 LOB: 0 BB: 1 P: 6	R: 0 E: 0 K: 2 S: 7	H: 0 LOB: 0 BB: 0 P: 7		1B: 4 2B: 2 3B: 1 HR: 0	SF: 0 SAC: 1 DP: 4 HBP: 0	WP: 0 PB: 0 SB: 0 CS: 0	PA: 35						
PITCHER	IP	WLS	BF	H	R	ER	SO	BB	IBB	HBP	BLK	WP	HR	S	P	ERA	WHIP										
Steve Comer, R (1, 1) ERA: 7.99	3.1		17	7	4	2	0	1	0	0	0	0	0	16	20	5.40	2.400										
Jim Kern, R (4, 1) ERA: 5.16	5.2	W	18	0	0	0	4	2	1	0	0	0	0	23	35	0.00	0.353										

Batter	1	2	3	4	5	6	7	8	9	AB	R	H	RBI	BB	SO	LOB	TOP					
Mickey Rivers, L OBP: 0.335, SLG: 0.398										5	1	2	0	0	0	1						
Bump Wills, S OBP: 0.315, SLG: 0.346										3	0	0	0	0	1	1						
Al Oliver, L OBP: 0.337, SLG: 0.420										4	0	0	0	0	0	2						
Buddy Bell, R OBP: 0.381, SLG: 0.515										4	1	2	0	0	0	0						
Rusty Staub, L OBP: 0.404, SLG: 0.495										4	1	3	1	0	0	1						
Jim Norris, L OBP: 0.315, SLG: 0.252										0	0	0	0	0	0	0						
Pat Putnam, L OBP: 0.345, SLG: 0.439										4	0	1	0	0	0	2						
Johnny Grubb, L OBP: 0.383, SLG: 0.410										3	0	0	0	1	2	2						
Jim Sundberg, R OBP: 0.327, SLG: 0.374										4	0	0	0	0	1	3						
Pepe Frias, R OBP: 0.269, SLG: 0.293										4	0	1	0	0	1	2						
Inning Stats	R: 0 E: 0 K: 1 S: 5	H: 1 LOB: 0 BB: 0 P: 5	R: 0 E: 0 K: 2 S: 9	H: 2 LOB: 2 BB: 0 P: 9	R: 0 E: 0 K: 0 S: 3	H: 0 LOB: 0 BB: 0 P: 3	R: 2 E: 1 K: 1 S: 8	H: 2 LOB: 2 BB: 1 P: 12	R: 1 E: 1 K: 0 S: 5	H: 2 LOB: 1 BB: 0 P: 5	R: 0 E: 0 K: 0 S: 3	H: 0 LOB: 0 BB: 0 P: 3	R: 0 E: 0 K: 0 S: 3	H: 0 LOB: 0 BB: 0 P: 3	R: 0 E: 0 K: 0 S: 4	H: 1 LOB: 2 BB: 0 P: 4	R: 0 E: 0 K: 1 S: 6	H: 1 LOB: 1 BB: 0 P: 6	1B: 7 2B: 2 3B: 0 HR: 0	SF: 0 SAC: 1 DP: 1 HBP: 0	WP: 0 PB: 0 SB: 1 CS: 0	PA: 37
PITCHER LaMarr Hoyt, R ERA: 3.62	IP: 9.0 WLS: W BF: 37 H: 9 R: 3 ER: 1 SO: 5 BB: 1 IBB: 0 HBP: 0 BLK: 0 WP: 0 HR: 0 S: 46 P: 50 ERA: 1.00 WHIP: 1.111															PITCHER						

Texas Rangers @ Chicago White Sox
Comiskey Park, Chicago, IL
Sat Jul 26 1980, 8:05 PM EDT
Unknown - 71 F

AB 35
R 3
H 9
RBI 1
BB 1
SO 5
LOB 14



Batter	1	2	3	4	5	6	7	8	9	AB	R	H	RBI	BB	SO	LOB	BOTTOM					
Mike Squires, L OBP: 0.352, SLG: 0.354										4	1	2	0	0	0	0						
Jim Morrison, R OBP: 0.317, SLG: 0.409										3	1	2	0	1	0	0						
Bob Molinaro, L OBP: 0.354, SLG: 0.408										3	0	1	1	1	0	1						
Lamar Johnson, R OBP: 0.328, SLG: 0.439										4	0	1	1	0	0	4						
Chet Lemon, R OBP: 0.353, SLG: 0.413										4	0	0	0	0	0	2						
Harold Baines, L OBP: 0.275, SLG: 0.407										4	1	1	1	0	0	2						
Kevin Bell, R OBP: 0.305, SLG: 0.250										3	0	0	0	0	1	0						
Ricky Seilheimer, L OBP: 0.316, SLG: 0.486										2	1	1	1	1	0	0						
Greg Pryor, R OBP: 0.283, SLG: 0.357										3	0	0	0	0	0	1						
Inning Stats	R: 2 E: 0 K: 0 S: 6	H: 4 LOB: 1 BB: 0 P: 6	R: 0 E: 0 K: 0 S: 2	H: 0 LOB: 0 BB: 1 P: 6	R: 0 E: 0 K: 0 S: 4	H: 1 LOB: 1 BB: 0 P: 4	R: 0 E: 0 K: 1 S: 5	H: 0 LOB: 0 BB: 0 P: 5	R: 0 E: 0 K: 0 S: 4	H: 1 LOB: 3 BB: 2 P: 12	R: 0 E: 0 K: 0 S: 3	H: 0 LOB: 0 BB: 0 P: 3	R: 1 E: 0 K: 0 S: 4	H: 1 LOB: 0 BB: 0 P: 4	R: 0 E: 0 K: 0 S: 3	H: 0 LOB: 0 BB: 0 P: 3	R: 1 E: 0 K: 0 S: 1	H: 1 LOB: 0 BB: 0 P: 1	1B: 6 2B: 0 3B: 0 HR: 2	SF: 0 SAC: 0 DP: 2 HBP: 0	WP: 1 PB: 0 SB: 0 CS: 0	PA: 33
PITCHER Fergie Jenkins, R ERA: 3.49	IP: 8.0 WLS: L BF: 33 H: 8 R: 4 ER: 4 SO: 1 BB: 3 IBB: 0 HBP: 0 BLK: 0 WP: 1 HR: 2 S: 32 P: 44 ERA: 4.50 WHIP: 1.375															PITCHER						

Texas Rangers @ Chicago White Sox
Comiskey Park, Chicago, IL
Sat Jul 26 1980, 8:05 PM EDT
Unknown - 71 F

AB 30
R 4
H 8
RBI 4
BB 3
SO 1
LOB 10



Batter	1	2	3	4	5	6	7	8	9	AB	R	H	RBI	BB	SO	LOB	TOP			
Mickey Rivers, L OBP: 0.337, SLG: 0.400	0-0 SH1-3 1B	0-0 FC5-4 1B			0-0 4-3					3	1	2	0	0	0	0				
Bump Wills, S OBP: 0.314, SLG: 0.344	0-0 SH1-3	0-0 FC5-4			0-0 6-3					2	0	0	0	0	0	2				
Al Oliver, L OBP: 0.335, SLG: 0.416	0-0 5-3		0-0 F7			0-0 1-6-3				3	0	0	0	0	0	1				
Buddy Bell, R OBP: 0.383, SLG: 0.517	0-0 1B		0-0 4-3			0-0 L6-4 BB 1B				3	0	2	1	0	0	0				
John Ellis, R OBP: 0.317, SLG: 0.300	0-0 1-2 1B		0-0 6-3			0-0 BB 1B				2	0	1	0	1	0	0				
Rusty Staub, L OBP: 0.398, SLG: 0.487	0-3 K			0-0 P3		0-0 L6-4 BB 2-3				3	0	0	0	0	1	4				
Bill Sample, R OBP: 0.324, SLG: 0.287		0-0 5-3		0-0 6-3						2	0	0	0	0	0	0				
Dave Roberts, R OBP: 0.342, SLG: 0.444		0-0 FC3-6 1B		0-0 F8						2	0	1	0	0	0	0				
Pepe Frias, R OBP: 0.264, SLG: 0.288		0-0 FC3-6 1B		0-3 K						2	0	0	0	0	1	1				
Inning Stats	R: 1 E: 0 K: 1 S: 8	H: 3 LOB: 2 BB: 0 P: 8	R: 0 E: 0 K: 0 S: 5	H: 2 LOB: 2 BB: 0 P: 5	R: 0 E: 0 K: 0 S: 3	H: 0 LOB: 0 BB: 0 P: 3	R: 0 E: 0 K: 0 S: 3	H: 0 LOB: 0 BB: 0 P: 3	R: 0 E: 0 K: 1 S: 5	H: 1 LOB: 1 BB: 0 P: 7							1B: 6 2B: 1 3B: 0 HR: 0	SF: 0 SAC: 1 DP: 1 HBP: 0	WP: 0 PB: 0 SB: 0 CS: 0	PA: 24
PITCHER Britt Burns, L ERA: 2.6	IP: 6.0 WLS: 24 BF: 6 H: 1 R: 1 ER: 1 SO: 2 BB: 1 IBB: 0 HBP: 0 BLK: 0 WP: 0 HR: 0 S: 27 P: 31 ERA: 1.50 WHIP: 1.167															PITCHER	IP: WLS: BF: H: R: ER: SO: BB: IBB: HBP: BLK: WP: HR: S: P: ERA: WHIP:			

Texas Rangers @ Chicago White Sox
Comiskey Park, Chicago, IL
Sat Jul 26 1980, 8:05 PM EDT
Att: 21,503 - Unknown

AB 22
R 1
H 6
RBI 1
BB 1
SO 2
LOB 8



Batter	1	2	3	4	5	6	7	8	9	AB	R	H	RBI	BB	SO	LOB	BOTTOM			
Mike Squires, L OBP: 0.358, SLG: 0.361	0-0 1-3 1B		0-0 1B		0-3 K					3	0	2	0	0	1	0				
Jim Morrison, R OBP: 0.317, SLG: 0.409	0-0 1-3		0-3 K			0-0 S 1B				3	0	1	0	0	1	3				
Bob Molinaro, L OBP: 0.363, SLG: 0.410	1-0 G5-4-3 HBP		0-0 1-3 2-H 1B			1-0 1-2 HBP				1	0	1	1	0	0	0				
Lamar Johnson, R OBP: 0.326, SLG: 0.436	0-0 G5-4-3		0-0 F9							2	0	0	0	0	0	3				
Chet Lemon, R OBP: 0.351, SLG: 0.410		0-0 F7		0-0 L5						2	0	0	0	0	0	0				
Harold Baines, L OBP: 0.277, SLG: 0.408		0-0 1B		0-0 1-3						2	0	1	0	0	0	0				
Kevin Bell, R OBP: 0.301, SLG: 0.246		0-3 K		0-0 5-3						2	0	0	0	0	1	1				
Ricky Seelheimer, L OBP: 0.300, SLG: 0.459		0-0 G3		0-0 F9						2	0	0	0	0	0	1				
Greg Pryor, R OBP: 0.285, SLG: 0.356			0-0 1B		0-0 1-3					1	1	0	0	1	0	0				
Inning Stats	R: 0 E: 0 K: 0 S: 3	H: 1 LOB: 1 BB: 0 P: 4	R: 0 E: 0 K: 1 S: 6	H: 1 LOB: 1 BB: 0 P: 6	R: 1 E: 0 K: 1 S: 6	H: 2 LOB: 1 BB: 1 P: 10	R: 0 E: 0 K: 0 S: 3	H: 0 LOB: 0 BB: 0 P: 3	R: 0 E: 0 K: 1 S: 5	H: 1 LOB: 2 BB: 0 P: 2							1B: 5 2B: 0 3B: 0 HR: 0	SF: 0 SAC: 0 DP: 1 HBP: 2	WP: 0 PB: 0 SB: 1 CS: 0	PA: 21
PITCHER Gaylord Perry, R ERA: 3.34	IP: 5.0 WLS: 21 BF: 5 H: 5 R: 1 ER: 1 SO: 3 BB: 1 IBB: 0 HBP: 2 BLK: 0 WP: 0 HR: 0 S: 24 P: 30 ERA: 1.80 WHIP: 1.200															PITCHER	IP: WLS: BF: H: R: ER: SO: BB: IBB: HBP: BLK: WP: HR: S: P: ERA: WHIP:			

Texas Rangers @ Chicago White Sox
Comiskey Park, Chicago, IL
Sat Jul 26 1980, 8:05 PM EDT
Att: 21,503 - Unknown

AB 18
R 1
H 5
RBI 1
BB 1
SO 3
LOB 8



Batter	1	2	3	4	5	6	7	8	9	AB	R	H	RBI	BB	SO	LOB	TOP								
Mickey Rivers, L OBP: 0.333, SLG: 0.395 (1, 8)	0-0 1-3		0-0 3-1		0-0 FC 1B		0-0 G3		0-0 F5	5	1	0	0	0	0	1									
Bump Wills, S OBP: 0.315, SLG: 0.344 (1, 4)	0-0 6-3		0-0 SH5-3 1B		0-0 F8		0-0 1B		0-0 F8	5	0	2	0	0	0	2									
Al Oliver, L OBP: 0.341, SLG: 0.425 (1, 7)	0-0 2B		0-0 SH5-3		0-0 1B		0-0 1B		0-0 1B	4	0	4	2	0	0	0									
Buddy Bell, R OBP: 0.381, SLG: 0.511 (1, 5)	0-0 F8		0-0 F9		0-0 1B		0-0 F9		0-0 G3	5	0	1	0	0	0	5									
John Ellis, R OBP: 0.307, SLG: 0.289 (1, 10)		0-0 6-3		0-0 5-3		0-0 F8		0-0 5-3		4	0	0	0	0	0	2									
Bill Sample, R OBP: 0.321, SLG: 0.286 (1, 9)		0-0 WP FC4-2 1B		0-0 F7		0-0 F7		0-0 F4		4	0	1	0	0	0	0									
Pat Putnam, L OBP: 0.341, SLG: 0.433 Richie Zisk, R OBP: 0.340, SLG: 0.467 Jim Norris, L OBP: 0.315, SLG: 0.252 (8, 3)		0-0 FC4-2 1B		0-0 6-3		0-0 F4		4-0 PB 1B BB		3	0	0	0	0	0	1	AB 38								
Jim Sundberg, R OBP: 0.332, SLG: 0.379 (1, 2)		0-0 1B		0-0 F8 FC 1B		0-0 L5		0-0 PB 1B		4	1	3	0	0	0	0	R 2								
Dave Roberts, R OBP: 0.330, SLG: 0.427 (1, 6)		0-0 F8		0-0 F9		0-0 F6		0-0 6-3		4	0	0	0	0	0	5	H 11								
Inning Stats	R: 0 E: 0 K: 0 S: 4	H: 1 LOB: 1 BB: 0 P: 4	R: 0 E: 0 K: 0 S: 5	H: 2 LOB: 2 BB: 0 P: 5	R: 0 E: 0 K: 0 S: 4	H: 1 LOB: 0 BB: 0 P: 3	R: 0 E: 0 K: 0 S: 3	H: 0 LOB: 0 BB: 0 P: 3	R: 2 E: 0 K: 0 S: 7	H: 3 LOB: 2 BB: 0 P: 7	R: 0 E: 0 K: 0 S: 3	H: 0 LOB: 0 BB: 0 P: 3	R: 0 E: 0 K: 0 S: 5	H: 2 LOB: 2 BB: 0 P: 5	R: 0 E: 0 K: 0 S: 4	H: 1 LOB: 3 BB: 1 P: 8	R: 0 E: 0 K: 0 S: 4	H: 1 LOB: 1 BB: 0 P: 4	1B: 10 2B: 1 3B: 0 HR: 0	SF: 0 SAC: 1 DP: 0 HBP: 0	WP: 2 PB: 1 SB: 1 CS: 0	PA: 40			
PITCHER	IP WLS BF H R ER SO BB IBB HBP BLK WP HR S P ERA WHIP	8.2 W 39 11 2 2 0 1 0 0 0 1 0 38 42 2.08 1.385	0.1 S 1 0 0 0 0 0 0 0 0 0 0 1 1 0.00 0.000																						

Texas Rangers @ Chicago White Sox
Comiskey Park, Chicago, IL
Sun Jul 27 1980, 4:33 AM EDT
Unknown - 69 F

AB 38
R 2
H 11
RBI 2
BB 1
SO 0
LOB 16



Batter	1	2	3	4	5	6	7	8	9	AB	R	H	RBI	BB	SO	LOB	BOTTOM								
Mike Squires, L OBP: 0.349, SLG: 0.350 (1, 3)	0-3 K		0-0 F8		0-0 F7		0-0 F9		0-0 F9	4	0	0	0	0	1	1									
Jim Morrison, R OBP: 0.314, SLG: 0.404 (1, 4)	0-3 K		0-0 F8		0-0 F9		0-0 F4		0-0 F4	4	0	0	0	0	1	1									
Bob Molinaro, L OBP: 0.362, SLG: 0.414 Chet Lemon, R OBP: 0.353, SLG: 0.410 (8, 8)	0-0 F9		0-0 G3		0-0 2B		4-0 BB		0-0 L6	3	0	1	1	0	0	0									
Lamar Johnson, R OBP: 0.325, SLG: 0.434 (1, 10)		0-0 SH5-4 SF8 1B		0-0 5-3		0-0 F8		0-0 L6		4	1	1	0	0	0	2									
Harold Baines, L OBP: 0.280, SLG: 0.411 (1, 9)		0-0 SF8 SH5-4 WP 1B		0-0 F8		0-0 FC6-4 1B		0-0 L6		3	1	2	0	0	0	0									
Thad Bosley, L OBP: 0.290, SLG: 0.299 (8, 7)		0-0 SH5-4		0-3 K		0-0 FC6-4 S		0-0 L6		2	0	0	0	0	1	1									
Kevin Bell, R OBP: 0.295, SLG: 0.242 (1, 5)		0-0 SF8		0-0 6-3		0-3 K		0-0 L6		2	0	0	1	0	1	1	AB 27								
Ricky Seelheimer, L OBP: 0.302, SLG: 0.436 (1, 2)		0-0 F7		0-0 F6		0-0 IBB		0-0 L6		2	0	0	0	1	0	0	RBI 2								
Greg Pryor, R OBP: 0.285, SLG: 0.355 (1, 6)		0-0 6-3		0-0 2B 1B		0-0 F8		0-0 L6		3	1	1	0	0	0	2	SO 4								
Inning Stats	R: 0 E: 0 K: 2 S: 7	H: 0 LOB: 0 BB: 0 P: 7	R: 2 E: 0 K: 0 S: 5	H: 2 LOB: 0 BB: 0 P: 5	R: 0 E: 0 K: 0 S: 3	H: 0 LOB: 0 BB: 0 P: 3	R: 0 E: 0 K: 1 S: 5	H: 0 LOB: 0 BB: 0 P: 5	R: 1 E: 0 K: 0 S: 5	H: 2 LOB: 1 BB: 0 P: 5	R: 0 E: 0 K: 1 S: 6	H: 1 LOB: 2 BB: 1 P: 10	R: 0 E: 0 K: 0 S: 3	H: 0 LOB: 1 BB: 1 P: 7	R: 0 E: 0 K: 0 S: 4	H: 0 LOB: 1 BB: 0 P: 4	1B: 4 2B: 1 3B: 0 HR: 0	SF: 1 SAC: 1 DP: 0 HBP: 0	WP: 1 PB: 0 SB: 1 CS: 0	PA: 31					
PITCHER	IP WLS BF H R ER SO BB IBB HBP BLK WP HR S P ERA WHIP	8.0 L 31 5 3 3 4 1 1 0 0 1 0 37 45 3.38 0.750																							

Texas Rangers @ Chicago White Sox
Comiskey Park, Chicago, IL
Sun Jul 27 1980, 4:33 AM EDT
Unknown - 69 F

AB 27
R 3
H 5
RBI 2
BB 2
SO 4
LOB 8



Batter	1	2	3	4	5	6	7	8	9	10	11	12	13	AB	R	H	RBI	BB	SO	LOB	TOP	
Bill Sample, R OBP: 0.315, SLG: 0.281 (1, 8) (11, 9)														5	0	1	0	0	0	2		
Bump Wills, S OBP: 0.315, SLG: 0.343 (1, 4)														5	1	1	0	1	0	5		
Al Oliver, L OBP: 0.339, SLG: 0.422 (1, 7)														5	0	1	2	0	1	2		
Buddy Bell, R OBP: 0.380, SLG: 0.508 (1, 5)														6	0	2	0	0	4	3		
John Ellis, R OBP: 0.308, SLG: 0.308 (8, PH)														3	1	1	0	0	0	1		
Rusty Staub, L OBP: 0.398, SLG: 0.485 (11, PR)														5	0	2	1	0	1	0		
Mickey Rivers, L OBP: 0.333, SLG: 0.394 (11, 8)														1	1	0	0	0	0	1		
Jim Sundberg, R OBP: 0.335, SLG: 0.377 (1, 2)														4	0	1	0	2	0	2		
Dave Roberts, R OBP: 0.322, SLG: 0.415 (8, 9)														3	0	0	0	0	1	1		
Jim Norris, L OBP: 0.311, SLG: 0.250 (11, 3)														1	0	0	1	0	0	2		
Pepe Frias, R OBP: 0.268, SLG: 0.285 (1, 6)														5	1	1	0	1	1	5		
Inning Stats	R: 0 E: 0 K: 1 S: 6	H: 1 LOB: 1 BB: 0 P: 6	R: 0 E: 1 K: 0 S: 5	H: 1 LOB: 2 BB: 0 P: 5	R: 1 E: 1 K: 0 S: 5	H: 2 LOB: 1 BB: 0 P: 5	R: 0 E: 0 K: 0 S: 3	H: 0 LOB: 0 BB: 0 P: 3	R: 1 E: 0 K: 1 S: 6	H: 2 LOB: 1 BB: 0 P: 7	R: 0 E: 0 K: 1 S: 5	H: 0 LOB: 0 BB: 2 P: 11	R: 0 E: 1 K: 0 S: 4	H: 1 LOB: 2 BB: 0 P: 4	R: 0 E: 1 K: 0 S: 6	H: 0 LOB: 1 BB: 0 P: 6	R: 1 E: 0 K: 0 S: 3	H: 0 LOB: 1 BB: 2 P: 11	1B: 9 2B: 2 3B: 1 HR: 0	SF: 2 SAC: 2 DP: 2 HBP: 0	WP: 0 PB: 0 SB: 1 CS: 0	PA: 54
PITCHER	IP	WLS	BF	H	R	ER	SO	BB	IBB	HBP	BLK	WP	HR	S	P	ERA	WHIP					
Rich Wortham, L ERA: 5.73 (1, 1)	5.0		24	8	3	2	2	0	0	0	0	0	0	28	28	3.60	1.600					
Dewey Robinson, R ERA: (8, 1)	4.0		14	1	0	0	3	3	0	0	0	0	0	17	29	0.00	1.000					
Guy Hoffman, L ERA: 2.7 (10, 1)	1.2		6	1	0	0	2	0	0	0	0	0	0	10	10	0.00	0.600					
Mike Froy, R ERA: 2.92 (11, 1)	2.1	L	10	0	1	0	1	2	0	0	0	0	0	10	18	0.00	0.857					

Texas Rangers @ Chicago White Sox
Comiskey Park, Chicago, IL
Sun Jul 27 1980, 4:38 AM EDT
Att. 12,364 - Unknown

AB 45
R 4
H 10
RBI 4
BB 5
SO 8
LOB 24



Batter	1	2	3	4	5	6	7	8	9	10	11	12	13	AB	R	H	RBI	BB	SO	LOB	BOTTOM			
Jim Morrison, R OBP: 0.314, SLG: 0.402 (1, 4)														5	0	1	0	1	1	2				
Kevin Bell, R OBP: 0.263, SLG: 0.231 (1, 5)														6	0	0	0	0	2	5				
Lamar Johnson, R OBP: 0.323, SLG: 0.429 (1, 3)														6	0	1	0	0	1	3				
Wayne Nordhagen, R OBP: 0.300, SLG: 0.311 (7, PH)														4	1	2	1	0	0	0				
Thad Bosley, L OBP: 0.295, SLG: 0.304 (10, 7)														1	1	1	0	0	0	0				
Chet Lemon, R OBP: 0.358, SLG: 0.413 (1, 8)														5	0	3	0	1	0	1				
Ron Pruitt, R OBP: 0.297, SLG: 0.313 (7, PH)														2	0	0	0	0	0	1				
Randy Johnson, L OBP: 0.333, SLG: 0.214 (7, PH)														2	0	1	1	1	1	2				
Greg Pryor, R OBP: 0.287, SLG: 0.361 (1, 6)														2	1	1	0	0	1	0				
Bob Molinaro, L OBP: 0.362, SLG: 0.414 (7, PH)														0	0	0	0	0	0	0				
Todd Cruz, R OBP: 0.310, SLG: 0.350 (8, 6)														3	0	0	0	1	2	4				
Harold Baines, L OBP: 0.270, SLG: 0.407 (1, 9)														5	0	1	0	0	3	5				
Bruce Kimm, R OBP: 0.308, SLG: 0.313 (12, PR)														4	0	1	0	0	1	1				
Mike Squires, L OBP: 0.349, SLG: 0.390 (13, 2)														0	0	0	0	0	0	0				
Ricky Seelheimer, L OBP: 0.305, SLG: 0.306 (13, 2)														0	0	0	0	0	0	0				
Inning Stats	R: 0 E: 0 K: 1 S: 5	H: 0 LOB: 0 BB: 0 P: 5	R: 0 E: 0 K: 0 S: 3	H: 1 LOB: 0 BB: 0 P: 3	R: 1 E: 1 K: 1 S: 7	H: 1 LOB: 1 BB: 0 P: 7	R: 0 E: 0 K: 0 S: 3	H: 0 LOB: 0 BB: 0 P: 3	R: 0 E: 0 K: 2 S: 7	H: 1 LOB: 1 BB: 0 P: 8	R: 1 E: 0 K: 1 S: 6	H: 2 LOB: 1 BB: 1 P: 6	R: 0 E: 0 K: 2 S: 8	H: 1 LOB: 1 BB: 0 P: 4	R: 0 E: 0 K: 2 S: 8	H: 1 LOB: 3 BB: 2 P: 16	R: 0 E: 0 K: 2 S: 7	H: 1 LOB: 2 BB: 1 P: 11	R: 0 E: 0 K: 0 S: 4	H: 2 LOB: 1 BB: 0 P: 4	1B: 9 2B: 3 3B: 0 HR: 1	SF: 1 SAC: 2 DP: 2 HBP: 0	WP: 3 PB: 1 SB: 0 CS: 2	PA: 52
PITCHER	IP	WLS	BF	H	R	ER	SO	BB	IBB	HBP	BLK	WP	HR	S	P	ERA	WHIP							
Jon Matlack, L ERA: 3.44 (1, 1)	6.1		22	3	2	2	4	0	0	0	0	1	1	30	30	2.84	0.474							
Danny Darwin, R ERA: 2.35 (7, 1)	0.0		2	1	0	0	0	1	0	0	0	0	0	1	5	=	=							
John Henry Johnson, L ERA: 3.27 (7, 1)	1.2		7	2	1	1	3	0	0	0	0	1	0	13	13	5.40	1.200							
Jim Kern, R ERA: 5.01 (8, 1)	2.0		7	2	0	0	1	0	0	0	0	1	0	9	9	0.00	1.000							
Charlie Hough, R ERA: 5.7 (11, 1)	3.0	W	14	4	0	0	4	2	1	0	0	0	0	19	31	0.00	2.000							

Texas Rangers @ Chicago White Sox
Comiskey Park, Chicago, IL
Sun Jul 27 1980, 4:38 AM EDT
Att. 12,364 - Unknown

AB 45
R 3
H 12
RBI 2
BB 4
SO 12
LOB 24



Batter	1	2	3	4	5	6	7	8	9	AB	R	H	RBI	BB	SO	LOB	TOP			
Paul Moltitor, R OBP: 0.409, SLG: 0.480 (1, 4)										4	0	1	1	0	1	1	Milwaukee Brewers @ Chicago White Sox Comiskey Park, Chicago, IL Tue Jul 29 1980, 8:05 PM EDT Att: 31,832 - Unknown - 73 F livebaseballscorecards.com			
Robin Yount, R OBP: 0.329, SLG: 0.543 (1, 6)										5	1	2	1	0	0	0				
Cecil Cooper, L OBP: 0.379, SLG: 0.511 (1, 3)										3	2	2	1	1	0	0				
Gorman Thomas, R OBP: 0.302, SLG: 0.478 (1, 8)										5	1	1	1	0	1	3				
Ben Oglivie, L OBP: 0.385, SLG: 0.593 (1, 7)										4	1	3	3	0	0	0				
Sixto Lezcano, R OBP: 0.282, SLG: 0.397 (1, 9)										3	0	0	0	0	1	1				
Don Money, R OBP: 0.338, SLG: 0.512 (1, 10)										4	0	0	0	0	0	1				
Jim Gantner, L OBP: 0.315, SLG: 0.328 (1, 5)										3	1	1	0	0	0	1				
Buck Martinez, R OBP: 0.259, SLG: 0.287 (1, 2)										3	1	0	0	1	0	1				
Inning Stats	R: 0 E: 0 K: 0 S: 3	H: 0 LOB: 0 BB: 0 P: 3	R: 0 E: 0 K: 0 S: 3	H: 0 LOB: 0 BB: 0 P: 3	R: 0 E: 0 K: 1 S: 5	H: 0 LOB: 1 BB: 0 P: 6	R: 2 E: 0 K: 1 S: 7	H: 2 LOB: 0 BB: 0 P: 7	R: 0 E: 0 K: 0 S: 3	H: 0 LOB: 0 BB: 0 P: 3	R: 0 E: 0 K: 0 S: 4	H: 1 LOB: 1 BB: 0 P: 4	R: 0 E: 0 K: 0 S: 8	H: 4 LOB: 1 BB: 1 P: 12	R: 2 E: 0 K: 0 S: 6	H: 3 LOB: 2 BB: 1 P: 10	1B: 7 2B: 1 3B: 0 HR: 2	SF: 1 SAC: 1 DP: 0 HBP: 2	WP: 0 PB: 0 CS: 4	PA: 40
PITCHER	IP WLS BF H R ER SO BB IBB HBP BLK WP HR S P ERA WHIP																			
Richard Dotson, R ERA: 4.3 (1, 1)	7.2 L 31 6 5 5 2 0 0 1 2 0 0 2 32 38 5.87 0.783																			
Guy Hoffman, L ERA: 3.77 (8, 1)	1.0 8 4 2 2 1 1 0 0 0 0 0 0 9 13 18.00 5.000																			
Dewey Robinson, R ERA: (9, 1)	0.1 1 0 0 0 0 0 0 0 0 0 0 0 1 1 0.00 0.000																			

Batter	1	2	3	4	5	6	7	8	9	AB	R	H	RBI	BB	SO	LOB	BOTTOM					
Mike Squires, L OBP: 0.353, SLG: 0.355 (1, 3)										4	0	2	0	0	0	1	Milwaukee Brewers @ Chicago White Sox Comiskey Park, Chicago, IL Tue Jul 29 1980, 8:05 PM EDT Att: 31,832 - Unknown - 73 F livebaseballscorecards.com					
Jim Morrison, R OBP: 0.311, SLG: 0.397 (1, 4)										4	0	0	0	0	0	3						
Bob Molinaro, L OBP: 0.360, SLG: 0.411 (1, 7)										4	0	1	0	0	1	0						
Lamar Johnson, R OBP: 0.322, SLG: 0.426 (1, 10)										3	0	0	0	1	0	1						
Chet Lemon, R OBP: 0.357, SLG: 0.420 (1, 8)										4	1	1	1	0	0	1						
Harold Baines, L OBP: 0.280, SLG: 0.406 (1, 9)										3	0	1	0	0	0	0						
Kevin Bell, R OBP: 0.284, SLG: 0.227 (1, 5)										2	0	0	0	1	0	2						
Ricky Seelheimer, L OBP: 0.283, SLG: 0.405 (1, 2)										3	0	0	0	0	1	1						
Greg Pryor, R OBP: 0.287, SLG: 0.369 (1, 6)										3	0	1	0	0	0	0						
Inning Stats	R: 0 E: 0 K: 1 S: 5	H: 0 LOB: 0 BB: 0 P: 5	R: 1 E: 0 K: 0 S: 4	H: 1 LOB: 1 BB: 1 P: 8	R: 0 E: 0 K: 0 S: 3	H: 1 LOB: 0 BB: 0 P: 3	R: 0 E: 0 K: 0 S: 4	H: 1 LOB: 2 BB: 1 P: 8	R: 0 E: 0 K: 0 S: 4	H: 1 LOB: 1 BB: 0 P: 4	R: 0 E: 0 K: 0 S: 3	H: 0 LOB: 0 BB: 0 P: 3	R: 0 E: 0 K: 1 S: 5	H: 0 LOB: 0 BB: 0 P: 5	R: 0 E: 0 K: 0 S: 3	H: 1 LOB: 0 BB: 0 P: 3	R: 0 E: 0 K: 0 S: 3	H: 1 LOB: 0 BB: 0 P: 3	1B: 4 2B: 0 3B: 1 HR: 1	SF: 0 SAC: 0 DP: 3 HBP: 0	WP: 1 PB: 0 CS: 0	PA: 32
PITCHER	IP WLS BF H R ER SO BB IBB HBP BLK WP HR S P ERA WHIP																					
Moose Haas, R ERA: 2.88 (1, 1)	7.0 W 26 4 1 1 2 2 0 0 0 0 0 0 6 6 0.00 1.000																					
Bill Castro, R ERA: 2.99 (8, 1)	2.0 6 2 0 0 0 0 0 0 0 0 0 0 6 6 0.00 1.000																					

Batter	1	2	3	4	5	6	7	8	9	AB	R	H	RBI	BB	SO	LOB	TOP					
Paul Moltor, R OBP: 0.409, SLG: 0.483 (1, 4)										5	0	2	1	0	0	0	Milwaukee Brewers @ Chicago White Sox Comiskey Park, Chicago, IL Wed Jul 30 1980, 8:05 PM EDT Att: 13,344 - Unknown - 78 F livebaseballscorecards.com					
Robin Yount, R OBP: 0.326, SLG: 0.537 (1, 6)										4	0	0	0	0	0	2						
Cecil Cooper, L OBP: 0.363, SLG: 0.515 (1, 3)										3	1	2	0	1	0	0						
Gorman Thomas, R OBP: 0.299, SLG: 0.473 (1, 8)										4	0	0	0	0	0	4						
Ben Oglivie, L OBP: 0.386, SLG: 0.601 (1, 7)										4	2	2	1	0	1	3						
Sixto Lezcano, R OBP: 0.285, SLG: 0.399 (1, 9)										4	1	2	1	0	0	1						
Don Money, R OBP: 0.332, SLG: 0.502 (1, 10)										4	0	0	0	0	0	3						
Jim Gantner, L OBP: 0.314, SLG: 0.335 (1, 5)										4	0	1	2	0	0	1						
Charlie Moore, R OBP: 0.353, SLG: 0.343 (1, 2)										3	1	0	0	1	1	1						
Inning Stats	R: 0 E: 0 K: 1 S: 6	H: 1 LOB: 2 BB: 1 P: 10	R: 0 E: 0 K: 0 S: 3	H: 1 LOB: 0 BB: 0 P: 3	R: 0 E: 0 K: 1 S: 5	H: 0 LOB: 0 BB: 0 P: 5	R: 0 E: 0 K: 0 S: 4	H: 1 LOB: 1 BB: 0 P: 4	R: 1 E: 0 K: 0 S: 4	H: 1 LOB: 1 BB: 1 P: 8	R: 3 E: 0 K: 0 S: 7	H: 4 LOB: 1 BB: 0 P: 7	R: 0 E: 0 K: 0 S: 3	H: 0 LOB: 0 BB: 0 P: 3	R: 1 E: 0 K: 0 S: 4	H: 1 LOB: 0 BB: 0 P: 4		R: 0 E: 0 K: 0 S: 3	H: 0 LOB: 0 BB: 0 P: 3	1B: 5 2B: 2 3B: 1 HR: 1	SF: 0 SAC: 0 DP: 1 HBP: 0	WP: 0 PB: 0 CS: 2
PITCHER	IP WLS BF H R ER SO BB IBB HBP BLK WP HR S P ERA WHIP																					
LaMarr Hoyt, R ERA: 3.97 (1, 1)	8.0 W 34	H 9 R 5 ER 5 SO 2	BB 2 IBB 0 HBP 0 BLK 0	WP 0 HR 1 S 36 P 44	ERA 5.62 WHIP 1.375																	
Mike Proby, R ERA: 2.89 (9, 1)	1.0 S 3	H 0 R 0 ER 0 SO 0	BB 0 IBB 0 HBP 0 BLK 0	WP 0 HR 0 S 3 P 3	ERA 0.00 WHIP 0.000																	

Batter	1	2	3	4	5	6	7	8	9	AB	R	H	RBI	BB	SO	LOB	BOTTOM					
Mike Squires, L OBP: 0.350, SLG: 0.352 (1, 3)										4	1	1	0	0	1	1	Milwaukee Brewers @ Chicago White Sox Comiskey Park, Chicago, IL Wed Jul 30 1980, 8:05 PM EDT Att: 13,344 - Unknown - 78 F livebaseballscorecards.com					
Jim Morrison, R OBP: 0.316, SLG: 0.411 (1, 4)										4	2	3	3	0	0	0						
Bob Molinaro, L OBP: 0.363, SLG: 0.413 (1, 10)										4	1	2	0	0	0	1						
Wayne Nordhagen, R OBP: 0.308, SLG: 0.511 (1, 7)										4	0	1	1	0	0	2						
Harold Baines, L OBP: 0.282, SLG: 0.411 (1, 9)										4	1	2	0	0	0	2						
Thad Bosley, L OBP: 0.291, SLG: 0.299 (8, PH) Chet Lemon, R OBP: 0.359, SLG: 0.420 (9, 8)										2	0	0	0	0	1	1						
Greg Pryor, R OBP: 0.286, SLG: 0.369 (1, 5) Randy Johnson, L OBP: 0.316, SLG: 0.214 (8, PH) Kevin Bell, R OBP: 0.284, SLG: 0.227 (9, 5)										3	0	1	1	0	0	0						
Ricky Seilheimer, L OBP: 0.265, SLG: 0.378 (1, 2)										3	0	0	0	0	0	2						
Todd Cruz, R OBP: 0.311, SLG: 0.349 (1, 6)										3	1	1	0	0	0	1						
Inning Stats	R: 0 E: 0 K: 0 S: 3	H: 0 LOB: 0 BB: 0 P: 3	R: 0 E: 0 K: 1 S: 5	H: 0 LOB: 0 BB: 0 P: 5	R: 0 E: 0 K: 1 S: 6	H: 1 LOB: 1 BB: 0 P: 6	R: 1 E: 0 K: 0 S: 4	H: 1 LOB: 1 BB: 0 P: 4	R: 3 E: 0 K: 0 S: 7	H: 5 LOB: 1 BB: 0 P: 7	R: 0 E: 0 K: 0 S: 4	H: 1 LOB: 1 BB: 0 P: 4	R: 2 E: 0 K: 0 S: 6	H: 3 LOB: 2 BB: 1 P: 10	R: 0 E: 0 K: 0 S: 3	H: 0 LOB: 0 BB: 0 P: 3		1B: 7 2B: 3 3B: 0 HR: 1	SF: 1 SAC: 2 DP: 0 HBP: 0	WP: 1 PB: 0 CS: 1	PA: 35	
PITCHER	IP WLS BF H R ER SO BB IBB HBP BLK WP HR S P ERA WHIP																					
Reggie Cleveland, R ERA: 3.28 (1, 1)	6.0	W 25	H 8 R 4 ER 4 SO 2	BB 0 IBB 0 HBP 0 BLK 0	WP 1 HR 1 S 29 P 29	ERA 6.00 WHIP 1.333																
Lary Sorensen, R ERA: 4.2 (7, 1)	1.0 L 6	H 3 R 2 ER 2 SO 0	BB 0 IBB 0 HBP 0 BLK 0	WP 0 HR 6 S 6 P 6	ERA 18.00 WHIP 3.000																	
Jerry Augustine, L ERA: 4.47 (8, 1)	0.1	W 2	H 0 R 0 ER 0 SO 0	BB 1 IBB 0 HBP 0 BLK 0	WP 0 HR 1 S 5 P 5	ERA 0.00 WHIP 0.000																
Bill Castro, R ERA: 2.94 (8, 1)	0.2	W 2	H 0 R 0 ER 0 SO 0	BB 0 IBB 0 HBP 0 BLK 0	WP 0 HR 2 S 2 P 2	ERA 0.00 WHIP 0.000																

Batter	1	2	3	4	5	6	7	8	9	AB	R	H	RBI	BB	SO	LOB	TOP			
Willie Wilson, S OBP: 0.375, SLG: 0.449 (1, 7)	0-3 K		0-0 2B	0-0 1B	0-0 1B		0-3 K		0-0 F9	5	1	2	0	0	2	2	Kansas City Royals @ Chicago White Sox Comiskey Park, Chicago, IL Fri Aug 01 1980, 8:05 PM EDT Att: 23,316 - Unknown - 88 F livebaseballscorecards.com			
U L Washington, S OBP: 0.331, SLG: 0.386 (1, 6)	0-0 1B		0-0 6-3 1B	0-0 1B	0-0 1B		0-0 FC4-6 1B		0-3 K	5	2	4	2	0	1	2				
George Brett, L OBP: 0.450, SLG: 0.671 (1, 5)	0-0 CS		0-0 6-3	0-0 F5			0-0 FC4-6 FC5-4			4	0	1	1	0	0	4				
Hal McRae, R OBP: 0.348, SLG: 0.491 (1, 10)	0-0 F9		0-0 1B		0-0 F3		0-0 FC5-4			4	0	1	1	0	0	2				
John Wathan, R OBP: 0.378, SLG: 0.410 (1, 3)	0-0 CS	0-0 P3	0-0 1B	0-0 4-3			0-0 P4			4	0	1	0	0	0	0				
Amos Otis, R OBP: 0.320, SLG: 0.404 (1, 8)		0-0 F3	0-3 K	0-0 P4			0-0 F8			4	0	0	0	0	1	2				
Darrell Porter, L OBP: 0.387, SLG: 0.382 (1, 2)		0-0 1B		0-0 F5		0-0 F7		0-3 K		4	0	1	0	0	1	0				
Clint Hurdle, L OBP: 0.374, SLG: 0.498 (9, PR)	0-3 K		0-0 F9	0-0 P4			0-0 SH2-4 1B		4	0	1	0	0	0	1	1				
Rusty Torres, S OBP: 0.292, SLG: 0.193 (9, 9)									0	0	0	0	0	0	0	0				
Frank White, R OBP: 0.286, SLG: 0.347 (1, 4)			0-0 F3	0-0 1B		0-0 F8		0-0 SH2-4	3	1	1	0	0	0	0	0				
Inning Stats	R: 1 E: 0 K: 1 S: 6	H: 2 LOB: 0 BB: 0 P: 6	R: 0 E: 0 K: 1 S: 6	H: 1 LOB: 1 BB: 0 P: 6	R: 2 E: 0 K: 1 S: 9	H: 4 LOB: 2 BB: 0 P: 9	R: 1 E: 0 K: 0 S: 6	H: 3 LOB: 2 BB: 0 P: 6	R: 0 E: 0 K: 0 S: 3	H: 0 LOB: 0 BB: 0 P: 3	R: 0 E: 0 K: 1 S: 6	H: 1 LOB: 1 BB: 0 P: 6	R: 0 E: 0 K: 1 S: 5	H: 0 LOB: 0 BB: 0 P: 5	R: 0 E: 0 K: 1 S: 6	H: 1 LOB: 2 BB: 0 P: 6	1B: 10 2B: 2 3B: 0 HR: 0	SF: 0 SAC: 1 DP: 0 HBP: 0	WP: 0 PB: 0 SB: 0 CS: 1	PA: 39
PITCHER Britt Burns, L ERA: 2.88 (1, 1)	IP: 9.0 WLS: L BF: 38	H: 12 R: 4 ER: 4 SO: 6	BB: 0 IBB: 0 HBP: 0 BLK: 0	WP: 0 HR: 0 S: 50 P: 50	ERA: 4.00 WHIP: 1.333	PITCHER											ERA: 4.00 WHIP: 1.333			

Batter	1	2	3	4	5	6	7	8	9	AB	R	H	RBI	BB	SO	LOB	BOTTOM					
Mike Squires, L OBP: 0.350, SLG: 0.347 (1, 3)	0-3 K		0-0 F8			0-0 FC1-6 BB		0-0 2B		2	0	0	0	1	1	0	Kansas City Royals @ Chicago White Sox Comiskey Park, Chicago, IL Fri Aug 01 1980, 8:05 PM EDT Att: 23,316 - Unknown - 88 F livebaseballscorecards.com					
Kevin Bell, R OBP: 0.288, SLG: 0.227 (8, PH)						0-0 FC1-6 G6-4-3		0-0 1-2 2B		4	1	3	1	0	0	1						
Thad Bosley, L OBP: 0.291, SLG: 0.299 (9, 7)						0-0 G6-4-3		0-0 1-3 2-H 2B		3	1	1	2	0	0	2						
Greg Pryor, R OBP: 0.295, SLG: 0.379 (1, 5)	0-0 HR		0-0 1B			0-0 P4		0-0 L1		4	0	0	0	0	0	3						
Jim Morrison, R OBP: 0.317, SLG: 0.419 (1, 4)	0-0 1-H HR		0-0 L9			0-0 P4		0-0 5-3		4	0	0	0	0	0	0						
Lamar Johnson, R OBP: 0.318, SLG: 0.421 (1, 10)	0-0 1-3			0-0 5-3		0-0 P4		0-0 L1		4	0	0	0	0	0	3						
Wayne Nordhagen, R OBP: 0.304, SLG: 0.504 (1, 9)	0-0 F8			0-0 P3		0-0 P4		0-0 5-3		4	0	0	0	0	0	0						
Chet Lemon, R OBP: 0.358, SLG: 0.424 (1, 8)		0-0 5-3		0-3 K		0-0 F7		0-0 3B		4	0	1	0	0	1	0						
Ron Pruitt, R OBP: 0.312, SLG: 0.329 (1, 7)		0-0 P3			0-0 G5-4-3 1B		0-0 2B		0-0 G3	3	1	2	0	0	0	0						
Randy Johnson, L OBP: 0.300, SLG: 0.200 (9, 3)						0-0 G5-4-3		0-0 1B		1	0	0	0	0	0	1						
Bruce Kimm, R OBP: 0.304, SLG: 0.308 (1, 2)		0-0 5-3			0-0 G5-4-3		0-0 F8		0-3 K	3	0	0	0	0	0	2						
Bob Molinaro, L OBP: 0.351, SLG: 0.411 (9, PH)					0-0 1-2					1	0	0	0	0	1	1						
Todd Cruz, R OBP: 0.306, SLG: 0.343 (1, 6)			0-0 L7			0-0 F9		0-0 F7		3	0	0	0	0	0	1						
Inning Stats	R: 2 E: 0 K: 1 S: 7	H: 2 LOB: 0 BB: 0 P: 7	R: 0 E: 0 K: 0 S: 3	H: 0 LOB: 0 BB: 0 P: 3	R: 0 E: 0 K: 0 S: 4	H: 1 LOB: 1 BB: 0 P: 4	R: 0 E: 0 K: 1 S: 5	H: 0 LOB: 0 BB: 0 P: 5	R: 0 E: 0 K: 1 S: 3	H: 0 LOB: 0 BB: 0 P: 3	R: 0 E: 0 K: 0 S: 2	H: 0 LOB: 1 BB: 1 P: 6	R: 0 E: 0 K: 0 S: 3	H: 0 LOB: 0 BB: 0 P: 3	R: 1 E: 0 K: 0 S: 5	H: 2 LOB: 3 BB: 1 P: 10	R: 0 E: 0 K: 1 S: 6	H: 1 LOB: 1 BB: 0 P: 6	1B: 4 2B: 1 3B: 1 HR: 1	SF: 0 SAC: 0 DP: 2 HBP: 1	WP: 0 PB: 0 SB: 0 CS: 0	PA: 35
PITCHER Larry Gura, L ERA: 2.07 (1, 1)	IP: 7.2 WLS: W BF: 29	H: 6 R: 3 ER: 3 SO: 2	BB: 2 IBB: 0 HBP: 0 BLK: 0	WP: 0 HR: 1 S: 31 P: 39	ERA: 3.52 WHIP: 1.043	PITCHER											ERA: 3.52 WHIP: 1.043					
Dan Quisenberry, R ERA: 3.07 (8, 1)	IP: 1.1 WLS: S BF: 6	H: 1 R: 0 ER: 0 SO: 1	BB: 0 IBB: 0 HBP: 1 BLK: 0	WP: 0 HR: 0 S: 7 P: 8	ERA: 0.00 WHIP: 0.750	PITCHER											ERA: 0.00 WHIP: 0.750					


Batter	1	2	3	4	5	6	7	8	9	AB	R	H	RBI	BB	SO	LOB	TOP										
Willie Wilson, S OBP: 0.378, SLG: 0.451	F8	1B		K		E		1B		5	2	3	0	0	1	0	Kansas City Royals @ Chicago White Sox Comiskey Park, Chicago, IL Sat Aug 02 1980, 8:05 PM EDT Att: 14,905 - Unknown - 72 F										
U L Washington, S OBP: 0.325, SLG: 0.383	5-3	1B		F9		K		K		5	0	1	1	0	2	2											
George Brett, L OBP: 0.449, SLG: 0.665 Dave Chalk, R OBP: 0.336, SLG: 0.379	6-3	G3			1B	E6		E	1B	5	1	2	0	0	0	3											
Hal McRae, R OBP: 0.358, SLG: 0.500		WP	S	1B	1B	E8		E	1B	5	2	5	2	0	0	0											
John Wathan, R OBP: 0.378, SLG: 0.413		HR	1B	F9		FC6-4		G4-6-3	1B	5	1	2	2	0	0	5											
Amos Otis, R OBP: 0.322, SLG: 0.404		P6		F8		1B			1B	5	0	2	0	0	0	2											
Darrell Porter, L OBP: 0.394, SLG: 0.404 Jamie Quirk, L OBP: 0.262, SLG: 0.353		HR	1B			FC4-6		F9		5	1	4	3	0	0	1											
Clint Hurdle, L OBP: 0.369, SLG: 0.491 Rusty Torres, S OBP: 0.286, SLG: 0.190		L9		K		FC4-6		P6		4	0	0	0	0	1	4											
Frank White, R OBP: 0.286, SLG: 0.346 Rance Mulliniks, L OBP: 0.188, SLG: 0.077		1B		K		5-3		F8		4	1	1	0	0	1	1											
		1B						L8		1	0	0	0	0	0	1											
Inning Stats	R: 0 E: 0 K: 0 S: 3	H: 0 LOB: 0 BB: 0 P: 3	R: 4 E: 0 K: 0 S: 9	H: 6 LOB: 2 BB: 0 P: 9	R: 1 E: 0 K: 1 S: 7	H: 2 LOB: 1 BB: 0 P: 7	R: 0 E: 0 K: 2 S: 7	H: 0 LOB: 0 BB: 0 P: 7	R: 1 E: 0 K: 0 S: 6	H: 5 LOB: 2 BB: 0 P: 6	R: 1 E: 1 K: 1 S: 8	H: 2 LOB: 2 BB: 0 P: 8	R: 0 E: 0 K: 0 S: 4	H: 1 LOB: 1 BB: 0 P: 4	R: 1 E: 1 K: 1 S: 7	H: 3 LOB: 1 BB: 0 P: 7	R: 0 E: 0 K: 0 S: 4	H: 1 LOB: 1 BB: 0 P: 4	1B: 17 2B: 2 3B: 0 HR: 1	SF: 0 SAC: 0 DP: 1 HBP: 0	WP: 1 PB: 0 SB: 2 CS: 0	PA: 45					
PITCHER	IP	WLS	BF	H	R	ER	SO	BB	IBB	HBP	BLK	WP	HR	S	P	ERA	WHIP										
Steve Trout, L ERA: 3.7	2.0	L	13	7	5	5	0	0	0	0	0	1	1	13	13	22.50	3.500										
Dewey Robinson, R ERA: 1.29	2.2		11	5	1	1	3	0	0	0	0	0	0	17	17	3.38	1.875										
Guy Hoffman, L ERA: 3.24	2.1		12	4	1	0	1	0	0	0	0	0	0	14	14	0.00	1.714										
Ed Farmer, R ERA: 3.14	2.0		9	4	1	1	1	0	0	0	0	0	0	11	11	4.50	2.000										


Batter	1	2	3	4	5	6	7	8	9	AB	R	H	RBI	BB	SO	LOB	BOTTOM										
Mike Squires, L OBP: 0.347, SLG: 0.358	6-3	F7			F9			SF7		4	1	1	0	0	0	0	Kansas City Royals @ Chicago White Sox Comiskey Park, Chicago, IL Sat Aug 02 1980, 8:05 PM EDT Att: 14,905 - Unknown - 72 F										
Jim Morrison, R OBP: 0.319, SLG: 0.419	BB		FC6-4	BB	P4			SF7		2	1	1	1	1	0	0											
Bob Molinaro, L OBP: 0.363, SLG: 0.410	BB	BB	K		F9			FC6-4	1B	3	0	1	0	1	1	1											
Lamar Johnson, R OBP: 0.318, SLG: 0.417	BB	BB	L7		F2			FC6-4	FC6-4	3	0	0	0	1	0	2											
Chet Lemon, R OBP: 0.358, SLG: 0.421 Thad Bosley, L OBP: 0.289, SLG: 0.297	BB	BB	FC6-4		F7			FC6-4		2	0	0	1	1	0	1											
Harold Baines, L OBP: 0.279, SLG: 0.406	K			K	L9				P5	4	0	0	0	0	2	3											
Greg Pryor, R OBP: 0.291, SLG: 0.373	F9			P4				B1-3		4	0	0	0	0	0	3											
Ricky Seelheimer, L OBP: 0.289, SLG: 0.375 Bruce Kimm, R OBP: 0.303, SLG: 0.307		K			FC5-4			F5		3	0	1	0	0	1	0											
Todd Cruz, R OBP: 0.301, SLG: 0.337	F3			FC5-4				P4		3	0	0	0	0	0	1											
Inning Stats	R: 1 E: 0 K: 1 S: 6	H: 1 LOB: 3 BB: 3 P: 18	R: 0 E: 0 K: 1 S: 5	H: 0 LOB: 0 BB: 0 P: 5	R: 0 E: 0 K: 1 S: 5	H: 0 LOB: 1 BB: 1 P: 9	R: 0 E: 0 K: 1 S: 6	H: 1 LOB: 1 BB: 0 P: 6	R: 0 E: 0 K: 0 S: 3	H: 0 LOB: 0 BB: 0 P: 3	R: 0 E: 0 K: 0 S: 3	H: 0 LOB: 0 BB: 0 P: 3	R: 0 E: 0 K: 0 S: 5	H: 2 LOB: 1 BB: 0 P: 5	R: 0 E: 0 K: 0 S: 3	H: 0 LOB: 0 BB: 0 P: 3		1B: 3 2B: 0 3B: 1 HR: 0	SF: 1 SAC: 0 DP: 0 HBP: 0	WP: 0 PB: 0 SB: 0 CS: 0	PA: 35						
PITCHER	IP	WLS	BF	H	R	ER	SO	BB	IBB	HBP	BLK	WP	HR	S	P	ERA	WHIP										
Rich Gale, R ERA: 3.94	6.0	W	24	2	1	1	4	4	0	0	0	0	0	28	44	1.50	1.000										
Marty Pattin, R ERA: 4.09	3.0	S	11	2	1	1	0	0	0	0	0	0	0	11	11	3.00	0.667										


AB	45
R	8
H	20
RBI	8
BB	0
SO	5
LOB	20



AB	30
R	2
H	4
RBI	2
BB	4
SO	4
LOB	12



Batter	1	2	3	4	5	6	7	8	9	AB	R	H	RBI	BB	SO	LOB	TOP						
Willie Wilson, S (1, 7) OBP: 0.377, SLG: 0.448	4-3		FC4-6 BB		F2		6-3			3	0	0	0	1	0	1	Kansas City Royals @ Chicago White Sox Comiskey Park, Chicago, IL Sun Aug 03 1980, 4:33 AM EDT Att: 14,329 - Unknown - 74 F AB 34 R 3 H 7 RBI 3 BB 2 SO 4 LOB 17 						
Hal McRae, R (1, 10) OBP: 0.357, SLG: 0.507	5-3		FC4-6				F9			4	1	1	2	0	0	3							
George Brett, L (1, 5) OBP: 0.447, SLG: 0.659	4-3		F7					P6		4	0	1	0	0	0	2							
Darrell Porter, L (1, 2) OBP: 0.392, SLG: 0.402		G3		1B FC 1B			3-4-3-5		K	4	1	1	0	0	1	1							
Willie Aikens, L (1, 3) OBP: 0.373, SLG: 0.435		L8								4	0	3	0	0	0	0							
Rusty Torres, S (8, PR) OBP: 0.288, SLG: 0.190				FC 1B						0	0	0	0	0	0	0							
Ralph LaCook, L (8, 3) OBP: 0.254, SLG: 0.238										0	0	0	0	0	0	0							
Amos Otis, R (1, 8) OBP: 0.316, SLG: 0.396	5-3			FC			L9		K	4	0	0	1	0	1	2							
Clint Hurdle, L (1, 9) OBP: 0.364, SLG: 0.483			K		P5		P4		L9	4	0	0	0	0	1	2							
Frank White, R (1, 4) OBP: 0.289, SLG: 0.346					P3				F9	2	1	1	0	1	0	2							
Jamie Quirk, L (9, PH) OBP: 0.259, SLG: 0.350			BB FC4-6 1B				6-3 6-3 BB			1	0	0	0	0	0	0							
Rance Mulliniks, L (1, 6) OBP: 0.167, SLG: 0.067					F5				K	2	0	0	0	0	0	3							
U L Washington, S (7, PH) OBP: 0.326, SLG: 0.381			FC6 FC4-6 BB 1-2				6-3			2	0	0	0	0	1	1							
Inning Stats	R: 0 E: 0 K: 0 S: 3	H: 0 LOB: 0 BB: 0 P: 3	R: 0 E: 0 K: 0 S: 3	H: 0 LOB: 0 BB: 0 P: 3	R: 1 E: 1 K: 1 S: 7	H: 1 LOB: 2 BB: 1 P: 11	R: 1 E: 0 K: 0 S: 6	H: 2 LOB: 2 BB: 0 P: 6	R: 1 E: 0 K: 0 S: 4	H: 2 LOB: 0 BB: 0 P: 4	R: 0 E: 0 K: 0 S: 3	H: 1 LOB: 0 BB: 0 P: 3	R: 0 E: 0 K: 2 S: 8	H: 0 LOB: 1 BB: 0 P: 7	R: 0 E: 0 K: 2 S: 8	H: 1 LOB: 1 BB: 0 P: 8		R: 0 E: 0 K: 1 S: 5	H: 0 LOB: 0 BB: 0 P: 5	1B: 6 2B: 1 3B: 0 HR: 1	SF: 0 SAC: 0 DP: 1 HBP: 0	WP: 0 PB: 0 SB: 0 CS: 0	PA: 36
PITCHER Richard Dotson, R (1, 1) ERA: 4.14	IP: 9.0 WLS: W BF: 36 H: 7 R: 3 ER: 2 SO: 4 BB: 2 IBB: 0 HBP: 0 BLK: 0 WP: 0 HR: 1 S: 42 P: 50 ERA: 2.00 WHIP: 1.000															PITCHER		IP: 9.0 WLS: W BF: 36 H: 7 R: 3 ER: 2 SO: 4 BB: 2 IBB: 0 HBP: 0 BLK: 0 WP: 0 HR: 1 S: 42 P: 50 ERA: 2.00 WHIP: 1.000					

Batter	1	2	3	4	5	6	7	8	9	AB	R	H	RBI	BB	SO	LOB	BOTTOM						
Mike Squires, L (1, 3) OBP: 0.339, SLG: 0.348	P4	P6			F7		F7			4	0	0	0	0	0	2	Kansas City Royals @ Chicago White Sox Comiskey Park, Chicago, IL Sun Aug 03 1980, 4:33 AM EDT Att: 14,329 - Unknown - 74 F AB 31 R 5 H 10 RBI 5 BB 2 SO 3 LOB 9 						
Greg Pryor, R (1, 5) OBP: 0.294, SLG: 0.375					1-3		P6			4	1	2	1	0	0	0							
Jim Morrison, R (1, 4) OBP: 0.321, SLG: 0.418					L9				P5	3	0	1	0	1	0	0							
Lamar Johnson, R (1, 10) OBP: 0.314, SLG: 0.414					6-3		F9		K	3	0	0	1	0	1	1							
Wayne Nordhagen, R (1, 9) OBP: 0.306, SLG: 0.525	FC5-4				6-3					4	2	2	2	0	0	1							
Chet Lemon, R (1, 8) OBP: 0.382, SLG: 0.424					6-3					3	1	2	0	1	0	0							
Ron Pruitt, R (1, 7) OBP: 0.316, SLG: 0.333										2	1	1	0	0	0	0							
Thad Bosley, L (6, PH) OBP: 0.285, SLG: 0.293					F8					2	0	0	0	0	2	2							
Bruce Kimm, R (1, 2) OBP: 0.307, SLG: 0.312										3	0	2	1	0	0	0							
Todd Cruz, R (1, 6) OBP: 0.296, SLG: 0.331					F9				F9	3	0	0	0	0	0	3							
Inning Stats	R: 1 E: 0 K: 0 S: 5	H: 2 LOB: 1 BB: 0 P: 5	R: 2 E: 0 K: 0 S: 6	H: 4 LOB: 0 BB: 0 P: 6	R: 0 E: 0 K: 0 S: 3	H: 0 LOB: 0 BB: 0 P: 3	R: 0 E: 0 K: 0 S: 4	H: 1 LOB: 1 BB: 0 P: 4	R: 0 E: 0 K: 0 S: 3	H: 0 LOB: 0 BB: 1 P: 7	R: 1 E: 0 K: 1 S: 6	H: 2 LOB: 0 BB: 0 P: 6	R: 0 E: 0 K: 0 S: 3	H: 0 LOB: 0 BB: 0 P: 3	R: 1 E: 0 K: 2 S: 8	H: 1 LOB: 1 BB: 1 P: 12		R: 0 E: 0 K: 2 S: 8	H: 1 LOB: 1 BB: 1 P: 12	1B: 8 2B: 0 3B: 0 HR: 2	SF: 1 SAC: 0 DP: 0 HBP: 0	WP: 0 PB: 0 SB: 1 CS: 1	PA: 34
PITCHER Paul Spittorff, L (1, 1) ERA: 4.66	IP: 5.0 WLS: L BF: 24 H: 9 R: 4 ER: 4 SO: 4 BB: 1 IBB: 0 HBP: 0 BLK: 0 WP: 0 HR: 1 S: 23 P: 27 ERA: 7.20 WHIP: 2.000															PITCHER		IP: 5.0 WLS: L BF: 24 H: 9 R: 4 ER: 4 SO: 4 BB: 1 IBB: 0 HBP: 0 BLK: 0 WP: 0 HR: 1 S: 23 P: 27 ERA: 7.20 WHIP: 2.000					
PITCHER Rene Martin, R (6, 1) ERA: 4.46	IP: 3.0 WLS: 1 BF: 10 H: 1 R: 1 ER: 1 SO: 3 BB: 1 IBB: 0 HBP: 0 BLK: 0 WP: 0 HR: 1 S: 15 P: 19 ERA: 3.00 WHIP: 0.667															PITCHER		IP: 3.0 WLS: 1 BF: 10 H: 1 R: 1 ER: 1 SO: 3 BB: 1 IBB: 0 HBP: 0 BLK: 0 WP: 0 HR: 1 S: 15 P: 19 ERA: 3.00 WHIP: 0.667					


Batter	1	2	3	4	5	6	7	8	9	AB	R	H	RBI	BB	SO	LOB	TOP				
Bob Molinaro, L (1, 10) OBP: 0.361, SLG: 0.410	0-3 K		0-3 K			0-3 K		0-0 1B		3	0	0	0	0	3	0	Chicago White Sox @ Baltimore Orioles Memorial Stadium, Baltimore, MD Wed Aug 06 1980, 7:05 PM EDT Att: 21,538 - Unknown				
Kevin Bell, R (8, FH) OBP: 0.293, SLG: 0.233								1-2 1B		1	0	1	0	0	0	0					
Greg Pryor, R (1, 5) OBP: 0.294, SLG: 0.376	0-0 G4-6-3 1B				0-0 2B	0-0 F9		0-0 F8		4	1	2	0	0	0	2					
Jim Morrison, R (1, 4) OBP: 0.320, SLG: 0.418	0-0 G4-6-3 1-2			0-3 K		0-0 F9			0-0 G5-4-3 1B	4	0	1	0	0	1	2					
Lamar Johnson, R (1, 3) OBP: 0.318, SLG: 0.425		4-0 FC6-4 BB		0-0 E 2B		0-0 6-3		0-0 F8		3	0	1	1	1	0	1					
Wayne Nordhagen, R (1, 9) OBP: 0.301, SLG: 0.514	0-0 F8			0-0 E6 G6-4-3 2-3		0-0 P3		0-0 G5-4-3 1-2		4	0	0	0	0	0	3					
Ron Pruitt, R (1, 7) OBP: 0.305, SLG: 0.320	0-3 K			0-0 G6-4-3 1-2		0-0 6-3				3	0	0	0	0	1	3					
Bruce Kimm, R (1, 2) OBP: 0.300, SLG: 0.303	0-0 FC6-4 1-2				0-0 P6			0-0 5-3		3	0	0	0	0	0	1					
Thad Bosley, L (1, 8) OBP: 0.272, SLG: 0.279			0-0 4-3		0-3 K			0-3 K		3	0	0	0	0	2	0					
Todd Cruz, R (1, 6) OBP: 0.292, SLG: 0.326			0-3 K		0-0 6-3			0-0 1B		3	0	1	0	0	1	0					
Inning Stats	R: 0 E: 0 K: 1 S: 5	H: 1 LOB: 0 BB: 0 P: 5	R: 0 E: 0 K: 1 S: 5	H: 0 LOB: 1 BB: 1 P: 9	R: 0 E: 0 K: 2 S: 7	H: 0 LOB: 0 BB: 0 P: 7	R: 1 E: 1 K: 1 S: 7	H: 2 LOB: 1 BB: 0 P: 7	R: 0 E: 0 K: 1 S: 5	H: 0 LOB: 0 BB: 0 P: 5	R: 0 E: 0 K: 0 S: 3	H: 0 LOB: 0 BB: 0 P: 3	R: 0 E: 0 K: 1 S: 7	H: 2 LOB: 2 BB: 0 P: 7	R: 0 E: 0 K: 0 S: 3	H: 1 LOB: 0 BB: 0 P: 3	1B: 4 2B: 2 3B: 0 HR: 0	SF: 0 SAC: 0 DP: 3 HBP: 0	WP: 0 PB: 0 SB: 0 CS: 0	PA: 32	
PITCHER	IP	WLS	BF	H	R	ER	SO	BB	IBB	HBP	BLK	WP	HR	S	P	ERA	WHIP				
Mike Flanagan, L (1, 1) ERA: 3.79	8.0	W	29	5	1	1	8	1	0	0	0	0	0	44	48	1.12	0.750				
Tim Stoddard, R (9, 1) ERA: 2.38	1.0	S	3	1	0	0	0	0	0	0	0	0	0	3	3	0.00	1.000				

Batter	1	2	3	4	5	6	7	8	9	AB	R	H	RBI	BB	SO	LOB	BOTTOM				
Al Bumbry, L (1, 8) OBP: 0.409, SLG: 0.423	0-0 1B 2B	0-0 1-3		0-3 K			4-0 FC5-4 BB			3	1	1	0	1	1	2	Chicago White Sox @ Baltimore Orioles Memorial Stadium, Baltimore, MD Wed Aug 06 1980, 7:05 PM EDT Att: 21,538 - Unknown				
Rich Dauer, R (1, 4) OBP: 0.332, SLG: 0.319	0-0 1-2 2B		0-0 HR 2B		0-0 F8		0-0 F7			4	1	2	0	0	0	1					
Ken Singleton, S (1, 9) OBP: 0.402, SLG: 0.463	0-0 1-2 2B		0-0 HR		0-0 1-3		0-0 FC5-4 1-2			4	1	2	3	0	0	1					
John Lowenstein, L (9, 7) OBP: 0.379, SLG: 0.360	0-0 1-2 2B		0-0 HR		0-0 1-3		0-0 FC5-4 1-2			0	0	0	0	0	0	0					
Eddie Murray, S (1, 3) OBP: 0.350, SLG: 0.499	0-0 F7		0-0 F9		0-0 HR		0-0 P3		0-0 P3	4	1	1	1	0	0	1					
Benny Ayala, R (1, 10) OBP: 0.375, SLG: 0.633	0-3 K		4-0 1B BB		0-0 F7		0-0 4-3		0-0 4-3	3	0	0	0	1	1	1					
Gary Roenicke, R (1, 7) OBP: 0.356, SLG: 0.393		1-0 G3 HBP	0-0 G6-4-3 1B		0-0 F2		0-0 F7		0-0 F7	3	0	1	0	0	0	0					
Doug DeCinces, R (1, 5) OBP: 0.303, SLG: 0.367		0-0 P3	0-0 G6-4-3 1-2		0-0 5-3		0-0 5-3			3	0	0	0	0	0	3					
Rick Dempsey, R (1, 2) OBP: 0.323, SLG: 0.415		0-0 G3		0-0 F8		0-0 F7				3	0	0	0	0	0	1					
Kiko Garcia, R (1, 6) OBP: 0.272, SLG: 0.257		4-0 BB		0-0 P5		0-0 1-3				2	0	0	0	1	0	0					
Inning Stats	R: 1 E: 0 K: 1 S: 7	H: 3 LOB: 1 BB: 0 P: 7	R: 0 E: 0 K: 0 S: 3	H: 0 LOB: 2 BB: 1 P: 8	R: 2 E: 0 K: 0 S: 5	H: 3 LOB: 1 BB: 1 P: 9	R: 0 E: 0 K: 1 S: 5	H: 0 LOB: 0 BB: 0 P: 5	R: 1 E: 0 K: 0 S: 4	H: 1 LOB: 0 BB: 0 P: 4	R: 0 E: 0 K: 0 S: 3	H: 0 LOB: 1 BB: 1 P: 7	R: 0 E: 0 K: 0 S: 3	H: 0 LOB: 0 BB: 0 P: 3	R: 0 E: 0 K: 0 S: 3	H: 0 LOB: 0 BB: 0 P: 3	1B: 3 2B: 2 3B: 0 HR: 2	SF: 0 SAC: 0 DP: 1 HBP: 1	WP: 0 PB: 0 SB: 0 CS: 0	PA: 33	
PITCHER	IP	WLS	BF	H	R	ER	SO	BB	IBB	HBP	BLK	WP	HR	S	P	ERA	WHIP				
Britt Burns, L (1, 1) ERA: 2.77	8.0	L	33	7	4	4	2	3	0	1	0	0	2	33	46	4.50	1.250				


Batter	1	2	3	4	5	6	7	8	9	AB	R	H	RBI	BB	SO	LOB	TOP			
Bruce Kimm, R OBP: 0.295, SLG: 0.298 (1, 2)										4	0	0	0	0	1	2	Chicago White Sox @ Baltimore Orioles Memorial Stadium, Baltimore, MD Thu Aug 07 1980, 7:05 PM EDT Att: 21,750 - Unknown			
Greg Pryor, R OBP: 0.289, SLG: 0.371 (1, 5)										4	0	0	0	0	0	1				
Jim Morrison, R OBP: 0.317, SLG: 0.413 (1, 4)										4	0	0	0	0	0	1				
Lamar Johnson, R OBP: 0.318, SLG: 0.423 (1, 3)										4	0	1	0	0	1	0				
Wayne Nordhagen, R OBP: 0.297, SLG: 0.507 (1, 7)										4	0	0	0	0	1	1				
Ron Pruitt, R OBP: 0.326, SLG: 0.354 (1, 8)										4	0	3	0	0	0	0				
Kevin Bell, R OBP: 0.298, SLG: 0.230 (1, 10)										2	0	0	0	2	0	1				
Harold Baines, L OBP: 0.281, SLG: 0.412 (1, 9)										4	1	1	1	0	1	4				
Todd Cruz, R OBP: 0.297, SLG: 0.332 (1, 6)										3	0	2	0	0	0	0				
Inning Stats	R: 0 E: 0 K: 0 S: 3	H: 0 LOB: 0 BB: 0 P: 3	R: 0 E: 0 K: 0 S: 4	H: 1 LOB: 1 BB: 0 P: 4	R: 1 E: 0 K: 0 S: 4	H: 1 LOB: 0 BB: 0 P: 4	R: 0 E: 0 K: 0 S: 5	H: 2 LOB: 3 BB: 1 P: 9	R: 0 E: 0 K: 1 S: 5	H: 1 LOB: 1 BB: 0 P: 4	R: 0 E: 0 K: 1 S: 6	H: 1 LOB: 1 BB: 0 P: 6	R: 0 E: 0 K: 1 S: 5	H: 0 LOB: 0 BB: 1 P: 5	R: 0 E: 0 K: 1 S: 5	H: 0 LOB: 1 BB: 1 P: 9	1B: 5 2B: 1 3B: 0 HR: 1	SF: 0 SAC: 0 DP: 0 HBP: 0	WP: 0 PB: 0 CS: 0	PA: 35
PITCHER Scott McGregor, L ERA: 3.46 (1, 1)	IP: 9.0 WLS: W BF: 35 H: 7 R: 1 ER: 1 SO: 4 BB: 2 IBB: 0 HBP: 0 BLK: 0 WP: 0 HR: 1 S: 41 P: 49 ERA: 1.00 WHIP: 1.000															PITCHER				

Batter	1	2	3	4	5	6	7	8	9	AB	R	H	RBI	BB	SO	LOB	BOTTOM			
Al Bumbry, L OBP: 0.306, SLG: 0.419 (1, 8)										4	0	0	0	0	0	2	Chicago White Sox @ Baltimore Orioles Memorial Stadium, Baltimore, MD Thu Aug 07 1980, 7:05 PM EDT Att: 21,750 - Unknown			
Rick Dempsey, R OBP: 0.322, SLG: 0.412 (1, 2)										4	1	1	0	0	1	0				
Ken Singleton, S OBP: 0.400, SLG: 0.483 John Lowenstein, L OBP: 0.379, SLG: 0.360 (1, 9) (9, 7)										4	0	1	1	0	2	0				
Eddie Murray, S OBP: 0.348, SLG: 0.495 (1, 3)										3	0	0	0	0	0	1				
Benny Ayala, R OBP: 0.383, SLG: 0.630 (1, 10)										2	0	1	0	1	0	0				
Doug DeCinces, R OBP: 0.306, SLG: 0.368 (1, 5)										2	0	1	0	1	0	1				
Gary Roenicke, R OBP: 0.355, SLG: 0.392 (1, 7) (9, 9)										3	0	1	0	0	0	3				
Kiko Garcia, R OBP: 0.270, SLG: 0.254 Lee May, R OBP: 0.285, SLG: 0.402 Mark Belanger, R OBP: 0.244, SLG: 0.267 (1, 6) (7, PH) (8, 6)										2	1	0	0	0	0	1				
Rich Dauer, R OBP: 0.332, SLG: 0.319 (1, 4)										3	0	1	0	0	0	3				
Inning Stats	R: 0 E: 0 K: 0 S: 3	H: 0 LOB: 0 BB: 0 P: 3	R: 0 E: 0 K: 0 S: 2	H: 0 LOB: 0 BB: 1 P: 6	R: 0 E: 0 K: 2 S: 7	H: 0 LOB: 0 BB: 0 P: 7	R: 0 E: 0 K: 0 S: 2	H: 0 LOB: 0 BB: 1 P: 6	R: 2 E: 1 K: 0 S: 6	H: 3 LOB: 1 BB: 0 P: 6	R: 0 E: 0 K: 0 S: 5	H: 2 LOB: 2 BB: 0 P: 5	R: 0 E: 0 K: 1 S: 5	H: 0 LOB: 0 BB: 0 P: 5	R: 0 E: 0 K: 0 S: 5	H: 0 LOB: 0 BB: 0 P: 5	1B: 5 2B: 1 3B: 0 HR: 0	SF: 0 SAC: 0 DP: 3 HBP: 0	WP: 0 PB: 0 CS: 0	PA: 30
PITCHER Steve Trout, L ERA: 3.49 (1, 1)	IP: 8.0 WLS: L BF: 30 H: 6 R: 2 ER: 0 SO: 3 BB: 2 IBB: 0 HBP: 0 BLK: 0 WP: 0 HR: 0 S: 34 P: 42 ERA: 0.00 WHIP: 1.000															PITCHER				

AB	33
R	1
H	7
RBI	1
BB	2
SO	4
LOB	10



AB	28
R	2
H	6
RBI	1
BB	2
SO	3
LOB	13



Batter	1	2	3	4	5	6	7	8	9	AB	R	H	RBI	BB	SO	LOB	TOP										
Bob Molinaro, L (1, 10) OBP: 0.363, SLG: 0.409	F8		G4-6-3 1B		4-3			G6-4-3 1B BB		3	0	1	0	1	0	0	Chicago White Sox @ Boston Red Sox Fenway Park, Boston, MA Fri Aug 08, 1980, 7:05 PM EDT Att: 29,326 - Unknown - 90 F										
Jim Morrison, R (1, 4) OBP: 0.318, SLG: 0.413	F8		G4-6-3 1-2 3-H 0-0			F8 BB BB		G6-4-3 1B		3	0	1	0	1	0	1											
Lamar Johnson, R (1, 3) OBP: 0.319, SLG: 0.424						L6		G6-4-3 1-2 2-3		4	0	2	0	0	0	3											
Wayne Nordhagen, R (1, 7) OBP: 0.297, SLG: 0.502	F9		F7			FC4-6 BB		K		3	0	0	0	1	1	3											
Harold Baines, L (1, 9) OBP: 0.278, SLG: 0.407		1-3		K		F8 2-3		4-3		4	0	0	0	0	1	2											
Chet Lemon, R (1, 8) OBP: 0.338, SLG: 0.419	F9			5-3		FC4-6 1-2		6-3		4	0	0	0	0	0	2											
Greg Pryor, R (1, 6) OBP: 0.290, SLG: 0.370 Mike Squires, L (9, PH) OBP: 0.341, SLG: 0.350				6-3			5-3		1B 1B	3	0	1	0	0	0	0											
Ricky Seelheimer, L (1, 2) OBP: 0.268, SLG: 0.365	F6						4-3		1-3 1B	4	0	1	0	0	1	1											
Kevin Bell, R (1, 5) OBP: 0.299, SLG: 0.232 Randy Johnson, L (9, PH) OBP: 0.286, SLG: 0.168			1B G4-6-3 1B				K		F8	3	1	1	0	0	2	0											
										1	0	0	0	0	0	2											
Inning Stats	R: 0 E: 0 K: 0 S: 4	H: 1 LOB: 1 BB: 0 P: 4	R: 0 E: 0 K: 0 S: 4	H: 1 LOB: 1 BB: 0 P: 4	R: 1 E: 0 K: 0 S: 5	H: 3 LOB: 1 BB: 0 P: 5	R: 0 E: 0 K: 1 S: 5	H: 0 LOB: 0 BB: 0 P: 5	R: 0 E: 0 K: 1 S: 5	H: 0 LOB: 0 BB: 0 P: 5	R: 0 E: 0 K: 2 S: 7	H: 0 LOB: 2 BB: 2 P: 11	R: 0 E: 0 K: 2 S: 7	H: 0 LOB: 0 BB: 0 P: 7	R: 0 E: 0 K: 1 S: 5	H: 1 LOB: 1 BB: 1 P: 9	R: 0 E: 0 K: 0 S: 5	H: 2 LOB: 2 BB: 0 P: 5	1B: 8 2B: 0 3B: 0 HR: 0	SF: 0 SAC: 0 DP: 2 HBP: 0	WP: 0 PB: 0 SB: 4 CS: 0	PA: 36					
PITCHER	IP	WLS	BF	H	R	ER	SO	BB	IBB	HBP	BLK	WP	HR	S	P	ERA	WHIP										
Skip Lockwood, R (1, 1) ERA: 5.63	3.0		13	5	1	1	0	0	0	0	0	0	0	13	13	3.00	1.667										
Bill Campbell, R (4, 1) ERA: 5.09	3.0	W	11	0	0	0	2	2	0	0	0	0	0	13	21	0.00	0.667										
Bob Stanley, R (7, 1) ERA: 3.74	3.0	S	12	3	0	0	3	1	0	0	0	0	0	17	21	0.00	1.333										

Batter	1	2	3	4	5	6	7	8	9	AB	R	H	RBI	BB	SO	LOB	BOTTOM										
Rick Burleson, R (1, 6) OBP: 0.344, SLG: 0.381	1B 1B	G3		E6 1-2 2-3 3-H		S 1B		6-3		5	1	2	0	0	0	3	Chicago White Sox @ Boston Red Sox Fenway Park, Boston, MA Fri Aug 08, 1980, 7:05 PM EDT Att: 29,326 - Unknown - 90 F										
Dave Stapleton, R (1, 4) OBP: 0.317, SLG: 0.459	1B 1-3 G6-4-3 1B		F7	4-3		K		4-3		5	1	1	0	0	1	4											
Fred Lynn, L (1, 8) OBP: 0.397, SLG: 0.499	G6-4-3 1-3 3-H 1B		4-3		2B 1B	1-2 BB				3	1	2	1	1	0	0											
Tony Perez, R (1, 3) OBP: 0.307, SLG: 0.448	G6-4-3 1-2 3-H		5-3		2B 1B	K				4	0	1	0	0	1	3											
Carlton Fisk, R (1, 2) OBP: 0.354, SLG: 0.500	S BB			5-3	F4		K2-3			3	0	0	0	1	1	2											
Carl Yastrzemski, L (1, 7) OBP: 0.345, SLG: 0.453	F8 1-2			3-1	2B	FC6-4 BB				3	0	1	1	1	0	1											
Jim Rice, R (1, 10) OBP: 0.299, SLG: 0.457			E 1B	S E 1B	4-3		K			4	1	2	0	0	1	3											
Dwight Evans, R (1, 9) OBP: 0.342, SLG: 0.473		K		E BB BB	F3	FC6-4 1-2				3	0	0	0	1	1	4											
Glenn Hoffman, R (1, 5) OBP: 0.324, SLG: 0.415	F4 1-3			E BB		6-3		6-3		3	0	0	0	1	0	1											
Inning Stats	R: 2 E: 0 K: 0 S: 5	H: 3 LOB: 1 BB: 1 P: 9	R: 0 E: 1 K: 1 S: 6	H: 1 LOB: 1 BB: 0 P: 6	R: 0 E: 0 K: 0 S: 3	H: 0 LOB: 0 BB: 0 P: 3	R: 1 E: 1 K: 0 S: 5	H: 1 LOB: 3 BB: 2 P: 13	R: 1 E: 0 K: 2 S: 8	H: 3 LOB: 2 BB: 0 P: 6	R: 0 E: 0 K: 2 S: 8	H: 1 LOB: 1 BB: 1 P: 12	R: 0 E: 0 K: 2 S: 7	H: 0 LOB: 1 BB: 1 P: 11	R: 0 E: 0 K: 0 S: 3	H: 0 LOB: 0 BB: 0 P: 3	1B: 8 2B: 1 3B: 0 HR: 0	SF: 0 SAC: 0 DP: 1 HBP: 0	WP: 0 PB: 0 SB: 4 CS: 0	PA: 38							
PITCHER	IP	WLS	BF	H	R	ER	SO	BB	IBB	HBP	BLK	WP	HR	S	P	ERA	WHIP										
Richard Dotson, R (1, 1) ERA: 4.21	4.1	L	24	8	4	3	1	3	0	0	0	0	0	23	35	6.23	2.538										
Dewey Robinson, R (5, 1) ERA: 1.69	2.2		11	1	0	0	4	2	0	0	0	0	0	17	25	0.00	1.125										
Ed Farmer, R (8, 1) ERA: 3.1	1.0		3	0	0	0	0	0	0	0	0	0	0	3	3	0.00	0.000										

Batter	1	2	3	4	5	6	7	8	9	AB	R	H	RBI	BB	SO	LOB	TOP					
Mike Squires, L (1, 3) OBP: 0.348, SLG: 0.358										5	2	3	0	0	0	0	Chicago White Sox @ Boston Red Sox Fenway Park, Boston, MA Sat Aug 09 1980, 3:33 AM EDT Att: 32,719 - Unknown - 92 F					
Jim Morrison, R (1, 4) OBP: 0.319, SLG: 0.415										5	1	2	0	0	0	2						
Bob Molinaro, L (1, 7) OBP: 0.369, SLG: 0.417										3	0	2	0	1	0	0						
Thad Bosley, L (7, 7) OBP: 0.272, SLG: 0.279										0	0	0	0	0	0	0						
Wayne Nordhagen, R (9, FH) OBP: 0.296, SLG: 0.500										1	0	0	0	0	1	1						
Lamar Johnson, R (1, 10) OBP: 0.321, SLG: 0.425										4	0	2	3	0	1	1						
Chet Lemon, R (1, 8) OBP: 0.359, SLG: 0.420										4	1	2	0	0	0	4						
Harold Baines, L (1, 9) OBP: 0.275, SLG: 0.402										4	1	0	0	0	0	2						
Greg Pryor, R (1, 5) OBP: 0.286, SLG: 0.365										4	0	0	0	0	0	3						
Bruce Kimm, R (1, 2) OBP: 0.294, SLG: 0.301										4	0	1	2	0	0	1						
Todd Cruz, R (1, 6) OBP: 0.291, SLG: 0.324										4	0	0	0	0	0	1						
Inning Stats	R: 0 E: 0 K: 0 S: 3	H: 1 LOB: 0 BB: 0 P: 3	R: 2 E: 1 K: 1 S: 8	H: 2 LOB: 1 BB: 0 P: 8	R: 0 E: 0 K: 0 S: 4	H: 1 LOB: 1 BB: 0 P: 4	R: 0 E: 0 K: 0 S: 4	H: 1 LOB: 1 BB: 0 P: 4	R: 1 E: 0 K: 0 S: 6	H: 3 LOB: 2 BB: 0 P: 6	R: 0 E: 0 K: 0 S: 3	H: 0 LOB: 0 BB: 0 P: 3	R: 2 E: 0 K: 0 S: 5	H: 3 LOB: 1 BB: 1 P: 9	R: 0 E: 0 K: 0 S: 3	H: 0 LOB: 0 BB: 0 P: 3	R: 0 E: 0 K: 1 S: 6	H: 1 LOB: 1 BB: 0 P: 6	1B: 9 2B: 3 3B: 0 HR: 0	SF: 0 SAC: 0 DP: 2 HBP: 0	WP: 0 PB: 0 CS: 0	PA: 39
PITCHER	IP WLS BF H R ER SO BB IBB HBP BLK WP HR S P ERA WHIP																					
Steve Renko, R (1, 1) ERA: 3.75	6.1 L 31 11 5 3 1 0 0 1 0 0 0 0 0 0 4.26 1.737																					
Dick Drago, R (7, 1) ERA: 4.78	2.2 8 1 0 0 1 0 0 0 0 0 0 0 0 10 0.00 0.375																					

AB	38
R	5
H	12
RBI	5
BB	1
SO	2
LOB	15



Batter	1	2	3	4	5	6	7	8	9	AB	R	H	RBI	BB	SO	LOB	BOTTOM					
Rick Burleson, R (1, 6) OBP: 0.343, SLG: 0.378										4	0	0	0	1	1	2	Chicago White Sox @ Boston Red Sox Fenway Park, Boston, MA Sat Aug 09 1980, 3:33 AM EDT Att: 32,719 - Unknown - 92 F					
Dave Stapleton, R (1, 4) OBP: 0.318, SLG: 0.466										5	1	2	0	0	1	2						
Fred Lynn, L (1, 8) OBP: 0.397, SLG: 0.500										5	1	2	0	0	0	1						
Tony Perez, R (1, 3) OBP: 0.304, SLG: 0.443										5	0	0	0	0	1	3						
Carlton Fisk, R (1, 2) OBP: 0.357, SLG: 0.500										4	1	2	0	1	1	2						
Carl Yastrzemski, L (1, 7) OBP: 0.350, SLG: 0.461										4	0	3	1	0	0	0						
Jim Rice, R (1, 10) OBP: 0.299, SLG: 0.452										3	0	0	0	1	0	4						
Dwight Evans, R (1, 9) OBP: 0.341, SLG: 0.470										4	1	1	0	0	0	5						
Glenn Hoffman, R (1, 5) OBP: 0.324, SLG: 0.420										3	0	1	1	0	1	2						
Jim Dwyer, L (8, FH) OBP: 0.370, SLG: 0.449										1	0	0	0	0	1	3						
Larry Wolfe, R (9, 5) OBP: 0.105, SLG: 0.167										0	0	0	0	0	0	0						
Inning Stats	R: 1 E: 0 K: 1 S: 6	H: 2 LOB: 0 BB: 0 P: 6	R: 1 E: 1 K: 1 S: 8	H: 2 LOB: 2 BB: 0 P: 8	R: 0 E: 0 K: 0 S: 3	H: 0 LOB: 0 BB: 0 P: 3	R: 0 E: 0 K: 0 S: 4	H: 2 LOB: 1 BB: 0 P: 4	R: 0 E: 0 K: 2 S: 7	H: 0 LOB: 0 BB: 0 P: 7	R: 0 E: 0 K: 0 S: 3	H: 0 LOB: 0 BB: 0 P: 3	R: 1 E: 0 K: 0 S: 5	H: 2 LOB: 2 BB: 1 P: 9	R: 1 E: 0 K: 1 S: 7	H: 2 LOB: 3 BB: 2 P: 15	R: 0 E: 1 K: 1 S: 7	H: 1 LOB: 2 BB: 0 P: 7	1B: 7 2B: 3 3B: 1 HR: 0	SF: 0 SAC: 0 DP: 1 HBP: 0	WP: 1 PB: 0 CS: 0	PA: 41
PITCHER	IP WLS BF H R ER SO BB IBB HBP BLK WP HR S P ERA WHIP																					
Mike Proly, R (1, 1) ERA: 2.88	6.2 W 27 8 3 2 4 0 0 0 0 0 0 0 0 35 2.70 1.200																					
Ed Farmer, R (7, 1) ERA: 3.12	2.1 S 14 3 1 1 2 2 1 0 0 0 0 0 0 15 3.86 2.143																					

AB	38
R	4
H	11
RBI	2
BB	3
SO	6
LOB	24



Batter	1	2	3	4	5	6	7	8	9	AB	R	H	RBI	BB	SO	LOB	TOP																				
Mike Squires, L (1, 3) OBP: 0.346, SLG: 0.355	F5			F6		1B		F9		4	1	1	0	0	0	0	Chicago White Sox @ Boston Red Sox Fenway Park, Boston, MA Sun Aug 10 1980, 3:33 AM EDT Att: 30,124 - Unknown - 83 F																				
Jim Morrison, R (1, 4) OBP: 0.319, SLG: 0.413	F9			4-3		1B		F8		4	0	1	0	0	0	0																					
Bob Molinaro, L (1, 10) OBP: 0.367, SLG: 0.418	F5			3-1		K			F8	4	1	1	0	0	1	2																					
Wayne Nordhagen, R (1, 9) OBP: 0.298, SLG: 0.503		K				1B			F8	4	1	2	1	0	1	1																					
Randy Johnson, L (1, 7) OBP: 0.280, SLG: 0.200	F5					F5			E3	4	0	1	1	0	0	1																					
Thad Bosley, L (9, PR) OBP: 0.272, SLG: 0.279									G6-4-3	0	0	0	0	0	0	0																					
Chet Lemon, R (1, 8) OBP: 0.381, SLG: 0.420		K							G6-4-3	4	0	2	1	0	1	1																					
Greg Pryor, R (1, 5) OBP: 0.283, SLG: 0.361				F4		5-3			K	3	0	0	0	0	1	3																					
Bruce Kimm, R (1, 2) OBP: 0.290, SLG: 0.297				5-3		F9			G5-4-3	3	0	0	0	0	0	3																					
Todd Cruz, R (1, 6) OBP: 0.292, SLG: 0.325				6-3		6-3			1B	3	0	1	0	0	0	0																					
Inning Stats	R: 0 E: 0 K: 0 S: 3	H: 0 LOB: 0 BB: 0 P: 3	R: 0 E: 0 K: 2 S: 7	H: 0 LOB: 0 BB: 0 P: 7	R: 0 E: 0 K: 0 S: 3	H: 0 LOB: 0 BB: 0 P: 3	R: 1 E: 0 K: 0 S: 5	H: 2 LOB: 1 BB: 0 P: 5	R: 1 E: 0 K: 1 S: 7	H: 3 LOB: 1 BB: 0 P: 7	R: 0 E: 0 K: 1 S: 6	H: 2 LOB: 1 BB: 0 P: 6	R: 0 E: 0 K: 0 S: 3	H: 1 LOB: 0 BB: 0 P: 3	R: 1 E: 1 K: 0 S: 4	H: 1 LOB: 1 BB: 0 P: 4	1B: 7 2B: 2 3B: 0 HR: 0	SF: 0 SAC: 0 DP: 2 HBP: 0	WP: 0 PB: 0 SB: 1 CS: 0	PA: 33																	
PITCHER	IP	WLS	BF	H	R	ER	SO	BB	IBB	HBP	BLK	WP	HR	S	P	ERA	WHIP	PITCHER		IP	WLS	BF	H	R	ER	SO	BB	IBB	HBP	BLK	WP	HR	S	P	ERA	WHIP	
Dennis Eckersley, R (1, 1) ERA: 4.4	8.0	W	30	9	3	3	4	0	0	0	0	0	0	38	38	3.38	1.125			8.0	L	32	6	4	4	5	2	0	0	0	0	0	0	4.50	1.000		
Bob Stanley, R (9, 1) ERA: 3.71	1.0	S	3	0	0	0	0	0	0	0	0	0	0	3	3	0.00	0.000			1.0	S	3	0	0	0	0	0	0	0	0	0	0	0	0	0	0.00	0.000

Batter	1	2	3	4	5	6	7	8	9	AB	R	H	RBI	BB	SO	LOB	BOTTOM																			
Rick Burleson, R (1, 6) OBP: 0.340, SLG: 0.374	5-3		4-3		L3		F8			4	0	0	0	0	0	0	Chicago White Sox @ Boston Red Sox Fenway Park, Boston, MA Sun Aug 10 1980, 3:33 AM EDT Att: 30,124 - Unknown - 83 F																			
Dave Stapleton, R (1, 4) OBP: 0.318, SLG: 0.463	F7			5-3		BB		K		4	1	1	0	0	1	0																				
Fred Lynn, L (1, 8) OBP: 0.398, SLG: 0.501				F9		HR		4-3		3	1	1	0	1	0	0																				
Tony Perez, R (1, 3) OBP: 0.305, SLG: 0.457	K			HR		HR		K		4	2	2	4	0	2	1																				
Carlton Fisk, R (1, 2) OBP: 0.356, SLG: 0.497		K		BB		6-3		F9		4	0	1	0	0	1	0																				
Carl Yastrzemski, L (1, 7) OBP: 0.350, SLG: 0.458	F2			1B		F9				2	0	0	0	1	0	0																				
Jim Rice, R (1, 10) OBP: 0.299, SLG: 0.454	F9			BB		1-3				3	0	1	0	0	0	2																				
Dwight Evans, R (1, 9) OBP: 0.338, SLG: 0.465			5-3		K		F7			3	0	0	0	0	1	1																				
Glenn Hoffman, R (1, 5) OBP: 0.318, SLG: 0.411			6-3		6-3		F8			3	0	0	0	0	0	0																				
Inning Stats	R: 0 E: 0 K: 1 S: 6	H: 1 LOB: 1 BB: 0 P: 6	R: 0 E: 0 K: 1 S: 5	H: 0 LOB: 0 BB: 0 P: 5	R: 0 E: 0 K: 0 S: 3	H: 0 LOB: 0 BB: 0 P: 3	R: 1 E: 0 K: 0 S: 5	H: 2 LOB: 2 BB: 1 P: 9	R: 0 E: 0 K: 1 S: 5	H: 0 LOB: 0 BB: 0 P: 5	R: 3 E: 0 K: 0 S: 6	H: 3 LOB: 1 BB: 1 P: 10	R: 0 E: 0 K: 1 S: 5	H: 0 LOB: 0 BB: 0 P: 5	R: 0 E: 0 K: 1 S: 5	H: 0 LOB: 0 BB: 0 P: 5		1B: 2 2B: 2 3B: 0 HR: 2	SF: 0 SAC: 0 DP: 0 HBP: 0	WP: 0 PB: 0 SB: 0 CS: 0	PA: 32															
PITCHER	IP	WLS	BF	H	R	ER	SO	BB	IBB	HBP	BLK	WP	HR	S	P	ERA	WHIP	PITCHER		IP	WLS	BF	H	R	ER	SO	BB	IBB	HBP	BLK	WP	HR	S	P	ERA	WHIP
LaMarr Hoyt, R (1, 1) ERA: 4.47	8.0	L	32	6	4	4	5	2	0	0	0	0	2	40	48	4.50	1.000			8.0	L	32	6	4	4	5	2	0	0	0	0	0	0	4.47	1.000	

Batter	1	2	3	4	5	6	7	8	9	AB	R	H	RBI	BB	SO	LOB	TOP			
Leo Sutherland, L (1,7) OBP: 0.667, SLG: 0.667										3	0	2	0	0	0	0				
Ron Pruitt, R (1,10) OBP: 0.311, SLG: 0.337										4	0	0	0	0	0	3				
Jim Morrison, R (1,4) OBP: 0.316, SLG: 0.410										4	0	0	0	0	2					
Wayne Nordhagen, R (1,9) OBP: 0.295, SLG: 0.498										3	0	0	0	0	0					
Lamar Johnson, R (1,3) OBP: 0.319, SLG: 0.421										3	0	0	0	0	2	0				
Chet Lemon, R (1,8) OBP: 0.380, SLG: 0.418										2	0	0	0	1	1	0				
Greg Pryor, R (1,5) OBP: 0.280, SLG: 0.357										3	0	0	0	0	1					
Glenn Borgmann, R (1,2) OBP: 0.298, SLG: 0.345										3	0	0	0	0	1	1				
Todd Cruz, R (1,6) OBP: 0.298, SLG: 0.345										3	1	2	1	0	0	0				
Inning Stats	R: 0 E: 0 K: 0 S: 3	H: 1 LOB: 0 BB: 0 P: 3	R: 0 E: 0 K: 1 S: 5	H: 0 LOB: 0 BB: 0 P: 5	R: 0 E: 0 K: 0 S: 3	H: 0 LOB: 0 BB: 0 P: 3	R: 0 E: 0 K: 0 S: 3	H: 0 LOB: 0 BB: 0 P: 3	R: 1 E: 0 K: 0 S: 5	H: 2 LOB: 1 BB: 0 P: 5	R: 0 E: 0 K: 1 S: 5	H: 0 LOB: 0 BB: 0 P: 5	R: 0 E: 0 K: 1 S: 4	H: 0 LOB: 1 BB: 1 P: 8	R: 0 E: 0 K: 0 S: 4	H: 1 LOB: 1 BB: 0 P: 4	1B: 3 2B: 1 3B: 0 HR: 1	SF: 0 SAC: 1 DP: 2 HBP: 0	WP: 0 PB: 0 SB: 1 CS: 1	PA: 30
PITCHER Rudy May, L (1,1) ERA: 2.54	IP: 9.0 WLS: W BF: 30 H: 4 R: 1 ER: 1 SO: 4 BB: 1 IBB: 0 HBP: 0 BLK: 0 WP: 0 HR: 1 S: 37 P: 41 ERA: 1.00 WHIP: 0.556																			

Chicago White Sox @ New York Yankees
 Yankee Stadium, Bronx, NY
 Mon Aug 11, 1980, 7:05 PM EDT
 Att: 28,292 - Unknown - 82 F

livebaseballscores.com

AB 28
 R 1
 H 4
 RBI 1
 BB 1
 SO 4
 LOB 7

Batter	1	2	3	4	5	6	7	8	9	AB	R	H	RBI	BB	SO	LOB	BOTTOM					
Willie Randolph, R (1,4) OBP: 0.414, SLG: 0.396										3	0	1	0	1	0	1						
Ruppert Jones, L (1,8) OBP: 0.296, SLG: 0.361										3	0	0	0	0	1	2						
Bob Watson, R (1,3) OBP: 0.358, SLG: 0.428										4	0	1	0	0	1	1						
Reggie Jackson, L (1,9) OBP: 0.393, SLG: 0.617										4	1	2	1	0	0	1						
Eric Soderholm, R (1,10) OBP: 0.372, SLG: 0.467										4	0	1	0	0	0	2						
Rick Cerone, R (1,2) OBP: 0.317, SLG: 0.447										4	0	1	0	0	1	3						
Lou Piniella, R (1,7) OBP: 0.315, SLG: 0.315										4	1	2	0	0	0	2						
Aurelio Rodriguez, R (1,5) OBP: 0.226, SLG: 0.315										3	1	1	2	0	1	1						
Bucky Dent, R (1,6) OBP: 0.320, SLG: 0.344										3	0	1	0	0	0	1						
Inning Stats	R: 0 E: 0 K: 0 S: 4	H: 1 LOB: 1 BB: 0 P: 4	R: 0 E: 0 K: 1 S: 6	H: 1 LOB: 0 BB: 0 P: 6	R: 0 E: 0 K: 0 S: 3	H: 0 LOB: 0 BB: 0 P: 3	R: 1 E: 0 K: 0 S: 5	H: 2 LOB: 1 BB: 0 P: 5	R: 0 E: 0 K: 0 S: 3	H: 1 LOB: 0 BB: 0 P: 3	R: 0 E: 1 K: 1 S: 7	H: 2 LOB: 2 BB: 0 P: 7	R: 0 E: 0 K: 1 S: 6	H: 1 LOB: 2 BB: 1 P: 10	R: 0 E: 0 K: 1 S: 5	H: 0 LOB: 0 BB: 0 P: 5	R: 2 E: 0 K: 0 S: 3	H: 2 LOB: 0 BB: 0 P: 3	1B: 7 2B: 2 3B: 0 HR: 2	SF: 0 SAC: 2 DP: 1 HBP: 0	WP: 0 PB: 0 SB: 0 CS: 0	PA: 35
PITCHER Britt Burns, L (1,1) ERA: 2.8	IP: 8.1 WLS: L BF: 35 H: 10 R: 3 ER: 3 SO: 4 BB: 0 IBB: 1 HBP: 0 BLK: 0 WP: 0 HR: 2 S: 42 P: 46 ERA: 3.24 WHIP: 1.200																					

Chicago White Sox @ New York Yankees
 Yankee Stadium, Bronx, NY
 Mon Aug 11, 1980, 7:05 PM EDT
 Att: 28,292 - Unknown - 82 F

livebaseballscores.com


AB 32
 R 3
 H 10
 RBI 3
 BB 1
 SO 4
 LOB 14

Batter	1	2	3	4	5	6	7	8	9	10	AB	R	H	RBI	BB	SO	LOB								
Leo Sutherland, L OBP: 0.625, SLG: 0.625 (1, 7)	L4		1B		G1-6-3 1B		SH1-4 1B		1-3		5	0	3	1	0	0	0								
Chet Lemon, R OBP: 0.359, SLG: 0.416 (1, 8)	K		K		K		SH1-4		CS 1B		4	0	1	0	0	3	3								
Mike Squires, L OBP: 0.337, SLG: 0.345 (1, 3)	K				F9	G1-6-3 1-2		F7	CS 1B	6-3	5	0	0	0	0	1	3								
Wayne Nordhagen, R OBP: 0.294, SLG: 0.500 (1, 9)		F8			F8			6-3		6-3	5	1	1	0	0	0	1								
Bob Molinaro, L OBP: 0.375, SLG: 0.434 (1, 10)		1B SF9			1B		3B SF7			F8	5	2	4	1	0	0	0								
Jim Morrison, R OBP: 0.320, SLG: 0.413 (1, 4)					1B		3B		4-3 1B		4	0	3	0	0	0	1								
Greg Pryor, R OBP: 0.277, SLG: 0.354 Harold Baines, L OBP: 0.274, SLG: 0.401 Kevin Bell, R OBP: 0.299, SLG: 0.232 (1, 5)					1B		1B		4-3		2	0	0	1	0	0	4								
Glenn Borgmann, R OBP: 0.143, SLG: 0.167 (1, 2)					F2		P4		K		1	0	0	0	0	1	1								
Todd Cruz, R OBP: 0.297, SLG: 0.348 (1, 6)					F9		G3		K		0	0	0	0	0	0	0								
Inning Stats	R: 0 E: 0 K: 2 S: 7	H: 0 LOB: 0 BB: 0 P: 7	R: 1 E: 0 K: 0 S: 5	H: 2 LOB: 1 BB: 0 P: 5	R: 0 E: 0 K: 1 S: 5	H: 1 LOB: 0 BB: 0 P: 5	R: 0 E: 0 K: 1 S: 5	H: 2 LOB: 2 BB: 0 P: 5	R: 1 E: 0 K: 1 S: 7	H: 3 LOB: 1 BB: 0 P: 7	R: 2 E: 0 K: 0 S: 6	H: 3 LOB: 1 BB: 0 P: 6	R: 0 E: 0 K: 1 S: 4	H: 1 LOB: 1 BB: 0 P: 4	R: 0 E: 0 K: 1 S: 5	H: 1 LOB: 0 BB: 0 P: 5	R: 0 E: 0 K: 0 S: 3	H: 0 LOB: 0 BB: 0 P: 3	1B: 11 2B: 1 3B: 2 HR: 0	SF: 2 SAC: 1 DP: 1 HBP: 0	WP: 0 PB: 0 SB: 1 CS: 1	PA: 42			
PITCHER	IP 5.0	WLS 23	H 10	R 4	ER 4	SO 4	BB 0	IBB 0	HBP 0	BLK 0	WP 0	HR 0	S 31	P 31	ERA 7.20	WHIP 2.000									
Luis Tiant, R ERA: 5.13 Doug Bird, R ERA: 1.8 (6, 1)	5.0	W 18	4	0	0	2	0	0	0	0	0	0	22	22	0.00	0.800									

TOP

Chicago White Sox @ New York Yankees
Yankee Stadium, Bronx, NY
Tue Aug 12 1980, 7:05 PM EDT
Att: 27,883 - Unknown - 80 F

AB	38
R	4
H	14
RBI	4
BB	0
SO	6
LOB	16




Batter	1	2	3	4	5	6	7	8	9	10	AB	R	H	RBI	BB	SO	LOB							
Willie Randolph, R OBP: 0.417, SLG: 0.401 (1, 4)	G3		PB E 6-3 1B	4-3		G4-6-3 1B				HR IBB	5	2	3	0	1	0	1							
Ruppert Jones, L OBP: 0.294, SLG: 0.367 (1, 8)	6-3		K	4-3		G4-6-3 1B		F7		HR	6	1	1	4	0	1	5							
Bob Watson, R OBP: 0.358, SLG: 0.426 (1, 3)			BB 6-3		5-3	6-3		G3			4	0	1	0	1	0	2							
Reggie Jackson, L OBP: 0.351, SLG: 0.611 (1, 9)	K		6-3		6-3		SH1-4 1B		1-3		5	0	1	1	0	1	2							
Eric Soderholm, R OBP: 0.357, SLG: 0.460 Bobby Murcer, L OBP: 0.357, SLG: 0.492 (1, 10)		P6	6-3		E5 1B		SH1-4		6-3		3	0	0	0	0	0	1							
Rick Cerone, R OBP: 0.318, SLG: 0.446 (1, 2)		4-3		SH3-4 E 1B	1B		5-3		F2		5	1	2	0	0	0	1							
Lou Piniella, R OBP: 0.320, SLG: 0.320 Oscar Gamble, L OBP: 0.308, SLG: 0.451 (1, 7)					F7		IBB			5-3	3	1	2	0	0	0	2							
Aurelio Rodriguez, R OBP: 0.237, SLG: 0.321 (1, 5)					SH3-4		P6			HR BB	3	2	2	0	1	0	2							
Bucky Dent, R OBP: 0.316, SLG: 0.340 Jim Spencer, L OBP: 0.306, SLG: 0.403 Fred Stanley, R OBP: 0.254, SLG: 0.258 (1, 6)					E6 WP 1B		E3 1B		F3		4	0	0	1	0	0	4							
Inning Stats	R: 0 E: 0 K: 1 S: 6	H: 1 LOB: 1 BB: 0 P: 6	R: 0 E: 0 K: 0 S: 5	H: 2 LOB: 2 BB: 0 P: 5	R: 1 E: 1 K: 1 S: 6	H: 1 LOB: 1 BB: 1 P: 10	R: 2 E: 1 K: 0 S: 6	H: 2 LOB: 1 BB: 0 P: 6	R: 0 E: 0 K: 0 S: 4	H: 1 LOB: 2 BB: 1 P: 8	R: 0 E: 0 K: 0 S: 4	H: 1 LOB: 1 BB: 0 P: 4	R: 0 E: 0 K: 0 S: 3	H: 2 LOB: 1 BB: 2 P: 11	1B: 11 2B: 1 3B: 0 HR: 1	SF: 0 SAC: 2 DP: 0 HBP: 0	WP: 1 PB: 1 SB: 0 CS: 0	PA: 47						
PITCHER	IP 6.1	WLS 32	H 10	R 4	ER 2	SO 2	BB 1	IBB 0	HBP 0	BLK 0	WP 1	HR 0	S 35	P 39	ERA 2.84	WHIP 1.737								
Steve Trout, L ERA: 3.46 Ed Farmer, R ERA: 3.46 (7, 1)	6.1	L 15	3	4	4	0	1	2	0	0	0	0	1	12	24	12.00	1.333							

BOTTOM

Chicago White Sox @ New York Yankees
Yankee Stadium, Bronx, NY
Tue Aug 12 1980, 7:05 PM EDT
Att: 27,883 - Unknown - 80 F

AB	41
R	8
H	13
RBI	6
BB	4
SO	2
LOB	20



Batter	1	2	3	4	5	6	7	8	9	AB	R	H	RBI	BB	SO	LOB	TOP								
Rick Burleson, R OBP: 0.345, SLG: 0.376 (1, 6)										5	1	3	1	1	0	3									
Dave Stapleton, R OBP: 0.322, SLG: 0.466 (1, 4)										4	2	1	2	1	0	2									
Fred Lynn, L OBP: 0.393, SLG: 0.501 (1, 8)										6	0	0	0	0	0	6									
Tony Perez, R OBP: 0.319, SLG: 0.481 (1, 3)										3	1	2	0	2	1	1									
Carlton Fisk, R OBP: 0.357, SLG: 0.486 (1, 2)										3	0	1	1	1	1	2									
Carl Yastrzemski, L OBP: 0.350, SLG: 0.458 (8, PR)										5	1	3	1	0	0	3									
Garry Hancock, L OBP: 0.190, SLG: 0.220 (8, PR)										0	0	0	0	0	0	0									
Jim Rice, R OBP: 0.300, SLG: 0.449 (1, 7)										5	1	1	0	0	1	4									
Dwight Evans, R OBP: 0.335, SLG: 0.463 (1, 9)										5	1	2	1	0	1	1									
Glenn Hoffman, R OBP: 0.324, SLG: 0.415 (1, 5)										4	1	2	1	1	0	1									
Inning Stats	R: 2 E: 0 K: 0 S: 5	H: 2 LOB: 1 BB: 1 P: 9	R: 0 E: 0 K: 0 S: 3	H: 0 LOB: 0 BB: 0 P: 3	R: 0 E: 0 K: 1 S: 6	H: 1 LOB: 1 BB: 0 P: 6	R: 1 E: 0 K: 1 S: 7	H: 2 LOB: 1 BB: 0 P: 7	R: 1 E: 1 K: 0 S: 5	H: 2 LOB: 2 BB: 1 P: 9	R: 3 E: 0 K: 0 S: 7	H: 4 LOB: 2 BB: 1 P: 11	R: 0 E: 0 K: 1 S: 6	H: 1 LOB: 2 BB: 1 P: 10	R: 1 E: 0 K: 1 S: 7	H: 2 LOB: 2 BB: 1 P: 11	R: 0 E: 0 K: 0 S: 4	H: 1 LOB: 2 BB: 1 P: 8	1B: 9 2B: 4 3B: 2 HR: 0	SF: 2 SAC: 0 DP: 0 HBP: 0	WP: 0 PB: 0 SB: 0 CS: 0	PA: 48			
PITCHER	IP	WLS	BF	H	R	ER	SO	BB	IBB	HBP	BLK	WP	HR	S	P	ERA	WHIP								
Mike Proly, R ERA: 3.26 (1, 1)	5.0	L	27	10	7	6	2	2	0	0	0	0	0	29	37	10.80	2.400								
Dewey Robinson, R ERA: 1.42 (6, 1)	2.0		10	2	0	0	1	2	0	0	0	0	0	10	18	0.00	2.000								
Guy Hoffman, L ERA: 3.38 (8, 1)	2.0		11	3	1	1	1	2	0	0	0	0	0	11	19	4.50	2.500								

Boston Red Sox @ Chicago White Sox
Comiskey Park, Chicago, IL
Fri Aug 15 1980, 8:05 PM EDT
Att: 22,521 - Unknown - 69 F

AB 40
R 8
H 15
RBI 7
BB 6
SO 4
LOB 23



Batter	1	2	3	4	5	6	7	8	9	AB	R	H	RBI	BB	SO	LOB	BOTTOM								
Leo Sutherland, L OBP: 0.389, SLG: 0.471 (1, 7)										4	0	1	1	0	0	0									
Chet Lemon, R OBP: 0.395, SLG: 0.419 (1, 8)										4	0	1	0	1	0	2									
Mike Squires, L OBP: 0.333, SLG: 0.341 (1, 3)										4	0	1	1	0	0	1									
Wayne Nordhagen, R OBP: 0.290, SLG: 0.492 (1, 9)										4	0	0	0	0	2	3									
Bob Molinaro, L OBP: 0.373, SLG: 0.431 (1, 10)										4	1	1	0	0	1	0									
Jim Morrison, R OBP: 0.318, SLG: 0.413 (1, 4)										4	2	2	0	0	2	0									
Glenn Borgmann, R ERA: 4.34 OBP: 0.286, SLG: 0.364 (8, PR)										3	0	2	1	0	1	0									
Bruce Kimm, R OBP: 0.289, SLG: 0.296 (9, 2)										1	1	0	1	0	0	0									
Greg Pryor, R OBP: 0.276, SLG: 0.355 (1, 5)										4	1	2	0	0	0	1									
Todd Cruz, R OBP: 0.292, SLG: 0.338 (1, 6)										3	0	0	0	0	2	3									
Harold Baines, L OBP: 0.273, SLG: 0.400 (9, PH)										1	0	0	0	0	0	1									
Inning Stats	R: 0 E: 0 K: 0 S: 4	H: 1 LOB: 1 BB: 0 P: 4	R: 0 E: 0 K: 1 S: 6	H: 1 LOB: 0 BB: 0 P: 6	R: 0 E: 0 K: 1 S: 5	H: 0 LOB: 0 BB: 0 P: 5	R: 0 E: 0 K: 2 S: 7	H: 0 LOB: 0 BB: 0 P: 7	R: 0 E: 0 K: 1 S: 5	H: 0 LOB: 0 BB: 0 P: 5	R: 0 E: 0 K: 2 S: 7	H: 0 LOB: 0 BB: 0 P: 7	R: 3 E: 0 K: 0 S: 7	H: 4 LOB: 2 BB: 1 P: 11	R: 2 E: 0 K: 0 S: 7	H: 4 LOB: 2 BB: 0 P: 7	1B: 7 2B: 3 3B: 0 HR: 0	SF: 1 SAC: 0 DP: 0 HBP: 0	WP: 1 PB: 0 SB: 0 CS: 0	PA: 38					
PITCHER	IP	WLS	BF	H	R	ER	SO	BB	IBB	HBP	BLK	WP	HR	S	P	ERA	WHIP								
Dennis Eckersley, R ERA: 4.34 (1, 1)	8.0	W	31	6	3	3	8	1	0	0	0	0	0	46	50	3.38	0.875								
Bill Campbell, R ERA: 5.59 (9, 1)	0.2		6	4	2	2	0	0	0	0	0	1	0	6	6	27.00	6.000								
Bob Stanley, R ERA: 3.63 (9, 1)	0.1	S	1	0	0	0	0	0	0	0	0	0	0	1	1	0.00	0.000								

Boston Red Sox @ Chicago White Sox
Comiskey Park, Chicago, IL
Fri Aug 15 1980, 8:05 PM EDT
Att: 22,521 - Unknown - 69 F

AB 36
R 5
H 10
RBI 4
BB 1
SO 8
LOB 11



Batter	1	2	3	4	5	6	7	8	9	AB	R	H	RBI	BB	SO	LOB	TOP			
Miguel Dilone, S OBP: 0.390, SLG: 0.445 (1, 7)										5	2	2	1	0	2	1	Cleveland Indians @ Chicago White Sox Comiskey Park, Chicago, IL Tue Aug 19 1980, 8:05 PM EDT Att: 10,001 - Unknown			
Jorge Orta, L OBP: 0.397, SLG: 0.398 (1, 9)										4	1	0	0	1	1	2				
Mike Hargrove, L OBP: 0.307, SLG: 0.417 (1, 3)										5	2	4	2	0	0	1				
Joe Charboneau, R OBP: 0.362, SLG: 0.474 (1, 10)										3	0	1	1	1	1	2				
Toby Harrah, R OBP: 0.379, SLG: 0.379 (1, 5)										5	1	1	1	0	1	3				
Ron Hassey, L OBP: 0.370, SLG: 0.426 (1, 2)										4	1	1	2	0	1	3				
Alan Bannister, R OBP: 0.308, SLG: 0.326 (1, 4)										0	0	0	0	0	0	0				
Rick Manning, L OBP: 0.339, SLG: 0.293 (1, 8)										4	0	0	0	0	2	4				
Tom Verzyer, R OBP: 0.303, SLG: 0.338 (1, 6)										4	1	1	0	0	2	1				
Inning Stats	R: 4 E: 2 K: 1 S: 10	H: 5 LOB: 1 BB: 0 P: 10	R: 2 E: 0 K: 0 S: 6	H: 3 LOB: 2 BB: 1 P: 10	R: 0 E: 0 K: 2 S: 8	H: 1 LOB: 1 BB: 0 P: 8	R: 1 E: 0 K: 0 S: 3	H: 0 LOB: 0 BB: 1 P: 7	R: 0 E: 0 K: 1 S: 5	H: 0 LOB: 0 BB: 0 P: 5	R: 1 E: 0 K: 1 S: 7	H: 2 LOB: 2 BB: 1 P: 11	R: 0 E: 0 K: 2 S: 7	H: 0 LOB: 0 BB: 0 P: 7	R: 0 E: 0 K: 1 S: 5	H: 1 LOB: 0 BB: 0 P: 5		1B: 9 2B: 3 3B: 0 HR: 0	SF: 1 SAC: 0 DP: 1 HBP: 0	WP: 1 PB: 0 SB: 0 CS: 0
PITCHER	IP WLS BF H R ER SO BB IBB HBP BLK WP HR S P ERA WHIP	IP WLS BF H R ER SO BB IBB HBP BLK WP HR S P ERA WHIP																		
Richard Dotson, R ERA: 4.35 (1, 1)	1.0 L 10 7 6 6 1 0 0 0 0 0 0 12 12 54.00 7.000																			
Rich Wortham, L ERA: 5.52 (2, 1)	4.0 2 16 2 1 1 3 2 0 0 0 1 0 20 28 2.25 1.000																			
Dewey Robinson, R ERA: 1.88 (6, 1)	1.2 8 2 1 1 3 1 0 0 0 0 0 0 13 17 5.40 1.800																			
Guy Hoffman, L ERA: 3.15 (7, 1)	1.1 4 0 0 0 2 0 0 0 0 0 0 8 8 0.00 0.000																			
Ed Farmer, R ERA: 3.42 (9, 1)	1.0 3 1 0 0 1 0 0 0 0 0 0 5 5 0.00 1.000																			
Batter	1	2	3	4	5	6	7	8	9	AB	R	H	RBI	BB	SO	LOB	BOTTOM			
Leo Sutherland, L OBP: 0.300, SLG: 0.345 (1, 8)										4	0	1	0	0	0	0	Cleveland Indians @ Chicago White Sox Comiskey Park, Chicago, IL Tue Aug 19 1980, 8:05 PM EDT Att: 10,001 - Unknown			
Kevin Bell, R OBP: 0.302, SLG: 0.260 (1, 5)										4	1	1	0	0	1	1				
Lamar Johnson, R OBP: 0.323, SLG: 0.427 (1, 10)										4	1	2	0	0	0	1				
Wayne Nordhagen, R OBP: 0.292, SLG: 0.491 (1, 9)										4	0	0	1	0	0	2				
Ron Pruitt, R OBP: 0.316, SLG: 0.375 (1, 7)										4	0	2	2	0	0	1				
Jim Morrison, R OBP: 0.310, SLG: 0.402 (1, 4)										4	0	0	0	0	0	2				
Glenn Borgmann, R OBP: 0.364, SLG: 0.589 (1, 2)										3	0	1	0	1	0	0				
Todd Cruz, R OBP: 0.283, SLG: 0.324 (1, 6)										3	1	0	0	1	1	2				
Mike Squires, L OBP: 0.340, SLG: 0.360 (1, 3)										3	1	1	2	0	0	0				
Inning Stats	R: 2 E: 0 K: 0 S: 6	H: 3 LOB: 0 BB: 0 P: 6	R: 2 E: 0 K: 1 S: 6	H: 1 LOB: 0 BB: 1 P: 10	R: 0 E: 0 K: 0 S: 3	H: 0 LOB: 0 BB: 0 P: 3	R: 0 E: 0 K: 0 S: 3	H: 1 LOB: 0 BB: 0 P: 3	R: 0 E: 0 K: 0 S: 4	H: 0 LOB: 1 BB: 0 P: 4	R: 0 E: 0 K: 1 S: 5	H: 0 LOB: 0 BB: 0 P: 5	R: 0 E: 0 K: 0 S: 3	H: 1 LOB: 0 BB: 0 P: 3	R: 1 E: 0 K: 0 S: 4	H: 1 LOB: 1 BB: 1 P: 8		1B: 5 2B: 1 3B: 0 HR: 2	SF: 0 SAC: 0 DP: 2 HBP: 0	WP: 0 PB: 0 SB: 0 CS: 0
PITCHER	IP WLS BF H R ER SO BB IBB HBP BLK WP HR S P ERA WHIP	IP WLS BF H R ER SO BB IBB HBP BLK WP HR S P ERA WHIP																		
Ross Grimsley, L ERA: 5.72 (1, 1)	8.2 W 34 8 5 5 2 2 0 0 0 0 2 36 44 5.19 1.154																			
Sid Munge, L ERA: 3.12 (9, 1)	0.1 S 1 0 0 0 0 0 0 0 0 0 0 1 1 0.00 0.000																			

Batter	1	2	3	4	5	6	7	8	9	AB	R	H	RBI	BB	SO	LOB	TOP								
Miguel Dilone, S OBP: 0.385, SLG: 0.439 (1, 7)	5-3	1-3		4-3			G3		1-5-3	5	0	0	0	0	0	4									
Jorge Orta, L OBP: 0.397, SLG: 0.397 (1, 9)	1B		BB 2B		L8		F8		L3	4	1	1	0	1	0	2									
Mike Hargrove, L OBP: 0.308, SLG: 0.415 (1, 3)	F5		BB 1-2	BB	G5-4-3				4-3	2	0	0	0	2	0	1									
Joe Charboneau, R OBP: 0.359, SLG: 0.469 (1, 10)	L8		F3		G5-4-3				K	4	0	0	0	0	1	4									
Toby Harrah, R OBP: 0.380, SLG: 0.382 (1, 5)		FC2-5 1B	1-3 2-H 2B			P1			E5 2B E	4	1	2	1	0	0	0									
Alan Bannister, R OBP: 0.315, SLG: 0.332 (8, 4)		BB	IBB			G3			E9 1-H 2B	0	1	0	0	0	0	0									
Bo Diaz, R OBP: 0.297, SLG: 0.391 (1, 2)		FC2-5 FC4-6 BB 1-2 2-3f	G6-4-3			5-3			E6 2-H	4	0	0	0	0	0	6									
Dave Rosello, R OBP: 0.247, SLG: 0.279 Rick Manning, L OBP: 0.336, SLG: 0.292 (8, 8)		FC4-6 BB 1-2 2-3		K			4-3		L4	2	0	0	0	1	1	0									
Tom Verzyer, R OBP: 0.307, SLG: 0.345 (1, 6)		FC4-6 1-2f 2-3 3-H		5-3			G3 2B		1-5-3 1B	4	0	2	1	0	0	2									
Inning Stats	R: 0 E: 0 K: 0 S: 4	H: 1 LOB: 1 BB: 0 P: 4	R: 1 E: 0 K: 0 S: 4	H: 1 LOB: 2 BB: 2 P: 12	R: 1 E: 0 K: 0 S: 3	H: 1 LOB: 2 BB: 3 P: 15	R: 0 E: 0 K: 1 S: 5	H: 0 LOB: 0 BB: 0 P: 5	R: 0 E: 0 K: 0 S: 2	H: 0 LOB: 0 BB: 1 P: 6	R: 0 E: 0 K: 0 S: 3	H: 0 LOB: 0 BB: 0 P: 3	R: 0 E: 0 K: 0 S: 4	H: 1 LOB: 1 BB: 0 P: 4	R: 1 E: 3 K: 1 S: 7	H: 1 LOB: 2 BB: 0 P: 7	R: 0 E: 0 K: 0 S: 4	H: 1 LOB: 1 BB: 0 P: 4	1B: 3 2B: 3 3B: 0 HR: 0	SF: 0 SAC: 0 DP: 2 HBP: 0	WP: 0 PB: 0 SB: 0 CS: 0	PA: 38			
PITCHER	IP	WLS	BF	H	R	ER	SO	BB	IBB	HBP	BLK	WP	HR	S	P	ERA	WHIP								
Ken Kravec, L ERA: 7.09 Mike Proby, R ERA: 3.09	2.1	L	15	3	2	2	0	4	1	0	0	0	0	10	30	7.71	3.000								
	6.2		23	3	1	0	2	1	0	0	0	0	0	26	30	0.00	0.600								

Cleveland Indians @ Chicago White Sox
Comiskey Park, Chicago, IL
Wed Aug 20 1980, 8:05 PM EDT
Att: 8,696 - Unknown


AB 30
R 3
H 5
RBI 2
BB 4
SO 2
LOB 19



Batter	1	2	3	4	5	6	7	8	9	AB	R	H	RBI	BB	SO	LOB	BOTTOM								
Leo Sutherland, L OBP: 0.294, SLG: 0.333 (1, 8)	5-3			1-3		F2			G3 1B	4	0	1	0	0	0	0									
Mike Squires, L OBP: 0.333, SLG: 0.353 (1, 3)	6-3			F8			F8		G3	4	0	0	0	0	0	1									
Lamar Johnson, R OBP: 0.323, SLG: 0.423 (1, 10)	F9			BB			6-3		F9	3	0	0	0	1	0	1									
Wayne Nordhagen, R OBP: 0.289, SLG: 0.486 (1, 9)		F8		F9			K			3	0	0	0	0	1	1									
Bob Molinaro, L OBP: 0.364, SLG: 0.418 (1, 7)		1-3			G3				K	3	0	0	0	0	1	0									
Greg Pryor, R OBP: 0.272, SLG: 0.348 Chet Lemon, R OBP: 0.368, SLG: 0.417 LaMarr Hoyt, R OBP: 0.310, SLG: 0.402 (8, PH) (8, PR) (9, 4)		6-3			K				FC5-4 BB	2	0	0	0	0	1	0									
Bruce Kimm, R OBP: 0.287, SLG: 0.291 Ron Pruitt, R OBP: 0.313, SLG: 0.371 (8, PH) (9, 2)				F9			K		K	2	0	0	0	0	1	1									
Kevin Bell, R OBP: 0.297, SLG: 0.255 (1, 5)				F9			K		FC5-4	3	0	0	0	0	1	1									
Todd Cruz, R OBP: 0.281, SLG: 0.321 Harold Baines, L OBP: 0.272, SLG: 0.397 (8, PH)				F9			K		K	2	0	0	0	0	1	0									
Inning Stats	R: 0 E: 0 K: 0 S: 3	H: 0 LOB: 0 BB: 0 P: 3	R: 0 E: 0 K: 0 S: 3	H: 0 LOB: 0 BB: 0 P: 3	R: 0 E: 0 K: 0 S: 3	H: 0 LOB: 1 BB: 1 P: 7	R: 0 E: 0 K: 2 S: 7	H: 0 LOB: 0 BB: 0 P: 7	R: 0 E: 0 K: 2 S: 7	H: 0 LOB: 0 BB: 0 P: 7	R: 0 E: 0 K: 1 S: 5	H: 0 LOB: 0 BB: 0 P: 5	R: 0 E: 0 K: 2 S: 7	H: 0 LOB: 1 BB: 1 P: 11	R: 0 E: 0 K: 1 S: 6	H: 1 LOB: 1 BB: 0 P: 6	1B: 1 2B: 0 3B: 0 HR: 0	SF: 0 SAC: 0 DP: 0 HBP: 0	WP: 0 PB: 0 SB: 0 CS: 0	PA: 30					
PITCHER	IP	WLS	BF	H	R	ER	SO	BB	IBB	HBP	BLK	WP	HR	S	P	ERA	WHIP								
Dan Spillner, R ERA: 5.12	9.0	W	30	1	0	0	8	2	0	0	0	0	0	44	52	0.00	0.333								

Cleveland Indians @ Chicago White Sox
Comiskey Park, Chicago, IL
Wed Aug 20 1980, 8:05 PM EDT
Att: 8,696 - Unknown

AB 28
R 0
H 1
RBI 0
BB 2
SO 8
LOB 5




Batter	1	2	3	4	5	6	7	8	9	AB	R	H	RBI	BB	SO	LOB	TOP		
Alfredo Griffin, S OBP: 0.277, SLG: 0.348 (1, 6)	0-0 6-3		0-0 P4			0-0 4-3			0-0 BB 1B	4	0	1	0	0	0	0			
Bob Bailor, R OBP: 0.297, SLG: 0.278 (1, 9)	0-0 F7			0-0 6-3			0-0 F8		4-0 BB FC6-4	3	0	0	0	1	0	0			
Damaso Garcia, R OBP: 0.304, SLG: 0.404 (1, 4)	0-0 5-3			0-0 CS 1B			0-3 K		0-0 FC6-4	4	0	1	0	0	1	2			
Otto Velez, R OBP: 0.369, SLG: 0.497 (1, 10)		0-0 F8		0-3 K			0-0 F8			3	0	0	0	0	1	1			
Doug Ault, R OBP: 0.337, SLG: 0.384 (1, 3)		0-0 1B			0-0 F9			0-0 4-3		3	0	1	0	0	0	0			
Roy Howell, L OBP: 0.327, SLG: 0.394 (1, 5)		0-0 F8			0-0 4-3			0-0 F7		3	0	0	0	0	0	1			
Danny Ainge, R OBP: 0.292, SLG: 0.343 (1, 8)		0-3 K			0-0 5-3			0-3 K		3	0	0	0	0	2	1			
Garth Iorg, R OBP: 0.267, SLG: 0.344 (1, 7)			0-3 K			0-3 K		0-0 P3		3	0	0	0	0	2	0			
Ernie Whitt, L OBP: 0.284, SLG: 0.357 (1, 2)			0-0 4-3			0-0 6-3		0-0 1B		2	0	0	0	0	0	0			
Steve Braun, L OBP: 0.269, SLG: 0.268 (9, PH)									1B	1	0	1	0	0	0	0			
Joe Cannon, L OBP: 0.086, SLG: 0.059 (9, PR)									1B	0	0	0	0	0	0	0			
Inning Stats	R: 0 E: 0 K: 0 S: 3	H: 0 LOB: 0 BB: 0 P: 3	R: 0 E: 0 K: 1 S: 6	H: 1 LOB: 1 BB: 0 P: 6	R: 0 E: 0 K: 1 S: 5	H: 0 LOB: 0 BB: 0 P: 5	R: 0 E: 0 K: 1 S: 5	H: 1 LOB: 0 BB: 0 P: 5	R: 0 E: 0 K: 0 S: 3	H: 0 LOB: 0 BB: 0 P: 3	R: 0 E: 0 K: 1 S: 5	H: 0 LOB: 0 BB: 0 P: 5	R: 0 E: 0 K: 1 S: 5	H: 0 LOB: 0 BB: 0 P: 5	R: 0 E: 0 K: 0 S: 4	H: 2 LOB: 2 BB: 1 P: 8	1B: 4 2B: 0 3B: 0 HR: 0	SF: 0 SAC: 0 DP: 0 HBP: 0	WP: 0 PA: 30
PITCHER	IP WLS BF H R ER SO BB IBB HBP BLK WP HR S P ERA WHIP	8.2 W 29 4 0 0 6 1 0 0 0 0 0 40 44 0.00 0.577	0.1 S 1 0 0 0 0 0 0 0 0 0 0 1 1 0.00 0.000																

Toronto Blue Jays @ Chicago White Sox
Comiskey Park, Chicago, IL
Fri Aug 22, 1980, 8:05 PM EDT
Att: 15,033 - Unknown - 73 F

livebaseballscores.com

AB 29
R 0
H 4
RBI 0
BB 1
SO 6
LOB 5




Batter	1	2	3	4	5	6	7	8	9	AB	R	H	RBI	BB	SO	LOB	BOTTOM
Leo Sutherland, L OBP: 0.286, SLG: 0.317 (1, 8)	0-3 K	0-0 G3			0-0 5-3		0-0 1B			4	0	1	1	0	1	1	
Mike Squires, L OBP: 0.330, SLG: 0.348 (1, 3)	0-0 4-3	0-0 4-3			0-0 F7		0-3 K			4	0	0	0	0	1	3	
Bob Molinaro, L OBP: 0.358, SLG: 0.410 (1, 7)	0-0 WP 3B 1B		0-0 P5			0-0 P2		0-3 K		4	1	1	0	0	1	0	
Lamar Johnson, R OBP: 0.326, SLG: 0.427 (1, 10)	0-0 1H 3B		0-0 F7			0-0 6-3		0-0 F8		4	0	1	1	0	0	0	
Jim Morrison, R OBP: 0.314, SLG: 0.404 (1, 4)	4-0 BB BB		0-3 K			0-0 F9		0-0 6-3		3	0	0	0	1	1	0	
Harold Baines, L OBP: 0.272, SLG: 0.393 (1, 9)	4-0 1-2 BB		0-0 P6			0-0 G3				2	0	0	0	1	0	0	
Glenn Borgmann, R OBP: 0.310, SLG: 0.292 (1, 2)	0-0 5-3			0-0 5-3			0-0 6-3			3	0	0	0	0	0	3	
Kevin Bell, R OBP: 0.302, SLG: 0.266 (1, 5)		0-0 4-3			0-0 F9		4-0 E 1B BB			2	1	0	0	1	0	0	
Todd Cruz, R OBP: 0.281, SLG: 0.326 (1, 6)		0-0 G3 2B			0-3 K		0-0 E1 1B			3	0	1	0	0	1	1	
Inning Stats	R: 1 E: 0 K: 1 S: 7	H: 2 LOB: 3 BB: 2 P: 15	R: 0 E: 0 K: 0 S: 4	H: 1 LOB: 1 BB: 0 P: 4	R: 0 E: 0 K: 1 S: 5	H: 0 LOB: 0 BB: 0 P: 5	R: 0 E: 0 K: 0 S: 3	H: 0 LOB: 0 BB: 0 P: 3	R: 1 E: 1 K: 1 S: 7	H: 1 LOB: 2 BB: 1 P: 11	R: 0 E: 0 K: 1 S: 5	H: 0 LOB: 0 BB: 0 P: 5	1B: 2 2B: 1 3B: 1 HR: 0	SF: 0 SAC: 0 DP: 0 HBP: 0	WP: 1 PA: 32		
PITCHER	IP WLS BF H R ER SO BB IBB HBP BLK WP HR S P ERA WHIP	8.0 L 32 4 2 1 5 3 0 0 0 1 0 39 51 1.12 0.875															

Toronto Blue Jays @ Chicago White Sox
Comiskey Park, Chicago, IL
Fri Aug 22, 1980, 8:05 PM EDT
Att: 15,033 - Unknown - 73 F

livebaseballscores.com

AB 29
R 2
H 4
RBI 2
BB 3
SO 5
LOB 8



Batter	1	2	3	4	5	6	7	8	9	AB	R	H	RBI	BB	SO	LOB	TOP			
Alfredo Griffin, S OBP: 0.277, SLG: 0.347	K			K	BB 1B		F9			4	0	1	0	0	2	0	Toronto Blue Jays @ Chicago White Sox Comiskey Park, Chicago, IL Sat Aug 23 1980, 8:05 PM EDT Att: 10,768 - Unknown - 75 F			
Bob Bailor, R OBP: 0.300, SLG: 0.276	K			1B SF7 BB	FC6-4 BB			P2		2	1	0	0	2	1	0				
John Mayberry, L OBP: 0.345, SLG: 0.443 Doug Ault, R OBP: 0.330, SLG: 0.373	K			E 1B	FC6-4			F9		2	0	1	0	0	1	0				
Roy Howell, L OBP: 0.324, SLG: 0.391		K		SF7				1-3		3	0	0	1	0	1	0				
Steve Braun, L OBP: 0.265, SLG: 0.244		5-3		E5				F7		4	0	0	0	0	0	1				
Lloyd Moseby, L OBP: 0.279, SLG: 0.346		3-1		K				WP 1B		4	0	2	0	0	1	3				
Garth Iorg, R OBP: 0.257, SLG: 0.330			P3		6-3			K		4	0	0	0	0	1	2				
Danny Ainge, R OBP: 0.293, SLG: 0.333 Otto Velez, R OBP: 0.365, SLG: 0.496			K		FC3-6 BB			F7		2	0	0	0	1	1	0				
Ernie Whitt, L OBP: 0.279, SLG: 0.351			F7		FC3-6 BB 1B			1-3		3	0	0	0	0	0	1				
Inning Stats	R: 0 E: 0 K: 3 S: 9	H: 0 LOB: 0 BB: 0 P: 9	R: 0 E: 0 K: 1 S: 5	H: 0 LOB: 0 BB: 0 P: 5	R: 0 E: 0 K: 1 S: 5	H: 0 LOB: 2 BB: 0 P: 5	R: 1 E: 1 K: 2 S: 9	H: 1 LOB: 3 BB: 1 P: 13	R: 0 E: 0 K: 0 S: 4	H: 1 LOB: 3 BB: 2 P: 12	R: 0 E: 0 K: 0 S: 6	H: 0 LOB: 0 BB: 0 P: 6	R: 0 E: 0 K: 0 S: 3	H: 0 LOB: 0 BB: 0 P: 3	R: 0 E: 0 K: 0 S: 4	H: 1 LOB: 1 BB: 0 P: 4		1B: 4 2B: 0 3B: 0 HR: 0	SF: 1 SAC: 0 DP: 0 HBP: 0	WP: 1 PB: 0 SB: 0 CS: 0
PITCHER Richard Dotson, R ERA: 4.15	IP: 9.0 WLS: W BF: 35 H: 4 R: 1 ER: 1 SO: 8 BB: 3 IBB: 0 HBP: 0 BLK: 0 WP: 1 HR: 0 S: 48 P: 60 ERA: 1.00 WHIP: 0.778															PITCHER				

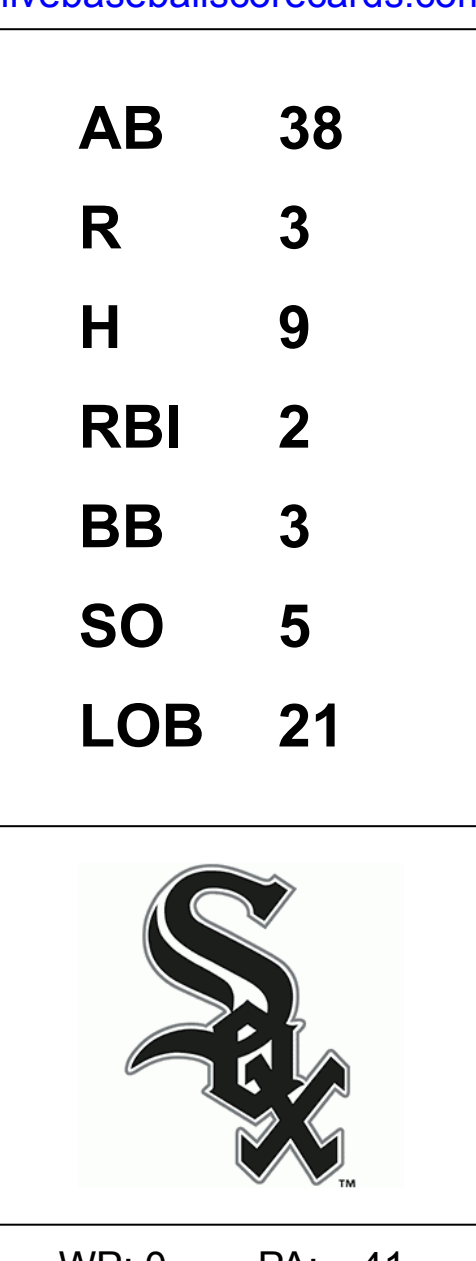
Batter	1	2	3	4	5	6	7	8	9	AB	R	H	RBI	BB	SO	LOB	BOTTOM			
Leo Sutherland, L OBP: 0.298, SLG: 0.348	K	FC1-5 FC3-6				4-3		S 1B		5	0	2	1	0	1	2	Toronto Blue Jays @ Chicago White Sox Comiskey Park, Chicago, IL Sat Aug 23 1980, 8:05 PM EDT Att: 10,768 - Unknown - 75 F			
Mike Squires, L OBP: 0.332, SLG: 0.351	FC6-4 BB	FC3-6	G3			2B		F7		4	0	1	0	1	0	5				
Chet Lemon, R OBP: 0.364, SLG: 0.412	FC6-4 1B	K			6-3			F9		4	0	0	0	0	1	4				
Lamar Johnson, R OBP: 0.327, SLG: 0.426	1B		F8 SH5-3 1B BB		6-3			4-3		3	1	1	0	1	0	0				
Jim Morrison, R OBP: 0.312, SLG: 0.401	F9		SH5-3		F9			5-3		3	0	0	0	0	0	2				
Harold Baines, L OBP: 0.275, SLG: 0.397		1B E 2B	E4 1B		4-3			1B		4	2	2	0	0	0	1				
Glenn Borgmann, R OBP: 0.303, SLG: 0.286		1B E 1B	F8		5-3			F8		4	1	1	0	0	0	3				
Kevin Bell, R OBP: 0.306, SLG: 0.272		FC1-5 E 1B	1B 2B 1B		6-3			5-3		4	1	2	1	0	0	0				
Todd Cruz, R OBP: 0.280, SLG: 0.324		E6 FC3-6 FC1-5	2B 1B		6-3			5-3		4	0	1	2	0	0	1				
Inning Stats	R: 0 E: 0 K: 1 S: 6	H: 1 LOB: 2 BB: 1 P: 10	R: 2 E: 1 K: 1 S: 9	H: 3 LOB: 2 BB: 0 P: 9	R: 3 E: 1 K: 0 S: 7	H: 3 LOB: 2 BB: 1 P: 11	R: 0 E: 0 K: 0 S: 3	H: 0 LOB: 0 BB: 0 P: 3	R: 0 E: 0 K: 0 S: 4	H: 1 LOB: 1 BB: 0 P: 4	R: 0 E: 0 K: 0 S: 4	H: 1 LOB: 1 BB: 0 P: 4	R: 0 E: 0 K: 0 S: 4	H: 1 LOB: 1 BB: 0 P: 4	R: 0 E: 0 K: 0 S: 4	H: 1 LOB: 1 BB: 0 P: 4		1B: 7 2B: 3 3B: 0 HR: 0	SF: 0 SAC: 1 DP: 0 HBP: 0	WP: 0 PB: 0 SB: 1 CS: 0
PITCHER Jack Kucek, R ERA: 7.83 Jery Garvin, L ERA: 2.69 Joey McLaughlin, R ERA: 4.32 Mike Barlow, R ERA: 3.15	IP: 2.2 WLS: L BF: 19 H: 7 R: 0 ER: 2 SO: 2 BB: 2 IBB: 0 HBP: 0 BLK: 0 WP: 0 HR: 0 S: 21 P: 29 ERA: 6.75 WHIP: 3.375															PITCHER				



Batter	1	2	3	4	5	6	7	8	9	AB	R	H	RBI	BB	SO	LOB	TOP																					
Alfredo Griffin, S OBP: 0.277, SLG: 0.346	F8	E6			5-3			F8		5	0	1	1	0	0	0	Toronto Blue Jays @ Chicago White Sox Comiskey Park, Chicago, IL Sun Aug 24 1980, 4:33 AM EDT Att: 17,156 - Unknown - 76 F																					
Bob Bailor, R OBP: 0.302, SLG: 0.280	K	4-3			6-3			F8	1B	4	1	1	0	1	1	2																						
Otto Velez, R OBP: 0.367, SLG: 0.493	L5				6-3			E6	1B	4	0	1	0	0	0	1																						
Doug Ault, R OBP: 0.326, SLG: 0.372		5-3						SF7		3	0	1	1	0	0	0																						
Damaso Garcia, R OBP: 0.303, SLG: 0.409		HR						6-3		4	1	1	1	0	1	2																						
Roy Howell, L OBP: 0.321, SLG: 0.387		6-3								4	0	0	0	0	0	1																						
Lloyd Moseby, L OBP: 0.286, SLG: 0.355		3B						6-3		3	2	2	0	1	0	0																						
Danny Ainge, R OBP: 0.291, SLG: 0.355		2B						F8		4	1	1	1	0	1	2																						
Bob Davis, R OBP: 0.281, SLG: 0.353		E						1-3		4	2	2	2	0	0	0																						
Inning Stats	R: 0 E: 0 K: 1 S: 5	H: 0 LOB: 0 BB: 0 P: 5	R: 4 E: 1 K: 0 S: 8	H: 4 LOB: 1 BB: 0 P: 8	R: 0 E: 0 K: 1 S: 6	H: 1 LOB: 0 BB: 0 P: 6	R: 0 E: 0 K: 0 S: 3	H: 1 LOB: 0 BB: 0 P: 3	R: 0 E: 0 K: 0 S: 3	H: 0 LOB: 0 BB: 0 P: 3	R: 0 E: 0 K: 1 S: 5	H: 0 LOB: 0 BB: 0 P: 5	R: 1 E: 1 K: 0 S: 4	H: 1 LOB: 1 BB: 1 P: 8	R: 2 E: 0 K: 0 S: 5	H: 2 LOB: 1 BB: 1 P: 9	1B: 4 2B: 4 3B: 1 HR: 1	SF: 1 SAC: 0 DP: 0 HBP: 0	WP: 0 PB: 0 SB: 1 CS: 1	PA: 38																		
PITCHER	IP	WLS	BF	H	R	ER	SO	BB	IBB	HBP	BLK	WP	HR	S	P	ERA	WHIP	PITCHER				IP	WLS	BF	H	R	ER	SO	BB	IBB	HBP	BLK	WP	HR	S	P	ERA	WHIP
Ross Baumgarten, L ERA: 3.05	6.0	L	24	7	4	3	2	0	0	0	0	0	1	28	28	4.50	1.167																					
Mike Proby, R ERA: 3.53	2.0		8	1	1	0	1	1	0	0	0	0	0	9	13	0.00	1.000																					
Rich Wortham, L ERA: 5.68	1.0		6	2	2	2	0	1	0	0	0	0	0	5	9	18.00	3.000																					

Batter	1	2	3	4	5	6	7	8	9	AB	R	H	RBI	BB	SO	LOB	BOTTOM																					
Leo Sutherland, L OBP: 0.269, SLG: 0.314	K		6-3		4-3			K	F8	5	0	0	0	0	2	1	Toronto Blue Jays @ Chicago White Sox Comiskey Park, Chicago, IL Sun Aug 24 1980, 4:33 AM EDT Att: 17,156 - Unknown - 76 F																					
Mike Squires, L OBP: 0.342, SLG: 0.353	K							E	1-3	2	1	1	0	3	1	0																						
Chet Lemon, R OBP: 0.363, SLG: 0.410	1B		4-3		F9			1-3	F7	5	0	1	0	0	0	5																						
Lamar Johnson, R OBP: 0.326, SLG: 0.424	FC6-4				6-3			L4	E6	5	0	1	0	0	1	2																						
Jim Morrison, R OBP: 0.313, SLG: 0.401	FC6-4				1B			E5	F8	5	1	2	0	0	0	5																						
Harold Baines, L OBP: 0.277, SLG: 0.398			4-3		1B			E	1B	4	0	2	1	0	0	1																						
Glenn Borgmann, R OBP: 0.297, SLG: 0.281			6-3		F7			E2		4	0	1	1	0	0	3																						
Kevin Bell, R OBP: 0.302, SLG: 0.267					4-3			1-3	1B	3	0	0	0	0	1	2																						
Wayne Nordhagen, R OBP: 0.288, SLG: 0.484								3-H		1	0	0	0	0	0	2																						
Greg Pryor, R OBP: 0.272, SLG: 0.348								2-H		0	0	0	0	0	0	0																						
Todd Cruz, R OBP: 0.277, SLG: 0.320			6-3							3	0	0	0	0	0	0																						
Bob Molinaro, L OBP: 0.360, SLG: 0.412					6-3					1	1	1	0	0	0	0																						
Inning Stats	R: 0 E: 0 K: 2 S: 9	H: 2 LOB: 2 BB: 0 P: 9	R: 0 E: 0 K: 1 S: 5	H: 0 LOB: 0 BB: 0 P: 5	R: 0 E: 0 K: 0 S: 4	H: 1 LOB: 1 BB: 0 P: 4	R: 0 E: 0 K: 0 S: 5	H: 2 LOB: 2 BB: 0 P: 5	R: 0 E: 0 K: 1 S: 6	H: 1 LOB: 1 BB: 0 P: 6	R: 0 E: 0 K: 1 S: 5	H: 0 LOB: 0 BB: 0 P: 5	R: 2 E: 2 K: 0 S: 6	H: 2 LOB: 2 BB: 1 P: 10	R: 1 E: 1 K: 0 S: 5	H: 1 LOB: 2 BB: 1 P: 9	1B: 9 2B: 0 3B: 0 HR: 0	SF: 0 SAC: 0 DP: 0 HBP: 0	WP: 0 PB: 0 SB: 0 CS: 0	PA: 41																		
PITCHER	IP	WLS	BF	H	R	ER	SO	BB	IBB	HBP	BLK	WP	HR	S	P	ERA	WHIP	PITCHER				IP	WLS	BF	H	R	ER	SO	BB	IBB	HBP	BLK	WP	HR	S	P	ERA	WHIP
Dave Stieb, R ERA: 3.06	8.2	W	40	9	3	0	5	3	0	0	0	0	0	47	59	0.00	1.385																					
Mike Barlow, R ERA: 3.12	0.1	S	1	0	0	0	0	0	0	0	0	0	0	1	1	0.00	0.000																					

AB	35
R	7
H	10
RBI	6
BB	2
SO	3
LOB	8



AB	38
R	3
H	9
RBI	2
BB	3
SO	5
LOB	21


Batter	1	2	3	4	5	6	7	8	9	AB	R	H	RBI	BB	SO	LOB	TOP										
Rick Peters, S OBP: 0.375, SLG: 0.375 (1, 8)										5	1	1	0	0	0	3	Detroit Tigers @ Chicago White Sox Comiskey Park, Chicago, IL Tue Aug 26 1980, 8:05 PM EDT Att: 10,061 - Unknown - 88 F										
Alan Trammell, R OBP: 0.377, SLG: 0.411 (1, 6)										3	0	1	0	1	0	1											
Steve Kemp, L OBP: 0.394, SLG: 0.473 (1, 7)										5	0	1	1	0	2	3											
Champ Summers, L OBP: 0.380, SLG: 0.484 (1, 10)										5	1	2	0	0	1	1											
Lance Parrish, R OBP: 0.323, SLG: 0.522 (1, 2)										4	0	1	0	1	1	1											
John Wockenfuss, R OBP: 0.386, SLG: 0.465 (1, 3)										2	0	0	0	2	1	2											
Tim Corcoran, L OBP: 0.289, SLG: 0.244 (7, PH)									1	2	1	0	2	0	0	0											
Jim Lentine, R OBP: 0.346, SLG: 0.333 (7, 9)									1	0	0	0	0	0	2												
Tom Brookens, R OBP: 0.322, SLG: 0.402 (1, 5)									4	1	1	2	0	0	2												
Lou Whitaker, L OBP: 0.340, SLG: 0.280 (1, 4)									3	0	2	0	1	0	0												
Inning Stats	R: 1 E: 0 K: 0 S: 4	H: 2 LOB: 0 BB: 0 P: 4	R: 2 E: 1 K: 2 S: 9	H: 2 LOB: 1 BB: 1 P: 13	R: 0 E: 0 K: 1 S: 5	H: 1 LOB: 2 BB: 2 P: 13	R: 1 E: 0 K: 1 S: 7	H: 2 LOB: 2 BB: 1 P: 11	R: 0 E: 0 K: 0 S: 3	H: 0 LOB: 0 BB: 0 P: 3	R: 0 E: 0 K: 1 S: 6	H: 1 LOB: 2 BB: 1 P: 10	R: 0 E: 0 K: 0 S: 4	H: 1 LOB: 1 BB: 0 P: 4	R: 0 E: 0 K: 0 S: 3	H: 0 LOB: 0 BB: 0 P: 3	1B: 7 2B: 2 3B: 1 HR: 0	SF: 0 SAC: 1 DP: 1 HBP: 0	WP: 0 PB: 0 SB: 0 CS: 0	PA: 41							
PITCHER	IP	WLS	BF	H	R	ER	SO	BB	IBB	HBP	BLK	WP	HR	S	P	ERA	WHIP										
LaMarr Hoyt, R ERA: 4.46 (1, 1)	3.2	L	20	7	4	2	3	4	0	0	0	0	0	22	38	4.91	3.000										
Rich Wortham, L ERA: 5.59 (4, 1)	3.0	L	14	2	1	1	2	2	1	0	0	0	0	14	26	3.00	1.333										
Mike Proby, R ERA: 2.97 (7, 1)	2.1		8	1	0	0	0	0	0	0	0	0	0	8	8	0.00	0.429										

Batter	1	2	3	4	5	6	7	8	9	AB	R	H	RBI	BB	SO	LOB	BOTTOM										
Leo Sutherland, L OBP: 0.268, SLG: 0.309 (1, 7)										4	1	1	0	0	0	1	Detroit Tigers @ Chicago White Sox Comiskey Park, Chicago, IL Tue Aug 26 1980, 8:05 PM EDT Att: 10,061 - Unknown - 88 F										
Mike Squires, L OBP: 0.342, SLG: 0.350 (1, 3)										2	1	0	0	1	0	0											
Chet Lemon, R OBP: 0.364, SLG: 0.409 (1, 8)										3	2	1	0	1	0	0											
Lamar Johnson, R OBP: 0.327, SLG: 0.429 (1, 10)										4	0	2	3	0	0	0											
Jim Morrison, R OBP: 0.311, SLG: 0.398 (1, 4)										4	0	0	0	0	2												
Harold Baines, L OBP: 0.277, SLG: 0.397 (1, 9)										4	0	1	0	0	0	1											
Glenn Borgmann, R OBP: 0.360, SLG: 0.286 (1, 2)										3	0	1	0	0	0	0											
Bob Molinaro, L OBP: 0.360, SLG: 0.412 (9, PH)										0	0	0	0	0	0	0											
Wayne Nordhagen, R OBP: 0.287, SLG: 0.483 (9, PH)										1	0	0	0	0	0	1											
Richard Dotson, R OBP: 0.287, SLG: 0.483 (9, PR)										0	0	0	0	0	0	0											
Kevin Bell, R OBP: 0.301, SLG: 0.267 (1, 5)										4	0	1	0	0	1	1											
Greg Pryor, R OBP: 0.272, SLG: 0.352 (1, 6)										3	0	1	0	0	0	2											
Inning Stats	R: 2 E: 0 K: 0 S: 4	H: 2 LOB: 1 BB: 0 P: 8	R: 0 E: 0 K: 0 S: 4	H: 2 LOB: 1 BB: 0 P: 4	R: 2 E: 0 K: 0 S: 5	H: 2 LOB: 1 BB: 1 P: 9	R: 0 E: 0 K: 1 S: 6	H: 1 LOB: 1 BB: 0 P: 6	R: 0 E: 0 K: 0 S: 3	H: 0 LOB: 0 BB: 0 P: 3	R: 0 E: 0 K: 0 S: 3	H: 0 LOB: 0 BB: 0 P: 3	R: 0 E: 0 K: 0 S: 3	H: 0 LOB: 0 BB: 0 P: 3	R: 0 E: 0 K: 0 S: 4	H: 1 LOB: 1 BB: 0 P: 4	1B: 6 2B: 2 3B: 1 HR: 0	SF: 0 SAC: 1 DP: 2 HBP: 0	WP: 0 PB: 1 SB: 0 CS: 1	PA: 36							
PITCHER	IP	WLS	BF	H	R	ER	SO	BB	IBB	HBP	BLK	WP	HR	S	P	ERA	WHIP										
Jerry Ujdr, R ERA: 6.75 (1, 1)	2.1	W	13	6	4	3	0	2	0	0	0	0	0	22	19	11.57	3.429										
Aurelio Lopez, R ERA: 3.51 (3, 1)	6.0	W	20	2	0	0	1	0	0	0	0	0	0	22	22	0.00	0.333										
Pat Underwood, L ERA: 3.78 (9, 1)	0.2	S	2	0	0	0	0	0	0	0	0	0	0	2	2	0.00	0.000										

Batter	1	2	3	4	5	6	7	8	9	10	11	12	13	14	AB	R	H	RBI	BB	SO	LOB	TOP					
Rick Peters, S OBP: 0.370, SLG: 0.370 (1, 8)	F9		F8			F8		1B 2B 1B		F8	5-3			G4-6-3	7	1	1	0	0	0	4						
Alan Trammell, R OBP: 0.377, SLG: 0.408 (1, 6)	5-3		K			F9		1-2 2B 1B		1B BB		5-3			5	1	1	0	1	1	2						
Steve Kemp, L OBP: 0.393, SLG: 0.472 (1, 7)	4-3				B2	F8		1-1 2H 2B		1-2 BB		F8			5	0	1	2	1	0	0						
John Wockenfuss, R OBP: 0.385, SLG: 0.460 (1, 3)		G6-4-3 BB		6-3		6-3		4-3							5	0	1	0	1	1	1						
Lance Parrish, R OBP: 0.323, SLG: 0.518 (1, 2)		F9		6-3						WP 5-3 BB					5	0	1	0	1	1	4						
Tom Brookens, R OBP: 0.320, SLG: 0.401 (1, 5)		G6-4-3								K					6	0	1	0	0	1	6						
Duffy Dyer, R OBP: 0.263, SLG: 0.350 Champ Summers, L OBP: 0.380, SLG: 0.480 (9, PH)						2B									2	0	1	0	1	0	1						
Jim Lentine, R OBP: 0.340, SLG: 0.326 Tim Corcoran, L OBP: 0.290, SLG: 0.238 (9, PH)			FC1 1B			L5-3 BB									2	0	0	0	1	0	1						
Jim Corcoran, L OBP: 0.290, SLG: 0.238 (9, PH)			FC1			K		F8							3	0	0	0	0	1	3						
Lou Whitaker, L OBP: 0.340, SLG: 0.281 (1, 4)			F1			L5-3		F7		5-3					2	0	0	0	1	1	0						
Inning Stats	R: 0 E: 0 K: 0 S: 3	H: 0 LOB: 0 BB: 0 P: 3	R: 0 E: 0 K: 0 S: 2	H: 0 LOB: 0 BB: 1 P: 6	R: 0 E: 0 K: 0 S: 7	H: 1 LOB: 2 BB: 0 P: 7	R: 0 E: 0 K: 1 S: 5	H: 0 LOB: 0 BB: 0 P: 3	R: 0 E: 0 K: 0 S: 3	H: 1 LOB: 1 BB: 0 P: 4	R: 2 E: 0 K: 0 S: 6	H: 3 LOB: 1 BB: 0 P: 6	R: 0 E: 0 K: 1 S: 5	H: 0 LOB: 2 BB: 2 P: 13	R: 0 E: 0 K: 1 S: 6	H: 1 LOB: 1 BB: 0 P: 6	R: 0 E: 0 K: 0 S: 2	H: 0 LOB: 0 BB: 1 P: 6	R: 0 E: 0 K: 0 S: 3	H: 1 LOB: 0 BB: 0 P: 3	1B: 7 2B: 3 HR: 0	SF: 0 SAC: 0 DP: 0 HBP: 0	WP: 1 PB: 0 SB: 1 CS: 1	PA: 56			
PITCHER	IP	WLS	BF	H	R	ER	SO	BB	IBB	HBP	BLK	WP	HR	S	P	ERA	WHIP										
Britt Burns, L ERA: 2.69 Ed Farmer, R ERA: 3.16 Mike Proly, R ERA: 2.9	(1, 1)	7.2	30	6	2	2	2	2	0	0	0	0	0	32	40	0.00	1.043										
	(8, 1)	3.1	16	2	0	0	3	4	0	0	0	1	0	18	34	0.00	1.800										
	(12, 1)	3.0	9	1	0	0	1	1	0	0	0	0	0	10	14	0.00	0.667										

Detroit Tigers @ Chicago White Sox
Comiskey Park, Chicago, IL
Wed Aug 27 1980, 8:05 PM EDT
Att. 12,582 - Overcast - 74 F


AB: 48
R: 9
H: 2
RBI: 2
BB: 7
SO: 6
LOB: 28



Batter	1	2	3	4	5	6	7	8	9	10	11	12	13	14	AB	R	H	RBI	BB	SO	LOB	BOTTOM					
Leo Sutherland, L OBP: 0.286, SLG: 0.311 (1, 7)	6-3		SH5-4 1B	6-3			F7				6-3				6	2	2	0	1	0	2						
Mike Squires, L OBP: 0.342, SLG: 0.346 (1, 3)	6-3		SH5-4 1-2 2-3			G3					4-3				5	0	1	0	1	0	2						
Chet Lemon, R OBP: 0.365, SLG: 0.408 (1, 8)			1B IBB			6-3		F5			6-3				6	0	2	0	1	0	4						
Lamar Johnson, R OBP: 0.329, SLG: 0.429 (1, 10)	F3					K									7	0	3	3	0	1	4						
Jim Morrison, R OBP: 0.311, SLG: 0.399 (1, 4)			F6			F9		FC4-6 1B			6-3				6	0	2	0	0	0	3						
Harold Baines, L OBP: 0.272, SLG: 0.390 (1, 9)		FC1-6-5 BB	F8			F9		K			3-1			G3-6	6	0	0	0	0	1	5						
Glenn Borgmann, R OBP: 0.311, SLG: 0.263 Richard Dotson, R (10, PH)						F9		4-3							3	0	0	0	2	0	1						
Bruce Kimm, R OBP: 0.295, SLG: 0.290 (11, 2)		G6-4-3 BB													1	0	0	0	0	0	0						
Kevin Bell, R OBP: 0.307, SLG: 0.266 (1, 5)		G6-4-3					L5								4	0	1	0	2	0	2						
Greg Pryor, R OBP: 0.311, SLG: 0.355 Bob Molinaro, L OBP: 0.359, SLG: 0.410 Todd Cruz, R OBP: 0.278, SLG: 0.319 (11, 6)			SH5-4 1B			FC4-6 BB				SH3-4 BB					3	1	2	0	0	0	1						
Inning Stats	R: 0 E: 0 K: 0 S: 4	H: 1 LOB: 1 BB: 0 P: 4	R: 0 E: 0 K: 0 S: 3	H: 1 LOB: 1 BB: 1 P: 7	R: 2 E: 0 K: 0 S: 6	H: 3 LOB: 2 BB: 1 P: 10	R: 0 E: 0 K: 0 S: 3	H: 0 LOB: 0 BB: 0 P: 3	R: 0 E: 0 K: 0 S: 4	H: 1 LOB: 2 BB: 1 P: 8	R: 0 E: 0 K: 0 S: 4	H: 1 LOB: 3 BB: 2 P: 12	R: 0 E: 0 K: 0 S: 3	H: 0 LOB: 0 BB: 0 P: 3	R: 0 E: 0 K: 0 S: 3	H: 1 LOB: 0 BB: 0 P: 3	R: 0 E: 0 K: 0 S: 3	H: 0 LOB: 0 BB: 0 P: 3	R: 0 E: 0 K: 0 S: 4	H: 3 LOB: 2 BB: 0 P: 4	1B: 12 2B: 1 HR: 0	SF: 0 SAC: 2 DP: 2 HBP: 0	WP: 1 PB: 0 SB: 0 CS: 0	PA: 58			
PITCHER	IP	WLS	BF	H	R	ER	SO	BB	IBB	HBP	BLK	WP	HR	S	P	ERA	WHIP										
Jack Morris, R ERA: 4.31 Dave Rozema, R ERA: 4.26	(1, 1)	10.0	45	9	2	2	2	5	0	0	0	0	0	42	70	1.90	1.400										
	(11, 1)	3.1	13	4	1	1	0	0	0	0	0	0	0	13	13	2.70	1.200										

Detroit Tigers @ Chicago White Sox
Comiskey Park, Chicago, IL
Wed Aug 27 1980, 8:05 PM EDT
Att. 12,582 - Overcast - 74 F


AB: 49
R: 3
H: 13
RBI: 3
BB: 7
SO: 2
LOB: 26



Batter	1	2	3	4	5	6	7	8	9	AB	R	H	RBI	BB	SO	LOB	TOP			
Bob Molinaro, L (1, 7) OBP: 0.360, SLG: 0.409 Wayne Nordhagen, R (8, PH) OBP: 0.287, SLG: 0.481	6-3		3-1 1B	FC4 1B		S BB		F9		3	1	1	0	1	0	1				
Mike Squires, L (1, 3) OBP: 0.347, SLG: 0.349	FC4-6 1B		K					6-3		4	0	2	0	1	1	1				
Chet Lemon, R (1, 8) OBP: 0.363, SLG: 0.404	FC4-6 1B		3-1 1B HBP	F8			F7		F4	4	1	0	0	0	0	5				
Lamar Johnson, R (1, 10) OBP: 0.330, SLG: 0.429	FC6-4 1B		3-1		F4				F3	5	1	2	0	0	0	2				
Jim Morrison, R (1, 4) OBP: 0.314, SLG: 0.406	FC6-4								F9	4	1	2	4	1	0	2				
Harold Baines, L (1, 9) OBP: 0.270, SLG: 0.386		4-3	F7		F7				4-3	4	0	0	0	0	0	2				
Glenn Borgmann, R (1, 2) OBP: 0.306, SLG: 0.244		E6 5-3		SH3-4 1B BB	4-3			F8		3	1	0	0	1	0	1	AB 35			
Kevin Bell, R (1, 5) OBP: 0.302, SLG: 0.262		5-3		SH3-4		K	F5			3	0	0	0	0	1	1	R 5			
Greg Pryor, R (1, 6) OBP: 0.276, SLG: 0.354		F8		FC4 1B		F8		F7		4	0	1	1	0	0	1	H 8			
Inning Stats	R: 0 E: 0 K: 0 S: 5	H: 2 LOB: 2 BB: 0 P: 5	R: 0 E: 1 K: 0 S: 4	H: 0 LOB: 1 BB: 0 P: 4	R: 2 E: 0 K: 1 S: 7	H: 2 LOB: 1 BB: 0 P: 8	R: 1 E: 0 K: 0 S: 5	H: 2 LOB: 2 BB: 1 P: 9	R: 0 E: 0 K: 1 S: 3	H: 0 LOB: 1 BB: 1 P: 7	R: 2 E: 0 K: 0 S: 5	H: 2 LOB: 0 BB: 0 P: 5	R: 0 E: 0 K: 0 S: 3	H: 0 LOB: 0 BB: 0 P: 3	R: 0 E: 0 K: 0 S: 3	H: 0 LOB: 0 BB: 0 P: 3	1B: 7 2B: 0 3B: 0 HR: 1	SF: 0 SAC: 1 DP: 0 HBP: 1	WP: 0 PB: 0 SB: 3 CS: 0	PA: 41
PITCHER	IP	WLS	BF	H	R	ER	SO	BB	IBB	HBP	BLK	WP	HR	S	P	ERA	WHIP			
Wayne Garland, R (1, 1) ERA: 4.32	5.2		29	6	3	3	2	4	0	1	0	0	0	28	45	4.76	1.765			
Sid Monge, L (6, 1) ERA: 2.9	2.1	W	9	2	2	2	0	0	0	0	0	0	1	9	9	7.71	0.857			
Victor Cruz, R (9, 1) ERA: 3.29	1.0	S	3	0	0	0	0	0	0	0	0	0	0	3	3	0.00	0.000			

Chicago White Sox @ Cleveland Indians
Cleveland Municipal Stadium, Cleveland, OH
Fri Aug 29 1980, 7:05 PM EDT
Att: 9,044 - Unknown


AB	35
R	5
H	8
RBI	5
BB	4
SO	2
LOB	16



Batter	1	2	3	4	5	6	7	8	9	AB	R	H	RBI	BB	SO	LOB	BOTTOM			
Miguel Dilone, S (1, 7) OBP: 0.382, SLG: 0.431	HR BB		CS BB	5-3			FC4-6 1B	1-3 2H 3H 2B		3	1	2	2	2	0	1				
Jorge Orta, L (1, 9) OBP: 0.390, SLG: 0.403	1-H HR		1-3 1B				FC4-6 1B	G3		5	1	2	2	0	0	3				
Mike Hargrove, L (1, 3) OBP: 0.313, SLG: 0.414	G3		1-3 1B				FC1-6 1B	F9		4	0	1	0	0	0	2				
Ron Hassey, L (1, 2) OBP: 0.370, SLG: 0.426 Bo Diaz, R (7, PH) OBP: 0.286, SLG: 0.379	F8		F7		FC1-6 1B		F7		F7	3	0	0	0	0	0	2				
Toby Harrah, R (1, 5) OBP: 0.374, SLG: 0.367	F9			HR BB			F7		5-3	3	1	0	0	1	0	1				
Joe Charboneau, R (1, 10) OBP: 0.359, SLG: 0.481		6-3		HR		K		F8		4	1	1	2	0	1	0				
Alan Bannister, R (1, 4) OBP: 0.339, SLG: 0.355										1	0	1	0	3	0	0	AB 31			
Rick Manning, L (1, 8) OBP: 0.336, SLG: 0.295		4-3					FC5-4 1B	1B BB		3	1	1	0	1	1	2	R 5			
Tom Verzyer, R (1, 6) OBP: 0.308, SLG: 0.344		5-3					FC5-4	2B 1B		4	0	1	0	0	0	3	H 9			
Inning Stats	R: 2 E: 0 K: 0 S: 4	H: 1 LOB: 0 BB: 1 P: 8	R: 0 E: 0 K: 0 S: 3	H: 0 LOB: 1 BB: 1 P: 7	R: 0 E: 0 K: 1 S: 3	H: 1 LOB: 1 BB: 1 P: 7	R: 2 E: 0 K: 1 S: 6	H: 1 LOB: 1 BB: 2 P: 14	R: 0 E: 0 K: 1 S: 4	H: 1 LOB: 1 BB: 0 P: 4	R: 0 E: 0 K: 1 S: 6	H: 2 LOB: 1 BB: 0 P: 6	R: 0 E: 0 K: 0 S: 4	H: 1 LOB: 1 BB: 0 P: 4	R: 2 E: 0 K: 0 S: 5	H: 2 LOB: 2 BB: 2 P: 13	1B: 6 2B: 1 3B: 0 HR: 2	SF: 0 SAC: 0 DP: 0 HBP: 0	WP: 0 PB: 0 SB: 1 CS: 2	PA: 38
PITCHER	IP	WLS	BF	H	R	ER	SO	BB	IBB	HBP	BLK	WP	HR	S	P	ERA	WHIP			
Richard Dotson, R (1, 1) ERA: 4.31	3.0		16	3	4	4	0	5	0	0	0	0	0	11	31	12.00	2.667			
Rich Wortham, L (4, 1) ERA: 5.34	3.2		14	4	0	0	2	0	0	0	0	0	0	18	18	0.00	1.091			
Ed Farmer, R (7, 1) ERA: 3.34	1.1	L	8	2	2	2	0	2	0	0	0	0	0	6	14	13.50	3.000			


Chicago White Sox @ Cleveland Indians
Cleveland Municipal Stadium, Cleveland, OH
Fri Aug 29 1980, 7:05 PM EDT
Att: 9,044 - Unknown


AB	31
R	5
H	9
RBI	6
BB	7
SO	2
LOB	15



Batter	1	2	3	4	5	6	7	8	9	AB	R	H	RBI	BB	SO	LOB	TOP										
Chet Lemon, R OBP: 0.369, SLG: 0.418 (1, 8)										2	2	1	0	2	0	1	Chicago White Sox @ Cleveland Indians Cleveland Municipal Stadium, Cleveland, OH Sun Aug 31 1980, 3:38 AM EDT Att: 19,131 - Unknown										
Mike Squires, L OBP: 0.352, SLG: 0.345 (1, 3)										5	0	1	1	0	0	6											
Wayne Nordhagen, R OBP: 0.293, SLG: 0.485 (1, 9)										5	1	4	2	0	0	0											
Lamar Johnson, R OBP: 0.328, SLG: 0.425 (1, 10)										5	1	2	0	0	0	3											
Jim Morrison, R OBP: 0.317, SLG: 0.405 (1, 4)										3	2	1	0	1	0	0											
Ron Pruitt, R OBP: 0.364, SLG: 0.394 (1, 7)										0	1	0	0	0	0	0											
Bruce Kimm, R OBP: 0.288, SLG: 0.289 (9, PH)										4	0	1	1	0	0	4											
Bob Molinaro, L OBP: 0.360, SLG: 0.415 (9, 2)										1	0	0	0	0	0	1											
Glenn Borgmann, R OBP: 0.302, SLG: 0.227 (9, 2)										0	0	0	0	0	0	0											
Kevin Bell, R OBP: 0.292, SLG: 0.249 (1, 5)										4	0	0	0	1	0	2											
Todd Cruz, R OBP: 0.273, SLG: 0.314 (1, 6)										4	1	2	1	0	0	1											
Inning Stats	R: 4 E: 0 K: 0 S: 6	H: 4 LOB: 1 BB: 1 P: 10	R: 0 E: 0 K: 0 S: 4	H: 1 LOB: 1 BB: 0 P: 4	R: 0 E: 0 K: 0 S: 3	H: 0 LOB: 0 BB: 0 P: 3	R: 0 E: 0 K: 0 S: 4	H: 1 LOB: 3 BB: 1 P: 9	R: 0 E: 0 K: 0 S: 4	H: 0 LOB: 1 BB: 1 P: 7	R: 0 E: 0 K: 0 S: 3	H: 1 LOB: 0 BB: 0 P: 3	R: 3 E: 0 K: 0 S: 6	H: 3 LOB: 2 BB: 2 P: 14	R: 1 E: 0 K: 0 S: 4	H: 2 LOB: 0 BB: 0 P: 4	1B: 13 2B: 1 3B: 0 HR: 0	SF: 0 SAC: 1 DP: 3 HBP: 1	WP: 0 PB: 0 CS: 0	PA: 44							
PITCHER	IP	WLS	BF	H	R	ER	SO	BB	IBB	HBP	BLK	WP	HR	S	P	ERA	WHIP										
Ross Grimsley, L ERA: 6.14 (1, 1)	7.0	L	35	10	6	6	0	4	1	1	0	0	0	28	49	7.71	2.000										
Bob Ojwachko, L ERA: 6.17 (8, 1)	0.2		5	2	1	1	0	1	0	0	0	0	0	4	8	13.50	4.500										
Mike Stanton, R ERA: 5.87 (8, 1)	1.1		5	2	1	1	0	0	0	0	0	0	0	5	5	6.75	1.500										

Batter	1	2	3	4	5	6	7	8	9	AB	R	H	RBI	BB	SO	LOB	BOTTOM										
Alan Bannister, R OBP: 0.340, SLG: 0.358 (1, 7)										5	0	1	2	0	0	2	Chicago White Sox @ Cleveland Indians Cleveland Municipal Stadium, Cleveland, OH Sun Aug 31 1980, 3:38 AM EDT Att: 19,131 - Unknown										
Jorge Orta, L OBP: 0.386, SLG: 0.402 (1, 9)										5	1	1	0	0	1	4											
Mike Hargrove, L OBP: 0.311, SLG: 0.407 (1, 3)										3	2	0	0	2	0	1											
Joe Charboneau, R OBP: 0.361, SLG: 0.495 (1, 10)										5	1	1	3	0	0	1											
Toby Harrah, R OBP: 0.375, SLG: 0.373 (1, 5)										4	1	3	1	1	0	0											
Bo Diaz, R OBP: 0.273, SLG: 0.363 (6, 2)										2	0	0	0	0	0	2											
Gary Alexander, R OBP: 0.264, SLG: 0.351 (8, 4)										1	0	0	0	0	1	0											
Jack Brohamer, L OBP: 0.307, SLG: 0.309 (8, PH)										0	0	0	0	0	0	0											
Gary Gray, R OBP: 0.133, SLG: 0.207 (9, 7)										1	0	0	0	0	0	2											
Rick Manning, L OBP: 0.341, SLG: 0.309 (1, 8)										4	1	2	1	0	0	1											
Jerry Dybzinski, R OBP: 0.279, SLG: 0.298 (8, 6)										3	1	2	0	0	0	1											
Miguel Dilone, S OBP: 0.381, SLG: 0.434 (9, 4)										1	0	0	0	0	0	2											
Dave Rosello, R OBP: 0.250, SLG: 0.286 (9, 4)										0	0	0	0	0	0	0											
Tom Veryzer, R OBP: 0.315, SLG: 0.354 (7, PH)										2	0	0	0	0	0	2											
Ron Hassey, L OBP: 0.374, SLG: 0.425 (8, 2)										0	0	0	0	2	0	0											
Inning Stats	R: 0 E: 0 K: 0 S: 3	H: 1 LOB: 0 BB: 0 P: 3	R: 0 E: 0 K: 0 S: 4	H: 1 LOB: 1 BB: 0 P: 4	R: 0 E: 0 K: 0 S: 4	H: 1 LOB: 1 BB: 0 P: 4	R: 0 E: 0 K: 0 S: 3	H: 0 LOB: 0 BB: 0 P: 3	R: 3 E: 1 K: 2 S: 11	H: 3 LOB: 2 BB: 1 P: 15	R: 1 E: 0 K: 0 S: 4	H: 1 LOB: 2 BB: 2 P: 12	R: 3 E: 0 K: 0 S: 4	H: 1 LOB: 0 BB: 2 P: 12	1B: 8 2B: 0 3B: 0 HR: 2	SF: 0 SAC: 0 DP: 2 HBP: 0	WP: 1 PB: 0 CS: 0	PA: 41									
PITCHER	IP	WLS	BF	H	R	ER	SO	BB	IBB	HBP	BLK	WP	HR	S	P	ERA	WHIP										
Steve Trout, L ERA: 3.29 (7, 1)	0.0		2	1	0	0	0	1	0	0	0	0	0	1	5	∞	∞										
Mike Proby, R ERA: 3.01 (7, 1)	0.2		4	0	1	1	1	2	0	0	0	0	0	4	12	13.50	3.000										
Guy Hoffman, L ERA: 3.48 (8, 1)	1.1	S	8	2	3	3	0	2	0	0	0	0	1	6	14	20.25	3.000										
Dewey Robinson, R ERA: 3.45 (9, 1)	0.1		1	0	0	0	0	0	0	0	0	0	0	1	1	0.00	0.000										


Batter	1	2	3	4	5	6	7	8	9	AB	R	H	RBI	BB	SO	LOB	TOP				
Chet Lemon, R OBP: 0.373, SLG: 0.419 (1, 8)	0-0 4-3 SH5-3 1B		0-0 4-3		0-0 4-3			0-0 F8		4	0	1	0	0	0	0	Chicago White Sox @ Detroit Tigers Tiger Stadium, Detroit, MI Tue Sep 02 1980, 7:05 PM EDT Unknown - 76 F livebaseballscorecards.com AB 34 R 2 H 7 RBI 2 BB 1 SO 1 LOB 13 				
Mike Squires, L OBP: 0.354, SLG: 0.356 Bruce Kimm, R OBP: 0.287, SLG: 0.288 (1, 3) (7, 2)	0-0 SH5-3 1-2		0-0 F9				0-0 F8	0-0 F8		2	0	0	0	0	0	0					
Wayne Nordhagen, R OBP: 0.296, SLG: 0.485 (1, 7)	0-0 4-3 2-3			0-0 E5 HR			0-0 F3	0-0		4	1	1	0	0	0	1					
Lamar Johnson, R OBP: 0.329, SLG: 0.424 (1, 10)	0-0 F8			0-0 F8			0-0 2B	0-0 6-3		4	0	1	0	0	0	3					
Jim Morrison, R OBP: 0.316, SLG: 0.409 Greg Pryor, R OBP: 0.278, SLG: 0.356 (1, 4) (7, 4)		0-0 F4		0-0 F2			0-0 F4		0-0 3-1 1B	3	0	0	0	0	0	2					
Harold Baines, L OBP: 0.275, SLG: 0.398 (1, 9)		0-0 3-1		0-0 HR				0-0 F6	0-0 3-1 1-2	4	1	1	2	0	0	1					
Ron Pruitt, R OBP: 0.368, SLG: 0.392 (1, 5)				0-0 4-3 1B			0-3 K		4-0 BB	3	0	1	0	1	1	0					
Glenn Borgmann, R OBP: 0.300, SLG: 0.280 Mary Foley, L OBP: 0.259, SLG: 0.338 (1, 2) (7, PH) (7, 3)		0-0 F5						0-0 6-3	0-0 F5	2	0	0	0	0	0	1					
Todd Cruz, R OBP: 0.272, SLG: 0.312 Kevin Bell, R OBP: 0.292, SLG: 0.249 Bob Molinaro, L OBP: 0.359, SLG: 0.413 (1, 6) (7, 6) (9, PH)			0-0 F3		0-0 4-3			0-0 F8	0-0 F9	3	0	0	0	0	0	1					
										0	0	0	0	0	0	0					
										1	0	0	0	0	0	2					
Inning Stats	R: 0 E: 0 K: 0 S: 4	H: 1 LOB: 1 BB: 0 P: 4	R: 0 E: 0 K: 0 S: 4	H: 1 LOB: 1 BB: 0 P: 4	R: 0 E: 0 K: 0 S: 3	H: 0 LOB: 0 BB: 0 P: 3	R: 2 E: 1 K: 0 S: 5	H: 1 LOB: 0 BB: 0 P: 5	R: 0 E: 0 K: 0 S: 4	H: 1 LOB: 1 BB: 0 P: 4	R: 0 E: 0 K: 1 S: 6	H: 1 LOB: 0 BB: 0 P: 6	R: 0 E: 0 K: 0 S: 4	H: 1 LOB: 1 BB: 0 P: 4	R: 0 E: 0 K: 0 S: 4	H: 1 LOB: 2 BB: 1 P: 8		1B: 5 2B: 1 3B: 0 HR: 1	SF: 0 SAC: 1 DP: 0 HBP: 0	WP: 0 PB: 0 CS: 0	PA: 36
PITCHER Mark Fidrych, R ERA: 4.6 (1, 1)	IP: 9.0 WLS: W BF: 36 H: 7 R: 2 ER: 0 SO: 1 BB: 1 IBB: 0 HBP: 0 BLK: 0 WP: 0 HR: 1 S: 37 P: 41 ERA: 0.00 WHIP: 0.889															PITCHER					

Batter	1	2	3	4	5	6	7	8	9	AB	R	H	RBI	BB	SO	LOB	BOTTOM				
Rick Peters, S OBP: 0.370, SLG: 0.371 Dave Stegman, R OBP: 0.250, SLG: 0.269 (1, 8) (7, PH) (8, 8)	0-0 F7				0-0 FC4-6 HR			0-0 F8		4	1	1	1	0	0	5	Chicago White Sox @ Detroit Tigers Tiger Stadium, Detroit, MI Tue Sep 02 1980, 7:05 PM EDT Unknown - 76 F livebaseballscorecards.com AB 39 R 11 H 18 RBI 10 BB 2 SO 3 LOB 14 				
Alan Trammell, R OBP: 0.371, SLG: 0.401 (1, 6)	0-0 L3		0-0 F8		0-0 HR	0-0 1B	0-0 6-3			5	2	2	3	0	0	2					
Steve Kemp, L OBP: 0.392, SLG: 0.482 Jim Lentine, R OBP: 0.331, SLG: 0.313 (1, 7) (8, 7)	0-0 F6			0-0 4-3	0-0 2B 1B	0-0 1B	0-0 E G1-4-3 1B	0-0 F1		4	2	2	0	0	0	0					
Champ Summers, L OBP: 0.384, SLG: 0.503 John Wockenfuss, R OBP: 0.350, SLG: 0.453 (1, 10) (8, PH)		0-3 K			0-0 HR	0-0 F6	0-0 E1 G1-4-3 1B	0-0 F8		4	1	2	2	0	1	1					
Lance Parrish, R OBP: 0.329, SLG: 0.518 (1, 2)		4-0 1B BB			0-0 6-3	0-0 1B 2B	0-0 G1-4-3 1-2 3-H	0-3 K		4	1	1	0	1	1	1					
Al Cowens, R OBP: 0.342, SLG: 0.354 Lynn Jones, R OBP: 0.294, SLG: 0.412 (1, 9) (8, 9)		0-0 G6-3 1B			0-0 5-3	0-0 E 1B 1B	0-0 F7			4	1	2	2	0	0	0					
Tim Corcoran, L OBP: 0.346, SLG: 0.372 (1, 3)	0-0 G6-3 1-2					0-0 FC4-6 HR		0-0 HR		4	2	3	1	0	0	2					
Tom Brookens, R OBP: 0.332, SLG: 0.408 Stan Papi, R OBP: 0.284, SLG: 0.433 (1, 5) (8, 5)			0-0 CS 1B			0-0 FC4-6 HR		0-0 2B		4	1	4	1	0	0	0					
Lou Whitaker, L OBP: 0.338, SLG: 0.277 Mark Wagner, R OBP: 0.309, SLG: 0.270 (1, 4) (7, PH) (8, 4)			0-0 4-3			0-0 FC4-6 HR		0-3 K		2	0	1	0	1	0	1					
										1	0	0	0	0	1	1					
Inning Stats	R: 0 E: 0 K: 0 S: 3	H: 0 LOB: 0 BB: 0 P: 3	R: 0 E: 0 K: 1 S: 5	H: 1 LOB: 1 BB: 1 P: 9	R: 0 E: 0 K: 0 S: 4	H: 2 LOB: 0 BB: 0 P: 4	R: 1 E: 0 K: 0 S: 4	H: 1 LOB: 0 BB: 0 P: 4	R: 7 E: 1 K: 0 S: 12	H: 9 LOB: 3 BB: 1 P: 16	R: 2 E: 1 K: 0 S: 5	H: 3 LOB: 0 BB: 0 P: 5	R: 1 E: 0 K: 1 S: 7	H: 2 LOB: 1 BB: 0 P: 7	R: 0 E: 0 K: 1 S: 5	H: 0 LOB: 0 BB: 0 P: 5		1B: 13 2B: 2 3B: 0 HR: 3	SF: 0 SAC: 0 DP: 2 HBP: 0	WP: 0 PB: 0 CS: 1	PA: 41
PITCHER Mike Proly, R ERA: 3.26 Rich Wortham, L ERA: 5.79 Nardi Contreras, R ERA: 6.3 Ken Kravec, L ERA: 7.03 (1, 1) (5, 1) (5, 1) (7, 1)	IP: 4.1 WLS: L BF: 20 H: 8 R: 5 ER: 5 SO: 1 BB: 0 IBB: 0 HBP: 0 BLK: 0 WP: 0 HR: 2 S: 21 P: 25 ERA: 10.38 WHIP: 2.077															PITCHER					

Batter	1	2	3	4	5	6	7	8	9	AB	R	H	RBI	BB	SO	LOB	TOP					
Leo Sutherland, L (1, 8) OBP: 0.265, SLG: 0.288	0-3 K		0-0 F9			0-0 G6-3		0-0 FC4-6		4	0	0	0	0	1	4						
Mike Squires, L (1, 3) OBP: 0.348, SLG: 0.350	0-0 6-3			0-0 F9			0-0 1-3	0-0 G4-6-3		4	0	0	0	0	0	2						
Bob Molinaro, L (1, 7) OBP: 0.361, SLG: 0.425	0-3 K			0-0 K2-3-2 1B			0-0 HR		0-3 K	4	1	2	1	0	2	0						
Lamar Johnson, R (1, 10) OBP: 0.328, SLG: 0.423		0-0 G1-4-3 1B		0-3 K2-3-2 1-1			0-0 F8		0-0 5-3	4	0	1	0	0	1	1						
Jim Morrison, R (1, 4) OBP: 0.318, SLG: 0.410		0-0 G1-4-3 1-2			0-0 F6		0-0 1B 1B		0-0 1B	4	0	2	0	0	0	1						
Harold Baines, L (1, 9) OBP: 0.274, SLG: 0.396		0-0 F8			0-0 F4		0-0 FC4-6 1-2 1B		0-0 F7	4	0	1	0	0	0	1						
Mary Foley, L (1, 2) OBP: 0.250, SLG: 0.325			0-3 K		0-0 6-3		0-0 FC4-6 1-2			3	0	0	0	0	1	2						
Greg Pryor, R (1, 5) OBP: 0.282, SLG: 0.357			0-0 4-3			4-0 G6-3 BB		0-0 FC4-6 BB 1B		2	0	1	0	1	0	0						
Todd Cruz, R (1, 6) OBP: 0.274, SLG: 0.313						0-3 K		4-0 FC4-6 1-2 BB		2	0	1	0	0	1	1						
Ron Pruitt, R (8, PH) OBP: 0.374, SLG: 0.392										0	0	0	0	1	0	0						
Kevin Bell, R (8, 5) OBP: 0.292, SLG: 0.249										0	0	0	0	0	0	0						
Inning Stats	R: 0 E: 0 K: 2 S: 7	H: 0 LOB: 0 BB: 0 P: 7	R: 0 E: 0 K: 0 S: 3	H: 1 LOB: 0 BB: 0 P: 3	R: 0 E: 0 K: 1 S: 6	H: 1 LOB: 1 BB: 0 P: 6	R: 0 E: 0 K: 1 S: 5	H: 1 LOB: 1 BB: 0 P: 5	R: 0 E: 0 K: 0 S: 3	H: 0 LOB: 2 BB: 0 P: 3	R: 0 E: 0 K: 1 S: 4	H: 0 LOB: 0 BB: 1 P: 8	R: 1 E: 0 K: 0 S: 6	H: 3 LOB: 2 BB: 0 P: 6	R: 0 E: 0 K: 0 S: 3	H: 1 LOB: 1 BB: 1 P: 7	R: 0 E: 0 K: 1 S: 6	H: 1 LOB: 1 BB: 0 P: 6	1B: 7 2B: 1 3B: 0 HR: 1	SF: 0 SAC: 0 DP: 4 HBP: 0	WP: 0 PB: 0 SB: 0 CS: 0	PA: 33
PITCHER Milt Wilcox, R (1, 1) ERA: 3.99	IP: 9.0 WLS: W BF: 33 H: 8 R: 1 ER: 1 SO: 6 BB: 2 IBB: 0 HBP: 0 BLK: 0 WP: 0 HR: 1 S: 43 P: 51 ERA: 1.00 WHIP: 1.111															PITCHER						

Chicago White Sox @ Detroit Tigers
Tiger Stadium, Detroit, MI
Tue Sep 02 1980, 7:05 PM EDT
Att: 13,651 - Unknown - 71 F


AB	31
R	1
H	8
RBI	1
BB	2
SO	6
LOB	12



Batter	1	2	3	4	5	6	7	8	9	AB	R	H	RBI	BB	SO	LOB	BOTTOM			
Rick Peters, S (1, 8) OBP: 0.371, SLG: 0.369	0-0 CS 1B	4-0 BB			0-0 4-3	0-0 F9		0-3 K		4	0	1	0	1	1	0				
Alan Trammell, R (1, 6) OBP: 0.370, SLG: 0.400	0-3 K 1-2	0-0 F8			0-0 2B 1B	0-0 F7				4	1	1	0	0	1	3				
Steve Kemp, L (1, 7) OBP: 0.393, SLG: 0.484	0-0 1B 1B		0-0 F8		0-0 1-3 1B 2B	0-0 G3				4	1	2	0	0	0	0				
Champ Summers, L (1, 10) OBP: 0.385, SLG: 0.502	0-0 1-3 1B		0-3 K		4-0 1B E IBB		0-0 F8			3	1	1	0	1	1	0				
John Wockenfuss, R (1, 2) OBP: 0.379, SLG: 0.450	0-0 F9		0-0 F8		0-0 E FC 1B		0-0 F9			4	1	1	2	0	0	2				
Al Cowens, R (1, 9) OBP: 0.341, SLG: 0.351		4-0 1B SF8 BB		0-0 5-3	0-0 E4 FC		0-3 K			3	1	0	0	1	1	1				
Tim Corcoran, L (1, 3) OBP: 0.342, SLG: 0.367		0-0 FC4-6 1-3 1B		0-0 4-3	0-0 FC		0-0 3-1			4	0	1	1	0	0	1				
Tom Brookens, R (1, 5) OBP: 0.333, SLG: 0.416		0-0 SF8		4-0 BB	0-0 L5		0-0 HR			2	1	1	2	1	0	2				
Lou Whitaker, L (1, 4) OBP: 0.335, SLG: 0.275		3-H FC4-6 1-2		0-0 F9	0-0 F7		0-0 F7			4	0	0	0	0	0	4				
Inning Stats	R: 0 E: 0 K: 1 S: 7	H: 3 LOB: 2 BB: 0 P: 7	R: 1 E: 1 K: 0 S: 4	H: 1 LOB: 2 BB: 2 P: 12	R: 0 E: 0 K: 1 S: 5	H: 0 LOB: 0 BB: 0 P: 5	R: 0 E: 0 K: 0 S: 3	H: 0 LOB: 1 BB: 1 P: 7	R: 4 E: 1 K: 0 S: 8	H: 3 LOB: 2 BB: 1 P: 12	R: 0 E: 0 K: 0 S: 3	H: 0 LOB: 0 BB: 0 P: 3	R: 0 E: 0 K: 1 S: 5	H: 0 LOB: 0 BB: 0 P: 5	R: 1 E: 0 K: 1 S: 6	H: 1 LOB: 0 BB: 0 P: 6	1B: 6 2B: 1 3B: 0 HR: 1	SF: 1 SAC: 0 DP: 0 HBP: 0	WP: 0 PB: 0 SB: 0 CS: 1	PA: 37
PITCHER Richard Dotson, R (1, 1) ERA: 4.32	IP: 8.0 WLS: L BF: 37 H: 8 R: 6 ER: 4 SO: 4 BB: 3 IBB: 1 HBP: 0 BLK: 0 WP: 0 HR: 1 S: 41 P: 57 ERA: 4.50 WHIP: 1.375															PITCHER				

Chicago White Sox @ Detroit Tigers
Tiger Stadium, Detroit, MI
Tue Sep 02 1980, 7:05 PM EDT
Att: 13,651 - Unknown - 71 F

AB	32
R	6
H	8
RBI	5
BB	4
SO	4
LOB	13



Batter	1	2	3	4	5	6	7	8	9	AB	R	H	RBI	BB	SO	LOB	TOP										
Chet Lemon, R (1, 8) OBP: 0.376, SLG: 0.420	5-3		3-4 1B		4-0 WP PB BB		F4		0-0 S	4	0	2	0	1	0	0											
Mike Squires, L (1, 3) OBP: 0.342, SLG: 0.343	4-3		3-4		0-0 F8		K		0-0 F6	5	0	0	1	0	1	3											
Bob Molinaro, L (1, 10) OBP: 0.360, SLG: 0.424 Lamar Johnson, R (7, PH) OBP: 0.327, SLG: 0.421	G3		F4		0-0 WP 1B		5-3		0-0 F7	3	1	1	0	0	0	1											
Wayne Nordhagen, R (1, 7) OBP: 0.298, SLG: 0.494 Rusty Kuntz, R (8, 7) OBP: 0.333, SLG: 0.360		1-3	5-3		0-0 CS 1B				0-0 F3	4	1	2	2	0	0	1											
Jim Morrison, R (1, 4) OBP: 0.319, SLG: 0.412					0-0 F8				0-0 F6	4	1	2	0	0	0	0											
Harold Baines, L (1, 9) OBP: 0.279, SLG: 0.401					0-0 3-1				0-0 F6	3	0	2	0	1	0	0											
Glenn Borgmann, R (1, 2) OBP: 0.313, SLG: 0.283					0-0 4-3				0-0 F6	3	0	1	1	1	1	2											
Greg Pryor, R (1, 5) OBP: 0.278, SLG: 0.352					0-0 4-3				0-0 F3	4	0	0	0	0	1	6											
Todd Cruz, R (1, 6) OBP: 0.273, SLG: 0.312					0-0 5-3				0-0 F7	4	1	1	0	0	0	4											
Inning Stats	R: 0 E: 0 K: 0 S: 3	H: 0 LOB: 0 BB: 0 P: 3	R: 0 E: 0 K: 2 S: 9	H: 2 LOB: 2 BB: 0 P: 9	R: 1 E: 0 K: 0 S: 5	H: 2 LOB: 1 BB: 0 P: 5	R: 0 E: 0 K: 0 S: 3	H: 0 LOB: 0 BB: 0 P: 3	R: 0 E: 0 K: 0 S: 3	H: 0 LOB: 1 BB: 1 P: 7	R: 2 E: 0 K: 0 S: 6	H: 4 LOB: 2 BB: 1 P: 10	R: 0 E: 0 K: 1 S: 5	H: 0 LOB: 0 BB: 0 P: 5	R: 1 E: 0 K: 0 S: 5	H: 2 LOB: 2 BB: 1 P: 9	R: 0 E: 0 K: 0 S: 4	H: 1 LOB: 1 BB: 0 P: 4	1B: 8 2B: 2 3B: 0 HR: 1	SF: 0 SAC: 0 DP: 0 HBP: 0	WP: 4 PB: 1 SB: 1 CS: 1	PA: 40					
PITCHER	IP	WLS	BF	H	R	ER	SO	BB	IBB	HBP	BLK	WP	HR	S	P	ERA	WHIP										
Dave Rozema, R (1, 1) ERA: 4.13	6.0		27	8	3	3	2	1	1	0	0	3	0	29	37	4.50	1.500										
Pat Underwood, L (7, 1) ERA: 3.83	2.0		9	2	1	1	1	1	0	0	0	1	1	10	14	4.50	1.500										
Aurelio Lopez, R (9, 1) ERA: 3.86	1.0	W	4	1	0	0	0	0	0	0	0	0	0	4	4	0.00	1.000										

Chicago White Sox @ Detroit Tigers
Tiger Stadium, Detroit, MI
Wed Sep 03 1980, 7:05 PM EDT
Att: 10,395 - Unknown - 71 F

AB	37
R	4
H	11
RBI	4
BB	3
SO	3
LOB	19



Batter	1	2	3	4	5	6	7	8	9	AB	R	H	RBI	BB	SO	LOB	BOTTOM										
Rick Peters, S (1, 8) OBP: 0.373, SLG: 0.373	F9				0-0 G5-4-3				0-0 L8-3 1B	5	0	3	1	0	0	2											
Alan Trammell, R (1, 6) OBP: 0.371, SLG: 0.398	4-0 FC5-4 BB		L6		0-0 G5-4-3 1B				0-0 L8-3 1B	3	0	0	0	2	0	3											
Steve Kemp, L (1, 7) OBP: 0.392, SLG: 0.482	0-0 F9				0-0 G5-4-3 1B				0-0 L4	4	0	1	0	0	0	2											
John Wockenfuss, R (1, 3) OBP: 0.380, SLG: 0.454	0-0 FC5-4				0-0 K				0-0 1B HBP 1B	4	1	2	0	0	1	2											
Lance Parrish, R (1, 2) OBP: 0.327, SLG: 0.514			4-3		0-0 G5-4-3				0-0 K	4	0	0	0	0	2	4											
Al Cowens, R (1, 9) OBP: 0.340, SLG: 0.350			K		0-0 G5-4-3				0-0 HBP BB 1B	4	1	1	0	0	1	2											
Tom Brookens, R (1, 5) OBP: 0.335, SLG: 0.423			F4		0-0 HR				0-0 FC5-4 HBP 1B BB	3	2	1	1	1	1	0											
Lynn Jones, R (1, 10) OBP: 0.350, SLG: 0.389 Champ Summers, L (9, PH) OBP: 0.387, SLG: 0.502					0-0 G4-6-3 BB				0-0 FC5-4 HBP	1	0	0	0	2	0	0											
Lou Whitaker, L (1, 4) OBP: 0.333, SLG: 0.272 Duffy Dyer, R (9, PH) OBP: 0.349 Dave Stegman, R (9, PR) OBP: 0.250, SLG: 0.269					0-0 G4-6-3 BB				0-0 FC5-4 HBP	3	0	0	0	0	0	2											
Inning Stats	R: 0 E: 0 K: 0 S: 3	H: 0 LOB: 1 BB: 1 P: 7	R: 0 E: 0 K: 1 S: 5	H: 0 LOB: 0 BB: 0 P: 5	R: 0 E: 0 K: 1 S: 3	H: 1 LOB: 1 BB: 1 P: 7	R: 0 E: 0 K: 1 S: 5	H: 1 LOB: 0 BB: 0 P: 5	R: 1 E: 1 K: 0 S: 4	H: 1 LOB: 1 BB: 1 P: 8	R: 0 E: 0 K: 1 S: 6	H: 1 LOB: 2 BB: 1 P: 10	R: 0 E: 0 K: 1 S: 5	H: 0 LOB: 0 BB: 0 P: 5	R: 0 E: 0 K: 0 S: 3	H: 1 LOB: 3 BB: 0 P: 3	R: 4 E: 0 K: 1 S: 7	H: 3 LOB: 2 BB: 1 P: 12	1B: 6 2B: 2 3B: 0 HR: 1	SF: 0 SAC: 0 DP: 4 HBP: 1	WP: 1 PB: 0 SB: 0 CS: 0	PA: 38					
PITCHER	IP	WLS	BF	H	R	ER	SO	BB	IBB	HBP	BLK	WP	HR	S	P	ERA	WHIP										
Guy Hoffman, L (1, 1) ERA: 3.12	1.1		22	4	1	1	2	4	0	0	0	0	0	17	21	9.00	1.333										
Dewey Robinson, R (6, 1) ERA: 3.92	3.0		12	3	3	3	3	1	0	0	0	0	0	17	21	9.00	1.333										
Rich Wortham, L (9, 1) ERA: 5.84	0.1	L	2	0	0	0	0	0	0	1	0	0	0	1	2	0.00	0.000										
Ed Farmer, R (9, 1) ERA: 3.3	0.0		2	1	1	1	0	0	0	0	0	1	0	1	1	∞	∞										

Chicago White Sox @ Detroit Tigers
Tiger Stadium, Detroit, MI
Wed Sep 03 1980, 7:05 PM EDT
Att: 10,395 - Unknown - 71 F

AB	32
R	5
H	8
RBI	4
BB	5
SO	5
LOB	19



Batter	1	2	3	4	5	6	7	8	9	AB	R	H	RBI	BB	SO	LOB	TOP			
Chet Lemon, R (1, 8) OBP: 0.377, SLG: 0.423										4	1	2	0	0	2	0	Chicago White Sox @ Toronto Blue Jays Exhibition Stadium, Toronto, ON Thu Sep 04 1980, 7:05 PM EDT Att: 12,365 - Unknown - 80 F			
Mike Squires, L (1, 3) OBP: 0.344, SLG: 0.346										4	0	2	0	0	0	3				
Wayne Nordhagen, R (1, 7) OBP: 0.295, SLG: 0.489										4	0	0	0	0	2	3				
Lamar Johnson, R (1, 10) OBP: 0.328, SLG: 0.424										4	1	2	1	0	1	0				
Jim Morrison, R (1, 4) OBP: 0.319, SLG: 0.412										3	0	1	0	0	0	1				
Harold Baines, L (1, 9) OBP: 0.279, SLG: 0.399										4	0	1	0	0	0	3				
Greg Pryor, R (1, 5) OBP: 0.276, SLG: 0.350										2	0	0	1	0	0	1				
Bruce Kimm, R (1, 2) OBP: 0.288, SLG: 0.289										3	0	1	0	0	0	1				
Todd Cruz, R (1, 6) OBP: 0.272, SLG: 0.311										1	0	0	0	0	1	0				
Leo Sutherland, L (8, PH) OBP: 0.261, SLG: 0.284										1	0	0	0	0	0	0				
Kevin Bell, R (8, 5) OBP: 0.292, SLG: 0.249										0	0	0	0	0	0	0				
Inning Stats	R: 1 E: 0 K: 0 S: 5	H: 2 LOB: 1 BB: 0 P: 5	R: 0 E: 0 K: 0 S: 3	H: 0 LOB: 0 BB: 0 P: 3	R: 0 E: 0 K: 3 S: 10	H: 1 LOB: 1 BB: 0 P: 10	R: 1 E: 1 K: 0 S: 4	H: 1 LOB: 0 BB: 0 P: 4	R: 0 E: 0 K: 1 S: 5	H: 0 LOB: 0 BB: 0 P: 5	R: 0 E: 0 K: 0 S: 3	H: 1 LOB: 0 BB: 0 P: 3	R: 0 E: 0 K: 1 S: 6	H: 1 LOB: 1 BB: 0 P: 6	R: 0 E: 0 K: 1 S: 5	H: 1 LOB: 0 BB: 0 P: 5	1B: 7 2B: 2 3B: 0 HR: 0	SF: 1 SAC: 2 DP: 3 HBP: 0	WP: 0 PB: 0 SB: 0 CS: 1	PA: 34
PITCHER Jackson Todd, R (1, 1) ERA: 3.27	IP: 9.0 WLS: W BF: 33 H: 9 R: 2 ER: 1 SO: 6 BB: 0 IBB: 0 HBP: 0 BLK: 0 WP: 0 HR: 0 S: 45 P: 45 ERA: 1.00 WHIP: 1.000															PITCHER				

Batter	1	2	3	4	5	6	7	8	9	AB	R	H	RBI	BB	SO	LOB	BOTTOM					
Alfredo Griffin, S (1, 6) OBP: 0.282, SLG: 0.362										4	0	0	0	0	1	1	Chicago White Sox @ Toronto Blue Jays Exhibition Stadium, Toronto, ON Thu Sep 04 1980, 7:05 PM EDT Att: 12,365 - Unknown - 80 F					
Bob Bailor, R (1, 7) OBP: 0.306, SLG: 0.289										3	1	1	0	1	1	0						
Lloyd Moseby, L (1, 9) OBP: 0.285, SLG: 0.367										4	1	1	1	0	0	2						
Damaso Garcia, R (1, 4) OBP: 0.307, SLG: 0.406										4	0	1	0	0	0	2						
Barry Bonnell, R (1, 8) OBP: 0.315, SLG: 0.424										4	0	3	1	0	0	0						
Roy Howell, L (1, 5) OBP: 0.322, SLG: 0.393										3	1	0	0	1	0	4						
Garth Iorg, R (1, 3) OBP: 0.299, SLG: 0.384										4	0	1	1	0	0	0						
Paul Hodgson, R (1, 10) OBP: 0.222, SLG: 0.125										3	0	0	0	0	2	0						
Ernie Whitt, L (1, 2) OBP: 0.291, SLG: 0.370										3	0	1	0	0	0	0						
Inning Stats	R: 0 E: 0 K: 1 S: 5	H: 0 LOB: 0 BB: 0 P: 5	R: 0 E: 0 K: 0 S: 3	H: 1 LOB: 0 BB: 0 P: 3	R: 0 E: 0 K: 2 S: 8	H: 1 LOB: 1 BB: 0 P: 8	R: 1 E: 0 K: 0 S: 4	H: 1 LOB: 1 BB: 1 P: 8	R: 0 E: 0 K: 1 S: 5	H: 0 LOB: 0 BB: 0 P: 5	R: 1 E: 0 K: 0 S: 6	H: 3 LOB: 2 BB: 0 P: 6	R: 0 E: 0 K: 0 S: 3	H: 0 LOB: 0 BB: 0 P: 3	R: 0 E: 0 K: 0 S: 4	H: 1 LOB: 1 BB: 0 P: 4	R: 1 E: 0 K: 0 S: 2	H: 1 LOB: 1 BB: 1 P: 6	1B: 6 2B: 0 3B: 1 HR: 1	SF: 0 SAC: 0 DP: 1 HBP: 0	WP: 0 PB: 0 SB: 0 CS: 0	PA: 34
PITCHER Ross Baumgarten, L (1, 1) ERA: 3.15	IP: 8.0 WLS: L BF: 31 H: 7 R: 2 ER: 2 SO: 4 BB: 1 IBB: 0 HBP: 0 BLK: 0 WP: 0 HR: 1 S: 38 P: 42 ERA: 2.25 WHIP: 1.000															PITCHER						
Ed Farmer, R (9, 1) ERA: 3.39	IP: 0.1 WLS: L BF: 3 H: 1 R: 1 ER: 1 SO: 0 BB: 1 IBB: 0 HBP: 0 BLK: 0 WP: 0 HR: 0 S: 2 P: 6 ERA: 27.00 WHIP: 6.000															PITCHER						



Batter	1	2	3	4	5	6	7	8	9	AB	R	H	RBI	BB	SO	LOB	TOP					
Chet Lemon, R (1, 8) OBP: 0.379, SLG: 0.424	4-0 1B BB	0-3 K			0-0 E8 E 1B		0-0 1B		0-0 P4	4	2	0	1	1	0		Chicago White Sox @ Toronto Blue Jays Exhibition Stadium, Toronto, ON Fri Sep 05 1980, 7:05 PM EDT Att: 14,091 - Unknown - 77 F livebaseballscorecards.com					
Mike Squires, L (1, 3) OBP: 0.350, SLG: 0.352	0-0 1B 1B		0-0 E6		0-0 FC4 1-3		0-0 1B			4	0	3	0	0	0	0						
Bob Molinaro, L (1, 7) OBP: 0.356, SLG: 0.418 Rusty Kuntz, R (7, 7) OBP: 0.333, SLG: 0.360	0-0 P5		0-0 G3		0-0 1-3		0-3 K			4	0	0	0	0	1	6						
Lamar Johnson, R (1, 10) OBP: 0.327, SLG: 0.422	0-0 1B 1-2 3-H		0-3 K		0-0 P2		0-0 P6			4	0	1	1	0	1	4						
Jim Morrison, R (1, 4) OBP: 0.319, SLG: 0.411	0-0 1B		0-3 K		0-0 F8			0-0 F8		4	0	1	0	0	1	2						
Harold Baines, L (1, 9) OBP: 0.276, SLG: 0.395	0-3 K			0-3 K		0-0 4-3		0-3 K		4	0	0	0	0	3	3						
Mary Foley, L (1, 2) OBP: 0.239, SLG: 0.309	0-3 K			0-0 4-3		0-3 K		0-0 P6		4	0	0	0	0	2	3						
Greg Pryor, R (1, 5) OBP: 0.272, SLG: 0.345		0-3 K		0-0 P4		0-0 6-3		0-3 K		4	0	0	0	0	2	0						
Todd Cruz, R (1, 6) OBP: 0.272, SLG: 0.310	0-0 P4				0-0 E 1B		0-0 6-3		0-0 P4	4	1	1	0	0	0	0						
Inning Stats	R: 1 E: 0 K: 2 S: 10	H: 3 LOB: 3 BB: 1 P: 14	R: 0 E: 0 K: 2 S: 7	H: 0 LOB: 0 BB: 0 P: 7	R: 0 E: 1 K: 1 S: 8	H: 1 LOB: 1 BB: 0 P: 8	R: 0 E: 0 K: 1 S: 5	H: 0 LOB: 0 BB: 0 P: 5	R: 2 E: 2 K: 1 S: 6	H: 2 LOB: 1 BB: 0 P: 6	R: 0 E: 0 K: 1 S: 5	H: 0 LOB: 0 BB: 0 P: 5	R: 0 E: 0 K: 1 S: 7	H: 2 LOB: 2 BB: 0 P: 7	R: 0 E: 0 K: 1 S: 5	H: 0 LOB: 0 BB: 0 P: 5		R: 0 E: 0 K: 1 S: 5	H: 0 LOB: 0 BB: 0 P: 5	1B: 8 2B: 0 3B: 0 HR: 0	SF: 0 SAC: 0 DP: 0 HBP: 0	WP: 0 PB: 0 CS: 0
PITCHER Jim Clancy, R (1, 1) ERA: 3.06	IP: 9.0 WLS: L BF: 37	H: 8 R: 3 ER: 1 SO: 11	BB: 1 IBB: 0 HBP: 0 BLK: 0	WP: 0 HR: 0 S: 58 P: 62	ERA: 1.00 WHIP: 1.000	PITCHER										ERA: 1.00 WHIP: 1.000						

Batter	1	2	3	4	5	6	7	8	9	AB	R	H	RBI	BB	SO	LOB	BOTTOM			
Alfredo Griffin, S (1, 6) OBP: 0.281, SLG: 0.361 Garth Iorg, R (4, 7) OBP: 0.301, SLG: 0.386	0-0 4-3		0-0 4-3			0-0 G6-4-3 1B			0-0 F9	2	0	0	0	0	0	1	Chicago White Sox @ Toronto Blue Jays Exhibition Stadium, Toronto, ON Fri Sep 05 1980, 7:05 PM EDT Att: 14,091 - Unknown - 77 F livebaseballscorecards.com			
Damaso Garcia, R (1, 4) OBP: 0.304, SLG: 0.402	0-0 F8			0-0 6-3		0-0 G6-4-3 1-2		0-0 P5		4	0	0	0	0	2					
Lloyd Moseby, L (1, 9) OBP: 0.282, SLG: 0.363	0-0 4-3			0-0 4-3			0-0 F8			3	0	0	0	0	0					
Al Woods, L (1, 10) OBP: 0.366, SLG: 0.494		0-0 L3 1B		0-3 K			0-0 4-3			3	0	1	0	0	1					
Roy Howell, L (1, 5) OBP: 0.320, SLG: 0.390		0-0 L3			0-0 F8		0-0 P5			3	0	0	0	0	1					
John Mayberry, L (1, 3) OBP: 0.347, SLG: 0.438		0-3 K			4-0 G6-4-3 BB			0-0 G3		2	0	0	0	1	1					
Barry Bonnell, R (1, 8) OBP: 0.313, SLG: 0.420			0-0 F8		0-0 G6-4-3 1-2			0-0 6-3		3	0	0	0	0	1					
Bob Bailor, R (1, 7) OBP: 0.308, SLG: 0.287			0-3 K			4-0 1B BB		0-0 6-3		2	0	0	0	1	1					
Ernie Whitt, L (1, 2) OBP: 0.291, SLG: 0.367			4-0 BB			0-0 F9		0-0 F7		2	0	0	0	1	0					
Inning Stats	R: 0 E: 0 K: 0 S: 3	H: 0 LOB: 0 BB: 0 P: 3	R: 0 E: 0 K: 1 S: 5	H: 1 LOB: 0 BB: 0 P: 5	R: 0 E: 0 K: 1 S: 5	H: 0 LOB: 0 BB: 0 P: 5	R: 0 E: 0 K: 0 S: 2	H: 0 LOB: 0 BB: 1 P: 6	R: 0 E: 0 K: 0 S: 3	H: 1 LOB: 1 BB: 1 P: 7	R: 0 E: 0 K: 0 S: 3	H: 0 LOB: 0 BB: 0 P: 3	R: 0 E: 0 K: 0 S: 3	H: 0 LOB: 0 BB: 0 P: 3	R: 0 E: 0 K: 0 S: 3	H: 0 LOB: 0 BB: 0 P: 3		1B: 2 2B: 1 3B: 0 HR: 0	SF: 0 SAC: 0 DP: 3 HBP: 0	WP: 0 PB: 0 CS: 0
PITCHER LaMarr Hoyt, R (1, 1) ERA: 4.15	IP: 9.0 WLS: W BF: 29	H: 2 R: 0 ER: 0 SO: 3	BB: 3 IBB: 0 HBP: 0 BLK: 0	WP: 0 HR: 0 S: 32 P: 44	ERA: 0.00 WHIP: 0.556	PITCHER										ERA: 0.00 WHIP: 0.556				

Batter	1	2	3	4	5	6	7	8	9	AB	R	H	RBI	BB	SO	LOB	TOP										
Chet Lemon, R (1, 8) OBP: 0.378, SLG: 0.421	0-3 K		4-0 BB BB			0-0 F9		0-0 F7		3	0	0	0	1	1	1	Chicago White Sox @ Toronto Blue Jays Exhibition Stadium, Toronto, ON Sun Sep 07 1980, 3:33 AM EDT Unknown - 72 F										
Mike Squires, L (1, 3) OBP: 0.352, SLG: 0.356	0-0 3-1		4-0 BB			0-0 L4		0-0 2B		3	0	1	0	1	0	0											
Bob Molinaro, L (1, 7) OBP: 0.352, SLG: 0.413	0-0 F9		0-0 4-3			0-0 4-3		0-0 4-3		4	0	0	0	0	0	5											
Lamar Johnson, R (1, 10) OBP: 0.327, SLG: 0.421	0-3 K			0-0 5-3			0-0 FC6 1B		0-0 5-3	4	0	1	0	0	1	0											
Jim Morrison, R (1, 4) OBP: 0.320, SLG: 0.413	0-0 G4-6-3 1B			0-0 6-3			0-0 F9		0-0 1B 2B	4	1	2	0	0	0	1											
Harold Baines, L (1, 9) OBP: 0.273, SLG: 0.392	0-0 G4-6-3 1-2			0-0 3-1			0-0 F8		0-0 1-3	4	0	0	0	0	0	3											
Mary Foley, L (1, 2) Rusty Kuntz, R (9, PR) OBP: 0.250, SLG: 0.318 OBP: 0.333, SLG: 0.360			0-0 G6-3 1B		0-0 F9		0-0 FC6 1-2		0-0 FC6-4 1B 2-H	4	0	2	1	0	0	1											
Greg Pryor, R (1, 5) Wayne Nordhagen, R (9, PH) OBP: 0.273, SLG: 0.345 OBP: 0.294, SLG: 0.487			0-0 G6-3 1B		0-0 F8		0-0 F9		0-0 FC6-4 1-2	3	0	1	0	0	0	0											
Todd Cruz, R (1, 6) Leo Sutherland, L (8, PH) Kevin Bell, R (8, 5) OBP: 0.270, SLG: 0.308 OBP: 0.271, SLG: 0.294 OBP: 0.292, SLG: 0.249			0-0 G6-3 1-2 2-3		0-0 5-3			0-0 2B 1B		2	0	0	0	0	0	2											
										1	0	1	0	0	0	0											
										0	0	0	0	0	0	0											
Inning Stats	R: 0 E: 0 K: 1 S: 5	H: 0 LOB: 0 BB: 0 P: 5	R: 0 E: 0 K: 1 S: 5	H: 1 LOB: 0 BB: 0 P: 5	R: 0 E: 0 K: 0 S: 4	H: 2 LOB: 3 BB: 2 P: 12	R: 0 E: 0 K: 0 S: 3	H: 0 LOB: 0 BB: 0 P: 3	R: 0 E: 0 K: 0 S: 3	H: 0 LOB: 0 BB: 0 P: 3	R: 0 E: 0 K: 0 S: 4	H: 1 LOB: 1 BB: 0 P: 4	R: 0 E: 0 K: 0 S: 5	H: 2 LOB: 2 BB: 0 P: 5	R: 1 E: 0 K: 0 S: 5	H: 2 LOB: 1 BB: 0 P: 5	1B: 6 2B: 2 3B: 0 HR: 0	SF: 0 SAC: 0 DP: 2 HBP: 0	WP: 0 PB: 0 SB: 0 CS: 0	PA: 35							
PITCHER	IP	WLS	BF	H	R	ER	SO	BB	IBB	HBP	BLK	WP	HR	S	P	ERA	WHIP										
Joey McLaughlin, R (1, 1) ERA: 3.94	8.0	W	30	6	0	0	2	2	0	0	0	0	0	32	40	0.00	1.000										
Mike Barlow, R (9, 1) ERA: 3.35	1.0	S	5	2	1	1	0	0	0	0	0	0	0	5	5	9.00	2.000										

Batter	1	2	3	4	5	6	7	8	9	AB	R	H	RBI	BB	SO	LOB	BOTTOM										
Bob Bailor, R (1, 6) OBP: 0.311, SLG: 0.294	0-0 F9		0-0 1B 1B		0-0 1B 2B		0-0 1-3			4	2	2	0	0	0	0	Chicago White Sox @ Toronto Blue Jays Exhibition Stadium, Toronto, ON Sun Sep 07 1980, 3:33 AM EDT Unknown - 72 F										
Garth Iorg, R (1, 7) OBP: 0.307, SLG: 0.389	0-0 6-3		0-0 1B 1B		0-0 SH1 1B		0-0 P6			4	0	2	1	0	0	0											
Lloyd Moseby, L (1, 9) OBP: 0.286, SLG: 0.368	0-0 2B		0-3 K		0-0 SH1 1-2		4-0 1B BB			2	0	1	0	1	1	2											
Barry Bonnell, R (1, 8) OBP: 0.314, SLG: 0.421	0-0 L3		0-0 G1-6-3 1B		0-0 F9		0-0 1B		0-0 1B	4	0	2	1	0	0	2											
Damaso Garcia, R (1, 4) OBP: 0.304, SLG: 0.400		0-0 6-3	0-0 G1-6-3 1-2		4-0 FC5-4 1B		0-0 P4			3	0	0	0	1	0	4											
Roy Howell, L (1, 5) OBP: 0.316, SLG: 0.386		0-0 P5		0-0 F8		0-0 FC5-4 1-2		0-0 P5		4	0	0	0	0	0	2											
John Mayberry, L (1, 3) OBP: 0.348, SLG: 0.446		0-0 2B 1B		0-0 HR		0-3 K		0-0 4-3		4	1	2	1	0	1	0											
Doug Ault, R (1, 10) OBP: 0.284, SLG: 0.317		0-0 2B		0-0 F9		0-3 K		0-0 F9		4	0	1	0	0	1	0											
Bob Davis, R (1, 2) OBP: 0.265, SLG: 0.332		0-0 6-3		0-0 5-3		0-0 5-3				3	0	0	0	0	0	2											
										1B: 6 2B: 3 3B: 0 HR: 1	SF: 0 SAC: 1 DP: 1 HBP: 0	WP: 0 PB: 0 SB: 0 CS: 0	PA: 35														
PITCHER	IP	WLS	BF	H	R	ER	SO	BB	IBB	HBP	BLK	WP	HR	S	P	ERA	WHIP										
Steve Trout, L (1, 1) ERA: 3.3	8.0	L	35	10	3	3	3	1	1	0	0	0	1	39	47	3.38	1.375										

Batter	1	2	3	4	5	6	7	8	9	AB	R	H	RBI	BB	SO	LOB	TOP							
Chet Lemon, R OBP: 0.379, SLG: 0.422 (1, 8)										4	0	2	0	0	0	0	Chicago White Sox @ Toronto Blue Jays Exhibition Stadium, Toronto, ON Sun Sep 07 1980, 3:38 AM EDT Att: 17,457 - Unknown							
Mike Squires, L OBP: 0.351, SLG: 0.354 Ron Pruitt, R OBP: 0.371, SLG: 0.388 (8, 3)										4	1	1	0	0	2	2								
Wayne Nordhagen, R OBP: 0.298, SLG: 0.489 (1, 7)										5	1	3	0	0	0	3								
Lamar Johnson, R OBP: 0.327, SLG: 0.418 (1, 10)										3	1	0	0	2	0	1								
Jim Morrison, R OBP: 0.319, SLG: 0.419 (1, 4)										3	1	1	2	0	0	0								
Harold Baines, L OBP: 0.277, SLG: 0.407 (1, 9)										4	2	2	4	1	0	0								
Glenn Borgmann, R OBP: 0.294, SLG: 0.263 (1, 2)										4	0	0	0	0	1	3								
Greg Pryor, R OBP: 0.273, SLG: 0.343 Leo Sutherland, L OBP: 0.268, SLG: 0.290 Kevin Bell, R OBP: 0.292, SLG: 0.249 (8, 5)										2	0	0	0	1	0	3								
Todd Cruz, R OBP: 0.273, SLG: 0.311 (1, 6)										1	0	0	0	0	0	0								
Inning Stats	R: 0 E: 0 K: 1 S: 6	H: 1 LOB: 1 BB: 0 P: 6	R: 1 E: 0 K: 0 S: 4	H: 1 LOB: 1 BB: 1 P: 8	R: 4 E: 0 K: 0 S: 6	H: 3 LOB: 0 BB: 1 P: 10	R: 0 E: 0 K: 2 S: 8	H: 1 LOB: 1 BB: 0 P: 8	R: 0 E: 0 K: 0 S: 4	H: 1 LOB: 3 BB: 2 P: 12	R: 1 E: 0 K: 1 S: 6	H: 1 LOB: 0 BB: 0 P: 6	R: 0 E: 0 K: 0 S: 5	H: 2 LOB: 2 BB: 0 P: 5	R: 0 E: 0 K: 0 S: 3	H: 0 LOB: 0 BB: 0 P: 3		1B: 8 2B: 0 3B: 0 HR: 3	SF: 1 SAC: 2 DP: 0 HBP: 0	WP: 0 PB: 0 SB: 0 CS: 0	PA: 42			
PITCHER	IP WLS BF H R ER SO BB IBB HBP BLK WP HR S P ERA WHIP	IP WLS BF H R ER SO BB IBB HBP BLK WP HR S P ERA WHIP	IP WLS BF H R ER SO BB IBB HBP BLK WP HR S P ERA WHIP	IP WLS BF H R ER SO BB IBB HBP BLK WP HR S P ERA WHIP	IP WLS BF H R ER SO BB IBB HBP BLK WP HR S P ERA WHIP	IP WLS BF H R ER SO BB IBB HBP BLK WP HR S P ERA WHIP	IP WLS BF H R ER SO BB IBB HBP BLK WP HR S P ERA WHIP	IP WLS BF H R ER SO BB IBB HBP BLK WP HR S P ERA WHIP	IP WLS BF H R ER SO BB IBB HBP BLK WP HR S P ERA WHIP	IP WLS BF H R ER SO BB IBB HBP BLK WP HR S P ERA WHIP	IP WLS BF H R ER SO BB IBB HBP BLK WP HR S P ERA WHIP	IP WLS BF H R ER SO BB IBB HBP BLK WP HR S P ERA WHIP	IP WLS BF H R ER SO BB IBB HBP BLK WP HR S P ERA WHIP	IP WLS BF H R ER SO BB IBB HBP BLK WP HR S P ERA WHIP	IP WLS BF H R ER SO BB IBB HBP BLK WP HR S P ERA WHIP	IP WLS BF H R ER SO BB IBB HBP BLK WP HR S P ERA WHIP	IP WLS BF H R ER SO BB IBB HBP BLK WP HR S P ERA WHIP	IP WLS BF H R ER SO BB IBB HBP BLK WP HR S P ERA WHIP	IP WLS BF H R ER SO BB IBB HBP BLK WP HR S P ERA WHIP	IP WLS BF H R ER SO BB IBB HBP BLK WP HR S P ERA WHIP	IP WLS BF H R ER SO BB IBB HBP BLK WP HR S P ERA WHIP	IP WLS BF H R ER SO BB IBB HBP BLK WP HR S P ERA WHIP		
Luis Leal, R ERA: 6.14 Ken Schrom, R ERA: 6.43 Jerry Garvin, L ERA: 2.47 Mike Barlow, R ERA: 3.26 (8, 1)	5.0 2.1 0.1 1.1	WLS W S	BF 26 11 4	H 7 4 0	R 5 1 0	ER 5 1 0	SO 3 1 0	BB 3 0 0	IBB 1 0 0	HBP 0 0 0	BLK 0 0 0	WP 0 0 0	HR 2 13 1	S 28 13 1	P 44 13 1	ERA 9.00 3.86 0.00 0.00	WHIP 2.000 1.714 0.000 0.000							
Batter	1	2	3	4	5	6	7	8	9	AB	R	H	RBI	BB	SO	LOB	BOTTOM							
Bob Bailor, R OBP: 0.316, SLG: 0.300 (1, 6)										5	3	3	1	0	1	1	Chicago White Sox @ Toronto Blue Jays Exhibition Stadium, Toronto, ON Sun Sep 07 1980, 3:38 AM EDT Att: 17,457 - Unknown							
Garth Iorg, R OBP: 0.312, SLG: 0.388 (1, 5)										3	2	1	0	1	2	1								
Lloyd Moseby, L OBP: 0.286, SLG: 0.364 (1, 9)										3	0	0	1	1	1	4								
Barry Bonnell, R OBP: 0.316, SLG: 0.422 (1, 8)										2	0	1	1	1	1	3								
Damaso Garcia, R OBP: 0.305, SLG: 0.405 (1, 4)										4	0	2	4	0	0	1								
John Mayberry, L OBP: 0.345, SLG: 0.442 (1, 3)										4	0	0	0	0	0	5								
Doug Ault, R OBP: 0.275, SLG: 0.305 (1, 10)										4	0	0	0	0	1	1								
Paul Hodgson, R OBP: 0.182, SLG: 0.100 Steve Braun, L OBP: 0.300, SLG: 0.245 Joe Cannon, L OBP: 0.068, SLG: 0.047 (8, 7)										2	0	0	0	0	1	0								
Ernie Whitt, L OBP: 0.300, SLG: 0.373 (1, 2)										2	1	2	0	1	0	0								
Inning Stats	R: 2 E: 1 K: 0 S: 5	H: 2 LOB: 0 BB: 0 P: 5	R: 0 E: 0 K: 1 S: 5	H: 0 LOB: 0 BB: 0 P: 5	R: 3 E: 0 K: 1 S: 8	H: 3 LOB: 1 BB: 1 P: 12	R: 0 E: 0 K: 0 S: 3	H: 1 LOB: 0 BB: 0 P: 3	R: 0 E: 0 K: 2 S: 7	H: 0 LOB: 0 BB: 0 P: 7	R: 0 E: 0 K: 0 S: 4	H: 1 LOB: 1 BB: 0 P: 4	R: 2 E: 0 K: 1 S: 8	H: 3 LOB: 3 BB: 2 P: 16	R: 0 E: 0 K: 3 S: 9	H: 0 LOB: 1 BB: 1 P: 13		1B: 9 2B: 0 3B: 1 HR: 0	SF: 1 SAC: 1 DP: 0 HBP: 0	WP: 0 PB: 0 SB: 2 CS: 1	PA: 38			
PITCHER	IP WLS BF H R ER SO BB IBB HBP BLK WP HR S P ERA WHIP	IP WLS BF H R ER SO BB IBB HBP BLK WP HR S P ERA WHIP	IP WLS BF H R ER SO BB IBB HBP BLK WP HR S P ERA WHIP	IP WLS BF H R ER SO BB IBB HBP BLK WP HR S P ERA WHIP	IP WLS BF H R ER SO BB IBB HBP BLK WP HR S P ERA WHIP	IP WLS BF H R ER SO BB IBB HBP BLK WP HR S P ERA WHIP	IP WLS BF H R ER SO BB IBB HBP BLK WP HR S P ERA WHIP	IP WLS BF H R ER SO BB IBB HBP BLK WP HR S P ERA WHIP	IP WLS BF H R ER SO BB IBB HBP BLK WP HR S P ERA WHIP	IP WLS BF H R ER SO BB IBB HBP BLK WP HR S P ERA WHIP	IP WLS BF H R ER SO BB IBB HBP BLK WP HR S P ERA WHIP	IP WLS BF H R ER SO BB IBB HBP BLK WP HR S P ERA WHIP	IP WLS BF H R ER SO BB IBB HBP BLK WP HR S P ERA WHIP	IP WLS BF H R ER SO BB IBB HBP BLK WP HR S P ERA WHIP	IP WLS BF H R ER SO BB IBB HBP BLK WP HR S P ERA WHIP	IP WLS BF H R ER SO BB IBB HBP BLK WP HR S P ERA WHIP	IP WLS BF H R ER SO BB IBB HBP BLK WP HR S P ERA WHIP	IP WLS BF H R ER SO BB IBB HBP BLK WP HR S P ERA WHIP	IP WLS BF H R ER SO BB IBB HBP BLK WP HR S P ERA WHIP	IP WLS BF H R ER SO BB IBB HBP BLK WP HR S P ERA WHIP	IP WLS BF H R ER SO BB IBB HBP BLK WP HR S P ERA WHIP	IP WLS BF H R ER SO BB IBB HBP BLK WP HR S P ERA WHIP		
Britt Burns, L ERA: 2.82 Mike Proby, R ERA: 3.29 (7, 1)	6.1 1.2	L	WLS L	BF 27 10	H 8 2	R 7 0	ER 6 0	SO 4 4	BB 1 3	IBB 0 0	HBP 0 0	BLK 0 0	WP 0 0	HR 0 15	S 34 27	P 38 27	ERA 8.53 0.00	WHIP 1.421 3.000						

Batter	1	2	3	4	5	6	7	8	9	10	11	12	AB	R	H	RBI	BB	SO	LOB	TOP		
Julio Cruz, S OBP: 0.316, SLG: 0.268 (1, 4)													5	0	1	0	1	1	0			
Rod Craig, S OBP: 0.314, SLG: 0.365 (1, 8)													5	0	0	0	0	0	4			
Dan Meyer, L OBP: 0.319, SLG: 0.415 (1, 10)													5	0	0	0	0	0	2			
Bruce Bochte, L OBP: 0.381, SLG: 0.453 (1, 3)													3	0	0	0	2	0	1			
Joe Simpson, L OBP: 0.308, SLG: 0.338 (1, 9)													4	0	1	0	1	0	3			
Kim Allen, R OBP: 0.667, SLG: 1.000 (11, 9)													0	0	0	0	0	0	0			
Larry Milbourne, S OBP: 0.363, SLG: 0.343 (1, 6)													4	1	2	0	0	0	1			
Leon Roberts, R OBP: 0.332, SLG: 0.428 (1, 7)													4	0	0	0	0	0	3			
Larry Cox, R OBP: 0.263, SLG: 0.299 (1, 2)													2	0	0	0	0	0	1			
Jerry Naron, L OBP: 0.194, SLG: 0.231 (8, PH)													1	1	1	2	2	0	0			
Juan Beniquez, R OBP: 0.276, SLG: 0.355 (12, PR)													0	0	0	0	0	0	0			
Marc Hill, R OBP: 0.216, SLG: 0.280 (12, 2)													0	0	0	0	0	0	0			
Dave Adler, R OBP: 0.158, SLG: 0.059 (1, 5)													3	0	0	0	0	1	0			
Tom Paciorek, R OBP: 0.306, SLG: 0.447 (10, PH)													1	0	0	0	0	0	2			
Ted Cox, R OBP: 0.294, SLG: 0.303 (10, 5)													1	0	0	0	0	0	2			
Inning Stats	R: 0 E: 0 K: 1 S: 5	H: 0 LOB: 0 BB: 0 P: 5	R: 0 E: 0 K: 0 S: 3	H: 0 LOB: 0 BB: 0 P: 3	R: 0 E: 0 K: 1 S: 5	H: 0 LOB: 0 BB: 0 P: 5	R: 0 E: 1 K: 0 S: 4	H: 0 LOB: 1 BB: 0 P: 4	R: 0 E: 0 K: 0 S: 3	H: 0 LOB: 0 BB: 1 P: 6	R: 2 E: 0 K: 0 S: 5	H: 2 LOB: 0 BB: 0 P: 5	R: 0 E: 0 K: 0 S: 4	H: 1 LOB: 2 BB: 1 P: 8	R: 0 E: 0 K: 0 S: 4	H: 1 LOB: 2 BB: 1 P: 8	R: 0 E: 0 K: 0 S: 4	H: 1 LOB: 3 BB: 2 P: 12	1B: 3 2B: 1 3B: 0 HR: 1	SF: 0 SAC: 3 DP: 1 HBP: 0	WP: 0 PB: 0 SB: 0 CS: 0	PA: 47
PITCHER	IP	WLS	BF	H	R	ER	SO	BB	IBB	HBP	BLK	WP	HR	S	P	ERA	WHIP					
Richard Dotson, R ERA: 4.19	(1, 1)	9.1	33	3	2	2	2	2	0	0	0	0	0	10	26	0.00	1.125					
Ed Farmer, R ERA: 3.29	(10, 1)	2.2	W	14	2	0	0	0	1	3	0	0	0	0	10	26	0.00	1.125				

Seattle Mariners @ Chicago White Sox

Comiskey Park, Chicago, IL

Mon Sep 08 1980, 8:05 PM EDT
Att: 5,184 - Unknown - 76 F

AB 38
R 2
H 5
RBI 2
BB 6
SO 2
LOB 19



Batter	1	2	3	4	5	6	7	8	9	10	11	12	AB	R	H	RBI	BB	SO	LOB	BOTTOM				
Chet Lemon, R OBP: 0.376, SLG: 0.417 (1, 8)													5	1	0	0	0	0	1					
Mike Squires, L OBP: 0.354, SLG: 0.355 (1, 3)													5	1	2	0	1	0	1					
Wayne Nordhagen, R OBP: 0.301, SLG: 0.489 (1, 7)													6	0	3	1	0	1	3					
Lamar Johnson, R OBP: 0.328, SLG: 0.417 (1, 10)													4	0	1	1	1	1	3					
Jim Morrison, R OBP: 0.321, SLG: 0.419 (1, 4)													4	0	2	0	0	0	1					
Harold Baines, L OBP: 0.276, SLG: 0.405 (1, 9)													5	0	1	0	0	1	3					
Mary Foley, L OBP: 0.283, SLG: 0.318 (1, 2)													3	0	1	0	0	0	0					
Leo Sutherland, L OBP: 0.268, SLG: 0.290 (8, PR)													0	1	0	0	0	0	0					
Bruce Kimm, R OBP: 0.289, SLG: 0.289 (9, 2)													0	0	0	0	0	0	0					
Bob Molinaro, L OBP: 0.350, SLG: 0.411 (8, PH)													1	0	0	0	0	1	2					
Glenn Borgmann, R OBP: 0.280, SLG: 0.259 (10, 2)													1	0	0	0	0	1	1					
Greg Pryor, R OBP: 0.270, SLG: 0.339 (1, 5)													4	0	0	0	0	0	3					
Todd Cruz, R OBP: 0.271, SLG: 0.308 (1, 6)													2	0	0	0	0	0	0					
Ron Pruitt, R OBP: 0.376, SLG: 0.394 (8, PH)													1	0	1	1	0	0	0					
Kevin Bell, R OBP: 0.289, SLG: 0.246 (8, PR)													2	0	0	0	0	1	0					
Inning Stats	R: 1 E: 0 K: 1 S: 7	H: 2 LOB: 1 BB: 0 P: 7	R: 0 E: 0 K: 0 S: 3	H: 0 LOB: 0 BB: 0 P: 3	R: 0 E: 0 K: 0 S: 3	H: 0 LOB: 0 BB: 0 P: 3	R: 0 E: 0 K: 0 S: 6	H: 2 LOB: 1 BB: 0 P: 6	R: 0 E: 0 K: 0 S: 3	H: 0 LOB: 0 BB: 0 P: 3	R: 0 E: 0 K: 0 S: 6	H: 3 LOB: 2 BB: 0 P: 6	R: 0 E: 0 K: 0 S: 6	H: 1 LOB: 2 BB: 1 P: 10	R: 0 E: 0 K: 0 S: 6	H: 1 LOB: 2 BB: 1 P: 10	R: 0 E: 0 K: 0 S: 6	H: 1 LOB: 1 BB: 0 P: 6	R: 1 E: 0 K: 0 S: 3	H: 1 LOB: 1 BB: 0 P: 4	1B: 11 2B: 0 3B: 0 HR: 0	SF: 0 SAC: 2 DP: 1 HBP: 1	WP: 1 PB: 0 SB: 1 CS: 0	PA: 48
PITCHER	IP	WLS	BF	H	R	ER	SO	BB	IBB	HBP	BLK	WP	HR	S	P	ERA	WHIP							
Rob Dressler, R ERA: 4.25	(1, 1)	7.0	25	5	2	2	2	2	0	0	0	0	0	11	29	2.57	0.714							
Shane Rawley, L ERA: 3.35	(8, 1)	1.1	8	3	0	0	0	0	1	0	0	0	0	7	11	0.00	3.000							
Manny Sarmiento, R ERA: 4.15	(9, 1)	2.2	11	2	0	0	3	1	0	0	0	0	0	16	20	0.00	1.125							
Dave Heaverlo, R ERA: 3.56	(12, 1)	0.2	L	4	1	1	1	0	0	0	1	0	0	3	4	13.50	1.500							

Seattle Mariners @ Chicago White Sox

Comiskey Park, Chicago, IL

Mon Sep 08 1980, 8:05 PM EDT
Att: 5,184 - Unknown - 76 F

AB 43
R 3
H 11
RBI 3
BB 2
SO 5
LOB 18

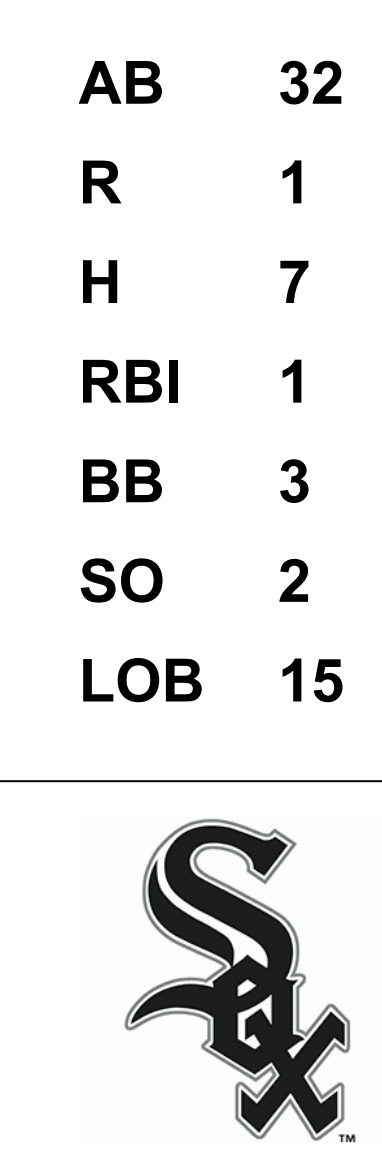


Batter	1	2	3	4	5	6	7	8	9	AB	R	H	RBI	BB	SO	LOB	TOP										
Julio Cruz, S OBP: 0.315, SLG: 0.265 (1,4)										4	0	0	0	0	0	2	Seattle Mariners @ Chicago White Sox Comiskey Park, Chicago, IL Tue Sep 09 1980, 8:05 PM EDT Att: 5,247 - Unknown - 67 F										
Rod Craig, S OBP: 0.318, SLG: 0.381 (1,8)										4	1	2	0	0	0	0											
Bruce Bochte, L OBP: 0.381, SLG: 0.453 (1,3)										3	0	1	0	0	1	1											
Leon Roberts, R OBP: 0.332, SLG: 0.424 (1,9)										3	0	0	0	1	1	2											
Reggie Walton, R OBP: 0.286, SLG: 0.404 (1,10)										3	1	2	1	0	0	0											
Larry Milbourne, S OBP: 0.313, SLG: 0.344 (1,6)										2	2	1	0	2	0	0											
Dave Edler, R OBP: 0.136, SLG: 0.050 (1,5)										3	0	0	0	0	1	3											
Kim Allen, R OBP: 0.429, SLG: 0.500 (1,7)										4	0	1	1	0	0	3											
Marc Hill, R OBP: 0.220, SLG: 0.281 (1,2)										3	0	1	1	0	0	0											
Inning Stats	R: 0 E: 0 K: 0 S: 4	H: 1 LOB: 1 BB: 0 P: 4	R: 1 E: 0 K: 0 S: 6	H: 3 LOB: 2 BB: 0 P: 6	R: 1 E: 0 K: 0 S: 3	H: 1 LOB: 1 BB: 1 P: 7	R: 1 E: 0 K: 0 S: 3	H: 2 LOB: 0 BB: 1 P: 7	R: 0 E: 0 K: 0 S: 5	H: 0 LOB: 0 BB: 0 P: 5	R: 0 E: 0 K: 1 S: 5	H: 0 LOB: 0 BB: 0 P: 5	R: 0 E: 0 K: 1 S: 5	H: 0 LOB: 0 BB: 0 P: 5	R: 0 E: 0 K: 1 S: 5	H: 0 LOB: 0 BB: 0 P: 5	1B: 6 2B: 2 3B: 0 HR: 0	SF: 1 SAC: 2 DP: 0 HBP: 0	WP: 1 PA: 36 PB: 0 SB: 1 CS: 2								
PITCHER	IP	WLS	BF	H	R	ER	SO	BB	IBB	HBP	BLK	WP	HR	S	P	ERA	WHIP										
Ross Baumgarten, L ERA: 3.31 (1,1)	5.2	L	26	8	4	4	1	3	0	0	0	1	0	25	37	6.35	1.941										
Dewey Robinson, R ERA: 3.38 (6,1)	3.1		9	0	0	0	2	0	0	0	0	0	0	13	13	0.00	0.000										

AB	29
R	4
H	8
RBI	3
BB	3
SO	3
LOB	11



Batter	1	2	3	4	5	6	7	8	9	AB	R	H	RBI	BB	SO	LOB	BOTTOM										
Chet Lemon, R OBP: 0.375, SLG: 0.422 (1,10)										4	1	1	1	0	0	3	Seattle Mariners @ Chicago White Sox Comiskey Park, Chicago, IL Tue Sep 09 1980, 8:05 PM EDT Att: 5,247 - Unknown - 67 F										
Rusty Kuntz, R OBP: 0.355, SLG: 0.357 (1,8)										3	0	1	0	1	1	2											
Wayne Nordhagen, R OBP: 0.298, SLG: 0.484 (1,7)										4	0	0	0	0	0	2											
Lamar Johnson, R OBP: 0.329, SLG: 0.416 (1,3)										3	0	1	0	1	0	0											
Jim Morrison, R OBP: 0.320, SLG: 0.418 (1,4)										4	0	1	0	0	0	3											
Glenn Borgmann, R OBP: 0.282, SLG: 0.262 (1,2)										3	0	1	0	0	0	1											
Leo Sutherland, L OBP: 0.264, SLG: 0.286 (9, PH)										1	0	0	0	0	1	0											
Greg Pryor, R OBP: 0.268, SLG: 0.335 (1,5)										3	0	0	0	0	0	2											
Mike Squires, L OBP: 0.353, SLG: 0.354 (9, PH)										3	0	0	0	1	0	2											
Harold Baines, L OBP: 0.276, SLG: 0.402 (1,9)										2	0	1	0	0	0	0											
Todd Cruz, R OBP: 0.273, SLG: 0.310 (1,6)										2	0	1	0	0	0	0											
Bob Molinaro, L OBP: 0.352, SLG: 0.413 (7, PH)										1	0	1	0	0	0	0											
Kevin Bell, R OBP: 0.288, SLG: 0.246 (8,5)										0	0	0	0	0	0	0											
Inning Stats	R: 0 E: 0 K: 0 S: 3	H: 0 LOB: 2 BB: 2 P: 11	R: 0 E: 0 K: 0 S: 3	H: 0 LOB: 0 BB: 0 P: 3	R: 0 E: 0 K: 0 S: 4	H: 2 LOB: 1 BB: 0 P: 4	R: 0 E: 0 K: 0 S: 5	H: 2 LOB: 2 BB: 0 P: 5	R: 1 E: 0 K: 1 S: 6	H: 1 LOB: 0 BB: 0 P: 6	R: 0 E: 0 K: 0 S: 3	H: 1 LOB: 0 BB: 1 P: 3	R: 0 E: 0 K: 0 S: 4	H: 1 LOB: 2 BB: 1 P: 8	R: 0 E: 0 K: 0 S: 3	H: 0 LOB: 0 BB: 0 P: 3	R: 0 E: 0 K: 1 S: 5	H: 0 LOB: 0 BB: 0 P: 5	R: 0 E: 0 K: 1 S: 5	H: 0 LOB: 0 BB: 0 P: 5	1B: 6 2B: 0 3B: 0 HR: 1	SF: 0 SAC: 0 DP: 1 HBP: 0	WP: 0 PA: 35 PB: 0 SB: 1 CS: 1				
PITCHER	IP	WLS	BF	H	R	ER	SO	BB	IBB	HBP	BLK	WP	HR	S	P	ERA	WHIP										
Rick Honeycutt, L ERA: 3.95 (1,1)	5.1	W	23	6	1	1	1	2	0	0	0	0	0	23	31	1.69	1.500										
Byron McLoughlin, R ERA: 6.57 (6,1)	3.2	S	12	1	0	0	1	1	0	0	0	0	0	13	17	0.00	0.545										



Batter	1	2	3	4	5	6	7	8	9	AB	R	H	RBI	BB	SO	LOB	TOP					
Julio Cruz, S OBP: 0.315, SLG: 0.267 (1,4)	L4			6-3	F7			2H 2B		4	0	1	1	0	0	1	Seattle Mariners @ Chicago White Sox Comiskey Park, Chicago, IL Wed Sep 10 1980, 4:33 AM EDT Alt. 3,028 - Unknown - 67 F					
Rod Craig, S OBP: 0.317, SLG: 0.384 (1,8)	4-3			2B 2B	F7			5-3		4	1	1	0	0	0	2						
Joe Simpson, L OBP: 0.307, SLG: 0.340 (1,9)	F7			2H 2B	P5			1-3		4	0	1	1	0	0	2						
Bruce Bochte, L OBP: 0.380, SLG: 0.451 (1,3)		F8		F7					4-3 S	4	0	1	0	0	1	1						
Kim Allen, R OBP: 0.429, SLG: 0.500 (9, PR)					K				1B	0	0	0	0	0	0	0						
Reggie Walton, R OBP: 0.283, SLG: 0.392 (1,10)		G6-3 1B		K					K	4	0	1	0	0	2	2						
Larry Milbourne, S OBP: 0.312, SLG: 0.352 (1,6)		G6-3 1-2			SF9				4-3	4	1	1	0	0	0	3						
Leon Roberts, R OBP: 0.329, SLG: 0.421 (1,7)			G3		SF9				4-3	2	0	0	1	0	1	0						
Dan Meyer, L OBP: 0.318, SLG: 0.414 (9, PH)										1	0	0	0	0	0	2						
Jerry Narron, L OBP: 0.213, SLG: 0.239 (1,2)			1-3							2	0	1	0	1	0	0						
Jim Anderson, R OBP: 0.297, SLG: 0.316 (8, PR)										0	1	0	0	0	0	0						
Larry Cox, R OBP: 0.263, SLG: 0.299 (8,2)					6-3 1B				SH1-4 2B BB	0	0	0	0	0	0	0						
Dave Edler, R OBP: 0.125, SLG: 0.045 (1,5)				K					SH1-4	2	0	0	0	0	1	1						
Inning Stats	R: 0 E: 0 K: 0 S: 3	H: 0 LOB: 0 BB: 0 P: 3	R: 0 E: 0 K: 0 S: 3	H: 1 LOB: 0 BB: 0 P: 3	R: 0 E: 0 K: 1 S: 5	H: 0 LOB: 0 BB: 0 P: 5	R: 1 E: 0 K: 1 S: 7	H: 2 LOB: 1 BB: 0 P: 7	R: 1 E: 0 K: 0 S: 5	H: 2 LOB: 1 BB: 0 P: 5	R: 0 E: 0 K: 1 S: 5	H: 0 LOB: 0 BB: 0 P: 5	R: 0 E: 0 K: 1 S: 5	H: 0 LOB: 0 BB: 0 P: 5	R: 1 E: 0 K: 0 S: 4	H: 1 LOB: 2 BB: 1 P: 8	R: 0 E: 0 K: 1 S: 6	H: 1 LOB: 2 BB: 0 P: 6	1B: 3 2B: 3 3B: 1 HR: 0	SF: 1 SAC: 1 DP: 1 HBP: 0	WP: 0 PB: 0 SB: 1 CS: 0	PA: 34
PITCHER	IP WLS BF H R ER SO BB IBB HBP BLK WP HR S P ERA WHIP																					
LaMarr Hoyt, R ERA: 4.08 (1,1)	8.0 W 31 7 3 3 4 1 0 0 0 0 0 0 38 42 3.38 1.000																					
Ed Farmer, R ERA: 3.25 (9,1)	1.0 S 3 0 0 0 1 0 0 0 0 0 0 0 5 5 0.00 0.000																					

Batter	1	2	3	4	5	6	7	8	9	AB	R	H	RBI	BB	SO	LOB	BOTTOM			
Chet Lemon, R OBP: 0.376, SLG: 0.425 (1,8)	F8		1B 2B		F8			FC6-4 1B		4	1	2	0	0	0	1	Seattle Mariners @ Chicago White Sox Comiskey Park, Chicago, IL Wed Sep 10 1980, 4:33 AM EDT Alt. 3,028 - Unknown - 67 F			
Mike Squires, L OBP: 0.355, SLG: 0.356 (1,3)	4-3		2H 1B		2-3 1B			F3		4	0	2	1	0	0	1				
Wayne Nordhagen, R OBP: 0.298, SLG: 0.481 (1,7)			4-3					FC6-4		4	0	1	0	0	1	4				
Rusty Kuntz, R OBP: 0.355, SLG: 0.357 (9,7)					K			1-2		0	0	0	0	0	0	0				
Lamar Johnson, R OBP: 0.331, SLG: 0.417 (1,10)	K				F7			G6-4-3 1B		4	1	2	0	0	1	1				
Jim Morrison, R OBP: 0.322, SLG: 0.421 (1,4)		F8			FC3-6 1B			G6-4-3 1-2		4	1	2	0	0	0	1				
Harold Baines, L OBP: 0.278, SLG: 0.405 (1,9)		F7			FC3-6 1-2			1B 1B		4	1	2	2	0	0	1				
Mary Foley, L OBP: 0.252, SLG: 0.319 (1,2)					F9			SF8		3	0	1	1	0	0	1				
Greg Pryor, R OBP: 0.265, SLG: 0.331 (1,5)					F9			P3		4	0	0	0	0	1	2				
Todd Cruz, R OBP: 0.273, SLG: 0.313 (1,6)					F9			1B 2B		4	0	1	0	0	2	0				
Inning Stats	R: 0 E: 0 K: 1 S: 6	H: 1 LOB: 1 BB: 0 P: 6	R: 0 E: 0 K: 0 S: 3	H: 0 LOB: 0 BB: 0 P: 3	R: 1 E: 0 K: 0 S: 5	H: 2 LOB: 1 BB: 0 P: 5	R: 0 E: 0 K: 0 S: 4	H: 1 LOB: 1 BB: 0 P: 4	R: 0 E: 0 K: 1 S: 7	H: 2 LOB: 2 BB: 0 P: 7	R: 0 E: 0 K: 1 S: 7	H: 3 LOB: 2 BB: 0 P: 7	R: 0 E: 0 K: 1 S: 6	H: 1 LOB: 1 BB: 0 P: 6	R: 3 E: 1 K: 1 S: 8	H: 3 LOB: 0 BB: 0 P: 8	1B: 9 2B: 4 3B: 0 HR: 0	SF: 1 SAC: 0 DP: 1 HBP: 0	WP: 0 PB: 0 SB: 0 CS: 0	PA: 36
PITCHER	IP WLS BF H R ER SO BB IBB HBP BLK WP HR S P ERA WHIP																			
Glenn Abbott, R ERA: 4.11 (1,1)	6.1 L 8 3 3 2 1 0 0 0 0 0 0 0 10 10 1.42 1.579																			
Manny Sarmiento, R ERA: 5.23 (7,1)	1.2 L 8 3 3 2 1 0 0 0 0 0 0 0 10 10 10.80 1.800																			




Batter	1	2	3	4	5	6	7	8	9	AB	R	H	RBI	BB	SO	LOB	TOP										
Gary Ward, R OBP: 0.375, SLG: 0.750 (1, 7)										4	2	3	0	0	0	0	Minnesota Twins @ Chicago White Sox Comiskey Park, Chicago, IL Sun Sep 14 1980, 4:33 AM EDT Att: 11,288 - Cloudy - 70 F										
John Castino, R OBP: 0.336, SLG: 0.431 (1, 5)										3	1	1	1	1	0	2											
Roy Smalley, S OBP: 0.356, SLG: 0.410 (1, 6)										4	0	1	0	0	2	5											
Jose Morales, R OBP: 0.375, SLG: 0.495 Glenn Adams, L OBP: 0.313, SLG: 0.378 (8, PH)										2	0	0	0	0	1	0											
Ron Jackson, R OBP: 0.309, SLG: 0.386 Mike Cabbage, L OBP: 0.299, SLG: 0.359 (8, 3)										3	0	1	0	0	1	1											
Butch Wynegar, S OBP: 0.335, SLG: 0.326 (1, 2)										1	0	1	2	0	0	0											
Pete Mackanin, R OBP: 0.306, SLG: 0.358 Rob Wilfong, L OBP: 0.307, SLG: 0.348 (9, PH)										3	0	2	0	0	1	0											
Dave Edwards, R OBP: 0.285, SLG: 0.319 (1, 8)										4	0	0	0	0	1	3											
Bombo Rivera, R OBP: 0.247, SLG: 0.391 (1, 9)										4	0	1	0	0	0	1											
Inning Stats	R: 1 E: 0 K: 0 S: 4	H: 2 LOB: 0 BB: 0 P: 4	R: 0 E: 0 K: 2 S: 7	H: 0 LOB: 0 BB: 0 P: 7	R: 0 E: 0 K: 2 S: 9	H: 2 LOB: 2 BB: 0 P: 9	R: 0 E: 0 K: 1 S: 7	H: 3 LOB: 2 BB: 0 P: 7	R: 0 E: 0 K: 1 S: 3	H: 1 LOB: 1 BB: 0 P: 6	R: 0 E: 0 K: 0 S: 3	H: 1 LOB: 1 BB: 0 P: 3	R: 2 E: 0 K: 3 S: 11	H: 2 LOB: 1 BB: 1 P: 15	R: 0 E: 0 K: 0 S: 3	H: 0 LOB: 0 BB: 0 P: 3		1B: 9 2B: 1 3B: 1 HR: 0	SF: 0 SAC: 1 DP: 2 HBP: 0	WP: 1 PB: 0 SB: 0 CS: 1	PA: 36						
PITCHER	IP	WLS	BF	H	R	ER	SO	BB	IBB	HBP	BLK	WP	HR	S	P	ERA	WHIP										
Ross Baumgarten, L ERA: 3.34 Ed Farmer, R ERA: 3.22	(1, 1) (8, 1)	7.0 L	29 29	10 10	3 0	3 0	6 3	1 0	0 0	0 0	0 0	0 1	0 0	40 13	44 13	3.86 0.00	1.571 0.500										

Batter	1	2	3	4	5	6	7	8	9	AB	R	H	RBI	BB	SO	LOB	BOTTOM										
Chet Lemon, R OBP: 0.379, SLG: 0.435 (1, 8)										5	0	2	1	0	1	1	Minnesota Twins @ Chicago White Sox Comiskey Park, Chicago, IL Sun Sep 14 1980, 4:33 AM EDT Att: 11,288 - Cloudy - 70 F										
Mike Squires, L OBP: 0.348, SLG: 0.352 (1, 3)										5	0	0	0	0	1	3											
Bob Molinaro, L OBP: 0.348, SLG: 0.409 Rusty Kuntz, R OBP: 0.316, SLG: 0.343 Leo Sutherland, L OBP: 0.284, SLG: 0.306 (9, 7)										3	0	0	0	0	0	1											
Lamar Johnson, R OBP: 0.330, SLG: 0.414 (1, 10)										4	0	2	0	0	1	1											
Jim Morrison, R OBP: 0.321, SLG: 0.417 (1, 4)										4	0	1	0	0	0	2											
Harold Baines, L OBP: 0.280, SLG: 0.408 (1, 9)										4	1	2	0	0	0	4											
Fran Mullins, R OBP: 0.417, SLG: 0.556 Mary Foley, L OBP: 0.250, SLG: 0.315 (8, PH)										2	0	0	1	0	0	3											
Bruce Kimm, R OBP: 0.288, SLG: 0.289 Kevin Bell, R OBP: 0.289, SLG: 0.246 Ron Pruitt, R OBP: 0.373, SLG: 0.390 (9, PH)										3	0	1	0	0	0	1											
Todd Cruz, R OBP: 0.272, SLG: 0.311 Wayne Nordhagen, R OBP: 0.298, SLG: 0.475 (9, PH)										1	0	0	0	0	1	0											
Inning Stats	R: 0 E: 1 K: 1 S: 6	H: 0 LOB: 1 BB: 0 P: 6	R: 1 E: 2 K: 1 S: 7	H: 1 LOB: 1 BB: 0 P: 7	R: 0 E: 0 K: 1 S: 5	H: 0 LOB: 0 BB: 0 P: 5	R: 0 E: 0 K: 1 S: 6	H: 1 LOB: 1 BB: 0 P: 6	R: 1 E: 0 K: 0 S: 5	H: 2 LOB: 1 BB: 0 P: 5	R: 0 E: 0 K: 0 S: 4	H: 2 LOB: 1 BB: 0 P: 4	R: 0 E: 0 K: 0 S: 4	H: 1 LOB: 1 BB: 0 P: 4	R: 0 E: 0 K: 0 S: 5	H: 2 LOB: 2 BB: 0 P: 5		R: 0 E: 0 K: 2 S: 8	H: 1 LOB: 1 BB: 0 P: 8	1B: 9 2B: 1 3B: 0 HR: 0	SF: 1 SAC: 0 DP: 1 HBP: 0	WP: 0 PB: 0 SB: 0 CS: 0	PA: 38				
PITCHER	IP	WLS	BF	H	R	ER	SO	BB	IBB	HBP	BLK	WP	HR	S	P	ERA	WHIP										
Albert Williams, R ERA: 3.71 Fernando Arroyo, R ERA: 4.65 Doug Corbett, R ERA: 1.99	(1, 1) (2, 1) (8, 1)	1.1 W S	6 23 9	6 6 3	1 1 0	1 1 0	3 3 2	0 0 0	0 0 0	0 0 0	0 0 0	0 0 0	0 0 0	29 29 13	29 29 13	1.59 1.059 0.00	1.059 1.500										

Batter	1	2	3	4	5	6	7	8	9	AB	R	H	RBI	BB	SO	LOB	TOP			
Chet Lemon, R (1, 8) OBP: 0.383, SLG: 0.440 Kevin Bell, R (7, 6) OBP: 0.288, SLG: 0.245	4-3 BB		SH1-3 1B		F8 2B		1-2 BB		F8	2	2	0	2	0	2	0	0			
Mike Squires, L (1, 3) OBP: 0.345, SLG: 0.349 Bruce Kimm, R (7, 2) OBP: 0.287, SLG: 0.288	F8		SH1-3 1-2		F8 2-3		F8		F9	3	3	0	0	0	0	4	0			
Bob Molinaro, L (1, 10) OBP: 0.344, SLG: 0.404	4-3 1-2		F3		F6		G3				4	0	0	0	0	5	0			
Wayne Nordhagen, R (1, 7) OBP: 0.297, SLG: 0.473	4-3		6-3		F3				1B FC3-6 1B		4	1	1	0	0	3	0			
Jim Morrison, R (1, 4) OBP: 0.321, SLG: 0.415 Greg Pryor, R (6, 4) OBP: 0.264, SLG: 0.330		L4		2B HBP		6-3			F9	1	2	0	0	0	0	0	1			
Harold Baines, L (1, 9) OBP: 0.282, SLG: 0.408		FC6-4 1B		F7		K			FC3-6 1B		4	0	2	0	0	1	1			
Mary Foley, L (1, 2) OBP: 0.250, SLG: 0.313 (7, 3)		FC6-4 1B		L3		L7			FC3-6	2	4	0	1	1	0	2	0			
Fran Mullins, R (1, 5) OBP: 0.375, SLG: 0.538		FC6-4 1-2 2-3					6-3		6-3	3	4	0	1	0	0	3	0			
Todd Cruz, R (1, 6) OBP: 0.273, SLG: 0.311 Leo Sutherland, L (7, 8) OBP: 0.280, SLG: 0.301		5-3		6-3			BB 1B		4-3	1	3	0	1	0	0	4	0			
Inning Stats	R: 0 E: 0 K: 0 S: 3	H: 0 LOB: 1 BB: 1 P: 7	R: 0 E: 0 K: 0 S: 5	H: 2 LOB: 2 BB: 0 P: 5	R: 0 E: 0 K: 0 S: 4	H: 1 LOB: 1 BB: 0 P: 4	R: 0 E: 0 K: 0 S: 4	H: 1 LOB: 1 BB: 0 P: 5	R: 0 E: 0 K: 1 S: 5	H: 0 LOB: 0 BB: 0 P: 5	R: 0 E: 0 K: 0 S: 4	H: 1 LOB: 2 BB: 1 P: 8	R: 1 E: 0 K: 0 S: 5	H: 2 LOB: 1 BB: 0 P: 5	R: 0 E: 0 K: 0 S: 3	H: 0 LOB: 0 BB: 0 P: 3	1B: 6 2B: 2 3B: 0 HR: 0	SF: 0 SAC: 1 DP: 0 HBP: 1	WP: 0 PB: 0 SB: 0 CS: 0	PA: 38
PITCHER Rob Dressler, R (1, 1) ERA: 4.02	IP: 9.0 WLS: W BF: 38 H: 8 R: 1 ER: 1 SO: 1 BB: 2 IBB: 0 HBP: 1 BLK: 0 WP: 0 HR: 0 S: 37 P: 46 ERA: 1.00 WHIP: 1.111																			

Chicago White Sox @ Seattle Mariners
The Kingdome, Seattle, WA
Mon Sep 15 1980, 10:05 PM EDT
Att: 4,141 - Dome

AB 34
R 1
H 8
RBI 1
BB 2
SO 1
LOB 23



Batter	1	2	3	4	5	6	7	8	9	AB	R	H	RBI	BB	SO	LOB	BOTTOM			
Julio Cruz, S (1, 4) OBP: 0.311, SLG: 0.264 Kim Allen, R (6, 4) OBP: 0.313, SLG: 0.400	F6		SF9 6-3			F7		F7		2	0	0	1	0	0	1	0			
Joe Simpson, L (1, 9) OBP: 0.307, SLG: 0.334 Tom Paciorek, R (6, PH) OBP: 0.304, SLG: 0.442 (7, 9) (8, 3)	1-3		BB 2B		F7		5-3			2	1	0	0	1	0	0	0			
Larry Milbourne, S (1, 10) OBP: 0.318, SLG: 0.351	6-3		BB 2B		L4		F8			3	1	0	1	1	0	0	0			
Bruce Bochte, L (1, 3) OBP: 0.373, SLG: 0.449 Reggie Walton, R (8, 9) OBP: 0.297, SLG: 0.351	F6		SF7 3-H		K		4-3			3	0	0	1	0	1	0	0			
Dan Meyer, L (1, 7) OBP: 0.317, SLG: 0.413	G3		HR 2B				4-3			4	1	2	2	0	0	0	0			
Rod Craig, S (1, 8) OBP: 0.305, SLG: 0.383	F7		HR 2B		FC5-4 1B		L7			4	2	1	2	0	0	1	0			
Jerry Narron, L (1, 2) OBP: 0.220, SLG: 0.233 Larry Cox, R (8, PH) OBP: 0.259, SLG: 0.294 (9, 2)			BB 1B		K				K	2	2	1	0	1	1	1	1			
Dave Edler, R (1, 5) OBP: 0.189, SLG: 0.206			BB 1B		BB 3B		5-3			3	3	2	0	1	0	0	0			
Mario Mendoza, R (1, 6) OBP: 0.294, SLG: 0.321 Jim Anderson, R (8, PH) OBP: 0.290, SLG: 0.326 (9, 6)			SH 1B		BB 3B		HR			2	1	2	4	0	0	0	0			
Inning Stats	R: 0 E: 0 K: 0 S: 3	H: 0 LOB: 0 BB: 0 P: 3	R: 0 E: 0 K: 0 S: 3	H: 0 LOB: 0 BB: 0 P: 3	R: 9 E: 0 K: 0 S: 10	H: 6 LOB: 1 BB: 3 P: 22	R: 0 E: 0 K: 1 S: 5	H: 0 LOB: 0 BB: 0 P: 5	R: 2 E: 0 K: 1 S: 6	H: 2 LOB: 1 BB: 1 P: 10	R: 0 E: 0 K: 0 S: 3	H: 0 LOB: 0 BB: 0 P: 3	R: 0 E: 0 K: 0 S: 3	H: 0 LOB: 0 BB: 0 P: 3	R: 1 E: 0 K: 1 S: 6	H: 1 LOB: 0 BB: 0 P: 6	1B: 4 2B: 2 3B: 1 HR: 2	SF: 2 SAC: 1 DP: 0 HBP: 0	WP: 1 PB: 0 SB: 0 CS: 0	PA: 37
PITCHER LaMarr Hoyt, R (1, 1) ERA: 4.81 Guy Hoffman, L (3, 1) ERA: 3.39 Ken Kravec, L (7, 1) ERA: 6.94 Nardi Contreras, R (8, 1) ERA: 6.55	IP: 2.2 WLS: L BF: 18 H: 6 R: 9 ER: 9 SO: 9 BB: 6 IBB: 9 HBP: 0 BLK: 0 WP: 1 HR: 1 S: 15 P: 27 ERA: 30.38 WHIP: 3.375																			

Chicago White Sox @ Seattle Mariners
The Kingdome, Seattle, WA
Mon Sep 15 1980, 10:05 PM EDT
Att: 4,141 - Dome

AB 30
R 12
H 9
RBI 12
BB 4
SO 3
LOB 3



Batter	1	2	3	4	5	6	7	8	9	AB	R	H	RBI	BB	SO	LOB	TOP			
Chet Lemon, R OBP: 0.384, SLG: 0.451 (1, 8)										4	2	2	1	0	0	1				
Mike Squires, L OBP: 0.341, SLG: 0.344 (1, 3)										4	0	0	0	0	0	2				
Harold Baines, L OBP: 0.283, SLG: 0.412 (1, 9)										4	0	2	1	0	0	0				
Lamar Johnson, R OBP: 0.331, SLG: 0.413 (1, 10)										3	0	1	0	1	0	1				
Wayne Nordhagen, R OBP: 0.294, SLG: 0.468 (1, 7)										4	0	0	0	0	0	3				
Rusty Kuntz, R OBP: 0.316, SLG: 0.343 (9, 7)										0	0	0	0	0	0	0				
Jim Morrison, R OBP: 0.318, SLG: 0.412 (1, 4)										4	0	0	0	0	1	3				
Mary Foley, L OBP: 0.243, SLG: 0.303 (1, 2)										3	0	0	0	0	0	1				
Fran Mullins, R OBP: 0.368, SLG: 0.467 (1, 5)										2	0	0	0	1	1	0				
Todd Cruz, R OBP: 0.273, SLG: 0.309 (1, 6)										2	0	0	0	1	1	1				
Inning Stats	R: 0 E: 0 K: 0 S: 3	H: 0 LOB: 0 BB: 0 P: 3	R: 0 E: 0 K: 0 S: 4	H: 1 LOB: 1 BB: 0 P: 4	R: 1 E: 0 K: 1 S: 6	H: 1 LOB: 0 BB: 0 P: 6	R: 0 E: 0 K: 0 S: 3	H: 0 LOB: 0 BB: 0 P: 3	R: 0 E: 0 K: 1 S: 5	H: 0 LOB: 0 BB: 1 P: 5	R: 0 E: 0 K: 0 S: 3	H: 1 LOB: 0 BB: 0 P: 3	R: 0 E: 0 K: 1 S: 5	H: 0 LOB: 1 BB: 1 P: 9	R: 1 E: 0 K: 0 S: 5	H: 2 LOB: 2 BB: 1 P: 9	1B: 2 2B: 1 3B: 1 HR: 1	SF: 0 SAC: 0 DP: 1 HBP: 0	WP: 0 PB: 0 SB: 0 CS: 1	PA: 33
PITCHER Glenn Abbott, R ERA: 4.02 (1, 1)	IP: 9.0 WLS: L BF: 33 H: 5 R: 2 ER: 2 SO: 3 BB: 3 IBB: 0 HBP: 0 BLK: 0 WP: 0 HR: 1 S: 36 P: 48 ERA: 2.00 WHIP: 0.889															PITCHER				

Chicago White Sox @ Seattle Mariners
The Kingdome, Seattle, WA
Tue Sep 16 1980, 10:05 PM EDT
Att.: 5,149 - Dome

livebaseballscores.com

AB 30
R 2
H 5
RBI 2
BB 3
SO 3
LOB 12

Batter	1	2	3	4	5	6	7	8	9	AB	R	H	RBI	BB	SO	LOB	BOTTOM			
Julio Cruz, S OBP: 0.310, SLG: 0.262 (1, 4)										3	1	0	0	1	0	1				
Joe Simpson, L OBP: 0.303, SLG: 0.330 (1, 9)										4	0	0	0	0	0	1				
Larry Milbourne, S OBP: 0.313, SLG: 0.345 (1, 10)										4	0	0	0	0	0	1				
Bruce Bochte, L OBP: 0.376, SLG: 0.450 (1, 3)										3	0	2	0	1	0	0				
Kim Allen, R OBP: 0.313, SLG: 0.400 (9, PR)										0	0	0	0	0	0	0				
Dan Meyer, L OBP: 0.317, SLG: 0.412 (1, 7)										4	0	1	1	0	0	2				
Rod Craig, S OBP: 0.308, SLG: 0.386 (1, 8)										4	0	2	0	0	0	2				
Jerry Narron, L OBP: 0.226, SLG: 0.240 (1, 2)										2	0	1	0	0	1	0				
Dave Edler, R OBP: 0.175, SLG: 0.189 (1, 5)										3	0	0	0	0	0	2				
Mario Mendoza, R OBP: 0.296, SLG: 0.323 (1, 6)										2	0	1	0	0	0	0				
Tom Paciorek, R OBP: 0.303, SLG: 0.441 (8, PH)										1	0	0	0	0	0	1				
Jim Anderson, R OBP: 0.290, SLG: 0.326 (9, 6)										0	0	0	0	0	0	0				
Inning Stats	R: 0 E: 0 K: 0 S: 3	H: 0 LOB: 0 BB: 0 P: 3	R: 0 E: 0 K: 0 S: 3	H: 1 LOB: 0 BB: 0 P: 3	R: 0 E: 0 K: 0 S: 3	H: 0 LOB: 0 BB: 0 P: 3	R: 0 E: 0 K: 0 S: 3	H: 0 LOB: 0 BB: 0 P: 3	R: 0 E: 0 K: 1 S: 6	H: 1 LOB: 1 BB: 0 P: 6	R: 0 E: 0 K: 0 S: 4	H: 1 LOB: 1 BB: 0 P: 4	R: 0 E: 0 K: 0 S: 4	H: 1 LOB: 1 BB: 0 P: 4	R: 1 E: 0 K: 0 S: 4	H: 1 LOB: 2 BB: 2 P: 12	1B: 7 2B: 0 3B: 0 HR: 0	SF: 0 SAC: 1 DP: 2 HBP: 0	WP: 0 PB: 0 SB: 1 CS: 1	PA: 34
PITCHER Richard Dotson, R ERA: 4.04 (1, 1)	IP: 8.2 WLS: W BF: 32 H: 7 R: 1 ER: 1 SO: 1 BB: 2 IBB: 0 HBP: 0 BLK: 0 WP: 0 HR: 0 S: 32 P: 40 ERA: 1.04 WHIP: 1.038															PITCHER				
Ed Farmer, R ERA: 3.21 (9, 1)	0.1 S 1 0 0 0 0 0 0 0 0 0 1 1 0.00 0.000															PITCHER				

Chicago White Sox @ Seattle Mariners
The Kingdome, Seattle, WA
Tue Sep 16 1980, 10:05 PM EDT
Att.: 5,149 - Dome


livebaseballscores.com

AB 30
R 1
H 7
RBI 1
BB 2
SO 1
LOB 10

Batter	1	2	3	4	5	6	7	8	9	AB	R	H	RBI	BB	SO	LOB	TOP										
Chet Lemon, R (1, 10) OBP: 0.383, SLG: 0.448	4-0 1B BB		0-0 F8			0-0 4-3		0-0 L7		3	0	0	0	1	0	1											
Rusty Kuntz, R (1, 8) OBP: 0.286, SLG: 0.308	0-0 F9		0-0 5-3			0-3 K		0-0 F9		4	0	0	0	0	1	2											
Harold Baines, L (1, 9) OBP: 0.281, SLG: 0.408	0-3 K			0-0 6-3		0-0 4-3		0-3 K2-3		4	0	0	0	0	2	2											
Lamar Johnson, R (1, 3) OBP: 0.333, SLG: 0.416	0-0 S 1B			0-0 F9				0-0 2B		4	0	2	0	0	0	0											
Wayne Nordhagen, R (1, 7) OBP: 0.291, SLG: 0.463	0-3 K			0-0 F7				0-0 F3		4	0	0	0	0	1	3											
Jim Morrison, R (1, 4) OBP: 0.318, SLG: 0.411		0-0 F7				0-0 F4		0-0 1B 1B		4	0	1	0	0	0	1											
Glenn Borgmann, R (1, 2) Richard Dotson, R (7, PR) Bruce Kimm, R (7, 2) OBP: 0.329, SLG: 0.357 OBP: 0.290, SLG: 0.291		0-0 5-3				0-0 FC4-6 1B		4-0 1B BB		2	0	1	0	1	0	0	AB 33 R 0 H 6 RBI 0 BB 2 SO 6 LOB 15										
Fran Mullins, R (1, 5) Leo Sutherland, L (9, PH) OBP: 0.318, SLG: 0.389 OBP: 0.276, SLG: 0.297		0-0 4-3				0-0 F7		0-0 F3	0-3 K	3	0	0	0	0	0	3											
Todd Cruz, R (1, 6) OBP: 0.274, SLG: 0.313			0-3 K			0-0 FC4-6 1-2			0-0 2B	3	0	1	0	0	1	1											
Inning Stats	R: 0 E: 0 K: 2 S: 8	H: 1 LOB: 2 BB: 1 P: 12	R: 0 E: 0 K: 0 S: 3	H: 0 LOB: 0 BB: 0 P: 3	R: 0 E: 0 K: 1 S: 5	H: 0 LOB: 0 BB: 0 P: 5	R: 0 E: 0 K: 0 S: 3	H: 0 LOB: 0 BB: 0 P: 3	R: 0 E: 0 K: 0 S: 4	H: 1 LOB: 1 BB: 0 P: 4	R: 0 E: 0 K: 1 S: 5	H: 0 LOB: 0 BB: 0 P: 5	R: 0 E: 0 K: 0 S: 4	H: 1 LOB: 2 BB: 1 P: 8	R: 0 E: 0 K: 1 S: 6	H: 1 LOB: 2 BB: 0 P: 6	R: 0 E: 0 K: 1 S: 7	H: 2 LOB: 2 BB: 0 P: 7	1B: 4 2B: 2 3B: 0 HR: 0	SF: 0 SAC: 0 DP: 0 HBP: 0	WP: 0 PB: 0 SB: 1 CS: 0	PA: 35					
PITCHER	IP	WLS	BF	H	R	ER	SO	BB	IBB	HBP	BLK	WP	HR	S	P	ERA	WHIP										
Floyd Bannister, L (1, 1) ERA: 3.21	8.2	W	34	6	0	0	5	2	0	0	0	0	0	42	50	0.00	0.923										
Mike Parrott, R (9, 1) ERA: 7.35	0.1	S	1	0	0	0	1	0	0	0	0	0	0	3	3	0.00	0.000										

Chicago White Sox @ Seattle Mariners
The Kingdome, Seattle, WA
Wed Sep 17 1980, 10:05 PM EDT
Att: 5,435 - Dome

AB 33
R 0
H 6
RBI 0
BB 2
SO 6
LOB 15



Batter	1	2	3	4	5	6	7	8	9	AB	R	H	RBI	BB	SO	LOB	BOTTOM										
Kim Allen, R (1, 4) OBP: 0.350, SLG: 0.389	0-0 5-3			0-0 BLK S 6-3 1B	0-0 B1-3			4-0 4-3 S 2B BB		3	2	1	0	1	0	1											
Rod Craig, S (1, 8) OBP: 0.302, SLG: 0.378	0-0 5-3			0-0 6-3 1-2		0-3 K		0-0 4-3 1-3		4	0	0	0	0	1	2											
Reggie Walton, R (1, 10) OBP: 0.266, SLG: 0.361	0-0 4-3			0-0 6-3 2H		0-0 5-3		0-0 2B 3H		4	0	1	2	0	0	0											
Tom Paciorek, R (1, 3) OBP: 0.308, SLG: 0.445		0-0 G6-4-3 1B		4-0 S BB		0-0 2B		0-3 K		3	0	2	0	1	1	1											
Dan Meyer, L (1, 7) OBP: 0.316, SLG: 0.409		0-3 K		0-0 4-3 1-2		0-0 L4		4-0 IBB		3	0	0	0	1	1	3											
Leon Roberts, R (1, 9) OBP: 0.327, SLG: 0.417		0-0 G6-4-3 1-2			0-0 HBP S G4-3 1B			0-0 3-1		4	1	1	0	0	0	3											
Dave Edler, R (1, 5) OBP: 0.209, SLG: 0.300				0-0 F4		0-0 G4-3 HBP 1B		0-0 HR		3	1	2	1	0	0	0	AB 29 R 4 H 7 RBI 3 BB 3 SO 4 LOB 12										
Jim Anderson, R (1, 6) Mario Mendoza, R (8, 6) OBP: 0.290, SLG: 0.324 OBP: 0.296, SLG: 0.323				0-0 6-3		1-0 G4-3 HBP 1B		0-0 F7		2	0	0	0	0	0	0											
Larry Cox, R (1, 2) OBP: 0.256, SLG: 0.290				0-3 K		0-0 G4-3 1-2 2-3 3H		0-0 F8		3	0	0	0	0	1	2											
Inning Stats	R: 0 E: 0 K: 0 S: 3	H: 0 LOB: 0 BB: 0 P: 3	R: 0 E: 0 K: 1 S: 5	H: 1 LOB: 0 BB: 0 P: 5	R: 0 E: 0 K: 1 S: 5	H: 0 LOB: 0 BB: 0 P: 5	R: 1 E: 0 K: 0 S: 4	H: 1 LOB: 1 BB: 1 P: 8	R: 1 E: 0 K: 0 S: 4	H: 2 LOB: 1 BB: 0 P: 5	R: 0 E: 0 K: 1 S: 6	H: 1 LOB: 1 BB: 0 P: 6	R: 1 E: 0 K: 0 S: 4	H: 1 LOB: 0 BB: 0 P: 4	R: 1 E: 0 K: 1 S: 6	H: 1 LOB: 2 BB: 2 P: 14	R: 1 E: 0 K: 1 S: 6	H: 1 LOB: 2 BB: 2 P: 14	1B: 4 2B: 2 3B: 0 HR: 1	SF: 0 SAC: 0 DP: 2 HBP: 1	WP: 0 PB: 0 SB: 3 CS: 0	PA: 33					
PITCHER	IP	WLS	BF	H	R	ER	SO	BB	IBB	HBP	BLK	WP	HR	S	P	ERA	WHIP										
Britt Burns, L (1, 1) ERA: 2.88	7.1	L	30	7	4	4	3	2	0	1	1	0	0	4	8	0.00	1.227										
Mike Proby, R (8, 1) ERA: 3.21	0.2		3	0	0	0	1	0	1	0	0	0	0	4	8	0.00	0.000										

Chicago White Sox @ Seattle Mariners
The Kingdome, Seattle, WA
Wed Sep 17 1980, 10:05 PM EDT
Att: 5,435 - Dome

AB 29
R 4
H 7
RBI 3
BB 3
SO 4
LOB 12



Batter	1	2	3	4	5	6	7	8	9	AB	R	H	RBI	BB	SO	LOB	TOP								
Chet Lemon, R OBP: 0.397, SLG: 0.447 (1, 8)										1	1	0	0	4	0	0									
Leo Sutherland, L OBP: 0.283, SLG: 0.282 (1, 7)										4	0	0	0	0	1	3									
Rusty Kuntz, R OBP: 0.302, SLG: 0.350 (9, PH)										1	0	1	0	0	0	0									
Harold Baines, L OBP: 0.278, SLG: 0.403 (1, 9)										5	0	0	1	0	0	2									
Lamar Johnson, R OBP: 0.336, SLG: 0.416 (8, PR)										2	2	1	0	2	0	0									
Mike Squires, L OBP: 0.340, SLG: 0.343 (8, 3)										1	0	0	0	0	0	2									
Bob Molinaro, L OBP: 0.347, SLG: 0.410 (8, PH)										3	1	2	0	0	0	0									
Greg Pryor, R OBP: 0.263, SLG: 0.329 (8, PH)										1	0	0	0	0	0	2									
Jim Morrison, R OBP: 0.319, SLG: 0.413 (1, 4)										4	1	2	3	0	1	3									
Mary Foley, L OBP: 0.254, SLG: 0.333 (8, PH)										3	0	2	1	0	0	1									
Glenn Borgmann, R OBP: 0.337, SLG: 0.357 (8, 2)										0	0	0	0	1	0	0									
Fran Mullins, R OBP: 0.269, SLG: 0.318 (1, 5)										4	0	0	0	0	0	4									
Todd Cruz, R OBP: 0.270, SLG: 0.308 (1, 6)										4	0	0	0	0	1	1									
Inning Stats	R: 0 E: 0 K: 1 S: 5	H: 0 LOB: 0 BB: 0 P: 5	R: 0 E: 0 K: 0 S: 3	H: 1 LOB: 0 BB: 0 P: 3	R: 0 E: 0 K: 0 S: 4	H: 1 LOB: 2 BB: 1 P: 8	R: 1 E: 0 K: 0 S: 4	H: 1 LOB: 1 BB: 1 P: 8	R: 0 E: 0 K: 0 S: 2	H: 0 LOB: 0 BB: 1 P: 6	R: 3 E: 0 K: 0 S: 7	H: 4 LOB: 1 BB: 0 P: 7	R: 0 E: 0 K: 0 S: 3	H: 0 LOB: 2 BB: 2 P: 13	R: 0 E: 0 K: 1 S: 5	H: 0 LOB: 2 BB: 2 P: 11	R: 1 E: 0 K: 1 S: 7	H: 1 LOB: 2 BB: 1 P: 11	1B: 3 2B: 5 3B: 0 HR: 0	SF: 0 SAC: 1 DP: 0 HBP: 0	WP: 0 PB: 0 SB: 0 CS: 2	PA: 43			
PITCHER	IP	WLS	BF	H	R	ER	SO	BB	IBB	HBP	BLK	WP	HR	S	P	ERA	WHIP								
Jim Beattie, R ERA: 5.09 (1, 1)	7.0		31	7	4	4	1	5	0	0	0	0	0	28	48	5.14	1.714								
Shane Rawley, L ERA: 3.33 (8, 1)	1.1	L	8	1	1	1	2	2	0	0	0	0	0	10	18	6.75	2.250								
Dave Roberts, L ERA: 4.05 (9, 1)	0.1		1	0	0	0	0	0	0	0	0	0	0	1	1	0.00	0.000								
Manny Sarmiento, R ERA: 4.91 (9, 1)	0.1		1	0	0	0	0	0	0	0	0	0	0	1	1	0.00	0.000								

Chicago White Sox @ Seattle Mariners
The Kingdome, Seattle, WA
Thu Sep 18 1980, 10:05 PM EDT
Att: 4,293 - Dome

livebaseballscorecards.com

AB 33
R 5
H 8
RBI 5
BB 7
SO 3
LOB 18

Batter	1	2	3	4	5	6	7	8	9	AB	R	H	RBI	BB	SO	LOB	BOTTOM								
Kim Allen, R OBP: 0.391, SLG: 0.400 (1, 4)										2	0	1	0	1	0	0									
Joe Simpson, L OBP: 0.302, SLG: 0.329 (7, PH)										1	0	0	0	0	0	2									
Juan Beniquez, R OBP: 0.275, SLG: 0.353 (9, PH)										1	0	0	0	0	0	0									
Rod Craig, S OBP: 0.310, SLG: 0.383 (1, 8)										5	0	3	1	0	1	2									
Reggie Walton, R OBP: 0.254, SLG: 0.344 (7, PH)										3	0	0	0	0	1	2									
Jerry Narron, L OBP: 0.235, SLG: 0.250 (8, 2)										1	0	1	1	0	0	0									
Bill Stein, R OBP: 0.335, SLG: 0.397 (9, PH)										1	0	1	0	0	0	0									
Larry Cox, R OBP: 0.256, SLG: 0.290 (9, PR)										0	0	0	0	0	0	0									
Tom Paciorek, R OBP: 0.305, SLG: 0.442 (7, PH)										3	0	0	0	0	0	2									
Bruce Bochte, L OBP: 0.377, SLG: 0.449 (8, 3)										1	0	0	0	1	0	2									
Leon Roberts, R OBP: 0.329, SLG: 0.416 (1, 7)										3	0	1	0	1	2	0									
Julio Cruz, S OBP: 0.309, SLG: 0.262 (8, PR)										1	0	0	0	0	0	3									
Willie Horton, R OBP: 0.304, SLG: 0.306 (1, 10)										3	0	1	0	0	0	1									
Dave Edler, R OBP: 0.234, SLG: 0.286 (1, 5)										2	1	0	0	2	0	2									
Mario Mendoza, R OBP: 0.296, SLG: 0.323 (8, PH)										3	1	1	0	0	0	2									
Larry Milbourne, S OBP: 0.312, SLG: 0.344 (9, 6)										1	0	0	0	0	0	2									
Marc Hill, R OBP: 0.226, SLG: 0.314 (7, PR)										3	1	2	2	0	0	1									
Jim Anderson, R OBP: 0.290, SLG: 0.324 (8, 4)										0	1	0	0	0	0	0									
Dan Meyer, L OBP: 0.315, SLG: 0.409 (8, PH)										1	0	0	0	0	0	2									
Inning Stats	R: 0 E: 0 K: 0 S: 4	H: 2 LOB: 1 BB: 0 P: 4	R: 0 E: 0 K: 1 S: 4	H: 0 LOB: 1 BB: 1 P: 8	R: 1 E: 0 K: 1 S: 6	H: 1 LOB: 0 BB: 0 P: 6	R: 0 E: 0 K: 0 S: 4	H: 1 LOB: 1 BB: 0 P: 4	R: 0 E: 0 K: 2 S: 7	H: 0 LOB: 0 BB: 0 P: 7	R: 3 E: 0 K: 0 S: 7	H: 4 LOB: 2 BB: 1 P: 11	R: 0 E: 0 K: 0 S: 4	H: 0 LOB: 2 BB: 1 P: 8	R: 0 E: 0 K: 0 S: 4	H: 2 LOB: 2 BB: 1 P: 8	R: 0 E: 0 K: 0 S: 4	H: 2 LOB: 2 BB: 1 P: 8	1B: 10 2B: 1 3B: 0 HR: 1	SF: 0 SAC: 1 DP: 2 HBP: 0	WP: 0 PB: 1 SB: 0 CS: 1	PA: 42			
PITCHER	IP	WLS	BF	H	R	ER	SO	BB	IBB	HBP	BLK	WP	HR	S	P	ERA	WHIP								
Steve Trout, L ERA: 3.41 (1, 1)	6.1		27	7	4	4	4	3	0	0	0	0	0	32	44	5.68	1.579								
Ed Farmer, R ERA: 3.2 (7, 1)	0.1		3	2	0	0	0	0	0	0	0	0	0	3	3	0.00	6.000								
Rich Wortham, L ERA: 5.82 (7, 1)	0.1		3	0	0	0	0	1	0	0	0	0	0	2	6	0.00	3.000								
Mike Proly, R ERA: 3.19 (8, 1)	1.0	W	3	0	0	0	0	0	0	0	0	0	0	3	3	0.00	0.000								
Guy Hoffen, L ERA: 3.26 (9, 1)	1.0	S	5	2	0	0	0	1	0	0	0	0	0	4	8	0.00	3.000								

Chicago White Sox @ Seattle Mariners
The Kingdome, Seattle, WA
Thu Sep 18 1980, 10:05 PM EDT
Att: 4,293 - Dome

livebaseballscorecards.com

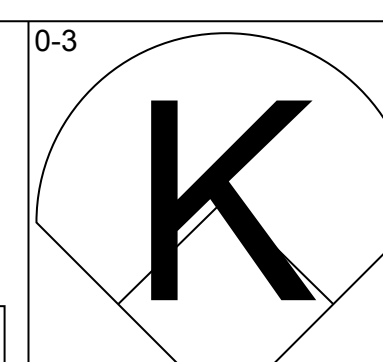
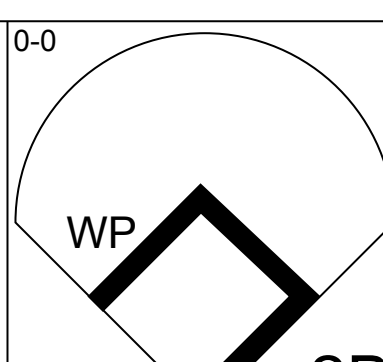
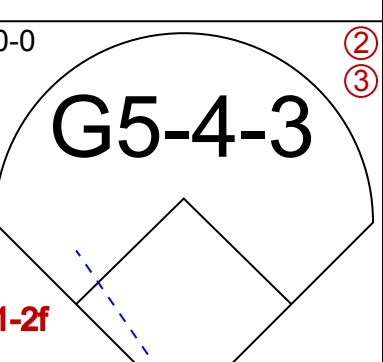
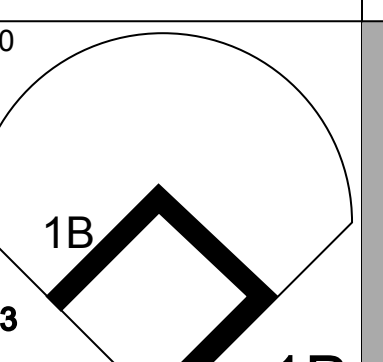
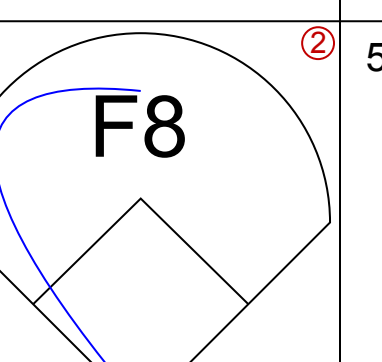
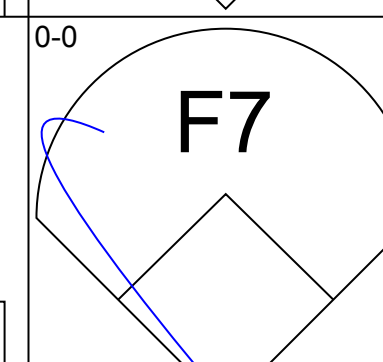
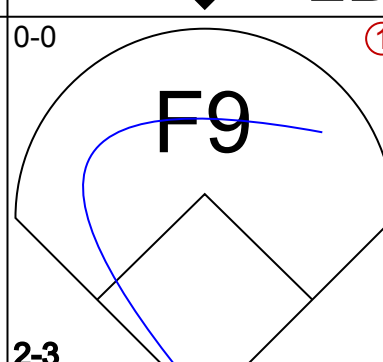
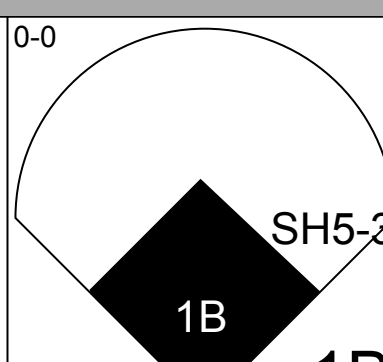
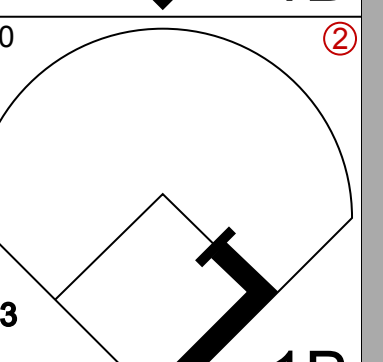

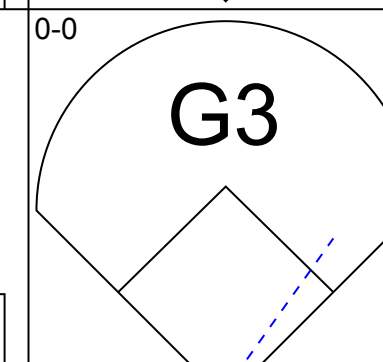
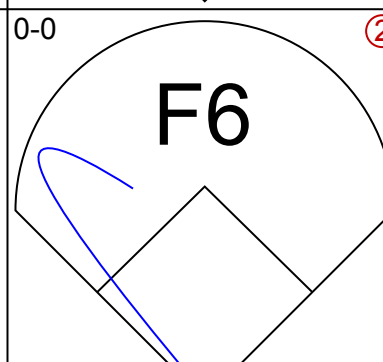
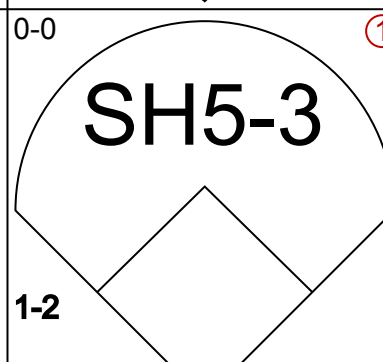
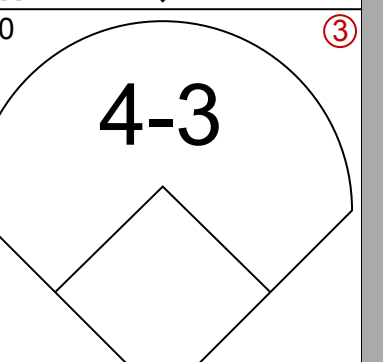
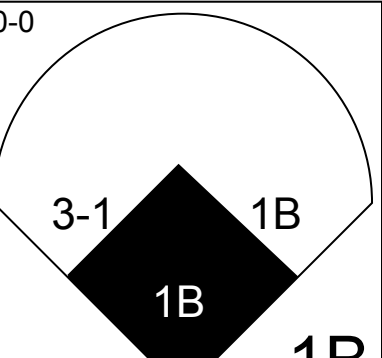
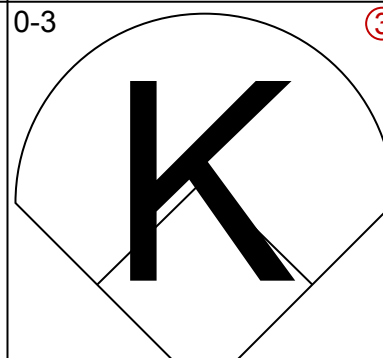
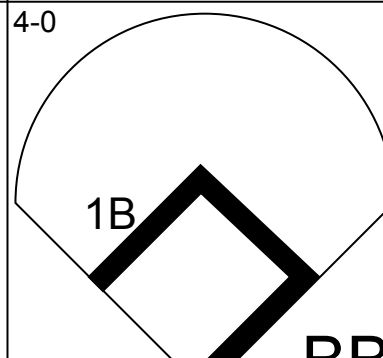
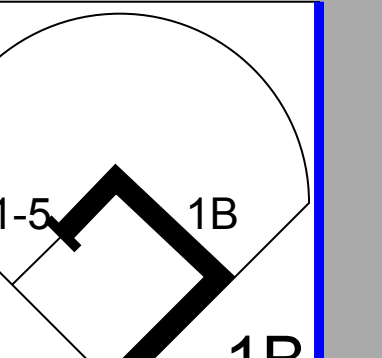

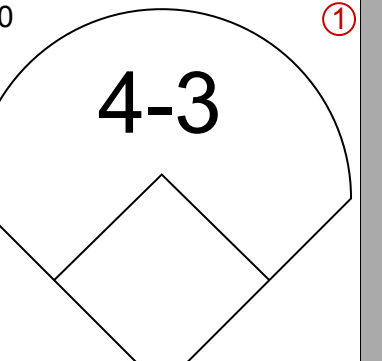
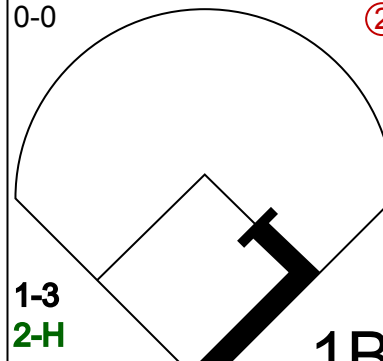
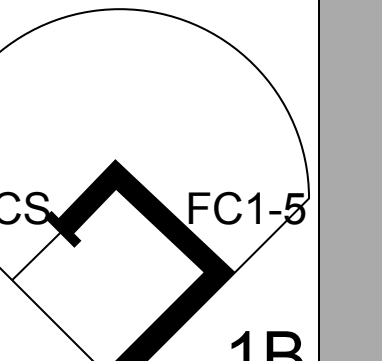
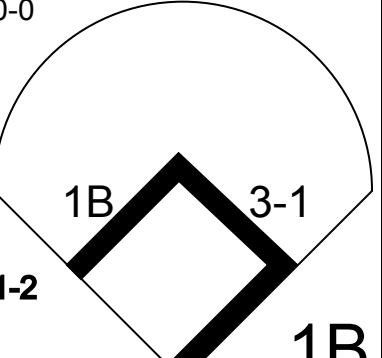
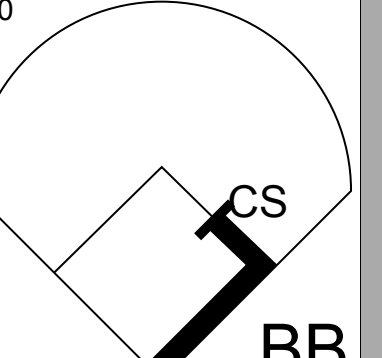
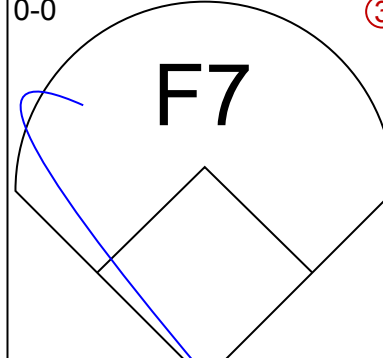
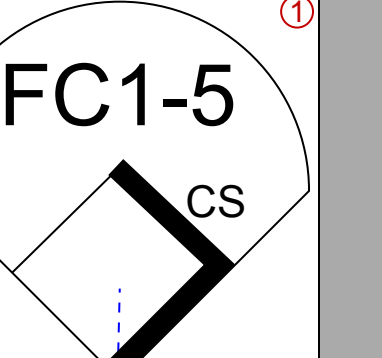
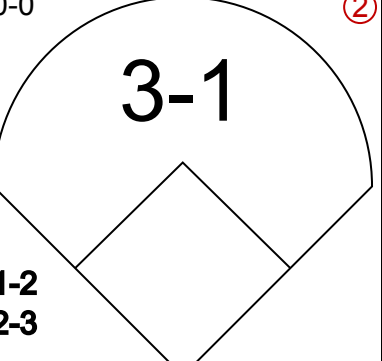
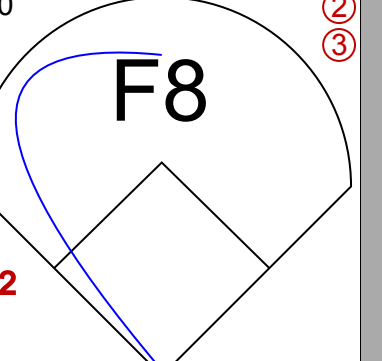
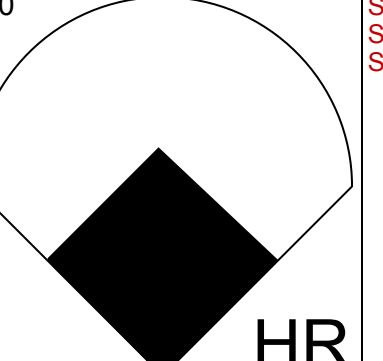

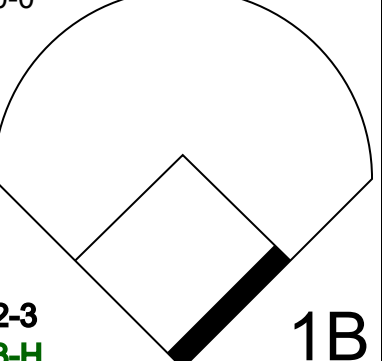
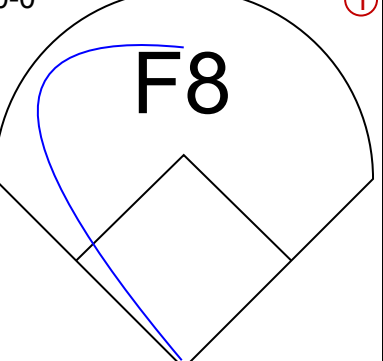
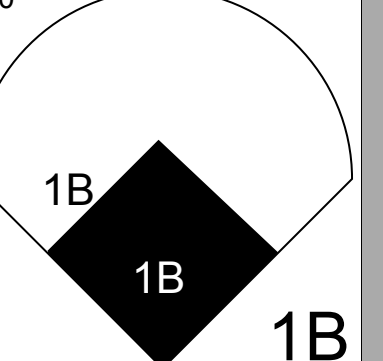
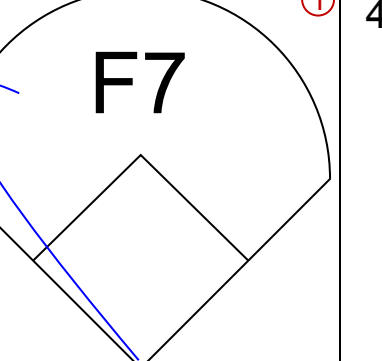
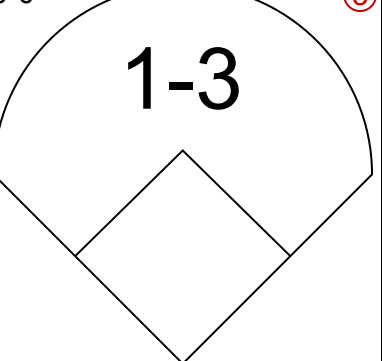
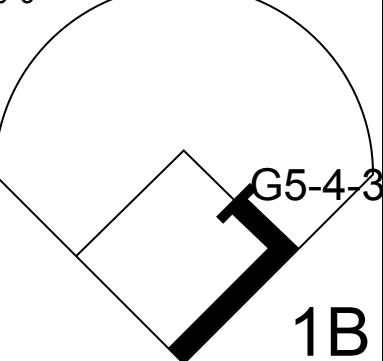

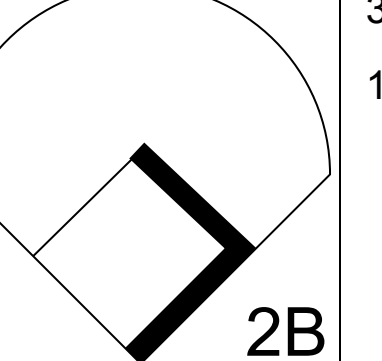
AB 35
R 4
H 11
RBI 4
BB 5
SO 4
LOB 23

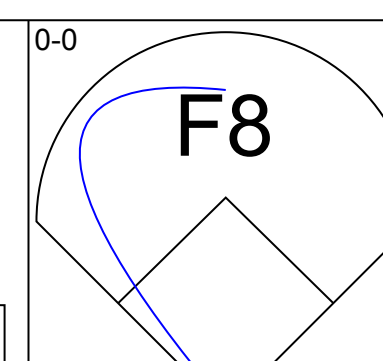
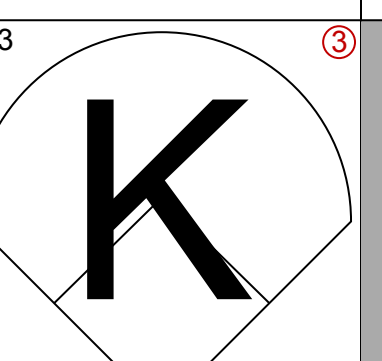
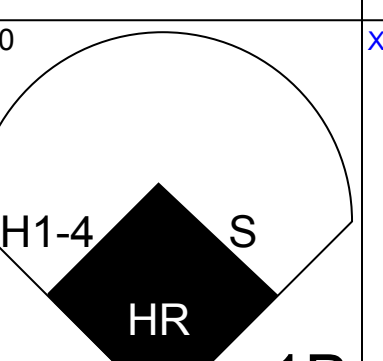
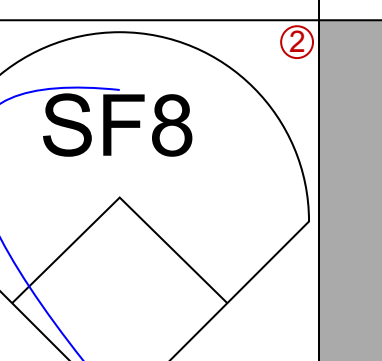
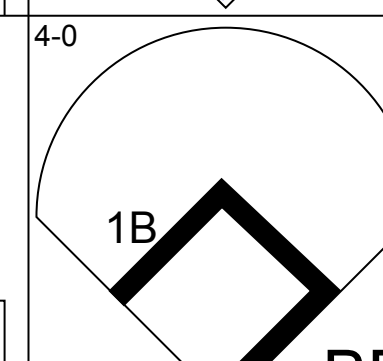
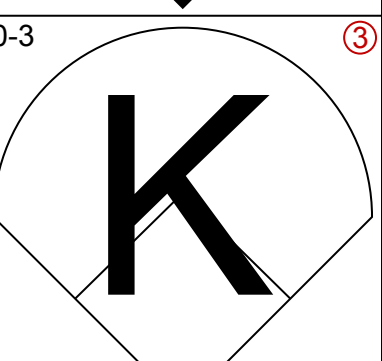

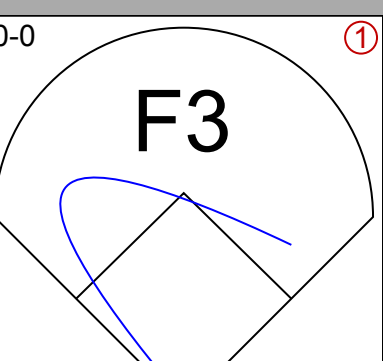
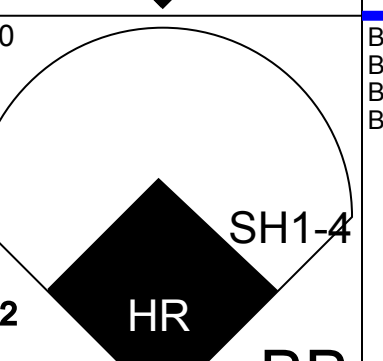
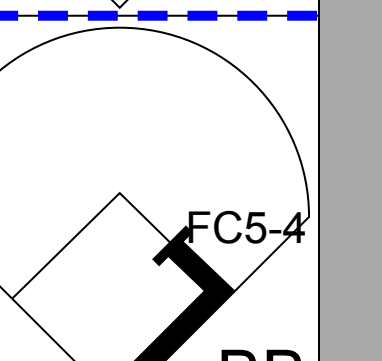
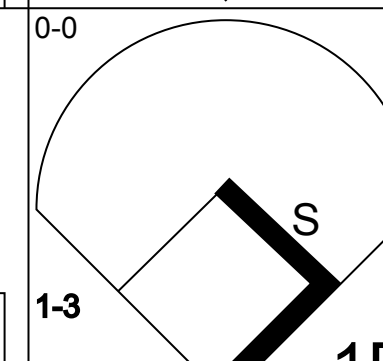
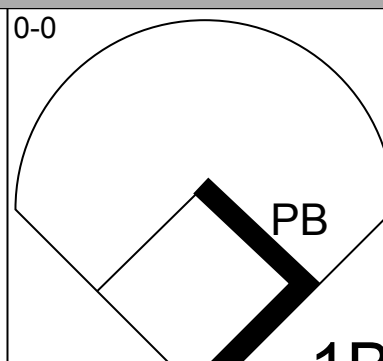
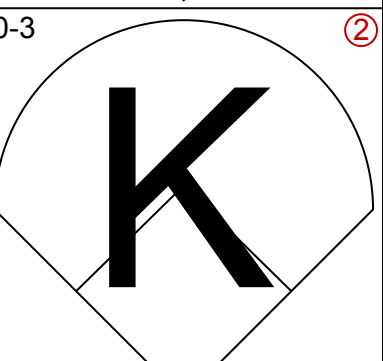
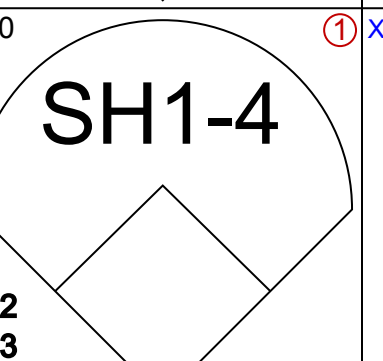
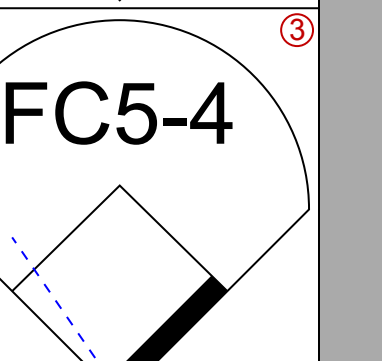
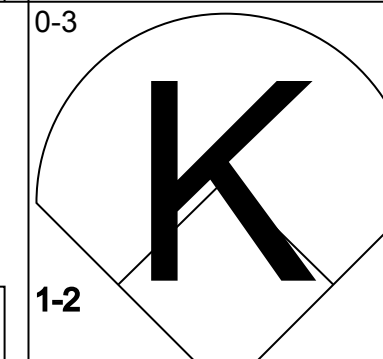
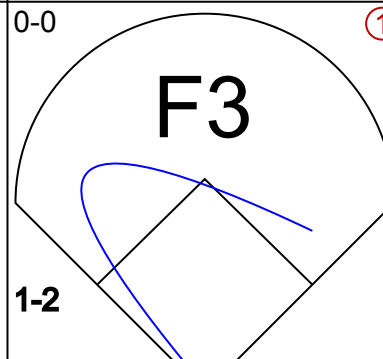
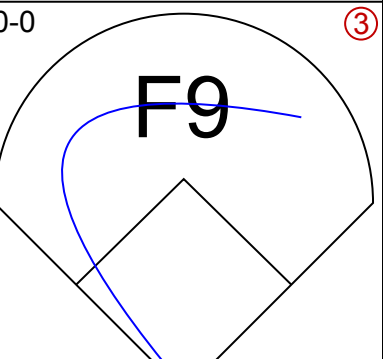
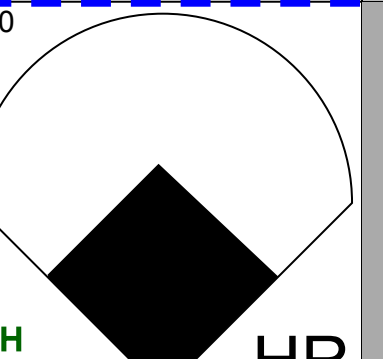
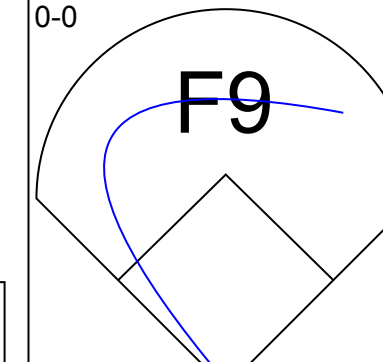
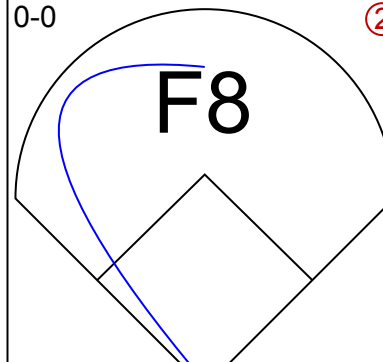

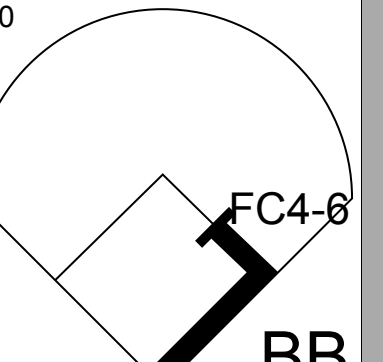
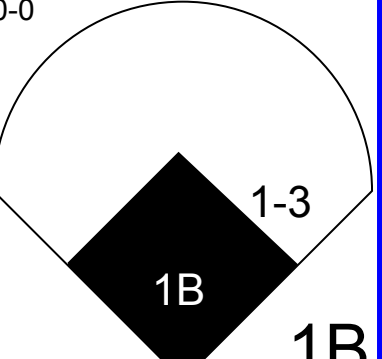
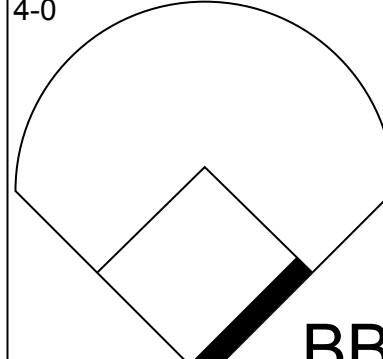

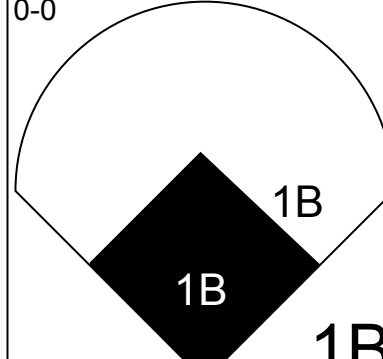

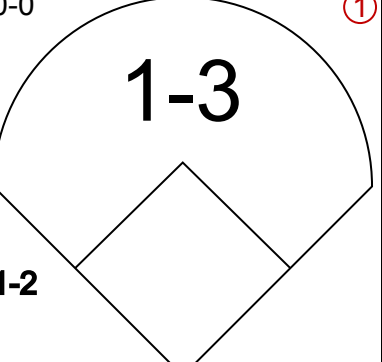
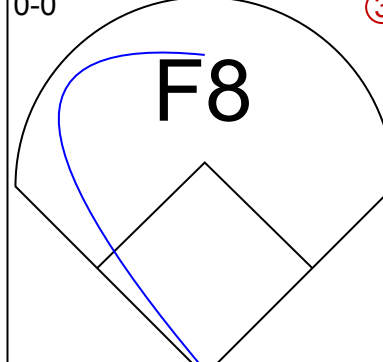

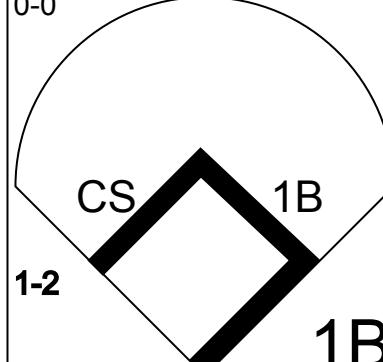
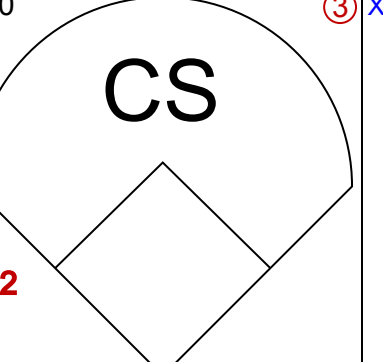
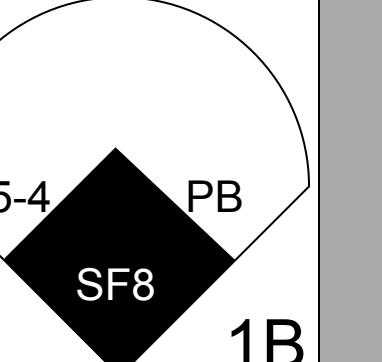
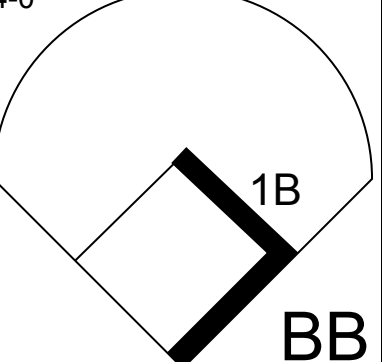
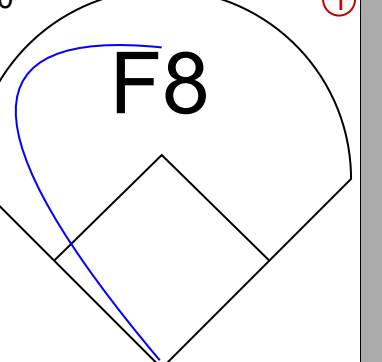
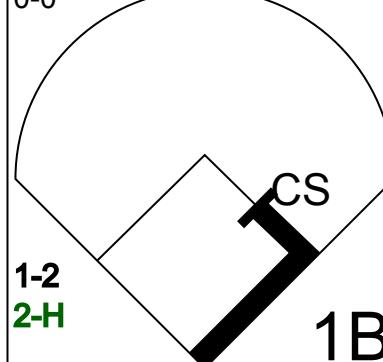
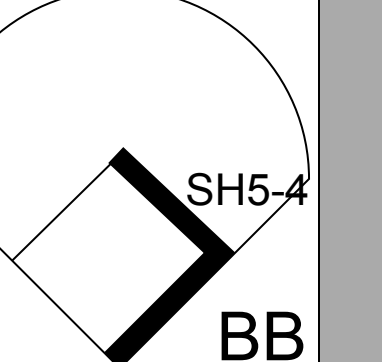

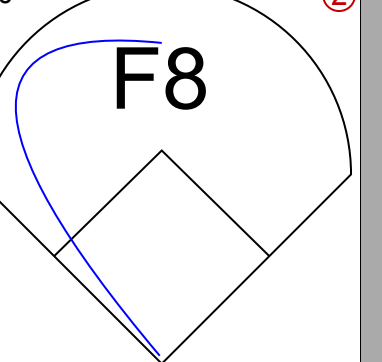
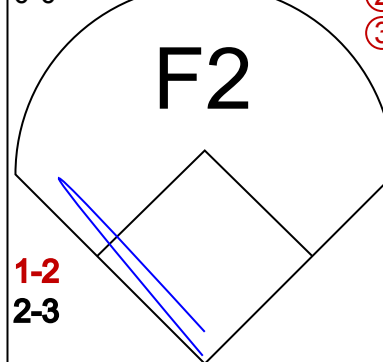
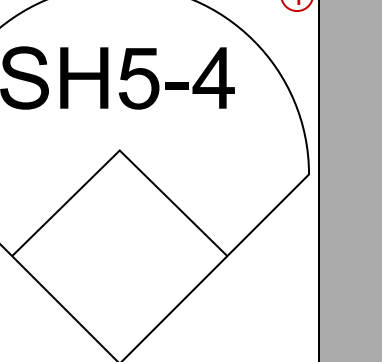
Batter	1	2	3	4	5	6	7	8	9	AB	R	H	RBI	BB	SO	LOB	TOP					
Leo Sutherland, L (1, 7) OBP: 0.274, SLG: 0.293	6-3			G4-6-3 1B	L7		CS 1B			4	0	2	1	0	0	2	Chicago White Sox @ Minnesota Twins Metropolitan Stadium, Bloomington, MI Fri Sep 19 1980, 8:05 PM EDT Att. 2,911 - Unknown - 67 F livebaseballscorecards.com					
Rusty Kuntz, R (1, 8) OBP: 0.277, SLG: 0.318	6-3		G4-6-3 1-2			4-3	6-3 1-2 2-3 3-H			4	0	0	0	0	0	4						
Harold Baines, L (1, 9) OBP: 0.280, SLG: 0.411	6-3			1B		HR		G3		4	1	2	1	0	0	0						
Lamar Johnson, R (1, 3) OBP: 0.333, SLG: 0.413		4-3		F8		5-3		G3		4	0	0	0	0	0	1						
Mike Squires, L (8, 3) OBP: 0.340, SLG: 0.343										0	0	0	0	0	0	0						
Bob Molinaro, L (1, 10) OBP: 0.346, SLG: 0.408	4-3					4-3		4-3		4	0	1	0	0	0	0						
Jim Morrison, R (1, 4) OBP: 0.319, SLG: 0.412	F4				FC6-4 1B			L9	G4-6-3 1B	4	1	1	0	0	0	1						
Mary Foley, L (1, 2) OBP: 0.256, SLG: 0.333			F5		F8					3	0	1	0	0	0	1						
Chet Lemon, R (7, PR) OBP: 0.387, SLG: 0.447									K	0	1	0	0	0	0	0						
Bruce Kimm, R (7, 2) OBP: 0.290, SLG: 0.291										0	0	0	0	0	0	0						
Glenn Borgmann, R (7, 2) OBP: 0.333, SLG: 0.352										1	0	0	0	0	1	1						
Fran Mullins, R (1, 5) OBP: 0.300, SLG: 0.320			K		1B				G4-6-3	3	0	1	0	1	1							
Todd Cruz, R (1, 6) OBP: 0.274, SLG: 0.312			L9							3	0	2	1	0	0	0						
Inning Stats	R: 0 E: 0 K: 0 S: 3	H: 0 LOB: 0 BB: 0 P: 3	R: 0 E: 0 K: 0 S: 3	H: 0 LOB: 0 BB: 0 P: 3	R: 0 E: 0 K: 1 S: 5	H: 0 LOB: 0 BB: 0 P: 5	R: 0 E: 0 K: 0 S: 4	H: 2 LOB: 1 BB: 0 P: 4	R: 1 E: 0 K: 0 S: 5	H: 2 LOB: 2 BB: 1 P: 9	R: 1 E: 0 K: 0 S: 4	H: 1 LOB: 0 BB: 0 P: 4	R: 1 E: 0 K: 0 S: 6	H: 4 LOB: 3 BB: 0 P: 6	R: 0 E: 0 K: 0 S: 3	H: 0 LOB: 0 BB: 0 P: 3	R: 0 E: 0 K: 1 S: 5	H: 1 LOB: 0 BB: 0 P: 5	1B: 9 2B: 0 3B: 0 HR: 1	SF: 0 SAC: 0 DP: 2 HBP: 0	WP: 0 PB: 0 CS: 3	PA: 35
PITCHER	IP WLS BF H R ER SO BB IBB HBP BLK WP HR S P ERA WHIP																					
Albert Williams, R (1, 1) ERA: 3.66	8.0 W 32 9 3 3 1 1 0 0 0 0 1 33 37 3.38 1.250																					
Doug Corbett, R (9, 1) ERA: 2.09	1.0 S 3 1 0 0 1 0 0 0 0 0 0 5 5 0.00 1.000																					

Batter	1	2	3	4	5	6	7	8	9	AB	R	H	RBI	BB	SO	LOB	BOTTOM			
Gary Ward, R (1, 7) OBP: 0.500, SLG: 1.000	1B							1-3	SF8	3	0	1	1	1	1	1	Chicago White Sox @ Minnesota Twins Metropolitan Stadium, Bloomington, MI Fri Sep 19 1980, 8:05 PM EDT Att. 2,911 - Unknown - 67 F livebaseballscorecards.com			
Greg Johnston, L (8, PH) OBP: 0.308, SLG: 0.500	BB	E7 1-1H 2-H 1B		K						0	0	0	1	0	0	0				
John Castino, R (1, 5) OBP: 0.329, SLG: 0.420	K	G3				6-3	1-3			5	0	1	1	0	1	2				
Ron Jackson, R (1, 3) OBP: 0.307, SLG: 0.388	F9		L8		F7		L9	F8		5	0	0	0	0	0	3				
Roy Smalley, S (1, 6) OBP: 0.358, SLG: 0.415	FC6-4 1B		F8						SH1-4 1B BB	3	1	2	0	1	0	0				
Jose Morales, R (1, 10) OBP: 0.365, SLG: 0.484	FC6-4 1-2		K		1-4-3				SH1-4	3	0	0	0	0	1	3				
Glenn Adams, L (8, PH) OBP: 0.307, SLG: 0.382										0	0	0	0	0	0	0				
Pete Mackanin, R (1, 4) OBP: 0.306, SLG: 0.361		F6		F9			F9			3	0	0	0	0	0	1				
Rob Wilfong, L (8, PH) OBP: 0.306, SLG: 0.354									1B FC BB	0	1	0	0	1	0	0				
Butch Wynegar, S (1, 2) OBP: 0.338, SLG: 0.330		5-3			F9		FC6-4 1B		1-3 2-H SF8 1B	4	1	2	1	0	0	0				
Bombo Rivera, R (1, 9) OBP: 0.250, SLG: 0.376										2	1	0	0	1	1	1				
Hosken Powell, L (8, PH) OBP: 0.311, SLG: 0.352										0	0	0	0	0	0	0				
Jesus Vega, R (8, PH) OBP: 0.242, SLG: 0.167										1	1	0	1	0	0	1				
Rick Sofield, L (9, 9) OBP: 0.287, SLG: 0.381		1B BB								0	0	0	0	0	0	0				
Dave Edwards, R (1, 8) OBP: 0.296, SLG: 0.328							FC6-4			2	1	1	0	2	0	1				
Inning Stats	R: 0 E: 0 K: 1 S: 6	H: 1 LOB: 2 BB: 1 P: 10	R: 2 E: 1 K: 0 S: 4	H: 1 LOB: 1 BB: 2 P: 12	R: 0 E: 0 K: 1 S: 6	H: 0 LOB: 1 BB: 0 P: 6	R: 0 E: 0 K: 2 S: 8	H: 1 LOB: 1 BB: 0 P: 8	R: 0 E: 0 K: 0 S: 4	H: 1 LOB: 1 BB: 0 P: 4	R: 0 E: 0 K: 0 S: 4	H: 1 LOB: 0 BB: 0 P: 4	R: 0 E: 0 K: 0 S: 3	H: 0 LOB: 0 BB: 0 P: 3	R: 4 E: 0 K: 0 S: 6	H: 2 LOB: 3 BB: 3 P: 18	1B: 6 2B: 1 3B: 0 HR: 0	SF: 1 SAC: 1 DP: 0 HBP: 0	WP: 1 PB: 0 SB: 0 CS: 0	PA: 39
PITCHER	IP WLS BF H R ER SO BB IBB HBP BLK WP HR S P ERA WHIP																			
Ross Baumgarten, L (1, 1) ERA: 3.23	7.0 L 4 1 3 3 0 2 0 0 0 0 0 0 2 10 81.00 9.000																			
Ed Farmer, R (8, 1) ERA: 3.47	0.1																			
Rich Wortham, L (8, 1) ERA: 5.92	0.0																			
Mike Proly, R (8, 1) ERA: 3.17	0.2																			

Batter	1	2	3	4	5	6	7	8	9	AB	R	H	RBI	BB	SO	LOB	TOP								
Chet Lemon, R OBP: 0.392, SLG: 0.448	4-0 BB		4-0 BB							1	0	1	1	3	0	0	Chicago White Sox @ Minnesota Twins Metropolitan Stadium, Bloomington, MI Sun Sep 21 1980, 4:33 AM EDT Unknown - 56 F livebaseballscorecards.com								
Rusty Kuntz, R OBP: 0.280, SLG: 0.298	0-0 F8		0-0 FC4-6							3	0	0	0	0	3										
Leo Sutherland, L OBP: 0.271, SLG: 0.289	0-0 F8		0-0 FC4-6							1	0	0	0	0	1										
Harold Baines, L OBP: 0.277, SLG: 0.407	0-0 4-3									4	0	0	0	0	1	3									
Lamar Johnson, R OBP: 0.333, SLG: 0.414	0-0 4-3									4	1	1	0	0	1										
Jim Morrison, R OBP: 0.322, SLG: 0.414										4	0	3	0	0	1	0									
Glenn Borgmann, R OBP: 0.330, SLG: 0.347										4	1	1	0	0	1	4									
Fran Mullins, R OBP: 0.313, SLG: 0.333										2	1	1	0	0	1	0									
Bob Molinaro, L OBP: 0.345, SLG: 0.408										0	0	0	1	0	0	0									
Kevin Bell, R OBP: 0.288, SLG: 0.245										0	0	0	0	0	0	0									
Many Foley, L OBP: 0.254, SLG: 0.330										1	0	0	0	0	0	0									
Mike Squires, L OBP: 0.340, SLG: 0.342										3	0	1	0	0	0	1									
Todd Cruz, R OBP: 0.275, SLG: 0.315										3	1	1	2	0	1	0									
Ron Pruitt, R OBP: 0.370, SLG: 0.387										1	0	0	0	0	0	1									
Inning Stats	R: 0 E: 0 K: 0 S: 3	H: 0 LOB: 1 BB: 1 P: 7	R: 0 E: 0 K: 2 S: 7	H: 1 LOB: 0 BB: 0 P: 7	R: 0 E: 0 K: 0 S: 3	H: 0 LOB: 1 BB: 1 P: 7	R: 0 E: 0 K: 1 S: 5	H: 0 LOB: 0 BB: 0 P: 5	R: 3 E: 0 K: 1 S: 9	H: 4 LOB: 1 BB: 0 P: 9	R: 1 E: 0 K: 0 S: 5	H: 2 LOB: 1 BB: 1 P: 5	R: 0 E: 0 K: 1 S: 5	H: 0 LOB: 1 BB: 1 P: 9	R: 0 E: 0 K: 0 S: 3	H: 1 LOB: 0 BB: 0 P: 3	R: 0 E: 0 K: 0 S: 3	H: 1 LOB: 0 BB: 0 P: 3	1B: 7 2B: 3 3B: 0 HR: 0	SF: 1 SAC: 1 DP: 3 HBP: 0	WP: 0 PB: 0 SB: 0 CS: 1	PA: 36			
PITCHER	IP	WLS	BF	H	R	ER	SO	BB	IBB	HBP	BLK	WP	HR	S	P	ERA	WHIP								
Geoff Zahn, L ERA: 4.6	5.1		24	7	4	4	4	2	0	0	0	0	0	30	38	6.75	1.688								
John Verhoeven, R ERA: 3.77	3.2	W	12	2	0	0	1	1	0	0	0	0	0	13	17	0.00	0.818								

Batter	1	2	3	4	5	6	7	8	9	AB	R	H	RBI	BB	SO	LOB	BOTTOM									
Hosken Powell, L OBP: 0.312, SLG: 0.351	0-0 F7		0-3 K							4	1	1	0	1	1	1	Chicago White Sox @ Minnesota Twins Metropolitan Stadium, Bloomington, MI Sun Sep 21 1980, 4:33 AM EDT Unknown - 56 F livebaseballscorecards.com									
Rob Wilfong, L OBP: 0.308, SLG: 0.354	0-0 FC4-6		0-0 4-3							3	0	1	0	0	1											
Pete Mackanin, R OBP: 0.304, SLG: 0.358	0-0 FC4-6		0-0 4-3							2	0	0	1	0	0	3										
Ken Landreaux, L OBP: 0.331, SLG: 0.411	0-0 FC4-6									4	0	1	1	0	0	1										
Roy Smalley, S OBP: 0.361, SLG: 0.417	0-0 F7									5	0	3	0	0	0	3										
Glenn Adams, L OBP: 0.312, SLG: 0.383										2	1	1	0	1	0	1										
Jose Morales, R OBP: 0.308, SLG: 0.486										1	0	1	0	0	0	0										
Dave Edwards, R OBP: 0.296, SLG: 0.328										0	0	0	0	0	0	0										
Danny Goodwin, L OBP: 0.303, SLG: 0.272										1	0	0	0	0	1	1										
Butch Wynegar, S OBP: 0.338, SLG: 0.329										4	0	1	0	0	1	6										
Mike Cabbage, L OBP: 0.298, SLG: 0.351										3	0	0	0	0	1	2										
Ron Jackson, R OBP: 0.308, SLG: 0.388										0	0	0	0	1	0	0										
Rick Sofield, L OBP: 0.288, SLG: 0.379										2	1	0	0	1	0	3										
Gary Ward, R OBP: 0.474, SLG: 0.944										1	0	0	0	0	1	3										
John Castino, R OBP: 0.330, SLG: 0.429										4	2	2	1	0	0	1										
Inning Stats	R: 0 E: 0 K: 0 S: 4	H: 1 LOB: 1 BB: 0 P: 4	R: 0 E: 0 K: 1 S: 6	H: 1 LOB: 0 BB: 0 P: 6	R: 0 E: 0 K: 1 S: 5	H: 0 LOB: 0 BB: 0 P: 5	R: 1 E: 1 K: 0 S: 6	H: 2 LOB: 2 BB: 0 P: 6	R: 1 E: 0 K: 0 S: 4	H: 0 LOB: 3 BB: 1 P: 8	R: 0 E: 0 K: 1 S: 7	H: 2 LOB: 3 BB: 1 P: 11	R: 2 E: 0 K: 1 S: 8	H: 3 LOB: 1 BB: 0 P: 8	R: 0 E: 0 K: 1 S: 8	H: 0 LOB: 0 BB: 0 P: 8	1B: 9 2B: 2 3B: 0 HR: 1	SF: 1 SAC: 0 DP: 1 HBP: 0	WP: 1 PB: 0 SB: 0 CS: 0	PA: 41						
PITCHER	IP	WLS	BF	H	R	ER	SO	BB	IBB	HBP	BLK	WP	HR	S	P	ERA	WHIP									
LaMarr Hoyt, R ERA: 4.65	5.1		28	6	3	1	3	3	0	0	0	0	1	0	5	9	0.00	1.500								
Guy Hoffman, L ERA: 3.13	1.1		6	2	0	0	0	0	1	0	0	0	0	5	9	0.00	1.500									
Dewey Robinson, R ERA: 4.01	0.2	L	4	2	2	2	1	0	0	0	0	0	0	6	6	27.00	3.000									
Rich Wortham, L ERA: 5.5	0.1		2	1	0	0	0	0	0	0	0	0	0	2	2	0.00	3.000									
Mike Proby, R ERA: 3.16	0.1		1	0	0	0	1	0	0	0	0	0	0	3	3	0.00	0.000									

Batter	1	2	3	4	5	6	7	8	9	AB	R	H	RBI	BB	SO	LOB	TOP					
Chet Lemon, R (1, 8) OBP: 0.389, SLG: 0.447										5	0	2	0	0	1	2	Chicago White Sox @ Oakland Athletics Oakland-Alameda County Coliseum, Oakland, CA Tue Sep 23 1980, 7:05 PM PDT Att: 3,069 - Unknown					
Mike Squires, L (1, 3) OBP: 0.344, SLG: 0.348										5	1	2	1	0	0	2						
Harold Baines, L (1, 9) OBP: 0.277, SLG: 0.404										3	0	0	0	0	0	2						
Lamar Johnson, R (1, 10) OBP: 0.336, SLG: 0.415 Junior Moore, R (8, PR) OBP: 0.295, SLG: 0.331										3	1	2	0	1	1	1						
Bob Molinaro, L (1, 7) OBP: 0.347, SLG: 0.407										4	0	2	1	0	0	1						
Jim Morrison, R (1, 4) OBP: 0.323, SLG: 0.413										3	0	1	0	1	0	3						
Mary Foley, L (1, 2) OBP: 0.288, SLG: 0.374										4	1	1	1	0	1	5						
Fran Mullins, R (1, 5) OBP: 0.325, SLG: 0.324										4	1	2	1	0	0	0						
Todd Cruz, R (1, 6) OBP: 0.275, SLG: 0.316 Leo Sutherland, L (9, PH) OBP: 0.267, SLG: 0.295										3	0	1	0	0	1	3						
Inning Stats	R: 0 E: 0 K: 1 S: 5	H: 0 LOB: 0 BB: 0 P: 5	R: 1 E: 0 K: 0 S: 6	H: 3 LOB: 2 BB: 0 P: 6	R: 0 E: 0 K: 1 S: 6	H: 1 LOB: 1 BB: 0 P: 6	R: 0 E: 0 K: 0 S: 2	H: 0 LOB: 0 BB: 1 P: 6	R: 0 E: 0 K: 0 S: 3	H: 1 LOB: 0 BB: 0 P: 3	R: 1 E: 0 K: 0 S: 4	H: 2 LOB: 1 BB: 1 P: 8	R: 2 E: 0 K: 1 S: 8	H: 4 LOB: 1 BB: 0 P: 8	R: 0 E: 0 K: 1 S: 6	H: 2 LOB: 2 BB: 0 P: 6		R: 0 E: 0 K: 0 S: 4	H: 1 LOB: 1 BB: 0 P: 4	1B: 11 2B: 2 3B: 0 HR: 1	SF: 0 SAC: 1 DP: 1 HBP: 0	WP: 1 PB: 0 CS: 3
PITCHER Rick Langford, R (1, 1) ERA: 3.05	IP: 9.0 WLS: W BF: 38 H: 14 R: 4 ER: 4 SO: 4 BB: 2 IBB: 0 HBP: 0 BLK: 0 WP: 1 HR: 1 S: 44 P: 52 ERA: 4.00 WHIP: 1.778											PITCHER	IP: 9.0 WLS: W BF: 38 H: 14 R: 4 ER: 4 SO: 4 BB: 2 IBB: 0 HBP: 0 BLK: 0 WP: 1 HR: 1 S: 44 P: 52 ERA: 4.00 WHIP: 1.778									

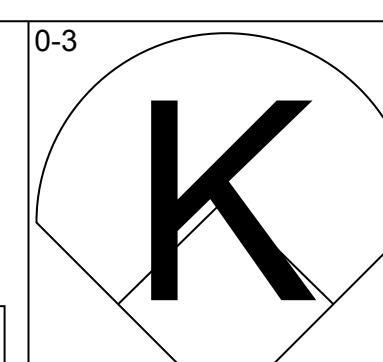
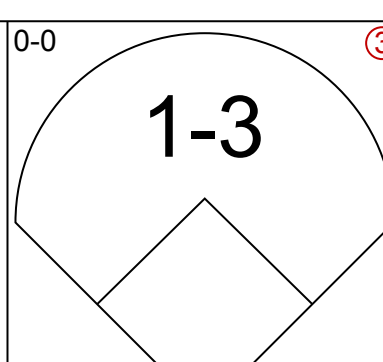
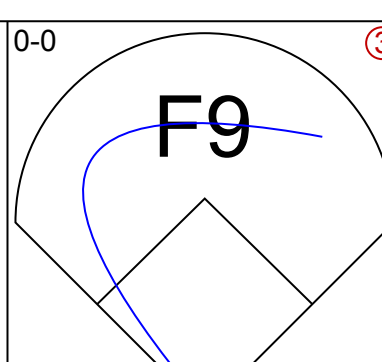
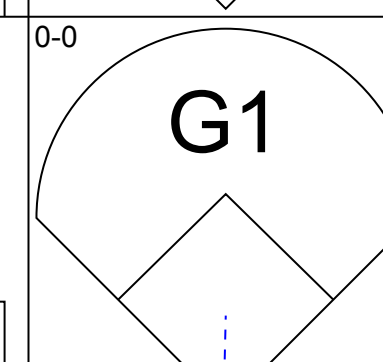
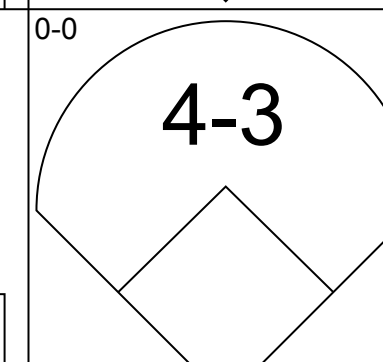
Batter	1	2	3	4	5	6	7	8	9	AB	R	H	RBI	BB	SO	LOB	BOTTOM			
Rickey Henderson, R (1, 7) OBP: 0.422, SLG: 0.395										4	1	2	2	0	1	0	Chicago White Sox @ Oakland Athletics Oakland-Alameda County Coliseum, Oakland, CA Tue Sep 23 1980, 7:05 PM PDT Att: 3,069 - Unknown			
Dwayne Murphy, L (1, 8) OBP: 0.380, SLG: 0.386										2	1	0	0	3	1	2				
Mike Heath, R (1, 10) OBP: 0.265, SLG: 0.281										4	0	2	0	0	1	2				
Tony Armas, R (1, 9) OBP: 0.304, SLG: 0.499										4	1	1	3	0	1	3				
Mickey Klutts, R (1, 5) OBP: 0.305, SLG: 0.370										3	0	0	0	1	0	3				
Jeff Newman, R (1, 3) OBP: 0.286, SLG: 0.381 Orlando Gonzalez, L (2, PR) OBP: 0.320, SLG: 0.227										1	0	1	0	0	0	0				
Dave McKay, S (1, 4) OBP: 0.299, SLG: 0.333										4	1	2	0	0	0	3				
Jim Essian, R (1, 2) OBP: 0.309, SLG: 0.320										2	0	1	1	2	0	0				
Mario Guerrero, R (1, 6) OBP: 0.272, SLG: 0.308										3	0	0	0	0	1	4				
Inning Stats	R: 0 E: 0 K: 1 S: 6	H: 1 LOB: 2 BB: 1 P: 10	R: 1 E: 0 K: 2 S: 9	H: 2 LOB: 2 BB: 1 P: 13	R: 0 E: 0 K: 0 S: 4	H: 1 LOB: 2 BB: 1 P: 8	R: 0 E: 0 K: 1 S: 5	H: 0 LOB: 0 BB: 0 P: 5	R: 0 E: 0 K: 1 S: 5	H: 0 LOB: 0 BB: 0 P: 5	R: 1 E: 0 K: 0 S: 5	H: 3 LOB: 1 BB: 0 P: 5	R: 3 E: 0 K: 0 S: 4	H: 2 LOB: 0 BB: 2 P: 12	R: 1 E: 0 K: 0 S: 4	H: 1 LOB: 2 BB: 2 P: 12		1B: 9 2B: 0 3B: 0 HR: 1	SF: 1 SAC: 2 DP: 0 HBP: 0	WP: 0 PB: 2 CS: 3
PITCHER Britt Burns, L (1, 1) ERA: 2.96 Mike Proby, R (7, 1) ERA: 3.27 Rich Wortham, L (8, 1) ERA: 5.66	IP: 6.1 WLS: L BF: 7 H: 2 R: 2 ER: 2 SO: 0 BB: 2 IBB: 0 HBP: 0 BLK: 0 WP: 0 HR: 1 S: 36 P: 52 ERA: 5.68 WHIP: 1.895											PITCHER	IP: 6.1 WLS: L BF: 7 H: 2 R: 2 ER: 2 SO: 0 BB: 2 IBB: 0 HBP: 0 BLK: 0 WP: 0 HR: 1 S: 36 P: 52 ERA: 5.68 WHIP: 1.895							

Batter	1	2	3	4	5	6	7	8	9	AB	R	H	RBI	BB	SO	LOB	TOP			
Chet Lemon, R (1, 8) OBP: 0.392, SLG: 0.446	4-0 BB		4-0 2B BB			5-3			4-0 BB	1	1	0	0	3	0	0	Chicago White Sox @ Oakland Athletics Oakland-Alameda County Coliseum, Oakland, CA Wed Sep 24 1980, 7:05 PM PDT Att: 2,836 - Unknown - 69 F livebaseballscorecards.com			
Mike Squires, L (1, 3) OBP: 0.343, SLG: 0.350	0-3 K		0-0 1-H 2B			F8			0-3 K	4	0	1	1	0	2	2				
Harold Baines, L (1, 9) OBP: 0.275, SLG: 0.400	0-0 F6		0-0 6-3			F5			0-0 F8	4	0	0	0	0	3					
Wayne Nordhagen, R (1, 7) OBP: 0.289, SLG: 0.458	0-3 K								0-0 F4	4	0	0	0	2	2					
Bob Molinaro, L (1, 10) OBP: 0.347, SLG: 0.406										3	0	1	0	0	0	0				
Jim Morrison, R (1, 4) OBP: 0.322, SLG: 0.411										3	0	0	0	0	1					
Mary Foley, L (1, 2) OBP: 0.271, SLG: 0.371										1	0	0	0	0	0	0				
Glenn Borgmann, R (5, 2) OBP: 0.326, SLG: 0.342										1	0	0	0	0	0	0				
Fran Mullins, R (1, 5) OBP: 0.302, SLG: 0.297										3	0	0	0	0	1	1				
Todd Cruz, R (1, 6) OBP: 0.273, SLG: 0.313										3	0	0	0	0	0	0				
Inning Stats	R: 0 E: 0 K: 2 S: 7	H: 0 LOB: 1 BB: 1 P: 11	R: 0 E: 0 K: 0 S: 3	H: 0 LOB: 0 BB: 0 P: 3	R: 1 E: 0 K: 1 S: 6	H: 1 LOB: 1 BB: 1 P: 10	R: 0 E: 0 K: 1 S: 5	H: 0 LOB: 0 BB: 0 P: 5	R: 0 E: 0 K: 0 S: 2	H: 0 LOB: 0 BB: 0 P: 3	R: 0 E: 0 K: 0 S: 3	H: 0 LOB: 0 BB: 0 P: 3	R: 0 E: 0 K: 0 S: 3	H: 0 LOB: 0 BB: 0 P: 3	R: 0 E: 0 K: 1 S: 5	H: 0 LOB: 1 BB: 1 P: 9	1B: 1 2B: 1 3B: 0 HR: 0	SF: 0 SAC: 0 DP: 1 HBP: 1	WP: 0 PB: 0 SB: 0 CS: 1	PA: 31
PITCHER Steve McCatty, R (1, 1) ERA: 4.02	IP: 9.0 WLS: W BF: 31 H: 2 R: 1 ER: 1 SO: 5 BB: 3 IBB: 0 HBP: 1 BLK: 0 WP: 0 HR: 0 S: 37 P: 50 ERA: 1.00 WHIP: 0.556															PITCHER				

Batter	1	2	3	4	5	6	7	8	9	AB	R	H	RBI	BB	SO	LOB	BOTTOM			
Rickey Henderson, R (1, 7) OBP: 0.422, SLG: 0.398	0-0 F8									4	0	2	1	0	0	1	Chicago White Sox @ Oakland Athletics Oakland-Alameda County Coliseum, Oakland, CA Wed Sep 24 1980, 7:05 PM PDT Att: 2,836 - Unknown - 69 F livebaseballscorecards.com			
Dwayne Murphy, L (1, 8) OBP: 0.380, SLG: 0.385	0-0 4-3									4	0	1	0	0	1	1				
Mike Heath, R (1, 10) OBP: 0.269, SLG: 0.283	0-0 5-3									2	2	1	0	1	0	0				
Tony Armas, R (1, 9) OBP: 0.307, SLG: 0.505										3	2	2	2	1	1	1				
Mickey Klutts, R (1, 5) OBP: 0.300, SLG: 0.363										3	0	0	0	0	2	2				
Jeff Newman, R (1, 3) OBP: 0.288, SLG: 0.384										4	1	2	2	0	1	0				
Dave McKay, S (1, 4) OBP: 0.295, SLG: 0.328										4	0	0	0	0	2	3				
Jim Essian, R (1, 2) OBP: 0.311, SLG: 0.332										3	1	1	2	1	0	0				
Mario Guerrero, R (1, 6) OBP: 0.272, SLG: 0.310										4	1	1	0	0	1	3				
Inning Stats	R: 0 E: 0 K: 0 S: 3	H: 0 LOB: 0 BB: 0 P: 3	R: 3 E: 0 K: 0 S: 7	H: 4 LOB: 1 BB: 0 P: 7	R: 2 E: 0 K: 2 S: 8	H: 1 LOB: 0 BB: 1 P: 12	R: 0 E: 0 K: 2 S: 7	H: 0 LOB: 0 BB: 0 P: 7	R: 0 E: 0 K: 1 S: 6	H: 2 LOB: 1 BB: 0 P: 6	R: 0 E: 0 K: 1 S: 5	H: 0 LOB: 0 BB: 0 P: 5	R: 1 E: 1 K: 1 S: 6	H: 1 LOB: 0 BB: 0 P: 6	R: 1 E: 0 K: 1 S: 7	H: 2 LOB: 3 BB: 2 P: 15		1B: 5 2B: 3 3B: 0 HR: 2	SF: 0 SAC: 2 DP: 0 HBP: 0	WP: 0 PB: 1 SB: 0 CS: 2
PITCHER Steve Trout, L (1, 1) ERA: 3.57	IP: 4.1 WLS: L BF: 20 H: 7 R: 5 ER: 5 SO: 4 BB: 1 IBB: 0 HBP: 0 BLK: 0 WP: 0 HR: 2 S: 27 P: 31 ERA: 10.38 WHIP: 1.846															PITCHER				
Dewey Robinson, R (5, 1) ERA: 3.71	2.0	8	1	1	0	2	0	0	0	0	0	12	12	0.00	0.500					
Guy Hoffman, L (7, 1) ERA: 3.06	0.2	1	0	0	0	1	0	0	0	0	0	3	3	0.00	0.000					
Nardi Contreras, R (8, 1) ERA: 6.75	1.0	7	2	1	1	1	2	0	0	0	0	7	15	9.00	4.000					

Batter	1	2	3	4	5	6	7	8	9	AB	R	H	RBI	BB	SO	LOB	TOP			
Chet Lemon, R OBP: 0.392, SLG: 0.445	F8					6-3	K			5	0	2	1	0	1	0	Chicago White Sox @ California Angels Anaheim Stadium, Anaheim, CA Sun Sep 28 1980, 6:33 AM EDT Att: 29,012 - Unknown			
Mike Squires, L OBP: 0.346, SLG: 0.348	S 1B 1B	4-3			F8	F8	F8	4-3		4	1	0	0	1	0	3				
Harold Baines, L OBP: 0.273, SLG: 0.396	S 1B 1B			G3 SF9	2B	4-3		6-3	F8	5	2	2	0	0	0	0				
Lamar Johnson, R OBP: 0.333, SLG: 0.412	K			G3	1B	3-4-3		K	1-3	5	0	1	0	0	2	3				
Bob Molinaro, L OBP: 0.349, SLG: 0.406				SF9		F8		S E 1B	K	3	1	2	3	0	0	1				
Rusty Kuntz, R OBP: 0.288, SLG: 0.309	2-H 3-H 1B			3-H		F8		S E 1B	K	1	0	0	0	0	1	0				
Jim Morrison, R OBP: 0.325, SLG: 0.416	L5			K		3-4-3		E7 BB 2B		4	1	1	1	0	1	2				
Mary Foley, L OBP: 0.270, SLG: 0.349				4-3				BB 2B IBB		2	1	0	0	2	1	0				
Fran Mullins, R OBP: 0.293, SLG: 0.245	1B BB			6-3		F2		2B BB		2	1	0	0	2	0	2				
Todd Cruz, R OBP: 0.275, SLG: 0.314	F7			F6			5-3	1-H 2-H 3-H 1B 2B		4	1	1	3	0	0	1				
Inning Stats	R: 2 E: 0 K: 1 S: 7	H: 2 LOB: 1 BB: 1 P: 11	R: 0 E: 0 K: 1 S: 6	H: 1 LOB: 2 BB: 1 P: 10	R: 1 E: 0 K: 1 S: 6	H: 1 LOB: 0 BB: 0 P: 6	R: 0 E: 0 K: 0 S: 3	H: 0 LOB: 0 BB: 0 P: 3	R: 0 E: 0 K: 0 S: 4	H: 1 LOB: 2 BB: 1 P: 8	R: 0 E: 0 K: 1 S: 5	H: 0 LOB: 0 BB: 0 P: 5	R: 5 E: 1 K: 1 S: 9	H: 4 LOB: 1 BB: 2 P: 17	R: 0 E: 0 K: 1 S: 5	H: 0 LOB: 0 BB: 0 P: 5	1B: 7 2B: 2 3B: 0 HR: 0	SF: 1 SAC: 0 DP: 0 HBP: 0	WP: 0 PB: 0 SB: 3 CS: 0	PA: 41
PITCHER	IP	WLS	BF	H	R	ER	SO	BB	IBB	HBP	BLK	WP	HR	S	P	ERA	WHIP			
Freddie Martinez, R ERA: 4.32	(1, 1)	7.2	L	36	8	8	5	3	2	0	0	0	0	41	61	9.39	1.435			
Dave LaRoche, L ERA: 4.23	(8, 1)	1.1		5	1	0	0	1	0	0	0	0	0	7	7	0.00	0.750			

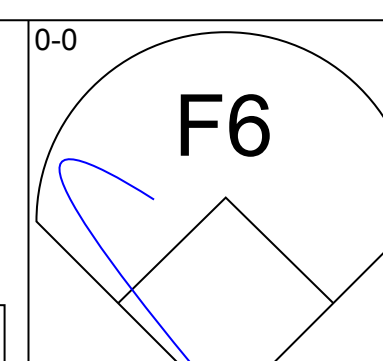
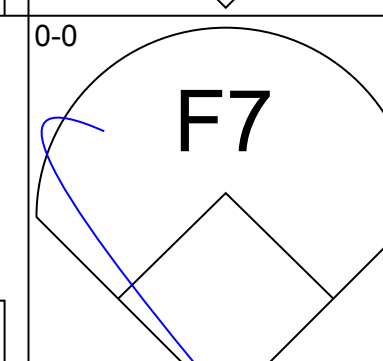
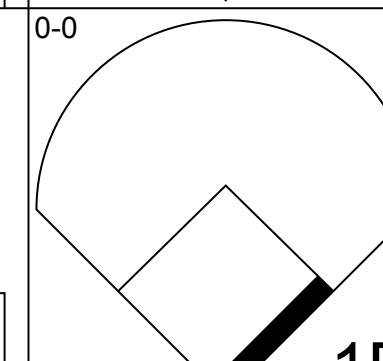
Batter	1	2	3	4	5	6	7	8	9	AB	R	H	RBI	BB	SO	LOB	BOTTOM					
Dickie Thon, R OBP: 0.281, SLG: 0.317	P9		FC5-4 FC6-4			F9		E6 BB 1B FC6-4		4	1	0	0	0	0	1	Chicago White Sox @ California Angels Anaheim Stadium, Anaheim, CA Sun Sep 28 1980, 6:33 AM EDT Att: 29,012 - Unknown					
Rod Carew, L OBP: 0.392, SLG: 0.434	CS 1B		FC6-4			4-3		FC6-4 BB 1B		4	0	2	0	0	0	1						
Carney Lansford, R OBP: 0.312, SLG: 0.394	6-3					K		FC6-4 BB		2	0	0	0	2	1	1						
Dan Ford, R OBP: 0.339, SLG: 0.420			5-3			1-3		FC6-4 S6-4-3		4	0	0	1	0	1	3						
Brian Downing, R OBP: 0.314, SLG: 0.373			K			K		G6-4-3		4	0	1	0	0	2	2						
Bobby Grich, R OBP: 0.382, SLG: 0.420			FC6-4 BB			4-3		F9		3	0	0	0	1	1	1						
Bobby Clark, R OBP: 0.266, SLG: 0.333			FC6-4			5-3		6-3		4	0	0	0	0	0	2						
Rick Miller, L OBP: 0.358, SLG: 0.348			FC5-4 1B					G3		3	0	2	0	1	0	0						
Dave Skaggs, R OBP: 0.314, SLG: 0.267										2	0	0	0	0	1	2						
Jason Thompson, L (7, PH) OBP: 0.399, SLG: 0.477						F8				1	0	0	0	0	1	2						
Dan Whitmer, R OBP: 0.269, SLG: 0.276			K							0	0	0	0	0	0	0						
Inning Stats	R: 0 E: 0 K: 0 S: 3	H: 1 LOB: 0 BB: 0 P: 3	R: 0 E: 0 K: 1 S: 5	H: 0 LOB: 1 BB: 1 P: 9	R: 0 E: 0 K: 1 S: 6	H: 1 LOB: 0 BB: 0 P: 6	R: 0 E: 0 K: 2 S: 7	H: 0 LOB: 0 BB: 0 P: 7	R: 0 E: 0 K: 0 S: 4	H: 1 LOB: 1 BB: 0 P: 4	R: 0 E: 0 K: 1 S: 5	H: 0 LOB: 1 BB: 1 P: 9	R: 0 E: 0 K: 2 S: 8	H: 1 LOB: 2 BB: 1 P: 12	R: 1 E: 1 K: 0 S: 4	H: 1 LOB: 1 BB: 1 P: 8	R: 0 E: 0 K: 0 S: 3	H: 0 LOB: 0 BB: 0 P: 3	1B: 5 2B: 0 3B: 0 HR: 0	SF: 0 SAC: 0 DP: 1 HBP: 0	WP: 0 PB: 0 SB: 0 CS: 1	PA: 35
PITCHER	IP	WLS	BF	H	R	ER	SO	BB	IBB	HBP	BLK	WP	HR	S	P	ERA	WHIP					
Britt Burns, L ERA: 2.87	(1, 1)	7.0	W	27	4	0	0	7	3	0	0	0	0	38	50	0.00	1.000					
Mike Proby, R ERA: 3.17	(8, 1)	2.0		8	1	1	0	0	1	0	0	0	0	7	11	0.00	1.000					

Batter	1	2	3	4	5	6	7	8	9	AB	R	H	RBI	BB	SO	LOB	TOP																					
Rickey Henderson, R OBP: 0.423, SLG: 0.396 (1, 7)										5	1	1	0	0	1	1																						
Dwayne Murphy, L OBP: 0.385, SLG: 0.387 (1, 8)										2	1	0	0	2	0	0																						
Mike Heath, R OBP: 0.278, SLG: 0.293 (1, 10)										4	1	1	2	0	1	0																						
Tony Armas, R OBP: 0.306, SLG: 0.498 (1, 9)										4	2	2	0	0	1	1																						
Mickey Klutts, R OBP: 0.311, SLG: 0.404 (1, 5)										4	0	3	1	0	0	1																						
Jeff Newman, R OBP: 0.272, SLG: 0.386 (1, 3)										3	0	0	1	1	0	2																						
Jim Essian, R OBP: 0.310, SLG: 0.331 (1, 2)										4	0	1	1	0	0	0																						
Dave McKay, S OBP: 0.287, SLG: 0.321 (1, 4)										4	0	0	0	0	0	2																						
Rob Piccolo, R OBP: 0.236, SLG: 0.324 (1, 6)										4	0	1	0	0	2	0																						
Inning Stats	R: 0 E: 0 K: 1 S: 5	H: 0 LOB: 0 BB: 0 P: 5	R: 1 E: 0 K: 0 S: 4	H: 2 LOB: 0 BB: 0 P: 4	R: 0 E: 0 K: 1 S: 5	H: 0 LOB: 0 BB: 0 P: 5	R: 1 E: 0 K: 1 S: 7	H: 2 LOB: 1 BB: 0 P: 7	R: 0 E: 0 K: 1 S: 5	H: 0 LOB: 0 BB: 0 P: 5	R: 3 E: 0 K: 1 S: 8	H: 3 LOB: 2 BB: 2 P: 16	R: 0 E: 0 K: 0 S: 2	H: 0 LOB: 0 BB: 1 P: 6	R: 0 E: 0 K: 0 S: 4	H: 1 LOB: 1 BB: 0 P: 4	R: 0 E: 0 K: 0 S: 4	H: 1 LOB: 1 BB: 0 P: 4	1B: 7 2B: 1 3B: 1 HR: 0	SF: 0 SAC: 0 DP: 0 HBP: 0	WP: 0 PB: 0 SB: 1 CS: 1	PA: 38																
PITCHER	IP	WLS	BF	H	R	ER	SO	BB	IBB	HBP	BLK	WP	HR	S	P	ERA	WHIP	PITCHER				IP	WLS	BF	H	R	ER	SO	BB	IBB	HBP	BLK	WP	HR	S	P	ERA	WHIP
Steve Trout, L ERA: 3.71 (1, 1)	5.0	L	21	6	5	5	4	1	0	0	0	0	0	28	32	9.00	1.400																					
Dewey Robinson, R ERA: 3.09 (6, 1)	4.0		16	3	0	0	1	2	0	0	0	0	0	16	24	0.00	1.250																					

Oakland Athletics @ Chicago White Sox
Comiskey Park, Chicago, IL
Tue Sep 30 1980, 8:05 PM EDT
Att: 18,903 - Unknown - 72 F

AB 34
R 5
H 9
RBI 5
BB 3
SO 5
LOB 7



Batter	1	2	3	4	5	6	7	8	9	AB	R	H	RBI	BB	SO	LOB	BOTTOM																					
Chet Lemon, R OBP: 0.391, SLG: 0.446 (1, 8)										4	0	1	0	0	0	2																						
Mike Squires, L OBP: 0.342, SLG: 0.344 (1, 3)										4	0	0	0	0	0	2																						
Harold Baines, L OBP: 0.279, SLG: 0.403 (1, 9)										2	1	2	0	1	0	0																						
Lamar Johnson, R OBP: 0.333, SLG: 0.411 (1, 10)										4	0	1	1	0	1	2																						
Bob Molinaro, L OBP: 0.271, SLG: 0.405 Wayne Nordhagen, R (8, PH) OBP: 0.288, SLG: 0.458 (8, 7)										3	0	1	0	0	0	1																						
Jim Morrison, R OBP: 0.325, SLG: 0.415 (1, 4)										4	0	1	0	0	1	4																						
Mary Foley, L OBP: 0.271, SLG: 0.349 Greg Pryor, R (9, PH) OBP: 0.265, SLG: 0.325 (9, 7)										1	0	0	0	0	0	2																						
Fran Mullins, R OBP: 0.290, SLG: 0.245 (1, 5)										4	0	1	0	0	0	1																						
Todd Cruz, R OBP: 0.272, SLG: 0.311 (1, 6)										3	0	0	0	0	3	1																						
Inning Stats	R: 0 E: 0 K: 1 S: 6	H: 1 LOB: 1 BB: 0 P: 6	R: 0 E: 0 K: 0 S: 3	H: 1 LOB: 0 BB: 0 P: 3	R: 0 E: 0 K: 1 S: 6	H: 1 LOB: 1 BB: 0 P: 6	R: 1 E: 0 K: 0 S: 5	H: 2 LOB: 1 BB: 0 P: 5	R: 0 E: 0 K: 0 S: 4	H: 1 LOB: 1 BB: 0 P: 4	R: 0 E: 0 K: 1 S: 5	H: 0 LOB: 1 BB: 1 P: 9	R: 0 E: 0 K: 1 S: 6	H: 1 LOB: 1 BB: 0 P: 6	R: 0 E: 0 K: 0 S: 4	H: 1 LOB: 2 BB: 0 P: 5	R: 0 E: 0 K: 1 S: 5	H: 0 LOB: 0 BB: 0 P: 5	1B: 6 2B: 2 3B: 1 HR: 0	SF: 0 SAC: 1 DP: 1 HBP: 1	WP: 1 PB: 0 SB: 0 CS: 0	PA: 36																
PITCHER	IP	WLS	BF	H	R	ER	SO	BB	IBB	HBP	BLK	WP	HR	S	P	ERA	WHIP	PITCHER				IP	WLS	BF	H	R	ER	SO	BB	IBB	HBP	BLK	WP	HR	S	P	ERA	WHIP
Brian Kingman, R ERA: 3.85 (1, 1)	7.1	W	31	8	1	1	4	1	0	0	0	0	0	7	7	0.00	0.000																					
Bob Lacey, L ERA: 3.31 (8, 1)	1.2	S	5	0	0	0	1	0	0	0	0	0	0	7	7	0.00	0.000																					

Oakland Athletics @ Chicago White Sox
Comiskey Park, Chicago, IL
Tue Sep 30 1980, 8:05 PM EDT
Att: 18,903 - Unknown - 72 F

AB 33
R 1
H 8
RBI 1
BB 1
SO 5
LOB 16



Batter	1	2	3	4	5	6	7	8	9	AB	R	H	RBI	BB	SO	LOB	TOP		
Rickey Henderson, R OBP: 0.423, SLG: 0.402	F9		1B		HR	F9		F9		5	1	2	3	0	0	2			
Dwayne Murphy, L OBP: 0.386, SLG: 0.387	K		1B		HR			F9		4	0	2	0	0	1	0			
Mitchell Page, L OBP: 0.310, SLG: 0.443	G3		G4-6-3		SH3-4			K		3	0	0	0	0	1	3			
Tony Armas, R OBP: 0.308, SLG: 0.500		F9		WP	2-3			K		4	1	1	0	0	1	1			
Dave Revering, L OBP: 0.342, SLG: 0.491	F7			F7				F4		4	0	0	0	0	1	2			
Wayne Gross, L OBP: 0.355, SLG: 0.467	F6			F8		L6		3-1		4	0	0	0	0	0	1			
Jeff Newman, R OBP: 0.274, SLG: 0.386			6-3					F4		4	0	2	1	0	0	0			
Dave McKay, S OBP: 0.286, SLG: 0.319			1B	1-3				K		4	1	1	0	0	1	2			
Rob Picciolo, R OBP: 0.243, SLG: 0.328			1B					1-3		3	1	2	0	1	0	0			
Inning Stats	R: 0 E: 0 K: 1 S: 5	H: 0 LOB: 0 BB: 0 P: 5	R: 0 E: 0 K: 0 S: 3	H: 0 LOB: 0 BB: 0 P: 3	R: 1 E: 0 K: 0 S: 6	H: 4 LOB: 2 BB: 0 P: 6	R: 1 E: 0 K: 0 S: 5	H: 2 LOB: 1 BB: 0 P: 5	R: 2 E: 0 K: 1 S: 7	H: 2 LOB: 2 BB: 1 P: 11	R: 0 E: 0 K: 2 S: 7	H: 0 LOB: 0 BB: 0 P: 7	R: 0 E: 0 K: 0 S: 3	H: 0 LOB: 0 BB: 0 P: 3	R: 0 E: 0 K: 1 S: 5	H: 0 LOB: 0 BB: 0 P: 5	1B: 9 2B: 0 3B: 0 HR: 1	SF: 0 SAC: 1 DP: 1 HBP: 0	WP: 1 PA: 37
PITCHER	IP	WLS	BF	H	R	ER	SO	BB	IBB	HBP	BLK	WP	HR	S	P	ERA	WHIP		
Richard Dotson, R ERA: 4.27	4.0		20	8	4	4	1	1	0	0	0	1	1	21	25	9.00	2.250		
Guy Hoffman, L ERA: 2.63	5.0	W	17	2	0	0	4	0	0	0	0	0	0	25	25	0.00	0.400		

Oakland Athletics @ Chicago White Sox
Comiskey Park, Chicago, IL
Thu Oct 02 1980, 4:33 AM EDT
Att: 2,202 - Sunny - 65 F

AB 35
R 4
H 10
RBI 4
BB 1
SO 5
LOB 11



Batter	1	2	3	4	5	6	7	8	9	AB	R	H	RBI	BB	SO	LOB	BOTTOM		
Chet Lemon, R OBP: 0.392, SLG: 0.446	1B	1B		E1	SF9			F5		4	3	3	2	0	0	0			
Mike Squires, L OBP: 0.346, SLG: 0.346	1B			1B	FC4-6			4-3		4	1	2	1	1	0	1			
Harold Baines, L OBP: 0.278, SLG: 0.404	1B	4-3		SF7				1-3		4	1	1	1	0	0	1			
Lamar Johnson, R OBP: 0.333, SLG: 0.411	1B		6-3		4-3			4-3		4	0	2	2	0	0	0			
Bob Molinaro, L OBP: 0.348, SLG: 0.405	SF8			F8				3-1		3	0	1	1	0	0	2			
Rusty Kuntz, R OBP: 0.283, SLG: 0.304				4-3						0	0	0	0	0	0	0			
Jim Morrison, R OBP: 0.327, SLG: 0.421			4-3							4	2	3	1	0	0	1			
Mary Foley, L OBP: 0.287, SLG: 0.341	L3-6			F8				G3		4	1	1	0	0	0	3			
Fran Mullins, R OBP: 0.300, SLG: 0.267		E6		SH1-4	FC4-6			6-3		4	1	2	1	0	0	0			
Todd Cruz, R OBP: 0.273, SLG: 0.312	K			SH1-4	F8			K		3	0	0	0	0	2	3			
Inning Stats	R: 3 E: 0 K: 0 S: 7	H: 5 LOB: 1 BB: 0 P: 7	R: 1 E: 1 K: 1 S: 7	H: 2 LOB: 1 BB: 0 P: 7	R: 0 E: 0 K: 0 S: 4	H: 1 LOB: 1 BB: 0 P: 4	R: 2 E: 1 K: 0 S: 6	H: 3 LOB: 2 BB: 1 P: 10	R: 2 E: 0 K: 0 S: 6	H: 3 LOB: 1 BB: 0 P: 6	R: 0 E: 0 K: 0 S: 3	H: 0 LOB: 0 BB: 0 P: 3	R: 1 E: 0 K: 1 S: 6	H: 1 LOB: 0 BB: 0 P: 6	R: 0 E: 0 K: 0 S: 3	H: 0 LOB: 0 BB: 0 P: 3	1B: 13 2B: 2 3B: 0 HR: 1	SF: 3 SAC: 1 DP: 1 HBP: 0	WP: 0 PA: 39
PITCHER	IP	WLS	BF	H	R	ER	SO	BB	IBB	HBP	BLK	WP	HR	S	P	ERA	WHIP		
Rick Langford, R ERA: 3.25	8.0	L	39	15	9	8	2	1	0	0	0	0	1	42	46	9.00	2.000		

Oakland Athletics @ Chicago White Sox
Comiskey Park, Chicago, IL
Thu Oct 02 1980, 4:33 AM EDT
Att: 2,202 - Sunny - 65 F

AB 34
R 9
H 15
RBI 9
BB 1
SO 2
LOB 11



Batter	1	2	3	4	5	6	7	8	9	AB	R	H	RBI	BB	SO	LOB	TOP										
Rick Miller, L (1, 8) OBP: 0.350, SLG: 0.338	G3		3-1				F7		1-3	5	1	1	0	0	0	1	California Angels @ Chicago White Sox Comiskey Park, Chicago, IL Sat Oct 04 1980, 4:33 AM EDT Alt. 7,788 - Unknown - 46 F										
Rod Carew, L (1, 3) OBP: 0.396, SLG: 0.437	F9						4-3			3	0	1	0	1	0	0											
Carney Lansford, R (1, 5) OBP: 0.312, SLG: 0.391 Bert Campaneris, R (5, 6) OBP: 0.302, SLG: 0.335			E6				F4		4-3	3	0	1	0	0	0	3											
Jason Thompson, L (1, 10) OBP: 0.399, SLG: 0.476	G3		4-3							3	0	1	1	1	0	2											
John Harris, L (1, 7) OBP: 0.400, SLG: 0.605		6-3					F8		G3	3	0	0	0	1	0	3											
Bobby Grich, R (1, 4) OBP: 0.377, SLG: 0.408		K					F9		6-3	3	0	0	0	0	1	1											
Gil Kubski, L (1, 9) OBP: 0.292, SLG: 0.283							F4			3	1	1	0	1	1	2											
Dickie Thon, R (1, 6) OBP: 0.283, SLG: 0.318									G5-4-3	4	0	1	1	0	1	2											
Dave Skaggs, R (1, 2) OBP: 0.284, SLG: 0.239 Larry Harlow, L (9, PH) OBP: 0.376, SLG: 0.385		6-3								3	0	0	0	0	1	1											
Inning Stats	R: 0 E: 0 K: 0 S: 4	H: 1 LOB: 1 BB: 0 P: 4	R: 1 E: 0 K: 1 S: 7	H: 2 LOB: 1 BB: 0 P: 7	R: 0 E: 1 K: 0 S: 4	H: 1 LOB: 1 BB: 0 P: 4	R: 0 E: 0 K: 1 S: 4	H: 0 LOB: 0 BB: 1 P: 9	R: 1 E: 0 K: 1 S: 7	H: 2 LOB: 2 BB: 1 P: 11	R: 0 E: 0 K: 0 S: 5	H: 0 LOB: 0 BB: 0 P: 5	R: 0 E: 0 K: 0 S: 3	H: 0 LOB: 0 BB: 0 P: 3	R: 0 E: 0 K: 0 S: 3	H: 0 LOB: 1 BB: 1 P: 7		R: 0 E: 0 K: 0 S: 3	H: 1 LOB: 1 BB: 1 P: 7	1B: 5 2B: 3 3B: 0 HR: 0	SF: 0 SAC: 0 DP: 2 HBP: 1	WP: 0 PB: 0 SB: 3 CS: 3	PA: 37				
PITCHER	IP	WLS	BF	H	R	ER	SO	BB	IBB	HBP	BLK	WP	HR	S	P	ERA	WHIP										
LaMarr Hoyt, R (1, 1) ERA: 4.57	8.0	W	33	6	2	2	4	3	0	1	0	0	0	37	50	2.25	1.125										
Ed Farmer, R (9, 1) ERA: 3.34	1.0	S	4	1	0	0	0	1	0	0	0	0	0	3	7	0.00	2.000										

Batter	1	2	3	4	5	6	7	8	9	AB	R	H	RBI	BB	SO	LOB	BOTTOM										
Chet Lemon, R (1, 10) OBP: 0.389, SLG: 0.443	F9		L8				5-3			4	0	0	0	0	0	2	California Angels @ Chicago White Sox Comiskey Park, Chicago, IL Sat Oct 04 1980, 4:33 AM EDT Alt. 7,788 - Unknown - 46 F										
Mike Squires, L (1, 3) OBP: 0.348, SLG: 0.352							4-3			3	1	1	0	1	0	2											
Harold Baines, L (1, 9) OBP: 0.281, SLG: 0.405									4-3	3	1	0	0	1	1	2											
Wayne Nordhagen, R (1, 7) OBP: 0.292, SLG: 0.459	F9									4	1	2	0	0	0	1											
Jim Morrison, R (1, 4) OBP: 0.328, SLG: 0.425							F6		F9	4	1	1	3	0	0	3											
Glenn Borgmann, R (1, 2) OBP: 0.323, SLG: 0.313							F2		FC6-4	4	0	0	0	0	0	2											
Rusty Kuntz, R (1, 8) OBP: 0.281, SLG: 0.288										3	0	0	0	0	0	1											
Greg Pryor, R (1, 5) OBP: 0.265, SLG: 0.325 Minnie Minoso, R (7, PH) OBP: 0.288, SLG: 0.245									F2	2	0	1	0	0	0	0											
Kevin Bell, R (8, 5) OBP: 0.288, SLG: 0.245										0	0	0	0	0	0	0											
Todd Cruz, R (1, 6) OBP: 0.274, SLG: 0.315										3	0	1	0	0	0	1											
Inning Stats	R: 0 E: 0 K: 0 S: 4	H: 1 LOB: 1 BB: 0 P: 4	R: 0 E: 0 K: 0 S: 3	H: 0 LOB: 0 BB: 0 P: 3	R: 0 E: 0 K: 0 S: 3	H: 0 LOB: 0 BB: 0 P: 3	R: 3 E: 0 K: 1 S: 7	H: 2 LOB: 0 BB: 1 P: 11	R: 0 E: 0 K: 0 S: 4	H: 1 LOB: 1 BB: 0 P: 4	R: 1 E: 1 K: 0 S: 4	H: 1 LOB: 1 BB: 1 P: 8	R: 0 E: 0 K: 0 S: 4	H: 1 LOB: 1 BB: 0 P: 4	R: 0 E: 1 K: 0 S: 4	H: 0 LOB: 1 BB: 0 P: 4	R: 0 E: 0 K: 0 S: 4	H: 0 LOB: 1 BB: 0 P: 4	1B: 5 2B: 0 3B: 0 HR: 1	SF: 0 SAC: 0 DP: 0 HBP: 0	WP: 0 PB: 0 SB: 1 CS: 0	PA: 33					
PITCHER	IP	WLS	BF	H	R	ER	SO	BB	IBB	HBP	BLK	WP	HR	S	P	ERA	WHIP										
Frank Tanana, L (1, 1) ERA: 4.15	8.0	L	33	6	4	3	1	2	0	0	0	0	1	33	41	3.38	1.000										

Batter	1	2	3	4	5	6	7	8	9	AB	R	H	RBI	BB	SO	LOB	TOP										
Bert Campaneris, R OBP: 0.300, SLG: 0.329	B3		3-1		B1-3		5-3		FC4 BB	4	0	0	0	1	0	2											
Dickie Thon, R OBP: 0.282, SLG: 0.315	F9		4-3			1B BB		1-6-3	FC4 CS	3	1	0	0	1	0	0											
Jason Thompson, L OBP: 0.398, SLG: 0.475										1	0	0	1	0	0	2											
Bobby Grich, R OBP: 0.377, SLG: 0.408										0	0	0	0	0	0	0											
Carney Lansford, R OBP: 0.312, SLG: 0.390	5-3			K		G6-4-3 1B 1B		1B BB	K	4	1	1	0	1	2	2											
Brian Downing, R OBP: 0.364, SLG: 0.419		5-3		4-3		G6-4-3 1B		1B BB		4	0	2	1	0	0	0											
Bobby Clark, R OBP: 0.266, SLG: 0.333						G6-4-3 1B		F3		4	0	2	0	0	0	4											
Rick Miller, L OBP: 0.349, SLG: 0.337						G6-4-3 1B				4	0	1	1	0	1	3											
John Harris, L OBP: 0.388, SLG: 0.561						4-3		1B		3	0	0	0	1	1	2											
Gil Kubski, L OBP: 0.319, SLG: 0.302								1B		3	1	2	0	1	1	2											
Tom Donohue, R OBP: 0.216, SLG: 0.243				K				FC4 BB	1B	4	0	1	0	0	1	2											
								FC4 BB	1B	4	0	1	0	0	1	2											
Inning Stats	R: 0 E: 0 K: 0 S: 3	H: 0 LOB: 0 BB: 0 P: 3	R: 0 E: 0 K: 2 S: 8	H: 1 LOB: 2 BB: 1 P: 12	R: 0 E: 0 K: 1 S: 5	H: 0 LOB: 0 BB: 0 P: 5	R: 0 E: 0 K: 1 S: 6	H: 1 LOB: 1 BB: 0 P: 6	R: 0 E: 0 K: 1 S: 5	H: 0 LOB: 1 BB: 1 P: 9	R: 1 E: 0 K: 0 S: 4	H: 2 LOB: 1 BB: 1 P: 8	R: 0 E: 0 K: 0 S: 4	H: 1 LOB: 0 BB: 0 P: 4	R: 1 E: 0 K: 0 S: 5	H: 2 LOB: 2 BB: 1 P: 9	R: 1 E: 0 K: 1 S: 6	H: 2 LOB: 2 BB: 1 P: 10	1B: 8 2B: 1 3B: 0 HR: 0	SF: 0 SAC: 0 DP: 1 HBP: 0	WP: 0 PB: 0 SB: 0 CS: 1	PA: 39					
PITCHER	IP	WLS	BF	H	R	ER	SO	BB	IBB	HBP	BLK	WP	HR	S	P	ERA	WHIP										
Steve Trout, L ERA: 3.7	8.0	W	37	9	3	3	5	5	0	0	0	0	0	42	62	3.38	1.750										
Mike Proby, R ERA: 3.07	1.0	S	2	0	0	0	1	0	0	0	0	0	0	4	4	0.00	0.000										

California Angels @ Chicago White Sox
Comiskey Park, Chicago, IL
Sun Oct 05 1980, 4:33 AM EDT
Att: 8,795 - Cloudy - 49 F

AB	34
R	3
H	9
RBI	3
BB	5
SO	6
LOB	19



Batter	1	2	3	4	5	6	7	8	9	AB	R	H	RBI	BB	SO	LOB	BOTTOM										
Chet Lemon, R OBP: 0.388, SLG: 0.442	SH1-3 1B BB						5-3			2	1	0	0	1	0	0											
Minnie Minoso, R OBP: 0.388, SLG: 0.442										1	0	0	0	0	0	0											
Leo Sutherland, L OBP: 0.284, SLG: 0.292										0	0	0	0	0	0	0											
Mike Squires, L OBP: 0.347, SLG: 0.350	SH1-3 1-2					G3		F9		2	1	0	0	1	0	0											
Harold Baines, L OBP: 0.281, SLG: 0.405	3-1-3					F7		F6		4	1	1	1	0	0	1											
Wayne Nordhagen, R OBP: 0.294, SLG: 0.458	1B BB					F7		F7		3	1	1	1	0	0	0											
Jim Morrison, R OBP: 0.329, SLG: 0.424	1B BB					F8		K		2	1	0	0	2	1	0											
Glenn Borgmann, R OBP: 0.320, SLG: 0.310	1B 1B					K		F8		4	0	1	1	0	1	2											
Rusty Kuntz, R OBP: 0.284, SLG: 0.290	1B					F8		F7		3	0	1	1	0	0	0											
Kevin Bell, R OBP: 0.284, SLG: 0.241	K					F8		6-3		3	0	0	0	0	1	2											
Todd Cruz, R OBP: 0.271, SLG: 0.312						F7		F9		3	0	0	0	0	1	0											
Inning Stats	R: 3 E: 0 K: 1 S: 8	H: 3 LOB: 2 BB: 2 P: 16	R: 2 E: 0 K: 1 S: 6	H: 1 LOB: 1 BB: 1 P: 10	R: 0 E: 0 K: 1 S: 5	H: 0 LOB: 0 BB: 0 P: 5	R: 0 E: 0 K: 0 S: 3	H: 0 LOB: 0 BB: 0 P: 3	R: 0 E: 0 K: 0 S: 3	H: 0 LOB: 0 BB: 0 P: 3	R: 0 E: 0 K: 1 S: 5	H: 0 LOB: 0 BB: 0 P: 5	R: 0 E: 0 K: 0 S: 3	H: 0 LOB: 0 BB: 0 P: 3	R: 0 E: 0 K: 0 S: 5	H: 0 LOB: 0 BB: 0 P: 5	1B: 3 2B: 1 3B: 0 HR: 0	SF: 0 SAC: 1 DP: 0 HBP: 1	WP: 2 PB: 0 SB: 1 CS: 0	PA: 33							
PITCHER	IP	WLS	BF	H	R	ER	SO	BB	IBB	HBP	BLK	WP	HR	S	P	ERA	WHIP										
Ralph Botting, L ERA: 5.81	2.0	L	13	4	5	5	2	3	0	0	0	0	0	14	26	22.50	3.500										
Chris Knapp, R ERA: 6.14	4.0		14	0	0	0	1	1	0	1	0	0	0	14	19	0.00	0.250										
Dave Schuler, L ERA: 3.55	2.0		6	0	0	0	1	0	0	0	0	0	0	8	8	0.00	0.000										

California Angels @ Chicago White Sox
Comiskey Park, Chicago, IL
Sun Oct 05 1980, 4:33 AM EDT
Att: 8,795 - Cloudy - 49 F

AB	27
R	5
H	4
RBI	4
BB	4
SO	4
LOB	5

