

# Chicago White Sox - 1981





Batter	1	2	3	4	5	6	7	8	9	AB	R	H	RBI	BB	SO	LOB	TOP					
Ron LeFlore, R (1,7) OBP: 0.300, SLG: 0.222	4-0 SH2-3 2B BB		0-0 6-3		0-0 5-3		0-0 G6-4-3		0-0 L6-3	4	1	0	0	1	0	4						
Mike Squires, L (1,3) OBP: 0.286, SLG: 0.167	0-0 SH2-3		0-0 F8			0-0 CS 1B		0-0 5-3		3	0	1	0	0	0	0						
Carlton Fisk, R (1,2) OBP: 0.500, SLG: 1.000	0-0 2B			0-0 L6		0-3 K		0-0 BB 1B		4	0	2	1	0	1	1						
Greg Luzinski, R (1,10) OBP: 0.125, SLG: 0.125	0-3 K			0-0 1B		0-0 1-3		0-0 F3		4	0	1	0	0	1	2						
Chet Lemon, R (1,8) Rusty Kuntz, R (1,8) OBP: 1.000, SLG: 1.000	0-3 K			0-0 1B		0-0 F8 1B		0-0 2B 1B	4-0 BB 1B	1	0	0	0	0	1	1						
Wayne Nordhagen, R (1,9) Harold Baines, L (7,9) OBP: 0.200, SLG: 0.200		0-3 K		0-0 F8 1B		0-0 K		0-0 F8		3	0	0	0	0	2	3						
Jim Morrison, R (1,5) Tony Bernazard, S (1,4) OBP: 0.375, SLG: 0.875		0-0 1-3		0-0 1-3		0-0 L5		0-0 1B 2B	0-0 HR	4	2	2	1	0	0	0						
Bill Almon, R (1,6) Bob Molinaro, L (9,PH) OBP: 0.200, SLG: 0.200			0-0 L5		0-0 FC5-4		0-0 FC5-4	4-0 1B IBB	0-0 4-3	3	0	0	0	1	0	0						
			0-0 L5		0-0 FC5-4		0-0 FC5-4	0-0 G6-4-3 1B	4-0 L6-3 BB	3	0	1	2	0	0	1						
								1-2 2-H 3-H		0	0	0	0	1	0	0						
<b>Inning Stats</b>	R: 1 E: 0 K: 2 S: 8	H: 1 LOB: 1 BB: 1 P: 12	R: 0 E: 0 K: 1 S: 5	H: 0 LOB: 0 BB: 0 P: 5	R: 0 E: 0 K: 0 S: 3	H: 0 LOB: 0 BB: 0 P: 3	R: 0 E: 0 K: 0 S: 4	H: 2 LOB: 1 BB: 0 P: 4	R: 0 E: 1 K: 0 S: 4	H: 0 LOB: 1 BB: 0 P: 4	R: 0 E: 0 K: 1 S: 5	H: 1 LOB: 0 BB: 0 P: 5	R: 2 E: 0 K: 1 S: 7	H: 3 LOB: 1 BB: 1 P: 11	R: 0 E: 0 K: 0 S: 4	H: 1 LOB: 2 BB: 1 P: 8	R: 1 E: 0 K: 0 S: 3	H: 1 LOB: 0 BB: 1 P: 7	1B: 6 2B: 4 3B: 0 HR: 1	SF: 0 SAC: 1 DP: 3 HBP: 0	WP: 0 PB: 0 SB: 2 CS: 1	PA: 37
<b>PITCHER</b>	IP WLS BF H R ER SO BB IBB HBP BLK WP HR S P ERA WHIP	IP WLS BF H R ER SO BB IBB HBP BLK WP HR S P ERA WHIP																	IP WLS BF H R ER SO BB IBB HBP BLK WP HR S P ERA WHIP			
Frank Tanana, L (1,1) ERA: 4.26	6.1 27 7 3 3 5 1 1 0 0 0 0 35 43 4.26 1.263	2.2 10 2 1 1 0 2 0 0 0 0 1 8 16 3.38 1.500																				
Mark Clear, R (7,1) ERA: 3.38																						

**Chicago White Sox @ Boston Red Sox**  
Fenway Park, Boston, MA  
Sun Apr 12 1981, 3:33 AM EST  
Att: 21,439 - Sunny - 46 F

livebaseballscorecards.com

AB	32
R	4
H	9
RBI	4
BB	4
SO	5
LOB	14



Batter	1	2	3	4	5	6	7	8	9	AB	R	H	RBI	BB	SO	LOB	BOTTOM					
Jerry Remy, L (1,4) OBP: 0.500, SLG: 0.333	4-0 G6-3 BB		0-0 F7			0-0 F8		0-0 E 1B HR 1B		3	1	1	1	1	0	1						
Dave Stapleton, R (1,3) OBP: 0.333, SLG: 0.250	0-0 G6-3		0-3 K			0-0 1-3		0-0 E7 HR 1B		4	1	1	0	0	1	2						
Dwight Evans, R (1,9) OBP: 0.556, SLG: 0.833	4-0 BB			0-3 K		0-0 FC6-4 1B		4-0 HR BB		2	1	1	0	2	1	0						
Jim Rice, R (1,7) OBP: 0.250, SLG: 0.625	0-0 1-3			0-0 F8		0-0 FC6-4 1B 7-2		0-0 HR		4	1	1	4	0	0	2						
Tony Perez, R (1,10) OBP: 0.375, SLG: 0.500		0-0 4-3		0-0 6-3		0-0 1B		0-0 K		4	0	1	0	0	1	0						
Carney Lansford, R (1,5)		0-0 F8			0-0 F9		0-0 7-2			3	0	0	0	0	0	2						
Glenn Hoffman, R (1,6)		0-0 4-3			0-0 F7			0-0 6-3		3	0	0	0	0	0	0						
Gary Allenson, R (1,2) OBP: 0.286, SLG: 0.667			4-0 BLK SH3-4 BB		0-3 K		0-0 4-3			2	0	0	0	1	1	0						
Rick Miller, L (1,8) OBP: 0.167, SLG: 0.333			0-0 SH3-4		0-0 F7		0-0 1B 2B			2	1	1	0	0	0	0						
<b>Inning Stats</b>	R: 0 E: 0 K: 0 S: 2	H: 0 LOB: 2 BB: 2 P: 10	R: 0 E: 0 K: 0 S: 3	H: 0 LOB: 0 BB: 0 P: 3	R: 0 E: 0 K: 1 S: 5	H: 0 LOB: 1 BB: 1 P: 9	R: 0 E: 0 K: 1 S: 5	H: 0 LOB: 0 BB: 0 P: 5	R: 0 E: 0 K: 0 S: 3	H: 0 LOB: 0 BB: 0 P: 3	R: 0 E: 0 K: 0 S: 4	H: 2 LOB: 0 BB: 0 P: 4	R: 5 E: 1 K: 1 S: 9	H: 4 LOB: 0 BB: 1 P: 13	R: 0 E: 0 K: 0 S: 4	H: 0 LOB: 1 BB: 1 P: 4	R: 1 E: 0 K: 0 S: 3	H: 1 LOB: 0 BB: 1 P: 7	1B: 4 2B: 2 3B: 0 HR: 1	SF: 0 SAC: 1 DP: 2 HBP: 0	WP: 0 PB: 0 SB: 0 CS: 0	PA: 32
<b>PITCHER</b>	IP WLS BF H R ER SO BB IBB HBP BLK WP HR S P ERA WHIP	IP WLS BF H R ER SO BB IBB HBP BLK WP HR S P ERA WHIP																	IP WLS BF H R ER SO BB IBB HBP BLK WP HR S P ERA WHIP			
Richard Dotson, R (1,1) ERA: 2.35	7.2 28 4 2 2 3 3 0 0 1 0 0 31 43 2.35 0.913	0.1 4 2 3 3 1 1 0 0 0 0 1 5 9 81.00 9.000																				
Ed Farmer, R (8,1) ERA: 40.5																						

**Chicago White Sox @ Boston Red Sox**  
Fenway Park, Boston, MA  
Sun Apr 12 1981, 3:33 AM EST  
Att: 21,439 - Sunny - 46 F

livebaseballscorecards.com

AB	27
R	5
H	6
RBI	5
BB	4
SO	4
LOB	7





Batter	1	2	3	4	5	6	7	8	9	AB	R	H	RBI	BB	SO	LOB	TOP										
Paul Molitor, R OBP: 0.400, SLG: 0.429 (1, 8)	WP 1-3 1B		5-3		1B		F8		P4	5	0	2	0	0	0	1											
Robin Yount, R OBP: 0.231, SLG: 0.308 (1, 6)	1-3		3-1		1B				F2	4	0	1	0	0	0	1											
Cecil Cooper, L OBP: 0.250, SLG: 0.200 (1, 3)	WP BB		F8		P4				BB	2	0	0	0	2	0	2											
Ben Oglivie, L OBP: 0.417, SLG: 0.600 (1, 7)	F7				F8				F3	3	0	0	0	1	0	3											
Ted Simmons, S OBP: 0.167, SLG: 0.364 (1, 2)					F5				F8	4	0	0	0	0	1	4											
Ned Yost, R (8, 2)	K				G5-4-3					0	0	0	0	0	0	0											
Larry Hisle, R OBP: 0.333, SLG: 0.636 (1, 10)		B1-6 BB			6-3				K	3	1	1	0	1	1	0											
Gorman Thomas, R OBP: 0.593, SLG: 1.111 (1, 9)		FC4-6 BB			K				F7	3	1	1	2	1	1	0											
Don Money, R OBP: 0.083, SLG: 0.364 (1, 5)		B1-6			HR				5-3	4	1	1	1	0	0	2											
Jim Gantner, L OBP: 0.400, SLG: 0.556 (1, 4)		FC4-6			1-3				1-4-3	2	0	0	0	0	0	1											
Charlie Moore, R OBP: 1.000, SLG: 3.000 (7, PH)										1	0	1	0	0	0	0											
Ed Romero, R (7, 4)										1	0	0	0	0	0	0											
<b>Inning Stats</b>	R: 0 E: 0 K: 1 S: 6	H: 1 LOB: 2 BB: 1 P: 10	R: 0 E: 0 K: 0 S: 2	H: 0 LOB: 1 BB: 2 P: 10	R: 0 E: 0 K: 0 S: 3	H: 0 LOB: 0 BB: 0 P: 3	R: 0 E: 0 K: 0 S: 3	H: 0 LOB: 0 BB: 0 P: 3	R: 1 E: 0 K: 1 S: 8	H: 3 LOB: 2 BB: 0 P: 8	R: 0 E: 0 K: 0 S: 4	H: 1 LOB: 1 BB: 1 P: 4	R: 0 E: 0 K: 0 S: 3	H: 0 LOB: 1 BB: 1 P: 7	R: 2 E: 0 K: 0 S: 5	H: 2 LOB: 0 BB: 0 P: 5	1B: 3 2B: 2 3B: 1 HR: 2	SF: 0 SAC: 0 DP: 2 HBP: 0	WP: 1 PB: 0 SB: 0 CS: 0	PA: 37							
<b>PITCHER</b>	IP	WLS	BF	H	R	ER	SO	BB	IBB	HBP	BLK	WP	HR	S	P	ERA	WHIP										
Ross Baumgarten, L ERA: 3.38 (1, 1)	8.0	W	34	7	3	3	3	5	0	0	0	1	2	35	55	3.38	1.500										
Kevin Hickey, L ERA: (9, 1)	1.0		3	0	0	0	0	0	0	0	0	0	0	3	3	0.00	0.000										

Milwaukee Brewers @ Chicago White Sox  
Comiskey Park, Chicago, IL  
Tue Apr 14 1981, 4:33 AM EST  
Att: 51,560 - Sunny - 58 F

AB 32  
R 3  
H 7  
RBI 3  
BB 5  
SO 3  
LOB 14



Batter	1	2	3	4	5	6	7	8	9	AB	R	H	RBI	BB	SO	LOB	BOTTOM										
Ron LeFlore, R OBP: 0.400, SLG: 0.357 (1, 7)	S 1B		4-3	1B HR	F8		FC4-6 1B			5	1	3	1	0	0	2											
Rusty Kuntz, R OBP: 1.000, SLG: 1.000 (8, 7)				1-2 2H						0	0	0	0	0	0	0											
Mike Squires, L OBP: 0.417, SLG: 0.300 (1, 3)	F7		HBP 1B	1-2 2-3	HR 1B		FC4-6 1B			4	2	2	1	1	0	2											
Carlton Fisk, R OBP: 0.462, SLG: 1.000 (1, 2)	1-3		L4-6 HBP	1-2 2-3	HR 1B		FC6-4 1B		L5	4	1	1	4	0	0	2											
Greg Luzinski, R OBP: 0.231, SLG: 0.231 (1, 10)	6-3		1-2 2H 3H	1B	1B		F8		K	5	1	2	2	0	1	1											
Chet Lemon, R (1, 8)		FC1-6 BB	L4-6	1B 1B	1B BB		4-3 HBP		1-3	2	0	0	0	2	0	2											
Harold Baines, L OBP: 0.222, SLG: 0.222 (1, 9)	FC1-6 SH5-3		5-3				4-3			4	0	1	1	0	0	2											
Jim Morrison, R OBP: 0.273, SLG: 0.636 (1, 5)	SH5-3		4-3				F7			3	0	0	0	0	0	3											
Tony Bernazard, S OBP: 0.250, SLG: 0.182 (1, 4)	1-3				BB 1B		F9		6-3	4	1	1	0	0	0	1											
Bill Almon, R OBP: 0.444, SLG: 0.286 (1, 6)			HBP 1B	4-3 1B	1B BB		F8 S 1B		4-3	2	3	1	0	2	0	0											
<b>Inning Stats</b>	R: 0 E: 0 K: 0 S: 4	H: 1 LOB: 1 BB: 0 P: 4	R: 0 E: 0 K: 0 S: 3	H: 0 LOB: 1 BB: 1 P: 7	R: 2 E: 0 K: 0 S: 4	H: 2 LOB: 1 BB: 1 P: 9	R: 6 E: 0 K: 0 S: 9	H: 6 LOB: 2 BB: 2 P: 17	R: 1 E: 0 K: 0 S: 4	H: 1 LOB: 1 BB: 1 P: 8	R: 0 E: 0 K: 0 S: 3	H: 0 LOB: 0 BB: 0 P: 4	R: 0 E: 0 K: 1 S: 5	H: 0 LOB: 0 BB: 0 P: 5	R: 0 E: 0 K: 0 S: 4	H: 1 LOB: 1 BB: 0 P: 4	R: 0 E: 0 K: 1 S: 5	H: 0 LOB: 0 BB: 0 P: 5	1B: 10 2B: 1 3B: 0 HR: 1	SF: 0 SAC: 1 DP: 1 HBP: 2	WP: 0 PB: 0 SB: 2 CS: 0	PA: 41					
<b>PITCHER</b>	IP	WLS	BF	H	R	ER	SO	BB	IBB	HBP	BLK	WP	HR	S	P	ERA	WHIP										
Pete Vuckovich, R ERA: 17.18 (1, 1)	3.2	L	21	7	7	7	0	3	0	1	0	0	0	7	15	13.50	3.750										
Reggie Cleveland, R ERA: 10.8 (4, 1)	1.1		9	3	2	2	0	2	0	0	0	0	0	7	8	0.00	0.500										
Jerry Augustine, L ERA: (6, 1)	2.0		8	1	0	0	0	0	0	1	0	0	0	7	8	0.00	0.500										
Randy Lerch, L ERA: (8, 1)	1.0		3	0	0	0	1	0	0	0	0	0	0	5	5	0.00	0.000										

Milwaukee Brewers @ Chicago White Sox  
Comiskey Park, Chicago, IL  
Tue Apr 14 1981, 4:33 AM EST  
Att: 51,560 - Sunny - 58 F

AB 33  
R 9  
H 11  
RBI 9  
BB 5  
SO 1  
LOB 15









Batter	1	2	3	4	5	6	7	8	9	AB	R	H	RBI	BB	SO	LOB	TOP								
Jerry Remy, L (1,4) OBP: 0.154, SLG: 0.083	4-3	G6-4-3		1-3		L8	F8			5	0	0	0	0	0	6	<b>Boston Red Sox @ Chicago White Sox</b> Comiskey Park, Chicago, IL Fri Apr 17 1981, 4:33 AM EST Att: 30,458 - Unknown - 77 F  livebaseballscores.com								
Dwight Evans, R (1,9) OBP: 0.391, SLG: 0.660	K		F8		K	F8		F9	5	0	0	0	0	2	2										
Carl Yastrzemski, L (1,10) OBP: 0.444, SLG: 0.167	BB		4-3		P6		BB	3-1	3	1	0	0	2	0	0										
Jim Rice, R (1,7) OBP: 0.286, SLG: 0.400	F9		F8		1B		1B	6-3	4	1	1	0	1	0	1										
Tony Perez, R (1,3) OBP: 0.400, SLG: 0.556		HR		5-3			1B	1-3	4	2	2	1	1	0	0										
Carney Lansford, R (1,5) OBP: 0.421, SLG: 0.737		HR		4-3	1B	K			5	2	4	2	0	1	2										
Glenn Hoffman, R (1,6) OBP: 0.105, SLG: 0.105	1-3		E3			6-3	P4		5	1	1	0	0	0	4										
Gary Allenson, R (1,2) OBP: 0.368, SLG: 0.563		1B	2B	4-3	1B			G5-4-3	5	1	3	2	0	0	4										
Rick Miller, L (1,8) OBP: 0.471, SLG: 0.563		1B			S		F8		4	0	3	3	0	0	2										
<b>Inning Stats</b>	R: 0 E: 0 K: 1 S: 5	H: 0 LOB: 1 BB: 1 P: 9	R: 3 E: 0 K: 0 S: 5	H: 3 LOB: 0 BB: 1 P: 9	R: 0 E: 0 K: 0 S: 3	H: 0 LOB: 0 BB: 0 P: 3	R: 2 E: 1 K: 0 S: 6	H: 2 LOB: 1 BB: 0 P: 6	R: 0 E: 0 K: 2 S: 9	H: 2 LOB: 2 BB: 0 P: 9	R: 0 E: 0 K: 0 S: 5	H: 2 LOB: 2 BB: 0 P: 5	R: 3 E: 0 K: 0 S: 6	H: 3 LOB: 2 BB: 2 P: 14	R: 0 E: 0 K: 0 S: 3	H: 0 LOB: 0 BB: 0 P: 3	R: 0 E: 0 K: 0 S: 4	H: 2 LOB: 1 BB: 0 P: 4	1B: 11 2B: 2 3B: 0 HR: 1	SF: 0 SAC: 0 DP: 2 HBP: 0	WP: 0 PB: 0 SB: 1 CS: 0	PA: 44			
<b>PITCHER</b>	IP	WLS	BF	H	R	ER	SO	BB	IBB	HBP	BLK	WP	HR	S	P	ERA	WHIP								
Richard Dotson, R (1,1) ERA: 3.97	3.2	L	18	5	5	3	1	2	0	0	0	0	1	18	26	7.36	1.909								
Francisco Barrios, R (4,1) ERA: 54.0	2.1		11	4	0	0	2	0	0	0	0	0	0	15	15	0.00	1.714								
Ed Farmer, R (7,1) ERA: 54.0	0.1		6	3	3	3	0	2	0	0	0	0	0	4	12	81.00	15.000								
Kevin Hickey, L (7,1) ERA: 54.0	1.2		5	0	0	0	0	0	0	0	0	0	0	5	5	0.00	0.000								
Dennis Lamp, R (9,1) ERA: 54.0	1.0		4	2	0	0	0	0	0	0	0	0	0	4	4	0.00	2.000								


Batter	1	2	3	4	5	6	7	8	9	AB	R	H	RBI	BB	SO	LOB	BOTTOM								
Ron LeFlore, R (1,7) OBP: 0.409, SLG: 0.476	6-3								G6-4-3	2	0	1	1	0	0	0	<b>Boston Red Sox @ Chicago White Sox</b> Comiskey Park, Chicago, IL Fri Apr 17 1981, 4:33 AM EST Att: 30,458 - Unknown - 77 F  livebaseballscores.com								
Rusty Kuntz, R (3,FR) OBP: 0.600, SLG: 0.500			SF8		K		K			2	0	0	0	0	2	1									
Wayne Nordhagen, R (9,PH)			1B							1	0	0	0	0	0	1									
Mike Squires, L (1,3) OBP: 0.428, SLG: 0.438	P6		SF8				P6			3	0	1	1	0	0	1									
Lamar Johnson, R (9,PH)									4-3	1	0	0	0	0	0	0									
Carlton Fisk, R (1,2) OBP: 0.381, SLG: 0.737	2B		F2		F3		F5			4	0	1	0	0	0	4									
Greg Luzinski, R (1,10) OBP: 0.333, SLG: 0.450	F2		K			1B	BB	HR		4	1	2	1	0	1	3									
Chet Lemon, R (1,8) OBP: 0.444, SLG: 0.167		F3			G4-6-3	1B	FC5-2	1B	F8	3	0	1	0	1	0	0									
Harold Baines, L (1,9) OBP: 0.412, SLG: 0.588	G3			G4-6-3			FC5-2	1B	HR	4	1	2	1	0	0	1									
Jim Morrison, R (1,5) OBP: 0.222, SLG: 0.471	5-3			5-3		FC5-2		6-3		4	0	0	0	0	0	3									
Tony Bernazard, S (1,4) OBP: 0.300, SLG: 0.474			1B					K		4	2	2	1	0	1	2									
Bill Almon, R (1,6) OBP: 0.438, SLG: 0.308			1B		P3				E6	4	1	2	0	0	0	0									
<b>Inning Stats</b>	R: 0 E: 0 K: 0 S: 4	H: 1 LOB: 0 BB: 0 P: 4	R: 0 E: 0 K: 0 S: 3	H: 0 LOB: 0 BB: 0 P: 3	R: 2 E: 0 K: 1 S: 8	H: 3 LOB: 0 BB: 0 P: 8	R: 0 E: 0 K: 0 S: 3	H: 1 LOB: 0 BB: 0 P: 3	R: 1 E: 0 K: 1 S: 7	H: 2 LOB: 1 BB: 0 P: 7	R: 0 E: 0 K: 0 S: 4	H: 2 LOB: 2 BB: 1 P: 8	R: 0 E: 0 K: 1 S: 6	H: 1 LOB: 0 BB: 0 P: 6	R: 2 E: 0 K: 1 S: 7	H: 2 LOB: 0 BB: 0 P: 7	R: 0 E: 1 K: 0 S: 3	H: 0 LOB: 0 BB: 0 P: 3	1B: 6 2B: 4 3B: 0 HR: 3	SF: 1 SAC: 0 DP: 3 HBP: 0	WP: 0 PB: 0 SB: 1 CS: 0	PA: 38			
<b>PITCHER</b>	IP	WLS	BF	H	R	ER	SO	BB	IBB	HBP	BLK	WP	HR	S	P	ERA	WHIP								
Dennis Eckersley, R (1,1) ERA: 3.75	5.0	W	21	7	3	3	2	0	0	0	0	0	2	13	17	7.71	2.571								
Mark Clear, R (6,1) ERA: 5.4	2.1		12	5	2	2	1	1	0	0	0	0	2	13	17	7.71	2.571								
Tom Burgmeier, L (8,1) ERA: 5.4	1.2	S	5	0	0	0	1	0	0	0	0	0	0	7	7	0.00	0.000								



Batter	1	2	3	4	5	6	7	8	9	AB	R	H	RBI	BB	SO	LOB	TOP													
Dwight Evans, R OBP: 0.407, SLG: 0.565 (1, 9)	0-0 1-3 ①		0-3 K ② ③					0-0 FC6-4 1B ①		4-0 FC4-6 BB ①							3 0 1 0 1 1 1													
Dave Stapleton, R OBP: 0.318, SLG: 0.222 (1, 4)	0-0 6-3 ②			0-0 6-3 ①				0-0 FC6-4 G4-6-3 1-2 ①		0-0 SF7 ①							3 0 0 1 0 0 1													
Carl Yastrzemski, L OBP: 0.385, SLG: 0.300 (1, 10)	0-0 2B ③			0-0 6-3 ②				0-0 G4-6-3 1-2 ② ③		0-0 FC4-6 1-2 2-3 ②							4 0 1 0 0 0 3													
Jim Rice, R OBP: 0.280, SLG: 0.375 (1, 7)	0-0 F7 ③			0-0 1B ③					0-0 6-3 ①		0-0 F7 ③						4 0 1 0 0 0 4													
Tony Perez, R OBP: 0.333, SLG: 0.455 (1, 3)		0-0 E4 G6-3 ① ②		0-0 F9 ③					0-0 6-3 ②			0-3 K ①					4 0 0 0 0 1 1													
Carney Lansford, R OBP: 0.435, SLG: 0.667 (1, 5)		0-0 G6-3 1-2 ① ②				4-0 SH1-4 BB ①			4-0 FC5-4 BB ③			0-0 F7 ②					2 0 0 0 2 0 1													
Glenn Hoffman, R OBP: 0.095, SLG: 0.095 (9, PH) Garry Hancock, L (9, PH)		0-0 4-3 ③				0-0 SH1-4 1-2 ①			0-0 FC5-4 1-2 ③			0-0 G3 ③					2 0 0 0 0 0 1 1 0 0 0 0 0 0													
Gary Allenson, R OBP: 0.364, SLG: 0.526 (1, 2)			0-0 F9 ①			0-0 F2 ②					0-0 2B SF7 1B ①						3 1 1 0 0 0 1													
Rick Miller, L OBP: 0.474, SLG: 0.529 (8, PH) Joe Rudi, R OBP: 0.333, SLG: 0.400 Reid Nichols, R (8, 8)			1-0 CS HBP ①		0-0 5-3 ③						0-0 FC4-6 1-3 2B ①						1 0 0 0 0 0 1 1 0 1 0 0 0 0 0 0 0 0 0 0 0													
<b>Inning Stats</b>	R: 0 E: 0 K: 0 S: 4	H: 1 LOB: 1 BB: 0 P: 4	R: 0 E: 1 K: 0 S: 3	H: 0 LOB: 0 BB: 0 P: 3	R: 0 E: 0 K: 1 S: 4	H: 0 LOB: 1 BB: 0 P: 5	R: 0 E: 0 K: 0 S: 4	H: 1 LOB: 1 BB: 0 P: 4	R: 0 E: 0 K: 0 S: 3	H: 0 LOB: 1 BB: 1 P: 7	R: 0 E: 0 K: 0 S: 3	H: 0 LOB: 0 BB: 0 P: 3	R: 0 E: 0 K: 0 S: 3	H: 0 LOB: 1 BB: 1 P: 7	R: 0 E: 0 K: 0 S: 5	H: 2 LOB: 3 BB: 1 P: 9	R: 0 E: 0 K: 1 S: 5	H: 0 LOB: 0 BB: 0 P: 5	1B: 3 2B: 3 3B: 0 HR: 0	SF: 1 SAC: 1 DP: 3 HBP: 1	WP: 0 PB: 0 SB: 0 CS: 1	PA: 34								
<b>PITCHER</b> Steve Trout, L ERA: 1.17 LaMarr Hoyt, R ERA:	IP: 7.2 WLS: W BF: 30	H: 5 R: 1 ER: 1 SO: 1	BB: 3 IBB: 0 HBP: 1 BLK: 0	WP: 0 HR: 0 S: 28 P: 41	ERA: 1.17 WHIP: 1.043											IP: 8.1 WLS: S BF: 4	H: 0 R: 0 ER: 0 SO: 1	BB: 0 IBB: 0 HBP: 0 BLK: 0	WP: 0 HR: 0 S: 6 P: 6	ERA: 0.00 WHIP: 0.000										

**Boston Red Sox @ Chicago White Sox**  
Comiskey Park, Chicago, IL  
Sat Apr 18, 1981, 4:33 AM EST  
Att: 36,782 - Sunny - 44 F


AB 28  
R 1  
H 5  
RBI 1  
BB 3  
SO 2  
LOB 14



Batter	1	2	3	4	5	6	7	8	9	AB	R	H	RBI	BB	SO	LOB	BOTTOM													
Bill Almon, R OBP: 0.500, SLG: 0.375 (1, 6)	0-0 6-3 ①		4-0 BB BB BB ①							3 1 2 0 1 0 0																				
Tony Bemazard, S OBP: 0.318, SLG: 0.571 (1, 4)	0-0 3B ②		0-0 F9 ①							2 0 1 0 0 0 1																				
Carlton Fisk, R OBP: 0.400, SLG: 0.818 (1, 2)	0-3 K ②		0-0 F7 ②							3 1 1 2 1 1 2																				
Greg Luzinski, R OBP: 0.440, SLG: 0.476 Richard Dotson, R (7, PR)	4-0 BB ③		4-0 BB ②							1 0 1 0 3 0 0 0 0 0 0 0 0 0																				
Chet Lemon, R OBP: 0.455, SLG: 0.200 (1, 8)	0-3 K ③		4-0 FC5-4 BB 1-2 2-3 ③							3 0 1 0 1 1 5																				
Lamar Johnson, R OBP: 0.200, SLG: 0.200 Mike Squires, L OBP: 0.429, SLG: 0.438 (8, PR) (9, 3)		0-0 F7 ①	0-0 FC5-4 1-2 ③							4 0 1 0 0 0 5 0 0 0 0 0 0 0																				
Wayne Nordhagen, R Harold Baines, L OBP: 0.389, SLG: 0.556 (7, 9)		0-0 F8 ②		0-0 6-3 ①						3 0 0 0 0 0 0 1 0 0 0 0 1 1																				
Jim Morrison, R OBP: 0.182, SLG: 0.381 (1, 5)		0-0 E6 S ②		0-0 F7 ②						4 0 0 0 0 0 1																				
Rusty Kuntz, R OBP: 0.333, SLG: 0.250 (1, 7)		0-0 6-3 1-2 ③		0-0 F9 ③						4 0 0 0 0 0 2																				
<b>Inning Stats</b>	R: 0 E: 0 K: 2 S: 8	H: 1 LOB: 2 BB: 1 P: 12	R: 0 E: 1 K: 0 S: 4	H: 0 LOB: 0 BB: 0 P: 4	R: 0 E: 0 K: 0 S: 3	H: 0 LOB: 3 BB: 3 P: 15	R: 0 E: 0 K: 0 S: 3	H: 0 LOB: 0 BB: 0 P: 3	R: 2 E: 0 K: 0 S: 5	H: 3 LOB: 1 BB: 1 P: 9	R: 0 E: 0 K: 0 S: 3	H: 0 LOB: 0 BB: 0 P: 3	R: 0 E: 0 K: 0 S: 4	H: 2 LOB: 3 BB: 1 P: 8	R: 0 E: 0 K: 1 S: 6	H: 1 LOB: 1 BB: 0 P: 6	1B: 5 2B: 1 3B: 1 HR: 1	SF: 0 SAC: 2 DP: 2 HBP: 0	WP: 0 PB: 0 SB: 1 CS: 0	PA: 36										
<b>PITCHER</b> Frank Tanana, L ERA: 3.14	IP: 8.0 WLS: L BF: 36	H: 7 R: 2 ER: 2 SO: 3	BB: 5 IBB: 1 HBP: 0 BLK: 0	WP: 0 HR: 1 S: 36 P: 60	ERA: 2.25 WHIP: 1.500											IP: 8.1 WLS: S BF: 4	H: 0 R: 0 ER: 0 SO: 1	BB: 0 IBB: 0 HBP: 0 BLK: 0	WP: 0 HR: 0 S: 6 P: 6	ERA: 0.00 WHIP: 0.000										

**Boston Red Sox @ Chicago White Sox**  
Comiskey Park, Chicago, IL  
Sat Apr 18, 1981, 4:33 AM EST  
Att: 36,782 - Sunny - 44 F

AB 28  
R 2  
H 7  
RBI 2  
BB 6  
SO 3  
LOB 17





Batter	1	2	3	4	5	6	7	8	9	AB	R	H	RBI	BB	SO	LOB	TOP			
Dwight Evans, R OBP: 0.438, SLG: 0.520										2	2	0	0	2	0	1				
Dave Stapleton, R OBP: 0.296, SLG: 0.217										5	1	1	0	0	0	3				
Carney Lansford, R OBP: 0.500, SLG: 0.680										4	2	3	1	1	1	0				
Jim Rice, R OBP: 0.233, SLG: 0.310										5	1	0	1	0	1	6				
Tony Perez, R OBP: 0.310, SLG: 0.385										4	0	0	0	1	2	4				
Joe Rudi, R OBP: 0.455, SLG: 0.444										4	1	2	1	0	1	2				
Glenn Hoffman, R OBP: 0.154, SLG: 0.154										5	1	2	2	0	1	3				
Gary Allenson, R OBP: 0.407, SLG: 0.636										3	1	1	3	2	1	1				
Reid Nichols, R										1	0	0	0	0	0	0				
Rick Miller, L (7, PH)										3	0	0	0	0	1	3				
<b>Inning Stats</b>	R: 2 E: 1 K: 0 S: 5	H: 2 LOB: 2 BB: 2 P: 13	R: 0 E: 0 K: 0 S: 3	H: 0 LOB: 1 BB: 1 P: 7	R: 0 E: 0 K: 1 S: 5	H: 0 LOB: 0 BB: 0 P: 5	R: 3 E: 0 K: 0 S: 5	H: 2 LOB: 0 BB: 0 P: 6	R: 0 E: 0 K: 1 S: 5	H: 0 LOB: 0 BB: 0 P: 5	R: 0 E: 0 K: 1 S: 5	H: 0 LOB: 2 BB: 2 P: 13	R: 0 E: 0 K: 3 S: 10	H: 1 LOB: 1 BB: 0 P: 10	R: 4 E: 2 K: 1 S: 10	H: 3 LOB: 3 BB: 1 P: 15	1B: 8 2B: 1 3B: 0 HR: 1	SF: 0 SAC: 1 DP: 1 HBP: 2	WP: 0 PB: 0 SB: 0 CS: 1	PA: 45
<b>PITCHER</b>	IP	WLS	BF	H	R	ER	SO	BB	IBB	HBP	BLK	WP	HR	S	P	ERA	WHIP			
Ross Baumgarten, L ERA: 6.55	3.0	L	17	4	5	5	1	3	0	1	0	0	1	15	28	15.00	2.333			
Dennis Lamp, R ERA:	3.2		13	1	0	0	2	2	0	0	0	0	0	15	23	0.00	0.818			
Ed Farmer, R ERA: 21.0	2.0		14	4	4	1	4	1	0	1	0	0	0	20	25	4.50	2.500			
Kevin Hickey, L ERA:	0.1		1	0	0	0	1	0	0	0	0	0	0	3	3	0.00	0.000			

**Boston Red Sox @ Chicago White Sox**  
Comiskey Park, Chicago, IL  
Sun Apr 19 1981, 4:33 AM EST  
Att. 9,528 - Overcast - 49 F

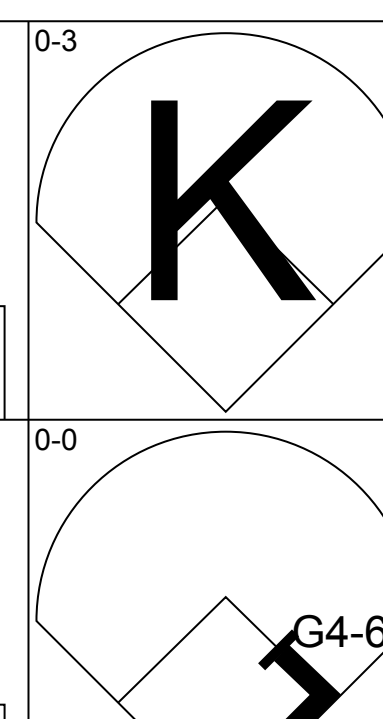
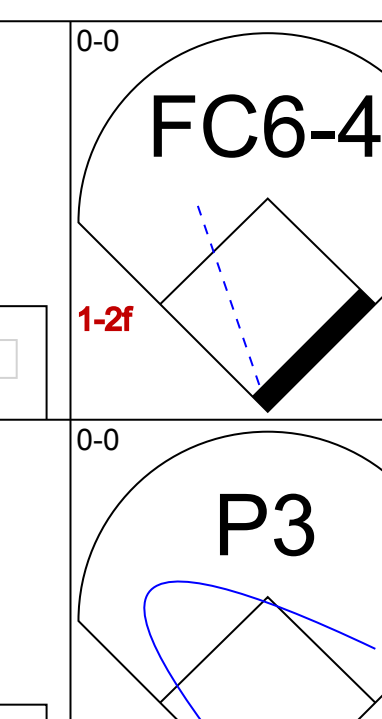
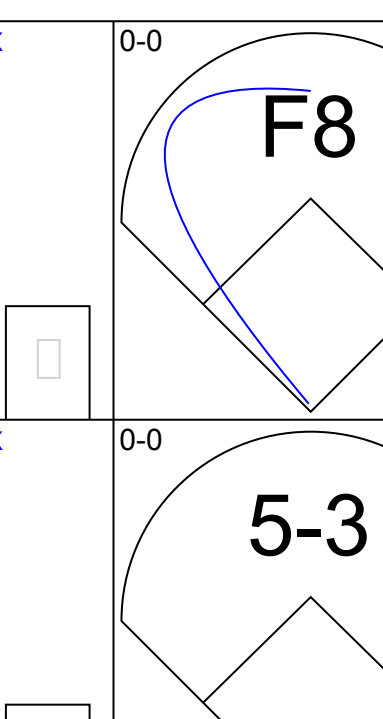
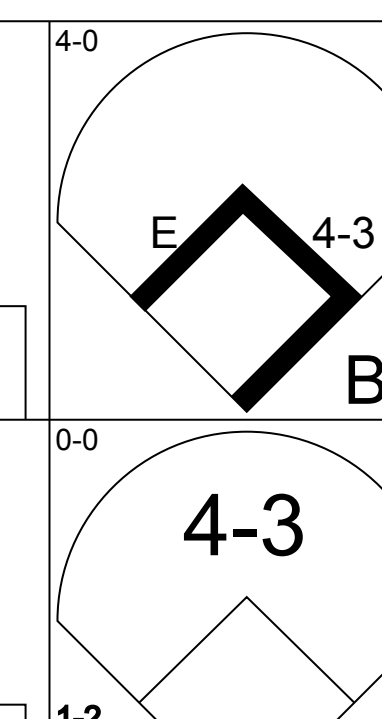
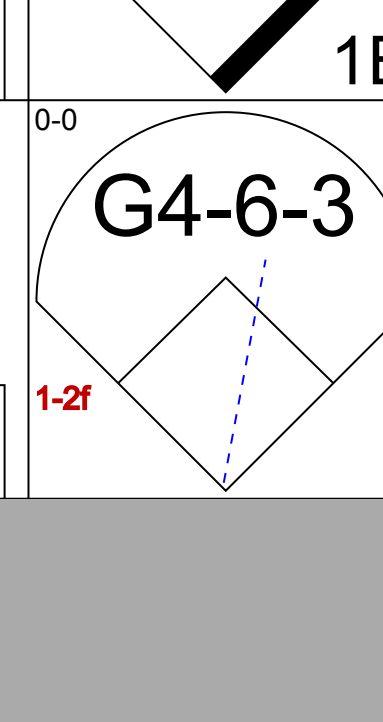


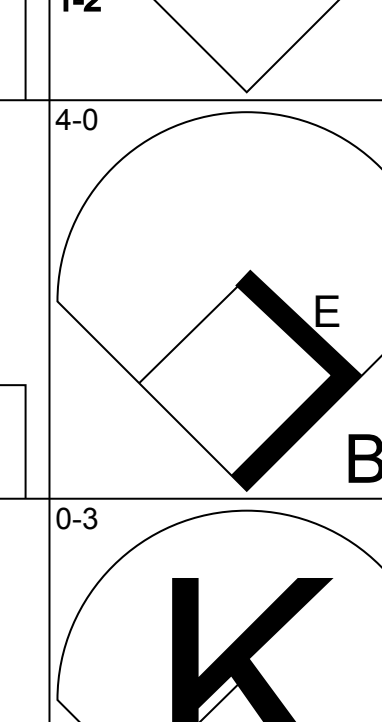

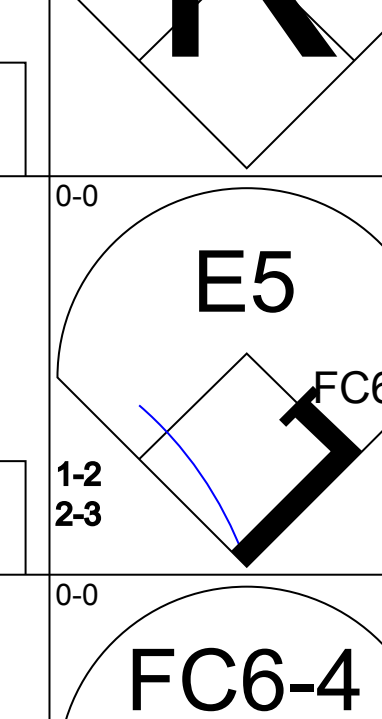
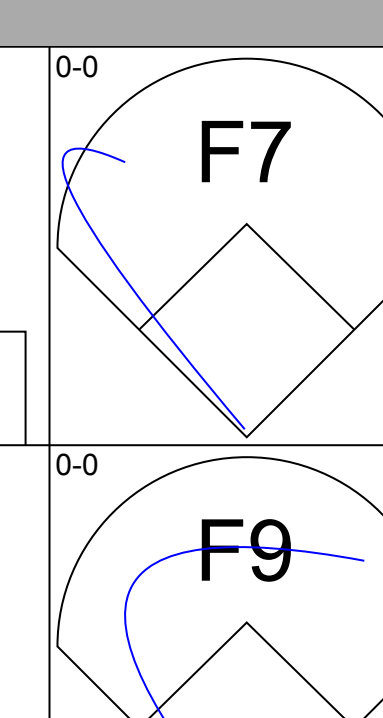
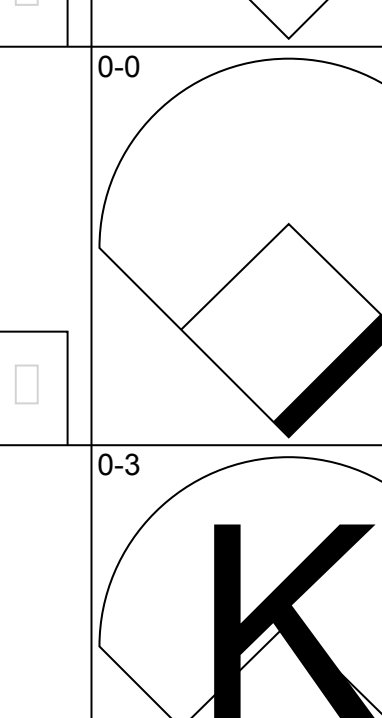
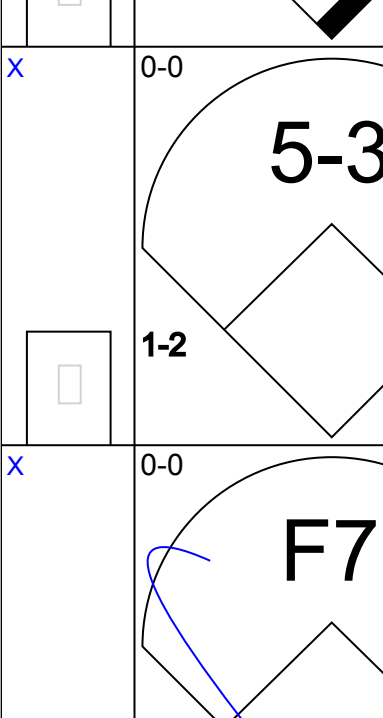
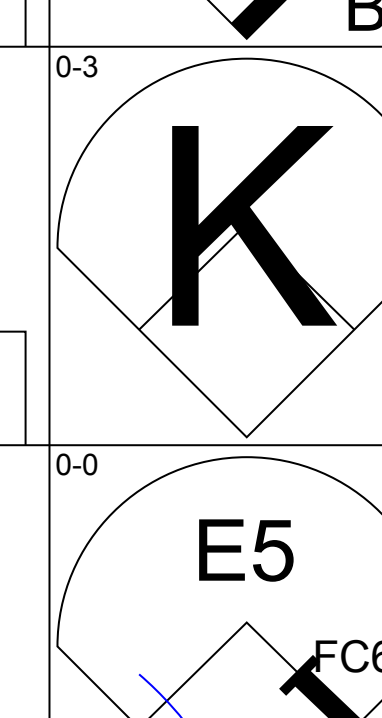
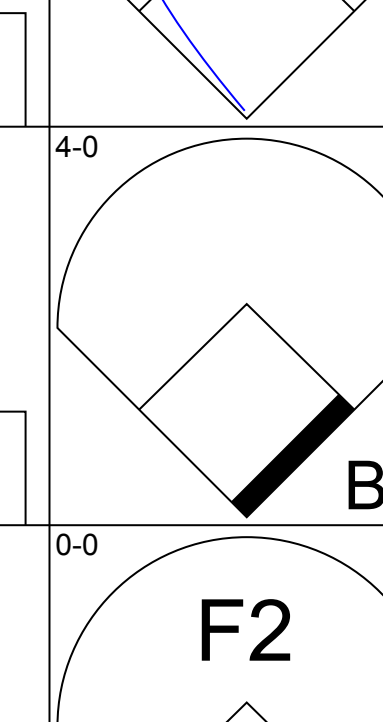
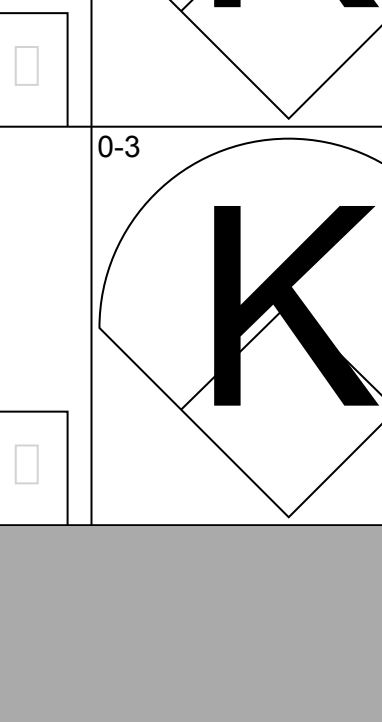
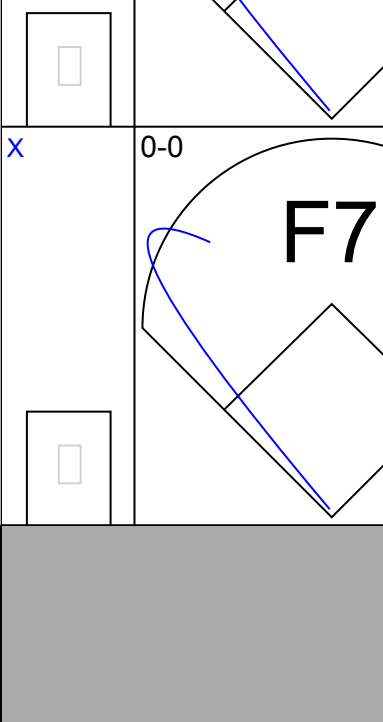
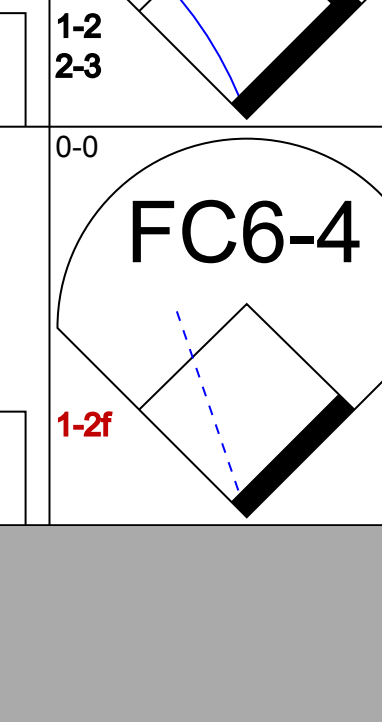
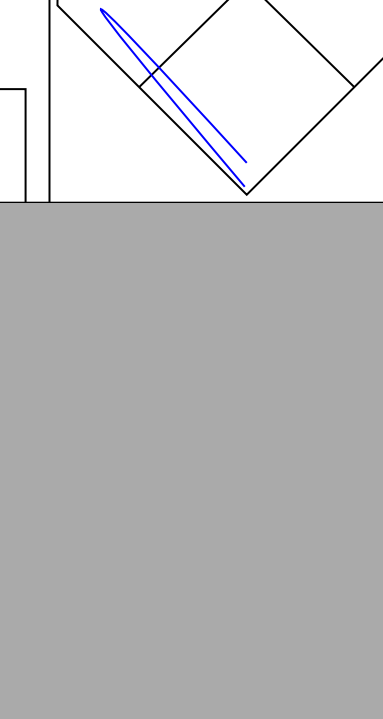



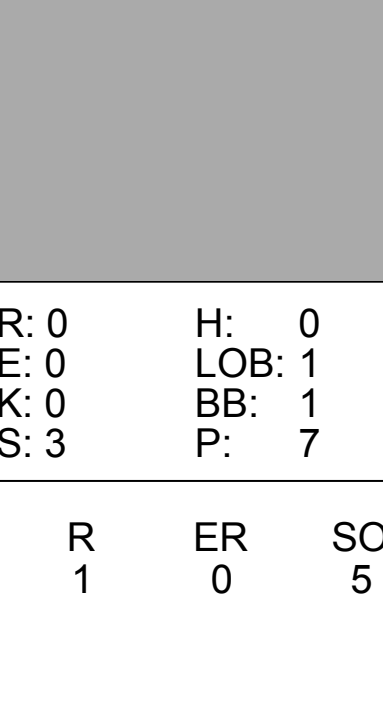
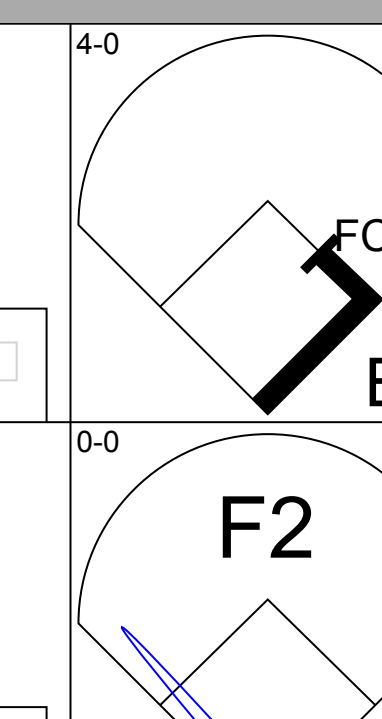
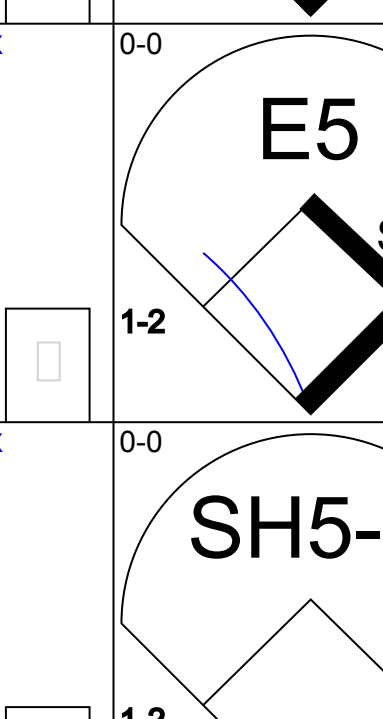
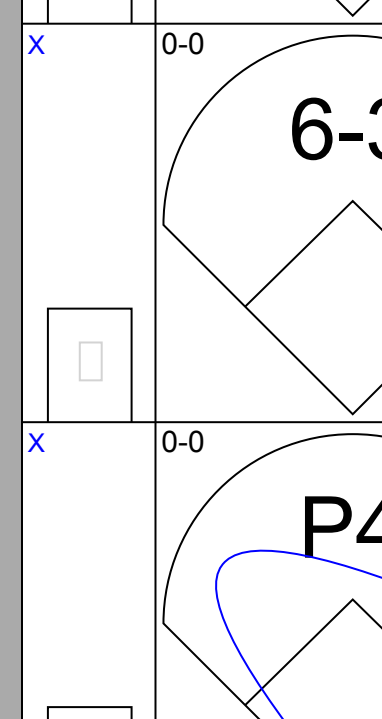
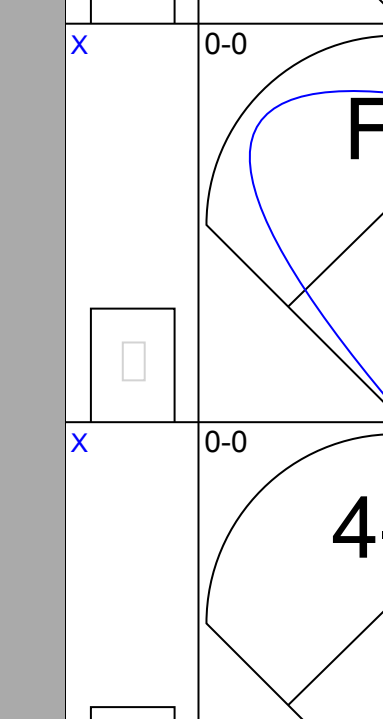
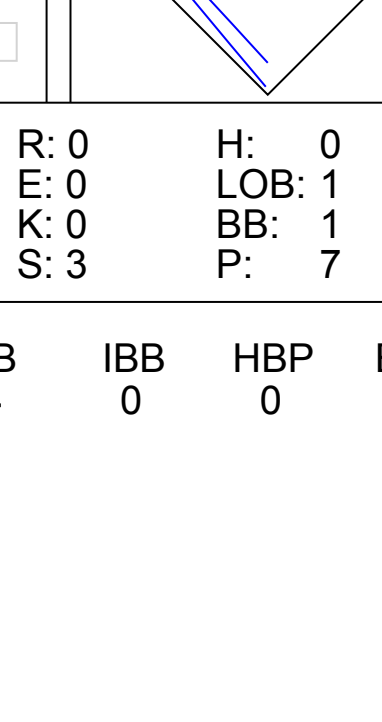
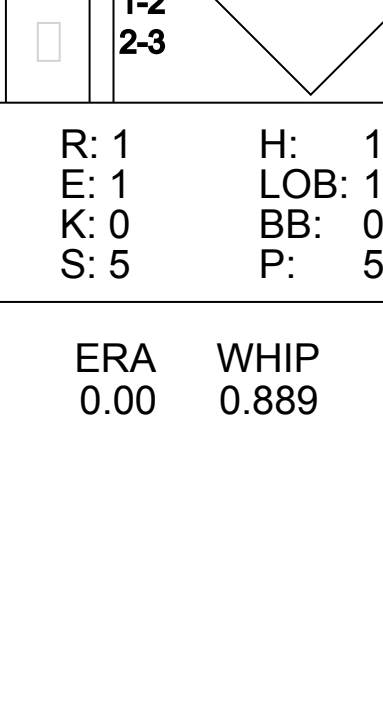
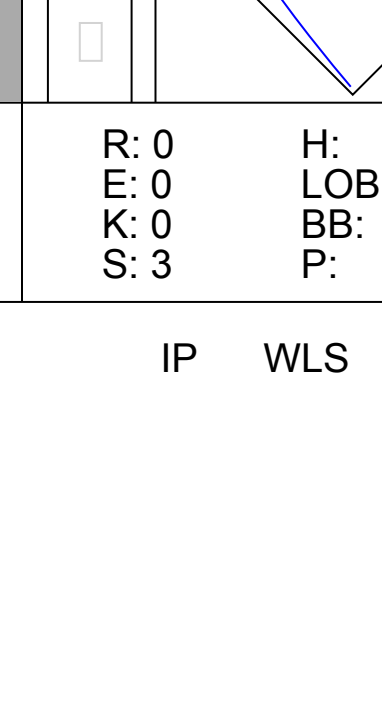
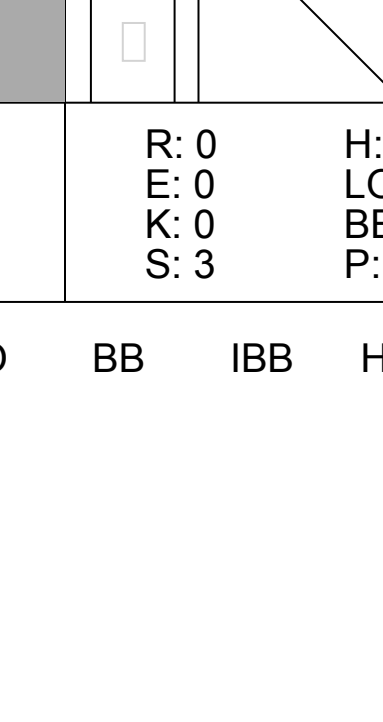
AB 36  
R 9  
H 9  
RBI 8  
BB 6  
SO 8  
LOB 23

Batter	1	2	3	4	5	6	7	8	9	AB	R	H	RBI	BB	SO	LOB	BOTTOM					
Tony Bernazard, S OBP: 0.333, SLG: 0.538										5	0	2	0	0	0	0						
Mike Squires, L OBP: 0.400, SLG: 0.400										4	0	1	0	0	0	4						
Lamar Johnson, R (8, PH)										1	0	0	0	0	0	2						
Carlton Fisk, R OBP: 0.467, SLG: 0.920										3	1	2	2	1	1	0						
Greg Luzinski, R OBP: 0.367, SLG: 0.385										5	0	0	0	0	3	6						
Chet Lemon, R OBP: 0.407, SLG: 0.158										4	0	0	0	1	0	1						
Harold Baines, L OBP: 0.384, SLG: 0.500										4	1	1	0	0	0	2						
Wayne Nordhagen, R OBP: 0.273, SLG: 0.273										4	1	3	0	0	0	0						
Rusty Kuntz, R OBP: 0.333, SLG: 0.250										0	0	0	0	0	0	0						
Jim Morrison, R OBP: 0.240, SLG: 0.458										3	1	2	2	0	0	1						
Jim Essian, R										0	0	0	0	0	0	0						
Bill Almon, R OBP: 0.478, SLG: 0.333										2	0	0	0	1	0	1						
Bob Molinaro, L (8, PH)										0	0	0	0	1	0	0						
Greg Pryor, R										0	0	0	0	0	0	0						
<b>Inning Stats</b>	R: 1 E: 0 K: 1 S: 6	H: 1 LOB: 0 BB: 0 P: 6	R: 0 E: 0 K: 0 S: 3	H: 1 LOB: 1 BB: 1 P: 7	R: 0 E: 0 K: 0 S: 4	H: 1 LOB: 2 BB: 0 P: 5	R: 3 E: 0 K: 1 S: 9	H: 4 LOB: 3 BB: 2 P: 17	R: 0 E: 0 K: 0 S: 3	H: 0 LOB: 0 BB: 0 P: 3	R: 0 E: 1 K: 0 S: 4	H: 1 LOB: 1 BB: 0 P: 4	R: 0 E: 0 K: 1 S: 6	H: 1 LOB: 1 BB: 0 P: 6	R: 0 E: 0 K: 0 S: 4	H: 2 LOB: 2 BB: 1 P: 8	R: 0 E: 0 K: 1 S: 5	H: 0 LOB: 0 BB: 0 P: 5	1B: 9 2B: 1 3B: 0 HR: 1	SF: 0 SAC: 1 DP: 2 HBP: 1	WP: 0 PB: 0 SB: 0 CS: 0	PA: 41
<b>PITCHER</b>	IP	WLS	BF	H	R	ER	SO	BB	IBB	HBP	BLK	WP	HR	S	P	ERA	WHIP					
Steve Crawford, R ERA: 3.18	3.1		19	3	0	0	2	2	0	0	0	0	0	19	27	0.00	1.250					
Bob Stanley, R ERA: 1.42	4.0	W	17	3	0	0	2	2	0	0	0	0	0	19	27	0.00	1.250					
Tom Burgmeier, L ERA:	1.2	S	5	1	0	0	1	0	0	0	0	0	0	7	7	0.00	0.600					

**Boston Red Sox @ Chicago White Sox**  
Comiskey Park, Chicago, IL  
Sun Apr 19 1981, 4:33 AM EST  
Att. 9,528 - Overcast - 49 F

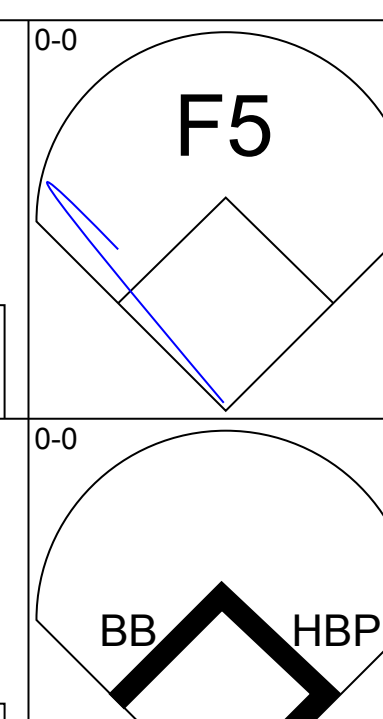
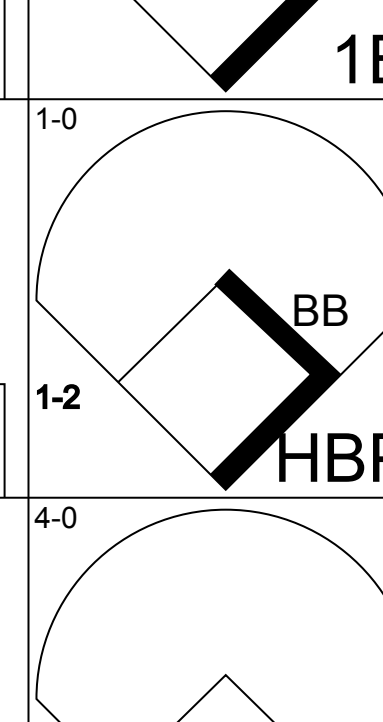
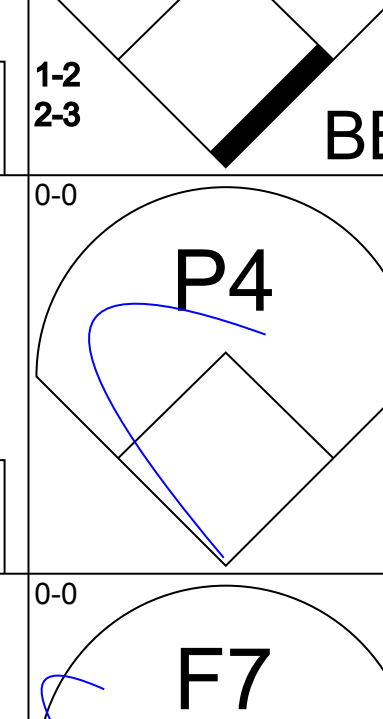
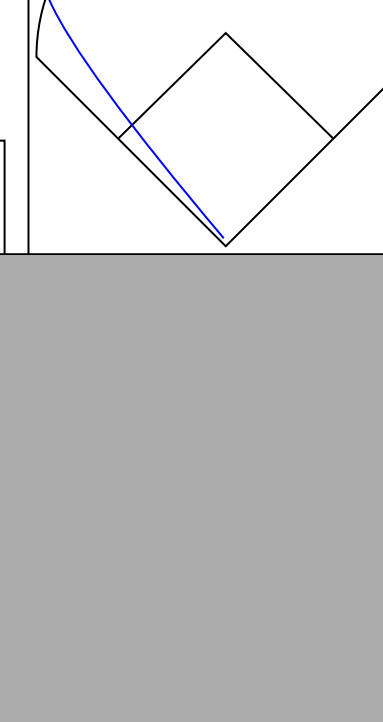

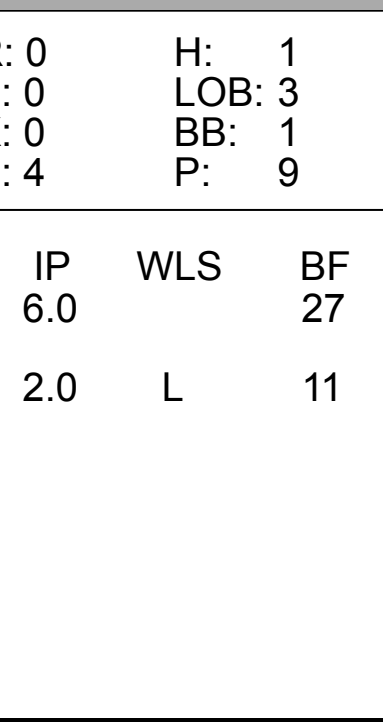
AB 35  
R 4  
H 11  
RBI 4  
BB 4  
SO 4  
LOB 17



Batter	1	2	3	4	5	6	7	8	9	AB	R	H	RBI	BB	SO	LOB	TOP			
<b>Al Bumby, L</b> OBP: 0.290, SLG: 0.276 (1, 8)										3	0	0	0	1	1	3	<b>Baltimore Orioles @ Chicago White Sox</b> Comiskey Park, Chicago, IL Tue Apr 21 1981, 7:05 PM EST Att: 10,715 - Unknown			
<b>Rich Dauer, R</b> OBP: 0.276, SLG: 0.379 (1, 4)										4	0	1	0	0	0	3				
<b>Ken Singleton, S</b> OBP: 0.440, SLG: 0.591 (1, 9)										3	0	1	0	1	1	1				
<b>Jose Morales, R</b> OBP: 0.571, SLG: 0.500 (1, 3)										4	0	1	0	0	1	3				
<b>Gary Roenicke, R</b> OBP: 0.278, SLG: 0.200 (1, 7)										4	0	0	0	0	1	4				
<b>Benny Ayala, R</b> (1, 10)										3	0	0	0	1	1	5				
<b>Doug DeCinces, R</b> OBP: 0.174, SLG: 0.095 (1, 5)										4	1	1	0	0	0	1				
<b>Rick Dempsey, R</b> OBP: 0.348, SLG: 0.389 (1, 2)											3	0	0	0	1	0		1		
<b>Mark Belanger, R</b> OBP: 0.111, SLG: 0.111 (1, 6)											3	0	0	0	0	0	1			
<b>Inning Stats</b>	R: 0 E: 0 K: 1 S: 5	H: 1 LOB: 0 BB: 0 P: 5	R: 0 E: 0 K: 0 S: 3	H: 0 LOB: 1 BB: 1 P: 7	R: 0 E: 0 K: 3 S: 3	H: 0 LOB: 1 BB: 1 P: 7	R: 0 E: 0 K: 3 S: 10	H: 1 LOB: 1 BB: 0 P: 10	R: 1 E: 1 K: 0 S: 5	H: 1 LOB: 1 BB: 0 P: 5	R: 0 E: 0 K: 0 S: 4	H: 0 LOB: 0 BB: 0 P: 4	R: 0 E: 0 K: 0 S: 3	H: 0 LOB: 3 BB: 2 P: 14	R: 0 E: 1 K: 0 S: 3	H: 0 LOB: 3 BB: 0 P: 3	1B: 4 2B: 0 3B: 0 HR: 0	SF: 0 SAC: 1 DP: 1 HBP: 0	WP: 0 PB: 1 CS: 0	PA: 36
<b>PITCHER</b> <b>Britt Burns, L</b> ERA: 2.49 (1, 1)	IP: 9.0 WLS: W BF: 36 H: 4 R: 1 ER: 0 SO: 5 BB: 4 IBB: 0 HBP: 0 BLK: 0 WP: 0 HR: 0 S: 42 P: 58 ERA: 0.00 WHIP: 0.889															<b>PITCHER</b> <b>Britt Burns, L</b> ERA: 2.49 (1, 1)	IP: 9.0 WLS: W BF: 36 H: 4 R: 1 ER: 0 SO: 5 BB: 4 IBB: 0 HBP: 0 BLK: 0 WP: 0 HR: 0 S: 42 P: 58 ERA: 0.00 WHIP: 0.889			

AB	31
R	1
H	4
RBI	0
BB	4
SO	5
LOB	22



Batter	1	2	3	4	5	6	7	8	9	AB	R	H	RBI	BB	SO	LOB	BOTTOM			
<b>Bill Almon, R</b> OBP: 0.444, SLG: 0.286 (1, 6)										3	0	0	0	1	0	0	<b>Baltimore Orioles @ Chicago White Sox</b> Comiskey Park, Chicago, IL Tue Apr 21 1981, 7:05 PM EST Att: 10,715 - Unknown			
<b>Bob Molinaro, L</b> (9, FH)										0	0	0	0	1	0	0				
<b>Tony Bemazzard, S</b> OBP: 0.406, SLG: 0.581 (1, 4)										5	0	4	2	0	0	0				
<b>Carlton Fisk, R</b> OBP: 0.471, SLG: 0.852 (1, 2)										2	0	0	0	0	0	3				
<b>Greg Luzinski, R</b> OBP: 0.382, SLG: 0.414 (1, 10)										3	0	1	0	1	0	1				
<b>Lamar Johnson, R</b> OBP: 0.100, SLG: 0.100 (1, 3)										4	0	0	0	0	0	4				
<b>Chet Lemon, R</b> OBP: 0.419, SLG: 0.261 (1, 8)										4	0	2	0	0	0	3				
<b>Harold Baines, L</b> OBP: 0.308, SLG: 0.423 (1, 9)										4	0	0	0	0	0	2				
<b>Wayne Nordhagen, R</b> OBP: 0.200, SLG: 0.200 (1, 7)										4	0	0	0	0	0	1				
<b>Rusty Kuntz, R</b> OBP: 0.333, SLG: 0.250 (9, PR)										0	1	0	0	0	0	0				
<b>Greg Pryor, R</b> OBP: 0.750, SLG: 0.667 (1, 5)										3	1	2	0	1	0	0				
<b>Inning Stats</b>	R: 0 E: 0 K: 0 S: 4	H: 1 LOB: 3 BB: 1 P: 9	R: 1 E: 0 K: 0 S: 4	H: 1 LOB: 2 BB: 2 P: 12	R: 0 E: 0 K: 0 S: 4	H: 1 LOB: 1 BB: 0 P: 4	R: 0 E: 0 K: 0 S: 3	H: 0 LOB: 0 BB: 0 P: 3	R: 0 E: 0 K: 0 S: 4	H: 2 LOB: 1 BB: 0 P: 4	R: 0 E: 0 K: 0 S: 3	H: 0 LOB: 1 BB: 0 P: 4	R: 0 E: 0 K: 0 S: 3	H: 0 LOB: 0 BB: 0 P: 3	R: 1 E: 1 K: 0 S: 3	H: 2 LOB: 3 BB: 1 P: 7	1B: 7 2B: 2 3B: 0 HR: 0	SF: 0 SAC: 0 DP: 1 HBP: 2	WP: 1 PB: 0 SB: 0 CS: 1	PA: 39
<b>PITCHER</b> <b>Jim Palmer, R</b> ERA: 1.38 <b>Sammy Stewart, R</b> ERA: (7, 1)	IP: 6.0 WLS: L BF: 11 H: 2 R: 1 ER: 0 SO: 0 BB: 1 IBB: 0 HBP: 1 BLK: 0 WP: 0 HR: 0 S: 9 P: 14 ERA: 0.00 WHIP: 1.500															<b>PITCHER</b> <b>Jim Palmer, R</b> ERA: 1.38 <b>Sammy Stewart, R</b> ERA: (7, 1)	IP: 6.0 WLS: L BF: 11 H: 2 R: 1 ER: 0 SO: 0 BB: 1 IBB: 0 HBP: 1 BLK: 0 WP: 0 HR: 0 S: 9 P: 14 ERA: 0.00 WHIP: 1.500			

AB	32
R	2
H	9
RBI	2
BB	4
SO	0
LOB	14





Batter	1	2	3	4	5	6	7	8	9	AB	R	H	RBI	BB	SO	LOB	TOP										
<b>Al Bumbry, L</b> OBP: 0.250, SLG: 0.235 (1, 8)	0-0 4-3		0-0 P5	0-0 P6		0-0 F8			0-0 F9	5	0	0	0	0	0	5	<b>Baltimore Orioles @ Chicago White Sox</b> Comiskey Park, Chicago, IL Thu Apr 23 1981, 4:33 AM EST Unknown <a href="http://livebaseballscorecards.com">livebaseballscorecards.com</a>										
<b>Jim Dwyer, L</b> OBP: 0.333, SLG: 0.308 (1, 3) (7, 9)	0-0 3-1		4-0 1B WP 1-2 1B BB	0-3 K			0-0 G3 1B 4-3 1B		0-0 G4-6-3 1B	4	2	2	0	1	1	3											
<b>John Lowenstein, L</b> OBP: 0.278, SLG: 0.235 (1, 7)	0-0 F7		0-0 1B 1-3 2-H		0-0 G3		0-0 4-3 G3 1-2 1B		0-0 G4-6-3 1-2	5	0	2	1	0	0	1											
<b>Ken Singleton, S</b> OBP: 0.483, SLG: 0.846 <b>Jose Morales, R</b> OBP: 0.571, SLG: 0.500 (1, 9) (7, 3)		0-0 HR	0-0 1-2 3-H 1B		0-0 HR		0-0 2-3 2-3 G3			4	2	3	3	0	0	2											
<b>Terry Crowley, L</b> OBP: 0.438, SLG: 0.385 (1, 10)		0-3 K	0-0 F7		0-0 G4-3		0-0 4-3			4	0	0	1	0	1	3											
<b>Dan Graham, L</b> OBP: 0.188, SLG: 0.133 (1, 2)		0-3 K		0-0 F8	0-0 F5		0-0 4-3			4	0	0	0	0	1	1											
<b>Doug DeCinces, R</b> OBP: 0.192, SLG: 0.087 <b>Wayne Krenchicki, L</b> (1, 5) (7, 5)	0-0 F8		4-0 1B E BB		0-0 F9		0-3 K			2	0	0	0	1	0	0											
<b>Lenn Sakata, R</b> (1, 4)			0-0 F3	0-0 E4 1B		4-0 FC1-6 BB		0-0 5-3		3	0	0	0	1	0	1											
<b>Mark Belanger, R</b> OBP: 0.182, SLG: 0.143 (1, 6)			4-0 WP BB 1B BB	0-0 1-2 2-3 1B		0-0 FC1-6 1-2		0-0 P3		3	1	1	0	1	0	1											
<b>Inning Stats</b>	R: 0 E: 0 K: 0 S: 3	H: 0 LOB: 0 BB: 0 P: 3	R: 1 E: 0 K: 2 S: 8	H: 1 LOB: 0 BB: 0 P: 8	R: 2 E: 0 K: 0 S: 5	H: 2 LOB: 2 BB: 2 P: 13	R: 0 E: 1 K: 1 S: 7	H: 1 LOB: 3 BB: 1 P: 11	R: 1 E: 0 K: 0 S: 4	H: 1 LOB: 0 BB: 0 P: 4	R: 0 E: 0 K: 0 S: 3	H: 0 LOB: 1 BB: 1 P: 7	R: 1 E: 0 K: 0 S: 5	H: 2 LOB: 1 BB: 0 P: 5	R: 0 E: 0 K: 1 S: 5	H: 0 LOB: 0 BB: 0 P: 5		R: 0 E: 0 K: 0 S: 3	H: 1 LOB: 0 BB: 0 P: 3	1B: 6 2B: 0 3B: 0 HR: 2	SF: 0 SAC: 0 DP: 1 HBP: 0	WP: 1 PB: 0 CS: 0	PA: 39				
<b>PITCHER</b> <b>Richard Dotson, R</b> ERA: 4.43 (1, 1)	IP 9.0	WLS W	BF 39	H 8	R 5	ER 5	SO 4	BB 4	IBB 0	HBP 0	BLK 0	WP 1	HR 2	S 43	P 59	ERA 5.00	WHIP 1.333										

Batter	1	2	3	4	5	6	7	8	9	AB	R	H	RBI	BB	SO	LOB	BOTTOM										
<b>Bill Almon, R</b> OBP: 0.471, SLG: 0.429 (1, 6)	0-0 5-3		0-0 1B	0-0 FC4-6 1B				0-0 6-3		7	1	4	3	0	0	1	<b>Baltimore Orioles @ Chicago White Sox</b> Comiskey Park, Chicago, IL Thu Apr 23 1981, 4:33 AM EST Unknown <a href="http://livebaseballscorecards.com">livebaseballscorecards.com</a>										
<b>Tony Bemazzard, S</b> OBP: 0.421, SLG: 0.649 (1, 4)	0-0 P3	0-0 2-H 1B	0-0 P5	0-0 HR FC4-6 1B		0-0 BB 1B SF8 1B				6	2	3	1	0	0	2											
<b>Carlton Fisk, R</b> OBP: 0.513, SLG: 0.839 <b>Marc Hill, R</b> (6, PH) (7, 2)	4-0 BB BB BB		0-0 1B	0-0 E6 WP 1B		0-0 BB 1B FC6-4 1B				4	3	3	1	1	0	0											
<b>Greg Luzinski, R</b> OBP: 0.400, SLG: 0.375 (1, 10)	4-0 BB BB 1-2 BB	0-3 K		0-0 WP 1B BB K		4-0 1-2 2-3 1B BB		0-0 F9		3	2	0	0	3	2	4											
<b>Lamar Johnson, R</b> OBP: 0.267, SLG: 0.308 <b>Mike Squires, L</b> OBP: 0.385, SLG: 0.381 (1, 3) (7, 3)	4-0 BB 1-2 2-3 BB		0-0 1B G6-4-3 2B	0-0 WP 1B 1B	0-0 F8	0-0 SF8	0-0 F7			3	2	2	2	1	0	0											
<b>Chet Lemon, R</b> OBP: 0.486, SLG: 0.357 (1, 8)	4-0 BB 1-2 2-3 3-H BB		0-0 G6-4-3 1B	0-0 1-1 2-H 2B 1B	0-0 F9	0-0 1-2 2-H 1B 1B	0-0 1B 1B			5	2	4	4	1	0	0											
<b>Wayne Nordhagen, R</b> OBP: 0.286, SLG: 0.286 (1, 7)	0-0 5-3		0-0 G6-4-3 1B	0-0 1-2 1B 1B	0-0 3B 1B	0-0 1-2 2-H 1B 1B		0-0 F8		6	3	3	1	0	0	5											
<b>Rusty Kuntz, R</b> OBP: 0.455, SLG: 0.400 <b>Harold Baines, L</b> OBP: 0.333, SLG: 0.500 (1, 9) (4, PH) (5, 9)		0-0 SH1-4 1B	0-0 1B 1B	0-0 F8	0-0 1-H 3B	0-0 1-2 2-H 1B 1B		0-0 4-3		2	1	2	0	0	0	0											
<b>Greg Pryor, R</b> OBP: 0.667, SLG: 0.750 <b>Jim Essian, R</b> (1, 5) (9, 5)		0-0 SH1-4	0-0 1B 1B	0-0 F8	0-0 1-3 2-H 1B 2B	0-0 1-1 2-H 1B 1B		0-0 L4		5	1	3	3	0	0	1											
<b>Inning Stats</b>	R: 1 E: 0 K: 0 S: 3	H: 0 LOB: 3 BB: 4 P: 19	R: 1 E: 0 K: 1 S: 8	H: 3 LOB: 2 BB: 0 P: 8	R: 1 E: 0 K: 0 S: 6	H: 5 LOB: 2 BB: 0 P: 6	R: 7 E: 1 K: 1 S: 13	H: 7 LOB: 2 BB: 1 P: 17	R: 1 E: 0 K: 0 S: 5	H: 2 LOB: 1 BB: 0 P: 5	R: 7 E: 0 K: 0 S: 11	H: 8 LOB: 2 BB: 1 P: 15	R: 0 E: 0 K: 0 S: 4	H: 1 LOB: 1 BB: 0 P: 4	R: 0 E: 0 K: 0 S: 3	H: 0 LOB: 0 BB: 0 P: 3		1B: 21 2B: 2 3B: 2 HR: 1	SF: 1 SAC: 1 DP: 1 HBP: 0	WP: 2 PB: 1 CS: 0	PA: 55						
<b>PITCHER</b> <b>Scott McGregor, L</b> ERA: 5.14 <b>Dennis Martinez, R</b> ERA: 22.09 <b>Dave Ford, R</b> ERA: 18.9 <b>Tippy Martinez, L</b> ERA: 4.5 <b>Tim Stoddard, R</b> ERA: (1, 1) (4, 1) (4, 1) (6, 1) (8, 1)	IP 3.0	WLS L	BF 20	H 9	R 4	ER 4	SO 4	BB 4	IBB 0	HBP 0	BLK 0	WP 2	HR 1	S 18	P 34	ERA 12.00	WHIP 4.333										



Batter	1	2	3	4	5	6	7	8	9	AB	R	H	RBI	BB	SO	LOB	TOP											
<b>Al Bumby, L</b> OBP: 0.268, SLG: 0.237 (1, 8)	4-0 1B 4-3 BB	0-0 4-3			0-0 G3		0-0 1B		0-0 F7	4	1	0	1	0	1		<b>Baltimore Orioles @ Chicago White Sox</b> Comiskey Park, Chicago, IL Thu Apr 23 1981, 4:38 AM EST Att: 6,839 - Unknown											
<b>Rich Dauer, R</b> OBP: 0.294, SLG: 0.382 (1, 4)	0-0 4-3 1B	0-0 5-3			0-0 1B		0-0 F8		0-0 6-3	5	1	2	0	0	0	2												
<b>Jim Dwyer, L</b> OBP: 0.283, SLG: 0.235 (1, 3) (7, 7)	0-0 F7		0-0 P4		0-0 P4		0-0 F8			4	0	0	0	0	0	4												
<b>Ken Singleton, S</b> OBP: 0.485, SLG: 0.900 (1, 10)	0-0 4-3		0-0 HR		0-0 G3		0-0 1B			4	1	2	2	0	0	2												
<b>John Lowenstein, L</b> OBP: 0.286, SLG: 0.250 (1, 7) <b>Jose Morales, R</b> OBP: 0.571, SLG: 0.500 (7, PH) <b>Terry Crowley, L</b> OBP: 0.412, SLG: 0.357 (7, PH) (7, 3)	0-0 1B 2H		0-0 F7		0-0 F8		0-0 4-3			3	0	1	1	0	0	0												
<b>Doug DeCinces, R</b> OBP: 0.200, SLG: 0.111 (1, 5)	0-0 1-3 1B		0-0 1-3		0-0 E3 F9 BB		0-0 F8			4	0	1	0	0	0	0												
<b>Gary Roenicke, R</b> OBP: 0.273, SLG: 0.167 (1, 9)	0-0 F9		0-0 P4		4-0 1-2 BB		0-3 K			3	0	0	0	1	1	2												
<b>Rick Dempsey, R</b> OBP: 0.296, SLG: 0.318 (1, 2)		0-0 F8		0-3 K		0-0 F9		0-0 6-3		4	0	0	0	0	1	2												
<b>Wayne Krenchicki, L</b> OBP: 0.167, SLG: 0.167 (1, 6) <b>Dan Graham, L</b> OBP: 0.176, SLG: 0.125 (9, PH)		0-0 WP 1B		0-0 G3		0-0 F8		0-0 F8		3	0	1	0	0	0	2												
<b>Inning Stats</b>	R: 2 E: 0 K: 0 S: 6	H: 3 LOB: 2 BB: 1 P: 10	R: 0 E: 0 K: 0 S: 4	H: 1 LOB: 1 BB: 0 P: 4	R: 1 E: 0 K: 0 S: 4	H: 1 LOB: 0 BB: 0 P: 4	R: 0 E: 0 K: 1 S: 5	H: 0 LOB: 0 BB: 0 P: 5	R: 0 E: 1 K: 0 S: 4	H: 0 LOB: 2 BB: 1 P: 8	R: 0 E: 0 K: 0 S: 5	H: 2 LOB: 2 BB: 0 P: 5	R: 0 E: 0 K: 1 S: 5	H: 0 LOB: 0 BB: 0 P: 5	R: 0 E: 0 K: 0 S: 3	H: 0 LOB: 0 BB: 0 P: 3	1B: 7 2B: 0 3B: 0 HR: 1	SF: 0 SAC: 0 DP: 0 HBP: 0	WP: 1 PB: 0 SB: 0 CS: 0	PA: 38								
<b>PITCHER</b>	IP	WLS	BF	H	R	ER	SO	BB	IBB	HBP	BLK	WP	HR	S	P	ERA	WHIP	<b>PITCHER</b>										
<b>Francisco Barrios, R</b> ERA: 3.12	(1, 1)	6.1	W	29	7	3	3	1	2	0	0	0	1	1	29	37	4.26	1.421										
<b>Kevin Hickey, L</b> ERA:	(7, 1)	0.1		2	1	0	0	0	0	0	0	0	0	0	2	2	0.00	3.000										
<b>Ed Farmer, R</b> ERA: 11.81	(7, 1)	2.1	S	7	0	0	0	1	0	0	0	0	0	0	9	9	0.00	0.000										

AB	36
R	3
H	8
RBI	3
BB	2
SO	2
LOB	17



Batter	1	2	3	4	5	6	7	8	9	AB	R	H	RBI	BB	SO	LOB	BOTTOM											
<b>Bill Almon, R</b> OBP: 0.447, SLG: 0.387 (1, 6)	0-3 K	0-0 FC6-4 CS			4-0 1B 4-3 BB		0-0 F2			3	1	0	0	1	1	1	<b>Baltimore Orioles @ Chicago White Sox</b> Comiskey Park, Chicago, IL Thu Apr 23 1981, 4:38 AM EST Att: 6,839 - Unknown											
<b>Tony Bemazzard, S</b> OBP: 0.495, SLG: 0.610 (1, 4)	0-0 E 1B	0-0 CS	0-0 F9		0-0 4-3		0-3 K			4	1	1	0	0	1	2												
<b>Harold Baines, L</b> OBP: 0.324, SLG: 0.471 (1, 9)	0-0 F7		0-3 K		0-0 1B 2H 3H		0-0 4-3			4	0	1	2	0	1	1												
<b>Lamar Johnson, R</b> OBP: 0.263, SLG: 0.294 (1, 10)	0-0 E6 1B		0-0 5-3		0-0 6-3		0-0 5-3			4	1	1	1	0	0	1												
<b>Wayne Nordhagen, R</b> OBP: 0.375, SLG: 0.318 (1, 7) <b>Rusty Kuntz, R</b> OBP: 0.500, SLG: 0.545 (6, PR) (7, 7)	0-0 BB 3H		4-0 G6-4-3 BB		1-0 G3 SH1-3 2B HBP		0-0 2B			1	0	1	1	1	0	0												
<b>Chet Lemon, R</b> OBP: 0.475, SLG: 0.333 (1, 8)	4-0 1-2 BB		0-0 G6-4-3		0-0 SH1-3		0-3 K			2	0	0	0	1	1	2												
<b>Mike Squires, L</b> OBP: 0.345, SLG: 0.333 (1, 3)	0-0 F2		0-0 F9		0-0 G3		2-3			3	0	0	0	0	0	4												
<b>Jim Essian, R</b> OBP: 0.333, SLG: 0.667 (1, 2)		0-0 5-3		0-0 F8		0-0 2B				3	0	1	1	0	0	0												
<b>Greg Pryor, R</b> OBP: 0.667, SLG: 0.700 (1, 5)		4-0 FC6-4 BB		0-0 4-3 1B		0-0 F9				2	1	1	0	1	0	0												
<b>Inning Stats</b>	R: 2 E: 1 K: 1 S: 8	H: 3 LOB: 2 BB: 1 P: 12	R: 0 E: 0 K: 0 S: 2	H: 0 LOB: 0 BB: 1 P: 6	R: 0 E: 0 K: 1 S: 5	H: 0 LOB: 0 BB: 1 P: 5	R: 0 E: 0 K: 0 S: 2	H: 0 LOB: 0 BB: 1 P: 6	R: 2 E: 0 K: 0 S: 5	H: 2 LOB: 1 BB: 1 P: 9	R: 1 E: 0 K: 0 S: 3	H: 1 LOB: 2 BB: 0 P: 4	R: 0 E: 0 K: 1 S: 5	H: 0 LOB: 0 BB: 0 P: 5	R: 0 E: 0 K: 1 S: 6	H: 1 LOB: 1 BB: 0 P: 6	1B: 5 2B: 2 3B: 0 HR: 0	SF: 0 SAC: 1 DP: 1 HBP: 1	WP: 0 PB: 0 SB: 0 CS: 1	PA: 34								
<b>PITCHER</b>	IP	WLS	BF	H	R	ER	SO	BB	IBB	HBP	BLK	WP	HR	S	P	ERA	WHIP	<b>PITCHER</b>										
<b>Steve Stone, R</b> ERA: 4.58	(1, 1)	6.0	L	26	6	5	5	2	4	0	1	0	0	0	25	42	7.50	1.667										
<b>Sammy Stewart, R</b> ERA:	(7, 1)	2.0		7	1	0	0	2	0	0	0	0	0	0	11	11	0.00	0.500										

AB	27
R	5
H	7
RBI	5
BB	4
SO	4
LOB	11





Batter	1	2	3	4	5	6	7	8	9	10	AB	R	H	RBI	BB	SO	LOB	TOP					
Ron LeFlore, R OBP: 0.400, SLG: 0.435 Rusty Kuntz, R OBP: 0.462, SLG: 0.500	(1, 7) 0-3 K		(4, 0) G3 SH5-4 BB		(0, 0) 5-3		(0, 0) SH1		(0, 0) 6-3		2	0	0	0	1	1	0						
Tony Bernazard, S OBP: 0.370, SLG: 0.556	(1, 4) 0-0 5-3		(0, 0) SH5-4		(0, 0) F7		(0, 0) FC4-2		(0, 3) K		4	0	0	0	0	1	1						
Harold Baines, L OBP: 0.262, SLG: 0.410	(1, 9) 0-0 6-3		(0, 0) G3		(0, 0) 4-3		(0, 0) L3		(0, 0) F5		5	0	0	1	0	0	2						
Greg Luzinski, R OBP: 0.400, SLG: 0.444	(1, 10) 4-0 BB		(0, 0) F2		(0, 0) 5-3		(0, 0) G3		(0, 0) HR		4	1	1	1	1	0	1						
Lamar Johnson, R OBP: 0.348, SLG: 0.429 Mike Squires, L OBP: 0.367, SLG: 0.360	(1, 3) 0-0 F7		(0, 0) FC5-4 1B		(0, 0) 2B		(0, 0) FC5-4 1B		(0, 0) G4-6-3 1B		4	1	3	0	0	0	1						
Chat Lemon, R OBP: 0.444, SLG: 0.343	(1, 8) 0-3 K		(0, 0) FC5-4 1B 4-3		(0, 0) 2B		(0, 0) FC5-4 1B		(0, 3) K		5	0	1	1	0	2	4						
Greg Pryor, R OBP: 0.647, SLG: 0.643	(1, 5) 0-0 1B		(0, 0) 4-3		(0, 0) HBP		(0, 0) BB 1B		(0, 0) G4-6-3		4	0	2	0	0	0	2						
Jim Essian, R OBP: 0.333, SLG: 0.500 Bob Molinaro, L OBP: 0.367, SLG: 0.360 Marc Hill, R	(1, 2) 0-0 F8		(0, 0) FC6-4 1B		(0, 3) K		(0, 3) BB 1B		(0, 0) K		3	0	1	0	0	1	4						
Bill Almon, R OBP: 0.452, SLG: 0.429	(1, 6) 0-0 SH5-4 BB G3 1B		(0, 0) FC6-4 1B		(0, 0) SH1 FC4-2 2B		(0, 3) K				0	0	0	0	1	0	0						
<b>Inning Stats</b>	R: 0 E: 0 K: 1 S: 5	H: 0 LOB: 0 BB: 0 P: 5	R: 0 E: 0 K: 1 S: 6	H: 1 LOB: 2 BB: 1 P: 10	R: 1 E: 0 K: 0 S: 4	H: 1 LOB: 1 BB: 1 P: 8	R: 0 E: 1 K: 0 S: 5	H: 2 LOB: 2 BB: 0 P: 5	R: 0 E: 0 K: 0 S: 3	H: 0 LOB: 0 BB: 0 P: 3	R: 1 E: 0 K: 1 S: 6	H: 2 LOB: 2 BB: 0 P: 7	R: 0 E: 0 K: 0 S: 4	H: 1 LOB: 1 BB: 0 P: 4	R: 0 E: 0 K: 1 S: 7	H: 2 LOB: 3 BB: 1 P: 11	R: 0 E: 0 K: 1 S: 5	H: 0 LOB: 0 BB: 0 P: 5	R: 1 E: 0 K: 1 S: 6	H: 2 LOB: 0 BB: 0 P: 6	1B: 7 2B: 4 3B: 0 HR: 1	SF: 0 SAC: 2 DP: 2 HBP: 1	WP: 0 PA: 43 PB: 0 SB: 0 CS: 1
<b>PITCHER</b> Jack Morris, R ERA: 3.68	(1, 1) 10.0 L	WLS: 43 BF: 11	H: 3 R: 3 ER: 3 SO: 6	BB: 3 IBB: 0 HBP: 1 BLK: 0	WP: 0 HR: 1 S: 51 P: 64	ERA: 2.70 WHIP: 1.400	<b>PITCHER</b>	IP: 10.0 WLS: 43 BF: 11	H: 3 R: 3 ER: 3 SO: 6	BB: 3 IBB: 0 HBP: 1 BLK: 0	WP: 0 HR: 1 S: 51 P: 64	ERA: 2.70 WHIP: 1.400	IP: 10.0 WLS: 43 BF: 11	H: 3 R: 3 ER: 3 SO: 6	BB: 3 IBB: 0 HBP: 1 BLK: 0	WP: 0 HR: 1 S: 51 P: 64	ERA: 2.70 WHIP: 1.400						

Chicago White Sox @ Detroit Tigers  
Tiger Stadium, Detroit, MI  
Fri Apr 24 1981, 3:33 AM EST  
Att: 13,483 - Unknown

AB 37  
R 3  
H 11  
RBI 3  
BB 3  
SO 6  
LOB 20



Batter	1	2	3	4	5	6	7	8	9	10	AB	R	H	RBI	BB	SO	LOB	BOTTOM	
Rick Peters, S OBP: 0.375, SLG: 0.500	(1, 8) 4-0 1B BB		(4, 0) 5-3 BB		(0, 3) K		(0, 0) 1B BB		(0, 3) K		2	2	0	0	3	2	1		
Alan Trammell, R OBP: 0.304, SLG: 0.294	(1, 6) 0-0 G6-4-3 1B		(0, 0) 5-3		(0, 0) F7		(0, 0) F7		(0, 3) K		5	0	1	0	0	1	3		
Steve Kemp, L OBP: 0.491, SLG: 0.565	(1, 10) 0-0 G6-4-3 1B		(0, 0) 1-3		(0, 0) 1B 1B		(0, 0) 1B 1B		(0, 0) 4-3		5	0	3	1	0	0	0		
Lance Parrish, R OBP: 0.288, SLG: 0.347	(1, 2) 0-0 G6-4-3		(0, 0) 5-3 1B		(0, 0) F7		(0, 0) 1B 1B		(0, 0) FC4-6 1B		5	0	3	1	0	0	3		
John Wockenfuss, R OBP: 0.292, SLG: 0.263 Richie Hebner, L OBP: 0.186, SLG: 0.220 Darrell Brown, S	(1, 3) 0-3 K		(0, 0) 5-3		(0, 3) K		(0, 0) 1-3		(0, 0) FC4-6 1B		4	0	0	0	0	2	5		
Al Cowens, R OBP: 0.400, SLG: 0.643 Champ Summers, L OBP: 0.419, SLG: 0.360	(1, 9) 0-0 G6-4-3 1B		(0, 0) HBP		(0, 0) 6-3		(0, 0) BB 1B		(0, 0) F4		3	0	2	0	0	1	0		
Lynn Jones, R OBP: 0.286, SLG: 0.500 Kirk Gibson, L OBP: 0.361, SLG: 0.485	(1, 7) 0-0 G6-4-3		(0, 0) 6-3		(0, 0) BB		(0, 0) F7		(0, 0) 4-3		3	0	0	0	1	0	3		
Stan Papi, R OBP: 0.375, SLG: 0.286	(1, 5) 0-0 K		(0, 0) 1B		(0, 0) K		(0, 0) 1B		(0, 0) K		4	0	2	0	0	2	3		
Lou Whitaker, L OBP: 0.306, SLG: 0.326	(1, 4) 0-3 K		(0, 0) F5		(0, 0) 4-3		(0, 0) 4-3				4	0	0	0	0	1	2		
<b>Inning Stats</b>	R: 1 E: 0 K: 1 S: 6	H: 2 LOB: 1 BB: 1 P: 10	R: 0 E: 0 K: 1 S: 5	H: 1 LOB: 0 BB: 0 P: 5	R: 0 E: 0 K: 1 S: 4	H: 0 LOB: 0 BB: 0 P: 8	R: 0 E: 0 K: 0 S: 4	H: 1 LOB: 2 BB: 0 P: 5	R: 0 E: 0 K: 2 S: 9	H: 2 LOB: 3 BB: 1 P: 13	R: 0 E: 0 K: 1 S: 6	H: 1 LOB: 1 BB: 0 P: 6	R: 0 E: 0 K: 2 S: 7	H: 0 LOB: 0 BB: 0 P: 7	R: 0 E: 0 K: 0 S: 4	H: 1 LOB: 1 BB: 0 P: 4	1B: 11 2B: 0 3B: 0 HR: 0	SF: 0 SAC: 0 DP: 2 HBP: 1	WP: 0 PA: 43 PB: 0 SB: 1 CS: 0
<b>PITCHER</b> Steve Trout, L ERA: 1.72 LaMarr Hoyt, R ERA:	(1, 1) 8.0 W	WLS: 36 BF: 7	H: 2 R: 2 ER: 2 SO: 7	BB: 4 IBB: 0 HBP: 0 BLK: 0	WP: 0 HR: 0 S: 45 P: 62	ERA: 2.25 WHIP: 1.750	<b>PITCHER</b>	IP: 8.0 WLS: 36 BF: 7	H: 2 R: 2 ER: 2 SO: 7	BB: 4 IBB: 0 HBP: 0 BLK: 0	WP: 0 HR: 0 S: 45 P: 62	ERA: 2.25 WHIP: 1.750	IP: 8.0 WLS: 36 BF: 7	H: 2 R: 2 ER: 2 SO: 7	BB: 4 IBB: 0 HBP: 0 BLK: 0	WP: 0 HR: 0 S: 45 P: 62	ERA: 2.25 WHIP: 1.750		

Chicago White Sox @ Detroit Tigers  
Tiger Stadium, Detroit, MI  
Fri Apr 24 1981, 3:33 AM EST  
Att: 13,483 - Unknown

AB 38  
R 2  
H 11  
RBI 2  
BB 4  
SO 9  
LOB 23

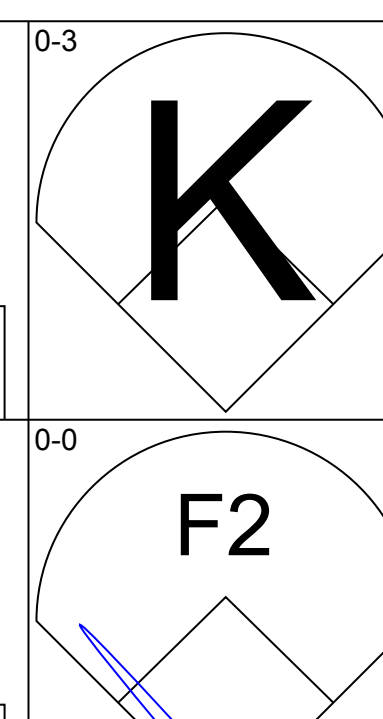
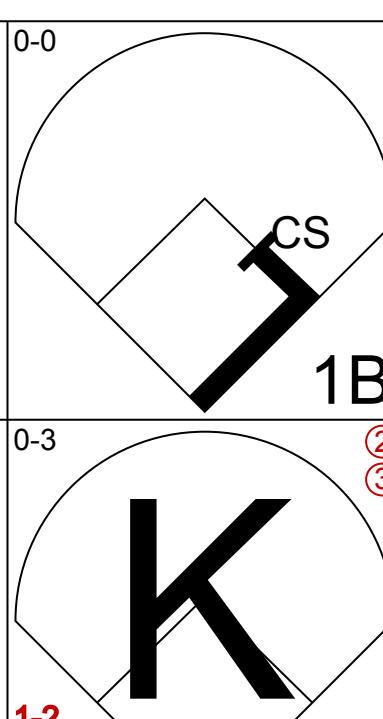
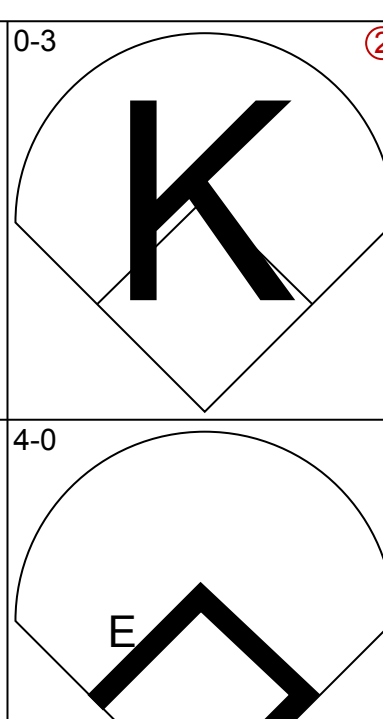
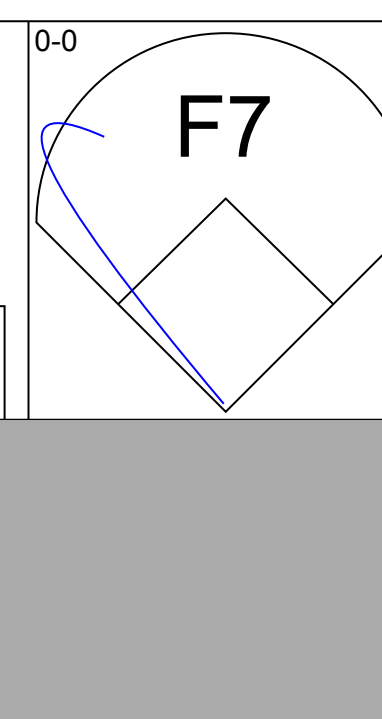
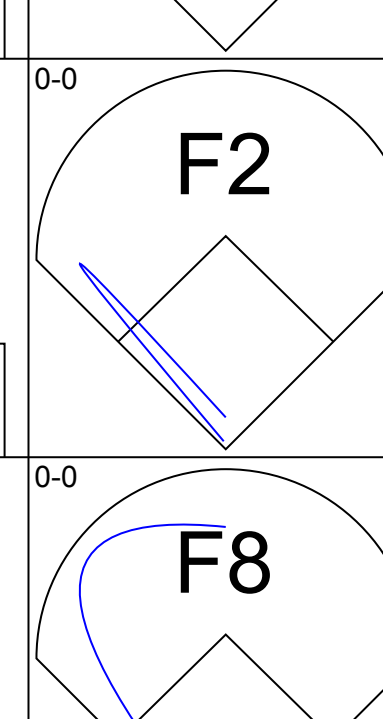
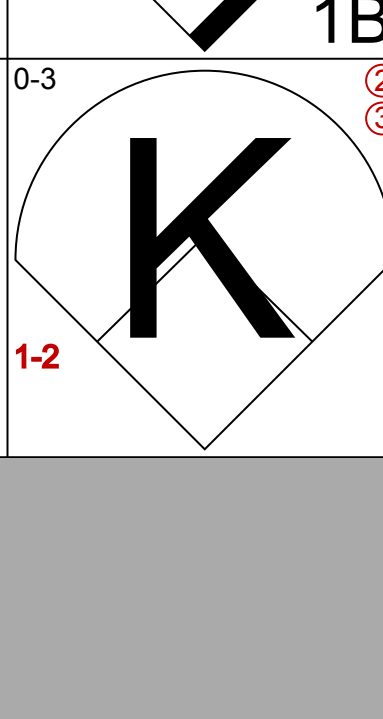
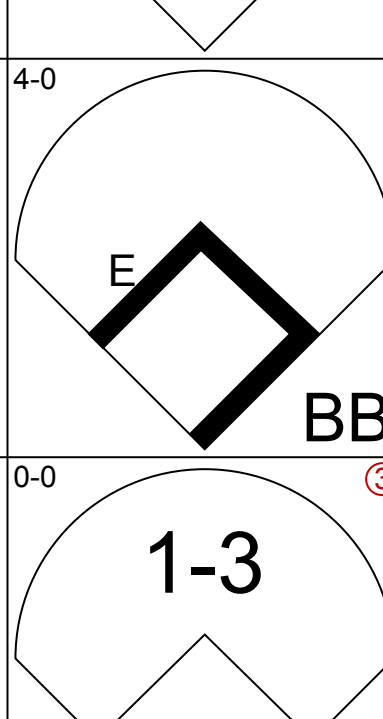
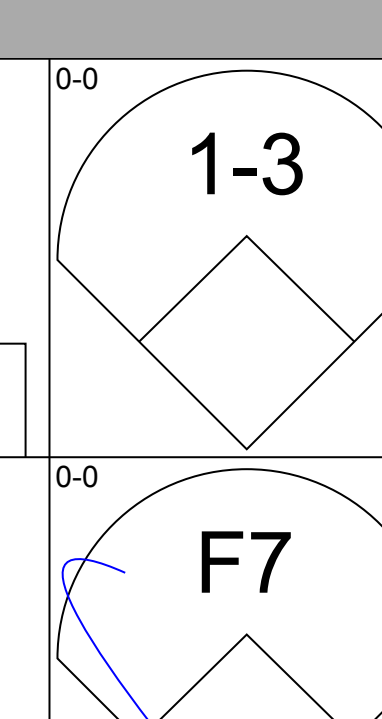
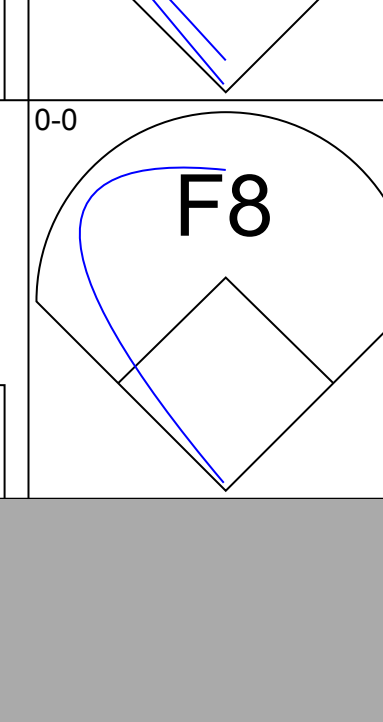
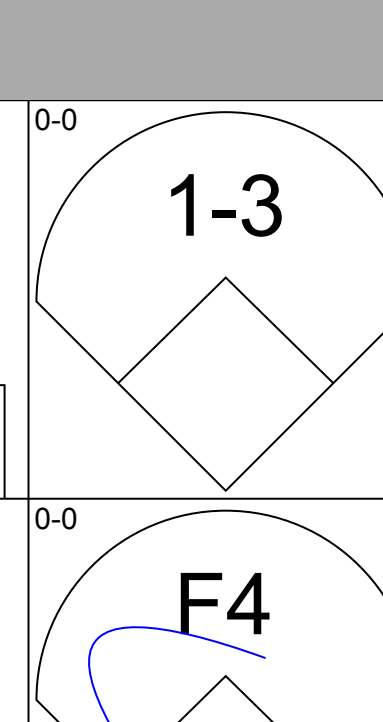
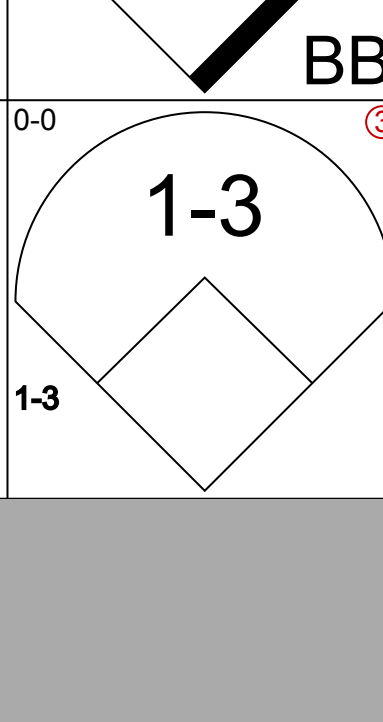
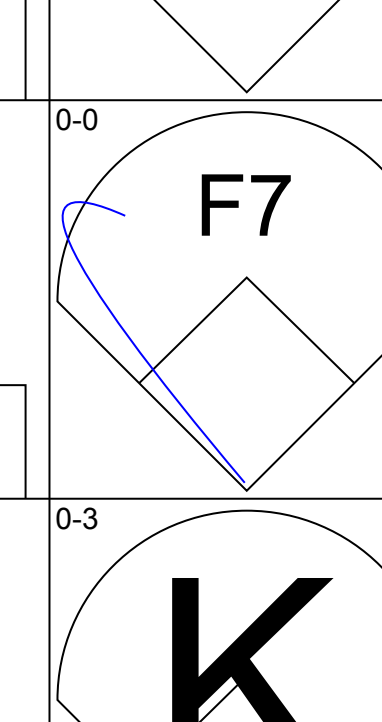
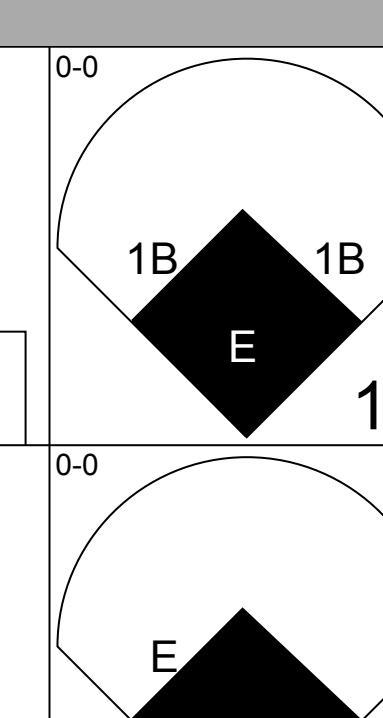
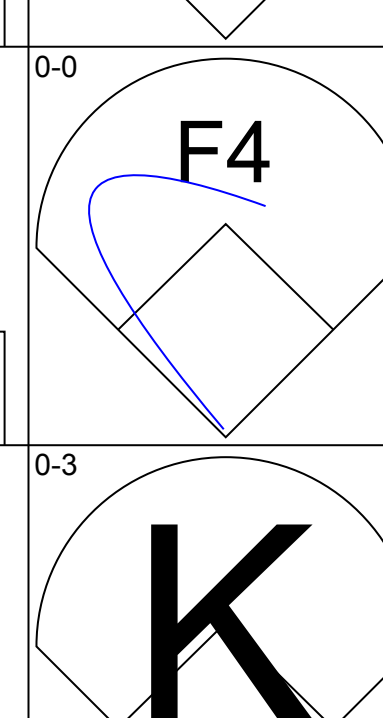
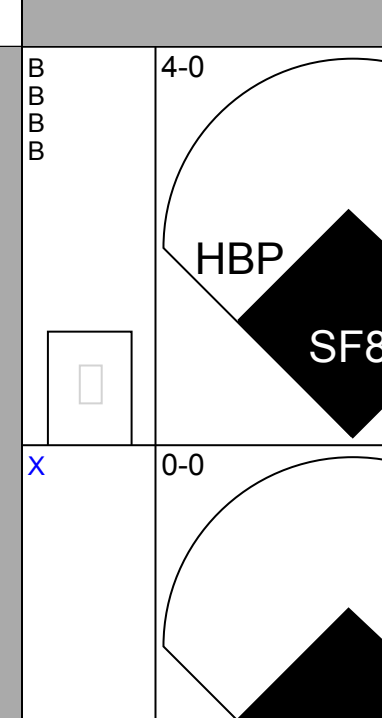
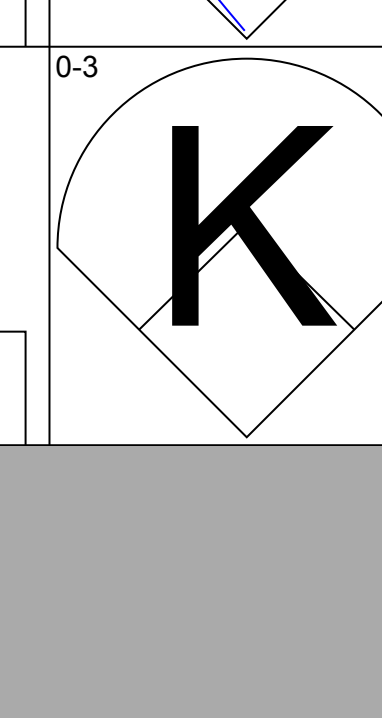
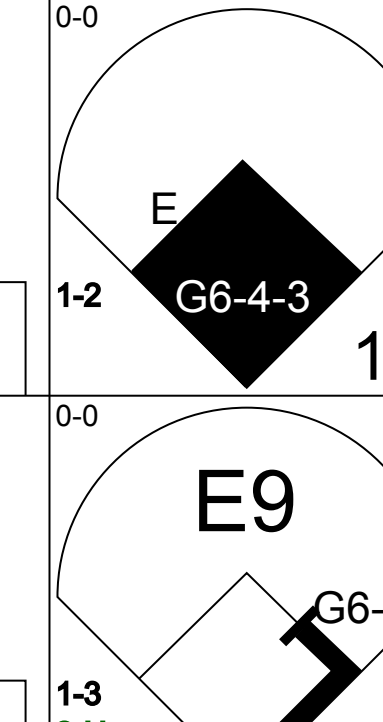
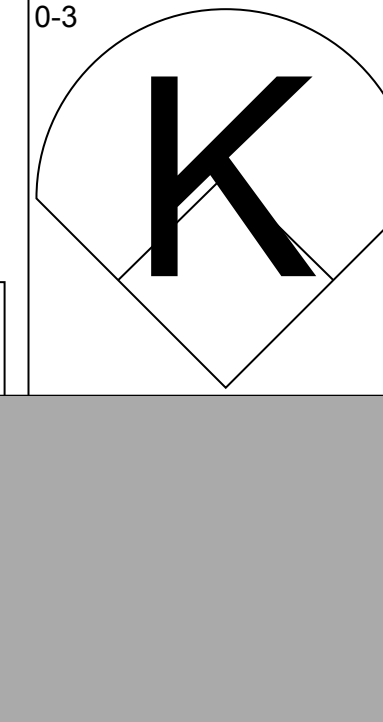
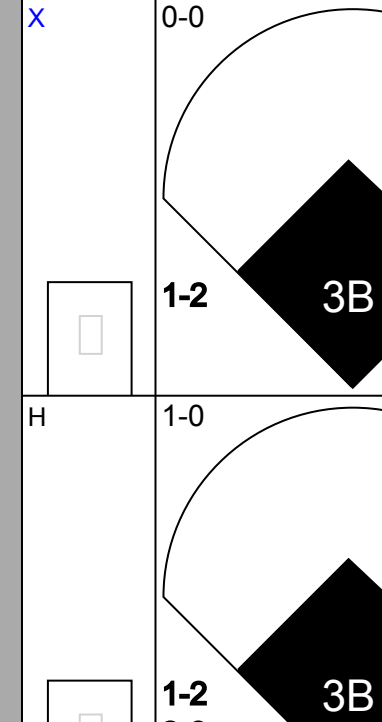

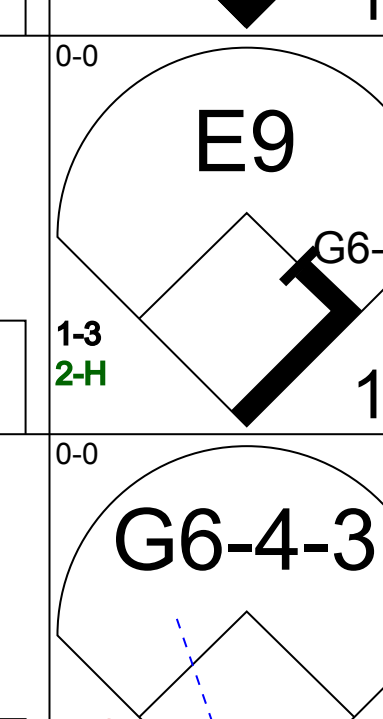
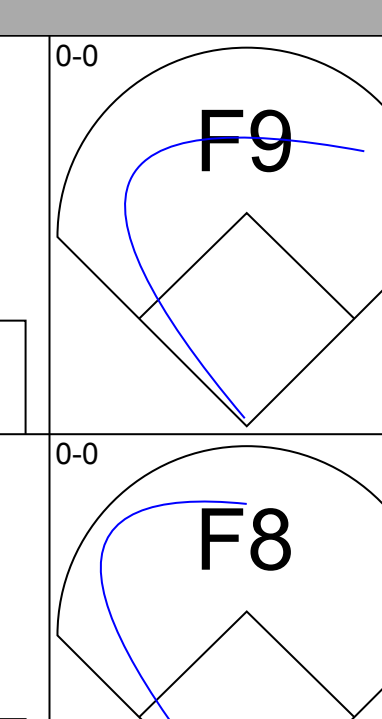
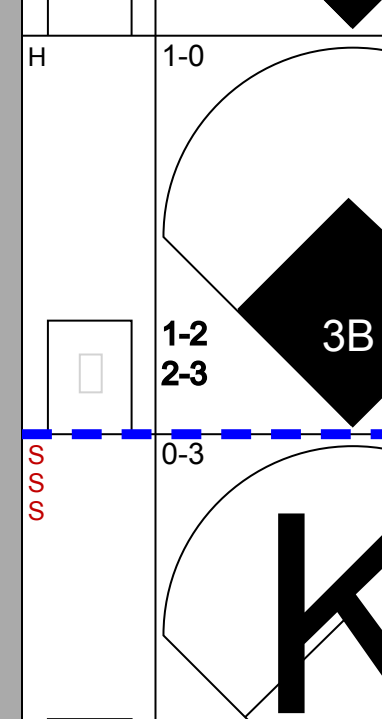
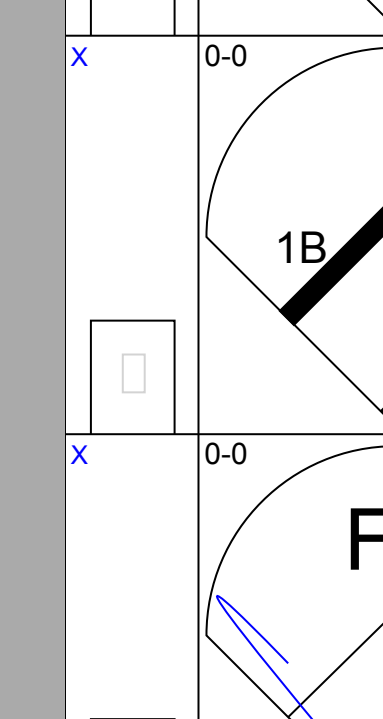
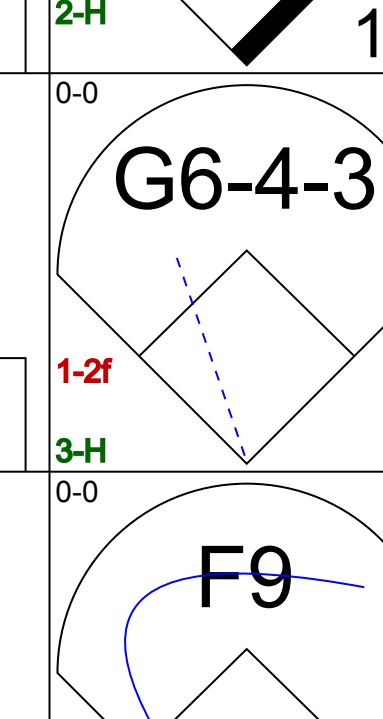
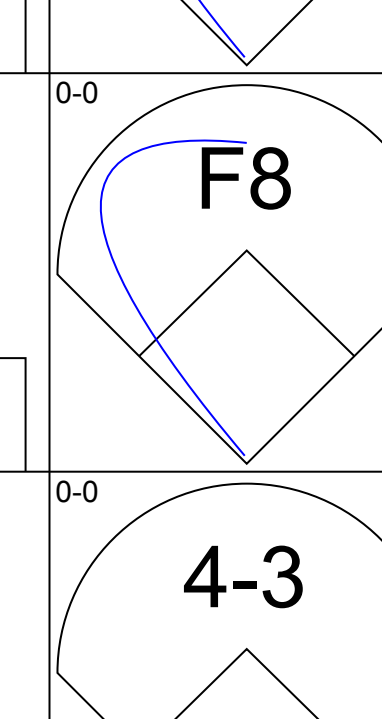
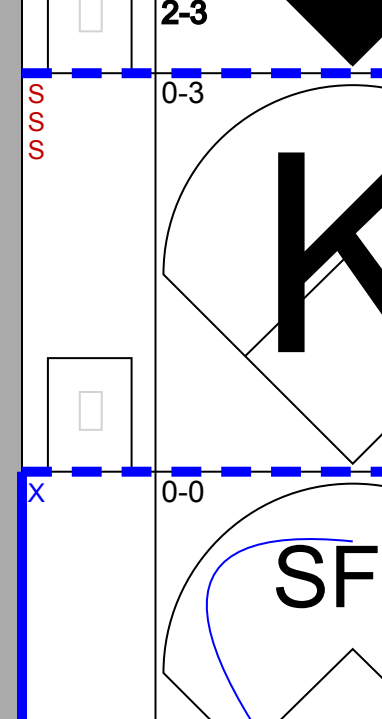
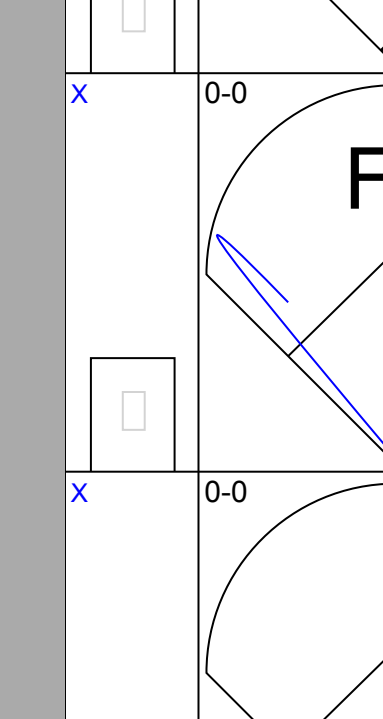
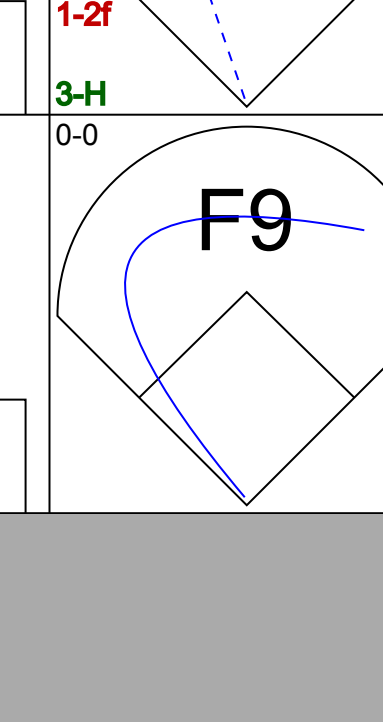
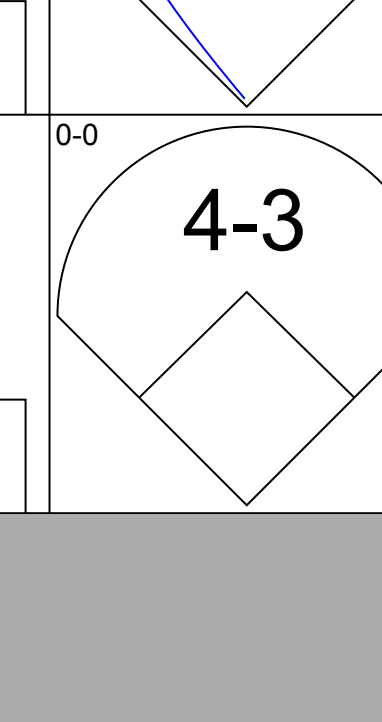
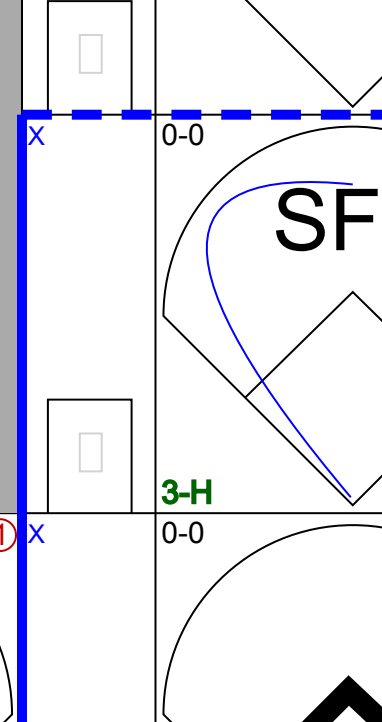
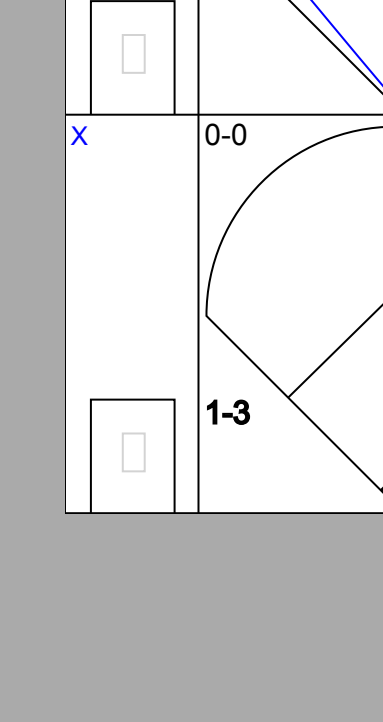
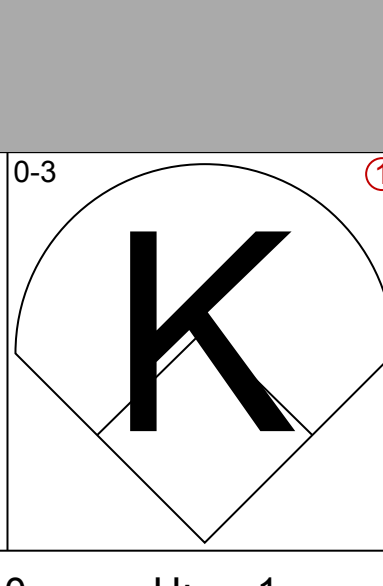
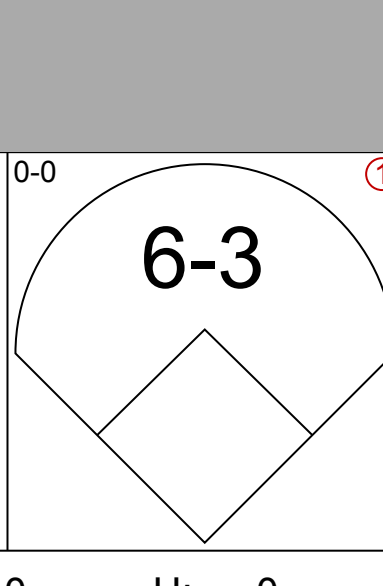
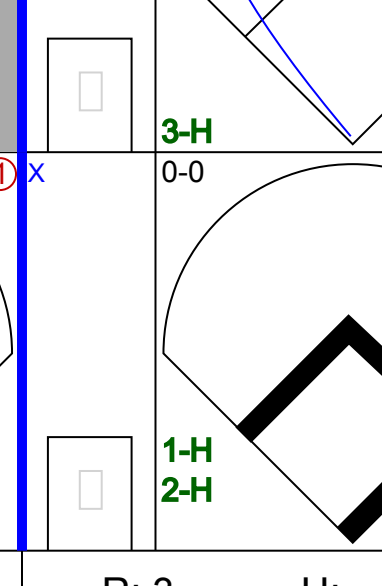
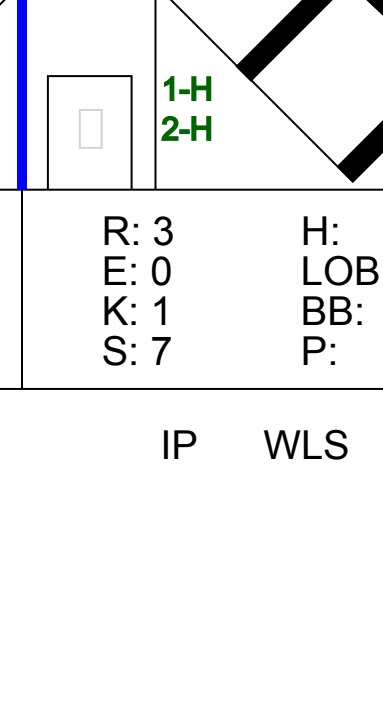


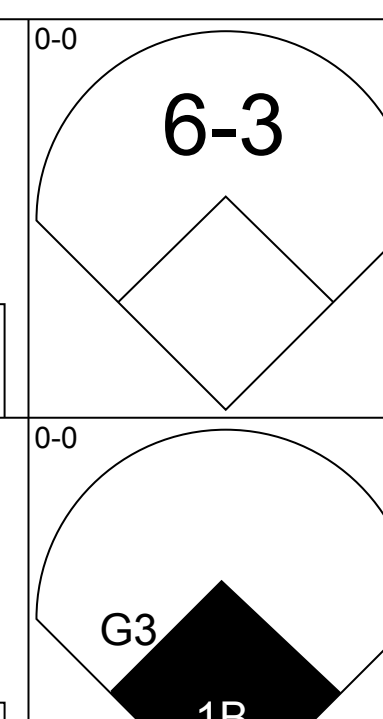
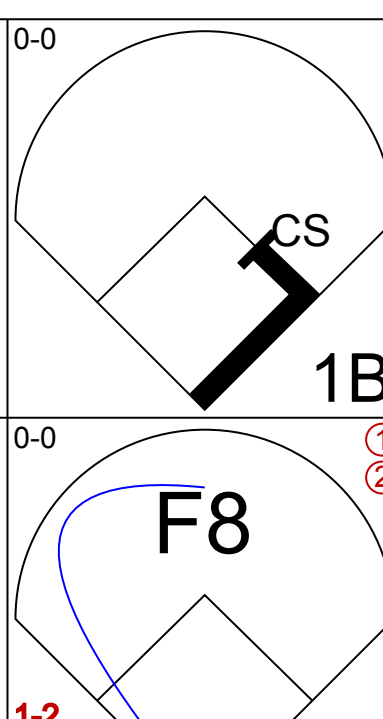
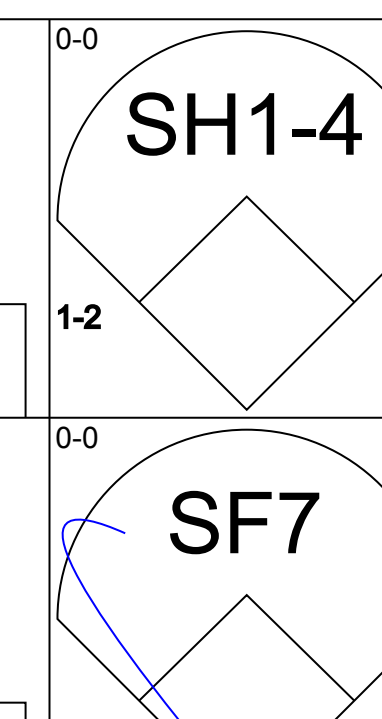
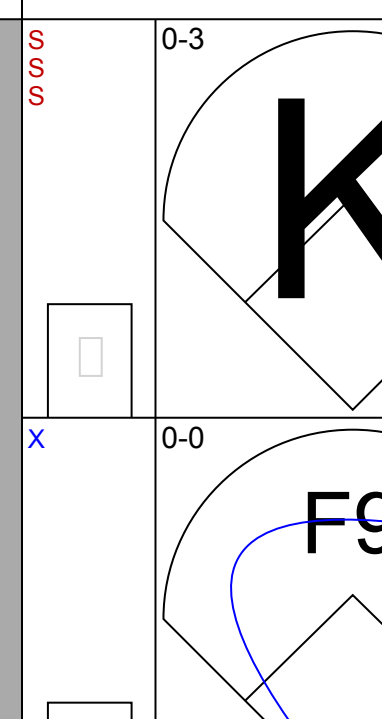
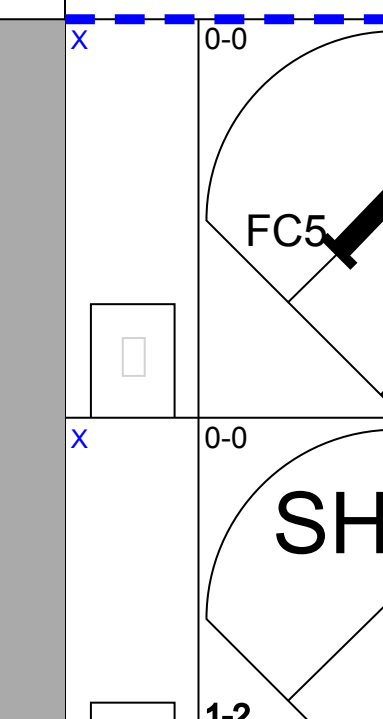
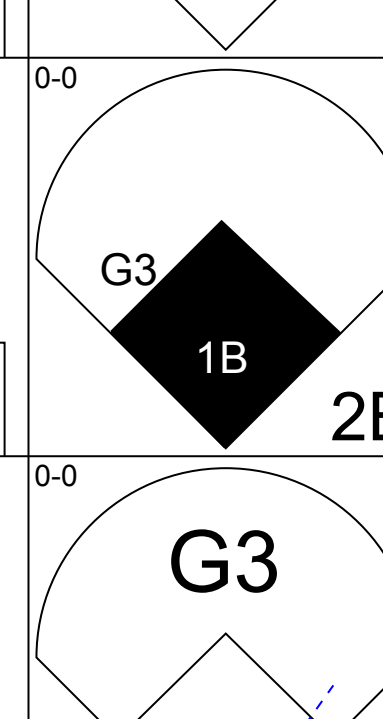
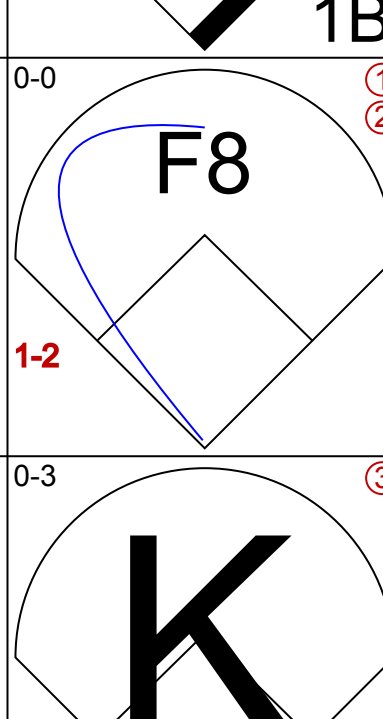
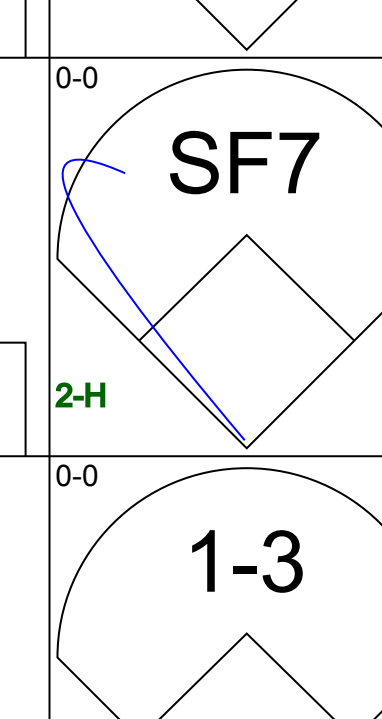
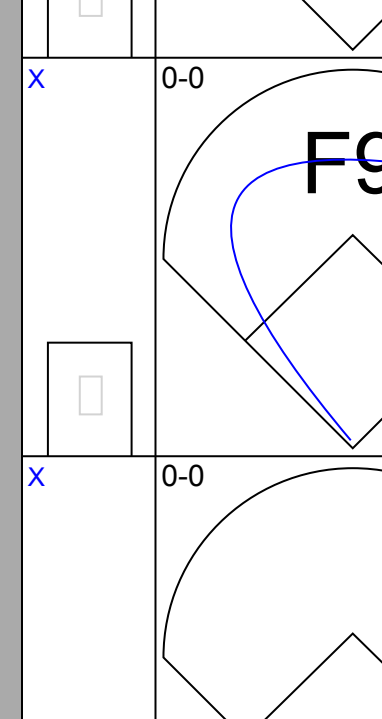
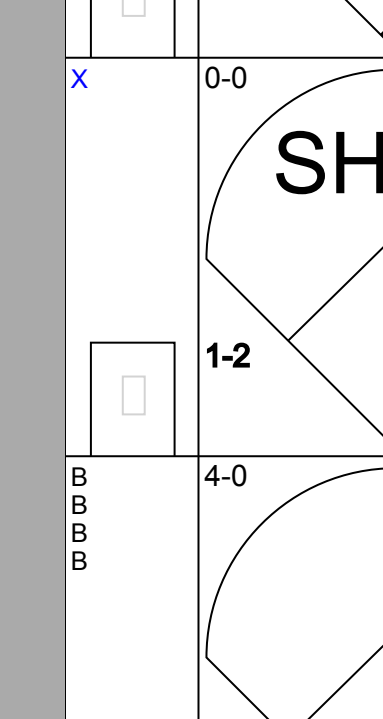
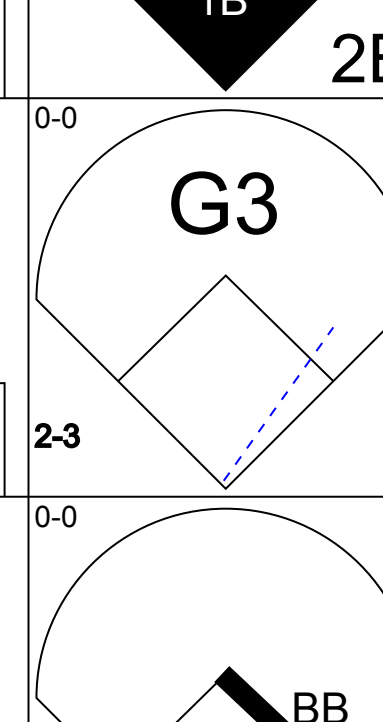
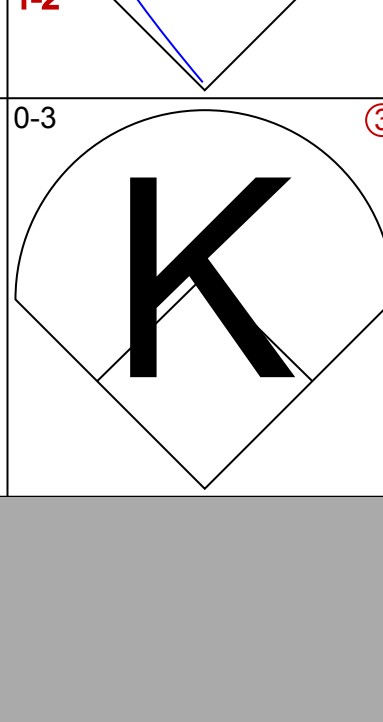
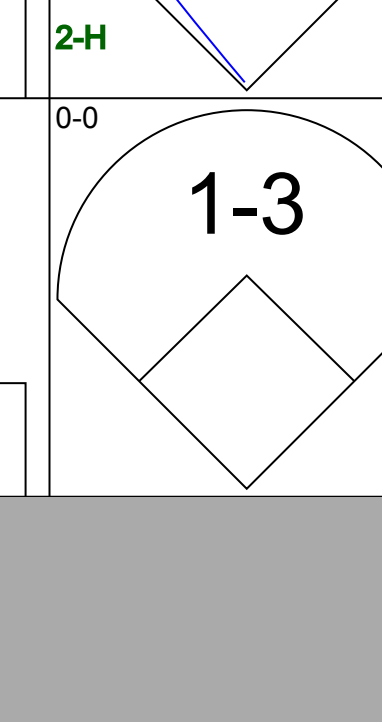
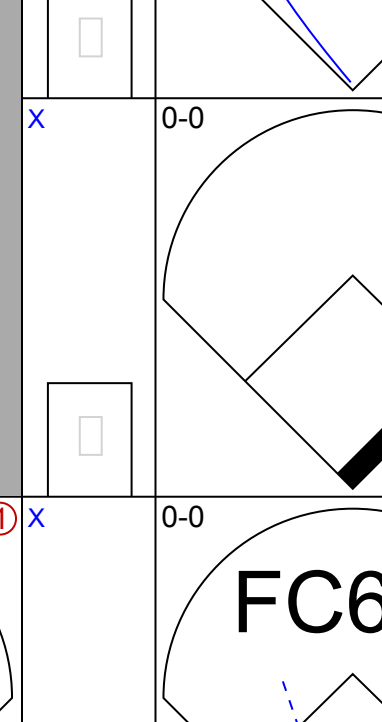
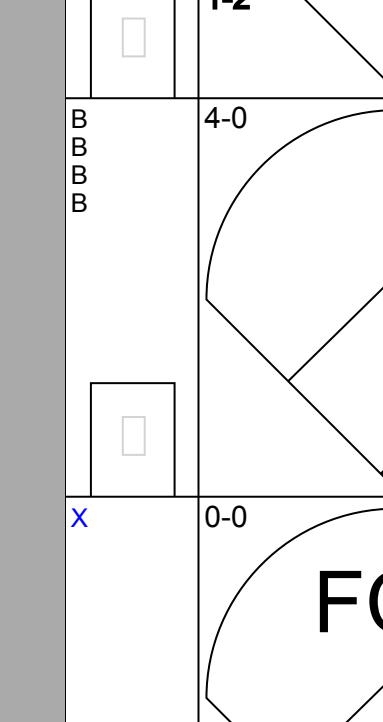
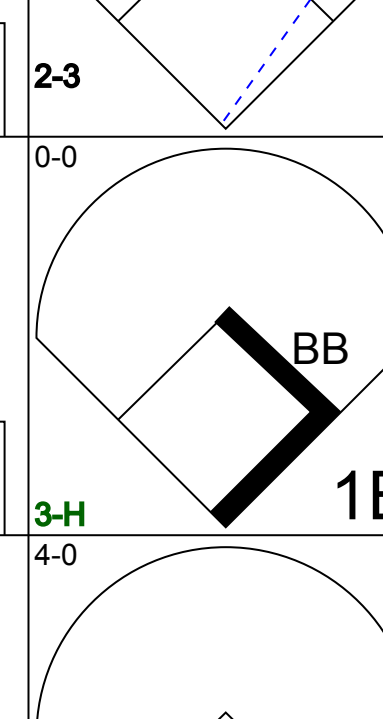
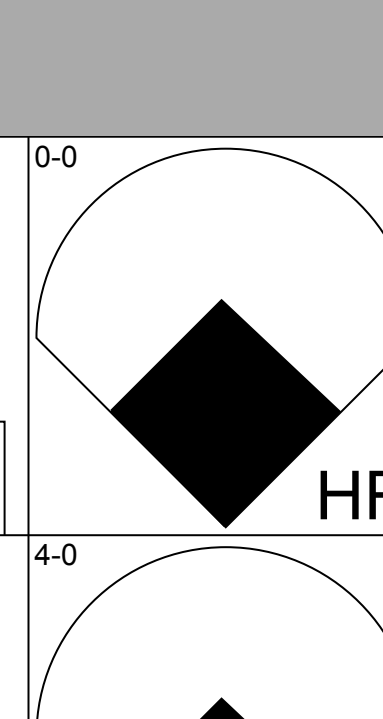
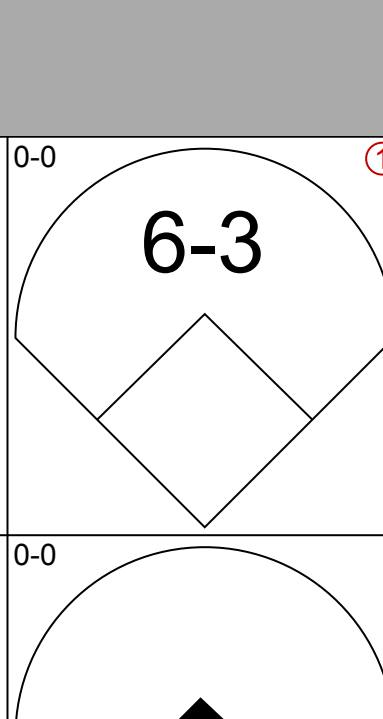
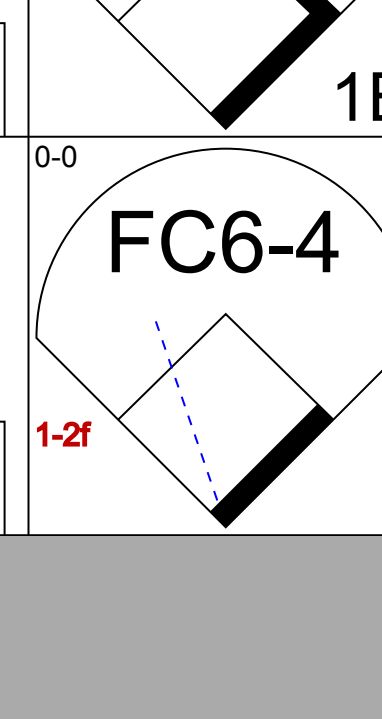
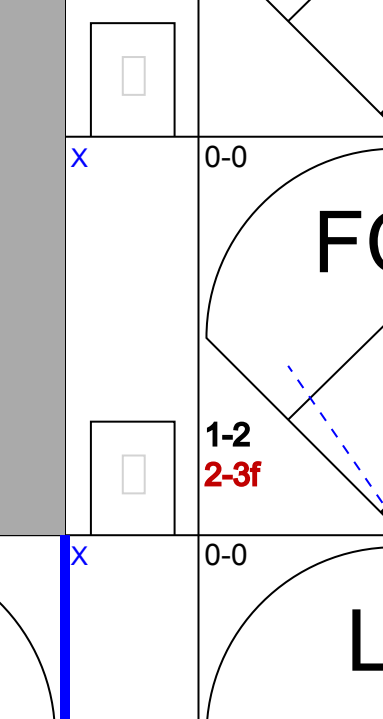
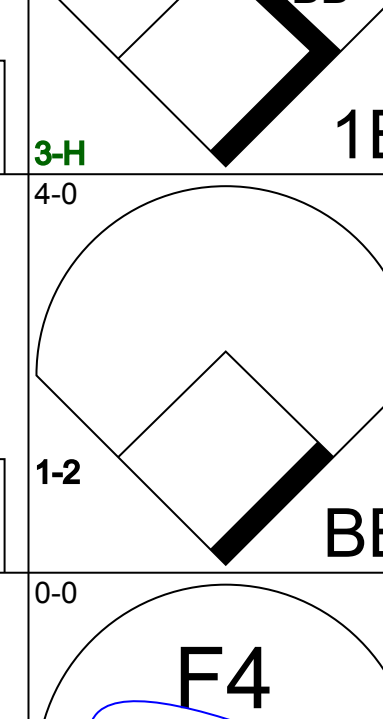
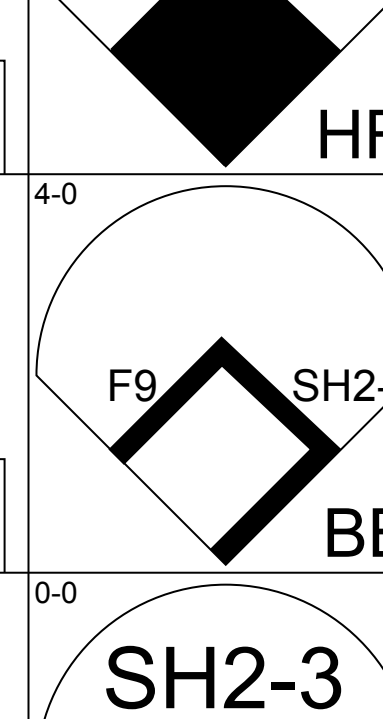
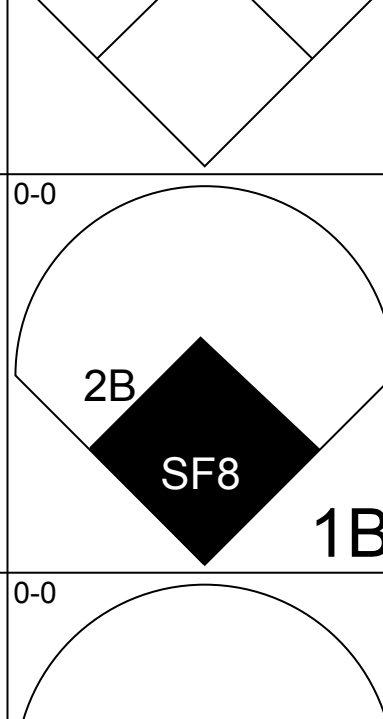
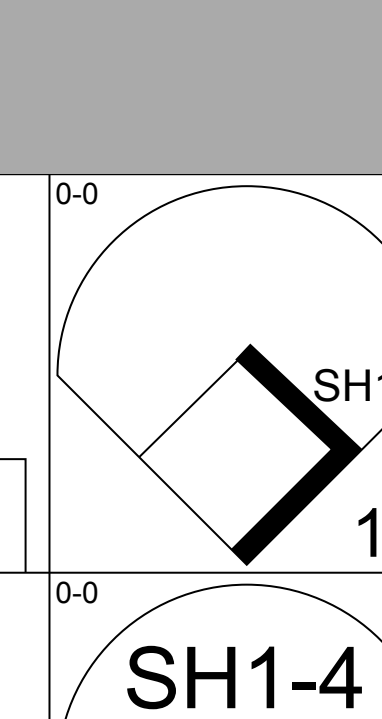
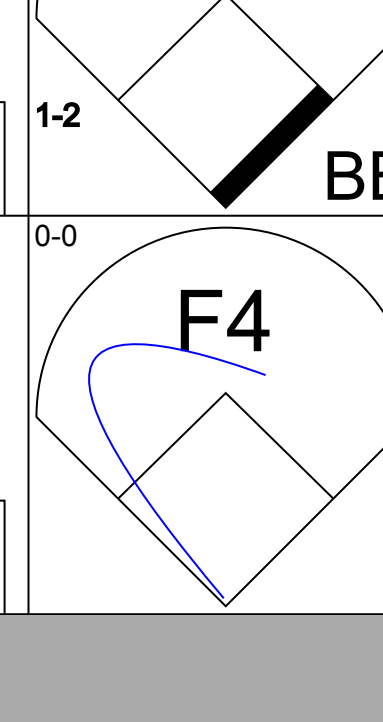
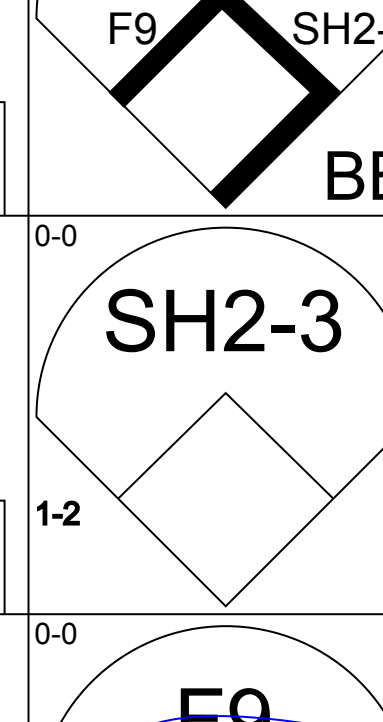
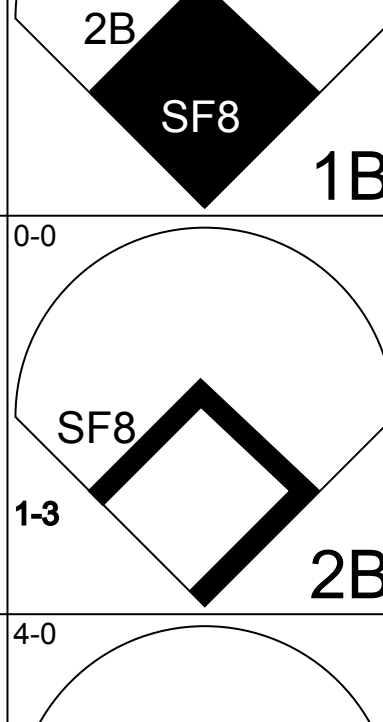
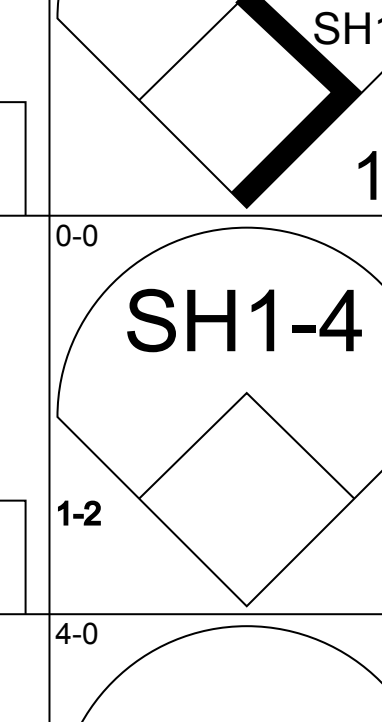
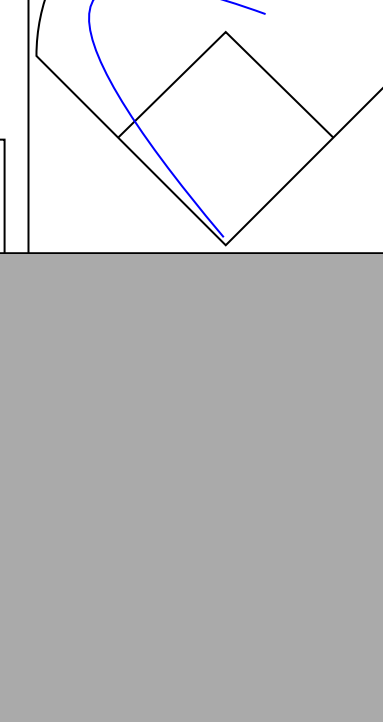
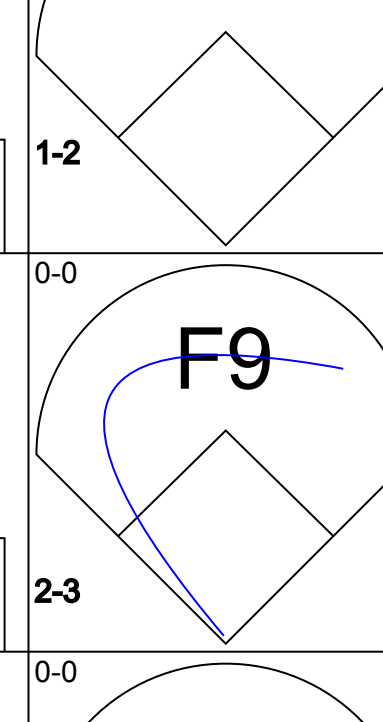
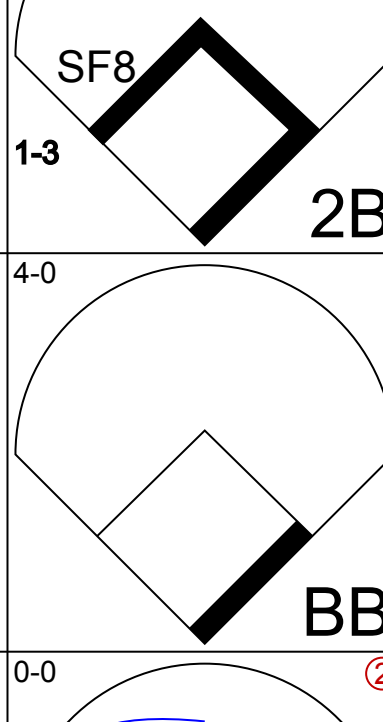
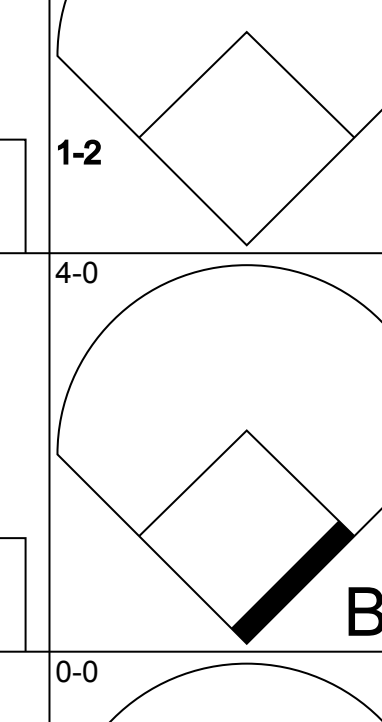
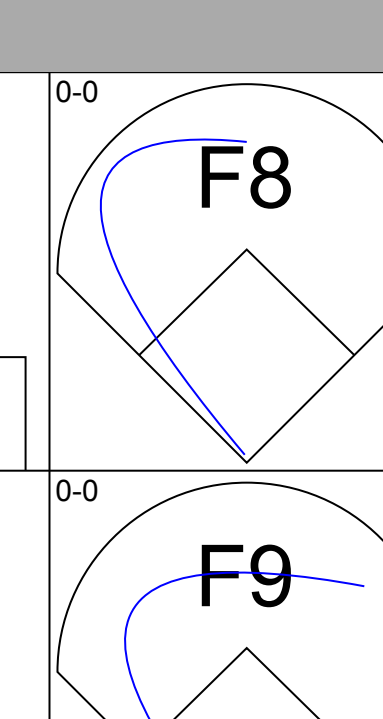
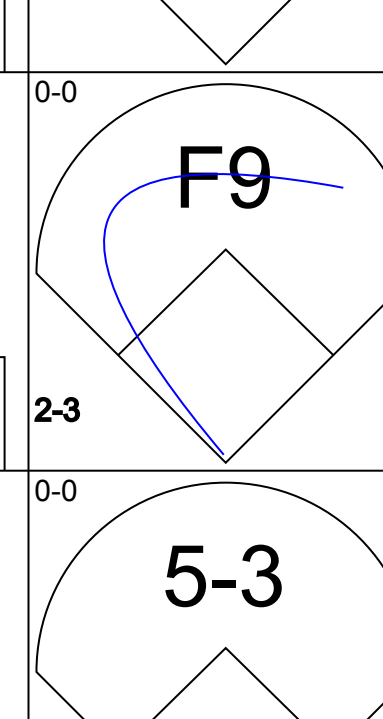
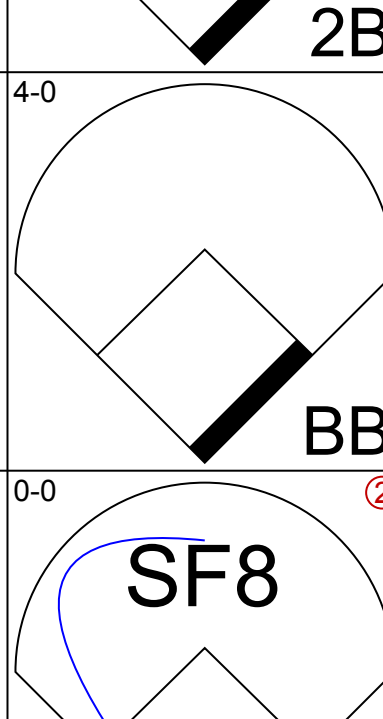
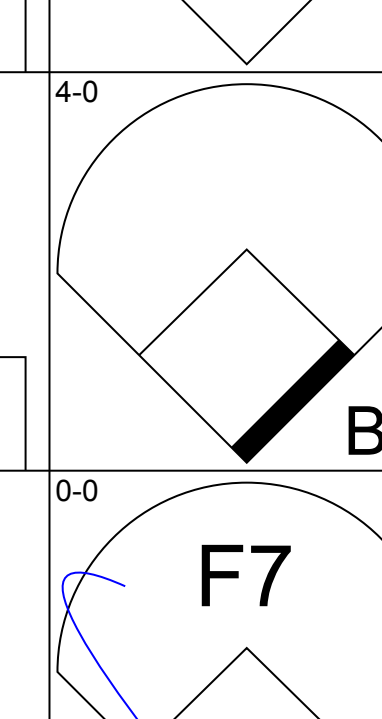
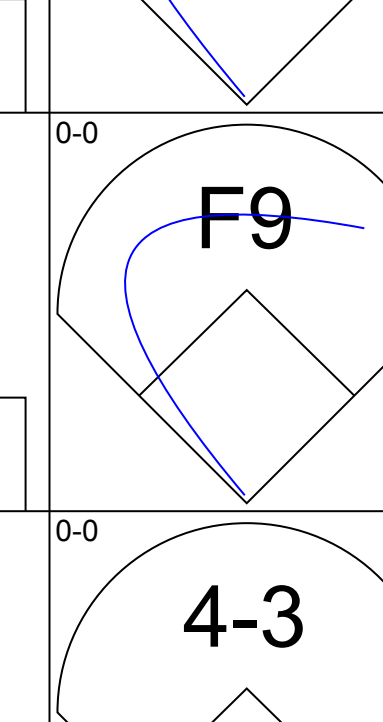
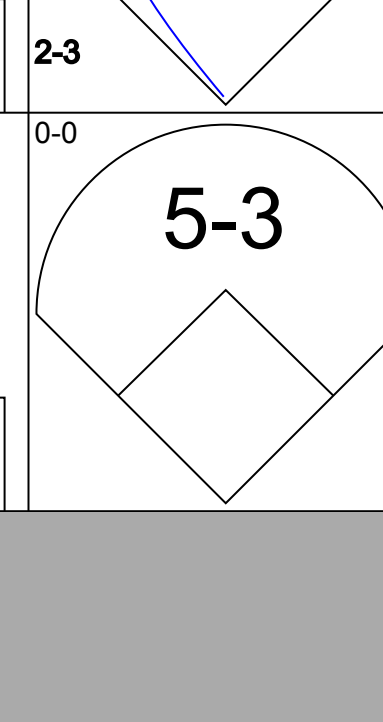
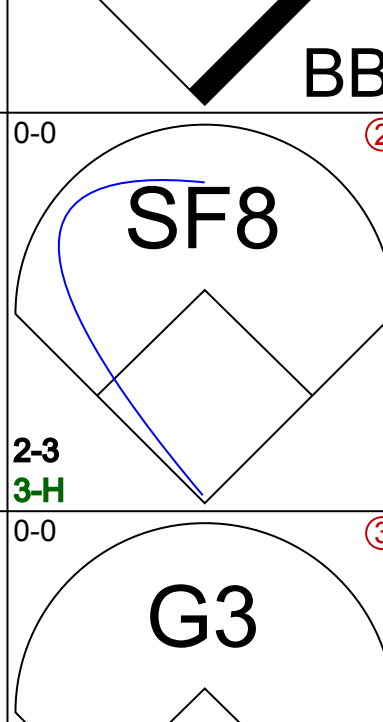
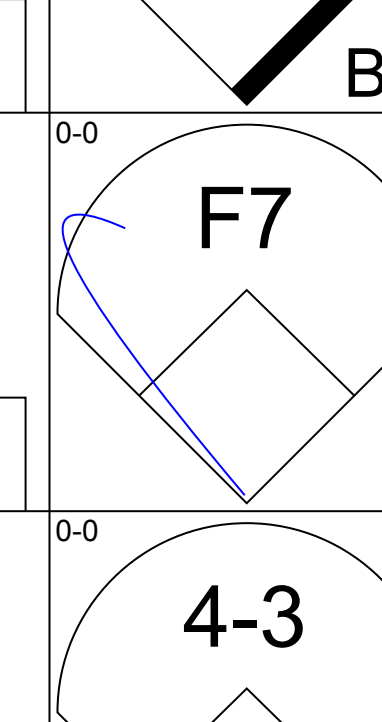
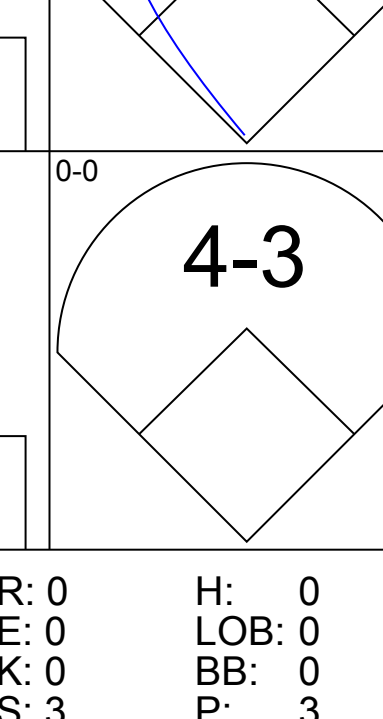
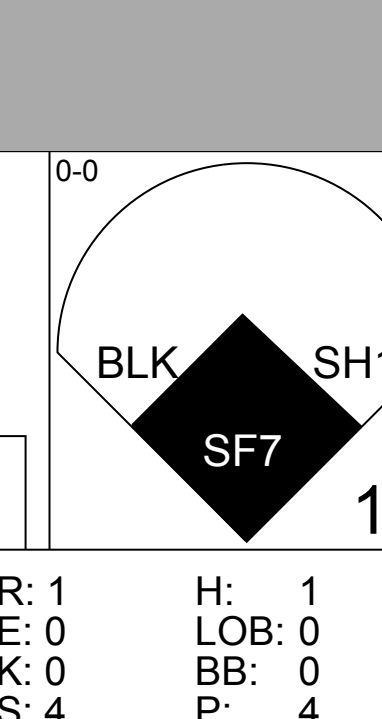
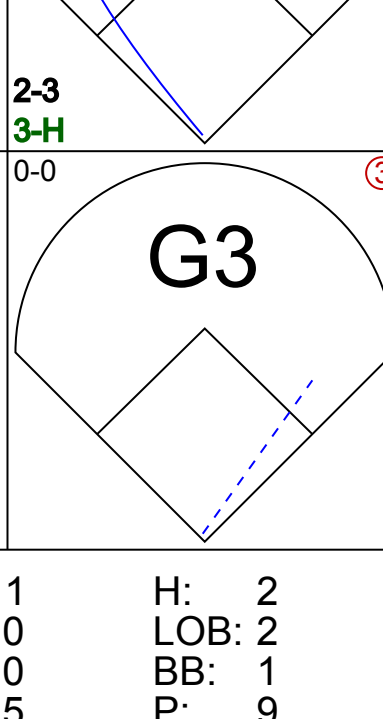
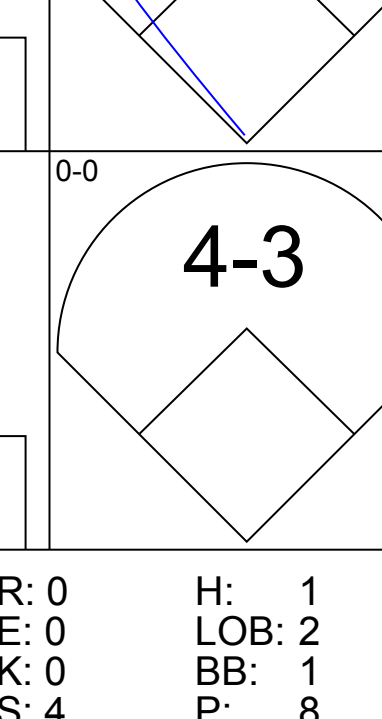


Batter	1	2	3	4	5	6	7	8	9	AB	R	H	RBI	BB	SO	LOB	TOP										
Bill Almon, R OBP: 0.413, SLG: 0.385 (1, 6)										4	0	0	0	0	1	0	Chicago White Sox @ Detroit Tigers Tiger Stadium, Detroit, MI Sat Apr 25 1981, 3:33 AM EST Att: 14,862 - Unknown - 46 F										
Tony Bernazard, S OBP: 0.390, SLG: 0.551 (1, 4)										4	1	2	0	0	0	0											
Carlton Fisk, R OBP: 0.788, SLG: 0.788 Jim Essian, R OBP: 0.286, SLG: 0.429 (1, 2) (6, 2)										2	1	0	0	0	0	1											
Greg Luzinski, R OBP: 0.388, SLG: 0.410 (1, 10)										3	0	0	0	1	1	3											
Lamar Johnson, R OBP: 0.385, SLG: 0.500 Mike Squires, L OBP: 0.387, SLG: 0.385 (1, 3) (8, 3)										3	0	2	2	0	0	1											
Chet Lemon, R OBP: 0.438, SLG: 0.421 (1, 8)										3	1	1	2	0	0	2											
Wayne Nordhagen, R OBP: 0.370, SLG: 0.360 Rusty Kuntz, R OBP: 0.500, SLG: 0.500 (1, 7) (7, 7)										3	0	1	0	0	0	1											
Harold Baines, L OBP: 0.279, SLG: 0.381 (1, 9)										3	0	0	0	1	1	2											
Greg Pryor, R OBP: 0.524, SLG: 0.500 (1, 5)										4	0	0	0	0	1	4											
<b>Inning Stats</b>	R: 0 E: 0 K: 1 S: 5	H: 0 LOB: 0 BB: 0 P: 5	R: 0 E: 0 K: 0 S: 2	H: 0 LOB: 0 BB: 1 P: 6	R: 0 E: 0 K: 0 S: 3	H: 1 LOB: 0 BB: 0 P: 3	R: 0 E: 0 K: 0 S: 4	H: 1 LOB: 1 BB: 0 P: 4	R: 0 E: 0 K: 1 S: 6	H: 1 LOB: 2 BB: 1 P: 10	R: 2 E: 0 K: 1 S: 7	H: 2 LOB: 1 BB: 0 P: 8	R: 0 E: 0 K: 1 S: 5	H: 0 LOB: 0 BB: 0 P: 5	R: 0 E: 0 K: 0 S: 3	H: 0 LOB: 0 BB: 0 P: 3		R: 2 E: 0 K: 0 S: 5	H: 2 LOB: 1 BB: 0 P: 6	1B: 4 2B: 3 3B: 0 HR: 1	SF: 0 SAC: 1 DP: 2 HBP: 2	WP: 0 PA: 36 PB: 0 SB: 1 CS: 0					
<b>PITCHER</b>	IP	WLS	BF	H	R	ER	SO	BB	IBB	HBP	BLK	WP	HR	S	P	ERA	WHIP										
Dave Rozema, R ERA: 3.47 Kevin Sauder, L ERA: 5.06 (1, 1) (9, 1)	8.1	L	34	7	4	4	4	1	1	2	0	0	1	38	48	4.32	0.960										

Batter	1	2	3	4	5	6	7	8	9	AB	R	H	RBI	BB	SO	LOB	BOTTOM										
Rick Peters, S OBP: 0.346, SLG: 0.457 (1, 8)										4	0	0	0	0	0	5	Chicago White Sox @ Detroit Tigers Tiger Stadium, Detroit, MI Sat Apr 25 1981, 3:33 AM EST Att: 14,862 - Unknown - 46 F										
Alan Trammell, R OBP: 0.317, SLG: 0.296 (1, 6)										3	0	1	0	1	0	1											
Steve Kemp, L OBP: 0.475, SLG: 0.560 (1, 10)										4	0	1	0	0	1	2											
Lance Parrish, R OBP: 0.268, SLG: 0.321 (1, 2)										4	0	0	0	0	0	3											
Al Cowens, R OBP: 0.364, SLG: 0.581 Champ Summers, L OBP: 0.406, SLG: 0.346 (1, 9) (8, PH) (9, 9)										3	0	0	0	0	0	1											
Richie Hebner, L OBP: 0.191, SLG: 0.244 (1, 3)										4	0	1	0	0	1	0											
Lynn Jones, R OBP: 0.278, SLG: 0.438 (1, 7)										4	0	1	0	0	1	1											
Stan Papi, R OBP: 0.500, SLG: 0.455 (1, 5)										4	0	3	0	0	1	1											
Lou Whitaker, L OBP: 0.302, SLG: 0.306 (1, 4)										3	0	0	0	1	0	4											
<b>Inning Stats</b>	R: 0 E: 0 K: 0 S: 3	H: 0 LOB: 1 BB: 1 P: 7	R: 0 E: 0 K: 0 S: 3	H: 0 LOB: 0 BB: 0 P: 3	R: 0 E: 0 K: 0 S: 4	H: 1 LOB: 1 BB: 0 P: 4	R: 0 E: 0 K: 0 S: 3	H: 0 LOB: 0 BB: 0 P: 3	R: 0 E: 0 K: 1 S: 6	H: 1 LOB: 2 BB: 1 P: 10	R: 0 E: 0 K: 0 S: 4	H: 1 LOB: 1 BB: 0 P: 4	R: 0 E: 0 K: 1 S: 7	H: 2 LOB: 2 BB: 0 P: 7	R: 0 E: 0 K: 1 S: 6	H: 1 LOB: 1 BB: 0 P: 6		R: 0 E: 0 K: 1 S: 6	H: 1 LOB: 1 BB: 0 P: 6	1B: 5 2B: 2 3B: 0 HR: 0	SF: 0 SAC: 0 DP: 0 HBP: 0	WP: 0 PA: 36 PB: 0 SB: 0 CS: 0					
<b>PITCHER</b>	IP	WLS	BF	H	R	ER	SO	BB	IBB	HBP	BLK	WP	HR	S	P	ERA	WHIP										
Ross Baumgarten, L ERA: 4.0 LaMarr Hoyt, R ERA: (1, 1) (8, 1)	7.0	W	28	5	0	0	2	2	0	0	0	0	0	12	12	0.00	1.000										



Batter	1	2	3	4	5	6	7	8	9	AB	R	H	RBI	BB	SO	LOB	TOP					
Bill Almon, R OBP: 0.400, SLG: 0.372 (1, 6)			 1B							4	0	1	0	0	2	1	<b>Chicago White Sox @ Detroit Tigers</b> Tiger Stadium, Detroit, MI Sun Apr 26 1981, 3:33 AM EDT Att: 13,410 - Overcast - 52 F					
Tony Bernazard, S OBP: 0.370, SLG: 0.519 (1, 4)			 1-2							3	0	0	0	1	1							
Wayne Nordhagen, R OBP: 0.345, SLG: 0.333 Rusty Kuntz, R OBP: 0.438, SLG: 0.429 (6, PH) (6, 7)										2	0	0	0	0	0	0						
Greg Luzinski, R OBP: 0.396, SLG: 0.405 (1, 10)		 E 1B					 1B SF8 BB			3	2	1	0	1	1	0						
Lamar Johnson, R OBP: 0.400, SLG: 0.500 Mike Squires, L OBP: 0.387, SLG: 0.385 (1, 3) (9, 3)		 G6-4-3 1B					 3B 1B			4	2	2	0	0	1	0						
Chet Lemon, R OBP: 0.482, SLG: 0.439 (1, 8)		 G6-4-3 1B					 3B			3	1	2	0	0	0	0						
Harold Baines, L OBP: 0.295, SLG: 0.348 (1, 9)		 1-2 3-H								4	0	0	0	0	1	5						
Jim Essian, R OBP: 0.222, SLG: 0.333 Carlton Fisk, R OBP: 0.500, SLG: 0.794 (7, PH) (7, 5)										2	0	0	0	0	0	0						
Greg Pryor, R OBP: 0.478, SLG: 0.450 Bob Molinaro, L OBP: 0.857, SLG: 3.000 Marc Hill, R (7, 2)							 3B			2	0	0	0	0	1	0						
							 3B			1	0	1	2	0	0	0						
										0	0	0	0	0	0	0						
<b>Inning Stats</b>	R: 0 E: 0 K: 1 S: 5	H: 0 LOB: 0 BB: 0 P: 5	R: 2 E: 1 K: 0 S: 5	H: 3 LOB: 0 BB: 0 P: 5	R: 0 E: 0 K: 2 S: 7	H: 1 LOB: 0 BB: 0 P: 7	R: 0 E: 0 K: 1 S: 5	H: 0 LOB: 0 BB: 0 P: 5	R: 0 E: 0 K: 0 S: 3	H: 0 LOB: 0 BB: 0 P: 3	R: 0 E: 0 K: 1 S: 5	H: 0 LOB: 1 BB: 1 P: 9	R: 3 E: 0 K: 1 S: 7	H: 2 LOB: 1 BB: 1 P: 12	R: 0 E: 0 K: 1 S: 5	H: 0 LOB: 0 BB: 0 P: 5	R: 0 E: 0 K: 0 S: 4	H: 2 LOB: 2 BB: 0 P: 4	1B: 7 2B: 0 3B: 1 HR: 0	SF: 1 SAC: 0 DP: 1 HBP: 1	WP: 0 PB: 0 SB: 0 CS: 1	PA: 35
<b>PITCHER</b>	IP	WLS	BF	H	R	ER	SO	BB	IBB	HBP	BLK	WP	HR	S	P	ERA	WHIP					
Milt Wilcox, R ERA: 1.91 Kevin Saucier, L ERA: 4.75 Aurelio Lopez, R ERA: 2.38	(1, 1)	6.0	L	24	5	5	4	5	2	0	1	0	0	0	31	40	6.00	1.167				
	(7, 1)	0.1		1	0	0	0	1	0	0	0	0	0	0	3	3	0.00	0.000				
	(7, 1)	2.2		10	3	0	0	1	0	0	0	0	0	0	12	12	0.00	1.125				

Batter	1	2	3	4	5	6	7	8	9	AB	R	H	RBI	BB	SO	LOB	BOTTOM					
Rick Peters, S OBP: 0.357, SLG: 0.460 (1, 8)			 1B		 1-2				 SH3-4 1B	4	0	2	0	0	1	0	<b>Chicago White Sox @ Detroit Tigers</b> Tiger Stadium, Detroit, MI Sun Apr 26 1981, 3:33 AM EDT Att: 13,410 - Overcast - 52 F					
Alan Trammell, R OBP: 0.313, SLG: 0.316 (1, 6)	 1B 2B		 1-2		 2-H				 1-2	3	1	1	1	0	0	1						
Steve Kemp, L OBP: 0.489, SLG: 0.537 Kirk Gibson, L OBP: 0.361, SLG: 0.485 (1, 10) (9, PR)	 2-3						 1B		 BB	4	0	1	0	1	1	1						
Lance Parrish, R OBP: 0.279, SLG: 0.379 (1, 2)	 3-H 1B						 1-2		 1-2 2-3	5	1	2	2	0	0	3						
John Wockenfuss, R OBP: 0.393, SLG: 0.333 Darrell Brown, S (8, PR)					 SH2-3 BB		 SF8 1B		 1B	2	1	2	0	2	0	0						
Mick Kelleher, R OBP: 0.294, SLG: 0.241 Richie Hebner, L OBP: 0.188, SLG: 0.239 (9, PH)	 1-2						 2B		 1-2	2	0	1	0	0	0	2						
Al Cowens, R OBP: 0.371, SLG: 0.606 (1, 9)					 1-2		 2B		 1-2	2	0	1	0	0	0	2						
Lynn Jones, R OBP: 0.318, SLG: 0.389 (1, 7)					 2-3					2	0	0	0	2	0	1						
Stan Papi, R OBP: 0.375, SLG: 0.357 (1, 5) (9, 3)							 2-3 3-H			3	0	0	1	0	0	3						
Lou Whitaker, L OBP: 0.298, SLG: 0.302 (1, 4)					 SH1-4 SF7 1B					4	1	1	0	0	0	4						
<b>Inning Stats</b>	R: 1 E: 0 K: 0 S: 5	H: 2 LOB: 2 BB: 1 P: 9	R: 0 E: 0 K: 0 S: 3	H: 0 LOB: 0 BB: 0 P: 3	R: 0 E: 0 K: 1 S: 5	H: 1 LOB: 0 BB: 0 P: 5	R: 1 E: 0 K: 0 S: 4	H: 1 LOB: 1 BB: 1 P: 8	R: 1 E: 0 K: 0 S: 4	H: 1 LOB: 0 BB: 0 P: 4	R: 1 E: 0 K: 0 S: 5	H: 2 LOB: 2 BB: 1 P: 9	R: 0 E: 0 K: 1 S: 6	H: 1 LOB: 1 BB: 0 P: 6	R: 0 E: 0 K: 0 S: 4	H: 1 LOB: 2 BB: 1 P: 8	R: 0 E: 0 K: 0 S: 4	H: 1 LOB: 2 BB: 1 P: 8	1B: 7 2B: 2 3B: 0 HR: 1	SF: 2 SAC: 4 DP: 0 HBP: 0	WP: 0 PB: 0 SB: 0 CS: 1	PA: 41
<b>PITCHER</b>	IP	WLS	BF	H	R	ER	SO	BB	IBB	HBP	BLK	WP	HR	S	P	ERA	WHIP					
Britt Burns, L ERA: 3.03 Ed Farmer, R ERA: 9.95	(1, 1)	8.0	W	36	9	4	4	2	4	0	0	0	0	1	36	52	4.50	1.625				
	(9, 1)	1.0	S	5	1	0	0	0	1	0	0	0	0	4	8	0.00	2.000					



Batter	1	2	3	4	5	6	7	8	9	AB	R	H	RBI	BB	SO	LOB	TOP				
Bill Almon, R OBP: 0.400, SLG: 0.375 (1, 6)	0-3 K		0-3 K						0-0 1B	5	0	2	0	0	2	1	Chicago White Sox @ Baltimore Orioles Memorial Stadium, Baltimore, MD Mon Apr 27 1981, 7:05 PM EDT Att: 11,774 - Unknown - 68 F				
Tony Bemazard, S OBP: 0.407, SLG: 0.536 (1, 4)	0-0 6-3		0-0 1B						0-0 1B	4	0	3	0	1	0	0					
Carlton Fisk, R OBP: 0.468, SLG: 0.730 Harold Baines, L OBP: 0.250, SLG: 0.340 Wayne Nordhagen, R (9, FH) OBP: 0.333, SLG: 0.321 (1, 7)	0-0 F9		0-0 F4						0-0 F8	3	0	0	0	0	0	3					
Greg Luzinski, R OBP: 0.421, SLG: 0.489 Richard Dotson, R (8, PR) Jim Morrison, R (9, FH) OBP: 0.231, SLG: 0.440 (1, 10)		4-0 2B BB		0-0 HR					0-3 K	3	1	2	1	1	1	2					
Lamar Johnson, R OBP: 0.353, SLG: 0.438 (1, 3)	0-0 F9		0-0 F6						0-0 L9	4	0	0	0	0	0	4					
Chet Lemon, R OBP: 0.446, SLG: 0.444 (1, 8)	0-0 2B		0-0 F4						0-3 K	4	0	1	0	0	1	1					
Rusty Kuntz, R OBP: 0.450, SLG: 0.500 (5, 7)	0-3 K		0-0 1B 2B						0-0 1B	4	1	2	0	0	1	2					
Jim Essian, R OBP: 0.231, SLG: 0.308 (1, 2)	0-0 F8		0-0 1B						0-0 F8	4	0	1	1	0	1	4					
Greg Pryor, R OBP: 0.444, SLG: 0.417 (1, 5)			0-0 P1						0-0 F9	4	0	1	0	0	0	1					
Inning Stats	R: 0 E: 0 K: 1 S: 5	H: 0 LOB: 0 BB: 0 P: 5	R: 0 E: 0 K: 1 S: 6	H: 1 LOB: 2 BB: 1 P: 10	R: 0 E: 0 K: 1 S: 6	H: 1 LOB: 1 BB: 0 P: 6	R: 2 E: 0 K: 0 S: 6	H: 3 LOB: 1 BB: 0 P: 6	R: 0 E: 0 K: 1 S: 6	H: 1 LOB: 2 BB: 0 P: 10	R: 0 E: 0 K: 0 S: 4	H: 2 LOB: 1 BB: 0 P: 4	R: 0 E: 0 K: 1 S: 7	H: 2 LOB: 2 BB: 0 P: 7	R: 0 E: 0 K: 1 S: 7	H: 2 LOB: 2 BB: 0 P: 7		1B: 9 2B: 2 3B: 0 HR: 1	SF: 0 SAC: 0 DP: 1 HBP: 0	WP: 0 PB: 0 SB: 0 CS: 0	PA: 40
PITCHER	IP	WLS	BF	H	R	ER	SO	BB	IBB	HBP	BLK	WP	HR	S	P	ERA	WHIP				
Scott McGregor, L ERA: 3.52 Tippy Martinez, L ERA: 3.95 (1, 1)	8.1	W	37	11	2	2	6	2	0	0	0	0	1	47	55	2.16	1.560				
(9, 1)	0.2	S	3	1	0	0	1	0	0	0	0	0	0	5	5	0.00	1.500				

Batter	1	2	3	4	5	6	7	8	9	AB	R	H	RBI	BB	SO	LOB	BOTTOM				
Al Bumby, L OBP: 0.556, SLG: 0.200 (1, 8)	0-0 G3		0-3 K						0-0 SF7	3	1	0	1	1	1	0	Chicago White Sox @ Baltimore Orioles Memorial Stadium, Baltimore, MD Mon Apr 27 1981, 7:05 PM EDT Att: 11,774 - Unknown - 68 F				
Rich Dauer, R OBP: 0.333, SLG: 0.404 (1, 4)	0-0 L7		0-0 E5 1B						0-0 FC5-4	5	1	1	0	0	0	2					
Ken Singleton, S OBP: 0.227, SLG: 1.024 John Lowenstein, L OBP: 0.240, SLG: 0.208 (1, 9)	0-0 2B		0-0 1B							4	0	4	1	0	0	0					
Eddie Murray, S OBP: 0.107, SLG: 0.115 (1, 3)	0-0 F9		0-0 F6						0-0 L3	4	0	0	0	0	0	6					
Terry Crowley, L OBP: 0.520, SLG: 0.389 (1, 10)		4-0 G4-6-3 BB	0-0 FC6-4 1B						4-0 1B SH BB	1	1	1	1	3	0	0					
Doug DeCinces, R OBP: 0.238, SLG: 0.231 (1, 5)	0-0 G4-6-3		0-0 FC6-4						0-0 SH 1B	4	1	1	0	0	0	6					
Dan Graham, L OBP: 0.227, SLG: 0.333 Rick Dempsey, R (6, PR) OBP: 0.286, SLG: 0.300 (1, 2)	0-0 HR		0-0 F8						0-0 SH 1B	4	1	2	1	0	0	3					
Gary Roenicke, R OBP: 0.300, SLG: 0.240 (9, 9)	0-0 2B		0-0 F9						0-0 F6	4	0	1	0	0	0	3					
Mark Belanger, R OBP: 0.125, SLG: 0.097 (1, 6)	0-0 5-3		0-0 F4						0-0 SH FC5-4	3	0	0	1	0	1	1					
Inning Stats	R: 0 E: 0 K: 0 S: 4	H: 1 LOB: 1 BB: 0 P: 4	R: 1 E: 0 K: 0 S: 4	H: 2 LOB: 1 BB: 1 P: 8	R: 1 E: 1 K: 1 S: 8	H: 2 LOB: 2 BB: 0 P: 8	R: 0 E: 0 K: 0 S: 3	H: 0 LOB: 0 BB: 0 P: 3	R: 1 E: 0 K: 0 S: 5	H: 2 LOB: 3 BB: 2 P: 13	R: 0 E: 0 K: 1 S: 5	H: 0 LOB: 0 BB: 0 P: 5	R: 0 E: 0 K: 0 S: 3	H: 1 LOB: 0 BB: 0 P: 3	R: 2 E: 0 K: 0 S: 6	H: 2 LOB: 2 BB: 1 P: 10		1B: 6 2B: 3 3B: 0 HR: 1	SF: 1 SAC: 1 DP: 2 HBP: 0	WP: 0 PB: 0 SB: 1 CS: 0	PA: 38
PITCHER	IP	WLS	BF	H	R	ER	SO	BB	IBB	HBP	BLK	WP	HR	S	P	ERA	WHIP				
Francisco Barrios, R ERA: 3.0 LaMarr Hoyt, R ERA: 1.59 Kevin Hickey, L Dennis Lamp, R ERA: (8, 1)	6.1	L	30	8	3	2	2	2	1	0	0	0	0	5	9	18.00	3.000				
(8, 1)	0.1		1	0	0	0	0	0	0	0	0	0	0	1	1	0.00	0.000				
(8, 1)	0.1		1	0	0	0	0	0	0	0	0	0	0	1	1	0.00	0.000				



Batter	1	2	3	4	5	6	7	8	9	AB	R	H	RBI	BB	SO	LOB	TOP										
Bill Almon, R OBP: 0.383, SLG: 0.377 (1, 6)	0-3 K	0-0 2B		0-0 E5 WP		0-0 F9		0-0 6-3		5	1	1	1	0	1	0	Chicago White Sox @ Baltimore Orioles Memorial Stadium, Baltimore, MD Tue Apr 28 1981, 7:05 PM EDT Att: 9,883 - Unknown										
Tony Bemazard, S OBP: 0.422, SLG: 0.574 (1, 4)	0-0 1B	0-0 1B		0-0 F7				0-0 B2		5	2	3	2	0	0	1											
Wayne Nordhagen, R OBP: 0.353, SLG: 0.344 Rusty Kuntz, R OBP: 0.429, SLG: 0.474 (7, PR) (7, 7)	0-0 L8	0-0 1B		0-0 L6				0-0 BB SF7 1B		4	1	2	2	0	0	2											
Greg Luzinski, R OBP: 0.435, SLG: 0.500 Ross Baumgarten, L OBP: 0.429, SLG: 0.474 (9, PR)	0-0 1B	0-0 1B		0-0 F7				0-0 FC4-6 1B		5	1	3	0	0	0	2											
Lamar Johnson, R OBP: 0.395, SLG: 0.472 Mike Squires, L OBP: 0.375, SLG: 0.370 (7, PR) (7, 3)	0-0 F5	0-0 WP 1B						0-0 FC4-6 1B		4	0	3	1	0	0	2											
Chet Lemon, R OBP: 0.443, SLG: 0.429 (1, 8)		0-0 K						0-0 1B		4	0	1	0	1	1	2											
Harold Baines, L OBP: 0.226, SLG: 0.314 (1, 9)		0-0 F9		0-0 F8				0-0 K		4	0	0	1	0	1	3											
Jim Essian, R OBP: 0.235, SLG: 0.294 (1, 2)		0-0 1B 2B 1B		0-0 F3		0-0 CS	0-0 4-3	0-0 F6		4	1	1	0	0	0	2											
Greg Pryor, R OBP: 0.419, SLG: 0.393 (1, 5)		0-0 2B 2B 1B		0-0 K		0-0 6-3		0-0 F8		4	1	1	0	0	1	0											
<b>Inning Stats</b>	R: 0 E: 0 K: 1 S: 7	H: 2 LOB: 2 BB: 0 P: 7	R: 6 E: 0 K: 1 S: 12	H: 7 LOB: 1 BB: 0 P: 12	R: 0 E: 0 K: 1 S: 5	H: 0 LOB: 0 BB: 0 P: 5	R: 0 E: 1 K: 0 S: 4	H: 0 LOB: 1 BB: 0 P: 4	R: 0 E: 0 K: 0 S: 3	H: 0 LOB: 0 BB: 0 P: 3	R: 0 E: 0 K: 0 S: 3	H: 0 LOB: 0 BB: 0 P: 3	R: 2 E: 0 K: 0 S: 6	H: 3 LOB: 2 BB: 1 P: 10	R: 0 E: 0 K: 0 S: 3	H: 0 LOB: 0 BB: 0 P: 3	R: 0 E: 0 K: 1 S: 7	H: 2 LOB: 2 BB: 0 P: 7	1B: 12 2B: 3 3B: 0 HR: 0	SF: 1 SAC: 0 DP: 0 HBP: 0	WP: 2 PB: 0 SB: 0 CS: 1	PA: 44					
<b>PITCHER</b>	IP	WLS	BF	H	R	ER	SO	BB	IBB	HBP	BLK	WP	HR	S	P	ERA	WHIP	<b>PITCHER</b>									
Steve Stone, R ERA: 6.52 (1, 1)	1.2	L	12	7	5	5	2	0	0	0	0	0	0	16	22	27.00	4.200										
Dave Ford, R ERA: 11.25 (2, 1)	4.2		20	6	3	3	1	0	0	0	0	2	0	22	22	5.79	1.286										
Tim Stoddard, R ERA: 6.75 (7, 1)	0.0		1	0	0	0	1	0	0	0	0	0	0	4													
Tippy Martinez, L ERA: 2.45 (7, 1)	2.2		10	2	0	0	1	0	0	0	0	0	0	12	12	0.00	0.750										

Batter	1	2	3	4	5	6	7	8	9	AB	R	H	RBI	BB	SO	LOB	BOTTOM										
Al Bumbry, L OBP: 0.262, SLG: 0.236 (1, 8)	0-3 K	0-0 1B			0-0 F7	0-0 FC4-6		0-0 2B		5	0	2	1	0	1	2	Chicago White Sox @ Baltimore Orioles Memorial Stadium, Baltimore, MD Tue Apr 28 1981, 7:05 PM EDT Att: 9,883 - Unknown										
Rich Dauer, R OBP: 0.340, SLG: 0.392 (1, 4)	0-0 BB FC3-6 1B	0-0 F9			0-0 G4-6-3 BB	0-0 F7		0-0 F8		4	1	1	0	1	0	5											
Ken Singleton, S OBP: 0.560, SLG: 1.044 (1, 10)	0-0 FC3-6 1B			0-0 HR	0-0 G4-6-3		0-0 5-3	0-0 BB		4	1	2	1	1	0	1											
Eddie Murray, S OBP: 0.212, SLG: 0.233 (1, 3)	0-0 FC3-6 BB			0-0 G6-3 1B	0-0 G3 1B 2B		0-0 BB 1B	0-0 G3		4	1	3	0	1	0	2											
John Lowenstein, L OBP: 0.214, SLG: 0.185 Gary Roenicke, R OBP: 0.313, SLG: 0.231 (7, PH) (8, 7)	0-0 FC3-6			0-0 G6-3	0-0 G3		0-0 FC4-6 BB	0-0 6-3		3	0	0	1	0	0	4											
Dan Graham, L OBP: 0.240, SLG: 0.333 Rick Dempsey, R OBP: 0.270, SLG: 0.281 (7, PH) (8, 2)	0-3 K			0-3 K	0-0 K		0-0 FC4-6 BB 1B	0-0 F4		3	1	1	1	0	2	2											
Doug DeCinces, R OBP: 0.234, SLG: 0.209 (1, 5)		0-0 L8		0-3 K	0-0 K		0-0 FC4-6 BB 1B	0-0 6-3		4	1	0	0	1	1	2											
Jim Dwyer, L OBP: 0.357, SLG: 0.462 (1, 9)		0-0 1B 1B		0-3 K	0-0 K		0-0 FC4-6 BB 1B	0-0 HR		4	1	3	2	0	1	0											
Mark Belanger, R OBP: 0.116, SLG: 0.091 Terry Crowley, L OBP: 0.500, SLG: 0.389 Benny Ayala, R OBP: 0.143, SLG: 0.143 Wayne Krenchicki, L OBP: 0.143, SLG: 0.143 (6, PH) (6, PH) (7, 6)		0-0 F8		0-0 F2		0-0 FC4-6 BB		0-0 6-3		2	0	0	0	0	0	1											
<b>Inning Stats</b>	R: 1 E: 0 K: 2 S: 9	H: 2 LOB: 2 BB: 1 P: 13	R: 0 E: 0 K: 0 S: 5	H: 2 LOB: 2 BB: 0 P: 5	R: 1 E: 0 K: 1 S: 6	H: 2 LOB: 0 BB: 0 P: 6	R: 0 E: 0 K: 2 S: 7	H: 0 LOB: 0 BB: 0 P: 7	R: 0 E: 0 K: 0 S: 2	H: 0 LOB: 0 BB: 1 P: 6	R: 3 E: 0 K: 0 S: 6	H: 3 LOB: 2 BB: 2 P: 14	R: 0 E: 0 K: 0 S: 4	H: 1 LOB: 2 BB: 1 P: 8	R: 1 E: 0 K: 0 S: 5	H: 2 LOB: 2 BB: 1 P: 9	R: 0 E: 0 K: 0 S: 3	H: 0 LOB: 0 BB: 0 P: 3	1B: 8 2B: 2 3B: 0 HR: 2	SF: 0 SAC: 0 DP: 2 HBP: 0	WP: 0 PB: 0 SB: 0 CS: 0	PA: 43					
<b>PITCHER</b>	IP	WLS	BF	H	R	ER	SO	BB	IBB	HBP	BLK	WP	HR	S	P	ERA	WHIP	<b>PITCHER</b>									
Richard Dotson, R ERA: 5.26 (1, 1)	5.1	W	26	9	5	5	5	3	0	0	0	0	1	33	45	8.44	2.250										
Kevin Hickey, L ERA: 8.0 (6, 1)	1.0		6	1	0	0	0	2	0	0	0	0	0	4	12	0.00	3.000										
Ed Farmer, R ERA: 8.0 (7, 1)	2.2	S	11	2	1	1	0	1	0	0	0	0	1	10	14	3.38	1.125										







Batter	1	2	3	4	5	6	7	8	9	AB	R	H	RBI	BB	SO	LOB	TOP			
<b>Bill Almon, R</b> OBP: 0.406, SLG: 0.393 (1, 6)										4	0	2	0	1	1	2	<b>Chicago White Sox @ Cleveland Indians</b> Cleveland Municipal Stadium, Cleveland, OH Thu Apr 30 1981, 7:05 PM EDT Att. 6,639 - Unknown - 54 F			
<b>Tony Bernazard, S</b> OBP: 0.397, SLG: 0.522 (1, 4)										5	0	1	2	0	1	2				
<b>Wayne Nordhagen, R</b> OBP: 0.333, SLG: 0.325 (1, 9) <b>Harold Baines, L</b> OBP: 0.214, SLG: 0.296 (7, PR) (7, 9)										4	0	1	0	0	0	3				
<b>Greg Luzinski, R</b> OBP: 0.457, SLG: 0.517 (1, 10)										4	0	2	0	0	1	1				
<b>Lamar Johnson, R</b> OBP: 0.348, SLG: 0.409 (1, 3)										4	0	1	0	0	0	4				
<b>Chet Lemon, R</b> OBP: 0.406, SLG: 0.404 (1, 8)										4	0	0	0	0	1	1				
<b>Jim Essian, R</b> OBP: 0.217, SLG: 0.304 (1, 2)										4	1	1	0	0	0	1				
<b>Rusty Kuntz, R</b> OBP: 0.423, SLG: 0.409 (1, 7)										2	1	0	0	2	0	0				
<b>Greg Pryor, R</b> OBP: 0.368, SLG: 0.343 (1, 5)										4	0	1	0	0	0	2				
<b>Inning Stats</b>	R: 0 E: 0 K: 0 S: 5	H: 2 LOB: 2 BB: 0 P: 5	R: 2 E: 0 K: 1 S: 8	H: 3 LOB: 2 BB: 1 P: 12	R: 0 E: 0 K: 0 S: 4	H: 1 LOB: 1 BB: 0 P: 4	R: 0 E: 0 K: 0 S: 3	H: 0 LOB: 0 BB: 0 P: 3	R: 0 E: 0 K: 1 S: 6	H: 1 LOB: 2 BB: 1 P: 10	R: 0 E: 0 K: 1 S: 6	H: 1 LOB: 1 BB: 0 P: 6	R: 0 E: 0 K: 0 S: 3	H: 0 LOB: 0 BB: 0 P: 3	R: 0 E: 0 K: 0 S: 2	H: 0 LOB: 0 BB: 1 P: 6	1B: 8 2B: 1 3B: 0 HR: 0	SF: 0 SAC: 0 DP: 1 HBP: 0	WP: 0 PB: 0 CS: 0	PA: 38
<b>PITCHER</b> <b>Rick Waits, L</b> ERA: 1.33 (1, 1)	IP: 9.0 WLS: W BF: 38	H: 9 R: 2 ER: 2 SO: 4	BB: 3 IBB: 0 HBP: 0 BLK: 0	WP: 0 HR: 0 S: 43 P: 55	ERA: 2.00 WHIP: 1.333											ERA: 2.00 WHIP: 1.333				

Batter	1	2	3	4	5	6	7	8	9	AB	R	H	RBI	BB	SO	LOB	BOTTOM			
<b>Alan Bannister, R</b> OBP: 0.208, SLG: 0.234 (1, 4)										4	0	0	0	0	0	0	<b>Chicago White Sox @ Cleveland Indians</b> Cleveland Municipal Stadium, Cleveland, OH Thu Apr 30 1981, 7:05 PM EDT Att. 6,639 - Unknown - 54 F			
<b>Jorge Orta, L</b> OBP: 0.277, SLG: 0.318 (1, 9)										4	0	2	0	0	0	0				
<b>Mike Hargrove, L</b> OBP: 0.288, SLG: 0.277 (1, 3)										4	0	0	0	0	0	2				
<b>Andre Thornton, R</b> OBP: 0.421, SLG: 0.706 (1, 10)										2	0	0	0	1	1	1				
<b>Joe Charboneau, R</b> OBP: 0.262, SLG: 0.211 (1, 7) <b>Larry Littleton, R</b> (9, 7)										2	1	0	0	1	1	1				
<b>Toby Harrah, R</b> OBP: 0.382, SLG: 0.439 (1, 5)										3	1	1	2	0	1	1				
<b>Bo Diaz, R</b> OBP: 0.368, SLG: 0.514 (1, 2)										2	1	0	0	1	0	1				
<b>Rick Manning, L</b> OBP: 0.250, SLG: 0.154 (1, 8)										3	0	1	0	0	0	1				
<b>Tom Veryzer, R</b> OBP: 0.324, SLG: 0.333 (1, 6) <b>Pat Kelly, L</b> OBP: 0.500, SLG: 0.333 (7, PH) <b>Jerry Dybzinski, R</b> (8, 6)										2	0	0	0	0	0	0				
<b>Inning Stats</b>	R: 0 E: 1 K: 0 S: 4	H: 0 LOB: 1 BB: 0 P: 4	R: 0 E: 0 K: 1 S: 5	H: 0 LOB: 1 BB: 1 P: 9	R: 0 E: 0 K: 0 S: 4	H: 1 LOB: 0 BB: 0 P: 4	R: 0 E: 0 K: 2 S: 7	H: 0 LOB: 0 BB: 0 P: 7	R: 0 E: 0 K: 0 S: 3	H: 0 LOB: 0 BB: 0 P: 3	R: 0 E: 0 K: 0 S: 3	H: 1 LOB: 0 BB: 0 P: 3	R: 3 E: 1 K: 0 S: 4	H: 2 LOB: 0 BB: 2 P: 12	R: 0 E: 0 K: 0 S: 3	H: 0 LOB: 0 BB: 0 P: 3	1B: 3 2B: 0 3B: 0 HR: 1	SF: 0 SAC: 0 DP: 1 HBP: 0	WP: 0 PB: 0 CS: 1	PA: 31
<b>PITCHER</b> <b>Ross Baumgarten, L</b> ERA: 3.7 (1, 1) <b>LaMarr Hoyt, R</b> ERA: 1.35 (7, 1)	IP: 6.1 WLS: L BF: 26	H: 4 R: 3 ER: 2 SO: 3	BB: 3 IBB: 0 HBP: 0 BLK: 0	WP: 0 HR: 1 S: 29 P: 41	ERA: 2.84 WHIP: 1.105											ERA: 0.00 WHIP: 0.000				



Batter	1	2	3	4	5	6	7	8	9	AB	R	H	RBI	BB	SO	LOB	TOP				
<b>Bill Almon, R</b> OBP: 0.397, SLG: 0.385 (1, 6)	0-0 6-3			0-3 K			0-3 K	0-0 1B		4	0	1	0	0	2	0	<b>Chicago White Sox @ Cleveland Indians</b> Cleveland Municipal Stadium, Cleveland, OH Fri May 01 1981, 7:05 PM EDT Att. 9,142 - Unknown - 50 F				
<b>Tony Bernazard, S</b> OBP: 0.377, SLG: 0.493 (1, 4)	0-0 4-3			0-0 F8			0-0 5-3	0-0 G3		4	0	0	0	0	0	3					
<b>Wayne Nordhagen, R</b> OBP: 0.326, SLG: 0.386 (1, 7)	0-0 6-3			0-3 K			0-0 HR		0-0 F8	4	1	1	1	0	1	0					
<b>Greg Luzinski, R</b> OBP: 0.459, SLG: 0.516 (1, 10)					0-0 G6-4-3 1B				0-0 1B	4	0	2	0	0	1	0					
<b>Lamar Johnson, R</b> OBP: 0.340, SLG: 0.396 (1, 3)					0-0 G6-4-3 1-2				0-0 F7	4	0	1	0	0	1	1					
<b>Chet Lemon, R</b> OBP: 0.397, SLG: 0.410 (1, 8)					0-0 5-3				0-0 G1-6-3 1B	4	1	1	0	0	1	2					
<b>Harold Baines, L</b> OBP: 0.203, SLG: 0.281 (1, 9)				0-0 F8					0-0 3-1	3	0	0	0	0	0	1					
<b>Jim Essian, R</b> OBP: 0.240, SLG: 0.292 (8, PH)				0-0 4-3					0-0 2-3	1	0	0	0	1	0	0					
<b>Bob Molinaro, L</b> OBP: 0.394, SLG: 3.000 (8, PH)									0-0 G5-4-3 BB	0	0	0	0	1	0	0					
<b>Marc Hill, R</b> OBP: 0.399, SLG: 3.000 (8, 2)									0-0 3-H BB	0	0	0	0	0	0	0					
<b>Greg Pryor, R</b> OBP: 0.350, SLG: 0.324 (1, 5)				0-0 6-3					0-0 G1-6-3 1B	2	0	0	0	0	0	1					
<b>Mike Squires, L</b> OBP: 0.394, SLG: 0.393 (8, PH)									0-0 1-2 1B	1	0	1	0	0	0	0					
<b>Jim Morrison, R</b> OBP: 0.222, SLG: 0.423 (8, 5)									0-0 1-2 1B	0	0	0	0	0	0	0					
<b>Inning Stats</b>	R: 0 E: 0 K: 0 S: 3	H: 0 LOB: 0 BB: 0 P: 3	R: 0 E: 0 K: 3 S: 9	H: 0 LOB: 0 BB: 0 P: 9	R: 0 E: 0 K: 0 S: 3	H: 0 LOB: 0 BB: 0 P: 3	R: 0 E: 0 K: 2 S: 7	H: 0 LOB: 0 BB: 0 P: 7	R: 0 E: 0 K: 0 S: 3	H: 1 LOB: 0 BB: 0 P: 3	R: 0 E: 0 K: 0 S: 2	H: 0 LOB: 0 BB: 1 P: 6	R: 1 E: 0 K: 1 S: 6	H: 1 LOB: 0 BB: 0 P: 6	R: 1 E: 0 K: 0 S: 6	H: 3 LOB: 3 BB: 1 P: 10	R: 0 E: 0 K: 0 S: 4	H: 2 LOB: 1 BB: 0 P: 4	1B: 5 2B: 1 3B: 0 HR: 1	SF: 0 SAC: 0 DP: 3 HBP: 0	WP: 1 PA: 33 PB: 0 CS: 0
<b>PITCHER</b> <b>John Denny, R</b> ERA: 2.19 (1, 1)	IP: 9.0 WLS: W BF: 33 H: 7 R: 2 ER: 2 SO: 6 BB: 2 IBB: 0 HBP: 0 BLK: 0 WP: 1 HR: 1 S: 43 P: 51 ERA: 2.00 WHIP: 1.000															<b>PITCHER</b>					


Batter	1	2	3	4	5	6	7	8	9	AB	R	H	RBI	BB	SO	LOB	BOTTOM		
<b>Alan Bannister, R</b> OBP: 0.264, SLG: 0.288 (1, 4)	0-0 FC4-6 1B		0-0 E 2B	0-0 S 1B		0-3 K		0-0 G1 2B		5	2	4	1	0	1	1	<b>Chicago White Sox @ Cleveland Indians</b> Cleveland Municipal Stadium, Cleveland, OH Fri May 01 1981, 7:05 PM EDT Att. 9,142 - Unknown - 50 F		
<b>Jorge Orta, L</b> OBP: 0.250, SLG: 0.286 (1, 9)	0-0 FC4-6 FC5-4 1-2		0-3 K	0-0 4-3				0-0 G1		5	0	0	0	0	2	6			
<b>Mike Hargrove, L</b> OBP: 0.298, SLG: 0.294 (1, 3)	0-3 K		4-0 2B	0-0 F7				0-0 1B		4	2	1	2	1	1	2			
<b>Andre Thornton, R</b> OBP: 0.458, SLG: 0.714 (1, 10)	0-0 FC5-4 1-2		0-0 2B		0-0 1-3			0-0 2B		4	1	2	4	1	0	1			
<b>Joe Charboneau, R</b> OBP: 0.239, SLG: 0.190 (1, 7)		0-0 6-3	0-0 F9		0-3 K			4-0 2B		4	0	0	0	0	1	2			
<b>Larry Littleton, R</b> OBP: 0.385, SLG: 0.422 (8, 7)								0-0 F4		0	0	0	0	1	0	0			
<b>Toby Harrah, R</b> OBP: 0.385, SLG: 0.422 (1, 5)		0-0 F8	4-0 2B	0-0 L6				0-0 BB		4	2	1	0	1	1	2			
<b>Bo Diaz, R</b> OBP: 0.381, SLG: 0.538 (1, 2)						0-3 K		0-0 5-3		4	0	2	2	0	1	1			
<b>Rick Manning, L</b> OBP: 0.250, SLG: 0.163 (1, 8)								0-0 1B		4	1	1	1	0	1	2			
<b>Tom Verzyr, R</b> OBP: 0.366, SLG: 0.359 (1, 6)								0-0 E7 WP		3	2	2	0	0	1	0			
<b>Inning Stats</b>	R: 0 E: 0 K: 1 S: 6	H: 1 LOB: 1 BB: 0 P: 6	R: 0 E: 0 K: 0 S: 4	H: 1 LOB: 0 BB: 0 P: 4	R: 5 E: 1 K: 2 S: 10	H: 3 LOB: 1 BB: 2 P: 19	R: 0 E: 0 K: 1 S: 6	H: 1 LOB: 1 BB: 0 P: 6	R: 0 E: 0 K: 1 S: 5	H: 0 LOB: 0 BB: 0 P: 5	R: 0 E: 1 K: 2 S: 8	H: 1 LOB: 1 BB: 0 P: 8	R: 0 E: 0 K: 1 S: 5	H: 0 LOB: 1 BB: 1 P: 9	R: 5 E: 0 K: 1 S: 11	H: 6 LOB: 2 BB: 1 P: 15	1B: 10 2B: 3 3B: 0 HR: 0	SF: 0 SAC: 0 DP: 0 HBP: 1	WP: 3 PA: 42 PB: 0 CS: 0
<b>PITCHER</b> <b>Britt Burns, L</b> ERA: 4.01 (1, 1)	IP: 4.0 WLS: L BF: 21 H: 6 R: 5 ER: 5 SO: 4 BB: 2 IBB: 0 HBP: 1 BLK: 0 WP: 0 HR: 0 S: 26 P: 35 ERA: 11.25 WHIP: 2.000															<b>PITCHER</b>			
<b>Dennis Lamp, R</b> ERA: 4.32 (8, 1)	3.1 5 4 4 4 1 0 0 0 3 0 23 27 10.80 1.800																		
<b>Kevin Hickey, L</b> ERA: 1.69 (8, 1)	0.2 5 2 1 1 1 1 0 0 0 0 0 6 10 13.50 4.500																		



Batter	1	2	3	4	5	6	7	8	9	AB	R	H	RBI	BB	SO	LOB	TOP			
Ron LeFlore, R (1, 7) OBP: 0.367, SLG: 0.370	4-0 1B BB		0-3 K		0-3 K		0-0 6-3		0-3 K	4	0	0	0	1	3	4				
Tony Bernazard, S (1, 4) OBP: 0.385, SLG: 0.500 Greg Pryor, R (1, 4) OBP: 0.381, SLG: 0.342	0-0 1-2 K 1B		0-0 SH1-3				0-0 FC5-4 1B		4-0 FC6-4 BB	1	0	1	0	0	0	0				
Carlton Fisk, R (1, 2) OBP: 0.431, SLG: 0.659	0-3 1-2 K		0-0 F7				0-0 FC5-4 FC5-4 1-2		0-3 K	4	0	0	0	0	2	5				
Greg Luzinski, R (1, 10) OBP: 0.436, SLG: 0.485	0-3 K				0-0 3-1		0-0 FC5-4 1-2		0-0 F8	4	0	0	0	0	1	3				
Lamar Johnson, R (1, 3) OBP: 0.315, SLG: 0.365		0-0 5-3			0-0 F7		0-0 F8		0-0 FC6-4 1-2	4	0	0	0	0	0	2				
Chet Lemon, R (1, 8) OBP: 0.403, SLG: 0.446		0-3 K			0-0 3B				0-0 6-3	4	1	2	0	0	1	0				
Harold Baines, L (1, 9) OBP: 0.222, SLG: 0.295		0-0 FC6 1B			0-0 F7				0-0 K2-3	4	0	2	0	0	1	1				
Jim Morrison, R (1, 5) OBP: 0.194, SLG: 0.367		0-0 FC6 1-2					0-0 4-3		0-0 F8	4	0	0	0	0	0	3				
Bill Almon, R (1, 6) OBP: 0.395, SLG: 0.388 Bob Molinaro, L (9, PH) OBP: 0.800, SLG: 1.500					0-0 SH1-3 1B		0-0 F8		0-0 SF8	2	0	1	1	0	0	0				
									0-0 E6	1	0	0	0	0	0	1				
<b>Inning Stats</b>	R: 0 E: 0 K: 2 S: 7	H: 1 LOB: 1 BB: 1 P: 11	R: 0 E: 0 K: 1 S: 6	H: 1 LOB: 1 BB: 0 P: 6	R: 0 E: 0 K: 1 S: 6	H: 1 LOB: 1 BB: 0 P: 6	R: 0 E: 0 K: 0 S: 4	H: 1 LOB: 1 BB: 0 P: 4	R: 0 E: 0 K: 0 S: 5	H: 0 LOB: 0 BB: 0 P: 5	R: 1 E: 0 K: 0 S: 5	H: 2 LOB: 1 BB: 0 P: 5	R: 0 E: 0 K: 1 S: 5	H: 0 LOB: 1 BB: 1 P: 9	R: 0 E: 2 K: 2 S: 9	H: 0 LOB: 2 BB: 0 P: 9	1B: 6 2B: 0 3B: 1 HR: 0	SF: 1 SAC: 1 DP: 0 HBP: 0	WP: 0 PB: 1 CS: 0	PA: 37
<b>PITCHER</b> Len Barker, R (1, 1) ERA: 1.85	IP: 9.0 WLS: W BF: 37 H: 7 R: 1 ER: 1 SO: 8 BB: 2 IBB: 0 HBP: 0 BLK: 0 WP: 0 HR: 0 S: 51 P: 59 ERA: 1.00 WHIP: 1.000																			

Chicago White Sox @ Cleveland Indians  
Cleveland Municipal Stadium, Cleveland, OH  
Sat May 02 1981, 3:33 AM EDT  
Att: 11,618 - Sunny - 49 F

AB 33  
R 1  
H 7  
RBI 1  
BB 2  
SO 8  
LOB 19



Batter	1	2	3	4	5	6	7	8	9	AB	R	H	RBI	BB	SO	LOB	BOTTOM			
Miguel Dilone, S (1, 7) OBP: 0.184, SLG: 0.139 Larry Littleton, R (9, 7)	0-3 K		0-0 FC6 4-3 S 1-2 2-3		0-0 F8			0-0 F9		4	0	0	0	0	1	2				
Rick Manning, L (1, 8) OBP: 0.250, SLG: 0.152	0-0 F9		0-0 4-3				4-0 E S FC6 BB	0-0 F9		3	1	0	1	1	0	1				
Mike Hargrove, L (1, 3) OBP: 0.279, SLG: 0.273	0-0 F9		0-0 F9				0-3 K 1-3	0-0 5-3		4	0	0	0	0	1	2				
Andre Thornton, R (1, 10) OBP: 0.444, SLG: 0.652		0-3 K			0-0 F8		4-0 FC6 BB			2	0	0	0	1	1	0				
Jorge Orta, L (1, 9) OBP: 0.236, SLG: 0.269		0-0 4-3			0-0 4-3		0-0 FC6 1-2			3	0	0	1	0	0	1				
Toby Harrah, R (1, 5) OBP: 0.364, SLG: 0.417		0-0 1B			0-0 1-3		0-0 F8			3	0	1	0	0	0	1				
Bo Diaz, R (1, 2) OBP: 0.378, SLG: 0.524		0-0 6-3			0-0 1B G4-6-3 1B		0-3 K			3	1	1	0	0	1	1				
Duane Kuiper, L (1, 4) OBP: 0.667, SLG: 0.667			0-0 FC6 4-3 1B		0-0 1B G4-6-3 1B		0-0 6-3			3	1	2	0	0	0	0				
Tom Verzyer, R (1, 6) OBP: 0.364, SLG: 0.357			0-0 FC6 1-2 1B		0-0 G4-6-3 1-2 3H		0-0 6-3			3	0	1	0	0	0	1				
<b>Inning Stats</b>	R: 0 E: 0 K: 1 S: 5	H: 0 LOB: 0 BB: 0 P: 5	R: 0 E: 0 K: 1 S: 6	H: 1 LOB: 1 BB: 0 P: 6	R: 1 E: 0 K: 0 S: 5	H: 2 LOB: 1 BB: 0 P: 5	R: 0 E: 0 K: 0 S: 3	H: 0 LOB: 0 BB: 0 P: 3	R: 1 E: 0 K: 0 S: 4	H: 2 LOB: 0 BB: 0 P: 4	R: 1 E: 0 K: 1 S: 5	H: 0 LOB: 2 BB: 2 P: 13	R: 0 E: 0 K: 1 S: 5	H: 0 LOB: 0 BB: 0 P: 5	R: 0 E: 0 K: 0 S: 3	H: 0 LOB: 0 BB: 0 P: 3	1B: 5 2B: 0 3B: 0 HR: 0	SF: 0 SAC: 0 DP: 1 HBP: 0	WP: 0 PB: 0 CS: 0	PA: 30
<b>PITCHER</b> Francisco Barrios, R (1, 1) ERA: 2.74	IP: 8.0 WLS: L BF: 30 H: 5 R: 3 ER: 2 SO: 4 BB: 2 IBB: 0 HBP: 0 BLK: 0 WP: 0 HR: 0 S: 36 P: 44 ERA: 2.25 WHIP: 0.875																			

Chicago White Sox @ Cleveland Indians  
Cleveland Municipal Stadium, Cleveland, OH  
Sat May 02 1981, 3:33 AM EDT  
Att: 11,618 - Sunny - 49 F

AB 28  
R 3  
H 5  
RBI 2  
BB 2  
SO 4  
LOB 9





Batter	1	2	3	4	5	6	7	8	9	AB	R	H	RBI	BB	SO	LOB	TOP			
Ron LeFlore, R (1, 7) OBP: 0.371, SLG: 0.406 Rusty Kuntz, R (8, 7) OBP: 0.423, SLG: 0.409	0-3 K	0-3 K		0-0 1-2 2-H 1B	0-0 1-3 SF9 2B 2B	0-0 3-1		0-0 3-1		5	1	2	1	0	2	1	5 1 2 1 0 2 1 0 0 0 0 0 0 0			
Mike Squires, L (1, 3) OBP: 0.388, SLG: 0.375	0-0 G3		0-0 1B	0-0 4-3	0-0 SF9	0-0 2-3 3-H		0-3 K		4	0	1	1	0	1	2	4 0 1 1 0 1 2			
Carlton Fisk, R (1, 2) OBP: 0.436, SLG: 0.689 Ross Baumgarten, L (6, PR) Marc Hill, R (6, 2)	0-0 2B		0-0 L6		0-0 F7	0-0 E 2B		0-0 6-3		4	0	2	1	0	0	1	4 0 2 1 0 0 1 0 0 0 0 0 0 0 1 0 0 0 0 0 0			
Greg Luzinski, R (1, 10) OBP: 0.446, SLG: 0.478	4-0 BB		0-0 F8		0-0 1B 1B	0-0 5-3		4-0 G6-4-3 BB		3	1	1	0	2	0	2	3 1 1 0 2 0 2			
Harold Baines, L (1, 9) OBP: 0.221, SLG: 0.288	0-0 4-3		0-0 1-3		0-0 1B 1B	0-0 E6		0-0 G6-4-3 1-2		5	1	1	0	0	0	5	5 1 1 0 0 0 5			
Chet Lemon, R (1, 8) OBP: 0.402, SLG: 0.443		0-0 E7 SH2-4 1B		0-0 G3	0-0 1-2 3-H 1B	0-0 K		0-0 F7		5	1	2	1	0	1	3	5 1 2 1 0 1 3			
Tony Bernazard, S (1, 4) OBP: 0.395, SLG: 0.506		0-0 SH2-4		0-0 1B 1B	0-0 2-H 1B		0-0 F8			3	1	2	1	0	0	0	3 1 2 1 0 0 0			
Jim Morrison, R (1, 5) OBP: 0.200, SLG: 0.353		0-0 1B 1B		0-0 P6	0-0 6-3		0-0 F7			4	0	1	1	0	0	2	4 0 1 1 0 0 2			
Bill Almon, R (1, 6) OBP: 0.413, SLG: 0.408		0-0 1-3 1B		0-0 1-2 1B		0-0 2B SF9 1B		0-0 6-3		4	1	3	0	0	0	0	4 1 3 0 0 0 0			
<b>Inning Stats</b>	R: 0 E: 0 K: 1 S: 6	H: 1 LOB: 2 BB: 1 P: 10	R: 1 E: 1 K: 1 S: 7	H: 3 LOB: 1 BB: 0 P: 7	R: 0 E: 0 K: 0 S: 4	H: 1 LOB: 1 BB: 0 P: 4	R: 1 E: 0 K: 0 S: 6	H: 3 LOB: 2 BB: 0 P: 6	R: 2 E: 0 K: 1 S: 9	H: 4 LOB: 1 BB: 0 P: 9	R: 0 E: 0 K: 0 S: 3	H: 0 LOB: 0 BB: 0 P: 3	R: 0 E: 0 K: 0 S: 5	H: 0 LOB: 0 BB: 1 P: 5	R: 0 E: 0 K: 0 S: 2	H: 0 LOB: 0 BB: 1 P: 6	1B: 12 2B: 3 3B: 0 HR: 0	SF: 1 SAC: 1 DP: 1 HBP: 0	WP: 0 PB: 0 SB: 0 CS: 0	PA: 42
<b>PITCHER</b>	IP WLS BF H R ER SO BB IBB HBP BLK WP HR S P ERA WHIP	Wayne Garland, R (1, 1) ERA: 4.5	4.2 L 25 12 4 4 2 2 1 0 0 0 0 0 28 32 7.71 2.786	Dan Spillner, R (5, 1) ERA: 5.05	3.1 14 3 2 2 2 0 0 0 0 0 0 0 0 18 18 5.40 0.900	Sid Monge, L (9, 1) ERA: 2.25	1.0 3 0 0 0 0 1 0 0 0 0 0 0 0 2 6 0.00 1.000	<b>PITCHER</b>	IP WLS BF H R ER SO BB IBB HBP BLK WP HR S P ERA WHIP	Wayne Garland, R (1, 1) ERA: 4.5	4.2 L 25 12 4 4 2 2 1 0 0 0 0 0 28 32 7.71 2.786	Dan Spillner, R (5, 1) ERA: 5.05	3.1 14 3 2 2 2 0 0 0 0 0 0 0 0 18 18 5.40 0.900	Sid Monge, L (9, 1) ERA: 2.25	1.0 3 0 0 0 0 1 0 0 0 0 0 0 0 2 6 0.00 1.000					

Chicago White Sox @ Cleveland Indians  
Cleveland Municipal Stadium, Cleveland, OH  
Sun May 03 1981, 3:33 AM EDT  
Att: 31,287 - Sunny - 56 F

AB	38
R	6
H	15
RBI	6
BB	2
SO	4
LOB	16



Batter	1	2	3	4	5	6	7	8	9	AB	R	H	RBI	BB	SO	LOB	BOTTOM					
Miguel Dilone, S (1, 7) OBP: 0.190, SLG: 0.150	0-0 1-3		0-0 S 1B		0-0 4-3		0-0 1-3			4	0	1	0	0	0	1	4 0 1 0 0 0 1					
Rick Manning, L (1, 8) OBP: 0.288, SLG: 0.163	0-0 CS 1B		0-3 K		0-0 BB		0-0 4-3			3	0	1	0	1	1	1	3 0 1 0 1 1 1					
Mike Hargrove, L (1, 3) OBP: 0.277, SLG: 0.271	0-0 CS 1B		0-0 F9		0-0 F8		0-0 F7			4	0	1	0	0	0	2	4 0 1 0 0 0 2					
Andre Thornton, R (1, 10) OBP: 0.387, SLG: 0.556	0-0 5-3		0-0 F3		0-0 F8		0-0 F7			4	0	0	0	0	0	4	4 0 0 0 0 0 4					
Jorge Orta, L (1, 9) OBP: 0.220, SLG: 0.250		0-0 4-3		0-0 3-1		0-0 F2		0-0 3-1		4	0	0	0	0	0	0	4 0 0 0 0 0 0					
Toby Harrah, R (1, 5) OBP: 0.382, SLG: 0.412 Dave Rosello, R (8, 5)		0-0 L4-3 1B		0-3 K		0-0 5-3				3	0	1	0	0	1	0	3 0 1 0 0 1 0 0 0 0 0 0 0 0					
Ron Hassey, L (1, 2) OBP: 0.300, SLG: 0.250		0-0 L4-3		0-0 F7		4-0 BB				2	0	0	0	1	0	1	2 0 0 0 1 0 1					
Alan Bannister, R (1, 4) OBP: 0.250, SLG: 0.273			0-0 4-3		0-0 6-3		0-0 1-3			3	0	0	0	0	0	1	3 0 0 0 0 0 1					
Tom Verzyr, R (1, 6) OBP: 0.362, SLG: 0.356			0-3 K		0-0 4-3 1B		0-0 6-3			3	0	1	0	0	1	0	3 0 1 0 0 1 0					
<b>Inning Stats</b>	R: 0 E: 0 K: 0 S: 4	H: 2 LOB: 1 BB: 0 P: 4	R: 0 E: 0 K: 0 S: 3	H: 1 LOB: 0 BB: 0 P: 3	R: 0 E: 0 K: 2 S: 8	H: 1 LOB: 1 BB: 0 P: 8	R: 0 E: 0 K: 0 S: 3	H: 0 LOB: 0 BB: 0 P: 3	R: 0 E: 0 K: 1 S: 5	H: 0 LOB: 0 BB: 0 P: 5	R: 0 E: 0 K: 0 S: 4	H: 1 LOB: 2 BB: 1 P: 8	R: 0 E: 0 K: 0 S: 3	H: 0 LOB: 1 BB: 1 P: 7	R: 0 E: 0 K: 0 S: 3	H: 0 LOB: 0 BB: 0 P: 3	R: 0 E: 0 K: 0 S: 3	H: 0 LOB: 0 BB: 0 P: 3	1B: 5 2B: 1 3B: 0 HR: 0	SF: 0 SAC: 0 DP: 1 HBP: 0	WP: 0 PB: 0 SB: 1 CS: 2	PA: 32
<b>PITCHER</b>	IP WLS BF H R ER SO BB IBB HBP BLK WP HR S P ERA WHIP	Richard Dotson, R (1, 1) ERA: 3.89	9.0 W 32 5 0 0 3 2 0 0 0 0 0 0 36 44 0.00 0.778	<b>PITCHER</b>	IP WLS BF H R ER SO BB IBB HBP BLK WP HR S P ERA WHIP	Richard Dotson, R (1, 1) ERA: 3.89	9.0 W 32 5 0 0 3 2 0 0 0 0 0 0 36 44 0.00 0.778															

Chicago White Sox @ Cleveland Indians  
Cleveland Municipal Stadium, Cleveland, OH  
Sun May 03 1981, 3:33 AM EDT  
Att: 31,287 - Sunny - 56 F

AB	30
R	0
H	5
RBI	0
BB	2
SO	3
LOB	10






Batter	1	2	3	4	5	6	7	8	9	AB	R	H	RBI	BB	SO	LOB	TOP				
Ron LeFlore, R OBP: 0.325, SLG: 0.351 (1, 7)	G3		K			K	3-1		4-3	5	0	0	0	0	2	3					
Mike Squires, L OBP: 0.372, SLG: 0.405 (1, 3)	F8			6-3		2-3 1B		F	1-3	5	0	2	0	0	0	2					
Carlton Fisk, R OBP: 0.424, SLG: 0.653 (1, 2)	F9			6-3		2-3 1B		F8		4	0	1	0	0	0	1					
Greg Luzinski, R OBP: 0.425, SLG: 0.452 Rusty Kuntz, R OBP: 0.423, SLG: 0.409 (8, PR)		K		4-3		2-3		E5		4	0	0	0	0	1	3					
Harold Baines, L OBP: 0.208, SLG: 0.271 (1, 9)	L4				F7	P4		K		4	0	0	0	0	1	4					
Chet Lemon, R OBP: 0.419, SLG: 0.479 (1, 8)		HBP			1B	1B		K		3	1	2	0	0	1	2					
Tony Bernazard, S OBP: 0.376, SLG: 0.481 (1, 4)	G3				K			K	F8	4	0	0	0	0	2	3					
Jim Morrison, R OBP: 0.231, SLG: 0.368 (1, 5)			L4					K		4	0	2	0	0	1	1					
Bill Almon, R OBP: 0.417, SLG: 0.427 (1, 6)			5-3			K				4	0	2	1	0	1	2					
<b>Inning Stats</b>	R: 0 E: 0 K: 0 S: 3	H: 0 LOB: 0 BB: 0 P: 3	R: 0 E: 0 K: 1 S: 5	H: 0 LOB: 1 BB: 0 P: 6	R: 0 E: 0 K: 1 S: 5	H: 0 LOB: 0 BB: 0 P: 5	R: 0 E: 0 K: 0 S: 3	H: 0 LOB: 0 BB: 0 P: 3	R: 0 E: 0 K: 2 S: 9	H: 2 LOB: 2 BB: 0 P: 9	R: 0 E: 0 K: 1 S: 7	H: 2 LOB: 1 BB: 0 P: 7	R: 0 E: 0 K: 2 S: 9	H: 1 LOB: 2 BB: 0 P: 9	R: 0 E: 0 K: 0 S: 5	H: 2 LOB: 2 BB: 0 P: 5	1B: 6 2B: 2 3B: 1 HR: 0	SF: 0 SAC: 0 DP: 0 HBP: 1	WP: 0 PB: 0 SB: 0 CS: 0	PA: 38	
<b>PITCHER</b>	IP	WLS	BF	H	R	ER	SO	BB	IBB	HBP	BLK	WP	HR	S	P	ERA	WHIP				
Danny Darwin, R ERA: 3.62 (1, 1)	8.1	W	36	9	1	1	9	0	0	1	0	0	0	53	54	1.08	1.080				
Steve Comer, R ERA: 3.72 (9, 1)	0.2		2	0	0	0	0	0	0	0	0	0	0	2	2	0.00	0.000				

Chicago White Sox @ Texas Rangers  
Arlington Stadium, Arlington, TX  
Tue May 05 1981, 8:05 PM EDT  
Att: 10,399 - Cloudy - 70 F

AB 37  
R 1  
H 9  
RBI 1  
BB 0  
SO 9  
LOB 21



Batter	1	2	3	4	5	6	7	8	9	AB	R	H	RBI	BB	SO	LOB	BOTTOM				
Bump Wills, S OBP: 0.312, SLG: 0.386 (1, 4)	F7			5-3		HR	SF7			3	1	1	1	0	0	0					
Mickey Rivers, L OBP: 0.333, SLG: 0.360 Dan Duran, L OBP: 0.286, SLG: 0.286 (7, PH)	F8			4-3		K	F9			3	0	0	0	0	1	1					
Al Oliver, L OBP: 0.323, SLG: 0.416 (1, 10)	1-3			1B		HR		F5		3	1	1	0	1	0	0					
Leon Roberts, R OBP: 0.368, SLG: 0.563 (8, 8)		5-3		K		HR		1B	4-3	3	2	1	3	1	1	1					
Bill Stein, R OBP: 0.438, SLG: 0.438 (1, 5)	F8				1B	F7		4-3	1B	4	0	2	0	0	0	0					
Johnny Grubb, L OBP: 0.410, SLG: 0.507 (1, 9)	F7				P1			4-3		4	1	1	1	0	0	2					
Pat Putnam, L OBP: 0.368, SLG: 0.536 (1, 3)			P6			K		K		3	1	0	0	1	2	2					
Jim Sundberg, R OBP: 0.321, SLG: 0.382 (1, 2)			5-3			K				2	0	0	0	0	1	1					
Mario Mendoza, R OBP: 0.273, SLG: 0.267 (1, 6)			K			F3	SH			2	0	0	1	0	1	0					
<b>Inning Stats</b>	R: 0 E: 0 K: 0 S: 3	H: 0 LOB: 0 BB: 0 P: 3	R: 0 E: 0 K: 0 S: 3	H: 0 LOB: 0 BB: 0 P: 3	R: 0 E: 0 K: 1 S: 5	H: 0 LOB: 0 BB: 0 P: 5	R: 0 E: 0 K: 1 S: 6	H: 1 LOB: 1 BB: 0 P: 6	R: 0 E: 0 K: 2 S: 8	H: 1 LOB: 1 BB: 0 P: 8	R: 3 E: 0 K: 1 S: 7	H: 2 LOB: 1 BB: 1 P: 11	R: 2 E: 0 K: 0 S: 5	H: 1 LOB: 1 BB: 1 P: 9	R: 1 E: 0 K: 1 S: 6	H: 1 LOB: 1 BB: 1 P: 10	1B: 3 2B: 2 3B: 0 HR: 1	SF: 1 SAC: 2 DP: 0 HBP: 0	WP: 0 PB: 0 SB: 0 CS: 0	PA: 34	
<b>PITCHER</b>	IP	WLS	BF	H	R	ER	SO	BB	IBB	HBP	BLK	WP	HR	S	P	ERA	WHIP				
Ross Baumgarten, L ERA: 4.45 (1, 1)	6.0	L	25	5	5	5	5	2	0	0	0	0	0	33	41	7.50	1.167				
LaMar Hoyt, R ERA: 1.32 (7, 1)	0.2		3	0	0	0	0	0	0	0	0	0	0	3	3	0.00	0.000				
Kevin Hickey, L ERA: 1.59 (7, 1)	0.1		1	0	0	0	0	0	0	0	0	0	0	1	1	0.00	0.000				
Ed Farmer, R ERA: 8.1 (8, 1)	1.0		5	1	1	1	1	1	0	0	0	0	0	6	10	9.00	2.000				

Chicago White Sox @ Texas Rangers  
Arlington Stadium, Arlington, TX  
Tue May 05 1981, 8:05 PM EDT  
Att: 10,399 - Cloudy - 70 F

AB 28  
R 6  
H 6  
RBI 6  
BB 3  
SO 6  
LOB 8





Batter	1	2	3	4	5	6	7	8	9	AB	R	H	RBI	BB	SO	LOB	TOP		
Ron LeFlore, R OBP: 0.318, SLG: 0.341 (1, 7)	5-3			F7, 1B		F8	FC6-4			4	0	1	0	0	0	3			
Tony Bernazard, S OBP: 0.392, SLG: 0.494 (1, 4)	4-3			BB, 1B		2-3				4	0	2	0	0	0	0			
Carlton Fisk, R OBP: 0.413, SLG: 0.623 (1, 2)	5-3			F7				L6		4	1	1	0	0	0	3			
Greg Luzinski, R OBP: 0.433, SLG: 0.453 Rusty Kuntz, R OBP: 0.407, SLG: 0.391 (7, PR)			F9	BB, 1B			BB, 1B	F9		2	0	1	0	1	0	0			
Lamar Johnson, R OBP: 0.310, SLG: 0.357 (1, 3)	F9			1-3			BB, 1B	P3		4	0	1	1	0	0	3			
Chet Lemon, R OBP: 0.400, SLG: 0.455 (1, 8)	6-3				5-3		P6			4	0	0	0	0	0	2			
Wayne Nordhagen, R OBP: 0.313, SLG: 0.370 Bob Molinaro, L OBP: 0.818, SLG: 1.333 (7, PH)			6-3		F9			F9		2	0	0	0	0	0	0			
Marc Hill, R (9, PH)							1-2, 2-H	1B		1	0	0	0	0	0	0			
Jim Morrison, R OBP: 0.256, SLG: 0.366 (1, 5)	5-3				K		FC6-4			3	0	1	0	1	1	0			
Bill Almon, R OBP: 0.407, SLG: 0.416 Harold Baines, L OBP: 0.208, SLG: 0.271 Greg Pryor, R OBP: 0.364, SLG: 0.325 (7, PH)	4-3					6-3	F2	4-3		2	0	0	0	0	0	0			
Inning Stats	R: 0 E: 0 K: 0 S: 3	H: 0 LOB: 0 BB: 0 P: 3	R: 0 E: 0 K: 0 S: 3	H: 0 LOB: 0 BB: 0 P: 3	R: 0 E: 0 K: 0 S: 3	H: 2 LOB: 2 BB: 1 P: 8	R: 0 E: 0 K: 1 S: 5	H: 0 LOB: 0 BB: 0 P: 5	R: 2 E: 0 K: 0 S: 7	H: 4 LOB: 3 BB: 1 P: 11	R: 0 E: 0 K: 0 S: 4	H: 1 LOB: 1 BB: 0 P: 4	R: 0 E: 0 K: 0 S: 4	H: 1 LOB: 1 BB: 0 P: 4	1B: 7 2B: 1 3B: 0 HR: 0	SF: 0 SAC: 0 DP: 0 HBP: 0	WP: 0 PA: 36 PB: 0 SB: 0 CS: 0		
PITCHER	IP	WLS	BF	H	R	ER	SO	BB	IBB	HBP	BLK	WP	HR	S	P	ERA	WHIP		
Rick Honeycutt, L ERA: 3.24 (1, 1)	6.0	23	5	2	2	1	1	0	0	0	0	0	0	24	28	3.00	1.000		
Bob Batcock, R ERA: 1.86 (7, 1)	0.1	3	1	0	0	0	1	0	0	0	0	0	0	2	6	0.00	6.000		
John Henry Johnson, L ERA: 1.69 (7, 1)	2.2	W	10	2	0	0	0	0	0	0	0	0	0	10	10	0.00	0.750		

Chicago White Sox @ Texas Rangers  
Arlington Stadium, Arlington, TX  
Wed May 06 1981, 8:05 PM EDT  
Att: 12,104 - Cloudy - 68 F

livebaseballscorecards.com

AB 34  
R 2  
H 8  
RBI 2  
BB 2  
SO 1  
LOB 16



Batter	1	2	3	4	5	6	7	8	9	AB	R	H	RBI	BB	SO	LOB	BOTTOM		
Bump Wills, S OBP: 0.320, SLG: 0.391 (1, 4)	1B, 4-3, 1B	F9			F8		1B, FC4, 1B			4	2	2	0	0	0	0			
Bill Stein, R OBP: 0.450, SLG: 0.450 (1, 5)	4-3, 1B		F8		5-3		FC4, 1B			4	1	2	1	0	0	0			
Al Oliver, L OBP: 0.320, SLG: 0.409 (1, 10)	1B, 4-3, 1B		6-3		P6		FC4			4	0	1	1	0	0	1			
John Ellis, R OBP: 0.125, SLG: 0.125 Dan Duran, R OBP: 0.286, SLG: 0.286 (8, 7)	F9		F8		P4		K			4	0	0	0	0	1	4			
Leon Roberts, R OBP: 0.348, SLG: 0.550 (1, 8)	4-3			FC3-5, 2B		F9		K		4	0	1	1	0	1	2			
Johnny Grubb, L OBP: 0.415, SLG: 0.500 (1, 9)	1B		FC3-5, 1B				BB			3	0	1	1	1	1	1			
Pat Putnam, L OBP: 0.350, SLG: 0.507 (1, 7)	P4		K		4-3			K		4	0	0	0	0	2	4			
Jim Sundberg, R OBP: 0.333, SLG: 0.394 (1, 2)		5-3					1B, 1B			3	1	2	0	0	0	0			
Mario Mendoza, R OBP: 0.261, SLG: 0.254 (1, 6)	F9		F8				F8			3	0	0	0	0	0	3			
Inning Stats	R: 2 E: 0 K: 0 S: 7	H: 4 LOB: 2 BB: 0 P: 7	R: 0 E: 0 K: 0 S: 3	H: 0 LOB: 0 BB: 0 P: 3	R: 0 E: 0 K: 1 S: 7	H: 2 LOB: 2 BB: 0 P: 7	R: 0 E: 0 K: 0 S: 3	H: 0 LOB: 0 BB: 0 P: 3	R: 2 E: 0 K: 1 S: 8	H: 3 LOB: 1 BB: 0 P: 8	R: 0 E: 0 K: 3 S: 9	H: 0 LOB: 0 BB: 0 P: 9	1B: 8 2B: 1 3B: 0 HR: 0	SF: 0 SAC: 0 DP: 0 HBP: 0	WP: 0 PA: 34 PB: 0 SB: 0 CS: 0				
PITCHER	IP	WLS	BF	H	R	ER	SO	BB	IBB	HBP	BLK	WP	HR	S	P	ERA	WHIP		
Britt Burns, L ERA: 4.08 (1, 1)	6.0	L	26	7	3	3	1	0	0	0	0	0	0	27	31	4.50	1.333		
LaMarr Hoyt, R ERA: 1.72 (7, 1)	2.0	8	2	1	1	1	4	0	0	0	0	0	0	16	16	4.50	1.000		

Chicago White Sox @ Texas Rangers  
Arlington Stadium, Arlington, TX  
Wed May 06 1981, 8:05 PM EDT  
Att: 12,104 - Cloudy - 68 F

livebaseballscorecards.com

AB 33  
R 4  
H 9  
RBI 4  
BB 1  
SO 5  
LOB 15







Batter	1	2	3	4	5	6	7	8	9	AB	R	H	RBI	BB	SO	LOB	TOP			
Ron LeFlore, R OBP: 0.306, SLG: 0.311 (1, 7)										4	0	0	0	1	1	1	<b>Chicago White Sox @ Texas Rangers</b> Arlington Stadium, Arlington, TX Thu May 07 1981, 8:05 PM EDT Att: 11,710 - Cloudy - 68 F			
Tony Bernazard, S OBP: 0.393, SLG: 0.489 (1, 4)										5	1	2	0	0	2	2				
Carlton Fisk, R OBP: 0.418, SLG: 0.614 (1, 2)										4	0	2	0	0	0	1				
Greg Luzinski, R OBP: 0.426, SLG: 0.436 Rusty Kuntz, R OBP: 0.407, SLG: 0.391 (8, PR)										3	1	0	0	1	0	4				
Lamar Johnson, R OBP: 0.344, SLG: 0.407 Mike Squires, L OBP: 0.372, SLG: 0.405 (8, 3)										3	1	3	1	0	0	0				
Chet Lemon, R OBP: 0.387, SLG: 0.438 (1, 8)										3	0	0	0	0	1	5				
Wayne Nordhagen, R OBP: 0.320, SLG: 0.375 Harold Baines, L OBP: 0.230, SLG: 0.333 (6, PH)										2	0	1	0	0	0	1				
Jim Morrison, R OBP: 0.234, SLG: 0.333 (1, 5)										4	0	0	0	0	0	4				
Bill Almon, R OBP: 0.400, SLG: 0.407 (1, 6)										4	0	1	1	0	0	2				
<b>Inning Stats</b>	R: 0 E: 0 K: 1 S: 6	H: 1 LOB: 1 BB: 0 P: 6	R: 0 E: 0 K: 0 S: 5	H: 2 LOB: 2 BB: 0 P: 5	R: 0 E: 0 K: 1 S: 5	H: 1 LOB: 1 BB: 1 P: 9	R: 0 E: 0 K: 0 S: 3	H: 1 LOB: 0 BB: 0 P: 3	R: 0 E: 0 K: 0 S: 3	H: 0 LOB: 0 BB: 0 P: 3	R: 3 E: 0 K: 1 S: 9	H: 4 LOB: 1 BB: 0 P: 9	R: 0 E: 0 K: 0 S: 3	H: 0 LOB: 2 BB: 1 P: 7	R: 1 E: 0 K: 1 S: 7	H: 2 LOB: 1 BB: 0 P: 7		1B: 8 2B: 3 3B: 1 HR: 0	SF: 0 SAC: 2 DP: 1 HBP: 0	WP: 0 PB: 0 SB: 0 CS: 1
<b>PITCHER</b>	IP WLS BF H R ER SO BB IBB HBP BLK WP HR S P ERA WHIP																			
Jon Matlack, L ERA: 3.38 Bob Babcock, R ERA: 2.03	(1, 1) 5.1 23 8 3 3 2 1 0 0 0 0 0 0 26 30 5.06 1.688	(6, 1) 3.2 W 15 3 1 1 2 1 0 0 0 0 0 0 18 22 2.46 1.091																		

Batter	1	2	3	4	5	6	7	8	9	AB	R	H	RBI	BB	SO	LOB	BOTTOM				
Bump Wills, S OBP: 0.324, SLG: 0.391 (1, 4)										5	1	2	3	0	0	4	<b>Chicago White Sox @ Texas Rangers</b> Arlington Stadium, Arlington, TX Thu May 07 1981, 8:05 PM EDT Att: 11,710 - Cloudy - 68 F				
Mickey Rivers, L OBP: 0.316, SLG: 0.341 (1, 8)										5	0	0	0	0	0	5					
Al Oliver, L OBP: 0.333, SLG: 0.423 (1, 10)										4	1	2	0	1	0	0					
Buddy Bell, R OBP: 0.388, SLG: 0.451 (1, 5)										3	0	1	0	2	0	2					
Bill Stein, R OBP: 0.400, SLG: 0.400 (1, 3)										5	1	1	2	0	1	5					
Leon Roberts, R OBP: 0.357, SLG: 0.520 (1, 7)										5	1	2	0	0	0	0					
Johnny Grubb, L OBP: 0.419, SLG: 0.514 (1, 9)										4	3	2	0	0	0	2					
Jim Sundberg, R OBP: 0.365, SLG: 0.432 (1, 2)										3	1	3	0	1	0	0					
Mario Mendoza, R OBP: 0.268, SLG: 0.262 Dan Duran, L OBP: 0.375, SLG: 0.286 Mark Wagner, R OBP: 1.000, SLG: 2.000 (7, 6)										2	0	1	1	0	0	2					
<b>Inning Stats</b>	R: 0 E: 0 K: 0 S: 5	H: 2 LOB: 2 BB: 1 P: 9	R: 0 E: 0 K: 1 S: 5	H: 0 LOB: 0 BB: 0 P: 5	R: 1 E: 1 K: 0 S: 6	H: 3 LOB: 2 BB: 0 P: 6	R: 0 E: 0 K: 0 S: 2	H: 0 LOB: 0 BB: 1 P: 6	R: 0 E: 0 K: 0 S: 4	H: 2 LOB: 2 BB: 1 P: 8	R: 0 E: 0 K: 0 S: 3	H: 1 LOB: 1 BB: 1 P: 7	R: 7 E: 2 K: 0 S: 10	H: 5 LOB: 1 BB: 1 P: 14	1B: 11 2B: 5 3B: 0 HR: 0	SF: 0 SAC: 1 DP: 2 HBP: 0		WP: 0 PB: 0 SB: 1 CS: 1	PA: 43		
<b>PITCHER</b>	IP WLS BF H R ER SO BB IBB HBP BLK WP HR S P ERA WHIP																				
Steve Trout, L ERA: 2.2 Dennis Lamp, R ERA: 4.0 Kevin Hickey, L ERA: 1.42 Ed Farmer, R ERA: 10.13 LaMar Hoyt, R ERA: 2.7	(1, 1) 5.0 23 7 2 0 0 0 1 0 0 0 0 0 0 3 7 0.00 4.500	(6, 1) 0.2 4 2 0 0 0 0 1 0 0 0 0 0 0 3 7 0.00 1.500	(6, 1) 0.2 3 1 0 0 0 0 0 0 0 0 0 0 0 3 3 0.00 1.500	(7, 1) 0.2 L 6 3 4 3 0 1 0 0 0 0 0 0 5 9 40.50 6.000	(8, 1) 1.0 7 2 3 2 0 0 0 0 0 0 0 0 6 10 18.00 2.000																



Batter	1	2	3	4	5	6	7	8	9	AB	R	H	RBI	BB	SO	LOB	TOP			
Willie Wilson, S OBP: 0.294, SLG: 0.309 (1, 7)	0-0 5-3 2B	1-0 CS HBP		0-0 F8		0-0 SH1-3		1-0 HBP		2	1	1	0	0	0	2	<b>Kansas City Royals @ Chicago White Sox</b> Comiskey Park, Chicago, IL Fri May 08 1981, 8:05 PM EDT Att: 42,312 - Unknown - 52 F  <b>AB 34</b> <b>R 5</b> <b>H 9</b> <b>RBI 5</b> <b>BB 3</b> <b>SO 5</b> <b>LOB 17</b> 			
Hal McRae, R OBP: 0.276, SLG: 0.301 (1, 10)	0-0 5-3	0-0 2B		0-0 FC4 1B		0-0 SF8		0-0 F7		4	0	2	2	0	0	3				
George Brett, L OBP: 0.329, SLG: 0.343 (1, 5)	0-0 2B	0-3 K		0-0 FC4 1B		0-0 4-3			0-0 G3	5	1	1	1	0	1	4				
Willie Aikens, L OBP: 0.420, SLG: 0.565 (1, 3)	0-0 1B 2B		0-0 1-3		4-0 FC5-4 BB		0-0 F7		0-3 K	4	1	1	1	1	1	0				
Amos Otis, R OBP: 0.286, SLG: 0.297 (1, 8)	0-0 F3		0-0 F9		0-3 K		0-3 K		0-0 F8	5	0	0	0	0	2	2				
Frank White, R OBP: 0.240, SLG: 0.255 (1, 4)	0-0 1B 1B		0-0 F8		0-0 FC5-4 FC6-4 1-2		0-3 K			4	0	1	0	0	1	1				
John Wathan, R OBP: 0.329, SLG: 0.388 (1, 2)	0-0 FC4-6 1B		0-0 1B 1B		0-0 FC6-4 1-2			0-0 5-3		4	1	2	1	0	0	1				
Danny Garcia, L OBP: 0.111, SLG: 0.111 (1, 9)	0-0 FC4-6 1-2		0-0 F7		0-0 E6 SH1-3 BB SF8			0-0 WP 1B		4	1	1	0	0	0	3				
U L Washington, S OBP: 0.346, SLG: 0.288 (1, 6)		0-0 4-3		4-0 1B BB		4-0 SF8 SH1-3 BB 1-2		0-0 F7		2	0	0	0	2	0	1				
<b>Inning Stats</b>	R: 3 E: 0 K: 0 S: 8	H: 5 LOB: 2 BB: 0 P: 8	R: 0 E: 0 K: 1 S: 5	H: 1 LOB: 1 BB: 0 P: 6	R: 0 E: 0 K: 0 S: 3	H: 0 LOB: 0 BB: 0 P: 3	R: 1 E: 0 K: 0 S: 5	H: 2 LOB: 2 BB: 1 P: 9	R: 0 E: 0 K: 1 S: 5	H: 0 LOB: 1 BB: 1 P: 9	R: 0 E: 0 K: 2 S: 7	H: 0 LOB: 0 BB: 0 P: 7	R: 0 E: 0 K: 0 S: 4	H: 1 LOB: 2 BB: 0 P: 5	R: 0 E: 0 K: 1 S: 5	H: 0 LOB: 0 BB: 0 P: 5	1B: 6 2B: 3 3B: 0 HR: 0	SF: 1 SAC: 1 DP: 0 HBP: 2	WP: 1 PB: 0 SB: 1 CS: 1	PA: 41
<b>PITCHER</b>	IP WLS BF H R ER SO BB IBB HBP BLK WP HR S P ERA WHIP	IP WLS BF H R ER SO BB IBB HBP BLK WP HR S P ERA WHIP																		
Francisco Barrios, R ERA: 3.71 (1, 1)	3.2 20 8 4 4 1 1 0 0 0 0 0 0 20 25 9.82 2.455																			
Dennis Lamp, R ERA: 3.48 (4, 1)	1.1 7 0 1 0 1 2 0 0 0 0 0 0 7 15 0.00 1.500																			
LaMarr Hoyt, R ERA: 2.18 (6, 1)	4.0 14 1 0 0 3 0 0 1 0 1 0 0 19 20 0.00 0.250																			

Batter	1	2	3	4	5	6	7	8	9	AB	R	H	RBI	BB	SO	LOB	BOTTOM			
Ron LeFlore, R OBP: 0.315, SLG: 0.360 (1, 7)	0-0 S 1B		0-0 L7	0-0 WP 3B	0-0 4-3		0-0 5-3			5	1	2	2	0	0	1	<b>Kansas City Royals @ Chicago White Sox</b> Comiskey Park, Chicago, IL Fri May 08 1981, 8:05 PM EDT Att: 42,312 - Unknown - 52 F  <b>AB 37</b> <b>R 9</b> <b>H 12</b> <b>RBI 8</b> <b>BB 2</b> <b>SO 3</b> <b>LOB 15</b> 			
Tony Bemazzard, S OBP: 0.374, SLG: 0.474 (1, 4)	0-0 FC1 1-2		0-0 FC6-4 1B	0-0 4-3		0-3 K		0-3 K		5	0	1	0	0	2	2				
Carlton Fisk, R OBP: 0.403, SLG: 0.574 (1, 2)	0-0 L8		0-0 FC6-4 1-2	1-0 WP HBP		0-0 F7		0-0 F2		4	0	0	0	0	0	3				
Greg Luzinski, R OBP: 0.424, SLG: 0.439 (1, 10)	0-0 F3			0-0 HR BB 5-3		0-0 1B 2B		0-0 F7		4	2	1	0	1	0	3				
Wayne Nordhagen, R OBP: 0.333, SLG: 0.442 Rusty Kuntz, R OBP: 0.407, SLG: 0.391 (6, PR) (7, 8)	0-0 4-3			0-0 1-H HR	0-0 L9	0-0 2-H 1B				4	1	2	3	0	0	2				
Chet Lemon, R OBP: 0.396, SLG: 0.470 Harold Baines, L OBP: 0.240, SLG: 0.333 (6, FH) (7, 9)		0-0 L6		0-0 1B 3B	0-0 3B 1B	4-0 FC6-4 IBB				3	2	2	0	0	0	0				
Jim Morrison, R OBP: 0.295, SLG: 0.388 (1, 5)		0-0 5-3		0-0 1B 3B 1B	0-0 1B 3B	0-0 FC6-4 1-2				4	2	2	2	0	0	2				
Mike Squires, L OBP: 0.362, SLG: 0.390 (1, 3)		0-0 F8		0-0 3-H F5	0-0 4-3 S 1B		0-0 4-3			4	0	1	1	0	0	1				
Bill Almon, R OBP: 0.394, SLG: 0.400 (1, 6)			0-3 K	0-0 1-2 3B 1B	0-0 4-3		0-0 F8			4	1	1	0	0	1	1				
<b>Inning Stats</b>	R: 0 E: 0 K: 0 S: 5	H: 1 LOB: 2 BB: 0 P: 5	R: 0 E: 0 K: 1 S: 6	H: 1 LOB: 1 BB: 0 P: 6	R: 6 E: 0 K: 0 S: 8	H: 5 LOB: 1 BB: 1 P: 13	R: 2 E: 0 K: 0 S: 6	H: 3 LOB: 1 BB: 0 P: 6	R: 1 E: 0 K: 1 S: 7	H: 2 LOB: 2 BB: 1 P: 11	R: 0 E: 0 K: 0 S: 3	H: 0 LOB: 0 BB: 0 P: 3	R: 0 E: 0 K: 1 S: 5	H: 0 LOB: 0 BB: 0 P: 5	R: 0 E: 0 K: 0 S: 5	H: 0 LOB: 0 BB: 0 P: 5	1B: 7 2B: 1 3B: 3 HR: 1	SF: 0 SAC: 0 DP: 0 HBP: 1	WP: 1 PB: 0 SB: 2 CS: 0	PA: 40
<b>PITCHER</b>	IP WLS BF H R ER SO BB IBB HBP BLK WP HR S P ERA WHIP	IP WLS BF H R ER SO BB IBB HBP BLK WP HR S P ERA WHIP																		
Paul Splitterff, L ERA: 7.2 (1, 1)	3.1 18 4 3 3 0 0 0 0 0 0 0 0 19 23 13.50 2.100																			
Juan Berenguer, R ERA: 12.15 (4, 1)	1.2 10 4 3 3 0 0 0 1 0 0 0 0 9 10 16.20 2.400																			
Jim Wright, R ERA: 3.0 (6, 1)	3.0 12 2 1 1 2 0 1 0 0 0 0 0 15 19 3.00 0.667																			



Batter	1	2	3	4	5	6	7	8	9	AB	R	H	RBI	BB	SO	LOB	TOP					
Willie Wilson, S OBP: 0.303, SLG: 0.318 (1, 7)										4	0	2	0	0	1	0						
Hal McRae, R OBP: 0.284, SLG: 0.287 (1, 10)										4	0	0	0	0	0	4						
George Brett, L OBP: 0.325, SLG: 0.338 (1, 5)										4	0	1	0	0	1	2						
Willie Aikens, L OBP: 0.435, SLG: 0.563 (1, 3)										2	0	1	0	2	0	2						
Amos Otis, R OBP: 0.273, SLG: 0.282 (1, 8)										4	0	0	0	0	2	3						
John Wathan, R OBP: 0.338, SLG: 0.386 (1, 2)										3	0	1	0	1	0	1						
Frank White, R OBP: 0.226, SLG: 0.240 Ken Phelps, L OBP: 0.250, SLG: 0.429 (8, PH)										3	0	0	0	0	0	2						
Danny Garcia, L OBP: 0.091, SLG: 0.091 Jamie Quirk, L OBP: 0.222, SLG: 0.333 Cesar Geronimo, L OBP: 0.231, SLG: 0.297 (8, PH)										2	0	0	0	0	1	0						
U L Washington, S OBP: 0.358, SLG: 0.284 (1, 6)										1	0	0	0	2	0	0						
<b>Inning Stats</b>	R: 0 E: 0 K: 1 S: 5	H: 1 LOB: 0 BB: 0 P: 5	R: 0 E: 0 K: 1 S: 5	H: 0 LOB: 1 BB: 1 P: 9	R: 0 E: 0 K: 1 S: 5	H: 0 LOB: 0 BB: 0 P: 5	R: 0 E: 0 K: 1 S: 6	H: 1 LOB: 1 BB: 0 P: 6	R: 0 E: 0 K: 0 S: 2	H: 0 LOB: 0 BB: 1 P: 6	R: 0 E: 0 K: 0 S: 4	H: 1 LOB: 2 BB: 1 P: 8	R: 0 E: 0 K: 0 S: 3	H: 0 LOB: 0 BB: 0 P: 3	R: 0 E: 0 K: 1 S: 5	H: 1 LOB: 1 BB: 1 P: 9	R: 0 E: 0 K: 2 S: 8	H: 1 LOB: 2 BB: 1 P: 12	1B: 5 2B: 0 3B: 0 HR: 0	SF: 0 SAC: 0 DP: 2 HBP: 0	WP: 1 PB: 0 SB: 0 CS: 1	PA: 35
<b>PITCHER</b> Richard Dotson, R ERA: 3.09 (1, 1)	IP: 9.0 WLS: W BF: 34 H: 5 R: 0 ER: 0 SO: 7 BB: 5 IBB: 0 HBP: 0 BLK: 0 WP: 1 HR: 0 S: 43 P: 63 ERA: 0.00 WHIP: 1.111																					

**Kansas City Royals @ Chicago White Sox**  
Comiskey Park, Chicago, IL  
Sat May 09 1981, 4:33 AM EDT  
Att: 23,706 - Unknown - 56 F

AB 29  
R 0  
H 5  
RBI 0  
BB 5  
SO 7  
LOB 16



Batter	1	2	3	4	5	6	7	8	9	AB	R	H	RBI	BB	SO	LOB	BOTTOM			
Ron LeFlore, R OBP: 0.293, SLG: 0.333 (1, 8)										4	0	0	0	0	1	0				
Mike Squires, L OBP: 0.373, SLG: 0.400 (1, 3)										4	0	2	0	0	0	0				
Tony Bernazard, S OBP: 0.369, SLG: 0.465 (1, 4)										4	0	1	0	0	2	2				
Greg Luzinski, R OBP: 0.408, SLG: 0.419 (1, 10)										4	0	0	0	0	0	3				
Wayne Nordhagen, R OBP: 0.333, SLG: 0.426 Rusty Kuntz, R OBP: 0.393, SLG: 0.375 (7, 7)										2	1	0	0	1	1	0				
Harold Baines, L OBP: 0.256, SLG: 0.365 (1, 9)										2	2	1	1	1	0	0				
Jim Morrison, R OBP: 0.259, SLG: 0.392 (1, 5)										2	0	1	2	0	0	0				
Jim Essian, R OBP: 0.250, SLG: 0.296 (1, 2)										3	0	1	0	0	0	1				
Bill Almon, R OBP: 0.381, SLG: 0.386 (1, 6)										3	0	0	0	0	0	1				
<b>Inning Stats</b>	R: 0 E: 0 K: 1 S: 5	H: 0 LOB: 0 BB: 0 P: 5	R: 1 E: 1 K: 0 S: 4	H: 1 LOB: 1 BB: 1 P: 8	R: 0 E: 0 K: 1 S: 6	H: 1 LOB: 1 BB: 0 P: 6	R: 2 E: 0 K: 0 S: 5	H: 2 LOB: 1 BB: 1 P: 9	R: 0 E: 0 K: 0 S: 4	H: 1 LOB: 1 BB: 0 P: 4	R: 0 E: 0 K: 1 S: 5	H: 0 LOB: 0 BB: 0 P: 5	R: 0 E: 1 K: 1 S: 6	H: 0 LOB: 1 BB: 0 P: 6	R: 0 E: 1 K: 1 S: 6	H: 1 LOB: 1 BB: 0 P: 6	1B: 5 2B: 0 3B: 1 HR: 0	SF: 1 SAC: 0 DP: 1 HBP: 0	WP: 0 PB: 0 SB: 1 CS: 0	PA: 32
<b>PITCHER</b> Rich Gale, R ERA: 4.73 (1, 1)	IP: 8.0 WLS: L BF: 32 H: 6 R: 3 ER: 3 SO: 5 BB: 2 IBB: 0 HBP: 0 BLK: 0 WP: 0 HR: 0 S: 40 P: 48 ERA: 3.38 WHIP: 1.000																			

**Kansas City Royals @ Chicago White Sox**  
Comiskey Park, Chicago, IL  
Sat May 09 1981, 4:33 AM EDT  
Att: 23,706 - Unknown - 56 F

AB 29  
R 3  
H 6  
RBI 3  
BB 2  
SO 5  
LOB 8









Batter	1	2	3	4	5	6	7	8	9	AB	R	H	RBI	BB	SO	LOB	TOP								
Alan Bannister, R OBP: 0.321, SLG: 0.351 (1, 9)										4	1	3	0	0	0	0	<b>Cleveland Indians @ Chicago White Sox</b> Comiskey Park, Chicago, IL Tue May 12 1981, 8:05 PM EDT Att: 13,263 - Unknown - 47 F								
Larry Littleton, R (1, 8)										2	1	0	0	1	0	1									
Pat Kelly, L OBP: 0.429, SLG: 0.273 (7, PH)										1	0	0	0	0	0	2									
Rick Manning, L OBP: 0.284, SLG: 0.188 (7, 8)										0	0	0	0	0	0	0									
Mike Hargrove, L OBP: 0.309, SLG: 0.247 (1, 3)										4	0	0	0	0	1	1									
Andre Thornton, R OBP: 0.310, SLG: 0.365 (1, 10)										3	0	0	0	1	0	1									
Toby Harrah, R OBP: 0.330, SLG: 0.354 (1, 5)										4	0	1	0	0	0	1									
Bo Diaz, R OBP: 0.371, SLG: 0.500 (1, 2)										4	0	1	0	0	0	1									
Joe Charboneau, R OBP: 0.235, SLG: 0.313 (1, 7)										4	1	1	1	0	0	1									
Dave Rosello, R OBP: 0.667, SLG: 1.000 (1, 4)										2	1	2	1	0	0	0									
Duane Kuiper, L OBP: 0.300, SLG: 0.300 (7, PH)										2	0	0	0	0	1	1									
Jerry Dybzinski, R (1, 6)										2	0	0	0	0	0	1									
Jorge Orta, L OBP: 0.258, SLG: 0.286 (7, PH)										2	0	1	0	0	0	1									
Jorge Orta, L OBP: 0.258, SLG: 0.286 (7, 9)										2	0	1	0	0	0	1									
<b>Inning Stats</b>	R: 0 E: 0 K: 0 S: 3	H: 1 LOB: 0 BB: 0 P: 3	R: 0 E: 0 K: 0 S: 3	H: 1 LOB: 0 BB: 0 P: 3	R: 1 E: 0 K: 0 S: 4	H: 1 LOB: 0 BB: 0 P: 4	R: 0 E: 0 K: 1 S: 5	H: 0 LOB: 1 BB: 1 P: 9	R: 0 E: 0 K: 0 S: 4	H: 1 LOB: 1 BB: 0 P: 4	R: 2 E: 1 K: 0 S: 4	H: 1 LOB: 2 BB: 0 P: 8	R: 1 E: 0 K: 0 S: 6	H: 3 LOB: 2 BB: 0 P: 6	R: 0 E: 0 K: 0 S: 3	H: 0 LOB: 1 BB: 0 P: 3	R: 0 E: 0 K: 1 S: 6	H: 1 LOB: 1 BB: 0 P: 6	1B: 7 2B: 0 3B: 0 HR: 2	SF: 0 SAC: 0 DP: 3 HBP: 0	WP: 0 PB: 0 SB: 0 CS: 0	PA: 36			
<b>PITCHER</b>	IP	WLS	BF	H	R	ER	SO	BB	IBB	HBP	BLK	WP	HR	S	P	ERA	WHIP								
Steve Trout, L ERA: 2.14 (1, 1)	5.0	W	21	5	3	1	1	2	0	0	0	0	1	21	29	1.80	1.400								
LaMarr Hoyt, R ERA: 2.19 (6, 1)	4.0	S	15	4	1	1	1	0	0	0	0	0	1	17	17	2.25	1.000								


Batter	1	2	3	4	5	6	7	8	9	AB	R	H	RBI	BB	SO	LOB	BOTTOM									
Ron LeFlore, R OBP: 0.328, SLG: 0.344 (1, 8)										4	1	3	1	1	0	0	<b>Cleveland Indians @ Chicago White Sox</b> Comiskey Park, Chicago, IL Tue May 12 1981, 8:05 PM EDT Att: 13,263 - Unknown - 47 F									
Tony Bemazzard, S OBP: 0.385, SLG: 0.472 (1, 4)										4	2	2	1	0	0	3										
Carlton Fisk, R OBP: 0.407, SLG: 0.552 (1, 2)										3	0	2	3	1	0	1										
Greg Luzinski, R OBP: 0.411, SLG: 0.402 (1, 10)										3	0	0	0	2	0	3										
Wayne Nordhagen, R OBP: 0.333, SLG: 0.429 (1, 7)										5	0	0	0	0	1	6										
Rusty Kuntz, R OBP: 0.393, SLG: 0.375 (9, 7)										0	0	0	0	0	0	0										
Jim Morrison, R OBP: 0.286, SLG: 0.379 (1, 5)										4	0	2	0	0	0	3										
Harold Baines, L OBP: 0.256, SLG: 0.346 (1, 9)										3	1	1	0	1	1	1										
Mike Squires, L OBP: 0.322, SLG: 0.340 (1, 3)										4	1	0	0	0	0	5										
Bill Almon, R OBP: 0.365, SLG: 0.368 (1, 6)										4	2	1	0	0	0	1										
<b>Inning Stats</b>	R: 2 E: 0 K: 0 S: 4	H: 2 LOB: 0 BB: 1 P: 8	R: 3 E: 1 K: 0 S: 7	H: 3 LOB: 2 BB: 1 P: 11	R: 0 E: 0 K: 1 S: 6	H: 1 LOB: 1 BB: 0 P: 6	R: 0 E: 0 K: 0 S: 4	H: 1 LOB: 1 BB: 0 P: 4	R: 0 E: 0 K: 0 S: 4	H: 1 LOB: 2 BB: 0 P: 5	R: 1 E: 0 K: 0 S: 4	H: 1 LOB: 2 BB: 2 P: 12	R: 0 E: 0 K: 0 S: 3	H: 0 LOB: 0 BB: 0 P: 3	R: 1 E: 0 K: 1 S: 8	H: 2 LOB: 3 BB: 1 P: 12		1B: 10 2B: 0 3B: 1 HR: 0	SF: 1 SAC: 1 DP: 1 HBP: 1	WP: 1 PB: 0 SB: 5 CS: 0	PA: 42					
<b>PITCHER</b>	IP	WLS	BF	H	R	ER	SO	BB	IBB	HBP	BLK	WP	HR	S	P	ERA		WHIP								
Rick Waits, L ERA: 3.0 (1, 1)	5.2	L	30	9	6	4	1	2	0	0	0	1	0	28	41	6.35		1.941								
Dan Spillner, R ERA: 4.76 (6, 1)	2.1		12	2	1	1	1	2	0	0	0	1	0	12	20	3.86	1.714									



Batter	1	2	3	4	5	6	7	8	9	10	11	12	13	14	15	16	AB	R	H	RBI	BB	SO	LOB	TOP						
Rick Manning, L OBP: 0.286, SLG: 0.174 Larry Litteton, R (11, PH)	K	F8		5-3		1-3		5-3			K		4-3		F8		5	0	0	0	0	1	7							
Pat Kelly, L OBP: 0.375, SLG: 0.231 (13, PH)																	1	0	0	0	0	1	0							
Jorge Orta, L OBP: 0.270, SLG: 0.338 (13, B)	G3 1B		4-3		F8		F5		G4-6-3 1B		K		F7			HR	8	1	3	1	0	1	1							
Mike Hargrove, L OBP: 0.304, SLG: 0.258 (1, 3)	G3				F7		E8		G4-6-3 1-2					4-3		F7	8	0	2	0	0	0	2							
Andre Thornton, R OBP: 0.318, SLG: 0.356 (1, 10)	5-3		F7		5-3		F7				1B						7	0	2	0	1	0	4							
Ron Hassey, L OBP: 0.346, SLG: 0.250 Bo Diaz, R OBP: 0.358, SLG: 0.476 (7, PH)		F9	4-3			FC5-4 BB	K		1-3								2	0	0	0	1	0	1							
Toby Harrah, R OBP: 0.313, SLG: 0.326 (1, 5)	5-3			6-3		FC5-4 3B		1B BB			K		5-3				7	1	0	0	1	2	3							
Joe Charboneau, R OBP: 0.287, SLG: 0.380 (1, 7)		E 1B 1B		F8		E 3B		6-3 1B			G3 2B		4-3				7	2	4	1	0	0	0							
Duane Kuiper, L OBP: 0.364, SLG: 0.364 Alan Bannister, R OBP: 0.325, SLG: 0.346 (6, PH)		E6 1B 1B				K		6-3			G3						2	0	2	0	0	0	0							
Jerry Dyzinski, R OBP: 0.182, SLG: 0.182 Miguel Dilone, S OBP: 0.224, SLG: 0.191 Dave Rosello, R OBP: 0.636, SLG: 0.889 (6, 6)		1-3 1B 1B				1-2 3H 1B		6-3			2-3 1-2 F7		4-3 SH1-3 BB		S 1B		4	0	1	0	1	1	4							
Inning Stats	R: 0 E: 0 K: 1 S: 6	H: 1 LOB: 1 BB: 0 P: 6	R: 1 E: 1 K: 0 S: 6	H: 3 LOB: 2 BB: 0 P: 6	R: 0 E: 0 K: 0 S: 4	H: 1 LOB: 1 BB: 0 P: 4	R: 0 E: 0 K: 0 S: 5	H: 2 LOB: 2 BB: 0 P: 5	R: 0 E: 0 K: 0 S: 3	H: 0 LOB: 0 BB: 0 P: 3	R: 2 E: 1 K: 1 S: 7	H: 1 LOB: 1 BB: 1 P: 11	R: 0 E: 0 K: 0 S: 6	H: 1 LOB: 1 BB: 0 P: 6	R: 0 E: 0 K: 0 S: 3	H: 0 LOB: 0 BB: 0 P: 3	R: 0 E: 0 K: 0 S: 3	H: 1 LOB: 1 BB: 1 P: 7	R: 0 E: 0 K: 0 S: 3	H: 0 LOB: 0 BB: 0 P: 3	R: 0 E: 0 K: 0 S: 3	H: 1 LOB: 1 BB: 1 P: 7	R: 0 E: 0 K: 0 S: 4	H: 1 LOB: 2 BB: 1 P: 8	R: 1 E: 0 K: 1 S: 7	H: 2 LOB: 1 BB: 0 P: 7	1B: 13 2B: 2 3B: 1 HR: 1	SF: 0 SAC: 1 DP: 1 HBP: 0	WP: 0 PB: 0 SB: 1 CS: 2	PA: 69
PITCHER	IP	WLS	BF	H	R	ER	SO	BB	IBB	HBP	BLK	WP	HR	S	P	ERA	WHIP													
Francisco Barmes, R ERA: 3.46	11.0	5.1	25	8	3	2	1	0	0	0	0	0	0	0	8	8	0.00	0.000												
Kevin Hickey, L ERA: 1.17	6.1	1.1	6	0	0	0	1	0	0	0	0	0	0	0	8	8	0.00	0.000												
Ed Farmer, R ERA: 7.2	7.1	3.1	14	3	0	0	2	2	0	0	0	0	0	16	24	0.00	1.500													
Britt Burns, L ERA: 3.88	11.1	1.0	4	1	0	0	2	0	0	0	0	0	0	8	8	0.00	1.000													
Dennis Lamp, R ERA: 2.93	12.1	5.0	20	5	1	1	1	2	0	0	0	0	0	1	20	28	1.80	1.400												

Cleveland Indians @ Chicago White Sox  
Comiskey Park, Chicago, IL  
Wed May 13 1981, 8:05 PM EDT  
Att: 10,463 - Cloudy - 47 F


AB 63  
R 17  
H 47  
RBI 3  
BB 5  
SO 7  
LOB 32



Batter	1	2	3	4	5	6	7	8	9	10	11	12	13	14	15	16	AB	R	H	RBI	BB	SO	LOB	BOTTOM			
Ron LeFlore, R OBP: 0.320, SLG: 0.313 (1, 6)	S SF7 BB	FC5-4			FC1 E BB		F4		K			K		FC5-6 CS		K	6	2	0	0	2	3	3				
Tony Bemazard, S OBP: 0.370, SLG: 0.450 (1, 4)	3-1 BB		F7		E BB		1-3		G3					E6 1B		4-3	5	0	0	0	3	0	1				
Carlton Fisk, R OBP: 0.398, SLG: 0.521 (1, 2)	3-1		F4		FC1 G6-4-3		E5		5-3					BB 1B			6	0	1	0	1	0	3				
Greg Luzinski, R OBP: 0.395, SLG: 0.381 Greg Pryor, R OBP: 0.364, SLG: 0.325 (14, PR)	SF7		K		G6-4-3 1-2 2H		K		5-3					F8		FC5-4 1B	5	0	0	1	1	2	4				
Bob Molinaro, L OBP: 0.067, SLG: 0.714 Rusty Kuntz, R OBP: 0.097, SLG: 0.346 Wayne Nordhagen, R OBP: 0.328, SLG: 0.422 (15, 7)	1-3			6-3		F8		G4-6-3 1B			6-3		K		FC5-4 1-2		4	0	1	0	0	0	1				
Harold Baines, L OBP: 0.269, SLG: 0.352 (1, 9)				6-3			G4-6-3 1B		6-3					1B		4-3	7	1	3	0	0	0	1				
Jim Morrison, R OBP: 0.300, SLG: 0.375 (1, 5)		F9			4-3 1B		K		6-3					F6		F5	6	0	2	0	1	1	2				
Mike Squires, L OBP: 0.318, SLG: 0.350 (1, 3)		FC5-4 1B		4-3		4-3		6-3						K		4-3	7	0	2	1	0	1	3				
Bill Almon, R OBP: 0.351, SLG: 0.353 (1, 6)	K				5-3		6-3		K					FC5-6 1B		G3	7	0	1	0	0	2	5				
Inning Stats	R: 1 E: 0 K: 0 S: 3	H: 0 LOB: 1 BB: 2 P: 11	R: 0 E: 0 K: 1 S: 7	H: 2 LOB: 2 BB: 0 P: 7	R: 0 E: 0 K: 1 S: 5	H: 0 LOB: 0 BB: 0 P: 5	R: 0 E: 0 K: 0 S: 3	H: 0 LOB: 1 BB: 1 P: 7	R: 0 E: 0 K: 0 S: 5	H: 1 LOB: 1 BB: 0 P: 5	R: 0 E: 0 K: 1 S: 6	H: 0 LOB: 0 BB: 0 P: 7	R: 0 E: 0 K: 2 S: 7	H: 0 LOB: 0 BB: 0 P: 7	R: 0 E: 0 K: 1 S: 4	H: 1 LOB: 1 BB: 0 P: 8	R: 0 E: 0 K: 0 S: 5	H: 2 LOB: 3 BB: 1 P: 9	R: 0 E: 0 K: 0 S: 3	H: 0 LOB: 0 BB: 0 P: 3	R: 0 E: 0 K: 1 S: 5	H: 0 LOB: 0 BB: 0 P: 5	1B: 9 2B: 1 3B: 0 HR: 0	SF: 1 SAC: 0 DP: 2 HBP: 0	WP: 0 PB: 0 SB: 2 CS: 2	PA: 65	
PITCHER	IP	WLS	BF	H	R	ER	SO	BB	IBB	HBP	BLK	WP	HR	S	P	ERA	WHIP										
John Denny, R ERA: 2.7	11.0	4.5	45	7	3	2	6	5	0	0	0	0	0	52	72	0.00	1.091										
Mike Stanton, R ERA: 1.00	12.1	5.0	20	3	0	0	4	2	1	0	0	0	0	25	37	0.00	1.000										

Cleveland Indians @ Chicago White Sox  
Comiskey Park, Chicago, IL  
Wed May 13 1981, 8:05 PM EDT  
Att: 10,463 - Cloudy - 47 F

AB 56  
R 3  
H 10  
RBI 2  
BB 8  
SO 10  
LOB 26





Batter	1	2	3	4	5	6	7	8	9	AB	R	H	RBI	BB	SO	LOB	TOP										
<b>Bump Wills, S</b> OBP: 0.338, SLG: 0.413 (1, 4)	0-0 FC5-4 1B		4-0 BB		0-0 1B		0-0 BLK SF7 2B		4-0 L3 BB	3	1	3	0	2	0	0	<b>Texas Rangers @ Chicago White Sox</b> Comiskey Park, Chicago, IL Fri May 15 1981, 8:05 PM EDT Att: 29,829 - Unknown - 52 F										
<b>Mickey Rivers, L</b> OBP: 0.317, SLG: 0.339 (1, 8)	0-0 FC5-4 CS 1-2		0-0 F6		0-0 S 1B		0-0 F2		0-0 L3 1-2	5	0	1	0	0	0	6											
<b>Al Oliver, L</b> OBP: 0.328, SLG: 0.408 (1, 10)	0-3 K 1-2		0-0 5-3		0-0 F8		0-0 SF7 2H			3	0	0	1	0	1	6											
<b>Buddy Bell, R</b> OBP: 0.358, SLG: 0.414 (1, 5)		0-0 6-3		0-0 P4		0-3 K 1-2		0-0 1B		4	0	1	0	0	1	2											
<b>Johnny Grubb, L</b> OBP: 0.362, SLG: 0.462 (1, 9)		0-0 F9		0-0 HR		0-3 K		0-0 6-3		4	1	1	1	0	1	3											
<b>Pat Putnam, L</b> OBP: 0.327, SLG: 0.479 (1, 3)		0-0 F7		0-0 F9		0-0 L3		0-0 F8		4	0	0	0	0	0	0											
<b>Leon Roberts, R</b> OBP: 0.400, SLG: 0.543 (1, 7)			0-0 4-3		0-0 2B		0-0 6-3		0-0 6-3	4	0	1	0	0	0	0											
<b>Jim Sundberg, R</b> OBP: 0.358, SLG: 0.376 (1, 2)			4-0 BB 1B BB		4-0 FC4-6 BB		0-0 1B		0-0 6-3	2	0	1	0	2	0	0											
<b>Mario Mendoza, R</b> OBP: 0.275, SLG: 0.271 (1, 6)			0-0 BB 1B 1-2		0-0 FC4-6 1-2		0-0 4-3		0-0 F7	4	0	1	0	0	0	3											
<b>Inning Stats</b>	R: 0 E: 0 K: 1 S: 5	H: 1 LOB: 0 BB: 0 P: 5	R: 0 E: 0 K: 0 S: 3	H: 0 LOB: 0 BB: 0 P: 3	R: 0 E: 0 K: 0 S: 4	H: 1 LOB: 3 BB: 2 P: 12	R: 1 E: 0 K: 0 S: 5	H: 2 LOB: 2 BB: 1 P: 9	R: 0 E: 0 K: 2 S: 9	H: 1 LOB: 1 BB: 0 P: 4	R: 1 E: 0 K: 0 S: 5	H: 2 LOB: 1 BB: 0 P: 5	R: 0 E: 0 K: 0 S: 3	H: 0 LOB: 0 BB: 0 P: 3	R: 0 E: 0 K: 0 S: 2	H: 0 LOB: 0 BB: 1 P: 6	1B: 6 2B: 3 3B: 0 HR: 1	SF: 1 SAC: 0 DP: 1 HBP: 0	WP: 0 PB: 0 SB: 1 CS: 1	PA: 38							
<b>PITCHER</b>	IP	WLS	BF	H	R	ER	SO	BB	IBB	HBP	BLK	WP	HR	S	P	ERA	WHIP										
<b>Richard Dotson, R</b> ERA: 2.94 (1, 1)	8.1	L	37	9	2	2	3	4	0	0	1	0	1	39	55	2.16	1.560										
<b>Kevin Hickey, L</b> ERA: 1.05 (9, 1)	0.2		1	0	0	0	0	0	0	0	0	0	0	1	1	0.00	0.000										

AB	33
R	2
H	9
RBI	2
BB	4
SO	3
LOB	20



Batter	1	2	3	4	5	6	7	8	9	AB	R	H	RBI	BB	SO	LOB	BOTTOM										
<b>Ron LeFlore, R</b> OBP: 0.316, SLG: 0.300 (1, 7)	0-0 F9		0-0 6-3		4-0 BB BB			0-3 K		3	0	0	0	1	1	0	<b>Texas Rangers @ Chicago White Sox</b> Comiskey Park, Chicago, IL Fri May 15 1981, 8:05 PM EDT Att: 29,829 - Unknown - 52 F										
<b>Tony Bemazzard, S</b> OBP: 0.374, SLG: 0.447 (1, 4)	0-0 6-3		0-3 K		4-0 1-2 2-3 BB			0-0 G6-4-3 1B		3	0	1	0	1	1	0											
<b>Carlton Fisk, R</b> OBP: 0.391, SLG: 0.545 (1, 2)	0-0 HR		0-3 K		0-0 F8			0-0 G6-4-3 1-2		4	1	1	1	0	1	4											
<b>Greg Luzinski, R</b> OBP: 0.385, SLG: 0.370 (1, 10)	0-3 K				0-3 K		0-0 P2		0-0 4-3	3	0	0	0	0	2	0											
<b>Bob Molinaro, L</b> OBP: 0.625, SLG: 0.625 (9, PH)									0-0 4-3	1	0	0	0	0	0	0											
<b>Harold Baines, L</b> OBP: 0.258, SLG: 0.337 (1, 9)		0-0 4-3		0-3 K		0-0 1-3		0-0 G3		4	0	0	0	0	1	0											
<b>Jim Morrison, R</b> OBP: 0.284, SLG: 0.353 (1, 5)		0-0 P4		0-0 F7		0-0 5-3		0-0 F7		4	0	0	0	0	0	0											
<b>Mike Squires, L</b> OBP: 0.333, SLG: 0.355 (1, 3)		4-0 WP S BB			0-0 FC6-4 1B		0-0 1-3			2	0	1	0	1	0	0											
<b>Rusty Kuntz, R</b> OBP: 0.364, SLG: 0.321 (1, 8)		4-0 WP BB 1-2			0-0 FC6-4 BB 4-3 1-2		0-0 1-3			2	0	0	0	1	0	1											
<b>Bill Almon, R</b> OBP: 0.342, SLG: 0.343 (1, 6)		0-0 6-3 1-2 2-3			0-0 4-3 1-2		0-0 6-3			3	0	0	0	0	0	3											
<b>Inning Stats</b>	R: 1 E: 0 K: 1 S: 6	H: 1 LOB: 0 BB: 0 P: 6	R: 0 E: 0 K: 0 S: 3	H: 0 LOB: 2 BB: 2 P: 11	R: 0 E: 0 K: 2 S: 7	H: 0 LOB: 0 BB: 0 P: 7	R: 0 E: 0 K: 2 S: 7	H: 0 LOB: 0 BB: 0 P: 7	R: 0 E: 0 K: 0 S: 4	H: 1 LOB: 3 BB: 2 P: 12	R: 0 E: 0 K: 0 S: 3	H: 0 LOB: 0 BB: 0 P: 3	R: 0 E: 0 K: 1 S: 5	H: 1 LOB: 0 BB: 0 P: 5	R: 0 E: 0 K: 0 S: 3	H: 0 LOB: 0 BB: 0 P: 3	1B: 2 2B: 0 3B: 0 HR: 1	SF: 0 SAC: 0 DP: 1 HBP: 0	WP: 1 PB: 0 SB: 1 CS: 0	PA: 33							
<b>PITCHER</b>	IP	WLS	BF	H	R	ER	SO	BB	IBB	HBP	BLK	WP	HR	S	P	ERA	WHIP										
<b>Fergie Jenkins, R</b> ERA: 5.57 (1, 1)	7.1	W	29	3	1	1	6	4	0	0	0	0	1	37	53	1.23	0.955										
<b>Steve Comer, R</b> ERA: 2.81 (8, 1)	1.2	S	4	0	0	0	0	0	0	0	0	0	0	4	4	0.00	0.000										

AB	29
R	1
H	3
RBI	1
BB	4
SO	6
LOB	8









Batter	1	2	3	4	5	6	7	8	9	AB	R	H	RBI	BB	SO	LOB	TOP
<b>Bump Willis, S</b> (1, 4) OBP: 0.336, SLG: 0.406	F4			K		G6-4-3			F7	4	0	0	0	0	1	3	
<b>Mickey Rivers, L</b> (1, 8) OBP: 0.321, SLG: 0.341	5-3			1-3					F4	4	0	1	0	0	0	2	
<b>Al Oliver, L</b> (1, 10) OBP: 0.317, SLG: 0.391	5-3			F7					4-3	4	0	0	0	0	0	3	
<b>Buddy Bell, R</b> (1, 5) OBP: 0.353, SLG: 0.400		F9			F2				F8	3	0	0	0	0	0	0	
<b>Leon Roberts, R</b> (1, 7) OBP: 0.368, SLG: 0.491		F6			1B				F8	3	0	1	0	0	0	0	
<b>John Ellis, R</b> (1, 3) OBP: 0.105, SLG: 0.105			K		K				6-3	3	0	0	0	0	2	1	
<b>Johnny Grubb, L</b> (1, 9) OBP: 0.352, SLG: 0.448			F7		L5				6-3	3	0	0	0	0	0	1	
<b>Jim Sundberg, R</b> (1, 2) OBP: 0.357, SLG: 0.375			K			G6-4-3			E6	3	0	1	0	0	1	0	
<b>Mario Mendoza, R</b> (1, 6) OBP: 0.269, SLG: 0.264										2	0	0	0	0	0	1	
<b>Bill Stein, R</b> (9, PH) OBP: 0.500, SLG: 0.576			F8			F8				1	0	1	0	0	0	0	
<b>Inning Stats</b>	R: 0 E: 0 K: 0 S: 3	H: 0 LOB: 0 BB: 0 P: 3	R: 0 E: 0 K: 1 S: 5	H: 0 LOB: 0 BB: 0 P: 5	R: 0 E: 0 K: 1 S: 5	H: 0 LOB: 0 BB: 0 P: 5	R: 0 E: 0 K: 1 S: 6	H: 1 LOB: 1 BB: 0 P: 6	R: 0 E: 0 K: 0 S: 3	H: 1 LOB: 0 BB: 0 P: 3	R: 0 E: 0 K: 0 S: 3	H: 0 LOB: 0 BB: 0 P: 3	R: 0 E: 1 K: 0 S: 5	H: 1 LOB: 2 BB: 0 P: 5	1B: 4 2B: 0 3B: 0 HR: 0	SF: 0 SAC: 0 DP: 2 HBP: 0	WP: 0 PA: 30 CS: 0
<b>PITCHER</b> <b>Ross Baumgarten, L</b> (1, 1) ERA: 3.42	IP: 9.0 WLS: W BF: 30 H: 4 R: 0 ER: 0 SO: 4 BB: 0 IBB: 0 HBP: 0 BLK: 0 WP: 0 HR: 0 S: 38 P: 38 ERA: 0.00 WHIP: 0.444																

**Texas Rangers @ Chicago White Sox**  
Comiskey Park, Chicago, IL  
Sun May 17 1981, 4:33 AM EDT  
Att: 30,990 - Overcast - 48 F

AB 30  
R 0  
H 4  
RBI 0  
BB 0  
SO 4  
LOB 11



Batter	1	2	3	4	5	6	7	8	9	AB	R	H	RBI	BB	SO	LOB	BOTTOM
<b>Ron LeFlore, R</b> (1, 7) OBP: 0.322, SLG: 0.312	6-3			FC1-6		4-3				3	1	1	1	1	0	0	
<b>Rusty Kuntz, R</b> (7, 7) OBP: 0.382, SLG: 0.345		1B		BB						1	1	1	0	0	0	0	
<b>Mike Squires, L</b> (1, 3) OBP: 0.346, SLG: 0.357		1B		FC1-6						5	2	3	1	0	0	3	
<b>Carlton Fisk, R</b> (1, 2) OBP: 0.376, SLG: 0.506		1B		FC1-4						5	0	1	1	0	1	5	
<b>Greg Luzinski, R</b> (1, 10) OBP: 0.389, SLG: 0.387		1B		K						2	1	0	0	1	0	3	
<b>Wayne Nordhagen, R</b> (1, 9) OBP: 0.347, SLG: 0.435		E		F8						5	0	3	4	0	0	0	
<b>Chet Lemon, R</b> (1, 8) OBP: 0.381, SLG: 0.462		1B		1B						5	0	1	0	0	1	5	
<b>Tony Bernazard, S</b> (1, 4) OBP: 0.377, SLG: 0.467				4-3						4	0	1	0	0	1	3	
<b>Jim Morrison, R</b> (1, 5) OBP: 0.280, SLG: 0.368				5-3						4	1	1	0	0	0	2	
<b>Bill Almon, R</b> (1, 6) OBP: 0.352, SLG: 0.354				1B						4	3	3	0	0	0	0	
<b>Inning Stats</b>	R: 2 E: 1 K: 1 S: 8	H: 2 LOB: 2 BB: 1 P: 12	R: 3 E: 0 K: 0 S: 6	H: 4 LOB: 0 BB: 0 P: 6	R: 0 E: 0 K: 0 S: 4	H: 1 LOB: 1 BB: 0 P: 4	R: 2 E: 0 K: 1 S: 7	H: 2 LOB: 2 BB: 1 P: 12	R: 0 E: 0 K: 0 S: 3	H: 0 LOB: 0 BB: 0 P: 3	R: 0 E: 0 K: 0 S: 4	H: 2 LOB: 1 BB: 0 P: 4	R: 0 E: 0 K: 1 S: 6	H: 3 LOB: 2 BB: 0 P: 7	1B: 13 2B: 1 3B: 1 HR: 0	SF: 0 SAC: 0 DP: 1 HBP: 2	WP: 1 PA: 42 CS: 1
<b>PITCHER</b> <b>Rick Honeycutt, L</b> (1, 1) ERA: 3.82	IP: 1.0 WLS: L BF: 11 H: 6 R: 5 ER: 4 SO: 1 BB: 1 IBB: 0 HBP: 0 BLK: 0 WP: 0 HR: 0 S: 12 P: 16 ERA: 36.00 WHIP: 7.000																
<b>Dave Schmidt, R</b> (2, 1) ERA: 3.24	IP: 5.0 WLS: L BF: 20 H: 5 R: 2 ER: 2 SO: 1 BB: 1 IBB: 0 HBP: 1 BLK: 0 WP: 0 HR: 0 S: 20 P: 25 ERA: 3.60 WHIP: 1.200																
<b>Charlie Hough, R</b> (7, 1) ERA: 6.11	IP: 2.0 WLS: L BF: 11 H: 4 R: 2 ER: 2 SO: 1 BB: 0 IBB: 0 HBP: 1 BLK: 0 WP: 1 HR: 0 S: 12 P: 13 ERA: 9.00 WHIP: 2.000																

**Texas Rangers @ Chicago White Sox**  
Comiskey Park, Chicago, IL  
Sun May 17 1981, 4:33 AM EDT  
Att: 30,990 - Overcast - 48 F

AB 38  
R 9  
H 15  
RBI 7  
BB 2  
SO 3  
LOB 21





Batter	1	2	3	4	5	6	7	8	9	AB	R	H	RBI	BB	SO	LOB	TOP										
Ron LeFlore, R OBP: 0.315, SLG: 0.296										4	1	0	0	1	0	1											
Mike Squires, L OBP: 0.348, SLG: 0.373										5	2	2	1	0	0	1											
Carlton Fisk, R OBP: 0.358, SLG: 0.478										5	1	0	0	0	1	3											
Greg Luzinski, R OBP: 0.400, SLG: 0.455										4	2	3	5	0	0	1											
Harold Baines, L OBP: 0.305, SLG: 0.394										3	0	2	1	1	0	0											
Chet Lemon, R OBP: 0.383, SLG: 0.462										2	0	1	0	0	0	3											
Rusty Kuntz, R OBP: 0.361, SLG: 0.323										2	0	0	0	0	2												
Tony Bernazard, S OBP: 0.366, SLG: 0.452										4	0	0	0	0	1	4											
Jim Morrison, R OBP: 0.267, SLG: 0.350										4	0	0	0	0	0	1											
Bill Almon, R OBP: 0.349, SLG: 0.350										4	1	1	0	0	2	0											
<b>Inning Stats</b>	R: 2 E: 0 K: 0 S: 4	H: 1 LOB: 0 BB: 1 P: 8	R: 0 E: 0 K: 0 S: 3	H: 1 LOB: 0 BB: 0 P: 3	R: 2 E: 1 K: 1 S: 9	H: 3 LOB: 3 BB: 1 P: 13	R: 0 E: 0 K: 1 S: 5	H: 0 LOB: 0 BB: 0 P: 5	R: 1 E: 0 K: 1 S: 7	H: 2 LOB: 1 BB: 0 P: 7	R: 0 E: 0 K: 1 S: 5	H: 0 LOB: 0 BB: 0 P: 5	R: 2 E: 1 K: 0 S: 6	H: 2 LOB: 1 BB: 0 P: 6	R: 0 E: 0 K: 0 S: 3	H: 0 LOB: 0 BB: 0 P: 3	R: 0 E: 0 K: 0 S: 3	H: 0 LOB: 0 BB: 0 P: 3	1B: 5 2B: 1 3B: 1 HR: 2	SF: 0 SAC: 0 DP: 1 HBP: 0	WP: 0 PB: 1 SB: 2 CS: 0	PA: 39					
<b>PITCHER</b>	IP	WLS	BF	H	R	ER	SO	BB	IBB	HBP	BLK	WP	HR	S	P	ERA	WHIP										
Mark Bomback, R ERA: 3.68	2.1	L	12	4	4	4	0	1	0	0	0	0	1	11	15	15.43	2.143										
Roy Lee Jackson, R ERA: 3.13	3.2		15	3	1	1	4	1	0	0	0	0	0	22	26	2.46	1.091										
Mike Willis, L ERA: 5.11	2.0		9	2	2	0	0	0	0	0	0	0	1	9	9	0.00	1.000										
Joey McLaughlin, R ERA: 2.52	1.0		3	0	0	0	0	0	0	0	0	0	0	3	3	0.00	0.000										

Chicago White Sox @ Toronto Blue Jays  
Exhibition Stadium, Toronto, ON  
Mon May 18 1981, 3:33 AM EDT  
Att: 18,652 - Sunny - 52 F

AB	37
R	7
H	9
RBI	7
BB	2
SO	4
LOB	16



Batter	1	2	3	4	5	6	7	8	9	AB	R	H	RBI	BB	SO	LOB	BOTTOM										
Alfredo Griffin, S OBP: 0.235, SLG: 0.326										4	0	1	0	0	1	0											
Garth Iorg, R OBP: 0.285, SLG: 0.292										4	0	0	0	0	2	1											
Al Woods, L OBP: 0.239, SLG: 0.241										4	0	0	0	0	1	0											
Otto Velez, R OBP: 0.381, SLG: 0.333										3	1	2	0	1	0	0											
Barry Bonnell, R OBP: 0.245, SLG: 0.300										4	0	1	0	0	3	3											
John Mayberry, L OBP: 0.408, SLG: 0.444										3	1	1	2	0	1	2											
Danny Ainge, R OBP: 0.213, SLG: 0.231										0	0	0	0	0	0	0											
George Bell, R OBP: 0.258, SLG: 0.400										4	0	0	0	0	1	3											
Damaso Garcia, R OBP: 0.246, SLG: 0.241										3	0	1	0	1	0	2											
Buck Martinez, R OBP: 0.286, SLG: 0.278										3	0	0	0	0	0	2											
<b>Inning Stats</b>	R: 0 E: 0 K: 3 S: 9	H: 0 LOB: 0 BB: 0 P: 9	R: 0 E: 0 K: 2 S: 8	H: 1 LOB: 1 BB: 0 P: 8	R: 0 E: 0 K: 1 S: 6	H: 1 LOB: 0 BB: 0 P: 6	R: 0 E: 0 K: 0 S: 4	H: 1 LOB: 1 BB: 0 P: 4	R: 0 E: 0 K: 0 S: 2	H: 0 LOB: 0 BB: 1 P: 6	R: 0 E: 0 K: 0 S: 3	H: 0 LOB: 0 BB: 0 P: 3	R: 2 E: 0 K: 1 S: 7	H: 2 LOB: 1 BB: 1 P: 11	R: 0 E: 0 K: 0 S: 3	H: 0 LOB: 0 BB: 0 P: 3	R: 0 E: 0 K: 2 S: 8	H: 1 LOB: 2 BB: 0 P: 9	1B: 4 2B: 0 3B: 1 HR: 1	SF: 0 SAC: 0 DP: 1 HBP: 1	WP: 0 PB: 0 SB: 1 CS: 0	PA: 35					
<b>PITCHER</b>	IP	WLS	BF	H	R	ER	SO	BB	IBB	HBP	BLK	WP	HR	S	P	ERA	WHIP										
Steve Trout, L ERA: 2.21	7.0		27	5	2	2	7	2	0	0	0	0	1	39	47	2.57	1.000										
Ed Farmer, R ERA: 6.75	1.0		3	0	0	0	0	0	0	0	0	0	0	3	3	0.00	0.000										
LaMarr Hoyt, R ERA: 2.1	1.0		5	1	0	0	2	0	0	1	0	0	0	8	9	0.00	1.000										

Chicago White Sox @ Toronto Blue Jays  
Exhibition Stadium, Toronto, ON  
Mon May 18 1981, 3:33 AM EDT  
Att: 18,652 - Sunny - 52 F

AB	32
R	2
H	6
RBI	2
BB	2
SO	9
LOB	13





Batter	1	2	3	4	5	6	7	8	9	AB	R	H	RBI	BB	SO	LOB	TOP								
Ron LeFlore, R OBP: 0.320, SLG: 0.294	4-0 1B BB	0-3 K		0-0 FC5-4 1B		0-0 F3		0-0 5-3		4	1	1	0	1	1	4	<b>Chicago White Sox @ Toronto Blue Jays</b> Exhibition Stadium, Toronto, ON Tue May 19 1981, 7:05 PM EDT Att: 11,604 - Unknown - 62 F								
Mike Squires, L OBP: 0.352, SLG: 0.367	0-0 F7	0-0 1B		0-0 F5		4-0 BB		0-0 1-3		4	0	1	1	1	0	3									
Carlton Fisk, R OBP: 0.351, SLG: 0.463	0-0 F9	0-0 F4		0-0 FC5-4 1-2		0-3 K		0-0 1B		5	0	1	1	0	1	6									
Greg Luzinski, R OBP: 0.400, SLG: 0.447	0-0 1B 1B	0-3 K			0-0 1-3		4-0 1B BB	0-0 3-H F4		4	1	1	0	1	1	3									
Harold Baines, L OBP: 0.318, SLG: 0.404	0-0 E8 WP 1-3 2-H 1B		0-0 WP 1B		0-0 4-3		0-0 1-2 1B	0-0 F7		5	0	3	1	0	0	0									
Chet Lemon, R OBP: 0.375, SLG: 0.449	0-0 WP 1-2 3-H 1B		0-0 F8 1-2		0-0 5-3		0-3 K	0-0 6-3		5	0	1	1	0	1	3									
Tony Bernazard, S OBP: 0.360, SLG: 0.465	0-0 F7 1-2 2-3		0-0 F7			0-0 HR	0-0 F7	0-3 K		5	1	1	1	0	1	5									
Jim Morrison, R OBP: 0.267, SLG: 0.345		0-0 1B WP 1B	0-0 6-3			0-3 K	0-0 F9			4	1	1	0	0	1	3									
Bill Almon, R OBP: 0.362, SLG: 0.364		0-0 1B 1-3 1B		0-0 F9		0-0 S 1B		0-0 1-3 5-3 1B 1B		4	1	3	0	0	0	0									
<b>Inning Stats</b>	R: 2 E: 1 K: 0 S: 6	H: 3 LOB: 2 BB: 1 P: 10	R: 1 E: 0 K: 2 S: 10	H: 3 LOB: 1 BB: 0 P: 10	R: 0 E: 0 K: 0 S: 4	H: 1 LOB: 1 BB: 0 P: 4	R: 0 E: 0 K: 0 S: 4	H: 1 LOB: 2 BB: 1 P: 13	R: 0 E: 0 K: 1 S: 6	H: 1 LOB: 2 BB: 1 P: 10	R: 0 E: 0 K: 1 S: 5	H: 2 LOB: 1 BB: 0 P: 5	R: 0 E: 0 K: 1 S: 5	H: 0 LOB: 0 BB: 0 P: 5	1B: 12 2B: 0 3B: 0 HR: 1	SF: 0 SAC: 0 DP: 0 HBP: 0		WP: 3 PB: 0 SB: 1 CS: 0	PA: 43						
<b>PITCHER</b>	IP WLS BF H R ER SO BB IBB HBP BLK WP HR S P ERA WHIP	5.2 W 29 10 4 4 3 3 2 0 0 0 3 1 33 41 6.35 2.118	3.1 S 14 3 1 1 3 1 0 0 0 0 0 0 19 23 2.70 1.200	<b>PITCHER</b>																					
Jim Clancy, R ERA: 5.12																									
Luis Leal, R ERA: 3.35																									

Batter	1	2	3	4	5	6	7	8	9	AB	R	H	RBI	BB	SO	LOB	BOTTOM								
Alfredo Griffin, S OBP: 0.234, SLG: 0.318	4-0 5-3 E 2B BB	0-3 K		0-3 K	0-0 F9		0-0 6-3			4	1	0	0	1	2	2	<b>Chicago White Sox @ Toronto Blue Jays</b> Exhibition Stadium, Toronto, ON Tue May 19 1981, 7:05 PM EDT Att: 11,604 - Unknown - 62 F								
Damaso Garcia, R OBP: 0.244, SLG: 0.240	0-0 E6 5-3 2B	0-0 S 3B 1B		0-3 K	0-0 6-3		0-3 K			5	2	1	0	0	2	3									
Otto Velez, R OBP: 0.392, SLG: 0.405	0-0 5-3 1-2 2-3	0-0 1-H 3B		4-0 1B BB		0-0 HR		0-0 6-3		4	1	2	2	1	0	2									
John Mayberry, L OBP: 0.408, SLG: 0.471	0-0 1-3	0-0 F9		0-0 1-3 3-H 1B		0-0 4-3		0-0 HR		5	1	2	2	0	0	3									
Al Woods, L OBP: 0.258, SLG: 0.264	0-0 1B 2B		4-0 SH5-3 1B BB	0-0 F8		0-0 FC5-4 BB 1B		0-0 6-3		4	1	2	2	1	0	2									
Lloyd Moseby, L OBP: 0.303, SLG: 0.410	4-0 1B BB		0-0 SH5-3	0-0 3B BB	4-0 3B BB	4-0 FC5-4 BB		0-3 K		1	1	0	0	3	1	0									
Barry Bonnell, R OBP: 0.264, SLG: 0.337	0-0 1-2 2-H 1B		0-0 2-H 1B	0-0 SF9 3B	0-0 FC5-4 S 2-3		0-0 6-3			4	1	3	2	0	0	2									
Danny Ainge, R OBP: 0.214, SLG: 0.225	0-0 F8		0-0 4-3	0-0 S BB	4-0 S BB	0-0 6-3				3	0	0	0	1	0	5									
Buck Martinez, R OBP: 0.280, SLG: 0.381		0-0 F7		0-0 1B 3B	0-0 SF9		0-0 6-3			3	1	1	1	0	0	0									
<b>Inning Stats</b>	R: 3 E: 1 K: 0 S: 6	H: 2 LOB: 2 BB: 2 P: 14	R: 1 E: 0 K: 1 S: 7	H: 2 LOB: 0 BB: 0 P: 7	R: 0 E: 0 K: 0 S: 3	H: 1 LOB: 1 BB: 1 P: 7	R: 1 E: 0 K: 2 S: 9	H: 2 LOB: 2 BB: 1 P: 13	R: 2 E: 0 K: 0 S: 4	H: 1 LOB: 1 BB: 2 P: 12	R: 1 E: 0 K: 0 S: 5	H: 2 LOB: 2 BB: 1 P: 9	R: 0 E: 0 K: 1 S: 5	H: 0 LOB: 0 BB: 0 P: 5	R: 1 E: 0 K: 1 S: 6	H: 1 LOB: 0 BB: 0 P: 6		1B: 5 2B: 1 3B: 3 HR: 2	SF: 1 SAC: 1 DP: 0 HBP: 0	WP: 0 PB: 0 SB: 3 CS: 0	PA: 42				
<b>PITCHER</b>	IP WLS BF H R ER SO BB IBB HBP BLK WP HR S P ERA WHIP	0.2 L 16 6 2 2 3 2 0 0 0 0 0 0 20 28 6.00 2.667	3.0 L 16 6 2 2 3 2 0 0 0 0 0 0 20 28 6.00 2.667	1.2 11 3 3 3 0 3 0 0 0 0 1 8 20 16.20 3.600	2.2 9 1 1 1 2 0 0 0 0 0 0 1 13 13 3.38 0.375	<b>PITCHER</b>																			
Francisco Barrios, R ERA: 3.58																									
LaMarr Hoyt, R ERA: 2.51																									
Kevin Hickey, L ERA: 3.6																									
Dennis Lamp, R ERA: 3.0																									

AB 40  
R 5  
H 13  
RBI 5  
BB 3  
SO 6  
LOB 27



AB 33  
R 9  
H 11  
RBI 9  
BB 7  
SO 5  
LOB 19





Batter	1	2	3	4	5	6	7	8	9	AB	R	H	RBI	BB	SO	LOB	TOP					
Ron LeFlore, R OBP: 0.324, SLG: 0.284 (1, 7)	4-0 SH1-4 1B BB	0-3 K	4-0 BB		0-0 6-3			0-0 E6 1B		3	2	0	0	2	1	0						
Mike Squires, L OBP: 0.348, SLG: 0.361 (1, 3)	0-0 SH1-4	0-0 F7	0-3 K			0-0 1B		0-0 F4		4	0	1	0	0	1	4						
Carlton Fisk, R OBP: 0.371, SLG: 0.490 (1, 2)	0-0 5-3		0-0 E7 1B	0-0 BB G3-2-3 1B		0-0 1B		0-0 1B		5	1	4	1	0	0	1						
Greg Luzinski, R OBP: 0.400, SLG: 0.441 (1, 10)	0-0 1B 2B 1B		0-0 F7	4-0 BB 1B		0-3 K		0-0 F9		4	1	1	1	1	1	4						
Harold Baines, L OBP: 0.330, SLG: 0.413 (1, 9)	0-0 2B 1B		0-0 E 1B	0-0 BB 1B		0-3 K		0-3 K		5	1	3	1	0	2	3						
Chet Lemon, R OBP: 0.376, SLG: 0.451 (1, 8)	0-0 1B 2B		0-0 E 1B HBP	0-0 BB 1B		0-0 F9			0-3 K2-3	4	1	1	1	0	1	5						
Tony Bernazard, S OBP: 0.354, SLG: 0.451 (1, 4)	0-0 1B IBB		0-0 F8	0-0 G3-2-3		0-3 K			0-0 F3	4	0	0	0	1	1	5						
Jim Morrison, R OBP: 0.253, SLG: 0.326 (1, 5)	0-0 F8		0-0 E6 BB 1B	0-0 L5		0-0 6-3			0-0 F8	5	0	0	0	0	0	5						
Bill Almon, R OBP: 0.358, SLG: 0.360 (1, 6)		0-3 K	0-0 BB 1B	0-0 1-4-3		0-3 K				4	0	1	2	0	2	0						
<b>Inning Stats</b>	R: 2 E: 0 K: 0 S: 6	H: 3 LOB: 3 BB: 2 P: 14	R: 0 E: 0 K: 2 S: 7	H: 0 LOB: 0 BB: 0 P: 7	R: 3 E: 2 K: 1 S: 9	H: 3 LOB: 3 BB: 1 P: 14	R: 0 E: 0 K: 0 S: 4	H: 2 LOB: 2 BB: 1 P: 8	R: 0 E: 0 K: 0 S: 3	H: 0 LOB: 0 BB: 0 P: 3	R: 0 E: 0 K: 2 S: 9	H: 2 LOB: 2 BB: 0 P: 9	R: 0 E: 0 K: 2 S: 7	H: 0 LOB: 0 BB: 0 P: 7	R: 0 E: 0 K: 1 S: 5	H: 0 LOB: 0 BB: 0 P: 5	1B: 9 2B: 2 3B: 0 HR: 0	SF: 0 SAC: 1 DP: 1 HBP: 1	WP: 0 PB: 0 SB: 3 CS: 0	PA: 44		
<b>PITCHER</b>	IP WLS BF H R ER SO BB IBB HBP BLK WP HR S P ERA WHIP	IP WLS BF H R ER SO BB IBB HBP BLK WP HR S P ERA WHIP	IP WLS BF H R ER SO BB IBB HBP BLK WP HR S P ERA WHIP	IP WLS BF H R ER SO BB IBB HBP BLK WP HR S P ERA WHIP	IP WLS BF H R ER SO BB IBB HBP BLK WP HR S P ERA WHIP	IP WLS BF H R ER SO BB IBB HBP BLK WP HR S P ERA WHIP	IP WLS BF H R ER SO BB IBB HBP BLK WP HR S P ERA WHIP	IP WLS BF H R ER SO BB IBB HBP BLK WP HR S P ERA WHIP	IP WLS BF H R ER SO BB IBB HBP BLK WP HR S P ERA WHIP	IP WLS BF H R ER SO BB IBB HBP BLK WP HR S P ERA WHIP	IP WLS BF H R ER SO BB IBB HBP BLK WP HR S P ERA WHIP	IP WLS BF H R ER SO BB IBB HBP BLK WP HR S P ERA WHIP	IP WLS BF H R ER SO BB IBB HBP BLK WP HR S P ERA WHIP	IP WLS BF H R ER SO BB IBB HBP BLK WP HR S P ERA WHIP	IP WLS BF H R ER SO BB IBB HBP BLK WP HR S P ERA WHIP	IP WLS BF H R ER SO BB IBB HBP BLK WP HR S P ERA WHIP	IP WLS BF H R ER SO BB IBB HBP BLK WP HR S P ERA WHIP	IP WLS BF H R ER SO BB IBB HBP BLK WP HR S P ERA WHIP	IP WLS BF H R ER SO BB IBB HBP BLK WP HR S P ERA WHIP	IP WLS BF H R ER SO BB IBB HBP BLK WP HR S P ERA WHIP	IP WLS BF H R ER SO BB IBB HBP BLK WP HR S P ERA WHIP	IP WLS BF H R ER SO BB IBB HBP BLK WP HR S P ERA WHIP
Jackson Todd, R ERA: 3.83 (1, 1)	2.1	15	5	5	3	2	1	1	1	0	0	0	0	0	8	16	11.57	2.571				
Mike Willis, L ERA: 4.97 (3, 1)	0.2	8	3	0	0	1	2	0	0	0	0	0	0	0	8	16	0.00	7.500				
Roy Lee Jackson, R ERA: 2.77 (4, 1)	3.0	10	2	0	0	2	0	0	0	0	0	0	0	14	14	0.00	0.667					
Joey McLaughlin, R ERA: 2.25 (7, 1)	3.0	L	11	1	1	0	4	0	0	0	0	0	0	19	19	0.00	0.333					

Chicago White Sox @ Toronto Blue Jays  
Exhibition Stadium, Toronto, ON  
Wed May 20 1981, 7:05 PM EDT  
Att: 12,536 - Unknown - 72 F

AB 38  
R 6  
H 11  
RBI 6  
BB 4  
SO 9  
LOB 27



Batter	1	2	3	4	5	6	7	8	9	AB	R	H	RBI	BB	SO	LOB	BOTTOM					
Alfredo Griffin, S OBP: 0.239, SLG: 0.329 (1, 6)	0-0 F9		4-0 S 1B SF8 BB		0-0 4-3		0-0 HR 3B		0-0 4-3	4	2	1	0	1	0	0						
Damaso Garcia, R OBP: 0.239, SLG: 0.272 (1, 4)	0-0 4-3		0-0 S 1B		0-0 F8		0-0 HR		4-0 BB	4	1	2	2	1	0	0						
Otto Velez, R OBP: 0.374, SLG: 0.386 (1, 10)	0-0 F8		0-0 SF8		0-0 6-3		0-0 F8		0-3 K	4	0	0	1	0	1	1						
John Mayberry, L OBP: 0.407, SLG: 0.481 (1, 3)		0-0 1B 3B	0-0 L3		0-0 4-3		0-0 1B HBP		0-0 4-3	4	2	1	0	0	1	2						
Al Woods, L OBP: 0.248, SLG: 0.253 (1, 7)		0-0 1-3		0-0 F7		0-0 F8		0-0 4-3		4	0	0	0	0	0	2						
Lloyd Moseby, L OBP: 0.324, SLG: 0.430 (1, 9)		0-0 S 1B		0-0 FC6-4 1B		0-0 1B 1B		0-0 2B 1B		4	0	4	1	0	0	0						
Barry Bonnell, R OBP: 0.283, SLG: 0.333 (1, 8)		0-0 F9		0-0 FC6-4		0-0 1B		0-3 K		4	0	1	1	0	1	3						
Danny Ainge, R OBP: 0.211, SLG: 0.221 (6, PH)		0-0 5-3		0-0 FC6-4		0-0 5-3		0-0 2B		2	0	0	0	0	0	2						
Willie Upshaw, L OBP: 0.273, SLG: 0.417 (7, 5)				0-0 FC6-4				0-0 2B		1	0	0	0	0	0	2						
Garth Iorg, R OBP: 0.280, SLG: 0.327 (7, 5)				0-0 FC6-4				0-0 2B		1	0	1	0	0	0	0						
Buck Martinez, R OBP: 0.250, SLG: 0.333 (8, PH)			0-0 F9		0-0 F7		0-3 K		0-3 K	3	0	0	0	0	1	0						
Ernie Whitt, L OBP: 0.240, SLG: 0.211 (9, 2)										1	0	0	0	0	1	2						
<b>Inning Stats</b>	R: 0 E: 0 K: 0 S: 3	H: 0 LOB: 0 BB: 0 P: 3	R: 1 E: 0 K: 0 S: 5	H: 2 LOB: 1 BB: 0 P: 5	R: 1 E: 0 K: 0 S: 4	H: 1 LOB: 1 BB: 1 P: 8	R: 0 E: 0 K: 0 S: 4	H: 1 LOB: 0 BB: 0 P: 4	R: 0 E: 0 K: 0 S: 3	H: 0 LOB: 0 BB: 0 P: 3	R: 1 E: 0 K: 0 S: 5	H: 2 LOB: 2 BB: 0 P: 6	R: 2 E: 0 K: 2 S: 9	H: 2 LOB: 0 BB: 0 P: 9	R: 0 E: 0 K: 1 S: 5	H: 2 LOB: 1 BB: 1 P: 9	1B: 6 2B: 1 3B: 2 HR: 1	SF: 1 SAC: 0 DP: 0 HBP: 1	WP: 0 PB: 0 SB: 3 CS: 0	PA: 40		
<b>PITCHER</b>	IP WLS BF H R ER SO BB IBB HBP BLK WP HR S P ERA WHIP	IP WLS BF H R ER SO BB IBB HBP BLK WP HR S P ERA WHIP	IP WLS BF H R ER SO BB IBB HBP BLK WP HR S P ERA WHIP	IP WLS BF H R ER SO BB IBB HBP BLK WP HR S P ERA WHIP	IP WLS BF H R ER SO BB IBB HBP BLK WP HR S P ERA WHIP	IP WLS BF H R ER SO BB IBB HBP BLK WP HR S P ERA WHIP	IP WLS BF H R ER SO BB IBB HBP BLK WP HR S P ERA WHIP	IP WLS BF H R ER SO BB IBB HBP BLK WP HR S P ERA WHIP	IP WLS BF H R ER SO BB IBB HBP BLK WP HR S P ERA WHIP	IP WLS BF H R ER SO BB IBB HBP BLK WP HR S P ERA WHIP	IP WLS BF H R ER SO BB IBB HBP BLK WP HR S P ERA WHIP	IP WLS BF H R ER SO BB IBB HBP BLK WP HR S P ERA WHIP	IP WLS BF H R ER SO BB IBB HBP BLK WP HR S P ERA WHIP	IP WLS BF H R ER SO BB IBB HBP BLK WP HR S P ERA WHIP	IP WLS BF H R ER SO BB IBB HBP BLK WP HR S P ERA WHIP	IP WLS BF H R ER SO BB IBB HBP BLK WP HR S P ERA WHIP	IP WLS BF H R ER SO BB IBB HBP BLK WP HR S P ERA WHIP	IP WLS BF H R ER SO BB IBB HBP BLK WP HR S P ERA WHIP	IP WLS BF H R ER SO BB IBB HBP BLK WP HR S P ERA WHIP	IP WLS BF H R ER SO BB IBB HBP BLK WP HR S P ERA WHIP	IP WLS BF H R ER SO BB IBB HBP BLK WP HR S P ERA WHIP	IP WLS BF H R ER SO BB IBB HBP BLK WP HR S P ERA WHIP
Richard Dotson, R ERA: 3.24 (7, 1)	1.1	W	7	3	1	1	2	0	0	0	0	0	0	1	11	11	6.75	2.250				
Ed Farmer, R ERA: 6.75 (8, 1)	1.1	S	5	0	0	0	2	1	0	0	0	0	0	8	12	0.00	0.750					

Chicago White Sox @ Toronto Blue Jays  
Exhibition Stadium, Toronto, ON  
Wed May 20 1981, 7:05 PM EDT  
Att: 12,536 - Unknown - 72 F

AB 36  
R 5  
H 10  
RBI 5  
BB 2  
SO 5  
LOB 14





Batter	1	2	3	4	5	6	7	8	9	AB R H RBI BB SO LOB	TOP												
Ron LeFlore, R OBP: 0.318, SLG: 0.290 (1, 7)	0-0 4-3		0-0 1B 2B		0-0 1B 2B		0-3 K		0-0 F8	5 2 1 0 0 1 3	<b>Chicago White Sox @ California Angels</b> Anaheim Stadium, Anaheim, CA Fri May 22 1981, 10:05 PM EDT Att: 27,919 - Unknown - 72 F												
Mike Squires, L OBP: 0.351, SLG: 0.364 (1, 3)	0-3 K		0-0 2H 1B		0-0 2H 1B		0-0 6-3		0-0 F7	5 0 2 2 0 1 2													
Carlton Fisk, R OBP: 0.372, SLG: 0.481 (1, 2)	0-0 F5		0-3 K		0-0 F3			0-0 E 1B 1B	4-0 HR IBB	4 2 1 0 1 1 2													
Greg Luzinski, R OBP: 0.400, SLG: 0.488 (1, 10)		0-0 HR	0-3 K		0-0 F8			0-0 F7	0-0 2H HR	5 2 2 4 0 1 2													
Harold Baines, L OBP: 0.342, SLG: 0.430 (1, 9)	0-0 3-1			0-3 K		0-0 1B		0-0 E SF8 1B	0-0 1B 2B	5 2 3 0 0 1 0													
Chet Lemon, R OBP: 0.377, SLG: 0.453 (1, 8)	0-0 S 1B			0-0 F8		0-0 F9		0-0 SF8	0-0 2H 1B	4 0 2 2 0 0 1													
Tony Bernazard, S OBP: 0.349, SLG: 0.442 (1, 4)	0-0 F7			0-0 F8		0-0 L6		0-0 1B	0-0 F7	5 0 1 0 0 0 3													
Jim Morrison, R OBP: 0.253, SLG: 0.333 (1, 5)	0-0 F9				0-0 F7		0-0 2B	0-0 6-3		4 0 1 0 0 0 2													
Bill Almon, R OBP: 0.362, SLG: 0.364 (1, 6)			0-0 5-3		0-0 EG 1B		0-0 B1		0-0 S HR 1B	4 1 2 0 0 0 1													
<b>Inning Stats</b>	R: 0 E: 0 K: 1 S: 5	H: 0 LOB: 0 BB: 0 P: 5	R: 1 E: 0 K: 0 S: 5	H: 2 LOB: 1 BB: 0 P: 5	R: 1 E: 0 K: 2 S: 9	H: 2 LOB: 0 BB: 0 P: 9	R: 0 E: 0 K: 1 S: 5	H: 0 LOB: 0 BB: 0 P: 5	R: 1 E: 1 K: 0 S: 5	H: 2 LOB: 1 BB: 0 P: 5	R: 0 E: 0 K: 0 S: 4	H: 1 LOB: 1 BB: 0 P: 4	R: 0 E: 0 K: 1 S: 6	H: 1 LOB: 1 BB: 0 P: 6	R: 2 E: 1 K: 0 S: 6	H: 3 LOB: 1 BB: 0 P: 6	R: 4 E: 0 K: 0 S: 7	H: 4 LOB: 1 BB: 1 P: 11	1B: 10 2B: 3 HR: 2	SF: 1 SAC: 0 DP: 0 HBP: 0	WP: 0 PB: 0 SB: 3 CS: 0	PA: 43	
<b>PITCHER</b>	IP WLS BF H R ER SO BB IBB HBP BLK WP HR S P ERA WHIP											<b>PITCHER</b>	IP WLS BF H R ER SO BB IBB HBP BLK WP HR S P ERA WHIP										
Ken Forsch, R ERA: 2.82 (1, 1)	7.1 L 32 10 5 3 5 0 0 0 0 0 0 1 42 42 3.68 1.364																						
Luis Sanchez, R ERA: 3.39 (8, 1)	0.2 3 1 0 0 0 0 0 0 0 0 0 0 3 3 0.00 1.500																						
Andy Hassler, L ERA: 3.86 (9, 1)	1.0 8 4 4 4 0 0 1 0 0 0 0 1 7 11 36.00 4.000																						

Batter	1	2	3	4	5	6	7	8	9	AB R H RBI BB SO LOB	BOTTOM												
Rod Carew, L OBP: 0.376, SLG: 0.392 (1, 3)	0-3 K		0-0 S 1B		4-0 FC5-4 BB			0-0 E3 2B E	0-0 E3 1B	4 1 1 0 1 1 1	<b>Chicago White Sox @ California Angels</b> Anaheim Stadium, Anaheim, CA Fri May 22 1981, 10:05 PM EDT Att: 27,919 - Unknown - 72 F												
Rick Burleson, R OBP: 0.382, SLG: 0.410 (1, 6)	0-3 K		0-0 F7		0-0 FC5-4		0-0 E	0-0 F3	0-0 F3	5 1 1 0 0 1 5													
Dan Ford, R OBP: 0.338, SLG: 0.496 (1, 9)	4-0 BB		0-0 6-3		0-0 L4		0-0 E8 1B 1B	0-0 1B	0-0 1B	4 1 2 3 1 0 3													
Fred Lynn, L OBP: 0.345, SLG: 0.433 (1, 8)	0-0 P3			0-3 K		0-0 G4-6-3 1B		0-0 L8	0-0 F7	5 0 1 0 0 1 4													
Don Baylor, R OBP: 0.272, SLG: 0.346 (1, 10)		0-3 K		0-0 HR		0-0 G4-6-3 1B		0-0 F7	0-0 1-3	5 1 1 1 0 1 4													
Brian Downing, R OBP: 0.399, SLG: 0.412 (1, 2) (8, 7)		0-3 K		0-3 K		0-0 5-3		0-0 1B		4 0 1 0 0 2 0													
Bobby Clark, R OBP: 0.308, SLG: 0.405 Ed Ott, L OBP: 0.267, SLG: 0.278 (7, PH) (8, 2)		4-0 BB		0-3 K			0-0 6-3	0-0 1B	0-0 1B	1 0 0 0 1 1 0 2 0 1 1 0 0 0													
Bobby Grich, R OBP: 0.342, SLG: 0.432 (1, 4)		0-3 K			0-0 FC5-4 BB 1B		0-0 5-3	0-0 K		4 0 1 0 0 2 3													
Butch Hobson, R OBP: 0.346, SLG: 0.378 (1, 5)			0-0 F8		0-0 L5		0-3 K		0-0 E 1B 1B	4 1 1 0 0 1 1													
<b>Inning Stats</b>	R: 0 E: 0 K: 2 S: 7	H: 0 LOB: 1 BB: 1 P: 11	R: 0 E: 0 K: 3 S: 9	H: 0 LOB: 1 BB: 1 P: 13	R: 0 E: 0 K: 0 S: 4	H: 1 LOB: 0 BB: 0 P: 4	R: 1 E: 0 K: 3 S: 10	H: 1 LOB: 0 BB: 0 P: 10	R: 0 E: 0 K: 0 S: 4	H: 1 LOB: 2 BB: 1 P: 8	R: 0 E: 0 K: 0 S: 3	H: 1 LOB: 0 BB: 0 P: 3	R: 0 E: 0 K: 1 S: 5	H: 0 LOB: 0 BB: 0 P: 5	R: 3 E: 2 K: 1 S: 10	H: 4 LOB: 2 BB: 0 P: 10	R: 1 E: 1 K: 0 S: 6	H: 2 LOB: 2 BB: 0 P: 6	1B: 8 2B: 1 HR: 1	SF: 0 SAC: 0 DP: 1 HBP: 0	WP: 0 PB: 0 SB: 1 CS: 0	PA: 41	
<b>PITCHER</b>	IP WLS BF H R ER SO BB IBB HBP BLK WP HR S P ERA WHIP											<b>PITCHER</b>	IP WLS BF H R ER SO BB IBB HBP BLK WP HR S P ERA WHIP										
Britt Burns, L ERA: 3.13 (1, 1)	5.0 W 21 3 1 1 8 3 0 0 0 0 0 0 0 22 22 5.40 2.100																						
LaMarr Hoyt, R ERA: 2.7 (6, 1)	3.1 18 7 4 2 2 0 0 0 0 0 0 0 22 22 5.40 2.100																						
Kevin Hickey, L ERA: 3.48 (9, 1)	0.1 1 0 0 0 0 0 0 0 0 0 0 0 1 1 0.00 0.000																						
Ed Farmer, R ERA: 6.62 (9, 1)	0.1 S 1 0 0 0 0 0 0 0 0 0 0 0 1 1 0.00 0.000																						







Batter	1	2	3	4	5	6	7	8	9	AB	R	H	RBI	BB	SO	LOB	TOP								
<b>Ron LeFlore, R</b> OBP: 0.333, SLG: 0.324 <b>Rusty Kuntz, R</b> OBP: 0.378, SLG: 0.344	0-0 CS 1B	0-0 E7 1B			0-0 F9	0-0 1B 1B	0-0 F4			5	2	3	2	0	0	1									
<b>Mike Squires, L</b> OBP: 0.374, SLG: 0.381	0-0 L4	0-0 3-1			0-0 F8 BB 2B	0-0 1B 1B		0-0 FC5-4 1B		5	1	3	1	0	0	1									
<b>Carlton Fisk, R</b> OBP: 0.392, SLG: 0.481 <b>Jim Essian, R</b> OBP: 0.267, SLG: 0.345	0-0 F8			4-0 BB	4-0 2B BB	0-0 1B		0-0 FC5-4 BB 1-2		2	0	1	1	2	0	0									
<b>Greg Luzinski, R</b> OBP: 0.406, SLG: 0.481		4-0 1B BB	0-3 K		0-0 F8	0-0 K		4-0 G6-4-3 BB		3	1	0	0	2	2	5									
<b>Wayne Nordhagen, R</b> OBP: 0.346, SLG: 0.440		0-0 1B 1B 1B	0-0 F8		0-0 2B		0-0 6-3	0-0 G6-4-3		5	1	2	1	0	0	3									
<b>Chet Lemon, R</b> OBP: 0.374, SLG: 0.439 <b>Harold Baines, L</b> OBP: 0.331, SLG: 0.421		0-0 1B 1B	0-0 F7		0-0 G1		1-0 2B HBP	0-0 4-3		3	2	1	1	0	0	3									
<b>Tony Bernazard, S</b> OBP: 0.352, SLG: 0.439		0-3 K		0-0 4-3		0-0 L9	0-0 F6	0-0 L3		5	0	0	0	0	1	3									
<b>Jim Morrison, R</b> OBP: 0.259, SLG: 0.337		0-0 1B E 1B	0-0 F4		0-0 F7	0-0 2B		0-0 L4		5	2	2	0	0	0	0									
<b>Bill Almon, R</b> OBP: 0.381, SLG: 0.375		0-0 L9	0-0 6-3		0-0 1B BB	0-0 1B				3	1	1	2	1	0	3									
<b>Inning Stats</b>	R: 0 E: 0 K: 0 S: 3	H: 1 LOB: 0 BB: 0 P: 3	R: 5 E: 1 K: 1 S: 9	H: 4 LOB: 0 BB: 1 P: 13	R: 0 E: 0 K: 1 S: 5	H: 0 LOB: 1 BB: 1 P: 9	R: 0 E: 0 K: 0 S: 3	H: 0 LOB: 0 BB: 0 P: 3	R: 1 E: 0 K: 0 S: 5	H: 2 LOB: 2 BB: 1 P: 9	R: 2 E: 0 K: 1 S: 8	H: 3 LOB: 2 BB: 1 P: 12	R: 2 E: 0 K: 0 S: 5	H: 2 LOB: 1 BB: 0 P: 6	R: 0 E: 0 K: 0 S: 3	H: 1 LOB: 1 BB: 1 P: 7	R: 0 E: 0 K: 0 S: 3	H: 0 LOB: 0 BB: 0 P: 3	1B: 11 2B: 2 3B: 0 HR: 0	SF: 0 SAC: 0 DP: 1 HBP: 1	WP: 0 PB: 0 SB: 0 CS: 1	PA: 44			
<b>PITCHER</b>	IP	WLS	BF	H	R	ER	SO	BB	IBB	HBP	BLK	WP	HR	S	P	ERA	WHIP								
<b>Geoff Zahn, L</b> ERA: 3.62	(1, 1)	5.2	L	29	9	8	6	2	4	0	0	0	0	29	45	9.53	2.294								
<b>Luis Sanchez, R</b> ERA: 3.49	(6, 1)	3.1		15	4	2	2	1	1	0	1	0	0	15	20	5.40	1.500								

Chicago White Sox @ California Angels  
Anaheim Stadium, Anaheim, CA  
Sun May 24 1981, 6:33 AM EDT  
Att: 27,405 - Sunny - 75 F

AB	38
R	10
H	13
RBI	8
BB	5
SO	3
LOB	20



Batter	1	2	3	4	5	6	7	8	9	AB	R	H	RBI	BB	SO	LOB	BOTTOM								
<b>John Harris, L</b> OBP: 0.214, SLG: 0.393	0-3 K		0-0 L5-3			0-0 4-3		0-3 K		4	0	0	0	0	2	1									
<b>Rick Burleson, R</b> OBP: 0.375, SLG: 0.398	0-0 F4			0-0 F9 BB 1B		4-0 FC6-4 BB		0-0 F9		3	0	1	0	1	0	0									
<b>Brian Downing, R</b> OBP: 0.401, SLG: 0.413	0-0 F8			0-0 F8		0-0 F9		0-0 P3		4	0	0	0	0	0	2									
<b>Don Baylor, R</b> OBP: 0.287, SLG: 0.355		0-0 1B		4-0 1-2 BB		0-0 FC6-4 1-2		0-0 HR 1B		3	1	2	0	1	0	1									
<b>Butch Hobson, R</b> OBP: 0.355, SLG: 0.387		0-0 F7		0-0 F9		0-3 K		0-3 K		4	0	0	0	0	2	4									
<b>Bobby Clark, R</b> OBP: 0.333, SLG: 0.467		0-0 F9		0-0 1-3		0-0 FC6-4 1B		0-0 HR		4	1	2	2	0	0	3									
<b>Juan Beniquez, R</b> OBP: 0.210, SLG: 0.186		0-0 F9			0-0 F8	0-0 FC6-4 2B 1-2		0-0 4-3		4	0	0	0	0	0	2									
<b>Freddie Patek, R</b> OBP: 0.278, SLG: 0.412			0-0 5-3		0-0 F2	0-0 2B		0-0 4-3		4	0	1	0	0	0	0									
<b>Ed Ott, L</b> OBP: 0.269, SLG: 0.280			0-0 L5-3 1B		0-0 K	0-3 K				3	0	1	0	0	2	2									
<b>Inning Stats</b>	R: 0 E: 0 K: 1 S: 5	H: 0 LOB: 0 BB: 0 P: 5	R: 0 E: 0 K: 0 S: 4	H: 1 LOB: 1 BB: 0 P: 4	R: 0 E: 0 K: 0 S: 3	H: 1 LOB: 0 BB: 0 P: 3	R: 0 E: 0 K: 0 S: 4	H: 1 LOB: 2 BB: 1 P: 8	R: 0 E: 0 K: 1 S: 5	H: 0 LOB: 0 BB: 0 P: 5	R: 0 E: 0 K: 0 S: 3	H: 0 LOB: 1 BB: 1 P: 7	R: 0 E: 0 K: 2 S: 9	H: 2 LOB: 2 BB: 0 P: 9	R: 0 E: 0 K: 1 S: 5	H: 0 LOB: 0 BB: 0 P: 5	R: 2 E: 0 K: 1 S: 7	H: 2 LOB: 2 BB: 0 P: 7	1B: 5 2B: 2 3B: 0 HR: 1	SF: 0 SAC: 0 DP: 1 HBP: 0	WP: 0 PB: 0 SB: 0 CS: 0	PA: 35			
<b>PITCHER</b>	IP	WLS	BF	H	R	ER	SO	BB	IBB	HBP	BLK	WP	HR	S	P	ERA	WHIP								
<b>Steve Trout, L</b> ERA: 2.17	(1, 1)	9.0	W	35	7	2	2	6	2	0	0	0	1	45	53	2.00	1.000								

Chicago White Sox @ California Angels  
Anaheim Stadium, Anaheim, CA  
Sun May 24 1981, 6:33 AM EDT  
Att: 27,405 - Sunny - 75 F

AB	33
R	2
H	7
RBI	2
BB	2
SO	6
LOB	15

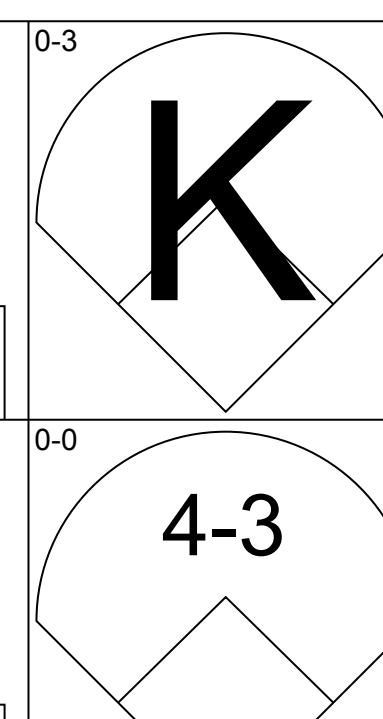
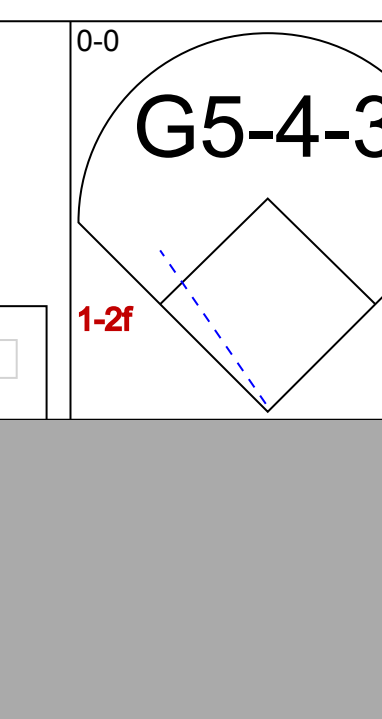
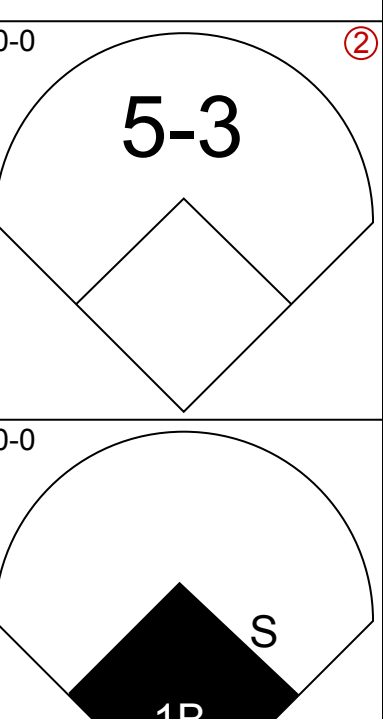
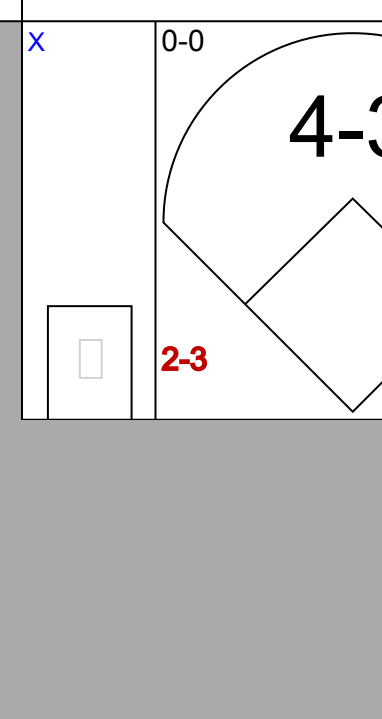
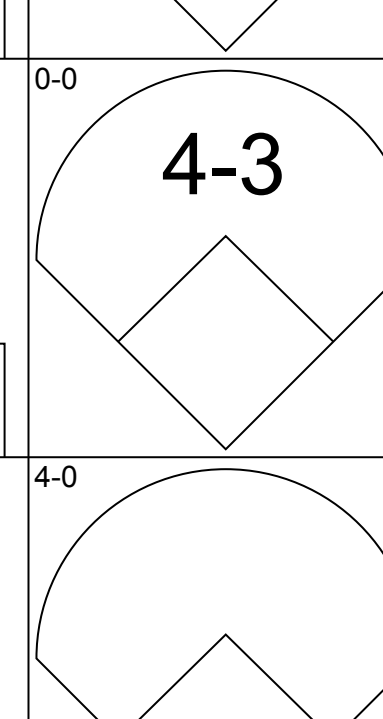
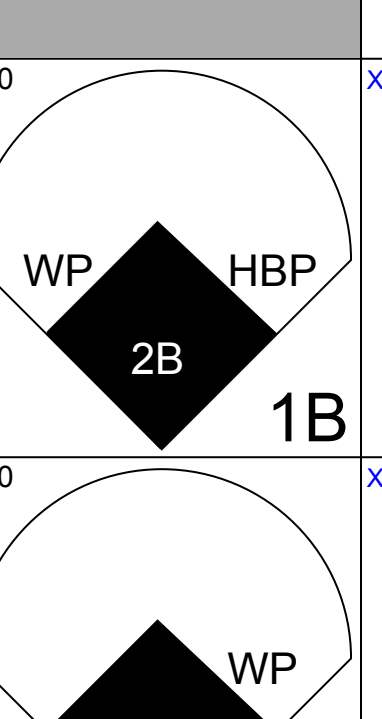
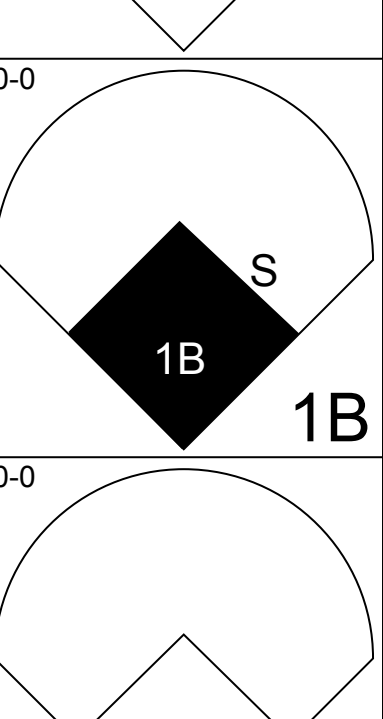
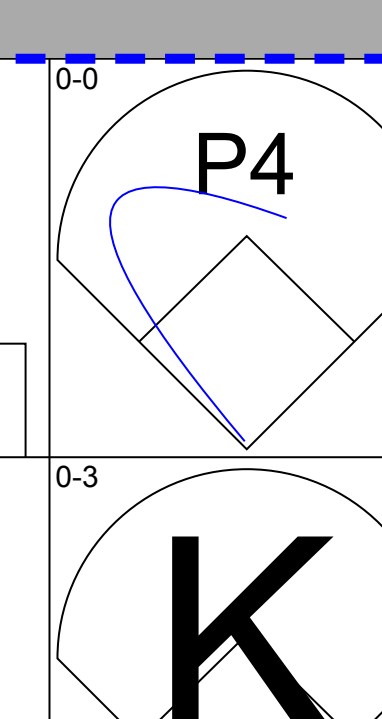
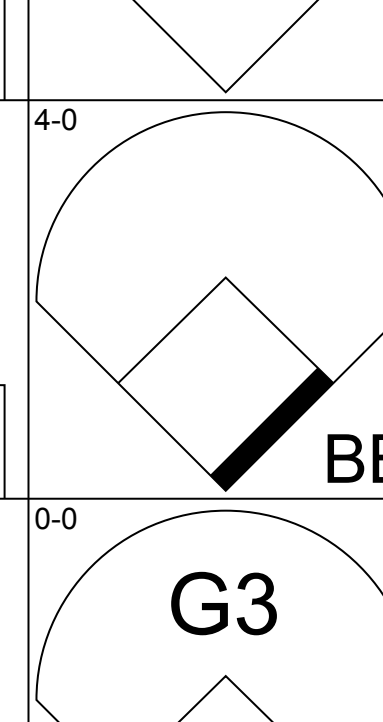
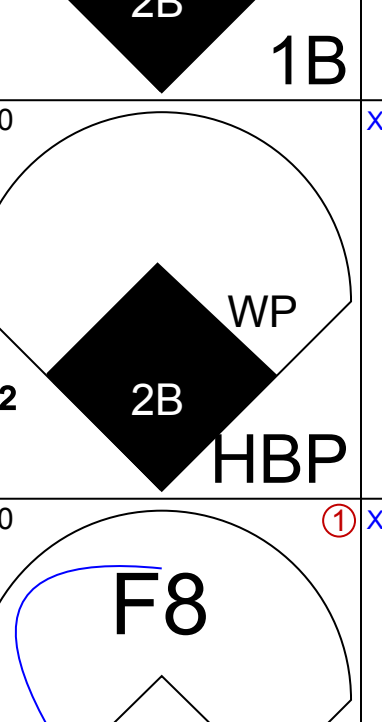
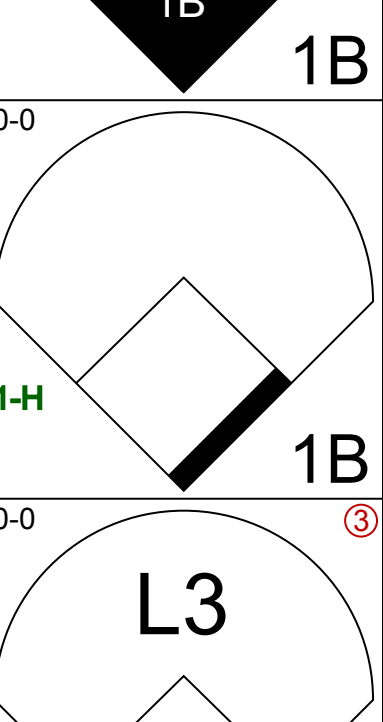
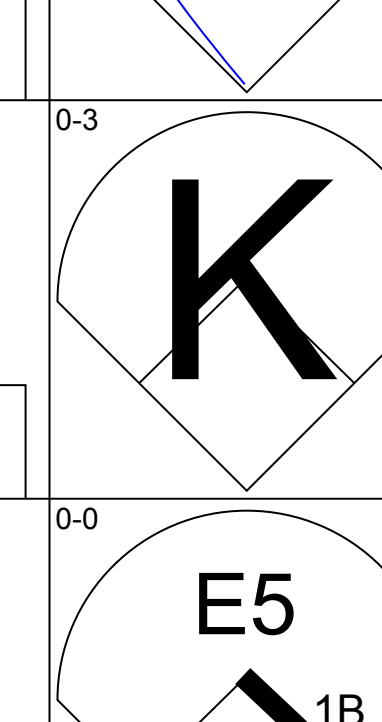
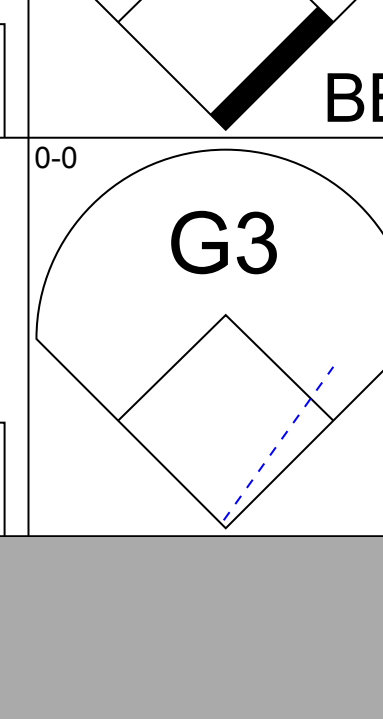
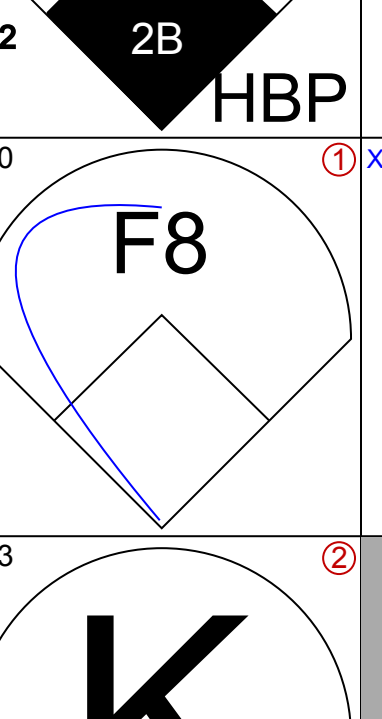
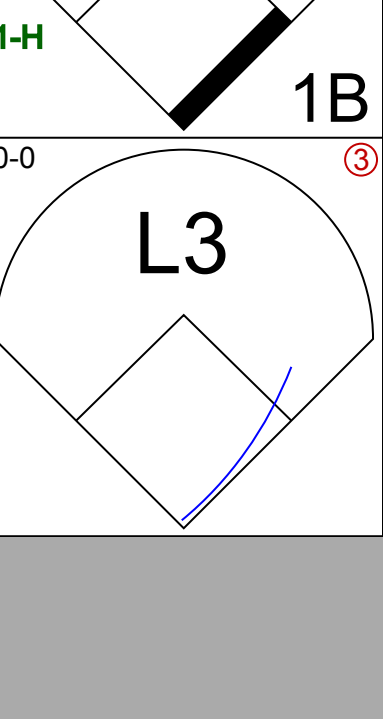
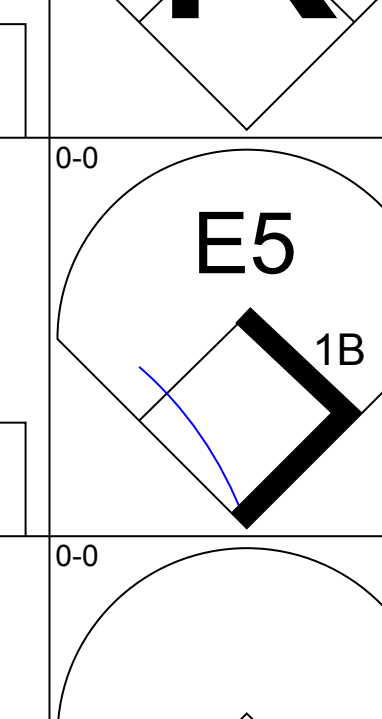
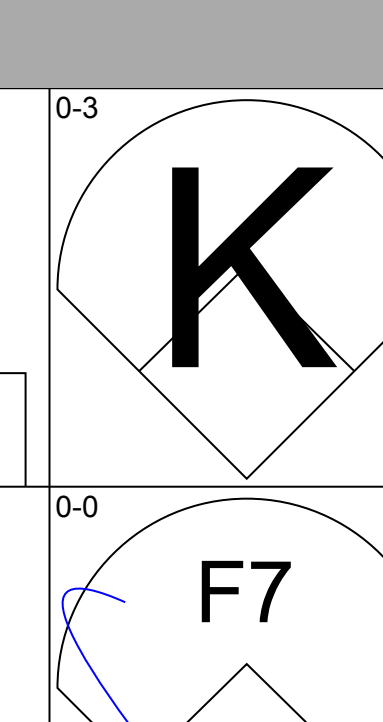
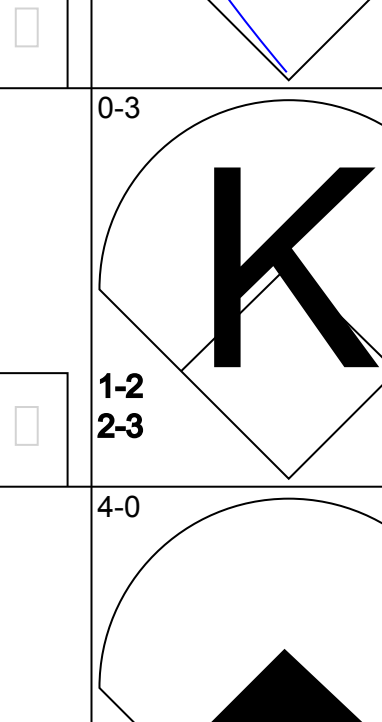
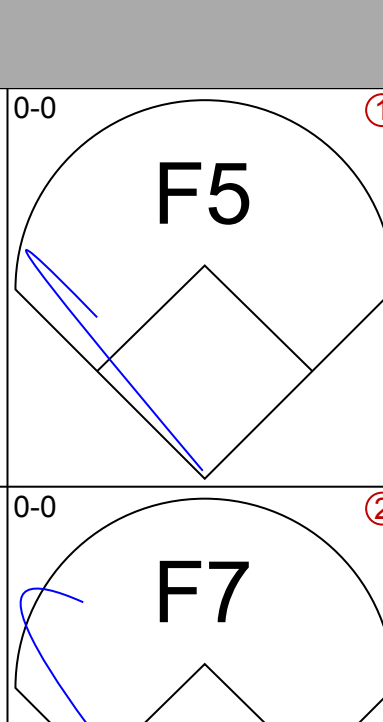
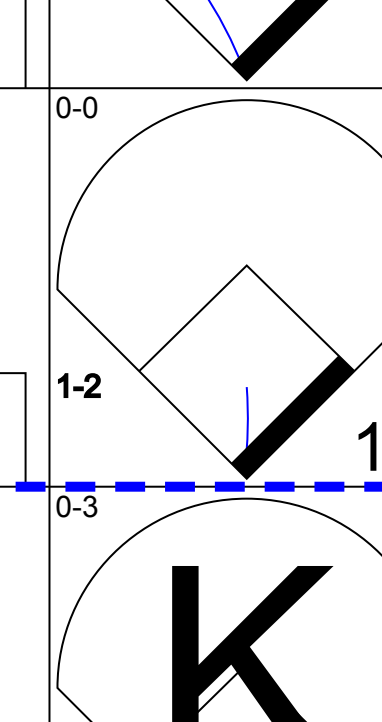
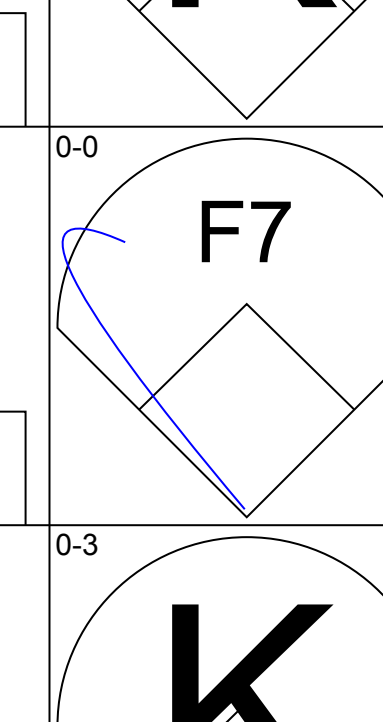
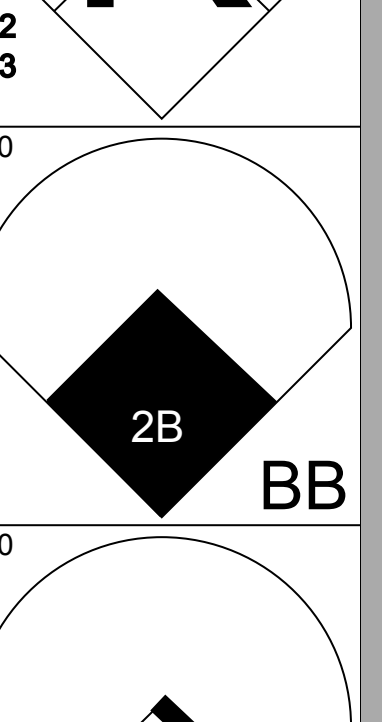
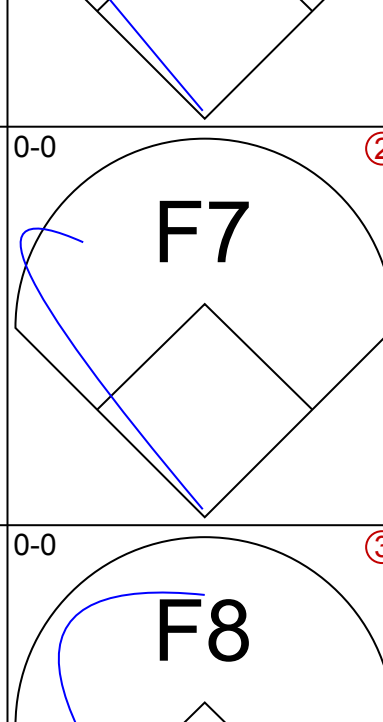
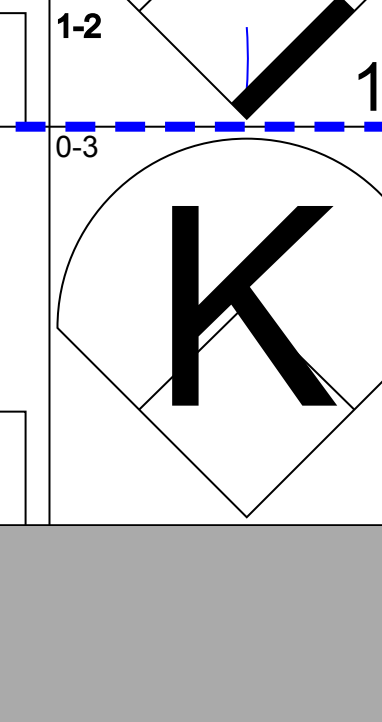
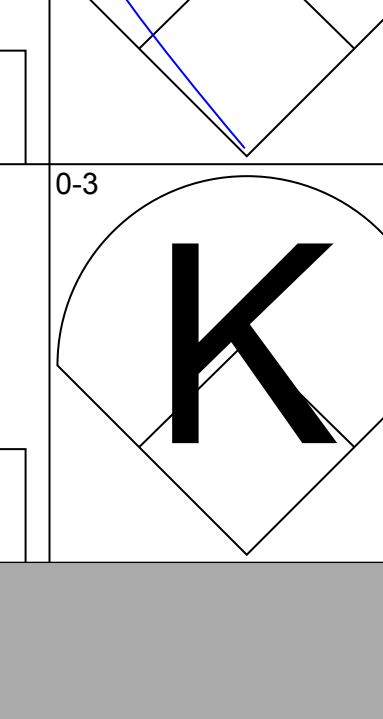
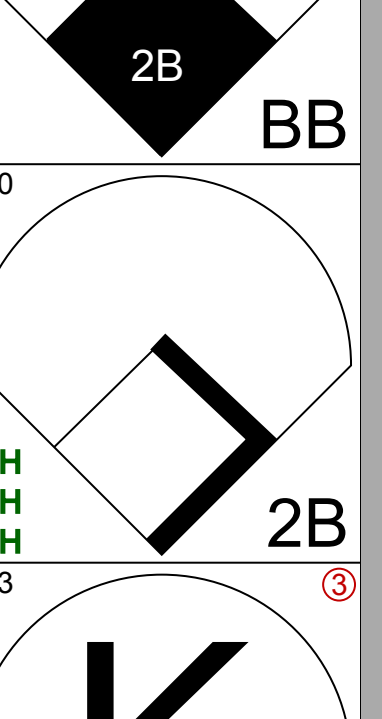
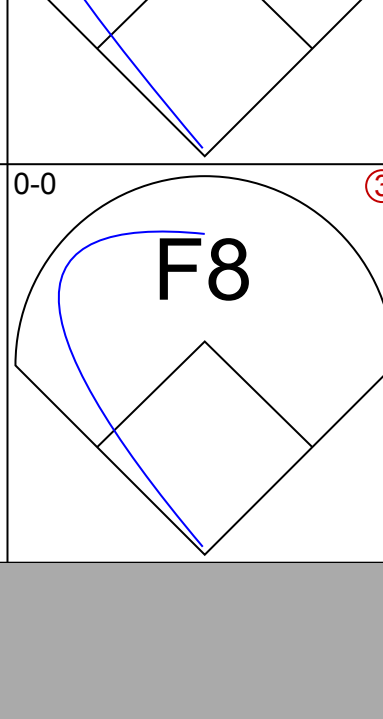
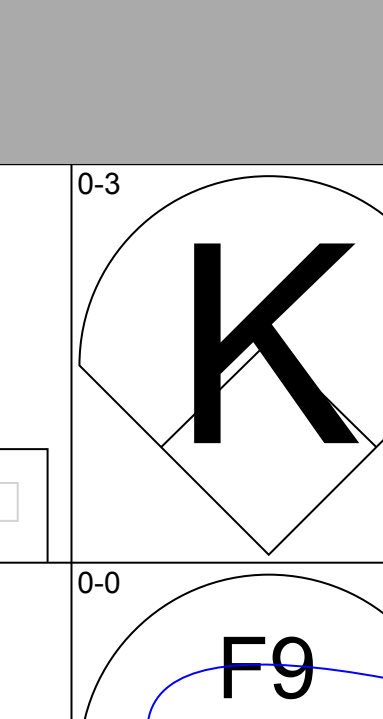
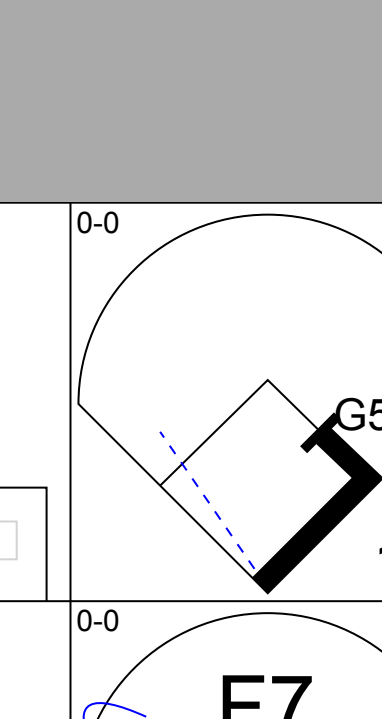
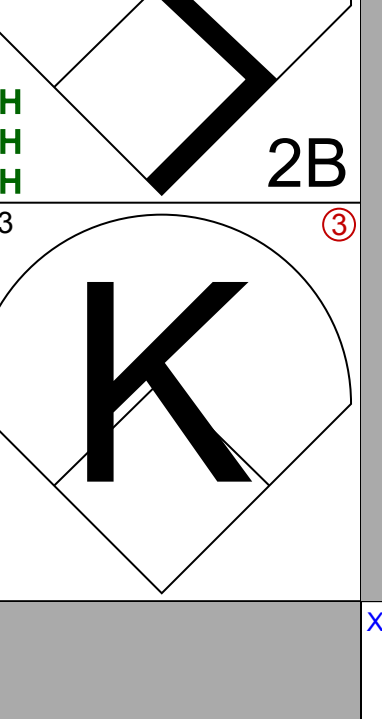
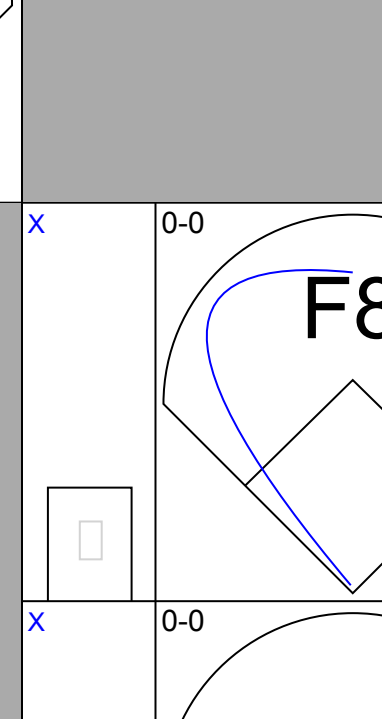
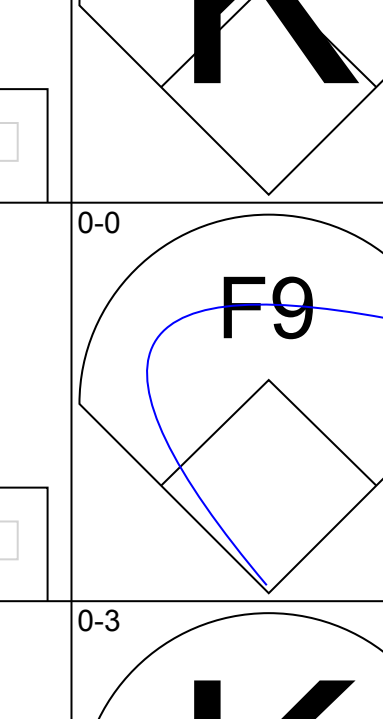
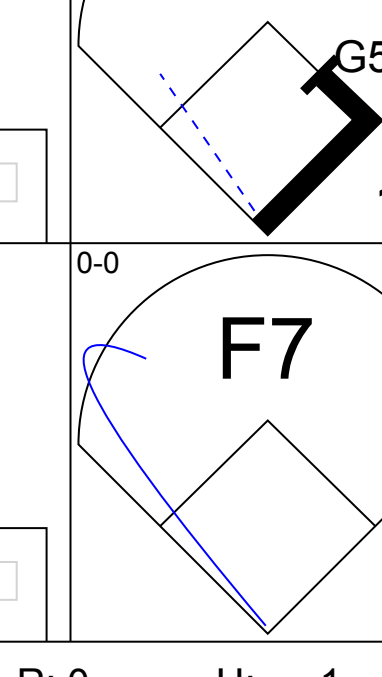
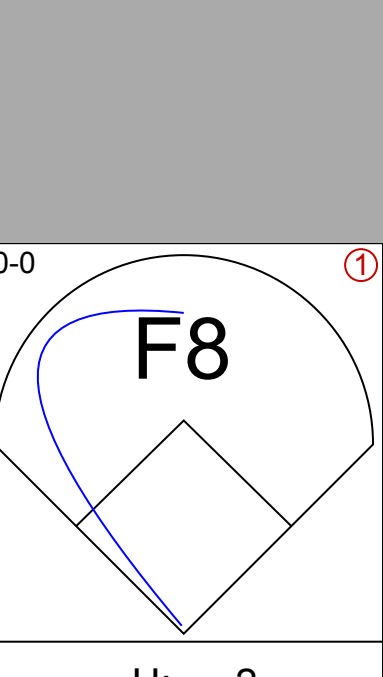
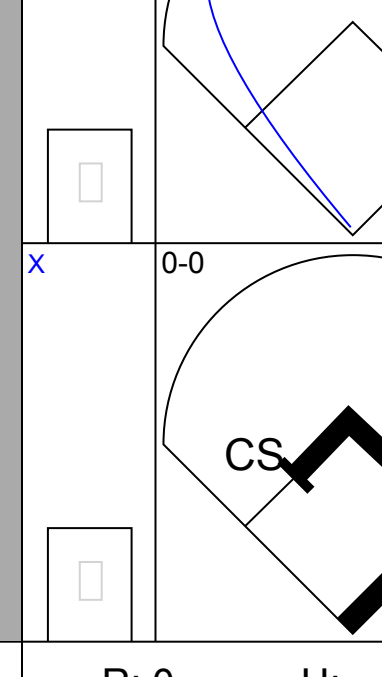
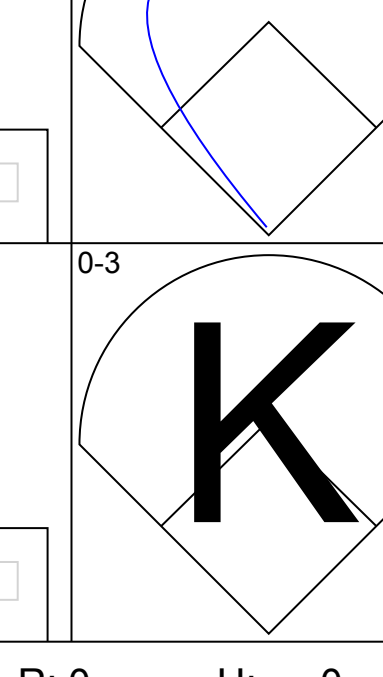




Batter	1	2	3	4	5	6	7	8	9	AB	R	H	RBI	BB	SO	LOB	TOP					
Ron LeFlore, R OBP: 0.331, SLG: 0.321	F8		SH1-3 1B		F9		K			4	0	1	0	0	1	2	<b>Chicago White Sox @ Oakland Athletics</b> Oakland-Alameda County Coliseum, Oakland, CA Mon May 25 1981, 3:33 AM PDT Att. 40,689 - Overcast - 65 F <a href="http://livebaseballscorecards.com">livebaseballscorecards.com</a>					
Mike Squires, L OBP: 0.373, SLG: 0.380	1B		SH1-3		F8		K			3	1	1	0	0	1	0						
Carlton Fisk, R OBP: 0.396, SLG: 0.477	1B		BB		F9		5-3			3	0	1	0	1	0	0						
Greg Luzinski, R OBP: 0.402, SLG: 0.474	FC6-5		K		K		F8			4	0	1	1	0	2	2						
Harold Baines, L OBP: 0.321, SLG: 0.408	F5		K		P3		F8			4	0	0	0	0	1	4						
Chet Lemon, R OBP: 0.370, SLG: 0.432	FC6-5		L6-3 1B		F5		L3			4	0	1	0	0	0	2						
Tony Bernazard, S OBP: 0.344, SLG: 0.428	F9		L6-3		F7		K			4	0	0	0	0	1	1						
Jim Morrison, R OBP: 0.261, SLG: 0.365	5-3		5-3		HR					3	1	1	1	0	0	0						
Bill Almon, R OBP: 0.387, SLG: 0.372	F4		CS		BB		BB			1	0	0	0	2	0	0						
<b>Inning Stats</b>	R: 1 E: 0 K: 0 S: 6	H: 3 LOB: 2 BB: 0 P: 6	R: 0 E: 0 K: 0 S: 3	H: 0 LOB: 0 BB: 0 P: 3	R: 0 E: 0 K: 2 S: 8	H: 1 LOB: 2 BB: 1 P: 12	R: 0 E: 0 K: 0 S: 3	H: 1 LOB: 0 BB: 0 P: 3	R: 0 E: 0 K: 0 S: 2	H: 0 LOB: 0 BB: 1 P: 6	R: 0 E: 0 K: 1 S: 5	H: 0 LOB: 0 BB: 0 P: 5	R: 1 E: 0 K: 1 S: 6	H: 1 LOB: 1 BB: 1 P: 10	R: 0 E: 0 K: 1 S: 5	H: 0 LOB: 0 BB: 0 P: 5	R: 0 E: 0 K: 1 S: 5	H: 0 LOB: 0 BB: 0 P: 5	1B: 5 2B: 1 3B: 0 HR: 1	SF: 0 SAC: 1 DP: 1 HBP: 0	WP: 0 PB: 0 SB: 1 CS: 1	PA: 34
<b>PITCHER</b> Steve McCatty, R ERA: 2.37	IP: 9.0 WLS: W BF: 34 H: 6 R: 2 ER: 2 SO: 6 BB: 3 IBB: 0 HBP: 0 BLK: 0 WP: 0 HR: 1 S: 43 P: 55 ERA: 2.00 WHIP: 1.000															<b>PITCHER</b>	IP: 9.0 WLS: W BF: 34 H: 6 R: 2 ER: 2 SO: 6 BB: 3 IBB: 0 HBP: 0 BLK: 0 WP: 0 HR: 1 S: 43 P: 55 ERA: 2.00 WHIP: 1.000					

Batter	1	2	3	4	5	6	7	8	9	AB	R	H	RBI	BB	SO	LOB	BOTTOM				
Rickey Henderson, R OBP: 0.416, SLG: 0.474	SF7		1B		E7		F9			3	2	2	1	1	0	0	<b>Chicago White Sox @ Oakland Athletics</b> Oakland-Alameda County Coliseum, Oakland, CA Mon May 25 1981, 3:33 AM PDT Att. 40,689 - Overcast - 65 F <a href="http://livebaseballscorecards.com">livebaseballscorecards.com</a>				
Dwayne Murphy, L OBP: 0.366, SLG: 0.442	F5		BB		2B		K			3	1	1	0	0	1	1					
Wayne Gross, L OBP: 0.319, SLG: 0.313	SF7		1B		K		F3			3	0	0	1	0	1	5					
Tony Armas, R OBP: 0.325, SLG: 0.560	F7		K		2B		K			4	0	1	3	0	2	0					
Jim Spencer, L OBP: 0.228, SLG: 0.222	G3		4-1		4-3		F7			4	0	0	0	0	0	1					
Jeff Newman, R OBP: 0.231, SLG: 0.291	4-3		F3		1-3					3	0	0	0	0	0	0					
Mitchell Page, L OBP: 0.241, SLG: 0.306	F4		1B		2-3					3	1	1	0	0	0	0					
Keith Drumright, L OBP: 0.333, SLG: 0.333	F5		F5		4-3					3	1	1	0	0	0	0					
Rob Picciolo, R OBP: 0.291, SLG: 0.383	F7		P1		4-3					3	0	0	0	0	0	2					
<b>Inning Stats</b>	R: 1 E: 0 K: 0 S: 4	H: 1 LOB: 0 BB: 0 P: 4	R: 0 E: 0 K: 0 S: 3	H: 0 LOB: 0 BB: 0 P: 3	R: 0 E: 0 K: 1 S: 5	H: 0 LOB: 0 BB: 0 P: 5	R: 4 E: 1 K: 1 S: 9	H: 4 LOB: 1 BB: 0 P: 10	R: 0 E: 0 K: 0 S: 3	H: 0 LOB: 0 BB: 0 P: 3	R: 0 E: 0 K: 1 S: 5	H: 0 LOB: 0 BB: 0 P: 5	R: 0 E: 0 K: 1 S: 5	H: 0 LOB: 0 BB: 0 P: 5	R: 0 E: 0 K: 1 S: 5	H: 0 LOB: 0 BB: 0 P: 5		1B: 4 2B: 1 3B: 1 HR: 0	SF: 1 SAC: 0 DP: 0 HBP: 1	WP: 0 PB: 0 SB: 0 CS: 0	PA: 32
<b>PITCHER</b> Richard Dotson, R ERA: 3.71 Kevin Hickey, L ERA: 2.63	IP: 4.2 WLS: L BF: 22 H: 6 R: 5 ER: 5 SO: 2 BB: 1 IBB: 0 HBP: 1 BLK: 0 WP: 0 HR: 0 S: 24 P: 29 ERA: 9.64 WHIP: 1.500															<b>PITCHER</b>		IP: 5.1 WLS: L BF: 10 H: 0 R: 0 ER: 0 SO: 2 BB: 0 IBB: 0 HBP: 0 BLK: 0 WP: 0 HR: 0 S: 14 P: 14 ERA: 0.00 WHIP: 0.000			



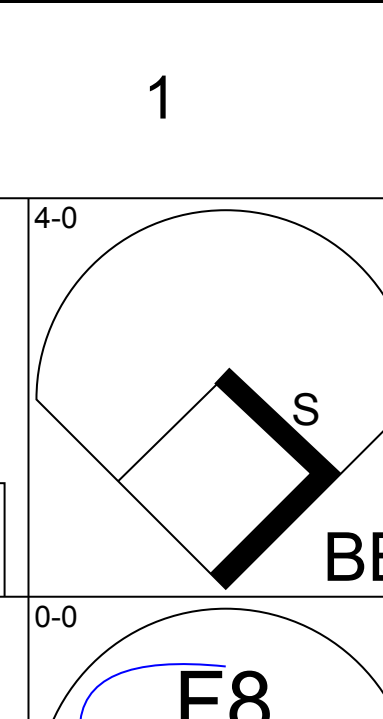
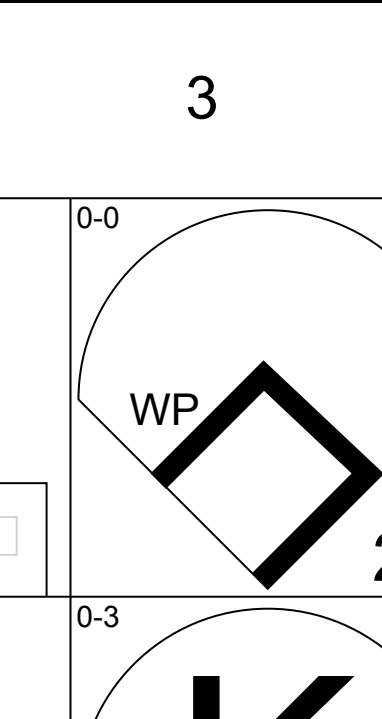
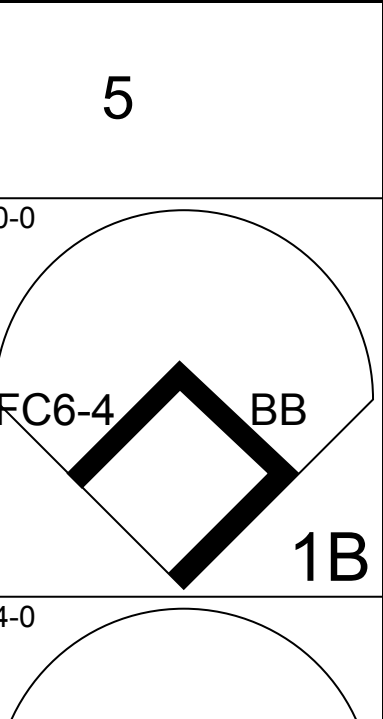
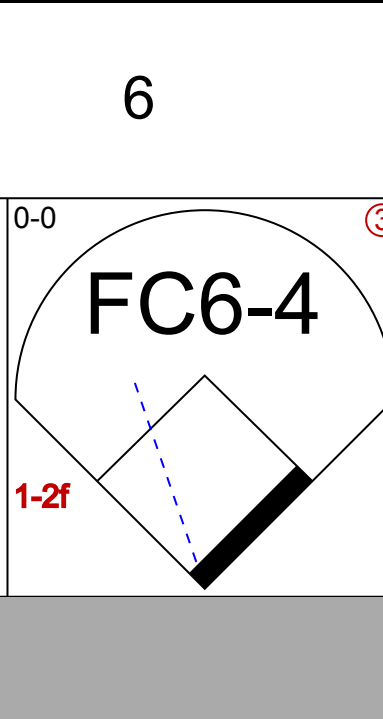
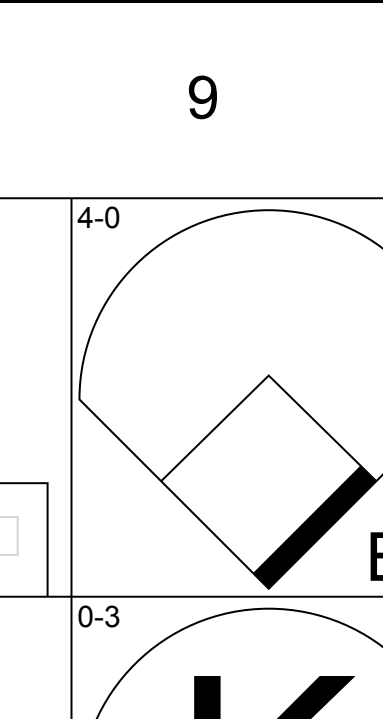
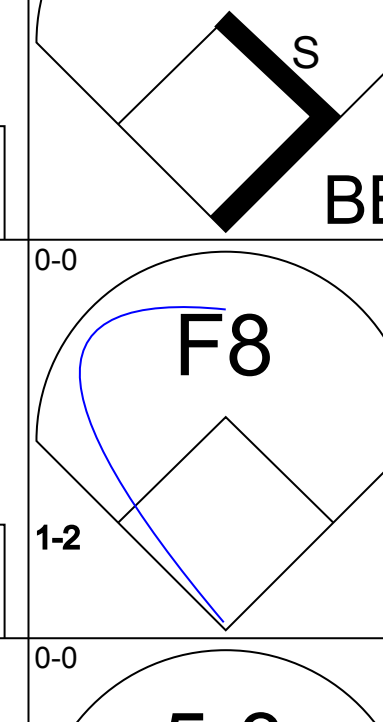
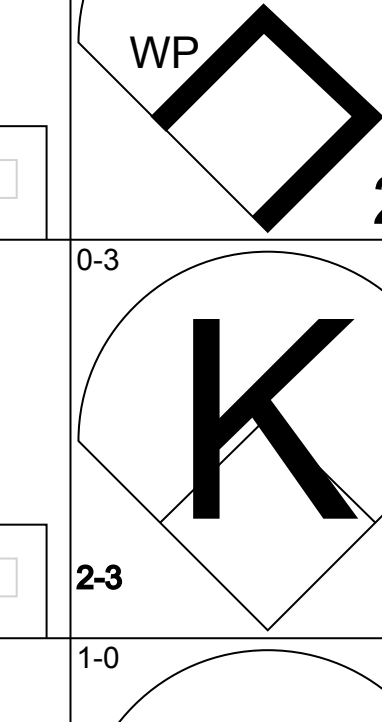
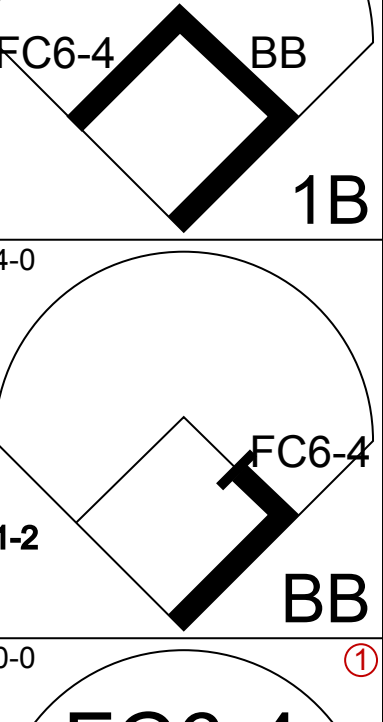
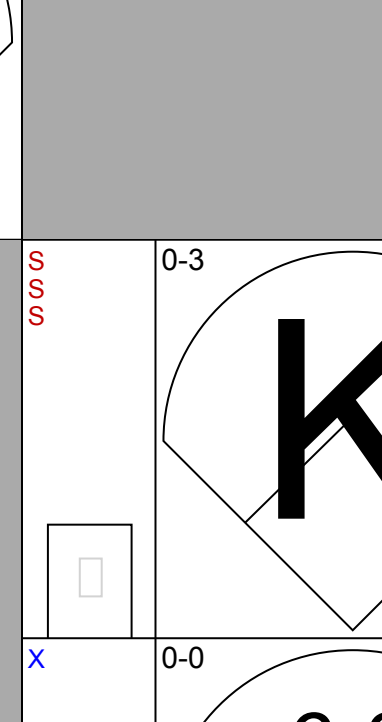
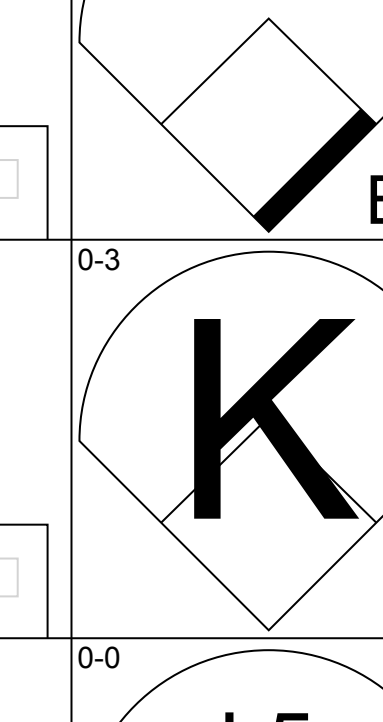
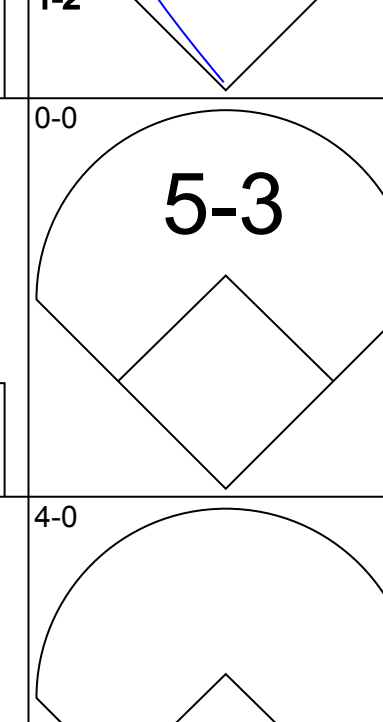
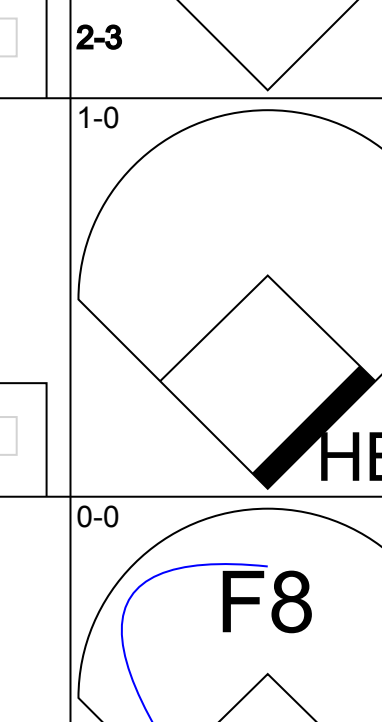
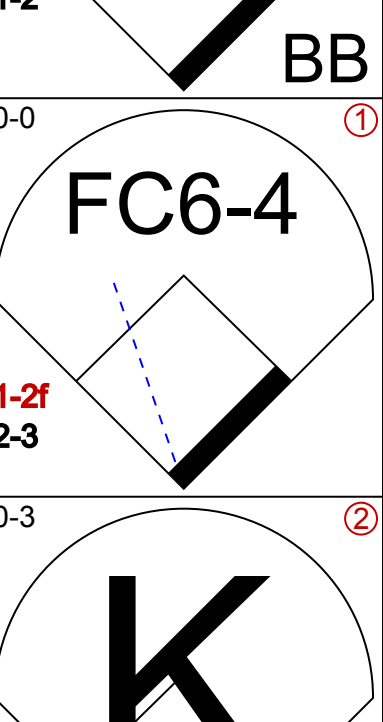

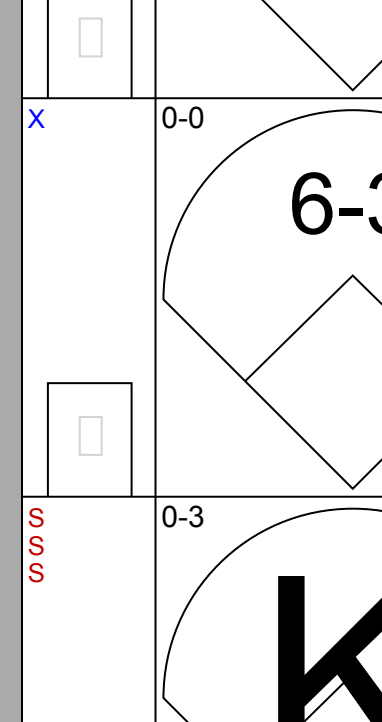
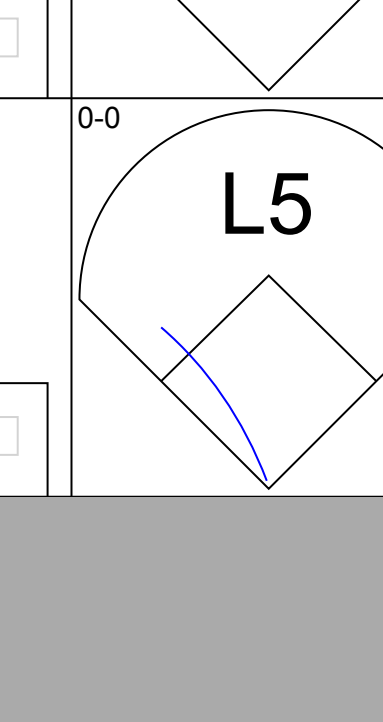
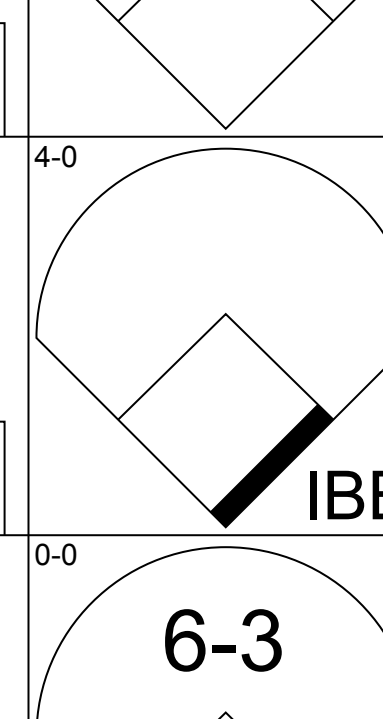
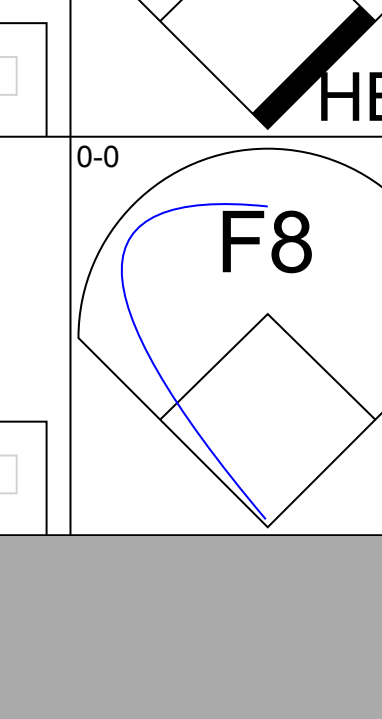
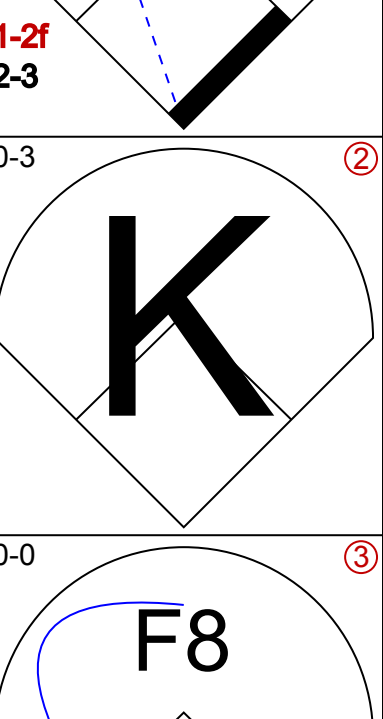
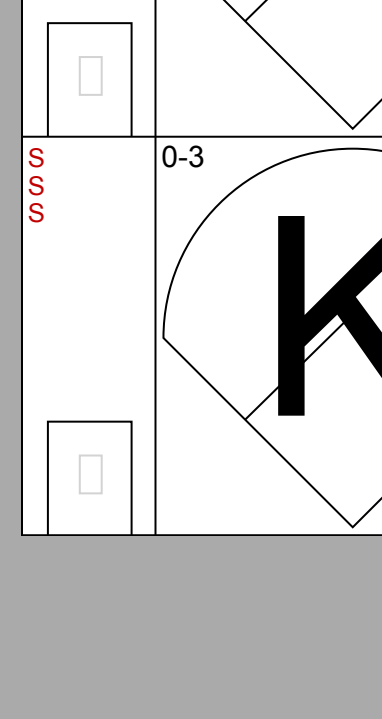
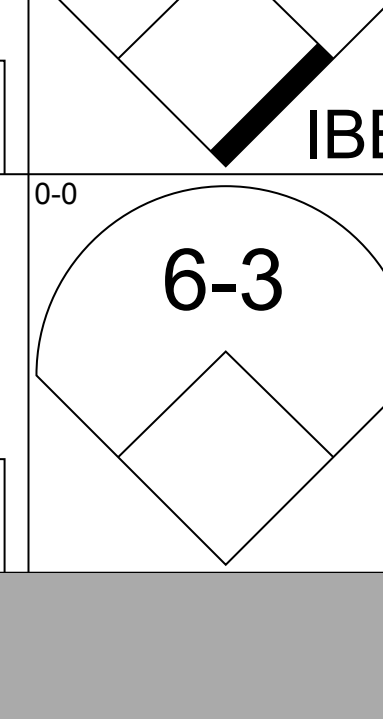
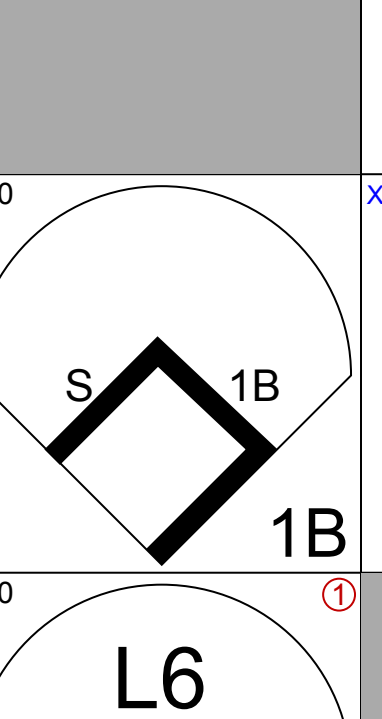
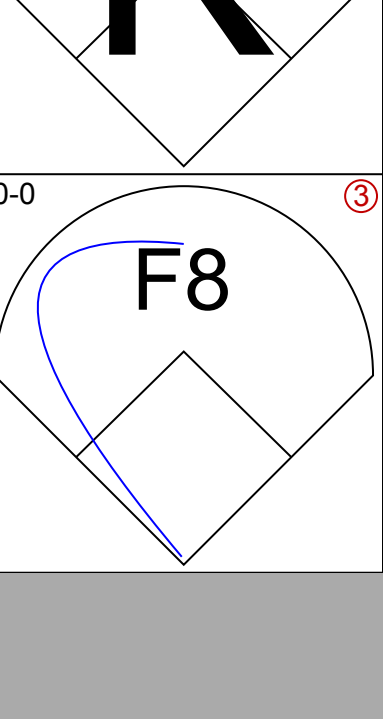
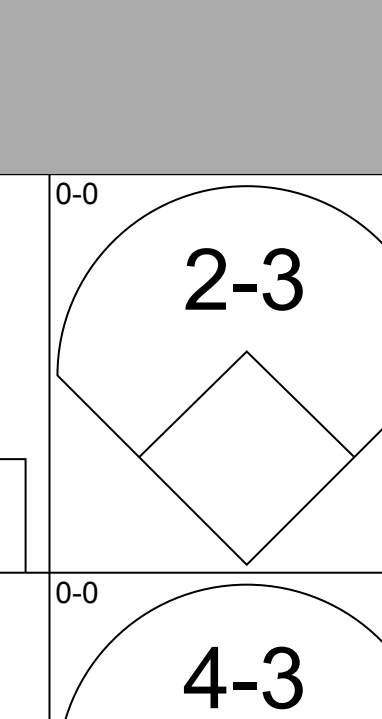
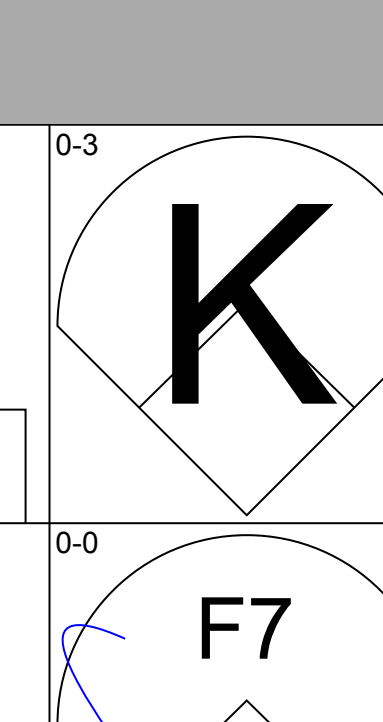
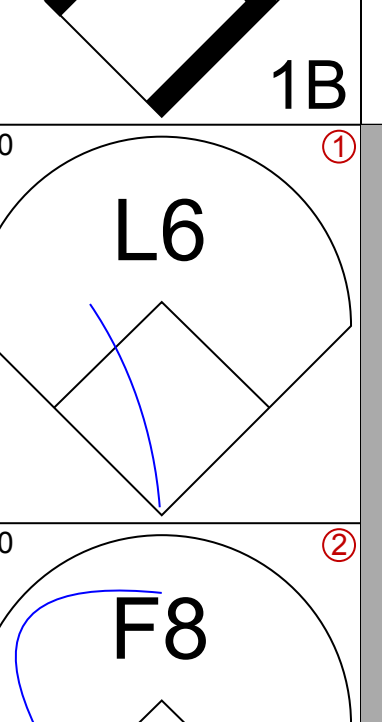
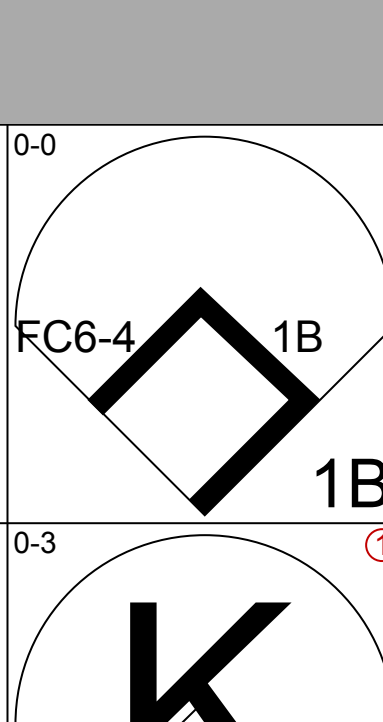
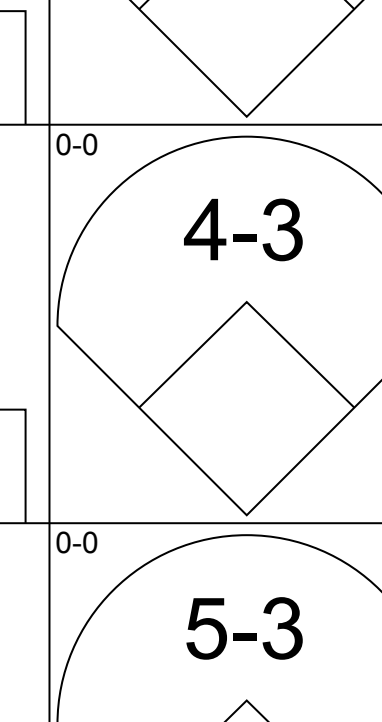
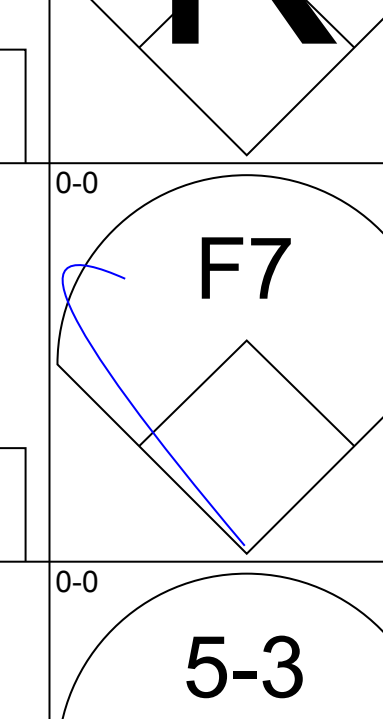
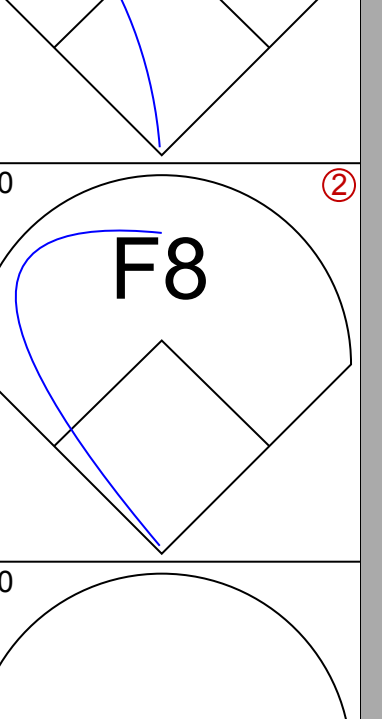
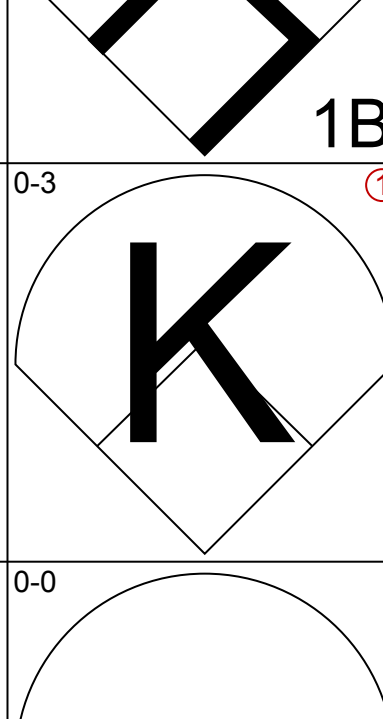
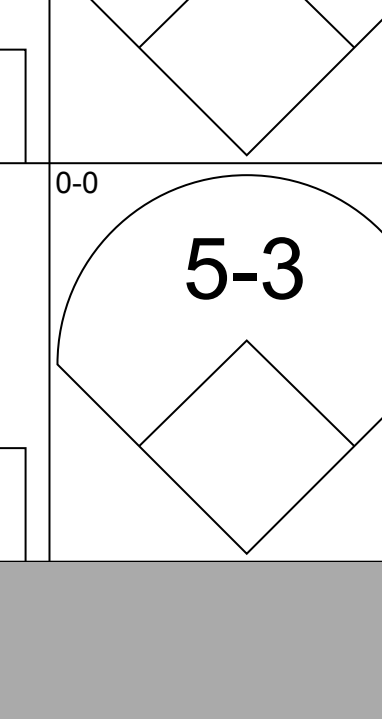
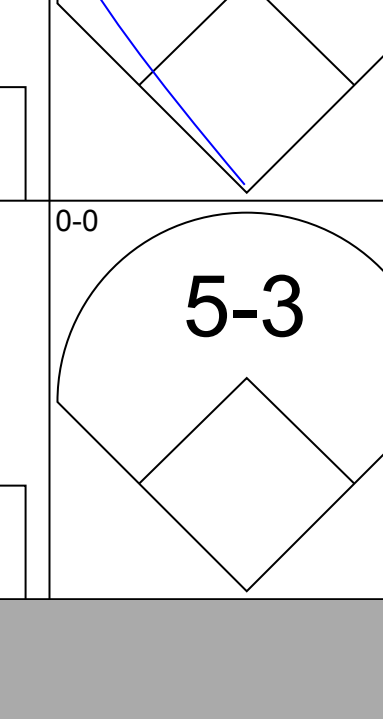
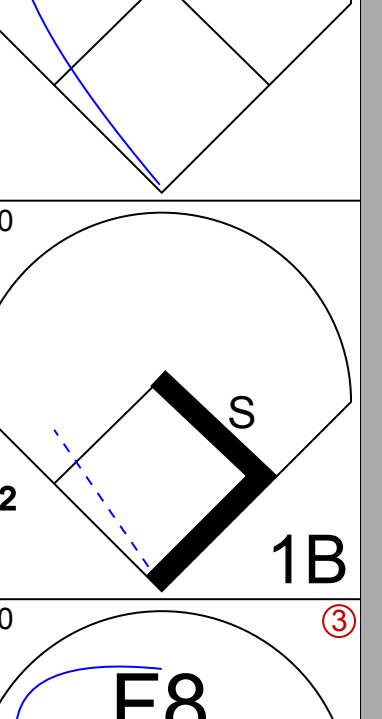
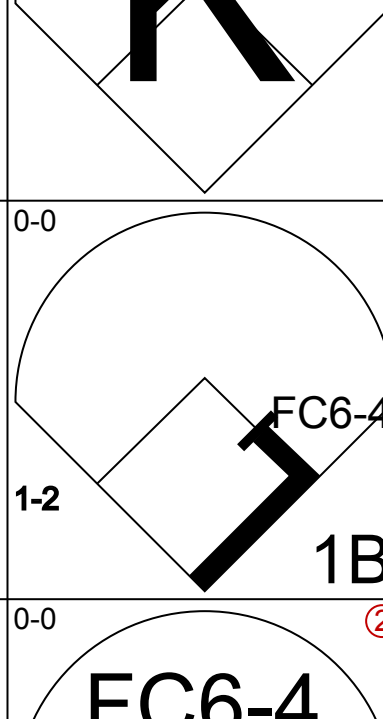
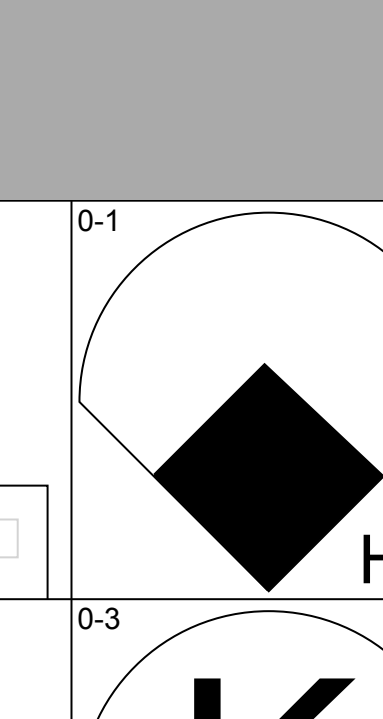
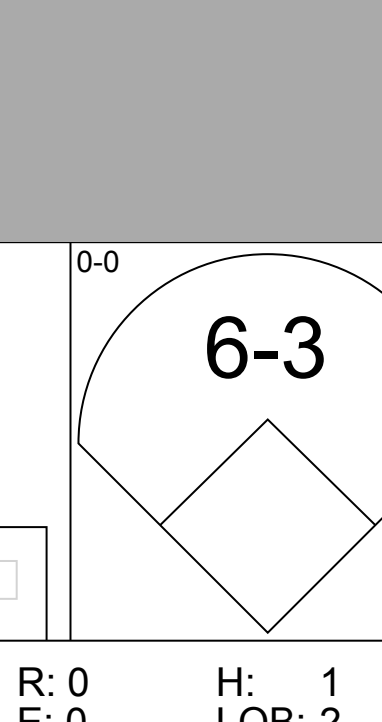
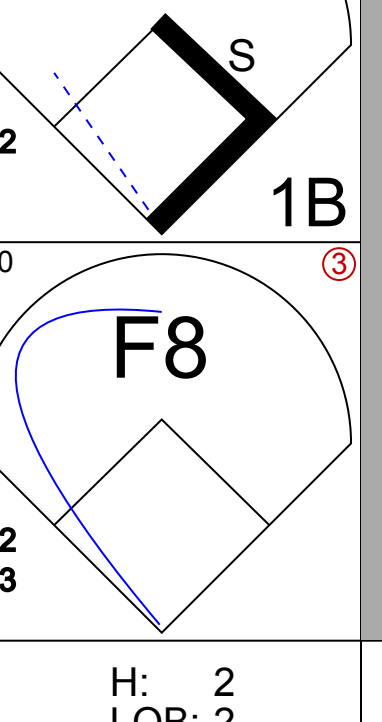
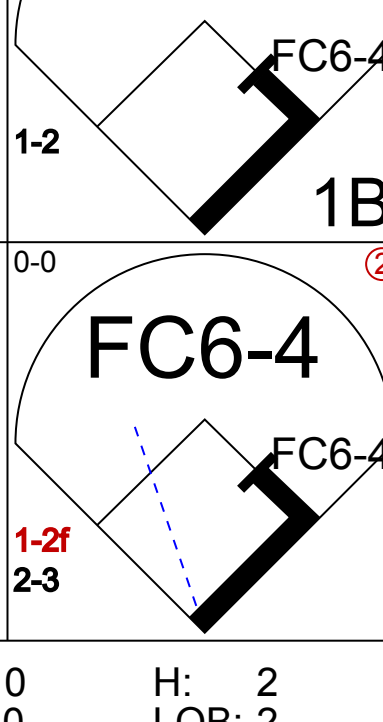
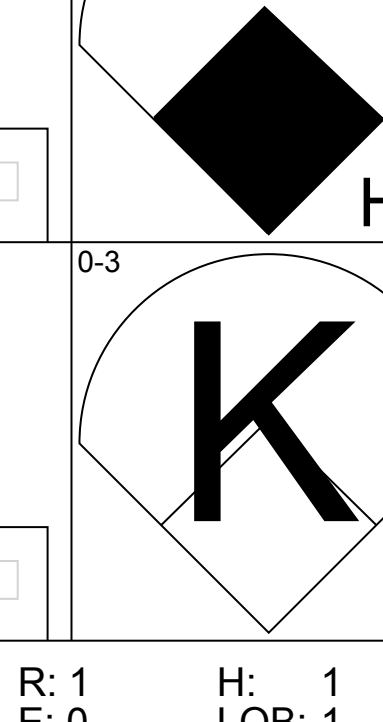
Batter	1	2	3	4	5	6	7	8	9	AB	R	H	RBI	BB	SO	LOB	TOP		
Ron LeFlore, R OBP: 0.320, SLG: 0.309										4	0	0	0	0	1	2			
Mike Squires, L OBP: 0.377, SLG: 0.385										4	2	2	0	0	0	0			
Carlton Fisk, R OBP: 0.406, SLG: 0.478										2	1	1	1	1	1	0			
Greg Luzinski, R OBP: 0.393, SLG: 0.460										4	0	0	0	0	0	4			
Rusty Kuntz, R OBP: 0.376, SLG: 0.344										0	0	0	0	0	0	0			
Harold Baines, L OBP: 0.319, SLG: 0.403										4	0	1	0	0	2	2			
Chet Lemon, R OBP: 0.397, SLG: 0.421										3	1	0	0	1	1	2			
Tony Bernazard, S OBP: 0.341, SLG: 0.429										4	0	1	3	0	2	0			
Jim Morrison, R OBP: 0.261, SLG: 0.361										4	0	1	0	0	1	1			
Bill Almon, R OBP: 0.383, SLG: 0.376										4	0	1	0	0	1	1			
<b>Inning Stats</b>	R: 0 E: 0 K: 1 S: 5	H: 0 LOB: 1 BB: 1 P: 9	R: 0 E: 0 K: 2 S: 7	H: 0 LOB: 0 BB: 0 P: 7	R: 0 E: 0 K: 0 S: 3	H: 1 LOB: 0 BB: 0 P: 3	R: 3 E: 0 K: 2 S: 9	H: 2 LOB: 1 BB: 1 P: 14	R: 1 E: 0 K: 0 S: 5	H: 2 LOB: 1 BB: 0 P: 5	R: 0 E: 0 K: 0 S: 3	H: 1 LOB: 0 BB: 0 P: 3	R: 0 E: 1 K: 2 S: 9	H: 1 LOB: 2 BB: 0 P: 9	R: 0 E: 0 K: 2 S: 7	H: 0 LOB: 0 BB: 0 P: 7	1B: 5 2B: 2 3B: 0 HR: 0	SF: 0 SAC: 0 DP: 1 HBP: 1	WP: 1 PA: 36 SB: 0 CS: 1
<b>PITCHER</b>	IP	WLS	BF	H	R	ER	SO	BB	IBB	HBP	BLK	WP	HR	S	P	ERA	WHIP		
Brian Kingman, R ERA: 2.57	(1, 1)	7.0	L	28	6	4	4	5	2	0	1	0	0	35	44	5.14	1.143		
Bo McLaughlin, R ERA: 7.71	(8, 1)	0.2		4	1	0	0	1	0	0	0	0	0	6	6	0.00	1.500		
Jeff Jones, R ERA: 2.84	(8, 1)	1.1		4	0	0	0	3	0	0	0	0	0	10	10	0.00	0.000		

Chicago White Sox @ Oakland Athletics  
Oakland-Alameda County Coliseum, Oakland, CA

AB 33  
R 4  
H 7  
RBI 4  
BB 2  
SO 9  
LOB 12



Tue May 26 1981, 7:05 PM PDT  
Att: 26,371 - Cloudy - 58 F

Batter	1	2	3	4	5	6	7	8	9	AB	R	H	RBI	BB	SO	LOB	BOTTOM				
Rickey Henderson, R OBP: 0.425, SLG: 0.483										3	0	2	0	2	0	2					
Dwayne Murphy, L OBP: 0.365, SLG: 0.431										4	0	0	0	1	3	3					
Cliff Johnson, R OBP: 0.333, SLG: 0.466										4	0	0	0	0	0	4					
Tony Armas, R OBP: 0.323, SLG: 0.552										3	0	0	0	1	2	4					
Mike Heath, R OBP: 0.247, SLG: 0.325										4	0	1	0	0	0	4					
Jeff Newman, R OBP: 0.232, SLG: 0.289										4	0	1	0	0	1	1					
Shoody Babiit, R OBP: 0.317, SLG: 0.264										4	0	0	0	0	1	2					
Dave McKay, S OBP: 0.250, SLG: 0.316										4	1	3	1	0	0	0					
Rob Picciolo, R OBP: 0.278, SLG: 0.365										4	0	0	0	0	1	4					
<b>Inning Stats</b>	R: 0 E: 0 K: 0 S: 3	H: 0 LOB: 2 BB: 2 P: 11	R: 0 E: 0 K: 1 S: 5	H: 0 LOB: 0 BB: 0 P: 5	R: 0 E: 0 K: 1 S: 6	H: 1 LOB: 2 BB: 0 P: 7	R: 0 E: 0 K: 0 S: 5	H: 2 LOB: 2 BB: 0 P: 5	R: 0 E: 0 K: 1 S: 6	H: 1 LOB: 2 BB: 1 P: 10	R: 0 E: 0 K: 1 S: 7	H: 2 LOB: 2 BB: 0 P: 7	R: 0 E: 0 K: 2 S: 7	H: 0 LOB: 0 BB: 0 P: 7	R: 0 E: 0 K: 0 S: 3	H: 0 LOB: 0 BB: 0 P: 3	R: 1 E: 0 K: 2 S: 9	H: 1 LOB: 1 BB: 1 P: 13	1B: 5 2B: 1 3B: 0 HR: 1	SF: 0 SAC: 0 DP: 0 HBP: 1	WP: 1 PA: 39 SB: 0 CS: 0
<b>PITCHER</b>	IP	WLS	BF	H	R	ER	SO	BB	IBB	HBP	BLK	WP	HR	S	P	ERA	WHIP				
Britt Burns, L ERA: 2.83	(1, 1)	9.0	W	39	7	1	1	8	3	1	1	0	1	51	68	1.00	1.111				

Chicago White Sox @ Oakland Athletics  
Oakland-Alameda County Coliseum, Oakland, CA

AB 34  
R 1  
H 7  
RBI 1  
BB 4  
SO 8  
LOB 24



Tue May 26 1981, 7:05 PM PDT  
Att: 26,371 - Cloudy - 58 F



Batter	1	2	3	4	5	6	7	8	9	AB	R	H	RBI	BB	SO	LOB	TOP			
Ron LeFlore, R (1, 7) OBP: 0.331, SLG: 0.330	F8			5-3			G4			5	0	3	1	0	0	1				
Mike Squires, L (1, 3) OBP: 0.361, SLG: 0.367	K	L3			F7		G4		4-1	5	0	0	1	0	1	4				
Carlton Fisk, R (1, 2) OBP: 0.401, SLG: 0.466	F7			FC4-6	6-3		K			3	0	0	0	1	1	1				
Greg Luzinski, R (1, 10) OBP: 0.395, SLG: 0.468										4	1	2	0	0	1	1				
Rusty Kuntz, R (8, PR) OBP: 0.376, SLG: 0.344			P3		K					0	0	0	0	0	0	0				
Harold Baines, L (1, 9) OBP: 0.309, SLG: 0.391		E3	FC4-6			3-1			P6	4	1	0	0	0	0	3				
Chet Lemon, R (1, 8) OBP: 0.371, SLG: 0.424					F8		5-3			4	0	2	1	0	0	1				
Tony Bernazard, S (1, 4) OBP: 0.339, SLG: 0.425										4	0	1	0	0	3	5				
Greg Pryor, R (8, 4) OBP: 0.356, SLG: 0.317		K			G1	SH5-4	K		K	0	0	0	0	0	0	0				
Jim Morrison, R (1, 5) OBP: 0.254, SLG: 0.351					SH5-4		F8		FC6-4	3	0	0	0	0	1	5				
Bill Almon, R (1, 6) OBP: 0.386, SLG: 0.386					G1				F7	4	1	2	0	0	0	1				
<b>Inning Stats</b>	R: 0 E: 0 K: 1 S: 5	H: 0 LOB: 0 BB: 0 P: 5	R: 2 E: 1 K: 2 S: 12	H: 4 LOB: 3 BB: 0 P: 12	R: 0 E: 0 K: 0 S: 3	H: 0 LOB: 1 BB: 1 P: 7	R: 0 E: 0 K: 0 S: 4	H: 1 LOB: 1 BB: 0 P: 4	R: 0 E: 0 K: 1 S: 5	H: 0 LOB: 0 BB: 0 P: 5	R: 0 E: 0 K: 1 S: 7	H: 2 LOB: 1 BB: 0 P: 7	R: 0 E: 0 K: 1 S: 7	H: 2 LOB: 2 BB: 0 P: 7	R: 0 E: 0 K: 0 S: 3	H: 1 LOB: 0 BB: 3 P: 3	1B: 7 2B: 3 HR: 0	SF: 0 SAC: 1 DP: 0 HBP: 0	WP: 0 PB: 0 SB: 1 CS: 0	PA: 38
<b>PITCHER</b> Rick Langford, R (1, 1) ERA: 2.83	IP: 9.0 WLS: L BF: 38 H: 10 R: 3 ER: 2 SO: 7 BB: 1 IBB: 0 HBP: 0 BLK: 0 WP: 0 HR: 0 S: 51 P: 55 ERA: 2.00 WHIP: 1.222															<b>PITCHER</b>				

Chicago White Sox @ Oakland Athletics  
Oakland-Alameda County Coliseum, Oakland, CA

Wed May 27 1981, 3:33 AM PDT  
Att: 17,621 - Unknown - 68 F



AB 36  
R 3  
H 10  
RBI 3  
BB 1  
SO 7  
LOB 22

Batter	1	2	3	4	5	6	7	8	9	AB	R	H	RBI	BB	SO	LOB	BOTTOM					
Rickey Henderson, R (1, 7) OBP: 0.417, SLG: 0.472	5-3		P4		F7			5-3		4	0	0	0	0	0	2						
Dwayne Murphy, L (1, 8) OBP: 0.363, SLG: 0.424	F5		F8			FC5-4	BB	P6		3	0	0	0	1	0	1						
Tony Armas, R (1, 9) OBP: 0.317, SLG: 0.540	5-3			6-3		F8		1-3		4	0	0	0	0	0	1						
Cliff Johnson, R (1, 10) OBP: 0.339, SLG: 0.462		6-3			4-3	FC5-4	BB	K		3	0	1	0	1	1	0						
Mike Heath, R (1, 2) OBP: 0.253, SLG: 0.335				4-3		FC5-4	BB			4	0	2	0	0	0	3						
Jeff Newman, R (1, 3) OBP: 0.227, SLG: 0.283										2	0	0	0	0	1	2						
Jim Spencer, L (6, PH) OBP: 0.223, SLG: 0.217	F8			K		P5		G5-4-3		2	0	0	0	0	0	3						
Shoety Babitt, R (1, 4) OBP: 0.320, SLG: 0.268										2	0	1	0	0	0	1						
Keith Drumright, L (7, PH) OBP: 0.500, SLG: 0.333	1-3					FC5-4	1B	G3-6		0	0	0	0	1	0	0						
Dave McKay, S (1, 5) OBP: 0.253, SLG: 0.317							FC5-4	F8		3	0	1	0	0	0	2						
Rob Picciolo, R (1, 6) OBP: 0.272, SLG: 0.356										2	0	0	0	0	0	2						
Wayne Gross, L (7, PH) OBP: 0.316, SLG: 0.309	F8				F9			G3-6		1	0	0	0	0	0	1						
<b>Inning Stats</b>	R: 0 E: 0 K: 0 S: 3	H: 0 LOB: 0 BB: 0 P: 3	R: 0 E: 0 K: 0 S: 4	H: 1 LOB: 1 BB: 0 P: 4	R: 0 E: 0 K: 0 S: 4	H: 1 LOB: 1 BB: 0 P: 4	R: 0 E: 0 K: 1 S: 6	H: 1 LOB: 1 BB: 0 P: 6	R: 0 E: 0 K: 0 S: 4	H: 1 LOB: 0 BB: 0 P: 4	R: 0 E: 0 K: 0 S: 3	H: 0 LOB: 2 BB: 1 P: 11	R: 0 E: 0 K: 0 S: 2	H: 0 LOB: 0 BB: 0 P: 6	R: 0 E: 0 K: 0 S: 3	H: 0 LOB: 0 BB: 0 P: 3	R: 0 E: 0 K: 1 S: 5	H: 1 LOB: 0 BB: 0 P: 5	1B: 4 2B: 1 3B: 0 HR: 0	SF: 0 SAC: 0 DP: 2 HBP: 0	WP: 1 PB: 0 SB: 0 CS: 0	PA: 33
<b>PITCHER</b> Ross Baumgarten, L (1, 1) ERA: 3.36	IP: 5.0 WLS: W BF: 20 H: 4 R: 0 ER: 0 SO: 4 BB: 1 IBB: 0 HBP: 0 BLK: 0 WP: 1 HR: 0 S: 21 P: 25 ERA: 0.00 WHIP: 1.000															<b>PITCHER</b>						
LaMarr Hoyt, R (6, 1) ERA: 2.41	IP: 4.0 WLS: S BF: 13 H: 1 R: 0 ER: 0 SO: 1 BB: 2 IBB: 0 HBP: 0 BLK: 0 WP: 0 HR: 0 S: 13 P: 21 ERA: 0.00 WHIP: 0.750															<b>PITCHER</b>						

Chicago White Sox @ Oakland Athletics  
Oakland-Alameda County Coliseum, Oakland, CA

Wed May 27 1981, 3:33 AM PDT  
Att: 17,621 - Unknown - 68 F



AB 30  
R 0  
H 5  
RBI 0  
BB 3  
SO 2  
LOB 18



Batter	1	2	3	4	5	6	7	8	9	AB	R	H	RBI	BB	SO	LOB	TOP			
<b>Rod Carew, L</b> OBP: 0.376, SLG: 0.377 (1, 3)	F8		G4-6-3			K		BB		3	0	0	0	1	1	1	<b>California Angels @ Chicago White Sox</b> Comiskey Park, Chicago, IL Sat May 30 1981, 4:33 AM EDT Att: 16,773 - Unknown - 52 F			
<b>Rick Burleson, R</b> OBP: 0.364, SLG: 0.386 (1, 6)	F9			G1-4-3		4-3		4-3		3	0	0	0	1	0	2				
<b>Dan Ford, R</b> OBP: 0.335, SLG: 0.488 (1, 9)	BB			L9		K			5-3	3	0	0	0	1	1	1				
<b>Don Baylor, R</b> OBP: 0.273, SLG: 0.327 (1, 10)	F8			G1-4-3			F3		F3	4	0	0	0	0	0	2				
<b>Ed Ott, L</b> OBP: 0.261, SLG: 0.278 (1, 2)		4-3				B4-3		L8		4	0	0	0	0	0	0				
<b>John Harris, L</b> OBP: 0.250, SLG: 0.387 (1, 7)				G4-6-3	1B	BB		L8		2	0	1	0	1	0	0				
<b>Larry Harlow, L</b> OBP: 0.481, SLG: 0.300 (1, 8)			G4-6-3			K		4-3		3	0	0	0	0	1	2				
<b>Bobby Grich, R</b> OBP: 0.353, SLG: 0.436 (1, 4)			F7					WP	BB	2	0	1	0	1	0	0				
<b>Butch Hobson, R</b> OBP: 0.358, SLG: 0.382 (1, 5)			G4-6-3	1B		K		L6		3	0	1	0	0	1	3				
<b>Inning Stats</b>	R: 0 E: 0 K: 0 S: 3	H: 0 LOB: 1 BB: 1 P: 7	R: 0 E: 0 K: 0 S: 3	H: 1 LOB: 0 BB: 0 P: 3	R: 0 E: 0 K: 0 S: 3	H: 1 LOB: 0 BB: 0 P: 3	R: 0 E: 0 K: 0 S: 2	H: 0 LOB: 0 BB: 1 P: 6	R: 0 E: 0 K: 2 S: 8	H: 0 LOB: 2 BB: 1 P: 12	R: 0 E: 0 K: 0 S: 3	H: 0 LOB: 0 BB: 0 P: 3	R: 0 E: 0 K: 0 S: 3	H: 0 LOB: 2 BB: 2 P: 11	R: 0 E: 0 K: 0 S: 3	H: 0 LOB: 0 BB: 0 P: 3	1B: 3 2B: 0 3B: 0 HR: 0	SF: 0 SAC: 0 DP: 3 HBP: 0	WP: 1 PB: 0 CS: 0	PA: 32
<b>PITCHER</b> <b>Richard Dotson, R</b> ERA: 3.25 (1, 1)	IP: 9.0 WLS: W BF: 32 H: 3 R: 0 ER: 0 SO: 4 BB: 5 IBB: 0 HBP: 0 BLK: 0 WP: 1 HR: 0 S: 35 P: 55 ERA: 0.00 WHIP: 0.889															<b>PITCHER</b>				

Batter	1	2	3	4	5	6	7	8	9	AB	R	H	RBI	BB	SO	LOB	BOTTOM	
<b>Ron LeFlore, R</b> OBP: 0.328, SLG: 0.336 (1, 7)	SH5-4		6-3	4-3		6-3		FC5-4		4	1	1	0	0	0	1	<b>California Angels @ Chicago White Sox</b> Comiskey Park, Chicago, IL Sat May 30 1981, 4:33 AM EDT Att: 16,773 - Unknown - 52 F	
<b>Rusty Kuntz, R</b> OBP: 0.368, SLG: 0.333 (7, 7)	1B							1-2		1	0	0	0	0	0	1		
<b>Mike Squires, L</b> OBP: 0.366, SLG: 0.366 (1, 3)	SH5-4		E3	BB	1B		S	F7		3	2	1	0	1	0	2		
<b>Carlton Fisk, R</b> OBP: 0.411, SLG: 0.471 (1, 2)	2-3		BB	1B	BB		HR			3	1	2	2	1	1	1		
<b>Greg Luzinski, R</b> OBP: 0.398, SLG: 0.486 (1, 10)	3-H		1B	1B	BB		K			3	2	1	2	1	1	3		
<b>Wayne Nordhagen, R</b> OBP: 0.341, SLG: 0.430 (8, 7)	L9		1B	BB		HR				4	1	1	1	0	1	3		
<b>Chet Lemon, R</b> OBP: 0.374, SLG: 0.422 (1, 8)	K		E6	1B		F9				3	1	1	2	1	1	1		
<b>Harold Baines, L</b> OBP: 0.309, SLG: 0.391 (8, 9)			E	S	1B	G6-4-3		BB		0	0	0	0	0	0	0		
<b>Tony Bernazard, S</b> OBP: 0.331, SLG: 0.415 (1, 4)	1-2		1-3	2-H	3-H	1-2				4	0	0	0	0	3	1		
<b>Jim Morrison, R</b> OBP: 0.246, SLG: 0.339 (1, 5)	F9		1-H	3-H		K		K		4	0	0	0	0	1	0		
<b>Bill Almon, R</b> OBP: 0.389, SLG: 0.385 (1, 6)	6-3		3-H	6-3	1B			3-1		4	0	0	0	0	1	0		
<b>Inning Stats</b>	R: 1 E: 0 K: 1 S: 7	H: 2 LOB: 1 BB: 0 P: 7	R: 0 E: 0 K: 1 S: 5	H: 0 LOB: 0 BB: 0 P: 5	R: 6 E: 2 K: 1 S: 10	H: 3 LOB: 0 BB: 1 P: 14	R: 0 E: 0 K: 1 S: 6	H: 1 LOB: 2 BB: 1 P: 10	R: 0 E: 0 K: 1 S: 5	H: 0 LOB: 0 BB: 0 P: 5	R: 2 E: 0 K: 2 S: 8	H: 1 LOB: 1 BB: 2 P: 16	R: 0 E: 0 K: 0 S: 3	H: 0 LOB: 1 BB: 1 P: 7	1B: 6 2B: 1 3B: 0 HR: 1	SF: 0 SAC: 1 DP: 1 HBP: 0	WP: 0 PB: 0 CS: 0	PA: 38
<b>PITCHER</b> <b>Geoff Zahn, L</b> ERA: 3.73 (1, 1)	IP: 2.2 WLS: L BF: 16 H: 5 R: 7 ER: 2 SO: 3 BB: 1 IBB: 0 HBP: 0 BLK: 0 WP: 0 HR: 1 S: 21 P: 25 ERA: 4.91 WHIP: 1.364															<b>PITCHER</b>		
<b>Freddie Martinez, R</b> ERA: 4.91 (3, 1)	IP: 3.2 WLS: L BF: 15 H: 3 R: 2 ER: 2 SO: 4 BB: 2 IBB: 0 HBP: 0 BLK: 0 WP: 0 HR: 0 S: 21 P: 29 ERA: 0.00 WHIP: 1.200															<b>PITCHER</b>		
<b>Luis Sanchez, R</b> ERA: 3.08 (7, 1)	IP: 1.2 WLS: L BF: 7 H: 0 R: 0 ER: 0 SO: 1 BB: 2 IBB: 0 HBP: 0 BLK: 0 WP: 0 HR: 0 S: 7 P: 15 ERA: 0.00 WHIP: 1.200															<b>PITCHER</b>		



Batter	1	2	3	4	5	6	7	8	9	AB	R	H	RBI	BB	SO	LOB	TOP								
<b>Rod Carew, L</b> OBP: 0.367, SLG: 0.367 (1, 3)	4-3	E6		FC3-6		F7		5-3		5	0	0	0	0	0	4	<b>California Angels @ Chicago White Sox</b> Comiskey Park, Chicago, IL Sun May 31 1981, 4:33 AM EDT Sunny - 56 F								
<b>Rick Burleson, R</b> OBP: 0.356, SLG: 0.376 (1, 6)	P3	FC5-2-5		FC4-2		K		K		5	0	0	0	0	2	5									
<b>Dan Ford, R</b> OBP: 0.331, SLG: 0.479 (1, 9)		FC5		PO		K		5-3		5	0	1	0	0	1	2									
<b>Don Baylor, R</b> OBP: 0.277, SLG: 0.335 (1, 10)	F7			K						5	2	2	0	0	1	1									
<b>Bobby Clark, R</b> OBP: 0.300, SLG: 0.393 (1, 7)				5-3				5-3		4	2	1	1	1	0	1									
<b>Bobby Grich, R</b> OBP: 0.366, SLG: 0.441 (1, 4)								5-3		3	2	2	0	1	0	1									
<b>Butch Hobson, R</b> <b>Bert Campaneris, R</b> OBP: 0.242, SLG: 0.381 OBP: 0.208, SLG: 0.261 (1, 5) (8, 5)										3	1	1	0	0	2	2									
<b>Juan Beniquez, R</b> <b>Larry Harlow, L</b> OBP: 0.242, SLG: 0.238 OBP: 0.454, SLG: 0.286 (1, 8) (8, 8)				K						4	0	3	4	0	0	0									
<b>Ed Ott, L</b> OBP: 0.268, SLG: 0.282 (1, 2)										2	0	1	1	1	1	2									
<b>Inning Stats</b>	R: 0 E: 0 K: 0 S: 4	H: 1 LOB: 1 BB: 0 P: 4	R: 3 E: 1 K: 0 S: 6	H: 1 LOB: 2 BB: 1 P: 11	R: 0 E: 0 K: 2 S: 8	H: 1 LOB: 1 BB: 0 P: 8	R: 0 E: 0 K: 0 S: 4	H: 2 LOB: 1 BB: 0 P: 4	R: 2 E: 0 K: 2 S: 10	H: 3 LOB: 2 BB: 1 P: 14	R: 0 E: 0 K: 1 S: 5	H: 0 LOB: 0 BB: 0 P: 5	R: 0 E: 0 K: 1 S: 6	H: 1 LOB: 1 BB: 0 P: 6	R: 0 E: 0 K: 1 S: 5	H: 0 LOB: 1 BB: 1 P: 9		R: 2 E: 0 K: 1 S: 8	H: 3 LOB: 1 BB: 0 P: 8	1B: 10 2B: 2 3B: 0 HR: 0	SF: 1 SAC: 1 DP: 0 HBP: 1	WP: 1 PB: 0 SB: 1 CS: 0	PA: 45		
<b>PITCHER</b>	IP	WLS	BF	H	R	ER	SO	BB	IBB	HBP	BLK	WP	HR	S	P	ERA	WHIP								
<b>Steve Trout, L</b> ERA: 2.8 (1, 1)	5.0	L	27	8	5	5	4	2	0	1	0	1	0	32	41	9.00	2.000								
<b>Dennis Lamp, R</b> ERA: 3.0 (6, 1)	3.2		16	4	2	2	3	1	0	0	0	0	0	21	25	4.91	1.364								
<b>Ed Farmer, R</b> ERA: 6.5 (9, 1)	0.1		1	0	0	0	1	0	0	0	0	0	0	3	3	0.00	0.000								

AB	38
R	7
H	12
RBI	7
BB	3
SO	8
LOB	19



Batter	1	2	3	4	5	6	7	8	9	AB	R	H	RBI	BB	SO	LOB	BOTTOM								
<b>Ron LeFlore, R</b> OBP: 0.331, SLG: 0.341 (1, 7)	K		L8				L8			4	1	1	1	0	1	0	<b>California Angels @ Chicago White Sox</b> Comiskey Park, Chicago, IL Sun May 31 1981, 4:33 AM EDT Sunny - 56 F								
<b>Mike Squires, L</b> OBP: 0.359, SLG: 0.353 (1, 3)	1-3		K							4	0	0	0	1	2	5									
<b>Bill Almon, R</b> OBP: 0.383, SLG: 0.379 (1, 6)	E5									5	0	1	2	0	1	1									
<b>Greg Luzinski, R</b> <b>Rusty Kuntz, R</b> <b>Lamar Johnson, R</b> OBP: 0.411, SLG: 0.493 OBP: 0.337, SLG: 0.333 OBP: 0.355, SLG: 0.433 (1, 10) (8, PR) (9, PH)										2	0	2	0	2	0	0									
<b>Harold Baines, L</b> OBP: 0.299, SLG: 0.377 (1, 9)										1	0	1	0	0	0	0									
<b>Chet Lemon, R</b> OBP: 0.394, SLG: 0.409 (1, 8)										5	0	0	0	0	1	7									
<b>Tony Bernazard, S</b> OBP: 0.335, SLG: 0.413 (1, 4)										4	0	0	0	0	2	3									
<b>Jim Morrison, R</b> OBP: 0.254, SLG: 0.370 (1, 5)										3	1	1	0	1	0	0									
<b>Jim Essian, R</b> <b>Wayne Nordhagen, R</b> <b>Marc Hill, R</b> <b>Bob Molinaro, L</b> OBP: 0.281, SLG: 0.333 OBP: 0.337, SLG: 0.425 OBP: 0.355, SLG: 0.500 (1, 2) (7, PH) (8, 2) (9, PH)										4	1	2	1	0	0	1									
<b>Inning Stats</b>	R: 0 E: 1 K: 1 S: 6	H: 0 LOB: 2 BB: 1 P: 10	R: 0 E: 0 K: 0 S: 3	H: 0 LOB: 0 BB: 0 P: 3	R: 0 E: 0 K: 1 S: 5	H: 0 LOB: 0 BB: 0 P: 5	R: 0 E: 0 K: 0 S: 3	H: 1 LOB: 0 BB: 0 P: 3	R: 0 E: 0 K: 1 S: 6	H: 1 LOB: 3 BB: 1 P: 11	R: 0 E: 0 K: 2 S: 8	H: 1 LOB: 1 BB: 0 P: 8	R: 1 E: 0 K: 1 S: 6	H: 1 LOB: 0 BB: 0 P: 6	R: 0 E: 0 K: 1 S: 5	H: 0 LOB: 2 BB: 2 P: 13		R: 3 E: 0 K: 1 S: 9	H: 4 LOB: 2 BB: 1 P: 13	1B: 5 2B: 2 3B: 0 HR: 1	SF: 0 SAC: 0 DP: 0 HBP: 1	WP: 0 PB: 0 SB: 1 CS: 0	PA: 41		
<b>PITCHER</b>	IP	WLS	BF	H	R	ER	SO	BB	IBB	HBP	BLK	WP	HR	S	P	ERA	WHIP								
<b>Mike Witt, R</b> ERA: 3.55 (1, 1)	7.0	W	28	4	1	1	6	2	0	1	0	0	0	37	46	1.29	0.857								
<b>Don Aase, R</b> ERA: 1.53 (8, 1)	2.0		13	4	3	3	2	3	0	0	0	0	0	14	26	13.50	3.500								

AB	35
R	4
H	8
RBI	4
BB	5
SO	8
LOB	19





Batter	1	2	3	4	5	6	7	8	9	10	AB	R	H	RBI	BB	SO	LOB	TOP	
Rod Carew, L OBP: 0.365, SLG: 0.370 (1, 3)	B5-3		K			F7			SH 2B		4	0	1	0	0	1	0	California Angels @ Chicago White Sox Comiskey Park, Chicago, IL Sun May 31 1981, 4:38 AM EDT Att: 40,248 - Unknown - 56 F	
Rick Burleson, R OBP: 0.356, SLG: 0.376 (1, 6)	CS HBP 1B			F9		4-3			SH		3	0	1	0	0	0	0		
Dan Ford, R OBP: 0.335, SLG: 0.482 (1, 9)						F9			P7		3	1	1	0	0	0	2		
Don Baylor, R OBP: 0.276, SLG: 0.333 (1, 10)	K							F3	K		4	0	1	1	0	2	4		
Brian Downing, R OBP: 0.400, SLG: 0.409 (1, 2)		K				P4		F9	F8		4	0	0	0	0	1	3		
Juan Beniquez, R OBP: 0.229, SLG: 0.224 (1, 8)		K				F8		K		P8	4	0	0	0	0	2	1		
Bert Campaneris, R OBP: 0.179, SLG: 0.222 (1, 5)		F3						6-3	F9		4	0	0	0	0	0	0		
Bobby Clark, R OBP: 0.286, SLG: 0.373 Larry Harlow, L OBP: 0.448, SLG: 0.273 (10, PH) (10, 7)			K			K		4-3		K	3	0	0	0	0	2	0		
Freddie Patek, R OBP: 0.238, SLG: 0.350 (1, 4)			F9			F3		K			3	0	0	0	0	1	0		
<b>Inning Stats</b>	R: 0 E: 0 K: 1 S: 5	H: 1 LOB: 1 BB: 0 P: 6	R: 0 E: 0 K: 2 S: 7	H: 0 LOB: 0 BB: 0 P: 7	R: 0 E: 0 K: 2 S: 7	H: 0 LOB: 0 BB: 0 P: 7	R: 1 E: 0 K: 0 S: 5	H: 2 LOB: 1 BB: 0 P: 5	R: 0 E: 0 K: 1 S: 5	H: 0 LOB: 0 BB: 0 P: 5	R: 0 E: 0 K: 1 S: 5	H: 0 LOB: 0 BB: 0 P: 5	R: 0 E: 0 K: 1 S: 7	H: 1 LOB: 2 BB: 0 P: 7	R: 0 E: 0 K: 1 S: 5	H: 0 LOB: 0 BB: 0 P: 5	1B: 2 2B: 2 3B: 0 HR: 0		SF: 0 SAC: 1 DP: 0 HBP: 1
<b>PITCHER</b>	IP WLS BF H R ER SO	IP WLS BF H R ER SO	IP WLS BF H R ER SO	IP WLS BF H R ER SO	IP WLS BF H R ER SO	IP WLS BF H R ER SO	IP WLS BF H R ER SO	IP WLS BF H R ER SO	IP WLS BF H R ER SO	IP WLS BF H R ER SO	IP WLS BF H R ER SO	IP WLS BF H R ER SO	IP WLS BF H R ER SO	IP WLS BF H R ER SO	IP WLS BF H R ER SO	IP WLS BF H R ER SO	ERA WHIP	ERA WHIP	
Britt Burns, L ERA: 2.64 LaMarr Hoyt, R ERA: 2.29 (1, 1) (9, 1)	8.0 W 29 4 1 0 8	2.0 L 6 0 0 0 2	0.0 W 1 1 0 8	0.0 L 1 1 0 8	0.0 L 1 1 0 8	0.0 L 1 1 0 8	0.0 L 1 1 0 8	0.0 L 1 1 0 8	0.0 L 1 1 0 8	0.0 L 1 1 0 8	0.0 L 1 1 0 8	0.0 L 1 1 0 8	0.0 L 1 1 0 8	0.0 L 1 1 0 8	0.0 L 1 1 0 8	0.0 L 1 1 0 8	0.00 0.000	0.00 0.000	

AB	33
R	1
H	4
RBI	1
BB	0
SO	10
LOB	10



Batter	1	2	3	4	5	6	7	8	9	10	AB	R	H	RBI	BB	SO	LOB	BOTTOM	
Ron LeFlore, R OBP: 0.326, SLG: 0.344 (1, 8)	6-3		6-3		K			F9 2B	K		5	0	1	0	0	2	4	California Angels @ Chicago White Sox Comiskey Park, Chicago, IL Sun May 31 1981, 4:38 AM EDT Att: 40,248 - Unknown - 56 F	
Mike Squires, L OBP: 0.361, SLG: 0.345 (1, 3)	F7			1-3 1B BB		K		K		4-0 2B BB	3	1	0	0	2	2	1		
Carlton Fisk, R OBP: 0.417, SLG: 0.475 (1, 2)	F9			F7		3B BB				0-0 1H 2B	3	1	1	1	2	0	1		
Greg Luzinski, R OBP: 0.413, SLG: 0.490 (1, 10)		4-0 BB				F7		F9			3	0	1	0	1	0	3		
Harold Baines, L OBP: 0.297, SLG: 0.387 (1, 9)		0-3 BB		1-3 1B		1-3		F8			4	0	1	1	0	1	5		
Wayne Northhagen, R OBP: 0.322, SLG: 0.405 (1, 7)		0-0 BB		1-2 2-3		1-2 2-3		F8			4	0	0	0	0	0	4		
Tony Bernazard, S OBP: 0.333, SLG: 0.406 (1, 4)						P6		L6			3	0	0	0	1	1	0		
Jim Morrison, R OBP: 0.262, SLG: 0.382 (1, 5)				B1-3				F8			4	0	2	0	0	0	0		
Bill Almon, R OBP: 0.382, SLG: 0.378 Bob Molinaro, L OBP: 0.529, SLG: 0.455 Greg Pryor, R OBP: 0.356, SLG: 0.317 (1, 6) (9, PH) (10, 6)								F8			3	0	1	0	0	0	1		
<b>Inning Stats</b>	R: 0 E: 0 K: 0 S: 3	H: 0 LOB: 0 BB: 0 P: 3	R: 0 E: 0 K: 1 S: 4	H: 0 LOB: 0 BB: 1 P: 8	R: 0 E: 0 K: 0 S: 4	H: 1 LOB: 1 BB: 0 P: 4	R: 0 E: 0 K: 0 S: 4	H: 1 LOB: 2 BB: 1 P: 8	R: 0 E: 0 K: 1 S: 6	H: 0 LOB: 0 BB: 0 P: 5	R: 0 E: 0 K: 1 S: 6	H: 1 LOB: 2 BB: 1 P: 10	R: 0 E: 0 K: 1 S: 6	H: 1 LOB: 2 BB: 1 P: 10	R: 0 E: 0 K: 1 S: 6	H: 1 LOB: 2 BB: 1 P: 10	1B: 3 2B: 3 3B: 1 HR: 0		SF: 0 SAC: 0 DP: 1 HBP: 0
<b>PITCHER</b>	IP WLS BF H R ER SO	IP WLS BF H R ER SO	IP WLS BF H R ER SO	IP WLS BF H R ER SO	IP WLS BF H R ER SO	IP WLS BF H R ER SO	IP WLS BF H R ER SO	IP WLS BF H R ER SO	IP WLS BF H R ER SO	IP WLS BF H R ER SO	IP WLS BF H R ER SO	IP WLS BF H R ER SO	IP WLS BF H R ER SO	IP WLS BF H R ER SO	IP WLS BF H R ER SO	IP WLS BF H R ER SO	ERA WHIP	ERA WHIP	
Steve Renko, R ERA: 3.1 Andy Hassler, L ERA: 4.06 Don Aase, R ERA: 1.74 (1, 1) (8, 1) (8, 1)	7.0 L 28 5 1 1 4	0.1 L 10 2 1 1 1	0.0 L 1 1 0 4	0.0 L 1 1 0 4	0.0 L 1 1 0 4	0.0 L 1 1 0 4	0.0 L 1 1 0 4	0.0 L 1 1 0 4	0.0 L 1 1 0 4	0.0 L 1 1 0 4	0.0 L 1 1 0 4	0.0 L 1 1 0 4	0.0 L 1 1 0 4	0.0 L 1 1 0 4	0.0 L 1 1 0 4	0.0 L 1 1 0 4	1.29 1.143	0.00 0.000	5.40 3.000

AB	33
R	2
H	7
RBI	2
BB	6
SO	6
LOB	21






Batter	1	2	3	4	5	6	7	8	9	AB	R	H	RBI	BB	SO	LOB	TOP										
Rickey Henderson, R OBP: 0.417, SLG: 0.459	0-0 1B SF8	4-0 4-3 S BB		0-0 1-3		0-0 5-3			0-0 F9	4	1	1	0	1	0	2											
Dwayne Murphy, L OBP: 0.397, SLG: 0.427	0-0 1B E	0-0 4-3		0-0 3-1			0-3 K		0-3 K	5	1	1	0	0	2	2											
Cliff Johnson, R OBP: 0.340, SLG: 0.458	0-0 SF8	0-0 F4			0-0 F7 1B		0-3 K		0-0 2B	4	0	2	2	0	1	1											
Tony Armas, R OBP: 0.323, SLG: 0.526	0-0 E8 1B	0-0 5-3			0-0 F7 1-2		4-0 BB		4-0 IBB	3	1	1	0	2	0	2											
Mike Heath, R OBP: 0.241, SLG: 0.318	0-0 E5 1B 3B		0-0 1-3		0-0 F8		0-0 1-3		0-0 F8	5	1	0	0	0	0	5											
Jeff Newman, R OBP: 0.241, SLG: 0.301	0-3 K		0-0 F8		0-0 1B				0-0 4-3	3	0	1	0	0	1	2											
Jim Spencer, L OBP: 0.234, SLG: 0.221										1	0	0	0	0	0	0											
Dave McKay, S OBP: 0.275, SLG: 0.329	0-0 1-2 2-H 3B		4-0 BB		0-0 FC6-5 1B				0-0 F7	3	1	2	1	1	0	0											
Shooty Babitt, R OBP: 0.317, SLG: 0.284	0-0 1-H 2-H 3B		0-0 5-3		0-3 K				0-3 K	4	0	1	2	0	2	2											
Rob Picciolo, R OBP: 0.265, SLG: 0.337	0-0 5-3			0-0 F7		0-0 FC6-5			4-0 2B BB	3	1	0	0	1	0	2											
<b>Inning Stats</b>	R: 5 E: 2 K: 1 S: 11	H: 5 LOB: 1 BB: 0 P: 11	R: 0 E: 0 K: 0 S: 3	H: 0 LOB: 1 BB: 1 P: 7	R: 0 E: 0 K: 0 S: 3	H: 0 LOB: 0 BB: 0 P: 7	R: 0 E: 0 K: 0 S: 4	H: 2 LOB: 2 BB: 0 P: 4	R: 0 E: 0 K: 1 S: 6	H: 1 LOB: 1 BB: 0 P: 6	R: 0 E: 0 K: 2 S: 7	H: 0 LOB: 1 BB: 1 P: 11	R: 0 E: 0 K: 1 S: 5	H: 0 LOB: 0 BB: 0 P: 5	R: 1 E: 0 K: 1 S: 6	H: 1 LOB: 2 BB: 2 P: 14	1B: 7 2B: 1 3B: 1 HR: 0	SF: 1 SAC: 0 DP: 0 HBP: 0	WP: 0 PA: 41 CS: 0								
<b>PITCHER</b>	IP	WLS	BF	H	R	ER	SO	BB	IBB	HBP	BLK	WP	HR	S	P	ERA	WHIP										
Ross Baumgarten, L ERA: 3.47	(1, 1)	0.2	L	8	5	5	1	1	0	0	0	0	0	10	10	13.50	7.500										
Dennis Lamp, R ERA: 2.51	(1, 1)	4.2		18	3	0	0	1	2	0	0	0	0	18	26	0.00	1.071										
Ed Farmer, R ERA: 5.82	(6, 1)	3.2		15	1	1	1	4	2	1	0	0	0	20	32	2.46	0.818										

Oakland Athletics @ Chicago White Sox  
Comiskey Park, Chicago, IL  
Tue Jun 02 1981, 8:05 PM EDT  
Att: 40,045 - Unknown - 67 F


AB 35  
R 6  
H 9  
RBI 5  
BB 5  
SO 6  
LOB 18



Batter	1	2	3	4	5	6	7	8	9	AB	R	H	RBI	BB	SO	LOB	BOTTOM										
Ron LeFlore, R OBP: 0.329, SLG: 0.346	0-0 CS 1B		0-3 K		0-0 F8 1-3 1B		0-0 F9		0-0 F8	5	0	2	0	0	1	2											
Mike Squires, L OBP: 0.350, SLG: 0.333	0-0 F6 1-2		0-0 F8		0-0 1-3		0-0 F8			4	0	0	0	0	0	2											
Carlton Fisk, R OBP: 0.406, SLG: 0.460	0-0 4-3			0-0 F7	0-0 F8 2-3				0-0 F2	4	0	0	0	0	0	1											
Greg Luzinski, R OBP: 0.410, SLG: 0.480		0-0 F7		4-0 3B BB	0-0 F8				0-0 F3	3	1	0	0	1	0	1											
Harold Baines, L OBP: 0.289, SLG: 0.377		0-3 K		0-3 K		0-0 F5			0-0 F9	4	0	0	0	0	2	1											
Chet Lemon, R OBP: 0.381, SLG: 0.437		1-0 BB HBP		0-0 1B 3B		0-0 1B			0-0 1B	3	1	3	1	0	0	0											
Tony Bernazard, S OBP: 0.342, SLG: 0.407		4-0 BB		4-0 1B BB		0-3 K			0-0 1B	2	0	1	0	2	1	1											
Jim Morrison, R OBP: 0.261, SLG: 0.378		0-0 F6		0-0 FC6 1B		0-0 4-3			0-0 F8	4	0	1	1	0	0	5											
Greg Pryor, R OBP: 0.333, SLG: 0.295			0-0 5-3		0-0 FC6 1-2				0-3 K	3	0	0	0	0	0	2											
Bob Molinaro, L OBP: 0.500, SLG: 0.417										1	0	0	0	0	1	2											
<b>Inning Stats</b>	R: 0 E: 0 K: 0 S: 3	H: 1 LOB: 0 BB: 0 P: 3	R: 0 E: 0 K: 1 S: 5	H: 0 LOB: 2 BB: 1 P: 10	R: 0 E: 0 K: 1 S: 5	H: 0 LOB: 0 BB: 0 P: 5	R: 2 E: 0 K: 1 S: 7	H: 2 LOB: 2 BB: 2 P: 15	R: 0 E: 0 K: 0 S: 4	H: 1 LOB: 1 BB: 0 P: 4	R: 0 E: 0 K: 1 S: 6	H: 1 LOB: 0 BB: 0 P: 6	R: 0 E: 0 K: 0 S: 3	H: 0 LOB: 0 BB: 0 P: 3	R: 0 E: 0 K: 1 S: 7	H: 2 LOB: 2 BB: 0 P: 7	1B: 6 2B: 0 3B: 1 HR: 0	SF: 0 SAC: 0 DP: 0 HBP: 1	WP: 0 PA: 37 CS: 1								
<b>PITCHER</b>	IP	WLS	BF	H	R	ER	SO	BB	IBB	HBP	BLK	WP	HR	S	P	ERA	WHIP										
Steve McCatty, R ERA: 2.33	(1, 1)	9.0	W	37	7	2	2	5	3	0	1	0	0	43	56	2.00	1.111										

Oakland Athletics @ Chicago White Sox  
Comiskey Park, Chicago, IL  
Tue Jun 02 1981, 8:05 PM EDT  
Att: 40,045 - Unknown - 67 F

AB 33  
R 2  
H 7  
RBI 2  
BB 3  
SO 5  
LOB 17





Batter	1	2	3	4	5	6	7	8	9	AB	R	H	RBI	BB	SO	LOB	TOP			
Rickey Henderson, R OBP: 0.421, SLG: 0.457	0-0 BB HR 1B	4-0 BB		0-0 FC6-4		0-0 F3		1-0 1B HBP	3 2 1 1 1 0 3											
Dwayne Murphy, L OBP: 0.397, SLG: 0.423	4-0 HR BB	0-0 L3		0-0 4-3		0-0 4-3		0-0 1B	4 2 1 1 1 0 5											
Wayne Gross, L OBP: 0.326, SLG: 0.372	0-0 1H 2H HR		0-0 3-1		0-3 K		0-0 G5-4-3 1B	0-3 K	5 1 2 3 0 2 2											
Tony Armas, R OBP: 0.324, SLG: 0.528	0-0 F8		0-3 K		0-0 G3 1B 2B		0-0 G5-4-3 1B	0-0 FC4-6 1B	5 1 2 2 0 1 1											
Jim Spencer, L OBP: 0.223, SLG: 0.210	0-0 F8		0-0 F7		0-0 G3		0-0 4-3	0-0 FC4-6 1B	5 0 0 0 0 0 2											
Cliff Johnson, R OBP: 0.342, SLG: 0.455	0-0 F7		0-0 FC1-5 1B		0-0 FC6-4 1B		0-3 K	0-0 F9	5 0 2 1 0 1 1											
Mike Heath, R OBP: 0.247, SLG: 0.318		4-0 4-3 BB		0-0 SH FC6-4 1B		0-0 FC6-4		0-0 F9	3 1 1 0 1 0 1								AB 36			
Keith Drumright, L OBP: 0.368, SLG: 0.294		0-0 4-3		0-0 FC1-5 FC6-4 SH		4-0 BB		0-0 4-3	3 0 0 0 1 0 3								R 8			
Fred Stanley, R OBP: 0.297, SLG: 0.242		0-0 6-3		0-0 SH FC6-4		0-0 F9		0-0 HBP 1B	3 1 1 0 0 0 2								H 10			
<b>Inning Stats</b>	R: 3 E: 0 K: 0 S: 5	H: 2 LOB: 0 BB: 1 P: 9	R: 0 E: 0 K: 0 S: 3	H: 0 LOB: 2 BB: 2 P: 11	R: 0 E: 0 K: 1 S: 5	H: 0 LOB: 0 BB: 0 P: 5	R: 1 E: 1 K: 0 S: 6	H: 2 LOB: 2 BB: 0 P: 6	R: 1 E: 0 K: 0 S: 7	H: 2 LOB: 1 BB: 0 P: 7	R: 0 E: 0 K: 0 S: 3	H: 1 LOB: 0 BB: 0 P: 3	R: 0 E: 0 K: 1 S: 5	H: 0 LOB: 0 BB: 0 P: 5	R: 3 E: 1 K: 1 S: 8	H: 3 LOB: 1 BB: 0 P: 9	1B: 8 2B: 1 3B: 0 HR: 1	SF: 0 SAC: 1 DP: 1 HBP: 1	WP: 0 PB: 0 SB: 0 CS: 0	PA: 42
<b>PITCHER</b>	IP WLS BF H R ER SO BB IBB HBP BLK WP HR S P ERA WHIP																			
Francisco Barrios, R ERA: 3.96	(1, 1) 3.2 L 19 4 4 3 1 3 0 0 0 0 0 1 18 30 7.36 1.909																			
Kevin Hickey, L ERA: 2.81	(4, 1) 2.1 11 3 1 1 1 1 0 0 0 0 0 0 12 16 3.86 1.714																			
LaMarr Hoyt, R ERA: 2.76	(7, 1) 3.0 12 3 3 3 2 0 0 0 1 0 0 0 15 16 9.00 1.000																			

Oakland Athletics @ Chicago White Sox  
Comiskey Park, Chicago, IL  
Wed Jun 03 1981, 8:05 PM EDT  
Att: 42,358 - Unknown - 79 F

AB	36
R	8
H	10
RBI	8
BB	4
SO	4
LOB	20



Batter	1	2	3	4	5	6	7	8	9	AB	R	H	RBI	BB	SO	LOB	BOTTOM			
Ron LeFlore, R OBP: 0.327, SLG: 0.343	0-3 K		0-0 CS 1B		0-0 F9		0-0 F9		4 0 1 0 0 1 0											
Mike Squires, L OBP: 0.348, SLG: 0.331	0-0 F8		0-0 F8		0-0 1B		0-0 1B		4 0 1 0 0 0 1											
Carlton Fisk, R OBP: 0.403, SLG: 0.454	0-0 5-3		0-0 1B		0-0 F7		0-0 F8		4 0 1 0 0 0 1											
Greg Luzinski, R OBP: 0.401, SLG: 0.468		0-0 F8	0-0 1-5-3		0-0 F6		0-0 F9		4 0 0 0 0 0 1											
Harold Baines, L OBP: 0.295, SLG: 0.396		1-0 HR HBP		0-0 4-3		0-0 F5		0-0 HR	3 2 1 1 1 0 0 0											
Chet Lemon, R OBP: 0.394, SLG: 0.468		0-0 HR		0-0 6-3		0-0 2B		0-0 F7	4 1 2 2 0 0 0											
Tony Bernazard, S OBP: 0.340, SLG: 0.403		0-3 K		0-0 1B		0-0 F4		0-0 1-3	4 0 1 0 0 1 1								AB 33			
Jim Morrison, R OBP: 0.261, SLG: 0.369		4-0 BB		0-0 F3		0-0 1-6-3		0-0 F8	3 0 0 0 1 0 1								R 3			
Bill Almon, R OBP: 0.376, SLG: 0.371		0-3 K		0-0 F8		0-0 F7			3 0 0 0 0 1 1								H 7			
<b>Inning Stats</b>	R: 0 E: 0 K: 1 S: 5	H: 0 LOB: 0 BB: 0 P: 5	R: 2 E: 0 K: 2 S: 8	H: 1 LOB: 1 BB: 1 P: 13	R: 0 E: 0 K: 0 S: 4	H: 2 LOB: 1 BB: 0 P: 4	R: 0 E: 0 K: 0 S: 4	H: 1 LOB: 1 BB: 0 P: 4	R: 0 E: 0 K: 0 S: 4	H: 1 LOB: 1 BB: 0 P: 4	R: 0 E: 0 K: 0 S: 3	H: 0 LOB: 0 BB: 0 P: 3	R: 0 E: 0 K: 0 S: 3	H: 0 LOB: 0 BB: 0 P: 3	R: 1 E: 0 K: 0 S: 4	H: 1 LOB: 0 BB: 0 P: 4	1B: 4 2B: 1 3B: 0 HR: 2	SF: 0 SAC: 0 DP: 0 HBP: 1	WP: 0 PB: 0 SB: 0 CS: 1	PA: 35
<b>PITCHER</b>	IP WLS BF H R ER SO BB IBB HBP BLK WP HR S P ERA WHIP																			
Brian Kingman, R ERA: 2.83	(1, 1) 9.0 W 35 7 3 3 3 1 0 1 0 0 2 39 44 3.00 0.889																			

Oakland Athletics @ Chicago White Sox  
Comiskey Park, Chicago, IL  
Wed Jun 03 1981, 8:05 PM EDT  
Att: 42,358 - Unknown - 79 F

AB	33
R	3
H	7
RBI	3
BB	1
SO	3
LOB	6





Batter	1	2	3	4	5	6	7	8	9	AB	R	H	RBI	BB	SO	LOB	TOP										
Rickey Henderson, R OBP: 0.423, SLG: 0.455 (1, 7)										3	0	1	0	1	0	1											
Dwayne Murphy, L OBP: 0.395, SLG: 0.420 (1, 8)										4	0	1	0	0	1	2											
Wayne Gross, L OBP: 0.317, SLG: 0.359 (1, 5)										4	0	0	0	0	1	2											
Tony Armas, R OBP: 0.332, SLG: 0.532 (1, 9)										4	0	3	0	0	0	1											
Jim Spencer, L OBP: 0.216, SLG: 0.202 (1, 3)										4	0	0	0	0	0	3											
Jeff Newman, R OBP: 0.259, SLG: 0.327 (1, 2)										4	1	3	0	0	0	1											
Mitchell Page, L OBP: 0.225, SLG: 0.317 (1, 10)										4	1	1	2	0	3	2											
Keith Drumright, L OBP: 0.304, SLG: 0.238 (1, 4)										4	0	0	0	0	0	2											
Rob Picciolo, R OBP: 0.277, SLG: 0.347 (1, 6)										3	0	2	0	0	0	0											
<b>Inning Stats</b>	R: 0 E: 0 K: 2 S: 7	H: 1 LOB: 0 BB: 0 P: 7	R: 2 E: 0 K: 0 S: 5	H: 3 LOB: 0 BB: 0 P: 5	R: 0 E: 0 K: 0 S: 3	H: 0 LOB: 1 BB: 1 P: 7	R: 0 E: 0 K: 0 S: 3	H: 1 LOB: 0 BB: 0 P: 3	R: 0 E: 0 K: 1 S: 6	H: 1 LOB: 1 BB: 0 P: 6	R: 0 E: 0 K: 1 S: 6	H: 2 LOB: 2 BB: 0 P: 6	R: 0 E: 0 K: 1 S: 6	H: 1 LOB: 1 BB: 0 P: 6	R: 0 E: 0 K: 1 S: 6	H: 1 LOB: 1 BB: 0 P: 6	1B: 9 2B: 1 3B: 0 HR: 1	SF: 0 SAC: 0 DP: 1 HBP: 0	WP: 0 PB: 0 SB: 1 CS: 1	PA: 35							
<b>PITCHER</b>	IP	WLS	BF	H	R	ER	SO	BB	IBB	HBP	BLK	WP	HR	S	P	ERA	WHIP										
Richard Dotson, R ERA: 3.14 (1, 1)	8.1	W	33	11	2	2	4	1	0	0	0	0	1	40	44	2.16	1.440										
Ed Farmer, R ERA: 5.64 (9, 1)	0.2	S	2	0	0	0	1	0	0	0	0	0	0	4	4	0.00	0.000										

Oakland Athletics @ Chicago White Sox  
Comiskey Park, Chicago, IL  
Thu Jun 04 1981, 8:05 PM EDT  
Att: 37,706 - Unknown - 57 F

AB	34
R	2
H	11
RBI	2
BB	1
SO	5
LOB	14



Batter	1	2	3	4	5	6	7	8	9	AB	R	H	RBI	BB	SO	LOB	BOTTOM										
Ron LeFlore, R OBP: 0.325, SLG: 0.340 (1, 7)										4	0	1	1	0	0	0											
Mike Squires, L OBP: 0.345, SLG: 0.328 (1, 3)										4	0	1	1	0	0	0											
Carlton Fisk, R OBP: 0.399, SLG: 0.455 (1, 2)										4	0	1	0	0	2	2											
Greg Luzinski, R OBP: 0.398, SLG: 0.463 (1, 10)										4	0	1	0	0	0	1											
Rusty Kuntz, R OBP: 0.398, SLG: 0.333 (8, PR)										0	1	0	0	0	0	0											
Harold Baines, L OBP: 0.294, SLG: 0.388 (1, 9)										3	1	0	0	1	1	0											
Chet Lemon, R OBP: 0.393, SLG: 0.468 (1, 8)										2	0	1	1	2	1	0											
Tony Bernazard, S OBP: 0.344, SLG: 0.404 (1, 4)										2	0	1	1	1	0	0											
Jim Morrison, R OBP: 0.261, SLG: 0.366 (1, 5)										4	1	1	0	0	1	6											
Bill Almon, R OBP: 0.373, SLG: 0.368 (1, 6)										4	1	1	0	0	0	4											
<b>Inning Stats</b>	R: 0 E: 0 K: 0 S: 4	H: 1 LOB: 1 BB: 0 P: 4	R: 0 E: 0 K: 1 S: 5	H: 0 LOB: 2 BB: 2 P: 13	R: 0 E: 0 K: 1 S: 5	H: 0 LOB: 0 BB: 0 P: 5	R: 0 E: 0 K: 1 S: 6	H: 1 LOB: 2 BB: 1 P: 10	R: 0 E: 0 K: 0 S: 3	H: 0 LOB: 0 BB: 0 P: 3	R: 0 E: 0 K: 1 S: 5	H: 0 LOB: 0 BB: 0 P: 5	R: 2 E: 2 K: 0 S: 5	H: 4 LOB: 2 BB: 0 P: 9	R: 2 E: 2 K: 0 S: 5	H: 2 LOB: 2 BB: 1 P: 9	1B: 7 2B: 1 3B: 0 HR: 0	SF: 1 SAC: 0 DP: 0 HBP: 0	WP: 0 PB: 0 SB: 0 CS: 0	PA: 36							
<b>PITCHER</b>	IP	WLS	BF	H	R	ER	SO	BB	IBB	HBP	BLK	WP	HR	S	P	ERA	WHIP										
Rick Langford, R ERA: 2.87 (1, 1)	8.0	L	36	8	4	3	5	3	1	0	0	0	0	42	58	3.38	1.375										

Oakland Athletics @ Chicago White Sox  
Comiskey Park, Chicago, IL  
Thu Jun 04 1981, 8:05 PM EDT  
Att: 37,706 - Unknown - 57 F

AB	31
R	4
H	8
RBI	4
BB	4
SO	5
LOB	13









Batter	1	2	3	4	5	6	7	8	9	AB	R	H	RBI	BB	SO	LOB	TOP										
Ron LeFlore, R (1, 7) OBP: 0.311, SLG: 0.325	F8		K		K			K		4	0	0	0	0	3	2											
Mike Squires, L (1, 3) OBP: 0.336, SLG: 0.319	4-3			6-3		6-3			1B	4	0	1	0	0	0	0											
Carlton Fisk, R (1, 2) OBP: 0.399, SLG: 0.451	F7			1B		1B		4-3		4	0	2	0	0	0	1											
Greg Luzinski, R (1, 10) OBP: 0.392, SLG: 0.449 Rusty Kuntz, R (9, PR) OBP: 0.359, SLG: 0.324		K		K		L9		1B	BB	3	0	0	0	1	2	2											
Harold Baines, L (1, 9) OBP: 0.299, SLG: 0.391	4-3					L6		FC1-6	1B	4	0	2	0	0	0	1											
Chet Lemon, R (1, 8) OBP: 0.390, SLG: 0.466	F8			5-3			6-3	FC1-6	1-2	4	0	0	0	0	0	4											
Tony Bernazard, S (1, 4) OBP: 0.338, SLG: 0.406			G6-4-3	1B		1-5-3		K		4	0	1	0	0	1	2											
Jim Morrison, R (1, 5) OBP: 0.267, SLG: 0.387 Bob Molinaro, L (9, PH) OBP: 0.476, SLG: 0.385			G6-4-3	1B		K		F8		3	0	1	0	0	1	0											
Bill Almon, R (1, 6) OBP: 0.373, SLG: 0.368			G6-4-3	1-2		S		5-3		3	0	1	0	0	0	2											
<b>Inning Stats</b>	R: 0 E: 0 K: 0 S: 3	H: 0 LOB: 0 BB: 0 P: 3	R: 0 E: 0 K: 1 S: 5	H: 0 LOB: 0 BB: 0 P: 5	R: 0 E: 0 K: 1 S: 6	H: 2 LOB: 1 BB: 0 P: 6	R: 0 E: 0 K: 1 S: 7	H: 2 LOB: 2 BB: 0 P: 7	R: 0 E: 0 K: 2 S: 8	H: 1 LOB: 1 BB: 0 P: 8	R: 0 E: 0 K: 0 S: 4	H: 1 LOB: 0 BB: 0 P: 4	R: 0 E: 0 K: 0 S: 3	H: 0 LOB: 0 BB: 0 P: 3	R: 0 E: 0 K: 1 S: 6	H: 1 LOB: 2 BB: 1 P: 10	R: 0 E: 0 K: 1 S: 6	H: 1 LOB: 2 BB: 1 P: 10	1B: 8 2B: 0 3B: 0 HR: 0	SF: 0 SAC: 0 DP: 1 HBP: 0	WP: 0 PB: 0 SB: 1 CS: 1	PA: 35					
<b>PITCHER</b>	IP	WLS	BF	H	R	ER	SO	BB	IBB	HBP	BLK	WP	HR	S	P	ERA	WHIP										
Doug Bird, R (1, 1) ERA: 2.63	6.0	W	23	6	0	0	5	0	0	0	0	0	0	33	33	0.00	1.000										
Ron Davis, R (7, 1) ERA: 2.11	2.0		7	1	0	0	1	0	0	0	0	0	0	9	9	0.00	0.500										
Rich Gossage, R (9, 1) ERA: 0.63	1.0	S	5	1	0	0	1	1	0	0	0	0	0	6	10	0.00	2.000										

Chicago White Sox @ New York Yankees  
Yankee Stadium, Bronx, NY  
Sat Jun 06 1981, 7:05 PM EDT  
Att: 36,255 - Cloudy - 81 F


AB 34  
R 0  
H 8  
RBI 0  
BB 1  
SO 7  
LOB 16



Batter	1	2	3	4	5	6	7	8	9	AB	R	H	RBI	BB	SO	LOB	BOTTOM										
Willie Randolph, R (1, 4) OBP: 0.344, SLG: 0.326	6-3			L8		1B		G6-4-3		2	1	0	0	2	0	0											
Jerry Mumphrey, S (1, 8) OBP: 0.383, SLG: 0.455	6-3			8-3		G6-3		G6-4-3		4	0	2	0	0	0	2											
Lou Piniella, R (1, 9) OBP: 0.322, SLG: 0.354	5-3			8-3		G6-3		1-2		3	0	0	0	0	0	2											
Dave Winfield, R (1, 7) OBP: 0.386, SLG: 0.468		K				F3				3	0	0	0	0	2	0											
Bob Watson, R (1, 3) OBP: 0.244, SLG: 0.167 Dave Revering, L (7, PR) OBP: 0.304, SLG: 0.344		6-3				6-3			CS	3	0	1	0	0	0	0											
Graig Nettles, L (1, 5) OBP: 0.342, SLG: 0.394		6-3				1B		F2		2	1	0	0	1	0	1											
Rick Cerone, R (1, 2) OBP: 0.295, SLG: 0.370				4-3		1B		5-3		3	0	1	0	0	0	1											
Aurelio Rodriguez, R (1, 10) OBP: 0.318, SLG: 0.571 Bobby Brown, S (8, PR) OBP: 0.283, SLG: 0.316				4-3		1B		BB		3	0	2	1	0	0	0											
Bucky Dent, R (1, 6) OBP: 0.280, SLG: 0.400				F8		F7		F7		3	0	0	0	0	0	3											
<b>Inning Stats</b>	R: 0 E: 0 K: 0 S: 3	H: 0 LOB: 0 BB: 0 P: 3	R: 0 E: 0 K: 1 S: 5	H: 0 LOB: 0 BB: 0 P: 5	R: 0 E: 0 K: 0 S: 3	H: 0 LOB: 0 BB: 0 P: 3	R: 0 E: 0 K: 0 S: 3	H: 1 LOB: 0 BB: 0 P: 3	R: 1 E: 0 K: 1 S: 7	H: 2 LOB: 2 BB: 1 P: 11	R: 1 E: 0 K: 0 S: 3	H: 1 LOB: 1 BB: 1 P: 7	R: 0 E: 0 K: 0 S: 3	H: 1 LOB: 1 BB: 0 P: 3	R: 0 E: 0 K: 0 S: 3	H: 1 LOB: 2 BB: 1 P: 7	R: 0 E: 0 K: 0 S: 3	H: 1 LOB: 2 BB: 1 P: 7	1B: 6 2B: 1 3B: 0 HR: 0	SF: 0 SAC: 0 DP: 3 HBP: 0	WP: 0 PB: 0 SB: 0 CS: 1	PA: 29					
<b>PITCHER</b>	IP	WLS	BF	H	R	ER	SO	BB	IBB	HBP	BLK	WP	HR	S	P	ERA	WHIP										
Steve Trout, L (1, 1) ERA: 2.73	8.0	L	29	6	2	2	2	3	0	0	0	0	0	30	42	2.25	1.125										

Chicago White Sox @ New York Yankees  
Yankee Stadium, Bronx, NY  
Sat Jun 06 1981, 7:05 PM EDT  
Att: 36,255 - Cloudy - 81 F

AB 26  
R 2  
H 6  
RBI 1  
BB 3  
SO 2  
LOB 9





Batter	1	2	3	4	5	6	7	8	9	AB	R	H	RBI	BB	SO	LOB	TOP					
Ron LeFlore, R OBP: 0.310, SLG: 0.323 (1, 7)	5-3			E 1B S 1B		3-1		F9		4	1	1	0	0	0	1						
Bill Almon, R OBP: 0.370, SLG: 0.366 (1, 6)	L5			K				G5-4-3		4	0	1	0	0	0	1	2					
Lamar Johnson, R OBP: 0.353, SLG: 0.415 Carlton Fisk, R OBP: 0.397, SLG: 0.448 (1, 3) (8, 2)	6-3			E4 CS 1B 2-3						2	0	0	0	1	0	1						
Greg Luzinski, R OBP: 0.389, SLG: 0.444 (1, 10)		K								4	0	1	1	0	3	2						
Wayne Nordhagen, R OBP: 0.330, SLG: 0.429 Harold Baines, L OBP: 0.295, SLG: 0.386 (7, PH) (7, 9)				F9						2	0	1	0	0	0	2						
Chet Lemon, R OBP: 0.383, SLG: 0.457 (1, 8)		G3-6-3 1B								2	0	0	0	0	0	0						
Jim Morrison, R OBP: 0.266, SLG: 0.386 (8, 4)				6-3						3	0	1	0	0	1	0						
Jim Essian, R OBP: 0.294, SLG: 0.323 Tony Bemazard, S OBP: 0.337, SLG: 0.404 Marc Hill, R (7, PH) (7, 2) (8, 5)				4-3						1	0	0	0	1	0	0						
Greg Pryor, R OBP: 0.320, SLG: 0.283 Mike Squires, L OBP: 0.340, SLG: 0.324 (8, PH) (8, 3)				F9						2	0	0	0	0	0	1						
<b>Inning Stats</b>	R: 0 E: 0 K: 0 S: 3	H: 0 LOB: 0 BB: 0 P: 3	R: 0 E: 0 K: 1 S: 5	H: 1 LOB: 0 BB: 0 P: 5	R: 0 E: 0 K: 0 S: 2	H: 0 LOB: 0 BB: 1 P: 6	R: 1 E: 1 K: 1 S: 7	H: 2 LOB: 1 BB: 0 P: 7	R: 0 E: 0 K: 1 S: 5	H: 0 LOB: 0 BB: 0 P: 5	R: 0 E: 0 K: 1 S: 6	H: 1 LOB: 2 BB: 1 P: 10	R: 0 E: 0 K: 0 S: 4	H: 1 LOB: 1 BB: 0 P: 4	R: 0 E: 0 K: 0 S: 3	H: 1 LOB: 0 BB: 0 P: 3	R: 0 E: 0 K: 2 S: 7	H: 0 LOB: 0 BB: 0 P: 7	1B: 6 2B: 0 3B: 0 HR: 0	SF: 0 SAC: 0 DP: 2 HBP: 0	WP: 0 PB: 0 SB: 1 CS: 2	PA: 32
<b>PITCHER</b>	IP	WLS	BF	H	R	ER	SO	BB	IBB	HBP	BLK	WP	HR	S	P	ERA	WHIP					
Ron Guidry, L ERA: 3.74 (1, 1)	5.2	W	21	4	1	1	3	2	0	0	0	0	0	25	33	1.59	1.059					
Ron Davis, R ERA: 2.05 (6, 1)	1.1		5	1	0	0	1	0	0	0	0	0	0	7	7	0.00	0.750					
Rich Gossage, R ERA: 0.59 (8, 1)	2.0	S	6	1	0	0	2	0	0	0	0	0	0	10	10	0.00	0.500					

Chicago White Sox @ New York Yankees  
Yankee Stadium, Bronx, NY  
Sun Jun 07 1981, 3:33 AM EDT  
Att: 52,367 - Sunny - 74 F

AB 30  
R 1  
H 6  
RBI 1  
BB 2  
SO 6  
LOB 11



Batter	1	2	3	4	5	6	7	8	9	AB	R	H	RBI	BB	SO	LOB	BOTTOM				
Willie Randolph, R OBP: 0.338, SLG: 0.319 (1, 4)	6-3		FC5-2	FC6-4		G4-6-3				4	0	0	0	0	0	7					
Jerry Mumphrey, S OBP: 0.380, SLG: 0.449 (1, 8)	6-3		2-3					F8		4	0	1	0	0	0	1					
Lou Piniella, R OBP: 0.326, SLG: 0.357 Oscar Gamble, L OBP: 0.373, SLG: 0.505 (6, PH) (6, 9)	5-3			2B G3 1B		3-1		F7		2	1	1	0	0	0	0					
Dave Winfield, R OBP: 0.384, SLG: 0.469 (1, 7)		6-3		G3 BB 2B		5-3		F7		4	1	1	0	0	0	0					
Bob Watson, R OBP: 0.295, SLG: 0.216 Dave Revering, L OBP: 0.309, SLG: 0.348 (6, PR) (7, 3)				BB G3 BB				1B 4-3-2 1B		1	0	1	0	2	0	0					
Graig Nettles, L OBP: 0.345, SLG: 0.397 (1, 10)			F9			G3				4	0	2	1	0	0	3					
Barry Foote, R OBP: 0.329, SLG: 0.373 Bobby Murcer, L OBP: 0.329, SLG: 0.447 Rick Cerone, R OBP: 0.295, SLG: 0.370 (6, PH) (9, 2)				BB BB						1	0	0	0	1	0	1					
Aurelio Rodriguez, R OBP: 0.333, SLG: 0.545 Larry Milbourne, S OBP: 0.429, SLG: 0.417 (6, PH) (7, 5)			F9							1	0	0	1	1	0	0					
Bucky Dent, R OBP: 0.287, SLG: 0.408 (1, 6)				FC5-2 2B						2	0	1	0	1	0	3					
<b>Inning Stats</b>	R: 0 E: 0 K: 0 S: 3	H: 0 LOB: 0 BB: 0 P: 3	R: 0 E: 0 K: 0 S: 4	H: 1 LOB: 1 BB: 0 P: 4	R: 0 E: 0 K: 0 S: 4	H: 1 LOB: 1 BB: 0 P: 4	R: 2 E: 0 K: 0 S: 5	H: 2 LOB: 3 BB: 3 P: 17	R: 0 E: 0 K: 0 S: 3	H: 1 LOB: 3 BB: 3 P: 15	R: 0 E: 0 K: 0 S: 3	H: 0 LOB: 0 BB: 0 P: 3	R: 0 E: 0 K: 0 S: 4	H: 2 LOB: 1 BB: 0 P: 4	R: 0 E: 0 K: 0 S: 4	H: 2 LOB: 1 BB: 0 P: 4	1B: 5 2B: 4 3B: 0 HR: 0	SF: 0 SAC: 1 DP: 2 HBP: 0	WP: 2 PB: 0 SB: 0 CS: 1	PA: 35	
<b>PITCHER</b>	IP	WLS	BF	H	R	ER	SO	BB	IBB	HBP	BLK	WP	HR	S	P	ERA	WHIP				
Ross Baumgarten, L ERA: 3.57 (1, 1)	3.1	L	17	4	2	2	0	3	0	0	0	1	0	14	26	5.40	2.100				
Dewey Robinson, R ERA: 4.5 (4, 1)	2.0		9	2	1	1	0	1	1	0	0	0	0	7	15	4.50	1.500				
Ed Farmer, R ERA: 4.97 (6, 1)	2.2		9	2	0	0	0	1	0	0	0	1	0	8	12	0.00	1.125				

Chicago White Sox @ New York Yankees  
Yankee Stadium, Bronx, NY  
Sun Jun 07 1981, 3:33 AM EDT  
Att: 52,367 - Sunny - 74 F

AB 28  
R 3  
H 8  
RBI 2  
BB 6  
SO 0  
LOB 19





Batter	1	2	3	4	5	6	7	8	9	AB	R	H	RBI	BB	SO	LOB	TOP								
<b>Damaso Garcia, R</b> OBP: 0.260, SLG: 0.276 (1, 4)	5-3			6-3		K			1B	4	1	1	0	0	1	1	<b>Toronto Blue Jays @ Chicago White Sox</b> Comiskey Park, Chicago, IL Mon Jun 08 1981, 8:05 PM EDT Att: 8,301 - Unknown - 60 F								
<b>Ernie Whitt, L</b> OBP: 0.279, SLG: 0.262 (1, 2)	6-3			K			4-3		1B	4	1	1	0	0	1	0									
<b>Lloyd Moseby, L</b> OBP: 0.286, SLG: 0.386 (1, 8)	K			K			K		1B	4	0	1	1	0	3	0									
<b>John Mayberry, L</b> OBP: 0.361, SLG: 0.449 <b>Alfredo Griffin, S</b> (9, PR)			K		L6 G3		F9		1B	4	0	2	1	0	1	0									
<b>Al Woods, L</b> OBP: 0.246, SLG: 0.239 (1, 7)		G3			G3				1B	4	0	0	0	0	0	3									
<b>Barry Bonnell, R</b> OBP: 0.283, SLG: 0.372 (1, 9)					L6				1B	2	0	0	0	1	1	1									
<b>Willie Upshaw, L</b> OBP: 0.244, SLG: 0.338 (1, 10)									1B	3	0	0	0	0	0	0									
<b>Garth Iorg, R</b> OBP: 0.254, SLG: 0.275 (1, 5)									1B	3	0	1	0	0	0	0									
<b>Danny Ainge, R</b> OBP: 0.228, SLG: 0.221 (1, 6)									1B	3	0	0	0	0	1	1									
<b>Inning Stats</b>	R: 0 E: 0 K: 1 S: 5	H: 0 LOB: 0 BB: 0 P: 5	R: 0 E: 0 K: 1 S: 4	H: 0 LOB: 1 BB: 1 P: 8	R: 0 E: 0 K: 1 S: 5	H: 0 LOB: 0 BB: 0 P: 5	R: 0 E: 0 K: 2 S: 7	H: 0 LOB: 0 BB: 0 P: 7	R: 0 E: 0 K: 0 S: 3	H: 1 LOB: 0 BB: 0 P: 3	R: 0 E: 0 K: 1 S: 6	H: 1 LOB: 1 BB: 0 P: 6	R: 0 E: 0 K: 1 S: 5	H: 0 LOB: 0 BB: 0 P: 5	R: 0 E: 0 K: 1 S: 5	H: 0 LOB: 0 BB: 0 P: 5	R: 2 E: 0 K: 0 S: 7	H: 4 LOB: 2 BB: 0 P: 7	1B: 6 2B: 1 3B: 0 HR: 0	SF: 0 SAC: 0 DP: 1 HBP: 0	WP: 0 PB: 0 SB: 0 CS: 1	PA: 33			
<b>PITCHER</b>	IP	WLS	BF	H	R	ER	SO	BB	IBB	HBP	BLK	WP	HR	S	P	ERA	WHIP								
<b>Dennis Lamp, R</b> ERA: 2.25 (1, 1)	8.2	W	31	6	2	2	8	1	0	0	0	0	0	46	50	2.08	0.808								
<b>Kevin Hickey, L</b> ERA: 3.12 (9, 1)	0.1	S	1	0	0	0	0	0	0	0	0	0	0	1	1	0.00	0.000								

AB	31
R	2
H	6
RBI	2
BB	1
SO	8
LOB	6



Batter	1	2	3	4	5	6	7	8	9	AB	R	H	RBI	BB	SO	LOB	BOTTOM								
<b>Ron LeFlore, R</b> OBP: 0.303, SLG: 0.314 (1, 7)	K	FC1-4		6-3		F9		5-3		4	1	0	0	0	1	1	<b>Toronto Blue Jays @ Chicago White Sox</b> Comiskey Park, Chicago, IL Mon Jun 08 1981, 8:05 PM EDT Att: 8,301 - Unknown - 60 F								
<b>Rusty Kuntz, R</b> OBP: 0.350, SLG: 0.314 (7, 7)		HBP	BB							1	0	0	0	0	0	1									
<b>Mike Squires, L</b> OBP: 0.350, SLG: 0.331 (1, 3)	4-3	HBP	BB							3	1	2	0	1	0	0									
<b>Carlton Fisk, R</b> OBP: 0.399, SLG: 0.442 (1, 2)	1B	HBP	BB		L1		F8			2	0	0	0	1	0	2									
<b>Greg Luzinski, R</b> OBP: 0.392, SLG: 0.446 (1, 10)						F9		FC6-4		4	0	2	2	0	0	1									
<b>Harold Baines, L</b> OBP: 0.288, SLG: 0.377 (1, 9)	F6	3-1				K		K		4	0	0	0	0	2	5									
<b>Chet Lemon, R</b> OBP: 0.391, SLG: 0.487 (1, 8)		SH5-4	BB			F3		1B		3	3	2	1	0	0	0									
<b>Tony Bernazard, S</b> OBP: 0.335, SLG: 0.398 (1, 4)		SH5-4	BB			4-3		K		3	1	0	0	1	1	1									
<b>Jim Morrison, R</b> OBP: 0.269, SLG: 0.385 (1, 5)		SH5-4				F6				3	0	1	1	0	0	0									
<b>Bill Almon, R</b> OBP: 0.368, SLG: 0.363 (1, 6)		FC1-4				K		5-3		4	0	1	2	0	1	1									
<b>Inning Stats</b>	R: 0 E: 0 K: 1 S: 6	H: 1 LOB: 2 BB: 1 P: 10	R: 4 E: 0 K: 0 S: 5	H: 2 LOB: 2 BB: 2 P: 15	R: 0 E: 0 K: 0 S: 3	H: 0 LOB: 0 BB: 0 P: 3	R: 0 E: 0 K: 1 S: 6	H: 1 LOB: 1 BB: 0 P: 6	R: 1 E: 0 K: 1 S: 6	H: 1 LOB: 0 BB: 0 P: 6	R: 0 E: 0 K: 0 S: 3	H: 0 LOB: 0 BB: 0 P: 3	R: 0 E: 0 K: 1 S: 6	H: 1 LOB: 1 BB: 0 P: 6	R: 1 E: 0 K: 1 S: 7	H: 2 LOB: 1 BB: 0 P: 7		1B: 6 2B: 1 3B: 0 HR: 1	SF: 0 SAC: 1 DP: 0 HBP: 2	WP: 0 PB: 0 SB: 0 CS: 0	PA: 37				
<b>PITCHER</b>	IP	WLS	BF	H	R	ER	SO	BB	IBB	HBP	BLK	WP	HR	S	P	ERA		WHIP							
<b>Jim Clancy, R</b> ERA: 6.1 (1, 1)	1.2	L	13	3	4	4	4	3	0	0	0	0	0	10	24	21.60	3.600								
<b>Mike Willis, L</b> ERA: 5.4 (2, 1)	5.1		19	3	1	1	3	0	0	0	0	0	1	25	25	1.69	0.562								
<b>Mike Barlow, R</b> ERA: 4.2 (8, 1)	1.0		5	2	1	0	1	0	0	0	0	0	0	7	7	0.00	2.000								

AB	31
R	6
H	8
RBI	6
BB	3
SO	5
LOB	12





Batter	1	2	3	4	5	6	7	8	9	AB	R	H	RBI	BB	SO	LOB	TOP			
Damaso Garcia, R OBP: 0.260, SLG: 0.275 (1, 4)			4-3		G1-6-3			5-3		4	0	1	0	0	0	2				
Ernie Whitt, L OBP: 0.278, SLG: 0.261 (1, 2)			K				F8			4	0	1	0	0	1	1				
Willie Upshaw, L OBP: 0.244, SLG: 0.333 (1, 10)							F5			4	0	1	0	0	0	2				
John Mayberry, L OBP: 0.354, SLG: 0.438 (1, 3)							F8			4	0	0	0	0	3	3				
Al Woods, L OBP: 0.247, SLG: 0.246 (1, 7)										4	0	1	0	0	0	2				
Barry Bonnell, R OBP: 0.276, SLG: 0.366 (1, 8) (4, 9)										3	0	0	0	0	0	2				
George Bell, R OBP: 0.254, SLG: 0.393 Ken Macha, R OBP: 0.309, SLG: 0.262 (1, 9) (4, 5)										1	0	0	0	0	0	1	AB 31 R 0 H 5 RBI 0 BB 1 SO 4 LOB 16			
Garth Iorg, R OBP: 0.257, SLG: 0.278 (1, 5) (4, 6)										3	0	1	0	0	0	1				
Danny Ainge, R OBP: 0.224, SLG: 0.217 (1, 6) (4, 8)										3	0	0	0	0	0	2				
<b>Inning Stats</b>	R: 0 E: 0 K: 1 S: 6	H: 1 LOB: 1 BB: 0 P: 6	R: 0 E: 0 K: 0 S: 4	H: 1 LOB: 1 BB: 0 P: 4	R: 0 E: 0 K: 1 S: 5	H: 0 LOB: 0 BB: 0 P: 5	R: 0 E: 0 K: 1 S: 6	H: 1 LOB: 1 BB: 0 P: 6	R: 0 E: 0 K: 0 S: 3	H: 0 LOB: 0 BB: 1 P: 7	R: 0 E: 0 K: 0 S: 3	H: 0 LOB: 0 BB: 0 P: 3	R: 0 E: 0 K: 0 S: 3	H: 0 LOB: 0 BB: 0 P: 3	R: 0 E: 0 K: 1 S: 6	H: 1 LOB: 1 BB: 0 P: 6	1B: 4 2B: 1 3B: 0 HR: 0	SF: 0 SAC: 0 DP: 1 HBP: 0	WP: 0 PB: 0 SB: 2 CS: 0	PA: 32
<b>PITCHER</b> Richard Dotson, R ERA: 2.82 (1, 1)	IP: 9.0 WLS: W BF: 32 H: 5 R: 0 ER: 0 SO: 4 BB: 1 IBB: 0 HBP: 0 BLK: 0 WP: 0 HR: 0 S: 39 P: 43 ERA: 0.00 WHIP: 0.667															<b>PITCHER</b>				

Toronto Blue Jays @ Chicago White Sox  
Comiskey Park, Chicago, IL  
Tue Jun 09 1981, 8:05 PM EDT  
Att. 8,534 - Overcast - 58 F

AB	31
R	0
H	5
RBI	0
BB	1
SO	4
LOB	16



Batter	1	2	3	4	5	6	7	8	9	AB	R	H	RBI	BB	SO	LOB	BOTTOM			
Tony Bernazard, S OBP: 0.329, SLG: 0.390 (1, 4)			4-3							4	0	0	0	0	1	2				
Mike Squires, L OBP: 0.360, SLG: 0.342 (1, 3)										4	0	3	0	0	0	1				
Carlton Fisk, R OBP: 0.396, SLG: 0.437 (1, 2)										4	0	1	0	0	0	2				
Greg Luzinski, R OBP: 0.384, SLG: 0.436 (1, 10)										4	0	0	0	0	0	3				
Harold Baines, L OBP: 0.282, SLG: 0.367 (1, 9)										4	0	0	0	0	1	2				
Chet Lemon, R OBP: 0.388, SLG: 0.481 (1, 8)										4	2	1	0	0	0	0				
Wayne Nordhagen, R OBP: 0.340, SLG: 0.468 Rusty Kuntz, R OBP: 0.350, SLG: 0.314 (1, 7) (7, 7)										3	1	2	2	0	0	0	AB 31 R 3 H 9 RBI 3 BB 0 SO 3 LOB 11			
Jim Morrison, R OBP: 0.270, SLG: 0.387 (1, 5)										2	0	1	1	0	0	0				
Bill Almon, R OBP: 0.369, SLG: 0.365 (1, 6)										2	0	1	0	0	1	1				
<b>Inning Stats</b>	R: 0 E: 0 K: 1 S: 6	H: 1 LOB: 1 BB: 0 P: 6	R: 1 E: 0 K: 1 S: 7	H: 2 LOB: 1 BB: 0 P: 7	R: 0 E: 0 K: 0 S: 5	H: 2 LOB: 2 BB: 0 P: 5	R: 2 E: 1 K: 0 S: 6	H: 2 LOB: 1 BB: 0 P: 6	R: 0 E: 0 K: 1 S: 5	H: 0 LOB: 0 BB: 0 P: 5	R: 0 E: 0 K: 0 S: 3	H: 0 LOB: 0 BB: 0 P: 3	R: 0 E: 0 K: 0 S: 4	H: 2 LOB: 1 BB: 0 P: 4	R: 0 E: 0 K: 0 S: 3	H: 0 LOB: 0 BB: 0 P: 3	1B: 8 2B: 1 3B: 0 HR: 1	SF: 1 SAC: 1 DP: 1 HBP: 0	WP: 0 PB: 0 SB: 0 CS: 0	PA: 33
<b>PITCHER</b> Luis Leal, R ERA: 3.03 (1, 1)	IP: 8.0 WLS: L BF: 33 H: 9 R: 3 ER: 2 SO: 3 BB: 0 IBB: 0 HBP: 0 BLK: 0 WP: 0 HR: 0 S: 39 P: 39 ERA: 2.25 WHIP: 1.125															<b>PITCHER</b>				

Toronto Blue Jays @ Chicago White Sox  
Comiskey Park, Chicago, IL  
Tue Jun 09 1981, 8:05 PM EDT  
Att. 8,534 - Overcast - 58 F

AB	31
R	3
H	9
RBI	3
BB	0
SO	3
LOB	11










Batter	1	2	3	4	5	6	7	8	9	AB	R	H	RBI	BB	SO	LOB	TOP					
<b>Willie Randolph, R</b> OBP: 0.342, SLG: 0.319	4-0 BB G6-4-3	0-0 F9			0-0 1B 1B		0-0 1-3		0-0 F9	4	1	1	0	1	0	4						
<b>Jerry Mumphrey, S</b> OBP: 0.382, SLG: 0.448	0-0 G6-4-3 1-2		0-0 6-3		0-0 1B 1B			0-0 3-1		4	0	1	0	0	0	1						
<b>Lou Piniella, R</b> OBP: 0.340, SLG: 0.402	0-0		0-0 6-3		0-0			0-0 WP 1B		3	1	2	2	0	0	0						
<b>Oscar Gamble, L</b> OBP: 0.395, SLG: 0.528	HR		0-0 6-3		1-3 1B					1	0	1	0	0	0	0						
<b>Dave Winfield, R</b> OBP: 0.395, SLG: 0.495	4-0 BB BB		0-3 K		0-0 G4-6-3 1B			0-3 K 1-2		3	0	1	0	1	2	1						
<b>Bob Watson, R</b> OBP: 0.308, SLG: 0.227	4-0 BB BB		0-0 F9		0-0 G4-6-3 1B			0-3 K		2	0	0	0	1	0	1						
<b>Dave Revere, L</b> OBP: 0.313, SLG: 0.350	1-2 BB		0-0 F9		1-2			0-0 K		1	0	0	0	0	1	1						
<b>Graig Nettles, L</b> OBP: 0.333, SLG: 0.386	0-0 4-3		0-3 K		0-0 F7			0-0 F8		4	0	0	0	0	1	2						
<b>Rick Cerone, R</b> OBP: 0.278, SLG: 0.348		0-0 6-3		0-3 K			0-0 5-3		0-0 6-3	4	0	0	0	0	1	0						
<b>Aurelio Rodriguez, R</b> OBP: 0.267, SLG: 0.429		0-3 K		0-0 6-3			0-0 F8		4-0 S BB	3	0	0	0	0	1	0						
<b>Reggie Jackson, L</b> OBP: 0.330, SLG: 0.379					0-0 6-3					0	0	0	0	1	0	0						
<b>Bobby Brown, S</b> OBP: 0.283, SLG: 0.316										0	0	0	0	0	0	0						
<b>Bucky Dent, R</b> OBP: 0.297, SLG: 0.410					0-0 5-3			4-0 BB		2	0	1	0	1	0	0						
<b>Bobby Murcer, L</b> OBP: 0.337, SLG: 0.447										0	0	0	0	1	0	0						
<b>Larry Milbourne, S</b> OBP: 0.412, SLG: 0.400									1-2 BB	0	0	0	0	0	0	0						
<b>Inning Stats</b>	R: 1 E: 0 K: 0 S: 3	H: 1 LOB: 2 BB: 3 P: 15	R: 0 E: 0 K: 1 S: 6	H: 1 LOB: 1 BB: 0 P: 6	R: 0 E: 0 K: 1 S: 5	H: 0 LOB: 0 BB: 0 P: 5	R: 0 E: 0 K: 2 S: 7	H: 0 LOB: 0 BB: 0 P: 7	R: 1 E: 0 K: 0 S: 5	H: 3 LOB: 2 BB: 0 P: 5	R: 0 E: 0 K: 0 S: 3	H: 1 LOB: 0 BB: 0 P: 3	R: 0 E: 0 K: 0 S: 3	H: 0 LOB: 1 BB: 1 P: 7	R: 0 E: 0 K: 2 S: 8	H: 1 LOB: 1 BB: 0 P: 8	R: 0 E: 0 K: 0 S: 3	H: 0 LOB: 2 BB: 2 P: 11	1B: 5 2B: 1 3B: 0 HR: 1	SF: 0 SAC: 0 DP: 2 HBP: 0	WP: 1 PB: 0 SB: 1 CS: 0	PA: 37
<b>PITCHER</b>	IP	WLS	BF	H	R	ER	SO	BB	IBB	HBP	BLK	WP	HR	S	P	ERA	WHIP					
<b>Steve Trout, L</b> ERA: 2.73	(1, 1)	6.2	W	27	6	2	2	4	4	0	0	0	0	1	31	47	2.70	1.500				
<b>Ed Farmer, R</b> ERA: 4.73	(7, 1)	1.0		4	1	0	0	1	0	0	0	0	1	0	6	6	0.00	1.000				
<b>Kevin Hickey, L</b> ERA: 2.89	(8, 1)	0.2		2	0	0	0	1	0	0	0	0	0	0	4	4	0.00	0.000				
<b>LaMarr Hoyt, R</b> ERA: 2.79	(9, 1)	0.2	S	4	0	0	0	0	2	0	0	0	0	0	2	10	0.00	3.000				

**New York Yankees @ Chicago White Sox**  
Comiskey Park, Chicago, IL  
Thu Jun 11 1981, 8:05 PM EDT  
Att: 33,777 - Cloudy - 72 F


**AB 31**  
**R 2**  
**H 7**  
**RBI 2**  
**BB 6**  
**SO 6**  
**LOB 10**



Batter	1	2	3	4	5	6	7	8	9	AB	R	H	RBI	BB	SO	LOB	BOTTOM				
<b>Ron LeFlore, R</b> OBP: 0.295, SLG: 0.305	0-0 CS 1B	0-0 4-3		0-3 K			0-0 4-3			4	0	1	0	0	1	2					
<b>Mike Squires, L</b> OBP: 0.381, SLG: 0.344	0-0 4-3 1-2		0-0 FC5-4 1B		0-0 L6		0-0 G3			4	0	1	0	0	0	1					
<b>Carlton Fisk, R</b> OBP: 0.395, SLG: 0.430	0-0 2B E		0-0 FC5-4 2B 5-3		0-3 K			0-0 P6		4	2	1	0	0	1	1					
<b>Greg Luzinski, R</b> OBP: 0.384, SLG: 0.449	0-0 E9		0-0 5-3		0-0 4-3			0-0 2B		4	0	2	0	0	0	1					
<b>Rusty Kuntz, R</b> OBP: 0.350, SLG: 0.314	1-H 2B		1-2							0	0	0	0	0	0	0					
<b>Harold Baines, L</b> OBP: 0.285, SLG: 0.374	0-0 6-3		0-0 2B		0-0 SH1-4 1B			0-0 F7		4	0	2	1	0	0	2					
<b>Chet Lemon, R</b> OBP: 0.384, SLG: 0.470		4-0 F9 S 1B BB	0-0 F9		0-0 SH1-4			0-0 F8		2	1	0	0	1	0	2					
<b>Tony Bernazard, S</b> OBP: 0.326, SLG: 0.385		0-0 F9		0-0 4-3		0-0 F5				3	0	0	0	0	0	2					
<b>Jim Morrison, R</b> OBP: 0.273, SLG: 0.385		0-0 FC5-4 1B		0-0 1-3 1B		0-0 F8				3	0	2	1	0	0	1					
<b>Bill Almon, R</b> OBP: 0.368, SLG: 0.380		3-H FC5-4 1-2		0-0 1-3				0-0 F9		3	0	0	0	0	0	2					
<b>Inning Stats</b>	R: 1 E: 1 K: 0 S: 5	H: 3 LOB: 1 BB: 0 P: 5	R: 1 E: 0 K: 0 S: 4	H: 1 LOB: 1 BB: 1 P: 8	R: 1 E: 0 K: 0 S: 5	H: 2 LOB: 1 BB: 0 P: 5	R: 0 E: 0 K: 1 S: 6	H: 1 LOB: 1 BB: 0 P: 6	R: 0 E: 0 K: 1 S: 5	H: 0 LOB: 0 BB: 0 P: 5	R: 0 E: 0 K: 0 S: 4	H: 1 LOB: 1 BB: 0 P: 4	R: 0 E: 0 K: 0 S: 3	H: 0 LOB: 0 BB: 0 P: 3	R: 0 E: 0 K: 0 S: 4	H: 1 LOB: 1 BB: 0 P: 4	1B: 6 2B: 3 3B: 0 HR: 0	SF: 0 SAC: 1 DP: 0 HBP: 0	WP: 0 PB: 0 SB: 1 CS: 1	PA: 33	
<b>PITCHER</b>	IP	WLS	BF	H	R	ER	SO	BB	IBB	HBP	BLK	WP	HR	S	P	ERA	WHIP				
<b>Doug Bird, R</b> ERA: 2.7	(1, 1)	5.1	L	24	8	3	2	2	1	0	0	0	0	9	27	3.38	1.688				
<b>Ron Davis, R</b> ERA: 1.86	(6, 1)	2.2		9	1	0	0	0	0	0	0	0	0	9	9	0.00	0.375				

**New York Yankees @ Chicago White Sox**  
Comiskey Park, Chicago, IL  
Thu Jun 11 1981, 8:05 PM EDT  
Att: 33,777 - Cloudy - 72 F

**AB 31**  
**R 3**  
**H 9**  
**RBI 2**  
**BB 1**  
**SO 2**  
**LOB 14**





Batter	1	2	3	4	5	6	7	8	9	AB	R	H	RBI	BB	SO	LOB	TOP										
Ron LeFlore, R OBP: 0.299, SLG: 0.310 Rusty Kuntz, R OBP: 0.341, SLG: 0.306	0-0 5-3 2B 1B	0-0 1-3 1B 1B		0-0 1-3		0-0 4-3		0-0 6-3		4	2	2	0	0	0	0	1										
Mike Squires, L OBP: 0.362, SLG: 0.342	0-0 5-3 1-2	0-0 1-H 3-H 1B		0-0 6-3		0-0 F9		0-0 FC3-6 BB		4	0	1	2	1	0	1											
Carlton Fisk, R OBP: 0.402, SLG: 0.441 Jim Essian, R OBP: 0.294, SLG: 0.323 Bob Molinaro, L OBP: 0.455, SLG: 0.357 Marc Hill, R OBP: 0.384, SLG: 0.461	1-0 2B HBP	0-0 1B		0-0 L5		0-0 P4		0-0 FC3-6 HR		3	0	2	0	0	0	0											
Greg Luzinski, R OBP: 0.384, SLG: 0.461	0-3 K	0-0 P4		0-0 P4		4-0 HR BB		0-0 HR		4	2	1	2	1	1	4											
Harold Baines, L OBP: 0.293, SLG: 0.403	0-0 1-3 2-H 2B			0-0 F9		0-0 S 1B		0-0 3-1		5	1	3	3	0	0	0											
Chet Lemon, R OBP: 0.390, SLG: 0.476	0-0 F8			0-0 2B		4-0 FC6-4 BB		0-0 6-3		4	0	2	0	1	0	2											
Tony Bernazard, S OBP: 0.318, SLG: 0.376		0-3 K		0-0 F9		0-0 FC6-4 1-2		0-3 K		5	0	0	0	0	2	4											
Jim Morrison, R OBP: 0.266, SLG: 0.375		0-0 F9		0-0 6-3		0-0 5-3		0-0 F7		4	0	0	0	0	0	1											
Bill Almon, R OBP: 0.371, SLG: 0.382		0-0 1B S 1B		0-3 K		0-3 K		0-0 S 1B		4	1	2	0	0	2	0											
<b>Inning Stats</b>	R: 1 E: 0 K: 1 S: 7	H: 2 LOB: 2 BB: 0 P: 8	R: 2 E: 0 K: 1 S: 9	H: 4 LOB: 2 BB: 0 P: 9	R: 0 E: 0 K: 0 S: 4	H: 1 LOB: 1 BB: 0 P: 4	R: 0 E: 0 K: 1 S: 5	H: 0 LOB: 0 BB: 0 P: 5	R: 0 E: 0 K: 1 S: 5	H: 0 LOB: 0 BB: 0 P: 5	R: 2 E: 0 K: 0 S: 4	H: 2 LOB: 0 BB: 1 P: 8	R: 0 E: 0 K: 1 S: 6	H: 1 LOB: 1 BB: 0 P: 6	R: 2 E: 0 K: 0 S: 5	H: 2 LOB: 1 BB: 1 P: 9	1B: 8 2B: 3 3B: 0 HR: 2	SF: 0 SAC: 0 DP: 0 HBP: 1	WP: 0 PB: 0 SB: 5 CS: 0	PA: 43							
<b>PITCHER</b>	IP	WLS	BF	H	R	ER	SO	BB	IBB	HBP	BLK	WP	HR	S	P	ERA	WHIP										
Dennis Eckersley, R ERA: 4.35	3.0	L	17	7	3	3	2	0	0	1	0	0	0	20	21	9.00	2.333										
Frank Tanana, L ERA: 4.04	3.0		11	1	0	0	2	1	0	0	0	0	0	14	18	0.00	0.667										
Mark Clear, R ERA: 3.48	2.0		9	3	2	2	1	1	0	0	0	0	1	10	14	9.00	2.000										
Bill Campbell, R ERA: 3.57	1.0		6	2	2	2	0	1	0	0	0	0	1	5	9	18.00	3.000										

Chicago White Sox @ Boston Red Sox  
Fenway Park, Boston, MA  
Mon Aug 10 1981, 7:05 PM EDT  
Att: 20,227 - Sunny - 75 F

livebaseballscores.com

AB 39  
R 7  
H 13  
RBI 7  
BB 3  
SO 5  
LOB 14



Batter	1	2	3	4	5	6	7	8	9	AB	R	H	RBI	BB	SO	LOB	BOTTOM										
Jerry Remy, L OBP: 0.365, SLG: 0.369	0-0 L1	0-0 1-3 2-H 1B		0-3 K2-3		0-0 F7		4-0 BB BB		4	0	1	1	1	1	1											
Dwight Evans, R OBP: 0.482, SLG: 0.570	0-0 6-3	0-0 F5		4-0 G1-6-3 BB		0-0 4-3		4-0 G4-6-3 BB		3	0	0	0	2	0	2											
Carl Yastrzemski, L OBP: 0.325, SLG: 0.337	0-0 BB 1B		0-0 FC5 E 1B		0-0 G1-6-3 1-2		0-0 F8		0-0 G4-6-3 1-2	5	0	2	0	0	0	3											
Jim Rice, R OBP: 0.306, SLG: 0.434	4-0 BB 1B	0-0 1B BB		0-0 E5 FC5 1B		0-0 2B		0-0 1B 1B		3	0	2	0	1	0	1											
Carney Lansford, R OBP: 0.363, SLG: 0.448	0-0 1-2 2-H 1B		0-0 FC5 G4-6-3 1B		0-0 5-3		0-0 1-3 1B		0-0 1-3 1B	4	0	2	0	0	0	3											
Rich Gedman, L OBP: 0.318, SLG: 0.477		0-0 6-3		0-0 G4-6-3 1-2		0-0 1-3		0-0 1-3		4	0	0	0	0	0	4											
Tony Perez, R OBP: 0.299, SLG: 0.345		0-0 FC6-5 1B		0-0 6-3		0-0 1B		0-0 P3		4	0	2	0	0	0	2											
Glenn Hoffman, R OBP: 0.258, SLG: 0.268		0-0 FC6-5 1B		0-3 K		0-3 K		0-0 6-3		4	1	1	0	0	2	3											
Rick Miller, L OBP: 0.343, SLG: 0.387		0-0 FC6-5 1B		4-0 BB		0-0 F7		0-0 3-1		3	0	0	0	1	0	3											
<b>Inning Stats</b>	R: 0 E: 0 K: 0 S: 4	H: 2 LOB: 2 BB: 1 P: 8	R: 1 E: 0 K: 0 S: 6	H: 3 LOB: 0 BB: 0 P: 6	R: 0 E: 1 K: 0 S: 4	H: 1 LOB: 1 BB: 0 P: 4	R: 0 E: 0 K: 2 S: 7	H: 0 LOB: 1 BB: 1 P: 11	R: 0 E: 0 K: 1 S: 3	H: 1 LOB: 1 BB: 0 P: 6	R: 0 E: 0 K: 0 S: 3	H: 0 LOB: 0 BB: 0 P: 3	R: 0 E: 0 K: 0 S: 5	H: 2 LOB: 2 BB: 0 P: 5	R: 0 E: 0 K: 0 S: 2	H: 0 LOB: 1 BB: 2 P: 10	1B: 9 2B: 1 3B: 0 HR: 0	SF: 0 SAC: 0 DP: 3 HBP: 0	WP: 0 PB: 0 SB: 0 CS: 0	PA: 39							
<b>PITCHER</b>	IP	WLS	BF	H	R	ER	SO	BB	IBB	HBP	BLK	WP	HR	S	P	ERA	WHIP										
Richard Dotson, R ERA: 2.83	3.0		15	2	0	0	3	2	0	0	0	0	0	19	27	0.00	1.000										
Dennis Lamp, R ERA: 2.05	4.0	W	15	2	0	0	3	2	0	0	0	0	0	19	27	0.00	1.000										
LaMarr Hoyt, R ERA: 2.68	2.0		9	2	0	0	0	2	0	0	0	0	0	7	15	0.00	2.000										

Chicago White Sox @ Boston Red Sox  
Fenway Park, Boston, MA  
Mon Aug 10 1981, 7:05 PM EDT  
Att: 20,227 - Sunny - 75 F

livebaseballscores.com

AB 34  
R 1  
H 10  
RBI 1  
BB 5  
SO 3  
LOB 22





Batter	1	2	3	4	5	6	7	8	9	AB	R	H	RBI	BB	SO	LOB	TOP			
Ron LeFlore, R OBP: 0.297, SLG: 0.307 (1, 7)	F3	L4-3 1B		E5			F9		5-3	5	0	1	0	0	0	2				
Mike Squires, L OBP: 0.352, SLG: 0.331 (1, 3)	4-3	L4-3		L7			F9		4-1	5	0	0	0	0	0	5				
Carlton Fisk, R OBP: 0.402, SLG: 0.440 (1, 2)	2B 1B			P6		P5	2B 1B		5-3	5	1	2	0	0	0	0				
Greg Luzinski, R OBP: 0.391, SLG: 0.487 (1, 10)	1B 2B			2B 3B		6-3	1B 2B			4	1	3	1	0	0	0				
Harold Baines, L OBP: 0.294, SLG: 0.399 Wayne Nordhagen, R (7, PH) OBP: 0.337, SLG: 0.469 (7, 9)	1B BB			K		F8	6-3			2	0	0	0	1	1	1				
Rusty Kuntz, R OBP: 0.341, SLG: 0.306 (9, 9)	BB									0	0	0	0	0	0	0				
Chet Lemon, R OBP: 0.392, SLG: 0.483 (1, 8)	1B			2B		K			5-3	4	0	2	2	0	1	0				
Tony Bernazard, S OBP: 0.317, SLG: 0.373 (1, 4)	F9						1B		K	4	0	1	0	0	1	3				
Jim Morrison, R OBP: 0.260, SLG: 0.366 (1, 5)		6-3		F8		G5-4-3 1B			F9	4	0	0	0	0	0	1				
Bill Almon, R OBP: 0.378, SLG: 0.405 (1, 6)	1B 1B			E1			1B 2B		HR	4	2	3	1	0	0	0				
<b>Inning Stats</b>	R: 1 E: 0 K: 0 S: 6	H: 3 LOB: 3 BB: 1 P: 10	R: 0 E: 0 K: 0 S: 4	H: 2 LOB: 1 BB: 0 P: 4	R: 1 E: 0 K: 1 S: 6	H: 2 LOB: 1 BB: 0 P: 6	R: 0 E: 2 K: 0 S: 5	H: 0 LOB: 2 BB: 0 P: 5	R: 0 E: 0 K: 1 S: 3	H: 1 LOB: 0 BB: 0 P: 5	R: 1 E: 0 K: 0 S: 6	H: 3 LOB: 2 BB: 0 P: 6	R: 0 E: 0 K: 1 S: 5	H: 0 LOB: 0 BB: 0 P: 5	R: 1 E: 0 K: 0 S: 4	H: 1 LOB: 0 BB: 0 P: 4	1B: 7 2B: 4 3B: 1 HR: 1	SF: 0 SAC: 0 DP: 2 HBP: 0	WP: 0 PB: 0 SB: 0 CS: 0	PA: 39
<b>PITCHER</b>	IP	WLS	BF	H	R	ER	SO	BB	IBB	HBP	BLK	WP	HR	S	P	ERA	WHIP			
Mike Torrez, R ERA: 3.74 (1, 1)	3.0		15	7	2	2	1	1	0	0	0	0	0	16	20	6.00	2.667			
Bob Stanley, R ERA: 4.41 (4, 1)	3.2	L	16	4	1	1	1	0	0	0	0	0	0	18	18	2.46	1.091			
Tom Burgmeier, L ERA: 3.41 (7, 1)	2.1		8	1	1	1	1	0	0	0	0	0	1	10	10	3.86	0.429			

**Chicago White Sox @ Boston Red Sox**  
Fenway Park, Boston, MA  
Tue Aug 11 1981, 7:05 PM EDT  
Att: 17,889 - Overcast - 82 F

livebaseballscores.com

AB 38  
R 4  
H 12  
RBI 4  
BB 1  
SO 3  
LOB 14



Batter	1	2	3	4	5	6	7	8	9	AB	R	H	RBI	BB	SO	LOB	BOTTOM			
Jerry Remy, L OBP: 0.384, SLG: 0.368 Dave Stapleton, R (8, PH) OBP: 0.300, SLG: 0.316 (9, 4)	K		G3 WP 1B		K			F8		3	0	1	0	0	2	0				
Dwight Evans, R OBP: 0.445, SLG: 0.560 (1, 9)	L3		K		1-3			6-3		4	0	0	0	0	1	1				
Carney Lansford, R OBP: 0.365, SLG: 0.447 (1, 5)	P3		G3			G4-6-3 1B			E BB	3	0	1	0	1	0	1				
Jim Rice, R OBP: 0.305, SLG: 0.429 (1, 7)		1B BB	K		G4-6-3 1B				K	3	0	0	0	1	2	3				
Tony Perez, R OBP: 0.303, SLG: 0.348 Rick Miller, L (9, PR) OBP: 0.343, SLG: 0.387 (1, 3)		2B 1B		E7 6-3 1B		6-3			E6	4	1	2	0	0	0	1				
Joe Rudi, R OBP: 0.203, SLG: 0.279 (1, 10)		FC5-2-5 2B		6-3			K		K	4	1	0	0	0	2	5				
Gary Allenson, R OBP: 0.299, SLG: 0.347 Carl Yastrzemski, L (9, PH) OBP: 0.323, SLG: 0.335 (1, 2)		P6		K			4-3		F7	3	0	0	0	0	1	3				
Glenn Hoffman, R OBP: 0.259, SLG: 0.276 (1, 6)		2B		P4			F8			3	0	1	2	0	0	1				
Reid Nichols, R OBP: 0.233, SLG: 0.250 (1, 8)		1-3				P3			5-3	3	0	0	0	0	0	1				
<b>Inning Stats</b>	R: 0 E: 0 K: 1 S: 5	H: 0 LOB: 0 BB: 0 P: 5	R: 2 E: 0 K: 0 S: 5	H: 2 LOB: 1 BB: 1 P: 9	R: 0 E: 0 K: 2 S: 8	H: 1 LOB: 0 BB: 0 P: 8	R: 0 E: 1 K: 1 S: 6	H: 1 LOB: 1 BB: 0 P: 6	R: 0 E: 0 K: 1 S: 3	H: 0 LOB: 0 BB: 0 P: 3	R: 0 E: 0 K: 1 S: 5	H: 0 LOB: 0 BB: 0 P: 5	R: 0 E: 0 K: 0 S: 3	H: 0 LOB: 0 BB: 0 P: 3	R: 0 E: 1 K: 2 S: 8	H: 0 LOB: 2 BB: 1 P: 12	1B: 4 2B: 1 3B: 0 HR: 0	SF: 0 SAC: 0 DP: 1 HBP: 0	WP: 1 PB: 0 SB: 0 CS: 0	PA: 34
<b>PITCHER</b>	IP	WLS	BF	H	R	ER	SO	BB	IBB	HBP	BLK	WP	HR	S	P	ERA	WHIP			
Ross Baumgarten, L ERA: 3.57 (1, 1)	5.0		20	4	2	2	5	1	0	0	0	0	0	29	33	3.60	1.000			
Steve Trout, L ERA: 2.51 (6, 1)	3.0	W	9	1	0	0	1	0	0	0	0	0	0	11	11	0.00	0.333			
Ed Farmer, R ERA: 4.55 (9, 1)	1.0	S	5	0	0	0	2	1	0	0	0	0	0	8	12	0.00	1.000			

**Chicago White Sox @ Boston Red Sox**  
Fenway Park, Boston, MA  
Tue Aug 11 1981, 7:05 PM EDT  
Att: 17,889 - Overcast - 82 F

livebaseballscores.com

AB 32  
R 2  
H 5  
RBI 2  
BB 2  
SO 8  
LOB 18





Batter	1	2	3	4	5	6	7	8	9	AB	R	H	RBI	BB	SO	LOB	TOP			
Ron LeFlore, R OBP: 0.306, SLG: 0.317 Rusty Kuntz, R OBP: 0.341, SLG: 0.306	0-0 G4-6-3 1B		0-0 1B		0-0 FC6-4 1B			0-0 5-3		4	1	3	0	0	0	0				
Lamar Johnson, R OBP: 0.347, SLG: 0.406	0-0 G4-6-3 1-2		0-0 1B		0-0 FC6-4 1-2			0-0 F9		4	0	1	1	0	0	2				
Carlton Fisk, R OBP: 0.404, SLG: 0.438	0-0 6-3		4-0 1B		0-0 BB			0-3 K		3	0	1	0	1	1	0				
Greg Luzinski, R OBP: 0.388, SLG: 0.480		4-0 FC3-6 BB	0-0 5-3 1-2		0-0 1-3			0-0 6-3		3	0	0	0	1	0	1				
Wayne Nordhagen, R OBP: 0.343, SLG: 0.471		0-0 FC3-6 1B 1-2		0-0 4-3				0-0 P4		4	0	2	0	0	0	0				
Chet Lemon, R OBP: 0.384, SLG: 0.472		0-3 K		0-0 5-3				0-0 F9		4	0	0	0	0	2	3				
Tony Bernazard, S OBP: 0.317, SLG: 0.370		0-0 FC3-6 FC6-4 1-2 2-3		4-0 PO BB				0-0 G3		2	0	0	0	1	0	2				
Jim Morrison, R OBP: 0.256, SLG: 0.359		0-0 FC6-4 1-2		0-0 PO 1-2		0-0 F7		0-0 L9		3	0	0	0	0	0	2				
Bill Almon, R OBP: 0.373, SLG: 0.399			0-0 L5		0-3 K			0-3 K		3	0	0	0	0	2	0				
<b>Inning Stats</b>	R: 0 E: 0 K: 0 S: 3	H: 1 LOB: 0 BB: 0 P: 3	R: 0 E: 0 K: 1 S: 6	H: 1 LOB: 2 BB: 1 P: 10	R: 1 E: 0 K: 0 S: 4	H: 2 LOB: 1 BB: 1 P: 8	R: 0 E: 0 K: 0 S: 2	H: 0 LOB: 0 BB: 1 P: 6	R: 0 E: 0 K: 1 S: 6	H: 1 LOB: 1 BB: 0 P: 6	R: 0 E: 0 K: 1 S: 5	H: 0 LOB: 0 BB: 0 P: 5	R: 0 E: 0 K: 0 S: 3	H: 0 LOB: 0 BB: 0 P: 3	R: 0 E: 0 K: 0 S: 3	H: 0 LOB: 0 BB: 0 P: 3	1B: 7 2B: 0 3B: 0 HR: 0	SF: 0 SAC: 0 DP: 1 HBP: 0	WP: 0 PB: 0 SB: 2 CS: 0	PA: 34
<b>PITCHER</b> Bob Ojeda, L ERA: 1.0	IP: 9.0 WLS: W BF: 33 H: 7 R: 1 ER: 1 SO: 5 BB: 3 IBB: 0 HBP: 0 BLK: 0 WP: 0 HR: 0 S: 40 P: 52 ERA: 1.00 WHIP: 1.111																			

Chicago White Sox @ Boston Red Sox  
Fenway Park, Boston, MA  
Wed Aug 12 1981, 7:05 PM EDT  
Att: 20,257 - Cloudy - 82 F

AB	30
R	1
H	7
RBI	1
BB	3
SO	5
LOB	10



Batter	1	2	3	4	5	6	7	8	9	AB	R	H	RBI	BB	SO	LOB	BOTTOM			
Dwight Evans, R OBP: 0.448, SLG: 0.574	0-0 4-3		0-0 HR		0-0 G5-4-3 1-2	0-0 BB 1B		0-0 WP 1B		5	1	3	2	0	0	1				
Dave Stapleton, R OBP: 0.308, SLG: 0.337	0-0 6-3 1B		0-0 1-3		0-0 HR	0-0 BB 1B		0-0 F8		4	1	2	1	1	0	1				
Carney Lansford, R OBP: 0.362, SLG: 0.439	0-0 6-3 1-2		0-0 G3		0-0 G3	0-0 F8		4-0 FC6-4 BB		4	0	0	0	1	0	4				
Jim Rice, R OBP: 0.307, SLG: 0.444	0-0 F8		0-0 L9		0-0 HR	0-0 HR 2B		0-0 FC6-4 1-2		5	2	2	1	0	0	3				
Tony Perez, R OBP: 0.307, SLG: 0.357		0-0 F9 BB 1B		0-0 9-5 2B		0-3 K		0-0 6-3		4	0	2	0	0	1	1				
Joe Rudi, R OBP: 0.218, SLG: 0.375		0-0 F8		0-0 9-5 2-3		0-0 HR		0-0 HR		4	2	2	3	0	0	2				
Glenn Hoffman, R OBP: 0.259, SLG: 0.271		4-0 BB		0-0 5-3		0-0 4-3		0-0 1-3		3	0	0	0	1	0	0				
Gary Allenson, R OBP: 0.302, SLG: 0.382		0-0 F9 2-3			0-0 HR	0-0 1B 1B		0-0 F3		4	2	2	1	0	0	2				
Reid Nichols, R OBP: 0.227, SLG: 0.244 Rick Miller, L OBP: 0.349, SLG: 0.389 (5, PH)		0-3 K		4-0 G5-4-3 BB		0-0 1B 1B		0-0 4-3		1	0	0	0	0	1	2				
2 2 0 1 0 1 0 0										2	0	1	0	1	0	0				
<b>Inning Stats</b>	R: 0 E: 0 K: 0 S: 4	H: 1 LOB: 1 BB: 0 P: 4	R: 0 E: 0 K: 1 S: 6	H: 1 LOB: 2 BB: 1 P: 10	R: 1 E: 0 K: 0 S: 4	H: 1 LOB: 0 BB: 0 P: 4	R: 0 E: 0 K: 0 S: 3	H: 1 LOB: 0 BB: 0 P: 3	R: 2 E: 0 K: 0 S: 4	H: 2 LOB: 3 BB: 1 P: 8	R: 3 E: 0 K: 1 S: 10	H: 5 LOB: 3 BB: 1 P: 14	R: 2 E: 0 K: 0 S: 5	H: 2 LOB: 0 BB: 0 P: 5	R: 0 E: 0 K: 0 S: 4	H: 1 LOB: 2 BB: 1 P: 8	1B: 6 2B: 3 3B: 0 HR: 6	SF: 0 SAC: 0 DP: 2 HBP: 0	WP: 1 PB: 0 SB: 0 CS: 0	PA: 40
<b>PITCHER</b> Britt Burns, L ERA: 3.05 LaMarr Hoyt, R ERA: 3.51 Kevin Hickey, L ERA: 3.8	IP: 4.0 WLS: L BF: 8 H: 4 R: 4 ER: 4 SO: 1 BB: 1 IBB: 0 HBP: 0 BLK: 0 WP: 0 HR: 4 S: 9 P: 13 ERA: 27.00 WHIP: 3.750																			

Chicago White Sox @ Boston Red Sox  
Fenway Park, Boston, MA  
Wed Aug 12 1981, 7:05 PM EDT  
Att: 20,257 - Cloudy - 82 F

AB	36
R	8
H	14
RBI	8
BB	4
SO	2
LOB	16





Batter	1	2	3	4	5	6	7	8	9	AB	R	H	RBI	BB	SO	LOB	TOP					
Ron LeFlore, R OBP: 0.303, SLG: 0.314 (1, 7)	G3		HR 1B		K		6-3		1-3	5	1	1	0	0	1	2						
Mike Squires, L OBP: 0.353, SLG: 0.337 (1, 3)	4-3		SF8						F7	3	0	1	1	1	0	0						
Bill Almon, R OBP: 0.370, SLG: 0.411 (1, 6)	6-3		HR		K		F7			4	1	1	3	0	1	4						
Greg Luzinski, R OBP: 0.382, SLG: 0.470 (1, 10)		5-3	6-3		K		F9			4	0	0	0	0	1	4						
Harold Baines, L OBP: 0.304, SLG: 0.420 (1, 9)				P5		2B 5-3 BB		HR		3	2	2	1	1	0	0						
Chet Lemon, R OBP: 0.382, SLG: 0.472 Rusty Kuntz, R OBP: 0.341, SLG: 0.306 (1, 8) (8, 8)	G6-4-3 1B			K		2B		K		4	0	1	0	0	2	1						
Tony Bernazard, S OBP: 0.316, SLG: 0.372 (1, 4)			1B SF8 2B	F9		K		F7		4	1	1	0	0	1	2						
Jim Morrison, R OBP: 0.256, SLG: 0.357 (1, 5)			6-3		1B	5-3		F6		4	0	1	1	0	0	2						
Jim Essian, R OBP: 0.333, SLG: 0.344 Bob Molinaro, L OBP: 0.435, SLG: 0.333 Carlton Fisk, R OBP: 0.402, SLG: 0.435 (1, 2) (6, PH) (6, 2)			HR BB		1B	F8		F8		1	1	1	0	1	0	0						
										1	0	0	0	0	0	1						
										1	0	0	0	0	0	0						
<b>Inning Stats</b>	R: 0 E: 0 K: 0 S: 3	H: 0 LOB: 0 BB: 0 P: 3	R: 0 E: 0 K: 0 S: 3	H: 1 LOB: 0 BB: 0 P: 3	R: 4 E: 0 K: 0 S: 6	H: 3 LOB: 0 BB: 1 P: 10	R: 0 E: 0 K: 1 S: 5	H: 0 LOB: 0 BB: 0 P: 5	R: 0 E: 0 K: 3 S: 11	H: 2 LOB: 3 BB: 1 P: 15	R: 1 E: 0 K: 1 S: 6	H: 1 LOB: 1 BB: 0 P: 10	R: 0 E: 0 K: 0 S: 4	H: 1 LOB: 1 BB: 0 P: 4	R: 1 E: 0 K: 1 S: 6	H: 1 LOB: 0 BB: 0 P: 6	R: 0 E: 0 K: 0 S: 3	H: 0 LOB: 0 BB: 0 P: 3	1B: 4 2B: 3 3B: 0 HR: 2	SF: 1 SAC: 0 DP: 1 HBP: 0	WP: 0 PB: 0 SB: 0 CS: 0	PA: 38
<b>PITCHER</b>	IP	WLS	BF	H	R	ER	SO	BB	IBB	HBP	BLK	WP	HR	S	P	ERA	WHIP					
Steve Crawford, R ERA: 5.37 (1, 1)	3.0		13	4	4	4	0	1	0	0	0	0	1	12	16	12.00	1.667					
Mark Clear, R ERA: 3.45 (4, 1)	3.0	W	14	3	1	1	5	2	0	0	0	0	0	22	30	3.00	1.667					
Bill Campbell, R ERA: 3.51 (7, 1)	3.0	S	11	2	1	1	1	0	0	0	0	0	1	13	13	3.00	0.667					

**Chicago White Sox @ Boston Red Sox**  
Fenway Park, Boston, MA  
Thu Aug 13 1981, 3:33 AM EDT  
Att: 18,683 - Sunny - 86 F

livebaseballscorecards.com

AB 34  
R 6  
H 9  
RBI 6  
BB 3  
SO 6  
LOB 16



Batter	1	2	3	4	5	6	7	8	9	AB	R	H	RBI	BB	SO	LOB	BOTTOM					
Jerry Remy, L OBP: 0.384, SLG: 0.366 (1, 4)	B1-3		4-3		L1-4 S 1B		B4-3			4	0	1	0	1	0	2						
Dwight Evans, R OBP: 0.459, SLG: 0.577 (1, 9)	HR 1B	FC7-4 BB	2B		L1-4			1B 2B		4	2	2	1	1	0	3						
Carl Yastrzemski, L OBP: 0.325, SLG: 0.360 (1, 3)	HR	FC1-5 WP	2B			P6		F8		5	2	2	3	0	0	2						
Jim Rice, R OBP: 0.312, SLG: 0.449 (1, 7)	5-3	2B	2B			4-3		S 1B		4	0	2	1	1	0	0						
Joe Rudi, R OBP: 0.229, SLG: 0.360 (1, 10)	BB	BB	F9			6-3		K		3	0	0	0	2	1	4						
Carney Lansford, R OBP: 0.367, SLG: 0.436 (1, 5)	F7	BB			L7		1B G6-4-3 BB	IBB		2	1	0	0	3	0	1						
Rich Gedman, L OBP: 0.324, SLG: 0.486 (1, 2)		2B	4-3		6-3		G6-4-3 BB 1B	K		5	1	2	0	0	1	5						
Rick Miller, L OBP: 0.358, SLG: 0.400 (1, 8)		1B FC7-4 1B	4-3 2B		4-3		G6-4-3 BB			3	2	2	0	1	0	0						
Julio Valdez, S OBP: 0.333, SLG: 0.333 Garry Hancock, L (7, PH) Tony Perez, R OBP: 0.305, SLG: 0.355 Glenn Hoffman, R OBP: 0.259, SLG: 0.271 (1, 6) (7, PH) (8, 6)		FC7-4 BB 1B	B2			F8	G6-4-3			3	1	1	1	0	0	1						
										0	0	0	0	0	0	0						
										1	0	0	0	0	0	2						
										0	0	0	0	0	0	0						
<b>Inning Stats</b>	R: 2 E: 0 K: 0 S: 5	H: 2 LOB: 1 BB: 1 P: 9	R: 4 E: 0 K: 0 S: 7	H: 4 LOB: 3 BB: 3 P: 19	R: 1 E: 0 K: 0 S: 5	H: 2 LOB: 3 BB: 2 P: 13	R: 0 E: 0 K: 0 S: 3	H: 0 LOB: 0 BB: 0 P: 3	R: 0 E: 0 K: 0 S: 3	H: 1 LOB: 0 BB: 0 P: 3	R: 0 E: 0 K: 0 S: 3	H: 0 LOB: 0 BB: 0 P: 3	R: 1 E: 0 K: 2 S: 9	H: 2 LOB: 2 BB: 1 P: 13	R: 1 E: 0 K: 2 S: 9	H: 2 LOB: 2 BB: 1 P: 13	R: 0 E: 0 K: 0 S: 3	H: 0 LOB: 0 BB: 0 P: 3	1B: 6 2B: 6 3B: 0 HR: 1	SF: 0 SAC: 0 DP: 2 HBP: 0	WP: 1 PB: 1 SB: 2 CS: 0	PA: 43
<b>PITCHER</b>	IP	WLS	BF	H	R	ER	SO	BB	IBB	HBP	BLK	WP	HR	S	P	ERA	WHIP					
Reggie Patterson, R ERA: 3.24 (1, 1)	1.2	L	13	6	6	6	0	2	0	0	0	0	1	11	19	32.40	4.800					
Dennis Lamp, R ERA: 2.2 (2, 1)	1.0		9	2	1	1	0	4	0	0	0	0	0	5	21	9.00	6.000					
Ed Farmer, R ERA: 4.35 (3, 1)	3.1		13	2	1	1	0	2	0	0	0	0	0	11	19	2.70	1.200					
Kevin Hickey, L ERA: 3.86 (7, 1)	2.0		8	2	1	1	2	0	1	0	0	0	0	11	15	4.50	1.000					

**Chicago White Sox @ Boston Red Sox**  
Fenway Park, Boston, MA  
Thu Aug 13 1981, 3:33 AM EDT  
Att: 18,683 - Sunny - 86 F

livebaseballscorecards.com

AB 34  
R 9  
H 12  
RBI 6  
BB 9  
SO 2  
LOB 20






Batter	1	2	3	4	5	6	7	8	9	AB	R	H	RBI	BB	SO	LOB	TOP							
Ron LeFlore, R OBP: 0.306, SLG: 0.316 (1, 7)	4-3		CS 1B		1B S 1-3 3-H 1B		5-3		G6-4-3	5	0	2	1	0	0	3								
Mike Squires, L OBP: 0.351, SLG: 0.335 (1, 3)	4-3		F8					F9		4	0	1	1	0	0	1								
Carlton Fisk, R OBP: 0.399, SLG: 0.428 (1, 2)	F9			F8	5-3					3	0	0	0	1	0	2								
Greg Luzinski, R OBP: 0.376, SLG: 0.461 (1, 10)		F4		5-3			F7		F6	4	0	0	0	0	0	1								
Harold Baines, L OBP: 0.303, SLG: 0.422 (1, 9)		G3		F8			F7 2B		K	4	0	1	0	0	1	1								
Chet Lemon, R OBP: 0.379, SLG: 0.464 (1, 8)		5-3			1B 1B HBP		F7		F8	3	1	0	0	0	0	1								
Tony Bernazard, S OBP: 0.328, SLG: 0.375 (1, 4)			HR BB		1B 1B		F7 SH1-3 BB		1B BB	1	3	1	0	3	0	0								
Jim Morrison, R OBP: 0.262, SLG: 0.379 (1, 5)			1-H HR		F4		SH1-3		1B	3	1	2	2	0	0	2								
Bill Almon, R OBP: 0.368, SLG: 0.408 (1, 6)			K		F5		F7		G6-4-3 1B	4	0	1	1	0	1	3								
<b>Inning Stats</b>	R: 0 E: 0 K: 0 S: 3	H: 0 LOB: 0 BB: 0 P: 3	R: 0 E: 0 K: 0 S: 3	H: 0 LOB: 0 BB: 0 P: 3	R: 2 E: 0 K: 1 S: 6	H: 2 LOB: 0 BB: 1 P: 10	R: 0 E: 0 K: 0 S: 3	H: 0 LOB: 0 BB: 0 P: 3	R: 2 E: 0 K: 0 S: 6	H: 3 LOB: 2 BB: 0 P: 7	R: 0 E: 0 K: 0 S: 3	H: 1 LOB: 0 BB: 0 P: 3	R: 0 E: 0 K: 0 S: 5	H: 0 LOB: 1 BB: 1 P: 7	R: 0 E: 0 K: 1 S: 5	H: 0 LOB: 1 BB: 1 P: 9	R: 1 E: 0 K: 0 S: 4	H: 2 LOB: 1 BB: 1 P: 8	1B: 6 2B: 1 3B: 0 HR: 1	SF: 0 SAC: 1 DP: 1 HBP: 1	WP: 0 PB: 0 SB: 1 CS: 1	PA: 37		
<b>PITCHER</b>	IP	WLS	BF	H	R	ER	SO	BB	IBB	HBP	BLK	WP	HR	S	P	ERA	WHIP							
Sammy Stewart, R ERA: 2.05 (1, 1)	7.0	L	28	6	4	4	1	2	0	1	0	0	1	27	36	5.14	1.143							
Tippy Martinez, L ERA: 2.53 (8, 1)	1.1		8	2	1	1	1	2	0	0	0	0	0	8	16	6.75	3.000							
Dave Ford, R ERA: 5.56 (9, 1)	0.2		1	0	0	0	0	0	0	0	0	0	0	1	1	0.00	0.000							

Chicago White Sox @ Baltimore Orioles  
Memorial Stadium, Baltimore, MD  
Fri Aug 14 1981, 7:05 PM EDT  
Att: 15,401 - Unknown

livebaseballscorecards.com

AB	31
R	5
H	8
RBI	5
BB	4
SO	2
LOB	14




Batter	1	2	3	4	5	6	7	8	9	AB	R	H	RBI	BB	SO	LOB	BOTTOM							
Al Bumby, L OBP: 0.342, SLG: 0.306 (1, 8)	E 1B		F7		G3		F7		FC6 S	5	1	1	0	0	0	2								
Jim Dwyer, L OBP: 0.290, SLG: 0.312 (1, 9)	E4		K		F9		1-3		6-3	3	0	0	0	0	1	1								
Benny Ayala, R OBP: 0.327, SLG: 0.310 (7, PH)	FC3-6									2	0	0	0	0	0	2								
Ken Singleton, S OBP: 0.294, SLG: 0.553 (1, 10)	FC3-6			E5 G3 2B		1B E 2B		K BB BB		3	2	1	0	1	0	1								
Lenn Sakata, R OBP: 0.298, SLG: 0.244 (8, PR)	1-2 2-H									0	0	0	0	0	0	0								
Eddie Murray, S OBP: 0.310, SLG: 0.463 (1, 3)	K			G3		6-3		FC5-4 BB		3	0	0	0	1	1	3								
John Lowenstein, L OBP: 0.371, SLG: 0.404 (6, PH)	4-3			K		E 1B		K		2	0	0	0	0	1	2								
Gary Roenicke, R OBP: 0.379, SLG: 0.400 (7, 7)						2-3		2-3		2	0	1	0	0	1	2								
Doug DeCinces, R OBP: 0.312, SLG: 0.429 (1, 5)		L7				E5 FC6-4		FC5-4		4	0	1	2	0	0	2								
Dan Graham, L OBP: 0.244, SLG: 0.272 (1, 2)		K				1-2 3-H		F7		2	0	1	0	0	1	0								
Rick Dempsey, R OBP: 0.329, SLG: 0.341 (6, PH)		K						L8		2	0	0	0	0	0	2								
Rich Dauer, R OBP: 0.333, SLG: 0.350 (1, 4)		F8			F9		FC6-4		FC6 BB BB	3	0	0	0	1	0	4								
Mark Belanger, R OBP: 0.244, SLG: 0.272 (1, 6)										3	0	0	0	0	1	0								
Terry Crowley, L OBP: 0.367, SLG: 0.360 (9, PH)										0	0	0	0	1	0	0								
Cal Ripken Jr., R (9, PR)										0	0	0	0	0	0	0								
<b>Inning Stats</b>	R: 1 E: 2 K: 1 S: 7	H: 1 LOB: 1 BB: 0 P: 7	R: 0 E: 0 K: 1 S: 5	H: 0 LOB: 0 BB: 0 P: 5	R: 0 E: 0 K: 1 S: 5	H: 0 LOB: 0 BB: 0 P: 5	R: 1 E: 1 K: 1 S: 8	H: 2 LOB: 2 BB: 0 P: 8	R: 0 E: 0 K: 0 S: 3	H: 0 LOB: 0 BB: 0 P: 3	R: 1 E: 1 K: 0 S: 6	H: 2 LOB: 2 BB: 0 P: 6	R: 0 E: 0 K: 1 S: 5	H: 0 LOB: 0 BB: 0 P: 5	R: 0 E: 0 K: 1 S: 4	H: 0 LOB: 1 BB: 2 P: 12	R: 0 E: 0 K: 0 S: 3	H: 0 LOB: 3 BB: 2 P: 11	1B: 3 2B: 2 3B: 0 HR: 0	SF: 0 SAC: 0 DP: 0 HBP: 0	WP: 0 PB: 0 SB: 1 CS: 0	PA: 38		
<b>PITCHER</b>	IP	WLS	BF	H	R	ER	SO	BB	IBB	HBP	BLK	WP	HR	S	P	ERA	WHIP							
Richard Dotson, R ERA: 2.68 (1, 1)	5.0	W	20	3	2	0	4	0	0	0	0	0	0	28	28	0.00	0.600							
Steve Trout, L ERA: 2.66 (6, 1)	2.0		11	2	1	1	1	2	0	0	0	0	0	11	19	4.50	2.000							
Ed Farmer, R ERA: 4.09 (8, 1)	2.0	S	7	0	0	0	1	2	0	0	0	0	0	7	15	0.00	1.000							

Chicago White Sox @ Baltimore Orioles  
Memorial Stadium, Baltimore, MD  
Fri Aug 14 1981, 7:05 PM EDT  
Att: 15,401 - Unknown

livebaseballscorecards.com

AB	34
R	3
H	5
RBI	2
BB	4
SO	6
LOB	21





Batter	1	2	3	4	5	6	7	8	9	AB	R	H	RBI	BB	SO	LOB	TOP					
Ron LeFlore, R OBP: 0.300, SLG: 0.309 (1, 7)	F8		K			5-3		6-3		4	0	0	0	0	1	1	Chicago White Sox @ Baltimore Orioles Memorial Stadium, Baltimore, MD Sat Aug 15 1981, 7:05 PM EDT Att: 15,323 - Unknown					
Mike Squires, L OBP: 0.354, SLG: 0.339 (1, 3)	L7				FC5-4 1B	F8			1B	4	0	2	0	0	0	0						
Carlton Fisk, R OBP: 0.392, SLG: 0.418 (1, 2)	F2				FC5-4 1-2		4-1		F3	4	0	0	0	0	0	2						
Greg Luzinski, R OBP: 0.369, SLG: 0.452 (1, 10)		6-3		K			E5 BB		K	4	0	0	0	0	2	2						
Wayne Nordhagen, R OBP: 0.339, SLG: 0.457 (1, 9)	F8			K			4-0 1-2 BB		6-3	3	0	0	0	1	1	2						
Chet Lemon, R OBP: 0.374, SLG: 0.457 (1, 8)	F4				1-3		0-0 F9			3	0	0	0	0	0	2						
Tony Bernazard, S OBP: 0.324, SLG: 0.370 (1, 4)			4-3		4-3		0-0 6-3			3	0	0	0	0	0	2						
Jim Morrison, R OBP: 0.258, SLG: 0.373 (1, 5)			5-3		B5-3		0-3 K			3	0	0	0	0	1	0						
Bill Almon, R OBP: 0.368, SLG: 0.411 (1, 6)						0-3 K		F8		3	0	1	0	0	1	0						
<b>Inning Stats</b>	R: 0 E: 0 K: 0 S: 3	H: 0 LOB: 0 BB: 0 P: 3	R: 0 E: 0 K: 0 S: 3	H: 0 LOB: 0 BB: 0 P: 3	R: 0 E: 0 K: 1 S: 6	H: 1 LOB: 1 BB: 0 P: 6	R: 0 E: 0 K: 2 S: 8	H: 1 LOB: 1 BB: 0 P: 8	R: 0 E: 0 K: 0 S: 3	H: 0 LOB: 0 BB: 0 P: 3	R: 0 E: 0 K: 1 S: 5	H: 0 LOB: 0 BB: 0 P: 5	R: 0 E: 1 K: 0 S: 4	H: 0 LOB: 2 BB: 1 P: 8	R: 0 E: 0 K: 1 S: 5	H: 0 LOB: 0 BB: 0 P: 5	R: 0 E: 0 K: 1 S: 6	H: 1 LOB: 1 BB: 0 P: 6	1B: 2 2B: 1 3B: 0 HR: 0	SF: 0 SAC: 0 DP: 0 HBP: 0	WP: 0 PB: 0 SB: 0 CS: 0	PA: 32
<b>PITCHER</b> Dennis Martinez, R ERA: 3.01 (1, 1)	IP: 9.0 WLS: W BF: 32 H: 3 R: 0 ER: 0 SO: 6 BB: 1 IBB: 0 HBP: 0 BLK: 0 WP: 0 HR: 0 S: 43 P: 47 ERA: 0.00 WHIP: 0.444															<b>PITCHER</b>						

Batter	1	2	3	4	5	6	7	8	9	AB	R	H	RBI	BB	SO	LOB	BOTTOM					
Al Bumbry, L OBP: 0.340, SLG: 0.305 Jim Dwyer, L OBP: 0.290, SLG: 0.312 (1, 8) (8, 7)	4-3		L7		CS 1B		F8			4	0	1	0	0	0	0	Chicago White Sox @ Baltimore Orioles Memorial Stadium, Baltimore, MD Sat Aug 15 1981, 7:05 PM EDT Att: 15,323 - Unknown					
Rich Dauer, R OBP: 0.332, SLG: 0.345 (1, 4)	F9		F4		4-0 1-2 BB		F8		3	0	0	0	1	0	0							
Ken Singleton, S OBP: 0.431, SLG: 0.545 (1, 9)	F9			1B HR BB	0-3 K		G3		3	1	0	0	1	1	1							
Eddie Murray, S OBP: 0.314, SLG: 0.461 (1, 3)		BB BB	BB BB	BB HR 1B	0-0 F5		G3		3	1	1	0	1	0	1							
Terry Crowley, L OBP: 0.375, SLG: 0.363 (1, 10)		F5		1-2 HR BB		G6-3 1B		G3	2	1	1	0	1	0	1							
Doug DeCinces, R OBP: 0.317, SLG: 0.446 (1, 5)		BB BB	BB BB	1-2 HR	0-0 G6-3		1-2 G6-3		2	1	1	4	1	0	1							
Dan Graham, L OBP: 0.286, SLG: 0.287 (1, 2)		BB BB	BB BB	1-2 HR	0-0 K		6-3		3	0	0	0	0	1	2							
Gary Roenicke, R OBP: 0.372, SLG: 0.391 (8, 8)		0-3 K		0-0 P3			F2		3	0	0	0	0	1	2							
Mark Belanger, R OBP: 0.238, SLG: 0.265 (1, 6)			F8		F7		K		3	0	0	0	0	1	0							
<b>Inning Stats</b>	R: 0 E: 0 K: 0 S: 3	H: 0 LOB: 0 BB: 2 P: 3	R: 0 E: 0 K: 1 S: 5	H: 0 LOB: 2 BB: 2 P: 13	R: 0 E: 0 K: 0 S: 3	H: 0 LOB: 0 BB: 0 P: 3	R: 4 E: 0 K: 1 S: 7	H: 2 LOB: 2 BB: 2 P: 15	R: 0 E: 0 K: 1 S: 5	H: 1 LOB: 1 BB: 1 P: 9	R: 0 E: 0 K: 0 S: 3	H: 1 LOB: 0 BB: 0 P: 3	R: 0 E: 0 K: 1 S: 5	H: 0 LOB: 0 BB: 0 P: 5	R: 0 E: 0 K: 0 S: 3	H: 0 LOB: 0 BB: 0 P: 3	R: 0 E: 0 K: 1 S: 6	H: 0 LOB: 0 BB: 0 P: 6	1B: 3 2B: 0 3B: 0 HR: 1	SF: 0 SAC: 0 DP: 1 HBP: 0	WP: 0 PB: 0 SB: 0 CS: 1	PA: 31
<b>PITCHER</b> LaMarr Hoyt, R ERA: 3.72 Reggie Patterson, R ERA: 11.57 Lynn McGlothen, R ERA: 4.69 (1, 1) (5, 1) (8, 1)	IP: 4.0 WLS: L BF: 18 H: 2 R: 4 ER: 4 SO: 2 BB: 4 IBB: 0 HBP: 0 BLK: 0 WP: 0 HR: 1 S: 18 P: 34 ERA: 9.00 WHIP: 1.500															<b>PITCHER</b>						

AB	31
R	0
H	3
RBI	0
BB	1
SO	6
LOB	11

AB	26
R	4
H	4
RBI	4
BB	5
SO	4
LOB	8












Batter	1	2	3	4	5	6	7	8	9	AB	R	H	RBI	BB	SO	LOB	TOP										
Ron LeFlore, R OBP: 0.300, SLG: 0.309 (1, 7)	5-3		1B			6-3		FC4-6		4	0	1	0	0	0	2											
Mike Squires, L OBP: 0.343, SLG: 0.328 (1, 3)	F7		K			4-3			K	4	0	0	0	0	2	1											
Carlton Fisk, R OBP: 0.387, SLG: 0.418 (1, 2)	2B				F8		5-3		5-3	4	0	1	0	0	0	0											
Greg Luzinski, R OBP: 0.366, SLG: 0.455 (1, 10)	K				K		K		1B	4	0	1	0	0	3	1											
Wayne Nordhagen, R OBP: 0.333, SLG: 0.449 Harold Baines, L OBP: 0.301, SLG: 0.415 (7, PH) (7, 9)	P4				4-3		K		K	2	0	0	0	0	0	0											
Chet Lemon, R OBP: 0.374, SLG: 0.457 (1, 8)	K					G6-3 1B		F2		3	0	1	0	0	1	0											
Tony Bernazard, S OBP: 0.328, SLG: 0.370 (1, 4)	K					G6-3 1B		1B		3	0	1	0	0	1	1											
Jim Morrison, R OBP: 0.253, SLG: 0.364 Bob Molinaro, L OBP: 0.480, SLG: 0.471 Greg Pryor, R OBP: 0.314, SLG: 0.277 (8, PH) (8, 5)	F8				F8		K		FC4-6 1B	2	0	0	0	0	1	0											
Bill Almon, R OBP: 0.356, SLG: 0.399 (1, 6)					K		5-3		K	3	0	0	0	0	2	2											
<b>Inning Stats</b>	R: 0 E: 0 K: 1 S: 6	H: 1 LOB: 1 BB: 0 P: 6	R: 0 E: 0 K: 2 S: 7	H: 0 LOB: 0 BB: 0 P: 7	R: 0 E: 0 K: 2 S: 8	H: 1 LOB: 1 BB: 0 P: 8	R: 0 E: 0 K: 1 S: 5	H: 0 LOB: 0 BB: 0 P: 5	R: 0 E: 0 K: 0 S: 3	H: 0 LOB: 0 BB: 0 P: 3	R: 0 E: 0 K: 2 S: 7	H: 2 LOB: 2 BB: 0 P: 7	R: 0 E: 0 K: 2 S: 8	H: 1 LOB: 1 BB: 0 P: 8	1B: 5 2B: 1 3B: 0 HR: 0	SF: 0 SAC: 0 DP: 1 HBP: 0	WP: 0 PB: 0 SB: 0 CS: 0	PA: 32									
<b>PITCHER</b>	IP	WLS	BF	H	R	ER	SO	BB	IBB	HBP	BLK	WP	HR	S	P	ERA	WHIP										
Ron Guidry, L ERA: 3.18 George Frazier, R ERA:	6.0	W	20	3	0	0	7	0	0	0	0	0	0	34	34	0.00	0.500										
3.0	S	12	3	0	0	5	0	0	0	0	0	0	0	22	22	0.00	1.000										

Chicago White Sox @ New York Yankees  
Yankee Stadium, Bronx, NY  
Tue Aug 18 1981, 7:05 PM EDT  
Att: 30,157 - Unknown

AB 32  
R 0  
H 6  
RBI 0  
BB 0  
SO 12  
LOB 8



Batter	1	2	3	4	5	6	7	8	9	AB	R	H	RBI	BB	SO	LOB	BOTTOM										
Willie Randolph, R OBP: 0.354, SLG: 0.317 (1, 4)	SH5-3 3B 1B		CS BB			6-3		1B 1B		3	2	0	1	0	0												
Jerry Mumphrey, S OBP: 0.367, SLG: 0.418 (1, 8)	SH5-3 1-2		K			FC5-4 1B		CS 1B		3	0	2	2	0	1	1											
Dave Winfield, R OBP: 0.363, SLG: 0.443 (1, 7)	5-3		BB 1B			FC5-4 1-2		CS 1-2		4	0	1	0	0	0	2											
Bob Watson, R OBP: 0.348, SLG: 0.433 (1, 3)	3B 2H		BB BB			G1-6-3 1B		5-3		3	0	2	1	1	0	0											
Reggie Jackson, L OBP: 0.327, SLG: 0.372 (1, 9)	F7		4-3			G1-6-3 1-2		2B 1B		4	1	1	0	0	0	4											
Lou Piniella, R OBP: 0.333, SLG: 0.419 Oscar Gamble, L OBP: 0.395, SLG: 0.543 (8, PH) (1, 10)	E8 1-3 PB				F8		P6		2B 1B	3	0	0	0	0	0	0											
Graig Nettles, L OBP: 0.305, SLG: 0.371 (1, 5)	1-3				4-3			F8		3	0	0	0	1	0	1											
Rick Cerone, R OBP: 0.252, SLG: 0.308 (1, 2)	F3				K			F9		4	0	0	0	0	1	3											
Bucky Dent, R OBP: 0.299, SLG: 0.379 (1, 6)	F9					6-3		1B 1B BB		2	1	0	0	1	0	1											
<b>Inning Stats</b>	R: 1 E: 0 K: 0 S: 5	H: 2 LOB: 1 BB: 0 P: 5	R: 0 E: 1 K: 0 S: 4	H: 0 LOB: 1 BB: 0 P: 4	R: 0 E: 0 K: 1 S: 5	H: 1 LOB: 2 BB: 2 P: 13	R: 0 E: 0 K: 1 S: 5	H: 0 LOB: 0 BB: 0 P: 5	R: 0 E: 0 K: 0 S: 3	H: 1 LOB: 1 BB: 0 P: 3	R: 2 E: 0 K: 0 S: 4	H: 2 LOB: 2 BB: 1 P: 8	R: 1 E: 0 K: 0 S: 5	H: 2 LOB: 2 BB: 1 P: 9	1B: 7 2B: 2 3B: 1 HR: 0	SF: 0 SAC: 1 DP: 2 HBP: 0	WP: 0 PB: 1 SB: 0 CS: 2	PA: 36									
<b>PITCHER</b>	IP	WLS	BF	H	R	ER	SO	BB	IBB	HBP	BLK	WP	HR	S	P	ERA	WHIP										
Steve Trout, L ERA: 2.78 Lynn McGlothen, R ERA: 4.81	6.2	L	29	7	3	3	2	3	0	0	0	0	0	30	42	4.05	1.500										
1.1		6	2	1	1	0	0	0	1	0	0	0	0	5	9	6.75	1.500										

Chicago White Sox @ New York Yankees  
Yankee Stadium, Bronx, NY  
Tue Aug 18 1981, 7:05 PM EDT  
Att: 30,157 - Unknown

AB 30  
R 4  
H 9  
RBI 4  
BB 4  
SO 2  
LOB 12





Batter	1	2	3	4	5	6	7	8	9	AB	R	H	RBI	BB	SO	LOB	TOP	
Ron LeFlore, R OBP: 0.303, SLG: 0.321	0-0 4-3 1B		0-0 E6 FC4-6 1-3	0-0 5-3		0-0 SF8 3B		0-0 G6-4-3 1-2		5	1	2	0	0	0	3		
Mike Squires, L OBP: 0.344, SLG: 0.332	0-0 4-3 1-2		0-0 E 1B	0-0 BB 1B		0-0 SF8 3H		0-0 F8		4	1	2	2	0	0	1		
Carlton Fisk, R OBP: 0.387, SLG: 0.415	0-0 5-3		0-0 FC4-6 1B	4-0 BB 1B		0-0 1B		0-0 6-3		4	1	1	1	1	0	3		
Greg Luzinski, R OBP: 0.367, SLG: 0.451	0-3 K		0-0 1B	0-3 K		0-3 K		4-0 1B BB		4	1	1	1	1	3	4		
Rusty Kuntz, R OBP: 0.341, SLG: 0.306			0-0 1B					0-0 BB		0	0	0	0	0	0	0		
Wayne Nordhagen, R OBP: 0.345, SLG: 0.455		0-0 G1-6-3 1B	0-0 HBP 1B	0-3 K		0-0 F8		0-0 1B BB		5	0	3	1	0	1	3		
Harold Baines, L OBP: 0.301, SLG: 0.415			1-2 2H 1B					1-3 1B		0	0	0	0	0	0	0		
Chet Lemon, R OBP: 0.376, SLG: 0.465		0-0 G1-6-3 1B	0-0 HBP 1B			0-0 SH1-4 2B		0-3 K		5	0	3	1	0	1	2		
Tony Bernazard, S OBP: 0.327, SLG: 0.365		0-0 G1-6-3 1B	1-0 G6-4-3 HBP			0-0 SH1-4 2-3		0-3 K		3	0	0	0	0	1	4		
Jim Morrison, R OBP: 0.247, SLG: 0.356		0-0 4-3	0-0 G6-4-3			0-0 5-3		0-0 F9		4	0	0	0	0	0	5		
Bill Almon, R OBP: 0.363, SLG: 0.407			0-0 E FC4-6 1B	0-0 1B 2B		0-3 K		4-0 G6-4-3 BB		3	2	2	0	1	1	1		
<b>Inning Stats</b>	R: 0 E: 0 K: 1 S: 6	H: 1 LOB: 1 BB: 0 P: 6	R: 0 E: 0 K: 0 S: 4	H: 2 LOB: 1 BB: 0 P: 4	R: 4 E: 2 K: 0 S: 8	H: 5 LOB: 2 BB: 0 P: 9	R: 1 E: 0 K: 2 S: 9	H: 2 LOB: 1 BB: 1 P: 13	R: 0 E: 0 K: 1 S: 7	H: 0 LOB: 0 BB: 0 P: 5	R: 0 E: 0 K: 0 S: 2	H: 0 LOB: 0 BB: 1 P: 6	R: 0 E: 0 K: 1 S: 6	H: 1 LOB: 2 BB: 1 P: 10	1B: 11 2B: 2 3B: 1 HR: 0	SF: 1 SAC: 1 DP: 3 HBP: 1	WP: 0 PB: 0 SB: 0 CS: 0	PA: 43
<b>PITCHER</b>	IP WLS BF H R ER SO BB IBB HBP BLK WP HR S P ERA WHIP	IP WLS BF H R ER SO BB IBB HBP BLK WP HR S P ERA WHIP	IP WLS BF H R ER SO BB IBB HBP BLK WP HR S P ERA WHIP	IP WLS BF H R ER SO BB IBB HBP BLK WP HR S P ERA WHIP	IP WLS BF H R ER SO BB IBB HBP BLK WP HR S P ERA WHIP	IP WLS BF H R ER SO BB IBB HBP BLK WP HR S P ERA WHIP	IP WLS BF H R ER SO BB IBB HBP BLK WP HR S P ERA WHIP	IP WLS BF H R ER SO BB IBB HBP BLK WP HR S P ERA WHIP	IP WLS BF H R ER SO BB IBB HBP BLK WP HR S P ERA WHIP	IP WLS BF H R ER SO BB IBB HBP BLK WP HR S P ERA WHIP	IP WLS BF H R ER SO BB IBB HBP BLK WP HR S P ERA WHIP	IP WLS BF H R ER SO BB IBB HBP BLK WP HR S P ERA WHIP	IP WLS BF H R ER SO BB IBB HBP BLK WP HR S P ERA WHIP	IP WLS BF H R ER SO BB IBB HBP BLK WP HR S P ERA WHIP	IP WLS BF H R ER SO BB IBB HBP BLK WP HR S P ERA WHIP	IP WLS BF H R ER SO BB IBB HBP BLK WP HR S P ERA WHIP	IP WLS BF H R ER SO BB IBB HBP BLK WP HR S P ERA WHIP	IP WLS BF H R ER SO BB IBB HBP BLK WP HR S P ERA WHIP
Tommy John, L ERA: 2.88	3.1	20	10	5	1	1	0	0	0	0	0	21	22	2.70	3.000			
Rudy May, L ERA: 4.66	5.0	L 21	4	1	1	5	3	0	0	0	0	28	40	1.80	1.400			
Dave Wehmeister, R ERA: 5.4	0.2	2	0	0	0	1	0	0	0	0	0	4	4	0.00	0.000			

Chicago White Sox @ New York Yankees  
Yankee Stadium, Bronx, NY  
Wed Aug 19 1981, 7:05 PM EDT  
Att: 30,421 - Unknown - 72 F

AB 37  
R 6  
H 14  
RBI 6  
BB 3  
SO 7  
LOB 26



Batter	1	2	3	4	5	6	7	8	9	AB	R	H	RBI	BB	SO	LOB	BOTTOM			
Willie Randolph, R OBP: 0.351, SLG: 0.312	4-0 1B BB	0-0 L5-3 1-2		0-0 2-3		0-0 G1-6-3 1-2		0-0 6-3		4	1	0	0	1	0	4				
Jerry Mumphrey, S OBP: 0.372, SLG: 0.423	0-0 1B 1-2		0-0 FC4-6 1B	0-0 FC5-4 1B		0-0 F7		0-0 3-1		5	2	3	1	0	0	0				
Dave Winfield, R OBP: 0.361, SLG: 0.440	0-0 F8		0-0 FC4-6 1B	0-0 FC5-4 1-2		0-0 4-3		0-0 4-3		4	0	1	0	0	0	3				
Oscar Gamble, L OBP: 0.391, SLG: 0.534	0-0 1B 1-3 2H		0-0 FC4-6 1B	0-0 FC4-6 1-2 2-3		0-0 F8		0-0 F8		4	1	1	1	0	0	2				
Reggie Jackson, L OBP: 0.330, SLG: 0.374	0-3 K		0-0 FC4-6 1B	0-0 F7		0-0 F7		0-0 BB 1B		4	0	2	1	0	1	2				
Graig Nettles, L OBP: 0.308, SLG: 0.371	0-0 1B		0-0 FC4-6 1-3 3H	0-0 4-3		0-0 4-3		4-0 BB 1B		3	0	1	2	1	0	1				
Bob Watson, R OBP: 0.342, SLG: 0.422	0-0 4-3		0-0 FC5-4 1-2	0-0 FC5-4 1-2		0-0 FC3-6 1B		0-3 K		4	0	1	0	0	1	5				
Rick Cerone, R OBP: 0.260, SLG: 0.314		0-0 FC5-4 1B	0-0 2-3 SH3-4 1B	0-0 1B		0-0 FC3-6 1B		0-0 FC6-4-3-2 1-2 2H		4	1	2	0	0	0	3				
Bucky Dent, R OBP: 0.300, SLG: 0.380		0-0 FC5-4 1-2	0-0 SH3-4 1B	0-0 1B		0-0 G1-6-3 1B		0-0 F8		2	0	1	0	0	0	1				
Bobby Murcer, L OBP: 0.322, SLG: 0.425										1	0	0	0	0	0	0				
<b>Inning Stats</b>	R: 2 E: 0 K: 1 S: 8	H: 3 LOB: 2 BB: 1 P: 12	R: 0 E: 0 K: 0 S: 3	H: 1 LOB: 0 BB: 0 P: 3	R: 2 E: 0 K: 0 S: 6	H: 3 LOB: 1 BB: 0 P: 6	R: 1 E: 0 K: 0 S: 5	H: 2 LOB: 1 BB: 0 P: 5	R: 0 E: 0 K: 0 S: 3	H: 0 LOB: 0 BB: 0 P: 3	R: 0 E: 0 K: 0 S: 3	H: 0 LOB: 0 BB: 0 P: 3	R: 0 E: 0 K: 1 S: 5	H: 1 LOB: 2 BB: 1 P: 9	R: 0 E: 0 K: 0 S: 3	H: 0 LOB: 0 BB: 0 P: 3	1B: 12 2B: 1 3B: 0 HR: 0	SF: 0 SAC: 1 DP: 2 HBP: 0	WP: 0 PB: 0 SB: 0 CS: 0	PA: 38
<b>PITCHER</b>	IP WLS BF H R ER SO BB IBB HBP BLK WP HR S P ERA WHIP	IP WLS BF H R ER SO BB IBB HBP BLK WP HR S P ERA WHIP	IP WLS BF H R ER SO BB IBB HBP BLK WP HR S P ERA WHIP	IP WLS BF H R ER SO BB IBB HBP BLK WP HR S P ERA WHIP	IP WLS BF H R ER SO BB IBB HBP BLK WP HR S P ERA WHIP	IP WLS BF H R ER SO BB IBB HBP BLK WP HR S P ERA WHIP	IP WLS BF H R ER SO BB IBB HBP BLK WP HR S P ERA WHIP	IP WLS BF H R ER SO BB IBB HBP BLK WP HR S P ERA WHIP	IP WLS BF H R ER SO BB IBB HBP BLK WP HR S P ERA WHIP	IP WLS BF H R ER SO BB IBB HBP BLK WP HR S P ERA WHIP	IP WLS BF H R ER SO BB IBB HBP BLK WP HR S P ERA WHIP	IP WLS BF H R ER SO BB IBB HBP BLK WP HR S P ERA WHIP	IP WLS BF H R ER SO BB IBB HBP BLK WP HR S P ERA WHIP	IP WLS BF H R ER SO BB IBB HBP BLK WP HR S P ERA WHIP	IP WLS BF H R ER SO BB IBB HBP BLK WP HR S P ERA WHIP	IP WLS BF H R ER SO BB IBB HBP BLK WP HR S P ERA WHIP	IP WLS BF H R ER SO BB IBB HBP BLK WP HR S P ERA WHIP	IP WLS BF H R ER SO BB IBB HBP BLK WP HR S P ERA WHIP		
Richard Dotson, R ERA: 2.98	2.1	14	7	4	4	1	1	0	0	0	0	15	19	15.43	3.429					
Dennis Lamp, R ERA: 2.15	4.2	W 19	5	1	1	0	1	0	0	0	0	18	22	1.93	1.286					
Ed Farmer, R ERA: 4.0	2.0	S 5	0	0	0	1	0	0	0	0	0	7	7	0.00	0.000					

Chicago White Sox @ New York Yankees  
Yankee Stadium, Bronx, NY  
Wed Aug 19 1981, 7:05 PM EDT  
Att: 30,421 - Unknown - 72 F

AB 35  
R 5  
H 12  
RBI 5  
BB 2  
SO 2  
LOB 21





Batter	1	2	3	4	5	6	7	8	9	AB	R	H	RBI	BB	SO	LOB	TOP			
Ron LeFlore, R OBP: 0.297, SLG: 0.315 (1, 7)	6-3		K		6-3		K2-3			4	0	0	0	0	2	0				
Mike Squires, L OBP: 0.343, SLG: 0.330 (1, 3)	F8			HBP 1B	F8			G3		4	1	1	0	0	0	0				
Carlton Fisk, R OBP: 0.389, SLG: 0.413 (1, 2)				1B 3B HBP	F8			F7		3	1	1	0	0	0	0				
Greg Luzinski, R OBP: 0.362, SLG: 0.443 (1, 10)	K				K		K	F8		4	0	0	0	0	3	3				
Harold Baines, L OBP: 0.305, SLG: 0.417 (1, 9)		5-3						G3		4	1	2	1	0	0	0				
Chet Lemon, R OBP: 0.376, SLG: 0.471 (1, 8)	F7			1B 2B	K			5-3		4	1	1	2	0	1	1				
Tony Bernazard, S OBP: 0.326, SLG: 0.367 (1, 4)	F8			2B 3B	G3			4-3		4	0	1	1	0	0	1				
Jim Morrison, R OBP: 0.249, SLG: 0.353 (1, 5)			F8		5-3					2	0	0	0	1	0	0				
Greg Pryor, R OBP: 0.296, SLG: 0.260 (1, 6)	F8				5-3					3	0	0	0	0	1	2				
<b>Inning Stats</b>	R: 0 E: 0 K: 1 S: 6	H: 1 LOB: 1 BB: 0 P: 6	R: 0 E: 0 K: 0 S: 3	H: 0 LOB: 0 BB: 0 P: 3	R: 0 E: 0 K: 1 S: 5	H: 0 LOB: 0 BB: 0 P: 5	R: 4 E: 0 K: 2 S: 10	H: 4 LOB: 2 BB: 1 P: 15	R: 0 E: 0 K: 0 S: 3	H: 0 LOB: 0 BB: 0 P: 3	R: 0 E: 0 K: 1 S: 5	H: 0 LOB: 0 BB: 0 P: 5	R: 0 E: 0 K: 0 S: 3	H: 0 LOB: 0 BB: 0 P: 3	R: 0 E: 0 K: 0 S: 3	H: 0 LOB: 0 BB: 0 P: 3	1B: 4 2B: 2 3B: 1 HR: 0	SF: 0 SAC: 0 DP: 1 HBP: 1	WP: 0 PB: 0 SB: 0 CS: 1	PA: 34
<b>PITCHER</b> Dave Stieb, R ERA: 3.88 (1, 1)	IP: 9.0 WLS: W BF: 34 H: 6 R: 4 ER: 4 SO: 7 BB: 1 IBB: 0 HBP: 1 BLK: 0 WP: 0 HR: 0 S: 46 P: 51 ERA: 4.00 WHIP: 0.778																			

Chicago White Sox @ Toronto Blue Jays  
Exhibition Stadium, Toronto, ON  
Fri Aug 21 1981, 3:33 AM EDT  
Att: 14,161 - Unknown - 77 F

AB 32  
R 4  
H 6  
RBI 4  
BB 1  
SO 7  
LOB 7



Batter	1	2	3	4	5	6	7	8	9	AB	R	H	RBI	BB	SO	LOB	BOTTOM					
Alfredo Griffin, S OBP: 0.235, SLG: 0.287 (1, 6)	5-3		F9		6-3		4-3		G3	5	0	0	0	0	0	0						
Danny Ainge, R OBP: 0.281, SLG: 0.236 (1, 5) (9, 8)	4-3			FC1-6 1B		1B BB	F9		F9	4	1	1	0	1	0	0						
Lloyd Moseby, L OBP: 0.309, SLG: 0.404 (1, 8) (9, 9)				F9		E 1B FC5-2 1B		6-3 SH5-4 BB 1B	HR	4	2	3	1	1	0	1						
Greg Wells, R OBP: 0.226, SLG: 0.290 (1, 10)	K2-3			FC1-6		FC5-2 E 1B		SH5-4		2	0	0	0	0	1	2						
Al Woods, L OBP: 0.277, SLG: 0.282 (6, PH)				1-2		1-2 3-H 1B				1	0	1	1	0	0	0						
John Mayberry, L OBP: 0.368, SLG: 0.441 (1, 3)			G6-4-3 1B	5-3		P6		6-3		4	0	1	0	0	0	4						
Damaso Garcia, R OBP: 0.277, SLG: 0.304 (8, PH) Garth Iorg, R OBP: 0.279, SLG: 0.301 (9, 4)	G6-4-3					E5 FC5-2 1B		BB BB BB		3	0	1	0	0	0	3						
Barry Bonnell, R OBP: 0.257, SLG: 0.336 (1, 7) Willie Upshaw, L OBP: 0.239, SLG: 0.313 (6, PH) (9, 7)	F9				G6-4-3	FC5-2				3	0	0	0	0	0	4						
George Bell, R OBP: 0.257, SLG: 0.367 (8, PH) Otto Velez, R OBP: 0.385, SLG: 0.452 (9, 5) Ken Macha, R OBP: 0.307, SLG: 0.254 (9, 5)			L4			K				0	0	0	1	1	0	0						
Buck Martinez, R OBP: 0.260, SLG: 0.463 (1, 2)	P4				HR				P4	4	1	1	2	0	1	3						
<b>Inning Stats</b>	R: 0 E: 0 K: 1 S: 5	H: 0 LOB: 1 BB: 1 P: 9	R: 0 E: 0 K: 0 S: 3	H: 1 LOB: 0 BB: 0 P: 3	R: 0 E: 0 K: 0 S: 3	H: 0 LOB: 0 BB: 0 P: 3	R: 0 E: 0 K: 0 S: 4	H: 1 LOB: 1 BB: 0 P: 4	R: 2 E: 0 K: 0 S: 5	H: 3 LOB: 0 BB: 0 P: 5	R: 1 E: 0 K: 1 S: 8	H: 2 LOB: 3 BB: 1 P: 12	R: 0 E: 0 K: 1 S: 5	H: 0 LOB: 0 BB: 0 P: 5	R: 1 E: 0 K: 0 S: 4	H: 1 LOB: 3 BB: 3 P: 16	R: 1 E: 0 K: 0 S: 4	H: 1 LOB: 0 BB: 0 P: 4	1B: 7 2B: 0 3B: 0 HR: 2	SF: 0 SAC: 1 DP: 2 HBP: 0	WP: 0 PB: 0 SB: 0 CS: 0	PA: 39
<b>PITCHER</b> Ross Baumgarten, L ERA: 4.06 (1, 1) Dennis Lamp, R ERA: 2.08 (6, 1) Kevin Hickey, L ERA: 3.67 (8, 1) Ed Farmer, R ERA: 4.14 (8, 1)	IP: 5.0 WLS: 8 BF: 21 H: 6 R: 3 ER: 3 SO: 3 BB: 2 IBB: 0 HBP: 0 BLK: 0 WP: 0 HR: 1 S: 21 P: 29 ERA: 5.40 WHIP: 1.600																					

Chicago White Sox @ Toronto Blue Jays  
Exhibition Stadium, Toronto, ON  
Fri Aug 21 1981, 3:33 AM EDT  
Att: 14,161 - Unknown - 77 F

AB 33  
R 5  
H 9  
RBI 5  
BB 5  
SO 3  
LOB 20





Batter	1	2	3	4	5	6	7	8	9	AB	R	H	RBI	BB	SO	LOB	TOP										
Ron LeFlore, R OBP: 0.300, SLG: 0.330	F9		K			2-3 2B	5-3	3B		5	0	2	0	0	1	1											
Mike Squires, L OBP: 0.338, SLG: 0.323	4-3				G3	BB		F9	K	4	0	0	0	1	1	2											
Carlton Fisk, R OBP: 0.387, SLG: 0.407 Jim Essian, R OBP: 0.324, SLG: 0.333	6-3			F8		F5		1B BB BB	L4	3	1	0	0	1	0	3											
Greg Luzinski, R OBP: 0.367, SLG: 0.459 Jim Morrison, R OBP: 0.248, SLG: 0.351		HR			BB	F2		BB 1B 2B 1B	E6	3	1	2	1	1	0	3											
Harold Baines, L OBP: 0.300, SLG: 0.411 Wayne Nordhagen, R OBP: 0.350, SLG: 0.460 Rusty Kuntz, R OBP: 0.333, SLG: 0.297		P5		4-3		4-3		1-2 2B 1B	P3	3	0	0	0	0	0	4											
Chet Lemon, R OBP: 0.381, SLG: 0.486	F9							1-2 2-3 3-H	E6	4	2	2	2	1	0	1											
Tony Bernazard, S OBP: 0.325, SLG: 0.369	F8							1-2 2-3 3-H		4	1	1	3	0	0	1											
Greg Pryor, R OBP: 0.293, SLG: 0.245			F3					1-2 2-3 3-H		3	0	0	0	1	1	2											
Bill Almon, R OBP: 0.365, SLG: 0.422	L6							2-H		4	1	2	1	0	0	1											
<b>Inning Stats</b>	R: 0 E: 0 K: 0 S: 3	H: 0 LOB: 0 BB: 0 P: 3	R: 1 E: 0 K: 0 S: 5	H: 1 LOB: 0 BB: 0 P: 5	R: 0 E: 0 K: 1 S: 5	H: 0 LOB: 0 BB: 0 P: 5	R: 0 E: 0 K: 0 S: 3	H: 0 LOB: 1 BB: 1 P: 7	R: 0 E: 0 K: 0 S: 3	H: 1 LOB: 0 BB: 0 P: 3	R: 0 E: 0 K: 0 S: 5	H: 2 LOB: 3 BB: 1 P: 9	R: 1 E: 0 K: 0 S: 4	H: 1 LOB: 1 BB: 1 P: 8	R: 6 E: 0 K: 2 S: 12	H: 5 LOB: 2 BB: 2 P: 20	R: 0 E: 2 K: 0 S: 4	H: 0 LOB: 1 BB: 0 P: 4	1B: 3 2B: 3 3B: 2 HR: 2	SF: 0 SAC: 0 DP: 0 HBP: 0	WP: 1 PB: 0 SB: 0 CS: 1	PA: 42					
<b>PITCHER</b>	IP	WLS	BF	H	R	ER	SO	BB	IBB	HBP	BLK	WP	HR	S	P	ERA	WHIP										
Jim Clancy, R ERA: 5.29	7.1	L	31	6	4	4	1	4	0	0	0	0	2	30	46	4.91	1.364										
Paul Mirabella, L ERA: 5.89	0.0		1	1	0	0	0	0	0	0	0	0	0	1	1	∞	∞										
Mark Bomback, R ERA: 4.23	0.1		5	3	4	4	1	1	0	0	0	1	0	6	10	108.00	12.000										
Jerry Garvin, L ERA: 3.57	1.1		5	0	0	0	1	0	0	0	0	0	0	7	7	0.00	0.000										

Chicago White Sox @ Toronto Blue Jays  
Exhibition Stadium, Toronto, ON  
Sat Aug 22 1981, 3:33 AM EDT  
Att: 19,080 - Sunny - 77 F

livebaseballscorecards.com

AB 37  
R 8  
H 10  
RBI 7  
BB 5  
SO 3  
LOB 19



Batter	1	2	3	4	5	6	7	8	9	AB	R	H	RBI	BB	SO	LOB	BOTTOM										
Alfredo Griffin, S OBP: 0.232, SLG: 0.283	F7		F9			4-3			F8	4	0	0	0	0	0	2											
Danny Ainge, R OBP: 0.256, SLG: 0.231	6-3		FC5-4			5-3			K	4	0	0	0	0	1	2											
Lloyd Moseby, L OBP: 0.305, SLG: 0.398	K				6-3				F7	4	0	0	0	0	2	0											
Greg Wells, R OBP: 0.235, SLG: 0.294		F9			6-3			G3-6-3 1B		3	0	1	0	0	0	0											
John Mayberry, L OBP: 0.363, SLG: 0.434		K			F3			G3-6-3 1-2		3	0	0	0	0	1	1											
Garth Iorg, R OBP: 0.270, SLG: 0.291		6-3				5-3			5-3	3	0	0	0	0	0	0											
Barry Bonnell, R OBP: 0.283, SLG: 0.336			5-3			5-3			1B 1B	3	0	1	0	0	0	0											
George Bell, R OBP: 0.269, SLG: 0.376			S 1B			1-3			G6-4-3 1B	3	0	2	0	0	0	0											
Buck Martinez, R OBP: 0.263, SLG: 0.449			FC5-4 BB						G6-4-3 1-2	2	0	0	0	1	1	2											
<b>Inning Stats</b>	R: 0 E: 0 K: 1 S: 5	H: 0 LOB: 0 BB: 0 P: 5	R: 0 E: 0 K: 1 S: 5	H: 0 LOB: 0 BB: 0 P: 5	R: 0 E: 0 K: 0 S: 4	H: 1 LOB: 2 BB: 1 P: 8	R: 0 E: 0 K: 0 S: 3	H: 0 LOB: 0 BB: 0 P: 3	R: 0 E: 0 K: 1 S: 5	H: 0 LOB: 0 BB: 0 P: 5	R: 0 E: 0 K: 1 S: 5	H: 1 LOB: 0 BB: 0 P: 5	R: 0 E: 0 K: 0 S: 4	H: 2 LOB: 1 BB: 0 P: 4	R: 0 E: 0 K: 1 S: 5	H: 0 LOB: 0 BB: 0 P: 5	1B: 4 2B: 0 3B: 0 HR: 0	SF: 0 SAC: 0 DP: 2 HBP: 0	WP: 0 PB: 0 SB: 1 CS: 0	PA: 30							
<b>PITCHER</b>	IP	WLS	BF	H	R	ER	SO	BB	IBB	HBP	BLK	WP	HR	S	P	ERA	WHIP										
Britt Burns, L ERA: 2.57	9.0	W	30	4	0	0	5	1	0	0	0	0	0	39	43	0.00	0.556										

Chicago White Sox @ Toronto Blue Jays  
Exhibition Stadium, Toronto, ON  
Sat Aug 22 1981, 3:33 AM EDT  
Att: 19,080 - Sunny - 77 F

livebaseballscorecards.com

AB 29  
R 0  
H 4  
RBI 0  
BB 1  
SO 5  
LOB 7





Batter	1	2	3	4	5	6	7	8	9	AB	R	H	RBI	BB	SO	LOB	TOP										
Ron LeFlore, R (1, 7) OBP: 0.302, SLG: 0.333 Rusty Kuntz, R (8, 7) OBP: 0.326, SLG: 0.289	0-3 K	0-0 SF9	0-0 FC5-2	0-0 FC5-2	0-0 1B		0-0 E8		0-0 6-3	4	1	2	1	0	1	0											
Mike Squires, L (1, 3) OBP: 0.344, SLG: 0.328	0-0 F7	0-0 F9	0-0 FC5-2	0-0 HR	0-0 1B		0-0 1-3		0-0 FC6-4	6	1	3	1	0	0	3											
Carlton Fisk, R (1, 2) OBP: 0.387, SLG: 0.407 Jim Essian, R (8, PR) OBP: 0.316, SLG: 0.324	0-0 6-3		0-0 F7	0-0 FC5-2	0-0 HR			0-0 2B	0-0 FC6-4	5	1	2	1	0	0	2											
Greg Luzinski, R (1, 10) OBP: 0.371, SLG: 0.473 Bob Molinaro, L (9, PH) OBP: 0.300, SLG: 0.667		1-0 2B	0-0 2B	0-0 HR	0-0 F9			0-0 F7	0-0 HR	4	2	2	3	0	0	3											
Harold Baines, L (1, 9) OBP: 0.311, SLG: 0.438	0-0 HBP	0-0 HBP	0-0 F9	0-0 3B		0-0 G3		0-0 E4	0-0 PB	6	2	4	0	0	0	1											
Chet Lemon, R (1, 8) OBP: 0.388, SLG: 0.498	0-0 F7	0-0 2B	0-0 2B	0-0 F2		1-0 9-6		0-0 1B	0-0 PB	5	1	3	1	0	0	3											
Tony Bernazard, S (1, 4) OBP: 0.325, SLG: 0.363	4-0 1B	4-0 HBP			0-0 G3	0-0 9-6		0-0 F7	0-0 P6	4	1	0	0	2	0	5											
Greg Pryor, R (1, 5) OBP: 0.302, SLG: 0.246	1-0 SF9	0-0 IBB	0-0 F8	0-0 5-3			0-0 F8			4	0	1	2	0	0	3											
Bill Almon, R (1, 6) OBP: 0.370, SLG: 0.426	0-0 SF9			0-0 1B	0-0 1B		0-0 K	0-0 K		5	1	3	1	0	2	1											
<b>Inning Stats</b>	R: 0 E: 0 K: 1 S: 5	H: 0 LOB: 0 BB: 0 P: 5	R: 3 E: 0 K: 0 S: 5	H: 2 LOB: 2 BB: 1 P: 11	R: 0 E: 0 K: 0 S: 5	H: 2 LOB: 3 BB: 1 P: 9	R: 3 E: 0 K: 0 S: 8	H: 5 LOB: 1 BB: 0 P: 8	R: 2 E: 0 K: 0 S: 7	H: 4 LOB: 2 BB: 0 P: 7	R: 0 E: 0 K: 0 S: 2	H: 0 LOB: 0 BB: 0 P: 3	R: 0 E: 1 K: 1 S: 6	H: 0 LOB: 1 BB: 0 P: 6	R: 3 E: 1 K: 1 S: 9	H: 4 LOB: 1 BB: 0 P: 9	R: 2 E: 0 K: 0 S: 7	H: 4 LOB: 2 BB: 0 P: 7	1B: 14 2B: 5 3B: 1 HR: 2	SF: 1 SAC: 0 DP: 1 HBP: 3	WP: 0 PB: 1 SB: 1 CS: 0	PA: 52					
<b>PITCHER</b>	IP	WLS	BF	H	R	ER	SO	BB	IBB	HBP	BLK	WP	HR	S	P	ERA	WHIP										
Luis Leal, R (1, 1) ERA: 3.48	2.2	L	16	4	3	3	1	0	2	2	0	0	0	14	24	10.12	1.500										
Joey McLaughlin, R (3, 1) ERA: 3.86	1.1		8	5	3	3	0	0	0	0	0	0	1	9	9	20.25	3.750										
Jackson Todd, R (5, 1) ERA: 4.15	4.0		21	8	5	5	2	0	0	1	0	0	0	24	25	11.25	2.000										
Roy Lee Jackson, R (9, 1) ERA: 2.91	1.0		7	4	2	2	0	0	0	0	0	0	1	7	7	18.00	4.000										
<b>Batter</b>	<b>1</b>	<b>2</b>	<b>3</b>	<b>4</b>	<b>5</b>	<b>6</b>	<b>7</b>	<b>8</b>	<b>9</b>	<b>AB</b>	<b>R</b>	<b>H</b>	<b>RBI</b>	<b>BB</b>	<b>SO</b>	<b>LOB</b>	<b>BOTTOM</b>										
Alfredo Griffin, S (1, 6) OBP: 0.230, SLG: 0.280 Fred Manrique, R (6, 6)	0-0 6-3			0-0 F9		0-0 6-3			0-0 P6	2	0	0	0	0	0	0											
Danny Ainge, R (1, 5) OBP: 0.251, SLG: 0.226	0-0 5-3			0-0 2-3		0-0 5-3			0-3 K	4	0	0	0	0	1	0											
Lloyd Moseby, L (1, 8) OBP: 0.300, SLG: 0.391	0-3 K			0-0 4-3		0-0 L3			0-0 F8	4	0	0	0	0	1	0											
Otto Velez, R (1, 10) OBP: 0.379, SLG: 0.444		0-0 F8			0-0 L6		0-3 K			3	0	0	0	0	1	0											
Greg Wells, R (1, 3) OBP: 0.243, SLG: 0.297		0-0 6-3			0-0 2B		0-0 5-3			3	1	1	0	0	0	0											
Garth Iorg, R (1, 4) OBP: 0.272, SLG: 0.303		0-3 K			0-0 WP		0-0 5-3			3	1	1	1	0	1	0											
George Bell, R (1, 9) OBP: 0.271, SLG: 0.375			0-0 F7		0-0 6-3			0-0 G1-6-3		3	0	1	0	0	0	1											
Barry Bonnell, R (1, 7) OBP: 0.264, SLG: 0.341			0-0 F8		0-0 2B			0-0 G1-6-3		3	0	1	0	0	0	1											
Ernie Whitt, L (1, 2) OBP: 0.293, SLG: 0.275			0-0 4-3		0-0 4-3			0-0 P5		3	0	0	0	0	0	1											
<b>Inning Stats</b>	R: 0 E: 0 K: 1 S: 5	H: 0 LOB: 0 BB: 0 P: 5	R: 0 E: 0 K: 1 S: 5	H: 0 LOB: 0 BB: 0 P: 5	R: 0 E: 0 K: 0 S: 3	H: 0 LOB: 0 BB: 0 P: 3	R: 0 E: 0 K: 0 S: 3	H: 0 LOB: 0 BB: 0 P: 3	R: 2 E: 0 K: 0 S: 6	H: 3 LOB: 1 BB: 0 P: 6	R: 0 E: 0 K: 0 S: 3	H: 0 LOB: 0 BB: 0 P: 3	R: 0 E: 0 K: 1 S: 5	H: 1 LOB: 0 BB: 0 P: 3	R: 0 E: 0 K: 1 S: 5	H: 0 LOB: 0 BB: 0 P: 5	R: 0 E: 0 K: 1 S: 5	H: 0 LOB: 0 BB: 0 P: 5	1B: 2 2B: 2 3B: 0 HR: 0	SF: 0 SAC: 0 DP: 1 HBP: 0	WP: 1 PB: 0 SB: 0 CS: 0	PA: 30					
<b>PITCHER</b>	IP	WLS	BF	H	R	ER	SO	BB	IBB	HBP	BLK	WP	HR	S	P	ERA	WHIP										
Steve Trout, L (1, 1) ERA: 2.73	8.0	W	27	4	2	2	3	0	0	0	0	0	0	33	33	2.25	0.500										
LaMarr Hoyt, R (9, 1) ERA: 3.65	1.0		3	0	0	0	1	0	0	0	0	0	0	5	5	0.00	0.000										

Chicago White Sox @ Toronto Blue Jays  
Exhibition Stadium, Toronto, ON  
Sun Aug 23 1981, 3:33 AM EDT  
Att: 16,486 - Unknown - 79 F

AB 46  
R 13  
H 21  
RBI 12  
BB 2  
SO 3  
LOB 22



Chicago White Sox @ Toronto Blue Jays  
Exhibition Stadium, Toronto, ON  
Sun Aug 23 1981, 3:33 AM EDT  
Att: 16,486 - Unknown - 79 F

AB 30  
R 2  
H 4  
RBI 1  
BB 0  
SO 4  
LOB 3





Batter	1	2	3	4	5	6	7	8	9	AB	R	H	RBI	BB	SO	LOB	TOP								
Ron LeFlore, R OBP: 0.308, SLG: 0.339 (1, 7)										5	0	3	1	0	1	1	<b>Chicago White Sox @ Milwaukee Brewers</b> Milwaukee County Stadium, Milwaukee, WI Mon Aug 24 1981, 8:05 PM EDT Att: 16,809 - Unknown - 70 F								
Mike Squires, L OBP: 0.342, SLG: 0.324 (1, 3)										3	0	0	0	1	0	3									
Carlton Fisk, R OBP: 0.389, SLG: 0.411 (1, 2)										3	0	1	0	1	0	0									
Greg Luzinski, R OBP: 0.370, SLG: 0.469 Rusty Kuntz, R OBP: 0.326, SLG: 0.289 (8, PR)										4	0	1	0	0	0	3									
Harold Baines, L OBP: 0.309, SLG: 0.434 (1, 9)										4	0	1	0	0	1	3									
Chet Lemon, R OBP: 0.390, SLG: 0.500 (1, 8)										3	1	1	1	1	0	2									
Tony Bernazard, S OBP: 0.327, SLG: 0.375 (1, 4)										3	2	1	1	1	0	3									
Greg Pryor, R OBP: 0.308, SLG: 0.254 Bob Molinaro, L OBP: 0.519, SLG: 0.684 (9, PH)										2	0	1	0	0	0	0									
Bill Almon, R OBP: 0.364, SLG: 0.419 (1, 6)										4	0	0	1	0	1	3									
<b>Inning Stats</b>	R: 0 E: 0 K: 1 S: 5	H: 0 LOB: 0 BB: 0 P: 5	R: 0 E: 0 K: 0 S: 4	H: 1 LOB: 1 BB: 0 P: 4	R: 0 E: 0 K: 0 S: 3	H: 1 LOB: 0 BB: 0 P: 3	R: 0 E: 0 K: 1 S: 4	H: 0 LOB: 1 BB: 2 P: 12	R: 2 E: 0 K: 0 S: 4	H: 1 LOB: 1 BB: 2 P: 12	R: 0 E: 0 K: 0 S: 4	H: 1 LOB: 1 BB: 0 P: 4	R: 1 E: 0 K: 0 S: 5	H: 3 LOB: 1 BB: 0 P: 5	R: 1 E: 0 K: 0 S: 5	H: 2 LOB: 2 BB: 0 P: 5		R: 0 E: 0 K: 1 S: 5	H: 1 LOB: 0 BB: 0 P: 5	1B: 7 2B: 2 3B: 0 HR: 1	SF: 0 SAC: 1 DP: 3 HBP: 0	WP: 0 PB: 0 SB: 0 CS: 1	PA: 38		
<b>PITCHER</b>	IP WLS BF H R ER SO BB IBB HBP BLK WP HR S P ERA WHIP	IP WLS BF H R ER SO BB IBB HBP BLK WP HR S P ERA WHIP	IP WLS BF H R ER SO BB IBB HBP BLK WP HR S P ERA WHIP	IP WLS BF H R ER SO BB IBB HBP BLK WP HR S P ERA WHIP	IP WLS BF H R ER SO BB IBB HBP BLK WP HR S P ERA WHIP	IP WLS BF H R ER SO BB IBB HBP BLK WP HR S P ERA WHIP	IP WLS BF H R ER SO BB IBB HBP BLK WP HR S P ERA WHIP	IP WLS BF H R ER SO BB IBB HBP BLK WP HR S P ERA WHIP	IP WLS BF H R ER SO BB IBB HBP BLK WP HR S P ERA WHIP	IP WLS BF H R ER SO BB IBB HBP BLK WP HR S P ERA WHIP	IP WLS BF H R ER SO BB IBB HBP BLK WP HR S P ERA WHIP	IP WLS BF H R ER SO BB IBB HBP BLK WP HR S P ERA WHIP	IP WLS BF H R ER SO BB IBB HBP BLK WP HR S P ERA WHIP	IP WLS BF H R ER SO BB IBB HBP BLK WP HR S P ERA WHIP	IP WLS BF H R ER SO BB IBB HBP BLK WP HR S P ERA WHIP	IP WLS BF H R ER SO BB IBB HBP BLK WP HR S P ERA WHIP	IP WLS BF H R ER SO BB IBB HBP BLK WP HR S P ERA WHIP	IP WLS BF H R ER SO BB IBB HBP BLK WP HR S P ERA WHIP	IP WLS BF H R ER SO BB IBB HBP BLK WP HR S P ERA WHIP	IP WLS BF H R ER SO BB IBB HBP BLK WP HR S P ERA WHIP	IP WLS BF H R ER SO BB IBB HBP BLK WP HR S P ERA WHIP	IP WLS BF H R ER SO BB IBB HBP BLK WP HR S P ERA WHIP	IP WLS BF H R ER SO BB IBB HBP BLK WP HR S P ERA WHIP	IP WLS BF H R ER SO BB IBB HBP BLK WP HR S P ERA WHIP	IP WLS BF H R ER SO BB IBB HBP BLK WP HR S P ERA WHIP



Batter	1	2	3	4	5	6	7	8	9	AB	R	H	RBI	BB	SO	LOB	BOTTOM								
Thad Bosley, L OBP: 0.288, SLG: 0.257 (1, 9)										3	1	2	0	0	0	0	<b>Chicago White Sox @ Milwaukee Brewers</b> Milwaukee County Stadium, Milwaukee, WI Mon Aug 24 1981, 8:05 PM EDT Att: 16,809 - Unknown - 70 F								
Paul Molitor, R OBP: 0.336, SLG: 0.355 (1, 8)										2	3	0	0	2	0	2									
Cecil Cooper, L OBP: 0.352, SLG: 0.473 (1, 3)										4	1	3	3	0	0	1									
Ben Oglivie, L OBP: 0.320, SLG: 0.376 (1, 7)										4	0	1	2	0	1	1									
Gorman Thomas, R OBP: 0.348, SLG: 0.515 (1, 10)										4	0	1	0	0	1	1									
Ted Simmons, S OBP: 0.270, SLG: 0.396 (1, 2)										4	0	0	0	0	1	4									
Roy Howell, L OBP: 0.330, SLG: 0.434 (1, 5)										3	0	0	0	0	1	0									
Robin Yount, R OBP: 0.307, SLG: 0.412 (1, 6)										3	0	0	0	0	1	0									
Jim Gantner, L OBP: 0.336, SLG: 0.339 (1, 4)										3	0	1	0	0	0	0									
<b>Inning Stats</b>	R: 2 E: 0 K: 1 S: 7	H: 2 LOB: 1 BB: 1 P: 11	R: 0 E: 0 K: 1 S: 5	H: 0 LOB: 0 BB: 0 P: 5	R: 1 E: 0 K: 0 S: 5	H: 3 LOB: 2 BB: 1 P: 9	R: 0 E: 0 K: 1 S: 5	H: 0 LOB: 0 BB: 0 P: 5	R: 2 E: 0 K: 0 S: 5	H: 2 LOB: 0 BB: 0 P: 5	R: 0 E: 0 K: 0 S: 3	H: 0 LOB: 0 BB: 0 P: 3	R: 0 E: 0 K: 0 S: 4	H: 1 LOB: 1 BB: 0 P: 4	R: 0 E: 0 K: 2 S: 7	H: 0 LOB: 0 BB: 0 P: 7		R: 0 E: 0 K: 2 S: 7	H: 0 LOB: 0 BB: 0 P: 7	1B: 6 2B: 1 3B: 0 HR: 1	SF: 0 SAC: 1 DP: 1 HBP: 0	WP: 0 PB: 0 SB: 0 CS: 0	PA: 33		
<b>PITCHER</b>	IP WLS BF H R ER SO BB IBB HBP BLK WP HR S P ERA WHIP	IP WLS BF H R ER SO BB IBB HBP BLK WP HR S P ERA WHIP	IP WLS BF H R ER SO BB IBB HBP BLK WP HR S P ERA WHIP	IP WLS BF H R ER SO BB IBB HBP BLK WP HR S P ERA WHIP	IP WLS BF H R ER SO BB IBB HBP BLK WP HR S P ERA WHIP	IP WLS BF H R ER SO BB IBB HBP BLK WP HR S P ERA WHIP	IP WLS BF H R ER SO BB IBB HBP BLK WP HR S P ERA WHIP	IP WLS BF H R ER SO BB IBB HBP BLK WP HR S P ERA WHIP	IP WLS BF H R ER SO BB IBB HBP BLK WP HR S P ERA WHIP	IP WLS BF H R ER SO BB IBB HBP BLK WP HR S P ERA WHIP	IP WLS BF H R ER SO BB IBB HBP BLK WP HR S P ERA WHIP	IP WLS BF H R ER SO BB IBB HBP BLK WP HR S P ERA WHIP	IP WLS BF H R ER SO BB IBB HBP BLK WP HR S P ERA WHIP	IP WLS BF H R ER SO BB IBB HBP BLK WP HR S P ERA WHIP	IP WLS BF H R ER SO BB IBB HBP BLK WP HR S P ERA WHIP	IP WLS BF H R ER SO BB IBB HBP BLK WP HR S P ERA WHIP	IP WLS BF H R ER SO BB IBB HBP BLK WP HR S P ERA WHIP	IP WLS BF H R ER SO BB IBB HBP BLK WP HR S P ERA WHIP	IP WLS BF H R ER SO BB IBB HBP BLK WP HR S P ERA WHIP	IP WLS BF H R ER SO BB IBB HBP BLK WP HR S P ERA WHIP	IP WLS BF H R ER SO BB IBB HBP BLK WP HR S P ERA WHIP	IP WLS BF H R ER SO BB IBB HBP BLK WP HR S P ERA WHIP	IP WLS BF H R ER SO BB IBB HBP BLK WP HR S P ERA WHIP	IP WLS BF H R ER SO BB IBB HBP BLK WP HR S P ERA WHIP	IP WLS BF H R ER SO BB IBB HBP BLK WP HR S P ERA WHIP





Batter	1	2	3	4	5	6	7	8	9	AB	R	H	RBI	BB	SO	LOB	TOP								
Ron LeFlore, R OBP: 0.310, SLG: 0.338 (1, 8)	4-0 F9 S BB		0-0 5-3		0-0 5-3		0-0 S 2B 1B	0-0 5-3		4	1	1	0	1	0	0									
Mike Squires, L OBP: 0.330, SLG: 0.325 (1, 3)	0-0 F9		0-0 4-3		0-0 F8		0-0 1B 1-H BB 2B		0-0 4-3	5	1	1	1	0	0	1									
Carlton Fisk, R OBP: 0.389, SLG: 0.410 (1, 2)	0-0 F9		0-0 F8			0-0 E8 1B	0-0 BB BB 1B		0-0 5-3	5	1	2	0	0	0	1									
Greg Luzinski, R OBP: 0.370, SLG: 0.465 (1, 10)	0-0 4-3			0-0 1-3		0-0 FC6-4 1B	4-0 BB BB		0-3 K	4	0	1	1	1	1	1									
Harold Baines, L OBP: 0.313, SLG: 0.458 (1, 9)		0-0 SF8 3B		0-0 HR		0-0 FC6-4 FC5-2 1-2	0-3 K			4	2	2	1	0	1	4									
Wayne Nordhagen, R OBP: 0.358, SLG: 0.470 (6, PR)		0-0 SF8		0-0 FC3-6 1B		0-0 E9 FC5-2 1B	4-0 L4-3 BB			2	0	2	1	0	0	0									
Rusty Kuntz, R OBP: 0.341, SLG: 0.289 (6, 7)		3-H F8		0-0 FC3-6 1B		0-0 E9 FC5-2 1B	1-2 2-3 3-H BB			0	0	0	1	1	0	0									
Tony Bernazard, S OBP: 0.326, SLG: 0.371 (1, 4)		0-0 F8		0-0 FC3-6 1B		4-0 FC5-2 IBB	0-0 L4-3			3	0	0	0	1	0	4									
Greg Pryor, R OBP: 0.313, SLG: 0.250 (6, PH)		4-0 BB		0-0 F3		0-0 FC5-2	0-3 K			1	0	0	0	1	0	1									
Bob Molinaro, L OBP: 0.500, SLG: 0.650 (6, 5)						1-2 2-3 3-H				1	0	0	0	0	0	3									
Jim Morrison, R OBP: 0.246, SLG: 0.349 (6, 5)										1	0	0	0	0	1	0									
Bill Almon, R OBP: 0.358, SLG: 0.412 (1, 6)		0-0 G3		0-0 1-3		0-0 F7	0-0 6-3			4	0	0	0	0	0	4									
<b>Inning Stats</b>	R: 0 E: 0 K: 0 S: 3	H: 0 LOB: 1 BB: 1 P: 7	R: 1 E: 0 K: 0 S: 4	H: 1 LOB: 1 BB: 1 P: 8	R: 0 E: 0 K: 0 S: 3	H: 0 LOB: 0 BB: 0 P: 3	R: 1 E: 0 K: 0 S: 5	H: 2 LOB: 1 BB: 0 P: 5	R: 0 E: 0 K: 0 S: 3	H: 0 LOB: 0 BB: 0 P: 3	R: 1 E: 2 K: 0 S: 6	H: 3 LOB: 3 BB: 1 P: 10	R: 2 E: 0 K: 1 S: 7	H: 3 LOB: 2 BB: 2 P: 15	R: 0 E: 0 K: 1 S: 5	H: 0 LOB: 0 BB: 0 P: 5	R: 0 E: 0 K: 1 S: 5	H: 0 LOB: 0 BB: 0 P: 5	1B: 6 2B: 2 3B: 1 HR: 1	SF: 1 SAC: 0 DP: 1 HBP: 0	WP: 0 PB: 0 SB: 2 CS: 0	PA: 40			
<b>PITCHER</b>	IP	WLS	BF	H	R	ER	SO	BB	IBB	HBP	BLK	WP	HR	S	P	ERA	WHIP								
Jim Slaton, R ERA: 3.86 (1, 1)	5.1	L	25	6	3	3	0	2	1	0	0	0	1	22	34	5.06	1.500								
Rickey Keaton, R ERA: 4.54 (6, 1)	0.2		6	3	2	2	0	1	0	0	0	0	0	5	9	27.00	6.000								
Jamie Easterly, L ERA: 3.61 (7, 1)	3.0		9	0	0	0	3	1	0	0	0	0	0	14	18	0.00	0.333								

Chicago White Sox @ Milwaukee Brewers  
Milwaukee County Stadium, Milwaukee, WI

Tue Aug 25 1981, 8:05 PM EDT  
Att: 16,331 - Unknown - 69 F

AB 34  
R 5  
H 9  
RBI 5  
BB 5  
SO 3  
LOB 19



Batter	1	2	3	4	5	6	7	8	9	AB	R	H	RBI	BB	SO	LOB	BOTTOM								
Thad Bosley, L OBP: 0.274, SLG: 0.244 (1, 7)	0-0 5-3		0-3 K			0-0 1-3			0-0 4-3	4	0	0	1	0	1	0									
Paul Molitor, R OBP: 0.326, SLG: 0.344 (1, 8)	0-0 4-3			0-0 F9		0-3 K		3-H 0-0 1-3		4	0	0	0	0	1	0									
Cecil Cooper, L OBP: 0.352, SLG: 0.469 (1, 3)	4-0 BB			0-0 4-3		0-0 3-1				2	0	0	0	1	0	0									
Ben Oglivie, L OBP: 0.317, SLG: 0.372 (1, 10)	0-0 F9			0-0 6-3		0-0 G3				3	0	0	0	0	0	1									
Gorman Thomas, R OBP: 0.344, SLG: 0.508 (1, 9)		0-3 K			0-0 5-3			0-0 F7		3	0	0	0	0	1	0									
Ted Simmons, S OBP: 0.288, SLG: 0.391 (1, 2)		0-0 F7		0-0 F8		0-0 4-3				3	0	0	0	0	0	0									
Roy Howell, L OBP: 0.325, SLG: 0.426 (1, 5)		0-3 K			0-0 3-1			0-0 4-3		3	0	0	0	0	1	0									
Robin Yount, R OBP: 0.307, SLG: 0.415 (1, 6)			0-3 K			0-3 K			0-0 4-3 2B	3	1	1	0	0	2	0									
Jim Gantner, L OBP: 0.332, SLG: 0.335 (1, 4)			0-0 F8			0-0 F7			0-0 4-3	3	0	0	0	0	0	1									
<b>Inning Stats</b>	R: 0 E: 0 K: 0 S: 3	H: 0 LOB: 1 BB: 1 P: 7	R: 0 E: 0 K: 2 S: 7	H: 0 LOB: 0 BB: 0 P: 7	R: 0 E: 0 K: 0 S: 3	H: 0 LOB: 0 BB: 0 P: 3	R: 0 E: 0 K: 1 S: 5	H: 0 LOB: 0 BB: 0 P: 5	R: 0 E: 0 K: 1 S: 5	H: 0 LOB: 0 BB: 0 P: 5	R: 0 E: 0 K: 0 S: 3	H: 0 LOB: 0 BB: 0 P: 3	R: 0 E: 0 K: 0 S: 3	H: 0 LOB: 0 BB: 0 P: 3	R: 1 E: 0 K: 0 S: 4	H: 1 LOB: 0 BB: 0 P: 4	1B: 0 2B: 1 3B: 0 HR: 0	SF: 0 SAC: 0 DP: 0 HBP: 0	WP: 0 PB: 0 SB: 0 CS: 0	PA: 29					
<b>PITCHER</b>	IP	WLS	BF	H	R	ER	SO	BB	IBB	HBP	BLK	WP	HR	S	P	ERA	WHIP								
Dennis Lamp, R ERA: 1.93 (1, 1)	9.0	W	29	1	1	1	6	1	0	0	0	0	0	40	44	1.00	0.222								

Chicago White Sox @ Milwaukee Brewers  
Milwaukee County Stadium, Milwaukee, WI

Tue Aug 25 1981, 8:05 PM EDT  
Att: 16,331 - Unknown - 69 F

AB 28  
R 1  
H 1  
RBI 1  
BB 1  
SO 6  
LOB 2









Batter	1	2	3	4	5	6	7	8	9	AB	R	H	RBI	BB	SO	LOB	TOP																								
Jerry Mumphrey, S OBP: 0.368, SLG: 0.448 (1, 8)										5	3	3	3	0	0	2																									
Larry Milbourne, S OBP: 0.353, SLG: 0.397 (1, 4)										5	0	1	1	0	0	3																									
Dave Winfield, R OBP: 0.356, SLG: 0.434 (1, 7)										5	0	2	1	0	0	1																									
Bob Watson, R OBP: 0.300, SLG: 0.330 Dave Revere, L OBP: 0.317, SLG: 0.340 (7, PH) (7, 3)										3	0	0	0	0	1	1																									
Reggie Jackson, L OBP: 0.328, SLG: 0.361 (1, 9)										4	1	2	0	0	1	0																									
Graig Nettles, L OBP: 0.309, SLG: 0.365 (1, 5)										4	0	0	0	0	1	2																									
Rick Cerone, R OBP: 0.267, SLG: 0.322 (1, 2)										4	0	1	0	0	0	1																									
Dennis Werth, R OBP: 0.244, SLG: 0.143 Oscar Gamble, L OBP: 0.400, SLG: 0.535 (7, PH) (7, 3)										2	0	1	0	0	0	0																									
Bucky Dent, R OBP: 0.299, SLG: 0.383 (1, 6)										4	1	3	1	0	0	1																									
<b>Inning Stats</b>	R: 1 E: 0 K: 0 S: 4	H: 2 LOB: 0 BB: 0 P: 4	R: 0 E: 0 K: 2 S: 7	H: 0 LOB: 0 BB: 0 P: 7	R: 0 E: 0 K: 0 S: 4	H: 1 LOB: 1 BB: 0 P: 4	R: 0 E: 0 K: 0 S: 3	H: 0 LOB: 0 BB: 0 P: 3	R: 0 E: 0 K: 0 S: 4	H: 1 LOB: 1 BB: 0 P: 4	R: 1 E: 0 K: 1 S: 6	H: 1 LOB: 0 BB: 0 P: 6	R: 4 E: 0 K: 1 S: 10	H: 5 LOB: 2 BB: 1 P: 14	R: 0 E: 0 K: 0 S: 4	H: 2 LOB: 1 BB: 0 P: 4	R: 0 E: 0 K: 0 S: 4	H: 1 LOB: 0 BB: 0 P: 4	1B: 9 2B: 2 3B: 2 HR: 1	SF: 0 SAC: 0 DP: 2 HBP: 0	WP: 0 PB: 0 CS: 0	PA: 39																			
<b>PITCHER</b>	IP	WLS	BF	H	R	ER	SO	BB	IBB	HBP	BLK	WP	HR	S	P	ERA	WHIP	<b>PITCHER</b>							IP	WLS	BF	H	R	ER	SO	BB	IBB	HBP	BLK	WP	HR	S	P	ERA	WHIP
Steve Trout, L ERA: 2.87 Lynn McClothen, R ERA: 5.04 Ed Farmer, R ERA: 4.03 Kevin Hickey, L ERA: 3.45 Reggie Patterson, R ERA: 11.52	(1, 1)	6.1	L	24	6	3	3	3	0	0	0	0	0	1	30	30	4.26	0.947																							

**New York Yankees @ Chicago White Sox**  
 Comiskey Park, Chicago, IL  
 Fri Aug 28, 1981, 8:05 PM EDT  
 Att: 33,390 - Cloudy - 71 F

**AB** 38  
**R** 6  
**H** 13  
**RBI** 6  
**BB** 1  
**SO** 4  
**LOB** 14



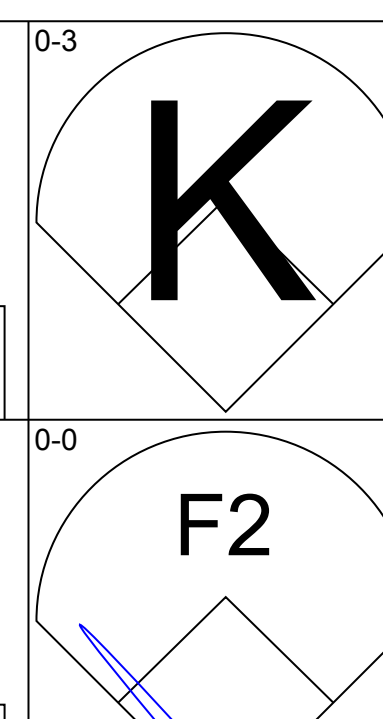
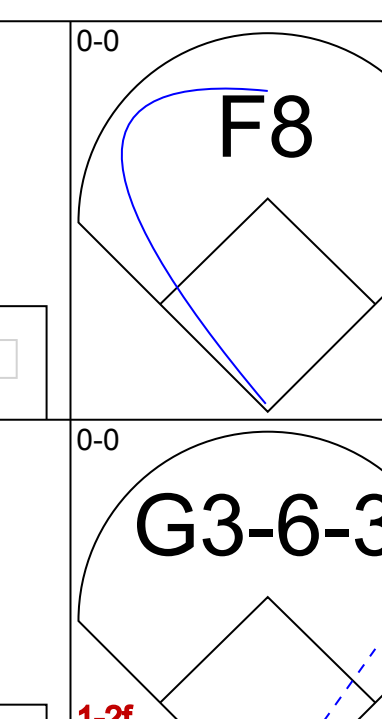
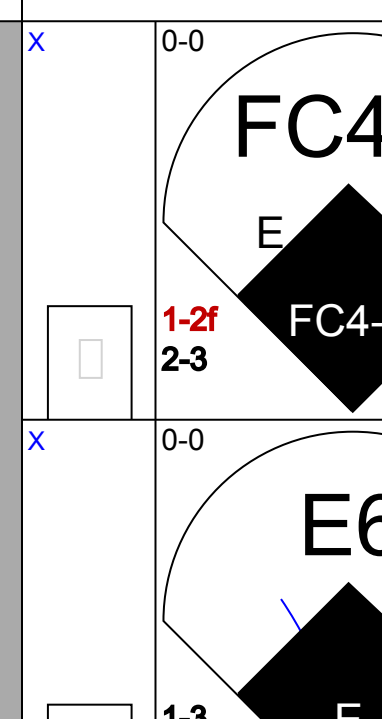
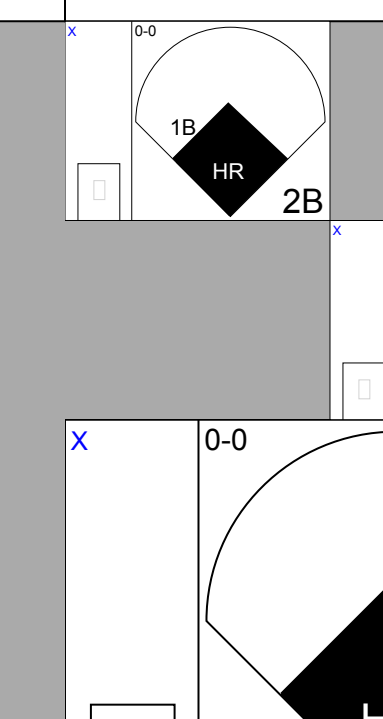
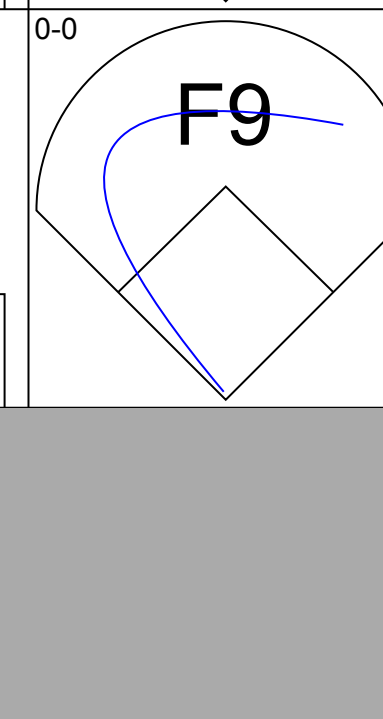

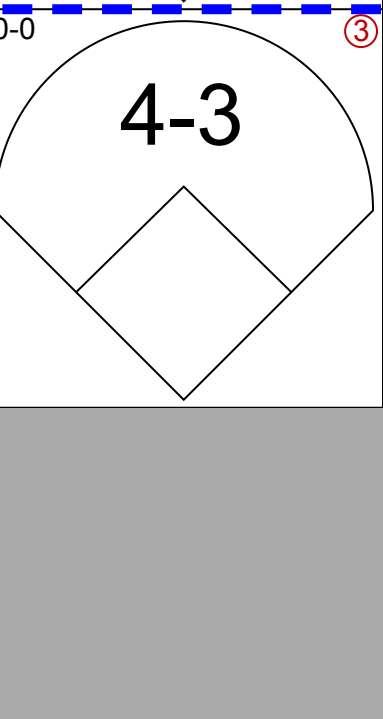
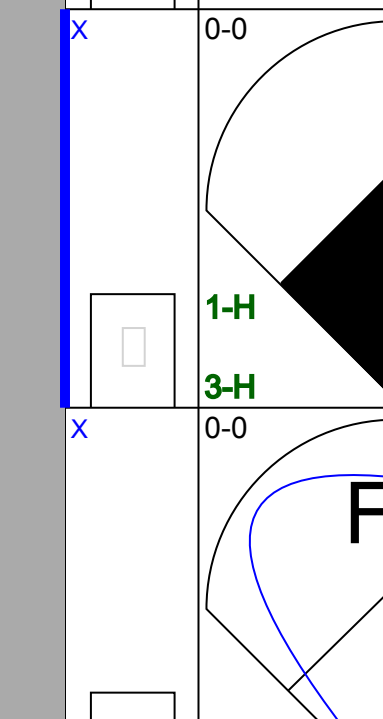

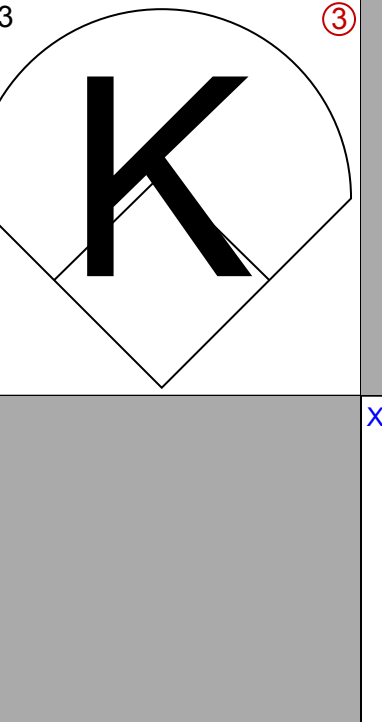
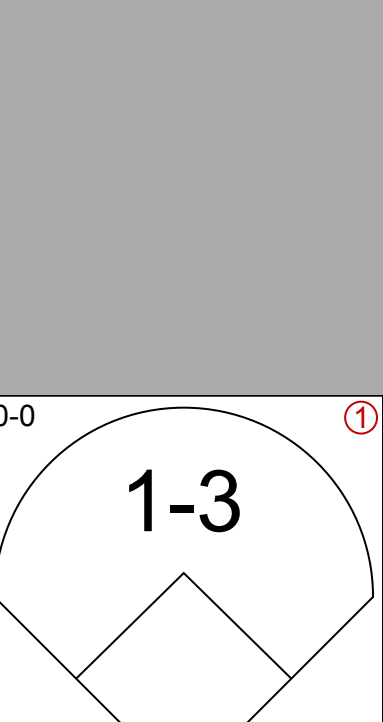
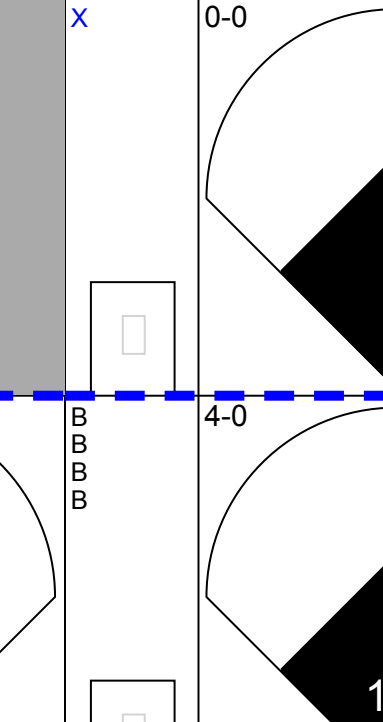
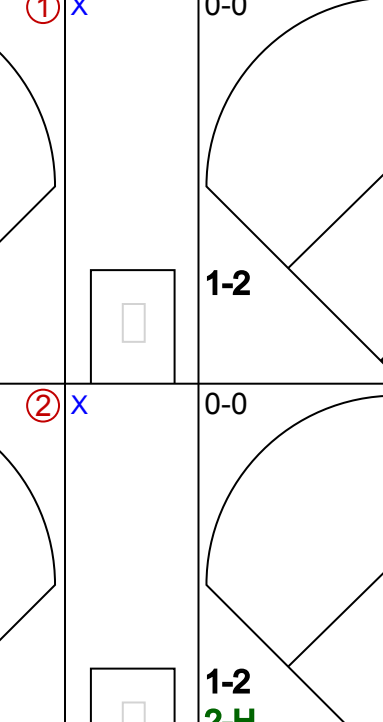
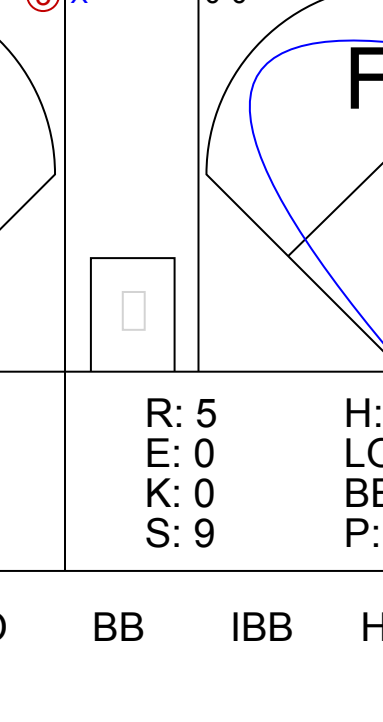
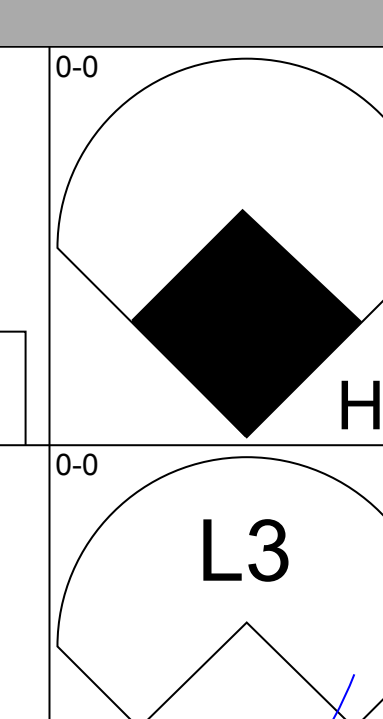
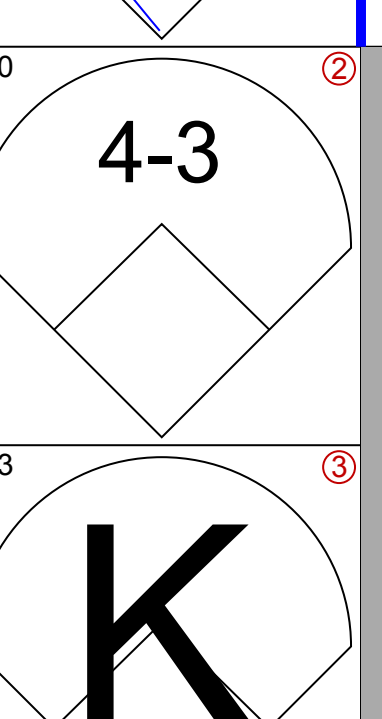
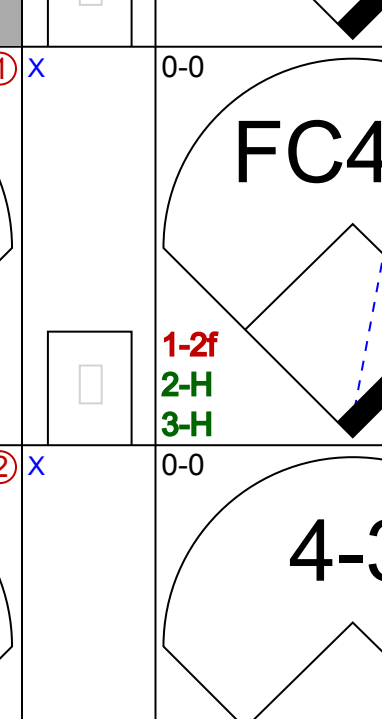
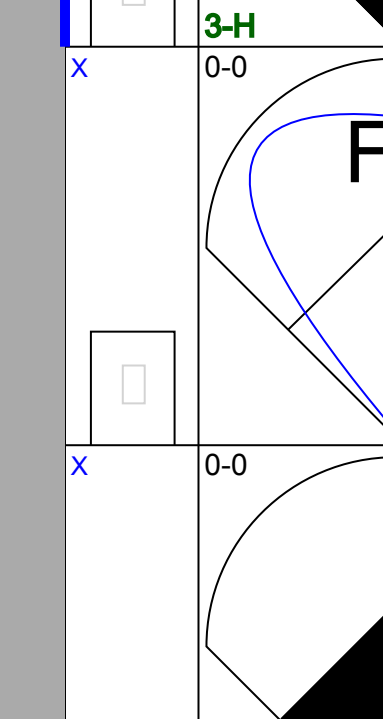
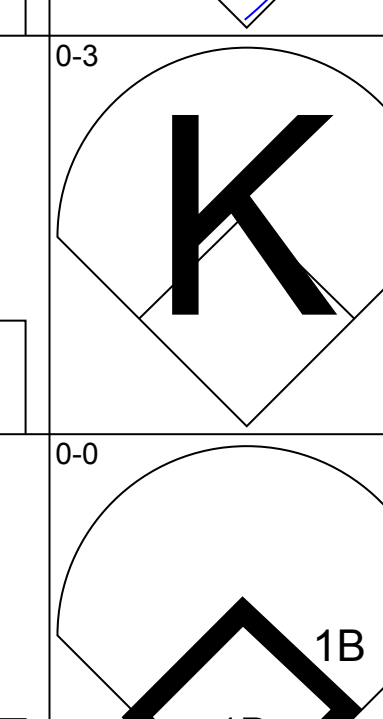


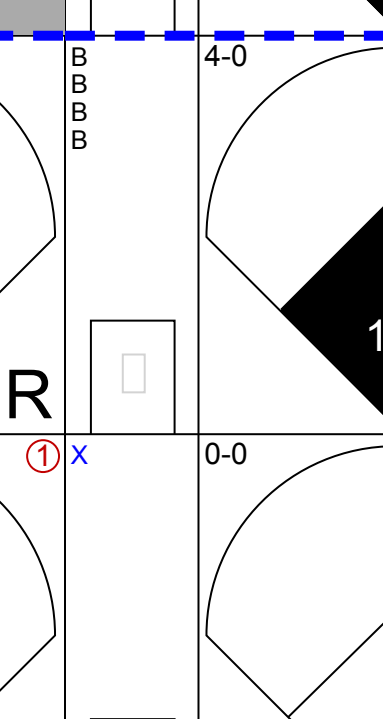
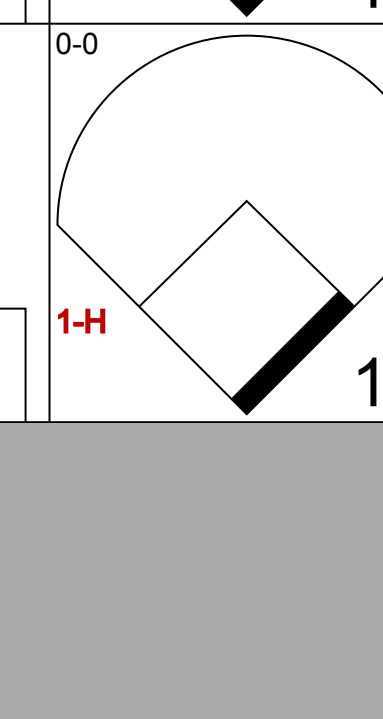
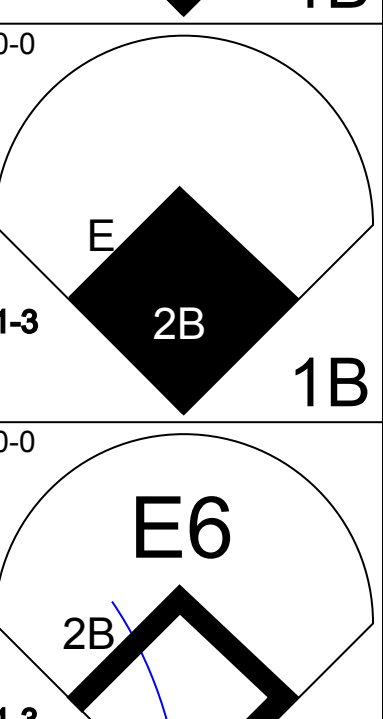

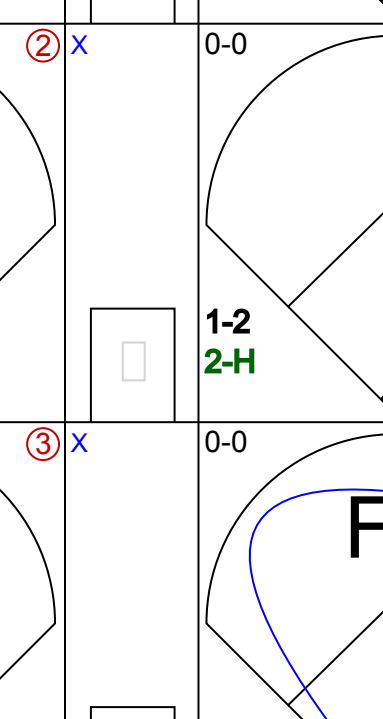
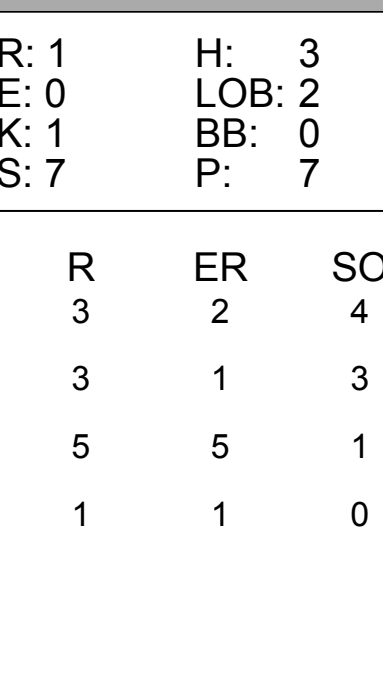
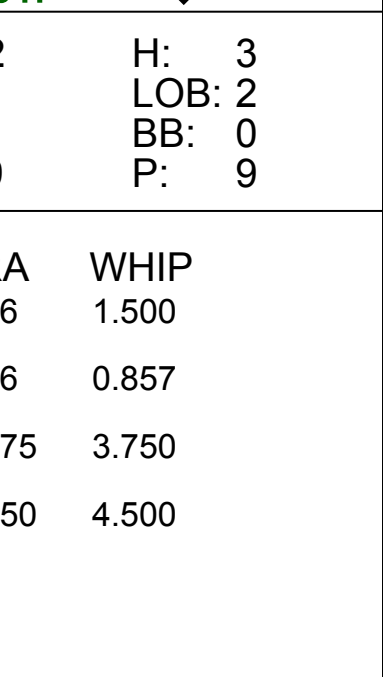
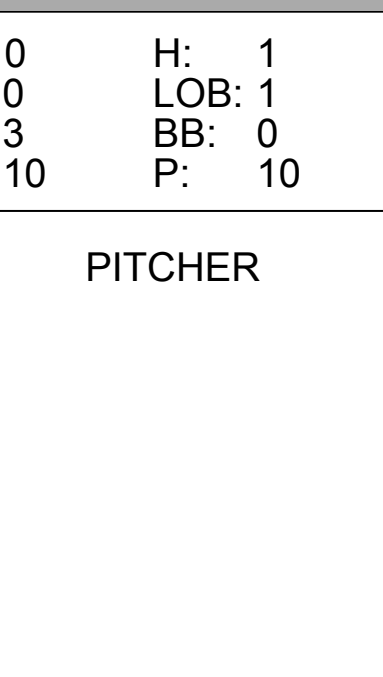
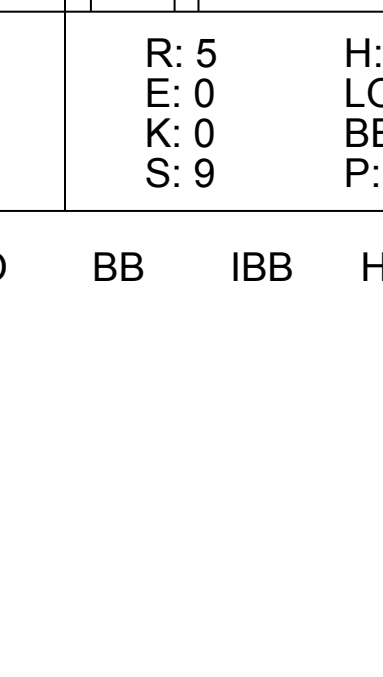
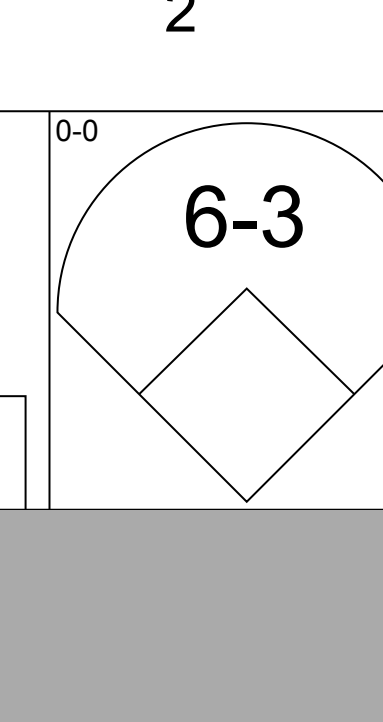
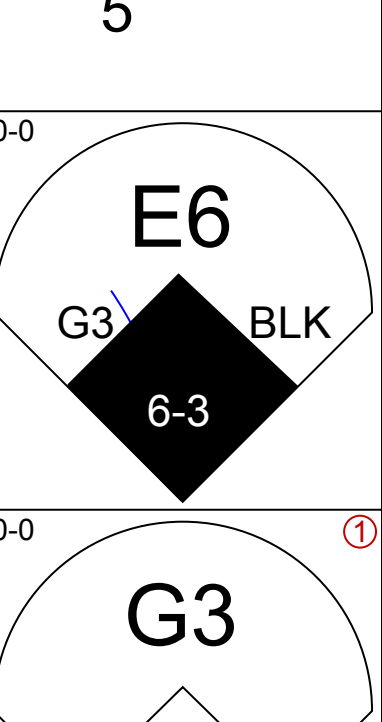

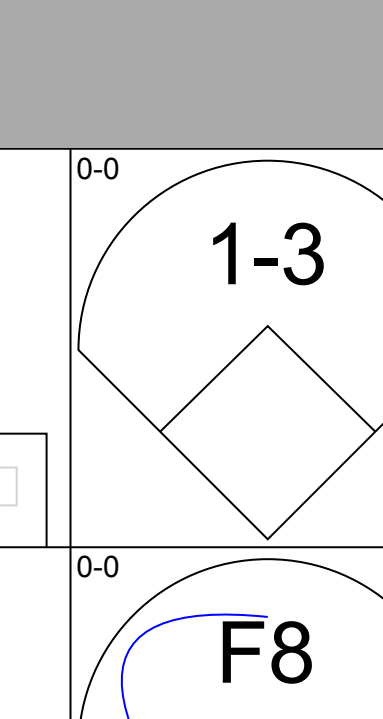
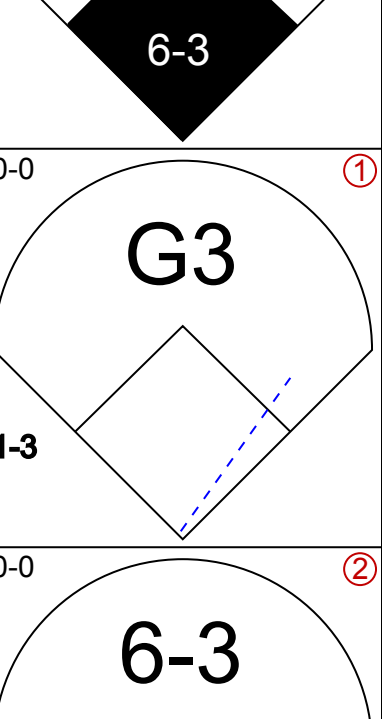
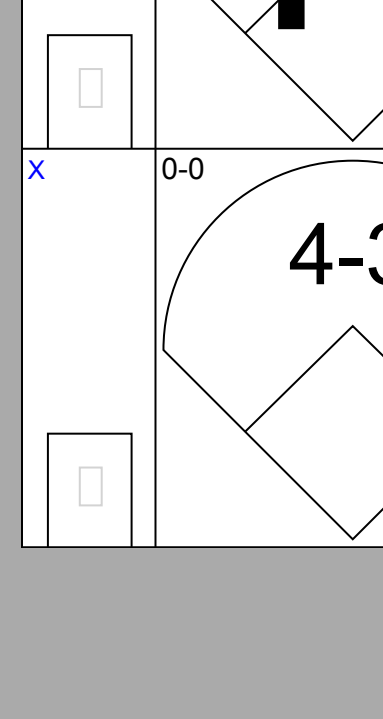

Batter	1	2	3	4	5	6	7	8	9	AB	R	H	RBI	BB	SO	LOB	BOTTOM																								
Ron LeFlore, R OBP: 0.304, SLG: 0.328 (1, 7) (8, 8)										4	0	0	0	0	2	0																									
Tony Bemazzard, S OBP: 0.332, SLG: 0.384 (1, 4)										4	1	3	0	0	0	0																									
Carlton Fisk, R OBP: 0.394, SLG: 0.413 (1, 2)										4	0	1	0	0	2	1																									
Greg Luzinski, R OBP: 0.367, SLG: 0.468 (1, 10)										3	0	0	0	1	1	3																									
Wayne Nordhagen, R OBP: 0.352, SLG: 0.451 (1, 9)										4	0	1	0	0	1	3																									
Chet Lemon, R OBP: 0.390, SLG: 0.502 Rusty Kuntz, R OBP: 0.333, SLG: 0.282 (4, PH) (5, 8)										1	0	0	0	0	0	0																									
Mike Squires, L OBP: 0.338, SLG: 0.324 (7, PH) (8, 7)										1	0	0	0	0	0	2																									
Lamar Johnson, R OBP: 0.342, SLG: 0.389 (1, 3)										3	0	0	0	0	0	0																									
Greg Pryor, R OBP: 0.301, SLG: 0.242 (1, 5)										3	0	0	0	0	0	0																									
Bill Almon, R OBP: 0.350, SLG: 0.402 (1, 6)										3	0	0	0	0	1	0																									
<b>Inning Stats</b>	R: 0 E: 0 K: 1 S: 6	H: 1 LOB: 1 BB: 0 P: 6	R: 0 E: 0 K: 1 S: 5	H: 0 LOB: 0 BB: 0 P: 5	R: 0 E: 0 K: 2 S: 7	H: 0 LOB: 0 BB: 0 P: 7	R: 1 E: 1 K: 1 S: 7	H: 1 LOB: 1 BB: 0 P: 7	R: 0 E: 0 K: 1 S: 5	H: 0 LOB: 0 BB: 0 P: 5	R: 0 E: 0 K: 2 S: 7	H: 0 LOB: 0 BB: 0 P: 7	R: 0 E: 0 K: 0 S: 3	H: 1 LOB: 1 BB: 1 P: 7	R: 0 E: 0 K: 0 S: 3	H: 0 LOB: 0 BB: 0 P: 3	R: 0 E: 0 K: 1 S: 6	H: 2 LOB: 1 BB: 0 P: 6	R: 0 E: 0 K: 0 S: 6	H: 0 LOB: 0 BB: 0 P: 6	1B: 3 2B: 2 3B: 0 HR: 0	SF: 0 SAC: 0 DP: 2 HBP: 0	WP: 2 PB: 0 CS: 0	PA: 32																	
<b>PITCHER</b>	IP	WLS	BF	H	R	ER	SO	BB	IBB	HBP	BLK	WP	HR	S	P	ERA	WHIP	<b>PITCHER</b>							IP	WLS	BF	H	R	ER	SO	BB	IBB	HBP	BLK	WP	HR	S	P	ERA	WHIP
Ron Guidry, L ERA: 2.82 George Frazier, R ERA: 0.59 Rich Gossage, R ERA: 0.74	(1, 1)	6.0	W	23	3	1	1	8	1	0	0	0	0	0	38	42	1.50	0.667																							

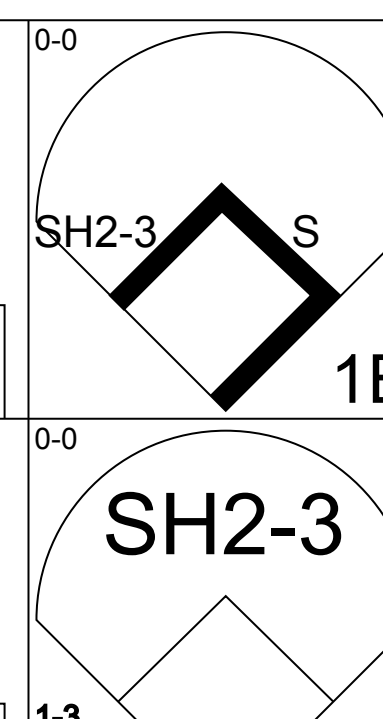
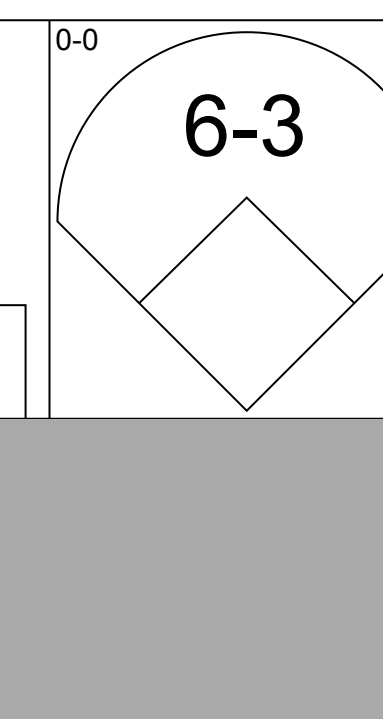
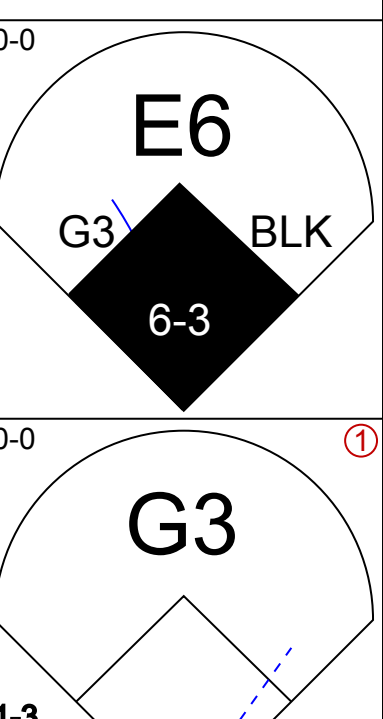
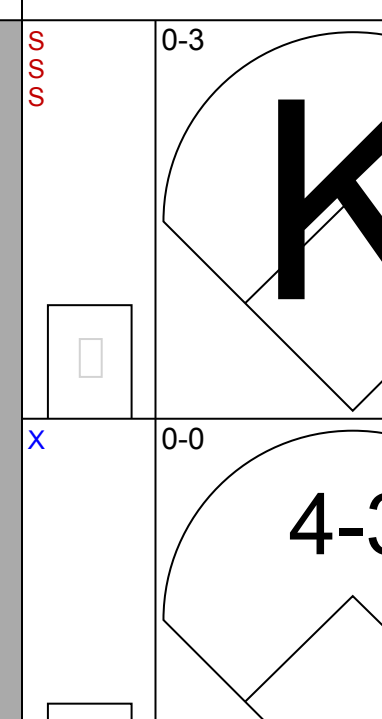
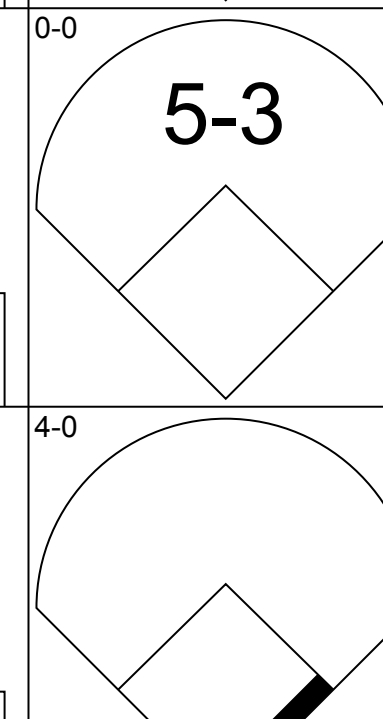
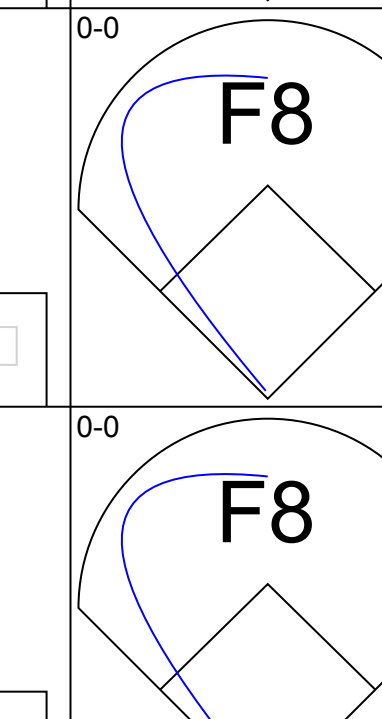
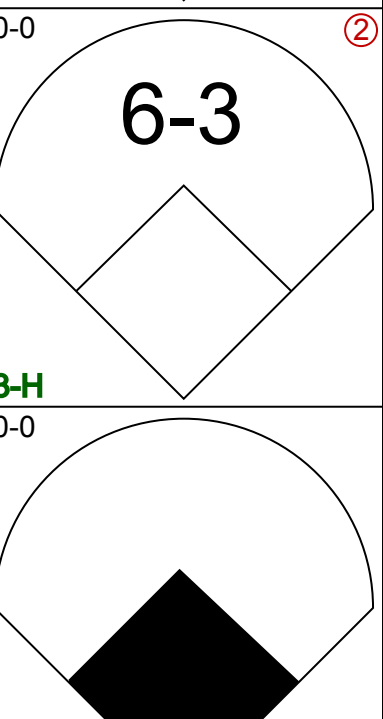



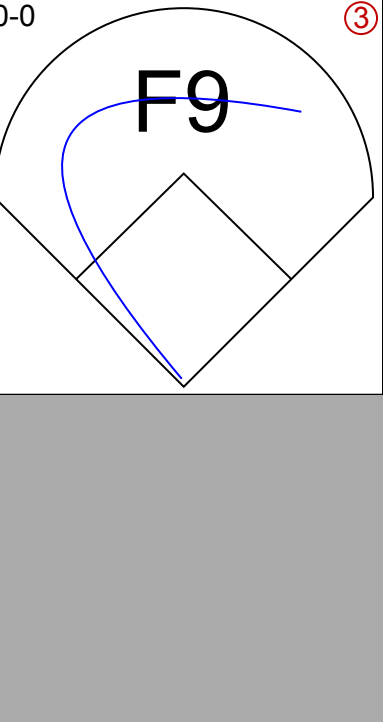
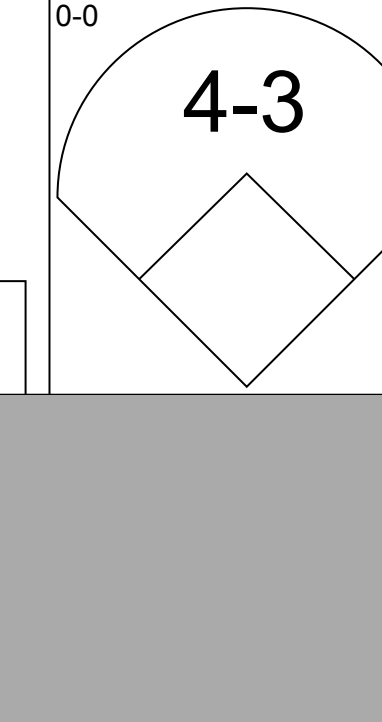




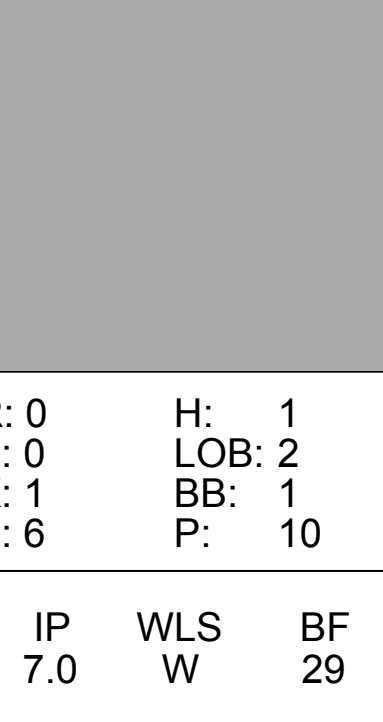
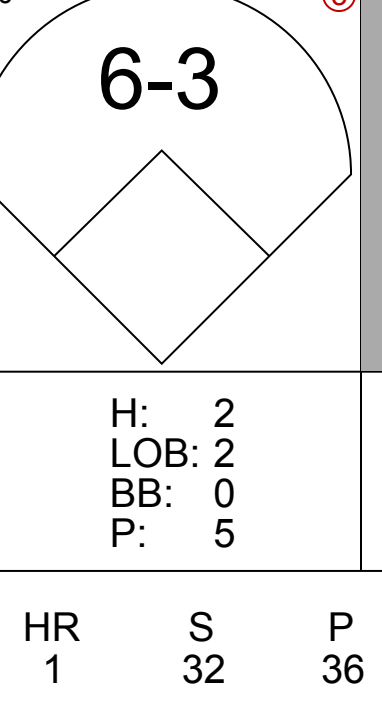


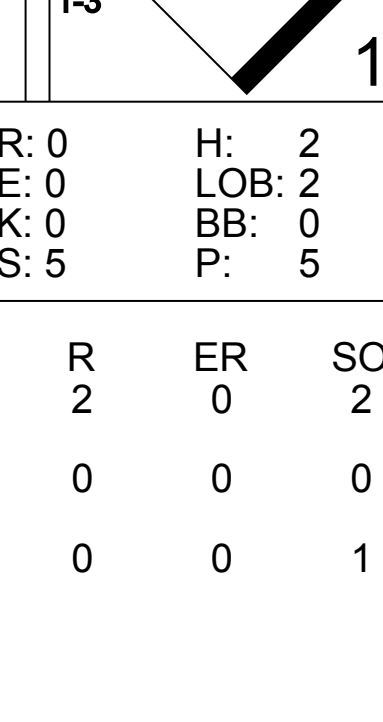
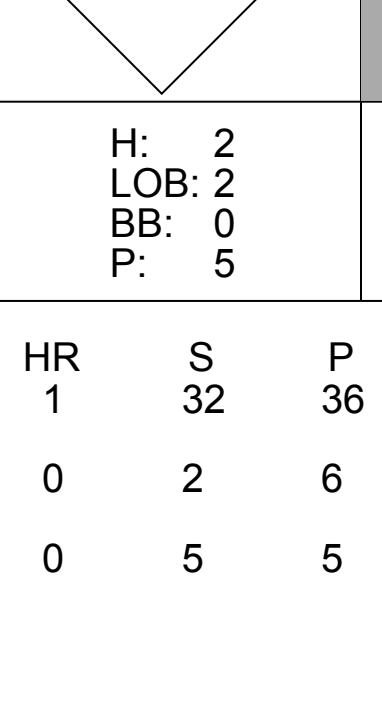
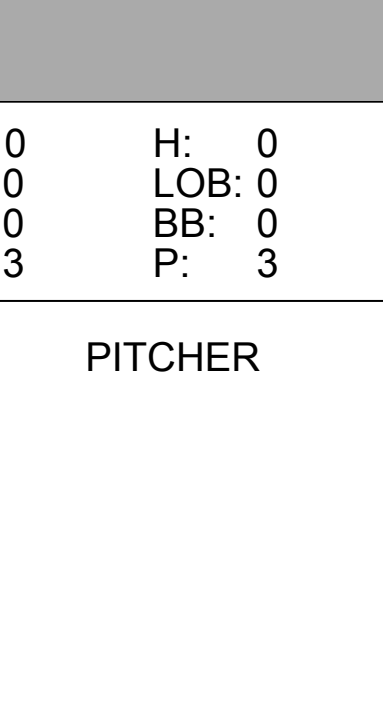
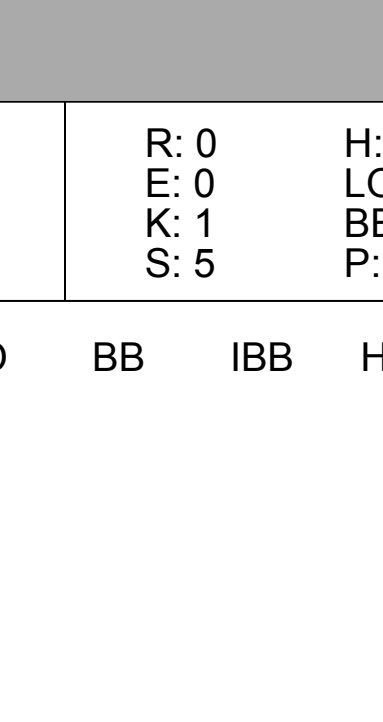





**New York Yankees @ Chicago White Sox**  
 Comiskey Park, Chicago, IL  
 Fri Aug 28, 1981, 8:05 PM EDT  
 Att: 33,390 - Cloudy - 71 F

**AB** 31  
**R** 1  
**H** 5  
**RBI** 0  
**BB** 1  
**SO** 9  
**LOB** 11






Batter	1	2	3	4	5	6	7	8	9	AB	R	H	RBI	BB	SO	LOB	TOP					
Jerry Mumphrey, S (1, 8) OBP: 0.367, SLG: 0.453										6	2	2	1	0	1	5	<b>New York Yankees @ Chicago White Sox</b> Comiskey Park, Chicago, IL Sat Aug 29 1981, 8:05 PM EDT Att: 32,507 - Unknown - 76 F					
Larry Milbourne, S (1, 4) OBP: 0.342, SLG: 0.382										5	2	1	1	0	1	4						
Oscar Gamble, L (1, 10) OBP: 0.395, SLG: 0.528										2	0	0	0	0	0	0						
Bob Watson, R (5, FH) OBP: 0.304, SLG: 0.326										1	0	0	0	1	0	2						
Bobby Murcer, L (9, FH) OBP: 0.337, SLG: 0.476										1	1	1	3	0	0	0						
Reggie Jackson, L (1, 9) OBP: 0.326, SLG: 0.371										5	1	1	2	0	1	1						
Graig Nettles, L (1, 5) OBP: 0.307, SLG: 0.373										5	1	1	1	0	2	1						
Dave Winfield, R (1, 7) OBP: 0.360, SLG: 0.446										4	2	2	1	1	1	0						
Dave Revering, L (1, 3) OBP: 0.324, SLG: 0.348										5	1	3	0	0	1	1						
Rick Cerone, R (1, 2) OBP: 0.284, SLG: 0.333										4	2	3	1	1	0	0						
Bucky Dent, R (1, 6) OBP: 0.298, SLG: 0.381										4	0	1	1	0	1	3						
<b>Inning Stats</b>	R: 0 E: 0 K: 1 S: 5	H: 0 LOB: 0 BB: 0 P: 5	R: 1 E: 0 K: 1 S: 7	H: 3 LOB: 2 BB: 0 P: 7	R: 0 E: 0 K: 0 S: 3	H: 1 LOB: 0 BB: 0 P: 3	R: 0 E: 0 K: 1 S: 5	H: 0 LOB: 0 BB: 0 P: 5	R: 2 E: 1 K: 1 S: 9	H: 3 LOB: 2 BB: 0 P: 9	R: 0 E: 0 K: 3 S: 10	H: 1 LOB: 1 BB: 0 P: 10	R: 3 E: 2 K: 0 S: 5	H: 0 LOB: 1 BB: 2 P: 13	R: 1 E: 0 K: 1 S: 6	H: 1 LOB: 0 BB: 0 P: 6	R: 5 E: 0 K: 0 S: 9	H: 6 LOB: 2 BB: 1 P: 13	1B: 9 2B: 2 3B: 0 HR: 4	SF: 0 SAC: 1 DP: 1 HBP: 0	WP: 0 PB: 0 CS: 1	PA: 46
<b>PITCHER</b>	IP	WLS	BF	H	R	ER	SO	BB	IBB	HBP	BLK	WP	HR	S	P	ERA	WHIP					
Richard Dotson, R (1, 1) ERA: 3.31	4.2	L	20	7	3	2	4	0	0	0	0	0	1	28	28	3.86	1.500					
Kevin Hickey, L (5, 1) ERA: 3.48	2.1		12	1	3	1	3	1	1	0	0	0	0	16	24	3.86	0.857					
LaMarr Hoyt, R (8, 1) ERA: 4.42	1.1		9	5	5	5	1	0	0	0	0	0	2	11	11	33.75	3.750					
Reggie Patterson, R (9, 1) ERA: 11.37	0.2		5	2	1	1	0	1	0	0	0	0	0	4	8	13.50	4.500					


Batter	1	2	3	4	5	6	7	8	9	AB	R	H	RBI	BB	SO	LOB	BOTTOM					
Ron LeFlore, R (1, 7) OBP: 0.303, SLG: 0.327										4	1	1	0	0	1	2	<b>New York Yankees @ Chicago White Sox</b> Comiskey Park, Chicago, IL Sat Aug 29 1981, 8:05 PM EDT Att: 32,507 - Unknown - 76 F					
Mike Squires, L (1, 3) OBP: 0.333, SLG: 0.320										3	0	0	0	0	0	1						
Carlton Fisk, R (1, 2) OBP: 0.392, SLG: 0.407										3	0	0	1	1	0	1						
Greg Luzinski, R (1, 10) OBP: 0.369, SLG: 0.478										3	1	1	1	1	0	1						
Wayne Nordhagen, R (1, 9) OBP: 0.341, SLG: 0.437										4	0	0	0	0	1	2						
Tony Bemazzard, S (1, 4) OBP: 0.328, SLG: 0.378										4	0	0	0	0	1	0						
Greg Pryor, R (1, 5) OBP: 0.303, SLG: 0.246										3	0	1	0	0	0	0						
Bob Molinaro, L (9, FH) OBP: 0.483, SLG: 0.619										1	0	0	0	0	0	0						
Rusty Kuntz, R (1, 8) OBP: 0.347, SLG: 0.302										4	0	2	0	0	0	0						
Bill Almon, R (1, 6) OBP: 0.350, SLG: 0.401										3	0	1	0	0	0	2						
<b>Inning Stats</b>	R: 0 E: 0 K: 1 S: 6	H: 1 LOB: 2 BB: 1 P: 10	R: 0 E: 0 K: 0 S: 5	H: 2 LOB: 0 BB: 0 P: 5	R: 0 E: 0 K: 0 S: 3	H: 0 LOB: 0 BB: 0 P: 3	R: 0 E: 0 K: 0 S: 5	H: 2 LOB: 2 BB: 0 P: 5	R: 2 E: 1 K: 0 S: 5	H: 1 LOB: 0 BB: 0 P: 5	R: 0 E: 0 K: 0 S: 3	H: 0 LOB: 0 BB: 0 P: 3	R: 0 E: 0 K: 1 S: 5	H: 0 LOB: 0 BB: 2 P: 5	R: 0 E: 0 K: 0 S: 2	H: 0 LOB: 1 BB: 1 P: 6	R: 0 E: 0 K: 1 S: 5	H: 0 LOB: 0 BB: 0 P: 5	1B: 5 2B: 0 3B: 0 HR: 1	SF: 0 SAC: 1 DP: 1 HBP: 0	WP: 0 PB: 0 CS: 0	PA: 35
<b>PITCHER</b>	IP	WLS	BF	H	R	ER	SO	BB	IBB	HBP	BLK	WP	HR	S	P	ERA	WHIP					
Tommy John, L (1, 1) ERA: 2.58	7.0		29	6	2	0	2	1	0	0	1	1	32	36	0.00	1.000						
George Frazier, R (8, 1) ERA: 0.53	1.0		3	0	0	0	0	1	0	0	0	0	0	2	6	0.00	1.000					
Ron Davis, R (9, 1) ERA: 2.57	1.0		3	0	0	0	1	0	0	0	0	0	0	5	5	0.00	0.000					

AB	42
R	12
H	15
RBI	11
BB	3
SO	8
LOB	17



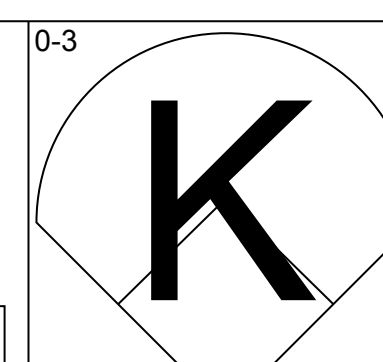
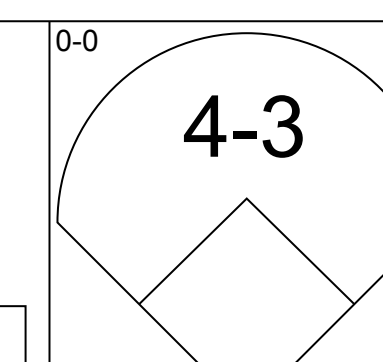
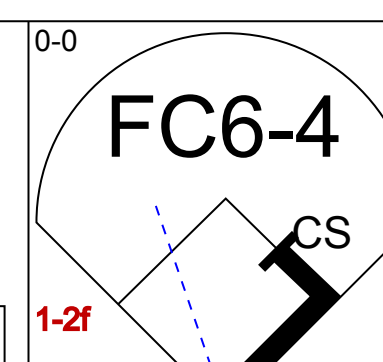
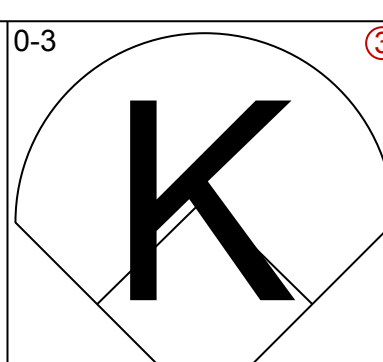
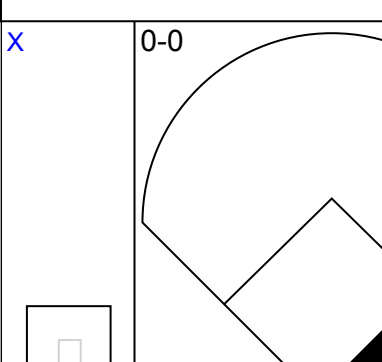
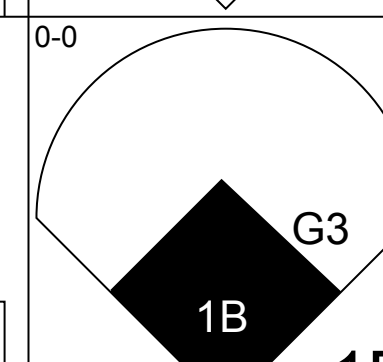
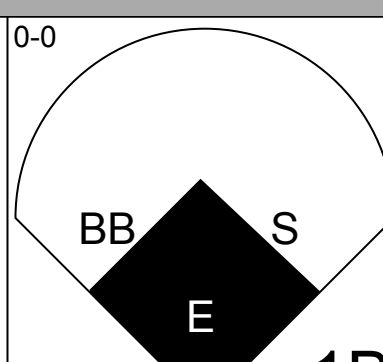
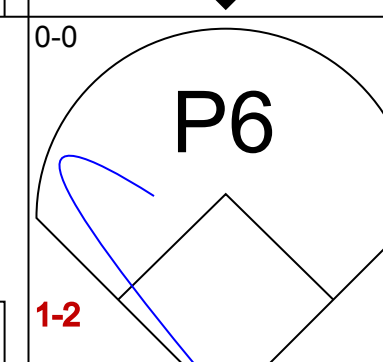
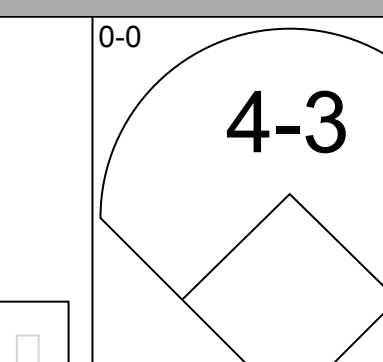
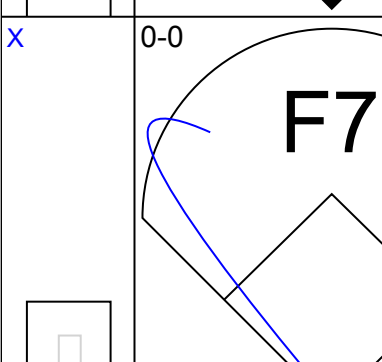
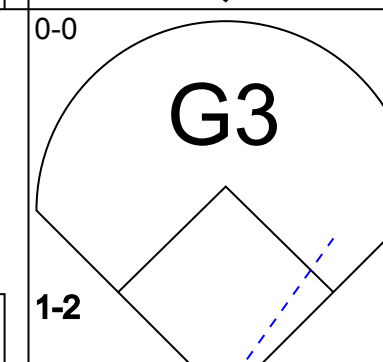
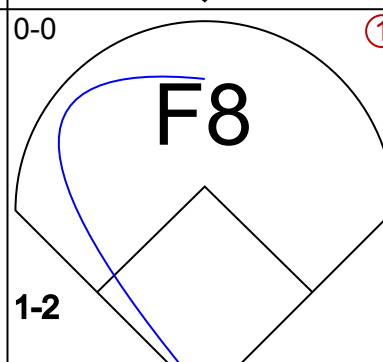
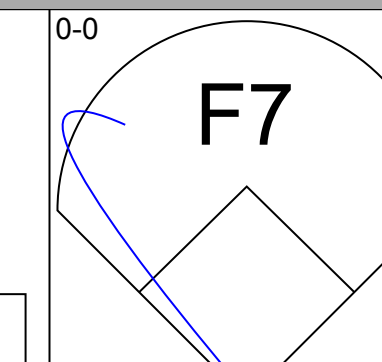
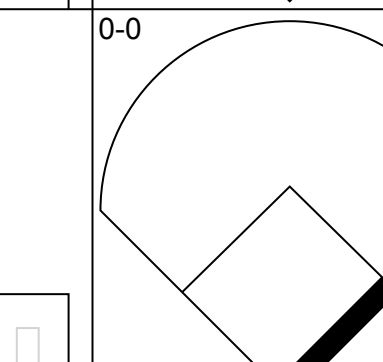
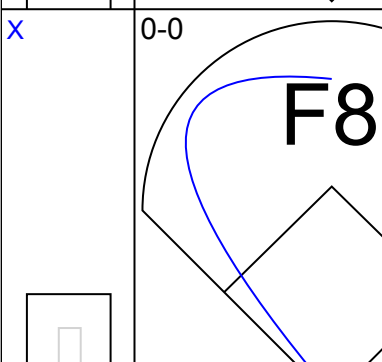
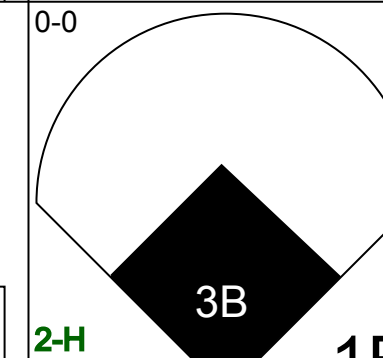
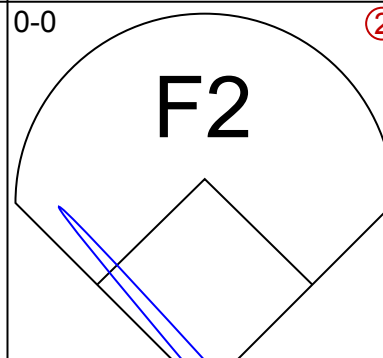
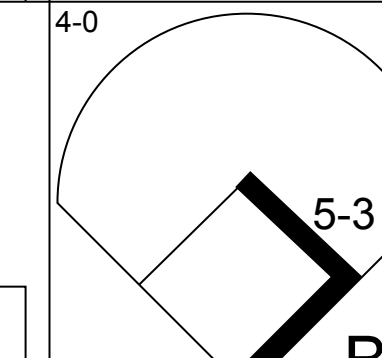
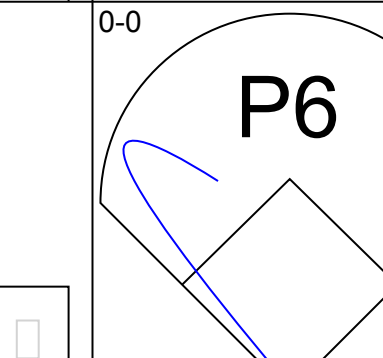
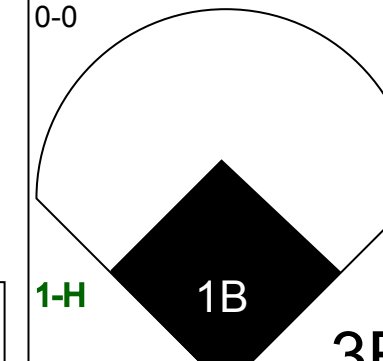
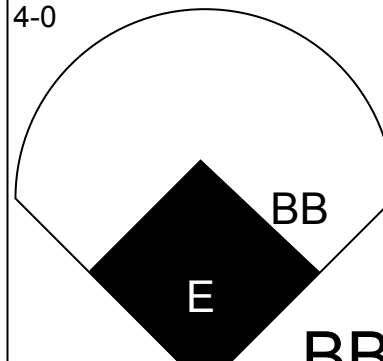
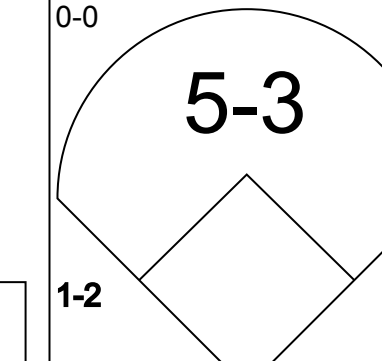
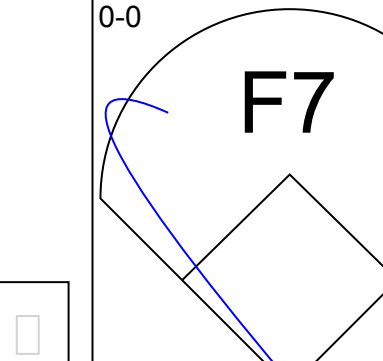
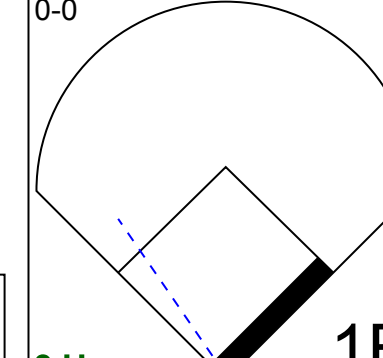
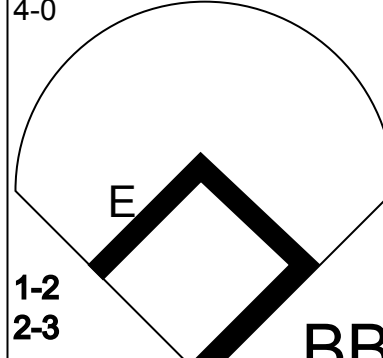
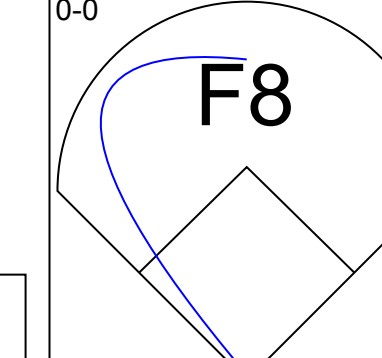
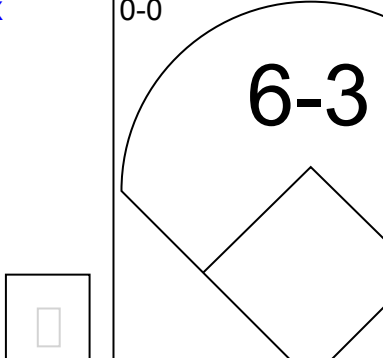
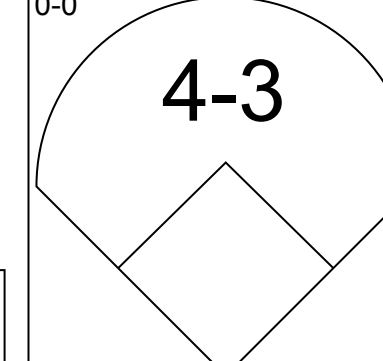
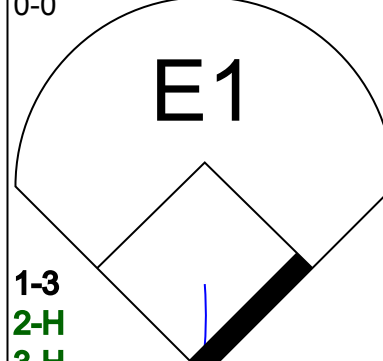
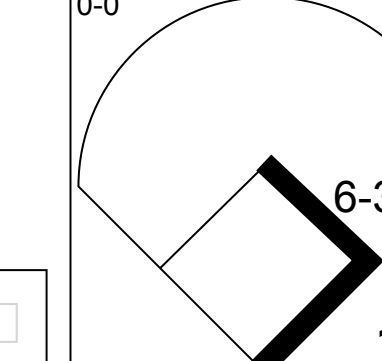
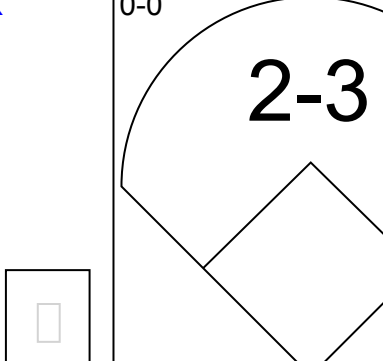
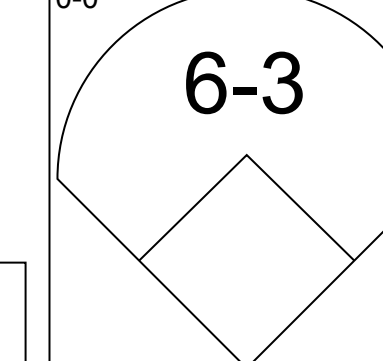
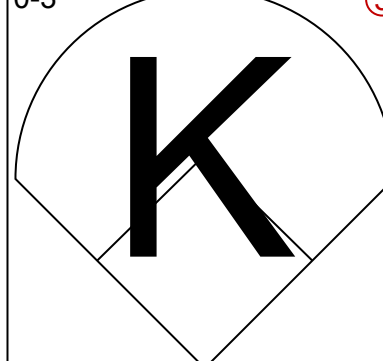
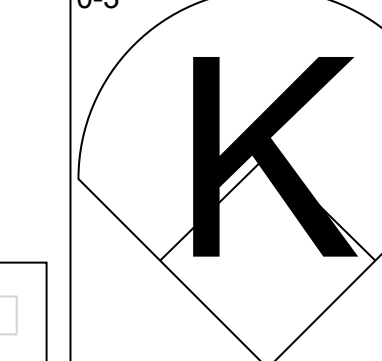
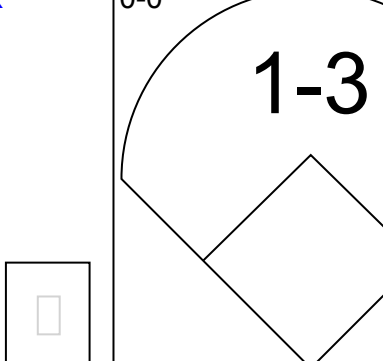
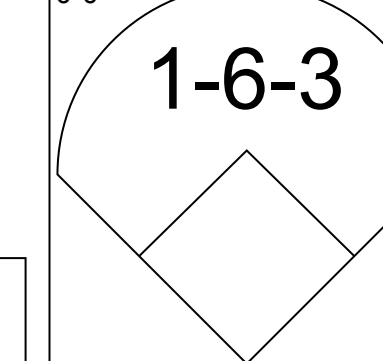
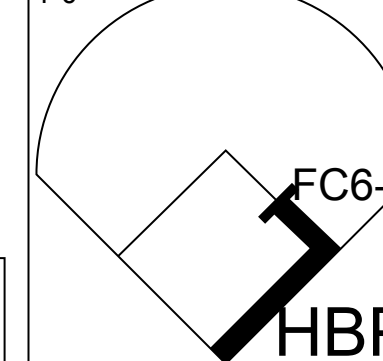
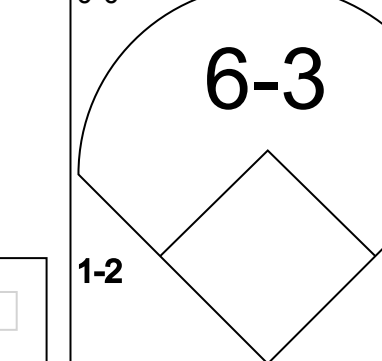
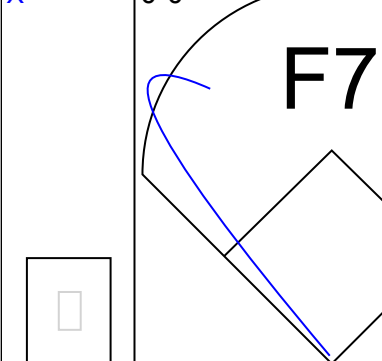
WP	0	PA	46
PB	0		
CS	1		

AB	32
R	2
H	6
RBI	2
BB	2
SO	3
LOB	9



WP	0	PA	35
PB	0		
CS	0		

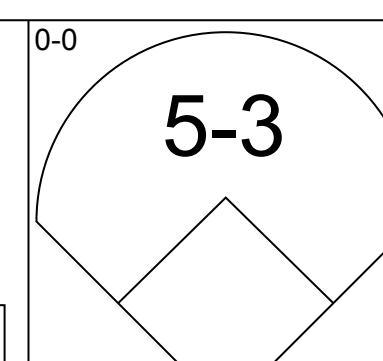
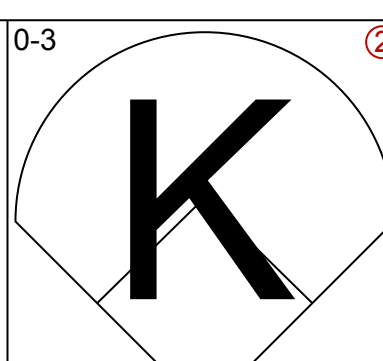
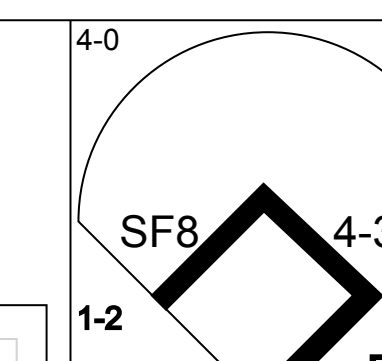
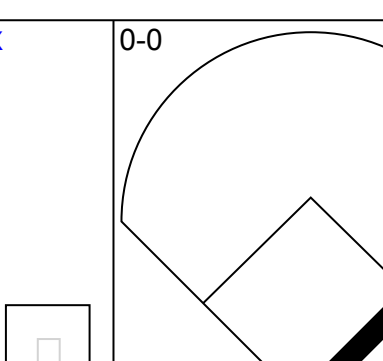
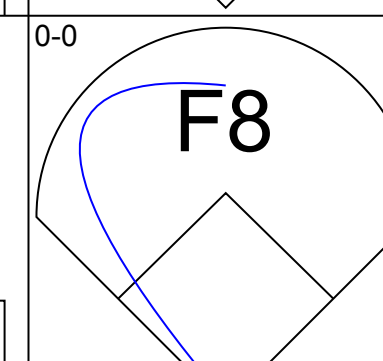
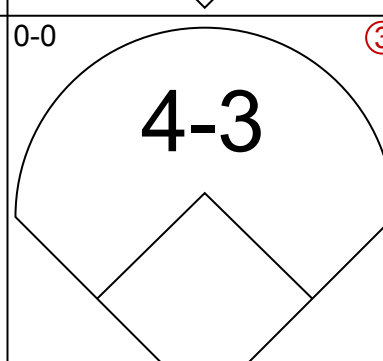
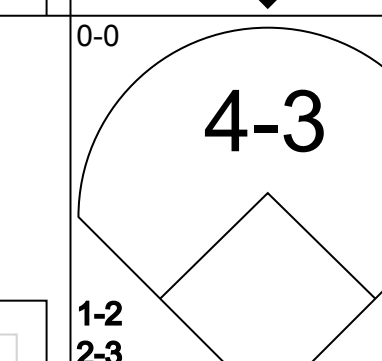
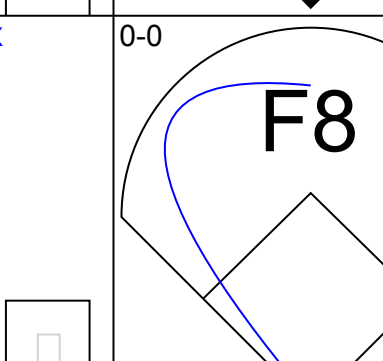
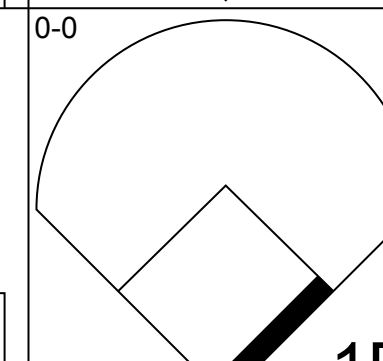
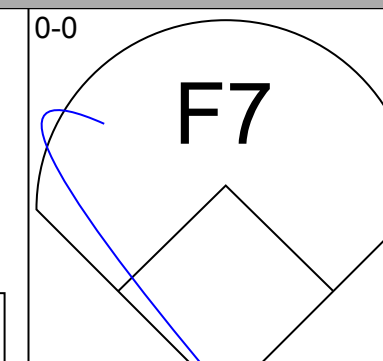
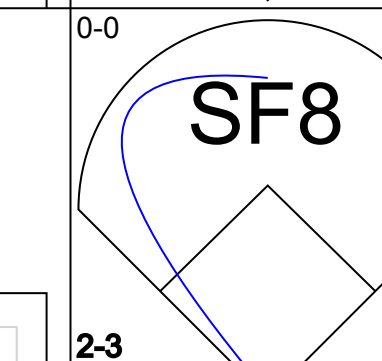
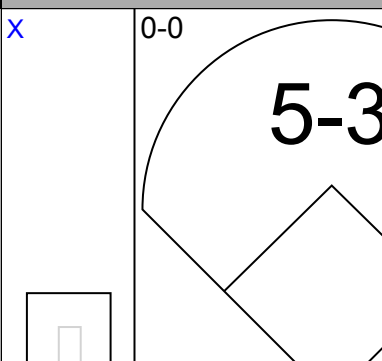
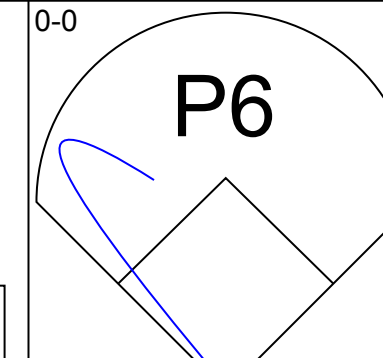
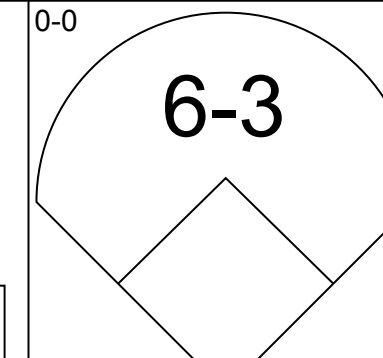
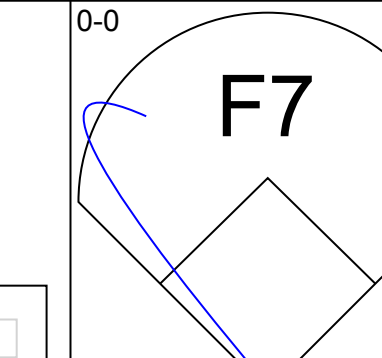
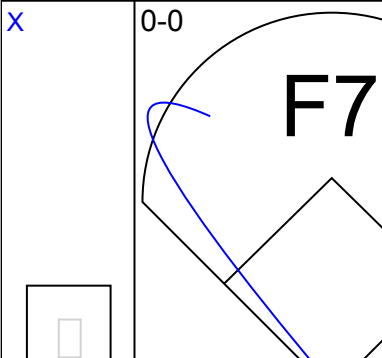
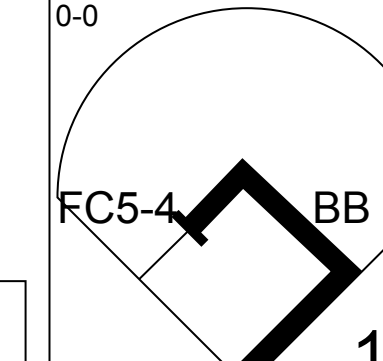
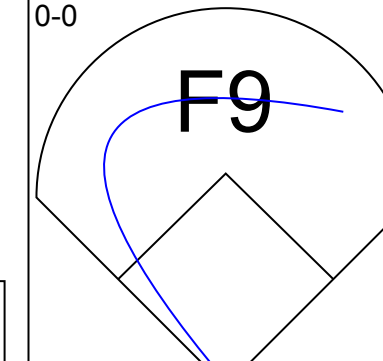
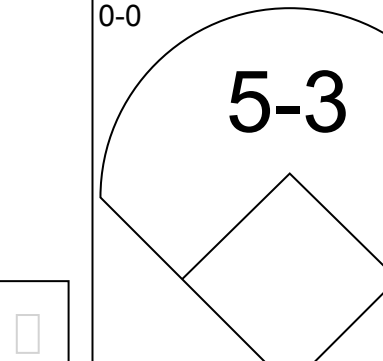
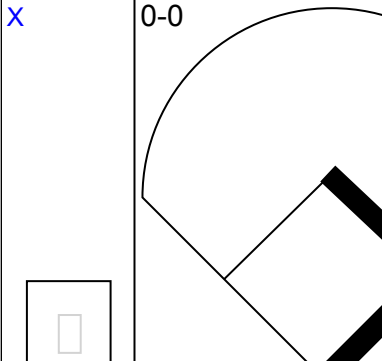
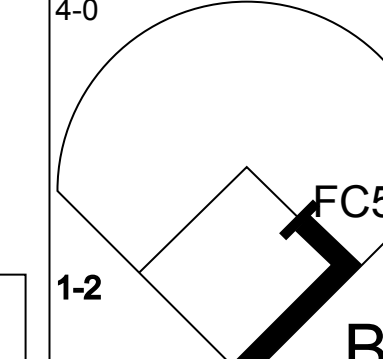
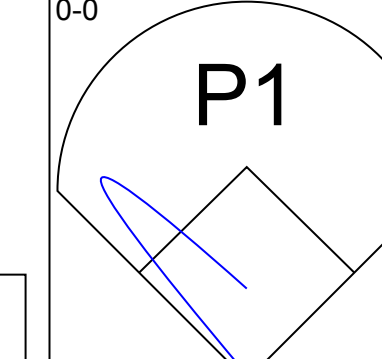
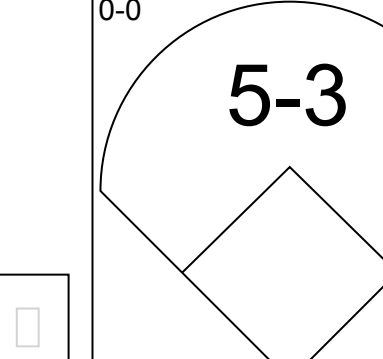
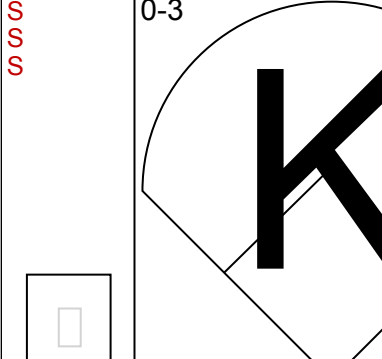
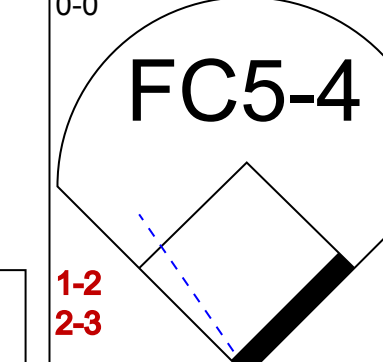
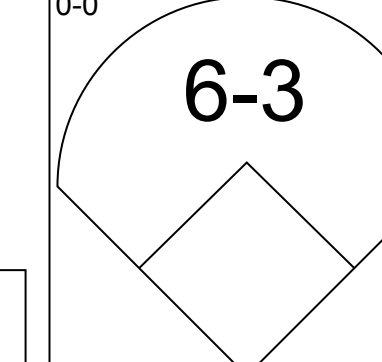
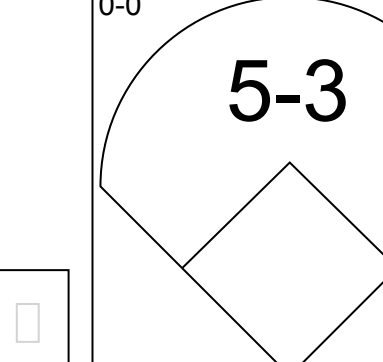
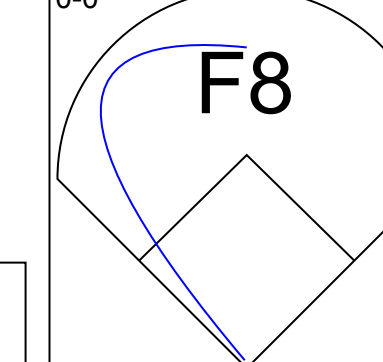
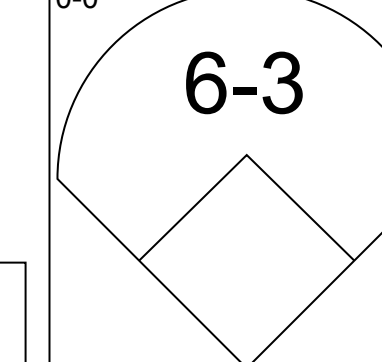
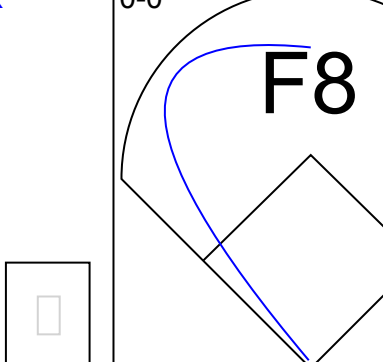
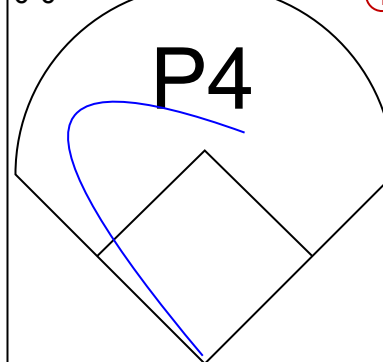
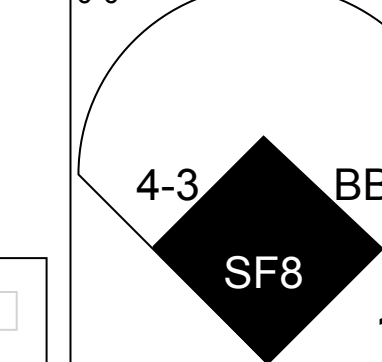
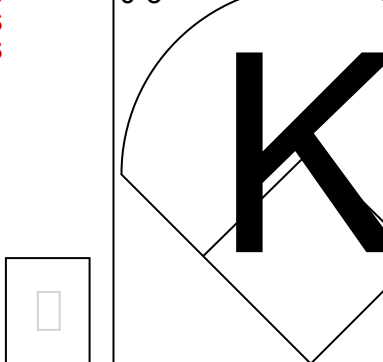


Batter	1	2	3	4	5	6	7	8	9	AB	R	H	RBI	BB	SO	LOB	TOP			
Jerry Mumphrey, S OBP: 0.364, SLG: 0.448 (1, 8)										5	0	1	0	0	2	2				
Lary Milbourne, S OBP: 0.346, SLG: 0.384 (1, 4) (5, 6)										5	2	2	0	0	0	2				
Oscar Gamble, L OBP: 0.390, SLG: 0.517 (1, 10)										5	0	1	0	0	0	3				
Reggie Jackson, L OBP: 0.328, SLG: 0.371 (1, 9)										3	1	1	1	1	0	2				
Graig Nettles, L OBP: 0.310, SLG: 0.381 (1, 5)										3	2	1	1	1	0	2				
Dave Winfield, R OBP: 0.362, SLG: 0.444 (1, 7)										3	0	1	1	1	0	1				
Dave Revering, L OBP: 0.324, SLG: 0.347 Dennis Werth, R OBP: 0.238, SLG: 0.139 (1, 3) (7, 3)										3	0	1	0	0	0	2				
Rick Cerone, R OBP: 0.277, SLG: 0.325 (1, 2)										4	0	0	0	0	2	3				
Bucky Dent, R OBP: 0.300, SLG: 0.379 Aurelio Rodriguez, R OBP: 0.317, SLG: 0.462 (1, 6) (5, 4)										1	0	0	0	0	0	0				
<b>Inning Stats</b>	R: 3 E: 0 K: 1 S: 9	H: 4 LOB: 1 BB: 0 P: 9	R: 0 E: 0 K: 0 S: 3	H: 0 LOB: 0 BB: 0 P: 3	R: 2 E: 1 K: 1 S: 7	H: 1 LOB: 2 BB: 2 P: 15	R: 0 E: 0 K: 0 S: 2	H: 0 LOB: 0 BB: 0 P: 3	R: 0 E: 0 K: 2 S: 8	H: 1 LOB: 1 BB: 0 P: 8	R: 0 E: 0 K: 0 S: 4	H: 1 LOB: 1 BB: 0 P: 4	R: 0 E: 0 K: 0 S: 3	H: 0 LOB: 0 BB: 0 P: 3	R: 0 E: 0 K: 0 S: 4	H: 1 LOB: 1 BB: 0 P: 4	1B: 7 2B: 0 3B: 1 HR: 0	SF: 0 SAC: 0 DP: 0 HBP: 1	WP: 0 PB: 0 CS: 1	PA: 39
<b>PITCHER</b>	IP WLS BF H R ER SO BB IBB HBP BLK WP HR S P ERA WHIP																			
Dennis Lamp, R ERA: 2.09 Ed Farmer, R ERA: 3.92 (1, 1) (9, 1)	8.0 L 35 7 5 3 4 3 0 0 0 0 0 0 4 4 3.38 1.250																			

New York Yankees @ Chicago White Sox  
Comiskey Park, Chicago, IL  
Sun Aug 30 1981, 4:33 AM EDT  
Att: 33,213 - Sunny - 74 F

AB 35  
R 5  
H 8  
RBI 3  
BB 3  
SO 4  
LOB 18



Batter	1	2	3	4	5	6	7	8	9	AB	R	H	RBI	BB	SO	LOB	BOTTOM			
Ron LeFlore, R OBP: 0.306, SLG: 0.327 (1, 7)										3	0	1	0	1	1	0				
Mike Squires, L OBP: 0.331, SLG: 0.317 Lamar Johnson, R OBP: 0.333, SLG: 0.378 (1, 3) (6, FH) (7, 3)										2	0	0	0	0	0	0				
Carlton Fisk, R OBP: 0.390, SLG: 0.406 (1, 2)										3	0	1	1	0	0	0				
Greg Luzinski, R OBP: 0.364, SLG: 0.471 (1, 10)										4	0	0	0	0	0	2				
Wayne Nordhagen, R OBP: 0.346, SLG: 0.446 (1, 9)										4	0	2	0	0	0	0				
Tony Bemazzard, S OBP: 0.327, SLG: 0.374 (1, 4)										3	0	0	0	1	1	1				
Jim Morrison, R OBP: 0.243, SLG: 0.344 (1, 5)										3	0	0	0	0	0	2				
Rusty Kuntz, R OBP: 0.327, SLG: 0.283 (1, 8)										3	0	0	0	0	0	1				
Bill Almon, R OBP: 0.350, SLG: 0.400 (1, 6)										3	1	1	0	0	1	0				
<b>Inning Stats</b>	R: 0 E: 0 K: 0 S: 4	H: 1 LOB: 1 BB: 0 P: 4	R: 0 E: 0 K: 0 S: 3	H: 1 LOB: 1 BB: 1 P: 7	R: 0 E: 0 K: 1 S: 5	H: 0 LOB: 0 BB: 0 P: 5	R: 0 E: 0 K: 0 S: 3	H: 0 LOB: 0 BB: 0 P: 3	R: 0 E: 0 K: 0 S: 3	H: 0 LOB: 0 BB: 0 P: 3	R: 0 E: 0 K: 1 S: 6	H: 1 LOB: 1 BB: 0 P: 6	R: 0 E: 0 K: 1 S: 6	H: 1 LOB: 1 BB: 0 P: 6	R: 0 E: 0 K: 1 S: 6	H: 1 LOB: 1 BB: 0 P: 6	1B: 4 2B: 1 3B: 0 HR: 0	SF: 1 SAC: 0 DP: 1 HBP: 0	WP: 0 PB: 0 CS: 0	PA: 33
<b>PITCHER</b>	IP WLS BF H R ER SO BB IBB HBP BLK WP HR S P ERA WHIP																			
Rudy May, L ERA: 4.32 (1, 1)	9.0 W 33 5 1 1 3 2 0 0 0 0 0 0 37 45 1.00 0.778																			

New York Yankees @ Chicago White Sox  
Comiskey Park, Chicago, IL  
Sun Aug 30 1981, 4:33 AM EDT  
Att: 33,213 - Sunny - 74 F

AB 30  
R 1  
H 5  
RBI 1  
BB 2  
SO 3  
LOB 9






Batter	1	2	3	4	5	6	7	8	9	AB	R	H	RBI	BB	SO	LOB	TOP					
<b>Rick Peters, S</b> OBP: 0.326, SLG: 0.304 (1, 10)	L1		K		F9		1B		4-3	5	0	1	0	0	1	2						
<b>Alan Trammell, R</b> OBP: 0.368, SLG: 0.356 (1, 6)	P2		3B	BB	6-3		1-3			3	1	0	0	1	0	1						
<b>Steve Kemp, L</b> OBP: 0.384, SLG: 0.456 (1, 7)	2B		3B	1-H 2-H	1B			F7		4	0	3	2	0	0	0						
<b>Ron Jackson, R</b> OBP: 0.300, SLG: 0.388 (1, 3)	F7		L4		P6			FC4-6 BB		3	0	0	0	1	0	3						
<b>Kirk Gibson, L</b> OBP: 0.366, SLG: 0.479 (1, 9)		L9-4-3 BB 1B		1B 1B		4-3		FC4-6 E S 1-2		4	1	2	0	0	0	1						
<b>Lance Parrish, R</b> OBP: 0.296, SLG: 0.369 (1, 2)		L9-4-3 BB 1-2		F8		P4		5-3		3	0	0	0	1	0	2						
<b>Al Cowens, R</b> OBP: 0.325, SLG: 0.370 (1, 8)		L9-4-3 1-2 2-3		1B 1-H		F9		L6		4	0	1	1	0	0	2						
<b>Tom Brookens, R</b> OBP: 0.303, SLG: 0.368 (1, 5)			E 3B 1B		P6		1B 1B	S BB		3	1	2	0	1	0	1						
<b>Lou Whitaker, L</b> OBP: 0.336, SLG: 0.386 (1, 4)			F6 1-2		F8		P3	F7 1-2		4	0	0	0	0	0	4						
<b>Inning Stats</b>	R: 0 E: 0 K: 0 S: 4	H: 1 LOB: 1 BB: 0 P: 4	R: 0 E: 0 K: 0 S: 2	H: 1 LOB: 0 BB: 1 P: 6	R: 2 E: 0 K: 1 S: 7	H: 2 LOB: 1 BB: 1 P: 11	R: 1 E: 0 K: 0 S: 5	H: 2 LOB: 1 BB: 0 P: 5	R: 0 E: 0 K: 0 S: 4	H: 1 LOB: 0 BB: 0 P: 4	R: 0 E: 0 K: 0 S: 3	H: 0 LOB: 0 BB: 0 P: 3	R: 0 E: 0 K: 0 S: 4	H: 2 LOB: 1 BB: 0 P: 4	R: 0 E: 0 K: 0 S: 3	H: 0 LOB: 1 BB: 1 P: 7	R: 0 E: 0 K: 0 S: 3	H: 0 LOB: 1 BB: 1 P: 7	1B: 7 2B: 1 3B: 2 HR: 0	SF: 0 SAC: 0 DP: 0 HBP: 0	WP: 0 PB: 0 CS: 0	PA: 37
<b>PITCHER</b>	IP	WLS	BF	H	R	ER	SO	BB	IBB	HBP	BLK	WP	HR	S	P	ERA	WHIP					
<b>Ross Baumgarten, L</b> ERA: 3.83 (1, 1)	7.0	L	29	9	3	1	1	2	0	0	0	0	0	29	37	1.29	1.571					
<b>Kevin Hickey, L</b> ERA: 3.41 (8, 1)	0.2		3	0	0	0	0	1	0	0	0	0	0	2	6	0.00	1.500					
<b>LaMarr Hoyt, R</b> ERA: 4.33 (8, 1)	1.1		5	0	0	0	0	1	0	0	0	0	0	4	8	0.00	0.750					

**Detroit Tigers @ Chicago White Sox**  
Comiskey Park, Chicago, IL  
Mon Aug 31 1981, 8:05 PM EDT  
Att: 13,057 - Unknown - 79 F


**AB 33**  
**R 3**  
**H 9**  
**RBI 3**  
**BB 4**  
**SO 1**  
**LOB 16**



Batter	1	2	3	4	5	6	7	8	9	AB	R	H	RBI	BB	SO	LOB	BOTTOM					
<b>Ron LeFlore, R</b> OBP: 0.305, SLG: 0.323 (1, 7)	4-3	CS	6-3		CS BB		1-3			3	0	0	0	1	0	0						
<b>Mike Squires, L</b> OBP: 0.325, SLG: 0.311 (1, 3)	4-3		1-3		4-3			F8		4	0	0	0	0	0	1						
<b>Carlton Fisk, R</b> OBP: 0.387, SLG: 0.401 (1, 2)	WP 1B HBP		P6		K			6-3		3	0	0	0	0	1	0						
<b>Greg Luzinski, R</b> OBP: 0.369, SLG: 0.490 (1, 10)	WP 1B			HR		2B		K		4	1	3	1	0	1	0						
<b>Harold Baines, L</b> OBP: 0.312, SLG: 0.452 (1, 9)	FC6-4 1-2 2-3 IBB			4-3		F7		4-3		3	0	0	0	1	0	1						
<b>Chet Lemon, R</b> OBP: 0.388, SLG: 0.496 (1, 8)	FC6-4 1-2			1B HBP		6-3		P6		3	0	0	0	0	0	4						
<b>Tony Bernazard, S</b> OBP: 0.326, SLG: 0.372 (1, 4)			F8		1-3 1B		F9		F8	4	0	1	0	0	0	1						
<b>Greg Pryor, R</b> OBP: 0.295, SLG: 0.239 (1, 5)			6-3		K		P6			2	0	0	0	0	1	2						
<b>Bob Molinaro, L</b> OBP: 0.467, SLG: 0.591 (7, PH)					K					1	0	0	0	0	0	0						
<b>Jim Morrison, R</b> OBP: 0.243, SLG: 0.344 (8, 5)					K					0	0	0	0	0	0	0						
<b>Bill Almon, R</b> OBP: 0.349, SLG: 0.399 (1, 6)					K		6-3			3	0	1	0	0	1	2						
<b>Inning Stats</b>	R: 0 E: 0 K: 0 S: 4	H: 1 LOB: 3 BB: 1 P: 9	R: 0 E: 0 K: 0 S: 3	H: 1 LOB: 0 BB: 0 P: 3	R: 0 E: 0 K: 0 S: 3	H: 0 LOB: 0 BB: 0 P: 3	R: 1 E: 0 K: 2 S: 9	H: 2 LOB: 2 BB: 0 P: 10	R: 0 E: 0 K: 1 S: 4	H: 0 LOB: 0 BB: 1 P: 8	R: 0 E: 0 K: 0 S: 4	H: 1 LOB: 1 BB: 0 P: 4	R: 0 E: 0 K: 0 S: 3	H: 0 LOB: 0 BB: 0 P: 3	R: 0 E: 0 K: 1 S: 5	H: 0 LOB: 0 BB: 0 P: 5	R: 0 E: 0 K: 0 S: 3	H: 0 LOB: 0 BB: 0 P: 3	1B: 3 2B: 1 3B: 0 HR: 1	SF: 0 SAC: 0 DP: 0 HBP: 2	WP: 1 PB: 0 CS: 2	PA: 35
<b>PITCHER</b>	IP	WLS	BF	H	R	ER	SO	BB	IBB	HBP	BLK	WP	HR	S	P	ERA	WHIP					
<b>Milt Wilcox, R</b> ERA: 2.78 (1, 1)	9.0	W	34	5	1	1	4	1	1	2	0	1	1	38	48	1.00	0.667					

**Detroit Tigers @ Chicago White Sox**  
Comiskey Park, Chicago, IL  
Mon Aug 31 1981, 8:05 PM EDT  
Att: 13,057 - Unknown - 79 F

**AB 30**  
**R 1**  
**H 5**  
**RBI 1**  
**BB 2**  
**SO 4**  
**LOB 11**





Batter	1	2	3	4	5	6	7	8	9	AB	R	H	RBI	BB	SO	LOB	TOP																			
<b>Rick Peters, S</b> (1, 10) OBP: 0.336, SLG: 0.311	0-3 K		0-0 1B		4-0 3-4 BB		0-0 1B		0-0 SH1-4	3	0	2	0	1	1	0	<b>Detroit Tigers @ Chicago White Sox</b> Comiskey Park, Chicago, IL Tue Sep 01 1981, 8:05 PM EDT Att: 9,775 - Cloudy - 67 F																			
<b>Alan Trammell, R</b> (1, 6) OBP: 0.372, SLG: 0.358	0-0 1B		4-0 1B		0-0 3-4		0-0 1B		0-0 F9	4	0	2	1	1	0	2																				
<b>Steve Kemp, L</b> (1, 7) OBP: 0.385, SLG: 0.455	0-0 F8		0-0 1B		0-0 1-2 2-3		0-0 F7		0-0 1B	5	0	2	1	0	1	3																				
<b>Ron Jackson, R</b> (1, 3) OBP: 0.293, SLG: 0.378	0-3 K		0-0 F9		0-0 F3		0-0 F7		0-0 P4	5	0	0	0	0	1	7																				
<b>Kirk Gibson, L</b> (1, 9) OBP: 0.369, SLG: 0.473	0-3 K		0-0 F9		4-0 BB		4-0 FC5-4 BB			2	0	0	0	2	1	0																				
<b>Lance Parrish, R</b> (1, 2) OBP: 0.295, SLG: 0.365	0-0 6-3		0-0 5-3		4-0 BB		0-0 F7			3	0	0	0	1	0	1																				
<b>Al Cowens, R</b> (1, 8) OBP: 0.324, SLG: 0.368	0-3 K		0-0 1B		0-0 F9		0-0 FC5-4			4	0	1	0	0	1	3																				
<b>Tom Brookens, R</b> (1, 5) OBP: 0.302, SLG: 0.371			0-0 1B		0-0 F8		0-0 F9		0-0 F9	4	0	1	0	0	0	2																				
<b>Lou Whitaker, L</b> (1, 4) OBP: 0.338, SLG: 0.385			0-3 K		0-3 K		0-0 1B		4-0 SH1-4 BB	3	2	1	0	1	2	1																				
<b>Inning Stats</b>	R: 0 E: 0 K: 2 S: 8	H: 1 LOB: 0 BB: 0 P: 8	R: 0 E: 0 K: 2 S: 7	H: 0 LOB: 0 BB: 0 P: 7	R: 0 E: 0 K: 1 S: 7	H: 3 LOB: 3 BB: 1 P: 11	R: 0 E: 0 K: 0 S: 4	H: 1 LOB: 1 BB: 0 P: 4	R: 0 E: 0 K: 1 S: 4	H: 0 LOB: 0 BB: 1 P: 8	R: 0 E: 0 K: 1 S: 3	H: 3 LOB: 2 BB: 0 P: 8	R: 0 E: 0 K: 0 S: 3	H: 0 LOB: 1 BB: 1 P: 7	R: 1 E: 0 K: 0 S: 4	H: 1 LOB: 1 BB: 1 P: 8	1B: 8 2B: 2 3B: 0 HR: 0	SF: 0 SAC: 1 DP: 1 HBP: 0	WP: 0 PB: 0 SB: 1 CS: 0	PA: 40																
<b>PITCHER</b>	IP	WLS	BF	H	R	ER	SO	BB	IBB	HBP	BLK	WP	HR	S	P	ERA	WHIP	<b>PITCHER</b>		IP	WLS	BF	H	R	ER	SO	BB	IBB	HBP	BLK	WP	HR	S	P	ERA	WHIP
<b>Britt Burns, L</b> (1, 1) ERA: 2.31	8.0		35	8	1	1	7	5	0	0	0	0	0	44	64	1.12	1.625			8.0		35	8	1	1	7	5	0	0	0	0	0	44	64	1.12	1.625
<b>Jerry Koosman, L</b> (9, 1) ERA: 4.25	1.0	L	5	1	1	1	0	1	0	0	0	0	0	4	8	9.00	2.000			1.0	L	5	1	1	1	0	1	0	0	0	4	8	9.00	2.000		

Batter	1	2	3	4	5	6	7	8	9	AB	R	H	RBI	BB	SO	LOB	BOTTOM																			
<b>Ron LeFlore, R</b> (1, 7) OBP: 0.302, SLG: 0.319	0-0 6-3		0-0 L5		0-0 SH1-4		0-0 K		0-3 K	3	0	0	0	0	1	1	<b>Detroit Tigers @ Chicago White Sox</b> Comiskey Park, Chicago, IL Tue Sep 01 1981, 8:05 PM EDT Att: 9,775 - Cloudy - 67 F																			
<b>Mike Squires, L</b> (1, 3) OBP: 0.324, SLG: 0.310	0-0 1-3		0-0 1B		0-0 4-3		0-0 F4		0-0 F4	4	0	1	0	0	0	2																				
<b>Carlton Fisk, R</b> (1, 2) OBP: 0.385, SLG: 0.398	0-0 6-3		0-0 1B		0-0 1B		0-0 F8			4	0	1	1	0	0	2																				
<b>Greg Luzinski, R</b> (1, 10) OBP: 0.371, SLG: 0.491			0-0 F7		0-3 K		0-0 1B		0-0 CS	4	0	2	0	0	1	0																				
<b>Jay Loviglio, R</b> (9, PR)					0-0 K		1-3 1B		0-0 1B	0	0	0	0	0	0	0																				
<b>Harold Baines, L</b> (1, 9) OBP: 0.306, SLG: 0.444	0-3 K		0-3 K		0-0 3-1		0-0 P6		0-3 K	4	0	0	0	0	2	3																				
<b>Chet Lemon, R</b> (1, 8) OBP: 0.385, SLG: 0.491	0-0 F8		0-0 1B		0-0 1B		0-0 F7		0-3 K	4	0	1	0	0	1	1																				
<b>Tony Bernazard, S</b> (1, 4) OBP: 0.326, SLG: 0.369			0-0 4-3		4-0 FC6-4 BB		0-0 F2			2	0	0	0	1	0	0																				
<b>Jim Morrison, R</b> (1, 5) OBP: 0.239, SLG: 0.338			0-0 6-3		0-0 FC6-4		0-0 F7			3	0	0	0	0	0	2																				
<b>Bill Almon, R</b> (1, 6) OBP: 0.353, SLG: 0.400			0-0 6-3		1-0 SH1-4 1B HBP		0-0 1B			2	1	1	0	0	0	0																				
<b>Inning Stats</b>	R: 0 E: 0 K: 0 S: 3	H: 0 LOB: 0 BB: 0 P: 3	R: 0 E: 0 K: 1 S: 5	H: 0 LOB: 0 BB: 0 P: 5	R: 0 E: 0 K: 0 S: 3	H: 1 LOB: 0 BB: 0 P: 3	R: 0 E: 0 K: 1 S: 6	H: 1 LOB: 2 BB: 1 P: 10	R: 1 E: 0 K: 0 S: 5	H: 2 LOB: 2 BB: 0 P: 6	R: 0 E: 0 K: 0 S: 3	H: 0 LOB: 0 BB: 0 P: 3	R: 0 E: 0 K: 1 S: 6	H: 1 LOB: 1 BB: 0 P: 6	R: 0 E: 0 K: 2 S: 7	H: 1 LOB: 1 BB: 0 P: 7	1B: 6 2B: 0 3B: 0 HR: 0	SF: 0 SAC: 1 DP: 1 HBP: 1	WP: 0 PB: 0 SB: 0 CS: 1	PA: 33																
<b>PITCHER</b>	IP	WLS	BF	H	R	ER	SO	BB	IBB	HBP	BLK	WP	HR	S	P	ERA	WHIP	<b>PITCHER</b>		IP	WLS	BF	H	R	ER	SO	BB	IBB	HBP	BLK	WP	HR	S	P	ERA	WHIP
<b>Dan Petry, R</b> (1, 1) ERA: 3.15	9.0	W	33	6	1	1	5	1	0	1	0	0	0	41	46	1.00	0.778			9.0	W	33	6	1	1	5	1	0	1	0	0	41	46	1.00	0.778	



Batter	1	2	3	4	5	6	7	8	9	10	AB	R	H	RBI	BB	SO	LOB	TOP				
<b>Rick Peters, S</b> OBP: 0.337, SLG: 0.309 <b>Mick Kelleher, R</b> OBP: 0.293, SLG: 0.294	6-3	1B		1B			F9		G6-4-3		4	0	1	2	1	0	1	<b>Detroit Tigers @ Chicago White Sox</b> Comiskey Park, Chicago, IL Wed Sep 02 1981, 8:05 PM EDT Att. 10,272 - Cloudy - 64 F				
<b>Alan Trammell, R</b> OBP: 0.369, SLG: 0.355	F7	L6					5-3		4-3		5	0	1	0	0	0	2					
<b>Steve Kemp, L</b> OBP: 0.382, SLG: 0.450	4-3						6-3			6-3	5	0	1	0	0	0	2					
<b>Kirk Gibson, L</b> OBP: 0.304, SLG: 0.465		F9		K						1-3	5	1	1	0	0	2	1					
<b>Richie Hebner, L</b> OBP: 0.301, SLG: 0.335 <b>Ron Jackson, R</b> OBP: 0.300, SLG: 0.384	F8			K			F7				3	0	0	0	0	1	1					
<b>Lance Parrish, R</b> OBP: 0.294, SLG: 0.359	E6						5-3			K	4	1	0	0	1	1	2					
<b>Champ Summers, L</b> OBP: 0.383, SLG: 0.387 <b>Lynn Jones, R</b> OBP: 0.346, SLG: 0.365				P6						6-3	1	1	0	0	0	2						
<b>Tom Brookens, R</b> OBP: 0.306, SLG: 0.371							6-3			4-3	3	2	1	0	1	0	0					
<b>Lou Whitaker, L</b> OBP: 0.338, SLG: 0.382 <b>Al Cowens, R</b> OBP: 0.327, SLG: 0.371							F8			L6	2	0	0	1	1	0	0					
<b>Inning Stats</b>	R: 0 E: 0 K: 0 S: 3	H: 0 LOB: 0 BB: 0 P: 3	R: 3 E: 1 K: 0 S: 5	H: 1 LOB: 2 BB: 2 P: 14	R: 0 E: 0 K: 2 S: 8	H: 1 LOB: 2 BB: 1 P: 12	R: 0 E: 0 K: 0 S: 4	H: 0 LOB: 0 BB: 0 P: 5	R: 0 E: 0 K: 1 S: 5	H: 0 LOB: 0 BB: 0 P: 3	R: 0 E: 0 K: 0 S: 3	H: 0 LOB: 0 BB: 0 P: 3	R: 0 E: 0 K: 1 S: 6	H: 1 LOB: 1 BB: 0 P: 6	R: 1 E: 0 K: 0 S: 4	H: 2 LOB: 0 BB: 0 P: 4	R: 1 E: 1 K: 0 S: 5		H: 2 LOB: 1 BB: 1 P: 5	1B: 8 2B: 0 3B: 0 HR: 0	SF: 0 SAC: 0 DP: 1 HBP: 1	WP: 1 PB: 0 SB: 2 CS: 0
<b>PITCHER</b>	IP	WLS	BF	H	R	ER	SO	BB	IBB	HBP	BLK	WP	HR	S	P	ERA	WHIP					
<b>Richard Dotson, R</b> ERA: 3.2	3.2		20	3	3	0	2	4	0	0	0	0	0	19	36	0.00	1.909					
<b>Kevin Hickey, L</b> ERA: 3.06	4.1		11	0	0	0	1	0	0	0	0	0	0	13	13	0.00	0.000					
<b>Ed Farmer, R</b> ERA: 4.08	8.1		0.2	4	2	1	1	0	0	0	0	0	0	6	6	13.50	3.000					
<b>Jerry Koosman, L</b> ERA: 4.28	9.1	L	6	3	1	1	0	0	0	0	0	0	0	6	6	6.75	2.250					
<b>LaMarr Hoyt, R</b> ERA: 4.29	10.1		0.2	2	0	0	0	0	0	0	0	1	0	2	2	0.00	0.000					

**Detroit Tigers @ Chicago White Sox**  
Comiskey Park, Chicago, IL  
Wed Sep 02 1981, 8:05 PM EDT  
Att. 10,272 - Cloudy - 64 F

AB	38
R	5
H	8
RBI	4
BB	4
SO	4
LOB	13



Batter	1	2	3	4	5	6	7	8	9	10	AB	R	H	RBI	BB	SO	LOB	BOTTOM						
<b>Ron LeFlore, R</b> OBP: 0.307, SLG: 0.324	BLK 4-3		6-3								5	0	3	0	0	0	0	<b>Detroit Tigers @ Chicago White Sox</b> Comiskey Park, Chicago, IL Wed Sep 02 1981, 8:05 PM EDT Att. 10,272 - Cloudy - 64 F						
<b>Mike Squires, L</b> OBP: 0.319, SLG: 0.305 <b>Greg Pryor, R</b> OBP: 0.295, SLG: 0.239 <b>Bob Molinaro, L</b> OBP: 0.452, SLG: 0.565	4-3			5-3						L6	4	0	0	0	0	0	2							
<b>Carlton Fisk, R</b> OBP: 0.379, SLG: 0.390	6-3										5	0	0	0	0	2	3							
<b>Greg Luzinski, R</b> OBP: 0.370, SLG: 0.489 <b>Jay Loviglio, R</b> ERA: 4.08	1-3			6-3							3	0	1	0	0	0	1							
<b>Wayne Nordhagen, R</b> OBP: 0.343, SLG: 0.443											0	1	0	0	0	0	0							
<b>Harold Baines, L</b> OBP: 0.311, SLG: 0.460 <b>Lamar Johnson, R</b> OBP: 0.329, SLG: 0.373 <b>Rusty Kuntz, R</b> OBP: 0.327, SLG: 0.283	F9										3	2	2	2	0	0	0							
<b>Chet Lemon, R</b> OBP: 0.383, SLG: 0.500	P4										1	0	0	0	0	0	2							
<b>Tony Bernazard, S</b> OBP: 0.321, SLG: 0.364	K										0	0	0	0	0	0	0							
<b>Jim Morrison, R</b> OBP: 0.239, SLG: 0.337				5-3							4	0	1	0	0	0	0							
<b>Bill Almon, R</b> OBP: 0.351, SLG: 0.395				6-3							3	0	0	0	1	0	1							
<b>Inning Stats</b>	R: 0 E: 0 K: 0 S: 4	H: 1 LOB: 1 BB: 0 P: 4	R: 0 E: 0 K: 1 S: 5	H: 0 LOB: 0 BB: 0 P: 5	R: 0 E: 0 K: 0 S: 3	H: 0 LOB: 0 BB: 0 P: 3	R: 0 E: 0 K: 0 S: 3	H: 0 LOB: 0 BB: 0 P: 3	R: 2 E: 0 K: 0 S: 5	H: 2 LOB: 0 BB: 0 P: 5	R: 0 E: 0 K: 0 S: 5	H: 0 LOB: 0 BB: 0 P: 5	R: 2 E: 0 K: 0 S: 6	H: 3 LOB: 1 BB: 0 P: 6	R: 0 E: 2 K: 0 S: 5	H: 1 LOB: 2 BB: 0 P: 5	R: 0 E: 0 K: 1 S: 5	H: 0 LOB: 0 BB: 0 P: 5	R: 0 E: 0 K: 1 S: 5	H: 1 LOB: 1 BB: 1 P: 9	1B: 6 2B: 0 3B: 0 HR: 2	SF: 0 SAC: 0 DP: 0 HBP: 0	WP: 0 PB: 1 SB: 0 CS: 0	PA: 39
<b>PITCHER</b>	IP	WLS	BF	H	R	ER	SO	BB	IBB	HBP	BLK	WP	HR	S	P	ERA	WHIP							
<b>Jerry Ujdr, R</b> ERA: 5.4	6.2		26	6	4	4	2	1	0	0	0	0	0	30	30	5.40	0.900							
<b>Kevin Saucier, L</b> ERA: 1.95	7.1	W	11	2	0	0	1	1	0	0	0	0	0	12	16	0.00	1.286							
<b>Dave Rozema, R</b> ERA: 3.76	10.1	S	2	0	0	0	1	0	0	0	0	0	0	4	4	0.00	0.000							

**Detroit Tigers @ Chicago White Sox**  
Comiskey Park, Chicago, IL  
Wed Sep 02 1981, 8:05 PM EDT  
Att. 10,272 - Cloudy - 64 F

AB	38
R	4
H	8
RBI	4
BB	1
SO	4
LOB	14





Batter	1	2	3	4	5	6	7	8	9	AB	R	H	RBI	BB	SO	LOB	TOP																			
Alfredo Griffin, S OBP: 0.242, SLG: 0.294 (1, 6)	6-3			P6	5-3			FC1-5 1B		4	1	1	0	0	0	1																				
Garth Iorg, R OBP: 0.273, SLG: 0.314 (1, 4)	F7			1B			F8	FC1-5 1B FC6-2		4	0	1	0	0	0	2																				
Lloyd Moseby, L OBP: 0.295, SLG: 0.399 (1, 8)	5-3			K			F7	FC6-2 1B		4	0	1	1	0	1	1																				
Otto Velez, R OBP: 0.372, SLG: 0.429 Al Woods, L OBP: 0.276, SLG: 0.285 (8, PR)		5-3		F9			K	FC6-2 FC4-6		4	0	0	0	0	1	3																				
George Bell, R OBP: 0.288, SLG: 0.397 (1, 7)		5-3						FC4-6		4	1	2	0	0	0	2																				
John Mayberry, L OBP: 0.344, SLG: 0.398 Danny Ainge, R OBP: 0.253, SLG: 0.232 (5, PR)								FC3-6 1B		1	0	0	0	0	0	0																				
Greg Wells, R OBP: 0.222, SLG: 0.250 (5, 3)	F3							FC3-6 FC1-6		1	1	0	0	0	0	1																				
Jesse Barfield, R OBP: 0.250, SLG: 0.250 (1, 9)								FC1-6		4	0	1	1	0	0	1																				
Ken Macha, R OBP: 0.284, SLG: 0.241 (5, 3) (8, 5)				K				1B		3	0	0	1	0	1	1																				
Buck Martinez, R OBP: 0.258, SLG: 0.413 Willie Upshaw, L OBP: 0.268, SLG: 0.320 Ernie Whitl, L OBP: 0.302, SLG: 0.276 (8, 2)								SF9		2	0	0	0	1	0	1																				
	F9							F5		0	0	0	0	0	0	0																				
								FC1-5 1B BB		0	0	0	0	0	0	0																				
<b>Inning Stats</b>	R: 0 E: 0 K: 0 S: 3	H: 0 LOB: 0 BB: 0 P: 3	R: 0 E: 0 K: 0 S: 3	H: 0 LOB: 0 BB: 0 P: 3	R: 0 E: 0 K: 1 S: 5	H: 0 LOB: 1 BB: 0 P: 5	R: 0 E: 0 K: 1 S: 6	H: 1 LOB: 1 BB: 0 P: 6	R: 2 E: 0 K: 0 S: 5	H: 2 LOB: 1 BB: 0 P: 6	R: 0 E: 0 K: 0 S: 4	H: 1 LOB: 1 BB: 0 P: 4	R: 1 E: 0 K: 0 S: 5	H: 2 LOB: 2 BB: 1 P: 9	R: 0 E: 0 K: 0 S: 3	H: 0 LOB: 0 BB: 0 P: 3	1B: 6 2B: 0 3B: 0 HR: 0	SF: 1 SAC: 0 DP: 0 HBP: 1	WP: 0 PA: 35 CS: 1																	
<b>PITCHER</b>	IP	WLS	BF	H	R	ER	SO	BB	IBB	HBP	BLK	WP	HR	S	P	ERA	WHIP	<b>PITCHER</b>		IP	WLS	BF	H	R	ER	SO	BB	IBB	HBP	BLK	WP	HR	S	P	ERA	WHIP
Steve Trout, L ERA: 2.89 LaMarr Hoyt, R ERA: 4.16	(1, 1)	7.1	30	6	3	3	3	1	0	1	0	0	0	34	39	3.68	0.955			(8, 1)	1.2	W	5	0	0	0	0	0	0	0	0	0	5	5	0.00	0.000

Toronto Blue Jays @ Chicago White Sox  
Comiskey Park, Chicago, IL  
Thu Sep.03 1981, 8:05 PM EDT  
Alt. 6,669 - Unknown - 65 F

AB	32
R	3
H	6
RBI	3
BB	1
SO	3
LOB	13



Batter	1	2	3	4	5	6	7	8	9	AB	R	H	RBI	BB	SO	LOB	BOTTOM																			
Tony Bernazard, S OBP: 0.324, SLG: 0.361 (1, 4)	L5			SH1-4 BB						2	1	0	0	2	0	1																				
Mike Squires, L OBP: 0.318, SLG: 0.302 (1, 3)	1-3			SH1-4 1-2						2	0	0	1	1	0	1																				
Carlton Fisk, R OBP: 0.372, SLG: 0.382 (1, 2)	F8			P6						5	0	0	0	0	0	4																				
Greg Luzinski, R OBP: 0.371, SLG: 0.495 (1, 10)		5-3		P4						5	1	2	1	0	0	1																				
Harold Baines, L OBP: 0.310, SLG: 0.457 (1, 9)										4	0	1	0	0	0	1																				
Chet Lemon, R OBP: 0.387, SLG: 0.500 Rusty Kuntz, R OBP: 0.340, SLG: 0.283 (6, PR) (7, 8)				FC5 1B						2	1	1	0	1	1	0																				
Wayne Nordhagen, R OBP: 0.348, SLG: 0.440 (1, 7)				K						0	0	0	0	1	0	0																				
Jim Morrison, R OBP: 0.241, SLG: 0.337 Bob Molinaro, L OBP: 0.438, SLG: 0.542 Greg Pryor, R OBP: 0.295, SLG: 0.239 (8, PH) (9, 5)										3	0	1	1	0	0	2																				
Bill Almon, R OBP: 0.354, SLG: 0.398 (1, 6)										3	1	1	0	0	0	2																				
<b>Inning Stats</b>	R: 0 E: 0 K: 0 S: 3	H: 3 LOB: 2 BB: 0 P: 6	R: 1 E: 0 K: 0 S: 6	H: 3 LOB: 1 BB: 1 P: 7	R: 0 E: 0 K: 1 S: 5	H: 0 LOB: 0 BB: 0 P: 5	R: 0 E: 0 K: 0 S: 3	H: 0 LOB: 1 BB: 0 P: 4	R: 1 E: 0 K: 0 S: 5	H: 2 LOB: 2 BB: 1 P: 9	R: 1 E: 0 K: 0 S: 4	H: 1 LOB: 0 BB: 0 P: 4	R: 0 E: 0 K: 0 S: 3	H: 0 LOB: 2 BB: 2 P: 11	R: 1 E: 0 K: 0 S: 3	H: 1 LOB: 2 BB: 2 P: 11	1B: 4 2B: 3 3B: 0 HR: 0	SF: 1 SAC: 2 DP: 1 HBP: 1	WP: 1 PA: 40 CS: 0																	
<b>PITCHER</b>	IP	WLS	BF	H	R	ER	SO	BB	IBB	HBP	BLK	WP	HR	S	P	ERA	WHIP	<b>PITCHER</b>		IP	WLS	BF	H	R	ER	SO	BB	IBB	HBP	BLK	WP	HR	S	P	ERA	WHIP
Juan Berenguer, R ERA: 4.43 Roy Lee Jackson, R ERA: 2.72	(1, 1)	8.1	L	37	6	4	3	1	0	0	0	0	0	33	54	3.24	1.320			(9, 1)	0.1	3	1	0	0	0	1	0	0	0	2	6	0.00	6.000		

Toronto Blue Jays @ Chicago White Sox  
Comiskey Park, Chicago, IL  
Thu Sep.03 1981, 8:05 PM EDT  
Alt. 6,669 - Unknown - 65 F

AB	30
R	4
H	7
RBI	4
BB	6
SO	1
LOB	16





Batter	1	2	3	4	5	6	7	8	9	AB	R	H	RBI	BB	SO	LOB	TOP					
Alfredo Griffin, S OBP: 0.245, SLG: 0.295 (1, 6)										5	1	2	0	0	0	3						
Ernie Whitt, L OBP: 0.293, SLG: 0.268 (1, 2)										5	0	0	0	0	0	2						
Lloyd Moseby, L OBP: 0.297, SLG: 0.396 (1, 8)										4	2	1	1	1	1	0						
Al Woods, L OBP: 0.278, SLG: 0.284 (1, 7)										4	1	1	1	0	0	2						
Garth Iorg, R OBP: 0.274, SLG: 0.314 (1, 4)										3	1	1	1	0	1	0						
George Bell, R OBP: 0.295, SLG: 0.400 (1, 10)										4	0	2	1	0	0	1						
Greg Wells, R OBP: 0.265, SLG: 0.283 (1, 3)										2	1	1	0	2	0	0						
Jesse Barfield, R OBP: 0.375, SLG: 0.429 (1, 9)										3	0	1	2	1	1	1						
Ken Macha, R OBP: 0.272, SLG: 0.229 (1, 5)										4	0	0	0	0	1	4						
<b>Inning Stats</b>	R: 3 E: 0 K: 0 S: 6	H: 4 LOB: 0 BB: 0 P: 6	R: 0 E: 0 K: 0 S: 3	H: 0 LOB: 0 BB: 0 P: 3	R: 0 E: 0 K: 2 S: 9	H: 1 LOB: 1 BB: 1 P: 7	R: 0 E: 0 K: 2 S: 9	H: 2 LOB: 3 BB: 1 P: 13	R: 0 E: 0 K: 1 S: 5	H: 0 LOB: 1 BB: 1 P: 9	R: 0 E: 0 K: 0 S: 3	H: 0 LOB: 0 BB: 0 P: 3	R: 0 E: 0 K: 0 S: 3	H: 0 LOB: 0 BB: 0 P: 3	R: 3 E: 1 K: 0 S: 6	H: 2 LOB: 1 BB: 1 P: 10	R: 0 E: 0 K: 1 S: 5	H: 0 LOB: 0 BB: 0 P: 5	1B: 7 2B: 2 3B: 0 HR: 0	SF: 0 SAC: 1 DP: 0 HBP: 0	WP: 1 PB: 0 SB: 3 CS: 2	PA: 40
<b>PITCHER</b>	IP WLS BF H R ER SO BB IBB HBP BLK WP HR S P ERA WHIP																					
Dennis Lamp, R ERA: 2.23 (1, 1)	7.1 L 32 8 5 4 3 3 0 0 0 1 0 35 47 4.91 1.500																					
Ed Farmer, R ERA: 4.14 (8, 1)	1.2 7 1 1 0 1 1 0 0 0 0 0 8 12 0.00 1.200																					

**Toronto Blue Jays @ Chicago White Sox**  
Comiskey Park, Chicago, IL  
Fri Sep 04 1981, 8:05 PM EDT  
Att: 18,317 - Cloudy - 68 F

**livebaseballscorecards.com**

AB	34
R	6
H	9
RBI	6
BB	4
SO	4
LOB	13

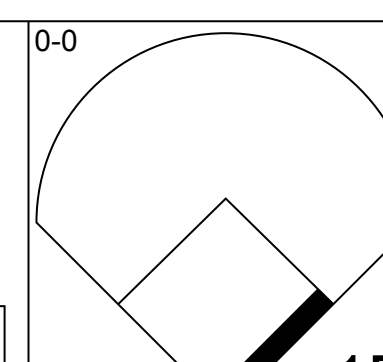
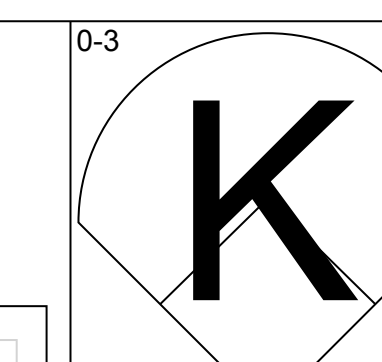
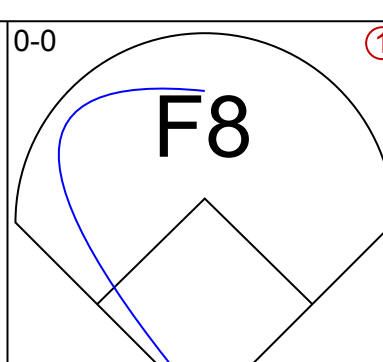
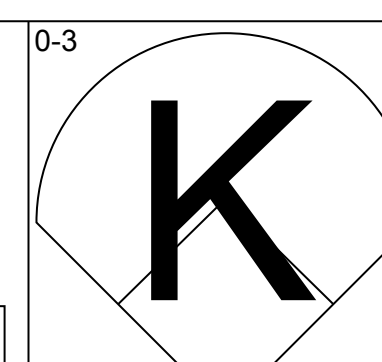
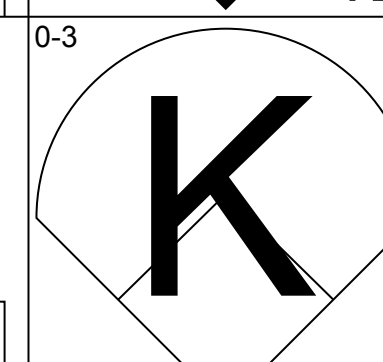
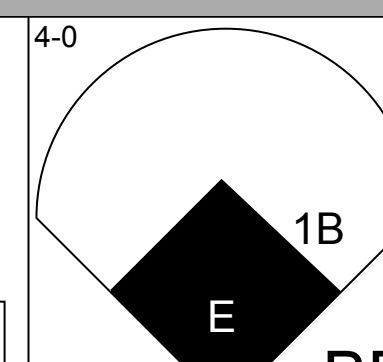
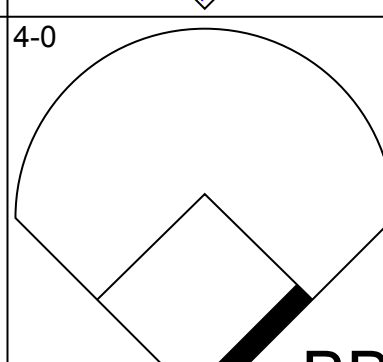
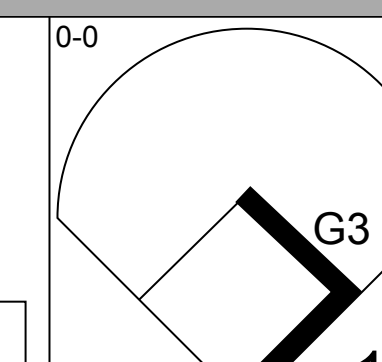
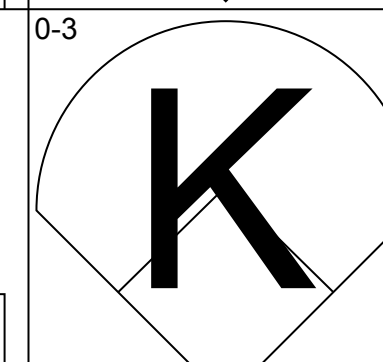
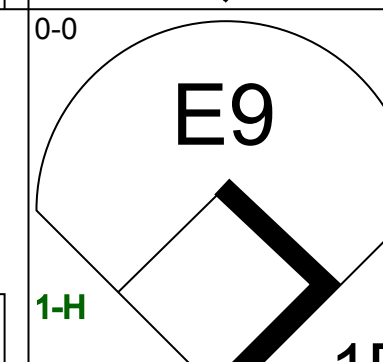
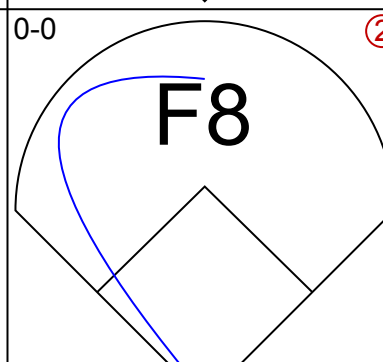
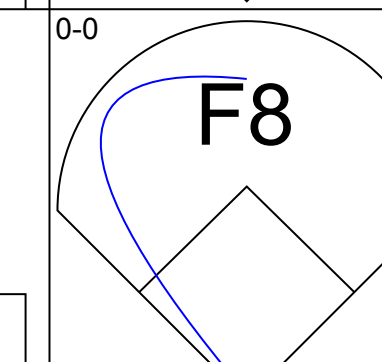
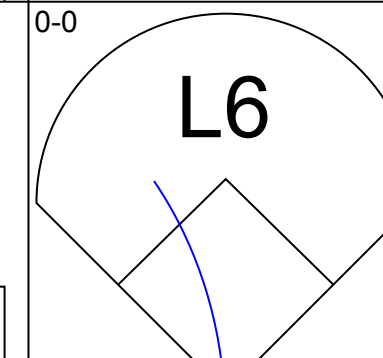
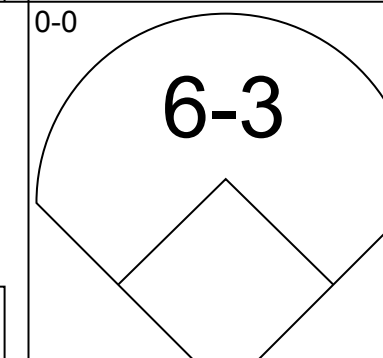
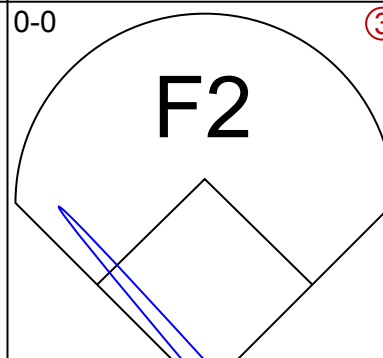
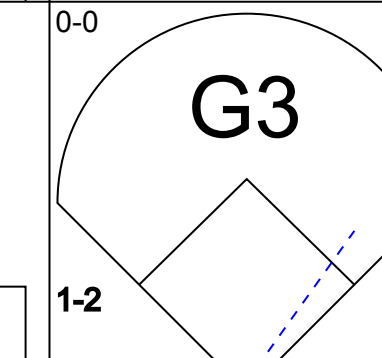
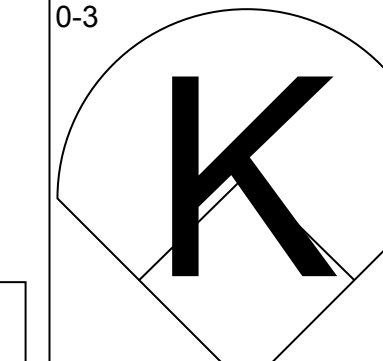
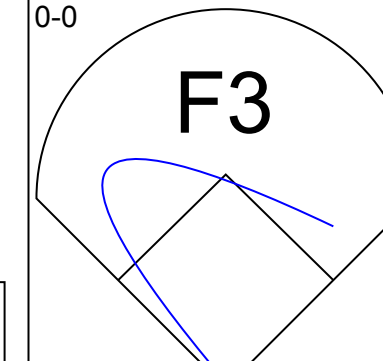
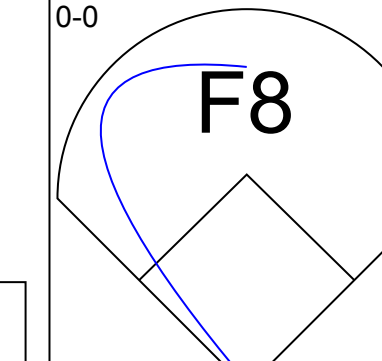

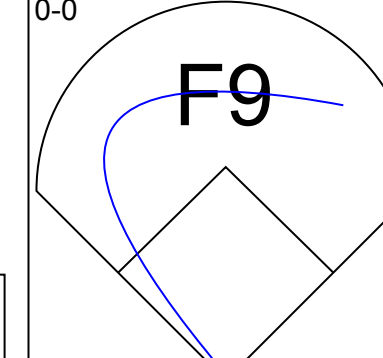
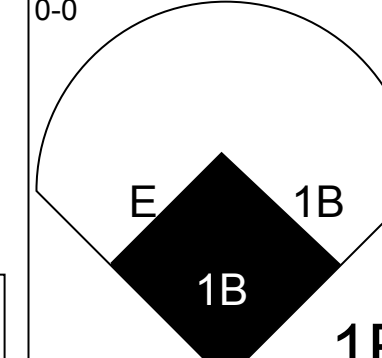
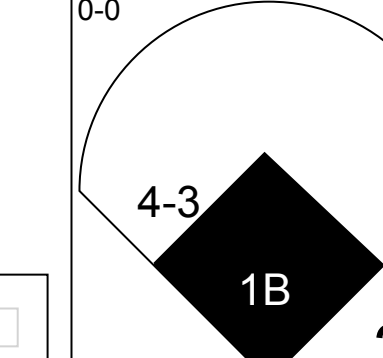

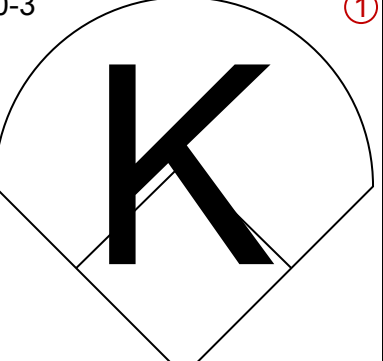
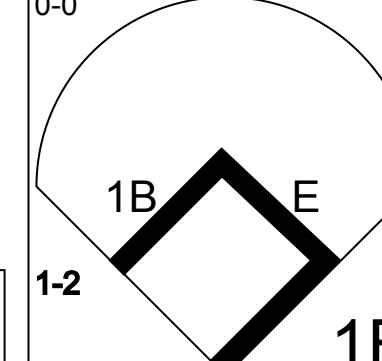
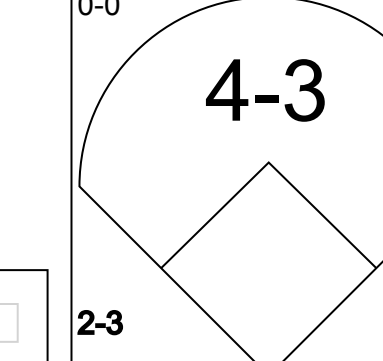
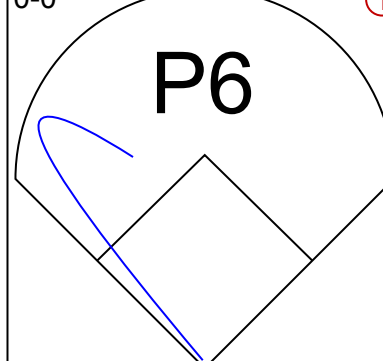
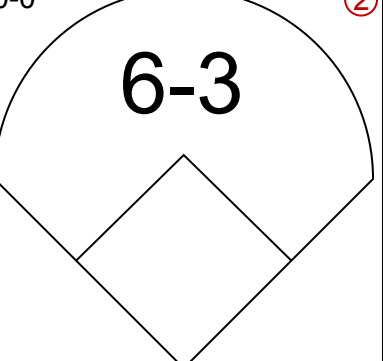
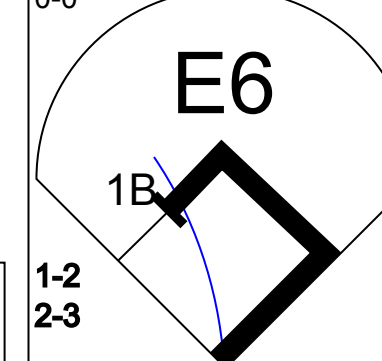
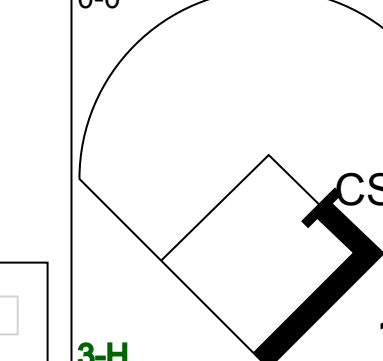
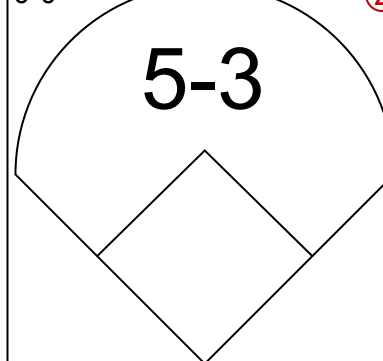
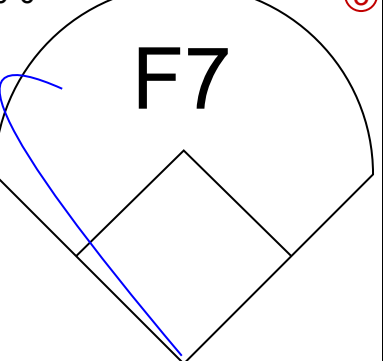
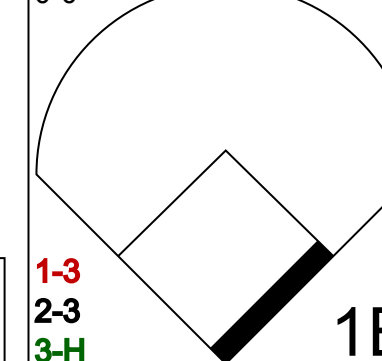
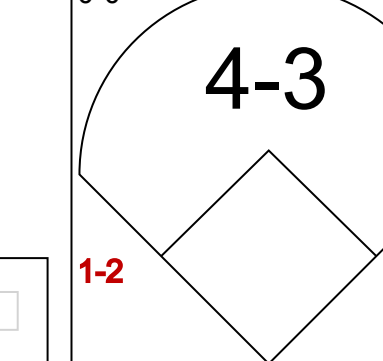
Batter	1	2	3	4	5	6	7	8	9	AB	R	H	RBI	BB	SO	LOB	BOTTOM					
Tony Bernazard, S OBP: 0.325, SLG: 0.362 (1, 4)										5	0	2	0	0	1	2						
Mike Squires, L OBP: 0.324, SLG: 0.307 (1, 3)										3	0	2	0	1	0	0						
Carlton Fisk, R OBP: 0.366, SLG: 0.374 (1, 2)										5	0	0	0	0	2	5						
Bob Molinaro, L OBP: 0.444, SLG: 0.519 (1, 10)										3	1	1	0	0	0	1						
Harold Baines, L OBP: 0.309, SLG: 0.455 (1, 9)										1	0	0	0	0	0	0						
Leo Sutherland, L OBP: 0.333, SLG: 0.333 (3, 7)										3	1	1	0	0	0	2						
Chet Lemon, R OBP: 0.388, SLG: 0.502 (1, 8)										3	0	1	2	0	0	2						
Wayne Nordhagen, R OBP: 0.345, SLG: 0.431 (1, 7) (3, 9)										3	0	0	0	1	0	2						
Jim Morrison, R OBP: 0.241, SLG: 0.335 (1, 5)										4	0	1	0	0	0	1						
Bill Almon, R OBP: 0.349, SLG: 0.392 (1, 6)										4	0	0	0	0	1	2						
<b>Inning Stats</b>	R: 0 E: 0 K: 1 S: 5	H: 0 LOB: 0 BB: 0 P: 5	R: 0 E: 0 K: 0 S: 3	H: 0 LOB: 1 BB: 0 P: 4	R: 0 E: 0 K: 1 S: 6	H: 1 LOB: 2 BB: 1 P: 10	R: 2 E: 0 K: 2 S: 11	H: 4 LOB: 2 BB: 0 P: 11	R: 0 E: 0 K: 0 S: 4	H: 0 LOB: 0 BB: 0 P: 3	R: 0 E: 0 K: 0 S: 3	H: 0 LOB: 0 BB: 0 P: 3	R: 0 E: 1 K: 0 S: 4	H: 1 LOB: 1 BB: 0 P: 4	R: 0 E: 0 K: 0 S: 3	H: 0 LOB: 1 BB: 1 P: 7	R: 0 E: 0 K: 0 S: 4	H: 1 LOB: 1 BB: 0 P: 4	1B: 7 2B: 1 3B: 0 HR: 0	SF: 0 SAC: 1 DP: 0 HBP: 2	WP: 0 PB: 0 SB: 0 CS: 0	PA: 39
<b>PITCHER</b>	IP WLS BF H R ER SO BB IBB HBP BLK WP HR S P ERA WHIP																					
Dave Stieb, R ERA: 3.51 (1, 1)	9.0 W 39 8 2 2 4 2 0 2 0 0 0 43 53 2.00 1.111																					

**Toronto Blue Jays @ Chicago White Sox**  
Comiskey Park, Chicago, IL  
Fri Sep 04 1981, 8:05 PM EDT  
Att: 18,317 - Cloudy - 68 F

**livebaseballscorecards.com**

AB	34
R	2
H	8
RBI	2
BB	2
SO	4
LOB	17




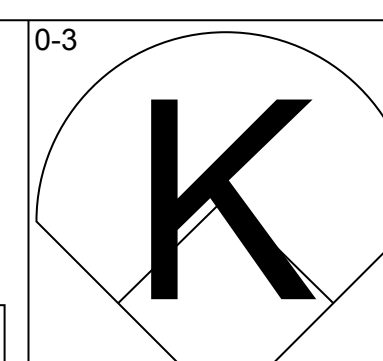
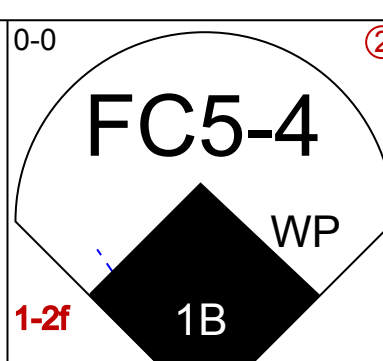
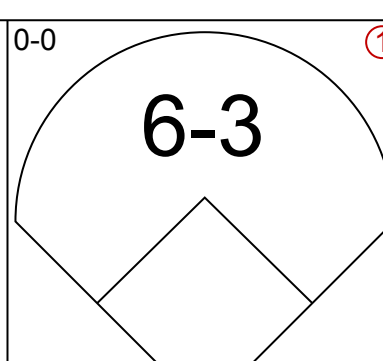
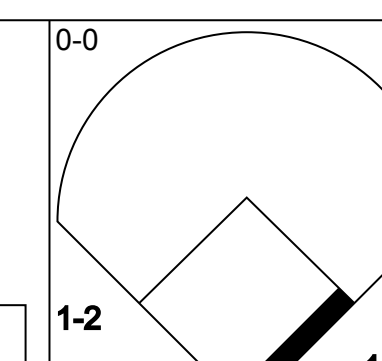
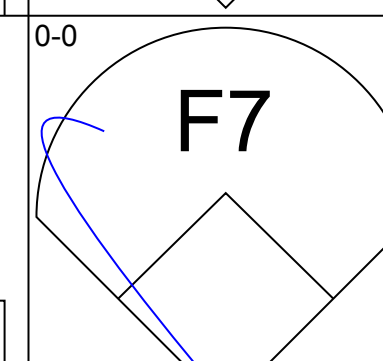
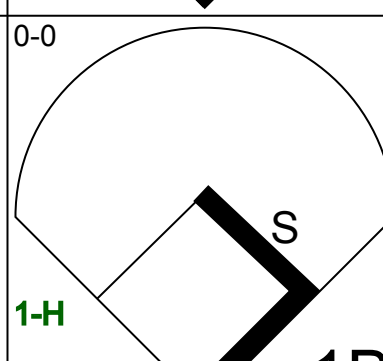
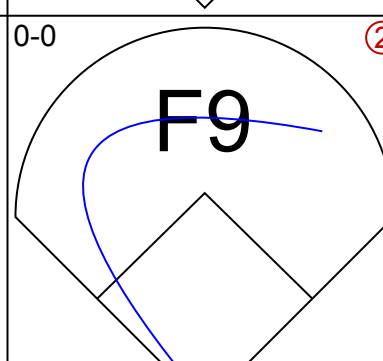
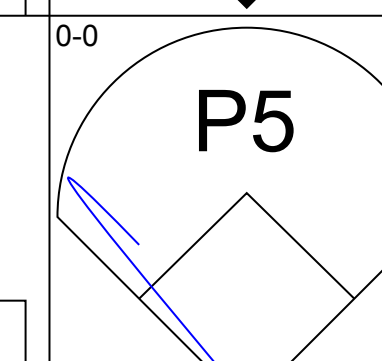
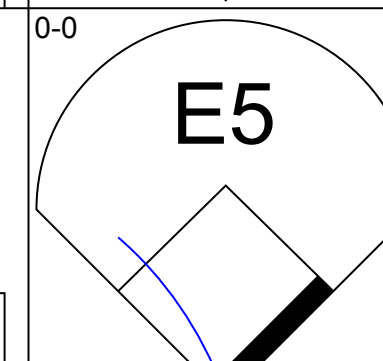
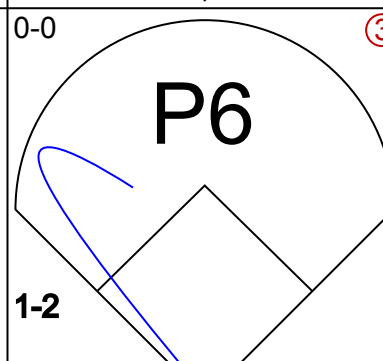
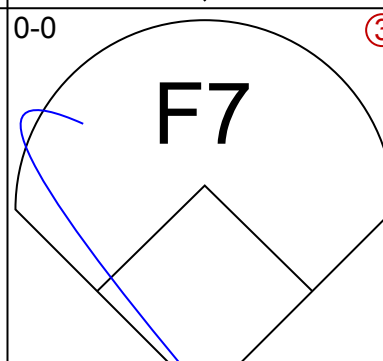
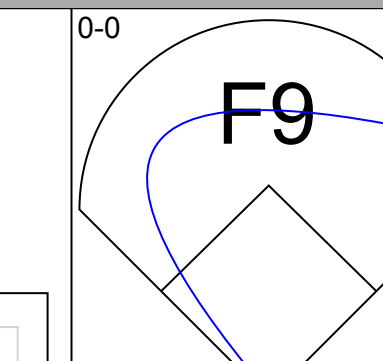
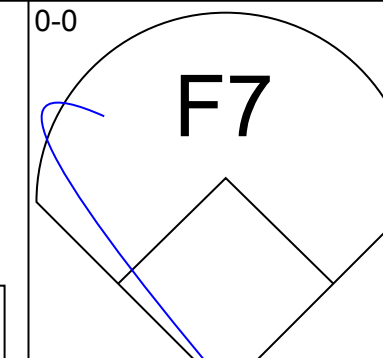
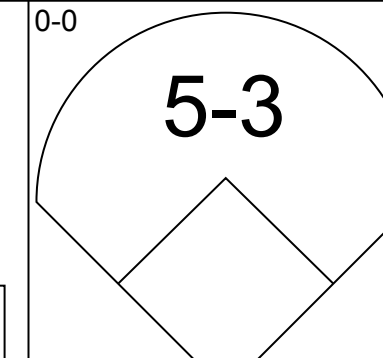
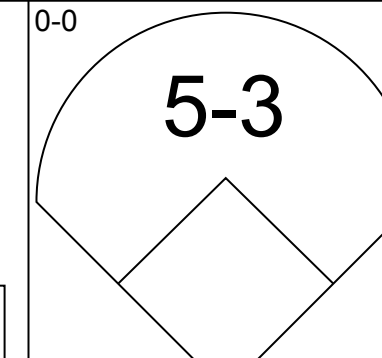
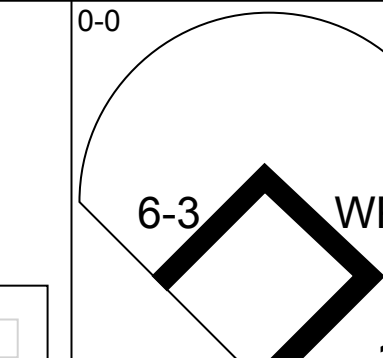
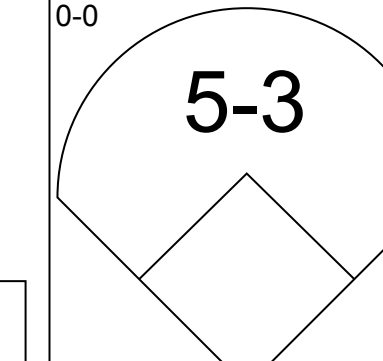
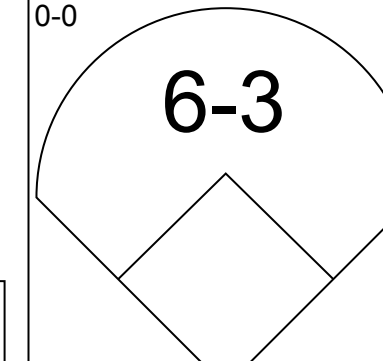
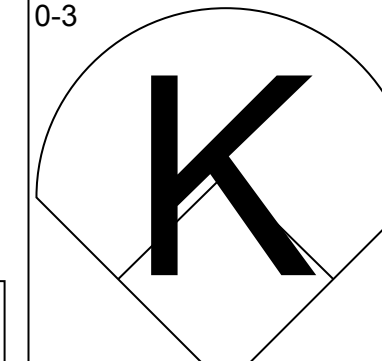
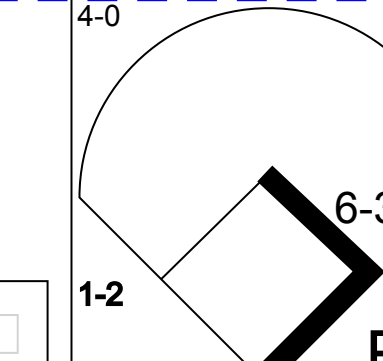
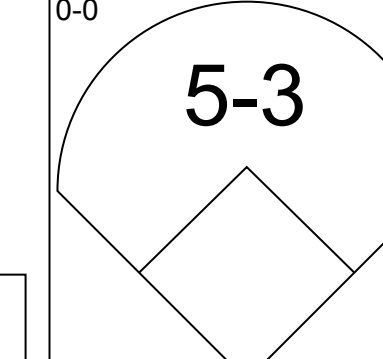
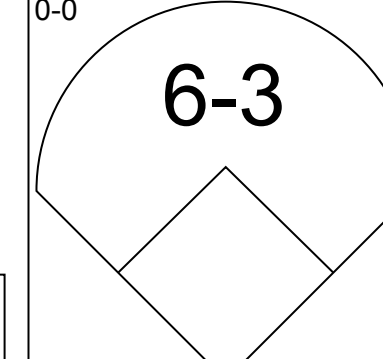
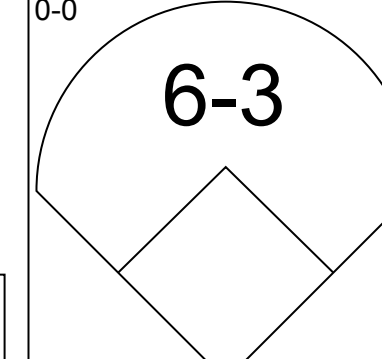
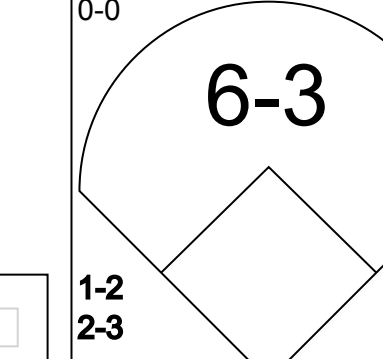
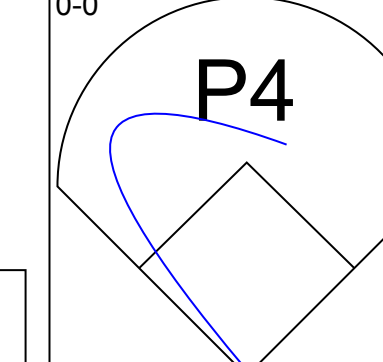
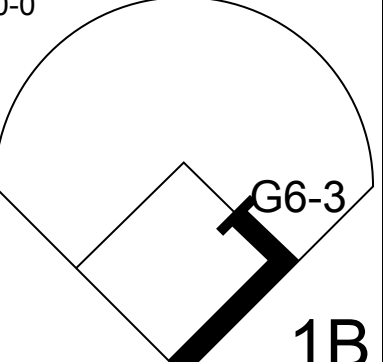
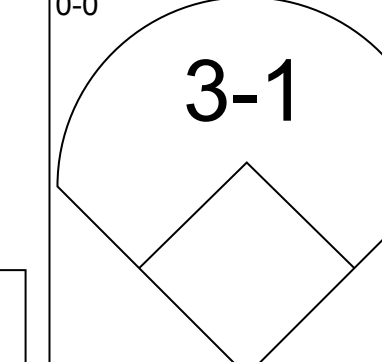
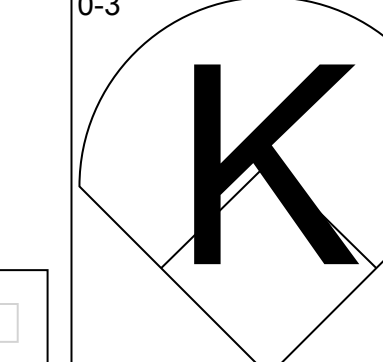
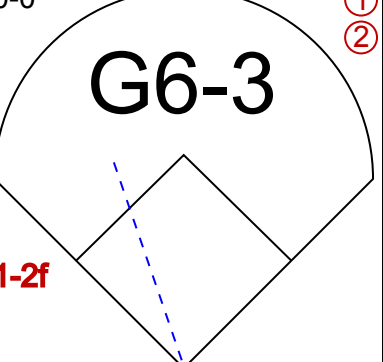
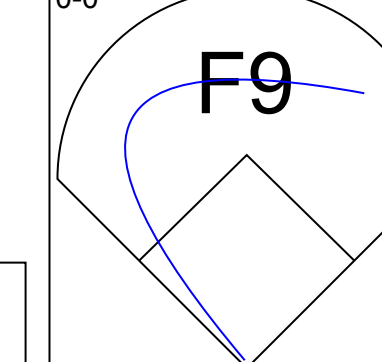
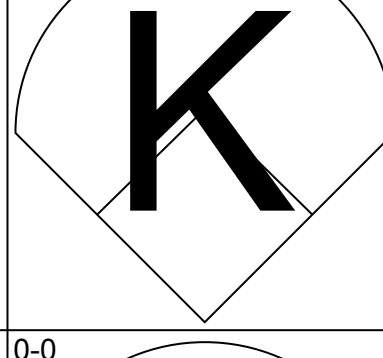
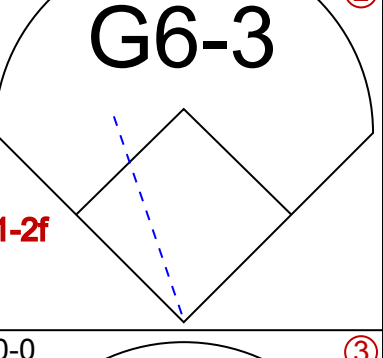
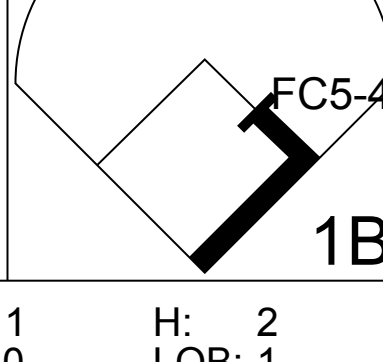
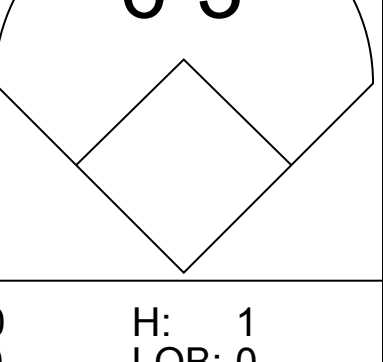
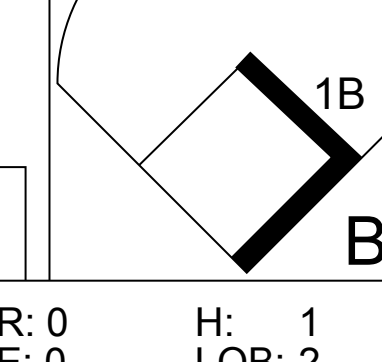
Batter	1	2	3	4	5	6	7	8	9	AB	R	H	RBI	BB	SO	LOB	TOP							
Fred Manrique, R OBP: 0.286, SLG: 0.286 (1, 6)	 1B									4	0	1	0	0	2	2								
Danny Ainge, R OBP: 0.261, SLG: 0.235 (1, 5)				 1B BB		 BB		 1B		2	1	1	0	2	1	1								
Lloyd Moseby, L OBP: 0.296, SLG: 0.394 (1, 8)				 E9 1B						4	0	1	0	0	1	3								
George Bell, R OBP: 0.286, SLG: 0.388 (1, 10)				 6-3				 G3		4	0	0	0	0	0	4								
Greg Wells, R OBP: 0.245, SLG: 0.260 (1, 3)										4	0	0	0	0	1	2								
Garth Iorg, R OBP: 0.281, SLG: 0.328 (1, 4)							 1B 1B		 4-3 1B 2B	4	2	2	0	0	1	1								
Al Woods, L OBP: 0.277, SLG: 0.284 (1, 7)							 1B 1B 1B		 4-3	4	0	1	0	0	2	1								
Jesse Barfield, R OBP: 0.333, SLG: 0.364 (1, 9)			 P6		 6-3		 E6 1B 1B		 CS 1B	4	0	1	1	0	0	2								
Buck Martinez, R OBP: 0.253, SLG: 0.402 (1, 2)			 5-3					 1B 1B 1B	 4-3	2	0	0	0	0	0	0								
John Mayberry, L OBP: 0.346, SLG: 0.401 (7, PH)										1	0	1	1	0	0	0								
Ernie Whitt, L OBP: 0.292, SLG: 0.266 (7, 2)										1	0	0	0	0	0	1								
<b>Inning Stats</b>	R: 0 E: 0 K: 2 S: 8	H: 1 LOB: 1 BB: 0 P: 8	R: 0 E: 0 K: 3 S: 9	H: 0 LOB: 0 BB: 0 P: 9	R: 0 E: 0 K: 1 S: 5	H: 0 LOB: 0 BB: 0 P: 5	R: 1 E: 1 K: 0 S: 4	H: 1 LOB: 1 BB: 1 P: 8	R: 0 E: 0 K: 1 S: 3	H: 0 LOB: 0 BB: 1 P: 7	R: 0 E: 0 K: 1 S: 3	H: 0 LOB: 1 BB: 0 P: 7	R: 1 E: 1 K: 1 S: 8	H: 3 LOB: 2 BB: 0 P: 8	R: 0 E: 0 K: 0 S: 4	H: 1 LOB: 1 BB: 0 P: 4	R: 1 E: 0 K: 0 S: 4	H: 2 LOB: 0 BB: 0 P: 4	1B: 7 2B: 1 3B: 0 HR: 0	SF: 0 SAC: 0 DP: 0 HBP: 0	WP: 0 PB: 0 SB: 0 CS: 1	PA: 36		
<b>PITCHER</b>	IP	WLS	BF	H	R	ER	SO	BB	IBB	HBP	BLK	WP	HR	S	P	ERA	WHIP							
Ross Baumgarten, L ERA: 3.65 (1, 1)	6.1	L	25	4	2	1	7	2	0	0	0	0	0	37	45	1.42	0.947							
LaMar Hoyt, L ERA: 4.18 (7, 1)	2.0		10	4	1	1	1	0	0	0	0	0	0	12	12	4.50	2.000							
Kevin Hickey, L ERA: 3.0 (9, 1)	0.2		1	0	0	0	0	0	0	0	0	0	0	1	1	0.00	0.000							

Toronto Blue Jays @ Chicago White Sox  
Comiskey Park, Chicago, IL  
Sat Sep 05 1981, 8:05 PM EDT  
Att: 14,628 - Unknown - 65 F

livebaseballscores.com

AB 34  
R 3  
H 8  
RBI 2  
BB 2  
SO 8  
LOB 17




Batter	1	2	3	4	5	6	7	8	9	AB	R	H	RBI	BB	SO	LOB	BOTTOM							
Ron LeFlore, R OBP: 0.306, SLG: 0.323 (1, 7)			 FC5-4 1B WP			 6-3		 1B		4	1	1	0	0	1	1								
Mike Squires, L OBP: 0.323, SLG: 0.306 (1, 3)			 S 1B					 P5		4	0	1	1	0	0	2								
Carlton Fisk, R OBP: 0.361, SLG: 0.368 (1, 2)	 E5		 P6							4	0	0	0	0	0	1								
Lamar Johnson, R OBP: 0.325, SLG: 0.367 (1, 10)				 5-3			 5-3		 6-3 WP 1B	4	0	1	0	0	0	1								
Wayne Nordhagen, R OBP: 0.342, SLG: 0.421 (1, 9)		 5-3		 6-3					 6-3 BB	3	0	0	0	1	1	0								
Rusty Kuntz, R OBP: 0.340, SLG: 0.283 (9, PR)										0	0	0	0	0	0	0								
Chet Lemon, R OBP: 0.383, SLG: 0.494 (1, 8)		 5-3		 6-3			 6-3		 6-3	4	0	0	0	0	0	2								
Tony Bernazard, S OBP: 0.324, SLG: 0.360 (1, 4)					 G6-3 1B			 3-1		4	0	1	0	0	1	3								
Jim Morrison, R OBP: 0.239, SLG: 0.332 (1, 5)										2	0	0	0	0	1	1								
Bob Molinaro, L OBP: 0.432, SLG: 0.500 (8, PH)						 G6-3				1	0	0	0	0	0	0								
Greg Pryor, R OBP: 0.295, SLG: 0.239 (9, 6)						 1-2				0	0	0	0	0	0	0								
Bill Almon, R OBP: 0.350, SLG: 0.393 (1, 6)										2	0	1	0	0	0	0								
Greg Luzinski, R OBP: 0.373, SLG: 0.495 (8, PH)										0	0	0	0	1	0	0								
Jay Loviglio, R (9, 5)			 FC5-4 1B			 6-3		 1B BB		0	0	0	0	0	0	0								
<b>Inning Stats</b>	R: 0 E: 1 K: 1 S: 6	H: 0 LOB: 1 BB: 0 P: 6	R: 0 E: 0 K: 0 S: 3	H: 0 LOB: 0 BB: 0 P: 3	R: 1 E: 0 K: 1 S: 7	H: 2 LOB: 1 BB: 0 P: 7	R: 0 E: 0 K: 0 S: 3	H: 0 LOB: 0 BB: 0 P: 3	R: 0 E: 0 K: 0 S: 3	H: 0 LOB: 0 BB: 0 P: 3	R: 0 E: 0 K: 1 S: 5	H: 0 LOB: 0 BB: 0 P: 5	R: 0 E: 0 K: 0 S: 4	H: 1 LOB: 2 BB: 1 P: 8	R: 0 E: 0 K: 1 S: 6	H: 1 LOB: 3 BB: 1 P: 10	1B: 5 2B: 0 3B: 0 HR: 0	SF: 0 SAC: 0 DP: 1 HBP: 0	WP: 2 PB: 0 SB: 1 CS: 0	PA: 34				
<b>PITCHER</b>	IP	WLS	BF	H	R	ER	SO	BB	IBB	HBP	BLK	WP	HR	S	P	ERA	WHIP							
Jim Clancy, R ERA: 5.06 (1, 1)	8.1	W	31	5	1	1	3	1	0	0	0	1	0	36	40	1.08	0.720							
Joey McLaughlin, R ERA: 3.5 (9, 1)	0.2	S	3	0	0	0	1	1	0	0	0	1	0	4	8	0.00	1.500							

Toronto Blue Jays @ Chicago White Sox  
Comiskey Park, Chicago, IL  
Sat Sep 05 1981, 8:05 PM EDT  
Att: 14,628 - Unknown - 65 F

livebaseballscores.com

AB 32  
R 1  
H 5  
RBI 1  
BB 2  
SO 4  
LOB 11






Batter	1	2	3	4	5	6	7	8	9	AB	R	H	RBI	BB	SO	LOB	TOP								
<b>Fred Manrique, R</b> OBP: 0.364, SLG: 0.300 (1, 6)	0-0 1-3		0-0 1B		0-3 K2-3		1-0 CS HBP			3	0	1	0	0	1	1									
<b>Danny Ainge, R</b> OBP: 0.261, SLG: 0.231 (1, 5)	4-0 CS BB		0-0 F9		0-3 K		0-0 F7			3	0	0	0	1	1	3									
<b>Lloyd Moseby, L</b> OBP: 0.296, SLG: 0.390 (1, 8)	0-3 K			0-3 K	4-0 FC6-4 IBB			0-3 K		3	0	0	0	1	3	1									
<b>George Bell, R</b> OBP: 0.285, SLG: 0.406 (1, 7)		0-0 P6		0-0 HR	0-0 FC6-4			0-0 4-3		4	1	1	1	0	0	2									
<b>Garth Iorg, R</b> OBP: 0.288, SLG: 0.333 (1, 4)		0-0 1B		0-3 K		0-0 F8		0-0 FC4-6 1B		4	0	2	0	0	1	0									
<b>John Mayberry, L</b> OBP: 0.341, SLG: 0.394 (1, 10)		0-3 K		0-0 P6		0-3 K		0-0 FC4-6		4	0	0	0	0	2	2									
<b>Greg Wells, R</b> OBP: 0.263, SLG: 0.283 (1, 3)		0-0 F8			0-0 HR	4-0 BB		0-0 F3		3	1	1	0	1	0	1									
<b>Jesse Barfield, R</b> OBP: 0.313, SLG: 0.533 (1, 9)			0-3 K		0-0 HR	0-0 4-3		0-0 F3		4	1	1	2	0	1	1									
<b>Buck Martinez, R</b> OBP: 0.253, SLG: 0.395 (1, 2)		0-0 F8		0-0 F8		0-0 S 1B		0-3 K		4	0	1	0	0	1	0									
<b>Inning Stats</b>	R: 0 E: 0 K: 1 S: 4	H: 0 LOB: 0 BB: 1 P: 8	R: 0 E: 0 K: 1 S: 6	H: 1 LOB: 1 BB: 0 P: 6	R: 0 E: 0 K: 1 S: 6	H: 1 LOB: 0 BB: 0 P: 6	R: 1 E: 0 K: 2 S: 8	H: 1 LOB: 0 BB: 0 P: 8	R: 2 E: 0 K: 2 S: 10	H: 3 LOB: 2 BB: 1 P: 14	R: 0 E: 0 K: 1 S: 5	H: 0 LOB: 1 BB: 1 P: 9	R: 0 E: 0 K: 1 S: 4	H: 0 LOB: 0 BB: 0 P: 5	R: 0 E: 0 K: 1 S: 6	H: 1 LOB: 1 BB: 0 P: 6	R: 0 E: 0 K: 0 S: 3	H: 0 LOB: 0 BB: 3 P: 3	1B: 4 2B: 1 3B: 0 HR: 2	SF: 0 SAC: 0 DP: 0 HBP: 1	WP: 0 PB: 0 SB: 1 CS: 2	PA: 36			
<b>PITCHER</b>	IP	WLS	BF	H	R	ER	SO	BB	IBB	HBP	BLK	WP	HR	S	P	ERA	WHIP								
<b>Britt Burns, L</b> ERA: 2.46 (1, 1)	4.0	L	18	6	3	3	5	1	0	0	0	0	2	27	31	6.75	1.750								
<b>Lynn McGlothen, R</b> ERA: 4.51 (5, 1)	3.0		11	0	0	0	4	1	1	1	0	0	0	16	25	0.00	0.333								
<b>Jerry Koosman, L</b> ERA: 4.2 (8, 1)	2.0		7	1	0	0	1	0	0	0	0	0	0	9	9	0.00	0.500								

Toronto Blue Jays @ Chicago White Sox  
Comiskey Park, Chicago, IL  
Sun Sep 06 1981, 4:33 AM EDT  
Att: 11,250 - Sunny - 68 F

livebaseballscorecards.com

AB 32  
R 3  
H 7  
RBI 3  
BB 3  
SO 10  
LOB 11




Batter	1	2	3	4	5	6	7	8	9	AB	R	H	RBI	BB	SO	LOB	BOTTOM								
<b>Ron LeFlore, R</b> OBP: 0.308, SLG: 0.322 (1, 7)	4-0 S BB		0-0 5-3		0-0 4-3		0-0 5-3		4-0 SH1-4 BB	1	0	0	0	1	0	0									
<b>Leo Sutherland, L</b> OBP: 0.333, SLG: 0.200 (5, FH) (6, 7)			0-0 F8		4-0 1B BB		0-0 1B 1B		0-0 SH1-4	3	1	1	0	1	0	1									
<b>Tony Bemazzard, S</b> OBP: 0.326, SLG: 0.360 (1, 4)	0-0 F8		0-0 F8		0-0 1B BB		0-0 1B 1B		0-0 SH1-4	5	1	2	0	0	0	2									
<b>Carlton Fisk, R</b> OBP: 0.361, SLG: 0.369 (1, 2)	0-0 5-3		0-0 F7		1-3 1B		1-2 1B 1B		0-0 6-3	5	1	2	0	0	0	2									
<b>Greg Luzinski, R</b> OBP: 0.370, SLG: 0.489 (1, 10)	0-0 F9		0-0 F7	0-0 F7	0-0 F8		0-0 1B 1B		0-0 F8	5	0	1	1	0	0	4									
<b>Lamar Johnson, R</b> OBP: 0.333, SLG: 0.366 (1, 3)		0-3 K		4-0 1B BB		0-0 F7	0-0 FC6-4		0-0 1B	3	0	1	1	1	1	0									
<b>Chet Lemon, R</b> OBP: 0.377, SLG: 0.486 (1, 8)		0-0 F9		0-0 F3		0-0 F8	0-0 FC6-4		0-0 FC6-4	4	0	0	0	0	0	3									
<b>Wayne Nordhagen, R</b> OBP: 0.359, SLG: 0.438 (1, 9)		0-0 FC5 1B		0-0 1B		0-0 FC5-4		0-0 G6-4-3		4	0	4	0	0	0	0									
<b>Jay Loviglio, R</b> (8, PR)		0-0 FC5 1B		1-2 1B		0-0 FC5-4		0-0 1B		0	0	0	0	0	0	0									
<b>Rusty Kuntz, R</b> OBP: 0.340, SLG: 0.283 (9, 9)		0-0 FC5 1B		0-0 F7		0-0 FC5-4		0-0 F5		4	0	1	0	0	0	4									
<b>Jim Morrison, R</b> OBP: 0.239, SLG: 0.330 (1, 5)		0-0 1B		0-0 F7		0-0 FC5-4		0-0 F5		3	0	0	0	0	0	2									
<b>Bill Almon, R</b> OBP: 0.346, SLG: 0.389 (1, 6)		0-0 FC5		0-0 P4		0-0 6-3		0-0 G6-4-3		1	0	0	0	0	0	1									
<b>Bob Molinaro, L</b> OBP: 0.421, SLG: 0.483 (8, PH)		0-0 FC5								0	0	0	0	0	0	0									
<b>Greg Pryor, R</b> OBP: 0.295, SLG: 0.239 (9, 6)		2-3 1B								0	0	0	0	0	0	0									
<b>Inning Stats</b>	R: 0 E: 0 K: 0 S: 3	H: 0 LOB: 1 BB: 1 P: 7	R: 0 E: 0 K: 1 S: 7	H: 2 LOB: 2 BB: 0 P: 7	R: 0 E: 0 K: 0 S: 3	H: 0 LOB: 0 BB: 0 P: 3	R: 0 E: 0 K: 0 S: 4	H: 1 LOB: 2 BB: 1 P: 8	R: 0 E: 0 K: 0 S: 4	H: 1 LOB: 2 BB: 1 P: 8	R: 0 E: 0 K: 0 S: 4	H: 1 LOB: 1 BB: 0 P: 4	R: 2 E: 0 K: 0 S: 7	H: 4 LOB: 2 BB: 0 P: 7	R: 0 E: 0 K: 0 S: 3	H: 1 LOB: 1 BB: 0 P: 3	R: 0 E: 0 K: 0 S: 3	H: 0 LOB: 1 BB: 1 P: 7	1B: 10 2B: 0 3B: 0 HR: 0	SF: 0 SAC: 1 DP: 1 HBP: 0	WP: 0 PB: 0 SB: 1 CS: 0	PA: 40			
<b>PITCHER</b>	IP	WLS	BF	H	R	ER	SO	BB	IBB	HBP	BLK	WP	HR	S	P	ERA	WHIP								
<b>Luis Leal, R</b> ERA: 3.44 (1, 1)	6.2	W	31	8	2	2	1	3	0	0	0	0	0	30	42	2.70	1.650								
<b>Roy Lee Jackson, R</b> ERA: 2.61 (7, 1)	2.1	S	9	2	0	0	0	1	0	0	0	0	0	8	12	0.00	1.286								

Toronto Blue Jays @ Chicago White Sox  
Comiskey Park, Chicago, IL  
Sun Sep 06 1981, 4:33 AM EDT  
Att: 11,250 - Sunny - 68 F

livebaseballscorecards.com

AB 35  
R 2  
H 10  
RBI 2  
BB 4  
SO 1  
LOB 17





Batter	1	2	3	4	5	6	7	8	9	AB	R	H	RBI	BB	SO	LOB	TOP								
<b>Julio Cruz, S</b> OBP: 0.350, SLG: 0.344 (1,4)	4-3	K	6-3					1B	1-3	6	0	2	0	0	1	4	<b>Seattle Mariners @ Chicago White Sox</b> Comiskey Park, Chicago, IL Mon Sep 07 1981, 4:33 AM EDT Att: 16,392 - Cloudy - 72 F								
<b>Joe Simpson, L</b> OBP: 0.277, SLG: 0.335 (1,8)	2B	HR		K		5-3		1B		5	1	3	0	0	1	1									
<b>Tom Paciorek, R</b> OBP: 0.371, SLG: 0.495 (1,7)	5-3	HR					5-3	G3		5	1	2	3	0	0	2									
<b>Richie Zisk, R</b> OBP: 0.403, SLG: 0.550 (1,10)																									
<b>Reggie Walton, R</b> (9, PR)																									
<b>Bruce Bochte, L</b> OBP: 0.356, SLG: 0.368 (1,3)	4-3									3	1	1	0	0	0	2									
<b>Dan Meyer, L</b> OBP: 0.300, SLG: 0.326 (1,5)										4	1	1	0	0	0	4									
<b>Lenny Randle, S</b> OBP: 0.272, SLG: 0.311 (7,5)										0	0	0	0	1	0	0									
<b>Casey Parsons, L</b> OBP: 0.283, SLG: 0.471 (1,9)										3	1	1	2	0	0	0									
<b>Dave Henderson, R</b> OBP: 0.259, SLG: 0.345 (7,9)										1	0	1	2	1	0	0									
<b>Paul Serna, R</b> OBP: 0.333, SLG: 0.529 (1,6)										4	1	1	2	1	1	1									
<b>Jerry Narron, L</b> OBP: 0.289, SLG: 0.274 (1,2)										3	1	1	0	0	1	0									
<b>Jim Maler, R</b> OBP: 0.571, SLG: 0.667 (8, PH)										1	0	1	0	0	0	0									
<b>Kim Allen, R</b> (8, PR)										0	0	0	0	0	0	0									
<b>Dan Firova, R</b> (8,2)										1	0	0	0	0	1	3									
<b>Inning Stats</b>	R: 0 E: 0 K: 0 S: 4	H: 1 LOB: 2 BB: 1 P: 8	R: 5 E: 0 K: 1 S: 10	H: 5 LOB: 2 BB: 0 P: 12	R: 1 E: 0 K: 0 S: 4	H: 1 LOB: 0 BB: 0 P: 4	R: 0 E: 0 K: 1 S: 5	H: 1 LOB: 0 BB: 0 P: 5	R: 0 E: 0 K: 0 S: 3	H: 0 LOB: 0 BB: 0 P: 3	R: 0 E: 0 K: 1 S: 6	H: 1 LOB: 1 BB: 0 P: 6	R: 2 E: 0 K: 1 S: 8	H: 3 LOB: 1 BB: 0 P: 8	R: 0 E: 0 K: 0 S: 4	H: 3 LOB: 1 BB: 0 P: 4	R: 1 E: 0 K: 1 S: 6	H: 1 LOB: 3 BB: 3 P: 18	1B: 10 2B: 3 3B: 0 HR: 3	SF: 0 SAC: 1 DP: 1 HBP: 2	WP: 0 PB: 0 SB: 0 CS: 1	PA: 46			
<b>PITCHER</b>	IP	WLS	BF	H	R	ER	SO	BB	IBB	HBP	BLK	WP	HR	S	P	ERA	WHIP								
<b>Richard Dotson, R</b> ERA: 3.55 (1,1)	1.2	L	13	6	5	5	1	1	0	1	0	0	2	13	18	27.00	4.200								
<b>Juan Agosto, L</b> ERA: 5.4 (2,1)	5.0		20	5	3	3	2	0	0	1	0	0	1	23	24	5.40	1.000								
<b>Dewey Robinson, R</b> ERA: 3.86 (7,1)	0.1		2	1	0	0	1	0	0	0	0	0	0	4	4	0.00	3.000								
<b>Kevin Hickey, L</b> ERA: 3.13 (8,1)	1.1		6	4	1	1	0	0	0	0	0	0	0	6	6	6.75	3.000								
<b>Ed Farmer, R</b> ERA: 4.07 (9,1)	0.2		5	0	0	0	1	3	0	0	0	0	0	4	16	0.00	4.500								
<b>Batter</b>	<b>1</b>	<b>2</b>	<b>3</b>	<b>4</b>	<b>5</b>	<b>6</b>	<b>7</b>	<b>8</b>	<b>9</b>	<b>AB</b>	<b>R</b>	<b>H</b>	<b>RBI</b>	<b>BB</b>	<b>SO</b>	<b>LOB</b>	<b>BOTTOM</b>								
<b>Ron LeFlore, R</b> OBP: 0.302, SLG: 0.316 (1,7)	K		K		FC5-4	K		K		5	0	0	0	0	4	4	<b>Seattle Mariners @ Chicago White Sox</b> Comiskey Park, Chicago, IL Mon Sep 07 1981, 4:33 AM EDT Att: 16,392 - Cloudy - 72 F								
<b>Tony Bemazzard, S</b> OBP: 0.330, SLG: 0.374 (1,4)	G3									5	1	3	1	0	0	0									
<b>Carlton Fisk, R</b> OBP: 0.355, SLG: 0.362 (1,2)	F9		1-3		F7					5	1	0	0	0	0	4									
<b>Greg Luzinski, R</b> OBP: 0.377, SLG: 0.496 (1,10)										4	2	3	0	1	0	0									
<b>Lamar Johnson, R</b> OBP: 0.337, SLG: 0.368 (1,3)										5	1	2	0	0	0	2									
<b>Chet Lemon, R</b> OBP: 0.374, SLG: 0.482 (1,8)										4	0	1	2	0	0	2									
<b>Wayne Nordhagen, R</b> OBP: 0.357, SLG: 0.432 (1,9)										4	0	1	0	0	1	4									
<b>Jim Morrison, R</b> OBP: 0.248, SLG: 0.338 (1,5)										4	0	3	1	0	0	2									
<b>Bill Almon, R</b> OBP: 0.344, SLG: 0.386 (1,6)										2	0	0	0	0	1	2									
<b>Bob Molinaro, L</b> OBP: 0.410, SLG: 0.483 (6, PH)										0	0	0	1	0	0	0									
<b>Greg Pryor, R</b> OBP: 0.295, SLG: 0.239 (7,6)										0	0	0	0	0	0	0									
<b>Mike Squires, L</b> OBP: 0.322, SLG: 0.305 (7, PH)										1	0	0	0	0	0	2									
<b>Jay Loviglio, R</b> (8,4)										0	0	0	0	0	0	0									
<b>Inning Stats</b>	R: 0 E: 0 K: 1 S: 5	H: 0 LOB: 0 BB: 0 P: 5	R: 0 E: 0 K: 1 S: 6	H: 1 LOB: 0 BB: 0 P: 6	R: 0 E: 0 K: 2 S: 9	H: 2 LOB: 2 BB: 0 P: 9	R: 0 E: 0 K: 0 S: 4	H: 1 LOB: 1 BB: 0 P: 4	R: 0 E: 0 K: 0 S: 5	H: 2 LOB: 2 BB: 0 P: 5	R: 2 E: 0 K: 1 S: 8	H: 3 LOB: 2 BB: 1 P: 12	R: 3 E: 1 K: 0 S: 8	H: 4 LOB: 2 BB: 0 P: 8	R: 0 E: 0 K: 1 S: 5	H: 0 LOB: 0 BB: 0 P: 5	R: 0 E: 0 K: 0 S: 3	H: 0 LOB: 0 BB: 0 P: 3	1B: 11 2B: 1 3B: 0 HR: 1	SF: 2 SAC: 0 DP: 0 HBP: 0	WP: 0 PB: 0 SB: 0 CS: 0	PA: 42			
<b>PITCHER</b>	IP	WLS	BF	H	R	ER	SO	BB	IBB	HBP	BLK	WP	HR	S	P	ERA	WHIP								
<b>Jim Beattie, R</b> ERA: 3.26 (1,1)	5.1	W	26	9	2	2	4	1	0	0	0	0	1	20	20	2.46	1.091								
<b>Larry Andersen, R</b> ERA: 2.44 (6,1)	3.2	S	16	4	3	1	2	0	0	0	0	0	1	20	20	2.46	1.091								



Batter	1	2	3	4	5	6	7	8	9	AB	R	H	RBI	BB	SO	LOB	TOP			
<b>Julio Cruz, S</b> OBP: 0.348, SLG: 0.342 (1, 4)	0-0 4-3		0-0 F7		0-0 4-3		0-0 FC6-4		0-0 1B	5	0	1	0	0	0	2				
<b>Lenny Randle, S</b> OBP: 0.275, SLG: 0.313 (1, 5)	0-0 4-3		0-0 1B		0-0 FC6-4		0-0 1B		0-0 F7	5	0	2	1	0	0	2				
<b>Tom Paciorek, R</b> OBP: 0.372, SLG: 0.494 (1, 7)	0-0 1B		0-0 G3		0-0 FC6-4		0-0 1B		0-0 F7	5	0	2	0	0	0	4				
<b>Richie Zisk, R</b> OBP: 0.397, SLG: 0.542 (1, 10)	0-0 F3			0-0 6-3		0-0 6-3		0-0 FC6-4	0-0 1B	4	1	0	0	0	0	2				
<b>Jeff Burroughs, R</b> OBP: 0.352, SLG: 0.419 (8, PR)		0-0 F8		0-3 K		0-0 5-3		0-0 1B	0-0 2B	4	0	1	0	0	1	0				
<b>Casey Parsons, L</b> OBP: 0.263, SLG: 0.471 (8, 9)									0-0 1B	0	1	0	0	0	0	0				
<b>Gary Gray, R</b> OBP: 0.286, SLG: 0.514 (8, PR)		0-0 F9		0-0 1B		0-0 F8		0-0 1B	0-0 2B	4	0	2	2	0	0	0				
<b>Vance McHenry, R</b> OBP: 0.263, SLG: 0.222 (8, 3)									0-0 2B	0	0	0	0	0	0	0				
<b>Bruce Bochte, L</b> OBP: 0.356, SLG: 0.368 (1, 6)		0-0 1B		0-0 P6		0-0 6-3		0-0 5-3	0-0 3B	4	0	1	0	0	0	3				
<b>Paul Serna, R</b> OBP: 0.318, SLG: 0.476 (1, 8)									0-0 BB	3	0	0	0	0	0	1				
<b>Joe Simpson, L</b> OBP: 0.273, SLG: 0.330 (9, PH)		0-0 F5		0-0 1-3		0-0 P4		0-0 1B	0-0 F7	0	0	0	0	0	0	0				
<b>Reggie Walton, R</b> OBP: 0.298, SLG: 0.324 (9, PH)			0-0 6-3		0-0 1B		0-0 FC6-4		0-0 1B	1	0	0	0	0	0	1				
<b>Bud Bulling, R</b> OBP: 0.354, SLG: 0.278 (9, PH)										3	1	2	0	0	0	0				
<b>Jim Maier, R</b> OBP: 0.571, SLG: 0.667 (9, PH)										0	0	0	0	0	0	0				
<b>Dan Meyer, L</b> OBP: 0.298, SLG: 0.324 (9, PH)										1	0	0	0	0	0	1				
<b>Inning Stats</b>	R: 0 E: 0 K: 0 S: 4	H: 1 LOB: 1 BB: 0 P: 4	R: 0 E: 0 K: 0 S: 4	H: 1 LOB: 1 BB: 0 P: 4	R: 0 E: 0 K: 1 S: 6	H: 1 LOB: 1 BB: 0 P: 6	R: 1 E: 0 K: 0 S: 5	H: 2 LOB: 1 BB: 0 P: 5	R: 0 E: 0 K: 0 S: 3	H: 0 LOB: 0 BB: 0 P: 3	R: 0 E: 0 K: 0 S: 4	H: 1 LOB: 1 BB: 0 P: 4	R: 2 E: 0 K: 0 S: 6	H: 3 LOB: 2 BB: 1 P: 6	R: 0 E: 0 K: 0 S: 4	H: 1 LOB: 2 BB: 1 P: 8	1B: 10 2B: 1 3B: 0 HR: 0	SF: 0 SAC: 0 DP: 0 HBP: 0	WP: 0 PB: 0 SB: 0 CS: 0	PA: 39
<b>PITCHER</b>	IP	WLS	BF	H	R	ER	SO	BB	IBB	HBP	BLK	WP	HR	S	P	ERA	WHIP			
<b>Steve Trout, L</b> ERA: 2.93 (1, 1)	8.0	W	35	10	3	3	1	1	0	0	0	0	0	36	40	3.38	1.375			
<b>LaMarr Hoyt, R</b> ERA: 4.11 (9, 1)	1.0	S	4	1	0	0	0	0	0	0	0	0	0	4	4	0.00	1.000			

**Seattle Mariners @ Chicago White Sox**  
Comiskey Park, Chicago, IL  
Tue Sep 08 1981, 8:05 PM EDT  
Att: 11,561 - Unknown - 69 F

**AB 38**  
**R 3**  
**H 11**  
**RBI 3**  
**BB 1**  
**SO 1**  
**LOB 15**



Batter	1	2	3	4	5	6	7	8	9	AB	R	H	RBI	BB	SO	LOB	BOTTOM			
<b>Ron LeFlore, R</b> OBP: 0.305, SLG: 0.316 (1, 7)	0-3 K		0-3 K		0-0 1B		4-0 S		0-0 BB	3	1	1	1	1	2	1				
<b>Jay Loviglio, R</b> OBP: 0.333, SLG: 0.333 (1, 4)	0-3 K		0-0 F7		0-0 WP		0-0 F8		0-0 2-3	3	0	1	1	0	1	1				
<b>Tony Bernazard, S</b> OBP: 0.329, SLG: 0.373 (7, PH)	0-3 K				0-0 1B		0-0 F8		0-0 2-3	1	0	0	0	0	0	2				
<b>Lamar Johnson, R</b> OBP: 0.323, SLG: 0.352 (1, 3)	0-3 K			0-0 5-3		0-0 K		0-0 4-3	0-0 3B	4	0	0	0	0	2	2				
<b>Mike Squires, L</b> OBP: 0.322, SLG: 0.305 (8, 3)	0-3 K				0-0 K		0-0 4-3		0-0 3B	0	0	0	0	0	0	0				
<b>Greg Luzinski, R</b> OBP: 0.375, SLG: 0.493 (1, 10)		0-0 6-3		0-0 6-3		0-3 K		0-0 CS	0-0 1B	4	0	1	0	0	1	1				
<b>Leo Sutherland, L</b> OBP: 0.333, SLG: 0.200 (8, PR)										0	0	0	0	0	0	0				
<b>Carlton Fisk, R</b> OBP: 0.354, SLG: 0.360 (1, 2)		0-0 FC6-4		0-0 F7		0-0 4-3		0-0 F3	0-0 1-2	4	0	1	0	0	0	1				
<b>Chet Lemon, R</b> OBP: 0.372, SLG: 0.482 (1, 8)		0-3 K			0-0 1B		0-0 4-3		0-0 P4	4	1	1	0	0	1	2				
<b>Wayne Nordhagen, R</b> OBP: 0.356, SLG: 0.430 (1, 9)		0-0 FC6-4			0-0 2B		0-3 K			3	1	1	1	0	1	1				
<b>Rusty Kuntz, R</b> OBP: 0.340, SLG: 0.283 (7, 9)					0-0 1B		0-0 K			0	0	0	0	0	0	0				
<b>Jim Morrison, R</b> OBP: 0.249, SLG: 0.338 (1, 5)			0-0 F8		0-0 1B		0-0 K		0-3 BB	3	1	1	0	0	1	0				
<b>Bill Almon, R</b> OBP: 0.347, SLG: 0.389 (1, 6)					0-0 K		0-0 F8		0-0 1B	3	1	2	0	0	1	2				
<b>Inning Stats</b>	R: 0 E: 0 K: 3 S: 9	H: 0 LOB: 0 BB: 0 P: 9	R: 0 E: 0 K: 1 S: 6	H: 1 LOB: 1 BB: 0 P: 6	R: 0 E: 0 K: 1 S: 6	H: 1 LOB: 1 BB: 0 P: 6	R: 0 E: 0 K: 0 S: 3	H: 0 LOB: 0 BB: 0 P: 3	R: 4 E: 0 K: 3 S: 14	H: 5 LOB: 1 BB: 0 P: 14	R: 0 E: 0 K: 1 S: 5	H: 0 LOB: 0 BB: 0 P: 5	R: 1 E: 0 K: 1 S: 6	H: 1 LOB: 1 BB: 1 P: 10	R: 0 E: 0 K: 0 S: 3	H: 1 LOB: 1 BB: 0 P: 3	1B: 8 2B: 1 3B: 0 HR: 0	SF: 0 SAC: 0 DP: 0 HBP: 0	WP: 3 PB: 0 SB: 0 CS: 1	PA: 33
<b>PITCHER</b>	IP	WLS	BF	H	R	ER	SO	BB	IBB	HBP	BLK	WP	HR	S	P	ERA	WHIP			
<b>Floyd Bannister, L</b> ERA: 5.13 (1, 1)	4.1	L	20	7	4	4	6	0	0	0	0	0	0	32	32	8.31	1.615			
<b>Mike Parrott, R</b> ERA: 4.66 (5, 1)	3.2		13	2	1	0	4	1	0	0	0	1	0	20	24	0.00	0.818			

**Seattle Mariners @ Chicago White Sox**  
Comiskey Park, Chicago, IL  
Tue Sep 08 1981, 8:05 PM EDT  
Att: 11,561 - Unknown - 69 F

**AB 32**  
**R 5**  
**H 9**  
**RBI 3**  
**BB 1**  
**SO 10**  
**LOB 13**






Batter	1	2	3	4	5	6	7	8	9	AB	R	H	RBI	BB	SO	LOB	TOP								
<b>Julio Cruz, S</b> OBP: 0.344, SLG: 0.337 (1, 4)	6-3	5-3			FC3-6 1B		4-3			4	1	0	0	0	0	2									
<b>Joe Simpson, L</b> OBP: 0.277, SLG: 0.333 (1, 8)	HR 1B		G3		1B 1B		L3			4	1	2	1	0	0	0									
<b>Tom Paciorek, R</b> OBP: 0.376, SLG: 0.505 (1, 7)	HR		G6-4-3 BB		1B			6-3		3	1	2	2	1	0	0									
<b>Richie Zisk, R</b> OBP: 0.395, SLG: 0.541 <b>Kim Allen, R</b> (8, PR)	6-3		G6-4-3		6-3					4	0	1	0	0	0	3									
<b>Bruce Bochte, L</b> OBP: 0.361, SLG: 0.371 (1, 3)	BB				G5-4-3 1B			P6		3	0	2	0	1	0	1									
<b>Jeff Burroughs, R</b> OBP: 0.347, SLG: 0.412 <b>Dave Henderson, R</b> OBP: 0.259, SLG: 0.345 (8, 9)	K		G5-4-3		K			6-3		4	0	0	0	0	2	4									
<b>Dan Meyer, L</b> OBP: 0.294, SLG: 0.319 <b>Lenny Randle, S</b> OBP: 0.274, SLG: 0.311 (7, 5)		6-3		4-3		5-3			F7	3	0	0	0	0	0	1									
<b>Paul Serna, R</b> OBP: 0.308, SLG: 0.440 (1, 6)					L6	1-3			5-3	4	0	1	0	0	0	1									
<b>Jerry Narron, L</b> OBP: 0.294, SLG: 0.284 <b>Dan Firova, R</b> (9, 2)			FC4-6				4-3			4	0	2	0	0	0	1									
<b>Inning Stats</b>	R: 2 E: 0 K: 1 S: 7	H: 2 LOB: 1 BB: 1 P: 11	R: 0 E: 0 K: 0 S: 4	H: 1 LOB: 1 BB: 0 P: 4	R: 0 E: 0 K: 0 S: 2	H: 0 LOB: 0 BB: 1 P: 6	R: 0 E: 0 K: 0 S: 3	H: 1 LOB: 0 BB: 0 P: 3	R: 1 E: 0 K: 0 S: 6	H: 3 LOB: 2 BB: 0 P: 6	R: 0 E: 0 K: 0 S: 6	H: 1 LOB: 1 BB: 0 P: 6	R: 0 E: 0 K: 0 S: 3	H: 0 LOB: 0 BB: 0 P: 3	R: 0 E: 0 K: 0 S: 4	H: 1 LOB: 1 BB: 0 P: 4	R: 0 E: 0 K: 0 S: 3	H: 1 LOB: 1 BB: 0 P: 3	1B: 7 2B: 2 3B: 0 HR: 1	SF: 0 SAC: 0 DP: 2 HBP: 0	WP: 0 PB: 0 SB: 2 CS: 0	PA: 36			
<b>PITCHER</b>	IP	WLS	BF	H	R	ER	SO	BB	IBB	HBP	BLK	WP	HR	S	P	ERA	WHIP								
<b>Dennis Lamp, R</b> ERA: 2.35 (1, 1)	7.1	L	31	9	3	3	2	2	0	0	0	0	1	33	41	3.68	1.500								
<b>Kevin Hickey, L</b> ERA: 3.11 (8, 1)	0.1		1	0	0	0	0	0	0	0	0	0	0	1	1	0.00	0.000								
<b>Ed Farmer, R</b> ERA: 3.95 (8, 1)	1.1		4	1	0	0	0	0	0	0	0	0	0	4	4	0.00	0.750								

**Seattle Mariners @ Chicago White Sox**  
Comiskey Park, Chicago, IL  
Wed Sep 09 1981, 8:05 PM EDT  
Alt: 8,238 - Unknown - 72 F


**AB 34**  
**R 3**  
**H 10**  
**RBI 3**  
**BB 2**  
**SO 2**  
**LOB 13**



Batter	1	2	3	4	5	6	7	8	9	AB	R	H	RBI	BB	SO	LOB	BOTTOM								
<b>Ron LeFlore, R</b> OBP: 0.301, SLG: 0.312 (1, 7)	6-3		K			G4-6-3 1B		F3		4	0	0	0	0	1	2									
<b>Tony Bemazzard, S</b> OBP: 0.334, SLG: 0.377 (1, 4)	G4-3 BB		4-3			1B BB			2B	2	0	1	0	2	0	1									
<b>Lamar Johnson, R</b> OBP: 0.330, SLG: 0.358 (1, 3)	G4-3				G5-4-3 1B			F8		4	0	2	0	0	0	2									
<b>Greg Luzinski, R</b> OBP: 0.371, SLG: 0.486 (1, 10)		K		K		F8			6-3	4	0	0	0	0	2	3									
<b>Carlton Fisk, R</b> OBP: 0.355, SLG: 0.361 <b>Marc Hill, R</b> (7, 2)					G5-4-3		K			2	0	1	0	0	0	1									
<b>Jerry Turner, L</b> OBP: 0.306, SLG: 0.406 <b>Jim Essian, R</b> OBP: 0.316, SLG: 0.324 <b>Mike Squires, L</b> OBP: 0.321, SLG: 0.303 (9, PH)		1B S 1B							G3	1	0	0	0	0	0	0									
<b>Chet Lemon, R</b> OBP: 0.371, SLG: 0.479 (1, 8)		K				F8		F3		4	0	1	0	0	1	1									
<b>Wayne Nordhagen, R</b> OBP: 0.360, SLG: 0.452 (1, 9)						F8			G3	4	1	2	1	0	0	1									
<b>Jim Morrison, R</b> OBP: 0.246, SLG: 0.333 (1, 5)		CS 1B		F5		F7			1B	3	0	0	0	0	0	0									
<b>Bill Almon, R</b> OBP: 0.350, SLG: 0.392 (1, 6)									5-3	3	0	2	0	0	0	0									
<b>Inning Stats</b>	R: 0 E: 0 K: 0 S: 2	H: 0 LOB: 0 BB: 1 P: 6	R: 0 E: 0 K: 2 S: 8	H: 2 LOB: 1 BB: 0 P: 8	R: 0 E: 0 K: 1 S: 6	H: 1 LOB: 1 BB: 0 P: 6	R: 0 E: 0 K: 1 S: 5	H: 1 LOB: 0 BB: 0 P: 5	R: 0 E: 0 K: 0 S: 3	H: 0 LOB: 0 BB: 0 P: 3	R: 0 E: 0 K: 0 S: 4	H: 2 LOB: 2 BB: 1 P: 8	R: 1 E: 0 K: 1 S: 6	H: 1 LOB: 0 BB: 0 P: 6	R: 0 E: 0 K: 0 S: 4	H: 1 LOB: 1 BB: 0 P: 4	R: 0 E: 0 K: 0 S: 4	H: 1 LOB: 1 BB: 0 P: 4	1B: 7 2B: 1 3B: 0 HR: 1	SF: 0 SAC: 0 DP: 3 HBP: 0	WP: 0 PB: 0 SB: 1 CS: 1	PA: 35			
<b>PITCHER</b>	IP	WLS	BF	H	R	ER	SO	BB	IBB	HBP	BLK	WP	HR	S	P	ERA	WHIP								
<b>Bob Stoddard, R</b> ERA: 2.03 (1, 1)	6.2	W	25	7	1	1	5	2	0	0	0	0	0	33	41	1.35	1.350								
<b>Larry Andersen, R</b> ERA: 2.35 (7, 1)	2.1	S	9	2	0	0	0	0	0	0	0	0	0	9	9	0.00	0.857								

**Seattle Mariners @ Chicago White Sox**  
Comiskey Park, Chicago, IL  
Wed Sep 09 1981, 8:05 PM EDT  
Alt: 8,238 - Unknown - 72 F

**AB 32**  
**R 1**  
**H 9**  
**RBI 1**  
**BB 2**  
**SO 5**  
**LOB 11**





Batter	1	2	3	4	5	6	7	8	9	AB	R	H	RBI	BB	SO	LOB	TOP									
Ron LeFlore, R OBP: 0.302, SLG: 0.310 (1, 7)			G4-6-3	K				F9	F9	5	1	1	0	1	1	3	<b>Chicago White Sox @ Milwaukee Brewers</b> Milwaukee County Stadium, Milwaukee, WI Thu Sep 10 1981, 8:05 PM EDT Att. 9,268 - Unknown - 75 F									
Tony Bernazard, S OBP: 0.336, SLG: 0.377 (1, 4)	G3		K							3	1	1	0	2	1	0										
Lamar Johnson, R OBP: 0.340, SLG: 0.367 Mike Squires, L OBP: 0.320, SLG: 0.302 (7, PH) (7, 3)	1B				FC4		SH	4-3		3	0	2	0	0	0	1										
Greg Luzinski, R OBP: 0.378, SLG: 0.493 Jay Loviglio, R OBP: 0.250, SLG: 0.250 (7, PR)	1B				FC5-2				F8	4	1	4	0	0	0	0										
Carlton Fisk, R OBP: 0.352, SLG: 0.356 (1, 2)	F7				FC5-2				L6	4	1	0	0	1	0	5										
Chet Lemon, R OBP: 0.398, SLG: 0.473 (1, 8)		L1			FC5-2					5	2	1	0	0	0	5										
Wayne Nordhagen, R OBP: 0.357, SLG: 0.471 Rusty Kuntz, R OBP: 0.352, SLG: 0.298 (8, 9)	6-3				SF8					2	1	1	3	0	0	0										
Jim Morrison, R OBP: 0.249, SLG: 0.335 (1, 5)	6-3						5-3	F7		5	1	2	2	0	0	1										
Bill Almon, R OBP: 0.354, SLG: 0.404 (1, 6)							F9		6-3	4	1	2	4	1	0	0										
<b>Inning Stats</b>	R: 0 E: 0 K: 0 S: 5	H: 3 LOB: 2 BB: 0 P: 5	R: 0 E: 0 K: 0 S: 3	H: 0 LOB: 0 BB: 0 P: 3	R: 0 E: 0 K: 1 S: 4	H: 0 LOB: 0 BB: 1 P: 8	R: 5 E: 0 K: 1 S: 9	H: 4 LOB: 1 BB: 1 P: 13	R: 0 E: 0 K: 0 S: 4	H: 2 LOB: 1 BB: 0 P: 4	R: 1 E: 0 K: 0 S: 4	H: 1 LOB: 0 BB: 0 P: 4	R: 4 E: 2 K: 0 S: 7	H: 1 LOB: 1 BB: 2 P: 14	R: 0 E: 0 K: 0 S: 3	H: 0 LOB: 1 BB: 1 P: 7		R: 2 E: 0 K: 0 S: 7	H: 4 LOB: 2 BB: 0 P: 7	1B: 13 2B: 0 3B: 0 HR: 2	SF: 2 SAC: 1 DP: 2 HBP: 0	WP: 0 PB: 0 SB: 2 CS: 0	PA: 46			
<b>PITCHER</b>	IP	WLS	BF	H	R	ER	SO	BB	IBB	HBP	BLK	WP	HR	S	P	ERA	WHIP	<b>PITCHER</b>								
Jim Slaton, R ERA: 4.05 (1, 1)	3.2		18	7	5	5	1	2	0	0	0	0	1	18	26	12.27	2.455									
Reggie Cleveland, R ERA: 4.42 (4, 1)	2.1	L	12	3	4	2	1	2	0	0	0	0	1	13	20	7.71	2.143									
Dwight Bernard, R ERA: (7, 1)	2.0		9	1	1	0	0	1	0	0	0	0	0	8	12	0.00	1.000									
Jerry Augustine, L ERA: 4.04 (9, 1)	0.2		6	4	2	2	0	0	0	0	0	0	0	6	6	27.00	6.000									
Donnie Moore, R ERA: 20.25 (9, 1)	0.1		1	0	0	0	0	0	0	0	0	0	0	1	1	0.00	0.000									
<b>Batter</b>	<b>1</b>	<b>2</b>	<b>3</b>	<b>4</b>	<b>5</b>	<b>6</b>	<b>7</b>	<b>8</b>	<b>9</b>	<b>AB</b>	<b>R</b>	<b>H</b>	<b>RBI</b>	<b>BB</b>	<b>SO</b>	<b>LOB</b>	<b>BOTTOM</b>									
Paul Molitor, R OBP: 0.322, SLG: 0.337 (1, 8)	5-3	F9			K				6-3	4	0	0	0	0	1	3	<b>Chicago White Sox @ Milwaukee Brewers</b> Milwaukee County Stadium, Milwaukee, WI Thu Sep 10 1981, 8:05 PM EDT Att. 9,268 - Unknown - 75 F									
Robin Yount, R OBP: 0.297, SLG: 0.397 (1, 6)			L7				F8			3	1	1	0	1	0	0										
Cecil Cooper, L OBP: 0.354, SLG: 0.488 (1, 3)	FC5-4		5-3		SF7			6-3		3	0	0	1	0	0	1										
Ted Simmons, S OBP: 0.257, SLG: 0.388 (1, 2)	5-3		L4				F7			4	1	1	3	0	0	1										
Gorman Thomas, R OBP: 0.354, SLG: 0.497 (1, 9)				K			F7		K	4	0	1	0	0	2	0										
Ben Oglivie, L OBP: 0.320, SLG: 0.394 (1, 10)				F9			G3		F9	4	1	1	0	0	0	0										
Don Money, R OBP: 0.297, SLG: 0.297 (1, 5)		6-3-2-5		4-3			K		5-3	4	0	0	0	0	1	2										
Mark Brouhard, R OBP: 0.325, SLG: 0.404 Larry Hisle, R OBP: 0.255, SLG: 0.427 (9, PH)							F7		K	2	2	1	0	1	0	0										
Ed Romero, R OBP: 0.232, SLG: 0.270 Jim Gantner, L OBP: 0.337, SLG: 0.347 (7, PH) (8, 4)							F7			2	1	1	0	0	0	1										
<b>Inning Stats</b>	R: 0 E: 0 K: 0 S: 4	H: 1 LOB: 1 BB: 0 P: 4	R: 2 E: 1 K: 0 S: 5	H: 2 LOB: 1 BB: 1 P: 9	R: 0 E: 0 K: 0 S: 3	H: 0 LOB: 0 BB: 0 P: 3	R: 0 E: 0 K: 1 S: 5	H: 0 LOB: 0 BB: 0 P: 5	R: 4 E: 0 K: 1 S: 8	H: 3 LOB: 0 BB: 1 P: 12	R: 0 E: 0 K: 1 S: 5	H: 0 LOB: 0 BB: 0 P: 5	R: 0 E: 0 K: 1 S: 5	H: 0 LOB: 0 BB: 0 P: 5	R: 0 E: 0 K: 1 S: 5	H: 0 LOB: 0 BB: 0 P: 5		R: 0 E: 0 K: 1 S: 5	H: 0 LOB: 0 BB: 0 P: 5	1B: 5 2B: 1 3B: 0 HR: 1	SF: 1 SAC: 0 DP: 1 HBP: 0	WP: 0 PB: 0 SB: 0 CS: 0	PA: 35			
<b>PITCHER</b>	IP	WLS	BF	H	R	ER	SO	BB	IBB	HBP	BLK	WP	HR	S	P	ERA	WHIP	<b>PITCHER</b>								
Ross Baumgarten, L ERA: 3.84 (1, 1)	5.0		23	6	6	4	2	1	0	0	0	0	0	1	25	33	7.20	1.400								
LaMarr Hoyt, R ERA: 3.95 (6, 1)	4.0	W	12	0	0	0	3	0	0	0	0	0	0	18	18	0.00	0.000									







Batter	1	2	3	4	5	6	7	8	9	AB	R	H	RBI	BB	SO	LOB	TOP										
Ron LeFlore, R OBP: 0.303, SLG: 0.309 (1, 7)	4-3		K			FC1-4-6		6-3		4	0	0	0	0	1	2											
Mike Squires, L OBP: 0.318, SLG: 0.297 (1, 3)	3-1			1-3		F7		4-3 BB		3	0	0	0	1	0	1											
Jerry Turner, L OBP: 0.293, SLG: 0.378 (1, 9)	F7			1B		F8		4-3		4	0	1	0	0	0	2											
Greg Luzinski, R OBP: 0.381, SLG: 0.493 (1, 10)		F9		G6-4-3 1B			1B 1B	6-3		4	1	2	0	0	0	1											
Carlton Fisk, R OBP: 0.347, SLG: 0.349 (1, 2)	P4		G6-4-3			F8			K	4	0	0	0	0	1	3											
Chet Lemon, R OBP: 0.395, SLG: 0.468 Leo Sutherland, L OBP: 0.222, SLG: 0.125 (2, 8)	E6 CS				6-3		K		F8	1	0	0	0	0	0	0											
Tony Bernazard, S OBP: 0.342, SLG: 0.381 (1, 4)	CS				F7		1B 1B		K	4	0	2	0	0	1	0											
Jim Morrison, R OBP: 0.248, SLG: 0.332 Bob Molinaro, L OBP: 0.415, SLG: 0.484 Greg Pryor, R OBP: 0.295, SLG: 0.239 (7, PH)			K		F6		FC5-4 1B			2	0	0	0	0	1	1											
Bill Almon, R OBP: 0.350, SLG: 0.398 (1, 6)			K				FC5-4			3	0	1	0	0	1	3											
<b>Inning Stats</b>	R: 0 E: 0 K: 0 S: 3	H: 0 LOB: 0 BB: 0 P: 3	R: 0 E: 1 K: 0 S: 3	H: 0 LOB: 0 BB: 0 P: 3	R: 0 E: 0 K: 3 S: 10	H: 1 LOB: 1 BB: 0 P: 10	R: 0 E: 0 K: 0 S: 4	H: 2 LOB: 1 BB: 0 P: 4	R: 0 E: 0 K: 0 S: 3	H: 0 LOB: 0 BB: 0 P: 3	R: 0 E: 0 K: 1 S: 4	H: 1 LOB: 1 BB: 0 P: 4	R: 1 E: 0 K: 1 S: 8	H: 3 LOB: 2 BB: 0 P: 8	R: 0 E: 0 K: 2 S: 3	H: 0 LOB: 1 BB: 1 P: 7	R: 0 E: 0 K: 2 S: 7	H: 0 LOB: 0 BB: 0 P: 7	1B: 6 2B: 1 3B: 0 HR: 0	SF: 0 SAC: 0 DP: 1 HBP: 0	WP: 0 PB: 0 SB: 0 CS: 1	PA: 35					
<b>PITCHER</b>	IP	WLS	BF	H	R	ER	SO	BB	IBB	HBP	BLK	WP	HR	S	P	ERA	WHIP										
Pete Redfern, R ERA: 4.35 Doug Corbett, R ERA: 2.64	(1, 1)	6.2	W	26	7	1	1	4	0	0	0	0	0	34	34	1.35	1.050										
(7, 1)	2.1	S	8	0	0	0	2	1	0	0	0	0	0	11	15	0.00	0.429										

**Chicago White Sox @ Minnesota Twins**  
Metropolitan Stadium, Bloomington, MI  
Sat Sep 12 1981, 8:05 PM EDT  
Att. 7,967 - Unknown - 71 F

livebaseballscores.com

AB	33
R	1
H	7
RBI	1
BB	1
SO	6
LOB	14



Batter	1	2	3	4	5	6	7	8	9	AB	R	H	RBI	BB	SO	LOB	BOTTOM										
Hosken Powell, L OBP: 0.286, SLG: 0.329 (1, 7)	F7		4-3 S 1B		F3		1B 3B			4	1	2	0	0	0	1											
Rob Wilfong, L OBP: 0.295, SLG: 0.332 (1, 4)	F8		4-3		3-1		FC6-4 1B			4	0	1	1	0	0	2											
Mickey Hatcher, R OBP: 0.290, SLG: 0.369 (1, 8)	4-3		L6			5-3	FC6-4			4	0	0	0	0	0	2											
Tim Corcoran, L OBP: 0.238, SLG: 0.278 (1, 3)		4-3			F7		2B WP BB		K	3	1	0	0	1	1	0											
Kent Hrbek, L OBP: 0.292, SLG: 0.409 Roy Smalley, S OBP: 0.390, SLG: 0.476 (8, PH)		6-3							F8	3	0	1	0	0	1	0											
John Castino, R OBP: 0.295, SLG: 0.383 (1, 5)			2B BB			L9			F9	3	1	1	0	1	0	1											
Dave Engle, R OBP: 0.272, SLG: 0.356 (1, 9)					5-3		K			3	0	1	1	0	1	2											
Sal Butera, R OBP: 0.330, SLG: 0.301 (1, 2)		G3					1B BB		P4	2	0	0	0	1	0	1											
Ron Washington, R OBP: 0.231, SLG: 0.200 (1, 6)			F8				1B		4-3	3	0	1	0	0	0	0											
<b>Inning Stats</b>	R: 0 E: 0 K: 0 S: 3	H: 0 LOB: 0 BB: 0 P: 3	R: 1 E: 0 K: 0 S: 4	H: 1 LOB: 1 BB: 1 P: 8	R: 0 E: 0 K: 0 S: 4	H: 1 LOB: 1 BB: 0 P: 4	R: 0 E: 0 K: 1 S: 6	H: 1 LOB: 1 BB: 0 P: 6	R: 0 E: 0 K: 0 S: 3	H: 1 LOB: 1 BB: 1 P: 7	R: 1 E: 0 K: 0 S: 6	H: 1 LOB: 1 BB: 1 P: 10	R: 1 E: 0 K: 0 S: 5	H: 2 LOB: 1 BB: 0 P: 5	R: 0 E: 0 K: 1 S: 5	H: 0 LOB: 0 BB: 0 P: 5	1B: 4 2B: 2 3B: 1 HR: 0	SF: 0 SAC: 0 DP: 0 HBP: 0	WP: 1 PB: 0 SB: 2 CS: 0	PA: 33							
<b>PITCHER</b>	IP	WLS	BF	H	R	ER	SO	BB	IBB	HBP	BLK	WP	HR	S	P	ERA	WHIP										
Richard Dotson, R ERA: 3.54 LaMarr Hoyt, R ERA: 3.91 Jerry Koozman, L ERA: 4.15	(1, 1)	5.1	L	23	5	2	2	1	3	0	0	0	0	22	34	3.38	1.500										
(6, 1)	1.2		7	2	1	1	1	0	0	0	0	1	0	9	9	5.40	1.200										
(8, 1)	1.0		3	0	0	0	1	0	0	0	0	0	0	5	5	0.00	0.000										

**Chicago White Sox @ Minnesota Twins**  
Metropolitan Stadium, Bloomington, MI  
Sat Sep 12 1981, 8:05 PM EDT  
Att. 7,967 - Unknown - 71 F

livebaseballscores.com

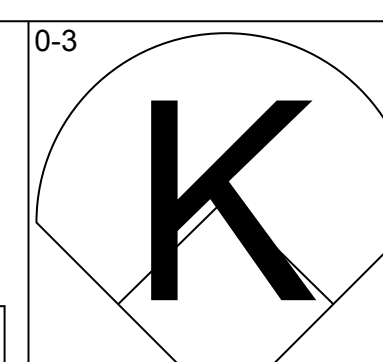
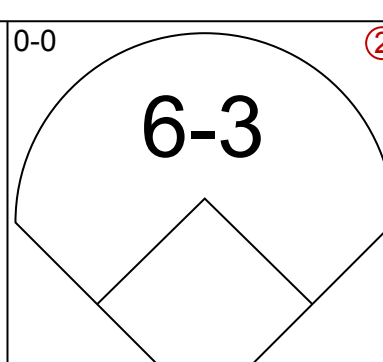
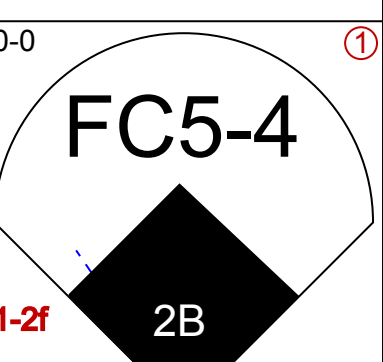
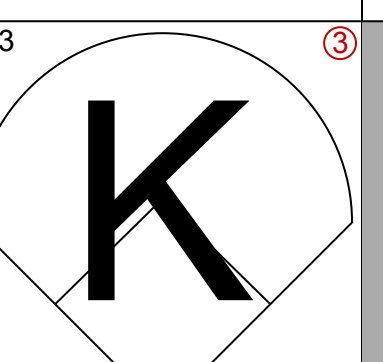
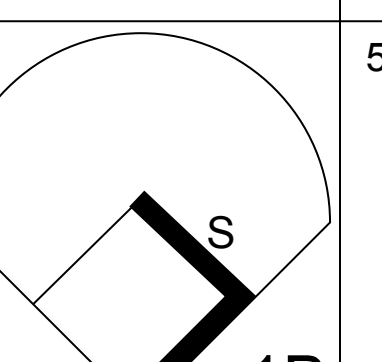
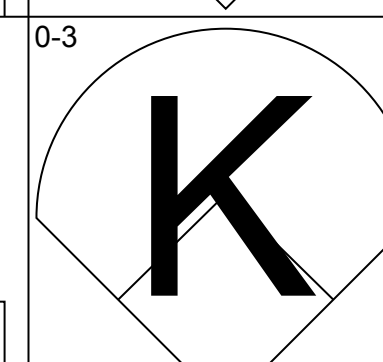
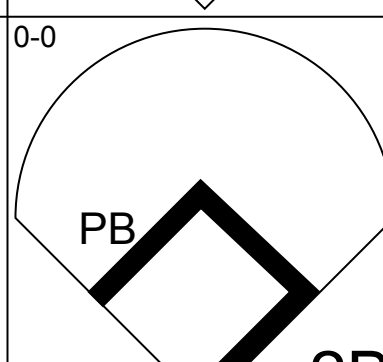
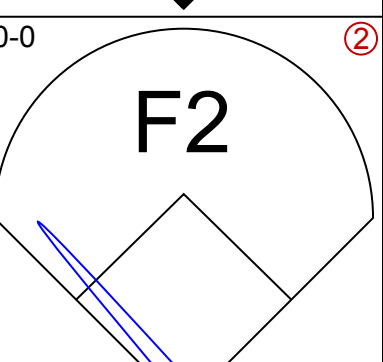
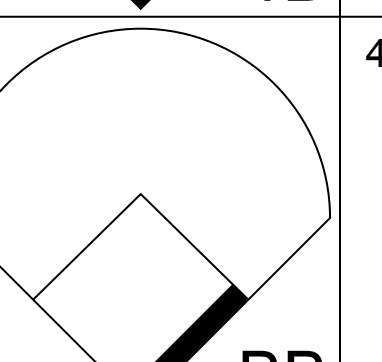
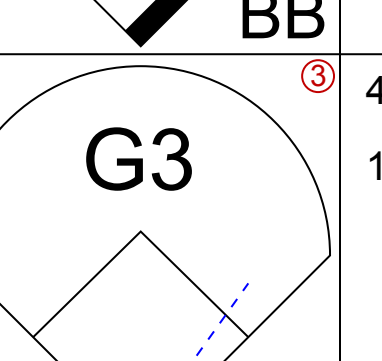
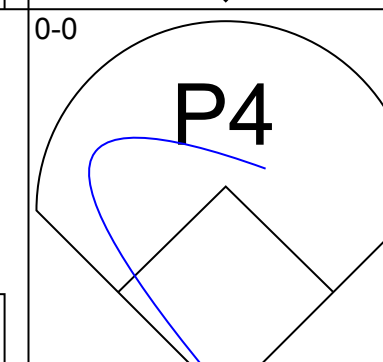
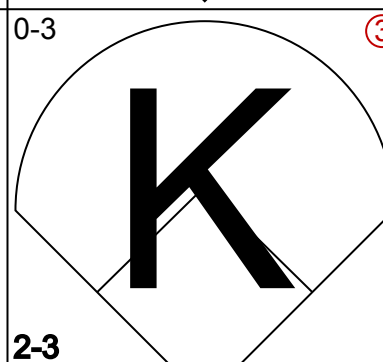
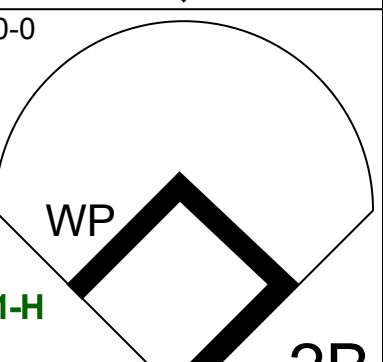
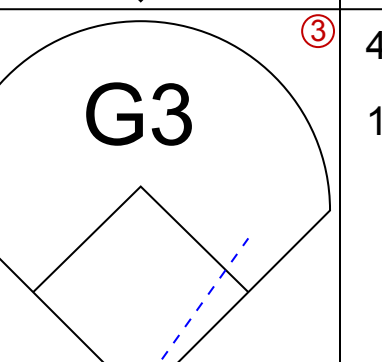
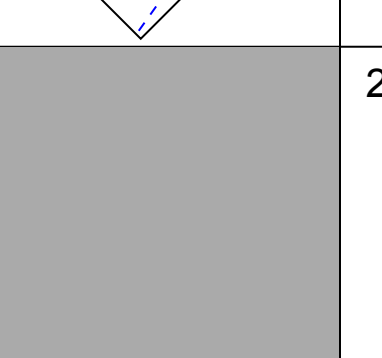
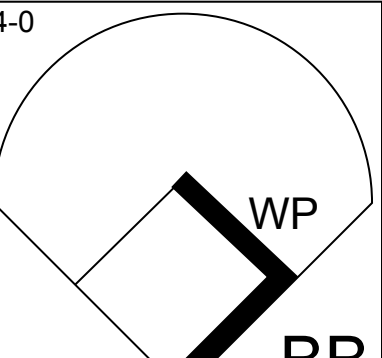
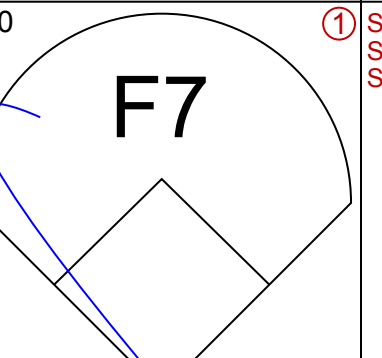
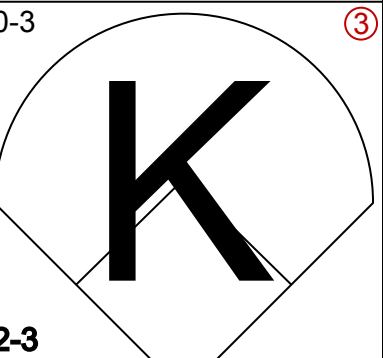


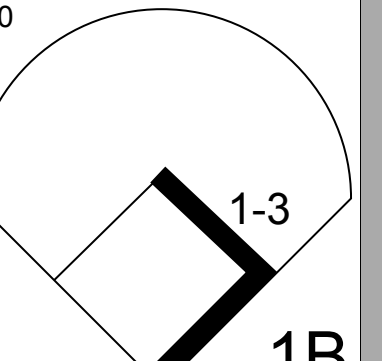
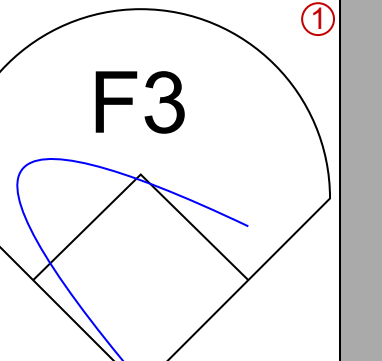
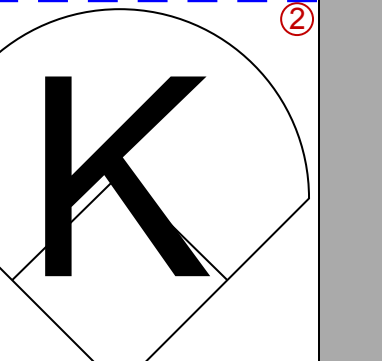

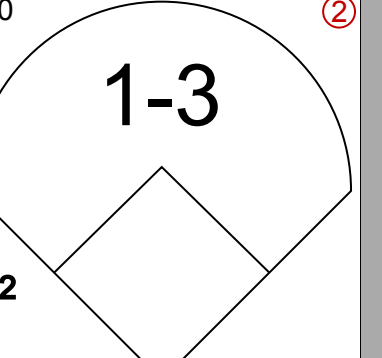
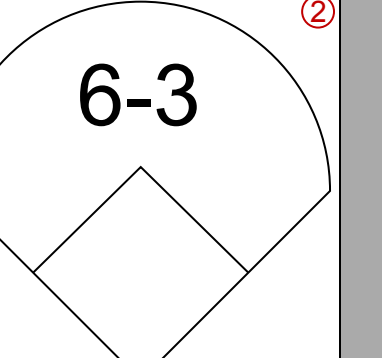
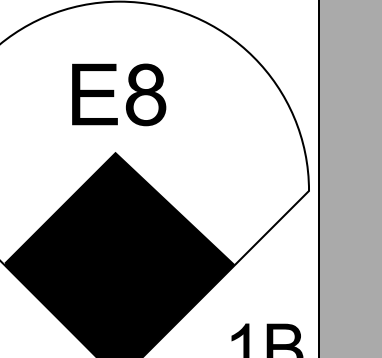

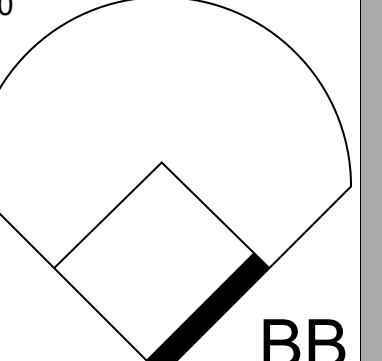
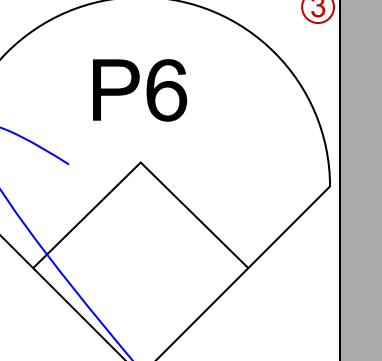
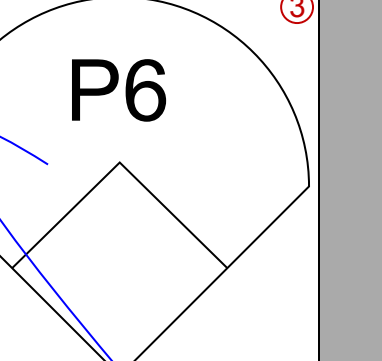
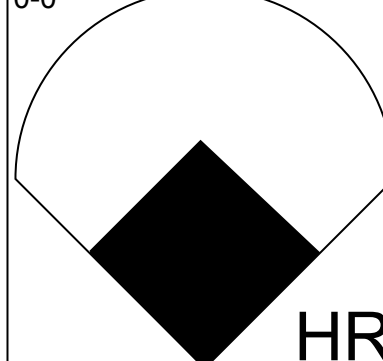

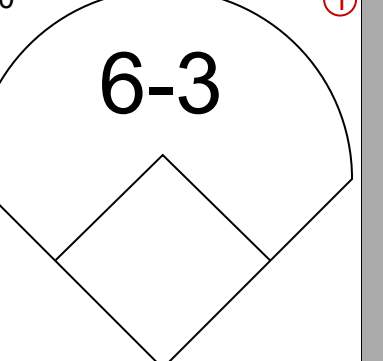
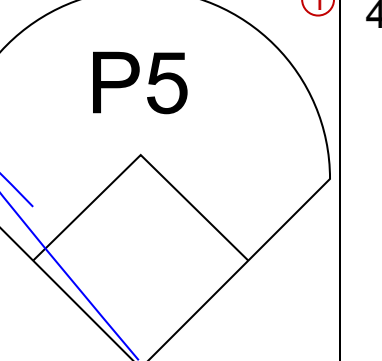
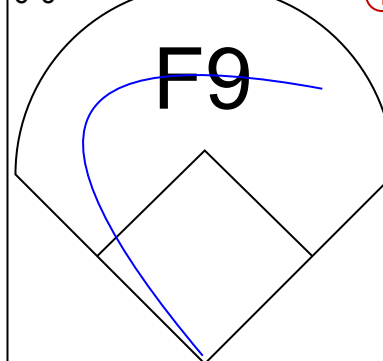
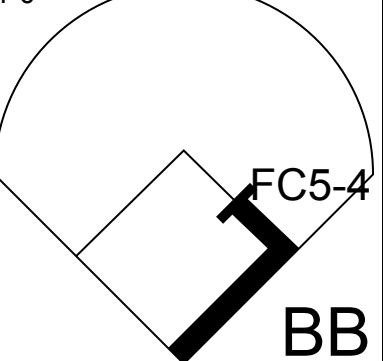
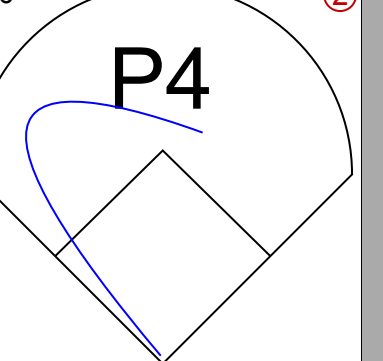
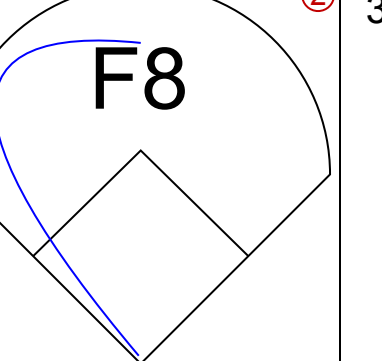
AB	30
R	3
H	7
RBI	2
BB	3
SO	3
LOB	9





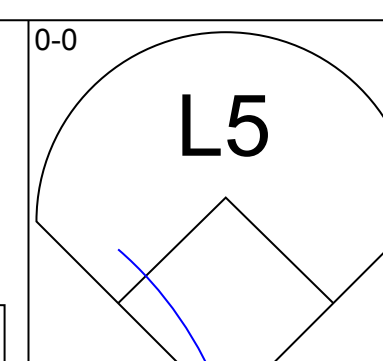
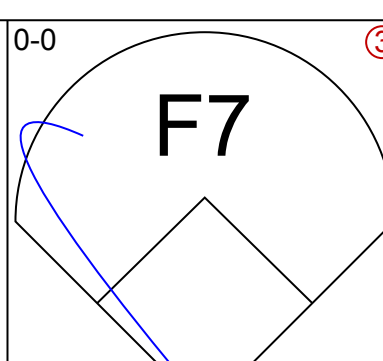
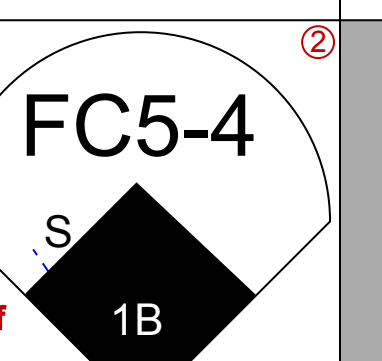
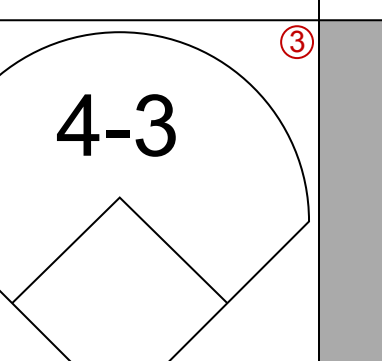
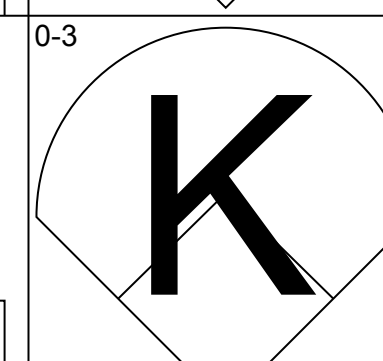
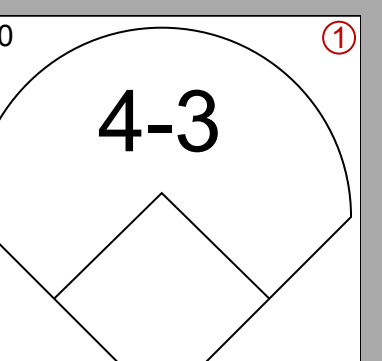
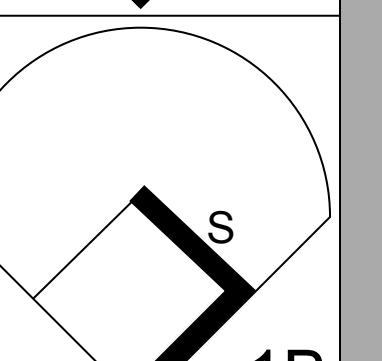
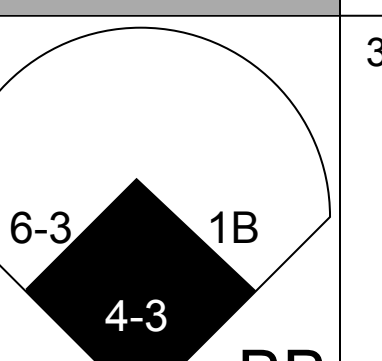
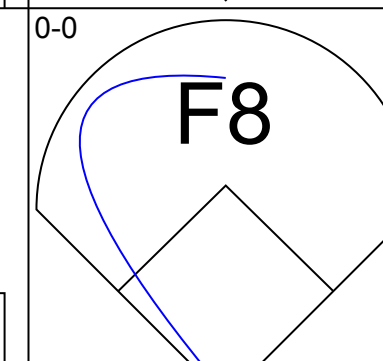
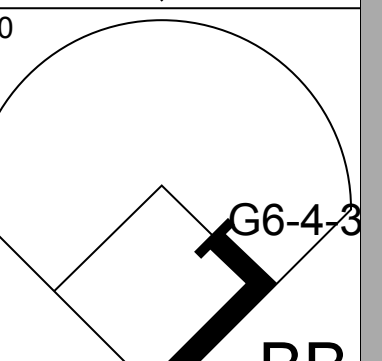
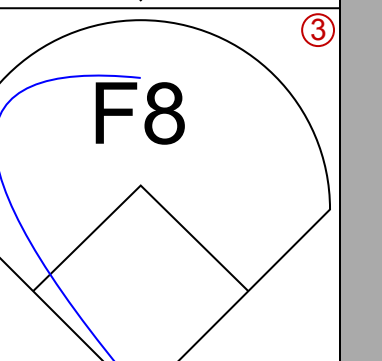
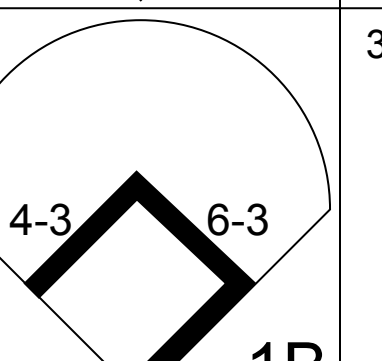

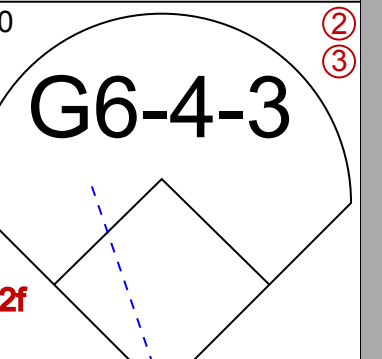
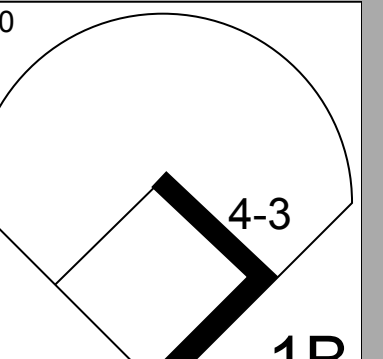
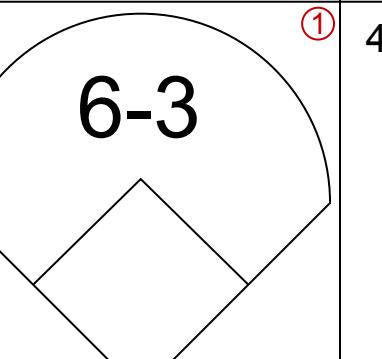

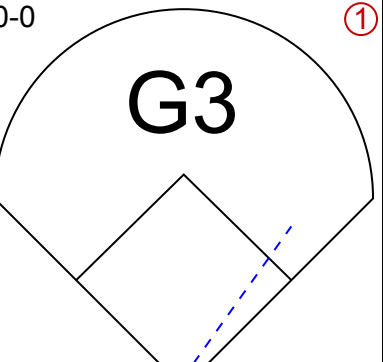
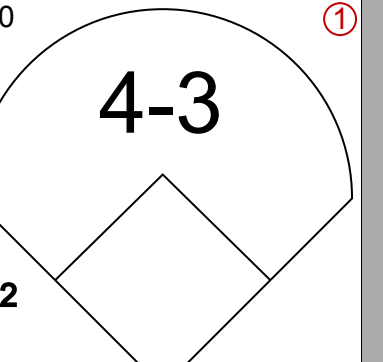
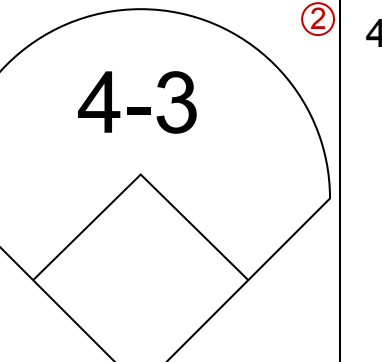

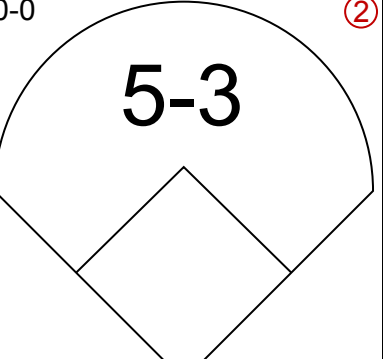

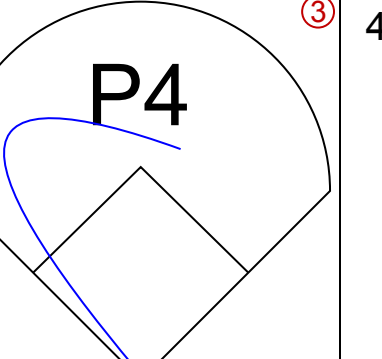
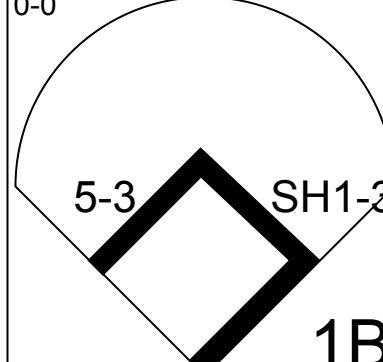
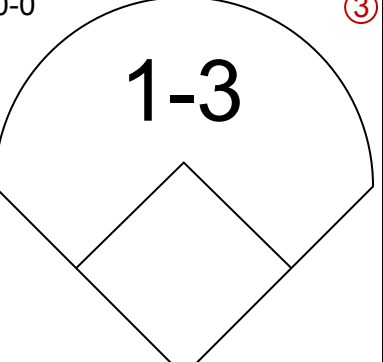
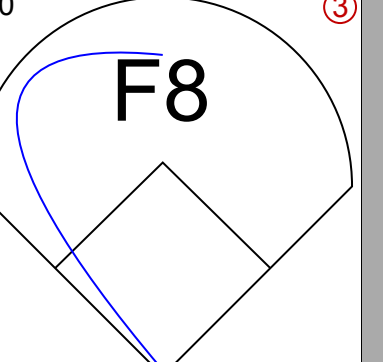
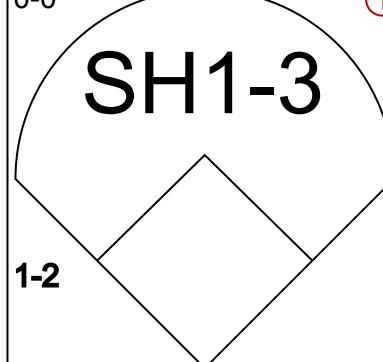
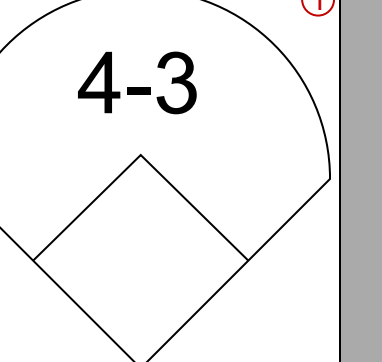
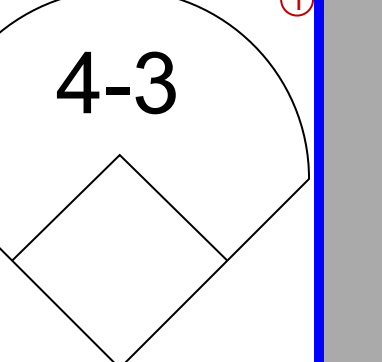
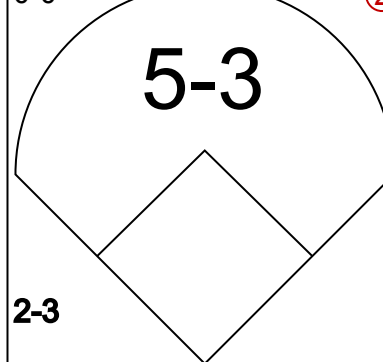
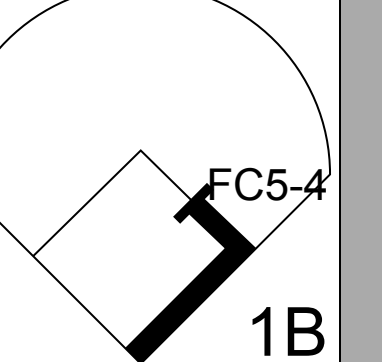
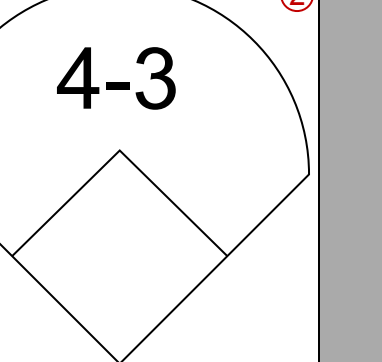




Batter	1	2	3	4	5	6	7	8	9	AB	R	H	RBI	BB	SO	LOB	TOP																					
Ron LeFlore, R OBP: 0.308, SLG: 0.313 (1, 7)										5	1	1	0	0	2	1	<b>Chicago White Sox @ Seattle Mariners</b> The Kingdome, Seattle, WA Mon Sep 14 1981, 10:05 PM EDT Att. 4,778 - Dome - 72 F																					
Tony Bernazard, S OBP: 0.349, SLG: 0.385 (1, 4)										4	1	2	0	1	1																							
Lamar Johnson, R OBP: 0.333, SLG: 0.367 Mike Squires, L OBP: 0.319, SLG: 0.303 (1, 3) (8, 3)										4	0	1	1	0	1	2																						
Greg Luzinski, R OBP: 0.380, SLG: 0.486 (1, 10)										2	1	0	0	2	1	1																						
Carlton Fisk, R OBP: 0.346, SLG: 0.348 (1, 2)										4	0	1	0	0	1	3																						
Chet Lemon, R OBP: 0.385, SLG: 0.469 (1, 8)										4	1	1	1	0	0	2																						
Wayne Nordhagen, R OBP: 0.333, SLG: 0.446 Harold Baines, L OBP: 0.307, SLG: 0.453 (1, 9) (8, PH) (8, 9)										2	0	0	0	1	1	1																						
Jim Morrison, R OBP: 0.249, SLG: 0.355 (1, 5)										4	1	1	1	0	1	2																						
Bill Almon, R OBP: 0.347, SLG: 0.393 (1, 6)										3	0	0	0	1	0	0																						
<b>Inning Stats</b>	R: 0 E: 0 K: 2 S: 7	H: 0 LOB: 0 BB: 0 P: 7	R: 0 E: 0 K: 1 S: 5	H: 0 LOB: 1 BB: 1 P: 9	R: 1 E: 0 K: 1 S: 7	H: 2 LOB: 1 BB: 0 P: 7	R: 0 E: 0 K: 1 S: 6	H: 1 LOB: 2 BB: 1 P: 10	R: 1 E: 0 K: 1 S: 6	H: 1 LOB: 1 BB: 1 P: 10	R: 0 E: 0 K: 0 S: 3	H: 0 LOB: 0 BB: 0 P: 3	R: 0 E: 0 K: 1 S: 5	H: 0 LOB: 0 BB: 0 P: 5	R: 3 E: 1 K: 1 S: 7	H: 2 LOB: 0 BB: 1 P: 11		R: 0 E: 0 K: 0 S: 4	H: 1 LOB: 2 BB: 1 P: 8	1B: 4 2B: 2 3B: 0 HR: 1	SF: 0 SAC: 0 DP: 0 HBP: 0	WP: 2 PB: 1 SB: 1 CS: 0	PA: 39															
<b>PITCHER</b>	IP	WLS	BF	H	R	ER	SO	BB	IBB	HBP	BLK	WP	HR	S	P	ERA	WHIP	<b>PITCHER</b>				IP	WLS	BF	H	R	ER	SO	BB	IBB	HBP	BLK	WP	HR	S	P	ERA	WHIP
Floyd Bannister, L ERA: 5.01 (1, 1)	7.1	L	31	5	4	3	7	4	0	0	0	2	1	41	57	3.68	1.227																					
Larry Andersen, R ERA: 2.29 (8, 1)	1.2		8	2	1	0	1	1	0	0	0	0	0	9	13	0.00	1.800																					

AB 34  
R 5  
H 7  
RBI 3  
BB 5  
SO 8  
LOB 15



Batter	1	2	3	4	5	6	7	8	9	AB	R	H	RBI	BB	SO	LOB	BOTTOM																					
Julio Cruz, S OBP: 0.338, SLG: 0.332 (1, 4)										4	1	0	0	0	0	2	<b>Chicago White Sox @ Seattle Mariners</b> The Kingdome, Seattle, WA Mon Sep 14 1981, 10:05 PM EDT Att. 4,778 - Dome - 72 F																					
Joe Simpson, L OBP: 0.271, SLG: 0.321 (1, 8)										3	1	1	1	1	1	0																						
Tom Paciorek, R OBP: 0.383, SLG: 0.504 (1, 7)										3	0	1	0	1	0	1																						
Richie Zisk, R OBP: 0.381, SLG: 0.517 (1, 10)										4	0	1	0	0	1	3																						
Bruce Bochte, L OBP: 0.356, SLG: 0.362 (1, 3)										4	0	0	1	0	1	2																						
Jeff Burroughs, R OBP: 0.343, SLG: 0.423 (1, 9)										4	0	0	0	0	2	2																						
Dan Meyer, L OBP: 0.290, SLG: 0.313 (1, 5)										3	0	1	0	0	0	1																						
Paul Serna, R OBP: 0.297, SLG: 0.371 Casey Parsons, L OBP: 0.250, SLG: 0.444 Jim Anderson, R OBP: 0.274, SLG: 0.257 (1, 6) (8, PH) (9, 6)										1	0	0	0	0	0	0																						
Jerry Narron, L OBP: 0.290, SLG: 0.296 (1, 2)										3	0	1	0	0	0	1																						
<b>Inning Stats</b>	R: 0 E: 0 K: 1 S: 5	H: 0 LOB: 0 BB: 0 P: 5	R: 0 E: 0 K: 3 S: 9	H: 0 LOB: 0 BB: 0 P: 9	R: 0 E: 0 K: 0 S: 4	H: 1 LOB: 1 BB: 0 P: 4	R: 0 E: 0 K: 0 S: 2	H: 0 LOB: 0 BB: 1 P: 6	R: 0 E: 0 K: 0 S: 3	H: 0 LOB: 0 BB: 0 P: 3	R: 1 E: 0 K: 0 S: 5	H: 2 LOB: 1 BB: 0 P: 5	R: 0 E: 0 K: 1 S: 6	H: 1 LOB: 1 BB: 0 P: 6	R: 0 E: 0 K: 0 S: 3	H: 0 LOB: 0 BB: 0 P: 3		R: 1 E: 0 K: 0 S: 4	H: 1 LOB: 1 BB: 1 P: 8	1B: 5 2B: 0 3B: 0 HR: 0	SF: 0 SAC: 1 DP: 1 HBP: 0	WP: 0 PB: 0 SB: 3 CS: 0	PA: 33															
<b>PITCHER</b>	IP	WLS	BF	H	R	ER	SO	BB	IBB	HBP	BLK	WP	HR	S	P	ERA	WHIP	<b>PITCHER</b>				IP	WLS	BF	H	R	ER	SO	BB	IBB	HBP	BLK	WP	HR	S	P	ERA	WHIP
Dennis Lamp, R ERA: 2.32 (1, 1)	9.0	W	33	5	2	2	5	2	0	0	0	0	0	41	49	2.00	0.778																					

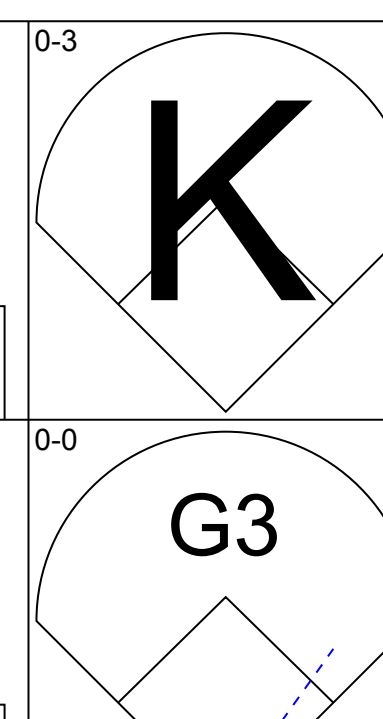
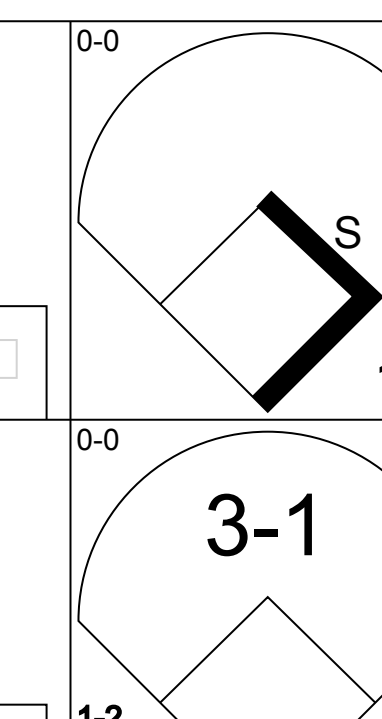
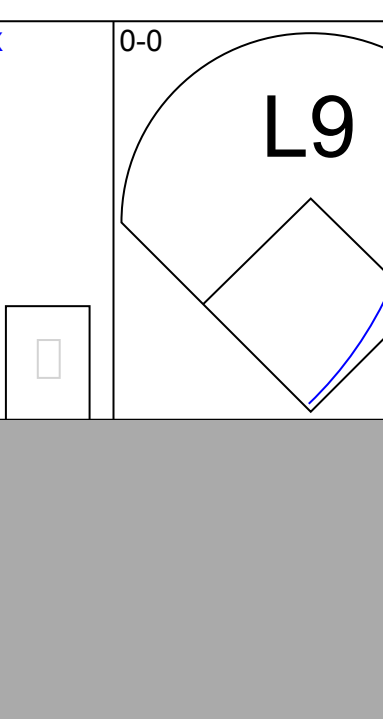
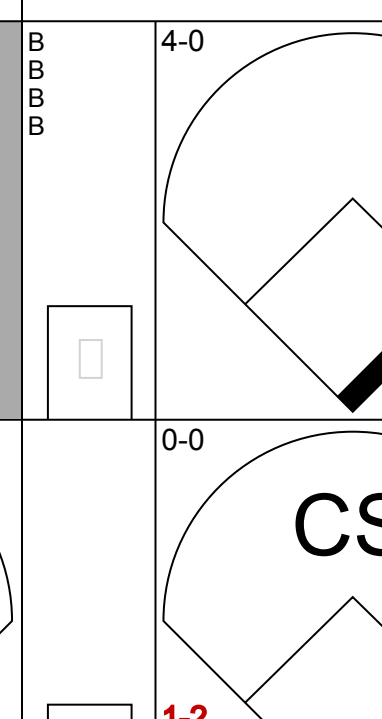
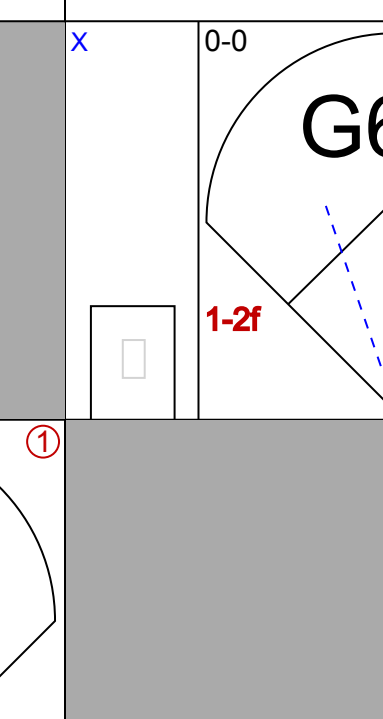
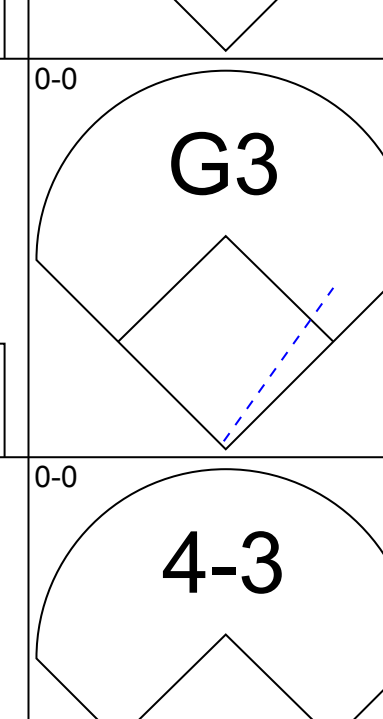
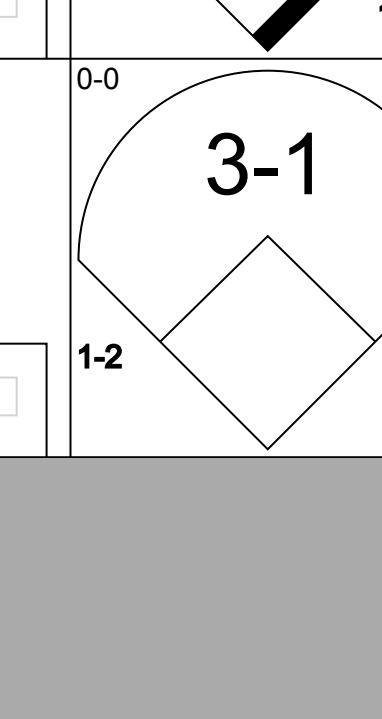
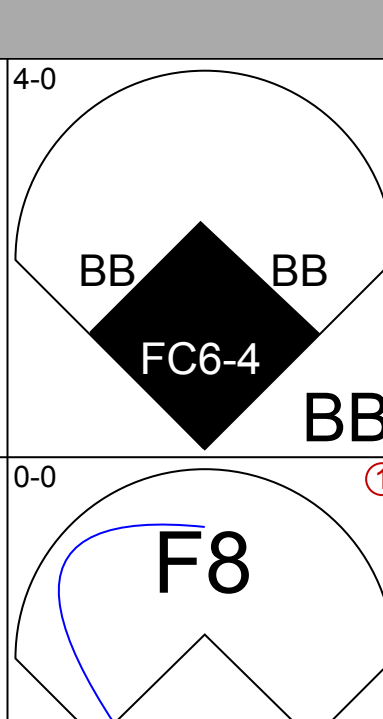
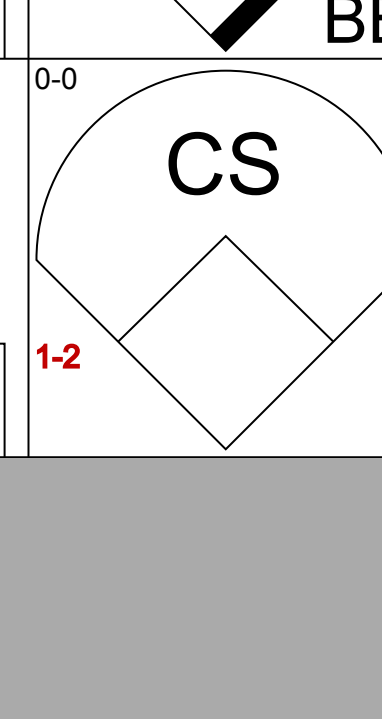
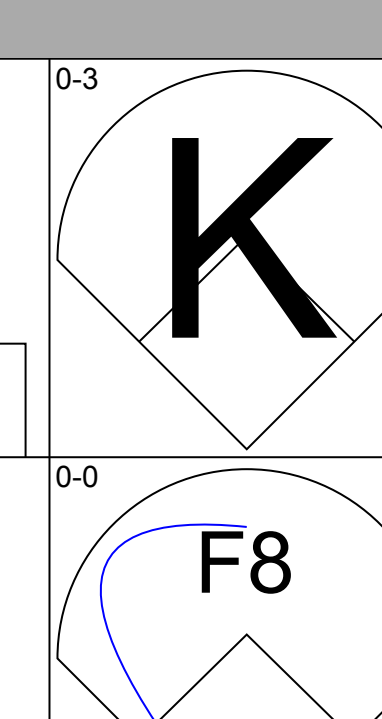
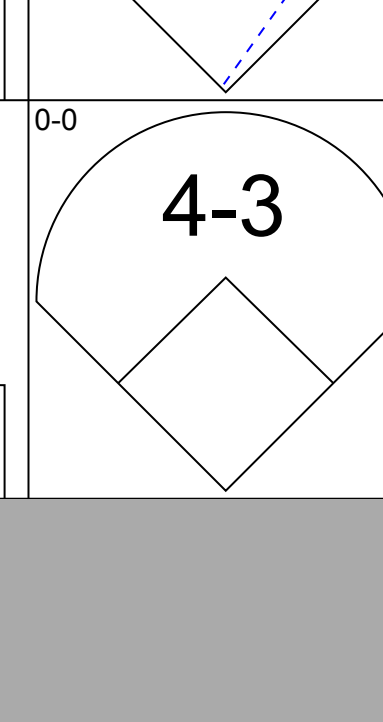
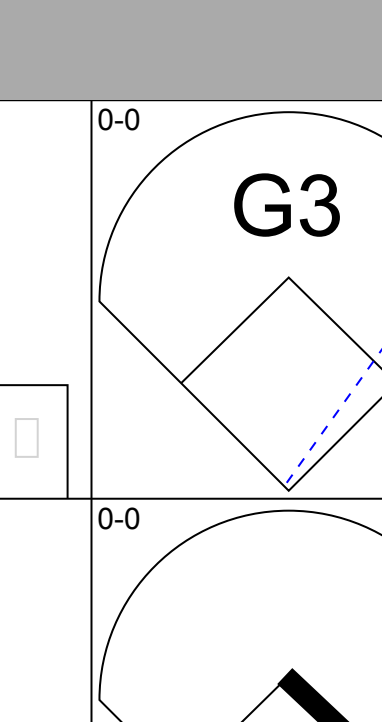
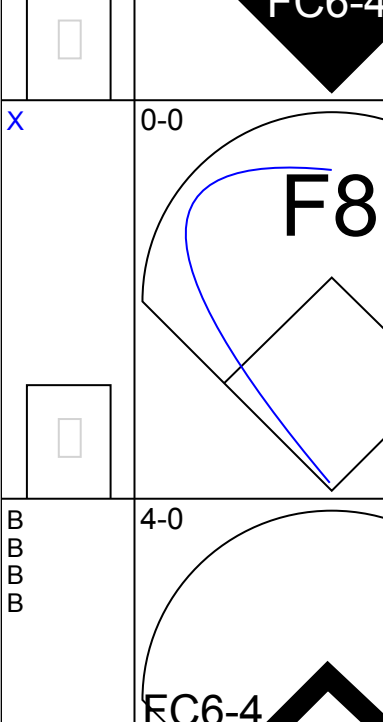
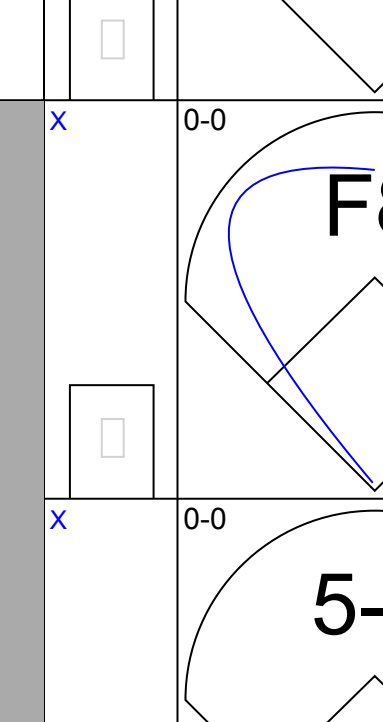
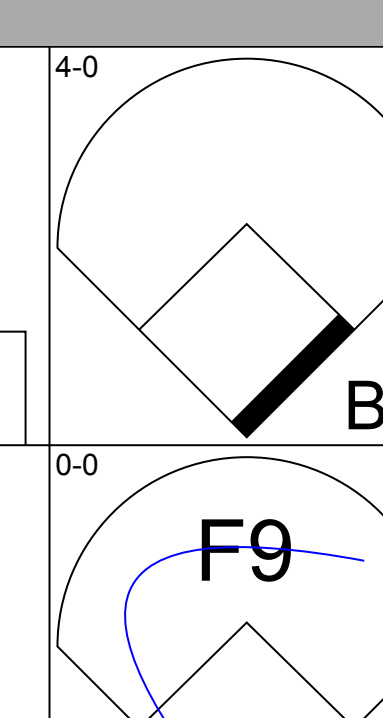
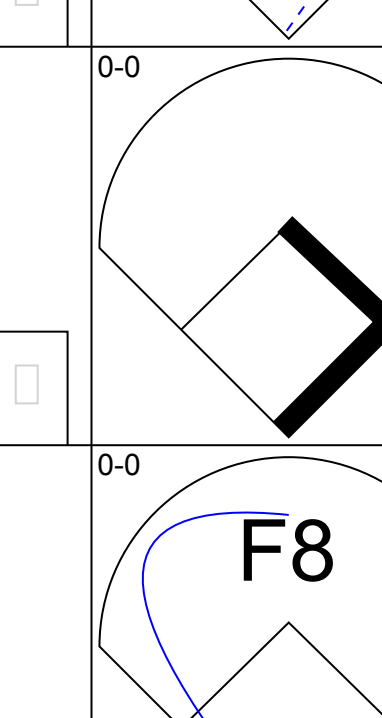
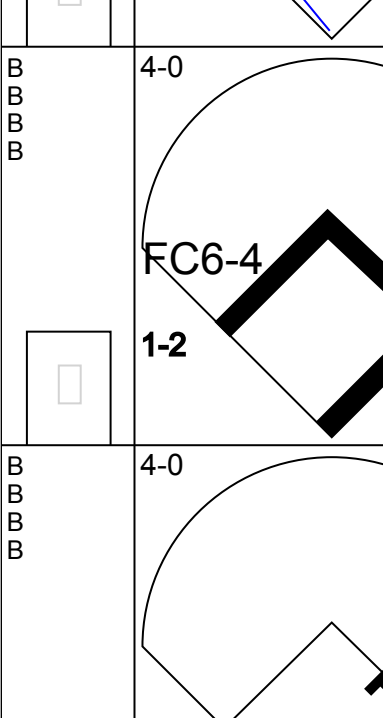
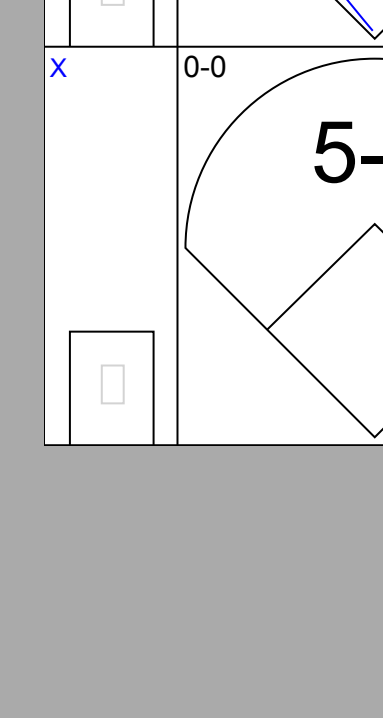
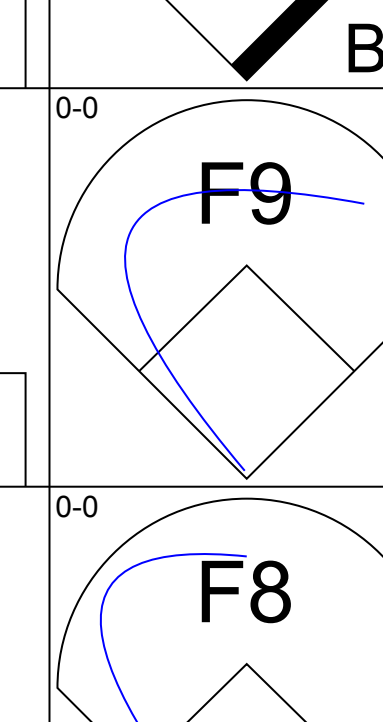
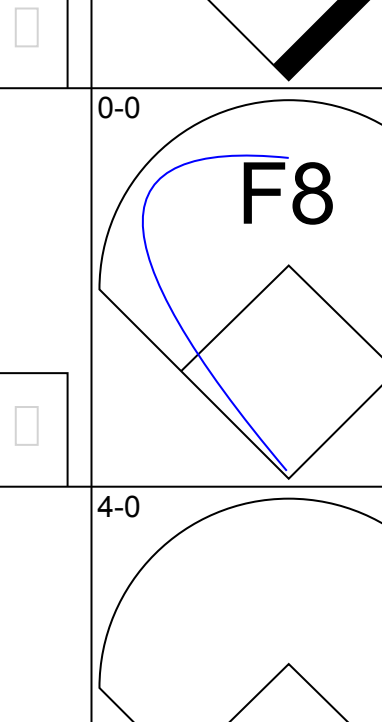
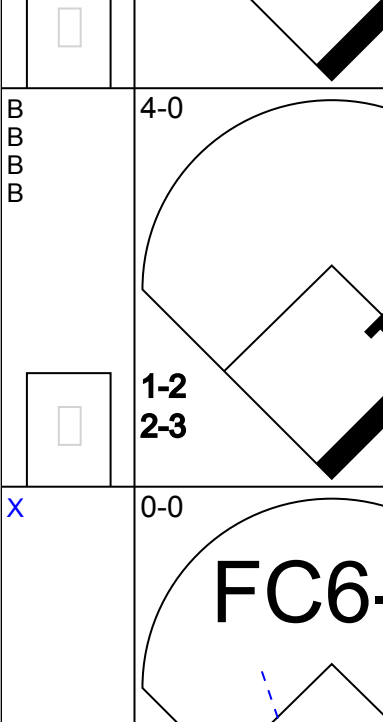

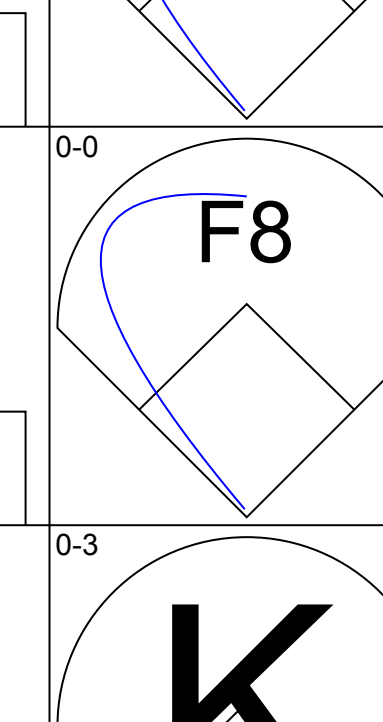
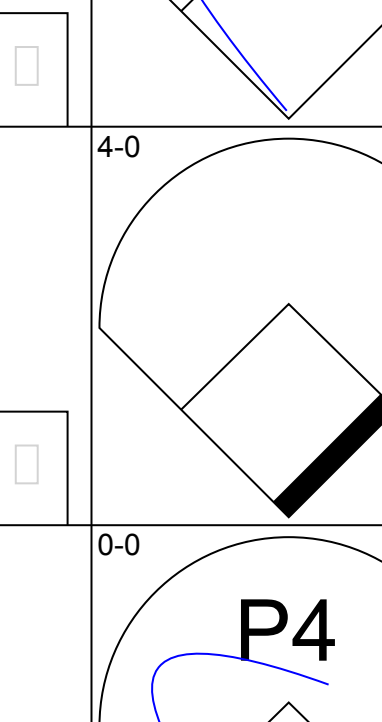
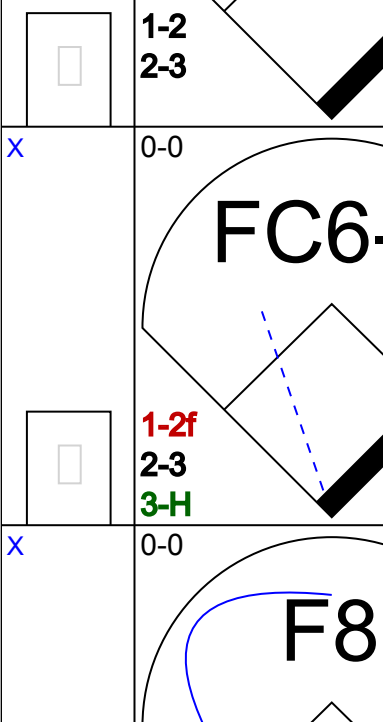

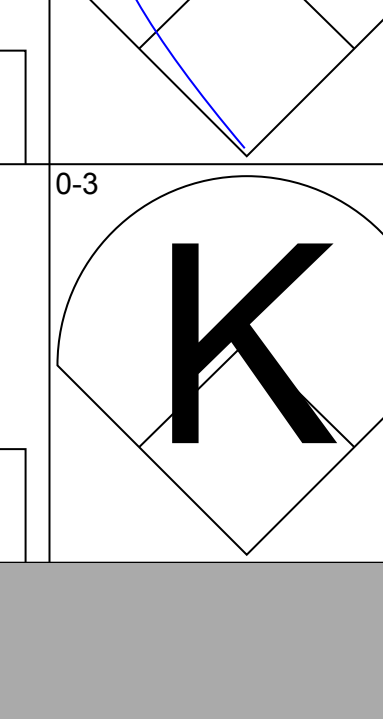
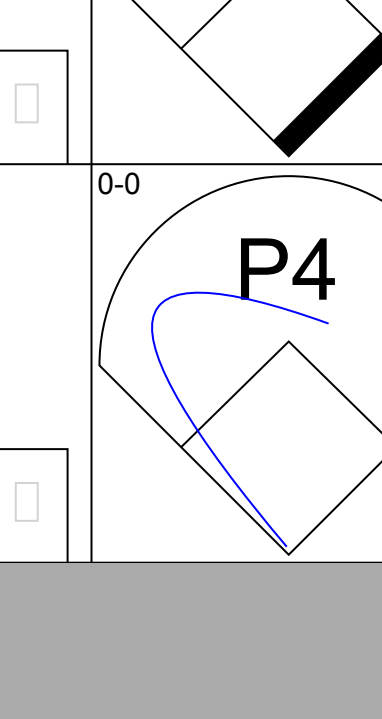
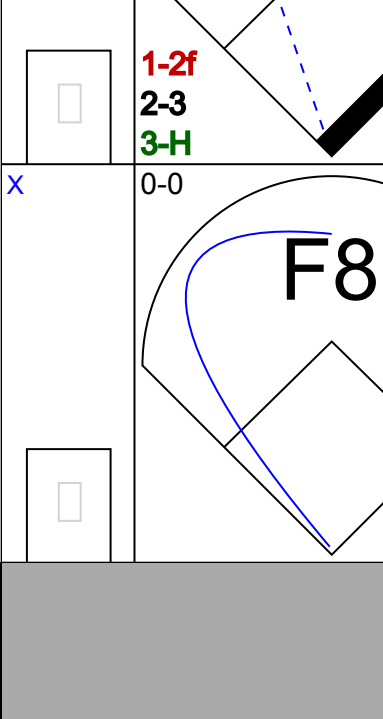

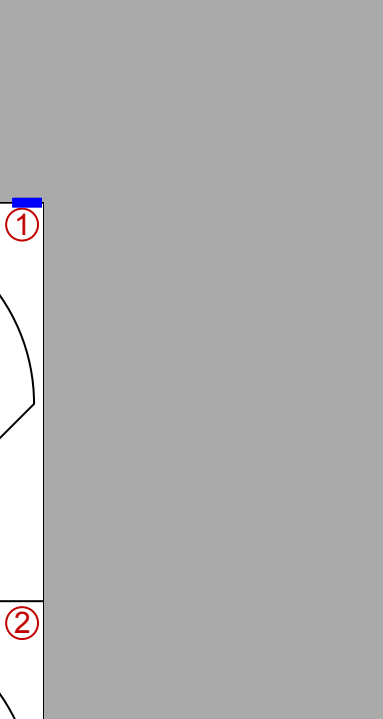
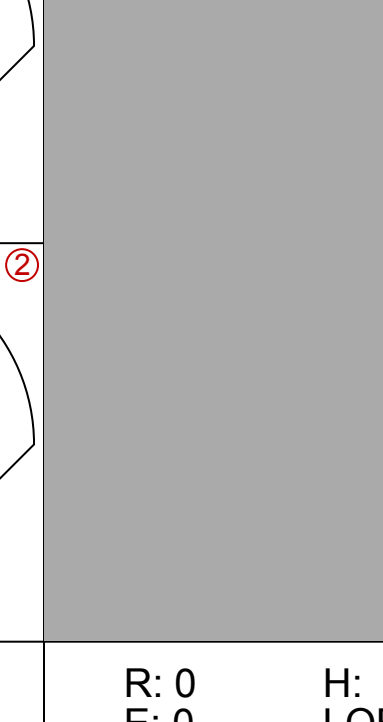
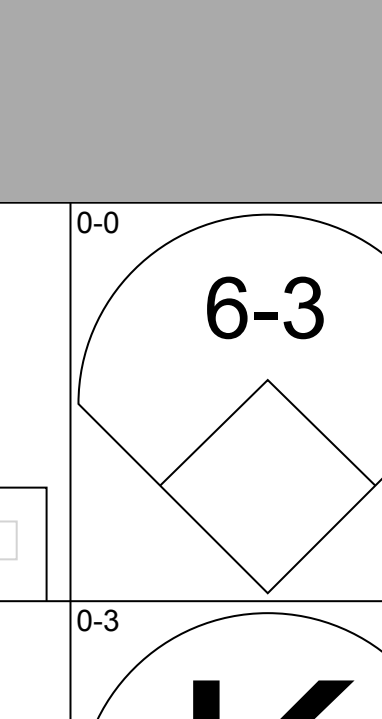
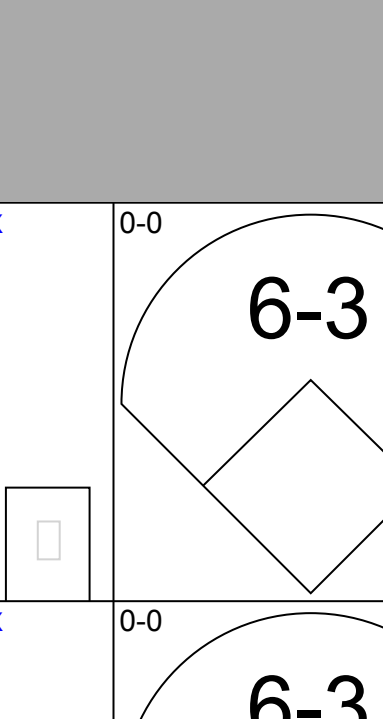
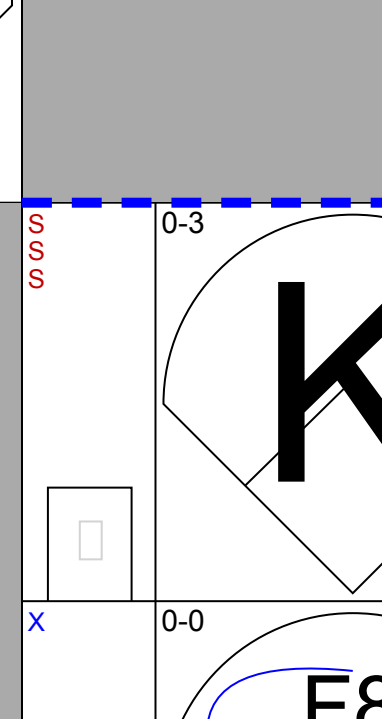
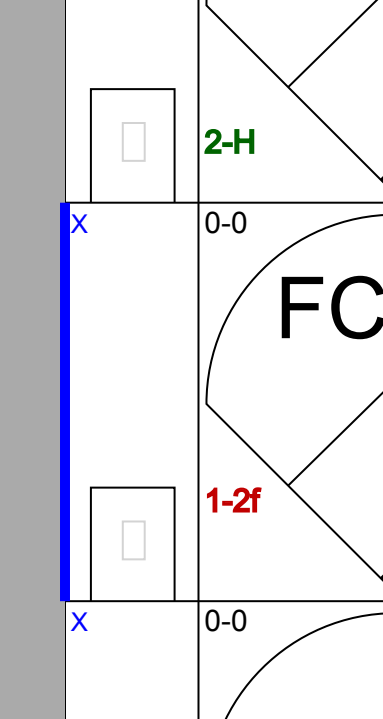
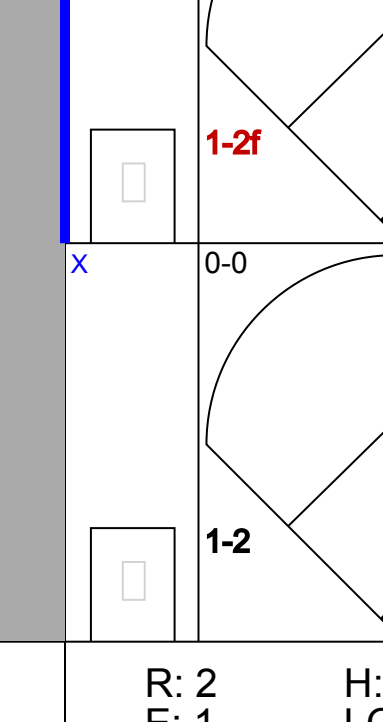
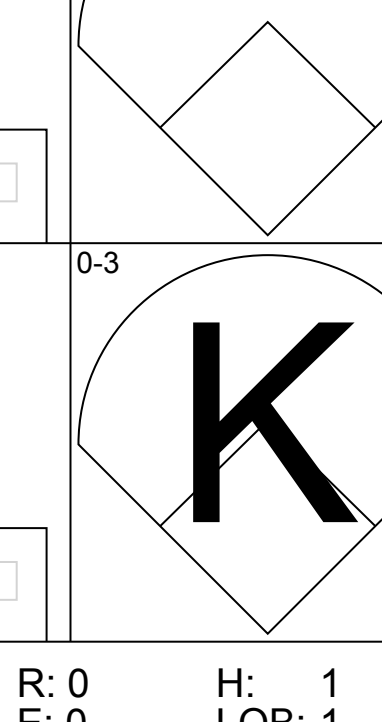
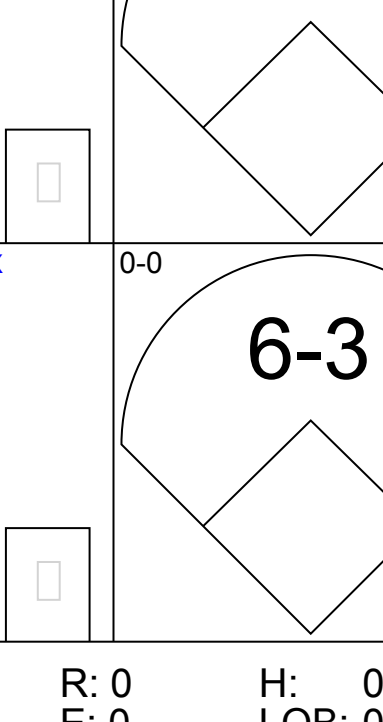
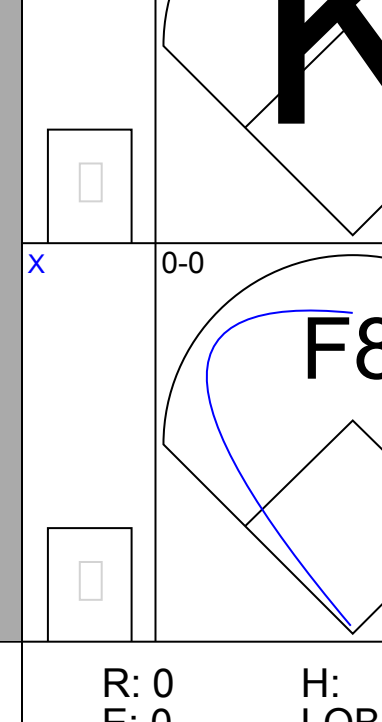
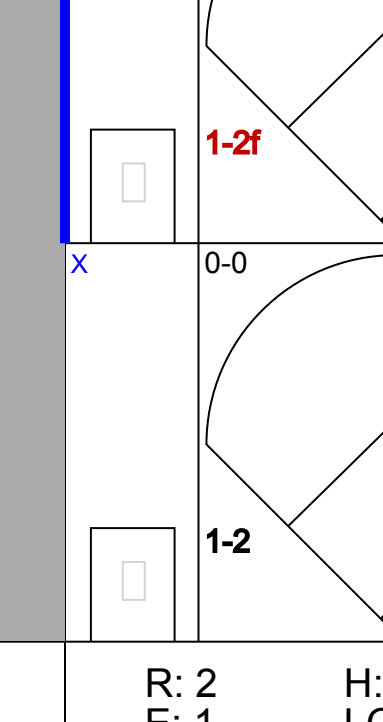
AB 30  
R 2  
H 5  
RBI 2  
BB 2  
SO 5  
LOB 12

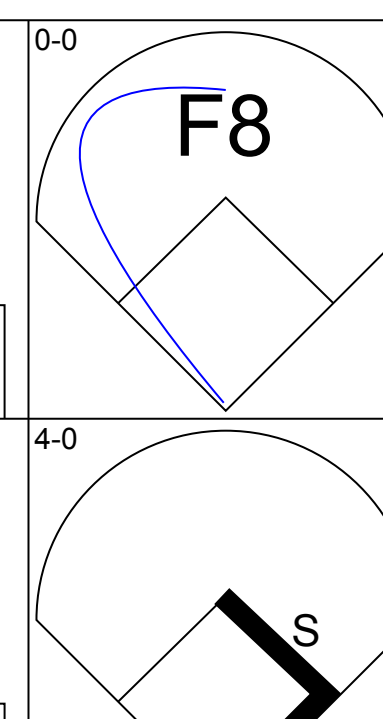
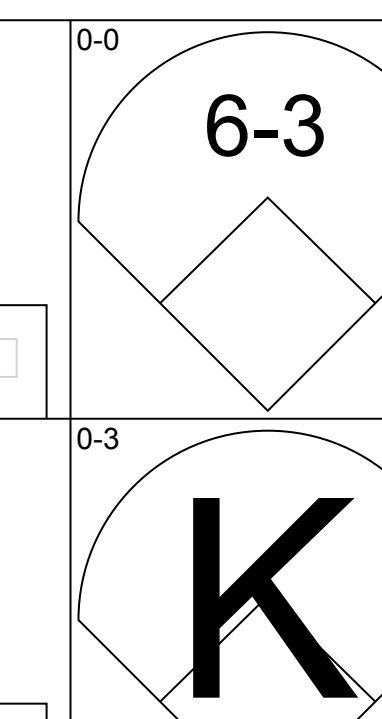
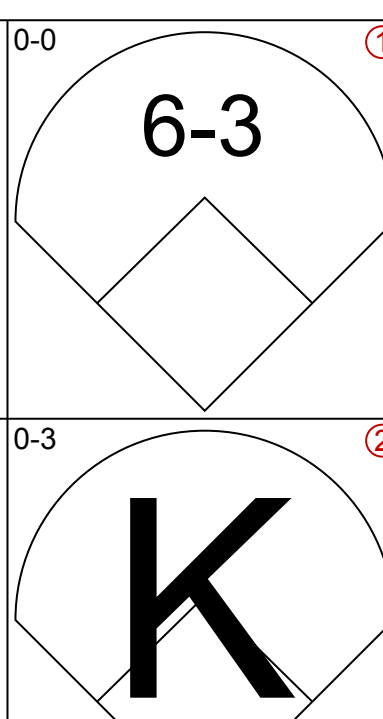
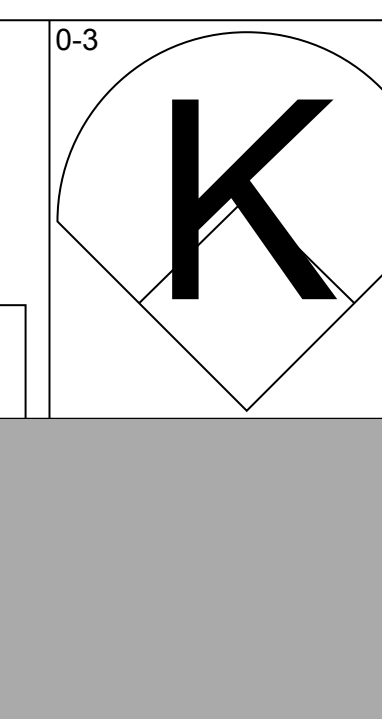

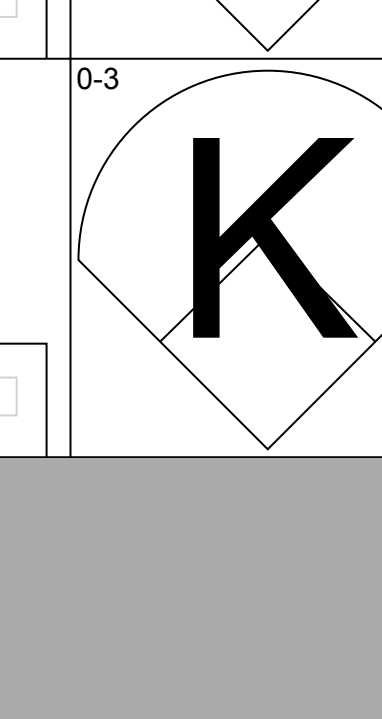
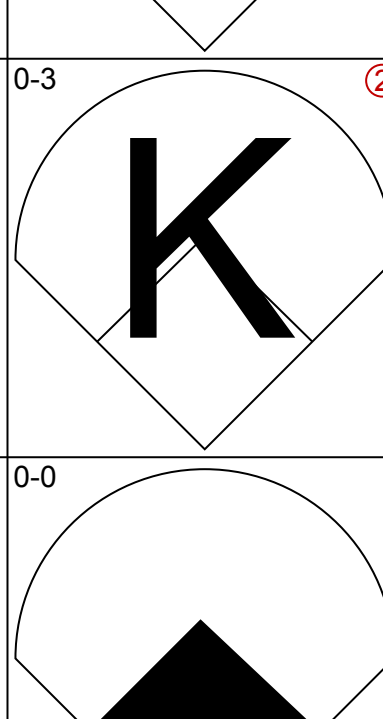

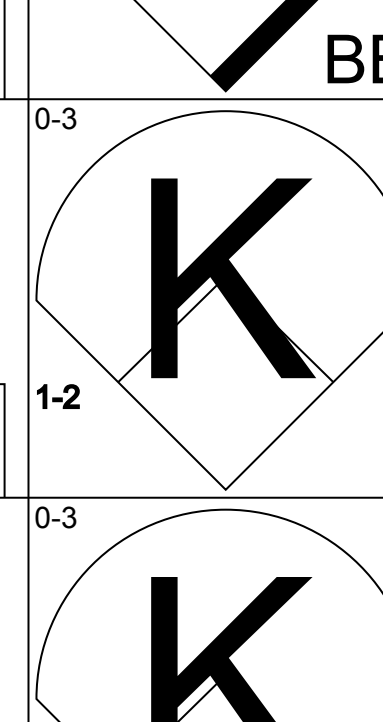
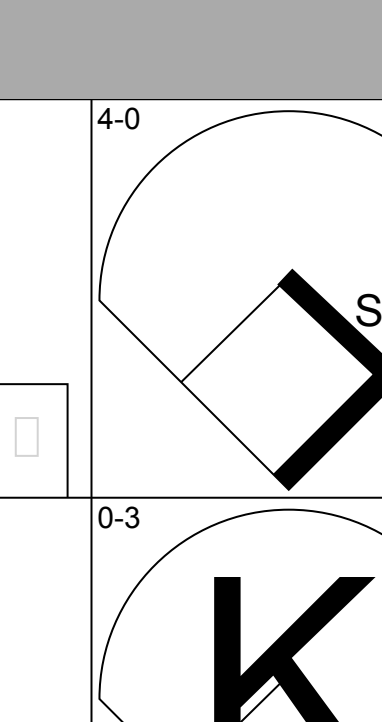
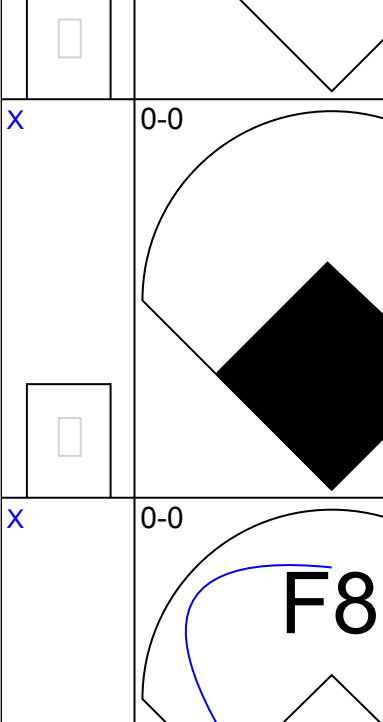

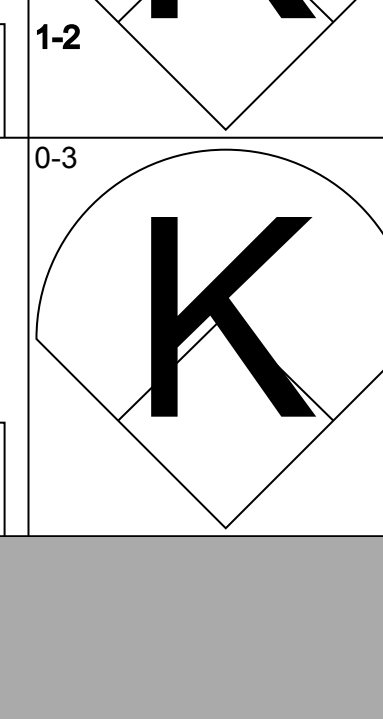
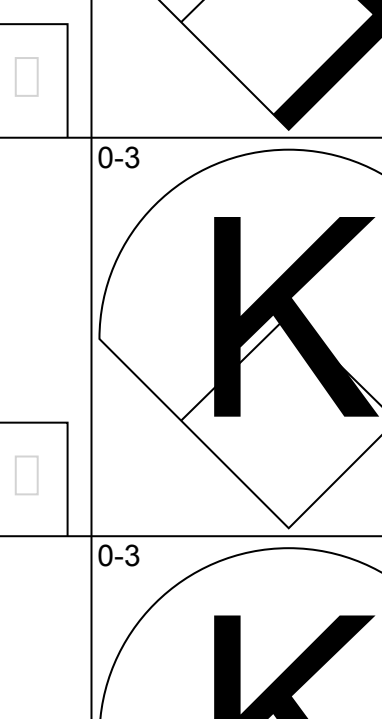
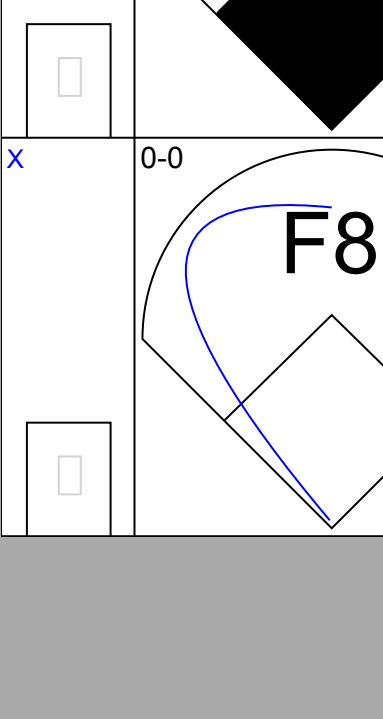

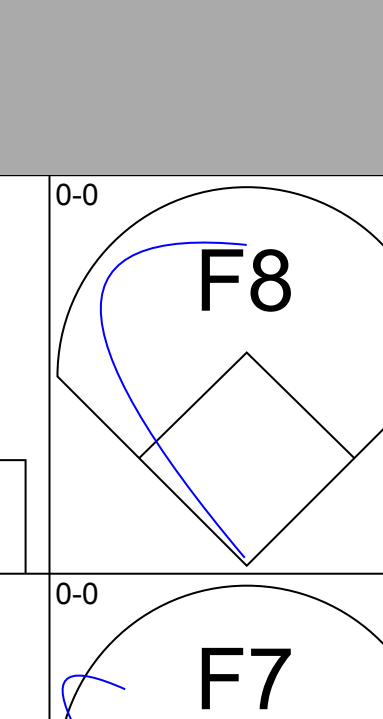
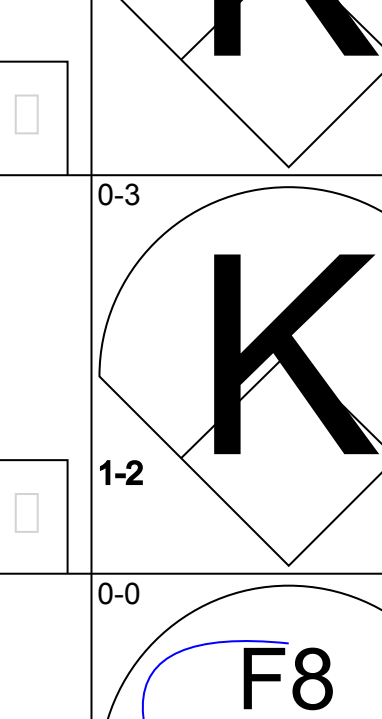

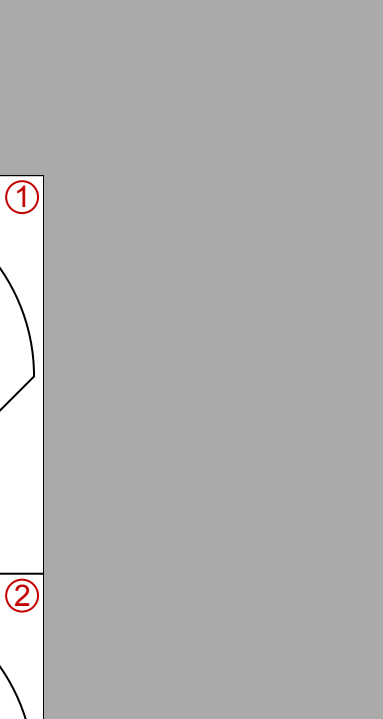
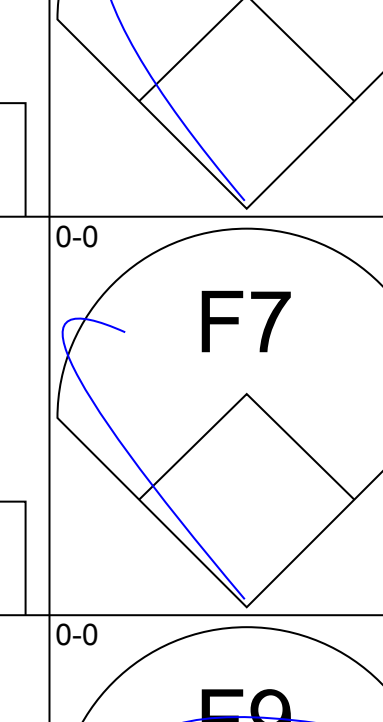
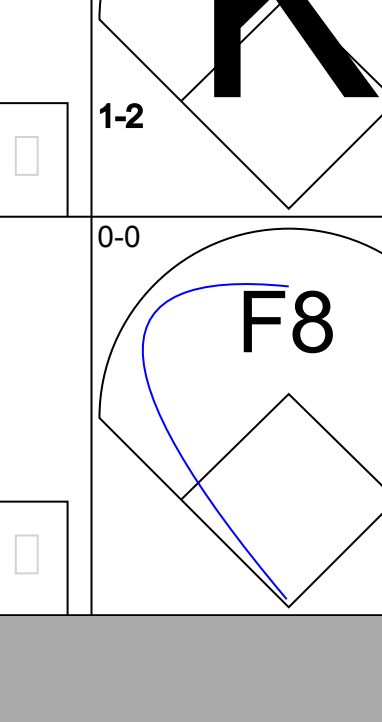

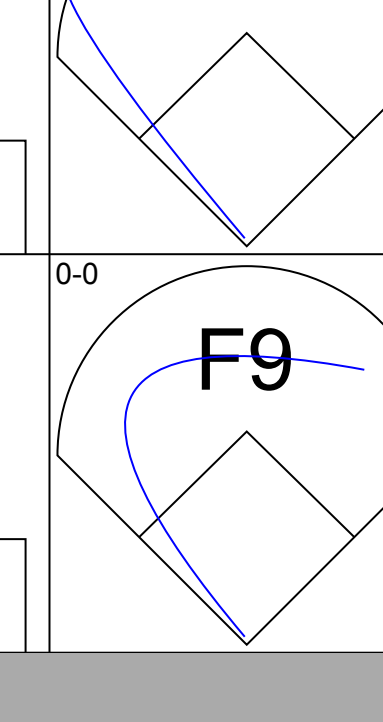
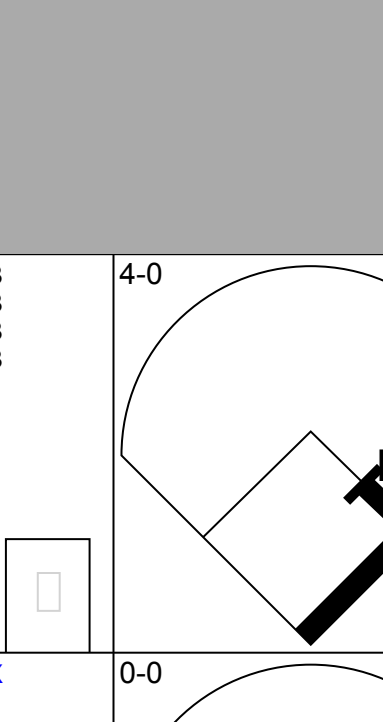
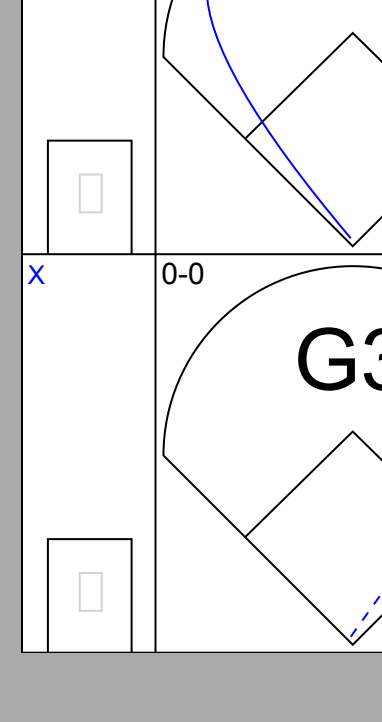
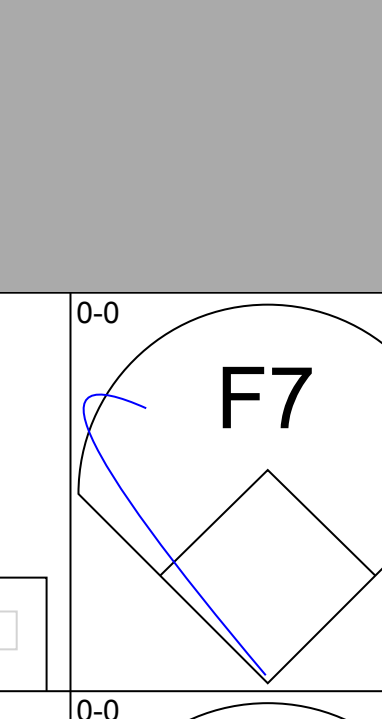
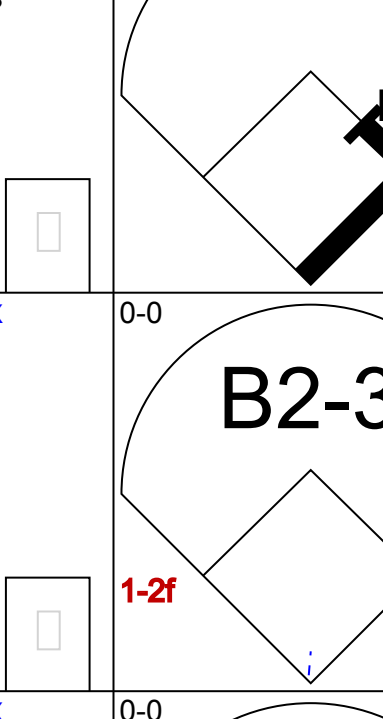
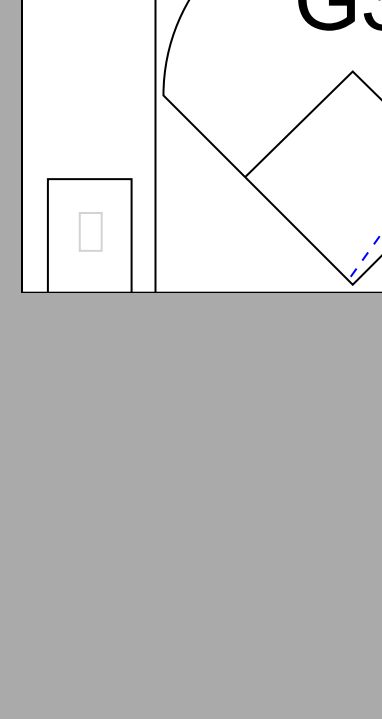
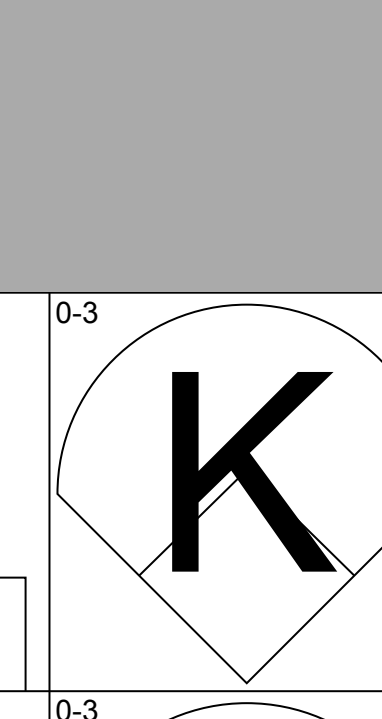
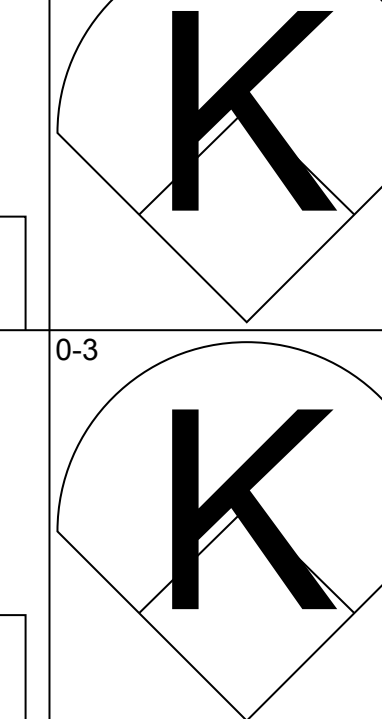
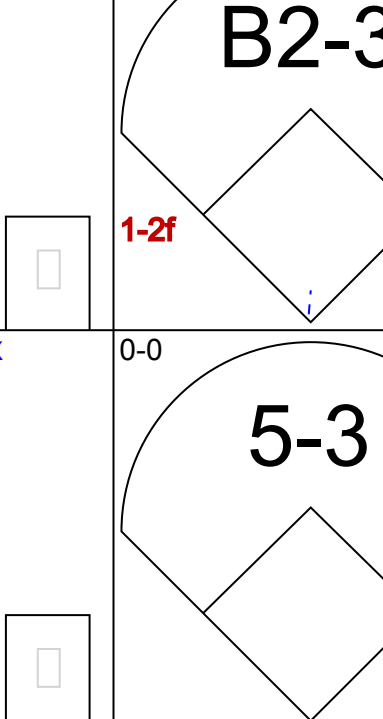
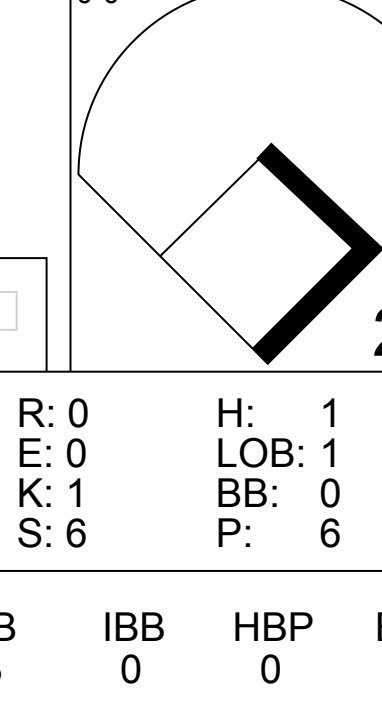








Batter	1	2	3	4	5	6	7	8	9	AB	R	H	RBI	BB	SO	LOB	TOP								
Ron LeFlore, R OBP: 0.311, SLG: 0.311 (1, 7)			 1B				 BB		 1-2	4	0	1	0	1	1	2	<b>Chicago White Sox @ Seattle Mariners</b> The Kingdome, Seattle, WA Wed Sep 16 1981, 10:05 PM EDT Att. 5,178 - Dome - 72 F  <b>AB 31</b> <b>R 3</b> <b>H 6</b> <b>RBI 3</b> <b>BB 6</b> <b>SO 5</b> <b>LOB 15</b>								
Tony Bernazard, S OBP: 0.352, SLG: 0.383 (1, 4)			 1-2			 BB	 1-2			3	1	0	0	1	1										
Harold Baines, L OBP: 0.304, SLG: 0.448 (1, 9)										4	0	0	0	0	0	1									
Greg Luzinski, R OBP: 0.385, SLG: 0.497 (1, 10)						 BB				2	0	1	0	2	0	0									
Carlton Fisk, R OBP: 0.343, SLG: 0.343 (1, 2)						 BB		 2B		3	1	1	0	1	0	2									
Chet Lemon, R OBP: 0.389, SLG: 0.472 (1, 8)						 1-2		 2B		3	1	1	2	1	0	3									
Lamar Johnson, R OBP: 0.336, SLG: 0.371 (9, PR)								 1B		4	0	1	1	0	1	5									
Jay Loviglio, R OBP: 0.250, SLG: 0.250 (9, PR)									 2B		0	0	0	0	0	0									
Mike Squires, L OBP: 0.319, SLG: 0.303 (9, 3)									 2B		0	0	0	0	0	0		0							
Jim Morrison, R OBP: 0.244, SLG: 0.348 (9, PH)									 1B		3	0	0	0	0	1		0							
Bob Molinaro, L OBP: 0.409, SLG: 0.455 (9, 5)									 1-2		1	0	0	0	0	0	1								
Greg Pryor, R OBP: 0.295, SLG: 0.239 (9, 5)											0	0	0	0	0	0									
Bill Almon, R OBP: 0.348, SLG: 0.389 (1, 6)									 1B		4	0	1	0	0	1	0								
<b>Inning Stats</b>	R: 0 E: 0 K: 1 S: 5	H: 0 LOB: 0 BB: 0 P: 5	R: 0 E: 0 K: 1 S: 5	H: 0 LOB: 1 BB: 1 P: 9	R: 0 E: 0 K: 1 S: 6	H: 1 LOB: 1 BB: 0 P: 6	R: 0 E: 0 K: 0 S: 4	H: 1 LOB: 2 BB: 1 P: 8	R: 0 E: 0 K: 0 S: 3	H: 0 LOB: 0 BB: 0 P: 3	R: 1 E: 0 K: 0 S: 3	H: 0 LOB: 2 BB: 3 P: 15	R: 0 E: 0 K: 1 S: 4	H: 0 LOB: 0 BB: 1 P: 8	R: 0 E: 0 K: 1 S: 5	H: 0 LOB: 0 BB: 0 P: 5	R: 2 E: 1 K: 0 S: 6	H: 4 LOB: 2 BB: 0 P: 6	1B: 4 2B: 2 HR: 0	SF: 0 SAC: 0 DP: 1 HBP: 0	WP: 0 PB: 0 SB: 1 CS: 1	PA: 38			
<b>PITCHER</b>	IP	WLS	BF	H	R	ER	SO	BB	IBB	HBP	BLK	WP	HR	S	P	ERA	WHIP								
Ken Clay, R ERA: 4.74 (1, 1)	6.0		25	2	1	1	3	5	0	0	0	0	0	26	46	1.50	1.167								
Larry Andersen, R ERA: 2.18 (7, 1)	2.0		6	0	0	0	2	1	0	0	0	0	0	9	13	0.00	0.500								
Dick Drago, R ERA: 5.83 (9, 1)	1.0	L	6	4	2	2	0	0	0	0	0	0	0	6	6	18.00	4.000								

Batter	1	2	3	4	5	6	7	8	9	AB	R	H	RBI	BB	SO	LOB	BOTTOM								
Julio Cruz, S OBP: 0.338, SLG: 0.335 (1, 4)										4	0	0	0	0	1	1	<b>Chicago White Sox @ Seattle Mariners</b> The Kingdome, Seattle, WA Wed Sep 16 1981, 10:05 PM EDT Att. 5,178 - Dome - 72 F  <b>AB 29</b> <b>R 1</b> <b>H 3</b> <b>RBI 1</b> <b>BB 3</b> <b>SO 9</b> <b>LOB 9</b>								
Lenny Randle, S OBP: 0.279, SLG: 0.319 (1, 5)	 BB									3	0	0	0	1	2	1									
Tom Paciorek, R OBP: 0.387, SLG: 0.512 (1, 8)	 1-2			 BB						3	1	1	1	1	1	1									
Richie Zisk, R OBP: 0.379, SLG: 0.510 (1, 10)								 1B		4	0	1	0	0	2	2									
Kim Allen, R (9, PR)										0	0	0	0	0	0	0									
Jeff Burroughs, R OBP: 0.344, SLG: 0.417 (1, 9)				 1-2						4	0	0	0	0	1	2									
Gary Gray, R OBP: 0.286, SLG: 0.497 (1, 3)										3	0	0	0	0	0	1									
Bruce Bochte, L OBP: 0.357, SLG: 0.369 (1, 7)					 BB					2	0	0	0	1	0	0									
Paul Serna, R OBP: 0.288, SLG: 0.333 (1, 6)					 1-2					2	0	0	0	0	0	1									
Jim Malar, R OBP: 0.556, SLG: 0.625 (8, PH)										1	0	0	0	0	1	0									
Jim Anderson, R OBP: 0.278, SLG: 0.261 (9, 6)										0	0	0	0	0	0	0									
Bud Bulling, R OBP: 0.353, SLG: 0.289 (1, 2)										2	0	1	0	0	0	0									
Reggie Walton, R (8, PH)										1	0	0	0	0	1	0									
Dan Firova, R (9, 2)										0	0	0	0	0	0	0									
<b>Inning Stats</b>	R: 0 E: 0 K: 2 S: 7	H: 0 LOB: 1 BB: 1 P: 11	R: 0 E: 0 K: 0 S: 3	H: 0 LOB: 0 BB: 0 P: 3	R: 0 E: 0 K: 1 S: 6	H: 1 LOB: 1 BB: 0 P: 6	R: 0 E: 0 K: 2 S: 7	H: 0 LOB: 1 BB: 1 P: 11	R: 0 E: 0 K: 0 S: 2	H: 0 LOB: 0 BB: 1 P: 6	R: 1 E: 0 K: 1 S: 6	H: 1 LOB: 0 BB: 0 P: 6	R: 0 E: 0 K: 0 S: 3	H: 0 LOB: 0 BB: 0 P: 3	R: 0 E: 0 K: 3 S: 9	H: 0 LOB: 0 BB: 0 P: 9	R: 0 E: 0 K: 0 S: 4	H: 1 LOB: 1 BB: 0 P: 4	1B: 1 2B: 2 HR: 1	SF: 0 SAC: 0 DP: 1 HBP: 0	WP: 0 PB: 0 SB: 2 CS: 0	PA: 32			
<b>PITCHER</b>	IP	WLS	BF	H	R	ER	SO	BB	IBB	HBP	BLK	WP	HR	S	P	ERA	WHIP								
Britt Burns, L ERA: 2.5 (1, 1)	9.0	W	32	3	1	1	9	3	0	0	0	0	1	47	59	1.00	0.667								



Batter	1	2	3	4	5	6	7	8	9	AB	R	H	RBI	BB	SO	LOB	TOP										
Rickey Henderson, R OBP: 0.411, SLG: 0.453 (1, 7)	F9		F9	F9			K		HR	4	2	1	1	1	1	3											
Dwayne Murphy, L OBP: 0.380, SLG: 0.432 (1, 8)	F7		E1	G4-6-3			G4-6-3		HR	5	2	2	5	0	0	3											
Cliff Johnson, R OBP: 0.330, SLG: 0.479 (1, 10)	5-3		3B		6-3			P6	F7	4	1	0	0	1	0	0											
Tony Armas, R OBP: 0.298, SLG: 0.497 (1, 9)		F8	1B		F8			5-3		4	1	1	3	0	0	0											
Mickey Klutts, R OBP: 0.357, SLG: 0.667 (8, PH)	F7		F6		F7			F9		3	0	0	0	0	0	1											
Wayne Gross, L OBP: 0.301, SLG: 0.352 (8, PH)										1	0	0	0	0	0	0											
Fred Stanley, R OBP: 0.281, SLG: 0.238 (8, 4)										0	0	0	0	0	0	0											
Mike Heath, R OBP: 0.276, SLG: 0.364 (1, 2)	F9		1B			K			5-3	4	0	1	1	0	1	0											
Kelvin Moore, R OBP: 0.303, SLG: 0.179 (1, 3)			K			F9			K	4	0	0	0	0	2	1											
Dave McKay, S OBP: 0.304, SLG: 0.343 (8, 5)			1B	1B	1B	4-3			BB	3	2	2	0	1	0	0											
Rob Picciolo, R OBP: 0.281, SLG: 0.363 (1, 6)			1B						HR	4	2	4	0	0	0	0											
<b>Inning Stats</b>	R: 0 E: 0 K: 0 S: 3	H: 0 LOB: 0 BB: 0 P: 3	R: 0 E: 0 K: 0 S: 3	H: 0 LOB: 0 BB: 0 P: 3	R: 6 E: 1 K: 1 S: 11	H: 6 LOB: 1 BB: 1 P: 15	R: 0 E: 0 K: 0 S: 4	H: 2 LOB: 1 BB: 0 P: 4	R: 0 E: 0 K: 0 S: 3	H: 0 LOB: 0 BB: 0 P: 3	R: 0 E: 0 K: 1 S: 5	H: 1 LOB: 0 BB: 0 P: 5	R: 0 E: 0 K: 0 S: 3	H: 0 LOB: 0 BB: 0 P: 3	R: 4 E: 0 K: 1 S: 7	H: 2 LOB: 2 BB: 2 P: 15	1B: 9 2B: 0 3B: 1 HR: 1	SF: 0 SAC: 0 DP: 2 HBP: 0	WP: 0 PA: 39								
<b>PITCHER</b>	IP	WLS	BF	H	R	ER	SO	BB	IBB	HBP	BLK	WP	HR	S	P	ERA	WHIP										
Steve Trout, L ERA: 3.25 (1, 1)	2.2	L	15	6	6	6	1	1	0	0	0	0	0	16	20	20.25	2.625										
Lynn McGlothen, R ERA: 4.76 (3, 1)	6.0		22	4	3	3	3	2	0	0	0	0	0	26	34	4.50	1.000										
Kevin Hickey, L ERA: 4.15 (9, 1)	0.1		2	1	1	1	0	0	0	0	0	0	1	2	2	27.00	3.000										

Oakland Athletics @ Chicago White Sox  
Comiskey Park, Chicago, IL  
Fri Sep 18 1981, 8:05 PM EDT  
Att: 21,266 - Unknown - 56 F

AB 36  
R 10  
H 11  
RBI 10  
BB 3  
SO 4  
LOB 8



Batter	1	2	3	4	5	6	7	8	9	AB	R	H	RBI	BB	SO	LOB	BOTTOM										
Ron LeFlore, R OBP: 0.310, SLG: 0.310 (1, 7)	K			4-3		1B	F8		F9	5	1	1	0	0	1	1											
Tony Bemazzard, S OBP: 0.352, SLG: 0.383 (1, 4)	K			1B		BB	P4		K	5	1	2	1	0	2	1											
Harold Baines, L OBP: 0.304, SLG: 0.447 (1, 9)	3-1			F8		SF9		6-3	BB	3	1	1	1	0	0	1											
Greg Luzinski, R OBP: 0.386, SLG: 0.494 (8, PR)	F7			F3		1B		WP	6-3	2	0	0	0	2	0	1											
Leo Sutherland, L OBP: 0.222, SLG: 0.125 (8, PR)						BB		WP	6-3	0	0	0	0	0	0	0											
Carlton Fisk, R OBP: 0.345, SLG: 0.345 (1, 2)	F7					1B		6-3	BB	4	0	2	1	0	0	2											
Chet Lemon, R OBP: 0.370, SLG: 0.470 (1, 8)	CS			P4		1B	F3	1-2	BB	3	0	1	0	1	0	3											
Lamar Johnson, R OBP: 0.325, SLG: 0.358 (1, 3)	CS		F9		G4-6-3			2-3	BB	4	0	0	0	0	1	3											
Jim Morrison, R OBP: 0.248, SLG: 0.363 (1, 5)			F2			1B	FC6-4		K	4	1	2	1	0	1	2											
Bill Almon, R OBP: 0.348, SLG: 0.388 (8, PH)	F3					1B			L1	3	1	1	0	0	0	1											
Bob Molinaro, L OBP: 0.400, SLG: 0.441 (9, PH)						1B				1	0	0	0	0	0	0											
<b>Inning Stats</b>	R: 0 E: 0 K: 2 S: 7	H: 1 LOB: 0 BB: 0 P: 7	R: 0 E: 0 K: 0 S: 3	H: 1 LOB: 0 BB: 0 P: 3	R: 0 E: 0 K: 0 S: 4	H: 1 LOB: 1 BB: 0 P: 4	R: 0 E: 0 K: 0 S: 3	H: 1 LOB: 0 BB: 0 P: 3	R: 3 E: 0 K: 0 S: 7	H: 4 LOB: 2 BB: 1 P: 11	R: 1 E: 0 K: 0 S: 5	H: 2 LOB: 1 BB: 0 P: 5	R: 1 E: 0 K: 2 S: 8	H: 1 LOB: 2 BB: 2 P: 16	R: 0 E: 0 K: 1 S: 5	H: 0 LOB: 0 BB: 0 P: 5	1B: 9 2B: 0 3B: 0 HR: 1	SF: 1 SAC: 0 DP: 1 HBP: 0	WP: 1 PA: 39								
<b>PITCHER</b>	IP	WLS	BF	H	R	ER	SO	BB	IBB	HBP	BLK	WP	HR	S	P	ERA	WHIP										
Steve McCatty, R ERA: 2.42 (1, 1)	5.2	W	22	6	3	3	2	1	0	0	0	0	1	9	13	10.80	3.000										
Jeff Jones, R ERA: 3.25 (6, 1)	1.2		10	4	2	2	0	1	0	0	0	0	1	9	13	10.80	3.000										
Dave Beard, R ERA: 5.68 (8, 1)	1.2	S	6	0	0	0	3	1	0	0	0	1	0	11	15	0.00	0.600										

Oakland Athletics @ Chicago White Sox  
Comiskey Park, Chicago, IL  
Fri Sep 18 1981, 8:05 PM EDT  
Att: 21,266 - Unknown - 56 F

AB 34  
R 5  
H 10  
RBI 4  
BB 3  
SO 5  
LOB 15






Batter	1	2	3	4	5	6	7	8	9	AB	R	H	RBI	BB	SO	LOB	TOP										
Rickey Henderson, R OBP: 0.413, SLG: 0.455 (1, 7)	4-0 BB G1-6-3		0-0 1B		0-0 1B		0-0 3-1		0-0 SF9	3	0	2	1	1	0	1											
Dwayne Murphy, L OBP: 0.376, SLG: 0.437 (1, 8)	0-0 G1-6-3 1-2		0-0 4-3		0-0 F2				0-0 HR	5	1	1	1	0	1	4											
Cliff Johnson, R Jimmy Sexton, R (1, 10) (8, PR)	0-3 K			0-3 K					0-0 FC6-4 1B	4	0	1	0	0	2	0											
Tony Armas, R OBP: 0.297, SLG: 0.495 (1, 9)		0-3 K		0-0 G3 1B					0-0 FC6-4 4-3 1-2	4	0	1	0	0	2	1											
Wayne Gross, L OBP: 0.304, SLG: 0.352 (1, 5)		0-0 G3		0-0 G3 1B					0-0 4-3	3	0	1	0	1	0	1											
Jim Spencer, L OBP: 0.259, SLG: 0.269 (1, 3)		0-0 FC6-4 1B		0-0 G3					0-0 F9	4	0	1	0	0	0	5											
Dave McKay, S OBP: 0.303, SLG: 0.341 (1, 4)		0-0 FC6-4 1-2		0-0 4-3					0-0 L4	4	1	1	0	0	0	3											
Jeff Newman, R OBP: 0.272, SLG: 0.349 (1, 2)			0-0 6-3		0-0 G3				0-0 6-3	4	0	1	0	0	0	1											
Fred Stanley, R OBP: 0.277, SLG: 0.234 (1, 6)			0-0 4-3		0-3 K				0-0 SF9	2	0	0	0	0	1	0											
Mitchell Page, L OBP: 0.202, SLG: 0.286 (7, PH)					0-0 K				0-0 G3	1	0	0	0	0	0	1											
Rob Piccolo, R OBP: 0.286, SLG: 0.366 (7, 6)									0-0 SF9	1	0	1	0	0	0	0											
<b>Inning Stats</b>	R: 0 E: 0 K: 1 S: 4	H: 0 LOB: 0 BB: 1 P: 8	R: 0 E: 0 K: 1 S: 6	H: 1 LOB: 1 BB: 0 P: 6	R: 0 E: 0 K: 0 S: 4	H: 1 LOB: 1 BB: 0 P: 4	R: 0 E: 0 K: 1 S: 7	H: 2 LOB: 2 BB: 0 P: 7	R: 0 E: 0 K: 1 S: 6	H: 1 LOB: 1 BB: 0 P: 6	R: 0 E: 0 K: 1 S: 5	H: 0 LOB: 1 BB: 1 P: 9	R: 0 E: 0 K: 0 S: 4	H: 1 LOB: 0 BB: 0 P: 4	R: 1 E: 0 K: 0 S: 5	H: 2 LOB: 2 BB: 0 P: 5	R: 1 E: 0 K: 1 S: 7	H: 2 LOB: 1 BB: 0 P: 7	1B: 9 2B: 0 3B: 0 HR: 1	SF: 1 SAC: 0 DP: 1 HBP: 0	WP: 0 PB: 0 SB: 0 CS: 0	PA: 38					
<b>PITCHER</b>	IP	WLS	BF	H	R	ER	SO	BB	IBB	HBP	BLK	WP	HR	S	P	ERA	WHIP										
Dennis Lamp, R ERA: 2.31 (1, 1)	8.1	L	36	10	2	2	5	2	0	0	1	0	1	44	52	2.16	1.440										
Ed Farmer, R ERA: 4.44 (9, 1)	0.1		1	0	0	0	0	0	0	0	0	0	0	1	1	0.00	0.000										
Jerry Koosman, L ERA: 4.08 (9, 1)	0.1		1	0	0	0	1	0	0	0	0	0	0	3	3	0.00	0.000										

**Oakland Athletics @ Chicago White Sox**  
Comiskey Park, Chicago, IL  
Sat Sep 19 1981, 4:33 AM EDT  
Att. 13,213 - Sunny - 68 F


AB 35  
R 2  
H 10  
RBI 2  
BB 2  
SO 6  
LOB 17



Batter	1	2	3	4	5	6	7	8	9	AB	R	H	RBI	BB	SO	LOB	BOTTOM										
Tony Bernazard, S OBP: 0.351, SLG: 0.382 (1, 4)	0-0 F8		0-0 WP FC1-5 1B		0-0 F7		0-0 FC3-6 4-3			4	0	1	0	0	0	1											
Mike Squires, L OBP: 0.318, SLG: 0.306 (1, 3)	0-0 4-3		0-0 FC1-5 WP		0-0		0-0 4-3			4	0	1	0	0	0	3											
Harold Baines, L OBP: 0.299, SLG: 0.440 (1, 9)	0-0 F6		0-0 F9		0-0 4-3		0-3 K			4	0	0	0	0	1	4											
Greg Luzinski, R OBP: 0.387, SLG: 0.502 (1, 10)		0-0 F8		4-0 BB G5-2-3 1B					0-0 F8	3	1	1	1	1	0	0											
Wayne Nordhagen, R OBP: 0.352, SLG: 0.456 (1, 7)		0-0		0-0 G5-2-3 BB 1B					0-0 6-3	3	0	2	0	1	0	0											
Chet Lemon, R OBP: 0.369, SLG: 0.466 (1, 8)		0-0 P6		4-0 G5-2-3 BB					0-0 F9	3	0	0	0	1	0	2											
Jim Morrison, R OBP: 0.347, SLG: 0.358 (1, 5)		0-3 K		0-0 G5-2-3					0-0 F8	3	0	0	0	0	1	5											
Jerry Hairston, S OBP: 0.500, SLG: 0.500 (9, PH)				1-2 2-3 3-H					0-0 F8	1	0	0	0	0	0	0											
Jim Essian, R OBP: 0.333, SLG: 0.341 (1, 2)				0-0 FC1-5 1B					0-0 4-3	3	0	1	0	0	0	3											
Bob Molinaro, L OBP: 0.391, SLG: 0.429 (9, PH)				0-0 1B					0-0 F8	1	0	0	0	0	0	0											
Bill Almon, R OBP: 0.347, SLG: 0.388 (1, 6)				0-0 L9					0-3 K	3	0	1	0	0	1	1											
Jerry Turner, L OBP: 0.273, SLG: 0.350 (9, PH)									0-0 FC3-6 1B	1	0	0	0	0	1	0											
<b>Inning Stats</b>	R: 0 E: 0 K: 0 S: 3	H: 0 LOB: 0 BB: 0 P: 3	R: 0 E: 0 K: 1 S: 6	H: 1 LOB: 1 BB: 0 P: 6	R: 0 E: 0 K: 0 S: 5	H: 2 LOB: 2 BB: 0 P: 5	R: 0 E: 0 K: 0 S: 3	H: 1 LOB: 2 BB: 2 P: 11	R: 0 E: 0 K: 1 S: 6	H: 1 LOB: 1 BB: 0 P: 6	R: 1 E: 0 K: 0 S: 4	H: 1 LOB: 1 BB: 1 P: 8	R: 0 E: 0 K: 1 S: 6	H: 1 LOB: 0 BB: 0 P: 6	R: 0 E: 0 K: 0 S: 3	H: 0 LOB: 0 BB: 0 P: 3	R: 0 E: 0 K: 1 S: 5	H: 0 LOB: 0 BB: 0 P: 5	1B: 4 2B: 2 3B: 0 HR: 1	SF: 0 SAC: 0 DP: 1 HBP: 0	WP: 1 PB: 0 SB: 0 CS: 0	PA: 36					
<b>PITCHER</b>	IP	WLS	BF	H	R	ER	SO	BB	IBB	HBP	BLK	WP	HR	S	P	ERA	WHIP										
Rick Langford, R ERA: 2.85 (1, 1)	9.0	W	36	7	1	1	4	3	0	0	0	1	1	41	53	1.00	1.111										

**Oakland Athletics @ Chicago White Sox**  
Comiskey Park, Chicago, IL  
Sat Sep 19 1981, 4:33 AM EDT  
Att. 13,213 - Sunny - 68 F

AB 33  
R 1  
H 7  
RBI 1  
BB 3  
SO 4  
LOB 19





Batter	1	2	3	4	5	6	7	8	9	AB	R	H	RBI	BB	SO	LOB	TOP								
Rickey Henderson, R OBP: 0.412, SLG: 0.452 (1, 7)										4	1	1	0	0	0	1									
Dwayne Murphy, L OBP: 0.377, SLG: 0.435 (1, 8)										2	0	0	1	1	1	1									
Cliff Johnson, R OBP: 0.327, SLG: 0.470 (1, 10)										3	0	0	0	1	2	2									
Tony Armas, R OBP: 0.297, SLG: 0.492 (1, 9)										4	0	1	1	0	1	1									
Wayne Gross, L OBP: 0.303, SLG: 0.347 (1, 5)										3	0	0	0	1	0	1									
Jim Spencer, L OBP: 0.256, SLG: 0.265 (1, 3)										3	0	0	0	0	1	1									
Mike Heath, R OBP: 0.276, SLG: 0.360 (1, 2)										3	0	0	0	0	1	0									
Dave McKay, S OBP: 0.303, SLG: 0.357 (1, 4)										3	1	1	1	0	0	0									
Rob Picciolo, R OBP: 0.287, SLG: 0.378 (1, 6)										3	1	1	0	0	2	0									
<b>Inning Stats</b>	R: 0 E: 0 K: 1 S: 4	H: 0 LOB: 0 BB: 1 P: 8	R: 0 E: 0 K: 1 S: 5	H: 0 LOB: 0 BB: 0 P: 5	R: 0 E: 0 K: 2 S: 7	H: 0 LOB: 1 BB: 1 P: 7	R: 0 E: 0 K: 1 S: 5	H: 0 LOB: 0 BB: 1 P: 9	R: 0 E: 0 K: 1 S: 5	H: 0 LOB: 0 BB: 0 P: 5	R: 2 E: 0 K: 0 S: 5	H: 2 LOB: 0 BB: 0 P: 5	R: 0 E: 0 K: 0 S: 2	H: 0 LOB: 0 BB: 1 P: 6	R: 0 E: 0 K: 1 S: 5	H: 0 LOB: 0 BB: 0 P: 5	R: 1 E: 0 K: 1 S: 7	H: 2 LOB: 1 BB: 0 P: 7	1B: 2 2B: 0 3B: 1 HR: 1	SF: 1 SAC: 0 DP: 1 HBP: 0	WP: 0 PB: 0 SB: 0 CS: 1	PA: 33			
<b>PITCHER</b>	IP	WLS	BF	H	R	ER	SO	BB	IBB	HBP	BLK	WP	HR	S	P	ERA	WHIP								
Richard Dotson, R ERA: 3.52 (1, 1)	6.0	W	21	2	2	2	6	2	0	0	0	0	1	31	39	3.00	0.667								
LaMarr Hoyt, R ERA: 4.05 (7, 1)	3.0	S	11	2	1	1	2	1	0	0	0	0	0	14	18	3.00	1.000								

Oakland Athletics @ Chicago White Sox  
Comiskey Park, Chicago, IL  
Sun Sep 20 1981, 4:33 AM EDT  
Att: 17,819 - Sunny - 62 F

AB 28  
R 3  
H 4  
RBI 3  
BB 3  
SO 8  
LOB 7



Batter	1	2	3	4	5	6	7	8	9	AB	R	H	RBI	BB	SO	LOB	BOTTOM								
Tony Bernazard, S OBP: 0.354, SLG: 0.381 (1, 4)										3	0	1	1	1	0	1									
Jerry Hairston, S OBP: 0.425, SLG: 0.571 (1, 8)										5	1	2	0	0	2	4									
Lamar Johnson, R OBP: 0.318, SLG: 0.352 (1, 3)										2	0	0	1	0	1	0									
Mike Squires, L OBP: 0.323, SLG: 0.306 (6, 3)										0	2	0	0	2	0	0									
Greg Luzinski, R OBP: 0.387, SLG: 0.498 (1, 10)										4	1	1	0	1	0	4									
Carlton Fisk, R OBP: 0.346, SLG: 0.343 (1, 2)										4	1	1	2	1	0	1									
Wayne Nordhagen, R OBP: 0.351, SLG: 0.453 (1, 7)										3	1	1	0	0	1	1									
Rusty Kuntz, R OBP: 0.368, SLG: 0.320 (7, 7)										2	1	2	3	0	0	0									
Harold Baines, L OBP: 0.305, SLG: 0.440 (1, 9)										4	2	2	2	1	1	3									
Jim Morrison, R OBP: 0.246, SLG: 0.370 (1, 5)										3	2	1	2	0	1	1									
Bill Almon, R OBP: 0.349, SLG: 0.389 (1, 6)										4	0	2	0	0	0	1									
<b>Inning Stats</b>	R: 0 E: 0 K: 2 S: 7	H: 1 LOB: 0 BB: 0 P: 7	R: 0 E: 0 K: 2 S: 8	H: 1 LOB: 1 BB: 0 P: 8	R: 0 E: 0 K: 0 S: 3	H: 1 LOB: 2 BB: 0 P: 4	R: 0 E: 0 K: 0 S: 3	H: 0 LOB: 0 BB: 0 P: 3	R: 3 E: 1 K: 1 S: 9	H: 3 LOB: 2 BB: 1 P: 13	R: 2 E: 0 K: 0 S: 5	H: 2 LOB: 1 BB: 1 P: 9	R: 4 E: 1 K: 1 S: 9	H: 4 LOB: 1 BB: 1 P: 13	R: 2 E: 0 K: 0 S: 4	H: 1 LOB: 2 BB: 3 P: 16	1B: 11 2B: 2 3B: 0 HR: 1	SF: 1 SAC: 1 DP: 1 HBP: 1	WP: 3 PB: 0 SB: 0 CS: 1	PA: 43					
<b>PITCHER</b>	IP	WLS	BF	H	R	ER	SO	BB	IBB	HBP	BLK	WP	HR	S	P	ERA	WHIP								
Mike Norris, R ERA: 3.82 (1, 1)	6.1	L	32	10	8	8	5	3	0	1	0	0	1	38	51	11.37	2.053								
Brian Kingman, R ERA: 3.95 (7, 1)	0.2		4	2	1	1	1	0	0	0	0	0	0	6	6	13.50	3.000								
Bo McLaughlin, R ERA: 12.66 (8, 1)	1.0		7	1	2	2	0	3	0	0	0	1	0	4	16	18.00	4.000								

Oakland Athletics @ Chicago White Sox  
Comiskey Park, Chicago, IL  
Sun Sep 20 1981, 4:33 AM EDT  
Att: 17,819 - Sunny - 62 F

AB 34  
R 11  
H 13  
RBI 11  
BB 6  
SO 6  
LOB 16





Batter	1	2	3	4	5	6	7	8	9	AB	R	H	RBI	BB	SO	LOB	TOP			
Ron LeFlore, R OBP: 0.309, SLG: 0.309 (1, 7)										4	0	1	0	0	1	2				
Mike Squires, L OBP: 0.318, SLG: 0.301 (1, 3)										4	0	0	0	0	1	1				
Jerry Hairston, S OBP: 0.364, SLG: 0.455 (1, 8)										4	0	1	0	0	1	1				
Greg Luzinski, R OBP: 0.383, SLG: 0.492 (1, 10)										4	0	0	0	0	2	2				
Carlton Fisk, R OBP: 0.342, SLG: 0.339 (1, 2)										4	0	0	0	0	0	0				
Harold Baines, L OBP: 0.304, SLG: 0.449 (1, 9)										4	1	1	1	0	0	0				
Tony Bernazard, S OBP: 0.353, SLG: 0.378 (1, 4)									3	0	0	0	1	0	0					
Jim Morrison, R OBP: 0.251, SLG: 0.385 (1, 5)										3	2	2	1	0	0	1				
Bill Almon, R OBP: 0.352, SLG: 0.392 (1, 6)										3	0	2	0	0	0	1				
<b>Inning Stats</b>	R: 0 E: 0 K: 1 S: 6	H: 1 LOB: 1 BB: 0 P: 6	R: 0 E: 0 K: 0 S: 3	H: 0 LOB: 0 BB: 0 P: 3	R: 1 E: 0 K: 1 S: 6	H: 2 LOB: 0 BB: 0 P: 6	R: 0 E: 0 K: 0 S: 3	H: 0 LOB: 0 BB: 0 P: 3	R: 0 E: 0 K: 2 S: 8	H: 1 LOB: 1 BB: 0 P: 8	R: 2 E: 0 K: 0 S: 6	H: 3 LOB: 1 BB: 0 P: 6	R: 0 E: 0 K: 1 S: 5	H: 0 LOB: 0 BB: 0 P: 5	R: 0 E: 0 K: 0 S: 3	H: 0 LOB: 0 BB: 0 P: 3	1B: 5 2B: 0 3B: 0 HR: 2	SF: 0 SAC: 0 DP: 1 HBP: 0	WP: 0 PB: 0 SB: 0 CS: 0	PA: 34
<b>PITCHER</b>	IP WLS BF H R ER SO BB IBB HBP BLK WP HR S P ERA WHIP																			
Steve Renko, R ERA: 3.43 (1, 1)	6.2 W 27 H 7 R 3 ER 3 SO 4 BB 1 IBB 0 HBP 0 BLK 0 WP 0 HR 2 S 34 P 38 ERA 4.05 WHIP 1.200																			
Don Aase, R ERA: 2.35 (7, 1)	2.1 S 7 H 0 R 0 ER 0 SO 1 BB 0 IBB 0 HBP 0 BLK 0 WP 0 HR 9 S 9 P 9 ERA 0.00 WHIP 0.000																			

Chicago White Sox @ California Angels  
 Anaheim Stadium, Anaheim, CA  
 Mon Sep 21 1981, 10:05 PM EDT  
 Att: 21,049 - Unknown - 70 F

livebaseballscores.com

AB 33  
 R 3  
 H 7  
 RBI 2  
 BB 1  
 SO 5  
 LOB 8

Batter	1	2	3	4	5	6	7	8	9	AB	R	H	RBI	BB	SO	LOB	BOTTOM			
Juan Beniquez, R OBP: 0.297, SLG: 0.285 (1, 8)										4	0	1	0	0	0	0				
Rick Burleson, R OBP: 0.370, SLG: 0.384 (1, 6)										4	0	0	0	0	1	1				
Dan Ford, R OBP: 0.325, SLG: 0.442 (1, 9)										4	0	1	0	0	0	1				
Don Baylor, R OBP: 0.315, SLG: 0.419 (1, 10)										2	2	1	1	0	0	0				
Bobby Grich, R OBP: 0.372, SLG: 0.521 (1, 4)										3	2	1	0	1	0	0				
Joe Ferguson, R OBP: 0.387, SLG: 0.458 (1, 2)										3	1	1	2	1	0	3				
Brian Downing, R OBP: 0.352, SLG: 0.375 Larry Harlow, L OBP: 0.346, SLG: 0.235 (1, 7) (9, 7)										4	1	2	1	0	0	1				
Butch Hobson, R OBP: 0.323, SLG: 0.349 Bert Campaneris, R OBP: 0.304, SLG: 0.342 (1, 5) (6, 5)										1	0	0	1	0	1	1				
Daryl Sconiers, L OBP: 0.250, SLG: 0.211 (1, 3)										4	0	0	0	0	1	3				
<b>Inning Stats</b>	R: 0 E: 0 K: 0 S: 3	H: 1 LOB: 0 BB: 0 P: 3	R: 2 E: 0 K: 1 S: 7	H: 2 LOB: 1 BB: 0 P: 8	R: 0 E: 0 K: 0 S: 3	H: 0 LOB: 0 BB: 0 P: 3	R: 2 E: 2 K: 0 S: 5	H: 1 LOB: 3 BB: 1 P: 9	R: 0 E: 0 K: 0 S: 3	H: 0 LOB: 0 BB: 0 P: 3	R: 0 E: 0 K: 1 S: 5	H: 0 LOB: 0 BB: 0 P: 5	R: 2 E: 0 K: 1 S: 8	H: 3 LOB: 1 BB: 0 P: 8	R: 0 E: 0 K: 0 S: 3	H: 0 LOB: 0 BB: 0 P: 3	1B: 5 2B: 2 3B: 0 HR: 1	SF: 1 SAC: 0 DP: 1 HBP: 2	WP: 0 PB: 0 SB: 1 CS: 0	PA: 36
<b>PITCHER</b>	IP WLS BF H R ER SO BB IBB HBP BLK WP HR S P ERA WHIP																			
Britt Burns, L ERA: 2.57 Ed Farmer, R ERA: 4.53 (1, 1) (8, 1)	7.0 L 31 H 6 R 5 ER 3 SO 2 BB 2 IBB 0 HBP 0 BLK 0 WP 0 HR 1 S 31 P 41 ERA 3.86 WHIP 1.143																			
	1.0 S 5 H 2 R 1 ER 1 SO 0 BB 0 IBB 0 HBP 0 BLK 0 WP 0 HR 7 S 7 P 7 ERA 9.00 WHIP 2.000																			

Chicago White Sox @ California Angels  
 Anaheim Stadium, Anaheim, CA  
 Mon Sep 21 1981, 10:05 PM EDT  
 Att: 21,049 - Unknown - 70 F

livebaseballscores.com

AB 31  
 R 6  
 H 8  
 RBI 6  
 BB 2  
 SO 3  
 LOB 10



Batter	1	2	3	4	5	6	7	8	9	AB	R	H	RBI	BB	SO	LOB	TOP		
Ron LeFlore, R OBP: 0.308, SLG: 0.308										4	0	1	0	0	1	0			
Tony Bernazard, S OBP: 0.352, SLG: 0.376										4	0	1	0	0	0	2			
Lamar Johnson, R OBP: 0.308, SLG: 0.341										4	0	0	0	0	0	2			
Greg Luzinski, R OBP: 0.351, SLG: 0.488										3	0	0	0	1	0	2			
Jay Loviglio, R OBP: 0.250, SLG: 0.250										0	0	0	0	0	0	0			
Carlton Fisk, R OBP: 0.338, SLG: 0.334										4	0	0	0	0	0	3			
Chet Lemon, R OBP: 0.373, SLG: 0.464										1	0	0	0	3	0	0			
Wayne Nordhagen, R OBP: 0.351, SLG: 0.451										3	0	1	0	0	0	1			
Bob Molinaro, L OBP: 0.383, SLG: 0.417										1	0	0	0	0	0	2			
Jim Morrison, R OBP: 0.252, SLG: 0.388										3	0	1	0	0	0	1			
Bill Almon, R OBP: 0.349, SLG: 0.388										3	0	0	0	0	0	2			
<b>Inning Stats</b>	R: 0 E: 0 K: 1 S: 5	H: 1 LOB: 0 BB: 0 P: 5	R: 0 E: 0 K: 0 S: 2	H: 0 LOB: 0 BB: 1 P: 6	R: 0 E: 0 K: 0 S: 3	H: 1 LOB: 0 BB: 0 P: 3	R: 0 E: 1 K: 0 S: 5	H: 1 LOB: 2 BB: 0 P: 5	R: 0 E: 0 K: 0 S: 4	H: 0 LOB: 1 BB: 0 P: 3	R: 0 E: 0 K: 0 S: 3	H: 0 LOB: 1 BB: 1 P: 7	R: 0 E: 1 K: 0 S: 4	H: 0 LOB: 1 BB: 2 P: 4	R: 0 E: 0 K: 0 S: 3	H: 0 LOB: 2 BB: 2 P: 11	1B: 3 2B: 1 3B: 0 HR: 0	SF: 0 SAC: 0 DP: 1 HBP: 0	WP: 0 PA: 35
<b>PITCHER</b>	IP WLS BF H R ER SO BB IBB HBP BLK WP HR S P ERA WHIP																		
Angel Moreno, L ERA: 2.93	(1, 1) 8.2 W 33 H 4 R 0 ER 0 SO 1 BB 4 IBB 0 HBP 0 BLK 0 WP 0 HR 0 S 31 P 47 ERA 0.00 WHIP 0.923																		
Don Aase, R ERA: 2.34	(9, 1) 0.1 S 1 H 0 R 0 ER 0 SO 0 BB 0 IBB 0 HBP 0 BLK 0 WP 0 HR 1 S 1 P 1 ERA 0.00 WHIP 0.000																		

Chicago White Sox @ California Angels  
Anaheim Stadium, Anaheim, CA  
Tue Sep 22, 1981, 10:05 PM EDT  
Att: 19,826 - Unknown - 60 F

AB 30  
R 0  
H 4  
RBI 0  
BB 4  
SO 1  
LOB 15



Batter	1	2	3	4	5	6	7	8	9	AB	R	H	RBI	BB	SO	LOB	BOTTOM
Juan Beniquez, R OBP: 0.250, SLG: 0.276										4	0	0	0	0	0	0	
Rick Burleson, R OBP: 0.367, SLG: 0.380										4	0	0	0	0	1	0	
Dan Ford, R OBP: 0.323, SLG: 0.438										3	0	0	0	0	2	0	
Don Baylor, R OBP: 0.312, SLG: 0.415										3	0	0	0	0	0	0	
Bobby Grich, R OBP: 0.375, SLG: 0.523										3	1	2	0	0	0	0	
Joe Ferguson, R OBP: 0.333, SLG: 0.407										3	0	0	0	0	2	2	
Brian Downing, R OBP: 0.354, SLG: 0.374										1	0	0	0	2	0	0	
Larry Harlow, L OBP: 0.346, SLG: 0.235										0	0	0	0	0	0	0	
Bert Campaneris, R OBP: 0.305, SLG: 0.342										3	0	1	1	0	1	2	
Daryl Sconiers, L OBP: 0.217, SLG: 0.182										3	0	0	0	0	1	2	
<b>Inning Stats</b>	R: 0 E: 0 K: 2 S: 7	H: 0 LOB: 0 BB: 0 P: 7	R: 1 E: 0 K: 2 S: 9	H: 2 LOB: 2 BB: 1 P: 13	R: 0 E: 0 K: 0 S: 3	H: 0 LOB: 0 BB: 0 P: 3	R: 0 E: 0 K: 0 S: 3	H: 0 LOB: 0 BB: 0 P: 3	R: 0 E: 0 K: 1 S: 5	H: 0 LOB: 0 BB: 0 P: 5	R: 0 E: 0 K: 2 S: 8	H: 1 LOB: 2 BB: 1 P: 12	R: 0 E: 0 K: 0 S: 3	H: 0 LOB: 0 BB: 0 P: 3	1B: 3 2B: 0 3B: 0 HR: 0	SF: 0 SAC: 0 DP: 0 HBP: 0	WP: 0 PA: 29
<b>PITCHER</b>	IP WLS BF H R ER SO BB IBB HBP BLK WP HR S P ERA WHIP																
Ross Baumgarten, L ERA: 3.63	(1, 1) 8.0 L 29 H 3 R 1 ER 1 SO 7 BB 1 IBB 1 HBP 0 BLK 0 WP 0 HR 0 S 41 P 49 ERA 1.12 WHIP 0.500																

Chicago White Sox @ California Angels  
Anaheim Stadium, Anaheim, CA  
Tue Sep 22, 1981, 10:05 PM EDT  
Att: 19,826 - Unknown - 60 F

AB 27  
R 1  
H 3  
RBI 1  
BB 2  
SO 7  
LOB 6





Batter	1	2	3	4	5	6	7	8	9	AB	R	H	RBI	BB	SO	LOB	TOP			
Ron LeFlore, R (1, 7) OBP: 0.308, SLG: 0.305	4-0 E S 6-3 BB		0-3 K		0-3 K			0-0 6-3		3	1	0	0	1	2	0	Chicago White Sox @ California Angels Anaheim Stadium, Anaheim, CA Wed Sep 23 1981, 10:05 PM EDT Att: 19,639 - Unknown - 70 F <a href="http://livebaseballscorecards.com">livebaseballscorecards.com</a>			
Tony Bernazard, S (1, 4) OBP: 0.351, SLG: 0.375	0-0 6-3 1-H			0-0 1B 4-3 1B	0-0 F7			0-0 6-3		4	1	1	1	0	0					
Harold Baines, L (1, 9) OBP: 0.307, SLG: 0.450	0-0 4-3			0-0 1B 1-3 1B		0-0 CS 1B		0-0 G3		4	1	2	0	0	0					
Greg Luzinski, R (1, 10) OBP: 0.378, SLG: 0.482	0-3 K			0-0 4-3		0-3 K 1-2		0-0 6-3		4	0	0	1	0	2	2				
Carlton Fisk, R (1, 2) OBP: 0.340, SLG: 0.337		0-0 L4-3 1B		0-0 1B 2-3 1B		0-3 K		0-0 4-3		4	0	2	0	0	1	0				
Chet Lemon, R (1, 8) OBP: 0.376, SLG: 0.466		0-0 L4-3 1-2		0-0 FC6-4 1B 1-2 3-H			0-0 G4-3 1B		0-0 4-3	3	0	2	1	0	0	1				
Mike Squires, L (1, 3) OBP: 0.315, SLG: 0.298		0-0 F7		0-0 F7			0-0 G4-3 1-2		0-0 6-3	3	0	0	0	0	0	3				
Jim Morrison, R (1, 5) OBP: 0.249, SLG: 0.383			0-3 K	0-0 FC6-4 1-2			0-0 6-3			3	0	0	0	0	1	2				
Bill Almon, R (1, 6) OBP: 0.346, SLG: 0.384			0-0 F8		0-0 L4			0-0 6-3		3	0	0	0	0	0	0				
<b>Inning Stats</b>	R: 1 E: 0 K: 1 S: 5	H: 0 LOB: 0 BB: 1 P: 9	R: 0 E: 0 K: 0 S: 3	H: 1 LOB: 0 BB: 0 P: 3	R: 0 E: 0 K: 2 S: 7	H: 0 LOB: 0 BB: 0 P: 7	R: 2 E: 0 K: 0 S: 7	H: 4 LOB: 2 BB: 0 P: 7	R: 0 E: 0 K: 1 S: 5	H: 0 LOB: 0 BB: 0 P: 5	R: 0 E: 0 K: 0 S: 3	H: 1 LOB: 0 BB: 0 P: 3	R: 0 E: 0 K: 0 S: 3	H: 0 LOB: 0 BB: 0 P: 3	R: 0 E: 0 K: 0 S: 3	H: 0 LOB: 0 BB: 0 P: 3	1B: 7 2B: 2 3B: 0 HR: 0	SF: 0 SAC: 0 DP: 3 HBP: 0	WP: 0 PB: 0 SB: 1 CS: 1	PA: 32
<b>PITCHER</b> Mike Witt, R (1, 1) ERA: 3.85	IP: 9.0 WLS: W BF: 32 H: 7 R: 3 ER: 2 SO: 6 BB: 1 IBB: 0 HBP: 0 BLK: 0 WP: 0 HR: 0 S: 43 P: 47 ERA: 2.00 WHIP: 0.889															<b>PITCHER</b>				

Batter	1	2	3	4	5	6	7	8	9	AB	R	H	RBI	BB	SO	LOB	BOTTOM			
Juan Beniquez, R (1, 8) OBP: 0.282, SLG: 0.285	4-0 6-3 2B BB		0-0 F7		0-0 5-3			0-0 2B 1-2 BB		3	1	1	1	2	0	0	Chicago White Sox @ California Angels Anaheim Stadium, Anaheim, CA Wed Sep 23 1981, 10:05 PM EDT Att: 19,639 - Unknown - 70 F <a href="http://livebaseballscorecards.com">livebaseballscorecards.com</a>			
Rick Burleson, R (1, 6) OBP: 0.383, SLG: 0.375	0-0 6-3 1-2	0-0 3-1		0-0 F9		0-0 6-3		0-0 P4		5	0	0	0	0	0	4				
Dan Ford, R (1, 9) OBP: 0.325, SLG: 0.442	0-0 2B 2-H		0-0 3-1		0-0 F8		0-0 FC5-4 1B		0-0 2B	4	1	2	1	0	0	0				
Don Baylor, R (1, 10) OBP: 0.312, SLG: 0.416	0-0 2B E 2-H		0-0 P4		0-3 K		0-0 FC5-4 1-2		0-0 2B	4	1	1	1	0	1	1				
Bobby Grich, R (1, 4) OBP: 0.376, SLG: 0.522	0-0 5-3		0-0 1B HR		0-0 1B		0-0 F7		0-0 2B	4	1	2	0	0	0	2				
Joe Ferguson, R (1, 2) OBP: 0.351, SLG: 0.400	4-0 BB E		0-0 1B HR		0-0 F7		0-3 K		0-0 2B	3	1	1	0	1	1	2				
Brian Downing, R (1, 7) OBP: 0.356, SLG: 0.390	0-0 E5		0-0 HR		0-0 L6			0-0 2B		4	1	2	3	0	0	1				
Larry Harlow, L (6, PR) OBP: 0.346, SLG: 0.235	0-0 1-3 2-H		0-0 HR					0-0 2B		0	1	0	0	0	0	0				
Bert Campaneris, R (1, 5) OBP: 0.291, SLG: 0.325	0-0 6-3		0-0 P4		0-0 F7		0-0 P3		0-0 K	4	0	0	0	0	0	3				
Daryl Sconiers, L (1, 3) OBP: 0.222, SLG: 0.192		0-0 4-3		0-0 L6		0-0 BB 1B		0-3 K		4	0	1	0	0	1	1				
<b>Inning Stats</b>	R: 3 E: 1 K: 0 S: 6	H: 2 LOB: 2 BB: 2 P: 14	R: 0 E: 0 K: 0 S: 3	H: 0 LOB: 0 BB: 0 P: 3	R: 3 E: 0 K: 0 S: 6	H: 3 LOB: 0 BB: 0 P: 6	R: 0 E: 0 K: 0 S: 3	H: 0 LOB: 0 BB: 0 P: 3	R: 0 E: 0 K: 1 S: 6	H: 1 LOB: 1 BB: 0 P: 6	R: 0 E: 0 K: 0 S: 4	H: 1 LOB: 2 BB: 1 P: 8	R: 0 E: 0 K: 1 S: 6	H: 1 LOB: 1 BB: 0 P: 6	R: 1 E: 0 K: 1 S: 7	H: 2 LOB: 1 BB: 0 P: 7	1B: 5 2B: 4 3B: 0 HR: 1	SF: 0 SAC: 0 DP: 0 HBP: 0	WP: 0 PB: 0 SB: 0 CS: 0	PA: 38
<b>PITCHER</b> Steve Trout, L (1, 1) ERA: 3.47	IP: 5.2 WLS: L BF: 28 H: 7 R: 6 ER: 5 SO: 1 BB: 3 IBB: 0 HBP: 0 BLK: 0 WP: 0 HR: 1 S: 27 P: 39 ERA: 7.94 WHIP: 1.765															<b>PITCHER</b>				
LaMarr Hoyt, R (6, 1) ERA: 4.05	IP: 2.1 WLS: L BF: 10 H: 3 R: 1 ER: 1 SO: 2 BB: 0 IBB: 0 HBP: 0 BLK: 0 WP: 0 HR: 0 S: 14 P: 14 ERA: 3.86 WHIP: 1.286															<b>PITCHER</b>				



Batter	1	2	3	4	5	6	7	8	9	AB	R	H	RBI	BB	SO	LOB	TOP										
Ron LeFlore, R OBP: 0.308, SLG: 0.307 (1, 7)	F9		G3		5-3		CS 1B		E WP 1B	5	0	2	0	0	0	0											
Tony Bernazard, S OBP: 0.352, SLG: 0.375 (1, 4)	G3		1B		F8		1-2 2B 1B		E3	5	2	2	0	0	0	1											
Harold Baines, L OBP: 0.312, SLG: 0.468 (1, 9)	G3		1B				HR 1-H 2B		6-3	5	1	3	2	0	0	2											
Greg Luzinski, R OBP: 0.377, SLG: 0.479 (1, 10)		P4			6-3				6-3	4	0	1	1	0	0	0											
Carlton Fisk, R OBP: 0.342, SLG: 0.337 (1, 2)		3-4-1 E BB			FC3-6 S 1B				K	3	1	1	0	1	1	2											
Chet Lemon, R OBP: 0.376, SLG: 0.465 (1, 8)		3-4-1 1-2			FC3-6 BB				E9 1B	3	0	1	0	1	0	1											
Mike Squires, L OBP: 0.311, SLG: 0.293 (1, 3)		E4 S 2-H			FC3-6 FC6-4				L6	4	0	0	0	0	0	3											
Jim Morrison, R OBP: 0.246, SLG: 0.378 (1, 5)		6-3 1-2			FC6-4				6-3	4	0	0	0	0	0	3											
Bill Almon, R OBP: 0.342, SLG: 0.380 (1, 6)			L5		K				6-3	4	0	0	0	0	2	0											
<b>Inning Stats</b>	R: 0 E: 0 K: 0 S: 3	H: 0 LOB: 0 BB: 0 P: 3	R: 1 E: 1 K: 0 S: 4	H: 0 LOB: 1 BB: 1 P: 8	R: 1 E: 0 K: 0 S: 6	H: 3 LOB: 2 BB: 0 P: 6	R: 0 E: 0 K: 0 S: 3	H: 0 LOB: 0 BB: 0 P: 3	R: 0 E: 0 K: 1 S: 5	H: 0 LOB: 0 BB: 0 P: 5	R: 1 E: 0 K: 0 S: 5	H: 2 LOB: 1 BB: 0 P: 9	R: 1 E: 0 K: 1 S: 6	H: 3 LOB: 1 BB: 0 P: 6	R: 0 E: 1 K: 1 S: 6	H: 1 LOB: 1 BB: 0 P: 6	R: 0 E: 1 K: 0 S: 5	H: 1 LOB: 2 BB: 0 P: 5	1B: 8 2B: 1 3B: 0 HR: 1	SF: 0 SAC: 0 DP: 0 HBP: 0	WP: 1 PB: 0 SB: 2 CS: 1	PA: 39					
<b>PITCHER</b>	IP	WLS	BF	H	R	ER	SO	BB	IBB	HBP	BLK	WP	HR	S	P	ERA	WHIP										
Bruce Kison, R ERA: 3.93 (1, 1)	6.1	L	28	6	4	3	2	2	0	0	0	0	1	30	38	4.26	1.263										
Andy Hassler, L ERA: 3.1 (7, 1)	0.2		2	2	0	0	0	0	0	0	0	0	0	2	2	0.00	3.000										
Jesse Jefferson, R ERA: 3.66 (8, 1)	1.2		8	2	0	0	1	0	0	0	0	1	0	10	10	0.00	1.200										
Mickey Mahler, L ERA: (9, 1)	0.1		1	0	0	0	0	0	0	0	0	0	0	1	1	0.00	0.000										

Chicago White Sox @ California Angels  
Anaheim Stadium, Anaheim, CA  
Thu Sep 24 1981, 10:05 PM EDT  
Att: 19,156 - Unknown - 70 F

AB 37  
R 4  
H 10  
RBI 3  
BB 2  
SO 3  
LOB 12



Batter	1	2	3	4	5	6	7	8	9	AB	R	H	RBI	BB	SO	LOB	BOTTOM										
Daryl Sconiers, L OBP: 0.194, SLG: 0.167 (1, 3)	4-3		4-3			4-3		FC6-3		4	0	0	0	0	0	1											
Bert Campaneris, R OBP: 0.291, SLG: 0.325 (9, 5)								1-2		0	0	0	0	0	0	0											
Brian Downing, R OBP: 0.352, SLG: 0.384 (1, 7)	K		K			1-3		P9		4	0	0	0	0	2	1											
Dan Ford, R OBP: 0.321, SLG: 0.437 (1, 9)	K			L4		F8		F9		4	0	0	0	0	1	0											
Don Baylor, R OBP: 0.316, SLG: 0.420 (1, 10)		4-3 6-3 1B BB		K		K		4-3 2B		2	1	1	0	2	1	0											
Bobby Grich, R OBP: 0.372, SLG: 0.516 (1, 4)		6-3 1-2		K		F8		F7		4	0	0	0	0	1	3											
Ed Ott, L OBP: 0.276, SLG: 0.289 (1, 2)		4-3 2-3			SH3-4 1B	4-3		L9		4	0	1	0	0	0	3											
Juan Beniquez, R OBP: 0.265, SLG: 0.288 (1, 8)					SH3-4 1-2	L8				2	0	1	1	0	0	1											
Butch Hobson, R OBP: 0.321, SLG: 0.346 (8, PH)		3-H 1B			K			4-3		2	0	0	0	0	2	2											
John Harris, L OBP: 0.254, SLG: 0.309 (9, 3)					K					1	0	0	0	0	0	0											
Rick Burleson, R OBP: 0.363, SLG: 0.375 (1, 6)					5-3			FC6-3 1B		3	0	1	0	0	0	1											
<b>Inning Stats</b>	R: 0 E: 0 K: 2 S: 7	H: 0 LOB: 0 BB: 0 P: 7	R: 1 E: 0 K: 1 S: 6	H: 1 LOB: 1 BB: 1 P: 10	R: 0 E: 0 K: 1 S: 5	H: 0 LOB: 0 BB: 0 P: 5	R: 0 E: 0 K: 2 S: 7	H: 0 LOB: 0 BB: 0 P: 7	R: 0 E: 0 K: 1 S: 6	H: 1 LOB: 1 BB: 0 P: 6	R: 0 E: 0 K: 0 S: 3	H: 0 LOB: 0 BB: 0 P: 3	R: 0 E: 0 K: 0 S: 4	H: 1 LOB: 1 BB: 0 P: 4	R: 0 E: 0 K: 0 S: 4	H: 1 LOB: 1 BB: 0 P: 4	R: 0 E: 0 K: 0 S: 3	H: 0 LOB: 1 BB: 1 P: 7	1B: 3 2B: 1 3B: 0 HR: 0	SF: 0 SAC: 1 DP: 0 HBP: 0	WP: 0 PB: 0 SB: 0 CS: 0	PA: 33					
<b>PITCHER</b>	IP	WLS	BF	H	R	ER	SO	BB	IBB	HBP	BLK	WP	HR	S	P	ERA	WHIP										
Dennis Lamp, R ERA: 2.2 (1, 1)	9.0	W	33	4	1	1	7	2	0	0	0	0	0	45	53	1.00	0.667										

Chicago White Sox @ California Angels  
Anaheim Stadium, Anaheim, CA  
Thu Sep 24 1981, 10:05 PM EDT  
Att: 19,156 - Unknown - 70 F

AB 30  
R 1  
H 4  
RBI 1  
BB 2  
SO 7  
LOB 12





Batter	1	2	3	4	5	6	7	8	9	AB	R	H	RBI	BB	SO	LOB	TOP										
Jerry Hairston, S (1, 7) OBP: 0.333, SLG: 0.357 Rusty Kuntz, R (8, 7) OBP: 0.362, SLG: 0.314	1-0 WP G3 HBP		0-0 F7		0-0 F8			0-3 K	0-0 P2	3	1	0	0	0	1	0											
Tony Bernazard, S (1, 4) OBP: 0.355, SLG: 0.377	4-0 WP BB		0-0 F7		0-0 G3-6 1B			0-0 1B 1B	0-0 G4-6-3	4	1	2	0	1	0	2											
Harold Baines, L (1, 9) OBP: 0.307, SLG: 0.461	0-0 G3 1-2 2-H		0-0 P4		0-0 G3-6 1-2			0-0 1-3 1-2		4	0	0	1	0	0	3											
Greg Luzinski, R (1, 10) OBP: 0.381, SLG: 0.490 Leo Sutherland, L (8, PR) OBP: 0.222, SLG: 0.125	0-3 K				0-0 HR			0-0 1B HR 1B		3	1	2	2	1	1	1											
Carlton Fisk, R (1, 2) OBP: 0.343, SLG: 0.337	0-0 4-3				4-0 CS BB			0-0 1B HR 1B		3	1	1	0	1	0	2											
Chet Lemon, R (1, 8) OBP: 0.379, SLG: 0.478		0-0 F7			0-0 F7			0-0 2B HR		4	1	2	3	0	0	1											
Lamar Johnson, R (1, 3) OBP: 0.299, SLG: 0.331		0-0 P6			0-3 K 1-2			0-0 6-3 F9		4	0	0	0	0	1	3											
Jim Morrison, R (1, 5) OBP: 0.249, SLG: 0.380		0-0 FC4-6 1B			0-0 6-3			0-0 F7		4	0	2	0	0	0	1											
Bill Almon, R (1, 6) OBP: 0.339, SLG: 0.376		0-0 FC4-6 1-2			0-0 5-3			0-3 K		3	0	0	0	0	1	2											
<b>Inning Stats</b>	R: 1 E: 0 K: 1 S: 5	H: 0 LOB: 1 BB: 1 P: 10	R: 0 E: 0 K: 0 S: 4	H: 1 LOB: 1 BB: 0 P: 4	R: 0 E: 0 K: 0 S: 3	H: 0 LOB: 0 BB: 0 P: 3	R: 1 E: 0 K: 1 S: 5	H: 1 LOB: 1 BB: 1 P: 9	R: 0 E: 0 K: 0 S: 3	H: 1 LOB: 1 BB: 1 P: 7	R: 0 E: 0 K: 1 S: 6	H: 1 LOB: 1 BB: 0 P: 6	R: 4 E: 0 K: 1 S: 9	H: 4 LOB: 1 BB: 0 P: 9	R: 0 E: 1 K: 0 S: 4	H: 1 LOB: 1 BB: 0 P: 4	1B: 6 2B: 2 3B: 0 HR: 2	SF: 0 SAC: 1 DP: 3 HBP: 1	WP: 2 PB: 0 SB: 0 CS: 1	PA: 38							
<b>PITCHER</b>	IP	WLS	BF	H	R	ER	SO	BB	IBB	HBP	BLK	WP	HR	S	P	ERA	WHIP										
Mike Norris, R (1, 1) ERA: 3.96	8.0	L	34	8	6	6	4	3	0	1	0	2	2	38	51	6.75	1.375										
Jeff Jones, R (9, 1) ERA: 3.13	1.0		4	1	0	0	0	0	0	0	0	0	0	4	4	0.00	1.000										

Chicago White Sox @ Oakland Athletics  
Oakland-Alameda County Coliseum, Oakland, CA  
Fri Sep 25 1981, 7:05 PM PDT  
Att: 21,468 - Cloudy - 68 F

AB 33  
R 6  
H 9  
RBI 6  
BB 3  
SO 4  
LOB 17



Batter	1	2	3	4	5	6	7	8	9	AB	R	H	RBI	BB	SO	LOB	BOTTOM										
Rickey Henderson, R (1, 7) OBP: 0.408, SLG: 0.446	0-0 F9		0-0 1-3		0-0 S 1B			0-3 K	0-0 1-3	5	0	1	0	0	1	4											
Dwayne Murphy, L (1, 8) OBP: 0.379, SLG: 0.426	0-0 P5				4-0 1B 2B BB			0-3 K		3	1	0	0	1	2	3											
Wayne Gross, L (1, 5) OBP: 0.310, SLG: 0.375	0-3 K				0-0 2B SF7 1B			0-0 FC5-4 1B		4	1	2	0	0	2	1											
Tony Armas, R (1, 9) OBP: 0.295, SLG: 0.483		0-0 4-3			0-0 S 2B			0-3 K		4	0	1	1	0	2	1											
Jim Spencer, L (1, 3) OBP: 0.256, SLG: 0.281		0-0 F8			1-3 3-H SF7			0-0 F5		3	0	0	1	0	0	1											
Cliff Johnson, R (1, 10) OBP: 0.325, SLG: 0.465		0-0 1-3			0-0 3-H 1B			0-0 5-3		4	0	1	0	0	0	1											
Dave McKay, S (1, 4) OBP: 0.306, SLG: 0.348			0-0 F8		0-3 K 1-2 2-3			4-0 CS SH BB		3	0	0	0	1	1	2											
Mike Heath, R (1, 2) OBP: 0.273, SLG: 0.354			0-0 FC5-4 1B		0-0 F2			0-0 SH 1B		3	0	1	0	0	0	2											
Rob Picciolo, R (1, 6) OBP: 0.282, SLG: 0.371 Keith Drumright, L (7, PH) OBP: 0.329, SLG: 0.338 Fred Stanley, R (8, 6) OBP: 0.274, SLG: 0.227 Mike Davis, L (9, PH) OBP: 0.158, SLG: 0.118			0-0 FC5-4 1-2		0-0 P3			0-0 1-2 2-3 1B		2	0	0	0	0	0	1											
<b>Inning Stats</b>	R: 0 E: 0 K: 1 S: 5	H: 0 LOB: 0 BB: 0 P: 5	R: 0 E: 0 K: 0 S: 3	H: 0 LOB: 0 BB: 0 P: 3	R: 0 E: 0 K: 0 S: 4	H: 1 LOB: 1 BB: 0 P: 4	R: 2 E: 0 K: 1 S: 8	H: 3 LOB: 2 BB: 1 P: 12	R: 0 E: 0 K: 2 S: 8	H: 1 LOB: 2 BB: 1 P: 12	R: 0 E: 0 K: 1 S: 6	H: 1 LOB: 1 BB: 0 P: 6	R: 0 E: 0 K: 0 S: 3	H: 0 LOB: 1 BB: 1 P: 7	1B: 6 2B: 1 3B: 0 HR: 0	SF: 1 SAC: 1 DP: 0 HBP: 0	WP: 0 PB: 0 SB: 3 CS: 1	PA: 37									
<b>PITCHER</b>	IP	WLS	BF	H	R	ER	SO	BB	IBB	HBP	BLK	WP	HR	S	P	ERA	WHIP										
Richard Dotson, R (1, 1) ERA: 3.49	6.1		27	6	2	2	5	2	0	0	0	0	0	35	43	2.84	1.263										
Ed Farmer, R (7, 1) ERA: 4.29	2.2	W	10	1	0	0	3	1	0	0	0	0	0	15	19	0.00	0.750										

Chicago White Sox @ Oakland Athletics  
Oakland-Alameda County Coliseum, Oakland, CA  
Fri Sep 25 1981, 7:05 PM PDT  
Att: 21,468 - Cloudy - 68 F

AB 32  
R 2  
H 7  
RBI 2  
BB 3  
SO 8  
LOB 16





Batter	1	2	3	4	5	6	7	8	9	AB	R	H	RBI	BB	SO	LOB	TOP					
Jerry Hairston, S OBP: 0.316, SLG: 0.333 (1, 7)	F8		F8				F9			4	0	1	0	0	0	2	<b>Chicago White Sox @ Oakland Athletics</b> Oakland-Alameda County Coliseum, Oakland, CA Sat Sep 26 1981, 3:33 AM PDT Att: 21,171 - Sunny <a href="http://livebaseballscores.com">livebaseballscores.com</a>					
Tony Bernazard, S OBP: 0.354, SLG: 0.374 (1, 4)	K					K	F8			3	0	0	0	1	2	4						
Harold Baines, L OBP: 0.307, SLG: 0.458 (1, 9)	F9		F7		F5					4	0	1	0	0	0	3						
Greg Luzinski, R OBP: 0.377, SLG: 0.484 (1, 10)		F9	F7			K			P4	4	0	0	0	0	1	2						
Lamar Johnson, R OBP: 0.298, SLG: 0.351 (1, 3)		HR			F9		6-3		F8	4	1	1	1	0	0	1						
Chet Lemon, R OBP: 0.376, SLG: 0.475 (1, 8)		F8			CS		5-3		K	4	0	1	0	0	1	1						
Jim Morrison, R OBP: 0.253, SLG: 0.379 (1, 5)		1B			F8		1-3			3	0	1	0	1	0	1						
Jim Essian, R OBP: 0.367, SLG: 0.378 (1, 2)						1B			G6-3	4	0	3	0	0	0	1						
Greg Pryor, R OBP: 0.288, SLG: 0.233 (7, PH)										2	0	0	0	0	1	3						
Bob Molinaro, L OBP: 0.396, SLG: 0.432 (7, PH)										1	0	1	0	0	0	0						
Bill Almon, R OBP: 0.339, SLG: 0.376 (9, PH)										0	0	0	0	0	0	0						
Jerry Turner, L OBP: 0.267, SLG: 0.341 (9, PH)										1	0	0	0	0	0	0						
<b>Inning Stats</b>	R: 0 E: 0 K: 1 S: 5	H: 0 LOB: 0 BB: 0 P: 5	R: 1 E: 0 K: 0 S: 5	H: 2 LOB: 2 BB: 1 P: 9	R: 0 E: 0 K: 0 S: 3	H: 0 LOB: 1 BB: 1 P: 7	R: 0 E: 0 K: 0 S: 3	H: 1 LOB: 0 BB: 0 P: 3	R: 0 E: 0 K: 2 S: 9	H: 2 LOB: 2 BB: 0 P: 9	R: 0 E: 0 K: 1 S: 5	H: 0 LOB: 0 BB: 0 P: 5	R: 0 E: 0 K: 0 S: 5	H: 2 LOB: 2 BB: 0 P: 5	R: 0 E: 0 K: 1 S: 6	H: 1 LOB: 1 BB: 0 P: 6	R: 0 E: 0 K: 0 S: 3	H: 1 LOB: 0 BB: 0 P: 3	1B: 8 2B: 0 3B: 0 HR: 1	SF: 0 SAC: 0 DP: 1 HBP: 0	WP: 0 PB: 0 SB: 0 CS: 1	PA: 36
<b>PITCHER</b> Steve McCatty, R ERA: 2.33 (1, 1)	IP: 9.0 WLS: W BF: 36 H: 9 R: 1 ER: 1 SO: 5 BB: 2 IBB: 0 HBP: 0 BLK: 0 WP: 0 HR: 1 S: 44 P: 52 ERA: 1.00 WHIP: 1.222															<b>PITCHER</b>						

Batter	1	2	3	4	5	6	7	8	9	AB	R	H	RBI	BB	SO	LOB	BOTTOM				
Rickey Henderson, R OBP: 0.411, SLG: 0.446 (1, 7)	4-3	5-3					CS			2	1	1	0	2	0	1	<b>Chicago White Sox @ Oakland Athletics</b> Oakland-Alameda County Coliseum, Oakland, CA Sat Sep 26 1981, 3:33 AM PDT Att: 21,171 - Sunny <a href="http://livebaseballscores.com">livebaseballscores.com</a>				
Dwayne Murphy, L OBP: 0.376, SLG: 0.421 (1, 8)	4-3		K		K		K			4	0	0	0	0	3	3					
Cliff Johnson, R OBP: 0.321, SLG: 0.457 (1, 10)	P6		K		E6				F9	4	0	0	0	0	1	1					
Tony Armas, R OBP: 0.293, SLG: 0.478 (1, 9)	K		F7		L5				K	4	0	0	0	0	2	2					
Mickey Klutts, R OBP: 0.406, SLG: 0.871 (1, 5)		3B			F8				HR	4	3	3	2	0	0	0					
Kelvin Moore, R OBP: 0.306, SLG: 0.258 (8, PH)					K					3	1	1	1	0	2	0					
Jim Spencer, L OBP: 0.255, SLG: 0.279 (9, 3)		SF8							F2	1	0	0	0	0	0	0					
Jeff Newman, R OBP: 0.260, SLG: 0.333 (1, 2)		SF8								2	0	1	1	0	0	0					
Dave McKay, S OBP: 0.306, SLG: 0.348 (1, 4)					F7					3	0	1	0	0	1	1					
Fred Stanley, R OBP: 0.268, SLG: 0.222 (1, 6)		K					L4		L5	3	0	0	0	0	1	1					
<b>Inning Stats</b>	R: 0 E: 0 K: 1 S: 5	H: 0 LOB: 1 BB: 1 P: 9	R: 2 E: 0 K: 1 S: 8	H: 3 LOB: 1 BB: 0 P: 8	R: 0 E: 0 K: 2 S: 7	H: 0 LOB: 0 BB: 0 P: 7	R: 0 E: 0 K: 1 S: 6	H: 1 LOB: 1 BB: 0 P: 6	R: 1 E: 1 K: 1 S: 6	H: 0 LOB: 1 BB: 1 P: 10	R: 1 E: 0 K: 2 S: 8	H: 1 LOB: 0 BB: 0 P: 8	R: 0 E: 0 K: 1 S: 5	H: 1 LOB: 0 BB: 0 P: 5	R: 1 E: 0 K: 1 S: 6	H: 1 LOB: 0 BB: 0 P: 6	1B: 4 2B: 0 3B: 1 HR: 2	SF: 1 SAC: 0 DP: 0 HBP: 0	WP: 0 PB: 0 SB: 3 CS: 1	PA: 33	
<b>PITCHER</b> Britt Burns, L ERA: 2.63 (1, 1)	IP: 7.0 WLS: L BF: 29 H: 6 R: 4 ER: 3 SO: 9 BB: 2 IBB: 0 HBP: 0 BLK: 0 WP: 0 HR: 1 S: 45 P: 53 ERA: 3.86 WHIP: 1.143															<b>PITCHER</b>					
Dewey Robinson, R ERA: 6.0 (8, 1)	0.2	3	1	1	1	1	0	0	0	0	0	0	0	0	0	0	1	5	5	13.50	1.500
Kevin Hickey, L ERA: 4.12 (8, 1)	0.1	1	0	0	0	0	0	0	0	0	0	0	0	0	0	0	0	1	1	0.00	0.000



Batter	1	2	3	4	5	6	7	8	9	AB	R	H	RBI	BB	SO	LOB	TOP								
<b>Tony Bernazard, S</b> (1, 4) OBP: 0.355, SLG: 0.382	0-3 K		0-0 HBP 2B 1B	0-0 5-3		0-0 1-H HR		0-3 K		5	2	2	2	0	2	3	<b>Chicago White Sox @ Oakland Athletics</b> <b>Oakland-Alameda County Coliseum, Oakland, CA</b> Sun Sep 27 1981, 3:33 AM PDT Cloudy - 60 F								
<b>Mike Squires, L</b> (1, 3) OBP: 0.312, SLG: 0.295	0-0 FC6-4 1B		0-0 HBP 2B 1B		0-0 F7	0-0 1-3		0-0 FC4-2		5	1	2	0	0	0	2									
<b>Harold Baines, L</b> (1, 9) OBP: 0.308, SLG: 0.466	0-0 F2		1-0 2B 6-3 HBP		0-0 P3		0-0 HR	0-3 K		4	2	1	1	0	1	3									
<b>Greg Luzinski, R</b> (1, 10) OBP: 0.375, SLG: 0.483	0-0 FC6-4 1-2		0-0 1-3 2-H 3-H 2B		0-0 6-3		0-0 6-3		0-0 P6	5	0	1	2	0	0	1									
<b>Wayne Nordhagen, R</b> (1, 7) OBP: 0.354, SLG: 0.455 <b>Rusty Kuntz, R</b> (7, 7) OBP: 0.356, SLG: 0.308		0-0 2B	0-0 6-3		4-0 HR BB		0-0 6-3		0-0 F8	3	1	1	1	1	0	1									
<b>Chet Lemon, R</b> (1, 8) OBP: 0.375, SLG: 0.481	0-0 5-3		0-0 3-H 5-3		0-0 HR BB		0-0 F7		0-0 F8	1	0	0	0	0	0	0									
<b>Jim Morrison, R</b> (1, 5) OBP: 0.256, SLG: 0.379	0-0 5-3		0-0 G6-4-3 1B		0-0 F7		0-0 1B E HBP			3	1	1	0	0	0	1									
<b>Jim Essian, R</b> (1, 2) OBP: 0.377, SLG: 0.388	0-3 K		0-0 G6-4-3 1-2		0-0 HR 1B		0-0 FC4-2 1B			4	1	2	0	0	1	2									
<b>Bill Almon, R</b> (1, 6) OBP: 0.341, SLG: 0.381			0-0 F8		0-0 F9		0-0 E7 1B			4	0	2	1	0	0	1									
<b>Inning Stats</b>	R: 0 E: 0 K: 1 S: 6	H: 1 LOB: 1 BB: 0 P: 6	R: 0 E: 0 K: 1 S: 6	H: 1 LOB: 1 BB: 0 P: 6	R: 3 E: 0 K: 0 S: 6	H: 3 LOB: 1 BB: 0 P: 7	R: 0 E: 0 K: 0 S: 4	H: 2 LOB: 1 BB: 0 P: 4	R: 0 E: 0 K: 0 S: 3	H: 0 LOB: 0 BB: 0 P: 3	R: 4 E: 0 K: 0 S: 6	H: 3 LOB: 0 BB: 1 P: 10	R: 1 E: 0 K: 0 S: 4	H: 1 LOB: 0 BB: 0 P: 4	R: 1 E: 1 K: 2 S: 9	H: 2 LOB: 2 BB: 0 P: 10	R: 0 E: 0 K: 0 S: 3	H: 0 LOB: 0 BB: 0 P: 3	1B: 7 2B: 3 3B: 0 HR: 3	SF: 0 SAC: 0 DP: 1 HBP: 2	WP: 0 PB: 0 SB: 0 CS: 0	PA: 42			
<b>PITCHER</b>	IP	WLS	BF	H	R	ER	SO	BB	IBB	HBP	BLK	WP	HR	S	P	ERA	WHIP								
<b>Rick Langford, R</b> (1, 1) ERA: 2.99	7.0	L	33	11	8	8	2	1	0	1	0	0	3	35	40	10.29	1.714								
<b>Jeff Jones, R</b> (8, 1) ERA: 3.25	0.1		4	2	1	1	1	0	0	0	0	0	0	5	6	27.00	6.000								
<b>Bob Owchinko, L</b> (8, 1) ERA: 2.89	0.2		2	0	0	0	1	0	0	0	0	0	0	4	4	0.00	0.000								
<b>Rich Bordi, R</b> (9, 1) ERA:	1.0		3	0	0	0	0	0	0	0	0	0	0	3	3	0.00	0.000								

Batter	1	2	3	4	5	6	7	8	9	AB	R	H	RBI	BB	SO	LOB	BOTTOM								
<b>Rickey Henderson, R</b> (1, 7) OBP: 0.412, SLG: 0.445				0-0 6-3			0-0 5-3			3	1	1	0	1	0	1	<b>Chicago White Sox @ Oakland Athletics</b> <b>Oakland-Alameda County Coliseum, Oakland, CA</b> Sun Sep 27 1981, 3:33 AM PDT Cloudy - 60 F								
<b>Dwayne Murphy, L</b> (1, 8) OBP: 0.375, SLG: 0.420				0-3 K			0-0 4-3			4	1	1	0	0	1	4									
<b>Cliff Johnson, R</b> (1, 10) OBP: 0.320, SLG: 0.454	0-0 1B 1-2 3-H 1B	0-0 F8		0-0 F3			0-3 K			4	1	1	1	0	1	1									
<b>Tony Armas, R</b> (1, 9) OBP: 0.292, SLG: 0.476	0-0 1B 1-2 2-H 1B	0-0 P3		0-0 F2			0-0 F8			4	1	1	1	0	0	0									
<b>Mickey Klutts, R</b> (1, 5) OBP: 0.400, SLG: 0.824 <b>Wayne Gross, L</b> (8, PH) OBP: 0.309, SLG: 0.373	0-0 1B 1-2 2-H 1B	0-0 1-3		0-3 K			0-0 G3			3	1	1	1	0	1	0									
<b>Mike Heath, R</b> (1, 2) OBP: 0.273, SLG: 0.353	0-0 1B 1-3 2-H 1B		0-0 F7		0-3 K		0-0 6-3			4	0	1	1	0	1	0									
<b>Kelvin Moore, R</b> (1, 3) OBP: 0.333, SLG: 0.294 <b>Jim Spencer, L</b> (9, PH) OBP: 0.254, SLG: 0.278	0-0 BB 1B 2-H 3-H 1B		0-0 G4-6-3 1B		0-3 K		0-3 K		0-3 K	3	0	2	1	0	1	0									
<b>Dave McKay, S</b> (1, 4) OBP: 0.305, SLG: 0.346	0-0 BB 1-2 1B		0-0 G4-6-3		0-3 K		0-0 F9			4	0	1	0	0	1	1									
<b>Rob Piccolo, R</b> (1, 6) OBP: 0.285, SLG: 0.378 <b>Mike Davis, L</b> (6, PH) OBP: 0.150, SLG: 0.111 <b>Fred Stanley, R</b> (7, 6) OBP: 0.268, SLG: 0.222 <b>Keith Drumright, L</b> (9, PH) OBP: 0.325, SLG: 0.333	0-3 K		0-0 6-3 2B		0-0 F9		0-3 K		0-0 F8	2	0	1	0	0	1	2									
<b>Inning Stats</b>	R: 5 E: 0 K: 1 S: 12	H: 8 LOB: 3 BB: 1 P: 16	R: 0 E: 0 K: 0 S: 3	H: 0 LOB: 0 BB: 0 P: 3	R: 0 E: 0 K: 0 S: 3	H: 1 LOB: 0 BB: 0 P: 3	R: 0 E: 0 K: 1 S: 6	H: 1 LOB: 1 BB: 0 P: 6	R: 0 E: 0 K: 2 S: 7	H: 0 LOB: 0 BB: 0 P: 7	R: 0 E: 0 K: 2 S: 7	H: 0 LOB: 0 BB: 0 P: 7	R: 0 E: 0 K: 1 S: 5	H: 0 LOB: 0 BB: 0 P: 5	R: 0 E: 0 K: 0 S: 3	H: 0 LOB: 0 BB: 0 P: 3	R: 0 E: 0 K: 1 S: 5	H: 0 LOB: 0 BB: 0 P: 5	1B: 9 2B: 1 3B: 0 HR: 0	SF: 0 SAC: 0 DP: 1 HBP: 0	WP: 0 PB: 0 SB: 1 CS: 0	PA: 36			
<b>PITCHER</b>	IP	WLS	BF	H	R	ER	SO	BB	IBB	HBP	BLK	WP	HR	S	P	ERA	WHIP								
<b>Ross Baumgarten, L</b> (1, 1) ERA: 4.07	0.0		5	5	5	0	0	0	0	0	0	0	0	5	5	0.00	0.667								
<b>LaMarr Hoyt, R</b> (1, 1) ERA: 3.63	9.0	W	31	5	0	0	8	1	0	0	0	0	0	46	50	0.00	0.667								





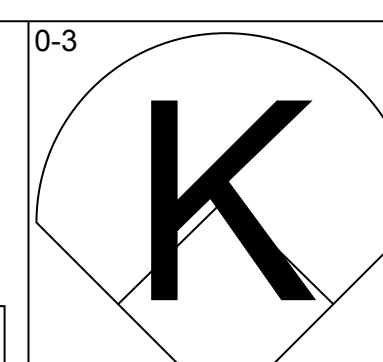
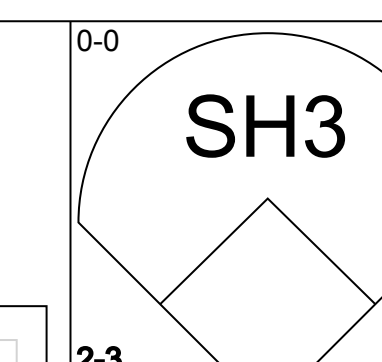
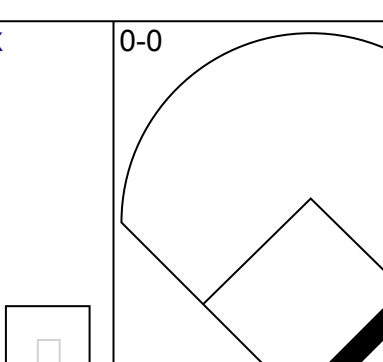
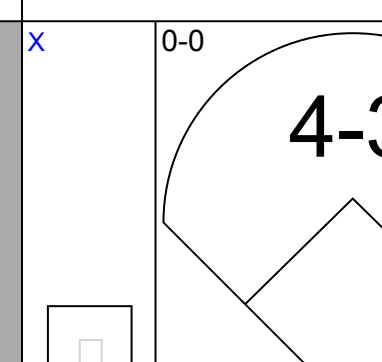
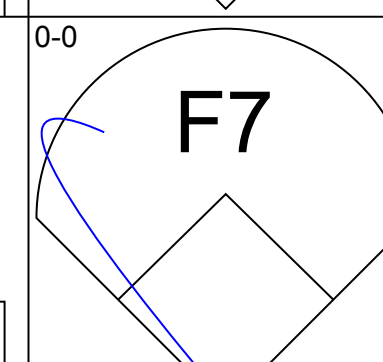
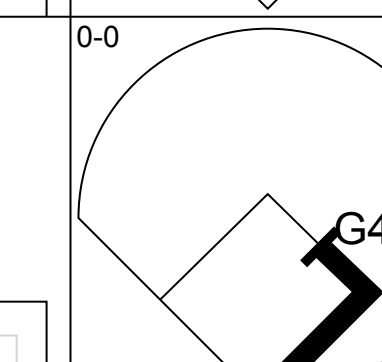
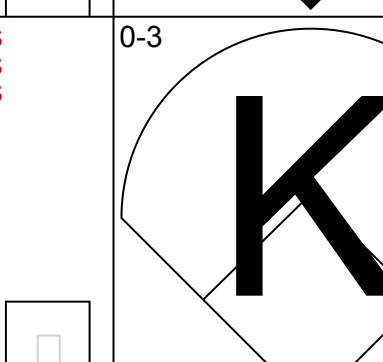
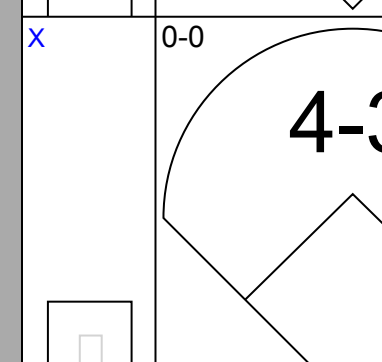
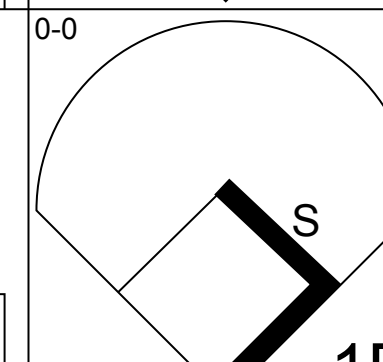
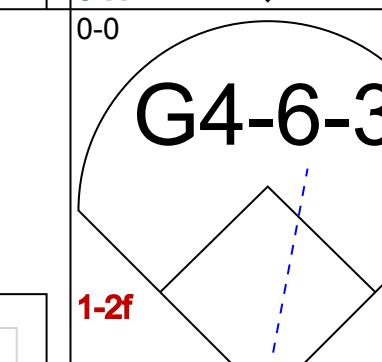


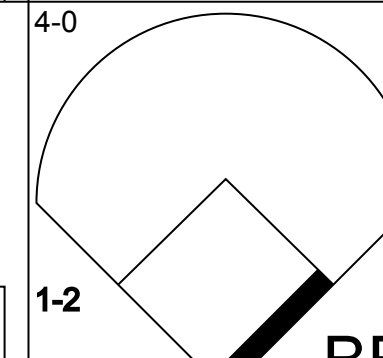
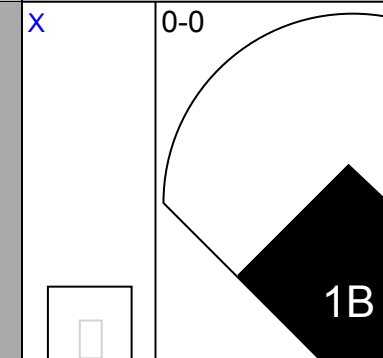

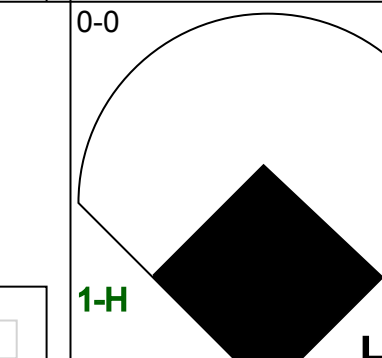
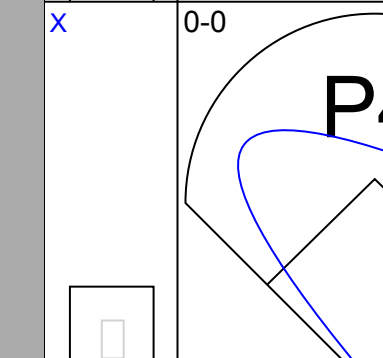
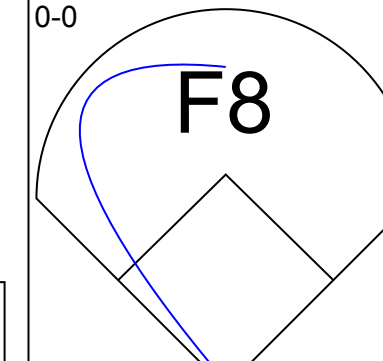
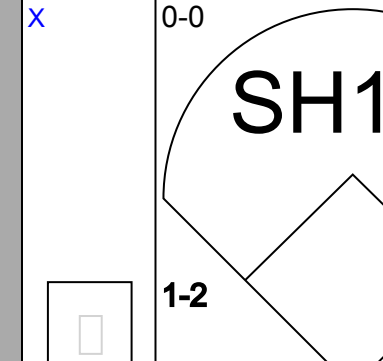

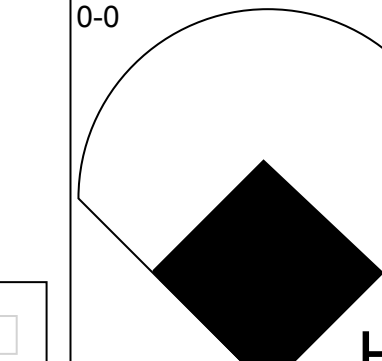
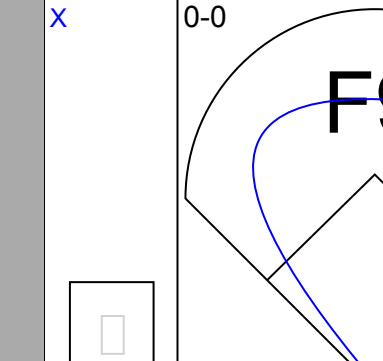
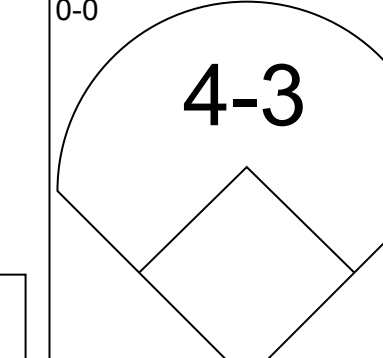
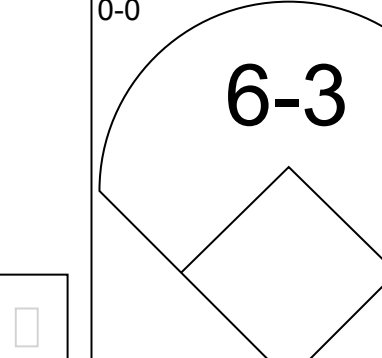
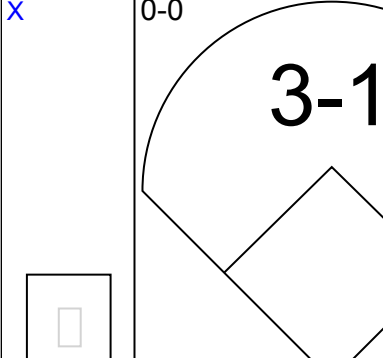
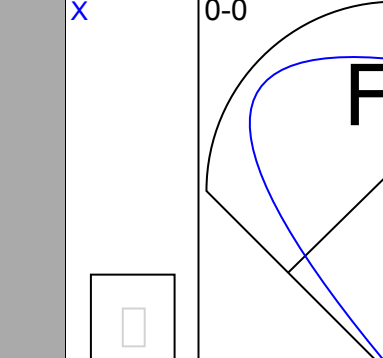
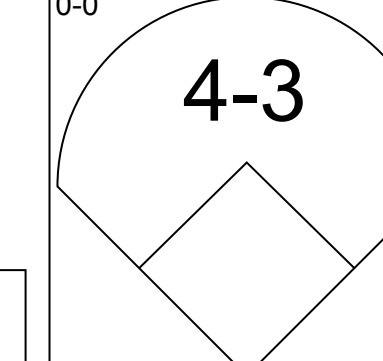
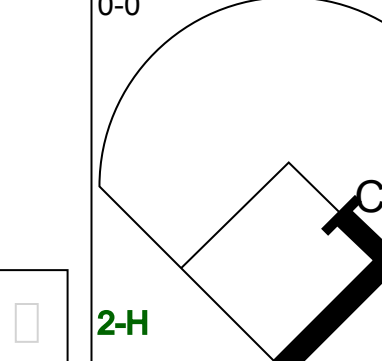

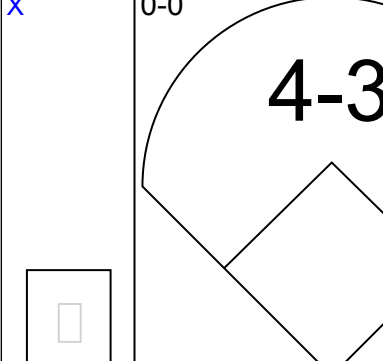
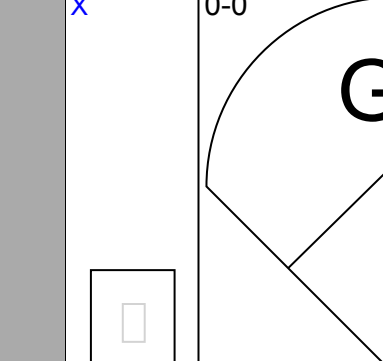
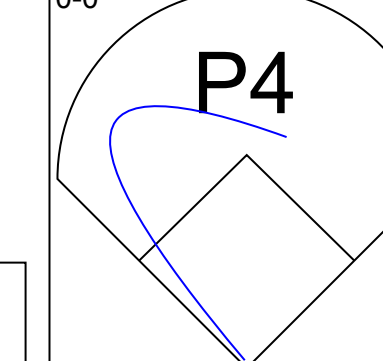
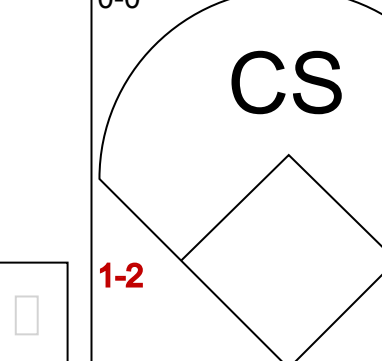
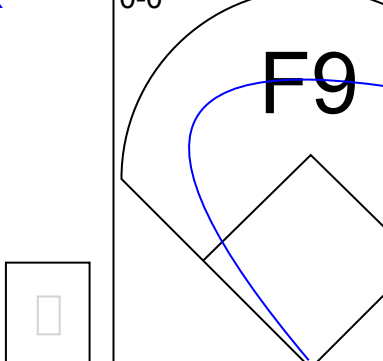
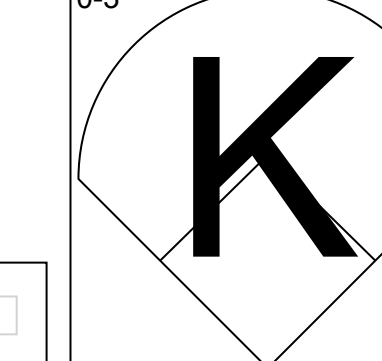

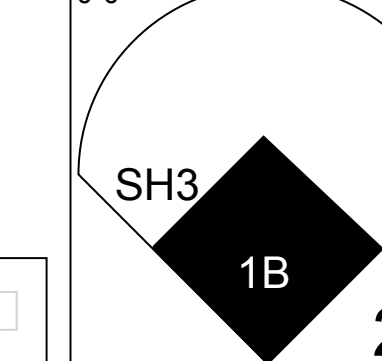

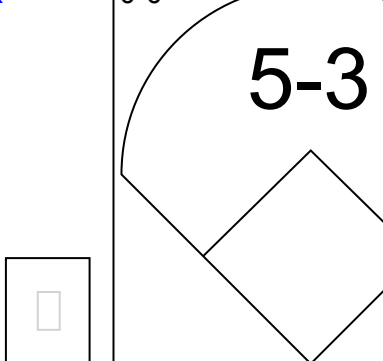
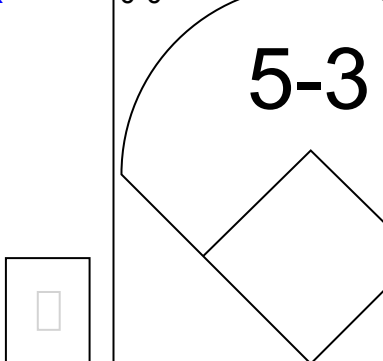
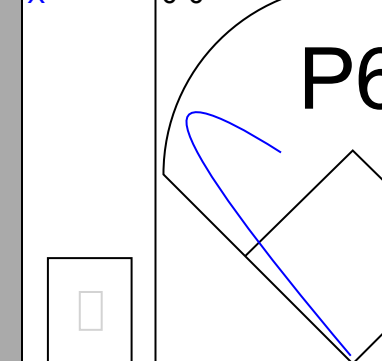




Batter	1	2	3	4	5	6	7	8	9	AB	R	H	RBI	BB	SO	LOB	TOP								
<b>Rod Carew, L</b> OBP: 0.381, SLG: 0.376 (1, 3)	0-0 4-3			0-0 4-3 S E 1B		4-0 5-3 1B BB		0-0 6-3	0-0 6-3	4	2	1	0	1	0	0	<b>California Angels @ Chicago White Sox</b> Comiskey Park, Chicago, IL Mon Sep 28 1981, 8:05 PM EDT Att. 3,129 - Unknown - 55 F								
<b>Rick Burleson, R</b> OBP: 0.361, SLG: 0.378 (1, 6)	0-0 6-3			0-0 1-3		0-0 5-3		0-0 S 1B	0-0 1-3	5	1	1	0	0	0	2									
<b>Dan Ford, R</b> OBP: 0.322, SLG: 0.439 (1, 9)	0-0 F8			0-0 4-3		0-0 F9		4-0 1B 1-2 1B BB	0-0 F9	4	1	0	0	1	0	2									
<b>Don Baylor, R</b> OBP: 0.314, SLG: 0.414 (1, 10)		0-3 K		0-0 E5		0-0 1B		0-0 E 1B 1-2 2H 1B		4	1	2	2	0	1	0									
<b>Bobby Grich, R</b> OBP: 0.374, SLG: 0.520 (1, 4)		0-3 K		0-0 3H F9		0-0 1B		0-0 E8		4	1	1	1	0	2	2									
<b>Brian Downing, R</b> OBP: 0.351, SLG: 0.381 (1, 7)								0-0 1B		4	0	1	2	0	0	0									
<b>Larry Harlow, L</b> OBP: 0.337, SLG: 0.216 (8, 7)								0-0 BB 1B		0	0	0	0	0	0	0									
<b>Juan Beniquez, R</b> OBP: 0.268, SLG: 0.270 (1, 8)				0-0 4-3		0-0 L4		0-0 BB BB		3	0	0	0	1	1	0									
<b>Joe Ferguson, R</b> OBP: 0.378, SLG: 0.371 (1, 2)				0-3 K		0-0 FC5-4 1B		4-0 BB BB		3	0	1	0	1	1	0									
<b>Steve Lubratich, R</b> (1, 5)				0-0 P4		0-0 FC5-4 1-2		0-0 K		4	0	0	0	0	1	4									
<b>Inning Stats</b>	R: 0 E: 0 K: 0 S: 3	H: 0 LOB: 0 BB: 0 P: 3	R: 0 E: 0 K: 2 S: 7	H: 0 LOB: 0 BB: 0 P: 7	R: 0 E: 0 K: 1 S: 5	H: 0 LOB: 0 BB: 0 P: 5	R: 1 E: 1 K: 0 S: 5	H: 1 LOB: 1 BB: 0 P: 5	R: 0 E: 0 K: 0 S: 4	H: 1 LOB: 1 BB: 0 P: 4	R: 1 E: 0 K: 1 S: 6	H: 1 LOB: 1 BB: 1 P: 10	R: 0 E: 0 K: 1 S: 5	H: 0 LOB: 0 BB: 0 P: 5	R: 4 E: 1 K: 1 S: 9	H: 4 LOB: 3 BB: 3 P: 21	R: 0 E: 0 K: 0 S: 3	H: 0 LOB: 0 BB: 0 P: 3	1B: 7 2B: 0 3B: 0 HR: 0	SF: 0 SAC: 0 DP: 0 HBP: 0	WP: 0 PB: 0 SB: 2 CS: 0	PA: 39			
<b>PITCHER</b>	IP	WLS	BF	H	R	ER	SO	BB	IBB	HBP	BLK	WP	HR	S	P	ERA	WHIP								
<b>Dennis Lamp, R</b> ERA: 2.29 (1, 1)	7.2	L	30	4	4	3	6	2	0	0	0	0	0	40	48	3.52	0.783								
<b>Ed Farmer, R</b> ERA: 4.62 (8, 1)	0.1		6	3	2	2	0	2	0	0	0	0	0	4	12	54.00	15.000								
<b>Kevin Hickey, L</b> ERA: 4.02 (9, 1)	1.0		3	0	0	0	0	0	0	0	0	0	0	3	3	0.00	0.000								

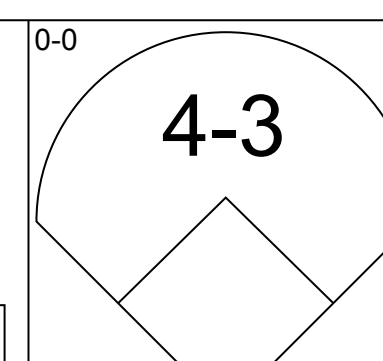
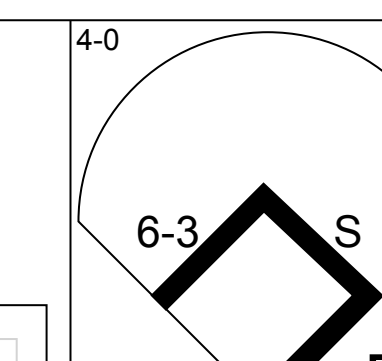
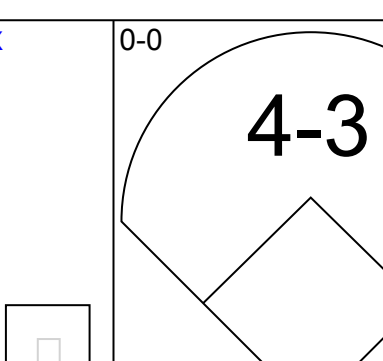

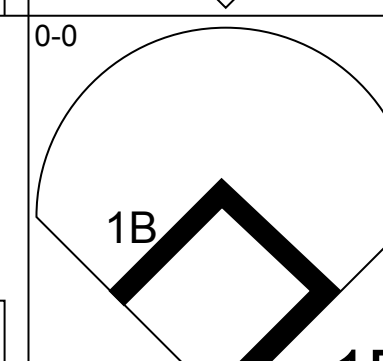
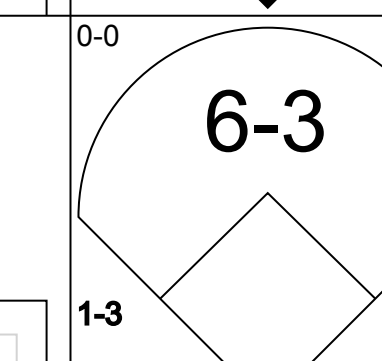


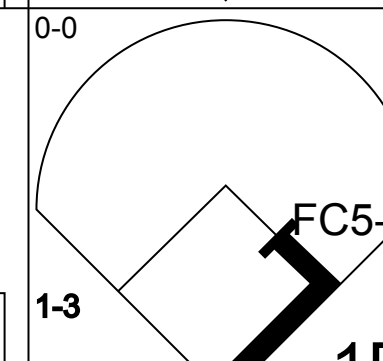
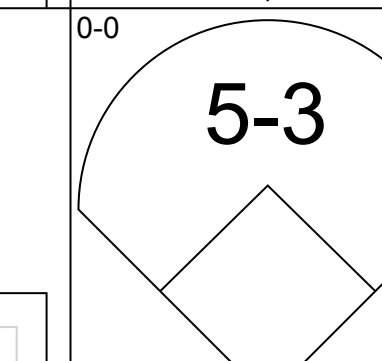


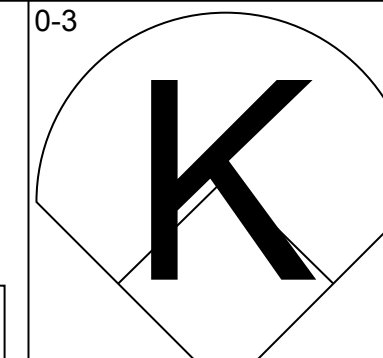
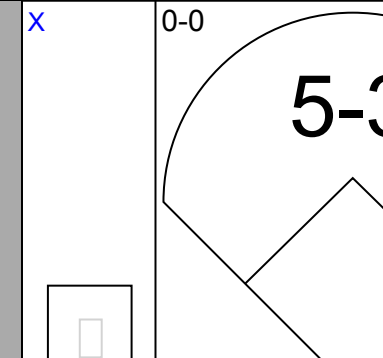


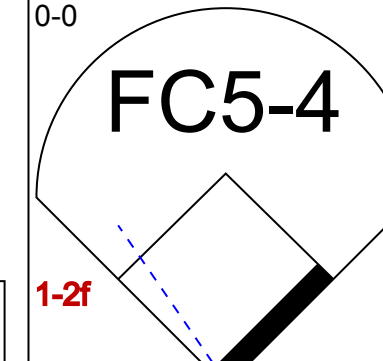
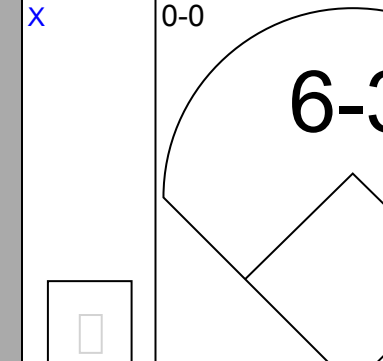


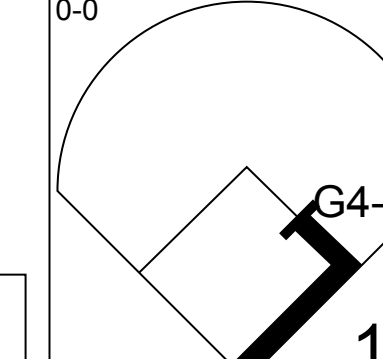
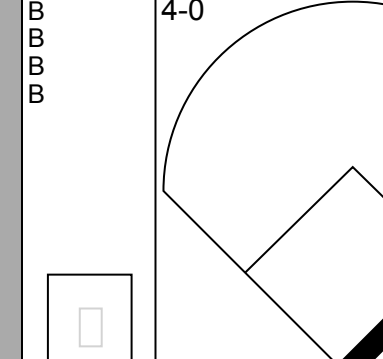

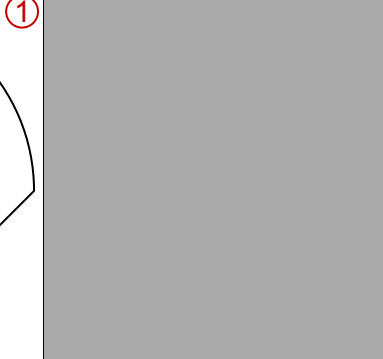
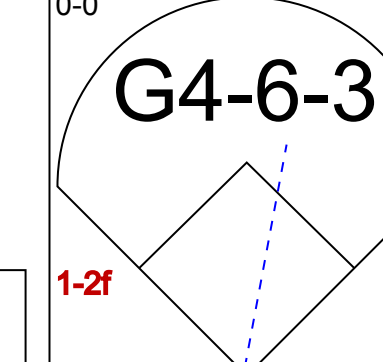
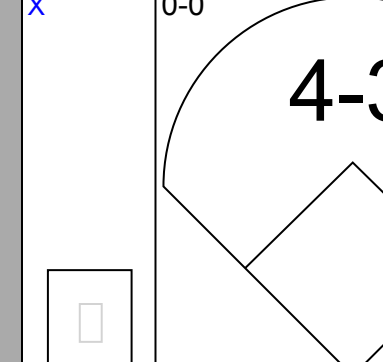

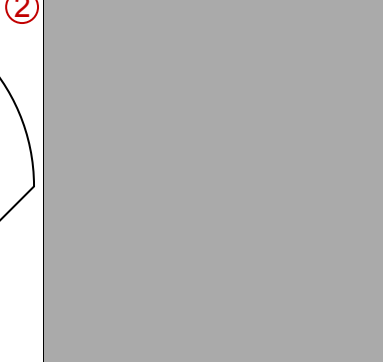
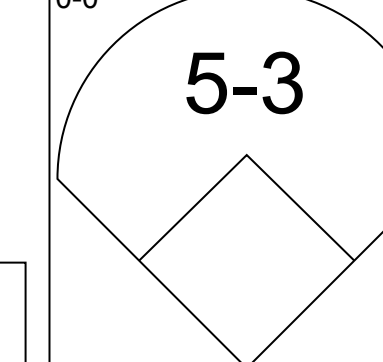
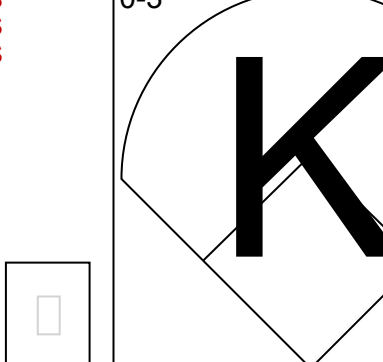
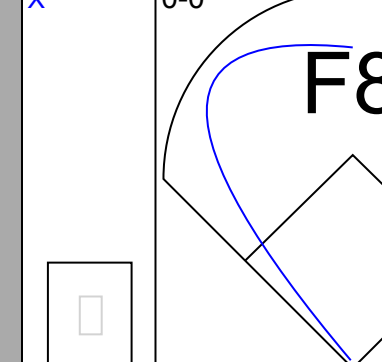

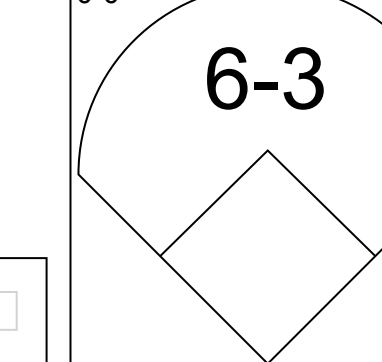
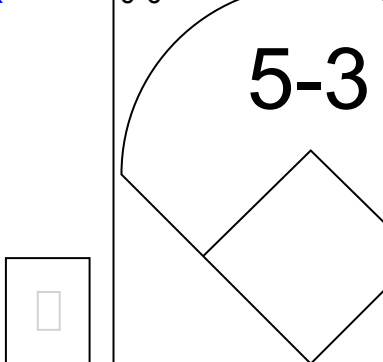

Batter	1	2	3	4	5	6	7	8	9	AB	R	H	RBI	BB	SO	LOB	BOTTOM								
<b>Tony Bernazard, S</b> OBP: 0.359, SLG: 0.381 (1, 4)	4-0 SH1-3 BB		0-0 G3		0-0 4-3 1-2			0-0 4-3 1B		3	0	1	0	1	0	1	<b>California Angels @ Chicago White Sox</b> Comiskey Park, Chicago, IL Mon Sep 28 1981, 8:05 PM EDT Att. 3,129 - Unknown - 55 F								
<b>Mike Squires, L</b> OBP: 0.308, SLG: 0.291 (1, 3)	0-0 SH1-3 1-2		0-0 4-3			0-0 F8		0-0 4-3 1-2		3	0	0	0	0	0	1									
<b>Jerry Hairston, S</b> OBP: 0.261, SLG: 0.273 (1, 7)	0-0 4-3		0-0 F8			0-0 F7		0-0 4-3 2-3		4	0	0	0	0	0	2									
<b>Greg Luzinski, R</b> OBP: 0.369, SLG: 0.474 (1, 10)	0-0 1-3			0-3 K		0-3 K		0-0 5-3		4	0	0	0	0	2	2									
<b>Wayne Nordhagen, R</b> OBP: 0.348, SLG: 0.460 (1, 9)		0-0 1B 1B		0-0 4-3			0-3 K		0-0 F9	4	0	1	0	0	1	0									
<b>Chet Lemon, R</b> OBP: 0.380, SLG: 0.491 (1, 8)		0-0 F8		0-0 F2			0-0 1B 1B		0-0 F9	4	0	1	0	0	0	1									
<b>Carlton Fisk, R</b> OBP: 0.346, SLG: 0.361 (1, 2)		0-0 P3			0-0 5-3		0-0 1-2 1B		0-3 K	4	0	1	0	0	1	1									
<b>Jim Morrison, R</b> OBP: 0.263, SLG: 0.377 (1, 5)										2	0	1	0	0	0	0									
<b>Bob Molinaro, L</b> OBP: 0.388, SLG: 0.421 (7, PH)										1	0	0	0	0	0	2									
<b>Greg Pryor, R</b> OBP: 0.288, SLG: 0.233 (8, 5)										0	0	0	0	0	0	0									
<b>Bill Almon, R</b> OBP: 0.340, SLG: 0.379 (1, 6)										3	0	1	0	0	0	4									
<b>Inning Stats</b>	R: 0 E: 0 K: 0 S: 3	H: 0 LOB: 1 BB: 1 P: 7	R: 0 E: 0 K: 0 S: 5	H: 2 LOB: 2 BB: 0 P: 5	R: 0 E: 0 K: 1 S: 3	H: 0 LOB: 0 BB: 0 P: 3	R: 0 E: 0 K: 1 S: 5	H: 0 LOB: 0 BB: 0 P: 5	R: 0 E: 0 K: 1 S: 7	H: 2 LOB: 2 BB: 0 P: 7	R: 0 E: 0 K: 0 S: 4	H: 1 LOB: 1 BB: 0 P: 4	R: 0 E: 0 K: 1 S: 5	H: 0 LOB: 0 BB: 0 P: 5	R: 0 E: 0 K: 1 S: 5	H: 0 LOB: 0 BB: 0 P: 5	1B: 6 2B: 0 3B: 0 HR: 0	SF: 0 SAC: 1 DP: 0 HBP: 0	WP: 0 PB: 0 SB: 1 CS: 0	PA: 34					
<b>PITCHER</b>	IP	WLS	BF	H	R	ER	SO	BB	IBB	HBP	BLK	WP	HR	S	P	ERA	WHIP								
<b>Mike Witt, R</b> ERA: 3.38 (1, 1)	9.0	W	34	6	0	0	4	1	0	0	0	0	0	41	45	0.00	0.778								



Batter	1	2	3	4	5	6	7	8	9	AB	R	H	RBI	BB	SO	LOB	TOP																					
Rod Carew, L OBP: 0.380, SLG: 0.376 (1, 3)										3	0	1	0	0	1	0	<b>California Angels @ Chicago White Sox</b> Comiskey Park, Chicago, IL Tue Sep 29 1981, 8:05 PM EDT Att: 5,630 - Cloudy - 57 F																					
Rick Burleson, R OBP: 0.361, SLG: 0.376 (1, 6)										4	0	1	1	0	1	1																						
Dan Ford, R OBP: 0.323, SLG: 0.439 (1, 9)										4	1	2	0	0	1	1																						
Don Baylor, R OBP: 0.318, SLG: 0.424 (1, 10)										3	2	2	2	1	0	0																						
Bobby Grich, R OBP: 0.374, SLG: 0.527 (1, 4)										3	1	1	1	0	0	2																						
Brian Downing, R OBP: 0.347, SLG: 0.376 Larry Harlow, L OBP: 0.337, SLG: 0.216 (9, 7)										4	0	0	0	0	0	1																						
Ed Ott, L OBP: 0.267, SLG: 0.281 (1, 2)										4	0	1	1	0	0	0																						
Juan Beniquez, R OBP: 0.262, SLG: 0.263 (1, 8)										4	0	0	0	0	2	0																						
Steve Lubratich, R OBP: 0.143, SLG: 0.286 (1, 5)										3	1	1	0	0	0	0																						
<b>Inning Stats</b>	R: 0 E: 0 K: 1 S: 6	H: 1 LOB: 2 BB: 1 P: 10	R: 0 E: 0 K: 0 S: 3	H: 0 LOB: 0 BB: 0 P: 3	R: 1 E: 0 K: 0 S: 4	H: 2 LOB: 0 BB: 0 P: 4	R: 1 E: 0 K: 0 S: 4	H: 2 LOB: 0 BB: 0 P: 4	R: 0 E: 0 K: 1 S: 6	H: 1 LOB: 1 BB: 0 P: 6	R: 3 E: 0 K: 1 S: 8	H: 3 LOB: 0 BB: 0 P: 8	R: 0 E: 0 K: 0 S: 3	H: 0 LOB: 0 BB: 0 P: 3	R: 0 E: 0 K: 1 S: 5	H: 0 LOB: 0 BB: 0 P: 5	R: 0 E: 0 K: 1 S: 5	H: 0 LOB: 0 BB: 0 P: 5	1B: 6 2B: 1 3B: 0 HR: 2	SF: 0 SAC: 2 DP: 1 HBP: 0	WP: 0 PB: 0 SB: 1 CS: 1	PA: 36																
<b>PITCHER</b>	IP	WLS	BF	H	R	ER	SO	BB	IBB	HBP	BLK	WP	HR	S	P	ERA	WHIP	<b>PITCHER</b>				IP	WLS	BF	H	R	ER	SO	BB	IBB	HBP	BLK	WP	HR	S	P	ERA	WHIP
Richard Dotson, R ERA: 3.69 Lynn McGlothen, R ERA: 4.5 (6, 1)	5.0	L	23	9	5	5	2	1	0	0	0	0	2	26	30	9.00	2.000					4.0		12	0	0	0	3	0	0	0	0	0	18	18	0.00	0.000	

livebaseballscores.com



Batter	1	2	3	4	5	6	7	8	9	AB	R	H	RBI	BB	SO	LOB	BOTTOM																					
Ron LeFlore, R OBP: 0.308, SLG: 0.304 (1, 7)										3	1	0	0	1	0	1	<b>California Angels @ Chicago White Sox</b> Comiskey Park, Chicago, IL Tue Sep 29 1981, 8:05 PM EDT Att: 5,630 - Cloudy - 57 F																					
Tony Bemazzard, S OBP: 0.380, SLG: 0.381 (1, 4)										3	0	1	0	1	0	1																						
Chet Lemon, R OBP: 0.384, SLG: 0.491 (1, 8)										2	0	1	0	2	0	1																						
Greg Luzinski, R OBP: 0.366, SLG: 0.470 (1, 10)										3	0	0	1	0	1	3																						
Wayne Nordhagen, R OBP: 0.341, SLG: 0.450 (1, 9)										4	0	0	0	0	0	5																						
Carlton Fisk, R OBP: 0.347, SLG: 0.361 (1, 2)										3	0	1	0	1	1	0																						
Mike Squires, L OBP: 0.304, SLG: 0.287 (1, 3)										4	0	0	0	0	0	2																						
Jim Morrison, R OBP: 0.261, SLG: 0.373 Bob Molinaro, L OBP: 0.380, SLG: 0.410 (9, PH)										3	0	0	0	0	1	0																						
Bill Almon, R OBP: 0.340, SLG: 0.378 (1, 6)										3	0	1	0	0	0	0																						
<b>Inning Stats</b>	R: 0 E: 0 K: 1 S: 7	H: 2 LOB: 2 BB: 0 P: 7	R: 0 E: 0 K: 0 S: 3	H: 1 LOB: 0 BB: 0 P: 3	R: 0 E: 0 K: 0 S: 3	H: 0 LOB: 1 BB: 1 P: 7	R: 0 E: 0 K: 0 S: 3	H: 0 LOB: 1 BB: 1 P: 7	R: 0 E: 0 K: 1 S: 5	H: 0 LOB: 0 BB: 0 P: 5	R: 0 E: 0 K: 0 S: 3	H: 0 LOB: 2 BB: 2 P: 12	R: 0 E: 0 K: 0 S: 3	H: 0 LOB: 0 BB: 0 P: 3	R: 0 E: 0 K: 0 S: 3	H: 0 LOB: 0 BB: 0 P: 3	1B: 4 2B: 0 3B: 0 HR: 0	SF: 1 SAC: 0 DP: 1 HBP: 0	WP: 0 PB: 0 SB: 2 CS: 0	PA: 35																		
<b>PITCHER</b>	IP	WLS	BF	H	R	ER	SO	BB	IBB	HBP	BLK	WP	HR	S	P	ERA	WHIP	<b>PITCHER</b>				IP	WLS	BF	H	R	ER	SO	BB	IBB	HBP	BLK	WP	HR	S	P	ERA	WHIP
Bruce Kison, R ERA: 3.48 Steve Renko, R ERA: 3.44 (8, 1)	7.1	S	6	0	0	0	0	1	0	0	0	0	5	9	0.00	0.600					1.2		6	0	0	0	0	1	0	0	0	0	5	9	0.00	0.600		

livebaseballscores.com





Batter	1	2	3	4	5	6	7	8	9	AB	R	H	RBI	BB	SO	LOB	TOP			
Brian Downing, R OBP: 0.346, SLG: 0.374 (1, 7)										4	1	1	0	0	1	1	<b>California Angels @ Chicago White Sox</b> Comiskey Park, Chicago, IL Wed Sep 30 1981, 8:05 PM EDT Att: 5,674 - Unknown			
Rick Burleson, R OBP: 0.380, SLG: 0.376 Daryl Sconiers, L OBP: 0.250, SLG: 0.349 (8, PH) (8, 3)										3	0	1	1	0	1	0				
Dan Ford, R OBP: 0.325, SLG: 0.440 (1, 9)										4	1	2	0	0	1	0				
Don Baylor, R OBP: 0.318, SLG: 0.422 Freddie Patek, R OBP: 0.297, SLG: 0.318 (8, 6)										4	0	1	0	0	1	3				
Bobby Grich, R OBP: 0.378, SLG: 0.541 (1, 4)										4	1	3	1	0	0	1				
Joe Ferguson, R OBP: 0.367, SLG: 0.342 (1, 2)										3	0	0	1	1	0	3				
Juan Beniquez, R OBP: 0.256, SLG: 0.256 (1, 8)										4	0	0	0	0	0	2				
Butch Hobson, R OBP: 0.320, SLG: 0.337 (1, 10)										3	0	0	0	1	1	0				
Steve Lubratic, R OBP: 0.100, SLG: 0.200 (1, 5)										3	0	0	0	0	1	1				
<b>Inning Stats</b>	R: 1 E: 0 K: 0 S: 5	H: 3 LOB: 1 BB: 0 P: 5	R: 0 E: 0 K: 1 S: 5	H: 0 LOB: 0 BB: 0 P: 5	R: 0 E: 0 K: 2 S: 7	H: 0 LOB: 0 BB: 0 P: 7	R: 1 E: 0 K: 1 S: 7	H: 2 LOB: 1 BB: 0 P: 7	R: 0 E: 0 K: 1 S: 5	H: 0 LOB: 0 BB: 1 P: 5	R: 0 E: 0 K: 0 S: 3	H: 0 LOB: 1 BB: 1 P: 7	R: 0 E: 0 K: 1 S: 5	H: 0 LOB: 0 BB: 0 P: 5	R: 1 E: 0 K: 0 S: 3	H: 1 LOB: 0 BB: 1 P: 7	1B: 6 2B: 1 3B: 0 HR: 1	SF: 0 SAC: 0 DP: 2 HBP: 0	WP: 0 PB: 0 SB: 1 CS: 0	PA: 35
<b>PITCHER</b>	IP WLS BF H R ER SO BB IBB HBP BLK WP HR S P ERA WHIP																			
Britt Burns, L ERA: 2.64 LaMarr Hoyt, R ERA: 3.61	(1, 1) (7, 1)	6.0 W 24 7 2 2 5 0 0 0 0 0 0 0 1 11 19 3.00 1.167																		

Batter	1	2	3	4	5	6	7	8	9	AB	R	H	RBI	BB	SO	LOB	BOTTOM			
Ron LeFlore, R OBP: 0.308, SLG: 0.303 Marc Hill, R (8, 2)										4	1	1	1	0	0	2	<b>California Angels @ Chicago White Sox</b> Comiskey Park, Chicago, IL Wed Sep 30 1981, 8:05 PM EDT Att: 5,674 - Unknown			
Tony Bemazzard, S OBP: 0.385, SLG: 0.383 (1, 4)										3	3	2	0	2	1	1				
Chet Lemon, R OBP: 0.378, SLG: 0.485 (1, 8)										4	0	0	1	0	1	6				
Greg Luzinski, R OBP: 0.367, SLG: 0.478 (1, 10)										4	2	2	4	0	1	0				
Wayne Nordhagen, R OBP: 0.344, SLG: 0.451 Rusty Kuntz, R OBP: 0.350, SLG: 0.302 (7, 9)										4	1	2	1	0	0	0				
Carlton Fisk, R OBP: 0.349, SLG: 0.361 Leo Sutherland, L OBP: 0.222, SLG: 0.125 (8, 7)										3	1	1	0	1	0	0				
Mike Squires, L OBP: 0.301, SLG: 0.284 (1, 3)										3	0	0	0	0	0	2				
Jay Loviglio, R OBP: 0.250, SLG: 0.250 (1, 5)										4	1	1	1	0	0	0				
Bill Almon, R OBP: 0.341, SLG: 0.378 (1, 6)										3	1	1	1	1	0	1				
<b>Inning Stats</b>	R: 1 E: 0 K: 0 S: 3	H: 0 LOB: 0 BB: 1 P: 7	R: 7 E: 2 K: 1 S: 13	H: 6 LOB: 2 BB: 1 P: 17	R: 0 E: 0 K: 0 S: 5	H: 2 LOB: 2 BB: 0 P: 5	R: 0 E: 0 K: 1 S: 5	H: 0 LOB: 0 BB: 0 P: 5	R: 0 E: 0 K: 0 S: 3	H: 0 LOB: 1 BB: 1 P: 7	R: 2 E: 0 K: 1 S: 7	H: 2 LOB: 0 BB: 0 P: 7	R: 0 E: 0 K: 0 S: 3	H: 0 LOB: 0 BB: 0 P: 3	R: 0 E: 0 K: 1 S: 4	H: 0 LOB: 0 BB: 1 P: 8	1B: 9 2B: 0 3B: 0 HR: 1	SF: 1 SAC: 1 DP: 1 HBP: 0	WP: 2 PB: 2 SB: 2 CS: 0	PA: 39
<b>PITCHER</b>	IP WLS BF H R ER SO BB IBB HBP BLK WP HR S P ERA WHIP																			
Dave Frost, R ERA: 5.51 Jesse Jefferson, R ERA: 3.62 Mickey Mahler, L ERA:	(1, 1) (2, 1) (7, 1)	1.1 L 9 2 5 4 0 0 2 0 0 0 0 1 1 29 33 3.86 1.929																		



Batter	1	2	3	4	5	6	7	8	9	AB	R	H	RBI	BB	SO	LOB	TOP								
Gary Ward, R OBP: 0.328, SLG: 0.357 (1, 8)	F3		F8 E 2H 1B		FC5-4 WP 1B		FC6-4 1B		FC6-4 IBB	4	1	2	1	1	0	1	<b>Minnesota Twins @ Chicago White Sox</b> Comiskey Park, Chicago, IL Fri Oct 02 1981, 8:05 PM EDT Att. 7,175 - Overcast - 44 F								
Ron Washington, R OBP: 0.299, SLG: 0.283 (1, 6)	K		FC3		K		FC6-4 1B		FC6-4 BB	5	0	1	0	0	2	4									
Dave Engle, R OBP: 0.296, SLG: 0.414 (1, 9)	6-3		F8				FC6-4 1B		FC6-4 BB	4	0	1	1	1	0	4									
Roy Smalley, S OBP: 0.374, SLG: 0.442 Tim Corcoran, L OBP: 0.212, SLG: 0.174 (7, PH)		SH5-3 1B	F2		K		F8		3-1	3	1	1	0	0	1	3									
Mickey Hatcher, R OBP: 0.284, SLG: 0.350 (8, 7)		SH5-3 1B	F9				3-1		K	3	0	0	0	0	1	2									
Gary Gaetti, R OBP: 0.192, SLG: 0.423 Chuck Baker, R OBP: 0.172, SLG: 0.234 (5, 4)		K		K			3B		6-3	2	0	0	0	0	2	1									
Pete Mackanin, R OBP: 0.254, SLG: 0.323 (5, 5)			F2				F2		6-3	2	0	1	0	0	0	1									
Tim Laudner, R OBP: 0.263, SLG: 0.429 (1, 2)			K				K		FC6-4 2B	4	0	1	0	0	3	2									
Mark Funderburk, R OBP: 0.278, SLG: 0.267 Kent Hrbek, L OBP: 0.234, SLG: 0.283 (8, 3)			E7 1B				FC5-4 BB		5-3	2	1	1	0	1	0	0									
									5-3	1	0	0	0	0	0	1									
<b>Inning Stats</b>	R: 0 E: 0 K: 1 S: 5	H: 0 LOB: 0 BB: 0 P: 5	R: 1 E: 0 K: 2 S: 9	H: 2 LOB: 1 BB: 0 P: 9	R: 1 E: 2 K: 0 S: 6	H: 2 LOB: 2 BB: 0 P: 6	R: 0 E: 0 K: 2 S: 7	H: 0 LOB: 0 BB: 0 P: 7	R: 1 E: 0 K: 2 S: 8	H: 1 LOB: 1 BB: 1 P: 12	R: 0 E: 0 K: 1 S: 6	H: 1 LOB: 1 BB: 0 P: 6	R: 0 E: 0 K: 0 S: 5	H: 2 LOB: 2 BB: 0 P: 5	R: 0 E: 0 K: 1 S: 5	H: 0 LOB: 0 BB: 0 P: 5	R: 0 E: 0 K: 0 S: 4	H: 1 LOB: 3 BB: 2 P: 12	1B: 7 2B: 1 3B: 1 HR: 0	SF: 0 SAC: 1 DP: 0 HBP: 0	WP: 1 PB: 0 SB: 0 CS: 0	PA: 40			
<b>PITCHER</b>	IP	WLS	BF	H	R	ER	SO	BB	IBB	HBP	BLK	WP	HR	S	P	ERA	WHIP								
Jerry Koosman, L ERA: 4.01 (1, 1)	6.1	L	29	8	3	3	8	1	0	0	0	1	0	44	48	4.26	1.421								
Lynn McGlothen, R ERA: 4.4 (7, 1)	1.2		6	1	0	0	1	0	0	0	0	0	0	8	8	0.00	0.600								
Kevin Hickey, L ERA: 3.95 (9, 1)	0.2		3	0	0	0	0	0	1	0	0	0	0	2	6	0.00	0.000								
LaMarr Hoyt, R ERA: 3.6 (9, 1)	0.1		2	0	0	0	0	1	0	0	0	0	0	1	5	0.00	3.000								

AB 36  
R 3  
H 9  
RBI 3  
BB 3  
SO 9  
LOB 24



Batter	1	2	3	4	5	6	7	8	9	AB	R	H	RBI	BB	SO	LOB	BOTTOM								
Ron LeFlore, R OBP: 0.304, SLG: 0.300 (1, 7)	K		F8				FC4-6 1B			4	0	0	0	0	2	3	<b>Minnesota Twins @ Chicago White Sox</b> Comiskey Park, Chicago, IL Fri Oct 02 1981, 8:05 PM EDT Att. 7,175 - Overcast - 44 F								
Tony Bemazzard, S OBP: 0.347, SLG: 0.381 (1, 4)							F9 BB 1B		6-3	2	1	0	0	2	0	0									
Chet Lemon, R OBP: 0.380, SLG: 0.492 (1, 8)		G4-6-3 BB					1B 1B 1B		K	3	1	1	1	1	1	1									
Greg Luzinski, R OBP: 0.366, SLG: 0.474 (1, 10)							F9 2-3		K	3	0	0	0	1	2	2									
Wayne Nordhagen, R OBP: 0.343, SLG: 0.447 (1, 9)		F3					F9		K	4	0	1	1	0	1	1									
Carlton Fisk, R OBP: 0.348, SLG: 0.357 (1, 2)		F4					K		6-3	3	0	0	0	1	1	2									
Mike Squires, L OBP: 0.304, SLG: 0.287 (1, 3)		F8					FC1-6 1B		FC2-6 BB	4	0	2	0	0	0	2									
Jim Morrison, R OBP: 0.261, SLG: 0.372 Jerry Turner, L OBP: 0.251, SLG: 0.333 (9, PH)							5-3		F4	3	0	1	0	0	0	1									
Bill Almon, R OBP: 0.340, SLG: 0.376 Bob Molinaro, L OBP: 0.373, SLG: 0.400 Greg Pryor, R OBP: 0.288, SLG: 0.233 (8, 6)							6-3		FC3-6 1B	2	0	0	0	0	0	1									
									FC3-6 FC4-6	1	0	0	0	0	0	2									
										0	0	0	0	0	0	0									
<b>Inning Stats</b>	R: 0 E: 0 K: 1 S: 4	H: 0 LOB: 0 BB: 1 P: 8	R: 0 E: 0 K: 0 S: 3	H: 0 LOB: 1 BB: 1 P: 7	R: 0 E: 0 K: 0 S: 3	H: 0 LOB: 0 BB: 0 P: 3	R: 1 E: 0 K: 1 S: 5	H: 1 LOB: 1 BB: 2 P: 13	R: 0 E: 0 K: 1 S: 6	H: 1 LOB: 1 BB: 0 P: 6	R: 1 E: 0 K: 1 S: 6	H: 1 LOB: 0 BB: 0 P: 6	R: 0 E: 0 K: 2 S: 7	H: 0 LOB: 0 BB: 0 P: 7	R: 0 E: 0 K: 1 S: 6	H: 1 LOB: 1 BB: 0 P: 6	1B: 4 2B: 0 3B: 0 HR: 1	SF: 0 SAC: 0 DP: 1 HBP: 0	WP: 0 PB: 0 SB: 0 CS: 0	PA: 35					
<b>PITCHER</b>	IP	WLS	BF	H	R	ER	SO	BB	IBB	HBP	BLK	WP	HR	S	P	ERA	WHIP								
Pete Redfern, R ERA: 4.07 (1, 1)	6.1	W	26	4	2	2	4	5	0	0	0	0	0	15	15	0.00	0.375								
Doug Corbett, R ERA: 2.36 (7, 1)	2.2	S	9	1	0	0	3	0	0	0	0	0	0	15	15	0.00	0.375								

AB 30  
R 2  
H 5  
RBI 2  
BB 5  
SO 7  
LOB 16





Batter	1	2	3	4	5	6	7	8	9	AB	R	H	RBI	BB	SO	LOB	TOP							
Hosken Powell, L OBP: 0.286, SLG: 0.326	3-1		E3		F7	G4-6-3			FC1-6	5	0	0	0	0	0	5								
Rob Wilfong, L OBP: 0.308, SLG: 0.327	6-3				3-1					2	0	0	0	1	0	0								
Pete Mackanin, R OBP: 0.256, SLG: 0.324	6-3									2	0	1	0	0	0	0								
Dave Engle, R OBP: 0.295, SLG: 0.409	6-3		K						L5-4	5	1	1	0	0	1	5								
Tim Corcoran, L OBP: 0.250, SLG: 0.204		K								3	1	2	0	1	1	0								
Mickey Hatcher, R OBP: 0.286, SLG: 0.352	E5									4	1	2	1	0	0	1								
Gary Ward, R OBP: 0.327, SLG: 0.355	G4-6-3									4	0	1	1	0	0	3								
Kent Hrbek, L OBP: 0.250, SLG: 0.286										3	1	1	0	1	0	2								
Tim Laudner, R OBP: 0.262, SLG: 0.395			F8							3	0	0	0	1	1	3								
Ron Washington, R OBP: 0.262, SLG: 0.266			E5							3	0	1	1	0	0	1								
Roy Smalley, S OBP: 0.377, SLG: 0.446										1	0	1	0	0	0	0								
Chuck Baker, R OBP: 0.172, SLG: 0.234										0	0	0	0	0	0	0								
<b>Inning Stats</b>	R: 0 E: 0 K: 0 S: 3	H: 0 LOB: 0 BB: 0 P: 3	R: 0 E: 1 K: 1 S: 5	H: 0 LOB: 0 BB: 0 P: 5	R: 1 E: 2 K: 1 S: 7	H: 1 LOB: 2 BB: 1 P: 11	R: 0 E: 0 K: 1 S: 6	H: 2 LOB: 2 BB: 1 P: 10	R: 0 E: 0 K: 0 S: 3	H: 0 LOB: 0 BB: 0 P: 3	R: 3 E: 0 K: 0 S: 6	H: 4 LOB: 2 BB: 2 P: 14	R: 0 E: 1 K: 0 S: 4	H: 1 LOB: 1 BB: 0 P: 4	R: 0 E: 0 K: 0 S: 3	H: 0 LOB: 0 BB: 0 P: 3	R: 0 E: 0 K: 0 S: 4	H: 2 LOB: 1 BB: 0 P: 4	1B: 10 2B: 1 3B: 0 HR: 0	SF: 0 SAC: 0 DP: 5 HBP: 0	WP: 0 PB: 0 SB: 0 CS: 0	PA: 39		
<b>PITCHER</b>	IP	WLS	BF	H	R	ER	SO	BB	IBB	HBP	BLK	WP	HR	S	P	ERA	WHIP							
Dennis Lamp, R ERA: 2.41	5.0		24	6	4	3	3	2	1	0	0	0	0	27	39	5.40	1.600							
Kevin Hickey, L ERA: 3.65	3.1		14	4	0	0	0	0	1	0	0	0	0	13	17	0.00	1.200							
LaMarr Hoyt, R ERA: 3.57	0.2	W	1	0	0	0	0	0	0	0	0	0	0	1	1	0.00	0.000							

**Minnesota Twins @ Chicago White Sox**  
Comiskey Park, Chicago, IL  
Sat Oct 03 1981, 4:33 AM EDT  
Alt. 4,716 - Unknown - 56 F

AB 35  
R 4  
H 10  
RBI 3  
BB 4  
SO 3  
LOB 20



Batter	1	2	3	4	5	6	7	8	9	AB	R	H	RBI	BB	SO	LOB	BOTTOM							
Jay Loviglio, R OBP: 0.250, SLG: 0.250	F8									4	0	1	0	0	0	2								
Jerry Turner, L OBP: 0.277, SLG: 0.333										0	0	0	1	1	0	0								
Tony Bemazzard, S OBP: 0.385, SLG: 0.380										4	1	1	0	0	1	2								
Chet Lemon, R OBP: 0.384, SLG: 0.491										1	1	0	0	3	1	0								
Jerry Hairston, S OBP: 0.261, SLG: 0.273										0	0	0	0	0	0	0								
Greg Luzinski, R OBP: 0.365, SLG: 0.480										4	1	1	2	0	0	3								
Wayne Nordhagen, R OBP: 0.341, SLG: 0.443										4	0	1	1	0	0	1								
Carlton Fisk, R OBP: 0.352, SLG: 0.363										3	2	2	0	1	0	0								
Jim Essian, R OBP: 0.357, SLG: 0.365										3	0	0	0	0	2	2								
Rusty Kuntz, R OBP: 0.339, SLG: 0.291										2	0	0	0	0	0	1								
Bob Molinaro, L OBP: 0.365, SLG: 0.350										1	0	0	1	0	0	0								
Leo Sutherland, L OBP: 0.300, SLG: 0.125										0	0	0	0	1	0	0								
Bill Almon, R OBP: 0.341, SLG: 0.375										3	0	1	0	1	1	1								
<b>Inning Stats</b>	R: 1 E: 0 K: 0 S: 4	H: 2 LOB: 2 BB: 1 P: 8	R: 0 E: 0 K: 0 S: 2	H: 0 LOB: 0 BB: 1 P: 6	R: 0 E: 1 K: 1 S: 5	H: 1 LOB: 0 BB: 0 P: 5	R: 2 E: 0 K: 1 S: 6	H: 1 LOB: 0 BB: 1 P: 10	R: 0 E: 0 K: 1 S: 6	H: 1 LOB: 1 BB: 0 P: 6	R: 0 E: 0 K: 0 S: 2	H: 0 LOB: 0 BB: 1 P: 6	R: 1 E: 1 K: 0 S: 5	H: 1 LOB: 1 BB: 0 P: 5	R: 0 E: 0 K: 1 S: 5	H: 0 LOB: 0 BB: 0 P: 5	R: 0 E: 0 K: 1 S: 5	H: 1 LOB: 3 BB: 3 P: 17	1B: 5 2B: 1 3B: 0 HR: 1	SF: 0 SAC: 1 DP: 2 HBP: 0	WP: 0 PB: 0 SB: 1 CS: 1	PA: 37		
<b>PITCHER</b>	IP	WLS	BF	H	R	ER	SO	BB	IBB	HBP	BLK	WP	HR	S	P	ERA	WHIP							
Brad Havens, L ERA: 3.58	5.0		20	5	3	3	3	3	0	0	1	0	0	23	35	5.40	1.600							
Bob Veselic, R ERA: 3.18	3.2	L	17	2	2	2	2	4	0	0	0	0	0	17	33	4.91	1.636							

**Minnesota Twins @ Chicago White Sox**  
Comiskey Park, Chicago, IL  
Sat Oct 03 1981, 4:33 AM EDT  
Alt. 4,716 - Unknown - 56 F

AB 29  
R 5  
H 7  
RBI 5  
BB 7  
SO 5  
LOB 12





