


# Chicago White Sox - 1982



Batter	1	2	3	4	5	6	7	8	9	AB	R	H	RBI	BB	SO	LOB	TOP					
Ron LeFlore, R OBP: 0.300, SLG: 0.500 (1, 8)	F9		G4-6-3			G3		F7		4	0	0	0	0	0	2						
Tony Bernazard, S OBP: 0.200, SLG: 0.444 (1, 4)	5-3			L4		1B		F9		4	1	1	1	0	0	0						
Steve Kemp, L OBP: 0.400, SLG: 0.400 (1, 7)	K			G5-4-3		FC5-4			G3	4	0	2	1	0	1	0						
Greg Luzinski, R OBP: 0.100, SLG: 0.200 Jerry Hairston, S (9, PR)			F8		G5-4-3		FC5-4			4	0	1	0	0	0	2						
Tom Paciorek, R OBP: 0.556, SLG: 0.625 Mike Squires, L (9, 3)				1B		G6-4-3		F7		3	0	1	0	1	1	1						
Jim Morrison, R OBP: 0.250, SLG: 0.571 (1, 5)				F8		G6-4-3		K		3	0	0	0	1	1	2						
Harold Baines, L OBP: 0.444, SLG: 0.500 (1, 9)				1-3		K				4	0	1	0	0	1	3						
Marc Hill, R (1, 2)			P3			6-3		F9		3	0	0	0	0	0	1						
Bill Almon, R OBP: 0.625, SLG: 0.875 (1, 6)						G3		F9		3	1	2	0	0	0	0						
<b>Inning Stats</b>	R: 0 E: 0 K: 1 S: 5	H: 0 LOB: 0 BB: 0 P: 5	R: 0 E: 0 K: 0 S: 4	H: 1 LOB: 1 BB: 0 P: 4	R: 0 E: 0 K: 0 S: 3	H: 1 LOB: 0 BB: 0 P: 3	R: 0 E: 0 K: 0 S: 3	H: 1 LOB: 0 BB: 0 P: 3	R: 0 E: 0 K: 1 S: 4	H: 0 LOB: 0 BB: 1 P: 8	R: 2 E: 0 K: 0 S: 6	H: 3 LOB: 1 BB: 0 P: 6	R: 0 E: 0 K: 1 S: 6	H: 1 LOB: 1 BB: 0 P: 6	R: 0 E: 0 K: 0 S: 3	H: 0 LOB: 0 BB: 0 P: 3	R: 0 E: 0 K: 1 S: 6	H: 1 LOB: 2 BB: 1 P: 10	1B: 6 2B: 2 3B: 0 HR: 0	SF: 0 SAC: 0 DP: 3 HBP: 0	WP: 0 PB: 0 CS: 0	PA: 34
<b>PITCHER</b> Tommy John, L ERA: 2.0 (1, 1)	IP: 9.0 WLS: L BF: 34 H: 8 R: 2 ER: 2 SO: 4 BB: 2 IBB: 0 HBP: 0 BLK: 0 WP: 0 HR: 0 S: 40 P: 48 ERA: 2.00 WHIP: 1.111															<b>PITCHER</b>						

Chicago White Sox @ New York Yankees  
Yankee Stadium, Bronx, NY  
Sun Apr 11 1982, 6:05 PM EST  
Att: 31,008 - Unknown


AB 32  
R 2  
H 8  
RBI 2  
BB 2  
SO 4  
LOB 11



Batter	1	2	3	4	5	6	7	8	9	AB	R	H	RBI	BB	SO	LOB	BOTTOM					
Dave Collins, S (1, 9)	L4		6-3			F8		3-1		4	0	0	0	0	0	1						
Roy Smalley, S OBP: 0.286, SLG: 0.176 (1, 6)				P2		K		F7		3	0	0	0	1	1	1						
Jerry Mumphrey, S OBP: 0.222, SLG: 0.125 (1, 8)			G6-4-3		K		BB	4-3		3	0	0	0	1	1	1						
Dave Winfield, R OBP: 0.375, SLG: 0.750 (1, 7)				G5-4-3		P3		F8		4	0	1	0	0	1	2						
Bob Watson, R Dave Revere, L (7, PH) (8, 3)				G5-4-3		F9		F7		2	0	0	0	0	0	1						
Lou Piniella, R OBP: 0.667, SLG: 0.500 Bobby Murcer, L (7, PH) OBP: 1.000, SLG: 1.000						F8		G4-6-3		2	0	1	0	0	0	0						
Graig Nettles, L OBP: 0.375, SLG: 0.500 (1, 5)								1B		1	0	1	0	0	0	0						
Larry Milbourne, S (1, 4)						F8		1-3		3	0	0	0	0	1	1						
Barry Foote, R OBP: 0.333, SLG: 0.667 (1, 2)						K		3-1		3	0	1	0	0	1	0						
<b>Inning Stats</b>	R: 0 E: 0 K: 0 S: 2	H: 0 LOB: 0 BB: 1 P: 6	R: 0 E: 0 K: 0 S: 4	H: 2 LOB: 1 BB: 0 P: 4	R: 0 E: 0 K: 1 S: 5	H: 0 LOB: 0 BB: 0 P: 5	R: 0 E: 0 K: 2 S: 7	H: 0 LOB: 0 BB: 0 P: 7	R: 0 E: 0 K: 0 S: 4	H: 1 LOB: 1 BB: 0 P: 4	R: 0 E: 0 K: 1 S: 6	H: 1 LOB: 2 BB: 1 P: 10	R: 0 E: 0 K: 0 S: 3	H: 1 LOB: 0 BB: 0 P: 3	R: 0 E: 0 K: 1 S: 5	H: 0 LOB: 0 BB: 0 P: 5	R: 0 E: 0 K: 0 S: 3	H: 0 LOB: 0 BB: 0 P: 3	1B: 4 2B: 1 3B: 0 HR: 0	SF: 0 SAC: 0 DP: 3 HBP: 0	WP: 1 PB: 0 CS: 0	PA: 31
<b>PITCHER</b> Britt Burns, L ERA: Salome Barojas, R ERA:	IP: 6.0 WLS: W BF: 22 H: 4 R: 0 ER: 0 SO: 4 BB: 2 IBB: 0 HBP: 0 BLK: 0 WP: 1 HR: 0 S: 28 P: 36 ERA: 0.00 WHIP: 1.000															<b>PITCHER</b>						

Chicago White Sox @ New York Yankees  
Yankee Stadium, Bronx, NY  
Sun Apr 11 1982, 6:05 PM EST  
Att: 31,008 - Unknown

AB 29  
R 0  
H 5  
RBI 0  
BB 2  
SO 5  
LOB 9



Batter	1	2	3	4	5	6	7	8	9	AB	R	H	RBI	BB	SO	LOB	TOP					
Ron LeFlore, R OBP: 0.200, SLG: 0.333 (1, 8)	F9	F9			K		FC1-6 2B		K	5	1	0	0	0	2	5	<b>Chicago White Sox @ Boston Red Sox</b> Fenway Park, Boston, MA Mon Apr 12 1982, 3:33 AM EST Att: 32,555 - Cloudy - 51 F					
Tony Bernazard, S OBP: 0.200, SLG: 0.429 (1, 4)	F7		F8		3-1				5-3	5	0	1	1	0	0	1						
Steve Kemp, L OBP: 0.467, SLG: 0.500 (1, 7)			1-3			F8 1B	K		HBP BB	4	1	2	0	1	1							
Greg Luzinski, R OBP: 0.133, SLG: 0.143 (1, 10)	F8		5-3			F8 2B	K		HBP	4	0	0	0	0	1	3						
Tom Paciorek, R OBP: 0.615, SLG: 0.636 Mike Squires, L (8, 3)		BB BB 1B		CS BB		2B 1B		K	F8	3	1	2	1	1	1	0						
Harold Baines, L OBP: 0.385, SLG: 0.364 (1, 9)		BB BB		K		K		K		3	0	0	0	1	3	2						
Carlton Fisk, R OBP: 0.444, SLG: 0.429 (1, 2)	F9				1B		H 2B		HBP	3	0	2	1	0	0	2						
Jim Morrison, R OBP: 0.167, SLG: 0.364 (1, 5)	P4				P6		K		F8	4	0	0	0	0	1	5						
Bill Almon, R OBP: 0.667, SLG: 0.818 (1, 6)		BB BB			F7			FC1-6 1B	E S 1B	3	0	2	0	1	0	0						
<b>Inning Stats</b>	R: 0 E: 0 K: 0 S: 4	H: 1 LOB: 1 BB: 0 P: 4	R: 0 E: 0 K: 0 S: 4	H: 1 LOB: 3 BB: 2 P: 12	R: 0 E: 0 K: 0 S: 3	H: 0 LOB: 0 BB: 0 P: 3	R: 0 E: 0 K: 1 S: 5	H: 1 LOB: 1 BB: 1 P: 9	R: 0 E: 0 K: 1 S: 5	H: 0 LOB: 0 BB: 0 P: 5	R: 2 E: 0 K: 2 S: 10	H: 3 LOB: 1 BB: 0 P: 10	R: 1 E: 0 K: 2 S: 9	H: 2 LOB: 1 BB: 0 P: 9	R: 0 E: 0 K: 2 S: 7	H: 0 LOB: 1 BB: 0 P: 8	R: 0 E: 0 K: 1 S: 6	H: 1 LOB: 3 BB: 1 P: 11	1B: 6 2B: 4 3B: 0 HR: 0	SF: 0 SAC: 0 DP: 1 HBP: 2	WP: 0 PB: 0 SB: 2 CS: 1	PA: 41
<b>PITCHER</b>	IP	WLS	BF	H	R	ER	SO	BB	IBB	HBP	BLK	WP	HR	S	P	ERA	WHIP					
Mike Torrez, R ERA: 4.26 (1, 1)	6.1	L	29	8	3	3	4	3	0	0	0	0	0	34	46	4.26	1.737					
Mark Clear, R ERA: (7, 1)	2.2		12	1	0	0	5	1	0	2	0	0	0	19	25	0.00	0.750					

Batter	1	2	3	4	5	6	7	8	9	AB	R	H	RBI	BB	SO	LOB	BOTTOM					
Jerry Remy, L (1, 4)	F8		SH3-1		6-3		1-3		6-3	3	0	0	0	0	0	1	<b>Chicago White Sox @ Boston Red Sox</b> Fenway Park, Boston, MA Mon Apr 12 1982, 3:33 AM EST Att: 32,555 - Cloudy - 51 F					
Tony Perez, R OBP: 0.200, SLG: 0.111 (9, FH)			1-2						2-3	1	0	0	0	0	0	1						
Dwight Evans, R OBP: 0.344, SLG: 0.467 (1, 9)	4-3		6-3			K		G6-4-3 1B		4	0	1	0	0	1	1						
Jim Rice, R OBP: 0.412, SLG: 0.286 (1, 7)			4-3			K		G6-4-3 1B		4	0	1	0	0	1	2						
Carl Yastrzemski, L OBP: 0.529, SLG: 0.846 (1, 10)	K				1B	HR		BB		3	1	2	1	1	1	1						
Carney Lansford, R OBP: 0.353, SLG: 0.167 (1, 5)		E6 G4-6-3		F9		S BB		K		3	0	0	0	1	1	2						
Dave Stapleton, R OBP: 0.176, SLG: 0.235 (1, 3)		G4-6-3		G4-6-3 1B		K		F9		4	0	1	0	0	1	2						
Glenn Hoffman, R OBP: 0.353, SLG: 0.313 (1, 6)		E5		G4-6-3				E5 2B 1B		4	1	2	0	0	0	2						
Rich Gedman, L OBP: 0.375, SLG: 0.571 Reid Nichols, R OBP: 0.333, SLG: 0.333 (9, PR)		K					F7		WP 2B	4	0	2	1	0	1	2						
Rick Miller, L OBP: 0.429, SLG: 0.200 (1, 8)			SH3-1 BB		6-3		F7		K	3	0	0	0	1	1	2						
<b>Inning Stats</b>	R: 0 E: 0 K: 1 S: 6	H: 1 LOB: 1 BB: 0 P: 6	R: 0 E: 2 K: 1 S: 6	H: 0 LOB: 1 BB: 0 P: 6	R: 0 E: 0 K: 0 S: 3	H: 0 LOB: 1 BB: 1 P: 7	R: 0 E: 0 K: 0 S: 4	H: 2 LOB: 1 BB: 0 P: 4	R: 0 E: 0 K: 0 S: 3	H: 1 LOB: 0 BB: 0 P: 3	R: 1 E: 0 K: 3 S: 10	H: 1 LOB: 1 BB: 1 P: 14	R: 0 E: 0 K: 0 S: 4	H: 1 LOB: 1 BB: 0 P: 4	R: 0 E: 0 K: 1 S: 5	H: 1 LOB: 1 BB: 1 P: 9	R: 1 E: 1 K: 1 S: 7	H: 2 LOB: 2 BB: 0 P: 7	1B: 6 2B: 2 3B: 0 HR: 1	SF: 0 SAC: 1 DP: 3 HBP: 0	WP: 1 PB: 0 SB: 1 CS: 0	PA: 37
<b>PITCHER</b>	IP	WLS	BF	H	R	ER	SO	BB	IBB	HBP	BLK	WP	HR	S	P	ERA	WHIP					
Richard Dotson, R ERA: 1.5 (1, 1)	6.0	W	24	5	1	1	5	2	0	0	0	0	0	12	16	0.00	2.143					
LaMarr Hoyt, R ERA: (7, 1)	2.1		11	4	1	0	1	1	0	0	0	0	0	3	3	0.00	0.000					
Kevin Hickey, L ERA: (9, 1)	0.1	S	1	0	0	0	1	0	0	0	0	0	0	1	1	0.00	0.000					
Salome Barojas, R ERA: (9, 1)	0.1		1	0	0	0	0	0	0	0	0	1	0	1	1	0.00	0.000					

Batter	1	2	3	4	5	6	7	8	9	AB	R	H	RBI	BB	SO	LOB	TOP										
Ron LeFlore, R (1, 8) OBP: 0.300, SLG: 0.368	0-0 CS 1B		0-3 K		4-0 BB		0-0 2B 1B		0-0 3-1	4	1	2	0	1	1	0	<b>Chicago White Sox @ Boston Red Sox</b> Fenway Park, Boston, MA Wed Apr 14 1982, 3:33 AM EST Att: 9,780 - Sunny - 52 F										
Tony Bernazard, S (1, 4) OBP: 0.200, SLG: 0.421	0-0 F7		0-0 P4		0-3 K		0-0 1B HR 2B		0-0 4-3	5	1	1	0	0	1	4											
Steve Kemp, L (1, 7) OBP: 0.450, SLG: 0.444	4-0 BB			0-0 3-1	0-0 6-3		0-3 K		0-0 1B	4	0	1	0	1	1	5											
Greg Luzinski, R (1, 10) OBP: 0.200, SLG: 0.211	0-0 6-3			0-0 1B		0-0 1-3	0-0 HR 1B		0-0 F8	5	1	2	1	0	0	2											
Tom Paciorek, R (1, 3) OBP: 0.847, SLG: 0.933 Mike Squires, L (9, 3)		0-0 FC6-4 1B		0-0 F7		0-0 1B 2B	0-0 1B HR			4	2	3	3	0	0	1											
Harold Baines, L (1, 9) OBP: 0.294, SLG: 0.267		0-0 FC6-4 1-2f		0-0 F8		0-0 F8	0-0 F5			4	0	0	0	0	0	3											
Carlton Fisk, R (1, 2) OBP: 0.462, SLG: 0.455		0-0 F7			0-0 BB 1B	0-0 FC5-4 2H 1B		0-0 5-3		4	0	2	1	0	0	1											
Jim Morrison, R (1, 5) OBP: 0.200, SLG: 0.308 Rudy Law, L (8, PH) Aurelio Rodriguez, R (8, 5)		0-3 K2-3			4-0 FC6-4 1-2 BB	0-0 FC5-4 1-2f		0-0 F8		2	0	0	0	1	1	2											
Bill Almon, R (1, 6) OBP: 0.500, SLG: 0.600			0-3 K2-3		0-0 FC6-4 1-2f BB		0-0 6-3	0-0 4-3		4	0	0	0	0	1	2											
<b>Inning Stats</b>	R: 0 E: 0 K: 0 S: 3	H: 1 LOB: 1 BB: 1 P: 7	R: 0 E: 0 K: 1 S: 6	H: 1 LOB: 1 BB: 0 P: 6	R: 0 E: 0 K: 2 S: 7	H: 0 LOB: 0 BB: 0 P: 7	R: 0 E: 0 K: 0 S: 4	H: 1 LOB: 1 BB: 0 P: 4	R: 0 E: 0 K: 1 S: 6	H: 1 LOB: 3 BB: 2 P: 14	R: 1 E: 0 K: 0 S: 5	H: 2 LOB: 1 BB: 0 P: 5	R: 4 E: 0 K: 1 S: 9	H: 4 LOB: 0 BB: 0 P: 9	R: 0 E: 0 K: 0 S: 3	H: 0 LOB: 0 BB: 0 P: 3		R: 0 E: 0 K: 0 S: 4	H: 1 LOB: 1 BB: 0 P: 4	1B: 8 2B: 2 3B: 0 HR: 1	SF: 0 SAC: 0 DP: 0 HBP: 0	WP: 0 PB: 0 SB: 0 CS: 1	PA: 40				
<b>PITCHER</b>	IP	WLS	BF	H	R	ER	SO	BB	IBB	HBP	BLK	WP	HR	S	P	ERA	WHIP										
Chuck Rainey, R (1, 1) ERA: 1.5	6.0		26	6	1	1	4	3	0	0	0	0	0	31	43	1.50	1.500										
Bob Stanley, R (7, 1) ERA: 10.8	1.0	L	7	4	4	4	1	0	0	0	0	0	1	9	9	36.00	4.000										
Luis Aponte, R (8, 1) ERA:	2.0		7	1	0	0	0	0	0	0	0	0	0	7	7	0.00	0.500										

AB	37
R	5
H	11
RBI	5
BB	3
SO	5
LOB	20



Batter	1	2	3	4	5	6	7	8	9	AB	R	H	RBI	BB	SO	LOB	BOTTOM										
Jerry Remy, L (1, 4) OBP: 0.125, SLG: 0.125	0-0 6-3		0-0 P5		0-0 E BB E 1B	0-0 F7			0-0 6-3	5	1	1	0	0	0	1	<b>Chicago White Sox @ Boston Red Sox</b> Fenway Park, Boston, MA Wed Apr 14 1982, 3:33 AM EST Att: 9,780 - Sunny - 52 F										
Dwight Evans, R (1, 9) OBP: 0.545, SLG: 0.500	0-0 BB BB 1B		4-0 BB		4-0 E BB G5-4-3 BB		4-0 G6-4-3 BB			1	1	1	0	3	0	0											
Jim Rice, R (1, 7) OBP: 0.381, SLG: 0.235	4-0 1-2 BB		0-3 K		0-0 E6 G5-4-3 1-2 2-3		0-0 G6-4-3 1-2f			3	0	0	0	1	1	4											
Carney Lansford, R (1, 5) OBP: 0.286, SLG: 0.125	0-0 F9		0-0 F8		0-0 E6 G5-4-3		0-0 4-3			4	0	0	1	0	0	5											
Dave Stapleton, R (1, 3) OBP: 0.238, SLG: 0.250	4-0 1-2 2-3 BB			0-0 2B 1B	0-0 G5-4-3 1-2f 2-3 3-H			0-0 6-3		3	1	1	0	1	0	2											
Glenn Hoffman, R (1, 6) OBP: 0.333, SLG: 0.350	0-0 FC5-4 1-2f			0-0 1B 6-3 2B	0-0 P6			0-3 K		4	1	1	1	0	1	4											
Tony Perez, R (1, 10) OBP: 0.154, SLG: 0.083 Carl Yastrzemski, L (8, PH) Wade Boggs, L (9, PH)			0-0 P4		0-0 6-3		0-0 F9		0-3 K	3	0	0	1	0	0	0											
Gary Allenson, R (1, 2) OBP: 0.091, SLG: 0.182		0-0 G3		0-0 F9		0-0 5-3			0-0 F7	3	0	0	0	0	0	0											
Wade Boggs, L (9, PH)				0-0 F7		4-0 BB			0-0 4-3	1	0	0	0	0	0	0											
Rick Miller, L (1, 8) OBP: 0.389, SLG: 0.154					0-0 4-3					3	0	0	0	1	0	0											
<b>Inning Stats</b>	R: 0 E: 0 K: 0 S: 4	H: 1 LOB: 3 BB: 2 P: 12	R: 0 E: 0 K: 0 S: 3	H: 0 LOB: 0 BB: 0 P: 3	R: 0 E: 0 K: 1 S: 5	H: 0 LOB: 1 BB: 1 P: 9	R: 2 E: 0 K: 0 S: 5	H: 2 LOB: 0 BB: 0 P: 5	R: 2 E: 2 K: 0 S: 5	H: 1 LOB: 1 BB: 1 P: 9	R: 0 E: 0 K: 0 S: 3	H: 0 LOB: 0 BB: 1 P: 7	R: 0 E: 0 K: 2 S: 7	H: 0 LOB: 0 BB: 0 P: 7	R: 0 E: 0 K: 0 S: 3	H: 0 LOB: 0 BB: 0 P: 3	1B: 3 2B: 1 3B: 0 HR: 0	SF: 0 SAC: 0 DP: 2 HBP: 0	WP: 0 PB: 0 SB: 0 CS: 0	PA: 37							
<b>PITCHER</b>	IP	WLS	BF	H	R	ER	SO	BB	IBB	HBP	BLK	WP	HR	S	P	ERA	WHIP										
Steve Trout, L (1, 1) ERA: 4.5	6.0		29	4	4	3	1	6	0	0	0	0	0	25	49	4.50	1.667										
Salome Barojas, R (7, 1) ERA:	3.0	S	8	0	0	0	2	0	0	0	0	0	0	12	12	0.00	0.000										


AB	31
R	4
H	4
RBI	3
BB	6
SO	3
LOB	16




Batter	1	2	3	4	5	6	7	8	9	AB	R	H	RBI	BB	SO	LOB	TOP				
Ron LeFlore, R OBP: 0.292, SLG: 0.391 Rudy Law, L OBP: 0.500, SLG: 0.500	6-3		6-3	K		1B 2B		E S 1B		4	1	1	0	0	1	2	<b>Chicago White Sox @ Boston Red Sox</b> Fenway Park, Boston, MA Thu Apr 15 1982, 3:33 AM EST Att: 8,743 - Sunny - 48 F				
Tony Bemazard, S OBP: 0.240, SLG: 0.417	4-3		HR 1B	F8		G1-6-3 1B		K		5	1	2	1	0	1	4					
Steve Kemp, L OBP: 0.440, SLG: 0.545	5-3		HR			G1-6-3 2B		K		4	2	1	2	1	1	2					
Greg Luzinski, R OBP: 0.240, SLG: 0.292		1B FC4-6 1B	L5			FC6-4 1B 2B		F2		5	2	2	1	0	0	0					
Tom Paciorek, R OBP: 0.682, SLG: 0.947 Mike Squires, L	FC4-6 1B			5-3		FC6-4 1B 2B		1B 1B		4	0	3	0	1	0	0					
Carlton Fisk, R OBP: 0.500, SLG: 0.429	K			WP 1B 2B		FC6-4 1B 2B		1B		3	1	1	0	2	1	4					
Harold Baines, L OBP: 0.318, SLG: 0.300	FC4-6			WP 1B 2B		S 1B		K		5	1	2	2	0	1	5					
Jim Morrison, R OBP: 0.200, SLG: 0.333	K			PB 2B		L6-5		F8		5	0	1	2	0	1	7					
Bill Almon, R OBP: 0.500, SLG: 0.556			6-3	PB 2B		5-3		CS 1B 1B		3	0	1	0	1	0	0					
<b>Inning Stats</b>	R: 0 E: 0 K: 0 S: 3	H: 0 LOB: 0 BB: 0 P: 3	R: 1 E: 1 K: 2 S: 9	H: 2 LOB: 1 BB: 0 P: 9	R: 2 E: 0 K: 0 S: 5	H: 2 LOB: 0 BB: 0 P: 5	R: 2 E: 0 K: 1 S: 7	H: 2 LOB: 2 BB: 2 P: 15	R: 2 E: 0 K: 0 S: 4	H: 2 LOB: 0 BB: 0 P: 4	R: 0 E: 0 K: 1 S: 7	H: 2 LOB: 2 BB: 0 P: 7	R: 0 E: 1 K: 2 S: 8	H: 2 LOB: 1 BB: 0 P: 8	R: 0 E: 0 K: 0 S: 4	H: 1 LOB: 2 BB: 1 P: 8		1B: 10 2B: 5 3B: 0 HR: 1	SF: 0 SAC: 0 DP: 2 HBP: 0	WP: 1 PB: 2 SB: 2 CS: 1	PA: 44
<b>PITCHER</b>	IP	WLS	BF	H	R	ER	SO	BB	IBB	HBP	BLK	WP	HR	S	P	ERA	WHIP				
Bob Ojeda, L ERA: 12.0	4.0	L	20	6	5	5	3	2	0	0	0	1	1	24	32	11.25	2.000				
Bruce Hurst, L ERA: 6.75	4.0		19	8	3	3	3	2	0	0	0	0	0	23	31	6.75	2.500				
Tom Burgmeier, L ERA:	1.0		5	1	0	0	0	0	1	0	0	0	0	4	8	0.00	1.000				

Batter	1	2	3	4	5	6	7	8	9	AB	R	H	RBI	BB	SO	LOB	BOTTOM				
Jerry Remy, L OBP: 0.333, SLG: 0.333	G6-4-3 1B	FC4-6								4	0	3	0	0	0	1	<b>Chicago White Sox @ Boston Red Sox</b> Fenway Park, Boston, MA Thu Apr 15 1982, 3:33 AM EST Att: 8,743 - Sunny - 48 F				
Dwight Evans, R OBP: 0.482, SLG: 0.400	G6-4-3 1B		K			F8		K		4	0	0	0	0	2	3					
Jim Rice, R OBP: 0.360, SLG: 0.238	BB 1B		F8			5-3		G4-6-3 1B		4	0	1	0	0	0	1					
Carl Yastrzemski, L OBP: 0.500, SLG: 0.706	1-2 BB		F8			1B HR 1B		1-3		3	1	1	0	1	0	0					
Carney Lansford, R OBP: 0.280, SLG: 0.150	6-3					1-2 HR 1B		F8		4	1	1	0	0	0	2					
Dave Stapleton, R OBP: 0.280, SLG: 0.417		1B G5-4-3 1B				1-2 HR 1B		3-1		4	2	2	3	0	0	0					
Rich Gedman, L OBP: 0.456, SLG: 0.600 Gary Allenson, R OBP: 0.083, SLG: 0.167								6-3		3	0	2	0	0	0	0					
Glenn Hoffman, R OBP: 0.280, SLG: 0.292		G5-4-3 1B				1-2 HR 1B		6-3		1	0	0	0	0	0	0					
Rick Miller, L OBP: 0.381, SLG: 0.188 Tony Perez, R OBP: 0.143, SLG: 0.077		G5-4-3 1B				L6		K		4	0	0	0	0	2	2					
		FC4-6 1B				6-3		5-3		3	0	1	0	0	0	1					
<b>Inning Stats</b>	R: 0 E: 0 K: 0 S: 4	H: 2 LOB: 2 BB: 1 P: 8	R: 1 E: 0 K: 0 S: 5	H: 3 LOB: 1 BB: 0 P: 5	R: 0 E: 0 K: 1 S: 5	H: 0 LOB: 0 BB: 0 P: 5	R: 0 E: 0 K: 0 S: 3	H: 0 LOB: 0 BB: 0 P: 3	R: 0 E: 0 K: 0 S: 4	H: 1 LOB: 1 BB: 0 P: 4	R: 3 E: 0 K: 1 S: 9	H: 4 LOB: 1 BB: 0 P: 9	R: 0 E: 0 K: 1 S: 5	H: 1 LOB: 0 BB: 0 P: 5	R: 0 E: 0 K: 2 S: 7	H: 0 LOB: 0 BB: 0 P: 7	1B: 10 2B: 0 3B: 0 HR: 1	SF: 0 SAC: 0 DP: 3 HBP: 0	WP: 0 PB: 0 SB: 0 CS: 0	PA: 36	
<b>PITCHER</b>	IP	WLS	BF	H	R	ER	SO	BB	IBB	HBP	BLK	WP	HR	S	P	ERA	WHIP				
Dennis Lamp, R ERA: 3.6	5.1	W	24	9	4	4	1	1	0	0	0	0	0	25	29	6.75	1.875				
Jerry Koosman, L ERA: 5.79	3.2	S	12	2	0	0	4	0	0	0	0	0	0	20	20	0.00	0.545				



Batter	1	2	3	4	5	6	7	8	9	AB	R	H	RBI	BB	SO	LOB	TOP								
<b>Al Bumby, L</b> (1, 8) OBP: 0.242, SLG: 0.167	0-3 K		0-0 4-3		0-0 G5-3		4-0 HR	0-0 F7		4	1	0	0	1	1	4	<b>Baltimore Orioles @ Chicago White Sox</b> Comiskey Park, Chicago, IL Sat Apr 17 1982, 7:05 PM EST Att: 28,977 - Unknown  livebaseballscores.com  <b>AB 35</b> <b>R 6</b> <b>H 13</b> <b>RBI 5</b> <b>BB 5</b> <b>SO 5</b> <b>LOB 15</b> 								
<b>Jim Dwyer, L</b> (1, 9) OBP: 0.200, SLG: 0.800	0-3 K		0-0 F8		0-0		0-0 HR		0-0 5-3	3	1	1	1	0	1	0									
<b>Gary Roenicke, R</b> (7, PH) OBP: 0.500, SLG: 0.895	0-3 K				4-0 HR		1-H HR			2	1	1	2	0	0	0									
<b>Ken Singleton, S</b> (1, 10) OBP: 0.343, SLG: 0.214	0-3 K			0-3 K	4-0 1B		0-0 F8		0-0 1B	4	0	1	0	1	2	0									
<b>Eddie Murray, S</b> (1, 3) OBP: 0.571, SLG: 0.941		0-0 1B		0-0 BB	0-0 1B		0-0 CS		0-0 1B	5	2	5	0	0	0	0									
<b>John Lowenstein, L</b> (1, 7) OBP: 0.500, SLG: 0.429		0-0 1B		4-0 1B	0-0 1B		0-0 CS		0-0 1B	1	1	1	0	1	0	0									
<b>Dan Ford, R</b> (5, PH) OBP: 0.313, SLG: 0.345		1-3 1B		1-2 E	6-3		1-2		0-0 F3	3	0	0	0	0	0	4									
<b>Joe Nolan, L</b> (1, 2) OBP: 0.286, SLG: 0.273		0-0 SF8		0-0 E		4-0 CS		0-0 1B		2	0	2	2	1	0	0									
<b>Rick Dempsey, R</b> (8, PR) OBP: 0.368, SLG: 0.200		3-H SF8		1-2 2-H	1B		BB			0	0	0	0	0	0	0									
<b>Lenn Sakata, R</b> (1, 4) OBP: 0.310, SLG: 0.346		0-0 F8		0-0 4-1		0-0 F4		0-0 P4		4	0	0	0	0	0	4									
<b>Rich Dauer, R</b> (1, 5) OBP: 0.345, SLG: 0.429		0-0 F8		0-0 5-3		0-0 F9		0-0 BB		4	0	1	0	0	0	3									
<b>Bobby Bonner, R</b> (1, 6) OBP: 0.400, SLG: 0.400			0-0 P4		0-0 1B		0-3 K		4-0 1B	3	0	1	0	0	1	0									
<b>Terry Crowley, L</b> (8, PH)					0-0 G5-3				1-2 BB	0	0	0	0	1	0	0									
<b>Floyd Rayford, R</b> (8, 5)									1-2 BB	0	0	0	0	0	0	0									
<b>Inning Stats</b>	R: 0 E: 0 K: 3 S: 9	H: 0 LOB: 0 BB: 0 P: 9	R: 1 E: 0 K: 0 S: 5	H: 2 LOB: 1 BB: 0 P: 5	R: 0 E: 0 K: 0 S: 3	H: 0 LOB: 0 BB: 0 P: 3	R: 2 E: 1 K: 1 S: 7	H: 2 LOB: 1 BB: 1 P: 11	R: 1 E: 0 K: 0 S: 5	H: 3 LOB: 2 BB: 1 P: 9	R: 0 E: 0 K: 0 S: 2	H: 0 LOB: 0 BB: 1 P: 6	R: 2 E: 0 K: 1 S: 6	H: 2 LOB: 0 BB: 1 P: 10	R: 0 E: 0 K: 0 S: 5	H: 2 LOB: 1 BB: 0 P: 9		R: 0 E: 0 K: 0 S: 4	H: 2 LOB: 1 BB: 0 P: 4	1B: 10 2B: 1 3B: 0 HR: 2	SF: 1 SAC: 0 DP: 2 HBP: 0	WP: 0 PB: 0 SB: 0 CS: 2	PA: 42		
<b>PITCHER</b>	IP	WLS	BF	H	R	ER	SO	BB	IBB	HBP	BLK	WP	HR	S	P	ERA	WHIP								
<b>Richard Dotson, R</b> (1, 1) ERA: 3.38	4.2		22	7	4	3	4	2	0	0	0	0	1	28	36	5.79	1.929								
<b>Kevin Hickey, L</b> (5, 1)	2.0		9	2	2	2	1	2	0	0	0	0	1	9	17	9.00	2.000								
<b>LaMarr Hoyt, R</b> (7, 1) ERA: 4.5	2.1	W	10	4	0	0	0	1	0	0	0	0	0	9	13	0.00	2.143								

Batter	1	2	3	4	5	6	7	8	9	AB	R	H	RBI	BB	SO	LOB	BOTTOM								
<b>Rudy Law, L</b> (1, 8) OBP: 0.500, SLG: 0.500	0-0 P3		0-0 SH1-4	0-0 B5-3		0-0 4-3		0-0 2B		4	1	2	2	0	0	0	<b>Baltimore Orioles @ Chicago White Sox</b> Comiskey Park, Chicago, IL Sat Apr 17 1982, 7:05 PM EST Att: 28,977 - Unknown  livebaseballscores.com  <b>AB 34</b> <b>R 10</b> <b>H 13</b> <b>RBI 10</b> <b>BB 4</b> <b>SO 4</b> <b>LOB 13</b> 								
<b>Ron LeFlore, R</b> (8, PH) OBP: 0.300, SLG: 0.379	0-0 P5		0-0 SH1-4	0-3 K		1-3 2-H		0-0 SF9		4	1	1	2	0	1	2									
<b>Tony Bemazard, S</b> (1, 4) OBP: 0.212, SLG: 0.375	0-0 P5		0-0 SH1-4	0-0 K		1-2		1-H 2-H		4	1	1	2	0	1	2									
<b>Steve Kemp, L</b> (1, 7) OBP: 0.500, SLG: 0.552	0-0 1B		0-0 1B	0-0 F7		4-0 G6-4-3		0-0 G3		4	1	2	2	1	0	1									
<b>Greg Luzinski, R</b> (1, 10) OBP: 0.294, SLG: 0.400	0-0 1B		0-0 1B	0-0 F8		0-0 G6-4-3		0-0 SF9		3	1	1	1	0	0	3									
<b>Tom Paciorek, R</b> (1, 3) OBP: 0.548, SLG: 0.714	0-0 F8		0-0 1B	0-0 K		0-3 K		0-0 5-3		5	0	1	0	0	2	2									
<b>Mike Squires, L</b> (9, 3)	0-0 F8		0-0 1B	0-0 K		0-3 K		0-0 5-3		0	0	0	0	0	0	0									
<b>Harold Baines, L</b> (1, 9) OBP: 0.267, SLG: 0.250		0-0 F8	0-0 3-1	0-0 F7		0-0 4-3				4	0	1	2	0	0	0									
<b>Mary Foley, L</b> (1, 2) OBP: 0.333, SLG: 0.333		0-0 G1	0-0 3-1			0-0 1B		0-3 K		3	0	1	0	0	0	2									
<b>Bill Almon, R</b> (6, PR) OBP: 0.522, SLG: 0.550			0-0 3-1			0-0 1B				0	1	0	0	0	0	0									
<b>Marc Hill, R</b> (7, 2)			0-0 3-1			0-0 1B				1	0	0	0	0	1	0									
<b>Jim Morrison, R</b> (1, 5) OBP: 0.292, SLG: 0.524		0-0 P6	4-0 BB			0-0 BB		0-0 HR		3	2	2	1	1	0	0									
<b>Vance Law, R</b> (1, 6) OBP: 0.750, SLG: 0.500			0-0 1B			0-0 BB		4-0 1B		2	2	1	0	2	0	3									
<b>Inning Stats</b>	R: 0 E: 0 K: 0 S: 5	H: 2 LOB: 2 BB: 0 P: 5	R: 0 E: 0 K: 0 S: 3	H: 0 LOB: 0 BB: 0 P: 3	R: 4 E: 0 K: 0 S: 8	H: 5 LOB: 3 BB: 1 P: 13	R: 0 E: 0 K: 1 S: 5	H: 0 LOB: 0 BB: 0 P: 5	R: 0 E: 0 K: 1 S: 5	H: 0 LOB: 0 BB: 0 P: 5	R: 2 E: 0 K: 0 S: 5	H: 3 LOB: 3 BB: 2 P: 13	R: 0 E: 0 K: 2 S: 7	H: 0 LOB: 0 BB: 0 P: 7	R: 4 E: 0 K: 0 S: 6	H: 3 LOB: 0 BB: 1 P: 10		R: 0 E: 0 K: 0 S: 4	H: 0 LOB: 0 BB: 1 P: 10	1B: 11 2B: 1 3B: 0 HR: 1	SF: 1 SAC: 1 DP: 1 HBP: 1	WP: 0 PB: 0 SB: 0 CS: 0	PA: 41		
<b>PITCHER</b>	IP	WLS	BF	H	R	ER	SO	BB	IBB	HBP	BLK	WP	HR	S	P	ERA		WHIP							
<b>Jim Palmer, R</b> (1, 1) ERA: 11.57	2.1		13	5	4	4	0	0	0	1	0	0	0	12	13	15.43	2.143								
<b>Sammy Stewart, R</b> (3, 1) ERA: 2.92	2.2		15	5	2	2	2	2	0	0	0	0	0	17	25	6.75	2.625								
<b>Tippy Martinez, L</b> (6, 1) ERA: 9.0	3.0	L	13	3	4	4	2	1	1	0	0	0	1	15	23	12.00	1.333								



Batter	1	2	3	4	5	6	7	8	9	AB	R	H	RBI	BB	SO	LOB	TOP					
<b>Al Bumbry, L</b> OBP: 0.289, SLG: 0.229 (1, 8)										5	1	3	1	0	0	1						
<b>Rich Dauer, R</b> OBP: 0.394, SLG: 0.467 (8, 4)										2	1	1	1	1	0	1						
<b>Jose Morales, R</b> (9, PH)									1	0	0	0	0	0	0	1						
<b>Ken Singleton, S</b> OBP: 0.350, SLG: 0.250 (1, 10)									4	0	1	2	1	0	3							
<b>Eddie Murray, S</b> OBP: 0.564, SLG: 0.921 (1, 3)									4	0	2	0	0	0	1							
<b>Dan Ford, R</b> OBP: 0.278, SLG: 0.303 (1, 9)									4	0	0	0	0	2	4							
<b>Gary Roenicke, R</b> OBP: 0.519, SLG: 0.955 (6, 7)									3	0	2	0	0	1	0							
<b>John Lowenstein, L</b> OBP: 0.444, SLG: 0.375 (6, 7)									1	0	0	0	0	0	0							
<b>Rick Dempsey, R</b> (1, 2)									2	0	0	0	1	0	2							
<b>Jim Dwyer, L</b> OBP: 0.167, SLG: 0.667 (8, PH)									1	0	0	0	0	0	0							
<b>Floyd Rayford, R</b> (8, 5)									0	0	0	0	0	0	0							
<b>Lenn Sakata, R</b> OBP: 0.281, SLG: 0.310 (1, 4)									3	1	0	0	0	0	2							
<b>Joe Nolan, L</b> OBP: 0.297, SLG: 0.250 (8, PH)									1	0	0	0	0	0	0							
<b>Bobby Bonner, R</b> OBP: 0.375, SLG: 0.375 (1, 6)									3	1	1	0	0	0	2							
<b>Terry Crowley, L</b> (9, PH)									0	0	0	0	1	0	0							
<b>Cal Ripken Jr., R</b> OBP: 0.154, SLG: 0.308 (9, PR)									0	0	0	0	0	0	0							
<b>Inning Stats</b>	R: 0 E: 0 K: 1 S: 6	H: 2 LOB: 2 BB: 1 P: 10	R: 0 E: 0 K: 1 S: 5	H: 0 LOB: 1 BB: 1 P: 9	R: 0 E: 0 K: 0 S: 2	H: 0 LOB: 0 BB: 1 P: 6	R: 0 E: 0 K: 0 S: 4	H: 1 LOB: 1 BB: 0 P: 4	R: 3 E: 0 K: 1 S: 9	H: 4 LOB: 2 BB: 0 P: 9	R: 1 E: 1 K: 0 S: 5	H: 2 LOB: 2 BB: 0 P: 5	R: 0 E: 0 K: 0 S: 3	H: 1 LOB: 0 BB: 0 P: 4	R: 0 E: 0 K: 0 S: 3	H: 0 LOB: 0 BB: 0 P: 3	R: 0 E: 0 K: 0 S: 3	H: 0 LOB: 1 BB: 1 P: 7	1B: 5 2B: 6 3B: 0 HR: 0	SF: 0 SAC: 0 DP: 3 HBP: 1	WP: 0 PB: 0 CS: 0	PA: 39
<b>PITCHER</b>	IP	WLS	BF	H	R	ER	SO	BB	IBB	HBP	BLK	WP	HR	S	P	ERA	WHIP					
<b>Jerry Kosman, L</b> ERA: 5.65 (1, 1)	5.0		23	7	3	3	3	3	0	0	0	0	0	26	38	5.40	2.000					
<b>LaMarr Hoyt, R</b> ERA: (6, 1)	3.0	W	13	3	1	0	0	1	0	1	0	0	0	11	16	0.00	1.333					
<b>Salome Barojas, R</b> ERA: (9, 1)	1.0	S	3	0	0	0	0	0	0	0	0	0	0	3	3	0.00	0.000					

**Baltimore Orioles @ Chicago White Sox**  
Comiskey Park, Chicago, IL  
Sun Apr 18 1982, 4:33 AM EST  
Att: 34,322 - Unknown

AB 34  
R 4  
H 10  
RBI 4  
BB 4  
SO 3  
LOB 17





Batter	1	2	3	4	5	6	7	8	9	AB	R	H	RBI	BB	SO	LOB	BOTTOM				
<b>Ron LeFlore, R</b> OBP: 0.343, SLG: 0.441 (1, 8)										5	1	3	0	0	0	0					
<b>Tony Bemazard, S</b> OBP: 0.211, SLG: 0.351 (1, 4)										5	1	1	0	0	0	2					
<b>Steve Kemp, L</b> OBP: 0.500, SLG: 0.516 (1, 7)										2	1	0	0	2	1	0					
<b>Greg Luzinski, R</b> OBP: 0.316, SLG: 0.412 (1, 10)										4	2	2	1	0	0	2					
<b>Tom Paciorek, R</b> OBP: 0.514, SLG: 0.688 (1, 3)										4	0	1	1	0	0	3					
<b>Mike Squires, L</b> (8, 3)										0	0	0	0	0	0	0					
<b>Carlton Fisk, R</b> OBP: 0.538, SLG: 0.421 (1, 2)										2	0	1	1	2	0	0					
<b>Harold Baines, L</b> OBP: 0.265, SLG: 0.250 (1, 9)										4	0	1	0	0	0	6					
<b>Jim Morrison, R</b> OBP: 0.259, SLG: 0.458 (1, 5)										3	0	0	0	0	0	1					
<b>Rudy Law, L</b> OBP: 0.429, SLG: 0.429 (8, PH)										1	0	0	0	0	0	0					
<b>Aurelio Rodriguez, R</b> (9, 5)										0	0	0	0	0	0	0					
<b>Vance Law, R</b> OBP: 0.500, SLG: 0.200 (1, 6)										3	1	0	0	1	3	0					
<b>Inning Stats</b>	R: 3 E: 1 K: 0 S: 6	H: 3 LOB: 1 BB: 1 P: 10	R: 0 E: 0 K: 1 S: 5	H: 0 LOB: 0 BB: 0 P: 5	R: 1 E: 1 K: 0 S: 5	H: 2 LOB: 2 BB: 1 P: 9	R: 0 E: 0 K: 1 S: 5	H: 0 LOB: 0 BB: 0 P: 5	R: 0 E: 0 K: 0 S: 4	H: 1 LOB: 1 BB: 0 P: 4	R: 2 E: 0 K: 0 S: 5	H: 2 LOB: 3 BB: 3 P: 17	R: 0 E: 0 K: 1 S: 6	H: 1 LOB: 1 BB: 0 P: 6	R: 0 E: 0 K: 1 S: 6	H: 0 LOB: 0 BB: 0 P: 6	1B: 7 2B: 2 3B: 0 HR: 0	SF: 0 SAC: 0 DP: 0 HBP: 0	WP: 0 PB: 0 CS: 0	PA: 38	
<b>PITCHER</b>	IP	WLS	BF	H	R	ER	SO	BB	IBB	HBP	BLK	WP	HR	S	P	ERA	WHIP				
<b>Scott McGregor, L</b> ERA: 3.97 (1, 1)	6.0	L	29	8	6	5	3	2	1	0	0	0	0	32	44	7.50	1.667				
<b>Tippy Martinez, L</b> ERA: 9.0 (7, 1)	0.0		1	0	0	0	0	1	0	0	0	0	0	4							
<b>Don Stanhouse, R</b> ERA: 2.08 (7, 1)	2.0		8	1	0	0	1	1	0	0	0	0	0	9	13	0.00	1.000				

**Baltimore Orioles @ Chicago White Sox**  
Comiskey Park, Chicago, IL  
Sun Apr 18 1982, 4:33 AM EST  
Att: 34,322 - Unknown

AB 33  
R 6  
H 9  
RBI 3  
BB 5  
SO 4  
LOB 14




Batter	1	2	3	4	5	6	7	8	9	AB	R	H	RBI	BB	SO	LOB	TOP								
Willie Randolph, R (1.4) OBP: 0.500, SLG: 0.545	6-3		G3			FC6-4 1B	FC1-6 1B	1-3	1B	6	0	3	3	0	0	2	<p><b>New York Yankees @ Chicago White Sox</b> Comiskey Park, Chicago, IL Tue Apr 20 1982, 7:05 PM EST Att: 11,588 - Unknown - 40 F</p> <p>AB 44 R 11 H 16 RBI 10 BB 3 SO 4 LOB 18</p> 								
Jerry Mumphrey, S (1.8) OBP: 0.326, SLG: 0.282	4-3		K			FC6-4 1B	FC1-6 1B	2-3	K	6	1	0	1	0	2	6									
Dave Winfield, R (1.10) OBP: 0.355, SLG: 0.633	4-3			F7		FC5-4 1B	1B	6-3		5	1	1	1	0	0	2									
Lou Piniella, R (1.7) OBP: 0.650, SLG: 1.000		4-3		F7					1B PB	5	2	3	0	0	0	0									
Roy Smalley, S (1.5) OBP: 0.349, SLG: 0.351		K		K					2B PB	5	2	3	1	0	2	0									
Bob Watson, R (1.3) OBP: 0.350, SLG: 0.412					F8				1B PB	2	2	1	1	3	0	0									
Rick Cerone, R (1.2) OBP: 0.226, SLG: 0.276	4-3				6-3				F7	5	1	1	2	0	0	5									
Bucky Dent, R (1.6) OBP: 0.176, SLG: 0.176			1-3		5-3		F2	1B 1-3	FC6-4 1B	5	1	2	1	0	0	2									
Dave Collins, S (1.9) OBP: 0.235, SLG: 0.235			E1 WP G3			5-3	FC1-6 1B	1-3	FC6-4 1B	5	1	2	0	0	0	1									
<b>Inning Stats</b>	R: 0 E: 0 K: 0 S: 3	H: 0 LOB: 0 BB: 0 P: 3	R: 0 E: 0 K: 1 S: 5	H: 0 LOB: 1 BB: 1 P: 9	R: 0 E: 1 K: 1 S: 6	H: 0 LOB: 1 BB: 0 P: 6	R: 0 E: 0 K: 1 S: 5	H: 0 LOB: 0 BB: 0 P: 5	R: 0 E: 0 K: 0 S: 3	H: 0 LOB: 0 BB: 0 P: 3	R: 0 E: 0 K: 0 S: 4	H: 1 LOB: 1 BB: 0 P: 4	R: 7 E: 1 K: 0 S: 11	H: 8 LOB: 3 BB: 2 P: 19	R: 1 E: 0 K: 0 S: 5	H: 2 LOB: 1 BB: 0 P: 5	R: 3 E: 0 K: 1 S: 10	H: 5 LOB: 2 BB: 0 P: 10	1B: 14 2B: 2 3B: 0 HR: 0	SF: 0 SAC: 0 DP: 0 HBP: 0	WP: 1 PB: 1 SB: 0 CS: 0	PA: 47			
<b>PITCHER</b>	IP	WLS	BF	H	R	ER	SO	BB	IBB	HBP	BLK	WP	HR	S	P	ERA	WHIP								
Steve Trout, L (1.1) ERA: 4.5	6.0	L	24	3	3	3	3	2	0	0	0	1	0	28	36	4.50	0.833								
Dennis Lamp, R (7.1) ERA: 6.75	0.2		7	5	3	3	0	0	0	0	0	0	0	7	7	40.50	7.500								
Kevin Hickey, L (7.1) ERA: 4.15	0.1		3	1	1	1	0	1	0	0	0	0	0	2	6	27.00	6.000								
Juan Agosto, L (8.1) ERA: 18.0	2.0		13	7	4	4	1	0	0	0	0	0	0	15	15	18.00	3.500								

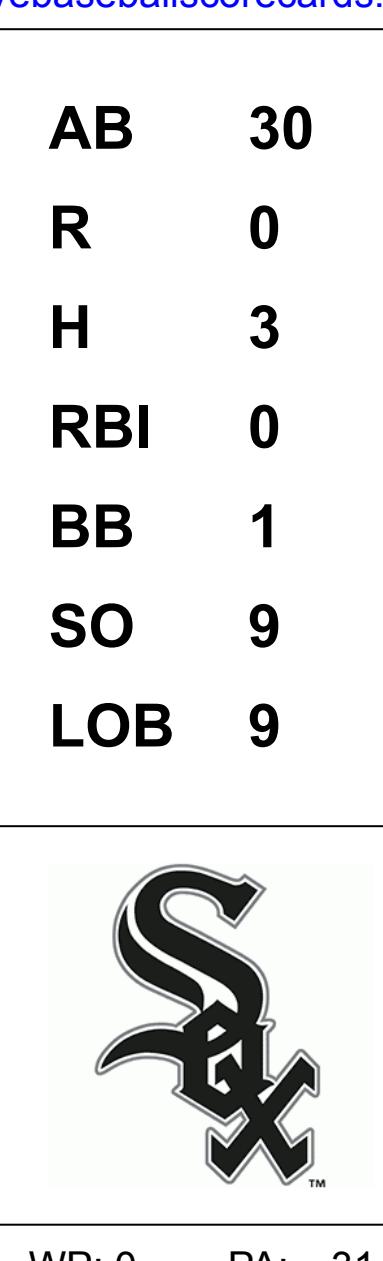
Batter	1	2	3	4	5	6	7	8	9	AB	R	H	RBI	BB	SO	LOB	BOTTOM								
Ron LeFlore, R (1.8) OBP: 0.359, SLG: 0.447	6-3		G6-4-3 1-2		S 1B		1-2 1B		4-3	4	1	2	1	0	0	2	<p><b>New York Yankees @ Chicago White Sox</b> Comiskey Park, Chicago, IL Tue Apr 20 1982, 7:05 PM EST Att: 11,588 - Unknown - 40 F</p> <p>AB 31 R 2 H 6 RBI 2 BB 8 SO 4 LOB 21</p> 								
Rudy Law, L (9. PH) OBP: 0.375, SLG: 0.375										1	0	0	0	0	0	0									
Tony Bemazzard, S (1.4) OBP: 0.296, SLG: 0.381				K			K			5	0	3	1	0	2	2									
Steve Kemp, L (1.7) OBP: 0.488, SLG: 0.514		G4-6-3 1B			1B				1B	4	0	1	0	1	0	3									
Greg Luzinski, R (1.10) OBP: 0.333, SLG: 0.389										2	0	0	0	2	0	0									
Tom Paciorek, R (1.3) OBP: 0.462, SLG: 0.611										4	0	0	0	0	1	4									
Harold Baines, L (1.9) OBP: 0.263, SLG: 0.229										3	0	0	0	1	0	2									
Carlton Fisk, R (1.2) OBP: 0.500, SLG: 0.364										3	1	0	0	1	0	3									
Marc Hill, R (9.2) OBP: 0.254, SLG: 0.364										0	0	0	0	0	0	0									
Jim Morrison, R (1.5) OBP: 0.267, SLG: 0.423										2	0	0	0	1	0	1									
Jerry Hairston, S (8. PH) ERA: 2.54										1	0	0	0	0	1	3									
Aurelio Rodriguez, R (9.5) ERA: 1.59										0	0	0	0	0	0	0									
Bill Almon, R (1.6) OBP: 0.519, SLG: 0.500										2	0	0	0	2	0	1									
<b>Inning Stats</b>	R: 0 E: 0 K: 0 S: 3	H: 1 LOB: 0 BB: 0 P: 3	R: 0 E: 0 K: 0 S: 3	H: 0 LOB: 0 BB: 0 P: 3	R: 0 E: 0 K: 1 S: 2	H: 0 LOB: 2 BB: 2 P: 10	R: 0 E: 0 K: 1 S: 6	H: 1 LOB: 1 BB: 1 P: 10	R: 2 E: 0 K: 0 S: 5	H: 2 LOB: 1 BB: 1 P: 9	R: 0 E: 0 K: 0 S: 3	H: 0 LOB: 0 BB: 0 P: 3	R: 0 E: 0 K: 1 S: 6	H: 1 LOB: 2 BB: 1 P: 10	R: 0 E: 0 K: 2 S: 7	H: 0 LOB: 3 BB: 3 P: 19	R: 0 E: 0 K: 0 S: 4	H: 1 LOB: 1 BB: 0 P: 4	1B: 5 2B: 1 3B: 0 HR: 0	SF: 0 SAC: 0 DP: 2 HBP: 0	WP: 0 PB: 0 SB: 1 CS: 0	PA: 39			
<b>PITCHER</b>	IP	WLS	BF	H	R	ER	SO	BB	IBB	HBP	BLK	WP	HR	S	P	ERA	WHIP								
Mike Morgan, R (1.1) ERA: 3.85	6.0	W	24	4	2	2	1	4	0	0	0	0	0	22	38	3.00	1.333								
Shane Rawley, L (7.1) ERA: 2.54	1.0		5	1	0	0	1	1	0	0	0	0	0	6	10	0.00	2.000								
Rich Gossage, R (8.1) ERA: 1.59	1.0		6	0	0	0	2	3	0	0	0	0	0	7	19	0.00	3.000								
George Frazier, R (9.1) ERA: 1.93	1.0		4	1	0	0	0	0	0	0	0	0	0	4	4	0.00	1.000								

Batter	1	2	3	4	5	6	7	8	9	AB	R	H	RBI	BB	SO	LOB	TOP																												
Willie Randolph, R (1,4) OBP: 0.477, SLG: 0.514	6-3		F9				5-3			4	0	1	1	0	0	0	<b>New York Yankees @ Chicago White Sox</b> Comiskey Park, Chicago, IL Wed Apr 21 1982, 7:05 PM EST Att: 13,700 - Unknown - 44 F																												
Jerry Mumphrey, S (1,8) OBP: 0.340, SLG: 0.302	4-3					L6				4	0	2	0	0	0	2																													
Ken Griffey, L (1,9) OBP: 0.273, SLG: 0.258	K					1-3				4	0	0	0	0	1	2																													
Oscar Gamble, L (1,7) OBP: 0.231, SLG: 0.250										1	0	0	0	0	0	0																													
Dave Collins, S (3,7) OBP: 0.250, SLG: 0.250										3	0	1	0	0	0	2																													
Dave Winfield, R (1,10) OBP: 0.371, SLG: 0.606										3	0	1	0	1	0	2																													
Graig Nettles, L (1,5) OBP: 0.333, SLG: 0.333										3	0	2	0	1	0	0																													
Dave Revering, L (1,3) OBP: 0.280, SLG: 0.261										3	1	1	0	0	0	5																													
Lou Piniella, R (9, PH) OBP: 0.619, SLG: 0.947										1	0	0	0	0	0	1																													
Bob Watson, R (9, 3) OBP: 0.350, SLG: 0.412										0	0	0	0	0	0	0																													
Rick Cerone, R (1,2) OBP: 0.257, SLG: 0.281			K							3	0	1	0	1	1	0																													
Bucky Dent, R (1,6) OBP: 0.150, SLG: 0.150										3	0	0	0	0	1	2																													
Bobby Murcer, L (9, PH) OBP: 0.333, SLG: 0.667										1	0	0	0	0	0	2																													
Larry Milbourne, S (9, 6) OBP: 0.125, SLG: 0.125										0	0	0	0	0	0	0																													
<b>Inning Stats</b>	R: 0 E: 0 K: 1 S: 5	H: 0 LOB: 0 BB: 0 P: 5	R: 0 E: 0 K: 0 S: 4	H: 2 LOB: 1 BB: 0 P: 4	R: 0 E: 0 K: 1 S: 5	H: 0 LOB: 0 BB: 0 P: 5	R: 0 E: 0 K: 0 S: 4	H: 1 LOB: 1 BB: 0 P: 4	R: 1 E: 0 K: 0 S: 5	H: 2 LOB: 2 BB: 1 P: 9	R: 0 E: 0 K: 0 S: 3	H: 1 LOB: 0 BB: 0 P: 11	R: 0 E: 0 K: 1 S: 5	H: 0 LOB: 0 BB: 0 P: 5	R: 0 E: 0 K: 0 S: 4	H: 1 LOB: 1 BB: 0 P: 4	R: 0 E: 0 K: 0 S: 4	H: 2 LOB: 0 BB: 0 P: 4	R: 0 E: 0 K: 0 S: 4	H: 2 LOB: 0 BB: 0 P: 4	1B: 9 2B: 0 3B: 0 HR: 0	SF: 0 SAC: 0 DP: 3 HBP: 0	WP: 0 SB: 1 CS: 2	PA: 36																					
<b>PITCHER</b>	IP	WLS	BF	H	R	ER	SO	BB	IBB	HBP	BLK	WP	HR	S	P	ERA	WHIP	<b>PITCHER</b>										IP	WLS	BF	H	R	ER	SO	BB	IBB	HBP	BLK	WP	HR	S	P	ERA	WHIP	
Richard Dotson, R (1,1) ERA: 2.87	5.0	L	20	5	1	1	2	1	0	0	0	0	0	23	27	1.80	1.200																												
Kevin Hickey, L (6,1) ERA: 3.35	1.0		5	1	0	0	0	1	1	0	0	0	0	0	3	11	0.00	2.000																											
LaMarr Hoyt, R (7,1) ERA	2.0		7	1	0	0	1	0	0	0	0	0	0	0	9	9	0.00	0.500																											
Jerry Koosman, L (9,1) ERA: 5.85	0.0		1	1	0	0	0	0	0	0	0	0	0	1	1	∞	∞																												
Salome Barojas, R (9,1) ERA	1.0		3	1	0	0	0	0	0	0	0	0	0	3	3	0.00	1.000																												

AB	33
R	1
H	9
RBI	1
BB	3
SO	3
LOB	18





Batter	1	2	3	4	5	6	7	8	9	AB	R	H	RBI	BB	SO	LOB	BOTTOM																													
Ron LeFlore, R (1,8) OBP: 0.326, SLG: 0.405	6-3		F9							4	0	0	0	0	1	0	<b>New York Yankees @ Chicago White Sox</b> Comiskey Park, Chicago, IL Wed Apr 21 1982, 7:05 PM EST Att: 13,700 - Unknown - 44 F																													
Tony Bemazzard, S (1,4) OBP: 0.255, SLG: 0.370			F4							4	0	1	0	0	0	0																														
Steve Kemp, L (1,7) OBP: 0.447, SLG: 0.462										4	0	0	0	0	1	1																														
Greg Luzinski, R (1,10) OBP: 0.348, SLG: 0.425										4	0	2	0	0	1	0																														
Tom Paciorek, R (1,3) OBP: 0.429, SLG: 0.564										3	0	0	0	0	1	3																														
Carlton Fisk, R (1,2) OBP: 0.485, SLG: 0.333										2	0	0	0	1	1	1																														
Harold Baines, L (1,9) OBP: 0.250, SLG: 0.216										2	0	0	0	0	1	1																														
Jerry Hairston, S (7, PH) (8, 9)										1	0	0	0	0	1	1																														
Jim Morrison, R (1,5) OBP: 0.242, SLG: 0.379										3	0	0	0	0	1	1																														
Bill Almon, R (1,6) OBP: 0.467, SLG: 0.440										3	0	0	0	0	1	1																														
<b>Inning Stats</b>	R: 0 E: 0 K: 1 S: 7	H: 2 LOB: 2 BB: 0 P: 7	R: 0 E: 0 K: 1 S: 5	H: 0 LOB: 1 BB: 1 P: 9	R: 0 E: 0 K: 0 S: 3	H: 0 LOB: 0 BB: 0 P: 3	R: 0 E: 0 K: 1 S: 5	H: 0 LOB: 0 BB: 0 P: 5	R: 0 E: 0 K: 1 S: 5	H: 0 LOB: 0 BB: 0 P: 5	R: 0 E: 0 K: 0 S: 3	H: 0 LOB: 0 BB: 0 P: 3	R: 0 E: 0 K: 2 S: 8	H: 1 LOB: 1 BB: 0 P: 8	R: 0 E: 0 K: 2 S: 7	H: 0 LOB: 0 BB: 0 P: 7	R: 0 E: 0 K: 1 S: 5	H: 0 LOB: 0 BB: 0 P: 5	R: 0 E: 0 K: 0 S: 5	H: 0 LOB: 0 BB: 0 P: 5	1B: 2 2B: 1 3B: 0 HR: 0	SF: 0 SAC: 0 DP: 0 HBP: 0	WP: 0 SB: 0 CS: 0	PA: 31																						
<b>PITCHER</b>	IP	WLS	BF	H	R	ER	SO	BB	IBB	HBP	BLK	WP	HR	S	P	ERA	WHIP	<b>PITCHER</b>										IP	WLS	BF	H	R	ER	SO	BB	IBB	HBP	BLK	WP	HR	S	P	ERA	WHIP		
Ron Guidry, L (1,1) ERA: 2.45	9.0	W	31	3	0	0	9	1	0	0	0	0	0	48	52	0.00	0.444																													



Batter	1	2	3	4	5	6	7	8	9	AB	R	H	RBI	BB	SO	LOB	TOP			
Ron LeFlore, R (1, 8) OBP: 0.333, SLG: 0.426										5	0	2	2	0	1	1	Chicago White Sox @ Baltimore Orioles Memorial Stadium, Baltimore, MD Fri Apr 23 1982, 6:05 PM EST Att: 11,885 - Unknown - 62 F			
Tony Bemazard, S (1, 4) OBP: 0.231, SLG: 0.333										5	0	0	0	0	2	5				
Steve Kemp, L (1, 7) Rudy Law, L (4, PR) OBP: 0.449, SLG: 0.450 OBP: 0.300, SLG: 0.300										1	0	0	0	0	0	0				
Greg Luzinski, R (1, 10) OBP: 0.320, SLG: 0.386										4	0	0	0	0	0	1				
Tom Paciorek, R (1, 3) Mike Squires, L (9, 3)										4	0	2	1	0	0	0				
Harold Baines, L (1, 9) OBP: 0.273, SLG: 0.268										4	1	2	0	0	0	2				
Carlton Fisk, R (1, 2) OBP: 0.444, SLG: 0.296										3	0	0	0	0	0	1				
Jim Morrison, R (1, 5) OBP: 0.297, SLG: 0.515										4	1	3	1	0	0	0				
Bill Almon, R (1, 6) OBP: 0.471, SLG: 0.429										3	1	1	0	1	0	2				
<b>Inning Stats</b>	R: 0 E: 0 K: 2 S: 7	H: 0 LOB: 0 BB: 0 P: 7	R: 0 E: 0 K: 0 S: 4	H: 1 LOB: 1 BB: 0 P: 4	R: 0 E: 0 K: 0 S: 3	H: 1 LOB: 0 BB: 0 P: 3	R: 1 E: 0 K: 0 S: 4	H: 1 LOB: 1 BB: 0 P: 5	R: 1 E: 0 K: 1 S: 7	H: 3 LOB: 2 BB: 0 P: 7	R: 0 E: 0 K: 0 S: 4	H: 0 LOB: 2 BB: 1 P: 8	R: 0 E: 0 K: 0 S: 3	H: 0 LOB: 0 BB: 0 P: 3	R: 2 E: 0 K: 0 S: 6	H: 3 LOB: 1 BB: 0 P: 6		1B: 6 2B: 4 3B: 1 HR: 0	SF: 0 SAC: 1 DP: 1 HBP: 1	WP: 1 PB: 0 CS: 2
<b>PITCHER</b>	IP WLS BF H R ER SO BB IBB HBP BLK WP HR S P ERA WHIP																			
Jim Palmer, R (1, 1) ERA: 7.47	8.2 L 37 10 4 4 3 1 0 0 0 0 1 0 41 46 4.15 1.269																			
Tippy Martinez, L (9, 1) ERA: 8.1	0.1 1 0 0 0 0 0 0 0 0 0 0 0 0 1 1 0.00 0.000																			

Batter	1	2	3	4	5	6	7	8	9	AB	R	H	RBI	BB	SO	LOB	BOTTOM					
Al Bumby, L (1, 8) OBP: 0.313, SLG: 0.311										4	0	0	0	0	0	1	Chicago White Sox @ Baltimore Orioles Memorial Stadium, Baltimore, MD Fri Apr 23 1982, 6:05 PM EST Att: 11,885 - Unknown - 62 F					
Rich Dauer, R (1, 4) OBP: 0.455, SLG: 0.525										4	2	3	0	0	0	0						
Ken Singleton, S (1, 10) Jim Dwyer, L (6, PR) OBP: 0.321, SLG: 0.209 OBP: 0.250, SLG: 0.625										3	0	0	0	1	0	2						
Eddie Murray, S (1, 3) OBP: 0.538, SLG: 0.816										4	0	2	2	0	1	0						
Dan Ford, R (1, 9) OBP: 0.265, SLG: 0.326										4	0	1	0	0	1	3						
Gary Roenicke, R (1, 7) OBP: 0.395, SLG: 0.656										3	0	0	0	1	1	0						
Cal Ripken Jr., R (1, 5) OBP: 0.167, SLG: 0.306										4	0	0	0	0	1	2						
Rick Dempsey, R (1, 2) Terry Crowley, L (9, PH) OBP: 0.393, SLG: 0.190 OBP: 0.375, SLG: 0.167										2	0	0	0	1	0	2						
Bobby Bonner, R (1, 6) Jose Morales, R (8, PH)										2	0	0	0	0	0	1						
Lenn Sakata, R (9, 6) Joe Nolan, L (9, PH) Benny Ayala, R (9, PH) OBP: 0.256, SLG: 0.278 OBP: 0.250, SLG: 0.250 OBP: 0.375, SLG: 0.429										1	0	0	0	0	1	0						
<b>Inning Stats</b>	R: 0 E: 0 K: 0 S: 3	H: 0 LOB: 0 BB: 0 P: 3	R: 0 E: 0 K: 2 S: 7	H: 0 LOB: 0 BB: 0 P: 7	R: 0 E: 0 K: 0 S: 3	H: 0 LOB: 1 BB: 1 P: 7	R: 1 E: 0 K: 0 S: 4	H: 2 LOB: 0 BB: 0 P: 4	R: 0 E: 0 K: 0 S: 3	H: 0 LOB: 0 BB: 0 P: 3	R: 0 E: 0 K: 0 S: 4	H: 1 LOB: 1 BB: 0 P: 4	R: 0 E: 0 K: 0 S: 4	H: 1 LOB: 2 BB: 1 P: 8	R: 1 E: 0 K: 2 S: 9	H: 2 LOB: 1 BB: 1 P: 13	R: 0 E: 0 K: 1 S: 6	H: 1 LOB: 1 BB: 0 P: 6	1B: 5 2B: 2 3B: 0 HR: 0	SF: 0 SAC: 0 DP: 1 HBP: 0	WP: 0 PB: 0 CS: 0	PA: 36
<b>PITCHER</b>	IP WLS BF H R ER SO BB IBB HBP BLK WP HR S P ERA WHIP																					
Britt Burns, L (1, 1) ERA: 0.87	7.2 W 4 1 0 0 2 0 0 0 0 0 0 0 8 8 0.00 1.000																					
LaMar Hoyt, R (8, 1) ERA: 5.52	0.1 S 1 0 0 0 0 0 0 0 0 0 0 0 1 1 0.00 0.000																					

AB	35
R	4
H	10
RBI	4
BB	1
SO	3
LOB	12




Batter	1	2	3	4	5	6	7	8	9	AB	R	H	RBI	BB	SO	LOB	TOP					
Ron LeFlore, R OBP: 0.358, SLG: 0.500 (1, 8)										5	1	3	0	0	0	2	Chicago White Sox @ Baltimore Orioles Memorial Stadium, Baltimore, MD Sat Apr 24 1982, 6:05 PM EST Att: 24,749 - Unknown					
Tony Bernazard, S OBP: 0.246, SLG: 0.339 (1, 4)										5	0	2	1	0	1	5						
Tom Paciorek, R OBP: 0.392, SLG: 0.500 (1, 3)										5	0	0	0	0	1	5						
Greg Luzinski, R OBP: 0.309, SLG: 0.388 (1, 10)										5	0	1	0	0	1	5						
Carlton Fisk, R OBP: 0.425, SLG: 0.323 (1, 2)										4	1	1	0	0	1	3						
Jim Morrison, R OBP: 0.293, SLG: 0.541 (1, 5)										4	1	1	1	0	0	1						
Jerry Hairston, S OBP: 0.286, SLG: 0.714 (1, 7)										4	1	2	2	0	1	0						
Harold Baines, L OBP: 0.250, SLG: 0.244 (1, 9)										4	0	0	0	0	0	1						
Bill Almon, R OBP: 0.474, SLG: 0.452 (1, 6)										3	0	1	0	1	0	1						
<b>Inning Stats</b>	R: 1 E: 0 K: 1 S: 7	H: 2 LOB: 1 BB: 0 P: 7	R: 1 E: 1 K: 0 S: 6	H: 2 LOB: 2 BB: 0 P: 6	R: 0 E: 0 K: 1 S: 6	H: 1 LOB: 1 BB: 0 P: 6	R: 0 E: 0 K: 1 S: 5	H: 0 LOB: 0 BB: 0 P: 5	R: 0 E: 0 K: 0 S: 4	H: 1 LOB: 1 BB: 0 P: 4	R: 2 E: 0 K: 0 S: 6	H: 3 LOB: 1 BB: 0 P: 6	R: 0 E: 0 K: 1 S: 6	H: 1 LOB: 0 BB: 0 P: 6	R: 0 E: 0 K: 0 S: 3	H: 0 LOB: 0 BB: 0 P: 3	R: 0 E: 0 K: 1 S: 6	H: 1 LOB: 2 BB: 1 P: 10	1B: 4 2B: 4 3B: 2 HR: 1	SF: 0 SAC: 0 DP: 0 HBP: 0	WP: 0 PB: 0 SB: 1 CS: 0	PA: 40
<b>PITCHER</b>	IP WLS BF H R ER SO BB IBB HBP BLK WP HR S P ERA WHIP	5.0 L 24 8 4 4 3 0 0 0 0 0 1 30 30 7.20 1.600	4.0 W 16 3 0 0 2 1 0 0 0 0 0 19 23 0.00 1.000																			
Scott McGregor, L ERA: 4.55 (1, 1)																						
Sammy Stewart, R ERA: 3.24 (6, 1)																						

Batter	1	2	3	4	5	6	7	8	9	AB	R	H	RBI	BB	SO	LOB	BOTTOM			
Al Bumbry, L OBP: 0.346, SLG: 0.347 (1, 8)										4	2	3	0	0	0	1	Chicago White Sox @ Baltimore Orioles Memorial Stadium, Baltimore, MD Sat Apr 24 1982, 6:05 PM EST Att: 24,749 - Unknown			
Rich Dauer, R OBP: 0.426, SLG: 0.488 (1, 4)										3	0	0	0	0	1	2				
John Lowenstein, L OBP: 0.357, SLG: 0.250 (1, 7)										1	0	0	1	1	0	0				
Gary Roenicke, R OBP: 0.400, SLG: 0.636 (5, PH) (6, 7)										1	1	0	0	1	1	0				
Eddie Murray, S OBP: 0.554, SLG: 0.923 (1, 3)										3	2	2	4	1	0	2				
Dan Ford, R OBP: 0.245, SLG: 0.300 (1, 9)										4	0	0	0	0	0	3				
Ken Singleton, S OBP: 0.388, SLG: 0.227 (1, 10)										1	1	1	0	3	0	0				
Joe Nolan, L OBP: 0.227, SLG: 0.222 (1, 2)										2	0	0	0	0	0	2				
Rick Dempsey, R OBP: 0.379, SLG: 0.182 (6, PH) (7, 2)										1	0	0	0	0	0	1				
Cal Ripken Jr., R OBP: 0.150, SLG: 0.275 (1, 5)										4	0	0	0	0	1	3				
Bobby Bonner, R OBP: 0.357, SLG: 0.429 (1, 6)										4	1	2	1	0	1	1				
<b>Inning Stats</b>	R: 0 E: 0 K: 1 S: 6	H: 1 LOB: 2 BB: 1 P: 10	R: 0 E: 0 K: 0 S: 2	H: 0 LOB: 0 BB: 1 P: 6	R: 2 E: 0 K: 0 S: 5	H: 2 LOB: 1 BB: 1 P: 9	R: 1 E: 0 K: 0 S: 4	H: 1 LOB: 0 BB: 1 P: 8	R: 1 E: 0 K: 1 S: 6	H: 1 LOB: 0 BB: 0 P: 6	R: 0 E: 0 K: 0 S: 2	H: 0 LOB: 0 BB: 1 P: 6	R: 3 E: 0 K: 0 S: 5	H: 2 LOB: 0 BB: 1 P: 9	R: 0 E: 0 K: 2 S: 8	H: 1 LOB: 1 BB: 0 P: 8	1B: 5 2B: 1 3B: 0 HR: 2	SF: 0 SAC: 2 DP: 2 HBP: 0	WP: 1 PB: 0 SB: 1 CS: 0	PA: 36
<b>PITCHER</b>	IP WLS BF H R ER SO BB IBB HBP BLK WP HR S P ERA WHIP	3.2 L 18 4 3 3 1 4 0 0 0 0 0 12 16 6.00 1.000	3.0 L 11 2 2 2 1 1 0 0 0 0 1 12 16 6.00 1.000	1.1 L 7 2 2 2 2 1 0 0 0 0 1 10 14 13.50 2.250																
Dennis Lamp, R ERA: 6.91 (1, 1)																				
Kevin Hickey, L ERA: 4.32 (4, 1)																				
LaMarr Hoyt, R ERA: 1.5 (7, 1)																				


Batter	1	2	3	4	5	6	7	8	9	AB	R	H	RBI	BB	SO	LOB	TOP							
Ron LeFlore, R (1, 8) OBP: 0.378, SLG: 0.518	0-3 K		0-3 K		4-0 SH1-3 S BB		0-0 L9 S 1B		0-0 WP 1-H 2B	4	0	2	0	1	2	0	Chicago White Sox @ Baltimore Orioles Memorial Stadium, Baltimore, MD Sun Apr 25 1982, 3:33 AM EDT Att: 16,233 - Unknown							
Tony Bernazard, S (1, 4) OBP: 0.292, SLG: 0.339	0-0 FC6-4 1B		0-0 F4		0-0 SH1-3 1-3		0-0 L9 1-3		4-0 2-3 BB	3	0	1	0	1	0	1								
Steve Kemp, L (1, 7) OBP: 0.407, SLG: 0.400	0-0 L4		0-0 L9		0-0 F6		0-0 1-3		0-3 K	5	0	0	0	0	1	5								
Greg Luzinski, R (1, 10) OBP: 0.305, SLG: 0.365	0-0 FC6-4 1-2			0-3 K	1-0 HBP			0-0 F8		3	0	0	0	0	1	1								
Harold Baines, L (1, 9) OBP: 0.269, SLG: 0.286		0-0 F7		0-0 FC4-6 1B	0-0 F7			0-0 1B 2B		4	1	2	0	0	0	2								
Mary Foley, L (1, 2) OBP: 0.286, SLG: 0.167		4-0 1B BB		0-0 FC4-6 BB 1-2		0-0 F8		0-0 5-3		3	0	0	0	1	0	2								
Mike Squires, L (1, 3) OBP: 0.667, SLG: 0.600		0-0 1-2 1B		0-0 FC5 BB 1-2		0-0 4-3		0-0 2-H 1B		4	0	3	1	0	0	0								
Jim Morrison, R (1, 5) OBP: 0.295, SLG: 0.513 (9, PH) Rudy Law, L (9, PH) OBP: 0.394, SLG: 0.364		0-0 F7		4-0 1-2 2-3 BB		0-0 F7			0-0 FC4-5 S 1B	2	0	0	0	1	0	2								
Bill Almon, R (1, 6) OBP: 0.439, SLG: 0.412 (9, PH) Jerry Hairston, S (9, PH) OBP: 0.250, SLG: 0.625		0-0 F8		0-0 FC5 2-3		0-0 6-3			0-0 FC4-5 1-3 2B	1	0	0	0	0	0	1								
<b>Inning Stats</b>	R: 0 E: 0 K: 1 S: 6	H: 1 LOB: 1 BB: 0 P: 6	R: 0 E: 0 K: 0 S: 4	H: 1 LOB: 2 BB: 1 P: 8	R: 0 E: 0 K: 1 S: 5	H: 0 LOB: 0 BB: 0 P: 5	R: 0 E: 0 K: 1 S: 7	H: 2 LOB: 3 BB: 1 P: 11	R: 0 E: 0 K: 0 S: 3	H: 0 LOB: 2 BB: 1 P: 8	R: 0 E: 0 K: 0 S: 3	H: 0 LOB: 0 BB: 0 P: 3	R: 0 E: 0 K: 0 S: 4	H: 1 LOB: 1 BB: 0 P: 4	R: 1 E: 0 K: 0 S: 4	H: 2 LOB: 1 BB: 0 P: 4		R: 0 E: 0 K: 1 S: 6	H: 2 LOB: 2 BB: 1 P: 10	1B: 7 2B: 2 3B: 0 HR: 0	SF: 0 SAC: 1 DP: 0 HBP: 1	WP: 1 PB: 0 CS: 3	PA: 39	
<b>PITCHER</b>	IP WLS BF H R ER SO BB IBB HBP BLK WP HR S P ERA WHIP	8.2 W 38 9 1 1 3 4 0 1 0 1 0 0 39 56 1.04 1.500	(1, 1) ERA: 4.11	0.1 S 1 0 0 0 1 0 0 0 0 0 0 0 3 3 0.00 0.000	(9, 1) ERA: 7.71																			

AB	33
R	1
H	9
RBI	1
BB	4
SO	4
LOB	19



Batter	1	2	3	4	5	6	7	8	9	AB	R	H	RBI	BB	SO	LOB	BOTTOM							
Al Bumbry, L (1, 8) OBP: 0.339, SLG: 0.340	0-0 F9			0-0 F7		0-0 3-1		0-0 1B		4	0	1	0	0	0	0	Chicago White Sox @ Baltimore Orioles Memorial Stadium, Baltimore, MD Sun Apr 25 1982, 3:33 AM EDT Att: 16,233 - Unknown							
Rich Dauer, R (1, 4) OBP: 0.392, SLG: 0.447	0-0 F8			0-0 L8		0-0 6-3		0-0 F3		4	0	0	0	0	0	1								
Dan Ford, R (1, 9) OBP: 0.232, SLG: 0.283	0-0 F9			0-3 K		0-0 F8				3	0	0	0	0	1	0								
Eddie Murray, S (1, 3) OBP: 0.542, SLG: 0.891		0-0 6-3			0-0 HR 1B		0-3 K			3	1	1	0	0	1	0								
Ken Singleton, S (1, 10) OBP: 0.350, SLG: 0.213		0-3 K			0-3 K		0-0 5-3			3	0	0	0	0	2	1								
Gary Roenicke, R (1, 7) OBP: 0.395, SLG: 0.600		0-3 K			0-3 K		4-0 FC4-6 BB			2	0	0	0	1	2	1								
Rick Dempsey, R (1, 2) OBP: 0.406, SLG: 0.333			4-0 G6-4 BB		0-0 1-H HR		0-0 FC4-6 1-2			2	1	1	2	1	0	1								
Cal Ripken Jr., R (1, 5) OBP: 0.140, SLG: 0.256			0-0 L8		0-0 E5		0-0 L3			3	0	0	0	0	0	1								
Bobby Bonner, R (1, 6) OBP: 0.294, SLG: 0.353			0-0 G6-4 1-2		0-0 5-3		0-0 F3			3	0	0	0	0	0	2								
<b>Inning Stats</b>	R: 0 E: 0 K: 0 S: 3	H: 0 LOB: 0 BB: 0 P: 3	R: 0 E: 0 K: 2 S: 7	H: 0 LOB: 0 BB: 0 P: 7	R: 0 E: 0 K: 0 S: 2	H: 0 LOB: 0 BB: 1 P: 6	R: 0 E: 0 K: 1 S: 5	H: 0 LOB: 0 BB: 0 P: 5	R: 2 E: 1 K: 2 S: 10	H: 2 LOB: 1 BB: 0 P: 10	R: 0 E: 0 K: 0 S: 3	H: 0 LOB: 0 BB: 0 P: 3	R: 0 E: 0 K: 1 S: 5	H: 0 LOB: 1 BB: 1 P: 9	R: 0 E: 0 K: 0 S: 4	H: 1 LOB: 1 BB: 0 P: 4		R: 0 E: 0 K: 0 S: 4	H: 1 LOB: 1 BB: 0 P: 4	1B: 2 2B: 0 3B: 0 HR: 1	SF: 0 SAC: 0 DP: 1 HBP: 0	WP: 0 PB: 0 CS: 0	PA: 29	
<b>PITCHER</b>	IP WLS BF H R ER SO BB IBB HBP BLK WP HR S P ERA WHIP	8.0 L 29 3 2 2 6 2 0 0 0 0 1 39 47 2.25 0.625	(1, 1) ERA: 3.6																					

AB	27
R	2
H	3
RBI	2
BB	2
SO	6
LOB	7



Batter	1	2	3	4	5	6	7	8	9	AB	R	H	RBI	BB	SO	LOB	TOP				
Jerry Remy, L (1,4) OBP: 0.333, SLG: 0.345	3-1			BB CS SF9 1B	K			SH1-4		3	1	1	0	0	1	1	<b>Boston Red Sox @ Chicago White Sox</b> Comiskey Park, Chicago, IL Mon Apr 26 1982, 8:05 PM EDT Overcast - 41 F				
Dwight Evans, R (1,9) OBP: 0.338, SLG: 0.293	4-3			SF9 BB BB			6-3	5-3		3	0	0	0	1	0	1					
Jim Rice, R (1,7) OBP: 0.368, SLG: 0.345	6-3						G4-6-3 1B			3	0	2	1	1	0	0					
Carl Yastrzemski, L (1,10) OBP: 0.426, SLG: 0.667				K	K		G4-6-3 1B	L4		4	0	0	0	0	2	5					
Carney Lansford, R (1,5) OBP: 0.364, SLG: 0.393				SF9	SF9		6-3			3	0	1	1	0	0	0					
Rich Gedman, L (1,2) OBP: 0.270, SLG: 0.314	4-3			2-3 3-H	1-3		P6			4	0	0	0	0	1	3					
Glenn Hoffman, R (1,6) OBP: 0.394, SLG: 0.581				P4			HR			3	1	2	1	1	0	0					
Rick Miller, L (1,8) OBP: 0.357, SLG: 0.306				F8	F7		F7			4	0	0	0	0	1	3					
Wade Boggs, L (1,3) OBP: 0.125, SLG: 0.125				4-3	4-3					3	1	1	0	0	0	1					
Dave Stapleton, R (9, PH) OBP: 0.226, SLG: 0.271				4-3	4-3			SH1-4 1B	1-3	1	0	0	0	0	0	2					
<b>Inning Stats</b>	R: 0 E: 0 K: 0 S: 3	H: 0 LOB: 0 BB: 0 P: 3	R: 0 E: 0 K: 1 S: 5	H: 0 LOB: 0 BB: 0 P: 5	R: 0 E: 0 K: 0 S: 3	H: 0 LOB: 0 BB: 0 P: 3	R: 1 E: 0 K: 1 S: 6	H: 1 LOB: 2 BB: 2 P: 14	R: 0 E: 0 K: 1 S: 6	H: 1 LOB: 1 BB: 0 P: 6	R: 0 E: 0 K: 0 S: 3	H: 1 LOB: 0 BB: 0 P: 3	R: 1 E: 0 K: 0 S: 4	H: 1 LOB: 0 BB: 0 P: 4	R: 1 E: 0 K: 0 S: 5	H: 2 LOB: 1 BB: 0 P: 5	R: 0 E: 0 K: 2 S: 8	H: 1 LOB: 2 BB: 1 P: 12	1B: 5 2B: 1 3B: 0 HR: 1	SF: 1 SAC: 1 DP: 1 HBP: 0	WP: 0 PA: 36 PB: 0 SB: 0 CS: 1
<b>PITCHER</b>	IP WLS BF H R ER SO BB IBB HBP BLK WP HR S P ERA WHIP																				
Richard Dotson, R (1,1) ERA: 2.66	8.0 L 32 7 3 2 3 2 0 0 0 0 0 1 36 44 2.25 1.125																				
Kevin Hickey, L (9,1) ERA: 3.95	1.0 4 0 0 0 2 0 1 0 0 0 0 0 7 11 0.00 0.000																				

Batter	1	2	3	4	5	6	7	8	9	AB	R	H	RBI	BB	SO	LOB	BOTTOM		
Ron LeFlore, R (1,8) OBP: 0.349, SLG: 0.475	K		L4		L4-3		FC5-4		K	5	0	0	0	0	2	5	<b>Boston Red Sox @ Chicago White Sox</b> Comiskey Park, Chicago, IL Mon Apr 26 1982, 8:05 PM EDT Overcast - 41 F		
Jerry Hairston, S (1,7) OBP: 0.197, SLG: 0.417	5-3		1-3				1-3		F7	4	0	0	0	0	0	0			
Tom Paciorek, R (1,3) OBP: 0.400, SLG: 0.500	4-3						6-3			4	0	2	0	0	0	0			
Greg Luzinski, R (1,10) OBP: 0.302, SLG: 0.357			P3				4-3		F9	4	1	1	0	0	0	2			
Carlton Fisk, R (1,2) OBP: 0.409, SLG: 0.314			FC6-4 1B		4-3		5-3		5-3	4	0	1	0	0	0	1			
Aurelio Rodriguez, R (1,5) Rudy Law, L (9, PH) OBP: 0.333, SLG: 0.333			F8		5-3		6-3		6-3	3	0	0	0	0	0	2			
Harold Baines, L (1,9) OBP: 0.286, SLG: 0.302			FC6-4 1B		6-3		1B 1B		F9	4	1	2	0	0	0	0			
Vance Law, R (1,4) Steve Kemp, L (9, PH) OBP: 0.455, SLG: 0.250 OBP: 0.419, SLG: 0.413			FC6-4 1-2 2-3 3-H		6-3		1B 1B		E 1B	3	0	1	1	0	0	2			
Bill Almon, R (1,6) OBP: 0.444, SLG: 0.405			5-3		L4-3 BB		FC5-4 1B		E5	3	0	1	1	1	0	3			
<b>Inning Stats</b>	R: 0 E: 0 K: 1 S: 5	H: 3 LOB: 2 BB: 0 P: 6	R: 0 E: 0 K: 0 S: 4	H: 1 LOB: 1 BB: 0 P: 4	R: 0 E: 0 K: 0 S: 3	H: 0 LOB: 0 BB: 0 P: 3	R: 0 E: 0 K: 0 S: 2	H: 0 LOB: 0 BB: 1 P: 6	R: 0 E: 0 K: 0 S: 3	H: 0 LOB: 0 BB: 0 P: 3	R: 1 E: 0 K: 0 S: 6	H: 3 LOB: 2 BB: 0 P: 6	R: 0 E: 0 K: 0 S: 4	H: 1 LOB: 1 BB: 0 P: 4	R: 0 E: 1 K: 1 S: 7	H: 1 LOB: 2 BB: 0 P: 7	1B: 9 2B: 1 3B: 0 HR: 0	SF: 0 SAC: 0 DP: 1 HBP: 0	WP: 0 PA: 37 PB: 0 SB: 1 CS: 0
<b>PITCHER</b>	IP WLS BF H R ER SO BB IBB HBP BLK WP HR S P ERA WHIP																		
Bruce Hurst, L (1,1) ERA: 4.05	6.2 27 2 2 2 1 1 0 0 0 0 0 0 28 32 2.70 1.200																		
Luis Aponte, R (7,1) ERA: 0.93	2.1 W 10 2 0 0 1 0 0 0 0 0 0 0 12 12 0.00 0.857																		

Batter	1	2	3	4	5	6	7	8	9	AB	R	H	RBI	BB	SO	LOB	TOP			
Jerry Remy, L OBP: 0.306, SLG: 0.317 (1, 4)	0-0 4-3		0-0 F9		0-0 L4-3	0-0 1-3		0-0 F7		5	0	0	0	0	0	8	<b>Boston Red Sox @ Chicago White Sox</b> Comiskey Park, Chicago, IL Mon Apr 26 1982, 8:05 PM EDT Att: 5,798 - Unknown			
Dwight Evans, R OBP: 0.355, SLG: 0.306 (1, 9)	4-0 F S BB		0-0 F7		0-0 P4		0-0 G6-3 BB 1B		0-0 3-1 S 1B	4	1	2	0	1	0	3				
Jim Rice, R OBP: 0.370, SLG: 0.339 (1, 7)	0-3 K		0-0 FC6-4		0-0 BB 1B	0-0 BB 1B	4-0 G6-3 BB		0-0 P4	4	1	1	0	1	1	4				
Carl Yastrzemski, L OBP: 0.409, SLG: 0.627 (1, 10)	0-0 1-3			0-0 F8		0-0 1B BB 1B	0-0 G6-3 BB		0-0 3-1	5	1	1	0	0	0	4				
Carney Lansford, R OBP: 0.366, SLG: 0.383 (1, 5)		0-0 4-3		0-0 4-3		4-0 BB 1B FC1-2 BB	0-0 F9		0-0 1B	4	0	1	1	1	0	1				
Dave Stapleton, R OBP: 0.224, SLG: 0.266 (1, 3)		0-0 1-3		0-0 5-3		0-0 FC1-2 BB FC6-4 1B		0-0 F8	0-0 F2	5	1	1	1	0	0	1				
Glenn Hoffman, R OBP: 0.400, SLG: 0.585 (1, 6)		0-0 P4			0-0 1B 2B	0-0 FC6-4 FC1-2 BB		0-0 F8		3	1	1	1	1	0	0				
Rick Miller, L OBP: 0.383, SLG: 0.340 (1, 8)			0-0 1B 1B		0-0 1B 1B	0-0 FC1-2 FC6-4		0-0 1B 1B		4	0	3	1	0	0	3				
Gary Allenson, R OBP: 0.357, SLG: 0.423 (1, 2)			0-0 FC6-4 1B		0-0 L4-3 1B	0-0 FC6-4		0-0 1B		4	0	3	1	0	0	2				
<b>Inning Stats</b>	R: 0 E: 0 K: 1 S: 5	H: 0 LOB: 1 BB: 1 P: 9	R: 0 E: 0 K: 0 S: 3	H: 0 LOB: 0 BB: 0 P: 3	R: 0 E: 0 K: 0 S: 3	H: 0 LOB: 0 BB: 0 P: 3	R: 1 E: 0 K: 0 S: 5	H: 3 LOB: 1 BB: 0 P: 5	R: 3 E: 0 K: 0 S: 6	H: 3 LOB: 1 BB: 2 P: 14	R: 0 E: 0 K: 0 S: 3	H: 1 LOB: 1 BB: 1 P: 7	R: 0 E: 0 K: 0 S: 5	H: 2 LOB: 2 BB: 0 P: 5	R: 1 E: 0 K: 0 S: 5	H: 2 LOB: 1 BB: 0 P: 5	1B: 12 2B: 2 3B: 0 HR: 0	SF: 0 SAC: 0 DP: 2 HBP: 0	WP: 0 PB: 0 SB: 2 CS: 0	PA: 42
<b>PITCHER</b>	IP WLS BF H R ER SO BB IBB HBP BLK WP HR S P ERA WHIP	5.0 L 20 5 1 1 1 1 1 0 0 0 0 0 21 25 1.80 1.200	6.1 L 22 8 4 4 0 3 0 0 0 0 0 0 19 31 9.00 2.750	<b>PITCHER</b>																

AB	38
R	5
H	13
RBI	5
BB	4
SO	1
LOB	26



Batter	1	2	3	4	5	6	7	8	9	AB	R	H	RBI	BB	SO	LOB	BOTTOM					
Rudy Law, L OBP: 0.250, SLG: 0.250 (1, 8)	0-0 F7		0-3 K		0-0 F8			0-0 F7		4	0	0	0	0	1	1	<b>Boston Red Sox @ Chicago White Sox</b> Comiskey Park, Chicago, IL Mon Apr 26 1982, 8:05 PM EDT Att: 5,798 - Unknown					
Tony Bemazzard, S OBP: 0.277, SLG: 0.339 (1, 4)	0-0 4-3		0-0 1B 1B			4-0 BB		0-0 L6-3		3	0	1	0	1	0	1						
Steve Kemp, L OBP: 0.407, SLG: 0.400 (1, 7)	0-0 3-1		0-0 1B			0-0 F7			0-0 F8	4	0	1	0	0	0	1						
Greg Luzinski, R OBP: 0.299, SLG: 0.350 (1, 10)		0-0 E7 WP 1B		0-3 K		0-0 F9			0-0 6-3	4	0	1	0	0	1	1						
Tom Paciorek, R OBP: 0.373, SLG: 0.464 (1, 3)		0-0 5-3		0-0 1-3		0-0 F9			0-3 K	4	0	0	0	0	1	2						
Harold Baines, L OBP: 0.288, SLG: 0.304 (1, 9)		0-0 1-3		0-0 1B			0-0 4-3			3	0	1	0	0	0	1						
Mary Foley, L OBP: 0.300, SLG: 0.125 (1, 2)		4-0 BB		0-0 L6			0-0 4-3			2	0	0	0	1	0	1						
Jim Morrison, R OBP: 0.283, SLG: 0.488 Aurelio Rodriguez, R (7, 5)		0-0 4-3			0-0 F7		0-3 K			2	0	0	0	0	0	2						
Vance Law, R OBP: 0.429, SLG: 0.273 (1, 6)			0-0 6-3		0-3 K			0-0 L6-3 1B		3	0	1	0	0	1	0						
<b>Inning Stats</b>	R: 0 E: 0 K: 0 S: 3	H: 1 LOB: 2 BB: 1 P: 8	R: 0 E: 1 K: 0 S: 4	H: 1 LOB: 2 BB: 1 P: 8	R: 0 E: 0 K: 1 S: 6	H: 2 LOB: 0 BB: 0 P: 6	R: 0 E: 0 K: 1 S: 6	H: 1 LOB: 1 BB: 0 P: 6	R: 0 E: 0 K: 1 S: 5	H: 0 LOB: 0 BB: 0 P: 5	R: 0 E: 0 K: 0 S: 3	H: 0 LOB: 0 BB: 1 P: 7	R: 0 E: 0 K: 1 S: 5	H: 0 LOB: 0 BB: 0 P: 5	R: 0 E: 0 K: 0 S: 3	H: 1 LOB: 0 BB: 0 P: 3	R: 0 E: 0 K: 1 S: 5	H: 0 LOB: 0 BB: 0 P: 5	1B: 5 2B: 1 3B: 0 HR: 0	SF: 0 SAC: 0 DP: 1 HBP: 0	WP: 1 PB: 0 SB: 0 CS: 0	PA: 32
<b>PITCHER</b>	IP WLS BF H R ER SO BB IBB HBP BLK WP HR S P ERA WHIP	9.0 W 32 5 0 0 5 2 0 0 0 1 0 40 48 0.00 0.778	<b>PITCHER</b>																			

AB	30
R	0
H	5
RBI	0
BB	2
SO	5
LOB	10






Batter	1	2	3	4	5	6	7	8	9	AB	R	H	RBI	BB	SO	LOB	TOP										
Ron LeFlore, R OBP: 0.353, SLG: 0.508 Rudy Law, L OBP: 0.250, SLG: 0.250	4-0 S HR BB	0-0 1-H 2-H 3-H HR	0-0 6-3			0-3 K		0-0 4-3		4	2	1	4	1	1	0											
Tony Bernazard, S OBP: 0.296, SLG: 0.333	0-3 K	0-0 E4 FC3-6			0-0 P6		0-0 BB FC4-6 1B	4-0 BB SF7 BB		4	2	1	0	1	1	1											
Steve Kemp, L OBP: 0.422, SLG: 0.473 Jerry Hairston, S OBP: 0.167, SLG: 0.417	0-0 2-H HR	0-0 FC3-6 FC3-6		0-0 4-3		0-0 FC4-6 BB 1B	0-0 FC4-6 BB 1B	0-0 1-3 1B		5	1	3	2	0	0	1											
Greg Luzinski, R OBP: 0.292, SLG: 0.333	0-0 G3	0-0 FC3-6 2B		0-0 F7		4-0 BB FC4-6 BB	0-0 SF7	0-0 3-H P6		3	1	0	1	1	0	1											
Tom Paciorek, R OBP: 0.365, SLG: 0.467 Mike Squires, L OBP: 0.571, SLG: 0.500	0-0 5-3	0-0 2-H 1B 2B		0-0 F8		0-0 FC4-6 1-2 2-3 3-H	0-0 P6			4	1	1	2	0	0	2											
Carlton Fisk, R OBP: 0.438, SLG: 0.421 Marc Hill, R				4-0 G4-3 BB		0-0 K				3	1	2	2	1	1	2											
Harold Baines, L OBP: 0.286, SLG: 0.300				0-0 G4-3 1-2		0-0 5-3				4	1	1	0	0	1	4											
Aurelio Rodriguez, R		0-0 E4 BB HR	0-0 G3		0-0 6-3		0-0 6-3			4	1	0	0	0	0	1											
Bill Almon, R OBP: 0.429, SLG: 0.375		4-0 1-2 2-3 HR BB	0-3 K		0-0 F3		0-0 6-3			3	1	0	0	1	1	0											
<b>Inning Stats</b>	R: 2 E: 0 K: 1 S: 6	H: 1 LOB: 0 BB: 1 P: 10	R: 7 E: 3 K: 1 S: 12	H: 5 LOB: 1 BB: 1 P: 16	R: 0 E: 0 K: 1 S: 5	H: 0 LOB: 0 BB: 0 P: 5	R: 0 E: 0 K: 0 S: 3	H: 0 LOB: 0 BB: 0 P: 3	R: 0 E: 0 K: 1 S: 5	H: 0 LOB: 0 BB: 0 P: 6	R: 1 E: 0 K: 1 S: 7	H: 2 LOB: 2 BB: 1 P: 11	R: 0 E: 0 K: 0 S: 3	H: 0 LOB: 0 BB: 0 P: 3	R: 1 E: 0 K: 0 S: 3	H: 1 LOB: 0 BB: 1 P: 7	1B: 5 2B: 1 3B: 0 HR: 3	SF: 1 SAC: 0 DP: 1 HBP: 0	WP: 0 PB: 1 SB: 1 CS: 0	PA: 41							
<b>PITCHER</b>	IP	WLS	BF	H	R	ER	SO	BB	IBB	HBP	BLK	WP	HR	S	P	ERA	WHIP										
Randy Lerch, L ERA: 7.62	1.0	L	9	3	6	6	1	2	0	0	0	0	2	9	17	54.00	5.000										
Jim Slaton, R ERA: 2.25	4.0		16	3	3	0	2	1	0	0	0	0	1	19	23	0.00	1.000										
Jerry Augustine, L ERA: 1.04	4.0		16	3	2	1	2	2	0	0	0	0	0	18	26	2.25	1.250										

**Chicago White Sox @ Milwaukee Brewers**  
 Milwaukee County Stadium, Milwaukee, WI  
 Tue Apr 27 1982, 8:05 PM EDT  
 Att. 9,500 - Unknown - 48 F

livebaseballscorecards.com

AB	35
R	11
H	9
RBI	11
BB	5
SO	5
LOB	12




Batter	1	2	3	4	5	6	7	8	9	AB	R	H	RBI	BB	SO	LOB	BOTTOM										
Paul Molitor, R OBP: 0.439, SLG: 0.412	4-0 4-3 S BB		0-0 5-3		0-0 1B 1B		0-0 1-3			3	0	1	0	1	0	1											
Robin Yount, R OBP: 0.444, SLG: 0.636	0-0 5-3 1-2		0-0 5-3		0-0 1B 1B		0-0 F8			4	0	1	0	0	0	1											
Cecil Cooper, L OBP: 0.449, SLG: 0.600	0-0 4-3 2-3			0-0 4-3 3B		0-0 F8		0-0 F8		4	1	1	0	0	0	3											
Ben Oglivie, L OBP: 0.304, SLG: 0.484	0-0 F9			0-0 4-3 3-H		0-0 F8		0-0 G3		4	0	0	1	0	0	1											
Ted Simmons, S OBP: 0.261, SLG: 0.279		0-0 P4		0-0 F8		0-0 3-1		0-0 P6		4	0	0	0	0	0	0											
Gorman Thomas, R OBP: 0.385, SLG: 0.315		0-0 E8 G3		4-0 BB		0-0 6-3		0-0 F9		3	1	0	0	1	0	0											
Roy Howell, L OBP: 0.267, SLG: 0.370		0-0 G3 3-H		0-0 F5		0-0 4-3		0-0 G1		4	0	0	1	0	0	1											
Charlie Moore, R OBP: 0.328, SLG: 0.368		0-0 L3			0-0 6-3		0-0 4-3			3	0	0	0	0	0	0											
Jim Gantner, L OBP: 0.333, SLG: 0.340			0-0 1-3		0-0 G3		0-0 2B			3	0	1	0	0	0	0											
<b>Inning Stats</b>	R: 0 E: 0 K: 0 S: 3	H: 0 LOB: 1 BB: 1 P: 7	R: 1 E: 1 K: 0 S: 4	H: 0 LOB: 0 BB: 0 P: 4	R: 0 E: 0 K: 0 S: 3	H: 0 LOB: 0 BB: 0 P: 3	R: 1 E: 0 K: 0 S: 4	H: 1 LOB: 1 BB: 1 P: 8	R: 0 E: 0 K: 0 S: 5	H: 2 LOB: 2 BB: 0 P: 5	R: 0 E: 0 K: 0 S: 3	H: 0 LOB: 0 BB: 0 P: 3	R: 0 E: 0 K: 0 S: 4	H: 1 LOB: 1 BB: 0 P: 4	R: 0 E: 0 K: 0 S: 3	H: 0 LOB: 0 BB: 0 P: 3	R: 0 E: 0 K: 0 S: 3	H: 0 LOB: 0 BB: 0 P: 3	1B: 2 2B: 1 3B: 1 HR: 0	SF: 0 SAC: 0 DP: 0 HBP: 0	WP: 0 PB: 0 SB: 1 CS: 0	PA: 34					
<b>PITCHER</b>	IP	WLS	BF	H	R	ER	SO	BB	IBB	HBP	BLK	WP	HR	S	P	ERA	WHIP										
LaMarr Hoyt, R ERA: 1.35	8.0	W	31	4	2	1	0	2	0	0	0	0	0	29	37	1.12	0.750										
Salome Barojas, R ERA:	1.0		3	0	0	0	0	0	0	0	0	0	0	3	3	0.00	0.000										

**Chicago White Sox @ Milwaukee Brewers**  
 Milwaukee County Stadium, Milwaukee, WI  
 Tue Apr 27 1982, 8:05 PM EDT  
 Att. 9,500 - Unknown - 48 F

livebaseballscorecards.com

AB	32
R	2
H	4
RBI	2
BB	2
SO	0
LOB	7






Batter	1	2	3	4	5	6	7	8	9	AB	R	H	RBI	BB	SO	LOB	TOP					
Chet Lemon, R OBP: 0.381, SLG: 0.346										2	1	0	0	0	0	1						
Enos Cabell, R OBP: 0.388, SLG: 0.590										4	0	1	0	0	1	1						
Kirk Gibson, L OBP: 0.278, SLG: 0.359										3	0	0	1	1	0	1						
Richie Hebner, L OBP: 0.290, SLG: 0.323										3	0	0	0	0	1	2						
Tom Brookens, R OBP: 0.279, SLG: 0.231										1	0	0	0	0	0	0						
Larry Herndon, R OBP: 0.321, SLG: 0.384										4	0	0	0	0	2	1						
Jerry Turner, L OBP: 0.333, SLG: 0.423										3	1	1	0	1	1	0						
Lou Whitaker, L OBP: 0.284, SLG: 0.311										3	0	0	0	1	1	1						
Lance Parrish, R OBP: 0.176, SLG: 0.313										3	0	0	0	0	2	3						
Alan Trammell, R OBP: 0.290, SLG: 0.333										3	0	1	1	0	0	2						
<b>Inning Stats</b>	R: 0 E: 0 K: 0 S: 2	H: 0 LOB: 1 BB: 1 P: 7	R: 0 E: 0 K: 1 S: 5	H: 0 LOB: 0 BB: 0 P: 5	R: 0 E: 0 K: 1 S: 5	H: 0 LOB: 0 BB: 0 P: 5	R: 0 E: 0 K: 0 S: 3	H: 0 LOB: 0 BB: 0 P: 3	R: 0 E: 0 K: 0 S: 4	H: 1 LOB: 2 BB: 1 P: 8	R: 1 E: 0 K: 2 S: 8	H: 1 LOB: 1 BB: 0 P: 9	R: 1 E: 0 K: 1 S: 6	H: 1 LOB: 1 BB: 1 P: 10	R: 0 E: 0 K: 1 S: 5	H: 0 LOB: 0 BB: 0 P: 7	R: 0 E: 0 K: 2 S: 7	H: 0 LOB: 0 BB: 0 P: 7	1B: 3 2B: 0 3B: 0 HR: 0	SF: 0 SAC: 0 DP: 1 HBP: 2	WP: 1 PB: 1 SB: 0 CS: 0	PA: 34
<b>PITCHER</b>	IP WLS BF H R ER SO BB IBB HBP BLK WP HR S P ERA WHIP	IP WLS BF H R ER SO BB IBB HBP BLK WP HR S P ERA WHIP																				
Dennis Lamp, R ERA: 5.23	(1, 1) 6.1 W 25 2 2 1 4 3 0 2 0 0 0 28 42 1.42 0.789																					
Salome Barojas, R ERA:	(7, 1) 2.2 S 9 1 0 0 4 0 0 0 0 1 0 17 17 0.00 0.375																					

Detroit Tigers @ Chicago White Sox  
Comiskey Park, Chicago, IL  
Thu Apr 29 1982, 8:05 PM EDT  
Att. 7,519 - Unknown - 51 F


AB 29  
R 2  
H 3  
RBI 2  
BB 3  
SO 8  
LOB 12



Batter	1	2	3	4	5	6	7	8	9	AB	R	H	RBI	BB	SO	LOB	BOTTOM					
Ron LeFlore, R OBP: 0.368, SLG: 0.542										4	1	3	2	0	0	1						
Tony Bemazzard, S OBP: 0.282, SLG: 0.324										4	0	0	0	0	0	2						
Steve Kemp, L OBP: 0.380, SLG: 0.419										4	0	0	0	0	0	1						
Greg Luzinski, R OBP: 0.300, SLG: 0.343										3	0	2	0	1	0	0						
Tom Paciorek, R OBP: 0.352, SLG: 0.433										4	0	1	0	0	0	4						
Rudy Law, L OBP: 0.250, SLG: 0.250										0	0	0	0	0	0	0						
Mike Squitres, L OBP: 0.571, SLG: 0.500										0	0	0	0	0	0	0						
Harold Baines, L OBP: 0.296, SLG: 0.299										3	0	1	0	1	1	0						
Carlton Fisk, R OBP: 0.411, SLG: 0.391										4	1	1	0	0	0	3						
Jim Morrison, R OBP: 0.265, SLG: 0.455										3	0	0	0	0	0	2						
Aurelio Rodriguez, R OBP: 0.200, SLG: 0.077										0	0	0	0	0	0	0						
Bill Almon, R OBP: 0.446, SLG: 0.447										3	1	2	1	0	0	0						
<b>Inning Stats</b>	R: 0 E: 0 K: 0 S: 4	H: 1 LOB: 2 BB: 1 P: 8	R: 1 E: 0 K: 0 S: 5	H: 2 LOB: 1 BB: 0 P: 5	R: 0 E: 0 K: 1 S: 4	H: 1 LOB: 1 BB: 0 P: 4	R: 0 E: 0 K: 1 S: 5	H: 0 LOB: 0 BB: 0 P: 5	R: 2 E: 0 K: 0 S: 6	H: 3 LOB: 1 BB: 0 P: 6	R: 0 E: 0 K: 0 S: 3	H: 1 LOB: 0 BB: 0 P: 3	R: 0 E: 0 K: 0 S: 3	H: 1 LOB: 0 BB: 0 P: 3	R: 0 E: 0 K: 0 S: 4	H: 1 LOB: 2 BB: 1 P: 8	R: 0 E: 0 K: 1 S: 4	H: 1 LOB: 2 BB: 1 P: 8	1B: 8 2B: 1 3B: 0 HR: 1	SF: 0 SAC: 0 DP: 1 HBP: 0	WP: 0 PB: 1 SB: 2 CS: 1	PA: 34
<b>PITCHER</b>	IP WLS BF H R ER SO BB IBB HBP BLK WP HR S P ERA WHIP	IP WLS BF H R ER SO BB IBB HBP BLK WP HR S P ERA WHIP																				
Larry Pashnick, R ERA: 2.52	(1, 1) 7.2 L 32 10 3 2 1 0 1 0 0 0 0 1 33 37 2.35 1.435																					
Kevin Saucier, L ERA: 0.75	(8, 1) 0.1 2 0 0 0 0 0 1 0 0 0 0 0 1 5 0.00 3.000																					

Detroit Tigers @ Chicago White Sox  
Comiskey Park, Chicago, IL  
Thu Apr 29 1982, 8:05 PM EDT  
Att. 7,519 - Unknown - 51 F

AB 32  
R 3  
H 10  
RBI 3  
BB 2  
SO 1  
LOB 13





Batter	1	2	3	4	5	6	7	8	9	AB	R	H	RBI	BB	SO	LOB	TOP																					
Chet Lemon, R (1, 9) OBP: 0.378, SLG: 0.317 Glenn Wilson, R (9, 9) OBP: 0.425, SLG: 0.556	P4		6-3	4-3			3B			3	1	0	0	2	0	1																						
Enos Cabell, R (1, 3) OBP: 0.385, SLG: 0.562	K						P1	K		5	1	2	0	0	2	2																						
Kirk Gibson, L (1, 8) OBP: 0.337, SLG: 0.423										2	1	1	1	3	1	1																						
Jerry Turner, L (1, 10) OBP: 0.323, SLG: 0.400 John Wockenfuss, R (7, PH) OBP: 0.348, SLG: 0.288	G3		FC4-6							3	0	1	1	0	0	3																						
Larry Herndon, R (1, 7) OBP: 0.348, SLG: 0.420			F9	L4						3	0	0	0	2	0	2																						
Lou Whitaker, L (1, 4) OBP: 0.285, SLG: 0.314	K									5	0	1	0	0	1	4																						
Lance Parrish, R (1, 2) OBP: 0.222, SLG: 0.440										5	2	2	1	0	0	5																						
Howard Johnson, S (1, 5) OBP: 0.207, SLG: 0.286										4	0	1	1	0	1	1																						
Alan Trammell, R (1, 6) OBP: 0.282, SLG: 0.300	K									3	0	0	0	1	1	2																						
<b>Inning Stats</b>	R: 0 E: 0 K: 1 S: 5	H: 0 LOB: 1 BB: 1 P: 9	R: 1 E: 0 K: 2 S: 9	H: 2 LOB: 1 BB: 0 P: 9	R: 0 E: 0 K: 0 S: 4	H: 1 LOB: 2 BB: 1 P: 8	R: 1 E: 0 K: 0 S: 4	H: 1 LOB: 0 BB: 0 P: 8	R: 1 E: 0 K: 1 S: 6	H: 2 LOB: 0 BB: 0 P: 6	R: 0 E: 0 K: 0 S: 4	H: 1 LOB: 1 BB: 0 P: 4	R: 2 E: 0 K: 0 S: 5	H: 2 LOB: 2 BB: 2 P: 13	R: 0 E: 0 K: 2 S: 7	H: 0 LOB: 1 BB: 1 P: 11	R: 0 E: 0 K: 0 S: 3	H: 0 LOB: 2 BB: 2 P: 11	1B: 6 2B: 1 3B: 1 HR: 1	SF: 0 SAC: 0 DP: 0 HBP: 0	WP: 0 PB: 0 SB: 1 CS: 0	PA: 43																
<b>PITCHER</b>	IP	WLS	BF	H	R	ER	SO	BB	IBB	HBP	BLK	WP	HR	S	P	ERA	WHIP	<b>PITCHER</b>				IP	WLS	BF	H	R	ER	SO	BB	IBB	HBP	BLK	WP	HR	S	P	ERA	WHIP
Richard Dotson, R (1, 1) ERA: 3.6	6.1	L	30	8	5	5	4	4	0	0	0	0	1	34	50	7.11	1.895																					
Kevin Hickey, L (7, 1) ERA: 3.0	2.2	S	13	1	0	0	2	3	1	0	0	0	0	13	29	0.00	1.500																					

Detroit Tigers @ Chicago White Sox  
Comiskey Park, Chicago, IL  
Sat May 01 1982, 4:33 AM EDT  
Att: 17,334 - Sunny - 56 F

AB	35
R	5
H	9
RBI	5
BB	8
SO	6
LOB	22



Batter	1	2	3	4	5	6	7	8	9	AB	R	H	RBI	BB	SO	LOB	BOTTOM																					
Ron LeFlore, R (1, 8) OBP: 0.365, SLG: 0.519	K			6-3						4	0	2	0	0	1	0																						
Tony Bemazard, S (1, 4) OBP: 0.278, SLG: 0.300	K			G1						4	0	0	0	0	1	2																						
Steve Kemp, L (1, 7) OBP: 0.375, SLG: 0.408										4	1	1	0	0	1	1																						
Greg Luzinski, R (1, 10) OBP: 0.303, SLG: 0.325										3	1	1	0	1	0	0																						
Tom Paciorek, R (1, 3) OBP: 0.367, SLG: 0.467										4	0	2	1	0	1	1																						
Harold Baines, L (1, 9) OBP: 0.313, SLG: 0.311										2	0	0	0	2	2	0																						
Marc Hill, R (1, 2) OBP: 0.286, SLG: 0.167 Rudy Law, L (9, PH) OBP: 0.235, SLG: 0.235										2	0	1	1	1	0	0																						
Jim Morrison, R (1, 5) OBP: 0.263, SLG: 0.471 Mike Squires, L (9, PH) OBP: 0.444, SLG: 0.375	K									1	0	0	0	0	0	0																						
Bill Almon, R (1, 6) OBP: 0.413, SLG: 0.396 Jerry Hairston, S (9, PH) OBP: 0.143, SLG: 0.357										3	0	0	0	0	1	0																						
<b>Inning Stats</b>	R: 2 E: 0 K: 3 S: 11	H: 2 LOB: 3 BB: 3 P: 23	R: 0 E: 0 K: 0 S: 3	H: 1 LOB: 0 BB: 0 P: 3	R: 0 E: 0 K: 1 S: 7	H: 2 LOB: 3 BB: 1 P: 11	R: 0 E: 0 K: 0 S: 3	H: 0 LOB: 0 BB: 0 P: 3	R: 0 E: 0 K: 2 S: 7	H: 0 LOB: 0 BB: 0 P: 7	R: 0 E: 0 K: 1 S: 6	H: 1 LOB: 1 BB: 0 P: 6	R: 0 E: 0 K: 2 S: 7	H: 0 LOB: 0 BB: 0 P: 7	R: 0 E: 0 K: 0 S: 3	H: 0 LOB: 0 BB: 0 P: 3	1B: 5 2B: 2 3B: 0 HR: 0	SF: 0 SAC: 0 DP: 2 HBP: 0	WP: 0 PB: 0 SB: 0 CS: 0	PA: 36																		
<b>PITCHER</b>	IP	WLS	BF	H	R	ER	SO	BB	IBB	HBP	BLK	WP	HR	S	P	ERA	WHIP	<b>PITCHER</b>				IP	WLS	BF	H	R	ER	SO	BB	IBB	HBP	BLK	WP	HR	S	P	ERA	WHIP
Dan Petry, R (1, 1) ERA: 3.47	6.0	W	26	6	2	2	6	2	2	2	6	0	0	34	50	3.00	1.333																					
Dave Rozema, R (7, 1) ERA: 1.96	3.0	S	10	1	0	0	3	0	0	0	0	0	0	16	16	0.00	0.333																					

Detroit Tigers @ Chicago White Sox  
Comiskey Park, Chicago, IL  
Sat May 01 1982, 4:33 AM EDT  
Att: 17,334 - Sunny - 56 F

AB	32
R	2
H	7
RBI	2
BB	4
SO	9
LOB	10



Batter	1	2	3	4	5	6	7	8	9	AB	R	H	RBI	BB	SO	LOB	TOP									
Chet Lemon, R OBP: 0.385, SLG: 0.344 Lynn Jones, R OBP: 0.250, SLG: 0.200	(1, 9) X F6		(1, 9) X F9						(1, 9) X E8	4	0	2	1	0	0	0	<b>Detroit Tigers @ Chicago White Sox</b> Comiskey Park, Chicago, IL Sun May 02 1982, 4:33 AM EDT Att: 39,204 - Sunny - 65 F									
Enos Cabell, R OBP: 0.372, SLG: 0.543 Glenn Wilson, R OBP: 0.405, SLG: 0.526	(1, 3) X G3		(1, 3) X F9				(1, 3) X K		(1, 3) X K	3	0	0	0	0	0	1										
Kirk Gibson, L OBP: 0.419 John Wockenfuss, R OBP: 0.338, SLG: 0.259	(1, 8) X 1B		(1, 8) X F7						(1, 8) X G3	3	0	1	0	0	0	1										
Jerry Turner, L OBP: 0.314, SLG: 0.364	(1, 10) X BB									3	0	0	0	1	0	0										
Larry Herndon, R OBP: 0.344, SLG: 0.412	(1, 7) X 6-3									4	0	1	0	0	1	2										
Lou Whitaker, L OBP: 0.300, SLG: 0.324 Tom Brookens, R OBP: 0.292, SLG: 0.250										4	0	2	0	0	1	1										
Lance Parrish, R OBP: 0.226, SLG: 0.414										4	0	1	0	0	0	2										
Howard Johnson, S OBP: 0.212, SLG: 0.281										4	1	1	0	0	0	2										
Alan Trammell, R OBP: 0.293, SLG: 0.301										3	2	1	0	1	1	2										
<b>Inning Stats</b>	R: 0 E: 0 K: 0 S: 4	H: 1 LOB: 2 BB: 1 P: 8	R: 0 E: 0 K: 1 S: 6	H: 1 LOB: 1 BB: 0 P: 6	R: 0 E: 0 K: 0 S: 3	H: 0 LOB: 0 BB: 0 P: 3	R: 0 E: 0 K: 0 S: 4	H: 1 LOB: 1 BB: 0 P: 4	R: 1 E: 0 K: 0 S: 5	H: 2 LOB: 1 BB: 0 P: 5	R: 0 E: 0 K: 2 S: 7	H: 0 LOB: 0 BB: 0 P: 7	R: 0 E: 0 K: 1 S: 7	H: 2 LOB: 2 BB: 0 P: 7	R: 0 E: 0 K: 1 S: 6	H: 1 LOB: 1 BB: 0 P: 6		R: 2 E: 1 K: 1 S: 7	H: 2 LOB: 1 BB: 1 P: 11	1B: 9 2B: 1 3B: 0 HR: 0	SF: 0 SAC: 0 DP: 0 HBP: 0	WP: 2 PB: 2 SB: 1 CS: 0	PA: 39			
<b>PITCHER</b>	IP	WLS	BF	H	R	ER	SO	BB	IBB	HBP	BLK	WP	HR	S	P	ERA	WHIP									
LaMarr Hoyt, R ERA: 1.59	(1, 1)	8.1	W	37	10	3	2	5	2	0	0	0	0	0	45	53	2.16	1.440								
Chico Escarrega, R ERA: 1.59	(9, 1)	0.2		2	0	0	0	1	0	0	0	0	0	0	4	4	0.00	0.000								

Batter	1	2	3	4	5	6	7	8	9	AB	R	H	RBI	BB	SO	LOB	BOTTOM									
Ron LeFlore, R OBP: 0.371, SLG: 0.506 Vance Law, R OBP: 0.400, SLG: 0.250	(1, 8) X F8 1B BB									2	2	0	0	2	2	1	<b>Detroit Tigers @ Chicago White Sox</b> Comiskey Park, Chicago, IL Sun May 02 1982, 4:33 AM EDT Att: 39,204 - Sunny - 65 F									
Tony Bemazzard, S OBP: 0.286, SLG: 0.321	(1, 4) X F8 1B BB									4	2	1	2	1	1	1										
Steve Kemp, L OBP: 0.365, SLG: 0.413 Jerry Hairston, S OBP: 0.143, SLG: 0.357	(1, 7) X F7									4	1	1	2	0	1	2										
Greg Luzinski, R OBP: 0.309, SLG: 0.329	(1, 10) X F8									5	2	2	1	0	2	2										
Tom Paciorek, R OBP: 0.398, SLG: 0.487	(1, 3) X 1B									3	1	3	2	1	0	0										
Harold Baines, L OBP: 0.321, SLG: 0.351	(1, 9) X F7									3	0	2	3	0	0	1										
Carlton Fisk, R OBP: 0.415, SLG: 0.389 Marc Hill, R OBP: 0.286, SLG: 0.167										3	0	1	0	0	1	1										
Jim Morrison, R OBP: 0.246, SLG: 0.436										4	0	0	0	0	0	4										
Bill Almon, R OBP: 0.424, SLG: 0.411 Rudy Law, L OBP: 0.222, SLG: 0.222										3	2	2	0	0	0	0										
<b>Inning Stats</b>	R: 2 E: 0 K: 0 S: 4	H: 1 LOB: 1 BB: 2 P: 12	R: 0 E: 0 K: 0 S: 3	H: 0 LOB: 0 BB: 0 P: 3	R: 0 E: 0 K: 2 S: 7	H: 0 LOB: 0 BB: 0 P: 7	R: 1 E: 0 K: 1 S: 7	H: 2 LOB: 1 BB: 0 P: 7	R: 4 E: 0 K: 2 S: 11	H: 4 LOB: 2 BB: 1 P: 16	R: 3 E: 0 K: 1 S: 8	H: 4 LOB: 2 BB: 1 P: 12	R: 0 E: 0 K: 1 S: 6	H: 1 LOB: 1 BB: 0 P: 6	R: 0 E: 0 K: 1 S: 5	H: 0 LOB: 0 BB: 0 P: 5		1B: 9 2B: 1 3B: 2 HR: 0	SF: 2 SAC: 0 DP: 0 HBP: 1	WP: 0 PB: 1 SB: 0 CS: 0	PA: 40					
<b>PITCHER</b>	IP	WLS	BF	H	R	ER	SO	BB	IBB	HBP	BLK	WP	HR	S	P	ERA	WHIP									
Jack Morris, R ERA: 3.28	(1, 1)	4.2	L	24	7	7	7	5	3	0	0	0	0	0	31	43	13.50	2.143								
Dave Tobik, R ERA: 7.71	(5, 1)	1.1		9	4	3	3	1	1	0	1	0	0	0	9	14	20.25	3.750								
Elias Sosa, R ERA: 1.8	(7, 1)	1.0		4	1	0	0	1	0	0	0	0	0	6	6	0.00	1.000									
Kevin Saucier, L ERA: 0.66	(8, 1)	1.0		3	0	0	0	1	0	0	0	0	0	5	5	0.00	0.000									

Batter	1	2	3	4	5	6	7	8	9	AB	R	H	RBI	BB	SO	LOB	TOP							
Damaso Garcia, R (1, 4) OBP: 0.375, SLG: 0.354	0-0 4-3		0-0 CS 1B		0-0 F8			0-0 6-3		4	0	1	0	0	0	0								
Garth Iorg, R (1, 5) OBP: 0.380, SLG: 0.479	0-0 L4		0-0 CS	0-0 F9		0-0 F9		0-0 1B		3	0	0	0	0	0	0								
Rance Mulliniks, L (8, PH) OBP: 0.365, SLG: 0.457			1-2							1	0	1	0	0	0	0								
Lloyd Moseby, L (1, 8) OBP: 0.291, SLG: 0.363	0-0 2B			0-3 K		0-0 6-3		0-3 K		4	0	1	0	0	2	1								
Wayne Nordhagen, R (1, 10) OBP: 0.338, SLG: 0.279	0-0 5-3			0-0 1B HR 1B		0-0 FC6-4 1B		0-0 FC3-6 BB	4-0	3	1	2	0	0	0	1								
John Mayberry, L (9, PH) OBP: 0.405, SLG: 0.455										0	0	0	0	1	0	0								
Tony Johnson, R (9, PR)										0	0	0	0	0	0	0								
Barry Bonnell, R (1, 7) OBP: 0.434, SLG: 0.520		0-0 F3		0-0 1B HR 1B		0-0 FC6-4 1B		0-0 FC3-6 BB		3	1	1	0	0	0	1								
Hosken Powell, L (9, PH) OBP: 0.286, SLG: 0.333				1-2		1-2		1-2		1	0	0	0	0	0	1								
Jesse Barfield, R (1, 9) OBP: 0.321, SLG: 0.452		0-3 K		0-0 K 1H 2H HR				0-3 K		4	1	2	3	0	2	1								
Buck Martinez, R (1, 2) OBP: 0.351, SLG: 0.514								0-0 K																
Ernie Whitt, L (7, PH) OBP: 0.345, SLG: 0.500	0-0 F8			0-0 F9		0-0 F8		0-0 F9		2	0	0	0	0	0	0								
Willie Upshaw, L (1, 3) OBP: 0.321, SLG: 0.466			0-3 K		0-0 F2		0-0 F9			3	0	0	0	0	1	1								
Alfredo Griffin, S (1, 6) OBP: 0.277, SLG: 0.304			0-3 K2-3		0-0 4-3			0-0 1-3		3	0	0	0	0	1	0								
<b>Inning Stats</b>	R: 0 E: 0 K: 0 S: 4	H: 1 LOB: 1 BB: 0 P: 4	R: 0 E: 0 K: 1 S: 5	H: 0 LOB: 0 BB: 0 P: 5	R: 0 E: 0 K: 2 S: 7	H: 1 LOB: 0 BB: 0 P: 7	R: 3 E: 0 K: 1 S: 8	H: 3 LOB: 0 BB: 0 P: 8	R: 0 E: 0 K: 0 S: 3	H: 0 LOB: 0 BB: 0 P: 3	R: 0 E: 0 K: 0 S: 3	H: 1 LOB: 1 BB: 0 P: 4	R: 0 E: 0 K: 0 S: 3	H: 1 LOB: 0 BB: 0 P: 3	R: 0 E: 0 K: 1 S: 6	H: 1 LOB: 1 BB: 0 P: 6	R: 0 E: 0 K: 1 S: 5	H: 0 LOB: 2 BB: 1 P: 9	1B: 6 2B: 1 3B: 0 HR: 1	SF: 0 SAC: 0 DP: 0 HBP: 0	WP: 0 PB: 0 SB: 1 CS: 2	PA: 35		
<b>PITCHER</b>	IP WLS BF H R ER SO BB IBB HBP BLK WP HR S P ERA WHIP	6.0 W 24 7 3 3 4 0 0 0 0 0 1 32 32 4.50 1.167	3.0 S 10 1 0 0 2 1 0 0 0 0 0 13 17 0.00 0.667																					

Toronto Blue Jays @ Chicago White Sox  
Comiskey Park, Chicago, IL  
Tue May 04 1982, 8:05 PM EDT  
Att: 9,543 - Cloudy - 81 F

AB	33
R	3
H	8
RBI	3
BB	1
SO	6
LOB	9



Batter	1	2	3	4	5	6	7	8	9	AB	R	H	RBI	BB	SO	LOB	BOTTOM							
Ron LeFlore, R (1, 8) OBP: 0.376, SLG: 0.506	0-3 K		0-3 K			0-0 1B HR 1B	0-0 1B			4	1	2	1	0	2	0								
Tony Bemazzard, S (1, 4) OBP: 0.284, SLG: 0.318	0-0 6-3		0-0 F9			0-0 1-3 HR 1B	0-0 F9			4	1	1	0	0	0	1								
Steve Kemp, L (1, 7) OBP: 0.360, SLG: 0.405	0-0 F6			0-0 F7		0-0 1-3 1-2		0-0 CS 1B		4	0	1	0	0	0	2								
Greg Luzinski, R (1, 10) OBP: 0.306, SLG: 0.360		0-0 L3		0-0 F8		0-0 2H 3H HR		0-3 K		4	1	1	3	0	1	1								
Tom Paciorek, R (1, 3) OBP: 0.391, SLG: 0.476		0-0 HBP 1B		0-0 5-3		0-0 F3		0-0 3-1		4	0	1	0	0	0	1								
Mike Squires, L (9, 3) OBP: 0.444, SLG: 0.375								1-2		0	0	0	0	0	0	0								
Harold Baines, L (1, 9) OBP: 0.322, SLG: 0.363		0-3 K		0-0 4-3		0-0 2B				3	0	1	0	0	1	1								
Carlton Fisk, R (1, 2) OBP: 0.412, SLG: 0.375		1-0 HBP		0-3 K		0-0 F6				2	0	0	0	0	1	1								
Jim Morrison, R (1, 5) OBP: 0.238, SLG: 0.421		0-0 F2		0-0 L5				0-0 G3		2	0	0	0	0	0	2								
Rudy Law, L (7, PH) OBP: 0.211, SLG: 0.211										1	0	0	0	0	0	0								
Aurelio Rodriguez, R (8, 5) OBP: 0.230, SLG: 0.077										0	0	0	0	0	0	0								
Bill Almon, R (1, 6) OBP: 0.420, SLG: 0.407			0-0 4-3			0-0 E 1B 1B		0-3 K		3	1	1	0	0	1	0								
<b>Inning Stats</b>	R: 0 E: 0 K: 1 S: 5	H: 0 LOB: 0 BB: 0 P: 5	R: 0 E: 0 K: 1 S: 6	H: 1 LOB: 2 BB: 0 P: 7	R: 0 E: 0 K: 1 S: 5	H: 0 LOB: 0 BB: 0 P: 5	R: 0 E: 0 K: 0 S: 3	H: 0 LOB: 0 BB: 0 P: 3	R: 0 E: 0 K: 0 S: 3	H: 0 LOB: 0 BB: 0 P: 3	R: 4 E: 1 K: 0 S: 8	H: 5 LOB: 1 BB: 0 P: 8	R: 0 E: 0 K: 1 S: 6	H: 1 LOB: 1 BB: 0 P: 6	R: 0 E: 0 K: 1 S: 5	H: 1 LOB: 0 BB: 0 P: 5	R: 0 E: 0 K: 1 S: 5	H: 0 LOB: 2 BB: 1 P: 9	1B: 6 2B: 1 3B: 0 HR: 1	SF: 0 SAC: 0 DP: 0 HBP: 1	WP: 0 PB: 0 SB: 0 CS: 1	PA: 32		
<b>PITCHER</b>	IP WLS BF H R ER SO BB IBB HBP BLK WP HR S P ERA WHIP	8.0 L 32 8 4 4 6 0 0 1 0 0 1 43 44 4.50 1.000																						

Toronto Blue Jays @ Chicago White Sox  
Comiskey Park, Chicago, IL  
Tue May 04 1982, 8:05 PM EDT  
Att: 9,543 - Cloudy - 81 F

AB	31
R	4
H	8
RBI	4
BB	0
SO	6
LOB	9



Batter	1	2	3	4	5	6	7	8	9	AB	R	H	RBI	BB	SO	LOB	TOP				
<b>Damaso Garcia, R</b> (1, 4) OBP: 0.361, SLG: 0.340										4	0	0	1	0	1	3					
<b>Garth Iorg, R</b> (1, 5) OBP: 0.352, SLG: 0.462										4	0	1	0	0	0	1					
<b>Lloyd Moseby, L</b> (1, 8) OBP: 0.278, SLG: 0.345										4	0	0	0	0	1	1					
<b>Wayne Nordhagen, R</b> (1, 10) OBP: 0.347, SLG: 0.281										3	0	1	0	1	0	1					
<b>Barry Bonnell, R</b> (1, 7) OBP: 0.446, SLG: 0.528										3	0	2	0	0	1	1					
<b>Al Woods, L</b> (9, PH) OBP: 0.265, SLG: 0.200										1	0	0	0	0	0	0					
<b>Jesse Barfield, R</b> (1, 9) OBP: 0.305, SLG: 0.434										3	0	0	0	0	2	4					
<b>Ernie Whitt, L</b> (9, PH) OBP: 0.339, SLG: 0.490										1	0	0	0	0	0	0					
<b>Buck Martinez, R</b> (1, 2) OBP: 0.375, SLG: 0.514										2	1	1	0	1	0	0					
<b>Hosken Powell, L</b> (9, PH) OBP: 0.278, SLG: 0.324										1	0	0	0	0	0	0					
<b>Willie Upshaw, L</b> (1, 3) OBP: 0.321, SLG: 0.474										3	0	1	0	0	0	1					
<b>Alfredo Griffin, S</b> (1, 6) OBP: 0.279, SLG: 0.305										3	0	1	0	0	1	3					
<b>Inning Stats</b>	R: 0 H: 0 E: 0 K: 2 S: 7	H: 0 R: 0 ER: 0 BB: 0 P: 7	R: 0 H: 0 E: 0 K: 2 S: 6	H: 0 R: 1 ER: 0 BB: 1 P: 10	R: 1 H: 2 E: 0 K: 1 S: 7	H: 2 R: 0 ER: 0 BB: 0 P: 7	R: 0 H: 1 E: 0 K: 1 S: 6	H: 1 R: 0 ER: 0 BB: 0 P: 6	R: 0 H: 0 E: 1 K: 0 S: 3	H: 0 R: 0 ER: 0 BB: 1 P: 7	R: 0 H: 2 E: 0 K: 0 S: 5	H: 2 R: 0 ER: 0 BB: 0 P: 5	R: 0 H: 1 E: 1 K: 0 S: 4	H: 1 R: 0 ER: 0 BB: 0 P: 4	R: 0 H: 1 E: 0 K: 0 S: 3	H: 0 R: 0 ER: 0 BB: 0 P: 3	R: 0 H: 0 E: 0 K: 0 S: 3	1B: 6 2B: 3 3B: 0 HR: 0	SF: 0 SAC: 0 DP: 2 HBP: 0	WP: 0 PB: 0 SB: 0 CS: 1	PA: 34
<b>PITCHER</b>	IP	WLS	BF	H	R	ER	SO	BB	IBB	HBP	BLK	WP	HR	S	P	ERA	WHIP				
<b>Steve Trout, L</b> (1, 1) ERA: 3.18	8.0	W	31	7	1	1	6	2	0	0	0	0	0	41	49	1.12	1.125				
<b>Dennis Lamp, R</b> (9, 1) ERA: 4.95	1.0	S	3	0	0	0	0	0	0	0	0	0	0	3	3	0.00	0.000				

**Toronto Blue Jays @ Chicago White Sox**  
Comiskey Park, Chicago, IL  
Wed May 05 1982, 8:05 PM EDT  
Att: 20,673 - Cloudy - 86 F

AB 32  
R 1  
H 7  
RBI 1  
BB 2  
SO 6  
LOB 15

Batter	1	2	3	4	5	6	7	8	9	AB	R	H	RBI	BB	SO	LOB	BOTTOM				
<b>Ron LeFlore, R</b> (1, 8) OBP: 0.371, SLG: 0.495										4	0	1	0	0	2	1					
<b>Tony Bemazard, S</b> (1, 4) OBP: 0.293, SLG: 0.326										4	0	2	0	0	0	0					
<b>Steve Kemp, L</b> (1, 7) OBP: 0.395, SLG: 0.398										4	0	1	0	0	1	2					
<b>Greg Luzinski, R</b> (1, 10) OBP: 0.294, SLG: 0.344										4	0	0	0	0	0	4					
<b>Tom Paciorek, R</b> (1, 3) OBP: 0.389, SLG: 0.482										3	1	1	0	0	1	2					
<b>Mike Squires, L</b> (8, 3) OBP: 0.500, SLG: 0.375										0	0	0	0	1	0	0					
<b>Harold Baines, L</b> (1, 9) OBP: 0.319, SLG: 0.393										4	1	1	2	0	1	1					
<b>Carlton Fisk, R</b> (1, 2) OBP: 0.394, SLG: 0.356										3	0	0	0	0	0	0					
<b>Jim Morrison, R</b> (1, 5) OBP: 0.242, SLG: 0.467										3	1	1	1	0	1	0					
<b>Aurelio Rodriguez, R</b> (8, 5) OBP: 0.200, SLG: 0.077										0	0	0	0	0	0	0					
<b>Bill Almon, R</b> (1, 6) OBP: 0.444, SLG: 0.484										3	1	3	1	0	0	0					
<b>Inning Stats</b>	R: 0 H: 2 E: 0 K: 2 S: 9	H: 0 R: 0 ER: 0 BB: 0 P: 9	R: 0 H: 0 E: 0 K: 1 S: 5	H: 0 R: 0 ER: 0 BB: 0 P: 5	R: 0 H: 2 E: 0 K: 0 S: 5	H: 2 R: 0 ER: 0 BB: 0 P: 5	R: 0 H: 0 E: 0 K: 0 S: 3	H: 0 R: 0 ER: 0 BB: 0 P: 3	R: 0 H: 2 E: 0 K: 1 S: 5	H: 2 R: 0 ER: 0 BB: 0 P: 5	R: 0 H: 0 E: 0 K: 1 S: 5	H: 0 R: 4 ER: 0 BB: 0 P: 9	H: 4 R: 1 ER: 0 BB: 0 P: 9	R: 0 H: 0 E: 0 K: 0 S: 3	H: 0 R: 0 ER: 0 BB: 1 P: 7	R: 0 H: 0 E: 0 K: 0 S: 3	1B: 6 2B: 1 3B: 0 HR: 3	SF: 0 SAC: 0 DP: 0 HBP: 0	WP: 0 PB: 0 SB: 0 CS: 0	PA: 34	
<b>PITCHER</b>	IP	WLS	BF	H	R	ER	SO	BB	IBB	HBP	BLK	WP	HR	S	P	ERA	WHIP				
<b>Luis Leal, R</b> (1, 1) ERA: 3.24	6.1	L	26	9	3	3	5	0	0	0	0	0	2	36	36	4.26	1.421				
<b>Roy Lee Jackson, R</b> (7, 1) ERA: 5.09	0.2		3	1	1	1	1	0	0	0	0	0	1	5	5	13.50	1.500				
<b>Joey McLaughlin, R</b> (8, 1) ERA: 2.84	1.0		4	0	0	0	0	1	0	0	0	0	0	3	7	0.00	1.000				

**Toronto Blue Jays @ Chicago White Sox**  
Comiskey Park, Chicago, IL  
Wed May 05 1982, 8:05 PM EDT  
Att: 20,673 - Cloudy - 86 F

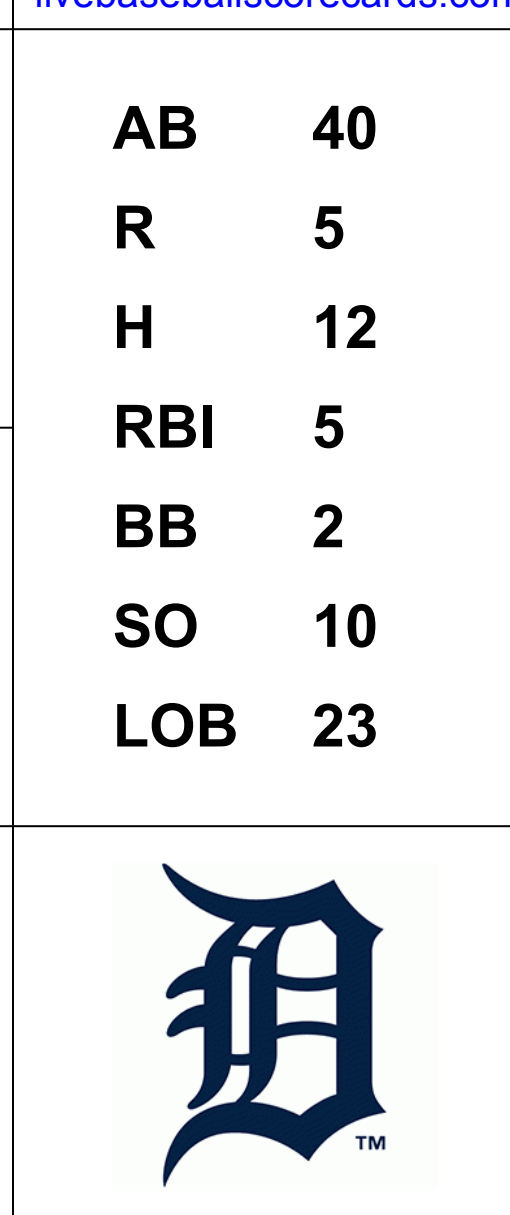
AB 32  
R 4  
H 10  
RBI 4  
BB 1  
SO 6  
LOB 10



Batter	1	2	3	4	5	6	7	8	9	AB	R	H	RBI	BB	SO	LOB	TOP					
Ron LeFlore, R OBP: 0.373, SLG: 0.490 (1, 8)										5	2	2	0	0	2	0	<b>Chicago White Sox @ Detroit Tigers</b> Tiger Stadium, Detroit, MI Fri May 07 1982, 7:05 PM EDT Att: 38,006 - Cloudy - 59 F					
Tony Bemazard, S OBP: 0.298, SLG: 0.330 (1, 4)										5	0	1	1	0	2	2						
Steve Kemp, L OBP: 0.397, SLG: 0.384 (1, 7)										3	0	0	0	2	0	2						
Greg Luzinski, R OBP: 0.318, SLG: 0.394 (1, 10)										4	2	3	1	1	0	1						
Tom Paciorek, R OBP: 0.383, SLG: 0.466 Mike Squires, L OBP: 0.545, SLG: 0.444 (7, 3)										3	0	0	0	1	1	4						
Harold Baines, L OBP: 0.313, SLG: 0.404 (1, 9)										5	0	1	2	0	0	4						
Carlton Fisk, R OBP: 0.382, SLG: 0.333 (1, 2)										4	1	0	0	1	2	1						
Jim Morrison, R OBP: 0.286, SLG: 0.587 Aurelio Rodriguez, R OBP: 0.200, SLG: 0.077 (8, 5)										3	2	3	3	1	0	0						
Bill Almon, R OBP: 0.421, SLG: 0.455 (1, 6)										4	0	0	0	0	3	1						
<b>Inning Stats</b>	R: 0 E: 0 K: 1 S: 5	H: 0 LOB: 1 BB: 1 P: 9	R: 1 E: 0 K: 0 S: 3	H: 1 LOB: 1 BB: 1 P: 7	R: 0 E: 1 K: 2 S: 8	H: 0 LOB: 1 BB: 0 P: 8	R: 1 E: 0 K: 0 S: 3	H: 1 LOB: 0 BB: 1 P: 7	R: 2 E: 0 K: 1 S: 9	H: 4 LOB: 3 BB: 1 P: 13	R: 1 E: 0 K: 3 S: 10	H: 1 LOB: 0 BB: 0 P: 10	R: 0 E: 0 K: 0 S: 4	H: 1 LOB: 1 BB: 0 P: 4	R: 0 E: 0 K: 2 S: 7	H: 0 LOB: 1 BB: 1 P: 11		R: 3 E: 0 K: 1 S: 8	H: 3 LOB: 1 BB: 1 P: 12	1B: 6 2B: 1 3B: 1 HR: 3	SF: 0 SAC: 0 DP: 1 HBP: 0	WP: 0 PB: 0 SB: 4 CS: 0
<b>PITCHER</b>	IP WLS BF H R ER SO BB IBB HBP BLK WP HR S P ERA WHIP	IP WLS BF H R ER SO BB IBB HBP BLK WP HR S P ERA WHIP																				
Jack Morris, R ERA: 3.71 (1, 1)	4.1 L 20 5 4 4 3 3 0 0 0 0 2 23 35 8.31 1.846																					
Dave Rozema, R ERA: 1.57 (5, 1)	2.2 12 3 1 1 4 0 1 0 0 0 1 19 23 3.38 1.125																					
Dave Tobik, R ERA: 7.62 (8, 1)	1.1 6 1 1 1 3 1 0 0 0 0 0 11 15 6.75 1.500																					
Kevin Saucier, L ERA: 1.88 (9, 1)	0.2 5 2 2 2 0 0 1 0 0 0 0 4 8 27.00 3.000																					

Batter	1	2	3	4	5	6	7	8	9	AB	R	H	RBI	BB	SO	LOB	BOTTOM			
Chet Lemon, R OBP: 0.396, SLG: 0.373 (1, 9)										4	1	2	0	0	0	0	<b>Chicago White Sox @ Detroit Tigers</b> Tiger Stadium, Detroit, MI Fri May 07 1982, 7:05 PM EDT Att: 38,006 - Cloudy - 59 F			
Enos Cabell, R OBP: 0.358, SLG: 0.515 (1, 5)										5	1	1	0	0	2	3				
Kirk Gibson, L OBP: 0.343, SLG: 0.430 (1, 8)										5	0	1	0	0	2	3				
Mike Ivie, R OBP: 0.417, SLG: 0.300 (1, 10)										4	1	1	1	1	2	1				
Richie Hebner, L OBP: 0.306, SLG: 0.333 (1, 3)										5	1	2	1	0	1	2				
Larry Hemdon, R OBP: 0.348, SLG: 0.423 (1, 7)										5	1	2	1	0	1	4				
Lou Whitaker, L OBP: 0.308, SLG: 0.321 (1, 4)										4	0	1	0	1	0	5				
John Wockenfuss, R OBP: 0.346, SLG: 0.266 Tom Brookens, R OBP: 0.296, SLG: 0.280 (8, PR) (9, 6)										4	0	2	2	0	1	1				
Alan Trammell, R OBP: 0.287, SLG: 0.272 Jerry Turner, R OBP: 0.208, SLG: 0.351 Lynn Jones, R OBP: 0.221, SLG: 0.182 Mark DeJohn, S OBP: 0.286, SLG: 0.657 Eddie Miller, S OBP: 0.286, SLG: 0.093 Marty Castillo, R (7, PH) (7, PH) (8, PH) (8, PH) (9, 2)										2	0	0	0	0	0	0				
<b>Inning Stats</b>	R: 0 E: 0 K: 2 S: 8	H: 1 LOB: 1 BB: 0 P: 8	R: 0 E: 1 K: 2 S: 8	H: 1 LOB: 1 BB: 0 P: 8	R: 0 E: 0 K: 1 S: 6	H: 1 LOB: 1 BB: 0 P: 6	R: 0 E: 0 K: 0 S: 3	H: 0 LOB: 0 BB: 0 P: 3	R: 0 E: 0 K: 2 S: 7	H: 0 LOB: 0 BB: 0 P: 7	R: 0 E: 0 K: 0 S: 5	H: 2 LOB: 2 BB: 0 P: 5	R: 4 E: 0 K: 2 S: 11	H: 4 LOB: 2 BB: 2 P: 19	R: 1 E: 1 K: 1 S: 8	H: 2 LOB: 3 BB: 0 P: 9		1B: 11 2B: 1 3B: 0 HR: 0	SF: 0 SAC: 0 DP: 0 HBP: 1	WP: 1 PB: 0 SB: 1 CS: 0
<b>PITCHER</b>	IP WLS BF H R ER SO BB IBB HBP BLK WP HR S P ERA WHIP	IP WLS BF H R ER SO BB IBB HBP BLK WP HR S P ERA WHIP																		
LaMarr Hoyt, R ERA: 1.29 (1, 1)	6.2 W 26 6 0 0 0 0 0 0 0 0 0 40 40 0.00 0.900																			
Kevin Hickey, L ERA: 3.65 (7, 1)	0.1 2 1 1 1 0 0 0 0 0 0 0 0 2 2 27.00 3.000																			
Salome Barojas, R ERA: 2.37 (8, 1)	1.1 10 3 4 4 2 2 0 1 0 0 0 0 11 20 27.00 3.750																			
Jerry Koosman, L ERA: 5.87 (9, 1)	0.0 3 2 0 0 0 0 0 0 0 0 0 0 3 3 ∞ ∞																			
Chico Escarrega, R ERA: 1.42 (9, 1)	0.2 S 2 0 0 0 1 0 0 0 0 0 0 4 4 0.00 0.000																			

AB	37
R	8
H	11
RBI	8
BB	6
SO	10
LOB	15



Batter	1	2	3	4	5	6	7	8	9	AB	R	H	RBI	BB	SO	LOB	TOP																	
Ron LeFlore, R (1, 8) OBP: 0.364, SLG: 0.475	0-3 K		0-3 K						0-3 K	5	0	1	0	0	4	0	<b>Chicago White Sox @ Detroit Tigers</b> Tiger Stadium, Detroit, MI Sat May 08 1982, 3:33 AM EDT Att: 28,915 - Sunny - 68 F																	
Tony Bemazard, S (1, 4) OBP: 0.294, SLG: 0.333	0-3 K2-3		0-0 1B 2B				0-0 F7		0-0 E5 HR	5	2	2	0	0	1	1																		
Steve Kemp, L (1, 7) Rudy Law, L (8, PR) OBP: 0.290, SLG: 0.400	0-3 K		0-0 1B 2B				4-0		0-0 CS HR	3	1	2	0	1	1	0																		
Greg Luzinski, R (1, 10) OBP: 0.321, SLG: 0.398		4-0	0-0 1B 2B				0-3 K		0-0 F3	4	0	1	2	1	1	3																		
Tom Paciorek, R (1, 3) Mike Squires, L (8, 3) OBP: 0.378, SLG: 0.489	0-0 6-3		0-0 5-3				0-0 F8		0-0 HR	4	1	1	2	0	0	2																		
Harold Baines, L (1, 9) OBP: 0.310, SLG: 0.398	0-0 4-3			0-3 K			0-0 S 1B		0-3 K	4	0	1	0	0	2	2																		
Jim Morrison, R (1, 5) Aurelio Rodriguez, R (8, 5) OBP: 0.294, SLG: 0.592	0-0 5-3			0-0 1-3			0-0 F8		0-0 2B	4	0	1	0	0	0	2																		
Marc Hill, R (1, 2) OBP: 0.273, SLG: 0.500			0-0 HR	0-3 K			0-3 K		0-0 F4	4	1	1	1	0	2	3																		
Bill Almon, R (1, 6) OBP: 0.400, SLG: 0.429			0-0 5-3		0-3 K				0-0 F9	4	0	0	0	0	1	0																		
Bill Almon, R (1, 6) OBP: 0.400, SLG: 0.429			0-0 5-3		0-3 K				0-0 L7	4	0	0	0	0	1	0																		
<b>Inning Stats</b>	R: 0 E: 0 K: 3 S: 9	H: 0 LOB: 0 BB: 0 P: 9	R: 0 E: 0 K: 0 S: 3	H: 0 LOB: 1 BB: 1 P: 7	R: 3 E: 0 K: 1 S: 9	H: 4 LOB: 1 BB: 0 P: 9	R: 0 E: 0 K: 2 S: 7	H: 0 LOB: 0 BB: 0 P: 7	R: 0 E: 0 K: 1 S: 6	H: 1 LOB: 2 BB: 1 P: 12	R: 0 E: 0 K: 1 S: 5	H: 0 LOB: 0 BB: 0 P: 5	R: 2 E: 0 K: 1 S: 8	H: 3 LOB: 2 BB: 0 P: 8	R: 2 E: 1 K: 1 S: 7	H: 2 LOB: 0 BB: 0 P: 7	1B: 6 2B: 2 3B: 0 HR: 3	SF: 0 SAC: 0 DP: 0 HBP: 0	WP: 0 PB: 0 CS: 1	PA: 40														
<b>PITCHER</b>	IP WLS BF H R ER SO BB IBB HBP BLK WP HR S P ERA WHIP																																	
Dan Petry, R (1, 1) ERA: 3.53	7.0	30	7	4	4	10	2	0	0	0	0	0	0	1	48	56	5.14	1.286																
Elias Sosa, R (8, 1) ERA: 3.07	2.0	L	10	4	3	2	2	0	0	0	0	0	0	2	14	14	9.00	2.000																

Batter	1	2	3	4	5	6	7	8	9	AB	R	H	RBI	BB	SO	LOB	BOTTOM																	
Eddie Miller, S (1, 8) OBP: 0.278, SLG: 0.071	4-0 CS BB		0-0 4-3						0-0 G3	3	0	0	0	1	0	1	<b>Chicago White Sox @ Detroit Tigers</b> Tiger Stadium, Detroit, MI Sat May 08 1982, 3:33 AM EDT Att: 28,915 - Sunny - 68 F																	
Enos Cabell, R (1, 5) Tom Brookens, R (8, 5) OBP: 0.364, SLG: 0.514	0-3 K			0-0 E 1B			0-0 HR		0-0 F4	4	1	2	0	0	1	1																		
Jerry Turner, L (1, 9) Lynn Jones, R (7, PH) OBP: 0.310, SLG: 0.425	0-0 G3			0-0 L7			0-0 HR		0-0 4-3	3	1	1	2	0	0	2																		
Mike Ivie, R (1, 10) OBP: 0.375, SLG: 0.286		0-0		0-0 F3			0-3 K		0-0 F4	4	0	1	0	0	1	1																		
Richie Hebner, L (1, 3) John Wockenfuss, R (8, PH) OBP: 0.308, SLG: 0.316	0-0 3-1			0-0 F8			4-0 BB 2B		0-3 K	2	1	0	0	1	0	1																		
Larry Hemdon, R (1, 7) OBP: 0.354, SLG: 0.420	0-0 F6				0-0 4-3 1B		4-0 2B BB		0-0 F9	3	1	1	0	1	0	0																		
Lance Parrish, R (1, 2) OBP: 0.233, SLG: 0.463			0-3 K		0-3 K		1-2 2B		0-0 F3	4	0	1	2	0	2	1																		
Lou Whitaker, L (1, 4) OBP: 0.316, SLG: 0.345			0-0		0-0 4-3		4-0		0-0 L7	3	0	1	0	1	0	1																		
Alan Trammell, R (1, 6) OBP: 0.255, SLG: 0.259			0-0 F6		0-0 4-3		0-0 F3		0-0 F9	4	0	0	0	0	0	4																		
<b>Inning Stats</b>	R: 0 E: 0 K: 1 S: 4	H: 0 LOB: 1 BB: 1 P: 8	R: 0 E: 0 K: 0 S: 3	H: 1 LOB: 0 BB: 0 P: 3	R: 0 E: 0 K: 1 S: 6	H: 1 LOB: 1 BB: 0 P: 6	R: 0 E: 1 K: 0 S: 4	H: 1 LOB: 1 BB: 0 P: 4	R: 0 E: 0 K: 1 S: 6	H: 1 LOB: 1 BB: 0 P: 6	R: 4 E: 0 K: 1 S: 8	H: 3 LOB: 2 BB: 3 P: 20	R: 0 E: 0 K: 0 S: 3	H: 0 LOB: 0 BB: 0 P: 3	R: 0 E: 0 K: 1 S: 5	H: 0 LOB: 0 BB: 0 P: 5		R: 0 E: 0 K: 0 S: 3	H: 0 LOB: 0 BB: 0 P: 3	1B: 4 2B: 1 3B: 1 HR: 1	SF: 0 SAC: 0 DP: 0 HBP: 0	WP: 0 PB: 0 CS: 1	PA: 36											
<b>PITCHER</b>	IP WLS BF H R ER SO BB IBB HBP BLK WP HR S P ERA WHIP																																	
Dennis Lamp, R (1, 1) ERA: 4.94	5.2	23	6	3	3	4	2	0	0	0	0	0	0	1	29	37	4.76	1.412																
Chico Escarrega, R (6, 1) ERA: 2.7	0.1	4	1	1	1	0	1	1	0	0	0	0	0	2	10	10	27.00	6.000																
Jerry Koosman, L (7, 1) ERA: 5.19	3.0	W	9	0	0	0	1	0	0	0	0	0	0	11	11	0.00	0.000																	

Batter	1	2	3	4	5	6	7	8	9	AB	R	H	RBI	BB	SO	LOB	TOP										
<b>Rudy Law, L</b> OBP: 0.292, SLG: 0.500 (1, 8)	F7	FC6-4 1B		K			SH5-3		CS 3B	4	0	2	2	0	1	0	<b>Chicago White Sox @ Detroit Tigers</b> Tiger Stadium, Detroit, MI Sun May 09 1982, 3:33 AM EDT Att: 23,468 - Sunny - 75 F										
<b>Tony Bemazard, S</b> OBP: 0.296, SLG: 0.330 (1, 4)	1B	FC6-4 1B		L6			G3		BB	4	1	1	0	1	0	3											
<b>Steve Kemp, L</b> OBP: 0.368, SLG: 0.387 (1, 7)	2B	4-3			F5		F7		CS	4	1	1	0	0	0	3											
<b>Mike Squires, L</b> OBP: 0.545, SLG: 0.444 (8, 3)	SF9 1B									0	0	0	0	0	0	0											
<b>Greg Luzinski, R</b> OBP: 0.319, SLG: 0.402 (1, 10)	SF9 2B			F4					K	4	0	1	1	0	2	0											
<b>Tom Paciorek, R</b> OBP: 0.373, SLG: 0.484 (1, 3)	SF9 1B			2B					F9	3	0	1	1	0	1	0											
<b>Harold Baines, L</b> OBP: 0.308, SLG: 0.402 (1, 9)	4-3			1B					4-3	4	0	1	0	0	0	1											
<b>Carlton Fisk, R</b> OBP: 0.388, SLG: 0.323 (1, 2)			F2	G5-4-3 IBB			K		SH1-3 3B HBP	2	1	0	0	1	1	0											
<b>Jim Morrison, R</b> OBP: 0.286, SLG: 0.565 (1, 5)							F4		SH1-3	2	1	0	0	1	0	3											
<b>Aurelio Rodriguez, R</b> OBP: 0.200, SLG: 0.077 (9, 5)		E 1B BB	G5-4-3						1-2	0	0	0	0	0	0	0											
<b>Vance Law, R</b> OBP: 0.389, SLG: 0.267 (1, 6)									K	3	0	1	0	0	0	1											
<b>Jerry Hairston, S</b> OBP: 0.133, SLG: 0.333 (9, PH)		E5 1B		F4						1	0	0	0	0	1	1											
<b>Bill Almon, R</b> OBP: 0.400, SLG: 0.429 (9, 6)		FC6-4 1B					SH5-3 1B			0	0	0	0	0	0	0											
<b>Inning Stats</b>	R: 2 E: 0 K: 0 S: 6	H: 3 LOB: 1 BB: 0 P: 6	R: 1 E: 1 K: 0 S: 5	H: 1 LOB: 2 BB: 1 P: 9	R: 0 E: 0 K: 0 S: 4	H: 2 LOB: 2 BB: 1 P: 8	R: 0 E: 0 K: 1 S: 5	H: 0 LOB: 0 BB: 0 P: 5	R: 0 E: 0 K: 2 S: 7	H: 0 LOB: 0 BB: 0 P: 7	R: 0 E: 0 K: 1 S: 5	H: 1 LOB: 1 BB: 0 P: 4	R: 0 E: 0 K: 1 S: 5	H: 0 LOB: 0 BB: 0 P: 5	R: 1 E: 0 K: 1 S: 5	H: 1 LOB: 1 BB: 1 P: 10	1B: 5 2B: 2 3B: 1 HR: 0	SF: 1 SAC: 2 DP: 1 HBP: 1	WP: 0 PB: 0 SB: 0 CS: 1	PA: 39							
<b>PITCHER</b>	IP	WLS	BF	H	R	ER	SO	BB	IBB	HBP	BLK	WP	HR	S	P	ERA	WHIP										
<b>Larry Pashnick, R</b> ERA: 3.51 (1, 1)	2.1	L	16	6	3	3	0	1	1	0	0	0	0	14	22	11.57	3.000										
<b>Dave Tobik, R</b> ERA: 5.5 (3, 1)	4.2		14	1	0	0	4	0	0	0	0	0	0	22	22	0.00	0.214										
<b>Dave Rozema, R</b> ERA: 1.82 (8, 1)	1.2		8	1	1	1	2	1	0	1	0	0	0	10	15	5.40	1.200										
<b>Kevin Saucier, L</b> ERA: 1.84 (9, 1)	0.1		0	0	0	0	0	0	0	0	0	0	0	0	0	0.00	0.000										

Batter	1	2	3	4	5	6	7	8	9	AB	R	H	RBI	BB	SO	LOB	BOTTOM										
<b>Eddie Miller, S</b> OBP: 0.273, SLG: 0.059 (1, 9)	CS HBP		L6		F9		K		K	3	0	0	0	0	1	2	<b>Chicago White Sox @ Detroit Tigers</b> Tiger Stadium, Detroit, MI Sun May 09 1982, 3:33 AM EDT Att: 23,468 - Sunny - 75 F										
<b>John Wockenfuss, R</b> OBP: 0.338, SLG: 0.258 (9, PH)										1	0	0	0	0	1	2											
<b>Enos Cabell, R</b> OBP: 0.351, SLG: 0.495 (1, 5)	F8			4-3	L9				4-3	4	0	0	0	0	0	1											
<b>Kirk Gibson, L</b> OBP: 0.359, SLG: 0.444 (1, 8)	K			BB 1B					G6-4-3 1B	4	1	3	0	0	1	0											
<b>Mike Ivie, R</b> OBP: 0.350, SLG: 0.235 (1, 10)		K		1B FC6-4 BB			E5 BB		G6-4-3	3	1	0	0	1	1	2											
<b>Richie Hebner, L</b> OBP: 0.333, SLG: 0.325 (1, 3)										2	0	1	1	1	0	0											
<b>Tom Brookens, R</b> OBP: 0.309, SLG: 0.353 (9, PH)	L8			FC6-4 1B			G5-4-3 BB			1	1	1	1	0	0	0											
<b>Larry Hemdon, R</b> OBP: 0.350, SLG: 0.408 (1, 7)	K			FC6-4 BB			G5-4-3		K HR	3	0	0	0	1	2	2											
<b>Lou Whitaker, L</b> OBP: 0.313, SLG: 0.341 (1, 4)			F9	FC6-4			4-3		BB 1B	4	0	1	1	0	0	2											
<b>Lance Parrish, R</b> OBP: 0.234, SLG: 0.444 (1, 2)			K	K					K	4	0	1	0	0	3	3											
<b>Alan Trammell, R</b> OBP: 0.260, SLG: 0.276 (1, 6)										2	0	1	0	0	0	0											
<b>Jerry Turner, L</b> OBP: 0.302, SLG: 0.415 (7, PH)					F7					1	0	0	0	0	1	1											
<b>Mark DeJohn, S</b> OBP: 0.333, SLG: 0.667 (8, 6)										0	0	0	0	0	0	0											
<b>Chet Lemon, R</b> OBP: 0.402, SLG: 0.373 (9, PH)				2B					1-2 BB	0	0	0	0	1	0	0											
<b>Inning Stats</b>	R: 0 E: 0 K: 1 S: 4	H: 0 LOB: 0 BB: 0 P: 5	R: 0 E: 0 K: 2 S: 7	H: 0 LOB: 0 BB: 0 P: 7	R: 0 E: 0 K: 1 S: 6	H: 1 LOB: 1 BB: 0 P: 6	R: 2 E: 0 K: 1 S: 7	H: 2 LOB: 2 BB: 2 P: 15	R: 0 E: 0 K: 0 S: 3	H: 0 LOB: 0 BB: 0 P: 3	R: 0 E: 0 K: 0 S: 3	H: 1 LOB: 1 BB: 1 P: 7	R: 0 E: 0 K: 2 S: 8	H: 1 LOB: 1 BB: 0 P: 8	R: 0 E: 0 K: 0 S: 3	H: 1 LOB: 0 BB: 0 P: 3	R: 1 E: 0 K: 3 S: 11	H: 2 LOB: 2 BB: 1 P: 15	1B: 6 2B: 1 3B: 0 HR: 1	SF: 0 SAC: 0 DP: 2 HBP: 1	WP: 0 PB: 0 SB: 0 CS: 2	PA: 37					
<b>PITCHER</b>	IP	WLS	BF	H	R	ER	SO	BB	IBB	HBP	BLK	WP	HR	S	P	ERA	WHIP										
<b>Richard Dotson, R</b> ERA: 3.38 (1, 1)	7.1	W	29	5	2	2	7	3	0	0	0	0	0	39	52	2.46	1.091										
<b>Kevin Hickey, L</b> ERA: 3.46 (8, 1)	0.2		2	1	0	0	0	0	0	0	0	0	0	2	2	0.00	1.500										
<b>Salome Barojas, R</b> ERA: 2.7 (9, 1)	1.0	S	6	2	1	1	3	1	0	0	0	0	1	11	15	9.00	3.000										

AB	31
R	4
H	8
RBI	4
BB	3
SO	6
LOB	12



AB	32
R	3
H	8
RBI	3
BB	4
SO	10
LOB	15



Batter	1	2	3	4	5	6	7	8	9	AB	R	H	RBI	BB	SO	LOB	TOP										
Ron LeFlore, R (1, 8) OBP: 0.348, SLG: 0.453	0-3 K	0-3 K		0-0 6-3			0-0 F8		0-0 6-3	5	0	0	0	0	2	3											
Tony Bernazard, S (1, 4) OBP: 0.311, SLG: 0.373	0-0 2B		0-0 F4	0-0 G3			4-0 HR		0-0 HR	4	2	2	1	1	0	1											
Steve Kemp, L (1, 7) OBP: 0.369, SLG: 0.418	0-0 F4		0-0 1B		0-0 4-3		0-0 HR		0-0 4-3	5	1	2	2	0	0	1											
Greg Luzinski, R (1, 10) OBP: 0.322, SLG: 0.425	4-0 BB		0-3 K		0-0 5-3		0-0 F5		0-0 HR	4	1	1	1	1	1	1											
Tom Paciorek, R (1, 3) OBP: 0.358, SLG: 0.465	0-0 F8		0-3 K		0-0 6-3		0-0 E6		0-0 F9	4	0	0	0	0	1	3											
Mike Squires, L (7, 3) OBP: 0.500, SLG: 0.400										1	0	0	0	0	0	0											
Harold Baines, L (1, 9) OBP: 0.296, SLG: 0.386		0-0 F7		0-0 6-3		0-0 G3	0-3 K			4	0	0	0	0	1	1											
Carlton Fisk, R (1, 2) OBP: 0.393, SLG: 0.324		0-0 1B		4-0 1B		0-0 5-3		0-0 F7		3	1	1	0	1	0	0											
Jim Morrison, R (1, 5) OBP: 0.309, SLG: 0.575		0-0 1B		0-0 1B		0-0 1B		0-0 F9		4	1	3	1	0	0	0											
Aurelio Rodriguez, R (8, 5) OBP: 0.200, SLG: 0.077	1-2 1B		1-2 1B	1-H 2B		1B				0	0	0	0	0	0	0											
Bill Almon, R (1, 6) OBP: 0.393, SLG: 0.432	0-0 F9		0-0 1B	6-3 1B		0-0 L7		0-0 5-3		4	0	1	1	0	0	3											
<b>Inning Stats</b>	R: 0 E: 0 K: 1 S: 6	H: 1 LOB: 2 BB: 1 P: 10	R: 0 E: 0 K: 1 S: 7	H: 2 LOB: 2 BB: 0 P: 7	R: 0 E: 0 K: 2 S: 8	H: 1 LOB: 1 BB: 0 P: 8	R: 2 E: 0 K: 0 S: 5	H: 2 LOB: 1 BB: 1 P: 9	R: 0 E: 0 K: 0 S: 3	H: 0 LOB: 0 BB: 0 P: 3	R: 0 E: 0 K: 1 S: 4	H: 1 LOB: 1 BB: 0 P: 4	R: 2 E: 1 K: 1 S: 7	H: 1 LOB: 1 BB: 1 P: 11	R: 0 E: 0 K: 0 S: 3	H: 0 LOB: 0 BB: 0 P: 3	R: 2 E: 0 K: 0 S: 5	H: 2 LOB: 2 BB: 0 P: 5	1B: 5 2B: 2 3B: 0 HR: 3	SF: 0 SAC: 0 DP: 0 HBP: 0	WP: 0 PB: 0 SB: 2 CS: 0	PA: 41					
<b>PITCHER</b>	IP	WLS	BF	H	R	ER	SO	BB	IBB	HBP	BLK	WP	HR	S	P	ERA	WHIP										
Luis Leal, R (1, 1) ERA: 3.21	6.0		27	7	2	2	4	2	0	0	0	0	0	33	41	3.00	1.500										
Joey McLaughlin, R (7, 1) ERA: 3.5	2.1	L	11	2	3	3	1	1	0	0	0	0	2	12	16	11.57	1.286										
Jerry Garvin, L (9, 1) ERA: 10.57	0.2		3	1	1	1	0	0	0	0	0	0	1	3	3	13.50	1.500										

Chicago White Sox @ Toronto Blue Jays  
Exhibition Stadium, Toronto, ON  
Mon May 10 1982, 7:05 PM EDT  
Att: 11,520 - Cloudy - 64 F

AB	38
R	6
H	10
RBI	6
BB	3
SO	5
LOB	13



Batter	1	2	3	4	5	6	7	8	9	AB	R	H	RBI	BB	SO	LOB	BOTTOM										
Damaso Garcia, R (1, 4) OBP: 0.358, SLG: 0.391	0-0 F6		0-0 2B		4-0 1B		0-0 F7		0-0 G1-6-3	2	0	1	0	0	0	0											
Rance Mulliniks, L (5, 5) OBP: 0.369, SLG: 0.421					2B					2	1	0	0	1	0	1											
Garth Iorg, R (1, 5) OBP: 0.385, SLG: 0.475	0-0 F6		0-0 6-3		0-0 2B		0-3 K		0-0 L9	5	1	1	0	0	1	0											
Barry Bonnell, R (1, 8) OBP: 0.439, SLG: 0.516	0-0 F9		0-0 1B		0-0 F3		0-0 B5-3		0-0 FC3-6	5	0	2	0	0	0	2											
Wayne Nordhagen, R (1, 7) OBP: 0.363, SLG: 0.310		0-0 F8		0-0 1B		0-0 1B		0-0 FC3-6		3	0	2	2	1	0	0											
Lloyd Moseby, L (7, PR) OBP: 0.270, SLG: 0.330			2-3 1B		1-H 2H		0-0 BB		1-2 2B	1	0	0	0	0	0	1											
Otto Velez, R (1, 10) OBP: 0.423, SLG: 0.250		0-0 BB		0-0 F8		0-0 BB		0-0 F9		3	1	2	0	0	0	2											
Dave Revering, L (7, PH) OBP: 0.200, SLG: 0.217		1B		0-0 1B		2-3 1B				2	0	1	0	0	0	1											
Jesse Barfield, R (1, 9) OBP: 0.323, SLG: 0.453		0-0 F9		0-0 F9		4-0 BB		0-0 FC6-4		4	0	1	0	1	0	3											
Buck Martinez, R (1, 2) OBP: 0.362, SLG: 0.452		4-0 1B		4-0 BB		0-0 F8		0-0 FC6-4		2	0	0	0	2	0	5											
Willie Upshaw, L (1, 3) OBP: 0.347, SLG: 0.500		0-0 1B		0-0 F9		0-0 4-3		0-0 FC1-6		4	0	2	1	0	0	4											
Alfredo Griffin, S (1, 6) OBP: 0.260, SLG: 0.275		0-3 K		0-0 F3		0-0 4-3		0-0 FC1-6		4	0	0	0	0	1	4											
<b>Inning Stats</b>	R: 0 E: 0 K: 0 S: 3	H: 0 LOB: 0 BB: 0 P: 3	R: 1 E: 0 K: 1 S: 7	H: 2 LOB: 2 BB: 1 P: 11	R: 0 E: 0 K: 0 S: 5	H: 3 LOB: 0 BB: 0 P: 5	R: 0 E: 0 K: 0 S: 3	H: 0 LOB: 1 BB: 1 P: 7	R: 2 E: 0 K: 0 S: 6	H: 3 LOB: 3 BB: 2 P: 14	R: 0 E: 0 K: 1 S: 5	H: 0 LOB: 0 BB: 0 P: 5	R: 0 E: 0 K: 0 S: 4	H: 1 LOB: 2 BB: 1 P: 8	R: 0 E: 0 K: 0 S: 3	H: 1 LOB: 0 BB: 0 P: 3	R: 0 E: 0 K: 0 S: 5	H: 2 LOB: 2 BB: 0 P: 5	1B: 8 2B: 4 3B: 0 HR: 0	SF: 0 SAC: 0 DP: 1 HBP: 0	WP: 0 PB: 0 SB: 0 CS: 0	PA: 42					
<b>PITCHER</b>	IP	WLS	BF	H	R	ER	SO	BB	IBB	HBP	BLK	WP	HR	S	P	ERA	WHIP										
Britt Burns, L (1, 1) ERA: 2.2	6.1		31	8	3	3	2	5	0	0	0	0	0	30	50	4.26	2.053										
Chico Escarrega, R (7, 1) ERA: 2.45	0.2		3	1	0	0	0	0	0	0	0	0	0	3	3	0.00	1.500										
Kevin Hickey, L (8, 1) ERA: 3.0	2.0	S	8	3	0	0	0	0	0	0	0	0	0	8	8	0.00	1.500										

Chicago White Sox @ Toronto Blue Jays  
Exhibition Stadium, Toronto, ON  
Mon May 10 1982, 7:05 PM EDT  
Att: 11,520 - Cloudy - 64 F

AB	37
R	3
H	12
RBI	3
BB	5
SO	2
LOB	23



Batter	1	2	3	4	5	6	7	8	9	AB	R	H	RBI	BB	SO	LOB	TOP					
Ron LeFlore, R OBP: 0.359, SLG: 0.459 (1, 8)										5	1	3	0	0	1	3	Chicago White Sox @ Toronto Blue Jays Exhibition Stadium, Toronto, ON Tue May 11 1982, 7:05 PM EDT Att: 10,700 - Unknown - 59 F					
Tony Bernazard, S OBP: 0.323, SLG: 0.377 (1, 4)										4	1	2	0	1	0	1						
Steve Kemp, L OBP: 0.388, SLG: 0.420 (1, 7)										2	0	1	0	3	0	3						
Greg Luzinski, R OBP: 0.317, SLG: 0.414 (1, 10)										5	0	1	2	0	1	6						
Tom Paciorek, R OBP: 0.342, SLG: 0.447 (1, 3)										4	0	0	1	0	3	5						
Harold Baines, L OBP: 0.292, SLG: 0.387 (1, 9)										5	0	1	0	0	1	2						
Carlton Fisk, R OBP: 0.382, SLG: 0.306 (1, 2)										4	0	0	0	1	0	1						
Jim Morrison, R OBP: 0.314, SLG: 0.558 (1, 5)										4	1	1	0	1	0	0						
Bill Almon, R OBP: 0.386, SLG: 0.462 (1, 6)										4	1	1	1	0	0	4						
<b>Inning Stats</b>	R: 0 E: 0 K: 1 S: 6	H: 1 LOB: 2 BB: 1 P: 10	R: 0 E: 0 K: 1 S: 5	H: 0 LOB: 2 BB: 2 P: 13	R: 0 E: 0 K: 0 S: 3	H: 0 LOB: 1 BB: 1 P: 7	R: 0 E: 0 K: 0 S: 3	H: 0 LOB: 0 BB: 0 P: 3	R: 2 E: 0 K: 0 S: 6	H: 3 LOB: 2 BB: 1 P: 10	R: 0 E: 0 K: 0 S: 5	H: 2 LOB: 3 BB: 1 P: 9	R: 0 E: 0 K: 2 S: 8	H: 1 LOB: 1 BB: 0 P: 8	R: 2 E: 1 K: 2 S: 11	H: 3 LOB: 2 BB: 0 P: 11	R: 0 E: 0 K: 0 S: 3	H: 0 LOB: 0 BB: 0 P: 3	1B: 8 2B: 1 3B: 0 HR: 1	SF: 1 SAC: 0 DP: 0 HBP: 0	WP: 1 PB: 0 CS: 0	PA: 44
<b>PITCHER</b>	IP WLS BF H R ER SO BB IBB HBP BLK WP HR S P ERA WHIP																					
Jim Clancy, R ERA: 5.36 (1, 1)	5.2 W 29 6 2 2 2 6 0 0 0 0 0 1 27 51 3.18 2.118																					
Dale Murray, R ERA: 4.01 (6, 1)	2.1 12 4 2 0 4 0 0 0 0 1 0 20 20 0.00 1.714																					
Roy Lee Jackson, R ERA: 3.68 (9, 1)	1.0 3 0 0 0 0 0 0 0 0 0 0 3 3 0.00 0.000																					

Batter	1	2	3	4	5	6	7	8	9	AB	R	H	RBI	BB	SO	LOB	BOTTOM					
Alfredo Griffin, S OBP: 0.257, SLG: 0.292 (1, 6)										5	1	1	1	0	1	2	Chicago White Sox @ Toronto Blue Jays Exhibition Stadium, Toronto, ON Tue May 11 1982, 7:05 PM EDT Att: 10,700 - Unknown - 59 F					
Garth Iorg, R OBP: 0.338, SLG: 0.439 (1, 4)										5	1	0	0	0	1							
Barry Bonnell, R OBP: 0.471, SLG: 0.585 (1, 8)										3	3	3	1	1	0	0						
Wayne Nordhagen, R OBP: 0.357, SLG: 0.347 (1, 7)										4	2	1	2	0	0	3						
Lloyd Moseby, L OBP: 0.270, SLG: 0.330 (8, 8)										0	0	0	0	0	0	0						
Otto Velez, R OBP: 0.429, SLG: 0.238 (1, 10)										1	0	0	0	1	0	0						
Dave Revering, L OBP: 0.192, SLG: 0.208 (5, PH)										2	0	0	0	0	0	1						
Jesse Barfield, R OBP: 0.330, SLG: 0.456 (1, 9)										4	1	2	3	0	1	0						
Buck Martinez, R OBP: 0.353, SLG: 0.435 (1, 2)										4	0	1	1	0	1	2						
Willie Upshaw, L OBP: 0.354, SLG: 0.495 (1, 3)										3	1	1	0	1	1	1						
Rance Mulliniks, L OBP: 0.362, SLG: 0.410 (1, 5)										4	0	1	0	0	0	1						
<b>Inning Stats</b>	R: 2 E: 1 K: 0 S: 5	H: 1 LOB: 2 BB: 2 P: 13	R: 0 E: 0 K: 1 S: 5	H: 0 LOB: 0 BB: 0 P: 5	R: 2 E: 0 K: 1 S: 7	H: 2 LOB: 0 BB: 0 P: 7	R: 3 E: 1 K: 1 S: 8	H: 2 LOB: 1 BB: 1 P: 12	R: 0 E: 0 K: 0 S: 3	H: 0 LOB: 0 BB: 0 P: 3	R: 0 E: 0 K: 0 S: 4	H: 2 LOB: 1 BB: 0 P: 4	R: 2 E: 0 K: 0 S: 6	H: 3 LOB: 1 BB: 0 P: 6	R: 0 E: 0 K: 1 S: 5	H: 0 LOB: 0 BB: 0 P: 5	R: 0 E: 0 K: 1 S: 5	H: 0 LOB: 0 BB: 0 P: 5	1B: 5 2B: 3 3B: 1 HR: 1	SF: 0 SAC: 0 DP: 1 HBP: 0	WP: 0 PB: 0 CS: 0	PA: 38
<b>PITCHER</b>	IP WLS BF H R ER SO BB IBB HBP BLK WP HR S P ERA WHIP																					
Steve Trout, L ERA: 3.58 (1, 1)	3.2 L 19 4 6 3 3 3 0 0 0 0 0 0 6 6 0.00 0.750																					
Chico Escarrega, R ERA: 2.09 (4, 1)	1.1 6 1 1 0 0 0 0 0 0 1 0 0 6 6 0.00 0.750																					
Jerry Koozman, L ERA: 5.28 (6, 1)	3.0 13 5 2 2 1 0 0 0 0 0 0 0 15 15 6.00 1.667																					

Batter	1	2	3	4	5	6	7	8	9	AB	R	H	RBI	BB	SO	LOB	TOP				
Ron LeFlore, R (1, 8) OBP: 0.361, SLG: 0.452 Rudy Law, L (7, 8) OBP: 0.292, SLG: 0.500	4-0 S 1B BB		0-0 1B 5-3 1B	0-3 K		0-3 K	0-3 K			4	2	1	0	1	3	4	<b>Chicago White Sox @ Toronto Blue Jays</b> Exhibition Stadium, Toronto, ON Wed May 12 1982, 7:05 PM EDT Att: 11,473 - Unknown - 65 F				
Tony Bernazard, S (1, 4) OBP: 0.326, SLG: 0.378	0-0 F7		0-0 1-3 1B		0-0 3-1		HBP 1B			5	1	2	0	0	0	3					
Steve Kemp, L (1, 7) OBP: 0.397, SLG: 0.412 Marc Hill, R (8, 2) OBP: 0.273, SLG: 0.500	4-0 1B BB		0-0 1-3		4-0 BB		1-0 2B SF9 HBP	0-3 K		2	2	0	0	2	1	2					
Greg Luzinski, R (1, 10) OBP: 0.321, SLG: 0.422	0-0 1B 1-3 2H		0-0 5-3		0-0 F9		0-0 1B 1-3 2H	0-0 F8		5	1	2	3	0	0	2					
Harold Baines, L (1, 9) OBP: 0.305, SLG: 0.385	0-0 1-2 3H 1B		0-0 FC5-4 BB		0-0 G3		4-0 1B 1B 2B	0-3 K		3	1	1	1	2	1	1					
Carlton Fisk, R (1, 2) OBP: 0.376, SLG: 0.307 Jerry Hairston, S (8, 7) OBP: 0.125, SLG: 0.313	0-0 G6-4-3		0-0 FC5-4		0-0 SH1-3 1B		0-0 SF9	0-0 F7		3	0	1	1	0	0	4					
Mike Squires, L (1, 3) OBP: 0.438, SLG: 0.357		0-0 F7		0-0 G3		0-0 SH1-3 1B	0-0 2B 1B	0-0 4-3		4	1	1	0	0	0	0					
Jim Morrison, R (1, 5) OBP: 0.319, SLG: 0.561		0-0 3-1		0-3 K		0-0 5-3	0-0 2B 1B	0-0 WP 2B		5	0	2	1	0	1	1					
Bill Almon, R (1, 6) OBP: 0.402, SLG: 0.519 Vance Law, R (8, 6) OBP: 0.368, SLG: 0.250		0-3 K		0-0 HR		0-0 BB	1-3 2H 3H 2B	0-3 K		3	1	2	3	1	1	0					
<b>Inning Stats</b>	R: 2 E: 0 K: 0 S: 4	H: 2 LOB: 1 BB: 2 P: 12	R: 0 E: 0 K: 1 S: 5	H: 0 LOB: 0 BB: 0 P: 5	R: 1 E: 0 K: 0 S: 5	H: 2 LOB: 2 BB: 1 P: 9	R: 1 E: 0 K: 2 S: 8	H: 1 LOB: 0 BB: 0 P: 8	R: 0 E: 0 K: 1 S: 6	H: 1 LOB: 1 BB: 1 P: 10	R: 5 E: 0 K: 1 S: 10	H: 5 LOB: 2 BB: 1 P: 15	R: 0 E: 0 K: 2 S: 7	H: 0 LOB: 0 BB: 0 P: 7	R: 0 E: 0 K: 1 S: 6	H: 1 LOB: 1 BB: 0 P: 6		1B: 8 2B: 3 3B: 0 HR: 1	SF: 1 SAC: 1 DP: 1 HBP: 1	WP: 1 PB: 0 SB: 1 CS: 0	PA: 45
<b>PITCHER</b>	IP WLS BF H R ER SO BB IBB HBP BLK WP HR S P ERA WHIP	6.0 L 28 6 4 4 4 5 0 0 0 0 1 31 51 6.00 1.833	0.1 8 5 5 5 0 1 0 1 0 0 0 6 11 135.00 18.000	2.2 9 1 0 0 4 0 0 0 0 1 0 17 17 0.00 0.375																	

AB	36
R	9
H	12
RBI	9
BB	6
SO	8
LOB	18



Batter	1	2	3	4	5	6	7	8	9	AB	R	H	RBI	BB	SO	LOB	BOTTOM	
Garth Iorg, R (1, 4) OBP: 0.333, SLG: 0.429	0-0 G6-4-3 1B		0-0 F8			0-0 F9		0-0 F6		4	0	1	0	0	0	1	<b>Chicago White Sox @ Toronto Blue Jays</b> Exhibition Stadium, Toronto, ON Wed May 12 1982, 7:05 PM EDT Att: 11,473 - Unknown - 65 F	
Rance Mulliniks, L (1, 5) OBP: 0.356, SLG: 0.400	0-0 G6-4-3			0-0 4-3		0-0 G4-6-3 1B		0-0 4-3		4	0	1	0	0	0	1		
Lloyd Moseby, L (1, 8) OBP: 0.269, SLG: 0.337	0-0 4-3			0-0 3-1 2B		0-0 G4-6-3		0-0 3-1		4	0	1	0	0	0	1		
Willie Upshaw, L (1, 3) OBP: 0.350, SLG: 0.485		0-0 4-3		0-0 3-1		0-0 4-3		0-0 HR 1B		4	1	1	0	0	0	1		
Dave Revering, L (1, 10) OBP: 0.214, SLG: 0.275		4-0 4-3 BB		0-0 F8		0-0 G3		0-0 1-H HR		3	1	1	2	1	0	1		
Al Woods, L (1, 7) OBP: 0.250, SLG: 0.179		0-0 4-3			0-0 F6		0-0 6-3	0-0 4-3		4	0	0	0	0	0	1		
Hosken Powell, L (1, 9) OBP: 0.267, SLG: 0.326		0-3 K			0-0 F8		0-3 K			3	0	0	0	0	2	1		
Ernie Whitt, L (1, 2) OBP: 0.379, SLG: 0.579			0-0 F7		4-0 BB		0-0 FC4-6 1B			2	0	1	0	1	0	0		
Alfredo Griffin, S (1, 6) OBP: 0.250, SLG: 0.283			0-0 3-1		0-0 L6		0-0 FC4-6			3	0	0	0	0	0	2		
<b>Inning Stats</b>	R: 0 E: 0 K: 0 S: 3	H: 1 LOB: 0 BB: 0 P: 3	R: 0 E: 0 K: 1 S: 5	H: 0 LOB: 1 BB: 1 P: 9	R: 0 E: 0 K: 0 S: 3	H: 0 LOB: 0 BB: 0 P: 3	R: 0 E: 0 K: 0 S: 4	H: 1 LOB: 1 BB: 0 P: 4	R: 0 E: 0 K: 0 S: 3	H: 0 LOB: 0 BB: 0 P: 3	R: 0 E: 0 K: 1 S: 6	H: 1 LOB: 1 BB: 0 P: 6	R: 2 E: 0 K: 0 S: 5	H: 2 LOB: 0 BB: 0 P: 5	1B: 4 2B: 1 3B: 0 HR: 1	SF: 0 SAC: 0 DP: 2 HBP: 0		WP: 0 PB: 0 SB: 0 CS: 0
<b>PITCHER</b>	IP WLS BF H R ER SO BB IBB HBP BLK WP HR S P ERA WHIP	9.0 W 33 6 2 2 2 2 0 0 0 0 1 35 43 2.00 0.889																

AB	31
R	2
H	6
RBI	2
BB	2
SO	2
LOB	9



Batter	1	2	3	4	5	6	7	8	9	AB	R	H	RBI	BB	SO	LOB	TOP			
Paul Mollitor, R OBP: 0.392, SLG: 0.453 (1, 5)	F7		SF7		5-3		F8		L3	4	0	0	1	0	0	0	<b>Milwaukee Brewers @ Chicago White Sox</b> Comiskey Park, Chicago, IL Thu May 13 1982, 8:05 PM EDT Att: 23,043 - Cloudy - 67 F			
Robin Yount, R OBP: 0.373, SLG: 0.527 Ed Romero, R OBP: 0.217, SLG: 0.227 (1, 6) (7, 6)	FC4-6 1B		5-3		1B		HR			4	1	3	1	0	0	1				
Cecil Cooper, L OBP: 0.396, SLG: 0.480 (1, 3)	FC4-6 1-2		F8		4-3		6-3			4	0	0	0	0	0	3				
Ben Oglivie, L OBP: 0.310, SLG: 0.462 (1, 7)	F8						F6			4	0	2	0	0	0	1				
Ted Simmons, S OBP: 0.270, SLG: 0.355 (1, 10)		3-1					F4		F9	4	0	1	0	0	0	1				
Gorman Thomas, R OBP: 0.395, SLG: 0.404 Kevin Bass, S (8, PR) (8, 8)	K						K		L4-6 2B	4	0	1	0	0	2	3				
Jim Gantner, L OBP: 0.356, SLG: 0.387 (1, 4)	F7						BB 1B		L4-6 2-3	4	0	1	0	0	0	3				
Charlie Moore, R OBP: 0.315, SLG: 0.379 Ned Yost, R OBP: 0.238, SLG: 0.250 (1, 2) (8, 2)			1B SF7 1B		5-3				K	2	1	1	0	1	0	2				
Marshall Edwards, L OBP: 0.500, SLG: 0.800 (1, 9)									4-3	1	0	0	0	0	1	0				
										4	0	1	0	0	0	3				
<b>Inning Stats</b>	R: 0 E: 0 K: 0 S: 4	H: 1 LOB: 1 BB: 0 P: 4	R: 0 E: 0 K: 1 S: 5	H: 0 LOB: 0 BB: 0 P: 5	R: 1 E: 0 K: 0 S: 5	H: 2 LOB: 1 BB: 0 P: 5	R: 0 E: 0 K: 0 S: 5	H: 2 LOB: 2 BB: 0 P: 5	R: 0 E: 0 K: 1 S: 7	H: 1 LOB: 1 BB: 0 P: 11	R: 1 E: 0 K: 0 S: 4	H: 1 LOB: 0 BB: 0 P: 4	R: 0 E: 0 K: 0 S: 3	H: 1 LOB: 1 BB: 0 P: 3	R: 0 E: 0 K: 1 S: 5	H: 0 LOB: 0 BB: 0 P: 5	1B: 8 2B: 2 3B: 0 HR: 1	SF: 1 SAC: 0 DP: 1 HBP: 0	WP: 0 PB: 0 CS: 0	PA: 37
<b>PITCHER</b> LaMarr Hoyt, R ERA: 1.43 (1, 1)	IP: 9.0 WLS: W BF: 37 H: 10 R: 2 ER: 2 SO: 3 BB: 1 IBB: 0 HBP: 0 BLK: 0 WP: 0 HR: 1 S: 42 P: 46 ERA: 2.00 WHIP: 1.222															<b>PITCHER</b>				

Batter	1	2	3	4	5	6	7	8	9	AB	R	H	RBI	BB	SO	LOB	BOTTOM			
Ron LeFlore, R OBP: 0.365, SLG: 0.487 Aurelio Rodriguez, R OBP: 0.198, SLG: 0.071 Rudy Law, L OBP: 0.280, SLG: 0.480 (1, 8) (7, PH) (8, 8)	1B 1B 2B						F9		FC6-4 1-2	4	2	2	2	0	0	2	<b>Milwaukee Brewers @ Chicago White Sox</b> Comiskey Park, Chicago, IL Thu May 13 1982, 8:05 PM EDT Att: 23,043 - Cloudy - 67 F			
Tony Bemazzard, S OBP: 0.336, SLG: 0.387 (1, 4)	F9 E 1B 2-3						HR F8 1B		2B 5-3 1B	5	2	3	0	0	0	2				
Steve Kemp, L OBP: 0.392, SLG: 0.406 Vance Law, R OBP: 0.400, SLG: 0.353 (1, 7) (7, PH) (8, 7)	E2 1-3 3-H 1B						F8 1-2 1B		2B 2B	4	0	1	1	0	1	3				
Greg Luzinski, R OBP: 0.331, SLG: 0.455 (1, 10)	F7						E2 1B E 1B		5-3	5	3	3	3	0	0	3				
Tom Paciorek, R OBP: 0.357, SLG: 0.467 Mike Squires, L OBP: 0.412, SLG: 0.333 (1, 3) (7, 3)	K						S 2B 1B		4-3	4	3	3	0	0	1	2				
Carlton Fisk, R OBP: 0.371, SLG: 0.321 Marc Hill, R OBP: 0.333, SLG: 0.545 (1, 2) (8, 2)	6-3						WP FC 2B		E5 FC5-4 1B	3	1	1	3	0	0	3				
Harold Baines, L OBP: 0.306, SLG: 0.384 Jerry Hairston, S OBP: 0.111, SLG: 0.294 (1, 9) (6, PH) (7, 9)							FC G6-4-3		SF7 F3	3	1	1	1	0	0	0				
Jim Morrison, R OBP: 0.333, SLG: 0.558 (1, 5)							G6-4-3 1-2		FC5-4 1B	4	0	2	0	1	0	1				
Bill Almon, R OBP: 0.402, SLG: 0.512 (1, 6)							FC5-4 1B		FC5-4 1B	5	1	2	1	0	0	4				
										1B: 14 2B: 4 3B: 0 HR: 2	SF: 2 SAC: 0 DP: 1 HBP: 0	WP: 1 PB: 0 SB: 1 CS: 0	PA: 46							
<b>Inning Stats</b>	R: 1 E: 1 K: 1 S: 8	H: 3 LOB: 2 BB: 0 P: 8	R: 1 E: 0 K: 1 S: 8	H: 3 LOB: 2 BB: 0 P: 8	R: 2 E: 1 K: 0 S: 5	H: 2 LOB: 0 BB: 0 P: 5	R: 0 E: 0 K: 0 S: 3	H: 0 LOB: 0 BB: 0 P: 3	R: 3 E: 0 K: 0 S: 6	H: 3 LOB: 0 BB: 0 P: 6	R: 5 E: 2 K: 0 S: 9	H: 5 LOB: 2 BB: 1 P: 13	R: 1 E: 0 K: 0 S: 5	H: 2 LOB: 1 BB: 0 P: 5	R: 0 E: 0 K: 0 S: 5	H: 2 LOB: 2 BB: 0 P: 5	1B: 14 2B: 4 3B: 0 HR: 2	SF: 2 SAC: 0 DP: 1 HBP: 0	WP: 1 PB: 0 SB: 1 CS: 0	PA: 46
<b>PITCHER</b> Mike Caldwell, L ERA: 4.13 Jamie Easterly, L ERA: 3.24 Jerry Augustine, L ERA: 7.98 (1, 1) (6, 1) (8, 1)	IP: 5.0 WLS: L BF: 28 H: 13 R: 9 ER: 9 SO: 2 BB: 0 IBB: 0 HBP: 0 BLK: 0 WP: 1 HR: 2 S: 32 P: 32 ERA: 16.20 WHIP: 2.600															<b>PITCHER</b>				

Batter	1	2	3	4	5	6	7	8	9	AB	R	H	RBI	BB	SO	LOB	TOP								
Paul Moltzer, R OBP: 0.388, SLG: 0.445 (1, 5)	G3		S 1B		K		F8			4	0	1	0	0	1	3	<b>Milwaukee Brewers @ Chicago White Sox</b> Comiskey Park, Chicago, IL Fri May 14 1982, 8:05 PM EDT Att: 35,038 - Unknown - 75 F								
Robin Yount, R OBP: 0.377, SLG: 0.516 (1, 6)	5-3		BB		6-3			SH1-4 BB		2	0	0	0	2	0	1									
Cecil Cooper, L OBP: 0.394, SLG: 0.476 (1, 3)	G3		4-3					SH1-4		3	0	1	0	0	0	2									
Ben Oglivie, L OBP: 0.308, SLG: 0.455 (1, 7)		CS 1B		K		K		K		4	0	1	0	0	3	2									
Ted Simmons, S OBP: 0.260, SLG: 0.340 (1, 10)	F8		F7		F8		F8	6-3		4	0	0	0	0	0	3									
Gorman Thomas, R OBP: 0.360, SLG: 0.463 (1, 8)	HR		HR		F8			5-3		4	2	2	2	0	0	1									
Jim Gantner, L OBP: 0.352, SLG: 0.381 (1, 4)	3-1		6-3				1B CS 1B	1-3		4	0	1	0	0	0	0									
Marshall Edwards, L OBP: 0.357, SLG: 0.571 (1, 9)			F8		K		B3	6-3		4	0	0	0	0	1	1									
Ned Yost, R OBP: 0.292, SLG: 0.273 (1, 2)	F4				S BB		1-3 1B			2	0	1	0	1	0	0									
<b>Inning Stats</b>	R: 0 E: 0 K: 0 S: 3	H: 0 LOB: 0 BB: 0 P: 3	R: 1 E: 0 K: 0 S: 4	H: 2 LOB: 0 BB: 0 P: 4	R: 0 E: 0 K: 0 S: 4	H: 1 LOB: 2 BB: 1 P: 8	R: 1 E: 0 K: 1 S: 6	H: 1 LOB: 0 BB: 0 P: 6	R: 0 E: 0 K: 2 S: 7	H: 0 LOB: 1 BB: 1 P: 11	R: 0 E: 0 K: 1 S: 6	H: 1 LOB: 1 BB: 0 P: 6	R: 0 E: 0 K: 0 S: 4	H: 2 LOB: 1 BB: 0 P: 4	R: 0 E: 0 K: 1 S: 5	H: 0 LOB: 1 BB: 1 P: 9	R: 0 E: 0 K: 0 S: 3	H: 0 LOB: 0 BB: 0 P: 3	1B: 5 2B: 0 3B: 0 HR: 2	SF: 0 SAC: 1 DP: 0 HBP: 0	WP: 0 PB: 0 SB: 2 CS: 3	PA: 35			
<b>PITCHER</b>	IP	WLS	BF	H	R	ER	SO	BB	IBB	HBP	BLK	WP	HR	S	P	ERA	WHIP								
Richard Dotson, R ERA: 3.3 (1, 1)	6.1	L	27	7	2	2	4	2	0	0	0	0	2	33	41	2.84	1.421								
Chico Escarrega, R ERA: 1.93 (7, 1)	0.2		2	0	0	0	0	1	0	0	0	0	0	1	5	0.00	1.500								
Kevin Hickey, L ERA: 2.81 (8, 1)	1.0		3	0	0	0	1	0	0	0	0	0	0	5	5	0.00	0.000								
Salome Barojas, R ERA: 2.57 (9, 1)	1.0		3	0	0	0	0	0	0	0	0	0	0	3	3	0.00	0.000								

Batter	1	2	3	4	5	6	7	8	9	AB	R	H	RBI	BB	SO	LOB	BOTTOM								
Ron LeFlore, R OBP: 0.366, SLG: 0.484 (1, 8)	S 1B		K		K		4-3 SH5-3 1B		K	5	0	2	0	0	3	0	<b>Milwaukee Brewers @ Chicago White Sox</b> Comiskey Park, Chicago, IL Fri May 14 1982, 8:05 PM EDT Att: 35,038 - Unknown - 75 F								
Tony Bemazzard, S OBP: 0.328, SLG: 0.378 (1, 4)	F6		F7		F8		SH5-3			3	0	0	0	0	0	1									
Steve Kemp, L OBP: 0.388, SLG: 0.394 (1, 7)	K		BB		F8		4-3			3	0	0	0	1	1	2									
Greg Luzinski, R OBP: 0.321, SLG: 0.440 (1, 10)	F8		F8				1-3			4	0	0	0	0	0	3									
Tom Paciorek, R OBP: 0.361, SLG: 0.468 (1, 3)		FC5-4 E 1B		K		1B 1B		F9		4	1	2	0	0	1	0									
Harold Baines, L OBP: 0.304, SLG: 0.374 (1, 9)		F9		1B BB		K		5-3		3	0	0	0	1	1	2									
Carlton Fisk, R OBP: 0.366, SLG: 0.317 (1, 2)		FC		F7		1B 1B		5-3		4	0	1	0	0	0	2									
Jim Morrison, R OBP: 0.343, SLG: 0.562 (1, 5)		FC5-4		FC6-4 1B		1-2 2-3 1B		2-3		3	0	2	1	0	0	2									
Bill Almon, R OBP: 0.390, SLG: 0.494 (1, 6)		K		FC6-4		F7		4-3		1	0	0	0	0	0	0									
<b>Inning Stats</b>	R: 0 E: 0 K: 1 S: 6	H: 1 LOB: 1 BB: 0 P: 6	R: 0 E: 1 K: 1 S: 7	H: 1 LOB: 2 BB: 0 P: 7	R: 0 E: 0 K: 1 S: 5	H: 0 LOB: 1 BB: 1 P: 9	R: 0 E: 0 K: 1 S: 6	H: 1 LOB: 2 BB: 1 P: 10	R: 0 E: 0 K: 1 S: 5	H: 0 LOB: 0 BB: 0 P: 5	R: 1 E: 0 K: 1 S: 8	H: 3 LOB: 2 BB: 0 P: 8	R: 0 E: 0 K: 0 S: 4	H: 1 LOB: 1 BB: 0 P: 4	R: 0 E: 0 K: 0 S: 3	H: 0 LOB: 0 BB: 0 P: 3	R: 0 E: 0 K: 1 S: 5	H: 0 LOB: 0 BB: 0 P: 5	1B: 7 2B: 0 3B: 0 HR: 0	SF: 0 SAC: 1 DP: 0 HBP: 0	WP: 0 PB: 0 SB: 1 CS: 0	PA: 37			
<b>PITCHER</b>	IP	WLS	BF	H	R	ER	SO	BB	IBB	HBP	BLK	WP	HR	S	P	ERA	WHIP								
Jim Slaton, R ERA: 1.17 (1, 1)	5.2	W	26	6	1	1	6	2	0	0	0	0	0	36	44	1.59	1.412								
Dwight Bernard, R ERA: 4.5 (6, 1)	0.2		3	1	0	0	0	0	0	0	0	0	0	3	3	0.00	1.500								
Jamie Easterly, L ERA: 3.12 (7, 1)	0.1		1	0	0	0	0	0	0	0	0	0	0	1	1	0.00	0.000								
Rollie Fingers, R ERA: 2.66 (7, 1)	2.1	S	7	0	0	0	1	0	0	0	0	0	0	9	9	0.00	0.000								



Batter	1	2	3	4	5	6	7	8	9	AB	R	H	RBI	BB	SO	LOB	TOP				
<b>Paul Moltor, R</b> OBP: 0.384, SLG: 0.439 (1, 10)	F7		BLK 2B 1B		SH1-3		F9	K		4	1	1	0	0	1	3					
<b>Robin Yount, R</b> OBP: 0.376, SLG: 0.525 (1, 6)	4-3		2B BB		F9		F9		1B 3B	4	2	1	0	1	0	2					
<b>Cecil Cooper, L</b> OBP: 0.401, SLG: 0.485 (1, 3)	F6		2B		F8			SH 2B BB	2B FC4-6 1B	4	2	2	4	1	0	1					
<b>Gorman Thomas, R</b> OBP: 0.349, SLG: 0.446 (1, 8)		5-3	K		F8			SH 2B	F7	4	1	0	0	0	1	2					
<b>Don Money, R</b> OBP: 0.388, SLG: 0.696 (1, 5)	F3				6-3			1B 1B 2B	FC4-6 2B	5	1	3	2	0	0	0					
<b>Ben Oglivie, L</b> OBP: 0.312, SLG: 0.456 (1, 7)	4-3				F4			F5	FC4-6 IBB	4	0	1	0	1	0	2					
<b>Charlie Moore, R</b> OBP: 0.310, SLG: 0.370 (1, 9)			K		K			1B	FC4-6	5	0	1	1	0	3	4					
<b>Jim Gantner, L</b> OBP: 0.354, SLG: 0.382 (1, 4)			BLK 2B 1B		F8			G3	F8	5	1	2	1	0	0	3					
<b>Ned Yost, R</b> OBP: 0.321, SLG: 0.346 (1, 2)			K					SH1-3 1B		4	0	2	0	0	2	3					
<b>Inning Stats</b>	R: 0 E: 0 K: 0 S: 3	H: 0 LOB: 0 BB: 0 P: 3	R: 0 E: 0 K: 0 S: 3	H: 0 LOB: 0 BB: 0 P: 3	R: 3 E: 0 K: 3 S: 12	H: 3 LOB: 1 BB: 1 P: 16	R: 0 E: 0 K: 1 S: 6	H: 1 LOB: 1 BB: 0 P: 6	R: 0 E: 0 K: 1 S: 6	H: 1 LOB: 1 BB: 0 P: 6	R: 0 E: 0 K: 0 S: 4	H: 1 LOB: 1 BB: 0 P: 4	R: 0 E: 0 K: 2 S: 11	H: 3 LOB: 2 BB: 1 P: 15	R: 2 E: 0 K: 0 S: 6	H: 3 LOB: 2 BB: 1 P: 10	1B: 6 2B: 6 3B: 1 HR: 0	SF: 0 SAC: 2 DP: 0 HBP: 0	WP: 0 PB: 0 CS: 0	PA: 44	
<b>PITCHER</b>	IP	WLS	BF	H	R	ER	SO	BB	IBB	HBP	BLK	WP	HR	S	P	ERA	WHIP				
<b>Britt Burns, L</b> ERA: 2.81 (1, 1)	7.0	L	32	8	6	5	5	2	0	0	1	0	0	40	48	6.43	1.429				
<b>Jerry Koosman, L</b> ERA: 5.52 (8, 1)	2.0		12	5	2	2	2	0	1	0	0	0	0	15	19	9.00	2.500				

**Milwaukee Brewers @ Chicago White Sox**  
Comiskey Park, Chicago, IL  
Sat May 15, 1982, 8:05 PM EDT  
Att: 22,052 - Unknown - 64 F

AB 39  
R 8  
H 13  
RBI 8  
BB 3  
SO 7  
LOB 20



Batter	1	2	3	4	5	6	7	8	9	AB	R	H	RBI	BB	SO	LOB	BOTTOM				
<b>Ron LeFlore, R</b> OBP: 0.368, SLG: 0.488 (1, 8)	1-3 1B		F8		F9				F8	5	1	2	2	0	0	3					
<b>Tony Bemazard, S</b> OBP: 0.324, SLG: 0.371 (1, 4)	1-3						F9	K	K	5	0	1	0	0	2	5					
<b>Steve Kemp, L</b> OBP: 0.388, SLG: 0.389 (1, 7)	K		4-3				F7	FC4-6 1B	1B BB	4	0	1	0	1	1	2					
<b>Greg Luzinski, R</b> OBP: 0.331, SLG: 0.446 (1, 10)	FC5-4 1B				G6-4-3 1B		F7	FC4-6 1B	K	5	0	3	1	0	1	3					
<b>Tom Paciorek, R</b> OBP: 0.358, SLG: 0.461 (1, 3)	FC5-4				G6-4-3			K		4	0	1	0	0	1	4					
<b>Harold Baines, L</b> OBP: 0.295, SLG: 0.361 (1, 9)			F9		K		G6-4-3	FC4-6		4	0	0	0	0	1	3					
<b>Carlton Fisk, R</b> OBP: 0.362, SLG: 0.314 (1, 2)			K					K		4	1	1	0	0	3	2					
<b>Jim Morrison, R</b> OBP: 0.340, SLG: 0.548 (1, 5)			F8		G3			BB 2B 1B	E4 BB 1B	4	1	1	0	0	0	0					
<b>Bill Almon, R</b> OBP: 0.404, SLG: 0.511 (1, 6)			F4					2B BB		3	0	2	0	1	0	0					
<b>Inning Stats</b>	R: 1 E: 0 K: 1 S: 7	H: 2 LOB: 1 BB: 0 P: 7	R: 0 E: 0 K: 1 S: 5	H: 0 LOB: 0 BB: 0 P: 5	R: 0 E: 0 K: 0 S: 4	H: 1 LOB: 1 BB: 0 P: 4	R: 0 E: 0 K: 1 S: 5	H: 1 LOB: 0 BB: 0 P: 5	R: 0 E: 0 K: 0 S: 3	H: 0 LOB: 0 BB: 0 P: 3	R: 2 E: 0 K: 1 S: 8	H: 4 LOB: 2 BB: 1 P: 12	R: 0 E: 0 K: 2 S: 9	H: 2 LOB: 3 BB: 0 P: 9	R: 0 E: 1 K: 2 S: 9	H: 1 LOB: 3 BB: 1 P: 13	1B: 10 2B: 2 3B: 0 HR: 0	SF: 0 SAC: 0 DP: 2 HBP: 0	WP: 0 PB: 0 CS: 0	PA: 40	
<b>PITCHER</b>	IP	WLS	BF	H	R	ER	SO	BB	IBB	HBP	BLK	WP	HR	S	P	ERA	WHIP				
<b>Moose Haas, R</b> ERA: 3.62 (1, 1)	6.2		27	8	3	3	4	1	0	0	0	0	0	34	38	4.05	1.350				
<b>Dwight Bernard, R</b> ERA: 4.35 (7, 1)	0.2	W	5	3	0	0	2	0	0	0	0	0	0	9	9	0.00	4.500				
<b>Jamie Easterly, L</b> ERA: 3.0 (8, 1)	0.1		1	0	0	0	0	0	0	0	0	0	0	1	1	0.00	0.000				
<b>Rollie Fingers, R</b> ERA: 2.52 (8, 1)	1.1	S	7	1	0	0	3	1	0	0	0	0	0	12	16	0.00	1.500				

**Milwaukee Brewers @ Chicago White Sox**  
Comiskey Park, Chicago, IL  
Sat May 15, 1982, 8:05 PM EDT  
Att: 22,052 - Unknown - 64 F

AB 38  
R 3  
H 12  
RBI 3  
BB 2  
SO 9  
LOB 22



Batter	1	2	3	4	5	6	7	8	9	AB	R	H	RBI	BB	SO	LOB	TOP			
Paul Mollitor, R OBP: 0.399, SLG: 0.449 (1, 5)										4	1	3	0	1	0	1	<b>Milwaukee Brewers @ Chicago White Sox</b> Comiskey Park, Chicago, IL Sun May 16 1982, 4:33 AM EDT Att: 21,339 - Cloudy - 76 F			
Robin Yount, R OBP: 0.371, SLG: 0.510 (1, 6)										5	0	1	0	0	1	3				
Don Money, R OBP: 0.396, SLG: 0.720 (1, 3)										4	0	2	0	0	1	2				
Gorman Thomas, R OBP: 0.346, SLG: 0.435 (1, 8)										3	0	0	0	1	1	3				
Ted Simmons, S OBP: 0.259, SLG: 0.337 (1, 10)										4	0	1	0	0	2	4				
Ben Oglivie, L OBP: 0.303, SLG: 0.442 (1, 7)										4	0	0	0	0	1	4				
Charlie Moore, R OBP: 0.317, SLG: 0.369 (1, 9)										3	0	1	0	1	0	1				
Jim Gantner, L OBP: 0.368, SLG: 0.396 (9, PR)										4	0	3	0	0	0	1				
Ed Romero, R OBP: 0.217, SLG: 0.227 (9, PR)										0	0	0	0	0	0	0				
Ned Yost, R OBP: 0.290, SLG: 0.310 Marshall Edwards, L OBP: 0.333, SLG: 0.533 (9, PH)										3	0	0	0	0	0	4				
<b>Inning Stats</b>	R: 1 E: 1 K: 2 S: 9	H: 2 LOB: 1 BB: 0 P: 9	R: 0 E: 0 K: 1 S: 5	H: 0 LOB: 1 BB: 1 P: 9	R: 0 E: 0 K: 1 S: 7	H: 2 LOB: 3 BB: 1 P: 11	R: 0 E: 0 K: 0 S: 4	H: 1 LOB: 1 BB: 0 P: 4	R: 0 E: 0 K: 1 S: 6	H: 1 LOB: 1 BB: 0 P: 6	R: 0 E: 0 K: 0 S: 4	H: 2 LOB: 1 BB: 0 P: 4	R: 0 E: 0 K: 0 S: 4	H: 1 LOB: 0 BB: 0 P: 4	R: 0 E: 0 K: 0 S: 3	H: 1 LOB: 2 BB: 1 P: 9	1B: 10 2B: 1 3B: 1 HR: 0	SF: 0 SAC: 0 DP: 2 HBP: 0	WP: 0 PB: 1 SB: 2 CS: 3	PA: 38
<b>PITCHER</b>	IP WLS BF H R ER SO BB IBB HBP BLK WP HR S P ERA WHIP	6.0 W 27 8 1 0 5 2 0 0 0 0 0 0 35 43 0.00 1.667	3.0 S 11 3 0 0 1 1 0 0 0 0 0 0 12 16 0.00 1.333																	

Batter	1	2	3	4	5	6	7	8	9	AB	R	H	RBI	BB	SO	LOB	BOTTOM					
Ron LeFlore, R OBP: 0.376, SLG: 0.489 (1, 8)										4	2	2	0	1	0	1	<b>Milwaukee Brewers @ Chicago White Sox</b> Comiskey Park, Chicago, IL Sun May 16 1982, 4:33 AM EDT Att: 21,339 - Cloudy - 76 F					
Tony Bemazzard, S OBP: 0.325, SLG: 0.366 (1, 4)										2	2	0	1	2	0	1						
Steve Kemp, L OBP: 0.399, SLG: 0.405 (1, 7)										3	0	2	3	1	0	0						
Greg Luzinski, R OBP: 0.336, SLG: 0.444 (1, 10)										3	0	1	0	1	0	3						
Tom Paciorek, R OBP: 0.362, SLG: 0.458 Mike Squires, L OBP: 0.389, SLG: 0.313 (8, 3)										3	0	1	2	0	0	3						
Jim Morrison, R OBP: 0.330, SLG: 0.531 Aurelio Rodriguez, R OBP: 0.176, SLG: 0.087 (7, 5)										3	0	0	0	0	0	4						
Marc Hill, R OBP: 0.269, SLG: 0.462 Rudy Law, L OBP: 0.296, SLG: 0.462 Mary Foley, L OBP: 0.364, SLG: 0.125 (8, 2)										2	0	0	0	0	0	2						
Jerry Hairston, S OBP: 0.100, SLG: 0.263 Harold Baines, L OBP: 0.230, SLG: 0.355 (8, 9)										2	0	0	0	0	0	1						
Bill Almon, R OBP: 0.389, SLG: 0.490 (1, 6)										4	1	0	0	0	0	2						
<b>Inning Stats</b>	R: 0 E: 0 K: 0 S: 3	H: 1 LOB: 0 BB: 0 P: 3	R: 0 E: 0 K: 0 S: 4	H: 1 LOB: 1 BB: 0 P: 4	R: 0 E: 0 K: 0 S: 3	H: 0 LOB: 0 BB: 0 P: 3	R: 0 E: 0 K: 0 S: 2	H: 0 LOB: 1 BB: 1 P: 6	R: 0 E: 0 K: 0 S: 3	H: 0 LOB: 1 BB: 0 P: 4	R: 2 E: 0 K: 0 S: 5	H: 2 LOB: 2 BB: 2 P: 13	R: 4 E: 1 K: 0 S: 6	H: 2 LOB: 2 BB: 3 P: 18	R: 0 E: 0 K: 1 S: 5	H: 0 LOB: 1 BB: 1 P: 9		1B: 5 2B: 1 3B: 0 HR: 0	SF: 0 SAC: 0 DP: 1 HBP: 1	WP: 0 PB: 0 SB: 2 CS: 1	PA: 37	
<b>PITCHER</b>	IP WLS BF H R ER SO BB IBB HBP BLK WP HR S P ERA WHIP	5.1 L 22 4 2 2 2 0 2 0 0 0 0 0 4 12 27.00 2.000	0.0 2 1 0 0 0 1 0 0 0 0 0 0 1 5 ∞ ∞	0.2 3 1 1 0 0 0 0 0 0 0 0 0 3 3 0.00 1.500	1.0 4 0 0 0 1 1 0 0 0 0 0 0 5 9 0.00 1.000																	



Batter	1	2	3	4	5	6	7	8	9	AB	R	H	RBI	BB	SO	LOB	TOP			
George Wright, S OBP: 0.295, SLG: 0.416	G3		G3			P2		G3		4	0	0	0	0	0	0	<b>Texas Rangers @ Chicago White Sox</b> Comiskey Park, Chicago, IL Tue May 18 1982, 8:05 PM EDT Att: 11,633 - Unknown - 71 F			
Lee Mazzilli, S OBP: 0.362, SLG: 0.370	BB		F9			1B BB		3-1		2	1	0	0	2	0					
Buddy Bell, R OBP: 0.381, SLG: 0.448	F9			E6 F9 G3		1B 1-2		FC5-4 1B		4	0	2	0	0	0	1				
Johnny Grubb, L OBP: 0.346, SLG: 0.375	F7			G3		FC6-4 1B		F6		4	0	1	1	0	0	3				
Jim Sundberg, R OBP: 0.405, SLG: 0.462		HR		F9		FC6-4 1-2		P2		4	1	1	1	0	0	3				
Lamar Johnson, R OBP: 0.348, SLG: 0.413	6-3			F6				FC5-4 1-2		4	0	1	0	0	0	2				
Larry Parrish, R OBP: 0.227, SLG: 0.188		K								3	0	0	0	0	2	1				
Doug Flynn, R OBP: 0.197, SLG: 0.219										2	0	0	0	0	0	0				
Bill Stein, R OBP: 0.287, SLG: 0.225	F2							6-3		1	0	0	0	0	0	0				
Mario Mendoza, R OBP: 0.077, SLG: 0.077				F9						2	0	0	0	0	1	0				
Randy Bass, L OBP: 0.257, SLG: 0.290										1	0	0	0	0	1	0				
Mark Wagner, R OBP: 0.247, SLG: 0.266								K		0	0	0	0	0	0	0				
<b>Inning Stats</b>	R: 0 E: 0 K: 0 S: 3	H: 0 LOB: 1 BB: 1 P: 7	R: 1 E: 0 K: 1 S: 6	H: 1 LOB: 0 BB: 0 P: 6	R: 0 E: 0 K: 0 S: 3	H: 0 LOB: 0 BB: 0 P: 3	R: 0 E: 1 K: 0 S: 4	H: 0 LOB: 1 BB: 0 P: 4	R: 0 E: 0 K: 2 S: 7	H: 2 LOB: 1 BB: 1 P: 8	R: 0 E: 0 K: 0 S: 3	H: 1 LOB: 0 BB: 0 P: 3	R: 0 E: 0 K: 1 S: 5	H: 0 LOB: 0 BB: 0 P: 5	R: 0 E: 0 K: 0 S: 4	H: 1 LOB: 1 BB: 0 P: 4	1B: 4 2B: 0 3B: 0 HR: 1	SF: 0 SAC: 0 DP: 1 HBP: 0	WP: 0 PB: 0 SB: 0 CS: 0	PA: 33
<b>PITCHER</b> LaMarr Hoyt, R ERA: 1.53	IP: 9.0 WLS: W BF: 33	H: 5 R: 2 ER: 2 SO: 4	BB: 2 IBB: 0 HBP: 0 BLK: 0	WP: 0 HR: 1 S: 39 P: 47	ERA: 2.00 WHIP: 0.778	<b>PITCHER</b>										IP: 9.0 WLS: W BF: 33	H: 5 R: 2 ER: 2 SO: 4	BB: 2 IBB: 0 HBP: 0 BLK: 0	WP: 0 HR: 1 S: 39 P: 47	ERA: 2.00 WHIP: 0.778

Batter	1	2	3	4	5	6	7	8	9	AB	R	H	RBI	BB	SO	LOB	BOTTOM			
Ron LeFlore, R OBP: 0.373, SLG: 0.486	K		B2		E7 1B	F8 1B 2B	K			4	2	2	1	0	1	2	<b>Texas Rangers @ Chicago White Sox</b> Comiskey Park, Chicago, IL Tue May 18 1982, 8:05 PM EDT Att: 11,633 - Unknown - 71 F			
Rudy Law, L OBP: 0.286, SLG: 0.444										1	0	0	0	0	1	1				
Tony Bemazzard, S OBP: 0.316, SLG: 0.350	F8		F8		1B 2B	F8	E6 1B			5	2	1	1	0	0	4				
Steve Kemp, L OBP: 0.408, SLG: 0.402	F7		F4		2B 1-3	BB 1B	1B BB			3	1	1	0	2	0	2				
Greg Luzinski, R OBP: 0.354, SLG: 0.457		K		2B 1B	1B BB	1B 2B	1B BB	1B		4	2	3	4	1	1	0				
Tom Paciorek, R OBP: 0.358, SLG: 0.452					1-3 3-H	1-2 3-H	1-2 3-H	1B		4	0	0	0	0	1	5				
Mike Squires, L OBP: 0.400, SLG: 0.333	P6		F9		6-3	K	F9			1	0	0	0	0	0	2				
Harold Baines, L OBP: 0.309, SLG: 0.375										3	1	2	0	1	0	1				
Jerry Hairston, S OBP: 0.095, SLG: 0.250		FC6-4 1B		1-3 1B	2B	1-2 2-3	BB			1	0	0	0	0	1	0				
Carlton Fisk, R OBP: 0.397, SLG: 0.362		FC6-4 1-2			2-H 3-H	1B	F8			5	0	2	3	0	0	4				
Marc Hill, R OBP: 0.286, SLG: 0.462					2-H 3-H	1B	F8			0	0	0	0	0	0	0				
Jim Morrison, R OBP: 0.325, SLG: 0.524			1B BB		L8	F4-3	F9			3	0	0	0	1	0	2				
Aurelio Rodriguez, R OBP: 0.167, SLG: 0.063										1	0	0	0	0	1	0				
Bill Almon, R OBP: 0.397, SLG: 0.490										4	2	3	0	0	0	1				
Vance Law, R OBP: 0.400, SLG: 0.353										0	0	0	0	0	0	0				
<b>Inning Stats</b>	R: 0 E: 0 K: 1 S: 5	H: 0 LOB: 0 BB: 0 P: 5	R: 0 E: 0 K: 1 S: 6	H: 1 LOB: 1 BB: 0 P: 6	R: 0 E: 0 K: 0 S: 4	H: 1 LOB: 2 BB: 1 P: 8	R: 2 E: 0 K: 0 S: 5	H: 2 LOB: 1 BB: 1 P: 9	R: 4 E: 2 K: 0 S: 8	H: 5 LOB: 1 BB: 0 P: 8	R: 2 E: 0 K: 1 S: 8	H: 3 LOB: 2 BB: 2 P: 16	R: 2 E: 1 K: 1 S: 8	H: 2 LOB: 2 BB: 1 P: 12	R: 0 E: 0 K: 2 S: 7	H: 0 LOB: 0 BB: 0 P: 7	1B: 11 2B: 3 3B: 0 HR: 0	SF: 0 SAC: 0 DP: 0 HBP: 0	WP: 0 PB: 0 SB: 1 CS: 0	PA: 44
<b>PITCHER</b> Doc Medich, R ERA: 7.67	IP: 4.0 WLS: L BF: 22	H: 8 R: 6 ER: 6 SO: 2	BB: 2 IBB: 0 HBP: 0 BLK: 0	WP: 0 HR: 0 S: 24 P: 32	ERA: 13.50 WHIP: 2.500	<b>PITCHER</b>										IP: 4.0 WLS: L BF: 22	H: 8 R: 6 ER: 6 SO: 2	BB: 2 IBB: 0 HBP: 0 BLK: 0	WP: 0 HR: 0 S: 24 P: 32	ERA: 13.50 WHIP: 2.500
Steve Comer, R ERA: 3.19	IP: 2.2 WLS: 0 BF: 18	H: 6 R: 4 ER: 2 SO: 2	BB: 2 IBB: 0 HBP: 0 BLK: 0	WP: 0 HR: 0 S: 19 P: 31	ERA: 6.75 WHIP: 3.000	<b>PITCHER</b>										IP: 2.2 WLS: 0 BF: 18	H: 6 R: 4 ER: 2 SO: 2	BB: 2 IBB: 0 HBP: 0 BLK: 0	WP: 0 HR: 0 S: 19 P: 31	ERA: 6.75 WHIP: 3.000
Paul Mirabella, L ERA: 3.97	IP: 1.1 WLS: 0 BF: 4	H: 0 R: 0 ER: 0 SO: 2	BB: 0 IBB: 0 HBP: 0 BLK: 0	WP: 0 HR: 0 S: 8 P: 8	ERA: 0.00 WHIP: 0.000	<b>PITCHER</b>										IP: 1.1 WLS: 0 BF: 4	H: 0 R: 0 ER: 0 SO: 2	BB: 0 IBB: 0 HBP: 0 BLK: 0	WP: 0 HR: 0 S: 8 P: 8	ERA: 0.00 WHIP: 0.000

Batter	1	2	3	4	5	6	7	8	9	AB	R	H	RBI	BB	SO	LOB	TOP										
<b>George Wright, S</b> OBP: 0.303, SLG: 0.444 (1, 8)	0-0 4-3	0-0 HR		0-0 F6			0-0 4-3 SF7 2B		0-0 1-3	5	2	2	3	0	0	2											
<b>Lee Mazzilli, S</b> OBP: 0.356, SLG: 0.365 (1, 10)	0-3 K	0-0 G3			0-0 FC5-4 1B		0-0 4-3			4	0	1	0	0	1	1											
<b>Buddy Bell, R</b> OBP: 0.376, SLG: 0.441 (1, 5)	4-0 BB		0-0 5-3		0-0 FC5-4 1-2		0-0 SF7			2	0	0	1	1	0	1											
<b>Randy Bass, L</b> OBP: 0.231, SLG: 0.257 (1, 3)	0-3 K		0-0 P5		0-0 F7 1-2		0-0 L9			4	0	0	0	0	1	2											
<b>Jim Sundberg, R</b> OBP: 0.408, SLG: 0.458 (1, 7)		0-0 1B FC6-5 1B	0-0 F7		0-0 BB		0-0 5-3			3	1	1	0	1	0	0											
<b>Johnny Grubb, L</b> OBP: 0.370, SLG: 0.400 (5, PH)		0-0 FC6-5 1-3 1B		0-0 G6-4-3 1B		0-3 K		0-0 G6-4-3 1B		2	0	2	0	0	0	0											
<b>Larry Parrish, R</b> OBP: 0.233, SLG: 0.195 (5, 9)		0-0 FC6-5 1-3 1B		0-0 G6-4-3 1B		0-0 K		0-0 G6-4-3 1B		2	0	1	0	0	1	2											
<b>Bob Johnson, R</b> OBP: 0.156, SLG: 0.235 (1, 2)		4-0 5-3 FC6-5 HR BB		0-0 G6-4-3 1-2		0-0 P2		0-0 G6-4-3 1-2		3	1	0	0	1	0	2											
<b>Doug Flynn, R</b> OBP: 0.200, SLG: 0.221 (1, 4)		0-0 FC6-5 1-2 HR		0-0 1B		0-0 F9		0-0 F4-3		4	1	1	1	0	0	2											
<b>Mario Mendoza, R</b> OBP: 0.118, SLG: 0.118 (1, 6)		0-0 5-3 1-2 2-3		0-0 1B		0-0 5-3		0-0 K		4	0	1	0	0	1	2											
<b>Inning Stats</b>	R: 0 E: 0 K: 2 S: 7	H: 0 LOB: 1 BB: 1 P: 11	R: 4 E: 0 K: 0 S: 6	H: 3 LOB: 0 BB: 1 P: 10	R: 0 E: 0 K: 0 S: 3	H: 0 LOB: 0 BB: 0 P: 3	R: 0 E: 0 K: 0 S: 5	H: 3 LOB: 2 BB: 0 P: 5	R: 0 E: 0 K: 1 S: 6	H: 1 LOB: 2 BB: 1 P: 10	R: 0 E: 0 K: 0 S: 3	H: 0 LOB: 0 BB: 0 P: 3	R: 1 E: 0 K: 0 S: 4	H: 1 LOB: 0 BB: 0 P: 4	R: 0 E: 0 K: 0 S: 3	H: 1 LOB: 0 BB: 0 P: 3	R: 0 E: 0 K: 1 S: 5	H: 0 LOB: 0 BB: 0 P: 5	1B: 7 2B: 1 3B: 0 HR: 1	SF: 1 SAC: 0 DP: 2 HBP: 0	WP: 0 PA: 37 PB: 0 SB: 1 CS: 0						
<b>PITCHER</b>	IP	WLS	BF	H	R	ER	SO	BB	IBB	HBP	BLK	WP	HR	S	P	ERA	WHIP										
<b>Richard Dotson, R</b> ERA: 3.72 (1, 1)	4.2		23	7	4	4	2	3	0	0	0	0	1	24	36	7.71	2.143										
<b>Kevin Hickey, L</b> ERA: 3.05 (5, 1)	1.2	W	6	1	1	1	1	0	0	0	0	0	0	8	8	5.40	0.600										
<b>Salome Barojas, R</b> ERA: 2.0 (7, 1)	2.2		8	1	0	0	1	0	0	0	0	0	0	10	10	0.00	0.375										

Texas Rangers @ Chicago White Sox  
Comiskey Park, Chicago, IL  
Wed May 19 1982, 8:05 PM EDT  
Att: 12,220 - Unknown - 79 F

AB 33  
R 5  
H 9  
RBI 5  
BB 3  
SO 4  
LOB 14



Batter	1	2	3	4	5	6	7	8	9	AB	R	H	RBI	BB	SO	LOB	BOTTOM										
<b>Ron LeFlore, R</b> OBP: 0.361, SLG: 0.469 (1, 8)	0-0 6-3		0-0 F8 1-2		0-3 K		0-3 K	0-3 K		5	0	0	0	0	3	4											
<b>Tony Bemazzard, S</b> OBP: 0.325, SLG: 0.354 (1, 4)	0-0 5-3			0-0 F4-6-3 1B		0-0 1B SF8 1B	4-0 1B S BB		0-3 K	4	1	2	0	1	1	0											
<b>Steve Kemp, L</b> OBP: 0.395, SLG: 0.386 (1, 7)	0-3 K			0-0 F4-6-3 1-2		0-0 F6	0-0 F8		0-0 F7	5	0	0	0	0	1	3											
<b>Greg Luzinski, R</b> OBP: 0.368, SLG: 0.462 (9, PR)		0-0 B5-3 1B		0-0 F9		4-0 BB 1B PB BB	4-0 1B BB		0-0 1B E 1B	3	1	2	0	2	0	0											
<b>Jerry Hairston, S</b> OBP: 0.095, SLG: 0.250 (9, PR)		0-0 B5-3 1-2			0-0 1B 1B	0-0 PB BB 1B	0-0 1B 1B		0-0 1B E 1B	0	1	0	0	0	0	0											
<b>Tom Paciorek, R</b> OBP: 0.374, SLG: 0.465 (1, 3)		0-0 B5-3 1-2			0-0 1B 1B	0-0 PB BB 1B	0-0 1B 1B		0-0 1B E 1B	5	2	4	0	0	0	1											
<b>Carlton Fisk, R</b> OBP: 0.371, SLG: 0.365 (1, 2)		0-0 L7			0-0 F8 1B	0-0 SF8 1B	0-0 F7		0-0 E4	2	0	1	1	0	0	1											
<b>Marc Hill, R</b> OBP: 0.286, SLG: 0.462 (7, PH)		0-0 L7			0-0 F8 1B	0-0 SF8 1B	0-0 F7		0-0 E4	0	0	0	0	0	0	0											
<b>Mike Squires, L</b> OBP: 0.381, SLG: 0.316 (7, PH)		0-0 L7			0-0 F8 1B	0-0 SF8 1B	0-0 F7		0-0 E4	1	0	0	0	0	0	3											
<b>Mary Foley, L</b> OBP: 0.417, SLG: 0.222 (8, 2)		0-0 L7			0-0 F8 1B	0-0 SF8 1B	0-0 F7		0-0 E4	1	0	1	0	0	0	0											
<b>Harold Baines, L</b> OBP: 0.315, SLG: 0.374 (1, 9)		0-3 K			0-0 1B 1-2 2-H	0-0 PB BB 1B		0-0 F7		3	1	1	1	1	1	1											
<b>Jim Morrison, R</b> OBP: 0.322, SLG: 0.514 (1, 5)			0-0 F8		0-0 F7		0-0 F8			4	0	1	2	0	0	2											
<b>Bill Almon, R</b> OBP: 0.400, SLG: 0.491 (1, 6)			0-0 CS 1B		0-0 F8		0-0 5-3			4	0	2	0	0	0	3											
<b>Inning Stats</b>	R: 0 E: 0 K: 1 S: 5	H: 0 LOB: 0 BB: 0 P: 5	R: 0 E: 0 K: 1 S: 6	H: 1 LOB: 1 BB: 0 P: 6	R: 0 E: 0 K: 0 S: 3	H: 1 LOB: 0 BB: 0 P: 3	R: 0 E: 0 K: 0 S: 3	H: 1 LOB: 0 BB: 0 P: 3	R: 1 E: 0 K: 1 S: 8	H: 3 LOB: 2 BB: 0 P: 8	R: 4 E: 0 K: 0 S: 6	H: 3 LOB: 1 BB: 2 P: 14	R: 0 E: 0 K: 1 S: 6	H: 1 LOB: 3 BB: 2 P: 14	R: 0 E: 0 K: 1 S: 6	H: 1 LOB: 1 BB: 0 P: 6	R: 1 E: 1 K: 1 S: 7	H: 3 LOB: 2 BB: 0 P: 7	1B: 14 2B: 0 3B: 0 HR: 0	SF: 1 SAC: 0 DP: 1 HBP: 0	WP: 0 PA: 42 PB: 1 SB: 2 CS: 1						
<b>PITCHER</b>	IP	WLS	BF	H	R	ER	SO	BB	IBB	HBP	BLK	WP	HR	S	P	ERA	WHIP										
<b>Jon Matlack, L</b> ERA: 2.51 (1, 1)	5.1		22	7	3	3	3	1	0	0	0	0	0	27	31	5.06	1.500										
<b>Danny Darwin, R</b> ERA: 2.05 (6, 1)	3.1	L	20	7	3	1	3	3	0	0	0	0	0	23	35	2.70	3.000										

Texas Rangers @ Chicago White Sox  
Comiskey Park, Chicago, IL  
Wed May 19 1982, 8:05 PM EDT  
Att: 12,220 - Unknown - 79 F

AB 37  
R 6  
H 14  
RBI 4  
BB 4  
SO 6  
LOB 18



Batter	1	2	3	4	5	6	7	8	9	AB	R	H	RBI	BB	SO	LOB	TOP	
Alan Bannister, R OBP: 0.316, SLG: 0.296 (1, 4)	L5		F7			F8				4	1	1	0	0	0	1	<b>Cleveland Indians @ Chicago White Sox</b> Comiskey Park, Chicago, IL Fri May 21 1982, 8:05 PM EDT Att: 22,567 - Cloudy - 57 F	
Toby Harrah, R OBP: 0.476, SLG: 0.639 (1, 5)	2B		F2			G3 1B				3	1	2	1	0	0	0		
Mike Hargrove, L OBP: 0.309, SLG: 0.393 (1, 3)	F7			4-3		G3				3	0	0	0	0	0	2		
Andre Thornton, R OBP: 0.433, SLG: 0.602 (1, 10)	IBB			BB		F8				1	0	0	0	2	0	1		
Bake McBride, L OBP: 0.375, SLG: 0.471 Joe Charboneau, R OBP: 0.318, SLG: 0.436 (1, 9) (5, 7)	K			BB		E4 1B				2	0	0	0	0	2	3		
Bill Nahorodny, R OBP: 0.286, SLG: 0.615 (1, 2)		6-3		K		6-3				3	0	0	0	0	1	2		
Rick Manning, L OBP: 0.333, SLG: 0.346 (1, 8)		F7				1B				3	0	2	0	0	0	0		
Von Hayes, L OBP: 0.283, SLG: 0.362 (1, 7) (5, 9)		F8				F8				2	0	0	0	0	0	0		
Jerry Dybzinski, R OBP: 0.364, SLG: 0.320 (1, 6)			4-3			K				3	0	0	0	0	1	1		
<b>Inning Stats</b>	R: 0 E: 0 K: 1 S: 6	H: 1 LOB: 2 BB: 1 P: 10	R: 0 E: 0 K: 0 S: 3	H: 0 LOB: 0 BB: 0 P: 3	R: 0 E: 0 K: 0 S: 3	H: 0 LOB: 0 BB: 0 P: 3	R: 0 E: 0 K: 2 S: 7	H: 1 LOB: 1 BB: 0 P: 11	R: 0 E: 0 K: 1 S: 5	H: 3 LOB: 1 BB: 0 P: 6	R: 0 E: 0 K: 0 S: 4	H: 1 LOB: 1 BB: 0 P: 4						
<b>PITCHER</b> Britt Burns, L ERA: 2.78 (1, 1)	IP: 7.0 WLS: W BF: 28 H: 6 R: 2 ER: 2 SO: 4 BB: 1 IBB: 1 HBP: 0 BLK: 0 WP: 0 HR: 0 S: 34 P: 42 ERA: 2.57 WHIP: 1.000																	

AB	25
R	2
H	6
RBI	2
BB	2
SO	4
LOB	10



Batter	1	2	3	4	5	6	7	8	9	AB	R	H	RBI	BB	SO	LOB	BOTTOM	
Ron LeFlore, R OBP: 0.361, SLG: 0.463 (1, 8)	F9				K					2	0	0	0	1	1	0	<b>Cleveland Indians @ Chicago White Sox</b> Comiskey Park, Chicago, IL Fri May 21 1982, 8:05 PM EDT Att: 22,567 - Cloudy - 57 F	
Tony Bemazzard, S OBP: 0.325, SLG: 0.349 (1, 4)	BB				F8					2	0	0	0	1	0	2		
Steve Kemp, L OBP: 0.387, SLG: 0.377 (1, 7)	FC6-4 BB			4-3		P3				3	0	0	0	0	0	1		
Greg Luzinski, R OBP: 0.361, SLG: 0.452 (1, 10)	L4			4-3		F2				3	0	0	0	0	0	1		
Tom Paciorek, R OBP: 0.380, SLG: 0.485 (1, 3)		HR 3B		K		CS 1B				3	1	2	0	0	1	0		
Marc Hill, R OBP: 0.294, SLG: 0.625 (1, 2)		HR		5-3		CS				3	1	1	2	0	0	0		
Harold Baines, L OBP: 0.315, SLG: 0.368 (1, 9)		6-3		3-1		WP 2B BB				2	1	0	0	1	0	0		
Jim Morrison, R OBP: 0.322, SLG: 0.505 (1, 5)		BB BB		L4		F7				2	0	0	0	1	0	1		
Bill Almon, R OBP: 0.398, SLG: 0.495 (1, 6)	F9				5-3					3	0	1	1	0	0	1		
<b>Inning Stats</b>	R: 0 E: 0 K: 0 S: 3	H: 0 LOB: 1 BB: 1 P: 7	R: 2 E: 0 K: 0 S: 5	H: 2 LOB: 2 BB: 2 P: 13	R: 0 E: 0 K: 1 S: 5	H: 0 LOB: 0 BB: 0 P: 5	R: 0 E: 0 K: 0 S: 3	H: 0 LOB: 0 BB: 0 P: 3	R: 0 E: 0 K: 0 S: 3	H: 1 LOB: 0 BB: 0 P: 3	R: 1 E: 0 K: 0 S: 3	H: 1 LOB: 1 BB: 1 P: 7						
<b>PITCHER</b> John Bohnet, L ERA: 6.94 Tom Brennan, R ERA: 4.24 Dan Spillner, R ERA: 2.38 (1, 1) (2, 1) (7, 1)	IP: 1.2 WLS: L BF: 4 H: 1 R: 1 ER: 1 SO: 0 BB: 1 IBB: 0 HBP: 0 BLK: 0 WP: 1 HR: 0 S: 7 P: 19 ERA: 10.80 WHIP: 3.000																	

AB	23
R	3
H	4
RBI	3
BB	4
SO	2
LOB	6









Batter	1	2	3	4	5	6	7	8	9	AB	R	H	RBI	BB	SO	LOB	TOP			
Willie Wilson, S (1,7) OBP: 0.377, SLG: 0.500	0-3 K2-3			0-0 4-3		0-0 FC5-4 1B		0-0 F7		4	0	1	0	0	1	0	<b>Kansas City Royals @ Chicago White Sox</b> Comiskey Park, Chicago, IL Mon May 24 1982, 8:05 PM EDT Att: 12,020 - Unknown - 52 F <a href="http://livebaseballscorecards.com">livebaseballscorecards.com</a>			
John Wathan, R (1,2) OBP: 0.333, SLG: 0.340	0-3 K			0-0 F7		0-0 FC5-4 FC3-6 1-2		0-3 K		4	0	0	0	0	2	1				
George Brett, L (1,5) OBP: 0.368, SLG: 0.493	0-0 F7			0-0 1B		0-0 FC3-6 E 1-2		0-0 L4		4	0	1	0	0	0	1				
Willie Aikens, L (1,3) OBP: 0.297, SLG: 0.293		4-0 G5-4-3 BB		0-0 1B		0-0 E5 FC4-6 1-2		0-0 F6		3	0	1	0	1	0	1				
Amos Otis, R (1,8) OBP: 0.342, SLG: 0.482		0-0 G5-4-3 1-2		0-0 F8		0-0 FC4-6 1-2		0-0 4-3		4	0	0	0	0	0	5				
Hal McRae, R (1,10) OBP: 0.395, SLG: 0.573		0-0 4-3			0-0 CS 1B		0-0 F8		0-0 2B	4	1	2	0	0	0	0				
Cesar Geronimo, L (1,9) OBP: 0.386, SLG: 0.610			0-0 6-3		0-0 F8 1-2		0-0 2B		0-0 2B	4	0	2	1	0	0	1				
Onix Concepcion, R (1,6) OBP: 0.338, SLG: 0.385			0-0 1-3		0-0 E8 1B		0-3 K		0-3 K	4	0	1	0	0	2	2				
Greg Pryor, R (1,4) OBP: 0.410, SLG: 0.596			0-3 K		0-3 K		0-3 K			2	0	0	0	0	2	1				
Tom Poquette, L (7,PH) OBP: 0.210, SLG: 0.161										1	0	0	0	0	1	1				
Tim Ireland, R (7,4) OBP: 0.286, SLG: 0.167										0	0	0	0	0	0	0				
<b>Inning Stats</b>	R: 0 E: 0 K: 2 S: 7	H: 0 LOB: 0 BB: 0 P: 7	R: 0 E: 0 K: 0 S: 2	H: 0 LOB: 0 BB: 1 P: 6	R: 0 E: 0 K: 1 S: 5	H: 0 LOB: 0 BB: 0 P: 5	R: 0 E: 0 K: 0 S: 5	H: 2 LOB: 2 BB: 0 P: 5	R: 0 E: 1 K: 0 S: 6	H: 2 LOB: 1 BB: 0 P: 6	R: 0 E: 0 K: 2 S: 8	H: 1 LOB: 1 BB: 0 P: 8	R: 0 E: 0 K: 1 S: 5	H: 0 LOB: 0 BB: 0 P: 5	R: 1 E: 0 K: 1 S: 7	H: 2 LOB: 1 BB: 0 P: 7	1B: 5 2B: 3 3B: 0 HR: 0	SF: 0 SAC: 0 DP: 1 HBP: 0	WP: 0 PB: 0 SB: 0 CS: 1	PA: 35
<b>PITCHER</b> LaMarr Hoyt, R (1,1) ERA: 1.45	IP: 9.0 WLS: W BF: 35 H: 8 R: 1 ER: 1 SO: 8 BB: 1 IBB: 0 HBP: 0 BLK: 0 WP: 0 HR: 0 S: 50 P: 54 ERA: 1.00 WHIP: 1.000															<b>PITCHER</b>				

Batter	1	2	3	4	5	6	7	8	9	AB	R	H	RBI	BB	SO	LOB	BOTTOM			
Ron LeFlore, R (1,8) OBP: 0.351, SLG: 0.447	0-0 4-3		0-0 4-3			0-0 F9 1-2	0-0 S 1B			4	0	1	0	0	0	1	<b>Kansas City Royals @ Chicago White Sox</b> Comiskey Park, Chicago, IL Mon May 24 1982, 8:05 PM EDT Att: 12,020 - Unknown - 52 F <a href="http://livebaseballscorecards.com">livebaseballscorecards.com</a>			
Tony Bemazzard, S (1,4) OBP: 0.333, SLG: 0.368	0-0 FC6-4 1B		0-3 K			0-0 1B 2-3 1B	0-0 F5 1-2			4	1	2	0	0	1	1				
Steve Kemp, L (1,7) OBP: 0.396, SLG: 0.379	0-0 FC6-4 1-2 BB			0-0 5-3		4-0 1B 1-2 BB		0-0 F8		3	1	0	0	1	0	1				
Greg Luzinski, R (1,10) OBP: 0.361, SLG: 0.447	4-0 1-2 BB			0-3 K		0-0 1B		0-3 K		3	0	1	1	1	2	0				
Tom Paciorek, R (1,3) OBP: 0.364, SLG: 0.455	0-3 K			0-0 5-3		0-0 1B		0-3 K		4	0	1	2	0	2	2				
Mike Squires, L (9,3) OBP: 0.391, SLG: 0.381	0-3 K			0-0 5-3		0-0 1B		0-3 K		0	0	0	0	0	0	0				
Carlton Fisk, R (1,2) OBP: 0.385, SLG: 0.347		0-0 L6			0-0 F9	0-0 F7				3	0	0	0	0	0	2				
Harold Baines, L (1,9) OBP: 0.327, SLG: 0.385		0-0 F7			0-0 F8	0-0 F7				3	0	0	0	0	0	2				
Jim Morrison, R (1,5) OBP: 0.365, SLG: 0.471		0-0 6-3			0-0 F2		0-0 F5			3	0	0	0	0	0	0				
Aurelio Rodriguez, R (8,5) OBP: 0.167, SLG: 0.063										0	0	0	0	0	0	0				
Bill Almon, R (1,6) OBP: 0.385, SLG: 0.472			0-0 1-3			0-0 1B S 1B	0-0 F7			3	1	1	0	0	0	0				
<b>Inning Stats</b>	R: 0 E: 0 K: 1 S: 6	H: 1 LOB: 2 BB: 1 P: 10	R: 0 E: 0 K: 0 S: 3	H: 0 LOB: 0 BB: 0 P: 3	R: 0 E: 0 K: 1 S: 5	H: 0 LOB: 0 BB: 0 P: 5	R: 0 E: 0 K: 1 S: 5	H: 0 LOB: 0 BB: 0 P: 5	R: 0 E: 0 K: 0 S: 3	H: 0 LOB: 0 BB: 0 P: 3	R: 3 E: 0 K: 0 S: 7	H: 4 LOB: 2 BB: 1 P: 11	R: 0 E: 0 K: 0 S: 4	H: 1 LOB: 1 BB: 0 P: 4	R: 0 E: 0 K: 2 S: 7	H: 0 LOB: 0 BB: 0 P: 7	1B: 6 2B: 0 3B: 0 HR: 0	SF: 0 SAC: 0 DP: 0 HBP: 0	WP: 0 PB: 0 SB: 2 CS: 0	PA: 32
<b>PITCHER</b> Paul Spittorf, L (1,1) ERA: 3.5	IP: 5.1 WLS: L BF: 23 H: 5 R: 3 ER: 3 SO: 3 BB: 2 IBB: 0 HBP: 0 BLK: 0 WP: 0 HR: 0 S: 27 P: 35 ERA: 5.06 WHIP: 1.312															<b>PITCHER</b>				
<b>PITCHER</b> Mike Armstrong, R (6,1) ERA:	IP: 2.2 WLS: L BF: 9 H: 1 R: 0 ER: 0 SO: 2 BB: 0 IBB: 0 HBP: 0 BLK: 0 WP: 0 HR: 0 S: 13 P: 13 ERA: 0.00 WHIP: 0.375															<b>PITCHER</b>				



Batter	1	2	3	4	5	6	7	8	9	AB	R	H	RBI	BB	SO	LOB	TOP				
Willie Wilson, S (1, 7) OBP: 0.365, SLG: 0.479	G3		K			6-3		K		5	1	1	1	0	2	0	<b>Kansas City Royals @ Chicago White Sox</b> Comiskey Park, Chicago, IL Tue May 25 1982, 8:05 PM EDT Att: 13,414 - Unknown <a href="http://livebaseballscorecards.com">livebaseballscorecards.com</a>				
John Wathan, R (1, 2) OBP: 0.335, SLG: 0.333	4-3 S BB		F4			4-3		6-3		3	1	0	0	2	0	0					
George Brett, L (1, 5) OBP: 0.357, SLG: 0.475	4-3		K			F8		6-3		5	0	0	0	0	1	3					
Willie Aikens, L (1, 3) Dennis Werth, R (9, PR) OBP: 0.311, SLG: 0.323 OBP: 0.333, SLG: 0.143	4-3			L9		2B		1B 2B BB		4	1	2	2	1	0	1					
Amos Otis, R (1, 8) OBP: 0.350, SLG: 0.483		4-0 BB BB		1B S 1B		6-3		1B 2B BB		4	2	2	0	1	1	2					
Hal McRae, R (1, 10) OBP: 0.395, SLG: 0.565		4-0 BB BB		1B		F9		F6		4	0	1	0	1	0	4					
Cesar Geronimo, L (1, 9) Jerry Martin, R (7, PH) OBP: 0.327, SLG: 0.682 OBP: 0.338, SLG: 0.439		G6-4-3 BB		1B			HR	2B		3	1	2	2	0	0	2					
Frank White, R (1, 4) Tim Ireland, R (6, 4) OBP: 0.327, SLG: 0.454 OBP: 0.250, SLG: 0.143		4-0 BB		F3		6-3		G3		2	0	0	0	1	0	2					
Onix Concepcion, R (1, 6) OBP: 0.333, SLG: 0.406		4-3		L5		6-3		6-3		4	1	1	0	0	0	4					
<b>Inning Stats</b>	R: 0 E: 0 K: 0 S: 3	H: 0 LOB: 1 BB: 1 P: 7	R: 0 E: 0 K: 0 S: 2	H: 0 LOB: 2 BB: 3 P: 14	R: 0 E: 0 K: 2 S: 7	H: 0 LOB: 0 BB: 0 P: 7	R: 1 E: 0 K: 0 S: 6	H: 3 LOB: 2 BB: 0 P: 6	R: 2 E: 0 K: 0 S: 5	H: 2 LOB: 1 BB: 1 P: 9	R: 2 E: 0 K: 0 S: 5	H: 2 LOB: 1 BB: 1 P: 9	R: 0 E: 0 K: 1 S: 5	H: 0 LOB: 0 BB: 0 P: 5	R: 0 E: 0 K: 1 S: 6	H: 1 LOB: 1 BB: 0 P: 6		1B: 5 2B: 3 3B: 1 HR: 1	SF: 0 SAC: 0 DP: 1 HBP: 0	WP: 0 PB: 0 SB: 2 CS: 0	PA: 42
<b>PITCHER</b>	IP	WLS	BF	H	R	ER	SO	BB	IBB	HBP	BLK	WP	HR	S	P	ERA	WHIP				
Richard Dotson, R (1, 1) ERA: 4.19	5.1	L	27	7	5	5	2	5	0	0	0	0	1	26	46	8.44	2.250				
Kevin Hickey, L (6, 1) ERA: 3.74	1.1		7	2	2	2	0	1	0	0	0	0	0	6	10	13.50	2.250				
Chico Escarrega, R (7, 1) ERA: 2.03	2.1		8	1	0	0	2	0	0	0	0	0	0	12	12	0.00	0.429				

Batter	1	2	3	4	5	6	7	8	9	AB	R	H	RBI	BB	SO	LOB	BOTTOM				
Ron LeFlore, R (1, 8) OBP: 0.343, SLG: 0.436	K2-3		4-3			E4		1-3		4	0	0	0	0	1	1	<b>Kansas City Royals @ Chicago White Sox</b> Comiskey Park, Chicago, IL Tue May 25 1982, 8:05 PM EDT Att: 13,414 - Unknown <a href="http://livebaseballscorecards.com">livebaseballscorecards.com</a>				
Tony Bemazzard, S (1, 4) OBP: 0.347, SLG: 0.367	4-0 BB BB			BB BB FC6-4		F8		1-3		3	1	1	0	1	0	1					
Steve Kemp, L (1, 7) OBP: 0.399, SLG: 0.373	L1-5-3 BB			FC6-4 BB		3B BB		L8		2	1	0	0	2	0	1					
Greg Luzinski, R (1, 10) OBP: 0.364, SLG: 0.454		FC1-5 2B		F4		L6		G6-4-3 1B		4	0	2	0	0	0	3					
Tom Paciorek, R (1, 3) Mike Squires, L (2, PR) OBP: 0.361, SLG: 0.451 OBP: 0.385, SLG: 0.348		FC1-5 G4-6-3		FC6-4 BB		F8		G6-4-3		1	0	0	0	0	0	1					
Harold Baines, L (1, 9) OBP: 0.325, SLG: 0.395		G4-6-3		FC6-4 FC6-4		HR 3B		K		4	1	1	2	0	1	3					
Carlton Fisk, R (1, 2) OBP: 0.352, SLG: 0.371			4-3	FC6-4		HR		6-3		4	1	1	2	0	2	2					
Jim Morrison, R (1, 5) OBP: 0.304, SLG: 0.463					4-3	1-3		K		4	0	1	0	0	1	0					
Bill Almon, R (1, 6) OBP: 0.377, SLG: 0.460			F7		F9		4-3			3	0	0	0	0	0	1					
<b>Inning Stats</b>	R: 0 E: 0 K: 1 S: 4	H: 0 LOB: 0 BB: 1 P: 8	R: 0 E: 0 K: 0 S: 3	H: 1 LOB: 1 BB: 0 P: 3	R: 0 E: 0 K: 0 S: 4	H: 1 LOB: 1 BB: 0 P: 4	R: 1 E: 0 K: 0 S: 4	H: 1 LOB: 2 BB: 2 P: 12	R: 0 E: 1 K: 0 S: 4	H: 0 LOB: 1 BB: 0 P: 4	R: 3 E: 0 K: 0 S: 5	H: 2 LOB: 0 BB: 1 P: 9	R: 0 E: 0 K: 0 S: 3	H: 0 LOB: 0 BB: 0 P: 3	R: 0 E: 0 K: 2 S: 7	H: 1 LOB: 0 BB: 0 P: 7		1B: 3 2B: 2 3B: 1 HR: 1	SF: 0 SAC: 0 DP: 3 HBP: 0	WP: 0 PB: 0 SB: 0 CS: 0	PA: 35
<b>PITCHER</b>	IP	WLS	BF	H	R	ER	SO	BB	IBB	HBP	BLK	WP	HR	S	P	ERA	WHIP				
Keith Creel, R (1, 1) ERA: 6.35	5.2	W	25	5	4	4	1	4	0	0	0	0	1	23	39	6.35	1.588				
Dan Quisenberry, R (6, 1) ERA: 1.47	3.1	S	10	1	0	0	2	0	0	0	0	0	0	14	14	0.00	0.300				

Batter	1	2	3	4	5	6	7	8	9	AB	R	H	RBI	BB	SO	LOB	TOP			
Willie Wilson, S (1, 7) OBP: 0.367, SLG: 0.493	4-0 CS BB	K2-3		0-0 6-3 3B		0-0 1-3		0-3 K		4	1	1	0	1	2	3				
John Wathan, R (1, 2) OBP: 0.332, SLG: 0.329	0-0 4-3 1-2		0-0 F6	0-0 6-3		0-0 K 1B		0-0 4-3		5	0	1	1	0	0	2				
George Brett, L (1, 5) OBP: 0.358, SLG: 0.469	4-0 3B BB		0-0 E9 1B	0-0 F7		0-3 K			0-0 F9	4	2	1	0	1	1	1				
Amos Otis, R (1, 8) OBP: 0.358, SLG: 0.493	0-0 1-H 3B		4-0 BB 1B BB		4-0 2B SF8 BB			0-0 F8		3	1	1	1	2	0	0				
Hal McRae, R (1, 10) OBP: 0.384, SLG: 0.547	0-0 6-3		0-0 F8		0-0 F9		0-3 K		0-0 6-3	5	0	0	0	0	1	4				
Jerry Martin, R (1, 9) OBP: 0.342, SLG: 0.448		0-0 F7	0-0 BB 1B		0-0 1-3 2B			0-0 F8		4	0	2	1	0	0	0				
Willie Aikens, L (1, 3) OBP: 0.318, SLG: 0.327		0-0 6-3	4-0 1-2 2-3 BB		0-0 SF8			0-0 5-3 1B		2	1	1	1	1	0	0				
Onix Concepcion, R (1, 4) OBP: 0.329, SLG: 0.397 (8, 6)		0-0 1B 1B	0-0 F8		0-0 F9			0-0 5-3		4	0	1	0	0	0	5				
U L Washington, S (1, 6) OBP: 0.261, SLG: 0.238 (8, PH)		0-0 1-3 1B		0-0 G3		0-3 K		0-0 2-H 1B		3	0	1	0	0	1	0				
Cesar Geronimo, L (8, PH) OBP: 0.417, SLG: 0.689										1	0	1	1	0	0	0				
Greg Pryor, R (8, 4) OBP: 0.410, SLG: 0.596										0	0	0	0	0	0	0				
<b>Inning Stats</b>	R: 1 E: 0 K: 0 S: 3	H: 1 LOB: 1 BB: 2 P: 11	R: 0 E: 0 K: 1 S: 7	H: 2 LOB: 2 BB: 0 P: 7	R: 1 E: 1 K: 0 S: 5	H: 2 LOB: 0 BB: 2 P: 13	R: 1 E: 0 K: 0 S: 4	H: 1 LOB: 1 BB: 1 P: 8	R: 0 E: 0 K: 1 S: 8	H: 1 LOB: 0 BB: 0 P: 8	R: 0 E: 0 K: 1 S: 5	H: 0 LOB: 0 BB: 0 P: 5	R: 1 E: 0 K: 1 S: 7	H: 2 LOB: 1 BB: 0 P: 7	R: 0 E: 0 K: 0 S: 3	H: 0 LOB: 0 BB: 0 P: 3	1B: 7 2B: 1 3B: 2 HR: 0	SF: 1 SAC: 0 DP: 0 HBP: 0	WP: 0 PB: 0 SB: 0 CS: 1	PA: 41
<b>PITCHER</b>	IP WLS BF H R ER SO BB IBB HBP BLK WP HR S P ERA WHIP	7.0 W 34 9 5 5 4 5 0 0 0 0 0 37 57 6.43 2.000	2.0 S 7 1 0 0 1 0 0 0 0 0 0 9 9 0.00 0.500	<b>PITCHER</b>																
Britt Burns, L (1, 1) ERA: 3.19																				
Salome Barojas, R (8, 1) ERA: 1.65																				

**Kansas City Royals @ Chicago White Sox**  
Comiskey Park, Chicago, IL  
Wed May 26 1982, 8:05 PM EDT  
Att: 12,359 - Unknown - 61 F


AB 35  
R 5  
H 10  
RBI 5  
BB 5  
SO 5  
LOB 15



Batter	1	2	3	4	5	6	7	8	9	AB	R	H	RBI	BB	SO	LOB	BOTTOM			
Ron LeFlore, R (1, 8) OBP: 0.341, SLG: 0.428	0-0 6-3		0-0 5-3		4-0 SF8 SH HR BB	0-3 K				3	1	0	0	1	1	1				
Tony Bemazzard, S (1, 4) OBP: 0.337, SLG: 0.363	4-0 2B SF8 BB		0-0 F4		0-0 SH HR		0-0 G3			2	2	0	0	1	0	0				
Steve Kemp, L (1, 7) OBP: 0.401, SLG: 0.386	0-0 1-3 2B			0-0 HR 1B	0-0 SF8		0-0 3-1			3	1	2	1	0	0	0				
Rudy Law, L (8, 7) OBP: 0.324, SLG: 0.438				0-0 HR 1B	0-0 SF8		0-0 3-1			0	0	0	0	0	0	0				
Greg Luzinski, R (1, 10) OBP: 0.367, SLG: 0.494	0-0 SF8			0-0 HR 1B	0-0 HR HR		0-0 4-3			3	2	2	6	0	0	0				
Carlton Fisk, R (1, 2) OBP: 0.357, SLG: 0.385	0-0 5-3			0-0 2B 1B	0-0 CS 1B		0-3 K			4	0	2	0	0	1	1				
Harold Baines, L (1, 9) OBP: 0.317, SLG: 0.384		0-0 6-3		0-3 K	0-3 K		0-0 F9			4	0	0	0	0	2	2				
Jim Morrison, R (1, 5) OBP: 0.297, SLG: 0.452		0-0 F9		0-0 F5		0-0 5-3		0-0 F3		3	0	0	0	0	0	1				
Aurelio Rodriguez, R (7, 5) OBP: 0.158, SLG: 0.059										1	0	0	0	0	0	0				
Mike Squires, L (1, 3) OBP: 0.345, SLG: 0.308		0-0 F6		0-0 F8		0-3 K				3	0	0	0	0	1	1				
Bill Almon, R (1, 6) OBP: 0.383, SLG: 0.469			0-0 L7		0-0 SH SF8 2B	4-0 BB				2	1	1	0	1	0	0				
<b>Inning Stats</b>	R: 1 E: 0 K: 0 S: 4	H: 1 LOB: 1 BB: 1 P: 8	R: 0 E: 0 K: 0 S: 3	H: 0 LOB: 0 BB: 0 P: 3	R: 0 E: 0 K: 0 S: 3	H: 0 LOB: 0 BB: 0 P: 3	R: 2 E: 0 K: 1 S: 8	H: 3 LOB: 1 BB: 0 P: 8	R: 4 E: 0 K: 1 S: 8	H: 3 LOB: 0 BB: 1 P: 12	R: 0 E: 0 K: 2 S: 7	H: 0 LOB: 1 BB: 1 P: 11	R: 0 E: 0 K: 0 S: 3	H: 0 LOB: 0 BB: 0 P: 3	R: 0 E: 0 K: 1 S: 5	H: 0 LOB: 0 BB: 0 P: 5	1B: 2 2B: 3 3B: 0 HR: 2	SF: 2 SAC: 1 DP: 0 HBP: 0	WP: 0 PB: 0 SB: 0 CS: 1	PA: 34
<b>PITCHER</b>	IP WLS BF H R ER SO BB IBB HBP BLK WP HR S P ERA WHIP	4.1 L 22 7 7 7 1 2 0 0 0 0 2 22 30 14.54 1.846	2.2 9 1 0 0 3 1 0 0 0 0 0 0 14 18 0.00 0.750	1.0 3 0 0 0 1 0 0 0 0 0 0 0 5 5 0.00 0.000	<b>PITCHER</b>															
Larry Gura, L (1, 1) ERA: 4.35																				
Mike Armstrong, R (5, 1) ERA:																				
Grant Jackson, L (8, 1) ERA: 3.6																				


**Kansas City Royals @ Chicago White Sox**  
Comiskey Park, Chicago, IL  
Wed May 26 1982, 8:05 PM EDT  
Att: 12,359 - Unknown - 61 F

AB 28  
R 7  
H 7  
RBI 7  
BB 3  
SO 5  
LOB 6



Batter	1	2	3	4	5	6	7	8	9	AB	R	H	RBI	BB	SO	LOB	TOP
Ron LeFlore, R OBP: 0.338, SLG: 0.424	G3		SH1-3 4-3	6-3			K			4	1	1	0	0	1	0	<b>Chicago White Sox @ Cleveland Indians</b> Cleveland Municipal Stadium, Cleveland, OH Fri May 28 1982, 7:05 PM EDT Att: 25,105 - Unknown - 67 F
Tony Bemazard, S OBP: 0.337, SLG: 0.359	1B BB		SH1-3 1-3			F8		F9		2	0	0	0	1	0		
Steve Kemp, L OBP: 0.398, SLG: 0.383	G6-4-3 1B		4-3			F8		K		4	0	1	1	0	1	0	
Greg Luzinski, R OBP: 0.365, SLG: 0.488	G6-4-3 1-2		3-H BB 1B			L6		5-3		4	1	1	0	0	2		
Tom Paciorek, R OBP: 0.358, SLG: 0.442		K	1B 1-2 BB			6-3		5-3		3	0	0	0	1	1	0	
Harold Baines, L OBP: 0.322, SLG: 0.387	F7 BB 1B		1-2 2-H 1B			G3		4-3		4	0	2	1	0	0	0	
Carlton Fisk, R OBP: 0.353, SLG: 0.375	FC5-4 BB		1-3			F9		6-3		3	0	0	0	1	0	2	
Jim Morrison, R OBP: 0.291, SLG: 0.442	F7 2-3		F9			F9		F9		3	0	0	0	0	2		
Bill Almon, R OBP: 0.375, SLG: 0.458	FC5-4 1-2		F9			F9		6-3		3	0	0	0	0	2		
<b>Inning Stats</b>	R: 0 E: 0 K: 0 S: 3	H: 1 LOB: 1 BB: 1 P: 7	R: 0 E: 0 K: 1 S: 6	H: 1 LOB: 2 BB: 1 P: 10	R: 2 E: 0 K: 0 S: 6	H: 3 LOB: 2 BB: 1 P: 10	R: 0 E: 0 K: 0 S: 3	H: 0 LOB: 0 BB: 0 P: 3	R: 0 E: 0 K: 0 S: 5	H: 0 LOB: 0 BB: 0 P: 5	R: 0 E: 0 K: 1 S: 5	H: 0 LOB: 0 BB: 0 P: 5	R: 0 E: 0 K: 0 S: 3	H: 0 LOB: 0 BB: 0 P: 3	1B: 5 2B: 0 3B: 0 HR: 0	SF: 0 SAC: 1 DP: 1 HBP: 0	WP: 0 PA: 34 PB: 0 SB: 1 CS: 0
<b>PITCHER</b> John Denny, R ERA: 4.41	IP: 9.0 WLS: W BF: 34 H: 5 R: 2 ER: 2 SO: 3 BB: 3 IBB: 0 HBP: 0 BLK: 0 WP: 0 HR: 0 S: 37 P: 49 ERA: 2.00 WHIP: 0.889																

AB	30
R	2
H	5
RBI	2
BB	3
SO	3
LOB	8



Batter	1	2	3	4	5	6	7	8	9	AB	R	H	RBI	BB	SO	LOB	BOTTOM
Miguel Dilone, S OBP: 0.262, SLG: 0.277	K		F5	F6			G4-6-3 1B			4	0	1	0	0	1	4	<b>Chicago White Sox @ Cleveland Indians</b> Cleveland Municipal Stadium, Cleveland, OH Fri May 28 1982, 7:05 PM EDT Att: 25,105 - Unknown - 67 F
Toby Harrah, R OBP: 0.472, SLG: 0.601	6-3		1B 2B IBB	F3			G4-6-3 1-2			3	1	0	0	1	0	3	
Mike Hargrove, L OBP: 0.388, SLG: 0.359	4-3		2B E 1B	1-4-3			6-3			4	1	1	2	0	0	0	
Andre Thornton, R OBP: 0.430, SLG: 0.594	F3		E7 1-3 2-H 3-H 2B	5-3			F9			4	1	1	1	0	0	0	
Alan Bannister, R OBP: 0.356, SLG: 0.354	CS BB		S 1B	K			E 1B			3	0	2	0	1	1	0	
Von Hayes, L OBP: 0.299, SLG: 0.379	4-3 1-2		K	K			1-3			4	0	0	0	0	2	3	
Rick Manning, L OBP: 0.345, SLG: 0.377			2B 1B	SH1-3 BB			G3			2	1	1	0	1	0	0	
Bill Nahorodny, R OBP: 0.304, SLG: 0.545			1B 2B	SH1-3			F8			2	1	1	0	0	0	0	
Jerry Dybzinski, R OBP: 0.340, SLG: 0.315			L4	BB			K			2	0	0	0	1	1	2	
<b>Inning Stats</b>	R: 0 E: 0 K: 1 S: 5	H: 0 LOB: 0 BB: 0 P: 5	R: 0 E: 0 K: 0 S: 2	H: 0 LOB: 0 BB: 1 P: 6	R: 5 E: 1 K: 1 S: 10	H: 5 LOB: 1 BB: 1 P: 14	R: 0 E: 0 K: 0 S: 3	H: 0 LOB: 2 BB: 2 P: 11	R: 0 E: 0 K: 1 S: 5	H: 0 LOB: 0 BB: 0 P: 5	R: 0 E: 0 K: 1 S: 5	H: 1 LOB: 0 BB: 0 P: 5	R: 0 E: 1 K: 0 S: 4	H: 1 LOB: 1 BB: 0 P: 4	1B: 5 2B: 2 3B: 0 HR: 0	SF: 0 SAC: 1 DP: 1 HBP: 0	WP: 0 PA: 33 PB: 0 SB: 1 CS: 1
<b>PITCHER</b> Steve Trout, L ERA: 3.78 Jerry Koosman, L ERA: 4.69	IP: 3.1 WLS: L BF: 18 H: 5 R: 5 ER: 5 SO: 2 BB: 3 IBB: 0 HBP: 0 BLK: 0 WP: 0 HR: 0 S: 18 P: 34 ERA: 13.50 WHIP: 2.400																

AB	28
R	5
H	7
RBI	3
BB	4
SO	5
LOB	12



Batter	1	2	3	4	5	6	7	8	9	AB	R	H	RBI	BB	SO	LOB	TOP					
Ron LeFlore, R (1, 8) OBP: 0.335, SLG: 0.414		1-3								4	1	0	0	1	3	2	<b>Chicago White Sox @ Cleveland Indians</b> Cleveland Municipal Stadium, Cleveland, OH Sat May 29 1982, 3:33 AM EDT Att: 17,282 - Unknown - 66 F <a href="http://livebaseballscorecards.com">livebaseballscorecards.com</a>					
Tony Bernazard, S (1, 4) OBP: 0.339, SLG: 0.374									6-3	4	1	1	1	1	2	0						
Steve Kemp, L (1, 7) OBP: 0.403, SLG: 0.388	1B									3	0	2	1	1	0	0						
Greg Luzinski, R (1, 10) OBP: 0.365, SLG: 0.483										4	0	1	0	1	0	2						
Tom Paciorek, R (1, 3) OBP: 0.348, SLG: 0.428	FC6-4									5	0	0	0	0	1	5						
Harold Baines, L (1, 9) OBP: 0.320, SLG: 0.384										4	0	1	0	0	1	0						
Carlton Fisk, R (1, 2) OBP: 0.365, SLG: 0.377		6-3								2	0	1	0	2	0	0						
Jim Morrison, R (1, 5) OBP: 0.297, SLG: 0.451	1B									4	0	2	0	0	0	3						
Bill Almon, R (1, 6) OBP: 0.372, SLG: 0.452										4	0	1	0	0	0	5						
<b>Inning Stats</b>	R: 0 E: 0 K: 2 S: 9	H: 2 LOB: 2 BB: 0 P: 9	R: 0 E: 0 K: 1 S: 7	H: 2 LOB: 0 BB: 0 P: 7	R: 0 E: 0 K: 1 S: 5	H: 0 LOB: 0 BB: 0 P: 5	R: 0 E: 0 K: 0 S: 4	H: 1 LOB: 2 BB: 1 P: 8	R: 1 E: 0 K: 0 S: 2	H: 0 LOB: 0 BB: 2 P: 10	R: 0 E: 0 K: 1 S: 7	H: 2 LOB: 2 BB: 0 P: 7	R: 1 E: 1 K: 1 S: 7	H: 2 LOB: 1 BB: 0 P: 7	R: 0 E: 0 K: 0 S: 3	H: 0 LOB: 1 BB: 1 P: 7	R: 0 E: 0 K: 1 S: 5	H: 0 LOB: 2 BB: 2 P: 13	1B: 7 2B: 1 3B: 0 HR: 1	SF: 1 SAC: 0 DP: 1 HBP: 0	WP: 1 PB: 0 CS: 0	PA: 41
<b>PITCHER</b>	IP WLS BF H R ER SO BB IBB HBP BLK WP HR S P ERA WHIP																					
Rick Sutcliffe, R (1, 1) ERA: 3.13	6.1 W 30 9 2 1 6 3 0 0 0 1 1 39 51 1.42 1.895																					
Dan Spillner, R (7, 1) ERA: 2.01	2.2 S 11 0 0 0 1 3 0 0 0 0 0 10 22 0.00 1.125																					

Batter	1	2	3	4	5	6	7	8	9	AB	R	H	RBI	BB	SO	LOB	BOTTOM			
Miguel Dilone, S (1, 7) OBP: 0.277, SLG: 0.325	1B	4-3								4	2	3	1	0	0	1	<b>Chicago White Sox @ Cleveland Indians</b> Cleveland Municipal Stadium, Cleveland, OH Sat May 29 1982, 3:33 AM EDT Att: 17,282 - Unknown - 66 F <a href="http://livebaseballscorecards.com">livebaseballscorecards.com</a>			
Toby Harrah, R (1, 5) OBP: 0.473, SLG: 0.599		6-3								4	0	2	0	0	0	2				
Mike Hargrove, L (1, 3) OBP: 0.390, SLG: 0.365	SF7-5-4									3	0	2	1	0	0	1				
Andre Thornton, R (1, 10) OBP: 0.426, SLG: 0.585	F2									4	0	1	0	0	1	2				
Von Hayes, L (1, 9) OBP: 0.305, SLG: 0.383										4	1	2	0	0	0	2				
Ron Hassey, L (1, 2) OBP: 0.277, SLG: 0.312										4	1	1	0	0	0	3				
Rick Manning, L (1, 8) OBP: 0.343, SLG: 0.374										4	1	1	0	0	0	3				
Alan Bannister, R (1, 4) OBP: 0.361, SLG: 0.359										4	0	2	2	0	1	1				
Jerry Dybzinski, R (1, 6) OBP: 0.331, SLG: 0.305										4	0	0	0	0	1	2				
<b>Inning Stats</b>	R: 1 E: 0 K: 0 S: 4	H: 2 LOB: 0 BB: 0 P: 4	R: 3 E: 1 K: 1 S: 9	H: 3 LOB: 1 BB: 0 P: 9	R: 0 E: 0 K: 0 S: 5	H: 2 LOB: 0 BB: 0 P: 5	R: 1 E: 0 K: 1 S: 8	H: 3 LOB: 2 BB: 0 P: 8	R: 0 E: 0 K: 0 S: 4	H: 2 LOB: 1 BB: 0 P: 4	R: 0 E: 0 K: 0 S: 4	H: 1 LOB: 0 BB: 0 P: 4	R: 0 E: 0 K: 1 S: 5	H: 0 LOB: 0 BB: 0 P: 5	R: 0 E: 0 K: 0 S: 3	H: 1 LOB: 0 BB: 0 P: 3	1B: 12 2B: 2 3B: 0 HR: 1	SF: 1 SAC: 0 DP: 2 HBP: 0	WP: 0 PB: 0 CS: 1	PA: 36
<b>PITCHER</b>	IP WLS BF H R ER SO BB IBB HBP BLK WP HR S P ERA WHIP																			
LaMarr Hoyt, R (1, 1) ERA: 1.8	8.0 L 36 14 5 4 3 0 0 0 0 0 0 1 42 42 4.50 1.750																			

Batter	1	2	3	4	5	6	7	8	9	AB	R	H	RBI	BB	SO	LOB	TOP			
<b>Rudy Law, L</b> OBP: 0.333, SLG: 0.459 (1, 8)	0-0 CS 1B	0-0 1-3 3-H 2B		0-0 4-3		0-3 K		0-3 K		5	0	2	1	0	2	2	<b>Chicago White Sox @ Cleveland Indians</b> Cleveland Municipal Stadium, Cleveland, OH Sun May 30 1982, 3:33 AM EDT Att: 13,892 - Unknown - 63 F			
<b>Tony Bernazard, S</b> OBP: 0.337, SLG: 0.367 (1, 4)	4-0 1B 1-2 BB	0-0 F9			0-0 4-3		0-0 F8			3	0	0	0	1	0	2				
<b>Steve Kemp, L</b> OBP: 0.405, SLG: 0.404 (1, 7)	0-3 K			0-0 2B		0-0 1B 2B		0-0 5-3		4	1	2	0	0	1	1				
<b>Greg Luzinski, R</b> OBP: 0.368, SLG: 0.483 (1, 10)	0-0 1B			0-3 K		0-0 2B		0-0 5-3		4	0	2	1	0	1	1				
<b>Harold Baines, L</b> OBP: 0.313, SLG: 0.374 (1, 9)	0-0 F7			0-3 K		0-0 2H 1B		0-3 K		4	0	0	0	0	2	4				
<b>Carlton Fisk, R</b> OBP: 0.362, SLG: 0.368 (1, 2)		4-0 1B 2B BB		0-0 F8		0-3 K		0-0 F6		3	1	0	0	1	1	2				
<b>Mike Squires, L</b> OBP: 0.303, SLG: 0.267 (1, 3)		0-0 F8		0-0 4-3		0-0 F8		0-3 K		4	0	0	0	0	1	1				
<b>Jim Morrison, R</b> OBP: 0.302, SLG: 0.460 (1, 5)		0-0 2B 1-3 1B		0-0 L5		0-0 2B		0-0 F4		4	0	2	0	0	0	0				
<b>Bill Almon, R</b> OBP: 0.368, SLG: 0.446 (1, 6)		0-3 K		0-0 1B		0-0 F8		0-3 K		4	0	1	0	0	2	3				
<b>Inning Stats</b>	R: 0 E: 0 K: 1 S: 6	H: 2 LOB: 2 BB: 1 P: 10	R: 1 E: 0 K: 1 S: 7	H: 2 LOB: 2 BB: 1 P: 11	R: 0 E: 0 K: 2 S: 8	H: 1 LOB: 1 BB: 0 P: 8	R: 0 E: 0 K: 0 S: 4	H: 1 LOB: 1 BB: 0 P: 4	R: 1 E: 0 K: 1 S: 7	H: 2 LOB: 1 BB: 0 P: 7	R: 0 E: 0 K: 0 S: 3	H: 0 LOB: 0 BB: 0 P: 3	R: 0 E: 0 K: 2 S: 7	H: 0 LOB: 0 BB: 0 P: 7	R: 0 E: 0 K: 2 S: 7	H: 0 LOB: 0 BB: 0 P: 7	1B: 5 2B: 4 3B: 0 HR: 0	SF: 0 SAC: 0 DP: 0 HBP: 0	WP: 0 PB: 0 CS: 1	PA: 37
<b>PITCHER</b> <b>Len Barker, R</b> ERA: 2.68 (1, 1)	IP: 9.0 WLS: W BF: 37 H: 9 R: 2 ER: 2 SO: 10 BB: 2 IBB: 0 HBP: 0 BLK: 0 WP: 0 HR: 0 S: 55 P: 63 ERA: 2.00 WHIP: 1.222															<b>PITCHER</b>				

Batter	1	2	3	4	5	6	7	8	9	AB	R	H	RBI	BB	SO	LOB	BOTTOM			
<b>Miguel Dilone, S</b> OBP: 0.278, SLG: 0.325 (1, 7)	0-0 1B		0-0 5-3	0-0 SH G4-6-3		0-0 F6				3	0	1	0	0	0	0	<b>Chicago White Sox @ Cleveland Indians</b> Cleveland Municipal Stadium, Cleveland, OH Sun May 30 1982, 3:33 AM EDT Att: 13,892 - Unknown - 63 F			
<b>Toby Harrah, R</b> OBP: 0.478, SLG: 0.617 (1, 5)	0-0 1B G5-4-3		4-0 BB HR BB	0-0 F3			0-0 HR			3	2	2	1	1	0	3				
<b>Mike Hargrove, L</b> OBP: 0.392, SLG: 0.360 (1, 3)	0-0 F7		4-0 HR BB	0-0 G4-6-3			4-0 BB G5-4-3			2	1	0	0	2	0	5				
<b>Andre Thornton, R</b> OBP: 0.428, SLG: 0.599 (1, 10)	0-0 G5-4-3		0-0 HR		4-0 FC6-4 SH BB		0-0 G5-4-3			3	1	1	3	1	0	3				
<b>Von Hayes, L</b> OBP: 0.313, SLG: 0.385 (4, 8)		0-0 1-3	0-0 1-3	0-0 1B		0-0 SH FC6-4		1-0 HBP		2	0	1	0	0	0	0				
<b>Ron Hassey, L</b> OBP: 0.288, SLG: 0.301 (1, 2)		0-0 5-3	0-0 1-3	0-0 FC6-4		0-0 6-3				4	0	0	0	0	0	4				
<b>Alan Bannister, R</b> OBP: 0.363, SLG: 0.362 (1, 8)		0-0 1B	0-0 5-3		0-0 G5-4-3		0-3 K			2	0	1	0	0	0	1				
<b>Joe Charboneau, R</b> OBP: 0.273, SLG: 0.400 (4, 9)					0-0 G5-4-3		0-0 K			2	0	0	0	0	1	2				
<b>Jack Perconte, L</b> OBP: 0.279, SLG: 0.299 (1, 4)		4-0 BB		0-0 SH HBP 1B		0-0 4-3		0-3 K		3	0	1	0	1	1	0				
<b>Jerry Dybzinski, R</b> OBP: 0.329, SLG: 0.298 (1, 6)		0-0 1-3		1-0 SH HBP		0-0 6-3		0-0 F8		3	0	0	0	0	0	2				
<b>Inning Stats</b>	R: 0 E: 0 K: 0 S: 4	H: 2 LOB: 1 BB: 0 P: 4	R: 0 E: 0 K: 0 S: 4	H: 1 LOB: 2 BB: 1 P: 8	R: 3 E: 0 K: 0 S: 5	H: 2 LOB: 1 BB: 2 P: 13	R: 0 E: 1 K: 0 S: 4	H: 1 LOB: 2 BB: 0 P: 5	R: 0 E: 0 K: 0 S: 3	H: 0 LOB: 0 BB: 1 P: 7	R: 0 E: 0 K: 0 S: 3	H: 0 LOB: 0 BB: 0 P: 3	R: 1 E: 0 K: 0 S: 3	H: 1 LOB: 1 BB: 1 P: 8	R: 0 E: 0 K: 2 S: 7	H: 0 LOB: 0 BB: 0 P: 7	1B: 5 2B: 0 3B: 0 HR: 2	SF: 0 SAC: 2 DP: 4 HBP: 2	WP: 0 PB: 0 CS: 0	PA: 36
<b>PITCHER</b> <b>Dennis Lamp, R</b> ERA: 4.5 (1, 1)	IP: 6.0 WLS: L BF: 29 H: 7 R: 4 ER: 4 SO: 4 BB: 4 IBB: 0 HBP: 1 BLK: 0 WP: 0 HR: 2 S: 24 P: 41 ERA: 6.00 WHIP: 1.833															<b>PITCHER</b>				
<b>Kevin Hickey, L</b> ERA: 3.57 (7, 1)	1.0 WLS: L BF: 4 H: 0 R: 0 ER: 0 SO: 0 BB: 1 IBB: 0 HBP: 1 BLK: 0 WP: 0 HR: 0 S: 2 P: 7 ERA: 0.00 WHIP: 1.000																			
<b>Chico Escarrega, R</b> ERA: 1.88 (8, 1)	1.0 WLS: L BF: 3 H: 0 R: 0 ER: 0 SO: 2 BB: 0 IBB: 0 HBP: 0 BLK: 0 WP: 0 HR: 0 S: 7 P: 7 ERA: 0.00 WHIP: 0.000																			



Batter	1	2	3	4	5	6	7	8	9	AB	R	H	RBI	BB	SO	LOB	TOP								
Ron LeFlore, R OBP: 0.340, SLG: 0.412 (1, 8)										4	1	2	0	1	1	1	Chicago White Sox @ Kansas City Royals Royals Stadium, Kansas City, MO Tue Jun 01 1982, 8:05 PM EDT Att: 24,868 - Unknown - 70 F								
Tony Bernazard, S OBP: 0.332, SLG: 0.360 (1, 4)										5	0	0	0	0	3	5									
Steve Kemp, L OBP: 0.399, SLG: 0.396 (1, 7)										4	1	1	1	0	1	2									
Greg Luzinski, R OBP: 0.364, SLG: 0.478 (1, 10)										4	0	1	0	0	2	1									
Tom Paciorek, R OBP: 0.363, SLG: 0.433 (1, 3)										3	0	2	0	1	1	1									
Carlton Fisk, R OBP: 0.358, SLG: 0.363 (1, 2)										4	0	1	1	0	1	3									
Harold Baines, L OBP: 0.312, SLG: 0.388 (1, 9)										4	0	1	0	0	0	4									
Jim Morrison, R OBP: 0.295, SLG: 0.465 (9, PH)										3	1	1	1	0	1	1									
Rudy Law, L OBP: 0.325, SLG: 0.447 (9, PH)										1	0	0	0	0	0	0									
Bill Almon, R OBP: 0.358, SLG: 0.428 (9, PH)										2	0	0	0	1	1	0									
Jerry Hairston, S OBP: 0.167, SLG: 0.318 (9, PH)										0	0	0	0	1	0	0									
<b>Inning Stats</b>	R: 2 E: 0 K: 2 S: 9	H: 2 LOB: 2 BB: 2 P: 17	R: 0 E: 0 K: 1 S: 5	H: 0 LOB: 0 BB: 0 P: 5	R: 0 E: 0 K: 3 S: 9	H: 0 LOB: 0 BB: 0 P: 9	R: 0 E: 0 K: 2 S: 8	H: 2 LOB: 1 BB: 0 P: 8	R: 0 E: 0 K: 1 S: 6	H: 1 LOB: 1 BB: 0 P: 6	R: 0 E: 0 K: 1 S: 6	H: 1 LOB: 1 BB: 0 P: 6	R: 1 E: 0 K: 0 S: 4	H: 2 LOB: 1 BB: 1 P: 8	R: 0 E: 0 K: 0 S: 4	H: 1 LOB: 1 BB: 0 P: 4	R: 0 E: 0 K: 1 S: 5	H: 0 LOB: 1 BB: 1 P: 9	1B: 8 2B: 0 3B: 0 HR: 1	SF: 0 SAC: 0 DP: 0 HBP: 0	WP: 0 PB: 0 SB: 2 CS: 1	PA: 38			
<b>PITCHER</b>	IP	WLS	BF	H	R	ER	SO	BB	IBB	HBP	BLK	WP	HR	S	P	ERA	WHIP								
Vida Blue, L ERA: 3.76 (1, 1)	5.0	W	21	5	2	2	9	2	0	0	0	0	0	37	45	3.60	1.400								
Mike Armstrong, R ERA: 0.73 (6, 1)	1.0		6	2	1	1	1	1	0	0	0	0	1	7	11	9.00	3.000								
Dan Quisenberry, R ERA: 1.33 (7, 1)	3.0	S	11	2	0	0	1	1	0	0	0	0	0	12	16	0.00	1.000								

Batter	1	2	3	4	5	6	7	8	9	AB	R	H	RBI	BB	SO	LOB	BOTTOM								
Willie Wilson, S OBP: 0.369, SLG: 0.505 (1, 7)										4	2	2	0	0	0	0	Chicago White Sox @ Kansas City Royals Royals Stadium, Kansas City, MO Tue Jun 01 1982, 8:05 PM EDT Att: 24,868 - Unknown - 70 F								
John Wathan, R OBP: 0.338, SLG: 0.326 (1, 2)										4	0	2	1	0	1	1									
George Brett, L OBP: 0.351, SLG: 0.461 (1, 5)										3	1	1	1	1	0	1									
Amos Otis, R OBP: 0.358, SLG: 0.470 (1, 8)										4	0	1	1	0	1	3									
Hal McRae, R OBP: 0.420, SLG: 0.567 (1, 10)										3	0	1	1	1	0	1									
Willie Aikens, L OBP: 0.301, SLG: 0.299 (1, 3)										3	0	0	0	0	1	5									
Jerry Martin, R OBP: 0.361, SLG: 0.457 (1, 9)										4	0	0	0	0	1	2									
Frank White, R OBP: 0.315, SLG: 0.428 (1, 4)										3	1	1	0	0	0	0									
Onix Concepcion, R OBP: 0.337, SLG: 0.396 (1, 6)										3	0	0	0	0	0	1									
<b>Inning Stats</b>	R: 2 E: 0 K: 2 S: 10	H: 3 LOB: 1 BB: 0 P: 10	R: 0 E: 0 K: 0 S: 3	H: 0 LOB: 0 BB: 0 P: 3	R: 0 E: 0 K: 1 S: 5	H: 0 LOB: 1 BB: 0 P: 6	R: 2 E: 0 K: 0 S: 6	H: 3 LOB: 3 BB: 2 P: 14	R: 0 E: 0 K: 0 S: 3	H: 0 LOB: 0 BB: 0 P: 3	R: 0 E: 0 K: 1 S: 3	H: 1 LOB: 1 BB: 0 P: 3	R: 0 E: 0 K: 1 S: 6	H: 1 LOB: 1 BB: 0 P: 6	1B: 7 2B: 1 3B: 0 HR: 0	SF: 0 SAC: 0 DP: 1 HBP: 1		WP: 0 PB: 0 SB: 2 CS: 0	PA: 34						
<b>PITCHER</b>	IP	WLS	BF	H	R	ER	SO	BB	IBB	HBP	BLK	WP	HR	S	P	ERA	WHIP								
Richard Dotson, R ERA: 4.47 (1, 1)	4.2	L	23	6	4	4	3	1	1	1	0	0	0	26	35	7.71	1.500								
Jerry Koosman, L ERA: 4.36 (5, 1)	3.0		10	2	0	0	1	0	0	0	0	0	0	12	12	0.00	0.667								
Salome Barojas, R ERA: 1.64 (8, 1)	0.1		1	0	0	0	0	0	0	0	0	0	0	1	1	0.00	0.000								





Batter	1	2	3	4	5	6	7	8	9	AB	R	H	RBI	BB	SO	LOB	TOP
Ron LeFlore, R OBP: 0.337, SLG: 0.398 (1, 8)										4	0	0	0	0	1	0	
Tony Bernazard, S OBP: 0.335, SLG: 0.372 (1, 4)										4	1	1	0	0	0	0	
Steve Kemp, L OBP: 0.404, SLG: 0.395 (1, 7)										3	1	1	1	1	0	0	
Greg Luzinski, R OBP: 0.361, SLG: 0.474 (1, 10)										4	0	0	0	0	2	4	
Tom Paciorek, R OBP: 0.367, SLG: 0.461 (1, 3)										4	1	1	2	0	0	2	
Harold Baines, L OBP: 0.301, SLG: 0.378 (1, 9)										4	0	0	0	0	0	2	
Carlton Fisk, R OBP: 0.351, SLG: 0.354 (1, 2)										3	0	0	0	0	1	0	
Jim Morrison, R OBP: 0.282, SLG: 0.444 (1, 5)										3	0	0	0	0	1	0	
Bill Almon, R OBP: 0.352, SLG: 0.419 (1, 6)										3	0	0	0	0	0	0	
<b>Inning Stats</b>	R: 0 E: 0 K: 1 S: 5	H: 0 LOB: 1 BB: 1 P: 9	R: 0 E: 0 K: 1 S: 5	H: 0 LOB: 0 BB: 0 P: 5	R: 0 E: 0 K: 2 S: 7	H: 0 LOB: 0 BB: 0 P: 7	R: 0 E: 0 K: 0 S: 3	H: 0 LOB: 0 BB: 0 P: 3	R: 0 E: 0 K: 0 S: 3	H: 1 LOB: 2 BB: 0 P: 7	R: 0 E: 0 K: 0 S: 3	H: 0 LOB: 0 BB: 0 P: 3	R: 3 E: 1 K: 0 S: 6	H: 2 LOB: 0 BB: 0 P: 6	1B: 1 2B: 0 3B: 1 HR: 1	SF: 0 SAC: 0 DP: 0 HBP: 0	WP: 0 PA: 33 PB: 0 SB: 0 CS: 0
<b>PITCHER</b>	IP WLS BF H R ER SO BB IBB HBP BLK WP HR S P ERA WHIP																
Charlie Hough, R ERA: 2.93 (1, 1)	8.2 W 32 3 3 1 5 1 0 0 0 0 1 41 45 1.04 0.462																
Paul Mirabella, L ERA: 3.07 (9, 1)	0.1 S 1 0 0 0 0 0 0 0 0 0 0 1 1 0.00 0.000																

Chicago White Sox @ Texas Rangers  
Arlington Stadium, Arlington, TX  
Fri Jun 04 1982, 8:05 PM EDT  
Att: 16,523 - Unknown

AB 32  
R 3  
H 3  
RBI 3  
BB 1  
SO 5  
LOB 8



Batter	1	2	3	4	5	6	7	8	9	AB	R	H	RBI	BB	SO	LOB	BOTTOM
Bill Sample, R OBP: 0.347, SLG: 0.462 (1, 8)										2	0	1	0	0	0	0	
George Wright, S OBP: 0.293, SLG: 0.398 (5, 8)										2	1	1	0	0	0	0	
Jim Sundberg, R OBP: 0.374, SLG: 0.403 (1, 2)										3	1	1	0	1	1	1	
Buddy Bell, R OBP: 0.359, SLG: 0.406 (1, 5)										4	2	2	1	0	1	0	
Randy Bass, L OBP: 0.253, SLG: 0.329 (1, 10)										4	0	4	2	0	0	0	
Johnny Grubb, L OBP: 0.372, SLG: 0.447 (1, 7)										4	0	1	1	0	0	3	
Dave Hostetler, R OBP: 0.474, SLG: 0.941 (1, 3)										3	0	1	0	1	2	1	
Larry Parrish, R OBP: 0.218, SLG: 0.225 (1, 9)										4	0	0	0	0	0	5	
Doug Flynn, R OBP: 0.233, SLG: 0.252 (1, 4)										4	0	1	0	0	1	0	
Mark Wagner, R OBP: 0.250, SLG: 0.266 (1, 6)										3	0	0	0	0	0	1	
<b>Inning Stats</b>	R: 2 E: 0 K: 0 S: 6	H: 3 LOB: 2 BB: 1 P: 10	R: 0 E: 0 K: 2 S: 8	H: 1 LOB: 1 BB: 0 P: 8	R: 0 E: 0 K: 1 S: 6	H: 1 LOB: 1 BB: 0 P: 6	R: 0 E: 0 K: 0 S: 3	H: 0 LOB: 0 BB: 0 P: 3	R: 2 E: 0 K: 0 S: 6	H: 5 LOB: 2 BB: 1 P: 10	R: 0 E: 0 K: 1 S: 6	H: 1 LOB: 1 BB: 0 P: 6	R: 0 E: 0 K: 1 S: 5	H: 0 LOB: 0 BB: 0 P: 5	1B: 11 2B: 1 3B: 0 HR: 0	SF: 0 SAC: 0 DP: 2 HBP: 0	WP: 0 PA: 35 PB: 0 SB: 0 CS: 0
<b>PITCHER</b>	IP WLS BF H R ER SO BB IBB HBP BLK WP HR S P ERA WHIP																
LaMarr Hoyt, R ERA: 2.18 (1, 1)	4.1 L 24 10 4 4 3 2 0 0 0 0 0 0 28 36 8.31 2.769																
Dennis Lamp, R ERA: 4.22 (5, 1)	3.2 11 2 0 0 2 0 0 0 0 0 0 0 15 15 0.00 0.545																

Chicago White Sox @ Texas Rangers  
Arlington Stadium, Arlington, TX  
Fri Jun 04 1982, 8:05 PM EDT  
Att: 16,523 - Unknown

AB 33  
R 4  
H 12  
RBI 4  
BB 2  
SO 5  
LOB 11



Batter	1	2	3	4	5	6	7	8	9	AB	R	H	RBI	BB	SO	LOB	TOP			
Ron LeFlore, R (1, 8) OBP: 0.330, SLG: 0.390	E6 F6-4-3		F9			K		1-3		4	0	0	0	0	1	1				
Tony Bernazard, S (1, 4) OBP: 0.336, SLG: 0.372	F6-4-3 1-2			F9-2 1B				G3		3	0	1	0	1	0	1				
Steve Kemp, L (1, 7) OBP: 0.396, SLG: 0.386	K			E5 1-3 1B				F8		4	0	0	0	0	1	2				
Greg Luzinski, R (1, 10) OBP: 0.359, SLG: 0.467		6-3		9-2				F9		3	0	0	0	1	0	2				
Rudy Law, L (9, PR) OBP: 0.325, SLG: 0.447				1-2 3-H					CS BB	0	0	0	0	0	0	0				
Tom Paciorek, R (1, 3) OBP: 0.366, SLG: 0.458		6-3						5-3		3	0	1	0	0	0	0				
Mike Squires, L (7, 3) OBP: 0.270, SLG: 0.235									1-2	1	0	0	0	0	0	1				
Carlton Fisk, R (1, 2) OBP: 0.351, SLG: 0.349		5-3								2	1	0	0	1	0	0				
Harold Baines, L (1, 9) OBP: 0.307, SLG: 0.396										2	1	1	2	1	1	0				
Aurelio Rodriguez, R (1, 5) OBP: 0.182, SLG: 0.053				F4-3 SH1-4 BB					1-H HR											
Bill Almon, R (1, 6) OBP: 0.345, SLG: 0.411				SH1-4 1-2				6-3		2	0	0	0	0	0	0				
Inning Stats	R: 0 E: 1 K: 1 S: 5	H: 0 LOB: 0 BB: 0 P: 5	R: 0 E: 0 K: 0 S: 3	H: 0 LOB: 0 BB: 0 P: 3	R: 0 E: 0 K: 0 S: 3	H: 0 LOB: 1 BB: 1 P: 7	R: 0 E: 1 K: 0 S: 4	H: 2 LOB: 2 BB: 0 P: 4	R: 0 E: 0 K: 1 S: 5	H: 0 LOB: 0 BB: 0 P: 5	R: 2 E: 0 K: 0 S: 4	H: 1 LOB: 0 BB: 1 P: 8	R: 0 E: 0 K: 0 S: 3	H: 0 LOB: 0 BB: 0 P: 3	R: 0 E: 0 K: 0 S: 2	H: 0 LOB: 1 BB: 1 P: 6	1B: 2 2B: 1 3B: 0 HR: 1	SF: 0 SAC: 1 DP: 2 HBP: 0	WP: 0 PB: 0 SB: 2 CS: 1	PA: 32
PITCHER Rick Honeycutt, L (1, 1) ERA: 5.06	IP: 9.0 WLS: L BF: 32	H: 3 R: 2 ER: 2 SO: 4	BB: 4 IBB: 0 HBP: 0 BLK: 0	WP: 0 HR: 1 S: 36 P: 52	ERA: 2.00 WHIP: 0.778															

Chicago White Sox @ Texas Rangers  
Arlington Stadium, Arlington, TX  
Sat Jun 05 1982, 8:05 PM EDT  
Att: 18,557 - Unknown - 91 F

AB 27  
R 2  
H 3  
RBI 2  
BB 4  
SO 4  
LOB 8

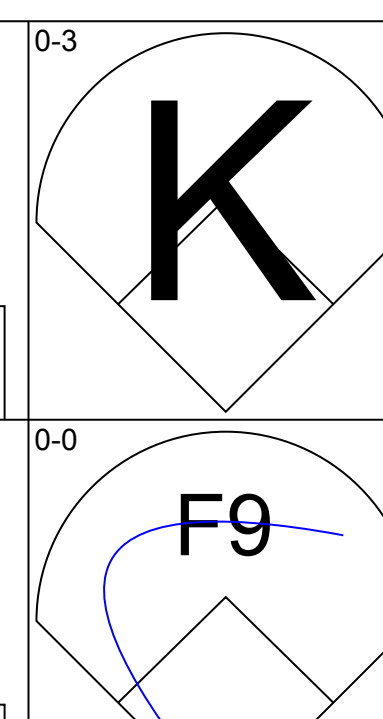
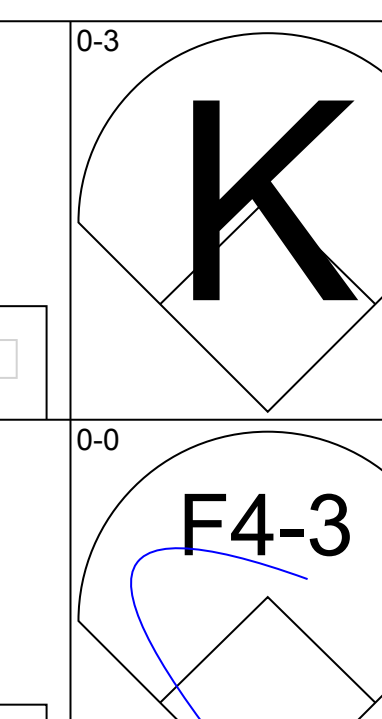
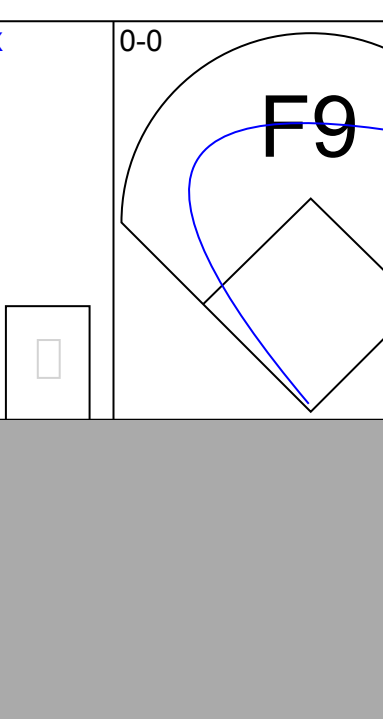
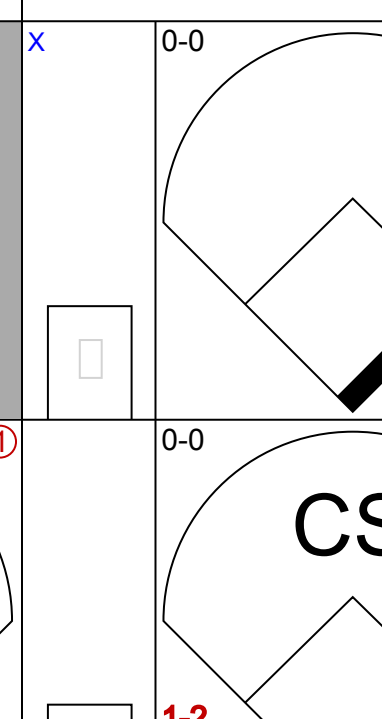
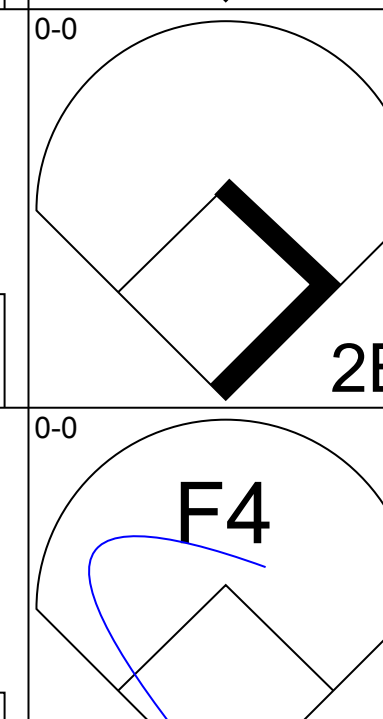

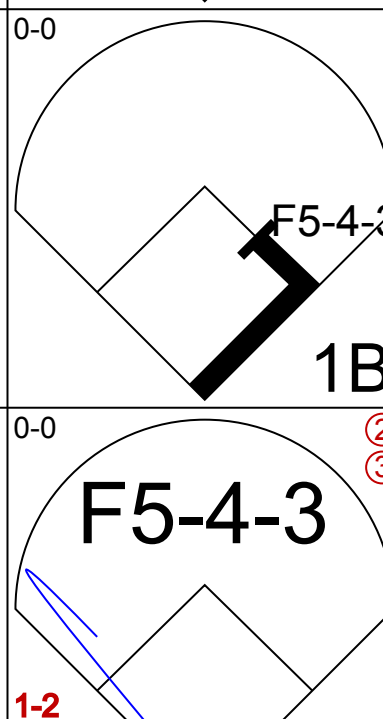
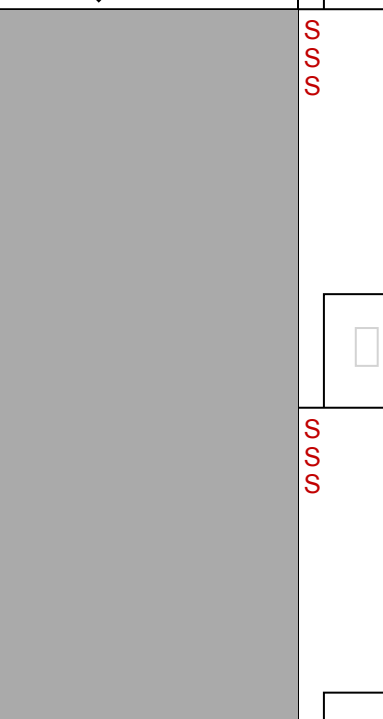
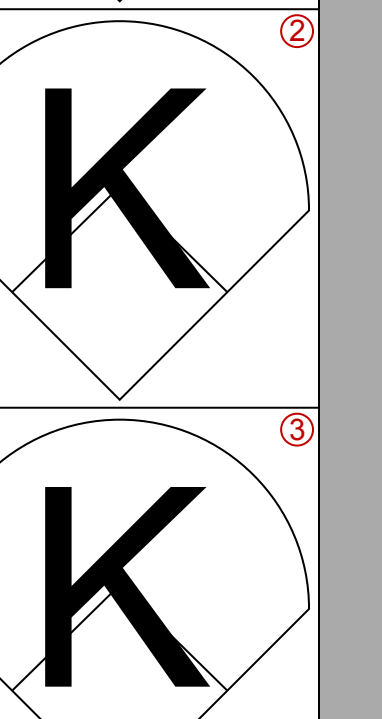

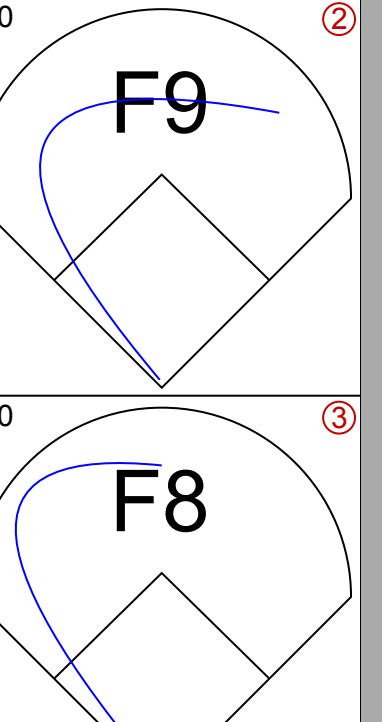

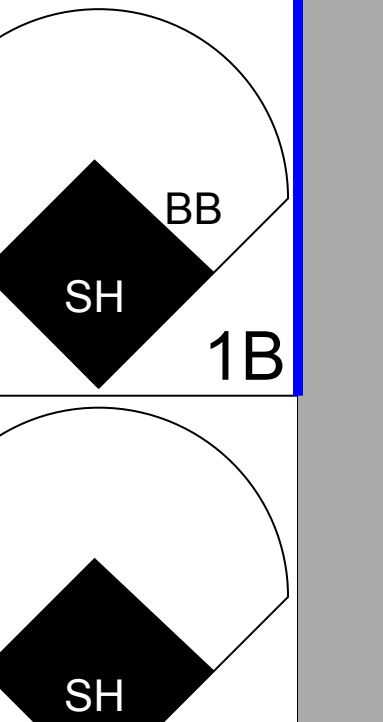
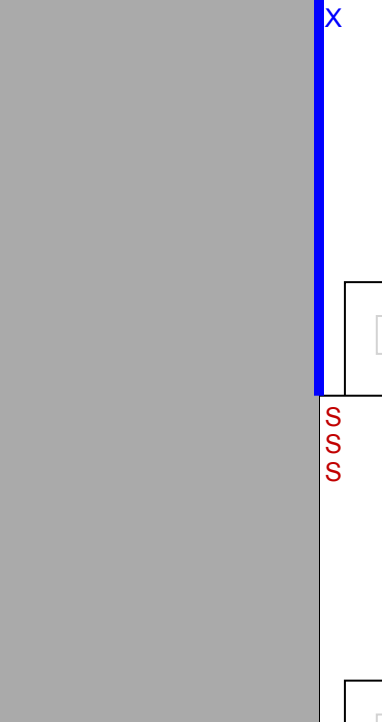




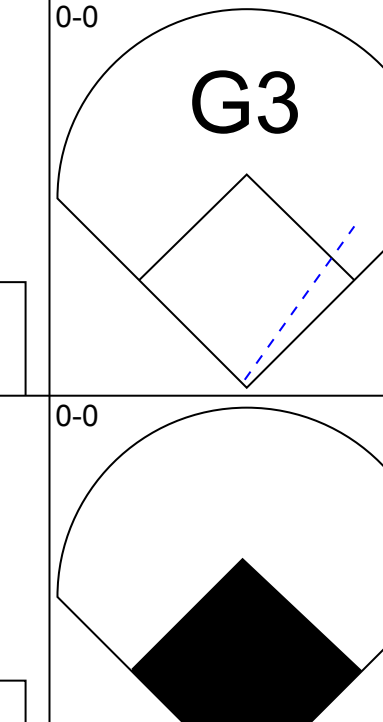
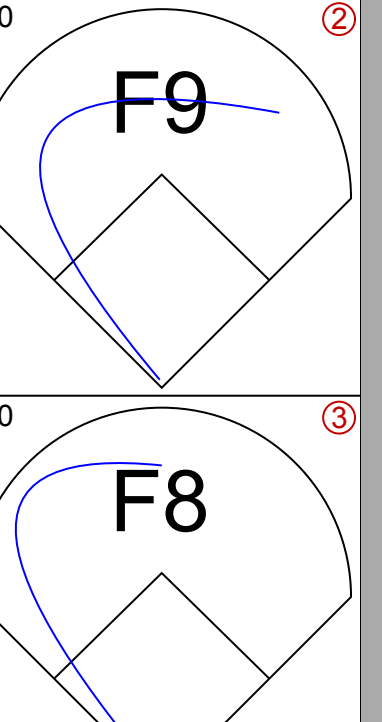
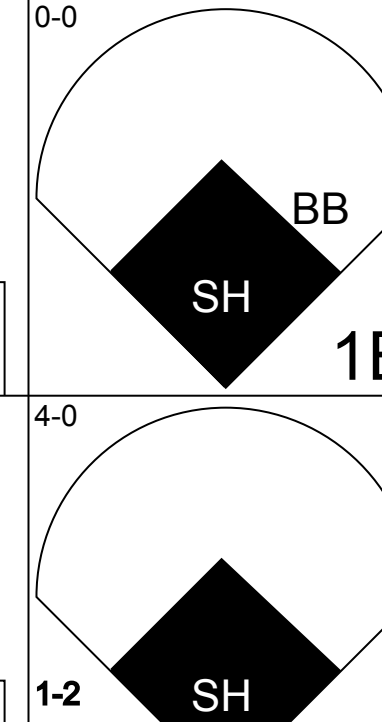
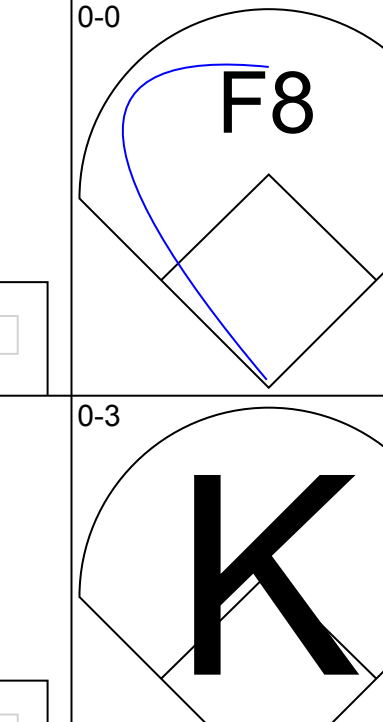
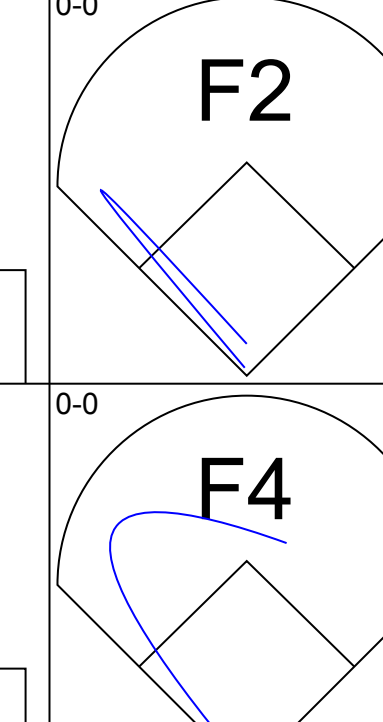

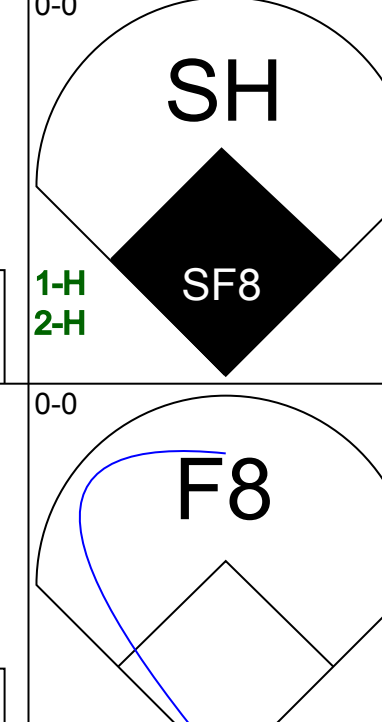
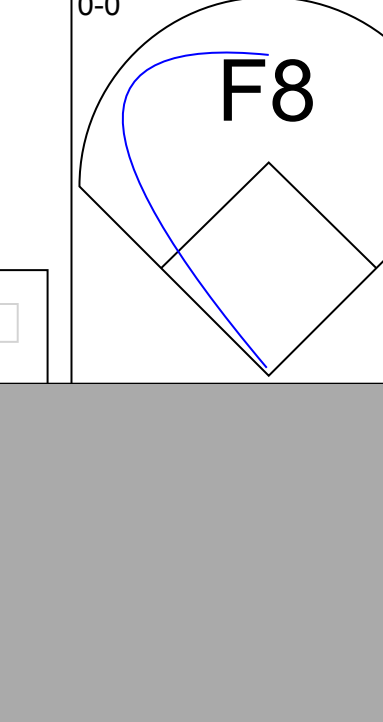

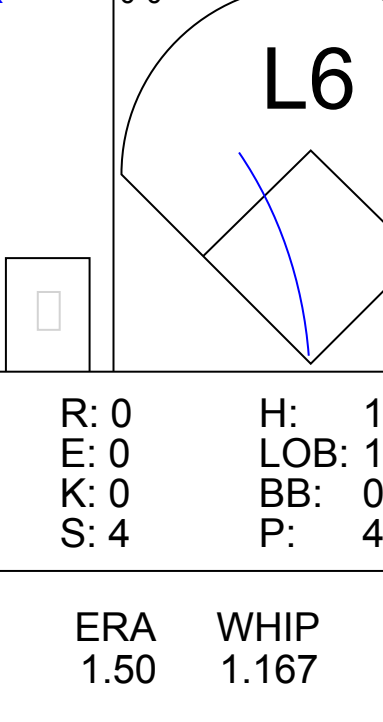
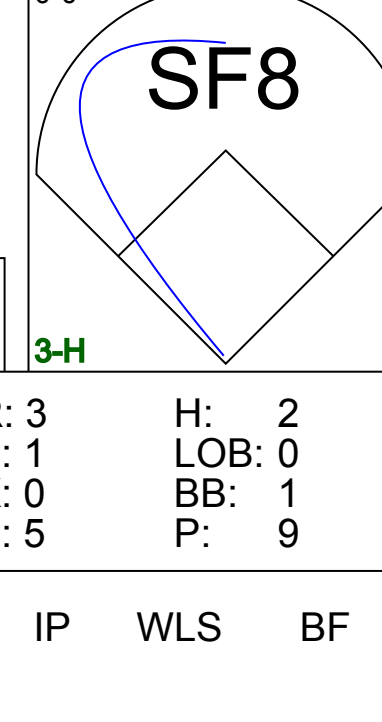
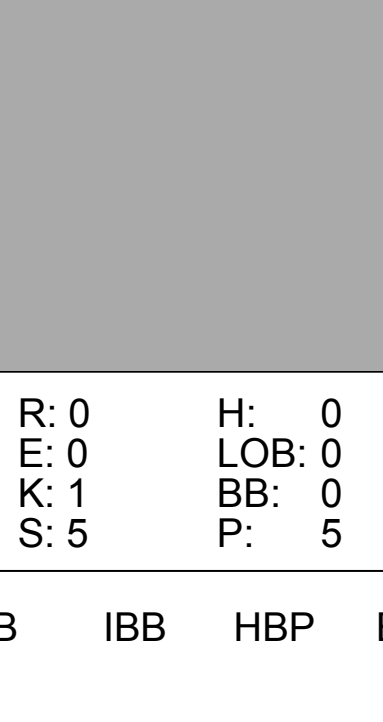
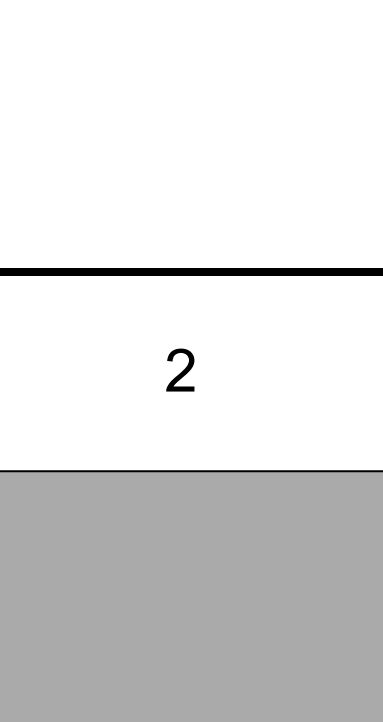
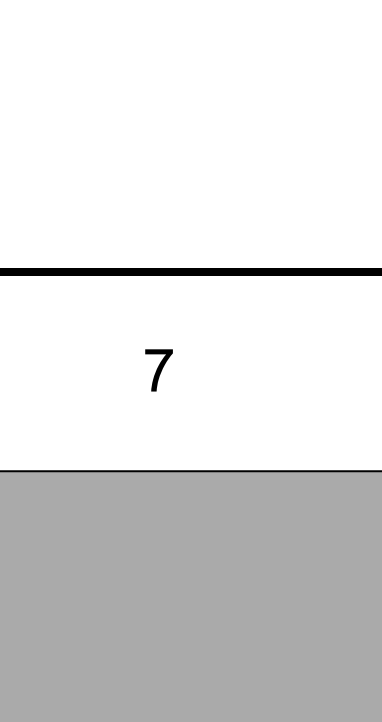
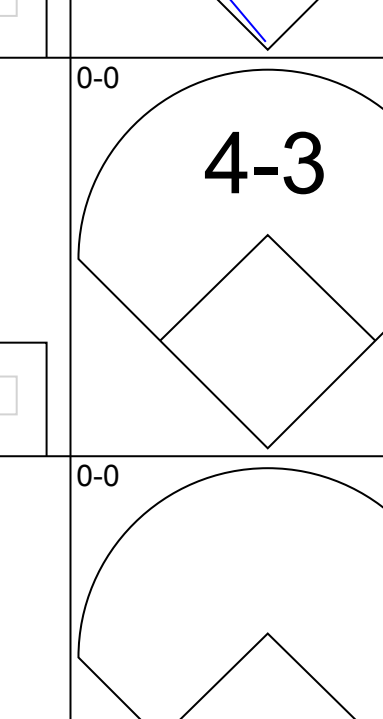
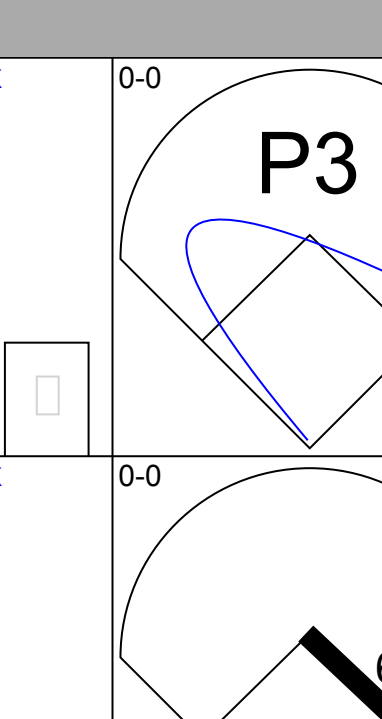
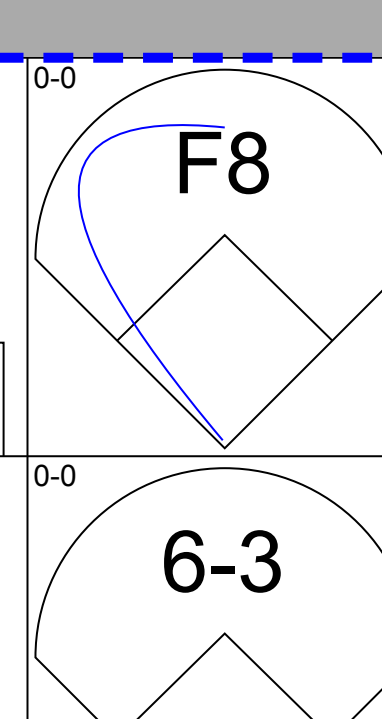


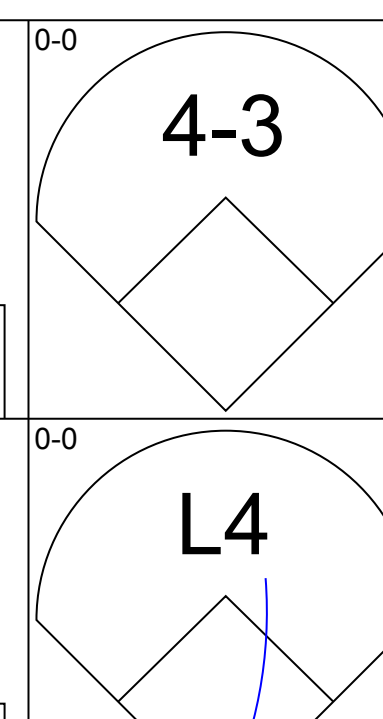
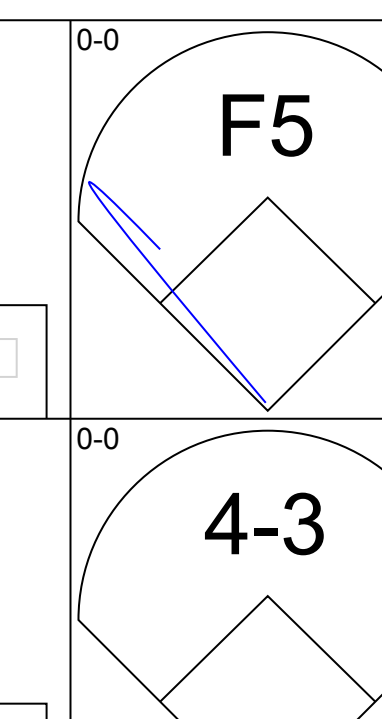
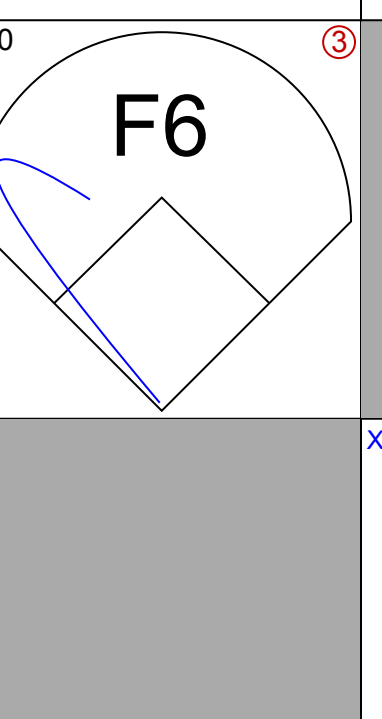
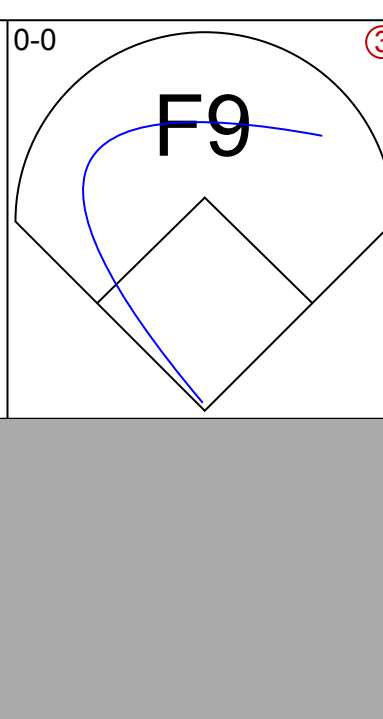
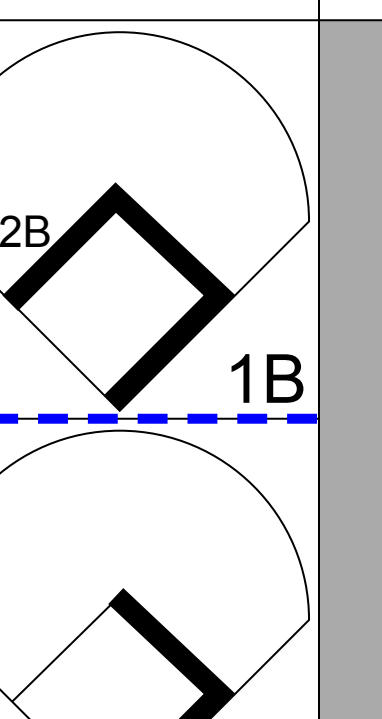
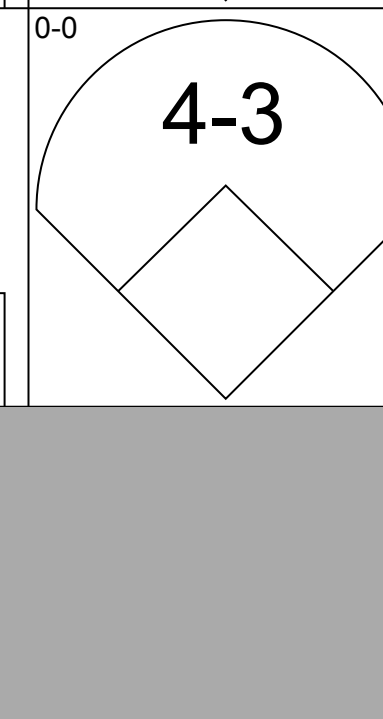
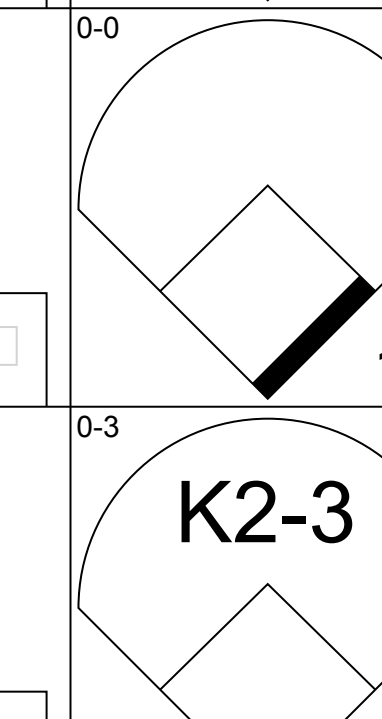
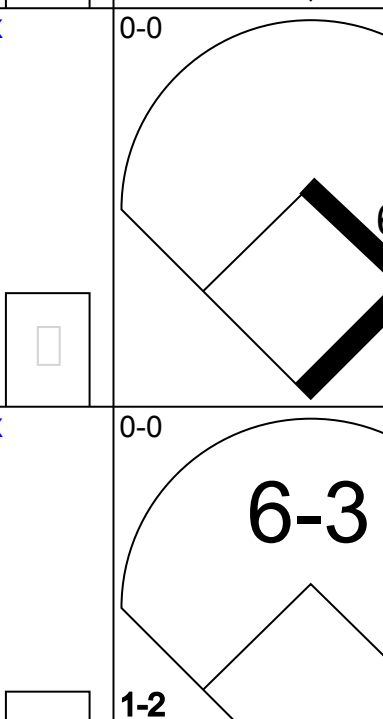
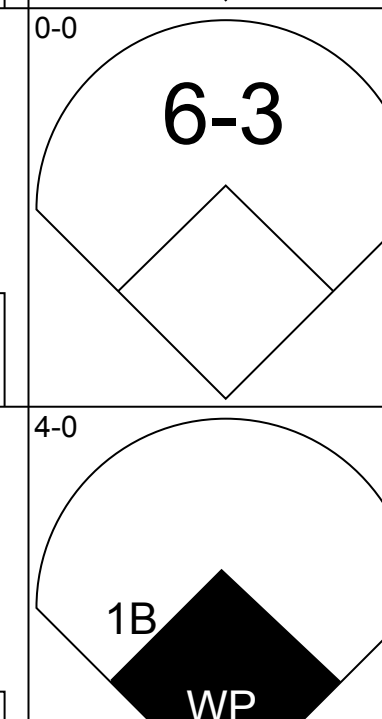
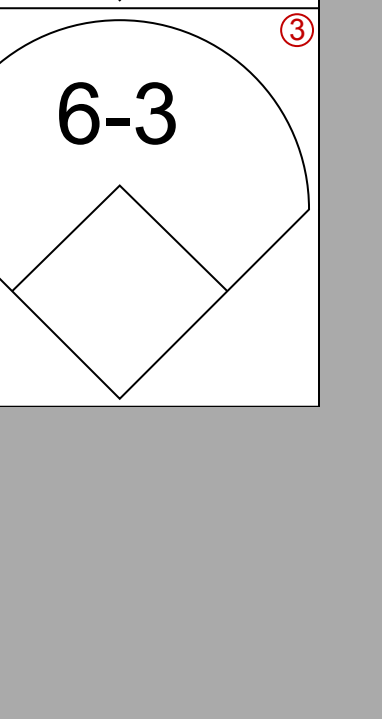

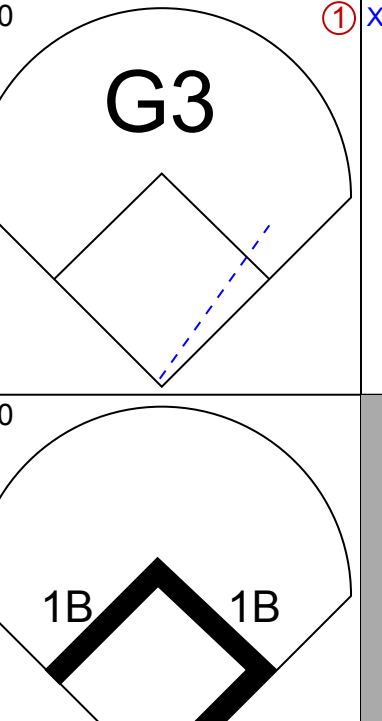
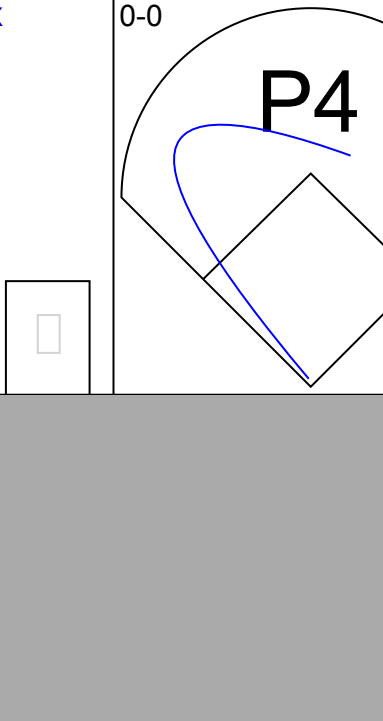
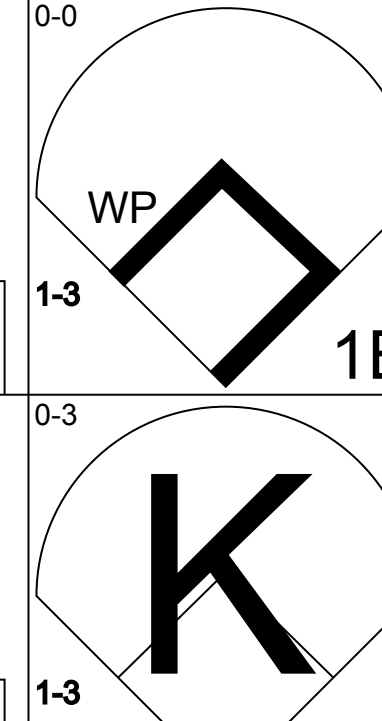

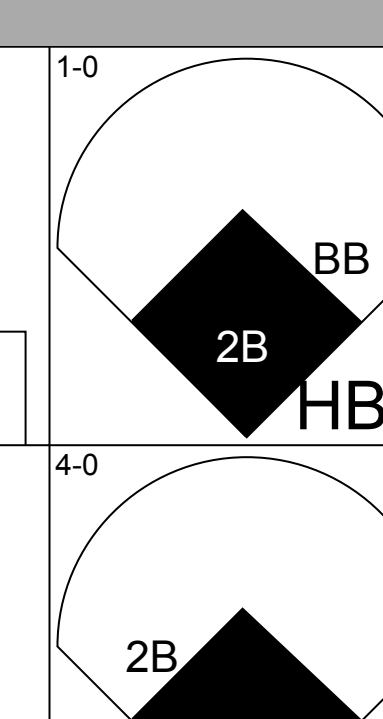
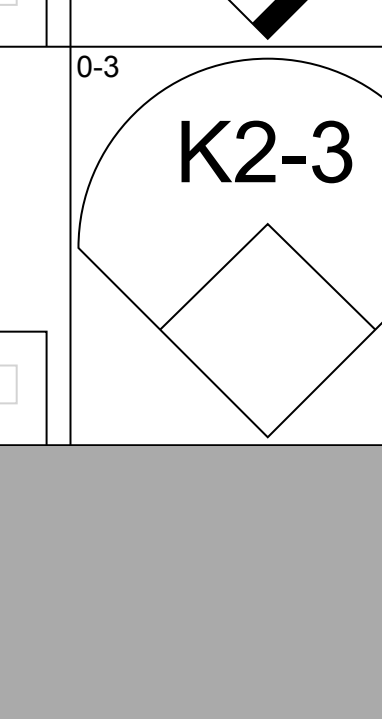
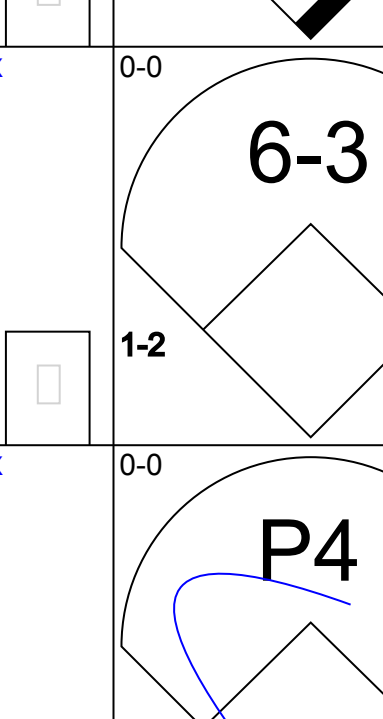
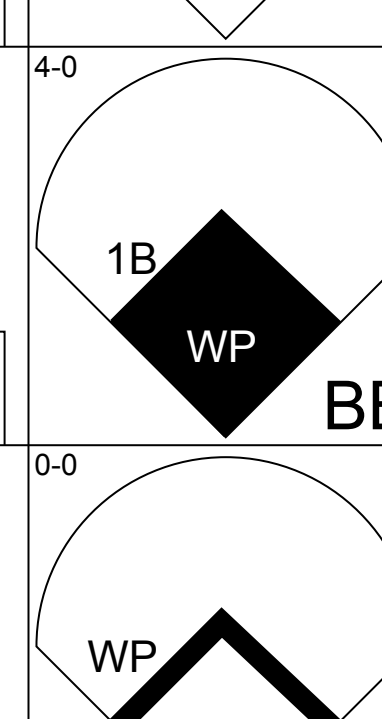


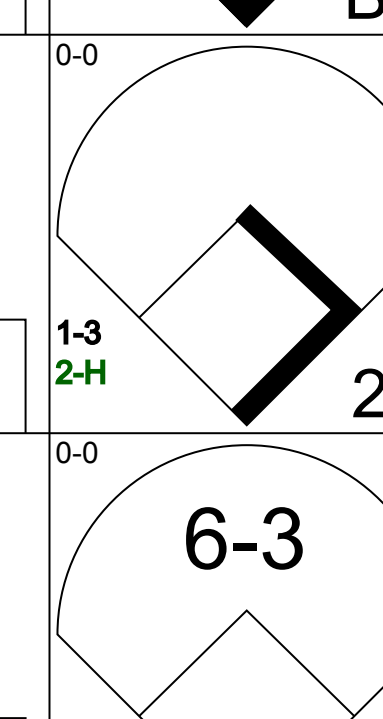
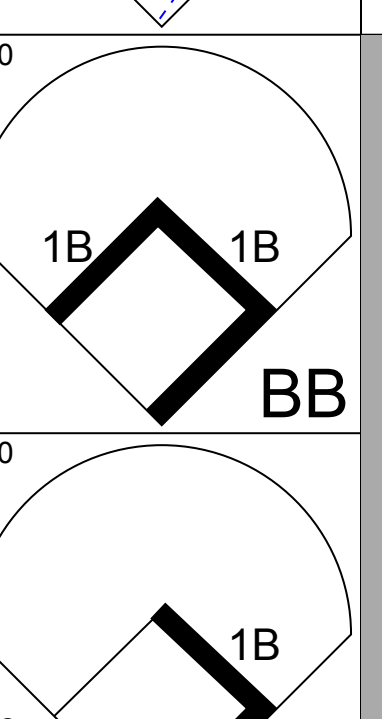

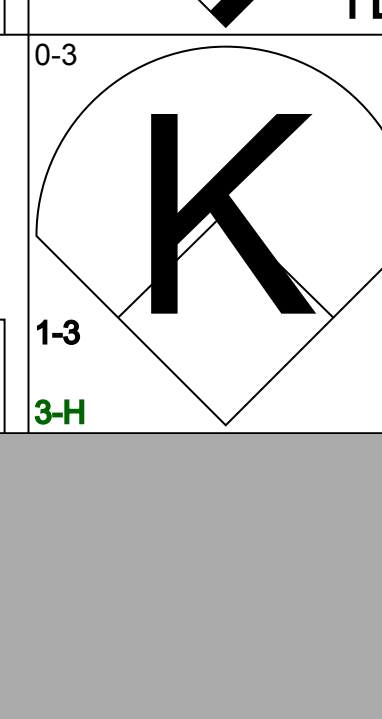
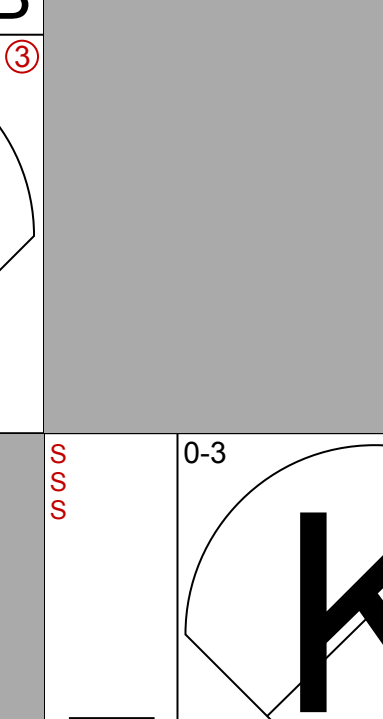
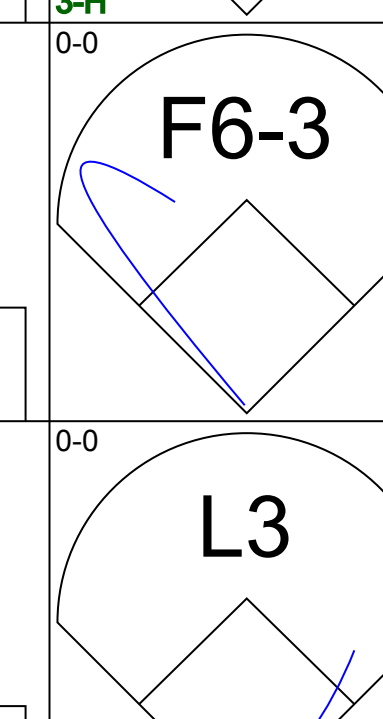
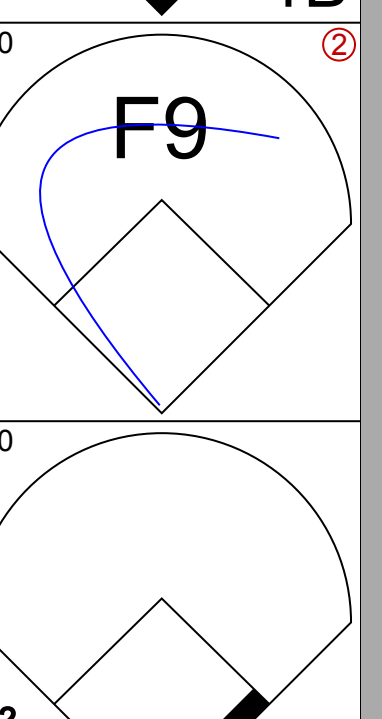


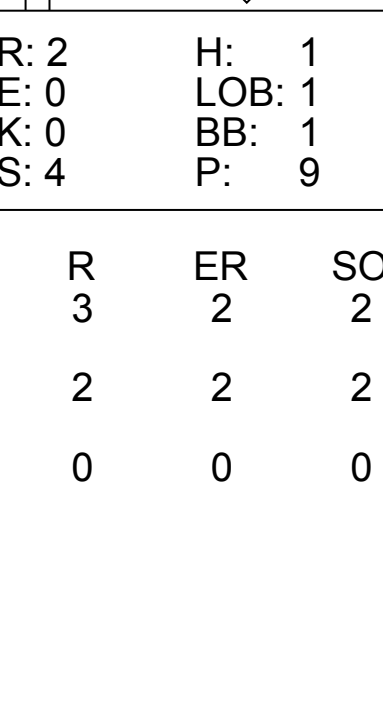
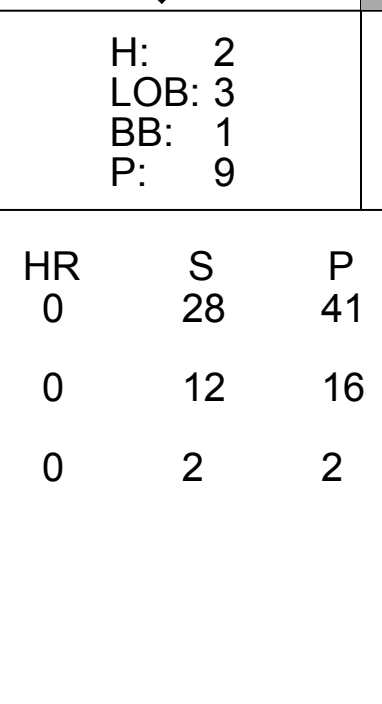
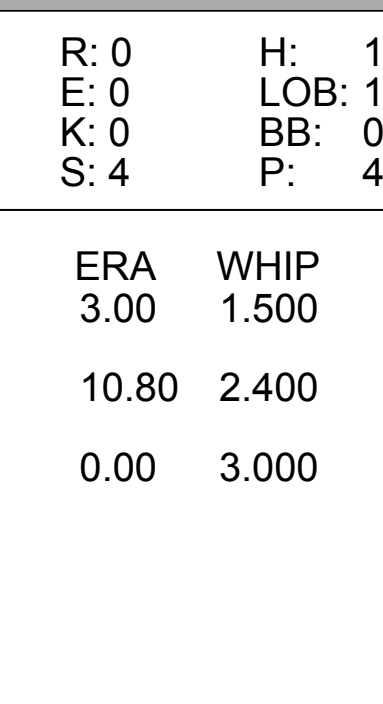
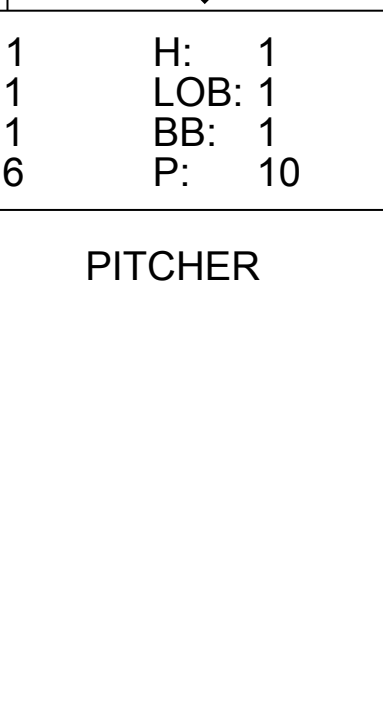
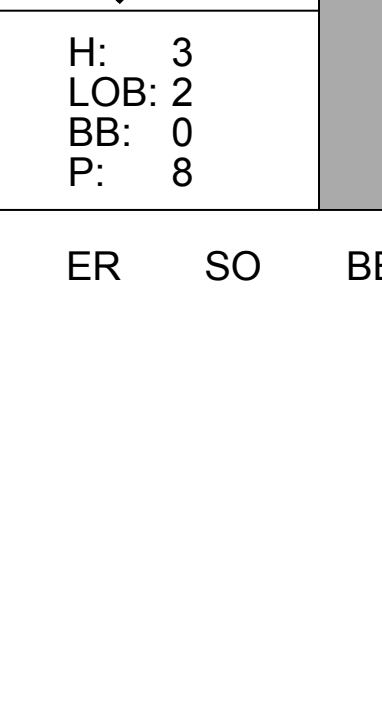
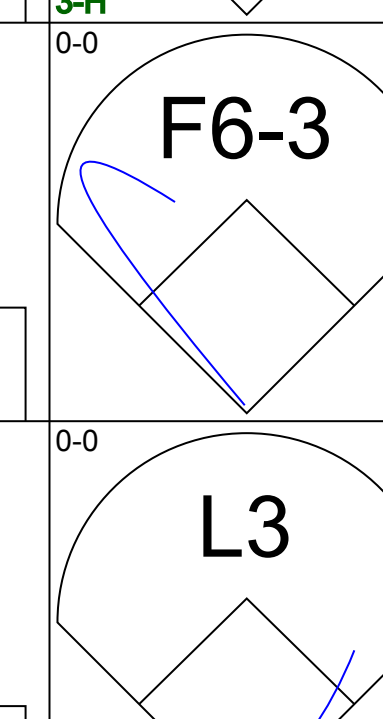
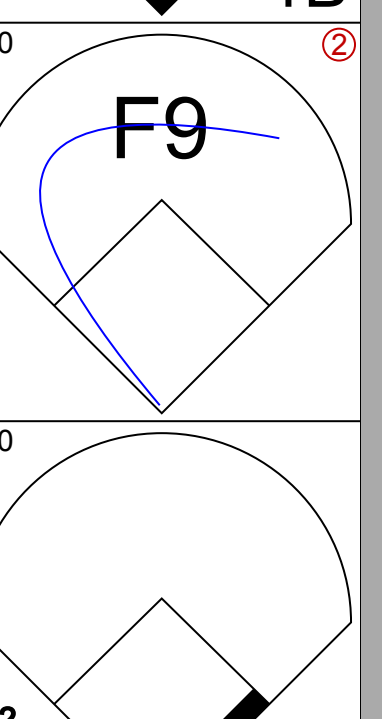
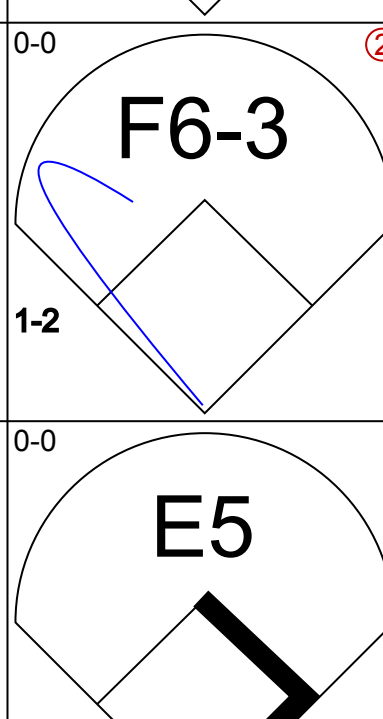
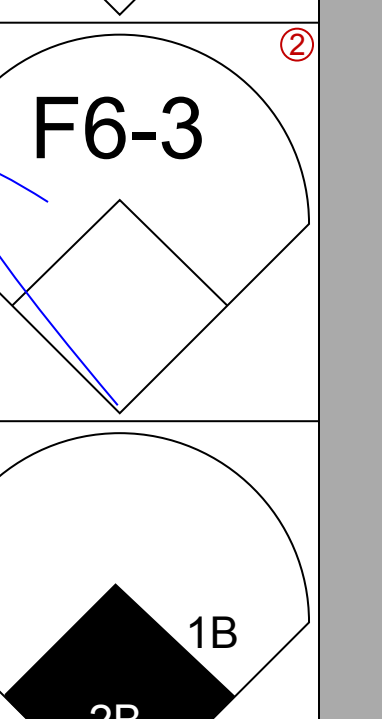
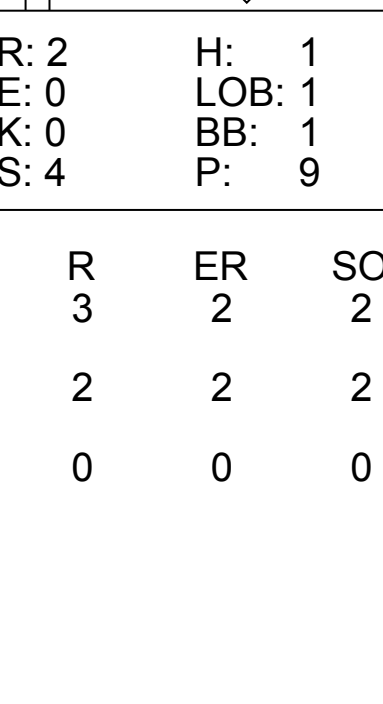
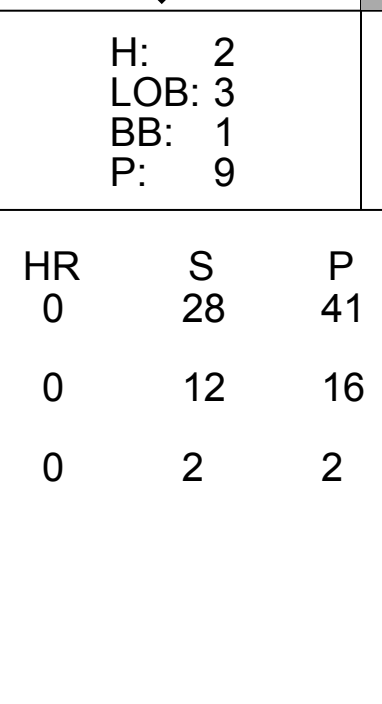
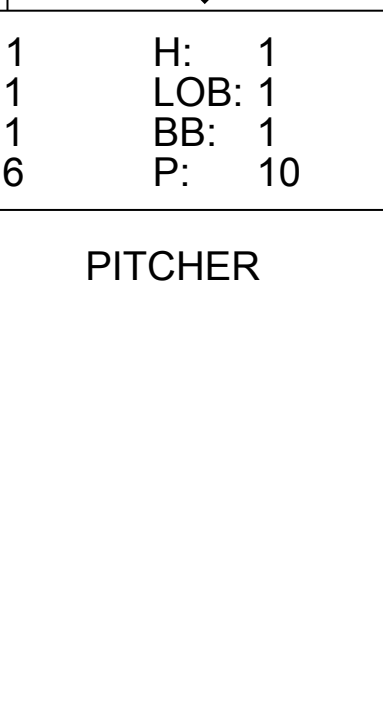
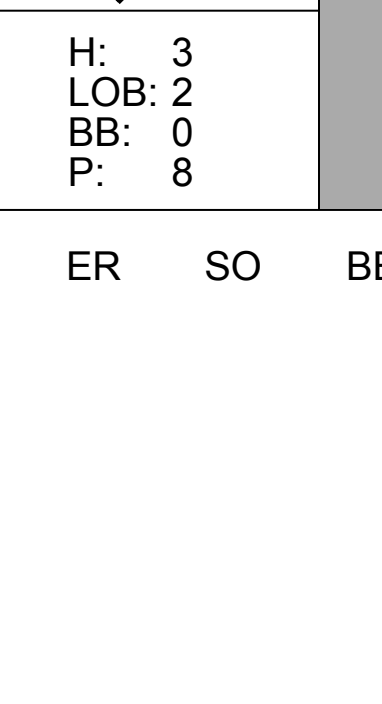
Batter	1	2	3	4	5	6	7	8	9	AB	R	H	RBI	BB	SO	LOB	BOTTOM			
George Wright, S (1, 8) OBP: 0.294, SLG: 0.402	K									3	0	1	0	0	1	0				
Johnny Grubb, L (7, PH) OBP: 0.379, SLG: 0.453										1	0	1	0	0	0	0				
Doug Flynn, R (1, 4) OBP: 0.236, SLG: 0.254										3	0	1	0	0	0	1				
Randy Bass, L (7, PH) OBP: 0.250, SLG: 0.329										0	0	0	1	0	0	0				
Bill Stein, R (8, 4) OBP: 0.298, SLG: 0.262										0	0	0	0	0	0	0				
Buddy Bell, R (1, 5) OBP: 0.362, SLG: 0.401										2	0	0	0	2	0	3				
Lamar Johnson, R (1, 10) OBP: 0.317, SLG: 0.394										3	0	0	0	0	1	4				
Dave Hostetler, R (1, 3) OBP: 0.478, SLG: 0.900										3	0	1	0	1	1	1				
Mike Richardt, R (8, PR) OBP: 0.278, SLG: 0.303										0	0	0	0	0	0	0				
Leon Roberts, R (1, 7) OBP: 0.317, SLG: 0.370										4	0	1	0	0	0	3				
Larry Parrish, R (1, 9) OBP: 0.211, SLG: 0.217										4	0	0	0	0	2	2				
Don Werner, R (1, 2) OBP: 0.286, SLG: 0.167										3	1	0	0	0	0	2				
Jim Sundberg, R (9, PH) OBP: 0.372, SLG: 0.400										1	0	0	0	0	0	0				
Mark Wagner, R (1, 6) OBP: 0.250, SLG: 0.265										4	0	1	0	0	0	0				
Inning Stats	R: 0 E: 0 K: 1 S: 5	H: 1 LOB: 1 BB: 1 P: 9	R: 0 E: 0 K: 2 S: 8	H: 1 LOB: 0 BB: 0 P: 8	R: 0 E: 1 K: 0 S: 5	H: 1 LOB: 2 BB: 0 P: 5	R: 0 E: 1 K: 1 S: 6	H: 1 LOB: 1 BB: 0 P: 6	R: 0 E: 0 K: 0 S: 3	H: 0 LOB: 0 BB: 0 P: 3	R: 1 E: 1 K: 0 S: 6	H: 2 LOB: 2 BB: 0 P: 6	R: 0 E: 0 K: 1 S: 4	H: 0 LOB: 1 BB: 1 P: 8	R: 0 E: 0 K: 0 S: 3	H: 0 LOB: 0 BB: 0 P: 3	1B: 4 2B: 2 3B: 0 HR: 0	SF: 1 SAC: 1 DP: 2 HBP: 0	WP: 0 PB: 0 SB: 0 CS: 0	PA: 36
PITCHER Britt Burns, L (1, 1) ERA: 3.36	IP: 6.1 WLS: W BF: 27	H: 5 R: 1 ER: 0 SO: 4	BB: 2 IBB: 0 HBP: 0 BLK: 0	WP: 0 HR: 0 S: 33 P: 41	ERA: 0.00 WHIP: 1.105															
Salome Barojas, R (7, 1) ERA: 1.85	IP: 2.2 WLS: S BF: 9	H: 1 R: 0 ER: 0 SO: 1	BB: 1 IBB: 0 HBP: 0 BLK: 0	WP: 0 HR: 0 S: 10 P: 14	ERA: 0.00 WHIP: 0.750															

Chicago White Sox @ Texas Rangers  
Arlington Stadium, Arlington, TX  
Sat Jun 05 1982, 8:05 PM EDT  
Att: 18,557 - Unknown - 91 F

AB 31  
R 1  
H 6  
RBI 1  
BB 3  
SO 5  
LOB 16



Batter	1	2	3	4	5	6	7	8	9	AB	R	H	RBI	BB	SO	LOB	TOP			
Ron LeFlore, R OBP: 0.328, SLG: 0.387 (1, 8)										4	0	1	0	0	2	1	Chicago White Sox @ Texas Rangers Arlington Stadium, Arlington, TX Sun Jun 06 1982, 8:05 PM EDT Att: 12,177 - Unknown - 91 F			
Tony Bernazard, S OBP: 0.332, SLG: 0.365 (1, 4)										4	0	0	0	0	1	0				
Steve Kemp, L OBP: 0.398, SLG: 0.394 (1, 7)										4	0	2	0	0	1	0				
Greg Luzinski, R OBP: 0.357, SLG: 0.463 (1, 10)										4	0	1	0	0	1	2				
Tom Paciorek, R OBP: 0.366, SLG: 0.456 Vance Law, R OBP: 0.357, SLG: 0.320 Rudy Law, L OBP: 0.317, SLG: 0.436 (1, 3) (7, 5) (9, PH)										3	1	1	0	0	0	1				
Harold Baines, L OBP: 0.310, SLG: 0.411 (1, 9)										3	2	1	1	1	1	1				
Carlton Fisk, R OBP: 0.344, SLG: 0.341 (1, 2)										3	1	0	0	0	0	0				
Aurelio Rodriguez, R OBP: 0.208, SLG: 0.143 Jerry Hairston, S OBP: 0.192, SLG: 0.333 Mike Squires, L OBP: 0.270, SLG: 0.235 (1, 5) (7, PH) (7, 3)										2	0	1	0	0	0	0				
Bill Almon, R OBP: 0.339, SLG: 0.405 (1, 6)										2	0	0	1	0	0	1				
<b>Inning Stats</b>	R: 0 E: 0 K: 1 S: 6	H: 1 LOB: 1 BB: 0 P: 6	R: 1 E: 0 K: 0 S: 4	H: 1 LOB: 0 BB: 0 P: 4	R: 0 E: 0 K: 1 S: 5	H: 0 LOB: 0 BB: 0 P: 5	R: 0 E: 0 K: 0 S: 4	H: 1 LOB: 1 BB: 0 P: 4	R: 0 E: 0 K: 0 S: 3	H: 1 LOB: 0 BB: 0 P: 3	R: 3 E: 1 K: 0 S: 5	H: 2 LOB: 0 BB: 1 P: 9	R: 0 E: 0 K: 3 S: 9	H: 0 LOB: 0 BB: 0 P: 9	R: 0 E: 0 K: 1 S: 5	H: 0 LOB: 0 BB: 0 P: 5		1B: 4 2B: 2 3B: 0 HR: 1	SF: 1 SAC: 1 DP: 1 HBP: 0	WP: 0 PB: 0 SB: 0 CS: 1
<b>PITCHER</b>	IP	WLS	BF	H	R	ER	SO	BB	IBB	HBP	BLK	WP	HR	S	P	ERA	WHIP			
Doc Medich, R ERA: 5.84 Dave Schmidt, R ERA: 4.1 (1, 1) (7, 1)	6.0		24	6	3	1	2	1	0	0	0	0	1	27	31	1.50	1.167			

Batter	1	2	3	4	5	6	7	8	9	AB	R	H	RBI	BB	SO	LOB	BOTTOM			
George Wright, S OBP: 0.291, SLG: 0.397 (1, 8)										5	0	1	0	0	0	4	Chicago White Sox @ Texas Rangers Arlington Stadium, Arlington, TX Sun Jun 06 1982, 8:05 PM EDT Att: 12,177 - Unknown - 91 F			
Jim Sundberg, R OBP: 0.367, SLG: 0.400 (1, 2)										5	0	1	1	0	0	0				
Buddy Bell, R OBP: 0.363, SLG: 0.401 (1, 5)										5	0	2	0	0	0	2				
Randy Bass, L OBP: 0.253, SLG: 0.320 Lamar Johnson, R OBP: 0.324, SLG: 0.394 (1, 10) (7, PH)										2	1	0	0	0	1	2				
Johnny Grubb, L OBP: 0.378, SLG: 0.443 Larry Parrish, R OBP: 0.217, SLG: 0.224 (1, 9) (7, PH) (8, 9)										2	1	0	0	1	0	1				
Dave Hostetler, R OBP: 0.519, SLG: 0.909 (1, 3)										2	1	1	1	2	1	1				
Leon Roberts, R OBP: 0.313, SLG: 0.362 (1, 7)										4	0	1	1	0	2	2				
Doug Flynn, R OBP: 0.228, SLG: 0.246 (1, 4)										4	0	0	0	0	0	4				
Mark Wagner, R OBP: 0.269, SLG: 0.284 (1, 6)										4	1	3	0	0	0	1				
<b>Inning Stats</b>	R: 0 E: 0 K: 0 S: 3	H: 0 LOB: 0 BB: 0 P: 3	R: 2 E: 0 K: 0 S: 4	H: 1 LOB: 1 BB: 1 P: 9	R: 0 E: 0 K: 1 S: 6	H: 1 LOB: 1 BB: 0 P: 6	R: 0 E: 0 K: 0 S: 5	H: 2 LOB: 3 BB: 1 P: 9	R: 0 E: 0 K: 0 S: 4	H: 1 LOB: 1 BB: 0 P: 4	R: 1 E: 1 K: 1 S: 6	H: 1 LOB: 1 BB: 1 P: 10	R: 1 E: 0 K: 1 S: 6	H: 1 LOB: 1 BB: 1 P: 10	R: 1 E: 0 K: 1 S: 8	H: 3 LOB: 2 BB: 0 P: 8		1B: 8 2B: 2 3B: 0 HR: 0	SF: 0 SAC: 0 DP: 0 HBP: 1	WP: 2 PB: 0 SB: 0 CS: 0
<b>PITCHER</b>	IP	WLS	BF	H	R	ER	SO	BB	IBB	HBP	BLK	WP	HR	S	P	ERA	WHIP			
Richard Dotson, R ERA: 4.34 Jery Koosman, L ERA: 4.6 Salome Barojas, R ERA: 1.83 (1, 1) (7, 1) (8, 1)	6.0	L	9	3	2	2	2	1	0	0	0	1	0	12	16	10.80	2.400			

AB	31
R	4
H	7
RBI	2
BB	1
SO	6
LOB	7





Batter	1	2	3	4	5	6	7	8	9	AB	R	H	RBI	BB	SO	LOB	TOP										
Rickey Henderson, R OBP: 0.441, SLG: 0.384 (1, 7)	0-0 1B		0-0 6-3		0-0 E5		1-0 S 1B HBP		4-0 BLK BB	3	2	1	0	1	0	1											
Dwayne Murphy, L OBP: 0.336, SLG: 0.413 (1, 8)	0-0 FC6-4 1B		4-0 BB		0-0 F S SH4-3 1B		0-0 S 1B		0-3 K	4	1	3	1	1	1	1											
Wayne Gross, L OBP: 0.338, SLG: 0.316 (1, 5)	0-0 FC6-4 1B		0-0 4-3		0-0 SH4-3		0-3 K		0-0 4-3	4	0	0	1	0	1	5											
Tony Armas, R OBP: 0.275, SLG: 0.369 (1, 9)	0-0 L6			0-0 6-3	0-0 6-3				0-0 4-3 2B 1B	4	1	1	0	0	0	1											
Dan Meyer, L OBP: 0.279, SLG: 0.418 (1, 10)		0-0 4-3		0-0 1B 5-3 1B		0-0 4-3		0-0 4-3	0-0 4-3	4	0	1	0	0	0	1											
Jim Spencer, L OBP: 0.200, SLG: 0.310 (1, 3)		0-0 4-3		0-0 5-3		0-0 F8		0-0 4-3	0-0 4-3	4	0	0	0	0	0	2											
Davey Lopes, R OBP: 0.317, SLG: 0.344 (1, 4)		0-3 K		0-0 1B		0-0 6-3		0-0 2B	0-0 2B	4	0	2	1	0	1	0											
Mike Heath, R OBP: 0.317, SLG: 0.364 (1, 2)			0-0 6-3 SH5-3 1B	0-3 K		0-0 5-3		0-0 F3	0-0 F3	4	0	1	0	0	1	3											
Fred Stanley, R OBP: 0.303, SLG: 0.203 Jeff Burroughs, R OBP: 0.350, SLG: 0.420 (9, PH)			0-0 SH5-3	0-0 6-3		0-0 5-3		0-3 K	0-3 K	2	0	0	0	0	0	0											
<b>Inning Stats</b>	R: 0 E: 0 K: 0 S: 4	H: 2 LOB: 1 BB: 0 P: 4	R: 0 E: 0 K: 1 S: 5	H: 0 LOB: 0 BB: 0 P: 5	R: 0 E: 0 K: 1 S: 4	H: 1 LOB: 2 BB: 1 P: 8	R: 0 E: 0 K: 1 S: 7	H: 2 LOB: 2 BB: 0 P: 7	R: 2 E: 1 K: 0 S: 5	H: 1 LOB: 0 BB: 0 P: 5	R: 0 E: 0 K: 0 S: 3	H: 0 LOB: 0 BB: 0 P: 3	R: 1 E: 0 K: 1 S: 6	H: 1 LOB: 1 BB: 0 P: 7	R: 1 E: 0 K: 0 S: 5	H: 2 LOB: 1 BB: 0 P: 5	R: 0 E: 0 K: 2 S: 7	H: 0 LOB: 1 BB: 1 P: 11	1B: 8 2B: 1 3B: 0 HR: 0	SF: 0 SAC: 2 DP: 0 HBP: 1	WP: 0 PB: 0 SB: 5 CS: 0	PA: 39					
<b>PITCHER</b>	IP	WLS	BF	H	R	ER	SO	BB	IBB	HBP	BLK	WP	HR	S	P	ERA	WHIP										
Dennis Lamp, R ERA: 3.93 (1, 1)	6.2		28	6	3	1	2	1	0	1	0	0	0	30	35	1.35	1.050										
Jerry Koosman, L ERA: 4.57 (7, 1)	0.1		2	1	0	0	1	0	0	0	0	0	0	4	4	0.00	3.000										
Salome Barojas, R ERA: 1.96 (8, 1)	2.0	W	9	2	1	1	2	1	0	0	1	0	0	12	16	4.50	1.500										

Oakland Athletics @ Chicago White Sox  
Comiskey Park, Chicago, IL  
Tue Jun 08 1982, 8:05 PM EDT  
Att: 16,890 - Unknown - 72 F

AB	34
R	4
H	9
RBI	3
BB	2
SO	5
LOB	14



Batter	1	2	3	4	5	6	7	8	9	AB	R	H	RBI	BB	SO	LOB	BOTTOM										
Ron LeFlore, R OBP: 0.332, SLG: 0.407 Rudy Law, L OBP: 0.317, SLG: 0.436 (8, PR)	0-0 G3 SF7 2B		0-3 K		0-0 5-3		0-0 1B 2B	0-0 E5		5	1	2	1	0	1	1											
Tony Bemazzard, S OBP: 0.326, SLG: 0.354 (1, 4)	0-0 G3		0-0 L4		0-3 K		0-0 BB 1B	0-0 G5-4-3		5	0	1	1	0	1	3											
Steve Kemp, L OBP: 0.391, SLG: 0.385 (1, 7)	4-0 WP BB		0-0 1B		0-0 3-1		0-3 K			3	0	1	0	1	1	2											
Greg Luzinski, R OBP: 0.357, SLG: 0.457 (1, 10)	0-0 SF7		0-0 1-3		0-0 P3		4-0 BB			2	0	0	1	1	0	1											
Tom Paciorek, R OBP: 0.359, SLG: 0.447 Mike Squires, L OBP: 0.270, SLG: 0.235 (9, 3)	4-0 1-2 BB		0-0 4-3		0-0 2B		0-3 K			3	0	1	0	1	1	3											
Harold Baines, L OBP: 0.311, SLG: 0.409 (1, 9)	0-0 4-3		0-0 1-3		0-0 G3		4-0 SH1-4 1B BB			3	1	0	0	1	0	3											
Carlton Fisk, R OBP: 0.352, SLG: 0.490 (1, 2)		0-0 F2		0-0 1B		0-0 F2		0-0 SH		3	1	1	0	0	0	0											
Jim Morrison, R OBP: 0.279, SLG: 0.432 Jerry Hairston, S OBP: 0.222, SLG: 0.480 Aurelio Rodriguez, R OBP: 0.192, SLG: 0.130 (8, PH)		0-0 4-3		0-0 1-3		0-0 E5	0-0 SH1-4			3	1	0	0	0	0	1											
Bill Almon, R OBP: 0.350, SLG: 0.416 (1, 6)		0-0 F8		0-0 F8		0-0 2B 1B	0-0 E			4	1	2	2	0	0	0											
<b>Inning Stats</b>	R: 1 E: 0 K: 0 S: 4	H: 1 LOB: 2 BB: 2 P: 12	R: 0 E: 0 K: 0 S: 3	H: 0 LOB: 0 BB: 0 P: 3	R: 0 E: 0 K: 1 S: 6	H: 1 LOB: 1 BB: 0 P: 6	R: 0 E: 0 K: 0 S: 4	H: 1 LOB: 1 BB: 0 P: 4	R: 0 E: 0 K: 1 S: 5	H: 0 LOB: 0 BB: 0 P: 5	R: 0 E: 0 K: 0 S: 4	H: 1 LOB: 1 BB: 0 P: 4	R: 2 E: 1 K: 2 S: 11	H: 3 LOB: 3 BB: 1 P: 15	R: 2 E: 2 K: 0 S: 5	H: 1 LOB: 2 BB: 1 P: 9	1B: 5 2B: 3 3B: 0 HR: 0	SF: 1 SAC: 2 DP: 1 HBP: 0	WP: 1 PB: 0 SB: 0 CS: 0	PA: 38							
<b>PITCHER</b>	IP	WLS	BF	H	R	ER	SO	BB	IBB	HBP	BLK	WP	HR	S	P	ERA	WHIP										
Mike Norris, R ERA: 4.52 (1, 1)	6.1		29	7	3	2	2	2	0	0	0	0	0	31	39	2.84	1.421										
Tom Underwood, L ERA: 4.35 (7, 1)	0.1		1	0	0	0	1	0	0	0	0	0	0	3	3	0.00	0.000										
Bo McLaughlin, R ERA: 4.73 (7, 1)	0.1	L	4	0	2	1	1	2	0	0	0	0	0	4	12	27.00	6.000										
Bob Owchinko, L ERA: 5.11 (8, 1)	0.1		1	0	0	0	0	0	0	0	0	0	0	1	1	0.00	0.000										
Fernando Arroyo, R ERA: 5.29 (8, 1)	0.2		3	1	0	0	0	0	0	0	0	0	0	3	3	0.00	1.500										

Oakland Athletics @ Chicago White Sox  
Comiskey Park, Chicago, IL  
Tue Jun 08 1982, 8:05 PM EDT  
Att: 16,890 - Unknown - 72 F

AB	31
R	5
H	8
RBI	5
BB	4
SO	4
LOB	14



Batter	1	2	3	4	5	6	7	8	9	AB	R	H	RBI	BB	SO	LOB	TOP								
Rickey Henderson, R OBP: 0.438, SLG: 0.391 (1.7)	6-3		1B		4-3			P4		4	1	1	0	0	0	0									
Dwayne Murphy, L OBP: 0.339, SLG: 0.415 (1.8)	FC4-6 1B		K		4-3			1B HR		4	1	2	0	0	1	2									
Dan Meyer, L OBP: 0.285, SLG: 0.420 (1.10)	FC4-6 1-2		1B		F8			1B HR		4	1	2	2	0	0	1									
Tony Armas, R OBP: 0.274, SLG: 0.384 (1.9)	F7		F9		K			1B HR		4	1	1	3	0	1	2									
Wayne Gross, L OBP: 0.342, SLG: 0.324 (1.5)		F8		G3 2B		P6		BB		3	0	1	0	1	0	0									
Dave McKay, S OBP: 0.241, SLG: 0.291 (1.4)	F7		L3				4-3	K		4	0	0	0	0	1	2									
Jim Spencer, L OBP: 0.202, SLG: 0.300 (1.3)		BB	G3		F8			F9		3	0	0	0	1	0	1									
Jeff Newman, R OBP: 0.308, SLG: 0.407 (1.2)		G3		K			K	F8		4	0	0	0	0	2	2									
Tony Phillips, S OBP: 0.352, SLG: 0.250 (1.6)			1B S 1B BB		4-3			5-3	F7	3	1	0	0	1	0	0									
<b>Inning Stats</b>	R: 0 E: 0 K: 0 S: 4	H: 1 LOB: 1 BB: 0 P: 4	R: 0 E: 0 K: 0 S: 3	H: 0 LOB: 1 BB: 1 P: 7	R: 2 E: 0 K: 1 S: 6	H: 2 LOB: 0 BB: 1 P: 10	R: 0 E: 0 K: 1 S: 6	H: 1 LOB: 1 BB: 0 P: 6	R: 0 E: 0 K: 0 S: 3	H: 0 LOB: 0 BB: 0 P: 3	R: 0 E: 0 K: 1 S: 5	H: 0 LOB: 0 BB: 0 P: 5	R: 0 E: 0 K: 1 S: 5	H: 0 LOB: 0 BB: 0 P: 5	R: 3 E: 0 K: 1 S: 8	H: 3 LOB: 1 BB: 1 P: 12	R: 0 E: 0 K: 0 S: 3	H: 0 LOB: 0 BB: 0 P: 3	1B: 5 2B: 1 3B: 0 HR: 1	SF: 0 SAC: 0 DP: 0 HBP: 0	WP: 0 PB: 0 CS: 0	PA: 36			
<b>PITCHER</b> LaMarr Hoyt, R ERA: 2.48 (1.1)	IP: 9.0 WLS: L BF: 36	H: 7 R: 5 ER: 5 SO: 5	BB: 3 IBB: 0 HBP: 0 BLK: 0	WP: 0 HR: 1 S: 43 P: 55	ERA: 5.00 WHIP: 1.111																				

Oakland Athletics @ Chicago White Sox  
Comiskey Park, Chicago, IL  
Wed Jun 09 1982, 8:05 PM EDT  
Att: 15,796 - Unknown - 75 F

AB	33
R	5
H	7
RBI	5
BB	3
SO	5
LOB	10



Batter	1	2	3	4	5	6	7	8	9	AB	R	H	RBI	BB	SO	LOB	BOTTOM								
Ron LeFlore, R OBP: 0.335, SLG: 0.410 (1.8)	SH3-1 SF8 1B		F7		F9		3-1			1	1	1	0	0	0	0									
Rudy Law, L OBP: 0.295, SLG: 0.405 (2.8)			F7		F9					3	0	0	0	0	0	1									
Tony Bemazzard, S OBP: 0.326, SLG: 0.353 (1.4)	SH3-1 1-3		K		K			FC4-6 1B		3	0	1	0	0	2	1									
Steve Kemp, L OBP: 0.389, SLG: 0.384 (1.7)	SF8		6-3		1B			FC4-6 1-2 HR		3	1	1	1	0	0	1									
Greg Luzinski, R OBP: 0.356, SLG: 0.467 (1.10)	P5			K	F8			1-1 HR		4	1	1	2	0	1	2									
Tom Paciorek, R OBP: 0.352, SLG: 0.437 (1.3)		F8		6-3		4-3		P6		4	0	0	0	0	0	0									
Harold Baines, L OBP: 0.310, SLG: 0.406 (1.9)		F7		2B E 1B		6-3		3-1		4	1	1	0	0	0	0									
Carlton Fisk, R OBP: 0.355, SLG: 0.410 (1.2)				E7 1-1 2B		6-3			P6	4	0	2	0	0	0	0									
Jim Morrison, R OBP: 0.276, SLG: 0.427 (1.5)					6-3				P6	2	0	0	0	1	0	1									
Jerry Hairston, S OBP: 0.214, SLG: 0.462 (9, PH)		FC6-4 1-2 BB						K		1	0	0	0	0	1	0									
Bill Almon, R OBP: 0.348, SLG: 0.409 (1.6)		FC6-4 1-2			1B BB			F8		3	0	0	0	1	0	2									
<b>Inning Stats</b>	R: 1 E: 0 K: 0 S: 4	H: 1 LOB: 0 BB: 0 P: 4	R: 0 E: 0 K: 0 S: 4	H: 1 LOB: 2 BB: 1 P: 8	R: 0 E: 0 K: 1 S: 5	H: 0 LOB: 0 BB: 0 P: 5	R: 1 E: 1 K: 1 S: 7	H: 2 LOB: 1 BB: 0 P: 7	R: 0 E: 0 K: 1 S: 6	H: 1 LOB: 2 BB: 1 P: 10	R: 0 E: 0 K: 0 S: 3	H: 0 LOB: 0 BB: 0 P: 3	R: 0 E: 0 K: 0 S: 3	H: 0 LOB: 0 BB: 0 P: 3	R: 2 E: 0 K: 0 S: 5	H: 2 LOB: 0 BB: 0 P: 5	R: 0 E: 0 K: 1 S: 5	H: 0 LOB: 0 BB: 0 P: 5	1B: 5 2B: 1 3B: 0 HR: 1	SF: 1 SAC: 1	WP: 0 PB: 0 CS: 0	PA: 36			
<b>PITCHER</b> Matt Keough, R ERA: 5.77 (1.1)	IP: 9.0 WLS: W BF: 36	H: 7 R: 4 ER: 3 SO: 4	BB: 2 IBB: 0 HBP: 0 BLK: 0	WP: 0 HR: 1 S: 42 P: 50	ERA: 3.00 WHIP: 1.000																				

Oakland Athletics @ Chicago White Sox  
Comiskey Park, Chicago, IL  
Wed Jun 09 1982, 8:05 PM EDT  
Att: 15,796 - Unknown - 75 F

AB	32
R	4
H	7
RBI	3
BB	2
SO	4
LOB	8



Batter	1	2	3	4	5	6	7	8	9	AB	R	H	RBI	BB	SO	LOB	TOP								
<b>Brian Downing, R</b> OBP: 0.336, SLG: 0.480 (1, 7)										4	0	0	0	1	0	1	<b>California Angels @ Chicago White Sox</b> Comiskey Park, Chicago, IL Thu Jun 10 1982, 8:05 PM EDT Att: 20,728 - Unknown - 69 F  <b>livebaseballscorecards.com</b>								
<b>Rod Carew, L</b> OBP: 0.442, SLG: 0.401 (1, 3)										5	2	3	0	0	0	1									
<b>Don Baylor, R</b> OBP: 0.279, SLG: 0.396 (1, 10)										5	2	2	0	0	0	2									
<b>Reggie Jackson, L</b> OBP: 0.347, SLG: 0.401 (1, 9)										4	0	1	1	0	2	1									
<b>Bobby Grich, R</b> OBP: 0.394, SLG: 0.492 (1, 4)										3	1	2	2	1	0	0									
<b>Doug DeCinces, R</b> OBP: 0.308, SLG: 0.408 (1, 5)										4	0	1	1	0	0	3									
<b>Fred Lynn, L</b> OBP: 0.364, SLG: 0.424 (1, 8)										3	1	1	1	1	1	2									
<b>Tim Lincecum, R</b> OBP: 0.292, SLG: 0.352 (1, 6)										4	0	0	0	0	1	3									
<b>Bob Boone, R</b> OBP: 0.365, SLG: 0.371 (1, 2)										4	0	1	0	0	0	0									
<b>Rob Wilfong, L</b> OBP: 0.235, SLG: 0.169 (9, PR)										0	0	0	0	0	0	0									
<b>Joe Ferguson, R</b> OBP: 0.250, SLG: 0.222 (9, 2)										0	0	0	0	0	0	0									
<b>Inning Stats</b>	R: 0 E: 0 K: 0 S: 3	H: 0 LOB: 0 BB: 0 P: 3	R: 0 E: 0 K: 2 S: 7	H: 0 LOB: 1 BB: 1 P: 11	R: 0 E: 0 K: 1 S: 5	H: 0 LOB: 0 BB: 0 P: 9	R: 0 E: 0 K: 0 S: 3	H: 0 LOB: 0 BB: 0 P: 3	R: 1 E: 0 K: 0 S: 4	H: 1 LOB: 0 BB: 0 P: 4	R: 3 E: 0 K: 1 S: 9	H: 4 LOB: 1 BB: 0 P: 9	R: 0 E: 0 K: 0 S: 3	H: 0 LOB: 0 BB: 0 P: 3	R: 2 E: 0 K: 0 S: 6	H: 4 LOB: 2 BB: 0 P: 10	R: 0 E: 0 K: 0 S: 4	H: 2 LOB: 2 BB: 0 P: 4	1B: 7 2B: 3 3B: 1 HR: 1	SF: 0 SAC: 0 DP: 2 HBP: 0	WP: 1 PB: 1 SB: 0 CS: 0	PA: 39			
<b>PITCHER</b>	IP	WLS	BF	H	R	ER	SO	BB	IBB	HBP	BLK	WP	HR	S	P	ERA	WHIP								
<b>Britt Burns, L</b> ERA: 3.58 (1, 1)	5.2		24	5	4	4	4	2	0	0	0	1	1	30	38	6.35	1.235								
<b>Kevin Hickey, L</b> ERA: 3.14 (6, 1)	1.1		5	1	1	1	0	0	0	0	0	0	0	5	5	6.75	0.750								
<b>Salome Barojas, R</b> ERA: 2.08 (8, 1)	2.0	W	10	5	1	1	0	1	0	0	0	0	0	9	13	4.50	3.000								

Batter	1	2	3	4	5	6	7	8	9	AB	R	H	RBI	BB	SO	LOB	BOTTOM								
<b>Rudy Law, L</b> OBP: 0.327, SLG: 0.426 (1, 8)										5	1	3	0	0	0	2	<b>California Angels @ Chicago White Sox</b> Comiskey Park, Chicago, IL Thu Jun 10 1982, 8:05 PM EDT Att: 20,728 - Unknown - 69 F  <b>livebaseballscorecards.com</b>								
<b>Tony Bemazard, S</b> OBP: 0.325, SLG: 0.350 (1, 4)										2	1	0	0	2	0	2									
<b>Steve Kemp, L</b> OBP: 0.385, SLG: 0.395 (1, 7)										5	1	1	2	0	1	2									
<b>Greg Luzinski, R</b> OBP: 0.366, SLG: 0.477 (1, 10)										2	3	2	0	2	0	0									
<b>Tom Paciorek, R</b> OBP: 0.360, SLG: 0.457 (1, 3)										3	1	2	2	0	0	1									
<b>Aurelio Rodriguez, R</b> OBP: 0.192, SLG: 0.130 (8, 5)										0	0	0	0	0	0	0									
<b>Harold Baines, L</b> OBP: 0.314, SLG: 0.410 (1, 9)										3	0	2	3	0	0	1									
<b>Carlton Fisk, R</b> OBP: 0.347, SLG: 0.399 (1, 2)										4	0	0	0	0	2	4									
<b>Jim Morrison, R</b> OBP: 0.277, SLG: 0.425 (1, 5)										3	0	1	0	0	1	2									
<b>Mike Squires, L</b> OBP: 0.253, SLG: 0.229 (8, 3)										1	0	0	0	0	0	0									
<b>Bill Almon, R</b> OBP: 0.351, SLG: 0.411 (1, 6)										4	0	2	0	0	2	0									
<b>Inning Stats</b>	R: 1 E: 0 K: 0 S: 4	H: 1 LOB: 1 BB: 1 P: 8	R: 0 E: 0 K: 1 S: 7	H: 3 LOB: 2 BB: 0 P: 7	R: 2 E: 0 K: 1 S: 7	H: 2 LOB: 2 BB: 1 P: 12	R: 0 E: 0 K: 1 S: 5	H: 1 LOB: 1 BB: 1 P: 9	R: 2 E: 0 K: 1 S: 7	H: 2 LOB: 0 BB: 0 P: 7	R: 0 E: 0 K: 1 S: 5	H: 0 LOB: 0 BB: 0 P: 5	R: 1 E: 0 K: 0 S: 6	H: 1 LOB: 1 BB: 1 P: 10	R: 0 E: 0 K: 0 S: 4	H: 2 LOB: 1 BB: 0 P: 4	R: 1 E: 0 K: 0 S: 1	H: 1 LOB: 0 BB: 0 P: 1	1B: 9 2B: 2 3B: 1 HR: 1	SF: 1 SAC: 1 DP: 1 HBP: 1	WP: 0 PB: 0 SB: 1 CS: 2	PA: 39			
<b>PITCHER</b>	IP	WLS	BF	H	R	ER	SO	BB	IBB	HBP	BLK	WP	HR	S	P	ERA	WHIP								
<b>Steve Renko, R</b> ERA: 2.97 (1, 1)	4.0		23	9	5	5	3	3	0	1	0	0	1	25	38	11.25	3.000								
<b>Dave Goltz, R</b> ERA: 3.39 (5, 1)	4.0	L	16	4	2	2	3	1	0	0	0	0	1	21	25	4.50	1.250								





Batter	1	2	3	4	5	6	7	8	9	AB	R	H	RBI	BB	SO	LOB	TOP					
Brian Downing, R OBP: 0.332, SLG: 0.474 (1, 7)	5-3		F9			SH3-4 1B		5-3		4	1	1	0	0	0	1						
Rod Carew, L OBP: 0.433, SLG: 0.392 (1, 3)	K			4-3		SH3-4 1B		6-3		4	1	1	0	0	1	0						
Bobby Grich, R OBP: 0.394, SLG: 0.487 (1, 4)	F9			FC5-4 1B		SH3-4		F9		3	0	1	0	0	0	0						
Don Baylor, R OBP: 0.282, SLG: 0.394 (1, 10)		E5 G3-6-3		F2		L4-6 1B		F7		3	0	0	0	1	0	1						
Doug DeCinces, R OBP: 0.306, SLG: 0.403 (1, 5)	F9			FC5-4		1B		F4		4	0	1	2	0	0	2						
Juan Beniquez, R OBP: 0.342, SLG: 0.328 (1, 9)	G3-6-3				6-3	L4-6		F7		4	0	0	0	0	0	3						
Bobby Clark, R OBP: 0.205, SLG: 0.282 (1, 8)			5-3 1B		K			F8		3	0	1	0	0	1	0						
Tim Foli, R OBP: 0.286, SLG: 0.344 (1, 6)			5-3		E 1B			6-3		3	1	1	0	0	0	1						
Bob Boone, R OBP: 0.357, SLG: 0.367 (1, 2)	F9			F8		F3				3	0	0	0	0	0	1						
<b>Inning Stats</b>	R: 0 E: 0 K: 1 S: 5	H: 0 LOB: 0 BB: 0 P: 5	R: 0 E: 1 K: 0 S: 3	H: 0 LOB: 0 BB: 0 P: 3	R: 0 E: 0 K: 0 S: 4	H: 1 LOB: 1 BB: 0 P: 4	R: 0 E: 0 K: 0 S: 4	H: 1 LOB: 1 BB: 0 P: 4	R: 1 E: 1 K: 1 S: 6	H: 1 LOB: 0 BB: 0 P: 6	R: 2 E: 0 K: 0 S: 5	H: 3 LOB: 1 BB: 1 P: 9	R: 0 E: 0 K: 0 S: 3	H: 0 LOB: 0 BB: 0 P: 3	R: 0 E: 0 K: 0 S: 3	H: 0 LOB: 0 BB: 0 P: 3	R: 0 E: 0 K: 0 S: 3	H: 0 LOB: 0 BB: 0 P: 3	1B: 6 2B: 1 3B: 0 HR: 0	SF: 0 SAC: 1 DP: 2 HBP: 0	WP: 0 PB: 0 CS: 0	PA: 33
<b>PITCHER</b> Steve Trout, L ERA: 4.0 (1, 1)	IP: 9.0 WLS: L BF: 33 H: 6 R: 3 ER: 2 SO: 2 BB: 0 IBB: 1 HBP: 0 BLK: 0 WP: 0 HR: 0 S: 36 P: 40 ERA: 2.00 WHIP: 0.667															<b>PITCHER</b>						

California Angels @ Chicago White Sox  
Comiskey Park, Chicago, IL  
Sat Jun 12 1982, 4:33 AM EDT  
Att: 44,084 - Sunny - 68 F

AB 31  
R 3  
H 6  
RBI 2  
BB 1  
SO 2  
LOB 9



Batter	1	2	3	4	5	6	7	8	9	AB	R	H	RBI	BB	SO	LOB	BOTTOM					
Rudy Law, L OBP: 0.304, SLG: 0.377 (1, 8)	4-3			G3		F7				3	0	0	0	1	0	1						
Tony Bemazard, S OBP: 0.331, SLG: 0.354 (1, 4)	F9			F8						3	0	0	0	1	0	2						
Steve Kemp, L OBP: 0.376, SLG: 0.384 (1, 7)	K				1B					4	0	1	0	0	1	2						
Greg Luzinski, R OBP: 0.359, SLG: 0.462 (1, 10)		5-3		F4						4	0	0	0	0	0	1						
Tom Paciorek, R OBP: 0.351, SLG: 0.443 (1, 3)		F7				F7		G3		4	0	0	0	0	0	0						
Harold Baines, L OBP: 0.308, SLG: 0.406 (1, 9)	K			G3				F7		3	0	0	0	0	1	0						
Marc Hill, R OBP: 0.259, SLG: 0.385 (1, 2)										2	0	0	0	0	0	0						
Jerry Hairston, S OBP: 0.200, SLG: 0.429 (6, PH)										1	0	0	0	0	0	0						
Mary Foley, L OBP: 0.429, SLG: 0.200 (9, 2)										0	0	0	0	0	0	0						
Jim Morrison, R OBP: 0.279, SLG: 0.428 (1, 5)				F3				F8		3	0	1	0	0	0	0						
Bill Almon, R OBP: 0.351, SLG: 0.414 (1, 6)				F9		F4				3	0	1	0	0	0	1						
<b>Inning Stats</b>	R: 0 E: 0 K: 1 S: 5	H: 0 LOB: 0 BB: 0 P: 5	R: 0 E: 0 K: 1 S: 5	H: 0 LOB: 0 BB: 0 P: 5	R: 0 E: 0 K: 0 S: 3	H: 0 LOB: 0 BB: 0 P: 3	R: 0 E: 0 K: 0 S: 4	H: 1 LOB: 1 BB: 0 P: 4	R: 0 E: 0 K: 0 S: 3	H: 0 LOB: 0 BB: 0 P: 3	R: 0 E: 0 K: 0 S: 4	H: 1 LOB: 2 BB: 1 P: 8	R: 0 E: 0 K: 0 S: 3	H: 0 LOB: 0 BB: 0 P: 3	R: 0 E: 0 K: 0 S: 4	H: 1 LOB: 1 BB: 1 P: 8	R: 0 E: 0 K: 0 S: 3	H: 0 LOB: 0 BB: 0 P: 3	1B: 3 2B: 0 3B: 0 HR: 0	SF: 0 SAC: 0 DP: 0 HBP: 0	WP: 0 PB: 0 CS: 0	PA: 32
<b>PITCHER</b> Ken Forsch, R ERA: 3.15 (1, 1)	IP: 9.0 WLS: W BF: 32 H: 3 R: 0 ER: 0 SO: 2 BB: 2 IBB: 0 HBP: 0 BLK: 0 WP: 0 HR: 0 S: 34 P: 42 ERA: 0.00 WHIP: 0.556															<b>PITCHER</b>						

California Angels @ Chicago White Sox  
Comiskey Park, Chicago, IL  
Sat Jun 12 1982, 4:33 AM EDT  
Att: 44,084 - Sunny - 68 F

AB 30  
R 0  
H 3  
RBI 0  
BB 2  
SO 2  
LOB 7



Batter	1	2	3	4	5	6	7	8	9	AB	R	H	RBI	BB	SO	LOB	TOP										
Juan Beniquez, R (1, 7) OBP: 0.338, SLG: 0.324 Bobby Clark, R (8, FR) OBP: 0.225, SLG: 0.300 (8, 7)	4-3		6-3		5-3			6-3 2B 1B	BLK 1B	4	0	1	0	0	0	0	<b>California Angels @ Chicago White Sox</b> Comiskey Park, Chicago, IL Sun Jun 13 1982, 4:33 AM EDT Att: 50,892 - Sunny - 70 F										
Rod Carew, L (1, 3) OBP: 0.428, SLG: 0.387	4-3		4-3			F7		6-3 1-2 2-3	1B 1-H 1B	5	0	1	1	0	0	2											
Don Baylor, R (1, 10) OBP: 0.289, SLG: 0.400	F7		F7			G6-4-3 BB		1B 2B 2-H 3-H 4-0	1-2 1B FC6-4 1B	4	1	2	2	1	0	0											
Reggie Jackson, L (1, 9) OBP: 0.351, SLG: 0.413		HR			F7			1B 1B 1B IBB	K	4	2	1	1	1	1	3											
Bobby Grich, R (1, 4) OBP: 0.394, SLG: 0.482		FC4-6 HBP			F8			1B 1B 1-2 2-H 1B	FC6-4 1-2	4	0	1	1	0	0	2											
Fred Lynn, L (1, 8) OBP: 0.365, SLG: 0.424		FC4-6 FC5-4 1-2			K			1B 1B 1-2 2-3 1B		4	0	1	0	0	1	1											
Doug DeCinces, R (1, 5) OBP: 0.309, SLG: 0.414		FC5-4 E 1-2				SH1-3 3B		1B 1-2 2-3 3-H 1B		4	1	2	1	0	0	1											
Tim Foli, R (1, 6) OBP: 0.286, SLG: 0.342		E1 1-3			F9			1B 1-3 1B		4	1	1	0	0	0	5											
Bob Boone, R (1, 2) OBP: 0.354, SLG: 0.363		6-3			SH1-3			SH3-4 1-2	4-3	2	0	0	1	0	0	2											
<b>Inning Stats</b>	R: 0 E: 0 K: 0 S: 3	H: 0 LOB: 0 BB: 0 P: 3	R: 1 E: 1 K: 0 S: 5	H: 1 LOB: 2 BB: 0 P: 6	R: 0 E: 0 K: 0 S: 3	H: 0 LOB: 0 BB: 0 P: 3	R: 0 E: 0 K: 1 S: 5	H: 0 LOB: 0 BB: 0 P: 5	R: 1 E: 0 K: 0 S: 4	H: 1 LOB: 0 BB: 0 P: 4	R: 0 E: 0 K: 0 S: 2	H: 0 LOB: 0 BB: 0 P: 6	R: 0 E: 0 K: 0 S: 3	H: 0 LOB: 0 BB: 0 P: 3	R: 4 E: 0 K: 0 S: 9	H: 6 LOB: 3 BB: 1 P: 13		R: 1 E: 0 K: 1 S: 8	H: 3 LOB: 2 BB: 0 P: 8	1B: 8 2B: 1 3B: 1 HR: 1	SF: 0 SAC: 2 DP: 1 HBP: 1	WP: 0 PB: 0 SB: 0 CS: 0	PA: 41				
<b>PITCHER</b>	IP	WLS	BF	H	R	ER	SO	BB	IBB	HBP	BLK	WP	HR	S	P	ERA	WHIP										
Dennis Lamp, R (1, 1) ERA: 4.03	7.1	L	28	4	4	4	1	1	0	1	0	0	1	28	33	4.91	0.682										
Kevin Hickey, L (8, 1) ERA: 3.1	0.1		1	0	0	0	0	0	0	0	0	0	0	1	1	0.00	0.000										
Salome Barojas, R (8, 1) ERA: 2.49	0.0	3	2	1	1	0	0	0	1	0	0	0	0	2	6	∞	∞										
Jerry Koosman, L (8, 1) ERA: 4.35	1.1	9	5	2	2	1	0	0	0	0	1	0	0	11	11	13.50	3.750										

Batter	1	2	3	4	5	6	7	8	9	AB	R	H	RBI	BB	SO	LOB	BOTTOM										
Bill Almon, R (1, 6) OBP: 0.349, SLG: 0.421	5-3			5-3		E2 3B		5-3		4	1	1	1	0	0	1	<b>California Angels @ Chicago White Sox</b> Comiskey Park, Chicago, IL Sun Jun 13 1982, 4:33 AM EDT Att: 50,892 - Sunny - 70 F										
Tony Bemazzard, S (1, 4) OBP: 0.325, SLG: 0.357	K			6-3		F6		G3 1B 2B		4	1	1	0	0	1	0											
Steve Kemp, L (1, 7) OBP: 0.374, SLG: 0.382	4-3			6-3				E 1B	G3 2-3	4	1	1	0	0	0	1											
Greg Luzinski, R (1, 10) OBP: 0.357, SLG: 0.455					6-3			K	1-3	3	0	0	0	1	1	2											
Tom Paciorek, R (1, 3) OBP: 0.350, SLG: 0.442					F9			CS 1B	BB	3	0	1	1	0	0	1											
Mike Squires, L (8, 3) OBP: 0.293, SLG: 0.229		G6-4-3			F9			2-H 1B	BB	0	0	0	0	0	0	0											
Marc Hill, R (9, PH) OBP: 0.281, SLG: 0.407		1-2						3-H 1B	1B	1	0	1	1	0	0	0											
Carlton Fisk, R (1, 2) OBP: 0.343, SLG: 0.387		F8			F3			1-2	BB	3	0	0	0	1	0	1											
Harold Baines, L (1, 9) OBP: 0.303, SLG: 0.398				K				G3	3-1	4	0	0	0	0	2	2											
Aurelio Rodriguez, R (1, 5) OBP: 0.241, SLG: 0.160				6-3		E BB		5-4-3 1B		2	1	1	0	1	0	0											
Rudy Law, L (1, 8) OBP: 0.293, SLG: 0.364								5-4-3		2	0	0	0	0	1	1											
Jerry Hairston, S (8, PH) OBP: 0.194, SLG: 0.414 (9, 8)				K		F8		5-4-3		1	0	0	0	0	0	1											
<b>Inning Stats</b>	R: 0 E: 0 K: 1 S: 5	H: 0 LOB: 0 BB: 0 P: 5	R: 0 E: 0 K: 0 S: 2	H: 0 LOB: 0 BB: 1 P: 6	R: 0 E: 0 K: 2 S: 7	H: 0 LOB: 0 BB: 0 P: 7	R: 0 E: 0 K: 0 S: 3	H: 0 LOB: 0 BB: 0 P: 3	R: 0 E: 0 K: 1 S: 6	H: 1 LOB: 0 BB: 1 P: 10	R: 1 E: 1 K: 1 S: 6	H: 2 LOB: 0 BB: 0 P: 6	R: 0 E: 0 K: 0 S: 4	H: 1 LOB: 1 BB: 0 P: 4	R: 1 E: 0 K: 0 S: 5	H: 2 LOB: 2 BB: 1 P: 9	1B: 4 2B: 1 3B: 1 HR: 0	SF: 0 SAC: 0 DP: 1 HBP: 0	WP: 0 PB: 0 SB: 0 CS: 1	PA: 34							
<b>PITCHER</b>	IP	WLS	BF	H	R	ER	SO	BB	IBB	HBP	BLK	WP	HR	S	P	ERA	WHIP										
Geoff Zahn, L (1, 1) ERA: 2.89	9.0	W	34	6	4	2	5	3	0	0	0	0	0	41	53	2.00	1.000										





Batter	1	2	3	4	5	6	7	8	9	AB	R	H	RBI	BB	SO	LOB	TOP										
Ron LeFlore, R (1, 8) OBP: 0.354, SLG: 0.416 Rudy Law, L (7, PH) OBP: 0.328, SLG: 0.386	1-3		E	1B	L6		1B		1B	3	2	1	0	1	0	2											
Tony Bemazard, S (1, 4) OBP: 0.326, SLG: 0.351	K		E9	1B	2B		1B		F7	5	2	2	4	1	1	3											
Steve Kemp, L (1, 7) Mike Squires, L (8, 3) OBP: 0.275, SLG: 0.243	K		K	WP	2B		FC6-4		L4	5	0	2	3	0	2	1											
Greg Luzinski, R (1, 10) OBP: 0.367, SLG: 0.468			4-3	1B	WP		FC6-4		6-3	4	1	2	1	1	0	2											
Tom Paciorek, R (1, 3) OBP: 0.352, SLG: 0.433	P3		FC6-4	1B	F4		F9		6-3	5	0	1	0	0	0	3											
Harold Baines, L (1, 9) OBP: 0.305, SLG: 0.403	4-3		FC6-4	1B	1B		F7		FC6-4	5	2	2	0	0	0	3											
Carlton Fisk, R (1, 2) OBP: 0.338, SLG: 0.379	4-3		FC4	1B	1B		F7		6-3	5	1	1	0	0	0	3											
Vance Law, R (1, 5) OBP: 0.400, SLG: 0.355			1B	BB	4-3		G5-4-3		FC6-4	4	2	3	1	1	0	0											
Bill Almon, R (1, 6) Aurelio Rodriguez, R (7, 5) OBP: 0.348, SLG: 0.418 OBP: 0.222, SLG: 0.156			E	1B	F8		K		FC6-4	3	1	0	0	1	1	3											
<b>Inning Stats</b>	R: 0 E: 0 K: 2 S: 7	H: 0 LOB: 0 BB: 0 P: 7	R: 1 E: 0 K: 0 S: 4	H: 1 LOB: 0 BB: 0 P: 4	R: 4 E: 1 K: 1 S: 10	H: 5 LOB: 2 BB: 1 P: 14	R: 2 E: 0 K: 0 S: 5	H: 2 LOB: 2 BB: 2 P: 13	R: 3 E: 0 K: 1 S: 9	H: 4 LOB: 2 BB: 1 P: 13	R: 0 E: 0 K: 0 S: 3	H: 0 LOB: 0 BB: 0 P: 3	R: 0 E: 0 K: 0 S: 4	H: 2 LOB: 1 BB: 0 P: 4	R: 0 E: 0 K: 0 S: 3	H: 0 LOB: 0 BB: 0 P: 3	R: 1 E: 0 K: 0 S: 5	H: 2 LOB: 2 BB: 1 P: 9	1B: 14 2B: 2 3B: 0 HR: 0	SF: 0 SAC: 0 DP: 1 HBP: 0	WP: 3 PB: 0 SB: 1 CS: 0	PA: 47					
<b>PITCHER</b>	IP	WLS	BF	H	R	ER	SO	BB	IBB	HBP	BLK	WP	HR	S	P	ERA	WHIP										
Mike Norris, R (1, 1) ERA: 5.02	2.0	L	10	3	4	4	2	1	0	0	0	1	0	13	17	18.00	2.000										
Bo McLaughlin, R (3, 1) ERA: 5.35	1.2		11	5	3	3	1	1	0	0	0	0	0	12	16	16.20	3.600										
Bob Owchinko, L (4, 1) ERA: 5.36	2.1		13	4	3	3	1	2	0	0	0	1	0	13	21	11.57	2.571										
Fernando Arroyo, R (7, 1) ERA: 4.5	3.0		13	4	1	1	0	1	0	0	0	0	0	12	16	3.00	1.667										

Chicago White Sox @ Oakland Athletics  
Oakland-Alameda County Coliseum, Oakland, CA  
Thu Jun 17 1982, 3:33 AM PDT  
Att: 13,856 - Sunny

AB	42
R	11
H	16
RBI	10
BB	5
SO	4
LOB	22



Batter	1	2	3	4	5	6	7	8	9	AB	R	H	RBI	BB	SO	LOB	BOTTOM										
Rickey Henderson, R (1, 7) Wayne Gross, L (7, 7) Jeff Burroughs, R (9, PH) OBP: 0.339, SLG: 0.404	CS		G6-4-3		K		1B		F8	3	0	1	0	0	1	3											
Dwayne Murphy, L (1, 8) OBP: 0.325, SLG: 0.382	3-1		1B				E4		6-3	5	1	2	3	0	0	1											
Cliff Johnson, R (1, 10) OBP: 0.314, SLG: 0.398	P4		F8				SF9		1-3	4	0	1	1	1	0	1											
Tony Armas, R (1, 9) OBP: 0.272, SLG: 0.388			5-3		K		F8		G6-4-3	4	0	0	0	0	1	4											
Mickey Klutts, R (1, 5) OBP: 0.254, SLG: 0.263	6-3		6-3		E5		SF9		E4	3	1	0	1	0	0	0											
Jeff Newman, R (1, 2) OBP: 0.311, SLG: 0.456	PB		BB		G6-4-3		F9		HR	3	1	1	2	1	0	2											
Joe Rudi, R (1, 3) OBP: 0.348, SLG: 0.309	K		K				K		5-3	4	0	1	0	0	2	1											
Davey Lopes, R (1, 4) Dave McKay, S (8, 4) OBP: 0.318, SLG: 0.350 OBP: 0.233, SLG: 0.274			G6-4-3		K		BB		F5	3	2	2	0	0	1	1											
Fred Stanley, R (1, 6) Dan Meyer, L (8, PH) Tony Phillips, S (9, 6) OBP: 0.317, SLG: 0.206 OBP: 0.280, SLG: 0.401 OBP: 0.333, SLG: 0.270			1B		F9		1B		F4	1	1	0	0	0	0	0											
<b>Inning Stats</b>	R: 0 E: 0 K: 0 S: 3	H: 1 LOB: 0 BB: 0 P: 3	R: 0 E: 0 K: 1 S: 5	H: 0 LOB: 1 BB: 1 P: 9	R: 1 E: 0 K: 0 S: 4	H: 2 LOB: 1 BB: 1 P: 8	R: 0 E: 1 K: 1 S: 5	H: 0 LOB: 0 BB: 0 P: 5	R: 0 E: 0 K: 2 S: 8	H: 1 LOB: 1 BB: 0 P: 8	R: 1 E: 1 K: 0 S: 4	H: 0 LOB: 1 BB: 1 P: 8	R: 3 E: 0 K: 1 S: 7	H: 3 LOB: 1 BB: 2 P: 15	R: 2 E: 1 K: 0 S: 5	H: 1 LOB: 0 BB: 0 P: 5	R: 0 E: 0 K: 0 S: 3	H: 0 LOB: 0 BB: 0 P: 3	1B: 7 2B: 0 3B: 0 HR: 1	SF: 1 SAC: 0 DP: 3 HBP: 0	WP: 0 PB: 1 SB: 0 CS: 1	PA: 39					
<b>PITCHER</b>	IP	WLS	BF	H	R	ER	SO	BB	IBB	HBP	BLK	WP	HR	S	P	ERA	WHIP										
Steve Trout, L (1, 1) ERA: 4.13	6.1	W	29	6	5	4	5	5	0	0	0	0	1	34	54	5.68	1.737										
Eddie Solomon, R (7, 1) ERA: 6.75	1.1		6	2	2	1	0	0	0	0	0	0	1	6	6	6.75	1.500										
Kevin Hickey, L (8, 1) ERA: 2.97	1.1	S	4	0	0	0	0	0	0	0	0	0	0	4	4	0.00	0.000										


Chicago White Sox @ Oakland Athletics  
Oakland-Alameda County Coliseum, Oakland, CA  
Thu Jun 17 1982, 3:33 AM PDT  
Att: 13,856 - Sunny

AB	33
R	7
H	8
RBI	7
BB	5
SO	5
LOB	14




Batter	1	2	3	4	5	6	7	8	9	AB	R	H	RBI	BB	SO	LOB	TOP				
Ron LeFlore, R OBP: 0.353, SLG: 0.413 (1, 8)										4	0	1	0	0	0	2	Chicago White Sox @ California Angels Anaheim Stadium, Anaheim, CA Fri Jun 18 1982, 10:05 PM EDT Att: 48,222 - Overcast - 60 F				
Tony Bernazard, S OBP: 0.325, SLG: 0.350 (1, 4)										4	1	1	0	0	1	3					
Steve Kemp, L OBP: 0.374, SLG: 0.400 (1, 7)										4	0	1	0	0	1	1					
Greg Luzinski, R OBP: 0.372, SLG: 0.481 (1, 10)										2	1	1	1	2	0	0					
Tom Paciorek, R OBP: 0.355, SLG: 0.439 (1, 3)										4	0	2	1	0	0	3					
Harold Baines, L OBP: 0.300, SLG: 0.396 (1, 9)										4	0	0	0	0	0	3					
Carlton Fisk, R OBP: 0.337, SLG: 0.376 (1, 2)										4	0	1	0	0	0	0					
Aurelio Rodriguez, R OBP: 0.225, SLG: 0.167 (1, 5)										4	0	1	0	0	1	1					
Bill Almon, R OBP: 0.341, SLG: 0.409 (1, 6)										4	0	0	0	0	1	2					
<b>Inning Stats</b>	R: 1 E: 0 K: 0 S: 5	H: 2 LOB: 2 BB: 1 P: 9	R: 0 E: 0 K: 0 S: 5	H: 1 LOB: 2 BB: 0 P: 5	R: 1 E: 0 K: 1 S: 6	H: 1 LOB: 0 BB: 0 P: 6	R: 0 E: 0 K: 1 S: 5	H: 0 LOB: 0 BB: 0 P: 5	R: 0 E: 0 K: 1 S: 6	H: 1 LOB: 1 BB: 0 P: 6	R: 0 E: 0 K: 1 S: 5	H: 0 LOB: 0 BB: 0 P: 5	R: 0 E: 0 K: 0 S: 3	H: 1 LOB: 0 BB: 0 P: 3	R: 0 E: 0 K: 0 S: 3	H: 0 LOB: 0 BB: 0 P: 3	1B: 6 2B: 3 3B: 0 HR: 1	SF: 0 SAC: 0 DP: 2 HBP: 0	WP: 1 PB: 0 SB: 1 CS: 0	PA: 36	
<b>PITCHER</b>	IP WLS BF H R ER SO BB IBB HBP BLK WP HR S P ERA WHIP	Ken Forsch, R ERA: 3.18 Angel Moreno, L ERA: 4.44	IP WLS BF H R ER SO BB IBB HBP BLK WP HR S P ERA WHIP																		

AB	34
R	2
H	8
RBI	2
BB	2
SO	4
LOB	15



Batter	1	2	3	4	5	6	7	8	9	AB	R	H	RBI	BB	SO	LOB	BOTTOM				
Brian Downing, R OBP: 0.332, SLG: 0.460 Juan Beniquez, R OBP: 0.338, SLG: 0.324 (1, 7)										3	0	1	1	1	1	0	Chicago White Sox @ California Angels Anaheim Stadium, Anaheim, CA Fri Jun 18 1982, 10:05 PM EDT Att: 48,222 - Overcast - 60 F				
Rod Carew, L OBP: 0.425, SLG: 0.397 (1, 3)										4	0	1	1	0	0	1					
Don Baylor, R OBP: 0.296, SLG: 0.413 (1, 10)										4	0	0	0	0	1	3					
Reggie Jackson, L OBP: 0.346, SLG: 0.415 Bobby Clark, R OBP: 0.225, SLG: 0.300 (1, 9)										3	1	1	1	1	1	0					
Bobby Grich, R OBP: 0.374, SLG: 0.466 (1, 4)										4	1	1	0	0	2	3					
Fred Lynn, L OBP: 0.363, SLG: 0.422 (1, 8)										4	2	2	0	0	1	0					
Doug DeCinces, R OBP: 0.318, SLG: 0.434 (1, 5)										4	1	2	2	0	0	0					
Tim Foli, R OBP: 0.294, SLG: 0.356 (1, 6)										4	2	2	1	0	1	1					
Bob Boone, R OBP: 0.346, SLG: 0.354 (1, 2)										3	0	0	0	0	0	2					
<b>Inning Stats</b>	R: 0 E: 0 K: 0 S: 3	H: 0 LOB: 0 BB: 0 P: 3	R: 1 E: 0 K: 0 S: 4	H: 1 LOB: 0 BB: 0 P: 4	R: 1 E: 0 K: 1 S: 8	H: 3 LOB: 3 BB: 1 P: 12	R: 3 E: 1 K: 1 S: 8	H: 3 LOB: 1 BB: 1 P: 12	R: 2 E: 0 K: 1 S: 8	H: 3 LOB: 1 BB: 0 P: 8	R: 0 E: 0 K: 1 S: 5	H: 0 LOB: 0 BB: 0 P: 5	R: 0 E: 0 K: 2 S: 7	H: 0 LOB: 0 BB: 0 P: 7	R: 0 E: 0 K: 1 S: 5	H: 0 LOB: 0 BB: 0 P: 5	1B: 5 2B: 4 3B: 0 HR: 1	SF: 0 SAC: 1 DP: 0 HBP: 0	WP: 0 PB: 0 SB: 0 CS: 0	PA: 36	
<b>PITCHER</b>	IP WLS BF H R ER SO BB IBB HBP BLK WP HR S P ERA WHIP	Dennis Lamp, R ERA: 4.5 Chico Escarrega, R ERA: 2.92	IP WLS BF H R ER SO BB IBB HBP BLK WP HR S P ERA WHIP																		

AB	33
R	7
H	10
RBI	6
BB	2
SO	7
LOB	10



Batter	1	2	3	4	5	6	7	8	9	AB	R	H	RBI	BB	SO	LOB	TOP								
Ron LeFlore, R OBP: 0.350, SLG: 0.412	0-0 SH1-3 SF7 2B		0-3 K		0-3 K	0-0 1-3		0-3 K	0-3 K	5	1	1	0	0	3	5	Chicago White Sox @ California Angels Anaheim Stadium, Anaheim, CA Sat Jun 19 1982, 6:33 AM EDT Att: 30,666 - Overcast - 60 F								
Tony Bernazard, S OBP: 0.327, SLG: 0.350	0-0 SH1-3		0-0 F7		0-0 HR 1B		0-0 G3	4-0 BB PO BB	3	1	1	1	1	0	1										
Steve Kemp, L OBP: 0.374, SLG: 0.412	0-0 SF7			0-3 K	0-0 HR		0-3 K	4-0 BB BB	3	1	1	5	1	2	0										
Greg Luzinski, R OBP: 0.373, SLG: 0.475	0-0 F3			0-3 K	4-0 BB		0-3 K	4-0 BB BB	3	0	0	0	2	2	0										
Tom Paciorek, R OBP: 0.353, SLG: 0.449		0-0 5-3		0-0 HR	0-0 F9			0-0 K	0-0 PO	4	1	1	1	0	1	1									
Mike Squires, L OBP: 0.275, SLG: 0.243										0	0	0	0	0	0	0									
Marc Hill, R OBP: 0.306, SLG: 0.419										4	0	2	0	0	0	1									
Rudy Law, L OBP: 0.328, SLG: 0.386										0	0	0	0	0	0	0									
Mary Foley, L OBP: 0.467, SLG: 0.273										0	0	0	0	0	0	0									
Harold Baines, L OBP: 0.299, SLG: 0.393										4	1	1	0	0	0	2									
Aurelio Rodriguez, R OBP: 0.250, SLG: 0.179										3	1	1	0	0	0	2									
Bill Almon, R OBP: 0.344, SLG: 0.405										2	1	0	0	2	0	1									
<b>Inning Stats</b>	R: 1 E: 0 K: 0 S: 4	H: 1 LOB: 0 BB: 4 P: 4	R: 0 E: 0 K: 0 S: 3	H: 1 LOB: 0 BB: 3 P: 3	R: 0 E: 0 K: 1 S: 6	H: 1 LOB: 1 BB: 0 P: 6	R: 1 E: 0 K: 2 S: 8	H: 1 LOB: 0 BB: 8 P: 8	R: 5 E: 1 K: 1 S: 8	H: 3 LOB: 1 BB: 2 P: 17	R: 0 E: 0 K: 0 S: 3	H: 0 LOB: 1 BB: 1 P: 7	R: 0 E: 0 K: 2 S: 7	H: 0 LOB: 0 BB: 0 P: 7	R: 0 E: 0 K: 1 S: 6	H: 1 LOB: 2 BB: 3 P: 6	R: 0 E: 0 K: 1 S: 4	H: 0 LOB: 2 BB: 3 P: 16	1B: 5 2B: 1 3B: 0 HR: 2	SF: 1 SAC: 1 DP: 1 HBP: 1	WP: 0 PB: 0 SB: 2 CS: 0	PA: 41			
<b>PITCHER</b>	IP	WLS	BF	H	R	ER	SO	BB	IBB	HBP	BLK	WP	HR	S	P	ERA	WHIP								
Geoff Zahn, L ERA: 3.24	4.0	L	18	5	5	5	3	1	0	1	0	0	1	22	27	11.25	1.500								
Luis Sanchez, R ERA: 3.22	4.2		21	3	2	2	5	4	0	0	0	0	1	27	43	3.86	1.500								
Doug Corbett, R ERA: 6.02	0.1		1	0	0	0	0	1	0	0	0	0	0	0	4	0.00	3.000								

Batter	1	2	3	4	5	6	7	8	9	AB	R	H	RBI	BB	SO	LOB	BOTTOM								
Brian Downing, R OBP: 0.337, SLG: 0.465	0-0 HR 1B		0-0 E6		0-0 CS		0-0 F8		4-0 4-3 1B BB	4	2	2	0	1	0	0	Chicago White Sox @ California Angels Anaheim Stadium, Anaheim, CA Sat Jun 19 1982, 6:33 AM EDT Att: 30,666 - Overcast - 60 F								
Rod Carew, L OBP: 0.425, SLG: 0.397	0-0 F8		0-0 F8				0-0 1-3	0-0 2B	5	0	2	2	0	0	2										
Don Baylor, R OBP: 0.291, SLG: 0.405	0-0 6-3						0-0 F8	0-0 1B	5	0	0	0	0	0	4										
Reggie Jackson, L OBP: 0.343, SLG: 0.425	0-0 HR		0-0 F5				0-0 4-3	0-3 K	5	1	1	2	0	1	2										
Bobby Grich, R OBP: 0.377, SLG: 0.464	0-0 F9						0-3 K	4-0 FC4-6 BB	3	0	1	0	1	1	0										
Fred Lynn, L OBP: 0.385, SLG: 0.429			0-0 2B		0-0 F7		0-0 1B	0-0 FC4-6	4	1	2	0	0	0	2										
Doug DeCinces, R OBP: 0.313, SLG: 0.427			0-3 K		0-0 5-3		0-0 F8	0-3 K	4	0	0	0	0	2	3										
Tim Foli, R OBP: 0.302, SLG: 0.368			0-0 1-3 E		0-0 CS		0-0 F3		4	2	3	1	0	0	0										
Bob Boone, R OBP: 0.340, SLG: 0.347			0-0 1-3		0-0 F8		0-0 F7	0-0 F8	4	0	0	0	0	0	3										
<b>Inning Stats</b>	R: 2 E: 0 K: 0 S: 5	H: 2 LOB: 0 BB: 0 P: 5	R: 2 E: 1 K: 1 S: 8	H: 2 LOB: 1 BB: 0 P: 8	R: 0 E: 0 K: 0 S: 4	H: 1 LOB: 0 BB: 0 P: 4	R: 0 E: 0 K: 0 S: 3	H: 1 LOB: 0 BB: 0 P: 3	R: 0 E: 0 K: 1 S: 6	H: 1 LOB: 1 BB: 0 P: 6	R: 1 E: 0 K: 0 S: 5	H: 2 LOB: 1 BB: 0 P: 5	R: 0 E: 0 K: 2 S: 7	H: 0 LOB: 1 BB: 1 P: 11	R: 1 E: 0 K: 0 S: 5	H: 2 LOB: 2 BB: 1 P: 9		1B: 7 2B: 3 3B: 0 HR: 1	SF: 0 SAC: 0 DP: 0 HBP: 0	WP: 0 PB: 0 SB: 0 CS: 1	PA: 41				
<b>PITCHER</b>	IP	WLS	BF	H	R	ER	SO	BB	IBB	HBP	BLK	WP	HR	S	P	ERA	WHIP								
Richard Dotson, R ERA: 4.68	6.2	W	28	8	5	4	2	0	0	0	0	0	0	6	10	0.00	2.000								
Jerry Koosman, L ERA: 4.22	1.0		5	1	0	0	1	1	0	0	0	0	0	6	10	0.00	2.000								
Salome Barojas, R ERA: 2.64	1.0		6	2	1	1	1	1	0	0	0	0	0	7	11	9.00	3.000								
Kevin Hickey, L ERA: 2.93	0.1	S	1	0	0	0	0	0	0	0	0	0	0	1	1	0.00	0.000								



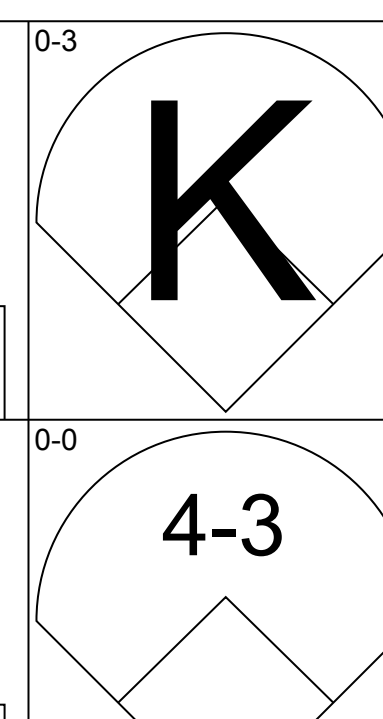
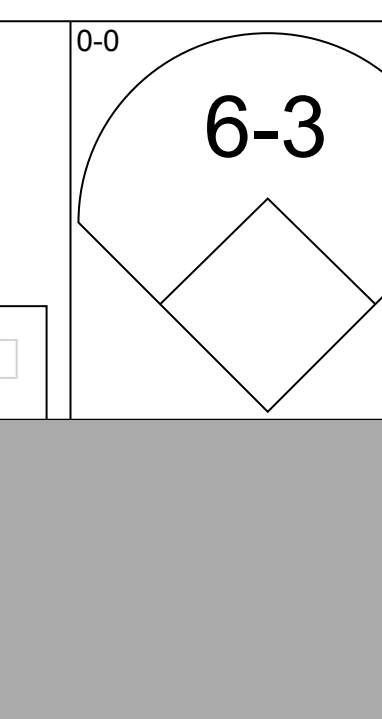
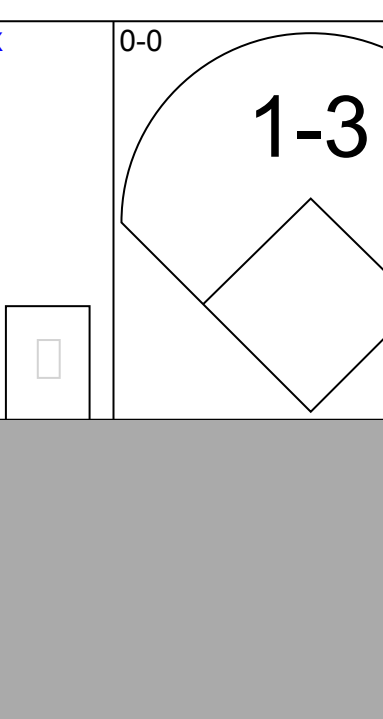
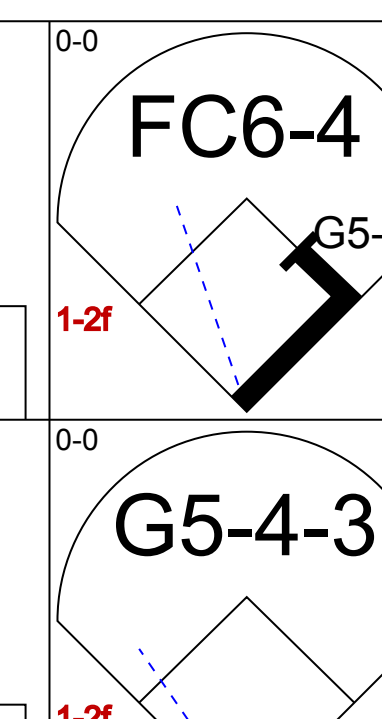
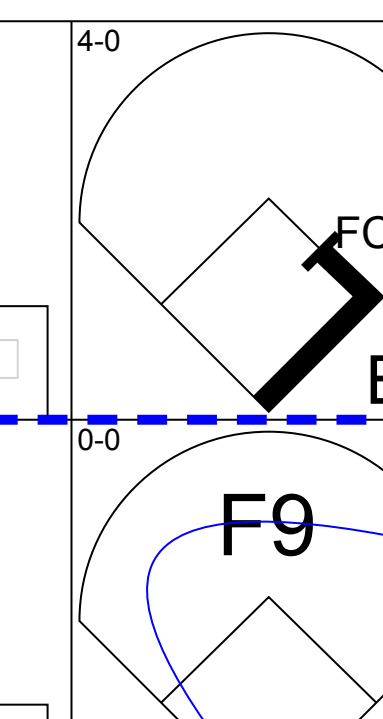
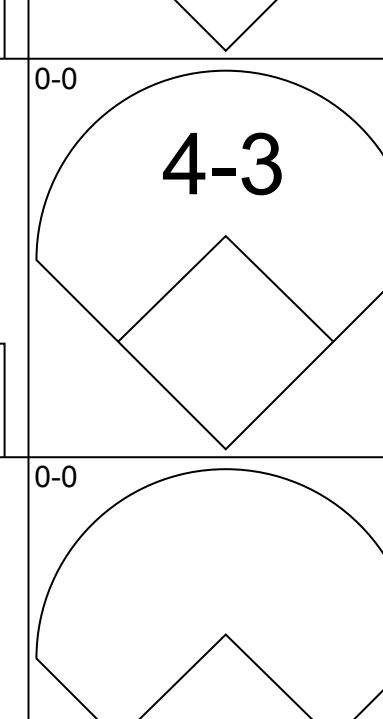
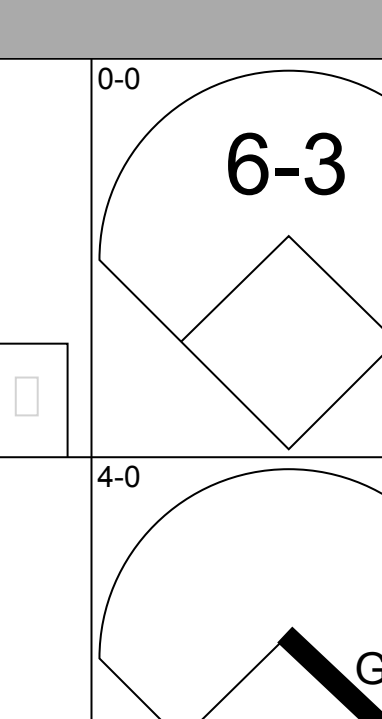
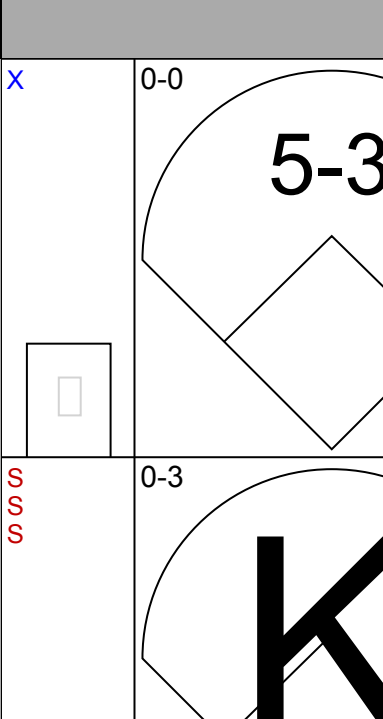
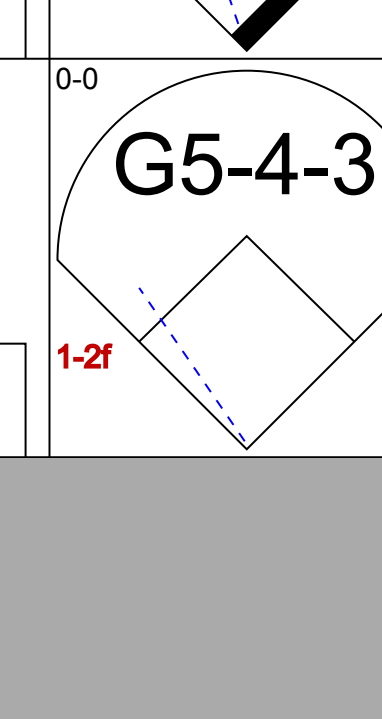
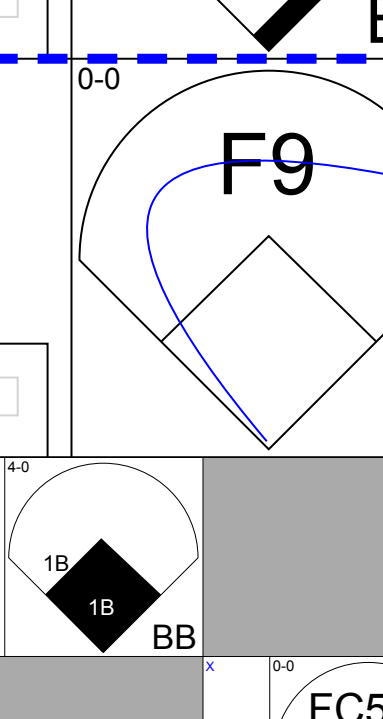
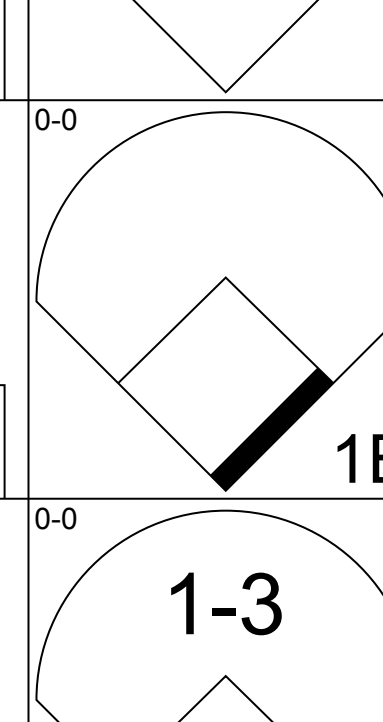
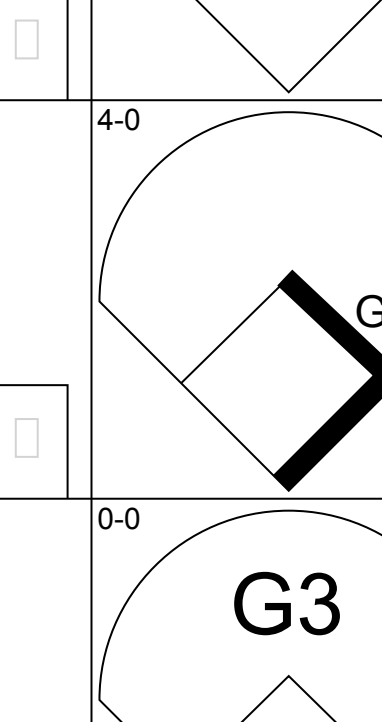
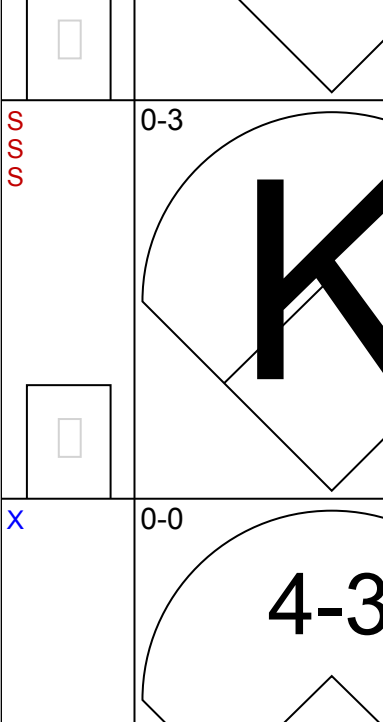
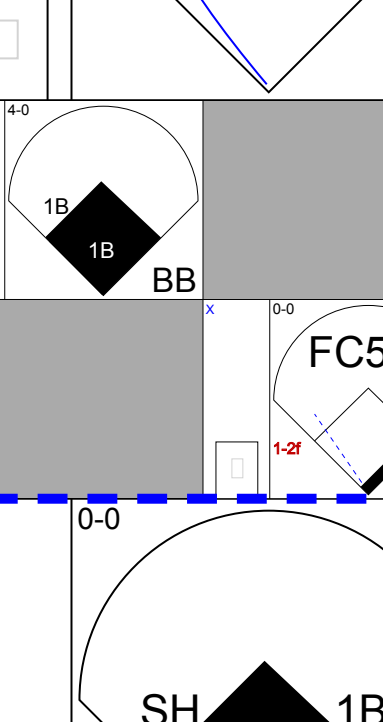
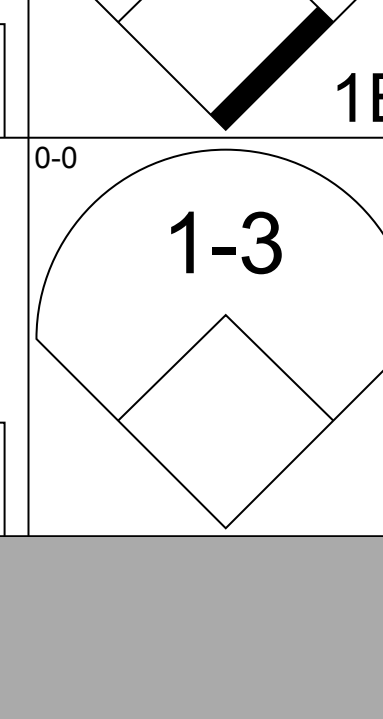
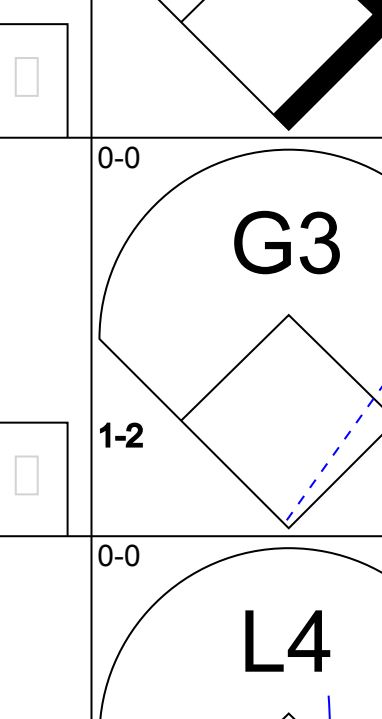
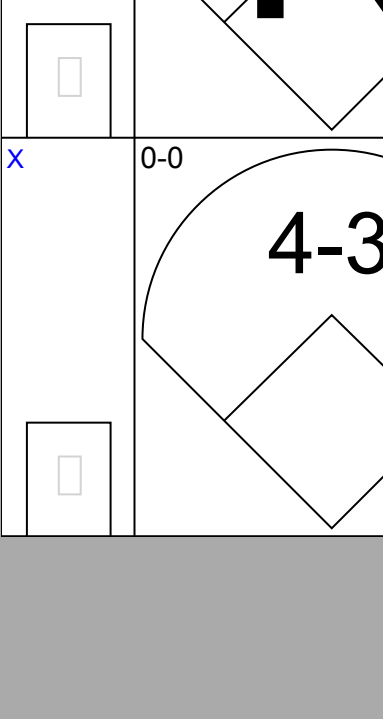
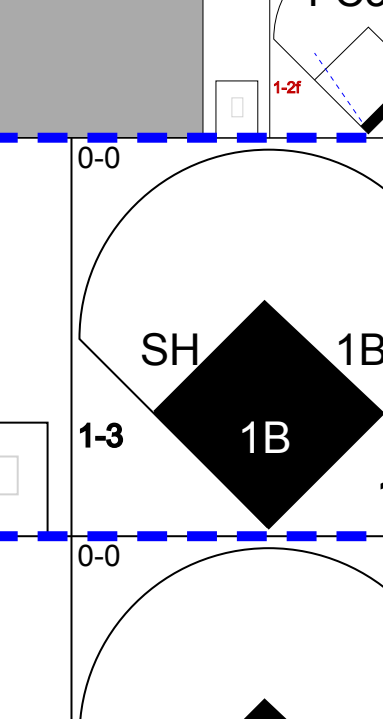
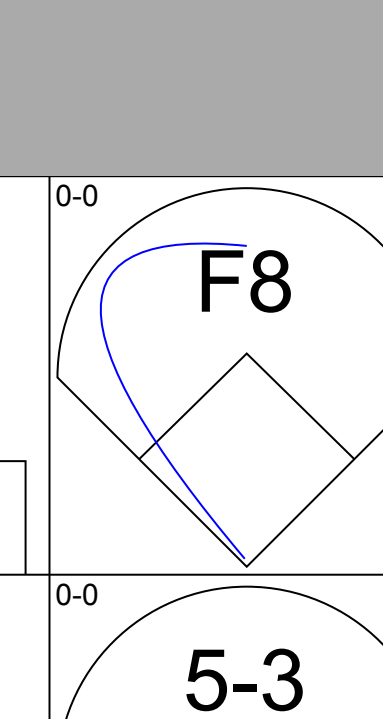
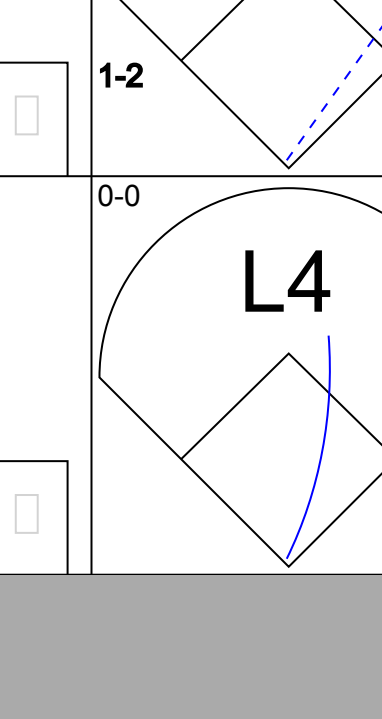
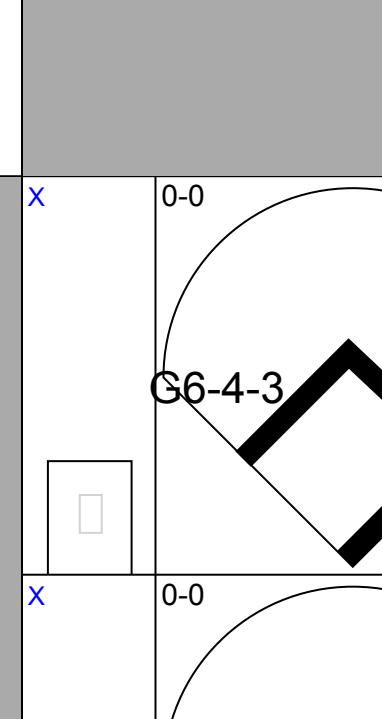

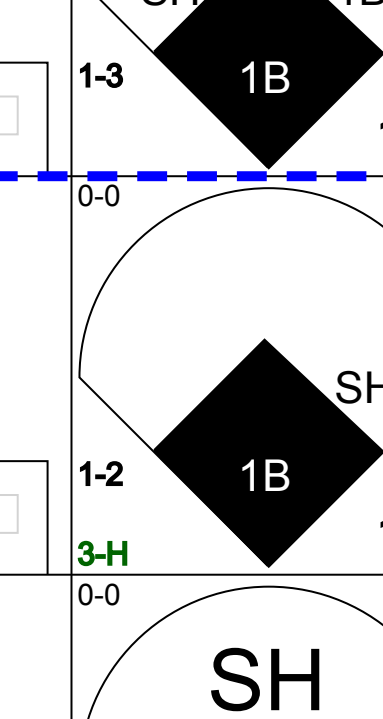
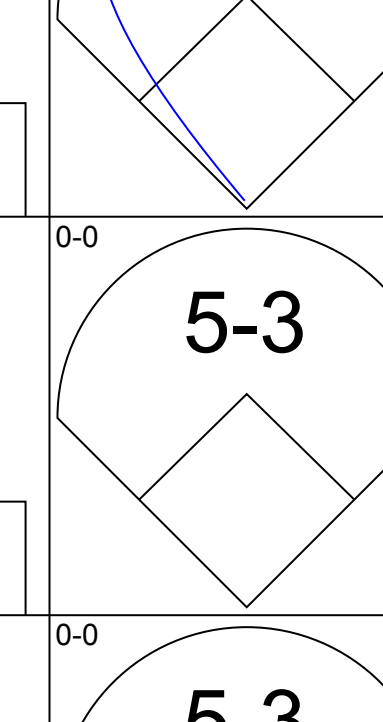
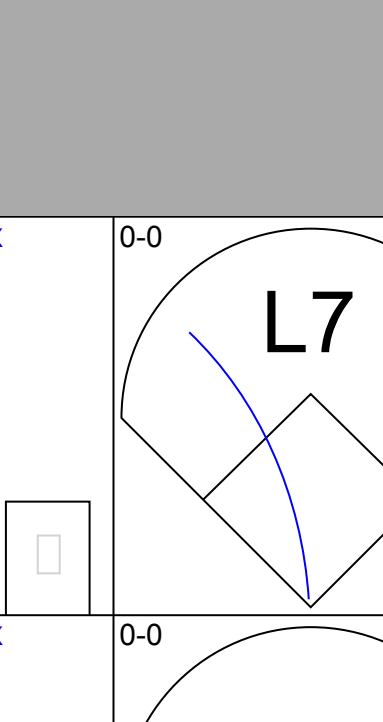
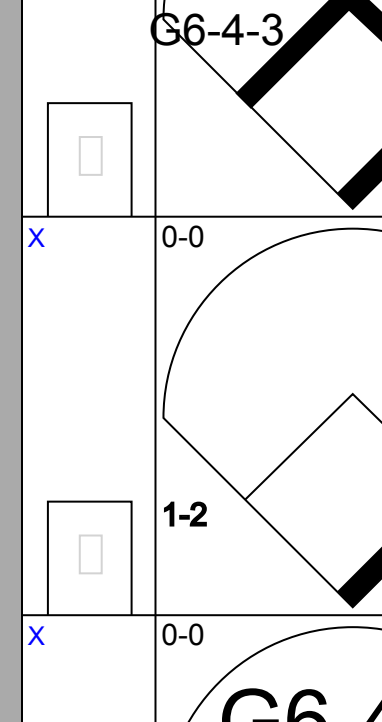

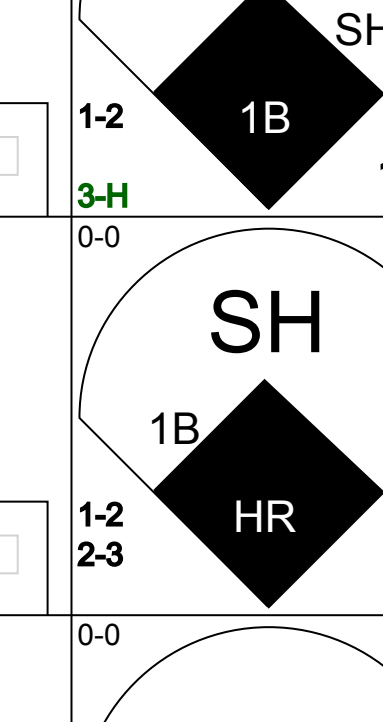
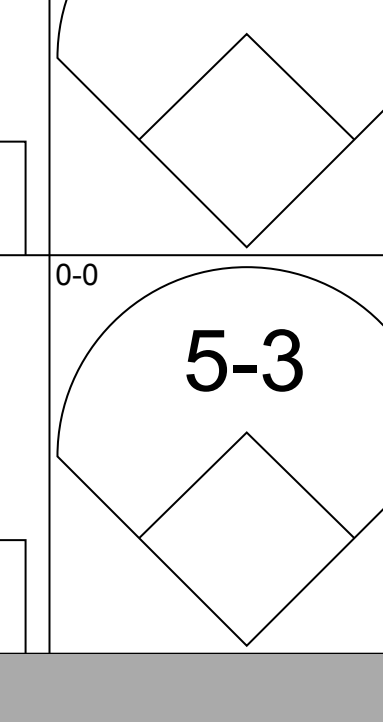
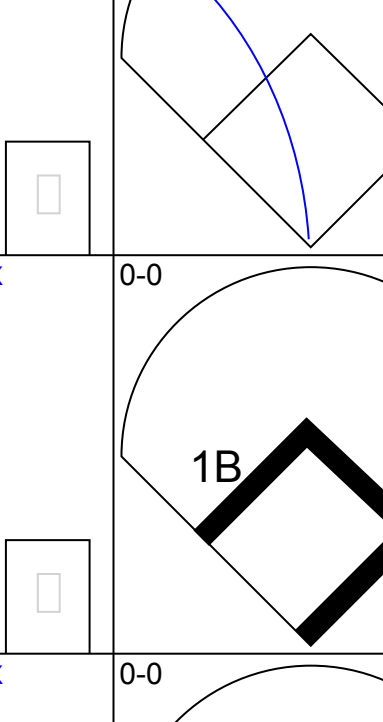
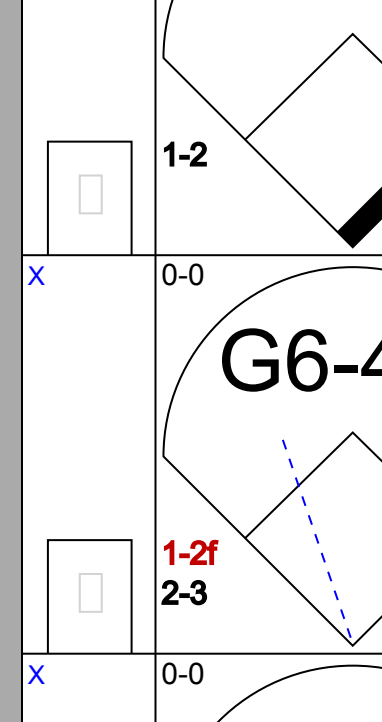

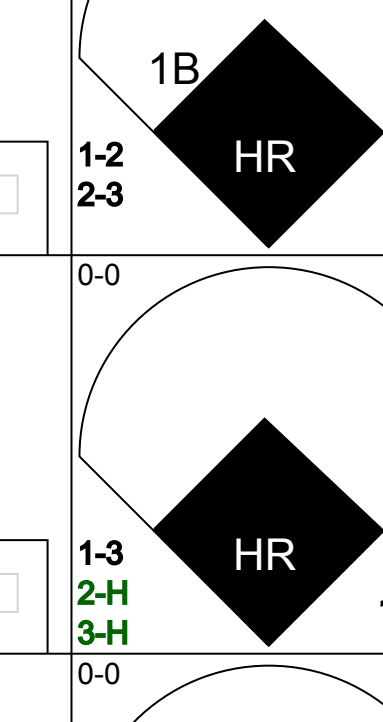

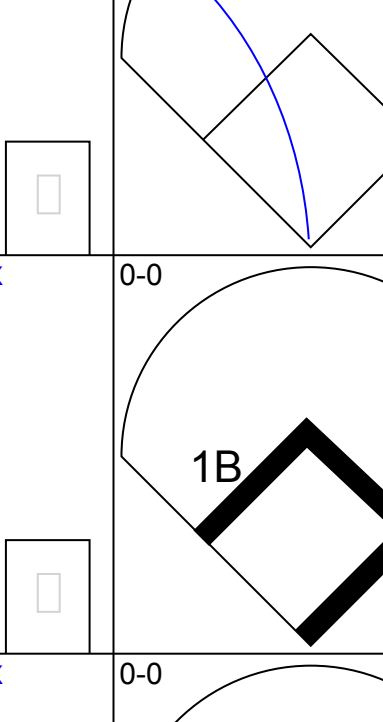
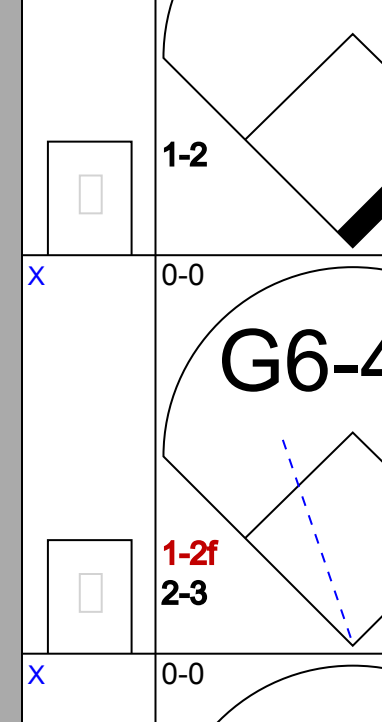
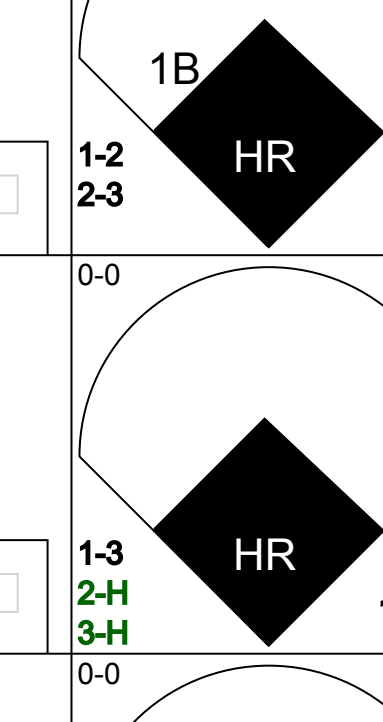
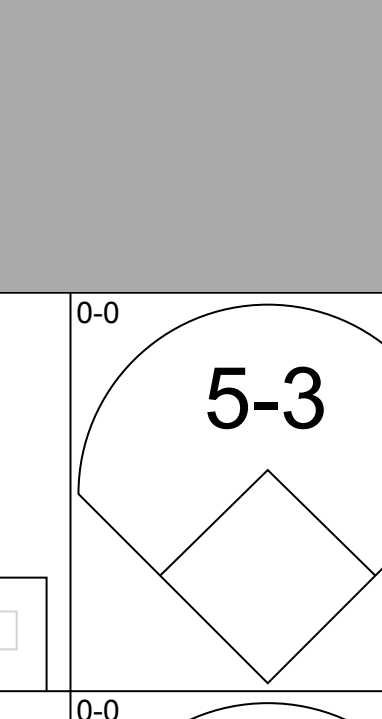
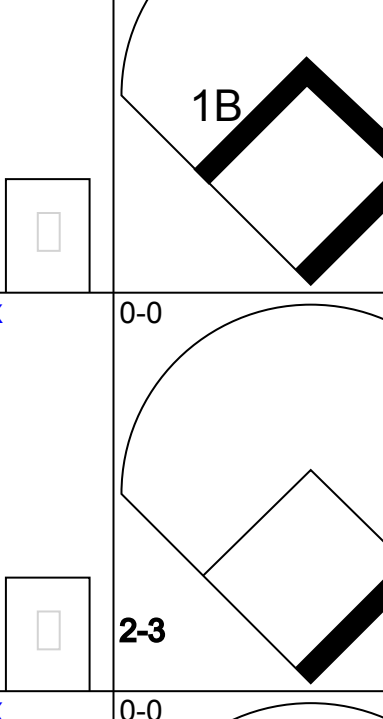

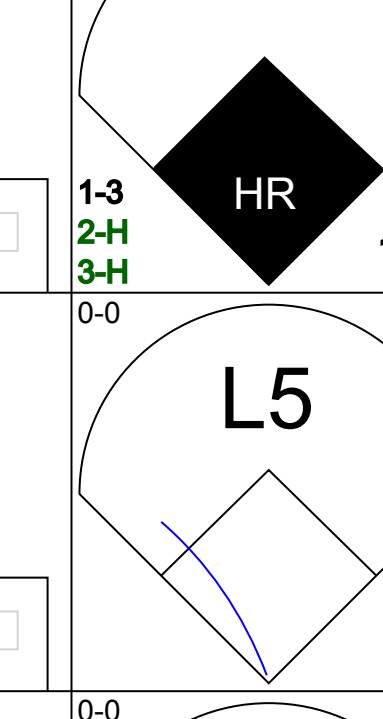
Batter	1	2	3	4	5	6	7	8	9	AB	R	H	RBI	BB	SO	LOB	TOP
Ron LeFlore, R (1, 8) OBP: 0.344, SLG: 0.405										4	0	0	0	0	1	1	<b>Chicago White Sox @ California Angels</b> Anaheim Stadium, Anaheim, CA Sun Jun 20 1982, 6:33 AM EDT Att. 49,567 - Overcast - 65 F
Tony Bernazard, S (1, 4) OBP: 0.330, SLG: 0.356										4	1	2	0	0	0	1	
Steve Kemp, L (1, 7) OBP: 0.372, SLG: 0.409										4	0	1	0	0	2	2	
Greg Luzinski, R (1, 10) OBP: 0.371, SLG: 0.472										4	0	1	1	0	1	1	
Tom Paciorek, R (1, 3) OBP: 0.347, SLG: 0.441										4	0	0	0	0	2	1	
Harold Baines, L (1, 9) OBP: 0.302, SLG: 0.399										4	0	2	0	0	0	0	
Carlton Fisk, R (1, 2) OBP: 0.345, SLG: 0.381										3	0	2	0	1	1	1	
Vance Law, R (1, 5) OBP: 0.366, SLG: 0.324										3	0	0	0	0	0	3	
Jerry Hairston, S (9, PH) OBP: 0.166, SLG: 0.400										1	0	0	0	0	0	1	
Bill Almon, R (1, 6) OBP: 0.344, SLG: 0.404										3	0	1	0	0	0	1	
<b>Inning Stats</b>	R: 1 E: 0 K: 3 S: 11	H: 2 LOB: 1 BB: 0 P: 11	R: 0 E: 0 K: 0 S: 4	H: 1 LOB: 1 BB: 0 P: 4	R: 0 E: 0 K: 1 S: 6	H: 2 LOB: 1 BB: 0 P: 6	R: 0 E: 0 K: 2 S: 8	H: 1 LOB: 1 BB: 0 P: 8	R: 0 E: 0 K: 1 S: 5	H: 0 LOB: 0 BB: 1 P: 5	R: 0 E: 0 K: 0 S: 2	H: 0 LOB: 0 BB: 1 P: 6	1B: 7 2B: 3 3B: 0 HR: 0	SF: 0 SAC: 0 DP: 2 HBP: 0	WP: 0 PB: 0 SB: 0 CS: 0	PA: 35	
<b>PITCHER</b> Mike Witt, R (1, 1) ERA: 2.75	IP: 9.0 WLS: W BF: 35 H: 9 R: 1 ER: 1 SO: 7 BB: 1 IBB: 0 HBP: 0 BLK: 0 WP: 0 HR: 0 S: 48 P: 52 ERA: 1.00 WHIP: 1.111																

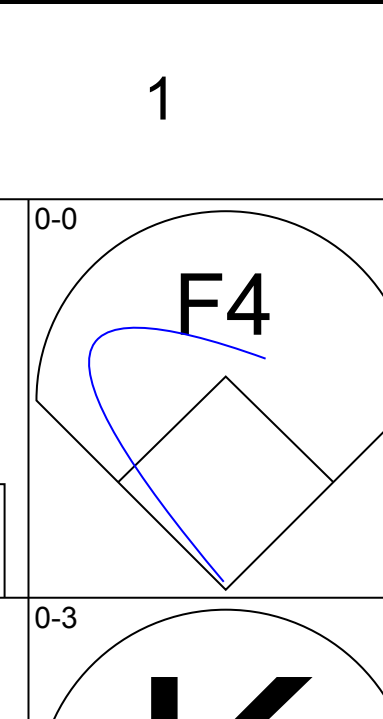
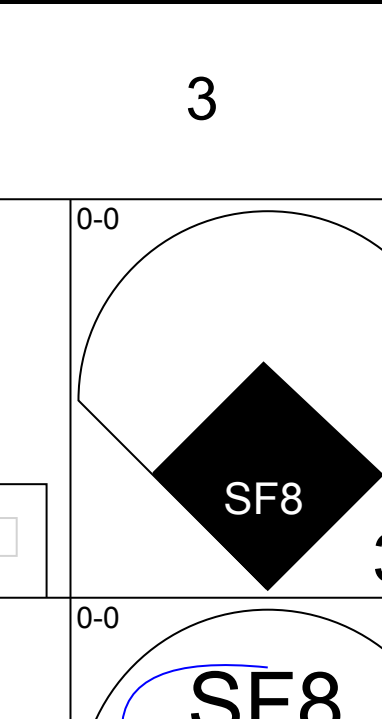
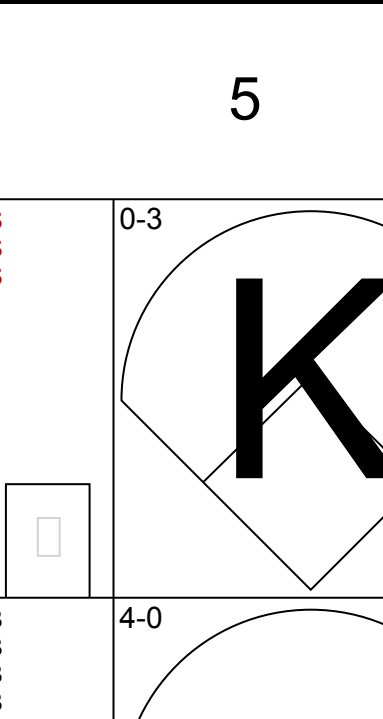
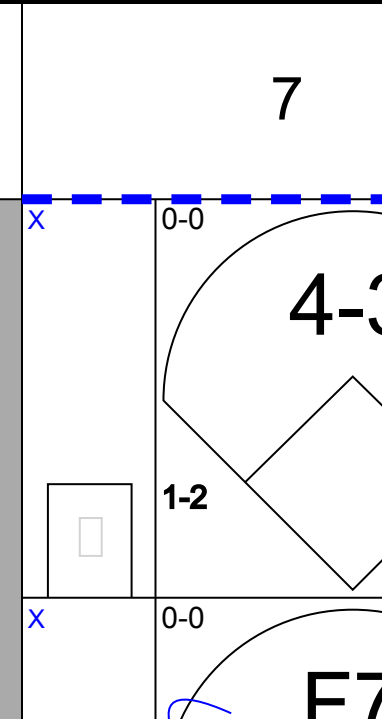
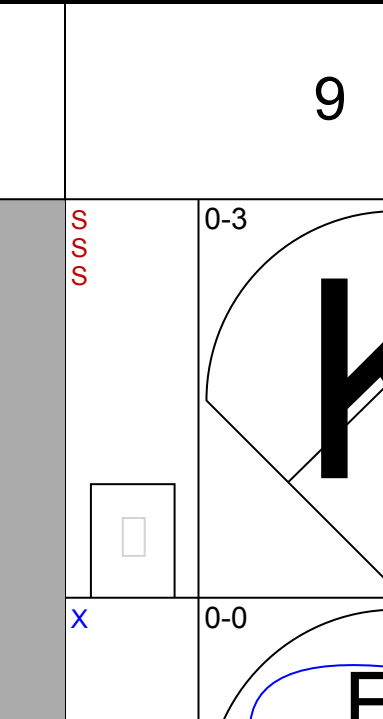
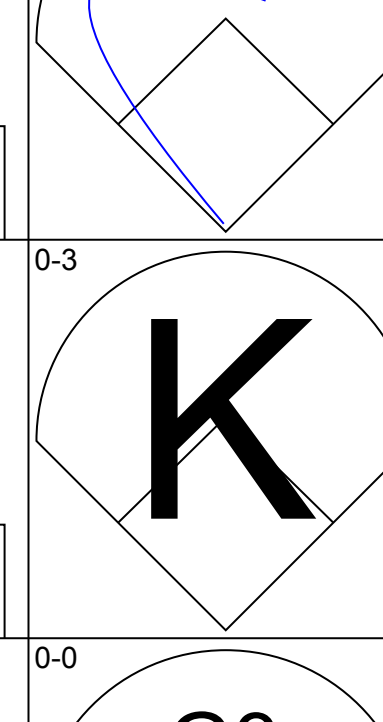
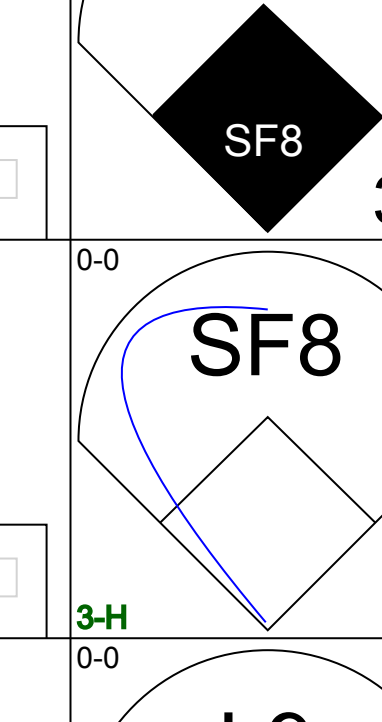
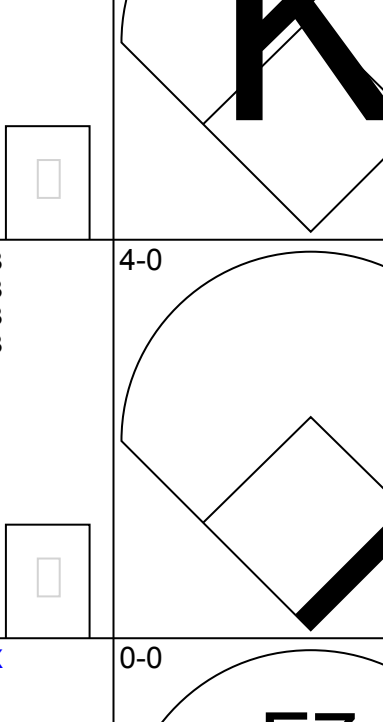
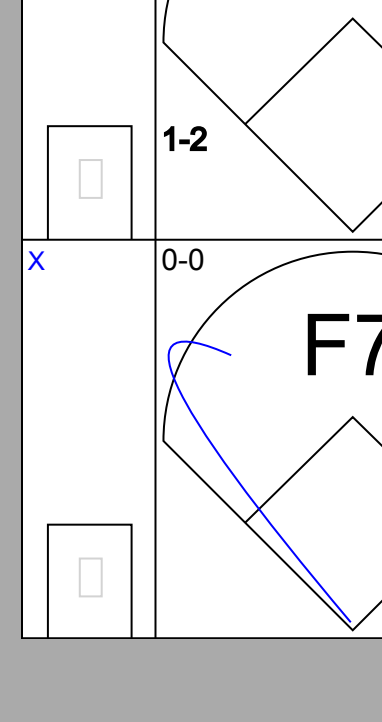
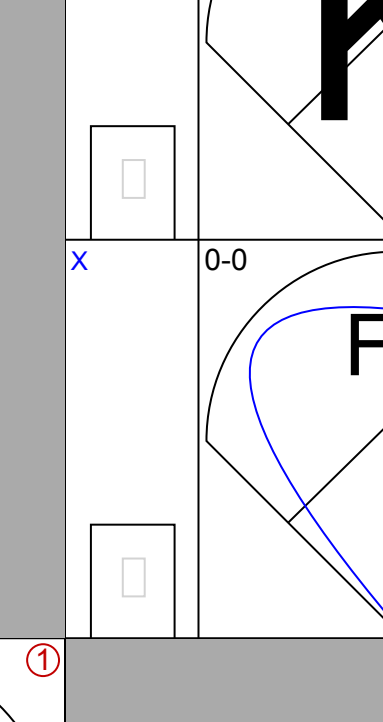
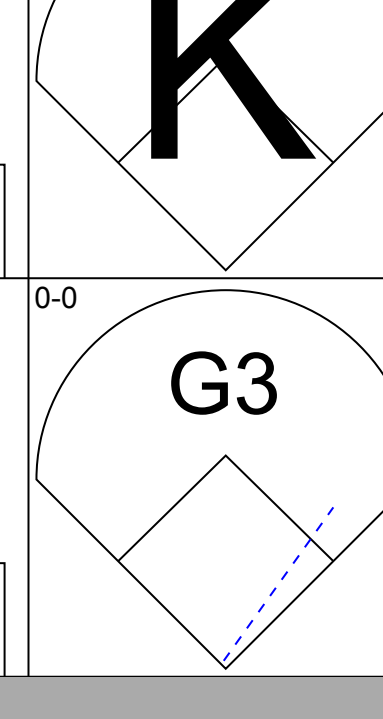
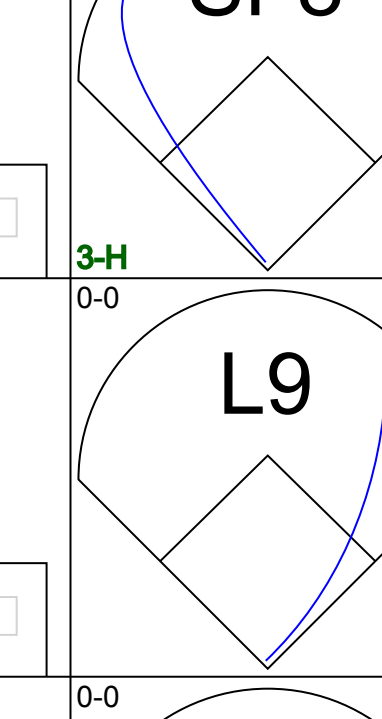
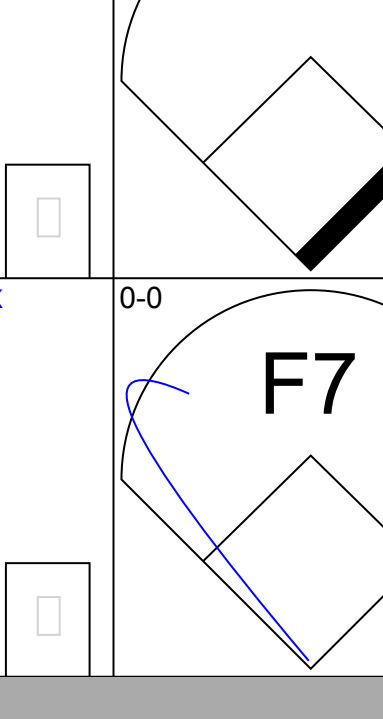
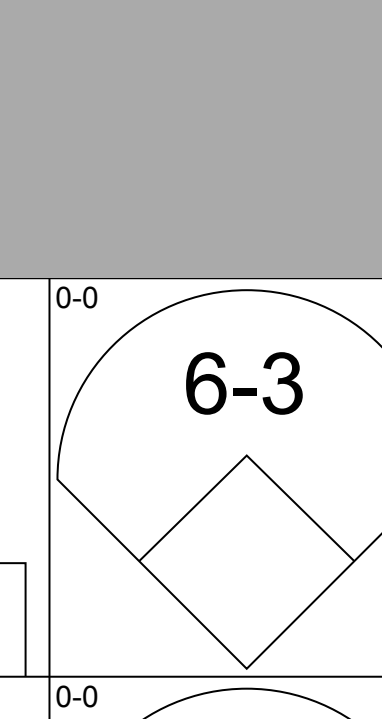
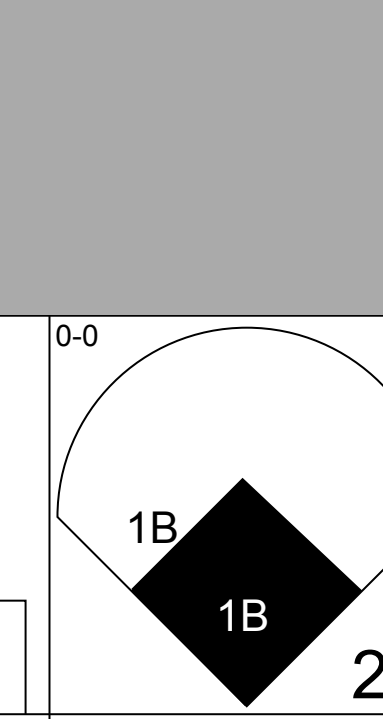
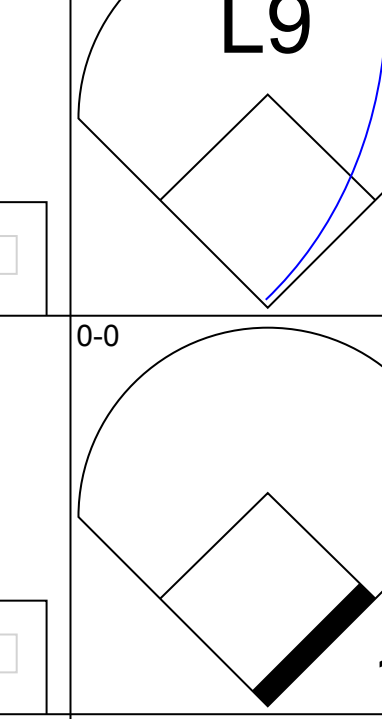
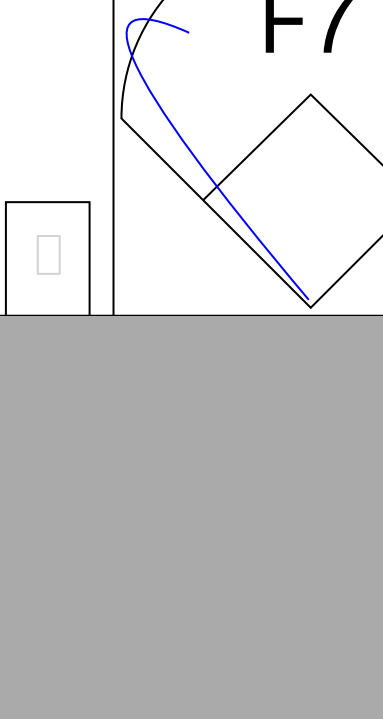

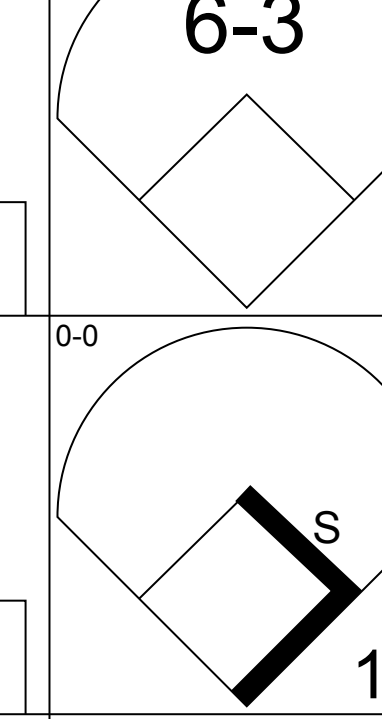
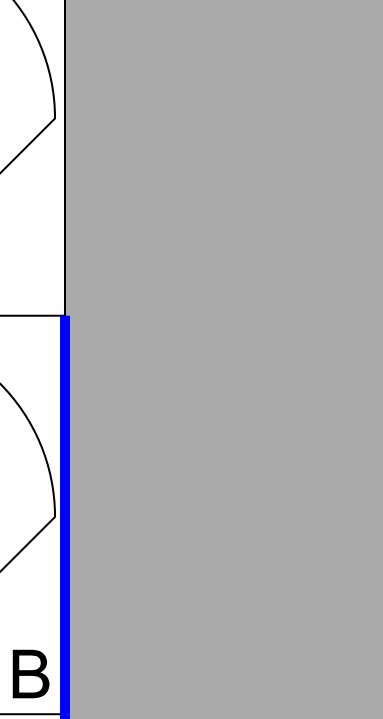
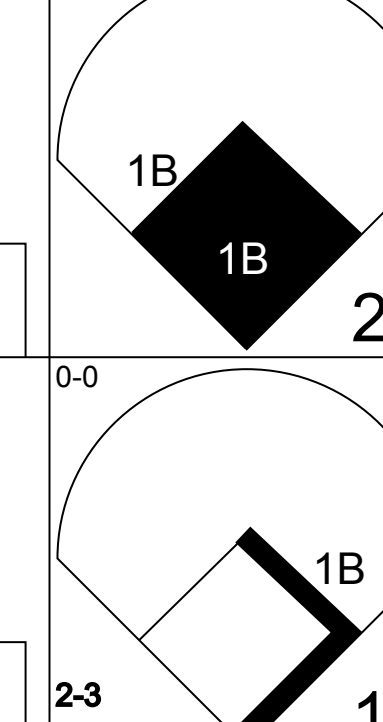
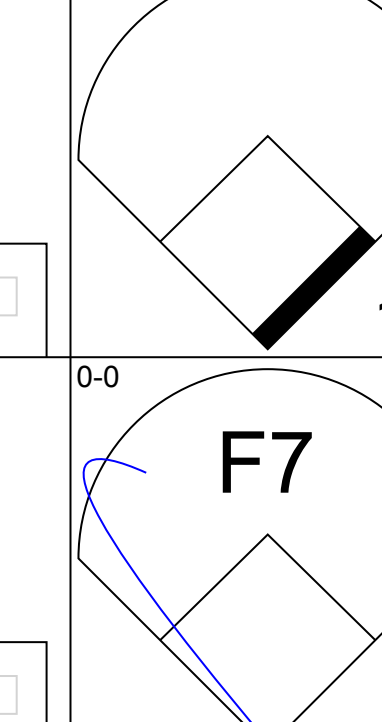


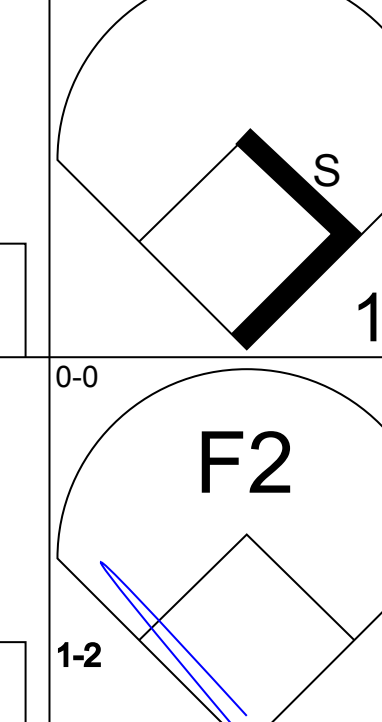
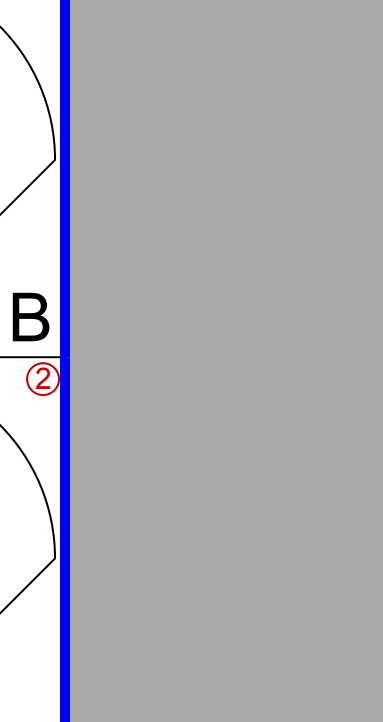
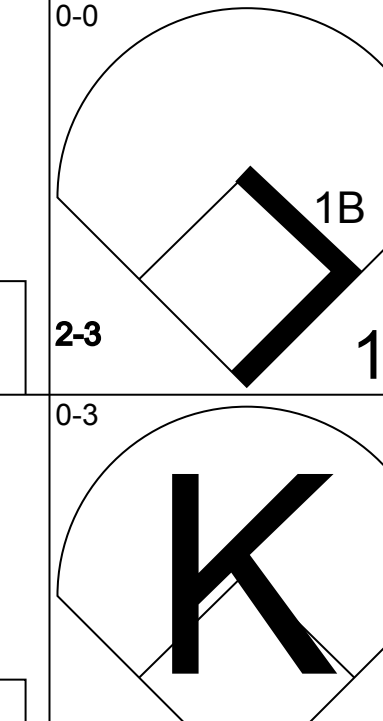
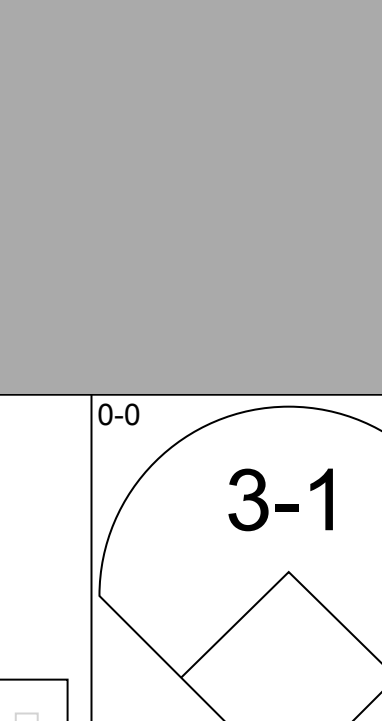

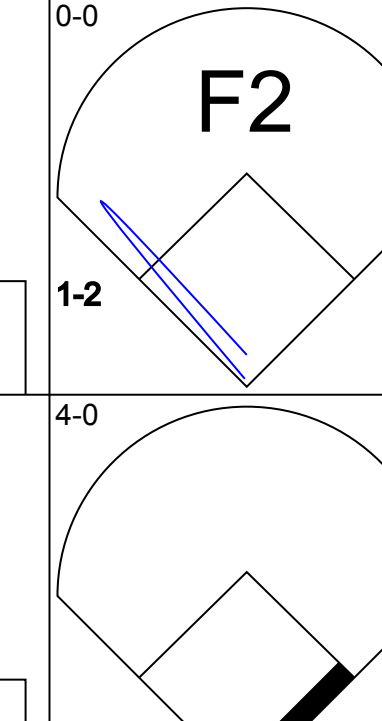
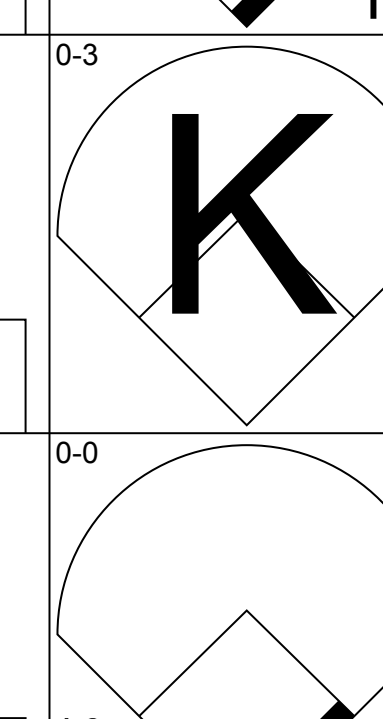
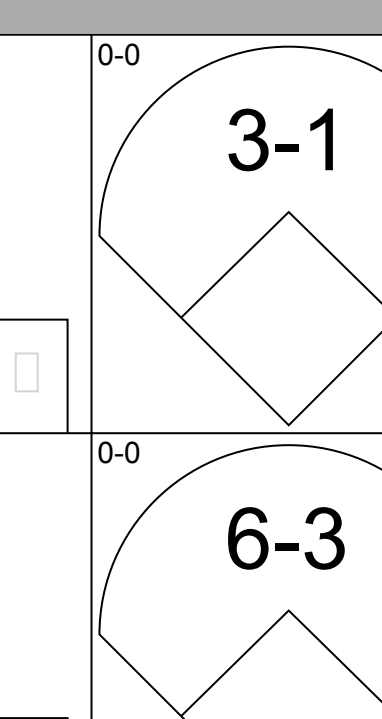


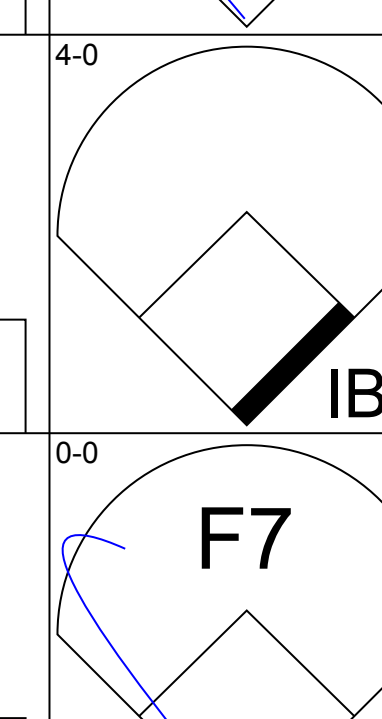
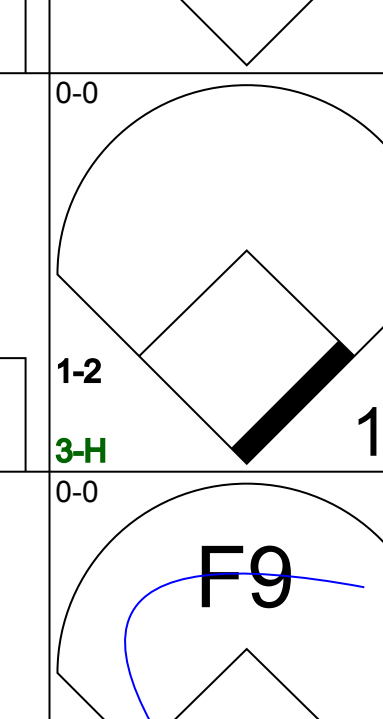
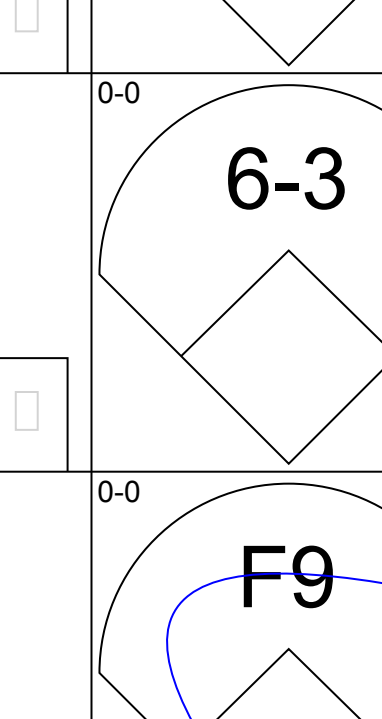

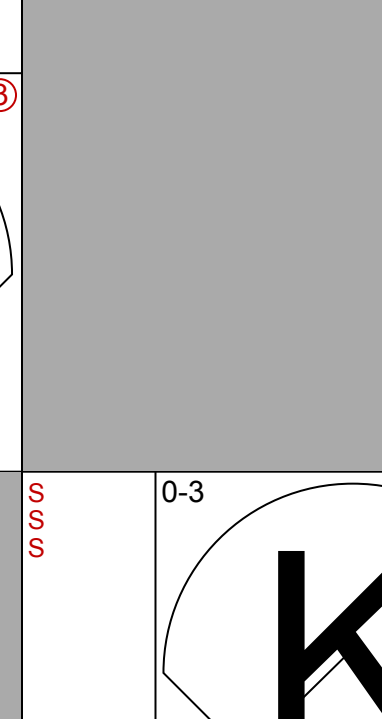
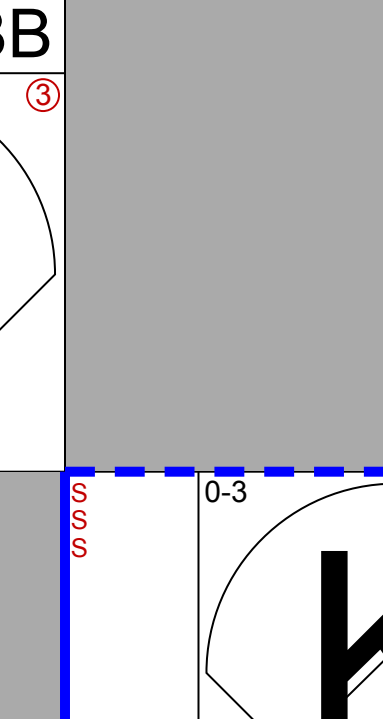
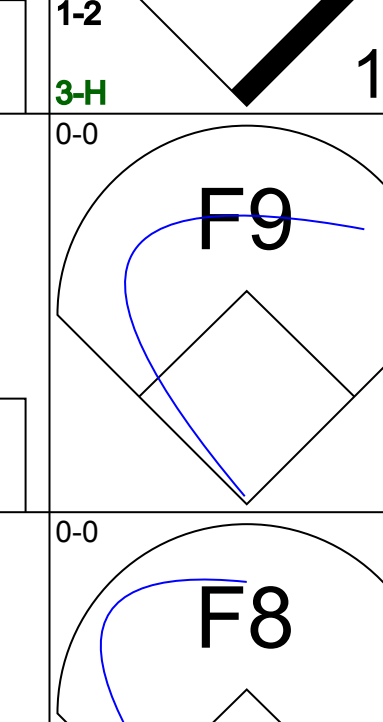
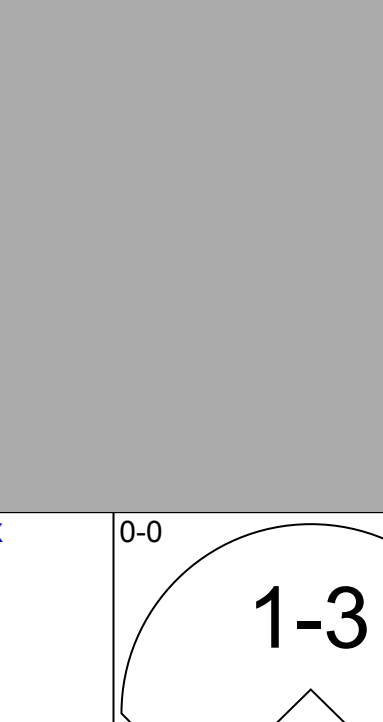
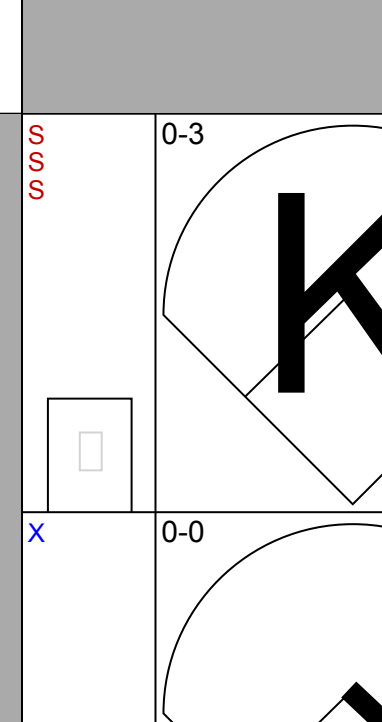

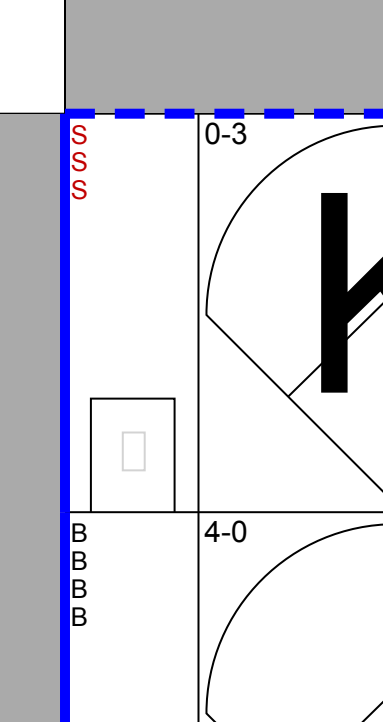
Batter	1	2	3	4	5	6	7	8	9	AB	R	H	RBI	BB	SO	LOB	BOTTOM			
Brian Downing, R (1, 7) OBP: 0.332, SLG: 0.457										4	0	0	0	0	0	0	<b>Chicago White Sox @ California Angels</b> Anaheim Stadium, Anaheim, CA Sun Jun 20 1982, 6:33 AM EDT Att. 49,567 - Overcast - 65 F			
Juan Beniquez, R (9, 7) OBP: 0.338, SLG: 0.324										0	0	0	0	0	0	0				
Rod Carew, L (1, 3) OBP: 0.422, SLG: 0.394										4	0	1	0	0	1	0				
Fred Lynn, L (1, 8) OBP: 0.359, SLG: 0.421										4	0	0	0	0	1	1				
Reggie Jackson, L (1, 9) OBP: 0.354, SLG: 0.451										4	2	4	1	0	0	0				
Bobby Clark, R (8, PR) OBP: 0.225, SLG: 0.300										0	0	0	0	0	0	0				
Doug DeCinces, R (1, 5) OBP: 0.312, SLG: 0.424										4	1	1	0	0	1	1				
Bobby Grich, R (1, 4) OBP: 0.378, SLG: 0.465										2	0	1	0	0	0	0				
Don Baylor, R (1, 10) OBP: 0.288, SLG: 0.402										2	0	0	1	0	2	2				
Tim Foli, R (1, 6) OBP: 0.302, SLG: 0.367										3	0	1	0	0	1	2				
Joe Ferguson, R (1, 2) OBP: 0.226, SLG: 0.200										3	0	0	0	0	0	2				
<b>Inning Stats</b>	R: 0 E: 0 K: 1 S: 5	H: 0 LOB: 0 BB: 0 P: 5	R: 0 E: 0 K: 2 S: 9	H: 2 LOB: 2 BB: 0 P: 9	R: 0 E: 0 K: 0 S: 4	H: 1 LOB: 1 BB: 0 P: 4	R: 2 E: 1 K: 0 S: 6	H: 3 LOB: 1 BB: 0 P: 6	R: 0 E: 0 K: 0 S: 3	H: 0 LOB: 0 BB: 0 P: 3	R: 1 E: 0 K: 2 S: 8	H: 1 LOB: 0 BB: 0 P: 8	R: 0 E: 0 K: 0 S: 3	H: 0 LOB: 0 BB: 0 P: 3	R: 0 E: 0 K: 1 S: 6	H: 1 LOB: 1 BB: 0 P: 6		1B: 7 2B: 0 3B: 0 HR: 1	SF: 1 SAC: 1 DP: 1 HBP: 0	WP: 0 PB: 0 SB: 1 CS: 0
<b>PITCHER</b> LaMarr Hoyt, R (1, 1) ERA: 2.27	IP: 7.0 WLS: L BF: 28 H: 7 R: 3 ER: 2 SO: 5 BB: 0 IBB: 0 HBP: 0 BLK: 0 WP: 0 HR: 1 S: 38 P: 38 ERA: 2.57 WHIP: 1.000																			
Kevin Hickey, L (8, 1) ERA: 2.97	0.2	3	1	0	0	1	0	0	0	0	0	5	5	0.00	1.500					
Eddie Solomon, R (8, 1) ERA: 6.7	0.1	1	0	0	0	0	0	0	0	0	0	1	1	0.00	0.000					



Batter	1	2	3	4	5	6	7	8	9	AB	R	H	RBI	BB	SO	LOB	TOP										
Ron Washington, R OBP: 0.315, SLG: 0.405	1-3		F9	5-3			FC1-5 1B		4-3	5	0	1	0	0	0	0	<b>Minnesota Twins @ Chicago White Sox</b> Comiskey Park, Chicago, IL Tue Jun 22 1982, 8:05 PM EDT Att: 22,934 - Unknown - 54 F										
Dave Enloe, R OBP: 0.281, SLG: 0.363 Randy Johnson, L OBP: 0.352, SLG: 0.500	5-3		4-3		5-3		FC1-5 FC5 1B		G3	4	0	0	0	0	0	2											
Tom Brunansky, R OBP: 0.377, SLG: 0.557			1B WP BB		FC1-6 1B		F3		6-3	3	0	1	0	2	0												
Kent Hrbek, L OBP: 0.397, SLG: 0.626	F6				FC1-6 1B					4	0	2	0	0	0	2											
Gary Ward, R OBP: 0.276, SLG: 0.378		1B 1B		1B HR HBP	1-3		FC5			3	2	1	0	0	0	4											
John Castino, R OBP: 0.258, SLG: 0.269		1B		F8			F9		FC2-6 1B	4	0	2	0	0	0	1											
Bobby Mitchell, L OBP: 0.301, SLG: 0.286		1B			HR 1B		G1-6-3 1B		FC2-6 1B E	4	2	3	1	0	0	1											
Gary Gaetti, R OBP: 0.267, SLG: 0.410		1B		F2			G1-6-3		E8 1B	4	0	2	0	0	0	3											
Tim Laudner, R OBP: 0.333, SLG: 0.328	F7				1-H 2-H HR		FC1-5 1B		L4	4	1	2	3	0	0	1											
<b>Inning Stats</b>	R: 0 E: 0 K: 0 S: 3	H: 0 LOB: 1 BB: 1 P: 7	R: 1 E: 0 K: 0 S: 5	H: 4 LOB: 1 BB: 0 P: 5	R: 0 E: 0 K: 0 S: 3	H: 1 LOB: 2 BB: 1 P: 7	R: 3 E: 0 K: 0 S: 5	H: 2 LOB: 0 BB: 0 P: 6	R: 0 E: 0 K: 0 S: 4	H: 1 LOB: 1 BB: 0 P: 4	R: 0 E: 0 K: 0 S: 6	H: 3 LOB: 3 BB: 0 P: 6	R: 1 E: 1 K: 0 S: 4	H: 2 LOB: 0 BB: 0 P: 4	R: 0 E: 0 K: 0 S: 3	H: 0 LOB: 0 BB: 0 P: 3		1B: 13 2B: 9 3B: 0 HR: 1	SF: 0 SAC: 0 DP: 1 HBP: 1	WP: 1 PB: 0 CS: 0	PA: 39						
<b>PITCHER</b>	IP	WLS	BF	H	R	ER	SO	BB	IBB	HBP	BLK	WP	HR	S	P	ERA	WHIP										
Steve Trout, L ERA: 4.26	6.0		27	10	4	4	0	2	0	1	0	1	1	24	33	6.00	2.000										
Chico Escarrega, R ERA: 2.94	0.2		3	1	0	0	0	0	0	0	0	0	0	3	3	0.00	1.500										
Jerry Koosman, L ERA: 4.14	1.0		5	3	1	0	0	0	0	0	0	0	0	5	5	0.00	3.000										
Eddie Solomon, R ERA: 6.52	1.1	W	4	0	0	0	0	0	0	0	0	0	0	4	4	0.00	0.000										

Batter	1	2	3	4	5	6	7	8	9	AB	R	H	RBI	BB	SO	LOB	BOTTOM										
Ron LeFlore, R OBP: 0.338, SLG: 0.409	L9			F9		4-3		HR		5	1	2	2	0	0	0	<b>Minnesota Twins @ Chicago White Sox</b> Comiskey Park, Chicago, IL Tue Jun 22 1982, 8:05 PM EDT Att: 22,934 - Unknown - 54 F										
Tony Bemazzard, S OBP: 0.335, SLG: 0.360	L4		1B S 2B		BB	1B		F7		4	1	2	0	1	0	0											
Steve Kemp, L OBP: 0.367, SLG: 0.402			2B		3-4-3		K		K	5	1	2	0	0	2	2											
Greg Luzinski, R OBP: 0.373, SLG: 0.480			2B				F4		F7	5	0	2	2	0	0	0											
Tom Paciorek, R OBP: 0.360, SLG: 0.460 Mike Squires, L OBP: 0.275, SLG: 0.243	K					1B		1B		2	1	1	0	2	1	1											
Carlton Fisk, R OBP: 0.346, SLG: 0.377						BB		1B		0	0	0	0	0	0	0											
Harold Baines, L OBP: 0.308, SLG: 0.416			4-3		F4		F8		F8	4	0	1	0	0	0	4											
Aurelio Rodriguez, R OBP: 0.240, SLG: 0.159 Jerry Hairston, S OBP: 0.206, SLG: 0.406 Vance Law, R OBP: 0.366, SLG: 0.324			FC4-6 BB 1B BB		F6		F5		S 1B 1B	3	2	1	0	1	0	5											
Bill Almon, R OBP: 0.341, SLG: 0.410										2	0	0	0	1	1	5											
<b>Inning Stats</b>	R: 1 E: 0 K: 1 S: 7	H: 2 LOB: 1 BB: 0 P: 7	R: 1 E: 0 K: 0 S: 3	H: 1 LOB: 2 BB: 2 P: 11	R: 1 E: 0 K: 1 S: 8	H: 3 LOB: 3 BB: 1 P: 12	R: 0 E: 0 K: 0 S: 3	H: 0 LOB: 1 BB: 1 P: 7	R: 0 E: 0 K: 0 S: 4	H: 1 LOB: 2 BB: 1 P: 8	R: 0 E: 0 K: 1 S: 6	H: 1 LOB: 0 BB: 0 P: 6	R: 2 E: 0 K: 1 S: 8	H: 3 LOB: 1 BB: 0 P: 8	R: 1 E: 0 K: 1 S: 6	H: 1 LOB: 0 BB: 0 P: 6		1B: 9 2B: 2 3B: 0 HR: 1	SF: 0 SAC: 0 DP: 0 HBP: 0	WP: 0 PB: 0 CS: 0	PA: 40						
<b>PITCHER</b>	IP	WLS	BF	H	R	ER	SO	BB	IBB	HBP	BLK	WP	HR	S	P	ERA	WHIP										
Frank Viola, L ERA: 5.09	1.1		14	6	3	3	1	2	0	0	0	0	0	20	28	2.08	1.154										
John Pacella, R ERA: 4.46	3.1		18	3	1	1	2	2	0	0	0	0	0	12	12	10.80	1.800										
Terry Felton, R ERA: 4.32	7.1	L	8	3	2	2	2	0	0	0	0	0	1	12	12	10.80	1.800										

Batter	1	2	3	4	5	6	7	8	9	AB	R	H	RBI	BB	SO	LOB	TOP										
<b>Bobby Mitchell, L</b> OBP: 0.298, SLG: 0.276 (1, 8)										4	0	0	0	1	1	3	<b>Minnesota Twins @ Chicago White Sox</b> Comiskey Park, Chicago, IL Wed Jun 23 1982, 8:05 PM EDT Att: 21,309 - Unknown - 62 F										
<b>Ron Washington, R</b> OBP: 0.308, SLG: 0.395 (1, 6)										5	0	0	0	0	0	2											
<b>Tom Brunansky, R</b> OBP: 0.384, SLG: 0.552 (1, 9)										3	1	1	0	2	1	1											
<b>Kent Hrbek, L</b> OBP: 0.394, SLG: 0.619 (1, 3)										4	1	1	0	0	0	2											
<b>Randy Johnson, L</b> OBP: 0.352, SLG: 0.496 <b>Jesus Vega, R</b> OBP: 0.288, SLG: 0.381 (9, PH)										3	0	1	0	0	0	1											
<b>Gary Ward, R</b> OBP: 0.276, SLG: 0.377 (1, 7)										3	1	1	0	0	0	0											
<b>Gary Gaetti, R</b> OBP: 0.271, SLG: 0.417 (1, 5)										4	1	2	2	0	0	2											
<b>John Castino, R</b> OBP: 0.258, SLG: 0.288 (1, 4)										4	0	1	0	0	0	3											
<b>Tim Laudner, R</b> OBP: 0.341, SLG: 0.380 (1, 2)										4	1	2	3	0	0	2											
<b>Inning Stats</b>	R: 0 E: 0 K: 1 S: 6	H: 1 LOB: 1 BB: 0 P: 6	R: 0 E: 0 K: 0 S: 3	H: 0 LOB: 0 BB: 0 P: 3	R: 0 E: 0 K: 0 S: 3	H: 0 LOB: 1 BB: 1 P: 7	R: 0 E: 0 K: 0 S: 5	H: 2 LOB: 2 BB: 0 P: 5	R: 0 E: 0 K: 1 S: 4	H: 2 LOB: 1 BB: 0 P: 4	R: 0 E: 0 K: 0 S: 3	H: 1 LOB: 0 BB: 0 P: 3	R: 6 E: 0 K: 0 S: 8	H: 4 LOB: 1 BB: 2 P: 16	1B: 8 2B: 1 3B: 0 HR: 1	SF: 0 SAC: 1 DP: 2 HBP: 0		WP: 0 PA: 39 PB: 0 SB: 0 CS: 0									
<b>PITCHER</b>	IP	WLS	BF	H	R	ER	SO	BB	IBB	HBP	BLK	WP	HR	S	P	ERA	WHIP										
<b>Dennis Lamp, R</b> ERA: 4.19 (1, 1)	8.0		30	6	1	0	2	2	0	0	0	0	0	32	40	1.12	1.000										
<b>Kevin Hickey, L</b> ERA: 3.16 (9, 1)	0.0	1	1	0	0	0	0	0	0	0	0	0	0	1	1	∞	∞										
<b>Salome Barojas, R</b> ERA: 3.38 (9, 1)	0.1	L	6	3	5	5	0	1	0	0	0	0	1	5	9	135.00	12.000										
<b>Chico Escarrega, R</b> ERA: 2.77 (9, 1)	0.2		2	0	0	0	0	0	0	0	0	0	0	2	2	0.00	0.000										

Batter	1	2	3	4	5	6	7	8	9	AB	R	H	RBI	BB	SO	LOB	BOTTOM										
<b>Ron LeFlore, R</b> OBP: 0.336, SLG: 0.413 (1, 8)										5	1	1	0	0	2	2	<b>Minnesota Twins @ Chicago White Sox</b> Comiskey Park, Chicago, IL Wed Jun 23 1982, 8:05 PM EDT Att: 21,309 - Unknown - 62 F										
<b>Tony Bemazzard, S</b> OBP: 0.337, SLG: 0.356 (1, 4)										3	0	0	1	1	1	2											
<b>Steve Kemp, L</b> OBP: 0.382, SLG: 0.396 (1, 7)										4	0	0	0	0	0	1											
<b>Greg Luzinski, R</b> OBP: 0.382, SLG: 0.496 <b>Rudy Law, L</b> OBP: 0.326, SLG: 0.386 (8, PR)										4	2	4	0	0	0	0											
<b>Tom Paciorek, R</b> OBP: 0.359, SLG: 0.457 <b>Mike Squires, L</b> OBP: 0.275, SLG: 0.243 (9, 3)										4	0	1	0	0	0	3											
<b>Harold Baines, L</b> OBP: 0.307, SLG: 0.413 (1, 9)										2	0	0	1	1	1	2											
<b>Carlton Fisk, R</b> OBP: 0.344, SLG: 0.374 (1, 2)										4	0	1	1	0	0	2											
<b>Aurelio Rodriguez, R</b> OBP: 0.226, SLG: 0.149 <b>Jerry Hairston, S</b> OBP: 0.200, SLG: 0.394 (9, PH)										3	0	0	0	0	1	2											
<b>Vance Law, R</b> OBP: 0.366, SLG: 0.324 <b>Mary Foley, L</b> OBP: 0.500, SLG: 0.273 (9, PH)										3	0	1	0	0	0	2											
<b>Inning Stats</b>	R: 0 E: 0 K: 1 S: 5	H: 0 LOB: 0 BB: 0 P: 5	R: 1 E: 0 K: 1 S: 8	H: 3 LOB: 2 BB: 0 P: 8	R: 1 E: 0 K: 0 S: 5	H: 2 LOB: 1 BB: 0 P: 5	R: 0 E: 0 K: 0 S: 3	H: 0 LOB: 0 BB: 0 P: 3	R: 0 E: 0 K: 1 S: 4	H: 1 LOB: 1 BB: 0 P: 4	R: 0 E: 0 K: 0 S: 6	H: 1 LOB: 1 BB: 0 P: 6	R: 0 E: 0 K: 0 S: 4	H: 1 LOB: 2 BB: 1 P: 8	R: 0 E: 0 K: 2 S: 7	H: 0 LOB: 1 BB: 1 P: 11		1B: 5 2B: 2 3B: 1 HR: 0	SF: 2 SAC: 0 DP: 0 HBP: 0	WP: 0 PA: 38 PB: 0 SB: 1 CS: 0							
<b>PITCHER</b>	IP	WLS	BF	H	R	ER	SO	BB	IBB	HBP	BLK	WP	HR	S	P	ERA	WHIP										
<b>Bobby Castillo, R</b> ERA: 4.24 (1, 1)	6.1		27	7	3	3	4	1	0	0	0	0	0	34	38	4.26	1.263										
<b>Paul Borjs, R</b> ERA: 5.19 (7, 1)	1.2	W	7	1	0	0	0	0	1	0	0	0	0	6	10	0.00	0.600										
<b>Ron Davis, R</b> ERA: 4.53 (9, 1)	1.0	S	4	0	0	0	2	1	0	0	0	0	0	7	11	0.00	1.000										



Batter	1	2	3	4	5	6	7	8	9	AB	R	H	RBI	BB	SO	LOB	TOP										
Ron LeFlore, R (1, 8) OBP: 0.333, SLG: 0.409 Rudy Law, L (7, 8) OBP: 0.333, SLG: 0.407	0-3 K		0-0 6-3	0-0 HR 2B		0-0 L9		0-0 2B 2B		4	1	1	0	0	1	1	Chicago White Sox @ Seattle Mariners The Kingdome, Seattle, WA Sat Jun 26 1982, 10:05 PM EDT Att: 30,950 - Dome										
Tony Bernazard, S (1, 4) OBP: 0.340, SLG: 0.375	0-0 HR		0-0 F8	0-3 K		0-3 K		0-0 HR 2B		5	2	2	3	0	2	2											
Steve Kemp, L (1, 7) OBP: 0.369, SLG: 0.410 Jerry Hairston, S (7, 7) OBP: 0.222, SLG: 0.500	0-0 F8		0-0 1B	0-0 HR			4-0 FC6-4 BB	0-0 HR		3	2	2	2	1	0	0											
Greg Luzinski, R (1, 10) OBP: 0.374, SLG: 0.483	0-0 F8		0-0 1B	0-0 4-1			0-0 FC6-4	0-3 K		5	1	1	1	0	1	1											
Harold Baines, L (1, 9) OBP: 0.302, SLG: 0.404		0-0 F8	0-0 HR 1B		0-3 K		0-0 L4		0-0 3-1	5	1	1	0	0	1	1											
Carlton Fisk, R (1, 2) OBP: 0.345, SLG: 0.390 Marc Hill, R (9, 2) OBP: 0.306, SLG: 0.419		0-0 E5	0-0 HR		0-0 P4		0-0 5-3		0-0 FC4-6 1B	5	1	2	3	0	0	1											
Mike Squires, L (1, 3) OBP: 0.311, SLG: 0.268		0-0 HR 1B	4-0 FC6-4 BB		0-0 6-3			0-0 2B 2B 1B	0-0 F8	4	2	2	0	1	0	1											
Vance Law, R (1, 5) OBP: 0.370, SLG: 0.405		0-0 HR	0-0 FC6-4			0-0 L9 S 1B		0-0 F8	0-0 FC4-6	5	1	2	2	0	0	3											
Bill Almon, R (1, 6) OBP: 0.332, SLG: 0.398 Aurelio Rodriguez, R (8, 5) OBP: 0.218, SLG: 0.143		0-0 F7		0-3 K		0-3 K		0-0 F9		4	0	0	0	0	2	2											
Inning Stats	R: 1 E: 0 K: 1 S: 6	H: 1 LOB: 0 BB: 0 P: 6	R: 2 E: 1 K: 0 S: 5	H: 2 LOB: 0 BB: 0 P: 5	R: 4 E: 0 K: 0 S: 7	H: 4 LOB: 1 BB: 1 P: 11	R: 2 E: 0 K: 2 S: 9	H: 2 LOB: 0 BB: 0 P: 9	R: 0 E: 0 K: 1 S: 5	H: 0 LOB: 0 BB: 0 P: 5	R: 0 E: 0 K: 0 S: 3	H: 0 LOB: 1 BB: 1 P: 7	R: 4 E: 0 K: 1 S: 9	H: 4 LOB: 0 BB: 0 P: 9	R: 0 E: 0 K: 0 S: 4	H: 1 LOB: 1 BB: 0 P: 4		1B: 7 2B: 3 3B: 0 HR: 5	SF: 0 SAC: 0 DP: 0 HBP: 0	WP: 0 PB: 0 SB: 2 CS: 1	PA: 44						
PITCHER	IP	WLS	BF	H	R	ER	SO	BB	IBB	HBP	BLK	WP	HR	S	P	ERA	WHIP										
Gaylord Perry, R (1, 1) ERA: 4.41	2.2	L	15	7	7	7	1	0	0	0	0	0	3	17	17	23.62	2.625										
Bryan Clark, L (3, 1) ERA: 1.59	4.1		18	3	2	2	5	2	0	0	0	0	1	26	34	4.15	1.154										
Larry Andersen, R (8, 1) ERA: 6.15	2.0		11	5	4	4	1	0	0	0	0	0	1	13	13	18.00	2.500										

AB	42
R	13
H	15
RBI	13
BB	2
SO	7
LOB	12




Batter	1	2	3	4	5	6	7	8	9	AB	R	H	RBI	BB	SO	LOB	BOTTOM										
Julio Cruz, S (1, 4) OBP: 0.317, SLG: 0.311 Paul Serna, R (8, 4) OBP: 0.231, SLG: 0.287	0-3 K		0-0 5-3		0-0 F7		0-0 P6		0-0 FC6-4	4	0	0	1	0	1	2	Chicago White Sox @ Seattle Mariners The Kingdome, Seattle, WA Sat Jun 26 1982, 10:05 PM EDT Att: 30,950 - Dome										
Manny Castillo, S (1, 5) OBP: 0.293, SLG: 0.323 Vance McHenry, R (9, PH)	0-0 6-3		0-0 F6		0-0 F8		0-0 2B		0-0 F7	4	0	1	0	0	0	1											
Dave Henderson, R (1, 8) OBP: 0.355, SLG: 0.588	0-3 K		0-0 L5		0-3 K		0-0 F8			4	0	0	0	0	2	3											
Al Cowens, R (1, 9) OBP: 0.342, SLG: 0.500 Joe Simpson, L (8, PH) OBP: 0.290, SLG: 0.297		4-0 BB		0-0 1B FC6-4 2B		0-0 P2		0-3 K		2	1	1	0	1	0	0											
Richie Zisk, R (1, 10) OBP: 0.340, SLG: 0.375 Jim Maler, R (8, PH) OBP: 0.291, SLG: 0.362		0-3 K		4-0 1B E BB		0-0 4-3		0-0 FC6-4 1B		2	1	0	0	1	1	1											
Gary Gray, R (1, 3) OBP: 0.383, SLG: 0.410		0-3 K		0-3 K		0-0 1B		0-0 FC6-4		4	0	1	0	0	2	4											
Bud Bulling, R (1, 2) OBP: 0.291, SLG: 0.283		0-3 K		0-0 FC6-4 1B		0-0 5-3		0-0 3-1		4	0	1	0	0	1	3											
Domingo Ramos, R (1, 6) OBP: 0.500, SLG: 0.667			0-0 2B	0-0 FC6-4		0-0 6-3		4-0 FC6-4 BB		3	1	1	1	1	0	1											
Bobby Brown, S (1, 7) OBP: 0.276, SLG: 0.292			0-0 2B	0-0 6-3		0-0 2B		0-0 L8		4	0	2	0	0	0	2											
Inning Stats	R: 0 E: 0 K: 2 S: 7	H: 0 LOB: 0 BB: 0 P: 7	R: 0 E: 0 K: 3 S: 9	H: 0 LOB: 1 BB: 1 P: 13	R: 1 E: 0 K: 0 S: 5	H: 2 LOB: 0 BB: 0 P: 5	R: 2 E: 1 K: 1 S: 7	H: 2 LOB: 1 BB: 1 P: 11	R: 0 E: 0 K: 1 S: 5	H: 0 LOB: 0 BB: 0 P: 5	R: 0 E: 0 K: 0 S: 4	H: 1 LOB: 1 BB: 0 P: 4	R: 0 E: 0 K: 0 S: 5	H: 2 LOB: 2 BB: 0 P: 5	R: 0 E: 0 K: 1 S: 6	H: 1 LOB: 1 BB: 0 P: 6		R: 0 E: 0 K: 0 S: 3	H: 0 LOB: 1 BB: 1 P: 7	1B: 4 2B: 4 3B: 0 HR: 0	SF: 0 SAC: 0 DP: 0 HBP: 0	WP: 0 PB: 0 SB: 0 CS: 0	PA: 38				
PITCHER	IP	WLS	BF	H	R	ER	SO	BB	IBB	HBP	BLK	WP	HR	S	P	ERA	WHIP										
Britt Burns, L (1, 1) ERA: 3.51	7.0		30	7	3	2	7	2	0	0	0	0	0	42	50	2.57	1.286										
Chico Escarrega, R (8, 1) ERA: 2.07	1.0		4	1	0	0	1	0	0	0	0	0	0	6	6	0.00	1.000										
Eddie Solomon, R (9, 1) ERA: 6.39	1.0		4	0	0	0	0	1	0	0	0	0	0	3	7	0.00	1.000										



Batter	1	2	3	4	5	6	7	8	9	AB	R	H	RBI	BB	SO	LOB	TOP										
Ron LeFlore, R (1, 8) OBP: 0.335, SLG: 0.409		4-3						F9									5 1 2 1 0 1 2										
Tony Bernazard, S (1, 4) OBP: 0.341, SLG: 0.376								FC6-4									5 2 2 0 0 2 3										
Steve Kemp, L (1, 7) OBP: 0.373, SLG: 0.409																	3 1 1 0 2 1 2										
Rudy Law, L (9, PR) OBP: 0.333, SLG: 0.407																	0 0 0 0 0 0 0										
Greg Luzinski, R (1, 10) OBP: 0.377, SLG: 0.493																	5 0 3 4 0 2 2										
Harold Baines, L (1, 9) OBP: 0.297, SLG: 0.396	G3																5 0 0 0 0 1 5										
Marc Hill, R (1, 2) OBP: 0.275, SLG: 0.371																	4 0 0 0 0 2 0										
Mary Foley, L (9, PH) OBP: 0.444, SLG: 0.231																	1 0 0 0 0 0 2										
Mike Squires, L (1, 3) OBP: 0.243, SLG: 0.273																	3 0 1 0 0 0 0										
Carlton Fisk, R (8, PH) OBP: 0.344, SLG: 0.388																	1 0 0 0 0 0 0										
Vance Law, R (1, 5) OBP: 0.400, SLG: 0.435																	4 1 3 0 0 0 0										
Bill Almon, R (1, 6) OBP: 0.332, SLG: 0.397																	3 0 1 0 0 0 2										
Jerry Hairston, S (8, PH) OBP: 0.243, SLG: 0.514																	1 0 1 0 0 0 0										
Aurelio Rodriguez, R (8, 5) OBP: 0.218, SLG: 0.143																	0 0 0 0 0 0 0										
<b>Inning Stats</b>	R: 1 E: 0 K: 2 S: 9	H: 2 LOB: 1 BB: 0 P: 9	R: 0 E: 0 K: 0 S: 5	H: 2 LOB: 2 BB: 0 P: 5	R: 0 E: 0 K: 2 S: 7	H: 1 LOB: 0 BB: 0 P: 7	R: 0 E: 0 K: 1 S: 7	H: 2 LOB: 2 BB: 0 P: 7	R: 1 E: 0 K: 1 S: 7	H: 2 LOB: 1 BB: 0 P: 7	R: 0 E: 0 K: 0 S: 3	H: 0 LOB: 0 BB: 0 P: 3	R: 2 E: 0 K: 1 S: 7	H: 2 LOB: 1 BB: 1 P: 11	R: 1 E: 0 K: 1 S: 8	H: 3 LOB: 2 BB: 0 P: 8	R: 0 E: 0 K: 1 S: 5	H: 0 LOB: 2 BB: 1 P: 9	1B: 13 2B: 0 3B: 1 HR: 0	SF: 0 SAC: 0 DP: 0 HBP: 0	WP: 0 PB: 0 SB: 3 CS: 0	PA: 42					
<b>PITCHER</b>	IP	WLS	BF	H	R	ER	SO	BB	IBB	HBP	BLK	WP	HR	S	P	ERA	WHIP										
Gene Nelson, R (1, 1) ERA: 3.85	6.2	W	30	10	4	3	6	1	0	0	0	0	0	41	45	4.05	1.650										
Mike Stanton, R (7, 1) ERA: 2.59	0.0		1	1	0	0	0	0	0	0	0	0	0	1	1	∞	∞										
Ed Vande Berg, L (7, 1) ERA: 1.93	1.0		4	1	1	1	2	0	0	0	0	0	0	8	8	9.00	1.000										
Bill Caudill, R (8, 1) ERA: 2.23	1.1	S	7	2	0	0	1	1	0	0	0	0	0	8	12	0.00	2.250										

Chicago White Sox @ Seattle Mariners  
The Kingdome, Seattle, WA  
Sun Jun 27 1982, 10:05 PM EDT  
Att: 19,359 - Dome

AB 40  
R 5  
H 14  
RBI 5  
BB 2  
SO 9  
LOB 18



Batter	1	2	3	4	5	6	7	8	9	AB	R	H	RBI	BB	SO	LOB	BOTTOM										
Julio Cruz, S (1, 4) OBP: 0.320, SLG: 0.323																	3 2 1 1 1 1 0										
Manny Castillo, S (1, 5) OBP: 0.296, SLG: 0.326																	4 1 2 1 0 0 0										
Dave Henderson, R (1, 8) OBP: 0.352, SLG: 0.553																	3 1 0 0 1 1 2										
Al Cowens, R (1, 9) OBP: 0.344, SLG: 0.507																	4 1 2 2 0 0 2										
Richie Zisk, R (1, 10) OBP: 0.343, SLG: 0.377																	4 0 2 0 0 0 1										
Vance McHenry, R (8, PR) OBP: 0.388, SLG: 0.413																	0 0 0 0 0 0 0										
Gary Gray, R (1, 3) OBP: 0.388, SLG: 0.413																	4 0 2 1 0 1 2										
Bud Bulling, R (1, 2) OBP: 0.289, SLG: 0.275																	3 0 0 0 1 1 5										
Domingo Ramos, R (1, 6) OBP: 0.250, SLG: 0.286																	4 0 0 0 0 1 2										
Bobby Brown, S (1, 7) OBP: 0.278, SLG: 0.286																	2 1 0 0 1 0 0										
<b>Inning Stats</b>	R: 1 E: 0 K: 1 S: 6	H: 2 LOB: 0 BB: 0 P: 6	R: 0 E: 0 K: 1 S: 5	H: 0 LOB: 1 BB: 1 P: 9	R: 0 E: 0 K: 0 S: 3	H: 0 LOB: 0 BB: 0 P: 3	R: 0 E: 0 K: 0 S: 5	H: 2 LOB: 2 BB: 0 P: 5	R: 5 E: 1 K: 1 S: 8	H: 2 LOB: 1 BB: 3 P: 20	R: 0 E: 0 K: 1 S: 5	H: 0 LOB: 0 BB: 0 P: 5	R: 0 E: 0 K: 0 S: 3	H: 1 LOB: 0 BB: 0 P: 3	R: 0 E: 0 K: 1 S: 6	H: 2 LOB: 1 BB: 0 P: 6	R: 0 E: 0 K: 1 S: 6	H: 0 LOB: 2 BB: 1 P: 6	1B: 7 2B: 0 3B: 1 HR: 1	SF: 0 SAC: 0 DP: 2 HBP: 0	WP: 0 PB: 0 SB: 3 CS: 0	PA: 35					
<b>PITCHER</b>	IP	WLS	BF	H	R	ER	SO	BB	IBB	HBP	BLK	WP	HR	S	P	ERA	WHIP										
Steve Trout, L (1, 1) ERA: 4.45	4.1	L	22	5	6	4	3	4	0	0	0	0	0	8	8	0.00	0.600										
Chico Escarrega, R (5, 1) ERA: 2.51	1.2		6	1	0	0	1	0	0	0	0	0	0	8	8	0.00	0.600										
Salome Barojas, R (7, 1) ERA: 3.25	2.0		7	3	0	0	1	0	0	0	0	0	0	9	9	0.00	1.500										

Chicago White Sox @ Seattle Mariners  
The Kingdome, Seattle, WA  
Sun Jun 27 1982, 10:05 PM EDT  
Att: 19,359 - Dome

AB 31  
R 6  
H 9  
RBI 5  
BB 4  
SO 5  
LOB 14



Batter	1	2	3	4	5	6	7	8	9	AB	R	H	RBI	BB	SO	LOB	TOP			
Rudy Law, L OBP: 0.338, SLG: 0.422 (1, 8)	0-0 S 1B		0-0 G6-3 1-2	0-0 HR 2B		0-0 F5	0-0 F8			5	1	2	3	0	0	3				
Tony Bernazard, S OBP: 0.342, SLG: 0.374 (1, 4)	0-0 L9 1-2		0-0 S 1B	0-0 G3		4-0 F S 1B BB	0-0 F8			4	1	1	0	1	0	4				
Steve Kemp, L OBP: 0.377, SLG: 0.420 Jerry Hairston, S OBP: 0.243, SLG: 0.514 (1, 7) (8, 7)	4-0 FC6 BB		4-0 S BB	0-0 HR		0-0 F8		0-0 F7		3	1	1	2	2	0	1				
Greg Luzinski, R OBP: 0.375, SLG: 0.487 (1, 10)	0-3 K		0-0 4-3	0-0 F8		0-0 BB 1B		0-3 K		5	0	1	1	0	2	4				
Harold Baines, L OBP: 0.302, SLG: 0.405 (1, 9)	0-0 FC6 1-2			0-0 1B 1B 3B		3-H 4-0 FC6-4 BB		0-0 P3		4	1	2	0	1	0	2				
Carlton Fisk, R OBP: 0.341, SLG: 0.383 (1, 2)		0-0 6-3		0-0 1B F5		0-0 FC6-4 1-2		0-0 5-3		5	1	1	0	0	0	3				
Mike Squires, L OBP: 0.302, SLG: 0.265 (1, 3)		0-0 F8		0-0 BB 1B 1-2 2-3	0-0 P4		0-0 F7		0-0 F8	5	1	1	0	0	0	0				
Vance Law, R OBP: 0.418, SLG: 0.429 (1, 5)		0-3 K		0-0 BB 1B 1-2 2-3 3-H	0-0 5-3		4-0 1B BB		4-0 FC6-4 BB	3	1	1	1	2	1	0				
Bill Almon, R OBP: 0.338, SLG: 0.399 (1, 6)			0-0 G6-3 1B	4-0 2B BB 1-2 2-3 3-H	0-0 F8		0-0 1B		0-0 FC6-4 1-2	4	1	2	1	1	0	1				
<b>Inning Stats</b>	R: 0 E: 0 K: 1 S: 6	H: 1 LOB: 2 BB: 1 P: 10	R: 0 E: 0 K: 1 S: 5	H: 0 LOB: 0 BB: 0 P: 5	R: 0 E: 0 K: 0 S: 4	H: 2 LOB: 2 BB: 1 P: 8	R: 7 E: 0 K: 0 S: 10	H: 7 LOB: 1 BB: 1 P: 14	R: 0 E: 0 K: 0 S: 3	H: 0 LOB: 0 BB: 0 P: 3	R: 1 E: 1 K: 0 S: 4	H: 1 LOB: 2 BB: 2 P: 12	R: 0 E: 0 K: 0 S: 4	H: 1 LOB: 2 BB: 1 P: 8	R: 0 E: 0 K: 1 S: 5	H: 0 LOB: 1 BB: 1 P: 7	1B: 9 2B: 1 3B: 1 HR: 1	SF: 0 SAC: 0 DP: 1 HBP: 0	WP: 0 PB: 0 SB: 3 CS: 0	PA: 45
<b>PITCHER</b>	IP WLS BF H R ER SO BB IBB HBP BLK WP HR S P ERA WHIP	IP WLS BF H R ER SO BB IBB HBP BLK WP HR S P ERA WHIP																		
Albert Williams, R ERA: 6.07 (1, 1)	3.0 L 18 7 5 5 2 3 0 0 0 0 0 0 19 31 15.00 3.333	0.2 5 3 2 2 0 0 0 0 0 0 1 5 5 27.00 4.500	5.1 22 2 1 1 1 4 0 0 0 0 0 0 20 36 1.69 1.125																	

Chicago White Sox @ Minnesota Twins  
Hubert H. Humphrey Metrodome, Minneapolis, MN  
Mon Jun 28 1982, 8:05 PM EDT  
Att: 8,428 - Dome

AB 38  
R 8  
H 12  
RBI 8  
BB 7  
SO 3  
LOB 18



Batter	1	2	3	4	5	6	7	8	9	AB	R	H	RBI	BB	SO	LOB	BOTTOM			
Bobby Mitchell, L OBP: 0.286, SLG: 0.279 Mickey Hatcher, R OBP: 0.267, SLG: 0.317 (1, 8) (8, PH) (9, 7)	0-0 6-3		0-0 L7		0-0 1-3		0-3 K	0-0 FC6-4 1B		4	0	0	0	0	1	0				
Ron Washington, R OBP: 0.304, SLG: 0.385 (1, 6)	4-0 2B BB		0-0 6-3		0-0 1B 1B		0-0 1B	0-0 FC6-4 1-2 3-H		4	1	2	1	1	0	1				
Tom Brunansky, R OBP: 0.400, SLG: 0.563 Dave Engle, R OBP: 0.276, SLG: 0.357 (1, 9) (6, 9)	0-0 1-3 2B		4-0 S BB		0-0 1B 1B 1-2		0-0 F8	0-3 K		2	1	2	0	1	0	0				
Kent Hrbek, L OBP: 0.390, SLG: 0.618 (1, 3)	0-3 K		0-0 6-3		0-0 1B 1B 1-3 2-H		0-0 L7		0-0 HR	5	1	2	2	0	1	4				
Randy Johnson, L OBP: 0.360, SLG: 0.487 Lenny Faedo, R OBP: 0.231, SLG: 0.174 (1, 10) (9, PR)	0-0 G3		0-0 6-3		0-0 FC4-6 1B 1-3 3-H		0-0 HR 1B	4-0 BB BB	4-0 BB BB	4	1	2	1	1	0	2				
Tim Laudner, R OBP: 0.337, SLG: 0.422 (1, 2)		0-0 FC3-6 2B		0-0 1-4-3 FC4-6 1-2		0-0 5-3		4-0 HR BB	0-3 K	4	1	1	0	1	1	3				
Gary Ward, R OBP: 0.282, SLG: 0.388 (1, 7) (9, 8)		0-0 FC3-6 FC6-4 2-3		0-0 1B		0-0 5-3		0-0 HR	4-0 BB	4	1	2	3	1	0	1				
Gary Gaetti, R OBP: 0.270, SLG: 0.407 (1, 5)		0-0 F6		0-3 K		0-0 6-3		4-0 1B FC6-4 BB	0-0 L7	4	1	0	0	1	1	4				
John Castino, R OBP: 0.257, SLG: 0.263 Jesus Vega, R OBP: 0.287, SLG: 0.378 (1, 4) (9, PH)		0-0 FC6-4 1-2		0-0 6-3		0-3 K		0-0 4-3 BB	0-0 F8	4	0	0	0	0	1	2				
<b>Inning Stats</b>	R: 0 E: 0 K: 1 S: 6	H: 1 LOB: 2 BB: 1 P: 10	R: 0 E: 0 K: 0 S: 4	H: 1 LOB: 1 BB: 0 P: 4	R: 0 E: 0 K: 1 S: 6	H: 0 LOB: 1 BB: 1 P: 7	R: 0 E: 0 K: 0 S: 7	H: 1 LOB: 0 BB: 0 P: 7	R: 0 E: 0 K: 1 S: 5	H: 0 LOB: 0 BB: 0 P: 5	R: 0 E: 0 K: 1 S: 6	H: 1 LOB: 1 BB: 0 P: 6	R: 4 E: 0 K: 1 S: 8	H: 3 LOB: 1 BB: 2 P: 16	R: 1 E: 0 K: 1 S: 6	H: 1 LOB: 2 BB: 2 P: 14	1B: 8 2B: 2 3B: 0 HR: 2	SF: 0 SAC: 0 DP: 0 HBP: 0	WP: 0 PB: 0 SB: 0 CS: 0	PA: 45
<b>PITCHER</b>	IP WLS BF H R ER SO BB IBB HBP BLK WP HR S P ERA WHIP	IP WLS BF H R ER SO BB IBB HBP BLK WP HR S P ERA WHIP																		
Dennis Lamp, R ERA: 4.35 (1, 1)	7.0 W 34 10 5 5 4 3 0 0 0 0 0 0 39 51 6.43 1.857	0.1 3 1 0 0 0 1 0 0 0 0 0 0 2 6 0.00 6.000	1.2 S 8 1 2 2 2 2 0 0 0 0 0 1 10 18 10.80 1.800																	

Chicago White Sox @ Minnesota Twins  
Hubert H. Humphrey Metrodome, Minneapolis, MN  
Mon Jun 28 1982, 8:05 PM EDT  
Att: 8,428 - Dome

AB 39  
R 7  
H 12  
RBI 7  
BB 6  
SO 6  
LOB 21








Batter	1	2	3	4	5	6	7	8	9	AB	R	H	RBI	BB	SO	LOB	TOP					
Ron LeFlore, R (1, 8) OBP: 0.333, SLG: 0.405	0-3 K		0-0 2H 1B		0-0 FC6-4			0-0 L1	0-0 L6	5	0	1	1	0	1	3						
Tony Bernazard, S (1, 4) OBP: 0.342, SLG: 0.387	0-0 4-3		0-0 F8				0-0 F8	0-0 HR		4	1	1	1	0	0	0						
Steve Kemp, L (1, 7) OBP: 0.376, SLG: 0.415	0-0 1B			0-0 P6			0-3 K	0-3 K		4	0	1	0	0	2	0						
Greg Luzinski, R (1, 10) OBP: 0.377, SLG: 0.484	0-3 K			4-0 BB			0-0 1B	0-0 1B		3	0	2	0	1	1	1						
Harold Baines, L (1, 9) OBP: 0.298, SLG: 0.399		0-0 F7		0-0 F7			0-0 P4	0-0 3-1		4	0	0	0	0	0	3						
Carlton Fisk, R (1, 2) OBP: 0.342, SLG: 0.397		0-0 6-3		0-0 P3					0-0 HR	4	1	2	1	0	0	1						
Mike Squires, L (1, 3) OBP: 0.281, SLG: 0.245		0-0 F8			0-0 L3			0-0 F7	0-0 6-3	4	0	0	0	0	0	1						
Vance Law, R (1, 5) OBP: 0.419, SLG: 0.446			0-0 1B		0-0 FC6-4			4-0 S		3	1	2	0	0	0	1						
Jerry Hairston, S (9, PH) OBP: 0.296, SLG: 0.526					0-0 1B					0	0	0	0	1	0	0						
Rudy Law, L (9, FR) OBP: 0.338, SLG: 0.422					0-0 2B					0	0	0	0	0	0	0						
Bill Almon, R (1, 6) OBP: 0.343, SLG: 0.397			0-0 F9		0-0 F9			0-3 K	0-0 F9	4	0	0	0	0	1	4						
<b>Inning Stats</b>	R: 0 E: 0 K: 2 S: 8	H: 1 LOB: 1 BB: 0 P: 8	R: 0 E: 0 K: 0 S: 3	H: 0 LOB: 0 BB: 0 P: 3	R: 1 E: 0 K: 0 S: 4	H: 2 LOB: 0 BB: 0 P: 4	R: 0 E: 0 K: 0 S: 3	H: 0 LOB: 1 BB: 0 P: 7	R: 0 E: 0 K: 1 S: 6	H: 1 LOB: 1 BB: 0 P: 4	R: 0 E: 0 K: 1 S: 6	H: 1 LOB: 1 BB: 0 P: 6	R: 0 E: 0 K: 1 S: 7	H: 1 LOB: 1 BB: 0 P: 7	R: 1 E: 0 K: 0 S: 4	H: 1 LOB: 2 BB: 1 P: 8	1B: 6 2B: 1 3B: 0 HR: 2	SF: 0 SAC: 0 DP: 0 HBP: 0	WP: 0 PB: 0 SB: 1 CS: 0	PA: 37		
<b>PITCHER</b>	IP WLS BF H R ER SO BB IBB HBP BLK WP HR S P ERA WHIP	7.1 W 29 7 2 2 4 1 0 0 0 0 1 36 40 2.46 1.091	8.1 S 8 2 1 1 1 1 0 0 0 0 1 9 13 5.40 1.800																			

Chicago White Sox @ Minnesota Twins  
 Hubert H. Humphrey Metrodome, Minneapolis, MN  
 Wed Jun 30 1982, 8:05 PM EDT  
 Att: 8,269 - Dome


AB 35  
 R 3  
 H 9  
 RBI 3  
 BB 2  
 SO 5  
 LOB 14



Batter	1	2	3	4	5	6	7	8	9	AB	R	H	RBI	BB	SO	LOB	BOTTOM				
Bobby Mitchell, L (1, 8) OBP: 0.294, SLG: 0.290	0-0 F8			0-0 G6-4-3 1B	0-0 4-3			0-0 L7		4	0	1	0	0	0	2					
Ron Washington, R (1, 6) OBP: 0.313, SLG: 0.404	0-0 5-3			0-0 G6-4-3 1-2			0-0 F9	0-0 F9		4	0	1	0	0	0	2					
Tom Brunansky, R (1, 9) OBP: 0.397, SLG: 0.550	0-0 5-3			0-3 K			0-3 K		0-0 F8	4	0	0	0	0	2	1					
Kent Hrbek, L (1, 3) OBP: 0.392, SLG: 0.607		0-0 F9			0-0 1B	4-0 2B		0-0 3-1		3	1	1	0	1	0	0					
Randy Johnson, L (1, 10) OBP: 0.355, SLG: 0.475		0-0 P6			0-0 2B	0-0 SF7		0-3 K		4	1	1	0	0	1	2					
Tim Laudner, R (1, 2) OBP: 0.340, SLG: 0.422		0-0 5-3			0-0 SF7	0-0 2B		0-0 P4		3	1	1	1	0	0	2					
Gary Ward, R (1, 7) OBP: 0.281, SLG: 0.393			0-0 L7		0-0 L6			0-0 2B		3	1	1	0	0	0	2					
Gary Gaetti, R (1, 5) OBP: 0.270, SLG: 0.413			0-3 K		0-0 SF7			0-0 2B		2	0	1	2	0	1	0					
John Castino, R (1, 4) OBP: 0.257, SLG: 0.268			0-3 K		0-0 2B			0-0 5-3		3	0	1	1	0	1	1					
<b>Inning Stats</b>	R: 0 E: 0 K: 0 S: 3	H: 0 LOB: 0 BB: 0 P: 3	R: 0 E: 0 K: 0 S: 3	H: 0 LOB: 0 BB: 0 P: 3	R: 0 E: 0 K: 2 S: 7	H: 0 LOB: 0 BB: 0 P: 7	R: 0 E: 0 K: 1 S: 5	H: 1 LOB: 0 BB: 0 P: 5	R: 3 E: 0 K: 0 S: 7	H: 4 LOB: 1 BB: 0 P: 7	R: 0 E: 0 K: 1 S: 6	H: 1 LOB: 2 BB: 1 P: 10	R: 1 E: 0 K: 0 S: 5	H: 2 LOB: 1 BB: 0 P: 5	R: 0 E: 0 K: 1 S: 5	H: 0 LOB: 0 BB: 0 P: 5	1B: 3 2B: 5 3B: 0 HR: 0	SF: 1 SAC: 0 DP: 1 HBP: 0	WP: 0 PB: 0 SB: 0 CS: 0	PA: 32	
<b>PITCHER</b>	IP WLS BF H R ER SO BB IBB HBP BLK WP HR S P ERA WHIP	8.0 L 32 8 4 4 5 0 1 0 0 0 0 41 45 4.50 1.000																			

Chicago White Sox @ Minnesota Twins  
 Hubert H. Humphrey Metrodome, Minneapolis, MN  
 Wed Jun 30 1982, 8:05 PM EDT  
 Att: 8,269 - Dome

AB 30  
 R 4  
 H 8  
 RBI 4  
 BB 1  
 SO 5  
 LOB 12






Batter	1	2	3	4	5	6	7	8	9	AB	R	H	RBI	BB	SO	LOB	TOP										
<b>Julio Cruz, S</b> OBP: 0.326, SLG: 0.327 (1, 4)										5	2	2	0	0	0	0	<b>Seattle Mariners @ Chicago White Sox</b> Comiskey Park, Chicago, IL Sat Jul 03 1982, 4:33 AM EDT Att: 20,198 - Unknown										
<b>Manny Castillo, S</b> OBP: 0.395, SLG: 0.320 (1, 5)										5	0	2	1	0	0	1											
<b>Bruce Bochte, L</b> OBP: 0.393, SLG: 0.392 (1, 7)										4	1	2	1	0	0	2											
<b>Al Cowens, R</b> OBP: 0.348, SLG: 0.507 (1, 9)										3	0	0	0	1	1	2											
<b>Richie Zisk, R</b> OBP: 0.340, SLG: 0.398 (1, 10)										4	0	1	1	0	1	1											
<b>Gary Gray, R</b> OBP: 0.358, SLG: 0.405 (1, 3)										4	1	1	0	0	1	2											
<b>Rick Sweet, S</b> OBP: 0.407, SLG: 0.486 (8, PH)										3	1	1	1	0	0	0											
<b>Bud Bulling, R</b> OBP: 0.287, SLG: 0.273 (8, 2)										1	0	0	0	0	0	0											
<b>Dave Henderson, R</b> OBP: 0.372, SLG: 0.570 (1, 8)										4	1	1	1	0	2	0											
<b>Domingo Ramos, R</b> OBP: 0.174, SLG: 0.182 (9, PH)										2	0	0	0	0	0	0											
<b>Dave Adler, R</b> (9, PH)										1	0	0	0	0	1	0											
<b>Inning Stats</b>	R: 1 E: 0 K: 0 S: 5	H: 2 LOB: 1 BB: 0 P: 5	R: 4 E: 2 K: 0 S: 7	H: 4 LOB: 0 BB: 0 P: 7	R: 0 E: 0 K: 3 S: 9	H: 0 LOB: 0 BB: 0 P: 9	R: 0 E: 0 K: 1 S: 5	H: 0 LOB: 2 BB: 1 P: 9	R: 0 E: 0 K: 0 S: 4	H: 1 LOB: 1 BB: 0 P: 4	R: 0 E: 0 K: 0 S: 3	H: 0 LOB: 0 BB: 0 P: 3	R: 0 E: 0 K: 1 S: 6	H: 1 LOB: 1 BB: 0 P: 6	1B: 9 2B: 1 3B: 0 HR: 0	SF: 0 SAC: 1 DP: 0 HBP: 0	WP: 0 PB: 1 SB: 1 CS: 1	PA: 38									
<b>PITCHER</b>	IP	WLS	BF	H	R	ER	SO	BB	IBB	HBP	BLK	WP	HR	S	P	ERA	WHIP										
<b>Dennis Lamp, R</b> ERA: 4.58 (1, 1)	1.1		11	6	5	3	0	0	0	0	0	0	0	11	11	20.25	4.500										
<b>Jerry Koosman, L</b> ERA: 4.12 (2, 1)	7.2	W	27	4	1	1	6	1	0	0	0	0	0	38	42	1.17	0.652										

Batter	1	2	3	4	5	6	7	8	9	AB	R	H	RBI	BB	SO	LOB	BOTTOM										
<b>Rudy Law, L</b> OBP: 0.364, SLG: 0.423 (1, 8)										4	1	1	0	1	1	5	<b>Seattle Mariners @ Chicago White Sox</b> Comiskey Park, Chicago, IL Sat Jul 03 1982, 4:33 AM EDT Att: 20,198 - Unknown										
<b>Tony Bemazzard, S</b> OBP: 0.339, SLG: 0.386 (1, 4)										4	1	1	0	0	1	2											
<b>Steve Kemp, L</b> OBP: 0.388, SLG: 0.422 (3, PR)										0	0	0	0	2	0	0											
<b>Jerry Hairston, S</b> OBP: 0.283, SLG: 0.500 (4, 7)										1	1	0	1	1	1	1											
<b>Greg Luzinski, R</b> OBP: 0.369, SLG: 0.483 (1, 10)										5	1	1	3	0	3	3											
<b>Tom Paciorek, R</b> OBP: 0.354, SLG: 0.446 (1, 3)										4	0	1	0	0	0	2											
<b>Mike Squires, L</b> OBP: 0.281, SLG: 0.245 (9, 3)										0	0	0	0	0	0	0											
<b>Harold Baines, L</b> OBP: 0.310, SLG: 0.412 (1, 9)										3	1	2	0	1	0	0											
<b>Carlton Fisk, R</b> OBP: 0.353, SLG: 0.498 (1, 2)										2	1	2	1	2	0	0											
<b>Vance Law, R</b> OBP: 0.386, SLG: 0.397 (1, 5)										4	0	0	0	0	0	7											
<b>Bill Almon, R</b> OBP: 0.336, SLG: 0.388 (1, 6)										4	1	1	0	0	0	7											
<b>Inning Stats</b>	R: 0 E: 0 K: 2 S: 7	H: 0 LOB: 1 BB: 1 P: 11	R: 0 E: 0 K: 0 S: 5	H: 2 LOB: 3 BB: 1 P: 9	R: 5 E: 1 K: 1 S: 10	H: 4 LOB: 2 BB: 1 P: 14	R: 0 E: 0 K: 0 S: 3	H: 0 LOB: 1 BB: 1 P: 7	R: 0 E: 0 K: 2 S: 7	H: 0 LOB: 0 BB: 1 P: 11	R: 0 E: 0 K: 0 S: 4	H: 1 LOB: 1 BB: 0 P: 4	R: 1 E: 0 K: 1 S: 7	H: 2 LOB: 1 BB: 0 P: 7	1B: 6 2B: 2 3B: 0 HR: 1	SF: 1 SAC: 1 DP: 0 HBP: 0	WP: 0 PB: 1 SB: 0 CS: 0	PA: 40									
<b>PITCHER</b>	IP	WLS	BF	H	R	ER	SO	BB	IBB	HBP	BLK	WP	HR	S	P	ERA	WHIP										
<b>Mike Moore, R</b> ERA: 6.86 (1, 1)	2.1		15	5	4	4	2	3	0	0	0	0	0	16	28	15.43	3.429										
<b>Bryan Clark, L</b> ERA: 1.56 (3, 1)	2.2		13	1	2	0	1	4	0	0	0	0	0	11	27	0.00	1.875										
<b>Mike Stanton, R</b> ERA: 2.47 (6, 1)	2.0	L	9	3	1	1	2	0	0	0	0	0	0	13	13	4.50	1.500										
<b>Bill Caudill, R</b> ERA: 2.12 (8, 1)	1.0		3	0	0	0	1	0	0	0	0	0	0	5	5	0.00	0.000										

Batter	1	2	3	4	5	6	7	8	9	AB	R	H	RBI	BB	SO	LOB	TOP								
<b>Julio Cruz, S</b> OBP: 0.321, SLG: 0.322 (1, 4)	0-3 K	0-3 K			0-0 F7		0-0 4-3-5	0-0 6-3		5	0	0	0	0	2	4									
<b>Manny Castillo, S</b> OBP: 0.301, SLG: 0.322 (1, 5)	4-0 1B BB	0-0 F7			0-0 1B		0-0 1B		0-0 F7	4	1	2	0	1	0	0									
<b>Bruce Bochte, L</b> OBP: 0.393, SLG: 0.390 (1, 7)	0-3 K		4-0 CS BB		0-0 1B		0-0 4-3		0-0 3-1	4	0	1	0	1	1	2									
<b>Al Cowens, R</b> OBP: 0.348, SLG: 0.507 (9, 9)				0-0 CS BB	1-3 1B					0	0	0	0	0	0	0									
<b>Richie Zisk, R</b> OBP: 0.346, SLG: 0.399 (1, 10)	0-0 BB			0-0 BB	4-0 FC4			4-0 2B BB	0-0 BLK	2	1	1	0	2	0	1									
<b>Bobby Brown, S</b> OBP: 0.274, SLG: 0.282 (8, PR)	1-3 1B		5-3	1-2	1-2 FC4			1-3 BB	0-0 1B	1	1	1	0	0	0	0									
<b>Gary Gray, R</b> OBP: 0.360, SLG: 0.408 (1, 3)	4-0 E 1B BB		0-0 6-3		0-0 FC4			0-0 1-H 2B	0-3 K	4	0	1	1	1	1	4									
<b>Dave Henderson, R</b> OBP: 0.376, SLG: 0.568 (1, 8)	0-0 E 1B			0-0 3-1 1B		0-0 G3		0-0 F1		4	0	2	2	0	0	2									
<b>Joe Simpson, L</b> OBP: 0.286, SLG: 0.302 (1, 9)	0-0 E6			0-0 3-1		0-0 F8		4-0 BB IBB		3	0	0	0	1	0	3									
<b>Bud Bulling, R</b> OBP: 0.278, SLG: 0.263 (1, 2)	0-0 4-3			0-0 F2		0-0 1-4-3		0-0 F8		4	0	0	0	0	0	5									
<b>Domingo Ramos, R</b> OBP: 0.222, SLG: 0.240 (1, 6)		0-0 6-3			0-3 K		0-0 4-3-5 2B	4-0 1-2 2-3 BB		3	0	1	0	1	1	0									
<b>Inning Stats</b>	R: 2 E: 1 K: 2 S: 10	H: 2 LOB: 3 BB: 2 P: 18	R: 0 E: 0 K: 1 S: 5	H: 0 LOB: 0 BB: 0 P: 5	R: 0 E: 0 K: 0 S: 2	H: 0 LOB: 0 BB: 1 P: 6	R: 0 E: 0 K: 0 S: 3	H: 1 LOB: 0 BB: 0 P: 3	R: 0 E: 0 K: 1 S: 7	H: 2 LOB: 3 BB: 1 P: 11	R: 0 E: 0 K: 0 S: 3	H: 0 LOB: 0 BB: 0 P: 3	R: 0 E: 0 K: 0 S: 4	H: 2 LOB: 1 BB: 0 P: 4	R: 1 E: 0 K: 0 S: 4	H: 1 LOB: 3 BB: 3 P: 16	R: 0 E: 0 K: 1 S: 6	H: 1 LOB: 1 BB: 0 P: 6	1B: 7 2B: 3 3B: 0 HR: 0	SF: 0 SAC: 0 DP: 1 HBP: 0	WP: 0 PB: 0 SB: 2 CS: 1	PA: 41			
<b>PITCHER</b>	IP	WLS	BF	H	R	ER	SO	BB	IBB	HBP	BLK	WP	HR	S	P	ERA	WHIP								
<b>Richard Dotson, R</b> ERA: 4.73 (1, 1)	7.0	L	32	8	3	3	4	5	0	0	0	0	0	35	55	3.86	1.857								
<b>Salome Barojas, R</b> ERA: 3.2 (8, 1)	2.0		9	1	0	0	1	1	1	0	1	0	0	9	17	0.00	1.000								

Seattle Mariners @ Chicago White Sox  
Comiskey Park, Chicago, IL  
Sun Jul 04 1982, 4:33 AM EDT  
Att: 21,762 - Unknown

AB 34  
R 3  
H 9  
RBI 3  
BB 7  
SO 5  
LOB 21



Batter	1	2	3	4	5	6	7	8	9	AB	R	H	RBI	BB	SO	LOB	BOTTOM								
<b>Ron LeFlore, R</b> OBP: 0.338, SLG: 0.409 (1, 8)	0-0 F8		0-0 1B		0-0 FC6-4 1B		0-0 S 1B		0-0 F4	5	0	3	0	0	0	1									
<b>Tony Bemazard, S</b> OBP: 0.340, SLG: 0.388 (1, 4)	0-0 2B		0-0 F2		0-0 FC6-4 1B		4-0 FC5-4 BB		0-3 K	4	0	1	0	1	1	5									
<b>Tom Paciorek, R</b> OBP: 0.352, SLG: 0.443 (1, 3)	0-3 K		0-3 K		0-0 1B		0-0 F9		0-0 FC5-4	4	0	1	1	0	2	6									
<b>Greg Luzinski, R</b> OBP: 0.368, SLG: 0.478 (1, 10)	0-3 K		0-3 K		4-0 FC6-4 BB		0-0 F9		0-0 FC5-4	3	0	0	0	1	1	6									
<b>Carlton Fisk, R</b> OBP: 0.347, SLG: 0.400 (1, 2)		0-0 F9		0-0 FC6-4		0-0 F7		0-0 F3		4	0	0	0	0	0	1									
<b>Harold Baines, L</b> OBP: 0.306, SLG: 0.406 (1, 9)		0-0 E4		0-0 F4		0-3 K		0-0 5-3		4	0	0	0	0	1	1									
<b>Jerry Hairston, S</b> OBP: 0.260, SLG: 0.455 (1, 7)		0-0 F6		0-0 F7		0-0 F7		0-0 F7		4	0	0	0	0	0	2									
<b>Vance Law, R</b> OBP: 0.384, SLG: 0.394 (1, 5)		0-0 F7			0-3 K		0-0 1B SH1-4 1B		0-0 S 1B	3	0	1	0	0	1	1									
<b>Rudy Law, L</b> OBP: 0.372, SLG: 0.431 (9, PH)					0-0 K				0-0 S 1B	1	0	1	0	0	0	0									
<b>Bill Almon, R</b> OBP: 0.341, SLG: 0.393 (1, 6)			0-0 CS 1B		0-0 FC6-4 1B		0-0 SH1-4		0-3 K	2	1	2	0	0	0	0									
<b>Steve Kemp, L</b> OBP: 0.386, SLG: 0.420 (9, PH)					0-0 1B		1-2 1B		0-0 K	1	0	0	0	0	1	1									
<b>Inning Stats</b>	R: 0 E: 0 K: 2 S: 8	H: 1 LOB: 1 BB: 0 P: 8	R: 0 E: 1 K: 0 S: 4	H: 0 LOB: 1 BB: 0 P: 4	R: 0 E: 0 K: 1 S: 6	H: 2 LOB: 2 BB: 0 P: 6	R: 0 E: 0 K: 0 S: 3	H: 0 LOB: 1 BB: 1 P: 7	R: 1 E: 0 K: 1 S: 8	H: 3 LOB: 2 BB: 0 P: 8	R: 0 E: 0 K: 1 S: 5	H: 0 LOB: 0 BB: 0 P: 5	R: 0 E: 0 K: 0 S: 5	H: 2 LOB: 3 BB: 1 P: 9	R: 0 E: 0 K: 0 S: 3	H: 0 LOB: 0 BB: 0 P: 3	R: 0 E: 0 K: 2 S: 8	H: 1 LOB: 1 BB: 0 P: 8	1B: 8 2B: 2 3B: 0 HR: 0	SF: 0 SAC: 1 DP: 1 HBP: 0	WP: 0 PB: 0 SB: 2 CS: 1	PA: 38			
<b>PITCHER</b>	IP	WLS	BF	H	R	ER	SO	BB	IBB	HBP	BLK	WP	HR	S	P	ERA	WHIP								
<b>Floyd Bannister, L</b> ERA: 2.85 (1, 1)	6.0		25	6	1	1	5	1	0	0	0	0	0	34	38	1.50	1.167								
<b>Ed Vande Berg, L</b> ERA: 1.89 (7, 1)	0.1		4	2	0	0	0	1	0	0	0	0	0	3	7	0.00	9.000								
<b>Larry Andersen, R</b> ERA: 5.91 (7, 1)	1.2		6	1	0	0	0	0	0	0	0	0	0	6	6	0.00	0.600								
<b>Bill Caudill, R</b> ERA: 2.08 (9, 1)	1.0	S	3	0	0	0	2	0	0	0	0	0	0	7	7	0.00	0.000								

Seattle Mariners @ Chicago White Sox  
Comiskey Park, Chicago, IL  
Sun Jul 04 1982, 4:33 AM EDT  
Att: 21,762 - Unknown

AB 35  
R 1  
H 9  
RBI 1  
BB 2  
SO 7  
LOB 24






Batter	1	2	3	4	5	6	7	8	9	AB	R	H	RBI	BB	SO	LOB	TOP					
Lou Whitaker, L (1,4) X OBP: 0.314, SLG: 0.359	6-3		L6		CS	4-3		2-3		4	0	0	0	0	0	1						
Richie Hebner, L (1,3) X OBP: 0.368, SLG: 0.426	E1		F9			G3			G4-6-3 1B	4	0	1	0	0	0	0						
Larry Hemdon, R (1,7) X OBP: 0.354, SLG: 0.544	4-3		K			5-3			G4-6-3 1-2	4	0	0	0	0	1	2						
Lance Parrish, R (1,2) X OBP: 0.387, SLG: 0.561	K				K			6-3	K	4	0	0	0	0	3	1						
Mike Ivie, R (1,10) X OBP: 0.307, SLG: 0.500		6-3			5-3			F4		3	0	0	0	0	0	0						
Tom Brookens, R (1,5) X OBP: 0.329, SLG: 0.380					6-3			K		3	0	1	0	0	1	0						
Chet Lemon, R (1,8) X OBP: 0.355, SLG: 0.326						6-3		5-3		3	0	0	0	0	1	1						
Lynn Jones, R (1,9) X OBP: 0.319, SLG: 0.328								6-3		3	0	2	0	0	0	0						
Alan Trammell, R (1,6) X OBP: 0.277, SLG: 0.291									FC5-4 1B	3	0	1	0	0	1	3						
<b>Inning Stats</b>	R: 0 E: 1 K: 1 S: 6	H: 0 LOB: 1 BB: 0 P: 6	R: 0 E: 0 K: 2 S: 9	H: 2 LOB: 2 BB: 0 P: 9	R: 0 E: 0 K: 1 S: 5	H: 0 LOB: 0 BB: 0 P: 5	R: 0 E: 0 K: 1 S: 5	H: 0 LOB: 0 BB: 0 P: 5	R: 0 E: 0 K: 0 S: 3	H: 1 LOB: 0 BB: 0 P: 3	R: 0 E: 0 K: 0 S: 3	H: 0 LOB: 0 BB: 0 P: 3	R: 0 E: 0 K: 1 S: 5	H: 0 LOB: 0 BB: 0 P: 5	R: 0 E: 0 K: 0 S: 4	H: 1 LOB: 1 BB: 0 P: 4	R: 0 E: 0 K: 1 S: 5	H: 1 LOB: 0 BB: 0 P: 5	1B: 5 2B: 0 3B: 0 HR: 0	SF: 0 SAC: 0 DP: 1 HBP: 0	WP: 0 PB: 0 CS: 1	PA: 32
<b>PITCHER</b> Dennis Lamp, R (1,1) ERA: 4.18	IP: 9.0 WLS: W BF: 31 H: 5 R: 0 ER: 0 SO: 7 BB: 0 IBB: 0 HBP: 0 BLK: 0 WP: 0 HR: 0 S: 45 P: 45 ERA: 0.00 WHIP: 0.556															<b>PITCHER</b>						

**Detroit Tigers @ Chicago White Sox**  
 Comiskey Park, Chicago, IL  
 Wed Jul 07 1982, 8:05 PM EDT  
 Att: 24,018 - Unknown - 83 F


AB	31
R	0
H	5
RBI	0
BB	0
SO	7
LOB	8



Batter	1	2	3	4	5	6	7	8	9	AB	R	H	RBI	BB	SO	LOB	BOTTOM			
Rudy Law, L (1,8) X OBP: 0.366, SLG: 0.421	F8		5-3			F8		FC1-6 1B		4	0	1	0	0	0	1				
Tony Bemazzard, S (1,4) X OBP: 0.337, SLG: 0.386	E1				K			FC1-6 1B		4	1	1	0	0	1	1				
Steve Kemp, L (1,7) X OBP: 0.388, SLG: 0.417	F4					F2		HBP HR 1B		3	1	1	1	1	0	2				
Greg Luzinski, R (1,10) X OBP: 0.368, SLG: 0.472	5-3				K			HBP HR IBB		2	1	0	0	2	1	2				
Tom Paciorek, R (1,3) X OBP: 0.349, SLG: 0.437										3	0	0	0	0	0	3				
Mike Squires, L (8, PR) (9, 3) X OBP: 0.281, SLG: 0.245					F8			HR HBP		0	1	0	0	0	0	0				
Harold Baines, L (1,9) X OBP: 0.314, SLG: 0.442								HR 1-2 2-3 3-4		4	3	3	6	0	0	0				
Carlton Fisk, R (1,2) X OBP: 0.344, SLG: 0.392								HR F8		4	0	0	0	0	2	1				
Vance Law, R (1,6) X OBP: 0.370, SLG: 0.392					K			5-3		4	0	0	0	0	1	1				
Aurelio Rodriguez, R (1,5) X OBP: 0.224, SLG: 0.137					F3			F9		2	0	0	0	1	0	0				
<b>Inning Stats</b>	R: 0 E: 1 K: 0 S: 4	H: 0 LOB: 1 BB: 0 P: 4	R: 0 E: 0 K: 1 S: 5	H: 0 LOB: 0 BB: 0 P: 5	R: 0 E: 0 K: 1 S: 5	H: 0 LOB: 0 BB: 0 P: 5	R: 0 E: 0 K: 2 S: 7	H: 0 LOB: 1 BB: 1 P: 11	R: 1 E: 0 K: 0 S: 4	H: 1 LOB: 1 BB: 1 P: 8	R: 0 E: 0 K: 0 S: 3	H: 1 LOB: 1 BB: 1 P: 7	R: 1 E: 0 K: 0 S: 4	H: 1 LOB: 0 BB: 0 P: 4	R: 5 E: 1 K: 1 S: 8	H: 3 LOB: 1 BB: 1 P: 13	1B: 2 2B: 2 3B: 0 HR: 3	SF: 0 SAC: 0 DP: 1 HBP: 1	WP: 0 PB: 0 CS: 0	PA: 35
<b>PITCHER</b> Jerry Ujdur, R (1,1) ERA: 3.99	IP: 7.0 WLS: L BF: 27 H: 3 R: 2 ER: 2 SO: 4 BB: 2 IBB: 1 HBP: 0 BLK: 0 WP: 0 HR: 2 S: 32 P: 44 ERA: 2.57 WHIP: 0.714															<b>PITCHER</b>				
Dave Rucker, L (8, 1) X ERA: 54.0	0.1	3	2	2	2	0	0	0	0	0	0	3	3	54.00	6.000					
Elias Sosa, R (8, 1) X ERA: 4.02	0.2	5	1	3	3	1	0	1	1	0	0	1	5	10	40.50	1.500				

**Detroit Tigers @ Chicago White Sox**  
 Comiskey Park, Chicago, IL  
 Wed Jul 07 1982, 8:05 PM EDT  
 Att: 24,018 - Unknown - 83 F


AB	30
R	7
H	6
RBI	7
BB	4
SO	5
LOB	11



Batter	1	2	3	4	5	6	7	8	9	AB	R	H	RBI	BB	SO	LOB	TOP					
Lou Whitaker, L OBP: 0.309, SLG: 0.353	G3		4-3			4-3		6-3		4	0	0	0	0	0	0						
Richie Hebner, L OBP: 0.385, SLG: 0.417 Tom Brookens, R OBP: 0.329, SLG: 0.380	K			K		BB		F9		3	0	0	0	1	2	0						
Larry Hemdon, R OBP: 0.350, SLG: 0.537	F6			4-3		4-3			K	4	0	0	0	0	1	1						
Lance Parrish, R OBP: 0.389, SLG: 0.559		F7					F7		1B E 1B	4	1	2	0	0	0	0						
Mike Ivie, R OBP: 0.317, SLG: 0.525 Kirk Gibson, L OBP: 0.341, SLG: 0.444				1B		F8			E FC5-2 1B	4	1	3	1	0	0	1						
Enos Cabell, R OBP: 0.297, SLG: 0.356		F8							E6 FC5-2	4	0	1	1	0	0	2						
Chet Lemon, R OBP: 0.350, SLG: 0.320									FC5-2	4	0	0	0	0	2	4						
Lynn Jones, R OBP: 0.316, SLG: 0.324			F8						K	4	0	1	0	0	1	3						
Alan Trammell, R OBP: 0.274, SLG: 0.287			5-3			CS		F9		3	0	0	0	0	0	0						
<b>Inning Stats</b>	R: 0 E: 0 K: 1 S: 5	H: 0 LOB: 0 BB: 0 P: 5	R: 0 E: 0 K: 1 S: 6	H: 1 LOB: 1 BB: 0 P: 6	R: 0 E: 0 K: 0 S: 3	H: 0 LOB: 0 BB: 0 P: 3	R: 0 E: 0 K: 1 S: 6	H: 1 LOB: 1 BB: 0 P: 6	R: 0 E: 0 K: 1 S: 5	H: 1 LOB: 0 BB: 0 P: 5	R: 0 E: 0 K: 0 S: 3	H: 0 LOB: 1 BB: 1 P: 7	R: 1 E: 0 K: 0 S: 5	H: 2 LOB: 1 BB: 0 P: 5	R: 0 E: 0 K: 0 S: 3	H: 0 LOB: 0 BB: 0 P: 3	R: 1 E: 1 K: 2 S: 10	H: 2 LOB: 2 BB: 0 P: 10	1B: 6 2B: 0 3B: 0 HR: 1	SF: 0 SAC: 0 DP: 0 HBP: 0	WP: 0 PB: 0 CS: 1	PA: 36
<b>PITCHER</b> LaMarr Hoyt, R ERA: 2.58	IP: 9.0 WLS: W BF: 35 H: 7 R: 2 ER: 2 SO: 6 BB: 1 IBB: 0 HBP: 0 BLK: 0 WP: 0 HR: 1 S: 46 P: 50 ERA: 2.00 WHIP: 0.889															<b>PITCHER</b>						

Detroit Tigers @ Chicago White Sox  
Comiskey Park, Chicago, IL  
Thu Jul 08 1982, 8:05 PM EDT  
Att: 31,261 - Unknown - 66 F


AB 34  
R 2  
H 7  
RBI 2  
BB 1  
SO 6  
LOB 11



Batter	1	2	3	4	5	6	7	8	9	AB	R	H	RBI	BB	SO	LOB	BOTTOM					
Rudy Law, L OBP: 0.349, SLG: 0.400	F7		5-3					1-3		4	0	0	0	0	0	2						
Tony Bemazzard, S OBP: 0.336, SLG: 0.388	F7		4-3					K		4	0	1	0	0	1	2						
Steve Kemp, L OBP: 0.389, SLG: 0.418	K		4-3							4	0	2	0	0	1	1						
Greg Luzinski, R OBP: 0.364, SLG: 0.466		F3							G6-4-3 1B	4	0	0	0	0	1	3						
Tom Paciorek, R OBP: 0.349, SLG: 0.433 Mike Squires, L OBP: 0.276, SLG: 0.241		1B HBP								2	1	0	0	0	0	1						
Harold Baines, L OBP: 0.313, SLG: 0.438		F7								3	0	0	0	1	0	1						
Carlton Fisk, R OBP: 0.342, SLG: 0.389										4	0	1	0	0	0	2						
Vance Law, R OBP: 0.400, SLG: 0.408 Lorenzo Gray, R (9, PR)										2	0	2	1	2	0	0						
Aurelio Rodriguez, R OBP: 0.233, SLG: 0.151 Jerry Hairston, S OBP: 0.275, SLG: 0.533		F4								0	1	0	0	0	0	0						
<b>Inning Stats</b>	R: 0 E: 0 K: 1 S: 5	H: 0 LOB: 0 BB: 0 P: 5	R: 1 E: 0 K: 0 S: 5	H: 2 LOB: 2 BB: 0 P: 6	R: 0 E: 0 K: 1 S: 6	H: 1 LOB: 1 BB: 0 P: 6	R: 0 E: 0 K: 0 S: 3	H: 0 LOB: 0 BB: 0 P: 3	R: 0 E: 0 K: 0 S: 4	H: 2 LOB: 1 BB: 0 P: 4	R: 0 E: 0 K: 0 S: 4	H: 1 LOB: 2 BB: 1 P: 8	R: 0 E: 0 K: 1 S: 5	H: 0 LOB: 1 BB: 1 P: 9	R: 0 E: 0 K: 0 S: 3	H: 1 LOB: 0 BB: 0 P: 3	R: 2 E: 0 K: 0 S: 3	H: 1 LOB: 1 BB: 1 P: 7	1B: 6 2B: 1 3B: 0 HR: 1	SF: 0 SAC: 1 DP: 1 HBP: 1	WP: 0 PB: 0 CS: 1	PA: 36
<b>PITCHER</b> Dan Petry, R ERA: 3.33	IP: 8.2 WLS: L BF: 36 H: 8 R: 3 ER: 3 SO: 3 BB: 2 IBB: 1 HBP: 1 BLK: 0 WP: 0 HR: 1 S: 38 P: 51 ERA: 3.12 WHIP: 1.154															<b>PITCHER</b>						

Detroit Tigers @ Chicago White Sox  
Comiskey Park, Chicago, IL  
Thu Jul 08 1982, 8:05 PM EDT  
Att: 31,261 - Unknown - 66 F

AB 31  
R 3  
H 8  
RBI 3  
BB 3  
SO 3  
LOB 14






Batter	1	2	3	4	5	6	7	8	9	AB	R	H	RBI	BB	SO	LOB	TOP				
<b>Rudy Law, L</b> OBP: 0.341, SLG: 0.381 (1, 8)	F8	4-3			FC4-6 BB 1-2		6-3	K		4	0	0	0	1	1	2					
<b>Tony Bernazard, S</b> OBP: 0.334, SLG: 0.383 (1, 4)	4-3		K		FC4-6 BB 1-2 2-3		4-3		K	4	0	0	0	1	2	0					
<b>Steve Kemp, L</b> OBP: 0.389, SLG: 0.415 (1, 7)	2B BB		K		FC4-6 BB 1-2 2-3 3-H		1B		4-3	4	1	1	1	1	1	2					
<b>Greg Luzinski, R</b> OBP: 0.367, SLG: 0.471 (1, 10)	1B 2B				G6-4-3		K			5	1	3	1	0	1	3					
<b>Ron LeFlore, R</b> OBP: 0.336, SLG: 0.405 (9, PR)	1B 2B				G6-4-3		K		DI 1B	0	1	0	0	0	0	0					
<b>Harold Baines, L</b> OBP: 0.318, SLG: 0.440 (1, 9)	1B		4-3					K	1B 1B	5	0	3	2	0	1	1					
<b>Carlton Fisk, R</b> OBP: 0.344, SLG: 0.387 (1, 2)	F9							K	1B	4	1	1	0	1	0	2					
<b>Mike Squires, L</b> OBP: 0.302, SLG: 0.246 (1, 3)								K	1B	3	1	1	0	2	1	2					
<b>Vance Law, R</b> OBP: 0.386, SLG: 0.392 (8, PH)								K	1B	3	0	0	0	0	1	3					
<b>Jerry Hairston, S</b> OBP: 0.298, SLG: 0.565 (8, PH)								K	1B	1	0	1	2	0	0	0					
<b>Bill Almon, R</b> OBP: 0.336, SLG: 0.387 (8, 6)								K	1B	0	0	0	0	0	0	0					
<b>Lorenzo Gray, R</b> OBP: 0.333, SLG: 0.333 (1, 5)								K	1B	3	1	1	0	0	0	3					
<b>Mary Foley, L</b> OBP: 0.346, SLG: 0.167 (8, PH)								K	1B	1	0	0	0	0	0	1					
<b>Aurelio Rodriguez, R</b> OBP: 0.233, SLG: 0.151 (8, 5)								K	1B	0	0	0	0	0	0	0					
<b>Inning Stats</b>	R: 2 E: 0 K: 0 S: 5	H: 2 LOB: 1 BB: 1 P: 9	R: 0 E: 0 K: 0 S: 3	H: 0 LOB: 1 BB: 1 P: 7	R: 0 E: 0 K: 2 S: 8	H: 1 LOB: 1 BB: 0 P: 8	R: 0 E: 0 K: 0 S: 3	H: 0 LOB: 2 BB: 0 P: 3	R: 1 E: 0 K: 1 S: 7	H: 1 LOB: 1 BB: 2 P: 11	R: 0 E: 0 K: 1 S: 6	H: 2 LOB: 1 BB: 0 P: 6	R: 0 E: 0 K: 2 S: 8	H: 1 LOB: 1 BB: 2 P: 16	R: 1 E: 0 K: 2 S: 10	H: 3 LOB: 2 BB: 0 P: 10	1B: 9 2B: 2 3B: 0 HR: 0	SF: 0 SAC: 0 DP: 1 HBP: 0	WP: 0 PB: 0 CS: 0	PA: 43	
<b>PITCHER</b>	IP	WLS	BF	H	R	ER	SO	BB	IBB	HBP	BLK	WP	HR	S	P	ERA	WHIP				
<b>Luis Leal, R</b> ERA: 3.91 (1, 1)	4.0		20	4	3	3	2	4	0	0	0	0	0	20	36	6.75	2.000				
<b>Dale Murray, R</b> ERA: 3.51 (5, 1)	3.1	W	15	4	2	1	3	2	0	0	0	0	0	19	27	2.70	1.800				
<b>Joey McLaughlin, R</b> ERA: 3.06 (8, 1)	1.2	S	8	3	1	1	3	0	0	0	0	0	0	14	14	5.40	1.800				

Chicago White Sox @ Toronto Blue Jays  
Exhibition Stadium, Toronto, ON  
Fri Jul 09 1982, 7:05 PM EDT  
Att: 15,131 - Cloudy - 80 F


AB	37
R	6
H	11
RBI	6
BB	6
SO	8
LOB	19



Batter	1	2	3	4	5	6	7	8	9	AB	R	H	RBI	BB	SO	LOB	BOTTOM				
<b>Damaso Garcia, R</b> OBP: 0.342, SLG: 0.409 (1, 4)	F2	F8				G3		K		3	0	1	0	0	0	1					
<b>Pedro Hernandez, R</b> (6, PH) (7, 5)										2	0	0	0	0	1	2					
<b>Dave Revering, L</b> OBP: 0.296, SLG: 0.336 (1, 3)	4-3		K	4-3						4	0	1	1	0	1	2					
<b>Barry Bonnell, R</b> OBP: 0.371, SLG: 0.460 (1, 8)	1-3									4	0	0	0	0	0	1					
<b>Willie Upshaw, L</b> OBP: 0.345, SLG: 0.486 (1, 10)		4-3	K							4	0	1	0	0	2	0					
<b>Hosken Powell, L</b> OBP: 0.303, SLG: 0.365 (1, 9)										2	2	2	0	0	0	0					
<b>Jesse Barfield, R</b> OBP: 0.320, SLG: 0.417 (5, PH) (6, 9)		2B 2B		HR 1B				F2		2	0	0	0	0	1	1					
<b>Ernie Whitt, L</b> OBP: 0.328, SLG: 0.437 (1, 2)		K						F8		4	1	1	2	0	2	2					
<b>Al Woods, L</b> OBP: 0.253, SLG: 0.284 (1, 7)		1B 2B		4-3						4	2	2	2	0	0	0					
<b>Garth Iorg, R</b> OBP: 0.325, SLG: 0.404 (1, 5) (7, 4)		WP E 1B						5-3		4	2	3	1	0	0	0					
<b>Alfredo Griffin, S</b> OBP: 0.258, SLG: 0.288 (1, 6)										1	0	0	0	2	1	1					
<b>Inning Stats</b>	R: 0 E: 0 K: 0 S: 3	H: 0 LOB: 0 BB: 0 P: 3	R: 3 E: 1 K: 1 S: 8	H: 3 LOB: 1 BB: 1 P: 12	R: 0 E: 0 K: 2 S: 7	H: 0 LOB: 0 BB: 0 P: 7	R: 2 E: 0 K: 1 S: 9	H: 4 LOB: 2 BB: 0 P: 9	R: 0 E: 0 K: 2 S: 8	H: 1 LOB: 1 BB: 0 P: 8	R: 2 E: 0 K: 0 S: 6	H: 3 LOB: 1 BB: 0 P: 6	R: 0 E: 0 K: 1 S: 5	H: 0 LOB: 0 BB: 0 P: 5	R: 0 E: 0 K: 1 S: 5	H: 0 LOB: 1 BB: 1 P: 9	1B: 5 2B: 4 3B: 0 HR: 2	SF: 0 SAC: 1 DP: 0 HBP: 0	WP: 2 PB: 0 CS: 0	PA: 37	
<b>PITCHER</b>	IP	WLS	BF	H	R	ER	SO	BB	IBB	HBP	BLK	WP	HR	S	P	ERA	WHIP				
<b>Richard Dotson, R</b> ERA: 4.94 (1, 1)	3.2	L	19	7	5	4	4	1	0	0	0	0	0	26	30	9.82	2.182				
<b>Steve Trout, L</b> ERA: 4.52 (4, 1)	2.0		10	4	2	2	2	0	0	0	0	1	1	14	14	9.00	2.000				
<b>Chico Escarrega, R</b> ERA: 3.09 (6, 1)	2.1		8	0	0	0	2	1	0	0	0	0	0	11	15	0.00	0.429				

Chicago White Sox @ Toronto Blue Jays  
Exhibition Stadium, Toronto, ON  
Fri Jul 09 1982, 7:05 PM EDT  
Att: 15,131 - Cloudy - 80 F

AB	34
R	7
H	11
RBI	6
BB	2
SO	8
LOB	10



Batter	1	2	3	4	5	6	7	8	9	AB	R	H	RBI	BB	SO	LOB	TOP										
Rudy Law, L OBP: 0.344, SLG: 0.375 (1, 8)	4-0 E S 2B BB	0-0 FC 1-H		0-0 1-2 1B		0-0 4-3 1		0-0 4-3 2		4	1	1	0	1	0	0											
Tony Bernazard, S OBP: 0.335, SLG: 0.379 (1, 4)	4-0 2B 1B BB	0-3 K		0-0 F7		4-0 BB		0-3 K		3	1	0	0	2	2	3											
Steve Kemp, L OBP: 0.387, SLG: 0.415 (1, 7)	0-0 E 1-3 2B	0-0 F7		0-3 K		0-3 K			0-0 1-3 1	5	1	1	1	0	2	4											
Greg Luzinski, R OBP: 0.365, SLG: 0.465 (1, 10)	0-0 L3		0-0 F8		1-0 HR HBP		0-0 F9		0-0 F8 2	4	1	0	0	0	0	3											
Tom Paciorek, R OBP: 0.355, SLG: 0.453 Mike Squires, L OBP: 0.297, SLG: 0.241 (7, PR) (7, 3)	0-0 E8 1B 2-H 3-H		0-0 5-3		0-0 HR				0-0 1-6-3 3	4	1	3	3	0	0	0											
Harold Baines, L OBP: 0.323, SLG: 0.441 (1, 9)	0-0 F6		0-0 BB		0-0 S 1B		4-0 BB G4-6-3			2	0	1	0	2	0	1											
Carlton Fisk, R OBP: 0.338, SLG: 0.380 (1, 2)	0-3 K		0-0 F7		0-3 K 1-2		0-3 K 1			4	0	0	0	0	3	5											
Vance Law, R OBP: 0.370, SLG: 0.373 (1, 6)		0-0 F8		0-0 5-3		0-3 K		0-0 G4-6-3 1-2		4	0	0	0	0	1	3											
Aurelio Rodriguez, R OBP: 0.234, SLG: 0.143 (1, 5)		0-0 E5 FC E		4-0 1B BB		0-0 6-3 3		0-0 6-3 1		3	1	0	0	1	0	1											
<b>Inning Stats</b>	R: 3 E: 1 K: 1 S: 7	H: 2 LOB: 1 BB: 2 P: 15	R: 1 E: 2 K: 1 S: 7	H: 0 LOB: 1 BB: 0 P: 7	R: 0 E: 0 K: 0 S: 3	H: 0 LOB: 1 BB: 1 P: 7	R: 0 E: 0 K: 1 S: 6	H: 1 LOB: 2 BB: 1 P: 10	R: 2 E: 0 K: 2 S: 9	H: 2 LOB: 1 BB: 0 P: 10	R: 0 E: 0 K: 1 S: 5	H: 1 LOB: 1 BB: 1 P: 9	R: 0 E: 0 K: 1 S: 5	H: 0 LOB: 0 BB: 0 P: 5	R: 0 E: 0 K: 0 S: 3	H: 0 LOB: 0 BB: 0 P: 3	1B: 3 2B: 2 3B: 0 HR: 1	SF: 0 SAC: 0 DP: 1 HBP: 1	WP: 0 PB: 0 SB: 2 CS: 0	PA: 41							
<b>PITCHER</b>	IP	WLS	BF	H	R	ER	SO	BB	IBB	HBP	BLK	WP	HR	S	P	ERA	WHIP										
Jim Gott, R ERA: 4.79 (1, 1)	4.0	L	24	5	6	4	3	4	0	1	0	0	1	25	42	9.00	2.250										
Roy Lee Jackson, R ERA: 3.49 (5, 1)	4.0		14	1	0	0	5	2	0	0	0	0	0	22	30	0.00	0.750										
Jerry Garvin, L ERA: 6.25 (9, 1)	1.0		3	0	0	0	0	0	0	0	0	0	0	3	3	0.00	0.000										
Batter	1	2	3	4	5	6	7	8	9	AB	R	H	RBI	BB	SO	LOB	BOTTOM										
Damaso Garcia, R OBP: 0.340, SLG: 0.406 (1, 4)	0-0 5-3	0-0 5-3			0-0 4-3 1B 1B		0-0 6-3		0-0 5-3	5	1	1	1	0	0	1											
Garth Iorg, R OBP: 0.318, SLG: 0.396 (1, 5)	0-0 4-3		0-0 1-3		0-0 4-3		0-0 5-3			4	0	0	1	0	0	1											
Tony Johnson, R OBP: 0.328, SLG: 0.351 Al Woods, L OBP: 0.250, SLG: 0.281 (7, PH) (8, 7)	4-0 BB		0-0 4-3		2-3 3-H 0-0 1B		0-0 F2			2	0	1	1	1	0	0											
Barry Bonnell, R OBP: 0.369, SLG: 0.457 (1, 8)	0-0 6-3		0-0 F8		0-0 1-2 1B			0-0 F9		4	0	1	0	0	0	1											
Jesse Barfield, R OBP: 0.321, SLG: 0.418 Hosken Powell, L OBP: 0.299, SLG: 0.359 (5, PH) (6, 9)		0-0 BB 2B 1B		0-0 F8		0-0 F2		0-3 K		2	1	1	0	0	0	0											
Otto Velez, R OBP: 0.394, SLG: 0.295 Willie Upshaw, L OBP: 0.346, SLG: 0.486 (1, 10) (5, PH)		4-0 2B 1-2 6-3 BB		0-3 K		0-3 K		0-0 1B		1	1	0	0	1	1	0											
Buck Martinez, R OBP: 0.316, SLG: 0.390 Ernie Whitt, L OBP: 0.325, SLG: 0.432 (6, PH) (7, 2)		0-0 1-3 2-H 2B		0-0 5-3		0-0 F9		0-0 4-3		2	0	1	1	0	0	0											
Dave Revering, L OBP: 0.295, SLG: 0.333 (1, 3)		0-0 F8		0-0 1B 1B		0-0 F7		0-3 K		4	1	1	0	0	1	2											
Alfredo Griffin, S OBP: 0.258, SLG: 0.288 (1, 6)		0-0 6-3		0-0 1B 1-2 4-3 1B		0-0 6-3		0-0 1-3		4	1	1	1	0	0	1											
<b>Inning Stats</b>	R: 0 E: 0 K: 0 S: 3	H: 0 LOB: 1 BB: 1 P: 7	R: 2 E: 0 K: 0 S: 5	H: 2 LOB: 1 BB: 1 P: 9	R: 0 E: 0 K: 0 S: 3	H: 0 LOB: 0 BB: 0 P: 3	R: 0 E: 0 K: 1 S: 5	H: 0 LOB: 0 BB: 0 P: 5	R: 3 E: 0 K: 1 S: 10	H: 5 LOB: 2 BB: 0 P: 10	R: 0 E: 0 K: 0 S: 3	H: 0 LOB: 0 BB: 0 P: 3	R: 0 E: 0 K: 1 S: 6	H: 1 LOB: 1 BB: 0 P: 6	R: 0 E: 0 K: 1 S: 5	H: 0 LOB: 0 BB: 0 P: 5	1B: 7 2B: 1 3B: 0 HR: 0	SF: 0 SAC: 0 DP: 0 HBP: 0	WP: 0 PB: 0 SB: 0 CS: 0	PA: 37							
<b>PITCHER</b>	IP	WLS	BF	H	R	ER	SO	BB	IBB	HBP	BLK	WP	HR	S	P	ERA	WHIP										
Jerry Koosman, L ERA: 4.52 (1, 1)	4.1		22	7	5	5	1	2	0	0	0	0	0	22	30	10.38	2.077										
Chico Escarrega, R ERA: 2.93 (5, 1)	3.0	W	9	0	0	0	1	0	0	0	0	0	0	11	11	0.00	0.000										
Kevin Hickey, L ERA: 3.08 (8, 1)	1.2	S	6	1	0	0	2	0	0	0	0	0	0	10	10	0.00	0.600										

Chicago White Sox @ Toronto Blue Jays  
Exhibition Stadium, Toronto, ON  
Sat Jul 10 1982, 7:05 PM EDT  
Att: 17,035 - Cloudy - 80 F

AB	34
R	6
H	6
RBI	4
BB	6
SO	8
LOB	20



Chicago White Sox @ Toronto Blue Jays  
Exhibition Stadium, Toronto, ON  
Sat Jul 10 1982, 7:05 PM EDT  
Att: 17,035 - Cloudy - 80 F

AB	35
R	5
H	8
RBI	5
BB	2
SO	4
LOB	11



Batter	1	2	3	4	5	6	7	8	9	AB	R	H	RBI	BB	SO	LOB	TOP										
Rudy Law, L OBP: 0.356, SLG: 0.391 Jerry Hairston, S OBP: 0.283, SLG: 0.553 (1, 8)										4	2	2	0	1	0	1											
Tony Bernazard, S OBP: 0.335, SLG: 0.388 (1, 4)										6	2	2	3	0	1	3											
Steve Kemp, L OBP: 0.393, SLG: 0.418 Mike Squires, L OBP: 0.292, SLG: 0.237 (1, 7)										3	2	2	0	2	1	0											
Greg Luzinski, R OBP: 0.368, SLG: 0.469 (1, 10)										4	1	3	3	0	0	0											
Tom Paciorek, R OBP: 0.355, SLG: 0.462 (1, 3)										4	2	1	3	1	1	4											
Harold Baines, L OBP: 0.327, SLG: 0.463 (1, 9)										5	2	3	5	0	0	2											
Mary Foley, L OBP: 0.357, SLG: 0.182 Marc Hill, R OBP: 0.273, SLG: 0.359 (1, 2)										4	1	1	0	1	0	1											
Vance Law, R OBP: 0.371, SLG: 0.398 (1, 6)										5	2	2	0	0	0	2											
Aurelio Rodriguez, R OBP: 0.235, SLG: 0.167 Bill Almon, R OBP: 0.338, SLG: 0.387 Lorenzo Gray, R OBP: 0.333, SLG: 0.333 (1, 5)										4	1	1	2	0	1	1											
<b>Inning Stats</b>	R: 5 E: 0 K: 0 S: 7	H: 5 LOB: 0 BB: 1 P: 11	R: 5 E: 0 K: 0 S: 7	H: 4 LOB: 0 BB: 1 P: 11	R: 0 E: 0 K: 1 S: 5	H: 0 LOB: 0 BB: 0 P: 5	R: 0 E: 0 K: 1 S: 7	H: 2 LOB: 2 BB: 0 P: 7	R: 3 E: 0 K: 0 S: 6	H: 3 LOB: 2 BB: 2 P: 14	R: 0 E: 0 K: 0 S: 4	H: 1 LOB: 1 BB: 0 P: 4	R: 0 E: 0 K: 1 S: 4	H: 0 LOB: 0 BB: 1 P: 8	R: 0 E: 0 K: 1 S: 5	H: 0 LOB: 0 BB: 0 P: 5	R: 3 E: 0 K: 0 S: 5	H: 2 LOB: 0 BB: 1 P: 9	1B: 9 2B: 4 3B: 0 HR: 4	SF: 1 SAC: 0 DP: 2 HBP: 0	WP: 0 PB: 0 SB: 0 CS: 0	PA: 48					
<b>PITCHER</b>	IP	WLS	BF	H	R	ER	SO	BB	IBB	HBP	BLK	WP	HR	S	P	ERA	WHIP										
Jim Clancy, R ERA: 3.56 (1, 1)	0.1	L	5	3	4	4	0	1	0	0	0	0	1	4	8	108.00	12.000										
Jerry Garvin, L ERA: 7.35 (1, 1)	3.2		21	9	8	8	2	2	0	0	0	0	2	23	31	19.64	3.000										
Mark Bomback, R ERA: 6.05 (5, 1)	5.0		22	5	4	4	2	3	0	0	0	0	1	23	35	7.20	1.600										

Chicago White Sox @ Toronto Blue Jays  
Exhibition Stadium, Toronto, ON  
Sun Jul 11 1982, 3:33 AM EDT  
Att: 16,169 - Overcast - 79 F

livebaseballscorecards.com

AB 41  
R 16  
H 17  
RBI 16  
BB 6  
SO 4  
LOB 16

Batter	1	2	3	4	5	6	7	8	9	AB	R	H	RBI	BB	SO	LOB	BOTTOM										
Damaso Garcia, R OBP: 0.338, SLG: 0.403 (1, 4)										5	1	1	0	0	1	4											
Garth Iorg, R OBP: 0.325, SLG: 0.403 (1, 5)										4	2	2	2	1	0	1											
Jesse Barfield, R OBP: 0.332, SLG: 0.439 (1, 9)										4	1	3	4	1	0	1											
Barry Bonnell, R OBP: 0.365, SLG: 0.451 Pedro Hernandez, R (6, 7)										3	0	0	0	0	0	2											
Otto Velez, R OBP: 0.333, SLG: 0.265 (1, 10)										5	0	0	0	0	2	4											
Willie Upshaw, L OBP: 0.347, SLG: 0.495 (1, 3)										5	1	2	1	0	0	3											
Tony Johnson, R OBP: 0.324, SLG: 0.344 (1, 7)										4	0	1	0	0	1	1											
Buck Martinez, R OBP: 0.311, SLG: 0.383 Ernie White, L OBP: 0.321, SLG: 0.427 (6, PH)										2	0	0	0	0	0	0											
Alfredo Griffin, S OBP: 0.268, SLG: 0.305 (1, 6)										4	2	4	0	0	0	0											
<b>Inning Stats</b>	R: 3 E: 0 K: 1 S: 8	H: 3 LOB: 1 BB: 1 P: 12	R: 0 E: 0 K: 0 S: 4	H: 1 LOB: 1 BB: 0 P: 4	R: 0 E: 0 K: 0 S: 4	H: 1 LOB: 1 BB: 0 P: 4	R: 0 E: 0 K: 0 S: 4	H: 0 LOB: 0 BB: 0 P: 3	R: 1 E: 1 K: 1 S: 6	H: 2 LOB: 0 BB: 0 P: 6	R: 1 E: 0 K: 2 S: 9	H: 2 LOB: 1 BB: 0 P: 9	R: 2 E: 1 K: 0 S: 7	H: 3 LOB: 2 BB: 0 P: 7	1B: 8 2B: 3 3B: 0 HR: 2	SF: 0 SAC: 0 DP: 1 HBP: 0	WP: 0 PB: 0 SB: 0 CS: 0	PA: 42									
<b>PITCHER</b>	IP	WLS	BF	H	R	ER	SO	BB	IBB	HBP	BLK	WP	HR	S	P	ERA	WHIP										
Britt Burns, L ERA: 3.86 (1, 1)	5.0	W	23	6	3	3	2	2	0	0	0	0	0	3	3	0.00	0.000										
Dennis Lamp, R ERA: 4.14 (6, 1)	1.0		3	0	0	0	0	0	0	0	0	0	0	3	3	0.00	0.000										
Salome Barojas, R ERA: 3.64 (7, 1)	3.0		16	7	4	4	3	0	0	0	0	0	1	22	22	12.00	2.333										

Chicago White Sox @ Toronto Blue Jays  
Exhibition Stadium, Toronto, ON  
Sun Jul 11 1982, 3:33 AM EDT  
Att: 16,169 - Overcast - 79 F

livebaseballscorecards.com

AB 40  
R 7  
H 13  
RBI 7  
BB 2  
SO 5  
LOB 18

Batter	1	2	3	4	5	6	7	8	9	AB	R	H	RBI	BB	SO	LOB	TOP																	
Rudy Law, L OBP: 0.362, SLG: 0.427 (1, 8)										4	1	2	1	0	0	0	Chicago White Sox @ Milwaukee Brewers Milwaukee County Stadium, Milwaukee, WI Thu Jul 15 1982, 8:05 PM EDT Unknown - 81 F																	
Tony Bernazard, S OBP: 0.332, SLG: 0.383 (1, 4)										4	0	0	0	0	1	1																		
Steve Kemp, L OBP: 0.391, SLG: 0.414 (1, 7)										3	1	0	0	1	0	1																		
Greg Luzinski, R OBP: 0.367, SLG: 0.466 (1, 10)										4	0	1	0	0	2	2																		
Harold Baines, L OBP: 0.326, SLG: 0.470 (1, 9)										4	1	1	2	0	2	1																		
Carlton Fisk, R OBP: 0.337, SLG: 0.376 (1, 2)										3	0	0	0	1	0	0																		
Mike Squires, L OBP: 0.304, SLG: 0.270 (1, 3)										4	1	2	0	0	0	1																		
Vance Law, R OBP: 0.360, SLG: 0.385 (1, 6) (8, 5)										3	0	0	0	0	0	2																		
Aurelio Rodriguez, R OBP: 0.229, SLG: 0.161 (1, 5)										2	0	0	1	0	0	0																		
Jerry Hairston, S OBP: 0.279, SLG: 0.542 (8, PH)										1	0	0	0	0	0	0																		
Bill Almon, R OBP: 0.339, SLG: 0.387 (8, 6)										0	0	0	0	0	0	0																		
<b>Inning Stats</b>	R: 1 E: 0 K: 1 S: 7	H: 2 LOB: 1 BB: 0 P: 7	R: 0 E: 0 K: 0 S: 3	H: 0 LOB: 0 BB: 0 P: 3	R: 0 E: 0 K: 0 S: 4	H: 1 LOB: 1 BB: 0 P: 4	R: 0 E: 0 K: 1 S: 5	H: 0 LOB: 0 BB: 0 P: 5	R: 0 E: 0 K: 0 S: 4	H: 1 LOB: 1 BB: 0 P: 4	R: 0 E: 0 K: 1 S: 5	H: 0 LOB: 0 BB: 0 P: 5	R: 0 E: 0 K: 1 S: 5	H: 0 LOB: 0 BB: 0 P: 5	R: 2 E: 0 K: 1 S: 5	H: 1 LOB: 0 BB: 2 P: 13	1B: 3 2B: 2 3B: 0 HR: 2	SF: 0 SAC: 0 DP: 2 HBP: 0	WP: 0 PB: 0 SB: 1 CS: 1	PA: 34														
<b>PITCHER</b>	IP WLS BF H R ER SO BB IBB HBP BLK WP HR S P ERA WHIP																																	
Pete Vuckovich, R ERA: 3.12 (1, 1)	1.2	7	2	1	1	1	0	0	0	0	0	0	0	1	9	9	5.40	1.200																
Jim Slaton, R ERA: 3.18 (2, 1)	7.1	W	27	4	3	3	4	2	0	0	0	0	0	1	33	41	3.68	0.818																

Batter	1	2	3	4	5	6	7	8	9	AB	R	H	RBI	BB	SO	LOB	BOTTOM																	
Paul Molitor, R OBP: 0.371, SLG: 0.446 (1, 5)										5	0	1	0	0	1	2	Chicago White Sox @ Milwaukee Brewers Milwaukee County Stadium, Milwaukee, WI Thu Jul 15 1982, 8:05 PM EDT Unknown - 81 F																	
Robin Yount, R OBP: 0.361, SLG: 0.582 (1, 6)										5	1	1	1	0	1	3																		
Cecil Cooper, L OBP: 0.363, SLG: 0.577 (1, 3)										5	1	3	1	0	0	0																		
Ted Simmons, S OBP: 0.303, SLG: 0.470 (1, 2)										4	1	2	1	0	1	1																		
Ben Oglivie, L OBP: 0.336, SLG: 0.474 (1, 7)										4	0	0	0	0	0	3																		
Gorman Thomas, R OBP: 0.330, SLG: 0.524 (1, 8)										2	2	1	0	2	0	0																		
Roy Howell, L OBP: 0.324, SLG: 0.383 (1, 10)										3	0	1	1	0	0	2																		
Marshall Edwards, L OBP: 0.284, SLG: 0.394 (1, 9)										3	1	2	1	0	1	0																		
Charlie Moore, R OBP: 0.302, SLG: 0.375 (8, PH) (9, 9)										1	1	1	1	0	0	0																		
Jim Gantner, L OBP: 0.374, SLG: 0.412 (1, 4)										4	1	3	2	0	0	1																		
<b>Inning Stats</b>	R: 1 E: 0 K: 1 S: 7	H: 2 LOB: 1 BB: 0 P: 7	R: 0 E: 0 K: 0 S: 4	H: 1 LOB: 1 BB: 0 P: 4	R: 0 E: 0 K: 0 S: 3	H: 0 LOB: 0 BB: 0 P: 3	R: 3 E: 0 K: 0 S: 7	H: 5 LOB: 2 BB: 1 P: 11	R: 0 E: 0 K: 0 S: 4	H: 1 LOB: 2 BB: 1 P: 8	R: 0 E: 0 K: 2 S: 8	H: 1 LOB: 1 BB: 0 P: 8	R: 0 E: 0 K: 1 S: 5	H: 0 LOB: 0 BB: 0 P: 5	R: 4 E: 0 K: 0 S: 7	H: 5 LOB: 1 BB: 0 P: 7	1B: 10 2B: 5 3B: 0 HR: 0	SF: 0 SAC: 1 DP: 0 HBP: 0	WP: 0 PB: 0 SB: 0 CS: 0	PA: 39														
<b>PITCHER</b>	IP WLS BF H R ER SO BB IBB HBP BLK WP HR S P ERA WHIP																																	
Dennis Lamp, R ERA: 4.32 (1, 1)	4.0	L	21	9	4	4	1	1	0	0	0	0	0	0	18	22	2.70	0.900																
Kevin Hickey, L ERA: 3.05 (5, 1)	3.1		13	2	1	1	3	1	0	0	0	0	0	0	18	22	2.70	0.900																
Richard Dotson, R ERA: 5.2 (8, 1)	0.2		5	4	3	3	0	0	0	0	0	0	0	0	5	5	40.50	6.000																

Batter	1	2	3	4	5	6	7	8	9	AB	R	H	RBI	BB	SO	LOB	TOP			
Ron LeFlore, R OBP: 0.331, SLG: 0.399	6-3	F9						F7									4 0 0 0 0 0 1			
Tony Bemazard, S OBP: 0.326, SLG: 0.378	F7		F8					F8									4 0 0 0 0 0 0			
Steve Kemp, L OBP: 0.389, SLG: 0.409	F8		F8					4-3									3 0 0 0 1 0 0			
Greg Luzinski, R OBP: 0.368, SLG: 0.466		F9	1-3														4 0 2 0 0 0 0			
Tom Paciorek, R OBP: 0.357, SLG: 0.481																	4 2 2 1 0 0 3			
Marc Hill, R OBP: 0.298, SLG: 0.366																	2 1 1 0 1 0 0			
Rudy Law, L OBP: 0.368, SLG: 0.427																	0 0 0 0 1 0 0			
Harold Baines, L OBP: 0.325, SLG: 0.466																	3 1 0 0 1 0 2			
Vance Law, R OBP: 0.359, SLG: 0.394																	3 0 1 3 0 0 1			
Jerry Hairston, S OBP: 0.273, SLG: 0.531																	1 0 0 0 0 0 1			
Aurelio Rodriguez, R OBP: 0.219, SLG: 0.154																	3 0 0 0 0 0 2			
Mike Squires, L OBP: 0.300, SLG: 0.266																	1 0 0 0 0 0 1			
<b>Inning Stats</b>	R: 0 E: 0 K: 0 S: 3	H: 0 LOB: 0 BB: 0 P: 3	R: 3 E: 0 K: 0 S: 5	H: 2 LOB: 1 BB: 2 P: 13	R: 0 E: 0 K: 0 S: 3	H: 0 LOB: 1 BB: 0 P: 3	R: 1 E: 0 K: 0 S: 5	H: 2 LOB: 1 BB: 0 P: 5	R: 0 E: 0 K: 0 S: 3	H: 1 LOB: 0 BB: 0 P: 3	R: 0 E: 0 K: 0 S: 3	H: 0 LOB: 0 BB: 0 P: 3	R: 0 E: 0 K: 0 S: 4	H: 1 LOB: 2 BB: 1 P: 8	R: 0 E: 0 K: 0 S: 3	H: 0 LOB: 1 BB: 1 P: 7	1B: 3 2B: 1 3B: 1 HR: 1	SF: 0 SAC: 0 DP: 1 HBP: 0	WP: 0 PB: 0 SB: 0 CS: 0	PA: 36
<b>PITCHER</b>	IP WLS BF H R ER SO BB IBB HBP BLK WP HR S P ERA WHIP																			
Mike Caldwell, L ERA: 4.76	(1, 1) 8.0 W 32 6 4 4 0 3 0 0 0 0 1 29 41 4.50 1.125																			
Rollie Fingers, R ERA: 2.85	(9, 1) 1.0 S 4 0 0 0 0 1 0 0 0 0 0 3 7 0.00 1.000																			

Chicago White Sox @ Milwaukee Brewers  
Milwaukee County Stadium, Milwaukee, WI  
Thu Jul 15 1982, 8:05 PM EDT  
Att: 33,657 - Unknown - 76 F


AB 32  
R 4  
H 6  
RBI 4  
BB 4  
SO 0  
LOB 11



Batter	1	2	3	4	5	6	7	8	9	AB	R	H	RBI	BB	SO	LOB	BOTTOM			
Paul Moltor, R OBP: 0.370, SLG: 0.442	6-3		F8														3 1 0 0 1 0 2			
Robin Yount, R OBP: 0.360, SLG: 0.581	F7																4 1 1 2 0 0 1			
Cecil Cooper, L OBP: 0.362, SLG: 0.573	4-3		L4														4 0 1 1 0 0 1			
Ben Oglivie, L OBP: 0.338, SLG: 0.486																	4 1 2 2 0 1 1			
Gorman Thomas, R OBP: 0.327, SLG: 0.519																	3 0 0 0 0 2 1			
Roy Howell, L OBP: 0.317, SLG: 0.374																	3 0 0 0 0 0 0			
Charlie Moore, R OBP: 0.303, SLG: 0.374																	3 0 1 0 0 0 0			
Ed Romero, R OBP: 0.322, SLG: 0.376																	2 1 1 0 0 0 0			
Jim Gantner, L OBP: 0.373, SLG: 0.410																	1 0 0 0 0 0 1			
Ned Yost, R OBP: 0.362, SLG: 0.434																	3 1 1 0 0 0 0			
<b>Inning Stats</b>	R: 0 E: 0 K: 0 S: 3	H: 0 LOB: 0 BB: 0 P: 3	R: 1 E: 0 K: 1 S: 6	H: 1 LOB: 0 BB: 0 P: 6	R: 3 E: 0 K: 1 S: 9	H: 4 LOB: 1 BB: 0 P: 9	R: 0 E: 0 K: 0 S: 3	H: 0 LOB: 0 BB: 0 P: 3	R: 0 E: 0 K: 0 S: 3	H: 0 LOB: 0 BB: 0 P: 3	R: 0 E: 0 K: 0 S: 3	H: 1 LOB: 0 BB: 0 P: 3	R: 0 E: 0 K: 0 S: 6	H: 1 LOB: 1 BB: 1 P: 10	R: 1 E: 0 K: 1 S: 6	H: 1 LOB: 1 BB: 1 P: 10	1B: 4 2B: 2 3B: 0 HR: 1	SF: 0 SAC: 0 DP: 0 HBP: 0	WP: 0 PB: 0 SB: 0 CS: 1	PA: 31
<b>PITCHER</b>	IP WLS BF H R ER SO BB IBB HBP BLK WP HR S P ERA WHIP																			
LaMarr Hoyt, R ERA: 2.77	(1, 1) 7.2 L 30 7 5 5 2 1 0 0 0 0 1 33 37 5.87 1.043																			
Kevin Hickey, L ERA: 3.02	(8, 1) 0.1 1 0 0 0 0 1 0 0 0 0 0 3 3 0.00 0.000																			

Chicago White Sox @ Milwaukee Brewers  
Milwaukee County Stadium, Milwaukee, WI  
Thu Jul 15 1982, 8:05 PM EDT  
Att: 33,657 - Unknown - 76 F

AB 30  
R 5  
H 7  
RBI 5  
BB 1  
SO 3  
LOB 7



Batter	1	2	3	4	5	6	7	8	9	AB	R	H	RBI	BB	SO	LOB	TOP										
Rudy Law, L OBP: 0.360, SLG: 0.416 (1, 8)	0-3 K		0-0 S 1B		0-3 K		0-0 F6		0-0 F7	5	0	1	0	0	2	0											
Tony Bernazard, S OBP: 0.332, SLG: 0.382 (1, 4)	0-3 K		0-3 K 1-2		0-0 1B		0-0 1B		0-0 1B	5	0	3	0	0	2	1											
Steve Kemp, L OBP: 0.392, SLG: 0.414 (1, 7)	4-0 FC6-4 BB			0-0 2B	0-0 L6		0-0 1B		0-0 F8	4	1	2	0	1	0	2											
Greg Luzinski, R OBP: 0.367, SLG: 0.462 (1, 10)	0-0 FC6-4 1-2			4-0 2B 6-3 BB		0-0 6-3	0-0 F9			3	1	0	0	1	0	3											
Tom Paciorek, R OBP: 0.359, SLG: 0.489 (1, 3)		0-0 F8		0-0 WP 1-3 2-H 2B		0-0 1B SF9 2B		0-0 5-3		4	1	2	1	0	0	0											
Harold Baines, L OBP: 0.325, SLG: 0.463 (1, 9)	0-3 K			0-0 F7		0-0 SF9 1B		0-0 F5		4	0	1	0	0	1	2											
Carlton Fisk, R OBP: 0.336, SLG: 0.379 (1, 2)	0-0 F6			0-0 6-3		0-0 SF9 1B		0-0 2B		3	0	1	2	0	0	1											
Vance Law, R OBP: 0.346, SLG: 0.378 (1, 6)			0-0 F7	0-0 4-3		0-0 6-3		0-0 4-3		4	0	0	0	0	0	3											
Aurelio Rodriguez, R OBP: 0.211, SLG: 0.147 (1, 5)			0-0 5-3		0-0 F7		0-0 F9		0-0 F8	3	0	0	0	0	0	0											
Jerry Hairston, S OBP: 0.259, SLG: 0.520 (9, PH)										1	0	0	0	0	0	0											
<b>Inning Stats</b>	R: 0 E: 0 K: 2 S: 7	H: 0 LOB: 1 BB: 1 P: 11	R: 0 E: 0 K: 1 S: 5	H: 0 LOB: 0 BB: 0 P: 5	R: 0 E: 0 K: 1 S: 6	H: 1 LOB: 1 BB: 0 P: 6	R: 2 E: 0 K: 0 S: 5	H: 2 LOB: 1 BB: 1 P: 9	R: 0 E: 0 K: 1 S: 6	H: 1 LOB: 1 BB: 0 P: 6	R: 1 E: 0 K: 0 S: 5	H: 2 LOB: 1 BB: 0 P: 5	R: 0 E: 0 K: 0 S: 5	H: 2 LOB: 2 BB: 0 P: 5	R: 0 E: 0 K: 0 S: 4	H: 1 LOB: 1 BB: 0 P: 4	R: 0 E: 0 K: 0 S: 4	H: 1 LOB: 1 BB: 0 P: 4	1B: 6 2B: 4 3B: 0 HR: 0	SF: 1 SAC: 0 DP: 0 HBP: 0	WP: 1 PB: 0 SB: 1 CS: 0	PA: 39					
<b>PITCHER</b>	IP	WLS	BF	H	R	ER	SO	BB	IBB	HBP	BLK	WP	HR	S	P	ERA	WHIP										
Moose Haas, R ERA: 4.87 (1, 1)	8.0	W	35	9	3	3	5	2	0	0	0	1	0	43	51	3.38	1.375										
Rollie Fingers, R ERA: 2.63 (9, 1)	1.0	S	4	1	0	0	0	0	0	0	0	0	0	4	4	0.00	1.000										

Chicago White Sox @ Milwaukee Brewers  
Milwaukee County Stadium, Milwaukee, WI

AB 36  
R 3  
H 10  
RBI 3  
BB 2  
SO 5  
LOB 12




Fri Jul 16 1982, 8:05 PM EDT  
Att: 32,702 - Unknown - 74 F

Batter	1	2	3	4	5	6	7	8	9	AB	R	H	RBI	BB	SO	LOB	BOTTOM										
Paul Molitor, R OBP: 0.374, SLG: 0.448 (1, 5)	0-0 6-3 1B		0-0 FC4-6 S 1-2		0-0 G6-4-3 1B		0-0 1B	0-0 1B 2B		4	1	3	1	0	0	1											
Robin Yount, R OBP: 0.359, SLG: 0.576 (1, 6)	0-3 K		0-0 4-3 1-2		0-0 G6-4-3 1-2		0-0 2B BB	4-0 2B BB		3	1	0	0	1	1	3											
Cecil Cooper, L OBP: 0.363, SLG: 0.572 (1, 3)	0-0 6-3 1-2			0-0 4-3		0-0 G5-4-3 1B		0-0 2B SF7 1B		4	1	2	0	0	0	1											
Ted Simmons, S OBP: 0.303, SLG: 0.470 (1, 2)	0-0 F7			0-0 4-3		0-0 F6		0-0 F 1-3 2-H 3-H 2B		4	0	1	2	0	0	2											
Gorman Thomas, R OBP: 0.326, SLG: 0.517 (1, 8)		0-0 F4		0-0 1B		0-0 G5-4-3 1-2		0-0 SF7 2B		3	0	1	1	0	0	1											
Ben Oglivie, L OBP: 0.334, SLG: 0.480 (1, 7)	0-3 K			0-0 F9		0-0 6-3		0-0 4-3		4	0	0	0	0	1	2											
Don Money, R OBP: 0.366, SLG: 0.563 (1, 10)		0-0 5-3			0-0 HR		0-0 5-3			3	1	1	1	0	0	0											
Charlie Moore, R OBP: 0.299, SLG: 0.370 (1, 9)			0-0 6-3		0-0 3-1		0-0 1-3			3	0	0	0	0	0	0											
Jim Gantner, L OBP: 0.377, SLG: 0.414 (1, 4)			0-0 FC4-6 1B		0-0 BLK 1B		0-0 6-3			3	1	2	0	0	0	0											
<b>Inning Stats</b>	R: 0 E: 0 K: 1 S: 6	H: 1 LOB: 1 BB: 0 P: 6	R: 0 E: 0 K: 1 S: 5	H: 0 LOB: 0 BB: 0 P: 5	R: 0 E: 0 K: 0 S: 4	H: 1 LOB: 1 BB: 0 P: 4	R: 0 E: 0 K: 0 S: 4	H: 1 LOB: 1 BB: 0 P: 4	R: 2 E: 0 K: 0 S: 5	H: 3 LOB: 0 BB: 0 P: 5	R: 0 E: 0 K: 0 S: 3	H: 1 LOB: 0 BB: 0 P: 3	R: 0 E: 0 K: 0 S: 3	H: 0 LOB: 0 BB: 0 P: 3	R: 3 E: 1 K: 0 S: 6	H: 3 LOB: 1 BB: 1 P: 10	1B: 7 2B: 2 3B: 0 HR: 1	SF: 1 SAC: 0 DP: 2 HBP: 0	WP: 0 PB: 0 SB: 1 CS: 0	PA: 33							
<b>PITCHER</b>	IP	WLS	BF	H	R	ER	SO	BB	IBB	HBP	BLK	WP	HR	S	P	ERA	WHIP										
Jerry Koosman, L ERA: 4.68 (1, 1)	7.1	L	31	10	5	5	2	1	0	0	1	0	0	34	38	6.14	1.500										
Salome Barojas, R ERA: 3.6 (8, 1)	0.2		2	0	0	0	0	0	0	0	0	0	0	2	2	0.00	0.000										

Chicago White Sox @ Milwaukee Brewers  
Milwaukee County Stadium, Milwaukee, WI

AB 31  
R 5  
H 10  
RBI 5  
BB 1  
SO 2  
LOB 10



Fri Jul 16 1982, 8:05 PM EDT  
Att: 32,702 - Unknown - 74 F

Batter	1	2	3	4	5	6	7	8	9	AB	R	H	RBI	BB	SO	LOB	TOP								
Ron LeFlore, R OBP: 0.333, SLG: 0.404	0-0 CS 1B			0-0 F8		0-0 S 1B 2B		0-3 K		4	1	2	0	0	1	0									
Tony Bernazard, S OBP: 0.333, SLG: 0.381	0-3 K			0-0 6-3		0-0 2H 1B		4-0 S BB		3	0	1	1	1	1	1									
Steve Kemp, L OBP: 0.393, SLG: 0.411	0-0 F4			4-0 BB		0-0 F8		4-0 1-2 IBB		2	0	0	0	2	0	1									
Greg Luzinski, R OBP: 0.366, SLG: 0.460		0-3 K		0-0 F8			0-0 2B SF9 1B	0-3 K		4	1	1	0	0	2	3									
Tom Paciorek, R OBP: 0.358, SLG: 0.489		0-0 F8			0-0 F9		0-0 SF9 1-3 2B		0-0 F4	4	0	1	0	0	0	0									
Carlton Fisk, R OBP: 0.335, SLG: 0.374		0-0 F7			0-0 5-3		4-0 G4-3 BB		0-0 1-3	3	0	0	0	1	0	0									
Harold Baines, L OBP: 0.321, SLG: 0.459			0-0 F2		0-3 K		0-0 SF9		0-3 K	3	0	0	1	0	2	0									
Vance Law, R OBP: 0.336, SLG: 0.366			0-0 1-3			0-0 F9	0-0 G4-3			3	0	0	0	0	0	2									
Aurelio Rodriguez, R OBP: 0.203, SLG: 0.141			0-0 F4			0-0 6-3		0-0 F7		3	0	0	0	0	0	0									
<b>Inning Stats</b>	R: 0 E: 0 K: 1 S: 5	H: 1 LOB: 0 BB: 0 P: 5	R: 0 E: 0 K: 1 S: 5	H: 0 LOB: 0 BB: 0 P: 5	R: 0 E: 0 K: 0 S: 3	H: 0 LOB: 0 BB: 0 P: 3	R: 0 E: 0 K: 0 S: 3	H: 0 LOB: 1 BB: 1 P: 7	R: 0 E: 0 K: 1 S: 5	H: 0 LOB: 0 BB: 0 P: 5	R: 1 E: 0 K: 0 S: 5	H: 2 LOB: 1 BB: 0 P: 5	R: 1 E: 0 K: 0 S: 4	H: 2 LOB: 1 BB: 1 P: 8	R: 0 E: 0 K: 2 S: 7	H: 0 LOB: 2 BB: 2 P: 15	R: 0 E: 0 K: 1 S: 5	H: 0 LOB: 0 BB: 0 P: 5	1B: 3 2B: 2 3B: 0 HR: 0	SF: 1 SAC: 0 DP: 1 HBP: 0	WP: 0 PB: 0 SB: 2 CS: 1	PA: 34			
<b>PITCHER</b>	IP	WLS	BF	H	R	ER	SO	BB	IBB	HBP	BLK	WP	HR	S	P	ERA	WHIP								
Bob McClure, L ERA: 4.8	6.1		25	5	2	2	3	2	0	0	0	0	0	29	37	2.84	1.105								
Pete Ladd, R ERA:	1.2	W	6	0	0	0	2	1	1	0	0	0	0	8	16	0.00	0.600								
Rollie Fingers, R ERA: 2.79	1.0	S	3	0	0	0	1	0	0	0	0	0	0	5	5	0.00	0.000								

Chicago White Sox @ Milwaukee Brewers  
Milwaukee County Stadium, Milwaukee, WI

AB 29  
R 2  
H 5  
RBI 2  
BB 4  
SO 6  
LOB 7




Sat Jul 17 1982, 8:05 PM EDT  
Att: 52,959 - Unknown - 90 F

Batter	1	2	3	4	5	6	7	8	9	AB	R	H	RBI	BB	SO	LOB	BOTTOM								
Paul Molitor, R OBP: 0.372, SLG: 0.445	0-0 6-3	0-0 F8			0-0 4-3		0-0 E8 1B	0-3 K		5	0	1	0	0	1	5									
Robin Yount, R OBP: 0.357, SLG: 0.571	4-0 1B BB		0-0 F6		0-0 F7		0-0 6-3			3	0	0	0	1	0	2									
Cecil Cooper, L OBP: 0.362, SLG: 0.568	0-0 F8		0-0 6-3			0-0 4-3		0-0 BLK 1B 2B 1B		4	1	1	0	0	0	1									
Ted Simmons, S OBP: 0.305, SLG: 0.471	0-0 1-3 1B		0-0 5-3			0-0 F9		0-0 BLK 2B 1B		4	1	2	0	0	0	0									
Gorman Thomas, R OBP: 0.326, SLG: 0.517	0-3 K			0-3 K		0-3 K		0-0 4-3 SF9 2B		4	1	1	2	0	3	2									
Ben Oglivie, L OBP: 0.333, SLG: 0.478		0-0 FC6-4 1B		0-0 F8		0-0 F7		0-0 4-3		4	0	1	0	0	0	1									
Don Money, R OBP: 0.371, SLG: 0.565		0-0 FC6-4 2B		0-3 K			0-0 1B 2B	4-0 2B BB		3	1	1	0	1	1	1									
Charlie Moore, R OBP: 0.295, SLG: 0.365		0-0 F8			0-3 K		0-0 F9	0-0 SF9		3	0	0	1	0	1	2									
Jim Gantner, L OBP: 0.388, SLG: 0.432		0-0 1-3 2B			4-0 4-3 BB		0-0 2H 1B	0-0 1-3 2B		3	1	3	1	1	0	0									
<b>Inning Stats</b>	R: 0 E: 0 K: 1 S: 6	H: 1 LOB: 2 BB: 1 P: 10	R: 0 E: 0 K: 0 S: 5	H: 2 LOB: 2 BB: 0 P: 5	R: 0 E: 0 K: 2 S: 7	H: 0 LOB: 0 BB: 0 P: 7	R: 0 E: 0 K: 1 S: 5	H: 0 LOB: 1 BB: 1 P: 9	R: 0 E: 0 K: 1 S: 5	H: 0 LOB: 0 BB: 0 P: 5	R: 2 E: 1 K: 0 S: 6	H: 3 LOB: 1 BB: 0 P: 6	R: 3 E: 0 K: 1 S: 9	H: 4 LOB: 2 BB: 1 P: 13	R: 0 E: 0 K: 1 S: 5	H: 0 LOB: 0 BB: 0 P: 5	1B: 6 2B: 4 3B: 0 HR: 0	SF: 1 SAC: 0 DP: 0 HBP: 0	WP: 0 PB: 0 SB: 0 CS: 0	PA: 37					
<b>PITCHER</b>	IP	WLS	BF	H	R	ER	SO	BB	IBB	HBP	BLK	WP	HR	S	P	ERA	WHIP								
Britt Burns, L ERA: 3.71	6.2		28	6	2	1	5	2	0	0	0	0	0	36	44	1.35	1.200								
Salome Barojas, R ERA: 4.03	0.1	L	4	3	3	3	0	0	0	0	1	0	0	4	4	81.00	9.000								
Kevin Hickey, L ERA: 2.98	0.2		4	1	0	0	0	1	0	0	0	0	0	3	7	0.00	3.000								
Chico Escarrega, R ERA: 2.8	0.1		1	0	0	0	1	0	0	0	0	0	0	3	3	0.00	0.000								

Chicago White Sox @ Milwaukee Brewers  
Milwaukee County Stadium, Milwaukee, WI

AB 33  
R 5  
H 10  
RBI 4  
BB 3  
SO 6  
LOB 14



Sat Jul 17 1982, 8:05 PM EDT  
Att: 52,959 - Unknown - 90 F






Batter	1	2	3	4	5	6	7	8	9	AB	R	H	RBI	BB	SO	LOB	TOP										
<b>Rudy Law, L</b> OBP: 0.364, SLG: 0.404 (1, 8)	4-3		K			3-1		F7		4	0	0	0	1	1	1											
<b>Tony Bemazard, S</b> OBP: 0.335, SLG: 0.386 (1, 4)		K		6-3		G3				5	1	2	0	0	1	1											
<b>Steve Kemp, L</b> OBP: 0.391, SLG: 0.406 (1, 7)		K		F6				FC4-6 1B		4	2	1	0	1	1	2											
<b>Greg Luzinski, R</b> OBP: 0.365, SLG: 0.453 (1, 10)		K		WP 1B		F9		5-3		4	1	1	0	1	1	3											
<b>Tom Paciorek, R</b> OBP: 0.364, SLG: 0.488 (1, 3)	1B		6-3			5-3				4	0	2	2	0	0	0											
<b>Mike Squires, L</b> OBP: 0.300, SLG: 0.266 (9, PR)				WP 1B						0	0	0	0	0	0	0											
<b>Harold Baines, L</b> OBP: 0.324, SLG: 0.463 (1, 9)						L7				3	1	1	2	2	0	2											
<b>Carlton Fisk, R</b> OBP: 0.332, SLG: 0.371 (1, 2)			6-3			L5		F8		5	0	1	1	0	0	2											
<b>Vance Law, R</b> OBP: 0.333, SLG: 0.390 (1, 6)	K					K		F8		4	1	1	1	0	2	3											
<b>Aurelio Rodriguez, R</b> OBP: 0.221, SLG: 0.231 (1, 5)	K					6-3		1-3		4	0	1	0	0	1	3											
<b>Inning Stats</b>	R: 3 E: 0 K: 2 S: 9	H: 2 LOB: 3 BB: 3 P: 22	R: 0 E: 0 K: 3 S: 9	H: 0 LOB: 1 BB: 1 P: 13	R: 2 E: 0 K: 1 S: 8	H: 3 LOB: 1 BB: 0 P: 8	R: 0 E: 0 K: 0 S: 5	H: 2 LOB: 2 BB: 0 P: 5	R: 0 E: 0 K: 1 S: 5	H: 1 LOB: 1 BB: 0 P: 4	R: 0 E: 0 K: 0 S: 3	H: 0 LOB: 0 BB: 0 P: 3	R: 0 E: 0 K: 0 S: 3	H: 0 LOB: 0 BB: 1 P: 9	R: 1 E: 0 K: 0 S: 5	H: 2 LOB: 2 BB: 1 P: 9	1B: 7 2B: 1 3B: 0 HR: 2	SF: 0 SAC: 0 DP: 0 HBP: 1	WP: 1 PB: 0 CS: 0	PA: 43							
<b>PITCHER</b>	IP	WLS	BF	H	R	ER	SO	BB	IBB	HBP	BLK	WP	HR	S	P	ERA	WHIP										
<b>Milt Wilcox, R</b> ERA: 3.84 (1, 1)	0.1	L	7	2	3	3	0	3	0	1	0	0	0	3	16	81.00	15.000										
<b>Dave Rucker, L</b> ERA: 5.19 (1, 1)	3.2		17	5	2	2	6	1	0	0	0	1	2	28	32	4.91	1.636										
<b>Elias Sosa, R</b> ERA: 3.78 (5, 1)	5.0		19	3	1	1	1	0	1	0	0	0	0	20	24	1.80	0.600										

Chicago White Sox @ Detroit Tigers  
Tiger Stadium, Detroit, MI  
Mon Jul 19 1982, 7:05 PM EDT  
Att: 23,175 - Cloudy - 74 F

AB 37  
R 6  
H 10  
RBI 6  
BB 5  
SO 7  
LOB 17



Batter	1	2	3	4	5	6	7	8	9	AB	R	H	RBI	BB	SO	LOB	BOTTOM										
<b>Lou Whitaker, L</b> OBP: 0.329, SLG: 0.378 (1, 4)	K		FC6-4 BB			F7			F7	3	0	0	0	2	1	3											
<b>Chet Lemon, R</b> OBP: 0.343, SLG: 0.339 (1, 8)			FC6-4 FC6-4			K			K	4	0	1	0	0	2	5											
<b>Larry Hemdon, R</b> OBP: 0.337, SLG: 0.519 (1, 7)	5-3		FC6-4			F3		F4		4	0	0	0	0	0	6											
<b>Lance Parrish, R</b> OBP: 0.393, SLG: 0.581 (1, 2)	5-3					5-3		FC6-4		4	0	0	0	0	1	4											
<b>Richie Hebner, L</b> OBP: 0.352, SLG: 0.417 (1, 10)			F8			4-3		F7		4	0	0	0	0	0	0											
<b>Rick Leach, L</b> OBP: 0.306, SLG: 0.403 (1, 3)			G5-4-3 1B			FC6-4 BB		4-3		3	0	2	0	1	0	0											
<b>Tom Brookens, R</b> OBP: 0.316, SLG: 0.387 (1, 5)			G5-4-3			FC6-4		K		4	0	1	0	0	1	2											
<b>Glenn Wilson, R</b> OBP: 0.377, SLG: 0.458 (1, 9)			E4 FC6-4 1B			5-3				3	0	2	0	1	0	0											
<b>Alan Trammell, R</b> OBP: 0.283, SLG: 0.318 (1, 6)			6-3			5-3			K	4	0	1	0	0	1	4											
<b>Inning Stats</b>	R: 0 E: 0 K: 1 S: 6	H: 1 LOB: 1 BB: 0 P: 6	R: 0 E: 0 K: 0 S: 3	H: 1 LOB: 0 BB: 0 P: 3	R: 0 E: 0 K: 0 S: 4	H: 1 LOB: 2 BB: 1 P: 8	R: 0 E: 0 K: 1 S: 5	H: 0 LOB: 1 BB: 1 P: 9	R: 0 E: 0 K: 0 S: 3	H: 0 LOB: 0 BB: 0 P: 3	R: 0 E: 0 K: 1 S: 5	H: 0 LOB: 0 BB: 0 P: 5	R: 0 E: 0 K: 1 S: 7	H: 2 LOB: 3 BB: 1 P: 11	R: 0 E: 0 K: 1 S: 7	H: 2 LOB: 3 BB: 1 P: 11	1B: 7 2B: 0 3B: 0 HR: 0	SF: 0 SAC: 0 DP: 1 HBP: 0	WP: 0 PB: 0 CS: 0	PA: 37							
<b>PITCHER</b>	IP	WLS	BF	H	R	ER	SO	BB	IBB	HBP	BLK	WP	HR	S	P	ERA	WHIP										
<b>Dennis Lamp, R</b> ERA: 3.99 (1, 1)	9.0	W	37	7	0	0	6	4	0	0	0	0	0	45	61	0.00	1.222										

Chicago White Sox @ Detroit Tigers  
Tiger Stadium, Detroit, MI  
Mon Jul 19 1982, 7:05 PM EDT  
Att: 23,175 - Cloudy - 74 F

AB 33  
R 0  
H 7  
RBI 0  
BB 4  
SO 6  
LOB 24



Batter	1	2	3	4	5	6	7	8	9	AB	R	H	RBI	BB	SO	LOB	TOP					
Rudy Law, L OBP: 0.352, SLG: 0.389 (1, 8)	F7		K			5-3		9-5-6-4		4	0	0	0	0	1	1						
Tony Bemazard, S OBP: 0.334, SLG: 0.382 (1, 4)	5-3			K		6-3			G6-3 BB	3	0	0	0	1	1	0						
Steve Kemp, L OBP: 0.392, SLG: 0.407 (1, 7)	G3			1B		1B			K	4	0	2	0	0	1	1						
Greg Luzinski, R OBP: 0.366, SLG: 0.452 (1, 10)		FC4-6 BB		1B		5-3			G6-3	3	0	1	0	1	0	2						
Tom Paciorek, R OBP: 0.360, SLG: 0.482 (1, 3)	F8			K						3	0	0	0	0	1	3						
Harold Baines, L OBP: 0.321, SLG: 0.458 (1, 9)	FC4-6 FC5-4 1-2			4-3					G3	3	0	0	0	0	0	3						
Carlton Fisk, R OBP: 0.329, SLG: 0.367 (1, 2)	FC5-4 1-2					5-3			F7	3	0	0	0	0	0	1						
Vance Law, R OBP: 0.325, SLG: 0.380 (1, 6) (8, 5)			K			5-3			K	3	0	0	0	0	2	0						
Aurelio Rodriguez, R OBP: 0.216, SLG: 0.225 (8, PH)			5-3			5-3				2	0	0	0	0	0	0						
Jerry Hairston, S OBP: 0.276, SLG: 0.538 (8, PR)						5-3				1	0	1	0	0	0	0						
Bill Almon, R OBP: 0.337, SLG: 0.384 (8, 6)									2B	0	0	0	0	0	0	0						
<b>Inning Stats</b>	R: 0 E: 0 K: 0 S: 3	H: 0 LOB: 0 BB: 0 P: 3	R: 0 E: 0 K: 0 S: 3	H: 0 LOB: 1 BB: 1 P: 7	R: 0 E: 0 K: 2 S: 7	H: 0 LOB: 0 BB: 0 P: 7	R: 0 E: 0 K: 2 S: 9	H: 2 LOB: 2 BB: 0 P: 9	R: 0 E: 0 K: 0 S: 3	H: 0 LOB: 0 BB: 0 P: 3	R: 0 E: 0 K: 0 S: 4	H: 1 LOB: 1 BB: 0 P: 4	R: 0 E: 0 K: 0 S: 3	H: 0 LOB: 0 BB: 0 P: 3	R: 0 E: 0 K: 1 S: 5	H: 1 LOB: 1 BB: 0 P: 5	R: 0 E: 0 K: 1 S: 4	H: 0 LOB: 0 BB: 1 P: 8	1B: 3 2B: 2 3B: 0 HR: 0	SF: 0 SAC: 0 DP: 2 HBP: 0	WP: 0 PB: 0 CS: 0	PA: 31
<b>PITCHER</b> Dan Petry, R ERA: 3.12 (1, 1)	IP: 9.0 WLS: W BF: 31 H: 4 R: 0 ER: 0 SO: 6 BB: 2 IBB: 0 HBP: 0 BLK: 0 WP: 0 HR: 0 S: 41 P: 49 ERA: 0.00 WHIP: 0.667															<b>PITCHER</b>						

Chicago White Sox @ Detroit Tigers  
Tiger Stadium, Detroit, MI  
Tue Jul 20 1982, 7:05 PM EDT  
Att: 23,402 - Unknown - 80 F

AB 29  
R 0  
H 4  
RBI 0  
BB 2  
SO 6  
LOB 11



Batter	1	2	3	4	5	6	7	8	9	AB	R	H	RBI	BB	SO	LOB	BOTTOM			
Lou Whitaker, L OBP: 0.334, SLG: 0.383 (1, 4)	1B		1-3 1B			F6				4	0	3	1	0	0	1				
Tom Brookens, R OBP: 0.310, SLG: 0.379 (1, 5)	F9		F9		4-3				F4	4	0	0	0	0	0	6				
Larry Hemdon, R OBP: 0.333, SLG: 0.513 (1, 7)	F8		1-3			F9			K	4	0	0	0	0	1	3				
Lance Parrish, R OBP: 0.387, SLG: 0.571 (1, 2)	K				5-3				6-3	4	0	0	0	0	1	1				
Mike Ivie, R OBP: 0.289, SLG: 0.462 (1, 10)		5-3			K				F4	4	0	0	0	0	1	0				
Rick Leach, L OBP: 0.318, SLG: 0.413 (1, 3)		3-1			FC4-6 1B				1-3 SH3-4 1B	3	1	2	0	0	0	0				
Lynn Jones, R OBP: 0.281, SLG: 0.297 (1, 9)		K			FC4-6 1-2				SH3-4	2	0	0	0	0	1	1				
Glenn Wilson, R OBP: 0.357, SLG: 0.431 (1, 8)					F4				1-3	3	0	0	0	0	0	1				
Alan Trammell, R OBP: 0.288, SLG: 0.323 (1, 6)					1B S 1B				SH3	2	0	2	0	0	0	0				
<b>Inning Stats</b>	R: 0 E: 0 K: 1 S: 6	H: 1 LOB: 1 BB: 0 P: 6	R: 0 E: 0 K: 1 S: 5	H: 0 LOB: 0 BB: 0 P: 5	R: 0 E: 0 K: 0 S: 5	H: 2 LOB: 2 BB: 0 P: 5	R: 0 E: 0 K: 1 S: 6	H: 1 LOB: 1 BB: 0 P: 6	R: 0 E: 0 K: 0 S: 4	H: 0 LOB: 1 BB: 0 P: 4	R: 0 E: 0 K: 0 S: 3	H: 0 LOB: 0 BB: 0 P: 3	R: 1 E: 0 K: 0 S: 6	H: 3 LOB: 2 BB: 0 P: 6	R: 0 E: 0 K: 1 S: 5	H: 0 LOB: 0 BB: 0 P: 5	1B: 7 2B: 0 3B: 0 HR: 0	SF: 0 SAC: 2 DP: 0 HBP: 0	WP: 0 PB: 0 CS: 0	PA: 32
<b>PITCHER</b> LaMarr Hoyt, R ERA: 2.67 (1, 1)	IP: 8.0 WLS: L BF: 32 H: 7 R: 1 ER: 1 SO: 4 BB: 0 IBB: 0 HBP: 0 BLK: 0 WP: 0 HR: 0 S: 40 P: 40 ERA: 1.12 WHIP: 0.875															<b>PITCHER</b>				

Chicago White Sox @ Detroit Tigers  
Tiger Stadium, Detroit, MI  
Tue Jul 20 1982, 7:05 PM EDT  
Att: 23,402 - Unknown - 80 F

AB 30  
R 1  
H 7  
RBI 1  
BB 0  
SO 4  
LOB 13





Batter	1	2	3	4	5	6	7	8	9	AB	R	H	RBI	BB	SO	LOB	TOP					
Damaso Garcia, R OBP: 0.343, SLG: 0.407	0-0 4-3		0-0 S E 1B		0-0 1-3		0-0 1B 1B			4	1	2	0	0	0	0						
Garth Iorg, R OBP: 0.325, SLG: 0.404	0-0 F8		0-0 E6		0-3 K		0-0 1-2 3-H 1B			4	0	1	1	0	1	0						
Barry Bonnell, R OBP: 0.359, SLG: 0.470	0-3 K		0-0 F9			0-0 2B		0-0 1-3		4	0	1	0	0	1	3						
Jesse Barfield, R OBP: 0.341, SLG: 0.462		0-0 FC3-6 1B		0-0 SH5-3 1B		0-0 5-3		0-0 F6		4	0	2	0	0	0	1						
Leon Roberts, R OBP: 0.275, SLG: 0.326		0-0 F4		0-0 SH5-3 1B		0-0 F7		0-0 CS 1B		4	0	2	0	0	0	2						
Tony Johnson, R OBP: 0.319, SLG: 0.339										0	0	0	0	0	0	0						
Willie Upshaw, L OBP: 0.346, SLG: 0.486		0-0 FC3-6 1-2		0-0 SH5-3 1-2 2-3		0-3 K		0-0 F4 1-2		3	0	0	0	0	1	3						
Buck Martinez, R OBP: 0.306, SLG: 0.407		0-3 K		0-3 K			0-0 F8		0-0 F7	4	0	0	0	0	2	3						
Lloyd Moseby, L OBP: 0.293, SLG: 0.379			0-0 F8	0-0 G3			0-3 K		0-3 K	4	0	0	0	0	2	2						
Alfredo Griffin, S OBP: 0.267, SLG: 0.316			0-0 4-3		0-0 F6			0-0 1B 1B		3	1	1	0	0	0	0						
Otto Velez, R OBP: 0.344, SLG: 0.269									0-3 K	1	0	0	0	0	1	0						
<b>Inning Stats</b>	R: 0 E: 0 K: 1 S: 5	H: 0 LOB: 0 BB: 0 P: 5	R: 0 E: 0 K: 1 S: 6	H: 1 LOB: 1 BB: 0 P: 6	R: 1 E: 1 K: 0 S: 5	H: 1 LOB: 1 BB: 0 P: 5	R: 0 E: 0 K: 1 S: 7	H: 2 LOB: 2 BB: 0 P: 7	R: 0 E: 0 K: 1 S: 5	H: 0 LOB: 0 BB: 0 P: 5	R: 0 E: 0 K: 1 S: 6	H: 1 LOB: 1 BB: 0 P: 6	R: 1 E: 0 K: 1 S: 8	H: 3 LOB: 2 BB: 0 P: 8	R: 0 E: 0 K: 2 S: 3	H: 1 LOB: 1 BB: 0 P: 3	R: 0 E: 0 K: 2 S: 7	H: 0 LOB: 0 BB: 0 P: 7	1B: 8 2B: 1 3B: 0 HR: 0	SF: 0 SAC: 1 DP: 0 HBP: 0	WP: 0 PB: 0 SB: 2 CS: 1	PA: 36
<b>PITCHER</b>	IP WLS BF H R ER SO BB IBB HBP BLK WP HR S P ERA WHIP																	<b>PITCHER</b>	IP WLS BF H R ER SO BB IBB HBP BLK WP HR S P ERA WHIP			
Britt Burns, L ERA: 3.51	9.0 W 36 9 2 1 8 0 0 0 0 0 0 52 52 1.00 1.000																					

Toronto Blue Jays @ Chicago White Sox  
Comiskey Park, Chicago, IL  
Thu Jul 22 1982, 8:05 PM EDT  
Att: 21,875 - Unknown - 68 F

AB	35
R	2
H	9
RBI	1
BB	0
SO	8
LOB	14



Batter	1	2	3	4	5	6	7	8	9	AB	R	H	RBI	BB	SO	LOB	BOTTOM		
Rudy Law, L OBP: 0.360, SLG: 0.411	0-0 E S 4-3 1B		0-0 G4-6-3 1-2			0-0 G3		0-0 BB 1B		4	2	2	0	0	0	1			
Tony Bemazzard, S OBP: 0.335, SLG: 0.377	0-0 4-3 1-H		0-3 K			0-0 F8		4-0 F8 1B BB		3	0	0	1	1	1	0			
Jerry Hairston, S OBP: 0.290, SLG: 0.527	0-0 1-3			0-0 1-3			4-0 2B BB	0-0 1-2 2-H 3-H 1B		3	0	1	2	1	0	0			
Greg Luzinski, R OBP: 0.367, SLG: 0.462	0-0 6-3			0-0 F9		0-0 1-3 2B		0-0 F8 2-3		4	0	1	0	0	0	2			
Harold Baines, L OBP: 0.318, SLG: 0.449		0-0 1-3		0-3 K		0-3 K		0-0 1-3		4	0	0	0	0	2	4			
Mary Foley, L OBP: 0.313, SLG: 0.154		0-0 4-3			0-0 F6		0-3 K			3	0	0	0	0	1	2			
Mike Squires, L OBP: 0.301, SLG: 0.269		0-0 1B			0-0 4-3		0-0 F6			3	0	1	0	0	0	2			
Vance Law, R OBP: 0.325, SLG: 0.371		0-3 K			0-0 5-3			0-0 6-3		3	0	0	0	0	1	1			
Bill Almon, R OBP: 0.333, SLG: 0.379			0-0 E5			0-3 K		4-0 1B 1B BB		2	0	0	0	0	1	0			
Steve Kemp, L OBP: 0.352, SLG: 0.404										0	0	0	0	1	0	0			
Ron LeFlore, R OBP: 0.333, SLG: 0.404										0	1	0	0	0	0	0			
Aurelio Rodriguez, R OBP: 0.211, SLG: 0.220										0	0	0	0	0	0	0			
<b>Inning Stats</b>	R: 1 E: 0 K: 0 S: 4	H: 1 LOB: 0 BB: 0 P: 4	R: 0 E: 0 K: 1 S: 6	H: 1 LOB: 1 BB: 0 P: 6	R: 0 E: 1 K: 1 S: 5	H: 0 LOB: 0 BB: 0 P: 5	R: 0 E: 0 K: 1 S: 5	H: 0 LOB: 0 BB: 0 P: 5	R: 0 E: 0 K: 1 S: 5	H: 0 LOB: 0 BB: 0 P: 5	R: 0 E: 0 K: 2 S: 8	H: 1 LOB: 2 BB: 1 P: 12	R: 2 E: 0 K: 0 S: 5	H: 2 LOB: 2 BB: 2 P: 13	1B: 4 2B: 1 3B: 0 HR: 0	SF: 0 SAC: 0 DP: 1 HBP: 0	WP: 0 PB: 0 SB: 1 CS: 0	PA: 32	
<b>PITCHER</b>	IP WLS BF H R ER SO BB IBB HBP BLK WP HR S P ERA WHIP																	<b>PITCHER</b>	IP WLS BF H R ER SO BB IBB HBP BLK WP HR S P ERA WHIP
Jim Gott, R ERA: 4.5	6.0 L 10 3 2 2 2 2 0 0 0 0 0 0 12 20 10.80 3.000																		
Joey McLaughlin, R ERA: 3.16	7.1																		
Dale Murray, R ERA: 3.58	8.1																		

Toronto Blue Jays @ Chicago White Sox  
Comiskey Park, Chicago, IL  
Thu Jul 22 1982, 8:05 PM EDT  
Att: 21,875 - Unknown - 68 F

AB	29
R	3
H	5
RBI	3
BB	3
SO	6
LOB	12



Batter	1	2	3	4	5	6	7	8	9	AB	R	H	RBI	BB	SO	LOB	TOP					
Damaso Garcia, R OBP: 0.344, SLG: 0.409	F4		CS	F9		F9		E		5	1	2	1	0	0	0						
Garth Iorg, R OBP: 0.322, SLG: 0.399	L6			F8		F7		E3	K	5	1	1	1	0	1	1						
Barry Bonnell, R OBP: 0.354, SLG: 0.464	5-3			F9			E5	6-3		4	1	0	0	0	0	1						
Jesse Barfield, R OBP: 0.344, SLG: 0.461		6-3			CS		E6			3	1	1	1	1	0	1						
Leon Roberts, R OBP: 0.264, SLG: 0.313		F7		F4			6-3	G3		4	0	0	1	0	0	3						
Willie Upshaw, L OBP: 0.347, SLG: 0.485		5-3			1B		F4		E	3	1	1	0	1	0	1						
Buck Martinez, R OBP: 0.311, SLG: 0.417			F4					E8		4	2	2	1	0	0	1						
Lloyd Moseby, L OBP: 0.293, SLG: 0.382			L4		G3			SF8		3	0	1	2	0	0	2						
Alfredo Griffin, S OBP: 0.267, SLG: 0.315						6-3	F5		4-3	4	0	1	0	0	0	2						
<b>Inning Stats</b>	R: 0 E: 0 K: 0 S: 3	H: 0 LOB: 0 BB: 0 P: 3	R: 0 E: 0 K: 0 S: 3	H: 0 LOB: 0 BB: 0 P: 3	R: 0 E: 0 K: 0 S: 3	H: 1 LOB: 0 BB: 0 P: 3	R: 0 E: 0 K: 0 S: 3	H: 0 LOB: 0 BB: 0 P: 3	R: 0 E: 0 K: 0 S: 3	H: 1 LOB: 2 BB: 2 P: 11	R: 0 E: 0 K: 0 S: 3	H: 0 LOB: 0 BB: 0 P: 3	R: 3 E: 2 K: 0 S: 7	H: 2 LOB: 1 BB: 0 P: 7	R: 2 E: 1 K: 0 S: 5	H: 3 LOB: 0 BB: 0 P: 5	R: 2 E: 1 K: 1 S: 8	H: 2 LOB: 1 BB: 0 P: 8	1B: 6 2B: 3 3B: 0 HR: 0	SF: 1 SAC: 0 DP: 1 HBP: 0	WP: 0 PB: 0 SB: 0 CS: 2	PA: 39
<b>PITCHER</b>	IP	WLS	BF	H	R	ER	SO	BB	IBB	HBP	BLK	WP	HR	S	P	ERA	WHIP					
Rich Barnes, L ERA: 6.48	6.2	L	26	4	3	0	0	2	0	0	0	0	0	24	32	0.00	0.900					
Chico Escarrega, R ERA: 3.0	1.1		6	3	2	2	0	0	0	0	0	0	0	6	6	13.50	2.250					
Steve Trout, L ERA: 4.47	0.1		6	2	2	0	1	0	0	0	0	0	0	8	8	0.00	2.000					

Toronto Blue Jays @ Chicago White Sox  
Comiskey Park, Chicago, IL  
Fri Jul 23 1982, 8:05 PM EDT  
Att: 27,770 - Unknown - 71 F

AB	35
R	7
H	9
RBI	7
BB	2
SO	1
LOB	12



Batter	1	2	3	4	5	6	7	8	9	AB	R	H	RBI	BB	SO	LOB	BOTTOM					
Rudy Law, L OBP: 0.369, SLG: 0.417	SH1-3		S		G3		1B		K	3	0	1	0	2	1	1						
Tony Bemazzard, S OBP: 0.337, SLG: 0.379	SH1-3		F7		4-3					3	0	2	0	0	0	1						
Jerry Hairston, S OBP: 0.288, SLG: 0.500	FC1				4-3		4-3			3	1	0	0	1	0	4						
Greg Luzinski, R OBP: 0.366, SLG: 0.462			K		K					4	0	1	1	0	2	3						
Harold Baines, L OBP: 0.315, SLG: 0.443	6-3		G3			F9		1-3		4	0	0	0	0	0	3						
Mary Foley, L OBP: 0.276, SLG: 0.133		L4		L6		K		4-3		4	0	0	0	0	1	0						
Mike Squires, L OBP: 0.299, SLG: 0.268		4-3		E4		F7				4	0	1	0	0	0	0						
Vance Law, R OBP: 0.338, SLG: 0.383										4	0	3	0	0	1	1						
Aurelio Rodriguez, R OBP: 0.207, SLG: 0.214										2	0	0	0	0	2	3						
Bill Almon, R OBP: 0.331, SLG: 0.376										2	0	0	0	0	1	2						
<b>Inning Stats</b>	R: 1 E: 0 K: 0 S: 5	H: 2 LOB: 1 BB: 0 P: 5	R: 0 E: 0 K: 1 S: 6	H: 1 LOB: 1 BB: 0 P: 6	R: 0 E: 0 K: 1 S: 5	H: 0 LOB: 2 BB: 2 P: 13	R: 0 E: 1 K: 1 S: 6	H: 1 LOB: 1 BB: 0 P: 6	R: 0 E: 0 K: 1 S: 6	H: 1 LOB: 1 BB: 0 P: 6	R: 0 E: 0 K: 1 S: 5	H: 0 LOB: 0 BB: 0 P: 5	R: 0 E: 0 K: 0 S: 4	H: 2 LOB: 2 BB: 1 P: 8	R: 0 E: 0 K: 0 S: 3	H: 0 LOB: 0 BB: 0 P: 3	R: 0 E: 0 K: 3 S: 10	H: 1 LOB: 1 BB: 0 P: 10	1B: 6 2B: 2 3B: 0 HR: 0	SF: 0 SAC: 1 DP: 1 HBP: 0	WP: 1 PB: 0 SB: 1 CS: 2	PA: 37
<b>PITCHER</b>	IP	WLS	BF	H	R	ER	SO	BB	IBB	HBP	BLK	WP	HR	S	P	ERA	WHIP					
Luis Leal, R ERA: 3.83	6.2	W	29	7	1	1	5	3	0	0	0	0	0	36	48	1.35	1.500					
Roy Lee Jackson, R ERA: 2.92	2.1	S	8	1	0	0	3	0	0	0	0	0	0	14	14	0.00	0.429					

Toronto Blue Jays @ Chicago White Sox  
Comiskey Park, Chicago, IL  
Fri Jul 23 1982, 8:05 PM EDT  
Att: 27,770 - Unknown - 71 F

AB	33
R	1
H	8
RBI	1
BB	3
SO	8
LOB	18




Batter	1	2	3	4	5	6	7	8	9	AB	R	H	RBI	BB	SO	LOB	TOP								
Damaso Garcia, R (1.4) OBP: 0.342, SLG: 0.408	K		SF8			1-3			L6	4	0	1	1	0	1	0	Toronto Blue Jays @ Chicago White Sox Comiskey Park, Chicago, IL Sat Jul 24 1982, 4:33 AM EDT Att: 21,821 - Unknown - 75 F								
Rance Mulliniks, L (1.5) Garth Iorg, R (7. PH) OBP: 0.319, SLG: 0.396	K		1-3			1B WP 1B			K	3	1	1	0	0	1	0									
Lloyd Moseby, L (1.8) OBP: 0.298, SLG: 0.387					F5					4	2	3	0	0	0										
Willie Upshaw, L (1.3) OBP: 0.349, SLG: 0.483					F8					3	2	1	0	1	0										
Hosken Powell, L (1.9) Jesse Barfield, R (8. PH) OBP: 0.346, SLG: 0.476					1-3					3	1	1	2	0	0										
Dave Revere, L (1.10) Otto Velez, R (8. PH) OBP: 0.354, SLG: 0.269					1-3					1	1	1	3	0	0										
Ernie Whitt, L (1.2) OBP: 0.325, SLG: 0.450					F9					3	0	1	1	0	1										
Al Woods, L (1.7) OBP: 0.248, SLG: 0.297					K					0	0	0	0	1	0										
Alfredo Griffin, S (1.6) OBP: 0.263, SLG: 0.312										4	0	0	0	0	0										
Inning Stats	R: 0 E: 0 K: 2 S: 8	H: 1 LOB: 1 BB: 0 P: 8	R: 0 E: 0 K: 1 S: 5	H: 0 LOB: 0 BB: 0 P: 5	R: 1 E: 0 K: 0 S: 4	H: 1 LOB: 0 BB: 0 P: 4	R: 0 E: 0 K: 0 S: 3	H: 0 LOB: 0 BB: 0 P: 3	R: 0 E: 0 K: 1 S: 5	H: 0 LOB: 3 BB: 0 P: 5	R: 4 E: 0 K: 0 S: 7	H: 4 LOB: 1 BB: 1 P: 11	R: 0 E: 0 K: 0 S: 4	H: 1 LOB: 0 BB: 0 P: 4	R: 3 E: 0 K: 0 S: 5	H: 3 LOB: 0 BB: 1 P: 9		R: 0 E: 0 K: 1 S: 5	H: 0 LOB: 0 BB: 0 P: 5	1B: 8 2B: 1 3B: 0 HR: 1	SF: 1 SAC: 0 DP: 1 HBP: 0	WP: 1 PB: 0 SB: 3 CS: 0	PA: 38		
PITCHER	IP	WLS	BF	H	R	ER	SO	BB	IBB	HBP	BLK	WP	HR	S	P	ERA	WHIP								
Dennis Lamp, R (1.1) ERA: 4.17	5.2	L	24	6	5	5	4	1	0	0	0	1	0	31	35	7.94	1.235								
Kevin Hickey, L (6.1) ERA: 3.45	2.0		10	4	3	3	0	1	0	0	0	0	1	9	13	13.50	2.500								
Richard Dotson, R (8.1) ERA: 5.26	1.1		4	0	0	0	1	0	0	0	0	0	0	6	6	0.00	0.000								

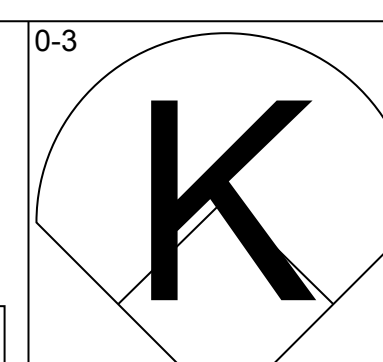
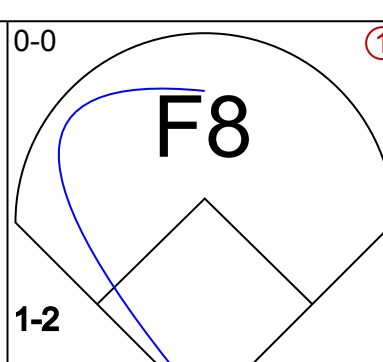
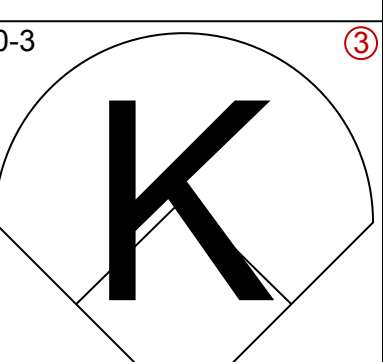
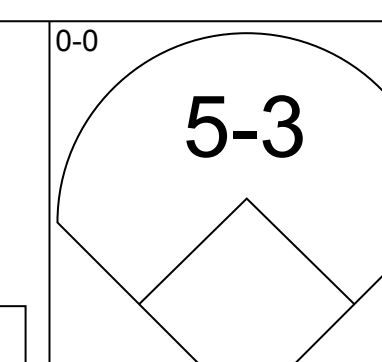
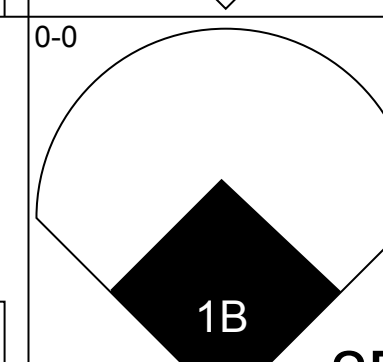
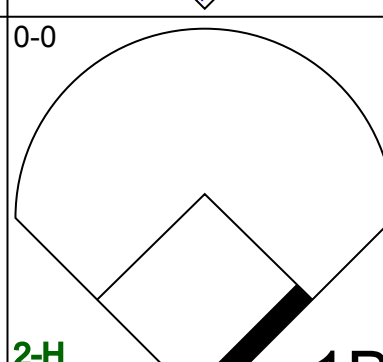
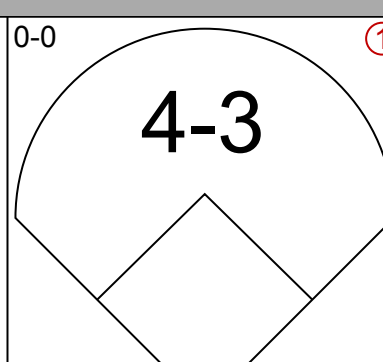
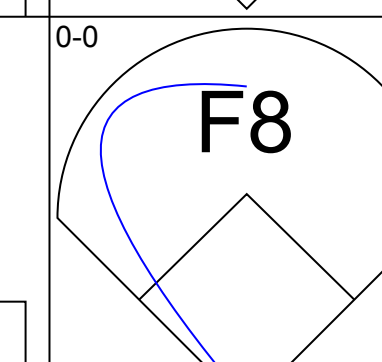
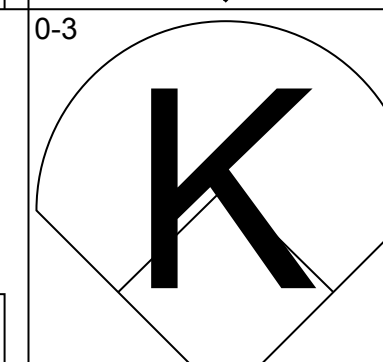
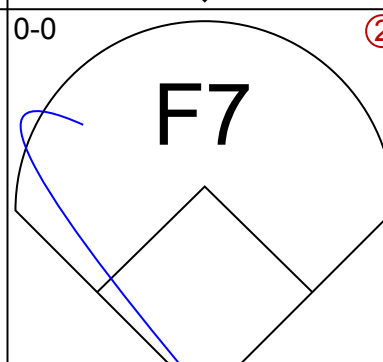
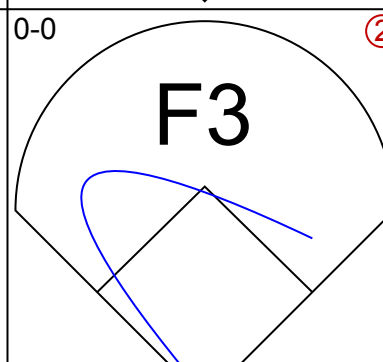

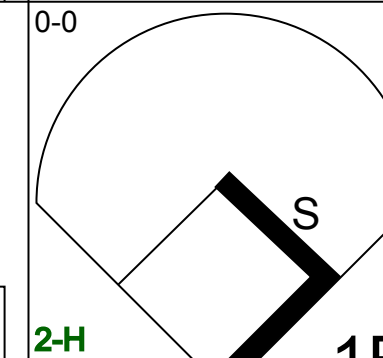
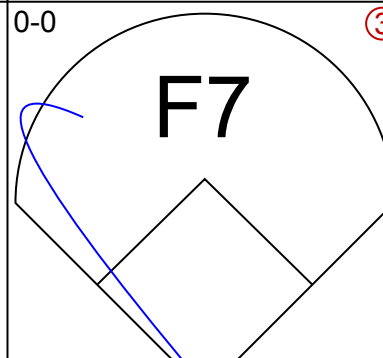
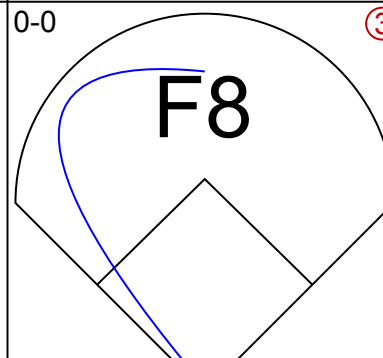

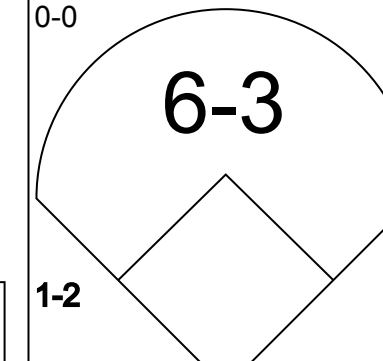
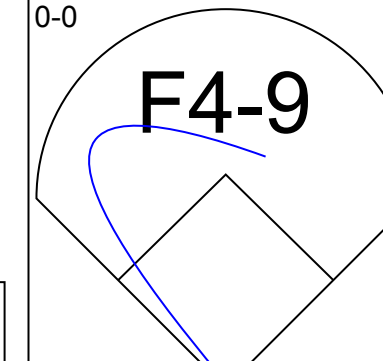
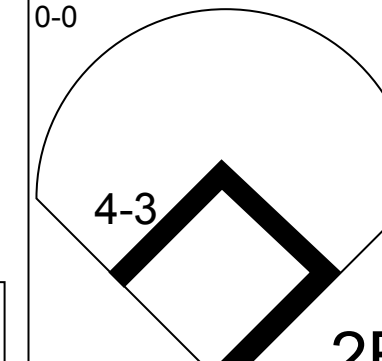
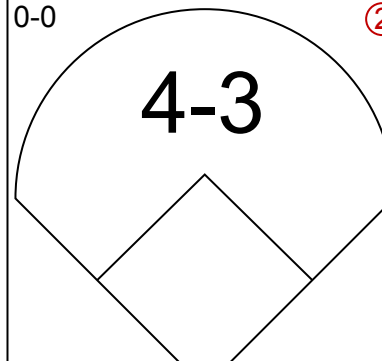
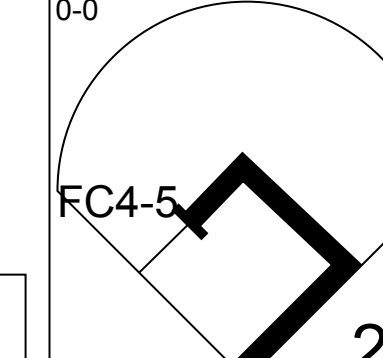
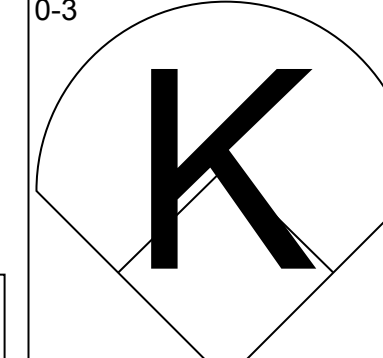
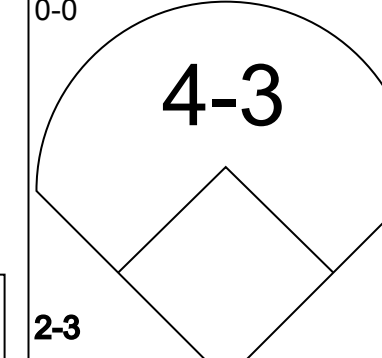
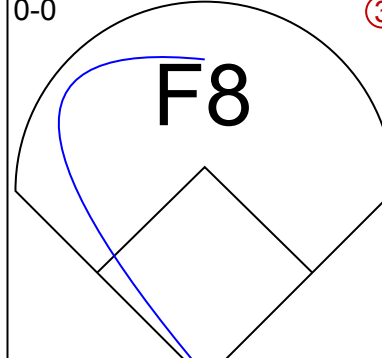
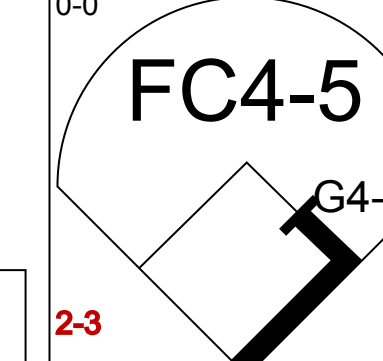
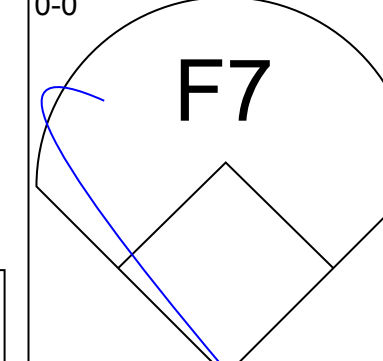
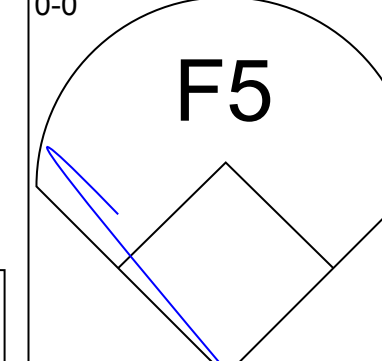
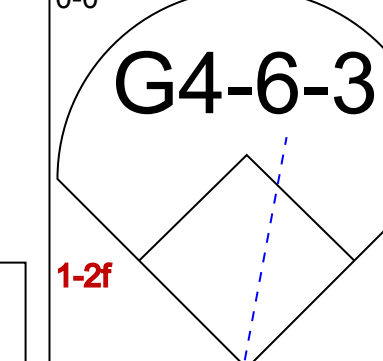
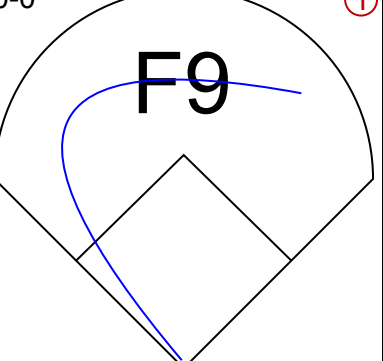
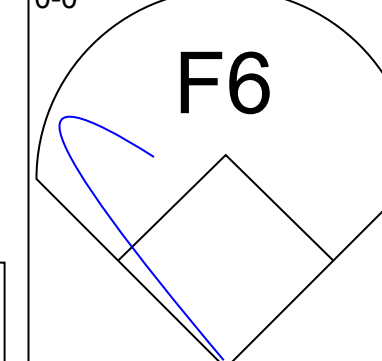
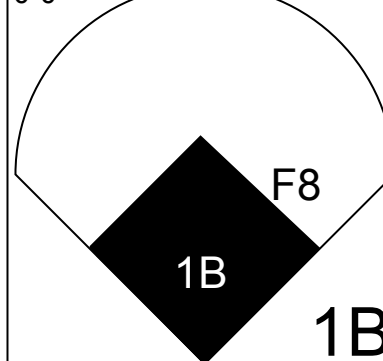
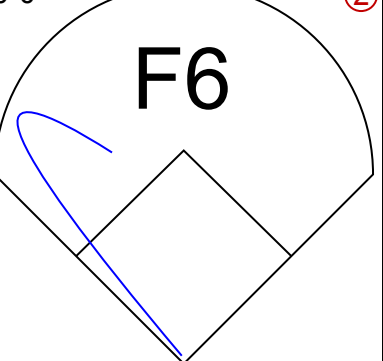
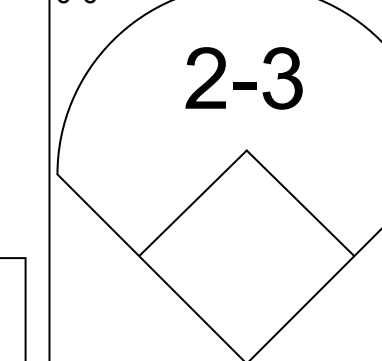
AB	35
R	8
H	10
RBI	7
BB	2
SO	5
LOB	5

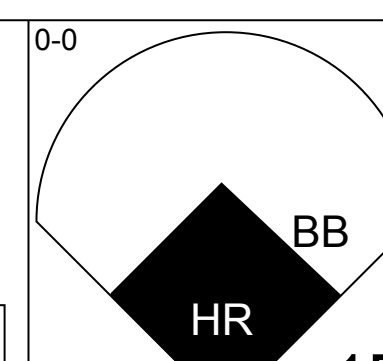
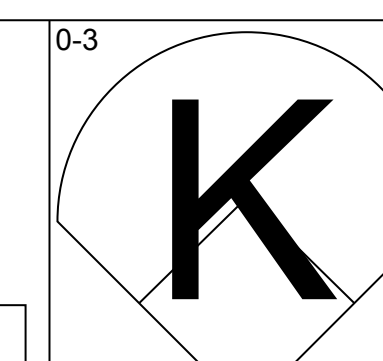
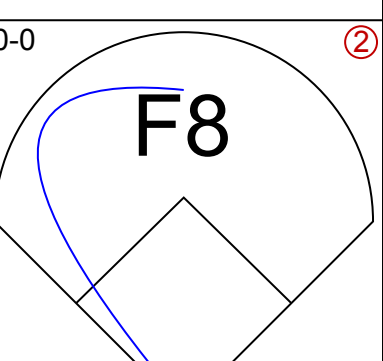
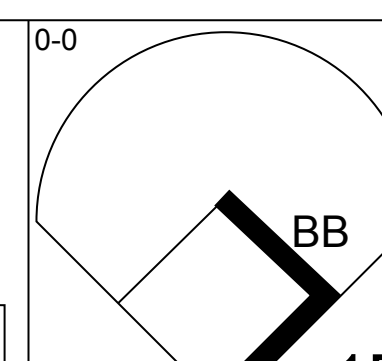
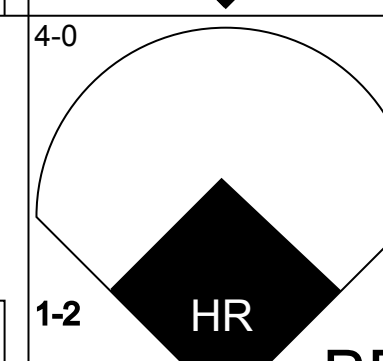
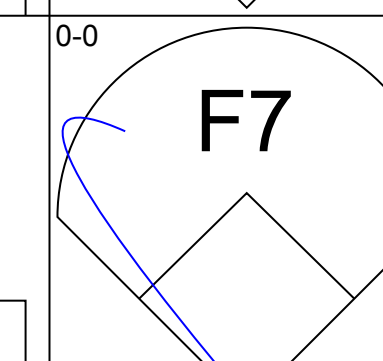
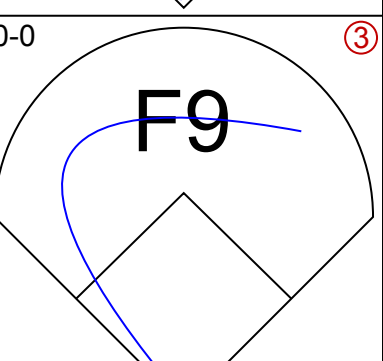
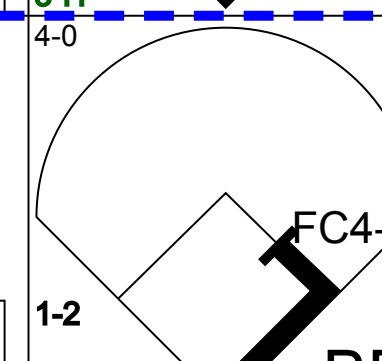
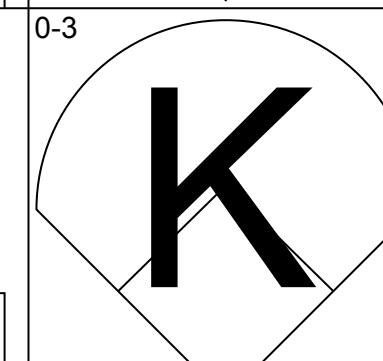
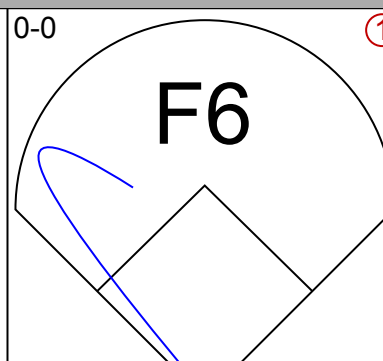
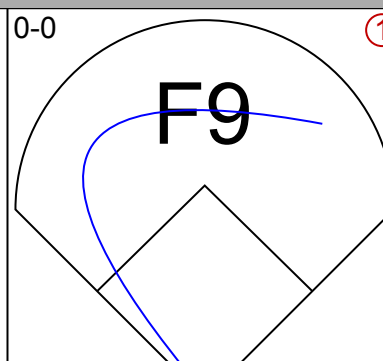
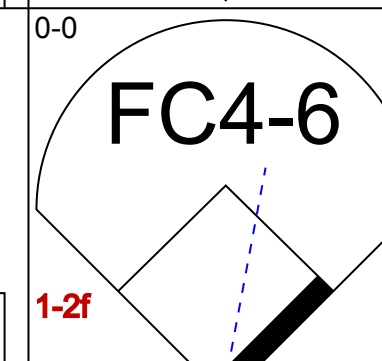
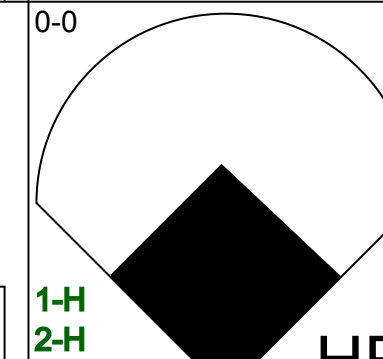
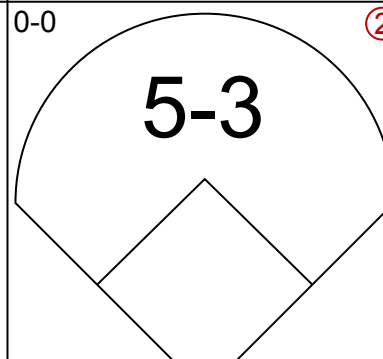
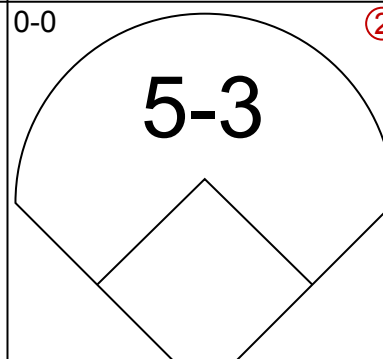

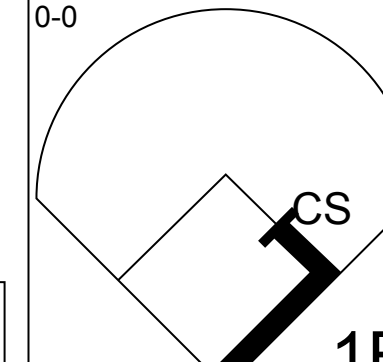
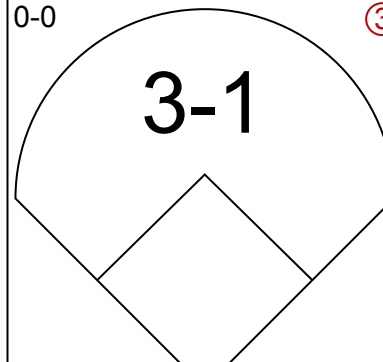
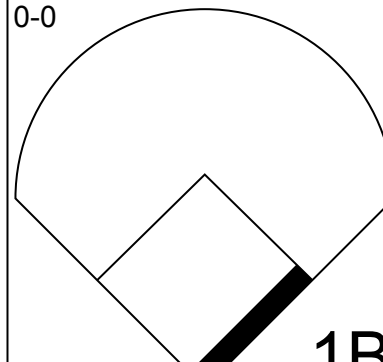
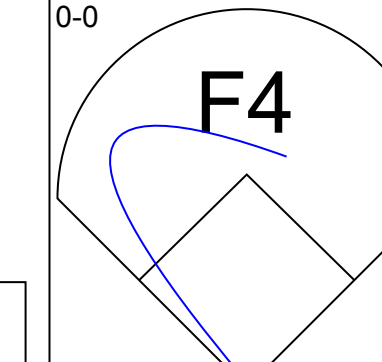
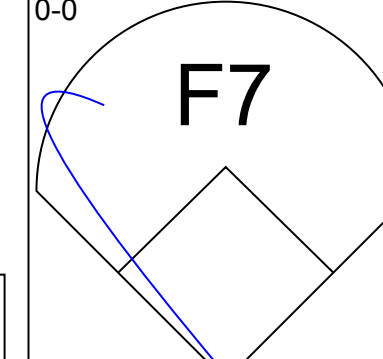

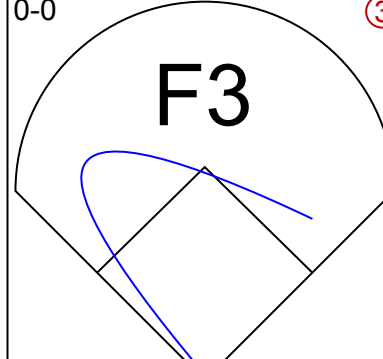
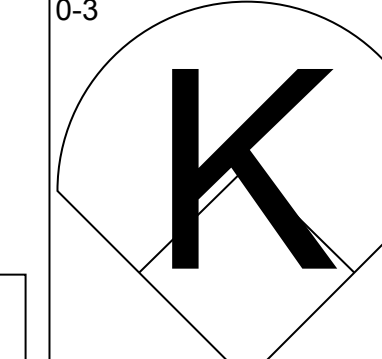
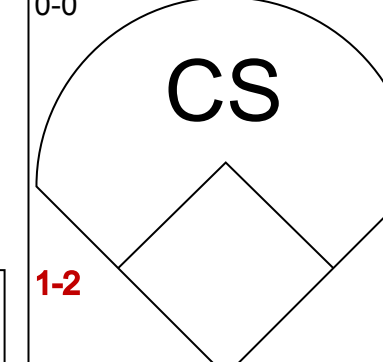
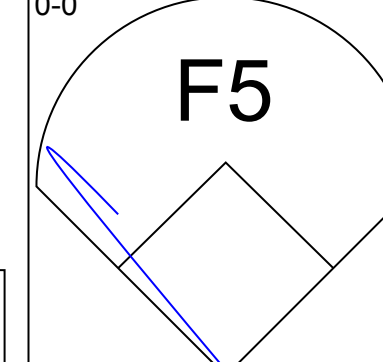



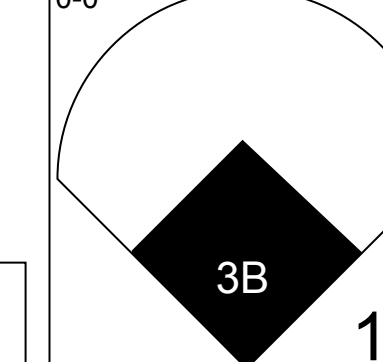
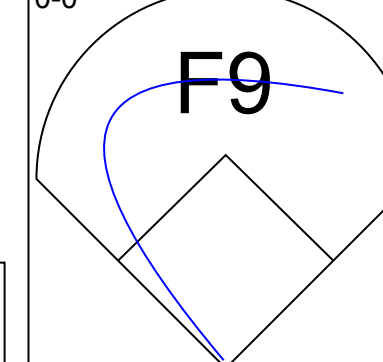
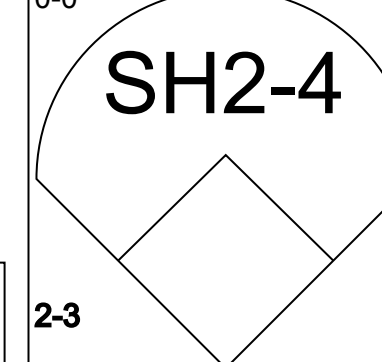
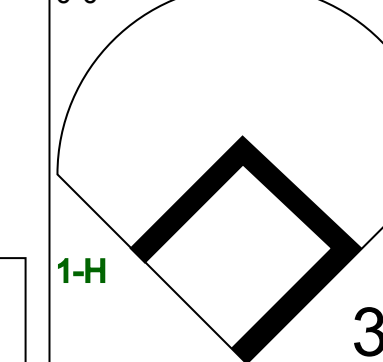

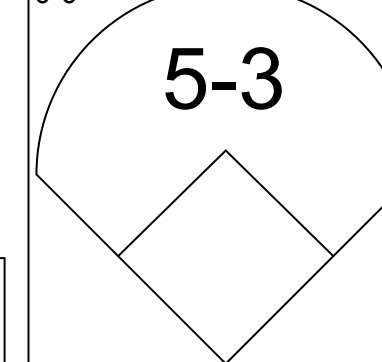
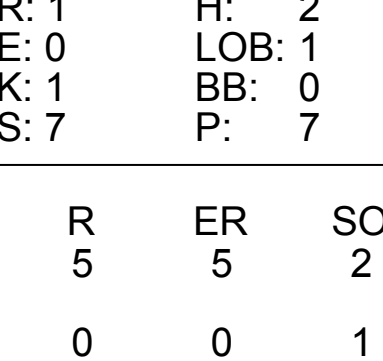
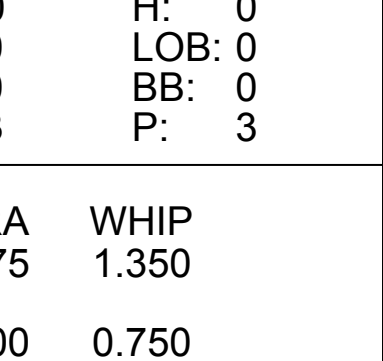
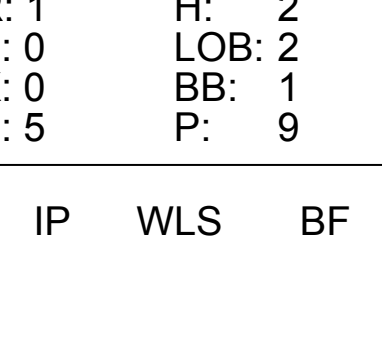


Batter	1	2	3	4	5	6	7	8	9	AB	R	H	RBI	BB	SO	LOB	BOTTOM								
Rudy Law, L (1.8) OBP: 0.370, SLG: 0.412			K						F7	4	0	1	0	1	1	1	Toronto Blue Jays @ Chicago White Sox Comiskey Park, Chicago, IL Sat Jul 24 1982, 4:33 AM EDT Att: 21,821 - Unknown - 75 F								
Tony Bemazzard, S (1.4) OBP: 0.338, SLG: 0.378			L4						FC6-4	4	0	1	0	1	0	1									
Steve Kemp, L (1.7) OBP: 0.394, SLG: 0.407									F8	5	0	3	1	0	1	3									
Greg Luzinski, R (1.10) OBP: 0.365, SLG: 0.460			F8							4	0	1	0	0	0	6									
Harold Baines, L (1.9) OBP: 0.314, SLG: 0.441			F9							4	0	1	0	0	0	5									
Carlton Fisk, R (1.2) OBP: 0.328, SLG: 0.362										4	0	1	0	0	0	2									
Mike Squires, L (1.3) OBP: 0.296, SLG: 0.267										4	0	1	0	0	0	1									
Vance Law, R (1.6) OBP: 0.343, SLG: 0.382										3	1	1	0	1	0	1									
Aurelio Rodriguez, R (1.5) Jerry Hairston, S (6. PH) Bill Almon, R (7.6) OBP: 0.333, SLG: 0.378										2	0	0	0	0	0	1									
Inning Stats	R: 0 E: 0 K: 1 S: 6	H: 1 LOB: 2 BB: 1 P: 10	R: 0 E: 0 K: 0 S: 3	H: 1 LOB: 0 BB: 0 P: 3	R: 0 E: 0 K: 1 S: 5	H: 0 LOB: 0 BB: 0 P: 5	R: 0 E: 0 K: 0 S: 4	H: 1 LOB: 1 BB: 0 P: 4	R: 1 E: 0 K: 0 S: 6	H: 3 LOB: 3 BB: 1 P: 10	R: 0 E: 0 K: 0 S: 4	H: 2 LOB: 2 BB: 1 P: 8	R: 0 E: 0 K: 0 S: 3	H: 0 LOB: 0 BB: 0 P: 3	R: 0 E: 0 K: 0 S: 4	H: 1 LOB: 1 BB: 0 P: 4		1B: 11 2B: 0 3B: 0 HR: 0	SF: 0 SAC: 0 DP: 2 HBP: 0	WP: 0 PB: 0 SB: 1 CS: 0	PA: 39				
PITCHER	IP	WLS	BF	H	R	ER	SO	BB	IBB	HBP	BLK	WP	HR	S	P	ERA	WHIP								
Dave Stieb, R (1.1) ERA: 3.61	5.1	W	25	8	1	1	2	2	0	0	0	0	0	27	35	1.69	1.875								
Dale Murray, R (6.1) ERA: 3.39	3.2	S	14	3	0	0	0	1	0	0	0	0	0	13	17	0.00	1.091								

AB	36
R	1
H	11
RBI	1
BB	3
SO	2
LOB	24



Batter	1	2	3	4	5	6	7	8	9	AB	R	H	RBI	BB	SO	LOB	TOP				
<b>Damaso Garcia, R</b> OBP: 0.339, SLG: 0.404										4	0	0	0	0	2	1	<b>Toronto Blue Jays @ Chicago White Sox</b> Comiskey Park, Chicago, IL Sun Jul 25 1982, 4:33 AM EDT Att: 17,452 - Sunny - 84 F				
<b>Rance Mulliniks, L</b> OBP: 0.335, SLG: 0.343										4	1	2	1	0	0	0					
<b>Lloyd Moseby, L</b> OBP: 0.295, SLG: 0.381										4	0	0	0	0	1	2					
<b>Willie Upshaw, L</b> OBP: 0.351, SLG: 0.492										4	1	2	2	0	0	1					
<b>Hosken Powell, L</b> OBP: 0.303, SLG: 0.370										4	0	1	0	0	0	1					
<b>Dave Reever, L</b> OBP: 0.293, SLG: 0.329										4	0	1	0	0	1	1					
<b>Ernie Whitt, L</b> OBP: 0.321, SLG: 0.443										3	0	0	0	0	0	2					
<b>Al Woods, L</b> OBP: 0.241, SLG: 0.288										3	0	0	0	0	0	2					
<b>Alfredo Griffin, S</b> OBP: 0.264, SLG: 0.312										3	1	1	0	0	0	0					
<b>Inning Stats</b>	R: 1 E: 0 K: 2 S: 9	H: 2 LOB: 1 BB: 0 P: 9	R: 0 E: 0 K: 0 S: 3	H: 1 LOB: 0 BB: 0 P: 3	R: 1 E: 0 K: 0 S: 5	H: 2 LOB: 1 BB: 0 P: 5	R: 0 E: 0 K: 1 S: 5	H: 0 LOB: 0 BB: 0 P: 5	R: 0 E: 0 K: 0 S: 3	H: 0 LOB: 0 BB: 0 P: 3	R: 0 E: 0 K: 0 S: 4	H: 1 LOB: 1 BB: 0 P: 4	R: 0 E: 0 K: 0 S: 3	H: 0 LOB: 0 BB: 0 P: 3	R: 1 E: 0 K: 0 S: 4	H: 1 LOB: 0 BB: 0 P: 4	1B: 3 2B: 3 3B: 0 HR: 1	SF: 0 SAC: 0 DP: 1 HBP: 0	WP: 0 PB: 0 SB: 1 CS: 0	PA: 33	
<b>PITCHER</b> <b>LaMarr Hoyt, R</b> ERA: 2.69	IP: 9.0	WLS: W	BF: 33	H: 7	R: 3	ER: 3	SO: 4	BB: 0	IBB: 0	HBP: 0	BLK: 0	WP: 0	HR: 1	S: 41	P: 41	ERA: 3.00	WHIP: 0.778				

Batter	1	2	3	4	5	6	7	8	9	AB	R	H	RBI	BB	SO	LOB	BOTTOM				
<b>Rudy Law, L</b> OBP: 0.373, SLG: 0.415										4	1	2	1	0	1	1	<b>Toronto Blue Jays @ Chicago White Sox</b> Comiskey Park, Chicago, IL Sun Jul 25 1982, 4:33 AM EDT Att: 17,452 - Sunny - 84 F				
<b>Tony Bemazzard, S</b> OBP: 0.340, SLG: 0.376										2	1	0	0	2	0	1					
<b>Steve Kemp, L</b> OBP: 0.390, SLG: 0.402										4	0	0	0	0	1	4					
<b>Jerry Hairston, S</b> OBP: 0.284, SLG: 0.492										0	0	0	0	0	0	0					
<b>Greg Luzinski, R</b> OBP: 0.364, SLG: 0.466										4	1	1	3	0	0	0					
<b>Harold Baines, L</b> OBP: 0.316, SLG: 0.442										4	0	2	0	0	0	0					
<b>Carlton Fisk, R</b> OBP: 0.323, SLG: 0.356										4	0	0	0	0	1	2					
<b>Mike Squires, L</b> OBP: 0.298, SLG: 0.282										3	1	1	0	0	0	0					
<b>Vance Law, R</b> OBP: 0.346, SLG: 0.384										2	1	1	0	0	0	0					
<b>Bill Almon, R</b> OBP: 0.333, SLG: 0.386										3	0	1	1	0	0	1					
<b>Inning Stats</b>	R: 3 E: 0 K: 1 S: 7	H: 3 LOB: 0 BB: 1 P: 11	R: 1 E: 0 K: 1 S: 7	H: 2 LOB: 0 BB: 0 P: 7	R: 0 E: 0 K: 0 S: 3	H: 0 LOB: 0 BB: 0 P: 3	R: 0 E: 0 K: 0 S: 3	H: 0 LOB: 0 BB: 0 P: 3	R: 0 E: 0 K: 0 S: 4	H: 1 LOB: 1 BB: 0 P: 4	R: 1 E: 0 K: 0 S: 5	H: 2 LOB: 2 BB: 1 P: 9	R: 0 E: 0 K: 1 S: 5	H: 0 LOB: 0 BB: 0 P: 5	R: 0 E: 0 K: 0 S: 5	H: 0 LOB: 0 BB: 0 P: 5	1B: 5 2B: 1 3B: 1 HR: 1	SF: 0 SAC: 1 DP: 0 HBP: 0	WP: 0 PB: 0 SB: 0 CS: 1	PA: 34	
<b>PITCHER</b> <b>Jim Clancy, R</b> ERA: 3.75	IP: 6.2	WLS: L	BF: 28	H: 8	R: 5	ER: 5	SO: 2	BB: 1	IBB: 0	HBP: 0	BLK: 0	WP: 0	HR: 1	S: 31	P: 35	ERA: 6.75	WHIP: 1.350				
<b>Dave Geisel, L</b> ERA:	IP: 1.1	WLS:	BF: 5	H: 0	R: 0	ER: 0	SO: 1	BB: 1	IBB: 0	HBP: 0	BLK: 0	WP: 0	HR: 0	S: 6	P: 10	ERA: 0.00	WHIP: 0.750				







Batter	1	2	3	4	5	6	7	8	9	AB	R	H	RBI	BB	SO	LOB	TOP										
<b>Bill Almon, R</b> OBP: 0.329, SLG: 0.380 (1, 6)	0-0 4-3		0-3 K		0-0 L5			0-0 F7		4	0	0	0	0	1	3	<b>Chicago White Sox @ Baltimore Orioles</b> Memorial Stadium, Baltimore, MD Wed Jul 28 1982, 7:05 PM EDT Att: 14,233 - Unknown <a href="http://livebaseballscorecards.com">livebaseballscorecards.com</a>										
<b>Tony Bemazard, S</b> OBP: 0.335, SLG: 0.367 (1, 4)	0-0 F3			0-0 F9		0-0 6-3		0-0 1B		4	0	1	0	0	0	0											
<b>Steve Kemp, L</b> OBP: 0.389, SLG: 0.405 (1, 7)	0-0 4-3			0-0 F7		0-0 1B		0-0 6-3		4	0	1	0	0	0	1											
<b>Greg Luzinski, R</b> OBP: 0.363, SLG: 0.466 (1, 10)		0-3 K		0-0 2B		4-0 1B		0-0 F4		3	0	1	0	1	1	1											
<b>Carlton Fisk, R</b> OBP: 0.327, SLG: 0.356 <b>Ron LeFlore, R</b> OBP: 0.333, SLG: 0.404 (9, PR)	0-0 5-3			0-0 F8		0-0 1B		0-0 1B		4	0	2	0	0	0	1											
<b>Chris Nyman, R</b> OBP: 0.333, SLG: 0.333 <b>Mike Squires, L</b> OBP: 0.281, SLG: 0.265 (9, PH)	0-3 K				0-0 2B		0-0 F7		0-0 K	3	1	1	0	0	1	2											
<b>Harold Baines, L</b> OBP: 0.307, SLG: 0.428 (1, 9)			0-0 F8		0-3 K		0-0 F9		0-0 F8	4	0	0	0	0	1	2											
<b>Vance Law, R</b> OBP: 0.342, SLG: 0.385 (1, 5)			0-0 F4		0-0 1B		0-0 1-3			3	0	1	0	0	0	0											
<b>Rudy Law, L</b> OBP: 0.379, SLG: 0.428 (1, 8)				0-0 3B		0-0 1B		0-0 F9		3	0	2	1	0	0	0											
<b>Inning Stats</b>	R: 0 E: 0 K: 0 S: 3	H: 0 LOB: 0 BB: 0 P: 3	R: 0 E: 0 K: 2 S: 7	H: 0 LOB: 0 BB: 0 P: 7	R: 0 E: 0 K: 1 S: 6	H: 1 LOB: 1 BB: 0 P: 6	R: 0 E: 0 K: 0 S: 4	H: 1 LOB: 1 BB: 0 P: 4	R: 1 E: 0 K: 1 S: 7	H: 3 LOB: 1 BB: 0 P: 7	R: 0 E: 0 K: 0 S: 4	H: 2 LOB: 2 BB: 1 P: 8	R: 0 E: 0 K: 0 S: 3	H: 0 LOB: 0 BB: 0 P: 3	R: 0 E: 0 K: 0 S: 4	H: 1 LOB: 1 BB: 0 P: 4		R: 0 E: 0 K: 1 S: 5	H: 1 LOB: 1 BB: 0 P: 5	1B: 6 2B: 3 3B: 1 HR: 0	SF: 0 SAC: 0 DP: 1 HBP: 0	WP: 0 PB: 0 SB: 0 CS: 2	PA: 34				
<b>PITCHER</b>	IP	WLS	BF	H	R	ER	SO	BB	IBB	HBP	BLK	WP	HR	S	P	ERA	WHIP										
<b>Scott McGregor, L</b> ERA: 3.92 (1, 1)	8.0	W	31	8	1	1	4	1	0	0	0	0	0	38	42	1.12	1.125										
<b>Tim Stoddard, R</b> ERA: 3.5 (9, 1)	0.0		1	1	0	0	0	0	0	0	0	0	0	1	1	∞	∞										
<b>Tippy Martinez, L</b> ERA: 2.95 (9, 1)	1.0	S	2	0	0	0	1	0	0	0	0	0	0	4	4	0.00	0.000										

Batter	1	2	3	4	5	6	7	8	9	AB	R	H	RBI	BB	SO	LOB	BOTTOM										
<b>Glenn Gulliver, L</b> OBP: 0.469, SLG: 0.304 <b>Lenn Sakata, R</b> OBP: 0.320, SLG: 0.341 (7, PH)	0-0 3-1		0-0 1B		0-0 F4		4-0 BB			3	0	1	0	0	0	1	<b>Chicago White Sox @ Baltimore Orioles</b> Memorial Stadium, Baltimore, MD Wed Jul 28 1982, 7:05 PM EDT Att: 14,233 - Unknown <a href="http://livebaseballscorecards.com">livebaseballscorecards.com</a>										
<b>Dan Ford, R</b> OBP: 0.280, SLG: 0.383 (1, 9)	0-0 1-3		0-0 F8			0-0 F7		0-0 FC4-6		4	0	0	0	0	0	3											
<b>Ken Singleton, S</b> OBP: 0.376, SLG: 0.392 (1, 10)	0-0 6-3		0-0 L9			0-0 1B		0-0 F9		4	1	1	0	0	0	2											
<b>Eddie Murray, S</b> OBP: 0.384, SLG: 0.517 (1, 3)		4-0 G4-3		0-0 F8		0-0 1B		0-0 5-3		3	1	1	1	1	0	0											
<b>John Lowenstein, L</b> OBP: 0.404, SLG: 0.638 (1, 7)	0-0 G4-3		0-0 4-3		0-0 4-3		0-0 1B		0-0 F7	4	0	2	1	0	0	0											
<b>Cal Ripken Jr., R</b> OBP: 0.319, SLG: 0.490 (1, 6)	0-0 G4-3		0-0 F9			4-0 G5-4-3				2	0	0	0	1	0	2											
<b>Joe Nolan, L</b> OBP: 0.283, SLG: 0.394 <b>Rick Dempsey, R</b> OBP: 0.311, SLG: 0.340 (6, PH)	0-0 F9			0-0 4-3		0-0 G5-4-3				2	0	0	0	0	0	1											
<b>Gary Roenicke, R</b> OBP: 0.388, SLG: 0.522 (1, 8)			0-0 5-3			0-0 1B		0-0 F7		3	0	1	0	0	0	0											
<b>Rich Dauer, R</b> OBP: 0.332, SLG: 0.371 (8, 5)			0-0 1B		0-0 F9		0-0 5-3			3	0	1	0	0	0	1											
<b>Inning Stats</b>	R: 0 E: 0 K: 0 S: 3	H: 0 LOB: 0 BB: 0 P: 3	R: 0 E: 0 K: 0 S: 3	H: 1 LOB: 1 BB: 1 P: 7	R: 0 E: 0 K: 0 S: 5	H: 2 LOB: 2 BB: 0 P: 5	R: 0 E: 0 K: 0 S: 3	H: 0 LOB: 0 BB: 0 P: 3	R: 0 E: 0 K: 0 S: 4	H: 1 LOB: 1 BB: 0 P: 4	R: 2 E: 0 K: 0 S: 5	H: 3 LOB: 1 BB: 1 P: 9	R: 0 E: 0 K: 0 S: 3	H: 0 LOB: 0 BB: 1 P: 7	R: 0 E: 0 K: 0 S: 3	H: 0 LOB: 0 BB: 0 P: 3		1B: 6 2B: 1 3B: 0 HR: 0	SF: 0 SAC: 0 DP: 2 HBP: 0	WP: 0 PB: 0 SB: 0 CS: 0	PA: 32						
<b>PITCHER</b>	IP	WLS	BF	H	R	ER	SO	BB	IBB	HBP	BLK	WP	HR	S	P	ERA	WHIP										
<b>Richard Dotson, R</b> ERA: 5.16 (1, 1)	5.1	L	24	7	2	2	0	2	0	0	0	0	0	7	11	0.00	0.375										
<b>Steve Trout, L</b> ERA: 4.35 (6, 1)	2.2		8	0	0	0	0	1	0	0	0	0	0	7	11	0.00	0.375										

Batter	1	2	3	4	5	6	7	8	9	AB	R	H	RBI	BB	SO	LOB	TOP								
Jerry Remy, L (1,4) OBP: 0.344, SLG: 0.312	1-3		1B		1B	F9			2B	5	2	3	0	0	0	1	<b>Boston Red Sox @ Chicago White Sox</b> Comiskey Park, Chicago, IL Thu Jul 29 1982, 8:05 PM EDT Att: 21,137 - Unknown - 76 F  livebaseballscorecards.com								
Dwight Evans, R (1,9) OBP: 0.403, SLG: 0.489	CS				1B				1B	4	1	4	1	1	0	0									
Jim Rice, R (1,7) OBP: 0.379, SLG: 0.485	K		G3						SF9-3-5	4	0	1	3	0	1	4									
Carl Yastrzemski, L (1,3) OBP: 0.374, SLG: 0.498		1-3			F7	SF8				4	1	1	2	0	0	1									
Carney Lansford, R (1,10) OBP: 0.340, SLG: 0.403									HR	5	0	2	0	0	0	2									
Dave Stapleton, R (9, PR) OBP: 0.284, SLG: 0.365	6-3					F7				0	0	0	0	0	0	0									
Wade Boggs, L (1,5) OBP: 0.407, SLG: 0.420					2B				1B	5	1	1	0	0	1	2									
Glenn Hoffman, R (1,6) OBP: 0.283, SLG: 0.343			6-3		6-3				HR	3	0	0	0	0	0	1									
Gary Allenson, R (1,2) OBP: 0.271, SLG: 0.276			6-3			5-3				4	0	1	0	0	0	1									
Rick Miller, L (1,8) OBP: 0.330, SLG: 0.330			E6			2B			F4	3	2	0	0	1	0	1									
<b>Inning Stats</b>	R: 0 E: 0 K: 1 S: 5	H: 1 LOB: 0 BB: 0 P: 5	R: 0 E: 0 K: 0 S: 3	H: 0 LOB: 0 BB: 0 P: 3	R: 1 E: 1 K: 0 S: 6	H: 2 LOB: 2 BB: 0 P: 6	R: 0 E: 0 K: 0 S: 4	H: 1 LOB: 1 BB: 0 P: 4	R: 3 E: 0 K: 0 S: 5	H: 2 LOB: 1 BB: 2 P: 13	R: 1 E: 1 K: 0 S: 5	H: 1 LOB: 1 BB: 0 P: 5	R: 0 E: 0 K: 0 S: 4	H: 1 LOB: 1 BB: 0 P: 4	R: 0 E: 0 K: 0 S: 4	H: 1 LOB: 1 BB: 0 P: 4	R: 2 E: 0 K: 1 S: 8	H: 4 LOB: 1 BB: 0 P: 8	1B: 8 2B: 5 3B: 0 HR: 1	SF: 2 SAC: 1 DP: 1 HBP: 0	WP: 0 PB: 0 SB: 0 CS: 1	PA: 42			
<b>PITCHER</b>	IP	WLS	BF	H	R	ER	SO	BB	IBB	HBP	BLK	WP	HR	S	P	ERA	WHIP								
Dennis Lamp, R (1,1) ERA: 4.24	4.1	L	21	6	4	3	1	2	0	0	0	0	0	21	29	6.23	1.846								
Chico Escarrega, R (5,1) ERA: 2.51	4.1		20	7	3	2	0	0	0	0	0	0	1	20	20	4.15	1.615								
Kevin Hickey, L (9,1) ERA: 3.77	0.1		1	0	0	0	1	0	0	0	0	0	0	3	3	0.00	0.000								

Batter	1	2	3	4	5	6	7	8	9	AB	R	H	RBI	BB	SO	LOB	BOTTOM								
Rudy Law, L (1,8) OBP: 0.373, SLG: 0.420	K		4-3						6-3	5	0	1	1	0	1	1	<b>Boston Red Sox @ Chicago White Sox</b> Comiskey Park, Chicago, IL Thu Jul 29 1982, 8:05 PM EDT Att: 21,137 - Unknown - 76 F  livebaseballscorecards.com								
Tony Bemazzard, S (1,4) OBP: 0.336, SLG: 0.367	F5				E9					3	1	1	0	1	0	1									
Harold Baines, L (1,9) OBP: 0.304, SLG: 0.423	F9									4	0	0	0	0	1	4									
Greg Luzinski, R (1,10) OBP: 0.364, SLG: 0.465					6-3					3	0	1	0	1	0	1									
Steve Kemp, L (1,7) OBP: 0.387, SLG: 0.402					E1					3	0	0	0	1	0	2									
Carlton Fisk, R (1,2) OBP: 0.326, SLG: 0.355					5-3					4	0	1	0	0	1	3									
Mike Squires, L (1,3) OBP: 0.275, SLG: 0.259										2	0	0	0	0	0	1									
Chris Nyman, R (6, PH) OBP: 0.250, SLG: 0.250	G3									1	0	0	0	0	0	2									
Jerry Hairston, S (8, PH) OBP: 0.275, SLG: 0.475										1	0	0	0	0	0	1									
Marc Hill, R (9,3) OBP: 0.280, SLG: 0.341										0	0	0	0	0	0	0									
Vance Law, R (1,6) OBP: 0.340, SLG: 0.403			K						6-3	4	1	1	1	0	2	0									
Aurelio Rodriguez, R (1,5) OBP: 0.231, SLG: 0.253			K							3	1	2	0	0	1	0									
Mary Foley, L (9, PH) OBP: 0.270, SLG: 0.129										1	0	0	0	0	1	0									
<b>Inning Stats</b>	R: 0 E: 0 K: 1 S: 5	H: 0 LOB: 0 BB: 0 P: 5	R: 0 E: 0 K: 0 S: 4	H: 1 LOB: 1 BB: 0 P: 4	R: 0 E: 0 K: 2 S: 7	H: 0 LOB: 0 BB: 0 P: 7	R: 1 E: 1 K: 0 S: 4	H: 0 LOB: 1 BB: 1 P: 8	R: 1 E: 1 K: 2 S: 10	H: 3 LOB: 2 BB: 0 P: 10	R: 0 E: 0 K: 0 S: 3	H: 1 LOB: 1 BB: 1 P: 7	R: 1 E: 1 K: 0 S: 5	H: 2 LOB: 1 BB: 0 P: 5	R: 0 E: 0 K: 1 S: 5	H: 0 LOB: 1 BB: 1 P: 9	R: 0 E: 0 K: 1 S: 5	H: 0 LOB: 0 BB: 0 P: 5	1B: 5 2B: 1 3B: 0 HR: 1	SF: 0 SAC: 0 DP: 1 HBP: 0	WP: 0 PB: 0 SB: 0 CS: 0	PA: 37			
<b>PITCHER</b>	IP	WLS	BF	H	R	ER	SO	BB	IBB	HBP	BLK	WP	HR	S	P	ERA	WHIP								
Chuck Rainey, R (1,1) ERA: 4.34	5.1	W	24	5	2	1	5	2	0	0	0	0	0	32	40	1.69	1.312								
Tom Bugmeier, L (6,1) ERA: 2.3	2.0		8	2	1	1	0	1	0	0	0	0	1	7	11	4.50	1.500								
Mark Clear, R (8,1) ERA: 2.8	1.2	S	5	0	0	0	2	0	0	0	1	0	0	9	9	0.00	0.000								

Batter	1	2	3	4	5	6	7	8	9	AB	R	H	RBI	BB	SO	LOB	TOP			
Jerry Remy, L OBP: 0.347, SLG: 0.315 (1, 4)										3	2	1	0	2	0	0	<b>Boston Red Sox @ Chicago White Sox</b> Comiskey Park, Chicago, IL Fri Jul 30 1982, 8:05 PM EDT Att: 30,063 - Unknown - 76 F			
Dwight Evans, R OBP: 0.401, SLG: 0.484 (1, 9)										4	0	0	1	1	2	2				
Jim Rice, R OBP: 0.379, SLG: 0.486 (1, 7)										5	1	2	1	0	0	4				
Carl Yastrzemski, L OBP: 0.379, SLG: 0.502 (1, 3)										2	1	1	1	2	0	1				
Carney Lansford, R OBP: 0.336, SLG: 0.399 (1, 10)										3	0	0	1	0	0	3				
Wade Boggs, L OBP: 0.416, SLG: 0.429 (1, 5)										4	1	3	1	0	0	0				
Dave Stapleton, R OBP: 0.284, SLG: 0.363 (1, 6)										4	0	1	0	0	0	2				
Rich Gedman, L OBP: 0.301, SLG: 0.389 (9, PH)										3	0	0	0	0	0	1				
Tony Perez, R OBP: 0.344, SLG: 0.412 (9, FR)										1	0	0	0	0	0	2				
Julio Valdez, S OBP: 0.429, SLG: 0.429 (9, FR)										0	1	0	0	0	0	0				
Rick Miller, L OBP: 0.329, SLG: 0.328 (1, 8)										4	0	1	1	0	0	1				
<b>Inning Stats</b>	R: 1 E: 0 K: 0 S: 4	H: 2 LOB: 1 BB: 1 P: 8	R: 0 E: 0 K: 0 S: 3	H: 0 LOB: 0 BB: 0 P: 3	R: 0 E: 0 K: 1 S: 5	H: 0 LOB: 0 BB: 0 P: 5	R: 0 E: 0 K: 0 S: 2	H: 0 LOB: 0 BB: 1 P: 6	R: 0 E: 0 K: 0 S: 4	H: 1 LOB: 1 BB: 0 P: 4	R: 3 E: 1 K: 0 S: 6	H: 2 LOB: 1 BB: 1 P: 10	R: 0 E: 0 K: 0 S: 3	H: 0 LOB: 0 BB: 0 P: 3	R: 0 E: 0 K: 1 S: 5	H: 1 LOB: 3 BB: 2 P: 14	1B: 6 2B: 3 3B: 0 HR: 0	SF: 1 SAC: 0 DP: 3 HBP: 0	WP: 0 PB: 0 SB: 0 CS: 0	PA: 39
<b>PITCHER</b>	IP WLS BF H R ER SO BB IBB HBP BLK WP HR S P ERA WHIP	8.1 W 34 8 6 4 2 3 0 0 0 0 0 35 47 4.32 1.320	0.1 S 2 0 0 0 0 1 0 0 0 0 0 2 6 0.00 6.000	0.1 S 2 0 0 0 0 1 0 0 0 0 0 1 5 0.00 3.000	<b>PITCHER</b>										IP WLS BF H R ER SO BB IBB HBP BLK WP HR S P ERA WHIP	1B: 9 2B: 1 3B: 0 HR: 1	SF: 0 SAC: 0 DP: 1 HBP: 0	WP: 0 PB: 0 SB: 0 CS: 0	PA: 38	

AB 33  
R 6  
H 9  
RBI 6  
BB 5  
SO 2  
LOB 16



Batter	1	2	3	4	5	6	7	8	9	AB	R	H	RBI	BB	SO	LOB	BOTTOM			
Rudy Law, L OBP: 0.368, SLG: 0.413 (1, 8)										5	0	1	0	0	1	3	<b>Boston Red Sox @ Chicago White Sox</b> Comiskey Park, Chicago, IL Fri Jul 30 1982, 8:05 PM EDT Att: 30,063 - Unknown - 76 F			
Tony Bemazzard, S OBP: 0.335, SLG: 0.368 (1, 4)										5	1	1	0	0	2	1				
Harold Baines, L OBP: 0.308, SLG: 0.425 (1, 9)										3	3	2	0	1	0	0				
Greg Luzinski, R OBP: 0.363, SLG: 0.461 (1, 10)										3	1	0	0	1	2	3				
Steve Kemp, L OBP: 0.388, SLG: 0.401 (1, 7)										3	2	1	1	1	1	2				
Carlton Fisk, R OBP: 0.331, SLG: 0.371 (1, 2)										4	2	3	5	0	0	0				
Mike Squires, L OBP: 0.274, SLG: 0.258 (1, 3)										4	0	1	1	0	1	2				
Vance Law, R OBP: 0.338, SLG: 0.394 (1, 6)										3	0	0	0	1	0	2				
Aurelio Rodriguez, R OBP: 0.241, SLG: 0.263 (1, 5)										4	0	2	2	0	0	0				
<b>Inning Stats</b>	R: 3 E: 0 K: 1 S: 9	H: 4 LOB: 2 BB: 1 P: 13	R: 0 E: 0 K: 1 S: 5	H: 0 LOB: 0 BB: 0 P: 5	R: 3 E: 0 K: 2 S: 10	H: 3 LOB: 2 BB: 2 P: 18	R: 3 E: 0 K: 2 S: 9	H: 2 LOB: 0 BB: 1 P: 13	R: 0 E: 0 K: 0 S: 3	H: 1 LOB: 0 BB: 0 P: 3	R: 0 E: 0 K: 1 S: 5	H: 0 LOB: 0 BB: 0 P: 5	R: 0 E: 0 K: 0 S: 3	H: 0 LOB: 0 BB: 0 P: 3	R: 0 E: 0 K: 0 S: 4	H: 1 LOB: 1 BB: 0 P: 4		1B: 9 2B: 1 3B: 0 HR: 1	SF: 0 SAC: 0 DP: 1 HBP: 0	WP: 0 PB: 0 SB: 0 CS: 0
<b>PITCHER</b>	IP WLS BF H R ER SO BB IBB HBP BLK WP HR S P ERA WHIP	2.2 L 18 7 6 6 3 3 0 0 0 0 1 21 33 5.06 0.938	<b>PITCHER</b>										IP WLS BF H R ER SO BB IBB HBP BLK WP HR S P ERA WHIP							

AB 34  
R 9  
H 11  
RBI 9  
BB 4  
SO 7  
LOB 13







Batter	1	2	3	4	5	6	7	8	9	AB	R	H	RBI	BB	SO	LOB	TOP										
Rudy Law, L OBP: 0.367, SLG: 0.415 (1, 8)										4	0	0	0	0	3	3	Chicago White Sox @ New York Yankees Yankee Stadium, Bronx, NY Tue Aug 03 1982, 7:05 PM EDT Unknown - 80 F										
Tony Bernazard, S OBP: 0.334, SLG: 0.376 (1, 4)										4	0	1	0	0	3	0											
Harold Baines, L OBP: 0.313, SLG: 0.444 (1, 9)										4	0	1	0	0	0	1											
Greg Luzinski, R OBP: 0.362, SLG: 0.457 (1, 10)										4	0	0	0	0	2												
Steve Kemp, L OBP: 0.386, SLG: 0.396 (1, 7)										4	0	1	0	0	0	1											
Carlton Fisk, R OBP: 0.335, SLG: 0.375 (1, 2)										4	1	2	0	0	0	1											
Chris Nyman, R OBP: 0.333, SLG: 0.333 Mike Squires, L OBP: 0.267, SLG: 0.253 (7, 3)										2	0	1	0	0	0	0											
Vance Law, R OBP: 0.333, SLG: 0.392 (1, 6)										3	0	1	0	0	0	3											
Aurelio Rodriguez, R OBP: 0.248, SLG: 0.262 (1, 5)										3	0	1	1	0	1	2											
<b>Inning Stats</b>	R: 0 E: 0 K: 2 S: 7	H: 0 LOB: 0 BB: 0 P: 7	R: 0 E: 0 K: 0 S: 3	H: 0 LOB: 0 BB: 0 P: 3	R: 0 E: 0 K: 0 S: 4	H: 1 LOB: 1 BB: 0 P: 4	R: 0 E: 0 K: 0 S: 3	H: 1 LOB: 0 BB: 0 P: 3	R: 1 E: 0 K: 1 S: 8	H: 3 LOB: 2 BB: 0 P: 8	R: 0 E: 0 K: 1 S: 6	H: 1 LOB: 1 BB: 0 P: 6	R: 0 E: 0 K: 1 S: 6	H: 1 LOB: 1 BB: 0 P: 6	R: 0 E: 0 K: 2 S: 7	H: 0 LOB: 0 BB: 0 P: 7		R: 0 E: 0 K: 0 S: 4	H: 1 LOB: 1 BB: 0 P: 4	1B: 8 2B: 0 3B: 0 HR: 0	SF: 0 SAC: 1 DP: 1 HBP: 0	WP: 0 PB: 0 SB: 1 CS: 0	PA: 34				
<b>PITCHER</b>	IP	WLS	BF	H	R	ER	SO	BB	IBB	HBP	BLK	WP	HR	S	P	ERA	WHIP										
Shane Rawley, L ERA: 3.74 George Frazier, R ERA: 2.49 Rudy May, L ERA: 2.72	(1, 1)	6.1	L	25	7	1	1	4	0	0	0	0	0	33	33	1.42	1.105										

Batter	1	2	3	4	5	6	7	8	9	AB	R	H	RBI	BB	SO	LOB	BOTTOM										
Willie Randolph, R OBP: 0.372, SLG: 0.352 (1, 4)										3	0	0	0	0	0	2	Chicago White Sox @ New York Yankees Yankee Stadium, Bronx, NY Tue Aug 03 1982, 7:05 PM EDT Unknown - 80 F										
Jerry Mumphrey, S OBP: 0.380, SLG: 0.430 (1, 8)										4	0	2	0	0	1	1											
Dave Winfield, R OBP: 0.352, SLG: 0.541 (1, 7)										4	0	0	0	0	2	3											
Lou Piniella, R OBP: 0.374, SLG: 0.446 Ken Griffey, L OBP: 0.310, SLG: 0.367 (7, PH)										2	0	0	0	0	2	1											
Roy Smalley, S OBP: 0.363, SLG: 0.399 (9, 6)										4	0	2	0	0	0	0											
Rick Cerone, R OBP: 0.281, SLG: 0.294 Bobby Murcer, L OBP: 0.285, SLG: 0.423 (8, PH)										3	0	0	0	0	0	1											
Butch Hobson, R OBP: 0.183, SLG: 0.207 Oscar Gamble, L OBP: 0.376, SLG: 0.503 (8, PH)										2	0	0	0	0	2	1											
Dave Collins, S OBP: 0.314, SLG: 0.336 (1, 3)										2	0	0	0	1	1	2											
Bucky Dent, R OBP: 0.213, SLG: 0.197 Graig Nettles, L OBP: 0.301, SLG: 0.375 (8, PH)										2	0	1	0	0	0	1											
<b>Inning Stats</b>	R: 0 E: 0 K: 1 S: 5	H: 1 LOB: 0 BB: 0 P: 5	R: 0 E: 0 K: 1 S: 5	H: 0 LOB: 0 BB: 0 P: 5	R: 0 E: 0 K: 1 S: 4	H: 0 LOB: 0 BB: 1 P: 8	R: 0 E: 0 K: 1 S: 6	H: 1 LOB: 0 BB: 0 P: 6	R: 0 E: 0 K: 1 S: 6	H: 1 LOB: 1 BB: 0 P: 6	R: 0 E: 0 K: 1 S: 5	H: 0 LOB: 0 BB: 0 P: 5	R: 0 E: 0 K: 1 S: 6	H: 2 LOB: 1 BB: 0 P: 6	R: 0 E: 0 K: 1 S: 6	H: 1 LOB: 2 BB: 1 P: 10		1B: 7 2B: 0 3B: 0 HR: 0	SF: 0 SAC: 1 DP: 2 HBP: 0	WP: 0 PB: 0 SB: 0 CS: 1	PA: 34						
<b>PITCHER</b>	IP	WLS	BF	H	R	ER	SO	BB	IBB	HBP	BLK	WP	HR	S	P	ERA	WHIP										
Steve Trout, L ERA: 4.13 Salome Barojas, R ERA: 3.42 Kevin Hickey, L ERA: 3.72 Dennis Lamp, R ERA: 4.09	(1, 1)	5.1	W	19	4	0	0	5	1	0	0	0	0	13	13	0.00	0.938										

Batter	1	2	3	4	5	6	7	8	9	AB	R	H	RBI	BB	SO	LOB	TOP										
Rudy Law, L OBP: 0.368, SLG: 0.423 Ron LeFlore, R OBP: 0.331, SLG: 0.405	G3		HR		FC6-4			K		4	2	1	1	1	0	4	1 0 0 0 0 1 0										
Tony Bernazard, S OBP: 0.339, SLG: 0.388 Aurelio Rodriguez, R OBP: 0.249, SLG: 0.262	1B		F7		E9			6-3		5	3	3	2	1	0	1	0 0 0 0 0 0 0										
Harold Baines, L OBP: 0.317, SLG: 0.454 Chris Nyman, R OBP: 0.300, SLG: 0.300	FC6-4		HR		L6			F8		5	2	3	2	0	1	4	1 0 0 0 0 0 0										
Greg Luzinski, R OBP: 0.362, SLG: 0.458 Mary Foley, L OBP: 0.233, SLG: 0.125	SF9		F8		6-3			F9		4	1	2	1	0	0	1	1 0 0 0 0 0 0										
Steve Kemp, L OBP: 0.387, SLG: 0.396 Jerry Hairston, S OBP: 0.296, SLG: 0.540	FC6-4				L3			HR		3	2	1	1	1	0	1	2 1 2 1 0 0 0										
Marc Hill, R OBP: 0.300, SLG: 0.370		6-3			F8			F8		6	2	3	2	0	1	2											
Mike Squires, L OBP: 0.274, SLG: 0.253		F7			F8			F6		4	1	1	1	1	0	3											
Vance Law, R OBP: 0.347, SLG: 0.397								F3		3	0	2	2	2	0	2											
Bill Almon, R OBP: 0.326, SLG: 0.376			F2		K			K		5	0	1	1	0	3	5											
<b>Inning Stats</b>	R: 1 E: 0 K: 0 S: 5	H: 2 LOB: 1 BB: 0 P: 5	R: 0 E: 0 K: 0 S: 3	H: 1 LOB: 3 BB: 0 P: 3	R: 2 E: 0 K: 0 S: 4	H: 1 LOB: 0 BB: 1 P: 8	R: 0 E: 0 K: 1 S: 6	H: 1 LOB: 2 BB: 1 P: 10	R: 5 E: 1 K: 0 S: 8	H: 5 LOB: 2 BB: 2 P: 16	R: 5 E: 0 K: 2 S: 13	H: 6 LOB: 3 BB: 2 P: 21	R: 0 E: 0 K: 1 S: 7	H: 2 LOB: 2 BB: 0 P: 7	R: 0 E: 0 K: 2 S: 7	H: 0 LOB: 0 BB: 0 P: 7	R: 1 E: 0 K: 0 S: 4	H: 1 LOB: 0 BB: 0 P: 4	1B: 13 2B: 2 3B: 1 HR: 3	SF: 1 SAC: 0 DP: 0 HBP: 0	WP: 2 PB: 0 CS: 0	PA: 51					
<b>PITCHER</b>	IP	WLS	BF	H	R	ER	SO	BB	IBB	HBP	BLK	WP	HR	S	P	ERA	WHIP										
Roger Erickson, R ERA: 4.61	3.2	L	17	5	3	3	0	2	0	0	0	0	1	15	23	7.36	1.909										
George Frazier, R ERA: 3.89	1.1		17	11	10	10	1	1	1	0	0	1	1	17	25	67.50	9.000										
Dave Righetti, L ERA: 4.25	2.0		10	2	0	0	3	2	0	0	0	1	0	14	22	0.00	2.000										
Rudy May, L ERA: 2.69	1.0		3	0	0	0	2	0	0	0	0	0	0	7	7	0.00	0.000										
Rich Gossage, R ERA: 2.34	1.0		4	1	1	1	0	0	0	0	0	0	1	4	4	9.00	1.000										

Chicago White Sox @ New York Yankees  
Yankee Stadium, Bronx, NY  
Tue Aug 03 1982, 7:05 PM EDT  
Att: 34,172 - Unknown - 75 F

AB 44  
R 14  
H 19  
RBI 14  
BB 6  
SO 6  
LOB 23



Batter	1	2	3	4	5	6	7	8	9	AB	R	H	RBI	BB	SO	LOB	BOTTOM										
Willie Randolph, R OBP: 0.371, SLG: 0.349 Bucky Dent, R OBP: 0.212, SLG: 0.196	6-3			4-3	FC6-4			F4		3	0	0	0	1	0	2	1 0 0 0 0 0 0										
Ken Griffey, L OBP: 0.308, SLG: 0.365	K		K					K		5	0	1	0	0	3	3											
Jerry Mumphrey, S OBP: 0.365, SLG: 0.437 Lou Piniella, R OBP: 0.372, SLG: 0.444	1B		2B					G3		3	1	2	0	1	0	0	1 0 0 0 0 0 0										
Oscar Gamble, L OBP: 0.372, SLG: 0.495	FC5-4		K		F8			F4		5	0	1	0	0	1	3											
Dave Winfield, R OBP: 0.355, SLG: 0.545 John Mayberry, L OBP: 0.339, SLG: 0.359	FC5-4							F5		3	1	2	1	0	0	2	2 0 0 0 0 0 0										
Roy Smalley, S OBP: 0.364, SLG: 0.399								F4		5	0	2	0	0	1	1											
Graig Nettles, L OBP: 0.304, SLG: 0.375			F2		FC3-6					3	0	1	0	1	0	3											
Dave Collins, S OBP: 0.321, SLG: 0.343										4	0	3	0	0	0	2											
Rick Cerone, R OBP: 0.275, SLG: 0.289 Barry Foote, R OBP: 0.196, SLG: 0.233			F8		F9			5-3		2	0	0	1	0	0	2	1 0 0 0 0 0 0										
<b>Inning Stats</b>	R: 0 E: 0 K: 1 S: 6	H: 1 LOB: 2 BB: 1 P: 10	R: 0 E: 0 K: 1 S: 7	H: 2 LOB: 3 BB: 1 P: 11	R: 1 E: 0 K: 2 S: 9	H: 2 LOB: 1 BB: 1 P: 13	R: 0 E: 0 K: 0 S: 5	H: 2 LOB: 2 BB: 0 P: 5	R: 1 E: 0 K: 0 S: 6	H: 3 LOB: 2 BB: 0 P: 6	R: 0 E: 0 K: 0 S: 3	H: 0 LOB: 0 BB: 0 P: 3	R: 0 E: 0 K: 1 S: 5	H: 2 LOB: 2 BB: 0 P: 5	R: 0 E: 0 K: 1 S: 5	H: 0 LOB: 0 BB: 0 P: 5	R: 0 E: 0 K: 0 S: 3	H: 0 LOB: 0 BB: 0 P: 3	1B: 10 2B: 2 3B: 0 HR: 0	SF: 1 SAC: 0 DP: 0 HBP: 0	WP: 0 PB: 0 CS: 0	PA: 42					
<b>PITCHER</b>	IP	WLS	BF	H	R	ER	SO	BB	IBB	HBP	BLK	WP	HR	S	P	ERA	WHIP										
Richard Dotson, R ERA: 5.04	6.0	W	31	10	2	2	4	3	0	0	0	0	0	36	48	3.00	2.167										
Rich Barnes, L ERA: 4.76	3.0	S	11	2	0	0	1	0	0	0	0	0	0	13	13	0.00	0.667										

Chicago White Sox @ New York Yankees  
Yankee Stadium, Bronx, NY  
Tue Aug 03 1982, 7:05 PM EDT  
Att: 34,172 - Unknown - 75 F

AB 38  
R 2  
H 12  
RBI 2  
BB 3  
SO 5  
LOB 20








Batter	1	2	3	4	5	6	7	8	9	AB	R	H	RBI	BB	SO	LOB	TOP			
<b>Rudy Law, L</b> OBP: 0.372, SLG: 0.443 (1, 8)	0-0 4-3	0-0 1-3 1B		0-0 1-H 2-H HR		0-0 4-3			0-0 3B 1B	5	2	3	3	0	0	1				
<b>Vance Law, R</b> OBP: 0.337, SLG: 0.380 (1, 4)	0-0 5-3	0-0 FC1-4-6		0-0 5-3			0-0 5-3		0-0 F8	5	0	0	0	0	0	3				
<b>Harold Baines, L</b> OBP: 0.319, SLG: 0.457 (1, 9)	0-0 WP 1B		0-0 F9	0-3 K			0-0 G3		0-0 3B	5	1	2	1	0	1	0				
<b>Greg Luzinski, R</b> OBP: 0.359, SLG: 0.450 (1, 10)	4-0 1B BB		0-0 6-3		0-3 K		0-0 6-3		0-0 F8	4	0	0	0	1	1	1				
<b>Steve Kemp, L</b> OBP: 0.387, SLG: 0.404 (1, 7)	0-0 FC5-4 1B		0-0 4-3		0-0 G3			0-0 HR		4	1	2	2	0	0	0				
<b>Marc Hill, R</b> OBP: 0.281, SLG: 0.345 (1, 2)	0-0 FC5-4			0-0 6-3	0-0 6-3			0-0 F7		4	0	0	0	0	0	2				
<b>Bill Almon, R</b> OBP: 0.325, SLG: 0.375 (1, 6)			0-0 F7	0-0 BB 1B		0-0 4-3		0-0 F4		4	1	1	0	0	0	0				
<b>Mike Squires, L</b> OBP: 0.288, SLG: 0.262 (1, 3)			0-0 1B 1B	4-0 1B HR BB		0-0 E3		0-0 G3		3	1	1	0	1	0	0				
<b>Aurelio Rodriguez, R</b> OBP: 0.286, SLG: 0.316 (1, 5)			0-0 F4	0-0 1-2 2-H HR 1B		0-0 1-2 2B		0-0 F9		4	1	2	1	0	0	1				
<b>Inning Stats</b>	R: 1 E: 0 K: 0 S: 5	H: 2 LOB: 2 BB: 1 P: 9	R: 0 E: 0 K: 0 S: 5	H: 2 LOB: 2 BB: 0 P: 5	R: 0 E: 0 K: 0 S: 3	H: 0 LOB: 0 BB: 0 P: 3	R: 4 E: 0 K: 1 S: 8	H: 3 LOB: 0 BB: 1 P: 12	R: 0 E: 0 K: 1 S: 5	H: 1 LOB: 1 BB: 0 P: 4	R: 0 E: 0 K: 0 S: 3	H: 0 LOB: 0 BB: 0 P: 3	R: 1 E: 0 K: 0 S: 4	H: 1 LOB: 0 BB: 0 P: 4	R: 1 E: 0 K: 0 S: 5	H: 2 LOB: 1 BB: 0 P: 5	1B: 7 2B: 1 3B: 1 HR: 2	SF: 0 SAC: 0 DP: 0 HBP: 0	WP: 1 PB: 0 SB: 0 CS: 1	PA: 40
<b>PITCHER</b> <b>Tommy John, L</b> ERA: 3.86 (1, 1)	IP: 9.0 WLS: L BF: 40 H: 11 R: 7 ER: 7 SO: 2	BB: 2 IBB: 0 HBP: 0 BLK: 0	WP: 1 HR: 2 S: 42 P: 50	ERA: 7.00 WHIP: 1.444																

Chicago White Sox @ New York Yankees  
Yankee Stadium, Bronx, NY  
Wed Aug 04 1982, 7:05 PM EDT  
Att: 26,218 - Unknown - 72 F

livebaseballscorecards.com

AB 38  
R 7  
H 11  
RBI 7  
BB 2  
SO 2  
LOB 8




Batter	1	2	3	4	5	6	7	8	9	AB	R	H	RBI	BB	SO	LOB	BOTTOM			
<b>Dave Collins, S</b> OBP: 0.315, SLG: 0.336 (1, 3)	0-3 K		0-0 F8			0-0 G3			0-0 6-3	4	0	0	0	0	1	1				
<b>Willie Randolph, R</b> OBP: 0.397, SLG: 0.346 (1, 4)	0-0 4-3			0-0 F8		0-0 6-3			0-0 F9	4	0	0	0	0	0	1				
<b>Jerry Mumphrey, S</b> OBP: 0.380, SLG: 0.433 (1, 8)	0-0 4-3			0-3 K			0-0 F8			3	0	0	0	0	1	0				
<b>Dave Winfield, R</b> OBP: 0.353, SLG: 0.540 (1, 7)		0-0 6-3		0-0 F7			0-0 F8			3	0	0	0	0	0	0				
<b>Lou Piniella, R</b> OBP: 0.366, SLG: 0.436 (1, 9)		0-0 4-3			0-0 F4		0-0 F7			3	0	0	0	0	0	0				
<b>Graig Nettles, L</b> OBP: 0.306, SLG: 0.385 (1, 10)		0-0 1B		0-0 4-3			0-0 F5			3	0	1	0	0	0	0				
<b>Roy Smalley, S</b> OBP: 0.360, SLG: 0.395 (1, 5)		0-0 F8			0-3 K			0-0 F7		3	0	0	0	0	1	1				
<b>Bucky Dent, R</b> OBP: 0.209, SLG: 0.193 (1, 6)			0-0 F7			0-0 6-3		0-0 F8		3	0	0	0	0	0	0				
<b>Barry Foote, R</b> OBP: 0.152, SLG: 0.227 (1, 2)				0-0 F9					0-0 F7	1	0	0	0	0	0	0				
<b>Rick Cerone, R</b> OBP: 0.277, SLG: 0.291 (4, 2)						0-0 G3 1B				2	0	1	0	0	0	0				
<b>Inning Stats</b>	R: 0 E: 0 K: 1 S: 5	H: 0 LOB: 0 BB: 0 P: 5	R: 0 E: 0 K: 0 S: 4	H: 1 LOB: 1 BB: 0 P: 4	R: 0 E: 0 K: 0 S: 3	H: 0 LOB: 0 BB: 0 P: 3	R: 0 E: 0 K: 1 S: 5	H: 0 LOB: 0 BB: 0 P: 5	R: 0 E: 0 K: 0 S: 4	H: 1 LOB: 1 BB: 0 P: 4	R: 0 E: 0 K: 0 S: 3	H: 0 LOB: 0 BB: 0 P: 3	R: 0 E: 0 K: 0 S: 3	H: 0 LOB: 0 BB: 0 P: 3	R: 0 E: 0 K: 0 S: 3	H: 0 LOB: 0 BB: 0 P: 3	1B: 2 2B: 0 3B: 0 HR: 0	SF: 0 SAC: 0 DP: 0 HBP: 0	WP: 0 PB: 0 SB: 0 CS: 0	PA: 29
<b>PITCHER</b> <b>Britt Burns, L</b> ERA: 3.33 (1, 1)	IP: 9.0 WLS: W BF: 29 H: 2 R: 0 ER: 0 SO: 3	BB: 0 IBB: 0 HBP: 0 BLK: 0	WP: 0 HR: 0 S: 35 P: 35	ERA: 0.00 WHIP: 0.222																

Chicago White Sox @ New York Yankees  
Yankee Stadium, Bronx, NY  
Wed Aug 04 1982, 7:05 PM EDT  
Att: 26,218 - Unknown - 72 F

livebaseballscorecards.com

AB 29  
R 0  
H 2  
RBI 0  
BB 0  
SO 3  
LOB 3



Batter	1	2	3	4	5	6	7	8	9	AB	R	H	RBI	BB	SO	LOB	TOP										
Ron LeFlore, R (1, 8) OBP: 0.325, SLG: 0.397										5	0	1	0	0	0	2											
Tony Bernazard, S (1, 4) OBP: 0.342, SLG: 0.385										3	2	1	0	2	0	1											
Harold Baines, L (1, 9) OBP: 0.319, SLG: 0.455										4	1	1	0	0	2	3											
Greg Luzinski, R (1, 10) OBP: 0.361, SLG: 0.450										4	1	2	1	0	1	2											
Carlton Fisk, R (1, 2) OBP: 0.339, SLG: 0.387										3	2	1	3	1	1	2											
Steve Kemp, L (1, 7) OBP: 0.386, SLG: 0.402										4	0	1	1	0	2	2											
Chris Nyman, R (1, 3) OBP: 0.200, SLG: 0.200										2	0	0	0	0	0	0											
Mike Squires, L (5, PH) OBP: 0.292, SLG: 0.276										2	0	1	1	0	1	0											
Vance Law, R (1, 6) OBP: 0.335, SLG: 0.377										4	0	1	0	0	1	2											
Aurelio Rodriguez, R (1, 5) OBP: 0.273, SLG: 0.322										4	0	2	0	0	1	1											
<b>Inning Stats</b>	R: 1 E: 0 K: 1 S: 7	H: 2 LOB: 2 BB: 1 P: 11	R: 0 E: 0 K: 0 S: 3	H: 1 LOB: 0 BB: 0 P: 3	R: 3 E: 0 K: 0 S: 5	H: 2 LOB: 0 BB: 1 P: 9	R: 0 E: 0 K: 0 S: 4	H: 1 LOB: 1 BB: 0 P: 4	R: 2 E: 0 K: 2 S: 10	H: 4 LOB: 2 BB: 1 P: 14	R: 0 E: 0 K: 3 S: 9	H: 0 LOB: 0 BB: 0 P: 9	R: 0 E: 0 K: 2 S: 7	H: 0 LOB: 0 BB: 0 P: 7	R: 0 E: 0 K: 1 S: 5	H: 0 LOB: 0 BB: 0 P: 5	1B: 9 2B: 1 3B: 0 HR: 1	SF: 0 SAC: 0 DP: 2 HBP: 0	WP: 0 PB: 0 SB: 1 CS: 0	PA: 38							
<b>PITCHER</b>	IP	WLS	BF	H	R	ER	SO	BB	IBB	HBP	BLK	WP	HR	S	P	ERA	WHIP										
Bruce Hurst, L (1, 1) ERA: 5.28	4.2	L	24	9	6	6	2	3	0	0	0	0	1	25	37	11.57	2.571										
Luis Aponte, R (5, 1) ERA: 3.74	2.1		8	2	0	0	4	0	0	0	0	0	0	16	16	0.00	0.857										
Bob Ojeda, L (8, 1) ERA: 5.28	2.0	S	6	0	0	0	3	0	0	0	0	0	0	12	12	0.00	0.000										

Chicago White Sox @ Boston Red Sox  
Fenway Park, Boston, MA  
Fri Aug 06 1982, 7:05 PM EDT  
Att: 33,010 - Unknown - 64 F

livebaseballscorecards.com

AB 35  
R 6  
H 11  
RBI 6  
BB 3  
SO 9  
LOB 15

Batter	1	2	3	4	5	6	7	8	9	AB	R	H	RBI	BB	SO	LOB	BOTTOM										
Jerry Remy, L (1, 4) OBP: 0.336, SLG: 0.308										5	0	3	1	0	0	1											
Dwight Evans, R (1, 9) OBP: 0.400, SLG: 0.498										5	0	1	2	0	0	3											
Jim Rice, R (1, 7) OBP: 0.379, SLG: 0.487										5	0	1	0	0	0	5											
Carl Yastrzemski, L (1, 3) OBP: 0.364, SLG: 0.472										3	0	0	0	1	1	1											
Carney Lansford, R (1, 10) OBP: 0.329, SLG: 0.401										4	0	2	0	0	0	1											
Wade Boggs, L (1, 5) OBP: 0.405, SLG: 0.411										4	1	1	0	0	0	3											
Dave Stapleton, R (1, 6) OBP: 0.289, SLG: 0.382										4	1	2	0	0	0	1											
Gary Allenson, R (1, 2) OBP: 0.280, SLG: 0.299										3	0	0	0	0	0	1											
Rick Miller, L (9, PH) OBP: 0.325, SLG: 0.324										1	0	0	0	0	0	2											
Reid Nichols, R (1, 8) OBP: 0.345, SLG: 0.451										3	1	2	0	1	0	0											
<b>Inning Stats</b>	R: 0 E: 0 K: 0 S: 3	H: 1 LOB: 0 BB: 0 P: 3	R: 0 E: 0 K: 0 S: 4	H: 1 LOB: 1 BB: 0 P: 4	R: 0 E: 0 K: 1 S: 7	H: 2 LOB: 2 BB: 0 P: 7	R: 0 E: 0 K: 0 S: 3	H: 0 LOB: 0 BB: 0 P: 3	R: 0 E: 0 K: 0 S: 4	H: 2 LOB: 1 BB: 0 P: 4	R: 0 E: 0 K: 0 S: 3	H: 0 LOB: 1 BB: 1 P: 7	R: 0 E: 0 K: 0 S: 6	H: 3 LOB: 2 BB: 1 P: 10	1B: 11 2B: 2 3B: 0 HR: 0	SF: 0 SAC: 0 DP: 2 HBP: 0	WP: 0 PB: 0 SB: 0 CS: 0	PA: 39									
<b>PITCHER</b>	IP	WLS	BF	H	R	ER	SO	BB	IBB	HBP	BLK	WP	HR	S	P	ERA	WHIP										
Jerry Koosman, L (1, 1) ERA: 4.16	7.0	W	28	9	1	1	1	2	0	0	0	0	0	6	14	13.50	3.000										
Salome Barojas, R (8, 1) ERA: 3.61	1.1		8	2	2	2	0	2	0	0	0	0	0	6	14	13.50	3.000										
Kevin Hickey, L (9, 1) ERA: 3.51	0.0	S	1	1	0	0	0	0	0	0	0	0	0	1	1	∞	∞										
Dennis Lamp, R (9, 1) ERA: 4.07	0.2	S	2	0	0	0	0	0	0	0	0	0	0	2	2	0.00	0.000										

Chicago White Sox @ Boston Red Sox  
Fenway Park, Boston, MA  
Fri Aug 06 1982, 7:05 PM EDT  
Att: 33,010 - Unknown - 64 F

livebaseballscorecards.com

AB 37  
R 3  
H 12  
RBI 3  
BB 2  
SO 1  
LOB 18

Batter	1	2	3	4	5	6	7	8	9	AB	R	H	RBI	BB	SO	LOB	TOP										
Ron LeFlore, R OBP: 0.328, SLG: 0.401 Rudy Law, L OBP: 0.368, SLG: 0.438	0-0 1B FC6-4 2B	4-0 BB			0-0 F9		0-0 E6 2B	0-3 K		2	1	1	0	1	0	0	21										
Tony Bernazard, S OBP: 0.345, SLG: 0.397	0-0 FC6-4 1B	6-3			0-0 HR		0-0 4-3 2B	0-0 F8		5	1	3	2	0	0	2	51										
Harold Baines, L OBP: 0.315, SLG: 0.449	0-0 FC6-4 1B		0-0 4-3		0-0 F9		0-0 4-3	0-3 K		5	1	0	1	0	1	2	51										
Greg Luzinski, R OBP: 0.361, SLG: 0.448	0-0 1B		0-0 F9		4-0 2B FC5-4 BB		0-0 6-3	0-3 K		4	1	1	0	1	1	2	41										
Carlton Fisk, R OBP: 0.337, SLG: 0.384	0-0 1B		0-3 K		0-3 K		0-0 5-3	0-0 F3		5	0	1	1	0	2	3	50										
Steve Kemp, L OBP: 0.385, SLG: 0.403	0-0 G6-4-3		0-0 4-3		0-0 FC5-4 2B		0-0 1-3			4	0	1	0	0	0	2	40										
Chris Nyman, R OBP: 0.176, SLG: 0.176 Mike Squires, L OBP: 0.304, SLG: 0.283		0-0 F9		0-0 F7		4-0 FC5-4 IBB		0-0 3-1 HR 1B		2	0	0	0	0	0	0	20										
Vance Law, R OBP: 0.328, SLG: 0.368		0-3 K		0-0 1-3		0-0 FC5-4		0-0 3-1		4	0	0	1	0	1	3	40										
Aurelio Rodriguez, R OBP: 0.280, SLG: 0.352		0-0 BB 1B		0-0 F8		0-3 K		0-0 HR		4	1	2	2	0	1	2	41										
<b>Inning Stats</b>	R: 2 E: 0 K: 0 S: 6	H: 4 LOB: 1 BB: 0 P: 6	R: 0 E: 0 K: 1 S: 6	H: 1 LOB: 2 BB: 1 P: 10	R: 0 E: 0 K: 1 S: 5	H: 0 LOB: 0 BB: 0 P: 5	R: 0 E: 0 K: 0 S: 3	H: 0 LOB: 0 BB: 0 P: 3	R: 1 E: 0 K: 0 S: 4	H: 1 LOB: 2 BB: 0 P: 4	R: 1 E: 1 K: 0 S: 5	H: 1 LOB: 1 BB: 0 P: 5	R: 2 E: 0 K: 1 S: 7	H: 2 LOB: 0 BB: 0 P: 7	R: 0 E: 0 K: 2 S: 8	H: 0 LOB: 1 BB: 0 P: 8	1B: 5 2B: 3 3B: 0 HR: 2	SF: 0 SAC: 0 DP: 1 HBP: 0	WP: 0 PB: 1 SB: 1 CS: 0	PA: 41							
<b>PITCHER</b>	IP	WLS	BF	H	R	ER	SO	BB	IBB	HBP	BLK	WP	HR	S	P	ERA	WHIP										
John Tudor, L ERA: 4.21	5.1	L	24	7	4	4	3	2	0	0	0	0	1	28	36	6.75	1.688										
Bob Stanley, R ERA: 3.03	3.2		17	3	3	2	4	0	1	0	0	0	1	24	28	4.91	0.818										

Chicago White Sox @ Boston Red Sox  
Fenway Park, Boston, MA  
Sat Aug 07 1982, 3:33 AM EDT  
Att: 33,595 - Sunny - 79 F

AB	38
R	7
H	10
RBI	7
BB	3
SO	7
LOB	16



Batter	1	2	3	4	5	6	7	8	9	AB	R	H	RBI	BB	SO	LOB	BOTTOM										
Jerry Remy, L OBP: 0.340, SLG: 0.310	0-3 K		0-0 F7		0-0 1B			0-0 G6-4-3 1B		4	0	2	0	0	1	1	40										
Dwight Evans, R OBP: 0.401, SLG: 0.496	0-0 4-3		4-0 2B BB		0-0 G4-6-3 1B			0-3 K		3	1	1	0	1	1	1	31										
Jim Rice, R OBP: 0.378, SLG: 0.487	0-0 6-3		0-0 2B		0-0 G4-6-3			0-0 G6-4-3		4	0	1	2	0	0	3	40										
Carl Yastrzemski, L OBP: 0.360, SLG: 0.465		0-0 4-3	0-0 F7		0-0 G3			0-0 F8		4	0	0	0	0	0	1	40										
Carney Lansford, R OBP: 0.331, SLG: 0.400		4-0 FC5-4 BB		0-0 G6-3 1B		0-0 F4		0-0 E6 BB 2B		3	1	1	0	1	0	0	31										
Wade Boggs, L OBP: 0.407, SLG: 0.410		0-0 F7		0-0 G6-3 1B		0-0 F8		4-0 2B BB		3	0	1	0	1	0	1	30										
Dave Stapleton, R OBP: 0.286, SLG: 0.378		0-0 FC5-4		0-0 G6-3			0-3 K		0-3 K	4	0	0	0	0	2	5	40										
Rich Gedman, L OBP: 0.303, SLG: 0.396			0-0 2B 2B		0-3 K		0-3 K		0-0 1-3 2H 2B	4	1	2	1	0	2	1	41										
Rick Miller, L OBP: 0.323, SLG: 0.321 Tony Perez, R OBP: 0.340, SLG: 0.404			0-0 F8		0-0 F9		0-0 F8		0-3 K	3	0	0	0	0	0	1	30										
<b>Inning Stats</b>	R: 0 E: 0 K: 1 S: 5	H: 0 LOB: 0 BB: 0 P: 5	R: 0 E: 0 K: 0 S: 3	H: 0 LOB: 1 BB: 1 P: 7	R: 2 E: 0 K: 0 S: 5	H: 2 LOB: 1 BB: 1 P: 9	R: 0 E: 0 K: 1 S: 6	H: 2 LOB: 1 BB: 0 P: 6	R: 0 E: 0 K: 0 S: 4	H: 2 LOB: 1 BB: 0 P: 4	R: 0 E: 0 K: 2 S: 7	H: 0 LOB: 0 BB: 0 P: 7	R: 0 E: 0 K: 1 S: 5	H: 1 LOB: 0 BB: 0 P: 5	R: 1 E: 1 K: 2 S: 9	H: 1 LOB: 2 BB: 1 P: 13	1B: 5 2B: 3 3B: 0 HR: 0	SF: 0 SAC: 0 DP: 3 HBP: 0	WP: 0 PB: 0 SB: 0 CS: 0	PA: 36							
<b>PITCHER</b>	IP	WLS	BF	H	R	ER	SO	BB	IBB	HBP	BLK	WP	HR	S	P	ERA	WHIP										
Richard Dotson, R ERA: 4.81	8.2	W	35	8	3	2	6	3	0	0	0	0	0	44	56	2.08	1.269										
Kevin Hickey, L ERA: 3.49	0.1	S	1	0	0	0	1	0	0	0	0	0	0	3	3	0.00	0.000										

Chicago White Sox @ Boston Red Sox  
Fenway Park, Boston, MA  
Sat Aug 07 1982, 3:33 AM EDT  
Att: 33,595 - Sunny - 79 F

AB	33
R	3
H	8
RBI	3
BB	3
SO	7
LOB	16



Batter	1	2	3	4	5	6	7	8	9	AB	R	H	RBI	BB	SO	LOB	TOP								
Rudy Law, L OBP: 0.367, SLG: 0.441 Ron LeFlore, R OBP: 0.329, SLG: 0.401	G3 SF9 2B		4-3	F9			K			3	1	1	0	0	0	0	Chicago White Sox @ Boston Red Sox Fenway Park, Boston, MA Sun Aug 08 1982, 3:33 AM EDT Att: 27,312 - Cloudy - 85 F								
Tony Bernazard, S OBP: 0.345, SLG: 0.396	G3		1B FC5-4 BB		6-3					4	1	1	1	1	0	3									
Harold Baines, L OBP: 0.314, SLG: 0.448	SF9		FC5-4 1B		F8		K			4	0	1	1	0	1	3									
Greg Luzinski, R OBP: 0.358, SLG: 0.444	F7		FC5-4 1-2 3-H		F8		5-3			4	0	0	1	0	0	2									
Steve Kemp, L OBP: 0.384, SLG: 0.402		G3	G3			3-1				4	0	1	0	0	0	1									
Carlton Fisk, R OBP: 0.342, SLG: 0.400		HR		3B BB			2B		G5-4-3 1-2	3	2	2	1	1	0	1									
Mike Squires, L OBP: 0.311, SLG: 0.303		FC5-4 BB		4-3 3B		F6			F9	3	1	1	1	1	0	1									
Aurelio Rodriguez, R OBP: 0.274, SLG: 0.344 Jerry Hairston, S OBP: 0.289, SLG: 0.515	FC5-4 1-2		4-3		5-3					3	0	0	1	0	0	2									
Bill Almon, R OBP: 0.324, SLG: 0.376	5-3			F8						4	1	1	0	0	0	2									
<b>Inning Stats</b>	R: 1 E: 0 K: 0 S: 4	H: 1 LOB: 0 BB: 0 P: 4	R: 1 E: 0 K: 0 S: 4	H: 1 LOB: 1 BB: 1 P: 8	R: 1 E: 0 K: 0 S: 4	H: 1 LOB: 1 BB: 1 P: 8	R: 2 E: 0 K: 0 S: 4	H: 1 LOB: 0 BB: 0 P: 8	R: 0 E: 0 K: 0 S: 3	H: 0 LOB: 0 BB: 0 P: 3	R: 0 E: 0 K: 0 S: 4	H: 1 LOB: 1 BB: 0 P: 4	R: 1 E: 0 K: 2 S: 9	H: 2 LOB: 1 BB: 0 P: 9	R: 0 E: 0 K: 0 S: 3	H: 1 LOB: 0 BB: 0 P: 3	R: 0 E: 0 K: 0 S: 5	H: 2 LOB: 2 BB: 0 P: 5	1B: 5 2B: 3 3B: 1 HR: 1	SF: 1 SAC: 0 DP: 1 HBP: 0	WP: 0 PB: 1 SB: 0 CS: 0	PA: 39			
<b>PITCHER</b>	IP	WLS	BF	H	R	ER	SO	BB	IBB	HBP	BLK	WP	HR	S	P	ERA	WHIP								
Chuck Rainey, R ERA: 4.86	3.0		16	4	5	5	0	3	0	0	0	0	1	13	25	15.00	2.333								
Tom Burgmeier, L ERA: 2.53	4.0	W	16	4	1	1	2	0	0	0	0	0	0	20	20	2.25	1.000								
Mark Clear, R ERA: 2.64	2.0		7	2	0	0	0	0	0	0	0	0	0	7	7	0.00	1.000								

Batter	1	2	3	4	5	6	7	8	9	AB	R	H	RBI	BB	SO	LOB	BOTTOM								
Jerry Remy, L OBP: 0.343, SLG: 0.311	BB 2B 1B	S 1B BB		1B 2B 1B		F7	6-3			4	3	2	0	1	0	0	Chicago White Sox @ Boston Red Sox Fenway Park, Boston, MA Sun Aug 08 1982, 3:33 AM EDT Att: 27,312 - Cloudy - 85 F								
Dwight Evans, R OBP: 0.401, SLG: 0.501	2B BB	F9		F3		HR	F9			4	2	1	1	1	0	2									
Jim Rice, R OBP: 0.380, SLG: 0.496	1B 2B	F7		2B 1B		1B 3B	F9			5	2	3	2	0	0	1									
Carney Lansford, R OBP: 0.341, SLG: 0.411	1B G6-3 2H	2B 1B		2B		1B HBP 1B		2B BB		4	4	4	4	1	0	0									
Wade Boggs, L OBP: 0.417, SLG: 0.423	G6-3 1B	2B		IBB		HBP 1B		F9		4	0	3	1	1	0	1									
Dave Stapleton, R OBP: 0.285, SLG: 0.376	G6-3 1-2 3-H	4-3		9-2		HBP 1B		K		5	0	1	0	0	1	6									
Reid Nichols, R OBP: 0.365, SLG: 0.481				CS 1B		K				4	0	3	2	0	1	0									
Glenn Hoffman, R OBP: 0.272, SLG: 0.331	L5			L5		F8	F4		K	5	0	0	0	0	1	6									
Gary Allenson, R OBP: 0.279, SLG: 0.319		HR		F8		4-3	F8			4	1	1	1	0	0	3									
<b>Inning Stats</b>	R: 4 E: 0 K: 0 S: 7	H: 5 LOB: 1 BB: 1 P: 11	R: 3 E: 0 K: 0 S: 6	H: 3 LOB: 1 BB: 1 P: 10	R: 0 E: 0 K: 0 S: 3	H: 1 LOB: 0 BB: 0 P: 3	R: 1 E: 0 K: 0 S: 5	H: 3 LOB: 1 BB: 1 P: 9	R: 0 E: 0 K: 1 S: 5	H: 0 LOB: 0 BB: 0 P: 5	R: 3 E: 0 K: 0 S: 8	H: 5 LOB: 3 BB: 0 P: 9	R: 0 E: 0 K: 0 S: 3	H: 0 LOB: 0 BB: 0 P: 3	R: 1 E: 0 K: 2 S: 8	H: 1 LOB: 1 BB: 1 P: 12	1B: 10 2B: 6 3B: 1 HR: 2	SF: 0 SAC: 0 DP: 2 HBP: 1	WP: 0 PB: 0 SB: 1 CS: 1	PA: 44					
<b>PITCHER</b>	IP	WLS	BF	H	R	ER	SO	BB	IBB	HBP	BLK	WP	HR	S	P	ERA	WHIP								
Steve Trout, L ERA: 4.47	0.0	L	5	4	4	4	0	1	0	0	0	0	1	15	19	10.80	2.400								
Chico Escarrega, R ERA: 3.25	3.1		16	7	4	4	0	1	0	0	0	0	1	15	19	13.50	2.000								
Salome Barojas, R ERA: 3.87	2.0		10	4	3	3	1	0	1	0	0	0	1	11	15	3.38	1.500								
Rich Barnes, L ERA: 4.5	2.2		13	3	1	1	2	1	0	1	0	0	0	15	20	3.38	1.500								

Batter	1	2	3	4	5	6	7	8	9	AB	R	H	RBI	BB	SO	LOB	TOP										
<b>Al Bumby, L</b> OBP: 0.317, SLG: 0.345 (1, 8)										5	1	2	1	0	0	2	<b>Baltimore Orioles @ Chicago White Sox</b> Comiskey Park, Chicago, IL Mon Aug 09 1982, 8:05 PM EDT Att: 26,765 - Unknown										
<b>Glenn Gulliver, L</b> OBP: 0.405, SLG: 0.226 (1, 5)										4	1	0	0	1	1	3											
<b>Ken Singleton, S</b> OBP: 0.360, SLG: 0.379 (1, 10)										4	0	0	0	0	0	2											
<b>Eddie Murray, S</b> OBP: 0.383, SLG: 0.515 (1, 3)										4	0	2	0	1	0	2											
<b>John Lowenstein, L</b> OBP: 0.411, SLG: 0.631 (1, 7)										0	1	0	0	1	0	0											
<b>Gary Roenicke, R</b> OBP: 0.387, SLG: 0.515 (2, 7)										3	0	1	0	1	2	3											
<b>Cal Ripken Jr., R</b> OBP: 0.306, SLG: 0.459 (1, 6)										5	0	1	2	0	1	7											
<b>Dan Ford, R</b> OBP: 0.278, SLG: 0.377 (1, 9)										4	0	1	0	0	1	2											
<b>Joe Nolan, L</b> OBP: 0.294, SLG: 0.381 (1, 2)										3	1	1	0	0	1	1											
<b>Rick Dempsey, R</b> OBP: 0.325, SLG: 0.350 (7, 2)										1	0	0	0	0	1	0											
<b>Rich Dauer, R</b> OBP: 0.319, SLG: 0.356 (1, 4)										4	1	3	0	0	0	1											
<b>Inning Stats</b>	R: 3 E: 0 K: 1 S: 7	H: 2 LOB: 1 BB: 2 P: 15	R: 2 E: 0 K: 1 S: 8	H: 3 LOB: 3 BB: 2 P: 16	R: 0 E: 0 K: 1 S: 6	H: 1 LOB: 1 BB: 0 P: 6	R: 0 E: 1 K: 1 S: 7	H: 1 LOB: 2 BB: 0 P: 7	R: 0 E: 0 K: 0 S: 3	H: 0 LOB: 0 BB: 0 P: 3	R: 0 E: 0 K: 2 S: 8	H: 1 LOB: 1 BB: 0 P: 8	R: 0 E: 0 K: 1 S: 6	H: 1 LOB: 1 BB: 0 P: 6	R: 0 E: 0 K: 0 S: 4	H: 1 LOB: 1 BB: 0 P: 4	1B: 10 2B: 2 3B: 0 HR: 0	SF: 0 SAC: 1 DP: 2 HBP: 0	WP: 0 PB: 1 SB: 1 CS: 1	PA: 42							
<b>PITCHER</b>	IP	WLS	BF	H	R	ER	SO	BB	IBB	HBP	BLK	WP	HR	S	P	ERA	WHIP										
<b>LaMarr Hoyt, R</b> ERA: 3.22 (1, 1)	1.2		13	5	5	5	2	3	0	0	0	0	0	14	26	27.00	4.800										
<b>Kevin Hickey, L</b> ERA: 3.15 (2, 1)	5.1	W	21	4	0	0	4	1	0	0	0	0	0	28	32	0.00	0.938										
<b>Dennis Lamp, R</b> ERA: 4.01 (8, 1)	2.0		8	2	0	0	1	0	0	0	0	0	0	10	10	0.00	1.000										

Batter	1	2	3	4	5	6	7	8	9	AB	R	H	RBI	BB	SO	LOB	BOTTOM										
<b>Rudy Law, L</b> OBP: 0.373, SLG: 0.443 (1, 8)										4	3	2	1	1	0	2	<b>Baltimore Orioles @ Chicago White Sox</b> Comiskey Park, Chicago, IL Mon Aug 09 1982, 8:05 PM EDT Att: 26,765 - Unknown										
<b>Tony Bemazzard, S</b> OBP: 0.346, SLG: 0.395 (1, 4)										3	0	1	0	1	0	1											
<b>Harold Baines, L</b> OBP: 0.315, SLG: 0.448 (1, 9)										4	0	2	3	0	0	1											
<b>Greg Luzinski, R</b> OBP: 0.359, SLG: 0.450 (1, 10)										3	1	1	1	1	2	2											
<b>Steve Kemp, L</b> OBP: 0.382, SLG: 0.400 (1, 7)										4	1	1	0	0	0	3											
<b>Carlton Fisk, R</b> OBP: 0.341, SLG: 0.398 (1, 2)										4	1	1	0	0	0	0											
<b>Mike Squires, L</b> ERA: 3.39 (1, 3)										2	0	0	0	0	0	0											
<b>Chris Nyman, R</b> OBP: 0.158, SLG: 0.158 (7, 7)										2	1	0	0	0	0	0											
<b>Vance Law, R</b> OBP: 0.328, SLG: 0.364 (1, 6)										2	1	0	0	1	1	0											
<b>Aurelio Rodriguez, R</b> OBP: 0.281, SLG: 0.357 (1, 5)										4	1	2	1	0	0	1											
<b>Inning Stats</b>	R: 0 E: 0 K: 0 S: 3	H: 0 LOB: 0 BB: 0 P: 3	R: 0 E: 0 K: 0 S: 2	H: 0 LOB: 0 BB: 1 P: 6	R: 0 E: 0 K: 1 S: 5	H: 0 LOB: 0 BB: 0 P: 5	R: 1 E: 0 K: 1 S: 6	H: 2 LOB: 0 BB: 0 P: 6	R: 0 E: 0 K: 0 S: 3	H: 0 LOB: 0 BB: 0 P: 3	R: 2 E: 0 K: 0 S: 5	H: 3 LOB: 0 BB: 0 P: 5	R: 6 E: 1 K: 1 S: 11	H: 4 LOB: 2 BB: 2 P: 19	R: 0 E: 0 K: 0 S: 4	H: 1 LOB: 2 BB: 1 P: 8	1B: 8 2B: 1 3B: 0 HR: 1	SF: 0 SAC: 1 DP: 2 HBP: 0	WP: 0 PB: 0 SB: 1 CS: 1	PA: 38							
<b>PITCHER</b>	IP	WLS	BF	H	R	ER	SO	BB	IBB	HBP	BLK	WP	HR	S	P	ERA	WHIP										
<b>Jim Palmer, R</b> ERA: 3.91 (1, 1)	6.0		22	6	4	4	2	1	0	0	0	0	0	25	29	6.00	1.167										
<b>Tippy Martinez, L</b> ERA: 3.39 (7, 1)	0.0	L	2	2	0	0	0	0	0	0	0	0	0	2	2	∞	∞										
<b>Tim Stoddard, R</b> ERA: 3.62 (7, 1)	0.1		6	1	5	4	0	2	0	0	0	0	0	4	12	108.00	9.000										
<b>Storm Davis, R</b> ERA: 3.02 (7, 1)	1.2		7	1	0	0	1	1	0	0	0	0	0	8	12	0.00	1.200										

AB	37
R	5
H	11
RBI	3
BB	4
SO	7
LOB	23



AB	32
R	9
H	10
RBI	6
BB	4
SO	3
LOB	10



Batter	1	2	3	4	5	6	7	8	9	AB	R	H	RBI	BB	SO	LOB	TOP					
<b>Al Bumby, L</b> OBP: 0.316, SLG: 0.344 (1, 8)										4	0	1	0	0	2	1	<b>Baltimore Orioles @ Chicago White Sox</b> Comiskey Park, Chicago, IL Tue Aug 10 1982, 8:05 PM EDT Att: 19,676 - Unknown <a href="http://livebaseballscorecards.com">livebaseballscorecards.com</a>					
<b>Rich Dauer, R</b> OBP: 0.321, SLG: 0.357 (1, 5)										4	0	2	0	0	0	1						
<b>Dan Ford, R</b> OBP: 0.277, SLG: 0.375 (1, 9)										4	1	1	0	0	0	3						
<b>Eddie Murray, S</b> OBP: 0.387, SLG: 0.517 (1, 3)										4	1	3	0	0	0	1						
<b>Cal Ripken Jr., R</b> OBP: 0.308, SLG: 0.458 (1, 6)										3	1	1	0	1	1	2						
<b>Gary Roenicke, R</b> OBP: 0.385, SLG: 0.522 (1, 7)										4	1	1	3	0	1	3						
<b>Ken Singleton, S</b> OBP: 0.359, SLG: 0.378 (1, 10)										4	0	1	0	0	2	2						
<b>Rick Dempsey, R</b> OBP: 0.320, SLG: 0.344 (1, 2)										4	0	0	0	0	0	2						
<b>Lenn Sakata, R</b> OBP: 0.316, SLG: 0.348 (1, 4)										3	0	0	0	1	0	1						
<b>Inning Stats</b>	R: 0 E: 0 K: 0 S: 4	H: 2 LOB: 1 BB: 0 P: 4	R: 0 E: 0 K: 2 S: 7	H: 0 LOB: 1 BB: 1 P: 11	R: 0 E: 0 K: 0 S: 3	H: 0 LOB: 1 BB: 1 P: 7	R: 0 E: 0 K: 1 S: 6	H: 1 LOB: 1 BB: 0 P: 6	R: 0 E: 0 K: 0 S: 3	H: 0 LOB: 0 BB: 0 P: 3	R: 1 E: 1 K: 1 S: 7	H: 2 LOB: 1 BB: 0 P: 7	R: 0 E: 0 K: 1 S: 6	H: 1 LOB: 1 BB: 0 P: 6	R: 3 E: 0 K: 0 S: 6	H: 4 LOB: 0 BB: 0 P: 6		R: 0 E: 0 K: 1 S: 5	H: 0 LOB: 0 BB: 0 P: 5	1B: 9 2B: 0 3B: 0 HR: 1	SF: 0 SAC: 1 DP: 1 HBP: 0	WP: 0 PB: 0 CS: 1
<b>PITCHER</b> <b>Britt Burns, L</b> ERA: 3.31 (1, 1)	IP: 9.0 WLS: W BF: 37 H: 10 R: 4 ER: 3 SO: 6 BB: 2 IBB: 0 HBP: 0 BLK: 0 WP: 0 HR: 1 S: 47 P: 55 ERA: 3.00 WHIP: 1.333															<b>PITCHER</b>						

Batter	1	2	3	4	5	6	7	8	9	AB	R	H	RBI	BB	SO	LOB	BOTTOM			
<b>Ron LeFlore, R</b> OBP: 0.333, SLG: 0.405 (1, 8)										5	2	3	0	0	1	0	<b>Baltimore Orioles @ Chicago White Sox</b> Comiskey Park, Chicago, IL Tue Aug 10 1982, 8:05 PM EDT Att: 19,676 - Unknown <a href="http://livebaseballscorecards.com">livebaseballscorecards.com</a>			
<b>Tony Bemazzard, S</b> OBP: 0.348, SLG: 0.393 (1, 4)										2	1	0	0	2	1	1				
<b>Harold Baines, L</b> OBP: 0.312, SLG: 0.443 (1, 9)										5	1	0	0	0	2	6				
<b>Greg Luzinski, R</b> OBP: 0.360, SLG: 0.453 (1, 10)										4	1	2	4	0	0	1				
<b>Carlton Fisk, R</b> OBP: 0.343, SLG: 0.395 (1, 2)										2	1	0	0	2	1	2				
<b>Steve Kemp, L</b> OBP: 0.383, SLG: 0.399 (1, 7)										3	1	1	1	1	0	2				
<b>Jerry Hairston, S</b> OBP: 0.289, SLG: 0.515 (8, 7)										0	0	0	0	0	0	0				
<b>Chris Nyman, R</b> OBP: 0.143, SLG: 0.143 (1, 3)										2	0	0	0	0	0	0				
<b>Mike Squires, L</b> OBP: 0.309, SLG: 0.319 (6, 3)										2	1	1	2	0	0	2				
<b>Vance Law, R</b> OBP: 0.337, SLG: 0.369 (1, 6)										3	1	2	2	1	1	0				
<b>Aurelio Rodriguez, R</b> OBP: 0.273, SLG: 0.346 (1, 5)										4	0	0	0	0	0	4				
<b>Inning Stats</b>	R: 0 E: 0 K: 0 S: 4	H: 1 LOB: 1 BB: 0 P: 4	R: 0 E: 0 K: 0 S: 3	H: 0 LOB: 0 BB: 0 P: 3	R: 3 E: 0 K: 1 S: 7	H: 2 LOB: 2 BB: 3 P: 19	R: 0 E: 0 K: 1 S: 5	H: 0 LOB: 0 BB: 0 P: 5	R: 5 E: 0 K: 2 S: 13	H: 5 LOB: 1 BB: 0 P: 13	R: 0 E: 0 K: 2 S: 7	H: 0 LOB: 0 BB: 0 P: 7	R: 1 E: 0 K: 0 S: 4	H: 1 LOB: 2 BB: 2 P: 12	R: 0 E: 0 K: 0 S: 2	H: 0 LOB: 0 BB: 1 P: 6	1B: 7 2B: 1 3B: 1 HR: 0	SF: 0 SAC: 1 DP: 0 HBP: 0	WP: 1 PB: 0 SB: 0 CS: 0	PA: 39
<b>PITCHER</b> <b>Scott McGregor, L</b> ERA: 4.23 (1, 1)	IP: 4.2 WLS: L BF: 24 H: 6 R: 7 ER: 7 SO: 4 BB: 6 IBB: 7 HBP: 7 BLK: 4 WP: 1 HR: 0 S: 29 P: 41 ERA: 13.50 WHIP: 1.714															<b>PITCHER</b>				
<b>Mike Boddicker, R</b> ERA: 2.25 (5, 1)	IP: 3.1 WLS: L BF: 15 H: 3 R: 2 ER: 2 SO: 2 BB: 3 IBB: 0 HBP: 0 BLK: 0 WP: 0 HR: 0 S: 16 P: 28 ERA: 5.40 WHIP: 1.800															<b>PITCHER</b>				

Batter	1	2	3	4	5	6	7	8	9	AB	R	H	RBI	BB	SO	LOB	TOP	
<b>Al Bumbry, L</b> OBP: 0.313, SLG: 0.341 (1, 8)										4	0	0	0	0	1	2	<b>Baltimore Orioles @ Chicago White Sox</b> Comiskey Park, Chicago, IL Wed Aug 11 1982, 8:05 PM EDT Att: 19,481 - Unknown	
<b>Glenn Gulliver, L</b> OBP: 0.391, SLG: 0.229 (1, 5)										4	0	1	0	0	0	2		
<b>Ken Singleton, S</b> OBP: 0.356, SLG: 0.374 (1, 10)										4	0	0	0	0	2	2		
<b>Eddie Murray, S</b> OBP: 0.388, SLG: 0.519 (1, 3)										3	0	1	0	1	0	0		
<b>John Lowenstein, L</b> OBP: 0.409, SLG: 0.623 (1, 7)										4	0	1	0	0	1	3		
<b>Cal Ripken Jr., R</b> OBP: 0.305, SLG: 0.453 (1, 6)										4	0	0	0	0	1	2		
<b>Jim Dwyer, L</b> OBP: 0.381, SLG: 0.500 (1, 9)										4	0	1	0	0	1	1		
<b>Rick Dempsey, R</b> OBP: 0.324, SLG: 0.354 (9, PH)										2	1	1	0	1	0	0		
<b>Joe Nolan, L</b> OBP: 0.292, SLG: 0.378 (9, PH)										1	0	0	0	0	0	1		
<b>Rich Dauer, R</b> OBP: 0.321, SLG: 0.355 (1, 4)										2	0	0	1	1	0	1		
<b>Inning Stats</b>	R: 0 E: 0 K: 3 S: 10	H: 1 LOB: 2 BB: 1 P: 14	R: 0 E: 0 K: 2 S: 7	H: 0 LOB: 0 BB: 0 P: 7	R: 0 E: 0 K: 0 S: 3	H: 0 LOB: 1 BB: 1 P: 7	R: 0 E: 0 K: 0 S: 4	H: 1 LOB: 1 BB: 0 P: 4	R: 0 E: 0 K: 0 S: 4	H: 1 LOB: 0 BB: 0 P: 4	R: 0 E: 0 K: 1 S: 5	H: 0 LOB: 0 BB: 0 P: 5	R: 0 E: 0 K: 0 S: 4	H: 1 LOB: 1 BB: 0 P: 4	1B: 3 2B: 1 3B: 1 HR: 0	SF: 0 SAC: 0 DP: 0 HBP: 0	WP: 0 PA: 35	
<b>PITCHER</b>	IP	WLS	BF	H	R	ER	SO	BB	IBB	HBP	BLK	WP	HR	S	P	ERA	WHIP	
<b>Richard Dotson, R</b> ERA: 4.6 (1, 1)	7.0	W	28	4	1	1	5	3	0	0	0	0	0	35	47	1.29	1.000	
<b>Dennis Lamp, R</b> ERA: 3.95 (8, 1)	2.0	S	7	1	0	0	1	0	0	0	0	0	0	9	9	0.00	0.500	

Batter	1	2	3	4	5	6	7	8	9	AB	R	H	RBI	BB	SO	LOB	BOTTOM		
<b>Rudy Law, L</b> OBP: 0.374, SLG: 0.447 (1, 8)										5	1	2	0	0	1	2	<b>Baltimore Orioles @ Chicago White Sox</b> Comiskey Park, Chicago, IL Wed Aug 11 1982, 8:05 PM EDT Att: 19,481 - Unknown		
<b>Tony Bemazzard, S</b> OBP: 0.346, SLG: 0.391 (1, 4)										5	1	1	0	0	2	2			
<b>Harold Baines, L</b> OBP: 0.311, SLG: 0.443 (1, 9)										4	0	1	1	0	1	1			
<b>Greg Luzinski, R</b> OBP: 0.366, SLG: 0.459 (1, 10)										3	1	3	0	1	0	0			
<b>Steve Kemp, L</b> OBP: 0.384, SLG: 0.401 (1, 7)										4	0	2	2	0	0	3			
<b>Carlton Fisk, R</b> OBP: 0.342, SLG: 0.394 (1, 2)										4	1	1	0	0	0	3			
<b>Mike Squires, L</b> OBP: 0.315, SLG: 0.333 (1, 3)										4	0	2	1	0	1	2			
<b>Vance Law, R</b> OBP: 0.335, SLG: 0.372 (1, 6)										4	0	1	0	0	0	2			
<b>Aurelio Rodriguez, R</b> OBP: 0.272, SLG: 0.343 (1, 5)										4	0	1	0	0	1	2			
<b>Inning Stats</b>	R: 0 E: 0 K: 1 S: 7	H: 2 LOB: 2 BB: 0 P: 7	R: 0 E: 0 K: 1 S: 6	H: 1 LOB: 0 BB: 0 P: 6	R: 1 E: 0 K: 0 S: 5	H: 2 LOB: 2 BB: 1 P: 9	R: 0 E: 0 K: 1 S: 6	H: 1 LOB: 1 BB: 0 P: 6	R: 1 E: 0 K: 2 S: 10	H: 3 LOB: 2 BB: 0 P: 10	R: 0 E: 0 K: 0 S: 4	H: 1 LOB: 1 BB: 0 P: 4	R: 2 E: 0 K: 0 S: 6	H: 3 LOB: 1 BB: 0 P: 6	R: 0 E: 0 K: 1 S: 5	H: 1 LOB: 0 BB: 0 P: 5		1B: 9 2B: 6 3B: 0 HR: 0	SF: 0 SAC: 0 DP: 1 HBP: 0
<b>PITCHER</b>	IP	WLS	BF	H	R	ER	SO	BB	IBB	HBP	BLK	WP	HR	S	P	ERA	WHIP		
<b>Dennis Martinez, R</b> ERA: 4.29 (1, 1)	6.2	L	34	13	4	4	5	1	0	0	0	1	0	43	47	5.40	2.100		
<b>Tim Stoddard, R</b> ERA: 3.53 (7, 1)	1.1		4	1	0	0	1	0	0	0	0	0	0	6	6	0.00	0.750		



Batter	1	2	3	4	5	6	7	8	9	AB	R	H	RBI	BB	SO	LOB	TOP			
<b>Dave Collins, S</b> OBP: 0.322, SLG: 0.336 (1, 3)	2-3		F8			F7		F4		4	0	0	0	0	0	1				
<b>Willie Randolph, R</b> OBP: 0.356, SLG: 0.335 (1, 4)	FC6-4 1B		F8			2-3			6-3	4	0	1	0	0	0	0				
<b>Jerry Mumphrey, S</b> OBP: 0.382, SLG: 0.438 (1, 8)	F9					5-3			6-3	4	0	0	0	0	1	1				
<b>Dave Winfield, R</b> OBP: 0.352, SLG: 0.533 (1, 7)	FC6-4 1-2					5-3		F9	4-3	4	0	0	0	0	0	1				
<b>Lou Piniella, R</b> OBP: 0.365, SLG: 0.435 (1, 9)		SH1-3 1B 2B				5-3 1B		5-3		3	1	2	0	0	0	0				
<b>Roy Smalley, S</b> OBP: 0.356, SLG: 0.388 (8, 6)		SH1-3 2-3				FC5-4 1-2		F3		2	0	0	0	0	0	1				
<b>Lee Mazzilli, S</b> OBP: 0.348, SLG: 0.347 (1, 10)								SH2-4 BB	SH2-4 BB	1	0	1	1	2	0	0				
<b>Rick Cerone, R</b> OBP: 0.266, SLG: 0.273 (1, 2)		6-3 3-H 1B 1-2				F7 1-2		SH2-4		2	0	0	0	0	0	2				
<b>Rodney Scott, S</b> OBP: 0.318, SLG: 0.211 <b>Graig Nettles, L</b> OBP: 0.319, SLG: 0.388 (8, PH) (8, 5)			5-3			F9		F8		2	0	0	0	0	0	0				
<b>Inning Stats</b>	R: 0 E: 0 K: 0 S: 4	H: 1 LOB: 1 BB: 0 P: 4	R: 1 E: 0 K: 0 S: 4	H: 2 LOB: 0 BB: 0 P: 4	R: 0 E: 0 K: 0 S: 3	H: 0 LOB: 0 BB: 0 P: 3	R: 0 E: 0 K: 1 S: 6	H: 1 LOB: 1 BB: 0 P: 6	R: 0 E: 0 K: 0 S: 2	H: 0 LOB: 0 BB: 1 P: 6	R: 0 E: 0 K: 0 S: 3	H: 0 LOB: 0 BB: 0 P: 3	R: 0 E: 0 K: 0 S: 3	H: 0 LOB: 1 BB: 0 P: 7	R: 0 E: 0 K: 0 S: 3	H: 0 LOB: 0 BB: 0 P: 3	1B: 3 2B: 2 3B: 0 HR: 0	SF: 0 SAC: 2 DP: 1 HBP: 0	WP: 0 PB: 0 CS: 1	PA: 31
<b>PITCHER</b> <b>Jerry Koosman, L</b> ERA: 3.89 (1, 1)	IP: 9.0 WLS: W BF: 31 H: 4 R: 1 ER: 1 SO: 1 BB: 2 IBB: 0 HBP: 0 BLK: 0 WP: 0 HR: 0 S: 31 P: 39 ERA: 1.00 WHIP: 0.667															<b>PITCHER</b> <b>Jerry Koosman, L</b> ERA: 3.89 (1, 1)	IP: 9.0 WLS: W BF: 31 H: 4 R: 1 ER: 1 SO: 1 BB: 2 IBB: 0 HBP: 0 BLK: 0 WP: 0 HR: 0 S: 31 P: 39 ERA: 1.00 WHIP: 0.667			

**New York Yankees @ Chicago White Sox**  
Comiskey Park, Chicago, IL  
Thu Aug 12, 1982, 8:05 PM EDT  
Att: 25,033 - Unknown - 69 F

**AB 27**  
**R 1**  
**H 4**  
**RBI 1**  
**BB 2**  
**SO 1**  
**LOB 7**



Batter	1	2	3	4	5	6	7	8	9	AB	R	H	RBI	BB	SO	LOB	BOTTOM				
<b>Ron LeFlore, R</b> OBP: 0.331, SLG: 0.399 (1, 8)	K		5-3			4-3		4-3		4	0	0	0	1	1	5					
<b>Tony Bemazzard, S</b> OBP: 0.343, SLG: 0.388 (1, 4)	6-3		F7			4-3		K	SF9	4	0	0	1	0	1	1					
<b>Harold Baines, L</b> OBP: 0.313, SLG: 0.444 (1, 9)						F9		4-3		4	0	2	0	0	0	0					
<b>Greg Luzinski, R</b> OBP: 0.365, SLG: 0.456 <b>Rudy Law, L</b> OBP: 0.374, SLG: 0.447 (8, PR) (8, 10)						L5-4 5-3 1B		4-3		3	0	0	0	1	1	2					
<b>Steve Kemp, L</b> OBP: 0.385, SLG: 0.400 (1, 7)						K		S	BB	0	0	0	0	0	0	0					
<b>Steve Kemp, L</b> OBP: 0.385, SLG: 0.400 (1, 7)						L5-4		E4 1-4-3 FC1-2	FC5-4 IBB	3	0	1	0	1	0	1					
<b>Tom Paciorek, R</b> OBP: 0.366, SLG: 0.508 (1, 3)								1-4-3	FC5-4	4	1	1	0	0	0	4					
<b>Carlton Fisk, R</b> OBP: 0.341, SLG: 0.392 (1, 2)						4-3 1B 2B		FC1-5-2 1B	SH3-4 1B SF9	4	1	1	0	0	0	3					
<b>Vance Law, R</b> OBP: 0.343, SLG: 0.377 (1, 6)								1-4-3 1B	1B BB	3	0	2	1	1	0	0					
<b>Aurelio Rodriguez, R</b> OBP: 0.275, SLG: 0.345 (1, 5)						E4 SH1-3		1B	SH3-4 1B	2	0	1	0	0	0	1					
<b>Aurelio Rodriguez, R</b> OBP: 0.275, SLG: 0.345 (1, 5)						SH1-3		F9	SH3-4	2	0	1	0	0	0	1					
<b>Inning Stats</b>	R: 0 E: 0 K: 1 S: 6	H: 1 LOB: 0 BB: 0 P: 6	R: 0 E: 0 K: 0 S: 3	H: 1 LOB: 0 BB: 0 P: 3	R: 0 E: 1 K: 0 S: 4	H: 0 LOB: 1 BB: 0 P: 4	R: 0 E: 0 K: 0 S: 3	H: 1 LOB: 0 BB: 0 P: 3	R: 1 E: 0 K: 0 S: 5	H: 2 LOB: 1 BB: 0 P: 5	R: 0 E: 0 K: 1 S: 5	H: 0 LOB: 0 BB: 0 P: 5	R: 0 E: 0 K: 0 S: 5	H: 1 LOB: 3 BB: 1 P: 9	R: 0 E: 0 K: 1 S: 5	H: 0 LOB: 2 BB: 2 P: 13	R: 1 E: 0 K: 0 S: 4	H: 2 LOB: 2 3B: 0 HR: 0	SF: 1 SAC: 2 DP: 2 HBP: 0	WP: 0 PB: 0 CS: 0	PA: 38
<b>PITCHER</b> <b>Mike Morgan, R</b> ERA: 3.81 <b>Rudy May, L</b> ERA: 2.87 (9, 1)	IP: 8.0 WLS: L BF: 35 H: 8 R: 2 ER: 2 SO: 3 BB: 2 IBB: 0 HBP: 0 BLK: 0 WP: 0 HR: 0 S: 38 P: 50 ERA: 2.25 WHIP: 1.250															<b>PITCHER</b> <b>Mike Morgan, R</b> ERA: 3.81 <b>Rudy May, L</b> ERA: 2.87 (9, 1)	IP: 8.0 WLS: L BF: 35 H: 8 R: 2 ER: 2 SO: 3 BB: 2 IBB: 0 HBP: 0 BLK: 0 WP: 0 HR: 0 S: 38 P: 50 ERA: 2.25 WHIP: 1.250				

**New York Yankees @ Chicago White Sox**  
Comiskey Park, Chicago, IL  
Thu Aug 12, 1982, 8:05 PM EDT  
Att: 25,033 - Unknown - 69 F

**AB 31**  
**R 2**  
**H 8**  
**RBI 2**  
**BB 4**  
**SO 3**  
**LOB 17**



Batter	1	2	3	4	5	6	7	8	9	AB	R	H	RBI	BB	SO	LOB	TOP					
Willie Randolph, R (1, 4) OBP: 0.354, SLG: 0.333	F7		6-3		E 1B E 1B		5-3		F4	5	1	1	0	0	0	2						
Lee Mazzilli, S (1, 10) OBP: 0.353, SLG: 0.368	HR		1B		E 1B E 1B		F2		F6	5	1	3	1	0	0	2						
Jerry Mumphrey, S (1, 8) OBP: 0.377, SLG: 0.432	K		F8		E 6 FC5-4		6-3			4	0	0	1	0	1	2						
Dave Winfield, R (1, 7) OBP: 0.348, SLG: 0.527	F5			5-3	F4			5-3		4	0	0	0	0	0	2						
Lou Piniella, R (1, 9) OBP: 0.364, SLG: 0.433 Ken Griffey, L (8, PH) OBP: 0.307, SLG: 0.355 (8, 9)		5-3		2B 6-3 1B	FC5-4			F9		3	1	1	0	0	0	2						
Graig Nettles, L (1, 5) OBP: 0.318, SLG: 0.389		F8		6-3 1-3 2B		F7		1-3		4	0	1	0	0	0	0						
Roy Smalley, S (1, 6) OBP: 0.360, SLG: 0.393				6-3 2-3 3-H 1B	G3-6-1 1B			SH1-4 1B		4	0	3	1	0	0	1						
John Mayberry, L (1, 3) OBP: 0.336, SLG: 0.377 Dave Collins, S (9, PH) OBP: 0.322, SLG: 0.336 (9, 3)		4-3		1-3	G3-6-1			SH1-4		3	0	0	0	0	0	3						
Rick Cerone, R (1, 2) OBP: 0.271, SLG: 0.293			K		F9			HR		3	1	1	1	1	1	0						
<b>Inning Stats</b>	R: 1 E: 0 K: 1 S: 6	H: 1 LOB: 0 BB: 0 P: 6	R: 0 E: 0 K: 0 S: 4	H: 1 LOB: 1 BB: 0 P: 4	R: 0 E: 0 K: 1 S: 6	H: 1 LOB: 1 BB: 0 P: 6	R: 1 E: 0 K: 0 S: 5	H: 2 LOB: 1 BB: 0 P: 5	R: 1 E: 2 K: 0 S: 6	H: 2 LOB: 2 BB: 0 P: 6	R: 0 E: 0 K: 0 S: 3	H: 1 LOB: 0 BB: 0 P: 3	R: 1 E: 0 K: 0 S: 4	H: 1 LOB: 0 BB: 0 P: 4	R: 0 E: 0 K: 0 S: 3	H: 0 LOB: 0 BB: 0 P: 3	R: 0 E: 0 K: 0 S: 4	H: 1 LOB: 2 BB: 1 P: 8	1B: 7 2B: 1 3B: 0 HR: 2	SF: 0 SAC: 1 DP: 1 HBP: 0	WP: 0 PB: 0 CS: 0	PA: 38
<b>PITCHER</b>	IP WLS BF H R ER SO BB IBB HBP BLK WP HR S P ERA WHIP																					
Steve Trout, L (1, 1) ERA: 4.43	7.0	L	30	9	4	3	2	0	0	0	0	0	0	0	2	34	34	3.86	1.286			
Salome Barojas, R (8, 1) ERA: 3.77	2.0	S	8	1	0	0	0	1	0	0	0	0	0	0	7	11	0.00	1.000				

**New York Yankees @ Chicago White Sox**  
Comiskey Park, Chicago, IL  
Fri Aug 13 1982, 8:05 PM EDT  
Att: 34,806 - Unknown

**AB 36**  
**R 4**  
**H 10**  
**RBI 4**  
**BB 1**  
**SO 2**  
**LOB 14**



Batter	1	2	3	4	5	6	7	8	9	AB	R	H	RBI	BB	SO	LOB	BOTTOM					
Ron LeFlore, R (1, 8) OBP: 0.333, SLG: 0.401	G3	FC6-4			FC6-4 1B					4	0	2	0	0	0	1						
Tony Bemazzard, S (1, 4) OBP: 0.340, SLG: 0.384	5-3		5-3		FC6-4 1B			F8		4	0	0	0	0	0	1						
Harold Baines, L (1, 9) OBP: 0.310, SLG: 0.439	E1		G3		FC4-6 1B			K		4	0	0	0	0	1	1						
Greg Luzinski, R (1, 10) OBP: 0.362, SLG: 0.452	K		1-3		1-3			6-3		4	0	0	0	0	1	2						
Tom Paciorek, R (1, 3) OBP: 0.368, SLG: 0.505		2B HBP		SH2-4 1B SF8 BB		5-3		F4		2	2	0	0	1	0	0						
Steve Kemp, L (1, 7) OBP: 0.386, SLG: 0.404		1B 2B		SF8 SH2-4 1B		1-3		F8		4	1	2	1	0	0	0						
Carlton Fisk, R (1, 2) OBP: 0.338, SLG: 0.388		6-3		SH2-4 1B		F7		K		3	0	0	0	0	1	1						
Vance Law, R (1, 6) OBP: 0.343, SLG: 0.378		FC6-4 1B		SF8				F9		2	0	1	2	0	0	0						
Aurelio Rodriguez, R (1, 5) OBP: 0.270, SLG: 0.338		L4		F7				F9		3	0	0	0	0	0	2						
<b>Inning Stats</b>	R: 0 E: 1 K: 1 S: 6	H: 0 LOB: 1 BB: 0 P: 6	R: 2 E: 0 K: 0 S: 5	H: 2 LOB: 1 BB: 0 P: 6	R: 0 E: 0 K: 0 S: 3	H: 0 LOB: 0 BB: 0 P: 3	R: 1 E: 0 K: 0 S: 4	H: 1 LOB: 1 BB: 1 P: 8	R: 0 E: 0 K: 0 S: 4	H: 1 LOB: 1 BB: 0 P: 4	R: 0 E: 0 K: 0 S: 3	H: 0 LOB: 0 BB: 0 P: 3	R: 0 E: 0 K: 1 S: 5	H: 1 LOB: 1 BB: 0 P: 3	R: 0 E: 0 K: 0 S: 5	H: 0 LOB: 0 BB: 0 P: 5	R: 0 E: 0 K: 1 S: 5	H: 0 LOB: 0 BB: 0 P: 5	1B: 4 2B: 1 3B: 0 HR: 0	SF: 1 SAC: 1 DP: 0 HBP: 1	WP: 0 PB: 0 CS: 0	PA: 34
<b>PITCHER</b>	IP WLS BF H R ER SO BB IBB HBP BLK WP HR S P ERA WHIP																					
Tommy John, L (1, 1) ERA: 3.85	7.0	W	28	5	3	3	1	1	0	0	0	0	0	0	10	10	0.00	0.000				
Rich Gossage, R (8, 1) ERA: 2.1	2.0	S	6	0	0	0	2	0	0	0	0	0	0	0	10	10	0.00	0.000				

**New York Yankees @ Chicago White Sox**  
Comiskey Park, Chicago, IL  
Fri Aug 13 1982, 8:05 PM EDT  
Att: 34,806 - Unknown

**AB 30**  
**R 3**  
**H 5**  
**RBI 3**  
**BB 1**  
**SO 3**  
**LOB 8**



Batter	1	2	3	4	5	6	7	8	9	AB	R	H	RBI	BB	SO	LOB	TOP			
<b>Willie Randolph, R</b> OBP: 0.352, SLG: 0.330 (1, 4)	4-0 BB BB	0-0 L4			0-0 6-3		0-0 6-3		0-0 6-3	4	0	0	0	1	0	2				
<b>Lee Mazzilli, S</b> OBP: 0.356, SLG: 0.373 (1, 7)	4-0 BB		0-3 K		0-0 F6		0-0 G3 2B			3	0	1	0	1	1	0				
<b>Jerry Mumphrey, S</b> OBP: 0.376, SLG: 0.430 (1, 8)	0-0 L6		0-0 F7		0-0 BB 1B		0-0 G3			4	0	1	0	0	0	3				
<b>Oscar Gamble, L</b> OBP: 0.390, SLG: 0.543 (1, 10)	0-0 F6		0-0 E5 BB		4-0 BB		0-3 K			3	0	0	0	1	1	3				
<b>Graig Nettles, L</b> OBP: 0.317, SLG: 0.386 (1, 5)	0-0 L6		4-0 BB		0-0 F9			0-0 F8		3	0	0	0	1	0	4				
<b>Roy Smalley, S</b> OBP: 0.356, SLG: 0.388 (1, 6)		0-0 4-3	0-3 K		0-0 F8			0-0 F6		4	0	0	0	0	1	2				
<b>Ken Griffey, L</b> OBP: 0.304, SLG: 0.351 (1, 9)		0-0 6-3		0-0 F7		0-0 F8		0-0 G3		4	0	0	0	0	0	0				
<b>John Mayberry, L</b> OBP: 0.335, SLG: 0.379 (1, 3)		0-0 E8 WP BB		0-0 3-1		0-0 FC5 2B		0-0 3-1		4	0	1	0	0	0	0				
<b>Rick Cerone, R</b> OBP: 0.270, SLG: 0.287 (1, 2)		4-0 WP BB		0-0 F7		0-0 FC5		0-0 5-3		3	0	0	0	1	0	1				
<b>Inning Stats</b>	R: 0 E: 0 K: 0 S: 3	H: 0 LOB: 2 BB: 2 P: 11	R: 0 E: 1 K: 0 S: 4	H: 0 LOB: 2 BB: 1 P: 8	R: 0 E: 1 K: 2 S: 8	H: 0 LOB: 0 BB: 1 P: 12	R: 0 E: 0 K: 0 S: 3	H: 0 LOB: 0 BB: 0 P: 3	R: 0 E: 0 K: 0 S: 4	H: 1 LOB: 2 BB: 1 P: 8	R: 0 E: 0 K: 0 S: 6	H: 1 LOB: 1 BB: 0 P: 6	R: 0 E: 0 K: 0 S: 3	H: 0 LOB: 0 BB: 0 P: 3	R: 0 E: 0 K: 0 S: 3	H: 0 LOB: 0 BB: 0 P: 3	1B: 1 2B: 2 3B: 0 HR: 0	SF: 0 SAC: 0 DP: 0 HBP: 0	WP: 1 PB: 0 CS: 0	PA: 37
<b>PITCHER</b> <b>LaMarr Hoyt, R</b> ERA: 3.05 (1, 1)	IP: 9.0 WLS: W BF: 37 H: 3 R: 0 ER: 0 SO: 3 BB: 5 IBB: 0 HBP: 0 BLK: 0 WP: 1 HR: 0 S: 38 P: 58 ERA: 0.00 WHIP: 0.889															<b>PITCHER</b>				

**New York Yankees @ Chicago White Sox**  
Comiskey Park, Chicago, IL  
Sat Aug 14 1982, 8:05 PM EDT  
Att: 41,431 - Unknown - 75 F

AB 32  
R 0  
H 3  
RBI 0  
BB 5  
SO 3  
LOB 15

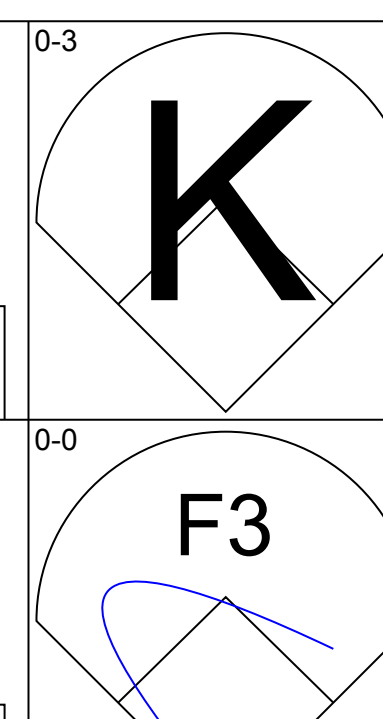
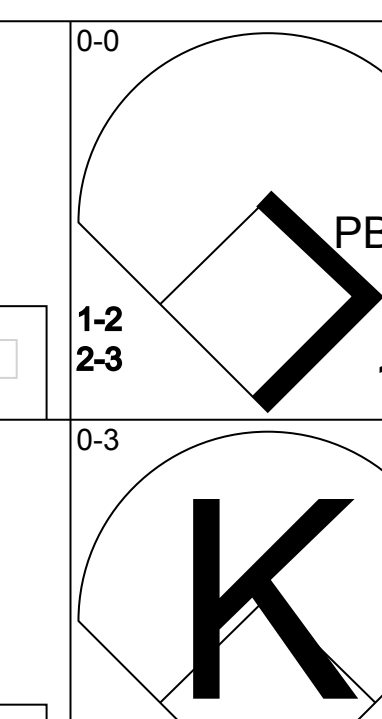
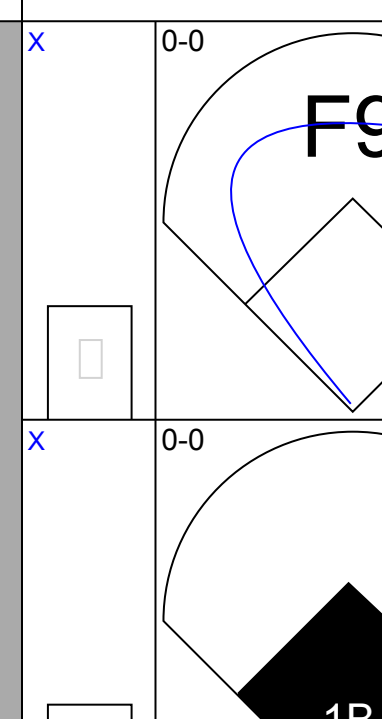
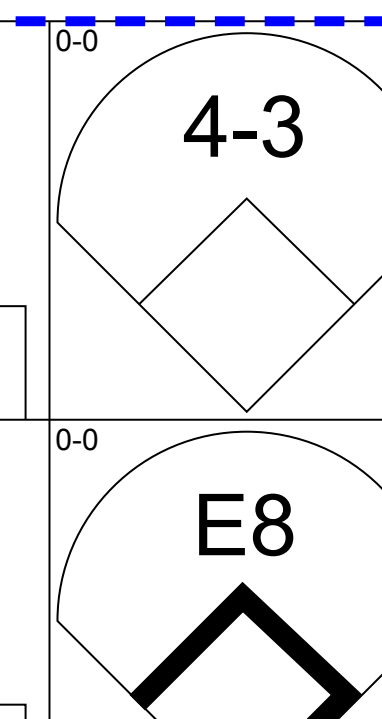
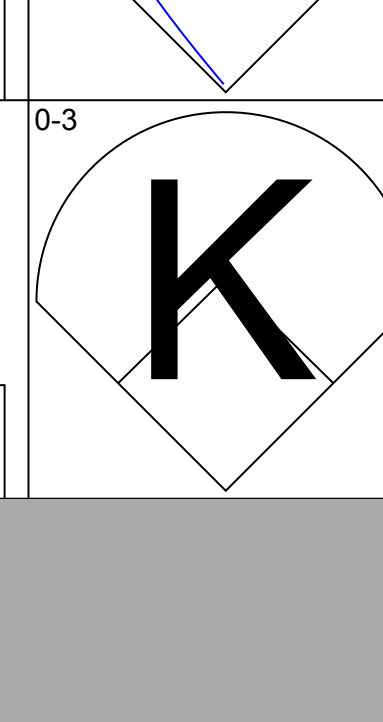
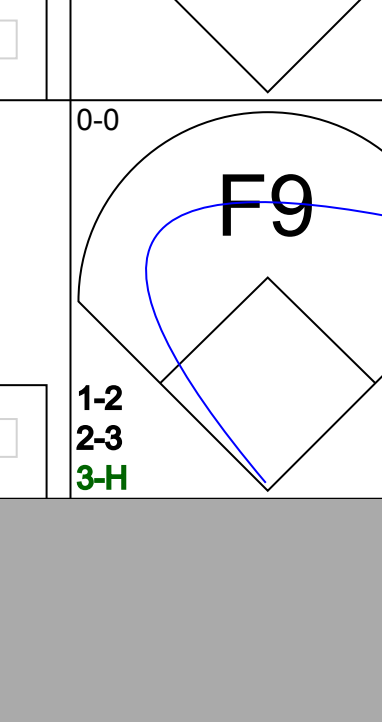
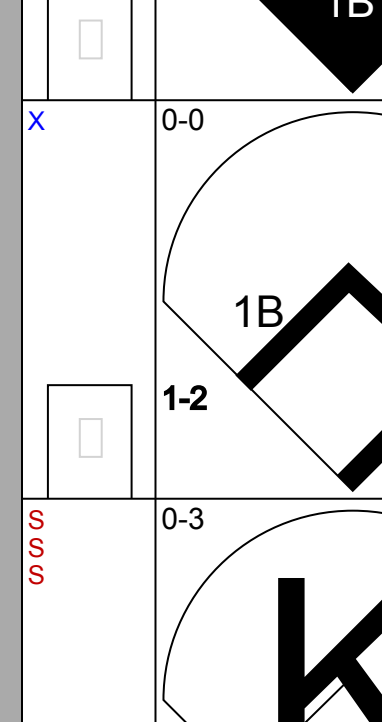
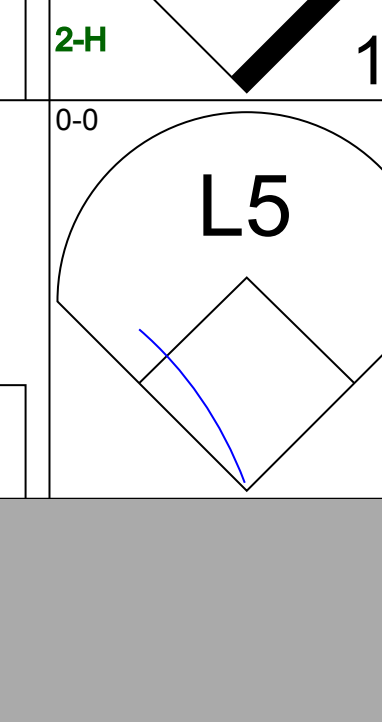


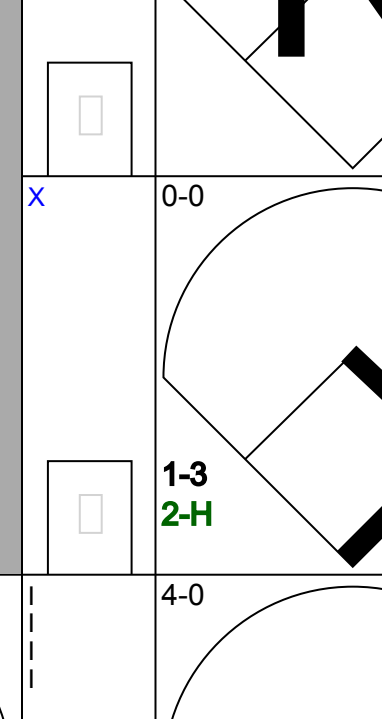

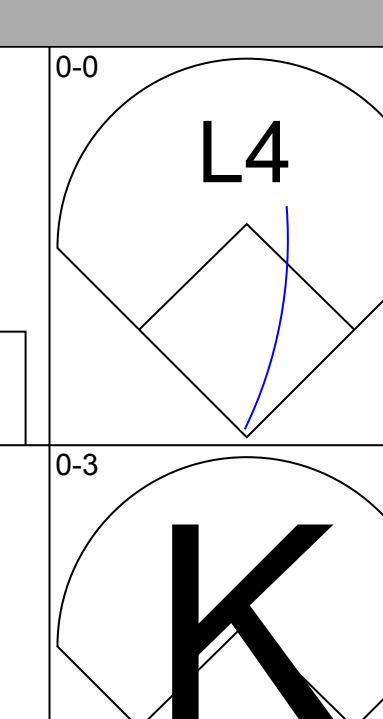
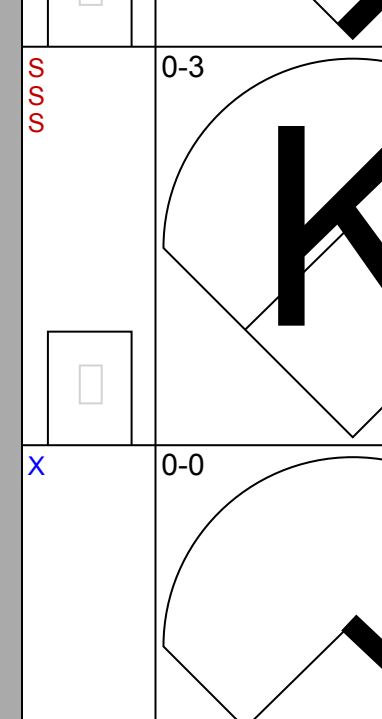

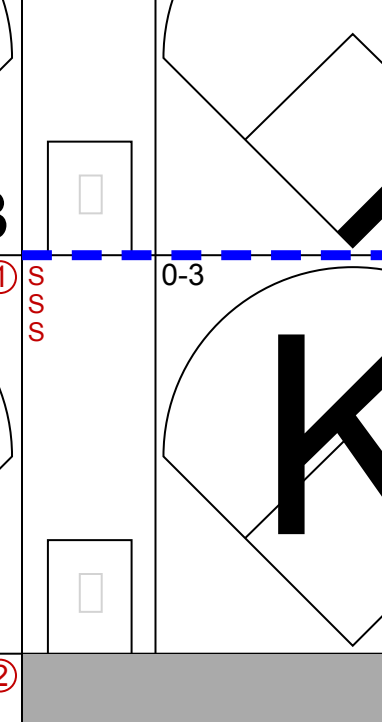



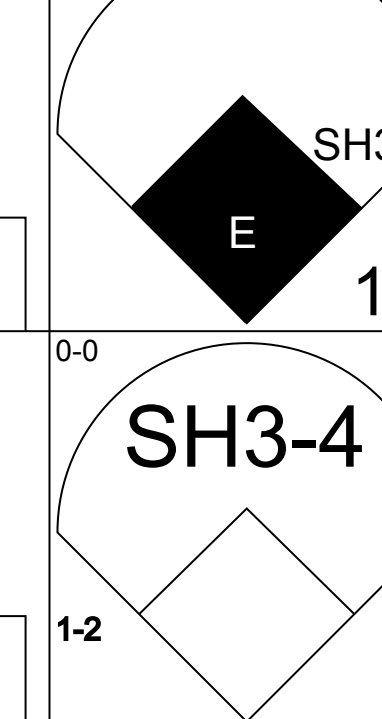
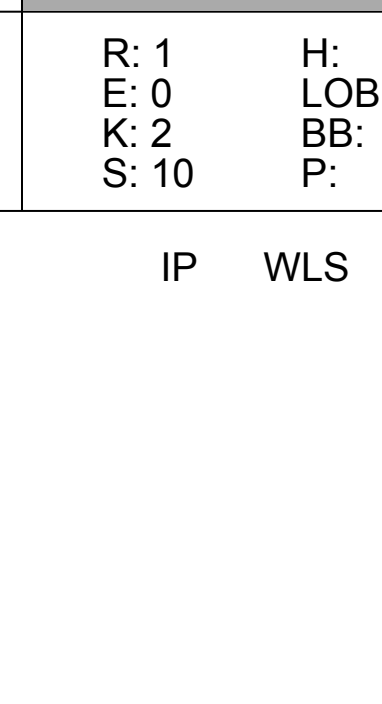
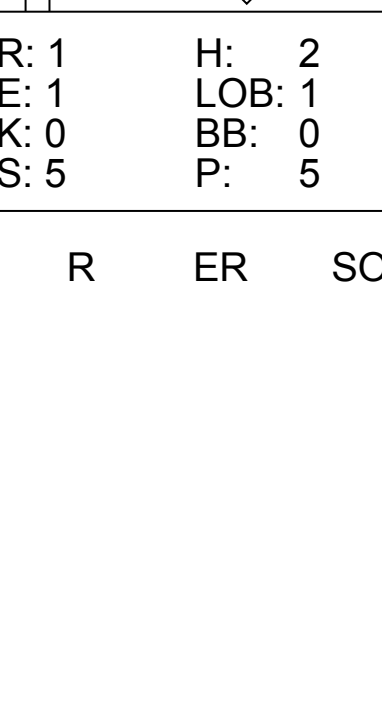
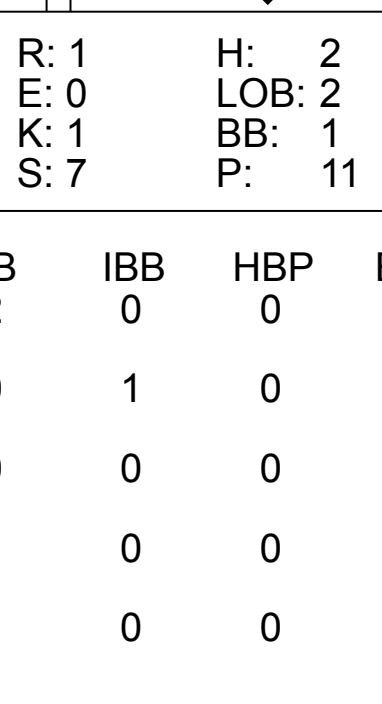
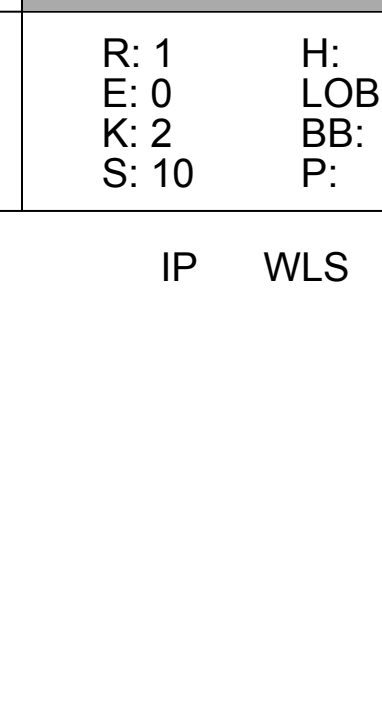
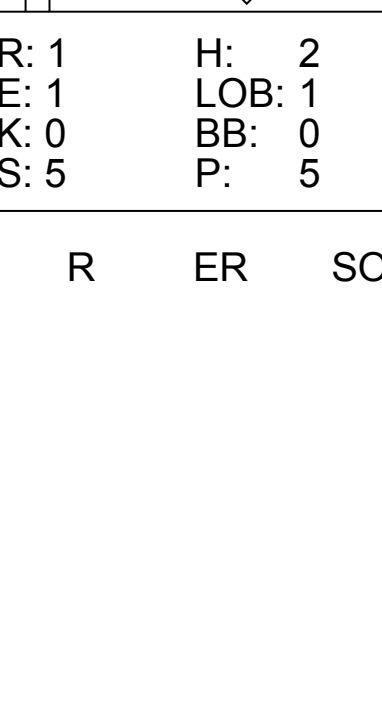
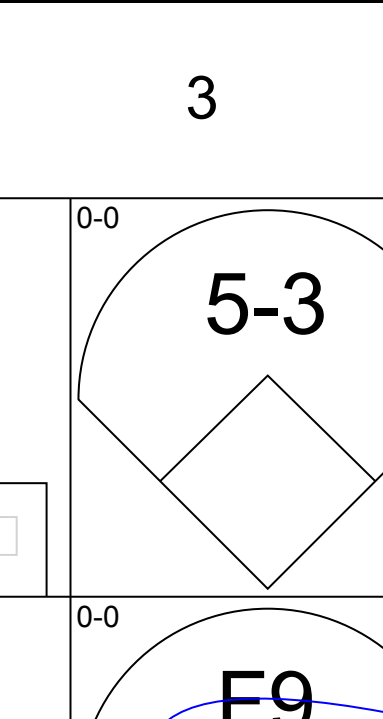

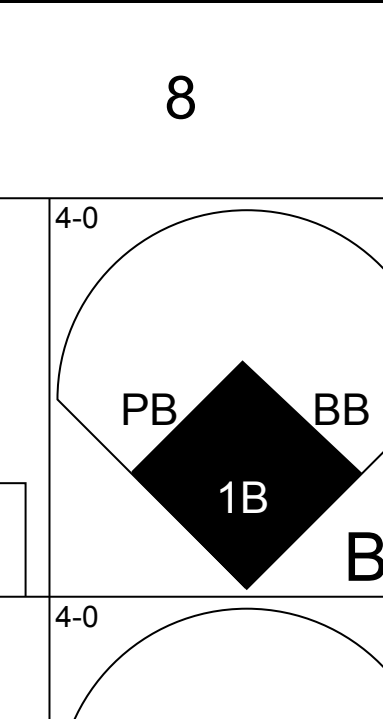


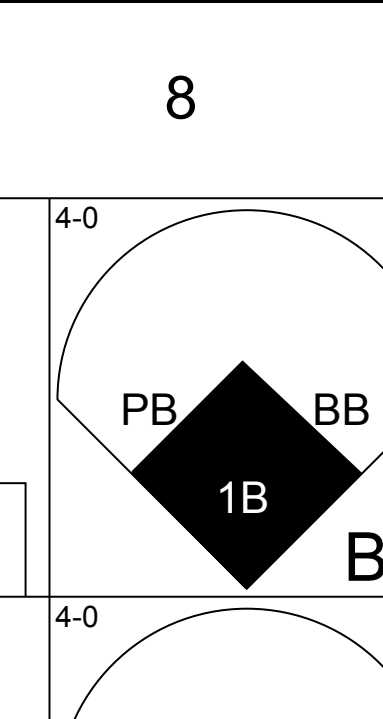
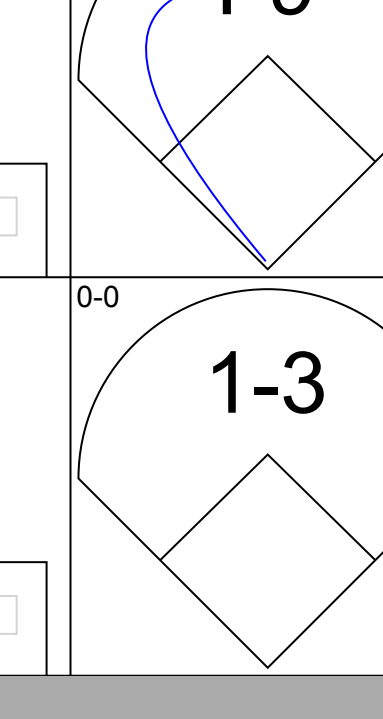

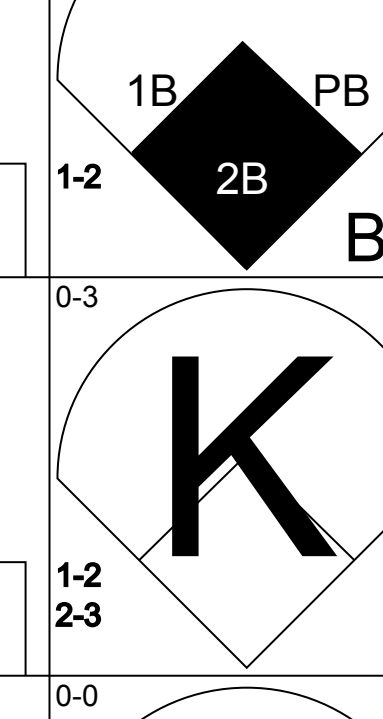


Batter	1	2	3	4	5	6	7	8	9	AB	R	H	RBI	BB	SO	LOB	BOTTOM			
<b>Ron LeFlore, R</b> OBP: 0.337, SLG: 0.402 (1, 8)	0-0 SH1-3 SF9 1B	0-3 K		4-0 E S BB	0-3 K			0-0 1B		4	1	2	0	1	2	3				
<b>Tony Bemazzard, S</b> OBP: 0.335, SLG: 0.381 (1, 4)	0-0 SH1-3		4-0 HR BB	0-0 G1		0-3 K		0-3 K		3	1	0	0	1	2	2				
<b>Tom Paciorek, R</b> OBP: 0.366, SLG: 0.503 <b>Mike Squires, L</b> OBP: 0.313, SLG: 0.331 (1, 3) (7, 3)	0-0 SF9		0-0 HR 1B	0-0 5-3		0-0 6-3		0-0 F7		3	1	1	1	0	0	1				
<b>Greg Luzinski, R</b> OBP: 0.361, SLG: 0.449 (1, 10)	4-0 BB		0-0 F9	0-0 F8		0-0 F4				3	0	0	0	1	0	3				
<b>Carlton Fisk, R</b> OBP: 0.340, SLG: 0.399 (1, 2)	0-0 F7		0-0 HR		0-0 L5		0-0 FC5-4 1B			4	1	2	3	0	0	1				
<b>Steve Kemp, L</b> OBP: 0.397, SLG: 0.403 (1, 7)		0-0 F7	0-0 1B	0-0 1B	4-0 1B BB		0-0 F9			3	1	1	0	1	0	1				
<b>Harold Baines, L</b> OBP: 0.314, SLG: 0.442 (1, 9)		0-0 2B 1B	0-0 1B	1-2 1B	0-0 1B		0-3 K			4	1	3	0	0	1	1				
<b>Vance Law, R</b> OBP: 0.346, SLG: 0.386 (1, 6)		0-0 1B	0-0 F4		0-0 1B		0-0 FC5-4			4	0	2	2	0	0	3				
<b>Aurelio Rodriguez, R</b> OBP: 0.283, SLG: 0.329 (1, 5)		0-0 F9	0-0 F9		0-0 F8			0-0 F9		4	0	0	0	0	0	5				
<b>Inning Stats</b>	R: 1 E: 0 K: 0 S: 4	H: 1 LOB: 1 BB: 1 P: 8	R: 1 E: 0 K: 1 S: 7	H: 2 LOB: 0 BB: 0 P: 7	R: 3 E: 0 K: 0 S: 7	H: 4 LOB: 2 BB: 1 P: 11	R: 0 E: 0 K: 0 S: 3	H: 0 LOB: 1 BB: 1 P: 7	R: 1 E: 0 K: 1 S: 7	H: 2 LOB: 2 BB: 1 P: 11	R: 0 E: 0 K: 1 S: 5	H: 0 LOB: 0 BB: 0 P: 5	R: 0 E: 0 K: 1 S: 6	H: 1 LOB: 1 BB: 0 P: 6	R: 0 E: 0 K: 1 S: 6	H: 1 LOB: 1 BB: 0 P: 6	1B: 9 2B: 1 3B: 0 HR: 1	SF: 1 SAC: 1 DP: 0 HBP: 0	WP: 0 PB: 0 CS: 0	PA: 39
<b>PITCHER</b> <b>Shane Rawley, L</b> ERA: 4.3 <b>Lynn McGlothen, R</b> ERA: 2.45 <b>Dave LaRoche, L</b> ERA: 1.44 (1, 1) (3, 1) (7, 1)	IP: 2.1 WLS: L BF: 15 H: 6 R: 5 ER: 5 SO: 1 BB: 2 IBB: 0 HBP: 0 BLK: 0 WP: 0 HR: 1 S: 15 P: 23 ERA: 19.29 WHIP: 3.429															<b>PITCHER</b>				

**New York Yankees @ Chicago White Sox**  
Comiskey Park, Chicago, IL  
Sat Aug 14 1982, 8:05 PM EDT  
Att: 41,431 - Unknown - 75 F

AB 33  
R 6  
H 11  
RBI 6  
BB 4  
SO 5  
LOB 21

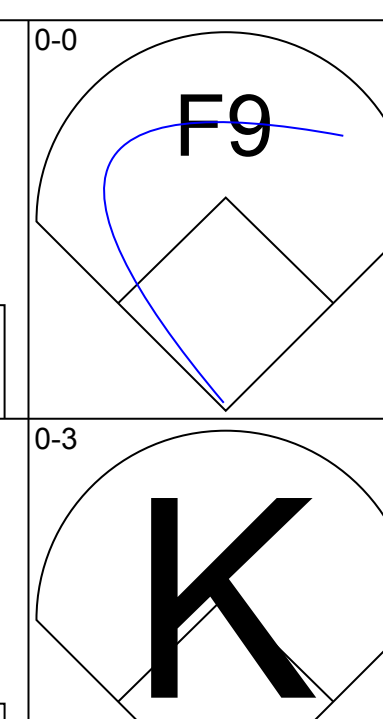
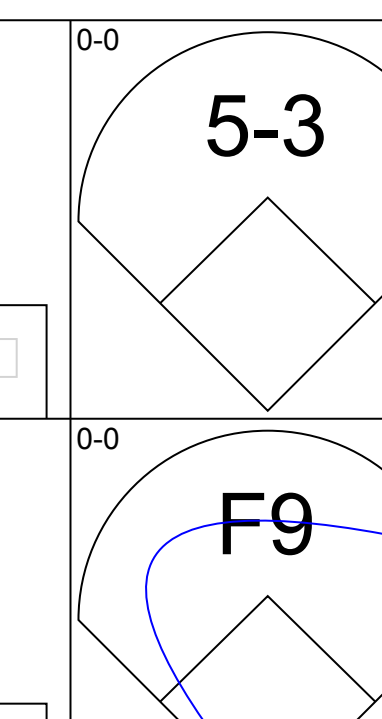
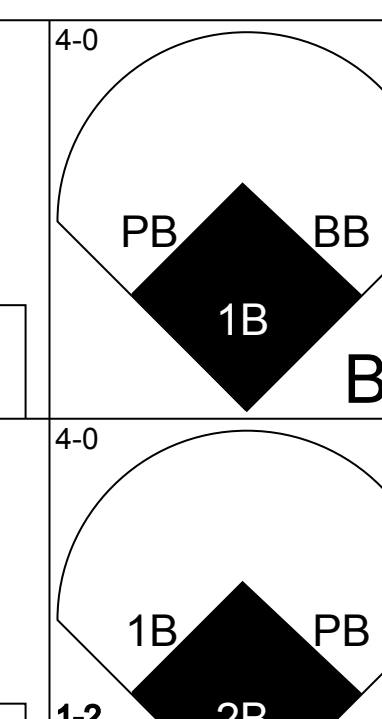
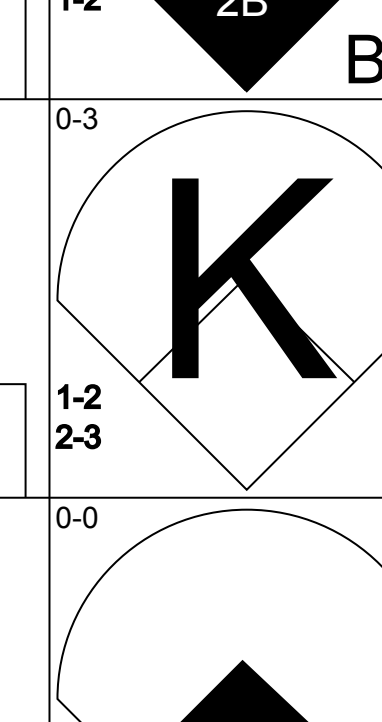
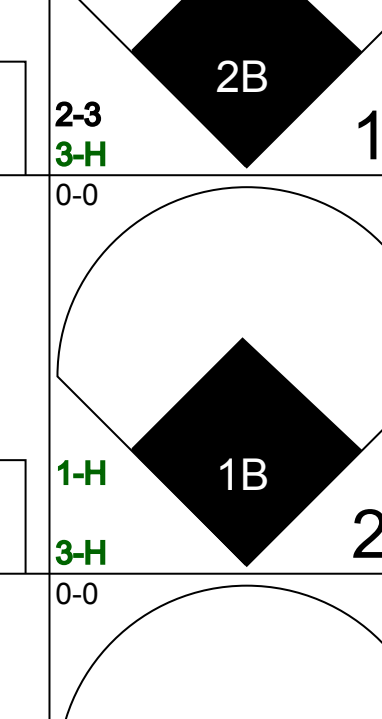
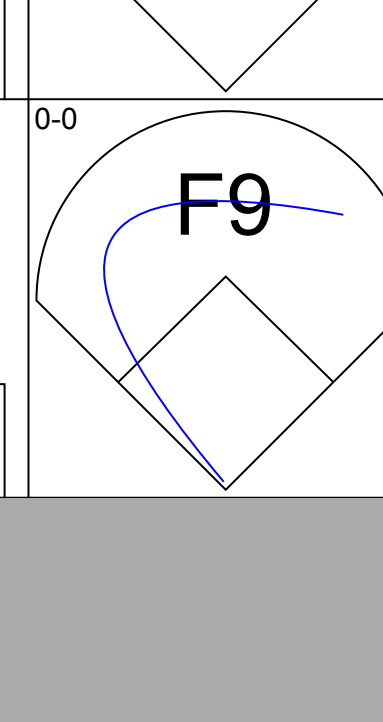
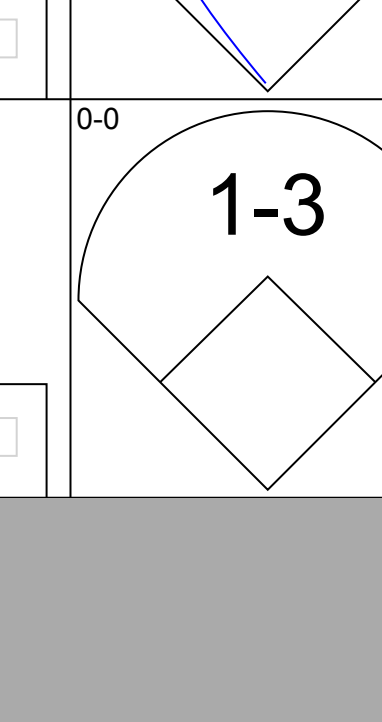

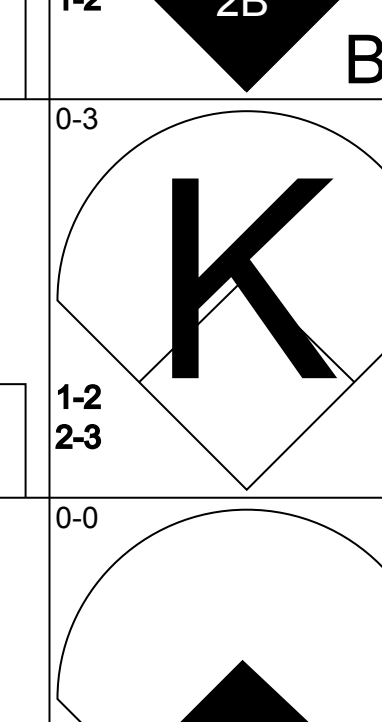


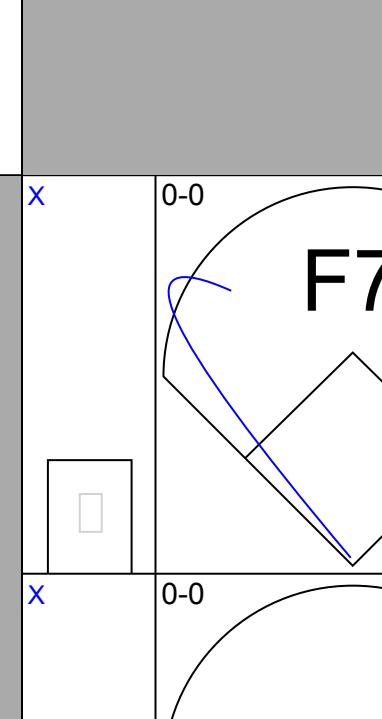
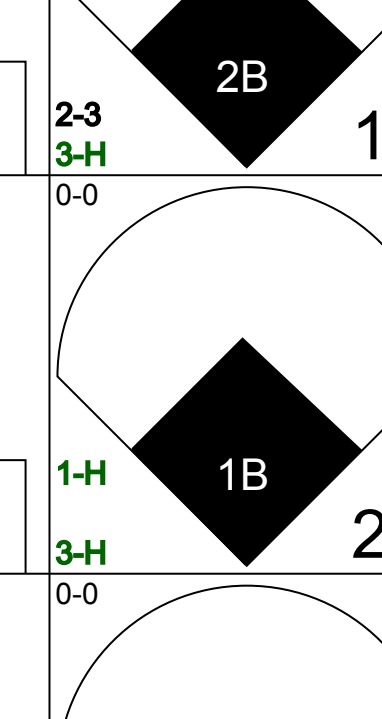
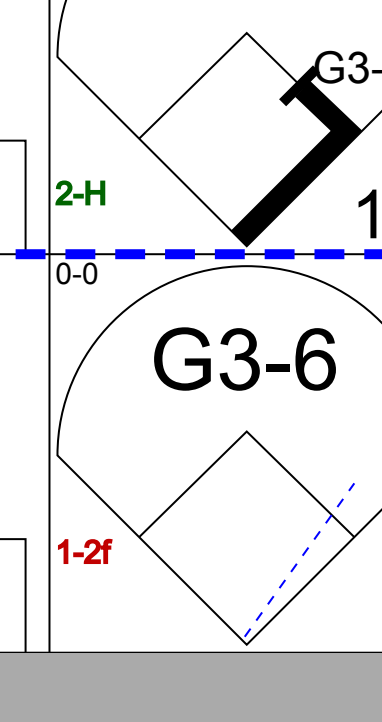
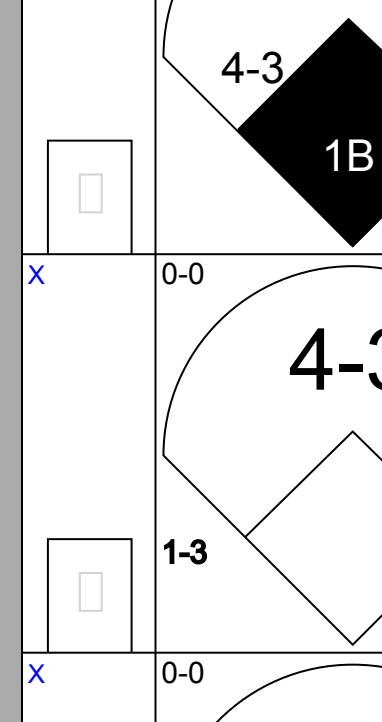
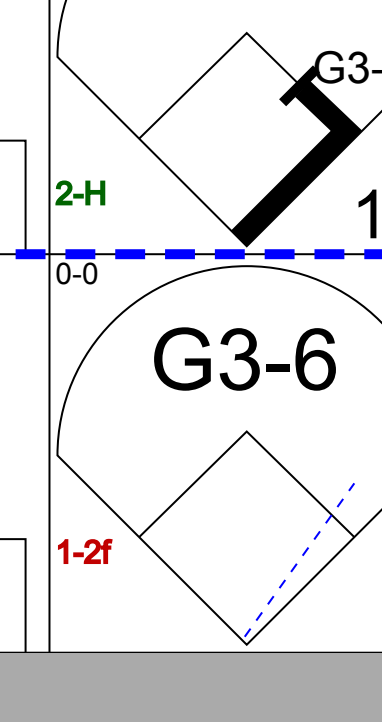

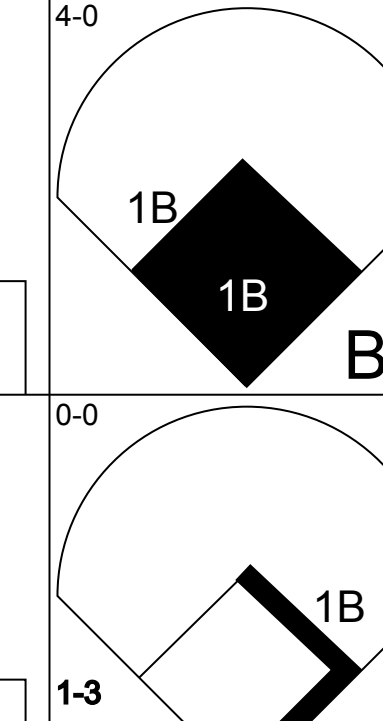
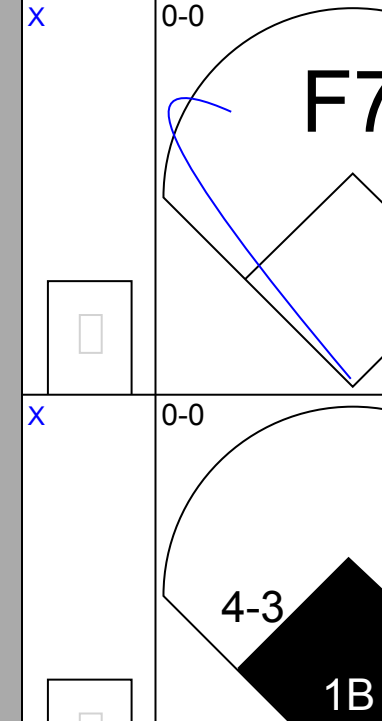
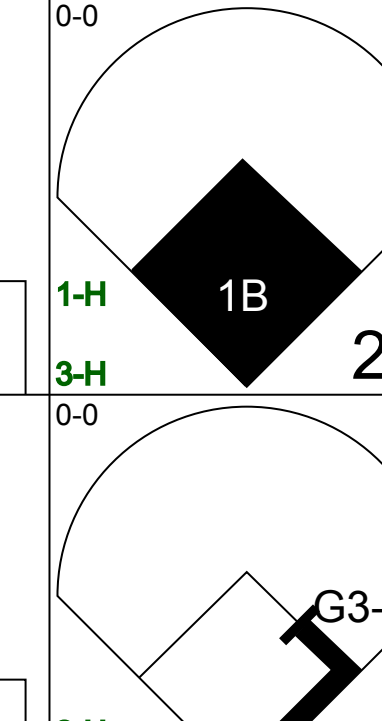
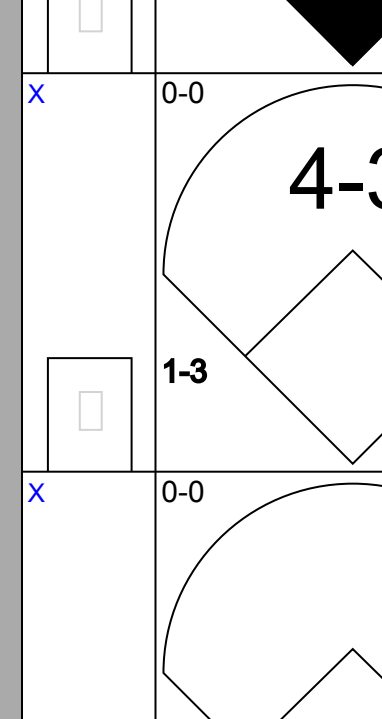
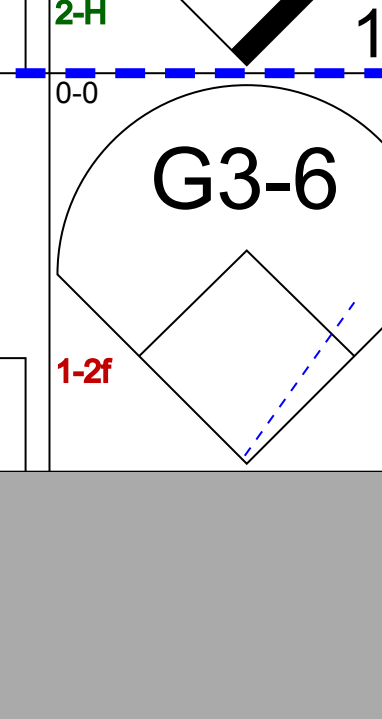
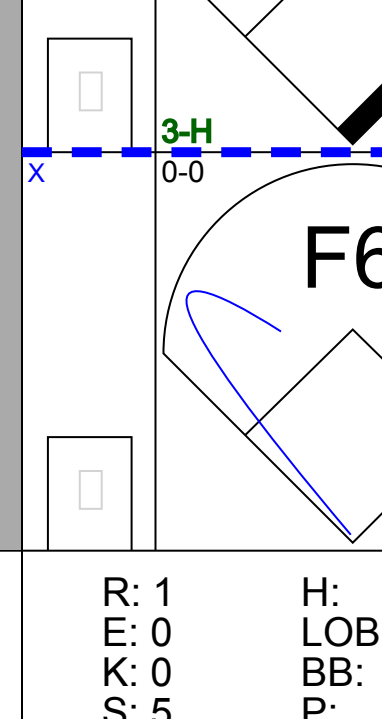



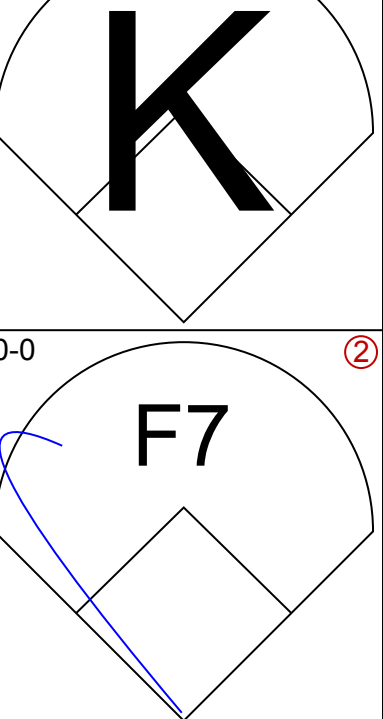
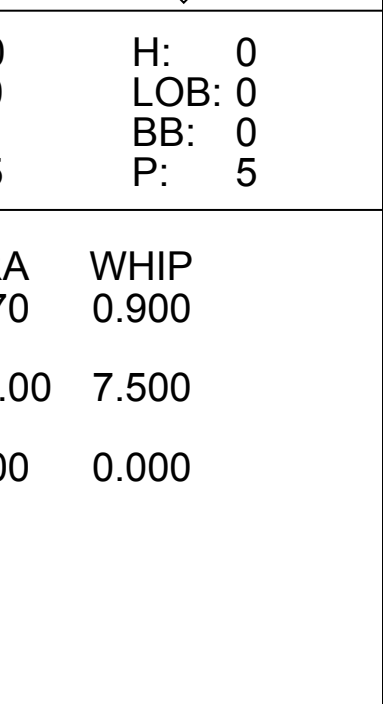
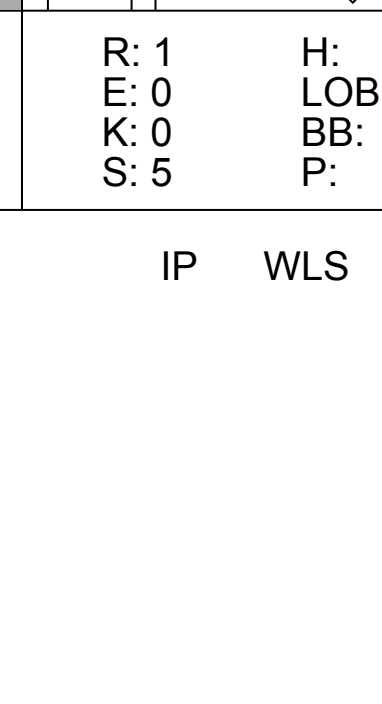


Batter	1	2	3	4	5	6	7	8	9	AB	R	H	RBI	BB	SO	LOB	TOP																					
Willie Randolph, R OBP: 0.353, SLG: 0.331 (1, 4)			 1B							5	1	2	0	0	1	1																						
Lee Mazzilli, S OBP: 0.361, SLG: 0.378 (1, 10)							 1B	 1B		5	1	3	1	0	1	3																						
Jerry Mumphrey, S OBP: 0.376, SLG: 0.430 (1, 8)							 1B			5	0	2	1	0	1	3																						
Dave Winfield, R OBP: 0.346, SLG: 0.522 (1, 7)										4	0	0	0	1	1	4																						
Lou Piniella, R OBP: 0.365, SLG: 0.432 (1, 9)							 1B	 1B		5	0	2	1	0	1	3																						
Roy Smalley, S OBP: 0.355, SLG: 0.388 (1, 5)							 1B	 BB		3	0	1	0	2	1	2																						
John Mayberry, L OBP: 0.333, SLG: 0.377 (9, PH)										4	1	1	0	0	1	6																						
Oscar Gamble, L OBP: 0.388, SLG: 0.541 (9, PH)			 PB 1B							1	0	0	0	0	1	2																						
Rick Cerone, R OBP: 0.270, SLG: 0.287 (9, PH)								 E 1B		4	1	1	0	0	0	4																						
Bobby Murcer, L OBP: 0.293, SLG: 0.420 (9, PH)										1	0	0	0	0	0	2																						
Rodney Scott, S OBP: 0.319, SLG: 0.200 (1, 6)			 1B BB					 1B		2	0	0	0	1	1	1																						
<b>Inning Stats</b>	R: 0 E: 0 K: 2 S: 7	H: 0 LOB: 0 BB: 0 P: 7	R: 0 E: 0 K: 2 S: 7	H: 0 LOB: 0 BB: 0 P: 7	R: 1 E: 0 K: 1 S: 7	H: 2 LOB: 2 BB: 1 P: 11	R: 0 E: 1 K: 0 S: 4	H: 0 LOB: 2 BB: 1 P: 8	R: 1 E: 0 K: 0 S: 6	H: 3 LOB: 2 BB: 0 P: 6	R: 0 E: 0 K: 1 S: 6	H: 1 LOB: 1 BB: 0 P: 6	R: 1 E: 0 K: 2 S: 10	H: 3 LOB: 3 BB: 1 P: 14	R: 1 E: 1 K: 0 S: 5	H: 2 LOB: 1 BB: 0 P: 5	R: 0 E: 0 K: 1 S: 6	H: 1 LOB: 2 BB: 1 P: 10	1B: 12 2B: 0 3B: 0 HR: 0	SF: 0 SAC: 1 DP: 0 HBP: 0	WP: 0 PB: 1 SB: 0 CS: 0	PA: 44																
<b>PITCHER</b>	IP	WLS	BF	H	R	ER	SO	BB	IBB	HBP	BLK	WP	HR	S	P	ERA	WHIP	<b>PITCHER</b>				IP	WLS	BF	H	R	ER	SO	BB	IBB	HBP	BLK	WP	HR	S	P	ERA	WHIP
Britt Burns, L ERA: 3.24 (1, 1)	3.1	15	2	1	0	5	2	0	0	0	0	0	0	23	31	0.00	1.200																					
Salome Barojas, R ERA: 3.84 (4, 1)	3.1	18	7	2	2	2	0	1	0	0	0	0	0	21	25	5.40	2.100																					
Kevin Hickey, L ERA: 3.27 (7, 1)	0.2	3	1	1	1	0	0	0	0	0	0	0	0	5	5	13.50	1.500																					
Dennis Lamp, R ERA: 3.9 (8, 1)	1.2	W	8	2	0	0	1	1	0	0	0	0	0	9	13	0.00	1.800																					
Dennis Lamp, R ERA: 3.9 (9, 1)	1.2	W	8	2	0	0	1	1	0	0	0	0	0	9	13	0.00	1.800																					

**New York Yankees @ Chicago White Sox**  
Comiskey Park, Chicago, IL  
Sun Aug 15 1982, 4:33 AM EDT  
Att: 31,160 - Unknown - 76 F

AB 39  
R 4  
H 12  
RBI 3  
BB 4  
SO 9  
LOB 31



Batter	1	2	3	4	5	6	7	8	9	AB	R	H	RBI	BB	SO	LOB	BOTTOM																					
Ron LeFlore, R OBP: 0.334, SLG: 0.398 (1, 8)								 BB 1B		3	0	0	0	0	0	0																						
Jerry Hairston, S OBP: 0.299, SLG: 0.515 (8, PH)								 BB		0	1	0	0	1	0	0																						
Mike Squires, L OBP: 0.313, SLG: 0.331 (9, 3)								 BB		0	0	0	0	0	0	0																						
Tony Bemazzard, S OBP: 0.335, SLG: 0.379 (1, 4)								 PB BB		3	1	0	0	1	1	0																						
Tom Paciorek, R OBP: 0.362, SLG: 0.497 (1, 3)								 1-2 2-3		4	0	0	0	0	1	2																						
Dennis Lamp, R (9, 1)								 1B		0	0	0	0	0	0	0																						
Greg Luzinski, R OBP: 0.362, SLG: 0.449 (8, PR)								 1B		4	0	2	1	0	1	0																						
Rudy Law, L OBP: 0.374, SLG: 0.447 (9, 8)								 3-H		0	1	0	0	0	0	0																						
Steve Kemp, L OBP: 0.388, SLG: 0.405 (1, 7)		 BB					 E	 2B		3	2	1	2	1	0	1																						
Marc Hill, R OBP: 0.299, SLG: 0.361 (7, PR)							 G6-4-3	 2B		3	0	2	0	0	0	1																						
Carlton Fisk, R OBP: 0.341, SLG: 0.401 (8, 2)							 1B	 1B		1	1	1	1	0	0	0																						
Harold Baines, L OBP: 0.313, SLG: 0.441 (1, 9)							 1-2	 1-2		4	0	1	1	0	0	4																						
Vance Law, R OBP: 0.346, SLG: 0.385 (7, PR)								 1B		3	0	1	1	0	1	2																						
Bill Almon, R OBP: 0.324, SLG: 0.376 (8, 6)										0	0	0	0	0	0	0																						
Aurelio Rodriguez, R OBP: 0.258, SLG: 0.322 (1, 5)										3	0	0	0	0	0	3																						
<b>Inning Stats</b>	R: 0 E: 0 K: 1 S: 5	H: 0 LOB: 0 BB: 0 P: 5	R: 1 E: 0 K: 1 S: 7	H: 2 LOB: 2 BB: 1 P: 11	R: 0 E: 0 K: 0 S: 3	H: 0 LOB: 0 BB: 0 P: 3	R: 0 E: 1 K: 0 S: 4	H: 1 LOB: 1 BB: 0 P: 4	R: 0 E: 0 K: 1 S: 5	H: 0 LOB: 0 BB: 0 P: 5	R: 0 E: 0 K: 0 S: 3	H: 0 LOB: 0 BB: 0 P: 3	R: 1 E: 0 K: 0 S: 5	H: 2 LOB: 1 BB: 0 P: 5	R: 4 E: 0 K: 1 S: 7	H: 3 LOB: 1 BB: 2 P: 15	1B: 7 2B: 1 3B: 0 HR: 0	SF: 0 SAC: 0 DP: 2 HBP: 0	WP: 0 PB: 1 SB: 1 CS: 0	PA: 34																		
<b>PITCHER</b>	IP	WLS	BF	H	R	ER	SO	BB	IBB	HBP	BLK	WP	HR	S	P	ERA	WHIP	<b>PITCHER</b>				IP	WLS	BF	H	R	ER	SO	BB	IBB	HBP	BLK	WP	HR	S	P	ERA	WHIP
Ron Guidry, L ERA: 3.82 (1, 1)	6.2	26	5	2	2	3	0	1	0	0	0	0	0	31	35	2.70	0.900																					
Rich Gossage, R ERA: 2.52 (7, 1)	0.2	L	7	3	4	4	1	2	0	0	0	0	0	7	15	54.00	7.500																					
Dave LaRoche, L ERA: 1.41 (8, 1)	0.2	1	0	0	0	0	0	0	0	0	0	0	0	1	1	0.00	0.000																					

**New York Yankees @ Chicago White Sox**  
Comiskey Park, Chicago, IL  
Sun Aug 15 1982, 4:33 AM EDT  
Att: 31,160 - Unknown - 76 F

AB 31  
R 6  
H 8  
RBI 6  
BB 3  
SO 4  
LOB 13



Batter	1	2	3	4	5	6	7	8	9	AB	R	H	RBI	BB	SO	LOB	TOP								
Rudy Law, L OBP: 0.370, SLG: 0.440 (1, 8)										5	1	1	0	0	0	1									
Tony Bernazard, S OBP: 0.339, SLG: 0.379 (1, 4)										5	0	2	0	0	0	1									
Tom Paciorek, R OBP: 0.365, SLG: 0.497 (7, PR)										2	0	1	0	0	0	0									
Mike Squires, L OBP: 0.318, SLG: 0.336 (7, 3)										1	0	1	0	0	0	0									
Greg Luzinski, R OBP: 0.362, SLG: 0.447 (1, 10)										4	0	1	0	1	0	5									
Steve Kemp, L OBP: 0.388, SLG: 0.403 (1, 7)										4	2	1	1	1	0	2									
Carlton Fisk, R OBP: 0.343, SLG: 0.400 (1, 2)										3	1	1	0	1	0	4									
Harold Baines, L OBP: 0.315, SLG: 0.449 (1, 9)										3	2	2	3	0	1	0									
Vance Law, R OBP: 0.344, SLG: 0.383 (1, 6)										4	0	1	1	0	0	1									
Aurelio Rodriguez, R OBP: 0.253, SLG: 0.316 (1, 5)										3	0	0	1	0	1	1									
<b>Inning Stats</b>	R: 1 E: 0 K: 0 S: 5	H: 3 LOB: 2 BB: 1 P: 9	R: 0 E: 0 K: 1 S: 5	H: 0 LOB: 0 BB: 0 P: 5	R: 0 E: 1 K: 0 S: 3	H: 0 LOB: 0 BB: 0 P: 3	R: 2 E: 0 K: 0 S: 5	H: 2 LOB: 0 BB: 0 P: 5	R: 0 E: 1 K: 1 S: 7	H: 1 LOB: 2 BB: 0 P: 7	R: 1 E: 0 K: 0 S: 4	H: 1 LOB: 1 BB: 1 P: 8	R: 0 E: 0 K: 0 S: 3	H: 0 LOB: 1 BB: 0 P: 4	R: 2 E: 0 K: 0 S: 5	H: 2 LOB: 1 BB: 1 P: 9	R: 0 E: 0 K: 0 S: 4	H: 2 LOB: 1 BB: 0 P: 4	1B: 10 2B: 0 3B: 0 HR: 1	SF: 1 SAC: 2 DP: 3 HBP: 1	WP: 0 PB: 0 SB: 0 CS: 0	PA: 41			
<b>PITCHER</b>	IP	WLS	BF	H	R	ER	SO	BB	IBB	HBP	BLK	WP	HR	S	P	ERA	WHIP								
Rick Honeycutt, L ERA: 5.06 (1, 1)	7.1	L	34	8	6	6	2	2	1	1	0	0	1	34	47	7.36	1.364								
Steve Comer, R ERA: 3.9 (8, 1)	1.2		7	3	0	0	0	0	0	0	0	0	0	7	7	0.00	1.800								

Chicago White Sox @ Texas Rangers  
Arlington Stadium, Arlington, TX  
Mon Aug 16 1982, 8:05 PM EDT  
Att: 9,088 - Unknown

AB 34  
R 6  
H 11  
RBI 6  
BB 3  
SO 2  
LOB 15



Batter	1	2	3	4	5	6	7	8	9	AB	R	H	RBI	BB	SO	LOB	BOTTOM								
George Wright, S OBP: 0.285, SLG: 0.363 (1, 8)										4	0	0	0	0	1	0									
Johnny Grubb, L OBP: 0.390, SLG: 0.413 (1, 7)										4	0	1	0	0	1	0									
Buddy Bell, R OBP: 0.372, SLG: 0.421 (1, 5)										4	0	2	0	0	0	0									
Dave Hostetter, R OBP: 0.324, SLG: 0.541 (1, 3)										4	0	0	0	0	1	3									
Larry Parrish, R OBP: 0.294, SLG: 0.394 (1, 9)										4	0	2	0	0	1	0									
Lamar Johnson, R OBP: 0.325, SLG: 0.354 (1, 10)										3	0	2	0	1	0	1									
Jim Sundberg, R OBP: 0.309, SLG: 0.325 (1, 2)										4	1	1	0	0	1	3									
Bill Stein, R OBP: 0.265, SLG: 0.291 (1, 4)										4	0	2	1	0	0	2									
Bucky Dent, R OBP: 0.193, SLG: 0.170 (1, 6)										4	0	0	0	0	1	5									
<b>Inning Stats</b>	R: 0 E: 0 K: 1 S: 6	H: 2 LOB: 2 BB: 0 P: 6	R: 0 E: 0 K: 1 S: 6	H: 1 LOB: 2 BB: 1 P: 10	R: 0 E: 0 K: 1 S: 6	H: 1 LOB: 1 BB: 0 P: 6	R: 1 E: 0 K: 1 S: 7	H: 2 LOB: 1 BB: 0 P: 7	R: 0 E: 0 K: 0 S: 3	H: 0 LOB: 0 BB: 0 P: 3	R: 0 E: 0 K: 1 S: 6	H: 1 LOB: 1 BB: 0 P: 6	R: 0 E: 0 K: 0 S: 5	H: 0 LOB: 0 BB: 0 P: 5	R: 0 E: 0 K: 0 S: 3	H: 0 LOB: 0 BB: 0 P: 3	R: 0 E: 0 K: 0 S: 5	H: 3 LOB: 2 BB: 0 P: 5	1B: 8 2B: 3 3B: 0 HR: 0	SF: 0 SAC: 0 DP: 1 HBP: 0	WP: 0 PB: 1 SB: 0 CS: 1	PA: 36			
<b>PITCHER</b>	IP	WLS	BF	H	R	ER	SO	BB	IBB	HBP	BLK	WP	HR	S	P	ERA	WHIP								
Richard Dotson, R ERA: 4.3 (1, 1)	8.1		34	10	1	0	6	1	0	0	0	0	0	45	49	0.00	1.320								
Dennis Lamp, R ERA: 3.85 (9, 1)	0.2		2	0	0	0	0	0	0	0	0	0	0	2	2	0.00	0.000								

Chicago White Sox @ Texas Rangers  
Arlington Stadium, Arlington, TX  
Mon Aug 16 1982, 8:05 PM EDT  
Att: 9,088 - Unknown

AB 35  
R 1  
H 10  
RBI 1  
BB 1  
SO 6  
LOB 14



Batter	1	2	3	4	5	6	7	8	9	10	11	AB	R	H	RBI	BB	SO	LOB	TOP			
Rudy Law, L OBP: 0.361, SLG: 0.429 (1, 8)	4-3			G3		K		L7		4-3		5	0	0	0	0	1	1				
Tony Bernazard, S OBP: 0.340, SLG: 0.377 (1, 4)	F2			6-3		WP BB		F7			1B BB	3	1	0	0	2	0	0				
Harold Baines, L OBP: 0.314, SLG: 0.446 (1, 9)	4-3			6-3		F6				4-3		5	1	1	0	0	0	2				
Greg Luzinski, R OBP: 0.361, SLG: 0.445 (1, 10)			F4		G5-4-3 1B			F7		K		5	0	1	0	0	2	2				
Sleeve Kemp, L OBP: 0.290, SLG: 0.405 Ron LeFlore, R OBP: 0.336, SLG: 0.400 (9, PR) (9, 7)	F5				G5-4-3 1B						SH1 1B	3	0	2	0	0	0	0				
Tom Paciorek, R OBP: 0.364, SLG: 0.495 Mike Squires, L OBP: 0.323, SLG: 0.350 (7, PR) (7, 3)	5-3			G5-4-3							SH1	3	0	1	0	0	0	2				
Carlton Fisk, R OBP: 0.341, SLG: 0.397 (1, 2)			5-3		F7					K		5	0	1	0	0	1	4				
Aurelio Rodriguez, R OBP: 0.290, SLG: 0.312 Jerry Hairston, S OBP: 0.295, SLG: 0.507 Vance Law, R OBP: 0.343, SLG: 0.381 (7, PH) (7, 5)	L7			L9		K				K		2	0	0	0	0	0	0				
Bill Almon, R OBP: 0.323, SLG: 0.375 (1, 6)	L6				WP BB 1B			4-3		4-3		4	0	1	0	0	0	0				
<b>Inning Stats</b>	R: 0 E: 0 K: 0 S: 3	H: 0 LOB: 0 BB: 0 P: 3	R: 0 E: 0 K: 0 S: 3	H: 0 LOB: 0 BB: 0 P: 3	R: 0 E: 0 K: 0 S: 3	H: 0 LOB: 0 BB: 0 P: 3	R: 0 E: 0 K: 0 S: 4	H: 2 LOB: 1 BB: 0 P: 4	R: 0 E: 0 K: 1 S: 6	H: 1 LOB: 2 BB: 1 P: 10	R: 0 E: 0 K: 0 S: 3	H: 0 LOB: 0 BB: 0 P: 3	R: 1 E: 0 K: 2 S: 9	H: 2 LOB: 2 BB: 0 P: 9	R: 0 E: 0 K: 1 S: 5	H: 0 LOB: 0 BB: 0 P: 5	R: 2 E: 0 K: 1 S: 7	H: 2 LOB: 1 BB: 1 P: 11	1B: 8 2B: 1 3B: 0 HR: 0	SF: 0 SAC: 1 DP: 1 HBP: 1	WP: 1 PB: 0 SB: 0 CS: 0	PA: 43
<b>PITCHER</b>	IP WLS BF H R ER SO BB IBB HBP BLK WP HR S P ERA WHIP	<b>PITCHER</b>																				
Dave Schmidt, R ERA: 2.66 (1, 1)	10.0	2	1	2	2	0	1	0	0	0	0	0	0	1	5	∞	∞					
Paul Mirabella, L ERA: 5.62 (11, 1)	0.0	W	4	1	0	0	1	0	0	0	0	0	0	6	6	0.00	1.000					
Danny Darwin, R ERA: 3.25 (11, 1)	1.0	W	4	1	0	0	1	0	0	0	0	0	0	6	6	0.00	1.000					

Chicago White Sox @ Texas Rangers  
Arlington Stadium, Arlington, TX  
Tue Aug 17 1982, 8:05 PM EDT  
Att: 9,527 - Unknown

livebaseballscores.com

AB 39  
R 3  
H 9  
RBI 3  
BB 2  
SO 6  
LOB 13




Batter	1	2	3	4	5	6	7	8	9	10	11	AB	R	H	RBI	BB	SO	LOB	BOTTOM	
George Wright, S OBP: 0.287, SLG: 0.366 (1, 8)	F3				G6-4-3 1B 2B			5-3			FC6-4 1B	5	1	2	0	0	0	2		
Bill Sample, R OBP: 0.331, SLG: 0.402 (1, 7)	F4			L7		F7		K			FC6-4 2B HR	5	1	0	0	0	1	3		
Buddy Bell, R OBP: 0.374, SLG: 0.425 Wayne Tolleson, S OBP: 0.122, SLG: 0.079 (11, PR) (1, 5)	HBP BB				2H 1B			5-3		6-3		4	0	2	1	1	0	0		
Dave Hostetler, R OBP: 0.325, SLG: 0.548 (1, 3)				3-1		K				K		4	1	1	3	0	2	1		
Larry Parrish, R OBP: 0.293, SLG: 0.390 (1, 9)	F8				5-3			6-3			BB	3	0	0	0	1	0	2		
Lamar Johnson, R OBP: 0.323, SLG: 0.352 (1, 10)			F8		K					1-3		4	0	1	0	0	1	1		
Bill Stein, R OBP: 0.266, SLG: 0.281 (1, 4)			4-3		5-3			G1-6-3 1B			4-3	4	0	0	0	0	1			
Jim Sundberg, R OBP: 0.308, SLG: 0.322 (1, 2)			6-3					L7			SH1-4 BB	3	0	0	0	1	0	0		
Bucky Dent, R OBP: 0.195, SLG: 0.173 (1, 6)					F7						SH1-4	3	0	1	0	0	0	0		
<b>Inning Stats</b>	R: 0 E: 0 K: 0 S: 3	H: 0 LOB: 2 BB: 1 P: 8	R: 0 E: 0 K: 0 S: 3	H: 0 LOB: 0 BB: 0 P: 3	R: 1 E: 0 K: 0 S: 5	H: 2 LOB: 1 BB: 0 P: 5	R: 0 E: 0 K: 1 S: 5	H: 0 LOB: 0 BB: 0 P: 5	R: 0 E: 0 K: 0 S: 5	H: 1 LOB: 0 BB: 0 P: 3	R: 0 E: 0 K: 1 S: 5	H: 0 LOB: 1 BB: 1 P: 9	R: 0 E: 0 K: 0 S: 3	H: 0 LOB: 0 BB: 0 P: 3	R: 3 E: 0 K: 0 S: 4	H: 3 LOB: 1 BB: 0 P: 4	1B: 4 2B: 2 3B: 0 HR: 1	SF: 0 SAC: 1 DP: 2 HBP: 1	WP: 0 PB: 0 SB: 0 CS: 0	PA: 40
<b>PITCHER</b>	IP WLS BF H R ER SO BB IBB HBP BLK WP HR S P ERA WHIP	<b>PITCHER</b>																		
Jerry Kosman, L ERA: 3.7 (9, 1)	8.0	8	4	1	1	1	1	1	0	0	0	0	0	9	13	4.50	1.000			
Salome Barojas, R ERA: 3.86 (11, 1)	0.1	L	3	2	2	2	0	0	0	0	0	0	1	3	3	54.00	6.000			

Chicago White Sox @ Texas Rangers  
Arlington Stadium, Arlington, TX  
Tue Aug 17 1982, 8:05 PM EDT  
Att: 9,527 - Unknown

livebaseballscores.com

AB 35  
R 4  
H 7  
RBI 4  
BB 3  
SO 4  
LOB 10



Batter	1	2	3	4	5	6	7	8	9	AB	R	H	RBI	BB	SO	LOB	TOP					
Ron LeFlore, R OBP: 0.332, SLG: 0.395 (1, 8)	6-3		6-3		G6-4-3			4-3		4	0	0	0	0	0	1	Chicago White Sox @ Texas Rangers Arlington Stadium, Arlington, TX Wed Aug 18 1982, 8:05 PM EDT Att: 9,921 - Unknown					
Vance Law, R OBP: 0.341, SLG: 0.375 (1, 4)	F8		F3			6-3		2B BB		3	1	0	0	1	0	0						
Tom Paciorek, R OBP: 0.369, SLG: 0.502 (1, 3)	1B			5-3 1B		L6		1B 2B		4	0	3	1	0	0	0						
Greg Luzinski, R OBP: 0.364, SLG: 0.447 (1, 10)	1B			5-3 1B				F9		4	0	3	0	0	0	1						
Steve Kemp, L OBP: 0.388, SLG: 0.401 (1, 7)	F8			B5		F8			4-3	4	0	0	0	0	0	5						
Marc Hill, R OBP: 0.282, SLG: 0.338 (1, 2)		6-3		5-3			F8		L9	4	0	0	0	0	0	2						
Harold Baines, L OBP: 0.314, SLG: 0.445 (1, 9)				1-3		L8				3	0	1	0	0	0	2						
Jerry Hairston, S OBP: 0.304, SLG: 0.514 (8, 9)									1B	1	0	1	0	0	0	0						
Aurelio Rodriguez, R OBP: 0.246, SLG: 0.306 (1, 5)										3	0	0	0	0	0	1	AB 34 R 1 H 9 RBI 1 BB 1 SO 0 LOB 13					
Mary Foley, L OBP: 0.250, SLG: 0.118 (8, 5)										1	0	0	0	0	0	1						
Bill Almon, R OBP: 0.323, SLG: 0.374 (1, 6)				1-3				F8		3	0	1	0	0	0	0						
Inning Stats	R: 0 E: 0 K: 0 S: 5	H: 2 LOB: 2 BB: 0 P: 5	R: 0 E: 0 K: 0 S: 3	H: 1 LOB: 0 BB: 0 P: 3	R: 0 E: 0 K: 0 S: 3	H: 0 LOB: 0 BB: 0 P: 3	R: 0 E: 0 K: 0 S: 5	H: 2 LOB: 2 BB: 0 P: 5	R: 0 E: 0 K: 0 S: 3	H: 1 LOB: 0 BB: 0 P: 3	R: 0 E: 0 K: 0 S: 4	H: 1 LOB: 1 BB: 0 P: 4	R: 0 E: 0 K: 0 S: 3	H: 0 LOB: 0 BB: 0 P: 3	R: 1 E: 0 K: 0 S: 4	H: 1 LOB: 1 BB: 1 P: 8		R: 0 E: 0 K: 0 S: 4	H: 1 LOB: 1 BB: 0 P: 4	1B: 8 2B: 1 3B: 0 HR: 0	SF: 0 SAC: 0 DP: 2 HBP: 0	WP: 0 PB: 0 SB: 0 CS: 0
PITCHER Frank Tanana, L ERA: 3.91 (1, 1)	IP: 9.0 WLS: W BF: 35 H: 9 R: 1 ER: 1 SO: 0 BB: 1 IBB: 0 HBP: 0 BLK: 0 WP: 0 HR: 0 S: 34 P: 38 ERA: 1.00 WHIP: 1.111															PITCHER	IP: 9.0 WLS: W BF: 35 H: 9 R: 1 ER: 1 SO: 0 BB: 1 IBB: 0 HBP: 0 BLK: 0 WP: 0 HR: 0 S: 34 P: 38 ERA: 1.00 WHIP: 1.111					

Batter	1	2	3	4	5	6	7	8	9	AB	R	H	RBI	BB	SO	LOB	BOTTOM					
George Wright, S OBP: 0.286, SLG: 0.362 (1, 8)	F7		K	E 3B		F4	L7			4	1	0	0	1	1	1	Chicago White Sox @ Texas Rangers Arlington Stadium, Arlington, TX Wed Aug 18 1982, 8:05 PM EDT Att: 9,921 - Unknown					
Bill Sample, R OBP: 0.328, SLG: 0.398 (1, 7)	5-3		F9	E7 3B		L7		6-3		5	1	1	2	0	0	0						
Buddy Bell, R OBP: 0.379, SLG: 0.435 (1, 5)				1B				6-3		4	2	3	2	1	0	0						
Wayne Tolleson, S OBP: 0.122, SLG: 0.079 (9, 5)				1B				6-3		0	0	0	0	0	0	0						
Dave Hostetter, R OBP: 0.326, SLG: 0.544 (1, 3)	F8			1B		6-3		E4 1B		4	1	1	1	1	0	2						
Larry Parrish, R OBP: 0.298, SLG: 0.394 (1, 9)		4-3	K	1B				1B		5	2	3	1	0	1	1						
Lamar Johnson, R OBP: 0.325, SLG: 0.353 (1, 10)								1B		5	1	2	2	0	1	3						
Bill Stein, R OBP: 0.270, SLG: 0.294 (1, 4)								1B		5	1	3	0	0	1	2						
Jim Sundberg, R OBP: 0.313, SLG: 0.338 (1, 2)								1B		4	2	3	3	0	0	1						
Bucky Dent, R OBP: 0.195, SLG: 0.174 (1, 6)								1B		5	0	1	0	0	1	6						
Inning Stats	R: 0 E: 0 K: 0 S: 3	H: 0 LOB: 1 BB: 1 P: 7	R: 0 E: 0 K: 0 S: 5	H: 2 LOB: 2 BB: 0 P: 5	R: 1 E: 0 K: 2 S: 9	H: 2 LOB: 1 BB: 0 P: 9	R: 5 E: 2 K: 1 S: 10	H: 4 LOB: 2 BB: 2 P: 18	R: 0 E: 0 K: 0 S: 3	H: 1 LOB: 0 BB: 0 P: 3	R: 0 E: 0 K: 0 S: 4	H: 1 LOB: 1 BB: 0 P: 4	R: 2 E: 0 K: 2 S: 10	H: 3 LOB: 1 BB: 0 P: 10	R: 3 E: 1 K: 0 S: 8	H: 4 LOB: 2 BB: 0 P: 8	R: 0 E: 0 K: 0 S: 4	H: 1 LOB: 1 BB: 0 P: 4	1B: 13 2B: 2 3B: 1 HR: 1	SF: 0 SAC: 0 DP: 1 HBP: 0	WP: 0 PB: 0 SB: 0 CS: 0	PA: 45
PITCHER Steve Trout, L ERA: 4.37 (1, 1)	IP: 3.2 WLS: L BF: 21 H: 7 R: 6 ER: 1 SO: 3 BB: 2 IBB: 0 HBP: 0 BLK: 0 WP: 0 HR: 0 S: 25 P: 33 ERA: 2.46 WHIP: 2.455															PITCHER	IP: 3.2 WLS: L BF: 21 H: 7 R: 6 ER: 1 SO: 3 BB: 2 IBB: 0 HBP: 0 BLK: 0 WP: 0 HR: 0 S: 25 P: 33 ERA: 2.46 WHIP: 2.455					
Chico Escarrega, R ERA: 3.18 (4, 1)	1.1	6	2	0	0	0	1	0	0	0	0	5	9	0.00	2.250							
Kevin Hickey, L ERA: 3.21 (6, 1)	1.0	4	1	0	0	0	0	0	0	0	0	4	4	0.00	1.000							
Rich Barnes, L ERA: 5.06 (7, 1)	2.0	14	7	5	2	2	0	0	0	0	0	1	18	9.00	3.500							





Batter	1	2	3	4	5	6	7	8	9	AB	R	H	RBI	BB	SO	LOB	TOP											
Rudy Law, L OBP: 0.364, SLG: 0.430 Ron LeFlore, R OBP: 0.332, SLG: 0.395	G3 1B	G3 1-3 3-H 1B		6-3		4-3			2B SF8 1B	5	0	3	1	0	0	2												
Tony Bernazzard, S OBP: 0.343, SLG: 0.378	G3	P6			G4-6-3 BB		G3		1-3 2B	4	0	1	0	1	0	3												
Harold Baines, L OBP: 0.308, SLG: 0.438	K			F8	G4-6-3 1-2		K		SF8	4	0	0	1	0	2	2												
Greg Luzinski, R OBP: 0.361, SLG: 0.443	F8		5-3		FC6-4 1B		K		3-H F8	5	0	1	0	0	1	3												
Steve Kemp, L OBP: 0.388, SLG: 0.413		1B FC5-2-5-1 2B		HR	FC6-4 1-2				1B 2B	4	2	3	1	0	0	1												
Carlton Fisk, R OBP: 0.345, SLG: 0.399 Marc Hill, R OBP: 0.292, SLG: 0.348		1B FC5-2-5-1 2-3		S BB	5-3 1B				G6-3 1B	2	1	2	0	1	0	0												
Mike Squires, L OBP: 0.313, SLG: 0.339		1B FC5-2-5-1 1-3 3-H 1B		5-3			F8		F8	4	1	0	0	0	0	5												
Vance Law, R OBP: 0.344, SLG: 0.377		1B 2-3 3-H 1B		6-3					G6-3	4	0	2	1	0	0	1												
Aurelio Rodriguez, R OBP: 0.246, SLG: 0.304 Jerry Hairston, S OBP: 0.256, SLG: 0.500 Bill Almon, R OBP: 0.322, SLG: 0.373		K		K	5-3				F8	2	0	0	0	0	2	2												
<b>Inning Stats</b>	R: 0 E: 0 K: 1 S: 6	H: 1 LOB: 1 BB: 0 P: 6	R: 2 E: 0 K: 1 S: 9	H: 4 LOB: 2 BB: 0 P: 9	R: 1 E: 0 K: 0 S: 4	H: 1 LOB: 1 BB: 1 P: 8	R: 0 E: 0 K: 1 S: 5	H: 0 LOB: 0 BB: 0 P: 5	R: 0 E: 0 K: 0 S: 3	H: 2 LOB: 2 BB: 0 P: 7	R: 0 E: 0 K: 0 S: 7	H: 0 LOB: 0 BB: 0 P: 7	R: 1 E: 0 K: 0 S: 4	H: 2 LOB: 2 BB: 0 P: 4	R: 1 E: 0 K: 0 S: 5	H: 2 LOB: 2 BB: 0 P: 5	1B: 9 2B: 3 3B: 0 HR: 1	SF: 1 SAC: 0 DP: 2 HBP: 0	WP: 0 PB: 0 SB: 1 CS: 0	PA: 40								
<b>PITCHER</b>	IP	WLS	BF	H	R	ER	SO	BB	IBB	HBP	BLK	WP	HR	S	P	ERA	WHIP											
Dennis Leonard, R ERA: 5.01 Mike Armstrong, R ERA: 2.41	5.1	W	26	9	3	3	3	2	0	0	0	0	0	1	30	38	5.06	2.062										
	3.2	S	14	4	2	2	2	0	0	0	0	0	0	0	18	18	4.91	1.091										

Chicago White Sox @ Kansas City Royals  
Royals Stadium, Kansas City, MO  
Fri Aug 20 1982, 8:05 PM EDT  
Att: 36,328 - Unknown - 78 F

livebaseballscorecards.com

AB 37  
R 5  
H 13  
RBI 5  
BB 2  
SO 5  
LOB 21



Batter	1	2	3	4	5	6	7	8	9	AB	R	H	RBI	BB	SO	LOB	BOTTOM										
Willie Wilson, S OBP: 0.368, SLG: 0.448 Steve Hammond, L OBP: 0.282, SLG: 0.373	F9		G3		E 1B	P5	1-3			5	1	1	1	0	0	2											
U L Washington, S OBP: 0.319, SLG: 0.391	3-1		G3		SF8	HR			4-3	3	1	0	1	1	0	0											
Hal McRae, R OBP: 0.365, SLG: 0.550 Lee May, R OBP: 0.384, SLG: 0.520	F4			FC6-4 1B	E5 E FC6-4 1B	HR			K	4	2	3	3	0	0	0											
Amos Otis, R OBP: 0.341, SLG: 0.432 Cesar Geronimo, L OBP: 0.299, SLG: 0.465		2B 1B		FC6-4 1B	E IBB	F9			F7	3	3	1	0	1	0	1											
Willie Aikens, L OBP: 0.324, SLG: 0.397		F8		6-3 1B	FC6				1B 3B	4	1	2	1	0	0	3											
Jerry Martin, R OBP: 0.305, SLG: 0.380		K		6-3	FC6-4				1B G6-4-3 1B	4	1	1	2	0	1	3											
Frank White, R OBP: 0.321, SLG: 0.464 Onix Concepcion, R OBP: 0.275, SLG: 0.311		1B 2B		F7	F7				G6-4-3 1B	4	1	2	1	0	0	2											
John Wathan, R OBP: 0.351, SLG: 0.319 Don Slaught, R OBP: 0.339, SLG: 0.410		1B			1B 1B				G6-4-3	4	1	2	1	0	1	1											
Greg Pryor, R OBP: 0.339, SLG: 0.437			4-3		1B SF8 1B					2	2	1	0	2	0	0											
<b>Inning Stats</b>	R: 0 E: 0 K: 0 S: 3	H: 0 LOB: 0 BB: 0 P: 3	R: 2 E: 0 K: 1 S: 7	H: 3 LOB: 1 BB: 0 P: 7	R: 0 E: 0 K: 0 S: 3	H: 0 LOB: 0 BB: 0 P: 3	R: 1 E: 0 K: 0 S: 5	H: 2 LOB: 1 BB: 0 P: 5	R: 5 E: 3 K: 0 S: 8	H: 4 LOB: 1 BB: 1 P: 12	R: 3 E: 0 K: 1 S: 6	H: 1 LOB: 2 BB: 2 P: 14	R: 2 E: 0 K: 0 S: 5	H: 3 LOB: 1 BB: 1 P: 9	R: 0 E: 0 K: 1 S: 5	H: 0 LOB: 0 BB: 0 P: 5	1B: 10 2B: 1 3B: 1 HR: 1	SF: 1 SAC: 0 DP: 1 HBP: 0	WP: 0 PB: 0 SB: 1 CS: 0	PA: 40							
<b>PITCHER</b>	IP	WLS	BF	H	R	ER	SO	BB	IBB	HBP	BLK	WP	HR	S	P	ERA	WHIP										
Chico Escarrega, R ERA: 3.56 Kevin Hickey, L ERA: 3.51 Dennis Lamp, R ERA: 3.99 Jim Siwy, R ERA: 22.5 Rich Barnes, L ERA: 4.78	4.0	L	17	6	4	4	1	0	0	0	0	0	0	5	9	9.00	1.500										
	0.1		6	3	2	2	0	0	1	0	0	0	0	5	9	54.00	9.000										
	0.2		2	0	2	0	0	0	0	0	0	0	0	2	2	0.00	0.000										
	2.0		12	4	5	5	1	3	0	0	0	0	1	11	23	22.50	3.500										
	1.0		3	0	0	0	1	0	0	0	0	0	0	5	5	0.00	0.000										


Chicago White Sox @ Kansas City Royals  
Royals Stadium, Kansas City, MO  
Fri Aug 20 1982, 8:05 PM EDT  
Att: 36,328 - Unknown - 78 F


livebaseballscorecards.com

AB 35  
R 13  
H 13  
RBI 10  
BB 4  
SO 3  
LOB 12





Batter	1	2	3	4	5	6	7	8	9	AB	R	H	RBI	BB	SO	LOB	TOP								
<b>Rudy Law, L</b> OBP: 0.363, SLG: 0.426 (1, 8)	0-3 K	0-0 1B			0-0 SH3-4	0-0 FC 5-3		0-0 F8		4	0	1	1	0	1	3	<b>Chicago White Sox @ Kansas City Royals</b> Royals Stadium, Kansas City, MO Sun Aug 22 1982, 4:33 AM EDT Att: 33,731 - Unknown - 91 F  <b>AB 40</b> <b>R 12</b> <b>H 16</b> <b>RBI 10</b> <b>BB 3</b> <b>SO 4</b> <b>LOB 18</b> 								
<b>Tony Bernazard, S</b> OBP: 0.339, SLG: 0.373 (1, 4)	0-3 K	0-0 L6			0-0 SF8	0-0 5-3		0-0 L6		4	0	0	2	0	1	5									
<b>Tom Paciorek, R</b> OBP: 0.368, SLG: 0.497 (1, 3)	0-0 4-3			0-0 5-3				0-0 F8		5	0	1	1	0	0	1									
<b>Mike Squires, L</b> OBP: 0.313, SLG: 0.339 (8, 3)					0-0 F8	0-0 F8		0-0 1B		0	0	0	0	0	0	0									
<b>Greg Luzinski, R</b> OBP: 0.364, SLG: 0.443 (1, 10)		0-0 F9	4-0 G5-4-3 BB		0-0 1B	0-0 2B	0-0 E	0-0 K		4	1	2	0	1	1	2									
<b>Carlton Fisk, R</b> OBP: 0.348, SLG: 0.406 (1, 2)		0-0 WP		0-0 G5-4-3		0-0 2B	0-0 E4	0-0 HR		4	2	2	1	0	0	2									
<b>Jerry Hairston, S</b> OBP: 0.305, SLG: 0.507 (9, PH)		3B		1-2		2H 1B	1-2 G6-4-3			1	1	1	0	0	0	0									
<b>Steve Kemp, L</b> OBP: 0.388, SLG: 0.429 (1, 7)		0-0 2B		0-3 K		0-0 F5	0-0 F8	0-0 HR		5	1	2	2	0	1	3									
<b>Marc Hill, R</b> OBP: 0.292, SLG: 0.348 (9, 2)		3H 2B			0-0 F8	1H 2B	1-2 G6-4-3			0	0	0	0	0	0	0									
<b>Harold Baines, L</b> OBP: 0.312, SLG: 0.454 (1, 9)		1B E			0-0 F8	1H 2B	1-2	0-0 L6		5	2	2	1	0	0	2									
<b>Vance Law, R</b> OBP: 0.343, SLG: 0.372 (1, 5)		0-0 E6		0-0 5-3		0-0 FC		0-0 F8		4	3	2	0	1	0	0									
<b>Bill Almon, R</b> OBP: 0.332, SLG: 0.378 (1, 6)		1H 1B			0-0 1B	0-0 FC	BB	0-0 G3		4	2	3	2	1	0	0									
<b>Inning Stats</b>	R: 0 E: 0 K: 2 S: 7	H: 0 LOB: 0 BB: 0 P: 7	R: 3 E: 1 K: 0 S: 8	H: 6 LOB: 2 BB: 0 P: 8	R: 0 E: 0 K: 1 S: 2	H: 0 LOB: 0 BB: 1 P: 6	R: 0 E: 0 K: 1 S: 5	H: 0 LOB: 0 BB: 0 P: 5	R: 1 E: 0 K: 0 S: 3	H: 0 LOB: 0 BB: 1 P: 7	R: 5 E: 1 K: 0 S: 8	H: 4 LOB: 1 BB: 1 P: 12	R: 0 E: 1 K: 0 S: 4	H: 1 LOB: 0 BB: 0 P: 4	R: 1 E: 0 K: 1 S: 8	H: 3 LOB: 2 BB: 0 P: 8	R: 2 E: 0 K: 0 S: 5	H: 2 LOB: 0 BB: 0 P: 5	1B: 11 2B: 3 3B: 1 HR: 1	SF: 1 SAC: 1 DP: 2 HBP: 0	WP: 1 PB: 0 SB: 1 CS: 0	PA: 45			
<b>PITCHER</b>	IP	WLS	BF	H	R	ER	SO	BB	IBB	HBP	BLK	WP	HR	S	P	ERA	WHIP								
<b>Paul Spittorf, L</b> ERA: 3.76 (1, 1)	5.1	L	25	9	7	7	3	2	0	0	0	1	0	29	37	11.81	2.062								
<b>Dave Frost, R</b> ERA: 5.47 (6, 1)	3.2		20	7	5	4	1	1	0	0	0	0	1	21	25	9.82	2.182								

Batter	1	2	3	4	5	6	7	8	9	AB	R	H	RBI	BB	SO	LOB	BOTTOM								
<b>Willie Wilson, S</b> OBP: 0.366, SLG: 0.444 (1, 7)	0-3 K			0-3 K2-3		0-0 FC6-4			0-0 2B	4	1	1	0	0	2	1	<b>Chicago White Sox @ Kansas City Royals</b> Royals Stadium, Kansas City, MO Sun Aug 22 1982, 4:33 AM EDT Att: 33,731 - Unknown - 91 F  <b>AB 31</b> <b>R 3</b> <b>H 7</b> <b>RBI 3</b> <b>BB 2</b> <b>SO 7</b> <b>LOB 9</b> 								
<b>John Wathan, R</b> OBP: 0.350, SLG: 0.323 (1, 2)	0-0 5-3			0-0 G6-4-3 1B			0-0 1B	0-0 FC5-4 2B	0-0 F9	3	1	2	0	0	0	0									
<b>Don Slaught, R</b> OBP: 0.336, SLG: 0.406 (8, 2)					0-0 G6-4-3 1B			0-0 F8	0-0 WP	1	0	0	0	0	0	1									
<b>Hal McRae, R</b> OBP: 0.385, SLG: 0.549 (1, 10)	0-0 F9			0-0 G6-4-3			0-0 F8	0-0 1H SF8 2B		4	1	1	1	0	0	2									
<b>Amos Otis, R</b> OBP: 0.340, SLG: 0.429 (1, 8)		0-3 K			0-0 F9		0-0 FC5-4 1B	4-0 1B	4-0 BB	3	0	1	0	0	1	0									
<b>Cesar Geronimo, L</b> OBP: 0.299, SLG: 0.465 (8, 8)							2-3 1B	2-3 BB		0	0	0	0	0	0	0									
<b>Lee May, R</b> OBP: 0.391, SLG: 0.520 (9, PH)							1-2 3H			0	0	0	0	1	0	0									
<b>Frank White, R</b> OBP: 0.318, SLG: 0.467 (1, 4)	0-3 K				0-0 F8		0-0 FC5-4	0-0 SF8		3	0	0	2	0	1	1									
<b>Jerry Martin, R</b> OBP: 0.304, SLG: 0.377 (1, 9)	0-0 5-3				0-3 K		0-0 F7	0-0 1B		4	0	1	0	0	1	1									
<b>Willie Aikens, L</b> OBP: 0.323, SLG: 0.405 (1, 3)			0-0 1-3			0-3 K		0-3 K	0-0 6-3	4	0	0	0	0	2	2									
<b>Greg Pryor, R</b> OBP: 0.331, SLG: 0.424 (1, 5)					0-0 1B		0-0 F8	0-0 F7		3	0	1	0	0	0	0									
<b>Onix Concepcion, R</b> OBP: 0.276, SLG: 0.307 (1, 6)				0-0 9-3		0-0 FC6-4 BB		0-0 F9		2	0	0	0	1	0	1									
<b>Inning Stats</b>	R: 0 E: 0 K: 1 S: 5	H: 0 LOB: 0 BB: 0 P: 5	R: 0 E: 0 K: 2 S: 7	H: 0 LOB: 0 BB: 0 P: 7	R: 0 E: 0 K: 0 S: 3	H: 1 LOB: 0 BB: 0 P: 3	R: 0 E: 0 K: 1 S: 5	H: 1 LOB: 0 BB: 0 P: 5	R: 0 E: 0 K: 1 S: 5	H: 0 LOB: 1 BB: 1 P: 9	R: 1 E: 0 K: 0 S: 5	H: 2 LOB: 1 BB: 0 P: 5	R: 0 E: 0 K: 1 S: 5	H: 0 LOB: 0 BB: 0 P: 5	R: 2 E: 0 K: 0 S: 6	H: 3 LOB: 2 BB: 1 P: 10	1B: 5 2B: 3 3B: 0 HR: 0	SF: 1 SAC: 0 DP: 2 HBP: 0	WP: 1 PB: 0 SB: 0 CS: 0	PA: 34					
<b>PITCHER</b>	IP	WLS	BF	H	R	ER	SO	BB	IBB	HBP	BLK	WP	HR	S	P	ERA	WHIP								
<b>Jerry Koosman, L</b> ERA: 3.65 (1, 1)	9.0	W	34	7	3	3	7	2	0	0	0	1	0	46	54	3.00	1.000								

Batter	1	2	3	4	5	6	7	8	9	AB	R	H	RBI	BB	SO	LOB	TOP										
Rudy Law, L OBP: 0.397, SLG: 0.418 (1, 8)	F7		F9			SH5-3	K		K	4	0	0	0	0	2	1	<b>Chicago White Sox @ Cleveland Indians</b> Cleveland Municipal Stadium, Cleveland, OH Mon Aug 23 1982, 7:05 PM EDT Att: 7,603 - Unknown - 71 F										
Tony Bernazard, S OBP: 0.339, SLG: 0.376 (1, 4)	F5			5-3		BB 1B	F6			5	1	2	1	0	0	0											
Harold Baines, L OBP: 0.313, SLG: 0.452 (1, 9)	F8			1B		1B BB			F7	4	1	1	0	1	0	1											
Greg Luzinski, R OBP: 0.369, SLG: 0.444 (8, PR)		CS				4-3 1B				1	0	1	0	3	0	0											
Ron LeFlore, R OBP: 0.332, SLG: 0.395 (8, PR)		BB				1-2 2-3 3H				0	1	0	0	0	0	0											
Steve Kemp, L OBP: 0.389, SLG: 0.428 (1, 7)	K			G5-4-3		1-2 2-3 3H			BB	3	0	1	1	1	1	3											
Tom Paciorek, R OBP: 0.367, SLG: 0.492 (1, 3)				G5-4-3		1-2 2-3 3H			BB	3	0	0	1	1	1	4											
Carlton Fisk, R OBP: 0.349, SLG: 0.405 (1, 2)	F3					1-2 2-3 3H			BB	3	0	1	1	1	0	1											
Vance Law, R OBP: 0.342, SLG: 0.370 (1, 6)						L4			BB	4	0	1	0	0	0	5											
Aurelio Rodriguez, R OBP: 0.247, SLG: 0.305 (8, PH)				CS		F8			FC6-4	3	1	1	0	0	0	1											
Jerry Hairston, S OBP: 0.351, SLG: 0.500 (8, PH)	F9					SH5-3			F9	1	0	0	0	0	0	0											
<b>Inning Stats</b>	R: 0 E: 0 K: 0 S: 3	H: 0 LOB: 0 BB: 0 P: 3	R: 0 E: 0 K: 1 S: 4	H: 0 LOB: 1 BB: 2 P: 12	R: 0 E: 0 K: 0 S: 3	H: 1 LOB: 0 BB: 0 P: 3	R: 0 E: 0 K: 0 S: 4	H: 2 LOB: 1 BB: 0 P: 4	R: 0 E: 0 K: 1 S: 5	H: 0 LOB: 0 BB: 0 P: 5	R: 3 E: 0 K: 0 S: 6	H: 3 LOB: 3 BB: 3 P: 18	R: 0 E: 0 K: 1 S: 5	H: 0 LOB: 0 BB: 0 P: 5	R: 1 E: 0 K: 0 S: 4	H: 1 LOB: 2 BB: 2 P: 12	R: 0 E: 0 K: 1 S: 6	H: 1 LOB: 1 BB: 0 P: 6	1B: 7 2B: 2 3B: 0 HR: 0	SF: 0 SAC: 1 DP: 2 HBP: 0	WP: 0 PB: 0 SB: 1 CS: 2	PA: 39					
<b>PITCHER</b>	IP	WLS	BF	H	R	ER	SO	BB	IBB	HBP	BLK	WP	HR	S	P	ERA	WHIP										
Ed Whitson, R ERA: 4.22 (1, 1)	2.0		8	1	0	0	1	2	0	0	0	0	0	8	16	0.00	1.500										
Rick Waits, L ERA: 5.35 (3, 1)	3.1		15	5	3	3	1	2	0	0	0	0	0	15	23	8.10	2.100										
Bud Anderson, R ERA: 3.38 (6, 1)	2.0		8	0	1	1	1	1	1	0	0	0	0	8	16	4.50	0.500										
Ed Glynn, L ERA: 3.14 (8, 1)	0.0		1	0	0	0	0	1	0	0	0	0	0	4	∞	∞	∞										
Dan Spillner, R ERA: 2.52 (8, 1)	1.2	W	7	2	0	0	1	0	0	0	0	0	0	9	9	0.00	1.200										

Batter	1	2	3	4	5	6	7	8	9	AB	R	H	RBI	BB	SO	LOB	BOTTOM										
Miguel Dilone, S OBP: 0.294, SLG: 0.319 (1, 7)			G6-4-3			CS				2	1	1	0	1	0	1	<b>Chicago White Sox @ Cleveland Indians</b> Cleveland Municipal Stadium, Cleveland, OH Mon Aug 23 1982, 7:05 PM EDT Att: 7,603 - Unknown - 71 F										
Rod Craig, S OBP: 0.270, SLG: 0.254 (7, PH)										1	0	0	0	0	1	1											
Mike Hargrove, L OBP: 0.381, SLG: 0.326 (1, 3)	K		F8			E8				4	1	1	0	0	1	2											
Toby Harrah, R OBP: 0.417, SLG: 0.539 (1, 5)	F8					F7				4	0	0	0	0	0	3											
Andre Thornton, R OBP: 0.400, SLG: 0.512 (1, 10)	K					1-3				3	2	1	0	1	1	3											
Von Hayes, L OBP: 0.306, SLG: 0.398 (1, 9)										4	0	3	3	0	0	0											
Ron Hassey, L OBP: 0.326, SLG: 0.303 (1, 2)										1	0	0	1	1	0	1											
Chris Bando, S OBP: 0.310, SLG: 0.327 (8, PH)										1	0	0	0	0	0	1											
Rick Manning, L OBP: 0.347, SLG: 0.371 (1, 8)										3	0	0	0	1	0	1											
Alan Bannister, R OBP: 0.368, SLG: 0.380 (1, 4)										4	1	1	0	0	0	3											
Larry Milbourne, S OBP: 0.292, SLG: 0.340 (1, 6)										3	0	3	1	0	0	0											
<b>Inning Stats</b>	R: 0 E: 0 K: 2 S: 7	H: 0 LOB: 1 BB: 1 P: 11	R: 0 E: 0 K: 0 S: 3	H: 0 LOB: 1 BB: 1 P: 7	R: 0 E: 0 K: 0 S: 3	H: 1 LOB: 0 BB: 0 P: 3	R: 1 E: 0 K: 0 S: 4	H: 2 LOB: 0 BB: 0 P: 4	R: 0 E: 0 K: 0 S: 3	H: 1 LOB: 0 BB: 0 P: 3	R: 2 E: 1 K: 0 S: 6	H: 3 LOB: 1 BB: 0 P: 6	R: 1 E: 0 K: 1 S: 7	H: 2 LOB: 1 BB: 0 P: 7	R: 1 E: 0 K: 0 S: 4	H: 1 LOB: 2 BB: 2 P: 12	1B: 8 2B: 1 3B: 1 HR: 0	SF: 1 SAC: 0 DP: 1 HBP: 0	WP: 0 PB: 0 SB: 2 CS: 2	PA: 37							
<b>PITCHER</b>	IP	WLS	BF	H	R	ER	SO	BB	IBB	HBP	BLK	WP	HR	S	P	ERA	WHIP										
Jim Siwy, R ERA: 10.29 (1, 1)	5.0		20	6	3	3	2	2	0	0	0	0	0	22	30	5.40	1.600										
Salome Barojas, R ERA: 3.72 (6, 1)	0.2		2	0	0	0	0	0	0	0	0	0	0	2	2	0.00	0.000										
Kevin Hickey, L ERA: 3.55 (6, 1)	1.1		7	3	1	1	1	0	0	0	0	0	0	9	9	6.75	2.250										
Chico Escarrega, R ERA: 3.69 (8, 1)	0.1	L	2	0	1	1	0	1	0	0	0	0	0	1	5	27.00	3.000										
Sparky Lyle, L ERA: 5.11 (8, 1)	0.1		3	1	0	0	0	1	0	0	0	0	0	2	6	0.00	6.000										

AB	31
R	4
H	8
RBI	4
BB	7
SO	4
LOB	16



AB	30
R	5
H	10
RBI	5
BB	4
SO	3
LOB	16



Batter	1	2	3	4	5	6	7	8	9	AB	R	H	RBI	BB	SO	LOB	TOP								
Rudy Law, L OBP: 0.355, SLG: 0.415 Marc Hill, R OBP: 0.301, SLG: 0.358	3-1		1B 2B 1B	1-3		F8			E7 SF8 1B	4	1	1	0	0	0	0	Chicago White Sox @ Cleveland Indians Cleveland Municipal Stadium, Cleveland, OH Tue Aug 24 1982, 7:05 PM EDT Att: 6,575 - Unknown - 72 F								
Tony Bemazard, S OBP: 0.342, SLG: 0.384 Bill Almon, R OBP: 0.331, SLG: 0.376	1B 4-3 1B		1B 2B BB		5-3		HR		K	3	3	2	1	1	0	0									
Harold Baines, L OBP: 0.316, SLG: 0.454	4-3 BB 1B		2B 4-3 1B		2B BB		K		SF8	3	2	2	1	1	1	0									
Greg Luzinski, R OBP: 0.369, SLG: 0.444	4-3 BB		4-3 2B		K		3-1		K	4	0	1	2	1	2	1									
Steve Kemp, L OBP: 0.388, SLG: 0.425 Mike Squires, L OBP: 0.313, SLG: 0.339	4-3		4-3		2B BB		4-3			3	0	0	2	1	0	3									
Tom Paciorek, R OBP: 0.386, SLG: 0.493	K		F3		2B				6-3	4	0	1	1	0	1	3									
Carlton Fisk, R OBP: 0.347, SLG: 0.402 Jerry Hairston, S OBP: 0.310, SLG: 0.520		6-3	5-3		K					3	0	0	0	0	1	3									
Vance Law, R OBP: 0.336, SLG: 0.363		6-3		L7		6-3			2B	4	0	0	0	0	1	1									
Aurelio Rodriguez, R OBP: 0.242, SLG: 0.298		K		6-3		K			F8	4	0	0	0	0	2	1									
<b>Inning Stats</b>	R: 1 E: 0 K: 1 S: 7	H: 2 LOB: 2 BB: 1 P: 11	R: 0 E: 0 K: 1 S: 5	H: 0 LOB: 0 BB: 0 P: 5	R: 3 E: 0 K: 0 S: 6	H: 3 LOB: 1 BB: 1 P: 10	R: 0 E: 0 K: 0 S: 3	H: 0 LOB: 0 BB: 0 P: 3	R: 1 E: 0 K: 2 S: 8	H: 1 LOB: 2 BB: 2 P: 16	R: 0 E: 0 K: 1 S: 5	H: 0 LOB: 0 BB: 0 P: 5	R: 1 E: 0 K: 1 S: 6	H: 1 LOB: 0 BB: 0 P: 6	R: 0 E: 0 K: 1 S: 6	H: 1 LOB: 1 BB: 0 P: 6		R: 1 E: 1 K: 2 S: 8	H: 1 LOB: 0 BB: 0 P: 8	1B: 5 2B: 3 3B: 0 HR: 1	SF: 1 SAC: 0 DP: 0 HBP: 0	WP: 0 PB: 0 SB: 1 CS: 0	PA: 40		
<b>PITCHER</b>	IP	WLS	BF	H	R	ER	SO	BB	IBB	HBP	BLK	WP	HR	S	P	ERA	WHIP								
John Denny, R ERA: 5.4	2.0		13	5	4	4	2	2	0	0	0	0	0	15	23	18.00	3.500								
Rick Waits, L ERA: 5.29	3.0	W	12	1	1	1	2	2	0	0	0	0	0	14	22	3.00	1.000								
Tom Brennan, R ERA: 4.83	4.0	S	15	3	2	1	5	0	0	0	0	0	1	25	25	2.25	0.750								

Batter	1	2	3	4	5	6	7	8	9	AB	R	H	RBI	BB	SO	LOB	BOTTOM								
Miguel Dilone, S OBP: 0.297, SLG: 0.320	2B S 1B		FC6-4 1B BB 1B	F3		1B BB			K	5	3	2	1	1	1	4	Chicago White Sox @ Cleveland Indians Cleveland Municipal Stadium, Cleveland, OH Tue Aug 24 1982, 7:05 PM EDT Att: 6,575 - Unknown - 72 F								
Mike Hargrove, L OBP: 0.385, SLG: 0.333	4-3 1B 2B		1B 1B BB	2B		F9				3	2	2	3	2	0	2									
Toby Harrah, R OBP: 0.419, SLG: 0.542 Jack Perconte, L OBP: 0.296, SLG: 0.281	4-3		1B	F4		1B				5	1	3	2	0	0	2									
Andre Thornton, R OBP: 0.402, SLG: 0.516	HR 1B		2B 1B		6-3	F9				5	1	3	4	0	0	2									
Von Hayes, L OBP: 0.305, SLG: 0.394	F8		K	F5		BB			F8	4	0	0	0	1	1	5									
Ron Hassey, L OBP: 0.328, SLG: 0.315	HR		SH BB F9	K		4-3				4	2	1	2	1	1	4									
Rick Manning, L OBP: 0.347, SLG: 0.371	6-3		1B SH FC6-4 1B	2B 1B		F9			F8	5	2	2	0	0	0	1									
Alan Bannister, R OBP: 0.362, SLG: 0.373		F8	SH FC6-4 1B	F3		K			5-3	4	1	0	0	0	1	1									
Mike Fischlin, R OBP: 0.357, SLG: 0.305 Larry Milbourne, S OBP: 0.297, SLG: 0.348		F7	FC6-4 1B	2B 2B		F9 BB 1B			4-3	0	0	0	0	0	0	0									
<b>Inning Stats</b>	R: 4 E: 0 K: 0 S: 7	H: 4 LOB: 0 BB: 0 P: 7	R: 3 E: 0 K: 1 S: 8	H: 3 LOB: 1 BB: 1 P: 12	R: 4 E: 0 K: 0 S: 8	H: 4 LOB: 3 BB: 2 P: 16	R: 2 E: 0 K: 0 S: 6	H: 3 LOB: 1 BB: 0 P: 6	R: 0 E: 0 K: 1 S: 5	H: 0 LOB: 1 BB: 1 P: 9	R: 1 E: 0 K: 1 S: 7	H: 2 LOB: 2 BB: 1 P: 11	R: 0 E: 0 K: 0 S: 3	H: 0 LOB: 0 BB: 0 P: 3	R: 0 E: 0 K: 1 S: 5	H: 0 LOB: 0 BB: 0 P: 5		1B: 10 2B: 5 3B: 0 HR: 1	SF: 0 SAC: 1 DP: 0 HBP: 0	WP: 0 PB: 0 SB: 2 CS: 0	PA: 46				
<b>PITCHER</b>	IP	WLS	BF	H	R	ER	SO	BB	IBB	HBP	BLK	WP	HR	S	P	ERA	WHIP								
LaMarr Hoyt, R ERA: 3.37	1.2	L	11	5	6	6	0	1	0	0	0	0	0	9	17	67.50	9.000								
Jim Kern, R ERA: 3.4	0.2		9	4	5	5	1	2	0	0	0	0	0	7	7	18.00	4.000								
Dennis Lamp, R ERA: 4.08	1.0		7	4	2	2	0	0	0	0	0	0	0	4	8	0.00	2.000								
Steve Trout, L ERA: 4.34	1.0		5	1	0	0	0	1	0	0	0	0	0	14	18	3.38	1.125								
Chico Escarrega, R ERA: 3.69	2.2		11	2	1	1	2	1	0	0	0	0	0	14	18	3.38	1.125								
<b>PITCHER</b>	IP	WLS	BF	H	R	ER	SO	BB	IBB	HBP	BLK	WP	HR	S	P	ERA	WHIP								
Sparky Lyle, L ERA: 4.97	1.0		3	1	0	0	1	0	0	0	0	0	0	5	5	0.00	0.000								

Batter	1	2	3	4	5	6	7	8	9	AB	R	H	RBI	BB	SO	LOB	TOP			
Rudy Law, L OBP: 0.354, SLG: 0.410 (1, 8)	F7			BB 2B BB	F8		F9			3	1	0	0	1	0	1	<b>Chicago White Sox @ Cleveland Indians</b> Cleveland Municipal Stadium, Cleveland, OH Wed Aug 25 1982, 7:05 PM EDT Alt: 8,461 - Unknown - 68 F			
Tony Bernazard, S OBP: 0.340, SLG: 0.380 (1, 4)	K			K	3-1		5-3			4	0	0	0	0	2	2				
Harold Baines, L OBP: 0.317, SLG: 0.453 (1, 9)	3-1			BB 2B BB	K			E S 4-3 1B		3	2	1	0	1	1	0				
Greg Luzinski, R OBP: 0.368, SLG: 0.442 (1, 10)		6-3		BB 2B E BB		F8		K		3	1	0	0	1	1	1				
Steve Kemp, L OBP: 0.387, SLG: 0.426 (1, 7)	F8			E SH1-3 2B		4-3		4-3		4	1	1	3	0	0	0				
Carlton Fisk, R OBP: 0.346, SLG: 0.398 (1, 2)	K			SH1-3 E BB		E3		K		3	0	0	0	1	2	0				
Mike Squires, L OBP: 0.304, SLG: 0.328 (1, 3)			4-3	E6 SH1-3		3-1			E4 G6-4-3	4	0	0	1	0	0	3				
Vance Law, R OBP: 0.336, SLG: 0.363 (1, 5)			K	SH1-3					K	3	0	1	1	0	2	1				
Aurelio Rodriguez, R OBP: 0.242, SLG: 0.298 (9, 5)			K	SH1-3					K	0	0	0	0	0	0	0				
Bill Almon, R OBP: 0.327, SLG: 0.371 (1, 6)			K	F9			F9		G6-4-3	4	0	0	0	0	1	4				
<b>Inning Stats</b>	R: 0 E: 0 K: 1 S: 5	H: 0 LOB: 0 BB: 0 P: 5	R: 0 E: 0 K: 1 S: 5	H: 0 LOB: 0 BB: 0 P: 5	R: 0 E: 0 K: 2 S: 7	H: 0 LOB: 0 BB: 0 P: 7	R: 4 E: 1 K: 1 S: 7	H: 1 LOB: 2 BB: 4 P: 23	R: 0 E: 0 K: 0 S: 4	H: 0 LOB: 0 BB: 0 P: 4	R: 0 E: 0 K: 0 S: 4	H: 1 LOB: 1 BB: 0 P: 4	R: 1 E: 0 K: 2 S: 8	H: 1 LOB: 0 BB: 0 P: 8	R: 0 E: 1 K: 1 S: 5	H: 0 LOB: 0 BB: 0 P: 5	1B: 2 2B: 1 3B: 0 HR: 0	SF: 0 SAC: 1 DP: 1 HBP: 0	WP: 0 PB: 0 CS: 2	PA: 36
<b>PITCHER</b> Len Barker, R ERA: 3.58 (1, 1)	IP: 9.0 WLS: L BF: 36	H: 3 R: 5 ER: 3 SO: 9	BB: 4 IBB: 0 HBP: 0 BLK: 0	WP: 0 HR: 0 S: 50 P: 66	ERA: 3.00 WHIP: 0.778	<b>PITCHER</b>	IP: 9.0 WLS: L BF: 36	H: 3 R: 5 ER: 3 SO: 9	BB: 4 IBB: 0 HBP: 0 BLK: 0	WP: 0 HR: 0 S: 50 P: 66	ERA: 3.00 WHIP: 0.778	<b>PITCHER</b>	IP: 9.0 WLS: L BF: 36	H: 3 R: 5 ER: 3 SO: 9	BB: 4 IBB: 0 HBP: 0 BLK: 0	WP: 0 HR: 0 S: 50 P: 66	ERA: 3.00 WHIP: 0.778			

Batter	1	2	3	4	5	6	7	8	9	AB	R	H	RBI	BB	SO	LOB	BOTTOM					
Miguel Dilone, S OBP: 0.295, SLG: 0.318 (1, 7)	G3		2-3			G3		4-3		3	0	0	0	0	0	0	<b>Chicago White Sox @ Cleveland Indians</b> Cleveland Municipal Stadium, Cleveland, OH Wed Aug 25 1982, 7:05 PM EDT Alt: 8,461 - Unknown - 68 F					
Carmen Castillo, R OBP: 0.329, SLG: 0.354 (8, FH) (9, 7)										1	0	0	0	0	0	0						
Mike Hargrove, L OBP: 0.384, SLG: 0.332 (1, 3)	K			1B BB 1B		F8		G3		4	0	1	0	0	1	0						
Toby Harrah, R OBP: 0.421, SLG: 0.545 (1, 5)				1B BB		WP 1B 2B		F8		3	1	2	0	1	0	0						
Andre Thornton, R OBP: 0.403, SLG: 0.515 (1, 10)	K			G4-6-3 1B		BB 1B		K		4	0	2	1	0	2	1						
Von Hayes, L OBP: 0.304, SLG: 0.391 (1, 9)		K		F7		FC6-4 BB		F5		3	0	0	0	1	1	3						
Ron Hassey, L OBP: 0.325, SLG: 0.312 (1, 2)		L4		G4-6-3		FC6-4		F9		2	0	0	0	0	0	3						
Chris Bando, S OBP: 0.307, SLG: 0.322 (6, FH) (7, 2)				1-2		1-2				2	0	0	0	0	0	2						
Rick Manning, L OBP: 0.345, SLG: 0.369 (1, 8)		4-3			K		3-1			3	0	0	0	0	1	0						
Alan Bannister, R OBP: 0.362, SLG: 0.373 (1, 4)			F7		F4		G4-6-3 1B			3	0	1	0	0	0	0						
Larry Milbourne, S OBP: 0.294, SLG: 0.345 (1, 6)			1-3		F7		G4-6-3			3	0	0	0	0	0	1						
<b>Inning Stats</b>	R: 0 E: 0 K: 2 S: 8	H: 1 LOB: 1 BB: 0 P: 8	R: 0 E: 0 K: 1 S: 5	H: 0 LOB: 0 BB: 0 P: 5	R: 0 E: 0 K: 0 S: 3	H: 0 LOB: 0 BB: 0 P: 3	R: 0 E: 0 K: 0 S: 4	H: 2 LOB: 2 BB: 1 P: 8	R: 0 E: 0 K: 1 S: 5	H: 0 LOB: 0 BB: 0 P: 5	R: 1 E: 0 K: 0 S: 5	H: 2 LOB: 2 BB: 1 P: 9	R: 0 E: 0 K: 0 S: 3	H: 1 LOB: 0 BB: 0 P: 3	R: 0 E: 0 K: 0 S: 3	H: 0 LOB: 0 BB: 0 P: 3	R: 0 E: 0 K: 1 S: 5	H: 0 LOB: 0 BB: 0 P: 5	1B: 5 2B: 1 3B: 0 HR: 0	SF: 0 SAC: 0 DP: 2 HBP: 0	WP: 1 PB: 0 CS: 0	PA: 33
<b>PITCHER</b> Richard Dotson, R ERA: 4.15 (1, 1)	IP: 5.2 WLS: W BF: 23	H: 5 R: 1 ER: 1 SO: 4	BB: 2 IBB: 0 HBP: 0 BLK: 0	WP: 1 HR: 0 S: 29 P: 37	ERA: 1.59 WHIP: 1.235	<b>PITCHER</b>	IP: 5.2 WLS: S BF: 10	H: 1 R: 0 ER: 0 SO: 1	BB: 0 IBB: 0 HBP: 0 BLK: 0	WP: 0 HR: 0 S: 12 P: 12	ERA: 0.00 WHIP: 0.300	<b>PITCHER</b>	IP: 5.2 WLS: S BF: 10	H: 1 R: 0 ER: 0 SO: 1	BB: 0 IBB: 0 HBP: 0 BLK: 0	WP: 0 HR: 0 S: 12 P: 12	ERA: 0.00 WHIP: 0.300					



Batter	1	2	3	4	5	6	7	8	9	AB	R	H	RBI	BB	SO	LOB	TOP										
Willie Wilson, S OBP: 0.370, SLG: 0.444 (1, 7)										5	1	1	0	0	1	2											
U L Washington, S OBP: 0.324, SLG: 0.390 (1, 6)										5	2	3	1	0	0	4											
George Brett, L OBP: 0.387, SLG: 0.533 (1, 5)										5	3	4	2	0	0	1											
Amos Otis, R OBP: 0.335, SLG: 0.420 Cesar Geronimo, L OBP: 0.299, SLG: 0.465 (8, 8)										4	0	0	3	0	0	1											
Hal McRae, R OBP: 0.384, SLG: 0.544 (1, 10)										4	1	1	1	1	2	1											
Frank White, R OBP: 0.318, SLG: 0.464 (1, 4)										5	1	2	2	0	0	2											
Willie Aikens, L OBP: 0.325, SLG: 0.409 Greg Pryor, R OBP: 0.322, SLG: 0.407 (9, 3)										5	1	2	1	0	1	1											
Jerry Martin, R OBP: 0.303, SLG: 0.374 (1, 9)										5	0	1	0	0	2	2											
John Wathan, R OBP: 0.356, SLG: 0.339 Don Slaught, R OBP: 0.339, SLG: 0.406 (8, 2)										3	1	2	0	1	0	0											
<b>Inning Stats</b>	R: 2 E: 0 K: 1 S: 7	H: 2 LOB: 1 BB: 1 P: 11	R: 7 E: 0 K: 1 S: 11	H: 6 LOB: 1 BB: 1 P: 16	R: 0 E: 0 K: 0 S: 4	H: 1 LOB: 1 BB: 0 P: 4	R: 0 E: 0 K: 2 S: 8	H: 1 LOB: 1 BB: 0 P: 8	R: 0 E: 0 K: 0 S: 4	H: 1 LOB: 0 BB: 0 P: 4	R: 0 E: 0 K: 0 S: 5	H: 3 LOB: 2 BB: 0 P: 5	R: 0 E: 0 K: 1 S: 6	H: 1 LOB: 1 BB: 0 P: 6	R: 0 E: 0 K: 1 S: 6	H: 1 LOB: 1 BB: 0 P: 6	1B: 13 2B: 2 3B: 2 HR: 0	SF: 1 SAC: 0 DP: 1 HBP: 1	WP: 0 PB: 1 SB: 1 CS: 0	PA: 46							
<b>PITCHER</b>	IP	WLS	BF	H	R	ER	SO	BB	IBB	HBP	BLK	WP	HR	S	P	ERA	WHIP										
Britt Burns, L ERA: 3.61 (1, 1)	1.1	L	12	5	7	7	2	2	0	1	0	0	0	13	22	47.25	5.250										
Chico Escarrega, R ERA: 3.94 (2, 1)	0.1		3	2	1	1	0	0	0	0	0	0	0	3	3	27.00	6.000										
Kevin Hickey, L ERA: 3.34 (2, 1)	3.1		14	4	1	1	2	0	0	0	0	0	0	18	18	2.70	1.200										
Dennis Lamp, R ERA: 4.08 (6, 1)	2.0		9	4	1	1	0	0	0	0	0	0	0	9	9	4.50	2.000										
Steve Trout, L ERA: 4.29 (8, 1)	2.0		8	2	0	0	2	0	0	0	0	0	0	12	12	0.00	1.000										

**Kansas City Royals @ Chicago White Sox**  
Comiskey Park, Chicago, IL  
Sat Aug 28 1982, 8:05 PM EDT  
Att: 24,381 - Unknown - 61 F

AB 42  
R 10  
H 17  
RBI 10  
BB 2  
SO 6  
LOB 14

Batter	1	2	3	4	5	6	7	8	9	AB	R	H	RBI	BB	SO	LOB	BOTTOM										
Ron LeFlore, R OBP: 0.331, SLG: 0.392 (1, 8)										4	0	1	0	0	3	0											
Tony Bernazard, S OBP: 0.338, SLG: 0.376 Bill Almon, R OBP: 0.326, SLG: 0.370 (7, 6)										3	0	0	0	0	1	1											
Harold Baines, L OBP: 0.320, SLG: 0.457 (1, 9)										3	0	2	0	1	0	0											
Greg Luzinski, R OBP: 0.366, SLG: 0.436 (1, 10)										4	0	0	0	0	1	3											
Carlton Fisk, R OBP: 0.345, SLG: 0.407 Marc Hill, R OBP: 0.301, SLG: 0.358 (8, 2)										3	1	1	1	0	0	1											
Steve Kemp, L OBP: 0.386, SLG: 0.422 Jerry Hairston, S OBP: 0.310, SLG: 0.520 (8, 7)										3	0	0	0	0	0	1											
Chris Nyman, R OBP: 0.167, SLG: 0.167 (1, 3)										3	0	1	0	0	0	0											
Vance Law, R OBP: 0.328, SLG: 0.353 (7, 4)										3	0	0	0	0	0	1											
Aurelio Rodriguez, R OBP: 0.239, SLG: 0.293 (1, 5)										3	0	0	0	0	0	0											
<b>Inning Stats</b>	R: 0 E: 0 K: 0 S: 3	H: 1 LOB: 0 BB: 0 P: 3	R: 1 E: 0 K: 1 S: 7	H: 2 LOB: 1 BB: 0 P: 7	R: 0 E: 0 K: 2 S: 7	H: 0 LOB: 0 BB: 0 P: 7	R: 0 E: 0 K: 0 S: 3	H: 1 LOB: 0 BB: 0 P: 3	R: 0 E: 0 K: 1 S: 5	H: 0 LOB: 0 BB: 0 P: 5	R: 0 E: 0 K: 0 S: 4	H: 1 LOB: 1 BB: 0 P: 4	R: 0 E: 0 K: 0 S: 3	H: 0 LOB: 0 BB: 0 P: 3	R: 0 E: 0 K: 1 S: 5	H: 0 LOB: 1 BB: 1 P: 9	1B: 3 2B: 1 3B: 0 HR: 1	SF: 0 SAC: 0 DP: 1 HBP: 0	WP: 0 PB: 0 SB: 0 CS: 1	PA: 31							
<b>PITCHER</b>	IP	WLS	BF	H	R	ER	SO	BB	IBB	HBP	BLK	WP	HR	S	P	ERA	WHIP										
Vida Blue, L ERA: 3.63 (1, 1)	7.0	W	24	5	1	1	4	1	0	0	0	0	0	8	12	0.00	0.500										
Bill Castro, R ERA: 2.93 (8, 1)	2.0		7	0	0	0	1	1	0	0	0	0	0	8	12	0.00	0.500										

**Kansas City Royals @ Chicago White Sox**  
Comiskey Park, Chicago, IL  
Sat Aug 28 1982, 8:05 PM EDT  
Att: 24,381 - Unknown - 61 F

AB 30  
R 1  
H 5  
RBI 1  
BB 1  
SO 5  
LOB 7




Batter	1	2	3	4	5	6	7	8	9	AB	R	H	RBI	BB	SO	LOB	TOP										
Willie Wilson, S OBP: 0.370, SLG: 0.448 (1, 7)	F8	F8 S 1B		1-3		3-1			SF9 3B	5	1	2	1	0	0	1											
U L Washington, S OBP: 0.322, SLG: 0.386 (1, 6)	2B BB	F8			4-3		L8		SF9 3B	3	1	0	1	1	0	1											
George Brett, L OBP: 0.391, SLG: 0.541 (1, 5)	2B BB	F6			BB 1B				1B 1B	4	2	3	1	1	0	1											
Amos Otis, R OBP: 0.338, SLG: 0.423 (1, 8)	1B 2B	F9			1B BB		5-3		BB 1B	4	1	2	2	1	0	1											
Hal McRae, R OBP: 0.384, SLG: 0.541 (1, 10)	1B 1B		F5		F2		F7		G4-6-3 BB	4	1	1	1	1	0	2											
Willie Aikens, L OBP: 0.324, SLG: 0.406 (1, 3)	FC5 1B		F2		K			K	G4-6-3 1-2f	5	0	1	0	0	2	5											
Jerry Martin, R OBP: 0.305, SLG: 0.374 (1, 9)	1B		4-3			E BB		4-3		3	0	1	1	1	0	0											
Frank White, R OBP: 0.316, SLG: 0.460 (1, 4)	F5			K		F8		F3		4	0	0	0	0	1	3											
John Wathan, R OBP: 0.355, SLG: 0.338 (1, 2)	FC5 2-3f		5-3			L4			3B 1B	4	1	1	0	0	0	3											
<b>Inning Stats</b>	R: 4 E: 0 K: 0 S: 7	H: 4 LOB: 2 BB: 2 P: 15	R: 0 E: 0 K: 0 S: 4	H: 1 LOB: 1 BB: 0 P: 4	R: 0 E: 0 K: 1 S: 3	H: 0 LOB: 0 BB: 0 P: 3	R: 0 E: 0 K: 1 S: 5	H: 0 LOB: 0 BB: 0 P: 5	R: 0 E: 0 K: 1 S: 6	H: 1 LOB: 2 BB: 1 P: 10	R: 1 E: 0 K: 0 S: 4	H: 1 LOB: 0 BB: 0 P: 4	R: 0 E: 0 K: 1 S: 5	H: 0 LOB: 0 BB: 0 P: 5	R: 2 E: 0 K: 0 S: 6	H: 4 LOB: 2 BB: 1 P: 10	1B: 8 2B: 1 3B: 1 HR: 1	SF: 1 SAC: 0 DP: 1 HBP: 0	WP: 0 PB: 0 SB: 2 CS: 0	PA: 42							
<b>PITCHER</b>	IP	WLS	BF	H	R	ER	SO	BB	IBB	HBP	BLK	WP	HR	S	P	ERA	WHIP										
LaMarr Hoyt, R ERA: 3.48 (1, 1)	7.0	L	32	7	5	5	2	4	0	0	0	0	1	32	48	6.43	1.571										
Jim Kern, R ERA: 3.55 (8, 1)	1.0		3	0	0	0	1	0	0	0	0	0	0	5	5	0.00	0.000										
Sparky Lyle, L ERA: 4.89 (9, 1)	1.0		7	4	2	2	0	1	0	0	0	0	0	6	10	18.00	5.000										

**Kansas City Royals @ Chicago White Sox**  
Comiskey Park, Chicago, IL  
Sun Aug 29 1982, 4:33 AM EDT  
Att: 26,181 - Unknown - 69 F

livebaseballscorecards.com

**AB 36**  
**R 7**  
**H 11**  
**RBI 7**  
**BB 5**  
**SO 3**  
**LOB 17**




Batter	1	2	3	4	5	6	7	8	9	AB	R	H	RBI	BB	SO	LOB	BOTTOM										
Jerry Hairston, S OBP: 0.303, SLG: 0.494 (1, 8)	FC6-4 BB		K		K			K	FC4-6 1-2f	4	0	0	0	1	3	2											
Vance Law, R OBP: 0.323, SLG: 0.347 (1, 4)	FC6-4 1-2f		F6			5-3		L5		4	0	0	0	0	0	1											
Harold Baines, L OBP: 0.323, SLG: 0.461 (1, 9)	3-1			1B FC3-6 1B					1B 2B	4	2	3	0	0	0	1											
Greg Luzinski, R OBP: 0.365, SLG: 0.435 (1, 10)	F4			FC3-6 1B		F7		F3		4	0	1	0	0	0	3											
Carlton Fisk, R OBP: 0.344, SLG: 0.405 (1, 2)			F9		L6		K		1B 1B	4	1	1	1	0	1	3											
Steve Kemp, L OBP: 0.386, SLG: 0.423 (1, 7)		F5		FC3-6 1-2f		FC1-6 1B			1B 1B	4	1	2	1	0	0	1											
Chris Nyman, R OBP: 0.179, SLG: 0.179 (1, 3)				L6		FC1-6 CS		F9		4	0	1	0	0	0	4											
Aurelio Rodriguez, R OBP: 0.239, SLG: 0.292 (1, 5)		L7			F7		F9		1B 1B	4	0	1	1	0	0	2											
Bill Almon, R OBP: 0.323, SLG: 0.366 Mike Squires, L OBP: 0.305, SLG: 0.328 (9, PH)			F8		K			5-3	FC4-6 1-2f	3	0	0	0	0	1	0											
<b>Inning Stats</b>	R: 0 E: 1 K: 0 S: 3	H: 0 LOB: 1 BB: 1 P: 7	R: 0 E: 0 K: 0 S: 4	H: 1 LOB: 0 BB: 0 P: 4	R: 0 E: 0 K: 1 S: 5	H: 0 LOB: 0 BB: 0 P: 5	R: 1 E: 0 K: 0 S: 5	H: 2 LOB: 1 BB: 0 P: 5	R: 0 E: 0 K: 2 S: 7	H: 0 LOB: 0 BB: 0 P: 7	R: 0 E: 0 K: 1 S: 6	H: 1 LOB: 1 BB: 0 P: 6	R: 0 E: 0 K: 0 S: 3	H: 1 LOB: 0 BB: 0 P: 3	R: 0 E: 0 K: 1 S: 5	H: 0 LOB: 0 BB: 0 P: 5	R: 3 E: 0 K: 0 S: 8	H: 5 LOB: 2 BB: 0 P: 8	1B: 9 2B: 1 3B: 0 HR: 0	SF: 0 SAC: 0 DP: 0 HBP: 0	WP: 0 PB: 0 SB: 0 CS: 1	PA: 37					
<b>PITCHER</b>	IP	WLS	BF	H	R	ER	SO	BB	IBB	HBP	BLK	WP	HR	S	P	ERA	WHIP										
Larry Gura, L ERA: 4.0 (1, 1)	8.2		35	9	4	4	5	1	0	0	0	0	0	44	48	4.15	1.154										
Dan Quisenberry, R ERA: 2.75 (9, 1)	0.1	S	2	1	0	0	0	0	0	0	0	0	0	2	2	0.00	3.000										

**Kansas City Royals @ Chicago White Sox**  
Comiskey Park, Chicago, IL  
Sun Aug 29 1982, 4:33 AM EDT  
Att: 26,181 - Unknown - 69 F

livebaseballscorecards.com

**AB 36**  
**R 4**  
**H 10**  
**RBI 4**  
**BB 1**  
**SO 5**  
**LOB 17**




Batter	1	2	3	4	5	6	7	8	9	AB	R	H	RBI	BB	SO	LOB	TOP			
Miguel Dilone, S (1, 7) OBP: 0.296, SLG: 0.318	P3		SH1-3			G6-4-3		K		3	0	1	0	0	0	3	<b>Cleveland Indians @ Chicago White Sox</b> Comiskey Park, Chicago, IL Mon Aug 30 1982, 8:05 PM EDT Att: 14,322 - Overcast - 67 F			
Bill Nahorodny, R (8, PH) OBP: 0.246, SLG: 0.426										0	0	0	0	0	0	0				
Jack Perconte, L (8, PH) OBP: 0.295, SLG: 0.280										1	0	0	0	0	1	2				
Rod Craig, S (8, 7) OBP: 0.273, SLG: 0.258										0	0	0	0	0	0	0				
Mike Hargrove, L (1, 3) OBP: 0.383, SLG: 0.331	6-3							P6		4	0	0	0	1	0	3				
Toby Harrah, R (1, 5) OBP: 0.421, SLG: 0.541										4	0	2	0	1	0	2				
Andre Thornton, R (1, 10) OBP: 0.401, SLG: 0.512										3	0	0	0	2	0	3				
Von Hayes, L (1, 9) OBP: 0.297, SLG: 0.380	F5									5	0	0	0	0	0	8				
Ron Hassey, L (1, 2) OBP: 0.332, SLG: 0.319		5-3								3	0	1	0	1	0	0				
Rick Manning, L (1, 8) OBP: 0.345, SLG: 0.367										4	1	2	0	0	0	1	<b>AB 34</b> <b>R 1</b> <b>H 9</b> <b>RBI 1</b> <b>BB 5</b> <b>SO 2</b> <b>LOB 26</b>			
Alan Bannister, R (1, 4) OBP: 0.356, SLG: 0.367										4	0	1	1	0	1	3				
Larry Milbourne, S (1, 6) OBP: 0.294, SLG: 0.350										3	0	2	0	0	0	1				
<b>Inning Stats</b>	R: 0 E: 0 K: 0 S: 4	H: 1 LOB: 2 BB: 1 P: 8	R: 0 E: 0 K: 0 S: 3	H: 0 LOB: 0 BB: 0 P: 3	R: 0 E: 0 K: 0 S: 4	H: 1 LOB: 1 BB: 2 P: 12	R: 0 E: 0 K: 1 S: 6	H: 1 LOB: 1 BB: 0 P: 6	R: 0 E: 0 K: 0 S: 4	H: 2 LOB: 2 BB: 1 P: 8	R: 0 E: 0 K: 0 S: 4	H: 1 LOB: 1 BB: 0 P: 4	R: 1 E: 0 K: 1 S: 7	H: 2 LOB: 2 BB: 0 P: 8	R: 0 E: 0 K: 0 S: 3	H: 0 LOB: 0 BB: 0 P: 3	1B: 5 2B: 4 3B: 0 HR: 0	SF: 0 SAC: 1 DP: 1 HBP: 1	WP: 1 PB: 0 SB: 3 CS: 0	PA: 41
<b>PITCHER</b>	IP WLS BF H R ER SO BB IBB HBP BLK WP HR S P ERA WHIP	7.1 W 35 9 1 1 1 5 0 0 0 0 0 0 32 52 1.23 1.909	0.0 1 0 0 0 0 0 0 0 1 0 0 0 0 1 ∞ ∞	1.2 S 5 0 0 0 1 0 0 0 0 0 1 0 7 7 0.00 0.000																

Batter	1	2	3	4	5	6	7	8	9	AB	R	H	RBI	BB	SO	LOB	BOTTOM			
Rudy Law, L (1, 8) OBP: 0.356, SLG: 0.416	4-3							F8		3	0	2	0	1	0	0	<b>Cleveland Indians @ Chicago White Sox</b> Comiskey Park, Chicago, IL Mon Aug 30 1982, 8:05 PM EDT Att: 14,322 - Overcast - 67 F			
Tony Bemazard, S (1, 4) OBP: 0.335, SLG: 0.382										3	2	1	1	0	0	2				
Harold Baines, L (1, 9) OBP: 0.323, SLG: 0.460										4	1	1	0	0	1	1				
Greg Luzinski, R (1, 10) OBP: 0.366, SLG: 0.439										4	0	2	2	0	2	1				
Carlton Fisk, R (1, 2) OBP: 0.343, SLG: 0.404										4	1	1	0	0	2	2				
Steve Kemp, L (1, 7) OBP: 0.386, SLG: 0.422										3	0	1	0	0	1	2				
Chris Nyman, R (1, 3) OBP: 0.167, SLG: 0.167										2	0	0	0	0	0	2				
Mike Squires, L (7, PH) OBP: 0.303, SLG: 0.326										1	0	0	0	0	0	1				
Vance Law, R (1, 6) OBP: 0.323, SLG: 0.347										3	0	1	1	0	0	0				
Aurelio Rodriguez, R (1, 5) OBP: 0.236, SLG: 0.287										3	0	0	0	0	0	0				
<b>Inning Stats</b>	R: 0 E: 0 K: 1 S: 5	H: 0 LOB: 1 BB: 1 P: 9	R: 1 E: 0 K: 1 S: 6	H: 2 LOB: 0 BB: 0 P: 6	R: 1 E: 0 K: 0 S: 4	H: 2 LOB: 0 BB: 0 P: 4	R: 0 E: 0 K: 1 S: 6	H: 1 LOB: 1 BB: 0 P: 6	R: 0 E: 0 K: 0 S: 4	H: 1 LOB: 1 BB: 0 P: 4	R: 0 E: 0 K: 3 S: 9	H: 0 LOB: 0 BB: 0 P: 9	R: 0 E: 0 K: 0 S: 3	H: 1 LOB: 1 BB: 0 P: 3	R: 2 E: 0 K: 0 S: 5	H: 2 LOB: 1 BB: 0 P: 6	1B: 5 2B: 2 3B: 1 HR: 1	SF: 0 SAC: 0 DP: 0 HBP: 1	WP: 0 PB: 0 SB: 3 CS: 2	PA: 33
<b>PITCHER</b>	IP WLS BF H R ER SO BB IBB HBP BLK WP HR S P ERA WHIP	5.0 L 20 6 2 2 3 1 0 0 0 0 0 0 25 29 3.60 1.400	3.0 2 2 2 3 0 0 1 0 0 0 0 0 17 18 6.00 1.000																	

Batter	1	2	3	4	5	6	7	8	9	AB	R	H	RBI	BB	SO	LOB	TOP					
Miguel Dilone, S (1, 7) OBP: 0.296, SLG: 0.317 Rod Craig, S (9, PH) OBP: 0.269, SLG: 0.254	F9		K		E SH5-3 FC5 1B	F8			G6-4-3	4	1	1	0	0	1	2						
Mike Hargrove, L (1, 3) OBP: 0.385, SLG: 0.333	G3			BB 1B	SH5-3					3	1	2	1	1	0	0						
Toby Harrah, R (1, 5) OBP: 0.422, SLG: 0.540 Chris Bando, S (7, 5) OBP: 0.298, SLG: 0.312	P6			BB 1B	E7 FC5 1B				F8	3	0	1	1	1	0	1						
Andre Thornton, R (1, 10) OBP: 0.401, SLG: 0.511		3-1		FC3-2 1B	FC5 1B					3	2	1	1	1	0	0						
Ron Hassey, L (1, 2) OBP: 0.333, SLG: 0.318 Bill Nahorodny, R (5, PH) OBP: 0.237, SLG: 0.411	G3			1B FC3-2 BB	FC5 1B				1-3	1	0	0	0	1	0	0						
Von Hayes, L (1, 9) OBP: 0.296, SLG: 0.379	P6			FC3-2 1B					6-3	4	0	1	1	0	0	3						
Rick Manning, L (1, 8) OBP: 0.345, SLG: 0.367 Carmen Castillo, R (8, PH) OBP: 0.325, SLG: 0.348			F7		CS	5-3			G3	3	0	1	1	0	0	0						
Alan Bannister, R (1, 4) OBP: 0.355, SLG: 0.369										4	1	1	0	0	0	3						
Larry Milbourne, S (1, 6) OBP: 0.299, SLG: 0.355										4	1	3	0	0	0	1						
<b>Inning Stats</b>	R: 0 E: 0 K: 0 S: 3	H: 0 LOB: 0 BB: 0 P: 3	R: 0 E: 0 K: 0 S: 3	H: 0 LOB: 0 BB: 0 P: 3	R: 0 E: 0 K: 1 S: 6	H: 1 LOB: 1 BB: 0 P: 6	R: 2 E: 0 K: 0 S: 5	H: 3 LOB: 2 BB: 2 P: 13	R: 3 E: 1 K: 0 S: 6	H: 4 LOB: 1 BB: 1 P: 10	R: 0 E: 0 K: 0 S: 4	H: 1 LOB: 0 BB: 0 P: 4	R: 0 E: 0 K: 0 S: 2	H: 0 LOB: 0 BB: 1 P: 6	R: 0 E: 0 K: 0 S: 3	H: 0 LOB: 0 BB: 0 P: 3	R: 1 E: 1 K: 0 S: 5	H: 2 LOB: 1 BB: 0 P: 5	1B: 10 2B: 1 3B: 0 HR: 0	SF: 0 SAC: 1 DP: 3 HBP: 0	WP: 0 PB: 0 SB: 0 CS: 1	PA: 40
<b>PITCHER</b>	IP	WLS	BF	H	R	ER	SO	BB	IBB	HBP	BLK	WP	HR	S	P	ERA	WHIP					
Dennis Lamp, R (1, 1) ERA: 4.27	4.1		22	7	5	5	1	2	1	0	0	0	0	21	33	10.38	2.077					
Kevin Hickey, L (5, 1) ERA: 3.11	4.2	W	17	4	1	0	0	1	0	0	0	0	0	16	20	0.00	1.071					

**Cleveland Indians @ Chicago White Sox**  
Comiskey Park, Chicago, IL  
Tue Aug 31 1982, 8:05 PM EDT  
Att: 9,058 - Cloudy - 70 F


AB 34  
R 6  
H 11  
RBI 6  
BB 4  
SO 1  
LOB 15



Batter	1	2	3	4	5	6	7	8	9	AB	R	H	RBI	BB	SO	LOB	BOTTOM				
Rudy Law, L (1, 8) OBP: 0.397, SLG: 0.414			4-3			K				4	0	1	0	1	1	3					
Tony Bemazzard, S (1, 4) OBP: 0.336, SLG: 0.378	K		E4			F8	F2			5	0	0	0	0	2	5					
Harold Baines, L (1, 9) OBP: 0.321, SLG: 0.459	F8		L4			F7	F7			5	1	1	1	0	0	2					
Greg Luzinski, R (1, 10) OBP: 0.370, SLG: 0.448	K									4	4	3	1	1	1	1					
Steve Kemp, L (1, 7) OBP: 0.388, SLG: 0.430 Jerry Hairston, S (8, 7) OBP: 0.303, SLG: 0.494										4	2	2	2	1	1	1					
Carlton Fisk, R (1, 2) OBP: 0.344, SLG: 0.409 Marc Hill, R (9, 2) OBP: 0.301, SLG: 0.358										0	0	0	0	0	0	0					
Mike Squires, L (1, 3) OBP: 0.306, SLG: 0.324	F7									5	1	2	1	0	0	2					
Vance Law, R (1, 6) OBP: 0.325, SLG: 0.352	F9									0	0	0	0	0	0	0					
Aurelio Rodriguez, R (1, 5) OBP: 0.246, SLG: 0.303	K									4	1	3	3	0	1	1					
<b>Inning Stats</b>	R: 0 E: 0 K: 2 S: 8	H: 1 LOB: 1 BB: 0 P: 8	R: 1 E: 0 K: 1 S: 7	H: 2 LOB: 1 BB: 0 P: 7	R: 0 E: 0 K: 0 S: 3	H: 0 LOB: 0 BB: 0 P: 3	R: 3 E: 0 K: 1 S: 9	H: 5 LOB: 2 BB: 1 P: 13	R: 1 E: 0 K: 1 S: 7	H: 2 LOB: 1 BB: 0 P: 7	R: 8 E: 2 K: 1 S: 11	H: 4 LOB: 1 BB: 3 P: 23	R: 1 E: 0 K: 0 S: 4	H: 1 LOB: 0 BB: 0 P: 4	R: 0 E: 0 K: 1 S: 5	H: 0 LOB: 0 BB: 0 P: 5	1B: 9 2B: 3 3B: 1 HR: 2	SF: 0 SAC: 0 DP: 1 HBP: 0	WP: 1 PB: 0 SB: 2 CS: 0	PA: 44	
<b>PITCHER</b>	IP	WLS	BF	H	R	ER	SO	BB	IBB	HBP	BLK	WP	HR	S	P	ERA	WHIP				
Len Barker, R (1, 1) ERA: 3.8	5.0	L	27	12	7	7	5	1	0	0	0	0	0	36	40	12.60	2.600				
Ed Glynn, L (6, 1) ERA: 3.73	0.2		5	1	0	0	1	1	1	0	0	0	0	5	13	0.00	3.000				
Bud Anderson, R (6, 1) ERA: 3.43	2.1		12	2	7	1	1	0	1	0	0	0	1	13	17	3.86	0.857				

**Cleveland Indians @ Chicago White Sox**  
Comiskey Park, Chicago, IL  
Tue Aug 31 1982, 8:05 PM EDT  
Att: 9,058 - Cloudy - 70 F

AB 40  
R 14  
H 15  
RBI 10  
BB 4  
SO 7  
LOB 19




Batter	1	2	3	4	5	6	7	8	9	AB	R	H	RBI	BB	SO	LOB	TOP			
Larry Milbourne, S OBP: 0.296, SLG: 0.350 (1, 4)	F9		K			6-3			K	4	0	0	0	0	2	1				
Mike Hargrove, L OBP: 0.383, SLG: 0.331 Rod Craig, S OBP: 0.279, SLG: 0.266 (1, 3) (9, PH)	6-3			F7			K		G6-4-3 1B	3	0	0	0	0	1	0				
Toby Harrah, R OBP: 0.419, SLG: 0.536 (1, 5)	6-3			F9			F8		G6-4-3 1-2	4	0	0	0	0	0	1				
Andre Thornton, R OBP: 0.399, SLG: 0.507 (1, 10)		F8		K			P4			3	0	0	0	0	1	0				
Alan Bannister, R OBP: 0.351, SLG: 0.365 (8, 8)	F9				4-3				F3	3	0	0	0	0	0	0				
Chris Bando, S OBP: 0.299, SLG: 0.313 (1, 2)	P6				K				1B BB 1B	3	0	1	0	0	1	0				
Rick Manning, L OBP: 0.343, SLG: 0.366 Kevin Rhombert, R OBP: 0.279, SLG: 0.266 (8, PH) (8, 7)			K		F8				1B BB 1-2	2	0	0	0	0	1	0				
Carmen Castillo, R OBP: 0.325, SLG: 0.347 (1, 9)						5-3			K	3	0	1	0	0	1	2				
Jerry Dybzinski, R OBP: 0.301, SLG: 0.272 (1, 6)							F8		1-2 2-3 1B	2	0	1	0	1	0	0				
<b>Inning Stats</b>	R: 0 E: 0 K: 0 S: 3	H: 0 LOB: 0 BB: 0 P: 3	R: 0 E: 0 K: 0 S: 3	H: 0 LOB: 0 BB: 0 P: 3	R: 0 E: 0 K: 2 S: 7	H: 1 LOB: 1 BB: 1 P: 11	R: 0 E: 0 K: 1 S: 5	H: 0 LOB: 0 BB: 0 P: 5	R: 0 E: 0 K: 0 S: 5	H: 0 LOB: 0 BB: 0 P: 5	R: 0 E: 0 K: 1 S: 5	H: 0 LOB: 0 BB: 0 P: 5	R: 0 E: 0 K: 1 S: 6	H: 2 LOB: 2 BB: 1 P: 10	R: 0 E: 0 K: 1 S: 5	H: 1 LOB: 0 BB: 0 P: 5	1B: 4 2B: 0 3B: 0 HR: 0	SF: 0 SAC: 0 DP: 1 HBP: 0	WP: 0 PB: 0 SB: 0 CS: 0	PA: 30
<b>PITCHER</b> Jerry Koosman, L ERA: 3.64 (1, 1)	IP: 9.0 WLS: W BF: 30 H: 4 R: 0 ER: 0 SO: 7 BB: 2 IBB: 0 HBP: 0 BLK: 0 WP: 0 HR: 0 S: 42 P: 50 ERA: 0.00 WHIP: 0.667															<b>PITCHER</b> IP: 9.0 WLS: W BF: 30 H: 4 R: 0 ER: 0 SO: 7 BB: 2 IBB: 0 HBP: 0 BLK: 0 WP: 0 HR: 0 S: 42 P: 50 ERA: 0.00 WHIP: 0.667				

**Cleveland Indians @ Chicago White Sox**  
Comiskey Park, Chicago, IL  
Wed Sep 01 1982, 8:05 PM EDT  
Alt: 8,797 - Unknown - 72 F

livebaseballscores.com

**AB 28**  
**R 0**  
**H 4**  
**RBI 0**  
**BB 2**  
**SO 7**  
**LOB 4**




Batter	1	2	3	4	5	6	7	8	9	AB	R	H	RBI	BB	SO	LOB	BOTTOM			
Rudy Law, L OBP: 0.354, SLG: 0.409 (1, 8)	3-1		K			F8				5	0	1	0	0	1	2				
Tony Bemazzard, S OBP: 0.336, SLG: 0.378 (1, 4)	BB BB 1B		G3			F7				5	0	2	0	0	1	1				
Harold Baines, L OBP: 0.319, SLG: 0.455 (1, 9)	P6		F8			6-3				4	0	0	0	0	0	2				
Greg Luzinski, R OBP: 0.375, SLG: 0.451 (1, 10)	BB 1-2 BB				G6-4-3 BB HBP	1B 2B				1	2	1	0	2	0	0				
Steve Kemp, L OBP: 0.391, SLG: 0.430 (1, 7)	FC6-4 1-2 2-3 BB				G6-4-3 BB	1B 1B				2	2	1	1	2	0	2				
Carlton Fisk, R OBP: 0.345, SLG: 0.410 (1, 2)	FC6-4 1-2				G6-4-3 1-2 2-3	1B 1B				4	1	2	2	0	0	5				
Mike Squires, L OBP: 0.311, SLG: 0.329 (1, 3)					4-3	1-3 2-H 1B				4	1	2	1	0	0	2				
Vance Law, R OBP: 0.323, SLG: 0.348 (1, 6)		6-3				1B				3	0	0	0	1	1	1				
Aurelio Rodriguez, R OBP: 0.246, SLG: 0.302 (1, 5)		F9				1-3 2-H 1B				4	0	1	2	0	0	0				
<b>Inning Stats</b>	R: 0 E: 0 K: 0 S: 4	H: 1 LOB: 3 BB: 2 P: 12	R: 0 E: 0 K: 0 S: 3	H: 1 LOB: 0 BB: 0 P: 3	R: 0 E: 0 K: 1 S: 5	H: 0 LOB: 0 BB: 0 P: 5	R: 0 E: 0 K: 0 S: 2	H: 0 LOB: 1 BB: 1 P: 7	R: 0 E: 0 K: 0 S: 3	H: 0 LOB: 0 BB: 0 P: 3	R: 4 E: 0 K: 0 S: 8	H: 5 LOB: 2 BB: 1 P: 12	R: 2 E: 0 K: 0 S: 5	H: 2 LOB: 1 BB: 1 P: 9	R: 0 E: 0 K: 2 S: 8	H: 1 LOB: 1 BB: 0 P: 8	1B: 9 2B: 1 3B: 0 HR: 0	SF: 0 SAC: 0 DP: 1 HBP: 1	WP: 1 PB: 0 SB: 0 CS: 1	PA: 38
<b>PITCHER</b> Lary Sorensen, R ERA: 4.81 Ed Glynn, L ERA: 4.18 Dan Spillner, R ERA: 2.79 (1, 1) (6, 1) (7, 1)	IP: 5.2 WLS: L BF: 27 H: 7 R: 4 ER: 4 SO: 1 BB: 3 IBB: 1 HBP: 1 BLK: 0 WP: 0 HR: 0 S: 24 P: 41 ERA: 6.35 WHIP: 1.765															<b>PITCHER</b> IP: 5.2 WLS: L BF: 27 H: 7 R: 4 ER: 4 SO: 1 BB: 3 IBB: 1 HBP: 1 BLK: 0 WP: 0 HR: 0 S: 24 P: 41 ERA: 6.35 WHIP: 1.765				

**Cleveland Indians @ Chicago White Sox**  
Comiskey Park, Chicago, IL  
Wed Sep 01 1982, 8:05 PM EDT  
Alt: 8,797 - Unknown - 72 F

livebaseballscores.com

**AB 32**  
**R 6**  
**H 10**  
**RBI 6**  
**BB 5**  
**SO 3**  
**LOB 15**




Batter	1	2	3	4	5	6	7	8	9	10	AB	R	H	RBI	BB	SO	LOB					
<b>George Wright, S</b> OBP: 0.289, SLG: 0.364 (1, 8)	K	F4			5-3 2B		F7		G3		5	0	1	0	0	1	2					
<b>Bill Sample, R</b> OBP: 0.313, SLG: 0.378 (1, 7)	2-3	FC5-4			5-3					F9	4	0	0	0	1	0	3					
<b>Buddy Bell, R</b> OBP: 0.381, SLG: 0.443 (1, 5)	6-3				6-3		4-3			L6	5	0	0	0	0	0	2					
<b>Larry Parrish, R</b> OBP: 0.311, SLG: 0.388 (1, 9)		1B 2B BB	K			F8				5-3	3	1	0	0	2	1	0					
<b>Dave Hostetter, R</b> OBP: 0.269, SLG: 0.481 (1, 3)	K		F7			HR BB		K			3	1	0	0	1	2	2					
<b>Lamar Johnson, R</b> OBP: 0.329, SLG: 0.369 (1, 10)		2B 1B		4-3							3	2	2	2	1	0	0					
<b>Mike Richardt, R</b> OBP: 0.277, SLG: 0.290 (1, 4)		1B 2B		5-3		HR			G6-4-3 BB		4	1	1	1	0	0	2					
<b>Bucky Dent, R</b> OBP: 0.223, SLG: 0.213 (1, 6)		1B 2B		F8		F3			L4		4	0	1	1	0	0	0					
<b>Don Werner, R</b> OBP: 0.246, SLG: 0.241 (1, 2)		1B FC5-4			F9		F7		K		4	0	1	1	0	1	0					
<b>Inning Stats</b>	R: 0 E: 0 K: 1 S: 5	H: 0 LOB: 0 BB: 0 P: 5	R: 3 E: 0 K: 1 S: 9	H: 4 LOB: 2 BB: 13 P: 13	R: 0 E: 0 K: 1 S: 5	H: 0 LOB: 0 BB: 0 P: 5	R: 0 E: 0 K: 0 S: 3	H: 0 LOB: 0 BB: 0 P: 3	R: 0 E: 0 K: 0 S: 4	H: 1 LOB: 1 BB: 0 P: 4	R: 2 E: 0 K: 0 S: 4	H: 1 LOB: 0 BB: 1 P: 8	R: 0 E: 0 K: 1 S: 4	H: 0 LOB: 1 BB: 2 P: 12	R: 0 E: 0 K: 1 S: 5	H: 0 LOB: 0 BB: 0 P: 5	R: 0 E: 0 K: 0 S: 3	H: 0 LOB: 0 BB: 0 P: 3	1B: 3 2B: 2 3B: 0 HR: 1	SF: 0 SAC: 0 DP: 1 HBP: 0	WP: 0 PB: 0 SB: 0 CS: 0	PA: 40
<b>PITCHER</b>	IP	WLS	BF	H	R	ER	SO	BB	IBB	HBP	BLK	WP	HR	S	P	ERA	WHIP					
<b>Britt Burns, L</b> ERA: 3.75 (1, 1)	6.1		27	6	5	5	3	2	0	0	0	0	1	31	39	7.11	1.263					
<b>Salome Barojas, R</b> ERA: 3.52 (7, 1)	1.0		6	0	0	0	1	3	0	0	0	0	0	5	17	0.00	3.000					
<b>Jim Kern, R</b> ERA: 3.36 (8, 1)	2.2	W	7	0	0	0	1	0	0	0	0	0	0	9	9	0.00	0.000					

**TOP**

**Texas Rangers @ Chicago White Sox**  
Comiskey Park, Chicago, IL  
Thu Sep 02 1982, 8:05 PM EDT  
Att: 10,310 - Unknown - 74 F

AB	35
R	5
H	6
RBI	5
BB	5
SO	5
LOB	11




Batter	1	2	3	4	5	6	7	8	9	10	AB	R	H	RBI	BB	SO	LOB							
<b>Rudy Law, L</b> OBP: 0.354, SLG: 0.407 (1, 8)	5-3		G3 BB	S 1B		F8			K		4	0	1	0	1	1	0							
<b>Tony Bernazard, S</b> OBP: 0.335, SLG: 0.380 (1, 4)			G3	L5			4-3		F2		5	0	1	0	0	0	2							
<b>Harold Baines, L</b> OBP: 0.320, SLG: 0.463 (1, 9)	1-3		E7 HR 2B	G3			L4		HR		5	2	2	1	0	0	2							
<b>Greg Luzinski, R</b> OBP: 0.377, SLG: 0.457 (1, 10)					1-3		1B WP 1B		6-3		4	2	2	2	1	0	0							
<b>Steve Kemp, L</b> OBP: 0.391, SLG: 0.426 (1, 7)	4-3				F8					F4	4	1	1	0	1	0	2							
<b>Carlton Fisk, R</b> OBP: 0.346, SLG: 0.408 (1, 2)		K	2B BB				F7		F8		4	0	1	0	1	1	1							
<b>Mike Squires, L</b> OBP: 0.321, SLG: 0.352 (1, 3)		1B 1B			G3			6-3			5	1	3	1	0	0	1							
<b>Vance Law, R</b> OBP: 0.325, SLG: 0.353 (9, 5)					F9		F8		F8		5	0	2	1	0	0	2							
<b>Aurelio Rodriguez, R</b> OBP: 0.243, SLG: 0.297 (1, 5)											3	0	0	0	0	0	2							
<b>Ron Kittle, R</b> (8, PH)											1	0	0	0	0	1	0							
<b>Bill Almon, R</b> OBP: 0.323, SLG: 0.366 (9, 6)					F9		5-3		K		0	0	0	0	0	0	0							
<b>Inning Stats</b>	R: 0 E: 0 K: 0 S: 4	H: 1 LOB: 2 BB: 1 P: 8	R: 0 E: 0 K: 1 S: 6	H: 2 LOB: 1 BB: 6 P: 6	R: 3 E: 1 K: 0 S: 5	H: 3 LOB: 2 BB: 3 P: 17	R: 0 E: 0 K: 0 S: 4	H: 1 LOB: 1 BB: 0 P: 4	R: 0 E: 0 K: 0 S: 4	H: 1 LOB: 1 BB: 0 P: 4	R: 0 E: 0 K: 0 S: 3	H: 0 LOB: 0 BB: 0 P: 3	R: 1 E: 0 K: 1 S: 5	H: 2 LOB: 1 BB: 0 P: 5	R: 0 E: 0 K: 1 S: 5	H: 0 LOB: 0 BB: 0 P: 5	R: 1 E: 0 K: 1 S: 6	H: 1 LOB: 0 BB: 0 P: 6	R: 1 E: 0 K: 0 S: 4	H: 2 LOB: 1 BB: 0 P: 4	1B: 6 2B: 4 3B: 1 HR: 2	SF: 0 SAC: 0 DP: 2 HBP: 0	WP: 1 PB: 0 SB: 1 CS: 0	PA: 44
<b>PITCHER</b>	IP	WLS	BF	H	R	ER	SO	BB	IBB	HBP	BLK	WP	HR	S	P	ERA	WHIP							
<b>Steve Comer, R</b> ERA: 4.29 (1, 1)	9.2	L	43	12	6	6	3	4	0	0	0	1	2	45	61	5.59	1.655							
<b>Danny Darwin, R</b> ERA: 3.23 (10, 1)	0.0		1	1	0	0	0	0	0	0	0	0	0	1	1	∞	∞							

**BOTTOM**

**Texas Rangers @ Chicago White Sox**  
Comiskey Park, Chicago, IL  
Thu Sep 02 1982, 8:05 PM EDT  
Att: 10,310 - Unknown - 74 F

AB	40
R	6
H	13
RBI	5
BB	4
SO	3
LOB	12



Batter	1	2	3	4	5	6	7	8	9	AB	R	H	RBI	BB	SO	LOB	TOP								
George Wright, S OBP: 0.295, SLG: 0.369	0-0 BB 2B 1B	0-0 1-3				0-0 3B 1B	0-0 FC4-6 1B	0-0 1-2 2-3 1B		5	2	4	0	0	0	1									
Pete O'Brien, L OBP: 0.200, SLG: 0.600	0-0 L8		0-0 F7			0-0 1B 3B	0-0 FC4-6 1-2	0-0 1-3		5	1	1	1	0	0	5									
Buddy Bell, R OBP: 0.383, SLG: 0.442	4-0 2B 1-2 BB		4-0 BB			0-0 HR 1B		0-0 F7		3	1	1	1	2	0	0									
Larry Parrish, R OBP: 0.312, SLG: 0.395	0-0 F9		0-0 F7			0-0 3-H 1B		0-0 4-3		4	1	1	2	1	0	3									
Johnny Grubb, L OBP: 0.377, SLG: 0.389 Lamar Johnson, R (5, PH) OBP: 0.326, SLG: 0.366	0-0 1-3 2-H 2B		0-0 G3			0-3 1-H K		0-0 F3		2	0	1	1	0	0	1									
Pat Putnam, L OBP: 0.283, SLG: 0.313 Dave Hostetter, R (5, PH) OBP: 0.308, SLG: 0.479	0-0 6-3					0-0 4-3 BB		0-0 1-3		2	0	0	0	0	0	2									
Jim Sundberg, R OBP: 0.316, SLG: 0.353						0-0 F7		0-0 6-3		4	0	2	0	0	0	1									
Mike Richardt, R OBP: 0.277, SLG: 0.289						0-3 K		0-0 F8		4	0	1	0	0	1	1									
Bucky Dent, R OBP: 0.219, SLG: 0.210						0-0 F9		0-0 F6		4	0	0	0	0	0	3									
<b>Inning Stats</b>	R: 1 E: 0 K: 0 S: 5	H: 2 LOB: 2 BB: 1 P: 9	R: 0 E: 0 K: 0 S: 4	H: 1 LOB: 1 BB: 0 P: 4	R: 0 E: 0 K: 0 S: 3	H: 0 LOB: 1 BB: 1 P: 7	R: 0 E: 0 K: 1 S: 5	H: 0 LOB: 0 BB: 0 P: 5	R: 4 E: 0 K: 1 S: 9	H: 4 LOB: 1 BB: 1 P: 13	R: 0 E: 0 K: 0 S: 4	H: 1 LOB: 0 BB: 0 P: 4	R: 0 E: 0 K: 0 S: 3	H: 0 LOB: 0 BB: 0 P: 3	R: 0 E: 0 K: 0 S: 6	H: 3 LOB: 3 BB: 0 P: 6	R: 0 E: 0 K: 2 S: 7	H: 0 LOB: 1 BB: 1 P: 11	1B: 7 2B: 2 3B: 1 HR: 1	SF: 0 SAC: 0 DP: 0 HBP: 0	WP: 0 PB: 0 SB: 0 CS: 0	PA: 42			
<b>PITCHER</b>	IP	WLS	BF	H	R	ER	SO	BB	IBB	HBP	BLK	WP	HR	S	P	ERA	WHIP								
LaMarr Hoyt, R ERA: 3.64	(1, 1)	4.1	22	7	5	5	1	2	0	0	0	0	1	22	30	10.38	2.077								
Kevin Hickey, L ERA: 3.03	(5, 1)	1.2	7	1	0	0	1	1	0	0	0	0	0	8	12	0.00	1.200								
Warren Brusstar, R ERA: 4.38	(7, 1)	2.0	W	9	3	0	0	0	0	0	0	0	0	9	9	0.00	1.500								
Jim Kern, R ERA: 3.32	(9, 1)	1.0	S	4	0	0	2	1	0	0	0	0	0	7	11	0.00	1.000								

Texas Rangers @ Chicago White Sox  
Comiskey Park, Chicago, IL  
Fri Sep 03 1982, 8:05 PM EDT  
Att: 12,538 - Unknown - 72 F

AB 38  
R 5  
H 11  
RBI 5  
BB 4  
SO 4  
LOB 19



Batter	1	2	3	4	5	6	7	8	9	AB	R	H	RBI	BB	SO	LOB	BOTTOM								
Rudy Law, L OBP: 0.397, SLG: 0.412 Ron Kittle, R (8, PH)	0-0 1B S 1B	0-0 2B 2B	0-0 1-3			0-0 E1		0-0 FC4-6 CS		4	2	2	0	0	0	0									
Ron LeFlore, R (8, PR) OBP: 0.331, SLG: 0.392 Rusty Kuntz, R (9, 8)	0-0 1B 1B	0-0 2B BB				0-0 F8		0-0 CS		3	2	1	0	1	0	1									
Tony Bemazzard, S OBP: 0.336, SLG: 0.380	0-0 1B 1-3 1B	4-0 2B BB				0-0 F8		0-0 CS		3	1	1	1	1	0	3									
Harold Baines, L OBP: 0.321, SLG: 0.462	0-0 BB 1B 1-3 3-H 1B	0-0 L5				4-0 BB		0-0 G3		3	1	1	1	1	0	3									
Greg Luzinski, R OBP: 0.377, SLG: 0.460	0-0 HBP SF9 BB 1-2 3-H 1B	0-0 4-3 2B				0-0 F3		0-0 F9		4	1	2	3	0	0	1									
Steve Kemp, L OBP: 0.390, SLG: 0.426	4-0 SF9 HBP BB 1-2 2-3 BB	0-0 4-3				0-0 4-3		0-0 F5		3	0	0	0	1	0	2									
Carlton Fisk, R OBP: 0.347, SLG: 0.406	1-0 1-2 2-3 3-H HBP	4-0 IBB				0-0 6-3		0-0 5-3		2	0	0	1	1	0	0									
Mike Squires, L OBP: 0.313, SLG: 0.342	0-3 K	0-3 K				0-0 F8		0-0 1-3		4	0	0	0	0	2	5									
Vance Law, R OBP: 0.324, SLG: 0.353	0-0 SF9					0-0 F9		0-0 4-3		3	1	1	1	0	0	0									
Aurelio Rodriguez, R OBP: 0.243, SLG: 0.296	0-0 F9					0-0 F8		0-0 FC4-6 1B		4	0	1	0	0	0	2									
<b>Inning Stats</b>	R: 4 E: 0 K: 1 S: 9	H: 4 LOB: 2 BB: 1 P: 14	R: 2 E: 0 K: 1 S: 7	H: 2 LOB: 2 BB: 2 P: 15	R: 0 E: 0 K: 0 S: 3	H: 0 LOB: 0 BB: 0 P: 3	R: 0 E: 0 K: 0 S: 3	H: 0 LOB: 1 BB: 1 P: 7	R: 0 E: 0 K: 0 S: 3	H: 0 LOB: 0 BB: 0 P: 3	R: 0 E: 0 K: 0 S: 4	H: 0 LOB: 0 BB: 0 P: 4	R: 0 E: 0 K: 0 S: 3	H: 0 LOB: 0 BB: 0 P: 3	R: 1 E: 0 K: 0 S: 4	H: 2 LOB: 1 BB: 0 P: 4	1B: 6 2B: 2 3B: 0 HR: 0	SF: 1 SAC: 0 DP: 0 HBP: 1	WP: 0 PB: 0 SB: 1 CS: 1	PA: 38					
<b>PITCHER</b>	IP	WLS	BF	H	R	ER	SO	BB	IBB	HBP	BLK	WP	HR	S	P	ERA	WHIP								
Dave Schmidt, R ERA: 3.29	(1, 1)	0.0	L	6	4	4	4	0	0	0	0	0	0	32	44	3.38	0.750								
Rick Honeycutt, L ERA: 5.11	(1, 1)	8.0		31	4	3	3	2	2	1	0	0	0	0	0	0	0								

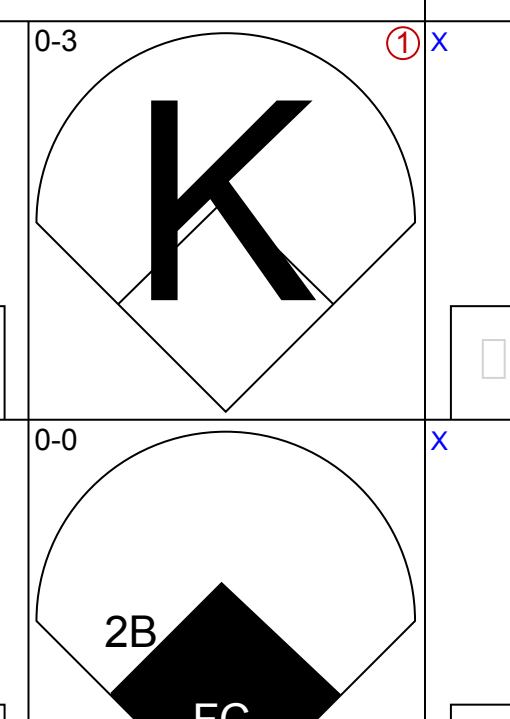
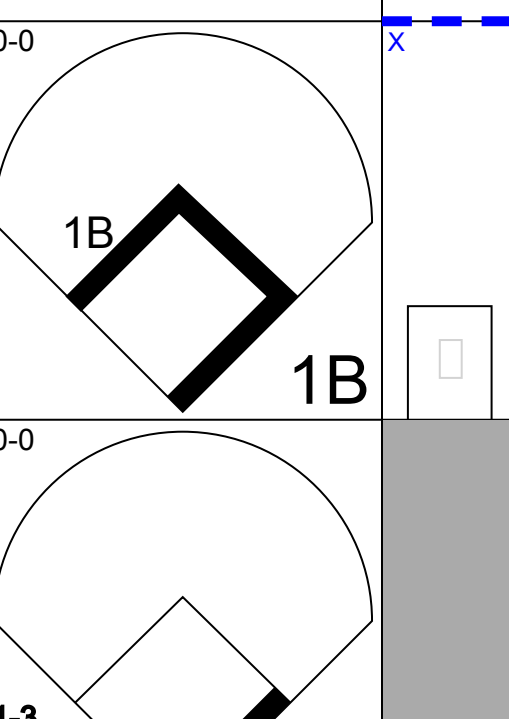
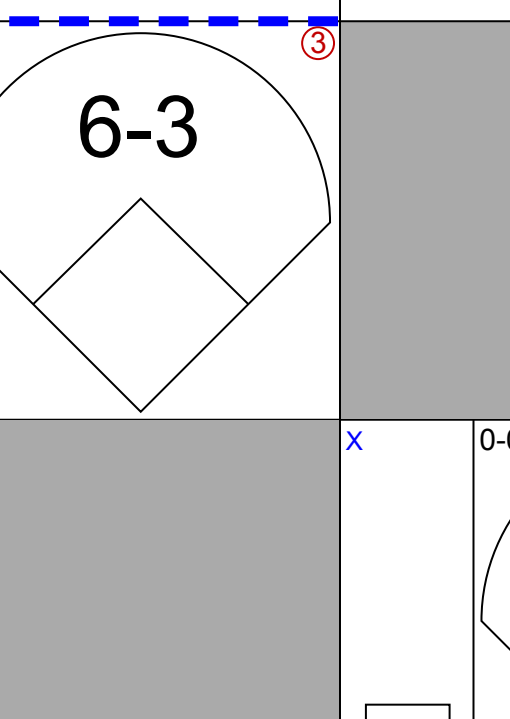
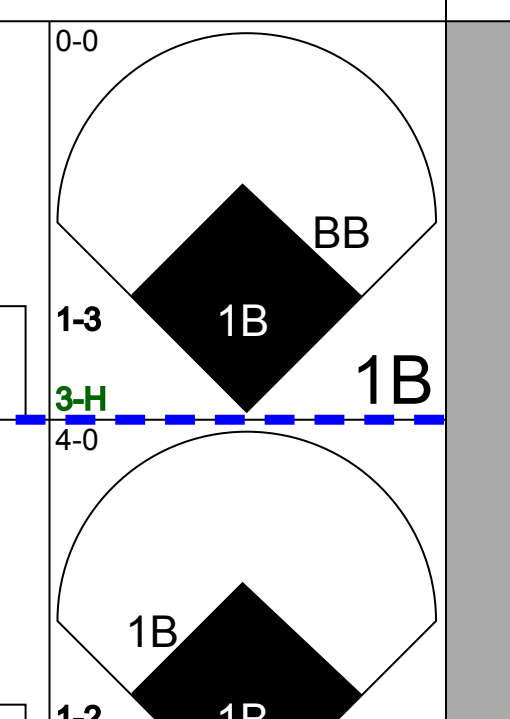
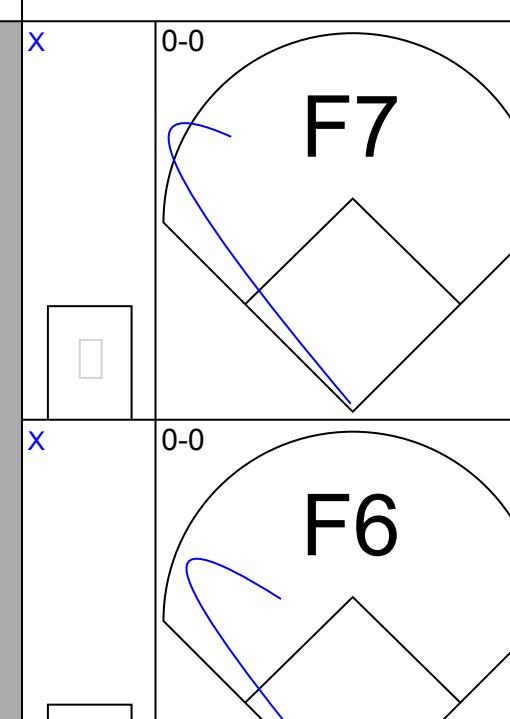
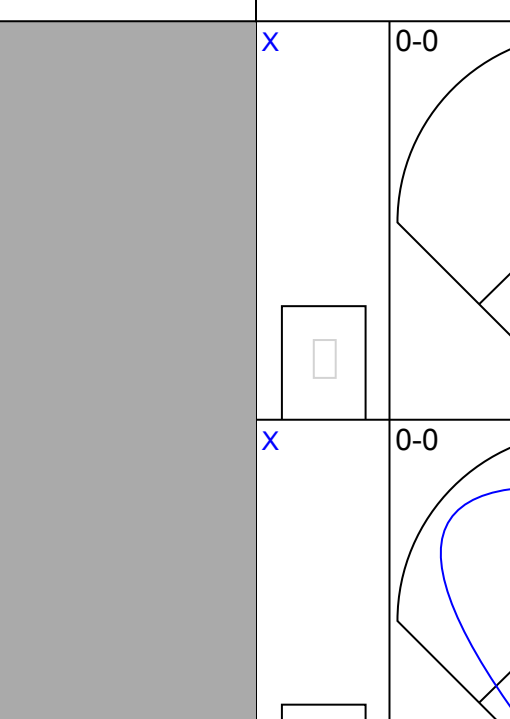
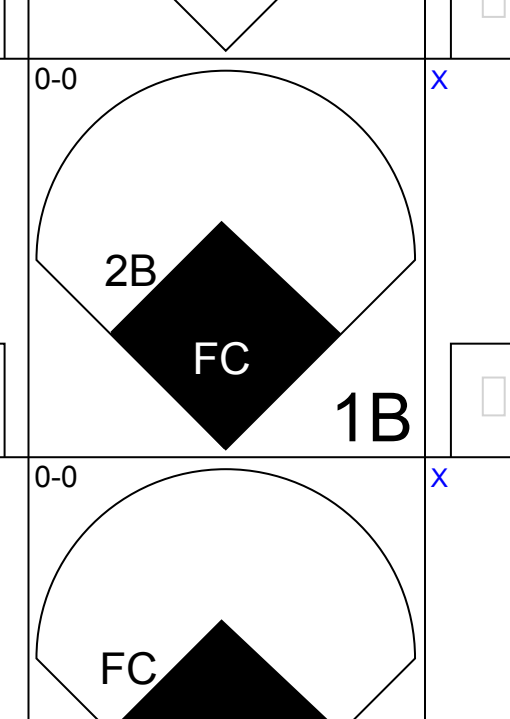
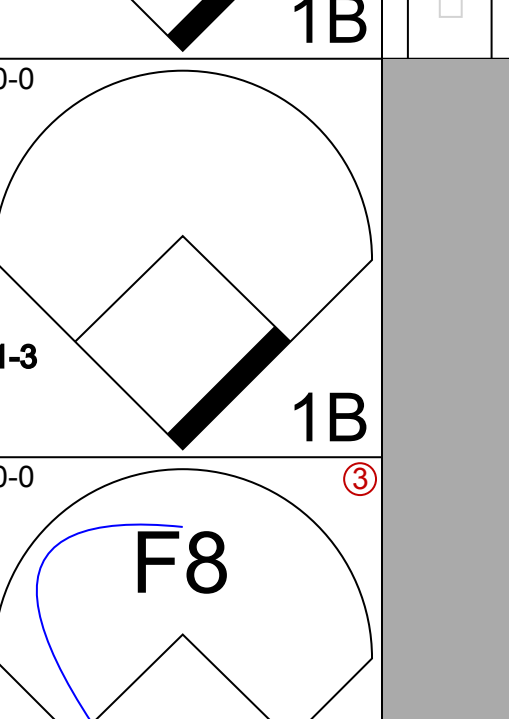
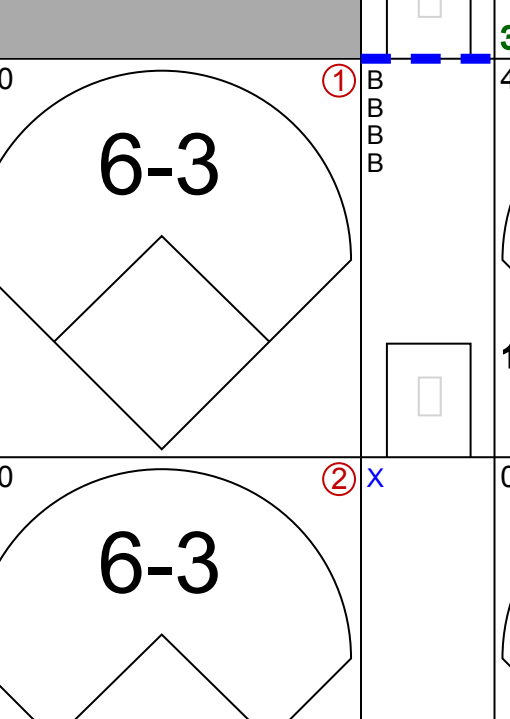
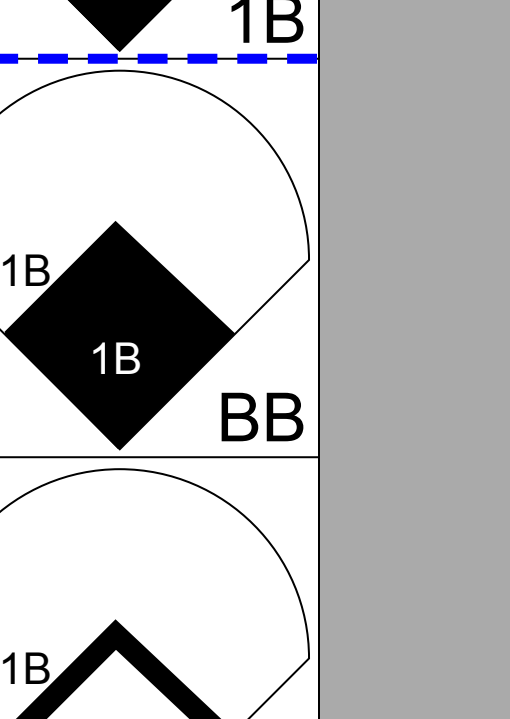
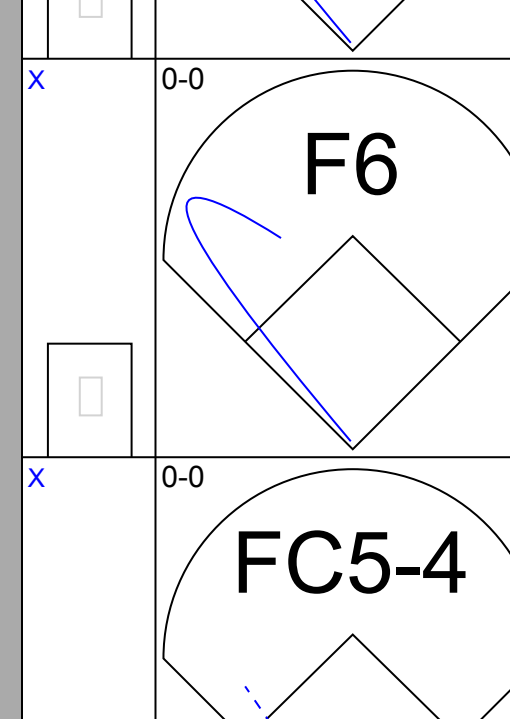
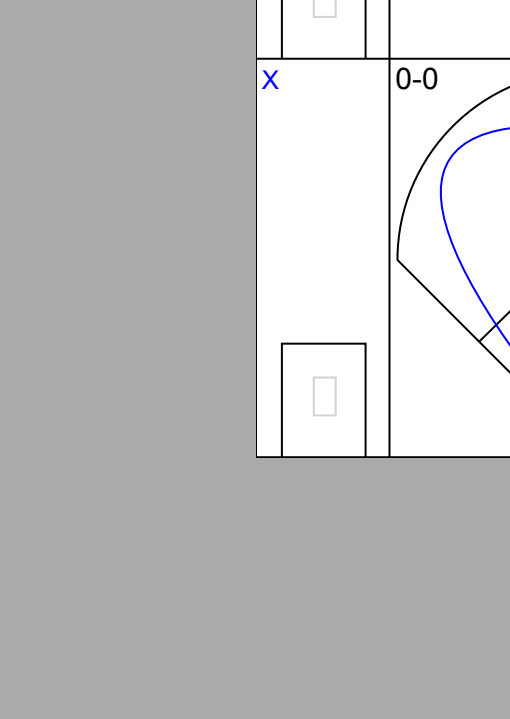
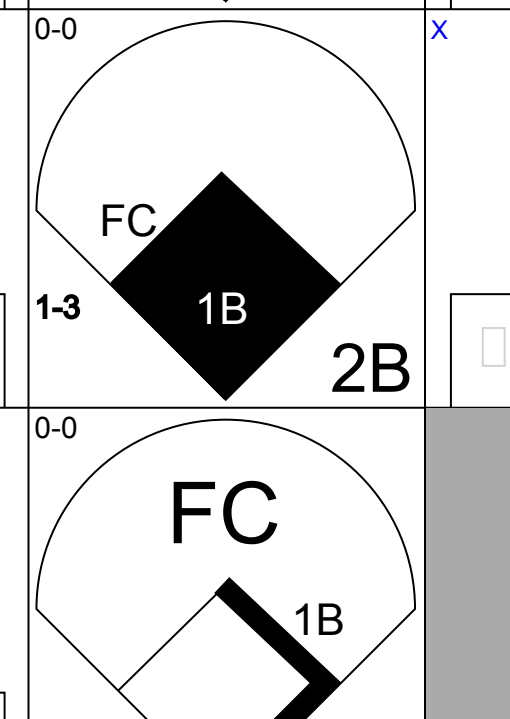
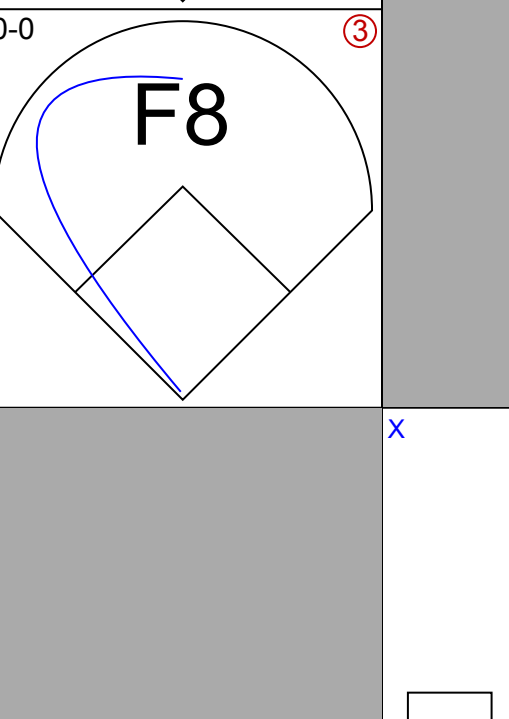
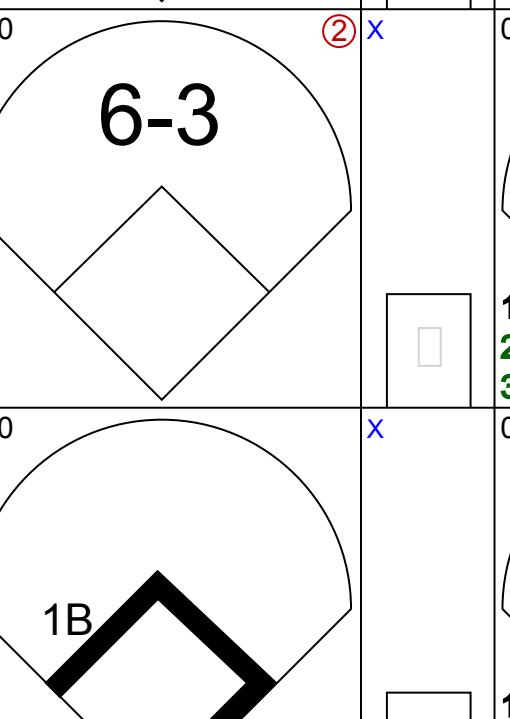
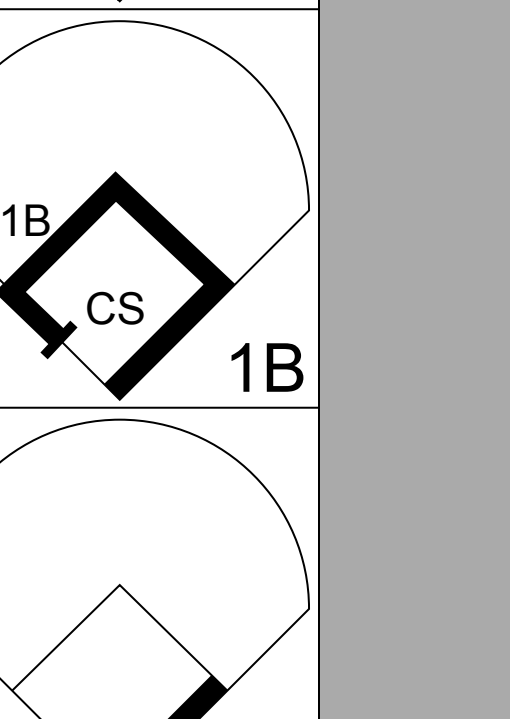
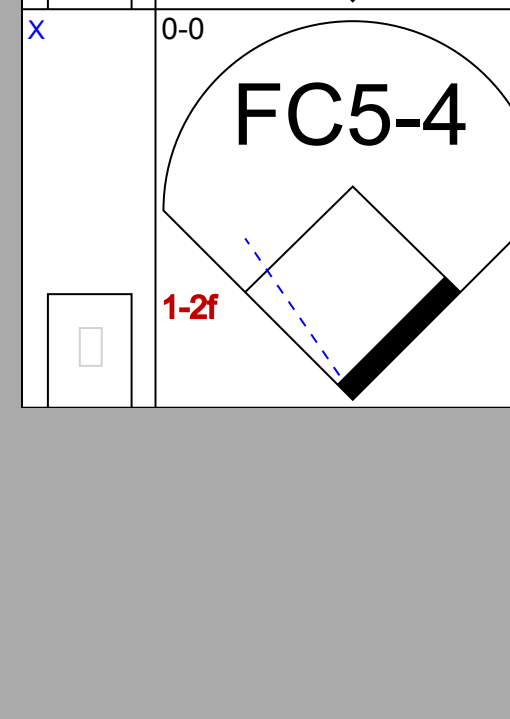
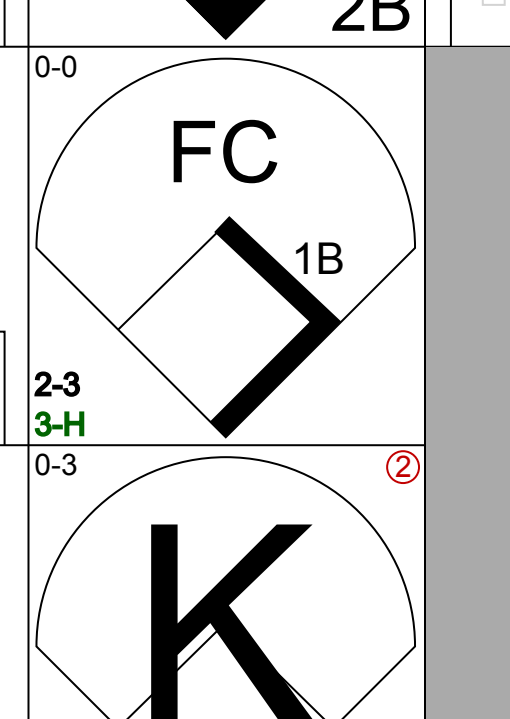
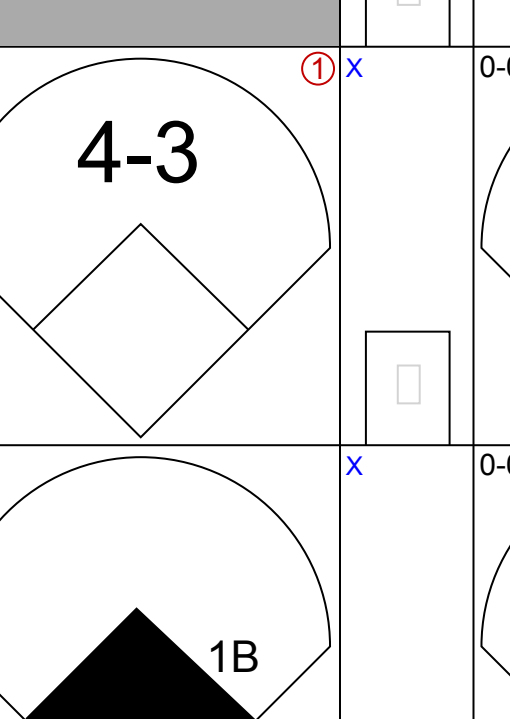
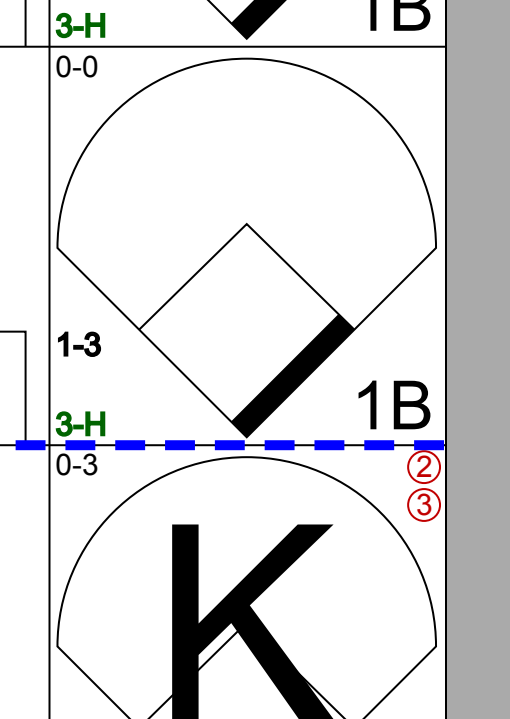

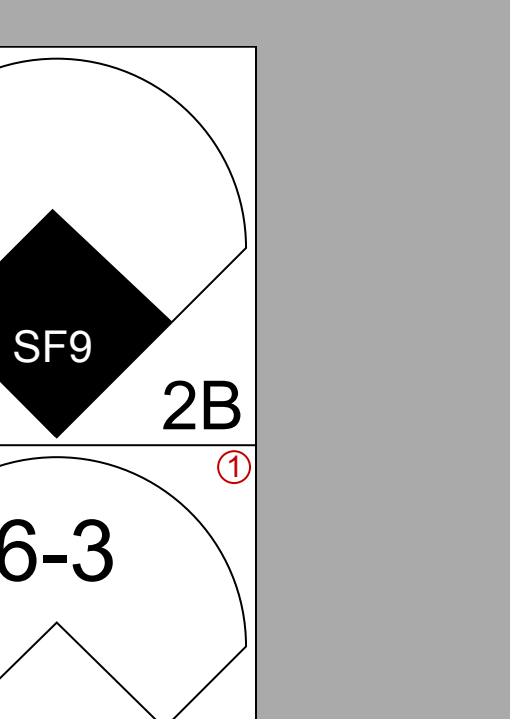
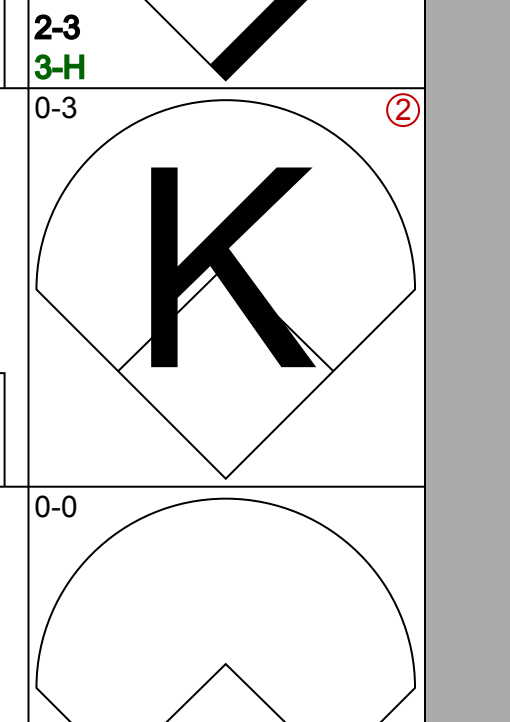
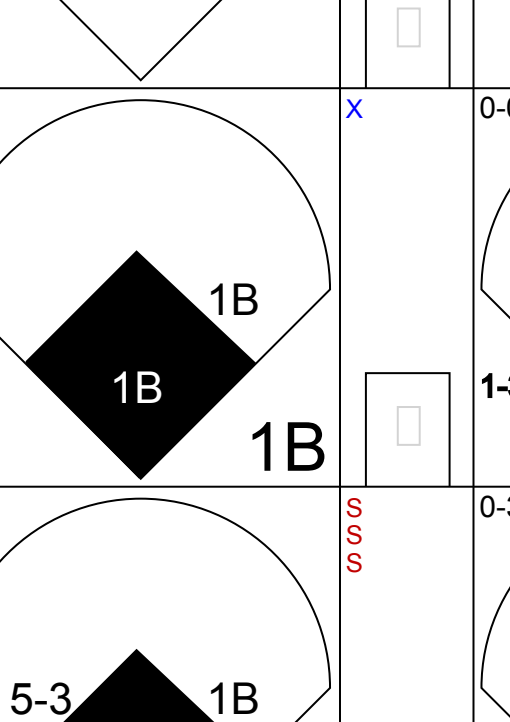
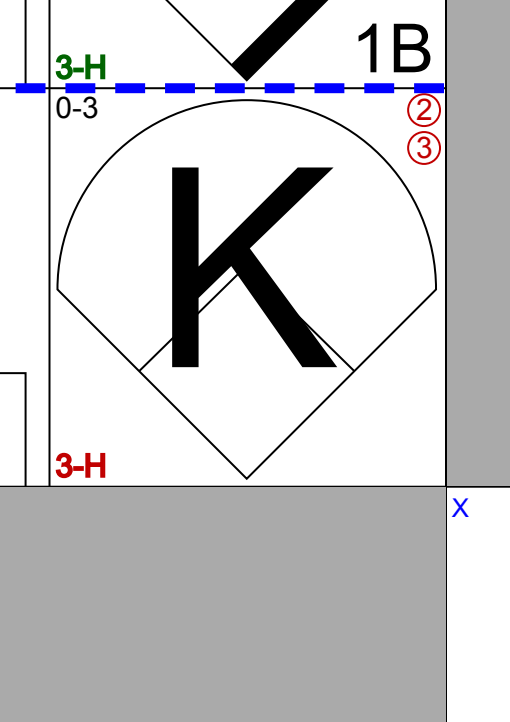

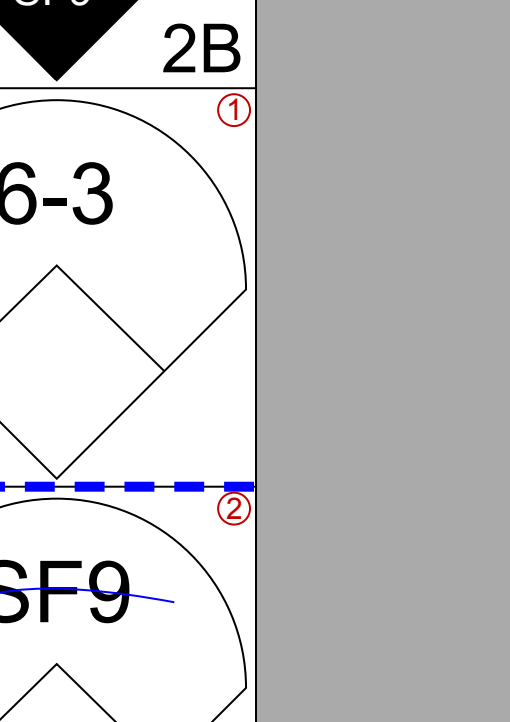
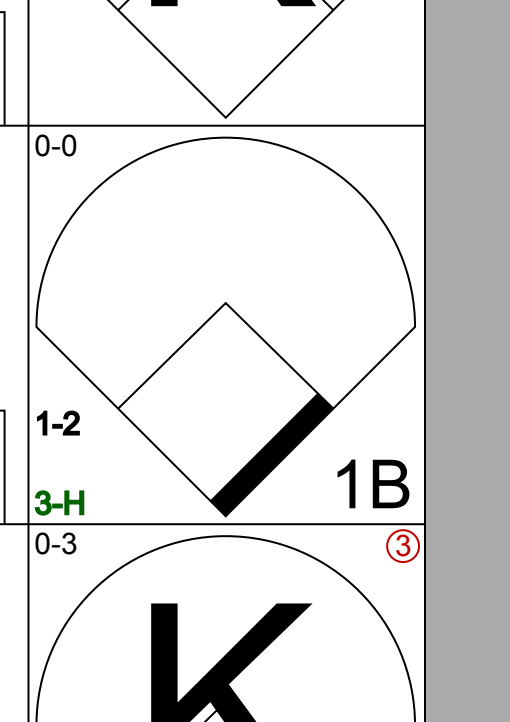
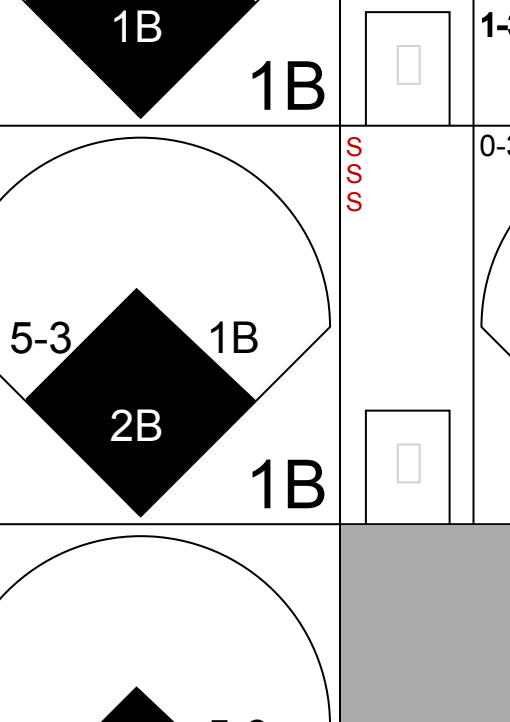
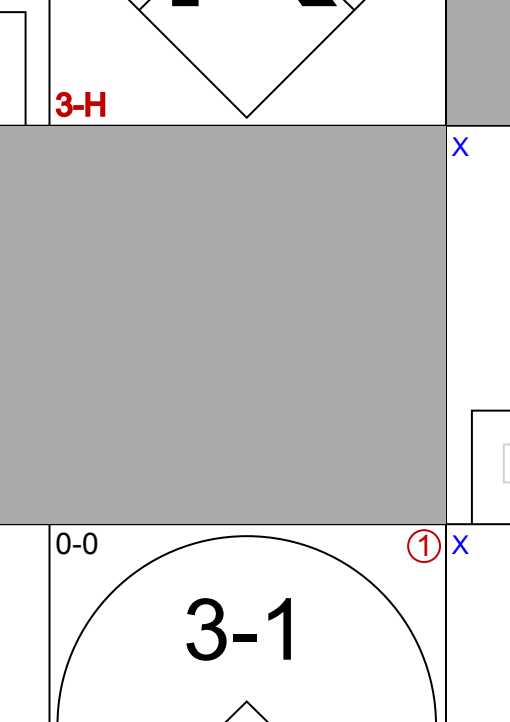

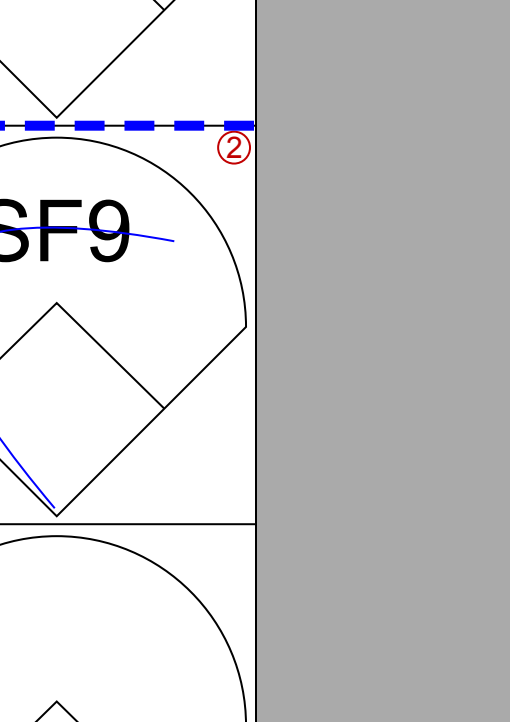
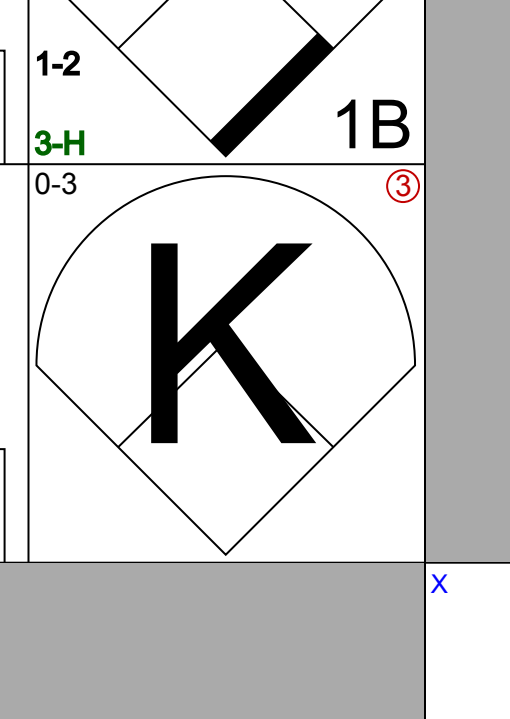
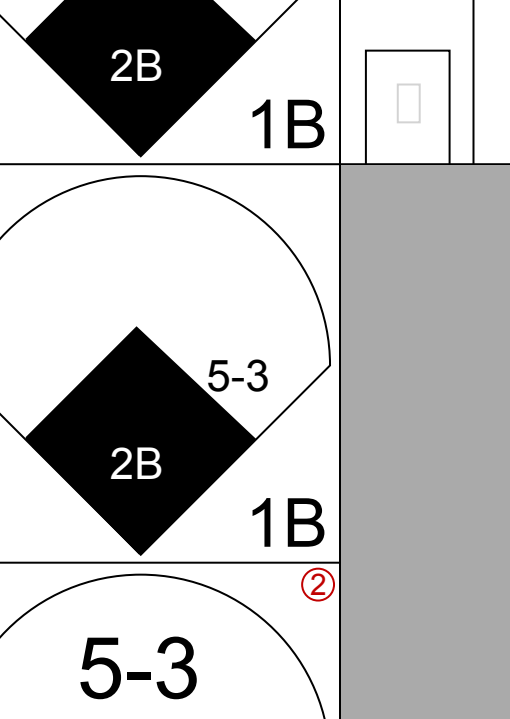
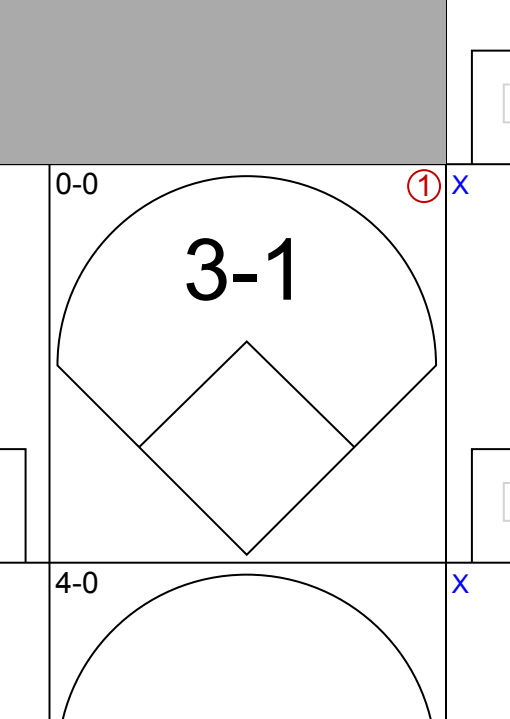

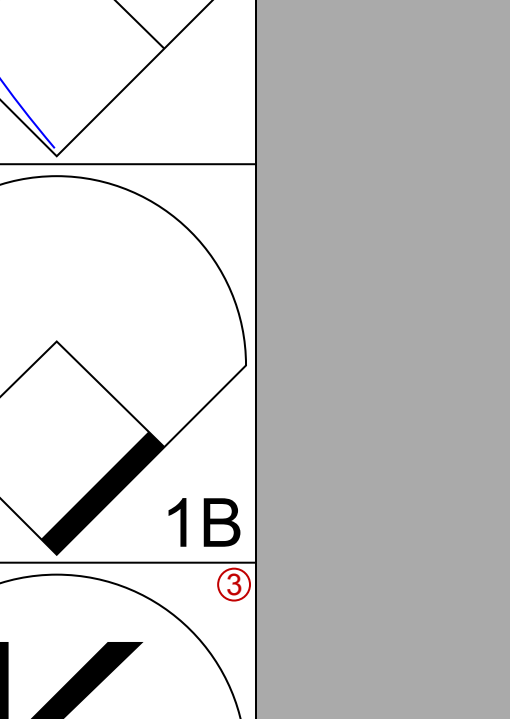
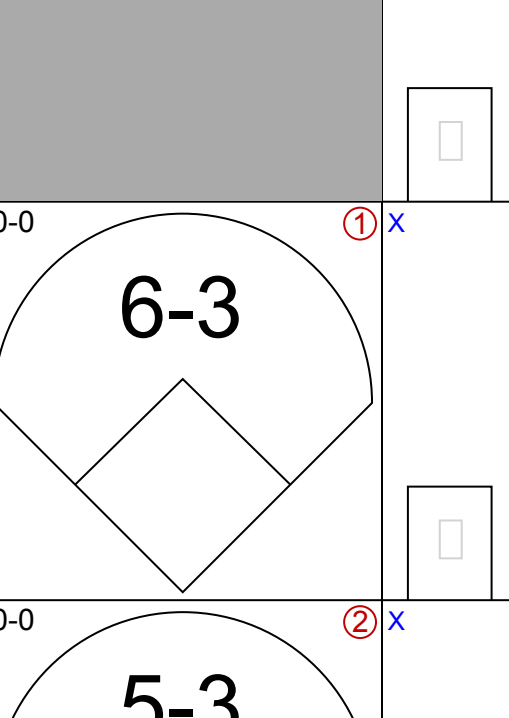
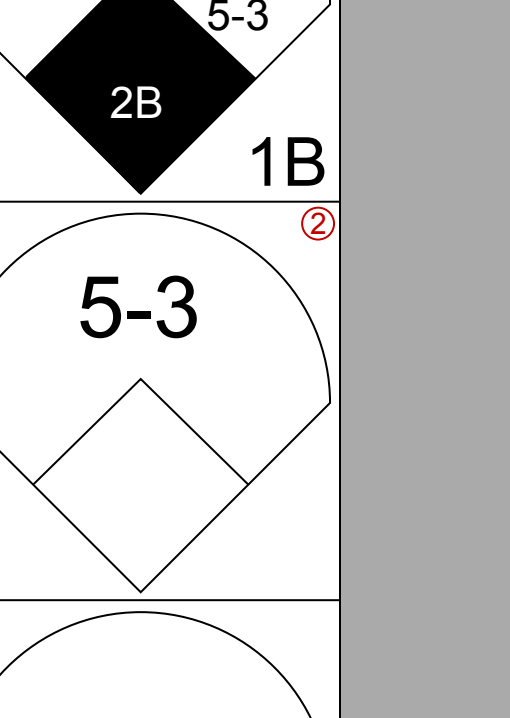
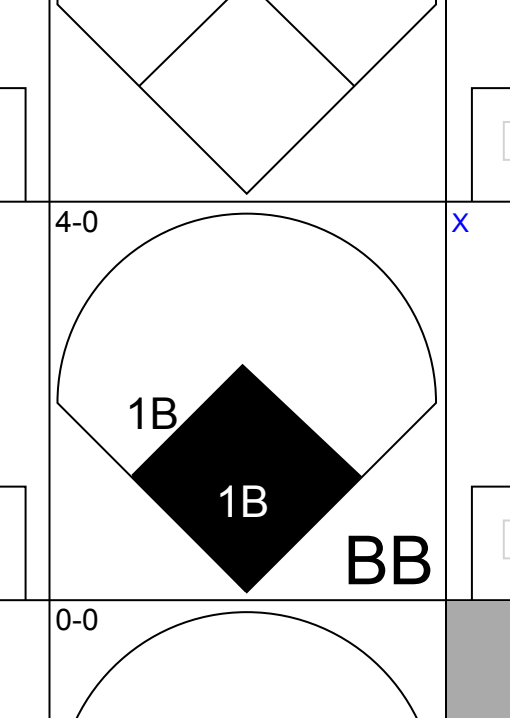

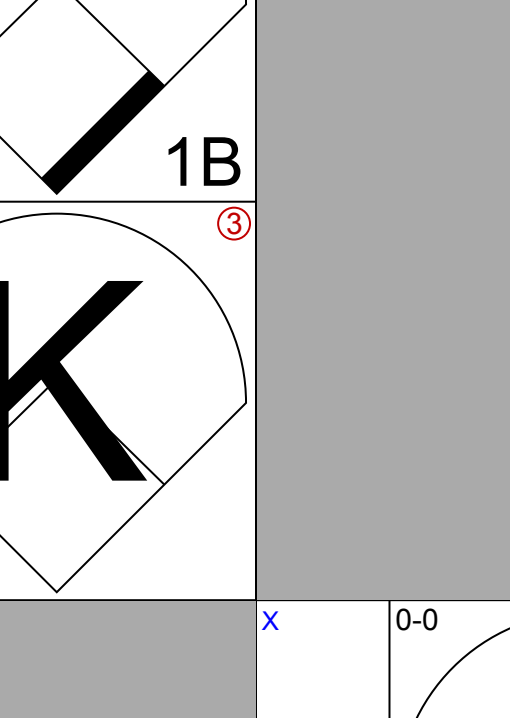
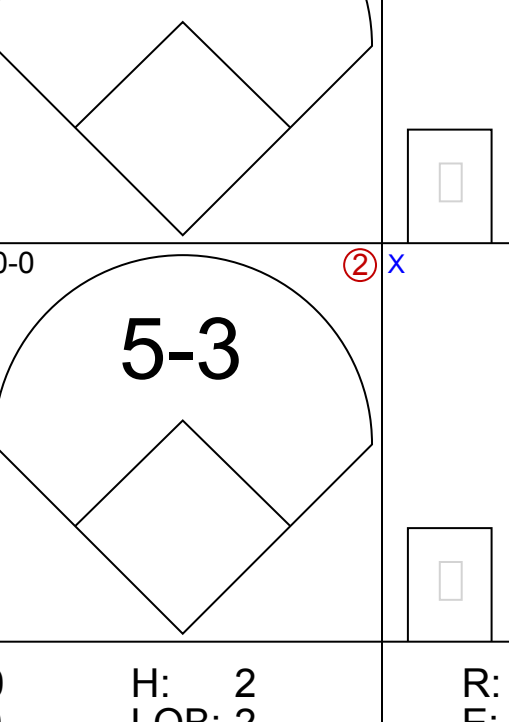
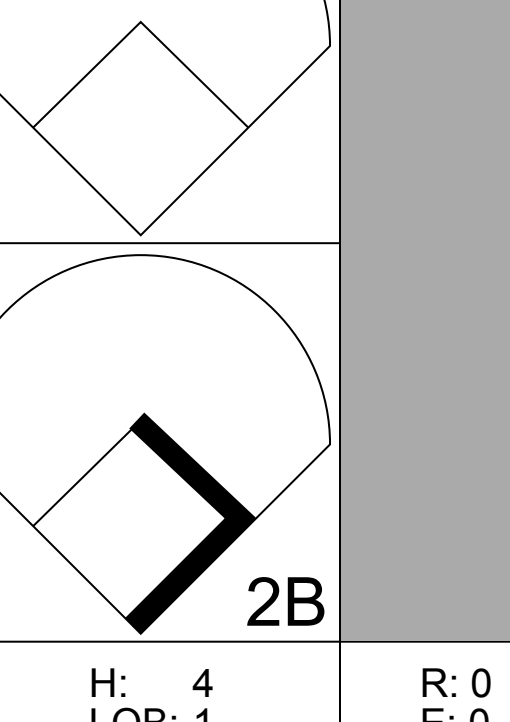
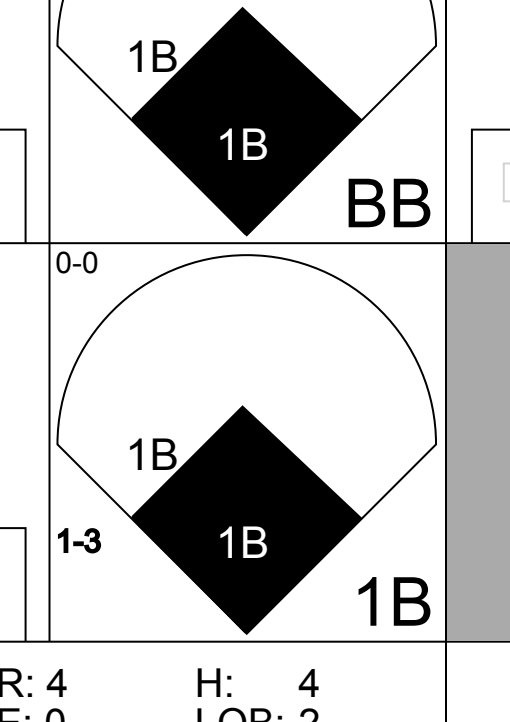
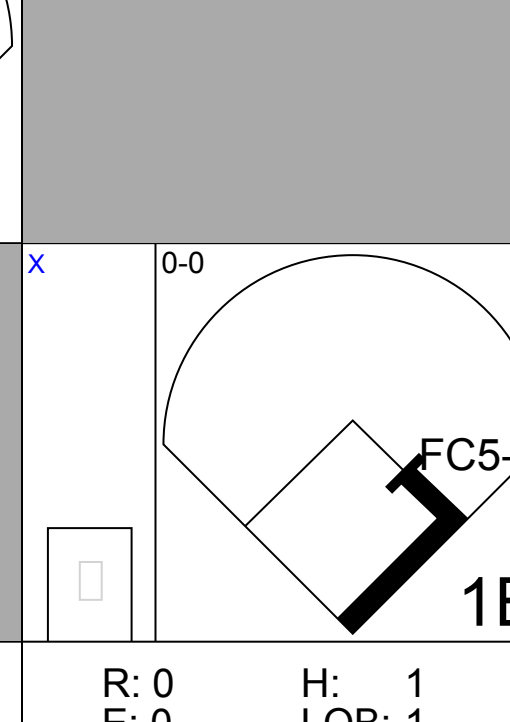
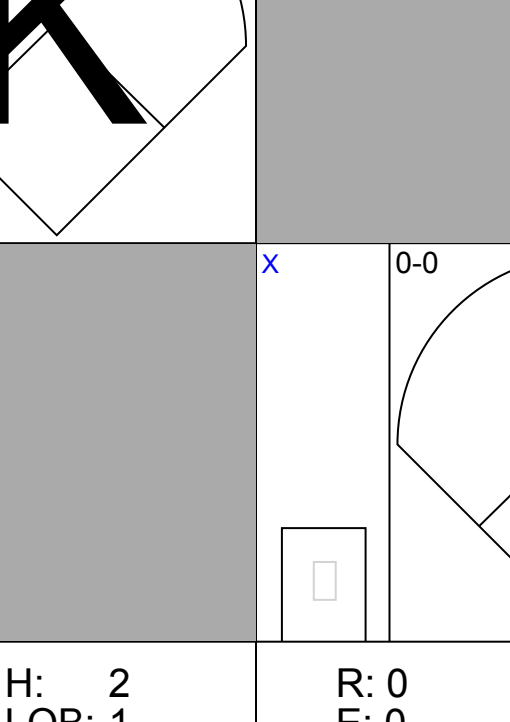
Texas Rangers @ Chicago White Sox  
Comiskey Park, Chicago, IL  
Fri Sep 03 1982, 8:05 PM EDT  
Att: 12,538 - Unknown - 72 F

AB 31  
R 7  
H 8  
RBI 7  
BB 4  
SO 2  
LOB 15



Batter	1	2	3	4	5	6	7	8	9	AB	R	H	RBI	BB	SO	LOB	TOP
George Wright, S OBP: 0.294, SLG: 0.368 (1, 8)	0-0 4-3		0-0 F8			0-0 F7		0-0 1B		4	0	1	0	0	0	0	Texas Rangers @ Chicago White Sox Comiskey Park, Chicago, IL Sat Sep 04 1982, 8:05 PM EDT Att: 23,095 - Unknown - 69 F  livebaseballscores.com
Pete O'Brien, L OBP: 0.111, SLG: 0.333 (1, 7)	0-0 4-3			0-0 4-3		0-0 4-3		0-0 4-3		4	0	0	0	0	0	1	
Johnny Grubb, L OBP: 0.378, SLG: 0.392 (1, 10)	4-0 FC6-4 BB			0-3 K		0-0 2B			0-0 F7	3	0	1	0	1	1	0	
Larry Parrish, R OBP: 0.311, SLG: 0.391 (1, 9)	0-0 FC6-4 1-2			1-0 HBP		0-0 5-3			0-0 F9	3	0	0	0	0	0	2	
Pat Putnam, L OBP: 0.281, SLG: 0.322 (1, 3)		0-0 4-3		0-3 K			0-0 1-3		0-0 2B	4	0	1	0	0	1	1	
Jim Sundberg, R OBP: 0.313, SLG: 0.350 (1, 2)		0-0 6-3			0-0 F6		0-0 F4		0-0 L5	4	0	0	0	0	0	1	
Bill Stein, R OBP: 0.289, SLG: 0.302 (1, 5)		0-0 6-3			0-0 FC4-6 1B		0-0 5-3			3	0	1	0	0	0	0	
Mike Richardt, R OBP: 0.274, SLG: 0.287 (1, 4)			0-0 F8		0-0 FC4-6 FC5-4 1-2			0-0 4-3		3	0	0	0	0	0	1	
Bucky Dent, R OBP: 0.217, SLG: 0.207 (1, 6)			0-0 F7		0-0 FC5-4 1-2			0-0 F4		3	0	0	0	0	0	1	
<b>Inning Stats</b>	R: 0 E: 0 K: 0 S: 3	H: 0 LOB: 1 BB: 1 P: 7	R: 0 E: 0 K: 0 S: 3	H: 0 LOB: 0 BB: 0 P: 3	R: 0 E: 0 K: 2 S: 7	H: 0 LOB: 1 BB: 0 P: 8	R: 0 E: 0 K: 0 S: 4	H: 1 LOB: 1 BB: 0 P: 4	R: 0 E: 0 K: 0 S: 3	H: 0 LOB: 0 BB: 0 P: 3	R: 0 E: 0 K: 0 S: 4	H: 1 LOB: 1 BB: 0 P: 4	R: 0 E: 0 K: 0 S: 4	H: 1 LOB: 1 BB: 0 P: 4	1B: 2 2B: 2 3B: 0 HR: 0	SF: 0 SAC: 0 DP: 0 HBP: 1	WP: 0 PA: 33 CS: 0
<b>PITCHER</b> Richard Dotson, R ERA: 3.77 (1, 1)	IP: 9.0 WLS: W BF: 33 H: 4 R: 0 ER: 0 SO: 2 BB: 1 IBB: 0 HBP: 1 BLK: 0 WP: 0 HR: 0 S: 35 P: 40 ERA: 0.00 WHIP: 0.556															<b>PITCHER</b> IP: 9.0 WLS: W BF: 33 H: 4 R: 0 ER: 0 SO: 2 BB: 1 IBB: 0 HBP: 1 BLK: 0 WP: 0 HR: 0 S: 35 P: 40 ERA: 0.00 WHIP: 0.556	

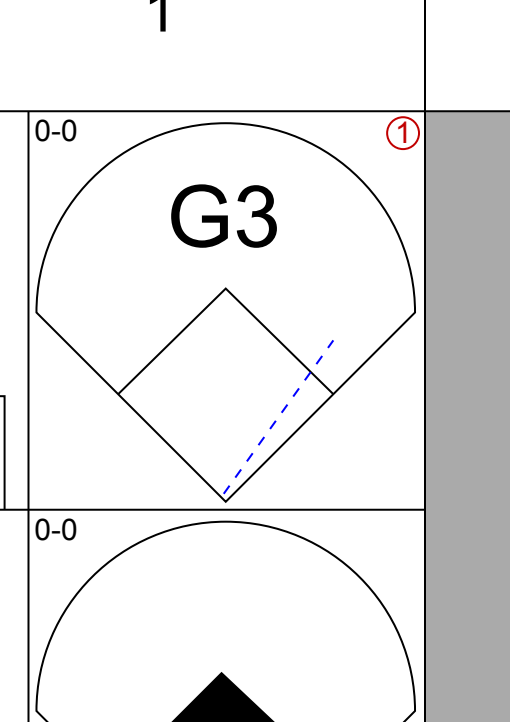
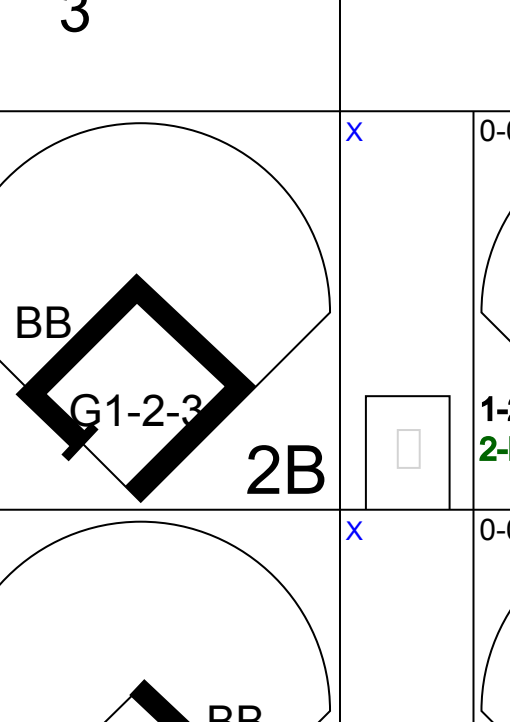
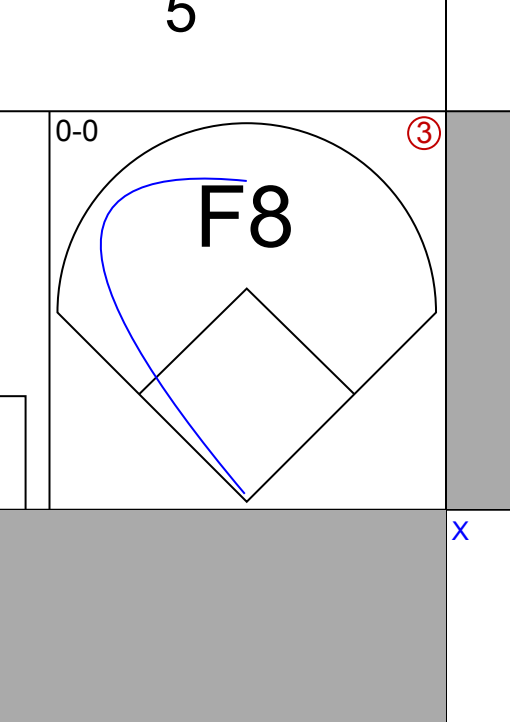
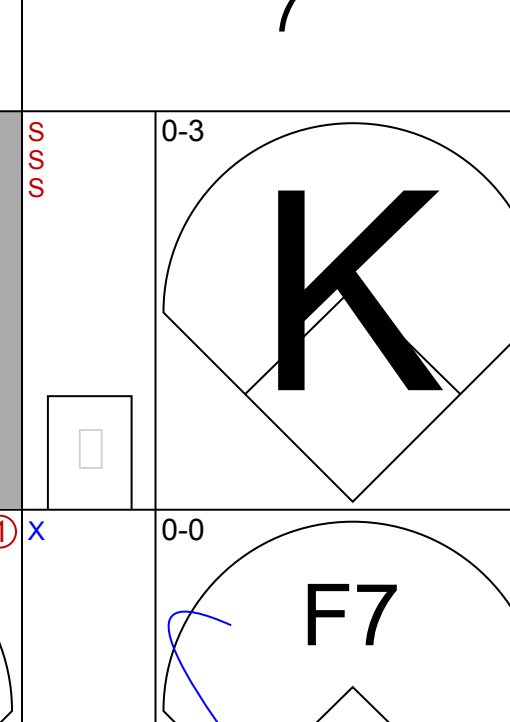
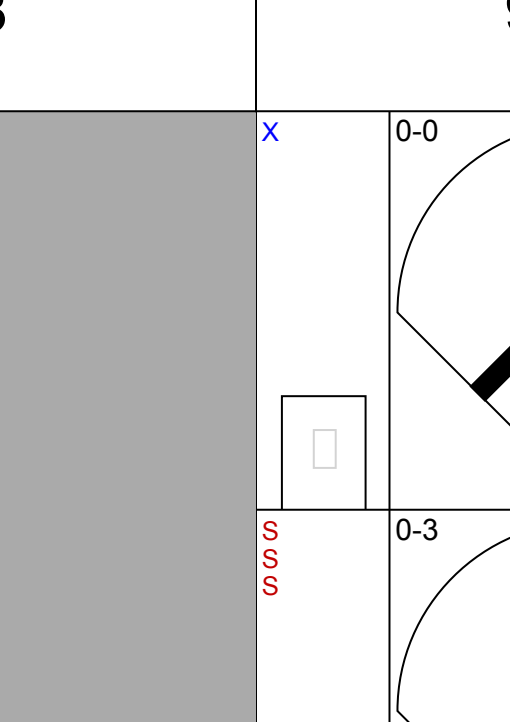
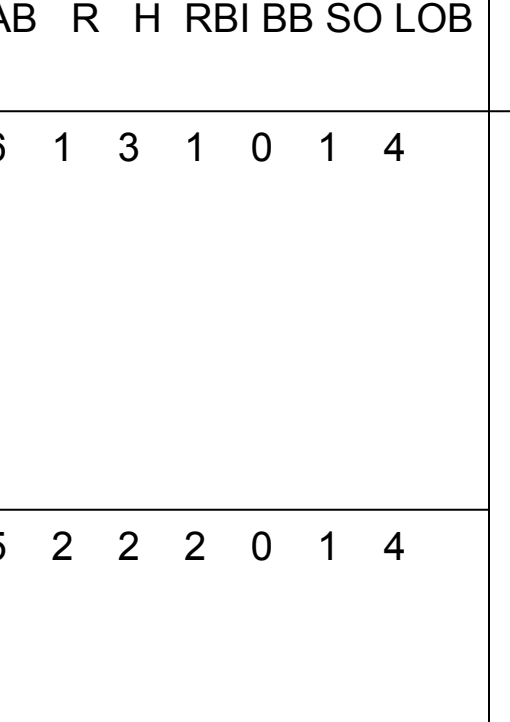
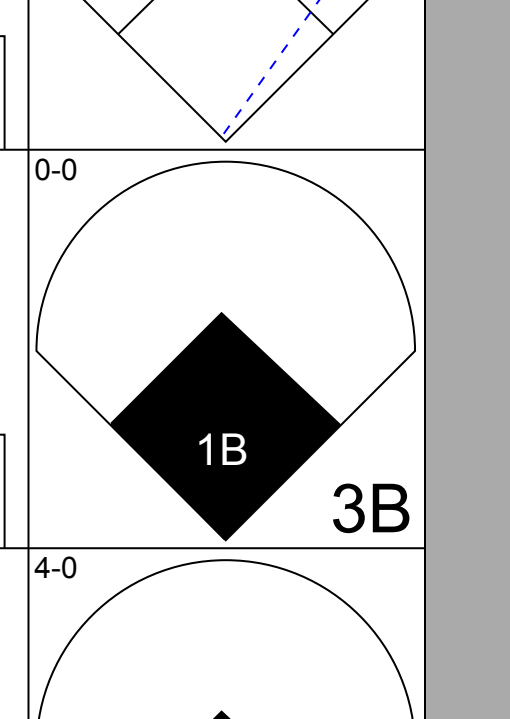
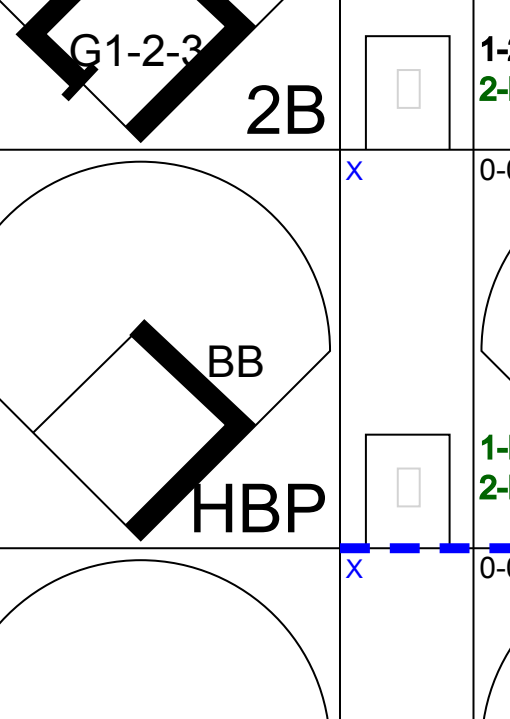
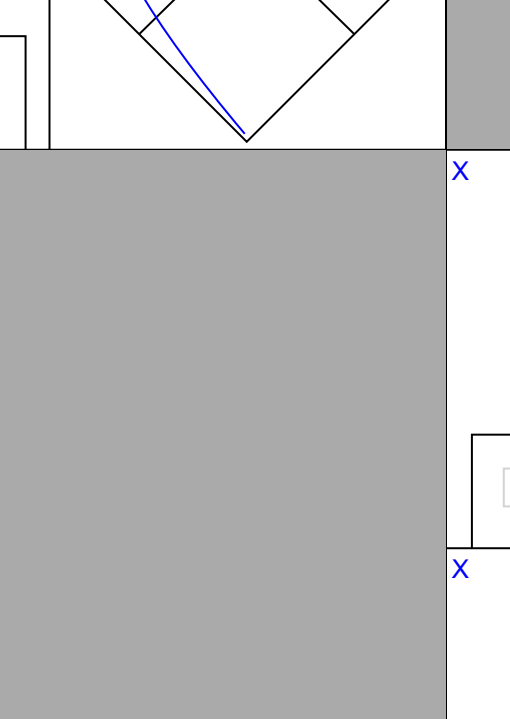
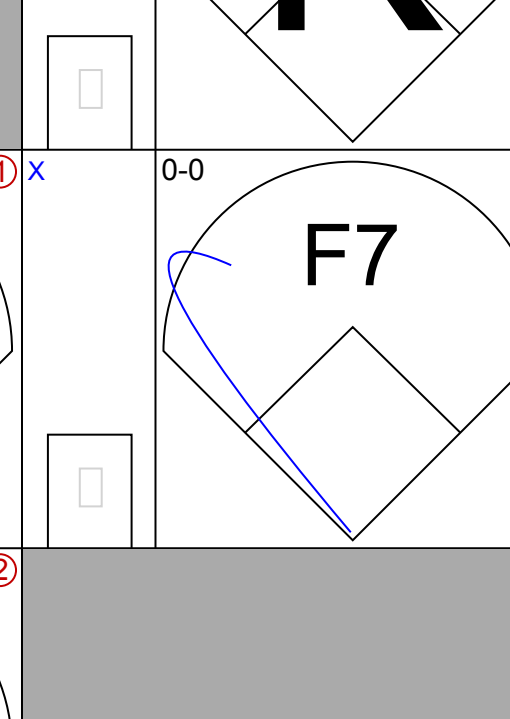
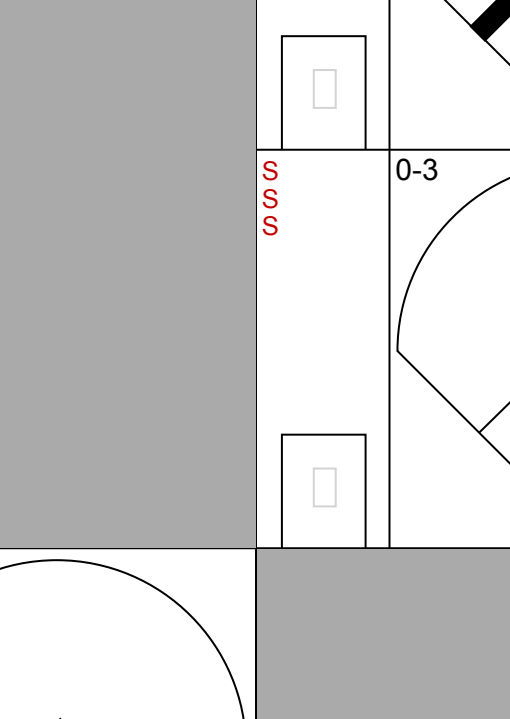
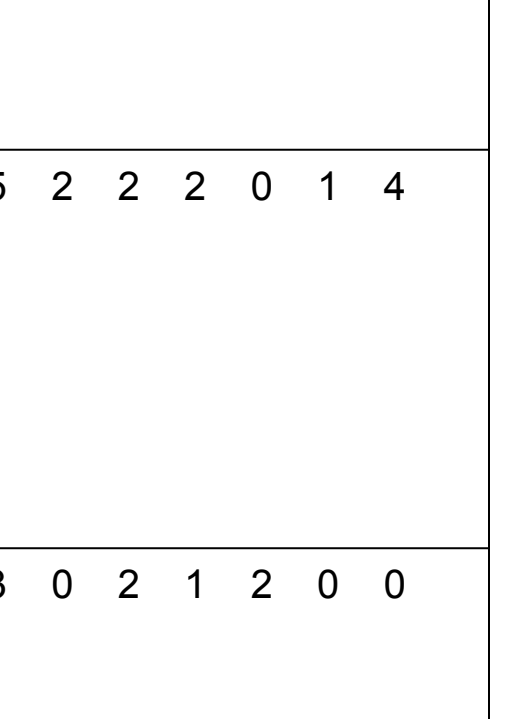
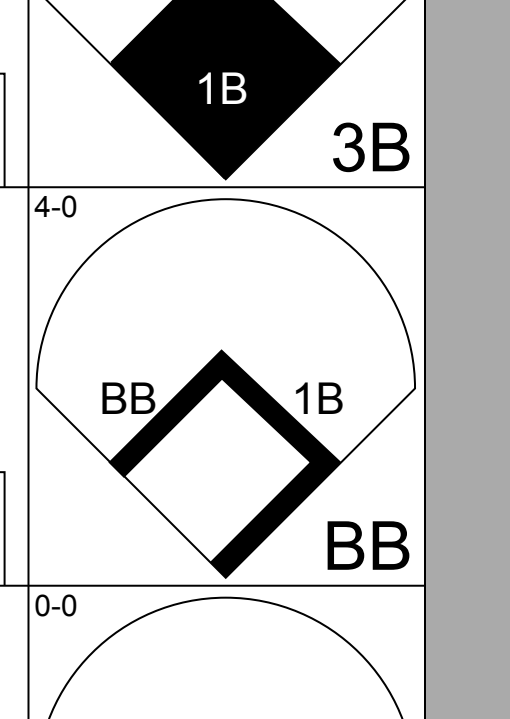
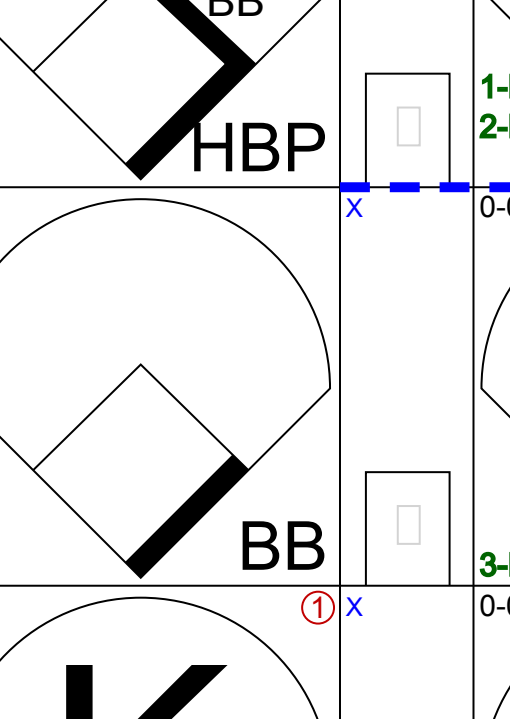
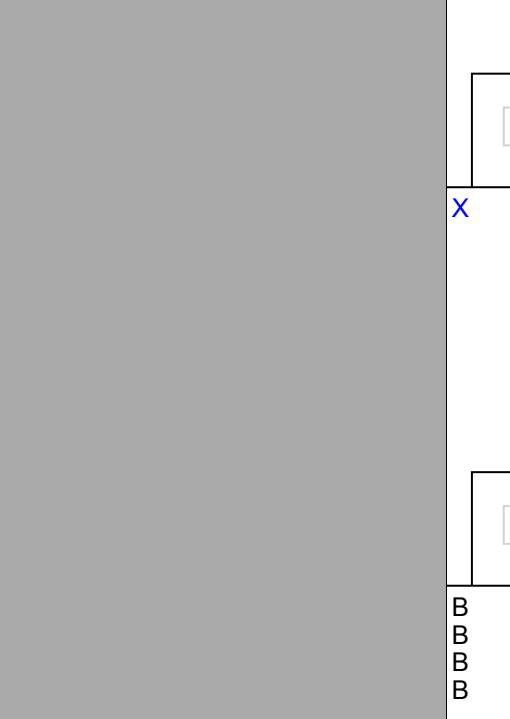
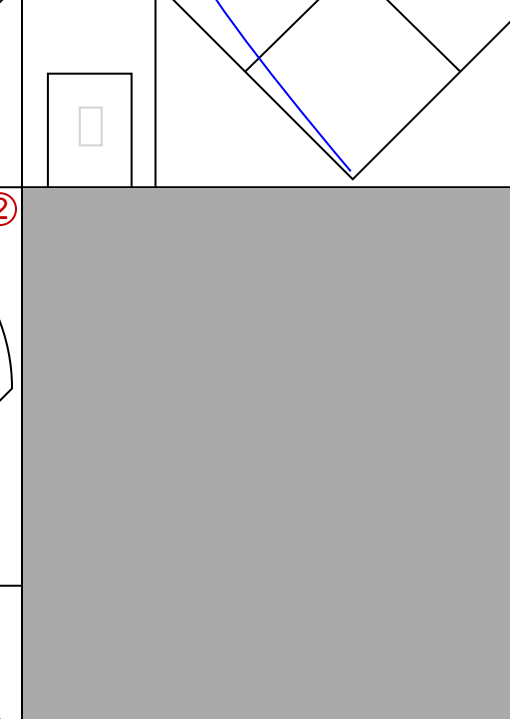
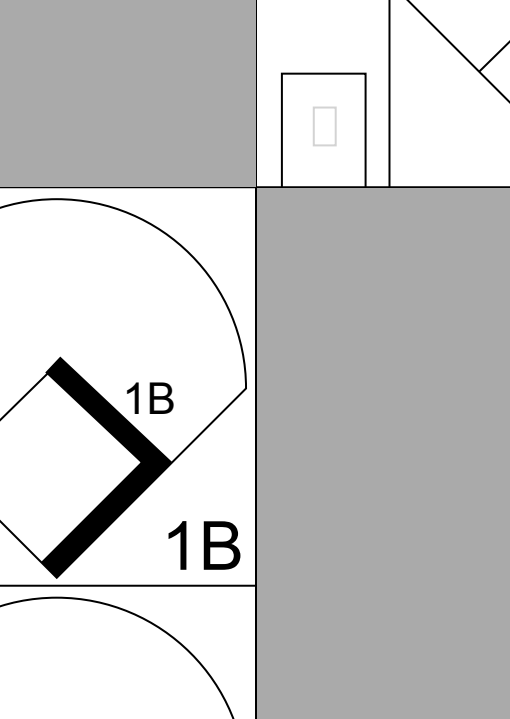
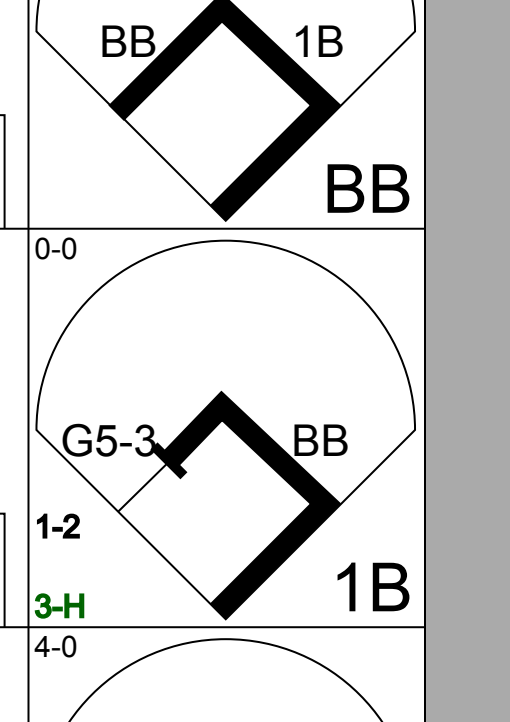
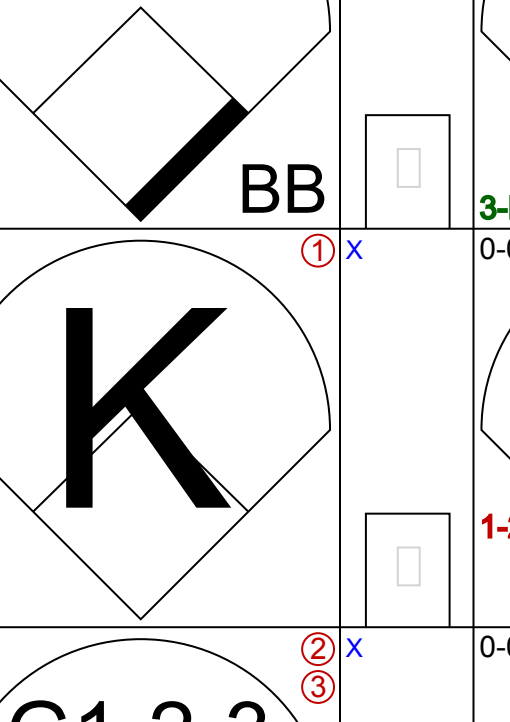


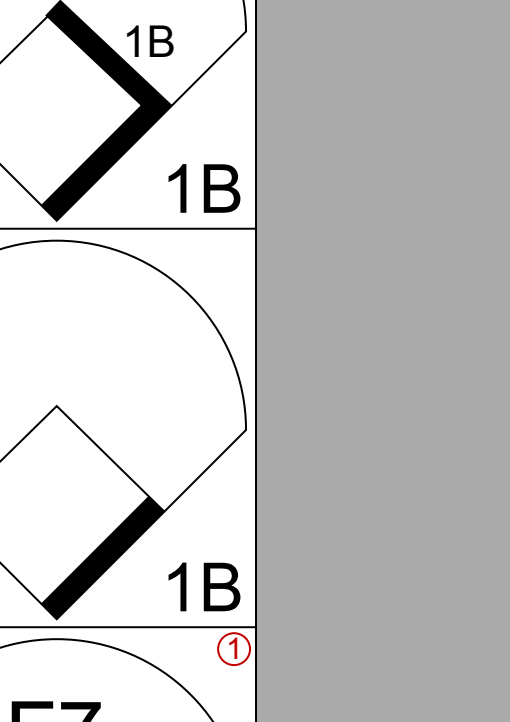

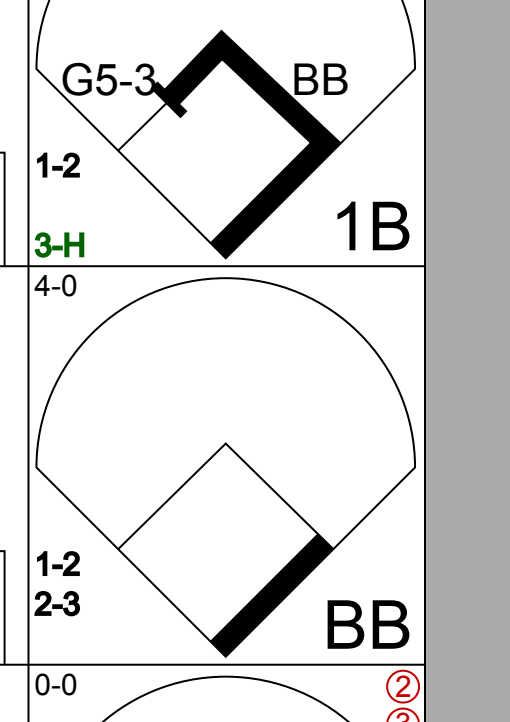
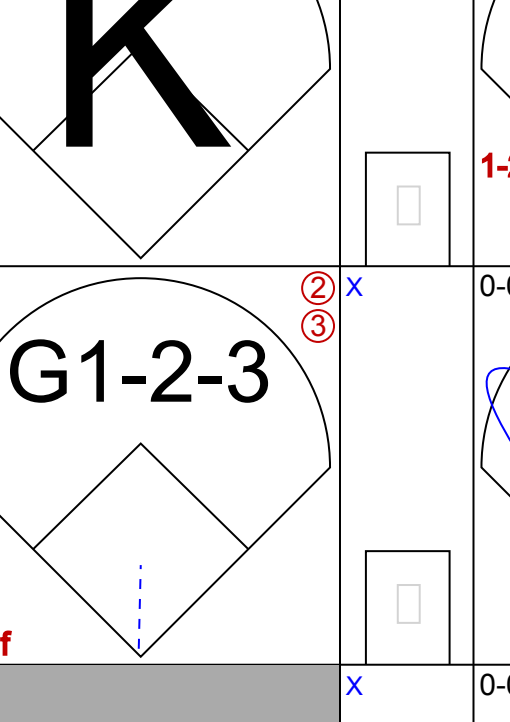
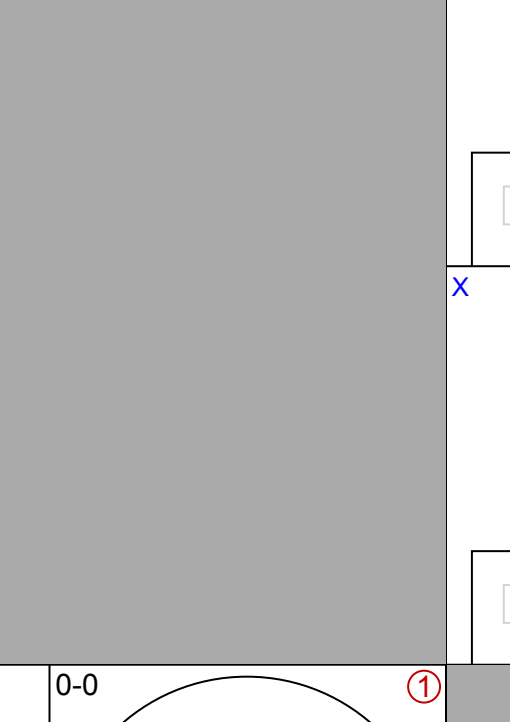

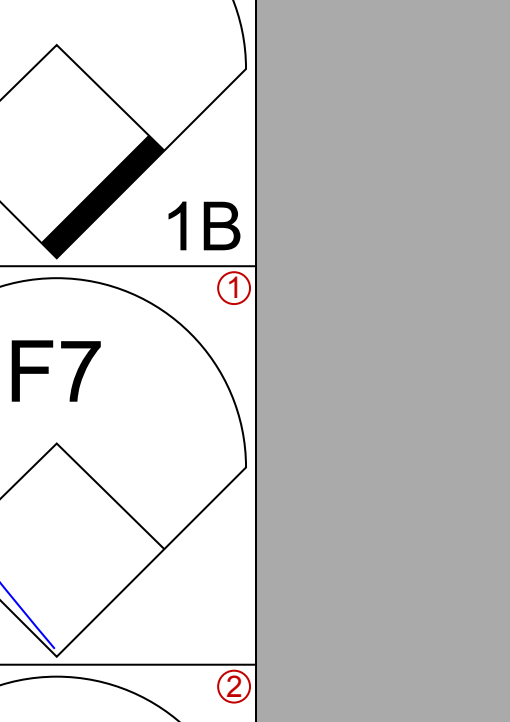
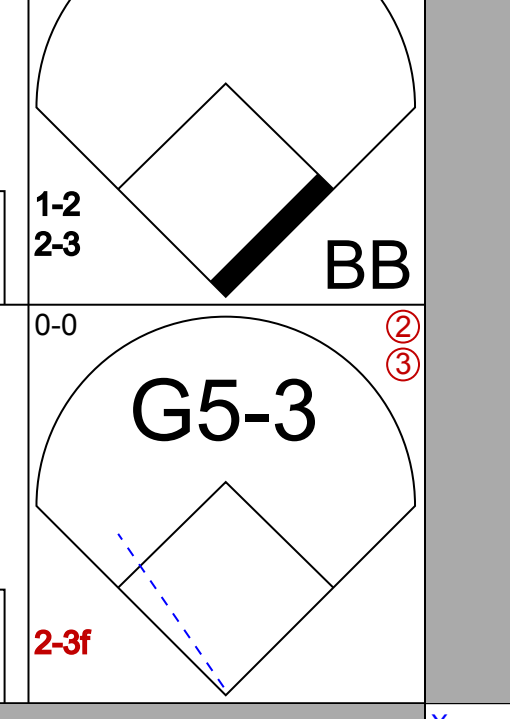
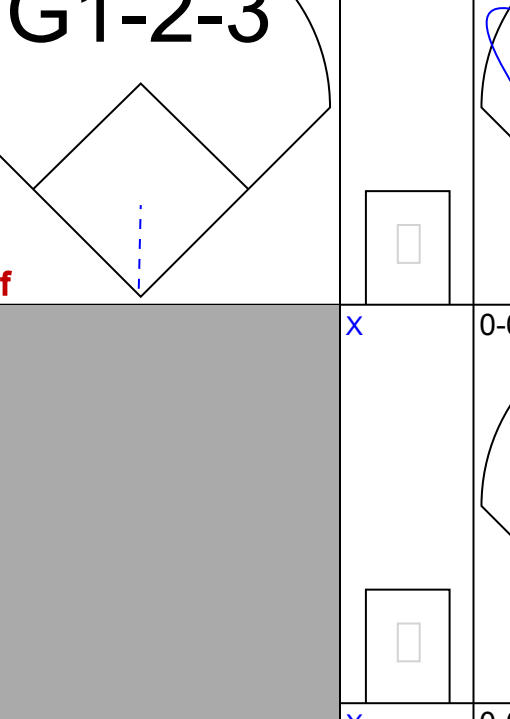
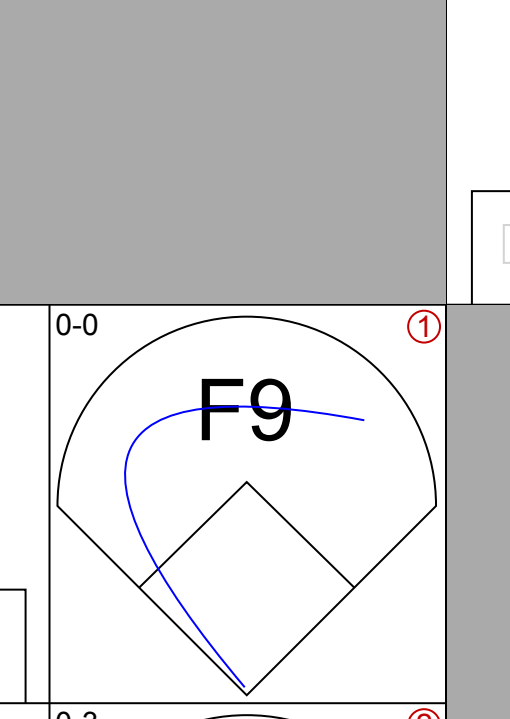
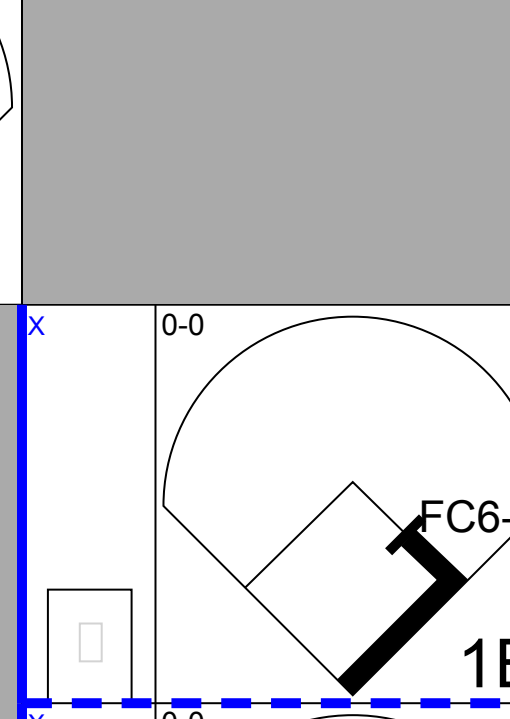
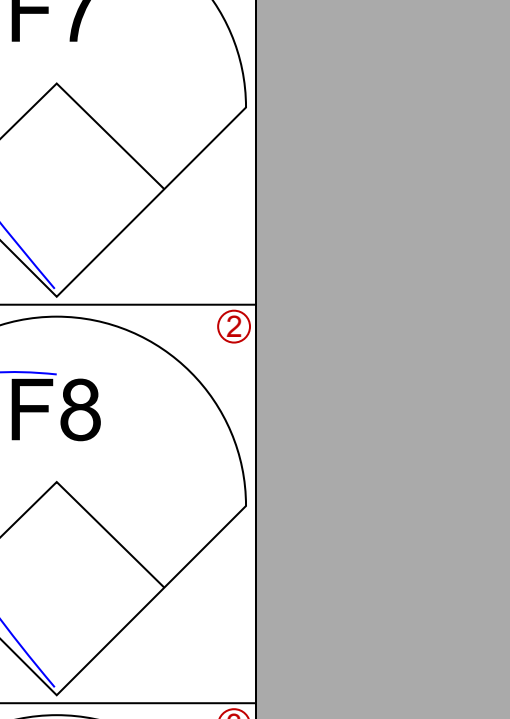

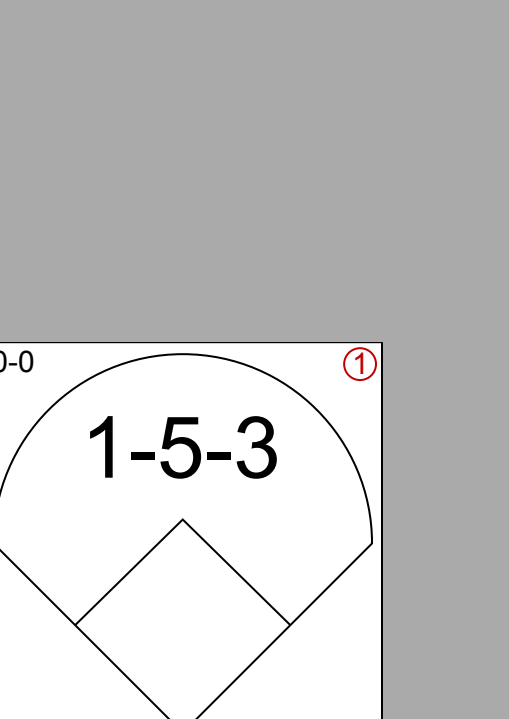
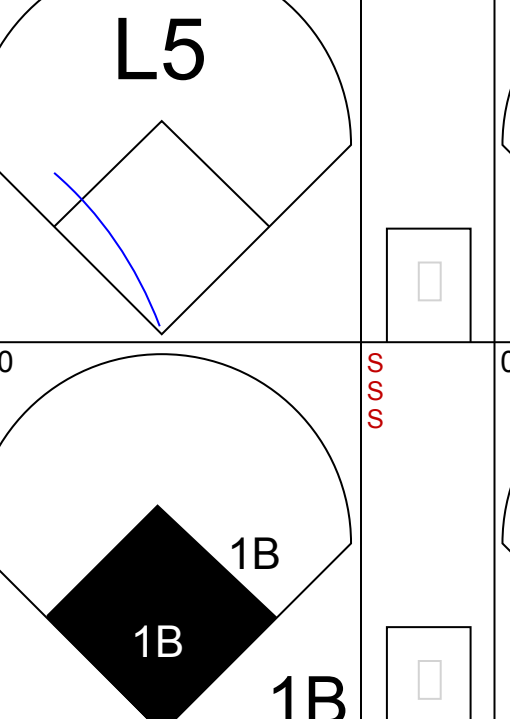
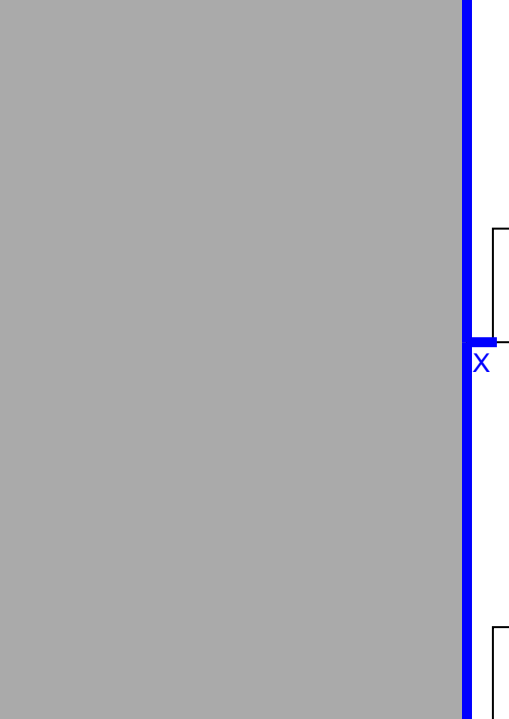
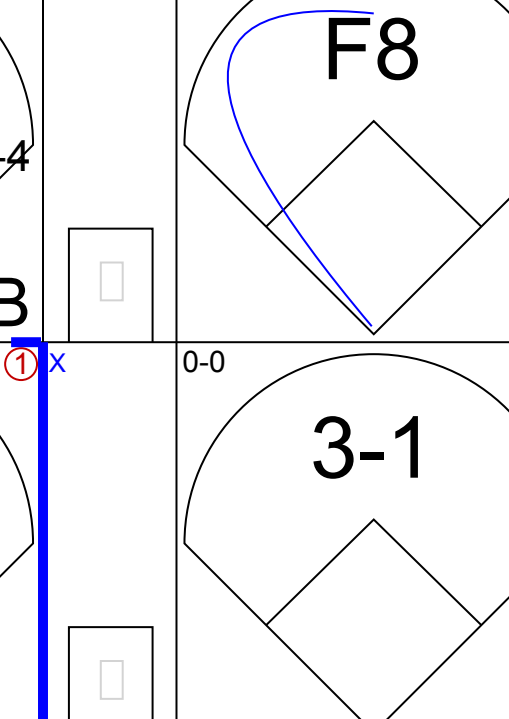

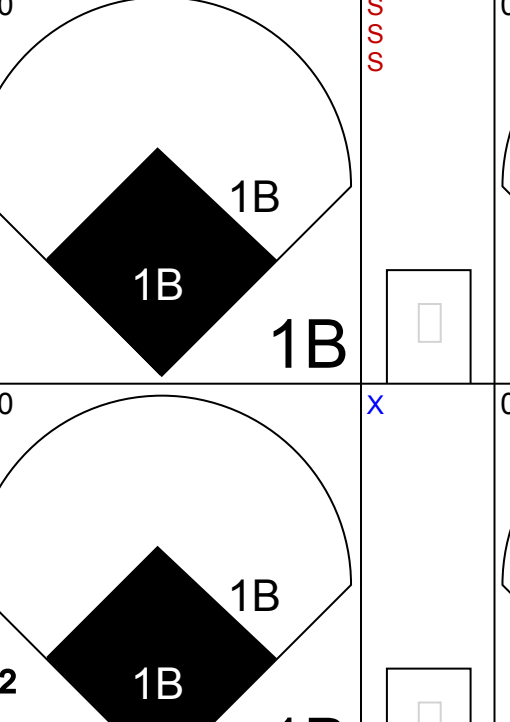
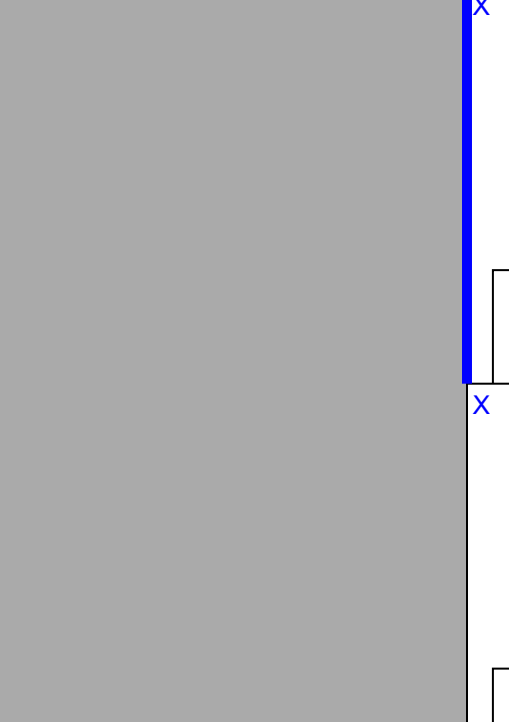
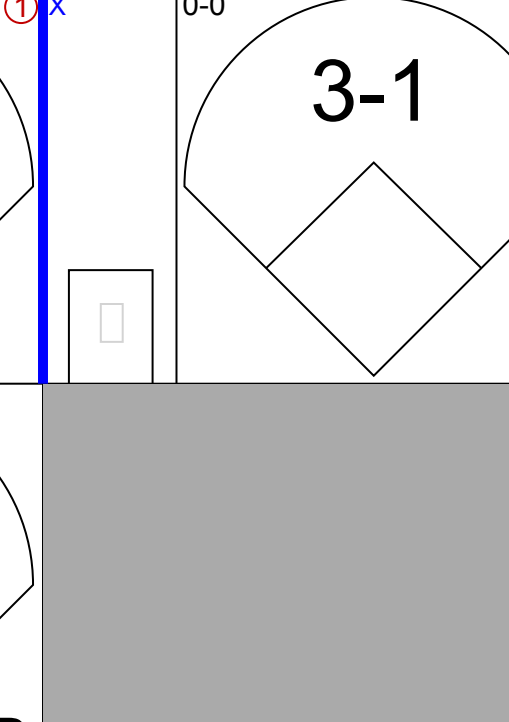
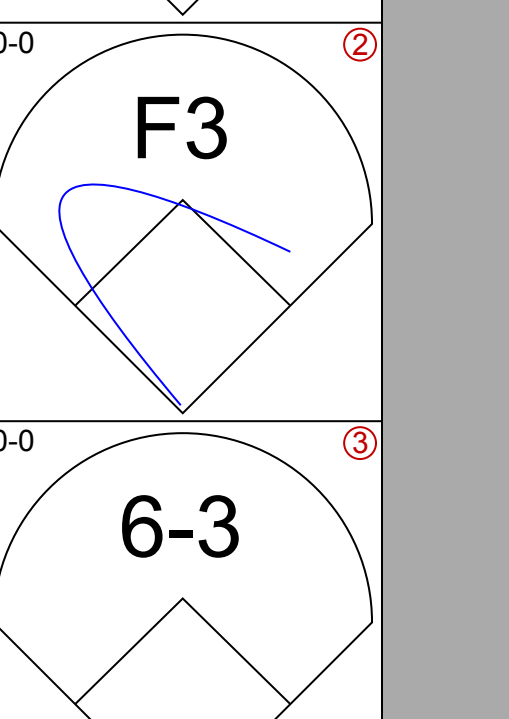
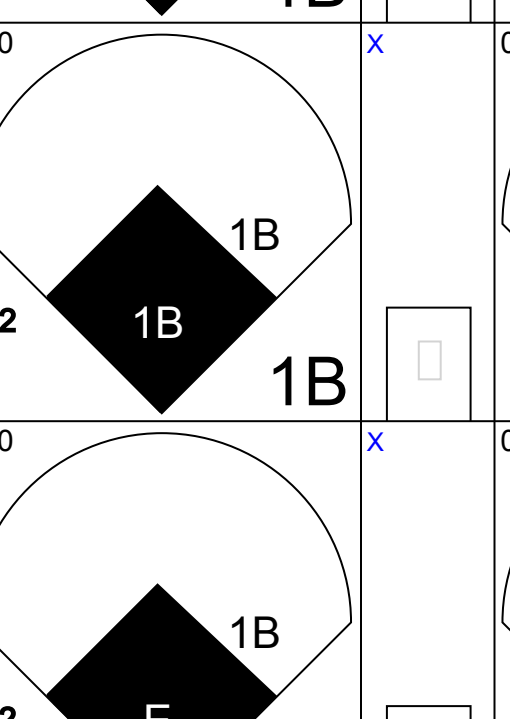
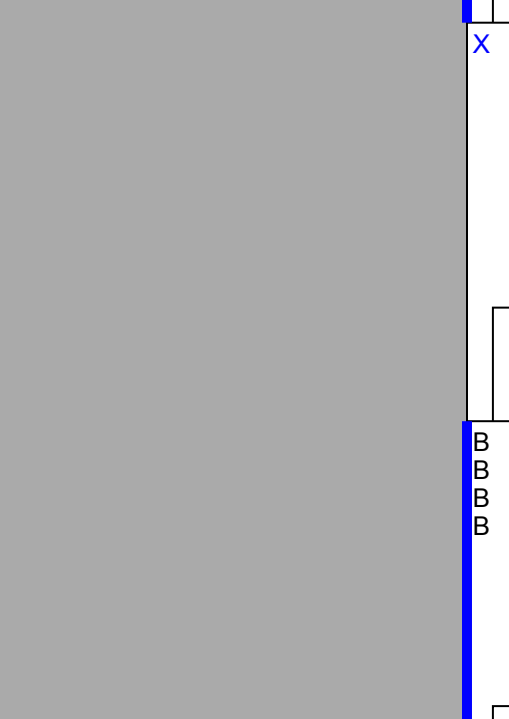
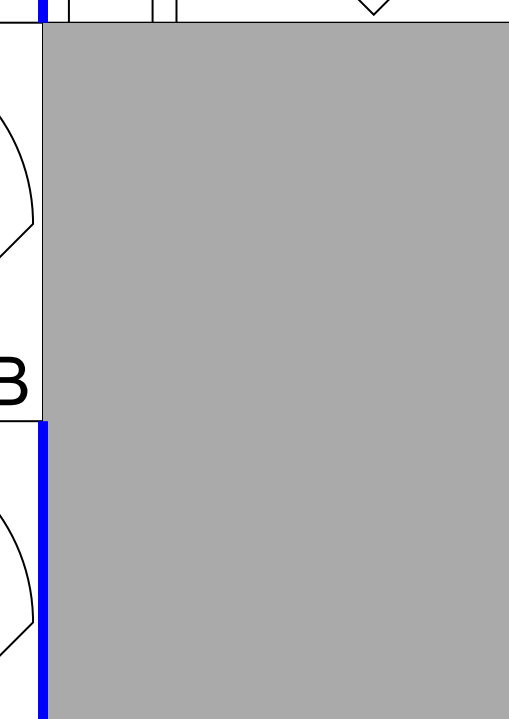
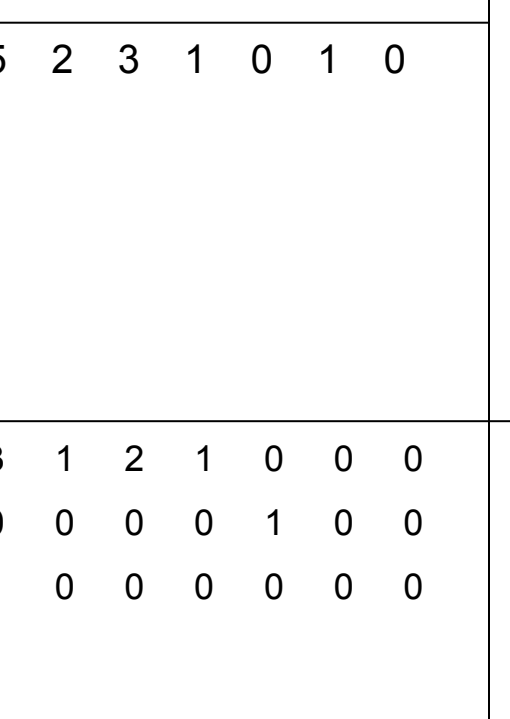
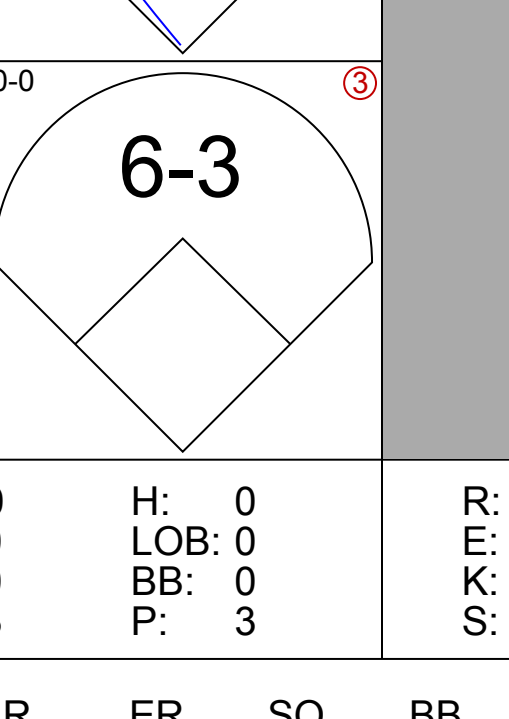
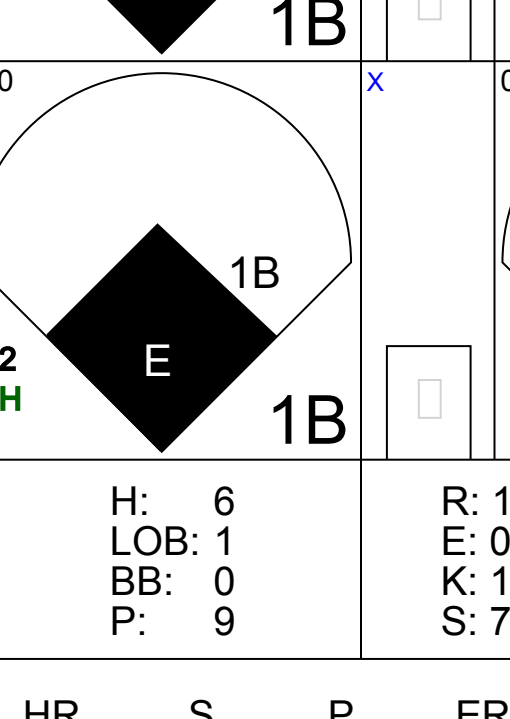
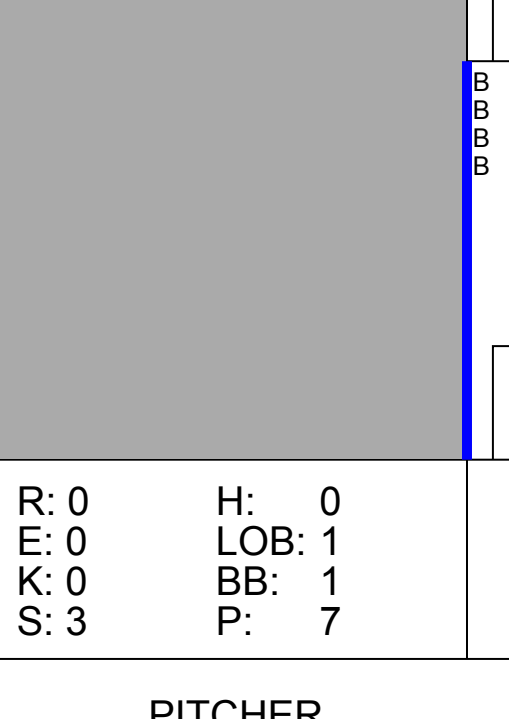
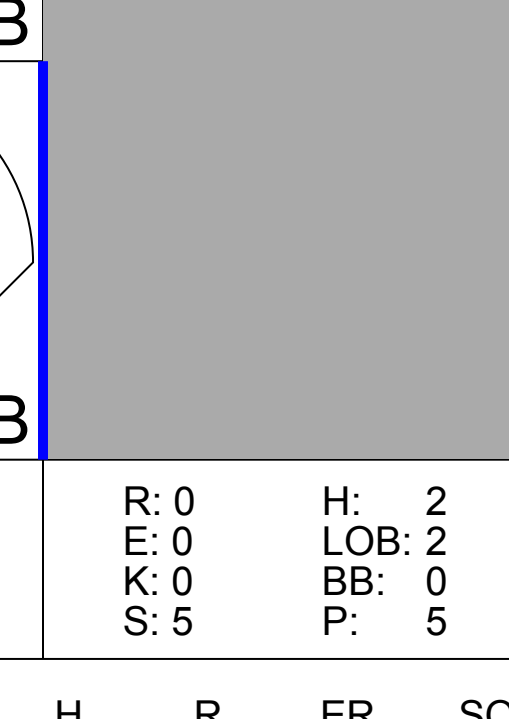
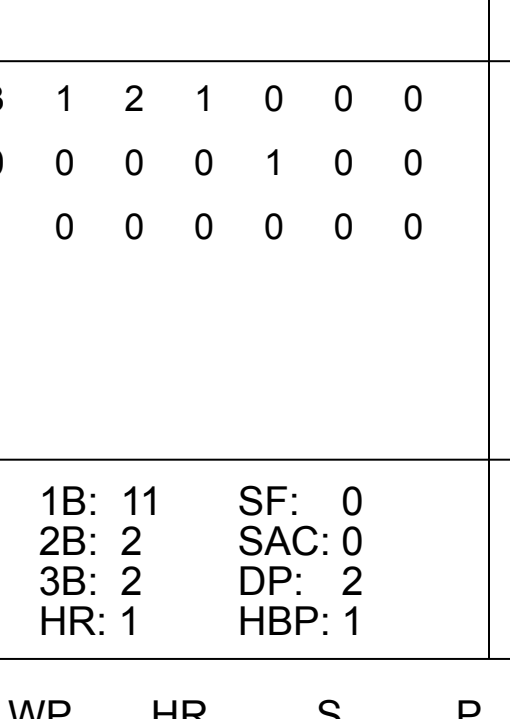
Batter	1	2	3	4	5	6	7	8	9	AB	R	H	RBI	BB	SO	LOB	BOTTOM		
Chris Nyman, R OBP: 0.182, SLG: 0.182 (1, 3)	0-0 F8				0-0 SH1-3 1-2				0-0 L5	3	0	1	1	0	0	0	Texas Rangers @ Chicago White Sox Comiskey Park, Chicago, IL Sat Sep 04 1982, 8:05 PM EDT Att: 23,095 - Unknown - 69 F  livebaseballscores.com		
Mike Squires, L OBP: 0.313, SLG: 0.342 (8, 3)		CS 1B								0	0	0	0	0	0	0			
Tony Bemazard, S OBP: 0.336, SLG: 0.379 (1, 4)	0-0 F8	3-H CS 1B 1-2	0-0 F8		0-0 5-3			0-0 F8 SH2-3 1B		4	1	1	0	0	0	1			
Harold Baines, L OBP: 0.321, SLG: 0.461 (1, 8) (7, 9)	0-0 1B		0-3 K		0-0 3-1			0-0 SH2-3 1-2		3	0	1	0	0	1	1			
Greg Luzinski, R OBP: 0.380, SLG: 0.467 (1, 10)	0-0 BB 1B		0-0 K HR			0-0 F3		4-0 F8 1B IBB		3	2	2	1	1	0	0			
Carlton Fisk, R OBP: 0.346, SLG: 0.403 (1, 2)	4-0 BB 1-2		0-0 6-3			0-0 F3		0-0 F8 1-2 2-3		3	0	0	0	1	0	2			
Steve Kemp, L OBP: 0.392, SLG: 0.432 (1, 7)	0-3 K			0-0 F7-4 1B		0-0 3B		0-0 1B 2-H 3-H		4	0	3	2	0	1	3			
Ron Kittle, R OBP: 0.200, SLG: 0.490 (1, 9)			0-0 SH1-4 1B 2B		0-0 F9		0-3 K		0-3 K	3	1	1	0	0	1	2			
Rusty Kuntz, R (7, 8)										1	0	0	0	0	1	1			
Vance Law, R OBP: 0.321, SLG: 0.350 (1, 6)		0-0 SH1-4 2-3		0-0 F7-4 1-2				0-0 F8		2	0	0	0	0	0	1			
Aurelio Rodriguez, R OBP: 0.244, SLG: 0.296 (1, 5)		0-3 K			0-0 SH1-3 1B			0-0 F1		3	0	1	0	0	1	1			
<b>Inning Stats</b>	R: 0 E: 0 K: 1 S: 7	H: 2 LOB: 3 BB: 1 P: 11	R: 1 E: 0 K: 1 S: 6	H: 2 LOB: 0 BB: 0 P: 6	R: 1 E: 0 K: 1 S: 6	H: 1 LOB: 0 BB: 0 P: 6	R: 0 E: 0 K: 0 S: 3	H: 1 LOB: 0 BB: 0 P: 3	R: 0 E: 0 K: 0 S: 4	H: 1 LOB: 1 BB: 0 P: 4	R: 0 E: 0 K: 1 S: 6	H: 1 LOB: 1 BB: 0 P: 6	R: 0 E: 0 K: 0 S: 3	H: 0 LOB: 0 BB: 0 P: 3	R: 2 E: 0 K: 1 S: 7	H: 2 LOB: 1 BB: 1 P: 11		1B: 7 2B: 2 3B: 1 HR: 1	SF: 0 SAC: 3 DP: 1 HBP: 0
<b>PITCHER</b> Frank Tanana, L ERA: 3.97 (1, 1)	IP: 8.0 WLS: L BF: 34 H: 10 R: 4 ER: 4 SO: 5 BB: 1 IBB: 1 HBP: 0 BLK: 0 WP: 0 HR: 1 S: 42 P: 50 ERA: 4.50 WHIP: 1.375															<b>PITCHER</b> IP: 8.0 WLS: L BF: 34 H: 10 R: 4 ER: 4 SO: 5 BB: 1 IBB: 1 HBP: 0 BLK: 0 WP: 0 HR: 1 S: 42 P: 50 ERA: 4.50 WHIP: 1.375			

Batter	1	2	3	4	5	6	7	8	9	AB	R	H	RBI	BB	SO	LOB	TOP					
George Wright, S OBP: 0.295, SLG: 0.368 (1, 8)										6	1	2	1	0	1	2						
Bill Sample, R OBP: 0.317, SLG: 0.378 (1, 7)										5	2	2	0	1	0	1						
Buddy Bell, R OBP: 0.383, SLG: 0.444 (1, 5)										5	1	2	2	0	0	3						
Larry Parrish, R OBP: 0.315, SLG: 0.397 (1, 9)										5	1	3	2	0	0	1						
Johnny Grubb, L OBP: 0.379, SLG: 0.393 (1, 10)										5	1	2	0	0	2	5						
Dave Hostetter, R OBP: 0.310, SLG: 0.479 (1, 3)										4	1	2	2	0	1	2						
Jim Sundberg, R OBP: 0.316, SLG: 0.353 (1, 2)										5	1	3	1	0	1	2						
Mike Richardt, R OBP: 0.273, SLG: 0.283 (1, 4)										4	1	0	0	1	1	4						
Bucky Dent, R OBP: 0.224, SLG: 0.219 (1, 6)										5	1	3	2	0	0	0						
<b>Inning Stats</b>	R: 2 E: 0 K: 3 S: 13	H: 3 LOB: 2 BB: 0 P: 13	R: 0 E: 0 K: 0 S: 5	H: 2 LOB: 2 BB: 0 P: 5	R: 3 E: 0 K: 0 S: 7	H: 4 LOB: 1 BB: 0 P: 7	R: 0 E: 0 K: 1 S: 7	H: 2 LOB: 2 BB: 0 P: 7	R: 4 E: 0 K: 1 S: 8	H: 4 LOB: 2 BB: 2 P: 16	R: 0 E: 0 K: 0 S: 3	H: 1 LOB: 0 BB: 0 P: 3	R: 0 E: 0 K: 0 S: 4	H: 1 LOB: 1 BB: 0 P: 4	R: 1 E: 0 K: 1 S: 7	H: 2 LOB: 1 BB: 0 P: 7	R: 0 E: 0 K: 0 S: 3	H: 0 LOB: 0 BB: 0 P: 3	1B: 16 2B: 4 3B: 0 HR: 0	SF: 1 SAC: 0 DP: 2 HBP: 0	WP: 0 PB: 0 SB: 0 CS: 1	PA: 47
<b>PITCHER</b>	IP	WLS	BF	H	R	ER	SO	BB	IBB	HBP	BLK	WP	HR	S	P	ERA	WHIP					
Dennis Lamp, R ERA: 4.49	2.2		18	9	5	5	3	0	0	0	0	0	0	24	24	16.88	3.375					
Salome Barojas, R ERA: 3.75	1.2	L	10	4	3	3	1	1	0	0	0	0	0	11	15	16.20	3.000					
Warren Brusstar, R ERA: 4.74	0.0		3	2	1	1	0	1	0	0	0	0	0	2	6	∞	∞					
Kevin Hickey, L ERA: 3.03	3.0		10	3	1	1	1	0	0	0	0	0	0	12	12	3.00	1.000					
Chico Escarrega, R ERA: 3.84	1.2		6	1	0	0	1	0	0	0	0	0	0	8	8	0.00	0.600					

Texas Rangers @ Chicago White Sox  
Comiskey Park, Chicago, IL  
Sun Sep.05.1982, 4:33 AM EDT  
Att: 25,971 - Sunny - 77 F

AB 44  
R 10  
H 19  
RBI 10  
BB 2  
SO 6  
LOB 20



Batter	1	2	3	4	5	6	7	8	9	AB	R	H	RBI	BB	SO	LOB	BOTTOM					
Rudy Law, L OBP: 0.360, SLG: 0.426 (1, 8)										6	1	3	1	0	1	4						
Tony Bemazzard, S OBP: 0.337, SLG: 0.385 (1, 4)										5	2	2	2	0	1	4						
Harold Baines, L OBP: 0.326, SLG: 0.462 (1, 9)										3	0	2	1	2	0	0						
Greg Luzinski, R OBP: 0.382, SLG: 0.467 (1, 10)										4	0	2	1	1	1	4						
Steve Kemp, L OBP: 0.391, SLG: 0.429 (1, 7)										4	0	0	0	1	0	7						
Marc Hill, R OBP: 0.289, SLG: 0.343 Carlton Fisk, R OBP: 0.347, SLG: 0.404 (1, 2)										3	0	0	0	0	0	3						
Mike Squires, L OBP: 0.313, SLG: 0.342 Chris Nyman, R OBP: 0.176, SLG: 0.176 (7, PH)										3	1	1	0	0	1	0						
Mary Foley, L OBP: 0.244, SLG: 0.114 (8, PH)										1	0	0	0	0	0	2						
Vance Law, R OBP: 0.326, SLG: 0.366 (8, 5)										5	2	3	1	0	1	0						
Aurelio Rodriguez, R OBP: 0.250, SLG: 0.302 Jerry Hairston, S OBP: 0.311, SLG: 0.494 Bill Almon, R OBP: 0.322, SLG: 0.385 (7, PH)										3	1	2	1	0	0	0						
<b>Inning Stats</b>	R: 1 E: 0 K: 0 S: 4	H: 2 LOB: 2 BB: 2 P: 12	R: 0 E: 0 K: 0 S: 3	H: 0 LOB: 0 BB: 0 P: 3	R: 0 E: 0 K: 1 S: 5	H: 1 LOB: 2 BB: 1 P: 10	R: 5 E: 1 K: 0 S: 9	H: 6 LOB: 1 BB: 0 P: 9	R: 1 E: 0 K: 1 S: 7	H: 2 LOB: 1 BB: 0 P: 7	R: 0 E: 0 K: 0 S: 3	H: 0 LOB: 1 BB: 1 P: 7	R: 0 E: 0 K: 1 S: 7	H: 2 LOB: 3 BB: 1 P: 11	R: 0 E: 0 K: 0 S: 5	H: 2 LOB: 2 BB: 0 P: 5	R: 0 E: 0 K: 2 S: 8	H: 1 LOB: 1 BB: 0 P: 8	1B: 11 2B: 2 3B: 2 HR: 1	SF: 0 SAC: 0 DP: 2 HBP: 1	WP: 0 PB: 0 SB: 0 CS: 0	PA: 47
<b>PITCHER</b>	IP	WLS	BF	H	R	ER	SO	BB	IBB	HBP	BLK	WP	HR	S	P	ERA	WHIP					
John Butcher, R ERA: 5.54	1.1		20	8	6	6	1	3	0	1	0	0	0	18	31	16.20	3.300					
Jon Matlack, L ERA: 3.75	4.1	W	13	4	1	1	1	1	0	0	0	0	1	14	18	3.38	1.875					
Dave Schmidt, R ERA: 3.2	7.1	S	14	4	0	0	3	1	0	0	0	0	0	19	23	0.00	1.667					

Texas Rangers @ Chicago White Sox  
Comiskey Park, Chicago, IL  
Sun Sep.05.1982, 4:33 AM EDT  
Att: 25,971 - Sunny - 77 F

AB 41  
R 7  
H 16  
RBI 7  
BB 5  
SO 5  
LOB 27






Batter	1	2	3	4	5	6	7	8	9	AB	R	H	RBI	BB	SO	LOB	TOP				
Rudy Law, L OBP: 0.360, SLG: 0.425 (1, 8)	F3	F9		1B			2B		FC4-6	5	1	2	0	0	0	1					
Tony Bernazard, S OBP: 0.339, SLG: 0.393 (1, 4)	BB		HR	K			2B		F9	4	1	2	2	1	1	2					
Harold Baines, L OBP: 0.323, SLG: 0.458 (1, 9)	F7		F9		G3		F8		F6	5	0	0	0	0	0	3					
Greg Luzinski, R OBP: 0.381, SLG: 0.464 (1, 10)	K		K		K		IBB			3	0	0	0	1	3	1					
Steve Kemp, L OBP: 0.392, SLG: 0.432 (1, 7)		2B		1B	L4		K			4	1	2	0	0	1	2					
Carlton Fisk, R OBP: 0.346, SLG: 0.405 (1, 2)		SH SF9	F6		5-3				F9	4	1	1	1	0	0	1					
Mike Squires, L OBP: 0.313, SLG: 0.342 (1, 3)		SH E		2B		K			F2	3	2	1	0	0	1	0					
Vance Law, R OBP: 0.325, SLG: 0.370 (1, 6)		SF9		1B		K			E6	3	0	1	2	0	1	0					
Aurelio Rodriguez, R OBP: 0.247, SLG: 0.298 (1, 5)		F7		F2			F7		PO	3	0	0	0	0	0	0					
Jerry Hairston, S OBP: 0.319, SLG: 0.500 (9, PH)		1-H						1-2	FC4-6 1B	1	0	1	0	0	0	0					
<b>Inning Stats</b>	R: 0 E: 0 K: 1 S: 5	H: 0 LOB: 1 BB: 1 P: 9	R: 3 E: 2 K: 0 S: 6	H: 2 LOB: 0 BB: 0 P: 6	R: 1 E: 0 K: 1 S: 7	H: 2 LOB: 1 BB: 0 P: 7	R: 1 E: 0 K: 1 S: 7	H: 3 LOB: 1 BB: 0 P: 7	R: 0 E: 0 K: 2 S: 5	H: 0 LOB: 0 BB: 0 P: 7	R: 1 E: 0 K: 1 S: 7	H: 2 LOB: 2 BB: 1 P: 11	R: 0 E: 1 K: 0 S: 3	H: 0 LOB: 0 BB: 0 P: 3	R: 0 E: 0 K: 0 S: 4	H: 1 LOB: 1 BB: 0 P: 4	1B: 5 2B: 4 3B: 0 HR: 1	SF: 1 SAC: 1 DP: 0 HBP: 0	WP: 0 PB: 0 SB: 2 CS: 0	PA: 40	
<b>PITCHER</b>	IP	WLS	BF	H	R	ER	SO	BB	IBB	HBP	BLK	WP	HR	S	P	ERA	WHIP				
Ken Forsch, R ERA: 4.03 (1, 1)	3.2		19	7	5	4	2	1	0	0	0	0	1	22	26	9.82	2.182				
John Curtis, L ERA: 4.14 (4, 1)	3.1		13	2	1	1	5	0	1	0	0	0	0	22	26	2.70	0.600				
Steve Renko, R ERA: 4.32 (8, 1)	2.0	W	7	1	0	0	0	0	0	0	0	0	0	7	7	0.00	0.500				

Chicago White Sox @ California Angels  
 Anaheim Stadium, Anaheim, CA  
 Mon Sep 06 1982, 6:33 AM EDT  
 Att: 42,804 - Sunny - 82 F


AB 35  
 R 6  
 H 10  
 RBI 5  
 BB 2  
 SO 7  
 LOB 10



Batter	1	2	3	4	5	6	7	8	9	AB	R	H	RBI	BB	SO	LOB	BOTTOM				
Brian Downing, R OBP: 0.369, SLG: 0.489 (1, 7)	F9			K			4-3		SF8	4	1	1	5	0	1	2					
Rod Carew, L OBP: 0.392, SLG: 0.390 (1, 3)	BB	F8			G1		L8		BB	4	0	1	0	1	0	1					
Don Baylor, R OBP: 0.326, SLG: 0.426 (1, 10)	G5-4-3		F9				G1		K	3	0	0	0	2	1	3					
Doug DeCinces, R OBP: 0.369, SLG: 0.551 (1, 6)	G5-4-3		F7		F9				FC6-4 1B	4	0	1	0	0	0	3					
Reggie Jackson, L OBP: 0.381, SLG: 0.541 (1, 9)		1B			1-3				FC6-4 BB 1B	4	1	2	0	0	0	2					
Bobby Clark, R OBP: 0.213, SLG: 0.288 (9, 9)										0	0	0	0	0	0	0					
Ron Jackson, R OBP: 0.376, SLG: 0.398 (1, 5)							F9		BB	3	2	1	0	1	1	1					
Mick Kelleher, R OBP: 0.240, SLG: 0.178 (9, 6)		BB		K					BB	0	0	0	0	0	0	0					
Bobby Grich, R OBP: 0.379, SLG: 0.455 (1, 4)		BB					3-1		BB	2	2	1	0	2	0	0					
Juan Beniquez, R OBP: 0.325, SLG: 0.348 (1, 8)		F7			F9		F9		1B	4	1	1	2	0	0	3					
Bob Boone, R OBP: 0.314, SLG: 0.354 (1, 2)		HR			F3				BB	2	1	1	1	2	0	1					
<b>Inning Stats</b>	R: 0 E: 0 K: 0 S: 3	H: 1 LOB: 1 BB: 1 P: 7	R: 4 E: 0 K: 0 S: 5	H: 3 LOB: 0 BB: 2 P: 13	R: 0 E: 0 K: 1 S: 6	H: 1 LOB: 1 BB: 0 P: 6	R: 0 E: 0 K: 1 S: 6	H: 1 LOB: 1 BB: 0 P: 6	R: 0 E: 0 K: 0 S: 3	H: 0 LOB: 0 BB: 1 P: 3	R: 0 E: 0 K: 0 S: 3	H: 0 LOB: 1 BB: 1 P: 7	R: 4 E: 0 K: 1 S: 8	H: 3 LOB: 2 BB: 3 P: 20	R: 4 E: 0 K: 1 S: 8	H: 3 LOB: 3 BB: 3 P: 20	1B: 7 2B: 0 3B: 1 HR: 1	SF: 1 SAC: 0 DP: 1 HBP: 0	WP: 0 PB: 0 SB: 0 CS: 0	PA: 39	
<b>PITCHER</b>	IP	WLS	BF	H	R	ER	SO	BB	IBB	HBP	BLK	WP	HR	S	P	ERA	WHIP				
Jerry Koosman, L ERA: 3.74 (1, 1)	6.0		26	6	4	4	2	4	0	0	0	0	0	26	42	6.00	1.667				
Warren Brusstar, R ERA: 4.91 (7, 1)	1.0		5	1	1	1	0	1	0	0	0	0	0	4	8	9.00	2.000				
Kevin Hickey, L ERA: 3.01 (8, 1)	0.1		1	0	0	0	0	0	0	0	0	0	0	1	1	0.00	0.000				
Jim Kern, R ERA: 3.63 (8, 1)	0.1	L	5	2	3	3	0	2	0	0	0	0	0	3	11	81.00	12.000				
Sparky Lyle, L ERA: 4.85 (8, 1)	0.1		2	0	0	0	1	1	0	0	0	0	0	3	7	0.00	3.000				

Chicago White Sox @ California Angels  
 Anaheim Stadium, Anaheim, CA  
 Mon Sep 06 1982, 6:33 AM EDT  
 Att: 42,804 - Sunny - 82 F

AB 30  
 R 8  
 H 9  
 RBI 8  
 BB 8  
 SO 3  
 LOB 16



Batter	1	2	3	4	5	6	7	8	9	AB	R	H	RBI	BB	SO	LOB	TOP				
Rudy Law, L OBP: 0.361, SLG: 0.429 Rusty Kuntz, R (8, 8)	0-0 1B	0-0 G3		0-0 4-3			0-0 SH1-3 FC4-2 2B	0-0 F5		5	0	2	0	0	0	2					
Tony Bernazard, S OBP: 0.342, SLG: 0.402 (1, 4)	0-0 1-2 1B	0-0 2-3 1B		0-0 HR			0-0 SH1-3	0-3 K		4	1	3	2	0	1	1					
Harold Baines, L OBP: 0.322, SLG: 0.455 (1, 9)	0-3 K	0-0 G3		0-0 F9			0-0 FC4-2 BB	0-0 1-4-3 1B		5	0	1	0	0	1	4					
Greg Luzinski, R OBP: 0.381, SLG: 0.464 (1, 10)	0-3 K		0-0 G3 2B		0-0 6-3		0-0 3-H BB	0-0 1-4-3		4	1	1	0	1	1	3					
Steve Kemp, L OBP: 0.390, SLG: 0.428 (1, 7)	0-0 1-3		0-0 G3		0-0 G3		0-0 3-1	4-0 IBB		4	0	0	0	1	0	5					
Carlton Fisk, R OBP: 0.347, SLG: 0.407 (1, 2)		0-0 5-3	0-0 4-3 2B		0-0 F8			0-0 SH1-4 1B	0-0 F8	5	1	2	1	0	0	2					
Mike Squires, L OBP: 0.318, SLG: 0.342 (1, 3)		0-0 2B 1B	0-0 4-3 2-3		4-0 G6-4-3 BB			0-0 SH1-4 1B	0-3 K	3	1	1	0	1	1	3					
Vance Law, R OBP: 0.328, SLG: 0.375 (1, 6)		0-0 2B 2B	0-3 K		0-3 K			0-0 2B 1B		4	2	2	2	0	2	2					
Aurelio Rodriguez, R OBP: 0.251, SLG: 0.311 (1, 5)		0-0 G3 1B 2B		0-0 5-3		0-0 G6-4-3		0-0 1-2 2B		4	1	2	2	0	0	1					
<b>Inning Stats</b>	R: 0 E: 0 K: 2 S: 9	H: 2 LOB: 2 BB: 0 P: 9	R: 3 E: 0 K: 0 S: 7	H: 4 LOB: 1 BB: 0 P: 7	R: 1 E: 0 K: 1 S: 7	H: 2 LOB: 1 BB: 0 P: 7	R: 1 E: 0 K: 0 S: 4	H: 1 LOB: 0 BB: 0 P: 4	R: 0 E: 0 K: 1 S: 4	H: 0 LOB: 0 BB: 1 P: 8	R: 0 E: 0 K: 0 S: 4	H: 1 LOB: 2 BB: 1 P: 8	R: 2 E: 0 K: 1 S: 8	H: 3 LOB: 1 BB: 0 P: 8	R: 0 E: 0 K: 1 S: 6	H: 1 LOB: 2 BB: 1 P: 10	1B: 7 2B: 8 3B: 0 HR: 1	SF: 0 SAC: 2 DP: 1 HBP: 0	WP: 0 PB: 0 SB: 0 CS: 0	PA: 43	
<b>PITCHER</b>	IP	WLS	BF	H	R	ER	SO	BB	IBB	HBP	BLK	WP	HR	S	P	ERA	WHIP				
Tommy John, L ERA: 3.64 (1, 1)	2.1	L	14	7	4	4	2	0	0	0	0	0	0	18	18	15.43	3.000				
Bruce Kison, R ERA: 3.51 (3, 1)	3.2		14	3	1	1	2	1	0	0	0	0	1	17	21	2.46	1.091				
Andy Hassler, L ERA: 2.47 (7, 1)	1.1		7	2	2	2	0	1	0	0	0	0	0	6	10	13.50	2.250				
Luis Sanchez, R ERA: 3.67 (8, 1)	1.2		8	2	0	0	2	0	1	0	0	0	0	11	15	0.00	1.200				

Chicago White Sox @ California Angels  
Anaheim Stadium, Anaheim, CA  
Tue Sep 07 1982, 10:05 PM EDT  
Att: 30,032 - Unknown - 80 F

AB 38  
R 7  
H 14  
RBI 7  
BB 3  
SO 6  
LOB 23

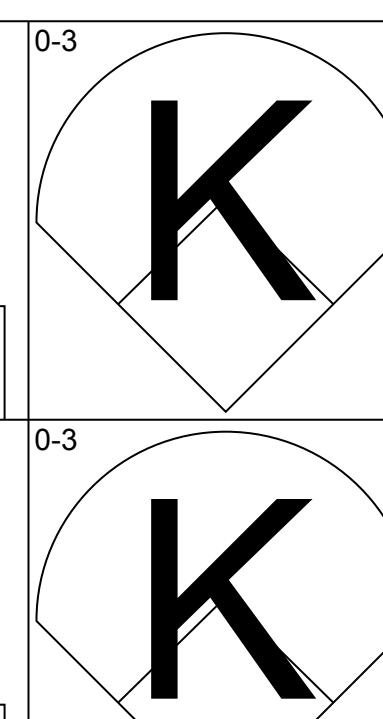
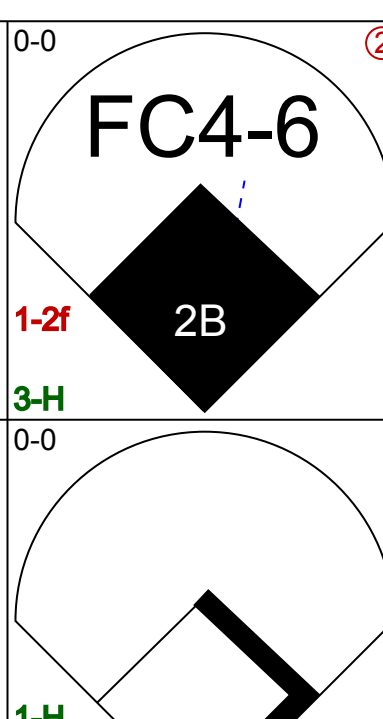
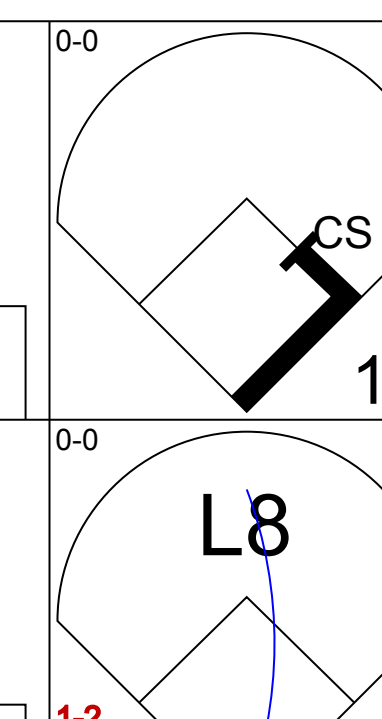
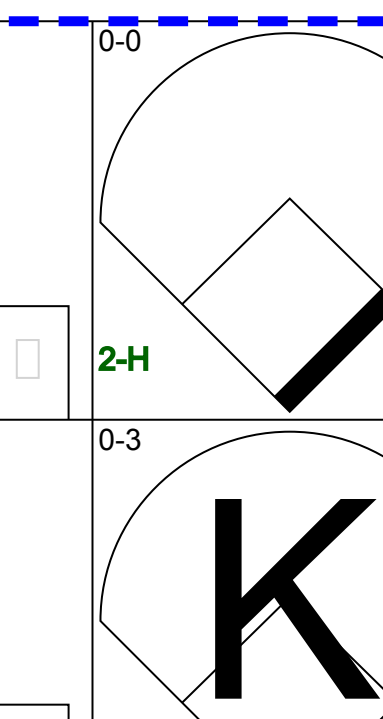
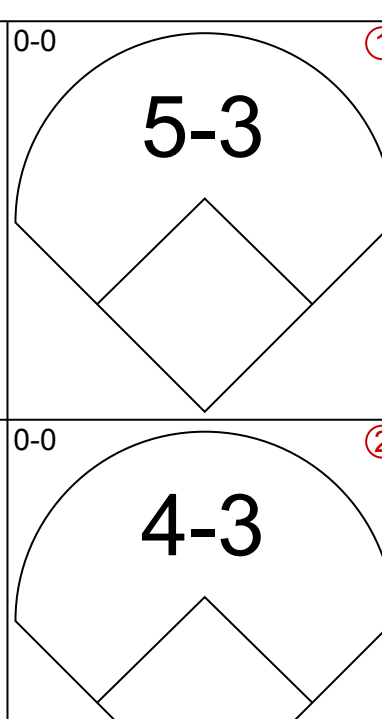
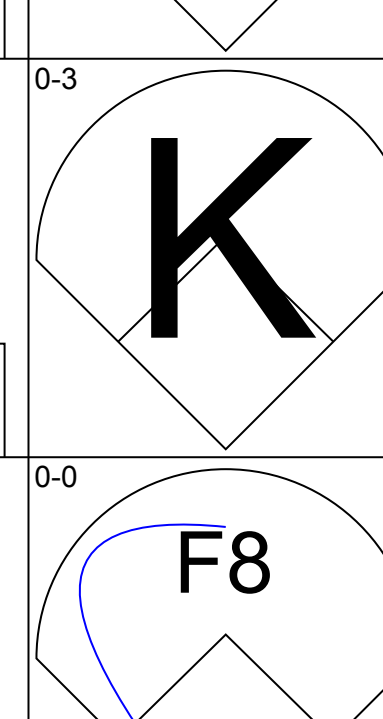
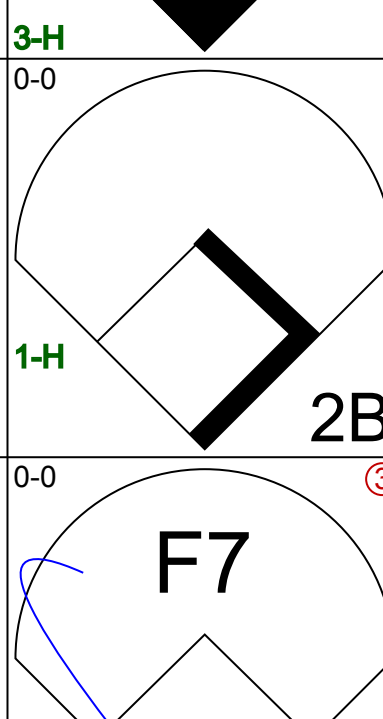
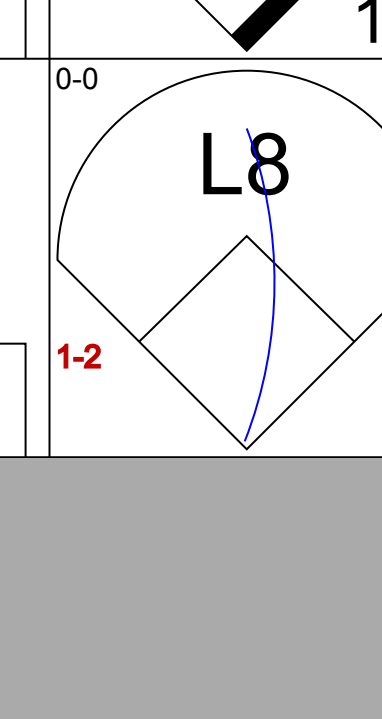
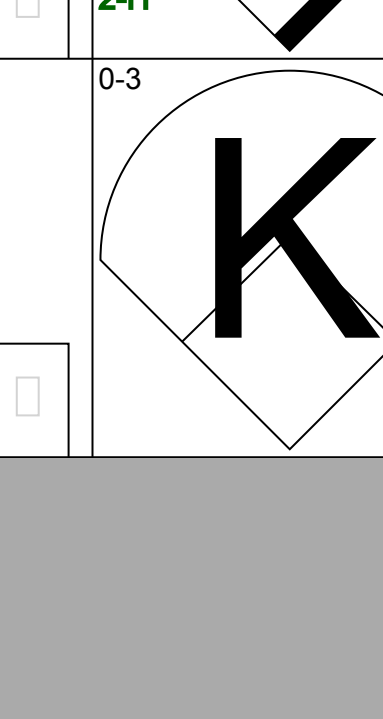
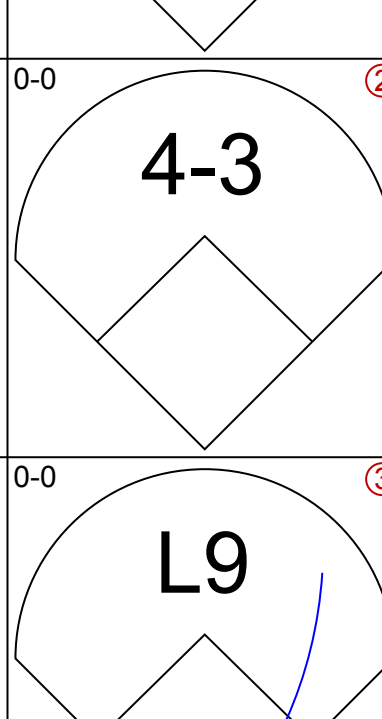
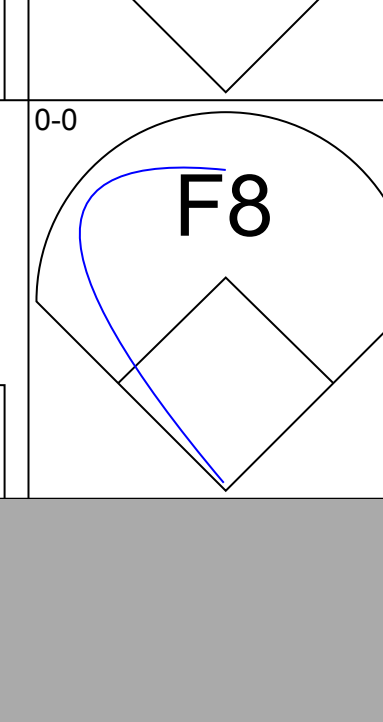
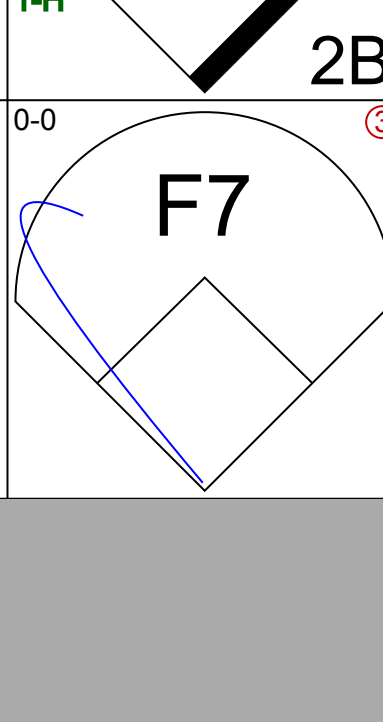
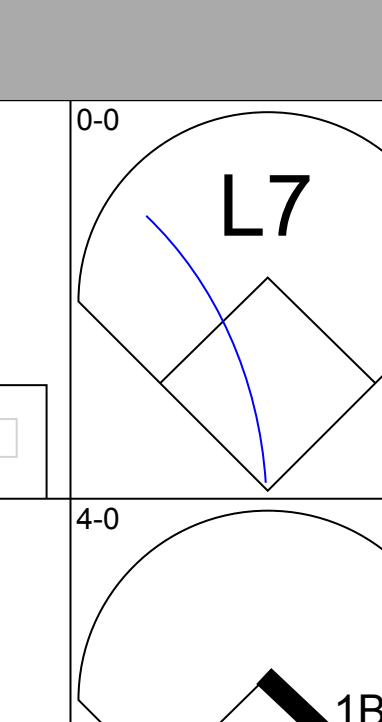
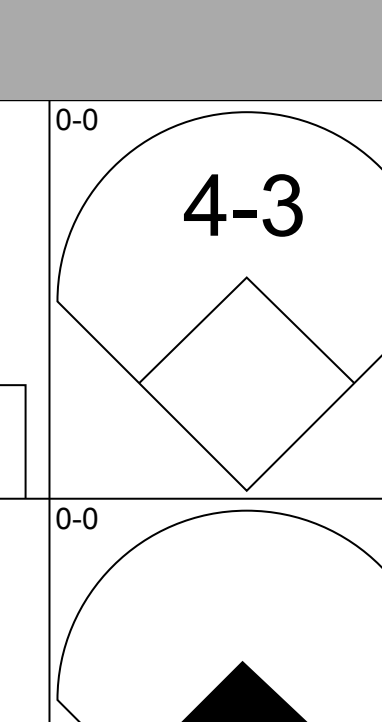
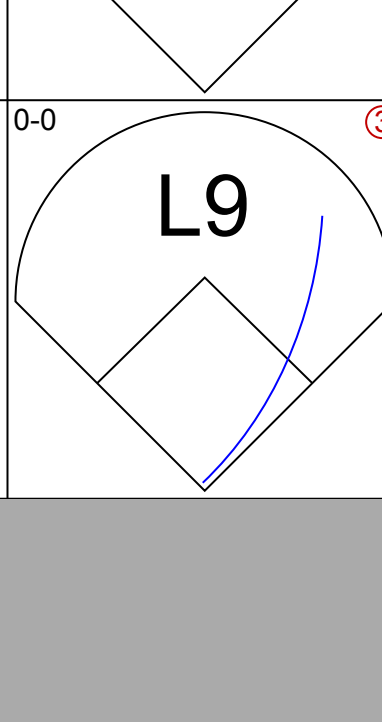
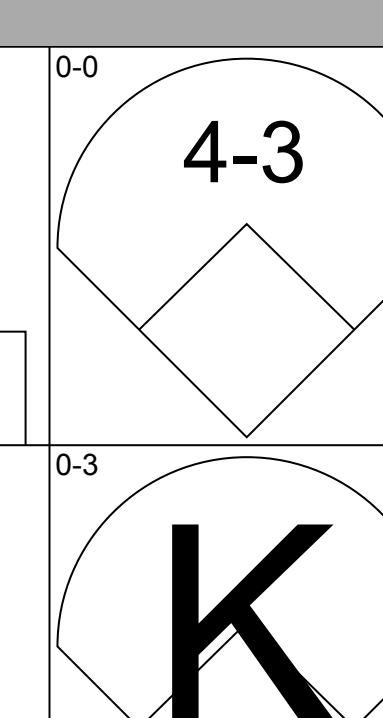
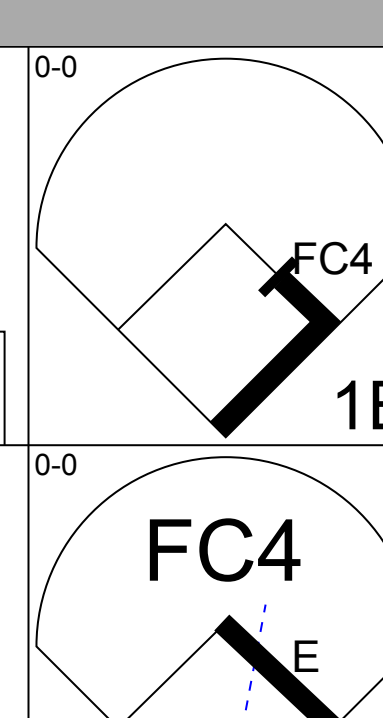
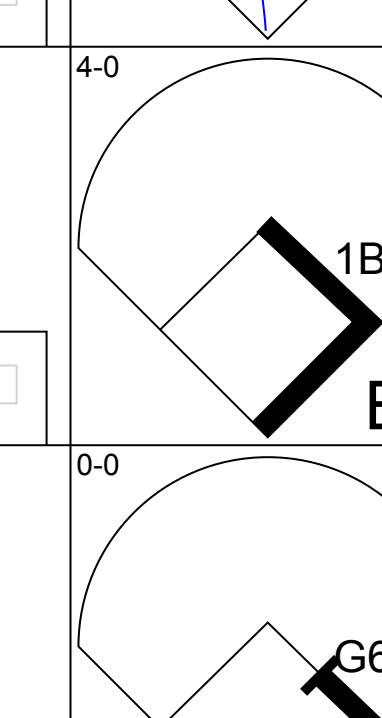
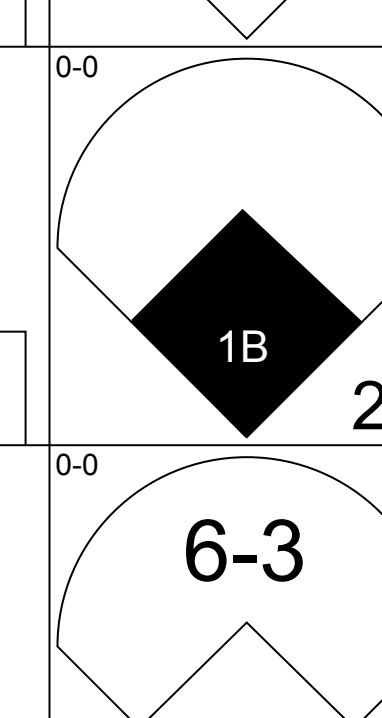
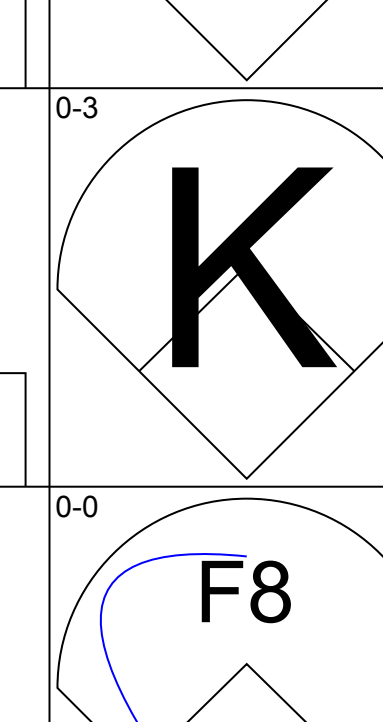
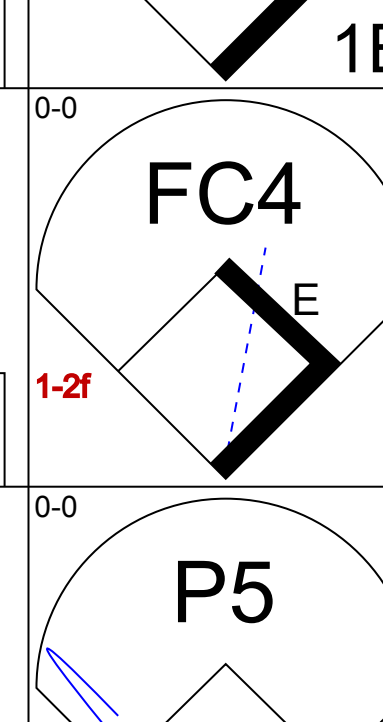
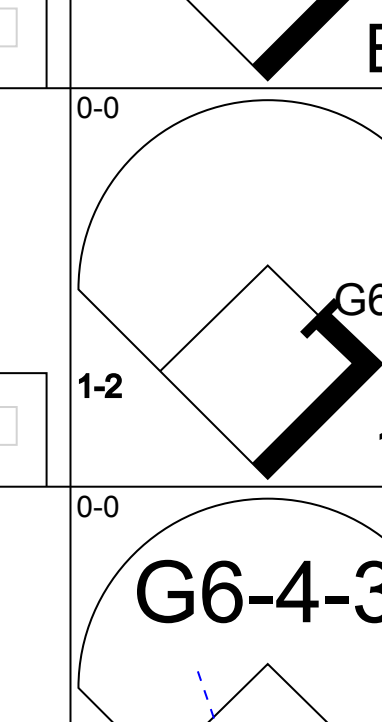
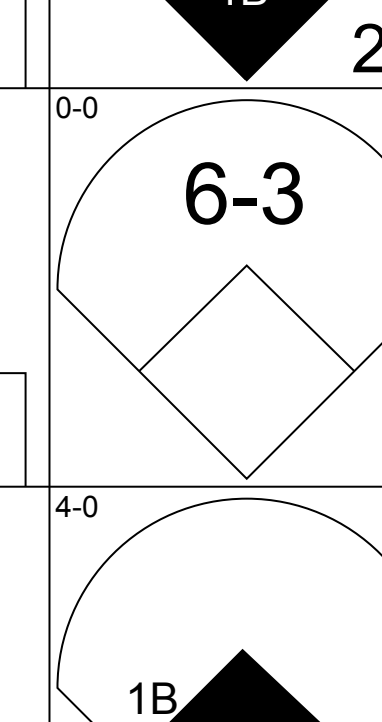
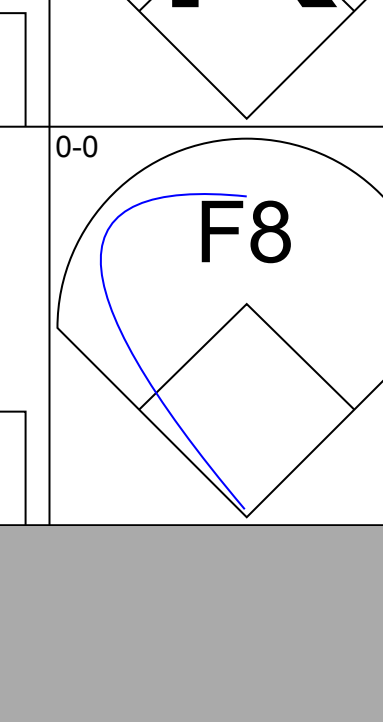
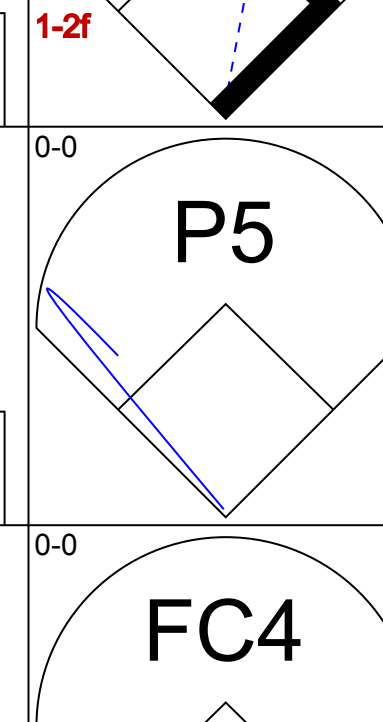
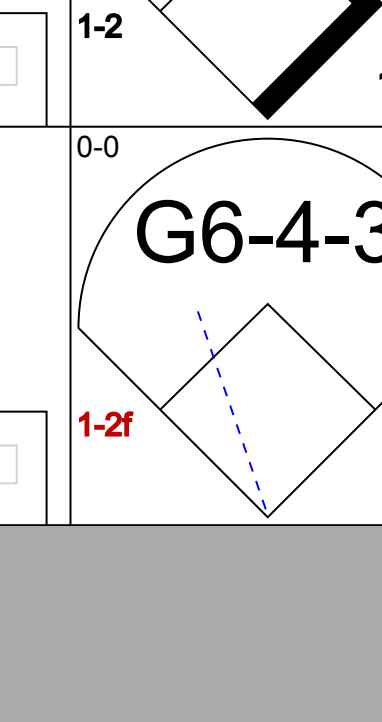
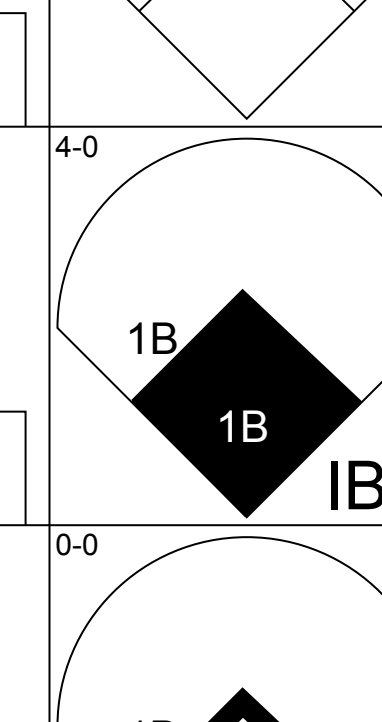
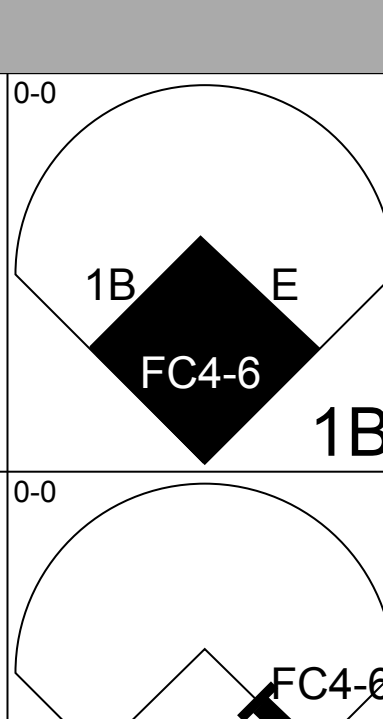
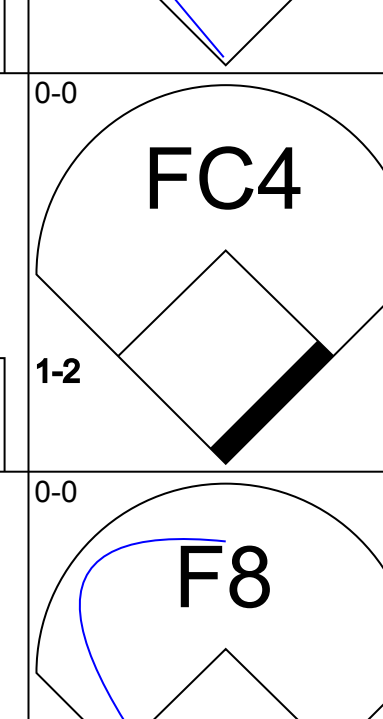
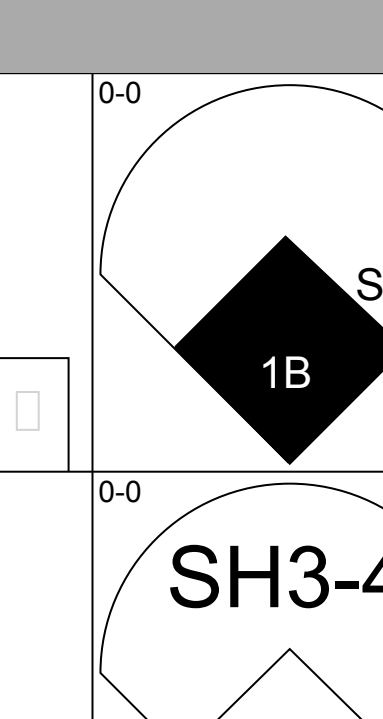
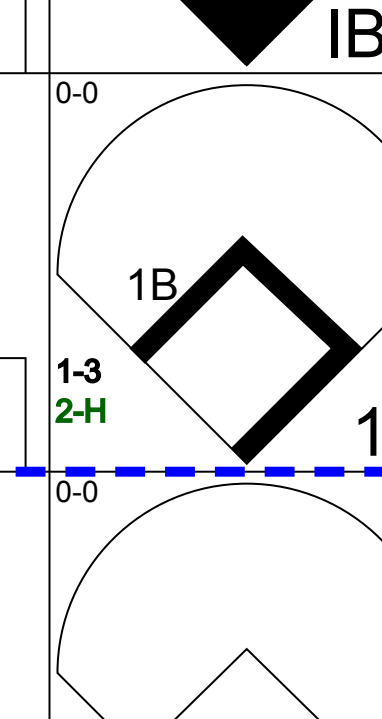
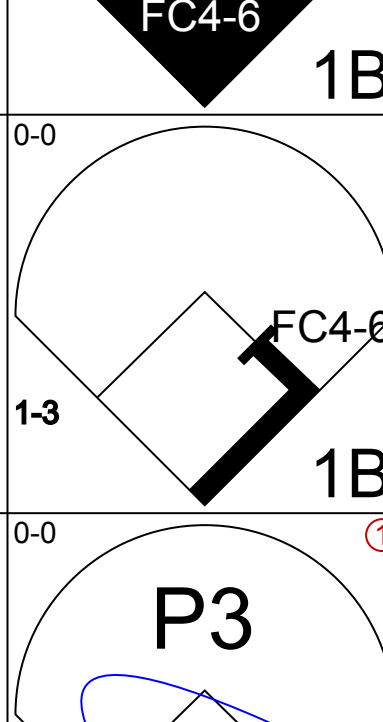
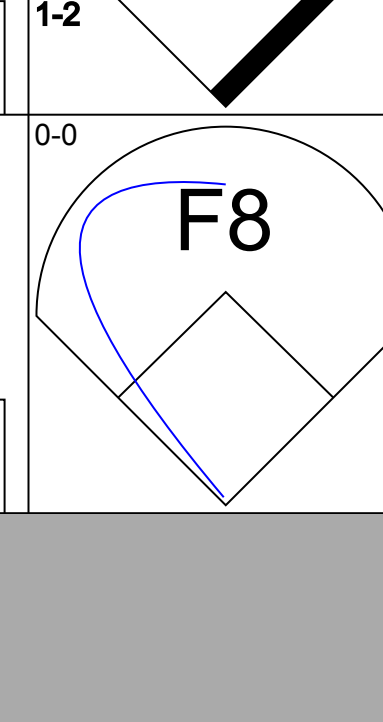
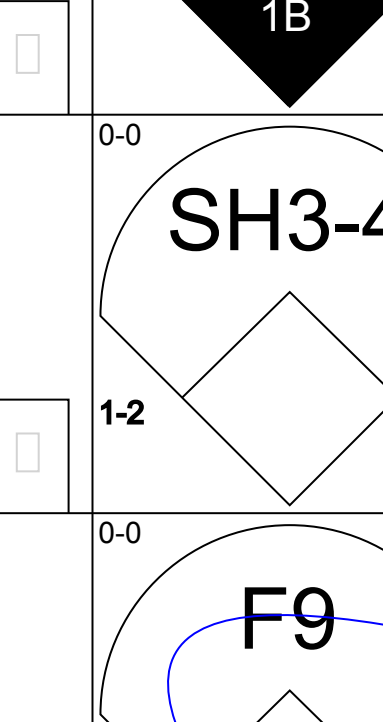
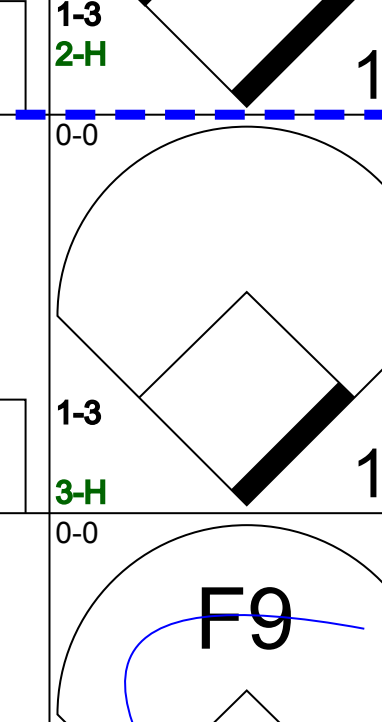
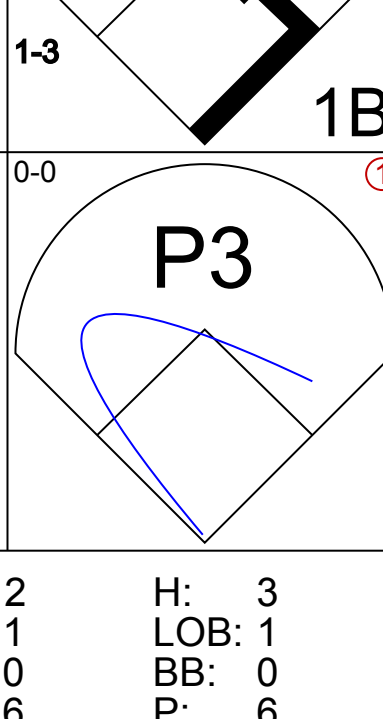
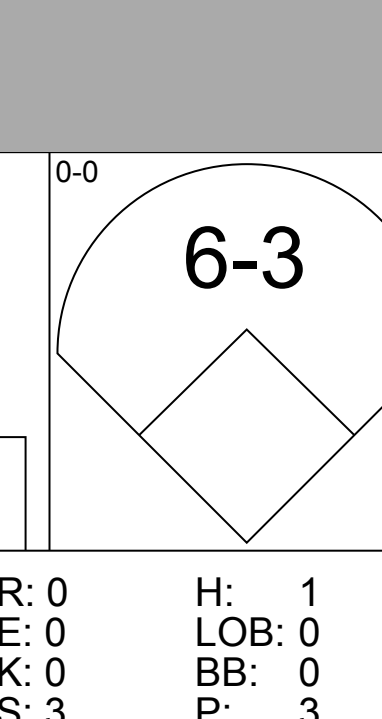
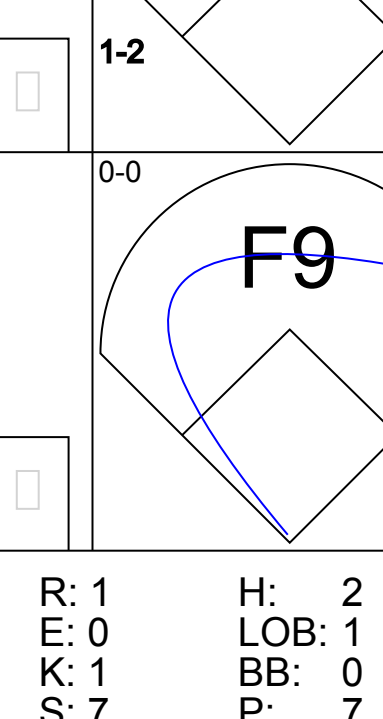
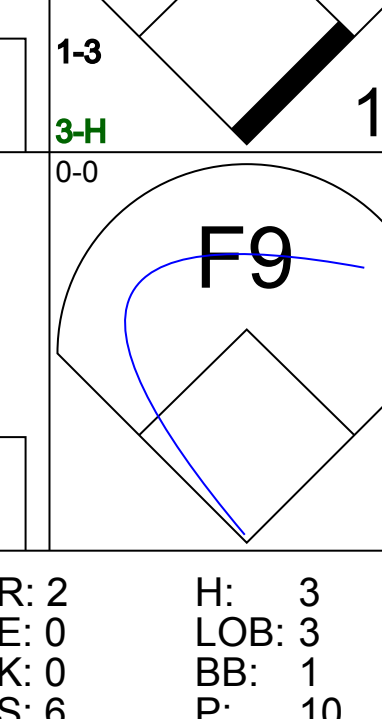


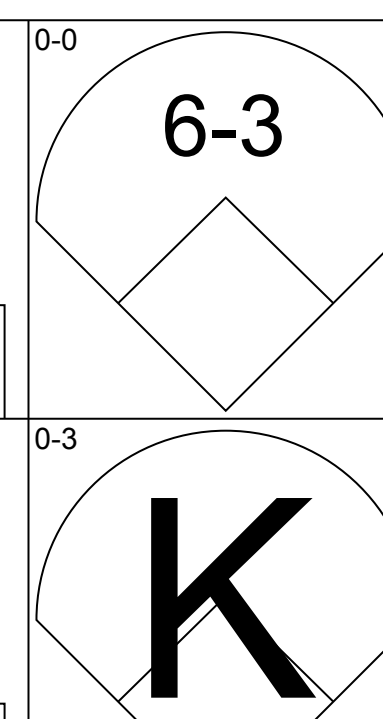
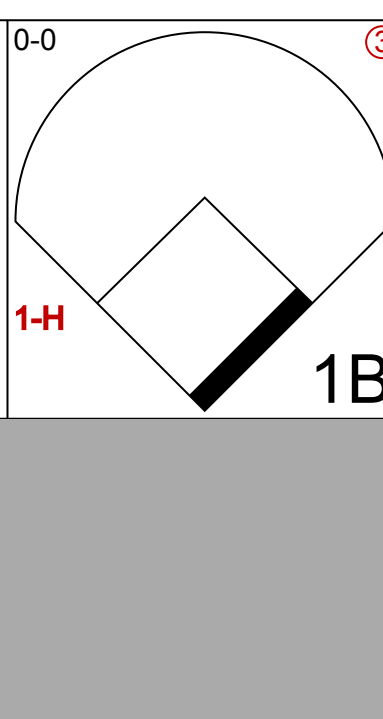
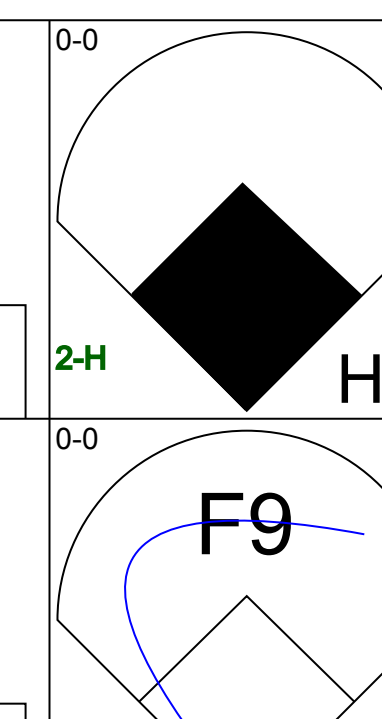
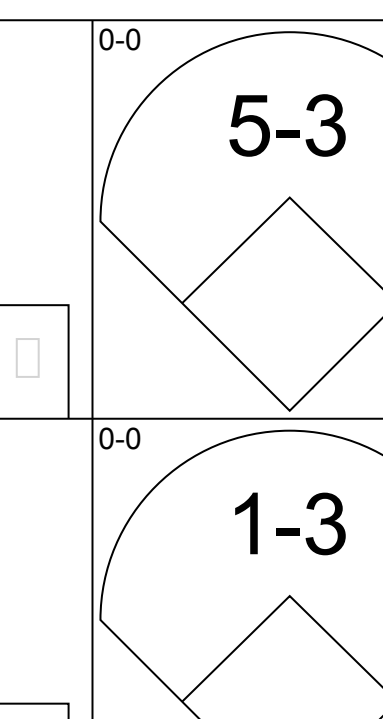
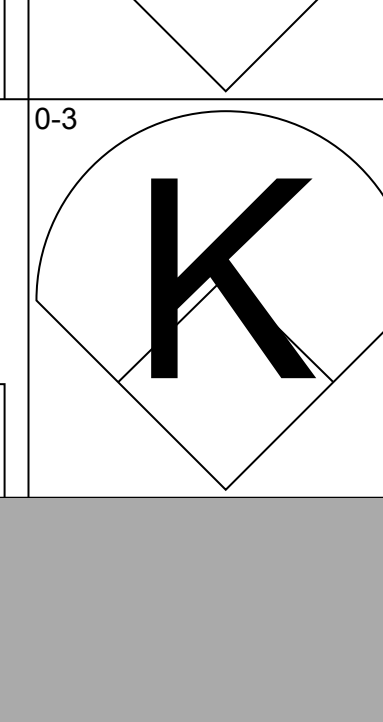
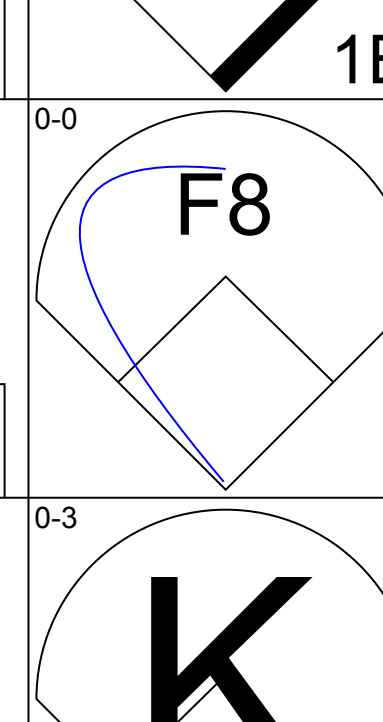



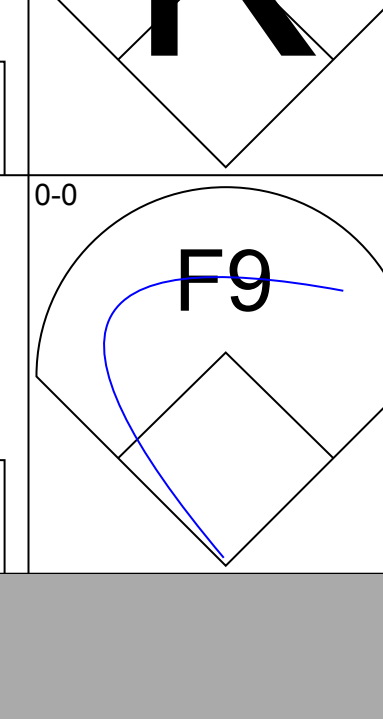
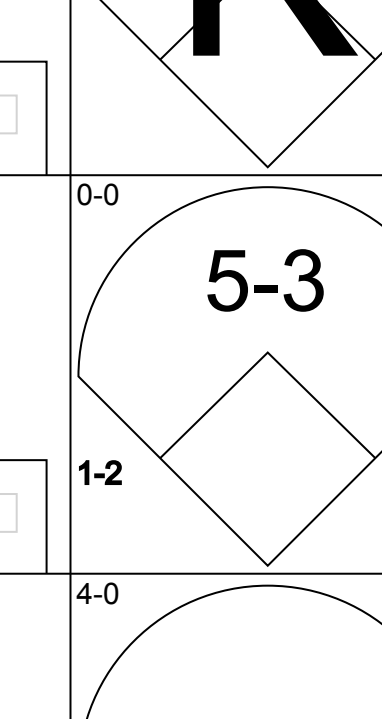
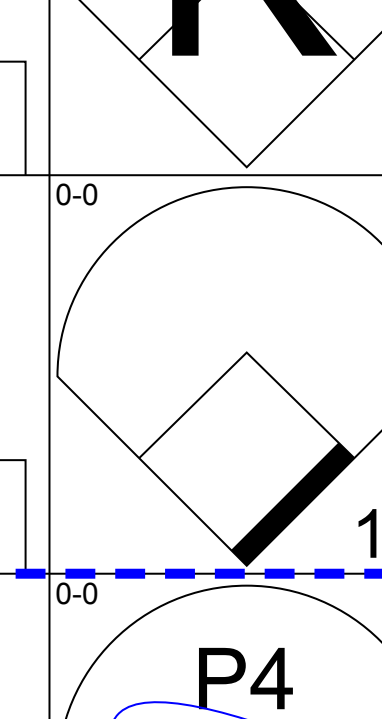
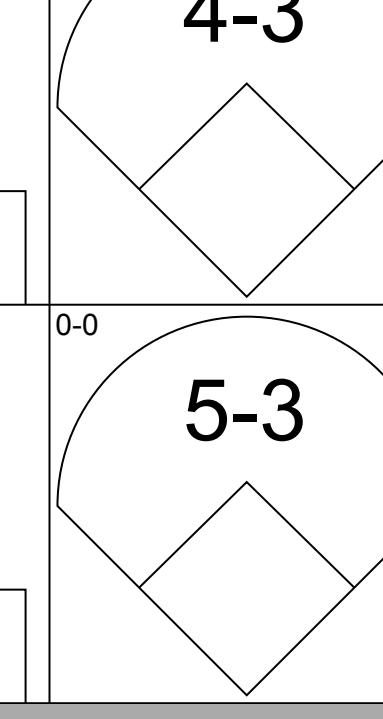
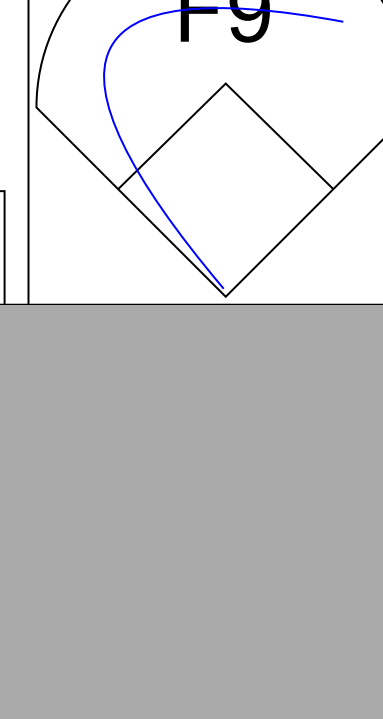
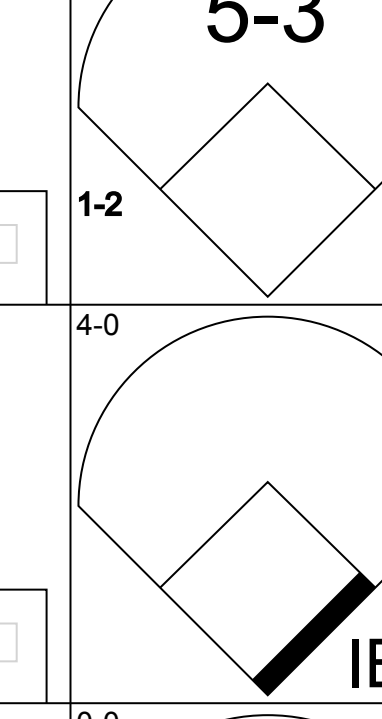
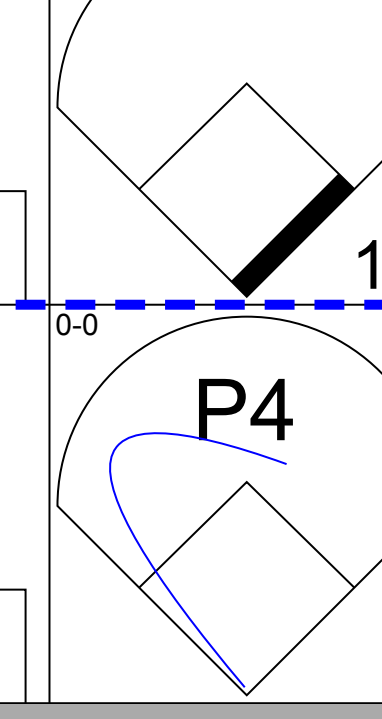


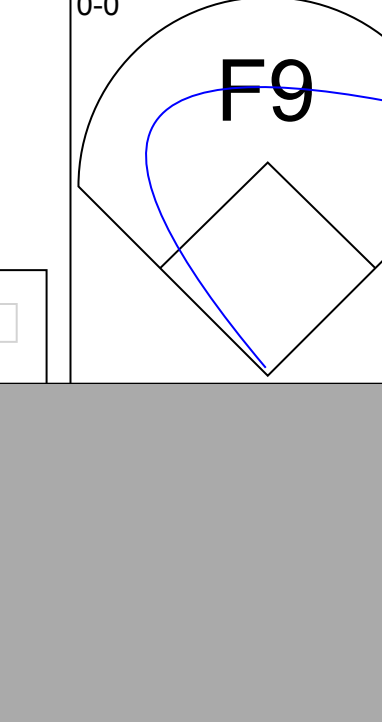

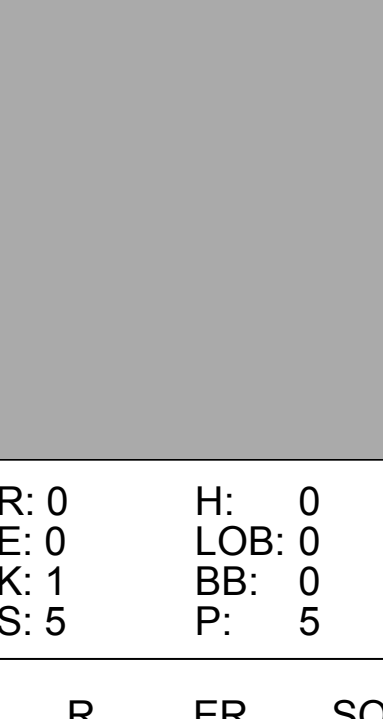
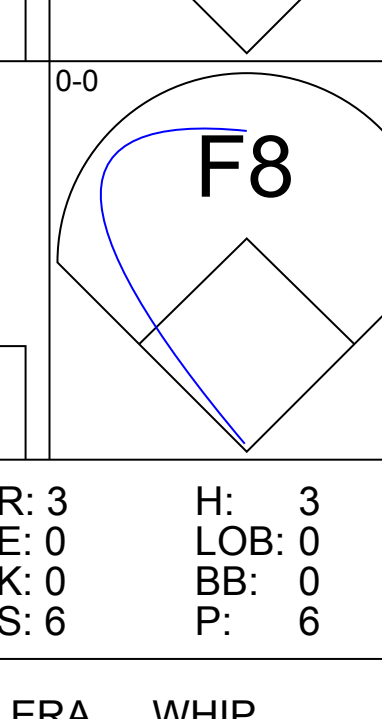
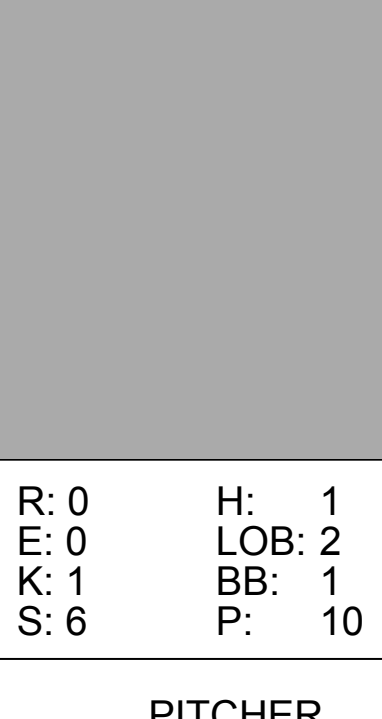
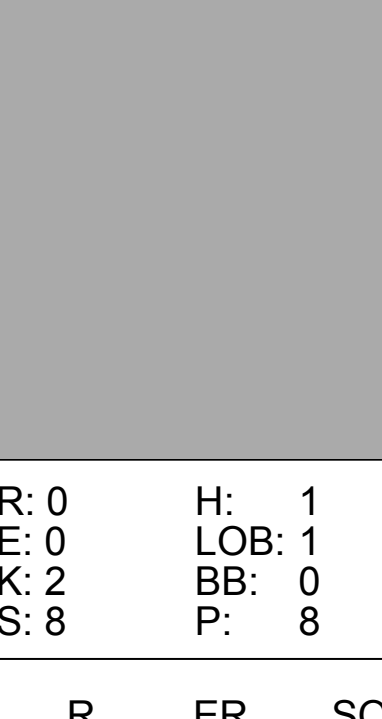
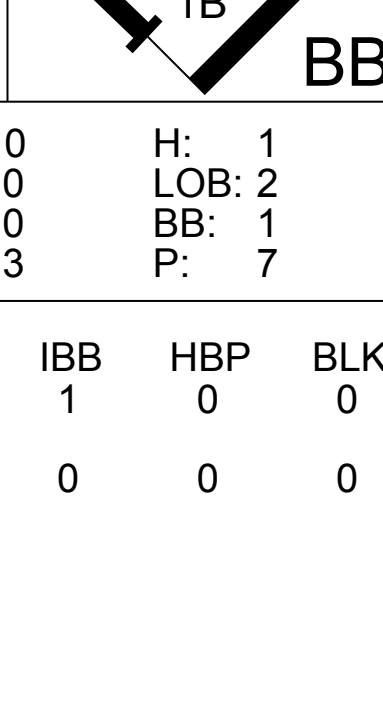
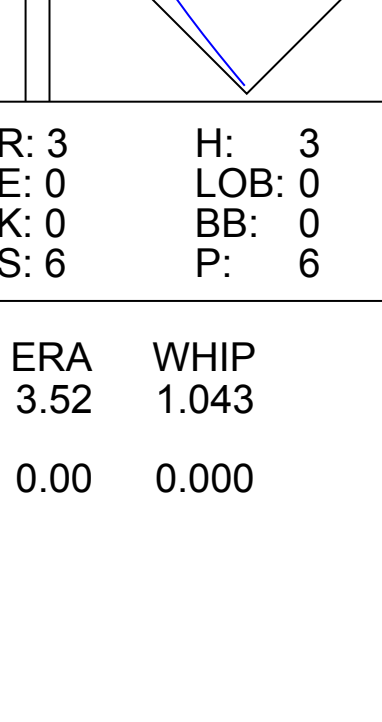
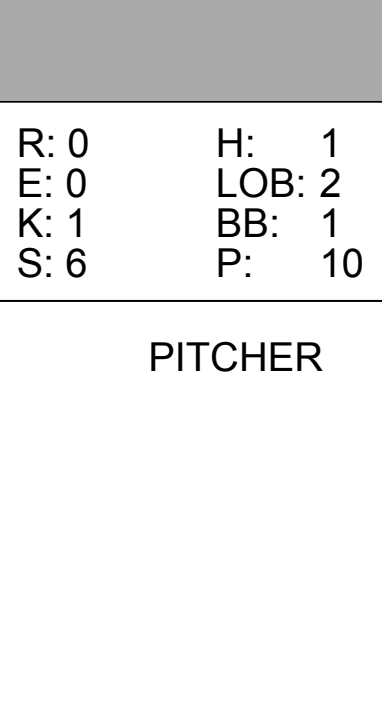
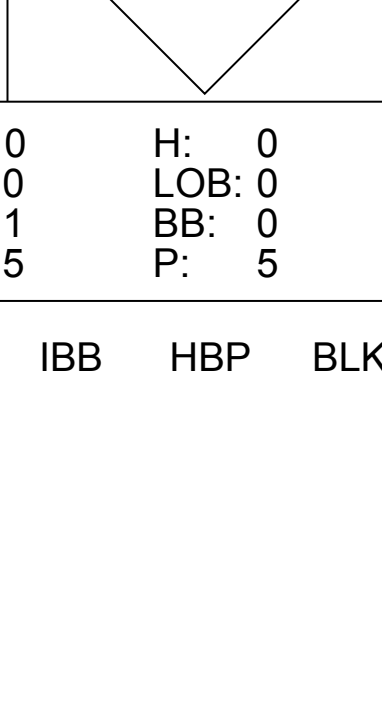




Batter	1	2	3	4	5	6	7	8	9	AB	R	H	RBI	BB	SO	LOB	BOTTOM					
Brian Downing, R OBP: 0.369, SLG: 0.487 (1, 7)	4-0 G4-6-3 BB		0-0 1-3 2-H 1B		0-0 FC4-6 1B 3B		0-0 5-3		0-0 5-3	4	1	1	1	1	0	2						
Rod Carew, L OBP: 0.393, SLG: 0.391 (1, 3)	0-0 G4-6-3 1-2		0-0 FC4-6 1-2		0-0 1-3 3B 1B			0-0 1B 1B		4	1	2	1	0	0	2						
Don Baylor, R OBP: 0.325, SLG: 0.429 (1, 10)	0-3 K		0-0 F4		0-0 1-H 3-H 3B			0-0 F7		4	0	1	2	0	1	2						
Doug DeCinces, R OBP: 0.368, SLG: 0.548 (1, 5)		0-0 F3		4-0 S G3 BB		0-0 F9		0-0 F8		3	0	0	0	1	0	2						
Reggie Jackson, L OBP: 0.380, SLG: 0.538 (1, 9)		0-3 K		0-0 G3		0-0 1-3		0-0 1-2 1B		4	0	1	0	0	1	1						
Bobby Grich, R OBP: 0.376, SLG: 0.451 (1, 4)		0-3 K		0-3 K		0-0 F8		0-0 1-3		4	0	0	0	0	2	3						
Juan Beniquez, R OBP: 0.316, SLG: 0.338 (1, 8)			0-0 6-3		0-0 6-3		0-3 K		0-0 F6	4	0	0	0	0	1	1						
Bob Boone, R OBP: 0.316, SLG: 0.356 (1, 2)			0-0 1B 1B		0-0 FC4-6 1B		0-0 F2		0-0 5-3	4	1	2	0	0	0	0						
Mick Kelleher, R OBP: 0.250, SLG: 0.191 Rob Wilfong, L OBP: 0.251, SLG: 0.258 (7, PH) Tim Foli, R OBP: 0.277, SLG: 0.310 Ron Jackson, R OBP: 0.382, SLG: 0.411 (8, PH)			0-0 1B FC4-6 1B		0-0 F8		0-0 F6		0-0 2B	2	1	1	0	0	0	1						
<b>Inning Stats</b>	R: 0 E: 0 K: 1 S: 4	H: 0 LOB: 0 BB: 1 P: 8	R: 0 E: 0 K: 2 S: 7	H: 0 LOB: 0 BB: 0 P: 7	R: 2 E: 0 K: 0 S: 6	H: 3 LOB: 1 BB: 0 P: 6	R: 0 E: 0 K: 1 S: 5	H: 0 LOB: 1 BB: 1 P: 9	R: 2 E: 0 K: 0 S: 6	H: 3 LOB: 1 BB: 0 P: 6	R: 0 E: 0 K: 1 S: 5	H: 0 LOB: 0 BB: 0 P: 5	R: 0 E: 0 K: 0 S: 3	H: 0 LOB: 0 BB: 0 P: 3	R: 0 E: 0 K: 0 S: 5	H: 2 LOB: 2 BB: 0 P: 5	R: 0 E: 0 K: 0 S: 4	H: 1 LOB: 1 BB: 0 P: 4	1B: 7 2B: 1 3B: 1 HR: 0	SF: 0 SAC: 0 DP: 1 HBP: 0	WP: 0 PB: 0 SB: 1 CS: 0	PA: 37
<b>PITCHER</b>	IP	WLS	BF	H	R	ER	SO	BB	IBB	HBP	BLK	WP	HR	S	P	ERA	WHIP					
Britt Burns, L ERA: 3.86 (1, 1)	4.2		20	5	4	4	4	2	0	0	0	0	0	26	34	7.71	1.500					
LaMarr Hoyt, R ERA: 3.59 (5, 1)	3.0	W	11	2	0	0	1	0	0	0	0	0	0	13	13	0.00	0.667					
Kevin Hickey, L ERA: 3.01 (8, 1)	0.0		1	1	0	0	0	0	0	0	0	0	0	1	1	∞	∞					
Salome Barojas, R ERA: 3.89 (8, 1)	1.1	S	5	1	0	0	0	0	0	0	0	0	0	5	5	0.00	0.750					

Chicago White Sox @ California Angels  
Anaheim Stadium, Anaheim, CA  
Tue Sep 07 1982, 10:05 PM EDT  
Att: 30,032 - Unknown - 80 F

AB 35  
R 4  
H 9  
RBI 4  
BB 2  
SO 5  
LOB 14



Batter	1	2	3	4	5	6	7	8	9	AB	R	H	RBI	BB	SO	LOB	TOP					
Rudy Law, L (1, 8) OBP: 0.361, SLG: 0.428 Ron Kittle, R (7, PH) OBP: 0.333, SLG: 0.500 Rusty Kuntz, R (7, 8)										3	1	1	1	0	1	1	<b>Chicago White Sox @ California Angels</b> Anaheim Stadium, Anaheim, CA Wed Sep 08 1982, 10:05 PM EDT Att: 24,930 - Unknown - 75 F					
Tony Bernazard, S (1, 4) OBP: 0.341, SLG: 0.402										5	0	1	1	0	2	2						
Harold Baines, L (1, 9) OBP: 0.319, SLG: 0.451										5	0	0	0	0	1							
Greg Luzinski, R (1, 10) OBP: 0.383, SLG: 0.468 Jay Loviglio, R (8, PR)										3	0	2	0	1	0	0						
Steve Kemp, L (1, 7) OBP: 0.389, SLG: 0.427										4	0	1	0	0	1	2						
Carlton Fisk, R (1, 2) OBP: 0.346, SLG: 0.404										3	1	0	0	1	0	3						
Mike Squires, L (1, 3) OBP: 0.328, SLG: 0.352										4	2	3	1	0	0	1						
Vance Law, R (1, 6) OBP: 0.331, SLG: 0.379										3	0	2	1	0	0	2						
Aurelio Rodriguez, R (1, 5) OBP: 0.249, SLG: 0.308 Jerry Hairston, S (7, PH) OBP: 0.315, SLG: 0.494 Bill Almon, R (7, 6) OBP: 0.321, SLG: 0.364										2	0	0	0	0	0	2						
<b>Inning Stats</b>	R: 0 E: 0 K: 2 S: 7	H: 0 LOB: 0 BB: 0 P: 7	R: 0 E: 0 K: 1 S: 5	H: 0 LOB: 0 BB: 0 P: 5	R: 2 E: 1 K: 0 S: 6	H: 3 LOB: 1 BB: 0 P: 6	R: 0 E: 1 K: 0 S: 5	H: 1 LOB: 2 BB: 0 P: 5	R: 0 E: 0 K: 0 S: 3	H: 1 LOB: 0 BB: 1 P: 3	R: 0 E: 0 K: 0 S: 3	H: 1 LOB: 1 BB: 1 P: 7	R: 1 E: 0 K: 1 S: 7	H: 2 LOB: 1 BB: 0 P: 7	R: 2 E: 0 K: 0 S: 6	H: 3 LOB: 3 BB: 1 P: 10		R: 0 E: 0 K: 0 S: 3	H: 0 LOB: 0 BB: 0 P: 3	1B: 9 2B: 2 3B: 0 HR: 0	SF: 0 SAC: 1 DP: 1 HBP: 0	WP: 0 PB: 0 SB: 0 CS: 1
<b>PITCHER</b>	IP	WLS	BF	H	R	ER	SO	BB	IBB	HBP	BLK	WP	HR	S	P	ERA	WHIP					
Mike Witt, R (1, 1) ERA: 3.45	6.2		27	7	3	3	3	1	0	0	0	0	0	32	36	4.05	1.200					
John Curtis, L (7, 1) ERA: 4.29	1.0	L	7	3	2	2	1	0	1	0	0	0	0	8	12	18.00	3.000					
Rick Steiner, R (8, 1) ERA: 3.44	1.1		5	1	0	0	0	0	0	0	0	0	0	5	5	0.00	0.750					

Batter	1	2	3	4	5	6	7	8	9	AB	R	H	RBI	BB	SO	LOB	BOTTOM					
Brian Downing, R (1, 7) OBP: 0.370, SLG: 0.493										4	1	2	2	0	0	1	<b>Chicago White Sox @ California Angels</b> Anaheim Stadium, Anaheim, CA Wed Sep 08 1982, 10:05 PM EDT Att: 24,930 - Unknown - 75 F					
Rod Carew, L (1, 3) OBP: 0.392, SLG: 0.390										4	0	1	0	0	1	1						
Doug DeCinces, R (1, 5) OBP: 0.367, SLG: 0.545										4	0	1	0	0	2	1						
Reggie Jackson, L (1, 9) OBP: 0.377, SLG: 0.533										4	0	0	0	0	4	2						
Don Baylor, R (1, 10) OBP: 0.325, SLG: 0.427										4	0	1	0	0	0	2						
Bobby Grich, R (1, 4) OBP: 0.377, SLG: 0.457										3	1	1	1	1	0	1						
Juan Beniquez, R (1, 8) OBP: 0.314, SLG: 0.336										4	1	1	0	0	0	2						
Bob Boone, R (1, 2) OBP: 0.314, SLG: 0.353										3	0	0	0	0	0	0						
Mick Kelleher, R (1, 6) OBP: 0.264, SLG: 0.191 Rob Wilfong, L (5, PH) OBP: 0.250, SLG: 0.256 Tim Foli, P (6, 6) OBP: 0.277, SLG: 0.310 Ron Jackson, R (8, PH) OBP: 0.380, SLG: 0.408										0	0	0	0	1	0	0						
<b>Inning Stats</b>	R: 0 E: 0 K: 2 S: 7	H: 0 LOB: 0 BB: 0 P: 7	R: 0 E: 0 K: 1 S: 5	H: 0 LOB: 0 BB: 0 P: 5	R: 0 E: 0 K: 0 S: 3	H: 1 LOB: 2 BB: 1 P: 7	R: 0 E: 0 K: 1 S: 6	H: 1 LOB: 1 BB: 0 P: 6	R: 3 E: 0 K: 0 S: 6	H: 3 LOB: 0 BB: 0 P: 6	R: 0 E: 0 K: 1 S: 6	H: 1 LOB: 2 BB: 1 P: 10	R: 0 E: 1 K: 0 S: 4	H: 0 LOB: 1 BB: 0 P: 4	R: 0 E: 0 K: 2 S: 8	H: 1 LOB: 1 BB: 0 P: 8		R: 0 E: 0 K: 1 S: 5	H: 0 LOB: 0 BB: 0 P: 5	1B: 5 2B: 0 3B: 0 HR: 2	SF: 0 SAC: 2 DP: 0 HBP: 0	WP: 0 PB: 0 SB: 1 CS: 0
<b>PITCHER</b>	IP	WLS	BF	H	R	ER	SO	BB	IBB	HBP	BLK	WP	HR	S	P	ERA	WHIP					
Richard Dotson, R (1, 1) ERA: 3.76	7.2		32	7	3	3	7	1	0	0	0	0	0	44	52	3.52	1.043					
Salome Barojas, R (8, 1) ERA: 3.64	1.1	S	4	0	0	0	1	0	0	0	0	0	0	6	6	0.00	0.000					

Batter	1	2	3	4	5	6	7	8	9	AB	R	H	RBI	BB	SO	LOB	TOP										
Rudy Law, L OBP: 0.355, SLG: 0.420 Rusty Kuntz, R (8, 8)	G3	G3		L6		4-3		FC6-4		5	0	0	0	0	0	3											
Tony Bernazard, S OBP: 0.340, SLG: 0.400 (1, 4)	E3 1B HR			P3 HR		4-3		G3		5	2	1	0	0	0	2											
Harold Baines, L OBP: 0.321, SLG: 0.457 (1, 9)	F9			HR		4-3 BB 1B		HR BB		4	2	2	2	1	0	1											
Greg Luzinski, R OBP: 0.385, SLG: 0.467 Jay Loviglio, R (9, PR)	HR 1B			K		4-3 BB		K		3	1	1	0	2	2	1											
Steve Kemp, L OBP: 0.389, SLG: 0.438 Jerry Hairston, S OBP: 0.315, SLG: 0.494 (1, 7) (9, 7)	HR			HR		K		F8		5	2	2	4	0	1	4											
Carlton Fisk, R OBP: 0.348, SLG: 0.416 Marc Hill, R OBP: 0.289, SLG: 0.343 (1, 2) (9, 2)	F9			FC5-4 1B		4-3		HR		5	1	3	3	0	0	2											
Mike Squires, L OBP: 0.324, SLG: 0.343 (1, 3)						F7		F9		4	0	0	0	1	0	3											
Vance Law, R OBP: 0.329, SLG: 0.375 (1, 6)								5-3		5	0	1	0	0	1	3											
Aurelio Rodriguez, R OBP: 0.254, SLG: 0.310 (1, 5)										2	0	1	0	1	0	0											
<b>Inning Stats</b>	R: 3 E: 1 K: 0 S: 6	H: 2 LOB: 0 BB: 0 P: 6	R: 0 E: 0 K: 1 S: 5	H: 0 LOB: 1 BB: 1 P: 9	R: 3 E: 0 K: 1 S: 9	H: 4 LOB: 1 BB: 0 P: 9	R: 0 E: 0 K: 0 S: 3	H: 0 LOB: 0 BB: 0 P: 3	R: 0 E: 0 K: 1 S: 6	H: 1 LOB: 2 BB: 1 P: 10	R: 2 E: 0 K: 1 S: 6	H: 1 LOB: 0 BB: 1 P: 10	R: 0 E: 0 K: 0 S: 4	H: 1 LOB: 1 BB: 0 P: 4	R: 1 E: 0 K: 0 S: 4	H: 1 LOB: 2 BB: 2 P: 12	1B: 6 2B: 1 3B: 0 HR: 4	SF: 0 SAC: 1 DP: 0 HBP: 0	WP: 1 PB: 0 SB: 0 CS: 0	PA: 44							
<b>PITCHER</b>	IP	WLS	BF	H	R	ER	SO	BB	IBB	HBP	BLK	WP	HR	S	P	ERA	WHIP										
Mike Norris, R ERA: 4.63 (1, 1)	2.1	L	14	5	6	3	2	1	0	0	0	1	3	17	21	11.57	2.571										
Preston Hanna, R ERA: 4.46 (3, 1)	4.2		20	4	2	2	2	2	0	0	0	0	1	22	30	3.86	1.286										
John D'Acquisto, R ERA: 3.12 (8, 1)	2.0		10	2	1	1	0	2	0	0	0	0	0	8	16	4.50	2.000										

Chicago White Sox @ Oakland Athletics  
Oakland-Alameda County Coliseum, Oakland, CA

AB 38  
R 9  
H 11  
RBI 9  
BB 5  
SO 4  
LOB 19



WP: 1 PA: 44  
PB: 0  
SB: 0  
CS: 0

Fri Sep 10 1982, 7:05 PM PDT  
Att: 20,814 - Unknown

livebaseballscorecards.com

Batter	1	2	3	4	5	6	7	8	9	AB	R	H	RBI	BB	SO	LOB	BOTTOM										
Rickey Henderson, R OBP: 0.404, SLG: 0.374 (1, 7)	K					4-3		HR BB		3	1	0	0	1	2	0											
Mike Davis, L OBP: 0.429, SLG: 0.643 (1, 9)	CS 1B					4-3		HR		4	1	2	2	0	0	0											
Dwayne Murphy, L OBP: 0.354, SLG: 0.421 (1, 8)	P6					F9		K		4	0	0	0	0	1	1											
Dan Meyer, L OBP: 0.270, SLG: 0.374 Jeff Burroughs, R OBP: 0.360, SLG: 0.481 (1, 10) (9, PH)	F8					G6-4-3		P5		3	0	0	0	0	0	1											
Wayne Gross, L OBP: 0.341, SLG: 0.353 (1, 5)	WP 2B					1-3 E SF8 BB		P5		3	1	2	0	1	0	1											
Davey Lopes, R OBP: 0.302, SLG: 0.374 (1, 4)	L8					FC SF8 1-3		P6		3	0	0	0	1	0	3											
Kelvin Moore, R OBP: 0.320, SLG: 0.440 (1, 3)	K					1-3		G5-3		4	0	1	0	0	1	5											
Bob Kearney, R OBP: 0.205, SLG: 0.206 (1, 2)						1-3		4-3		3	0	0	1	0	0	2											
Fred Stanley, R OBP: 0.280, SLG: 0.222 Tony Armas, R OBP: 0.270, SLG: 0.432 Jimmy Sexton, R OBP: 0.250, SLG: 0.263 (1, 6) (5, PH) (6, 6)						K		L4		1	0	0	0	0	1	0											
<b>Inning Stats</b>	R: 0 E: 0 K: 1 S: 5	H: 1 LOB: 0 BB: 0 P: 5	R: 0 E: 0 K: 1 S: 6	H: 1 LOB: 0 BB: 0 P: 6	R: 0 E: 0 K: 2 S: 7	H: 0 LOB: 0 BB: 0 P: 7	R: 0 E: 1 K: 0 S: 3	H: 0 LOB: 0 BB: 0 P: 3	R: 1 E: 1 K: 1 S: 6	H: 0 LOB: 1 BB: 1 P: 10	R: 0 E: 0 K: 0 S: 3	H: 0 LOB: 0 BB: 0 P: 3	R: 0 E: 0 K: 0 S: 3	H: 1 LOB: 1 BB: 1 P: 7	R: 2 E: 0 K: 1 S: 6	H: 1 LOB: 0 BB: 1 P: 10	R: 0 E: 0 K: 0 S: 4	H: 1 LOB: 2 BB: 1 P: 8	1B: 3 2B: 1 3B: 0 HR: 1	SF: 1 SAC: 0 DP: 2 HBP: 0	WP: 1 PB: 0 SB: 0 CS: 1	PA: 35					
<b>PITCHER</b>	IP	WLS	BF	H	R	ER	SO	BB	IBB	HBP	BLK	WP	HR	S	P	ERA	WHIP										
Dennis Lamp, R ERA: 4.29 (1, 1)	7.0	W	25	3	1	0	5	2	0	0	0	0	0	33	41	0.00	0.714										
Jim Kern, R ERA: 3.5 (8, 1)	1.0		5	1	2	2	1	1	0	0	0	0	1	6	10	18.00	2.000										
Sparky Lyle, L ERA: 4.74 (9, 1)	1.0		5	1	0	0	0	1	0	0	0	0	0	4	8	0.00	2.000										

Chicago White Sox @ Oakland Athletics  
Oakland-Alameda County Coliseum, Oakland, CA

AB 30  
R 3  
H 5  
RBI 3  
BB 4  
SO 6  
LOB 14



WP: 1 PA: 35  
PB: 0  
SB: 0  
CS: 1


Fri Sep 10 1982, 7:05 PM PDT  
Att: 20,814 - Unknown

livebaseballscorecards.com

Batter	1	2	3	4	5	6	7	8	9	AB	R	H	RBI	BB	SO	LOB	TOP		
Rudy Law, L OBP: 0.397, SLG: 0.428 Rusty Kuntz, R (8, 8)	F8		3B			G3		1B		4	0	2	0	0	0	0			
Tony Bernazard, S OBP: 0.336, SLG: 0.397 (1, 4)	F7		K			F8		P5		4	0	0	0	0	1	3			
Harold Baines, L OBP: 0.319, SLG: 0.454 (1, 9)	4-3		F8			F7		4-3		4	0	0	0	0	0	3			
Greg Luzinski, R OBP: 0.386, SLG: 0.465 (1, 10)		G3 HR BB			P4			5-3		2	1	0	0	2	0	0			
Steve Kemp, L OBP: 0.386, SLG: 0.435 (1, 7)	G3				F8		P4	P2		4	0	0	0	0	0	2			
Carlton Fisk, R OBP: 0.348, SLG: 0.422 (1, 2)		HR			F7		P3	K		4	1	1	2	0	1	1			
Mike Squires, L OBP: 0.319, SLG: 0.337 (1, 3)		K			3-1		L6			3	0	0	0	0	1	1			
Vance Law, R OBP: 0.326, SLG: 0.371 (1, 6)	F8				F8			P4		3	0	0	0	0	0	0			
Aurelio Rodriguez, R OBP: 0.296, SLG: 0.310 (1, 5)			5-3			F9		1B		3	0	1	0	0	0	0			
<b>Inning Stats</b>	R: 0 E: 0 K: 0 S: 3	H: 0 LOB: 0 BB: 0 P: 3	R: 2 E: 0 K: 1 S: 6	H: 1 LOB: 0 BB: 1 P: 10	R: 0 E: 0 K: 1 S: 6	H: 1 LOB: 1 BB: 0 P: 6	R: 0 E: 0 K: 0 S: 3	H: 0 LOB: 0 BB: 0 P: 3	R: 0 E: 0 K: 0 S: 3	H: 0 LOB: 1 BB: 0 P: 7	R: 0 E: 0 K: 0 S: 5	H: 2 LOB: 2 BB: 0 P: 5	R: 0 E: 0 K: 1 S: 5	H: 0 LOB: 0 BB: 0 P: 5	1B: 2 2B: 0 3B: 1 HR: 1	SF: 0 SAC: 0 DP: 0 HBP: 0	WP: 0 PA: 33 CS: 0		
<b>PITCHER</b>	IP	WLS	BF	H	R	ER	SO	BB	IBB	HBP	BLK	WP	HR	S	P	ERA	WHIP		
Chris Codiroli, R ERA: 2.25 Dave Beard, R ERA: 3.71	(1, 1)	8.0	L	30	4	2	2	2	2	0	0	0	0	1	32	40	2.25	0.750	
(9, 1)	1.0		3	0	0	0	1	0	0	0	0	0	0	5	5	0.00	0.000		

Chicago White Sox @ Oakland Athletics  
Oakland-Alameda County Coliseum, Oakland, CA  
Sat Sep 11 1982, 3:33 AM PDT  
Att: 22,851 - Sunny - 75 F

AB 31  
R 2  
H 4  
RBI 2  
BB 2  
SO 3  
LOB 10



Batter	1	2	3	4	5	6	7	8	9	AB	R	H	RBI	BB	SO	LOB	BOTTOM		
Rickey Henderson, R OBP: 0.401, SLG: 0.371 (1, 7)	6-3		K		6-3			K		4	0	0	0	0	2	1			
Davey Lopes, R OBP: 0.304, SLG: 0.375 (1, 4)	1B		F8			F7		G6-4-3 BB 1B		4	0	2	0	0	0	0			
Jeff Burroughs, R OBP: 0.358, SLG: 0.474 (1, 10)	F8		F7			5-3		G6-4-3 BB 1-2		3	0	0	0	1	0	1			
Tony Armas, R OBP: 0.270, SLG: 0.431 (1, 9)	1B				F8		F8	G6-4-3 1-2 2-3		4	0	1	0	0	0	2			
Kelvin Moore, R OBP: 0.310, SLG: 0.414 (1, 3)	K				6-3		L1-3 1B	F8		4	0	1	0	0	1	3			
Dwayne Murphy, L OBP: 0.352, SLG: 0.418 (1, 8)		3-1			K		L1-3 1-2			3	0	0	0	0	1	1			
Mike Heath, R OBP: 0.299, SLG: 0.342 (9, 2)		F9			K		6-3			3	0	0	0	0	1	0			
Bob Kearney, R OBP: 0.220, SLG: 0.222 Joe Rudi, R OBP: 0.300, SLG: 0.310 Kevin Bell, R (9, 5)						F8		P5		2	0	1	0	0	0	0			
Jimmy Sexton, R OBP: 0.255, SLG: 0.267 Cliff Johnson, R OBP: 0.314, SLG: 0.364 Fred Stanley, R OBP: 0.280, SLG: 0.222 (9, 6)		1B						K		2	0	1	0	0	0	0			
<b>Inning Stats</b>	R: 0 E: 0 K: 1 S: 7	H: 2 LOB: 2 BB: 0 P: 7	R: 0 E: 0 K: 0 S: 4	H: 1 LOB: 1 BB: 0 P: 4	R: 0 E: 0 K: 1 S: 5	H: 0 LOB: 0 BB: 0 P: 5	R: 0 E: 0 K: 1 S: 5	H: 0 LOB: 0 BB: 0 P: 5	R: 0 E: 0 K: 1 S: 6	H: 1 LOB: 1 BB: 0 P: 6	R: 0 E: 0 K: 0 S: 3	H: 0 LOB: 0 BB: 0 P: 3	R: 0 E: 0 K: 2 S: 7	H: 0 LOB: 0 BB: 0 P: 7	R: 0 E: 0 K: 0 S: 3	H: 1 LOB: 1 BB: 1 P: 7	1B: 6 2B: 1 3B: 0 HR: 0	SF: 0 SAC: 0 DP: 2 HBP: 0	WP: 0 PA: 32 CS: 0
<b>PITCHER</b>	IP	WLS	BF	H	R	ER	SO	BB	IBB	HBP	BLK	WP	HR	S	P	ERA	WHIP		
Jerry Kosman, L ERA: 3.54 Salome Barojas, R ERA: 3.61	(1, 1)	8.0	W	30	6	0	0	0	0	0	0	0	0	41	45	0.00	0.875		
(9, 1)	1.0	S	2	0	0	0	0	0	0	0	0	0	0	2	2	0.00	0.000		

Chicago White Sox @ Oakland Athletics  
Oakland-Alameda County Coliseum, Oakland, CA  
Sat Sep 11 1982, 3:33 AM PDT  
Att: 22,851 - Sunny - 75 F

AB 31  
R 0  
H 6  
RBI 0  
BB 1  
SO 6  
LOB 9



Batter	1	2	3	4	5	6	7	8	9	AB	R	H	RBI	BB	SO	LOB	TOP											
Rudy Law, L OBP: 0.356, SLG: 0.427 Ron Kittle, R OBP: 0.286, SLG: 0.429 Rusty Kuntz, R (7.8)	F8		1-3				F7			3	0	1	0	0	0	0	<b>Chicago White Sox @ Oakland Athletics</b> Oakland-Alameda County Coliseum, Oakland, CA Sun Sep 12 1982, 3:33 AM PDT Att: 24,767 - Sunny - 84 F											
Tony Bemazzard, S OBP: 0.337, SLG: 0.396 Jay Loviglio, R (2.4)	F8		F8			6-3				1	0	0	0	0	0	0												
Harold Baines, L OBP: 0.318, SLG: 0.458	HR		5-3				F9			4	1	1	1	0	1	0												
Greg Luzinski, R OBP: 0.387, SLG: 0.464	K				G6-4-3 1B		BB			3	0	1	0	1	2	0												
Steve Kemp, L OBP: 0.387, SLG: 0.434		K			G6-4-3 1B		F7			3	0	1	0	1	1	1												
Carlton Fisk, R OBP: 0.347, SLG: 0.419	F7		G6-4-3					BB		3	0	0	0	1	0	3												
Mike Squires, L OBP: 0.319, SLG: 0.349 Chris Nyman, R OBP: 0.171, SLG: 0.171		2B			F9		F8			3	1	1	0	0	0	3												
Vance Law, R OBP: 0.328, SLG: 0.375					1-3					3	0	1	1	1	0	0												
Bill Almon, R OBP: 0.317, SLG: 0.359			6-3		F8		B2			4	0	0	0	0	0	2												
<b>Inning Stats</b>	R: 1 E: 0 K: 1 S: 6	H: 1 LOB: 0 BB: 0 P: 6	R: 1 E: 0 K: 1 S: 7	H: 2 LOB: 1 BB: 0 P: 7	R: 0 E: 0 K: 0 S: 3	H: 0 LOB: 0 BB: 0 P: 3	R: 0 E: 0 K: 0 S: 4	H: 2 LOB: 1 BB: 0 P: 4	R: 0 E: 0 K: 0 S: 4	H: 1 LOB: 1 BB: 0 P: 4	R: 0 E: 0 K: 0 S: 3	H: 0 LOB: 1 BB: 2 P: 11	R: 0 E: 0 K: 1 S: 5	H: 0 LOB: 1 BB: 1 P: 9	R: 0 E: 0 K: 2 S: 7	H: 0 LOB: 1 BB: 1 P: 11		R: 0 E: 0 K: 0 S: 3	H: 0 LOB: 0 BB: 0 P: 3	1B: 3 2B: 1 3B: 1 HR: 1	SF: 0 SAC: 0 DP: 1 HBP: 0	WP: 0 PB: 0 CS: 0	PA: 36					
<b>PITCHER</b>	IP	WLS	BF	H	R	ER	SO	BB	IBB	HBP	BLK	WP	HR	S	P	ERA	WHIP											
Rick Langford, R ERA: 4.2	(1.1)	5.0	W	20	6	2	2	2	0	0	0	0	0	1	24	24	3.60	1.200										
Tom Underwood, L ERA: 3.13	(6.1)	2.0		9	0	0	0	1	3	0	0	0	0	0	8	20	0.00	1.500										
Bob Ovwchinko, L ERA: 5.3	(8.1)	2.0	S	7	0	0	0	2	1	0	0	0	0	0	10	14	0.00	0.500										

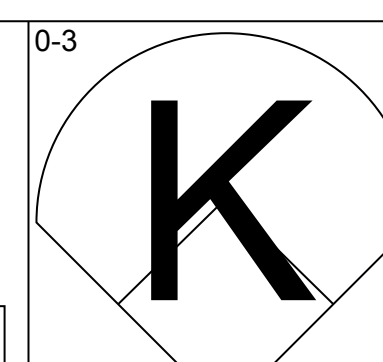
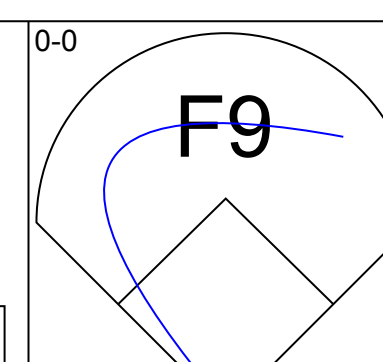
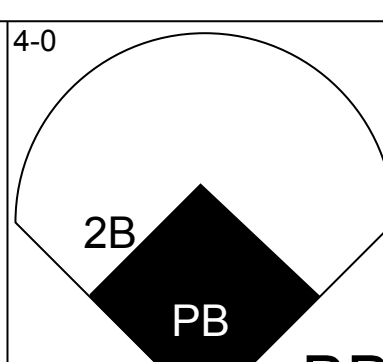
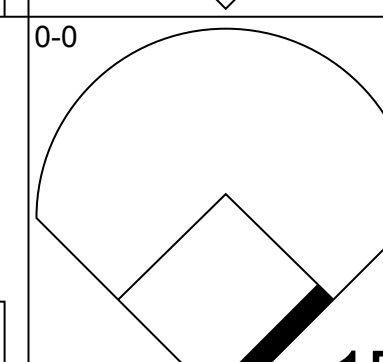
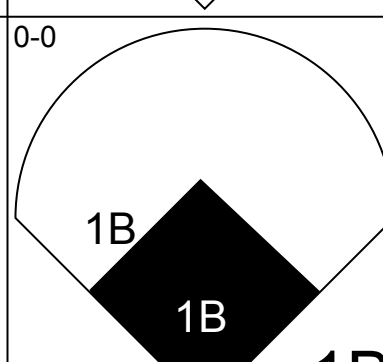
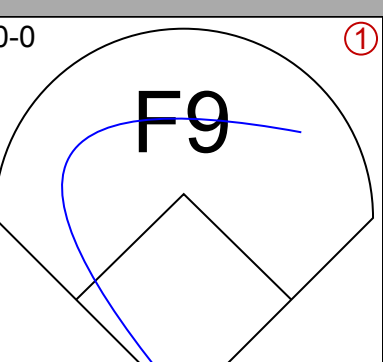
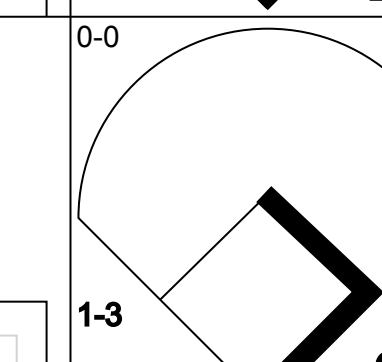
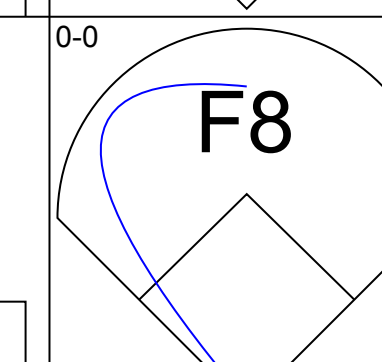
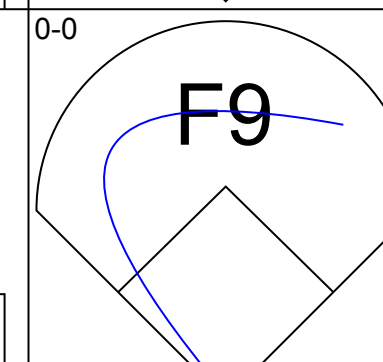
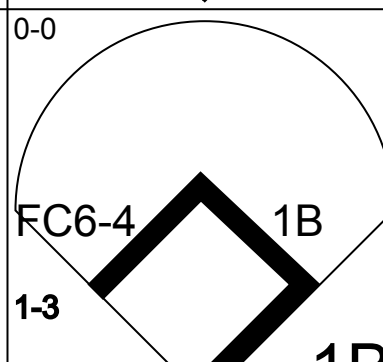
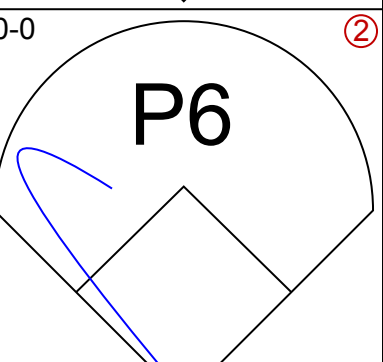
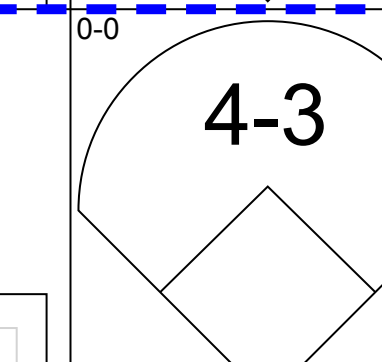
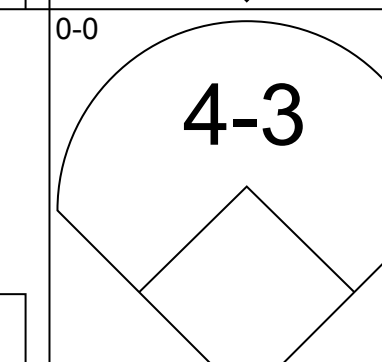
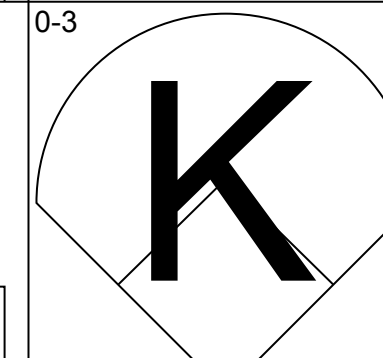
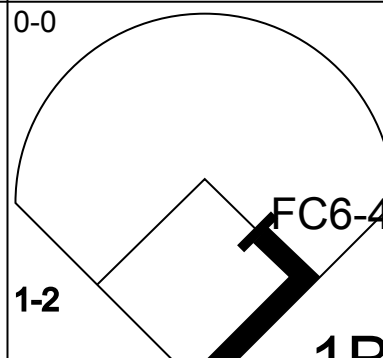
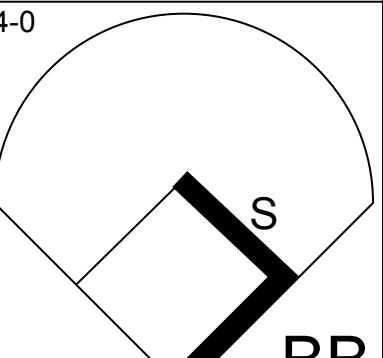
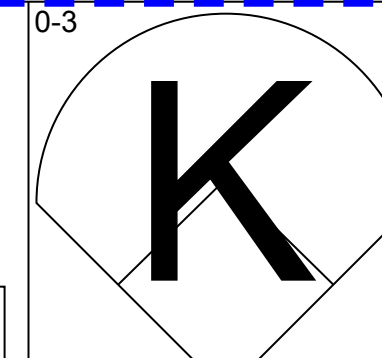
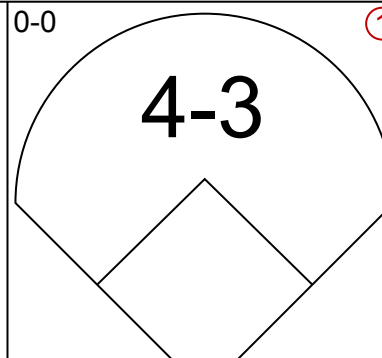
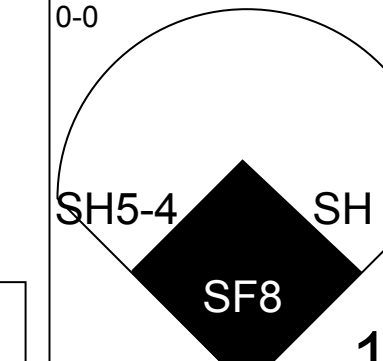
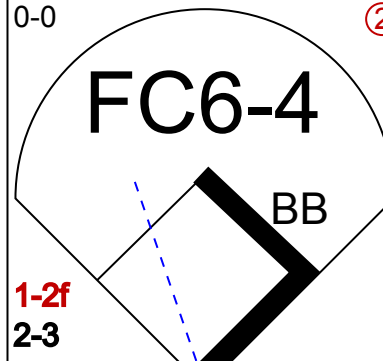
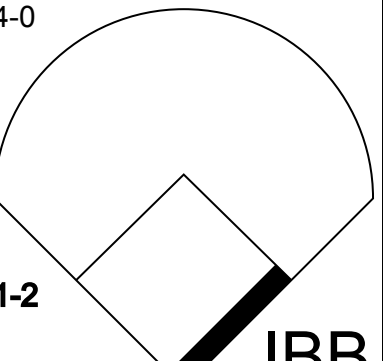
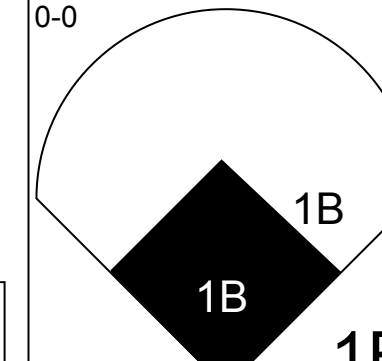
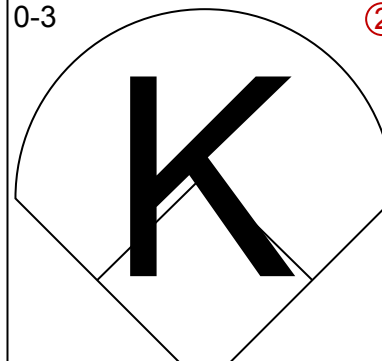
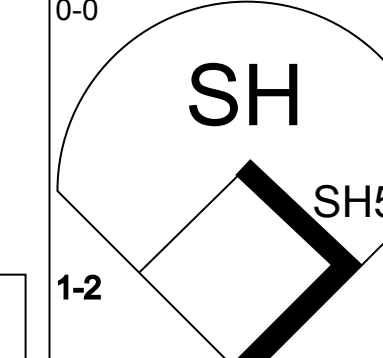
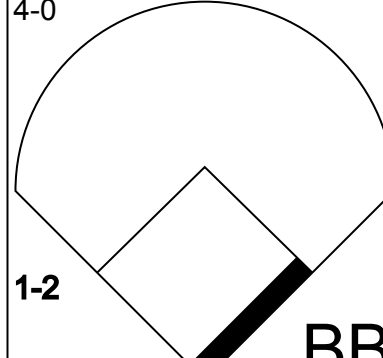
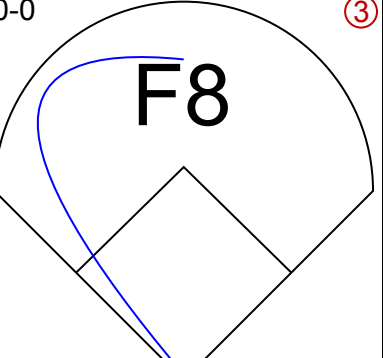
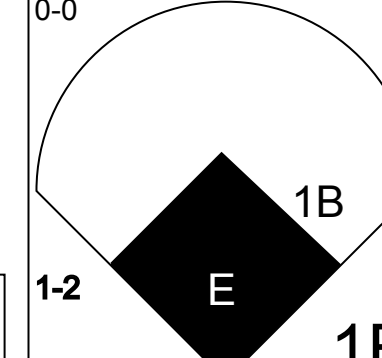
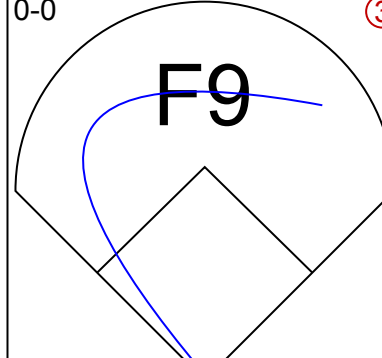
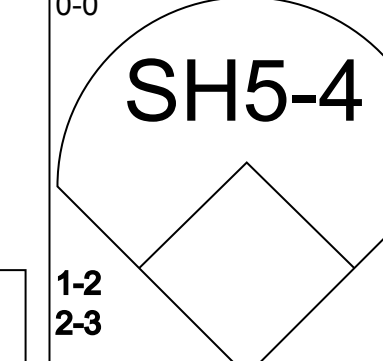
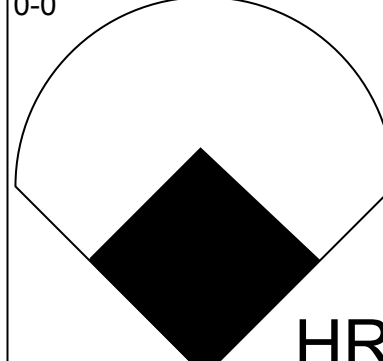
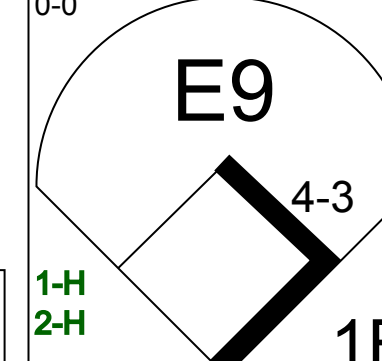
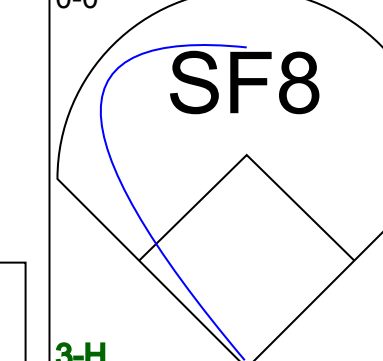
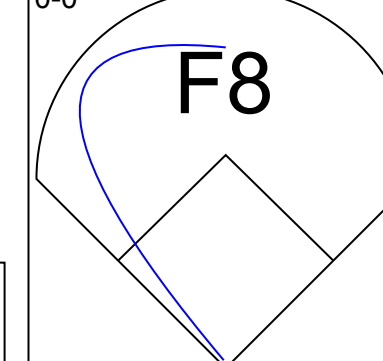
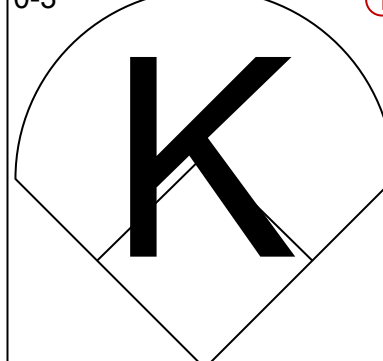

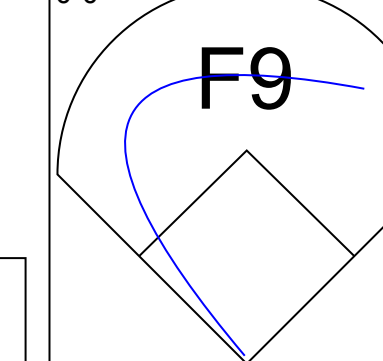
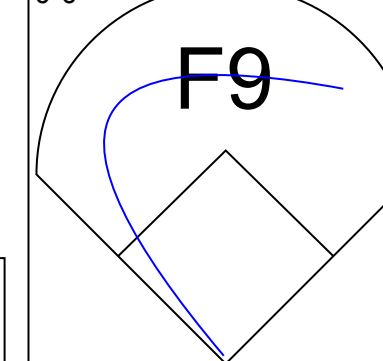
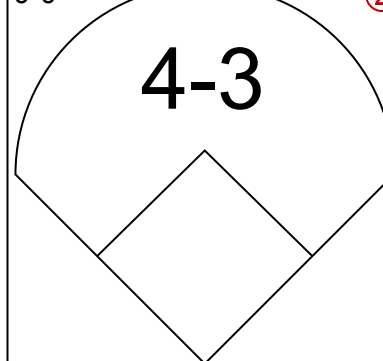

Batter	1	2	3	4	5	6	7	8	9	AB	R	H	RBI	BB	SO	LOB	BOTTOM											
Dwayne Murphy, L OBP: 0.352, SLG: 0.423	F8	4-3								4	1	1	1	0	0	1	<b>Chicago White Sox @ Oakland Athletics</b> Oakland-Alameda County Coliseum, Oakland, CA Sun Sep 12 1982, 3:33 AM PDT Att: 24,767 - Sunny - 84 F											
Mike Davis, L OBP: 0.333, SLG: 0.500	P6		K				F8			4	0	0	0	0	1	0												
Dan Meyer, L OBP: 0.268, SLG: 0.371	P5		P5				4-3			3	0	0	0	0	0	0												
Tony Armas, R OBP: 0.268, SLG: 0.428		K	P3				K			3	0	0	0	0	2	0												
Wayne Gross, L OBP: 0.341, SLG: 0.353		2B	SF8				L9			3	1	1	0	0	0	0												
Davey Lopes, R OBP: 0.306, SLG: 0.380		SF8	1B				K			3	1	2	0	0	1	0												
Kelvin Moore, R OBP: 0.281, SLG: 0.387		SF8	2B				5-3			2	0	0	1	0	1	1												
Mike Heath, R OBP: 0.299, SLG: 0.342		2B	1B				L6			3	1	1	1	0	0	0												
Jimmy Sexton, R OBP: 0.257, SLG: 0.279		1B	2B				K			3	0	1	1	0	1	0												
<b>Inning Stats</b>	R: 0 E: 0 K: 0 S: 3	H: 0 LOB: 0 BB: 0 P: 3	R: 3 E: 0 K: 1 S: 9	H: 4 LOB: 1 BB: 0 P: 9	R: 0 E: 0 K: 1 S: 5	H: 0 LOB: 0 BB: 0 P: 5	R: 0 E: 0 K: 1 S: 5	H: 0 LOB: 0 BB: 0 P: 5	R: 0 E: 0 K: 1 S: 5	H: 0 LOB: 0 BB: 0 P: 5	R: 0 E: 0 K: 1 S: 5	H: 0 LOB: 0 BB: 0 P: 5	R: 0 E: 0 K: 1 S: 5	H: 1 LOB: 0 BB: 0 P: 5	R: 1 E: 0 K: 0 S: 4	H: 1 LOB: 0 BB: 0 P: 4		1B: 3 2B: 2 3B: 0 HR: 1	SF: 1 SAC: 0 DP: 0 HBP: 0	WP: 0 PB: 0 CS: 1	PA: 29							
<b>PITCHER</b>	IP	WLS	BF	H	R	ER	SO	BB	IBB	HBP	BLK	WP	HR	S	P	ERA	WHIP											
LaMarr Hoyt, R ERA: 3.62	(1.1)	8.0	L	29	6	4	4	6	0	0	0	0	0	1	41	41	4.50	0.750										

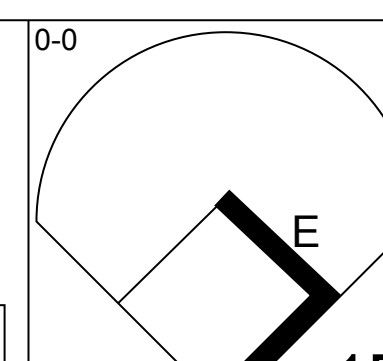
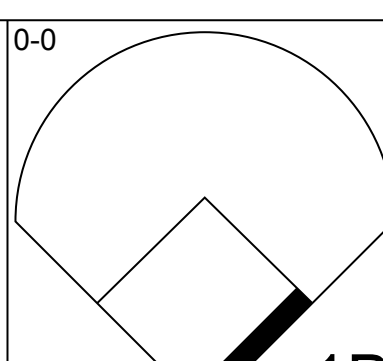
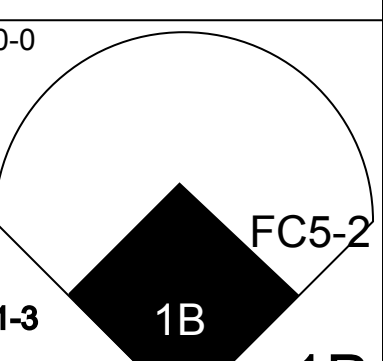
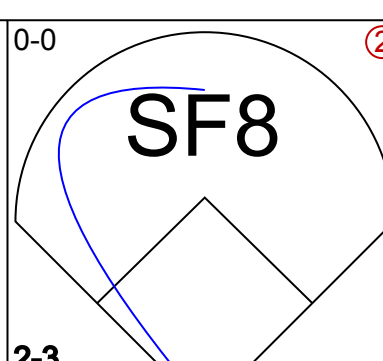
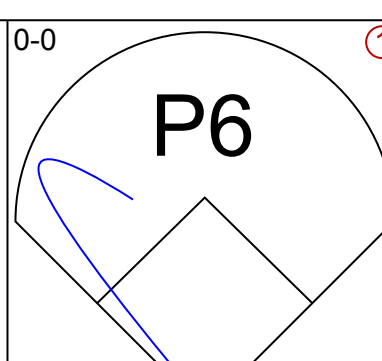
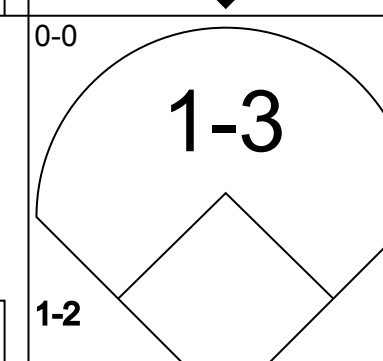
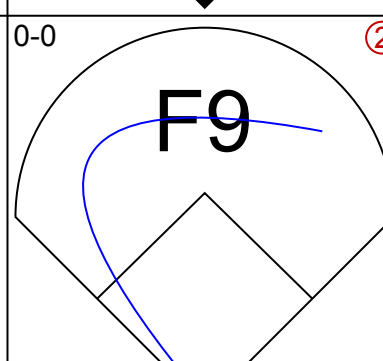
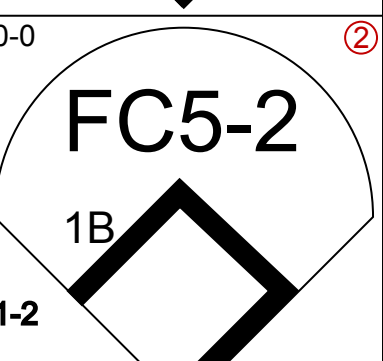
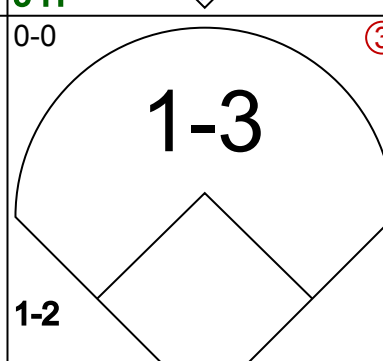
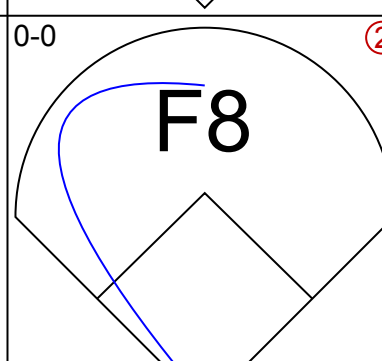
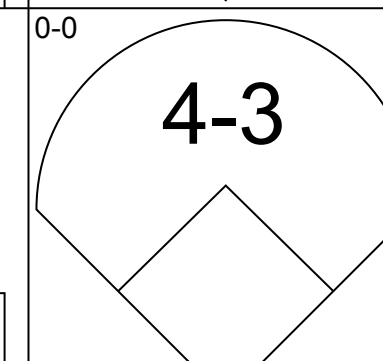
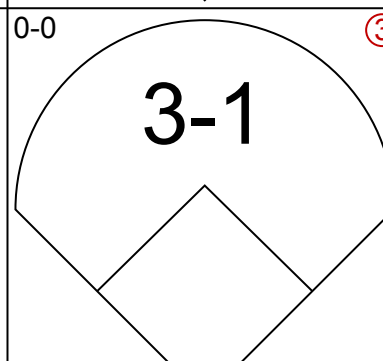
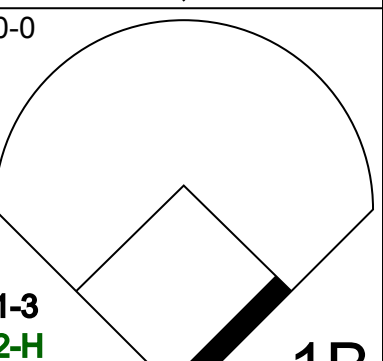
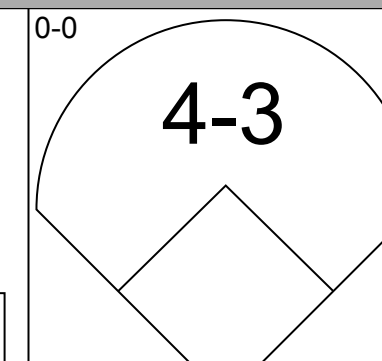
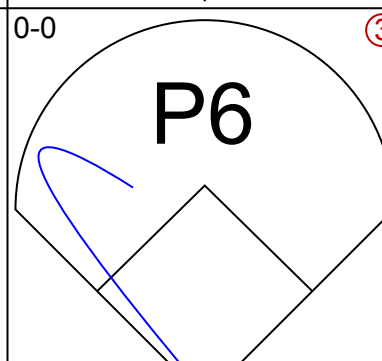
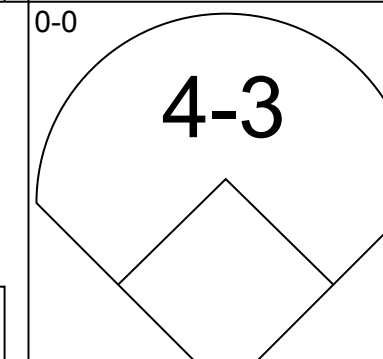
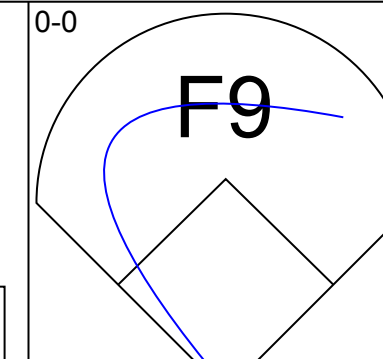
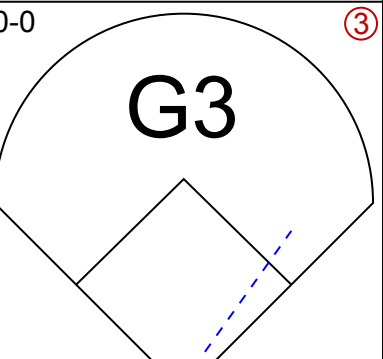
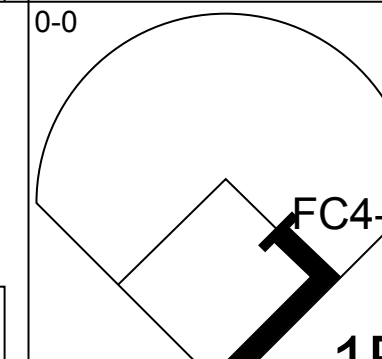
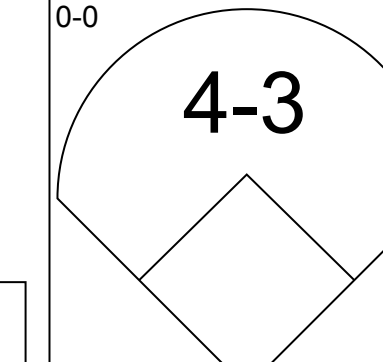
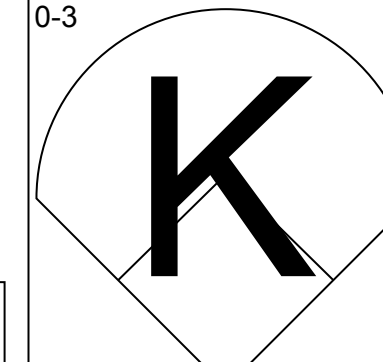
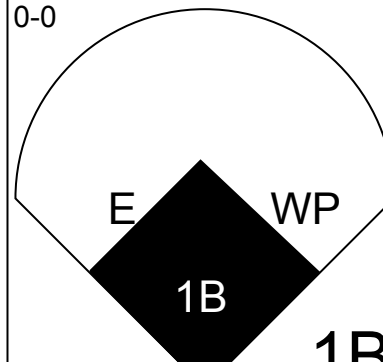

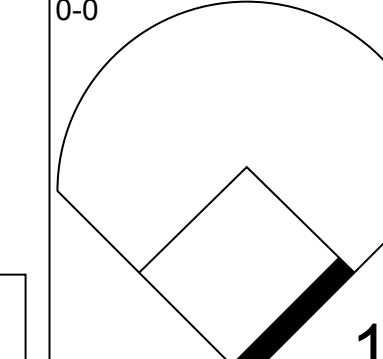
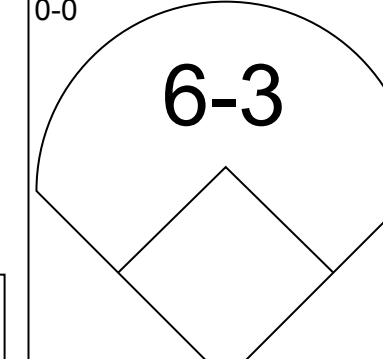
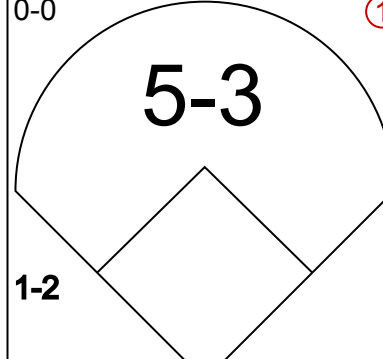
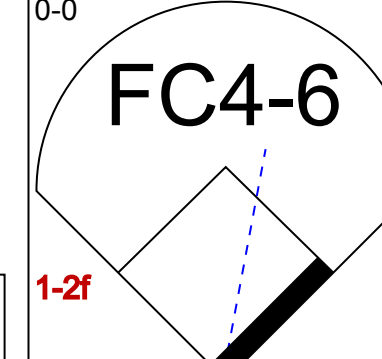
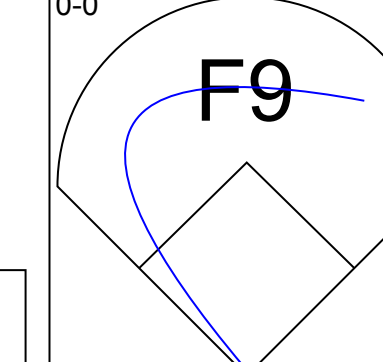
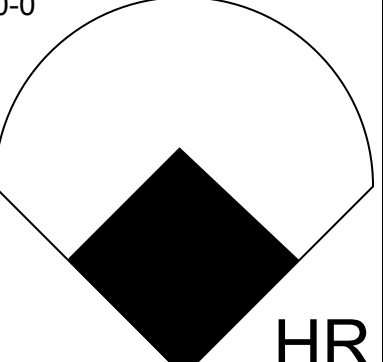
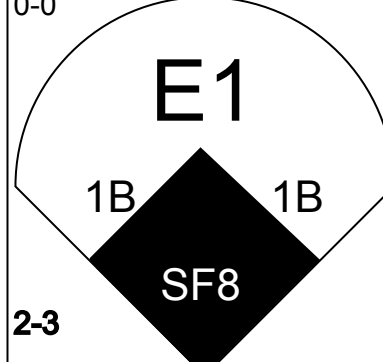
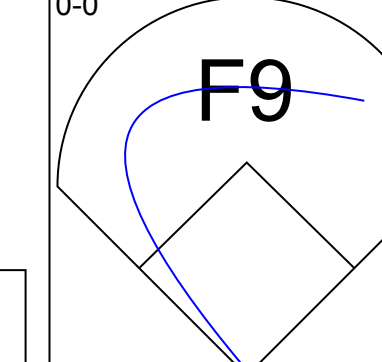
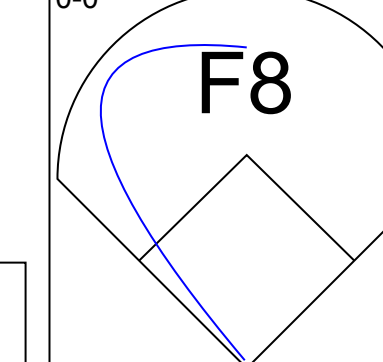
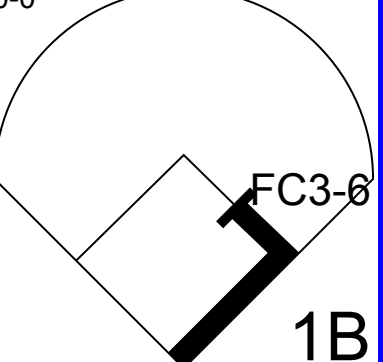
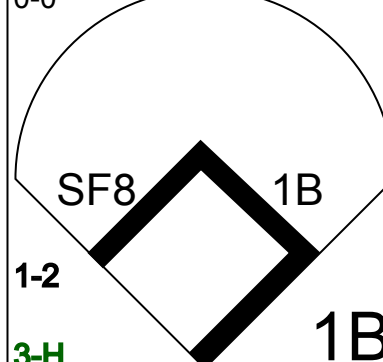
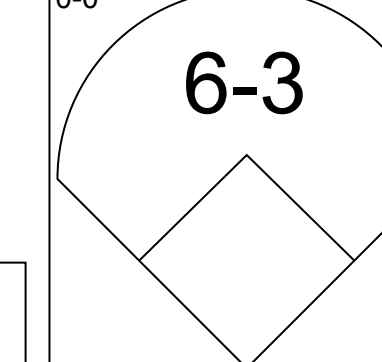
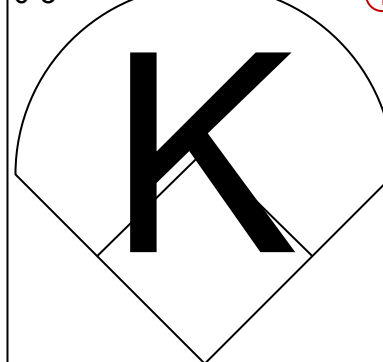
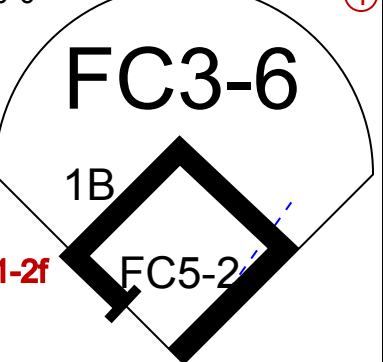
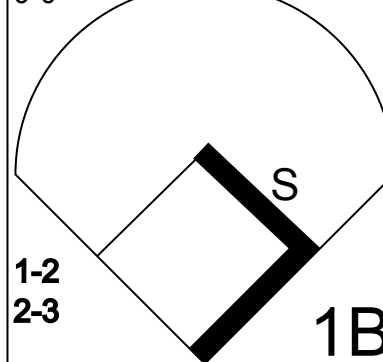
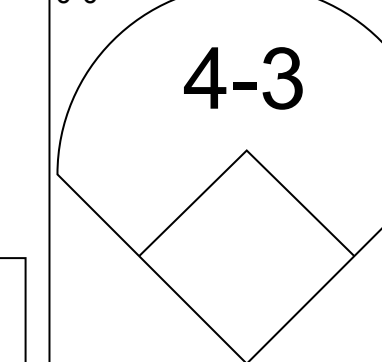
AB 32  
R 2  
H 6  
RBI 2  
BB 4  
SO 5  
LOB 12



AB 28  
R 4  
H 6  
RBI 4  
BB 0  
SO 6  
LOB 2



Batter	1	2	3	4	5	6	7	8	9	AB	R	H	RBI	BB	SO	LOB	TOP										
Brian Downing, R OBP: 0.363, SLG: 0.480 (1, 7)			6-3					6-3		4	1	0	0	1	1	0	<b>California Angels @ Chicago White Sox</b> Comiskey Park, Chicago, IL Mon Sep 13 1982, 8:05 PM EDT Att: 13,474 - Unknown - 77 F										
Rod Carew, L OBP: 0.395, SLG: 0.393 (1, 3)										5	1	3	0	0	0												
Don Baylor, R OBP: 0.327, SLG: 0.429 (1, 10)										5	0	1	0	0	2												
Reggie Jackson, L OBP: 0.378, SLG: 0.528 Gary Pettis, S (9, 8)										4	0	1	1	1	2	1											
Doug DeCinces, R OBP: 0.370, SLG: 0.544 (1, 5)										4	2	2	0	1	1	2											
Rob Wilfong, L OBP: 0.248, SLG: 0.250 Bobby Grich, R OBP: 0.375, SLG: 0.453 (7, PH) (7, 4)										1	0	0	0	1	0	2											
Juan Beniquez, R OBP: 0.327, SLG: 0.376 Fred Lynn, L OBP: 0.372, SLG: 0.508 Bobby Clark, R OBP: 0.213, SLG: 0.288 (7, PH) (7, 8) (9, 9)			1-3							2	1	1	1	0	0	3											
Tim Foli, R OBP: 0.275, SLG: 0.307 (1, 6)										3	0	0	1	0	1	1											
Bob Boone, R OBP: 0.310, SLG: 0.346 (1, 2)										4	0	0	0	0	0	3											
<b>Inning Stats</b>	R: 0 E: 0 K: 2 S: 8	H: 1 LOB: 1 BB: 0 P: 8	R: 1 E: 0 K: 0 S: 5	H: 1 LOB: 1 BB: 0 P: 5	R: 1 E: 0 K: 0 S: 6	H: 3 LOB: 3 BB: 1 P: 10	R: 0 E: 0 K: 0 S: 3	H: 0 LOB: 0 BB: 0 P: 3	R: 0 E: 0 K: 0 S: 3	H: 0 LOB: 2 BB: 0 P: 11	R: 2 E: 0 K: 1 S: 7	H: 2 LOB: 1 BB: 1 P: 11	R: 2 E: 1 K: 1 S: 8	H: 3 LOB: 2 BB: 0 P: 8	R: 0 E: 0 K: 0 S: 3	H: 0 LOB: 0 BB: 0 P: 5		R: 0 E: 0 K: 1 S: 5	H: 0 LOB: 0 BB: 0 P: 5	R: 0 E: 0 K: 1 S: 5	H: 0 LOB: 0 BB: 0 P: 5	1B: 8 2B: 1 3B: 0 HR: 1	SF: 1 SAC: 2 DP: 0 HBP: 0	WP: 0 PB: 1 SB: 1 CS: 0	PA: 42		
<b>PITCHER</b>	IP	WLS	BF	H	R	ER	SO	BB	IBB	HBP	BLK	WP	HR	S	P	ERA	WHIP										
Richard Dotson, R ERA: 3.8 (1, 1)	5.2		29	7	4	3	3	3	1	0	0	0	1	31	47	4.76	1.765										
Warren Brusstar, R ERA: 4.85 (6, 1)	0.1		1	0	0	0	0	0	0	0	0	0	0	1	1	0.00	0.000										
Kevin Hickey, L ERA: 3.13 (7, 1)	0.1	L	2	1	1	1	1	0	0	0	0	0	0	4	4	27.00	3.000										
Salome Barojas, R ERA: 3.6 (7, 1)	2.2		10	2	1	1	1	0	0	0	0	0	0	12	12	3.38	0.750										

Batter	1	2	3	4	5	6	7	8	9	AB	R	H	RBI	BB	SO	LOB	BOTTOM										
Rudy Law, L OBP: 0.360, SLG: 0.432 (1, 8)										4	1	3	1	0	0	0	<b>California Angels @ Chicago White Sox</b> Comiskey Park, Chicago, IL Mon Sep 13 1982, 8:05 PM EDT Att: 13,474 - Unknown - 77 F										
Vance Law, R OBP: 0.323, SLG: 0.368 (1, 6) (9, 4)										5	0	0	0	0	0	6											
Harold Baines, L OBP: 0.317, SLG: 0.455 (1, 9)										5	0	1	1	0	0	2											
Greg Luzinski, R OBP: 0.386, SLG: 0.463 (1, 10)										4	0	1	0	0	0	3											
Steve Kemp, L OBP: 0.386, SLG: 0.433 (1, 7)										4	1	1	0	0	1	1											
Carlton Fisk, R OBP: 0.346, SLG: 0.417 (1, 2)										4	0	1	0	0	0	2											
Mike Squires, L OBP: 0.258, SLG: 0.366 Chris Nyman, R OBP: 0.167, SLG: 0.167 (1, 3) (7, 3)										3	2	1	1	0	0	2											
Aurelio Rodriguez, R OBP: 0.258, SLG: 0.312 Ron Kittle, R OBP: 0.375, SLG: 0.500 Bill Almon, R OBP: 0.316, SLG: 0.358 (6, PH) (6, PH) (7, 5) (9, 6)										2	0	1	0	0	0	1											
Jay Loviglio, R OBP: 0.167, SLG: 0.167 Jerry Hairston, S OBP: 0.312, SLG: 0.488 Lorenzo Gray, R OBP: 0.333, SLG: 0.333 (1, 4) (8, PH) (9, 5)										3	0	1	0	0	1	1											
<b>Inning Stats</b>	R: 0 E: 1 K: 0 S: 4	H: 1 LOB: 1 BB: 0 P: 4	R: 0 E: 0 K: 0 S: 4	H: 1 LOB: 1 BB: 0 P: 4	R: 0 E: 0 K: 1 S: 6	H: 1 LOB: 1 BB: 0 P: 6	R: 0 E: 0 K: 1 S: 5	H: 0 LOB: 0 BB: 0 P: 5	R: 2 E: 0 K: 0 S: 7	H: 4 LOB: 2 BB: 0 P: 7	R: 2 E: 1 K: 0 S: 4	H: 3 LOB: 3 BB: 0 P: 7	R: 0 E: 0 K: 0 S: 3	H: 1 LOB: 1 BB: 0 P: 4	R: 0 E: 0 K: 0 S: 3	H: 0 LOB: 0 BB: 0 P: 3		R: 0 E: 0 K: 0 S: 3	H: 0 LOB: 0 BB: 0 P: 3	R: 0 E: 0 K: 1 S: 5	H: 0 LOB: 0 BB: 0 P: 3	1B: 10 2B: 0 3B: 0 HR: 1	SF: 1 SAC: 0 DP: 0 HBP: 0	WP: 1 PB: 0 SB: 1 CS: 0	PA: 39		
<b>PITCHER</b>	IP	WLS	BF	H	R	ER	SO	BB	IBB	HBP	BLK	WP	HR	S	P	ERA	WHIP										
Mike Witt, R ERA: 3.5 (1, 1)	5.1		26	9	4	3	2	0	0	0	0	0	1	30	30	5.06	1.688										
Luis Sanchez, R ERA: 3.46 (6, 1)	3.2	W	13	2	0	0	0	0	0	0	0	0	0	13	13	0.00	0.545										





Batter	1	2	3	4	5	6	7	8	9	AB	R	H	RBI	BB	SO	LOB	TOP										
Brian Downing, R OBP: 0.364, SLG: 0.484 (1, 7)	L4		1B		HR		6-3		FC5-4	5	1	2	1	0	0	3											
Rod Carew, L OBP: 0.394, SLG: 0.391 (1, 3)	CS		3-1		G3				G6-4-3	4	0	2	0	0	0	0											
Don Baylor, R OBP: 0.327, SLG: 0.431 (1, 10)	K			6-3					L5	4	0	0	0	0	1	2											
Doug DeCinces, R OBP: 0.371, SLG: 0.546 (1, 5)	F8			3-1	1B				G6-4-3	4	1	1	0	0	0	2											
Reggie Jackson, L OBP: 0.381, SLG: 0.529 (1, 9)		K		3-1						4	1	2	0	0	1	1											
Juan Beniquez, R OBP: 0.324, SLG: 0.370 (1, 8)	5-3			2-3					6-3	4	0	1	1	0	0	2											
Bobby Grich, R OBP: 0.376, SLG: 0.455 (1, 4)				3-H	1B				2-3	3	0	1	0	0	0	1											
Tim Foli, R OBP: 0.271, SLG: 0.303 (1, 6)									3-H	2	0	0	0	0	0	1											
Joe Ferguson, R OBP: 0.330, SLG: 0.329 (5, 2)	F8								1B	2	0	1	0	0	0	0											
Bob Boone, R OBP: 0.308, SLG: 0.344 (5, 6)									1B	2	0	0	0	0	0	0											
Ricky Adams, R (5, 6)									3-H	1	0	0	0	0	0	0											
Daryl Scotters, L (7, Ph)									1B	1	0	0	0	0	0	0											
Mick Kelleher, R OBP: 0.295, SLG: 0.191 (7, Ph)									3-H	0	0	0	0	0	0	0											
Fred Lynn, L OBP: 0.322, SLG: 0.508 (9, Ph)									1B	1	0	0	0	0	0	0											
Ron Jackson, R OBP: 0.371, SLG: 0.495 (9, Ph)									1B	1	0	0	0	0	0	2											
<b>Inning Stats</b>	R: 0 E: 0 K: 1 S: 6	H: 1 LOB: 1 BB: 0 P: 6	R: 0 E: 0 K: 1 S: 6	H: 1 LOB: 1 BB: 0 P: 6	R: 0 E: 0 K: 0 S: 3	H: 1 LOB: 0 BB: 0 P: 3	R: 1 E: 0 K: 0 S: 5	H: 2 LOB: 1 BB: 0 P: 5	R: 1 E: 0 K: 0 S: 4	H: 1 LOB: 0 BB: 0 P: 4	R: 0 E: 0 K: 0 S: 4	H: 0 LOB: 1 BB: 0 P: 4	R: 0 E: 1 K: 0 S: 4	H: 1 LOB: 1 BB: 0 P: 4	R: 0 E: 0 K: 0 S: 3	H: 1 LOB: 0 BB: 0 P: 3	R: 1 E: 0 K: 0 S: 5	H: 2 LOB: 2 BB: 0 P: 6	1B: 6 2B: 3 3B: 0 HR: 1	SF: 0 SAC: 0 DP: 1 HBP: 1	WP: 1 PA: 37						
<b>PITCHER</b>	IP	WLS	BF	H	R	ER	SO	BB	IBB	HBP	BLK	WP	HR	S	P	ERA	WHIP										
Jerry Kosman, L ERA: 3.52 (1, 1)	6.0	W	24	7	2	2	2	0	0	0	0	0	1	28	28	3.00	1.167										
Warren Brusstar, R ERA: 4.75 (7, 1)	2.1		11	3	1	1	0	0	0	1	0	1	0	10	11	3.86	1.286										
Kevin Hickey, L ERA: 3.1 (9, 1)	0.2		2	0	0	0	0	0	0	0	0	0	0	2	2	0.00	0.000										

California Angels @ Chicago White Sox  
Comiskey Park, Chicago, IL  
Wed Sep 15 1982, 8:05 PM EDT  
Att: 13,744 - Unknown

AB 36  
R 3  
H 10  
RBI 2  
BB 0  
SO 2  
LOB 14



Batter	1	2	3	4	5	6	7	8	9	AB	R	H	RBI	BB	SO	LOB	BOTTOM										
Chris Nyman, R OBP: 0.200, SLG: 0.182 (1, 3)	FC4-6		F7	G6-4-3		F9			WP	5	0	2	0	0	0	1											
Harold Baines, L OBP: 0.318, SLG: 0.454 (5, 9)	FC4-6		K	1B		P6			1B	4	1	1	0	1	1	1											
Ron Kittle, R OBP: 0.417, SLG: 0.417 (1, 9)	K		1-3						1B	3	0	1	0	0	1	1											
Rusty Kuntz, R (5, 8)	K			1-3					1B	2	0	0	0	0	1	2											
Greg Luzinski, R OBP: 0.387, SLG: 0.467 (1, 10)	3B			1B					HR	2	3	2	1	2	0	0											
Carlton Fisk, R OBP: 0.351, SLG: 0.430 (1, 2)				2B					HR	4	1	2	2	0	0	3											
Marc Hill, R OBP: 0.289, SLG: 0.343 (8, 2)	3B			2B					6-3	0	0	0	0	0	0	0											
Steve Kemp, L OBP: 0.384, SLG: 0.430 (1, 7)	F9			3B					1B	4	1	2	1	0	0	1											
Vance Law, R OBP: 0.327, SLG: 0.376 (1, 6)			F7	3B					G4-6-3	3	1	1	2	0	0	1											
Aurelio Rodriguez, R OBP: 0.256, SLG: 0.318 (1, 5)	1-3			3B					G4-6-3	4	1	1	1	0	1	1											
Jay Loviglio, R OBP: 0.231, SLG: 0.231 (1, 4)	5-3			3B					K	4	0	1	1	0	0	0											
<b>Inning Stats</b>	R: 2 E: 0 K: 1 S: 7	H: 2 LOB: 1 BB: 1 P: 11	R: 0 E: 0 K: 0 S: 3	H: 0 LOB: 0 BB: 0 P: 3	R: 0 E: 0 K: 1 S: 5	H: 0 LOB: 0 BB: 0 P: 5	R: 5 E: 0 K: 0 S: 10	H: 8 LOB: 3 BB: 1 P: 14	R: 0 E: 0 K: 0 S: 2	H: 0 LOB: 0 BB: 0 P: 3	R: 0 E: 0 K: 0 S: 3	H: 0 LOB: 0 BB: 0 P: 3	R: 1 E: 0 K: 1 S: 7	H: 2 LOB: 1 BB: 0 P: 7	R: 0 E: 0 K: 1 S: 6	H: 1 LOB: 2 BB: 1 P: 10	1B: 8 2B: 1 3B: 3 HR: 1	SF: 0 SAC: 0 DP: 2 HBP: 1	WP: 1 PA: 39								
<b>PITCHER</b>	IP	WLS	BF	H	R	ER	SO	BB	IBB	HBP	BLK	WP	HR	S	P	ERA	WHIP										
Geoff Zahn, L ERA: 3.83 (1, 1)	3.0	L	16	6	6	6	2	1	0	0	0	0	0	19	23	18.00	2.333										
Luis Sanchez, R ERA: 3.54 (4, 1)	0.2		5	4	1	1	0	0	0	0	0	0	0	5	5	13.50	6.000										
Rick Steiner, R ERA: 3.32 (4, 1)	3.1		13	2	1	1	1	1	0	1	0	0	1	13	18	2.70	0.900										
Doug Corbett, R ERA: 5.19 (8, 1)	1.0		5	1	0	0	1	0	1	0	0	1	0	6	10	0.00	1.000										

California Angels @ Chicago White Sox  
Comiskey Park, Chicago, IL  
Wed Sep 15 1982, 8:05 PM EDT  
Att: 13,744 - Unknown

AB 35  
R 8  
H 13  
RBI 8  
BB 3  
SO 4  
LOB 11



Batter	1	2	3	4	5	6	7	8	9	AB	R	H	RBI	BB	SO	LOB	TOP										
Dwayne Murphy, L (1, 8) OBP: 0.348, SLG: 0.414	F8	K		F9		F9			G3	5	0	0	0	0	1	2											
Darrell Brown, S (1, 9) OBP: 0.394, SLG: 0.545	1B		1-3	F7			K		1B	5	0	2	1	0	1	1											
Mike Davis, L (1, 7) OBP: 0.394, SLG: 0.485	1B	2B	1B	1B	S		3-1		P3	5	2	3	0	0	0	2											
Jeff Burroughs, R (1, 10) OBP: 0.361, SLG: 0.482	2B	1B	P6		BB		F9		F8	4	0	1	0	1	0	3											
Wayne Gross, L (1, 5) OBP: 0.341, SLG: 0.355	2B	1B	1B	1B	P2			K		4	0	2	1	0	1	2											
Dan Meyer, L (1, 3) OBP: 0.270, SLG: 0.368	3-H	IBB	1-2	1B	F9			G3		3	0	1	1	1	0	2											
Dave McKay, S (1, 4) OBP: 0.235, SLG: 0.265	FC6-4		G3		P6				1B	4	0	1	0	0	0	7											
Bob Kearney, R (1, 2) OBP: 0.213, SLG: 0.195		K		5-3		1-3		F9		2	0	0	0	0	1	0											
Mike Heath, R (5, 2) OBP: 0.236, SLG: 0.339		K								2	0	0	0	0	0	1											
Jimmy Sexton, R (1, 6) OBP: 0.279, SLG: 0.295						F9				3	0	1	0	0	0	0											
Cliff Johnson, R (9, PH) OBP: 0.320, SLG: 0.374	6-3									1	0	1	0	0	0	0											
Fred Stanley, R (9, PR) OBP: 0.280, SLG: 0.222				S					G3	0	1	0	0	0	0	0											
<b>Inning Stats</b>	R: 1 E: 0 K: 0 S: 6	H: 4 LOB: 3 BB: 1 P: 10	R: 0 E: 0 K: 2 S: 7	H: 0 LOB: 0 BB: 0 P: 7	R: 1 E: 0 K: 0 S: 6	H: 3 LOB: 2 BB: 0 P: 6	R: 0 E: 0 K: 0 S: 4	H: 1 LOB: 1 BB: 0 P: 4	R: 0 E: 0 K: 0 S: 3	H: 0 LOB: 0 BB: 0 P: 3	R: 0 E: 0 K: 1 S: 5	H: 0 LOB: 0 BB: 0 P: 5	R: 0 E: 0 K: 1 S: 6	H: 1 LOB: 1 BB: 0 P: 6	R: 1 E: 0 K: 0 S: 5	H: 2 LOB: 2 BB: 0 P: 5	1B: 10 2B: 2 3B: 0 HR: 0	SF: 0 SAC: 0 DP: 0 HBP: 0	WP: 0 PB: 0 SB: 2 CS: 0	PA: 40							
<b>PITCHER</b>	IP	WLS	BF	H	R	ER	SO	BB	IBB	HBP	BLK	WP	HR	S	P	ERA	WHIP										
LaMarr Hoyt, R (1, 1) ERA: 3.6	8.1	W	38	12	3	3	4	1	1	0	0	0	0	44	52	3.24	1.560										
Kevin Hickey, L (9, 1) ERA: 3.07	0.2	S	2	0	0	0	0	0	0	0	0	0	0	2	2	0.00	0.000										

**Oakland Athletics @ Chicago White Sox**  
 Comiskey Park, Chicago, IL  
 Thu Sep 16 1982, 8:05 PM EDT  
 Att: 10,929 - Unknown - 57 F

AB	38
R	3
H	12
RBI	3
BB	2
SO	4
LOB	20



Batter	1	2	3	4	5	6	7	8	9	AB	R	H	RBI	BB	SO	LOB	BOTTOM										
Rudy Law, L (1, 8) OBP: 0.358, SLG: 0.427	E	F7		5-3		S				4	1	2	1	0	0	2											
Rusty Kuntz, R (7, 8) OBP: 0.200, SLG: 0.200	5-3			1-2		2-H		1B		1	0	1	1	0	0	0											
Chris Nyman, R (1, 3) OBP: 0.200, SLG: 0.184	K			G6-4-3		1-2		F8		5	0	1	0	0	2	4											
Harold Baines, L (1, 9) OBP: 0.317, SLG: 0.456	5-3		K					4-3		4	0	1	1	0	1	1											
Greg Luzinski, R (1, 10) OBP: 0.386, SLG: 0.464	BB		G6-4-3		5-3			F9		3	0	0	0	1	0	2											
Steve Kemp, L (1, 7) OBP: 0.383, SLG: 0.427	BB			G3		4-3		F8		3	0	0	0	1	0	1											
Carlton Fisk, R (1, 2) OBP: 0.350, SLG: 0.429	P5			2B		1-3		F8		4	1	1	0	0	0	2											
Vance Law, R (1, 6) OBP: 0.329, SLG: 0.385		4-3		1-H		1B		K		4	2	2	1	0	1	0											
Aurelio Rodriguez, R (1, 5) OBP: 0.269, SLG: 0.335	E7			FC3-6		SH2-3		1B		4	2	4	1	0	0	0											
Jay Loviglio, R (1, 4) OBP: 0.250, SLG: 0.250	G3			FC3-6		SH2-3		1B		3	0	1	1	0	0	2											
<b>Inning Stats</b>	R: 1 E: 1 K: 1 S: 6	H: 1 LOB: 2 BB: 2 P: 14	R: 0 E: 1 K: 0 S: 4	H: 1 LOB: 1 BB: 0 P: 4	R: 0 E: 0 K: 1 S: 5	H: 1 LOB: 0 BB: 0 P: 5	R: 2 E: 0 K: 0 S: 6	H: 3 LOB: 1 BB: 0 P: 6	R: 0 E: 0 K: 0 S: 4	H: 1 LOB: 1 BB: 0 P: 4	R: 2 E: 0 K: 1 S: 8	H: 3 LOB: 1 BB: 0 P: 8	R: 0 E: 0 K: 0 S: 3	H: 0 LOB: 0 BB: 0 P: 3	R: 1 E: 0 K: 1 S: 8	H: 3 LOB: 2 BB: 0 P: 8	1B: 9 2B: 3 3B: 1 HR: 0	SF: 0 SAC: 1 DP: 1 HBP: 0	WP: 0 PB: 0 SB: 2 CS: 0	PA: 38							
<b>PITCHER</b>	IP	WLS	BF	H	R	ER	SO	BB	IBB	HBP	BLK	WP	HR	S	P	ERA	WHIP										
Steve Baker, R (1, 1) ERA: 3.55	5.2	L	28	10	5	4	2	2	0	0	0	0	0	30	38	6.35	2.118										
Preston Hanna, R (6, 1) ERA: 4.42	2.1		10	3	1	1	2	0	0	0	0	0	0	14	14	3.86	1.286										

**Oakland Athletics @ Chicago White Sox**  
 Comiskey Park, Chicago, IL  
 Thu Sep 16 1982, 8:05 PM EDT  
 Att: 10,929 - Unknown - 57 F

AB	35
R	6
H	13
RBI	6
BB	2
SO	4
LOB	14



Batter	1	2	3	4	5	6	7	8	9	AB	R	H	RBI	BB	SO	LOB	TOP										
Mike Davis, L OBP: 0.351, SLG: 0.432 (1, 7)										4	0	0	0	0	0	1											
Davey Lopes, R OBP: 0.301, SLG: 0.372 (1, 4)										4	0	0	0	0	0	1											
Dwayne Murphy, L OBP: 0.349, SLG: 0.416 (1, 8)										3	1	1	0	1	0	1											
Jeff Burroughs, R OBP: 0.359, SLG: 0.491 (1, 10)										4	1	1	2	0	1	1											
Dan Meyer, L OBP: 0.270, SLG: 0.367 (1, 3)										4	0	1	0	0	1	0											
Wayne Gross, L OBP: 0.337, SLG: 0.351 (1, 5)										4	0	0	0	0	1	1											
Mike Heath, R OBP: 0.298, SLG: 0.339 (1, 2)										3	0	1	0	0	0	1											
Darrell Brown, S OBP: 0.286, SLG: 0.429 (1, 9)										3	0	0	0	0	0	2											
Jimmy Sexton, R OBP: 0.280, SLG: 0.296 (1, 6)										3	0	1	0	0	0	0											
<b>Inning Stats</b>	R: 0 E: 0 K: 1 S: 6	H: 1 LOB: 1 BB: 0 P: 6	R: 0 E: 0 K: 1 S: 5	H: 0 LOB: 0 BB: 0 P: 5	R: 0 E: 0 K: 0 S: 3	H: 0 LOB: 0 BB: 0 P: 3	R: 0 E: 0 K: 0 S: 3	H: 1 LOB: 1 BB: 0 P: 4	R: 0 E: 0 K: 0 S: 3	H: 0 LOB: 0 BB: 0 P: 3	R: 2 E: 0 K: 0 S: 5	H: 2 LOB: 1 BB: 1 P: 9	R: 0 E: 0 K: 1 S: 4	H: 1 LOB: 0 BB: 0 P: 4	R: 0 E: 0 K: 1 S: 5	H: 0 LOB: 0 BB: 0 P: 5	1B: 3 2B: 1 3B: 0 HR: 1	SF: 0 SAC: 0 DP: 0 HBP: 0	WP: 0 PB: 0 SB: 0 CS: 0	PA: 33							
<b>PITCHER</b>	IP	WLS	BF	H	R	ER	SO	BB	IBB	HBP	BLK	WP	HR	S	P	ERA	WHIP										
Richard Dotson, R ERA: 3.75 (1, 1)	7.0	L	27	5	2	2	2	1	0	0	0	0	1	30	34	2.57	0.857										
Kevin Hickey, L ERA: 2.99 (8, 1)	2.0	S	6	0	0	0	1	0	0	0	0	0	0	8	8	0.00	0.000										


**Oakland Athletics @ Chicago White Sox**  
Comiskey Park, Chicago, IL  
Sat Sep 18 1982, 8:05 PM EDT  
Unknown


AB 32  
R 2  
H 5  
RBI 2  
BB 1  
SO 3  
LOB 8

Batter	1	2	3	4	5	6	7	8	9	AB	R	H	RBI	BB	SO	LOB	BOTTOM										
Rudy Law, L OBP: 0.353, SLG: 0.421 (1, 8)										4	0	0	0	0	1	2											
Chris Nyman, R OBP: 0.222, SLG: 0.208 (1, 3)										4	1	2	0	0	1	0											
Harold Baines, L OBP: 0.317, SLG: 0.455 (1, 9)										2	0	0	0	1	0	0											
Greg Luzinski, R OBP: 0.387, SLG: 0.466 (1, 10)										4	0	2	1	0	0	2											
Steve Kemp, L OBP: 0.381, SLG: 0.424 (1, 7)										4	0	0	0	0	0	4											
Carlton Fisk, R OBP: 0.349, SLG: 0.426 (1, 2)										3	0	0	0	1	1	2											
Vance Law, R OBP: 0.332, SLG: 0.387 (1, 6)										3	0	2	0	0	0	1											
Bill Almon, R OBP: 0.315, SLG: 0.356 (7, PR) (8, 6)										1	0	0	0	0	0	1											
Aurelio Rodriguez, R OBP: 0.266, SLG: 0.330 (1, 5)										3	0	0	0	0	1	2											
Jay Loviglio, R OBP: 0.222, SLG: 0.222 (1, 4)										2	0	0	0	0	0	1											
Jerry Hairston, S OBP: 0.305, SLG: 0.476 (7, PH)										1	0	0	0	0	0	2											
Steve Dillard, R (8, 4)										0	0	0	0	0	0	0											
<b>Inning Stats</b>	R: 0 E: 0 K: 0 S: 4	H: 1 LOB: 2 BB: 1 P: 8	R: 0 E: 1 K: 1 S: 6	H: 1 LOB: 1 BB: 0 P: 6	R: 0 E: 0 K: 0 S: 3	H: 0 LOB: 0 BB: 0 P: 3	R: 0 E: 0 K: 0 S: 4	H: 1 LOB: 1 BB: 0 P: 4	R: 0 E: 0 K: 2 S: 7	H: 0 LOB: 0 BB: 0 P: 7	R: 1 E: 0 K: 0 S: 5	H: 2 LOB: 1 BB: 0 P: 5	R: 0 E: 0 K: 0 S: 4	H: 1 LOB: 2 BB: 0 P: 4	R: 0 E: 0 K: 1 S: 5	H: 0 LOB: 0 BB: 0 P: 5	R: 0 E: 0 K: 0 S: 2	H: 0 LOB: 0 BB: 1 P: 6	1B: 5 2B: 2 3B: 0 HR: 0	SF: 0 SAC: 1 DP: 1 HBP: 0	WP: 0 PB: 0 SB: 1 CS: 0	PA: 34					
<b>PITCHER</b>	IP	WLS	BF	H	R	ER	SO	BB	IBB	HBP	BLK	WP	HR	S	P	ERA	WHIP										
Chris Codiroli, R ERA: 1.8 (1, 1)	7.0	W	28	6	1	1	3	1	0	0	0	0	0	33	37	1.29	1.000										
Tom Underwood, L ERA: 3.05 (8, 1)	2.0	S	6	0	0	0	1	1	0	0	0	0	0	7	11	0.00	0.500										

**Oakland Athletics @ Chicago White Sox**  
Comiskey Park, Chicago, IL  
Sat Sep 18 1982, 8:05 PM EDT  
Unknown

AB 31  
R 1  
H 6  
RBI 1  
BB 2  
SO 4  
LOB 17

Batter	1	2	3	4	5	6	7	8	9	AB	R	H	RBI	BB	SO	LOB	TOP						
Mike Davis, L OBP: 0.349, SLG: 0.419 (1, 8)	0-0 FC1-6-5 S 1B	0-0 4-3		0-0 P3		0-0 F7	0-0 G3		0-0 FC5-4 1B	6	0	2	0	0	0	7	<p>Oakland Athletics @ Chicago White Sox</p> <p>Comiskey Park, Chicago, IL</p> <p>Sat Sep 18 1982, 8:05 PM EDT</p> <p>Att: 17,490 - Unknown</p>						
Davey Lopes, R OBP: 0.297, SLG: 0.367 (1, 4)	0-0 FC1-6-5-4 1-3 1B		0-0 5-3	0-0 5-3		0-0 P6		0-0 F7	0-0 FC5-4 1B	6	0	0	0	0	0	3							
Jeff Burroughs, R OBP: 0.370, SLG: 0.502 (1, 7)	0-0 1B		0-0 5-3		0-0 1B 2B		0-0 1B 1B	4-0 BB 1B	0-0 1-3 1B	5	2	4	0	1	0	0							
Cliff Johnson, R OBP: 0.324, SLG: 0.383 Kevin Bell, R OBP: 0.250, SLG: 0.500 Dwayne Murphy, L OBP: 0.349, SLG: 0.415 (1, 10)	0-0 4-3		0-0		0-0 FC3-6 2H 1B		0-3 K	0-0 BB	0-0 4-3	3	0	2	1	0	0	1							
Dan Meyer, L OBP: 0.270, SLG: 0.365 Kelvin Moore, R OBP: 0.256, SLG: 0.325 (1, 3)		0-0 F8	4-0		0-0 FC3-6 BB		4-0 1B 1B BB	0-3 K		2	0	0	0	1	0	1							
Wayne Gross, L OBP: 0.343, SLG: 0.352 (1, 5)	4-0 S 1B BB	0-0	4-0		4-0 1-2 BB		0-0 BB 1B	4-0 1-2 2-3 BB		2	0	1	0	3	0	2							
Darrell Brown, S Mickey Klutts, R OBP: 0.214, SLG: 0.238 Dave McKay, S OBP: 0.234, SLG: 0.264 (1, 9)	0-0 S 1B			4-0 2B BB		0-0 F8		0-0 FC1-2 BB 1B	0-0 1-3	2	1	1	0	1	0	2							
Jeff Newman, R OBP: 0.238, SLG: 0.316 (1, 2)	0-3 K			0-0 SH1-3 1-H 2B		0-0 F8		4-0 1-2 2-3 3-H BB	0-0 P6	4	0	1	2	1	1	4							
Jimmy Sexton, R OBP: 0.287, SLG: 0.322 (1, 6)	4-0 BB			0-0 SH1-3		0-0 6-3		0-0 FC1-2		3	1	1	1	1	0	3							
																		<p>livebaseballscores.com</p> <p>AB 39</p> <p>R 5</p> <p>H 14</p> <p>RBI 5</p> <p>BB 9</p> <p>SO 3</p> <p>LOB 31</p>					
																							
<b>Inning Stats</b>	R: 0 E: 0 K: 0 S: 4	H: 2 LOB: 1 BB: 0 P: 4	R: 0 E: 0 K: 1 S: 6	H: 1 LOB: 3 BB: 2 P: 14	R: 0 E: 0 K: 0 S: 4	H: 1 LOB: 2 BB: 1 P: 8	R: 1 E: 0 K: 0 S: 4	H: 1 LOB: 1 BB: 1 P: 8	R: 1 E: 0 K: 0 S: 5	H: 2 LOB: 2 BB: 1 P: 9	R: 0 E: 0 K: 0 S: 3	H: 0 LOB: 0 BB: 0 P: 3	R: 2 E: 0 K: 1 S: 8	H: 3 LOB: 3 BB: 2 P: 16	R: 0 E: 0 K: 1 S: 6	H: 1 LOB: 3 BB: 2 P: 14		R: 1 E: 0 K: 0 S: 6	H: 3 LOB: 2 BB: 0 P: 6	1B: 10 2B: 4 3B: 0 HR: 1	SF: 0 SAC: 1 DP: 1 HBP: 0	WP: 0 PB: 0 SB: 3 CS: 0	PA: 49
<b>PITCHER</b>	IP WLS BF H R ER SO BB IBB HBP BLK WP HR S P ERA WHIP	5.0 26 7 2 2 1 5 0 0 0 0 0 0 23 43 3.60 2.400	6.1 4 1 1 1 0 0 0 0 0 0 0 0 4 4 9.00 1.000	7.1 3 1 0 0 1 1 0 0 0 0 0 0 4 8 0.00 6.000	7.1 L 15 5 2 2 1 3 0 0 0 0 1 14 26 7.71 3.429	9.1 1 0 0 0 0 0 0 0 0 0 0 0 1 1 0.00 0.000	<b>PITCHER</b>											IP WLS BF H R ER SO BB IBB HBP BLK WP HR S P ERA WHIP					

Batter	1	2	3	4	5	6	7	8	9	AB	R	H	RBI	BB	SO	LOB	BOTTOM						
Jay Loviglio, R OBP: 0.227, SLG: 0.190 Ron Kittle, R OBP: 0.308, SLG: 0.385 Steve Dillard, R (1, 4)	0-0 F9		0-0 F9	4-0 BB 1B	0-0 P4			0-3 K		3	1	0	0	1	0	3	<p>Oakland Athletics @ Chicago White Sox</p> <p>Comiskey Park, Chicago, IL</p> <p>Sat Sep 18 1982, 8:05 PM EDT</p> <p>Att: 17,490 - Unknown</p>						
Chris Nyman, R OBP: 0.254, SLG: 0.214 (1, 3)	0-0 P3		0-0	4-0 1B 1-2 2-3 BB		4-0		0-3 K		3	0	1	0	2	1	0							
Harold Baines, L OBP: 0.318, SLG: 0.453 (1, 9)	4-0 BB		0-0 F7	0-0 1-3 2-H 3-H 1B		0-3 K		0-0 3-1		4	0	1	2	1	1	2							
Greg Luzinski, R OBP: 0.386, SLG: 0.463 (1, 10)	4-0 1-2 BB		0-3 K	0-0 F7		0-0 F8		0-0 6-3		4	0	0	0	1	1	4							
Steve Kemp, L OBP: 0.381, SLG: 0.422 (1, 7)	0-0 F8			4-0 CS BB	4-0 BB SH FC5-2 BB	0-0 4-3		0-3 K		3	0	0	0	2	1	3							
Vance Law, R OBP: 0.334, SLG: 0.392 (1, 6)		0-0 G6-4-3 2B		0-0 1B 1-2 SF8 1B	0-0 SH FC5-2 BB		0-0 F9		0-0 F9	4	1	2	0	0	0	0							
Marc Hill, R OBP: 0.299, SLG: 0.343 Greg Walker, L OBP: 1.000, SLG: 1.000 Bill Almon, R OBP: 0.313, SLG: 0.354 (1, 2)		1-0 G6-4-3 HBP		0-0 1-3 2B 1B	0-0 P3		0-0 F9			0	0	0	0	0	0	0							
Aurelio Rodriguez, R OBP: 0.264, SLG: 0.329 Jerry Hairston, S OBP: 0.302, SLG: 0.476 Carlton Fisk, R OBP: 0.352, SLG: 0.426 (1, 5)		0-0 G6-4-3		0-0 SF8	4-0 FC5-2 BB		4-0			1	0	0	0	0	0	2							
Rusty Kuntz, R OBP: 0.222, SLG: 0.333 (1, 8)		0-3 K		0-0 3-H BB 1B 2B	0-0 FC5-2 BB		0-0 5-3			4	1	1	1	0	1	5							
																		<p>livebaseballscores.com</p> <p>AB 30</p> <p>R 4</p> <p>H 6</p> <p>RBI 4</p> <p>BB 9</p> <p>SO 6</p> <p>LOB 21</p>					
																							
<b>Inning Stats</b>	R: 0 E: 0 K: 0 S: 3	H: 0 LOB: 2 BB: 2 P: 11	R: 0 E: 0 K: 1 S: 5	H: 1 LOB: 1 BB: 0 P: 6	R: 0 E: 0 K: 1 S: 6	H: 1 LOB: 1 BB: 0 P: 6	R: 4 E: 0 K: 0 S: 6	H: 4 LOB: 2 BB: 3 P: 18	R: 0 E: 1 K: 0 S: 4	H: 0 LOB: 3 BB: 2 P: 12	R: 0 E: 0 K: 1 S: 5	H: 0 LOB: 1 BB: 1 P: 9	R: 0 E: 0 K: 0 S: 3	H: 0 LOB: 0 BB: 1 P: 7	R: 0 E: 0 K: 2 S: 7	H: 0 LOB: 0 BB: 0 P: 7		R: 0 E: 0 K: 1 S: 5	H: 0 LOB: 0 BB: 0 P: 5	1B: 4 2B: 2 3B: 0 HR: 0	SF: 1 SAC: 1 DP: 1 HBP: 1	WP: 0 PB: 0 SB: 0 CS: 1	PA: 42
<b>PITCHER</b>	IP WLS BF H R ER SO BB IBB HBP BLK WP HR S P ERA WHIP	7.0 36 6 0 0 0 3 0 0 0 0 0 0 12 12 0.00 0.000	8.1 W 6 0 0 0 3 0 0 0 0 0 0 12 12 0.00 0.000	<b>PITCHER</b>										IP WLS BF H R ER SO BB IBB HBP BLK WP HR S P ERA WHIP									



Batter	1	2	3	4	5	6	7	8	9	AB	R	H	RBI	BB	SO	LOB	TOP								
Lorenzo Gray, R OBP: 0.333, SLG: 0.308	1-3		SF9 1-3 3B 2B		FC6 1B		E5 FC1-5 1B		F9	5	1	2	0	0	0	1									
Tom Paciorek, R OBP: 0.365, SLG: 0.487	K		SF9		FC6 1-2		FC1-5 1B		1-3	4	0	1	1	0	1	2									
Harold Baines, L OBP: 0.320, SLG: 0.461					K		FC1-5 G1-6-3			4	0	2	1	0	1	3									
Greg Luzinski, R OBP: 0.390, SLG: 0.465			3-H 4-0 3B		5-3		G1-6-3			2	0	0	0	2	0	3									
Carlton Fisk, R OBP: 0.348, SLG: 0.420	K								F8	4	0	1	0	0	2	4									
Steve Kemp, L OBP: 0.382, SLG: 0.428					5-3					4	0	1	0	0	0	3									
Vance Law, R OBP: 0.332, SLG: 0.387										4	0	0	0	0	0	2									
Rusty Kuntz, R OBP: 0.294, SLG: 0.313	K				L6					4	0	1	0	0	1	0									
Jay Loviglio, R OBP: 0.299, SLG: 0.231										2	1	1	0	0	0	0									
Greg Walker, L OBP: 0.500, SLG: 0.500										1	0	0	0	0	0	2									
Steve Dillard, R OBP: 0.333, SLG: 0.357										0	0	0	0	0	0	0									
Ron Kittle, R OBP: 0.333, SLG: 0.357			2B SF9 1B		4-3					0	0	0	0	1	0	0									
<b>Inning Stats</b>	R: 0 E: 0 K: 2 S: 8	H: 1 LOB: 2 BB: 1 P: 12	R: 0 E: 0 K: 1 S: 5	H: 0 LOB: 0 BB: 0 P: 5	R: 2 E: 0 K: 1 S: 8	H: 3 LOB: 2 BB: 1 P: 12	R: 0 E: 0 K: 0 S: 3	H: 0 LOB: 0 BB: 0 P: 3	R: 0 E: 1 K: 1 S: 6	H: 1 LOB: 1 BB: 0 P: 6	R: 0 E: 0 K: 0 S: 5	H: 2 LOB: 2 BB: 0 P: 5	R: 0 E: 1 K: 0 S: 4	H: 1 LOB: 1 BB: 0 P: 4	R: 0 E: 0 K: 0 S: 3	H: 1 LOB: 0 BB: 0 P: 3	R: 0 E: 0 K: 0 S: 3	H: 0 LOB: 1 BB: 1 P: 7	1B: 6 2B: 2 3B: 1 HR: 0	SF: 1 SAC: 0 DP: 2 HBP: 0	WP: 0 PB: 0 SB: 0 CS: 0	PA: 38			
<b>PITCHER</b>	IP	WLS	BF	H	R	ER	SO	BB	IBB	HBP	BLK	WP	HR	S	P	ERA	WHIP								
Bryan Clark, L ERA: 2.99	5.2	W	26	7	2	2	5	2	0	0	0	0	0	34	42	3.18	1.588								
Rich Bardi, R ERA: 10.45	0.1		3	1	0	0	0	0	0	0	0	0	0	3	3	0.00	3.000								
Ed Vande Berg, L ERA: 2.58	3.0	S	9	1	0	0	0	1	0	0	0	0	0	8	12	0.00	0.667								

Chicago White Sox @ Seattle Mariners  
The Kingdome, Seattle, WA  
Mon Sep 20 1982, 10:05 PM EDT  
Att: 4,429 - Dome

AB	34
R	2
H	9
RBI	2
BB	3
SO	5
LOB	20



Batter	1	2	3	4	5	6	7	8	9	AB	R	H	RBI	BB	SO	LOB	BOTTOM								
Joe Simpson, L OBP: 0.332, SLG: 0.381	1B E	F7				CS 1B	1-3			4	1	2	1	0	0	3									
Manny Castillo, S OBP: 0.292, SLG: 0.333	F8				3-H 1-2 2B		5-3			4	0	1	0	0	0	1									
Bruce Bochte, L OBP: 0.378, SLG: 0.396	E FC5-4 1B				L7		IBB		1B FC1-6	3	2	2	0	1	0	0									
Richie Zisk, R OBP: 0.356, SLG: 0.471	E4 FC5-4				K				FC1-6 1B	4	0	1	1	0	2	3									
Al Cowens, R OBP: 0.329, SLG: 0.487	FC5-4 S				6-3		K		FC1-6	4	0	0	2	0	1	4									
Rick Sweet, S OBP: 0.303, SLG: 0.324	F8				F9				K	4	0	1	0	0	1	2									
Bobby Brown, S OBP: 0.286, SLG: 0.322										4	1	2	0	0	0	1									
Todd Cruz, R OBP: 0.239, SLG: 0.366		P3								4	0	1	1	0	1	2									
Julio Cruz, S OBP: 0.318, SLG: 0.329										3	1	1	0	1	0	1									
<b>Inning Stats</b>	R: 2 E: 1 K: 0 S: 6	H: 2 LOB: 1 BB: 0 P: 6	R: 0 E: 0 K: 0 S: 4	H: 1 LOB: 1 BB: 0 P: 4	R: 0 E: 0 K: 1 S: 5	H: 0 LOB: 0 BB: 0 P: 5	R: 0 E: 0 K: 1 S: 6	H: 1 LOB: 1 BB: 0 P: 6	R: 1 E: 0 K: 2 S: 9	H: 3 LOB: 2 BB: 1 P: 13	R: 1 E: 0 K: 0 S: 4	H: 2 LOB: 1 BB: 1 P: 8	R: 1 E: 0 K: 1 S: 7	H: 2 LOB: 1 BB: 0 P: 7	R: 0 E: 0 K: 0 S: 3	H: 0 LOB: 0 BB: 0 P: 3	1B: 7 2B: 3 3B: 1 HR: 0	SF: 0 SAC: 0 DP: 0 HBP: 0	WP: 0 PB: 0 SB: 2 CS: 3	PA: 36					
<b>PITCHER</b>	IP	WLS	BF	H	R	ER	SO	BB	IBB	HBP	BLK	WP	HR	S	P	ERA	WHIP								
LaMarr Hoyt, R ERA: 3.64	5.1	L	26	9	4	3	4	0	0	0	0	0	0	33	37	5.06	1.688								
Sparky Lyle, L ERA: 5.0	1.0		4	1	1	1	0	1	0	0	0	0	0	3	7	9.00	2.000								
Warren Brusstar, R ERA: 4.65	1.2		6	1	0	0	1	0	0	0	0	0	0	8	8	0.00	0.600								

Chicago White Sox @ Seattle Mariners  
The Kingdome, Seattle, WA  
Mon Sep 20 1982, 10:05 PM EDT  
Att: 4,429 - Dome


AB	34
R	5
H	11
RBI	5
BB	2
SO	5
LOB	17



Batter	1	2	3	4	5	6	7	8	9	AB	R	H	RBI	BB	SO	LOB	TOP
Lorenzo Gray, R OBP: 0.263, SLG: 0.235	G3		G3		6-3		P5			4	0	0	0	0	0	0	
Tom Paciorek, R OBP: 0.364, SLG: 0.487	K				5-3		F9			4	0	1	0	0	1	0	
Harold Baines, L OBP: 0.318, SLG: 0.458	K		F3		G3			K		4	0	0	0	0	2	1	
Greg Luzinski, R OBP: 0.390, SLG: 0.463		E 2B BB				K		G3		2	1	0	0	2	1	0	
Carlton Fisk, R OBP: 0.347, SLG: 0.419	K		K			2B 1B		P2		4	1	1	0	0	2	3	
Steve Kemp, L OBP: 0.381, SLG: 0.428		E4 2B SF8		K		1B 2B			K	4	2	1	0	0	2	1	
Ron Kittle, R OBP: 0.316, SLG: 0.389				K					K	4	0	1	1	0	3	2	
Rusty Kuntz, R OBP: 0.294, SLG: 0.313	SF8 1-3 2-H			K					K	0	0	0	0	0	0	0	
Vance Law, R OBP: 0.334, SLG: 0.387	SF8								K	2	0	1	3	1	1	0	
Jay Loviglio, R OBP: 0.233, SLG: 0.207	K				F2		6-3			3	0	0	0	0	1	2	
<b>Inning Stats</b>	R: 0 H: 0 E: 0 K: 2 S: 7	H: 0 R: 0 ER: 0 SO: 7	H: 1 R: 1 ER: 1 SO: 9	H: 1 R: 1 ER: 1 SO: 13	H: 0 R: 0 ER: 0 SO: 6	H: 0 R: 0 ER: 0 SO: 7	H: 3 R: 0 ER: 0 SO: 9	H: 0 R: 0 ER: 0 SO: 3	H: 0 R: 0 ER: 0 SO: 5	H: 0 R: 0 ER: 0 SO: 9	1B: 2 2B: 3 3B: 0 HR: 0	SF: 1 SAC: 0 DP: 0 HBP: 0	WP: 0 PB: 0 SB: 0 CS: 0	PA: 35			
<b>PITCHER</b>	IP WLS BF H R ER SO BB IBB HBP BLK WP HR S P ERA WHIP																
Floyd Bannister, L ERA: 3.5	(1, 1) 8.0 32 5 4 3 10 3 0 0 0 0 0 0 49 61 3.38 1.000																
Bill Caudill, R ERA: 2.13	(9, 1) 1.0 3 0 0 0 3 0 0 0 0 0 0 0 9 9 0.00 0.000																

Chicago White Sox @ Seattle Mariners  
The Kingdome, Seattle, WA  
Tue Sep 21 1982, 10:05 PM EDT  
Att: 5,157 - Dome


AB	31
R	4
H	5
RBI	4
BB	3
SO	13
LOB	9



Batter	1	2	3	4	5	6	7	8	9	AB	R	H	RBI	BB	SO	LOB	BOTTOM
Julio Cruz, S OBP: 0.320, SLG: 0.333	S 2B	K			F8		FC6 BB		1-2 2-H 1B	4	1	2	1	1	1	1	
Dave Edler, R OBP: 0.356, SLG: 0.400					1-3		FC6			3	1	2	1	0	0	0	
Manny Castillo, S OBP: 0.292, SLG: 0.332	S 2H 1B						1-2			1	0	0	0	0	0	2	
Al Cowens, R OBP: 0.330, SLG: 0.486	S 2H 1B				F7			FC1-5 1B BB		3	1	1	1	1	1	2	
Richie Zisk, R OBP: 0.355, SLG: 0.469	K				F9		L8		FC1-5 1B	4	0	1	0	0	1	1	
Orlando Mercado, R OBP: 0.200, SLG: 0.590								FC1-5 1B		0	0	0	0	0	0	0	
Gary Gray, R OBP: 0.328, SLG: 0.406	F9				1-3		5-3		FC1-5 G1-4-3	3	0	0	0	0	0	1	
Bruce Bochte, L OBP: 0.377, SLG: 0.395									1-2 2-3	1	0	0	0	0	0	2	
Dave Henderson, R OBP: 0.331, SLG: 0.448									G1-4-3	1	1	1	2	0	0	0	
Joe Simpson, L OBP: 0.330, SLG: 0.378										2	0	0	0	0	1	0	
Jim Mauer, R OBP: 0.276, SLG: 0.344										1	0	0	0	0	0	2	
John Moses, S OBP: 0.308, SLG: 0.417	2-H HR								1-2	0	0	0	0	0	0	0	
Jim Essian, R OBP: 0.329, SLG: 0.390					L3		5-3		SH5-4 1B	4	0	1	0	0	1	0	
Paul Serna, R OBP: 0.233, SLG: 0.287	K									0	1	0	0	0	0	0	
Todd Cruz, R OBP: 0.239, SLG: 0.365					6-3		K		SH5-4 1B	3	0	1	0	0	1	0	
Bobby Brown, S OBP: 0.290, SLG: 0.322							K		SH5-4 1B	3	0	1	0	1	1	1	
<b>Inning Stats</b>	R: 4 H: 4 E: 0 K: 2 S: 11	H: 4 R: 0 ER: 0 SO: 11	H: 2 R: 0 ER: 0 SO: 9	H: 0 R: 0 ER: 0 SO: 5	H: 0 R: 0 ER: 0 SO: 7	H: 0 R: 0 ER: 0 SO: 3	H: 0 R: 0 ER: 0 SO: 3	H: 1 R: 0 ER: 0 SO: 8	H: 1 R: 0 ER: 0 SO: 7	H: 2 R: 1 ER: 0 SO: 7	1B: 7 2B: 2 3B: 0 HR: 1	SF: 0 SAC: 1 DP: 1 HBP: 0	WP: 0 PB: 0 SB: 5 CS: 0	PA: 37			
<b>PITCHER</b>	IP WLS BF H R ER SO BB IBB HBP BLK WP HR S P ERA WHIP																
Britt Burns, L ERA: 4.04	(1, 1) 1.1 15 1 0 0 5 0 0 0 0 0 0 0 25 25 0.00 0.214																
Jim Kern, R ERA: 3.52	(2, 1) 4.2 7 2 0 0 0 2 0 0 0 0 0 0 5 13 0.00 4.000																
Salome Barojas, R ERA: 3.57	(7, 1) 1.0 6 2 1 1 0 0 1 0 0 0 0 0 5 9 6.75 1.500																
Kevin Hickey, L ERA: 3.04	(8, 1) 1.1 6 2 1 1 0 0 1 0 0 0 0 0 5 9 6.75 1.500																

Chicago White Sox @ Seattle Mariners  
The Kingdome, Seattle, WA  
Tue Sep 21 1982, 10:05 PM EDT  
Att: 5,157 - Dome


AB	33
R	5
H	10
RBI	5
BB	3
SO	7
LOB	12



Batter	1	2	3	4	5	6	7	8	9	AB	R	H	RBI	BB	SO	LOB	TOP			
Rudy Law, L OBP: 0.355, SLG: 0.422 Bill Almon, R OBP: 0.312, SLG: 0.353										4	1	2	0	0	0	0	1			
Tom Paciorek, R OBP: 0.354, SLG: 0.484										4	1	1	1	0	0	0	0			
Harold Baines, L OBP: 0.320, SLG: 0.459										5	0	3	1	0	0	1	1			
Greg Luzinski, R OBP: 0.389, SLG: 0.461										3	1	0	0	1	1	3	1			
Steve Kemp, L OBP: 0.384, SLG: 0.436										4	1	3	2	0	0	2	2			
Carlton Fisk, R OBP: 0.346, SLG: 0.416										3	0	0	0	1	0	2	2			
Vance Law, R OBP: 0.330, SLG: 0.384										3	0	0	1	0	0	3	3			
Aurelio Rodriguez, R OBP: 0.262, SLG: 0.326 Greg Walker, L OBP: 0.667, SLG: 0.500 Lorenzo Gray, R OBP: 0.300, SLG: 0.278										2	0	0	0	0	1	2	2			
Steve Dillard, R OBP: 0.300, SLG: 0.368 Ron Kittle, R OBP: 0.233, SLG: 0.207 Jay Loviglio, R OBP: 0.250, SLG: 0.211 Rusty Kuntz, R OBP: 0.294, SLG: 0.313										2	0	0	0	0	0	0	0			
<b>Inning Stats</b>	R: 3 E: 0 K: 1 S: 8	H: 3 LOB: 2 BB: 2 P: 16	R: 0 E: 1 K: 0 S: 4	H: 0 LOB: 1 BB: 0 P: 4	R: 1 E: 1 K: 1 S: 6	H: 1 LOB: 0 BB: 0 P: 6	R: 0 E: 0 K: 0 S: 3	H: 0 LOB: 0 BB: 1 P: 3	R: 0 E: 0 K: 0 S: 4	H: 1 LOB: 2 BB: 1 P: 8	R: 0 E: 0 K: 0 S: 3	H: 2 LOB: 1 BB: 0 P: 4	R: 0 E: 0 K: 0 S: 5	H: 2 LOB: 2 BB: 0 P: 5	R: 0 E: 0 K: 1 S: 5	H: 0 LOB: 0 BB: 0 P: 5	1B: 9 2B: 0 3B: 0 HR: 1	SF: 1 SAC: 0 DP: 3 HBP: 1	WP: 1 PB: 0 SB: 1 CS: 0	PA: 39
<b>PITCHER</b>	IP WLS BF H R ER SO BB IBB HBP BLK WP HR S P ERA WHIP	6.1 W 29 7 4 4 2 3 0 1 0 1 1 29 42 5.68 1.579	2.2 S 10 3 0 0 1 0 0 0 0 0 0 0 12 12 0.00 1.125																	

Chicago White Sox @ Seattle Mariners  
The Kingdome, Seattle, WA  
Wed Sep 22 1982, 10:05 PM EDT  
Att: 5,057 - Dome


AB	34
R	4
H	10
RBI	4
BB	3
SO	3
LOB	17



Batter	1	2	3	4	5	6	7	8	9	AB	R	H	RBI	BB	SO	LOB	BOTTOM				
Joe Simpson, L OBP: 0.324, SLG: 0.371										5	0	0	0	0	0	1	1				
Manny Castillo, S OBP: 0.293, SLG: 0.342										4	2	2	1	0	0	0	0				
Bruce Bochte, L OBP: 0.380, SLG: 0.407										4	2	3	1	0	0	1	1				
Richie Zisk, R OBP: 0.356, SLG: 0.475										4	1	2	2	0	0	1	1				
Al Cowens, R OBP: 0.329, SLG: 0.484										3	1	0	0	1	1	3	1				
Rick Sweet, S OBP: 0.306, SLG: 0.327										4	0	2	1	0	0	0	0				
Bobby Brown, S OBP: 0.293, SLG: 0.325 John Moses, S OBP: 0.308, SLG: 0.417										4	0	2	1	0	0	2	2				
Todd Cruz, R OBP: 0.239, SLG: 0.371										4	1	1	2	0	2	2	2				
Julio Cruz, S OBP: 0.318, SLG: 0.330										4	0	0	0	0	0	1	1				
<b>Inning Stats</b>	R: 3 E: 1 K: 0 S: 7	H: 4 LOB: 2 BB: 1 P: 11	R: 2 E: 0 K: 0 S: 5	H: 2 LOB: 0 BB: 0 P: 5	R: 0 E: 0 K: 0 S: 3	H: 0 LOB: 0 BB: 0 P: 3	R: 0 E: 0 K: 1 S: 5	H: 0 LOB: 0 BB: 0 P: 5	R: 1 E: 0 K: 1 S: 8	H: 3 LOB: 2 BB: 0 P: 8	R: 0 E: 0 K: 1 S: 5	H: 0 LOB: 0 BB: 0 P: 5	R: 0 E: 0 K: 0 S: 4	H: 1 LOB: 1 BB: 0 P: 4	R: 2 E: 0 K: 0 S: 5	H: 2 LOB: 1 BB: 0 P: 5	1B: 6 2B: 2 3B: 0 HR: 4	SF: 0 SAC: 0 DP: 0 HBP: 0	WP: 0 PB: 0 SB: 3 CS: 0	PA: 37	
<b>PITCHER</b>	IP WLS BF H R ER SO BB IBB HBP BLK WP HR S P ERA WHIP	4.1 L 22 8 6 6 1 8 6 6 1 0 3 23 27 12.46 2.077	3.0 13 4 2 2 2 0 0 0 0 0 1 17 17 6.00 1.333	0.2 2 0 0 0 0 0 0 0 0 0 0 2 2 0.00 0.000																	

Chicago White Sox @ Seattle Mariners  
The Kingdome, Seattle, WA  
Wed Sep 22 1982, 10:05 PM EDT  
Att: 5,057 - Dome

AB	36
R	8
H	12
RBI	8
BB	1
SO	3
LOB	11









Batter	1	2	3	4	5	6	7	8	9	AB	R	H	RBI	BB	SO	LOB	TOP										
<b>Bobby Mitchell, L</b> OBP: 0.340, SLG: 0.322 <b>Dave Engle, R</b> OBP: 0.269, SLG: 0.352	F8		F8		FC6-4			6-3		1	0	0	0	0	0	0	<b>Minnesota Twins @ Chicago White Sox</b> Comiskey Park, Chicago, IL Sat Sep 25 1982, 8:05 PM EDT Att: 9,846 - Unknown - 53 F										
<b>John Castino, R</b> OBP: 0.310, SLG: 0.346	SF7 3B		F6		FC6-4			BB 1B		4	1	2	0	0	0	3											
<b>Tom Brunansky, R</b> OBP: 0.384, SLG: 0.478	SF7		K					G1-6-3 BB		2	0	0	1	1	1	1											
<b>Kent Hrbek, L</b> OBP: 0.364, SLG: 0.486	F7				6-3			G1-6-3 BB		4	0	0	0	0	0	2											
<b>Gary Ward, R</b> OBP: 0.331, SLG: 0.524		1B 2B			5-3			F6		4	0	1	0	0	1	0											
<b>Gary Gaetti, R</b> OBP: 0.282, SLG: 0.449		L3 1B			5-3			K		4	0	1	0	0	1	0											
<b>Randy Bush, L</b> OBP: 0.302, SLG: 0.433		L3 1B			F6			F6		4	0	1	0	0	0	2											
<b>Tim Laudner, R</b> OBP: 0.331, SLG: 0.391		F9			FC6-4 1B			K		3	0	1	0	0	1	2											
<b>Lenny Faedo, R</b> OBP: 0.290, SLG: 0.316					E5			K		3	0	1	0	0	1	1											
<b>Inning Stats</b>	R: 1 E: 0 K: 0 S: 4	H: 1 LOB: 0 BB: 0 P: 4	R: 0 E: 0 K: 0 S: 4	H: 2 LOB: 1 BB: 0 P: 4	R: 0 E: 1 K: 1 S: 6	H: 0 LOB: 1 BB: 0 P: 6	R: 0 E: 0 K: 0 S: 3	H: 0 LOB: 0 BB: 0 P: 3	R: 0 E: 0 K: 0 S: 5	H: 2 LOB: 2 BB: 0 P: 5	R: 0 E: 0 K: 1 S: 5	H: 0 LOB: 0 BB: 0 P: 5	R: 0 E: 0 K: 2 S: 8	H: 1 LOB: 1 BB: 0 P: 8	R: 0 E: 0 K: 0 S: 3	H: 1 LOB: 1 BB: 0 P: 7		R: 0 E: 0 K: 1 S: 5	H: 0 LOB: 0 BB: 0 P: 5	1B: 4 2B: 2 3B: 2 HR: 0	SF: 1 SAC: 0 DP: 2 HBP: 0	WP: 0 PB: 0 CS: 0	PA: 34				
<b>PITCHER</b>	IP	WLS	BF	H	R	ER	SO	BB	IBB	HBP	BLK	WP	HR	S	P	ERA	WHIP										
<b>LaMarr Hoyt, R</b> ERA: 3.57	(1, 1)	7.0	W	27	6	1	1	4	0	0	0	0	0	35	35	1.29	0.857										
<b>Kevin Hickey, L</b> ERA: 3.0	(8, 1)	1.0		4	1	0	0	0	1	0	0	0	0	3	7	0.00	2.000										
<b>Chico Escarrega, R</b> ERA: 3.8	(9, 1)	1.0		3	0	0	0	1	0	0	0	0	0	5	5	0.00	0.000										

Batter	1	2	3	4	5	6	7	8	9	AB	R	H	RBI	BB	SO	LOB	BOTTOM										
<b>Steve Dillard, R</b> OBP: 0.400, SLG: 0.643	5-3				5-3			G4-6-3 BB		4	1	2	5	1	0	0	<b>Minnesota Twins @ Chicago White Sox</b> Comiskey Park, Chicago, IL Sat Sep 25 1982, 8:05 PM EDT Att: 9,846 - Unknown - 53 F										
<b>Tom Paciorek, R</b> OBP: 0.361, SLG: 0.490 <b>Mike Squires, L</b> OBP: 0.321, SLG: 0.367	1H 2H SF8 3B		F5		6-3			F4		5	1	1	0	0	0	4											
<b>Harold Baines, L</b> OBP: 0.321, SLG: 0.458 <b>Rudy Law, L</b> OBP: 0.363, SLG: 0.436	K		SF8 1B					G4-6-3		2	0	1	0	0	1	1											
<b>Jerry Hairston, S</b> OBP: 0.293, SLG: 0.460	2-3		1B				2B 1B			2	0	0	0	0	0	1											
<b>Greg Luzinski, R</b> OBP: 0.387, SLG: 0.455 <b>Ron Kittle, R</b> OBP: 0.316, SLG: 0.350	SF8		SF8				2B E BB			0	1	0	2	2	0	0											
<b>Carlton Fisk, R</b> OBP: 0.344, SLG: 0.414 <b>Greg Walker, L</b> OBP: 0.300, SLG: 0.333 <b>Marc Hill, R</b> OBP: 0.313, SLG: 0.400	F9		F7				1-3 2H 2B			3	0	1	1	0	0	3											
<b>Steve Kemp, L</b> OBP: 0.387, SLG: 0.436 <b>Chris Nymn, R</b> OBP: 0.246, SLG: 0.207		S 1B 1B			F8		S 1B BB			0	0	0	0	0	0	0											
<b>Vance Law, R</b> OBP: 0.331, SLG: 0.390		1B S 1B			5-3		1-3 K			4	1	1	0	0	1	3											
<b>Aurelio Rodriguez, R</b> OBP: 0.273, SLG: 0.336 <b>Lorenzo Gray, R</b> OBP: 0.273, SLG: 0.250		1B 3B 1B			6-3		1-3 3H 1B			3	1	2	2	0	0	0											
<b>Rusty Kuntz, R</b> OBP: 0.333, SLG: 0.316		1-2 3H 3B 1B			K		K			3	2	1	1	1	2	1											
<b>Inning Stats</b>	R: 1 E: 0 K: 1 S: 7	H: 1 LOB: 1 BB: 0 P: 7	R: 5 E: 0 K: 0 S: 9	H: 6 LOB: 2 BB: 0 P: 9	R: 0 E: 0 K: 0 S: 3	H: 0 LOB: 0 BB: 0 P: 3	R: 0 E: 0 K: 1 S: 5	H: 0 LOB: 0 BB: 0 P: 5	R: 3 E: 0 K: 2 S: 9	H: 3 LOB: 1 BB: 2 P: 17	R: 0 E: 0 K: 0 S: 2	H: 0 LOB: 0 BB: 1 P: 6	R: 4 E: 0 K: 1 S: 7	H: 2 LOB: 2 BB: 3 P: 19	R: 0 E: 0 K: 0 S: 2	H: 0 LOB: 0 BB: 1 P: 6	1B: 8 2B: 3 3B: 1 HR: 0	SF: 2 SAC: 0 DP: 2 HBP: 0	WP: 2 PB: 0 CS: 0	PA: 41							
<b>PITCHER</b>	IP	WLS	BF	H	R	ER	SO	BB	IBB	HBP	BLK	WP	HR	S	P	ERA	WHIP										
<b>Jack O'Connor, L</b> ERA: 4.12	(1, 1)	1.2	L	13	7	6	6	1	0	0	0	0	0	15	15	32.40	4.200										
<b>Don Cooper, R</b> ERA: 9.64	(2, 1)	3.1		14	3	3	3	2	0	0	0	1	0	18	26	8.10	1.500										
<b>John Pacella, R</b> ERA: 7.3	(6, 1)	2.0		11	2	4	4	1	4	0	0	0	0	9	25	18.00	3.000										
<b>Jeff Little, L</b> ERA: 4.37	(8, 1)	1.0		3	0	0	0	0	0	0	0	0	0	2	6	0.00	1.000										

Batter	1	2	3	4	5	6	7	8	9	AB	R	H	RBI	BB	SO	LOB	TOP		
Ron Washington, R (1, 6) OBP: 0.291, SLG: 0.372	0-0 S 1B	0-0 FC5-4 1B			0-0 F8		0-0 3B		0-0 HBP 1B	5	1	4	0	0	0	0			
John Castino, R (1, 4) OBP: 0.305, SLG: 0.343	0-3 K	0-0 FC5-4 1B			0-0 F7		0-0 5-3		1-0 HBP 1B	4	0	0	0	0	1	4			
Tom Brunansky, R (1, 8) OBP: 0.382, SLG: 0.474	0-0 5-3		0-0 5-3		4-0 BB		0-0 4-3		0-0 L5	4	0	0	0	1	0	5			
Kent Hrbek, L (1, 3) OBP: 0.365, SLG: 0.486	0-0 2H 1B		0-0 1B		0-0 G3			0-3 K		4	0	2	1	0	1	1			
Gary Ward, R (1, 7) OBP: 0.329, SLG: 0.520	0-3 K		0-0 F8		0-0 F8			0-0 F7		4	0	0	0	0	1	2			
Gary Gaetti, R (1, 5) OBP: 0.282, SLG: 0.454		0-0 HR	0-0 5-3		0-3 K			0-3 K		4	1	1	1	0	2	1			
Randy Bush, L (1, 10) OBP: 0.300, SLG: 0.426		0-0 F9		0-0 F8		0-0 FC5-4 1B		0-0 F8		4	0	1	0	0	0	0			
Dave Engle, R (1, 9) OBP: 0.269, SLG: 0.349		0-0 F6		0-0 6-3		0-0 FC5-4		0-0 HBP 1B		4	0	1	0	0	0	1			
Ray Smith, R (1, 2) OBP: 0.211, SLG: 0.278		4-0 1B BB		0-0 1-3			0-0 4-3		0-3 K	3	0	0	0	1	1	1			
<b>Inning Stats</b>	R: 1 E: 0 K: 2 S: 9	H: 2 LOB: 1 BB: 0 P: 9	R: 1 E: 0 K: 0 S: 5	H: 2 LOB: 2 BB: 1 P: 9	R: 0 E: 0 K: 0 S: 4	H: 1 LOB: 0 BB: 0 P: 4	R: 0 E: 0 K: 0 S: 3	H: 0 LOB: 0 BB: 0 P: 3	R: 0 E: 0 K: 1 S: 6	H: 1 LOB: 1 BB: 0 P: 6	R: 0 E: 0 K: 0 S: 4	H: 1 LOB: 1 BB: 0 P: 4	R: 0 E: 0 K: 2 S: 7	H: 0 LOB: 0 BB: 0 P: 7	R: 0 E: 0 K: 1 S: 7	H: 2 LOB: 2 BB: 0 P: 8	1B: 7 2B: 0 3B: 1 HR: 1	SF: 0 SAC: 0 DP: 0 HBP: 1	WP: 0 PA: 39 CS: 1
<b>PITCHER</b> Richard Dotson, R (1, 1) ERA: 3.86	IP: 9.0 WLS: L BF: 39	H: 9 R: 2 ER: 2 SO: 6	BB: 2 IBB: 0 HBP: 1 BLK: 0	WP: 0 HR: 1 S: 48 P: 57	ERA: 2.00 WHIP: 1.222	<b>PITCHER</b> IP: WLS: BF: H: R: ER: SO: BB: IBB: HBP: BLK: WP: HR: S: P: ERA: WHIP													

Minnesota Twins @ Chicago White Sox  
Comiskey Park, Chicago, IL  
Sun Sep 26 1982, 4:33 AM EDT  
Att: 10,559 - Unknown - 59 F

AB 36  
R 2  
H 9  
RBI 2  
BB 2  
SO 6  
LOB 15



Batter	1	2	3	4	5	6	7	8	9	AB	R	H	RBI	BB	SO	LOB	BOTTOM		
Rudy Law, L (1, 8) OBP: 0.362, SLG: 0.440	0-0 G3 3B	0-0 6-3			0-0 F7			0-0 F9		4	1	1	0	0	0	3			
Mike Squires, L (1, 3) OBP: 0.314, SLG: 0.359	0-0 G3 3H		0-0 F6		0-0 6-3			0-0 F2		4	0	0	1	0	0	0			
Harold Baines, L (1, 9) OBP: 0.321, SLG: 0.457	0-0 F9		0-0 F2		0-0 1B L4-3			0-3 K		4	0	1	0	0	1	0			
Greg Luzinski, R (1, 10) OBP: 0.384, SLG: 0.452	0-3 K		0-0 F9		0-0 L4-3		1-2 1B	0-0 F9		4	0	0	0	0	1	1			
Steve Kemp, L (1, 7) OBP: 0.385, SLG: 0.433		0-0 4-3		0-0 6-3			0-3 K			3	0	0	0	0	1	0			
Marc Hill, R (1, 2) OBP: 0.314, SLG: 0.397		0-0 1B 1B		0-0 F9			0-0 F6			3	0	1	0	0	0	0			
Vance Law, R (1, 6) OBP: 0.328, SLG: 0.387		0-0 F7		0-0 F8			0-0 5-3			3	0	0	0	0	0	1			
Aurelio Rodriguez, R (1, 5) OBP: 0.276, SLG: 0.337		0-0 1B 1B		0-0 G3			0-0 3-1			2	0	1	0	0	0	0			
Jerry Hairston, S (8, PH) OBP: 0.290, SLG: 0.455		1-2 1B		0-0 4-3						1	0	0	0	0	0	0			
Lorenzo Gray, R (9, 5) OBP: 0.273, SLG: 0.250		1-2 2-3 1B								0	0	0	0	0	0	0			
Steve Dillard, R (1, 4) OBP: 0.389, SLG: 0.588		0-0 1B		0-0 4-3				0-3 K		3	0	1	0	0	1	0			
<b>Inning Stats</b>	R: 1 E: 0 K: 1 S: 6	H: 1 LOB: 0 BB: 0 P: 6	R: 0 E: 0 K: 0 S: 6	H: 3 LOB: 3 BB: 0 P: 6	R: 0 E: 0 K: 0 S: 3	H: 0 LOB: 0 BB: 0 P: 3	R: 0 E: 0 K: 0 S: 3	H: 0 LOB: 0 BB: 0 P: 3	R: 0 E: 0 K: 1 S: 5	H: 1 LOB: 0 BB: 0 P: 3	R: 0 E: 0 K: 0 S: 5	H: 0 LOB: 0 BB: 0 P: 5	R: 0 E: 0 K: 1 S: 5	H: 0 LOB: 0 BB: 0 P: 5	R: 0 E: 0 K: 1 S: 5	H: 0 LOB: 0 BB: 0 P: 5	1B: 4 2B: 1 3B: 1 HR: 0	SF: 0 SAC: 0 DP: 1 HBP: 0	WP: 0 PA: 31 CS: 0
<b>PITCHER</b> Bobby Castillo, R (1, 1) ERA: 3.71	IP: 9.0 WLS: W BF: 31	H: 5 R: 1 ER: 1 SO: 4	BB: 0 IBB: 0 HBP: 0 BLK: 0	WP: 0 HR: 0 S: 39 P: 39	ERA: 1.00 WHIP: 0.556	<b>PITCHER</b> IP: WLS: BF: H: R: ER: SO: BB: IBB: HBP: BLK: WP: HR: S: P: ERA: WHIP													

Minnesota Twins @ Chicago White Sox  
Comiskey Park, Chicago, IL  
Sun Sep 26 1982, 4:33 AM EDT  
Att: 10,559 - Unknown - 59 F

AB 31  
R 1  
H 5  
RBI 1  
BB 0  
SO 4  
LOB 5



Batter	1	2	3	4	5	6	7	8	9	AB	R	H	RBI	BB	SO	LOB	TOP								
<b>Julio Cruz, S</b> OBP: 0.321, SLG: 0.351 (1, 4)										4	2	2	1	1	0	0	<b>Seattle Mariners @ Chicago White Sox</b> Comiskey Park, Chicago, IL Mon Sep 27 1982, 4:33 AM EDT Unknown <a href="http://livebaseballscorecards.com">livebaseballscorecards.com</a>								
<b>Dave Edler, R</b> OBP: 0.345, SLG: 0.404 (1, 5)										5	1	2	2	0	0	3									
<b>Bruce Bochte, L</b> OBP: 0.381, SLG: 0.414 (1, 3)										4	1	1	2	0	2	3									
<b>Richie Zisk, R</b> OBP: 0.356, SLG: 0.475 (1, 10)										4	1	2	0	0	0	0									
<b>Al Cowens, R</b> OBP: 0.327, SLG: 0.481 (1, 9)										4	0	1	2	0	0	1									
<b>Dave Henderson, R</b> OBP: 0.326, SLG: 0.443 (1, 8)										4	0	0	0	0	3	1									
<b>Bobby Brown, S</b> OBP: 0.292, SLG: 0.341 (1, 7)										4	1	1	1	0	0	1									
<b>Bud Bulling, R</b> OBP: 0.306, SLG: 0.286 (1, 2)										4	1	1	0	0	1	1									
<b>Todd Cruz, R</b> OBP: 0.244, SLG: 0.372 (1, 6)										4	1	2	0	0	1	0									
<b>Inning Stats</b>	R: 1 E: 0 K: 0 S: 5	H: 2 LOB: 1 BB: 0 P: 5	R: 3 E: 0 K: 2 S: 11	H: 4 LOB: 1 BB: 0 P: 11	R: 0 E: 0 K: 1 S: 5	H: 0 LOB: 0 BB: 0 P: 5	R: 1 E: 0 K: 1 S: 6	H: 1 LOB: 0 BB: 0 P: 6	R: 3 E: 0 K: 1 S: 9	H: 4 LOB: 1 BB: 0 P: 9	R: 0 E: 0 K: 0 S: 3	H: 0 LOB: 0 BB: 0 P: 3	R: 0 E: 0 K: 1 S: 5	H: 0 LOB: 0 BB: 0 P: 5	R: 0 E: 0 K: 1 S: 5	H: 0 LOB: 0 BB: 0 P: 5	R: 0 E: 0 K: 0 S: 3	H: 1 LOB: 1 BB: 1 P: 7	1B: 6 2B: 4 3B: 1 HR: 1	SF: 1 SAC: 0 DP: 1 HBP: 0	WP: 0 PB: 0 SB: 0 CS: 0	PA: 39			
<b>PITCHER</b>	IP	WLS	BF	H	R	ER	SO	BB	IBB	HBP	BLK	WP	HR	S	P	ERA	WHIP								
<b>Jerry Kosman, L</b> ERA: 3.84 (1, 1)	4.0	L	21	9	7	7	4	0	0	0	0	0	1	29	29	15.75	2.250								
<b>Chico Escanega, R</b> ERA: 3.67 (5, 1)	5.0		18	3	1	1	3	1	0	0	0	0	0	23	27	1.80	0.800								

Batter	1	2	3	4	5	6	7	8	9	AB	R	H	RBI	BB	SO	LOB	BOTTOM								
<b>Rudy Law, L</b> OBP: 0.360, SLG: 0.438 (1, 8)										4	0	1	0	0	0	0	<b>Seattle Mariners @ Chicago White Sox</b> Comiskey Park, Chicago, IL Mon Sep 27 1982, 4:33 AM EDT Unknown <a href="http://livebaseballscorecards.com">livebaseballscorecards.com</a>								
<b>Rusty Kuntz, R</b> OBP: 0.333, SLG: 0.316 (9, 8)										0	0	0	0	0	0	0									
<b>Mary Foley, L</b> OBP: 0.238, SLG: 0.111 (9, PH)										1	0	0	0	0	0	1									
<b>Tom Paciorek, R</b> OBP: 0.356, SLG: 0.487 (1, 3)										5	0	1	0	0	0	2									
<b>Harold Baines, L</b> OBP: 0.319, SLG: 0.454 (1, 9)										3	0	0	0	0	0	1									
<b>Jerry Hairston, S</b> OBP: 0.287, SLG: 0.449 (6, 9)										1	0	0	0	0	1	1									
<b>Greg Luzinski, R</b> OBP: 0.385, SLG: 0.451 (1, 10)										3	1	1	0	1	1	1									
<b>Steve Kemp, L</b> OBP: 0.384, SLG: 0.431 (1, 7)										3	1	0	0	1	0	3									
<b>Carlton Fisk, R</b> OBP: 0.344, SLG: 0.413 (1, 2)										4	1	1	0	0	1	1									
<b>Vance Law, R</b> OBP: 0.332, SLG: 0.391 (1, 6)										4	1	3	1	0	0	0									
<b>Aurelio Rodriguez, R</b> OBP: 0.273, SLG: 0.336 (1, 5)										1	0	0	0	0	1	1									
<b>Ron Kittle, R</b> OBP: 0.304, SLG: 0.333 (4, PH)										1	0	0	0	0	1	1									
<b>Lorenzo Gray, R</b> OBP: 0.291, SLG: 0.238 (5, 5)										1	0	0	0	0	1	0									
<b>Greg Walker, L</b> OBP: 0.667, SLG: 0.750 (9, PH)										1	0	1	3	0	0	0									
<b>Steve Dillard, R</b> OBP: 0.333, SLG: 0.500 (1, 4)										3	0	0	0	0	1	1									
<b>Mike Squires, L</b> OBP: 0.313, SLG: 0.357 (9, PH)										1	0	0	0	0	0	1									
<b>Inning Stats</b>	R: 0 E: 1 K: 0 S: 4	H: 0 LOB: 2 BB: 1 P: 8	R: 0 E: 0 K: 2 S: 8	H: 1 LOB: 1 BB: 0 P: 8	R: 0 E: 0 K: 0 S: 3	H: 0 LOB: 0 BB: 0 P: 3	R: 1 E: 0 K: 2 S: 9	H: 2 LOB: 1 BB: 0 P: 9	R: 0 E: 0 K: 0 S: 4	H: 1 LOB: 1 BB: 0 P: 4	R: 0 E: 0 K: 0 S: 3	H: 0 LOB: 0 BB: 0 P: 3	R: 0 E: 0 K: 1 S: 5	H: 0 LOB: 0 BB: 0 P: 5	R: 0 E: 0 K: 2 S: 8	H: 1 LOB: 1 BB: 0 P: 8	R: 0 E: 0 K: 0 S: 6	H: 3 LOB: 1 BB: 1 P: 10	1B: 7 2B: 1 3B: 0 HR: 0	SF: 0 SAC: 0 DP: 0 HBP: 0	WP: 1 PB: 0 SB: 0 CS: 0	PA: 38			
<b>PITCHER</b>	IP	WLS	BF	H	R	ER	SO	BB	IBB	HBP	BLK	WP	HR	S	P	ERA	WHIP								
<b>Gaylord Perry, R</b> ERA: 4.4 (1, 1)	8.0	W	34	7	4	4	7	2	0	0	0	1	0	46	54	4.50	1.125								
<b>Bill Caudill, R</b> ERA: 2.11 (9, 1)	1.0		4	1	0	0	0	0	0	0	0	0	0	4	4	0.00	1.000								

Batter	1	2	3	4	5	6	7	8	9	AB	R	H	RBI	BB	SO	LOB	TOP											
<b>John Moses, S</b> OBP: 0.407, SLG: 0.720 (1, 9)	0-0 3-1		0-0 CS 1-2 1B			4-0 CS BB		0-0 2-3 1-2		3	0	1	0	1	0	1												
<b>Manny Castillo, S</b> OBP: 0.290, SLG: 0.342 (1, 5)	0-0 F6		0-0 F7 1-2 2-3			0-0 6-3 1-2		0-0 FC5-4 1B		4	0	1	0	0	0	3												
<b>Bobby Brown, S</b> OBP: 0.291, SLG: 0.336 (1, 7)	4-0 CS BB			0-0 4-3		0-0 F8		0-0 F6		3	0	0	0	1	0	2												
<b>Gary Gray, R</b> OBP: 0.322, SLG: 0.401 <b>Julio Cruz, S</b> OBP: 0.321, SLG: 0.351 (9, PR)	0-0 CS 1-2	0-0 F8		0-0 F8		0-0 F8		0-0 FC5-4 1-2		4	0	0	0	0	0	1												
<b>Jim Maler, R</b> OBP: 0.279, SLG: 0.343 (1, 3)		0-0 WP 1B 2B		0-0 G3		4-0 L4-3 BB		0-3 K		3	1	1	0	1	1	1												
<b>Joe Simpson, L</b> OBP: 0.315, SLG: 0.357 <b>Dave Henderson, R</b> OBP: 0.327, SLG: 0.441 (7, PH)		0-0 F7			0-3 K		0-0 L4-3 1-2			2	0	0	0	0	1	1												
<b>Todd Cruz, R</b> OBP: 0.245, SLG: 0.371 (1, 6)		0-0 3-6 2-H 1B			0-0 F8		0-0 F2			3	0	1	1	0	0	0												
<b>Orlando Mercado, R</b> OBP: 0.143, SLG: 0.357 (1, 2)		0-0 3-6 1-2	0-3 K		0-0 L5		0-0 F7			3	0	0	0	0	1	0												
<b>Paul Serna, R</b> OBP: 0.240, SLG: 0.292 (1, 4)			0-0 CS 1B 1B			0-0 F9		0-0 WP 1B		3	0	2	0	0	0	0												
<b>Inning Stats</b>	R: 0 E: 0 K: 0 S: 2	H: 0 LOB: 0 BB: 1 P: 6	R: 1 E: 0 K: 0 S: 4	H: 2 LOB: 1 BB: 0 P: 4	R: 0 E: 0 K: 1 S: 6	H: 2 LOB: 1 BB: 0 P: 6	R: 0 E: 0 K: 0 S: 3	H: 0 LOB: 0 BB: 0 P: 3	R: 0 E: 0 K: 1 S: 5	H: 0 LOB: 0 BB: 0 P: 5	R: 0 E: 0 K: 0 S: 3	H: 0 LOB: 0 BB: 1 P: 7	R: 0 E: 0 K: 0 S: 2	H: 0 LOB: 0 BB: 1 P: 6	R: 0 E: 0 K: 0 S: 4	H: 1 LOB: 1 BB: 0 P: 4	R: 0 E: 1 K: 1 S: 6	H: 1 LOB: 2 BB: 0 P: 6	1B: 5 2B: 2 3B: 0 HR: 0	SF: 0 SAC: 0 DP: 1 HBP: 0	WP: 2 PB: 0 SB: 1 CS: 3	PA: 33						
<b>PITCHER</b>	IP	WLS	BF	H	R	ER	SO	BB	IBB	HBP	BLK	WP	HR	S	P	ERA	WHIP											
<b>Jim Kern, R</b> ERA: 3.39 <b>Sparky Lyle, L</b> ERA: 4.92 <b>Salome Barojas, R</b> ERA: 3.58	(1, 1)	6.1	W	24	4	1	1	2	3	0	0	0	1	0	24	36	1.42	1.105										
	(7, 1)	1.2		6	2	0	0	0	0	0	0	0	1	0	6	6	0.00	1.200										
	(9, 1)	1.0	S	3	0	0	0	1	0	0	0	0	0	0	5	5	0.00	0.000										

**Seattle Mariners @ Chicago White Sox**  
Comiskey Park, Chicago, IL  
Mon Sep 27 1982, 8:05 PM EDT  
Att: 6,054 - Unknown

**AB 29**  
**R 1**  
**H 6**  
**RBI 1**  
**BB 3**  
**SO 3**  
**LOB 10**



Batter	1	2	3	4	5	6	7	8	9	AB	R	H	RBI	BB	SO	LOB	BOTTOM											
<b>Rudy Law, L</b> OBP: 0.362, SLG: 0.438 <b>Rusty Kuntz, R</b> OBP: 0.333, SLG: 0.316 (9, 8)	0-0 G3 S 1B		0-0 F7			0-0 CS 1B		0-0 F8		4	0	2	0	0	0	1												
<b>Mike Squires, L</b> OBP: 0.312, SLG: 0.355 (1, 3)	0-0 G3 1-3		0-0 G4-6-3 1-2			0-0 1B HR 1B		0-0 F7		4	1	1	0	0	0	2												
<b>Harold Baines, L</b> OBP: 0.321, SLG: 0.455 (1, 9)	0-0 F6			0-0 F4		0-0 1B HR 1B		0-0 1B		4	1	2	0	0	0	1												
<b>Steve Kemp, L</b> OBP: 0.384, SLG: 0.435 (1, 7)	0-0 F2			0-0 L5		0-0 HR		0-0 G3		4	1	1	3	0	0	2												
<b>Greg Walker, L</b> OBP: 0.667, SLG: 1.286 (1, 10)		0-0 SH1-3 2B		0-0 HR		0-0 F7		0-0 F7		3	1	2	1	0	0	0												
<b>Vance Law, R</b> OBP: 0.331, SLG: 0.389 (1, 6)		0-0 SH1-3 2-3		0-0 F8		0-0 F7				2	0	0	0	0	0	0												
<b>Marc Hill, R</b> OBP: 0.303, SLG: 0.383 (1, 2)		0-0 F5			0-0 5-3		0-0 F8			3	0	0	0	0	0	1												
<b>Steve Dillard, R</b> OBP: 0.292, SLG: 0.435 (1, 4)		0-0 F7			0-0 F9		0-0 6-3			3	0	0	0	0	0	1												
<b>Aurelio Rodriguez, R</b> OBP: 0.274, SLG: 0.336 (1, 5)			0-0 G4-6-3 1B		0-0 F4		0-0 6-3			3	0	1	0	0	0	0												
<b>Inning Stats</b>	R: 0 E: 0 K: 0 S: 4	H: 1 LOB: 1 BB: 0 P: 4	R: 0 E: 0 K: 0 S: 4	H: 1 LOB: 1 BB: 0 P: 4	R: 0 E: 0 K: 0 S: 3	H: 1 LOB: 0 BB: 0 P: 3	R: 1 E: 0 K: 0 S: 4	H: 1 LOB: 0 BB: 0 P: 4	R: 0 E: 0 K: 0 S: 3	H: 0 LOB: 0 BB: 0 P: 3	R: 3 E: 0 K: 0 S: 6	H: 4 LOB: 0 BB: 0 P: 6	R: 0 E: 0 K: 0 S: 3	H: 0 LOB: 0 BB: 0 P: 3	R: 0 E: 0 K: 0 S: 4	H: 1 LOB: 1 BB: 0 P: 4	1B: 6 2B: 1 3B: 0 HR: 2	SF: 0 SAC: 1 DP: 1 HBP: 0	WP: 0 PB: 0 SB: 1 CS: 1	PA: 31								
<b>PITCHER</b>	IP	WLS	BF	H	R	ER	SO	BB	IBB	HBP	BLK	WP	HR	S	P	ERA	WHIP											
<b>Bob Stoddard, R</b> ERA: 2.52 <b>Rich Bordi, R</b> ERA: 9.31	(1, 1)	5.1	L	22	8	4	4	0	0	0	0	0	0	0	22	22	6.75	1.500										
	(6, 1)	2.2		9	1	0	0	0	0	0	0	0	0	0	9	9	0.00	0.375										

**Seattle Mariners @ Chicago White Sox**  
Comiskey Park, Chicago, IL  
Mon Sep 27 1982, 8:05 PM EDT  
Att: 6,054 - Unknown

**AB 30**  
**R 4**  
**H 9**  
**RBI 4**  
**BB 0**  
**SO 0**  
**LOB 8**



Batter	1	2	3	4	5	6	7	8	9	AB	R	H	RBI	BB	SO	LOB	TOP										
<b>John Moses, S</b> OBP: 0.355, SLG: 0.621 (1, 9)	F9			4-3		5-3		FC4-6		4	0	0	0	0	0	2											
<b>Manny Castillo, S</b> OBP: 0.289, SLG: 0.342 (1, 5)	6-3			1B		G3			F7	4	0	1	0	0	0	0											
<b>Bobby Brown, S</b> OBP: 0.287, SLG: 0.330 (1, 7)	F6			K				F8	E4	4	0	0	0	0	1	1											
<b>Richie Zisk, R</b> OBP: 0.355, SLG: 0.473 (1, 10)				5-3				K	K	4	0	1	0	0	2	2											
<b>Rick Sweet, S</b> OBP: 0.310, SLG: 0.328 <b>Dave Edler, R</b> OBP: 0.345, SLG: 0.404 (9, PR)				G6-4-3		6-3		4-3	FC6-4	3	1	1	0	1	0	1											
<b>Jim Malar, R</b> OBP: 0.274, SLG: 0.336 (1, 3)				5-3		6-3			1B	0	0	0	0	0	0	0											
<b>Joe Simpson, L</b> OBP: 0.312, SLG: 0.353 (1, 8)				6-3		K		F7		3	0	0	0	0	1	0											
<b>Todd Cruz, R</b> OBP: 0.246, SLG: 0.371 (1, 6)				K		K			BB	3	0	1	0	0	2	0											
<b>Paul Serna, R</b> OBP: 0.237, SLG: 0.288 <b>Bruce Bochte, L</b> OBP: 0.382, SLG: 0.414 (8, PH) <b>Julio Cruz, S</b> OBP: 0.321, SLG: 0.351 (8, 4)				5-3				6-3	FC4-6	2	0	0	0	0	0	0											
<b>Inning Stats</b>	R: 0 E: 0 K: 0 S: 3	H: 0 LOB: 0 BB: 0 P: 3	R: 0 E: 0 K: 0 S: 3	H: 1 LOB: 0 BB: 0 P: 3	R: 0 E: 0 K: 1 S: 5	H: 0 LOB: 0 BB: 0 P: 5	R: 0 E: 0 K: 1 S: 6	H: 1 LOB: 1 BB: 0 P: 6	R: 1 E: 0 K: 2 S: 7	H: 0 LOB: 0 BB: 1 P: 11	R: 0 E: 0 K: 0 S: 3	H: 0 LOB: 0 BB: 0 P: 3	R: 0 E: 0 K: 1 S: 5	H: 0 LOB: 0 BB: 0 P: 5	R: 0 E: 0 K: 0 S: 4	H: 1 LOB: 2 BB: 1 P: 8	R: 0 E: 1 K: 1 S: 7	H: 1 LOB: 2 BB: 0 P: 7	1B: 4 2B: 0 3B: 0 HR: 0	SF: 0 SAC: 0 DP: 1 HBP: 0	WP: 1 PB: 1 CS: 0	PA: 33					
<b>PITCHER</b>	IP	WLS	BF	H	R	ER	SO	BB	IBB	HBP	BLK	WP	HR	S	P	ERA	WHIP										
<b>Dennis Lamp, R</b> ERA: 4.07 <b>Salome Barojas, R</b> ERA: 3.57	8.2	W	32	4	1	0	6	2	0	0	0	1	0	42	50	0.00	0.692										
<b>PITCHER</b>	IP	WLS	BF	H	R	ER	SO	BB	IBB	HBP	BLK	WP	HR	S	P	ERA	WHIP										

Seattle Mariners @ Chicago White Sox  
Comiskey Park, Chicago, IL  
Tue Sep 28 1982, 8:05 PM EDT  
Att: 5,647 - Unknown

AB	31
R	1
H	4
RBI	0
BB	2
SO	6
LOB	9



Batter	1	2	3	4	5	6	7	8	9	AB	R	H	RBI	BB	SO	LOB	BOTTOM										
<b>Rudy Law, L</b> OBP: 0.362, SLG: 0.437 <b>Greg Luzinski, R</b> OBP: 0.386, SLG: 0.451 (7, PH) <b>Rusty Kuntz, R</b> OBP: 0.333, SLG: 0.316 (8, 8)	4-3		5-3			E S	BB			3	1	1	0	0	0	1											
<b>Tom Paciorek, R</b> OBP: 0.359, SLG: 0.484 <b>Mike Squires, L</b> OBP: 0.315, SLG: 0.355 (7, 3)	K			5-3		HR	BB			2	1	0	0	1	1	0											
<b>Harold Baines, L</b> OBP: 0.320, SLG: 0.458 (1, 9)	6-3			4-3		HR	K			4	1	1	2	0	1	3											
<b>Steve Kemp, L</b> OBP: 0.384, SLG: 0.434 (1, 7)			K	3-1		1B	BB			2	0	0	0	2	1	0											
<b>Greg Walker, L</b> OBP: 0.583, SLG: 1.000 <b>Ron Kittle, R</b> OBP: 0.292, SLG: 0.318 (8, PH)	4-3					F6		6-3		3	0	1	0	0	0	0											
<b>Carlton Fisk, R</b> OBP: 0.341, SLG: 0.409 (1, 2)	F7					K	1B		F8	4	0	0	0	0	2	3											
<b>Vance Law, R</b> OBP: 0.327, SLG: 0.384 (1, 6)			F9			6-3		4-3	6-3	4	0	0	0	0	0	1											
<b>Aurelio Rodriguez, R</b> OBP: 0.279, SLG: 0.348 (1, 5)			WP			6-3		BB		3	0	2	0	0	0	0											
<b>Steve Dillard, R</b> OBP: 0.259, SLG: 0.385 (1, 4)			6-3			6-3		1-3		3	0	0	0	0	0	2											
<b>Inning Stats</b>	R: 0 E: 0 K: 1 S: 5	H: 0 LOB: 0 BB: 0 P: 5	R: 0 E: 0 K: 1 S: 5	H: 0 LOB: 0 BB: 0 P: 5	R: 0 E: 0 K: 0 S: 4	H: 1 LOB: 1 BB: 0 P: 4	R: 0 E: 0 K: 0 S: 3	H: 0 LOB: 0 BB: 0 P: 3	R: 0 E: 0 K: 1 S: 5	H: 0 LOB: 0 BB: 0 P: 5	R: 3 E: 0 K: 1 S: 8	H: 3 LOB: 2 BB: 2 P: 16	R: 0 E: 0 K: 1 S: 6	H: 1 LOB: 3 BB: 2 P: 14	R: 0 E: 0 K: 0 S: 3	H: 0 LOB: 1 BB: 1 P: 7	1B: 2 2B: 2 3B: 0 HR: 1	SF: 0 SAC: 0 DP: 0 HBP: 0	WP: 3 PB: 0 SB: 1 CS: 0	PA: 34							
<b>PITCHER</b>	IP	WLS	BF	H	R	ER	SO	BB	IBB	HBP	BLK	WP	HR	S	P	ERA	WHIP										
<b>Mike Moore, R</b> ERA: 5.56 <b>Ron Musselman, R</b> ERA: 3.52 <b>Ed Vande Berg, L</b> ERA: 2.41	5.2	L	23	4	3	3	3	2	0	0	0	0	0	6	6	0.00	1.059										
<b>PITCHER</b>	IP	WLS	BF	H	R	ER	SO	BB	IBB	HBP	BLK	WP	HR	S	P	ERA	WHIP										

Seattle Mariners @ Chicago White Sox  
Comiskey Park, Chicago, IL  
Tue Sep 28 1982, 8:05 PM EDT  
Att: 5,647 - Unknown

AB	29
R	3
H	5
RBI	2
BB	5
SO	5
LOB	11



Batter	1	2	3	4	5	6	7	8	9	AB	R	H	RBI	BB	SO	LOB	TOP								
<b>John Moses, S</b> OBP: 0.417, SLG: 0.676 (1, 9)										5	2	4	0	0	0	1									
<b>Manny Castillo, S</b> OBP: 0.288, SLG: 0.340 (1, 5)										5	0	1	1	1	0	4									
<b>Bobby Brown, S</b> OBP: 0.289, SLG: 0.332 (1, 7)										5	1	2	0	0	1	2									
<b>Bruce Bochte, L</b> OBP: 0.382, SLG: 0.414 (1, 10)										3	0	1	1	1	1	3									
<b>Dave Edler, R</b> OBP: 0.345, SLG: 0.404 (8, PR)										0	0	0	0	0	0	0									
<b>Jim Maler, R</b> OBP: 0.274, SLG: 0.344 (1, 3)										4	1	1	1	0	0	2									
<b>Joe Simpson, L</b> OBP: 0.314, SLG: 0.355 (1, 8)										4	0	2	1	0	1	0									
<b>Orlando Mercado, R</b> OBP: 0.118, SLG: 0.294 (1, 2)										3	0	0	0	0	2	1									
<b>Rick Sweet, S</b> OBP: 0.309, SLG: 0.327 (8, PH)										1	0	0	0	0	0	2									
<b>Todd Cruz, R</b> OBP: 0.248, SLG: 0.378 (1, 6)										4	1	2	1	0	0	0									
<b>Julio Cruz, S</b> OBP: 0.319, SLG: 0.348 (1, 4)										4	0	0	0	0	1	1									
<b>Inning Stats</b>	R: 1 E: 0 K: 0 S: 5	H: 2 LOB: 1 BB: 0 P: 5	R: 0 E: 0 K: 2 S: 7	H: 0 LOB: 0 BB: 0 P: 7	R: 0 E: 0 K: 1 S: 5	H: 1 LOB: 0 BB: 0 P: 5	R: 2 E: 0 K: 2 S: 9	H: 3 LOB: 0 BB: 0 P: 9	R: 1 E: 0 K: 0 S: 6	H: 3 LOB: 2 BB: 0 P: 6	R: 0 E: 0 K: 0 S: 3	H: 0 LOB: 0 BB: 0 P: 3	R: 0 E: 0 K: 1 S: 4	H: 1 LOB: 1 BB: 0 P: 4	R: 0 E: 0 K: 1 S: 6	H: 1 LOB: 2 BB: 1 P: 10	R: 1 E: 0 K: 0 S: 5	H: 2 LOB: 1 BB: 0 P: 5	1B: 10 2B: 1 3B: 1 HR: 1	SF: 0 SAC: 0 DP: 1 HBP: 0	WP: 0 PB: 0 SB: 3 CS: 1	PA: 39			
<b>PITCHER</b>	IP	WLS	BF	H	R	ER	SO	BB	IBB	HBP	BLK	WP	HR	S	P	ERA	WHIP								
<b>LaMarr Hoyt, R</b> ERA: 3.63 (1, 1)	6.0	W	26	10	4	4	5	0	0	0	0	0	0	36	36	6.00	1.667								
<b>Warren Brusstar, R</b> ERA: 4.17 (7, 1)	2.1		11	3	1	1	1	1	0	0	0	0	1	12	16	3.86	1.714								
<b>Salome Barojas, R</b> ERA: 3.54 (9, 1)	0.2	S	2	0	0	0	0	0	0	0	0	0	0	2	2	0.00	0.000								

Seattle Mariners @ Chicago White Sox  
Comiskey Park, Chicago, IL  
Wed Sep 29 1982, 8:05 PM EDT  
Att: 19,531 - Unknown

AB 38  
R 5  
H 13  
RBI 5  
BB 1  
SO 6  
LOB 16



Batter	1	2	3	4	5	6	7	8	9	AB	R	H	RBI	BB	SO	LOB	BOTTOM								
<b>Rudy Law, L</b> OBP: 0.366, SLG: 0.444 (1, 8)										4	2	3	0	0	0	0									
<b>Mike Squires, L</b> OBP: 0.319, SLG: 0.363 (1, 3)										4	2	2	2	0	0	2									
<b>Harold Baines, L</b> OBP: 0.323, SLG: 0.467 (1, 9)										4	2	3	2	0	0	0									
<b>Steve Kemp, L</b> OBP: 0.382, SLG: 0.431 (1, 7)										4	0	0	0	0	1	3									
<b>Greg Walker, L</b> OBP: 0.533, SLG: 1.000 (1, 10)										3	0	1	2	0	0	0									
<b>Ron Kittle, R</b> OBP: 0.280, SLG: 0.304 (7, PH)										1	0	0	0	0	1	1									
<b>Carlton Fisk, R</b> OBP: 0.338, SLG: 0.406 (1, 2)										4	0	0	0	0	2	1									
<b>Vance Law, R</b> OBP: 0.329, SLG: 0.387 (1, 6)										3	0	1	0	1	0	1									
<b>Aurelio Rodriguez, R</b> OBP: 0.278, SLG: 0.346 (1, 5)										4	0	1	0	0	1	2									
<b>Steve Dillard, R</b> OBP: 0.226, SLG: 0.333 (1, 4)										4	0	0	0	0	1	3									
<b>Inning Stats</b>	R: 3 E: 1 K: 1 S: 8	H: 3 LOB: 0 BB: 0 P: 8	R: 0 E: 0 K: 1 S: 6	H: 1 LOB: 1 BB: 1 P: 10	R: 0 E: 0 K: 1 S: 5	H: 0 LOB: 0 BB: 0 P: 5	R: 0 E: 0 K: 2 S: 8	H: 1 LOB: 1 BB: 0 P: 8	R: 3 E: 0 K: 0 S: 7	H: 4 LOB: 1 BB: 0 P: 7	R: 0 E: 0 K: 0 S: 3	H: 0 LOB: 0 BB: 0 P: 3	R: 0 E: 0 K: 1 S: 6	H: 1 LOB: 1 BB: 0 P: 6	R: 0 E: 0 K: 0 S: 4	H: 1 LOB: 1 BB: 0 P: 4	R: 0 E: 0 K: 0 S: 5	H: 1 LOB: 1 BB: 0 P: 5	1B: 5 2B: 4 3B: 1 HR: 1	SF: 0 SAC: 0 DP: 0 HBP: 0	WP: 0 PB: 0 SB: 1 CS: 0	PA: 36			
<b>PITCHER</b>	IP	WLS	BF	H	R	ER	SO	BB	IBB	HBP	BLK	WP	HR	S	P	ERA	WHIP								
<b>Ed Nunez, R</b> ERA: 4.58 (1, 1)	4.1	L	23	9	6	6	5	1	0	0	1	0	0	32	36	12.46	2.308								
<b>Larry Andersen, R</b> ERA: 6.04 (5, 1)	1.2		5	0	0	0	0	0	0	0	0	0	0	5	5	0.00	0.000								
<b>Jerry Don Gleaton, L</b> ERA: 13.5 (7, 1)	0.2		3	1	0	0	0	0	0	0	0	0	0	3	3	0.00	1.500								
<b>Bill Caudill, R</b> ERA: 2.08 (7, 1)	1.1		5	1	0	0	1	0	0	0	0	0	0	7	7	0.00	0.750								

Seattle Mariners @ Chicago White Sox  
Comiskey Park, Chicago, IL  
Wed Sep 29 1982, 8:05 PM EDT  
Att: 19,531 - Unknown

AB 35  
R 6  
H 11  
RBI 6  
BB 1  
SO 6  
LOB 13






Batter	1	2	3	4	5	6	7	8	9	AB	R	H	RBI	BB	SO	LOB	TOP										
Rudy Law, L OBP: 0.362, SLG: 0.439 (1, 8)	F7		4-3			F8		F6		4	0	0	0	0	0	2											
Mike Squires, L OBP: 0.317, SLG: 0.361 (1, 3)	1B				P5		L4	F7		4	0	1	0	0	0	2											
Harold Baines, L OBP: 0.321, SLG: 0.464 (1, 9)	K			K			P5		K	4	0	0	0	0	3	1											
Steve Kemp, L OBP: 0.380, SLG: 0.428 (1, 7)	4-3			F8			1-3		K	4	0	0	0	0	1	1											
Greg Walker, L OBP: 0.474, SLG: 1.000 (1, 10)		K				K			K	4	1	1	1	0	3	0											
Carlton Fisk, R OBP: 0.336, SLG: 0.403 (1, 2)	F7				5-3			5-3		3	0	0	0	0	0	0											
Vance Law, R OBP: 0.329, SLG: 0.386 (8, 4)	K				L5			1B	1B	3	1	1	0	0	1	0											
Aurelio Rodriguez, R OBP: 0.276, SLG: 0.344 (8, PH)										2	0	0	0	0	1	0											
Jerry Hairston, S OBP: 0.294, SLG: 0.456 (8, PR)										1	0	1	0	0	0	0											
Lorenzo Gray, R OBP: 0.261, SLG: 0.238 (8, 5)										0	0	0	0	0	0	0											
Steve Dillard, R OBP: 0.212, SLG: 0.313 (8, PH)										2	0	0	0	0	2	0											
Greg Luzinski, R OBP: 0.387, SLG: 0.452 (8, 6)										1	0	1	1	0	0	0											
Bill Almon, R OBP: 0.313, SLG: 0.354 (8, 6)										0	0	0	0	0	0	0											
<b>Inning Stats</b>	R: 0 E: 0 K: 1 S: 6	H: 1 LOB: 1 BB: 0 P: 6	R: 0 E: 0 K: 2 S: 7	H: 0 LOB: 0 BB: 0 P: 7	R: 0 E: 0 K: 1 S: 5	H: 0 LOB: 0 BB: 0 P: 5	R: 0 E: 0 K: 1 S: 5	H: 0 LOB: 0 BB: 0 P: 5	R: 0 E: 0 K: 2 S: 7	H: 0 LOB: 0 BB: 0 P: 7	R: 0 E: 0 K: 0 S: 3	H: 0 LOB: 0 BB: 0 P: 3	R: 2 E: 0 K: 0 S: 7	H: 4 LOB: 2 BB: 0 P: 7	R: 0 E: 0 K: 3 S: 9	H: 0 LOB: 0 BB: 0 P: 9	1B: 4 2B: 0 3B: 0 HR: 1	SF: 0 SAC: 0 DP: 0 HBP: 0	WP: 0 PB: 0 CS: 0	PA: 32							
<b>PITCHER</b>	IP	WLS	BF	H	R	ER	SO	BB	IBB	HBP	BLK	WP	HR	S	P	ERA	WHIP										
Bobby Castillo, R ERA: 3.66 (1, 1)	7.1	W	27	5	2	2	8	0	0	0	0	0	1	43	43	2.46	0.682										
Ron Davis, R ERA: 4.42 (8, 1)	1.2	S	5	0	0	0	3	0	0	0	0	0	0	11	11	0.00	0.000										

Chicago White Sox @ Minnesota Twins  
Hubert H. Humphrey Metrodome, Minneapolis, MN  
Fri Oct 01 1982, 8:05 PM EDT  
Att: 9,427 - Dome


AB	32
R	2
H	5
RBI	2
BB	0
SO	11
LOB	6



Batter	1	2	3	4	5	6	7	8	9	AB	R	H	RBI	BB	SO	LOB	BOTTOM										
Bobby Mitchell, L OBP: 0.335, SLG: 0.317 (1, 8)	4-3	F9			3-4-1			1B		4	0	1	0	0	0	2											
Ron Washington, R OBP: 0.280, SLG: 0.368 (1, 4)	4-3		5-3		K			F9		4	0	0	0	0	1	2											
Tom Brunansky, R OBP: 0.378, SLG: 0.465 (1, 9)	F8				K					3	0	1	0	1	1	1											
Kent Hrbek, L OBP: 0.363, SLG: 0.485 (1, 3)		BB		K		6-3				3	1	1	0	1	1	1											
Gary Ward, R OBP: 0.330, SLG: 0.519 (1, 7)		BB		F8		K		G4-6-3		3	1	0	0	1	1	4											
Gary Gaetti, R OBP: 0.280, SLG: 0.448 (1, 5)		BB			F8			G4-6-3		3	1	1	2	0	0	0											
Randy Bush, L OBP: 0.293, SLG: 0.398 (1, 10)		BB			4-3					3	0	0	0	0	0	1											
Lenny Faedo, R OBP: 0.287, SLG: 0.312 (1, 6)		BB			P2			F8		3	0	0	0	0	0	1											
Ray Smith, R OBP: 0.250, SLG: 0.304 (1, 2)										3	0	2	1	0	0	0											
<b>Inning Stats</b>	R: 0 E: 0 K: 0 S: 3	H: 0 LOB: 0 BB: 0 P: 3	R: 3 E: 0 K: 0 S: 6	H: 3 LOB: 1 BB: 1 P: 10	R: 0 E: 0 K: 1 S: 5	H: 0 LOB: 1 BB: 1 P: 9	R: 0 E: 0 K: 0 S: 3	H: 0 LOB: 0 BB: 0 P: 3	R: 0 E: 0 K: 2 S: 8	H: 1 LOB: 1 BB: 0 P: 8	R: 0 E: 0 K: 1 S: 5	H: 0 LOB: 0 BB: 0 P: 5	R: 0 E: 0 K: 0 S: 3	H: 0 LOB: 0 BB: 0 P: 3	R: 0 E: 0 K: 0 S: 4	H: 2 LOB: 2 BB: 1 P: 8	1B: 4 2B: 2 3B: 0 HR: 0	SF: 0 SAC: 0 DP: 1 HBP: 0	WP: 0 PB: 0 CS: 0	PA: 32							
<b>PITCHER</b>	IP	WLS	BF	H	R	ER	SO	BB	IBB	HBP	BLK	WP	HR	S	P	ERA	WHIP										
Richard Dotson, R ERA: 3.84 (1, 1)	8.0	L	32	6	3	3	4	2	1	0	0	0	0	37	49	3.38	1.000										

Chicago White Sox @ Minnesota Twins  
Hubert H. Humphrey Metrodome, Minneapolis, MN  
Fri Oct 01 1982, 8:05 PM EDT  
Att: 9,427 - Dome

AB	29
R	3
H	6
RBI	3
BB	3
SO	4
LOB	12



Batter	1	2	3	4	5	6	7	8	9	AB	R	H	RBI	BB	SO	LOB	TOP				
Steve Dillard, R OBP: 0.211, SLG: 0.324 (1, 4)	F8	F8					5-3		F9	5	0	1	0	0	0	0					
Tom Paciorek, R OBP: 0.360, SLG: 0.483 (1, 7)	HR		F9				F7		5-3	5	1	2	0	0	0	0					
Steve Kemp, L OBP: 0.381, SLG: 0.430 (1, 10)	K		F7				1B		1B	4	1	2	0	1	1	1					
Ron Kittle, R OBP: 0.310, SLG: 0.444 Harold Baines, L OBP: 0.320, SLG: 0.463 (7, PR) (7, 9)	HR		K				L6-4		4-3	4	1	2	3	0	1	3					
Chris Nyman, R OBP: 0.262, SLG: 0.226 (1, 3)	S								1B	4	1	2	1	0	2	2					
Vance Law, R OBP: 0.328, SLG: 0.388 (1, 6)										4	0	1	1	0	1	2					
Marc Hill, R OBP: 0.312, SLG: 0.388 (1, 2)	F9									4	0	2	0	0	0	1					
Lorenzo Gray, R OBP: 0.290, SLG: 0.280 Aurelio Rodriguez, R OBP: 0.276, SLG: 0.344 (8, 5)			K							4	0	2	0	0	1	0					
Rusty Kuntz, R OBP: 0.280, SLG: 0.261 (1, 8)	F9									0	0	0	0	0	0	0					
<b>Inning Stats</b>	R: 3 E: 0 K: 1 S: 9	H: 4 LOB: 1 BB: 0 P: 9	R: 0 E: 0 K: 1 S: 5	H: 0 LOB: 0 BB: 0 P: 5	R: 0 E: 0 K: 1 S: 5	H: 0 LOB: 0 BB: 0 P: 5	R: 0 E: 0 K: 1 S: 7	H: 2 LOB: 2 BB: 1 P: 7	R: 0 E: 0 K: 0 S: 6	H: 2 LOB: 2 BB: 1 P: 10	R: 2 E: 0 K: 1 S: 8	H: 3 LOB: 1 BB: 0 P: 8	R: 0 E: 0 K: 0 S: 3	H: 0 LOB: 0 BB: 0 P: 3	R: 0 E: 0 K: 0 S: 4	H: 1 LOB: 1 BB: 0 P: 4	1B: 10 2B: 5 3B: 0 HR: 1	SF: 0 SAC: 0 DP: 2 HBP: 0	WP: 0 PB: 0 SB: 2 CS: 0	PA: 40	
<b>PITCHER</b>	IP	WLS	BF	H	R	ER	SO	BB	IBB	HBP	BLK	WP	HR	S	P	ERA	WHIP				
Frank Viola, L ERA: 5.21 (1, 1)	6.0	L	27	10	3	3	5	1	0	0	0	0	1	36	40	4.50	1.833				
Don Cooper, R ERA: 9.53 (7, 1)	2.0		9	3	2	2	1	0	0	0	0	0	0	11	11	9.00	1.500				
Jeff Little, L ERA: 4.25 (9, 1)	1.0		4	1	0	0	0	0	0	0	0	0	0	4	4	0.00	1.000				

Chicago White Sox @ Minnesota Twins  
Hubert H. Humphrey Metrodome, Minneapolis, MN

AB 39  
R 5  
H 14  
RBI 5  
BB 1  
SO 6  
LOB 14



Sat Oct 02 1982, 4:33 AM EDT  
Att: 3,888 - Dome

Batter	1	2	3	4	5	6	7	8	9	AB	R	H	RBI	BB	SO	LOB	BOTTOM				
Bobby Mitchell, L OBP: 0.331, SLG: 0.313 (1, 8)	F7		4-3	FC4			F8		4-3	5	0	0	0	0	0	4					
John Castino, R OBP: 0.305, SLG: 0.345 (1, 4)	K			K					4-3	5	1	1	0	0	3	2					
Tom Brunansky, R OBP: 0.378, SLG: 0.473 (1, 9)			K						6-3	5	1	2	1	0	1	1					
Gary Ward, R OBP: 0.331, SLG: 0.521 (1, 7)	6-3								K	5	0	2	1	0	2	1					
Gary Gaetti, R OBP: 0.280, SLG: 0.446 (1, 5)			K						4-3	3	0	0	0	1	1	1					
Greg Wells, R OBP: 0.189, SLG: 0.240 (1, 3)									K	4	0	1	0	0	1	3					
Randy Bush, L OBP: 0.299, SLG: 0.391 (1, 10)										2	1	0	0	2	0	1					
Tim Laudner, R OBP: 0.328, SLG: 0.392 (1, 2)										4	0	2	1	0	0	1					
Lenny Faedo, R OBP: 0.288, SLG: 0.312 Randy Johnson, L OBP: 0.327, SLG: 0.422 Ron Washington, R OBP: 0.290, SLG: 0.368 (8, PH) (9, 6)										3	0	1	0	0	1	2					
<b>Inning Stats</b>	R: 0 E: 0 K: 1 S: 6	H: 1 LOB: 1 BB: 0 P: 6	R: 0 E: 0 K: 2 S: 9	H: 2 LOB: 2 BB: 0 P: 9	R: 1 E: 0 K: 1 S: 7	H: 2 LOB: 2 BB: 1 P: 11	R: 0 E: 0 K: 1 S: 6	H: 1 LOB: 2 BB: 1 P: 10	R: 0 E: 0 K: 0 S: 4	H: 0 LOB: 1 BB: 0 P: 4	R: 1 E: 0 K: 2 S: 8	H: 1 LOB: 0 BB: 0 P: 8	R: 1 E: 0 K: 1 S: 6	H: 1 LOB: 1 BB: 1 P: 10	R: 0 E: 0 K: 1 S: 5	H: 0 LOB: 0 BB: 0 P: 5	1B: 5 2B: 2 3B: 1 HR: 1	SF: 0 SAC: 0 DP: 0 HBP: 0	WP: 0 PB: 0 SB: 1 CS: 0	PA: 40	
<b>PITCHER</b>	IP	WLS	BF	H	R	ER	SO	BB	IBB	HBP	BLK	WP	HR	S	P	ERA	WHIP				
Dennis Lamp, R ERA: 3.99 (1, 1)	6.0		28	7	1	1	5	2	0	0	0	0	1	36	44	1.50	1.500				
Jim Kern, R ERA: 3.46 (7, 1)	3.0	S	12	2	2	2	4	1	0	0	0	0	1	19	23	6.00	1.000				

Chicago White Sox @ Minnesota Twins  
Hubert H. Humphrey Metrodome, Minneapolis, MN

AB 37  
R 3  
H 9  
RBI 3  
BB 3  
SO 9  
LOB 17



Sat Oct 02 1982, 4:33 AM EDT  
Att: 3,888 - Dome

Batter	1	2	3	4	5	6	7	8	9	AB	R	H	RBI	BB	SO	LOB	TOP					
Steve Dillard, R (1, 4) OBP: 0.190, SLG: 0.293	G3			F9	P2		F7		K	4	0	0	0	0	0	0	Chicago White Sox @ Minnesota Twins Hubert H. Humphrey Metrodome, Minneapolis, MN Sun Oct 03 1982, 4:33 AM EDT Att: 5,085 - Dome					
Greg Walker, L (9, PH) OBP: 0.474, SLG: 1.000										0	0	0	0	0	0							
Greg Luzinski, R (9, PH) OBP: 0.386, SLG: 0.451										1	0	0	0	0	1							
Jay Loviglio, R (9, 4) OBP: 0.219, SLG: 0.194										0	0	0	0	0	0							
Tom Paciorek, R (1, 7) OBP: 0.361, SLG: 0.490	K						K			3	1	1	1	1	2	0						
Steve Kemp, L (1, 10) OBP: 0.361, SLG: 0.428	K									3	1	0	0	1	1	1						
Ron Kittle, R (1, 9) OBP: 0.313, SLG: 0.414										2	0	0	0	1	1	1						
Harold Baines, L (6, PR) OBP: 0.321, SLG: 0.469										1	2	1	1	0	0	0						
Chris Nyman, R (1, 3) OBP: 0.279, SLG: 0.262										3	2	2	0	0	1	0						
Mike Squires, L (8, PH) OBP: 0.316, SLG: 0.359	K									1	0	0	0	0	0	0						
Vance Law, R (1, 6) OBP: 0.327, SLG: 0.384										3	0	0	1	1	0	2						
Marc Hill, R (1, 2) OBP: 0.313, SLG: 0.386										3	0	1	3	0	1	0						
Lorenzo Gray, R (1, 5) OBP: 0.333, SLG: 0.321										3	0	2	0	0	0	2						
Aurelio Rodriguez, R (6, 5) OBP: 0.275, SLG: 0.342										1	0	0	0	0	1	0						
Rusty Kuntz, R (1, 8) OBP: 0.250, SLG: 0.231										3	0	0	0	0	1	2						
Rudy Law, L (9, PH) OBP: 0.361, SLG: 0.438										1	0	0	0	0	0	0						
<b>Inning Stats</b>	R: 0 E: 0 K: 2 S: 7	H: 0 LOB: 0 BB: 0 P: 7	R: 0 E: 0 K: 2 S: 7	H: 0 LOB: 0 BB: 0 P: 7	R: 0 E: 0 K: 1 S: 5	H: 1 LOB: 0 BB: 0 P: 5	R: 3 E: 0 K: 0 S: 6	H: 3 LOB: 2 BB: 2 P: 14	R: 0 E: 0 K: 1 S: 5	H: 0 LOB: 1 BB: 1 P: 9	R: 2 E: 0 K: 0 S: 5	H: 2 LOB: 1 BB: 1 P: 9	R: 0 E: 0 K: 1 S: 5	H: 0 LOB: 0 BB: 0 P: 5	R: 1 E: 0 K: 0 S: 4	H: 1 LOB: 0 BB: 0 P: 4	R: 0 E: 0 K: 2 S: 7	H: 0 LOB: 0 BB: 0 P: 7	1B: 4 2B: 1 3B: 0 HR: 2	SF: 0 SAC: 1 DP: 1 HBP: 0	WP: 0 PB: 0 SB: 0 CS: 0	PA: 37
<b>PITCHER</b>	IP WLS BF H R ER SO BB IBB HBP BLK WP HR S P ERA WHIP																					
Brad Havens, L (1, 1) ERA: 4.31	5.1 L 24 5 5 5 6 4 0 0 0 0 0 1 32 48 8.44 1.688																					
Paul Boris, R (6, 1) ERA: 3.99	3.1 12 2 1 1 2 0 0 0 0 0 0 1 16 16 2.70 0.600																					
Jeff Little, L (9, 1) ERA: 4.21	0.1 1 0 0 0 1 0 0 0 0 0 0 0 3 3 0.00 0.000																					

Batter	1	2	3	4	5	6	7	8	9	AB	R	H	RBI	BB	SO	LOB	BOTTOM					
Bobby Mitchell, L (1, 8) OBP: 0.331, SLG: 0.313	4-3									4	1	1	0	0	0	0	Chicago White Sox @ Minnesota Twins Hubert H. Humphrey Metrodome, Minneapolis, MN Sun Oct 03 1982, 4:33 AM EDT Att: 5,085 - Dome					
Ron Washington, R (1, 4) OBP: 0.291, SLG: 0.368										3	0	1	0	0	0	1						
John Castino, R (7, 4) OBP: 0.304, SLG: 0.344										1	0	0	0	0	1	0						
Tom Brunansky, R (1, 9) OBP: 0.377, SLG: 0.471										2	0	0	0	0	0	1						
Randy Johnson, L (6, PH) OBP: 0.325, SLG: 0.419										2	0	0	0	0	0	1						
Gary Ward, R (1, 7) OBP: 0.330, SLG: 0.519										4	0	1	1	0	2	0						
Gary Gaetti, R (1, 5) OBP: 0.280, SLG: 0.443										3	0	0	0	1	1	1						
Greg Wells, R (1, 3) OBP: 0.211, SLG: 0.296										4	0	2	0	0	1	0						
Randy Bush, L (1, 10) OBP: 0.305, SLG: 0.412										4	0	2	0	0	1	3						
Lenny Faedo, R (1, 6) OBP: 0.288, SLG: 0.310										2	0	0	0	1	0	3						
Sal Butera, R (1, 2) OBP: 0.347, SLG: 0.270										3	0	0	0	0	0	3						
<b>Inning Stats</b>	R: 0 E: 0 K: 0 S: 3	H: 1 LOB: 0 BB: 0 P: 3	R: 0 E: 0 K: 2 S: 8	H: 1 LOB: 1 BB: 1 P: 12	R: 0 E: 0 K: 0 S: 3	H: 0 LOB: 0 BB: 0 P: 3	R: 0 E: 0 K: 2 S: 7	H: 0 LOB: 0 BB: 0 P: 7	R: 0 E: 0 K: 1 S: 5	H: 1 LOB: 1 BB: 1 P: 9	R: 1 E: 1 K: 0 S: 5	H: 2 LOB: 1 BB: 0 P: 5	R: 0 E: 0 K: 0 S: 4	H: 1 LOB: 1 BB: 0 P: 4	R: 0 E: 0 K: 1 S: 5	H: 0 LOB: 0 BB: 0 P: 5	R: 0 E: 0 K: 0 S: 4	H: 1 LOB: 1 BB: 0 P: 4	1B: 4 2B: 2 3B: 1 HR: 0	SF: 0 SAC: 0 DP: 2 HBP: 0	WP: 0 PB: 0 SB: 0 CS: 0	PA: 34
<b>PITCHER</b>	IP WLS BF H R ER SO BB IBB HBP BLK WP HR S P ERA WHIP																					
LaMarr Hoyt, R (1, 1) ERA: 3.53	9.0 W 34 7 1 1 6 2 0 0 0 0 0 0 44 52 1.00 1.000																					