Chicago White Sox - 1984

Batter	1	2	3	4	5	6	7	8	9	AB	R	H	RBI	BB	SO	LOB
Rudy Law, L (1, 8) OBP: 0.400, SLG: 0.500	x 0-0 1B 4-3 1B	x 0-0 ② SF8 1-H		x 0-0 FC3-2 1-3 1B		S S S 0-3 ② K		x 0-0 ③ 3-1		4	1	2	1	0	1	1
Carlton Fisk, R (1, 2) OBP: 0.600, SLG: 0.333	x 0-0 BB 4-3 SF8 1-3 1B	x 0-0 ③ 6-3		4-0 FC3-2 IBB		4-0 2B IBB			x 0-0 ① F2	3	2	1	0	2	0	0
Harold Baines, L (1, 9) OBP: 0.200, SLG: 0.400	x 0-0 ① 4-3 1-2 3-H		x 0-0 ① 4-3	x 0-0 ② FC3-2 1-2 2-3 3-Hf		x 0-0 1-H 2-H 2B			S S S 0-3 ② K	5	0	1	3	0	1	4
Greg Luzinski, R (1, 10) OBP: 0.400, SLG: 0.250	B B B B 4-0 FC5-4 BB BB		x 0-0 FC6-4 1B 1B	x 0-0 ③ F8		S S S 0-3 ③ K			x 0-0 ③ F9	4	0	1	0	1	1	4
Tom Paciorek, R (1, 3) OBP: 0.500, SLG: 0.333 Mike Squires, L (7, 3)	B B B B 4-0 1-2 2-3 BB		x 0-0 ① FC6-4 1-2 1B		x 0-0 ① 1-3		x 0-0 ① F3			3 0	0 0	1 0	0 0	1 0	0 0	0 0
Ron Kittle, R (1, 7)	x 0-0 ② SF8 3-H		x 0-0 ② FC6-4 FC6-4 1-2f 2-3		S S S 0-3 ② K		x 0-0 ② F8			3	0	0	1	0	1	2
Vance Law, R (1, 5)	x 0-0 ③ FC5-4 2-3f		x 0-0 ③ FC6-4 1-2f		x 0-0 ③ F7		S S S 0-3 ③ K			4	0	0	0	0	1	4
Scott Fletcher, R (1, 6)		S S S 0-3 ① K		x 0-0 ① 6-3		B B B B 4-0 2-3 2B BB		x 0-0 ① 6-3		3	1	0	0	1	1	0
Julio Cruz, S (1, 4) OBP: 0.500, SLG: 0.333		B B B B 4-0 E S SF8 BB		x 0-0 1B FC3-2 1B		x 0-0 ① 2-3 1-2		S S S 0-3 ② K		3	1	1	0	1	1	1
Inning Stats	R: 2 E: 0 K: 0 S: 5 H: 2 LOB: 2 BB: 2 P: 13	R: 1 E: 0 K: 1 S: 5 H: 0 LOB: 0 BB: 1 P: 9	R: 0 E: 0 K: 0 S: 5 H: 2 LOB: 2 BB: 0 P: 5	R: 0 E: 0 K: 0 S: 5 H: 2 LOB: 3 BB: 1 P: 9	R: 0 E: 0 K: 1 S: 5 H: 0 LOB: 0 BB: 0 P: 5	R: 2 E: 0 K: 2 S: 8 H: 1 LOB: 1 BB: 2 P: 16	R: 0 E: 0 K: 1 S: 5 H: 0 LOB: 0 BB: 0 P: 5	R: 0 E: 0 K: 1 S: 5 H: 0 LOB: 0 BB: 0 P: 5	R: 0 E: 0 K: 1 S: 5 H: 0 LOB: 0 BB: 0 P: 5	1B: 6 2B: 1 3B: 0 HR: 0 SF: 2 SAC: 0 DP: 0 HBP: 0						

PITCHER	IP	WLS	BF	H	R	ER	SO	BB	IBB	HBP	BLK	WP	HR	S	P	ERA	WHIP
Scott McGregor, L (1, 1) ERA: 6.35	5.2	L	30	7	5	4	3	4	2	0	0	0	0	30	54	6.35	1.941
Storm Davis, R (6, 1) ERA:	3.1		10	0	0	0	4	0	0	0	0	0	0	18	18	0.00	0.000

PITCHER	IP	WLS	BF	H	R	ER	SO	BB	IBB	HBP	BLK	WP	HR	S	P	ERA	WHIP

TOP

Chicago White Sox @ Baltimore Orioles

Memorial Stadium, Baltimore, MD

Mon Apr 02 1984, 3:33 AM EST
Att. 51,333 - Unknown

livebaseballscorecards.com

AB	32
R	5
H	7
RBI	5
BB	6
SO	7
LOB	16

WP: 0	PA: 40					
PB: 0						
SB: 1						
CS: 0						

Batter	1	2	3	4	5	6	7	8	9	AB	R	H	RBI	BB	SO	LOB
John Shelby, S (1, 8)	2-3		F6		F9			F3		4	0	0	0	0	0	1
Dan Ford, R (1, 9) OBP: 0.750, SLG: 1.000	F9			1B		2B		1B 1B		4	1	3	0	0	0	0
Cal Ripken Jr., R (1, 6) OBP: 0.500, SLG: 1.250	HR			F2		6-3		FC5 1-2		4	1	2	1	0	0	2
Eddie Murray, S (1, 3) OBP: 0.250, SLG: 0.250	F3			F7		F8		1-2 2-H		4	0	1	1	0	0	2
John Lowenstein, L (1, 7) OBP: 0.667, SLG: 0.500		4-3		1-2	BBBB	4-0 BB		F6		2	0	1	0	1	0	0
Gary Roenicke, R (8, PH) (9, 7)				1B						1	0	0	0	0	0	2
Ken Singleton, S (1, 10)	SSS K			3-1	SSS K			FC5 2-3f		4	0	0	0	0	2	6
Wayne Gross, L (1, 5)	F3				4-3			F3	SSS K	3	0	0	0	0	0	0
Todd Cruz, R (9, PH)										1	0	0	0	0	1	0
Rich Dauer, R (1, 4) OBP: 0.250, SLG: 0.250			F4		1B			F8	1-3	4	0	1	0	0	0	0
Rick Dempsey, R (1, 2)			6-3		SSS K			F9	F7	4	0	0	0	0	1	1
Inning Stats	R: 1 E: 0 K: 0 S: 4 H: 1 LOB: 0 BB: 0 P: 4	R: 0 E: 0 K: 1 S: 5 H: 0 LOB: 0 BB: 0 P: 5	R: 0 E: 0 K: 0 S: 3 H: 0 LOB: 0 BB: 0 P: 3	R: 0 E: 0 K: 0 S: 5 H: 2 LOB: 2 BB: 0 P: 5	R: 0 E: 0 K: 1 S: 6 H: 1 LOB: 1 BB: 0 P: 6	R: 0 E: 0 K: 1 S: 6 H: 1 LOB: 2 BB: 1 P: 10	R: 0 E: 0 K: 0 S: 3 H: 0 LOB: 0 BB: 0 P: 3	R: 1 E: 0 K: 0 S: 6 H: 3 LOB: 2 BB: 0 P: 6	R: 0 E: 0 K: 1 S: 5 H: 0 LOB: 0 BB: 0 P: 5	1B: 6 2B: 1 3B: 0 HR: 1 SF: 0 SAC: 0 DP: 0 HBP: 0						

PITCHER		IP	WLS	BF	H	R	ER	SO	BB	IBB	HBP	BLK	WP	HR	S	P	ERA	WHIP
LaMarr Hoyt, R ERA: 2.45	(1, 1)	7.1	W	30	7	2	2	3	1	0	0	0	0	1	35	39	2.46	1.091
Britt Burns, L ERA:	(8, 1)	1.2	S	6	1	0	0	1	0	0	0	0	0	0	8	8	0.00	0.600

PITCHER	IP	WLS	BF	H	R	ER	SO	BB	IBB	HBP	BLK	WP	HR	S	P	ERA	WHIP

BOTTOM

Chicago White Sox @ Baltimore Orioles

Memorial Stadium, Baltimore, MD

Mon Apr 02 1984, 3:33 AM EST

Att. 51,333 - Unknown

livebaseballscorecards.com

AB	35
R	2
H	8
RBI	2
BB	1
SO	4
LOB	14

Batter	1	2	3	4	5	6	7	8	9	AB	R	H	RBI	BB	SO	LOB
Lou Whitaker, L (1, 4) OBP: 0.286, SLG: 0.167	1-4-3	FC1-6 6-3 1-2f		G1-6-3 1-2f			F3			4	0	0	0	0	0	3
Alan Trammell, R (1, 6) OBP: 0.571, SLG: 1.000	BBBB S 1B BB	6-3 1-2			F4			SSS K		3	1	0	0	1	1	1
Darrell Evans, L (1, 10) OBP: 0.333, SLG: 0.545	FC1-4 1-H 1B	F8			F5			SSS K		4	0	1	1	0	1	1
Lance Parrish, R (1, 2) OBP: 0.417, SLG: 0.222	FC1-4 BB BB 1-2f 1B		G6-4-3 1B		1-3			BBBB BB		3	1	1	0	1	0	1
Kirk Gibson, L (1, 9) OBP: 0.250, SLG: 0.400 Rusty Kuntz, R (8, 9)	BBBB BB 1-2 1B BB		F6			F3		BBBB 1-2 BB		2 0	1 0	0 0	0 0	2 0	0 0	1 0
Larry Herndon, R (1, 7) OBP: 0.250, SLG: 0.100	BBBB 1B 1-2 2-3 BB		G6-4-3 1-2f			F4		F8		3	0	0	0	1	0	3
Dave Bergman, L (1, 3) OBP: 0.125, SLG: 0.125	1-3 2-H 3-H 1B			SSS K		F3			F1	4	0	1	2	0	1	0
Chet Lemon, R (1, 8) OBP: 0.333, SLG: 0.750	5-3			3B			F1		5-3	4	0	1	0	0	0	2
Howard Johnson, S (1, 5) OBP: 0.667, SLG: 0.800 Tom Brookens, R (8, 5)		FC1-6 1B		BBBB G1-6-3 BB			F8		4-3	2 1	0 0	1 0	0 0	1 0	0 0	0 0
Inning Stats	R: 3 H: 2 E: 0 LOB: 2 K: 0 BB: 3 S: 5 P: 17	R: 0 H: 1 E: 0 LOB: 1 K: 0 BB: 0 S: 4 P: 4	R: 0 H: 1 E: 0 LOB: 0 K: 0 BB: 0 S: 3 P: 3	R: 0 H: 1 E: 0 LOB: 1 K: 1 BB: 1 S: 5 P: 9	R: 0 H: 0 E: 0 LOB: 0 K: 0 BB: 0 S: 3 P: 3	R: 0 H: 0 E: 0 LOB: 0 K: 0 BB: 0 S: 3 P: 3	R: 0 H: 0 E: 0 LOB: 0 K: 0 BB: 0 S: 3 P: 3	R: 0 H: 0 E: 0 LOB: 2 K: 2 BB: 2 S: 7 P: 15	R: 0 H: 0 E: 0 LOB: 0 K: 0 BB: 0 S: 3 P: 3	1B: 4 SF: 0 2B: 0 SAC: 0 3B: 1 DP: 2 HR: 0 HBP: 0						

PITCHER		IP	WLS	BF	H	R	ER	SO	BB	IBB	HBP	BLK	WP	HR	S	P	ERA	WHIP
Richard Dotson, R ERA: 3.38	(1, 1)	8.0	L	33	5	3	3	3	6	0	0	0	0	0	33	57	3.38	1.375
Juan Agosto, L ERA:	(9, 1)	0.1		1	0	0	0	0	0	0	0	0	0	0	1	1	0.00	0.000
Ron Reed, R ERA:	(9, 1)	0.2		2	0	0	0	0	0	0	0	0	0	0	2	2	0.00	0.000

PITCHER	IP	WLS	BF	H	R	ER	SO	BB	IBB	HBP	BLK	WP	HR	S	P	ERA	WHIP

TOP

Detroit Tigers @ Chicago White Sox

Comiskey Park, Chicago, IL

Fri Apr 06 1984, 4:33 AM EST

Att. 42,692 - Unknown

livebaseballscorecards.com

AB	30
R	3
H	5
RBI	3
BB	6
SO	3
LOB	12

WP: 0	PA: 36		
PB: 0			
SB: 1			
CS: 0			

BOTTOM

Detroit Tigers @ Chicago White Sox

Comiskey Park, Chicago, IL

Fri Apr 06 1984, 4:33 AM EST

Att. 42,692 - Unknown

livebaseballscorecards.com

Batter	1	2	3	4	5	6	7	8	9	AB	R	H	RBI	BB	SO	LOB
Rudy Law, L (1, 8) OBP: 0.222, SLG: 0.250	S S S 0-3 K ①		x 0-0 F8 ② 1-2		x 0-0 F7 ②			x 0-0 6-3 ①		4	0	0	0	0	1	2
Carlton Fisk, R (1, 2)	x 0-0 5-3 ②		x 0-0 F8 ③		B B B B 4-0 BB 1-2			x 0-0 1B SF8 2B		3	1	1	0	1	0	1
Harold Baines, L (1, 9)	x 0-0 F4 ③			B B B B 4-0 F7 2B BB	S S S 0-3 K ③			x 0-0 2-3 1B		3	1	1	0	1	1	2
Greg Luzinski, R (1, 10) OBP: 0.222, SLG: 0.143		x 0-0 F8 ①		x 0-0 F7 ① 1-2		x 0-0 F9 ①		x 0-0 SF8 ② 3-H		3	0	0	1	0	0	1
Tom Paciorek, R (1, 3) OBP: 0.500, SLG: 0.714		x 0-0 1-4-3 2B		x 0-0 2-H 2B		x 0-0 F8 ②		S S S 0-3 K ③		4	0	2	1	0	1	1
Ron Kittle, R (1, 7)		x 0-0 1-4-3 ② 2-3		B B B B 4-0 G6-4-3 BB		x 0-0 F8 ③			x 0-0 F7 ①	3	0	0	0	1	0	1
Vance Law, R (1, 5) Jerry Hairston, S (7, PH) OBP: 1.000, SLG: 1.000 Tim Hulett, R (8, 5)		x 0-0 6-3 ③		x 0-0 G6-4-3 ② ③ 1-2f			x 0-0 L1-3 1B		x 0-0 F9 ②	2 1 1	0 0 0	0 1 0	0 0 0	0 0 0	0 0 0	3 0 0
Scott Fletcher, R (1, 6)			x 0-0 F8 ①		x 0-0 1-3 ①		x 0-0 L1-3 ① ② 1-2		x 0-0 F8 ③	4	0	0	0	0	0	1
Julio Cruz, S (1, 4) OBP: 0.571, SLG: 0.400			x 0-0 S 1B		B B B B 4-0 BB BB		x 0-0 1-3 ③			2	0	1	0	1	0	0

	AB	30
	R	2
	H	6
	RBI	2
	BB	4
	SO	3
	LOB	12

Inning Stats																															
	R: 0	H: 0		R: 0	H: 1		R: 0	H: 1		R: 1	H: 1		R: 0	H: 0		R: 0	H: 0		R: 0	H: 1		R: 1	H: 2		R: 0	H: 0		1B: 3	SF: 1		WP: 0	PA: 35
	E: 0	LOB: 0		E: 0	LOB: 1		E: 0	LOB: 1		E: 0	LOB: 1		E: 0	LOB: 2		K: 0	BB: 0		K: 0	LOB: 0		E: 0	LOB: 1		K: 0	LOB: 0		2B: 4	SAC: 0		PB: 0	
	K: 1	BB: 0		K: 0	BB: 0		K: 0	BB: 2		K: 0	BB: 0		K: 1	BB: 0		S: 3	P: 3		K: 0	BB: 0		K: 1	BB: 0		K: 0	BB: 0		3B: 0	DP: 2		SB: 1	
	S: 5	P: 5		S: 4	P: 4		K: 0	BB: 0		S: 3	P: 11		S: 5	P: 13					S: 3	P: 3		S: 7	P: 7		S: 3	P: 3		HR: 0	HBP: 0		CS: 0	

PITCHER		IP	WLS	BF	H	R	ER	SO	BB	IBB	HBP	BLK	WP	HR	S	P	ERA	WHIP
Milt Wilcox, R ERA: 1.29	(1, 1)	7.0	W	27	4	1	1	2	4	0	0	0	0	0	27	43	1.29	1.143
Willie Hernandez, L ERA: 1.8	(8, 1)	2.0	S	8	2	1	1	1	0	0	0	0	0	0	10	10	4.50	1.000

PITCHER	IP	WLS	BF	H	R	ER	SO	BB	IBB	HBP	BLK	WP	HR	S	P	ERA	WHIP

Batter	1	2	3	4	5	6	7	8	9	AB	R	H	RBI	BB	SO	LOB
Lou Whitaker, L (1, 4) OBP: 0.278, SLG: 0.188	G6-4-3 1B		F7		FC CS 3-H			4-3		4	0	1	1	0	0	0
Alan Trammell, R (1, 6) OBP: 0.500, SLG: 0.813	G6-4-3 1-2f		F7		5-3 1-2			S 1B		4	0	1	0	0	0	2
Barbaro Garbey, R (1, 3) Dave Bergman, L (7, 3) OBP: 0.111, SLG: 0.111	K		F9			4-3		K 1-2		3 1	0 0	0 0	0 0	0 0	1 1	0 1
Lance Parrish, R (1, 2) OBP: 0.375, SLG: 0.167		HR BB		1-4-3		5-3		6-3		3	1	0	0	1	0	1
Larry Herndon, R (1, 7) OBP: 0.188, SLG: 0.071		F9		K		4-3			K	4	0	0	0	0	2	1
Rod Allen, R (1, 10) Johnny Grubb, L (9, PH) OBP: 0.167, SLG: 0.167		K		6-3			K		5-3	3 1	0 0	0 0	0 0	0 0	2 0	1 0
Chet Lemon, R (1, 8) OBP: 0.375, SLG: 0.938		1-H HR			2B 2B		K		1-3	4	2	2	2	0	1	0
Kirk Gibson, L (1, 9) OBP: 0.400, SLG: 0.545		FC4-6 BB			SH2-3 FC 2-H 2B		BB			1	1	1	1	2	0	0
Tom Brookens, R (1, 5)		FC4-6 1-2f			SH2-3 2-3		F7			2	0	0	0	0	0	2
Inning Stats	R: 0 E: 0 K: 1 S: 5 H: 1 LOB: 0 BB: 0 P: 5	R: 2 E: 0 K: 1 S: 6 H: 1 LOB: 1 BB: 2 P: 14	R: 0 E: 0 K: 0 S: 3 H: 0 LOB: 0 BB: 0 P: 3	R: 0 E: 0 K: 1 S: 5 H: 0 LOB: 0 BB: 0 P: 5	R: 2 E: 0 K: 0 S: 5 H: 2 LOB: 0 BB: 0 P: 5	R: 0 E: 0 K: 0 S: 3 H: 0 LOB: 0 BB: 0 P: 3	R: 0 E: 0 K: 2 S: 7 H: 0 LOB: 1 BB: 1 P: 11	R: 0 E: 0 K: 1 S: 6 H: 1 LOB: 1 BB: 0 P: 6	R: 0 E: 0 K: 1 S: 5 H: 0 LOB: 0 BB: 0 P: 5	1B: 2 2B: 2 3B: 0 HR: 1 SF: 0 SAC: 1 DP: 1 HBP: 0							

TOP

Detroit Tigers @ Chicago White Sox

Comiskey Park, Chicago, IL

Sat Apr 07 1984, 4:33 AM EST
Att. 24,616 - Unknown

livebaseballscorecards.com

AB	30
R	4
H	5
RBI	4
BB	3
SO	7
LOB	8

WP: 0 PB: 0 SB: 1 CS: 1 PA: 34

PITCHER		IP	WLS	BF	H	R	ER	SO	BB	IBB	HBP	BLK	WP	HR	S	P	ERA	WHIP
Floyd Bannister, L ERA: 6.0	(1, 1)	6.0	L	23	4	4	4	3	2	0	0	0	0	1	27	35	6.00	1.000
Tom Brennan, R ERA:	(7, 1)	2.0		8	1	0	0	3	1	0	0	0	0	0	13	17	0.00	1.000
Salome Barojas, R ERA:	(9, 1)	1.0		3	0	0	0	1	0	0	0	0	0	0	5	5	0.00	0.000

PITCHER	IP	WLS	BF	H	R	ER	SO	BB	IBB	HBP	BLK	WP	HR	S	P	ERA	WHIP

Batter	1	2	3	4	5	6	7	8	9	AB	R	H	RBI	BB	SO	LOB
Rudy Law, L (1, 8) OBP: 0.231, SLG: 0.182 Jerry Dybzinski, R (9, 6)	F9			BB, S, G1-2-3, BB		K		3-1		3 0	0 0	0 0	0 0	1 0	1 0	0 0
Carlton Fisk, R (1, 2) OBP: 0.462, SLG: 0.333	K			G1-2-3, BB 1-2, BB		K			G3	3	0	0	0	1	2	0
Harold Baines, L (1, 9) OBP: 0.308, SLG: 0.273	K			G1-2-3 1-2 2-3, BB		5-3			1-3	3	0	0	0	1	1	0
Greg Luzinski, R (1, 10) OBP: 0.308, SLG: 0.111 Dave Stegman, R (9, PR)		F8		G1-2-3 1-2 2-3 3-Hf			BB		BB	2 0	0 0	0 0	0 0	2 0	0 0	3 0
Ron Kittle, R (1, 7)		P4		K			F9		K	4	0	0	0	0	2	4
Tom Paciorek, R (1, 3) OBP: 0.364, SLG: 0.500		K			5-3		L3			3 0	0 0	0 0	0 0	0 0	1 0	1 0
Vance Law, R (1, 5) Greg Walker, L (7, PH) Tim Hulett, R (8, 5)			F9		BB		3-1			1 1 0	0 0 0	0 0 0	0 0 0	1 0 0	0 0 0	0 1 0
Scott Fletcher, R (1, 6) Jerry Hairston, S (8, PH) (9, 8) OBP: 0.500, SLG: 0.500			5-3		P4			3-1		2 1	0 0	0 0	0 0	0 0	0 0	1 0
Julio Cruz, S (1, 4) OBP: 0.400, SLG: 0.250			K		G3			1-3		3	0	0	0	0	1	1
Inning Stats	R: 0 E: 0 K: 2 S: 7 H: 0 LOB: 0 BB: 0 P: 7	R: 0 E: 0 K: 1 S: 5 H: 0 LOB: 0 BB: 0 P: 5	R: 0 E: 0 K: 1 S: 5 H: 0 LOB: 0 BB: 0 P: 5	R: 0 E: 0 K: 1 S: 4 H: 0 LOB: 2 BB: 3 P: 16	R: 0 E: 0 K: 0 S: 3 H: 0 LOB: 1 BB: 1 P: 7	R: 0 E: 0 K: 2 S: 7 H: 0 LOB: 0 BB: 0 P: 7	R: 0 E: 0 K: 0 S: 3 H: 0 LOB: 1 BB: 1 P: 7	R: 0 E: 0 K: 0 S: 3 H: 0 LOB: 0 BB: 0 P: 3	R: 0 E: 0 K: 1 S: 5 H: 0 LOB: 1 BB: 1 P: 9	1B: 0 2B: 0 3B: 0 HR: 0	SF: 0 SAC: 0 DP: 1 HBP: 0			WP: 0 PB: 0 SB: 1 CS: 0		PA: 32	

PITCHER	IP	WLS	BF	H	R	ER	SO	BB	IBB	HBP	BLK	WP	HR	S	P	ERA	WHIP
Jack Morris, R (1, 1) ERA: 0.56	9.0	W	32	0	0	0	8	6	0	0	0	0	0	42	66	0.00	0.667

PITCHER	IP	WLS	BF	H	R	ER	SO	BB	IBB	HBP	BLK	WP	HR	S	P	ERA	WHIP

BOTTOM

Detroit Tigers @ Chicago White Sox

Comiskey Park, Chicago, IL

Sat Apr 07 1984, 4:33 AM EST

Att. 24,616 - Unknown

livebaseballscorecards.com

AB	26
R	0
H	0
RBI	0
BB	6
SO	8
LOB	11

Batter	1	2	3	4	5	6	7	8	9	AB	R	H	RBI	BB	SO	LOB
Lou Whitaker, L (1, 4) OBP: 0.304, SLG: 0.238	F8		F8	S 1B 1-3 2-H		4-3	1-3 1B 1-2			5	0	2	1	0	0	0
Alan Trammell, R (1, 6) OBP: 0.478, SLG: 0.700	4-3		S 1B	K 1-2		BB BB	1-3 1-2 2-3			4	0	1	0	1	1	4
Darrell Evans, L (1, 10) OBP: 0.412, SLG: 0.571	4-3		BB 1-2		1B 2B 2B	BB 1-2	4-3			3	1	1	0	2	0	2
Lance Parrish, R (1, 2) Dwight Lowry, L (9, 2)		6-3	K		F8	K		5-3		5 0	0 0	0 0	0 0	0 0	2 0	5 0
Kirk Gibson, L (1, 9) OBP: 0.421, SLG: 0.733 Rusty Kuntz, R (8, PH) (8, 9)	HR	F7			BB 2B 1B 2-3	F7		K		4 1	2 0	2 0	1 0	0 0	0 1	4 0
Johnny Grubb, L (1, 7) Larry Herndon, R (5, PH) OBP: 0.263, SLG: 0.067 (5, 7)	BB S 1B			F5	2B G1-2-3 BB 1-2		BB S 2B	K		1 1	1 1	0 0	0 0	1 2	0 1	0 0
Dave Bergman, L (1, 3) OBP: 0.182, SLG: 0.273 Barbaro Garbey, R (5, PH) OBP: 0.286, SLG: 0.571 (5, 3)	K 1-2			1B 2B	1-3 2-H 3-H 2B		SH1-3 1B 2B 1-H		K	2 3	1 1	1 2	0 3	0 0	1 1	1 0
Chet Lemon, R (1, 8) OBP: 0.400, SLG: 0.842	1B 2-H			6-3	IBB		SH1-3 2-3		F9	3	0	1	1	1	0	1
Howard Johnson, S (1, 5) OBP: 0.600, SLG: 0.625 Tom Brookens, R (7, 5)	F9			BB 1B	G1-2-3 3-Hf		1B 1-3 3-H		1-3	3 1	0 0	1 0	1 0	1 0	0 0	4 0
Inning Stats	R: 0 E: 0 K: 0 S: 3 H: 0 LOB: 0 BB: 0 P: 3	R: 2 E: 0 K: 1 S: 7 H: 2 LOB: 1 BB: 1 P: 11	R: 0 E: 0 K: 1 S: 6 H: 1 LOB: 2 BB: 1 P: 10	R: 1 E: 0 K: 1 S: 7 H: 2 LOB: 2 BB: 1 P: 11	R: 2 E: 0 K: 0 S: 5 H: 3 LOB: 2 BB: 2 P: 13	R: 0 E: 0 K: 1 S: 5 H: 0 LOB: 2 BB: 2 P: 13	R: 2 E: 0 K: 0 S: 6 H: 3 LOB: 2 BB: 1 P: 10	R: 0 E: 0 K: 2 S: 7 H: 0 LOB: 0 BB: 0 P: 7	R: 0 E: 0 K: 1 S: 5 H: 0 LOB: 0 BB: 0 P: 5	1B: 6 2B: 4 3B: 0 HR: 1	SF: 0 SAC: 1 DP: 1 HBP: 0					

TOP

Detroit Tigers @ Chicago White Sox

Comiskey Park, Chicago, IL

Sun Apr 08 1984, 4:33 AM EST

Att. 20,478 - Unknown

livebaseballscorecards.com

AB	36
R	7
H	11
RBI	7
BB	8
SO	7
LOB	21

WP: 0 PB: 0 SB: 4 CS: 0 PA: 45

PITCHER		IP	WLS	BF	H	R	ER	SO	BB	IBB	HBP	BLK	WP	HR	S	P	ERA	WHIP
Tom Seaver, R ERA: 10.38	(1, 1)	4.1	L	23	7	5	5	3	3	0	0	0	0	1	26	38	10.38	2.308
Juan Agosto, L ERA:	(5, 1)	1.0		7	1	0	0	0	3	1	0	0	0	0	3	19	0.00	4.000
Salome Barojas, R ERA: 9.0	(6, 1)	1.0		6	2	2	2	1	1	0	0	0	0	0	7	11	18.00	3.000
Britt Burns, L ERA:	(7, 1)	1.2		6	1	0	0	2	0	0	0	0	0	0	10	10	0.00	0.600
Ron Reed, R ERA:	(9, 1)	1.0		3	0	0	0	1	0	0	0	0	0	0	5	5	0.00	0.000

PITCHER	IP	WLS	BF	H	R	ER	SO	BB	IBB	HBP	BLK	WP	HR	S	P	ERA	WHIP

Batter	1	2	3	4	5	6	7	8	9	AB	R	H	RBI	BB	SO	LOB
Rudy Law, L (1, 8) OBP: 0.294, SLG: 0.267	CS 1B		BB 1B		K			F8		4	1	2	0	0	1	1
Carlton Fisk, R (1, 2) OBP: 0.471, SLG: 0.273	1-3 1-2		BB 1B 1-2		BB			F4		2	0	0	0	2	0	1
Marc Hill, R (9, 2)										0	0	0	0	0	0	0
Harold Baines, L (1, 9) OBP: 0.353, SLG: 0.533	4-3		FC5-4 1-3 2-H 1B		3-1			HR		4	1	2	2	0	0	2
Greg Luzinski, R (1, 10) OBP: 0.235, SLG: 0.077		K	FC5-4 1-2f			K		F9		4	0	0	0	0	2	2
Greg Walker, L (1, 3)		F3		4-3		K			K	3	0	0	0	0	1	0
Tim Hulett, R (9, PH)										1	0	0	0	0	1	0
Ron Kittle, R (1, 7) OBP: 0.125, SLG: 0.286		HR		F8		F9			F4	4	1	1	1	0	0	0
Vance Law, R (1, 5)		5-3		F8			F8			2	0	0	0	0	0	0
Mike Squires, L (7, PH)										1	0	0	0	0	0	0
(8, 5)																
Tom Paciorek, R (9, PH) OBP: 0.417, SLG: 0.545									1B	1	0	1	0	0	0	0
Scott Fletcher, R (1, 6) OBP: 0.214, SLG: 0.083			G1-6-3 HBP		4-3 1B		6-3		F9	3	0	1	0	0	0	1
Julio Cruz, S (1, 4) OBP: 0.308, SLG: 0.182			G1-6-3 1-2f		4-3 1-2		K			3	0	0	0	0	1	2
Inning Stats	R: 0 E: 0 K: 0 S: 3 H: 1 LOB: 0 BB: 0 P: 3	R: 1 E: 0 K: 1 S: 6 H: 1 LOB: 0 BB: 0 P: 6	R: 1 E: 0 K: 0 S: 4 H: 2 LOB: 2 BB: 1 P: 9	R: 0 E: 0 K: 0 S: 3 H: 0 LOB: 0 BB: 0 P: 3	R: 0 E: 0 K: 1 S: 6 H: 1 LOB: 2 BB: 1 P: 10	R: 0 E: 0 K: 2 S: 7 H: 0 LOB: 0 BB: 0 P: 7	R: 0 E: 0 K: 1 S: 5 H: 0 LOB: 0 BB: 0 P: 5	R: 1 E: 0 K: 0 S: 4 H: 1 LOB: 0 BB: 0 P: 4	R: 0 E: 0 K: 1 S: 6 H: 1 LOB: 1 BB: 0 P: 6	1B: 5 2B: 0 3B: 0 HR: 2	SF: 0 SAC: 0 DP: 1 HBP: 1		WP: 0 PB: 0 SB: 0 CS: 1	PA: 35			

PITCHER		IP	WLS	BF	H	R	ER	SO	BB	IBB	HBP	BLK	WP	HR	S	P	ERA	WHIP
Dave Rozema, R ERA: 4.5	(1, 1)	4.0		17	5	2	2	1	1	0	1	0	0	1	17	22	4.50	1.500
Aurelio Lopez, R ERA: 1.8	(5, 1)	4.0	W	14	1	1	1	4	1	0	0	0	0	1	21	25	2.25	0.500
Willie Hernandez, L ERA: 1.5	(9, 1)	1.0		4	1	0	0	1	0	0	0	0	0	0	6	6	0.00	1.000

PITCHER	IP	WLS	BF	H	R	ER	SO	BB	IBB	HBP	BLK	WP	HR	S	P	ERA	WHIP

BOTTOM

Detroit Tigers @ Chicago White Sox

Comiskey Park, Chicago, IL

Sun Apr 08 1984, 4:33 AM EST

Att. 20,478 - Unknown

livebaseballscorecards.com

AB	32
R	3
H	7
RBI	3
BB	2
SO	6
LOB	9

Batter	1	2	3	4	5	6	7	8	9	AB	R	H	RBI	BB	SO	LOB
Brett Butler, L (1, 8) (8, 9) OBP: 0.391, SLG: 0.429	2B 3B		1-H S 1B 1B		5-3			E4 G1-6-3 1-2		4	2	2	1	0	0	1
Tony Bernazard, S (1, 4) OBP: 0.550, SLG: 0.500										2	0	2	2	0	0	0
Mike Fischlin, R (3, 4)										1	0	0	0	0	0	0
Carmen Castillo, R (8, PH)										0	0	0	0	0	0	0
Mike Hargrove, L (8, PH) (8, 3) OBP: 0.250, SLG: 0.250	3-H 2B		4-3 1-H 1B		1-3			F5		1	0	0	0	0	0	2
Julio Franco, R (1, 6) OBP: 0.250, SLG: 0.316	K		4-3 1-2			F8		G1-6-3 1-2f		4	0	0	0	0	1	4
Andre Thornton, R (1, 10) OBP: 0.227, SLG: 0.150	K		1-3			F9			K	4	0	0	0	0	2	1
Pat Tabler, R (1, 3) (8, 7) OBP: 0.389, SLG: 0.500	6-3			F9		4-3			K	4	0	0	0	0	1	1
Ron Hassey, L (1, 2) OBP: 0.381, SLG: 0.400		K		F6			F9		K	4	0	0	0	0	2	0
Brook Jacoby, R (1, 5) OBP: 0.400, SLG: 0.611		F5		2B			1-3			3	0	1	0	0	0	0
George Vukovich, L (1, 9) OBP: 0.316, SLG: 0.375		K		6-3			K			3	0	0	0	0	2	1
Kevin Rhomberg, R (8, 4)										0	0	0	0	0	0	0
Otis Nixon, S (1, 7) (8, 8) OBP: 0.105, SLG: 0.056			BBBB S 1B BB		F6			E2 E		2	1	0	0	1	0	0
Inning Stats	R: 1 H: 2 E: 0 LOB: 1 K: 2 BB: 0 S: 9 P: 9	R: 0 H: 0 E: 0 LOB: 0 K: 2 BB: 0 S: 7 P: 7	R: 2 H: 2 E: 0 LOB: 0 K: 0 BB: 1 S: 4 P: 8	R: 0 H: 1 E: 0 LOB: 1 K: 0 BB: 0 S: 4 P: 4	R: 0 H: 0 E: 0 LOB: 0 K: 0 BB: 0 S: 3 P: 3	R: 0 H: 0 E: 0 LOB: 0 K: 0 BB: 0 S: 3 P: 3	R: 0 H: 0 E: 0 LOB: 0 K: 1 BB: 0 S: 5 P: 5	R: 0 H: 0 E: 2 LOB: 1 K: 0 BB: 0 S: 4 P: 4	R: 0 H: 0 E: 0 LOB: 0 K: 3 BB: 0 S: 9 P: 9	1B: 2 SF: 0 2B: 2 SAC: 0 3B: 1 DP: 1 HR: 0 HBP: 0						

TOP

Cleveland Indians @ Chicago White Sox

Comiskey Park, Chicago, IL

Tue Apr 10 1984, 7:05 PM EST

Att. 13,948 - Unknown

livebaseballscorecards.com

AB	32
R	3
H	5
RBI	3
BB	1
SO	8
LOB	10

PITCHER		IP	WLS	BF	H	R	ER	SO	BB	IBB	HBP	BLK	WP	HR	S	P	ERA	WHIP
LaMarr Hoyt, R ERA: 3.14	(1, 1)	7.0	W	26	5	3	3	5	1	0	0	0	0	0	35	39	3.86	0.857
Juan Agosto, L ERA:	(8, 1)	0.0		2	0	0	0	0	0	0	0	0	0	0	2	2	∞	∞
Ron Reed, R ERA:	(8, 1)	2.0	S	5	0	0	0	3	0	0	0	0	0	0	11	11	0.00	0.000

PITCHER		IP	WLS	BF	H	R	ER	SO	BB	IBB	HBP	BLK	WP	HR	S	P	ERA	WHIP

Batter	1	2	3	4	5	6	7	8	9	AB	R	H	RBI	BB	SO	LOB
Scott Fletcher, R (1, 6) OBP: 0.333, SLG: 0.438	1B S 1B	2-H HR		E 1-2 1B		SH2-3 1-2	F7			4	1	3	2	0	0	2
Carlton Fisk, R (1, 2) OBP: 0.364, SLG: 0.188	F2	F6		F7		F6		4-3		5	0	0	0	0	0	3
Harold Baines, L (1, 9) OBP: 0.318, SLG: 0.450	FC6-4 1-3 1B	F9		E6 FC6-4 1-3			K	F8		5	0	1	0	0	1	1
Greg Luzinski, R (1, 10) OBP: 0.227, SLG: 0.167	K	F3		FC6-4 1-2f			F9 2B 2B	6-3		5	1	1	0	0	1	4
Tom Paciorek, R (1, 3) OBP: 0.375, SLG: 0.429 Mike Squires, L (8, 3)	FC6-4 1-2f	F9			K		BB 2B IBB			3 0	1 0	0 0	0 0	1 0	1 0	2 0
Ron Kittle, R (1, 7) OBP: 0.250, SLG: 0.353	PB 1B 4-3 1B	S BB			G6-4-3 1B		F9 2-3			3	1	2	0	1	0	2
Vance Law, R (1, 5) OBP: 0.231, SLG: 0.091 Jerry Hairston, S (7, PH) OBP: 0.667, SLG: 0.500 Tim Hulett, R (8, 5)	4-3 PB 1-2 2B 1B	1-2 BB			G6-4-3 1-2f		1-2 2B BB			2 0 0	1 1 0	1 0 0	0 0 0	1 1 0	0 0 0	1 0 0
Dave Stegman, R (1, 8) OBP: 0.250, SLG: 0.500	4-3 1-3 2-H	F8				F8	E 1-H 2-H 3-H 2B			4	0	1	4	0	0	3
Julio Cruz, S (1, 4) OBP: 0.412, SLG: 0.400	HR 3-H 2B			CS 1B		SH2-3 1B	E6 2-3			4	1	3	1	0	0	1
Inning Stats	R: 0 E: 0 K: 1 S: 7 H: 2 LOB: 2 BB: 0 P: 7	R: 4 E: 0 K: 0 S: 7 H: 4 LOB: 0 BB: 0 P: 7	R: 0 E: 0 K: 0 S: 3 H: 0 LOB: 2 BB: 2 P: 11	R: 0 E: 1 K: 0 S: 5 H: 2 LOB: 2 BB: 0 P: 5	R: 0 E: 0 K: 1 S: 5 H: 1 LOB: 0 BB: 0 P: 5	R: 0 E: 0 K: 0 S: 4 H: 1 LOB: 1 BB: 0 P: 4	R: 3 E: 1 K: 1 S: 8 H: 2 LOB: 2 BB: 2 P: 16	R: 0 E: 0 K: 0 S: 3 H: 0 LOB: 0 BB: 0 P: 3		1B: 8 2B: 3 3B: 0 HR: 1	SF: 0 SAC: 1 DP: 1 HBP: 0		WP: 0 PB: 1 SB: 2 CS: 1	PA: 40		

PITCHER		IP	WLS	BF	H	R	ER	SO	BB	IBB	HBP	BLK	WP	HR	S	P	ERA	WHIP
Neal Heaton, L ERA: 6.0	(1, 1)	6.1	L	31	11	5	5	3	2	0	0	0	0	1	35	43	7.11	2.053
Dan Spillner, R ERA: 2.45	(7, 1)	0.1		2	0	0	0	0	0	1	0	0	0	0	1	5	0.00	0.000
Mike Jeffcoat, L ERA:	(7, 1)	0.0		3	1	2	2	0	1	0	0	0	0	0	2	6	∞	∞
Luis Aponte, R ERA:	(7, 1)	1.1		4	0	0	0	0	0	0	0	0	0	0	4	4	0.00	0.000

PITCHER	IP	WLS	BF	H	R	ER	SO	BB	IBB	HBP	BLK	WP	HR	S	P	ERA	WHIP

BOTTOM

Cleveland Indians @ Chicago White Sox

Comiskey Park, Chicago, IL

Tue Apr 10 1984, 7:05 PM EST

Att. 13,948 - Unknown

livebaseballscorecards.com

AB	35
R	7
H	12
RBI	7
BB	4
SO	3
LOB	19

Batter	1	2	3	4	5	6	7	8	9	AB	R	H	RBI	BB	SO	LOB
Brett Butler, L (1, 8) OBP: 0.333, SLG: 0.360	E6 CS		B1-3 ②			K ①		F9 ③		4	0	0	0	0	1	1
Tony Bernazard, S (1, 4) OBP: 0.542, SLG: 0.474	4-3 ①② 1-2		1B			5-3 ②			FC1-4 BB	3	0	1	0	1	0	1
Julio Franco, R (1, 6) OBP: 0.250, SLG: 0.304	5-3 ③		F3 ③			CS 1B			FC1-4 FC4-6 1-2f ①	4	0	1	0	0	0	2
Broderick Perkins, L (1, 10)		4-3 ①		F7 ①		CS ③ 1-2	6-3 ①		FC4-6 ② 1-2f	4	0	0	0	0	0	1
Brook Jacoby, R (1, 5) OBP: 0.417, SLG: 0.619		E7 SF8 2B		BBBB G3-6-1 BB			6-3 ②		F9 ③	3	1	1	0	1	0	1
Jerry Willard, L (1, 2)		SF8 ② 3-H		G3-6-1 ②③ 1-2f			4-3 ③			2	0	0	1	0	0	1
Mike Hargrove, L (1, 3) OBP: 0.286, SLG: 0.167		BBBB BB			6-3 ①			4-3 ①		2	0	0	0	1	0	0
George Vukovich, L (1, 9) OBP: 0.318, SLG: 0.368		1-3 ③			F7 ②			1B		3	0	1	0	0	0	1
Otis Nixon, S (1, 7) OBP: 0.095, SLG: 0.050			K ①		F6 ③			F7 ②		2	0	0	0	0	1	0
Ron Hassey, L (8, PH) OBP: 0.364, SLG: 0.381										1	0	0	0	0	0	1
Kevin Rhomberg, R (8, 7)										0	0	0	0	0	0	0
Inning Stats	R: 0 E: 1 K: 0 S: 3 H: 0 LOB: 0 BB: 0 P: 3	R: 1 E: 1 K: 0 S: 4 H: 1 LOB: 1 BB: 1 P: 8	R: 0 E: 0 K: 1 S: 6 H: 1 LOB: 0 BB: 0 P: 6	R: 0 E: 0 K: 0 S: 2 H: 0 LOB: 0 BB: 1 P: 6	R: 0 E: 0 K: 0 S: 3 H: 0 LOB: 0 BB: 0 P: 3	R: 0 E: 0 K: 1 S: 5 H: 1 LOB: 0 BB: 0 P: 5	R: 0 E: 0 K: 0 S: 3 H: 0 LOB: 0 BB: 0 P: 3	R: 0 E: 0 K: 0 S: 4 H: 1 LOB: 1 BB: 0 P: 4	R: 0 E: 0 K: 0 S: 3 H: 0 LOB: 1 BB: 1 P: 7	1B: 3 2B: 1 3B: 0 HR: 0	SF: 1 SAC: 0 DP: 1 HBP: 0					

TOP

Cleveland Indians @ Chicago White Sox

Comiskey Park, Chicago, IL

Wed Apr 11 1984, 7:05 PM EST

Att. 17,926 - Unknown

livebaseballscorecards.com

AB	28
R	1
H	4
RBI	1
BB	3
SO	2
LOB	9

PITCHER		IP	WLS	BF	H	R	ER	SO	BB	IBB	HBP	BLK	WP	HR	S	P	ERA	WHIP
Richard Dotson, R ERA: 1.59	(1, 1)	9.0	W	32	4	1	0	2	3	0	0	0	0	0	33	45	0.00	0.778

PITCHER	IP	WLS	BF	H	R	ER	SO	BB	IBB	HBP	BLK	WP	HR	S	P	ERA	WHIP

Batter	1	2	3	4	5	6	7	8	9	AB	R	H	RBI	BB	SO	LOB
Rudy Law, L (1, 8) OBP: 0.333, SLG: 0.278	E4 3B 1B		F8		K			HR SH1-4 BB		3	2	1	0	1	1	0
Scott Fletcher, R (1, 6) OBP: 0.333, SLG: 0.526	SF7 2-H 3B		5-3			F8		SH1-4 1-2		3	1	1	1	0	0	0
Harold Baines, L (1, 9) OBP: 0.308, SLG: 0.391	1-3		F7			4-3		HR BB		3	1	0	0	1	0	1
Greg Walker, L (1, 10) OBP: 0.375, SLG: 0.857	BB			2B		F8		HR 1-H 2-H		3	1	2	3	1	0	0
Ron Kittle, R (1, 7) OBP: 0.208, SLG: 0.300	SF7 3-H			K			K	K		3	0	0	1	0	3	1
Tom Paciorek, R (1, 3) OBP: 0.316, SLG: 0.353 Mike Squires, L (8, 3)	6-3			6-3			F7	4-3		3 1	0 0	0 0	0 0	0 0	0 0	2 0
Vance Law, R (1, 5) OBP: 0.250, SLG: 0.214		B1-3		K			1B 2B			3	1	1	0	0	1	1
Marc Hill, R (1, 2) OBP: 0.333, SLG: 0.333		6-3			6-3		2-H 1B			3	0	1	1	0	0	0
Julio Cruz, S (1, 4) OBP: 0.350, SLG: 0.333		F6			6-3		F5			3	0	0	0	0	0	1
Inning Stats	R: 2 E: 1 K: 0 S: 5 H: 2 LOB: 1 BB: 1 P: 9	R: 0 E: 0 K: 0 S: 3 H: 0 LOB: 0 BB: 0 P: 3	R: 0 E: 0 K: 0 S: 3 H: 0 LOB: 0 BB: 0 P: 3	R: 0 E: 0 K: 2 S: 8 H: 1 LOB: 1 BB: 0 P: 8	R: 0 E: 0 K: 1 S: 5 H: 0 LOB: 0 BB: 0 P: 5	R: 0 E: 0 K: 0 S: 3 H: 0 LOB: 0 BB: 0 P: 3	R: 1 E: 0 K: 1 S: 7 H: 2 LOB: 1 BB: 0 P: 7	R: 3 E: 0 K: 1 S: 6 H: 1 LOB: 0 BB: 2 P: 14		1B: 2 2B: 2 3B: 1 HR: 1 SF: 1 SAC: 1 DP: 0 HBP: 0						

PITCHER		IP	WLS	BF	H	R	ER	SO	BB	IBB	HBP	BLK	WP	HR	S	P	ERA	WHIP
Bert Blyleven, R ERA: 1.93	(1, 1)	7.0	L	27	5	3	3	4	1	0	0	0	0	0	34	38	3.86	0.857
George Frazier, R ERA: 11.25	(8, 1)	1.0		6	1	3	3	1	2	0	0	0	0	1	6	14	27.00	3.000

PITCHER	IP	WLS	BF	H	R	ER	SO	BB	IBB	HBP	BLK	WP	HR	S	P	ERA	WHIP

BOTTOM

Cleveland Indians @ Chicago White Sox

Comiskey Park, Chicago, IL

Wed Apr 11 1984, 7:05 PM EST

Att. 17,926 - Unknown

livebaseballscorecards.com

AB	28
R	6
H	6
RBI	6
BB	3
SO	5
LOB	6

Batter	1	2	3	4	5	6	7	8	9	AB	R	H	RBI	BB	SO	LOB
Rudy Law, L (1, 8) OBP: 0.385, SLG: 0.500	E 3B	1-2 2-3 BB		SH 3B		F7		K 1-2 2-3		4	2	2	0	1	1	4
Scott Fletcher, R (1, 6) OBP: 0.333, SLG: 0.500	E1 G3 HR 3-H 1B	F3		SH 7-2 3-H		K		F4		3	1	1	2	0	1	5
Jerry Hairston, S (8, PH) OBP: 0.500, SLG: 0.333										1	0	0	0	0	0	2
Jerry Dybzinski, R (8, 6)										0	0	0	0	0	0	0
Harold Baines, L (1, 9) OBP: 0.258, SLG: 0.321	G3 2-3	F2		7-2 3-Hf			K		F7	5	0	0	0	0	1	5
Greg Luzinski, R (1, 10) OBP: 0.296, SLG: 0.227	HR BB	F9			K		1B		BB 1B	4	1	2	0	1	1	3
Greg Walker, L (1, 3) OBP: 0.333, SLG: 0.909	1-H 3-H HR		F7		F6		F7		BB 1-2	4	1	1	3	0	0	1
Mike Squires, L (7, 3)										0	0	0	0	1	0	0
Tom Paciorek, R (1, 7) OBP: 0.261, SLG: 0.286	5-3		K		F9		F8		K	4	0	0	0	0	1	1
Dave Stegman, R (7, 7) OBP: 0.200, SLG: 0.400										1	0	0	0	0	1	2
Vance Law, R (1, 5) OBP: 0.238, SLG: 0.211	F9		1B			6-3		K	K	5	0	1	0	0	2	2
Marc Hill, R (1, 2) OBP: 0.571, SLG: 0.571		BB BB 1B	F4			1B		WP 1B		4	0	3	0	0	0	1
Julio Cruz, S (1, 4) OBP: 0.417, SLG: 0.381		BB 1-2 BB		4-3		1-2 1B		WP 1-2 1B		3	0	2	0	1	0	0
Inning Stats	R: 4 E: 1 K: 0 S: 6 H: 3 LOB: 0 BB: 1 P: 10	R: 0 E: 0 K: 0 S: 4 H: 1 LOB: 3 BB: 2 P: 12	R: 0 E: 0 K: 1 S: 6 H: 1 LOB: 1 BB: 0 P: 6	R: 1 E: 1 K: 0 S: 4 H: 1 LOB: 0 BB: 0 P: 4	R: 0 E: 0 K: 1 S: 5 H: 0 LOB: 0 BB: 0 P: 5	R: 0 E: 0 K: 1 S: 7 H: 2 LOB: 2 BB: 0 P: 7	R: 0 E: 0 K: 1 S: 6 H: 1 LOB: 1 BB: 0 P: 6	R: 0 E: 0 K: 2 S: 9 H: 2 LOB: 2 BB: 0 P: 9	R: 0 E: 0 K: 2 S: 8 H: 1 LOB: 2 BB: 1 P: 12	1B: 9 2B: 1 3B: 2 HR: 1 SF: 0 SAC: 1 DP: 1 HBP: 0						

TOP

Chicago White Sox @ New York Yankees

Yankee Stadium, Bronx, NY

Fri Apr 13 1984, 6:05 PM EST
Att. 15,765 - Unknown

livebaseballscorecards.com

AB	38
R	5
H	12
RBI	5
BB	4
SO	8
LOB	26

WP: 1 PB: 0 SB: 0 CS: 0 PA: 43

PITCHER		IP	WLS	BF	H	R	ER	SO	BB	IBB	HBP	BLK	WP	HR	S	P	ERA	WHIP
John Montefusco, R ERA: 9.39	(1, 1)	1.0	L	7	3	4	4	0	1	0	0	0	0	1	6	10	36.00	4.000
Bob Shirley, L ERA: 12.0	(2, 1)	4.2		21	5	1	1	2	2	0	0	0	0	0	23	31	1.93	1.500
Jay Howell, R ERA: 1.42	(6, 1)	2.1		10	3	0	0	4	0	0	0	0	1	0	18	18	0.00	1.286
Jose Rijo, R ERA: 1.0	(9, 1)	1.0		5	1	0	0	2	1	0	0	0	0	0	8	12	0.00	2.000

PITCHER	IP	WLS	BF	H	R	ER	SO	BB	IBB	HBP	BLK	WP	HR	S	P	ERA	WHIP

Batter	1	2	3	4	5	6	7	8	9	AB	R	H	RBI	BB	SO	LOB
Omar Moreno, L (1, 8) OBP: 0.167, SLG: 0.194	4-3		4-3		F6		4-3 1-2		F6	5	0	0	0	0	0	1
Willie Randolph, R (1, 4) OBP: 0.425, SLG: 0.438	K		6-3			K	1B BB		F9	4	0	0	0	1	2	0
Lou Piniella, R (1, 7) OBP: 0.211, SLG: 0.211	5-3			2B 1B		F9	G5-4-3 1-2 2-3 1B			4	0	2	0	0	0	0
Don Baylor, R (1, 10) OBP: 0.231, SLG: 0.343		HR		1-3 2B		WP 1B 2B	G5-4-3 1-2f			4	2	3	1	0	0	3
Dave Winfield, R (1, 9) OBP: 0.351, SLG: 0.500		BB		F4		HBP 1B 2-3 BB		F8		2	1	0	0	2	0	2
Toby Harrah, R (1, 5) OBP: 0.360, SLG: 0.400		F7		F3		WP 1B 1-2 HBP		F8		3	0	0	0	0	0	3
Don Mattingly, L (1, 3) OBP: 0.407, SLG: 0.458		G4-3 1-2 BB		F8		WP 1-2 2-H 3-H 1B		BB		2	0	1	2	2	0	2
Rick Cerone, R (1, 2) OBP: 0.231, SLG: 0.417		G4-3 1-2f			5-3	F4 1-2 2-3		4-3		3	0	0	0	0	0	4
Butch Wynegar, S (8, PH) (9, 2) OBP: 0.273, SLG: 0.286										1	0	0	0	0	0	1
Tim Foli, R (1, 6) OBP: 0.208, SLG: 0.250			F9		F7		1B 4-3 1B		K	2	0	0	0	0	0	0
Roy Smalley, S (7, PH) (8, 6) OBP: 0.500, SLG: 0.600										2	0	1	0	0	1	0
Inning Stats	R: 0 E: 0 K: 1 S: 5 H: 0 LOB: 0 BB: 0 P: 5	R: 1 E: 0 K: 0 S: 3 H: 1 LOB: 1 BB: 2 P: 11	R: 0 E: 0 K: 0 S: 3 H: 0 LOB: 0 BB: 0 P: 3	R: 0 E: 0 K: 0 S: 5 H: 2 LOB: 2 BB: 0 P: 5	R: 0 E: 0 K: 0 S: 3 H: 0 LOB: 0 BB: 0 P: 3	R: 2 E: 0 K: 1 S: 7 H: 2 LOB: 2 BB: 1 P: 12	R: 0 E: 0 K: 0 S: 4 H: 2 LOB: 2 BB: 1 P: 8	R: 0 E: 0 K: 0 S: 3 H: 0 LOB: 1 BB: 1 P: 7	R: 0 E: 0 K: 1 S: 5 H: 0 LOB: 0 BB: 0 P: 5	1B: 4 2B: 2 3B: 0 HR: 1	SF: 0 SAC: 0 DP: 2 HBP: 1			WP: 2 PB: 0 SB: 0 CS: 0	PA: 38		

PITCHER		IP	WLS	BF	H	R	ER	SO	BB	IBB	HBP	BLK	WP	HR	S	P	ERA	WHIP
Floyd Bannister, L ERA: 5.25	(1, 1)	6.0	W	26	5	3	3	2	3	0	1	0	2	1	26	39	4.50	1.333
Salome Barojas, R ERA: 7.71	(7, 1)	0.1		4	2	0	0	0	1	0	0	0	0	0	3	7	0.00	9.000
Ron Reed, R ERA:	(7, 1)	2.2	S	8	0	0	0	1	1	0	0	0	0	0	9	13	0.00	0.375

PITCHER	IP	WLS	BF	H	R	ER	SO	BB	IBB	HBP	BLK	WP	HR	S	P	ERA	WHIP

BOTTOM

Chicago White Sox @ New York Yankees

Yankee Stadium, Bronx, NY

Fri Apr 13 1984, 6:05 PM EST
Att. 15,765 - Unknown

livebaseballscorecards.com

AB	32
R	3
H	7
RBI	3
BB	5
SO	3
LOB	16

Batter	1	2	3	4	5	6	7	8	9	10	AB	R	H	RBI	BB	SO	LOB
Rudy Law, L (1, 8) OBP: 0.367, SLG: 0.462	SSS 0-3 ① K		x 0-0 CS 1B		x 0-0 ③ 4-3		x 0-0 ③ 4-3			SSS 0-3 ② K	4	0	1	0	0	1	2
Dave Stegman, R (8, 8) OBP: 0.167, SLG: 0.333											1	0	0	0	0	1	0
Scott Fletcher, R (1, 6) OBP: 0.310, SLG: 0.423	x 0-0 ② 6-3		SSS 0-3 ②③ K 1-2			BBB 4-0 CS BB		x 0-0 ① G3		x 0-0 ③ 1-3	4	0	0	0	1	1	1
Harold Baines, L (1, 9) OBP: 0.229, SLG: 0.281	x 0-0 ③ G3			x 0-0 ① 4-3		x 0-0 ①② F9 1-2		x 0-0 ② G3			4	0	0	0	0	0	1
Greg Luzinski, R (1, 10) OBP: 0.387, SLG: 0.261		BBB 4-0 FC5-4 1B BB		BBB 4-0 1B S BB		x 0-0 1B		BBB 4-0 WP BB			1	1	1	0	3	0	0
Tom Paciorek, R (1, 3) OBP: 0.259, SLG: 0.280		x 0-0 FC5-4 1-2 1B		SSS 0-3 ② K		x 0-0 ③ F8		SSS 0-3 ③ K 1-2			4	0	1	0	0	2	3
Ron Kittle, R (1, 7) OBP: 0.286, SLG: 0.348		x 0-0 ① FC5-4 1-2f 2-3		x 0-0 S 1-3 1B			x 0-0 1B 1B		BBB 4-0 E 7-2 BB		3	0	2	0	1	0	2
Vance Law, R (1, 5) OBP: 0.200, SLG: 0.174		SSS 0-3 ② K		x 0-0 ③ 5-3 1-2 3-H			x 0-0 ① F9		x 0-0 ① 1-6-3 1-3		4	0	0	0	0	1	5
Marc Hill, R (1, 2) OBP: 0.500, SLG: 0.500		SSS 0-3 ③ K			x 0-0 ① F8		x 0-0 1-2 1B		x 0-0 ②③ 7-2 3-Hf		3	0	1	0	0	1	2
Jerry Hairston, S (9, PH) OBP: 0.400, SLG: 0.250											1	0	0	0	0	0	1
Carlton Fisk, R (9, 2) OBP: 0.364, SLG: 0.188											0	0	0	0	0	0	0
Julio Cruz, S (1, 4) OBP: 0.357, SLG: 0.320			x 0-0 ① F9		x 0-0 ② 6-3		x 0-0 ② F9			x 0-0 ① F4	4	0	0	0	0	0	2
Inning Stats	R: 0 E: 0 K: 1 S: 5 H: 0 LOB: 0 BB: 0 P: 5	R: 0 E: 0 K: 2 S: 8 H: 1 LOB: 2 BB: 1 P: 12	R: 0 E: 0 K: 1 S: 5 H: 1 LOB: 0 BB: 0 P: 5	R: 1 E: 0 K: 1 S: 6 H: 1 LOB: 1 BB: 1 P: 10	R: 0 E: 0 K: 0 S: 3 H: 0 LOB: 0 BB: 0 P: 3	R: 0 E: 0 K: 0 S: 3 H: 1 LOB: 1 BB: 1 P: 7	R: 0 E: 0 K: 0 S: 5 H: 2 LOB: 2 BB: 0 P: 5	R: 0 E: 0 K: 1 S: 5 H: 0 LOB: 1 BB: 1 P: 9	R: 0 E: 1 K: 0 S: 2 H: 0 LOB: 0 BB: 1 P: 6	R: 0 E: 0 K: 1 S: 5 H: 0 LOB: 0 BB: 0 P: 5	1B: 6 2B: 1 3B: 0 HR: 0 SF: 0 SAC: 0 DP: 1 HBP: 0						

PITCHER		IP	WLS	BF	H	R	ER	SO	BB	IBB	HBP	BLK	WP	HR	S	P	ERA	WHIP
Ron Guidry, L ERA: 3.15	(1, 1)	8.0		32	6	1	1	6	4	0	0	0	1	0	40	56	1.12	1.250
Jose Rijo, R ERA: 0.96	(9, 1)	0.1		2	0	0	0	0	1	0	0	0	0	0	1	5	0.00	3.000
Dave Righetti, L ERA:	(9, 1)	1.2	W	4	0	0	0	1	0	0	0	0	0	0	6	6	0.00	0.000

PITCHER	IP	WLS	BF	H	R	ER	SO	BB	IBB	HBP	BLK	WP	HR	S	P	ERA	WHIP

TOP

Chicago White Sox @ New York Yankees

Yankee Stadium, Bronx, NY

Sun Apr 15 1984, 3:33 AM EST
Att. 20,244 - Unknown

livebaseballscorecards.com

AB	33
R	1
H	6
RBI	0
BB	5
SO	7
LOB	19

1B: 6	SF: 0	WP: 1	PA: 38
2B: 1	SAC: 0	PB: 0	
3B: 0	DP: 1	SB: 2	
HR: 0	HBP: 0	CS: 2	

Batter	1	2	3	4	5	6	7	8	9	10	AB	R	H	RBI	BB	SO	LOB
Willie Randolph, R (1, 4) OBP: 0.422, SLG: 0.432	0-0 2B 1B		0-0 ② F8			0-0 ② F7		0-0 1-3 1B		0-0 ② FC5-2 1B 1-2 2-3 3-Hf	5	1	2	0	0	0	3
Ken Griffey, L (1, 3) OBP: 0.405, SLG: 0.375	0-0 G6-4-3 1-H 2B		SSS 0-3 ③ K			0-0 ③ 1-3		0-0 ③ F8		0-0 1B 1-2 2-3 3-H	5	0	2	2	0	1	2
Don Mattingly, L (1, 7) OBP: 0.387, SLG: 0.407	BBBB 4-0 G6-4-3 BB			0-0 ① F6			0-0 ① F8		0-0 ① F7		3	0	0	0	1	0	0
Don Baylor, R (1, 10) OBP: 0.209, SLG: 0.308	0-0 ①② G6-4-3 1-2f 2-3			0-0 ② F5			SSS 0-3 ② K		SSS 0-3 ② K		4	0	0	0	0	2	2
Dave Winfield, R (1, 9) OBP: 0.350, SLG: 0.486 Stan Javier, S (8, 9)	0-0 ③ 6-3			0-0 ③ F7			0-0 1B		0-0 ③ F8		3 1	0 0	1 0	0 0	0 0	0 0	1 0
Roy Smalley, S (1, 5) OBP: 0.400, SLG: 0.474		SSS 0-3 ① K			0-0 ① 4-3		0-0 ③ F8			0-0 ① G3	4	0	0	0	0	1	1
Butch Wynegar, S (1, 2) OBP: 0.269, SLG: 0.320		SSS 0-3 ② K			0-0 ② 1-3			0-0 ① F3		0-0 WP FC5-2 2B	4	0	1	0	0	1	0
Keith Smith, S (1, 6) Toby Harrah, R (10, PH) OBP: 0.385, SLG: 0.400		0-0 ③ F6			SSS 0-3 ③ K			H 1-0 FC4-6 HBP		4-0 FC5-2 WP 1B IBB	2 0	0 1	0 0	0 0	0 1	1 0	0 0
Omar Moreno, L (1, 8) OBP: 0.154, SLG: 0.179 Lou Piniella, R (10, PH) OBP: 0.250, SLG: 0.211			0-0 ① 1-3			0-0 ① 6-3		0-0 ② FC4-6 1B 1-2f		BBBB 4-0 1B FC5-2 1-2 2-3 BB	3 0	0 0	0 0	0 0	0 1	0 0	1 0
Inning Stats	R: 1 E: 0 K: 0 S: 4 H: 2 LOB: 1 BB: 1 P: 8	R: 0 E: 0 K: 2 S: 7 H: 0 LOB: 0 BB: 0 P: 7	R: 0 E: 0 K: 1 S: 5 H: 0 LOB: 0 BB: 0 P: 5	R: 0 E: 0 K: 0 S: 3 H: 0 LOB: 0 BB: 0 P: 3	R: 0 E: 0 K: 1 S: 5 H: 0 LOB: 0 BB: 0 P: 5	R: 0 E: 0 K: 0 S: 3 H: 0 LOB: 0 BB: 0 P: 3	R: 0 E: 0 K: 1 S: 6 H: 1 LOB: 1 BB: 0 P: 6	R: 0 E: 0 K: 0 S: 4 H: 1 LOB: 2 BB: 0 P: 5	R: 0 E: 0 K: 1 S: 5 H: 0 LOB: 0 BB: 0 P: 5	R: 1 E: 0 K: 0 S: 4 H: 2 LOB: 3 BB: 2 P: 12	1B: 4 2B: 2 3B: 0 HR: 0	SF: 0 SAC: 0 DP: 1 HBP: 1						

PITCHER		IP	WLS	BF	H	R	ER	SO	BB	IBB	HBP	BLK	WP	HR	S	P	ERA	WHIP
LaMarr Hoyt, R ERA: 2.31	(1, 1)	9.0		32	4	1	1	6	1	0	1	0	0	0	42	47	1.00	0.556
Britt Burns, L ERA: 2.45	(10, 1)	0.1	L	3	1	1	1	0	0	1	0	0	0	0	2	6	27.00	3.000
Ron Reed, R ERA:	(10, 1)	0.1		3	1	0	0	0	1	0	0	0	1	0	2	6	0.00	6.000

PITCHER	IP	WLS	BF	H	R	ER	SO	BB	IBB	HBP	BLK	WP	HR	S	P	ERA	WHIP

BOTTOM

Chicago White Sox @ New York Yankees

Yankee Stadium, Bronx, NY

Sun Apr 15 1984, 3:33 AM EST
Att. 20,244 - Unknown

livebaseballscorecards.com

AB	34
R	2
H	6
RBI	2
BB	3
SO	6
LOB	10

WP: 1 PA: 38
PB: 0
SB: 0
CS: 0

Chicago White Sox @ Milwaukee Brewers

Milwaukee County Stadium, Milwaukee, WI

Tue Apr 17 1984, 4:33 AM EST

Att. 53,038 - Unknown

TOP

livebaseballscorecards.com

Batter	1	2	3	4	5	6	7	8	9	AB	R	H	RBI	BB	SO	LOB
Rudy Law, L (1, 8) OBP: 0.371, SLG: 0.467	4-3		6-3		1B BB		L4-3 1-2		2B	4	0	1	0	1	0	2
Scott Fletcher, R (1, 6) OBP: 0.353, SLG: 0.433	FC6-4 1B		F6		1-3 2-H BB 1B		1B BB		5-3	4	0	2	1	1	0	1
Harold Baines, L (1, 9) OBP: 0.256, SLG: 0.286	K			F8	1-2 BB		1-3 2-H 1B			3	0	1	1	1	1	1
Greg Luzinski, R (1, 10) OBP: 0.343, SLG: 0.222	FC6-4 1-2f			F9	F8		F8			4	0	0	0	0	0	6
Greg Walker, L (1, 3) OBP: 0.313, SLG: 0.800		1-3		2B		K		K		4	0	1	0	0	2	0
Ron Kittle, R (1, 7) OBP: 0.250, SLG: 0.296		F9		K		K		F8		4	0	0	0	0	2	1
Vance Law, R (1, 5) OBP: 0.241, SLG: 0.333		HR			SH1-3 1B 1B	K		6-3		4	2	2	1	0	1	0
Marc Hill, R (1, 2) OBP: 0.500, SLG: 0.500		F7			SH1-3 1-2		BB 1B 1B		F9	2	1	1	0	0	0	0
Jerry Hairston, S (9, PH) OBP: 0.333, SLG: 0.200										1	0	0	0	0	0	0
Julio Cruz, S (1, 4) OBP: 0.344, SLG: 0.286			F7		K		L4-3 1-2 BB		4-3	3	0	0	0	1	1	1

Inning Stats	1	2	3	4	5	6	7	8	9
R	0	1	0	0	1	0	1	0	0
E	0	0	0	0	0	0	0	0	0
K	1	0	0	1	1	3	0	1	0
S	6	4	3	6	7	9	4	5	4
H	1	1	0	1	2	0	2	0	1
LOB	1	0	0	1	3	0	2	0	1
BB	0	0	0	0	2	0	2	0	0
P	6	4	3	6	15	9	12	5	4

1B	5
2B	3
3B	0
HR	1
SF	0
SAC	1
DP	1
HBP	0
WP	0
PB	0
SB	0
CS	0
PA	38

AB	33
R	3
H	8
RBI	3
BB	4
SO	7
LOB	12

PITCHER		IP	WLS	BF	H	R	ER	SO	BB	IBB	HBP	BLK	WP	HR	S	P	ERA	WHIP
Moose Haas, R (1, 1) ERA: 8.78		6.0	W	27	6	3	3	6	3	0	0	0	0	1	36	48	4.50	1.500
Pete Ladd, R (7, 1) ERA: 2.89		3.0	S	11	2	0	0	1	1	0	0	0	0	0	12	16	0.00	1.000

Batter	1	2	3	4	5	6	7	8	9	AB	R	H	RBI	BB	SO	LOB
Randy Ready, R (1, 5) OBP: 0.368, SLG: 0.485	0-0 1B WP 2B		0-0 6-3 ②		SSS 0-3 K ②	0-0 1-H 2-H HR				4	2	2	3	0	1	2
Robin Yount, R (1, 6) OBP: 0.360, SLG: 0.366	0-0 WP 2-3 1B		0-0 F9 ③		0-0 F7 ③	0-0 F9 ③				4	0	1	0	0	0	2
Cecil Cooper, L (1, 3) OBP: 0.400, SLG: 0.341	0-0 4-3 ①② 2-3 3-H			0-0 4-3 ①		0-0 BB BB 1B 1B	0-0 E 1B			4	1	2	0	0	0	1
Ted Simmons, S (1, 10) OBP: 0.200, SLG: 0.184	0-0 F4 ③			0-0 2-3 ②		BBB 4-0 1B BB 1-2 1B BB	SSS 0-3 K ①			3	1	0	0	1	1	1
Ben Oglivie, L (1, 7) OBP: 0.439, SLG: 0.500		0-0 F3 ①		0-0 1B		BBB 4-0 1B 1-2 2-3 BB	0-0 E9 L4-6 1-3 1B			3	1	2	0	1	0	0
Jim Gantner, L (1, 4) OBP: 0.422, SLG: 0.488		0-0 G3 ②		0-0 4-3 ③		0-0 CS 1B 1-2 2-3 3-H 1B	0-0 L4-6 ②③ 2-3			4	0	1	1	0	0	3
Jim Sundberg, R (1, 2) OBP: 0.343, SLG: 0.300		0-0 FC6-4 1B			0-0 FC2-6 1B	0-0 CS HR 1B 1-2 2-H 3-H		0-0 F4 ①		4	1	3	2	0	0	0
Charlie Moore, R (1, 9) OBP: 0.270, SLG: 0.303		0-0 FC6-4 ③ 1-2f			0-0 FC2-6 ① 1B 1-2f	0-0 F8 ①② 1-2 2-3		0-0 F8 ②		4	0	0	0	0	0	4
Rick Manning, L (1, 8) OBP: 0.390, SLG: 0.444			0-0 F7 ①		0-0 1-3 1B	BBB 4-0 HR BB		0-0 4-3 ③		3	1	1	0	1	0	0
Inning Stats	R: 1 E: 0 K: 0 S: 4 H: 2 LOB: 0 BB: 0 P: 4	R: 0 E: 0 K: 0 S: 4 H: 1 LOB: 1 BB: 0 P: 4	R: 0 E: 0 K: 0 S: 3 H: 0 LOB: 0 BB: 0 P: 3	R: 0 E: 0 K: 0 S: 4 H: 1 LOB: 1 BB: 0 P: 4	R: 0 E: 0 K: 1 S: 7 H: 2 LOB: 2 BB: 0 P: 7	R: 6 E: 0 K: 0 S: 6 H: 4 LOB: 0 BB: 3 P: 18	R: 0 E: 1 K: 1 S: 6 H: 2 LOB: 1 BB: 0 P: 6	R: 0 E: 0 K: 0 S: 3 H: 0 LOB: 0 BB: 0 P: 3		1B: 10 2B: 2 3B: 0 HR: 1 SF: 0 SAC: 0 DP: 1 HBP: 0						

PITCHER		IP	WLS	BF	H	R	ER	SO	BB	IBB	HBP	BLK	WP	HR	S	P	ERA	WHIP
Tom Seaver, R ERA: 7.71	(1, 1)	5.0	L	22	7	3	3	1	1	0	0	0	1	0	23	27	5.40	1.600
Juan Agosto, L ERA: 6.75	(6, 1)	0.0		2	1	0	0	0	1	0	0	0	0	0	1	5	∞	∞
Salome Barojas, R ERA: 13.5	(6, 1)	1.0		5	2	4	4	0	1	0	0	0	0	1	4	8	36.00	3.000
Britt Burns, L ERA: 1.93	(7, 1)	1.0		4	2	0	0	1	0	0	0	0	0	0	6	6	0.00	2.000
Tom Brennan, R ERA:	(8, 1)	1.0		3	0	0	0	0	0	0	0	0	0	0	3	3	0.00	0.000

PITCHER	IP	WLS	BF	H	R	ER	SO	BB	IBB	HBP	BLK	WP	HR	S	P	ERA	WHIP

BOTTOM

Chicago White Sox @ Milwaukee Brewers

Milwaukee County Stadium, Milwaukee, WI

Tue Apr 17 1984, 4:33 AM EST

Att. 53,038 - Unknown

livebaseballscorecards.com

AB	33
R	7
H	12
RBI	6
BB	3
SO	2
LOB	13

1B: 10 SF: 0
2B: 2 SAC: 0
3B: 0 DP: 1
HR: 1 HBP: 0

WP: 1 PA: 36
PB: 0
SB: 0
CS: 2

Batter	1	2	3	4	5	6	7	8	9	AB	R	H	RBI	BB	SO	LOB
Rudy Law, L (1, 8) OBP: 0.359, SLG: 0.441	1-3			6-3	CS 1B 1-H			1-3		4	0	1	1	0	0	0
Scott Fletcher, R (1, 6) OBP: 0.342, SLG: 0.412	6-3			5-3	CS 1-2	8-6-3 1B		6-3		4	0	1	0	0	0	0
Harold Baines, L (1, 9) OBP: 0.302, SLG: 0.324	PO BB			1B 2B		K			SH1-4 1B SF8 BB	2	2	1	0	2	1	1
Greg Luzinski, R (1, 10) OBP: 0.359, SLG: 0.258 Ron Kittle, R (9, PR) OBP: 0.250, SLG: 0.296	PO 1-2	1-3		BB 1B 2-H		8-6-3 1-2f			SF8 SH1-4 1-2 1B	4 0	0 0	2 0	1 0	0 0	0 0	1 0
Greg Walker, L (1, 3) OBP: 0.316, SLG: 0.706 Mike Squires, L (7, 3) Dave Stegman, R (9, PH) OBP: 0.167, SLG: 0.333 (9, 7)		G1-6-3		BB 1-2			F7		SH1-4 1-2 2-3	2 0 0	0 0 0	0 0 0	0 0 0	1 0 0	0 0 0	0 0 0
Tom Paciorek, R (1, 7) OBP: 0.290, SLG: 0.259 (9, 3)		5-3		F4			FC5-4 HBP		FC5-4 IBB	2	0	0	0	1	0	2
Vance Law, R (1, 5) OBP: 0.212, SLG: 0.300			6-3		5-3		F2		SF8 2-3 3-H	3	0	0	1	0	0	1
Marc Hill, R (1, 2) OBP: 0.438, SLG: 0.438			F4		FC5-4 1B		FC5-4 1-2f		FC5-4 1-2f	4	0	1	0	0	0	3
Tim Hulett, R (1, 4) Jerry Hairston, S (8, PH) OBP: 0.286, SLG: 0.167 Julio Cruz, S (8, 4) OBP: 0.344, SLG: 0.286			F8	FC5-4 S 1B 1-2f				1-3		2 1 0	1 0 0	0 0 0	0 0 0	0 0 0	0 0 0	1 0 0

TOP

Chicago White Sox @ Milwaukee Brewers

Milwaukee County Stadium, Milwaukee, WI

Thu Apr 19 1984, 4:33 AM EST

Att. 10,748 - Unknown

livebaseballscorecards.com

AB	28
R	3
H	6
RBI	3
BB	4
SO	1
LOB	9

Inning Stats	1	2	3	4	5	6	7	8	9
	R: 0 E: 0 K: 0 S: 2	H: 0 LOB: 0 BB: 1 P: 6	R: 0 E: 0 K: 0 S: 3	H: 0 LOB: 0 BB: 0 P: 3	R: 0 E: 0 K: 0 S: 3	H: 0 LOB: 0 BB: 0 P: 3	R: 1 E: 0 K: 0 S: 5	H: 2 LOB: 2 BB: 1 P: 9	R: 1 E: 0 K: 0 S: 4	H: 2 LOB: 0 BB: 0 P: 4	R: 0 E: 0 K: 1 S: 5	H: 1 LOB: 0 BB: 0 P: 5	R: 0 E: 0 K: 0 S: 3	H: 0 LOB: 1 BB: 0 P: 4	R: 0 E: 0 K: 0 S: 3	H: 0 LOB: 0 BB: 0 P: 3	R: 1 E: 0 K: 0 S: 4	H: 1 LOB: 2 BB: 2 P: 12

| | | | |

Batter	1	2	3	4	5	6	7	8	9	AB	R	H	RBI	BB	SO	LOB
Randy Ready, R (1, 5) OBP: 0.357, SLG: 0.444	6-3		G3			BBBB 4-3 6-3 BB		F3		3	0	0	0	1	0	1
Robin Yount, R (1, 6) OBP: 0.352, SLG: 0.356	F9			5-3		6-3 (1-2)			G4-6-3 1B	4	0	1	0	0	0	1
Cecil Cooper, L (1, 3) OBP: 0.389, SLG: 0.333	6-3			1B		4-3 (2-3)			F6	4	0	1	0	0	0	2
Ted Simmons, S (1, 10) OBP: 0.182, SLG: 0.167		F6		F4		4-3			G4-6-3 (1-2f)	4	0	0	0	0	0	3
Ben Oglivie, L (1, 7) OBP: 0.409, SLG: 0.462		1-3		SSS K			4-3			3	0	0	0	0	1	1
Jim Gantner, L (1, 4) OBP: 0.396, SLG: 0.457		F6			4-3		F7			3	0	0	0	0	0	0
Jim Sundberg, R (1, 2) OBP: 0.342, SLG: 0.394			F9		HR		F3			3	1	1	1	0	0	0
Charlie Moore, R (1, 9) OBP: 0.300, SLG: 0.361			2B		CS 1B			6-3		3	0	2	0	0	0	0
Rick Manning, L (1, 8) OBP: 0.364, SLG: 0.410			F6		F7 (1-2)			SSS K		3	0	0	0	0	1	2
Inning Stats	R: 0 E: 0 K: 0 S: 3 H: 0 LOB: 0 BB: 0 P: 3	R: 0 E: 0 K: 0 S: 3 H: 0 LOB: 0 BB: 0 P: 3	R: 0 E: 0 K: 0 S: 4 H: 1 LOB: 1 BB: 0 P: 4	R: 0 E: 0 K: 1 S: 6 H: 1 LOB: 1 BB: 0 P: 6	R: 1 E: 0 K: 0 S: 4 H: 2 LOB: 0 BB: 0 P: 4	R: 0 E: 0 K: 0 S: 3 H: 0 LOB: 1 BB: 1 P: 7	R: 0 E: 0 K: 0 S: 3 H: 0 LOB: 0 BB: 0 P: 3	R: 0 E: 0 K: 1 S: 5 H: 0 LOB: 0 BB: 0 P: 5	R: 0 E: 0 K: 0 S: 3 H: 1 LOB: 0 BB: 0 P: 3	1B: 3 2B: 1 3B: 0 HR: 1	SF: 0 SAC: 0 DP: 1 HBP: 0						

PITCHER	IP	WLS	BF	H	R	ER	SO	BB	IBB	HBP	BLK	WP	HR	S	P	ERA	WHIP
Richard Dotson, R (1, 1) ERA: 1.38	9.0	W	31	5	1	1	2	1	0	0	0	0	1	34	38	1.00	0.667

PITCHER	IP	WLS	BF	H	R	ER	SO	BB	IBB	HBP	BLK	WP	HR	S	P	ERA	WHIP

BOTTOM

Chicago White Sox @ Milwaukee Brewers

Milwaukee County Stadium, Milwaukee, WI

Thu Apr 19 1984, 4:33 AM EST

Att. 10,748 - Unknown

livebaseballscorecards.com

AB	30
R	1
H	5
RBI	1
BB	1
SO	2
LOB	10

Batter	1	2	3	4	5	6	7	8	9	AB	R	H	RBI	BB	SO	LOB
Rudy Law, L (1, 8) OBP: 0.386, SLG: 0.474	x 0-0 G4-3 1B		x 0-0 ② 1-3			x 0-0 FC1-5 2B	4-0 FC6-4 1-2 IBB		x 0-0 ③ F9	4	0	2	0	1	0	0
Scott Fletcher, R (1, 6) OBP: 0.317, SLG: 0.378	x 0-0 ①② G4-3 1-2f		x 0-0 ③ F7			x 0-0 ① FC1-5 1B 2-3	x 0-0 ③ FC6-4 1-2f			3	0	0	0	0	0	2
Jerry Hairston, S (7, PH) OBP: 0.250, SLG: 0.143										1	0	0	0	0	0	3
Jerry Dybzinski, R (7, 6)										0	0	0	0	0	0	0
Harold Baines, L (1, 9) OBP: 0.298, SLG: 0.317	x 0-0 ③ 4-3			x 0-0 ① F9		x 0-0 ② F7		x 0-0 1B 1B		4	0	1	0	0	0	1
Greg Luzinski, R (1, 10) OBP: 0.372, SLG: 0.265		B B B B 4-0 HR BB		x 0-0 ② F8		x 0-0 1-2 1B		S S S 0-3 ① K		3	1	1	0	1	1	1
Greg Walker, L (1, 3) OBP: 0.304, SLG: 0.619		S S S 0-3 ① K		x 0-0 ③ F7		x 0-0 ③ F7		x 0-0 1-2 1B		4	0	1	0	0	1	3
Mike Squires, L (9, 3)										0	0	0	0	0	0	0
Ron Kittle, R (1, 7) OBP: 0.250, SLG: 0.387		x 0-0 1-H HR			x 0-0 ① 5-3		x 0-0 ① 5-3	S S S 0-3 ② K		4	1	1	2	0	1	2
Vance Law, R (1, 5) OBP: 0.216, SLG: 0.294		x 0-0 ② 6-3			x 0-0 ② 1-3		x 0-0 1B 1B	x 0-0 ③ F9		4	0	1	0	0	0	2
Marc Hill, R (1, 2) OBP: 0.400, SLG: 0.368		x 0-0 ③ F8			B B B B 4-0 BB		x 0-0 ② F9		x 0-0 ① 6-3	3	0	0	0	1	0	1
Julio Cruz, S (1, 4) OBP: 0.333, SLG: 0.281			x 0-0 ① F8		x 0-0 ③ F3		x 0-0 1-3 IBB 1B		S S S 0-3 ② K	4	0	1	0	0	1	1
Inning Stats	R: 0 E: 0 K: 0 S: 3 H: 1 LOB: 0 BB: 0 P: 3	R: 2 E: 0 K: 1 S: 6 H: 1 LOB: 0 BB: 1 P: 10	R: 0 E: 0 K: 0 S: 3 H: 0 LOB: 0 BB: 0 P: 3	R: 0 E: 0 K: 0 S: 3 H: 0 LOB: 0 BB: 0 P: 3	R: 0 E: 0 K: 0 S: 3 H: 0 LOB: 1 BB: 1 P: 7	R: 0 E: 0 K: 0 S: 5 H: 2 LOB: 2 BB: 0 P: 5	R: 0 E: 0 K: 0 S: 5 H: 2 LOB: 3 BB: 1 P: 9	R: 0 E: 0 K: 2 S: 9 H: 2 LOB: 2 BB: 0 P: 9	R: 0 E: 0 K: 1 S: 5 H: 0 LOB: 0 BB: 0 P: 5	1B: 6 2B: 1 3B: 0 HR: 1 SF: 0 SAC: 0 DP: 1 HBP: 0						

PITCHER		IP	WLS	BF	H	R	ER	SO	BB	IBB	HBP	BLK	WP	HR	S	P	ERA	WHIP
Milt Wilcox, R ERA: 4.6	(1, 1)	8.0		34	8	2	2	3	2	1	0	0	0	1	37	49	2.25	1.250
Aurelio Lopez, R ERA: 3.38	(9, 1)	1.0	W	3	0	0	0	1	0	0	0	0	0	0	5	5	0.00	0.000

PITCHER	IP	WLS	BF	H	R	ER	SO	BB	IBB	HBP	BLK	WP	HR	S	P	ERA	WHIP

TOP

Chicago White Sox @ Detroit Tigers

Tiger Stadium, Detroit, MI

Fri Apr 20 1984, 6:05 PM EST

Att. 33,554 - Unknown

livebaseballscorecards.com

AB	34
R	2
H	8
RBI	2
BB	3
SO	4
LOB	16

Batter	1	2	3	4	5	6	7	8	9	AB	R	H	RBI	BB	SO	LOB
Lou Whitaker, L (1, 4) OBP: 0.308, SLG: 0.304	F3		K	F8			1B		BB	4	1	1	0	1	1	1
Alan Trammell, R (1, 6) OBP: 0.490, SLG: 0.619	F9		K		1B		F9		SH3-4	4	0	1	0	0	1	1
Barbaro Garbey, R (1, 3) OBP: 0.474, SLG: 0.529	K		CI 1B HBP		1-2 1B		1-2 1B		4-3	3	1	2	0	0	1	0
Dave Bergman, L (9, PH) OBP: 0.333, SLG: 0.261										1	0	0	0	0	0	1
Lance Parrish, R (1, 2) OBP: 0.327, SLG: 0.400		F5	CI 1-2 1B		F7		1-2 2-H 1B		3-H 1B	5	0	3	1	0	0	2
Larry Herndon, R (1, 7) OBP: 0.356, SLG: 0.333		1B BB	CI 1-2 2-3		F4		1-3 2-H 1B			2	1	1	1	1	0	2
Chet Lemon, R (1, 8) OBP: 0.400, SLG: 0.683		1B 1-3 1B	F8		4-3		F7			4	0	1	0	0	0	7
Rod Allen, R (1, 10) OBP: 0.313, SLG: 0.375		F4		K		F2		F9		3	0	0	0	0	1	2
Darrell Evans, L (8, PH) OBP: 0.344, SLG: 0.571										1	0	0	0	0	0	0
Kirk Gibson, L (1, 9) OBP: 0.400, SLG: 0.588		1-2 3-H 1B		1B		4-3		4-3		4	0	2	1	0	0	0
Tom Brookens, R (1, 5) OBP: 0.208, SLG: 0.261		F8		K		F9		F1		3	0	0	0	0	1	3
Johnny Grubb, L (8, PH)										1	0	0	0	0	0	0
Marty Castillo, R (9, 5)										0	0	0	0	0	0	0
Inning Stats	R: 0 E: 0 K: 1 S: 5 H: 0 LOB: 0 BB: 0 P: 5	R: 1 E: 0 K: 0 S: 5 H: 2 LOB: 2 BB: 1 P: 9	R: 0 E: 1 K: 2 S: 9 H: 1 LOB: 3 BB: 0 P: 10	R: 0 E: 0 K: 2 S: 8 H: 1 LOB: 1 BB: 0 P: 8	R: 0 E: 0 K: 0 S: 5 H: 2 LOB: 2 BB: 0 P: 5	R: 0 E: 0 K: 0 S: 3 H: 0 LOB: 0 BB: 0 P: 3	R: 1 E: 0 K: 0 S: 6 H: 4 LOB: 2 BB: 0 P: 6	R: 0 E: 0 K: 0 S: 3 H: 0 LOB: 0 BB: 0 P: 3	R: 1 E: 0 K: 0 S: 3 H: 1 LOB: 1 BB: 1 P: 7	1B: 11 2B: 0 3B: 0 HR: 0 SF: 0 SAC: 1 DP: 0 HBP: 1							

PITCHER	IP	WLS	BF	H	R	ER	SO	BB	IBB	HBP	BLK	WP	HR	S	P	ERA	WHIP
Floyd Bannister, L (1, 1) ERA: 4.42	6.1		30	8	2	2	5	1	0	1	0	0	0	38	43	2.84	1.421
Ron Reed, R (7, 1) ERA: 1.0	2.1	L	10	3	1	1	0	1	0	0	0	0	0	9	13	3.86	1.714

PITCHER	IP	WLS	BF	H	R	ER	SO	BB	IBB	HBP	BLK	WP	HR	S	P	ERA	WHIP

BOTTOM

Chicago White Sox @ Detroit Tigers

Tiger Stadium, Detroit, MI

Fri Apr 20 1984, 6:05 PM EST

Att. 33,554 - Unknown

livebaseballscorecards.com

AB	35
R	3
H	11
RBI	3
BB	2
SO	5
LOB	19

WP: 0 PB: 0 SB: 0 CS: 0 PA: 40

Chicago White Sox @ Detroit Tigers

Tiger Stadium, Detroit, MI

Sat Apr 21 1984, 3:33 AM EST

Att. 34,395 - Unknown

TOP

livebaseballscorecards.com

Batter	1	2	3	4	5	6	7	8	9	AB	R	H	RBI	BB	SO	LOB
Rudy Law, L (1, 8) OBP: 0.375, SLG: 0.452	6-3		G5-4-3 2-3 1B		F9			K		4	0	1	0	0	1	1
Carlton Fisk, R (1, 2) OBP: 0.308, SLG: 0.150	K		G5-4-3 1-2f			5-3		F8		4	0	0	0	0	1	2
Harold Baines, L (1, 9) OBP: 0.275, SLG: 0.289	F7			F8		K			4-3	4	0	0	0	0	1	0
Greg Luzinski, R (1, 10) OBP: 0.362, SLG: 0.289		6-3		6-3		K			2B 2B	4	1	1	0	0	1	0
Greg Walker, L (1, 3) OBP: 0.370, SLG: 0.720		E7		2B			FC6-4 1B		2-H 2B	4	0	3	1	0	0	0
Tom Paciorek, R (1, 7) OBP: 0.257, SLG: 0.226		K		K			F7		K	4	0	0	0	0	3	4
Tim Hulett, R (1, 5)		K			K		F5		3-1	2	0	0	0	0	2	1
Mike Squires, L (7, PH)										1	0	0	0	0	0	1
Vance Law, R (7, 5) OBP: 0.216, SLG: 0.294										0	0	0	0	0	0	0
Jerry Hairston, S (9, PH) OBP: 0.222, SLG: 0.125										1	0	0	0	0	0	1
Scott Fletcher, R (1, 6) OBP: 0.318, SLG: 0.359			BB 1B SH3-4		F7		FC6-4 1-2f			2	0	0	0	1	0	1
Julio Cruz, S (1, 4) OBP: 0.342, SLG: 0.273			SH3-4 1-2		BB			K		1	0	0	0	1	1	0

	AB	31
	R	1
	H	5
	RBI	1
	BB	2
	SO	10
	LOB	11

Inning Stats	1	2	3	4	5	6	7	8	9
	R: 0 E: 0 K: 1 S: 5	H: 0 LOB: 0 BB: 0 P: 5	R: 0 E: 1 K: 2 S: 8	H: 0 LOB: 1 BB: 0 P: 8	R: 0 E: 0 K: 0 S: 3	H: 1 LOB: 1 BB: 1 P: 7	R: 0 E: 0 K: 1 S: 6	H: 1 LOB: 1 BB: 0 P: 6	R: 0 E: 0 K: 1 S: 5	H: 0 LOB: 1 BB: 1 P: 9
	R: 0 E: 0 K: 2 S: 7	H: 0 LOB: 0 BB: 0 P: 7	R: 0 E: 0 K: 0 S: 4	H: 1 LOB: 1 BB: 0 P: 4	R: 0 E: 0 K: 2 S: 7	H: 0 LOB: 0 BB: 0 P: 7	R: 1 E: 0 K: 1 S: 7	H: 2 LOB: 1 BB: 0 P: 7	1B: 2 2B: 3 3B: 0 HR: 0	SF: 0 SAC: 1 DP: 1 HBP: 0
	WP: 0 PB: 0 SB: 0 CS: 0	PA: 34								

PITCHER		IP	WLS	BF	H	R	ER	SO	BB	IBB	HBP	BLK	WP	HR	S	P	ERA	WHIP
Dave Rozema, R ERA: 1.8	(1, 1)	6.0	W	22	2	0	0	7	2	0	0	0	0	0	34	42	0.00	0.667
Doug Bair, R ERA: 2.45	(7, 1)	3.0	S	12	3	1	1	3	0	0	0	0	0	0	18	18	3.00	1.000

PITCHER	IP	WLS	BF	H	R	ER	SO	BB	IBB	HBP	BLK	WP	HR	S	P	ERA	WHIP

Batter	1	2	3	4	5	6	7	8	9	AB	R	H	RBI	BB	SO	LOB
Lou Whitaker, L (1, 4) OBP: 0.339, SLG: 0.388	HR		BB		F3		1B			3	3	2	1	1	0	0
Alan Trammell, R (1, 6) OBP: 0.491, SLG: 0.630	F9		4-3		K					4	0	2	1	0	1	0
Darrell Evans, L (1, 3) OBP: 0.361, SLG: 0.563	1B		4-3			F3	CS			4	0	2	1	0	0	1
Tom Brookens, R (7, PR) OBP: 0.208, SLG: 0.261 (8, 5)										0	0	0	0	0	0	0
Lance Parrish, R (1, 2) OBP: 0.321, SLG: 0.388	K		K			FC4-6	CS	1-3		4	0	1	0	0	2	2
Kirk Gibson, L (1, 9) OBP: 0.386, SLG: 0.553	F3		K			FC4-6		S		4	0	1	0	0	1	3
Larry Herndon, R (1, 7) OBP: 0.347, SLG: 0.325		4-3		F4		1-3		F9		4	0	1	0	0	0	1
Johnny Grubb, L (1, 10) OBP: 0.444, SLG: 0.167		BB		G4-3		4-3		IBB		2	0	1	0	2	0	2
Chet Lemon, R (1, 8) OBP: 0.367, SLG: 0.622		F9		G4-3			5-3	F4		4	0	0	0	0	0	4
Howard Johnson, S (1, 5) OBP: 0.450, SLG: 0.333		F9			K		BB			2	1	0	0	1	1	1
Dave Bergman, L (8, 3) OBP: 0.333, SLG: 0.261										0	0	0	0	0	0	0
Inning Stats	R: 1 H: 2 E: 0 LOB: 1 K: 1 BB: 0 S: 7 P: 7	R: 0 H: 0 E: 0 LOB: 1 K: 0 BB: 1 S: 3 P: 7	R: 1 H: 1 E: 0 LOB: 1 K: 2 BB: 1 S: 8 P: 12	R: 0 H: 1 E: 0 LOB: 0 K: 0 BB: 0 S: 3 P: 3	R: 0 H: 0 E: 0 LOB: 0 K: 2 BB: 0 S: 7 P: 7	R: 0 H: 2 E: 0 LOB: 2 K: 0 BB: 0 S: 5 P: 5	R: 2 H: 3 E: 0 LOB: 1 K: 0 BB: 1 S: 4 P: 8	R: 0 H: 1 E: 0 LOB: 2 K: 0 BB: 1 S: 4 P: 8		1B: 8 SF: 0 2B: 1 SAC: 0 3B: 0 DP: 1 HR: 1 HBP: 0						

PITCHER	IP	WLS	BF	H	R	ER	SO	BB	IBB	HBP	BLK	WP	HR	S	P	ERA	WHIP
LaMarr Hoyt, R (1, 1) ERA: 2.87	8.0	L	35	10	4	4	5	3	1	0	0	0	1	41	57	4.50	1.625

PITCHER	IP	WLS	BF	H	R	ER	SO	BB	IBB	HBP	BLK	WP	HR	S	P	ERA	WHIP

BOTTOM

Chicago White Sox @ Detroit Tigers

Tiger Stadium, Detroit, MI

Sat Apr 21 1984, 3:33 AM EST

Att. 34,395 - Unknown

livebaseballscorecards.com

AB	31
R	4
H	10
RBI	3
BB	4
SO	5
LOB	14

WP: 0 PA: 36
PB: 0
SB: 1
CS: 1

Chicago White Sox @ Detroit Tigers

Tiger Stadium, Detroit, MI

Sun Apr 22 1984, 3:33 AM EST

Att. 10,603 - Unknown

TOP

livebaseballscorecards.com

Batter	1	2	3	4	5	6	7	8	9	AB	R	H	RBI	BB	SO	LOB
Rudy Law, L (1, 8) OBP: 0.353, SLG: 0.422	K		F7			4-3			BB, 1B, SF9 / 1B	3	0	0	0	0	1	1
Dave Stegman, R (9, PH) OBP: 0.286, SLG: 0.429										1	1	1	0	0	0	0
Carlton Fisk, R (1, 2) OBP: 0.300, SLG: 0.167	K			F6		5-3			SF9, BB / 1-2 / 1B	4	0	1	0	0	1	0
Harold Baines, L (1, 9) OBP: 0.278, SLG: 0.292	F9			F7			CS / 1B		K	3	0	1	0	0	0	0
Marc Hill, R (9, PH) OBP: 0.381, SLG: 0.350										1	0	0	0	0	1	2
Greg Luzinski, R (1, 10) OBP: 0.340, SLG: 0.268		F3		F8			F8		1-2, 2-3 / BB	3	0	0	0	0	0	1
Julio Cruz, S (8, 4) OBP: 0.359, SLG: 0.273										0	0	0	0	1	0	0
Tom Paciorek, R (1, 7) OBP: 0.231, SLG: 0.206		K2-3			6-3		K / 1-2		SF9 / 2-3 / 3-H	3	0	0	1	0	2	1
Mike Squires, L (1, 3) OBP: 0.286, SLG: 0.167		F7			1B			F9	K	3	0	1	0	0	0	0
(8, 5)																
(8, 1)																
Ron Kittle, R (9, PH) OBP: 0.243, SLG: 0.375										1	0	0	0	0	1	2
Vance Law, R (1, 5) OBP: 0.205, SLG: 0.278			K		K			F8		2	0	0	0	0	2	1
Jerry Hairston, S (8, PH) OBP: 0.200, SLG: 0.111										1	0	0	0	0	0	0
Jerry Dybzinski, R (8, 4)										0	0	0	0	0	0	0
(8, 5)																
Scott Fletcher, R (1, 6) OBP: 0.319, SLG: 0.357			F9		F8			1B		3	0	1	0	0	0	1
Tim Hulett, R (1, 4)			BB			K		K		1	0	0	0	1	1	0
Greg Walker, L (8, PH) OBP: 0.357, SLG: 0.692										1	0	0	0	0	1	1
(8, 3)																

	AB	30
	R	1
	H	5
	RBI	1
	BB	2
	SO	10
	LOB	10

Inning Stats																																
	R: 0	H: 0	R: 0	H: 0	R: 0	H: 0	R: 0	H: 0	R: 0	H: 1	R: 0	H: 0	R: 0	H: 1	R: 0	H: 1	R: 1	H: 2	1B: 5	SF: 1	WP: 0	PA: 33
	E: 0	LOB: 0	E: 0	LOB: 0	E: 0	LOB: 1	E: 0	LOB: 0	E: 0	LOB: 1	E: 0	LOB: 0	E: 0	LOB: 1	E: 0	LOB: 1	E: 0	LOB: 2	2B: 1	SAC: 0	PB: 0	
	K: 2	BB: 0	K: 1	BB: 0	K: 1	BB: 1	K: 0	BB: 0	K: 1	BB: 0	K: 1	BB: 0	K: 1	BB: 0	K: 1	BB: 0	K: 2	BB: 1	3B: 0	DP: 1	SB: 0	
	S: 7	P: 7	S: 5	P: 5	S: 5	P: 9	S: 3	P: 3	S: 6	P: 6	S: 5	P: 5	S: 5	P: 5	S: 6	P: 6	S: 9	P: 13	HR: 0	HBP: 0	CS: 1	

PITCHER		IP	WLS	BF	H	R	ER	SO	BB	IBB	HBP	BLK	WP	HR	S	P	ERA	WHIP
Juan Berenguer, R ERA:	(1, 1)	7.0	W	23	2	0	0	7	1	0	0	0	0	0	36	40	0.00	0.429
Aurelio Lopez, R ERA: 3.0	(8, 1)	1.0		4	1	0	0	1	0	0	0	0	0	0	6	6	0.00	1.000
Willie Hernandez, L ERA: 4.09	(9, 1)	1.0		6	2	1	1	2	1	0	0	0	0	0	9	13	9.00	3.000

PITCHER	IP	WLS	BF	H	R	ER	SO	BB	IBB	HBP	BLK	WP	HR	S	P	ERA	WHIP

Batter	1	2	3	4	5	6	7	8	9	AB	R	H	RBI	BB	SO	LOB
Lou Whitaker, L (1, 4) OBP: 0.328, SLG: 0.370	F3	G4-6-3 1-2f			K	F7		1B 1-3		5	1	1	0	0	1	3
Marty Castillo, R (9, 5)										0	0	0	0	0	0	0
Alan Trammell, R (1, 6) OBP: 0.500, SLG: 0.640	HR 1B		F3		BB 2B	6-3		1B 1-3 3-H		4	3	2	1	1	0	1
Darrell Evans, L (1, 10) OBP: 0.390, SLG: 0.622	F8		2B		2B 1-3		F1	1B 5-3 2-H 3-H		5	2	3	2	0	0	1
Kirk Gibson, L (1, 9) OBP: 0.388, SLG: 0.595	HR 1-H		BB FC6		K		F7	5-3 1-2		4	1	1	2	1	1	3
Johnny Grubb, L (1, 7) OBP: 0.500, SLG: 0.286	1B		K		IBB 1B		1B	1B 2-3		1	0	1	0	0	0	0
Larry Herndon, R (3, PH) OBP: 0.377, SLG: 0.349										3	0	2	0	1	1	2
(4, 7)																
Dave Bergman, L (1, 3) OBP: 0.310, SLG: 0.240	1-3		FC6 1-2f		1B 1-3 2-H 3-H		F8	1B 1-2 3-H		2	0	0	0	0	0	3
Barbaro Garbey, R (5, PH) OBP: 0.500, SLG: 0.550										3	0	2	3	0	0	1
(6, 3)																
Howard Johnson, S (1, 5) OBP: 0.455, SLG: 0.353		1B 1B		F8	F9			3B	F7	2	0	1	0	0	0	0
Tom Brookens, R (5, PH) OBP: 0.222, SLG: 0.346										3	1	1	0	0	0	4
(6, 5)																
(9, 4)																
Chet Lemon, R (1, 8) OBP: 0.415, SLG: 0.653		G4-6-3 1-2 1B		G3-6-3 1B		SH1-4 1B		1B 2B 3-H 1B		4	1	4	1	0	0	0
Rusty Kuntz, R (9, 8) OBP: 0.167, SLG: 0.167										0	0	0	0	0	0	0
Dwight Lowry, L (1, 2)		F7		G3-6-3 1-2f		SH1-4 1-2		F2		3	0	0	0	0	0	4
Inning Stats	R: 2 E: 0 K: 0 S: 6 H: 3 LOB: 1 BB: 0 P: 6	R: 0 E: 0 K: 0 S: 4 H: 2 LOB: 1 BB: 0 P: 4	R: 0 E: 0 K: 1 S: 6 H: 1 LOB: 2 BB: 1 P: 10	R: 0 E: 0 K: 0 S: 3 H: 1 LOB: 0 BB: 0 P: 3	R: 2 E: 0 K: 2 S: 9 H: 2 LOB: 2 BB: 2 P: 17	R: 0 E: 0 K: 0 S: 4 H: 1 LOB: 1 BB: 0 P: 4	R: 0 E: 0 K: 0 S: 4 H: 1 LOB: 1 BB: 0 P: 4	R: 5 E: 0 K: 0 S: 10 H: 7 LOB: 2 BB: 0 P: 10		1B: 13 2B: 3 3B: 1 HR: 1	SF: 0 SAC: 1 DP: 2 HBP: 0					

PITCHER		IP	WLS	BF	H	R	ER	SO	BB	IBB	HBP	BLK	WP	HR	S	P	ERA	WHIP
Tom Brennan, R ERA: 3.38	(1, 1)	2.1	L	13	6	2	2	0	1	0	0	0	0	1	12	16	7.71	3.000
Juan Agosto, L ERA: 7.36	(3, 1)	2.1		11	3	2	2	3	1	1	0	0	0	0	15	23	7.71	1.714
Salome Barojas, R ERA: 8.44	(5, 1)	2.0		8	2	0	0	0	0	0	0	0	0	0	8	8	0.00	1.000
Britt Burns, L ERA: 9.53	(7, 1)	1.0		10	7	5	5	0	0	0	0	0	0	0	10	10	45.00	7.000
Mike Squires, L ERA:	(8, 1)	0.1		1	0	0	0	0	0	0	0	0	0	0	1	1	0.00	0.000

PITCHER	IP	WLS	BF	H	R	ER	SO	BB	IBB	HBP	BLK	WP	HR	S	P	ERA	WHIP

BOTTOM

Chicago White Sox @ Detroit Tigers

Tiger Stadium, Detroit, MI

Sun Apr 22 1984, 3:33 AM EST

Att. 10,603 - Unknown

livebaseballscorecards.com

AB	39
R	9
H	18
RBI	9
BB	3
SO	3
LOB	22

1B: 13 SF: 0
2B: 3 SAC: 1
3B: 1 DP: 2
HR: 1 HBP: 0

WP: 0 PA: 43
PB: 0
SB: 0
CS: 0

Batter	1	2	3	4	5	6	7	8	9	10	AB	R	H	RBI	BB	SO	LOB
Gary Roenicke, R (1, 9) OBP: 0.353, SLG: 0.286	0-0 1B 2B 1B	0-0 ②③ 3 1-2f		0-0 ③ 5-3		0-0 ③ F6		B B B 4-0 1-2 BB			4	1	1	0	1	0	2
John Shelby, S (1, 8) OBP: 0.231, SLG: 0.245	0-0 2B 1-2 1B		0-0 HR 3B		B B B 4-0 2B SF7 BB		x 0-0 ① F9	S S S 0-3 ③ K			4	2	2	0	1	1	2
Cal Ripken Jr., R (1, 6) OBP: 0.426, SLG: 0.717	0-0 1-3 2-H 2B		0-0 3-H HR		0-0 WP 1-3 2B		0-0 ② F8		S S S 0-3 ① K		5	1	3	3	0	1	0
Eddie Murray, S (1, 3) OBP: 0.324, SLG: 0.333	S S S 0-3 ① K		S S S 0-3 ① K		S S S 0-3 ① K		0-0 ③ 4-3		S S S 0-3 ② K		5	0	0	0	0	4	4
John Lowenstein, L (1, 7) OBP: 0.375, SLG: 0.415 Floyd Rayford, R (8, 5) OBP: 0.200, SLG: 0.200	S S S 0-3 ② K		B B B 4-0 FC6-4 BB		0-0 ② SF7 3-H			B B B 4-0 1B 1B BB	S S S 0-3 ③ K		1 1	1 0	0 0	1 0	2 0	1 1	2 0
Ken Singleton, S (1, 10) OBP: 0.281, SLG: 0.254 Al Bumbry, L (8, PR) OBP: 0.208, SLG: 0.136	4-0 IBB		0-0 ② F8		S S S 0-3 ③ K 2-3			0-0 1B 1-3 SF8 1B		S S S 0-3 ① K	3 1	0 1	1 0	0 0	1 0	1 1	2 0
Todd Cruz, R (1, 5) OBP: 0.282, SLG: 0.410 Joe Nolan, L (8, PH) OBP: 0.458, SLG: 0.500 Lenn Sakata, R (8, PR) OBP: 0.227, SLG: 0.190 (8, 4)	0-0 ③ F9		0-0 ③ FC6-4 1-2f			S S S 0-3 ① K		0-0 BB 1-3 3-H 1B		S S S 0-3 ② K	3 1 1	0 0 0	0 1 0	0 1 0	0 0 0	1 0 1	4 0 0
Rich Dauer, R (1, 4) OBP: 0.257, SLG: 0.212 Jim Dwyer, L (8, PH) OBP: 0.083, SLG: 0.045 Benny Ayala, R (8, PH) OBP: 0.286, SLG: 0.167 (8, 7)		0-0 ① 5-3		0-0 ① 6-3		0-0 ② F8		S S S 0-3 ① K		0-0 ③ 1B	3 0 2	0 0 0	0 0 1	0 0 0	0 0 1	0 0 2	0 0 2
Rick Dempsey, R (1, 2) OBP: 0.235, SLG: 0.323		0-0 3 1B		0-0 ② 5-3		0-0 1B		0-0 ② SF8 3-H			3	0	2	1	0	0	0
Inning Stats	R: 1 E: 0 K: 2 S: 10 H: 3 LOB: 3 BB: 1 P: 14	R: 0 E: 0 K: 0 S: 3 H: 1 LOB: 0 BB: 0 P: 3	R: 2 E: 0 K: 1 S: 7 H: 2 LOB: 1 BB: 1 P: 11	R: 0 E: 0 K: 0 S: 3 H: 0 LOB: 0 BB: 0 P: 3	R: 1 E: 0 K: 2 S: 8 H: 1 LOB: 1 BB: 1 P: 12	R: 0 E: 0 K: 1 S: 6 H: 1 LOB: 1 BB: 0 P: 6	R: 0 E: 0 K: 0 S: 3 H: 0 LOB: 0 BB: 0 P: 3	R: 2 E: 0 K: 2 S: 9 H: 2 LOB: 2 BB: 2 P: 17	R: 0 E: 0 K: 3 S: 9 H: 0 LOB: 0 BB: 0 P: 9	R: 0 E: 0 K: 2 S: 7 H: 1 LOB: 1 BB: 0 P: 7	1B: 7 2B: 3 3B: 1 HR: 1 SF: 2 SAC: 0 DP: 1 HBP: 0						

PITCHER		IP	WLS	BF	H	R	ER	SO	BB	IBB	HBP	BLK	WP	HR	S	P	ERA	WHIP
Tom Seaver, R ERA: 7.04	(1, 1)	6.0		28	8	4	4	6	2	1	0	0	1	1	37	49	6.00	1.667
Ron Reed, R ERA: 2.7	(7, 1)	1.0		6	2	2	2	0	1	0	0	0	0	0	5	9	18.00	3.000
Britt Burns, L ERA: 6.23	(8, 1)	3.0	W	10	1	0	0	7	1	0	0	0	0	0	23	27	0.00	0.667

PITCHER	IP	WLS	BF	H	R	ER	SO	BB	IBB	HBP	BLK	WP	HR	S	P	ERA	WHIP

TOP

Baltimore Orioles @ Chicago White Sox

Comiskey Park, Chicago, IL

Mon Apr 23 1984, 7:05 PM EST
Att. 16,939 - Unknown

livebaseballscorecards.com

AB	37
R	6
H	11
RBI	6
BB	5
SO	13
LOB	18

1B: 7	SF: 2	WP: 1	PA: 44
2B: 3	SAC: 0	PB: 0	
3B: 1	DP: 1	SB: 0	
HR: 1	HBP: 0	CS: 0	

Baltimore Orioles @ Chicago White Sox

Comiskey Park, Chicago, IL

Mon Apr 23 1984, 7:05 PM EST

Att. 16,939 - Unknown

BOTTOM

Batter	1	2	3	4	5	6	7	8	9	10	AB	R	H	RBI	BB	SO	LOB
Rudy Law, L (1, 8) OBP: 0.364, SLG: 0.438 Dave Stegman, R (8, PH) OBP: 0.375, SLG: 0.500 (9, 8)	BBBB 4-0 4-3 PB 1-3 BB	x 0-0 ③ F2		x 0-0 1-3 2-H 1B 2B		x 0-0 ③ F8		x 0-0 1B			3	2	1	1	1	0	1
											1	0	1	0	0	0	0
Carlton Fisk, R (1, 2) OBP: 0.343, SLG: 0.321	x 0-0 ① 4-3 1-3		x 0-0 HR	x 0-0 2-H 3-H 1B			H 1-0 BB BB HBP	x 0-0 ③ 6-3			4	1	2	3	0	0	2
Harold Baines, L (1, 9) OBP: 0.254, SLG: 0.264	x 0-0 ② 1-3 3-H		x 0-0 ① F9	x 0-0 ③ F7			x 0-0 ① F7		SSS 0-3 ① K		5	0	0	1	0	1	2
Greg Luzinski, R (1, 10) OBP: 0.364, SLG: 0.273 Jerry Dybzinski, R (9, PR)	BBBB 4-0 BB	x 0-0 ② F8			x 0-0 ① F7		BBBB 4-0 1-2 BB		x 0-0 E 1B		3	0	1	0	2	0	0
											0	0	0	0	0	0	0
Greg Walker, L (1, 3) OBP: 0.323, SLG: 0.621 Mike Squires, L (7, 3) OBP: 0.250, SLG: 0.143 Ron Kittle, R (9, PH) OBP: 0.237, SLG: 0.364 (10, 7)	x 0-0 ③ F2		x 0-0 ③ 4-3		SSS 0-3 ② K		x 0-0 ② F4		x 0-0 ② F7		3	0	0	0	0	1	1
											1	0	0	0	0	0	2
											1	0	0	0	0	0	1
Tom Paciorek, R (1, 7) OBP: 0.295, SLG: 0.243 (10, 3)		x 0-0 5-3 1B 1B		BBBB 4-0 FC6-4 BB	x 0-0 S 1B		BBBB 4-0 1-2 2-3 BB		SSS 0-3 ③ K 1-2		3	1	2	0	2	1	1
Vance Law, R (1, 5) OBP: 0.205, SLG: 0.250		x 0-0 ① 5-3 1-3		x 0-0 ① FC6-4 6-3 1-2f 2B	x 0-0 ③ 1-3 1-2		x 0-0 ③ F9			BBBBB 4-0 BB 1B BB	4	2	0	0	1	0	6
Scott Fletcher, R (1, 6) OBP: 0.327, SLG: 0.348		x 0-0 4-3 3-H 1B		x 0-0 ② 6-3 1-2		x 0-0 ① F8		x 0-0 ① 4-3		BBBB 4-0 1B 1-2 BB	4	0	1	1	1	0	1
Julio Cruz, S (1, 4) OBP: 0.364, SLG: 0.270		x 0-0 ② 4-3 1-2		BBBB 4-0 2B 1B BB		SSS 0-3 ② K		SSS 0-3 ② K		x 0-0 1-2 2-H 1B	4	1	1	1	1	2	1
Inning Stats	R: 1 H: 0 E: 0 LOB: 1 K: 0 BB: 2 S: 3 P: 11	R: 1 H: 2 E: 0 LOB: 1 K: 0 BB: 0 S: 5 P: 5	R: 1 H: 1 E: 0 LOB: 0 K: 0 BB: 0 S: 4 P: 4	R: 3 H: 2 E: 0 LOB: 1 K: 0 BB: 2 S: 5 P: 13	R: 0 H: 1 E: 0 LOB: 1 K: 1 BB: 0 S: 6 P: 6	R: 0 H: 0 E: 0 LOB: 0 K: 1 BB: 0 S: 5 P: 5	R: 0 H: 0 E: 0 LOB: 3 K: 0 BB: 2 S: 3 P: 12	R: 0 H: 1 E: 0 LOB: 1 K: 1 BB: 0 S: 6 P: 6	R: 0 H: 1 E: 1 LOB: 2 K: 2 BB: 0 S: 8 P: 8	R: 1 H: 1 E: 0 LOB: 2 K: 0 BB: 2 S: 1 P: 9	1B: 7 SF: 0 2B: 1 SAC: 0 3B: 0 DP: 0 HR: 1 HBP: 1						WP: 0 PA: 45 PB: 1 SB: 1 CS: 0

livebaseballscorecards.com

	AB	36
	R	7
	H	9
	RBI	7
	BB	8
	SO	5
	LOB	18

PITCHER		IP	WLS	BF	H	R	ER	SO	BB	IBB	HBP	BLK	WP	HR	S	P	ERA	WHIP
Jim Palmer, R ERA: 8.53	(1, 1)	3.2		18	3	5	4	0	4	0	0	0	0	1	14	30	9.82	1.909
Dennis Martinez, R ERA: 3.27	(4, 1)	2.2		13	3	1	1	2	1	0	1	0	0	0	15	20	3.38	1.500
Tippy Martinez, L ERA: 6.94	(7, 1)	2.2	L	13	2	1	1	3	3	0	0	0	0	0	16	28	3.38	1.875
Sammy Stewart, R ERA: 3.48	(10, 1)	0.0		1	1	0	0	0	0	0	0	0	0	0	1	1	∞	∞

PITCHER	IP	WLS	BF	H	R	ER	SO	BB	IBB	HBP	BLK	WP	HR	S	P	ERA	WHIP

Batter	1	2	3	4	5	6	7	8	9	AB	R	H	RBI	BB	SO	LOB
Gary Roenicke, R (1, 9) OBP: 0.316, SLG: 0.250	F3		1-3		F6		F3		SH, FC1-5 1-2	4	1	0	0	0	0	4
John Shelby, S (1, 8) OBP: 0.228, SLG: 0.241	K			4-3		HR, 1B	3-1		FC1-5, 1B 1-2 2-3f	5	2	1	0	0	1	3
Cal Ripken Jr., R (1, 6) OBP: 0.425, SLG: 0.738	F9			6-3		F8		HR	1B, SF8, 1B 1-2 2-H	5	2	2	2	0	0	1
Eddie Murray, S (1, 3) OBP: 0.342, SLG: 0.403		F7		F5		1-H, HR		2B, 1B	1B 1-3 2-H	5	2	3	3	0	0	0
John Lowenstein, L (1, 7) OBP: 0.373, SLG: 0.395 Benny Ayala, R (8, PH) (8, 7) OBP: 0.375, SLG: 0.429 Al Bumbry, L (9, PH) (9, 7) OBP: 0.200, SLG: 0.136		G3			FC1-6, 1B, 2B, BB	K		FC1-5, 2B 1-H	SF8 3-H	2 1 0	1 0 0	0 1 0	0 1 1	1 0 0	1 0 0	0 0 0
Ken Singleton, S (1, 10) OBP: 0.319, SLG: 0.274		6-3			FC1-6, 1B 1-2	BB		BB, FC1-5, BB	FC5-4, 1B 1-3	3	0	2	0	2	0	0
Todd Cruz, R (1, 5) OBP: 0.273, SLG: 0.372			5-3, BB		F8	K		FC1-5, G6-4-3 1-2 2-3f	FC5-4 1-2f	4	0	0	0	1	1	7
Rich Dauer, R (1, 4) OBP: 0.256, SLG: 0.216			5-3 1-2		FC1-6, 2B 1-2f 2-3		SH2-4, 1B	G6-4-3 1-2f		4	0	1	0	0	0	5
Rick Dempsey, R (1, 2) OBP: 0.270, SLG: 0.364			K		2B 1-3 3-H		SH2-4 1-2		FC1-5, SH, BB	2	0	1	1	1	1	1

Inning Stats										
	R: 0 E: 0 K: 1 S: 5	H: 0 LOB: 0 BB: 0 P: 5	R: 0 E: 0 K: 0 S: 3	H: 0 LOB: 0 BB: 0 P: 3	R: 0 E: 0 K: 1 S: 5	H: 0 LOB: 1 BB: 1 P: 9	R: 0 E: 0 K: 0 S: 3	H: 0 LOB: 0 BB: 0 P: 3	R: 1 E: 0 K: 0 S: 5	H: 2 LOB: 2 BB: 1 P: 9
	R: 2 E: 0 K: 2 S: 9	H: 2 LOB: 1 BB: 1 P: 13	R: 0 E: 0 K: 0 S: 4	H: 1 LOB: 1 BB: 0 P: 4	R: 2 E: 0 K: 0 S: 5	H: 3 LOB: 1 BB: 1 P: 9	R: 3 E: 1 K: 0 S: 7	H: 3 LOB: 2 BB: 1 P: 11	1B: 7 2B: 2 3B: 0 HR: 2	SF: 1 SAC: 2 DP: 1 HBP: 0	WP: 0 PB: 0 SB: 0 CS: 0	PA: 43

PITCHER		IP	WLS	BF	H	R	ER	SO	BB	IBB	HBP	BLK	WP	HR	S	P	ERA	WHIP
Richard Dotson, R ERA: 2.45	(1, 1)	7.0	L	31	7	5	5	4	3	0	0	0	0	2	36	48	6.43	1.429
Juan Agosto, L ERA: 7.36	(8, 1)	0.0		2	1	0	0	0	1	0	0	0	0	0	1	5	∞	∞
Tom Brennan, R ERA: 4.05	(8, 1)	1.1		6	1	3	1	0	1	0	0	0	0	0	5	9	6.75	1.500
Ron Reed, R ERA: 2.53	(9, 1)	0.2		4	2	0	0	0	0	0	0	0	0	0	4	4	0.00	3.000

PITCHER	IP	WLS	BF	H	R	ER	SO	BB	IBB	HBP	BLK	WP	HR	S	P	ERA	WHIP

TOP

Baltimore Orioles @ Chicago White Sox

Comiskey Park, Chicago, IL

Tue Apr 24 1984, 7:05 PM EST
Att. 20,035 - Unknown

livebaseballscorecards.com

AB	35
R	8
H	11
RBI	8
BB	5
SO	4
LOB	21

Baltimore Orioles @ Chicago White Sox

Comiskey Park, Chicago, IL

Tue Apr 24 1984, 7:05 PM EST
Att. 20,035 - Unknown

livebaseballscorecards.com

Batter	1	2	3	4	5	6	7	8	9	AB	R	H	RBI	BB	SO	LOB
Rudy Law, L (1, 8) OBP: 0.339, SLG: 0.404	x 0-0 F8 ①		x 0-0 G3 ①		x 0-0 F8 ①		x 0-0 F9 ②		x 0-0 1-3 ③	4	0	0	0	0	0	0
Jerry Hairston, S (9, PH) OBP: 0.182, SLG: 0.100										1	0	0	0	0	0	1
Carlton Fisk, R (1, 2) OBP: 0.333, SLG: 0.313	S S S 0-3 K ②		S S S 0-3 K ②		x 0-0 1B		x 0-0 1-3 ③			4	0	1	0	0	2	0
Tom Paciorek, R (1, 3) OBP: 0.292, SLG: 0.244	x 0-0 1B		x 0-0 5-3 ③		S S S 0-3 K ②			x 0-0 6-3 ①		4	0	1	0	0	1	1
Greg Luzinski, R (1, 10) OBP: 0.339, SLG: 0.250	x 0-0 F9 ③			x 0-0 F7 ①	x 0-0 F3 ③			x 0-0 F1 ②		4	0	0	0	0	0	2
Ron Kittle, R (1, 7) OBP: 0.262, SLG: 0.459		x 0-0 F9 ①		x 0-0 1B 1B 1B		x 0-0 F9 ①		x 0-0 HR		4	2	2	1	0	0	0
Dave Stegman, R (1, 9) OBP: 0.417, SLG: 0.500		x 0-0 1-3 ②		x 0-0 1B 1-2 1B		x 0-0 FC6-4 1B		x 0-0 F8 ③		4	0	2	0	0	0	0
Vance Law, R (1, 5) OBP: 0.208, SLG: 0.318		x 0-0 HR		x 0-0 F7 ②		x 0-0 F4 ②			x 0-0 F3 ①	4	1	1	1	0	0	3
Scott Fletcher, R (1, 6) OBP: 0.339, SLG: 0.347		B B B B 4-0 FC6-4 BB		x 0-0 1-3 2-H 1B		x 0-0 FC6-4 1-2f ③			x 0-0 F8 ②	3	0	1	1	1	0	1
Julio Cruz, S (1, 4) OBP: 0.354, SLG: 0.293		x 0-0 FC6-4 1-2f ③		x 0-0 F9 ③			x 0-0 F8 ①		x 0-0 2B	4	0	1	0	0	0	3

Inning Stats	1	2	3	4	5	6	7	8	9			
	R: 0 H: 1	R: 1 H: 1	R: 0 H: 0	R: 1 H: 3	R: 0 H: 1	R: 0 H: 1	R: 0 H: 0	R: 1 H: 1	R: 0 H: 1	1B: 6 SF: 0	WP: 0 PA: 37
	E: 0 LOB: 1	E: 0 LOB: 1	E: 0 LOB: 0	E: 0 LOB: 2	E: 0 LOB: 1	E: 0 LOB: 1	E: 0 LOB: 0	E: 0 LOB: 0	E: 0 LOB: 1	2B: 1 SAC: 0	PB: 0
	K: 1 BB: 0	K: 0 BB: 1	K: 1 BB: 0	K: 0 BB: 0	K: 1 BB: 0	K: 0 BB: 0	K: 0 BB: 0	K: 0 BB: 0	K: 0 BB: 0	3B: 0 DP: 0	SB: 0
	S: 6 P: 6	S: 4 P: 8	S: 5 P: 5	S: 6 P: 6	S: 6 P: 6	S: 4 P: 4	S: 3 P: 3	S: 4 P: 4	S: 4 P: 4	HR: 2 HBP: 0	CS: 0

PITCHER	IP	WLS	BF	H	R	ER	SO	BB	IBB	HBP	BLK	WP	HR	S	P	ERA	WHIP
Scott McGregor, L (1, 1) ERA: 4.54	9.0	W	37	9	3	3	3	1	0	0	0	0	2	42	46	3.00	1.111

PITCHER	IP	WLS	BF	H	R	ER	SO	BB	IBB	HBP	BLK	WP	HR	S	P	ERA	WHIP

Chicago White Sox @ Cleveland Indians

Cleveland Municipal Stadium, Cleveland, OH

Wed Apr 25 1984, 3:33 AM EST

Att. 5,949 - Unknown

TOP

livebaseballscorecards.com

Batter	1	2	3	4	5	6	7	8	9	AB	R	H	RBI	BB	SO	LOB
Scott Fletcher, R (1, 6) OBP: 0.317, SLG: 0.321	5-3		K			F8	K		G6-4-3 1B 1-2 2-3	4	0	0	0	0	2	3
Greg Walker, L (9, PH) OBP: 0.344, SLG: 0.633										1	0	1	0	0	0	0
Carlton Fisk, R (1, 2) OBP: 0.326, SLG: 0.389	6-3		L6-3 1-2			HR		F4	G6-4-3 1-2f	4	1	1	1	0	0	1
Marc Hill, R (8, 2) OBP: 0.364, SLG: 0.333										1	0	0	0	0	0	3
Harold Baines, L (1, 9) OBP: 0.238, SLG: 0.246	6-3			4-3		F8		6-3		4	0	0	0	0	0	0
Greg Luzinski, R (1, 10) OBP: 0.333, SLG: 0.235		F8		K		F7		BB 2B		3	0	0	0	1	1	0
Tom Paciorek, R (1, 3) OBP: 0.308, SLG: 0.289		K		5-3			FC3-6 1B	1-3 2B		4	0	2	0	0	1	0
Ron Kittle, R (1, 7) OBP: 0.261, SLG: 0.425		BB 1B			E6 1B		FC3-6 5-3 1B 1-2f	K		3	1	0	0	1	1	3
Vance Law, R (1, 5) OBP: 0.235, SLG: 0.340										3	0	2	0	0	0	1
Mike Squires, L (9, PH) OBP: 0.333, SLG: 0.250		1-3 1B			F9		1B 5-3 1-2 1B		1B 1B 1B	1	0	1	0	0	0	0
Dave Stegman, R (1, 8) OBP: 0.400, SLG: 0.467		F9			G6-4-3 1-2 1B		5-3 1-2 2-3		1B 1-2 1B	3	0	1	0	0	0	4
Jerry Hairston, S (9, PH) OBP: 0.250, SLG: 0.182										1	0	1	0	0	0	0
Julio Cruz, S (1, 4) OBP: 0.353, SLG: 0.295			E4 L6-3		G6-4-3 1-2f		2-3 3-H 1B		F4	3	0	1	1	0	0	2
Tim Hulett, R (7, 4)										0	0	0	0	0	0	0
Rudy Law, L (9, PH) OBP: 0.333, SLG: 0.396										1	0	0	0	0	0	2
Inning Stats	R: 0 E: 0 K: 0 S: 3 H: 0 LOB: 0 BB: 0 P: 3	R: 0 E: 0 K: 1 S: 6 H: 1 LOB: 2 BB: 1 P: 10	R: 0 E: 1 K: 1 S: 5 H: 0 LOB: 0 BB: 0 P: 5	R: 0 E: 0 K: 1 S: 5 H: 0 LOB: 0 BB: 0 P: 5	R: 0 E: 1 K: 0 S: 4 H: 1 LOB: 1 BB: 0 P: 4	R: 1 E: 0 K: 0 S: 4 H: 1 LOB: 0 BB: 0 P: 4	R: 1 E: 0 K: 1 S: 8 H: 3 LOB: 2 BB: 0 P: 8	R: 0 E: 0 K: 1 S: 6 H: 1 LOB: 2 BB: 1 P: 10	R: 0 E: 0 K: 0 S: 5 H: 3 LOB: 2 BB: 0 P: 5	1B: 8 2B: 2 3B: 0 HR: 1	SF: 0 SAC: 0 DP: 3 HBP: 0	WP: 0 PB: 0 SB: 0 CS: 0	PA: 38				

	AB	36
	R	2
	H	10
	RBI	2
	BB	2
	SO	5
	LOB	19

PITCHER		IP	WLS	BF	H	R	ER	SO	BB	IBB	HBP	BLK	WP	HR	S	P	ERA	WHIP
Neal Heaton, L ERA: 5.08	(1, 1)	7.0	W	28	6	2	2	4	1	0	0	0	0	1	35	39	2.57	1.000
Dan Spillner, R ERA: 2.57	(8, 1)	2.0		10	4	0	0	1	1	0	0	0	0	0	11	15	0.00	2.500

PITCHER		IP	WLS	BF	H	R	ER	SO	BB	IBB	HBP	BLK	WP	HR	S	P	ERA	WHIP

BOTTOM

Chicago White Sox @ Cleveland Indians

Cleveland Municipal Stadium, Cleveland, OH

Wed Apr 25 1984, 3:33 AM EST

Att. 5,949 - Unknown

livebaseballscorecards.com

Batter	1	2	3	4	5	6	7	8	9	AB	R	H	RBI	BB	SO	LOB
Brett Butler, L (1, 8) OBP: 0.377, SLG: 0.364	6-3	FC4 1-2 2-3 3-H		6-3 1-2		BB 1B BB 1-2 2-3 BB	S 1B			4	1	2	1	1	0	1
Tony Bernazard, S (1, 4) OBP: 0.544, SLG: 0.488	BBBB G3 BB	SF9 2-3 3-H			CS 1B	BBBB BB 1B BB 1-2 2-3 3-H BB	SSS K 1-2			2	1	1	2	2	1	1
Julio Franco, R (1, 6) OBP: 0.351, SLG: 0.373	G3 1-2	FC4 1-2f			2B 1B 1-2 1B	BB BB 4-3 1-2 2-3 3-H 1B	F6			5	2	2	1	0	0	4
Andre Thornton, R (1, 10) OBP: 0.364, SLG: 0.532	F3		5-3		F7	F6		5-3		5	0	0	0	0	0	5
Pat Tabler, R (1, 3) OBP: 0.438, SLG: 0.476 Mike Hargrove, L (8, 3) OBP: 0.364, SLG: 0.125		1B E 1B	1B		1-3 1B 2B	4-3 BB 1-2 2-3 3-H BB		BBBB G6-4-3 BB		3 0	1 0	3 0	1 0	1 1	0 0	0 0
Brook Jacoby, R (1, 5) OBP: 0.309, SLG: 0.319		E 1-3 1B 1B	F9		BBB 1B BB	BBB 4-3 1-2 2-3 3-H BB		G6-4-3 1-2f		3	1	1	1	2	0	2
Ron Hassey, L (1, 2) OBP: 0.365, SLG: 0.354	BBBB 1B E SF9 BB		F5		1-2 2-H 3-H 1B	4-3 1-2 2-3 3-H				3	1	1	2	1	0	3
Carmen Castillo, R (1, 9) OBP: 0.231, SLG: 0.100		E4 SF9 1B 1-2 2-3 3-H		5-3		BB 1B BB BB 6-3				3	1	0	1	1	0	4
Otis Nixon, S (1, 7) OBP: 0.217, SLG: 0.143		SSS K		CS 1B		BB BB 1-2 1B 1B	4-3			4	1	2	0	0	1	3
Inning Stats	R: 0 E: 0 K: 0 S: 3 H: 0 LOB: 1 BB: 1 P: 7	R: 3 E: 1 K: 1 S: 9 H: 3 LOB: 2 BB: 1 P: 13	R: 0 E: 0 K: 0 S: 4 H: 1 LOB: 1 BB: 0 P: 4	R: 0 E: 0 K: 0 S: 3 H: 1 LOB: 0 BB: 0 P: 3	R: 1 E: 0 K: 0 S: 5 H: 4 LOB: 2 BB: 1 P: 9	R: 5 E: 0 K: 0 S: 5 H: 2 LOB: 2 BB: 5 P: 25	R: 0 E: 0 K: 1 S: 6 H: 1 LOB: 1 BB: 0 P: 6	R: 0 E: 0 K: 0 S: 2 H: 0 LOB: 0 BB: 1 P: 6		1B: 11 2B: 1 3B: 0 HR: 0 SF: 1 SAC: 0 DP: 1 HBP: 0						

	AB	32
	R	9
	H	12
	RBI	9
	BB	9
	SO	2
	LOB	23

PITCHER		IP	WLS	BF	H	R	ER	SO	BB	IBB	HBP	BLK	WP	HR	S	P	ERA	WHIP
Floyd Bannister, L ERA: 5.79	(1, 1)	5.0	L	28	10	7	6	1	5	0	0	0	0	0	25	45	10.80	3.000
Salome Barojas, R ERA: 7.56	(6, 1)	3.0		14	2	2	2	1	4	0	0	0	0	0	12	28	6.00	2.000

PITCHER	IP	WLS	BF	H	R	ER	SO	BB	IBB	HBP	BLK	WP	HR	S	P	ERA	WHIP

Batter	1	2	3	4	5	6	7	8	9	AB	R	H	RBI	BB	SO	LOB
Rudy Law, L (1, 8) OBP: 0.338, SLG: 0.397	4-3		1B		WP S SF7 1B		4-3		F7	5	1	2	0	0	0	0
Scott Fletcher, R (1, 6) OBP: 0.344, SLG: 0.339	FC3-6 1B		G1-6-3 1B 1-2		WP BB 1-2		K		5-3	3	0	2	0	1	1	0
Tom Paciorek, R (9, PH) OBP: 0.302, SLG: 0.283										1	0	0	0	0	0	0
Harold Baines, L (1, 9) OBP: 0.224, SLG: 0.230	FC3-6 1-2f		G1-6-3 1-2f		K 1-2 2-3		6-3			4	0	0	0	0	1	5
Greg Luzinski, R (1, 10) OBP: 0.343, SLG: 0.241	F7			1B HR 1B	BB			F7		3	1	1	0	1	0	1
Greg Walker, L (1, 3) OBP: 0.333, SLG: 0.606		6-3		HR 1B 1-2	SF7 3-H			4-3		3	1	1	1	0	0	0
Ron Kittle, R (1, 7) OBP: 0.300, SLG: 0.523		BB 1B		HR 1-H 2-H	K			1B 1B		4	1	3	3	0	1	2
Vance Law, R (1, 5) OBP: 0.255, SLG: 0.340		G5-4-3 BB 1-2		K	K	K		1B 1-2		3	0	1	0	1	2	0
Marc Hill, R (1, 2) OBP: 0.320, SLG: 0.292		G5-4-3 1-2f		3-1	6-3			F8		3	0	0	0	0	0	2
Jerry Hairston, S (8, PH) OBP: 0.231, SLG: 0.167										1	0	0	0	0	0	2
Carlton Fisk, R (8, 2) OBP: 0.326, SLG: 0.389										0	0	0	0	0	0	0
Julio Cruz, S (1, 4) OBP: 0.327, SLG: 0.271			6-3	F9		1-3			6-3	4	0	0	0	0	0	0
Inning Stats	R: 0 E: 0 K: 0 S: 4 H: 1 LOB: 1 BB: 0 P: 4	R: 0 E: 0 K: 0 S: 3 H: 1 LOB: 1 BB: 1 P: 7	R: 0 E: 0 K: 0 S: 4 H: 2 LOB: 1 BB: 0 P: 4	R: 3 E: 0 K: 1 S: 8 H: 3 LOB: 0 BB: 0 P: 8	R: 1 E: 0 K: 2 S: 8 H: 1 LOB: 2 BB: 2 P: 16	R: 0 E: 0 K: 1 S: 5 H: 0 LOB: 0 BB: 0 P: 5	R: 0 E: 0 K: 1 S: 5 H: 0 LOB: 0 BB: 0 P: 5	R: 0 E: 0 K: 0 S: 5 H: 2 LOB: 2 BB: 0 P: 5	R: 0 E: 0 K: 0 S: 3 H: 0 LOB: 0 BB: 0 P: 3	1B: 9 2B: 0 3B: 0 HR: 1 SF: 1 SAC: 0 DP: 2 HBP: 0							

TOP

Chicago White Sox @ Cleveland Indians

Cleveland Municipal Stadium, Cleveland, OH

Thu Apr 26 1984, 3:33 AM EST

Att. 9,496 - Unknown

livebaseballscorecards.com

AB	34
R	4
H	10
RBI	4
BB	3
SO	5
LOB	12

WP: 1 PB: 0 SB: 1 CS: 0 PA: 38

PITCHER	IP	WLS	BF	H	R	ER	SO	BB	IBB	HBP	BLK	WP	HR	S	P	ERA	WHIP
Bert Blyleven, R (1, 1) ERA: 3.0	7.0		30	8	4	4	5	3	0	0	0	1	1	37	49	5.14	1.571
George Frazier, R (8, 1) ERA: 9.0	2.0	W	8	2	0	0	0	0	0	0	0	0	0	8	8	0.00	1.000

PITCHER	IP	WLS	BF	H	R	ER	SO	BB	IBB	HBP	BLK	WP	HR	S	P	ERA	WHIP

Batter	1	2	3	4	5	6	7	8	9	AB	R	H	RBI	BB	SO	LOB
Brett Butler, L (1, 8) OBP: 0.400, SLG: 0.379	S 1B		5-3 FC5-2 1-2 2-3 1B 1B		3-1		BBBB 4-0 SH1-3 BB 6-3 BB			3	2	2	0	1	0	0
Tony Bernazard, S (1, 4) OBP: 0.541, SLG: 0.465	0-0 ① 6-3 1-2		0-0 ① FC5-2 5-3 1B 1-2 2-3 3-Hf		BBBB 4-0 5-3 1B BB		BBBB 4-0 S SH1-3 1-2 BB			2	1	0	0	2	0	4
Julio Franco, R (1, 6) OBP: 0.350, SLG: 0.358	BBBB 4-0 G4-3 BB		0-0 ② 5-3 1-2 2-3 3-H		0-0 ② 5-3 1-2		0-0 ① SH1-3 1-2 2-3			2	0	0	1	1	0	3
Andre Thornton, R (1, 10) OBP: 0.373, SLG: 0.520	0-0 ② ③ G4-3 1-2f		0-0 2-H 3-H 1B		BBBB 4-0 1B BB		0-0 ② 6-3 3-H			3	0	1	3	1	0	3
Pat Tabler, R (1, 3) OBP: 0.423, SLG: 0.457 Mike Hargrove, L (9, 3) OBP: 0.364, SLG: 0.125		0-0 ① 6-3	0-0 ③ F9		0-0 ③ 1-2 2-H 1B		SSS 0-3 ③ K 2-3			4 0	0 0	1 0	0 0	0 0	1 0	2 0
Brook Jacoby, R (1, 5) OBP: 0.305, SLG: 0.373		SSS 0-3 ② K		0-0 ① 6-3		0-0 ① F8		0-0 HR		4	1	1	1	0	1	0
George Vukovich, L (1, 9) OBP: 0.302, SLG: 0.342 (9, 7)		0-0 ③ F7		0-0 2B		0-0 ② F8		0-0 ① 1-3		4	0	1	0	0	0	0
Jerry Willard, L (1, 2) OBP: 0.286, SLG: 0.500			0-0 1B BB FC5-2 1B	0-0 ② F8		0-0 2B		0-0 ② 4-3		4	0	2	0	0	0	1
Otis Nixon, S (1, 7) OBP: 0.229, SLG: 0.140 Kevin Rhomberg, R (6, PH) (7, 7) Broderick Perkins, L (8, PH) Carmen Castillo, R (9, 9) OBP: 0.231, SLG: 0.100			BBBB 4-0 FC5-2 1B 1-2 5-3 BB	0-0 ③ 1-3		SSS 0-3 ③ K		0-0 ③ 1-3		1 1 1 0	1 0 0 0	0 0 0 0	0 0 0 0	1 0 0 0	0 1 0 0	1 1 0 0
Inning Stats	R: 0 H: 1 E: 0 LOB: 1 K: 0 BB: 1 S: 3 P: 7	R: 0 H: 0 E: 0 LOB: 0 K: 1 BB: 0 S: 5 P: 5	R: 3 H: 3 E: 0 LOB: 1 K: 0 BB: 1 S: 6 P: 10	R: 0 H: 1 E: 0 LOB: 1 K: 0 BB: 0 S: 4 P: 4	R: 0 H: 1 E: 0 LOB: 2 K: 0 BB: 2 S: 3 P: 11	R: 0 H: 1 E: 0 LOB: 1 K: 1 BB: 0 S: 6 P: 6	R: 1 H: 0 E: 0 LOB: 1 K: 1 BB: 2 S: 5 P: 13	R: 1 H: 1 E: 0 LOB: 0 K: 0 BB: 0 S: 4 P: 4		1B: 5 SF: 0 2B: 2 SAC: 1 3B: 0 DP: 1 HR: 1 HBP: 0						WP: 0 PA: 36 PB: 0 SB: 2 CS: 0

PITCHER		IP	WLS	BF	H	R	ER	SO	BB	IBB	HBP	BLK	WP	HR	S	P	ERA	WHIP
Bob Fallon, L ERA: 6.0	(1, 1)	6.0		29	7	4	4	2	6	0	0	0	0	0	27	51	6.00	2.167
Ron Reed, R ERA: 2.84	(7, 1)	2.0	L	7	1	1	1	1	0	0	0	0	0	1	9	9	4.50	0.500

PITCHER	IP	WLS	BF	H	R	ER	SO	BB	IBB	HBP	BLK	WP	HR	S	P	ERA	WHIP

BOTTOM

Chicago White Sox @ Cleveland Indians

Cleveland Municipal Stadium, Cleveland, OH

Thu Apr 26 1984, 3:33 AM EST

Att. 9,496 - Unknown

livebaseballscorecards.com

AB	29
R	5
H	8
RBI	5
BB	6
SO	3
LOB	15

Batter	1	2	3	4	5	6	7	8	9	AB	R	H	RBI	BB	SO	LOB
Jerry Remy, L (1, 4) OBP: 0.338, SLG: 0.351	F7		F7		4-3		F8		F7	5	0	0	0	0	0	0
Dwight Evans, R (1, 9) OBP: 0.352, SLG: 0.329	BBBB 1B 1B BB		2-3		1B 1B			BBBB BB SH5-4 BB BB	F8	3	2	1	0	2	0	0
Wade Boggs, L (1, 5) OBP: 0.436, SLG: 0.333	1B 1-3 1B		SSS K		1-3 1B			SH5-4 1-2		3	0	2	0	0	1	0
Tony Armas, R (1, 10) OBP: 0.329, SLG: 0.532	G4-6-3 1-2 3-H 1B			SSS K	F8			BB BB IBB		3	0	1	1	1	1	2
Mike Easler, L (1, 3) OBP: 0.422, SLG: 0.549	G4-6-3 1-2f			HR		F4		F7		4	1	1	1	0	0	4
Rich Gedman, L (1, 2) OBP: 0.316, SLG: 0.547		HR		HR		F5		BBBB BB 1-2 2-3 BB		3	2	2	2	1	0	0
Reid Nichols, R (1, 7) OBP: 0.400, SLG: 0.405		4-3		F9		F7		BBBB 1-2 2-3 3-H BB		3	0	0	1	1	0	0
Rick Miller, L (1, 8) OBP: 0.125, SLG: 0.143		4-3		F9			4-3	K2-3		4	0	0	0	0	1	3
Jackie Gutierrez, R (1, 6) OBP: 0.250, SLG: 0.370		F4			6-3		4-3		4-3	4	0	0	0	0	0	0
Inning Stats	R: 1 E: 0 K: 0 S: 4 H: 2 LOB: 1 BB: 1 P: 8	R: 1 E: 0 K: 0 S: 4 H: 1 LOB: 0 BB: 0 P: 4	R: 0 E: 0 K: 1 S: 5 H: 0 LOB: 0 BB: 0 P: 5	R: 2 E: 0 K: 1 S: 7 H: 2 LOB: 0 BB: 0 P: 7	R: 0 E: 0 K: 0 S: 5 H: 2 LOB: 2 BB: 0 P: 5	R: 0 E: 0 K: 0 S: 3 H: 0 LOB: 0 BB: 0 P: 3	R: 0 E: 0 K: 0 S: 3 H: 0 LOB: 0 BB: 0 P: 3	R: 1 E: 0 K: 1 S: 5 H: 0 LOB: 3 BB: 4 P: 21	R: 0 E: 0 K: 0 S: 3 H: 0 LOB: 0 BB: 0 P: 3	1B: 4 2B: 0 3B: 0 HR: 3	SF: 0 SAC: 1 DP: 1 HBP: 0					

PITCHER	IP	WLS	BF	H	R	ER	SO	BB	IBB	HBP	BLK	WP	HR	S	P	ERA	WHIP
LaMarr Hoyt, R (1, 1) ERA: 3.52	7.0	L	29	7	5	5	2	2	0	0	0	0	3	31	39	6.43	1.286
Juan Agosto, L (8, 1) ERA: 6.23	0.2		4	0	0	0	0	1	1	0	0	0	0	2	10	0.00	1.500
Salome Barojas, R (8, 1) ERA: 6.52	1.1		5	0	0	0	1	1	0	0	0	0	0	6	10	0.00	0.750

PITCHER	IP	WLS	BF	H	R	ER	SO	BB	IBB	HBP	BLK	WP	HR	S	P	ERA	WHIP

TOP

Boston Red Sox @ Chicago White Sox

Comiskey Park, Chicago, IL

Fri Apr 27 1984, 7:05 PM EST
Att. 27,453 - Unknown

livebaseballscorecards.com

AB	32
R	5
H	7
RBI	5
BB	5
SO	3
LOB	9

BOTTOM

Batter	1	2	3	4	5	6	7	8	9	AB	R	H	RBI	BB	SO	LOB
Rudy Law, L (1, 8) OBP: 0.343, SLG: 0.397	3-1		E 1B		F8			S 1B	F8 1-2	5	0	2	0	0	0	1
Carlton Fisk, R (1, 2) OBP: 0.319, SLG: 0.450	HR		K 1-2		F3			F7		4	1	1	1	0	1	2
Harold Baines, L (1, 9) OBP: 0.225, SLG: 0.219	E6 1B		1-3			F6		BBB 1-2 BB		3	0	0	0	1	0	1
Ron Kittle, R (1, 7) OBP: 0.315, SLG: 0.542	2-H 1B			WP 2B		SSS K		F8		4	0	2	0	0	1	2
Greg Walker, L (1, 10) OBP: 0.325, SLG: 0.556	F8			BBBB WP BB		3-1			SSS K	3	0	0	0	1	1	1
Tom Paciorek, R (1, 3) OBP: 0.316, SLG: 0.320		5-3		SSS K 1-2 2-3			1-4 2B		G1 2B 1B	4	1	2	0	0	1	2
Vance Law, R (1, 5) OBP: 0.246, SLG: 0.327 Mike Squires, L (7, PH) OBP: 0.273, SLG: 0.200 (8, 5)		5-3		SSS K			1-4 2-3f		G1 1-2	2 2	0 0	0 0	0 0	0 0	1 0	2 2
Scott Fletcher, R (1, 6) OBP: 0.328, SLG: 0.322 Jerry Hairston, S (9, PH) OBP: 0.286, SLG: 0.308		2-3		1-3			4-3		1B 2-H 2B	3 1	0 1	0 1	0 1	0 0	0 0	2 0
Julio Cruz, S (1, 4) OBP: 0.339, SLG: 0.288			1B		6-3			4-3	S 2-H 1B	4	0	2	1	0	0	0
Inning Stats	R: 1 E: 1 K: 0 S: 5 H: 2 LOB: 1 BB: 0 P: 5	R: 0 E: 0 K: 0 S: 3 H: 0 LOB: 0 BB: 0 P: 3	R: 0 E: 1 K: 1 S: 6 H: 2 LOB: 1 BB: 0 P: 6	R: 0 E: 0 K: 2 S: 8 H: 1 LOB: 2 BB: 1 P: 12	R: 0 E: 0 K: 0 S: 3 H: 0 LOB: 0 BB: 0 P: 3	R: 0 E: 0 K: 1 S: 5 H: 0 LOB: 0 BB: 0 P: 5	R: 0 E: 0 K: 0 S: 3 H: 1 LOB: 0 BB: 0 P: 3	R: 0 E: 0 K: 0 S: 4 H: 1 LOB: 2 BB: 1 P: 8	R: 2 E: 0 K: 1 S: 8 H: 3 LOB: 1 BB: 0 P: 8	1B: 6 2B: 4 3B: 0 HR: 1	SF: 0 SAC: 0 DP: 1 HBP: 0						

PITCHER	IP	WLS	BF	H	R	ER	SO	BB	IBB	HBP	BLK	WP	HR	S	P	ERA	WHIP
Dennis Eckersley, R (1, 1) ERA: 5.94	9.0	W	37	10	3	3	5	2	0	0	0	1	1	45	53	3.00	1.333

PITCHER	IP	WLS	BF	H	R	ER	SO	BB	IBB	HBP	BLK	WP	HR	S	P	ERA	WHIP

Boston Red Sox @ Chicago White Sox
Comiskey Park, Chicago, IL
Fri Apr 27 1984, 7:05 PM EST
Att. 27,453 - Unknown

livebaseballscorecards.com

AB	35
R	3
H	10
RBI	3
BB	2
SO	5
LOB	15

WP: 1 PB: 0 SB: 2 CS: 0 PA: 37

Batter	1	2	3	4	5	6	7	8	9	AB	R	H	RBI	BB	SO	LOB
Jerry Remy, L (1, 4) OBP: 0.329, SLG: 0.342	6-3		6-3			6-3		G4-6-3, BB, HR, 1B 1-2	E6, S 3-H	5	1	1	0	0	0	0
Dwight Evans, R (1, 9) OBP: 0.355, SLG: 0.315	6-3		4-3			K		BBBB 4-0 G4-6-3, BB 1-2 2-3	4-0 IBB 1-2	3	0	0	0	2	1	0
Wade Boggs, L (1, 5) OBP: 0.439, SLG: 0.375 Jackie Gutierrez, R (8, 6) OBP: 0.241, SLG: 0.357	2B			3-1			1B, 2B	G4-6-3 1-2f 2-3 3-H	K	4 1	1 0	2 0	0 0	0 0	0 1	2 2
Jim Rice, R (1, 10) OBP: 0.250, SLG: 0.306	K			5-3			HR, 1B 2-H	HR 3-H		4	2	2	3	0	1	1
Mike Easler, L (1, 3) OBP: 0.402, SLG: 0.520		4-3		K			K	K		4	0	0	0	0	3	1
Tony Armas, R (1, 8) OBP: 0.337, SLG: 0.580		4-3 2B			6-3		HR 1-H		4-3	4	1	2	2	0	0	0
Rich Gedman, L (1, 2) OBP: 0.317, SLG: 0.527 Dave Stapleton, R (9, PH) OBP: 0.286, SLG: 0.282 Gary Allenson, R (9, 2) OBP: 0.154, SLG: 0.083		4-3 2-3			BBBB 4-0 6-3, BB		3-1		K	2 1 0	0 0 0	0 0 0	0 0 0	1 0 0	0 1 0	1 0 0
Reid Nichols, R (1, 7) OBP: 0.388, SLG: 0.390		1-3			6-3 1-2f		F4		S, 3B, 1B	4	1	1	0	0	0	2
Glenn Hoffman, R (1, 6) OBP: 0.212, SLG: 0.226 Rick Miller, L (8, PH) OBP: 0.176, SLG: 0.200 Ed Jurak, R (8, 5) OBP: 0.222, SLG: 0.556			6-3			F4		BB, 1B, G4-6-3, 1B	1-H, E, 3B	2 1 1	0 1 1	0 1 1	0 0 1	0 0 0	0 0 0	0 0 0
Inning Stats	R: 0 E: 0 K: 1 S: 6 H: 1 LOB: 1 BB: 0 P: 6	R: 0 E: 0 K: 0 S: 4 H: 1 LOB: 1 BB: 0 P: 4	R: 0 E: 0 K: 0 S: 3 H: 0 LOB: 0 BB: 0 P: 3	R: 0 E: 0 K: 1 S: 5 H: 0 LOB: 0 BB: 0 P: 5	R: 0 E: 0 K: 0 S: 2 H: 0 LOB: 0 BB: 1 P: 6	R: 0 E: 0 K: 1 S: 5 H: 0 LOB: 0 BB: 0 P: 5	R: 3 E: 0 K: 1 S: 8 H: 3 LOB: 0 BB: 0 P: 8	R: 3 E: 0 K: 1 S: 7 H: 3 LOB: 0 BB: 1 P: 11	R: 2 E: 1 K: 2 S: 10 H: 2 LOB: 2 BB: 1 P: 14	1B: 4 2B: 4 3B: 1 HR: 2 SF: 0 SAC: 0 DP: 2 HBP: 0						

PITCHER		IP	WLS	BF	H	R	ER	SO	BB	IBB	HBP	BLK	WP	HR	S	P	ERA	WHIP
Tom Seaver, R ERA: 6.45	(1, 1)	7.0		27	6	4	4	4	1	0	0	0	0	1	34	38	5.14	1.000
Britt Burns, L ERA: 7.84	(8, 1)	1.2		8	3	3	3	2	1	0	0	0	0	1	11	15	16.20	2.400
Ron Reed, R ERA: 2.77	(9, 1)	0.1	L	4	1	1	0	1	0	1	0	0	0	0	5	9	0.00	3.000

PITCHER	IP	WLS	BF	H	R	ER	SO	BB	IBB	HBP	BLK	WP	HR	S	P	ERA	WHIP

TOP

Boston Red Sox @ Chicago White Sox

Comiskey Park, Chicago, IL

Sat Apr 28 1984, 4:33 AM EST

Att. 30,627 - Unknown

livebaseballscorecards.com

AB	36
R	8
H	10
RBI	6
BB	3
SO	7
LOB	9

WP: 0 PA: 39
PB: 0
SB: 2
CS: 0

BOTTOM

Boston Red Sox @ Chicago White Sox

Comiskey Park, Chicago, IL

Sat Apr 28 1984, 4:33 AM EST

Att. 30,627 - Unknown

livebaseballscorecards.com

Batter	1	2	3	4	5	6	7	8	9	AB	R	H	RBI	BB	SO	LOB
Rudy Law, L (1, 8) OBP: 0.360, SLG: 0.403	BBBB 4-0 CS BB		x 0-0 F7 ②		x 0-0 2-H 2B 1B	x 0-0 1B		x 0-0 F1 ③ 3-H		4	1	2	1	1	0	2
Carlton Fisk, R (1, 2) OBP: 0.308, SLG: 0.444	x 0-0 F7 ①		x 0-0 F9 ③		x 0-0 1-H 2B	x 0-0 F8 ③			x 0-0 5-3 ①	5	0	1	1	0	0	3
Tom Paciorek, R (1, 3) OBP: 0.311, SLG: 0.315 Mike Squires, L (8, 3) OBP: 0.250, SLG: 0.182	x 0-0 F9 ②③ 1-2			x 0-0 4-3 1B	x 0-0 4-3 ③		SSS 0-3 K ①		x 0-0 5-3 ②	4 1	0 0	1 0	0 0	0 0	1 0	2 0
Greg Luzinski, R (1, 10) OBP: 0.347, SLG: 0.228		BBBB 4-0 L5-4 1B BB		x 0-0 4-3 ① 1-2		BBBB 4-0 2B HR BB	x 0-0 5-3 ②		x 0-0 F5 ③	3	1	0	0	2	0	1
Ron Kittle, R (1, 7) OBP: 0.328, SLG: 0.529		x 0-0 1-2 1B		SSS 0-3 K ②		x 0-0 F5 ①	BBBB 4-0 BB			3	0	1	0	1	1	2
Dave Stegman, R (1, 9) OBP: 0.333, SLG: 0.389 Harold Baines, L (7, PH) OBP: 0.222, SLG: 0.215 (8, 9)		x 0-0 F9 ①		x 0-0 5-3 ③		SSS 0-3 K ②	SSS 0-3 K ③			3 1	0 0	0 0	0 0	0 0	1 1	4 1
Vance Law, R (1, 5) OBP: 0.250, SLG: 0.345 Jerry Hairston, S (8, PH) OBP: 0.333, SLG: 0.308 Jerry Dybzinski, R (8, PR) (9, 5)		x 0-0 L5-4 ②③ 2-3			x 0-0 F9 ①	x 0-0 1-3 HR 2B		BBBB 4-0 F8 S PB BB		3 0 0	1 0 1	1 0 0	0 0 0	0 1 0	0 0 0	2 0 0
Scott Fletcher, R (1, 6) OBP: 0.338, SLG: 0.323			x 0-0 G3 ①		x 0-0 1B 1-3 1B	BBBB 4-0 HR BB		SSS 0-3 K ① 1-2		3	2	1	0	1	1	1
Julio Cruz, S (1, 4) OBP: 0.349, SLG: 0.357			x 0-0 1B		x 0-0 1-3 ② 1-2	x 0-0 1-H 2-H 3-H HR		x 0-0 F8 ② 2-3		4	1	2	4	0	0	3
Inning Stats	R: 0 E: 0 K: 0 S: 2 H: 0 LOB: 0 BB: 1 P: 6	R: 0 E: 0 K: 0 S: 3 H: 1 LOB: 1 BB: 1 P: 7	R: 0 E: 0 K: 0 S: 4 H: 1 LOB: 1 BB: 0 P: 4	R: 0 E: 0 K: 1 S: 6 H: 1 LOB: 1 BB: 0 P: 6	R: 2 E: 0 K: 0 S: 6 H: 3 LOB: 1 BB: 0 P: 6	R: 4 E: 0 K: 1 S: 8 H: 3 LOB: 1 BB: 2 P: 16	R: 0 E: 0 K: 2 S: 7 H: 0 LOB: 1 BB: 1 P: 11	R: 1 E: 0 K: 1 S: 5 H: 0 LOB: 1 BB: 1 P: 9	R: 0 E: 0 K: 0 S: 3 H: 0 LOB: 0 BB: 0 P: 3	1B: 6 2B: 3 3B: 0 HR: 1	SF: 0 SAC: 0 DP: 1 HBP: 0			WP: 0 PB: 1 SB: 1 CS: 1	PA: 40		

	AB	34
	R	7
	H	9
	RBI	6
	BB	6
	SO	5
	LOB	21

PITCHER		IP	WLS	BF	H	R	ER	SO	BB	IBB	HBP	BLK	WP	HR	S	P	ERA	WHIP
Bob Ojeda, L ERA: 5.08	(1, 1)	5.2		28	9	6	6	2	4	0	0	0	0	1	28	44	9.53	2.294
Mark Clear, R ERA: 6.23	(6, 1)	2.1	W	9	0	1	0	3	2	0	0	0	0	0	13	21	0.00	0.857
Bob Stanley, R ERA: 2.95	(9, 1)	1.0	S	3	0	0	0	0	0	0	0	0	0	0	3	3	0.00	0.000

PITCHER	IP	WLS	BF	H	R	ER	SO	BB	IBB	HBP	BLK	WP	HR	S	P	ERA	WHIP

Batter	1	2	3	4	5	6	7	8	9	AB	R	H	RBI	BB	SO	LOB
Jerry Remy, L (1, 4) OBP: 0.310, SLG: 0.321	E4 E 1B	4-3 2-3			4-3		F7		F1	5	1	0	0	0	0	3
Dwight Evans, R (1, 9) OBP: 0.347, SLG: 0.308	E4 1B G6-4-3 1-2	K			G4-6-3 1B		K		K	5	1	1	0	0	3	4
Mike Easler, L (1, 3) OBP: 0.407, SLG: 0.519	G6-4-3 1B 1-3 2-H		K		G4-6-3 1-2f			5-3 1B 1B		4	1	2	1	0	1	1
Jim Rice, R (1, 10) OBP: 0.238, SLG: 0.289	G6-4-3 1-2f 3-H		F8			F3		5-3 1-2		4	0	0	0	0	0	2
Tony Armas, R (1, 8) OBP: 0.333, SLG: 0.560	BB		K			4-3		F4		3	0	0	0	1	1	1
Rich Gedman, L (1, 2) OBP: 0.328, SLG: 0.525	5-3			6-3		1B		FC6-4 1B 2-H		4	0	2	1	0	0	1
Reid Nichols, R (1, 7) OBP: 0.377, SLG: 0.378		1B G1-6-3 1B		5-3		F2		FC6-4 1-2f		4	1	1	0	0	0	2
Ed Jurak, R (1, 5) OBP: 0.385, SLG: 0.545		4-3 G1-6-3 1B 1-3		BB			6-3		FC5-4 BB	2	0	1	0	2	0	0
Glenn Hoffman, R (1, 6) OBP: 0.222, SLG: 0.265		G1-6-3 1-2 3-H		K			2B		FC5-4 1-2f	3	0	1	1	0	1	2
Rick Miller, L (9, PH) OBP: 0.176, SLG: 0.200										0	0	0	0	0	0	0
Marty Barrett, R (9, PH) OBP: 0.667, SLG: 0.700										1	0	0	0	0	0	1

TOP

Boston Red Sox @ Chicago White Sox

Comiskey Park, Chicago, IL

Sun Apr 29 1984, 4:33 AM EDT

Att. 23,565 - Unknown

livebaseballscorecards.com

AB	35
R	4
H	8
RBI	3
BB	3
SO	6
LOB	17

Inning Stats	1	2	3	4	5	6	7	8	9	1B	SF	PA
	R: 2 E: 2 K: 0 S: 5	R: 1 E: 0 K: 1 S: 7	R: 0 E: 0 K: 2 S: 7	R: 0 E: 0 K: 1 S: 5	R: 0 E: 0 K: 0 S: 3	R: 0 E: 0 K: 0 S: 4	R: 0 E: 0 K: 1 S: 6	R: 1 E: 0 K: 0 S: 5	R: 0 E: 1 K: 1 S: 5	1B: 7 2B: 1 3B: 0 HR: 0	SF: 0 SAC: 0 DP: 2 HBP: 0	WP: 0 PB: 0 SB: 0 CS: 0
	H: 1 LOB: 1 BB: 1 P: 9	H: 2 LOB: 1 BB: 0 P: 7	H: 0 LOB: 0 BB: 0 P: 7	H: 0 LOB: 1 BB: 1 P: 9	H: 1 LOB: 1 BB: 0 P: 3	H: 1 LOB: 1 BB: 0 P: 4	H: 1 LOB: 1 BB: 0 P: 6	H: 2 LOB: 1 BB: 0 P: 5	H: 0 LOB: 1 BB: 1 P: 9			PA: 38

PITCHER		IP	WLS	BF	H	R	ER	SO	BB	IBB	HBP	BLK	WP	HR	S	P	ERA	WHIP
Richard Dotson, R ERA: 2.41	(1, 1)	8.0	W	35	8	4	2	5	3	0	0	0	0	0	42	54	2.25	1.375
Juan Agosto, L ERA: 5.4	(9, 1)	0.2		2	0	0	0	0	0	0	0	0	0	0	2	2	0.00	0.000
Al Jones, R ERA:	(9, 1)	0.1	S	1	0	0	0	1	0	0	0	0	0	0	3	3	0.00	0.000

PITCHER		IP	WLS	BF	H	R	ER	SO	BB	IBB	HBP	BLK	WP	HR	S	P	ERA	WHIP

Boston Red Sox @ Chicago White Sox

Comiskey Park, Chicago, IL

Sun Apr 29 1984, 4:33 AM EDT

Att. 23,565 - Unknown

BOTTOM

Batter	1	2	3	4	5	6	7	8	9	AB	R	H	RBI	BB	SO	LOB
Rudy Law, L (1, 8) OBP: 0.367, SLG: 0.437	F6	1-3 1B		F8		3B				4	0	2	0	0	0	0
Marc Hill, R (1, 2) OBP: 0.345, SLG: 0.333	1B 2B	F8		BBBB 1B BB		F5				3	1	1	0	1	0	3
Greg Walker, L (1, 3) OBP: 0.341, SLG: 0.550	1-3		1B HR 1B	1-3 1B			4-3			4	1	2	0	0	0	1
Mike Squires, L (8, 3) OBP: 0.250, SLG: 0.182										0	0	0	0	0	0	0
Greg Luzinski, R (1, 10) OBP: 0.355, SLG: 0.246	2-H HR 1B		1-2 HR 1B	F9			F9			4	2	2	1	0	0	2
Ron Kittle, R (1, 7) OBP: 0.339, SLG: 0.636	1-H HR		1-H 2-H HR		F7		F3			4	2	2	5	0	0	0
Harold Baines, L (1, 9) OBP: 0.211, SLG: 0.203	F5		4-3		F7			F8		4	0	0	0	0	0	0
Vance Law, R (1, 5) OBP: 0.234, SLG: 0.322		F9	F9		1-3			F3		4	0	0	0	0	0	0
Julio Cruz, S (1, 4) OBP: 0.343, SLG: 0.350		BB 1B	F8			F4		F9		4	0	1	0	0	0	0
Jerry Dybzinski, R (1, 6)		BBBB 1B 1-2 BB		6-3		F7				2	0	0	0	1	0	0
Inning Stats	R: 3 E: 0 K: 0 S: 6 H: 3 LOB: 0 BB: 0 P: 6	R: 0 E: 0 K: 0 S: 4 H: 2 LOB: 2 BB: 1 P: 8	R: 3 E: 0 K: 0 S: 6 H: 3 LOB: 0 BB: 0 P: 6	R: 0 E: 0 K: 0 S: 4 H: 1 LOB: 2 BB: 1 P: 8	R: 0 E: 0 K: 0 S: 3 H: 0 LOB: 0 BB: 0 P: 3	R: 0 E: 0 K: 0 S: 4 H: 1 LOB: 1 BB: 0 P: 4	R: 0 E: 0 K: 0 S: 3 H: 0 LOB: 0 BB: 0 P: 3	R: 0 E: 0 K: 0 S: 3 H: 0 LOB: 0 BB: 0 P: 3		1B: 6 2B: 1 3B: 1 HR: 2	SF: 0 SAC: 0 DP: 0 HBP: 0						

	AB	33
	R	6
	H	10
	RBI	6
	BB	2
	SO	0
	LOB	6

WP: 0 PB: 0 SB: 0 CS: 0 PA: 35

livebaseballscorecards.com

PITCHER		IP	WLS	BF	H	R	ER	SO	BB	IBB	HBP	BLK	WP	HR	S	P	ERA	WHIP
Al Nipper, R ERA: 4.58	(1, 1)	7.0	L	32	10	6	6	0	2	0	0	0	0	2	30	38	7.71	1.714
John Henry Johnson, L ERA: 5.4	(8, 1)	1.0		3	0	0	0	0	0	0	0	0	0	0	3	3	0.00	0.000

PITCHER	IP	WLS	BF	H	R	ER	SO	BB	IBB	HBP	BLK	WP	HR	S	P	ERA	WHIP

Batter	1	2	3	4	5	6	7	8	9	AB	R	H	RBI	BB	SO	LOB
Don Mattingly, L (1, 8) OBP: 0.395, SLG: 0.500	F9		F6			F7		F3		4	0	0	0	0	0	0
Tim Foli, R (1, 6) OBP: 0.188, SLG: 0.219	F8			F9		F6			F7	4	0	0	0	0	0	0
Steve Kemp, L (1, 7) OBP: 0.371, SLG: 0.323	2B			5-3		K			BB, 1B, 1B	4	1	2	0	0	1	0
Don Baylor, R (1, 10) OBP: 0.244, SLG: 0.419	F8			1B			4-3, 2B		1-2: BB, 1B	4	1	3	0	0	0	1
Lou Piniella, R (1, 9) OBP: 0.310, SLG: 0.333		G4-3, 1B		F9			F9		B B B B; 4-0: 1B; 1-2, 2-3: BB	3	1	1	0	1	0	2
Toby Harrah, R (1, 5) OBP: 0.314, SLG: 0.268		G4-3 1-2f			F8		4-3 2-3		1B 1-2, 2-H, 3-H: 1B	4	0	1	2	0	0	2
Roy Smalley, S (1, 3) OBP: 0.373, SLG: 0.422		F9			WP, 2B		F7		S S S; K	4	0	1	0	0	1	3
Rick Cerone, R (1, 2) OBP: 0.217, SLG: 0.318			5-3		S S S; K			6-3	FC6-4 1-3, 2-H: 1B	4	0	1	1	0	1	1
Omar Moreno, L (9, PR) OBP: 0.200, SLG: 0.204										0	0	0	0	0	0	0
Andre Robertson, R (1, 4) OBP: 0.270, SLG: 0.389			5-3		S S S; K 2-3			F3	FC6-4 1-2f	4	0	0	0	0	1	3
Inning Stats	R: 0 E: 0 K: 0 S: 4 H: 1 LOB: 1 BB: 0 P: 4	R: 0 E: 0 K: 0 S: 3 H: 1 LOB: 0 BB: 0 P: 3	R: 0 E: 0 K: 0 S: 3 H: 0 LOB: 0 BB: 0 P: 3	R: 0 E: 0 K: 0 S: 4 H: 1 LOB: 1 BB: 0 P: 4	R: 0 E: 0 K: 2 S: 8 H: 1 LOB: 1 BB: 0 P: 8	R: 0 E: 0 K: 1 S: 5 H: 0 LOB: 0 BB: 0 P: 5	R: 0 E: 0 K: 0 S: 4 H: 1 LOB: 1 BB: 0 P: 4	R: 0 E: 0 K: 0 S: 3 H: 0 LOB: 0 BB: 0 P: 3	R: 3 E: 0 K: 1 S: 9 H: 4 LOB: 2 BB: 1 P: 13	1B: 6 2B: 3 3B: 0 HR: 0	SF: 0 SAC: 0 DP: 1 HBP: 0						

TOP

New York Yankees @ Chicago White Sox

Comiskey Park, Chicago, IL

Mon Apr 30 1984, 8:05 PM EDT

Att. 15,322 - Unknown

livebaseballscorecards.com

AB	35
R	3
H	9
RBI	3
BB	1
SO	4
LOB	12

PITCHER		IP	WLS	BF	H	R	ER	SO	BB	IBB	HBP	BLK	WP	HR	S	P	ERA	WHIP
Floyd Bannister, L ERA: 5.12	(1, 1)	8.1	W	33	8	3	3	3	1	0	0	0	1	0	38	42	3.24	1.080
Britt Burns, L ERA: 7.36	(9, 1)	0.2	S	3	1	0	0	1	0	0	0	0	0	0	5	5	0.00	1.500

PITCHER	IP	WLS	BF	H	R	ER	SO	BB	IBB	HBP	BLK	WP	HR	S	P	ERA	WHIP

Batter	1	2	3	4	5	6	7	8	9	AB	R	H	RBI	BB	SO	LOB
Julio Cruz, S (1, 4) OBP: 0.333, SLG: 0.333	5-3	G1-6-3 1-2f		SF8 3-H		BBB 4-0 5-3 1-2 BB		4-3		3	0	0	1	1	0	1
Carlton Fisk, R (1, 2) OBP: 0.304, SLG: 0.429	2B FC 1B		6-3	F9		5-3 1-2 2-3				4	1	1	0	0	0	3
Tom Paciorek, R (1, 3) OBP: 0.323, SLG: 0.362	FC HR 1-3 2B		2B		5-3	F5				4	1	2	0	0	0	2
Greg Luzinski, R (1, 10) OBP: 0.350, SLG: 0.246	FC HR 2-3 3-H		6-3		BB 1B		SSS 0-3 K			4	1	1	1	0	1	2
Ron Kittle, R (1, 7) OBP: 0.364, SLG: 0.684	HR 1-H 3-H		IIII 4-0 IBB		BBBB 4-0 1-2 BB		SSS 0-3 K			2	1	1	3	2	1	0
Harold Baines, L (1, 9) OBP: 0.213, SLG: 0.205	F7	F8			SSS 0-3 K		0-0 1B			4	0	1	0	0	1	4
Vance Law, R (1, 5) OBP: 0.221, SLG: 0.302	5-3			F6	F5		SSS 0-3 K			4	0	0	0	0	1	3
Dave Stegman, R (1, 8) OBP: 0.318, SLG: 0.364		5-3		E S SF8 1B		F4		4-3		4	1	1	0	0	0	0
Scott Fletcher, R (1, 6) OBP: 0.360, SLG: 0.328		G1-6-3 1B		BBBB 4-0 1-3 BB		BBBB 4-0 5-3 BB		5-3		2	0	1	0	2	0	0
Inning Stats	R: 4 H: 3 E: 0 LOB: 0 K: 0 BB: 0 S: 7 P: 7	R: 0 H: 1 E: 0 LOB: 0 K: 0 BB: 0 S: 3 P: 3	R: 0 H: 1 E: 0 LOB: 2 K: 0 BB: 1 S: 4 P: 8	R: 1 H: 1 E: 0 LOB: 1 K: 0 BB: 1 S: 4 P: 8	R: 0 H: 1 E: 0 LOB: 2 K: 1 BB: 1 S: 6 P: 10	R: 0 H: 0 E: 0 LOB: 2 K: 0 BB: 2 S: 3 P: 11	R: 0 H: 1 E: 0 LOB: 1 K: 3 BB: 0 S: 10 P: 10	R: 0 H: 0 E: 0 LOB: 0 K: 0 BB: 0 S: 3 P: 3		1B: 5 SF: 1 2B: 2 SAC: 0 3B: 0 DP: 1 HR: 1 HBP: 0						

PITCHER		IP	WLS	BF	H	R	ER	SO	BB	IBB	HBP	BLK	WP	HR	S	P	ERA	WHIP
Ron Guidry, L ERA: 3.7	(1, 1)	6.0	L	30	7	5	4	1	4	1	0	0	0	1	27	47	6.00	1.833
Curt Brown, R ERA:	(7, 1)	2.0		7	1	0	0	3	0	0	0	0	0	0	13	13	0.00	0.500

PITCHER	IP	WLS	BF	H	R	ER	SO	BB	IBB	HBP	BLK	WP	HR	S	P	ERA	WHIP

BOTTOM

New York Yankees @ Chicago White Sox

Comiskey Park, Chicago, IL

Mon Apr 30 1984, 8:05 PM EDT

Att. 15,322 - Unknown

livebaseballscorecards.com

AB	31
R	5
H	8
RBI	5
BB	5
SO	4
LOB	15

1B: 5	SF: 1	WP: 0	PA: 37
2B: 2	SAC: 0	PB: 0	
3B: 0	DP: 1	SB: 1	
HR: 1	HBP: 0	CS: 0	

Batter	1	2	3	4	5	6	7	8	9	AB	R	H	RBI	BB	SO	LOB
Willie Randolph, R (1, 4) OBP: 0.413, SLG: 0.385	1-3		E 1B 1B		FC4-6 1B		5-3 1-2	K		5	1	2	0	0	1	2
Don Mattingly, L (1, 3) OBP: 0.383, SLG: 0.479	K		K		FC4-6 BB 1-2f		4-3 2-H 1B		3-1	5	0	1	1	0	2	2
Steve Kemp, L (1, 7) OBP: 0.350, SLG: 0.286	K		F9		G6-4-3 BB 1-2		4-3 1-2		K	4	0	0	0	1	2	2
Don Baylor, R (1, 10) OBP: 0.241, SLG: 0.405		1B BB 1B	E5 1B 1-2		G6-4-3 1-2f		F3		F9	5	1	1	0	0	0	4
Dave Winfield, R (1, 8) OBP: 0.364, SLG: 0.488		K	1-2 2-H 1B			K		E 1B 1B		4	1	2	1	0	2	1
Lou Piniella, R (1, 9) OBP: 0.333, SLG: 0.357		BB BB 1-3 1B	6-3			FC6-4 1B		K		3	0	2	0	0	0	2
Ken Griffey, L (8, PH) OBP: 0.316, SLG: 0.333 (8, 9)										1	0	0	0	0	1	1
Toby Harrah, R (1, 5) OBP: 0.309, SLG: 0.250		BB 1-2 BB	K		FC6-4 FC6-4 1-2f			E5 1B 5-3 1-2		3	1	0	0	1	1	2
Rick Cerone, R (1, 2) OBP: 0.259, SLG: 0.320		G5-4-3 BB 1-2 2-3 3-H	5-3		FC6-4 1-2f			5-3 1-3 2-H 1B		3	0	1	2	1	0	1
Andre Robertson, R (1, 6) OBP: 0.256, SLG: 0.368		G5-4-3 1-2f	4-3			5-3 1B 1B		5-3 1-2 3-H		2	0	0	0	0	0	3
Roy Smalley, S (7, PH) OBP: 0.377, SLG: 0.426 (7, 6)										2	1	1	1	0	0	1

Inning Stats	1	2	3	4	5	6	7	8	9
	R: 0 E: 0 K: 2 S: 7	H: 0 LOB: 0 BB: 0 P: 7	R: 1 E: 0 K: 1 S: 6	H: 2 LOB: 2 BB: 2 P: 14	R: 1 E: 1 K: 1 S: 8	H: 2 LOB: 2 BB: 0 P: 8	R: 0 E: 0 K: 1 S: 5	H: 0 LOB: 0 BB: 0 P: 5	R: 0 E: 0 K: 0 S: 3	H: 1 LOB: 1 BB: 1 P: 7	R: 0 E: 0 K: 1 S: 6	H: 1 LOB: 1 BB: 0 P: 6	R: 1 E: 0 K: 0 S: 5	H: 2 LOB: 1 BB: 0 P: 5	R: 2 E: 1 K: 2 S: 10	H: 2 LOB: 1 BB: 0 P: 10	R: 0 E: 0 K: 1 S: 5	H: 0 LOB: 0 BB: 0 P: 5

PITCHER		IP	WLS	BF	H	R	ER	SO	BB	IBB	HBP	BLK	WP	HR	S	P	ERA	WHIP	PITCHER		IP	WLS	BF	H	R	ER	SO	BB	IBB	HBP	BLK	WP	HR	S	P	ERA	WHIP
Bob Fallon, L ERA: 5.19	(1, 1)	2.2		14	4	2	1	4	2	0	0	0	0	0	20	28	3.38	2.250																			
Salome Barojas, R ERA: 5.14	(3, 1)	4.1	W	17	4	1	1	2	1	0	0	0	0	0	20	24	2.08	1.154																			
Ron Reed, R ERA: 2.57	(8, 1)	1.0		6	2	2	0	2	0	0	0	0	0	0	10	10	0.00	2.000																			
Britt Burns, L ERA: 6.75	(9, 1)	1.0	S	3	0	0	0	1	0	0	0	0	0	0	5	5	0.00	0.000																			

TOP

New York Yankees @ Chicago White Sox

Comiskey Park, Chicago, IL

Tue May 01 1984, 8:05 PM EDT

Att. 18,603 - Unknown

livebaseballscorecards.com

AB	37
R	5
H	10
RBI	5
BB	3
SO	9
LOB	21

1B: 10	SF: 0	WP: 0	PA: 40
2B: 0	SAC: 0	PB: 0	
3B: 0	DP: 2	SB: 0	
HR: 0	HBP: 0	CS: 0	

Batter	1	2	3	4	5	6	7	8	9	AB	R	H	RBI	BB	SO	LOB
Scott Fletcher, R (1, 4) OBP: 0.380, SLG: 0.323	4-3	2B BB		SH2-3 2-3		1-2 BB	1-2 BB			1	1	0	0	3	0	0
Carlton Fisk, R (1, 2) OBP: 0.295, SLG: 0.434	F9	1-H 3-H 2B		SF8 3-H		K	FC5 2-3f			4	0	1	3	0	1	5
Tom Paciorek, R (1, 3) OBP: 0.314, SLG: 0.349 Mike Squires, L (9, 3) OBP: 0.250, SLG: 0.182	FC6-4 1B	F8		K2-3		F3		4-3		5 0	0 0	1 0	0 0	0 0	1 0	3 0
Greg Luzinski, R (1, 10) OBP: 0.341, SLG: 0.243	FC6-4 1-2f	6-3			4-3 1B	K		F4		5	0	1	0	0	1	3
Ron Kittle, R (1, 7) OBP: 0.352, SLG: 0.645		1-3	E5 1B 1B		K		K	FC5-4 1B		5	1	1	0	0	2	1
Harold Baines, L (1, 9) OBP: 0.235, SLG: 0.231		1B 3B 1B	G5-3 1B 2-3 1B		4-3 1-2		1B 1B	FC5-4 1-2f		5	1	3	0	0	0	2
Dave Stegman, R (1, 8) OBP: 0.375, SLG: 0.417 Rudy Law, L (5, PH) OBP: 0.383, SLG: 0.444 (6, 8)		1-2 3B 1B	1-2 1B 3-H		IBB		1-3 1B 1B			2 1	1 1	2 1	1 0	0 1	0 0	0 0
Vance Law, R (1, 5) OBP: 0.222, SLG: 0.288		F9	G5-3 2-3f		K		1B BB			3	0	0	0	1	1	6
Jerry Dybzinski, R (1, 6) OBP: 0.714, SLG: 1.000		1-H 2-H 2B 3B		E6 SH2-3 SF8 1B		S BB	FC5 S 1-3 2-H 1B			3	2	3	3	1	0	0
Inning Stats	R: 0 H: 1 E: 0 LOB: 1 K: 0 BB: 0 S: 4 P: 4	R: 4 H: 4 E: 0 LOB: 1 K: 0 BB: 1 S: 7 P: 11	R: 1 H: 2 E: 1 LOB: 1 K: 0 BB: 0 S: 5 P: 5	R: 1 H: 1 E: 1 LOB: 0 K: 1 BB: 0 S: 6 P: 6	R: 0 H: 1 E: 0 LOB: 2 K: 2 BB: 1 S: 8 P: 12	R: 0 H: 0 E: 0 LOB: 2 K: 2 BB: 2 S: 7 P: 15	R: 1 H: 3 E: 0 LOB: 3 K: 1 BB: 2 S: 7 P: 15	R: 0 H: 1 E: 0 LOB: 1 K: 0 BB: 0 S: 4 P: 4		1B: 11 SF: 1 2B: 1 SAC: 1 3B: 1 DP: 1 HR: 0 HBP: 0						

BOTTOM

New York Yankees @ Chicago White Sox

Comiskey Park, Chicago, IL

Tue May 01 1984, 8:05 PM EDT

Att. 18,603 - Unknown

livebaseballscorecards.com

AB	34
R	7
H	13
RBI	7
BB	6
SO	6
LOB	20

1B: 11 SF: 1 WP: 0 PA: 42
2B: 1 SAC: 1 PB: 0
3B: 1 DP: 1 SB: 2
HR: 0 HBP: 0 CS: 0

PITCHER		IP	WLS	BF	H	R	ER	SO	BB	IBB	HBP	BLK	WP	HR	S	P	ERA	WHIP
Ray Fontenot, L ERA: 4.55	(1, 1)	4.0	L	21	8	6	4	1	1	0	0	0	0	0	22	26	9.00	2.250
Jay Howell, R ERA: 3.97	(5, 1)	2.2		16	4	1	1	5	4	1	0	0	0	0	21	41	3.38	3.000
Dale Murray, R ERA: 0.93	(7, 1)	1.1		5	1	0	0	0	0	0	0	0	0	0	5	5	0.00	0.750

PITCHER	IP	WLS	BF	H	R	ER	SO	BB	IBB	HBP	BLK	WP	HR	S	P	ERA	WHIP

Batter	1	2	3	4	5	6	7	8	9	AB	R	H	RBI	BB	SO	LOB
Willie Randolph, R (1, 4) OBP: 0.400, SLG: 0.370	G1-4-3			F8			K			3	0	0	0	0	1	0
Don Mattingly, L (1, 3) OBP: 0.381, SLG: 0.474	G3			4-3			G1-6-3, 1B			3	0	1	0	0	0	0
Steve Kemp, L (1, 7) OBP: 0.326, SLG: 0.263	K			F8			G1-6-3 1-2f			3	0	0	0	0	1	1
Oscar Gamble, L (1, 10) OBP: 0.138, SLG: 0.192		F3			F3			4-3		3	0	0	0	0	0	0
Dave Winfield, R (1, 8) OBP: 0.340, SLG: 0.455		K			6-3			6-3		3	0	0	0	0	1	0
Roy Smalley, S (1, 5) OBP: 0.357, SLG: 0.400		6-3			K			F7		3	0	0	0	0	1	0
Ken Griffey, L (1, 9) OBP: 0.305, SLG: 0.320			F9			6-3			4-3	3	0	0	0	0	0	0
Rick Cerone, R (1, 2) OBP: 0.233, SLG: 0.286			K			K			F8	3	0	0	0	0	2	0
Andre Robertson, R (1, 6) OBP: 0.244, SLG: 0.350			F8			K			K	2	0	0	0	0	1	0
Butch Wynegar, S (9, PH) OBP: 0.271, SLG: 0.226										1	0	0	0	0	1	0
Inning Stats	R: 0 E: 0 K: 1 S: 5 H: 0 LOB: 0 BB: 0 P: 5	R: 0 E: 0 K: 1 S: 5 H: 0 LOB: 0 BB: 0 P: 5	R: 0 E: 0 K: 1 S: 5 H: 0 LOB: 0 BB: 0 P: 5	R: 0 E: 0 K: 0 S: 3 H: 0 LOB: 0 BB: 0 P: 3	R: 0 E: 0 K: 1 S: 5 H: 0 LOB: 0 BB: 0 P: 5	R: 0 E: 0 K: 2 S: 7 H: 0 LOB: 0 BB: 0 P: 7	R: 0 E: 0 K: 1 S: 5 H: 1 LOB: 0 BB: 0 P: 5	R: 0 E: 0 K: 0 S: 3 H: 0 LOB: 0 BB: 0 P: 3	R: 0 E: 0 K: 1 S: 5 H: 0 LOB: 0 BB: 0 P: 5	1B: 1 2B: 0 3B: 0 HR: 0 SF: 0 SAC: 0 DP: 1 HBP: 0	WP: 0 PB: 0 SB: 0 CS: 0 PA: 27					

PITCHER	IP	WLS	BF	H	R	ER	SO	BB	IBB	HBP	BLK	WP	HR	S	P	ERA	WHIP
LaMarr Hoyt, R (1, 1) ERA: 2.85	9.0	W	27	1	0	0	8	0	0	0	0	0	0	43	43	0.00	0.111

PITCHER	IP	WLS	BF	H	R	ER	SO	BB	IBB	HBP	BLK	WP	HR	S	P	ERA	WHIP

TOP

New York Yankees @ Chicago White Sox

Comiskey Park, Chicago, IL

Wed May 02 1984, 8:05 PM EDT

Att. 15,382 - Unknown

livebaseballscorecards.com

AB	27
R	0
H	1
RBI	0
BB	0
SO	8
LOB	1

Batter	1	2	3	4	5	6	7	8	9	AB	R	H	RBI	BB	SO	LOB
Rudy Law, L (1, 8) OBP: 0.376, SLG: 0.434	F9	S 1B 2-H		PO 1-2	F8		F7			4	0	1	1	0	0	0
Carlton Fisk, R (1, 2) OBP: 0.292, SLG: 0.411	S BB	F8 1-2			5-3		K			3	0	0	0	1	1	1
Greg Walker, L (1, 3) OBP: 0.340, SLG: 0.524	K 1-2	K			BB HBP		K			2	0	0	0	0	2	1
Vance Law, R (6, 5) OBP: 0.219, SLG: 0.284										1	0	0	0	0	1	0
Greg Luzinski, R (1, 10) OBP: 0.348, SLG: 0.247	K	FC5-4 1B			BB 1-2			F8		3	0	1	0	1	1	1
Ron Kittle, R (1, 7) OBP: 0.347, SLG: 0.615		SH1-4 1B BB 1B	FC5-4 1-2f		K			K		3	1	0	0	1	2	3
Harold Baines, L (1, 9) OBP: 0.247, SLG: 0.244		1B SH1-4 BLK 1B 1-2	1B 1-3			F8		4-3		4	1	2	0	0	0	0
Mike Squires, L (1, 5) OBP: 0.286, SLG: 0.231 (6, 3)	SH1-4 1-2 2-3			FC1-6 1B		K				2	0	1	0	0	1	0
Scott Fletcher, R (1, 4) OBP: 0.390, SLG: 0.338	BLK 1B 1B 2-3 3-H			FC1-6 PO 1-2f		1B				3	1	2	1	0	0	1
Jerry Dybzinski, R (1, 6) OBP: 0.500, SLG: 0.625	F3 1-2 3-H			K		F3				3	0	0	0	0	1	3
Inning Stats	R: 0 E: 0 K: 2 S: 7 H: 0 LOB: 1 BB: 1 P: 11	R: 3 E: 0 K: 0 S: 6 H: 3 LOB: 1 BB: 1 P: 10	R: 0 E: 0 K: 1 S: 6 H: 2 LOB: 2 BB: 0 P: 6	R: 0 E: 0 K: 1 S: 5 H: 1 LOB: 0 BB: 0 P: 5	R: 0 E: 0 K: 1 S: 5 H: 0 LOB: 2 BB: 1 P: 10	R: 0 E: 0 K: 1 S: 6 H: 1 LOB: 1 BB: 0 P: 6	R: 0 E: 0 K: 2 S: 7 H: 0 LOB: 0 BB: 0 P: 7	R: 0 E: 0 K: 1 S: 5 H: 0 LOB: 0 BB: 0 P: 5		1B: 7 2B: 0 3B: 0 HR: 0	SF: 0 SAC: 1 DP: 0 HBP: 1						

BOTTOM

New York Yankees @ Chicago White Sox

Comiskey Park, Chicago, IL

Wed May 02 1984, 8:05 PM EDT

Att. 15,382 - Unknown

livebaseballscorecards.com

AB	28
R	3
H	7
RBI	2
BB	3
SO	9
LOB	10

WP: 0 PB: 0 SB: 2 CS: 0 PA: 34

PITCHER	IP	WLS	BF	H	R	ER	SO	BB	IBB	HBP	BLK	WP	HR	S	P	ERA	WHIP
Jose Rijo, R (1, 1) ERA: 4.64	6.0	L	27	7	3	3	6	3	0	1	1	0	0	35	48	4.50	1.667
Curt Brown, R (7, 1) ERA:	2.0		6	0	0	0	3	0	0	0	0	0	0	12	12	0.00	0.000

PITCHER	IP	WLS	BF	H	R	ER	SO	BB	IBB	HBP	BLK	WP	HR	S	P	ERA	WHIP

Batter	1	2	3	4	5	6	7	8	9	AB	R	H	RBI	BB	SO	LOB
Rudy Law, L (1, 8) OBP: 0.393, SLG: 0.443	4-3 S 1B		SH3-4 2-3	S 1-3 2-H 1B			BBBB 1B SF9 BB		4-3	3	1	2	1	1	0	0
Carlton Fisk, R (1, 2) OBP: 0.300, SLG: 0.410	4-3 1-3		FC6-4 3-H 1B	F4 1-2			1-3 2-H 1B		F8	5	0	2	2	0	0	3
Harold Baines, L (1, 9) OBP: 0.245, SLG: 0.256	F5		F9		L4-6 2B		SF9 3-H		1-3	4	0	1	1	0	0	2
Ron Kittle, R (1, 7) OBP: 0.342, SLG: 0.594	F7		FC6-4 1-2f		CS 1B		F4			4	0	1	0	0	0	3
Jerry Hairston, S (1, 10) OBP: 0.263, SLG: 0.235		F8		F9	L4-6 2-3		F9			4	0	0	0	0	0	3
Mike Squires, L (1, 3) OBP: 0.333, SLG: 0.313		F2		E 2B	CS 1-2	F7		BBBB S SH1-3 BB		3	1	1	0	1	0	0
Vance Law, R (1, 5) OBP: 0.224, SLG: 0.286		1B		F9		F4		SH1-3 1-2		3	0	1	0	0	0	1
Scott Fletcher, R (1, 4) OBP: 0.384, SLG: 0.333		SSS K		E5 2-H 1B 1B		6-3		SSS K 2-3		4	1	1	0	0	2	2
Jerry Dybzinski, R (1, 6) OBP: 0.571, SLG: 0.818			SH3-4 1B 2B	H 1B HBP			1B 2B	6-3		3	2	2	0	0	0	1
Inning Stats	R: 0 H: 1 E: 0 LOB: 1 K: 0 BB: 0 S: 4 P: 4	R: 0 H: 1 E: 0 LOB: 1 K: 1 BB: 0 S: 6 P: 6	R: 1 H: 2 E: 0 LOB: 1 K: 0 BB: 0 S: 5 P: 5	R: 2 H: 3 E: 1 LOB: 2 K: 0 BB: 0 S: 6 P: 7	R: 0 H: 2 E: 0 LOB: 0 K: 0 BB: 0 S: 3 P: 3	R: 0 H: 0 E: 0 LOB: 0 K: 0 BB: 0 S: 3 P: 3	R: 2 H: 2 E: 0 LOB: 1 K: 0 BB: 1 S: 5 P: 9	R: 0 H: 0 E: 0 LOB: 1 K: 1 BB: 1 S: 5 P: 9	R: 0 H: 0 E: 0 LOB: 0 K: 0 BB: 0 S: 3 P: 3	1B: 7 SF: 1 2B: 5 SAC: 2 3B: 0 DP: 1 HR: 0 HBP: 1						

TOP

Chicago White Sox @ Boston Red Sox

Fenway Park, Boston, MA

Fri May 04 1984, 7:05 PM EDT

Att. 17,550 - Unknown

livebaseballscorecards.com

AB	33
R	5
H	11
RBI	4
BB	2
SO	2
LOB	15

WP: 0 PA: 40
PB: 0
SB: 3
CS: 1

PITCHER		IP	WLS	BF	H	R	ER	SO	BB	IBB	HBP	BLK	WP	HR	S	P	ERA	WHIP
Dennis Eckersley, R ERA: 5.74	(1, 1)	6.0	L	26	9	3	3	1	0	0	1	0	0	0	27	28	4.50	1.500
Mark Clear, R ERA: 6.17	(7, 1)	3.0		13	2	2	2	1	2	0	0	0	0	0	13	21	6.00	1.333

PITCHER	IP	WLS	BF	H	R	ER	SO	BB	IBB	HBP	BLK	WP	HR	S	P	ERA	WHIP

Batter	1	2	3	4	5	6	7	8	9	AB	R	H	RBI	BB	SO	LOB
Jerry Remy, L (1, 4) OBP: 0.310, SLG: 0.305	4-3 S 1B		E S 1B		F7 ①		F7 ①		FC1-4-6 WP ① 1-2f 2-3	5	0	2	0	0	0	2
Dwight Evans, R (1, 9) OBP: 0.345, SLG: 0.362	6-3 ① 1-2		K ② 1-3		E 1B BB		G1-4-3 ②		F4 ② 1-2 3-H	4	0	0	0	1	1	3
Wade Boggs, L (1, 5) OBP: 0.440, SLG: 0.351	4-3 ② 2-3		BB		E 1B 1-2		G3 ③		BB	3	0	1	0	2	0	1
Jim Rice, R (1, 7) OBP: 0.247, SLG: 0.323	F3 ③		F9 ③		E5 1-2 2-3			5-3 ①	F8 ③	5	0	0	0	0	0	7
Mike Easler, L (1, 3) OBP: 0.383, SLG: 0.462		4-3 ①		HR BB	K ②			4-3 ②		3	1	0	0	1	1	3
Tony Armas, R (1, 10) OBP: 0.314, SLG: 0.535		5-3 ②		1-H HR	K ③			1B		4	1	2	2	0	1	3
Rich Gedman, L (1, 2) OBP: 0.316, SLG: 0.486		1B		K ①		4-3 ①		F8 ③		4	0	1	0	0	1	1
Reid Nichols, R (1, 8) OBP: 0.353, SLG: 0.367		F6 ③		F4 ②		F8 ②			FC1-4-6 WP 2B	4	1	1	0	0	0	1
Glenn Hoffman, R (1, 6) OBP: 0.222, SLG: 0.256			6-3 ①	6-3 ③		6-3 ③			FC1-4-6 BB	3	0	0	0	0	0	0
Rick Miller, L (9, PH) OBP: 0.211, SLG: 0.188										0	0	0	0	1	0	0
Inning Stats	R: 0 H: 1 E: 0 LOB: 1 K: 0 BB: 0 S: 4 P: 4	R: 0 H: 1 E: 0 LOB: 1 K: 0 BB: 0 S: 4 P: 4	R: 0 H: 1 E: 0 LOB: 2 K: 1 BB: 1 S: 6 P: 10	R: 2 H: 1 E: 0 LOB: 0 K: 1 BB: 1 S: 6 P: 10	R: 0 H: 1 E: 1 LOB: 3 K: 2 BB: 1 S: 9 P: 13	R: 0 H: 0 E: 0 LOB: 0 K: 0 BB: 0 S: 3 P: 3	R: 0 H: 0 E: 0 LOB: 0 K: 0 BB: 0 S: 3 P: 3	R: 0 H: 1 E: 0 LOB: 1 K: 0 BB: 0 S: 4 P: 4	R: 1 H: 1 E: 0 LOB: 2 K: 0 BB: 2 S: 4 P: 12	1B: 5 SF: 0 2B: 1 SAC: 0 3B: 0 DP: 0 HR: 1 HBP: 0						

PITCHER		IP	WLS	BF	H	R	ER	SO	BB	IBB	HBP	BLK	WP	HR	S	P	ERA	WHIP
Tom Seaver, R ERA: 5.64	(1, 1)	8.0	W	36	7	3	3	4	4	0	0	0	0	1	40	56	3.38	1.375
Al Jones, R ERA:	(9, 1)	1.0	S	4	0	0	0	0	1	0	0	0	1	0	3	7	0.00	1.000

PITCHER	IP	WLS	BF	H	R	ER	SO	BB	IBB	HBP	BLK	WP	HR	S	P	ERA	WHIP

BOTTOM

Chicago White Sox @ Boston Red Sox

Fenway Park, Boston, MA

Fri May 04 1984, 7:05 PM EDT

Att. 17,550 - Unknown

livebaseballscorecards.com

AB	35
R	3
H	7
RBI	2
BB	5
SO	4
LOB	21

WP: 1	PA: 40		
PB: 0			
SB: 2			
CS: 0			

Batter	1	2	3	4	5	6	7	8	9	AB	R	H	RBI	BB	SO	LOB
Rudy Law, L (1, 8) OBP: 0.398, SLG: 0.439	6-3		E3 1-2 3-H	S 2-H 3-H		BBBB 2B 1-2		F8		3	1	1	3	1	0	1
Dave Stegman, R (8, PH) OBP: 0.360, SLG: 0.400 (8, 8)				1B		BB				1	0	0	0	0	0	0
Vance Law, R (1, 5) OBP: 0.235, SLG: 0.297	5-3		F8	F7 1-2		1-H 2-H 2B			BBBB G4-6-3 BB	4	0	1	2	1	0	3
Harold Baines, L (1, 9) OBP: 0.242, SLG: 0.264	F6		1-H 2-H 2B		F8	6-3			G4-6-3 1-2f	5	0	1	1	0	0	2
Greg Luzinski, R (1, 10) OBP: 0.351, SLG: 0.247		BBBB 1B BB	F8		F7		F8		1B	4	0	1	0	1	0	1
Ron Kittle, R (1, 7) OBP: 0.349, SLG: 0.583		SSS K		2B SH1-3 1B	F9		BBBB 1B BB		5-3	3	1	1	0	1	1	1
Mike Squires, L (7, 3) OBP: 0.316, SLG: 0.294										1	0	0	0	0	0	1
Tom Paciorek, R (1, 3) OBP: 0.351, SLG: 0.394 (7, 7)		G6-4-3 1-2 1B		SH1-3 1-3 1B 2B		BBBB 1B SF8 BB	G4-6-3 1-2 1B			3	2	3	0	1	0	0
Marc Hill, R (1, 2) OBP: 0.333, SLG: 0.323		G6-4-3 1-2f		1-3		FC5-4 1-3 1B	G4-6-3 1-2f			4	0	1	0	0	0	6
Scott Fletcher, R (1, 4) OBP: 0.389, SLG: 0.351			1B E 2B	SH1-3 1B IBB		SF8 3-H		6-3		2	2	1	1	1	0	0
Jerry Dybzinski, R (1, 6) OBP: 0.529, SLG: 0.714			E 2B 2-3 1B	SH1-3 1-2 2-3 3-H		FC5-4 BB 1-2f 2B		F8		3	2	1	1	0	0	1

TOP

Chicago White Sox @ Boston Red Sox

Fenway Park, Boston, MA

Sat May 05 1984, 3:33 AM EDT

Att. 23,809 - Unknown

livebaseballscorecards.com

AB	33
R	8
H	11
RBI	8
BB	6
SO	1
LOB	16

Inning Stats	1	2	3	4	5	6	7	8	9			
	R: 0 E: 0 K: 0 S: 3	R: 0 E: 0 K: 1 S: 5	R: 2 E: 1 K: 0 S: 6	R: 3 E: 0 K: 0 S: 6	R: 0 E: 0 K: 0 S: 3	R: 3 E: 0 K: 0 S: 5	R: 0 E: 0 K: 0 S: 3	R: 0 E: 0 K: 0 S: 3	R: 0 E: 0 K: 0 S: 3	1B: 7 2B: 4 3B: 0 HR: 0	SF: 1 SAC: 1 DP: 3 HBP: 0	WP: 0 PB: 0 SB: 1 CS: 0	PA: 41
	H: 0 LOB: 0 BB: 0 P: 3	H: 1 LOB: 1 BB: 1 P: 9	H: 3 LOB: 1 BB: 0 P: 6	H: 3 LOB: 1 BB: 1 P: 10	H: 0 LOB: 0 BB: 0 P: 3	H: 2 LOB: 1 BB: 2 P: 13	H: 1 LOB: 1 BB: 1 P: 7	H: 0 LOB: 0 BB: 0 P: 3	H: 1 LOB: 1 BB: 1 P: 7				

PITCHER		IP	WLS	BF	H	R	ER	SO	BB	IBB	HBP	BLK	WP	HR	S	P	ERA	WHIP
Oil Can Boyd, R ERA: 7.36	(1, 1)	5.2	L	29	9	8	8	1	3	1	0	0	0	0	27	43	12.71	2.118
John Henry Johnson, L ERA: 3.6	(6, 1)	3.1		12	2	0	0	0	2	0	0	0	0	0	10	18	0.00	1.200

PITCHER	IP	WLS	BF	H	R	ER	SO	BB	IBB	HBP	BLK	WP	HR	S	P	ERA	WHIP

Batter	1	2	3	4	5	6	7	8	9	AB	R	H	RBI	BB	SO	LOB
Jerry Remy, L (1, 4) OBP: 0.305, SLG: 0.293	BBBB 4-0 1B BB		x 0-0 4-3 ①		x 0-0 F1 ①		x 0-0 5-3 ②		x 0-0 F7 ①	4	0	0	0	1	0	1
Dwight Evans, R (1, 9) OBP: 0.347, SLG: 0.394	x 0-0 G5-4-3 1-2 1B		x 0-0 1-3 ②		x 0-0 F4 ②		x 0-0 HR		x 0-0 FC6-4 1B WP 1-2f 1B ②	5	2	2	1	0	0	1
Wade Boggs, L (1, 5) OBP: 0.448, SLG: 0.358	x 0-0 F8 ①		BBBB 4-0 BB		x 0-0 F8 ③		x 0-0 1B		x 0-0 1B 1-3 1B 1B	4	1	2	0	1	0	2
Jim Rice, R (1, 7) OBP: 0.255, SLG: 0.320	x 0-0 G5-4-3 ②③ 1-2f		x 0-0 5-3 ③			BBBB 4-0 HR BB	SSS 0-3 K ③		x 0-0 1B 1-2 3-H 1B	4	1	1	1	1	1	4
Mike Easler, L (1, 3) OBP: 0.375, SLG: 0.449		x 0-0 4-3 ①		x 0-0 F4 ①		x 0-0 F9 ①		x 0-0 6-3 ①	x 0-0 1-3 2-H 1B	5	0	1	1	0	0	1
Tony Armas, R (1, 10) OBP: 0.318, SLG: 0.534		x 0-0 F9 ②		BBBB 4-0 1B BB		SSS 0-3 K ②		x 0-0 2B	x 0-0 F9 ③	4	0	1	0	1	1	3
Rich Gedman, L (1, 2) OBP: 0.337, SLG: 0.539		x 0-0 FC5 HBP 1B		x 0-0 FC6 1-3 1B		x 0-0 1-H HR	SSS 0-3 K ②			4	1	3	2	0	1	1
Reid Nichols, R (1, 8) OBP: 0.347, SLG: 0.349		H 1-0 1-2 HBP		x 0-0 F4 ②		x 0-0 4-3 ③		x 0-0 5-3 ③		3	0	0	0	0	0	3
Jackie Gutierrez, R (1, 6) OBP: 0.229, SLG: 0.324 Rick Miller, L (9, PH) OBP: 0.250, SLG: 0.188		x 0-0 FC5 ③ 2-3f		x 0-0 FC6 ③ 1-2f			x 0-0 F2 ①		BBBB 4-0 FC6-4 BB	3 0	0 0	0 0	0 0	0 1	0 0	4 0
Inning Stats	R: 0 E: 0 K: 0 S: 3 H: 1 LOB: 1 BB: 1 P: 7	R: 0 E: 0 K: 0 S: 4 H: 1 LOB: 2 BB: 0 P: 5	R: 0 E: 0 K: 0 S: 3 H: 0 LOB: 1 BB: 1 P: 7	R: 0 E: 0 K: 0 S: 4 H: 1 LOB: 2 BB: 1 P: 8	R: 0 E: 0 K: 0 S: 3 H: 0 LOB: 0 BB: 0 P: 3	R: 2 E: 0 K: 1 S: 6 H: 1 LOB: 0 BB: 1 P: 10	R: 1 E: 0 K: 1 S: 7 H: 2 LOB: 1 BB: 0 P: 7	R: 0 E: 0 K: 1 S: 6 H: 1 LOB: 1 BB: 0 P: 6	R: 2 E: 0 K: 0 S: 6 H: 3 LOB: 2 BB: 1 P: 10	1B: 7 2B: 1 3B: 0 HR: 2	SF: 0 SAC: 0 DP: 1 HBP: 1						

PITCHER	IP	WLS	BF	H	R	ER	SO	BB	IBB	HBP	BLK	WP	HR	S	P	ERA	WHIP
Richard Dotson, R (1, 1) ERA: 2.49	6.0	W	26	4	2	2	1	4	0	1	0	0	1	23	40	3.00	1.333
Ron Reed, R (7, 1) ERA: 3.71	3.0	S	16	6	3	3	2	1	0	0	0	1	1	19	23	9.00	2.333

PITCHER	IP	WLS	BF	H	R	ER	SO	BB	IBB	HBP	BLK	WP	HR	S	P	ERA	WHIP

BOTTOM

Chicago White Sox @ Boston Red Sox

Fenway Park, Boston, MA

Sat May 05 1984, 3:33 AM EDT

Att. 23,809 - Unknown

livebaseballscorecards.com

AB	36
R	5
H	10
RBI	5
BB	5
SO	3
LOB	20

1B: 7	SF: 0	WP: 1	PA: 42
2B: 1	SAC: 0	PB: 0	
3B: 0	DP: 1	SB: 0	
HR: 2	HBP: 1	CS: 0	

Batter	1	2	3	4	5	6	7	8	9	AB	R	H	RBI	BB	SO	LOB
Scott Fletcher, R (1, 4) OBP: 0.383, SLG: 0.346	F6		K			E6 BB		1B		4	0	1	0	0	1	1
Carlton Fisk, R (1, 2) OBP: 0.297, SLG: 0.391	F5			F4		1-2 BB		F4		3	0	0	0	1	0	1
Tom Paciorek, R (1, 3) OBP: 0.346, SLG: 0.377	K			5-3		F5			BB	3	0	0	0	1	1	2
Greg Luzinski, R (1, 10) OBP: 0.347, SLG: 0.238		F3		F9			FC5-4 HBP		F2	3	0	0	0	0	0	1
Ron Kittle, R (1, 7) OBP: 0.333, SLG: 0.553		F9			5-3		FC5-4 3-6 1-2f		F4	4	0	0	0	0	0	2
Harold Baines, L (1, 9) OBP: 0.233, SLG: 0.253		K			1-3		3-6 1-2f		3-1	4	0	0	0	0	1	2
Vance Law, R (1, 5) OBP: 0.238, SLG: 0.338			F8		F7			HR		3	1	1	1	0	0	0
Dave Stegman, R (1, 8) OBP: 0.321, SLG: 0.357			F6			5-3		4-3		3	0	0	0	0	0	0
Jerry Dybzinski, R (1, 6) OBP: 0.500, SLG: 0.625			BB			F9		K		2	0	0	0	1	1	0
Inning Stats	R: 0 H: 0 E: 0 LOB: 0 K: 1 BB: 0 S: 5 P: 5	R: 0 H: 0 E: 0 LOB: 0 K: 1 BB: 0 S: 5 P: 5	R: 0 H: 0 E: 0 LOB: 1 K: 1 BB: 1 S: 5 P: 9	R: 0 H: 0 E: 0 LOB: 0 K: 0 BB: 0 S: 3 P: 3	R: 0 H: 0 E: 0 LOB: 0 K: 0 BB: 0 S: 3 P: 3	R: 0 H: 0 E: 1 LOB: 2 K: 0 BB: 1 S: 4 P: 8	R: 0 H: 0 E: 0 LOB: 0 K: 0 BB: 0 S: 2 P: 3	R: 1 H: 2 E: 0 LOB: 1 K: 1 BB: 0 S: 7 P: 7	R: 0 H: 0 E: 0 LOB: 1 K: 0 BB: 1 S: 3 P: 7	1B: 1 SF: 0 2B: 1 SAC: 0 3B: 0 DP: 1 HR: 1 HBP: 1				WP: 0 PA: 33 PB: 0 SB: 0 CS: 0		

PITCHER	IP	WLS	BF	H	R	ER	SO	BB	IBB	HBP	BLK	WP	HR	S	P	ERA	WHIP
Bruce Hurst, L (1, 1) ERA: 2.01	9.0	W	33	2	1	1	4	3	0	1	0	0	1	37	50	1.00	0.556

PITCHER	IP	WLS	BF	H	R	ER	SO	BB	IBB	HBP	BLK	WP	HR	S	P	ERA	WHIP

TOP

Chicago White Sox @ Boston Red Sox

Fenway Park, Boston, MA

Sun May 06 1984, 3:33 AM EDT

Att. 23,978 - Unknown

livebaseballscorecards.com

AB	29
R	1
H	2
RBI	1
BB	3
SO	4
LOB	9

Batter	1	2	3	4	5	6	7	8	9	AB	R	H	RBI	BB	SO	LOB
Marty Barrett, R (1, 4) OBP: 0.450, SLG: 0.500	4-3 SF9 2B		6-3 ①		F9 ①		6-3 ③			4	1	1	0	0	0	0
Wade Boggs, L (1, 5) OBP: 0.450, SLG: 0.357	4-3 ① 2-3		BB BB 1B		3-1 ②			BBBB 4-0 G4-6-3 BB BB		3	0	1	0	1	0	1
Dwight Evans, R (1, 9) OBP: 0.344, SLG: 0.386	SF9 ② 3-H		F7 ②		6-3 ③			BBBB 4-0 G4-6-3 1-2 BB		2	0	0	1	1	0	1
Jim Rice, R (1, 7) OBP: 0.255, SLG: 0.310	F8 ③		BBBB 4-0 BB 1-2 BB			F8 ①		0-0 G4-6-3 ① ② 1-2f 2-3		3	0	0	0	1	0	2
Mike Easler, L (1, 3) OBP: 0.388, SLG: 0.515		0-0 HR	BBBB 4-0 1-2 2-3 BB			0-0 HR		0-0 4-1 ③		3	2	2	2	1	0	1
Tony Armas, R (1, 10) OBP: 0.310, SLG: 0.519		SSS 0-3 ① K	SSS 0-3 ③ K			0-0 ② 6-3				3	0	0	0	0	2	3
Reid Nichols, R (1, 8) OBP: 0.333, SLG: 0.333		0-0 ② F8		SSS 0-3 ① K		0-0 ③ 5-3				3	0	0	0	0	1	0
Gary Allenson, R (1, 2) OBP: 0.188, SLG: 0.071		BBBB 4-0 BB		SSS 0-3 ② K			0-0 ① 5-3			2	0	0	0	1	1	0
Jackie Gutierrez, R (1, 6) OBP: 0.211, SLG: 0.297		0-0 ③ F9		0-0 ③ F9			0-0 ② F9			3	0	0	0	0	0	1
Inning Stats	R: 1 E: 0 K: 0 S: 4 H: 1 LOB: 0 BB: 0 P: 4	R: 1 E: 0 K: 1 S: 6 H: 1 LOB: 1 BB: 1 P: 10	R: 0 E: 0 K: 1 S: 6 H: 1 LOB: 3 BB: 2 P: 14	R: 0 E: 0 K: 2 S: 7 H: 0 LOB: 0 BB: 0 P: 7	R: 0 E: 0 K: 0 S: 3 H: 0 LOB: 0 BB: 0 P: 3	R: 1 E: 0 K: 0 S: 4 H: 1 LOB: 0 BB: 0 P: 4	R: 0 E: 0 K: 0 S: 3 H: 0 LOB: 0 BB: 0 P: 3	R: 0 E: 0 K: 0 S: 2 H: 0 LOB: 1 BB: 2 P: 10		1B: 1 2B: 1 3B: 0 HR: 2	SF: 1 SAC: 0 DP: 1 HBP: 0					

PITCHER	IP	WLS	BF	H	R	ER	SO	BB	IBB	HBP	BLK	WP	HR	S	P	ERA	WHIP
Floyd Bannister, L (1, 1) ERA: 4.89	7.0	L	30	4	3	3	4	5	0	0	0	0	2	33	53	3.86	1.286
Salome Barojas, R (8, 1) ERA: 4.8	1.0		2	0	0	0	0	0	0	0	0	0	0	2	2	0.00	0.000

PITCHER	IP	WLS	BF	H	R	ER	SO	BB	IBB	HBP	BLK	WP	HR	S	P	ERA	WHIP

BOTTOM

Chicago White Sox @ Boston Red Sox

Fenway Park, Boston, MA

Sun May 06 1984, 3:33 AM EDT

Att. 23,978 - Unknown

livebaseballscorecards.com

AB	26
R	3
H	4
RBI	3
BB	5
SO	4
LOB	9

Milwaukee Brewers @ Chicago White Sox

Comiskey Park, Chicago, IL

Mon May 07 1984, 8:05 PM EDT

Att. 18,571 - Unknown

TOP

livebaseballscorecards.com

Batter	1	2	3	4	5	6	7	8	9	AB	R	H	RBI	BB	SO	LOB
Dion James, L (1, 9) OBP: 0.389, SLG: 0.379	FC4-6 1B		F7		K		K	BB		4	0	1	0	1	2	2
Jim Gantner, L (1, 4) OBP: 0.340, SLG: 0.351	FC4-6 1-2f 1B		E8 1B		F7		1-0 BB HBP	K		4	1	1	0	0	1	4
Robin Yount, R (1, 6) OBP: 0.378, SLG: 0.360	G6-4-3 2-H 1B		F4			4-3 G3 HR 1B	4-0 BB		F8 1B	4	1	3	1	1	0	1
Cecil Cooper, L (1, 10) OBP: 0.378, SLG: 0.360	G6-4-3 1-2f		F8			G3 1-2	F3		K	5	0	0	0	0	1	7
Ben Oglivie, L (1, 7) OBP: 0.385, SLG: 0.413		G3		F9		4-3 2-3		6-3	F8 1-2	5	0	0	0	0	0	2
Ted Simmons, S (1, 3) OBP: 0.238, SLG: 0.260		HR 2B		F8		3-H HR		1B 2B 2B	6-3	5	3	3	2	0	0	1
Jim Sundberg, R (1, 2) OBP: 0.358, SLG: 0.472		2-H HR		F7		K		2-3 2B 1B		4	2	2	2	0	1	0
Randy Ready, R (1, 5) OBP: 0.353, SLG: 0.450		K			6-3		BB HBP 1B	1-H 3-H 2B		4	0	2	2	0	1	0
Rick Manning, L (1, 8) OBP: 0.338, SLG: 0.465		6-3			2B		F8	1-3		4	0	1	0	0	0	2
Inning Stats	R: 1 E: 1 K: 0 S: 4 H: 2 LOB: 0 BB: 0 P: 4	R: 2 E: 0 K: 1 S: 7 H: 2 LOB: 0 BB: 0 P: 7	R: 0 E: 1 K: 0 S: 4 H: 1 LOB: 1 BB: 0 P: 4	R: 0 E: 0 K: 0 S: 3 H: 0 LOB: 0 BB: 0 P: 3	R: 0 E: 0 K: 1 S: 6 H: 1 LOB: 1 BB: 0 P: 6	R: 2 E: 0 K: 1 S: 7 H: 2 LOB: 0 BB: 0 P: 7	R: 0 E: 0 K: 1 S: 6 H: 1 LOB: 3 BB: 1 P: 11	R: 2 E: 0 K: 1 S: 8 H: 3 LOB: 2 BB: 1 P: 12	R: 0 E: 0 K: 1 S: 6 H: 1 LOB: 1 BB: 0 P: 6	1B: 7 2B: 4 3B: 0 HR: 2 SF: 0 SAC: 0 DP: 1 HBP: 1							

	AB	39
	R	7
	H	13
	RBI	7
	BB	2
	SO	6
	LOB	19

WP: 0 PB: 0 SB: 0 CS: 0 PA: 42

PITCHER		IP	WLS	BF	H	R	ER	SO	BB	IBB	HBP	BLK	WP	HR	S	P	ERA	WHIP
LaMarr Hoyt, R ERA: 3.21	(1, 1)	6.0	L	26	9	5	4	3	0	0	0	0	0	2	32	32	6.00	1.500
Juan Agosto, L ERA: 5.68	(7, 1)	1.1		7	1	1	1	1	1	0	1	0	0	0	7	12	6.75	1.500
Ron Reed, R ERA: 4.24	(8, 1)	0.0		2	2	1	1	0	0	0	0	0	0	0	2	2	∞	∞
Britt Burns, L ERA: 5.93	(8, 1)	1.2		7	1	0	0	2	1	0	0	0	0	0	10	14	0.00	1.200

PITCHER	IP	WLS	BF	H	R	ER	SO	BB	IBB	HBP	BLK	WP	HR	S	P	ERA	WHIP

Milwaukee Brewers @ Chicago White Sox

Comiskey Park, Chicago, IL

Mon May 07 1984, 8:05 PM EDT

Att. 18,571 - Unknown

livebaseballscorecards.com

BOTTOM

Batter	1	2	3	4	5	6	7	8	9	AB	R	H	RBI	BB	SO	LOB
Rudy Law, L (1, 8) OBP: 0.412, SLG: 0.471	G3 5-3 1B		1-H SF7 3B		BBBB 4-0 CS BB			0-0 F7		3	1	2	1	1	0	0
Carlton Fisk, R (1, 2) OBP: 0.282, SLG: 0.373	0-0 5-3 1-2		0-0 SF7 3H		0-0 5-3 1-2			0-0 5-3		3	0	0	1	0	0	2
Greg Walker, L (1, 3) OBP: 0.353, SLG: 0.543	0-0 G3 2-3		0-0 4-3			0-0 G6-4-3 1B		0-0 WP 2B		4	0	2	0	0	0	1
Greg Luzinski, R (1, 10) OBP: 0.343, SLG: 0.238	0-0 F9			0-0 1B 4-3 1B		0-0 G6-4-3 1-2f		0-0 1-3 2-3		4	0	1	0	0	0	3
Ron Kittle, R (1, 7) OBP: 0.319, SLG: 0.525		0-0 5-3		0-0 F9		SSS 0-3 K			0-0 F6	4	0	0	0	0	1	1
Harold Baines, L (1, 9) OBP: 0.224, SLG: 0.242		0-0 4-3		0-0 4-3 1-2			0-0 4-3		0-0 G3	4	0	0	0	0	0	1
Vance Law, R (1, 5) OBP: 0.253, SLG: 0.388		SSS 0-3 K		0-0 FC6-4 2-3 1B			0-0 HR		SSS 0-3 K	3	1	2	1	0	1	0
Jerry Hairston, S (9, PH) OBP: 0.250, SLG: 0.222										1	0	0	0	0	1	0
Scott Fletcher, R (1, 6) OBP: 0.371, SLG: 0.333			0-0 E5 FC4	0-0 FC6-4 1-2f			0-0 6-3			3	0	0	0	0	0	2
Julio Cruz, S (1, 4) OBP: 0.320, SLG: 0.318			0-0 FC4 1-2f 3B		0-0 F6		0-0 1-3			3	1	0	0	0	0	1

	AB	32
	R	3
	H	7
	RBI	3
	BB	1
	SO	3
	LOB	11

Inning Stats	1	2	3	4	5	6	7	8	9	1B: 4	SF: 1	WP: 1	PA: 34
	R: 0 H: 1	R: 0 H: 0	R: 2 H: 1	R: 0 H: 2	R: 0 H: 0	R: 0 H: 1	R: 1 H: 1	R: 0 H: 1	R: 0 H: 0	2B: 1	SAC: 0	PB: 0	
	E: 0 LOB: 1	E: 0 LOB: 0	E: 1 LOB: 0	E: 0 LOB: 2	E: 0 LOB: 0	E: 0 LOB: 0	E: 0 LOB: 0	E: 0 LOB: 1	E: 0 LOB: 0	3B: 1	DP: 1	SB: 0	
	K: 0 BB: 0	K: 1 BB: 0	K: 0 BB: 0	K: 0 BB: 0	K: 0 BB: 1	K: 1 BB: 0	K: 0 BB: 0	K: 0 BB: 0	K: 1 BB: 0	HR: 1	HBP: 0	CS: 1	
	S: 4 P: 4	S: 5 P: 5	S: 5 P: 5	S: 5 P: 5	S: 2 P: 6	K: 1 S: 5 P: 5	S: 4 P: 4	S: 4 P: 4	S: 5 P: 5				

PITCHER		IP	WLS	BF	H	R	ER	SO	BB	IBB	HBP	BLK	WP	HR	S	P	ERA	WHIP
Jaime Cocanower, R ERA: 2.72	(1, 1)	7.0	W	27	6	3	1	2	1	0	0	0	0	1	30	34	1.29	1.000
Rollie Fingers, R ERA: 1.69	(8, 1)	2.0		7	1	0	0	1	0	0	0	0	1	0	9	9	0.00	0.500

PITCHER	IP	WLS	BF	H	R	ER	SO	BB	IBB	HBP	BLK	WP	HR	S	P	ERA	WHIP

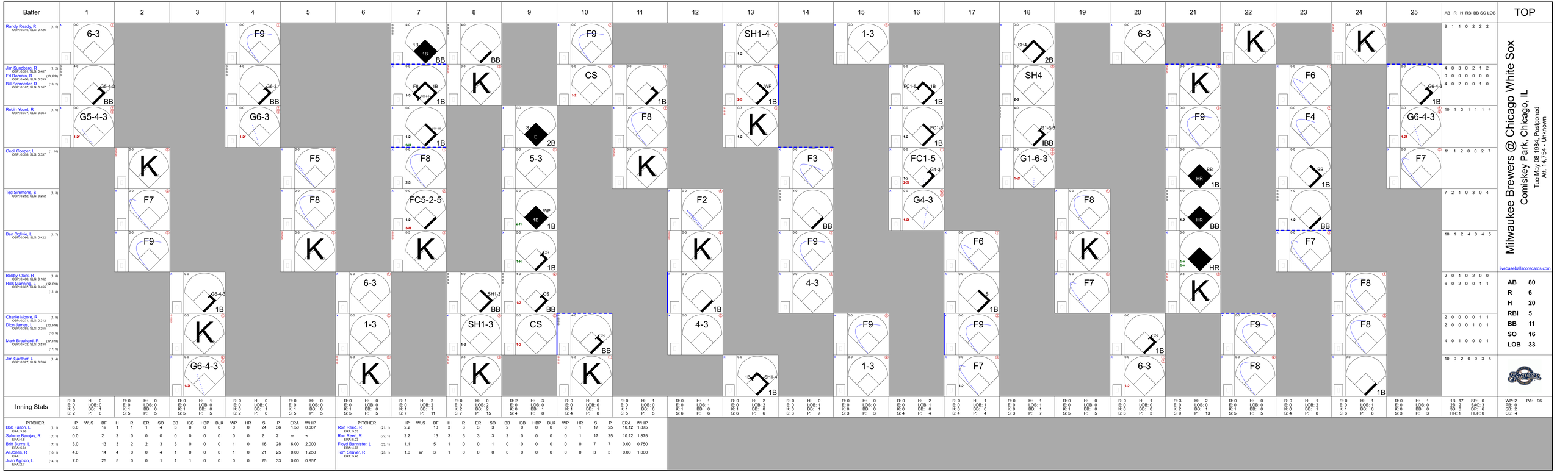
Batter
1
2
3
4
5
6
7
8
9
10
11
12
13
14
15
16
17
18
19
20
21
22
23
24
25
AB R H RBI BB SO LOB
TOP
Randy Ready, R (1, 5)
OBP: 0.346, SLG: 0.426
Jim Sundberg, R (1, 2)
OBP: 0.391, SLG: 0.487
Ed Romero, R (13, PR)
OBP: 0.400, SLG: 0.333
Bill Schroeder, R (13, 2)
OBP: 0.167, SLG: 0.167
Robin Yount, R (1, 6)
OBP: 0.377, SLG: 0.364
Cecil Cooper, L (1, 10)
OBP: 0.359, SLG: 0.337
Ted Simmons, S (1, 3)
OBP: 0.252, SLG: 0.252
Ben Oglivie, L (1, 7)
OBP: 0.366, SLG: 0.422
Bobby Clark, R (1, 8)
OBP: 0.400, SLG: 0.182
Rick Manning, L (12, PH)
OBP: 0.337, SLG: 0.455
(12, 8)
Charlie Moore, R (1, 9)
OBP: 0.271, SLG: 0.312
Dion James, L (10, PH)
OBP: 0.355, SLG: 0.355
(10, 9)
Mark Brouhard, R (17, PH)
OBP: 0.432, SLG: 0.538
(17, 9)
Jim Gantner, L (1, 4)
OBP: 0.327, SLG: 0.336
Milwaukee Brewers @ Chicago White Sox
Comiskey Park, Chicago, IL
True May 09,1984, Postponed
Att: 14,754 - Unknown
livebaseballscorecards.com
AB 80
R 6
H 20
RBI 5
BB 11
SO 16
LOB 33
Inning Stats
PITCHER IP WLS BF H R ER SO BB IBB HBP BLK WP HR SF PERA WHIP
Bob Fallon, L (1, 1) ERA: 3.68 6.0 19 1 1 1 4 3 0 0 0 0 0 0 0 1.50 0.667
Salome Barojas, R (7, 1) ERA: 4.5 0.0 2 2 0 0 0 0 0 0 0 0 2 2 ∞ ∞
Britt Burns, L (7, 1) ERA: 5.54 3.0 13 3 2 2 3 3 0 0 0 1 0 16 28 6.00 2.000
Al Jones, R (10, 1) ERA: 4.0 14 4 0 0 4 1 0 0 0 1 0 21 25 0.00 1.250
Juan Agosto, L (14, 1) ERA: 2.7 7.0 25 5 0 0 1 1 1 0 0 0 0 25 33 0.00 0.857
PITCHER IP WLS BF H R ER SO BB IBB HBP BLK WP HR S P ERA WHIP
Ron Reed, R (21, 1) ERA: 5.03 2.2 13 3 3 3 3 2 0 0 0 0 1 17 25 10.12 1.875
Ron Reed, R (22, 1) ERA: 5.03 2.2 13 3 3 3 3 2 0 0 0 0 1 17 25 10.12 1.875
Floyd Bannister, L (23, 1) ERA: 4.73 1.1 5 1 0 0 1 0 0 0 0 0 0 7 7 0.00 0.750
Tom Seaver, R (25, 1) ERA: 5.46 1.0 W 3 1 0 0 0 0 0 0 0 0 0 3 3 0.00 1.000
1B: 17 SF: 0
2B: 2 SAC: 3
3B: 0 DP: 6
HR: 1 HBP: 0
PA: 96
WP: 2
PB: 0
SB: 2
CS: 4

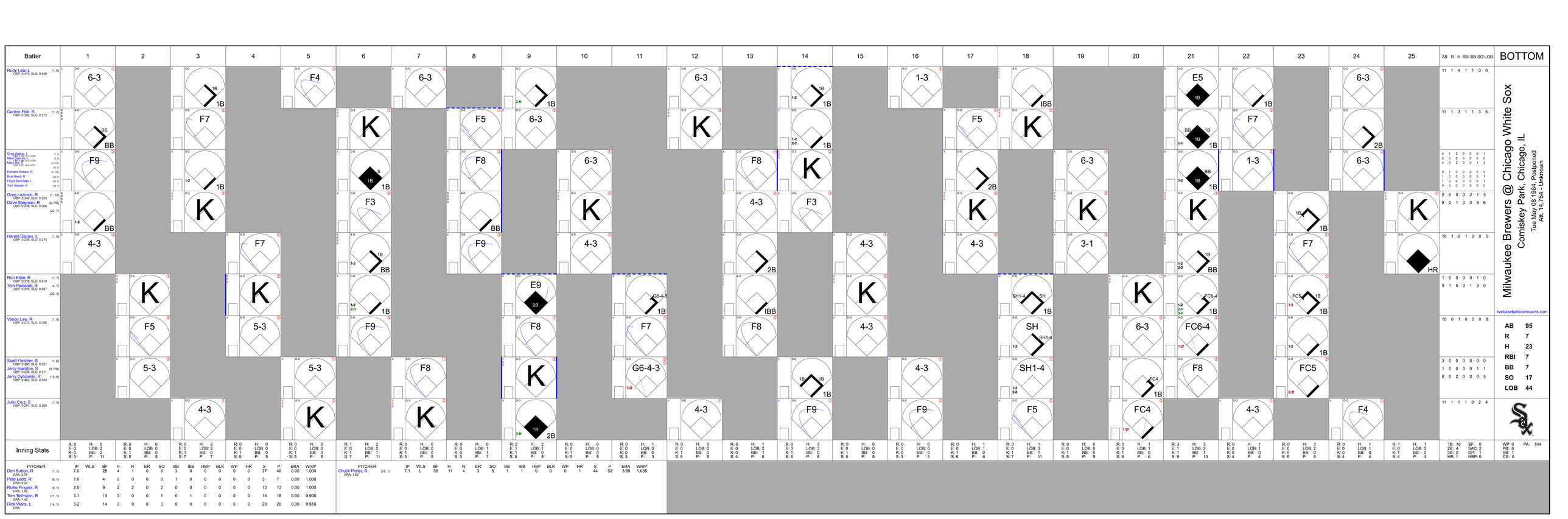
Batter
1
2
3
4
5
6
7
8
9
10
11
12
13
14
15
16
17
18
19
20
21
22
23
24
25
AB R H RBI BB SO LOB
BOTTOM
Rudy Law, L
OBP: 0.413, SLG: 0.458
(1, 8)
Carlton Fisk, R
OBP: 0.288, SLG: 0.372
(1, 2)
Greg Walker, L
Mike Squires, L
Marc Hill, R
Richard Dotson, R
Ron Reed, R
Floyd Bannister, L
Tom Seaver, R
Greg Luzinski, R
OBP: 0.349, SLG: 0.233
(1, 10)
Dave Stegman, R
OBP: 0.278, SLG: 0.306
(8, PR)
(22, 7)
Harold Baines, L
OBP: 0.235, SLG: 0.275
(1, 9)
Ron Kittle, R
OBP: 0.315, SLG: 0.519
(1, 7)
Tom Paciorek, R
OBP: 0.375, SLG: 0.397
(4, 7)
(22, 3)
Vance Law, R
OBP: 0.237, SLG: 0.356
(1, 5)
Scott Fletcher, R
OBP: 0.360, SLG: 0.321
(1, 6)
Jerry Hairston, S
OBP: 0.238, SLG: 0.211
(9, PH)
Jerry Dybzinski, R
OBP: 0.462, SLG: 0.545
(10, 6)
Julio Cruz, S
OBP: 0.291, SLG: 0.299
(1, 4)
Milwaukee Brewers @ Chicago White Sox
Comiskey Park, Chicago, IL
Tue May 08 1984, Postponed
Att: 14,754 - Unknown
livebaseballscorecards.com
AB 95
R 7
H 23
RBI 7
BB 7
SO 17
LOB 44
Inning Stats
PITCHER
IP WLS BF H R ER SO BB IBB HBP BLK WP HR S P ERA WHIP
Don Sutton, R (1, 1) ERA: 2.76 7.0 28 4 1 0 0 6 3 0 0 0 0 0 37 49 0.00 1.000
Pete Ladd, R (8, 1) ERA: 5.23 1.0 4 0 0 0 0 1 0 0 0 0 0 0 3 7 0.00 1.000
Rollie Fingers, R (9, 1) ERA: 1.42 2.0 9 2 2 0 0 2 0 0 0 0 0 0 13 13 0.00 1.000
Tom Tellmann, R (11, 1) ERA: 1.42 3.1 13 3 0 0 0 1 0 1 0 0 0 0 14 18 0.00 0.900
Rick Waits, L (14, 1) ERA: 3.2 14 3 0 0 0 3 0 0 0 0 0 0 0 20 20 0.00 0.818
PITCHER
Chuck Porter, R (18, 1) ERA: 1.82
IP WLS BF H R ER SO BB IBB HBP BLK WP HR S P ERA WHIP
7.1 L 36 11 4 3 5 1 1 0 0 0 0 1 44 52 3.68 1.636
WP: 0 PB: 0 SB: 1 CS: 0
PA: 104

Batter	1	2	3	4	5	6	7	8	9	AB	R	H	RBI	BB	SO	LOB
Dion James, L (1, 9) OBP: 0.349, SLG: 0.314	F3			F7		6-3		4-3		4	0	0	0	0	0	0
Jim Gantner, L (1, 4) OBP: 0.316, SLG: 0.324	4-3			F9			F9		1-3	4	0	0	0	0	0	0
Robin Yount, R (1, 6) OBP: 0.381, SLG: 0.389	6-3			F8			BBBB 4-0 FC HR BB		HR	3	2	1	1	1	0	0
Cecil Cooper, L (1, 10) OBP: 0.351, SLG: 0.333		F7			4-3		0-0 FC 1-2 HR		1B 1B	4	1	1	0	0	0	1
Roy Howell, L (1, 3) OBP: 0.379, SLG: 0.400		F3			4-3		0-0 1-H 2-H HR		G4-6-3 1-2 1B	4	1	2	3	0	0	0
Mark Brouhard, R (1, 7) OBP: 0.426, SLG: 0.524 Ted Simmons, S (9, PH) OBP: 0.250, SLG: 0.250		6-3			1B		E6 CS		G4-6-3 1-2f	3 1	0 0	1 0	0 0	0 0	0 0	0 2
Jim Sundberg, R (1, 2) OBP: 0.378, SLG: 0.468			F8		5-3		F9			3	0	0	0	0	0	2
Randy Ready, R (1, 5) OBP: 0.333, SLG: 0.408			6-3			F3	CS 1-2	F7		3	0	0	0	0	0	0
Rick Manning, L (1, 8) OBP: 0.326, SLG: 0.438			4-3			F8		F9		3	0	0	0	0	0	0
Inning Stats	R: 0 E: 0 K: 0 S: 3 H: 0 LOB: 0 BB: 0 P: 3	R: 0 E: 0 K: 0 S: 3 H: 0 LOB: 0 BB: 0 P: 3	R: 0 E: 0 K: 0 S: 3 H: 0 LOB: 0 BB: 0 P: 3	R: 0 E: 0 K: 0 S: 3 H: 0 LOB: 0 BB: 0 P: 3	R: 0 E: 0 K: 0 S: 4 H: 1 LOB: 1 BB: 0 P: 4	R: 0 E: 0 K: 0 S: 3 H: 0 LOB: 0 BB: 0 P: 3	R: 3 E: 1 K: 0 S: 5 H: 1 LOB: 0 BB: 1 P: 9	R: 0 E: 0 K: 0 S: 3 H: 0 LOB: 0 BB: 0 P: 3	R: 1 E: 0 K: 0 S: 5 H: 3 LOB: 1 BB: 0 P: 5	1B: 3 2B: 0 3B: 0 HR: 2 SF: 0 SAC: 0 DP: 1 HBP: 0						

TOP

Milwaukee Brewers @ Chicago White Sox

Comiskey Park, Chicago, IL

Wed May 09 1984, 8:05 PM EDT

Att. 17,715 - Unknown

livebaseballscorecards.com

AB	32
R	4
H	5
RBI	4
BB	1
SO	0
LOB	5

WP: 0 PB: 0 SB: 0 CS: 1 PA: 34

PITCHER		IP	WLS	BF	H	R	ER	SO	BB	IBB	HBP	BLK	WP	HR	S	P	ERA	WHIP
Tom Seaver, R ERA: 5.22	(1, 1)	8.1	W	30	3	4	4	0	1	0	0	0	0	2	29	33	4.32	0.480
Salome Barojas, R ERA: 4.6	(9, 1)	0.2	S	3	2	0	0	0	0	0	0	0	0	0	3	3	0.00	3.000

PITCHER	IP	WLS	BF	H	R	ER	SO	BB	IBB	HBP	BLK	WP	HR	S	P	ERA	WHIP

Batter	1	2	3	4	5	6	7	8	9	AB	R	H	RBI	BB	SO	LOB
Scott Fletcher, R (1, 6) OBP: 0.365, SLG: 0.322	F7			BB: 2B BLK		F8	1B (1-H, 3-H)			3	1	1	2	1	0	0
Jerry Hairston, S (1, 9) OBP: 0.250, SLG: 0.364	F7			K		HR	F8			3	1	1	1	0	1	1
Harold Baines, L (7, 9) OBP: 0.233, SLG: 0.273										1	0	0	0	0	0	1
(8, 8)																
Tom Paciorek, R (1, 3) OBP: 0.370, SLG: 0.402	6-3			2B: F8 (1-H, 1B)		F8		F7		4	1	1	1	0	0	0
(8, 9)																
Greg Luzinski, R (1, 10) OBP: 0.355, SLG: 0.236		BB: G6-4-3		F8 (2-3)		1B		K		3	0	1	0	1	1	1
Ron Kittle, R (1, 7) OBP: 0.313, SLG: 0.506		G6-4-3 (1-2f)		1B (3-H)		F8		E6		4	0	1	1	0	0	2
Marc Hill, R (1, 2) OBP: 0.350, SLG: 0.395		F6		K			SH5-3 1B 2B	K		3	0	1	0	0	1	1
Carlton Fisk, R (7, PR) OBP: 0.286, SLG: 0.367										1	1	0	0	0	1	1
(8, 2)																
Vance Law, R (1, 5) OBP: 0.232, SLG: 0.348		K			5-3		SH5-3 (2-3)			2	0	0	0	0	1	0
Dave Stegman, R (1, 8) OBP: 0.263, SLG: 0.289		6-3			F4		F6			2	0	0	0	0	0	0
Greg Walker, L (7, PH) OBP: 0.357, SLG: 0.529										1	0	0	0	0	0	2
Mike Squires, L (8, 3) OBP: 0.286, SLG: 0.263										0	0	0	0	0	0	0
Julio Cruz, S (1, 4) OBP: 0.292, SLG: 0.291		5-3			F7		BB: S 1B			2	1	0	0	1	0	0
Inning Stats	R: 0 E: 0 K: 0 S: 3 H: 0 LOB: 0 BB: 0 P: 3	R: 0 E: 0 K: 0 S: 2 H: 0 LOB: 0 BB: 1 P: 6	R: 0 E: 0 K: 1 S: 5 H: 0 LOB: 0 BB: 0 P: 5	R: 2 E: 0 K: 2 S: 9 H: 2 LOB: 1 BB: 1 P: 13	R: 0 E: 0 K: 0 S: 3 H: 0 LOB: 0 BB: 0 P: 3	R: 1 E: 0 K: 0 S: 5 H: 2 LOB: 1 BB: 0 P: 5	R: 2 E: 0 K: 0 S: 5 H: 2 LOB: 1 BB: 1 P: 9	R: 0 E: 1 K: 2 S: 8 H: 0 LOB: 1 BB: 0 P: 8		1B: 3 2B: 2 3B: 0 HR: 1	SF: 0 SAC: 1 DP: 1 HBP: 0					

BOTTOM

Milwaukee Brewers @ Chicago White Sox

Comiskey Park, Chicago, IL

Wed May 09 1984, 8:05 PM EDT

Att. 17,715 - Unknown

livebaseballscorecards.com

AB	29
R	5
H	6
RBI	5
BB	3
SO	5
LOB	9

PITCHER		IP	WLS	BF	H	R	ER	SO	BB	IBB	HBP	BLK	WP	HR	S	P	ERA	WHIP
Bob McClure, L ERA: 4.7	(1, 1)	6.0		23	4	3	3	3	2	0	0	1	0	1	27	35	4.50	1.000
Mike Caldwell, L ERA: 2.51	(7, 1)	0.1	L	2	1	2	2	0	0	0	0	0	0	0	2	2	54.00	3.000
Pete Ladd, R ERA: 5.24	(7, 1)	1.2		8	1	0	0	2	1	0	0	0	0	0	11	15	0.00	1.200

PITCHER	IP	WLS	BF	H	R	ER	SO	BB	IBB	HBP	BLK	WP	HR	S	P	ERA	WHIP

Batter	1	2	3	4	5	6	7	8	9	AB	R	H	RBI	BB	SO	LOB
Bill Sample, R (1, 7) OBP: 0.323, SLG: 0.360	E5 G4-6-3	4-3			FC4-6 1B 1-2		S 1B 2-H		1B BB 1-2 2-3	4	0	2	1	1	0	2
Mickey Rivers, L (1, 10) OBP: 0.279, SLG: 0.283	G4-6-3 1-2f		4-3		FC4-6 4-3 1-2f 2-3		F7 1-2		1B 1-3 2-H 3-H	5	0	1	2	0	0	4
George Wright, S (1, 8) OBP: 0.230, SLG: 0.298	K		FC5-4 BB		4-3 1-2f			F8	K	4	0	0	0	1	2	3
Larry Parrish, R (1, 5) OBP: 0.291, SLG: 0.331		E5 CS	FC5-4 FC4-6 1-2f			K		F8		4	0	0	0	0	1	1
Jim Anderson, R (8, 5)										0	0	0	0	0	0	0
Pete O'Brien, L (1, 3) OBP: 0.320, SLG: 0.422	1B 3B 1-2		FC4-6 1-2f			G5-4-3 1B		1-3		4	1	2	0	0	0	1
Gary Ward, R (1, 9) OBP: 0.301, SLG: 0.286		BB 1B BB		K		G5-4-3 1-2f			4-3 1B BB	2	2	0	0	2	1	1
Marv Foley, L (1, 2) OBP: 0.389, SLG: 0.655		1B BB 1-2		K			F4		4-3 1-2	3	0	0	0	1	1	1
Wayne Tolleson, S (1, 4) OBP: 0.325, SLG: 0.306 (9, 6)		K		4-3			S 1B		BB 1B 1B HBP	3	2	1	0	0	1	3
Curtis Wilkerson, S (1, 6) OBP: 0.244, SLG: 0.260		1B 1-3 2-H 3-H			FC4-6 1B BB		K 1-2		BB 1B 1B 1-2 2-H	2	0	1	2	1	1	1
Bob Jones, L (9, PH) OBP: 0.400, SLG: 0.548										1	1	1	1	0	0	0
Mike Richardt, R (9, 4) OBP: 0.250, SLG: 0.250										0	0	0	0	0	0	0
Inning Stats	R: 0 E: 1 K: 1 S: 5 H: 0 LOB: 0 BB: 0 P: 5	R: 2 E: 1 K: 1 S: 7 H: 2 LOB: 2 BB: 2 P: 15	R: 0 E: 0 K: 0 S: 3 H: 0 LOB: 1 BB: 1 P: 7	R: 0 E: 0 K: 2 S: 7 H: 0 LOB: 0 BB: 0 P: 7	R: 0 E: 0 K: 0 S: 3 H: 1 LOB: 1 BB: 1 P: 7	R: 0 E: 0 K: 1 S: 5 H: 1 LOB: 0 BB: 0 P: 5	R: 1 E: 0 K: 1 S: 7 H: 2 LOB: 1 BB: 0 P: 7	R: 0 E: 0 K: 0 S: 3 H: 0 LOB: 0 BB: 0 P: 3	R: 3 E: 0 K: 1 S: 6 H: 2 LOB: 1 BB: 2 P: 15	1B: 7 2B: 1 3B: 1 HR: 0 SF: 0 SAC: 0 DP: 3 HBP: 1	WP: 0 PB: 0 SB: 2 CS: 1 PA: 39					

PITCHER		IP	WLS	BF	H	R	ER	SO	BB	IBB	HBP	BLK	WP	HR	S	P	ERA	WHIP
Richard Dotson, R ERA: 2.93	(1, 1)	8.1		35	6	5	5	6	5	0	1	0	0	0	41	62	5.40	1.320
Salome Barojas, R ERA: 4.96	(9, 1)	0.2	W	4	2	1	1	1	1	0	0	0	0	0	5	9	13.50	4.500

PITCHER	IP	WLS	BF	H	R	ER	SO	BB	IBB	HBP	BLK	WP	HR	S	P	ERA	WHIP

TOP

Texas Rangers @ Chicago White Sox

Comiskey Park, Chicago, IL

Thu May 10 1984, 8:05 PM EDT

Att. 14,611 - Unknown

livebaseballscorecards.com

AB	32
R	6
H	8
RBI	6
BB	6
SO	7
LOB	17

Texas Rangers @ Chicago White Sox

Comiskey Park, Chicago, IL

Thu May 10 1984, 8:05 PM EDT

Att. 14,611 - Unknown

BOTTOM

livebaseballscorecards.com

Batter	1	2	3	4	5	6	7	8	9	AB	R	H	RBI	BB	SO	LOB
Rudy Law, L (1, 8) OBP: 0.420, SLG: 0.495	1B 3B	F4		2B		4-3		E1 1-2		3	1	2	0	0	0	0
Dave Stegman, R (4, PR) (5, 8) OBP: 0.250, SLG: 0.275										2	0	0	0	0	0	2
Vance Law, R (1, 5) OBP: 0.250, SLG: 0.365	6-3		3B 2B	BB			1B	F9		4	1	2	0	1	0	3
Greg Walker, L (1, 3) OBP: 0.367, SLG: 0.564	1B 3-H 1B		SF7 2-H 3B	K			K	F8		4	1	2	2	0	2	3
Mike Squires, L (8, 3) OBP: 0.273, SLG: 0.250										1	0	0	0	0	0	0
Greg Luzinski, R (1, 10) OBP: 0.348, SLG: 0.234	1-3 1B	K			6-3		K		K	5	0	1	0	0	3	2
Harold Baines, L (1, 9) OBP: 0.232, SLG: 0.281	F4	SF7 3-H			F7		F8		2B 2B	4	1	1	1	0	0	3
Tom Paciorek, R (1, 7) OBP: 0.381, SLG: 0.425	K	1B			5-3			F8 1-6-3 1B 1B	HR 2-H 2B	5	2	3	1	0	1	2
Scott Fletcher, R (1, 6) OBP: 0.361, SLG: 0.319		F8	1-3			1-3 1B		1-6-3 1-2	HR 2-H	4	0	1	0	0	0	2
Jerry Hairston, S (9, PH) OBP: 0.280, SLG: 0.522										1	1	1	2	0	0	0
Marc Hill, R (1, 2) OBP: 0.341, SLG: 0.452		HR		F6		F8		F8 2-3		4	1	1	1	0	0	2
Julio Cruz, S (1, 4) OBP: 0.290, SLG: 0.289		F7		4-3		1-3 1-2		E 3-H 1B		4	0	1	1	0	0	1
Inning Stats	R: 1 E: 0 K: 1 S: 8 H: 3 LOB: 2 BB: 0 P: 8	R: 1 E: 0 K: 0 S: 4 H: 1 LOB: 0 BB: 0 P: 4	R: 2 E: 0 K: 1 S: 8 H: 3 LOB: 1 BB: 0 P: 8	R: 0 E: 0 K: 1 S: 6 H: 1 LOB: 2 BB: 1 P: 10	R: 0 E: 0 K: 0 S: 3 H: 0 LOB: 0 BB: 0 P: 3	R: 0 E: 0 K: 0 S: 4 H: 1 LOB: 1 BB: 0 P: 4	R: 0 E: 0 K: 2 S: 8 H: 1 LOB: 1 BB: 0 P: 8	R: 1 E: 1 K: 0 S: 6 H: 2 LOB: 2 BB: 0 P: 6	R: 3 E: 0 K: 1 S: 7 H: 3 LOB: 0 BB: 0 P: 7	1B: 7 2B: 4 3B: 2 HR: 2	SF: 1 SAC: 0 DP: 0 HBP: 0						

	AB	41
	R	8
	H	15
	RBI	8
	BB	1
	SO	6
	LOB	20

PITCHER		IP	WLS	BF	H	R	ER	SO	BB	IBB	HBP	BLK	WP	HR	S	P	ERA	WHIP
Danny Darwin, R ERA: 2.79	(1, 1)	8.0		38	12	5	5	5	1	0	0	0	0	1	47	51	5.62	1.625
Odell Jones, R ERA: 3.07	(9, 1)	0.2	L	5	3	3	3	1	0	0	0	0	0	1	7	7	40.50	4.500

PITCHER		IP	WLS	BF	H	R	ER	SO	BB	IBB	HBP	BLK	WP	HR	S	P	ERA	WHIP
Scott Fletcher, R ERA: 0.00	(1, 6)	3.0		13	3	0	0	2	1	0	0	0	0	0	20	29	0.00	1.333
Jerry Hairston, S ERA: 0.00	(9, PH)	1.0		3	0	0	0	0	0	0	0	0	0	0	5	6	0.00	0.000
Marc Hill, R ERA: 0.00	(1, 2)	1.0		4	1	0	0	0	0	0	0	0	0	0	8	11	0.00	1.000
Julio Cruz, S ERA: 0.00	(1, 4)	4.0	W	15	11	3	0	4	0	0	0	0	0	0	49	62	0.00	2.750

WP: 0	PA: 43																	
PB: 0																		
SB: 0																		
CS: 0																		

Batter	1	2	3	4	5	6	7	8	9	AB	R	H	RBI	BB	SO	LOB
Bill Sample, R (1, 7) (2, 8) OBP: 0.320, SLG: 0.360	0-0 2B HR 1B	0-0 ③ 4-3			0-0 ① SF7 3-H			0-0 ① F2		3	1	1	1	0	0	0
Pete O'Brien, L (1, 3) OBP: 0.317, SLG: 0.426	0-0 1-3 HR 2B		0-0 ① 4-3		0-0 ②③ 5-3 1-2			0-0 ② 4-3		4	1	1	0	0	0	1
George Wright, S (1, 8) OBP: 0.236, SLG: 0.298 Mickey Rivers, L (2, 7) OBP: 0.266, SLG: 0.270	4-0 B B B HR BB		0-0 ② 1-3			S S S 0-3 ① K2-3		0-0 ③ 3-1		0 3	1 0	0 0	0 0	1 0	0 1	0 0
Larry Parrish, R (1, 5) OBP: 0.305, SLG: 0.402	0-0 1-H 2-H 3-H HR		S S S 0-3 ③ K			0-0 G1-4-3 2B			0-0 HR	4	2	3	5	0	1	0
Gary Ward, R (1, 9) OBP: 0.291, SLG: 0.275	S S S 0-3 ① K			0-0 ① F9		0-0 ② G1-4-3 2-3			0-0 E4 G5-4-3	4	0	0	0	0	1	1
Dave Hostetler, R (1, 10) OBP: 0.385, SLG: 0.500	S S S 0-3 ② K			S S S 0-3 ② K		0-0 ③ 6-3			0-0 ① F3	4	0	0	0	0	2	2
Ned Yost, R (1, 2) OBP: 0.174, SLG: 0.265	0-0 ③ 4-3			0-0 ③ F8			S S S 0-3 ① K		0-0 ②③ G5-4-3 1-2f	4	0	0	0	0	1	1
Wayne Tolleson, S (1, 4) OBP: 0.317, SLG: 0.297		0-0 ① F9			0-0 E5 1B SF7		0-0 ② 6-3			3	1	0	0	0	0	0
Curtis Wilkerson, S (1, 6) OBP: 0.247, SLG: 0.263		0-0 ② F9			0-0 CS 2-3 1B		0-0 ③ 1-3			3	0	1	0	0	0	0
Inning Stats	R: 4 E: 0 K: 2 S: 10 H: 3 LOB: 0 BB: 1 P: 14	R: 0 E: 0 K: 0 S: 3 H: 0 LOB: 0 BB: 0 P: 3	R: 0 E: 0 K: 1 S: 5 H: 0 LOB: 0 BB: 0 P: 5	R: 0 E: 0 K: 1 S: 5 H: 0 LOB: 0 BB: 0 P: 5	R: 1 E: 1 K: 0 S: 4 H: 1 LOB: 0 BB: 0 P: 4	R: 0 E: 0 K: 1 S: 6 H: 1 LOB: 1 BB: 0 P: 6	R: 0 E: 0 K: 1 S: 5 H: 0 LOB: 0 BB: 0 P: 5	R: 0 E: 0 K: 0 S: 3 H: 0 LOB: 0 BB: 0 P: 3	R: 1 E: 1 K: 0 S: 4 H: 1 LOB: 0 BB: 0 P: 4	1B: 2 2B: 2 3B: 0 HR: 2	SF: 1 SAC: 0 DP: 1 HBP: 0						

TOP

Texas Rangers @ Chicago White Sox

Comiskey Park, Chicago, IL

Fri May 11 1984, 8:05 PM EDT

Att. 28,349 - Unknown

livebaseballscorecards.com

AB	32
R	6
H	6
RBI	6
BB	1
SO	6
LOB	5

PITCHER	IP	WLS	BF	H	R	ER	SO	BB	IBB	HBP	BLK	WP	HR	S	P	ERA	WHIP
Floyd Bannister, L (1, 1) ERA: 4.78	9.0	L	34	6	6	5	6	1	0	0	0	0	2	45	49	5.00	0.778

PITCHER	IP	WLS	BF	H	R	ER	SO	BB	IBB	HBP	BLK	WP	HR	S	P	ERA	WHIP

Texas Rangers @ Chicago White Sox

Comiskey Park, Chicago, IL

Fri May 11 1984, 8:05 PM EDT

Att. 28,349 - Unknown

BOTTOM

Batter	1	2	3	4	5	6	7	8	9	AB	R	H	RBI	BB	SO	LOB
Jerry Dybzinski, R (1, 6) OBP: 0.400, SLG: 0.462	5-3	1-3			5-3			3-1		4	0	0	0	0	0	1
Carlton Fisk, R (1, 2) OBP: 0.274, SLG: 0.349	K		F6		F4			K		4	0	0	0	0	2	0
Tom Paciorek, R (1, 9) OBP: 0.376, SLG: 0.440	3B		5-3		K			1-3		4	0	1	0	0	1	0
Greg Luzinski, R (1, 10) OBP: 0.353, SLG: 0.268	BB		HR			F9			K	3	1	1	1	1	1	0
Ron Kittle, R (1, 7) OBP: 0.310, SLG: 0.489	BB		K			F9			K	3	0	0	0	1	2	0
Vance Law, R (1, 5) OBP: 0.250, SLG: 0.360	F8			F8		6-3			1B	4	0	1	0	0	0	3
Greg Walker, L (1, 3) OBP: 0.344, SLG: 0.525		K		F7			F9		K	4	0	0	0	0	2	1
Dave Stegman, R (1, 8) OBP: 0.279, SLG: 0.286		1B		BB			K			2	0	1	0	1	1	0
Julio Cruz, S (1, 4) OBP: 0.281, SLG: 0.279		F9		3-1			6-3			3	0	0	0	0	0	2
Inning Stats	R: 0 E: 0 K: 1 S: 6	R: 0 E: 0 K: 1 S: 6	R: 1 E: 0 K: 1 S: 6	R: 0 E: 0 K: 0 S: 3	R: 0 E: 0 K: 1 S: 5	R: 0 E: 0 K: 0 S: 3	R: 0 E: 0 K: 1 S: 5	R: 0 E: 0 K: 1 S: 5	R: 0 E: 0 K: 3 S: 10							
	H: 1 LOB: 3 BB: 2 P: 14	H: 1 LOB: 1 BB: 0 P: 6	H: 1 LOB: 0 BB: 0 P: 6	H: 0 LOB: 1 BB: 1 P: 7	H: 0 LOB: 0 BB: 0 P: 5	H: 0 LOB: 0 BB: 0 P: 3	H: 0 LOB: 0 BB: 0 P: 5	H: 0 LOB: 0 BB: 0 P: 5	H: 1 LOB: 1 BB: 0 P: 10							

PITCHER	IP	WLS	BF	H	R	ER	SO	BB	IBB	HBP	BLK	WP	HR	S	P	ERA	WHIP
Frank Tanana, L (1, 1) ERA: 3.4	9.0	W	34	4	1	1	9	3	0	0	0	0	1	49	61	1.00	0.778

PITCHER	IP	WLS	BF	H	R	ER	SO	BB	IBB	HBP	BLK	WP	HR	S	P	ERA	WHIP

AB	31
R	1
H	4
RBI	1
BB	3
SO	9
LOB	7

1B: 2 SF: 0
2B: 0 SAC: 0
3B: 1 DP: 0
HR: 1 HBP: 0

WP: 0 PA: 34
PB: 0
SB: 0
CS: 0

livebaseballscorecards.com

Batter	1	2	3	4	5	6	7	8	9	AB	R	H	RBI	BB	SO	LOB
Bill Sample, R (1, 8) OBP: 0.324, SLG: 0.366	0-0 1B E 1B	0-0 5-3 ②		0-0 F7 ①		0-0 BB 1B		0-0 SF8 ② 3-H		4	1	2	1	0	0	1
Mickey Rivers, L (1, 7) OBP: 0.290, SLG: 0.284	0-0 F6 ①	0-0 1B		0-0 1-3 ② 1-2		BBBB 4-0 G6-3 1-2 BB		0-0 FC6-4 1-2 1B		4	0	2	0	1	0	2
Buddy Bell, R (1, 5) OBP: 0.394, SLG: 0.462	0-0 FC3-6 E 1-3 1B 1B	SSS 0-3 K ③		0-0 BB 2-H 1B		0-0 G6-3 ②③ 1-2f		0-0 FC6-4 ③ 1-2f		5	1	2	0	0	1	5
Larry Parrish, R (1, 10) OBP: 0.301, SLG: 0.389	0-0 E4 FC3-6 1-2 3-H	0-0 5-3 ①	BBBB 4-0 1-2 BB			0-0 6-3 ①		0-0 6-3 ①		4	0	0	1	1	0	1
Pete O'Brien, L (1, 3) OBP: 0.303, SLG: 0.404	0-0 FC3-6 ② 1B 1-2f 2-3	0-0 F8 ②	0-0 F5 ③			0-0 F4 ②		0-0 F4 ②		5	0	0	0	0	0	4
Gary Ward, R (1, 9) OBP: 0.295, SLG: 0.280	0-0 BB 1-3 3-H 1B	0-0 HR 1B		SSS 0-3 K ①		0-0 5-3 ③			0-0 F8 ③	5	1	2	1	0	1	0
Marv Foley, L (1, 2) OBP: 0.425, SLG: 0.781	BBBB 4-0 1-2 BB	0-0 1-H HR		0-0 F8 ②				0-0 SH1-3 SF8 2B		3	2	2	2	1	0	0
Wayne Tolleson, S (1, 4) OBP: 0.310, SLG: 0.289	SSS 0-3 K ③	0-0 4-3 ③		0-0 F7 ③				0-0 SH1-3 ① 2-3		3	0	0	0	0	1	3
Curtis Wilkerson, S (1, 6) OBP: 0.258, SLG: 0.265		0-0 F8 ①		0-0 1-3 E 1B		0-0 F8 ①		BBBB 4-0 1B BB		3	1	1	0	1	0	0
Inning Stats	R: 2 E: 1 K: 1 S: 9 H: 3 LOB: 3 BB: 1 P: 13	R: 0 E: 0 K: 1 S: 6 H: 1 LOB: 1 BB: 0 P: 6	R: 2 E: 0 K: 0 S: 5 H: 2 LOB: 0 BB: 0 P: 5	R: 1 E: 1 K: 0 S: 5 H: 2 LOB: 2 BB: 1 P: 9	R: 0 E: 0 K: 1 S: 5 H: 0 LOB: 0 BB: 0 P: 5	R: 0 E: 0 K: 0 S: 3 H: 1 LOB: 1 BB: 1 P: 7	R: 0 E: 0 K: 0 S: 3 H: 0 LOB: 0 BB: 0 P: 3	R: 1 E: 0 K: 0 S: 5 H: 2 LOB: 2 BB: 1 P: 9	R: 0 E: 0 K: 0 S: 3 H: 0 LOB: 0 BB: 0 P: 3	1B: 9 2B: 1 3B: 0 HR: 1 SF: 1 SAC: 1 DP: 1 HBP: 0						

PITCHER		IP	WLS	BF	H	R	ER	SO	BB	IBB	HBP	BLK	WP	HR	S	P	ERA	WHIP
LaMarr Hoyt, R ERA: 3.63	(1, 1)	3.2	L	22	8	5	4	2	2	0	0	0	0	1	24	32	9.82	2.727
Jim Siwy, R ERA: 2.08	(4, 1)	4.1		17	3	1	1	1	2	0	0	0	0	0	17	25	2.08	1.154
Ron Reed, R ERA: 4.79	(9, 1)	1.0		3	0	0	0	0	0	0	0	0	0	0	3	3	0.00	0.000

PITCHER	IP	WLS	BF	H	R	ER	SO	BB	IBB	HBP	BLK	WP	HR	S	P	ERA	WHIP

TOP

Texas Rangers @ Chicago White Sox

Comiskey Park, Chicago, IL

Sat May 12 1984, 4:33 AM EDT

Att. 31,676 - Unknown

livebaseballscorecards.com

AB	36
R	6
H	11
RBI	5
BB	4
SO	3
LOB	16

WP: 0	PB: 0	SB: 0	CS: 0
PA: 42			

Texas Rangers @ Chicago White Sox

Comiskey Park, Chicago, IL

Sat May 12 1984, 4:33 AM EDT

Att. 31,676 - Unknown

BOTTOM

livebaseballscorecards.com

Batter	1	2	3	4	5	6	7	8	9	AB	R	H	RBI	BB	SO	LOB
Jerry Hairston, S (1, 8) OBP: 0.300, SLG: 0.462	BBBB 4-0 1B BB	BBBB 4-0 G5-4-3 1-2 2-3 BB		x 0-0 1-3 ③			x 0-0 G6-4-3 ①② 1-2f		x 0-0 G4-6-3 ①② 1-2f	3	1	0	0	2	0	3
Carlton Fisk, R (1, 2) OBP: 0.260, SLG: 0.330	x 0-0 F2 ①	x 0-0 G5-4-3 ②③ 1-2f			SSS 0-3 K ①		x 0-0 3-1 ③		x 0-0 F8 ③	5	0	0	0	0	1	5
Greg Walker, L (1, 10) OBP: 0.353, SLG: 0.571	x 0-0 1B 1-2 1B	x 0-0 4-3 ①		x 0-0 HR				x 0-0 4-3 ①		4	1	2	1	0	0	0
Tom Paciorek, R (1, 3) OBP: 0.390, SLG: 0.453	x 0-0 ② 1-3 2-H 1B	x 0-0 WP 1B		x 0-0 F8 ②	x 0-0 F8 ③			x 0-0 HR 1B		4	1	3	1	0	0	0
Harold Baines, L (1, 9) OBP: 0.240, SLG: 0.308	BBBB 4-0 FC6-4 BB	x 0-0 F8 ②						x 0-0 1-H HR		3	1	1	2	1	0	1
Ron Kittle, R (1, 7) OBP: 0.298, SLG: 0.467	x 0-0 FC6-4 ③ 1-2f	SSS 0-3 K ③ 1-2				SSS 0-3 K ①		SSS 0-3 K ②		4	0	0	0	0	3	3
Vance Law, R (1, 5) OBP: 0.243, SLG: 0.350 Mike Squires, L (8, PH) OBP: 0.304, SLG: 0.250 (9, 5)		SSS 0-3 K ①		SSS 0-3 K ①		x 0-0 4-3 ②		BBBB 4-0 BB		3 0	0 0	0 0	0 0	0 1	2 0	0 0
Scott Fletcher, R (1, 4) OBP: 0.357, SLG: 0.309		BBBB 4-0 BB BB BB		x 0-0 6-3 ②		x 0-0 6-3 ③		x 0-0 4-3 ③		3	0	0	0	1	0	1
Jerry Dybzinski, R (1, 6) OBP: 0.455, SLG: 0.462 Rudy Law, L (9, PH) OBP: 0.425, SLG: 0.500 Julio Cruz, S (9, PR) OBP: 0.281, SLG: 0.279		BBBB 4-0 BB 1-2 BB		BBBB 4-0 BB			BBBB 4-0 G6-4-3 BB		x 0-0 G4-6-3 1B	0 1 0	0 0 0	0 1 0	0 0 0	3 0 0	0 0 0	0 0 0
Inning Stats	R: 1 E: 0 K: 0 S: 4 H: 2 LOB: 2 BB: 2 P: 12	R: 0 E: 0 K: 1 S: 4 H: 0 LOB: 2 BB: 3 P: 16	R: 0 E: 0 K: 1 S: 6 H: 1 LOB: 1 BB: 0 P: 6	R: 0 E: 0 K: 1 S: 5 H: 0 LOB: 1 BB: 1 P: 9	R: 1 E: 0 K: 1 S: 6 H: 1 LOB: 0 BB: 0 P: 6	R: 0 E: 0 K: 1 S: 5 H: 0 LOB: 0 BB: 0 P: 5	R: 0 E: 0 K: 0 S: 2 H: 0 LOB: 0 BB: 1 P: 6	R: 2 E: 0 K: 1 S: 7 H: 2 LOB: 1 BB: 1 P: 11	R: 0 E: 0 K: 0 S: 3 H: 1 LOB: 1 BB: 0 P: 3	1B: 5 2B: 0 3B: 0 HR: 2	SF: 0 SAC: 0 DP: 3 HBP: 0						

	AB	30
	R	4
	H	7
	RBI	4
	BB	8
	SO	6
	LOB	13

WP: 1 PB: 0 SB: 0 CS: 0 PA: 38

PITCHER		IP	WLS	BF	H	R	ER	SO	BB	IBB	HBP	BLK	WP	HR	S	P	ERA	WHIP
Dave Stewart, R ERA: 6.88	(1, 1)	5.0	W	23	4	2	2	4	6	0	0	0	1	1	25	49	3.60	2.000
Jim Bibby, R ERA: 3.38	(6, 1)	3.0		12	2	2	2	2	2	0	0	0	0	1	14	22	6.00	1.333
Dave Tobik, R ERA: 2.61	(9, 1)	1.0	S	3	1	0	0	0	0	0	0	0	0	0	3	3	0.00	1.000

PITCHER	IP	WLS	BF	H	R	ER	SO	BB	IBB	HBP	BLK	WP	HR	S	P	ERA	WHIP

Batter	1	2	3	4	5	6	7	8	9	AB	R	H	RBI	BB	SO	LOB
Bill Sample, R (1, 8) OBP: 0.321, SLG: 0.361	6-3		F8		1-3 2-H 1B		K			4	0	1	1	0	1	2
Mickey Rivers, L (1, 7) OBP: 0.288, SLG: 0.282	1B		F6		F5			1-3		4	0	1	0	0	0	2
Buddy Bell, R (1, 5) OBP: 0.389, SLG: 0.454	F7			K		F9		1-6-3 1B		4	0	1	0	0	1	1
Larry Parrish, R (1, 10) OBP: 0.293, SLG: 0.377	F7			F9		K		1-6-3 1-2		4	0	0	0	0	1	2
Pete O'Brien, L (1, 3) OBP: 0.292, SLG: 0.388		4-3		6-3		4-3		F3		4	0	0	0	0	0	1
Gary Ward, R (1, 9) OBP: 0.286, SLG: 0.270		K			6-3		6-3		K	4	0	0	0	0	2	0
Ned Yost, R (1, 2) OBP: 0.189, SLG: 0.276		1B			1B 1B 1B		F9		K	4	1	2	0	0	1	0
Wayne Tolleson, S (1, 4) OBP: 0.315, SLG: 0.297		B5-3			1B 1-2 1B		1B 1B		F7	4	0	2	0	0	0	1
Curtis Wilkerson, S (1, 6) OBP: 0.261, SLG: 0.267			F7		K		1-2 1B			3	0	1	0	0	1	2
Inning Stats	R: 0 E: 0 K: 0 S: 4 H: 1 LOB: 1 BB: 0 P: 4	R: 0 E: 0 K: 1 S: 6 H: 1 LOB: 1 BB: 0 P: 6	R: 0 E: 0 K: 0 S: 3 H: 0 LOB: 0 BB: 0 P: 3	R: 0 E: 0 K: 1 S: 5 H: 0 LOB: 0 BB: 0 P: 5	R: 1 E: 0 K: 1 S: 8 H: 3 LOB: 2 BB: 0 P: 8	R: 0 E: 0 K: 1 S: 5 H: 0 LOB: 0 BB: 0 P: 5	R: 0 E: 0 K: 1 S: 7 H: 2 LOB: 2 BB: 0 P: 7	R: 0 E: 0 K: 0 S: 4 H: 1 LOB: 1 BB: 0 P: 4	R: 0 E: 0 K: 2 S: 7 H: 0 LOB: 0 BB: 0 P: 7	1B: 8 2B: 0 3B: 0 HR: 0 SF: 0 SAC: 0 DP: 0 HBP: 0						

Texas Rangers @ Chicago White Sox

Comiskey Park, Chicago, IL

Sun May 13 1984, 8:05 PM EDT

Att. 21,768 - Unknown

TOP

livebaseballscorecards.com

AB	35
R	1
H	8
RBI	1
BB	0
SO	7
LOB	11

PITCHER		IP	WLS	BF	H	R	ER	SO	BB	IBB	HBP	BLK	WP	HR	S	P	ERA	WHIP
Britt Burns, L ERA: 4.98	(1, 1)	5.0	W	20	5	1	1	3	0	0	0	0	0	0	26	26	1.80	1.000
Salome Barojas, R ERA: 4.42	(6, 1)	2.0		8	2	0	0	2	0	0	0	0	0	0	12	12	0.00	1.000
Juan Agosto, L ERA: 2.51	(8, 1)	1.0		4	1	0	0	0	0	0	0	0	0	0	4	4	0.00	1.000
Al Jones, R ERA:	(9, 1)	1.0		3	0	0	0	2	0	0	0	0	0	0	7	7	0.00	0.000

PITCHER		IP	WLS	BF	H	R	ER	SO	BB	IBB	HBP	BLK	WP	HR	S	P	ERA	WHIP

Batter	1	2	3	4	5	6	7	8	9	AB	R	H	RBI	BB	SO	LOB
Daryl Boston, L (1, 8) OBP: 0.600, SLG: 1.000	SF8 3B	E 1B 1-3 2-H		S 2B 1B 3-H		K		5-3		5	2	3	2	0	1	0
Jerry Hairston, S (1, 10) OBP: 0.314, SLG: 0.500	SF8 ① 3-H	SF8 ② 3-H		1-H 2B		4-3 1B BB		5-3 ②		2	1	1	3	1	0	0
Greg Walker, L (1, 3) OBP: 0.347, SLG: 0.597 Mike Squires, L (7, 3) OBP: 0.333, SLG: 0.286	HR	3-1 ③ 1-2		F3		4-3 ② 1-2		1B		4 1	1 0	1 1	1 0	0 0	0 0	3 0
Tom Paciorek, R (1, 7) OBP: 0.391, SLG: 0.444	PB PB BB	6-3 ①	F8 ①	1B 1B 2-H	5-3 ③					4	0	1	1	1	0	1
Harold Baines, L (1, 9) OBP: 0.248, SLG: 0.314 Dave Stegman, R (9, 9) OBP: 0.279, SLG: 0.286	F4 ② 1-2	G4-6-3 1B	K ②	1-2 1B						4 0	0 0	2 0	0 0	0 0	1 0	1 0
Marc Hill, R (1, 2) OBP: 0.333, SLG: 0.422	F9 ③ 2-3	G4-6-3 ②③ 1-2f	BB 1B BB	F8 ③						3	1	0	0	1	0	4
Scott Fletcher, R (1, 6) OBP: 0.353, SLG: 0.299		K ①	F4 ①	1B 1-2 BB		6-3 ①				3	0	0	0	1	1	0
Jerry Dybzinski, R (1, 5) OBP: 0.459, SLG: 0.500		1B 2B	K ②	1-2 2-H 1B		K ②				4	1	2	1	0	2	0
Julio Cruz, S (1, 4) OBP: 0.290, SLG: 0.303		1B SF8 BB	1B 3B	1-3 ③		6-3 ③				3	2	1	0	1	0	2
Inning Stats	R: 2 E: 0 K: 0 S: 5 H: 2 LOB: 1 BB: 1 P: 9	R: 2 E: 1 K: 1 S: 7 H: 2 LOB: 1 BB: 1 P: 11	R: 0 E: 0 K: 0 S: 3 H: 1 LOB: 0 BB: 0 P: 3	R: 2 E: 0 K: 1 S: 8 H: 3 LOB: 1 BB: 0 P: 8	R: 1 E: 0 K: 1 S: 6 H: 1 LOB: 2 BB: 2 P: 14	R: 1 E: 0 K: 1 S: 7 H: 2 LOB: 2 BB: 1 P: 11	R: 0 E: 0 K: 1 S: 5 H: 0 LOB: 0 BB: 0 P: 5	R: 0 E: 0 K: 0 S: 4 H: 1 LOB: 1 BB: 0 P: 4		1B: 7 2B: 2 3B: 2 HR: 1 SF: 2 SAC: 0 DP: 1 HBP: 0						

PITCHER		IP	WLS	BF	H	R	ER	SO	BB	IBB	HBP	BLK	WP	HR	S	P	ERA	WHIP
Charlie Hough, R ERA: 5.86	(1, 1)	4.0	L	21	8	6	6	2	2	0	0	0	0	1	23	31	13.50	2.500
Ricky Wright, L ERA: 10.5	(5, 1)	2.0		12	3	2	2	2	3	0	0	0	0	0	13	25	9.00	3.000
Dave Schmidt, R ERA: 2.55	(7, 1)	2.0		7	1	0	0	1	0	0	0	0	0	0	9	9	0.00	0.500

PITCHER	IP	WLS	BF	H	R	ER	SO	BB	IBB	HBP	BLK	WP	HR	S	P	ERA	WHIP

Texas Rangers @ Chicago White Sox

Comiskey Park, Chicago, IL

Sun May 13 1984, 8:05 PM EDT

Att. 21,768 - Unknown

BOTTOM

livebaseballscorecards.com

AB	33
R	8
H	12
RBI	8
BB	5
SO	5
LOB	11

Batter	1	2	3	4	5	6	7	8	9	AB	R	H	RBI	BB	SO	LOB
Pat Sheridan, L (1, 8) OBP: 0.347, SLG: 0.464	4-3		G3			F9		K		4	0	0	0	0	1	1
Dane Iorg, L (1, 3) OBP: 0.200, SLG: 0.237	4-3			FC3-6 HBP 1B		F7		1-3		4	0	1	0	0	0	0
Jorge Orta, L (1, 7) OBP: 0.333, SLG: 0.469	F9			F7		WP 1B 1B			FC6-4 1B	4	0	2	0	0	0	1
Hal McRae, R (1, 10) OBP: 0.344, SLG: 0.379		6-3		FC3-6 HBP 1-2		WP 1-2 1B			F6	3	0	1	0	0	0	1
Frank White, R (1, 4) OBP: 0.357, SLG: 0.514		6-3		FC3-6 FC6-4 1-2f 2-3		6-3 1-2 2-3			F3	4	0	0	0	0	0	5
Darryl Motley, R (1, 9) OBP: 0.319, SLG: 0.432		F6		FC6-4 1-2f			FC1-6 1B		FC6-4 1-2f	4	0	1	0	0	0	3
John Wathan, R (1, 2) OBP: 0.205, SLG: 0.143			6-3		K		FC1-6 CS 1-2f			3	0	0	0	0	1	1
Tucker Ashford, R (1, 5) OBP: 0.214, SLG: 0.231			E5 1-3		5-3		F8			3	0	0	0	0	0	1
U L Washington, S (1, 6) OBP: 0.267, SLG: 0.205			1-3 1-2		K		CS 1-2	F8		3	0	0	0	0	1	1

TOP

Kansas City Royals @ Chicago White Sox

Comiskey Park, Chicago, IL

Mon May 14 1984, 8:05 PM EDT

Att. 20,007 - Unknown

livebaseballscorecards.com

AB	32
R	0
H	5
RBI	0
BB	0
SO	3
LOB	14

Inning Stats	1	2	3	4	5	6	7	8	9
R	0	0	0	0	0	0	0	0	0
E	0	0	1	0	0	0	0	0	0
K	0	0	0	0	2	0	0	1	0
S	3	3	4	4	7	5	3	5	4
H	0	0	0	1	0	2	1	0	1
LOB	0	0	0	2	0	2	0	0	0
BB	0	0	0	0	0	0	0	0	0
P	3	3	4	5	7	5	3	5	4

1B	5
2B	0
3B	0
HR	0
SF	0
SAC	0
DP	0
HBP	1
WP	1
PB	0
SB	0
CS	1
PA	34

PITCHER	IP	WLS	BF	H	R	ER	SO	BB	IBB	HBP	BLK	WP	HR	S	P	ERA	WHIP
Tom Seaver, R (1, 1) ERA: 4.25	9.0	W	33	5	0	0	3	0	0	1	0	1	0	38	39	0.00	0.556

PITCHER	IP	WLS	BF	H	R	ER	SO	BB	IBB	HBP	BLK	WP	HR	S	P	ERA	WHIP

Batter	1	2	3	4	5	6	7	8	9	AB	R	H	RBI	BB	SO	LOB
Daryl Boston, L (1, 8) OBP: 0.333, SLG: 0.556	4-3		K		6-3			F8		4	0	0	0	0	1	1
Carlton Fisk, R (1, 2) OBP: 0.250, SLG: 0.315	5-3		F4		6-3			F9		4	0	0	0	0	0	1
Greg Walker, L (1, 10) OBP: 0.333, SLG: 0.571	4-3		4-3			K				3	0	0	0	0	1	0
Tom Paciorek, R (1, 3) (9, 7) OBP: 0.389, SLG: 0.441		FC4-6 1B		6-3		K				3	0	1	0	0	1	0
Harold Baines, L (1, 9) OBP: 0.243, SLG: 0.306		FC4-6 E 1B 1-2f		F9		F7				3	1	0	0	0	0	1
Ron Kittle, R (1, 7) OBP: 0.299, SLG: 0.463		E5 1B FC1-5-2 1-2		K			FC1-6 1B			3	0	1	0	0	1	1
Mike Squires, L (9, 3) OBP: 0.333, SLG: 0.286										0	0	0	0	0	0	0
Scott Fletcher, R (1, 6) OBP: 0.361, SLG: 0.330		FC1-5-2 1B 1-3 2-H			1B 3B		FC1-6 G6-4-3 1-2f			3	1	2	1	0	0	1
Jerry Dybzinski, R (1, 5) OBP: 0.450, SLG: 0.485		FC1-5-2 FC6-4 1-3 3-H			SH5-3 1B 3-H		G6-4-3 1-2f			3	0	1	1	0	0	3
Julio Cruz, S (1, 4) OBP: 0.284, SLG: 0.297		FC6-4 1-2f			SH5-3 1-2			K		2	0	0	0	0	1	2
Inning Stats	R: 0 E: 0 K: 0 S: 3 H: 0 LOB: 0 BB: 0 P: 3	R: 1 E: 1 K: 0 S: 6 H: 2 LOB: 2 BB: 0 P: 6	R: 0 E: 0 K: 1 S: 5 H: 0 LOB: 0 BB: 0 P: 5	R: 0 E: 0 K: 1 S: 5 H: 0 LOB: 0 BB: 0 P: 5	R: 1 E: 0 K: 0 S: 5 H: 2 LOB: 1 BB: 0 P: 5	R: 0 E: 0 K: 2 S: 7 H: 0 LOB: 0 BB: 0 P: 7	R: 0 E: 0 K: 0 S: 3 H: 1 LOB: 0 BB: 0 P: 3	R: 0 E: 0 K: 1 S: 5 H: 0 LOB: 0 BB: 0 P: 5		1B: 4 2B: 0 3B: 1 HR: 0 SF: 0 SAC: 1 DP: 1 HBP: 0						

PITCHER	IP	WLS	BF	H	R	ER	SO	BB	IBB	HBP	BLK	WP	HR	S	P	ERA	WHIP
Bret Saberhagen, R (1, 1) ERA: 2.37	8.0	L	29	5	2	2	5	0	0	0	0	0	0	39	39	2.25	0.625

PITCHER	IP	WLS	BF	H	R	ER	SO	BB	IBB	HBP	BLK	WP	HR	S	P	ERA	WHIP

BOTTOM

Kansas City Royals @ Chicago White Sox

Comiskey Park, Chicago, IL

Mon May 14 1984, 8:05 PM EDT

Att. 20,007 - Unknown

livebaseballscorecards.com

AB	28
R	2
H	5
RBI	2
BB	0
SO	5
LOB	10

WP: 0 PA: 29
PB: 0
SB: 0
CS: 0

Batter	1	2	3	4	5	6	7	8	9	AB	R	H	RBI	BB	SO	LOB
Pat Sheridan, L (1, 8) OBP: 0.336, SLG: 0.447	S S S 0-3 ① K		x 0-0 ① 4-3		x 0-0 ③ 5-3			x 0-0 ② 4-3		4	0	0	0	0	1	0
Dane Iorg, L (1, 3) OBP: 0.182, SLG: 0.214	x 0-0 ② F8		x 0-0 ② 4-3			x 0-0 ① F9		S S S 0-3 ③ K		4	0	0	0	0	1	0
Jorge Orta, L (1, 7) OBP: 0.349, SLG: 0.495	x 0-0 1B		B B B B 4-0 FC5-4 BB			S S S 0-3 ② K			x 0-0 SF9 3B	3	1	2	0	1	1	0
Hal McRae, R (1, 10) OBP: 0.341, SLG: 0.373	S S S 0-3 ③ K		x 0-0 ③ FC5-4 1-2f			B B B B 4-0 BB			x 0-0 ① SF9 3-H	2	0	0	1	1	1	2
Frank White, R (1, 4) OBP: 0.353, SLG: 0.505		x 0-0 FC4-6 1B		x 0-0 ① F2		S S S 0-3 ③ K			x 0-0 ② F7	4	0	1	0	0	1	1
Darryl Motley, R (1, 9) OBP: 0.305, SLG: 0.413		x 0-0 ① F9		S S S 0-3 ② K			x 0-0 ① F8		x 0-0 ③ F8	4	0	0	0	0	1	1
Don Slaught, R (1, 2) OBP: 0.220, SLG: 0.211		x 0-0 ② FC4-6 1-2f 2B		x 0-0 ③ 6-3			x 0-0 ② 6-3			3	1	0	0	0	0	1
Greg Pryor, R (1, 5) OBP: 0.257, SLG: 0.302		x 0-0 1-H 2B			x 0-0 ① 5-3		x 0-0 ③ F9			3	0	1	1	0	0	0
U L Washington, S (1, 6) OBP: 0.250, SLG: 0.190		S S S 0-3 ③ K			x 0-0 ② F6			x 0-0 ① 4-3		3	0	0	0	0	1	1
Inning Stats	R: 0 E: 0 K: 2 S: 8 H: 1 LOB: 1 BB: 0 P: 8	R: 1 E: 0 K: 1 S: 7 H: 2 LOB: 1 BB: 0 P: 7	R: 0 E: 0 K: 0 S: 3 H: 0 LOB: 1 BB: 1 P: 7	R: 0 E: 0 K: 1 S: 5 H: 0 LOB: 0 BB: 0 P: 5	R: 0 E: 0 K: 0 S: 3 H: 0 LOB: 0 BB: 0 P: 3	R: 0 E: 0 K: 2 S: 7 H: 0 LOB: 1 BB: 1 P: 11	R: 0 E: 0 K: 0 S: 3 H: 0 LOB: 0 BB: 0 P: 3	R: 0 E: 0 K: 1 S: 5 H: 0 LOB: 0 BB: 0 P: 5	R: 1 E: 0 K: 0 S: 4 H: 1 LOB: 0 BB: 0 P: 4	1B: 2 2B: 1 3B: 1 HR: 0	SF: 1 SAC: 0 DP: 0 HBP: 0						

PITCHER	IP	WLS	BF	H	R	ER	SO	BB	IBB	HBP	BLK	WP	HR	S	P	ERA	WHIP
Richard Dotson, R (1, 1) ERA: 2.8	9.0	W	33	4	2	2	7	2	0	0	0	0	0	45	53	2.00	0.667

PITCHER	IP	WLS	BF	H	R	ER	SO	BB	IBB	HBP	BLK	WP	HR	S	P	ERA	WHIP

TOP

Kansas City Royals @ Chicago White Sox

Comiskey Park, Chicago, IL

Tue May 15 1984, 8:05 PM EDT

Att. 20,740 - Unknown

livebaseballscorecards.com

AB	30
R	2
H	4
RBI	2
BB	2
SO	7
LOB	6

WP: 0 PB: 0 SB: 0 CS: 0 PA: 33

1B: 2 2B: 1 3B: 1 HR: 0 SF: 1 SAC: 0 DP: 0 HBP: 0

Batter	1	2	3	4	5	6	7	8	9	AB	R	H	RBI	BB	SO	LOB
Scott Fletcher, R (1, 6) OBP: 0.366, SLG: 0.330	BBBB 4-0 FC5-4 BB	X 0-0 G4-3 ②③ 1-2f			X 0-0 E3 FC6-4 1-3		X 0-0 E S 1-H 1B			3	0	1	1	1	0	4
Carlton Fisk, R (1, 2) OBP: 0.241, SLG: 0.302	X 0-0 F9 ①		X 0-0 F8 ①		SSS 0-3 K ②		SSS 0-3 K ② 1-3			4	0	0	0	0	2	4
Tom Paciorek, R (1, 3) OBP: 0.376, SLG: 0.425 Mike Squires, L (8, 3) OBP: 0.333, SLG: 0.286	SSS 0-3 K ②		SSS 0-3 K ②		X 0-0 FC6-4 ③ 1-2f		X 0-0 5-3 ③			4 0	0 0	0 0	0 0	0 0	2 0	4 0
Greg Luzinski, R (1, 10) OBP: 0.341, SLG: 0.257	X 0-0 FC5-4 ③ 1-2f		SSS 0-3 K ③			SSS 0-3 K ①		SSS 0-3 K ①		4	0	0	0	0	3	1
Ron Kittle, R (1, 7) OBP: 0.306, SLG: 0.454		BBBB 4-0 HBP 1B 1B BB		BBBB 4-0 G4-6-3 BB		X 0-0 6-3 ②		X 0-0 6-3 ②		2	1	0	0	2	0	0
Harold Baines, L (1, 9) OBP: 0.243, SLG: 0.305		X 0-0 1B HBP 1-2 FC1-2 1B		X 0-0 ①② G4-6-3 1-2f		SSS 0-3 K ③		X 0-0 4-3 ③		4	0	1	0	0	1	1
Dave Stegman, R (1, 8) OBP: 0.304, SLG: 0.279		H 1-0 FC1-2 1B 1-2 2-3 HBP		X 0-0 6-3 ③			H 1-0 SH3-4 S 1B HBP			1	1	0	0	0	0	0
Vance Law, R (1, 5) OBP: 0.248, SLG: 0.352		X 0-0 FC1-2 1-2 2-3 3-H 1B			X 0-0 ① F9		X 0-0 ① SH3-4 1-3			2	0	1	1	0	0	0
Julio Cruz, S (1, 4) OBP: 0.295, SLG: 0.309		X 0-0 ① FC1-2 G4-3 1-2 2-3 3-Hf			X 0-0 E 1B		X 0-0 BLK 1B 3-H 1B			3	1	2	1	0	0	3
Inning Stats	R: 0 E: 0 K: 1 S: 5 H: 0 LOB: 1 BB: 1 P: 9	R: 1 E: 0 K: 0 S: 4 H: 2 LOB: 2 BB: 1 P: 9	R: 0 E: 0 K: 2 S: 7 H: 0 LOB: 0 BB: 0 P: 7	R: 0 E: 0 K: 0 S: 2 H: 0 LOB: 0 BB: 1 P: 6	R: 0 E: 1 K: 1 S: 7 H: 1 LOB: 2 BB: 0 P: 7	R: 0 E: 0 K: 2 S: 7 H: 0 LOB: 0 BB: 0 P: 7	R: 2 E: 0 K: 1 S: 7 H: 2 LOB: 1 BB: 0 P: 8	R: 0 E: 0 K: 1 S: 5 H: 0 LOB: 0 BB: 0 P: 5		1B: 5 2B: 0 3B: 0 HR: 0	SF: 0 SAC: 1 DP: 2 HBP: 2					

PITCHER		IP	WLS	BF	H	R	ER	SO	BB	IBB	HBP	BLK	WP	HR	S	P	ERA	WHIP
Danny Jackson, L ERA: 5.22	(1, 1)	6.1	L	28	5	3	3	6	3	0	2	1	0	0	35	49	4.26	1.263
Mark Huismann, R ERA: 5.92	(7, 1)	1.2		5	0	0	0	2	0	0	0	0	0	0	9	9	0.00	0.000

PITCHER	IP	WLS	BF	H	R	ER	SO	BB	IBB	HBP	BLK	WP	HR	S	P	ERA	WHIP

BOTTOM

Kansas City Royals @ Chicago White Sox

Comiskey Park, Chicago, IL

Tue May 15 1984, 8:05 PM EDT

Att. 20,740 - Unknown

livebaseballscorecards.com

AB	27
R	3
H	5
RBI	3
BB	3
SO	8
LOB	17

1B: 5	SF: 0	WP: 0	PA: 33
2B: 0	SAC: 1	PB: 0	
3B: 0	DP: 2	SB: 2	
HR: 0	HBP: 2	CS: 0	

Batter	1	2	3	4	5	6	7	8	9	AB	R	H	RBI	BB	SO	LOB
Willie Wilson, S (1, 8) OBP: 0.600, SLG: 0.333	BBBB 4-0 S E BB		x 0-0 ② 6-3	x 0-0 ③ F4		BBBB 4-0 G5-4-3 1-2 BB		x 0-0 FC6 1B		3	1	1	0	2	0	1
Darryl Motley, R (1, 9) (8, 7) OBP: 0.300, SLG: 0.402	SSS 0-3 ① K		x 0-0 FC6-4 1B		SSS 0-3 ① K	x 0-0 ② ③ G5-4-3 1-2f		x 0-0 ③ FC6 1-2f		5	0	1	0	0	2	4
Frank White, R (1, 4) OBP: 0.355, SLG: 0.491	BBBB 4-0 1-H BB		x 0-0 ③ FC6-4 1-2f		BBBB 4-0 BB		x 0-0 ① F9		SSS 0-3 ① K	3	0	0	0	2	1	1
Hal McRae, R (1, 10) OBP: 0.343, SLG: 0.374	x 0-0 ② F3			x 0-0 WP 2B 1B	x 0-0 ② F8		x 0-0 FC1-4 1B		SSS 0-3 ② K	5	1	2	0	0	1	2
Steve Balboni, R (1, 3) OBP: 0.325, SLG: 0.369	SSS 0-3 ③ K			SSS 0-3 ① K 1-2	SSS 0-3 ③ K		x 0-0 ② FC1-4 1-2f 3B		SSS 0-3 ③ K	5	1	0	0	0	4	4
Leon Roberts, R (1, 7) OBP: 0.286, SLG: 0.500		x 0-0 ① F3		x 0-0 2B 2-H 2B		x 0-0 ① F4	x 0-0 1-H 3B			4	1	2	2	0	0	0
Lynn Jones, R (8, 9) OBP: 0.200, SLG: 0.200										0	0	0	0	0	0	0
John Wathan, R (1, 2) OBP: 0.233, SLG: 0.158		x 0-0 ② F3		BBBB 4-0 2B SF8 BB		x 0-0 E 1B	x 0-0 ③ F8			3	2	1	0	1	0	1
Greg Pryor, R (1, 5) OBP: 0.267, SLG: 0.330	SSS 0-3 ③ K			x 0-0 1-3 2-H 2B		x 0-0 E7 1-H 1B 2B		x 0-0 ① F9		4	1	2	2	0	1	0
U L Washington, S (1, 6) OBP: 0.250, SLG: 0.200			x 0-0 ① F5	x 0-0 ② SF8 3-H		x 0-0 BB 3-H 1B		SSS 0-3 ② K		3	0	1	2	0	1	0
Inning Stats	R: 1 H: 0 E: 1 LOB: 1 K: 2 BB: 2 S: 7 P: 15	R: 0 H: 0 E: 0 LOB: 0 K: 1 BB: 0 S: 5 P: 5	R: 0 H: 1 E: 0 LOB: 1 K: 0 BB: 0 S: 4 P: 4	R: 3 H: 3 E: 0 LOB: 1 K: 1 BB: 1 S: 8 P: 12	R: 0 H: 0 E: 0 LOB: 1 K: 2 BB: 1 S: 7 P: 11	R: 2 H: 3 E: 1 LOB: 1 K: 0 BB: 1 S: 5 P: 9	R: 1 H: 2 E: 0 LOB: 1 K: 0 BB: 0 S: 5 P: 5	R: 0 H: 1 E: 0 LOB: 1 K: 1 BB: 0 S: 6 P: 6	R: 0 H: 0 E: 0 LOB: 0 K: 3 BB: 0 S: 9 P: 9	1B: 6 SF: 1 2B: 3 SAC: 0 3B: 1 DP: 1 HR: 0 HBP: 0						WP: 1 PA: 41 PB: 0 SB: 1 CS: 0	

PITCHER		IP	WLS	BF	H	R	ER	SO	BB	IBB	HBP	BLK	WP	HR	S	P	ERA	WHIP
Floyd Bannister, L ERA: 4.97	(1, 1)	5.1		26	6	6	4	6	4	0	0	0	1	0	34	50	6.75	1.875
Salome Barojas, R ERA: 4.29	(6, 1)	2.2	L	12	4	1	1	1	1	0	0	0	0	0	13	17	3.38	1.875
Ron Reed, R ERA: 4.57	(9, 1)	1.0		3	0	0	0	3	0	0	0	0	0	0	9	9	0.00	0.000

PITCHER	IP	WLS	BF	H	R	ER	SO	BB	IBB	HBP	BLK	WP	HR	S	P	ERA	WHIP

TOP

Kansas City Royals @ Chicago White Sox

Comiskey Park, Chicago, IL

Wed May 16 1984, 8:05 PM EDT

Att. 21,669 - Unknown

livebaseballscorecards.com

AB	35
R	7
H	10
RBI	6
BB	5
SO	10
LOB	13

Batter	1	2	3	4	5	6	7	8	9	AB	R	H	RBI	BB	SO	LOB
Jerry Dybzinski, R (1, 6) OBP: 0.409, SLG: 0.432	6-3	6-3 2-3		F8		6-3			K	4	0	0	0	0	0	2
Jerry Hairston, S (9, 5) (9, PH) OBP: 0.306, SLG: 0.483										1	0	0	0	0	1	1
Carlton Fisk, R (1, 2) OBP: 0.265, SLG: 0.386	F9 1B 2B	FC6-4 3-H 1B		HR			3B		G5-4-3 1-2f	5	2	4	2	0	0	1
Tom Paciorek, R (1, 3) OBP: 0.372, SLG: 0.413	BBBB 1B BB	FC6-4 1-2f		F9			F3			3	0	0	0	1	0	2
Greg Luzinski, R (1, 10) OBP: 0.331, SLG: 0.248	F9 2-3		K		F4		K			4	0	0	0	0	2	3
Ron Kittle, R (1, 7) OBP: 0.313, SLG: 0.455	1-2 3-H 1B		HR 1B		K2-3		5-3			4	1	2	1	0	1	1
Harold Baines, L (1, 9) OBP: 0.236, SLG: 0.295	F9		F8		K			4-3		4	0	0	0	0	1	3
Dave Stegman, R (1, 8) OBP: 0.333, SLG: 0.444		HR	1-H HR			G3 S 1B		F5		2	2	2	3	0	0	0
Rudy Law, L (6, PH) (7, 8) OBP: 0.426, SLG: 0.500										2	0	1	0	0	0	0
Vance Law, R (1, 5) OBP: 0.250, SLG: 0.352		6-3 5-3 1B 1B	F7			K		1-3		3	1	1	0	0	1	1
Greg Walker, L (8, PH) OBP: 0.329, SLG: 0.563										1	0	0	0	0	0	0
Scott Fletcher, R (9, 6) OBP: 0.366, SLG: 0.330										0	0	0	0	0	0	0
Julio Cruz, S (1, 4) OBP: 0.294, SLG: 0.306		5-3 1-2		K		G3 1-3			G5-4-3 1B	4	0	1	0	0	1	2
Inning Stats	R: 1 E: 0 K: 0 S: 5 H: 2 LOB: 2 BB: 1 P: 9	R: 2 E: 0 K: 0 S: 6 H: 3 LOB: 1 BB: 0 P: 6	R: 2 E: 0 K: 1 S: 7 H: 2 LOB: 0 BB: 0 P: 7	R: 1 E: 0 K: 1 S: 6 H: 1 LOB: 0 BB: 0 P: 6	R: 0 E: 0 K: 2 S: 7 H: 0 LOB: 0 BB: 0 P: 7	R: 0 E: 0 K: 1 S: 6 H: 1 LOB: 1 BB: 0 P: 6	R: 0 E: 0 K: 1 S: 6 H: 1 LOB: 1 BB: 0 P: 6	R: 0 E: 0 K: 0 S: 3 H: 0 LOB: 0 BB: 0 P: 3	R: 0 E: 0 K: 1 S: 5 H: 1 LOB: 0 BB: 0 P: 5	1B: 6 2B: 1 3B: 1 HR: 3 SF: 0 SAC: 0 DP: 1 HBP: 0						

PITCHER	IP	WLS	BF	H	R	ER	SO	BB	IBB	HBP	BLK	WP	HR	S	P	ERA	WHIP
Larry Gura, L (1, 1) ERA: 3.42	3.0		17	7	5	5	1	1	0	0	0	0	2	18	22	15.00	2.667
Joe Beckwith, R (4, 1) ERA: 4.02	3.0	W	11	2	1	1	4	0	0	0	0	0	1	19	19	3.00	0.667
Dan Quisenberry, R (7, 1) ERA: 2.57	3.0	S	10	2	0	0	2	0	0	0	0	0	0	14	14	0.00	0.667

PITCHER	IP	WLS	BF	H	R	ER	SO	BB	IBB	HBP	BLK	WP	HR	S	P	ERA	WHIP

BOTTOM

Kansas City Royals @ Chicago White Sox

Comiskey Park, Chicago, IL

Wed May 16 1984, 8:05 PM EDT

Att. 21,669 - Unknown

livebaseballscorecards.com

AB	37
R	6
H	11
RBI	6
BB	1
SO	7
LOB	16

WP: 0	PB: 0	SB: 1	CS: 0
PA: 38			

Batter	1	2	3	4	5	6	7	8	9	AB	R	H	RBI	BB	SO	LOB
Rudy Law, L (1, 8) OBP: 0.433, SLG: 0.514	4-3 1-3 2B		BB 1-2 1B		4-3 1B		K		F9	5	1	3	0	0	1	0
Carlton Fisk, R (1, 2) OBP: 0.263, SLG: 0.387	4-3 2-3		F3		4-3 1-2f		E 2B		K	5	1	1	0	0	1	4
Greg Walker, L (1, 3) OBP: 0.316, SLG: 0.541	1-3 3-H		F5			4-3	E9 2-H 1B		F8	3	0	0	1	0	0	2
Tom Paciorek, R (7, PH) OBP: 0.374, SLG: 0.414 (7, 3)										2	0	1	1	0	0	0
Ron Kittle, R (1, 7) OBP: 0.328, SLG: 0.456	1B		BB 1-2 2-3			E5 2B	PO IBB			2	0	1	0	2	0	0
Harold Baines, L (1, 9) OBP: 0.243, SLG: 0.309	F9		K			1-3 2B	PO 1-2	1B FC5-2 1B		4	0	2	0	0	1	4
Greg Luzinski, R (1, 10) OBP: 0.336, SLG: 0.250		K		K						3	0	1	0	1	2	0
Daryl Boston, L (8, PR) OBP: 0.333, SLG: 0.556						IBB		FC5-2 FC 1-3 1B		0	0	0	0	0	0	0
Scott Fletcher, R (1, 6) OBP: 0.360, SLG: 0.324		F9		1-3		F2		FC FC5-2 1-2		2	0	0	0	0	0	0
Jerry Hairston, S (6, PH) OBP: 0.297, SLG: 0.467										1	0	0	0	0	0	3
Jerry Dybzinski, R (6, 6) OBP: 0.400, SLG: 0.421										1	0	0	0	0	0	2
Vance Law, R (1, 5) OBP: 0.242, SLG: 0.339		F9		4-3		5-3		FC5-2 1-2 2-3 3-H		4	0	0	0	0	0	6
Julio Cruz, S (1, 4) OBP: 0.292, SLG: 0.304			BB 1B 1B		F5		1-3	F7		4	0	1	0	0	0	2
Inning Stats	R: 1 E: 0 K: 0 S: 5 H: 2 LOB: 1 BB: 0 P: 5	R: 0 E: 0 K: 1 S: 5 H: 0 LOB: 0 BB: 0 P: 5	R: 0 E: 0 K: 1 S: 7 H: 2 LOB: 3 BB: 1 P: 11	R: 0 E: 0 K: 1 S: 5 H: 0 LOB: 0 BB: 0 P: 5	R: 0 E: 0 K: 0 S: 3 H: 1 LOB: 0 BB: 0 P: 3	R: 0 E: 1 K: 0 S: 5 H: 1 LOB: 3 BB: 1 P: 9	R: 1 E: 1 K: 1 S: 6 H: 2 LOB: 1 BB: 1 P: 10	R: 0 E: 0 K: 0 S: 5 H: 2 LOB: 2 BB: 0 P: 5	R: 0 E: 0 K: 1 S: 5 H: 0 LOB: 0 BB: 0 P: 5	1B: 7 2B: 5 3B: 0 HR: 0 SF: 0 SAC: 0 DP: 2 HBP: 0						

TOP

Chicago White Sox @ Toronto Blue Jays

Exhibition Stadium, Toronto, ON

Thu May 17 1984, 7:05 PM EDT

Att. 18,328 - Unknown

livebaseballscorecards.com

AB	36
R	2
H	10
RBI	2
BB	3
SO	5
LOB	23

WP: 0 PB: 0 SB: 0 CS: 0 PA: 40

PITCHER		IP	WLS	BF	H	R	ER	SO	BB	IBB	HBP	BLK	WP	HR	S	P	ERA	WHIP
Luis Leal, R ERA: 2.83	(1, 1)	6.2		29	7	2	2	4	1	1	0	0	0	0	35	43	2.70	1.200
Jimmy Key, L ERA: 5.74	(7, 1)	0.1		3	2	0	0	0	0	1	0	0	0	0	2	6	0.00	6.000
Roy Lee Jackson, R ERA: 1.31	(8, 1)	1.0	W	4	1	0	0	0	0	0	0	0	0	0	4	4	0.00	1.000
Dennis Lamp, R ERA: 4.26	(9, 1)	1.0	S	3	0	0	0	1	0	0	0	0	0	0	5	5	0.00	0.000

PITCHER	IP	WLS	BF	H	R	ER	SO	BB	IBB	HBP	BLK	WP	HR	S	P	ERA	WHIP

BOTTOM

Chicago White Sox @ Toronto Blue Jays

Exhibition Stadium, Toronto, ON

Thu May 17 1984, 7:05 PM EDT

Att. 18,328 - Unknown

livebaseballscorecards.com

Batter	1	2	3	4	5	6	7	8	9	AB	R	H	RBI	BB	SO	LOB
Damaso Garcia, R (1, 4) OBP: 0.354, SLG: 0.400	F6		6-3			F7		SH1-4 3B 1B		4	1	1	0	0	0	0
Dave Collins, S (1, 7) OBP: 0.369, SLG: 0.402	G3 1B			4-3		2B		SH1-4 1-2		3	0	2	0	0	0	0
Lloyd Moseby, L (1, 8) OBP: 0.360, SLG: 0.528	G3 1-2			HR		5-3		3B 2-H		4	1	2	2	0	0	2
Willie Upshaw, L (1, 3) OBP: 0.414, SLG: 0.632	4-3			K		F3		F6		4	0	0	0	0	1	3
Willie Aikens, L (1, 10) OBP: 0.500, SLG: 0.750 Mitch Webster, S (7, PR) OBP: 0.333, SLG: 0.556 Cliff Johnson, R (8, PH) OBP: 0.383, SLG: 0.460		F5		1B 2B			5-3 1B 1B	K		3 0 1	0 1 0	2 0 0	0 0 0	0 0 0	0 0 1	0 0 1
George Bell, R (1, 9) OBP: 0.394, SLG: 0.511		F7		2-H 1B			5-3 1-2			3	0	1	0	0	0	1
Rance Mulliniks, L (1, 5) OBP: 0.370, SLG: 0.370		F7			K		1B 2-H			3	0	1	1	0	1	0
Ernie Whitt, L (1, 2) OBP: 0.337, SLG: 0.347			F9		F5		BB			2	0	0	0	1	0	0
Alfredo Griffin, S (1, 6) OBP: 0.250, SLG: 0.333			4-3		4-3		1-3			3	0	0	0	0	0	1
Inning Stats	R: 0 E: 0 K: 0 S: 4 H: 1 LOB: 1 BB: 0 P: 4	R: 0 E: 0 K: 0 S: 3 H: 0 LOB: 0 BB: 0 P: 3	R: 0 E: 0 K: 0 S: 3 H: 0 LOB: 0 BB: 0 P: 3	R: 1 E: 0 K: 1 S: 7 H: 3 LOB: 2 BB: 0 P: 7	R: 0 E: 0 K: 1 S: 5 H: 0 LOB: 0 BB: 0 P: 5	R: 0 E: 0 K: 0 S: 4 H: 1 LOB: 1 BB: 0 P: 4	R: 1 E: 0 K: 0 S: 4 H: 2 LOB: 1 BB: 1 P: 8	R: 1 E: 0 K: 1 S: 7 H: 2 LOB: 1 BB: 0 P: 7		1B: 5 2B: 2 3B: 1 HR: 1	SF: 0 SAC: 1 DP: 0 HBP: 0					

	AB	30
	R	3
	H	9
	RBI	3
	BB	1
	SO	3
	LOB	8

WP: 0 PB: 0 SB: 0 CS: 0 PA: 32

PITCHER	IP	WLS	BF	H	R	ER	SO	BB	IBB	HBP	BLK	WP	HR	S	P	ERA	WHIP
LaMarr Hoyt, R (1, 1) ERA: 3.6	8.0	L	32	9	3	3	3	1	0	0	0	0	1	37	41	3.38	1.250

PITCHER	IP	WLS	BF	H	R	ER	SO	BB	IBB	HBP	BLK	WP	HR	S	P	ERA	WHIP

Batter	1	2	3	4	5	6	7	8	9	AB	R	H	RBI	BB	SO	LOB
Rudy Law, L (1, 8) OBP: 0.438, SLG: 0.519	0-0 S 1B 1B		BBBB 4-0 4-3 BB	x 0-0 ③ G3			x 0-0 ① 6-3		x 0-0 ② 3-1	1	1	1	0	0	0	0
Daryl Boston, L (1, 8) OBP: 0.333, SLG: 0.455										2	0	0	0	1	0	2
Tom Paciorek, R (9, PH) OBP: 0.371, SLG: 0.411										1	0	0	0	0	0	0
Scott Fletcher, R (1, 6) OBP: 0.357, SLG: 0.321	x 0-0 ① F2		x 0-0 ① 4-3 1-2		x 0-0 ① 4-3		x 0-0 1B 1B		x 0-0 ③ F8	4	0	1	0	0	0	2
Carlton Fisk, R (9, PH) OBP: 0.261, SLG: 0.383										1	0	0	0	0	0	0
Greg Walker, L (1, 3) OBP: 0.325, SLG: 0.538	x 0-0 WP 1-H 1B		x 0-0 ② 1-3		x 0-0 ② F5		x 0-0 1-2 1B			4	0	2	1	0	0	1
Ron Kittle, R (1, 7) OBP: 0.325, SLG: 0.449	x 0-0 ② F7		x 0-0 ③ F8		x 0-0 CS 1B		SSS 0-3 ② K			4	0	1	0	0	1	4
Harold Baines, L (1, 9) OBP: 0.257, SLG: 0.338	BBBB 4-0 1-2 BB			x 0-0 G5-4-3 1B	0-0 ③ CS 1-2	x 0-0 HR	x 0-0 ③ F4			3	1	2	1	1	0	2
Greg Luzinski, R (1, 10) OBP: 0.333, SLG: 0.259	SSS 0-3 ③ K			x 0-0 ① ② G5-4-3 1-2f		x 0-0 2B		x 0-0 ① F3		4	0	1	0	0	1	3
Vance Law, R (1, 5) OBP: 0.242, SLG: 0.336		SSS 0-3 ① K		x 0-0 1B 1B		SSS 0-3 ① K		x 0-0 ② F5		4	1	1	0	0	2	1
Marc Hill, R (1, 2) OBP: 0.346, SLG: 0.417		x 0-0 ② F8		x 0-0 1B 1-2 1B		BBBB 4-0 G6-3 BB		x 0-0 ③ F9		3	0	1	0	1	0	0
Julio Cruz, S (1, 4) OBP: 0.291, SLG: 0.302		x 0-0 ③ 5-3		x 0-0 1-2 2-H 1B		x 0-0 ② ③ G6-3 1-2f			x 0-0 ① F9	4	0	1	1	0	0	2
Inning Stats	R: 1 H: 2 E: 0 LOB: 2 K: 1 BB: 1 S: 7 P: 11	R: 0 H: 0 E: 0 LOB: 0 K: 1 BB: 0 S: 5 P: 5	R: 0 H: 0 E: 0 LOB: 1 K: 0 BB: 1 S: 3 P: 7	R: 1 H: 4 E: 0 LOB: 2 K: 0 BB: 0 S: 6 P: 6	R: 0 H: 1 E: 0 LOB: 0 K: 0 BB: 0 S: 3 P: 3	R: 1 H: 2 E: 0 LOB: 1 K: 1 BB: 1 S: 6 P: 10	R: 0 H: 2 E: 0 LOB: 2 K: 1 BB: 0 S: 7 P: 7	R: 0 H: 0 E: 0 LOB: 0 K: 0 BB: 0 S: 3 P: 3	R: 0 H: 0 E: 0 LOB: 0 K: 0 BB: 0 S: 3 P: 3	1B: 9 SF: 0 2B: 1 SAC: 0 3B: 0 DP: 2 HR: 1 HBP: 0					WP: 1 PA: 39 PB: 0 SB: 1 CS: 1		

PITCHER		IP	WLS	BF	H	R	ER	SO	BB	IBB	HBP	BLK	WP	HR	S	P	ERA	WHIP
Jim Clancy, R ERA: 3.81	(1, 1)	6.2	W	31	11	3	3	4	3	0	0	0	1	1	36	48	4.05	2.100
Jimmy Key, L ERA: 5.0	(7, 1)	2.1	S	7	0	0	0	0	0	0	0	0	0	0	7	7	0.00	0.000

PITCHER	IP	WLS	BF	H	R	ER	SO	BB	IBB	HBP	BLK	WP	HR	S	P	ERA	WHIP

TOP

Chicago White Sox @ Toronto Blue Jays

Exhibition Stadium, Toronto, ON

Fri May 18 1984, 7:05 PM EDT

Att. 19,507 - Unknown

livebaseballscorecards.com

AB	35
R	3
H	11
RBI	3
BB	3
SO	4
LOB	17

Batter	1	2	3	4	5	6	7	8	9	AB	R	H	RBI	BB	SO	LOB
Damaso Garcia, R (1, 4) OBP: 0.361, SLG: 0.406	BB E 1B	S 1B 3-H		FC6-5 S 1B		4-3 1-2		F3		5	0	3	1	0	0	1
Dave Collins, S (1, 8) OBP: 0.364, SLG: 0.406	E4 BB 1-2	1-3 1-2		F8 1-2		2B 2-H				4	0	1	1	0	0	3
Jesse Barfield, R (1, 9) OBP: 0.262, SLG: 0.400	K		F9	FC6-5 2-3		4-3				4	0	0	0	0	1	4
Cliff Johnson, R (1, 10) OBP: 0.379, SLG: 0.447	K		E6 3B		CS BB		K			3	1	0	0	1	2	2
George Bell, R (1, 7) OBP: 0.404, SLG: 0.537	BB 1-2 2-3		3-1 3B 1-H		K 1-2		1B 2B			3	1	2	1	1	1	1
Willie Upshaw, L (1, 3) OBP: 0.416, SLG: 0.628	F8		3-1 3-H		1B		G1-6-3 2-3 1B			4	0	2	1	0	0	3
Garth Iorg, R (1, 5) OBP: 0.239, SLG: 0.286		G6-4-3 BB 1B 1B	1B		F9		G1-6-3 1-2f			4	1	2	0	0	0	3
Buck Martinez, R (1, 2) OBP: 0.283, SLG: 0.352 Rick Leach, L (8, PH) OBP: 0.200, SLG: 0.333 Ernie Whitt, L (9, 2) OBP: 0.337, SLG: 0.347		BB 1-2	F8			5-3		4-3		2 1 0	0 0 0	0 0 0	0 0 0	1 0 0	0 0 0	1 0 0
Alfredo Griffin, S (1, 6) OBP: 0.250, SLG: 0.331		G6-4-3 1-2f 2-3		F3		4-3 2B 1B		K		4	1	1	0	0	1	2
Inning Stats	R: 0 E: 1 K: 2 S: 9 H: 1 LOB: 3 BB: 1 P: 13	R: 1 E: 0 K: 0 S: 4 H: 2 LOB: 1 BB: 1 P: 8	R: 2 E: 1 K: 0 S: 6 H: 2 LOB: 1 BB: 0 P: 6	R: 0 E: 0 K: 0 S: 4 H: 1 LOB: 1 BB: 0 P: 4	R: 0 E: 0 K: 1 S: 5 H: 1 LOB: 1 BB: 1 P: 9	R: 1 E: 0 K: 0 S: 5 H: 2 LOB: 1 BB: 0 P: 5	R: 0 E: 0 K: 1 S: 6 H: 2 LOB: 1 BB: 0 P: 6	R: 0 E: 0 K: 1 S: 5 H: 0 LOB: 0 BB: 0 P: 5		1B: 8 2B: 3 3B: 1 HR: 0 SF: 0 SAC: 0 DP: 3 HBP: 0						

PITCHER	IP	WLS	BF	H	R	ER	SO	BB	IBB	HBP	BLK	WP	HR	S	P	ERA	WHIP
Britt Burns, L (1, 1) ERA: 4.55	6.0	L	30	9	4	2	3	3	0	0	0	0	0	33	45	3.00	2.000
Ron Reed, R (7, 1) ERA: 4.18	2.0		7	2	0	0	2	0	0	0	0	0	0	11	11	0.00	1.000

PITCHER	IP	WLS	BF	H	R	ER	SO	BB	IBB	HBP	BLK	WP	HR	S	P	ERA	WHIP

BOTTOM

Chicago White Sox @ Toronto Blue Jays

Exhibition Stadium, Toronto, ON

Fri May 18 1984, 7:05 PM EDT

Att. 19,507 - Unknown

livebaseballscorecards.com

AB	34
R	4
H	11
RBI	4
BB	3
SO	5
LOB	20

1B: 8	SF: 0	WP: 0	PA: 37
2B: 3	SAC: 0	PB: 0	
3B: 1	DP: 3	SB: 2	
HR: 0	HBP: 0	CS: 1	

Batter	1	2	3	4	5	6	7	8	9	AB	R	H	RBI	BB	SO	LOB
Daryl Boston, L (1, 8) OBP: 0.294, SLG: 0.375	SSS 0-3 ① K		x 0-0 FC5 S 1B		SSS 0-3 ③ K			x 0-0 ① F8	x 0-0 ③ 3-1	5	0	1	0	0	2	2
Carlton Fisk, R (1, 2) OBP: 0.260, SLG: 0.373	x 0-0 ② 5-3		BBBB 4-0 1-2 FC5 BB			x 0-0 ① F8		x 0-0 E3 BB		3	0	0	0	1	0	0
Greg Walker, L (1, 10) OBP: 0.322, SLG: 0.519	x 0-0 ③ G3		x 0-0 ② F8			BBBB 4-0 FC4-6 BB		x 0-0 ② F5		3	0	0	0	1	0	3
Tom Paciorek, R (1, 3) OBP: 0.367, SLG: 0.400		x 0-0 ① F8	x 0-0 ③ FC5 1-2 2-3f			x 0-0 ② F4		BBBB 4-0 1-2 BB		3	0	0	0	1	0	3
Harold Baines, L (1, 9) OBP: 0.250, SLG: 0.329		SSS 0-3 ② K		x 0-0 ① F5		x 0-0 ③ FC4-6 1-2f		x 0-0 ③ F6		4	0	0	0	0	1	3
Jerry Hairston, S (1, 7) OBP: 0.317, SLG: 0.455 Jerry Dybzinski, R (9, PR) OBP: 0.400, SLG: 0.421		x 0-0 BB 1B		x 0-0 ② 4-3			x 0-0 ① F9		BBBB 4-0 5-3 BB	3 0	0 0	1 0	0 0	1 0	0 0	0 0
Scott Fletcher, R (1, 6) OBP: 0.356, SLG: 0.315 Mike Squires, L (9, PH) OBP: 0.320, SLG: 0.273		BBBB 4-0 1-2 BB		SSS 0-3 ③ K			x 0-0 ② F8		x 0-0 ① 5-3 1-2	2 1	0 0	0 0	0 0	1 0	1 0	0 1
Vance Law, R (1, 5) OBP: 0.244, SLG: 0.345 Greg Luzinski, R (9, PH) OBP: 0.338, SLG: 0.259 Dave Stegman, R (9, PR) OBP: 0.333, SLG: 0.444		x 0-0 ③ 4-3			x 0-0 ① F8		x 0-0 2B		H 1-0 HBP	3 0 0	0 0 0	1 0 0	0 0 0	0 0 0	0 0 0	2 0 0
Julio Cruz, S (1, 4) OBP: 0.281, SLG: 0.291			x 0-0 ① 5-3		x 0-0 ② 4-3		SSS 0-3 ③ K		SSS 0-3 ② K	4	0	0	0	0	2	3
Inning Stats	R: 0 E: 0 K: 1 S: 5 H: 0 LOB: 0 BB: 0 P: 5	R: 0 E: 0 K: 1 S: 6 H: 1 LOB: 2 BB: 1 P: 10	R: 0 E: 0 K: 0 S: 4 H: 1 LOB: 2 BB: 1 P: 8	R: 0 E: 0 K: 1 S: 5 H: 0 LOB: 0 BB: 0 P: 5	R: 0 E: 0 K: 1 S: 5 H: 0 LOB: 0 BB: 0 P: 5	R: 0 E: 0 K: 0 S: 3 H: 0 LOB: 1 BB: 1 P: 7	R: 0 E: 0 K: 1 S: 6 H: 1 LOB: 1 BB: 0 P: 6	R: 0 E: 1 K: 0 S: 4 H: 0 LOB: 2 BB: 1 P: 8	R: 0 E: 0 K: 1 S: 5 H: 0 LOB: 2 BB: 1 P: 10	1B: 2 2B: 1 3B: 0 HR: 0 SF: 0 SAC: 0 DP: 0 HBP: 1						

PITCHER	IP	WLS	BF	H	R	ER	SO	BB	IBB	HBP	BLK	WP	HR	S	P	ERA	WHIP
Jim Gott, R (1, 1) ERA: 5.47	6.2	W	26	3	0	0	4	3	0	0	0	0	0	31	43	0.00	0.900
Roy Lee Jackson, R (7, 1) ERA: 1.25	1.0		5	0	0	0	1	1	0	0	0	0	0	6	10	0.00	1.000
Bryan Clark, L (8, 1) ERA:	0.1		1	0	0	0	0	0	0	0	0	0	0	1	1	0.00	0.000
Dennis Lamp, R (9, 1) ERA: 4.05	1.0	S	5	0	0	0	1	1	0	1	0	0	0	5	10	0.00	1.000

PITCHER	IP	WLS	BF	H	R	ER	SO	BB	IBB	HBP	BLK	WP	HR	S	P	ERA	WHIP

Chicago White Sox @ Toronto Blue Jays

Exhibition Stadium, Toronto, ON

Sat May 19 1984, 3:33 AM EDT

Att. 28,382 - Unknown

TOP

livebaseballscorecards.com

AB	31
R	0
H	3
RBI	0
BB	5
SO	6
LOB	17

PA: 37

WP: 0
PB: 0
SB: 1
CS: 0

Batter	1	2	3	4	5	6	7	8	9	AB	R	H	RBI	BB	SO	LOB
Damaso Garcia, R (1, 4) OBP: 0.370, SLG: 0.427	SH1-3 2B		S 1B 1B		F8			2B		4	1	3	0	0	0	0
Dave Collins, S (1, 7) OBP: 0.373, SLG: 0.433	SH1-3 2-3		S 1B 1-H			3B		F8		3	0	2	1	0	0	1
Lloyd Moseby, L (1, 8) OBP: 0.352, SLG: 0.514	1-3		K 1-2			4-3		4-3		4	0	0	0	0	1	4
Willie Upshaw, L (1, 3) OBP: 0.408, SLG: 0.614	F8		5-3			K				3	0	0	0	0	1	3
Willie Aikens, L (1, 10) OBP: 0.286, SLG: 0.429		F8		F5		K				3	0	0	0	0	1	1
George Bell, R (1, 9) OBP: 0.396, SLG: 0.526		F8		6-3			F9			3	0	0	0	0	0	0
Ernie Whitt, L (1, 2) OBP: 0.337, SLG: 0.360		2B		F8			F9			3	0	1	0	0	0	0
Garth Iorg, R (1, 5) OBP: 0.230, SLG: 0.274		6-3			K		1-3			3	0	0	0	0	1	1
Alfredo Griffin, S (1, 6) OBP: 0.244, SLG: 0.323			F8		G3			F9		3	0	0	0	0	0	0
Inning Stats	R: 0 E: 0 K: 0 S: 4 H: 1 LOB: 1 BB: 0 P: 4	R: 0 E: 0 K: 0 S: 4 H: 1 LOB: 1 BB: 0 P: 4	R: 1 E: 0 K: 1 S: 7 H: 2 LOB: 1 BB: 0 P: 7	R: 0 E: 0 K: 0 S: 3 H: 0 LOB: 0 BB: 0 P: 3	R: 0 E: 0 K: 1 S: 5 H: 0 LOB: 0 BB: 0 P: 5	R: 0 E: 0 K: 2 S: 8 H: 1 LOB: 1 BB: 0 P: 8	R: 0 E: 0 K: 0 S: 3 H: 0 LOB: 0 BB: 0 P: 3	R: 0 E: 0 K: 0 S: 4 H: 1 LOB: 1 BB: 0 P: 4		1B: 2 2B: 3 3B: 1 HR: 0	SF: 0 SAC: 1 DP: 0 HBP: 0					

PITCHER	IP	WLS	BF	H	R	ER	SO	BB	IBB	HBP	BLK	WP	HR	S	P	ERA	WHIP
Tom Seaver, R (1, 1) ERA: 3.81	8.0	L	30	6	1	1	4	0	0	0	0	0	0	38	38	1.12	0.750

PITCHER	IP	WLS	BF	H	R	ER	SO	BB	IBB	HBP	BLK	WP	HR	S	P	ERA	WHIP

BOTTOM

Chicago White Sox @ Toronto Blue Jays

Exhibition Stadium, Toronto, ON

Sat May 19 1984, 3:33 AM EDT

Att. 28,382 - Unknown

livebaseballscorecards.com

AB	29
R	1
H	6
RBI	1
BB	0
SO	4
LOB	10

Batter	1	2	3	4	5	6	7	8	9	AB	R	H	RBI	BB	SO	LOB
Mike Squires, L (1, 5) (6, 3) OBP: 0.310, SLG: 0.269	SSS 0-3 ① K		x 0-0 ② 5-3		x 0-0 5-3 2-H 1B		x 0-0 ② 6-3			4	0	1	1	0	1	0
Carlton Fisk, R (1, 2) OBP: 0.260, SLG: 0.363	x 0-0 ② F8		BBBB 4-0 FC4-6 BB		x 0-0 ② 5-3 1-2		x 0-0 ③ F5			3	0	0	0	1	0	1
Harold Baines, L (1, 9) OBP: 0.250, SLG: 0.327	x 0-0 1B		x 0-0 ③ FC4-6 1-2f		x 0-0 ③ F3			x 0-0 ① G3		4	0	1	0	0	0	2
Tom Paciorek, R (1, 7) OBP: 0.356, SLG: 0.387 Dave Stegman, R (8, 7) OBP: 0.333, SLG: 0.444	x 0-0 ③ F9			x 0-0 ① F8		SSS 0-3 ① K		x 0-0 ② F8		4 0	0 0	0 0	0 0	0 0	1 0	1 0
Greg Walker, L (1, 3) OBP: 0.322, SLG: 0.524 Vance Law, R (6, 5) OBP: 0.242, SLG: 0.342		x 0-0 2B		SSS 0-3 ② K		x 0-0 ② F7		x 0-0 ③ F9		3 1	0 0	1 0	0 0	0 0	1 0	0 0
Greg Luzinski, R (1, 10) OBP: 0.336, SLG: 0.259		SSS 0-3 ① K		x 0-0 1B		x 0-0 ③ F9			x 0-0 ① 3-1	4	0	1	0	0	1	1
Daryl Boston, L (1, 8) OBP: 0.286, SLG: 0.350		x 0-0 ② F6		SSS 0-3 ③ K			x 0-0 5-3 HR 1B		x 0-0 ② G3	4	1	1	0	0	1	2
Scott Fletcher, R (1, 6) OBP: 0.353, SLG: 0.307		x 0-0 ③ F9			BBBB 4-0 6-3 1B BB		x 0-0 ① 5-3 1-2		x 0-0 ③ 4-3	3	1	0	0	1	0	2
Julio Cruz, S (1, 4) OBP: 0.282, SLG: 0.319			SSS 0-3 ① K		x 0-0 ① 6-3 1-2		x 0-0 2-H HR			3	1	1	2	0	1	1
Inning Stats	R: 0 H: 1 E: 0 LOB: 1 K: 1 BB: 0 S: 6 P: 6	R: 0 H: 1 E: 0 LOB: 1 K: 1 BB: 0 S: 6 P: 6	R: 0 H: 0 E: 0 LOB: 1 K: 1 BB: 1 S: 5 P: 9	R: 0 H: 1 E: 0 LOB: 1 K: 2 BB: 0 S: 8 P: 8	R: 1 H: 1 E: 0 LOB: 1 K: 0 BB: 1 S: 4 P: 8	R: 0 H: 0 E: 0 LOB: 0 K: 1 BB: 0 S: 5 P: 5	R: 2 H: 2 E: 0 LOB: 0 K: 0 BB: 0 S: 5 P: 5	R: 0 H: 0 E: 0 LOB: 0 K: 0 BB: 0 S: 3 P: 3	R: 0 H: 0 E: 0 LOB: 0 K: 0 BB: 0 S: 3 P: 3	1B: 4 SF: 0 2B: 1 SAC: 0 3B: 0 DP: 0 HR: 1 HBP: 0					WP: 0 PA: 35 PB: 0 SB: 0 CS: 0	

PITCHER		IP	WLS	BF	H	R	ER	SO	BB	IBB	HBP	BLK	WP	HR	S	P	ERA	WHIP
Dave Stieb, R ERA: 2.33	(1, 1)	7.0	L	29	6	3	3	6	2	0	0	0	0	1	39	47	3.86	1.143
Jim Acker, R ERA: 4.15	(8, 1)	2.0		6	0	0	0	0	0	0	0	0	0	0	6	6	0.00	0.000

PITCHER	IP	WLS	BF	H	R	ER	SO	BB	IBB	HBP	BLK	WP	HR	S	P	ERA	WHIP

TOP

Chicago White Sox @ Toronto Blue Jays

Exhibition Stadium, Toronto, ON

Sun May 20 1984, 3:33 AM EDT

Att. 26,347 - Unknown

livebaseballscorecards.com

AB	33
R	3
H	6
RBI	3
BB	2
SO	6
LOB	10

Batter	1	2	3	4	5	6	7	8	9	AB	R	H	RBI	BB	SO	LOB
Damaso Garcia, R (1, 4) OBP: 0.373, SLG: 0.425	CS 1B		5-3		HBP		F8			3	0	1	0	0	0	1
Dave Collins, S (1, 7) OBP: 0.368, SLG: 0.444	K			3B	F8			K		4	0	1	0	0	2	4
Lloyd Moseby, L (1, 8) OBP: 0.355, SLG: 0.510	S HBP 1-2			4-3		4-3		G1-6-3 1B		3	0	1	0	0	0	1
Willie Upshaw, L (1, 3) OBP: 0.404, SLG: 0.600	4-3 1-2			G4-6-3 BB		K		G1-6-3 1-2f		3	0	0	0	1	1	2
Willie Aikens, L (1, 10) OBP: 0.273, SLG: 0.300		K		G4-6-3 1-2f		BB			F7	3	0	0	0	1	1	2
George Bell, R (1, 9) OBP: 0.392, SLG: 0.525 (8, 5)		F3			SH1-4 2B	K			F3	4	0	1	0	0	1	1
Ernie Whitt, L (1, 2) OBP: 0.344, SLG: 0.359		F8			SH1-4 BB		G4-6-3 1B		F2	3	0	1	0	1	0	0
Garth Iorg, R (1, 5) (8, 6) OBP: 0.237, SLG: 0.280			6-3		SH1-4 1-2 2-3		G4-6-3 1-2 1B			2	0	1	0	0	0	0
Alfredo Griffin, S (1, 6) OBP: 0.241, SLG: 0.318			K		G3		G4-6-3 1-2f 2-3			2	0	0	0	0	1	2
Rick Leach, L (7, PH) (8, 9) OBP: 0.182, SLG: 0.300										1	0	0	0	0	0	2
Inning Stats	R: 0 H: 1 E: 0 LOB: 1 K: 1 BB: 0 S: 5 P: 6	R: 0 H: 0 E: 0 LOB: 0 K: 1 BB: 0 S: 5 P: 5	R: 0 H: 0 E: 0 LOB: 0 K: 1 BB: 0 S: 5 P: 5	R: 0 H: 1 E: 0 LOB: 1 K: 0 BB: 1 S: 3 P: 7	R: 0 H: 1 E: 0 LOB: 3 K: 0 BB: 1 S: 4 P: 9	R: 0 H: 0 E: 0 LOB: 1 K: 2 BB: 1 S: 7 P: 11	R: 0 H: 2 E: 0 LOB: 1 K: 0 BB: 0 S: 4 P: 4	R: 0 H: 1 E: 0 LOB: 0 K: 1 BB: 0 S: 5 P: 5	R: 0 H: 0 E: 0 LOB: 0 K: 0 BB: 0 S: 3 P: 3	1B: 4 SF: 0 2B: 1 SAC: 1 3B: 1 DP: 3 HR: 0 HBP: 2						

PITCHER	IP	WLS	BF	H	R	ER	SO	BB	IBB	HBP	BLK	WP	HR	S	P	ERA	WHIP
Richard Dotson, R (1, 1) ERA: 2.45	9.0	W	34	6	0	0	6	3	0	2	0	0	0	41	55	0.00	1.000

PITCHER	IP	WLS	BF	H	R	ER	SO	BB	IBB	HBP	BLK	WP	HR	S	P	ERA	WHIP

BOTTOM

Chicago White Sox @ Toronto Blue Jays

Exhibition Stadium, Toronto, ON

Sun May 20 1984, 3:33 AM EDT

Att. 26,347 - Unknown

livebaseballscorecards.com

AB	28
R	0
H	6
RBI	0
BB	3
SO	6
LOB	15

Batter	1	2	3	4	5	6	7	8	9	AB	R	H	RBI	BB	SO	LOB
Scott Fletcher, R (1, 6) OBP: 0.355, SLG: 0.305	F9		F8		SH1-4 BB SF7 BB		1B BB 1B	4-3		4	2	1	0	1	0	0
Carlton Fisk, R (1, 2) OBP: 0.273, SLG: 0.388	HR		4-3		SH1-4 1-2 BB		1B HR 1-2 BB	F8		3	2	1	1	2	0	0
Tom Paciorek, R (1, 3) OBP: 0.346, SLG: 0.374 Mike Squires, L (9, 3) OBP: 0.310, SLG: 0.269	F8		K		SH1-4 1-2 2-3		F9		K	4 0	0 0	0 0	0 0	0 0	2 0	2 0
Greg Luzinski, R (1, 10) OBP: 0.352, SLG: 0.283 Greg Walker, L (9, PR) OBP: 0.322, SLG: 0.524	F9			F8 1B 2B	IBB		1-3 2-H HR 1B		G6-4-3 1B	4 0	2 0	3 0	1 0	1 0	0 0	0 0
Ron Kittle, R (1, 7) OBP: 0.320, SLG: 0.468		F7		F8 2-3	SF7 3-H		1-H 3-H HR		G6-4-3 1-2f	4	1	1	4	0	0	2
Harold Baines, L (1, 9) OBP: 0.256, SLG: 0.351		HR		BB 3-H 1B	F5		3-1			4	1	2	2	0	0	2
Dave Stegman, R (1, 8) OBP: 0.314, SLG: 0.417 Daryl Boston, L (7, PH) OBP: 0.318, SLG: 0.429 (7, 8)	5-3			F9		6-3	2B			3 1	0 0	0 1	0 0	0 0	0 0	1 0
Vance Law, R (1, 5) OBP: 0.250, SLG: 0.336	BB			FC6-4 1-2 BB		F7	5-3			2	0	0	0	2	0	1
Julio Cruz, S (1, 4) OBP: 0.273, SLG: 0.308	F9			FC6-4 1-2f		6-3		3-1		4	0	0	0	0	0	3
Inning Stats	R: 1 E: 0 K: 0 S: 4 H: 1 LOB: 0 BB: 0 P: 4	R: 1 E: 0 K: 0 S: 4 H: 1 LOB: 1 BB: 1 P: 8	R: 0 E: 0 K: 1 S: 5 H: 0 LOB: 0 BB: 0 P: 5	R: 1 E: 0 K: 0 S: 5 H: 2 LOB: 2 BB: 1 P: 9	R: 1 E: 0 K: 0 S: 3 H: 0 LOB: 2 BB: 3 P: 15	R: 0 E: 0 K: 0 S: 3 H: 0 LOB: 0 BB: 0 P: 3	R: 4 E: 0 K: 0 S: 7 H: 4 LOB: 1 BB: 1 P: 11	R: 0 E: 0 K: 0 S: 3 H: 0 LOB: 0 BB: 0 P: 3	R: 0 E: 0 K: 1 S: 5 H: 1 LOB: 1 BB: 0 P: 5	1B: 4 2B: 2 3B: 0 HR: 3 SF: 1 SAC: 1 DP: 1 HBP: 0						

PITCHER		IP	WLS	BF	H	R	ER	SO	BB	IBB	HBP	BLK	WP	HR	S	P	ERA	WHIP
Larry Gura, L ERA: 3.99	(1, 1)	6.0	L	29	5	6	6	1	5	1	0	0	0	2	25	49	9.00	1.667
Mark Huismann, R ERA: 6.39	(7, 1)	1.0		6	3	2	2	0	0	0	0	0	0	1	6	6	18.00	3.000
Paul Splittorff, L ERA: 7.2	(8, 1)	2.0		6	1	0	0	1	0	0	0	0	0	0	8	8	0.00	0.500

PITCHER	IP	WLS	BF	H	R	ER	SO	BB	IBB	HBP	BLK	WP	HR	S	P	ERA	WHIP

TOP

Chicago White Sox @ Kansas City Royals

Royals Stadium, Kansas City, MO

Mon May 21 1984, 8:05 PM EDT

Att. 24,921 - Unknown

livebaseballscorecards.com

AB	33
R	8
H	9
RBI	8
BB	6
SO	2
LOB	11

WP: 0	PA: 41		
PB: 0			
SB: 0			
CS: 0			

Batter	1	2	3	4	5	6	7	8	9	AB	R	H	RBI	BB	SO	LOB
Willie Wilson, S (1, 8) OBP: 0.333, SLG: 0.200	1-3		5-3			F8 S 1B 1B	F5		FC4-6 1-2f	5	1	1	0	0	0	2
Darryl Motley, R (1, 9) OBP: 0.327, SLG: 0.435	HR			BBBB WP 4-3 BB		F8 1-3	1-2 1B			3	1	2	1	1	0	1
George Brett, L (1, 5) OBP: 0.500, SLG: 0.500	4-3			4-3 1-2		BBBB 1B BB	1-3			3	0	0	0	1	0	3
Hal McRae, R (1, 10) OBP: 0.329, SLG: 0.361	F3			6-3		1-2 3-H 1B		SSS K		4	0	1	1	0	1	1
Frank White, R (1, 4) OBP: 0.343, SLG: 0.468		F4		F8 2-3		F4		SSS K		4	0	0	0	0	1	3
Steve Balboni, R (1, 3) OBP: 0.321, SLG: 0.381		BBBB G6-4-3 BB			F9		HR	F4		3	1	1	1	1	0	0
Leon Roberts, R (1, 7) OBP: 0.286, SLG: 0.400 Dane Iorg, L (9, PH) OBP: 0.208, SLG: 0.235		G6-4-3 1-2f			6-3		1-3		4-3	3 1	0 0	0 0	0 0	0 0	1 0	1 0
John Wathan, R (1, 2) OBP: 0.241, SLG: 0.229 Jorge Orta, L (9, PH) OBP: 0.322, SLG: 0.454			SSS K		F8		HR		6-3	3 1	1 0	1 0	1 0	0 0	1 0	0 0
Onix Concepcion, R (1, 6) OBP: 0.207, SLG: 0.224 Pat Sheridan, L (9, PH) OBP: 0.351, SLG: 0.475			F8			F9	1B 1B		FC4-6 1B	3 1	0 0	1 1	0 0	0 0	0 0	0 0
Inning Stats	R: 1 H: 1 E: 0 LOB: 0 K: 0 BB: 0 S: 4 P: 4	R: 0 H: 0 E: 0 LOB: 0 K: 0 BB: 1 S: 2 P: 6	R: 0 H: 0 E: 0 LOB: 0 K: 1 BB: 0 S: 5 P: 5	R: 0 H: 0 E: 0 LOB: 1 K: 0 BB: 1 S: 3 P: 7	R: 0 H: 0 E: 0 LOB: 0 K: 0 BB: 0 S: 3 P: 3	R: 1 H: 2 E: 0 LOB: 2 K: 0 BB: 1 S: 5 P: 9	R: 2 H: 4 E: 0 LOB: 2 K: 0 BB: 0 S: 7 P: 7	R: 0 H: 0 E: 0 LOB: 0 K: 2 BB: 0 S: 7 P: 7	R: 0 H: 1 E: 0 LOB: 1 K: 0 BB: 0 S: 4 P: 4	1B: 5 SF: 0 2B: 0 SAC: 0 3B: 0 DP: 1 HR: 3 HBP: 0						

PITCHER		IP	WLS	BF	H	R	ER	SO	BB	IBB	HBP	BLK	WP	HR	S	P	ERA	WHIP
Floyd Bannister, L ERA: 5.04	(1, 1)	6.1	W	26	5	4	4	1	3	0	0	0	1	3	25	37	5.68	1.263
Ron Reed, R ERA: 3.76	(7, 1)	2.2		11	3	0	0	2	0	0	0	0	0	0	15	15	0.00	1.125

PITCHER	IP	WLS	BF	H	R	ER	SO	BB	IBB	HBP	BLK	WP	HR	S	P	ERA	WHIP

BOTTOM

Chicago White Sox @ Kansas City Royals

Royals Stadium, Kansas City, MO

Mon May 21 1984, 8:05 PM EDT

Att. 24,921 - Unknown

livebaseballscorecards.com

AB	34
R	4
H	8
RBI	4
BB	3
SO	3
LOB	11

WP: 1	PA: 37		
PB: 0			
SB: 1			
CS: 0			

Batter	1	2	3	4	5	6	7	8	9	AB	R	H	RBI	BB	SO	LOB
Scott Fletcher, R (1, 6) OBP: 0.363, SLG: 0.311	BBBB 4-0 1B 1B 1B BB	x 0-0 1-3 1B		x 0-0 FC5-4 1B		x 0-0 E4 SH2-3		x 0-0 ③ 6-3		4	1	2	0	1	0	0
Carlton Fisk, R (1, 2) OBP: 0.274, SLG: 0.387 Marc Hill, R (4, 2) OBP: 0.346, SLG: 0.417 Greg Walker, L (9, PH) OBP: 0.319, SLG: 0.518	x 0-0 1B 1B 1-2 5-3 1B	x 0-0 ② F5		x 0-0 ② FC5-4 1-2f		x 0-0 ① SH2-3 1-2			SSS 0-3 ① K	3 0 1	1 0 0	1 0 0	0 0 0	0 0 1	0 0 0	3 0 0
Tom Paciorek, R (1, 3) OBP: 0.340, SLG: 0.367	x 0-0 5-3 1B 1-2 4-3 2-3 1B	x 0-0 ③ 5-3		x 0-0 ③ F7		x 0-0 ② F9			SSS 0-3 ② K	5	1	1	0	0	1	4
Greg Luzinski, R (1, 10) OBP: 0.360, SLG: 0.290 Rudy Law, L (9, PR) OBP: 0.438, SLG: 0.519	x 0-0 4-3 5-3 1-2 2-3 3-H 1B		x 0-0 ① F9		BBB 4-0 1B BB	SSS 0-3 ③ K			x 0-0 1B 1B	4 0	0 0	2 0	1 0	1 0	1 0	1 0
Ron Kittle, R (1, 7) OBP: 0.331, SLG: 0.474	x 0-0 ① 5-3 1-2 2-3 3-H		x 0-0 E 1B		x 0-0 G5-4-3 1-2 1B		SSS 0-3 ① K		x 0-0 1-2 1B	5	1	3	1	0	1	2
Harold Baines, L (1, 9) OBP: 0.249, SLG: 0.340	x 0-0 ② 4-3 2-3 3-H		x 0-0 ② F5		x 0-0 ① F5		x 0-0 ② 6-3		x 0-0 ③ F8	5	0	0	1	0	0	6
Dave Stegman, R (1, 8) OBP: 0.296, SLG: 0.392 Daryl Boston, L (7, PH) OBP: 0.304, SLG: 0.409 (7, 8)	x 0-0 ③ 4-3		x 0-0 E9 1-H		x 0-0 ②③ G5-4-3 1-2f		SSS 0-3 ③ K			3 1	0 0	0 0	0 0	0 0	0 1	3 0
Vance Law, R (1, 5) OBP: 0.252, SLG: 0.336 Jerry Hairston, S (8, PH) OBP: 0.310, SLG: 0.441 Jerry Dybzinski, R (8, 5) OBP: 0.400, SLG: 0.421		x 0-0 ① F7	x 0-0 ③ F9			x 0-0 HR 1B		SSS 0-3 ① K		3 1 0	1 0 0	1 0 0	0 0 0	0 1 0	0 0 0	1 0 0
Julio Cruz, S (1, 4) OBP: 0.280, SLG: 0.339		x 0-0 1B 1B		x 0-0 ① 4-3		x 0-0 1-H HR		x 0-0 ② F7		4	1	2	2	0	0	0
Inning Stats	R: 3 H: 3 E: 0 LOB: 1 K: 0 BB: 1 S: 6 P: 10	R: 0 H: 2 E: 0 LOB: 2 K: 0 BB: 0 S: 5 P: 5	R: 1 H: 1 E: 1 LOB: 1 K: 0 BB: 0 S: 5 P: 5	R: 0 H: 1 E: 0 LOB: 1 K: 0 BB: 0 S: 4 P: 4	R: 0 H: 1 E: 0 LOB: 1 K: 0 BB: 1 S: 3 P: 7	R: 2 H: 2 E: 1 LOB: 1 K: 1 BB: 0 S: 8 P: 8	R: 0 H: 0 E: 0 LOB: 0 K: 2 BB: 0 S: 7 P: 7	R: 0 H: 0 E: 0 LOB: 0 K: 1 BB: 0 S: 5 P: 5	R: 0 H: 2 E: 0 LOB: 2 K: 2 BB: 0 S: 9 P: 9	1B: 11 SF: 0 2B: 0 SAC: 1 3B: 0 DP: 1 HR: 1 HBP: 0						

PITCHER	IP	WLS	BF	H	R	ER	SO	BB	IBB	HBP	BLK	WP	HR	S	P	ERA	WHIP
Danny Jackson, L (1, 1) ERA: 5.24	5.0		25	8	4	3	0	2	0	0	0	0	0	23	31	5.40	2.000
Joe Beckwith, R (6, 1) ERA: 4.34	2.0	W	9	2	2	2	3	0	0	0	0	0	1	15	15	9.00	1.000
Dan Quisenberry, R (8, 1) ERA: 2.2	2.0	S	8	2	0	0	3	0	0	0	0	0	0	14	14	0.00	1.000

PITCHER	IP	WLS	BF	H	R	ER	SO	BB	IBB	HBP	BLK	WP	HR	S	P	ERA	WHIP

TOP

Chicago White Sox @ Kansas City Royals

Royals Stadium, Kansas City, MO

Tue May 22 1984, 8:05 PM EDT

Att. 19,490 - Unknown

livebaseballscorecards.com

AB	39
R	6
H	12
RBI	5
BB	2
SO	6
LOB	20

Batter	1	2	3	4	5	6	7	8	9	AB	R	H	RBI	BB	SO	LOB
Willie Wilson, S (1, 8) OBP: 0.357, SLG: 0.217	HBP	1B		3-1			F9			3	1	1	0	0	0	0
Pat Sheridan, L (1, 9) OBP: 0.362, SLG: 0.480	1B	BB		4-3			2B 1B			3	2	2	0	1	0	0
George Brett, L (1, 5) OBP: 0.500, SLG: 0.529	BB	F8			1-3		2B			3	1	1	1	1	0	2
Greg Pryor, R (7, PR) OBP: 0.267, SLG: 0.330 (8, 5)										0	0	0	0	0	0	0
Hal McRae, R (1, 10) OBP: 0.327, SLG: 0.356	SF9	6-3			F8		BB			2	0	0	1	1	0	2
Dane Iorg, L (1, 7) OBP: 0.232, SLG: 0.333	2B	HR			F8		K			3	2	2	3	0	0	0
Leon Roberts, R (7, PH) OBP: 0.273, SLG: 0.381										1	0	0	0	0	1	2
Lynn Jones, R (8, 7) OBP: 0.200, SLG: 0.200										0	0	0	0	0	0	0
Frank White, R (1, 4) OBP: 0.333, SLG: 0.454	1-3	F3				1-3		6-3		4	0	0	0	0	0	1
Steve Balboni, R (1, 3) OBP: 0.319, SLG: 0.385	2B	F7				F8		F7		4	1	1	1	0	0	0
John Wathan, R (1, 2) OBP: 0.241, SLG: 0.231	1B	F8				F3		F9		4	0	1	1	0	0	0
Onix Concepcion, R (1, 6) OBP: 0.200, SLG: 0.215	PO	F6		F4			6-3			3	0	0	0	0	0	0
Inning Stats	R: 5 E: 0 K: 0 S: 6 H: 4 LOB: 0 BB: 1 P: 11	R: 0 E: 0 K: 0 S: 4 H: 1 LOB: 2 BB: 1 P: 8	R: 1 E: 0 K: 0 S: 4 H: 1 LOB: 0 BB: 0 P: 4	R: 0 E: 0 K: 0 S: 3 H: 0 LOB: 0 BB: 0 P: 3	R: 0 E: 0 K: 0 S: 3 H: 0 LOB: 0 BB: 0 P: 3	R: 0 E: 0 K: 0 S: 3 H: 0 LOB: 0 BB: 0 P: 3	R: 1 E: 0 K: 1 S: 7 H: 2 LOB: 2 BB: 1 P: 11	R: 0 E: 0 K: 0 S: 3 H: 0 LOB: 0 BB: 0 P: 3		1B: 4 2B: 3 3B: 0 HR: 1	SF: 1 SAC: 0 DP: 0 HBP: 1						

PITCHER		IP	WLS	BF	H	R	ER	SO	BB	IBB	HBP	BLK	WP	HR	S	P	ERA	WHIP
LaMarr Hoyt, R ERA: 4.21	(1, 1)	1.1		11	5	5	5	0	2	0	1	0	0	0	8	17	33.75	5.250
Salome Barojas, R ERA: 4.1	(2, 1)	5.1	L	20	3	2	2	0	1	0	0	0	0	1	19	23	3.38	0.750
Juan Agosto, L ERA: 2.45	(7, 1)	0.1		1	0	0	0	1	0	0	0	0	0	0	3	3	0.00	0.000
Al Jones, R ERA:	(8, 1)	1.0		3	0	0	0	0	0	0	0	0	0	0	3	3	0.00	0.000

PITCHER	IP	WLS	BF	H	R	ER	SO	BB	IBB	HBP	BLK	WP	HR	S	P	ERA	WHIP

BOTTOM

Chicago White Sox @ Kansas City Royals

Royals Stadium, Kansas City, MO

Tue May 22 1984, 8:05 PM EDT

Att. 19,490 - Unknown

livebaseballscorecards.com

AB	30
R	7
H	8
RBI	7
BB	3
SO	1
LOB	7

WP: 0 PB: 0 SB: 0 CS: 0 PA: 36

Batter	1	2	3	4	5	6	7	8	9	AB	R	H	RBI	BB	SO	LOB
Rudy Law, L (1, 8) OBP: 0.424, SLG: 0.500	4-3		6-3			4-3		FC1-6 FC6-4 1-2f 2-3		4	0	0	0	0	0	2
Scott Fletcher, R (1, 6) OBP: 0.353, SLG: 0.302	5-3			K			6-3	FC6-4 1-2f		4	0	0	0	0	1	2
Tom Paciorek, R (1, 3) OBP: 0.352, SLG: 0.379	1B			K			2B 1B		G5-4-3 1B	4	0	3	0	0	1	0
Greg Luzinski, R (1, 10) OBP: 0.357, SLG: 0.297	4-3			4-3			1-3 2B		G5-4-3 1-2f	4	0	1	0	0	0	2
Ron Kittle, R (1, 7) OBP: 0.321, SLG: 0.458		K			K		K		K	4	0	0	0	0	4	2
Harold Baines, L (1, 9) OBP: 0.244, SLG: 0.333		F5			4-3		3-1			3	0	0	0	0	0	2
Vance Law, R (1, 5) OBP: 0.246, SLG: 0.328		K			1-3			6-3		3	0	0	0	0	1	0
Marc Hill, R (1, 2) OBP: 0.345, SLG: 0.412			1-3			6-3		FC1-6 1B		3	0	1	0	0	0	0
Dave Stegman, R (8, PR) OBP: 0.296, SLG: 0.392										0	0	0	0	0	0	0
Joel Skinner, R (8, 2)										0	0	0	0	0	0	0
Julio Cruz, S (1, 4) OBP: 0.281, SLG: 0.339			K			K		FC1-6 1-2 1B		3	0	1	0	0	2	0
Inning Stats	R: 0 E: 0 K: 0 S: 4 H: 1 LOB: 1 BB: 0 P: 4	R: 0 E: 0 K: 2 S: 7 H: 0 LOB: 0 BB: 0 P: 7	R: 0 E: 0 K: 1 S: 5 H: 0 LOB: 0 BB: 0 P: 5	R: 0 E: 0 K: 2 S: 7 H: 0 LOB: 0 BB: 0 P: 7	R: 0 E: 0 K: 1 S: 5 H: 0 LOB: 0 BB: 0 P: 5	R: 0 E: 0 K: 1 S: 5 H: 0 LOB: 0 BB: 0 P: 5	R: 0 E: 0 K: 1 S: 7 H: 2 LOB: 2 BB: 0 P: 7	R: 0 E: 0 K: 0 S: 5 H: 2 LOB: 2 BB: 0 P: 5	R: 0 E: 0 K: 1 S: 5 H: 1 LOB: 0 BB: 0 P: 5	1B: 5 2B: 1 3B: 0 HR: 0	SF: 0 SAC: 0 DP: 1 HBP: 0						

TOP

Chicago White Sox @ Kansas City Royals

Royals Stadium, Kansas City, MO

Wed May 23 1984, 8:05 PM EDT

Att. 18,504 - Unknown

livebaseballscorecards.com

AB	32
R	0
H	6
RBI	0
BB	0
SO	9
LOB	10

PITCHER	IP	WLS	BF	H	R	ER	SO	BB	IBB	HBP	BLK	WP	HR	S	P	ERA	WHIP
Bud Black, L (1, 1) ERA: 2.91	9.0	W	32	6	0	0	9	0	0	0	0	0	0	50	50	0.00	0.667

PITCHER	IP	WLS	BF	H	R	ER	SO	BB	IBB	HBP	BLK	WP	HR	S	P	ERA	WHIP

Batter	1	2	3	4	5	6	7	8	9	AB	R	H	RBI	BB	SO	LOB
Willie Wilson, S (1, 8) OBP: 0.375, SLG: 0.231	BBBB 4-0 CS BB	x 0-0 ③ F4			x 0-0 ③ 5-3			x 0-0 G4-6-3 1-2 1B		3	0	1	0	1	0	1
Darryl Motley, R (1, 9) (9, 7) OBP: 0.316, SLG: 0.420	x 0-0 ① ② 5-3 1-2		x 0-0 ① 5-3			x 0-0 ① 6-3		x 0-0 ② ③ G4-6-3 1-2f		4	0	0	0	0	0	3
George Brett, L (1, 5) OBP: 0.478, SLG: 0.474 Greg Pryor, R (9, 5) OBP: 0.267, SLG: 0.330	BBBB 4-0 E 1B BB		SSS 0-3 ② K			x 0-0 ② 1-3				2 0	1 0	0 0	0 0	1 0	1 0	0 0
Hal McRae, R (1, 10) OBP: 0.321, SLG: 0.348	x 0-0 E6 1B 1-2		x 0-0 ③ 4-3			x 0-0 ③ F3				3	0	0	0	0	0	1
Frank White, R (1, 4) OBP: 0.333, SLG: 0.451	x 0-0 FC5-4 1-3 2-H 1B			x 0-0 ① F7			x 0-0 ① 6-3			3	0	1	1	0	0	0
Steve Balboni, R (1, 3) OBP: 0.312, SLG: 0.376	x 0-0 ③ FC5-4 1-2f			x 0-0 ② F6			x 0-0 ② F8			3	0	0	0	0	0	2
Leon Roberts, R (1, 7) OBP: 0.240, SLG: 0.333 Lynn Jones, R (9, 9) OBP: 0.200, SLG: 0.200		x 0-0 ① F3		x 0-0 ③ 6-3			x 0-0 ③ F4			3 0	0 0	0 0	0 0	0 0	0 0	0 0
John Wathan, R (1, 2) OBP: 0.230, SLG: 0.218		x 0-0 ② F8			x 0-0 ① F4			x 0-0 ① F9		3	0	0	0	0	0	0
Onix Concepcion, R (1, 6) OBP: 0.216, SLG: 0.222		BBBB 4-0 BB			x 0-0 ② F7			x 0-0 1B 1B		2	0	1	0	1	0	0
Inning Stats	R: 1 H: 1 E: 1 LOB: 2 K: 0 BB: 2 S: 4 P: 12	R: 0 H: 0 E: 0 LOB: 1 K: 0 BB: 1 S: 3 P: 7	R: 0 H: 0 E: 0 LOB: 0 K: 1 BB: 0 S: 5 P: 5	R: 0 H: 0 E: 0 LOB: 0 K: 0 BB: 0 S: 3 P: 3	R: 0 H: 0 E: 0 LOB: 0 K: 0 BB: 0 S: 3 P: 3	R: 0 H: 0 E: 0 LOB: 0 K: 0 BB: 0 S: 3 P: 3	R: 0 H: 0 E: 0 LOB: 0 K: 0 BB: 0 S: 3 P: 3	R: 0 H: 2 E: 0 LOB: 1 K: 0 BB: 0 S: 4 P: 4		1B: 3 SF: 0 2B: 0 SAC: 0 3B: 0 DP: 1 HR: 0 HBP: 0						

PITCHER	IP	WLS	BF	H	R	ER	SO	BB	IBB	HBP	BLK	WP	HR	S	P	ERA	WHIP
Britt Burns, L (1, 1) ERA: 3.53	8.0	L	29	3	1	0	1	3	0	0	0	0	0	28	40	0.00	0.750

PITCHER	IP	WLS	BF	H	R	ER	SO	BB	IBB	HBP	BLK	WP	HR	S	P	ERA	WHIP

BOTTOM

Chicago White Sox @ Kansas City Royals

Royals Stadium, Kansas City, MO

Wed May 23 1984, 8:05 PM EDT

Att. 18,504 - Unknown

livebaseballscorecards.com

AB	26
R	1
H	3
RBI	1
BB	3
SO	1
LOB	7

WP: 0 PA: 29
PB: 0
SB: 0
CS: 1

Chicago White Sox @ Texas Rangers

Arlington Stadium, Arlington, TX

Fri May 25 1984, 8:05 PM EDT

Att. 13,512 - Unknown

TOP

livebaseballscorecards.com

Batter	1	2	3	4	5	6	7	8	9	AB	R	H	RBI	BB	SO	LOB
Rudy Law, L (1, 8) OBP: 0.411, SLG: 0.483	S S S 0-3 ① K	X 0-0 ③ F3			X 0-0 ① F8		X 0-0 ② F6			4	0	0	0	0	1	3
Dave Stegman, R (7, 8) OBP: 0.296, SLG: 0.392										0	0	0	0	0	0	0
Jerry Dybzinski, R (1, 6) OBP: 0.408, SLG: 0.415	X 0-0 1-3 1B		B B B B 4-0 BLK BB		X 0-0 ② 6-3		S S S 0-3 ③ K2-3			3	0	1	0	1	1	0
Harold Baines, L (1, 9) OBP: 0.240, SLG: 0.327	X 0-0 ② 1-3 1-2		S S S 0-3 ① K 1-2		X 0-0 ③ 6-3			S S S 0-3 ① K		3	0	0	0	0	1	2
Jerry Hairston, S (6, 9) OBP: 0.302, SLG: 0.429										1	0	0	0	0	1	0
Tom Paciorek, R (1, 3) OBP: 0.351, SLG: 0.373	S S S 0-3 ③ K		X 0-0 ② F7			B B B B 4-0 FC5 1B BB		X 0-0 ② 1-3		2	0	0	0	1	1	2
Mike Squires, L (6, 3) OBP: 0.300, SLG: 0.259										1	0	0	0	0	0	0
Greg Walker, L (1, 10) OBP: 0.326, SLG: 0.517		X 0-0 BB S 1B	X 0-0 ③ 4-3			X 0-0 FC5 1-2 1B		X 0-0 ③ F4		4	0	2	0	0	0	1
Ron Kittle, R (1, 7) OBP: 0.312, SLG: 0.444		S S S 0-3 ① K 1-2		X 0-0 ① F7		X 0-0 ① F4			S S S 0-3 ① K	4	0	0	0	0	2	3
Vance Law, R (1, 5) OBP: 0.239, SLG: 0.318		S S S 0-3 ② K		X 0-0 ② F9		X 0-0 ② FC5 1-2 2-3f			X 0-0 ② 5-3	4	0	0	0	0	1	3
Marc Hill, R (1, 2) OBP: 0.345, SLG: 0.396	B B B B 4-0 BB BB			X 0-0 E5 FC6-4		X 0-0 ③ 1-3			S S S 0-3 ③ K	2	0	0	0	1	0	2
Joel Skinner, R (6, 2)										1	0	0	0	0	1	0
Julio Cruz, S (1, 4) OBP: 0.285, SLG: 0.336	B B B B 4-0 1-2 2-3 BB			X 0-0 ③ FC6-4 1-2f			X 0-0 ① 1-3			1	0	0	0	1	0	1
Scott Fletcher, R (6, 4) OBP: 0.351, SLG: 0.299										1	0	0	0	0	0	0

	AB	31
	R	0
	H	3
	RBI	0
	BB	4
	SO	9
	LOB	17

Inning Stats	1	2	3	4	5	6	7	8	9	1B: 3	SF: 0	WP: 0	PA: 35
R:	0	0	0	0	0	0	0	0	0	2B: 0	SAC: 0	PB: 0	
E:	0	0	0	1	0	0	0	0	0	3B: 0	DP: 0	SB: 1	
K:	2	2	1	0	0	0	1	1	2	HR: 0	HBP: 0	CS: 0	
S:	8	8	5	4	3	4	5	5	7				
H:	1	1	0	0	0	1	0	0	0				
LOB:	1	3	1	1	0	2	0	0	0				
BB:	0	2	1	0	0	1	0	0	0				
P:	8	16	9	4	3	8	5	5	7				

PITCHER	IP	WLS	BF	H	R	ER	SO	BB	IBB	HBP	BLK	WP	HR	S	P	ERA	WHIP
Charlie Hough, R (1, 1) ERA: 5.51	9.0	W	35	3	0	0	9	4	0	0	1	0	0	49	65	0.00	0.778

PITCHER	IP	WLS	BF	H	R	ER	SO	BB	IBB	HBP	BLK	WP	HR	S	P	ERA	WHIP

Batter	1	2	3	4	5	6	7	8	9	AB	R	H	RBI	BB	SO	LOB
Bill Sample, R (1, 8) OBP: 0.342, SLG: 0.383	K	BB 1-2 2-3	1B 2B 1-3 3-H		6-3			6-3		4	1	1	1	1	1	1
Mickey Rivers, L (1, 7) OBP: 0.323, SLG: 0.305	4-3	K	G4-3 1B 2-H 3-H		1B 3-H			4-3 1B		4	0	2	3	0	1	3
Bob Jones, L (5, PR) OBP: 0.383, SLG: 0.488 (6, 7)										1	0	1	0	0	0	0
Gary Ward, R (1, 9) OBP: 0.286, SLG: 0.296	K	5-3 G4-3 1-2			F8			4-3 1-2		5	0	0	0	0	1	3
Buddy Bell, R (1, 5) OBP: 0.383, SLG: 0.452		2B 1B	HR 2B	F6		F9		6-3		5	2	2	0	0	0	1
Larry Parrish, R (1, 10) OBP: 0.292, SLG: 0.392		1B 2B 1-H	HR 2-H	F6		F6				4	2	2	3	0	0	0
Pete O'Brien, L (1, 3) OBP: 0.306, SLG: 0.415		F7	E 2B	K		K				4	1	1	0	0	2	1
Marv Foley, L (1, 2) OBP: 0.350, SLG: 0.569		BB 1B 2-H	E 1B IBB		E 2B		4-3			3	2	2	1	1	0	0
Jim Anderson, R (1, 6) OBP: 0.118, SLG: 0.091		K	E6 1B 2B 1-3 2-H		F3		4-3			4	1	0	0	0	1	3
Curtis Wilkerson, S (1, 4) OBP: 0.288, SLG: 0.294		BB 1-2	2B 1B 2-3 3-H		E9 2-H		K			4	2	3	2	0	1	0
Inning Stats	R: 0 E: 0 K: 2 S: 7 H: 0 LOB: 0 BB: 0 P: 7	R: 2 E: 0 K: 2 S: 11 H: 4 LOB: 3 BB: 1 P: 15	R: 7 E: 1 K: 0 S: 9 H: 6 LOB: 0 BB: 1 P: 13	R: 0 E: 0 K: 1 S: 5 H: 0 LOB: 0 BB: 0 P: 5	R: 2 E: 1 K: 0 S: 6 H: 3 LOB: 1 BB: 0 P: 6	R: 0 E: 0 K: 1 S: 5 H: 0 LOB: 0 BB: 0 P: 5	R: 0 E: 0 K: 1 S: 5 H: 0 LOB: 0 BB: 0 P: 5	R: 0 E: 0 K: 0 S: 4 H: 1 LOB: 1 BB: 0 P: 4		1B: 8 2B: 5 3B: 0 HR: 1 SF: 0 SAC: 0 DP: 1 HBP: 0						

BOTTOM

Chicago White Sox @ Texas Rangers

Arlington Stadium, Arlington, TX

Fri May 25 1984, 8:05 PM EDT

Att. 13,512 - Unknown

livebaseballscorecards.com

AB	38
R	11
H	14
RBI	10
BB	2
SO	7
LOB	12

WP: 0 PB: 0 SB: 0 CS: 0 PA: 40

PITCHER		IP	WLS	BF	H	R	ER	SO	BB	IBB	HBP	BLK	WP	HR	S	P	ERA	WHIP
Tom Seaver, R ERA: 4.73	(1, 1)	2.1	L	18	8	8	8	4	1	1	0	0	0	1	24	32	30.86	3.857
Salome Barojas, R ERA: 4.34	(3, 1)	2.2		12	5	3	1	1	0	0	0	0	0	0	14	14	3.38	1.875
Ron Reed, R ERA: 3.62	(6, 1)	1.0		3	0	0	0	1	0	0	0	0	0	0	5	5	0.00	0.000
Juan Agosto, L ERA: 2.3	(7, 1)	1.0		3	0	0	0	1	0	0	0	0	0	0	5	5	0.00	0.000
Al Jones, R ERA:	(8, 1)	1.0		4	1	0	0	0	0	0	0	0	0	0	4	4	0.00	1.000

PITCHER	IP	WLS	BF	H	R	ER	SO	BB	IBB	HBP	BLK	WP	HR	S	P	ERA	WHIP

Chicago White Sox @ Texas Rangers

Arlington Stadium, Arlington, TX

Sat May 26 1984, 8:05 PM EDT

Att. 21,978 - Unknown

TOP

Batter	1	2	3	4	5	6	7	8	9	AB	R	H	RBI	BB	SO	LOB
Dave Stegman, R (1, 8) OBP: 0.281, SLG: 0.370	F5		F8		3-1		PB 1B (1-2)		2B (1-3)	3	0	0	0	0	0	0
Rudy Law, L (7, PH) (7, 8) OBP: 0.420, SLG: 0.500										2	0	2	0	0	0	0
Scott Fletcher, R (1, 6) OBP: 0.348, SLG: 0.292	BB		4-3		K		F8		IBB	3	0	0	0	1	1	2
Jerry Hairston, S (9, PH) OBP: 0.318, SLG: 0.429										0	0	0	0	1	0	0
Jerry Dybzinski, R (9, 6) OBP: 0.408, SLG: 0.415										0	0	0	0	0	0	0
Tom Paciorek, R (1, 3) OBP: 0.349, SLG: 0.370	F8			F9		HR 1B	K (1-2 2-3)		F6	4	1	1	0	0	1	3
Mike Squires, L (7, 3) OBP: 0.290, SLG: 0.250										1	0	0	0	0	0	3
Greg Luzinski, R (1, 10) OBP: 0.354, SLG: 0.295	F8			5-3		F7		S 1B	F7	4	0	1	0	0	0	2
Greg Walker, L (8, PR) OBP: 0.323, SLG: 0.511										1	0	0	0	0	0	3
Ron Kittle, R (1, 7) OBP: 0.317, SLG: 0.492		K		HR		HR (1-H)		K (1-2)		4	2	2	3	0	2	1
Harold Baines, L (1, 9) OBP: 0.246, SLG: 0.327		1B		BB		4-3		F7		3	1	1	0	1	0	2
Vance Law, R (1, 5) OBP: 0.240, SLG: 0.338		F7		HR (1-H)		K		F3		4	1	1	2	0	1	3
Joel Skinner, R (1, 2) OBP: 0.400, SLG: 0.250		K		4-3			PB 1B BB		2B 1B	3	0	1	0	1	1	1
Julio Cruz, S (1, 4) OBP: 0.277, SLG: 0.326			F6		F8		K		F6	4	0	0	0	0	1	2
Inning Stats	R: 0 E: 0 K: 0 S: 3 / H: 0 LOB: 1 BB: 1 P: 7	R: 0 E: 0 K: 2 S: 8 / H: 1 LOB: 1 BB: 0 P: 8	R: 0 E: 0 K: 0 S: 3 / H: 0 LOB: 0 BB: 0 P: 3	R: 3 E: 0 K: 0 S: 5 / H: 2 LOB: 0 BB: 1 P: 9	R: 0 E: 0 K: 1 S: 5 / H: 0 LOB: 0 BB: 0 P: 5	R: 2 E: 0 K: 1 S: 7 / H: 2 LOB: 0 BB: 0 P: 7	R: 0 E: 0 K: 2 S: 8 / H: 1 LOB: 2 BB: 1 P: 12	R: 0 E: 0 K: 1 S: 6 / H: 1 LOB: 2 BB: 0 P: 6	R: 0 E: 0 K: 0 S: 5 / H: 2 LOB: 3 BB: 1 P: 9	1B: 5 2B: 1 3B: 0 HR: 3	SF: 0 SAC: 0 DP: 0 HBP: 0						

	AB	36
	R	5
	H	9
	RBI	5
	BB	4
	SO	7
	LOB	22

WP: 0 PB: 1 SB: 1 CS: 0 PA: 40

livebaseballscorecards.com

PITCHER		IP	WLS	BF	H	R	ER	SO	BB	IBB	HBP	BLK	WP	HR	S	P	ERA	WHIP
Mike Mason, L ERA: 2.66	(1, 1)	6.0	L	25	5	5	5	4	2	0	0	0	0	3	31	39	7.50	1.167
Dave Tobik, R ERA: 1.93	(7, 1)	2.0		9	2	0	0	3	1	0	0	0	0	0	14	18	0.00	1.500
Jim Bibby, R ERA: 4.41	(9, 1)	1.0		6	2	0	0	0	0	1	0	0	0	0	5	9	0.00	2.000

PITCHER	IP	WLS	BF	H	R	ER	SO	BB	IBB	HBP	BLK	WP	HR	S	P	ERA	WHIP

Chicago White Sox @ Texas Rangers

Arlington Stadium, Arlington, TX

Sat May 26 1984, 8:05 PM EDT

Att. 21,978 - Unknown

BOTTOM

Batter	1	2	3	4	5	6	7	8	9	AB	R	H	RBI	BB	SO	LOB
Bill Sample, R (1, 8) OBP: 0.340, SLG: 0.380	K		F8		F5			6-4-3 1B		4	0	1	0	0	1	2
Wayne Tolleson, S (1, 4) OBP: 0.315, SLG: 0.289	K		K			FC6-4 BB		8-6-4-3 1-2f		3	0	0	0	1	2	1
Gary Ward, R (1, 7) OBP: 0.279, SLG: 0.288	K			F8		FC6-4 BB 1-2f			6-3	4	0	0	0	0	1	1
Buddy Bell, R (1, 5) OBP: 0.379, SLG: 0.442		F6		6-3		G6-4-3 BB 1-2			F3	3	0	0	0	1	0	0
Larry Parrish, R (1, 10) OBP: 0.291, SLG: 0.395		1B 2B		6-3		G6-4-3 1-2f			K	4	1	1	0	0	1	2
Pete O'Brien, L (1, 3) OBP: 0.313, SLG: 0.428		2-H 1B			FC5-4 2B		F7			3	0	2	1	0	0	0
Bob Jones, L (1, 9) OBP: 0.360, SLG: 0.457		4-3			K		K			3	0	0	0	0	2	2
Marv Foley, L (1, 2) OBP: 0.349, SLG: 0.547		K			BB FC5-4		K			2	0	0	0	1	2	1
Curtis Wilkerson, S (1, 6) OBP: 0.281, SLG: 0.287			K		FC5-4 1-2f 2-3			F6		3	0	0	0	0	1	2
Inning Stats	R: 0 E: 0 K: 3 S: 9 H: 0 LOB: 0 BB: 0 P: 9	R: 1 E: 0 K: 1 S: 7 H: 2 LOB: 1 BB: 0 P: 7	R: 0 E: 0 K: 2 S: 7 H: 0 LOB: 0 BB: 0 P: 7	R: 0 E: 0 K: 0 S: 3 H: 0 LOB: 0 BB: 0 P: 3	R: 0 E: 0 K: 1 S: 6 H: 1 LOB: 2 BB: 1 P: 10	R: 0 E: 0 K: 0 S: 2 H: 0 LOB: 1 BB: 2 P: 10	R: 0 E: 0 K: 2 S: 7 H: 0 LOB: 0 BB: 0 P: 7	R: 0 E: 0 K: 0 S: 3 H: 1 LOB: 0 BB: 0 P: 3	R: 0 E: 0 K: 1 S: 5 H: 0 LOB: 0 BB: 0 P: 5	1B: 2 2B: 3 3B: 0 HR: 0	SF: 0 SAC: 0 DP: 2 HBP: 0						

livebaseballscorecards.com

	AB	29
	R	1
	H	4
	RBI	1
	BB	3
	SO	10
	LOB	11

WP: 0 PB: 0 SB: 0 CS: 0 PA: 32

PITCHER	IP	WLS	BF	H	R	ER	SO	BB	IBB	HBP	BLK	WP	HR	S	P	ERA	WHIP
Richard Dotson, R (1, 1) ERA: 2.3	9.0	W	32	4	1	1	10	3	0	0	0	0	0	49	61	1.00	0.778

PITCHER	IP	WLS	BF	H	R	ER	SO	BB	IBB	HBP	BLK	WP	HR	S	P	ERA	WHIP

Chicago White Sox @ Texas Rangers

Arlington Stadium, Arlington, TX

Sun May 27 1984, 4:33 AM EDT

Att. 17,298 - Unknown

TOP

Batter	1	2	3	4	5	6	7	8	9	AB	R	H	RBI	BB	SO	LOB
Rudy Law, L (1, 8) OBP: 0.404, SLG: 0.480	F9		F5			F3	F8 2-3		F3	5	0	0	0	0	0	1
Vance Law, R (1, 5) (7, 6) OBP: 0.245, SLG: 0.362	F4		G3			HR	3-H 1B		6-3	5	1	2	2	0	0	0
Harold Baines, L (1, 9) OBP: 0.251, SLG: 0.331	F7			FC6-4 1B		2B 1B	4-3			4	0	2	0	0	0	1
Greg Luzinski, R (1, 10) OBP: 0.352, SLG: 0.294		F8		F6		F5		1B		4	0	1	0	0	0	2
Greg Walker, L (1, 3) OBP: 0.320, SLG: 0.511		4-3		FC6-4 1-2f		1-3 2B		F6		4	0	1	0	0	0	2
Ron Kittle, R (1, 7) OBP: 0.318, SLG: 0.485		B B B B 4-0 1B BB		F3		6-3		1-3 1B		2	0	0	0	1	0	3
Joel Skinner, R (7, 2) OBP: 0.500, SLG: 0.400										1	0	1	0	0	0	0
Marc Hill, R (1, 2) OBP: 0.350, SLG: 0.400		1-3 1B			F8		1B 2B	K		2	0	1	0	0	0	0
Jerry Hairston, S (7, PH) (7, 7) OBP: 0.326, SLG: 0.459										2	1	1	0	0	1	2
Scott Fletcher, R (1, 6) OBP: 0.344, SLG: 0.288		5-3			F3		F8 S 1B 2-H 1B	F8		2	0	0	0	0	0	2
Mike Squires, L (7, PH) (7, 5) OBP: 0.303, SLG: 0.267										2	1	1	1	0	0	2
Julio Cruz, S (1, 4) OBP: 0.269, SLG: 0.316			F7		K		B1 1-2		K	4	0	0	0	0	2	1
Inning Stats	R: 0 E: 0 K: 0 S: 3 H: 0 LOB: 0 BB: 0 P: 3	R: 0 E: 0 K: 0 S: 4 H: 1 LOB: 2 BB: 1 P: 8	R: 0 E: 0 K: 0 S: 3 H: 0 LOB: 0 BB: 0 P: 3	R: 0 E: 0 K: 0 S: 4 H: 1 LOB: 1 BB: 0 P: 4	R: 0 E: 0 K: 1 S: 5 H: 0 LOB: 0 BB: 0 P: 5	R: 1 E: 0 K: 0 S: 6 H: 3 LOB: 2 BB: 0 P: 6	R: 2 E: 0 K: 0 S: 6 H: 3 LOB: 1 BB: 0 P: 6	R: 0 E: 0 K: 1 S: 7 H: 2 LOB: 2 BB: 0 P: 7	R: 0 E: 0 K: 1 S: 5 H: 0 LOB: 0 BB: 0 P: 5	1B: 7 2B: 2 3B: 0 HR: 1	SF: 0 SAC: 0 DP: 0 HBP: 0						

livebaseballscorecards.com

AB	37
R	3
H	10
RBI	3
BB	1
SO	3
LOB	16

WP: 0 PB: 0 SB: 1 CS: 0 PA: 38

PITCHER		IP	WLS	BF	H	R	ER	SO	BB	IBB	HBP	BLK	WP	HR	S	P	ERA	WHIP
Danny Darwin, R ERA: 3.42	(1, 1)	7.0	W	30	8	3	3	1	1	0	0	0	0	1	31	35	3.86	1.286
Odell Jones, R ERA: 2.55	(8, 1)	2.0		8	2	0	0	2	0	0	0	0	0	0	12	12	0.00	1.000

PITCHER	IP	WLS	BF	H	R	ER	SO	BB	IBB	HBP	BLK	WP	HR	S	P	ERA	WHIP

Batter	1	2	3	4	5	6	7	8	9	AB	R	H	RBI	BB	SO	LOB
Bill Sample, R (1, 8) OBP: 0.342, SLG: 0.394	0-0 1-6-3 SF9 2B		0-3 K		0-0 SH1-4 HR 2B	0-0 4-3		0-0 F8		5	2	2	0	0	1	0
Gary Ward, R (1, 7) OBP: 0.288, SLG: 0.294	0-0 1-6-3 2-3		0-0 6-3		4-0 SH1-4 HR BB	0-0 1B FC1-6 1B		0-0 1B 2B 1B		4	3	2	0	1	0	1
Buddy Bell, R (1, 5) OBP: 0.389, SLG: 0.454	0-0 SF9 3-H		0-0 1B		0-0 SH1-4 1-2 2-3	0-0 FC1-6 1-3 1B		0-0 2B 1-2 1B		3	1	3	1	0	0	0
Larry Parrish, R (1, 9) OBP: 0.288, SLG: 0.407	0-0 F9		0-0 1-3		0-0 HR 2-H 3-H	0-0 FC1-6 1-2f 3-H		0-3 K		5	1	1	4	0	1	4
Pete O'Brien, L (1, 3) OBP: 0.323, SLG: 0.437		4-0 HR BB		0-0 F4	0-0 BB FC6-4 BB 1B	0-0 4-3		0-0 1-H 2-H 2B 2B		4	3	2	2	1	0	1
Dave Hostetler, R (1, 10) OBP: 0.436, SLG: 0.688	0-0 1-H HR		4-0 BB		4-0 FC6-4 BB 1-2 BB		0-3 K	0-0 2-H 2B		3	1	2	3	2	1	0
Ned Yost, R (1, 2) OBP: 0.195, SLG: 0.248	0-0 6-3		4-0 FC4-6 1-2 BB		4-0 FC6-4 1-2 2-3 BB		0-0 4-3	0-3 K		3	0	0	0	2	1	1
Jim Anderson, R (1, 6) OBP: 0.132, SLG: 0.083	0-0 F9		0-0 F7		0-0 FC6-4 1-2f 2-3 3-H		4-0 BB			3	0	0	1	1	0	4
Wayne Tolleson, S (1, 4) OBP: 0.306, SLG: 0.280		0-3 K		0-0 FC4-6 1-2f	0-3 K		0-3 K			4	0	0	0	0	3	5
Inning Stats	R: 1 H: 1 E: 0 LOB: 0 K: 0 BB: 0 S: 4 P: 4	R: 2 H: 1 E: 0 LOB: 0 K: 1 BB: 1 S: 6 P: 10	R: 0 H: 1 E: 0 LOB: 1 K: 1 BB: 0 S: 6 P: 6	R: 0 H: 0 E: 0 LOB: 2 K: 0 BB: 2 S: 3 P: 11	R: 4 H: 3 E: 0 LOB: 2 K: 1 BB: 3 S: 8 P: 20	R: 1 H: 2 E: 0 LOB: 1 K: 0 BB: 0 S: 5 P: 5	R: 0 H: 0 E: 0 LOB: 1 K: 2 BB: 1 S: 7 P: 11	R: 3 H: 4 E: 0 LOB: 1 K: 2 BB: 0 S: 11 P: 11		1B: 6 SF: 1 2B: 4 SAC: 1 3B: 0 DP: 0 HR: 2 HBP: 0						

PITCHER		IP	WLS	BF	H	R	ER	SO	BB	IBB	HBP	BLK	WP	HR	S	P	ERA	WHIP
Floyd Bannister, L ERA: 5.43	(1, 1)	4.0	L	20	4	5	5	2	4	0	0	0	0	1	20	36	11.25	2.000
Salome Barojas, R ERA: 4.94	(5, 1)	2.0		12	4	3	3	1	2	0	0	0	0	1	12	20	13.50	3.000
Ron Reed, R ERA: 3.49	(7, 1)	1.0		4	0	0	0	2	1	0	0	0	0	0	7	11	0.00	1.000
Al Jones, R ERA: 2.89	(8, 1)	1.0		7	4	3	3	2	0	0	0	0	0	0	11	11	27.00	4.000

PITCHER	IP	WLS	BF	H	R	ER	SO	BB	IBB	HBP	BLK	WP	HR	S	P	ERA	WHIP

BOTTOM

Chicago White Sox @ Texas Rangers

Arlington Stadium, Arlington, TX

Sun May 27 1984, 4:33 AM EDT

Att. 17,298 - Unknown

livebaseballscorecards.com

AB	34
R	11
H	12
RBI	11
BB	7
SO	7
LOB	16

PA: 43

Batter	1	2	3	4	5	6	7	8	9	AB	R	H	RBI	BB	SO	LOB
Damaso Garcia, R (1, 4) OBP: 0.359, SLG: 0.408	F3		F3		E6 S 3B		5-3 1-2		3-1	5	1	0	0	0	0	4
Dave Collins, S (1, 7) OBP: 0.371, SLG: 0.500	4-3		4-3 1-2		1-H FC1-5-2 3B		4-3			4	0	1	1	0	0	2
Lloyd Moseby, L (1, 8) OBP: 0.350, SLG: 0.508	2B		F7		FC1-5-2 3-H			F7		4	0	1	0	0	0	2
Willie Upshaw, L (1, 3) OBP: 0.389, SLG: 0.562	F6			1B 1B	F7			G3		4	0	1	0	0	0	2
Willie Aikens, L (1, 10) OBP: 0.276, SLG: 0.280		2B		F7		1-3		K		4	0	1	0	0	1	1
George Bell, R (1, 9) OBP: 0.378, SLG: 0.527		F2		1-2 1B		F8			G4-6-3 BB 1B	4	0	2	0	0	0	1
Rance Mulliniks, L (1, 5) OBP: 0.347, SLG: 0.352		K		F7		1-3			G4-6-3 1-2 BB	3	0	0	0	1	1	3
Ernie Whitt, L (1, 2) OBP: 0.321, SLG: 0.330		1-3		K			FC4-6 1B		G4-6-3 1-2f 2-3	4	0	1	0	0	1	5
Alfredo Griffin, S (1, 6) OBP: 0.233, SLG: 0.294			4-3 BB		F9		FC4-6 5-3 1-2f		BB	2	0	0	0	1	0	1
Rick Leach, L (9, PH) OBP: 0.250, SLG: 0.278										0	0	0	0	1	0	0
Inning Stats	R: 0 E: 0 K: 0 S: 4 H: 1 LOB: 1 BB: 0 P: 4	R: 0 E: 0 K: 1 S: 6 H: 1 LOB: 1 BB: 0 P: 6	R: 0 E: 0 K: 0 S: 3 H: 0 LOB: 1 BB: 1 P: 7	R: 0 E: 0 K: 1 S: 7 H: 2 LOB: 2 BB: 0 P: 7	R: 1 E: 1 K: 0 S: 5 H: 1 LOB: 1 BB: 0 P: 5	R: 0 E: 0 K: 0 S: 3 H: 0 LOB: 0 BB: 0 P: 3	R: 0 E: 0 K: 0 S: 4 H: 1 LOB: 1 BB: 0 P: 4	R: 0 E: 0 K: 1 S: 5 H: 0 LOB: 0 BB: 0 P: 5	R: 0 E: 0 K: 0 S: 3 H: 1 LOB: 2 BB: 2 P: 11	1B: 4 2B: 2 3B: 1 HR: 0	SF: 0 SAC: 0 DP: 1 HBP: 0						

TOP

Toronto Blue Jays @ Chicago White Sox

Comiskey Park, Chicago, IL

Tue May 29 1984, 8:05 PM EDT

Att. 19,603 - Unknown

livebaseballscorecards.com

AB	34
R	1
H	7
RBI	1
BB	3
SO	3
LOB	21

PITCHER		IP	WLS	BF	H	R	ER	SO	BB	IBB	HBP	BLK	WP	HR	S	P	ERA	WHIP
LaMarr Hoyt, R ERA: 3.75	(1, 1)	8.0	W	32	6	1	0	3	1	0	0	0	0	0	37	41	0.00	0.875
Bert Roberge, R ERA:	(9, 1)	1.0		5	1	0	0	0	2	0	0	0	0	0	3	11	0.00	3.000

PITCHER	IP	WLS	BF	H	R	ER	SO	BB	IBB	HBP	BLK	WP	HR	S	P	ERA	WHIP

BOTTOM

Blue Jays @ Chicago White Sox

Comiskey Park, Chicago, IL

Tue May 29 1984, 8:05 PM EDT

Att. 19,603 - Unknown

livebaseballscorecards.com

Batter	1	2	3	4	5	6	7	8	9	AB	R	H	RBI	BB	SO	LOB
Rudy Law, L (1, 8) OBP: 0.397, SLG: 0.469	E4 CS		F3		F5		F9	1-2 2-3 1B		5	0	1	0	0	0	0
Vance Law, R (1, 5) OBP: 0.250, SLG: 0.357	2B WP 1-2 BB		3B BB		F5			4-3 SF8 3-H		2	2	0	1	2	0	0
Harold Baines, L (1, 9) OBP: 0.266, SLG: 0.362	WP 1-3 2B		1-H 3B			FC5-4 1B		2B 1B 1B 4-3		5	1	4	1	0	0	2
Greg Luzinski, R (1, 10) OBP: 0.349, SLG: 0.300 Dave Stegman, R (8, PR) OBP: 0.281, SLG: 0.370	F3 2-3 3-H		K			FC5-4 FC5 BB 1-2f		1-3 1B 2B		4 0	0 1	1 0	0 0	0 0	1 0	3 0
Greg Walker, L (1, 3) OBP: 0.311, SLG: 0.495 Mike Squires, L (8, 3) OBP: 0.324, SLG: 0.267	F4			F4		K		1B 2B IBB		3 0	0 1	0 0	0 0	0 1	1 0	2 0
Ron Kittle, R (1, 7) OBP: 0.329, SLG: 0.489		5-3		FC6-4 1B		1-2 BB		1-3 2-H 3-H 2B 1B		3	1	2	2	1	0	0
Scott Fletcher, R (1, 6) OBP: 0.342, SLG: 0.294		F6		F9		FC5 2-3f		1B 1B 2-H 3-H 2B		4	1	1	2	0	0	3
Joel Skinner, R (1, 2) OBP: 0.400, SLG: 0.333		6-3		FC6-4 1-2f			K	1B 1B SF8 2-3 1B		4	1	1	0	0	1	1
Julio Cruz, S (1, 4) OBP: 0.268, SLG: 0.314			F8		F9		4-3	1B 1-2 3-H 1B		4	0	1	1	0	0	0
Inning Stats	R: 1 E: 1 K: 0 S: 4 H: 1 LOB: 1 BB: 1 P: 8	R: 0 E: 0 K: 0 S: 3 H: 0 LOB: 0 BB: 0 P: 3	R: 1 E: 0 K: 1 S: 6 H: 1 LOB: 1 BB: 1 P: 10	R: 0 E: 0 K: 1 S: 4 H: 1 LOB: 1 BB: 0 P: 4	R: 0 E: 0 K: 0 S: 3 H: 0 LOB: 0 BB: 0 P: 3	R: 0 E: 0 K: 1 S: 6 H: 1 LOB: 2 BB: 1 P: 10	R: 0 E: 0 K: 1 S: 5 H: 0 LOB: 0 BB: 0 P: 5	R: 6 E: 0 K: 0 S: 10 H: 7 LOB: 2 BB: 1 P: 14		1B: 7 2B: 3 3B: 1 HR: 0 SF: 1 SAC: 0 DP: 0 HBP: 0						

	AB	34
	R	8
	H	11
	RBI	7
	BB	4
	SO	3
	LOB	11

WP: 1 PB: 0 SB: 0 CS: 1 PA: 39

PITCHER		IP	WLS	BF	H	R	ER	SO	BB	IBB	HBP	BLK	WP	HR	S	P	ERA	WHIP
Jim Clancy, R ERA: 3.89	(1, 1)	7.1	L	33	7	6	6	3	3	1	0	0	1	0	35	51	7.36	1.364
Jim Acker, R ERA: 4.57	(8, 1)	0.0		1	1	0	0	0	0	0	0	0	0	0	1	1	∞	∞
Bryan Clark, L ERA: 9.0	(8, 1)	0.2		5	3	2	2	0	0	0	0	0	0	0	5	5	27.00	4.500

PITCHER	IP	WLS	BF	H	R	ER	SO	BB	IBB	HBP	BLK	WP	HR	S	P	ERA	WHIP

Batter	1	2	3	4	5	6	7	8	9	AB	R	H	RBI	BB	SO	LOB
Damaso Garcia, R (1, 4) OBP: 0.357, SLG: 0.405	6-3		F3	K			CS 1B			4	0	1	0	0	1	2
Lloyd Moseby, L (1, 8) OBP: 0.343, SLG: 0.497	4-3		K		4-3		CS 1-2	F6		4	0	0	0	0	1	0
Jesse Barfield, R (1, 9) OBP: 0.309, SLG: 0.430	K		1B		1B			G5-4-3 1B		4	0	3	0	0	1	0
Cliff Johnson, R (1, 10) OBP: 0.366, SLG: 0.415		K	K		F4			G5-4-3 1-2f		4	0	0	0	0	2	2
George Bell, R (1, 7) OBP: 0.370, SLG: 0.515		F8		K		6-3			F8	4	0	0	0	0	1	0
Willie Upshaw, L (1, 3) OBP: 0.397, SLG: 0.576		1B 1B 1B		1B 1B HBP		4-3			3B	3	2	2	0	0	0	0
Garth Iorg, R (1, 5) OBP: 0.266, SLG: 0.293		1B 1-2 1B		1B 1-2 1B		F8			1-3	4	0	2	0	0	0	1
Buck Martinez, R (1, 2) OBP: 0.293, SLG: 0.343		1-2 2-H 1B		K			F8		BB	3	0	1	1	1	1	2
Alfredo Griffin, S (1, 6) OBP: 0.233, SLG: 0.293		F9		1-3 2-H 1B			F9		4-3	4	0	1	1	0	0	4
Inning Stats	R: 0 E: 0 K: 1 S: 5 H: 0 LOB: 0 BB: 0 P: 5	R: 1 E: 0 K: 1 S: 8 H: 3 LOB: 2 BB: 0 P: 8	R: 0 E: 0 K: 2 S: 8 H: 1 LOB: 1 BB: 0 P: 8	R: 1 E: 0 K: 3 S: 11 H: 2 LOB: 2 BB: 0 P: 12	R: 0 E: 0 K: 0 S: 3 H: 1 LOB: 0 BB: 0 P: 3	R: 0 E: 0 K: 0 S: 3 H: 0 LOB: 0 BB: 0 P: 3	R: 0 E: 0 K: 0 S: 3 H: 1 LOB: 0 BB: 0 P: 3	R: 0 E: 0 K: 0 S: 3 H: 1 LOB: 0 BB: 0 P: 3	R: 0 E: 0 K: 0 S: 4 H: 1 LOB: 2 BB: 1 P: 8	1B: 9 2B: 0 3B: 1 HR: 0 SF: 0 SAC: 0 DP: 1 HBP: 1						

PITCHER	IP	WLS	BF	H	R	ER	SO	BB	IBB	HBP	BLK	WP	HR	S	P	ERA	WHIP
Britt Burns, L (1, 1) ERA: 3.22	9.0	L	36	10	2	2	7	1	0	1	0	0	0	48	53	2.00	1.222

PITCHER	IP	WLS	BF	H	R	ER	SO	BB	IBB	HBP	BLK	WP	HR	S	P	ERA	WHIP

TOP

Toronto Blue Jays @ Chicago White Sox

Comiskey Park, Chicago, IL

Wed May 30 1984, 8:05 PM EDT

Att. 23,490 - Unknown

livebaseballscorecards.com

AB	34
R	2
H	10
RBI	2
BB	1
SO	7
LOB	11

WP: 0 PA: 37
PB: 0
SB: 0
CS: 1

BOTTOM

Toronto Blue Jays @ Chicago White Sox

Comiskey Park, Chicago, IL

Wed May 30 1984, 8:05 PM EDT

Att. 23,490 - Unknown

livebaseballscorecards.com

Batter	1	2	3	4	5	6	7	8	9	AB	R	H	RBI	BB	SO	LOB
Rudy Law, L (1, 8) OBP: 0.386, SLG: 0.455	F9		F8		E9 FC5-4 1-2 2-3			F3		4	0	0	0	0	0	3
Vance Law, R (1, 5) OBP: 0.252, SLG: 0.356	PB 1B		F9		K			4-3		3	0	1	0	0	1	4
Jerry Hairston, S (8, PH) OBP: 0.319, SLG: 0.447										1	0	0	0	0	0	0
Jerry Dybzinski, R (9, 5) OBP: 0.408, SLG: 0.415										0	0	0	0	0	0	0
Harold Baines, L (1, 9) OBP: 0.260, SLG: 0.354	F7			F7	FC5-4 1-2f			3-1		4	0	0	0	0	0	4
Greg Luzinski, R (1, 10) OBP: 0.353, SLG: 0.301	K 1-2			1B		6-3			2B 6-3 BB	3	0	1	0	1	1	1
Dave Stegman, R (9, PR) OBP: 0.281, SLG: 0.370										0	1	0	0	0	0	0
Tom Paciorek, R (1, 3) OBP: 0.340, SLG: 0.359		B5-3		K		F7			F8	4	0	0	0	0	1	2
Ron Kittle, R (1, 7) OBP: 0.327, SLG: 0.489		F3		K		5-3			6-3 1-3 2B	4	0	1	0	0	1	1
Scott Fletcher, R (1, 6) OBP: 0.341, SLG: 0.290		4-3			E 5-3 HBP				6-3 2-3 3-H	2	0	0	0	0	1	0
Greg Walker, L (9, PH) OBP: 0.311, SLG: 0.495										0	0	0	0	0	0	0
Marc Hill, R (9, PH) OBP: 0.344, SLG: 0.393										1	0	0	1	0	0	2
Joel Skinner, R (1, 2) OBP: 0.357, SLG: 0.308			1B		5-3 1-2	4-3			6-3	4	0	1	0	0	0	3
Julio Cruz, S (1, 4) OBP: 0.270, SLG: 0.309			K		E BB	K				2	0	0	0	1	2	1
Inning Stats	R: 0 H: 1 E: 0 LOB: 1 K: 1 BB: 0 S: 6 P: 6	R: 0 H: 0 E: 0 LOB: 0 K: 0 BB: 0 S: 3 P: 3	R: 0 H: 1 E: 0 LOB: 1 K: 1 BB: 0 S: 6 P: 6	R: 0 H: 1 E: 0 LOB: 1 K: 2 BB: 0 S: 8 P: 8	R: 0 H: 0 E: 1 LOB: 3 K: 1 BB: 1 S: 6 P: 11	R: 0 H: 0 E: 0 LOB: 0 K: 0 BB: 0 S: 3 P: 3	R: 0 H: 0 E: 0 LOB: 0 K: 2 BB: 0 S: 7 P: 7	R: 0 H: 0 E: 0 LOB: 0 K: 0 BB: 0 S: 3 P: 3	R: 1 H: 1 E: 0 LOB: 2 K: 0 BB: 1 S: 4 P: 8	1B: 3 SF: 0 2B: 1 SAC: 0 3B: 0 DP: 0 HR: 0 HBP: 1						WP: 0 PA: 35 PB: 1 SB: 0 CS: 0

	AB	32
	R	1
	H	4
	RBI	1
	BB	2
	SO	7
	LOB	21

PITCHER		IP	WLS	BF	H	R	ER	SO	BB	IBB	HBP	BLK	WP	HR	S	P	ERA	WHIP
Dave Stieb, R ERA: 2.09	(1, 1)	8.1	W	33	4	1	1	7	2	0	1	0	0	0	44	53	1.08	0.720
Jimmy Key, L ERA: 4.5	(9, 1)	0.2	S	2	0	0	0	0	0	0	0	0	0	0	2	2	0.00	0.000

PITCHER	IP	WLS	BF	H	R	ER	SO	BB	IBB	HBP	BLK	WP	HR	S	P	ERA	WHIP

Oakland Athletics @ Chicago White Sox

Comiskey Park, Chicago, IL

Fri Jun 01 1984, 8:05 PM EDT

Att. 30,972 - Unknown

TOP

livebaseballscorecards.com

Batter	1	2	3	4	5	6	7	8	9	AB	R	H	RBI	BB	SO	LOB
Rickey Henderson, R (1, 7) OBP: 0.376, SLG: 0.389	K		6-3			6-3	1-3			4	0	0	0	0	1	0
Dwayne Murphy, L (1, 8) OBP: 0.345, SLG: 0.435	4-3		K			BB		4-3		3	1	0	0	1	1	0
Joe Morgan, L (1, 4) OBP: 0.407, SLG: 0.390	HR		F5			BB		4-3		3	1	1	1	1	0	0
Carney Lansford, R (1, 5) OBP: 0.340, SLG: 0.415	F8			F8		F9		F8		4	0	0	0	0	0	2
Davey Lopes, R (1, 10) OBP: 0.324, SLG: 0.392		6-3		6-3		BB			6-3	4	0	1	0	0	0	0
Mike Davis, L (1, 9) OBP: 0.283, SLG: 0.365		E S HR 1B		6-3		BB			6-3	2	1	1	1	1	0	0
Bill Almon, R (9, PH) OBP: 0.216, SLG: 0.208										1	0	0	0	0	0	0
Bruce Bochte, L (1, 3) OBP: 0.327, SLG: 0.321		1-H HR			F7	F3			K	4	1	1	2	0	1	3
Mike Heath, R (1, 2) OBP: 0.333, SLG: 0.423		F7			F9		F8			3	0	0	0	0	0	0
Tony Phillips, S (1, 6) OBP: 0.333, SLG: 0.359		F8			F3		K			3	0	0	0	0	1	0

	AB	31
	R	4
	H	4
	RBI	4
	BB	3
	SO	4
	LOB	5

Inning Stats	1	2	3	4	5	6	7	8	9	1B: 2	SF: 0	WP: 0	PA: 34
R:	1	2	0	0	0	1	0	0	0	2B: 0	SAC: 0	PB: 0	
E:	0	0	0	0	0	0	0	0	0	3B: 0	DP: 0	SB: 1	
K:	1	0	1	0	0	0	1	0	1	HR: 2	HBP: 0	CS: 0	
S:	6	5	5	3	3	4	5	3	5				
H:	1	2	0	0	0	1	0	0	0				
LOB:	0	0	0	0	0	3	0	0	0				
BB:	0	0	0	0	0	3	0	0	0				
P:	6	5	5	3	3	16	5	3	5				

PITCHER		IP	WLS	BF	H	R	ER	SO	BB	IBB	HBP	BLK	WP	HR	S	P	ERA	WHIP
Tom Seaver, R ERA: 4.87	(1, 1)	5.2		23	4	4	4	2	2	0	0	0	0	2	25	33	6.35	1.059
Juan Agosto, L ERA: 1.89	(6, 1)	3.1	W	11	0	0	0	2	1	0	0	0	0	0	14	18	0.00	0.300

PITCHER	IP	WLS	BF	H	R	ER	SO	BB	IBB	HBP	BLK	WP	HR	S	P	ERA	WHIP

Batter	1	2	3	4	5	6	7	8	9	AB	R	H	RBI	BB	SO	LOB
Rudy Law, L (1, 8) OBP: 0.389, SLG: 0.456	4-3		HR 1B		CS 1B		2-3			4	1	2	0	0	0	0
Vance Law, R (1, 5) OBP: 0.258, SLG: 0.380	HR 1B		1-H HR		F7 1-2		5-3			4	2	2	2	0	0	1
Harold Baines, L (1, 9) OBP: 0.260, SLG: 0.368	1-H HR		4-3			4-3		F7		4	1	1	2	0	0	0
Greg Luzinski, R (1, 10) OBP: 0.351, SLG: 0.299 Dave Stegman, R (8, PR) OBP: 0.281, SLG: 0.370	F4		5-3			K HR		IBB 1B		4 0	1 0	1 0	0 0	0 0	1 0	0 0
Greg Walker, L (1, 3) OBP: 0.308, SLG: 0.515 Mike Squires, L (9, 3) OBP: 0.324, SLG: 0.267	K		F8			1-H HR		F3		4 0	1 0	1 0	2 0	0 0	1 0	1 0
Ron Kittle, R (1, 7) OBP: 0.325, SLG: 0.479		5-3		F8		K		1-2 IBB		3	0	0	0	1	1	0
Scott Fletcher, R (1, 6) OBP: 0.347, SLG: 0.293 Jerry Hairston, S (8, PH) OBP: 0.313, SLG: 0.436 Jerry Dybzinski, R (9, 6) OBP: 0.408, SLG: 0.415		E 1B		F3		E BB		4-3		2 1 0	0 0 0	1 0 0	0 0 0	1 0 0	0 0 0	0 2 0
Joel Skinner, R (1, 2) OBP: 0.294, SLG: 0.250	K 1-3		5-3			K 1-3				3	0	0	0	0	2	2
Julio Cruz, S (1, 4) OBP: 0.265, SLG: 0.303	3-1				F8		6-3			3	0	0	0	0	0	1
Inning Stats	R: 2 H: 2 E: 0 LOB: 0 K: 1 BB: 0 S: 7 P: 7	R: 0 H: 1 E: 1 LOB: 1 K: 1 BB: 0 S: 6 P: 6	R: 2 H: 2 E: 0 LOB: 0 K: 0 BB: 0 S: 5 P: 5	R: 0 H: 0 E: 0 LOB: 0 K: 0 BB: 0 S: 3 P: 3	R: 0 H: 1 E: 0 LOB: 0 K: 0 BB: 0 S: 3 P: 3	R: 2 H: 1 E: 1 LOB: 1 K: 3 BB: 1 S: 11 P: 15	R: 0 H: 0 E: 0 LOB: 0 K: 0 BB: 0 S: 3 P: 3	R: 0 H: 1 E: 0 LOB: 2 K: 0 BB: 1 S: 4 P: 8		1B: 5 SF: 0 2B: 0 SAC: 0 3B: 0 DP: 0 HR: 3 HBP: 0						

BOTTOM

Oakland Athletics @ Chicago White Sox

Comiskey Park, Chicago, IL

Fri Jun 01 1984, 8:05 PM EDT

Att. 30,972 - Unknown

livebaseballscorecards.com

AB	32
R	6
H	8
RBI	6
BB	2
SO	5
LOB	7

WP: 1 PA: 34
PB: 0
SB: 0
CS: 1

PITCHER		IP	WLS	BF	H	R	ER	SO	BB	IBB	HBP	BLK	WP	HR	S	P	ERA	WHIP
Lary Sorensen, R ERA: 5.06	(1, 1)	5.1	L	23	7	6	6	3	0	0	0	0	1	3	29	29	10.12	1.312
Mike Warren, R ERA: 5.05	(6, 1)	2.2		11	1	0	0	2	1	1	0	0	0	0	13	21	0.00	0.750

PITCHER	IP	WLS	BF	H	R	ER	SO	BB	IBB	HBP	BLK	WP	HR	S	P	ERA	WHIP

Batter	1	2	3	4	5	6	7	8	9	AB	R	H	RBI	BB	SO	LOB
Rickey Henderson, R (1, 7) OBP: 0.376, SLG: 0.394	1B 2B		BLK S SF8 1B	6-3			K	K		5	2	2	0	0	2	2
Dwayne Murphy, L (1, 8) OBP: 0.352, SLG: 0.456	G4-6-3 BB 1B		SF8 BLK 1B BB		K		HR		4-3	4	2	2	2	1	1	0
Joe Morgan, L (1, 4) OBP: 0.412, SLG: 0.413	G4-6-3 BB		SF8		4-3		S BB		HR	2	1	1	2	2	0	0
Carney Lansford, R (1, 5) OBP: 0.346, SLG: 0.414	G4-6-3		1B HBP		FC6-4 1B		BB		5-3	3	0	1	0	1	0	2
Davey Lopes, R (1, 10) OBP: 0.326, SLG: 0.387	F9		1B		FC6-4		F8		2B BB	4	1	1	1	1	0	4
Mike Davis, L (1, 9) OBP: 0.280, SLG: 0.366		F6	K			4-3	K		2B	5	0	1	1	0	2	4
Bruce Bochte, L (1, 3) OBP: 0.317, SLG: 0.310		K		F4		F8		4-3	K	5	0	0	0	0	2	1
Mike Heath, R (1, 2) OBP: 0.325, SLG: 0.411		4-3		G3		E4 S		F9		4	0	0	0	0	0	0
Tony Phillips, S (1, 6) OBP: 0.339, SLG: 0.364			4-3	S 1B		K		S 1B		4	0	2	0	0	1	1
Inning Stats	R: 1 H: 2 E: 0 LOB: 1 K: 0 BB: 1 S: 4 P: 8	R: 0 H: 0 E: 0 LOB: 0 K: 1 BB: 0 S: 5 P: 5	R: 2 H: 2 E: 0 LOB: 2 K: 1 BB: 1 S: 7 P: 12	R: 0 H: 1 E: 0 LOB: 1 K: 0 BB: 0 S: 4 P: 4	R: 0 H: 1 E: 0 LOB: 1 K: 1 BB: 0 S: 6 P: 6	R: 0 H: 0 E: 1 LOB: 1 K: 1 BB: 0 S: 6 P: 6	R: 1 H: 1 E: 0 LOB: 2 K: 2 BB: 2 S: 8 P: 16	R: 0 H: 1 E: 0 LOB: 1 K: 1 BB: 0 S: 6 P: 6	R: 2 H: 2 E: 0 LOB: 1 K: 1 BB: 1 S: 7 P: 11	1B: 6 SF: 1 2B: 2 SAC: 0 3B: 0 DP: 1 HR: 2 HBP: 1						

TOP

Oakland Athletics @ Chicago White Sox

Comiskey Park, Chicago, IL

Sat Jun 02 1984, 8:05 PM EDT

Att. 35,530 - Unknown

livebaseballscorecards.com

AB	36
R	6
H	10
RBI	6
BB	5
SO	8
LOB	14

PITCHER		IP	WLS	BF	H	R	ER	SO	BB	IBB	HBP	BLK	WP	HR	S	P	ERA	WHIP	PITCHER		IP	WLS	BF	H	R	ER	SO	BB	IBB	HBP	BLK	WP	HR	S	P	ERA	WHIP
Richard Dotson, R ERA: 2.49	(1, 1)	8.0	L	37	8	4	4	7	4	0	1	1	0	1	46	63	4.50	1.500																			
Al Jones, R ERA: 4.35	(9, 1)	1.0		6	2	2	2	1	1	0	0	0	0	1	7	11	18.00	3.000																			

WP: 0	PA: 43
PB: 0	
SB: 5	
CS: 0	

BOTTOM

Oakland Athletics @ Chicago White Sox

Comiskey Park, Chicago, IL

Sat Jun 02 1984, 8:05 PM EDT

Att. 35,530 - Unknown

livebaseballscorecards.com

Batter	1	2	3	4	5	6	7	8	9	AB	R	H	RBI	BB	SO	LOB
Rudy Law, L (1, 8) OBP: 0.379, SLG: 0.443	G3		F5			4-3		F7		4	0	0	0	0	0	1
Vance Law, R (1, 5) OBP: 0.259, SLG: 0.379	F9			K		BLK, 1B		K		3	1	1	0	0	1	0
Jerry Hairston, S (8, PH) OBP: 0.306, SLG: 0.425										1	0	0	0	0	1	0
Jerry Dybzinski, R (9, 6) OBP: 0.408, SLG: 0.415										0	0	0	0	0	0	0
Harold Baines, L (1, 9) OBP: 0.265, SLG: 0.376	K			F4		1-H, 1B			BB, SF9, 2B	4	1	2	1	0	1	0
Greg Luzinski, R (1, 10) OBP: 0.348, SLG: 0.293		K		F7		F9			SF9, BB, BB	3	0	0	0	1	1	1
Greg Walker, L (1, 3) OBP: 0.324, SLG: 0.548		G6-4-3, 1B			HR	F4			1-2, 2-3, BB	3	1	2	1	1	0	1
Tom Paciorek, R (1, 7) OBP: 0.331, SLG: 0.352		G6-4-3, 1-2f			5-3		F4		SF9, 2-3, 3-H	3	0	0	1	0	0	1
Scott Fletcher, R (1, 6), (9, 4) OBP: 0.347, SLG: 0.294			G3		1B		F8		K	3	0	1	0	0	0	0
Ron Kittle, R (9, PH) OBP: 0.323, SLG: 0.475										1	0	0	0	0	1	2
Marc Hill, R (1, 2) OBP: 0.344, SLG: 0.390			1B		F9		K		F6	3	0	1	0	0	1	1
Carlton Fisk, R (9, PH) OBP: 0.272, SLG: 0.383										1	0	0	0	0	0	2
Julio Cruz, S (1, 4) OBP: 0.261, SLG: 0.299			K		F5			K		2	0	0	0	0	1	2
Mike Squires, L (8, PH), (9, 5) OBP: 0.314, SLG: 0.258										1	0	0	0	0	1	0
Inning Stats	R: 0 E: 0 K: 1 S: 5 H: 0 LOB: 0 BB: 0 P: 5	R: 0 E: 0 K: 1 S: 5 H: 1 LOB: 0 BB: 0 P: 5	R: 0 E: 0 K: 1 S: 6 H: 1 LOB: 1 BB: 0 P: 6	R: 0 E: 0 K: 1 S: 5 H: 0 LOB: 0 BB: 0 P: 5	R: 1 E: 0 K: 0 S: 5 H: 2 LOB: 1 BB: 0 P: 5	R: 1 E: 0 K: 0 S: 5 H: 2 LOB: 1 BB: 0 P: 5	R: 0 E: 0 K: 1 S: 5 H: 0 LOB: 0 BB: 0 P: 5	R: 0 E: 0 K: 2 S: 7 H: 0 LOB: 0 BB: 0 P: 7	R: 1 E: 0 K: 1 S: 6 H: 1 LOB: 2 BB: 2 P: 14	1B: 5 2B: 1 3B: 0 HR: 1 SF: 1 SAC: 0 DP: 1 HBP: 0	WP: 0 PB: 0 SB: 0 CS: 0 PA: 35					

PITCHER		IP	WLS	BF	H	R	ER	SO	BB	IBB	HBP	BLK	WP	HR	S	P	ERA	WHIP
Ray Burris, R ERA: 1.97	(1, 1)	5.1	W	21	6	2	2	4	0	0	0	1	0	1	29	29	3.38	1.125
Keith Atherton, R ERA: 3.12	(6, 1)	2.2		10	1	1	1	3	1	0	0	0	0	0	15	19	3.38	0.750
Bill Caudill, R ERA: 3.12	(9, 1)	1.0	S	4	0	0	0	1	1	0	0	0	0	0	5	9	0.00	1.000

PITCHER	IP	WLS	BF	H	R	ER	SO	BB	IBB	HBP	BLK	WP	HR	S	P	ERA	WHIP

Batter	1	2	3	4	5	6	7	8	9	AB	R	H	RBI	BB	SO	LOB
Rickey Henderson, R (1, 7) OBP: 0.383, SLG: 0.401	K		BB		BB		2B			2	0	1	0	2	1	0
Dwayne Murphy, L (1, 8) OBP: 0.349, SLG: 0.451	1B		G3		K		F8			4	1	1	0	0	1	3
Davey Lopes, R (1, 4) OBP: 0.324, SLG: 0.383	S 1B		K		F8			K		4	0	1	0	0	2	2
Carney Lansford, R (1, 5) OBP: 0.344, SLG: 0.416	K		K			2B		K		4	1	1	0	0	3	3
Jeff Burroughs, R (1, 10) OBP: 0.353, SLG: 0.345 Bill Almon, R (8, PR) OBP: 0.216, SLG: 0.208	1B			1B		K		BB		3 0	0 0	2 0	1 0	1 0	1 0	1 0
Mike Davis, L (1, 9) OBP: 0.286, SLG: 0.378	K			G4-6-3		2B		F6		4	0	2	1	0	1	3
Mike Heath, R (1, 2) OBP: 0.317, SLG: 0.400		K		K		K			B1-3	4	0	0	0	0	3	3
Bruce Bochte, L (1, 3) OBP: 0.310, SLG: 0.302		F3		G4-6-3		5-3			4-3	4	0	0	0	0	0	3
Tony Phillips, S (1, 6) OBP: 0.328, SLG: 0.351		F8			F8		F8		K	4	0	0	0	0	1	0
Inning Stats	R: 1 E: 0 K: 3 S: 12 H: 3 LOB: 2 BB: 0 P: 12	R: 0 E: 0 K: 1 S: 5 H: 0 LOB: 0 BB: 0 P: 5	R: 0 E: 0 K: 2 S: 7 H: 0 LOB: 1 BB: 1 P: 11	R: 0 E: 0 K: 1 S: 6 H: 2 LOB: 1 BB: 0 P: 6	R: 0 E: 0 K: 1 S: 5 H: 0 LOB: 1 BB: 1 P: 9	R: 1 E: 0 K: 2 S: 9 H: 2 LOB: 1 BB: 0 P: 9	R: 0 E: 0 K: 0 S: 3 H: 1 LOB: 0 BB: 0 P: 3	R: 0 E: 0 K: 2 S: 7 H: 0 LOB: 1 BB: 1 P: 11	R: 0 E: 0 K: 1 S: 5 H: 0 LOB: 0 BB: 0 P: 5	1B: 5 2B: 3 3B: 0 HR: 0 SF: 0 SAC: 0 DP: 1 HBP: 0						

PITCHER		IP	WLS	BF	H	R	ER	SO	BB	IBB	HBP	BLK	WP	HR	S	P	ERA	WHIP
Floyd Bannister, L ERA: 5.15	(1, 1)	7.0		29	8	2	2	10	2	0	0	0	0	0	47	55	2.57	1.429
Bert Roberge, R ERA:	(8, 1)	2.0	W	7	0	0	0	3	1	0	0	0	0	0	12	16	0.00	0.500

PITCHER	IP	WLS	BF	H	R	ER	SO	BB	IBB	HBP	BLK	WP	HR	S	P	ERA	WHIP

TOP

Oakland Athletics @ Chicago White Sox

Comiskey Park, Chicago, IL

Sun Jun 03 1984, 4:33 AM EDT

Att. 29,494 - Unknown

livebaseballscorecards.com

AB	33
R	2
H	8
RBI	2
BB	3
SO	13
LOB	18

WP: 0	PA: 36		
PB: 0			
SB: 3			
CS: 1			

Batter	1	2	3	4	5	6	7	8	9	AB	R	H	RBI	BB	SO	LOB
Rudy Law, L (1, 8) OBP: 0.382, SLG: 0.437	4-3		BBBB 4-0 1B WP BB		G3 1-2			SH1-4 1-2		2	1	0	0	2	0	1
Vance Law, R (1, 5) OBP: 0.265, SLG: 0.382	F9		WP 1-2 1B		S 2-H			1B IBB		5	0	2	0	0	1	1
Harold Baines, L (1, 9) OBP: 0.260, SLG: 0.368	K		K 1-3 2-H			K		K 1-2 2-3 1B		4	0	0	0	0	3	4
Greg Luzinski, R (1, 10) OBP: 0.341, SLG: 0.286		5-3		F4		4-3		K		4	0	0	0	0	1	3
Greg Walker, L (1, 3) OBP: 0.322, SLG: 0.537		FC5-4 1B		4-3		K		F8		4	0	1	0	0	1	0
Ron Kittle, R (1, 7) OBP: 0.327, SLG: 0.493		K		HR			K		F2	3	2	1	1	1	2	1
Joel Skinner, R (1, 2) OBP: 0.250, SLG: 0.211 Mike Squires, L (9, PH) OBP: 0.333, SLG: 0.281	FC5-4 1-2f			6-3			K		BBBB 4-0 1B E BB	3 1	0 0	0 1	0 0	0 0	0 0	1 0
Scott Fletcher, R (1, 4) OBP: 0.343, SLG: 0.290 Jerry Hairston, S (8, PH) OBP: 0.320, SLG: 0.425 Julio Cruz, S (8, PR) OBP: 0.259, SLG: 0.297 (9, 4)			6-3		4-3		F5		E 1-3 1B	2 0 1	0 0 0	0 0 0	0 0 0	0 1 0	0 0 0	0 0 1
Jerry Dybzinski, R (1, 6) OBP: 0.412, SLG: 0.405			F7		H 1-0 S G3 S HBP			BBBB 4-0 1B SH1-4 BB	E4 1-2 3-H	1	0	0	0	0	0	0
Inning Stats	R: 0 H: 0 E: 0 LOB: 0 K: 1 BB: 0 S: 5 P: 5	R: 0 H: 1 E: 0 LOB: 1 K: 1 BB: 0 S: 6 P: 6	R: 1 H: 1 E: 0 LOB: 1 K: 1 BB: 1 S: 6 P: 10	R: 1 H: 1 E: 0 LOB: 0 K: 0 BB: 0 S: 4 P: 4	R: 0 H: 0 E: 0 LOB: 1 K: 0 BB: 0 S: 2 P: 3	R: 0 H: 0 E: 0 LOB: 0 K: 2 BB: 0 S: 7 P: 7	R: 0 H: 0 E: 0 LOB: 0 K: 2 BB: 0 S: 7 P: 7	R: 0 H: 1 E: 0 LOB: 3 K: 1 BB: 2 S: 6 P: 14	R: 1 H: 1 E: 1 LOB: 2 K: 0 BB: 1 S: 3 P: 7	1B: 4 SF: 0 2B: 0 SAC: 1 3B: 0 DP: 0 HR: 1 HBP: 1						

PITCHER		IP	WLS	BF	H	R	ER	SO	BB	IBB	HBP	BLK	WP	HR	S	P	ERA	WHIP
Chris Codiroli, R ERA: 8.05	(1, 1)	5.0		20	3	2	2	3	1	0	1	0	1	1	23	28	3.60	0.800
Jeff Jones, R ERA:	(6, 1)	3.1	L	15	2	1	0	5	2	1	0	0	0	0	22	34	0.00	1.200
Bill Caudill, R ERA: 3.12	(9, 1)	0.0		1	0	0	0	0	0	0	0	0	0	0	1	1	∞	∞

PITCHER	IP	WLS	BF	H	R	ER	SO	BB	IBB	HBP	BLK	WP	HR	S	P	ERA	WHIP

BOTTOM

Oakland Athletics @ Chicago White Sox

Comiskey Park, Chicago, IL

Sun Jun 03 1984, 4:33 AM EDT

Att. 29,494 - Unknown

livebaseballscorecards.com

AB	30
R	3
H	5
RBI	1
BB	4
SO	8
LOB	12

WP: 3 PB: 0 SB: 1 CS: 0 PA: 36

California Angels @ Chicago White Sox

Comiskey Park, Chicago, IL

Mon Jun 04 1984, 8:05 PM EDT

Att. 25,779 - Unknown

TOP

livebaseballscorecards.com

Batter	1	2	3	4	5	6	7	8	9	AB	R	H	RBI	BB	SO	LOB
Juan Beniquez, R (1, 7) OBP: 0.346, SLG: 0.451	F7		4-3		5-3			6-3	F5	5	0	0	0	0	0	2
Rod Carew, L (1, 3) OBP: 0.364, SLG: 0.380	1B		6-3		FC4 1B			1-3		4	0	2	0	0	0	0
Fred Lynn, L (1, 8) OBP: 0.358, SLG: 0.435	F8			F3	FC4 CS 1-2f			BBBB 4-0 BB		3	0	0	0	1	0	2
Doug DeCinces, R (1, 5) OBP: 0.320, SLG: 0.451	4-3			1B 1B	CS 1-2	6-3		F3		4	0	1	0	0	0	2
Reggie Jackson, L (1, 10) OBP: 0.291, SLG: 0.428		F9		G6-4-3 1-3 1B		F9			E7 SF8 1B	4	1	2	0	0	0	0
Mike Brown, R (1, 9) OBP: 0.368, SLG: 0.583		F3		G6-4-3 1-2f		SSS 0-3 K			BBBB 4-0 DI BB	3	0	0	0	1	1	2
Rob Wilfong, L (1, 4) OBP: 0.379, SLG: 0.500		1B			1B 3B		G4-6-3 1B		SSS 0-3 K	4	1	3	0	0	1	2
Bob Boone, R (1, 2) OBP: 0.253, SLG: 0.300 Jerry Narron, L (9, PH) OBP: 0.277, SLG: 0.333		F9			HR 1B 3-H		F4		SF8 3-H	3 0	1 0	1 0	1 1	0 0	0 0	2 0
Dick Schofield, R (1, 6) OBP: 0.293, SLG: 0.344 Brian Downing, R (9, PH) OBP: 0.332, SLG: 0.393 Gary Pettis, S (9, PR) OBP: 0.319, SLG: 0.285			6-3		HR 1-H		G4-6-3 1-2f		BBBB 4-0 BB 1-2	3 0 0	1 0 0	1 0 0	2 0 0	0 1 0	0 0 0	1 0 0

| Inning Stats | | |

Batter	1	2	3	4	5	6	7	8	9	AB	R	H	RBI	BB	SO	LOB
Rudy Law, L (1, 8) OBP: 0.391, SLG: 0.466	0-0 1B SF7 1B		0-0 BB 1B 1-3 1B	0-0 1-H HR			0-0 F7 ①			4	2	3	2	0	0	0
Carlton Fisk, R (1, 2) OBP: 0.271, SLG: 0.379	0-0 F8 ①		0-3 S S S K ①	0-0 6-3 ③			0-0 2B 1B			4	1	1	0	0	1	3
Harold Baines, L (1, 9) OBP: 0.264, SLG: 0.371	0-0 1-3 1B		0-0 BB 1-2 3-H 1B		0-3 S S S K ①		0-0 F8 ②			4	0	2	1	0	1	1
Greg Luzinski, R (1, 10) OBP: 0.339, SLG: 0.293	0-0 SF7 ② 3-H		0-0 F9 ②		0-0 F9 ②		0-0 1-H 2B			3	0	1	2	0	0	2
Greg Walker, L (1, 3) OBP: 0.319, SLG: 0.523 Mike Squires, L (8, 3) OBP: 0.333, SLG: 0.281	0-3 S S S K ③		4-0 B B B B 1-2 2-3 BB		0-0 F7 ③		0-0 F2 ③			3 0	0 0	0 0	0 0	1 0	1 0	2 0
Ron Kittle, R (1, 7) OBP: 0.325, SLG: 0.507		0-0 F8 ①	0-0 5-3 ③			0-0 HR		0-0 F7 ①		4	1	1	1	0	0	3
Vance Law, R (1, 5) OBP: 0.264, SLG: 0.379		0-0 5-3 ②		0-0 FC3-6 1B		0-0 F8 ①		0-0 5-3 ②		4	0	1	0	0	0	0
Scott Fletcher, R (1, 6) OBP: 0.335, SLG: 0.282		0-0 6-3 ③		0-3 S S S K ①		0-0 5-3 ②		0-0 6-3 ③		4	0	0	0	0	1	1
Julio Cruz, S (1, 4) OBP: 0.261, SLG: 0.297			0-0 1B 1B 1B	0-0 FC3-6 ② 1-2f HR		0-0 4-3 ③				3	2	1	0	0	0	1
Inning Stats	R: 1 E: 0 K: 1 S: 7 H: 2 LOB: 1 BB: 0 P: 7	R: 0 E: 0 K: 0 S: 3 H: 0 LOB: 0 BB: 0 P: 3	R: 1 E: 0 K: 1 S: 8 H: 3 LOB: 3 BB: 1 P: 12	R: 2 E: 0 K: 1 S: 7 H: 2 LOB: 0 BB: 0 P: 7	R: 0 E: 0 K: 1 S: 5 H: 0 LOB: 0 BB: 0 P: 5	R: 1 E: 0 K: 0 S: 4 H: 1 LOB: 0 BB: 0 P: 4	R: 1 E: 0 K: 0 S: 5 H: 2 LOB: 1 BB: 0 P: 5	R: 0 E: 0 K: 0 S: 3 H: 0 LOB: 0 BB: 0 P: 3		1B: 7 2B: 1 3B: 0 HR: 2	SF: 1 SAC: 0 DP: 0 HBP: 0					

PITCHER	IP	WLS	BF	H	R	ER	SO	BB	IBB	HBP	BLK	WP	HR	S	P	ERA	WHIP
Ron Romanick, R (1, 1) ERA: 4.66	8.0	L	35	10	6	6	4	1	0	0	0	0	2	42	46	6.75	1.375

PITCHER	IP	WLS	BF	H	R	ER	SO	BB	IBB	HBP	BLK	WP	HR	S	P	ERA	WHIP

BOTTOM

California Angels @ Chicago White Sox

Comiskey Park, Chicago, IL

Mon Jun 04 1984, 8:05 PM EDT

Att. 25,779 - Unknown

livebaseballscorecards.com

AB	33
R	6
H	10
RBI	6
BB	1
SO	4
LOB	13

WP: 0 PB: 0 SB: 0 CS: 0 PA: 35

Batter	1	2	3	4	5	6	7	8	9	AB	R	H	RBI	BB	SO	LOB
Gary Pettis, S (1, 8) OBP: 0.321, SLG: 0.294	4-3 4-3 2B		E6 E S SF8		PO 1-2	S 1B 1B	5-3 1-2f		S S S K	5	3	2	0	0	1	2
Juan Beniquez, R (1, 7) OBP: 0.351, SLG: 0.467	4-3 2-3		SF8 1-H			SH3-4 1-H 2B 1B		6-3 SF9 2B		3	2	2	2	0	0	1
Mike Brown, R (1, 9) OBP: 0.341, SLG: 0.538	4-3 3-H		F9			SH3-4 1-2		6-3 2-3		3	0	0	1	0	0	1
Doug DeCinces, R (1, 5) OBP: 0.318, SLG: 0.447	6-3			B B B B G4-6-3 BB		F9		SF9 3-H		2	0	0	1	1	0	1
Brian Downing, R (1, 10) OBP: 0.335, SLG: 0.401		F3 1B		F5		1B 2-H 2B		1B		4	1	2	1	0	0	1
Ron Jackson, R (1, 3) OBP: 0.259, SLG: 0.231		1B		G4-6-3 1-2f		1B 2-H 1B		F9		4	0	2	1	0	0	2
Bobby Grich, R (1, 4) OBP: 0.315, SLG: 0.392		S S S K			F8	F9			B B B B G6-4-3 BB	3	0	0	0	1	1	2
Bob Boone, R (1, 2) OBP: 0.247, SLG: 0.293		1-3			1-3		S S S K		G6-4-3 1-2f	4	0	0	0	0	1	2
Rob Picciolo, R (1, 6) OBP: 0.265, SLG: 0.324			6-3		PO 1B		5-3 1B		1B	4	0	3	0	0	0	0
Inning Stats	R: 1 E: 0 K: 0 S: 4 H: 1 LOB: 0 BB: 0 P: 4	R: 0 E: 0 K: 1 S: 6 H: 1 LOB: 1 BB: 0 P: 6	R: 1 E: 1 K: 0 S: 4 H: 0 LOB: 0 BB: 0 P: 4	R: 0 E: 0 K: 0 S: 2 H: 0 LOB: 0 BB: 1 P: 6	R: 0 E: 0 K: 0 S: 3 H: 1 LOB: 0 BB: 0 P: 3	R: 3 E: 0 K: 0 S: 7 H: 4 LOB: 1 BB: 0 P: 7	R: 0 E: 0 K: 1 S: 5 H: 1 LOB: 0 BB: 0 P: 5	R: 1 E: 0 K: 0 S: 5 H: 2 LOB: 1 BB: 0 P: 5	R: 0 E: 0 K: 1 S: 5 H: 1 LOB: 1 BB: 1 P: 9	1B: 8 2B: 4 3B: 0 HR: 0 SF: 2 SAC: 1 DP: 3 HBP: 0						

TOP

California Angels @ Chicago White Sox

Comiskey Park, Chicago, IL

Tue Jun 05 1984, 8:05 PM EDT

Att. 26,918 - Unknown

livebaseballscorecards.com

AB	32
R	6
H	11
RBI	6
BB	2
SO	3
LOB	12

PITCHER		IP	WLS	BF	H	R	ER	SO	BB	IBB	HBP	BLK	WP	HR	S	P	ERA	WHIP
Britt Burns, L ERA: 3.58	(1, 1)	5.2	L	24	7	5	4	1	1	0	0	0	0	0	25	29	6.35	1.412
Ron Reed, R ERA: 3.52	(6, 1)	2.1		9	3	1	1	1	0	0	0	0	0	0	11	11	3.86	1.286
Juan Agosto, L ERA: 1.8	(9, 1)	1.0		4	1	0	0	1	1	0	0	0	0	0	5	9	0.00	2.000

PITCHER	IP	WLS	BF	H	R	ER	SO	BB	IBB	HBP	BLK	WP	HR	S	P	ERA	WHIP

WP: 0	PA: 38		
PB: 0			
SB: 2			
CS: 0			

California Angels @ Chicago White Sox

Comiskey Park, Chicago, IL

Tue Jun 05 1984, 8:05 PM EDT

Att. 26,918 - Unknown

livebaseballscorecards.com

Batter	1	2	3	4	5	6	7	8	9	AB	R	H	RBI	BB	SO	LOB
Rudy Law, L (1, 8) OBP: 0.382, SLG: 0.453	6-3	4-3			1-3			4-3		4	0	0	0	0	0	2
Carlton Fisk, R (1, 2) OBP: 0.271, SLG: 0.375	F3		5-3			G5-4-3 1B		K		4	0	1	0	0	1	0
Marc Hill, R (9, 2) OBP: 0.344, SLG: 0.390										0	0	0	0	0	0	0
Tom Paciorek, R (1, 3) OBP: 0.329, SLG: 0.349	1B		4-3			G5-4-3 1-2f			F7	4	0	1	0	0	0	1
Greg Luzinski, R (1, 10) OBP: 0.332, SLG: 0.286	F4		F9			K			K	4	0	0	0	0	2	1
Ron Kittle, R (1, 7) OBP: 0.324, SLG: 0.500		4-3 3B 1B		5-3			5-3		F9	4	1	1	0	0	0	0
Vance Law, R (1, 5) OBP: 0.260, SLG: 0.372		4-3 1-2		K			5-3			3	0	0	0	0	1	1
Dave Stegman, R (1, 9) OBP: 0.283, SLG: 0.404		2-H FC5-2-5 3B		F9			E6			3	0	1	1	0	0	0
Scott Fletcher, R (1, 6) OBP: 0.335, SLG: 0.278		BBBB FC5-2-5 BB			5-3		4-3			2	0	0	0	1	0	1
Julio Cruz, S (1, 4) OBP: 0.256, SLG: 0.291		FC5-2-5 1-2 3-H			F3			F7		3	0	0	0	0	0	2

Inning Stats	1	2	3	4	5	6	7	8	9		
	R: 0 H: 1	R: 1 H: 2	R: 0 H: 0	R: 0 H: 0	R: 0 H: 0	R: 0 H: 1	R: 0 H: 0	R: 0 H: 0	R: 0 H: 0	1B: 3 SF: 0	WP: 0 PA: 32
	E: 0 LOB: 1	E: 0 LOB: 2	E: 0 LOB: 0	E: 0 LOB: 0	E: 0 LOB: 0	E: 0 LOB: 0	E: 1 LOB: 1	E: 0 LOB: 0	E: 0 LOB: 0	2B: 0 SAC: 0	PB: 0
	K: 0 BB: 0	K: 0 BB: 1	K: 0 BB: 0	K: 1 BB: 0	K: 0 BB: 0	K: 1 BB: 0	K: 0 BB: 0	K: 1 BB: 0	K: 1 BB: 0	3B: 1 DP: 1	SB: 0
	S: 4 P: 4	S: 5 P: 9	S: 3 P: 3	S: 5 P: 5	S: 3 P: 3	S: 5 P: 5	S: 4 P: 4	S: 5 P: 5	S: 5 P: 5	HR: 0 HBP: 0	CS: 0

PITCHER		IP	WLS	BF	H	R	ER	SO	BB	IBB	HBP	BLK	WP	HR	S	P	ERA	WHIP
Geoff Zahn, L ERA: 2.11	(1, 1)	8.0	W	29	4	1	1	3	1	0	0	0	0	0	34	38	1.12	0.625
Luis Sanchez, R ERA: 1.93	(9, 1)	1.0		3	0	0	0	1	0	0	0	0	0	0	5	5	0.00	0.000

PITCHER	IP	WLS	BF	H	R	ER	SO	BB	IBB	HBP	BLK	WP	HR	S	P	ERA	WHIP

Batter	1	2	3	4	5	6	7	8	9	AB	R	H	RBI	BB	SO	LOB
Rob Wilfong, L (1, 4) OBP: 0.367, SLG: 0.481	F2			F3		F3			B1-3	4	0	0	0	0	0	1
Rod Carew, L (1, 3) OBP: 0.356, SLG: 0.371	6-3			K		6-3			6-3	4	0	0	0	0	1	1
Fred Lynn, L (1, 8) OBP: 0.356, SLG: 0.431	K			FC6-4 1B			F3		F3	4	0	1	0	0	1	0
Doug DeCinces, R (1, 5) OBP: 0.314, SLG: 0.440		F8		FC6-4 1-2f			F8			3	0	0	0	0	0	1
Reggie Jackson, L (1, 10) OBP: 0.287, SLG: 0.421		K			K		K			3	0	0	0	0	3	0
Brian Downing, R (1, 7) OBP: 0.335, SLG: 0.400		G1-6-3			G5-4-3 1B			K		3	0	1	0	0	1	0
Mike Brown, R (1, 9) OBP: 0.341, SLG: 0.524			K		G5-4-3 1-2f			1B		3	0	1	0	0	1	1
Bob Boone, R (1, 2) OBP: 0.243, SLG: 0.287			F4			F9		K		3	0	0	0	0	1	1
Dick Schofield, R (1, 6) OBP: 0.294, SLG: 0.344			1-3			1B		F8		3	0	1	0	0	0	1
Inning Stats	R: 0 E: 0 K: 1 S: 5 H: 0 LOB: 0 BB: 0 P: 5	R: 0 E: 0 K: 1 S: 5 H: 0 LOB: 0 BB: 0 P: 5	R: 0 E: 0 K: 1 S: 5 H: 0 LOB: 0 BB: 0 P: 5	R: 0 E: 0 K: 1 S: 6 H: 1 LOB: 1 BB: 0 P: 6	R: 0 E: 0 K: 1 S: 5 H: 1 LOB: 0 BB: 0 P: 5	R: 0 E: 0 K: 0 S: 4 H: 1 LOB: 1 BB: 0 P: 4	R: 0 E: 0 K: 1 S: 5 H: 0 LOB: 0 BB: 0 P: 5	R: 0 E: 0 K: 2 S: 8 H: 1 LOB: 1 BB: 0 P: 8	R: 0 E: 0 K: 0 S: 3 H: 0 LOB: 0 BB: 0 P: 3	1B: 4 2B: 0 3B: 0 HR: 0 SF: 0 SAC: 0 DP: 1 HBP: 0						

PITCHER	IP	WLS	BF	H	R	ER	SO	BB	IBB	HBP	BLK	WP	HR	S	P	ERA	WHIP
Tom Seaver, R (1, 1) ERA: 4.28	9.0	W	30	4	0	0	8	0	0	0	0	0	0	46	46	0.00	0.444

PITCHER	IP	WLS	BF	H	R	ER	SO	BB	IBB	HBP	BLK	WP	HR	S	P	ERA	WHIP

California Angels @ Chicago White Sox

Comiskey Park, Chicago, IL

Wed Jun 06 1984, 8:05 PM EDT

Att. 20,995 - Unknown

TOP

livebaseballscorecards.com

AB	30
R	0
H	4
RBI	0
BB	0
SO	8
LOB	6

WP: 0 PA: 30
PB: 0
SB: 0
CS: 0

Batter	1	2	3	4	5	6	7	8	9	AB	R	H	RBI	BB	SO	LOB
Rudy Law, L (1, 8) OBP: 0.373, SLG: 0.442	F3		F7		F6		4-3			4	0	0	0	0	0	0
Carlton Fisk, R (1, 2) OBP: 0.270, SLG: 0.394	6-3		F7		HR		F6			4	1	1	1	0	0	0
Harold Baines, L (1, 9) OBP: 0.264, SLG: 0.369	K		2B 1B		K		6-3			4	0	1	0	0	2	0
Ron Kittle, R (1, 7) OBP: 0.333, SLG: 0.516		4-3 FC5-2 2B	1-3 2B		2B BB			K		3	1	2	0	1	1	0
Greg Walker, L (1, 10) OBP: 0.317, SLG: 0.522		4-3 2-3	F3		1-H 2B			4-3		4	0	1	1	0	0	3
Tom Paciorek, R (1, 3) OBP: 0.327, SLG: 0.342 Mike Squires, L (9, 3) OBP: 0.333, SLG: 0.281	FC5-2 1B 1B 3-H			4-3 BB	6-3			F3		3 0	1 0	0 0	0 0	1 0	0 0	2 0
Vance Law, R (1, 5) OBP: 0.261, SLG: 0.371	1-3 1B			K		K				3	1	1	0	0	2	1
Scott Fletcher, R (1, 4) OBP: 0.335, SLG: 0.279	2-H 3-H 1B			4-3 1-2		1-3				3	0	1	2	0	0	1
Jerry Dybzinski, R (1, 6) OBP: 0.389, SLG: 0.378	F3			4-3		1-3				3	0	0	0	0	0	2
Inning Stats	R: 0 H: 0 E: 0 LOB: 0 K: 1 BB: 0 S: 5 P: 5	R: 2 H: 3 E: 0 LOB: 1 K: 0 BB: 0 S: 6 P: 6	R: 0 H: 2 E: 0 LOB: 2 K: 0 BB: 0 S: 5 P: 5	R: 0 H: 0 E: 0 LOB: 1 K: 1 BB: 1 S: 5 P: 9	R: 2 H: 2 E: 0 LOB: 1 K: 1 BB: 1 S: 7 P: 11	R: 0 H: 0 E: 0 LOB: 0 K: 1 BB: 0 S: 5 P: 5	R: 0 H: 0 E: 0 LOB: 0 K: 0 BB: 0 S: 3 P: 3	R: 0 H: 0 E: 0 LOB: 0 K: 1 BB: 0 S: 5 P: 5		1B: 3 SF: 0 2B: 3 SAC: 0 3B: 0 DP: 0 HR: 1 HBP: 0						

PITCHER	IP	WLS	BF	H	R	ER	SO	BB	IBB	HBP	BLK	WP	HR	S	P	ERA	WHIP
Mike Witt, R (1, 1) ERA: 4.6	8.0	L	33	7	4	4	5	2	0	0	0	0	1	41	49	4.50	1.125

PITCHER	IP	WLS	BF	H	R	ER	SO	BB	IBB	HBP	BLK	WP	HR	S	P	ERA	WHIP

BOTTOM

California Angels @ Chicago White Sox

Comiskey Park, Chicago, IL

Wed Jun 06 1984, 8:05 PM EDT

Att. 20,995 - Unknown

livebaseballscorecards.com

AB	31
R	4
H	7
RBI	4
BB	2
SO	5
LOB	9

Batter	1	2	3	4	5	6	7	8	9	AB	R	H	RBI	BB	SO	LOB
Gary Pettis, S (1, 8) OBP: 0.323, SLG: 0.311	HR	BB	K			4-3		5-3		4	1	1	1	1	1	2
Rod Carew, L (1, 3) OBP: 0.352, SLG: 0.366	F6	5-3 1-2		F8		4-3		HR 2-3		5	1	1	0	0	0	1
Fred Lynn, L (1, 9) OBP: 0.357, SLG: 0.462	HR	F7		K			4-3	HR 1-H 3-H		5	2	2	4	0	1	1
Doug DeCinces, R (1, 5) OBP: 0.316, SLG: 0.444	1B 2B 1B		K	2B			F8	F3		5	1	2	0	0	1	0
Reggie Jackson, L (1, 10) OBP: 0.295, SLG: 0.431	2B 1-2 1B		1B 2B	K			BB 1B		F7	5	2	3	0	0	1	1
Brian Downing, R (1, 7) OBP: 0.341, SLG: 0.404	2B 1-H 2-H		F4		F5		BB 1-2		BB	3	0	1	2	2	0	1
Rob Wilfong, L (1, 4) OBP: 0.360, SLG: 0.468	F7		E 1B 2-H 1B		4-3		K		F9	5	1	1	1	0	1	4
Jerry Narron, L (1, 2) OBP: 0.288, SLG: 0.360	F8		E8 1B 1-3 1B		F6			1B HR 2B	F5	5	2	2	0	0	0	2
Dick Schofield, R (1, 6) OBP: 0.293, SLG: 0.341		4-3	2-H 3-H 1B			F9		K		4	0	1	2	0	1	1
Inning Stats	R: 4 E: 0 K: 0 S: 8 H: 5 LOB: 1 BB: 0 P: 8	R: 0 E: 0 K: 0 S: 3 H: 0 LOB: 1 BB: 1 P: 7	R: 3 E: 1 K: 2 S: 11 H: 4 LOB: 1 BB: 0 P: 11	R: 0 E: 0 K: 2 S: 8 H: 1 LOB: 1 BB: 0 P: 8	R: 0 E: 0 K: 0 S: 3 H: 0 LOB: 0 BB: 0 P: 3	R: 0 E: 0 K: 0 S: 3 H: 0 LOB: 0 BB: 0 P: 3	R: 0 E: 0 K: 1 S: 6 H: 1 LOB: 2 BB: 1 P: 10	R: 3 E: 0 K: 1 S: 8 H: 3 LOB: 0 BB: 0 P: 8	R: 0 E: 0 K: 0 S: 3 H: 0 LOB: 1 BB: 1 P: 7	1B: 7 2B: 4 3B: 0 HR: 3 SF: 0 SAC: 0 DP: 0 HBP: 0	WP: 0 PB: 0 SB: 1 CS: 0 PA: 44					

PITCHER		IP	WLS	BF	H	R	ER	SO	BB	IBB	HBP	BLK	WP	HR	S	P	ERA	WHIP
Richard Dotson, R ERA: 3.0	(1, 1)	2.2		18	9	7	6	1	1	0	0	0	0	2	19	23	20.25	3.750
Bert Roberge, R ERA:	(3, 1)	4.1	W	16	2	0	0	4	1	0	0	0	0	0	23	27	0.00	0.692
Ron Reed, R ERA: 4.02	(8, 1)	0.2		4	2	2	2	1	0	0	0	0	0	0	6	6	27.00	3.000
Juan Agosto, L ERA: 2.25	(8, 1)	0.0		1	1	1	1	0	0	0	0	0	0	1	1	1	∞	∞
Al Jones, R ERA: 3.55	(8, 1)	1.1	S	5	0	0	0	0	1	0	0	0	0	0	4	8	0.00	0.750

PITCHER	IP	WLS	BF	H	R	ER	SO	BB	IBB	HBP	BLK	WP	HR	S	P	ERA	WHIP

TOP

California Angels @ Chicago White Sox

Comiskey Park, Chicago, IL

Thu Jun 07 1984, 8:05 PM EDT

Att. 20,721 - Unknown

livebaseballscorecards.com

AB	41
R	10
H	14
RBI	10
BB	3
SO	6
LOB	13

Batter	1	2	3	4	5	6	7	8	9	AB	R	H	RBI	BB	SO	LOB
Jerry Dybzinski, R (1, 6) OBP: 0.379, SLG: 0.367	6-3		S 1B 1-2 2-H 1B	6-3		4-3				4	1	1	1	0	0	0
Carlton Fisk, R (1, 2) OBP: 0.263, SLG: 0.382	5-3		F3		F8		F3			4	0	0	0	0	0	2
Tom Paciorek, R (1, 3) OBP: 0.331, SLG: 0.365 Mike Squires, L (8, 3) OBP: 0.333, SLG: 0.281	F7		5-3 1-2 2-3		WP HR 1B		HR			4 0	2 0	2 0	1 0	0 0	0 0	2 0
Greg Luzinski, R (1, 10) OBP: 0.335, SLG: 0.287		F4	1B HR 2-H 3-H 1B		B B B B 4-0 1-2 HR BB		F4			3	2	1	2	1	0	0
Ron Kittle, R (1, 7) OBP: 0.337, SLG: 0.535		6-3	HR 1-2 1B		F5		HR			4	2	2	1	0	0	2
Harold Baines, L (1, 9) OBP: 0.273, SLG: 0.406		1B	HR 1-H 2-H		HR 1-H 2-H		F7			4	2	3	6	0	0	0
Vance Law, R (1, 5) OBP: 0.255, SLG: 0.363		F8	6-3		S S S 0-3 K			F4		4	0	0	0	0	1	1
Dave Stegman, R (1, 8) OBP: 0.290, SLG: 0.407 Rudy Law, L (6, PH) (7, 8) OBP: 0.368, SLG: 0.436			1B 1B	6-3		F7		F3		2 2	1 0	1 0	0 0	0 0	0 0	0 0
Julio Cruz, S (1, 4) OBP: 0.256, SLG: 0.290			S 1B 1-2 1B	F4		F6		F3		4	1	1	0	0	0	0
Inning Stats	R: 0 H: 0 E: 0 LOB: 0 K: 0 BB: 0 S: 3 P: 3	R: 0 H: 1 E: 0 LOB: 1 K: 0 BB: 0 S: 4 P: 4	R: 6 H: 6 E: 0 LOB: 0 K: 0 BB: 0 S: 9 P: 9	R: 0 H: 0 E: 0 LOB: 0 K: 0 BB: 0 S: 3 P: 3	R: 3 H: 2 E: 0 LOB: 0 K: 1 BB: 1 S: 7 P: 11	R: 0 H: 0 E: 0 LOB: 0 K: 0 BB: 0 S: 3 P: 3	R: 2 H: 2 E: 0 LOB: 0 K: 0 BB: 0 S: 5 P: 5	R: 0 H: 0 E: 0 LOB: 0 K: 0 BB: 0 S: 3 P: 3		1B: 7 SF: 0 2B: 0 SAC: 0 3B: 0 DP: 0 HR: 4 HBP: 0						

BOTTOM

California Angels @ Chicago White Sox

Comiskey Park, Chicago, IL

Thu Jun 07 1984, 8:05 PM EDT

Att. 20,721 - Unknown

livebaseballscorecards.com

AB	35
R	11
H	11
RBI	11
BB	1
SO	1
LOB	7

PITCHER		IP	WLS	BF	H	R	ER	SO	BB	IBB	HBP	BLK	WP	HR	S	P	ERA	WHIP
Tommy John, L ERA: 3.2	(1, 1)	4.1	L	22	8	8	8	0	1	0	0	0	1	1	21	25	16.61	2.077
Frank LaCorte, R ERA: 6.75	(5, 1)	2.1		10	3	3	3	1	0	0	0	0	0	3	12	12	11.57	1.286
Doug Corbett, R ERA: 2.84	(7, 1)	1.1		4	0	0	0	0	0	0	0	0	0	0	4	4	0.00	0.000

PITCHER	IP	WLS	BF	H	R	ER	SO	BB	IBB	HBP	BLK	WP	HR	S	P	ERA	WHIP

Batter	1	2	3	4	5	6	7	8	9	AB	R	H	RBI	BB	SO	LOB
Kirby Puckett, R (1, 8) OBP: 0.364, SLG: 0.371	6-3		6-3		3-1		4-3			4	0	0	0	0	0	0
Darrell Brown, S (1, 10) OBP: 0.324, SLG: 0.377	F8		4-3			K		WP 1B		4	0	1	0	0	1	0
Tim Teufel, R (1, 4) OBP: 0.359, SLG: 0.413	F8		F4			HBP 1B BB		6-3 1-2		3	0	0	0	1	0	1
Dave Engle, R (1, 2) OBP: 0.371, SLG: 0.409		FC5-4 1B FC BB		WP SF7 2B		1-2 HBP 1B		F7		3	1	2	0	1	0	1
Tom Brunansky, R (1, 9) OBP: 0.324, SLG: 0.376		F9		K		K		FC6-4 BB		3	0	0	0	1	2	4
Mickey Hatcher, R (1, 3) OBP: 0.327, SLG: 0.400		FC5-4 1-2 1B		SF7 2-H		1-2 2-3 HBP		FC6-4 1-2f		2	0	1	1	0	0	2
Gary Gaetti, R (1, 5) OBP: 0.338, SLG: 0.382		FC5-4 FC BB 1-2f 2-3		K		F7			6-3	4	0	0	0	0	1	5
Dave Meier, R (1, 7) OBP: 0.306, SLG: 0.267		FC BB 1-2			1-3		6-3		F9	3	0	0	0	1	0	0
Houston Jimenez, R (1, 6) OBP: 0.259, SLG: 0.290 Ron Washington, R (7, PH) OBP: 0.295, SLG: 0.366 (7, 6)		FC 1-2 2-3 3-H			F7		K		F7	2 2	0 0	0 0	0 0	0 0	0 1	3 0

TOP

Minnesota Twins @ Chicago White Sox

Comiskey Park, Chicago, IL

Fri Jun 08 1984, 8:05 PM EDT

Att. 34,239 - Unknown

livebaseballscorecards.com

AB	30
R	1
H	4
RBI	1
BB	4
SO	5
LOB	16

Inning Stats	1	2	3	4	5	6	7	8	9
	R: 0 E: 0 K: 0 S: 3	H: 0 LOB: 0 BB: 0 P: 3	R: 0 E: 0 K: 0 S: 6	H: 1 LOB: 3 BB: 2 P: 14	R: 0 E: 0 K: 0 S: 3	H: 0 LOB: 0 BB: 0 P: 3	R: 1 E: 0 K: 2 S: 8	H: 1 LOB: 0 BB: 0 P: 8	R: 0 E: 0 K: 3 S: 3	H: 0 LOB: 0 BB: 0 P: 3
	R: 0 E: 0 K: 2 S: 8	H: 1 LOB: 3 BB: 1 P: 13	R: 0 E: 0 K: 1 S: 5	H: 0 LOB: 0 BB: 0 P: 5	R: 0 E: 0 K: 0 S: 4	H: 1 LOB: 2 BB: 1 P: 8	R: 0 E: 0 K: 0 S: 3	H: 0 LOB: 0 BB: 0 P: 3		

	1B	SF	WP	PA
	3	1	2	36
	2B	SAC	PB	
	1	0	0	
	3B	DP	SB	
	0	0	0	
	HR	HBP	CS	
	0	1	0	

PITCHER	IP	WLS	BF	H	R	ER	SO	BB	IBB	HBP	BLK	WP	HR	S	P	ERA	WHIP
Floyd Bannister, L (1, 1) ERA: 4.69	9.0	W	36	4	1	1	6	4	0	1	0	2	0	43	60	1.00	0.889

PITCHER	IP	WLS	BF	H	R	ER	SO	BB	IBB	HBP	BLK	WP	HR	S	P	ERA	WHIP

Batter	1	2	3	4	5	6	7	8	9	AB	R	H	RBI	BB	SO	LOB
Dave Stegman, R (1, 8) OBP: 0.297, SLG: 0.443 Rudy Law, L (4, PH) (5, 8) OBP: 0.370, SLG: 0.437	HR 3B	6-3 ①		1B		F5 ③				2 2	1 0	1 1	0 1	0 0	0 0	0 0
Scott Fletcher, R (1, 6) OBP: 0.333, SLG: 0.274	BB HR BB	4-3 ②		F8 ③			F8 ①			3	1	0	0	1	0	1
Tom Paciorek, R (1, 3) (5, 7) OBP: 0.335, SLG: 0.365	HR BB	1B			F9 ①		5-3 ②			3	1	1	0	1	0	0
Greg Luzinski, R (1, 10) OBP: 0.338, SLG: 0.310	1-H 2-H 3-H HR	F4 ③			S 1B 1B		K ③			4	2	2	4	0	1	1
Ron Kittle, R (1, 7) OBP: 0.339, SLG: 0.531 Greg Walker, L (5, 3) OBP: 0.312, SLG: 0.513 Mike Squires, L (9, 3) OBP: 0.333, SLG: 0.281	CS 1B BB		F7 ①		F7 ②			F1 ①		1 2 0	0 0 0	0 0 0	0 0 0	1 0 0	0 0 0	0 1 0
Harold Baines, L (1, 9) OBP: 0.273, SLG: 0.403	F5 ①		F7 ②		1-H 1B			F8 ②		4	0	1	1	0	0	1
Vance Law, R (1, 5) OBP: 0.261, SLG: 0.362	CS 1-2 2B 1B		F9 ③		F8 ③			BB FC5-4		3	1	1	0	1	0	1
Marc Hill, R (1, 2) OBP: 0.338, SLG: 0.397	1-H 2-3 2B			5-3 ①		5-3 ①		FC5-4 ③ 1-2f		4	0	1	1	0	0	1
Julio Cruz, S (1, 4) OBP: 0.251, SLG: 0.285	F9 ③			F7 ②		5-3 ②				3	0	0	0	0	0	1
Inning Stats	R: 5 E: 0 K: 0 S: 6 H: 4 LOB: 1 BB: 3 P: 18	R: 0 E: 0 K: 0 S: 4 H: 1 LOB: 1 BB: 0 P: 4	R: 0 E: 0 K: 0 S: 3 H: 0 LOB: 0 BB: 0 P: 3	R: 0 E: 0 K: 0 S: 4 H: 1 LOB: 1 BB: 0 P: 4	R: 1 E: 0 K: 0 S: 5 H: 2 LOB: 1 BB: 0 P: 5	R: 0 E: 0 K: 0 S: 3 H: 0 LOB: 0 BB: 0 P: 3	R: 0 E: 0 K: 1 S: 5 H: 0 LOB: 0 BB: 0 P: 5	R: 0 E: 0 K: 0 S: 3 H: 0 LOB: 1 BB: 1 P: 7		1B: 5 2B: 1 3B: 1 HR: 1	SF: 0 SAC: 0 DP: 0 HBP: 0			WP: 0 PB: 0 SB: 1 CS: 2	PA: 35	

PITCHER		IP	WLS	BF	H	R	ER	SO	BB	IBB	HBP	BLK	WP	HR	S	P	ERA	WHIP
Frank Viola, L ERA: 3.29	(1, 1)	0.1	L	7	3	5	5	0	3	0	0	0	0	1	4	16	135.00	18.000
Larry Pashnick, R ERA: 2.78	(1, 1)	5.2		21	5	1	1	0	0	0	0	0	0	0	21	21	1.59	0.882
Len Whitehouse, L ERA: 3.24	(7, 1)	2.0		7	0	0	0	1	1	0	0	0	0	0	8	12	0.00	0.500

PITCHER	IP	WLS	BF	H	R	ER	SO	BB	IBB	HBP	BLK	WP	HR	S	P	ERA	WHIP

BOTTOM

Minnesota Twins @ Chicago White Sox

Comiskey Park, Chicago, IL

Fri Jun 08 1984, 8:05 PM EDT

Att. 34,239 - Unknown

livebaseballscorecards.com

AB	31
R	6
H	8
RBI	6
BB	4
SO	1
LOB	7

Minnesota Twins @ Chicago White Sox

Comiskey Park, Chicago, IL

Sat Jun 09 1984, 4:33 AM EDT

Att. 30,109 - Unknown

TOP

livebaseballscorecards.com

Batter	1	2	3	4	5	6	7	8	9	AB	R	H	RBI	BB	SO	LOB
Kirby Puckett, R (1, 8) OBP: 0.366, SLG: 0.367	0-0 2B BB 1B	0-3 K			0-0 F7	0-0 6-3			4-0 2B BB	4	1	1	0	1	1	1
Tim Teufel, R (1, 4) OBP: 0.363, SLG: 0.423	0-0 BB 1-3 2B		0-0 F9		1-0 5-3 1B HBP		0-0 F5		0-0 1-3 2B	4	1	2	0	0	0	0
Dave Engle, R (1, 2) OBP: 0.366, SLG: 0.409	0-0 F3		0-0 1B 2B		0-0 5-3 1-2		0-0 F6		0-3 K	5	1	1	0	0	1	5
Randy Bush, L (1, 10) OBP: 0.302, SLG: 0.442	4-0 BB IBB		4-0 1B BB		0-0 PB 2-H 1B		0-0 F9		0-0 4-3	3	0	1	1	2	0	2
Tom Brunansky, R (1, 9) OBP: 0.332, SLG: 0.385	0-0 F3		0-0 1-2 2-H 1B		4-0 1-2 BB			0-0 1B G4-6-3 2B		3	1	2	1	1	0	3
Mickey Hatcher, R (1, 3) OBP: 0.330, SLG: 0.399	4-0 FC5-4 1-2 2-3 3-H BB		0-3 K		0-0 4-3			0-0 G4-6-3 2-3 1B		3	0	1	1	1	1	3
Gary Gaetti, R (1, 5) OBP: 0.332, SLG: 0.374	0-0 FC5-4 1-2f			0-0 5-3		0-0 F5		0-0 G4-6-3 1-2f 3-H		4	0	0	0	0	0	4
Darrell Brown, S (1, 7) OBP: 0.322, SLG: 0.374		0-0 F6		0-0 4-3		0-0 5-3 1B		0-0 1-3		4	0	1	0	0	0	0
Houston Jimenez, R (1, 6) OBP: 0.252, SLG: 0.282		0-0 B3		0-0 F7		0-0 5-3 1-2			0-0 F9	3	0	0	0	0	0	1
Mike Hart, L (9, PH) OBP: 0.185, SLG: 0.160										1	0	0	0	0	0	0

AB	34
R	4
H	9
RBI	3
BB	5
SO	3
LOB	19

Inning Stats	1	2	3	4	5	6	7	8	9
	R: 1 E: 0 K: 0 S: 5	R: 0 E: 0 K: 1 S: 5	R: 1 E: 0 K: 1 S: 6	R: 0 E: 0 K: 0 S: 3	R: 1 E: 0 K: 0 S: 4	R: 0 E: 0 K: 0 S: 4	R: 0 E: 0 K: 0 S: 3	R: 1 E: 0 K: 0 S: 4	R: 0 E: 0 K: 1 S: 6
	H: 2 LOB: 3 BB: 2 P: 13	H: 0 LOB: 0 BB: 0 P: 5	H: 2 LOB: 1 BB: 1 P: 10	H: 0 LOB: 0 BB: 0 P: 3	H: 1 LOB: 2 BB: 1 P: 9	H: 1 LOB: 1 BB: 0 P: 4	H: 0 LOB: 0 BB: 0 P: 3	H: 2 LOB: 0 BB: 0 P: 4	H: 1 LOB: 2 BB: 1 P: 10

PITCHER		IP	WLS	BF	H	R	ER	SO	BB	IBB	HBP	BLK	WP	HR	S	P	ERA	WHIP	PITCHER	IP	WLS	BF	H	R	ER	SO	BB	IBB	HBP	BLK	WP	HR	S	P	ERA	WHIP
LaMarr Hoyt, R ERA: 3.83	(1, 1)	7.0	W	32	7	4	4	2	3	1	1	0	0	0	31	48	5.14	1.429																	
Salome Barojas, R ERA: 4.73	(8, 1)	1.1		6	2	0	0	0	1	0	0	0	0	0	5	9	0.00	2.250																	
Al Jones, R ERA: 3.38	(9, 1)	0.2	S	2	0	0	0	1	0	0	0	0	0	0	4	4	0.00	0.000																	

1B: 5	SF: 0	WP: 0	PA: 40
2B: 4	SAC: 0	PB: 1	
3B: 0	DP: 1	SB: 0	
HR: 0	HBP: 1	CS: 0	

Batter	1	2	3	4	5	6	7	8	9	AB	R	H	RBI	BB	SO	LOB
Rudy Law, L (1, 8) OBP: 0.362, SLG: 0.426	3-1	F9		CS 1-2	4-3		SH1-4 1-2 2-3	G3		4	0	0	0	0	0	1
Carlton Fisk, R (1, 2) OBP: 0.268, SLG: 0.386 Joel Skinner, R (9, 2) OBP: 0.250, SLG: 0.211	1B 2B 2B	F9			5-3		BB HR IBB	F8		4 0	2 0	1 0	0 0	1 0	0 0	1 0
Harold Baines, L (1, 9) OBP: 0.276, SLG: 0.400	2B 2-3 1B		F8		F7		HR 1-2 2-3 3-H BB	4-3		4	2	1	1	1	0	0
Greg Luzinski, R (1, 10) OBP: 0.337, SLG: 0.326	K		F8			F6	HR 1-H 2-H 3-H			4	1	1	4	0	1	2
Greg Walker, L (1, 3) OBP: 0.318, SLG: 0.521 Mike Squires, L (8, 3) OBP: 0.333, SLG: 0.281	E 1-H 3-H 2B		1B			4-3	K			4 0	1 0	2 0	2 0	0 0	1 0	0 0
Tom Paciorek, R (1, 7) OBP: 0.339, SLG: 0.368	E5 2-H		5-3			1B	HBP BB 1B			4	0	2	0	0	0	1
Vance Law, R (1, 5) OBP: 0.260, SLG: 0.356	6-3			F2		F8	HBP 1-2 BB			3	0	0	0	1	0	2
Scott Fletcher, R (1, 6) OBP: 0.347, SLG: 0.283		4-3 HBP		FC3-6 1B			SH1-4 BB 1B	HBP		2	1	2	0	0	0	0
Julio Cruz, S (1, 4) OBP: 0.251, SLG: 0.280		4-3 1-2		FC3-6 CS 1-2f			BB HR 1-2 SH1-4 4-3			3	1	0	0	1	0	5
Inning Stats	R: 3 E: 1 K: 1 S: 9 H: 3 LOB: 1 BB: 0 P: 9	R: 0 E: 0 K: 0 S: 3 H: 0 LOB: 1 BB: 0 P: 4	R: 0 E: 0 K: 0 S: 4 H: 1 LOB: 1 BB: 0 P: 4	R: 0 E: 0 K: 0 S: 3 H: 1 LOB: 0 BB: 0 P: 3	R: 0 E: 0 K: 0 S: 3 H: 0 LOB: 0 BB: 0 P: 3	R: 0 E: 0 K: 0 S: 4 H: 1 LOB: 1 BB: 0 P: 4	R: 5 E: 0 K: 1 S: 8 H: 3 LOB: 3 BB: 4 P: 25	R: 0 E: 0 K: 0 S: 3 H: 0 LOB: 0 BB: 0 P: 3		1B: 6 2B: 2 3B: 0 HR: 1	SF: 0 SAC: 1 DP: 0 HBP: 2			WP: 0 PB: 0 SB: 0 CS: 1	PA: 40	

PITCHER		IP	WLS	BF	H	R	ER	SO	BB	IBB	HBP	BLK	WP	HR	S	P	ERA	WHIP
John Butcher, R ERA: 2.84	(1, 1)	6.1	L	28	7	5	4	1	1	0	1	0	0	0	28	33	5.68	1.263
Pete Filson, L ERA: 3.7	(7, 1)	0.0		2	0	0	0	0	1	1	0	0	0	0	0	8	∞	∞
Mike Walters, R ERA: 1.74	(7, 1)	0.2		6	2	3	3	1	1	0	1	0	0	1	6	11	40.50	4.500
Albert Williams, R ERA: 6.58	(8, 1)	1.0		3	0	0	0	0	0	0	0	0	0	0	3	3	0.00	0.000

PITCHER	IP	WLS	BF	H	R	ER	SO	BB	IBB	HBP	BLK	WP	HR	S	P	ERA	WHIP

BOTTOM

Minnesota Twins @ Chicago White Sox

Comiskey Park, Chicago, IL

Sat Jun 09 1984, 4:33 AM EDT

Att. 30,109 - Unknown

livebaseballscorecards.com

AB	32
R	8
H	9
RBI	7
BB	4
SO	2
LOB	12

Batter	1	2	3	4	5	6	7	8	9	AB	R	H	RBI	BB	SO	LOB
Kirby Puckett, R (1, 8) OBP: 0.356, SLG: 0.357	6-3	1-3		F7	FC5-4 1B		F5		G6-3 1-2f	6	0	1	0	0	0	3
Ron Washington, R (1, 6) OBP: 0.280, SLG: 0.340	K	F9		BB 1B 1-3	F9			6-3	K	6	1	1	0	0	2	2
Tim Teufel, R (1, 4) OBP: 0.368, SLG: 0.420	HR 1B BB		F9	BB 1B 1B 1B 1-2	F8			F8 1B 1B BB		2	3	0	0	3	0	1
Dave Engle, R (1, 10) OBP: 0.373, SLG: 0.415	HR 1-2 1B		F2	1B 1B 1-2 2-H 3-H	FC5-4 1-2f			E 1B 1-2 1B		5	3	3	2	0	0	1
Tom Brunansky, R (1, 9) OBP: 0.333, SLG: 0.400	HR 1-H 2-H		F3	1B 1-2 2-3 1B		K		F8 2-3		5	1	2	3	0	1	2
Mickey Hatcher, R (1, 3) OBP: 0.341, SLG: 0.410	BB			1B 2B BB HBP 1-3 2-H 3-H 1B	F4			E 1-2 3-H 1B		4	1	3	3	1	0	0
Gary Gaetti, R (1, 5) OBP: 0.333, SLG: 0.369	F9			1B 1B BB FC4 1-2 HBP	6-3			E6 1-3 2-H		3	1	0	0	1	0	2
Tim Laudner, R (1, 2) OBP: 0.207, SLG: 0.337		F7		1B 1-3 2-H F3			5-3	K		5	1	1	1	0	1	5
Dave Meier, R (1, 7) OBP: 0.333, SLG: 0.306		2B		1B 1B 2-H 3-H FC4 1-2f			K		G6-3 HBP	4	1	2	2	0	1	3
Inning Stats	R: 3 H: 2 E: 0 LOB: 1 K: 1 BB: 2 S: 7 P: 15	R: 0 H: 1 E: 0 LOB: 1 K: 0 BB: 0 S: 4 P: 4	R: 0 H: 0 E: 0 LOB: 0 K: 0 BB: 0 S: 3 P: 3	R: 7 H: 7 E: 0 LOB: 3 K: 0 BB: 2 S: 10 P: 19	R: 0 H: 1 E: 0 LOB: 1 K: 0 BB: 0 S: 4 P: 4	R: 0 H: 0 E: 0 LOB: 0 K: 1 BB: 0 S: 5 P: 5	R: 0 H: 0 E: 0 LOB: 0 K: 1 BB: 0 S: 5 P: 5	R: 2 H: 2 E: 1 LOB: 2 K: 1 BB: 1 S: 8 P: 12	R: 0 H: 0 E: 0 LOB: 0 K: 1 BB: 0 S: 4 P: 5	1B: 10 SF: 0 2B: 2 SAC: 0 3B: 0 DP: 1 HR: 1 HBP: 2						WP: 0 PA: 47 PB: 0 SB: 0 CS: 0	

TOP

Minnesota Twins @ Chicago White Sox

Comiskey Park, Chicago, IL

Sun Jun 10 1984, 4:33 AM EDT

Att. 30,810 - Unknown

livebaseballscorecards.com

AB	40
R	12
H	13
RBI	11
BB	5
SO	5
LOB	19

PITCHER		IP	WLS	BF	H	R	ER	SO	BB	IBB	HBP	BLK	WP	HR	S	P	ERA	WHIP
Britt Burns, L ERA: 4.39	(1, 1)	3.0	L	17	5	6	6	1	3	0	0	0	0	1	16	28	18.00	2.667
Bert Roberge, R ERA: 3.86	(4, 1)	2.0		14	6	4	4	0	1	0	1	0	0	0	12	17	18.00	3.500
Salome Barojas, R ERA: 4.58	(6, 1)	3.0		13	2	2	1	3	1	0	0	0	0	0	18	22	3.00	1.000
Juan Agosto, L ERA: 2.14	(9, 1)	1.0		3	0	0	0	1	0	0	1	0	0	0	4	5	0.00	0.000

PITCHER	IP	WLS	BF	H	R	ER	SO	BB	IBB	HBP	BLK	WP	HR	S	P	ERA	WHIP

BOTTOM

Minnesota Twins @ Chicago White Sox

Comiskey Park, Chicago, IL

Sun Jun 10 1984, 4:33 AM EDT

Att. 30,810 - Unknown

livebaseballscorecards.com

Batter	1	2	3	4	5	6	7	8	9	AB	R	H	RBI	BB	SO	LOB
Scott Fletcher, R (1, 6) (6, 4) OBP: 0.345, SLG: 0.282	1B		FC5-4 FC5-4 1-2f		6-3		F3			4	0	1	0	0	0	1
Carlton Fisk, R (1, 2) OBP: 0.263, SLG: 0.378	K		K			K	K			3	0	0	0	0	3	2
Joel Skinner, R (7, 2) OBP: 0.238, SLG: 0.200										1	0	0	0	0	1	0
Tom Paciorek, R (1, 3) (7, 9) OBP: 0.332, SLG: 0.359	K		FC5-4 1-2f			5-3		F8		4	0	0	0	0	1	2
Greg Luzinski, R (1, 10) OBP: 0.330, SLG: 0.318	K			F4		F8		F7		4	0	0	0	0	1	1
Ron Kittle, R (1, 7) OBP: 0.337, SLG: 0.521		WP BB		F7			E4 4-3 1B	K		3	1	0	0	1	1	0
Harold Baines, L (1, 9) OBP: 0.273, SLG: 0.396		F4 1-2		F6			4-3 1-2		1B	2	0	0	0	0	0	1
Greg Walker, L (7, 3) OBP: 0.321, SLG: 0.520										2	0	1	0	0	0	1
Dave Stegman, R (1, 8) OBP: 0.299, SLG: 0.438		K			5-3		HR 2-H		F6	3	1	1	1	0	1	1
Jerry Hairston, S (9, PH) OBP: 0.314, SLG: 0.415							1B			1	0	0	0	0	0	1
Vance Law, R (1, 5) OBP: 0.265, SLG: 0.392		F9			HR		HR 1-H		K	4	2	2	3	0	1	2
Julio Cruz, S (1, 4) OBP: 0.254, SLG: 0.278			FC5-4 BB		F8		HR		F3	1	0	0	0	1	0	0
Jerry Dybzinski, R (6, 6) OBP: 0.390, SLG: 0.440										1	1	1	1	0	0	0
Mike Squires, L (9, PH) OBP: 0.324, SLG: 0.273										1	0	0	0	0	0	1

| | | | | | | | | | |

Batter	1	2	3	4	5	6	7	8	9	10	AB	R	H	RBI	BB	SO	LOB
Rudy Law, L (1, 8) OBP: 0.357, SLG: 0.419	6-3		F8			K		BLK 1B 1B	4-3		5	1	1	0	0	1	1
Carlton Fisk, R (1, 2) OBP: 0.273, SLG: 0.381	G6-4-3 1B		BB			BB 1B		F4 1-2		K	4	0	2	0	1	1	1
Harold Baines, L (1, 9) OBP: 0.276, SLG: 0.391	G6-4-3 1-2f		K			BB 1-2		1B BB		F7	3	0	0	0	2	1	2
Greg Luzinski, R (1, 10) OBP: 0.332, SLG: 0.320		6-3		G6-4-3 1B		K		1-2 2-H 1B		F5	5	0	2	1	0	1	2
Greg Walker, L (1, 3) OBP: 0.311, SLG: 0.504		K		G6-4-3 1-2f		K		4-3			4	0	0	0	0	2	5
Ron Kittle, R (1, 7) OBP: 0.330, SLG: 0.509		E5 E		F8			K		F7		4	0	0	0	0	1	0
Vance Law, R (1, 5) OBP: 0.270, SLG: 0.400 (7, 4)		E9 1-3 1B			K		6-3		4-3 1B 2B		4	1	2	0	0	1	0
Scott Fletcher, R (1, 6) OBP: 0.342, SLG: 0.279		K			K		K		4-3 2-3		2	0	0	0	0	2	2
Casey Parsons, L (7, PH)											1	0	0	0	0	1	0
Jerry Dybzinski, R (7, 6) OBP: 0.383, SLG: 0.431											1	0	0	0	0	0	1
Julio Cruz, S (1, 4) OBP: 0.251, SLG: 0.274			K		K			K			2	0	0	0	0	2	0
Mike Squires, L (7, 5) OBP: 0.333, SLG: 0.286									1B 3-H		2	0	1	1	0	1	0
Inning Stats	R: 0 H: 1 E: 0 LOB: 0 K: 0 BB: 0 S: 3 P: 3	R: 0 H: 1 E: 2 LOB: 2 K: 2 BB: 0 S: 9 P: 9	R: 0 H: 0 E: 0 LOB: 1 K: 2 BB: 1 S: 7 P: 11	R: 0 H: 1 E: 0 LOB: 0 K: 0 BB: 0 S: 3 P: 3	R: 0 H: 0 E: 0 LOB: 0 K: 3 BB: 0 S: 9 P: 9	R: 0 H: 1 E: 0 LOB: 2 K: 3 BB: 1 S: 10 P: 14	R: 0 H: 0 E: 0 LOB: 0 K: 2 BB: 0 S: 7 P: 7	R: 1 H: 2 E: 0 LOB: 2 K: 1 BB: 1 S: 7 P: 11	R: 1 H: 2 E: 0 LOB: 1 K: 0 BB: 0 S: 5 P: 5	R: 0 H: 0 E: 0 LOB: 0 K: 1 BB: 0 S: 5 P: 5	1B: 7 SF: 0 2B: 1 SAC: 0 3B: 0 DP: 2 HR: 0 HBP: 0						

PITCHER		IP	WLS	BF	H	R	ER	SO	BB	IBB	HBP	BLK	WP	HR	S	P	ERA	WHIP
Mike Witt, R ERA: 4.39	(1, 1)	8.1		34	7	2	2	13	3	0	0	1	0	0	57	69	2.16	1.200
Doug Corbett, R ERA: 2.67	(9, 1)	1.2	W	6	1	0	0	1	0	0	0	0	0	0	8	8	0.00	0.600

PITCHER	IP	WLS	BF	H	R	ER	SO	BB	IBB	HBP	BLK	WP	HR	S	P	ERA	WHIP

TOP

Chicago White Sox @ California Angels

Anaheim Stadium, Anaheim, CA

Tue Jun 12 1984, 10:05 PM EDT

Att. 24,125 - Unknown

livebaseballscorecards.com

AB	37
R	2
H	8
RBI	2
BB	3
SO	14
LOB	14

Batter	1	2	3	4	5	6	7	8	9	10	AB	R	H	RBI	BB	SO	LOB
Rob Wilfong, L (1, 4) OBP: 0.348, SLG: 0.446	F3		3-1			F2		F8		1B 1B 1B	5	1	1	0	0	0	3
Rod Carew, L (1, 3) OBP: 0.361, SLG: 0.369	F7			5-3 1B		BB			FC5-4 1B 1B	1B IBB 1B 1-3	4	1	3	0	1	0	0
Fred Lynn, L (1, 8) (8, 9) OBP: 0.356, SLG: 0.469	HR			F8		K			FC5-4 1-2	1B IBB 1-2	4	1	2	1	1	1	3
Doug DeCinces, R (1, 5) OBP: 0.316, SLG: 0.435	1-3			5-3 1-2f			6-3		FC5-4 BB 1B 1-2f FC6-2 2-3	1B 1-2 2-3 3-H	5	0	1	1	0	0	3
Reggie Jackson, L (1, 10) OBP: 0.298, SLG: 0.426		K			4-3		K		FC6-2 BB 1B 1-2 3-H		4	0	1	1	0	2	0
Brian Downing, R (1, 7) OBP: 0.338, SLG: 0.397 Gary Pettis, S (8, 8) OBP: 0.320, SLG: 0.308 Juan Beniquez, R (9, PH) (10, 8) OBP: 0.359, SLG: 0.459		F7			6-3		F9			FC6-2 BB 1-2 2-3	3 0 0	0 0 0	0 0 0	0 0 0	0 0 1	0 0 0	0 0 0
Mike Brown, R (1, 9) (8, 7) OBP: 0.368, SLG: 0.519		CS 1B			F8			FC1-6 1B		FC6-2 1-2 2-3 3-Hf	4	0	2	0	0	0	3
Bob Boone, R (1, 2) OBP: 0.240, SLG: 0.277 Rob Picciolo, R (8, PR) (9, 6) OBP: 0.237, SLG: 0.289	CS 1-2	5-3				SH3-4 1B		FC1-6 G3 1-2f	1-3		3 1	0 0	1 0	0 0	0 0	0 0	1 3
Dick Schofield, R (1, 6) OBP: 0.280, SLG: 0.326 Jerry Narron, L (8, PH) (9, 2) OBP: 0.278, SLG: 0.346		F4				SH3-4 1-2		G3 1-2		1-3	1 2	0 0	0 0	0 0	0 0	0 0	0 1
Inning Stats	R: 1 H: 1 E: 0 LOB: 0 K: 0 BB: 0 S: 4 P: 4	R: 0 H: 1 E: 0 LOB: 0 K: 1 BB: 0 S: 5 P: 5	R: 0 H: 0 E: 0 LOB: 0 K: 0 BB: 0 S: 3 P: 3	R: 0 H: 1 E: 0 LOB: 0 K: 0 BB: 0 S: 3 P: 3	R: 0 H: 0 E: 0 LOB: 0 K: 0 BB: 0 S: 3 P: 3	R: 0 H: 1 E: 0 LOB: 2 K: 1 BB: 1 S: 6 P: 10	R: 0 H: 0 E: 0 LOB: 0 K: 1 BB: 0 S: 5 P: 5	R: 0 H: 1 E: 0 LOB: 2 K: 0 BB: 0 S: 4 P: 4	R: 1 H: 3 E: 0 LOB: 3 K: 0 BB: 1 S: 6 P: 10	R: 1 H: 3 E: 0 LOB: 3 K: 0 BB: 1 S: 4 P: 8	1B: 10 SF: 0 2B: 1 SAC: 1 3B: 0 DP: 1 HR: 1 HBP: 0						

PITCHER	IP	WLS	BF	H	R	ER	SO	BB	IBB	HBP	BLK	WP	HR	S	P	ERA	WHIP
Tom Seaver, R (1, 1) ERA: 4.08	8.0		29	6	2	2	3	1	0	0	0	0	1	34	38	2.25	0.875
Al Jones, R (9, 1) ERA: 3.68	1.1	L	8	3	1	1	0	1	0	0	0	0	0	7	11	6.75	3.000
Juan Agosto, L (10, 1) ERA: 2.14	0.0		2	1	0	0	0	0	1	0	0	0	0	1	5	∞	∞
Salome Barojas, R (10, 1) ERA: 4.58	0.0		1	1	0	0	0	0	0	0	0	0	0	1	1	∞	∞

PITCHER	IP	WLS	BF	H	R	ER	SO	BB	IBB	HBP	BLK	WP	HR	S	P	ERA	WHIP

BOTTOM

Chicago White Sox @ California Angels

Anaheim Stadium, Anaheim, CA

Tue Jun 12 1984, 10:05 PM EDT

Att. 24,125 - Unknown

livebaseballscorecards.com

AB	36
R	3
H	11
RBI	3
BB	3
SO	3
LOB	17

WP: 0 PA: 41
PB: 0
SB: 0
CS: 1

Batter	1	2	3	4	5	6	7	8	9	AB	R	H	RBI	BB	SO	LOB
Jerry Dybzinski, R (1, 6) OBP: 0.381, SLG: 0.426	FC6-4 1B, 8-2, 1B		6-3		F5		SH1-4, 1-2		F3	3	0	1	0	0	0	1
Jerry Hairston, S (9, PH) OBP: 0.308, SLG: 0.405										1	0	0	0	0	0	1
Scott Fletcher, R (9, 6) OBP: 0.342, SLG: 0.279										0	0	0	0	0	0	0
Vance Law, R (1, 5) OBP: 0.275, SLG: 0.402	FC6-4, 1-2, 1B		E5, 1B		1B		F7			4	0	2	0	0	0	2
Tom Paciorek, R (1, 3) OBP: 0.330, SLG: 0.357	FC6-4 WP, 1-2f, 2-3		FC5-4, 1-2, 2-H, 1B		F7		B2, 2-3			4	0	1	1	0	0	4
Mike Squires, L (8, 3) OBP: 0.333, SLG: 0.286										0	0	0	0	0	0	0
Greg Luzinski, R (1, 10) OBP: 0.326, SLG: 0.314	8-2, 1-2, 3-Hf		FC5-4, 1-2f			F8		K		4	0	0	0	0	1	4
Ron Kittle, R (1, 7) OBP: 0.328, SLG: 0.520		F6		F8		HR		K		4	1	1	1	0	1	0
Harold Baines, L (1, 9) OBP: 0.280, SLG: 0.393		F7		F3		FC6-4, 1B		CS, 1B		4	0	2	0	0	0	0
Dave Stegman, R (1, 8) OBP: 0.300, SLG: 0.433		6-3		1B		K		CS, 1-2	F8	3	0	1	0	0	1	1
Rudy Law, L (8, PH) OBP: 0.355, SLG: 0.417										1	0	0	0	0	0	0
										(8, 8)						
Joel Skinner, R (1, 2) OBP: 0.240, SLG: 0.250			1-3	4-3		FC6-4, 1-2f			2B	4	0	1	0	0	0	2
Julio Cruz, S (1, 4) OBP: 0.257, SLG: 0.286			1B, 2B		F8		E, SH1-4, 1B		3-1	4	1	2	0	0	0	1
Inning Stats	R: 0 E: 0 K: 0 S: 4 H: 2 LOB: 1 BB: 0 P: 4	R: 0 E: 0 K: 0 S: 3 H: 0 LOB: 0 BB: 0 P: 3	R: 1 E: 1 K: 0 S: 6 H: 2 LOB: 2 BB: 0 P: 6	R: 0 E: 0 K: 0 S: 4 H: 1 LOB: 1 BB: 0 P: 4	R: 0 E: 0 K: 0 S: 4 H: 1 LOB: 1 BB: 0 P: 4	R: 1 E: 0 K: 1 S: 7 H: 2 LOB: 1 BB: 0 P: 7	R: 0 E: 1 K: 0 S: 4 H: 1 LOB: 1 BB: 0 P: 4	R: 0 E: 0 K: 2 S: 7 H: 1 LOB: 0 BB: 0 P: 7	R: 0 E: 0 K: 0 S: 4 H: 1 LOB: 1 BB: 0 P: 4	1B: 8 2B: 3 3B: 0 HR: 1 SF: 0 SAC: 1 DP: 1 HBP: 0	WP: 1 PB: 0 SB: 0 CS: 1 PA: 38					

PITCHER		IP	WLS	BF	H	R	ER	SO	BB	IBB	HBP	BLK	WP	HR	S	P	ERA	WHIP
Tommy John, L ERA: 3.05	(1, 1)	7.0	L	30	9	2	1	1	0	0	0	0	1	1	32	32	1.29	1.286
Bruce Kison, R ERA:	(8, 1)	2.0		7	2	0	0	2	0	0	0	0	0	0	11	11	0.00	1.000

PITCHER	IP	WLS	BF	H	R	ER	SO	BB	IBB	HBP	BLK	WP	HR	S	P	ERA	WHIP

TOP

Chicago White Sox @ California Angels

Anaheim Stadium, Anaheim, CA

Wed Jun 13 1984, 10:05 PM EDT

Att. 28,046 - Unknown

livebaseballscorecards.com

AB	36
R	2
H	11
RBI	2
BB	0
SO	3
LOB	16

Batter	1	2	3	4	5	6	7	8	9	AB	R	H	RBI	BB	SO	LOB
Rob Wilfong, L (1, 4) OBP: 0.338, SLG: 0.432	4-3			K		F3		K		4	0	0	0	0	2	0
Rod Carew, L (1, 3) OBP: 0.364, SLG: 0.372	1-6-3			SH1-3 BB 1B		6-3			E 1B 1B	4	1	2	0	0	0	0
Fred Lynn, L (1, 8) OBP: 0.359, SLG: 0.464	K			SH1-3 1-2 BB			G3-6-3 BB		F6	2	0	0	0	2	1	1
Doug DeCinces, R (1, 5) OBP: 0.314, SLG: 0.433 Rob Picciolo, R (3, 5) OBP: 0.231, SLG: 0.282 Jerry Narron, L (9, PH) OBP: 0.291, SLG: 0.358 Gary Pettis, S (9, PR) OBP: 0.320, SLG: 0.308		6-3		SH1-3 1-2 2-3			G3-6-3 1-2f		E4 1-2 1B	1 1 1 0	0 0 0 0	0 0 1 0	0 0 0 0	0 0 0 0	0 0 0 0	0 1 0 0
Reggie Jackson, L (1, 10) OBP: 0.297, SLG: 0.419		1-3		K			BB BB		K	3	0	0	0	1	2	4
Brian Downing, R (1, 7) OBP: 0.336, SLG: 0.391		5-3			5-3		FC5-4 1-2 BB		E4 1-H 2-H	3	0	0	0	1	0	1
Mike Brown, R (1, 9) OBP: 0.350, SLG: 0.491			1-3		K		FC5-4 1-2f			3	0	0	0	0	1	2
Bob Boone, R (1, 2) OBP: 0.236, SLG: 0.272			5-3		F7			F7		3	0	0	0	0	0	0
Dick Schofield, R (1, 6) OBP: 0.276, SLG: 0.320			F8			F7		1-6-3		3	0	0	0	0	0	0
Inning Stats	R: 0 H: 0 E: 0 LOB: 0 K: 1 BB: 0 S: 5 P: 5	R: 0 H: 0 E: 0 LOB: 0 K: 0 BB: 0 S: 3 P: 3	R: 0 H: 0 E: 0 LOB: 0 K: 0 BB: 0 S: 3 P: 3	R: 0 H: 1 E: 0 LOB: 2 K: 2 BB: 1 S: 8 P: 12	R: 0 H: 0 E: 0 LOB: 0 K: 1 BB: 0 S: 5 P: 5	R: 0 H: 0 E: 0 LOB: 0 K: 0 BB: 0 S: 3 P: 3	R: 0 H: 0 E: 0 LOB: 2 K: 0 BB: 3 S: 2 P: 14	R: 0 H: 0 E: 0 LOB: 0 K: 1 BB: 0 S: 5 P: 5	R: 1 H: 2 E: 1 LOB: 1 K: 1 BB: 0 S: 7 P: 7	1B: 3 SF: 0 2B: 0 SAC: 1 3B: 0 DP: 1 HR: 0 HBP: 0						

PITCHER	IP	WLS	BF	H	R	ER	SO	BB	IBB	HBP	BLK	WP	HR	S	P	ERA	WHIP
Richard Dotson, R (1, 1) ERA: 2.74	9.0	W	33	3	1	0	6	4	0	0	0	0	0	41	57	0.00	0.778

PITCHER	IP	WLS	BF	H	R	ER	SO	BB	IBB	HBP	BLK	WP	HR	S	P	ERA	WHIP

BOTTOM

Chicago White Sox @ California Angels

Anaheim Stadium, Anaheim, CA

Wed Jun 13 1984, 10:05 PM EDT

Att. 28,046 - Unknown

livebaseballscorecards.com

AB	28
R	1
H	3
RBI	0
BB	4
SO	6
LOB	9

WP: 0	PA: 33		
PB: 0			
SB: 0			
CS: 0			

Batter	1	2	3	4	5	6	7	8	9	AB	R	H	RBI	BB	SO	LOB
Rudy Law, L (1, 8) OBP: 0.346, SLG: 0.405	FC	FC4-6 1-2f		F8			4-3	F8		5	0	0	0	0	0	4
Jerry Dybzinski, R (1, 6) OBP: 0.418, SLG: 0.446 Steve Christmas, L (8, PH) Scott Fletcher, R (8, 6) OBP: 0.342, SLG: 0.279	BBBB 1B K2-4-2 BB		1B 1B		G1-6-3 1B		BBBB 2B 1B BB	4-3		2 1 0	1 0 0	2 0 0	0 0 0	2 0 0	0 0 0	0 0 0
Harold Baines, L (1, 9) OBP: 0.290, SLG: 0.406	1-3 1B		1-3 1B		G1-6-3 1-2f		1-3 1B 2B		FC6-4 1B	5	1	4	0	0	0	1
Greg Luzinski, R (1, 10) OBP: 0.318, SLG: 0.305	K2-4-2 3-Hf		K		F6		F3		FC6-4 1B 1-2f	5	0	0	0	0	2	7
Greg Walker, L (1, 3) OBP: 0.307, SLG: 0.492		F7	F6			F7	FC 1B 2-H 3-H 1B		K	5	1	1	2	0	1	3
Ron Kittle, R (1, 7) OBP: 0.330, SLG: 0.514		BBBB BB BB BB	F9			F8	FC 1B 1-2		1-2 1B	4	0	1	0	1	0	3
Vance Law, R (1, 5) OBP: 0.282, SLG: 0.409		BBBB BB 1-2 BB		F8		2B	1-3 2-H 1B		K	4	0	2	1	1	1	2
Joel Skinner, R (1, 2) OBP: 0.222, SLG: 0.231 Jerry Hairston, S (6, PH) OBP: 0.321, SLG: 0.405 Marc Hill, R (6, 2) OBP: 0.333, SLG: 0.391		K				BBBB BB	K			2 0 1	0 0 0	0 0 0	0 0 0	0 1 0	1 0 1	2 0 2
Julio Cruz, S (1, 4) OBP: 0.257, SLG: 0.281		BBBB FC4-6 1-2 2-3 BB		E6		F4		F3		3	0	0	0	1	0	2

TOP

Chicago White Sox @ California Angels

Anaheim Stadium, Anaheim, CA

Thu Jun 14 1984, 10:05 PM EDT

Att. 26,831 - Unknown

livebaseballscorecards.com

AB	37
R	3
H	10
RBI	3
BB	6
SO	6
LOB	26

Inning Stats	1	2	3	4	5	6	7	8	9	1B: 8	SF: 0	WP: 0	PA: 43
R:	0	0	0	0	0	0	3	0	0	2B: 3	SAC: 0	PB: 0	
E:	0	0	0	1	0	0	0	0	0	3B: 0	DP: 2	SB: 0	
K:	1	1	1	0	1	0	1	0	2	HR: 0	HBP: 0	CS: 0	
S:	5	5	7	4	3	4	9	3	9				
H:	1	0	2	0	1	1	3	0	2				
LOB:	2	3	2	1	0	2	2	0	2				
BB:	1	3	0	0	0	1	1	0	0				
P:	9	17	7	4	3	8	13	3	9				

PITCHER		IP	WLS	BF	H	R	ER	SO	BB	IBB	HBP	BLK	WP	HR	S	P	ERA	WHIP
Ron Romanick, R ERA: 4.38	(1, 1)	6.2	W	32	7	3	3	3	6	0	0	0	0	0	32	56	4.05	1.950
Doug Corbett, R ERA: 2.45	(7, 1)	2.1	S	11	3	0	0	3	0	0	0	0	0	0	17	17	0.00	1.286

PITCHER	IP	WLS	BF	H	R	ER	SO	BB	IBB	HBP	BLK	WP	HR	S	P	ERA	WHIP

Batter	1	2	3	4	5	6	7	8	9	AB	R	H	RBI	BB	SO	LOB
Gary Pettis, S (1, 8) OBP: 0.322, SLG: 0.322	S S S 0-3 ① K		x 0-0 ② F9		x 0-0 ② 6-3		x 0-0 S 1B	x 0-0 1-H 2-H 1B 3B		5	1	2	2	0	1	0
Juan Beniquez, R (1, 7) OBP: 0.369, SLG: 0.491	S S S 0-3 ② K		x 0-0 HR		x 0-0 FC6-4 1B		x 0-0 ② 6-3 1-2	x 0-0 3-H 1B		5	1	3	2	0	1	1
Mike Brown, R (1, 9) OBP: 0.338, SLG: 0.459	x 0-0 ③ F9		B B B 4-0 BB		x 0-0 ③ FC6-4 1-2f		x 0-0 ③ 6-3	x 0-0 ③ 6-3		4	0	0	0	1	0	3
Brian Downing, R (1, 10) OBP: 0.335, SLG: 0.389		x 0-0 ① F4	x 0-0 ③ F7			x 0-0 1B 2B 1B		x 0-0 ① 1-3		4	1	1	0	0	0	1
Ron Jackson, R (1, 5) (7, 3) OBP: 0.273, SLG: 0.237		x 0-0 1B 1B 1B		x 0-0 E6 2B		x 0-0 ① F3		x 0-0 ② F5		4	2	1	0	0	0	1
Bobby Grich, R (1, 3) OBP: 0.333, SLG: 0.420 Rob Wilfong, L (7, 4) OBP: 0.343, SLG: 0.437		x 0-0 ② 1-3 1B		x 0-0 ① 1-H 2B		x 0-0 1-3 2B 1B		x 0-0 1B 1B 1B		3 1	0 1	3 1	1 0	0 0	0 0	0 0
Rob Picciolo, R (1, 4) (7, 5) OBP: 0.279, SLG: 0.349		x 0-0 3-H 1B		x 0-0 ② F4		x 0-0 ② 1-H 3-H 2B		x 0-0 1B 1-2 E 1B		4	1	3	2	0	0	0
Bob Boone, R (1, 2) OBP: 0.236, SLG: 0.272		x 0-0 ③ F8		x 0-0 ③ 6-3		x 0-0 ③ F4		x 0-0 E 1-2 2-H 3B 1B		4	1	1	1	0	0	2
Dick Schofield, R (1, 6) OBP: 0.270, SLG: 0.313		x 0-0 ① 5-3		x 0-0 ① F2		S S S 0-3 ① K		x 0-0 E6 1-2 2-H 3B		4	1	0	0	0	1	1
Inning Stats	R: 0 H: 0 E: 0 LOB: 0 K: 2 BB: 0 S: 7 P: 7	R: 1 H: 3 E: 0 LOB: 1 K: 0 BB: 0 S: 5 P: 5	R: 1 H: 1 E: 0 LOB: 1 K: 0 BB: 1 S: 4 P: 8	R: 1 H: 1 E: 1 LOB: 0 K: 0 BB: 0 S: 4 P: 4	R: 0 H: 1 E: 0 LOB: 1 K: 0 BB: 0 S: 4 P: 4	R: 1 H: 3 E: 0 LOB: 1 K: 0 BB: 0 S: 5 P: 5	R: 0 H: 1 E: 0 LOB: 1 K: 1 BB: 0 S: 6 P: 6	R: 5 H: 5 E: 1 LOB: 1 K: 0 BB: 0 S: 9 P: 9		1B: 11 SF: 0 2B: 2 SAC: 0 3B: 1 DP: 0 HR: 1 HBP: 0						WP: 0 PA: 39 PB: 0 SB: 1 CS: 0	

PITCHER		IP	WLS	BF	H	R	ER	SO	BB	IBB	HBP	BLK	WP	HR	S	P	ERA	WHIP
Britt Burns, L ERA: 4.43	(1, 1)	7.2	L	35	13	7	4	3	1	0	0	0	0	1	40	44	4.70	1.826
Salome Barojas, R ERA: 4.54	(8, 1)	0.1		4	2	2	0	0	0	0	0	0	0	0	4	4	0.00	6.000

PITCHER	IP	WLS	BF	H	R	ER	SO	BB	IBB	HBP	BLK	WP	HR	S	P	ERA	WHIP

BOTTOM

Chicago White Sox @ California Angels

Anaheim Stadium, Anaheim, CA

Thu Jun 14 1984, 10:05 PM EDT

Att. 26,831 - Unknown

livebaseballscorecards.com

AB	38
R	9
H	15
RBI	8
BB	1
SO	3
LOB	9

Chicago White Sox @ Oakland Athletics

Oakland-Alameda County Coliseum, Oakland, CA

Fri Jun 15 1984, 7:05 PM PDT

Att. 16,171 - Unknown

TOP

livebaseballscorecards.com

Batter	1	2	3	4	5	6	7	8	9	AB	R	H	RBI	BB	SO	LOB
Jerry Dybzinski, R (1, 6) OBP: 0.423, SLG: 0.450	6-3		6-3 1-2		FC6-4 1B			1B S 1B		4	0	2	0	0	0	1
Dave Stegman, R (1, 8) OBP: 0.311, SLG: 0.429	G6-3 1B		K 2-3		FC6-4 1-2f			1B 1-2 BB		3	0	1	0	1	1	2
Tom Paciorek, R (1, 3) OBP: 0.323, SLG: 0.349	G6-3 1-2f			6-3		6-3		F9		4	0	0	0	0	0	3
Greg Luzinski, R (1, 10) OBP: 0.321, SLG: 0.306 Greg Walker, L (8, PR) OBP: 0.307, SLG: 0.492		K		1B BB		6-3		1-2 2-3 1B		3 0	0 0	1 0	0 0	1 0	1 0	0 0
Ron Kittle, R (1, 7) OBP: 0.338, SLG: 0.534		CS 1B BB		1-2 1B		HR		K		3	1	2	1	1	1	3
Harold Baines, L (1, 9) OBP: 0.290, SLG: 0.404		CS 1-2 1B		F7		F4		G4-1		4	0	1	0	0	0	5
Vance Law, R (1, 5) OBP: 0.278, SLG: 0.403 Jerry Hairston, S (9, PH) OBP: 0.315, SLG: 0.395 Scott Fletcher, R (9, 5) OBP: 0.342, SLG: 0.279	F8 1-2 2-3			FC5 2-3f			F6		F7	3 1 0	0 0 0	0 0 0	0 0 0	0 0 0	0 0 0	4 0 0
Joel Skinner, R (1, 2) OBP: 0.226, SLG: 0.233			K	3-1			G6-3 1B		4-3	4	0	1	0	0	1	0
Julio Cruz, S (1, 4) OBP: 0.257, SLG: 0.276			S S BB	K			G6-3 1-2f		F3	3	0	0	0	1	1	1
Inning Stats	R: 0 E: 0 K: 0 S: 3 H: 1 LOB: 0 BB: 0 P: 3	R: 0 E: 0 K: 1 S: 5 H: 1 LOB: 1 BB: 1 P: 9	R: 0 E: 0 K: 2 S: 7 H: 0 LOB: 1 BB: 1 P: 11	R: 0 E: 0 K: 0 S: 4 H: 1 LOB: 2 BB: 1 P: 8	R: 0 E: 0 K: 1 S: 6 H: 1 LOB: 1 BB: 0 P: 6	R: 1 E: 0 K: 0 S: 4 H: 1 LOB: 0 BB: 0 P: 4	R: 0 E: 0 K: 0 S: 3 H: 1 LOB: 0 BB: 0 P: 3	R: 0 E: 0 K: 1 S: 7 H: 2 LOB: 3 BB: 1 P: 11	R: 0 E: 0 K: 0 S: 3 H: 0 LOB: 0 BB: 0 P: 3	1B: 7 2B: 0 3B: 0 HR: 1 SF: 0 SAC: 0 DP: 2 HBP: 0						

	AB	32
	R	1
	H	8
	RBI	1
	BB	4
	SO	5
	LOB	19

WP: 0 PB: 0 SB: 3 CS: 2 PA: 36

PITCHER		IP	WLS	BF	H	R	ER	SO	BB	IBB	HBP	BLK	WP	HR	S	P	ERA	WHIP
Bill Krueger, L ERA: 3.33	(1, 1)	7.1		30	7	1	1	4	4	0	0	0	0	1	34	50	1.23	1.500
Keith Atherton, R ERA: 3.12	(8, 1)	1.2	W	6	1	0	0	1	0	0	0	0	0	0	8	8	0.00	0.600

PITCHER		IP	WLS	BF	H	R	ER	SO	BB	IBB	HBP	BLK	WP	HR	S	P	ERA	WHIP

Batter	1	2	3	4	5	6	7	8	9	AB	R	H	RBI	BB	SO	LOB
Rickey Henderson, R (1, 7) OBP: 0.385, SLG: 0.403	F6		6-3			K		G4-6-3 1-2f		4	0	0	0	0	1	1
Dwayne Murphy, L (1, 8) OBP: 0.339, SLG: 0.452	1-3			F7		4-3			HR	4	1	1	1	0	0	0
Joe Morgan, L (1, 4) OBP: 0.387, SLG: 0.381	F8			E1 1B SF9		F9				3	1	0	0	0	0	0
Dave Kingman, R (1, 10) OBP: 0.293, SLG: 0.545		K		1-3 2B 1B			K			3	0	1	0	0	2	0
Carney Lansford, R (1, 5) OBP: 0.345, SLG: 0.417		F8		SF9 3-H			F9			2	0	0	1	0	0	0
Bruce Bochte, L (1, 3) OBP: 0.343, SLG: 0.350		1B		1-H 2B			BB			2	0	2	0	1	0	0
Mike Davis, L (1, 9) OBP: 0.253, SLG: 0.324		F7			K		K			3	0	0	0	0	2	2
Jim Essian, R (1, 2) OBP: 0.276, SLG: 0.280			F6		F1			F7		3	0	0	0	0	0	0
Tony Phillips, S (1, 6) OBP: 0.316, SLG: 0.310			K		1-3			BB G4-6-3		2	0	0	0	1	1	0
Inning Stats	R: 0 E: 0 K: 0 S: 3 H: 0 LOB: 0 BB: 0 P: 3	R: 0 E: 0 K: 1 S: 6 H: 1 LOB: 1 BB: 0 P: 6	R: 0 E: 0 K: 1 S: 5 H: 0 LOB: 0 BB: 0 P: 5	R: 1 E: 1 K: 0 S: 5 H: 2 LOB: 2 BB: 0 P: 5	R: 0 E: 0 K: 1 S: 5 H: 0 LOB: 0 BB: 0 P: 5	R: 0 E: 0 K: 1 S: 5 H: 0 LOB: 0 BB: 0 P: 5	R: 0 E: 0 K: 2 S: 7 H: 0 LOB: 1 BB: 1 P: 11	R: 0 E: 0 K: 0 S: 2 H: 0 LOB: 0 BB: 1 P: 6	R: 1 E: 0 K: 0 S: 1 H: 1 LOB: 0 BB: 0 P: 1	1B: 2 2B: 1 3B: 0 HR: 1	SF: 1 SAC: 0 DP: 1 HBP: 0						

PITCHER	IP	WLS	BF	H	R	ER	SO	BB	IBB	HBP	BLK	WP	HR	S	P	ERA	WHIP
LaMarr Hoyt, R (1, 1) ERA: 3.61	8.0	L	29	4	2	1	6	2	0	0	0	0	1	39	47	1.12	0.750

PITCHER	IP	WLS	BF	H	R	ER	SO	BB	IBB	HBP	BLK	WP	HR	S	P	ERA	WHIP

BOTTOM

Chicago White Sox @ Oakland Athletics

Oakland-Alameda County Coliseum, Oakland, CA

Fri Jun 15 1984, 7:05 PM PDT

Att. 16,171 - Unknown

livebaseballscorecards.com

AB	26
R	2
H	4
RBI	2
BB	2
SO	6
LOB	3

1B: 2 SF: 1
2B: 1 SAC: 0
3B: 0 DP: 1
HR: 1 HBP: 0

WP: 0 PA: 29
PB: 0
SB: 0
CS: 0

Batter	1	2	3	4	5	6	7	8	9	AB	R	H	RBI	BB	SO	LOB
Rudy Law, L (1, 8) OBP: 0.342, SLG: 0.399	S S S 0-3 ① K		x 0-0 1-2 1B		x 0-0 ③ F7 1-2			x 0-0 ① 4-3	x 0-0 ③ F5	5	0	1	0	0	1	2
Jerry Hairston, S (1, 10) OBP: 0.310, SLG: 0.383	x 0-0 ② F7		x 0-0 ③ 3-1			x 0-0 ① F9		x 0-0 HR 1B		4	1	1	0	0	0	2
Harold Baines, L (1, 9) OBP: 0.293, SLG: 0.409	x 0-0 ③ 3-1			x 0-0 G4-6-3 1B		x 0-0 2B		x 0-0 ② F9		4	0	2	0	0	0	1
Ron Kittle, R (1, 7) OBP: 0.337, SLG: 0.544		x 0-0 ① 6-3		S S S 0-3 ① K		x 0-0 ② 6-3		x 0-0 1-H HR		4	1	1	2	0	1	2
Greg Walker, L (1, 3) OBP: 0.306, SLG: 0.485		x 0-0 G6-4-3 1B		x 0-0 ② ③ G4-6-3 1-2f		x 0-0 ③ F8		x 0-0 ③ F9		4	0	1	0	0	0	2
Vance Law, R (1, 5) (7, 4) OBP: 0.278, SLG: 0.400		x 0-0 ② ③ G6-4-3 1-2f			x 0-0 6-3 6-3 E 1B		x 0-0 ① F8		S S S 0-3 ① K	4	1	1	0	0	1	1
Jerry Dybzinski, R (1, 6) OBP: 0.411, SLG: 0.435 Mike Squires, L (7, PH) OBP: 0.317, SLG: 0.270 (7, 5)			S S S 0-3 ① K		x 0-0 ① 6-3 1-2		x 0-0 ② F8		x 0-0 ② F8	2 2	0 0	0 0	0 0	0 0	1 0	1 0
Joel Skinner, R (1, 2) OBP: 0.235, SLG: 0.242 Tom Paciorek, R (9, PH) OBP: 0.326, SLG: 0.358			S S S 0-3 ② K		x 0-0 ② 6-3 2-3		x 0-0 1B		x 0-0 1B 2B	3 1	0 1	1 1	0 0	0 0	1 0	1 0
Scott Fletcher, R (1, 4) OBP: 0.342, SLG: 0.280 (7, 6) Steve Christmas, L (9, PH) OBP: 0.500, SLG: 0.500			x 0-0 1B 1B		x 0-0 E6 S 3-H		S S S 0-3 ③ K		x 0-0 2-H 1B	3 1	0 0	1 1	0 1	0 0	1 0	1 0
Inning Stats	R: 0 E: 0 K: 1 S: 5 H: 0 LOB: 0 BB: 0 P: 5	R: 0 E: 0 K: 0 S: 3 H: 1 LOB: 0 BB: 0 P: 3	R: 0 E: 0 K: 2 S: 9 H: 2 LOB: 2 BB: 0 P: 9	R: 0 E: 0 K: 1 S: 5 H: 1 LOB: 0 BB: 0 P: 5	R: 1 E: 1 K: 0 S: 5 H: 1 LOB: 1 BB: 0 P: 5	R: 0 E: 0 K: 0 S: 4 H: 1 LOB: 1 BB: 0 P: 4	R: 0 E: 0 K: 1 S: 6 H: 1 LOB: 1 BB: 0 P: 6	R: 2 E: 0 K: 0 S: 5 H: 2 LOB: 0 BB: 0 P: 5	R: 1 E: 0 K: 1 S: 7 H: 2 LOB: 1 BB: 0 P: 7	1B: 8 2B: 2 3B: 0 HR: 1	SF: 0 SAC: 0 DP: 2 HBP: 0					

PITCHER		IP	WLS	BF	H	R	ER	SO	BB	IBB	HBP	BLK	WP	HR	S	P	ERA	WHIP
Steve McCatty, R ERA: 4.09	(1, 1)	7.2	W	31	9	3	2	5	0	0	0	0	0	1	41	41	2.35	1.174
Bill Caudill, R ERA: 2.6	(8, 1)	1.1	S	6	2	1	1	1	0	0	0	0	0	0	8	8	6.75	1.500

PITCHER	IP	WLS	BF	H	R	ER	SO	BB	IBB	HBP	BLK	WP	HR	S	P	ERA	WHIP

Chicago White Sox @ Oakland Athletics

Oakland-Alameda County Coliseum, Oakland, CA

Sat Jun 16 1984, 3:33 AM PDT

Att. 27,281 - Unknown

TOP

livebaseballscorecards.com

AB	37
R	4
H	11
RBI	3
BB	0
SO	6
LOB	13

BOTTOM

Chicago White Sox @ Oakland Athletics

Oakland-Alameda County Coliseum, Oakland, CA

Sat Jun 16 1984, 3:33 AM PDT

Att. 27,281 - Unknown

livebaseballscorecards.com

Batter	1	2	3	4	5	6	7	8	9	AB	R	H	RBI	BB	SO	LOB
Rickey Henderson, R (1, 7) OBP: 0.390, SLG: 0.406	FC6-4 1B		K		S PB 1B 1-3 1B		BBBB 4-0 G4-6-3 BB			3	1	2	0	1	1	0
Dwayne Murphy, L (1, 8) OBP: 0.338, SLG: 0.448	F5 ①		G5-4-3 1B		SSS 0-3 K ② 1-2 3-H		G4-6-3 ①② 1-2f			4	0	1	0	0	1	3
Davey Lopes, R (1, 4) OBP: 0.352, SLG: 0.406	FC6-4 WP HR ② 1-2f		G5-4-3 ③ 1-2f		1B 2-H		F5 ③			4	1	1	1	0	0	2
Mark Wagner, R (8, 6) OBP: 0.176, SLG: 0.133										0	0	0	0	0	0	0
Dave Kingman, R (1, 10) OBP: 0.297, SLG: 0.558	HR 1-H			BBBB 4-0 FC5-4 BB	F8 ③			SSS 0-3 K ①		3	1	1	2	1	1	1
Carney Lansford, R (1, 5) OBP: 0.340, SLG: 0.410	6-3 ③			FC5-4 ① 1-2f	3-1 ①			F8 ②		4	0	0	0	0	0	1
Bruce Bochte, L (1, 3) OBP: 0.341, SLG: 0.348		4-3 ①		SSS 0-3 K ②	2B 1B			3-1 ③		4	1	1	0	0	1	1
Jim Essian, R (1, 2) OBP: 0.295, SLG: 0.340		2B		F3 ③	S PB 2B 1-H					3	1	2	1	0	0	1
Mike Davis, L (1, 9) OBP: 0.249, SLG: 0.318		F9 ②			SSS 0-3 K ①	SSS 0-3 K ② 2-H				3	0	0	0	0	2	1
Tony Phillips, S (1, 6) (8, 4) OBP: 0.317, SLG: 0.311		SSS 0-3 K ③			1B PB 1B	SSS 0-3 K2-3 ③				3	1	1	0	0	2	1
Inning Stats	R: 2 H: 2 E: 0 LOB: 0 K: 0 BB: 0 S: 5 P: 5	R: 0 H: 1 E: 0 LOB: 1 K: 1 BB: 0 S: 6 P: 6	R: 0 H: 1 E: 0 LOB: 0 K: 1 BB: 0 S: 5 P: 5	R: 0 H: 0 E: 1 LOB: 1 K: 1 BB: 1 S: 5 P: 9	R: 2 H: 3 E: 0 LOB: 1 K: 2 BB: 0 S: 10 P: 10	R: 2 H: 2 E: 0 LOB: 0 K: 2 BB: 0 S: 9 P: 9	R: 0 H: 0 E: 0 LOB: 0 K: 0 BB: 1 S: 2 P: 6	R: 0 H: 0 E: 0 LOB: 0 K: 1 BB: 0 S: 5 P: 5		1B: 6 SF: 0 2B: 2 SAC: 0 3B: 0 DP: 2 HR: 1 HBP: 0						

	AB	31
	R	6
	H	9
	RBI	4
	BB	2
	SO	8
	LOB	11

PITCHER		IP	WLS	BF	H	R	ER	SO	BB	IBB	HBP	BLK	WP	HR	S	P	ERA	WHIP
Floyd Bannister, L ERA: 4.98	(1, 1)	6.0	L	27	9	6	6	7	1	0	0	0	1	1	40	44	9.00	1.667
Salome Barojas, R ERA: 4.3	(7, 1)	2.0		6	0	0	0	1	1	0	0	0	0	0	7	11	0.00	0.500

PITCHER	IP	WLS	BF	H	R	ER	SO	BB	IBB	HBP	BLK	WP	HR	S	P	ERA	WHIP

Chicago White Sox @ Oakland Athletics

Oakland-Alameda County Coliseum, Oakland, CA

Sun Jun 17 1984, 3:33 AM PDT

Att. 40,302 - Unknown

TOP

livebaseballscorecards.com

Batter	1	2	3	4	5	6	7	8	9	AB	R	H	RBI	BB	SO	LOB
Rudy Law, L (1, 8) OBP: 0.333, SLG: 0.388	K		K		K 1-3	G4-6-3 1-2f		F8		5	0	0	0	0	3	2
Vance Law, R (1, 5) OBP: 0.285, SLG: 0.399	HR BB		WP BB		K		F9	FC4-6 1B		3	1	1	0	2	1	1
Tom Paciorek, R (1, 3) OBP: 0.330, SLG: 0.383	HR 1-H		F9 1-2		2B 3-H		K	FC4-6 1B 1-2f		4	1	2	3	0	1	1
Mike Squires, L (7, 3) OBP: 0.310, SLG: 0.263										1	0	0	0	0	0	1
Greg Luzinski, R (1, 10) OBP: 0.323, SLG: 0.305	BB S		K		F3		E9 1B 1B	1-2 1B		4	1	1	0	1	1	2
Ron Kittle, R (1, 7) OBP: 0.338, SLG: 0.540	K			K		1B 2B 1B	IBB 1B 2-3 1B	F8		5	2	2	0	0	2	3
Harold Baines, L (1, 9) OBP: 0.303, SLG: 0.415	5-3 1-2			1B		2B SH1-3 1-3 1B	1B 1B 1-2 IBB		G1-6-3 1B	4	2	3	0	1	0	1
Marc Hill, R (1, 2) OBP: 0.324, SLG: 0.379		F8		K		SH1-3 1B 1-3 3-H 2B	1B 1-3 2-H 3-H 1B		F8	2	0	0	0	0	1	1
Greg Walker, L (6, PH) OBP: 0.310, SLG: 0.496										1	1	1	1	0	0	0
Joel Skinner, R (6, 2) OBP: 0.250, SLG: 0.257										2	0	1	2	0	0	1
Scott Fletcher, R (1, 6) OBP: 0.340, SLG: 0.279		6-3		F4		SH1-3 2-3 3-H	FC6-4 1B 2-3 3-H		G1-6-3 1-2f	4	0	1	2	0	0	2
Julio Cruz, S (1, 4) OBP: 0.262, SLG: 0.277		K			E S 2B BB	G4-6-3 1B 3-H	FC6-4 1-2f			3	1	1	1	1	1	2

	AB	38
	R	9
	H	13
	RBI	9
	BB	5
	SO	10
	LOB	17

Inning Stats	1	2	3	4	5	6	7	8	9
	R: 2 E: 0 K: 2 S: 8	R: 0 E: 0 K: 1 S: 5	R: 0 E: 0 K: 2 S: 7	R: 0 E: 0 K: 2 S: 8	R: 1 E: 0 K: 2 S: 8	R: 3 E: 0 K: 0 S: 6	R: 3 E: 1 K: 1 S: 9	R: 0 E: 0 K: 0 S: 5	R: 0 E: 0 K: 0 S: 3
	H: 1 LOB: 1 BB: 2 P: 16	H: 0 LOB: 0 BB: 0 P: 5	H: 0 LOB: 1 BB: 1 P: 11	H: 1 LOB: 1 BB: 0 P: 8	H: 1 LOB: 1 BB: 1 P: 12	H: 4 LOB: 0 BB: 0 P: 6	H: 3 LOB: 2 BB: 1 P: 13	H: 2 LOB: 2 BB: 0 P: 5	H: 1 LOB: 0 BB: 0 P: 3

1B: 10	SF: 0	WP: 1	PA: 44
2B: 2	SAC: 1	PB: 0	
3B: 0	DP: 2	SB: 2	
HR: 1	HBP: 0	CS: 0	

PITCHER		IP	WLS	BF	H	R	ER	SO	BB	IBB	HBP	BLK	WP	HR	S	P	ERA	WHIP
Tim Conroy, L ERA: 6.69	(1, 1)	4.2		21	3	3	3	9	4	0	0	0	1	1	35	51	5.79	1.500
Jeff Jones, R ERA: 2.75	(5, 1)	0.2	L	6	4	3	3	0	0	0	0	0	0	0	6	6	40.50	6.000
Lary Sorensen, R ERA: 4.84	(6, 1)	2.2		14	5	3	0	1	0	1	0	0	0	0	15	19	0.00	1.875
Gorman Heimueller, L ERA: 4.5	(9, 1)	1.0		3	1	0	0	0	0	0	0	0	0	0	3	3	0.00	1.000

PITCHER		IP	WLS	BF	H	R	ER	SO	BB	IBB	HBP	BLK	WP	HR	S	P	ERA	WHIP

BOTTOM

Chicago White Sox @ Oakland Athletics

Oakland-Alameda County Coliseum, Oakland, CA

Sun Jun 17 1984, 3:33 AM PDT

Att. 40,302 - Unknown

livebaseballscorecards.com

Batter	1	2	3	4	5	6	7	8	9	AB	R	H	RBI	BB	SO	LOB
Rickey Henderson, R (1, 7) OBP: 0.392, SLG: 0.404	BBBB 4-0 4-3 S BB	x 0-0 ② SF8 3-H			SSS 0-3 ① K		BBBB 4-0 G5-4-3 BB			1	0	0	1	2	1	0
Dwayne Murphy, L (1, 8) OBP: 0.340, SLG: 0.461	x 0-0 ① 4-3 1-3	x 0-0 ③ CS 1-2	x 0-0 HR		BBBB 4-0 FC6-4 1B BB		x 0-0 ①② G5-4-3 1-2f			3	1	1	1	1	0	2
Joe Morgan, L (1, 4) OBP: 0.389, SLG: 0.380	BBBB 4-0 S BB		x 0-0 ① F9		x 0-0 FC6-4 1-2 1B		x 0-0 ③ 4-3			3	0	1	0	1	0	0
Dave Kingman, R (1, 10) OBP: 0.300, SLG: 0.554 Bill Almon, R (8, PR) OBP: 0.207, SLG: 0.200	BBBB 4-0 1-3 1-2 BB		SSS 0-3 ② K		x 0-0 ② FC6-4 1-2f 2-3			x 0-0 G4-6-3 1B		3 0	0 0	1 0	0 0	1 0	1 0	2 0
Davey Lopes, R (1, 5) OBP: 0.344, SLG: 0.396	x 0-0 ②③ 1-3 1-2f		x 0-0 ③ 6-3		SSS 0-3 ③ K			x 0-0 ①② G4-6-3 1-2f		4	0	0	0	0	1	6
Bruce Bochte, L (1, 3) OBP: 0.344, SLG: 0.351		x 0-0 1B 1B 1B	x 0-0 ① F8			x 0-0 G6-4-3 1B		x 0-0 ③ 4-3		4	1	2	0	0	0	1
Mike Heath, R (1, 2) OBP: 0.301, SLG: 0.395		x 0-0 ① F8	x 0-0 HR			x 0-0 ①② G6-4-3 1-2f			x 0-0 ① 4-3	4	1	1	1	0	0	2
Mike Davis, L (1, 9) OBP: 0.254, SLG: 0.322		x 0-0 1B 1-2 SF8 1B	x 0-0 ② 4-3			x 0-0 FC6-4 1B			x 0-0 ② F4	4	1	2	0	0	0	0
Tony Phillips, S (1, 6) OBP: 0.317, SLG: 0.311 Jeff Burroughs, R (9, PH) OBP: 0.392, SLG: 0.400		x 0-0 CS 1-3 2-H 1B	x 0-0 ③ 6-3			x 0-0 ③ FC6-4 1-2f			x 0-0 ③ 6-3	3 1	0 0	1 0	1 0	0 0	0 0	1 0
Inning Stats	R: 0 H: 0 E: 0 LOB: 2 K: 0 BB: 3 S: 2 P: 14	R: 2 H: 3 E: 0 LOB: 0 K: 0 BB: 0 S: 5 P: 5	R: 1 H: 1 E: 0 LOB: 0 K: 1 BB: 0 S: 6 P: 6	R: 1 H: 1 E: 0 LOB: 0 K: 0 BB: 0 S: 4 P: 4	R: 0 H: 1 E: 0 LOB: 2 K: 2 BB: 1 S: 8 P: 12	R: 0 H: 2 E: 0 LOB: 1 K: 0 BB: 0 S: 4 P: 4	R: 0 H: 0 E: 0 LOB: 0 K: 0 BB: 1 S: 2 P: 6	R: 0 H: 1 E: 0 LOB: 1 K: 0 BB: 0 S: 3 P: 3	R: 0 H: 0 E: 0 LOB: 0 K: 0 BB: 0 S: 3 P: 3	1B: 7 SF: 1 2B: 1 SAC: 0 3B: 0 DP: 4 HR: 2 HBP: 0				WP: 0 PB: 0 SB: 2 CS: 1		PA: 37	

PITCHER		IP	WLS	BF	H	R	ER	SO	BB	IBB	HBP	BLK	WP	HR	S	P	ERA	WHIP
Tom Seaver, R ERA: 4.26	(1, 1)	5.0	W	23	6	4	4	3	4	0	0	0	0	2	25	41	7.20	2.000
Juan Agosto, L ERA: 1.8	(6, 1)	4.0	S	13	3	0	0	0	1	0	0	0	0	0	12	16	0.00	1.000

PITCHER	IP	WLS	BF	H	R	ER	SO	BB	IBB	HBP	BLK	WP	HR	S	P	ERA	WHIP

AB	30
R	4
H	9
RBI	4
BB	5
SO	3
LOB	14

Batter	1	2	3	4	5	6	7	8	9	AB	R	H	RBI	BB	SO	LOB
Scott Fletcher, R (1, 6) OBP: 0.337, SLG: 0.277	0-0 BB 1B 2B 1B	0-0 ② 6-3		0-0 ③ 5-3		0-0 ③ 4-3			0-0 ① 4-3	5	1	1	0	0	0	0
Vance Law, R (1, 5) OBP: 0.288, SLG: 0.413	0-0 BB 1-2 2B 1B	0-0 ③ 4-3			0-0 HR		0-0 ① F3		0-0 ② F9	5	2	2	1	0	0	0
Tom Paciorek, R (1, 3) Rudy Law, L (5, 8) OBP: 0.325, SLG: 0.377 OBP: 0.330, SLG: 0.384	S S S 0-3 ① K		0-0 ① 5-3		S S S 0-3 ① K		0-0 ② F7		0-0 ③ 6-3	3 2	0 0	0 0	0 0	0 0	2 0	2 0
Greg Luzinski, R (1, 10) OBP: 0.330, SLG: 0.307	B B B 4-0 2B 1-2 2-3 3B BB		0-0 ② F8		B B B 4-0 HR BB		0-0 1B			2	2	1	0	2	0	0
Ron Kittle, R (1, 7) OBP: 0.341, SLG: 0.542	0-0 1-3 2-H 3-H 3B 2B		B B B B 4-0 BB		0-0 ② F9		0-0 ③ F8			3	1	1	2	1	0	2
Harold Baines, L (1, 9) OBP: 0.310, SLG: 0.442	0-0 2-H 3-H 3B		0-0 ③ F3		0-0 1-H HR				0-0 1B 4-3 1B	4	1	3	4	0	0	1
Dave Stegman, R (1, 8) Greg Walker, L (5, PH) (5, 3) Mike Squires, L (9, 3) OBP: 0.316, SLG: 0.423 OBP: 0.306, SLG: 0.489 OBP: 0.310, SLG: 0.263	S S S 0-3 ② K			B B B 4-0 1B S G6-4-3 BB	0-0 ③ F7			0-0 ① 4-3 1-2		1 2 0	1 0 0	0 0 0	0 0 0	1 0 0	1 0 0	1 1 0
Joel Skinner, R (1, 2) OBP: 0.275, SLG: 0.282	S S S 0-3 ③ K			0-0 G6-4-3 1-3 1B		0-0 ① F3		0-0 1-3 2-3 1B		4	0	2	0	0	1	1
Julio Cruz, S (1, 4) OBP: 0.256, SLG: 0.271		S S S 0-3 ① K		0-0 ① ② G6-4-3 1-2f 3-H		0-0 ② F9		0-0 ② ③ 1-3 1-2f		4	0	0	0	0	1	3
Inning Stats	R: 4 E: 0 K: 3 S: 13 H: 4 LOB: 1 BB: 1 P: 17	R: 0 E: 0 K: 1 S: 5 H: 0 LOB: 0 BB: 0 P: 5	R: 0 E: 0 K: 0 S: 3 H: 0 LOB: 1 BB: 1 P: 7	R: 1 E: 0 K: 0 S: 3 H: 1 LOB: 0 BB: 1 P: 7	R: 3 E: 0 K: 1 S: 7 H: 2 LOB: 0 BB: 1 P: 11	R: 0 E: 0 K: 0 S: 3 H: 0 LOB: 0 BB: 0 P: 3	R: 0 E: 0 K: 0 S: 4 H: 1 LOB: 1 BB: 0 P: 4	R: 0 E: 0 K: 0 S: 4 H: 2 LOB: 1 BB: 0 P: 4	R: 0 E: 0 K: 0 S: 3 H: 0 LOB: 0 BB: 0 P: 3	1B: 6 2B: 2 3B: 1 HR: 2	SF: 0 SAC: 0 DP: 2 HBP: 0						

TOP

Chicago White Sox @ Seattle Mariners

The Kingdome, Seattle, WA

Mon Jun 18 1984, 10:05 PM EDT

Att. 12,264 - Unknown

livebaseballscorecards.com

AB	35
R	8
H	10
RBI	7
BB	4
SO	5
LOB	11

WP: 0 PB: 0 SB: 1 CS: 0 PA: 39

PITCHER		IP	WLS	BF	H	R	ER	SO	BB	IBB	HBP	BLK	WP	HR	S	P	ERA	WHIP
Matt Young, L ERA: 7.39	(1, 1)	4.0	L	20	6	6	6	4	3	0	0	0	0	1	25	37	13.50	2.250
Bob Stoddard, R ERA: 4.39	(5, 1)	3.0		12	2	2	2	1	1	0	0	0	0	1	13	17	6.00	1.000
Paul Mirabella, L ERA: 3.06	(8, 1)	2.0		7	2	0	0	0	0	0	0	0	0	0	7	7	0.00	1.000

PITCHER	IP	WLS	BF	H	R	ER	SO	BB	IBB	HBP	BLK	WP	HR	S	P	ERA	WHIP

Batter	1	2	3	4	5	6	7	8	9	AB	R	H	RBI	BB	SO	LOB
Spike Owen, S (1, 6) OBP: 0.341, SLG: 0.388	S 1B		FC6-4 1B 2-3		6-3		4-3			4	0	2	0	0	0	0
Larry Milbourne, S (1, 4) OBP: 0.355, SLG: 0.339	6-3 1-2		FC6-4 FC4-6 1-2f 3-H		F3			6-3		4	0	0	1	0	0	2
Alvin Davis, L (1, 3) OBP: 0.426, SLG: 0.581	K		FC4-6 HR 1-2f		BB			4-3		3	1	0	0	1	1	2
Ken Phelps, L (1, 10) OBP: 0.388, SLG: 0.696	K		HR 1-H		F8			K		4	1	1	2	0	2	2
Al Cowens, R (1, 9) OBP: 0.310, SLG: 0.436		F9	F5			K			6-3	4	0	0	0	0	1	0
Al Chambers, L (1, 7) OBP: 0.222, SLG: 0.333		K		K		3-1			5-3	4	0	0	0	0	2	0
Dave Henderson, R (1, 8) OBP: 0.267, SLG: 0.300		1B		HR		F3			BB	3	1	2	1	1	0	0
Bob Kearney, R (1, 2) OBP: 0.266, SLG: 0.383		F9		4-3			G5-4-3 HBP		F3	3	0	0	0	0	0	2
Domingo Ramos, R (1, 5) OBP: 0.205, SLG: 0.209			E3 1B FC6-4 1B	F9			G5-4-3 1-2f			3	1	1	0	0	0	1

Chicago White Sox @ Seattle Mariners

The Kingdome, Seattle, WA

Mon Jun 18 1984, 10:05 PM EDT

Att. 12,264 - Unknown

BOTTOM

livebaseballscorecards.com

	AB	R	H	RBI	BB	SO	LOB
	32	4	6	4	2	6	9

Inning Stats	1	2	3	4	5	6	7	8	9
	R: 0 E: 0 K: 2 S: 8 H: 1 LOB: 1 BB: 0 P: 8	R: 0 E: 0 K: 1 S: 6 H: 1 LOB: 1 BB: 0 P: 6	R: 3 E: 1 K: 0 S: 6 H: 3 LOB: 0 BB: 0 P: 6	R: 1 E: 0 K: 1 S: 6 H: 1 LOB: 0 BB: 0 P: 6	R: 0 E: 0 K: 0 S: 3 H: 0 LOB: 1 BB: 1 P: 7	R: 0 E: 0 K: 1 S: 5 H: 0 LOB: 0 BB: 0 P: 5	R: 0 E: 0 K: 0 S: 2 H: 0 LOB: 0 BB: 0 P: 3	R: 0 E: 0 K: 1 S: 5 H: 0 LOB: 0 BB: 0 P: 5	R: 0 E: 0 K: 0 S: 3 H: 0 LOB: 1 BB: 1 P: 7

	1B	SF	WP	PA
	4	0	0	35
	2B: 0	SAC: 0	PB: 0	
	3B: 0	DP: 1	SB: 1	
	HR: 2	HBP: 1	CS: 0	

PITCHER	IP	WLS	BF	H	R	ER	SO	BB	IBB	HBP	BLK	WP	HR	S	P	ERA	WHIP
Richard Dotson, R (1, 1) ERA: 2.84	9.0	W	35	6	4	4	6	2	0	1	0	0	2	44	53	4.00	0.889

PITCHER	IP	WLS	BF	H	R	ER	SO	BB	IBB	HBP	BLK	WP	HR	S	P	ERA	WHIP

Batter	1	2	3	4	5	6	7	8	9	AB	R	H	RBI	BB	SO	LOB
Rudy Law, L (1, 8) OBP: 0.333, SLG: 0.386	0-0 CS 1B		0-0 1B 1-2 1B		0-0 F9 ②		0-0 F9 ③			4	0	2	0	0	0	0
Vance Law, R (1, 5) OBP: 0.287, SLG: 0.410	0-0 F3 ①② 1-2		0-0 1-3 2-H 1B		0-0 5-3 ③			0-0 5-3 ①		4	0	1	1	0	0	1
Harold Baines, L (1, 9) OBP: 0.313, SLG: 0.453	B B B B 4-0 1B BB		0-0 F6 ①			0-0 HR		0-0 F7 ②		3	1	1	1	1	0	2
Greg Luzinski, R (1, 10) OBP: 0.333, SLG: 0.307	0-0 1-2 1B		0-0 F4 ②			0-0 6-3 ①		B B B B 4-0 BB		3	0	1	0	1	0	2
Greg Walker, L (1, 3) OBP: 0.298, SLG: 0.476	0-0 F8 ③		0-0 F7 ③			0-0 F7 ②		0-0 F7 ③		4	0	0	0	0	0	5
Ron Kittle, R (1, 7) OBP: 0.339, SLG: 0.534		0-0 5-3 ①		0-0 F8 ①		B B B B 4-0 FC6-4 BB			0-0 F1 ①	3	0	0	0	1	0	0
Joel Skinner, R (1, 2) OBP: 0.256, SLG: 0.262 Steve Christmas, L (9, PH) OBP: 0.667, SLG: 1.000		0-0 5-3 ②		S S S 0-3 K ②		0-0 FC6-4 ③ 1-2f			0-0 2B	3 1	0 0	0 1	0 0	0 0	1 0	1 0
Scott Fletcher, R (1, 6) OBP: 0.333, SLG: 0.274 Mike Squires, L (7, PH) OBP: 0.302, SLG: 0.256 Jerry Dybzinski, R (7, 6) OBP: 0.411, SLG: 0.435 Jerry Hairston, S (9, PH) OBP: 0.305, SLG: 0.375		0-0 1-3 ③		0-0 F8 ③			0-0 F8 ①		0-0 F3 ②	2 1 0 1	0 0 0 0	0 0 0 0	0 0 0 0	0 0 0 0	0 0 0 0	0 0 0 1
Julio Cruz, S (1, 4) OBP: 0.256, SLG: 0.266			B B B B 4-0 1B 1B BB		0-0 F9 ①		0-0 4-3 ②		0-0 4-3 ③	3	1	0	0	1	0	1
Inning Stats	R: 0 E: 0 K: 0 S: 4 H: 2 LOB: 2 BB: 1 P: 8	R: 0 E: 0 K: 0 S: 3 H: 0 LOB: 0 BB: 0 P: 3	R: 1 E: 0 K: 0 S: 5 H: 2 LOB: 2 BB: 1 P: 9	R: 0 E: 0 K: 1 S: 5 H: 0 LOB: 0 BB: 0 P: 5	R: 0 E: 0 K: 0 S: 3 H: 0 LOB: 0 BB: 0 P: 3	R: 1 E: 0 K: 0 S: 4 H: 1 LOB: 1 BB: 1 P: 8	R: 0 E: 0 K: 0 S: 3 H: 0 LOB: 0 BB: 0 P: 3	R: 0 E: 0 K: 0 S: 3 H: 0 LOB: 1 BB: 1 P: 7	R: 0 E: 0 K: 0 S: 4 H: 1 LOB: 1 BB: 0 P: 4	1B: 4 2B: 1 3B: 0 HR: 1	SF: 0 SAC: 0 DP: 0 HBP: 0						

PITCHER	IP	WLS	BF	H	R	ER	SO	BB	IBB	HBP	BLK	WP	HR	S	P	ERA	WHIP
Jim Beattie, R (1, 1) ERA: 3.25	7.0	W	28	5	2	2	1	3	0	0	0	0	1	27	39	2.57	1.143
Mike Stanton, R (8, 1) ERA: 2.62	2.0		8	1	0	0	0	1	0	0	0	0	0	7	11	0.00	1.000

PITCHER	IP	WLS	BF	H	R	ER	SO	BB	IBB	HBP	BLK	WP	HR	S	P	ERA	WHIP

TOP

Chicago White Sox @ Seattle Mariners

The Kingdome, Seattle, WA

Tue Jun 19 1984, 10:05 PM EDT

Att. 8,803 - Unknown

livebaseballscorecards.com

AB	32
R	2
H	6
RBI	2
BB	4
SO	1
LOB	13

1B: 4	SF: 0	WP: 0	PA: 36		
2B: 1	SAC: 0	PB: 0			
3B: 0	DP: 0	SB: 0			
HR: 1	HBP: 0	CS: 1			

Batter	1	2	3	4	5	6	7	8	9	AB	R	H	RBI	BB	SO	LOB
Jack Perconte, L (1, 4) OBP: 0.348, SLG: 0.333	4-3		BB, HBP, BB	1B		FC5-4, BB	3B, HBP			2	2	1	0	2	0	0
Phil Bradley, R (1, 7) OBP: 0.346, SLG: 0.300	4-3		K	K		FC5-4, S, E 1-2f	3B 1-H 2-H 3-H			5	1	1	3	0	2	5
Alvin Davis, L (1, 3) OBP: 0.425, SLG: 0.573	F7		BB, BB 1-2 2-3, HBP		K	E 1-2, IBB	F8			3	0	0	0	1	1	1
Al Cowens, R (1, 10) OBP: 0.312, SLG: 0.438		K	BB 1-2 2-3 3-H, BB		F9	E6 1-3 2-H		F8, 2B		4	0	1	1	1	1	1
Barry Bonnell, R (1, 9) OBP: 0.344, SLG: 0.418		K	BB 1-2 2-3 3-H, BB		S, BB	K		F8 2-3		3	0	0	1	2	2	3
Dave Henderson, R (1, 8) OBP: 0.272, SLG: 0.298		S, 1B	K		F8 1-2		CS, BB	K		4	0	1	0	1	2	5
Larry Milbourne, S (1, 5) OBP: 0.352, SLG: 0.336 Domingo Ramos, R (8, 5) OBP: 0.200, SLG: 0.205	F9 1-2			F8		F9	3-1, 1B 3B 1-2, 1B		4-3	4 1	1 0	1 0	0 0	0 0	0 0	1 1
Bob Kearney, R (1, 2) OBP: 0.279, SLG: 0.400			HBP, BB BB, 1B	1B 1B		HR, 2B	3-1 3B 1-2, 1B			4	3	4	0	0	0	0
Spike Owen, S (1, 6) OBP: 0.340, SLG: 0.399			K	F9		HR 2-H	3-1 1-2 2-3			4	1	1	2	0	1	4
Inning Stats	R: 0 E: 0 K: 0 S: 3 H: 0 LOB: 0 BB: 0 P: 3	R: 0 E: 0 K: 2 S: 8 H: 1 LOB: 1 BB: 0 P: 8	R: 2 E: 0 K: 3 S: 10 H: 1 LOB: 3 BB: 3 P: 23	R: 0 E: 0 K: 1 S: 7 H: 2 LOB: 2 BB: 0 P: 7	R: 0 E: 0 K: 1 S: 5 H: 0 LOB: 1 BB: 1 P: 9	R: 3 E: 1 K: 1 S: 8 H: 2 LOB: 2 BB: 2 P: 16	R: 3 E: 0 K: 0 S: 5 H: 3 LOB: 1 BB: 1 P: 10	R: 0 E: 0 K: 1 S: 6 H: 1 LOB: 1 BB: 0 P: 6		1B: 6 2B: 2 3B: 1 HR: 1 SF: 0 SAC: 0 DP: 0 HBP: 2						

PITCHER		IP	WLS	BF	H	R	ER	SO	BB	IBB	HBP	BLK	WP	HR	S	P	ERA	WHIP
Britt Burns, L ERA: 4.61	(1, 1)	5.1	L	28	6	5	4	7	5	0	1	0	0	1	36	57	6.75	2.062
Salome Barojas, R ERA: 4.66	(6, 1)	1.0		7	2	2	2	1	1	1	0	0	0	0	7	15	18.00	3.000
Juan Agosto, L ERA: 2.1	(7, 1)	0.2		4	1	1	1	0	0	0	1	0	0	0	3	4	13.50	1.500
Al Jones, R ERA: 3.45	(8, 1)	1.0		4	1	0	0	1	0	0	0	0	0	0	6	6	0.00	1.000

PITCHER	IP	WLS	BF	H	R	ER	SO	BB	IBB	HBP	BLK	WP	HR	S	P	ERA	WHIP

BOTTOM

Chicago White Sox @ Seattle Mariners

The Kingdome, Seattle, WA

Tue Jun 19 1984, 10:05 PM EDT

Att. 8,803 - Unknown

livebaseballscorecards.com

AB	34
R	8
H	10
RBI	7
BB	7
SO	9
LOB	21

WP: 0 PA: 43
PB: 0
SB: 3
CS: 1

Batter	1	2	3	4	5	6	7	8	9	AB	R	H	RBI	BB	SO	LOB
Scott Fletcher, R (1, 6) OBP: 0.344, SLG: 0.290	SH1-3 2B		1-2 1B		BBB 1-2 S 2B BB		2-3 BB 1B		SSS K ①	4	1	3	0	1	1	0
Vance Law, R (1, 5) OBP: 0.289, SLG: 0.416 Jerry Hairston, S (7, PH) OBP: 0.317, SLG: 0.375 Jerry Dybzinski, R (7, PR) OBP: 0.405, SLG: 0.429 (7, 5)	SH1-3 ① 2-3		F8 ① 2-3		1-H 2-H 2B		BBBB FC5-4 1-2 BB		SSS K ②	2 0 1 2 0 0 2 0 0 0 0 1 0 0 1 0 0 0 0 1 0						
Tom Paciorek, R (1, 3) OBP: 0.319, SLG: 0.371 Mike Squires, L (7, 3) OBP: 0.295, SLG: 0.250	SSS K ②		4-1-6 ②③ 3-3f		SSS K ③		SF8 ② 3-H		4-3 ③	3 0 0 1 0 2 4 1 0 0 0 0 0 0						
Greg Luzinski, R (1, 10) OBP: 0.332, SLG: 0.302	BBBB FC5-4 BB			SSS K ①		SSS K ①	FC5-4 ③ 1-2f			3	0	0	0	1	2	2
Ron Kittle, R (1, 7) OBP: 0.342, SLG: 0.531	FC5-4 ③ 1-2f			6-3 ②		CS 1B		H 1-0 1B E HBP		3	1	1	0	0	0	2
Harold Baines, L (1, 9) OBP: 0.308, SLG: 0.445		4-3 ①		4-3 ③		SSS K ②		SSS K ①		4	0	0	0	0	2	2
Dave Stegman, R (1, 8) OBP: 0.316, SLG: 0.419 Rudy Law, L (8, PH) OBP: 0.332, SLG: 0.384 (8, 8)	F9 ②				FC6-4 1B	CS ③ 1-2	6-3 ①	F7 ②		3 0 1 0 0 0 0 1 0 0 0 0 0 1						
Joel Skinner, R (1, 2) OBP: 0.277, SLG: 0.304	6-3 ③				F8 ①		2B 2B	E5 1-H 1B		4 1 2 0 0 0 1						
Julio Cruz, S (1, 4) OBP: 0.261, SLG: 0.277			F8 1B 4-1-6 1B		FC6-4 ② S BB 1-2f 2B		1B 2-H SF8 2B	F7 ③		4 2 2 1 0 0 2						
Inning Stats	R: 0 H: 1 E: 0 LOB: 2 K: 1 BB: 1 S: 6 P: 10	R: 0 H: 0 E: 0 LOB: 0 K: 0 BB: 0 S: 3 P: 3	R: 0 H: 2 E: 0 LOB: 1 K: 0 BB: 0 S: 4 P: 4	R: 0 H: 0 E: 0 LOB: 0 K: 1 BB: 0 S: 5 P: 5	R: 2 H: 2 E: 0 LOB: 1 K: 1 BB: 1 S: 7 P: 11	R: 0 H: 1 E: 0 LOB: 0 K: 2 BB: 0 S: 7 P: 7	R: 2 H: 3 E: 0 LOB: 2 K: 0 BB: 1 S: 6 P: 10	R: 1 H: 1 E: 1 LOB: 1 K: 1 BB: 0 S: 6 P: 7	R: 0 H: 0 E: 0 LOB: 0 K: 2 BB: 0 S: 7 P: 7	1B: 6 SF: 1 2B: 5 SAC: 1 3B: 0 DP: 1 HR: 0 HBP: 1						

TOP

Chicago White Sox @ Seattle Mariners

The Kingdome, Seattle, WA

Wed Jun 20 1984, 10:05 PM EDT

Att. 10,712 - Unknown

livebaseballscorecards.com

AB	33
R	5
H	10
RBI	4
BB	3
SO	8
LOB	16

PITCHER		IP	WLS	BF	H	R	ER	SO	BB	IBB	HBP	BLK	WP	HR	S	P	ERA	WHIP
Mark Langston, L ERA: 4.38	(1, 1)	6.1	L	28	9	4	4	5	2	0	0	0	0	0	36	44	5.68	1.737
Ed Nunez, R ERA: 0.96	(7, 1)	2.2		11	1	1	0	3	1	0	1	0	0	0	15	20	0.00	0.750

PITCHER	IP	WLS	BF	H	R	ER	SO	BB	IBB	HBP	BLK	WP	HR	S	P	ERA	WHIP

BOTTOM

Chicago White Sox @ Seattle Mariners

The Kingdome, Seattle, WA

Wed Jun 20 1984, 10:05 PM EDT

Att. 10,712 - Unknown

Batter	1	2	3	4	5	6	7	8	9	AB	R	H	RBI	BB	SO	LOB
Jack Perconte, L (1, 4) OBP: 0.349, SLG: 0.332	6-3		BB		F8		F7		1B 2-3	4	0	1	0	1	0	0
Larry Milbourne, S (1, 5) OBP: 0.359, SLG: 0.339	F3 BB		F8		G3 S 1B			6-3	1-3 3-H	2	0	1	0	1	0	2
Domingo Ramos, R (5, PR) OBP: 0.196, SLG: 0.200 (6, 5)										1	0	0	0	0	0	0
Barry Bonnell, R (9, PH) OBP: 0.347, SLG: 0.421									1B	1	0	1	1	0	0	0
Phil Bradley, R (9, PR) OBP: 0.346, SLG: 0.300										0	0	0	0	0	0	0
Alvin Davis, L (1, 3) OBP: 0.421, SLG: 0.569	F3 1-2		F8		G3 1-3			G3 2B	4-3	5	0	1	0	0	0	6
Ken Phelps, L (1, 10) OBP: 0.382, SLG: 0.671	6-3			2B FC 1B	K			G3 2-3		4	1	1	0	0	1	4
Al Cowens, R (1, 9) OBP: 0.311, SLG: 0.439		K		FC E 1-3 2B		F3		1-3		4	1	1	0	0	1	1
Al Chambers, L (1, 7) OBP: 0.154, SLG: 0.231		F4		FC S 2-3 3-H		4-3			K	4	0	0	1	0	1	1
Dave Henderson, R (1, 8) OBP: 0.271, SLG: 0.320		4-3		F9		K			HR	4	1	1	1	0	1	2
Bob Kearney, R (1, 2) OBP: 0.280, SLG: 0.399			G3 1B	K 1-3 3-H			K		6-3	3	0	1	0	0	2	1
Pat Putnam, L (9, PH) OBP: 0.254, SLG: 0.260										1	0	0	0	0	0	0
Spike Owen, S (1, 6) OBP: 0.339, SLG: 0.401			G3 1-2	4-3			K		1B 1B 2B	4	1	1	0	0	1	2

Inning Stats	1	2	3	4	5	6	7	8	9
	R: 0 E: 0 K: 0 S: 3	R: 0 E: 0 K: 1 S: 5	R: 0 E: 0 K: 0 S: 4	R: 2 E: 0 K: 1 S: 8	R: 0 E: 0 K: 1 S: 6	R: 0 E: 0 K: 1 S: 5	R: 0 E: 0 K: 2 S: 7	R: 0 E: 0 K: 0 S: 4	R: 2 E: 0 K: 1 S: 9
	H: 0 LOB: 1 BB: 1 P: 7	H: 0 LOB: 0 BB: 0 P: 5	H: 1 LOB: 2 BB: 1 P: 8	H: 2 LOB: 1 BB: 0 P: 8	H: 1 LOB: 2 BB: 0 P: 6	H: 0 LOB: 0 BB: 0 P: 5	H: 0 LOB: 0 BB: 0 P: 7	H: 1 LOB: 1 BB: 0 P: 4	H: 4 LOB: 2 BB: 0 P: 9

	AB	37
	R	4
	H	9
	RBI	3
	BB	2
	SO	7
	LOB	19

	1B: 5	SF: 0	WP: 0	PA: 39
	2B: 3	SAC: 0	PB: 0	
	3B: 0	DP: 0	SB: 3	
	HR: 1	HBP: 0	CS: 0	

livebaseballscorecards.com

PITCHER		IP	WLS	BF	H	R	ER	SO	BB	IBB	HBP	BLK	WP	HR	S	P	ERA	WHIP
LaMarr Hoyt, R ERA: 3.57	(1, 1)	8.2	W	37	8	4	3	7	2	0	0	0	0	1	49	57	3.12	1.154
Al Jones, R ERA: 3.45	(9, 1)	0.0		1	1	0	0	0	0	0	0	0	0	0	1	1	∞	∞
Juan Agosto, L ERA: 2.08	(9, 1)	0.1	S	1	0	0	0	0	0	0	0	0	0	0	1	1	0.00	0.000

PITCHER	IP	WLS	BF	H	R	ER	SO	BB	IBB	HBP	BLK	WP	HR	S	P	ERA	WHIP

Chicago White Sox @ Minnesota Twins

Hubert H. Humphrey Metrodome, Minneapolis, MN

Fri Jun 22 1984, 8:05 PM EDT

Att. 21,919 - Unknown

TOP

livebaseballscorecards.com

Batter	1	2	3	4	5	6	7	8	9	AB	R	H	RBI	BB	SO	LOB
Rudy Law, L (1, 8) OBP: 0.333, SLG: 0.385	1B BLK SF9 1B	2-H CS 1B		F8		F6		F5		5	1	2	1	0	0	1
Scott Fletcher, R (1, 6) (8, 4) OBP: 0.350, SLG: 0.294	1-3 S 1B 1B	1-2 5-3			F8		BBBB HR BB		HR 1B	4	3	2	0	1	0	1
Harold Baines, L (1, 9) OBP: 0.310, SLG: 0.458	3-H SF9		3-1		G4-1 1B 1B		F6		1-H HR	4	1	2	3	0	0	1
Greg Walker, L (1, 10) OBP: 0.314, SLG: 0.507	1-H 1B 1B		WP 1B		1-2 G4-1 1B		1-H HR		SSS K	5	1	4	3	0	1	0
Jerry Hairston, S (1, 7) OBP: 0.338, SLG: 0.385 Dave Stegman, R (9, PR) (9, 7) OBP: 0.316, SLG: 0.419	1-2 1B		BBBB 1-2 BB		1-2 2-3 G4-1		F3		2B SH 1B	4 0	0 1	2 0	0 0	1 0	0 0	2 0
Mike Squires, L (1, 3) OBP: 0.277, SLG: 0.233 Tom Paciorek, R (7, PH) (7, 3) OBP: 0.325, SLG: 0.383	F6		F8		4-3		1B		SH 1-3 2B	3 2	0 0	0 2	0 0	0 0	0 0	6 0
Vance Law, R (1, 5) OBP: 0.291, SLG: 0.413	1-3		SSS K			F2 1B	F4		SH IBB	4	0	1	0	1	1	5
Joel Skinner, R (1, 2) OBP: 0.280, SLG: 0.292 Greg Luzinski, R (8, PH) OBP: 0.331, SLG: 0.301 Marc Hill, R (8, 2) OBP: 0.324, SLG: 0.379		BBBB PB 4-3 1B BB		SSS K		F4		SSS K	1-2 2-3 3-H SH G4-6-3	2 1 0	1 0 0	0 0 0	0 0 1	1 1 0	1 0 0	1 0 0
Julio Cruz, S (1, 4) OBP: 0.257, SLG: 0.272 Ron Kittle, R (8, PH) OBP: 0.341, SLG: 0.528 Jerry Dybzinski, R (8, 6) OBP: 0.400, SLG: 0.422		1-2 4-3		F7		1-2 F2		4-3	1-2f G4-6-3	3 1 1	0 0 0	0 0 0	0 0 0	0 0 0	0 0 0	2 0 3
Inning Stats	R: 2 E: 0 K: 0 S: 7 H: 4 LOB: 2 BB: 0 P: 7	R: 1 E: 0 K: 0 S: 3 H: 1 LOB: 0 BB: 1 P: 7	R: 0 E: 0 K: 1 S: 6 H: 1 LOB: 2 BB: 1 P: 10	R: 0 E: 0 K: 1 S: 5 H: 0 LOB: 0 BB: 0 P: 5	R: 0 E: 0 K: 0 S: 5 H: 2 LOB: 2 BB: 0 P: 5	R: 0 E: 0 K: 0 S: 4 H: 1 LOB: 1 BB: 0 P: 4	R: 2 E: 0 K: 0 S: 5 H: 2 LOB: 1 BB: 1 P: 9	R: 0 E: 0 K: 1 S: 5 H: 0 LOB: 0 BB: 0 P: 5	R: 3 E: 0 K: 1 S: 9 H: 4 LOB: 3 BB: 1 P: 13	1B: 12 2B: 1 3B: 0 HR: 2	SF: 1 SAC: 1 DP: 1 HBP: 0						

	AB	39
	R	8
	H	15
	RBI	8
	BB	4
	SO	4
	LOB	22

WP: 1 PB: 1 SB: 1 CS: 1 PA: 45

PITCHER		IP	WLS	BF	H	R	ER	SO	BB	IBB	HBP	BLK	WP	HR	S	P	ERA	WHIP
Mike Smithson, R ERA: 3.63	(1, 1)	6.1		31	10	5	5	2	3	0	0	1	1	1	32	44	7.11	2.053
Pete Filson, L ERA: 3.42	(7, 1)	0.1		1	0	0	0	0	0	0	0	0	0	0	1	1	0.00	0.000
Ron Davis, R ERA: 5.22	(7, 1)	2.1	L	13	5	3	3	2	0	1	0	0	0	1	16	20	11.57	2.143

PITCHER	IP	WLS	BF	H	R	ER	SO	BB	IBB	HBP	BLK	WP	HR	S	P	ERA	WHIP

Batter	1	2	3	4	5	6	7	8	9	AB	R	H	RBI	BB	SO	LOB
Kirby Puckett, R (1, 8) OBP: 0.327, SLG: 0.327	0-0 1B 5-3 1B		0-0 4-3 E 1B	0-0 ① F4		0-0 ① F9		0-0 ③ 6-3		5	1	2	0	0	0	2
Tim Teufel, R (1, 4) OBP: 0.357, SLG: 0.405	0-0 ① 5-3 1-2		0-0 ① 4-3 1-2	0-0 E5 1B 1-H 3-H		0-0 ② F8			0-3 ① K	4	1	0	0	0	0	2
Darrell Brown, S (9, PH) OBP: 0.322, SLG: 0.370										1	0	0	0	0	1	0
Dave Engle, R (1, 2) OBP: 0.344, SLG: 0.404	0-0 ② F7		0-0 E6 1B 2-H	0-0 4-3 3-H 1B		0-0 1B			0-0 ② F8	5	1	2	1	0	0	1
Kent Hrbek, L (1, 3) OBP: 0.387, SLG: 0.465	0-0 FC5-4 2-3 1B		0-0 3-H 1B	0-0 ② 4-3 1-2		0-0 ③ 6-3			0-0 ③ 4-3	5	0	2	1	0	0	2
Tom Brunansky, R (1, 9) OBP: 0.326, SLG: 0.408	0-0 ③ FC5-4 1-2f		0-0 ② F8	B B B B 4-0 BB			0-0 5-3 1B			3	0	1	0	1	0	3
Mickey Hatcher, R (1, 10) OBP: 0.330, SLG: 0.395		0-0 1B	0-0 ③ F6	0-0 ③ 5-3			0-0 ① ② 5-3 1-2			4	0	1	0	0	0	4
Gary Gaetti, R (1, 5) OBP: 0.329, SLG: 0.359		0-0 ① F7		0-0 PB 1B 1B 1B	S S S 0-3 ① K		0-0 ③ F8			4	1	1	0	0	1	1
Dave Meier, R (1, 7) OBP: 0.323, SLG: 0.298		0-0 ② F8		0-0 1B PB 1-2 E 1B	S S S 0-3 ② K			0-0 ① F9		4	1	1	0	0	1	1
Houston Jimenez, R (1, 6) OBP: 0.246, SLG: 0.273		0-0 ③ F7		0-0 1-3 2-H E 1B	0-0 ③ F9			0-0 ② 1-3		4	1	1	1	0	0	1
Inning Stats	R: 0 H: 2 E: 0 LOB: 2 K: 0 BB: 0 S: 5 P: 5	R: 0 H: 1 E: 0 LOB: 1 K: 0 BB: 0 S: 4 P: 4	R: 2 H: 2 E: 1 LOB: 1 K: 0 BB: 0 S: 6 P: 6	R: 4 H: 4 E: 1 LOB: 2 K: 0 BB: 1 S: 8 P: 12	R: 0 H: 0 E: 0 LOB: 0 K: 2 BB: 0 S: 7 P: 7	R: 0 H: 1 E: 0 LOB: 1 K: 0 BB: 0 S: 4 P: 4	R: 0 H: 1 E: 0 LOB: 0 K: 0 BB: 0 S: 3 P: 3	R: 0 H: 0 E: 0 LOB: 0 K: 0 BB: 0 S: 3 P: 3	R: 0 H: 0 E: 0 LOB: 0 K: 1 BB: 0 S: 5 P: 5	1B: 11 SF: 0 2B: 0 SAC: 0 3B: 0 DP: 0 HR: 0 HBP: 0						WP: 0 PA: 40 PB: 1 SB: 0 CS: 0	

PITCHER	IP	WLS	BF	H	R	ER	SO	BB	IBB	HBP	BLK	WP	HR	S	P	ERA	WHIP
Floyd Bannister, L (1, 1) ERA: 5.08	3.2		23	9	6	3	0	1	0	0	0	0	0	22	26	7.36	2.727
Dan Spillner, R (4, 1) ERA: 5.11	5.1	W	17	2	0	0	3	0	0	0	0	0	0	23	23	0.00	0.375

PITCHER	IP	WLS	BF	H	R	ER	SO	BB	IBB	HBP	BLK	WP	HR	S	P	ERA	WHIP

BOTTOM

Chicago White Sox @ Minnesota Twins

Hubert H. Humphrey Metrodome, Minneapolis, MN

Fri Jun 22 1984, 8:05 PM EDT

Att. 21,919 - Unknown

livebaseballscorecards.com

AB	39
R	6
H	11
RBI	3
BB	1
SO	3
LOB	17

Chicago White Sox @ Minnesota Twins

Hubert H. Humphrey Metrodome, Minneapolis, MN

Sat Jun 23 1984, 8:05 PM EDT

Att. 20,828 - Unknown

TOP

livebaseballscorecards.com

Batter	1	2	3	4	5	6	7	8	9	AB	R	H	RBI	BB	SO	LOB
Rudy Law, L (1, 8) OBP: 0.332, SLG: 0.382	4-3	6-3			K		E S CS 1B 3-H			4	0	1	1	0	1	2
Scott Fletcher, R (1, 6) OBP: 0.353, SLG: 0.291	FC5-4 HBP		5-3		BB		4-3 1-H			2	0	0	0	1	0	2
Harold Baines, L (1, 9) OBP: 0.305, SLG: 0.451	FC5-4 2B E 1-2f		F4		1-3			4-3		4	1	0	0	0	0	2
Greg Walker, L (1, 10) OBP: 0.319, SLG: 0.533	E9 2B 1-H		F6			HR		F9		4	1	2	1	0	0	0
Ron Kittle, R (1, 7) OBP: 0.339, SLG: 0.520	5-3			FC6-4 HBP		K		F8		3	0	0	0	0	1	1
Tom Paciorek, R (1, 3) OBP: 0.324, SLG: 0.380		6-3		F8		4-3			1B	4	0	1	0	0	0	1
Vance Law, R (1, 5) OBP: 0.288, SLG: 0.407		F7		K		F9			F8	3	0	0	0	0	1	1
Jerry Hairston, S (9, PH) OBP: 0.333, SLG: 0.377										1	0	0	0	0	0	1
Marc Hill, R (1, 2) OBP: 0.338, SLG: 0.406		1B 1B		FC6-4 1-2f			SH5-4 1B 2B		F7	3	0	2	0	0	0	1
Dan Spillner, R (7, PR)										0	1	0	0	0	0	0
Joel Skinner, R (7, 2) OBP: 0.280, SLG: 0.292										0	0	0	0	0	0	0
Mike Squires, L (9, PH) OBP: 0.271, SLG: 0.227										1	0	0	0	0	0	1
Julio Cruz, S (1, 4) OBP: 0.259, SLG: 0.275		1-2 1B			6-3		SH5-4 2-3		F4	2	0	1	0	0	0	0
Greg Luzinski, R (9, PH) OBP: 0.329, SLG: 0.300										1	0	0	0	0	0	1

Inning Stats									
	R: 1 H: 1 E: 1 LOB: 1 K: 0 BB: 0 S: 4 P: 5	R: 0 H: 2 E: 0 LOB: 2 K: 0 BB: 0 S: 5 P: 5	R: 0 H: 0 E: 0 LOB: 0 K: 0 BB: 0 S: 3 P: 3	R: 0 H: 0 E: 0 LOB: 1 K: 1 BB: 0 S: 5 P: 6	R: 0 H: 0 E: 0 LOB: 1 K: 1 BB: 1 S: 5 P: 9	R: 1 H: 1 E: 0 LOB: 0 K: 1 BB: 0 S: 6 P: 6	R: 1 H: 2 E: 0 LOB: 1 K: 0 BB: 0 S: 4 P: 4	R: 0 H: 0 E: 0 LOB: 0 K: 0 BB: 0 S: 3 P: 3	R: 0 H: 1 E: 0 LOB: 1 K: 0 BB: 0 S: 4 P: 4

1B: 4 SF: 0
2B: 2 SAC: 1
3B: 0 DP: 0
HR: 1 HBP: 2

WP: 0 PA: 36
PB: 0
SB: 1
CS: 1

	AB	32
	R	3
	H	7
	RBI	2
	BB	1
	SO	3
	LOB	13

PITCHER		IP	WLS	BF	H	R	ER	SO	BB	IBB	HBP	BLK	WP	HR	S	P	ERA	WHIP
Albert Williams, R ERA: 5.23	(1, 1)	7.0		29	6	3	2	3	1	0	2	0	0	1	32	38	2.57	1.000
Len Whitehouse, L ERA: 2.51	(8, 1)	1.0	W	3	0	0	0	0	0	0	0	0	0	0	3	3	0.00	0.000
Ron Davis, R ERA: 5.09	(9, 1)	1.0	S	4	1	0	0	0	0	0	0	0	0	0	4	4	0.00	1.000

PITCHER		IP	WLS	BF	H	R	ER	SO	BB	IBB	HBP	BLK	WP	HR	S	P	ERA	WHIP

Batter	1	2	3	4	5	6	7	8	9	AB	R	H	RBI	BB	SO	LOB
Kirby Puckett, R (1, 8) OBP: 0.331, SLG: 0.331	0-0 1B 1B 1B	0-3 K			0-0 6-3		0-0 1B 1-3 1B			4	1	2	0	0	1	1
Mickey Hatcher, R (1, 7) OBP: 0.332, SLG: 0.397	0-0 1B 1-3 1B		0-0 F8		0-0 F9		0-0 1-3 3-H 1B			4	0	2	1	0	0	0
Kent Hrbek, L (1, 3) OBP: 0.385, SLG: 0.462	0-0 1-3 3-H 1B		0-3 K			0-0 F7	0-3 K			4	0	1	1	0	2	2
Dave Engle, R (1, 2) OBP: 0.347, SLG: 0.411	0-3 K		0-0 1B			0-0 1-3		0-0 2B 2B		4	1	2	0	0	1	2
Randy Bush, L (1, 10) OBP: 0.290, SLG: 0.419 Dave Meier, R (8, PH) OBP: 0.333, SLG: 0.328	0-3 K		0-0 F2			0-0 HR		0-0 2B 2-H 2B		3 1	1 0	1 1	1 1	0 0	1 0	3 0
Tom Brunansky, R (1, 9) OBP: 0.321, SLG: 0.402	0-0 F4			0-0 1-3		0-3 K		0-3 K		4	0	0	0	0	2	3
Tim Teufel, R (1, 4) OBP: 0.359, SLG: 0.407		0-0 FC5-4 1B		0-0 5-3			0-0 FC5-4 1B	0-0 6-3		4	0	2	0	0	0	1
Gary Gaetti, R (1, 5) OBP: 0.324, SLG: 0.353		0-0 FC5-4 S 1-2f		0-3 K			0-0 FC5-4 1B 1-2f	0-0 4-3		4	1	0	0	0	1	3
Houston Jimenez, R (1, 6) OBP: 0.242, SLG: 0.268 Darrell Brown, S (7, PH) OBP: 0.320, SLG: 0.367 Ron Washington, R (8, 6) OBP: 0.280, SLG: 0.375		0-0 F7 1-2			0-0 5-3		0-0 F6			2 1 0	0 0 0	0 0 0	0 0 0	0 0 0	0 0 0	1 1 0
Inning Stats	R: 1 E: 0 K: 2 S: 10 H: 3 LOB: 2 BB: 0 P: 10	R: 0 E: 0 K: 1 S: 6 H: 1 LOB: 1 BB: 0 P: 6	R: 0 E: 0 K: 1 S: 6 H: 1 LOB: 1 BB: 0 P: 6	R: 0 E: 0 K: 1 S: 5 H: 0 LOB: 0 BB: 0 P: 5	R: 0 E: 0 K: 0 S: 3 H: 0 LOB: 0 BB: 0 P: 3	R: 1 E: 0 K: 1 S: 6 H: 1 LOB: 0 BB: 0 P: 6	R: 1 E: 0 K: 1 S: 8 H: 3 LOB: 2 BB: 0 P: 8	R: 1 E: 0 K: 1 S: 7 H: 2 LOB: 1 BB: 0 P: 7		1B: 8 2B: 2 3B: 0 HR: 1	SF: 0 SAC: 0 DP: 0 HBP: 0		WP: 0 PB: 0 SB: 1 CS: 0	PA: 35		

PITCHER		IP	WLS	BF	H	R	ER	SO	BB	IBB	HBP	BLK	WP	HR	S	P	ERA	WHIP
Tom Seaver, R ERA: 4.32	(1, 1)	7.0	L	31	10	4	4	7	0	0	0	0	0	1	45	45	5.14	1.429
Juan Agosto, L ERA: 2.08	(8, 1)	0.0		1	1	0	0	0	0	0	0	0	0	0	1	1	∞	∞
Al Jones, R ERA: 3.24	(8, 1)	1.0		3	0	0	0	1	0	0	0	0	0	0	5	5	0.00	0.000

PITCHER	IP	WLS	BF	H	R	ER	SO	BB	IBB	HBP	BLK	WP	HR	S	P	ERA	WHIP

BOTTOM

Chicago White Sox @ Minnesota Twins

Hubert H. Humphrey Metrodome, Minneapolis, MN

Sat Jun 23 1984, 8:05 PM EDT

Att. 20,828 - Unknown

livebaseballscorecards.com

AB	35
R	4
H	11
RBI	4
BB	0
SO	8
LOB	17

Batter	1	2	3	4	5	6	7	8	9	AB	R	H	RBI	BB	SO	LOB
Rudy Law, L (1, 8) OBP: 0.330, SLG: 0.379	F8		1B SF5 1B		F8			G3		4	1	1	0	0	0	0
Scott Fletcher, R (1, 4) OBP: 0.355, SLG: 0.292	1-3		6-3 SF5 1-3 1B		BBB 4-0 BB			5-3		3	0	1	0	1	0	0
Harold Baines, L (1, 9) OBP: 0.308, SLG: 0.453	1B 1B		SF5 1-2 3-H		F8			1B		3	0	2	1	0	0	1
Greg Walker, L (1, 10) OBP: 0.317, SLG: 0.526	1-3 1B		6-3 2-3			6-3		F8		4	0	1	0	0	0	2
Ron Kittle, R (1, 7) OBP: 0.333, SLG: 0.510		F8	6-3			6-3			F3	4	0	0	0	0	0	1
Tom Paciorek, R (1, 3) OBP: 0.322, SLG: 0.378 Mike Squires, L (9, 3) OBP: 0.271, SLG: 0.227		1B S 1B		5-3		1-3			F6	4 0	1 0	1 0	0 0	0 0	0 0	0 0
Vance Law, R (1, 5) OBP: 0.283, SLG: 0.400		F9		F5			SSS K		F4	4	0	0	0	0	1	1
Joel Skinner, R (1, 2) OBP: 0.283, SLG: 0.294		S 1-3 1B		5-3			4-3			3	0	1	0	0	0	0
Jerry Dybzinski, R (1, 6) OBP: 0.385, SLG: 0.403		F8 1-2 3-H			5-3		SSS K			3	0	0	0	0	1	1
Inning Stats	R: 0 E: 0 K: 0 S: 4 H: 2 LOB: 2 BB: 0 P: 4	R: 1 E: 0 K: 0 S: 5 H: 2 LOB: 1 BB: 0 P: 5	R: 1 E: 0 K: 0 S: 5 H: 2 LOB: 1 BB: 0 P: 5	R: 0 E: 0 K: 0 S: 3 H: 0 LOB: 0 BB: 0 P: 3	R: 0 E: 0 K: 0 S: 3 H: 0 LOB: 1 BB: 1 P: 7	R: 0 E: 0 K: 0 S: 3 H: 0 LOB: 0 BB: 0 P: 3	R: 0 E: 0 K: 2 S: 7 H: 0 LOB: 0 BB: 0 P: 7	R: 0 E: 0 K: 0 S: 4 H: 1 LOB: 1 BB: 0 P: 4	R: 0 E: 0 K: 0 S: 3 H: 0 LOB: 0 BB: 0 P: 3	1B: 7 2B: 0 3B: 0 HR: 0	SF: 1 SAC: 0 DP: 0 HBP: 0						

PITCHER	IP	WLS	BF	H	R	ER	SO	BB	IBB	HBP	BLK	WP	HR	S	P	ERA	WHIP
Ken Schrom, R (1, 1) ERA: 3.86	9.0	W	34	7	2	2	2	1	0	0	0	0	0	37	41	2.00	0.889

PITCHER	IP	WLS	BF	H	R	ER	SO	BB	IBB	HBP	BLK	WP	HR	S	P	ERA	WHIP

TOP

Chicago White Sox @ Minnesota Twins

Hubert H. Humphrey Metrodome, Minneapolis, MN

Sun Jun 24 1984, 8:05 PM EDT

Att. 12,696 - Unknown

livebaseballscorecards.com

AB	32
R	2
H	7
RBI	1
BB	1
SO	2
LOB	6

WP: 0 PB: 0 SB: 2 CS: 0 PA: 34

Batter	1	2	3	4	5	6	7	8	9	AB	R	H	RBI	BB	SO	LOB
Kirby Puckett, R (1, 8) OBP: 0.335, SLG: 0.347	4-3		FC5 1B 1B		3B			6-3		4	0	2	0	0	0	0
Mickey Hatcher, R (1, 7) OBP: 0.338, SLG: 0.404	4-3 2B		1-2 1B		4-3			BBBB WP BB		3	0	2	0	1	0	1
Kent Hrbek, L (1, 3) OBP: 0.379, SLG: 0.453	4-3 2-3		SSS K			F6		SSS K 1-2		4	0	0	0	0	2	4
Dave Engle, R (1, 2) OBP: 0.345, SLG: 0.408	F8		FC5 2-3f			6-3			1B IHR 1B	4	1	1	0	0	0	3
Randy Bush, L (1, 10) OBP: 0.283, SLG: 0.407		SSS K		4-3		F3			F5	4	0	0	0	0	1	1
Tom Brunansky, R (1, 9) OBP: 0.324, SLG: 0.401		BBBB BB		SSS K			6-3		1-2 IHR 1B	3	1	1	0	1	1	0
Tim Teufel, R (1, 4) OBP: 0.358, SLG: 0.415		F8		G3			F3		1-H 2-H IHR	4	1	1	3	0	0	1
Gary Gaetti, R (1, 5) OBP: 0.320, SLG: 0.349		F7			F9		5-3			3	0	0	0	0	0	1
Houston Jimenez, R (1, 6) OBP: 0.238, SLG: 0.264			F8		F7			F8		2	0	0	0	0	0	0
Darrell Brown, S (8, PH) OBP: 0.318, SLG: 0.365										1	0	0	0	0	0	0
Ron Washington, R (9, 6) OBP: 0.280, SLG: 0.375										0	0	0	0	0	0	0
Inning Stats	R: 0 H: 1 E: 0 LOB: 1 K: 0 BB: 0 S: 4 P: 4	R: 0 H: 0 E: 0 LOB: 1 K: 1 BB: 1 S: 5 P: 9	R: 0 H: 2 E: 0 LOB: 2 K: 1 BB: 0 S: 7 P: 7	R: 0 H: 0 E: 0 LOB: 0 K: 1 BB: 0 S: 5 P: 5	R: 0 H: 1 E: 0 LOB: 1 K: 0 BB: 0 S: 4 P: 4	R: 0 H: 0 E: 0 LOB: 0 K: 0 BB: 0 S: 3 P: 3	R: 0 H: 0 E: 0 LOB: 0 K: 0 BB: 0 S: 3 P: 3	R: 0 H: 0 E: 0 LOB: 1 K: 1 BB: 1 S: 5 P: 9	R: 3 H: 3 E: 0 LOB: 0 K: 0 BB: 0 S: 4 P: 4	1B: 4 SF: 0 2B: 1 SAC: 0 3B: 1 DP: 0 HR: 1 HBP: 0						

PITCHER	IP	WLS	BF	H	R	ER	SO	BB	IBB	HBP	BLK	WP	HR	S	P	ERA	WHIP
Richard Dotson, R (1, 1) ERA: 2.87	8.1	L	34	7	3	3	4	2	0	0	0	1	0	40	48	3.24	1.080

PITCHER	IP	WLS	BF	H	R	ER	SO	BB	IBB	HBP	BLK	WP	HR	S	P	ERA	WHIP

BOTTOM

Chicago White Sox @ Minnesota Twins

Hubert H. Humphrey Metrodome, Minneapolis, MN

Sun Jun 24 1984, 8:05 PM EDT

Att. 12,696 - Unknown

livebaseballscorecards.com

AB	32
R	3
H	7
RBI	3
BB	2
SO	4
LOB	11

WP: 1	PA: 34		
PB: 0			
SB: 0			
CS: 0			

Batter	1	2	3	4	5	6	7	8	9	AB	R	H	RBI	BB	SO	LOB
Jack Perconte, L (1, 4) OBP: 0.354, SLG: 0.330	4-3 S 1B	1-2 2-3 BB		F2		F9		1-3 2-H 3-H G6-4-3 1B		4	0	2	2	1	0	1
Bob Kearney, R (1, 2) OBP: 0.285, SLG: 0.394	K	K		2-H 1B			L5-3 1B	1-2f G6-4-3		5	0	2	1	0	2	6
Alvin Davis, L (1, 3) OBP: 0.405, SLG: 0.551	1-3 4-3		F3	F6			1-2 L5-3		F9	5	0	0	0	0	0	3
Al Cowens, R (1, 9) OBP: 0.309, SLG: 0.434	HBP		F9		F7		F8		4-3	4	0	0	0	0	0	0
Steve Henderson, R (1, 10) OBP: 0.358, SLG: 0.419 Ken Phelps, L (8, PH) OBP: 0.364, SLG: 0.627	K		E1 WP		HR			E 1B SH1-4 1B	K	3 2	1 1	1 1	1 0	0 0	1 1	2 0
Barry Bonnell, R (1, 7) OBP: 0.335, SLG: 0.414 Phil Bradley, R (8, 7) OBP: 0.335, SLG: 0.290		5-3	1-2 5-3		K			1-2 SH1-4		3 0	0 0	0 0	0 0	0 0	1 0	1 0
Dave Henderson, R (1, 8) OBP: 0.269, SLG: 0.308		BB BB 1B		F4	F8			1B E 1B BB		3	1	1	0	1	0	0
Jim Presley, R (1, 5) OBP: 0.286, SLG: 0.429		F8		2B 1B		F3		1-2 2-3 E7 1B 1B		4	2	1	0	0	0	3
Spike Owen, S (1, 6) OBP: 0.354, SLG: 0.411		1-2 BB BB		1-H 1B 2B		F3		1-2 2-3 3-H 1B 1B		3	1	2	2	1	0	0
Inning Stats	R: 0 E: 0 K: 2 S: 8 H: 1 LOB: 2 BB: 0 P: 9	R: 0 E: 0 K: 1 S: 6 H: 1 LOB: 3 BB: 2 P: 14	R: 0 E: 1 K: 0 S: 4 H: 0 LOB: 1 BB: 0 P: 4	R: 2 E: 0 K: 0 S: 6 H: 3 LOB: 1 BB: 0 P: 6	R: 1 E: 0 K: 1 S: 6 H: 1 LOB: 0 BB: 0 P: 6	R: 0 E: 0 K: 0 S: 3 H: 0 LOB: 0 BB: 0 P: 3	R: 0 E: 0 K: 0 S: 3 H: 1 LOB: 0 BB: 0 P: 3	R: 3 E: 1 K: 0 S: 6 H: 3 LOB: 1 BB: 1 P: 10	R: 0 E: 0 K: 1 S: 5 H: 0 LOB: 0 BB: 0 P: 5	1B: 8 2B: 2 3B: 0 HR: 1 SF: 0 SAC: 1 DP: 2 HBP: 1							

TOP

Seattle Mariners @ Chicago White Sox

Comiskey Park, Chicago, IL

Mon Jun 25 1984, 8:05 PM EDT

Att. 22,145 - Unknown

livebaseballscorecards.com

AB	36
R	6
H	10
RBI	6
BB	3
SO	5
LOB	16

WP: 1 PB: 0 SB: 1 CS: 0 PA: 41

PITCHER		IP	WLS	BF	H	R	ER	SO	BB	IBB	HBP	BLK	WP	HR	S	P	ERA	WHIP
Britt Burns, L ERA: 4.67	(1, 1)	5.0	L	25	6	3	3	4	2	0	1	0	1	1	30	39	5.40	1.600
Dan Spillner, R ERA: 5.22	(6, 1)	2.1		12	4	3	2	0	1	0	0	0	0	0	11	15	7.71	2.143
Ron Reed, R ERA: 3.82	(8, 1)	1.2		4	0	0	0	1	0	0	0	0	0	0	6	6	0.00	0.000

PITCHER		IP	WLS	BF	H	R	ER	SO	BB	IBB	HBP	BLK	WP	HR	S	P	ERA	WHIP

Batter	1	2	3	4	5	6	7	8	9	AB	R	H	RBI	BB	SO	LOB
Rudy Law, L (1, 8) OBP: 0.333, SLG: 0.379	H 1-0 CS HBP		x 0-0 ① ② L3-6 1-2		x 0-0 ② F9			x 0-0 S 1B		3	0	1	0	0	0	1
Vance Law, R (1, 5) OBP: 0.283, SLG: 0.399 Jerry Hairston, S (8, PH) OBP: 0.328, SLG: 0.370 Jerry Dybzinski, R (9, 5) OBP: 0.385, SLG: 0.403	x 0-0 ① ② 5-3 1-2		x 0-0 1B		x 0-0 ③ F8			x 0-0 ② F3 1-2		3 1 0	0 0 0	1 0 0	0 0 0	0 0 0	0 0 0	1 1 0
Harold Baines, L (1, 9) OBP: 0.307, SLG: 0.450	x 0-0 1B		x 0-0 ③ 3-1			x 0-0 ① F7		x 0-0 ③ F7		4	0	1	0	0	0	2
Greg Walker, L (1, 10) OBP: 0.321, SLG: 0.522	x 0-0 ③ 3-1			x 0-0 FC1-5 1B 1B		B B B B 4-0 G5-4-3 BB			x 0-0 ① F7	3	0	1	0	1	0	1
Ron Kittle, R (1, 7) OBP: 0.336, SLG: 0.514		x 0-0 ① 5-3		x 0-0 FC1-5 1-2 1B		x 0-0 ② ③ G5-4-3 1-2f			x 0-0 1B 2B	4	1	2	0	0	0	1
Mike Squires, L (1, 3) OBP: 0.250, SLG: 0.208		x 0-0 ② 4-3		x 0-0 ① FC1-5 1-2 2-3f			x 0-0 ① F9		x 0-0 ② 6-3	4	0	0	0	0	0	3
Scott Fletcher, R (1, 6) OBP: 0.358, SLG: 0.306		x 0-0 3B		x 0-0 ② F6			x 0-0 ② F8		x 0-0 2-H 1B	4	0	2	1	0	0	2
Joel Skinner, R (1, 2) OBP: 0.268, SLG: 0.278 Tom Paciorek, R (9, PH) OBP: 0.321, SLG: 0.376		x 0-0 ③ F2		x 0-0 ③ F2			x 0-0 ③ F9		0-3 ③ K	3 1	0 0	0 0	0 0	0 0	0 1	3 1
Julio Cruz, S (1, 4) OBP: 0.260, SLG: 0.272			B B B B 4-0 L3-6 BB		x 0-0 ① F7			x 0-0 ① 3-1		2	0	0	0	1	0	0
Inning Stats	R: 0 H: 1 E: 0 LOB: 1 K: 0 BB: 0 S: 3 P: 4	R: 0 H: 1 E: 0 LOB: 1 K: 0 BB: 0 S: 4 P: 4	R: 0 H: 1 E: 0 LOB: 1 K: 0 BB: 1 S: 3 P: 7	R: 0 H: 2 E: 0 LOB: 2 K: 0 BB: 0 S: 5 P: 5	R: 0 H: 0 E: 0 LOB: 0 K: 0 BB: 0 S: 3 P: 3	R: 0 H: 0 E: 0 LOB: 0 K: 0 BB: 1 S: 2 P: 6	R: 0 H: 0 E: 0 LOB: 0 K: 0 BB: 0 S: 3 P: 3	R: 0 H: 1 E: 0 LOB: 1 K: 0 BB: 0 S: 4 P: 4	R: 1 H: 2 E: 0 LOB: 1 K: 1 BB: 0 S: 7 P: 7	1B: 6 SF: 0 2B: 2 SAC: 0 3B: 1 DP: 2 HR: 0 HBP: 1						WP: 0 PA: 35 PB: 0 SB: 1 CS: 1	

PITCHER	IP	WLS	BF	H	R	ER	SO	BB	IBB	HBP	BLK	WP	HR	S	P	ERA	WHIP
Jim Beattie, R (1, 1) ERA: 3.04	9.0	W	35	8	1	1	1	2	0	1	0	0	0	34	43	1.00	1.111

PITCHER	IP	WLS	BF	H	R	ER	SO	BB	IBB	HBP	BLK	WP	HR	S	P	ERA	WHIP

BOTTOM

Seattle Mariners @ Chicago White Sox

Comiskey Park, Chicago, IL

Mon Jun 25 1984, 8:05 PM EDT

Att. 22,145 - Unknown

livebaseballscorecards.com

AB	32
R	1
H	8
RBI	1
BB	2
SO	1
LOB	16

Batter	1	2	3	4	5	6	7	8	9	AB	R	H	RBI	BB	SO	LOB
Jack Perconte, L (1, 4) OBP: 0.356, SLG: 0.332	1B	F9			1B			F7		4	0	2	0	0	0	0
Alvin Davis, L (1, 3) OBP: 0.403, SLG: 0.546	4-3		3-1		F9			1B		4	0	1	0	0	0	1
Ken Phelps, L (1, 10) OBP: 0.359, SLG: 0.644	HR		F9			6-3		F6		4	1	1	1	0	0	1
Al Chambers, L (1, 7) OBP: 0.296, SLG: 0.423 Phil Bradley, R (8, 7) OBP: 0.335, SLG: 0.290	HR		F4			BBB 4-0 CS BB		SSS 0-3 K		3 0	1 0	1 0	1 0	1 0	1 0	1 0
Barry Bonnell, R (1, 9) OBP: 0.329, SLG: 0.407	F7			F4		F5 1-2			F8	4	0	0	0	0	0	1
Dave Henderson, R (1, 8) OBP: 0.275, SLG: 0.333		2B 1B		5-3			F9		HR	4	2	2	1	0	0	0
Jim Presley, R (1, 5) OBP: 0.273, SLG: 0.455		F8 1-H SF8 2B		SSS 0-3 K			F2		6-3	4	1	1	1	0	1	0
Bob Kearney, R (1, 2) OBP: 0.284, SLG: 0.391		F8 2-3			1-3		S 1B		6-3	4	0	1	0	0	0	1
Spike Owen, S (1, 6) OBP: 0.351, SLG: 0.407		SF8 3-H			F3		1-3 1-2			2	0	0	1	0	0	1
Inning Stats	R: 2 E: 0 K: 0 S: 5 H: 3 LOB: 0 BB: 0 P: 5	R: 2 E: 0 K: 0 S: 5 H: 2 LOB: 0 BB: 0 P: 5	R: 0 E: 0 K: 0 S: 3 H: 0 LOB: 0 BB: 0 P: 3	R: 0 E: 0 K: 1 S: 5 H: 0 LOB: 0 BB: 0 P: 5	R: 0 E: 0 K: 0 S: 4 H: 1 LOB: 1 BB: 0 P: 4	R: 0 E: 0 K: 0 S: 2 H: 0 LOB: 0 BB: 1 P: 6	R: 0 E: 0 K: 0 S: 4 H: 1 LOB: 1 BB: 0 P: 4	R: 0 E: 0 K: 1 S: 6 H: 1 LOB: 1 BB: 0 P: 6	R: 1 E: 0 K: 0 S: 4 H: 1 LOB: 0 BB: 0 P: 4	1B: 5 2B: 1 3B: 0 HR: 3	SF: 1 SAC: 0 DP: 0 HBP: 0						

PITCHER	IP	WLS	BF	H	R	ER	SO	BB	IBB	HBP	BLK	WP	HR	S	P	ERA	WHIP
LaMarr Hoyt, R (1, 1) ERA: 3.68	9.0	L	35	9	5	5	2	1	0	0	0	0	3	38	42	5.00	1.111

PITCHER	IP	WLS	BF	H	R	ER	SO	BB	IBB	HBP	BLK	WP	HR	S	P	ERA	WHIP

Seattle Mariners @ Chicago White Sox

Comiskey Park, Chicago, IL

Tue Jun 26 1984, 8:05 PM EDT

Att. 22,720 - Unknown

TOP

livebaseballscorecards.com

AB	33
R	5
H	9
RBI	5
BB	1
SO	2
LOB	6

WP: 0	PA: 35								
PB: 0									
SB: 1									
CS: 1									

Batter	1	2	3	4	5	6	7	8	9	AB	R	H	RBI	BB	SO	LOB
Scott Fletcher, R (1, 6) OBP: 0.352, SLG: 0.300	4-3		F9			F6		4-3		4	0	0	0	0	0	0
Vance Law, R (1, 5) OBP: 0.283, SLG: 0.397	FC4-6, 1B		F9			F9		K		4	0	1	0	0	1	0
Tom Paciorek, R (1, 3) OBP: 0.320, SLG: 0.373	FC4-6, 1-2f		F4			1B, 1B			K	4	0	1	0	0	1	1
Greg Luzinski, R (1, 10) OBP: 0.328, SLG: 0.299	K			F8		1-3, 1B			5-3	4	0	1	0	0	1	1
Ron Kittle, R (1, 7) OBP: 0.331, SLG: 0.505		K		F8		K			K	4	0	0	0	0	3	2
Harold Baines, L (1, 9) OBP: 0.308, SLG: 0.449		E5, 4-3, 1B		F9			3-1			3	0	1	0	0	0	0
Dave Stegman, R (1, 8) OBP: 0.317, SLG: 0.416		4-3, 2-3			G6-4-3, 1B		K			3	0	1	0	0	1	1
Joel Skinner, R (1, 2) OBP: 0.271, SLG: 0.268		BB			G6-4-3, 1-2f		5-3			2	0	0	0	1	0	1
Julio Cruz, S (1, 4) OBP: 0.257, SLG: 0.268		F8			K			K		3	0	0	0	0	2	2
Inning Stats	R: 0 E: 0 K: 1 S: 6 H: 1 LOB: 1 BB: 0 P: 6	R: 0 E: 1 K: 1 S: 6 H: 1 LOB: 2 BB: 1 P: 10	R: 0 E: 0 K: 0 S: 3 H: 0 LOB: 0 BB: 0 P: 3	R: 0 E: 0 K: 0 S: 3 H: 0 LOB: 0 BB: 0 P: 3	R: 0 E: 0 K: 1 S: 5 H: 1 LOB: 0 BB: 0 P: 5	R: 0 E: 0 K: 1 S: 7 H: 2 LOB: 2 BB: 0 P: 7	R: 0 E: 0 K: 1 S: 5 H: 0 LOB: 0 BB: 0 P: 5	R: 0 E: 0 K: 2 S: 7 H: 0 LOB: 0 BB: 0 P: 7	R: 0 E: 0 K: 2 S: 7 H: 0 LOB: 0 BB: 0 P: 7	1B: 5 2B: 0 3B: 0 HR: 0 SF: 0 SAC: 0 DP: 1 HBP: 0						

PITCHER	IP	WLS	BF	H	R	ER	SO	BB	IBB	HBP	BLK	WP	HR	S	P	ERA	WHIP
Mark Langston, L (1, 1) ERA: 3.88	9.0	W	32	5	0	0	9	1	0	0	0	0	0	49	53	0.00	0.667

PITCHER	IP	WLS	BF	H	R	ER	SO	BB	IBB	HBP	BLK	WP	HR	S	P	ERA	WHIP

BOTTOM

Seattle Mariners @ Chicago White Sox

Comiskey Park, Chicago, IL

Tue Jun 26 1984, 8:05 PM EDT

Att. 22,720 - Unknown

livebaseballscorecards.com

AB	31
R	0
H	5
RBI	0
BB	1
SO	9
LOB	8

WP: 0 PA: 32
PB: 0
SB: 0
CS: 0

Batter	1	2	3	4	5	6	7	8	9	AB	R	H	RBI	BB	SO	LOB
Spike Owen, S (1, 6) OBP: 0.355, SLG: 0.411	F9 CI CS 1B		SH1-3 1B		F8	1-3		G4-6-3 1B 2-H		5	0	3	1	0	0	2
Phil Bradley, R (1, 7) OBP: 0.333, SLG: 0.288	CI BB 1-2		SH1-3 1-2		F4	4-3		G4-6-3 1-2f		1	0	0	0	0	0	1
Al Chambers, L (7, PH) OBP: 0.286, SLG: 0.407										1	0	0	0	0	0	0
(7, 7)																
Al Cowens, R (8, PH) OBP: 0.308, SLG: 0.432										1	0	0	0	0	0	1
(8, 9)																
Alvin Davis, L (1, 3) OBP: 0.406, SLG: 0.556	F9 2-3		3 BB		1-2 BB	HR			F3	3	1	1	1	2	0	2
Steve Henderson, R (1, 10) OBP: 0.358, SLG: 0.412	1-2 3-H BB		3 1-2f		K	F9			1B FC5-4 BB	2	0	0	0	1	1	4
Ken Phelps, L (7, PH) OBP: 0.362, SLG: 0.636										1	0	0	0	1	0	0
Ed Vande Berg, R (9, PR)										0	1	0	0	0	0	0
Dave Henderson, R (1, 8) OBP: 0.291, SLG: 0.371	F9			HR		3B BB	2B		FC5-4 1-3	4	2	3	1	1	0	2
Barry Bonnell, R (1, 9) OBP: 0.331, SLG: 0.416		1B		F9		1B 1-H	F9		FC5-4 1-2f 3-H	5	1	2	2	0	0	2
(8, 7)																
Jim Presley, R (1, 5) OBP: 0.313, SLG: 0.563		F2		K		B1-3 SH1-3 3-H		SF8	K	5	1	2	1	0	2	2
Bob Kearney, R (1, 2) OBP: 0.282, SLG: 0.388		F3		F3		SH1-3 1-2		SF8 3-H		2	0	0	0	0	0	1
Pat Putnam, L (8, PH) OBP: 0.255, SLG: 0.264										0	0	0	1	0	0	0
Bill Nahorodny, R (8, 2) OBP: 0.300, SLG: 0.176										0	0	0	0	0	0	0
Domingo Ramos, R (1, 4) OBP: 0.226, SLG: 0.231		K			BB	B1-3 2-3		1B		2	0	1	0	0	1	1
Jack Perconte, L (6, PH) OBP: 0.357, SLG: 0.337										2	1	1	0	0	0	1
(6, 4)																
Inning Stats	R: 0 H: 1 E: 1 LOB: 2 K: 0 BB: 1 S: 4 P: 8	R: 0 H: 1 E: 0 LOB: 1 K: 1 BB: 0 S: 6 P: 6	R: 0 H: 1 E: 0 LOB: 1 K: 0 BB: 1 S: 3 P: 7	R: 1 H: 1 E: 0 LOB: 0 K: 1 BB: 0 S: 6 P: 6	R: 0 H: 1 E: 0 LOB: 2 K: 1 BB: 1 S: 6 P: 10	R: 2 H: 2 E: 0 LOB: 1 K: 0 BB: 1 S: 5 P: 9	R: 1 H: 2 E: 0 LOB: 1 K: 0 BB: 0 S: 5 P: 5	R: 2 H: 3 E: 0 LOB: 0 K: 0 BB: 0 S: 5 P: 5	R: 1 H: 1 E: 0 LOB: 1 K: 1 BB: 1 S: 6 P: 10	1B: 7 SF: 1 2B: 3 SAC: 2 3B: 2 DP: 2 HR: 2 HBP: 0						WP: 0 PA: 43 PB: 0 SB: 0 CS: 1	

TOP

Seattle Mariners @ Chicago White Sox

Comiskey Park, Chicago, IL

Wed Jun 27 1984, 4:33 AM EDT

Att. 26,372 - Unknown

livebaseballscorecards.com

AB	34
R	7
H	13
RBI	7
BB	5
SO	4
LOB	19

PITCHER		IP	WLS	BF	H	R	ER	SO	BB	IBB	HBP	BLK	WP	HR	S	P	ERA	WHIP
Floyd Bannister, L ERA: 5.1	(1, 1)	5.0		24	6	3	3	3	4	0	0	0	0	1	26	42	5.40	2.000
Dan Spillner, R ERA: 5.22	(6, 1)	1.2		8	3	1	1	0	0	0	0	0	0	1	8	8	5.40	1.800
Al Jones, R ERA: 4.15	(7, 1)	0.2		4	2	2	2	0	0	0	0	0	0	0	4	4	27.00	3.000
Juan Agosto, L ERA: 2.33	(8, 1)	1.0		4	1	1	1	0	1	0	0	0	0	0	3	7	9.00	2.000
Salome Barojas, R ERA: 4.58	(9, 1)	0.0	W	0	0	0	0	0	0	0	0	0	0	0	0	0	∞	∞

PITCHER	IP	WLS	BF	H	R	ER	SO	BB	IBB	HBP	BLK	WP	HR	S	P	ERA	WHIP

BOTTOM

Seattle Mariners @ Chicago White Sox

Comiskey Park, Chicago, IL

Wed Jun 27 1984, 4:33 AM EDT

Att. 26,372 - Unknown

Batter	1	2	3	4	5	6	7	8	9	AB	R	H	RBI	BB	SO	LOB
Rudy Law, L (1, 8) OBP: 0.332, SLG: 0.376	1-3		PO 1B		F9 1-2		SH3-4 2-3		F7	4	0	1	0	0	0	2
Jerry Hairston, S (1, 10) OBP: 0.347, SLG: 0.386	FC3-6 BB		PO 1-2	1B E 1B BB		1B HR 2B	E3 3-H		FC3-6 HR 1-2f	3	3	1	1	2	0	1
Harold Baines, L (1, 9) OBP: 0.316, SLG: 0.467	FC3-6 1-2f			1B E 1B 1-2		HR 1B 2-3	1-3		HR 1-H	5	3	4	2	0	0	1
Greg Walker, L (1, 3) OBP: 0.324, SLG: 0.522	4-3			E SF9 1B 1-2 2-3		HR 1-H 3-H	K			2	1	1	0	0	0	1
Ron Kittle, R (6, PH) OBP: 0.332, SLG: 0.519 (7, 7)										2	1	1	3	0	1	2
Tom Paciorek, R (1, 7) OBP: 0.314, SLG: 0.366 (7, 3)		1-3		E6 F8 1-3 2-H 3-H		F7	4-3			4	0	0	1	0	0	3
Mike Squires, L (8, 3) OBP: 0.250, SLG: 0.208										0	0	0	0	0	0	0
Vance Law, R (1, 5) OBP: 0.286, SLG: 0.409		CS 3B		SF9 3-H		4-3 1B		K		3	0	2	1	0	1	0
Marc Hill, R (1, 2) OBP: 0.321, SLG: 0.384		F9 3-H		F8 1-2		4-3 1-2		F7		4	0	0	0	0	0	3
Jerry Dybzinski, R (1, 6) OBP: 0.366, SLG: 0.380			4-3		1-3	F6		F9		4	0	0	0	0	0	1
Julio Cruz, S (1, 4) OBP: 0.266, SLG: 0.282			6-3		F9 1B		SH3-4 E 2B		FC3-6 1B	4	1	3	0	0	0	0
Inning Stats	R: 0 H: 0 E: 0 LOB: 1 K: 0 BB: 1 S: 3 P: 7	R: 0 H: 1 E: 0 LOB: 0 K: 0 BB: 0 S: 3 P: 3	R: 0 H: 1 E: 0 LOB: 0 K: 0 BB: 0 S: 3 P: 3	R: 3 H: 2 E: 1 LOB: 0 K: 0 BB: 1 S: 5 P: 9	R: 0 H: 1 E: 0 LOB: 0 K: 0 BB: 0 S: 3 P: 3	R: 3 H: 4 E: 0 LOB: 1 K: 0 BB: 0 S: 7 P: 7	R: 1 H: 2 E: 1 LOB: 2 K: 1 BB: 0 S: 8 P: 8	R: 0 H: 0 E: 0 LOB: 0 K: 1 BB: 0 S: 5 P: 5	R: 2 H: 2 E: 0 LOB: 0 K: 0 BB: 0 S: 4 P: 4	1B: 8 SF: 1 2B: 2 SAC: 1 3B: 1 DP: 0 HR: 2 HBP: 0						WP: 0 PA: 40 PB: 0 SB: 0 CS: 1	

livebaseballscorecards.com

AB	35
R	9
H	13
RBI	8
BB	2
SO	2
LOB	14

PITCHER		IP	WLS	BF	H	R	ER	SO	BB	IBB	HBP	BLK	WP	HR	S	P	ERA	WHIP
Mike Moore, R ERA: 4.25	(1, 1)	5.0		21	7	5	4	0	2	0	0	0	0	0	19	27	7.20	1.800
Paul Mirabella, L ERA: 3.44	(6, 1)	0.1		3	2	1	1	0	0	0	0	0	0	1	3	3	27.00	6.000
Ed Nunez, R ERA: 2.7	(6, 1)	3.1	L	15	4	3	3	2	0	0	0	0	0	1	19	19	8.10	1.200

PITCHER	IP	WLS	BF	H	R	ER	SO	BB	IBB	HBP	BLK	WP	HR	S	P	ERA	WHIP

Baltimore Orioles @ Chicago White Sox

Comiskey Park, Chicago, IL

Thu Jun 28 1984, 8:05 PM EDT

Att. 31,077 - Unknown

TOP

livebaseballscorecards.com

Batter	1	2	3	4	5	6	7	8	9	AB	R	H	RBI	BB	SO	LOB
John Shelby, S (1, 8) OBP: 0.241, SLG: 0.302	F8		F3			F7		F8		4	0	0	0	0	0	1
Mike Young, S (1, 9) OBP: 0.336, SLG: 0.372	F7			4-3		F8		F5		4	0	0	0	0	0	1
Cal Ripken Jr., R (1, 6) OBP: 0.363, SLG: 0.503	4-3			F8			BB		SH1-4 1B 2B BB	2	1	0	0	2	0	0
Eddie Murray, S (1, 3) OBP: 0.417, SLG: 0.507		F3		F3			F5		SH1-4 1-2 2B 1B	4	1	1	0	0	0	1
Wayne Gross, L (1, 5) OBP: 0.390, SLG: 0.455 Todd Cruz, R (9, 5) OBP: 0.240, SLG: 0.309		FC5 S BB			K		F9		SH1-4 1-2 2-3	2 0	0 0	0 0	0 0	1 0	1 0	1 0
Ken Singleton, S (1, 10) OBP: 0.308, SLG: 0.299 Al Bumbry, L (9, PR) OBP: 0.302, SLG: 0.299		K 1-2			4-3		BB 1-2		2B 5 IBB	2 0	0 0	0 0	0 0	2 0	1 0	1 0
Gary Roenicke, R (1, 7) OBP: 0.356, SLG: 0.381		FC5 2-3			E4 1B		F5		1-3 2-H 3-H 2B	4	0	2	2	0	0	3
Rich Dauer, R (1, 4) OBP: 0.285, SLG: 0.338			F8		F8			6-3	5 3-Hf	4	0	0	0	0	0	4
Floyd Rayford, R (1, 2) OBP: 0.327, SLG: 0.415			6-3			F4		1B		3	0	1	0	0	0	0

	AB	29
	R	2
	H	4
	RBI	2
	BB	5
	SO	2
	LOB	12

Inning Stats	1	2	3	4	5	6	7	8	9
	R: 0 E: 0 K: 0 S: 3	H: 0 LOB: 0 BB: 0 P: 3	R: 0 E: 0 K: 1 S: 5	H: 0 LOB: 1 BB: 1 P: 9	R: 0 E: 0 K: 0 S: 3	H: 0 LOB: 0 BB: 0 P: 3	R: 0 E: 0 K: 0 S: 3	H: 0 LOB: 0 BB: 0 P: 3	R: 0 E: 1 K: 1 S: 6	H: 1 LOB: 1 BB: 0 P: 6	R: 0 E: 0 K: 0 S: 3	H: 0 LOB: 0 BB: 0 P: 3	R: 0 E: 0 K: 0 S: 3	H: 0 LOB: 2 BB: 2 P: 11	R: 0 E: 0 K: 0 S: 4	H: 1 LOB: 1 BB: 0 P: 4	R: 2 E: 0 K: 0 S: 4	H: 2 LOB: 2 BB: 2 P: 12

	1B: 3	SF: 0	WP: 0	PA: 35
	2B: 2	SAC: 1	PB: 0	
	3B: 0	DP: 1	SB: 1	
	HR: 0	HBP: 0	CS: 0	

PITCHER	IP	WLS	BF	H	R	ER	SO	BB	IBB	HBP	BLK	WP	HR	S	P	ERA	WHIP
Tom Seaver, R (1, 1) ERA: 4.12	9.0	L	35	4	2	2	2	4	1	0	0	0	0	34	54	2.00	0.889

PITCHER	IP	WLS	BF	H	R	ER	SO	BB	IBB	HBP	BLK	WP	HR	S	P	ERA	WHIP

Batter	1	2	3	4	5	6	7	8	9	AB	R	H	RBI	BB	SO	LOB
Dave Stegman, R (1, 8) OBP: 0.302, SLG: 0.395	5-3		K		F8			K		4	0	0	0	0	2	2
Vance Law, R (1, 5) OBP: 0.282, SLG: 0.402	K		K			6-3		K		4	0	0	0	0	3	1
Tom Paciorek, R (1, 3) OBP: 0.314, SLG: 0.365 Jerry Hairston, S (9, PH) OBP: 0.356, SLG: 0.386	BB 1B			6-3		F8			BB BB	3 0	0 0	1 0	0 0	0 1	0 0	0 0
Ron Kittle, R (1, 7) OBP: 0.335, SLG: 0.514	1-2 BB			CS BB		F8			K	2	0	0	0	2	1	1
Greg Luzinski, R (1, 10) OBP: 0.328, SLG: 0.296 Greg Walker, L (9, PH) OBP: 0.322, SLG: 0.519	F8			PB 1-2 BB			K		F9	2 1	0 0	0 0	0 0	1 0	1 0	2 1
Harold Baines, L (1, 9) OBP: 0.315, SLG: 0.462		F8		K 1-2			K		FC6-4 1-2 BB	3	0	0	0	1	2	1
Marc Hill, R (1, 2) OBP: 0.305, SLG: 0.364		F9			F7		6-3		FC6-4 1-2f	4	0	0	0	0	0	2
Scott Fletcher, R (1, 4) OBP: 0.347, SLG: 0.296		F9			6-3			F7		3	0	0	0	0	0	0
Jerry Dybzinski, R (1, 6) OBP: 0.376, SLG: 0.384			6-3		BB			1B		2	0	1	0	1	0	0
Inning Stats	R: 0 H: 1 E: 0 LOB: 2 K: 1 BB: 1 S: 6 P: 10	R: 0 H: 0 E: 0 LOB: 0 K: 0 BB: 0 S: 3 P: 3	R: 0 H: 0 E: 0 LOB: 0 K: 2 BB: 0 S: 7 P: 7	R: 0 H: 0 E: 0 LOB: 1 K: 1 BB: 2 S: 4 P: 12	R: 0 H: 0 E: 0 LOB: 1 K: 0 BB: 1 S: 3 P: 7	R: 0 H: 0 E: 0 LOB: 0 K: 0 BB: 0 S: 3 P: 3	R: 0 H: 0 E: 0 LOB: 0 K: 2 BB: 0 S: 7 P: 7	R: 0 H: 1 E: 0 LOB: 1 K: 2 BB: 0 S: 8 P: 8	R: 0 H: 0 E: 0 LOB: 2 K: 1 BB: 2 S: 5 P: 13	1B: 2 SF: 0 2B: 0 SAC: 0 3B: 0 DP: 0 HR: 0 HBP: 0						

PITCHER		IP	WLS	BF	H	R	ER	SO	BB	IBB	HBP	BLK	WP	HR	S	P	ERA	WHIP
Mike Flanagan, L ERA: 3.56	(1, 1)	8.0	W	29	2	0	0	8	4	0	0	0	0	0	41	57	0.00	0.750
Sammy Stewart, R ERA: 2.72	(9, 1)	0.1		2	0	0	0	1	1	0	0	0	0	0	3	7	0.00	3.000
Tippy Martinez, L ERA: 3.33	(9, 1)	0.2	S	3	0	0	0	0	1	0	0	0	0	0	2	6	0.00	1.500

PITCHER	IP	WLS	BF	H	R	ER	SO	BB	IBB	HBP	BLK	WP	HR	S	P	ERA	WHIP

BOTTOM

Baltimore Orioles @ Chicago White Sox

Comiskey Park, Chicago, IL

Thu Jun 28 1984, 8:05 PM EDT

Att. 31,077 - Unknown

livebaseballscorecards.com

AB	28
R	0
H	2
RBI	0
BB	6
SO	9
LOB	10

Baltimore Orioles @ Chicago White Sox

Comiskey Park, Chicago, IL

Fri Jun 29 1984, 8:05 PM EDT

Att. 34,802 - Unknown

TOP

livebaseballscorecards.com

Batter	1	2	3	4	5	6	7	8	9	AB	R	H	RBI	BB	SO	LOB
John Shelby, S (1, 8) OBP: 0.241, SLG: 0.297	B B B B 4-0 CS BB		x 0-0 F6 ③			x 0-0 6-3 ①		x 0-0 B2-3 ②		3	0	0	0	1	0	0
Mike Young, S (1, 9) OBP: 0.333, SLG: 0.391	S S S 0-3 K 1-2 ① ②			x 0-0 HR		S S S 0-3 K ②		S S S 0-3 K ③		4	1	1	1	0	3	1
Cal Ripken Jr., R (1, 6) OBP: 0.364, SLG: 0.503	x 0-0 F5 ③			x 0-0 6-3 ①		x 0-0 1B			x 0-0 1B	4	0	2	0	0	0	0
Eddie Murray, S (1, 3) OBP: 0.418, SLG: 0.504		B B B B 4-0 2-3 BB		B B B B 4-0 BB		x 0-0 4-3 ③			S S S 0-3 K ①	2	0	0	0	2	1	2
Wayne Gross, L (1, 5) OBP: 0.382, SLG: 0.442		x 0-0 F9 ①		x 0-0 F7 ②			x 0-0 F8 ①		x 0-0 F4 ②	4	0	0	0	0	0	3
Ken Singleton, S (1, 10) OBP: 0.303, SLG: 0.294		x 0-0 2-3 1-2 ②		x 0-0 4-3 ③			x 0-0 4-3 ②		x 0-0 F7 ③	4	0	0	0	0	0	3
Gary Roenicke, R (1, 7) OBP: 0.349, SLG: 0.372		x 0-0 5-3 ③			x 0-0 6-3 ①		x 0-0 E6 FC6-4			3	0	0	0	0	0	1
Rich Dauer, R (1, 4) John Lowenstein, L (7, PH) Lenn Sakata, R (7, 4)			x 0-0 6-3 ①		x 0-0 F8 ②		x 0-0 FC6-4 ③ 1-2f			2 1 0	0 0 0	0 0 0	0 0 0	0 0 0	0 0 0	0 1 0
Rick Dempsey, R (1, 2) Al Bumbry, L (8, PH) Floyd Rayford, R (8, 2)			x 0-0 F9 ②		x 0-0 6-3 ③			x 0-0 F3 ①		2 1 0	0 0 0	0 0 0	0 0 0	0 0 0	0 0 0	0 0 0

	AB	30
	R	1
	H	3
	RBI	1
	BB	3
	SO	4
	LOB	11

Inning Stats																		
	R: 0	H: 0	R: 0	H: 0	R: 0	H: 0	R: 1	H: 1	R: 0	H: 0	R: 0	H: 1	R: 0	H: 0	R: 0	H: 0	R: 0	H: 1
	E: 0	LOB: 0	E: 0	LOB: 1	E: 0	LOB: 0	E: 0	LOB: 1	E: 0	LOB: 0	E: 0	LOB: 1	E: 1	LOB: 1	E: 0	LOB: 0	E: 0	LOB: 1
	K: 1	BB: 1	K: 0	BB: 1	K: 0	BB: 0	K: 0	BB: 1	K: 0	BB: 0	K: 1	BB: 0	K: 0	BB: 0	K: 1	BB: 0	K: 1	BB: 0
	S: 4	P: 8	S: 3	P: 7	S: 3	P: 3	S: 4	P: 8	S: 3	P: 3	S: 6	P: 6	S: 4	P: 4	S: 5	P: 5	S: 6	P: 6

	1B: 2	SF: 0
	2B: 0	SAC: 0
	3B: 0	DP: 0
	HR: 1	HBP: 0

	PA: 33
	WP: 0
	PB: 0
	SB: 0
	CS: 1

PITCHER	IP	WLS	BF	H	R	ER	SO	BB	IBB	HBP	BLK	WP	HR	S	P	ERA	WHIP
Richard Dotson, R (1, 1) ERA: 2.74	9.0	W	33	3	1	1	4	3	0	0	0	0	1	38	50	1.00	0.667

PITCHER	IP	WLS	BF	H	R	ER	SO	BB	IBB	HBP	BLK	WP	HR	S	P	ERA	WHIP

Baltimore Orioles @ Chicago White Sox

Comiskey Park, Chicago, IL

Fri Jun 29 1984, 8:05 PM EDT

Att. 34,802 - Unknown

livebaseballscorecards.com

BOTTOM

Batter	1	2	3	4	5	6	7	8	9	AB	R	H	RBI	BB	SO	LOB
Rudy Law, L (1, 8) OBP: 0.330, SLG: 0.371	4-3		3-1		F6		G6-4-3, 1-2, BB			3	0	0	0	1	0	0
Tom Paciorek, R (1, 3) OBP: 0.317, SLG: 0.365	FC1-6, HBP		F9		1B, BB		G6-4-3, 1-2f			0	0	0	0	0	0	0
Vance Law, R (3, 5) OBP: 0.282, SLG: 0.398										2	0	0	0	1	0	2
Harold Baines, L (1, 9) OBP: 0.314, SLG: 0.458	FC1-6, 1-2f		F3		1-3, 1B			F8		4	0	1	0	0	0	1
Greg Walker, L (1, 10) OBP: 0.320, SLG: 0.512	F8			5-3, BB, SF7, 1B	4-3			F3		4	1	1	0	0	0	3
Ron Kittle, R (1, 7) OBP: 0.337, SLG: 0.525		HR		5-3, 1-2, BB		5-3		F3		3	1	1	1	1	0	0
Mike Squires, L (1, 5) OBP: 0.255, SLG: 0.216 (3, 3)		FC5-4, 1B, 1B		5-3, 1-2, 2-3		1-3				3	0	1	0	0	0	2
Scott Fletcher, R (1, 6) OBP: 0.347, SLG: 0.298		FC5-4, 1-2, 1B		SF7, 3-H		F3				2	0	1	1	0	0	0
Joel Skinner, R (1, 2) OBP: 0.274, SLG: 0.271		FC5-4, 1-2, 2-3		K			FC6, 1B			3	0	1	0	0	1	3
Julio Cruz, S (1, 4) OBP: 0.262, SLG: 0.278		1-3			K		FC6, PB, 1-2f			3	0	0	0	0	1	2
Inning Stats	R: 0 E: 0 K: 0 S: 3 H: 0 LOB: 1 BB: 0 P: 4	R: 1 E: 0 K: 0 S: 5 H: 3 LOB: 1 BB: 0 P: 5	R: 0 E: 0 K: 0 S: 3 H: 0 LOB: 0 BB: 0 P: 3	R: 1 E: 0 K: 1 S: 6 H: 1 LOB: 1 BB: 1 P: 10	R: 0 E: 0 K: 1 S: 6 H: 1 LOB: 2 BB: 1 P: 10	R: 0 E: 0 K: 0 S: 3 H: 0 LOB: 0 BB: 0 P: 3	R: 0 E: 0 K: 0 S: 3 H: 1 LOB: 1 BB: 1 P: 7	R: 0 E: 0 K: 0 S: 3 H: 0 LOB: 0 BB: 0 P: 3		1B: 5 2B: 0 3B: 0 HR: 1 SF: 1 SAC: 0 DP: 2 HBP: 1				WP: 0 PB: 1 SB: 0 CS: 0 PA: 32		

	AB	27
	R	2
	H	6
	RBI	2
	BB	3
	SO	2
	LOB	13

PITCHER		IP	WLS	BF	H	R	ER	SO	BB	IBB	HBP	BLK	WP	HR	S	P	ERA	WHIP
Dennis Martinez, R ERA: 4.99	(1, 1)	6.1	L	27	6	2	2	2	2	0	1	0	0	1	28	37	2.84	1.263
Tippy Martinez, L ERA: 3.23	(7, 1)	1.2		5	0	0	0	0	1	0	0	0	0	0	4	8	0.00	0.600

PITCHER	IP	WLS	BF	H	R	ER	SO	BB	IBB	HBP	BLK	WP	HR	S	P	ERA	WHIP

Batter	1	2	3	4	5	6	7	8	9	10	11	AB	R	H	RBI	BB	SO	LOB
Mike Young, S (1, 9) (9, 7) OBP: 0.346, SLG: 0.390	6-3		BB	1-2 BB		1-2 FC6-4 BB		K			FC3-6 SH3-4 1B	3	0	1	0	3	1	2
John Shelby, S (1, 8) OBP: 0.236, SLG: 0.291	F9		K	K					F8		SH3-4 1-2	4	0	0	0	0	2	5
Jim Dwyer, L (9, PH) (9, 9) OBP: 0.322, SLG: 0.290						FC6-4 1-2f						1	0	0	0	0	0	0
Cal Ripken Jr., R (1, 6) OBP: 0.364, SLG: 0.498	1B		K		F9		5-3		F3		BB FC3-6	5	0	1	0	1	1	1
Eddie Murray, S (1, 3) OBP: 0.417, SLG: 0.504	F4			2B 1B	F7		K		2B		FC3-6 1-2f 2-3	6	2	2	0	0	1	3
Gary Roenicke, R (1, 7) (9, 8) OBP: 0.354, SLG: 0.381		5-3		1-2 2B 1B	BB		5-3		2-H 2B		F2	5	1	2	1	1	0	2
Benny Ayala, R (1, 10) OBP: 0.228, SLG: 0.240		F3		F9 1-H 2-H 2B	K			F8	K			3	1	1	2	0	1	1
Al Bumbry, L (8, PH) OBP: 0.298, SLG: 0.296												1	0	0	0	0	0	0
Ken Singleton, S (9, PH) OBP: 0.302, SLG: 0.292												1	0	0	0	0	1	1
Floyd Rayford, R (1, 2) OBP: 0.331, SLG: 0.418		BB		F9 2-3		F6		2B		K		4	0	1	0	1	1	1
Rich Dauer, R (1, 4) OBP: 0.283, SLG: 0.335		F5		BB 3-H 1B		F9		BB		F9		3	0	1	1	0	0	1
John Lowenstein, L (8, PH) OBP: 0.362, SLG: 0.389												0	0	0	0	1	0	0
Lenn Sakata, R (8, PR) (8, 4) OBP: 0.234, SLG: 0.213												1	0	0	0	0	0	0
Todd Cruz, R (1, 5) OBP: 0.233, SLG: 0.300			6-3	K		E5 BB		F3		F5		3	0	0	0	0	1	1
Wayne Gross, L (8, PH) (8, 5) OBP: 0.378, SLG: 0.436												2	0	0	0	0	0	2
Inning Stats	R: 0 E: 0 K: 0 S: 4 H: 1 LOB: 1 BB: 0 P: 4	R: 0 E: 0 K: 0 S: 3 H: 0 LOB: 1 BB: 1 P: 7	R: 0 E: 0 K: 2 S: 7 H: 0 LOB: 1 BB: 1 P: 11	R: 3 E: 0 K: 2 S: 11 H: 4 LOB: 2 BB: 1 P: 15	R: 0 E: 0 K: 1 S: 5 H: 0 LOB: 1 BB: 1 P: 9	R: 0 E: 1 K: 0 S: 4 H: 0 LOB: 2 BB: 1 P: 8	R: 0 E: 0 K: 1 S: 5 H: 0 LOB: 0 BB: 0 P: 5	R: 0 E: 0 K: 1 S: 6 H: 1 LOB: 2 BB: 1 P: 10	R: 1 E: 0 K: 1 S: 7 H: 2 LOB: 1 BB: 0 P: 7	R: 0 E: 0 K: 1 S: 5 H: 0 LOB: 0 BB: 0 P: 5	R: 0 E: 0 K: 0 S: 4 H: 1 LOB: 2 BB: 1 P: 8	1B: 5 2B: 4 3B: 0 HR: 0	SF: 0 SAC: 1 DP: 0 HBP: 0		WP: 0 PB: 0 SB: 0 CS: 0	PA: 50		

PITCHER		IP	WLS	BF	H	R	ER	SO	BB	IBB	HBP	BLK	WP	HR	S	P	ERA	WHIP
Britt Burns, L ERA: 4.66	(1, 1)	6.0		29	5	3	3	5	5	0	0	0	0	0	34	54	4.50	1.667
Ron Reed, R ERA: 3.65	(7, 1)	4.0		16	3	1	1	4	1	0	0	0	0	0	23	27	2.25	1.000
Al Jones, R ERA: 3.93	(11, 1)	1.0	W	5	1	0	0	0	1	0	0	0	0	0	4	8	0.00	2.000

PITCHER	IP	WLS	BF	H	R	ER	SO	BB	IBB	HBP	BLK	WP	HR	S	P	ERA	WHIP

TOP

Baltimore Orioles @ Chicago White Sox

Comiskey Park, Chicago, IL

Sat Jun 30 1984, 8:05 PM EDT

Att. 35,974 - Unknown

livebaseballscorecards.com

AB	42
R	4
H	9
RBI	4
BB	7
SO	9
LOB	20

Batter	1	2	3	4	5	6	7	8	9	10	11	AB	R	H	RBI	BB	SO	LOB
Rudy Law, L (1, 8) OBP: 0.330, SLG: 0.367	BBBB 4-0 F3 6-3 S BB		x 0-0 E4 S	x 0-0 F7 ③		SSS 0-3 K ②			x 0-0 5-3 ①			2	1	0	0	1	0	2
Greg Luzinski, R (6, PH) OBP: 0.327, SLG: 0.294												1	0	0	0	0	1	3
Joel Skinner, R (7, 2) OBP: 0.270, SLG: 0.267												1	0	0	0	0	0	0
Jerry Hairston, S (1, 10) OBP: 0.346, SLG: 0.371	x 0-0 F3 ① 1-3		x 0-0 F8 ① 1-2		x 0-0 F7 ①	x 0-0 E9 1-3 2-H 3-H 1B			x 0-0 F6 ②			5	0	1	2	0	0	2
Harold Baines, L (1, 9) OBP: 0.313, SLG: 0.452	x 0-0 6-3 ② 3-H		x 0-0 4-3 ②		BBBB 4-0 BB	SSS 0-3 K ③			x 0-0 F3 ③			4	0	0	1	1	1	4
Greg Walker, L (1, 3) OBP: 0.318, SLG: 0.512	x 0-0 2B		SSS 0-3 K ③		SSS 0-3 K ②		x 0-0 4-3 ①			x 0-0 6-3 ①		4	0	1	0	0	2	2
Mike Squires, L (8, 3) OBP: 0.250, SLG: 0.212												1	0	0	0	0	0	0
Ron Kittle, R (1, 7) OBP: 0.331, SLG: 0.513	SSS 0-3 K ③			SSS 0-3 K ①	x 0-0 5-3 ③		x 0-0 F4 ②			x 0-0 F7 ②		5	0	0	0	0	2	2
Marc Hill, R (1, 2) OBP: 0.318, SLG: 0.400		x 0-0 6-3 ①		x 0-0 1B 3B		x 0-0 SH2-3 HBP E 1B	x 0-0 F3 ③			x 0-0 F3 ③		3	1	2	0	0	0	0
Daryl Boston, L (6, PR) OBP: 0.280, SLG: 0.375 (7, 8)												2	1	0	0	0	0	0
Scott Fletcher, R (1, 6) OBP: 0.352, SLG: 0.301		x 0-0 1B CS 1B		x 0-0 1B 3-H 1B		H 1-0 SH2-3 1-2 E HBP		x 0-0 5-3 ①			x 0-0 F8 ①	4	1	2	1	0	0	0
Vance Law, R (1, 5) OBP: 0.286, SLG: 0.412		x 0-0 1-3 1B		x 0-0 F9 ②		x 0-0 SH2-3 ① 1-2 2-3		x 0-0 G4-1 ②			x 0-0 HR	4	1	2	1	0	0	1
Julio Cruz, S (1, 4) OBP: 0.266, SLG: 0.279		SSS 0-3 ② ③ 3-H K		x 0-0 1-2 1B		BBBB 4-0 E BB		x 0-0 F8 ③				3	0	1	0	1	1	2
Inning Stats	R: 1 E: 0 K: 1 S: 6 H: 1 LOB: 1 BB: 1 P: 10	R: 0 E: 0 K: 1 S: 6 H: 2 LOB: 2 BB: 0 P: 6	R: 0 E: 1 K: 1 S: 6 H: 0 LOB: 1 BB: 0 P: 6	R: 1 E: 0 K: 1 S: 8 H: 3 LOB: 2 BB: 0 P: 8	R: 0 E: 0 K: 1 S: 5 H: 0 LOB: 1 BB: 1 P: 9	R: 2 E: 1 K: 2 S: 9 H: 2 LOB: 3 BB: 1 P: 14	R: 0 E: 0 K: 0 S: 3 H: 0 LOB: 0 BB: 0 P: 3	R: 0 E: 0 K: 0 S: 3 H: 0 LOB: 0 BB: 0 P: 3	R: 0 E: 0 K: 0 S: 3 H: 0 LOB: 0 BB: 0 P: 3	R: 0 E: 0 K: 0 S: 3 H: 0 LOB: 0 BB: 0 P: 3	R: 1 E: 0 K: 0 S: 2 H: 1 LOB: 0 BB: 0 P: 2	1B: 6 2B: 2 3B: 1 HR: 1	SF: 0 SAC: 1 DP: 1 HBP: 1					

PITCHER		IP	WLS	BF	H	R	ER	SO	BB	IBB	HBP	BLK	WP	HR	S	P	ERA	WHIP
Storm Davis, R ERA: 2.64	(1, 1)	5.1		27	7	4	4	5	3	0	1	0	0	0	33	46	6.75	1.875
Tom Underwood, L ERA: 3.89	(6, 1)	4.0		13	1	0	0	2	0	0	0	0	0	0	17	17	0.00	0.250
Sammy Stewart, R ERA: 2.88	(10, 1)	1.0	L	4	1	1	1	0	0	0	0	0	0	1	4	4	9.00	1.000

PITCHER	IP	WLS	BF	H	R	ER	SO	BB	IBB	HBP	BLK	WP	HR	S	P	ERA	WHIP

BOTTOM

Baltimore Orioles @ Chicago White Sox

Comiskey Park, Chicago, IL

Sat Jun 30 1984, 8:05 PM EDT

Att. 35,974 - Unknown

livebaseballscorecards.com

AB	39
R	5
H	9
RBI	5
BB	3
SO	7
LOB	18

Batter	1	2	3	4	5	6	7	8	9	AB	R	H	RBI	BB	SO	LOB
Al Bumbry, L (1, 8) OBP: 0.295, SLG: 0.299	4-3		4-3		2B (2-H)		FC4 (1-2f, 3-H, 3B)		K	5	1	1	2	0	1	1
Mike Young, S (1, 9) OBP: 0.342, SLG: 0.397	K			4-3	K		1B (1-H, 3B)		4-3	5	1	1	1	0	2	1
Cal Ripken Jr., R (1, 6) OBP: 0.365, SLG: 0.498	F9			HR (1B)		K	1B (3-H)			4	1	2	1	0	1	0
Eddie Murray, S (1, 3) OBP: 0.415, SLG: 0.511		F4		HR (1-H)		4-3	F8			4	1	1	2	0	0	1
John Lowenstein, L (1, 10) OBP: 0.355, SLG: 0.380		K		F5		K		F9		4	0	0	0	0	2	0
Wayne Gross, L (1, 5) OBP: 0.385, SLG: 0.471		1B		F3			2B	HR		4	2	3	1	0	0	0
Gary Roenicke, R (1, 7) OBP: 0.358, SLG: 0.391		K			1B (G5-4-3)		FC4 (SH1-4, 2-H, 2B)	K		4	1	2	1	0	2	1
Lenn Sakata, R (1, 4) OBP: 0.224, SLG: 0.203			K		G5-4-3 (1-2f)		SH1-4 (2-3)	4-3		3	0	0	0	0	1	1
Rick Dempsey, R (1, 2) OBP: 0.302, SLG: 0.293			F7		2B		BB (FC4)		F7	3	1	1	0	1	0	0
Inning Stats	R: 0 E: 0 K: 1 S: 5 H: 0 LOB: 0 BB: 0 P: 5	R: 0 E: 0 K: 2 S: 8 H: 1 LOB: 1 BB: 0 P: 8	R: 0 E: 0 K: 1 S: 5 H: 0 LOB: 0 BB: 0 P: 5	R: 2 E: 0 K: 0 S: 5 H: 2 LOB: 0 BB: 0 P: 5	R: 1 E: 0 K: 1 S: 7 H: 3 LOB: 1 BB: 0 P: 7	R: 0 E: 0 K: 2 S: 7 H: 0 LOB: 0 BB: 0 P: 7	R: 4 E: 0 K: 0 S: 7 H: 4 LOB: 1 BB: 1 P: 11	R: 1 E: 0 K: 1 S: 6 H: 1 LOB: 0 BB: 0 P: 6	R: 0 E: 0 K: 1 S: 5 H: 0 LOB: 0 BB: 0 P: 5	1B: 4 2B: 4 3B: 1 HR: 2 SF: 0 SAC: 1 DP: 1 HBP: 0						

PITCHER	IP	WLS	BF	H	R	ER	SO	BB	IBB	HBP	BLK	WP	HR	S	P	ERA	WHIP
LaMarr Hoyt, R (1, 1) ERA: 3.99	6.2	L	29	9	7	7	7	1	0	0	0	0	1	42	46	9.45	1.500
Dan Spillner, R (7, 1) ERA: 5.17	2.1		9	2	1	1	2	0	0	0	0	0	1	13	13	3.86	0.857

PITCHER	IP	WLS	BF	H	R	ER	SO	BB	IBB	HBP	BLK	WP	HR	S	P	ERA	WHIP

TOP

Baltimore Orioles @ Chicago White Sox

Comiskey Park, Chicago, IL

Sun Jul 01 1984, 4:33 AM EDT

Att. 33,440 - Unknown

livebaseballscorecards.com

AB	36
R	8
H	11
RBI	8
BB	1
SO	9
LOB	5

Batter	1	2	3	4	5	6	7	8	9	AB	R	H	RBI	BB	SO	LOB
Rudy Law, L (1, 8) OBP: 0.329, SLG: 0.365	F3		1-3			S 2B 1B		F8		4	1	1	0	0	0	0
Jerry Dybzinski, R (1, 6) OBP: 0.368, SLG: 0.373	1-3			5-3		F8 1-2		F8		2	0	0	0	0	0	0
Mike Squires, L (6, PH) OBP: 0.241, SLG: 0.204 (7, 5)										2	0	0	0	0	0	1
Harold Baines, L (1, 9) OBP: 0.319, SLG: 0.459	1B			BBBB FC3-6 BB		F3 2-H 2B			F5	2	0	2	1	1	0	0
Daryl Boston, L (9, 9) OBP: 0.269, SLG: 0.360										1	0	0	0	0	0	0
Greg Walker, L (1, 3) OBP: 0.317, SLG: 0.506	F3			FC3-6 1-2f		F3 2-3			BB 2B 1B	4	1	1	0	0	0	3
Ron Kittle, R (1, 7) OBP: 0.326, SLG: 0.504		F7		K		K			K	4	0	0	0	0	3	3
Greg Luzinski, R (1, 10) OBP: 0.325, SLG: 0.293		4-3			S 1B		BBBB G4-6-3 BB		BBBB 1-2 2B BB	1	0	0	0	0	0	0
Jerry Hairston, S (5, PH) OBP: 0.370, SLG: 0.381										1	1	1	0	2	0	0
Vance Law, R (1, 5) OBP: 0.285, SLG: 0.414 (7, 6)		6-3			F6 1-2		G4-6-3 1-2f 1 2		1-H 2-H 2B	4	0	1	2	0	0	2
Joel Skinner, R (1, 2) OBP: 0.254, SLG: 0.250			5-3		K		F8		K	4	0	0	0	0	2	2
Julio Cruz, S (1, 4) OBP: 0.263, SLG: 0.275			B1-3		K			4-3		3	0	0	0	0	1	1
Inning Stats	R: 0 H: 1 E: 0 LOB: 1 K: 0 BB: 0 S: 4 P: 4	R: 0 H: 0 E: 0 LOB: 0 K: 0 BB: 0 S: 3 P: 3	R: 0 H: 0 E: 0 LOB: 0 K: 0 BB: 0 S: 3 P: 3	R: 0 H: 0 E: 0 LOB: 1 K: 1 BB: 1 S: 5 P: 9	R: 0 H: 1 E: 0 LOB: 1 K: 2 BB: 0 S: 8 P: 8	R: 1 H: 2 E: 0 LOB: 1 K: 1 BB: 0 S: 7 P: 7	R: 0 H: 0 E: 0 LOB: 0 K: 0 BB: 1 S: 2 P: 6	R: 0 H: 0 E: 0 LOB: 0 K: 0 BB: 0 S: 3 P: 3	R: 2 H: 2 E: 0 LOB: 1 K: 2 BB: 1 S: 9 P: 13	1B: 4 SF: 0 2B: 2 SAC: 0 3B: 0 DP: 1 HR: 0 HBP: 0						

PITCHER	IP	WLS	BF	H	R	ER	SO	BB	IBB	HBP	BLK	WP	HR	S	P	ERA	WHIP
Mike Boddicker, R (1, 1) ERA: 2.71	9.0	W	35	6	3	3	6	3	0	0	0	0	0	44	56	3.00	1.000

PITCHER	IP	WLS	BF	H	R	ER	SO	BB	IBB	HBP	BLK	WP	HR	S	P	ERA	WHIP

BOTTOM

Baltimore Orioles @ Chicago White Sox

Comiskey Park, Chicago, IL

Sun Jul 01 1984, 4:33 AM EDT

Att. 33,440 - Unknown

livebaseballscorecards.com

AB	32
R	3
H	6
RBI	3
BB	3
SO	6
LOB	12

PA: 35

WP: 0
PB: 0
SB: 2
CS: 0

Batter	1	2	3	4	5	6	7	8	9	AB	R	H	RBI	BB	SO	LOB
Lou Whitaker, L (1, 4) OBP: 0.375, SLG: 0.395	SSS 0-3 ① K		x 0-0 E6		x 0-0 ③ F4		x 0-0 ③ F7			4	0	0	0	0	1	2
Alan Trammell, R (1, 10) OBP: 0.380, SLG: 0.471	x 0-0 FC4 1B		x 0-0 ③ F7			BBBB 4-0 BB 1B BB		x 0-0 2B		3	0	2	0	1	0	1
Barbaro Garbey, R (1, 3) OBP: 0.326, SLG: 0.388	x 0-0 ② F2			x 0-0 ① F8		x 0-0 ① F6		x 0-0 ① 6-3		4	0	0	0	0	0	3
Lance Parrish, R (1, 2) OBP: 0.297, SLG: 0.465 Marty Castillo, R (8, 2) OBP: 0.227, SLG: 0.206	x 0-0 ③ FC4 1-2f			SSS 0-3 ② K		BBBB 4-0 1B 1B 1-2 BB		x 0-0 ② F2		3 0	1 0	0 0	0 0	1 0	1 0	2 0
Chet Lemon, R (1, 8) OBP: 0.382, SLG: 0.549		x 0-0 ① 6-3		x 0-0 ③ 6-3		x 0-0 ② 1B 1-2 2-H 1B		x 0-0 ③ 5-3		4	0	1	0	0	0	1
Larry Herndon, R (1, 7) OBP: 0.307, SLG: 0.328		SSS 0-3 ② K			x 0-0 ① F9	x 0-0 1B 1-2 2-H			x 0-0 ① F9	4	0	1	1	0	1	0
Kirk Gibson, L (1, 9) OBP: 0.339, SLG: 0.490		SSS 0-3 ③ K			BBBB 4-0 1B BB	x 0-0 ③ F4			x 0-0 ② 4-3	3	0	0	0	1	1	2
Tom Brookens, R (1, 5) OBP: 0.279, SLG: 0.328			SSS 0-3 ① K		x 0-0 1-2 1B		SSS 0-3 ① K		x 0-0 ③ F8	4	0	1	0	0	2	0
Doug Baker, S (1, 6)			x 0-0 ② F6		x 0-0 ② F6		x 0-0 ② 5-3			3	0	0	0	0	0	2
Inning Stats	R: 0 H: 1 E: 0 LOB: 1 K: 1 BB: 0 S: 6 P: 6	R: 0 H: 0 E: 0 LOB: 0 K: 2 BB: 0 S: 7 P: 7	R: 0 H: 0 E: 1 LOB: 1 K: 1 BB: 0 S: 6 P: 6	R: 0 H: 0 E: 0 LOB: 0 K: 1 BB: 0 S: 5 P: 5	R: 0 H: 1 E: 0 LOB: 2 K: 0 BB: 1 S: 4 P: 8	R: 1 H: 2 E: 0 LOB: 2 K: 0 BB: 2 S: 4 P: 12	R: 0 H: 0 E: 0 LOB: 0 K: 1 BB: 0 S: 5 P: 5	R: 0 H: 1 E: 0 LOB: 1 K: 0 BB: 0 S: 4 P: 4	R: 0 H: 0 E: 0 LOB: 0 K: 0 BB: 0 S: 3 P: 3	1B: 4 SF: 0 2B: 1 SAC: 0 3B: 0 DP: 0 HR: 0 HBP: 0						

PITCHER	IP	WLS	BF	H	R	ER	SO	BB	IBB	HBP	BLK	WP	HR	S	P	ERA	WHIP
Floyd Bannister, L (1, 1) ERA: 4.74	9.0	W	35	5	1	1	6	3	0	0	0	0	0	44	56	1.00	0.889

PITCHER	IP	WLS	BF	H	R	ER	SO	BB	IBB	HBP	BLK	WP	HR	S	P	ERA	WHIP

TOP

Detroit Tigers @ Chicago White Sox

Comiskey Park, Chicago, IL

Mon Jul 02 1984, 8:05 PM EDT

Att. 32,768 - Unknown

livebaseballscorecards.com

AB	32
R	1
H	5
RBI	1
BB	3
SO	6
LOB	13

WP: 0 PA: 35
PB: 0
SB: 0
CS: 0

Batter	1	2	3	4	5	6	7	8	9	AB	R	H	RBI	BB	SO	LOB
Rudy Law, L (1, 8) OBP: 0.328, SLG: 0.360	F3		BBB 4-0 G5-4-3 BB		F6		F5			3	0	0	0	1	0	0
Scott Fletcher, R (1, 6) OBP: 0.351, SLG: 0.300	HR 1B		G5-4-3 1-2f			E4 E 1B	F8			4	2	1	0	0	0	1
Harold Baines, L (1, 9) OBP: 0.325, SLG: 0.472	1-H HR			FC3-6 1B		F8	BBB 4-0 BB			3	1	2	2	1	0	1
Greg Walker, L (1, 3) OBP: 0.316, SLG: 0.500	G5-4-3 1B			FC3-6 1-2f HR		E1 1-3 1B	F5			4	2	1	0	0	0	3
Mike Squires, L (8, 3) OBP: 0.241, SLG: 0.204										0	0	0	0	0	0	0
Ron Kittle, R (1, 7) OBP: 0.332, SLG: 0.519	G5-4-3 1-2f			1-H HR		1B 1B IBB		FC5-4 BB 1B		3	2	2	2	1	0	1
Dave Stegman, R (8, PR) OBP: 0.302, SLG: 0.395										0	0	0	0	0	0	0
(9, 7)																
Greg Luzinski, R (1, 10) OBP: 0.328, SLG: 0.294		BBB 4-0 FC5-4 BB		SSS 0-3 K		FC5-4 1B 1-3 2-H 3-H 1B		F4		3	0	1	2	1	1	1
Vance Law, R (1, 5) OBP: 0.283, SLG: 0.410		FC5-4 G6-4-3 1-2f		SSS 0-3 K		FC5-4 1-2 3-H 1B		BBB 4-0 FC5-4 1-2 BB		2	0	0	0	0	1	1
Jerry Hairston, S (6, PH) OBP: 0.378, SLG: 0.391										1	0	1	1	0	0	0
Jerry Dybzinski, R (6, PR) OBP: 0.375, SLG: 0.373										0	0	0	0	1	0	0
(7, 5)																
Marc Hill, R (1, 2) OBP: 0.303, SLG: 0.381		G6-4-3 1-2f			F8	FC5-4 1-2f 2-3		FC5-4 FC5-4 1-2f 2-3		4	0	0	0	0	0	5
Julio Cruz, S (1, 4) OBP: 0.258, SLG: 0.270			5-3		F8	SSS 0-3 K		FC5-4 1-2f		4	0	0	0	0	1	4
Inning Stats	R: 2 E: 0 K: 0 S: 5 H: 3 LOB: 0 BB: 0 P: 5	R: 0 E: 0 K: 0 S: 2 H: 0 LOB: 0 BB: 1 P: 6	R: 0 E: 0 K: 0 S: 2 H: 0 LOB: 0 BB: 1 P: 6	R: 2 E: 0 K: 2 S: 9 H: 2 LOB: 0 BB: 0 P: 9	R: 0 E: 0 K: 0 S: 3 H: 0 LOB: 0 BB: 0 P: 3	R: 3 E: 2 K: 1 S: 9 H: 2 LOB: 2 BB: 1 P: 13	R: 0 E: 0 K: 0 S: 3 H: 0 LOB: 1 BB: 1 P: 7	R: 0 E: 0 K: 0 S: 4 H: 1 LOB: 2 BB: 1 P: 8		1B: 6 2B: 0 3B: 0 HR: 2	SF: 0 SAC: 0 DP: 3 HBP: 0					

PITCHER		IP	WLS	BF	H	R	ER	SO	BB	IBB	HBP	BLK	WP	HR	S	P	ERA	WHIP
Dave Rozema, R ERA: 3.54	(1, 1)	4.0	L	16	5	4	4	2	2	0	0	0	0	2	18	26	9.00	1.750
Aurelio Lopez, R ERA: 2.96	(5, 1)	2.0		11	2	3	0	1	0	1	0	0	0	0	12	16	0.00	1.000
Sid Monge, L ERA: 3.67	(7, 1)	2.0		9	1	0	0	0	2	0	0	0	0	0	7	15	0.00	1.500

PITCHER	IP	WLS	BF	H	R	ER	SO	BB	IBB	HBP	BLK	WP	HR	S	P	ERA	WHIP

BOTTOM

Detroit Tigers @ Chicago White Sox

Comiskey Park, Chicago, IL

Mon Jul 02 1984, 8:05 PM EDT

Att. 32,768 - Unknown

livebaseballscorecards.com

AB	31
R	7
H	8
RBI	7
BB	5
SO	3
LOB	17

Detroit Tigers @ Chicago White Sox

Comiskey Park, Chicago, IL

Tue Jul 03 1984, 8:05 PM EDT

Att. 43,094 - Unknown

TOP

livebaseballscorecards.com

Batter	1	2	3	4	5	6	7	8	9	AB	R	H	RBI	BB	SO	LOB
Lou Whitaker, L (1, 4) OBP: 0.372, SLG: 0.392	0-0 HR 1B 1B	0-0 F7 ③			0-0 E9		0-0 B1 ①		0-0 F7 ②	5	1	1	0	0	0	1
Alan Trammell, R (1, 10) OBP: 0.377, SLG: 0.467	0-0 F3 ①		0-3 K ①		0-0 5-3 ①		0-0 1B 1B		0-3 K ③	5	0	1	0	0	2	2
Kirk Gibson, L (1, 9) OBP: 0.345, SLG: 0.492	0-0 1-2 HR 1B		4-0 S BB		0-3 K ②		0-0 1-2 1B			3	1	2	0	1	1	1
Lance Parrish, R (1, 2) OBP: 0.297, SLG: 0.472	0-0 1-H 2-H HR		0-0 6-3 ② 1-2		0-3 K ③		0-0 F5 ②			4	1	1	3	0	1	4
Ruppert Jones, L (1, 7) OBP: 0.271, SLG: 0.630	0-3 K ②		0-0 6-3 ③			0-0 HR	0-0 F8 ③			4	1	1	1	0	1	3
Chet Lemon, R (1, 8) OBP: 0.380, SLG: 0.542	0-3 K ③			4-0 BB		0-0 F7 ①		0-0 F9 ①		3	0	0	0	1	1	0
Dave Bergman, L (1, 3) OBP: 0.366, SLG: 0.395		4-0 S BB		0-0 F4 ①		0-0 F8 ②		0-3 K ②		3	0	0	0	1	1	1
Howard Johnson, S (1, 5) OBP: 0.375, SLG: 0.483		0-0 F9 ① 1-2		0-3 K ②		0-0 HR		0-0 F9 ③		4	1	1	1	0	1	2
Doug Baker, S (1, 6) Darrell Evans, L (9, PH) OBP: 0.367, SLG: 0.348		0-0 F8 ②		0-3 K ③		0-0 F7 ③			0-0 F8 ①	3 1	0 0	0 0	0 0	0 0	1 0	2 0
Inning Stats	R: 3 E: 0 K: 2 S: 10 H: 3 LOB: 0 BB: 0 P: 10	R: 0 E: 0 K: 0 S: 3 H: 0 LOB: 1 BB: 1 P: 7	R: 0 E: 0 K: 1 S: 5 H: 0 LOB: 1 BB: 1 P: 9	R: 0 E: 0 K: 2 S: 7 H: 0 LOB: 1 BB: 1 P: 11	R: 0 E: 1 K: 2 S: 8 H: 0 LOB: 1 BB: 0 P: 8	R: 2 E: 0 K: 0 S: 5 H: 2 LOB: 0 BB: 0 P: 5	R: 0 E: 0 K: 0 S: 5 H: 2 LOB: 2 BB: 0 P: 5	R: 0 E: 0 K: 1 S: 5 H: 0 LOB: 0 BB: 0 P: 5	R: 0 E: 0 K: 1 S: 5 H: 0 LOB: 0 BB: 0 P: 5	1B: 4 2B: 0 3B: 0 HR: 3 SF: 0 SAC: 0 DP: 0 HBP: 0						WP: 0 PB: 0 SB: 2 CS: 0 PA: 38	

	AB	35
	R	5
	H	7
	RBI	5
	BB	3
	SO	9
	LOB	16

PITCHER	IP	WLS	BF	H	R	ER	SO	BB	IBB	HBP	BLK	WP	HR	S	P	ERA	WHIP
Tom Seaver, R (1, 1) ERA: 4.31	6.0	W	27	5	5	5	7	3	0	0	0	0	3	38	50	7.50	1.333
Juan Agosto, L (7, 1) ERA: 2.3	0.1		3	2	0	0	0	0	0	0	0	0	0	3	3	0.00	6.000
Ron Reed, R (7, 1) ERA: 3.4	2.2	S	8	0	0	0	2	0	0	0	0	0	0	12	12	0.00	0.000

PITCHER	IP	WLS	BF	H	R	ER	SO	BB	IBB	HBP	BLK	WP	HR	S	P	ERA	WHIP

Batter	1	2	3	4	5	6	7	8	9	AB	R	H	RBI	BB	SO	LOB
Rudy Law, L (1, 8) OBP: 0.329, SLG: 0.366	6-3		1-3 1B	3-H 2B		K		F3		5	0	2	1	0	1	0
Scott Fletcher, R (1, 6) OBP: 0.348, SLG: 0.298	F8		5-3	F9		FC6-4 1B		K		5	0	1	0	0	1	3
Harold Baines, L (1, 9) OBP: 0.324, SLG: 0.467	K			F8	HR 1B BB	FC6-4 1-2f				3	1	0	0	1	1	1
Greg Walker, L (1, 3) OBP: 0.325, SLG: 0.503 Dave Stegman, R (8, 7) OBP: 0.302, SLG: 0.395		4-3		BB 1B 1B	1-2 HR 1B		FC4 BB			3 0	2 0	2 0	0 0	1 0	0 0	0 0
Ron Kittle, R (1, 7) OBP: 0.331, SLG: 0.513 Mike Squires, L (8, 3) OBP: 0.241, SLG: 0.204		5-3		1B 1-2 1B BB	F3		K			3 0	1 0	0 0	0 0	1 0	1 0	3 0
Greg Luzinski, R (1, 10) OBP: 0.331, SLG: 0.311		5-3		1B 1-3 2-H 2B 1B	1-H 2-H HR		F7			4	2	2	4	0	0	1
Vance Law, R (1, 5) OBP: 0.286, SLG: 0.412			1-3	2B 1-2 1-3 3-H 1B	G5-4-3 1B		FC4 1-2f			4	1	2	1	0	0	1
Marc Hill, R (1, 2) OBP: 0.312, SLG: 0.432			F8	1-3 1-3 2-H 2B 2B	G5-4-3 1-2f			HR		4	2	2	2	0	0	1
Julio Cruz, S (1, 4) OBP: 0.258, SLG: 0.269			1B 1B	1-3 2-3 3-H		4-3		F8		4	0	1	1	0	0	1
Inning Stats	R: 0 E: 0 K: 1 S: 5 H: 0 LOB: 0 BB: 0 P: 5	R: 0 E: 0 K: 0 S: 3 H: 0 LOB: 0 BB: 0 P: 3	R: 0 E: 0 K: 0 S: 5 H: 2 LOB: 2 BB: 0 P: 5	R: 5 E: 0 K: 0 S: 8 H: 5 LOB: 1 BB: 1 P: 12	R: 3 E: 0 K: 0 S: 5 H: 3 LOB: 0 BB: 1 P: 9	R: 0 E: 0 K: 1 S: 6 H: 1 LOB: 1 BB: 0 P: 6	R: 0 E: 0 K: 1 S: 5 H: 0 LOB: 1 BB: 1 P: 9	R: 1 E: 0 K: 1 S: 6 H: 1 LOB: 0 BB: 0 P: 6		1B: 8 2B: 2 3B: 0 HR: 2	SF: 0 SAC: 0 DP: 1 HBP: 0					

PITCHER		IP	WLS	BF	H	R	ER	SO	BB	IBB	HBP	BLK	WP	HR	S	P	ERA	WHIP
Jack Morris, R ERA: 3.08	(1, 1)	4.1	L	24	9	8	8	1	2	0	0	0	0	1	24	32	16.61	2.538
Doug Bair, R ERA: 2.7	(5, 1)	2.2		10	2	0	0	2	1	0	0	0	0	0	13	17	0.00	1.125
Willie Hernandez, L ERA: 2.25	(8, 1)	1.0		4	1	1	1	1	0	0	0	0	0	1	6	6	9.00	1.000

PITCHER	IP	WLS	BF	H	R	ER	SO	BB	IBB	HBP	BLK	WP	HR	S	P	ERA	WHIP

BOTTOM

Detroit Tigers @ Chicago White Sox

Comiskey Park, Chicago, IL

Tue Jul 03 1984, 8:05 PM EDT

Att. 43,094 - Unknown

livebaseballscorecards.com

AB	35
R	9
H	12
RBI	9
BB	3
SO	4
LOB	11

WP: 0 PB: 0 SB: 0 CS: 0 PA: 38

Batter	1	2	3	4	5	6	7	8	9	AB	R	H	RBI	BB	SO	LOB
Lou Whitaker, L (1, 4) OBP: 0.370, SLG: 0.393	F8			6-3		3-1			2B	4	0	1	0	0	0	0
Alan Trammell, R (1, 10) OBP: 0.376, SLG: 0.467	6-3			1B 2B			F8		F9	4	0	1	0	0	0	1
Kirk Gibson, L (1, 9) OBP: 0.344, SLG: 0.488	K			G6-4-3 1B 2-3			F3		K	4	0	1	0	0	2	1
Lance Parrish, R (1, 2) OBP: 0.294, SLG: 0.467		F4		G6-4-3 1-2f			F8		F8	3	0	0	0	0	0	2
Marty Castillo, R (8, 2) OBP: 0.224, SLG: 0.203										1	0	0	0	0	0	1
Darrell Evans, L (1, 3) OBP: 0.367, SLG: 0.363		F5			F8			HR		3	1	1	1	0	0	0
Chet Lemon, R (1, 8) OBP: 0.376, SLG: 0.536		F9			5-3			5-3		3	0	0	0	0	0	0
Ruppert Jones, L (1, 7) OBP: 0.294, SLG: 0.617			BBBB 8-3 BB		K			BBBB G4-6-3 BB		1	0	0	0	2	1	0
Howard Johnson, S (1, 5) OBP: 0.368, SLG: 0.473			F8			F7		G4-6-3 1-2f		3	0	0	0	0	0	2
Doug Baker, S (1, 6)			8-3 1-2f			1-3			HR	2	0	0	0	0	0	1
Tom Brookens, R (8, 6) OBP: 0.279, SLG: 0.328										0	0	0	0	0	0	0
Johnny Grubb, L (9, PH) OBP: 0.396, SLG: 0.457										1	1	1	1	0	0	0
Inning Stats	R: 0 E: 0 K: 1 S: 5 H: 0 LOB: 0 BB: 0 P: 5	R: 0 E: 0 K: 0 S: 3 H: 0 LOB: 0 BB: 0 P: 3	R: 0 E: 0 K: 0 S: 2 H: 0 LOB: 0 BB: 1 P: 6	R: 0 E: 0 K: 0 S: 4 H: 2 LOB: 1 BB: 0 P: 4	R: 0 E: 0 K: 1 S: 5 H: 0 LOB: 0 BB: 0 P: 5	R: 0 E: 0 K: 0 S: 3 H: 0 LOB: 0 BB: 0 P: 3	R: 0 E: 0 K: 0 S: 3 H: 0 LOB: 0 BB: 0 P: 3	R: 1 E: 0 K: 0 S: 3 H: 1 LOB: 0 BB: 1 P: 7	R: 1 E: 0 K: 1 S: 7 H: 2 LOB: 1 BB: 0 P: 7	1B: 1 2B: 3 3B: 0 HR: 2 SF: 0 SAC: 0 DP: 3 HBP: 0						

PITCHER	IP	WLS	BF	H	R	ER	SO	BB	IBB	HBP	BLK	WP	HR	S	P	ERA	WHIP
Richard Dotson, R (1, 1) ERA: 2.64	8.0	W	26	3	1	1	2	2	0	0	0	0	1	28	36	1.12	0.625
Al Jones, R (9, 1) ERA: 4.19	1.0		5	2	1	1	1	0	0	0	0	0	1	7	7	9.00	2.000

PITCHER	IP	WLS	BF	H	R	ER	SO	BB	IBB	HBP	BLK	WP	HR	S	P	ERA	WHIP

TOP

Detroit Tigers @ Chicago White Sox

Comiskey Park, Chicago, IL

Wed Jul 04 1984, 8:05 PM EDT

Att. 37,665 - Unknown

livebaseballscorecards.com

AB	29
R	2
H	5
RBI	2
BB	2
SO	3
LOB	8

PA: 31

Batter	1	2	3	4	5	6	7	8	9	AB	R	H	RBI	BB	SO	LOB
Rudy Law, L (1, 8) OBP: 0.335, SLG: 0.362	BBBB 4-0 8-4 BB		x 0-0 ②③ G6-4-3 1-2f			4-0 SH1-4 1B BB		x 0-0 ③ F3		2	1	0	0	3	0	1
Daryl Boston, L (9, 8) OBP: 0.269, SLG: 0.360						4-0 BB				0	0	0	0	0	0	0
Scott Fletcher, R (1, 6) OBP: 0.344, SLG: 0.294	x 0-0 ①② 8-4 1-2f			x 0-0 ① F8		x 0-0 ① SH1-4 1-2				3	0	0	0	0	0	3
						x 0-0 ③ F8										
Harold Baines, L (1, 9) OBP: 0.332, SLG: 0.474	BBBB 4-0 FC5-4 BB			BBB 4-0 2B G1-2-3 BB		x 0-0 2B 2-H 1B 1B	x 0-0 7-5 2B			2	1	2	1	2	0	0
Greg Walker, L (1, 3) OBP: 0.328, SLG: 0.514	x 0-0 ③ FC5-4 1-2f			x 0-0 1-3 2B		x 0-0 1-3 1B 2B	x 0-0 ①② 7-5 2-3f			4	1	2	0	0	0	2
Dave Stegman, R (8, 7) OBP: 0.302, SLG: 0.395										0	0	0	0	0	0	0
Jerry Hairston, S (1, 7) OBP: 0.395, SLG: 0.385		x 0-0 ① 5-3		4-0 IBB		4-0 1B 3B IBB	BBBB 4-0 HR BB			1	2	0	0	3	0	0
Mike Squires, L (8, 3) OBP: 0.241, SLG: 0.204										0	0	0	0	0	0	0
Greg Luzinski, R (1, 10) OBP: 0.330, SLG: 0.323		x 0-0 ② 4-3		x 0-0 ②③ G1-2-3 3-Hf		x 0-0 ② F9	x 0-0 1-H HR			4	1	1	2	0	0	6
Vance Law, R (1, 5) OBP: 0.286, SLG: 0.409		x 0-0 ③ F3		SSS 0-3 ① K		x 0-0 1-3 2-H 3-H 3B 1B	x 0-0 ③ F9			4	1	1	2	0	1	0
Marc Hill, R (1, 2) OBP: 0.309, SLG: 0.418			x 0-0 ① F9	SSS 0-3 ② K		BBBB 4-0 3B BB		SSS 0-3 ① K		3	1	0	0	1	2	0
Julio Cruz, S (1, 4) OBP: 0.262, SLG: 0.283			x 0-0 G6-4-3 1B	x 0-0 ③ F3		x 0-0 1-H 2-H 3-H 3B		x 0-0 ② 5-3		4	0	2	3	0	0	0
Inning Stats	R: 0 H: 0 E: 0 LOB: 1 K: 0 BB: 2 S: 2 P: 10	R: 0 H: 0 E: 0 LOB: 0 K: 0 BB: 0 S: 3 P: 3	R: 0 H: 1 E: 0 LOB: 0 K: 0 BB: 0 S: 3 P: 3	R: 0 H: 1 E: 0 LOB: 2 K: 0 BB: 2 S: 3 P: 11	R: 0 H: 0 E: 0 LOB: 0 K: 2 BB: 0 S: 7 P: 7	R: 6 H: 4 E: 0 LOB: 2 K: 0 BB: 4 S: 7 P: 23	R: 2 H: 2 E: 0 LOB: 0 K: 0 BB: 1 S: 4 P: 8	R: 0 H: 0 E: 0 LOB: 0 K: 1 BB: 0 S: 5 P: 5		1B: 3 SF: 0 2B: 5 SAC: 1 3B: 1 DP: 4 HR: 1 HBP: 0						

PITCHER		IP	WLS	BF	H	R	ER	SO	BB	IBB	HBP	BLK	WP	HR	S	P	ERA	WHIP
Milt Wilcox, R ERA: 4.46	(1, 1)	5.2	L	26	5	6	6	2	5	2	0	0	0	0	23	51	9.53	1.765
Aurelio Lopez, R ERA: 2.94	(6, 1)	0.1		3	1	0	0	0	1	0	0	0	0	0	2	6	0.00	6.000
Sid Monge, L ERA: 4.03	(7, 1)	2.0		8	2	2	2	1	1	0	0	0	0	1	9	13	9.00	1.500

PITCHER	IP	WLS	BF	H	R	ER	SO	BB	IBB	HBP	BLK	WP	HR	S	P	ERA	WHIP

BOTTOM

Detroit Tigers @ Chicago White Sox

Comiskey Park, Chicago, IL

Wed Jul 04 1984, 8:05 PM EDT

Att. 37,665 - Unknown

livebaseballscorecards.com

AB	27
R	8
H	8
RBI	8
BB	9
SO	3
LOB	12

Batter	1	2	3	4	5	6	7	8	9	AB	R	H	RBI	BB	SO	LOB
Brett Butler, L (1, 8) OBP: 0.372, SLG: 0.340	x 0-0 ① F7		x 0-0 ① 1-3 1-2	x 0-0 1B 1-2 WP 1B		H 1-0 E 6-3 HBP		x 0-0 ③ 4-3		4	2	1	0	0	0	1
Julio Franco, R (1, 6) OBP: 0.326, SLG: 0.327	x 0-0 ② 5-3		x 0-0 ② FC6-4 2-3	x 0-0 ② WP 1B 1-3 2-H		x 0-0 E4 6-3 1-3			x 0-0 ① F3	5	0	1	0	0	0	2
Mike Hargrove, L (1, 3) OBP: 0.391, SLG: 0.385	S S S 0-3 ③ K		x 0-0 ③ F7	B B B B 4-0 BB 2-3 3-H		x 0-0 ② 6-3 2-3 3-H			x 0-0 ② 3-1	4	0	0	1	1	1	2
Andre Thornton, R (1, 10) OBP: 0.361, SLG: 0.503		S S S 0-3 ① K		B B B 4-0 1B BB S S S 0-3 ③ K		x 0-0 ③ 4-3			x 0-0 1B	4	1	1	0	1	2	3
Carmen Castillo, R (1, 9) OBP: 0.355, SLG: 0.545 Mel Hall, L (7, PH) (7, 7) OBP: 0.343, SLG: 0.464		x 0-0 BB 1B		x 0-0 1B 1-2 E 1B	B B B B 4-0 FC6-4 BB		x 0-0 ① 4-3		S S S 0-3 ③ K	2 2	1 0	2 0	0 0	1 0	0 1	0 1
Pat Tabler, R (1, 7) OBP: 0.373, SLG: 0.371 George Vukovich, L (7, PH) (7, 9) OBP: 0.338, SLG: 0.397		B B B B 4-0 BB 1-2		x 0-0 ① F7	x 0-0 ① FC6-4 CS 1-2f		x 0-0 ② F7			2 1	0 0	0 0	0 0	1 0	0 0	3 0
Chris Bando, S (1, 2) OBP: 0.452, SLG: 0.684		S S S 0-3 ② K		x 0-0 E 1-2 1B 2-H	x 0-0 ② 1B 1-2		x 0-0 ③ F7			4	1	2	1	0	1	2
Brook Jacoby, R (1, 5) OBP: 0.299, SLG: 0.342		x 0-0 ③ F8		x 0-0 E4 S 2B 1-H 2-H	x 0-0 ③ F9			S S S 0-3 ① K		4	1	1	2	0	1	3
Tony Bernazard, S (1, 4) OBP: 0.315, SLG: 0.274			x 0-0 FC6-4 1-3 1B	B B B 4-0 1B 1B BB 3-H		x 0-0 ① 3-1		x 0-0 ② 6-3		3	0	1	0	1	0	0
Inning Stats	R: 0 E: 0 K: 1 S: 5 H: 0 LOB: 0 BB: 0 P: 5	R: 0 E: 0 K: 2 S: 8 H: 1 LOB: 2 BB: 1 P: 12	R: 0 E: 0 K: 0 S: 4 H: 1 LOB: 1 BB: 0 P: 4	R: 5 E: 1 K: 1 S: 9 H: 5 LOB: 2 BB: 3 P: 21	R: 0 E: 0 K: 0 S: 3 H: 1 LOB: 1 BB: 1 P: 7	R: 1 E: 1 K: 0 S: 4 H: 0 LOB: 0 BB: 0 P: 5	R: 0 E: 0 K: 0 S: 3 H: 0 LOB: 0 BB: 0 P: 3	R: 0 E: 0 K: 1 S: 5 H: 0 LOB: 0 BB: 0 P: 5	R: 0 E: 0 K: 1 S: 6 H: 1 LOB: 1 BB: 0 P: 6	1B: 8 2B: 1 3B: 0 HR: 0 SF: 0 SAC: 0 DP: 0 HBP: 1						

TOP

Cleveland Indians @ Chicago White Sox

Comiskey Park, Chicago, IL

Thu Jul 05 1984, 8:05 PM EDT

Att. 23,997 - Unknown

livebaseballscorecards.com

AB	35
R	6
H	9
RBI	4
BB	5
SO	6
LOB	17

WP: 1 PB: 0 SB: 1 CS: 1 PA: 41

PITCHER		IP	WLS	BF	H	R	ER	SO	BB	IBB	HBP	BLK	WP	HR	S	P	ERA	WHIP
Britt Burns, L ERA: 4.91	(1, 1)	3.1		18	5	5	5	3	3	0	0	0	0	0	21	33	13.50	2.400
Dan Spillner, R ERA: 5.1	(4, 1)	2.2		13	3	1	0	1	2	0	1	0	1	0	12	21	0.00	1.875
Gene Nelson, R ERA:	(7, 1)	3.0	W	10	1	0	0	2	0	0	0	0	0	0	14	14	0.00	0.333

PITCHER	IP	WLS	BF	H	R	ER	SO	BB	IBB	HBP	BLK	WP	HR	S	P	ERA	WHIP

Cleveland Indians @ Chicago White Sox

Comiskey Park, Chicago, IL

Thu Jul 05 1984, 8:05 PM EDT

Att. 23,997 - Unknown

livebaseballscorecards.com

BOTTOM

Batter	1	2	3	4	5	6	7	8	9	AB	R	H	RBI	BB	SO	LOB
Rudy Law, L (1, 8) OBP: 0.336, SLG: 0.361	K		HR BB		G3 HBP SF8-3 1B	F7		4-3		4	2	1	0	1	1	3
Carlton Fisk, R (1, 2) OBP: 0.290, SLG: 0.430	BB HBP		1-H HR		SF8-3 G3 1-2 HBP		HR		G3-6 1B	2	2	2	3	0	0	0
Marc Hill, R (8, 2) OBP: 0.309, SLG: 0.418										0	0	0	0	0	0	0
Jerry Hairston, S (9, PH) OBP: 0.402, SLG: 0.394										1	0	1	0	0	0	0
Harold Baines, L (1, 9) OBP: 0.330, SLG: 0.468	1-2 BB		4-3		G3 1-2 2-3		F8		G3-6 1-2f	4	0	0	0	1	0	3
Greg Walker, L (1, 3) OBP: 0.325, SLG: 0.524	F6		K		SF8-3 2-3 3-H		F8		HR	4	1	1	2	0	1	2
Ron Kittle, R (1, 7) OBP: 0.326, SLG: 0.504	K		3-1			K	6-3			4	0	0	0	0	2	2
Greg Luzinski, R (1, 10) OBP: 0.328, SLG: 0.335		6-3		K		HR		4-3		4	1	1	1	0	1	0
Vance Law, R (1, 5) OBP: 0.282, SLG: 0.403		F8		F7		F8		F9		4	0	0	0	0	0	0
Scott Fletcher, R (1, 6) OBP: 0.350, SLG: 0.316		1B		1B		HR		E5 BB		4	1	3	1	0	0	0
Julio Cruz, S (1, 4) OBP: 0.266, SLG: 0.280		F8		1-3		BB		1-2 BB		2	0	0	0	2	0	2
Inning Stats	R: 0 E: 0 K: 2 S: 7 H: 0 LOB: 2 BB: 1 P: 12	R: 0 E: 0 K: 0 S: 4 H: 1 LOB: 1 BB: 0 P: 4	R: 2 E: 0 K: 1 S: 6 H: 1 LOB: 0 BB: 1 P: 10	R: 0 E: 0 K: 1 S: 6 H: 1 LOB: 1 BB: 0 P: 6	R: 1 E: 0 K: 0 S: 3 H: 1 LOB: 0 BB: 0 P: 4	R: 2 E: 0 K: 1 S: 7 H: 2 LOB: 1 BB: 1 P: 11	R: 1 E: 0 K: 0 S: 4 H: 1 LOB: 0 BB: 0 P: 4	R: 0 E: 1 K: 0 S: 4 H: 0 LOB: 2 BB: 1 P: 8	R: 1 E: 0 K: 0 S: 3 H: 2 LOB: 0 BB: 0 P: 3	1B: 4 2B: 1 3B: 0 HR: 5	SF: 1 SAC: 0 DP: 2 HBP: 2						

	AB	33
	R	7
	H	9
	RBI	7
	BB	4
	SO	5
	LOB	12

PITCHER		IP	WLS	BF	H	R	ER	SO	BB	IBB	HBP	BLK	WP	HR	S	P	ERA	WHIP
Steve Farr, R (1, 1) ERA: 4.87		5.0		22	4	3	3	4	2	0	2	0	0	1	26	36	5.40	1.200
Tom Waddell, R (6, 1) ERA: 3.71		0.2		5	2	2	2	1	1	0	0	0	0	2	6	10	27.00	4.500
Mike Jeffcoat, L (6, 1) ERA: 1.88		1.0		4	1	1	1	0	0	0	0	0	0	1	4	4	9.00	1.000
Ernie Camacho, R (7, 1) ERA: 2.03		1.1		7	1	1	1	0	1	0	0	0	0	0	6	10	6.75	1.500
Neal Heaton, L (9, 1) ERA: 4.77		0.2	L	2	1	0	0	0	0	0	0	0	0	1	2	2	0.00	1.500

PITCHER	IP	WLS	BF	H	R	ER	SO	BB	IBB	HBP	BLK	WP	HR	S	P	ERA	WHIP

Cleveland Indians @ Chicago White Sox

Comiskey Park, Chicago, IL

Fri Jul 06 1984, 8:05 PM EDT

Att. 37,105 - Unknown

TOP

livebaseballscorecards.com

Batter	1	2	3	4	5	6	7	8	9	AB	R	H	RBI	BB	SO	LOB
Brett Butler, L (1, 8) OBP: 0.372, SLG: 0.339	0-0 E S 1B 1B	0-0 F7		0-0 F3		BBB 4-0 1-2 2-3 BB		0-0 4-3		4	1	1	0	1	0	0
Julio Franco, R (1, 6) OBP: 0.330, SLG: 0.342	0-0 1B 1B 1-H 1B	0-0 CS 1B		SSS 0-3 K		0-0 SF9 2-3 3-H			0-0 HR	4	2	3	3	0	1	0
Mike Hargrove, L (1, 3) OBP: 0.391, SLG: 0.385	0-0 BB 1B BB 1-3 1B	0-0 1B 1-2 1B			0-0 6-3	0-0 F3			0-0 F8	5	1	2	0	0	0	2
Andre Thornton, R (1, 10) OBP: 0.367, SLG: 0.507	0-0 BB BB FC3-6 1-2 3-H 1B	0-0 FC3-6 1-2 1B			H 1-0 HBP		0-0 5-3		0-0 1B BB 1B	4	1	3	1	0	0	0
Mel Hall, L (1, 7) OBP: 0.342, SLG: 0.457	0-0 F8	0-0 FC3-6 1-2f			SSS 0-3 K		BBBB 4-0 BB		BBBB 4-0 1B 1-2 BB	3	0	0	0	1	1	5
Carmen Castillo, R (9, PH) OBP: 0.359, SLG: 0.545										0	0	0	0	1	0	0
Jerry Willard, L (1, 2) OBP: 0.329, SLG: 0.412	BBBB 4-0 FC3-6 BB 1-2 2-3 BB		SSS 0-3 K		0-0 F9		SSS 0-3 K		SSS 0-3 K	3	0	0	0	1	2	2
Chris Bando, S (9, PH) OBP: 0.442, SLG: 0.667										1	0	0	0	0	1	2
George Vukovich, L (1, 9) OBP: 0.336, SLG: 0.392	BBBB 4-0 FC3-6 1-2 2-3 3-H BB		X 0-0 F3			X 0-0 F9	SSS 0-3 K		X 0-0 1-2 2-3 1B	3	0	0	1	1	1	1
Pat Tabler, R (9, PH) OBP: 0.376, SLG: 0.374										1	0	1	0	0	0	0
Brook Jacoby, R (1, 5) OBP: 0.301, SLG: 0.345	0-0 FC3-6 1-2f 2-3 3-H		SSS 0-3 K			0-0 BB HBP SF9 1B		0-0 G5-4-3 1B	SSS 0-3 K	4	1	2	1	0	1	2
Broderick Perkins, L (9, PH) OBP: 0.316, SLG: 0.226										1	0	0	0	0	1	3
Tony Bernazard, S (1, 4) OBP: 0.315, SLG: 0.271	0-0 F7			0-0 F8		H 1-0 SF9 BB 1-2 HBP		0-0 G5-4-3 1-2f		3	0	0	0	0	0	3

Inning Stats	1	2	3	4	5	6	7	8	9
	R: 4 E: 0 K: 0 S: 7	H: 4 LOB: 2 BB: 2 P: 15	R: 0 E: 0 K: 0 S: 5	H: 3 LOB: 2 BB: 0 P: 5	R: 0 E: 0 K: 2 S: 7	H: 0 LOB: 0 BB: 0 P: 7	R: 0 E: 0 K: 1 S: 5	H: 0 LOB: 0 BB: 0 P: 5	R: 0 E: 0 K: 1 S: 5	H: 0 LOB: 1 BB: 0 P: 6
	R: 1 E: 0 K: 0 S: 4	H: 1 LOB: 2 BB: 1 P: 9	R: 0 E: 0 K: 2 S: 7	H: 0 LOB: 1 BB: 1 P: 11	R: 0 E: 0 K: 0 S: 3	H: 1 LOB: 0 BB: 0 P: 3	R: 1 E: 0 K: 2 S: 10	H: 3 LOB: 3 BB: 1 P: 14	1B: 11 2B: 0 3B: 0 HR: 1	SF: 1 SAC: 0 DP: 1 HBP: 2

	WP: 0	PA: 44
	PB: 0	
	SB: 1	
	CS: 1	

	AB	36
	R	6
	H	12
	RBI	6
	BB	5
	SO	8
	LOB	20

PITCHER	IP	WLS	BF	H	R	ER	SO	BB	IBB	HBP	BLK	WP	HR	S	P	ERA	WHIP
LaMarr Hoyt, R (1, 1) ERA: 4.18	5.1	W	27	8	5	5	4	2	0	2	0	0	0	31	41	8.44	1.875
Juan Agosto, L (6, 1) ERA: 2.35	3.1		16	4	1	1	3	3	0	0	0	0	1	19	31	2.70	2.100
Ron Reed, R (9, 1) ERA: 3.38	0.1	S	1	0	0	0	1	0	0	0	0	0	0	3	3	0.00	0.000

PITCHER	IP	WLS	BF	H	R	ER	SO	BB	IBB	HBP	BLK	WP	HR	S	P	ERA	WHIP

Batter	1	2	3	4	5	6	7	8	9	AB	R	H	RBI	BB	SO	LOB
Rudy Law, L (1, 8) OBP: 0.337, SLG: 0.361	F7	1-2 2-3 3-H 2B 1B	2-3 3-H 6-3		1B		F9			5	1	2	2	0	0	2
Carlton Fisk, R (1, 2) OBP: 0.283, SLG: 0.418	6-3	K	3-1		F9			6-3		4	0	0	0	0	1	5
Marc Hill, R (6, 2) OBP: 0.306, SLG: 0.413										1	0	0	0	0	0	0
Harold Baines, L (1, 9) OBP: 0.335, SLG: 0.473	1B	1-H 2-H 3-H 2B		K		BB		FC6-4 1B		3	0	2	3	1	1	0
Dave Stegman, R (6, PR) (7, 9) OBP: 0.310, SLG: 0.402										1	0	1	0	0	0	0
Greg Walker, L (1, 3) OBP: 0.317, SLG: 0.510	F8	K		3-1		K		FC6-4 1-2f HR		5	0	0	0	0	2	4
Mike Squires, L (8, PR) (9, 3) OBP: 0.241, SLG: 0.204										0	1	0	0	0	0	0
Ron Kittle, R (1, 7) OBP: 0.335, SLG: 0.527		BB BB BB 1B	WP 1B 2B	FC6-4 1B		K		1-H HR		5	3	4	2	0	1	1
Greg Luzinski, R (1, 10) OBP: 0.330, SLG: 0.330		BB BB 1-2 1B BB	1B 1B 2-3 WP BB	FC6-4 1-2f		F9		F7		3	2	0	0	2	0	3
Vance Law, R (1, 5) OBP: 0.288, SLG: 0.410		1B BB 1-2 2-3 2B BB	WP 1B 1-2 3-H 6-3 1B		WP 2B		F4			3	3	2	1	1	0	0
Scott Fletcher, R (1, 6) OBP: 0.352, SLG: 0.319		K	6-3 WP 1-2 2-3 1B		F1 2-H			1B		4	0	2	0	0	1	3
Julio Cruz, S (1, 4) OBP: 0.266, SLG: 0.276		1B 2B 1-2 2-3 3-H BB	5-3 1-2 2-3 3-H		6-3		F7			3	1	0	1	1	0	3
Inning Stats	R: 0 E: 0 K: 0 S: 4 H: 1 LOB: 1 BB: 0 P: 4	R: 5 E: 0 K: 3 S: 12 H: 3 LOB: 1 BB: 3 P: 24	R: 3 E: 0 K: 0 S: 6 H: 3 LOB: 1 BB: 1 P: 10	R: 0 E: 0 K: 1 S: 6 H: 1 LOB: 1 BB: 0 P: 6	R: 1 E: 0 K: 0 S: 5 H: 2 LOB: 1 BB: 0 P: 5	R: 0 E: 0 K: 2 S: 7 H: 0 LOB: 1 BB: 1 P: 11	R: 0 E: 0 K: 0 S: 4 H: 1 LOB: 1 BB: 0 P: 4	R: 2 E: 0 K: 0 S: 5 H: 2 LOB: 1 BB: 0 P: 5		1B: 9 2B: 3 3B: 0 HR: 1 SF: 0 SAC: 0 DP: 0 HBP: 0						

PITCHER		IP	WLS	BF	H	R	ER	SO	BB	IBB	HBP	BLK	WP	HR	S	P	ERA	WHIP
Don Schulze, R ERA: 10.43	(1, 1)	1.2	L	12	4	5	5	2	3	0	0	0	0	0	13	25	27.00	4.200
Jamie Easterly, L ERA: 3.46	(2, 1)	2.1		12	4	3	3	2	1	0	0	0	2	0	15	19	11.57	2.143
Luis Aponte, R ERA: 4.11	(5, 1)	4.0		18	5	3	3	2	1	0	0	0	1	1	21	25	6.75	1.500

PITCHER	IP	WLS	BF	H	R	ER	SO	BB	IBB	HBP	BLK	WP	HR	S	P	ERA	WHIP

BOTTOM

Cleveland Indians @ Chicago White Sox

Comiskey Park, Chicago, IL

Fri Jul 06 1984, 8:05 PM EDT

Att. 37,105 - Unknown

livebaseballscorecards.com

AB	37
R	11
H	13
RBI	9
BB	5
SO	6
LOB	21

WP: 4 PA: 42
PB: 0
SB: 0
CS: 0

Batter	1	2	3	4	5	6	7	8	9	AB	R	H	RBI	BB	SO	LOB
Brett Butler, L (1, 8) OBP: 0.371, SLG: 0.335	F7		K		6-3 S BB		4-3			3	0	0	0	1	1	1
Tony Bernazard, S (1, 4) OBP: 0.314, SLG: 0.269	6-3		1-2 BB		6-3 1-3		F9			3	0	0	0	1	0	1
Pat Tabler, R (1, 3) OBP: 0.371, SLG: 0.369	F8		FC5-4 2-3f		F9			4-3		3	0	0	0	0	0	3
Mike Hargrove, L (8, PH) OBP: 0.389, SLG: 0.383 (8, 3)										1	0	0	0	0	0	0
Andre Thornton, R (1, 10) OBP: 0.372, SLG: 0.510		5-3 BB		F7		F8 SF8 2B		BB		2	1	1	0	2	0	0
Carmen Castillo, R (1, 9) OBP: 0.359, SLG: 0.540		F9		E6 1B		F8 2-3		F8		3	0	1	0	0	0	2
George Vukovich, L (8, PH) OBP: 0.335, SLG: 0.390 (8, 9)										1	0	0	0	0	0	1
Brook Jacoby, R (1, 5) OBP: 0.304, SLG: 0.342		5-3 1-2		BB		CS BB		F3		2	0	0	0	2	0	2
Mel Hall, L (1, 7) OBP: 0.336, SLG: 0.451		K		F5		SF8 3-H			K	3	0	0	1	0	2	3
Chris Bando, S (1, 2) OBP: 0.426, SLG: 0.628			FC5-4 BB 1B	F8		CS 1-2	F4		F9	4	0	1	0	0	0	2
Mike Fischlin, R (1, 6) OBP: 0.286, SLG: 0.361			K		F7		HR		F8	3	1	1	1	0	1	1
Jerry Willard, L (9, PH) OBP: 0.327, SLG: 0.409										1	0	0	0	0	0	0
Inning Stats	R: 0 E: 0 K: 0 S: 3 H: 0 LOB: 0 BB: 0 P: 3	R: 0 E: 0 K: 1 S: 5 H: 0 LOB: 1 BB: 1 P: 9	R: 0 E: 0 K: 2 S: 8 H: 1 LOB: 2 BB: 1 P: 12	R: 0 E: 1 K: 0 S: 4 H: 1 LOB: 2 BB: 1 P: 8	R: 0 E: 0 K: 0 S: 3 H: 0 LOB: 1 BB: 1 P: 7	R: 1 E: 0 K: 0 S: 3 H: 1 LOB: 0 BB: 1 P: 7	R: 1 E: 0 K: 0 S: 4 H: 1 LOB: 0 BB: 0 P: 4	R: 0 E: 0 K: 0 S: 3 H: 0 LOB: 1 BB: 1 P: 7	R: 0 E: 0 K: 1 S: 5 H: 0 LOB: 0 BB: 0 P: 5	1B: 2 2B: 1 3B: 0 HR: 1 SF: 1 SAC: 0 DP: 0 HBP: 0						

PITCHER	IP	WLS	BF	H	R	ER	SO	BB	IBB	HBP	BLK	WP	HR	S	P	ERA	WHIP
Floyd Bannister, L (1, 1) ERA: 4.61	7.0	W	29	4	2	2	3	5	0	0	0	0	1	30	50	2.57	1.286
Gene Nelson, R (8, 1) ERA:	2.0	S	7	0	0	0	1	1	0	0	0	0	0	8	12	0.00	0.500

PITCHER	IP	WLS	BF	H	R	ER	SO	BB	IBB	HBP	BLK	WP	HR	S	P	ERA	WHIP

TOP

Cleveland Indians @ Chicago White Sox

Comiskey Park, Chicago, IL

Sat Jul 07 1984, 8:05 PM EDT

Att. 34,952 - Unknown

livebaseballscorecards.com

AB	29
R	2
H	4
RBI	2
BB	6
SO	4
LOB	16

WP: 0 PB: 0 SB: 1 CS: 1 PA: 37

Cleveland Indians @ Chicago White Sox

Comiskey Park, Chicago, IL

Sat Jul 07 1984, 8:05 PM EDT

Att. 34,952 - Unknown

BOTTOM

Batter	1	2	3	4	5	6	7	8	9	AB	R	H	RBI	BB	SO	LOB
Rudy Law, L (1, 8) OBP: 0.336, SLG: 0.368	F7		F5		E 3B 1-H 3-H		FC6-4 1-2f			4	1	1	2	0	0	2
Carlton Fisk, R (1, 2) OBP: 0.282, SLG: 0.414 Marc Hill, R (8, 2) OBP: 0.306, SLG: 0.413	F9		CS 1-2	1B	E6 E S 3-H		F7			4 0	0 0	1 0	0 0	0 0	0 0	1 0
Harold Baines, L (1, 9) OBP: 0.334, SLG: 0.470	1B			F7	6-3 1-3			F5		4	0	1	0	0	0	2
Greg Walker, L (1, 3) OBP: 0.311, SLG: 0.500 Mike Squires, L (9, 3) OBP: 0.241, SLG: 0.204	F4			F7	3-1			K		4 0	0 0	0 0	0 0	0 0	1 0	3 0
Ron Kittle, R (1, 7) OBP: 0.330, SLG: 0.518		F7		F8		3-1		F9		4	0	0	0	0	0	1
Greg Luzinski, R (1, 10) OBP: 0.330, SLG: 0.343		5-3			HR	F8				3	1	1	1	0	0	0
Vance Law, R (1, 5) OBP: 0.285, SLG: 0.405		F9			E5 1B BLK 3B	K				3	1	0	0	0	1	0
Scott Fletcher, R (1, 6) OBP: 0.352, SLG: 0.316			FC4-6 BB		K		F7			2	0	0	0	1	1	1
Julio Cruz, S (1, 4) OBP: 0.271, SLG: 0.278			FC4-6 CS 1-2f		3B 1B 1-3		FC6-4 BB			2	1	1	0	1	0	1
Inning Stats	R: 0 H: 1 E: 0 LOB: 1 K: 0 BB: 0 S: 4 P: 4	R: 0 H: 0 E: 0 LOB: 0 K: 0 BB: 0 S: 3 P: 3	R: 0 H: 0 E: 0 LOB: 0 K: 0 BB: 1 S: 2 P: 6	R: 0 H: 1 E: 0 LOB: 1 K: 0 BB: 0 S: 4 P: 4	R: 4 H: 3 E: 2 LOB: 1 K: 1 BB: 0 S: 10 P: 10	R: 0 H: 0 E: 0 LOB: 0 K: 1 BB: 0 S: 5 P: 5	R: 0 H: 0 E: 0 LOB: 1 K: 0 BB: 1 S: 3 P: 7	R: 0 H: 0 E: 0 LOB: 0 K: 1 BB: 0 S: 5 P: 5		1B: 3 SF: 0 2B: 0 SAC: 0 3B: 1 DP: 0 HR: 1 HBP: 0						

livebaseballscorecards.com

AB	30
R	4
H	5
RBI	3
BB	2
SO	3
LOB	11

WP: 0 PB: 0 SB: 1 CS: 1 PA: 33

PITCHER		IP	WLS	BF	H	R	ER	SO	BB	IBB	HBP	BLK	WP	HR	S	P	ERA	WHIP
Roy Smith, R ERA: 4.18	(1, 1)	4.1	L	20	5	4	2	1	1	0	0	1	0	1	21	25	4.15	1.385
Neal Heaton, L ERA: 4.61	(5, 1)	3.2		12	0	0	0	2	1	0	0	0	0	0	15	19	0.00	0.273

PITCHER	IP	WLS	BF	H	R	ER	SO	BB	IBB	HBP	BLK	WP	HR	S	P	ERA	WHIP

Cleveland Indians @ Chicago White Sox

Comiskey Park, Chicago, IL

Sun Jul 08 1984, 4:33 AM EDT

Att. 30,777 - Unknown

TOP

livebaseballscorecards.com

Batter	1	2	3	4	5	6	7	8	9	AB	R	H	RBI	BB	SO	LOB
Brett Butler, L (1, 8) OBP: 0.369, SLG: 0.333	1-3		S 1B	4-3 2-3		4-3		FC1-4 1-2f		5	1	1	0	0	0	3
Tony Bernazard, S (1, 4) OBP: 0.312, SLG: 0.267	K		F8 1-2	K			BB 1B	F7		5	0	1	0	0	2	4
Mike Hargrove, L (1, 3) OBP: 0.385, SLG: 0.379	K		1B 1B 2-H		F8		F9		F9	5	1	1	1	0	1	1
Andre Thornton, R (1, 10) OBP: 0.377, SLG: 0.532		K	1B 1B 1-3		HR		BB 1-2		HR	4	3	3	2	1	1	0
Mel Hall, L (1, 7) OBP: 0.340, SLG: 0.458 Pat Tabler, R (7, PH) OBP: 0.369, SLG: 0.367 (7, 7) Broderick Perkins, L (9, PH) OBP: 0.333, SLG: 0.250		4-3 3B 2B	1B 1-2 3-H 1B		K		F4		2B 1B	3 1 1	1 0 1	2 0 1	1 0 0	0 0 0	1 0 0	0 2 0
Chris Bando, S (1, 2) OBP: 0.423, SLG: 0.667		4-3 2-3	1-2 2-H 1B		HR		K		F7	5	1	2	2	0	1	4
George Vukovich, L (1, 9) OBP: 0.340, SLG: 0.408		3B 3-H	K		K			FC1-6 1B	2B 1-H	5	0	3	2	0	2	2
Brook Jacoby, R (1, 5) OBP: 0.306, SLG: 0.342 Jerry Willard, L (9, PH) OBP: 0.325, SLG: 0.406		5-3		4-3 SH1-4 BB		K		FC1-6 1-2 1B	4-3	3 1	0 0	1 0	0 0	1 0	1 0	1 1
Mike Fischlin, R (1, 6) OBP: 0.267, SLG: 0.333			F9	SH1-4 1-2		F3		FC1-6 FC1-4 1-2f 2-3		3	0	0	0	0	0	2

	AB	R	H	RBI	BB	SO	LOB
	41	8	15	8	2	9	20

Inning Stats	1	2	3	4	5	6	7	8	9	1B: 9	SF: 0	WP: 0	PA: 44
	R: 0 H: 0 E: 0 LOB: 0 K: 2 BB: 0 S: 7 P: 7	R: 1 H: 2 E: 0 LOB: 1 K: 1 BB: 0 S: 7 P: 7	R: 3 H: 5 E: 0 LOB: 2 K: 1 BB: 0 S: 10 P: 10	R: 0 H: 0 E: 0 LOB: 1 K: 1 BB: 1 S: 5 P: 9	R: 2 H: 2 E: 0 LOB: 0 K: 2 BB: 0 S: 9 P: 9	R: 0 H: 0 E: 0 LOB: 0 K: 1 BB: 0 S: 5 P: 5	R: 0 H: 1 E: 0 LOB: 2 K: 1 BB: 1 S: 6 P: 10	R: 0 H: 2 E: 0 LOB: 2 K: 0 BB: 0 S: 5 P: 5	R: 2 H: 3 E: 0 LOB: 1 K: 0 BB: 0 S: 6 P: 6	2B: 2 3B: 1 HR: 3	SAC: 1 DP: 0 HBP: 0	PB: 0 SB: 1 CS: 0	

PITCHER		IP	WLS	BF	H	R	ER	SO	BB	IBB	HBP	BLK	WP	HR	S	P	ERA	WHIP
Tom Seaver, R ERA: 4.61	(1, 1)	4.2		24	9	6	6	6	1	0	0	0	0	2	35	39	11.57	2.143
Britt Burns, L ERA: 4.81	(5, 1)	1.2		7	1	0	0	2	1	0	0	0	0	0	10	14	0.00	1.200
Dan Spillner, R ERA: 5.02	(7, 1)	1.0		5	2	0	0	1	0	0	0	0	0	0	7	7	0.00	2.000
Juan Agosto, L ERA: 2.27	(8, 1)	1.0	W	3	0	0	0	0	0	0	0	0	0	0	3	3	0.00	0.000
Ron Reed, R ERA: 3.76	(9, 1)	0.2		5	3	2	2	0	0	0	0	0	0	1	5	5	27.00	4.500

PITCHER	IP	WLS	BF	H	R	ER	SO	BB	IBB	HBP	BLK	WP	HR	S	P	ERA	WHIP

Batter	1	2	3	4	5	6	7	8	9	AB	R	H	RBI	BB	SO	LOB
Rudy Law, L (1, 8) OBP: 0.333, SLG: 0.377	F9		F9		F9		1-H HR	F7		5	1	1	2	0	0	1
Scott Fletcher, R (1, 6) OBP: 0.356, SLG: 0.319	BBBB 3B BB		F8		F9		4-3 PB 1B	1-2 HR 1B		4	2	2	0	1	0	0
Harold Baines, L (1, 9) OBP: 0.341, SLG: 0.492 Jerry Dybzinski, R (9, 5) OBP: 0.375, SLG: 0.373	1-H 3B		1B		1B		F6 1-2	1-H 2-H HR		5 0	1 0	4 0	4 0	0 0	0 0	1 0
Greg Walker, L (1, 3) OBP: 0.308, SLG: 0.490 Mike Squires, L (8, PR) OBP: 0.241, SLG: 0.204 (9, 3)	1-3		SSS K		F8		4-3 2-3	BBBB BB		4 0	0 0	0 0	0 0	1 0	1 0	4 0
Ron Kittle, R (1, 7) OBP: 0.328, SLG: 0.510	F9			F9		SSS K	BBBB BB	F8		4	0	0	0	1	1	2
Greg Luzinski, R (1, 10) OBP: 0.336, SLG: 0.345		1B 1B		BBBB HR BB		BBBB BB	F8			2	1	1	0	2	0	2
Vance Law, R (1, 5) OBP: 0.289, SLG: 0.419 Jerry Hairston, S (8, PH) OBP: 0.409, SLG: 0.448 Dave Stegman, R (9, 9) OBP: 0.310, SLG: 0.402		1-3 1B		1-H HR		F9		HR		3 1 0	1 1 0	2 1 0	2 1 0	0 0 0	0 0 0	1 0 0
Marc Hill, R (1, 2) OBP: 0.297, SLG: 0.400 Carlton Fisk, R (8, PH) OBP: 0.281, SLG: 0.411 (9, 2)	SSS K		F7		F8			F3		3 1	0 0	0 0	0 0	0 0	1 0	2 0
Julio Cruz, S (1, 4) OBP: 0.274, SLG: 0.282	4-3		F7				HR 1B	1B HR 1B		4	2	2	0	0	0	1
Inning Stats	R: 1 H: 1 E: 0 LOB: 1 K: 0 BB: 1 S: 4 P: 8	R: 0 H: 2 E: 0 LOB: 1 K: 1 BB: 0 S: 6 P: 6	R: 0 H: 1 E: 0 LOB: 1 K: 1 BB: 0 S: 6 P: 6	R: 2 H: 1 E: 0 LOB: 0 K: 0 BB: 1 S: 4 P: 8	R: 0 H: 1 E: 0 LOB: 1 K: 0 BB: 0 S: 4 P: 4	R: 0 H: 0 E: 0 LOB: 1 K: 1 BB: 1 S: 5 P: 9	R: 2 H: 3 E: 0 LOB: 2 K: 0 BB: 1 S: 6 P: 10	R: 4 H: 4 E: 0 LOB: 1 K: 0 BB: 1 S: 7 P: 11		1B: 8 SF: 0 2B: 0 SAC: 0 3B: 1 DP: 0 HR: 4 HBP: 0						

PITCHER		IP	WLS	BF	H	R	ER	SO	BB	IBB	HBP	BLK	WP	HR	S	P	ERA	WHIP
Bert Blyleven, R ERA: 3.54	(1, 1)	6.0		28	8	5	5	3	3	0	0	0	0	2	31	43	7.50	1.833
Ernie Camacho, R ERA: 1.99	(7, 1)	1.0		5	1	0	0	0	1	0	0	0	0	0	4	8	0.00	2.000
Steve Farr, R ERA: 5.24	(8, 1)	0.1	L	3	2	2	2	0	0	0	0	0	0	1	3	3	54.00	6.000
Mike Jeffcoat, L ERA: 2.28	(8, 1)	0.1		4	2	2	2	0	1	0	0	0	0	1	3	7	54.00	9.000
Tom Waddell, R ERA: 3.68	(8, 1)	0.1		1	0	0	0	0	0	0	0	0	0	0	1	1	0.00	0.000

PITCHER	IP	WLS	BF	H	R	ER	SO	BB	IBB	HBP	BLK	WP	HR	S	P	ERA	WHIP

BOTTOM

Cleveland Indians @ Chicago White Sox

Comiskey Park, Chicago, IL

Sun Jul 08 1984, 4:33 AM EDT

Att. 30,777 - Unknown

livebaseballscorecards.com

AB	36
R	9
H	13
RBI	9
BB	5
SO	3
LOB	14

Chicago White Sox @ Baltimore Orioles

Memorial Stadium, Baltimore, MD

Thu Jul 12 1984, 7:05 PM EDT

Unknown

TOP

livebaseballscorecards.com

Batter	1	2	3	4	5	6	7	8	9	AB	R	H	RBI	BB	SO	LOB
Rudy Law, L (1, 8) OBP: 0.332, SLG: 0.375	4-3			F9		1B 2B 1B		4-3		4	1	1	0	0	0	0
Jerry Hairston, S (1, 10) OBP: 0.424, SLG: 0.449	6-3			BB		2B 1-3 1B		BB		2	0	1	0	2	0	0
Harold Baines, L (1, 9) OBP: 0.340, SLG: 0.492	1-3			K		1-3 3-H 2B		K2-3		4	0	1	1	0	2	2
Greg Walker, L (1, 3) OBP: 0.307, SLG: 0.483		K		K		IBB			K	3	0	0	0	1	3	1
Ron Kittle, R (1, 7) OBP: 0.326, SLG: 0.504		K			K2-3	F6			BB	3	0	0	0	1	2	3
Marc Hill, R (1, 2) OBP: 0.298, SLG: 0.398		K			F6		6-3 SH3-4 1B		F7	3	0	1	0	0	1	0
Dave Stegman, R (7, PR) OBP: 0.310, SLG: 0.402										0	0	0	0	0	0	0
Joel Skinner, R (7, 2) OBP: 0.254, SLG: 0.250										0	0	0	0	0	0	0
Carlton Fisk, R (9, PH) OBP: 0.279, SLG: 0.409										1	0	0	0	0	0	1
Scott Fletcher, R (1, 6) OBP: 0.354, SLG: 0.316			F8		5-3		SH3-4 1-2		F9	2	0	0	0	0	0	0
Greg Luzinski, R (9, PH) OBP: 0.335, SLG: 0.343										1	0	0	0	0	0	1
Vance Law, R (1, 5) OBP: 0.286, SLG: 0.415			6-3			K	6-3 2-3			3	0	0	0	0	1	2
Julio Cruz, S (1, 4) OBP: 0.271, SLG: 0.278			3-1			6-3			F7	3	0	0	0	0	0	0

	AB	R	H	RBI	BB	SO	LOB
	29	1	4	1	4	9	10

Inning Stats	1	2	3	4	5	6	7	8	9
R	0	0	0	0	0	1	0	0	0
E	0	0	0	0	0	0	0	0	0
K	0	3	3	2	1	1	3	1	1
S	3	9	3	7	5	8	3	5	5
H	0	0	0	0	0	3	1	0	0
LOB	0	0	0	1	0	3	1	1	1
BB	0	0	0	1	0	1	0	1	1
P	3	9	3	11	5	12	3	9	9

	1B	2B	3B	HR	SF	SAC	DP	HBP	WP	PB	SB	CS	PA
	3	1	0	0	0	1	0	0	0	0	0	0	34

PITCHER		IP	WLS	BF	H	R	ER	SO	BB	IBB	HBP	BLK	WP	HR	S	P	ERA	WHIP
Storm Davis, R ERA: 2.59	(1, 1)	6.0	W	23	3	1	1	7	1	1	0	0	0	0	35	43	1.50	0.667
Sammy Stewart, R ERA: 2.68	(7, 1)	3.0	S	11	1	0	0	2	2	0	0	0	0	0	13	21	0.00	1.000

PITCHER	IP	WLS	BF	H	R	ER	SO	BB	IBB	HBP	BLK	WP	HR	S	P	ERA	WHIP

Batter	1	2	3	4	5	6	7	8	9	AB	R	H	RBI	BB	SO	LOB
Al Bumbry, L (1, 8) OBP: 0.292, SLG: 0.291	F8		F7		K			6-3		4	0	0	0	0	1	0
Jim Dwyer, L (1, 9) OBP: 0.323, SLG: 0.316	F3		F9			F7		F8		4	0	0	0	0	0	0
Cal Ripken Jr., R (1, 6) OBP: 0.361, SLG: 0.488	1B		F7			4-3		3-1		4	0	1	0	0	0	0
Eddie Murray, S (1, 3) OBP: 0.420, SLG: 0.532	FC6 1-3			F5		HR				3	1	2	1	0	0	0
John Lowenstein, L (1, 7) OBP: 0.341, SLG: 0.374	FC6 1-2f			F3		E4				3	0	0	0	0	0	2
Ken Singleton, S (1, 10) OBP: 0.297, SLG: 0.285		F3		1B		K				3	0	1	0	0	1	1
Wayne Gross, L (1, 5) OBP: 0.371, SLG: 0.461		HR		4-3			F9			3	1	1	1	0	0	1
Todd Cruz, R (8, 5) OBP: 0.246, SLG: 0.287										0	0	0	0	0	0	0
Rich Dauer, R (1, 4) OBP: 0.281, SLG: 0.332		4-3			1-3		F7			3	0	0	0	0	0	0
Rick Dempsey, R (1, 2) OBP: 0.287, SLG: 0.272		K			4-3		F6			3	0	0	0	0	1	0
Inning Stats	R: 0 E: 0 K: 0 S: 5 H: 2 LOB: 2 BB: 0 P: 5	R: 1 E: 0 K: 1 S: 6 H: 1 LOB: 0 BB: 0 P: 6	R: 0 E: 0 K: 0 S: 3 H: 0 LOB: 0 BB: 0 P: 3	R: 0 E: 0 K: 0 S: 4 H: 1 LOB: 1 BB: 0 P: 4	R: 0 E: 0 K: 1 S: 5 H: 0 LOB: 0 BB: 0 P: 5	R: 1 E: 1 K: 1 S: 7 H: 1 LOB: 1 BB: 0 P: 7	R: 0 E: 0 K: 0 S: 3 H: 0 LOB: 0 BB: 0 P: 3	R: 0 E: 0 K: 0 S: 3 H: 0 LOB: 0 BB: 0 P: 3		1B: 3 2B: 0 3B: 0 HR: 2 SF: 0 SAC: 0 DP: 0 HBP: 0						

PITCHER	IP	WLS	BF	H	R	ER	SO	BB	IBB	HBP	BLK	WP	HR	S	P	ERA	WHIP
LaMarr Hoyt, R (1, 1) ERA: 4.07	8.0	L	30	5	2	2	3	0	0	0	0	0	2	36	36	2.25	0.625

PITCHER	IP	WLS	BF	H	R	ER	SO	BB	IBB	HBP	BLK	WP	HR	S	P	ERA	WHIP

BOTTOM

Chicago White Sox @ Baltimore Orioles

Memorial Stadium, Baltimore, MD

Thu Jul 12 1984, 7:05 PM EDT

Unknown

livebaseballscorecards.com

AB	30
R	2
H	5
RBI	2
BB	0
SO	3
LOB	4

Chicago White Sox @ Baltimore Orioles

Memorial Stadium, Baltimore, MD

Thu Jul 12 1984, 7:05 PM EDT

Att. 36,302 - Unknown

TOP

livebaseballscorecards.com

Batter	1	2	3	4	5	6	7	8	9	AB	R	H	RBI	BB	SO	LOB
Rudy Law, L (1, 8) OBP: 0.332, SLG: 0.372	F9		G6-3 1-2f			BBBB 4-0 1-3 BB		SSS 0-3 K		2	0	0	0	1	0	2
Jerry Hairston, S (8, PH) OBP: 0.419, SLG: 0.443 (8, 8)										1	0	0	0	0	1	0
Scott Fletcher, R (1, 6) OBP: 0.352, SLG: 0.315	B3-1			3 1B		1-3 1-2f			F7	4	0	1	0	0	0	1
Carlton Fisk, R (1, 2) OBP: 0.273, SLG: 0.399	F8			SSS 0-3 K			F8		5-3	4	0	0	0	0	1	1
Greg Luzinski, R (1, 10) OBP: 0.330, SLG: 0.337		F8		3 1-2f			5-3		SSS 0-3 K	4	0	0	0	0	1	1
Ron Kittle, R (1, 7) OBP: 0.327, SLG: 0.502		F3			3-1		1B			3	0	1	0	0	0	0
Dave Stegman, R (1, 9) OBP: 0.311, SLG: 0.400		SSS 0-3 K			F6		1-3 1B			3	0	1	0	0	1	0
Greg Walker, L (1, 3) OBP: 0.312, SLG: 0.488			6-3 2B		H 1-0 HBP		F9			2	0	1	0	0	0	2
Vance Law, R (1, 5) OBP: 0.283, SLG: 0.410			6-3 2-3		1-3			F8		3	0	0	0	0	0	2
Julio Cruz, S (1, 4) OBP: 0.272, SLG: 0.276			BBBB 4-0 G6-3 BB			4-3		4-3		2	0	0	0	1	0	0
Inning Stats	R: 0 E: 0 K: 0 S: 3 H: 0 LOB: 0 BB: 0 P: 3	R: 0 E: 0 K: 1 S: 5 H: 0 LOB: 0 BB: 0 P: 5	R: 0 E: 0 K: 0 S: 3 H: 1 LOB: 1 BB: 1 P: 7	R: 0 E: 0 K: 1 S: 5 H: 1 LOB: 0 BB: 0 P: 5	R: 0 E: 0 K: 0 S: 3 H: 0 LOB: 1 BB: 0 P: 4	R: 0 E: 0 K: 0 S: 2 H: 0 LOB: 0 BB: 1 P: 6	R: 0 E: 0 K: 0 S: 5 H: 2 LOB: 2 BB: 0 P: 5	R: 0 E: 0 K: 1 S: 5 H: 0 LOB: 0 BB: 0 P: 5	R: 0 E: 0 K: 1 S: 5 H: 0 LOB: 0 BB: 0 P: 5	1B: 3 2B: 3 3B: 0 HR: 0 SF: 0 SAC: 0 DP: 3 HBP: 1						

	AB	28
	R	0
	H	4
	RBI	0
	BB	2
	SO	4
	LOB	9

WP: 0 PB: 0 SB: 0 CS: 0 PA: 31

PITCHER	IP	WLS	BF	H	R	ER	SO	BB	IBB	HBP	BLK	WP	HR	S	P	ERA	WHIP
Scott McGregor, L (1, 1) ERA: 3.71	9.0	W	31	4	0	0	4	2	0	1	0	0	0	36	45	0.00	0.667

PITCHER	IP	WLS	BF	H	R	ER	SO	BB	IBB	HBP	BLK	WP	HR	S	P	ERA	WHIP

Batter	1	2	3	4	5	6	7	8	9	AB	R	H	RBI	BB	SO	LOB
John Shelby, S (1, 8) OBP: 0.231, SLG: 0.284	F3		S, 1B (1-H)		K (S S S)		1-3 (1-2, 2-3)			4	0	1	1	0	1	2
Wayne Gross, L (1, 5) OBP: 0.373, SLG: 0.462	G4-6-3, 1B		F2 (1-2)			3B, 1B	4-3			4	1	2	0	0	0	3
Todd Cruz, R (8, 5) OBP: 0.246, SLG: 0.287										0	0	0	0	0	0	0
Cal Ripken Jr., R (1, 6) OBP: 0.365, SLG: 0.504	G4-6-3 (1-2f)			BB, HBP		1-H, 3B		HR		3	1	2	2	0	0	1
Eddie Murray, S (1, 3) OBP: 0.415, SLG: 0.526		K (S S S)		F7		F3		3-1		4	0	0	0	0	1	2
John Lowenstein, L (1, 10) OBP: 0.335, SLG: 0.366		K (S S S)		K (S S S)		F4		4-3		4	0	0	0	0	2	2
Mike Young, S (1, 9) OBP: 0.337, SLG: 0.404		K (S S S)		BB (1-2) (B B B)		K (S S S)		4-3		3	0	0	0	1	2	1
Gary Roenicke, R (1, 7) OBP: 0.353, SLG: 0.371			FC6-4, BB (B B B)	F4			F6			2	0	0	0	1	0	2
Floyd Rayford, R (1, 2) OBP: 0.340, SLG: 0.412			F9		K (S S S)		1-3, 1B, BB (B B B)			2	0	0	0	1	1	1
Lenn Sakata, R (1, 4) OBP: 0.225, SLG: 0.190			FC6-4, S, 1B (1-2f)		F8		1-3 (1-2)			3	1	1	0	0	0	1
Inning Stats	R: 0 E: 0 K: 0 S: 3 H: 1 LOB: 0 BB: 0 P: 3	R: 0 E: 0 K: 3 S: 9 H: 0 LOB: 0 BB: 0 P: 9	R: 1 E: 0 K: 0 S: 4 H: 1 LOB: 1 BB: 1 P: 8	R: 0 E: 0 K: 1 S: 5 H: 0 LOB: 2 BB: 1 P: 10	R: 0 E: 0 K: 2 S: 7 H: 0 LOB: 0 BB: 0 P: 7	R: 1 E: 0 K: 1 S: 7 H: 2 LOB: 1 BB: 0 P: 7	R: 0 E: 0 K: 0 S: 4 H: 1 LOB: 2 BB: 1 P: 8	R: 1 E: 0 K: 0 S: 4 H: 1 LOB: 0 BB: 0 P: 4		1B: 4 2B: 0 3B: 1 HR: 1 SF: 0 SAC: 0 DP: 1 HBP: 1					

PITCHER		IP	WLS	BF	H	R	ER	SO	BB	IBB	HBP	BLK	WP	HR	S	P	ERA	WHIP
Gene Nelson, R ERA: 2.08	(1, 1)	8.0	L	33	6	3	3	7	3	0	1	0	0	1	43	56	3.38	1.125

PITCHER	IP	WLS	BF	H	R	ER	SO	BB	IBB	HBP	BLK	WP	HR	S	P	ERA	WHIP

BOTTOM

Chicago White Sox @ Baltimore Orioles

Memorial Stadium, Baltimore, MD

Thu Jul 12 1984, 7:05 PM EDT

Att. 36,302 - Unknown

livebaseballscorecards.com

AB	29
R	3
H	6
RBI	3
BB	3
SO	7
LOB	15

Batter	1	2	3	4	5	6	7	8	9	10	11	AB	R	H	RBI	BB	SO	LOB
Rudy Law, L (1, 8) OBP: 0.333, SLG: 0.370	CS 1B		1B HBP	1-3			K		4-3		K 1-2 3-H	4	0	1	0	0	1	1
Carlton Fisk, R (11, PH) OBP: 0.272, SLG: 0.396												1	0	0	0	0	1	1
(11, 2)																		
Scott Fletcher, R (1, 4) OBP: 0.355, SLG: 0.320	1B 1-2 1B		G6-3 1-2 1B		5-3		F4			E7 1B	K	6	0	3	0	0	1	1
(9, 6)																		
Harold Baines, L (1, 9) OBP: 0.338, SLG: 0.486	F5		G6-3 1-2f		F9		3-1			IBB		4	0	0	0	1	0	3
(11, 8)																		
Greg Walker, L (1, 10) OBP: 0.314, SLG: 0.491	1-3 1B			1B 1B 2B	6-3			F9		F5		5	1	2	0	0	0	2
Jerry Hairston, S (1, 7) OBP: 0.423, SLG: 0.438	F4			1B HR 2-3 1B		FC4-6 BB		6-3		F5		3	1	1	0	1	0	2
Dave Stegman, R (8, 7) OBP: 0.311, SLG: 0.400												0	0	0	0	0	0	0
Ron Kittle, R (10, PH) OBP: 0.325, SLG: 0.500												1	0	0	0	0	0	2
(10, 7)																		
Mike Squires, L (1, 3)		F9		HR 1-3 3-H 1B		FC4-6 FC4-6 1-2f		4-3		1-3		5	1	1	1	0	0	3
(11, 9)																		
Marc Hill, R (1, 2) OBP: 0.303, SLG: 0.427	K			HR 1-H 3-H		FC4-6 1B 1-2f			CS 1B		F8	5	1	2	3	0	1	1
(11, 3)																		
Vance Law, R (1, 5) OBP: 0.289, SLG: 0.409	1-3			5-3		1-2 1B			BB 1-2		BB 1B WP	3	1	1	0	2	0	0
Jerry Dybzinski, R (1, 6) OBP: 0.363, SLG: 0.359			K	4-3		6-3			F9		WP 1-3 1B	3	0	0	0	0	1	2
Greg Luzinski, R (9, PH) OBP: 0.329, SLG: 0.336												1	0	0	0	0	0	1
Julio Cruz, S (9, 4) OBP: 0.274, SLG: 0.279												1	0	1	0	0	0	0
Inning Stats	R: 0 E: 0 K: 0 S: 5 H: 3 LOB: 2 BB: 0 P: 5	R: 0 E: 0 K: 1 S: 5 H: 0 LOB: 0 BB: 0 P: 5	R: 0 E: 0 K: 1 S: 5 H: 1 LOB: 1 BB: 0 P: 6	R: 4 E: 0 K: 0 S: 7 H: 4 LOB: 0 BB: 0 P: 7	R: 0 E: 0 K: 0 S: 3 H: 0 LOB: 0 BB: 0 P: 3	R: 0 E: 0 K: 0 S: 4 H: 1 LOB: 2 BB: 1 P: 8	R: 0 E: 0 K: 1 S: 5 H: 0 LOB: 0 BB: 0 P: 5	R: 0 E: 0 K: 0 S: 3 H: 0 LOB: 0 BB: 0 P: 3	R: 0 E: 0 K: 0 S: 3 H: 1 LOB: 1 BB: 1 P: 7	R: 0 E: 1 K: 0 S: 4 H: 1 LOB: 2 BB: 1 P: 8	R: 1 E: 0 K: 2 S: 8 H: 1 LOB: 1 BB: 1 P: 12	1B: 10 2B: 1 3B: 0 HR: 1 SF: 0 SAC: 0 DP: 1 HBP: 1						

PITCHER		IP	WLS	BF	H	R	ER	SO	BB	IBB	HBP	BLK	WP	HR	S	P	ERA	WHIP
Mike Boddicker, R ERA: 3.0	(1, 1)	8.0		33	9	4	4	3	1	0	1	0	0	1	37	42	4.50	1.250
Sammy Stewart, R ERA: 2.74	(9, 1)	2.1		12	3	1	1	0	2	1	0	0	0	0	9	21	3.86	2.143
Tippy Martinez, L ERA: 3.7	(11, 1)	0.2	W	2	0	0	0	2	0	0	0	0	1	0	6	6	0.00	0.000

PITCHER		IP	WLS	BF	H	R	ER	SO	BB	IBB	HBP	BLK	WP	HR	S	P	ERA	WHIP

TOP

Chicago White Sox @ Baltimore Orioles

Memorial Stadium, Baltimore, MD

Fri Jul 13 1984, 7:05 PM EDT
Att. 30,797 - Unknown

livebaseballscorecards.com

AB	42
R	5
H	12
RBI	4
BB	4
SO	5
LOB	19

WP: 1	PA: 47		
PB: 0			
SB: 0			
CS: 2			

Batter	1	2	3	4	5	6	7	8	9	10	11	AB	R	H	RBI	BB	SO	LOB
John Shelby, S (1, 8) OBP: 0.231, SLG: 0.280	K		BB G6-4-3			K			F8		SH SH2-4 HR 1-2	3	1	0	0	1	2	0
Floyd Rayford, R (1, 2) (9, 5) OBP: 0.338, SLG: 0.430	F7		G6-4-3 1-2f			4-3			HR		SH2-4 1-2 2-3	4	1	1	1	0	0	1
Cal Ripken Jr., R (1, 6) OBP: 0.368, SLG: 0.523	6-3			HR		6-3			1B		HR 2-H 3-H	5	2	3	4	0	0	0
Eddie Murray, S (1, 3) OBP: 0.411, SLG: 0.519		F7		F6			F3		F6			4	0	0	0	0	0	1
Gary Roenicke, R (1, 7) OBP: 0.347, SLG: 0.364		F8		K			F3		4-3			3	0	0	0	0	1	0
John Lowenstein, L (9, PH) (10, 7) OBP: 0.333, SLG: 0.365												1	0	0	0	0	0	1
Benny Ayala, R (1, 10) OBP: 0.221, SLG: 0.246										6-3		3	0	0	0	0	1	0
Al Bumbry, L (10, PH) OBP: 0.290, SLG: 0.289		F8		K			F3					1	0	0	0	0	0	0
Mike Young, S (1, 9) OBP: 0.335, SLG: 0.396			HR BB		5-3			K		K		3	1	0	0	1	2	0
Lenn Sakata, R (1, 4) OBP: 0.228, SLG: 0.230			HR 1-H		F8			K		K		3	1	1	2	0	1	0
Jim Dwyer, L (10, PH) OBP: 0.321, SLG: 0.313												1	0	0	0	0	1	0
Rich Dauer, R (11, 4) OBP: 0.281, SLG: 0.332												0	0	0	0	0	0	0
Todd Cruz, R (1, 5) OBP: 0.241, SLG: 0.282			6-3		F3			5-3			SH HR SH2-4 1B	2	0	0	0	0	0	0
Ken Singleton, S (8, PH) OBP: 0.296, SLG: 0.284												1	0	0	0	0	0	0
Rick Dempsey, R (9, 2) OBP: 0.287, SLG: 0.272												0	0	0	0	0	0	0
Wayne Gross, L (11, PH) OBP: 0.376, SLG: 0.465												1	1	1	0	0	0	0
Inning Stats	R: 0 E: 0 K: 1 S: 5 / H: 0 LOB: 0 BB: 0 P: 5	R: 0 E: 0 K: 0 S: 3 / H: 0 LOB: 0 BB: 0 P: 3	R: 2 E: 0 K: 0 S: 3 / H: 1 LOB: 0 BB: 2 P: 11	R: 1 E: 0 K: 2 S: 8 / H: 1 LOB: 0 BB: 0 P: 8	R: 0 E: 0 K: 0 S: 3 / H: 0 LOB: 0 BB: 0 P: 3	R: 0 E: 0 K: 1 S: 5 / H: 0 LOB: 0 BB: 0 P: 5	R: 0 E: 0 K: 0 S: 3 / H: 0 LOB: 0 BB: 0 P: 3	R: 0 E: 0 K: 2 S: 7 / H: 0 LOB: 0 BB: 0 P: 7	R: 1 E: 0 K: 0 S: 5 / H: 2 LOB: 1 BB: 0 P: 5	R: 0 E: 0 K: 2 S: 7 / H: 0 LOB: 0 BB: 0 P: 7	R: 3 E: 1 K: 0 S: 4 / H: 2 LOB: 0 BB: 0 P: 4	1B: 2 2B: 0 3B: 0 HR: 4	SF: 0 SAC: 2 DP: 1 HBP: 0					

PITCHER		IP	WLS	BF	H	R	ER	SO	BB	IBB	HBP	BLK	WP	HR	S	P	ERA	WHIP
Floyd Bannister, L ERA: 4.59	(1, 1)	8.1		29	3	4	4	6	2	0	0	0	0	3	39	47	4.32	0.600
Ron Reed, R ERA: 4.01	(9, 1)	2.0	L	10	3	3	2	2	0	0	0	0	0	1	14	14	9.00	1.500

PITCHER	IP	WLS	BF	H	R	ER	SO	BB	IBB	HBP	BLK	WP	HR	S	P	ERA	WHIP

BOTTOM

Chicago White Sox @ Baltimore Orioles

Memorial Stadium, Baltimore, MD

Fri Jul 13 1984, 7:05 PM EDT

Att. 30,797 - Unknown

livebaseballscorecards.com

AB	35
R	7
H	6
RBI	7
BB	2
SO	8
LOB	3

1B: 2	SF: 0	WP: 0	PA: 39
2B: 0	SAC: 2	PB: 0	
3B: 0	DP: 1	SB: 0	
HR: 4	HBP: 0	CS: 0	

Batter	1	2	3	4	5	6	7	8	9	AB	R	H	RBI	BB	SO	LOB
Scott Fletcher, R (1, 6) OBP: 0.351, SLG: 0.315	F8		F5		5-3			5-3		4	0	0	0	0	0	0
Carlton Fisk, R (1, 2) OBP: 0.271, SLG: 0.393	F8			4-3		F3			FC2-5 SH 1B	4	0	1	0	0	0	0
Harold Baines, L (1, 9) OBP: 0.338, SLG: 0.494	F4			HR		6-3			SH WP FC2-5 1-2 FC6-4	3	2	1	1	0	0	0
Ron Kittle, R (1, 7) OBP: 0.321, SLG: 0.492		1-3		F8		K			FC2-5 FC6-4 WP 1-2 2-3f	4	0	0	0	0	1	2
Greg Luzinski, R (1, 10) OBP: 0.331, SLG: 0.333		F3		BB			F8		FC6-4 1-2 2-3 IBB	2	0	0	0	2	0	0
Dave Stegman, R (1, 8) OBP: 0.309, SLG: 0.386		F5		1-2 BB			F7		FC6-4 1-2f 2-3 3-H	3	0	0	1	1	0	2
Greg Walker, L (1, 3) OBP: 0.310, SLG: 0.484			1-3	K			4-3		K	3	0	0	0	0	1	2
Mike Squires, L (7, 3) OBP: 0.234, SLG: 0.200										1	0	0	0	0	1	2
Vance Law, R (1, 5) OBP: 0.286, SLG: 0.405			6-3		F9			F9		3	0	0	0	0	0	0
Julio Cruz, S (1, 4) OBP: 0.275, SLG: 0.292			HR		F9			F6		3	1	1	1	0	0	0
Inning Stats	R: 0 E: 0 K: 0 S: 3 H: 0 LOB: 0 BB: 0 P: 3	R: 0 E: 0 K: 0 S: 3 H: 0 LOB: 0 BB: 0 P: 3	R: 1 E: 0 K: 0 S: 4 H: 1 LOB: 0 BB: 0 P: 4	R: 1 E: 0 K: 1 S: 6 H: 1 LOB: 2 BB: 2 P: 14	R: 0 E: 0 K: 0 S: 3 H: 0 LOB: 0 BB: 0 P: 3	R: 0 E: 0 K: 1 S: 5 H: 0 LOB: 0 BB: 0 P: 5	R: 0 E: 0 K: 0 S: 3 H: 0 LOB: 0 BB: 0 P: 3	R: 0 E: 0 K: 0 S: 3 H: 0 LOB: 0 BB: 0 P: 3	R: 1 E: 1 K: 1 S: 7 H: 1 LOB: 2 BB: 1 P: 11	1B: 1 2B: 0 3B: 0 HR: 2 SF: 0 SAC: 1 DP: 0 HBP: 0						

PITCHER	IP	WLS	BF	H	R	ER	SO	BB	IBB	HBP	BLK	WP	HR	S	P	ERA	WHIP
Mike Flanagan, L (1, 1) ERA: 3.21	9.0	L	34	3	3	2	3	2	1	0	0	1	2	37	49	2.00	0.556

PITCHER	IP	WLS	BF	H	R	ER	SO	BB	IBB	HBP	BLK	WP	HR	S	P	ERA	WHIP

TOP

Chicago White Sox @ Baltimore Orioles

Memorial Stadium, Baltimore, MD

Sat Jul 14 1984, 3:33 AM EDT

Att. 26,721 - Unknown

livebaseballscorecards.com

AB	30
R	3
H	3
RBI	3
BB	3
SO	3
LOB	8

WP: 1	PA: 34		
PB: 0			
SB: 0			
CS: 0			

BOTTOM

Chicago White Sox @ Baltimore Orioles

Memorial Stadium, Baltimore, MD

Sat Jul 14 1984, 3:33 AM EDT

Att. 26,721 - Unknown

livebaseballscorecards.com

Batter	1	2	3	4	5	6	7	8	9	AB	R	H	RBI	BB	SO	LOB
Al Bumbry, L (1, 8) OBP: 0.289, SLG: 0.288	4-3		6-3 SH1-4 1B 1-2		K 1-2		K			4	0	1	0	0	2	1
Jim Dwyer, L (1, 9) OBP: 0.321, SLG: 0.309	K		SH1-4 1-2 2-3		1B BB			F5		2	0	0	0	1	1	0
Cal Ripken Jr., R (1, 6) OBP: 0.367, SLG: 0.520	F8		6-3 2-3 3-H		1-2 2-3 1B			5-3		4	0	1	1	0	0	1
Eddie Murray, S (1, 3) OBP: 0.409, SLG: 0.516		4-3 1B 1B	K		F7			K		4	0	1	0	0	2	4
Wayne Gross, L (1, 5) OBP: 0.374, SLG: 0.460		4-3 1-2 1B		F8		3-1			F9	4	0	1	0	0	0	0
John Lowenstein, L (1, 7) OBP: 0.332, SLG: 0.378		F7		6-3		F7			HR	4	1	1	1	0	0	2
Ken Singleton, S (1, 10) OBP: 0.292, SLG: 0.279		4-3 1-2 2-3		F7		K			4-3	4	0	0	0	0	1	2
Rich Dauer, R (1, 4) OBP: 0.277, SLG: 0.328 Mike Young, S (9, PH) OBP: 0.333, SLG: 0.394		6-3			4-3		1-3		K2-3	3 1	0 0	0 0	0 0	0 0	0 1	2 0
Floyd Rayford, R (1, 2) OBP: 0.345, SLG: 0.435			SH1-4 1B 6-3 1B		1B WP 1B		5-3			3	1	2	0	0	0	0

	AB	R	H	RBI	BB	SO	LOB
	33	2	7	2	1	7	12

Inning Stats	1	2	3	4	5	6	7	8	9	1B	SF	WP	PA
R	0	0	1	0	0	0	0	0	1	6	0	1	35
E	0	0	0	0	0	0	0	0	0	2B 0	SAC 1	PB 0	
K	1	1	1	0	1	1	1	1	1	3B 0	DP 0	SB 0	
S	5	5	7	3	7	5	5	5	6	HR 1	HBP 0	CS 0	
H	0	2	2	0	2	0	0	0	1				
LOB	0	2	1	0	3	0	0	0	0				
BB	0	0	0	0	1	0	0	0	0				
P	5	5	7	3	11	5	5	5	6				

PITCHER	IP	WLS	BF	H	R	ER	SO	BB	IBB	HBP	BLK	WP	HR	S	P	ERA	WHIP
Tom Seaver, R (1, 1) ERA: 4.41	9.0	W	35	7	2	2	7	1	0	0	0	1	1	48	52	2.00	0.889

PITCHER	IP	WLS	BF	H	R	ER	SO	BB	IBB	HBP	BLK	WP	HR	S	P	ERA	WHIP

Batter	1	2	3	4	5	6	7	8	9	AB	R	H	RBI	BB	SO	LOB
Rudy Law, L (1, 8) OBP: 0.336, SLG: 0.369	BBBB 4-0 G6-3 BB		SSS 0-3 ① K	x 0-0 ③ F8				x 0-0 FC3-6 1B 1B 1B		3	1	1	0	1	1	0
Carlton Fisk, R (1, 2) OBP: 0.276, SLG: 0.413	x 0-0 ①② G6-3 1-2f		x 0-0 ② F5			x 0-0 HR		x 0-0 1-2 FC3-6 1B		4	1	2	1	0	0	1
Harold Baines, L (1, 9) OBP: 0.340, SLG: 0.492	BBBB 4-0 BB		x 0-0 1B			x 0-0 ① G4-1		x 0-0 ① FC3-6 1B 1-2f 2-3		3	0	1	0	1	0	2
Greg Walker, L (1, 3) OBP: 0.309, SLG: 0.479	x 0-0 ③ 4-3		x 0-0 ③ F7			SSS 0-3 ② K		x 0-0 FC5-4 1-2 3-H 1B		4	0	1	1	0	1	2
Ron Kittle, R (1, 7) OBP: 0.317, SLG: 0.485		x 0-0 E5 6-3 6-3		SSS 0-3 ① K		SSS 0-3 ③ K		SSS 0-3 ② K		4	1	0	0	0	3	2
Greg Luzinski, R (1, 10) OBP: 0.330, SLG: 0.344		x 0-0 ① 6-3 2-3	x 0-0 ② 5-3				x 0-0 HR	x 0-0 ③ FC5-4 1-2f		4	1	1	1	0	0	3
Mike Squires, L (1, 5) OBP: 0.224, SLG: 0.190		x 0-0 ② 6-3 3-H	x 0-0 ③ 1-3				x 0-0 ① 6-3		x 0-0 ① 5-3	3	0	0	1	0	0	0
Dave Stegman, R (9, PH) OBP: 0.305, SLG: 0.382										1	0	0	0	0	0	0
Scott Fletcher, R (1, 6) OBP: 0.353, SLG: 0.322		x 0-0 E9 2B			x 0-0 ① F7		x 0-0 G4-6-3 1B		SSS 0-3 ② K	4	0	2	0	0	1	0
Julio Cruz, S (1, 4) OBP: 0.271, SLG: 0.287		x 0-0 ③ 6-3			x 0-0 ② F9		x 0-0 ②③ G4-6-3 1-2f		SSS 0-3 ③ K	4	0	0	0	0	1	2
Inning Stats	R: 0 E: 0 K: 0 S: 2 H: 0 LOB: 1 BB: 2 P: 10	R: 1 E: 2 K: 0 S: 5 H: 1 LOB: 1 BB: 0 P: 5	R: 0 E: 0 K: 1 S: 6 H: 1 LOB: 1 BB: 0 P: 6	R: 0 E: 0 K: 1 S: 5 H: 0 LOB: 0 BB: 0 P: 5	R: 0 E: 0 K: 0 S: 3 H: 0 LOB: 0 BB: 0 P: 3	R: 1 E: 0 K: 2 S: 8 H: 1 LOB: 0 BB: 0 P: 8	R: 1 E: 0 K: 0 S: 4 H: 2 LOB: 0 BB: 0 P: 4	R: 1 E: 0 K: 1 S: 8 H: 3 LOB: 2 BB: 0 P: 8	R: 0 E: 0 K: 2 S: 7 H: 0 LOB: 0 BB: 0 P: 7	1B: 5 2B: 1 3B: 0 HR: 2	SF: 0 SAC: 0 DP: 2 HBP: 0						

TOP

Chicago White Sox @ Baltimore Orioles

Memorial Stadium, Baltimore, MD

Sun Jul 15 1984, 3:33 AM EDT
Att. 43,935 - Unknown

livebaseballscorecards.com

AB	34
R	4
H	8
RBI	4
BB	2
SO	7
LOB	12

WP: 0 PB: 0 SB: 0 CS: 0 PA: 36

PITCHER		IP	WLS	BF	H	R	ER	SO	BB	IBB	HBP	BLK	WP	HR	S	P	ERA	WHIP
Dennis Martinez, R ERA: 4.39	(1, 1)	5.2	W	22	3	2	1	3	2	0	0	0	0	1	26	34	1.59	0.882
Sammy Stewart, R ERA: 3.04	(6, 1)	1.1		7	4	2	2	1	0	0	0	0	0	1	9	9	13.50	3.000
Tippy Martinez, L ERA: 3.58	(8, 1)	2.0	S	7	1	0	0	3	0	0	0	0	0	0	13	13	0.00	0.500

PITCHER	IP	WLS	BF	H	R	ER	SO	BB	IBB	HBP	BLK	WP	HR	S	P	ERA	WHIP

Batter	1	2	3	4	5	6	7	8	9	AB	R	H	RBI	BB	SO	LOB
Mike Young, S (1, 9) OBP: 0.335, SLG: 0.391	5-3	F3 1-2		BBBB 4-0 1-2 BB		1B		F7		4	0	1	0	1	0	1
John Shelby, S (1, 8) OBP: 0.230, SLG: 0.279	S HR 1B		F3	4-3		F8		F8		5	1	1	0	0	0	3
Cal Ripken Jr., R (1, 6) OBP: 0.370, SLG: 0.532	1-H HR		4-3		F8		F7 1B 2B	BB BB 1B		5	2	3	2	0	0	0
Eddie Murray, S (1, 3) OBP: 0.412, SLG: 0.523	HR		BBBB 4-0 E BB		SSS 0-3 K		F7 2-3	BBBB 4-0 FC5 BB 1-2		3	1	1	1	2	1	1
John Lowenstein, L (1, 10) OBP: 0.336, SLG: 0.379 Ken Singleton, S (7, PH) OBP: 0.293, SLG: 0.278	1B		0-0 E4 1-3	BBBB 4-0 HR BB			SSS 0-3 K	BBBB 4-0 1-2 2-3 BB		2 1	1 0	1 0	0 0	1 1	0 1	1 1
Wayne Gross, L (1, 5) OBP: 0.373, SLG: 0.475 Benny Ayala, R (7, PH) OBP: 0.232, SLG: 0.258 Todd Cruz, R (7, PR) OBP: 0.241, SLG: 0.282 (8, 5) Jim Dwyer, L (8, PH) OBP: 0.321, SLG: 0.309 Rich Dauer, R (8, PH) OBP: 0.276, SLG: 0.326 (9, 5)	F3	F3	F3	1-H HR		HBP BB 3-H 1B		FC5 2-3f		3 1 0 0 1	1 0 0 0 0	1 1 0 0 0	2 1 0 0 0	0 0 0 0 0	0 0 0 0 0	3 0 0 0 3
Gary Roenicke, R (1, 7) OBP: 0.345, SLG: 0.358	5-3			F7	F2		BBBB 4-0 1-2 HBP BB			3	0	0	0	1	0	1
Floyd Rayford, R (1, 2) OBP: 0.349, SLG: 0.429		6-3		BBBB 4-0 BB BB		6-3	H 1-0 1-2 2-3 HBP			2	0	0	0	1	0	0
Lenn Sakata, R (1, 4) OBP: 0.229, SLG: 0.231		CS 1B		F8		F8	F3			4	0	1	0	0	0	4
Inning Stats	R: 3 E: 0 K: 0 S: 7 H: 4 LOB: 1 BB: 0 P: 7	R: 0 E: 0 K: 0 S: 3 H: 1 LOB: 0 BB: 0 P: 3	R: 0 E: 1 K: 0 S: 4 H: 0 LOB: 2 BB: 1 P: 8	R: 0 E: 0 K: 0 S: 3 H: 0 LOB: 2 BB: 2 P: 11	R: 2 E: 0 K: 1 S: 6 H: 1 LOB: 0 BB: 1 P: 10	R: 0 E: 0 K: 0 S: 4 H: 1 LOB: 1 BB: 0 P: 4	R: 1 E: 0 K: 1 S: 7 H: 2 LOB: 3 BB: 1 P: 12	R: 0 E: 0 K: 0 S: 4 H: 1 LOB: 3 BB: 2 P: 12		1B: 6 2B: 1 3B: 0 HR: 3 SF: 0 SAC: 0 DP: 0 HBP: 1						

PITCHER		IP	WLS	BF	H	R	ER	SO	BB	IBB	HBP	BLK	WP	HR	S	P	ERA	WHIP
Richard Dotson, R ERA: 2.87	(1, 1)	5.0	L	25	6	5	5	1	4	0	0	0	0	3	23	39	9.00	2.000
Dan Spillner, R ERA: 5.05	(6, 1)	1.1		6	2	1	1	0	0	0	0	0	0	0	6	6	6.75	1.500
Britt Burns, L ERA: 4.79	(7, 1)	0.1		2	1	0	0	1	0	0	0	0	0	0	4	4	0.00	3.000
Al Jones, R ERA: 3.98	(7, 1)	1.0		8	1	0	0	0	3	0	1	0	0	0	4	17	0.00	4.000
Juan Agosto, L ERA: 2.25	(8, 1)	0.1		1	0	0	0	0	0	0	0	0	0	0	1	1	0.00	0.000

PITCHER	IP	WLS	BF	H	R	ER	SO	BB	IBB	HBP	BLK	WP	HR	S	P	ERA	WHIP

BOTTOM

Chicago White Sox @ Baltimore Orioles

Memorial Stadium, Baltimore, MD

Sun Jul 15 1984, 3:33 AM EDT

Att. 43,935 - Unknown

livebaseballscorecards.com

AB	34
R	6
H	10
RBI	6
BB	7
SO	2
LOB	18

WP: 0 PA: 42
PB: 0
SB: 1
CS: 1

Chicago White Sox @ Detroit Tigers

Tiger Stadium, Detroit, MI

Mon Jul 16 1984, 7:05 PM EDT

Att. 41,935 - Unknown

TOP

livebaseballscorecards.com

Batter	1	2	3	4	5	6	7	8	9	AB	R	H	RBI	BB	SO	LOB
Rudy Law, L (1, 8) OBP: 0.334, SLG: 0.365	4-3			F9		F5		BBB 4-0 S BB		3	0	0	0	1	0	1
Carlton Fisk, R (1, 2) OBP: 0.276, SLG: 0.406	F4			1-3		H 1-0 HBP		0-0 F5 1-2		3	0	0	0	0	0	1
Harold Baines, L (1, 9) OBP: 0.336, SLG: 0.486	4-3			F3		F5		4-3		4	0	0	0	0	0	3
Greg Walker, L (1, 3) OBP: 0.304, SLG: 0.471		5-3			4-3		F9		F3	4	0	0	0	0	0	0
Greg Luzinski, R (1, 10) OBP: 0.332, SLG: 0.346		F9			FC4-6 1B		1B 1B		F3	4	0	2	0	0	0	0
Ron Kittle, R (1, 7) OBP: 0.319, SLG: 0.496		F8			FC4-6 1-2f		1-2 1B		HR	4	1	2	1	0	0	1
Vance Law, R (1, 5) OBP: 0.284, SLG: 0.402			F9		F7		F7		6-3	2	0	0	0	0	0	1
Jerry Hairston, S (7, PH) OBP: 0.418, SLG: 0.432										1	0	0	0	0	0	2
Jerry Dybzinski, R (7, 5) OBP: 0.363, SLG: 0.359										0	0	0	0	0	0	0
Mike Squires, L (9, PH) OBP: 0.221, SLG: 0.188										1	0	0	0	0	0	0
Scott Fletcher, R (1, 6) OBP: 0.349, SLG: 0.318			1-3			3-1	F9			3	0	0	0	0	0	2
Julio Cruz, S (1, 4) OBP: 0.272, SLG: 0.292			6-3			2B		F7		3	0	1	0	0	0	0
Inning Stats	R: 0 E: 0 K: 0 S: 3 H: 0 LOB: 0 BB: 0 P: 3	R: 0 E: 0 K: 0 S: 3 H: 0 LOB: 0 BB: 0 P: 3	R: 0 E: 0 K: 0 S: 3 H: 0 LOB: 0 BB: 0 P: 3	R: 0 E: 0 K: 0 S: 3 H: 0 LOB: 0 BB: 0 P: 3	R: 0 E: 0 K: 0 S: 4 H: 1 LOB: 1 BB: 0 P: 4	R: 0 E: 0 K: 0 S: 4 H: 1 LOB: 2 BB: 0 P: 5	R: 0 E: 0 K: 0 S: 5 H: 2 LOB: 2 BB: 0 P: 5	R: 0 E: 0 K: 0 S: 3 H: 0 LOB: 1 BB: 1 P: 7	R: 1 E: 0 K: 0 S: 4 H: 1 LOB: 0 BB: 0 P: 4	1B: 3 2B: 1 3B: 0 HR: 1	SF: 0 SAC: 0 DP: 0 HBP: 1						

	AB	32
	R	1
	H	5
	RBI	1
	BB	1
	SO	0
	LOB	11

WP: 0 PB: 0 SB: 1 CS: 0 PA: 34

PITCHER	IP	WLS	BF	H	R	ER	SO	BB	IBB	HBP	BLK	WP	HR	S	P	ERA	WHIP
Glenn Abbott, R (1, 1) ERA: 4.73	9.0	W	34	5	1	1	0	1	0	1	0	0	1	32	37	1.00	0.667

PITCHER	IP	WLS	BF	H	R	ER	SO	BB	IBB	HBP	BLK	WP	HR	S	P	ERA	WHIP

Batter	1	2	3	4	5	6	7	8	9	AB	R	H	RBI	BB	SO	LOB
Lou Whitaker, L (1, 4) OBP: 0.377, SLG: 0.405	4-3		F9		1B 3B 1B 1-2 2-H		K			4	1	1	1	0	1	0
Ruppert Jones, L (1, 7) OBP: 0.314, SLG: 0.538	F7		F3		3B 1B 1-3 2-H		F8			3	1	1	1	0	0	0
Rusty Kuntz, R (7, PH) (8, 7) OBP: 0.389, SLG: 0.444										1	0	0	0	0	0	0
Kirk Gibson, L (1, 9) OBP: 0.351, SLG: 0.498	HR			K	3B 1-H 3-H			HBP 1B BB		3	2	2	3	1	1	0
Lance Parrish, R (1, 2) OBP: 0.291, SLG: 0.454	F9			F6	1-3			1B SF8 HBP 1-2		3	1	0	0	0	0	1
Darrell Evans, L (1, 10) OBP: 0.361, SLG: 0.373		4-3		K		F3		1B 1-3 2-H		4	0	1	1	0	1	0
Chet Lemon, R (1, 8) OBP: 0.385, SLG: 0.542		K			1B 1B 1B	L6-4 BB 1B		F9		4	1	2	0	0	1	2
Dave Bergman, L (1, 3) OBP: 0.366, SLG: 0.407		1B			K	BB 1-2		SF8 3-H		2	0	1	1	1	1	1
Howard Johnson, S (1, 5) OBP: 0.354, SLG: 0.462		K			1B 1B 1-2	L6-4 2-3		4-3		4	1	1	0	0	1	4
Doug Baker, S (1, 6) OBP: 0.091, SLG: 0.048			K		F7		5-3			3	0	0	0	0	1	2
Inning Stats	R: 1 H: 1 E: 0 LOB: 0 K: 0 BB: 0 S: 4 P: 4	R: 0 H: 1 E: 0 LOB: 1 K: 2 BB: 0 S: 8 P: 8	R: 0 H: 0 E: 0 LOB: 0 K: 1 BB: 0 S: 5 P: 5	R: 0 H: 0 E: 0 LOB: 0 K: 2 BB: 0 S: 7 P: 7	R: 4 H: 5 E: 0 LOB: 1 K: 1 BB: 0 S: 10 P: 10	R: 0 H: 1 E: 0 LOB: 1 K: 0 BB: 1 S: 3 P: 7	R: 0 H: 0 E: 0 LOB: 0 K: 1 BB: 0 S: 5 P: 5	R: 2 H: 1 E: 0 LOB: 1 K: 0 BB: 1 S: 4 P: 9		1B: 7 SF: 1 2B: 1 SAC: 0 3B: 1 DP: 1 HR: 1 HBP: 1						

BOTTOM

Chicago White Sox @ Detroit Tigers

Tiger Stadium, Detroit, MI

Mon Jul 16 1984, 7:05 PM EDT

Att. 41,935 - Unknown

livebaseballscorecards.com

AB	31
R	7
H	9
RBI	7
BB	2
SO	7
LOB	10

PITCHER		IP	WLS	BF	H	R	ER	SO	BB	IBB	HBP	BLK	WP	HR	S	P	ERA	WHIP
LaMarr Hoyt, R ERA: 4.23	(1, 1)	5.1	L	25	8	5	5	6	1	0	0	0	0	1	36	40	8.44	1.688
Britt Burns, L ERA: 4.91	(6, 1)	1.2		6	0	2	2	1	1	0	1	0	0	0	6	11	10.80	0.600
Dan Spillner, R ERA: 4.98	(8, 1)	1.0		4	1	0	0	0	0	0	0	0	0	0	4	4	0.00	1.000

PITCHER	IP	WLS	BF	H	R	ER	SO	BB	IBB	HBP	BLK	WP	HR	S	P	ERA	WHIP

Batter	1	2	3	4	5	6	7	8	9	AB	R	H	RBI	BB	SO	LOB
Scott Fletcher, R (1, 6) OBP: 0.346, SLG: 0.314	4-3		3-1		6-3			F4		3	0	0	0	0	0	0
Rudy Law, L (8, PH) OBP: 0.333, SLG: 0.364										1	0	0	0	0	0	0
(8, 8)																
Jerry Hairston, S (1, 8) OBP: 0.422, SLG: 0.487	4-3		1B 2B			HR		K		4	2	2	1	0	1	0
Jerry Dybzinski, R (8, 6) OBP: 0.363, SLG: 0.359										0	0	0	0	0	0	0
Harold Baines, L (1, 9) OBP: 0.335, SLG: 0.483	3-1		2-H 1B			3-1			K	4	0	1	1	0	1	0
Greg Luzinski, R (1, 10) OBP: 0.331, SLG: 0.345		1B 1B	F9			K			K	4	0	1	0	0	2	1
Greg Walker, L (1, 3) OBP: 0.299, SLG: 0.463		F7		F7		F8			3-1	4	0	0	0	0	0	1
Ron Kittle, R (1, 7) OBP: 0.316, SLG: 0.491		K		F8			F7			3	0	0	0	0	1	1
Vance Law, R (1, 5) OBP: 0.288, SLG: 0.403		1-2 1B		K			G4-3 BB			2	0	1	0	1	1	0
Marc Hill, R (1, 2) OBP: 0.295, SLG: 0.415		K			4-3		G4-3 1-2f			3	0	0	0	0	1	3
Julio Cruz, S (1, 4) OBP: 0.269, SLG: 0.289			K		1-3			1-3		3	0	0	0	0	1	0
Inning Stats	R: 0 E: 0 K: 0 S: 3 H: 0 LOB: 0 BB: 0 P: 3	R: 0 E: 0 K: 2 S: 9 H: 2 LOB: 2 BB: 0 P: 9	R: 1 E: 0 K: 1 S: 7 H: 2 LOB: 1 BB: 0 P: 7	R: 0 E: 0 K: 1 S: 5 H: 0 LOB: 0 BB: 0 P: 5	R: 0 E: 0 K: 0 S: 3 H: 0 LOB: 0 BB: 0 P: 3	R: 1 E: 0 K: 1 S: 6 H: 1 LOB: 0 BB: 0 P: 6	R: 0 E: 0 K: 0 S: 2 H: 0 LOB: 0 BB: 1 P: 6	R: 0 E: 0 K: 1 S: 5 H: 0 LOB: 0 BB: 0 P: 5	R: 0 E: 0 K: 2 S: 7 H: 0 LOB: 0 BB: 0 P: 7	1B: 3 2B: 1 3B: 0 HR: 1 SF: 0 SAC: 0 DP: 1 HBP: 0						

TOP

Chicago White Sox @ Detroit Tigers

Tiger Stadium, Detroit, MI

Tue Jul 17 1984, 7:05 PM EDT

Att. 34,579 - Unknown

livebaseballscorecards.com

AB	31
R	2
H	5
RBI	2
BB	1
SO	8
LOB	6

PITCHER		IP	WLS	BF	H	R	ER	SO	BB	IBB	HBP	BLK	WP	HR	S	P	ERA	WHIP
Dan Petry, R ERA: 3.19	(1, 1)	7.2	W	28	5	2	2	5	1	0	0	0	0	1	37	41	2.35	0.783
Willie Hernandez, L ERA: 2.08	(8, 1)	1.1	S	4	0	0	0	3	0	0	0	0	0	0	10	10	0.00	0.000

PITCHER		IP	WLS	BF	H	R	ER	SO	BB	IBB	HBP	BLK	WP	HR	S	P	ERA	WHIP

Batter	1	2	3	4	5	6	7	8	9	AB	R	H	RBI	BB	SO	LOB
Lou Whitaker, L (1, 4) OBP: 0.376, SLG: 0.407	F5		G3		2B			3-1		4	0	1	0	0	0	0
Ruppert Jones, L (1, 8) (8, 7) OBP: 0.311, SLG: 0.536	PB SF9 2B		F9		3-1			3-1		4	1	1	0	0	0	1
Kirk Gibson, L (1, 9) OBP: 0.348, SLG: 0.495	SF9 2-H		G3			F9				2	0	0	1	0	0	0
Lance Parrish, R (1, 2) OBP: 0.294, SLG: 0.459	HR 1B			1B 2B		6-3				3	1	2	0	0	0	0
Darrell Evans, L (1, 10) OBP: 0.361, SLG: 0.385	1-H HR			F8		K				3	1	1	2	0	1	1
Johnny Grubb, L (1, 7) OBP: 0.426, SLG: 0.500	K			G3-6-3 2-3 1B			CS 1B			3	0	2	0	0	1	0
Rusty Kuntz, R (7, PR) (8, 8) OBP: 0.389, SLG: 0.444										0	0	0	0	0	0	0
Dave Bergman, L (1, 3) OBP: 0.359, SLG: 0.399		1-3		G3-6-3 1-2f			5-3 1-2			3	0	0	0	0	0	3
Howard Johnson, S (1, 5) OBP: 0.349, SLG: 0.455		4-3			F7		K			3	0	0	0	0	1	1
Doug Baker, S (1, 6) OBP: 0.080, SLG: 0.042		4-3			L3			4-3		3	0	0	0	0	0	0
Inning Stats	R: 3 E: 0 K: 1 S: 8 H: 3 LOB: 0 BB: 0 P: 8	R: 0 E: 0 K: 0 S: 3 H: 0 LOB: 0 BB: 0 P: 3	R: 0 E: 0 K: 0 S: 3 H: 0 LOB: 0 BB: 0 P: 3	R: 0 E: 0 K: 0 S: 4 H: 2 LOB: 1 BB: 0 P: 4	R: 0 E: 0 K: 0 S: 4 H: 1 LOB: 1 BB: 0 P: 4	R: 0 E: 0 K: 1 S: 5 H: 0 LOB: 0 BB: 0 P: 5	R: 0 E: 0 K: 1 S: 5 H: 1 LOB: 1 BB: 0 P: 5	R: 0 E: 0 K: 0 S: 3 H: 0 LOB: 0 BB: 0 P: 3		1B: 3 2B: 3 3B: 0 HR: 1	SF: 1 SAC: 0 DP: 1 HBP: 0						

PITCHER	IP	WLS	BF	H	R	ER	SO	BB	IBB	HBP	BLK	WP	HR	S	P	ERA	WHIP
Gene Nelson, R (1, 1) ERA: 2.57	8.0	L	29	7	3	3	3	0	0	0	0	0	1	35	35	3.38	0.875

PITCHER	IP	WLS	BF	H	R	ER	SO	BB	IBB	HBP	BLK	WP	HR	S	P	ERA	WHIP

BOTTOM

Chicago White Sox @ Detroit Tigers

Tiger Stadium, Detroit, MI

Tue Jul 17 1984, 7:05 PM EDT

Att. 34,579 - Unknown

livebaseballscorecards.com

AB	28
R	3
H	7
RBI	3
BB	0
SO	3
LOB	6

1B: 3	SF: 1	WP: 0	PA: 29
2B: 3	SAC: 0	PB: 1	
3B: 0	DP: 1	SB: 0	
HR: 1	HBP: 0	CS: 1	

Batter	1	2	3	4	5	6	7	8	9	AB	R	H	RBI	BB	SO	LOB
Rudy Law, L (1, 8) OBP: 0.330, SLG: 0.359	F9	S 1B 1B 2-H 3-H		4-3	F3 1-2 2-3			4-3 1-2	F7	6	1	1	2	0	0	5
Jerry Hairston, S (1, 7) OBP: 0.421, SLG: 0.518 Dave Stegman, R (8, 7) OBP: 0.305, SLG: 0.382	BB 1B 1B	F7 1-2		F7	1-3			2-H HR		5 0	2 0	2 0	2 0	0 0	0 0	3 0
Harold Baines, L (1, 9) OBP: 0.339, SLG: 0.480	1B BB 1-2	1B IBB		K		K		G5-4-3 BB		2	0	0	0	3	2	0
Greg Luzinski, R (1, 10) OBP: 0.339, SLG: 0.357	S 1B 1-3 2-H	1B 1-2 2-H			1B 2B	G6-3 1B		G5-4-3 1-2f		5	1	4	2	0	0	1
Greg Walker, L (1, 3) OBP: 0.301, SLG: 0.461 Mike Squires, L (9, PR) OBP: 0.221, SLG: 0.188 (9, 3)	F9	F5			S 1B 1B 2-H	G6-3 1-2f			5-4-3 1B FC 1B	5 0	1 1	2 0	1 0	0 0	0 0	5 0
Vance Law, R (1, 5) OBP: 0.292, SLG: 0.406	F8 1-2		6-3		1B S SF9 1-2		1B		FC 5-4-3 1-2	5	1	3	0	0	0	2
Marc Hill, R (1, 2) OBP: 0.299, SLG: 0.409		2B 1B 1B	4-3		F3 1B BB 1-2 2-3				5-4-3 1-2 2-3	4	1	1	0	1	1	2
Scott Fletcher, R (1, 6) OBP: 0.350, SLG: 0.323		1-3 1B 2B	1B		F3 1-2 2-3 3-H 1B		5-3		FC 2-3 3-H	5	1	3	2	0	0	2
Julio Cruz, S (1, 4) OBP: 0.268, SLG: 0.285		F7	F6		SF9 3-H			4-3 HR BB	F5	3	1	0	1	1	0	5
Inning Stats	R: 1 H: 2 E: 0 LOB: 2 K: 0 BB: 1 S: 5 P: 9	R: 3 H: 4 E: 0 LOB: 2 K: 0 BB: 1 S: 7 P: 11	R: 0 H: 1 E: 0 LOB: 1 K: 0 BB: 0 S: 4 P: 4	R: 0 H: 0 E: 0 LOB: 0 K: 1 BB: 0 S: 5 P: 5	R: 3 H: 4 E: 0 LOB: 2 K: 0 BB: 1 S: 7 P: 11	R: 0 H: 1 E: 0 LOB: 0 K: 1 BB: 0 S: 5 P: 5	R: 0 H: 1 E: 0 LOB: 0 K: 1 BB: 0 S: 5 P: 5	R: 2 H: 1 E: 0 LOB: 0 K: 0 BB: 2 S: 3 P: 11	R: 1 H: 2 E: 0 LOB: 2 K: 0 BB: 0 S: 6 P: 6	1B: 13 SF: 1 2B: 2 SAC: 0 3B: 0 DP: 2 HR: 1 HBP: 0						WP: 0 PA: 46 PB: 0 SB: 4 CS: 0	

TOP

Chicago White Sox @ Detroit Tigers

Tiger Stadium, Detroit, MI

Wed Jul 18 1984, 7:05 PM EDT

Att. 39,051 - Unknown

livebaseballscorecards.com

AB	40
R	10
H	16
RBI	10
BB	5
SO	3
LOB	25

PITCHER		IP	WLS	BF	H	R	ER	SO	BB	IBB	HBP	BLK	WP	HR	S	P	ERA	WHIP
Jack Morris, R ERA: 3.34	(1, 1)	4.0	L	24	10	7	7	1	1	1	0	0	0	0	24	32	15.75	2.750
Doug Bair, R ERA: 3.2	(5, 1)	1.0		5	1	0	0	0	1	0	0	0	0	0	4	8	0.00	2.000
Sid Monge, L ERA: 3.77	(6, 1)	1.0		3	1	0	0	1	0	0	0	0	0	0	5	5	0.00	1.000
Juan Berenguer, R ERA: 4.29	(7, 1)	1.1		7	2	2	2	1	2	0	0	0	0	1	7	15	13.50	3.000
Aurelio Lopez, R ERA: 2.87	(8, 1)	1.2		7	2	1	1	0	0	0	0	0	0	0	7	7	5.40	1.200

PITCHER	IP	WLS	BF	H	R	ER	SO	BB	IBB	HBP	BLK	WP	HR	S	P	ERA	WHIP

Batter	1	2	3	4	5	6	7	8	9	AB	R	H	RBI	BB	SO	LOB
Rusty Kuntz, R (1, 8) OBP: 0.410, SLG: 0.464	BB, 1B, 3B, 1B	BBB, BB		1-H, 2B		SSS, K			BBB, G1-6-3, BB	3	1	2	1	2	1	1
Barbaro Garbey, R (1, 3) OBP: 0.313, SLG: 0.382	F9	SSS, K		F9			F8		G1-6-3, 1-2f	5	0	0	0	0	1	4
Kirk Gibson, L (1, 9) OBP: 0.345, SLG: 0.490	BB, 1-2, 3B, 1B		SSS, K		SSS, K		F2		F3	5	1	1	0	0	2	0
Lance Parrish, R (1, 10) OBP: 0.299, SLG: 0.470	BBBB, 1-2, 2-3, 3B, BB		F8		1B		HR			3	2	2	1	1	0	0
Larry Herndon, R (1, 7) OBP: 0.293, SLG: 0.317 Ruppert Jones, L (7, PH) (8, 7) OBP: 0.307, SLG: 0.529	1-H, 2-H, 3-H, 3B		5-3		F8		4-3			3 1	0 0	1 0	3 0	0 0	0 0	1 0
Howard Johnson, S (1, 5) OBP: 0.343, SLG: 0.446	SSS, K			F9	F6			4-3		4	0	0	0	0	1	2
Tom Brookens, R (1, 4) OBP: 0.272, SLG: 0.336	F3			F7		6-3		4-3		4	0	0	0	0	0	1
Marty Castillo, R (1, 2) OBP: 0.243, SLG: 0.229		6-3		1B, 2B		1B		BBBB, BB		3	1	2	0	1	0	0
Doug Baker, S (1, 6) OBP: 0.103, SLG: 0.071		F7		2-H, 2B, 1B		F8		SSS, K		4	1	1	1	0	1	2
Inning Stats	R: 3 E: 0 K: 1 S: 8 H: 3 LOB: 1 BB: 1 P: 12	R: 0 E: 0 K: 1 S: 5 H: 0 LOB: 1 BB: 1 P: 9	R: 0 E: 0 K: 1 S: 5 H: 0 LOB: 0 BB: 0 P: 5	R: 2 E: 0 K: 0 S: 6 H: 3 LOB: 1 BB: 0 P: 6	R: 0 E: 0 K: 1 S: 6 H: 1 LOB: 1 BB: 0 P: 6	R: 0 E: 0 K: 1 S: 6 H: 1 LOB: 1 BB: 0 P: 6	R: 1 E: 0 K: 0 S: 4 H: 1 LOB: 0 BB: 0 P: 4	R: 0 E: 0 K: 1 S: 5 H: 0 LOB: 1 BB: 1 P: 9	R: 0 E: 0 K: 0 S: 2 H: 0 LOB: 0 BB: 1 P: 6	1B: 5 2B: 2 3B: 1 HR: 1	SF: 0 SAC: 0 DP: 1 HBP: 0						

PITCHER		IP	WLS	BF	H	R	ER	SO	BB	IBB	HBP	BLK	WP	HR	S	P	ERA	WHIP
Floyd Bannister, L ERA: 4.7	(1, 1)	6.2	W	30	8	5	5	5	2	0	0	0	0	0	38	46	6.75	1.500
Al Jones, R ERA: 4.43	(7, 1)	0.0		1	1	1	1	0	0	0	0	0	0	1	1	1	∞	∞
Juan Agosto, L ERA: 2.1	(7, 1)	2.1	S	8	0	0	0	1	2	0	0	0	0	0	8	16	0.00	0.857

PITCHER	IP	WLS	BF	H	R	ER	SO	BB	IBB	HBP	BLK	WP	HR	S	P	ERA	WHIP

BOTTOM

Chicago White Sox @ Detroit Tigers

Tiger Stadium, Detroit, MI

Wed Jul 18 1984, 7:05 PM EDT

Att. 39,051 - Unknown

livebaseballscorecards.com

AB	35
R	6
H	9
RBI	6
BB	4
SO	6
LOB	11

1B: 5 SF: 0
2B: 2 SAC: 0
3B: 1 DP: 1
HR: 1 HBP: 0

WP: 0 PA: 39
PB: 0
SB: 0
CS: 0

Batter	1	2	3	4	5	6	7	8	9	AB	R	H	RBI	BB	SO	LOB
Rudy Law, L (1, 8) OBP: 0.332, SLG: 0.359	BBBB 4-0 K BB		x 0-0 CS 1B			x 0-0 ① 4-3		x 0-0 ③ F8		3	0	1	0	1	0	0
Carlton Fisk, R (1, 2) OBP: 0.275, SLG: 0.402	SSS 0-3 ①② K 1-2		SSS 0-3 ②③ K 1-2			SSS 0-3 ② K			x 0-0 WP BB SF7 1B	4	1	1	0	0	3	2
Harold Baines, L (1, 9) OBP: 0.341, SLG: 0.484	x 0-0 ③ F7			x 0-0 4-3 2B		x 0-0 FC6-4 1B			SSS 0-3 ① K	4	0	2	0	0	1	1
Greg Luzinski, R (1, 10) OBP: 0.338, SLG: 0.353		x 0-0 ① 6-3		SSS 0-3 ① K		x 0-0 ③ FC6-4 1-2f			BBBB 4-0 WP HR 1-2 BB	3	1	0	0	1	1	2
Greg Walker, L (1, 3) OBP: 0.296, SLG: 0.455 Mike Squires, L (9, 3) OBP: 0.221, SLG: 0.188		x 0-0 ② F3		x 0-0 ② 4-3 2-3			x 0-0 ① F5		x 0-0 ② SF7 1-2 2-H	3	0	0	1	0	0	1
										0	0	0	0	0	0	0
Ron Kittle, R (1, 7) OBP: 0.318, SLG: 0.500 Dave Stegman, R (9, 7) OBP: 0.305, SLG: 0.382		BBBB 4-0 1B BB		SSS 0-3 ③ K			SSS 0-3 ② K		x 0-0 2-H HR	3	1	1	2	1	2	1
										0	0	0	0	0	0	0
Vance Law, R (1, 5) OBP: 0.292, SLG: 0.404		x 0-0 1-2 1B			SSS 0-3 ① K		x 0-0 ③ 4-3		x 0-0 ③ F8	4	0	1	0	0	1	0
Scott Fletcher, R (1, 6) OBP: 0.347, SLG: 0.321 Jerry Hairston, S (8, PH) OBP: 0.417, SLG: 0.512 Jerry Dybzinski, R (8, 6) OBP: 0.363, SLG: 0.359		SSS 0-3 ③ K			SSS 0-3 ② K			x 0-0 ① F3		2	0	0	0	0	2	2
										1	0	0	0	0	0	0
										0	0	0	0	0	0	0
Julio Cruz, S (1, 4) OBP: 0.265, SLG: 0.282			x 0-0 ① F8		x 0-0 ③ B1-3			x 0-0 ② 1-3		3	0	0	0	0	0	0
Inning Stats	R: 0 E: 0 K: 1 S: 4 H: 0 LOB: 0 BB: 1 P: 8	R: 0 E: 0 K: 1 S: 6 H: 1 LOB: 2 BB: 1 P: 10	R: 0 E: 0 K: 1 S: 5 H: 1 LOB: 0 BB: 0 P: 5	R: 0 E: 0 K: 2 S: 8 H: 1 LOB: 1 BB: 0 P: 8	R: 0 E: 0 K: 2 S: 7 H: 0 LOB: 0 BB: 0 P: 7	R: 0 E: 0 K: 1 S: 6 H: 1 LOB: 1 BB: 0 P: 6	R: 0 E: 0 K: 1 S: 5 H: 0 LOB: 0 BB: 0 P: 5	R: 0 E: 0 K: 0 S: 3 H: 0 LOB: 0 BB: 0 P: 3	R: 3 E: 0 K: 1 S: 7 H: 2 LOB: 0 BB: 1 P: 11	1B: 4 2B: 1 3B: 0 HR: 1 SF: 1 SAC: 0 DP: 0 HBP: 0						

PITCHER	IP	WLS	BF	H	R	ER	SO	BB	IBB	HBP	BLK	WP	HR	S	P	ERA	WHIP
Steve Farr, R (1, 1) ERA: 3.98	8.0	L	29	5	1	1	9	2	0	0	0	0	0	45	53	1.12	0.875
Mike Jeffcoat, L (9, 1) ERA: 2.58	0.2		3	0	0	0	1	1	0	0	0	1	0	4	8	0.00	1.500
Don Schulze, R (9, 1) ERA: 8.1	0.1		2	1	2	2	0	0	0	0	0	0	1	2	2	54.00	3.000

PITCHER	IP	WLS	BF	H	R	ER	SO	BB	IBB	HBP	BLK	WP	HR	S	P	ERA	WHIP

TOP

Chicago White Sox @ Cleveland Indians

Cleveland Municipal Stadium, Cleveland, OH

Thu Jul 19 1984, 7:05 PM EDT

Att. 7,856 - Unknown

AB	30
R	3
H	6
RBI	3
BB	3
SO	10
LOB	9

WP: 1 PA: 34
PB: 0
SB: 0
CS: 1

livebaseballscorecards.com

BOTTOM

Chicago White Sox @ Cleveland Indians

Cleveland Municipal Stadium, Cleveland, OH

Thu Jul 19 1984, 7:05 PM EDT

Att. 7,856 - Unknown

livebaseballscorecards.com

Batter	1	2	3	4	5	6	7	8	9	AB	R	H	RBI	BB	SO	LOB
Brett Butler, L (1, 8) OBP: 0.362, SLG: 0.326	4-3		K		6-3			F8		4	0	0	0	0	1	1
Julio Franco, R (1, 6) OBP: 0.334, SLG: 0.346	1B		1B		1B			6-3		4	0	3	0	0	0	0
Mike Hargrove, L (1, 3) OBP: 0.384, SLG: 0.383	1B		4-3		F7			F5		4	0	1	0	0	0	2
Andre Thornton, R (1, 10) OBP: 0.368, SLG: 0.509	F9			F8	BB				2B	4	0	2	0	0	0	1
Mel Hall, L (1, 7) OBP: 0.345, SLG: 0.460		2B		F7		BB			F9	2	0	1	0	1	0	0
Joe Carter, R (9, PH) OBP: 0.250, SLG: 0.417										1	0	0	0	0	0	1
George Vukovich, L (1, 9) OBP: 0.346, SLG: 0.419		K		5-3		3			5-3	3	0	0	0	0	1	4
Chris Bando, S (9, PH) OBP: 0.405, SLG: 0.632										1	0	0	0	0	0	1
Jerry Willard, L (1, 2) OBP: 0.320, SLG: 0.408		K			F6		4-3		F8	3	0	0	0	0	1	1
Carmen Castillo, R (9, PH) OBP: 0.329, SLG: 0.507										1	0	0	0	0	0	1
Brook Jacoby, R (1, 5) OBP: 0.296, SLG: 0.350		4-3			F4		1-3			3	0	0	0	0	0	1
Tony Bernazard, S (1, 4) OBP: 0.304, SLG: 0.263			F3		1B		4-3			3	0	1	0	0	0	0

Inning Stats	1	2	3	4	5	6	7	8	9
R	0	0	0	0	0	0	0	0	0
E	0	0	0	0	0	0	0	0	0
K	0	2	1	0	0	0	0	0	0
S	4	8	6	3	4	4	3	3	4
H	2	1	1	0	1	2	0	0	1
LOB	1	1	1	0	1	2	0	0	1
BB	0	0	0	0	0	1	0	0	0
P	4	8	6	3	4	8	3	3	4

1B	6
2B	3
3B	0
HR	0
SF	0
SAC	0
DP	1
HBP	0

WP	0
PB	0
SB	1
CS	0
PA	34

AB	33
R	0
H	8
RBI	0
BB	1
SO	3
LOB	13

PITCHER	IP	WLS	BF	H	R	ER	SO	BB	IBB	HBP	BLK	WP	HR	S	P	ERA	WHIP
Tom Seaver, R (1, 1) ERA: 4.14	8.0	W	31	8	0	0	3	1	0	0	0	0	0	36	40	0.00	1.125
Jerry Don Gleaton, L (9, 1) ERA:	1.0	S	3	0	0	0	0	0	0	0	0	0	0	3	3	0.00	0.000

PITCHER	IP	WLS	BF	H	R	ER	SO	BB	IBB	HBP	BLK	WP	HR	S	P	ERA	WHIP

Batter	1	2	3	4	5	6	7	8	9	AB	R	H	RBI	BB	SO	LOB
Rudy Law, L (1, 8) OBP: 0.331, SLG: 0.357	0-0 S 2B 1B		0-0 G4-6-3 1-2f			0-0 F6		0-0 F8		4	1	1	0	0	0	1
Carlton Fisk, R (1, 2) OBP: 0.270, SLG: 0.393	0-3 K 1-2		0-0 F9			0-0 F4		0-3 K		4	0	0	0	0	2	1
Harold Baines, L (1, 9) OBP: 0.340, SLG: 0.484	0-0 2-H 2B			0-0 F8		0-3 K 1B 1B			0-0 4-3	4	1	1	1	0	1	0
Greg Luzinski, R (1, 10) OBP: 0.343, SLG: 0.354	0-0 F8			4-0 BB		0-0 1B 1-3 1B			4-0 1B 1B BB	2	1	1	0	2	0	1
Greg Walker, L (1, 3) OBP: 0.295, SLG: 0.452	0-0 F2			0-0 F7		0-0 1-3 3-H 1B			0-3 K	4	0	1	1	0	1	3
Ron Kittle, R (1, 7) OBP: 0.321, SLG: 0.498		1-0 8-3 HBP		0-3 K			0-0 6-3		0-0 1-2 1B	3	0	1	0	0	1	1
Roy Smalley, S (1, 5) OBP: 0.286, SLG: 0.385		0-0 F7			0-0 F9		0-0 F7		0-0 1-2 2-H 1B	4	0	1	1	0	0	1
Scott Fletcher, R (1, 6) Jerry Hairston, S (9, PH) OBP: 0.413, SLG: 0.506		0-0 8-3 1-2f			0-0 F7		0-0 F7		0-3 K	3 1	0 0	0 0	0 0	0 1	0 2	1 2
Julio Cruz, S (1, 4) OBP: 0.266, SLG: 0.282			0-0 G4-6-3 1B		0-0 4-3			0-0 F9		3	0	1	0	0	0	0
Inning Stats	R: 1 H: 2 E: 0 LOB: 1 K: 1 BB: 0 S: 7 P: 7	R: 0 H: 0 E: 0 LOB: 0 K: 0 BB: 0 S: 2 P: 3	R: 0 H: 1 E: 0 LOB: 0 K: 0 BB: 0 S: 3 P: 3	R: 0 H: 0 E: 0 LOB: 1 K: 1 BB: 1 S: 5 P: 9	R: 0 H: 0 E: 0 LOB: 0 K: 0 BB: 0 S: 3 P: 3	R: 1 H: 2 E: 0 LOB: 2 K: 1 BB: 0 S: 7 P: 7	R: 0 H: 0 E: 0 LOB: 0 K: 0 BB: 0 S: 3 P: 3	R: 0 H: 0 E: 0 LOB: 0 K: 1 BB: 0 S: 5 P: 5	R: 1 H: 2 E: 0 LOB: 2 K: 2 BB: 1 S: 9 P: 13	1B: 6 SF: 0 2B: 2 SAC: 0 3B: 0 DP: 2 HR: 0 HBP: 1						

TOP

Chicago White Sox @ Cleveland Indians

Cleveland Municipal Stadium, Cleveland, OH

Fri Jul 20 1984, 7:05 PM EDT
Att. 15,766 - Unknown

livebaseballscorecards.com

AB	32
R	3
H	7
RBI	3
BB	2
SO	6
LOB	11

WP: 1 PA: 35
PB: 0
SB: 1
CS: 0

PITCHER		IP	WLS	BF	H	R	ER	SO	BB	IBB	HBP	BLK	WP	HR	S	P	ERA	WHIP
Roy Smith, R ERA: 3.89	(1, 1)	8.1	W	31	5	3	3	4	2	0	1	0	1	0	36	45	3.24	0.840
Ernie Camacho, R ERA: 1.89	(9, 1)	0.2		4	2	0	0	2	0	0	0	0	0	0	8	8	0.00	3.000

PITCHER	IP	WLS	BF	H	R	ER	SO	BB	IBB	HBP	BLK	WP	HR	S	P	ERA	WHIP

BOTTOM

Chicago White Sox @ Cleveland Indians

Cleveland Municipal Stadium, Cleveland, OH

Fri Jul 20 1984, 7:05 PM EDT

Att. 15,766 - Unknown

livebaseballscorecards.com

Batter	1	2	3	4	5	6	7	8	9	AB	R	H	RBI	BB	SO	LOB
Brett Butler, L (1, 8) OBP: 0.367, SLG: 0.329	F3		FC3-4, 1B 1-2 2-3 1B		BBBB 4-0 3-1, 1-3 BB	1B 1-3 3-H 1B		BBBB 4-0 1-2 BB		3	1	2	1	2	0	0
Julio Franco, R (1, 6) OBP: 0.333, SLG: 0.345	F3		SF9 2-3 3-H		1-3 1-2	2-H 3-H 1B		F9		4	0	1	3	0	0	3
Mike Hargrove, L (1, 3) OBP: 0.382, SLG: 0.381	F7		FC3-4 1-2 3-H 1B		3-1 2-3	4-3				4	0	1	1	0	0	2
Andre Thornton, R (1, 10) OBP: 0.364, SLG: 0.503		6-3	FC3-4 1-2f 2-3		F9		6-3			4	0	0	0	0	0	3
Mel Hall, L (1, 7) OBP: 0.340, SLG: 0.452		F4	5-3			F8	F6			4	0	0	0	0	0	2
George Vukovich, L (1, 9) OBP: 0.349, SLG: 0.418		1B		4-3		BBBB 4-0 1B 1B BB	3-1			3	1	1	0	1	0	0
Jerry Willard, L (1, 2) OBP: 0.318, SLG: 0.404		4-3		SSS 0-3 K		F2		G6-4-3 1B		4	0	1	0	0	1	2
Brook Jacoby, R (1, 5) OBP: 0.301, SLG: 0.353			1B, 1B SF9 1B	BBBB 4-0 BB		1B 1-3 1B 1B		G6-4-3 1-2f		3	2	2	0	1	0	1
Tony Bernazard, S (1, 4) OBP: 0.309, SLG: 0.269			SF9, 1B 1-2 1B 1B	4-3		1B 1-3 3-H 1B 1B		S 1B		4	2	3	1	0	0	1
Inning Stats	R: 0 E: 0 K: 0 S: 3 H: 0 LOB: 0 BB: 0 P: 3	R: 0 E: 0 K: 0 S: 4 H: 1 LOB: 1 BB: 0 P: 4	R: 2 E: 0 K: 0 S: 7 H: 4 LOB: 2 BB: 0 P: 7	R: 0 E: 0 K: 1 S: 5 H: 0 LOB: 1 BB: 1 P: 9	R: 0 E: 0 K: 0 S: 3 H: 0 LOB: 1 BB: 1 P: 7	R: 4 E: 0 K: 0 S: 7 H: 4 LOB: 1 BB: 1 P: 11	R: 0 E: 0 K: 0 S: 3 H: 0 LOB: 0 BB: 0 P: 3	R: 0 E: 0 K: 0 S: 4 H: 2 LOB: 2 BB: 1 P: 8		1B: 11 2B: 0 3B: 0 HR: 0 SF: 1 SAC: 0 DP: 1 HBP: 0						

	AB	33
	R	6
	H	11
	RBI	6
	BB	4
	SO	1
	LOB	14

PITCHER		IP	WLS	BF	H	R	ER	SO	BB	IBB	HBP	BLK	WP	HR	S	P	ERA	WHIP
Richard Dotson, R ERA: 3.12	(1, 1)	5.2	L	29	9	6	6	1	3	0	0	0	0	0	28	40	9.53	2.118
Juan Agosto, L ERA: 2.02	(6, 1)	1.1		5	1	0	0	0	0	0	0	0	0	0	5	5	0.00	0.750
Dan Spillner, R ERA: 4.91	(8, 1)	1.0		4	1	0	0	0	1	0	0	0	0	0	3	7	0.00	2.000

PITCHER	IP	WLS	BF	H	R	ER	SO	BB	IBB	HBP	BLK	WP	HR	S	P	ERA	WHIP

Chicago White Sox @ Cleveland Indians

Cleveland Municipal Stadium, Cleveland, OH

Sat Jul 21 1984, 3:33 AM EDT

Att. 12,269 - Unknown

TOP

livebaseballscorecards.com

Batter	1	2	3	4	5	6	7	8	9	AB	R	H	RBI	BB	SO	LOB
Rudy Law, L (1, 8) OBP: 0.335, SLG: 0.359	F8		1B 1B		CS 1B		F9	IBB		4	1	2	0	1	0	1
Roy Smalley, S (1, 5) OBP: 0.294, SLG: 0.386	6-3		1B 1-2 1B		WP 1-2 BB		2B BB	1-3		2	0	1	0	2	0	0
Julio Cruz, S (7, PR) OBP: 0.265, SLG: 0.281 (7, 4)										1	0	0	0	0	0	2
Harold Baines, L (1, 9) OBP: 0.338, SLG: 0.483	6-3		F7		F8		1-3 2-H 2B		F3	5	0	1	1	0	0	3
Greg Luzinski, R (1, 10) OBP: 0.344, SLG: 0.353		1-3	1-2 2-H 1B		K 1-2		BB		6-3	4	0	1	1	1	1	1
Greg Walker, L (1, 3) OBP: 0.291, SLG: 0.444		F3	F4			F5	F6		4-3	4	0	0	0	0	0	5
Mike Squires, L (7, 3) OBP: 0.217, SLG: 0.185										1	0	0	0	0	0	0
Ron Kittle, R (1, 7) OBP: 0.323, SLG: 0.507	HR			G6-4-3 BB		F4		K		3	1	1	1	1	1	0
Vance Law, R (1, 4) OBP: 0.294, SLG: 0.407 (7, 5)	2B			G6-4-3 1-2f		F3		2B SF7 BB		3	1	1	0	1	0	1
Marc Hill, R (1, 2) OBP: 0.300, SLG: 0.416	5-3			2B			F6	1-3 2B		3	0	1	0	0	0	1
Jerry Hairston, S (8, PH) OBP: 0.418, SLG: 0.523										1	0	1	0	0	0	0
Jerry Dybzinski, R (8, PR) OBP: 0.363, SLG: 0.359 (8, 6)										0	0	0	0	0	0	0
Scott Fletcher, R (1, 6) OBP: 0.344, SLG: 0.321			6-3	F9			2B 2B	SF7 3-H		3	1	1	0	0	0	1
Jamie Quirk, L (8, PH)										0	0	0	1	0	0	0
Carlton Fisk, R (8, 2) OBP: 0.270, SLG: 0.393										0	0	0	0	0	0	0
Inning Stats	R: 0 E: 0 K: 0 S: 3 H: 0 LOB: 0 BB: 0 P: 3	R: 1 E: 0 K: 0 S: 5 H: 2 LOB: 1 BB: 0 P: 5	R: 1 E: 0 K: 0 S: 6 H: 3 LOB: 2 BB: 0 P: 6	R: 0 E: 0 K: 0 S: 3 H: 1 LOB: 1 BB: 1 P: 7	R: 0 E: 0 K: 1 S: 5 H: 1 LOB: 1 BB: 1 P: 9	R: 0 E: 0 K: 0 S: 3 H: 0 LOB: 0 BB: 0 P: 3	R: 1 E: 0 K: 0 S: 5 H: 2 LOB: 3 BB: 2 P: 13	R: 1 E: 0 K: 1 S: 6 H: 1 LOB: 2 BB: 2 P: 14	R: 0 E: 0 K: 0 S: 3 H: 0 LOB: 0 BB: 0 P: 3	1B: 4 2B: 5 3B: 0 HR: 1 SF: 1 SAC: 0 DP: 1 HBP: 0						

	AB	34
	R	4
	H	10
	RBI	4
	BB	6
	SO	2
	LOB	15

WP: 1 PB: 0 SB: 0 CS: 1 PA: 41

PITCHER		IP	WLS	BF	H	R	ER	SO	BB	IBB	HBP	BLK	WP	HR	S	P	ERA	WHIP
Steve Comer, R ERA: 5.17	(1, 1)	6.2		29	8	3	3	1	3	0	0	0	1	1	28	40	4.05	1.650
Mike Jeffcoat, L ERA: 2.58	(7, 1)	0.0		1	1	0	0	0	0	0	0	0	0	0	1	1	∞	∞
Tom Waddell, R ERA: 3.35	(7, 1)	0.2	L	5	1	1	1	1	2	0	0	0	0	0	5	13	13.50	4.500
Ernie Camacho, R ERA: 1.87	(8, 1)	0.2		3	0	0	0	0	0	1	0	0	0	0	2	6	0.00	0.000
Jamie Easterly, L ERA: 3.29	(9, 1)	1.0		3	0	0	0	0	0	0	0	0	0	0	3	3	0.00	0.000

PITCHER	IP	WLS	BF	H	R	ER	SO	BB	IBB	HBP	BLK	WP	HR	S	P	ERA	WHIP

BOTTOM

Chicago White Sox @ Cleveland Indians

Cleveland Municipal Stadium, Cleveland, OH

Sat Jul 21 1984, 3:33 AM EDT

Att. 12,269 - Unknown

livebaseballscorecards.com

Batter	1	2	3	4	5	6	7	8	9	AB	R	H	RBI	BB	SO	LOB
Brett Butler, L (1, 8) OBP: 0.366, SLG: 0.328	0-0 CS 1B		0-0 ① F9			0-0 ① B2-3		0-0 ① 6-3		4	0	1	0	0	0	0
Julio Franco, R (1, 6) OBP: 0.332, SLG: 0.344	0-0 ① 1B 1B 1-2 1B		0-0 ② F9			0-0 ② 4-3		0-0 ② F9		4	1	1	0	0	0	0
Mike Hargrove, L (1, 3) OBP: 0.387, SLG: 0.382 Pat Tabler, R (8, PR) OBP: 0.375, SLG: 0.388 (9, 3)	0-0 1B 1-3 1B		0-0 ③ F7			B B B B 4-0 BB		B B B B 4-0 WP BB		2 0	0 0	1 0	0 0	2 0	0 0	0 0
Andre Thornton, R (1, 10) OBP: 0.360, SLG: 0.497	0-0 ② F9			0-0 ① 5-3		0-0 ③ F4		S S S 0-3 ③ K 1-2		4	0	0	0	0	1	4
Mel Hall, L (1, 9) OBP: 0.342, SLG: 0.453	0-0 1-3 3-H 1B			0-0 ② 6-3			0-0 E SF9 1B		0-0 ① F6	4	1	2	1	0	0	0
Joe Carter, R (1, 7) OBP: 0.286, SLG: 0.429	0-0 ③ F9			0-0 ③ F7			0-0 E8 WP 1-3 SF9 1B		0-0 G4-6-3 1B	4	1	2	0	0	0	2
Jerry Willard, L (1, 2) OBP: 0.314, SLG: 0.399 Carmen Castillo, R (7, PH) OBP: 0.327, SLG: 0.507 Chris Bando, S (8, 2) OBP: 0.400, SLG: 0.623		0-0 ① F3			S S S 0-3 ① K		0-0 ① SF9 3-H		0-0 ② ③ G4-6-3 1-2f	2 0 1	0 0 0	0 0 0	0 1 0	1 0 0	0 0 0	0 0 1
Brook Jacoby, R (1, 5) OBP: 0.298, SLG: 0.351		0-0 ② 6-3			0-0 ② 1-3		0-0 ② SF9 2-H			2	0	0	1	0	0	0
Tony Bernazard, S (1, 4) OBP: 0.307, SLG: 0.266		0-0 ③ 1-3			0-0 ③ 1-3		0-0 ③ F7			3	0	0	0	0	0	0

Inning Stats	R: 1 E: 0 K: 0 S: 6	H: 4 LOB: 2 BB: 0 P: 6	R: 0 E: 0 K: 0 S: 3	H: 0 LOB: 0 BB: 0 P: 3	R: 0 E: 0 K: 0 S: 3	H: 0 LOB: 0 BB: 0 P: 3	R: 0 E: 0 K: 0 S: 3	H: 0 LOB: 0 BB: 0 P: 3	R: 0 E: 0 K: 1 S: 5	H: 0 LOB: 0 BB: 0 P: 5	R: 0 E: 0 K: 0 S: 3	H: 0 LOB: 1 BB: 1 P: 7	R: 2 E: 1 K: 0 S: 5	H: 2 LOB: 0 BB: 0 P: 5	R: 0 E: 0 K: 1 S: 5	H: 0 LOB: 2 BB: 1 P: 9	R: 0 E: 0 K: 0 S: 3	H: 1 LOB: 0 BB: 0 P: 3

1B: 7	SF: 2	WP: 2	PA: 34
2B: 0	SAC: 0	PB: 0	
3B: 0	DP: 1	SB: 0	
HR: 0	HBP: 0	CS: 1	

PITCHER		IP	WLS	BF	H	R	ER	SO	BB	IBB	HBP	BLK	WP	HR	S	P	ERA	WHIP
LaMarr Hoyt, R ERA: 4.18	(1, 1)	6.0		24	6	3	2	1	1	0	0	0	0	0	25	29	3.00	1.167
Jerry Don Gleaton, L ERA:	(7, 1)	1.2	W	6	0	0	0	0	1	0	0	0	1	0	5	9	0.00	0.600
Ron Reed, R ERA: 3.89	(8, 1)	1.1	S	4	1	0	0	1	0	0	0	0	1	0	6	6	0.00	0.750

PITCHER	IP	WLS	BF	H	R	ER	SO	BB	IBB	HBP	BLK	WP	HR	S	P	ERA	WHIP

Batter	1	2	3	4	5	6	7	8	9	AB	R	H	RBI	BB	SO	LOB
Scott Fletcher, R (1, 6) OBP: 0.346, SLG: 0.321	G5-4-3 1B		6-3			BBBB 4-0 CS BB			6-3	3	0	1	0	1	0	0
Carlton Fisk, R (1, 2) OBP: 0.269, SLG: 0.406	F9		HR			F8			3-1	4	1	1	1	0	0	2
Vance Law, R (1, 5) (8, 8) OBP: 0.291, SLG: 0.401	G5-4-3 1-2f		F9			F8			F8	4	0	0	0	0	0	2
Greg Luzinski, R (1, 10) OBP: 0.344, SLG: 0.350		BBBB 4-0 FC5 1B BB		F8		CS 1-2	6-3			2	0	0	0	1	0	0
Ron Kittle, R (1, 7) OBP: 0.320, SLG: 0.502		F9		1-3			F6			3	0	0	0	0	0	1
Roy Smalley, S (1, 3) (8, 5) OBP: 0.290, SLG: 0.381		SSS 0-3 K		5-3			4-3			3	0	0	0	0	1	1
Dave Stegman, R (1, 9) OBP: 0.306, SLG: 0.380		1-2 1B			F6			SSS 0-3 K		3	0	1	0	0	1	0
Julio Cruz, S (1, 4) OBP: 0.262, SLG: 0.278		FC5 2-3f			SSS K			F6		3	0	0	0	0	1	2
Rudy Law, L (1, 8) OBP: 0.333, SLG: 0.357			F3		SSS K			F9		2	0	0	0	0	1	0
Marc Hill, R (8, PH) OBP: 0.298, SLG: 0.412										1	0	0	0	0	0	0
Mike Squires, L (8, 3) OBP: 0.217, SLG: 0.185										0	0	0	0	0	0	0
Inning Stats	R: 0 E: 0 K: 0 S: 3 H: 1 LOB: 0 BB: 0 P: 3	R: 0 E: 0 K: 1 S: 6 H: 1 LOB: 2 BB: 1 P: 10	R: 1 E: 0 K: 0 S: 4 H: 1 LOB: 0 BB: 0 P: 4	R: 0 E: 0 K: 0 S: 3 H: 0 LOB: 0 BB: 0 P: 3	R: 0 E: 0 K: 2 S: 7 H: 0 LOB: 0 BB: 0 P: 7	R: 0 E: 0 K: 0 S: 2 H: 0 LOB: 0 BB: 1 P: 6	R: 0 E: 0 K: 0 S: 3 H: 0 LOB: 0 BB: 0 P: 3	R: 0 E: 0 K: 1 S: 5 H: 0 LOB: 0 BB: 0 P: 5	R: 0 E: 0 K: 0 S: 3 H: 0 LOB: 0 BB: 0 P: 3	1B: 2 2B: 0 3B: 0 HR: 1 SF: 0 SAC: 0 DP: 1 HBP: 0							

TOP

Chicago White Sox @ Cleveland Indians

Cleveland Municipal Stadium, Cleveland, OH

Sun Jul 22 1984, 3:33 AM EDT

Att. 16,027 - Unknown

livebaseballscorecards.com

AB	28
R	1
H	3
RBI	1
BB	2
SO	4
LOB	8

PITCHER		IP	WLS	BF	H	R	ER	SO	BB	IBB	HBP	BLK	WP	HR	S	P	ERA	WHIP
Neal Heaton, L ERA: 4.74	(1, 1)	9.0	W	30	3	1	1	4	2	0	0	0	0	1	36	44	1.00	0.556

PITCHER	IP	WLS	BF	H	R	ER	SO	BB	IBB	HBP	BLK	WP	HR	S	P	ERA	WHIP

Batter	1	2	3	4	5	6	7	8	9	AB	R	H	RBI	BB	SO	LOB
Brett Butler, L (1, 8) OBP: 0.367, SLG: 0.328	BBBB 4-0 G4-6-3 BB		x 0-0 ③ 4-3			x 0-0 ① F6	x 0-0 1B 1-2 1B			3	0	1	0	1	0	0
Julio Franco, R (1, 6) OBP: 0.333, SLG: 0.344	x 0-0 ① ② G4-6-3 1-2f			x 0-0 ① F4		BBBB 4-0 FC6-4 BB	x 0-0 1-3 2-H 1B			3	0	1	1	1	0	1
Pat Tabler, R (1, 3) OBP: 0.374, SLG: 0.386 Mike Hargrove, L (8, 3) OBP: 0.387, SLG: 0.382	x 0-0 ③ 6-3			x 0-0 1B		x 0-0 ② FC6-4 2B 1-2f 1B	x 0-0 ③ F9			4 0	1 0	1 0	0 0	0 0	0 0	3 0
Mel Hall, L (1, 7) OBP: 0.341, SLG: 0.453		x 0-0 ① 3-1		SSS 0-3 ② K		x 0-0 1-3 1B 2B		x 0-0 ① F3		4	1	1	0	0	1	1
George Vukovich, L (1, 9) OBP: 0.351, SLG: 0.417		x 0-0 ② 4-3		SSS 0-3 ③ K		x 0-0 ③ 2-H 3-H 1B		BBBB 4-0 CS BB		3	0	1	2	1	1	1
Broderick Perkins, L (1, 10) OBP: 0.340, SLG: 0.256		SSS 0-3 K FC4-6	x 0-0 ① F8				x 0-0 F7 SH1-4 1B 1B	x 0-0 ② ③ F7 1-2		4	1	1	0	0	1	1
Chris Bando, S (1, 2) OBP: 0.390, SLG: 0.606		x 0-0 ③ FC4-6 1-2f	x 0-0 ② F3				x 0-0 ① SH1-4 1-2			2	0	0	0	0	0	1
Brook Jacoby, R (1, 5) OBP: 0.299, SLG: 0.354			SSS 0-3 ① K		x 0-0 2B		x 0-0 ② F7 2-3			3	0	1	0	0	1	1
Tony Bernazard, S (1, 4) OBP: 0.307, SLG: 0.267			x 0-0 ② 4-3		x 0-0 ③ 6-3		x 0-0 1B 1B 3-H 1B			3	1	1	1	0	0	1
Inning Stats	R: 0 H: 0 E: 0 LOB: 0 K: 0 BB: 1 S: 2 P: 6	R: 0 H: 0 E: 0 LOB: 1 K: 1 BB: 0 S: 6 P: 6	R: 0 H: 0 E: 0 LOB: 0 K: 1 BB: 0 S: 5 P: 5	R: 0 H: 1 E: 0 LOB: 1 K: 2 BB: 0 S: 8 P: 8	R: 0 H: 1 E: 0 LOB: 1 K: 0 BB: 0 S: 4 P: 4	R: 2 H: 2 E: 0 LOB: 1 K: 0 BB: 1 S: 4 P: 8	R: 2 H: 4 E: 0 LOB: 2 K: 0 BB: 0 S: 7 P: 7	R: 0 H: 0 E: 0 LOB: 0 K: 0 BB: 1 S: 2 P: 6		1B: 6 SF: 0 2B: 2 SAC: 1 3B: 0 DP: 1 HR: 0 HBP: 0						

PITCHER		IP	WLS	BF	H	R	ER	SO	BB	IBB	HBP	BLK	WP	HR	S	P	ERA	WHIP
Gene Nelson, R ERA: 3.25	(1, 1)	6.2	L	28	7	4	4	4	2	0	0	0	1	0	34	42	5.40	1.350
Dan Spillner, R ERA: 4.82	(7, 1)	1.1		5	1	0	0	0	1	0	0	0	0	0	4	8	0.00	1.500

PITCHER	IP	WLS	BF	H	R	ER	SO	BB	IBB	HBP	BLK	WP	HR	S	P	ERA	WHIP

BOTTOM

Chicago White Sox @ Cleveland Indians

Cleveland Municipal Stadium, Cleveland, OH

Sun Jul 22 1984, 3:33 AM EDT

Att. 16,027 - Unknown

livebaseballscorecards.com

AB	29
R	4
H	8
RBI	4
BB	3
SO	4
LOB	10

WP: 1	PA: 33		
PB: 0			
SB: 0			
CS: 1			

Batter	1	2	3	4	5	6	7	8	9	AB	R	H	RBI	BB	SO	LOB
Rudy Law, L (1, 8) OBP: 0.332, SLG: 0.355	F8	F5			3-1 2-3			CS 1B		4	0	1	0	0	0	2
Carlton Fisk, R (1, 2) OBP: 0.269, SLG: 0.408	E 2B 2B		4-3		5-3			K 1-2		4	1	1	0	0	1	2
Harold Baines, L (1, 9) OBP: 0.334, SLG: 0.477	E6 2B 4-3 2-3		F7			F6			4-3	4	1	0	0	0	0	1
Ron Kittle, R (1, 7) OBP: 0.319, SLG: 0.502	4-3 1-3 3-H 2B		K			F5			E5 1B	4	0	1	1	0	1	0
Greg Walker, L (1, 3) OBP: 0.290, SLG: 0.441	4-3 2-3 3-H			F7		K			G6-4-3 1-3 1B	4	0	1	1	0	1	1
Greg Luzinski, R (1, 10) OBP: 0.339, SLG: 0.345	F8			F8			F7		G6-4-3 1-2f	4	0	0	0	0	0	3
Roy Smalley, S (1, 5) OBP: 0.290, SLG: 0.380		CS 1B		F9			K			3	0	1	0	0	1	0
Scott Fletcher, R (1, 6) (8, 4) OBP: 0.346, SLG: 0.325		E7 1-2			3-1 2B		K			3	0	1	0	0	1	1
Julio Cruz, S (1, 4) OBP: 0.260, SLG: 0.276		K			F8			K		2	0	0	0	0	1	2
Jerry Hairston, S (8, PH) OBP: 0.414, SLG: 0.517										1	0	0	0	0	1	0
Jerry Dybzinski, R (8, 6) OBP: 0.363, SLG: 0.359										0	0	0	0	0	0	0
Inning Stats	R: 2 E: 1 K: 0 S: 6	R: 0 E: 1 K: 1 S: 6	R: 0 E: 0 K: 1 S: 5	R: 0 E: 0 K: 0 S: 3	R: 0 E: 0 K: 0 S: 4	R: 0 E: 0 K: 1 S: 5	R: 0 E: 0 K: 2 S: 7	R: 0 E: 0 K: 2 S: 7	R: 0 E: 1 K: 0 S: 4							

Inning Stats	H: 2 LOB: 1 BB: 0 P: 6	H: 1 LOB: 1 BB: 0 P: 6	H: 0 LOB: 0 BB: 0 P: 5	H: 0 LOB: 0 BB: 0 P: 3	H: 1 LOB: 1 BB: 0 P: 4	H: 0 LOB: 0 BB: 0 P: 5	H: 0 LOB: 0 BB: 0 P: 7	H: 1 LOB: 0 BB: 0 P: 7	H: 1 LOB: 1 BB: 0 P: 4	1B: 3 2B: 3 3B: 0 HR: 0	SF: 0 SAC: 0 DP: 1 HBP: 0	WP: 0 PB: 0 SB: 0 CS: 2	PA: 33

PITCHER		IP	WLS	BF	H	R	ER	SO	BB	IBB	HBP	BLK	WP	HR	S	P	ERA	WHIP
Oil Can Boyd, R ERA: 5.31	(1, 1)	8.1	W	32	6	2	1	7	0	0	0	0	0	0	46	46	1.08	0.720
Bob Stanley, R ERA: 3.63	(9, 1)	0.2	S	1	0	0	0	0	0	0	0	0	0	0	1	1	0.00	0.000

PITCHER	IP	WLS	BF	H	R	ER	SO	BB	IBB	HBP	BLK	WP	HR	S	P	ERA	WHIP

TOP

Chicago White Sox @ Boston Red Sox

Fenway Park, Boston, MA

Tue Jul 24 1984, 7:05 PM EDT

Att. 30,437 - Unknown

livebaseballscorecards.com

AB	33
R	2
H	6
RBI	2
BB	0
SO	7
LOB	12

Batter	1	2	3	4	5	6	7	8	9	AB	R	H	RBI	BB	SO	LOB
Wade Boggs, L (1, 5) OBP: 0.397, SLG: 0.375	1B 1B 1B		4-3		4-3		BB 1-2			3	1	1	0	1	0	0
Dwight Evans, R (1, 9) OBP: 0.386, SLG: 0.514	BB 1B G4-6-3 1-2 1B		1B 1B 1B		1-3		K			4	2	2	0	0	1	2
Jim Rice, R (1, 7) OBP: 0.320, SLG: 0.472	G4-6-3 BB 1-2 2-H 1B		1B 1-2 1B		K			F9		4	0	2	1	0	1	0
Tony Armas, R (1, 8) OBP: 0.317, SLG: 0.556	G4-6-3 1-2 2-3 BB		K			F3		K		3	0	0	0	1	2	2
Mike Easler, L (1, 10) OBP: 0.373, SLG: 0.526	G4-6-3 1-2f 2-3 3-H		1B 1-2 2-H			F7		F4		4	0	1	1	0	0	2
Bill Buckner, L (1, 3) OBP: 0.328, SLG: 0.388	4-3		F8			F8				3	0	0	0	0	0	3
Marty Barrett, R (1, 4) OBP: 0.358, SLG: 0.349		5-3		F8			6-3			3	0	0	0	0	0	0
Jeff Newman, R (1, 2) OBP: 0.267, SLG: 0.300		F3		5-3			1-3			3	0	0	0	0	0	0
Jackie Gutierrez, R (1, 6) OBP: 0.283, SLG: 0.315		K		F8			BB 1B			3	0	1	0	0	1	0
Inning Stats	R: 2 E: 0 K: 0 S: 5 H: 3 LOB: 1 BB: 1 P: 9	R: 0 E: 0 K: 1 S: 5 H: 0 LOB: 0 BB: 0 P: 5	R: 1 E: 0 K: 1 S: 8 H: 3 LOB: 2 BB: 0 P: 8	R: 0 E: 0 K: 0 S: 3 H: 0 LOB: 0 BB: 0 P: 3	R: 0 E: 0 K: 1 S: 5 H: 0 LOB: 0 BB: 0 P: 5	R: 0 E: 0 K: 0 S: 3 H: 0 LOB: 0 BB: 0 P: 3	R: 0 E: 0 K: 1 S: 6 H: 1 LOB: 2 BB: 1 P: 10	R: 0 E: 0 K: 1 S: 5 H: 0 LOB: 0 BB: 0 P: 5		1B: 7 2B: 0 3B: 0 HR: 0	SF: 0 SAC: 0 DP: 1 HBP: 0					

PITCHER	IP	WLS	BF	H	R	ER	SO	BB	IBB	HBP	BLK	WP	HR	S	P	ERA	WHIP
Floyd Bannister, L (1, 1) ERA: 4.67	6.2	L	28	7	3	3	3	2	0	0	0	0	0	32	40	4.05	1.350
Ron Reed, R (7, 1) ERA: 3.8	1.0		3	0	0	0	2	0	0	0	0	0	0	7	7	0.00	0.000
Jerry Don Gleaton, L (8, 1) ERA:	0.1		1	0	0	0	0	0	0	0	0	0	0	1	1	0.00	0.000

PITCHER	IP	WLS	BF	H	R	ER	SO	BB	IBB	HBP	BLK	WP	HR	S	P	ERA	WHIP

BOTTOM

Chicago White Sox @ Boston Red Sox

Fenway Park, Boston, MA

Tue Jul 24 1984, 7:05 PM EDT

Att. 30,437 - Unknown

livebaseballscorecards.com

AB	30
R	3
H	7
RBI	2
BB	2
SO	5
LOB	9

Batter	1	2	3	4	5	6	7	8	9	10	11	12	AB	R	H	RBI	BB	SO	LOB
Rudy Law, L (1, 8) OBP: 0.326, SLG: 0.348	5-3		FC4-6 4-3 1-2f		F7		6-3			E3 F9 HBP		K	6	0	0	0	0	1	3
Carlton Fisk, R (1, 2) OBP: 0.275, SLG: 0.405	BBBB E 1B BB		4-3 1-2			F8	F3			S 1-2 HBP		1B	4	0	1	0	1	0	2
Harold Baines, L (1, 9) OBP: 0.332, SLG: 0.472	E 1-2 1B		4-3			F7	1-3			F9 2-3		K	6	0	1	0	0	1	5
Ron Kittle, R (1, 7) OBP: 0.317, SLG: 0.497	L3 1-2 2-3			K		1B 1B		6-3		K 1-2			5	0	1	0	0	2	4
Greg Walker, L (1, 3) OBP: 0.288, SLG: 0.437	4-3			K		1-3 1B		1-3		4-3			5	0	1	0	0	1	4
Greg Luzinski, R (1, 10) OBP: 0.334, SLG: 0.339		K		F6		4-3		F8			4-3		5	0	0	0	0	1	2
Roy Smalley, S (1, 5) OBP: 0.289, SLG: 0.376		K			F8		1B E 1B		3-1		K		5	1	1	0	0	2	0
Vance Law, R (1, 4) OBP: 0.292, SLG: 0.402 Jerry Hairston, S (7, PH) OBP: 0.420, SLG: 0.523 Julio Cruz, S (7, 4) OBP: 0.258, SLG: 0.274		6-3			FC5-4 1B		E 1-2 E 1B		4-3		G3		2 1 2	0 1 0	1 1 0	0 0 0	0 0 0	0 0 0	0 0 0
Scott Fletcher, R (1, 6) OBP: 0.345, SLG: 0.322 Jamie Quirk, L (12, PH) Jerry Dybzinski, R (12, 6) OBP: 0.363, SLG: 0.359			FC4-6 HBP		FC5-4 1-2f		E1 1-H 2-H		6-3			K	3 1 0	0 0 0	0 0 0	0 0 0	0 1 0	1 0 0	
Inning Stats	R: 0 H: 1 E: 1 LOB: 2 K: 0 BB: 1 S: 4 P: 8	R: 0 H: 0 E: 0 LOB: 0 K: 2 BB: 0 S: 7 P: 7	R: 0 H: 0 E: 0 LOB: 1 K: 0 BB: 0 S: 3 P: 4	R: 0 H: 0 E: 0 LOB: 0 K: 2 BB: 0 S: 7 P: 7	R: 0 H: 1 E: 0 LOB: 1 K: 0 BB: 0 S: 4 P: 4	R: 0 H: 2 E: 0 LOB: 2 K: 0 BB: 0 S: 5 P: 5	R: 2 H: 2 E: 1 LOB: 1 K: 0 BB: 0 S: 6 P: 6	R: 0 H: 0 E: 0 LOB: 0 K: 0 BB: 0 S: 3 P: 3	R: 0 H: 0 E: 0 LOB: 0 K: 0 BB: 0 S: 3 P: 3	R: 0 H: 0 E: 1 LOB: 2 K: 1 BB: 0 S: 6 P: 7	R: 0 H: 0 E: 0 LOB: 0 K: 1 BB: 0 S: 5 P: 5	R: 0 H: 1 E: 0 LOB: 1 K: 3 BB: 0 S: 10 P: 10	1B: 7 2B: 0 3B: 0 HR: 0	SF: 0 SAC: 0 DP: 0 HBP: 2	WP: 0 PB: 0 SB: 1 CS: 0	PA: 48		

PITCHER	IP	WLS	BF	H	R	ER	SO	BB	IBB	HBP	BLK	WP	HR	S	P	ERA	WHIP
Al Nipper, R (1, 1) ERA: 3.43	9.1		39	6	2	0	4	1	0	2	0	0	0	44	50	0.00	0.750
Mark Clear, R (10, 1) ERA: 3.95	2.2	W	9	1	0	0	5	0	0	0	0	0	0	19	19	0.00	0.375

PITCHER	IP	WLS	BF	H	R	ER	SO	BB	IBB	HBP	BLK	WP	HR	S	P	ERA	WHIP

TOP

Chicago White Sox @ Boston Red Sox

Fenway Park, Boston, MA

Wed Jul 25 1984, 7:05 PM EDT

Att. 31,229 - Unknown

livebaseballscorecards.com

AB	45
R	2
H	7
RBI	0
BB	1
SO	9
LOB	21

Chicago White Sox @ Boston Red Sox

Fenway Park, Boston, MA

Wed Jul 25 1984, 7:05 PM EDT

Att. 31,229 - Unknown

livebaseballscorecards.com

Batter	1	2	3	4	5	6	7	8	9	10	11	12	AB	R	H	RBI	BB	SO	LOB
Wade Boggs, L (1, 5) OBP: 0.397, SLG: 0.373	F7		FC6-4 1B 2-H			BBBBB G3 WP BB		6-3		4-3			4	0	1	1	1	0	0
Dwight Evans, R (1, 9) OBP: 0.384, SLG: 0.509	6-3		FC6-4 1-2f			F9 1-2		PB 1B			F2		5	0	1	0	0	0	2
Jim Rice, R (1, 7) OBP: 0.316, SLG: 0.466	K			F9		G3 2-3		5-3 1-2			F7		5	0	0	0	0	1	2
Tony Armas, R (1, 8) OBP: 0.313, SLG: 0.549		F5		K		K		K			F7		5	0	0	0	0	3	2
Mike Easler, L (1, 10) OBP: 0.376, SLG: 0.538		F7		1B			1B 2B		4-3			HR	5	2	3	1	0	0	0
Bill Buckner, L (1, 3) OBP: 0.327, SLG: 0.386		F8		K			G3-6-3 2-H 1B		K				4	0	1	1	0	2	1
Rich Gedman, L (1, 2) OBP: 0.304, SLG: 0.459			SH1-4 1B 1B	K			G3-6-3 1-2f		F8				4	1	1	0	0	1	1
Marty Barrett, R (1, 4) OBP: 0.359, SLG: 0.350			SH1-4 1-2	6-3			FC6-4 1B			F6			2	0	1	0	0	0	0
Rick Miller, L (10, PH) OBP: 0.369, SLG: 0.356													1	0	0	0	0	0	0
Ed Jurak, R (11, 4) OBP: 0.328, SLG: 0.386													0	0	0	0	0	0	0
Jackie Gutierrez, R (1, 6) OBP: 0.278, SLG: 0.310			K				FC6-4 1-2f			6-3			4	0	0	0	0	1	2

Inning Stats	1	2	3	4	5	6	7	8	9	10	11	12
	R: 0 H: 0 E: 0 LOB: 0 K: 1 BB: 0 S: 5 P: 5	R: 0 H: 0 E: 0 LOB: 0 K: 0 BB: 0 S: 3 P: 3	R: 1 H: 2 E: 0 LOB: 1 K: 1 BB: 0 S: 7 P: 7	R: 0 H: 1 E: 0 LOB: 1 K: 2 BB: 0 S: 8 P: 8	R: 0 H: 0 E: 0 LOB: 0 K: 1 BB: 0 S: 5 P: 5	R: 0 H: 0 E: 0 LOB: 1 K: 1 BB: 1 S: 5 P: 9	R: 1 H: 3 E: 0 LOB: 1 K: 0 BB: 0 S: 5 P: 5	R: 0 H: 1 E: 0 LOB: 1 K: 1 BB: 0 S: 6 P: 6	R: 0 H: 0 E: 0 LOB: 0 K: 1 BB: 0 S: 5 P: 5	R: 0 H: 0 E: 0 LOB: 0 K: 0 BB: 0 S: 3 P: 3	R: 0 H: 0 E: 0 LOB: 0 K: 0 BB: 0 S: 3 P: 3	R: 1 H: 1 E: 0 LOB: 0 K: 0 BB: 0 S: 1 P: 1

1B: 6	SF: 0
2B: 1	SAC: 1
3B: 0	DP: 1
HR: 1	HBP: 0
WP: 1	PA: 41
PB: 1	
SB: 0	
CS: 0	

AB	**39**
R	**3**
H	**8**
RBI	**3**
BB	**1**
SO	**8**
LOB	**10**

PITCHER	IP	WLS	BF	H	R	ER	SO	BB	IBB	HBP	BLK	WP	HR	S	P	ERA	WHIP
Tom Seaver, R (1, 1) ERA: 4.03	8.0		31	7	2	2	7	1	0	0	0	1	0	44	48	2.25	1.000
Juan Agosto, L (9, 1) ERA: 1.96	1.0		3	0	0	0	1	0	0	0	0	0	0	5	5	0.00	0.000
Bert Roberge, R (10, 1) ERA: 3.18	2.0		6	0	0	0	0	0	0	0	0	0	0	6	6	0.00	0.000
Jerry Don Gleaton, L (12, 1) ERA: 3.0	0.0	L	1	1	1	1	0	0	0	0	0	0	1	1	1	∞	∞

PITCHER	IP	WLS	BF	H	R	ER	SO	BB	IBB	HBP	BLK	WP	HR	S	P	ERA	WHIP

Chicago White Sox @ Boston Red Sox

Fenway Park, Boston, MA

Thu Jul 26 1984, 7:05 PM EDT

Att. 28,753 - Unknown

livebaseballscorecards.com

Batter	1	2	3	4	5	6	7	8	9	AB	R	H	RBI	BB	SO	LOB
Rudy Law, L (1, 8) OBP: 0.322, SLG: 0.343	S S S 0-3 ① K		S S S 0-3 ① K		x 0-0 ② F6			x 0-0 ① 4-3		4	0	0	0	0	2	0
Jerry Dybzinski, R (8, 6) OBP: 0.363, SLG: 0.359										0	0	0	0	0	0	0
Jerry Hairston, S (1, 10) OBP: 0.414, SLG: 0.522	x 0-0 2B		x 0-0 ② 3-1		x 0-0 ③ F7			x 0-0 ② 3-1		4	0	1	0	0	0	0
Harold Baines, L (1, 9) OBP: 0.331, SLG: 0.468	B B B B 4-0 BB		x 0-0 ③ 4-3			x 0-0 ① F7		x 0-0 ③ F8		3	0	0	0	1	0	0
Roy Smalley, S (1, 5) OBP: 0.288, SLG: 0.374	S S S 0-3 ② K			S S S 0-3 ① K		x 0-0 ② F6			x 0-0 1B	4	0	1	0	0	2	2
Greg Walker, L (1, 3) OBP: 0.292, SLG: 0.433	x 0-0 ③ F7			B B B B 4-0 1B BB		B B B B 4-0 BB			x 0-0 ① F7	2	0	0	0	2	0	3
Ron Kittle, R (1, 7) OBP: 0.314, SLG: 0.490		S S S 0-3 ① K		S S S 0-3 ② K		S S S 0-3 ③ K			S S S 0-3 ② K	4	0	0	0	0	4	3
Marc Hill, R (1, 2) OBP: 0.298, SLG: 0.410		S S S 0-3 ② K		x 0-0 1-2 1B			x 0-0 ① F3		S S S 0-3 ③ K	3	0	1	0	0	1	0
Mike Squires, L (9, PH) OBP: 0.214, SLG: 0.182										1	0	0	0	0	1	1
Vance Law, R (1, 4) OBP: 0.293, SLG: 0.405 (8, 8)		x 0-0 2B		x 0-0 ③ G3			x 0-0 ② 5-3			3	0	1	0	0	0	2
Scott Fletcher, R (1, 6) OBP: 0.341, SLG: 0.318 (8, 4)		x 0-0 ③ 1-3			x 0-0 ① 6-3		S S S 0-3 ③ K			3	0	0	0	0	1	1

Inning Stats	1	2	3	4	5	6	7	8	9		
	R: 0 H: 1 E: 0 LOB: 2 K: 2 BB: 1 S: 8 P: 12	R: 0 H: 1 E: 0 LOB: 1 K: 2 BB: 0 S: 8 P: 8	R: 0 H: 0 E: 0 LOB: 0 K: 1 BB: 0 S: 5 P: 5	R: 0 H: 1 E: 0 LOB: 2 K: 2 BB: 1 S: 8 P: 12	R: 0 H: 0 E: 0 LOB: 0 K: 0 BB: 0 S: 3 P: 3	R: 0 H: 0 E: 0 LOB: 1 K: 1 BB: 1 S: 5 P: 9	R: 0 H: 0 E: 0 LOB: 0 K: 1 BB: 0 S: 5 P: 5	R: 0 H: 0 E: 0 LOB: 0 K: 0 BB: 0 S: 3 P: 3	R: 0 H: 1 E: 0 LOB: 1 K: 2 BB: 0 S: 8 P: 8	1B: 2 SF: 0 2B: 2 SAC: 0 3B: 0 DP: 0 HR: 0 HBP: 0	WP: 0 PA: 34 PB: 0 SB: 0 CS: 0

PITCHER	IP	WLS	BF	H	R	ER	SO	BB	IBB	HBP	BLK	WP	HR	S	P	ERA	WHIP
Roger Clemens, R (1, 1) ERA: 5.13	9.0	W	34	4	0	0	11	3	0	0	0	0	0	53	65	0.00	0.778

PITCHER	IP	WLS	BF	H	R	ER	SO	BB	IBB	HBP	BLK	WP	HR	S	P	ERA	WHIP

AB	31
R	0
H	4
RBI	0
BB	3
SO	11
LOB	12

BOTTOM

Chicago White Sox @ Boston Red Sox

Fenway Park, Boston, MA

Thu Jul 26 1984, 7:05 PM EDT

Att. 28,753 - Unknown

Batter	1	2	3	4	5	6	7	8	9	AB	R	H	RBI	BB	SO	LOB
Wade Boggs, L (1, 5) OBP: 0.398, SLG: 0.377	4-3		1-3 3B 2B		2B 1B 1B	K				4	2	2	0	0	1	0
Dwight Evans, R (1, 9) OBP: 0.387, SLG: 0.519	F8		2-H 3-H 1B 3B		1-3 1B 2B	FC6-4 BB				3	2	2	2	1	0	0
Rick Miller, L (8, 9) OBP: 0.369, SLG: 0.356										0	0	0	0	0	0	0
Jim Rice, R (1, 7) OBP: 0.321, SLG: 0.469	1B		1B 1B		2-H 3-H 2B 1B	FC6-4 1-2f				4	1	3	3	0	0	1
Reid Nichols, R (8, 7) OBP: 0.321, SLG: 0.347										0	0	0	0	0	0	0
Tony Armas, R (1, 8) OBP: 0.313, SLG: 0.548	K		F4		1-H 1B 2B		K			4	1	1	1	0	2	2
Mike Easler, L (1, 10) OBP: 0.377, SLG: 0.537		6-3	1-3 1B		2-H 1B		K			4	0	2	1	0	1	0
Bill Buckner, L (1, 3) OBP: 0.321, SLG: 0.379		F6	K		F6		K			4	0	0	0	0	2	3
Ed Jurak, R (9, 3) OBP: 0.328, SLG: 0.386										0	0	0	0	0	0	0
Rich Gedman, L (1, 2) OBP: 0.299, SLG: 0.452		4-3		F5	F9			K		4	0	0	0	0	1	1
Marty Barrett, R (1, 4) OBP: 0.357, SLG: 0.349			5-3	4-3	G3			G4-6-3 1B		4	0	1	0	0	0	1
Jackie Gutierrez, R (1, 6) OBP: 0.278, SLG: 0.309			2B 3B 1B	1-3		6-3		G4-6-3 1-2f		4	1	1	0	0	0	1
Inning Stats	R: 0 E: 0 K: 1 S: 6 H: 1 LOB: 1 BB: 0 P: 6	R: 0 E: 0 K: 0 S: 3 H: 0 LOB: 0 BB: 0 P: 3	R: 3 E: 0 K: 1 S: 10 H: 5 LOB: 2 BB: 0 P: 10	R: 0 E: 0 K: 0 S: 3 H: 0 LOB: 0 BB: 0 P: 3	R: 4 E: 0 K: 0 S: 8 H: 5 LOB: 1 BB: 0 P: 8	R: 0 E: 0 K: 1 S: 5 H: 0 LOB: 1 BB: 1 P: 9	R: 0 E: 0 K: 3 S: 9 H: 0 LOB: 0 BB: 0 P: 9	R: 0 E: 0 K: 1 S: 5 H: 1 LOB: 0 BB: 0 P: 5		1B: 8 2B: 3 3B: 1 HR: 0	SF: 0 SAC: 0 DP: 1 HBP: 0						

	AB	35
	R	7
	H	12
	RBI	7
	BB	1
	SO	7
	LOB	9

WP: 0 PB: 0 SB: 0 CS: 0 PA: 36

livebaseballscorecards.com

PITCHER	IP	WLS	BF	H	R	ER	SO	BB	IBB	HBP	BLK	WP	HR	S	P	ERA	WHIP
Richard Dotson, R (1, 1) ERA: 3.4	4.0	L	22	10	7	6	2	0	0	0	0	0	0	26	26	13.50	2.500
Juan Agosto, L (5, 1) ERA: 1.88	1.2		7	1	0	0	1	1	0	0	0	0	0	8	12	0.00	1.200
Dan Spillner, R (6, 1) ERA: 4.66	2.1		7	1	0	0	4	0	0	0	0	0	0	15	15	0.00	0.429

PITCHER	IP	WLS	BF	H	R	ER	SO	BB	IBB	HBP	BLK	WP	HR	S	P	ERA	WHIP

Batter	1	2	3	4	5	6	7	8	9	AB	R	H	RBI	BB	SO	LOB
Willie Randolph, R (1, 4) OBP: 0.384, SLG: 0.362	BBBB 4-0 SH1-3 1B BB	0-0 F3 ①		0-0 1B		0-0 FC5-4 SH2-3 E 1B		0-0 SH3-4 2B		4	2	3	0	1	0	0
Bobby Meacham, S (1, 6) OBP: 0.302, SLG: 0.354	0-0 SH1-3 ① 1-2	0-0 F9 ②		0-0 F9 ②		0-0 SH2-3 ① 1-2		0-0 SH3-4 ① 2-3		2	0	0	0	0	0	1
Don Mattingly, L (1, 3) OBP: 0.377, SLG: 0.511	0-0 2B 2-H 1B	0-0 2B		0-0 F8 ③		BBBB 4-0 FC5-4 BB		0-0 F8 ②		4	1	2	1	1	0	2
Dave Winfield, R (1, 9) OBP: 0.383, SLG: 0.525	0-0 2B 1-H 2B	0-0 6-3 ③			0-0 G6-4-3 E 2B	0-0 FC5-4 E ② 1-2f 2-3		0-0 B1 ③		5	2	2	1	0	0	4
Don Baylor, R (1, 10) OBP: 0.335, SLG: 0.495	0-0 4-3 1B ① 2-H 2B		0-0 F6 ①		H 1-0 G6-4-3 HBP	0-0 E7 1-3 3-H 1B			SSS 0-3 K ①	4	1	2	2	0	1	0
Steve Kemp, L (1, 7) OBP: 0.387, SLG: 0.441 Brian Dayett, R (9, 7) OBP: 0.259, SLG: 0.392	0-0 4-3 ② 2-3		0-0 E4		0-0 ① ② G6-4-3 SSS 1-2f 2-3	0-3 K ③			0-0 E4 S 1B	5 0	0 0	1 0	0 0	0 0	1 0	5 0
Butch Wynegar, S (1, 2) OBP: 0.323, SLG: 0.339	0-0 2B 3-H 1B		0-0 F8 ②		0-0 E5 WP 1B 3-H		0-0 4-3 ①		0-0 E4 ② 2B 1-3	5	2	1	1	0	0	2
Mike Pagliarulo, L (1, 5) OBP: 0.340, SLG: 0.568	0-0 1-H 2B		0-0 6-3 ③		0-0 2-H 1B		0-0 F6 ②		0-0 1-3 2B	5	0	3	2	0	0	1
Omar Moreno, L (1, 8) OBP: 0.270, SLG: 0.347	0-0 F3 ③			0-0 4-3 ①	0-0 F9 ③		SSS 0-3 K ③		0-0 4-3 ③	5	0	0	0	0	1	4
Inning Stats	R: 5 E: 0 K: 0 S: 8 H: 5 LOB: 1 BB: 1 P: 12	R: 0 E: 0 K: 0 S: 4 H: 1 LOB: 1 BB: 0 P: 4	R: 0 E: 1 K: 0 S: 4 H: 0 LOB: 1 BB: 0 P: 4	R: 0 E: 0 K: 0 S: 4 H: 1 LOB: 1 BB: 0 P: 4	R: 2 E: 1 K: 0 S: 5 H: 2 LOB: 1 BB: 0 P: 6	R: 1 E: 1 K: 1 S: 7 H: 2 LOB: 2 BB: 1 P: 11	R: 0 E: 0 K: 1 S: 5 H: 0 LOB: 0 BB: 0 P: 5	R: 0 E: 0 K: 0 S: 4 H: 1 LOB: 1 BB: 0 P: 4	R: 0 E: 1 K: 1 S: 7 H: 2 LOB: 2 BB: 0 P: 7	1B: 7 2B: 7 3B: 0 HR: 0 SF: 0 SAC: 3 DP: 1 HBP: 1							WP: 1 PB: 0 SB: 1 CS: 0 PA: 45

New York Yankees @ Chicago White Sox

Comiskey Park, Chicago, IL

Fri Jul 27 1984, 8:05 PM EDT

Att. 41,730 - Unknown

TOP

livebaseballscorecards.com

AB	39
R	8
H	14
RBI	7
BB	2
SO	3
LOB	19

PITCHER		IP	WLS	BF	H	R	ER	SO	BB	IBB	HBP	BLK	WP	HR	S	P	ERA	WHIP
LaMarr Hoyt, R ERA: 4.47	(1, 1)	0.2	L	7	4	5	5	0	1	0	0	0	0	0	6	10	67.50	7.500
Jerry Don Gleaton, L ERA: 1.29	(1, 1)	4.0		19	5	2	0	0	0	0	1	0	1	0	18	19	0.00	1.250
Bert Roberge, R ERA: 3.07	(5, 1)	3.1		14	3	1	1	2	1	0	0	0	0	0	17	21	2.70	1.200
Ron Reed, R ERA: 3.72	(9, 1)	1.0		5	2	0	0	1	0	0	0	0	0	0	7	7	0.00	2.000

PITCHER	IP	WLS	BF	H	R	ER	SO	BB	IBB	HBP	BLK	WP	HR	S	P	ERA	WHIP

Batter	1	2	3	4	5	6	7	8	9	AB	R	H	RBI	BB	SO	LOB
Rudy Law, L (1, 8) OBP: 0.322, SLG: 0.343	F7		4-3		E1 1-3		4-3		F9	3	1	1	0	0	0	0
Vance Law, R (7, PH) (8, 8) (9, 4) OBP: 0.294, SLG: 0.405					1B		1B			2	0	1	0	0	0	0
Jerry Hairston, S (1, 10) OBP: 0.420, SLG: 0.521	BB			F4	HR 1-2 3-H		4-3 1-2		6-3	2	1	1	0	1	0	0
Greg Luzinski, R (7, PH) OBP: 0.335, SLG: 0.340										2	0	1	0	0	0	0
Harold Baines, L (1, 9) OBP: 0.334, SLG: 0.478	F3			HR	HR 1-3 2-H		F4		FC6-4	5	2	3	2	0	0	3
Greg Walker, L (1, 3) OBP: 0.293, SLG: 0.456	F3			HR	HR 1-H 3-H		4-3 1-2 2-3		FC6-4 1-2f	5	2	2	4	0	0	4
Roy Smalley, S (1, 5) (9, 6) OBP: 0.291, SLG: 0.371		K		BB	BB		5-3			2	0	0	0	2	1	2
Ron Kittle, R (1, 7) OBP: 0.313, SLG: 0.485		G4-6-3 BB		K	K			F8		3	0	0	0	1	2	2
Marc Hill, R (1, 2) OBP: 0.291, SLG: 0.400		G4-6-3 1-2f		K		F6		BB		3	0	0	0	0	1	2
Mike Squires, L (8, PH) (9, 8) OBP: 0.225, SLG: 0.182										0	0	0	0	1	0	0
Jerry Dybzinski, R (1, 6) OBP: 0.351, SLG: 0.346			K2-3		F8	F9		K		3	0	0	0	0	1	0
Jamie Quirk, L (8, PH) (9, 5)										1	0	0	0	0	1	1
Julio Cruz, S (1, 4) OBP: 0.259, SLG: 0.275			4-3		E 1B 1B	K		K		3	0	1	0	0	1	0
Carlton Fisk, R (8, PH) (9, 2) OBP: 0.274, SLG: 0.403										1	0	0	0	0	1	1
Inning Stats	R: 0 E: 0 K: 0 S: 3 H: 0 LOB: 1 BB: 1 P: 7	R: 0 E: 0 K: 1 S: 4 H: 0 LOB: 0 BB: 1 P: 8	R: 0 E: 0 K: 1 S: 5 H: 0 LOB: 0 BB: 0 P: 5	R: 2 E: 0 K: 2 S: 9 H: 2 LOB: 1 BB: 1 P: 13	R: 4 E: 1 K: 1 S: 9 H: 5 LOB: 1 BB: 1 P: 13	R: 0 E: 0 K: 1 S: 5 H: 0 LOB: 0 BB: 0 P: 5	R: 0 E: 0 K: 0 S: 5 H: 2 LOB: 2 BB: 0 P: 5	R: 0 E: 0 K: 2 S: 7 H: 0 LOB: 1 BB: 1 P: 11	R: 0 E: 0 K: 0 S: 4 H: 1 LOB: 1 BB: 0 P: 4	1B: 7 2B: 0 3B: 0 HR: 3	SF: 0 SAC: 0 DP: 1 HBP: 0						

PITCHER	IP	WLS	BF	H	R	ER	SO	BB	IBB	HBP	BLK	WP	HR	S	P	ERA	WHIP
Phil Niekro, R (1, 1) ERA: 2.56	4.2		23	7	6	6	4	4	0	0	0	0	3	27	43	11.57	2.357
Mike Armstrong, R (5, 1) ERA: 5.4	1.1	W	4	0	0	0	2	0	0	0	0	0	0	8	8	0.00	0.000
Ray Fontenot, L (7, 1) ERA: 4.63	1.0		5	2	0	0	0	0	0	0	0	0	0	5	5	0.00	2.000
Jay Howell, R (8, 1) ERA: 2.77	1.2		7	1	0	0	2	1	0	0	0	0	0	10	14	0.00	1.200
Dave Righetti, L (9, 1) ERA: 2.02	0.1	S	1	0	0	0	0	0	0	0	0	0	0	1	1	0.00	0.000

PITCHER	IP	WLS	BF	H	R	ER	SO	BB	IBB	HBP	BLK	WP	HR	S	P	ERA	WHIP

BOTTOM

New York Yankees @ Chicago White Sox

Comiskey Park, Chicago, IL

Fri Jul 27 1984, 8:05 PM EDT

Att. 41,730 - Unknown

livebaseballscorecards.com

AB	35
R	6
H	10
RBI	6
BB	5
SO	8
LOB	15

1B: 7	SF: 0	WP: 0	PA: 40
2B: 0	SAC: 0	PB: 0	
3B: 0	DP: 1	SB: 0	
HR: 3	HBP: 0	CS: 0	

Batter	1	2	3	4	5	6	7	8	9	AB	R	H	RBI	BB	SO	LOB
Willie Randolph, R (1, 4) OBP: 0.386, SLG: 0.364	F1		1B			1-3		1B 1-2 1B		4	0	2	0	0	0	0
Bobby Meacham, S (1, 6) OBP: 0.315, SLG: 0.361	2B 1B		4-3			BBBB 2B BB		FC6-4 1-2 2-3 1B		3	2	2	0	1	0	1
Don Mattingly, L (1, 3) OBP: 0.378, SLG: 0.522	F9			HR		1-H 2B		8-2 3-Hf		4	1	2	2	0	0	4
Dave Winfield, R (1, 9) OBP: 0.381, SLG: 0.525	1-H 2B			F7		SSS K		FC6-4 1-2f		4	0	1	1	0	1	3
Don Baylor, R (1, 10) OBP: 0.331, SLG: 0.489		F7		F8		F7			F8	4	0	0	0	0	0	1
Steve Kemp, L (1, 7) OBP: 0.388, SLG: 0.438 Brian Dayett, R (9, 7) OBP: 0.259, SLG: 0.392		3-1		6-3			BBBB FC6-4 BB		BBBB 1B 7-2 BB	2 0	0 0	0 0	0 0	2 0	0 0	0 0
Mike Pagliarulo, L (1, 5) OBP: 0.333, SLG: 0.542		F8			F8		FC6-4 4-3 1-2f		1B 1-3	4	0	1	0	0	0	1
Omar Moreno, L (1, 8) OBP: 0.265, SLG: 0.340			F8		F7		4-3 1-2f		7-2 3-Hf	4	0	0	0	0	0	3
Rick Cerone, R (1, 2) OBP: 0.271, SLG: 0.321			6-3		5-3			1B 1B 8-2 1B		3	0	1	0	0	0	0
Inning Stats	R: 1 H: 2 E: 0 LOB: 1 K: 0 BB: 0 S: 4 P: 4	R: 0 H: 0 E: 0 LOB: 0 K: 0 BB: 0 S: 3 P: 3	R: 0 H: 1 E: 0 LOB: 1 K: 0 BB: 0 S: 4 P: 4	R: 1 H: 1 E: 0 LOB: 0 K: 0 BB: 0 S: 4 P: 4	R: 0 H: 0 E: 0 LOB: 0 K: 0 BB: 0 S: 3 P: 3	R: 1 H: 1 E: 0 LOB: 1 K: 1 BB: 1 S: 6 P: 10	R: 0 H: 0 E: 0 LOB: 0 K: 0 BB: 1 S: 2 P: 6	R: 0 H: 3 E: 0 LOB: 2 K: 0 BB: 0 S: 5 P: 5	R: 0 H: 1 E: 0 LOB: 1 K: 0 BB: 1 S: 3 P: 7	1B: 6 2B: 5 3B: 0 HR: 1	SF: 0 SAC: 0 DP: 3 HBP: 0						

PITCHER		IP	WLS	BF	H	R	ER	SO	BB	IBB	HBP	BLK	WP	HR	S	P	ERA	WHIP
Gene Nelson, R ERA: 3.48	(1, 1)	6.0	L	24	5	3	3	1	2	0	0	0	0	1	24	32	4.50	1.167
Juan Agosto, L ERA: 1.8	(7, 1)	1.2		6	3	0	0	0	0	0	0	0	0	0	6	6	0.00	1.800
Dan Spillner, R ERA: 4.58	(8, 1)	1.1		5	1	0	0	0	1	0	0	0	0	0	4	8	0.00	1.500

PITCHER	IP	WLS	BF	H	R	ER	SO	BB	IBB	HBP	BLK	WP	HR	S	P	ERA	WHIP

TOP

New York Yankees @ Chicago White Sox

Comiskey Park, Chicago, IL

Sat Jul 28 1984, 4:33 AM EDT

Att. 32,573 - Unknown

livebaseballscorecards.com

AB	32
R	3
H	9
RBI	3
BB	3
SO	1
LOB	13

WP: 0	PA: 35		
PB: 0			
SB: 0			
CS: 0			

Batter	1	2	3	4	5	6	7	8	9	AB	R	H	RBI	BB	SO	LOB
Scott Fletcher, R (1, 6) OBP: 0.339, SLG: 0.316	4-3	F7		1-3 1B		3-1		4-3		5	0	1	0	0	0	3
Carlton Fisk, R (1, 2) OBP: 0.277, SLG: 0.415	HR		BB 2B BB	K		F5			F2	4	2	1	1	1	1	2
Harold Baines, L (1, 9) OBP: 0.335, SLG: 0.475	BB 1B		2B 1-2 BB	F2			F3		K	4	0	1	0	1	1	2
Greg Luzinski, R (1, 10) OBP: 0.339, SLG: 0.344	1-2 BB		1-3 2-H 2B	F9			K		BB BB	3	0	1	1	2	1	2
Rudy Law, L (9, PR) OBP: 0.322, SLG: 0.343										0	0	0	0	0	0	0
Ron Kittle, R (1, 7) OBP: 0.311, SLG: 0.479	F7		K		F6		F7		1-2 BB	4	0	0	0	1	1	4
Tom Paciorek, R (1, 3) OBP: 0.322, SLG: 0.367	1-3		FC6-4 IBB		1B			K	1-2 2-3 BB	2	0	1	0	1	0	2
Greg Walker, L (8, PH) OBP: 0.295, SLG: 0.454										1	0	0	0	1	1	0
Roy Smalley, S (1, 5) OBP: 0.291, SLG: 0.366		K	K		F9			BB BB	F2	3	0	0	0	1	2	4
Jerry Dybzinski, R (8, PR) OBP: 0.347, SLG: 0.341										1	0	0	0	0	0	3
Vance Law, R (1, 8) OBP: 0.291, SLG: 0.401		K	FC6-4 1-2f		K			K		3	0	0	0	0	2	4
Jerry Hairston, S (8, PH) OBP: 0.417, SLG: 0.516										1	0	0	0	0	1	1
Julio Cruz, S (1, 4) OBP: 0.266, SLG: 0.279		1B		1B S 1B		F8		1-2 BB		3	0	2	0	1	0	0
Inning Stats	R: 1 E: 0 K: 0 S: 5	H: 2 LOB: 2 BB: 1 P: 9	R: 0 E: 0 K: 2 S: 8	H: 1 LOB: 1 BB: 0 P: 8	R: 1 E: 0 K: 2 S: 8	H: 1 LOB: 3 BB: 3 P: 20	R: 0 E: 0 K: 1 S: 7	H: 2 LOB: 2 BB: 0 P: 7	R: 0 E: 0 K: 1 S: 6	H: 1 LOB: 1 BB: 0 P: 6	R: 0 E: 0 K: 0 S: 3	H: 0 LOB: 0 BB: 0 P: 3	R: 0 E: 0 K: 1 S: 5	H: 0 LOB: 0 BB: 0 P: 5	R: 0 E: 0 K: 2 S: 7	H: 0 LOB: 2 BB: 2 P: 15	R: 0 E: 0 K: 1 S: 5	H: 0 LOB: 3 BB: 3 P: 17	1B: 5 2B: 1 3B: 0 HR: 1	SF: 0 SAC: 0 DP: 0 HBP: 0	WP: 0 PB: 0 SB: 1 CS: 0	PA: 43					

PITCHER		IP	WLS	BF	H	R	ER	SO	BB	IBB	HBP	BLK	WP	HR	S	P	ERA	WHIP
Ron Guidry, L ERA: 4.2	(1, 1)	6.1	W	30	7	2	2	6	3	1	0	0	0	1	38	54	2.84	1.579
Joe Cowley, R ERA: 2.92	(7, 1)	1.0		4	0	0	0	2	1	0	0	0	0	0	7	11	0.00	1.000
Dave Righetti, L ERA: 1.96	(8, 1)	1.2	S	9	0	0	0	2	4	0	0	0	0	0	9	25	0.00	2.400

PITCHER	IP	WLS	BF	H	R	ER	SO	BB	IBB	HBP	BLK	WP	HR	S	P	ERA	WHIP

BOTTOM

New York Yankees @ Chicago White Sox

Comiskey Park, Chicago, IL

Sat Jul 28 1984, 4:33 AM EDT

Att. 32,573 - Unknown

livebaseballscorecards.com

AB	34
R	2
H	7
RBI	2
BB	9
SO	10
LOB	27

New York Yankees @ Chicago White Sox

Comiskey Park, Chicago, IL

Sun Jul 29 1984, 4:33 AM EDT

Att. 36,971 - Unknown

TOP

livebaseballscorecards.com

Batter	1	2	3	4	5	6	7	8	9	AB	R	H	RBI	BB	SO	LOB
Willie Randolph, R (1, 4) OBP: 0.383, SLG: 0.361	F9		BBBB 4-0 FC5-4 BB		SF9 3-H		5-3		B1	3	0	0	1	1	0	2
Bobby Meacham, S (1, 6) OBP: 0.313, SLG: 0.353	4-3		SSS 0-3 K		F8			BBBB 4-0 FC6-4 BB	SSS 0-3 K	3	0	0	0	1	1	2
Ken Griffey, L (9, PH) OBP: 0.327, SLG: 0.342										1	0	0	0	0	1	2
Dave Winfield, R (1, 9) OBP: 0.381, SLG: 0.523	1B		FC5-4 1-2f		1-2 1B			SSS FC6-4 2B 1-2f	K	5	1	2	0	0	1	4
Don Baylor, R (1, 10) OBP: 0.333, SLG: 0.492	5-3			E 1B	F2			HR 1-H 2B		4	1	2	1	0	0	3
Toby Harrah, R (1, 5) OBP: 0.305, SLG: 0.283		1B		SSS K 1-3	F7			SSS K		4	0	1	0	0	2	2
Don Mattingly, L (1, 3) OBP: 0.377, SLG: 0.527		F9		F7		F8		HR 2-H		4	1	1	2	0	0	2
Victor Mata, R (1, 8) OBP: 0.308, SLG: 0.333		SSS K		SSS K		F8		SSS K2-3		4	0	0	0	0	3	2
Brian Dayett, R (1, 7) OBP: 0.259, SLG: 0.370		F7			BBBB 4-0 1B SF9 BB		6-3		E5 1B	3	1	0	0	1	0	1
Butch Wynegar, S (1, 2) OBP: 0.325, SLG: 0.341			F7		1B 1-3		F3		1B 1-2	4	0	2	0	0	0	0
Omar Moreno, L (9, PR) OBP: 0.265, SLG: 0.340										0	0	0	0	0	0	0
Inning Stats	R: 0 E: 0 K: 0 S: 4 H: 1 LOB: 1 BB: 0 P: 4	R: 0 E: 0 K: 1 S: 6 H: 1 LOB: 1 BB: 0 P: 6	R: 0 E: 0 K: 1 S: 5 H: 0 LOB: 1 BB: 1 P: 9	R: 0 E: 1 K: 2 S: 8 H: 1 LOB: 1 BB: 0 P: 8	R: 1 E: 0 K: 0 S: 5 H: 2 LOB: 2 BB: 1 P: 9	R: 0 E: 0 K: 0 S: 3 H: 0 LOB: 0 BB: 0 P: 3	R: 0 E: 0 K: 0 S: 3 H: 0 LOB: 0 BB: 0 P: 3	R: 3 E: 0 K: 2 S: 9 H: 2 LOB: 0 BB: 1 P: 13	R: 0 E: 1 K: 2 S: 9 H: 1 LOB: 2 BB: 0 P: 9	1B: 6 2B: 1 3B: 0 HR: 1 SF: 1 SAC: 0 DP: 0 HBP: 0	WP: 0 PB: 0 SB: 0 CS: 0 PA: 39					

	AB	35
	R	4
	H	8
	RBI	4
	BB	3
	SO	8
	LOB	20

PITCHER		IP	WLS	BF	H	R	ER	SO	BB	IBB	HBP	BLK	WP	HR	S	P	ERA	WHIP
Floyd Bannister, L ERA: 4.67	(1, 1)	7.2	W	33	7	4	4	5	3	0	0	0	0	1	40	52	4.70	1.304
Juan Agosto, L ERA: 1.79	(8, 1)	0.1		3	1	0	0	1	0	0	0	0	0	0	5	5	0.00	3.000
Ron Reed, R ERA: 3.64	(9, 1)	1.0	S	3	0	0	0	2	0	0	0	0	0	0	7	7	0.00	0.000

PITCHER		IP	WLS	BF	H	R	ER	SO	BB	IBB	HBP	BLK	WP	HR	S	P	ERA	WHIP

Batter	1	2	3	4	5	6	7	8	9	AB	R	H	RBI	BB	SO	LOB
Rudy Law, L (1, 8) OBP: 0.323, SLG: 0.342	K		1B, 1B, G6-4-3, 1B		F9	G4-3 (1-2f)		IBB		4	1	1	0	1	1	1
Carlton Fisk, R (1, 2) OBP: 0.284, SLG: 0.417	1B, 1B		G6-4-3, 1B (1-2), 1B		HR, BB		F7	K		4	1	2	0	1	1	3
Harold Baines, L (1, 9) OBP: 0.341, SLG: 0.488	1-2, 1B		G6-4-3 (1-2, 2-3), 1B		1-H, HR		FC3-6, BB, 1B	4-3		5	1	4	2	0	0	3
Greg Luzinski, R (1, 10) OBP: 0.341, SLG: 0.354	F8		G6-4-3 (1-2f, 2-3, 3-H)		HR		FC3-6 (1-2), BB			3	1	1	1	1	0	4
Greg Walker, L (1, 3) OBP: 0.291, SLG: 0.447 Mike Squires, L (8, 3) OBP: 0.225, SLG: 0.182	K		F3		F7		FC3-6 (1-2f, 2-3)			4 0	0 0	0 0	0 0	0 0	1 0	5 0
Tom Paciorek, R (1, 7) OBP: 0.321, SLG: 0.362		K		5-3, BB	6-3		K			3	0	0	0	1	2	2
Roy Smalley, S (1, 5) OBP: 0.294, SLG: 0.363 Jerry Dybzinski, R (8, PR) OBP: 0.347, SLG: 0.341 (9, 6)	5-3, BB		F8		E6, 1B, SF8			1B, S, BB		2 0	1 0	0 0	0 0	2 0	0 0	1 0
Scott Fletcher, R (1, 6) OBP: 0.339, SLG: 0.316 Jerry Hairston, S (8, PH) OBP: 0.421, SLG: 0.521 Vance Law, R (9, 5) OBP: 0.291, SLG: 0.401	5-3 (1-2)		5-3 (1-2)		G4-3 (2-3), 1B			G3 (1-3), 1B		3 1 0	0 0 0	1 1 0	0 0 0	0 0 0	0 0 0	2 0 0
Julio Cruz, S (1, 4) OBP: 0.262, SLG: 0.276	F8		B3		SF8 (3-H)			G3 (1-2)		3	0	0	1	0	0	4
Inning Stats	R: 0 E: 0 K: 2 S: 9 H: 2 LOB: 2 BB: 0 P: 9	R: 0 E: 0 K: 1 S: 5 H: 0 LOB: 1 BB: 1 P: 9	R: 1 E: 0 K: 0 S: 5 H: 3 LOB: 1 BB: 0 P: 5	R: 0 E: 0 K: 0 S: 3 H: 0 LOB: 1 BB: 1 P: 7	R: 3 E: 0 K: 0 S: 5 H: 2 LOB: 0 BB: 1 P: 9	R: 1 E: 1 K: 0 S: 4 H: 1 LOB: 0 BB: 0 P: 4	R: 0 E: 0 K: 1 S: 6 H: 1 LOB: 2 BB: 1 P: 10	R: 0 E: 0 K: 1 S: 6 H: 1 LOB: 3 BB: 2 P: 14		1B: 8 2B: 0 3B: 0 HR: 2	SF: 1 SAC: 0 DP: 2 HBP: 0					

PITCHER	IP	WLS	BF	H	R	ER	SO	BB	IBB	HBP	BLK	WP	HR	S	P	ERA	WHIP
Marty Bystrom, R (1, 1) ERA: 4.09	5.0	L	24	7	4	4	3	3	0	0	0	0	2	27	39	7.20	2.000
Bob Shirley, L (6, 1) ERA: 4.44	2.0		9	2	1	0	1	1	0	0	0	0	0	10	14	0.00	1.500
Mike Armstrong, R (8, 1) ERA: 5.29	0.1		4	1	0	0	0	1	1	0	0	0	0	2	10	0.00	6.000
Jay Howell, R (8, 1) ERA: 2.74	0.2		2	0	0	0	1	0	0	0	0	0	0	4	4	0.00	0.000

PITCHER	IP	WLS	BF	H	R	ER	SO	BB	IBB	HBP	BLK	WP	HR	S	P	ERA	WHIP

BOTTOM

New York Yankees @ Chicago White Sox

Comiskey Park, Chicago, IL

Sun Jul 29 1984, 4:33 AM EDT

Att. 36,971 - Unknown

livebaseballscorecards.com

AB	32
R	5
H	10
RBI	4
BB	6
SO	5
LOB	25

Batter	1	2	3	4	5	6	7	8	9	AB	R	H	RBI	BB	SO	LOB
Wade Boggs, L (1, 5) OBP: 0.394, SLG: 0.371	6-3		6-3			F8			F8	4	0	0	0	0	0	2
Dwight Evans, R (1, 9) Reid Nichols, R (7, 9) OBP: 0.310, SLG: 0.333	G1-6-3 1B			K			1-3		K	3 1	0 0	1 0	0 0	0 0	1 1	0 1
Jim Rice, R (1, 7) OBP: 0.317, SLG: 0.459	G1-6-3 1-2f			F4			F9			3	0	0	0	0	0	1
Tony Armas, R (1, 8) Rick Miller, L (4, PH) (4, 8) OBP: 0.307, SLG: 0.533 OBP: 0.356, SLG: 0.342		K		5-3			4-3			1 2	0 0	0 0	0 0	0 0	1 0	0 0
Mike Easler, L (1, 10) OBP: 0.370, SLG: 0.520		6-3			K			1-3		3	0	0	0	0	1	0
Bill Buckner, L (1, 3) Ed Jurak, R (8, 3) OBP: 0.315, SLG: 0.365 OBP: 0.328, SLG: 0.386		F4			5-3			4-3		3 0	0 0	0 0	0 0	0 0	0 0	0 0
Rich Gedman, L (1, 2) OBP: 0.292, SLG: 0.450			4-3 2B		F3			6-3		3	0	1	0	0	0	0
Marty Barrett, R (1, 4) OBP: 0.360, SLG: 0.348			4-3 2-3			F4			F8	3	0	0	0	0	0	1
Jackie Gutierrez, R (1, 6) OBP: 0.271, SLG: 0.300 Glenn Hoffman, R (9, PH) OBP: 0.250, SLG: 0.265			1-3			F9			1B	2 1	0 0	0 1	0 0	0 0	0 0	1 0

TOP

Boston Red Sox @ Chicago White Sox

Comiskey Park, Chicago, IL

Mon Jul 30 1984, 8:05 PM EDT

Att. 31,243 - Unknown

livebaseballscorecards.com

AB	29
R	0
H	3
RBI	0
BB	0
SO	4
LOB	6

Inning Stats	1	2	3	4	5	6	7	8	9
	R: 0 E: 0 K: 0 S: 3	H: 1 LOB: 0 BB: 0 P: 3	R: 0 E: 0 K: 1 S: 5	H: 0 LOB: 0 BB: 0 P: 5	R: 0 E: 0 K: 0 S: 4	H: 1 LOB: 1 BB: 0 P: 4	R: 0 E: 0 K: 1 S: 5	H: 0 LOB: 0 BB: 0 P: 5	R: 0 E: 0 K: 1 S: 5	H: 0 LOB: 0 BB: 0 P: 5	R: 0 E: 0 K: 0 S: 3	H: 0 LOB: 0 BB: 0 P: 3	R: 0 E: 0 K: 0 S: 3	H: 0 LOB: 0 BB: 0 P: 3	R: 0 E: 0 K: 0 S: 3	H: 0 LOB: 0 BB: 0 P: 3	R: 0 E: 0 K: 1 S: 6	H: 1 LOB: 1 BB: 0 P: 6

1B: 2 SF: 0
2B: 1 SAC: 0
3B: 0 DP: 1
HR: 0 HBP: 0

WP: 0 PA: 29
PB: 0
SB: 0
CS: 0

PITCHER	IP	WLS	BF	H	R	ER	SO	BB	IBB	HBP	BLK	WP	HR	S	P	ERA	WHIP
Tom Seaver, R (1, 1) ERA: 3.79	9.0	W	29	3	0	0	4	0	0	0	0	0	0	37	37	0.00	0.333

PITCHER	IP	WLS	BF	H	R	ER	SO	BB	IBB	HBP	BLK	WP	HR	S	P	ERA	WHIP

Batter	1	2	3	4	5	6	7	8	9	AB	R	H	RBI	BB	SO	LOB
Rudy Law, L (1, 8) OBP: 0.319, SLG: 0.337	F7 3-1		F7		F7			5-3		5	0	0	0	0	0	4
Carlton Fisk, R (1, 2) OBP: 0.286, SLG: 0.418	4-0 BBBBB 1B HR BB	0-0 2B 2B	0-0 PO 1-2	0-3 SSS K		0-0 F8		0-3 SSS K		4	2	1	0	1	2	0
Harold Baines, L (1, 9) OBP: 0.345, SLG: 0.491	0-0 1-3 HR 1B	0-3 SSS K		0-0 1B 1B		0-0 FC4 1B				4	1	3	0	0	1	1
Greg Luzinski, R (1, 10) OBP: 0.343, SLG: 0.366	0-0 1-H 3-H HR	0-0 5-3		0-0 1-2 1B		0-0 F9				4	1	2	3	0	0	2
Greg Walker, L (1, 3) OBP: 0.294, SLG: 0.451 Mike Squires, L (9, 3) OBP: 0.225, SLG: 0.182	0-0 FC1-6 1B HR 1B	0-0 2-H 2B	0-3 SSS K			0-0 FC4 1-2f				4 0	1 0	2 0	1 0	0 0	1 0	3 0
Ron Kittle, R (1, 7) OBP: 0.311, SLG: 0.476	0-0 FC1-6 1-2 1B	0-3 SSS K		0-0 F8			0-0 F5			4	0	1	0	0	1	3
Roy Smalley, S (1, 5) OBP: 0.293, SLG: 0.361 Jerry Dybzinski, R (8, 5) OBP: 0.347, SLG: 0.341	0-0 FC1-6 S 1-2f 2-3 HR		0-0 BB 1B		0-0 F7		0-0 F7			4 0	1 0	1 0	0 0	0 0	0 0	2 0
Vance Law, R (1, 4) OBP: 0.297, SLG: 0.413	0-0 1-H 3-H HR		4-0 BBBB PO 1-2 BB		0-0 1B		0-0 F2			3	1	2	3	1	0	0
Scott Fletcher, R (1, 6) OBP: 0.338, SLG: 0.315	0-0 1B		0-3 SSS K		0-0 F7			0-0 6-3		4	0	1	0	0	1	3
Inning Stats	R: 6 E: 0 K: 0 S: 9 H: 6 LOB: 1 BB: 1 P: 13	R: 1 E: 0 K: 2 S: 9 H: 2 LOB: 1 BB: 0 P: 9	R: 0 E: 0 K: 1 S: 5 H: 1 LOB: 1 BB: 1 P: 9	R: 0 E: 0 K: 2 S: 9 H: 2 LOB: 2 BB: 0 P: 9	R: 0 E: 0 K: 0 S: 4 H: 1 LOB: 1 BB: 0 P: 4	R: 0 E: 0 K: 0 S: 4 H: 1 LOB: 1 BB: 0 P: 4	R: 0 E: 0 K: 0 S: 3 H: 0 LOB: 0 BB: 0 P: 3	R: 0 E: 0 K: 1 S: 5 H: 0 LOB: 0 BB: 0 P: 5		1B: 9 2B: 2 3B: 0 HR: 2 SF: 0 SAC: 0 DP: 0 HBP: 0						

PITCHER		IP	WLS	BF	H	R	ER	SO	BB	IBB	HBP	BLK	WP	HR	S	P	ERA	WHIP
Al Nipper, R ERA: 3.98	(1, 1)	0.2	L	8	5	6	6	0	1	0	0	0	0	2	7	11	81.00	9.000
Rich Gale, R ERA: 4.88	(1, 1)	7.1		30	8	1	1	6	1	0	0	0	0	0	41	45	1.23	1.227

PITCHER	IP	WLS	BF	H	R	ER	SO	BB	IBB	HBP	BLK	WP	HR	S	P	ERA	WHIP

BOTTOM

Boston Red Sox @ Chicago White Sox

Comiskey Park, Chicago, IL

Mon Jul 30 1984, 8:05 PM EDT

Att. 31,243 - Unknown

livebaseballscorecards.com

AB	36
R	7
H	13
RBI	7
BB	2
SO	6
LOB	18

WP: 0 PB: 0 SB: 1 CS: 0 PA: 39

Batter	1	2	3	4	5	6	7	8	9	AB	R	H	RBI	BB	SO	LOB
Wade Boggs, L (1, 5) OBP: 0.395, SLG: 0.379	HR	6-3		BB	4-3			F8	2B, BB, 1B	5	2	2	2	1	0	2
Dwight Evans, R (1, 9) Reid Nichols, R (9, PR) OBP: 0.310, SLG: 0.333 (9, 9)	BB, E, BB, 1B	F2		6-3		F8, 1B, 2B		F8, 1B, BB	BB, 3-1, 2B	5 0	2 1	3 0	1 0	1 0	0 0	1 0
Jim Rice, R (1, 7) OBP: 0.320, SLG: 0.463	E5, BB, BB, 2B	3B		6-3		F8		S, 1B	3-1, BB, IBB	5	1	2	0	1	0	3
Tony Armas, R (1, 8) OBP: 0.309, SLG: 0.539 Rick Miller, L (6, 8) OBP: 0.360, SLG: 0.338	BB, 2B, BB	6-3			HR	K		F8	3-1, BB	3 1	2 0	1 0	1 1	1 1	1 0	2 2
Mike Easler, L (1, 10) OBP: 0.372, SLG: 0.519	2B, BB	F8			FC4-6, 1B	1B		4-3	3-1	5	1	2	3	1	0	4
Bill Buckner, L (1, 3) OBP: 0.316, SLG: 0.367 Ed Jurak, R (9, PH) OBP: 0.323, SLG: 0.379 (9, 3)	9-6-5, 2B	F6			FC4-6, BB, 2B	F3			4-3	4 1	2 0	1 0	3 0	1 0	0 0	2 2
Rich Gedman, L (1, 2) OBP: 0.297, SLG: 0.459	9-6-5	HR		2B, BB			G6-4-3, BB		F7	3	1	1	1	2	0	2
Marty Barrett, R (1, 4) OBP: 0.365, SLG: 0.351	BB	6-3			2B	G6-4-3		E, 1B, 1B, BB		3	1	1	1	2	0	1
Jackie Gutierrez, R (1, 6) OBP: 0.269, SLG: 0.298	4-3			5-3	6-3		F7		E7, 1B, 2B, 1B	5	1	1	1	0	0	3
Inning Stats	R: 5 E: 1 K: 0 S: 6 H: 3 LOB: 1 BB: 3 P: 18	R: 0 E: 0 K: 0 S: 4 H: 1 LOB: 1 BB: 0 P: 4	R: 1 E: 0 K: 0 S: 4 H: 1 LOB: 0 BB: 0 P: 4	R: 0 E: 0 K: 0 S: 3 H: 0 LOB: 1 BB: 1 P: 7	R: 2 E: 0 K: 0 S: 6 H: 3 LOB: 2 BB: 1 P: 10	R: 1 E: 0 K: 1 S: 7 H: 2 LOB: 1 BB: 0 P: 7	R: 0 E: 0 K: 0 S: 2 H: 0 LOB: 0 BB: 1 P: 6	R: 0 E: 0 K: 0 S: 4 H: 1 LOB: 2 BB: 1 P: 8	R: 5 E: 1 K: 0 S: 6 H: 3 LOB: 2 BB: 4 P: 22	1B: 6 2B: 5 3B: 1 HR: 3 SF: 0 SAC: 0 DP: 2 HBP: 0				WP: 0 PB: 0 SB: 2 CS: 0	PA: 51	

PITCHER		IP	WLS	BF	H	R	ER	SO	BB	IBB	HBP	BLK	WP	HR	S	P	ERA	WHIP
Richard Dotson, R ERA: 3.62	(1, 1)	3.1	L	19	5	6	5	0	4	0	0	0	0	2	15	31	13.50	2.700
Dan Spillner, R ERA: 4.74	(4, 1)	1.1		8	3	2	2	0	1	0	0	0	0	1	7	11	13.50	3.000
Jerry Don Gleaton, L ERA: 1.93	(5, 1)	2.1		9	2	1	1	1	1	0	0	0	0	0	10	14	3.86	1.286
Bert Roberge, R ERA: 5.63	(8, 1)	1.1		12	4	5	5	0	3	1	0	0	0	0	8	24	33.75	5.250
Juan Agosto, L ERA: 1.76	(9, 1)	0.2		3	0	0	0	0	1	0	0	0	0	0	2	6	0.00	1.500

PITCHER	IP	WLS	BF	H	R	ER	SO	BB	IBB	HBP	BLK	WP	HR	S	P	ERA	WHIP

TOP

Boston Red Sox @ Chicago White Sox

Comiskey Park, Chicago, IL

Tue Jul 31 1984, 8:05 PM EDT

Att. 34,057 - Unknown

livebaseballscorecards.com

AB	40
R	14
H	14
RBI	14
BB	11
SO	1
LOB	24

Batter	1	2	3	4	5	6	7	8	9	AB	R	H	RBI	BB	SO	LOB
Rudy Law, L (1, 8) OBP: 0.320, SLG: 0.338	G1-6-3 S 1B 1B		1B		K	F8			K	5	1	2	0	0	2	1
Carlton Fisk, R (1, 2) OBP: 0.289, SLG: 0.432	F8 1-2		F8		1B 1B		F7		HR	5	1	2	1	0	0	2
Harold Baines, L (1, 9) OBP: 0.345, SLG: 0.492	G1-6-3 2-3		F3		1-2 1B		6-3		2B	5	0	2	0	0	0	2
Greg Luzinski, R (1, 10) OBP: 0.344, SLG: 0.367	3-H 1B			G1-4-3 1B 1B	F8		K		K	5	0	2	1	0	2	3
Greg Walker, L (1, 3) OBP: 0.293, SLG: 0.449	4-3			F7		3-1 1B 1B		4-3		4	1	1	0	0	0	2
Tom Paciorek, R (1, 7) OBP: 0.328, SLG: 0.373		6-3		G1-4-3 1-2 1B		3-1 1-2 1B		2B		4	1	3	0	0	0	0
Roy Smalley, S (1, 5) OBP: 0.289, SLG: 0.355		3-1		G1-4-3 1-2 2-3		3-1 1-2 2-3		K		4	0	0	0	0	1	5
Vance Law, R (1, 4) OBP: 0.296, SLG: 0.411		4-3		F9		FC6-4 2-H 3-H 1B		K		4	0	1	2	0	1	3
Scott Fletcher, R (1, 6) OBP: 0.334, SLG: 0.311			6-3		5-3	FC6-4 1-2f			5-3	4	0	0	0	0	0	1
Inning Stats	R: 1 H: 2 E: 0 LOB: 1 K: 0 BB: 0 S: 5 P: 5	R: 0 H: 0 E: 0 LOB: 0 K: 0 BB: 0 S: 3 P: 3	R: 0 H: 1 E: 0 LOB: 1 K: 0 BB: 0 S: 4 P: 4	R: 0 H: 2 E: 0 LOB: 2 K: 0 BB: 0 S: 5 P: 5	R: 0 H: 2 E: 0 LOB: 2 K: 1 BB: 0 S: 7 P: 7	R: 2 H: 3 E: 0 LOB: 1 K: 0 BB: 0 S: 6 P: 6	R: 0 H: 0 E: 0 LOB: 0 K: 1 BB: 0 S: 5 P: 5	R: 0 H: 1 E: 0 LOB: 1 K: 2 BB: 0 S: 8 P: 8	R: 1 H: 2 E: 0 LOB: 1 K: 2 BB: 0 S: 9 P: 9	1B: 10 SF: 0 2B: 2 SAC: 0 3B: 0 DP: 0 HR: 1 HBP: 0						

PITCHER	IP	WLS	BF	H	R	ER	SO	BB	IBB	HBP	BLK	WP	HR	S	P	ERA	WHIP
Roger Clemens, R (1, 1) ERA: 5.02	9.0	W	40	13	4	4	6	0	0	0	0	0	1	52	52	4.00	1.444

PITCHER	IP	WLS	BF	H	R	ER	SO	BB	IBB	HBP	BLK	WP	HR	S	P	ERA	WHIP

BOTTOM

Boston Red Sox @ Chicago White Sox

Comiskey Park, Chicago, IL

Tue Jul 31 1984, 8:05 PM EDT

Att. 34,057 - Unknown

livebaseballscorecards.com

AB	40
R	4
H	13
RBI	4
BB	0
SO	6
LOB	19

WP: 0 PA: 40
PB: 0
SB: 1
CS: 0

Batter	1	2	3	4	5	6	7	8	9	AB	R	H	RBI	BB	SO	LOB
Wade Boggs, L (1, 5) OBP: 0.391, SLG: 0.375	5-3		F7		F7			F8		4	0	0	0	0	0	1
Dwight Evans, R (1, 9) OBP: 0.388, SLG: 0.520	6-3			6-3	5-3			K		4	0	0	0	0	1	1
Jim Rice, R (1, 7) OBP: 0.321, SLG: 0.464	F7			3B 2B		F7		BB		3	1	1	0	1	0	0
Tony Armas, R (1, 8) OBP: 0.309, SLG: 0.541		F8		4-3 3B 2-H		F3		K		4	1	1	1	0	1	1
Mike Easler, L (1, 10) OBP: 0.373, SLG: 0.521		2B		4-3 3-H		1B			F3	4	0	2	1	0	0	0
Bill Buckner, L (1, 3) OBP: 0.319, SLG: 0.381		K		1B		F3			HR	4	1	2	1	0	1	2
Rich Gedman, L (1, 2) OBP: 0.293, SLG: 0.453		6-3		F8			F8		F3	4	0	0	0	0	0	2
Marty Barrett, R (1, 4) OBP: 0.360, SLG: 0.346			F3		F8		5-3		F6	4	0	0	0	0	0	0
Jackie Gutierrez, R (1, 6) OBP: 0.271, SLG: 0.299			K		1B		4-3			2	0	1	0	0	1	0
Rick Miller, L (7, PH) OBP: 0.356, SLG: 0.333										1	0	0	0	0	0	0
Glenn Hoffman, R (7, 6) OBP: 0.250, SLG: 0.265										0	0	0	0	0	0	0
Inning Stats	R: 0 E: 0 K: 0 S: 3 H: 0 LOB: 0 BB: 0 P: 3	R: 0 E: 0 K: 1 S: 6 H: 1 LOB: 1 BB: 0 P: 6	R: 0 E: 0 K: 1 S: 5 H: 0 LOB: 0 BB: 0 P: 5	R: 2 E: 0 K: 0 S: 6 H: 3 LOB: 1 BB: 0 P: 6	R: 0 E: 0 K: 0 S: 4 H: 1 LOB: 1 BB: 0 P: 4	R: 0 E: 0 K: 0 S: 4 H: 1 LOB: 1 BB: 0 P: 4	R: 0 E: 0 K: 0 S: 3 H: 0 LOB: 0 BB: 0 P: 3	R: 0 E: 0 K: 2 S: 7 H: 0 LOB: 1 BB: 1 P: 11	R: 1 E: 0 K: 0 S: 4 H: 1 LOB: 0 BB: 0 P: 4	1B: 3 2B: 2 3B: 1 HR: 1 SF: 0 SAC: 0 DP: 0 HBP: 0						

PITCHER	IP	WLS	BF	H	R	ER	SO	BB	IBB	HBP	BLK	WP	HR	S	P	ERA	WHIP
LaMarr Hoyt, R (1, 1) ERA: 4.38	9.0	W	35	7	3	3	4	1	0	0	0	0	1	42	46	3.00	0.889

PITCHER	IP	WLS	BF	H	R	ER	SO	BB	IBB	HBP	BLK	WP	HR	S	P	ERA	WHIP

TOP

Boston Red Sox @ Chicago White Sox

Comiskey Park, Chicago, IL

Wed Aug 01 1984, 8:05 PM EDT

Att. 28,958 - Unknown

livebaseballscorecards.com

AB	34
R	3
H	7
RBI	3
BB	1
SO	4
LOB	7

PA: 35

WP: 0
PB: 0
SB: 0
CS: 0

BOTTOM

Boston Red Sox @ Chicago White Sox

Comiskey Park, Chicago, IL

Wed Aug 01 1984, 8:05 PM EDT

Att. 28,958 - Unknown

Batter	1	2	3	4	5	6	7	8	9	AB	R	H	RBI	BB	SO	LOB
Rudy Law, L (1, 8) OBP: 0.319, SLG: 0.336	0-0 1B SF8 1B		0-0 5-3	0-0 PO 1-2	0-0 4-3		0-0 F5			4	1	1	0	0	0	1
Carlton Fisk, R (1, 2) OBP: 0.296, SLG: 0.449	0-0 1-3 1B		0-0 5-3		0-0 HR		BBBB 4-0 1-2 BB			3	1	2	1	1	0	0
Harold Baines, L (1, 9) OBP: 0.344, SLG: 0.490	0-0 F6		0-0 BB HR 1B		0-0 4-3		SSS 0-3 K			4	1	1	0	0	1	4
Greg Luzinski, R (1, 10) OBP: 0.346, SLG: 0.368 Jerry Dybzinski, R (8, PR) OBP: 0.347, SLG: 0.341	0-0 SF8 3-H		BBBB 4-0 1-2 HR BB		0-0 5-3			0-0 G5-4-3 1B		2 0	1 0	1 0	1 0	1 0	0 0	0 0
Ron Kittle, R (1, 7) OBP: 0.310, SLG: 0.482	SSS 0-3 K		0-0 1-H 2-H HR			0-0 F9		0-0 G5-4-3 1-2f		4	1	1	3	0	1	2
Tom Paciorek, R (1, 3) OBP: 0.331, SLG: 0.373 Mike Squires, L (9, 3) OBP: 0.225, SLG: 0.182		0-0 G5-4-3 1B	0-0 F3			0-0 4-3		1-0 HBP		3 0	0 0	1 0	0 0	0 0	0 0	0 0
Vance Law, R (1, 5) OBP: 0.293, SLG: 0.406		0-0 G5-4-3 1-2f		0-0 F9		0-0 F9		0-0 F3		4	0	0	0	0	0	2
Scott Fletcher, R (1, 6) OBP: 0.337, SLG: 0.313		0-0 1B		0-0 B1-3			BBBB 4-0 FC4-6 BB			2	0	1	0	1	0	0
Julio Cruz, S (1, 4) OBP: 0.263, SLG: 0.274		0-0 F6		BBBB 4-0 PO BB			0-0 FC4-6 BB 1-2f			2	0	0	0	1	0	2
Inning Stats	R: 1 H: 2 E: 0 LOB: 1 K: 1 BB: 0 S: 7 P: 7	R: 0 H: 2 E: 0 LOB: 1 K: 0 BB: 0 S: 4 P: 4	R: 3 H: 2 E: 0 LOB: 0 K: 0 BB: 1 S: 5 P: 9	R: 0 H: 0 E: 0 LOB: 0 K: 0 BB: 1 S: 2 P: 6	R: 1 H: 1 E: 0 LOB: 0 K: 0 BB: 0 S: 4 P: 4	R: 0 H: 0 E: 0 LOB: 0 K: 0 BB: 0 S: 3 P: 3	R: 0 H: 0 E: 0 LOB: 2 K: 1 BB: 2 S: 5 P: 13	R: 0 H: 1 E: 0 LOB: 1 K: 0 BB: 0 S: 3 P: 4		1B: 6 SF: 1 2B: 0 SAC: 0 3B: 0 DP: 2 HR: 2 HBP: 1						WP: 0 PA: 35 PB: 0 SB: 0 CS: 0

livebaseballscorecards.com

	AB	28
	R	5
	H	8
	RBI	5
	BB	4
	SO	2
	LOB	11

PITCHER	IP	WLS	BF	H	R	ER	SO	BB	IBB	HBP	BLK	WP	HR	S	P	ERA	WHIP
Bob Ojeda, L (1, 1) ERA: 3.97	6.0	L	25	7	5	5	1	2	0	0	0	0	2	25	33	7.50	1.500
Mark Clear, R (7, 1) ERA: 3.68	1.0		5	0	0	0	1	2	0	0	0	0	0	5	13	0.00	2.000
Bob Stanley, R (8, 1) ERA: 3.49	1.0		4	1	0	0	0	0	0	1	0	0	0	3	4	0.00	1.000

PITCHER	IP	WLS	BF	H	R	ER	SO	BB	IBB	HBP	BLK	WP	HR	S	P	ERA	WHIP

Chicago White Sox @ Milwaukee Brewers

Milwaukee County Stadium, Milwaukee, WI

Fri Aug 03 1984, 8:05 PM EDT

Att. 32,523 - Unknown

TOP

livebaseballscorecards.com

Batter	1	2	3	4	5	6	7	8	9	AB	R	H	RBI	BB	SO	LOB
Rudy Law, L (1, 8) OBP: 0.320, SLG: 0.337	BLK 1B 1B	4-3		F3 1-2		E1 1-3 1B		F3		5	0	2	0	0	0	3
Carlton Fisk, R (1, 2) OBP: 0.298, SLG: 0.462	BLK 1-2 1B		HR	F2		F5			4-3	5	1	2	1	0	0	3
Harold Baines, L (1, 9) OBP: 0.343, SLG: 0.491	F7		HR 3B		K		K		K	5	1	1	0	0	3	2
Greg Luzinski, R (1, 10) OBP: 0.346, SLG: 0.378	F8		HR 3-H		F6		3-1		1B 1B	5	1	2	2	0	0	2
Greg Walker, L (1, 3) OBP: 0.296, SLG: 0.449	K 1-2 2-3		4-3		1B		2B 1B		FC6-4 1-2 1B	4	0	2	0	0	1	2
Mike Squires, L (7, PR) OBP: 0.236, SLG: 0.194 (7, 3)										1	1	1	0	0	0	0
Ron Kittle, R (1, 7) OBP: 0.308, SLG: 0.481		E6 2B 6-3	K		K		1-H 2B		FC6-4 1-2f	5	1	1	1	0	2	3
Roy Smalley, S (1, 5) OBP: 0.288, SLG: 0.357			4-3			1-3		K		4	0	1	0	0	1	0
Julio Cruz, S (8, 4) OBP: 0.263, SLG: 0.274		WP 1-3 2B								0	0	0	0	0	0	0
Vance Law, R (1, 4) OBP: 0.295, SLG: 0.405 (8, 5)		6-3 3-H		F3 1B		F9		BB		3	0	1	1	1	0	1
Scott Fletcher, R (1, 6) OBP: 0.333, SLG: 0.308		K 2-3		F7		E5 E 1B		F9		4	0	0	0	0	1	3

Inning Stats	R: 0 E: 0 K: 1 S: 7	H: 2 LOB: 2 BB: 0 P: 7	R: 1 E: 1 K: 1 S: 7	H: 1 LOB: 1 BB: 0 P: 7	R: 3 E: 0 K: 1 S: 8	H: 3 LOB: 0 BB: 0 P: 8	R: 0 E: 0 K: 0 S: 4	H: 1 LOB: 1 BB: 0 P: 4	R: 0 E: 0 K: 2 S: 8	H: 1 LOB: 1 BB: 0 P: 8	R: 0 E: 2 K: 0 S: 5	H: 1 LOB: 2 BB: 0 P: 5	R: 1 E: 0 K: 1 S: 6	H: 2 LOB: 2 BB: 0 P: 6	R: 0 E: 0 K: 1 S: 5	H: 0 LOB: 1 BB: 1 P: 9	R: 0 E: 0 K: 1 S: 7	H: 2 LOB: 2 BB: 0 P: 7

1B: 8	SF: 0	WP: 1	PA: 42
2B: 2	SAC: 0	PB: 0	
3B: 1	DP: 0	SB: 0	
HR: 2	HBP: 0	CS: 0	

AB	41
R	5
H	13
RBI	5
BB	1
SO	8
LOB	19

PITCHER	IP	WLS	BF	H	R	ER	SO	BB	IBB	HBP	BLK	WP	HR	S	P	ERA	WHIP
Don Sutton, R (1, 1) ERA: 3.63	7.0	L	33	11	5	4	6	0	0	0	1	1	2	45	45	5.14	1.571
Ray Searage, L (8, 1) ERA:	2.0		9	2	0	0	2	1	0	0	0	0	0	12	16	0.00	1.500

PITCHER	IP	WLS	BF	H	R	ER	SO	BB	IBB	HBP	BLK	WP	HR	S	P	ERA	WHIP

Batter	1	2	3	4	5	6	7	8	9	AB	R	H	RBI	BB	SO	LOB
Ed Romero, R (1, 4) OBP: 0.325, SLG: 0.302	5-3		F7 2-3		F8 1-2 2-3		F7			4	0	0	0	0	0	4
Willie Lozado, R (1, 6) OBP: 0.424, SLG: 0.375	5-3		1-3 3-H 1B		K			K		4	0	1	1	0	2	2
Robin Yount, R (1, 10) OBP: 0.365, SLG: 0.417	K		F8		F2			6-3		4	0	0	0	0	1	4
Ted Simmons, S (1, 3) OBP: 0.270, SLG: 0.307		K		6-3		F8		F8		4	0	0	0	0	1	0
Mark Brouhard, R (1, 7) OBP: 0.300, SLG: 0.336		F7		HBP		5-3			1-3	3	0	0	0	0	0	0
Roy Howell, L (1, 5) OBP: 0.285, SLG: 0.333		K		K		1B			K	4	0	1	0	0	3	1
Bill Schroeder, R (1, 2) OBP: 0.225, SLG: 0.330			6-3	K		K			K	4	0	0	0	0	3	2
Charlie Moore, R (1, 9) OBP: 0.289, SLG: 0.324			F7 1B 1B 1B		F8 1B 1B		5-3			3	1	2	0	0	0	0
Dion James, L (1, 8) OBP: 0.307, SLG: 0.352			1B 1-2 1B		F8 1-2 1B		K			3	0	2	0	0	1	0
Inning Stats	R: 0 E: 0 K: 1 S: 5 H: 0 LOB: 0 BB: 0 P: 5	R: 0 E: 0 K: 2 S: 7 H: 0 LOB: 0 BB: 0 P: 7	R: 1 E: 0 K: 0 S: 6 H: 3 LOB: 2 BB: 0 P: 6	R: 0 E: 0 K: 2 S: 7 H: 0 LOB: 1 BB: 0 P: 8	R: 0 E: 0 K: 1 S: 7 H: 2 LOB: 2 BB: 0 P: 7	R: 0 E: 0 K: 1 S: 6 H: 1 LOB: 1 BB: 0 P: 6	R: 0 E: 0 K: 1 S: 5 H: 0 LOB: 0 BB: 0 P: 5	R: 0 E: 0 K: 1 S: 5 H: 0 LOB: 0 BB: 0 P: 5	R: 0 E: 0 K: 2 S: 7 H: 0 LOB: 0 BB: 0 P: 7	1B: 6 2B: 0 3B: 0 HR: 0 SF: 0 SAC: 0 DP: 0 HBP: 1						

PITCHER	IP	WLS	BF	H	R	ER	SO	BB	IBB	HBP	BLK	WP	HR	S	P	ERA	WHIP
Floyd Bannister, L (1, 1) ERA: 4.45	9.0	W	34	6	1	1	11	0	0	1	0	0	0	55	56	1.00	0.667

PITCHER	IP	WLS	BF	H	R	ER	SO	BB	IBB	HBP	BLK	WP	HR	S	P	ERA	WHIP

BOTTOM

Chicago White Sox @ Milwaukee Brewers

Milwaukee County Stadium, Milwaukee, WI

Fri Aug 03 1984, 8:05 PM EDT

Att. 32,523 - Unknown

livebaseballscorecards.com

AB	33
R	1
H	6
RBI	1
BB	0
SO	11
LOB	13

WP: 0 PB: 0 SB: 0 CS: 0 PA: 34

Batter	1	2	3	4	5	6	7	8	9	AB	R	H	RBI	BB	SO	LOB
Rudy Law, L (1, 8) OBP: 0.321, SLG: 0.336	4-3		F8			4-3	1B 2-H		2B 1-2 3-H BB	4	1	1	1	1	0	0
Carlton Fisk, R (1, 2) OBP: 0.300, SLG: 0.465	K			K		2B SF8 1B	F7		2B 1-H 2-H	5	1	2	2	0	2	1
Harold Baines, L (1, 9) OBP: 0.346, SLG: 0.494	1B			K		SF8 HR 1-3 2B		F7	IBB	4	1	2	0	1	1	0
Greg Luzinski, R (1, 10) OBP: 0.342, SLG: 0.373	K			K		SF8 2-3 3-H		4-3	F8	4	0	0	1	0	2	3
Greg Walker, L (1, 3) OBP: 0.302, SLG: 0.473 Mike Squires, L (8, PR) OBP: 0.236, SLG: 0.194 (8, 3)		F6			HR	HR 3-H		FC6-4 BB		3 0	2 0	2 0	3 0	1 0	0 0	0 0
Tom Paciorek, R (1, 7) OBP: 0.325, SLG: 0.366		K			K	6-3		FC6-4 1-2f		4	0	0	0	0	2	1
Roy Smalley, S (1, 5) OBP: 0.288, SLG: 0.353 Julio Cruz, S (9, PR) OBP: 0.263, SLG: 0.274 (9, 4)		F3			4-3		F9		1B CS BB	3 0	0 0	0 0	0 0	1 0	0 0	0 0
Vance Law, R (1, 4) OBP: 0.297, SLG: 0.407 (9, 5)			F3		1B		6-3 1B		F9	4	1	2	0	0	0	1
Scott Fletcher, R (1, 6) OBP: 0.332, SLG: 0.308			F3		F9		6-3 1-2		BB 1-3 2B 1B	4	1	1	0	0	0	2
Inning Stats	R: 0 E: 0 K: 2 S: 8 H: 1 LOB: 1 BB: 0 P: 8	R: 0 E: 0 K: 1 S: 5 H: 0 LOB: 0 BB: 0 P: 5	R: 0 E: 0 K: 0 S: 3 H: 0 LOB: 0 BB: 0 P: 3	R: 0 E: 0 K: 3 S: 9 H: 0 LOB: 0 BB: 0 P: 9	R: 1 E: 0 K: 1 S: 7 H: 2 LOB: 1 BB: 0 P: 7	R: 3 E: 0 K: 0 S: 6 H: 3 LOB: 0 BB: 0 P: 6	R: 1 E: 0 K: 0 S: 5 H: 2 LOB: 0 BB: 0 P: 5	R: 0 E: 0 K: 0 S: 3 H: 0 LOB: 1 BB: 1 P: 7	R: 2 E: 0 K: 0 S: 4 H: 2 LOB: 2 BB: 3 P: 16	1B: 6 2B: 2 3B: 0 HR: 2 SF: 1 SAC: 0 DP: 0 HBP: 0						

PITCHER	IP	WLS	BF	H	R	ER	SO	BB	IBB	HBP	BLK	WP	HR	S	P	ERA	WHIP
Moose Haas, R (1, 1) ERA: 4.11	5.2	L	23	6	4	4	7	0	0	0	0	0	2	37	37	6.35	1.059
Tom Tellmann, R (6, 1) ERA: 2.35	1.1		6	2	1	1	0	0	0	0	0	0	0	6	6	6.75	1.500
Rick Waits, L (8, 1) ERA: 2.19	1.2		8	1	2	2	0	3	0	0	0	0	0	5	17	10.80	2.400
Pete Ladd, R (9, 1) ERA: 4.87	0.1		3	1	0	0	0	0	1	0	0	0	0	2	6	0.00	3.000

PITCHER	IP	WLS	BF	H	R	ER	SO	BB	IBB	HBP	BLK	WP	HR	S	P	ERA	WHIP

TOP

Chicago White Sox @ Milwaukee Brewers

Milwaukee County Stadium, Milwaukee, WI

Sat Aug 04 1984, 4:33 AM EDT

Att. 46,180 - Unknown

livebaseballscorecards.com

AB	35
R	7
H	10
RBI	7
BB	4
SO	7
LOB	8

WP: 0 PA: 40
PB: 0
SB: 0
CS: 1

BOTTOM

Chicago White Sox @ Milwaukee Brewers

Milwaukee County Stadium, Milwaukee, WI

Sat Aug 04 1984, 4:33 AM EDT

Att. 46,180 - Unknown

Batter	1	2	3	4	5	6	7	8	9	AB	R	H	RBI	BB	SO	LOB
Rick Manning, L (1, 8) OBP: 0.329, SLG: 0.367	0-0 1B SF9 1B		0-0 4-3			0-0 2B 1B 1B		0-3 K		3	2	2	0	0	0	0
Charlie Moore, R (8, PH) OBP: 0.288, SLG: 0.322 (9, 9)										1	0	0	0	0	1	0
Jim Gantner, L (1, 4) OBP: 0.318, SLG: 0.347	0-0 SF9 1-3 1B		0-0 F8			0-0 F5		0-0 1-3		4	0	1	0	0	0	1
Robin Yount, R (1, 6) OBP: 0.367, SLG: 0.420	0-0 SF9 1-2 3-H			0-0 F8		0-0 1-3 1B 2B		B B B B 4-0 BB		2	1	1	1	1	0	0
Cecil Cooper, L (1, 10) OBP: 0.292, SLG: 0.357	0-0 F7			0-0 FC1-6 1B		0-0 G4-6-3 2-H 3-H 1B		0-0 4-3		4	0	2	2	0	0	2
Ted Simmons, S (1, 3) OBP: 0.267, SLG: 0.304	0-0 1-3			0-0 F4		0-0 G4-6-3 1-2f			0-0 F7	4	0	0	0	0	0	3
Ben Oglivie, L (1, 7) OBP: 0.306, SLG: 0.360		S S S 0-3 K		0-0 FC1-6 1-2f			0-0 1B		0-0 F3	4	0	1	0	0	1	1
Roy Howell, L (1, 5) OBP: 0.279, SLG: 0.326		0-0 4-3			0-0 F3		0-0 F7		0-0 6-3	3	0	0	0	0	0	1
Ed Romero, R (9, PH) OBP: 0.324, SLG: 0.300										1	0	0	0	0	0	0
Jim Sundberg, R (1, 2) OBP: 0.345, SLG: 0.418		0-0 1-3			0-0 F2		S S S 0-3 K			3	0	0	0	0	1	1
Dion James, L (1, 9) OBP: 0.304, SLG: 0.347 (9, 8)			0-0 F3		0-0 3-1		S S S 0-3 K			3	0	0	0	0	1	1
Inning Stats	R: 1 H: 2 E: 0 LOB: 1 K: 0 BB: 0 S: 5 P: 5	R: 0 H: 0 E: 0 LOB: 0 K: 1 BB: 0 S: 5 P: 5	R: 0 H: 0 E: 0 LOB: 0 K: 0 BB: 0 S: 3 P: 3	R: 0 H: 1 E: 0 LOB: 1 K: 0 BB: 0 S: 4 P: 4	R: 0 H: 0 E: 0 LOB: 0 K: 0 BB: 0 S: 3 P: 3	R: 2 H: 3 E: 0 LOB: 0 K: 0 BB: 0 S: 5 P: 5	R: 0 H: 1 E: 0 LOB: 1 K: 2 BB: 0 S: 8 P: 8	R: 0 H: 0 E: 0 LOB: 1 K: 1 BB: 1 S: 5 P: 9	R: 0 H: 0 E: 0 LOB: 0 K: 0 BB: 0 S: 3 P: 3	1B: 6 SF: 1 2B: 1 SAC: 0 3B: 0 DP: 1 HR: 0 HBP: 0						

livebaseballscorecards.com

	AB	32
	R	3
	H	7
	RBI	3
	BB	1
	SO	4
	LOB	10

WP: 0 PA: 34
PB: 0
SB: 0
CS: 0

PITCHER		IP	WLS	BF	H	R	ER	SO	BB	IBB	HBP	BLK	WP	HR	S	P	ERA	WHIP
Tom Seaver, R ERA: 3.79	(1, 1)	7.0	W	27	7	3	3	3	0	0	0	0	0	0	33	33	3.86	1.000
Jerry Don Gleaton, L ERA: 1.59	(8, 1)	2.0	S	7	0	0	0	1	1	0	0	0	0	0	8	12	0.00	0.500

PITCHER		IP	WLS	BF	H	R	ER	SO	BB	IBB	HBP	BLK	WP	HR	S	P	ERA	WHIP

Batter	1	2	3	4	5	6	7	8	9	AB	R	H	RBI	BB	SO	LOB
Rudy Law, L (1, 8) OBP: 0.322, SLG: 0.337	0-0 2B 1B 1B	0-0 PB S 1B 1B 3-H		0-0 F8 ①	S S S 0-3 K ③		0-0 F9 ②		5	2	2	1	0	1	3
Carlton Fisk, R (1, 2) OBP: 0.298, SLG: 0.457 Marc Hill, R (9, 2) OBP: 0.291, SLG: 0.400	0-0 F5 ①	0-0 F6 ①		0-0 5-3 ②			0-0 F8 ①	4-0 IBB		4	0	0	0	1	0	2
										0	0	0	0	0	0	0
Harold Baines, L (1, 9) OBP: 0.349, SLG: 0.495 Mike Squires, L (8, 3) OBP: 0.236, SLG: 0.194	0-0 1B 1B 2B 1-3	B B B 4-0 1B BB 1-3		S S S 0-3 K ③			B B B 4-0 G5-4-3 BB	0-0 F6 ③		3	1	1	0	2	1	3
										0	0	0	0	0	0	0
Greg Luzinski, R (1, 10) OBP: 0.342, SLG: 0.373	0-0 1B 2B 1B 2-3 3-H	0-0 G5-4-3 1B 1B 1-3 3-H			0-0 F9 ①		0-0 G5-4-3 ② ③ 1-2f		0-0 4-3 ①	5	1	2	2	0	0	1
Tom Paciorek, R (1, 3) OBP: 0.327, SLG: 0.367 (8, 9)	0-0 2B 1B 1-2 3-H	0-0 G5-4-3 ② ③ 1-2f			0-0 6-3 ②			0-0 2B 2B 1B	0-0 5-3 ②	5	1	2	1	0	0	2
Ron Kittle, R (1, 7) OBP: 0.307, SLG: 0.480	0-0 2B 1-3 2-H		0-0 5-3 ①		0-0 1-3 ③			0-0 F5 ①	S S S 0-3 K ③	5	0	1	1	0	1	1
Vance Law, R (1, 5) OBP: 0.299, SLG: 0.409	4-0 G5-4-3 IBB		0-0 4-3 ②			0-0 F2 ①		0-0 2B 2B 1-3		3	1	1	0	1	0	0
Scott Fletcher, R (1, 6) OBP: 0.334, SLG: 0.308	0-0 G5-4-3 ② ③ 1-2f		0-0 FC5-4 1B			0-0 5-3 ②		4-0 2B IBB		3	0	1	0	1	0	3
Julio Cruz, S (1, 4) OBP: 0.269, SLG: 0.289		0-0 1B 3B	0-0 FC5-4 ③ 1-2f			B B B 4-0 BB		0-0 1-3 2-H 3-H 2B		3	1	2	2	1	0	1
Inning Stats	R: 3 E: 0 K: 0 S: 7 H: 5 LOB: 2 BB: 1 P: 11	R: 2 E: 0 K: 0 S: 5 H: 3 LOB: 1 BB: 1 P: 9	R: 0 E: 0 K: 0 S: 4 H: 1 LOB: 1 BB: 0 P: 4	R: 0 E: 0 K: 1 S: 5 H: 0 LOB: 0 BB: 0 P: 5	R: 0 E: 0 K: 0 S: 3 H: 0 LOB: 0 BB: 0 P: 3	R: 0 E: 0 K: 1 S: 5 H: 0 LOB: 1 BB: 1 P: 9	R: 0 E: 0 K: 0 S: 2 H: 0 LOB: 0 BB: 1 P: 6	R: 2 E: 0 K: 0 S: 6 H: 3 LOB: 3 BB: 2 P: 14	R: 0 E: 0 K: 1 S: 5 H: 0 LOB: 0 BB: 0 P: 5	1B: 7 2B: 4 3B: 1 HR: 0 SF: 0 SAC: 0 DP: 3 HBP: 0						

TOP

Chicago White Sox @ Milwaukee Brewers

Milwaukee County Stadium, Milwaukee, WI

Sun Aug 05 1984, 4:33 AM EDT
Att. 41,151 - Unknown

livebaseballscorecards.com

AB	36
R	7
H	12
RBI	7
BB	6
SO	3
LOB	16

WP: 0 PB: 1 SB: 1 CS: 0 PA: 42

PITCHER		IP	WLS	BF	H	R	ER	SO	BB	IBB	HBP	BLK	WP	HR	S	P	ERA	WHIP
Mike Caldwell, L ERA: 4.4	(1, 1)	1.0	L	10	7	5	5	0	0	1	0	0	0	0	9	13	45.00	7.000
Andy Beene, R ERA: 11.17	(2, 1)	5.0		18	2	0	0	2	2	0	0	0	0	0	20	28	0.00	0.800
Ray Searage, L ERA: 4.5	(7, 1)	2.0		11	3	2	2	0	1	2	0	0	0	0	8	20	9.00	2.000
Pete Ladd, R ERA: 4.81	(9, 1)	1.0		3	0	0	0	1	0	0	0	0	0	0	5	5	0.00	0.000

PITCHER	IP	WLS	BF	H	R	ER	SO	BB	IBB	HBP	BLK	WP	HR	S	P	ERA	WHIP

BOTTOM

Batter	1	2	3	4	5	6	7	8	9	AB	R	H	RBI	BB	SO	LOB
Rick Manning, L (1, 8) OBP: 0.327, SLG: 0.364	4-3		6-3		F7		G4-6-3		F8	5	0	1	0	0	0	1
Jim Gantner, L (1, 4) OBP: 0.321, SLG: 0.350	1B		BB		FC6-4		G4-6-3		K	5	0	3	0	0	1	1
Robin Yount, R (1, 6) OBP: 0.368, SLG: 0.419	K		BB		FC6-4		1B			3	0	1	0	1	1	3
Cecil Cooper, L (1, 10) OBP: 0.294, SLG: 0.358	1B		F3			1B	F8			4	0	2	0	0	0	3
Ted Simmons, S (1, 3) OBP: 0.267, SLG: 0.303	6-3			5-3		1B		F3		4	0	1	0	0	0	2
Ben Oglivie, L (1, 7) OBP: 0.306, SLG: 0.359		F9		E5		F6		1B		4	0	1	0	0	0	2
Ed Romero, R (1, 5) OBP: 0.327, SLG: 0.304		6-3		G5-6-3		1B		G6-4-3		4	0	2	0	0	0	1
Jim Sundberg, R (1, 2) OBP: 0.341, SLG: 0.412		5-3			6-3	F4		G6-4-3		4	0	0	0	0	0	5
Dion James, L (1, 9) OBP: 0.303, SLG: 0.343			1-3		BB	F8			F8	3	0	0	0	1	0	3
Inning Stats	R: 0 E: 0 K: 1 S: 7 H: 2 LOB: 2 BB: 0 P: 7	R: 0 E: 0 K: 0 S: 3 H: 0 LOB: 0 BB: 0 P: 3	R: 0 E: 0 K: 0 S: 4 H: 1 LOB: 2 BB: 1 P: 8	R: 0 E: 1 K: 0 S: 3 H: 0 LOB: 0 BB: 0 P: 3	R: 0 E: 0 K: 0 S: 4 H: 1 LOB: 2 BB: 1 P: 8	R: 0 E: 0 K: 0 S: 6 H: 3 LOB: 3 BB: 0 P: 6	R: 0 E: 0 K: 0 S: 4 H: 2 LOB: 1 BB: 0 P: 4	R: 0 E: 0 K: 0 S: 4 H: 2 LOB: 1 BB: 0 P: 4	R: 0 E: 0 K: 1 S: 5 H: 0 LOB: 0 BB: 0 P: 5	1B: 11 2B: 0 3B: 0 HR: 0	SF: 0 SAC: 0 DP: 3 HBP: 0						

PITCHER		IP	WLS	BF	H	R	ER	SO	BB	IBB	HBP	BLK	WP	HR	S	P	ERA	WHIP
Richard Dotson, R ERA: 3.45	(1, 1)	7.1	W	34	11	0	0	1	2	0	0	0	0	0	34	42	0.00	1.773
Ron Reed, R ERA: 3.51	(8, 1)	1.2		4	0	0	0	1	0	0	0	0	0	0	6	6	0.00	0.000

PITCHER	IP	WLS	BF	H	R	ER	SO	BB	IBB	HBP	BLK	WP	HR	S	P	ERA	WHIP

Chicago White Sox @ Milwaukee Brewers

Milwaukee County Stadium, Milwaukee, WI

Sun Aug 05 1984, 4:33 AM EDT

Att. 41,151 - Unknown

livebaseballscorecards.com

AB	36
R	0
H	11
RBI	0
BB	2
SO	2
LOB	21

1B: 11 2B: 0 3B: 0 HR: 0 SF: 0 SAC: 0 DP: 3 HBP: 0

WP: 0 PB: 0 SB: 0 CS: 0 PA: 38

Batter	1	2	3	4	5	6	7	8	9	AB	R	H	RBI	BB	SO	LOB
Rudy Law, L (1, 8) OBP: 0.323, SLG: 0.345	4-3	F8			BB G5-4-3		HR		F3	4	1	1	1	1	0	0
Carlton Fisk, R (1, 2) OBP: 0.297, SLG: 0.449	BB 1B 1B	4-3			G5-4-3 1-2f		5-3		F4	4	1	0	0	1	0	1
Harold Baines, L (1, 9) OBP: 0.354, SLG: 0.504	1-3 HR 1B 1B		F9		2B		BB 2B		1B 1B	5	1	4	0	0	0	0
Greg Luzinski, R (1, 10) OBP: 0.346, SLG: 0.375	1-2 3-H HR 1B		G3		K		BB BB		FC5-4 1-2 1B	4	1	2	1	1	1	1
Greg Walker, L (1, 3) OBP: 0.310, SLG: 0.484 Mike Squires, L (9, 3) OBP: 0.236, SLG: 0.194	1-H 2-H HR		BB			CS BB	1-2 2-3 BB		FC5-4 1-2f	2 0	1 0	1 0	3 0	3 0	0 0	2 0
Tom Paciorek, R (1, 7) OBP: 0.329, SLG: 0.364	F3 BLK BB		F9			1-2 BB	F9			2	0	0	0	2	0	4
Roy Smalley, S (1, 5) OBP: 0.284, SLG: 0.348 Vance Law, R (8, 5) OBP: 0.299, SLG: 0.409	1-3 F3			F7		F8		5-3		4 0	0 0	0 0	0 0	0 0	0 0	2 0
Scott Fletcher, R (1, 6) OBP: 0.333, SLG: 0.307	K			5-3		K		G6-4-3 1B		4	0	1	0	0	2	2
Julio Cruz, S (1, 4) OBP: 0.266, SLG: 0.285		4-3		G3			F5	1-2f G6-4-3		4	0	0	0	0	0	1
Inning Stats	R: 4 E: 0 K: 1 S: 8 H: 3 LOB: 1 BB: 2 P: 16	R: 0 E: 0 K: 0 S: 3 H: 0 LOB: 0 BB: 0 P: 3	R: 0 E: 0 K: 0 S: 3 H: 0 LOB: 1 BB: 1 P: 7	R: 0 E: 0 K: 0 S: 3 H: 0 LOB: 0 BB: 0 P: 3	R: 0 E: 0 K: 1 S: 5 H: 1 LOB: 1 BB: 1 P: 9	R: 0 E: 0 K: 1 S: 4 H: 0 LOB: 1 BB: 2 P: 12	R: 1 E: 0 K: 0 S: 5 H: 2 LOB: 3 BB: 2 P: 13	R: 0 E: 0 K: 0 S: 3 H: 1 LOB: 0 BB: 0 P: 3	R: 0 E: 0 K: 0 S: 5 H: 2 LOB: 2 BB: 0 P: 5	1B: 5 2B: 2 3B: 0 HR: 2 SF: 0 SAC: 0 DP: 2 HBP: 0	WP: 0 PB: 0 SB: 0 CS: 1 PA: 41					

PITCHER		IP	WLS	BF	H	R	ER	SO	BB	IBB	HBP	BLK	WP	HR	S	P	ERA	WHIP
Jaime Cocanower, R ERA: 3.82	(1, 1)	6.2	L	30	6	5	5	3	6	0	0	1	0	2	30	54	6.75	1.800
Tom Tellmann, R ERA: 2.35	(7, 1)	0.0		1	0	0	0	0	1	0	0	0	0	0	0	4	∞	∞
Rick Waits, L ERA: 2.1	(7, 1)	2.1		10	3	0	0	0	1	0	0	0	0	0	9	13	0.00	1.714

PITCHER	IP	WLS	BF	H	R	ER	SO	BB	IBB	HBP	BLK	WP	HR	S	P	ERA	WHIP

TOP

Chicago White Sox @ Milwaukee Brewers

Milwaukee County Stadium, Milwaukee, WI

Mon Aug 06 1984, 8:05 PM EDT

Att. 20,945 - Unknown

livebaseballscorecards.com

AB	33
R	5
H	9
RBI	5
BB	8
SO	3
LOB	13

BOTTOM

Batter	1	2	3	4	5	6	7	8	9	AB	R	H	RBI	BB	SO	LOB
Rick Manning, L (1, 8) OBP: 0.323, SLG: 0.360	4-3		F8		F9 2-3		PO 1-2	F9		3	0	0	0	0	0	3
Bobby Clark, R (7, PH) OBP: 0.344, SLG: 0.390 (8, 8)										1	0	0	0	0	0	0
Jim Gantner, L (1, 4) OBP: 0.323, SLG: 0.355	CS 1B			1B 2B	SF9 3-H			4-3		3	1	2	1	0	0	0
Robin Yount, R (1, 6) OBP: 0.367, SLG: 0.416	F9 1-2			BBB 1B G4-6-3 BB	FC6-4 1-2f			SSS K		3	1	0	0	1	1	2
Cecil Cooper, L (1, 10) OBP: 0.296, SLG: 0.359		F7		G4-6-3 1-3 2-H 1B		1-3			G1-6-3 1B	4	0	2	1	0	0	0
Ted Simmons, S (1, 3) OBP: 0.266, SLG: 0.302		4-3		G4-6-3 1-2f 3-H		G3			K	2	0	0	0	0	0	1
Roy Howell, L (5, 3) OBP: 0.277, SLG: 0.324										1	0	0	0	0	0	0
Willie Lozado, R (9, PH) OBP: 0.412, SLG: 0.360										1	0	0	0	0	1	1
Ben Oglivie, L (1, 7) OBP: 0.305, SLG: 0.357		6-3		FC6-4 1B		G3			G1-6-3 1-2f	4	0	1	0	0	0	1
Ed Romero, R (1, 5) OBP: 0.332, SLG: 0.306			F8 BLK 1B	FC6-4 1-2f			BBB PO BB			2	0	1	0	1	0	1
Bill Schroeder, R (1, 2) OBP: 0.229, SLG: 0.330			F6 1-2		F9 1B SF9 1B		F6			3	1	1	0	0	0	2
Dion James, L (1, 9) OBP: 0.303, SLG: 0.343			F8 2-3		FC6-4 1-2 1B		SSS K			3	0	1	0	0	1	2
Inning Stats	R: 0 E: 0 K: 0 S: 3 H: 1 LOB: 0 BB: 0 P: 3	R: 0 E: 0 K: 0 S: 3 H: 0 LOB: 0 BB: 0 P: 3	R: 0 E: 0 K: 0 S: 4 H: 1 LOB: 1 BB: 0 P: 4	R: 2 E: 0 K: 0 S: 5 H: 3 LOB: 1 BB: 1 P: 9	R: 1 E: 0 K: 0 S: 5 H: 2 LOB: 1 BB: 0 P: 5	R: 0 E: 0 K: 0 S: 3 H: 0 LOB: 0 BB: 0 P: 3	R: 0 E: 0 K: 1 S: 4 H: 0 LOB: 0 BB: 1 P: 8	R: 0 E: 0 K: 1 S: 5 H: 0 LOB: 0 BB: 0 P: 5	R: 0 E: 0 K: 1 S: 5 H: 1 LOB: 0 BB: 0 P: 5	1B: 7 2B: 1 3B: 0 HR: 0	SF: 1 SAC: 0 DP: 2 HBP: 0						

PITCHER	IP	WLS	BF	H	R	ER	SO	BB	IBB	HBP	BLK	WP	HR	S	P	ERA	WHIP
Gene Nelson, R (1, 1) ERA: 3.6	6.1	W	26	7	3	3	0	2	0	0	1	0	0	24	32	4.26	1.421
Juan Agosto, L (7, 1) ERA: 1.65	2.2	S	7	1	0	0	3	0	0	0	0	0	0	13	13	0.00	0.375

PITCHER	IP	WLS	BF	H	R	ER	SO	BB	IBB	HBP	BLK	WP	HR	S	P	ERA	WHIP

Chicago White Sox @ Milwaukee Brewers

Milwaukee County Stadium, Milwaukee, WI

Mon Aug 06 1984, 8:05 PM EDT

Att. 20,945 - Unknown

livebaseballscorecards.com

AB	30
R	3
H	8
RBI	2
BB	2
SO	3
LOB	13

1B: 7	SF: 1	WP: 0	PA: 34
2B: 1	SAC: 0	PB: 0	
3B: 0	DP: 2	SB: 0	
HR: 0	HBP: 0	CS: 1	

Chicago White Sox @ New York Yankees

Yankee Stadium, Bronx, NY

Tue Aug 07 1984, 7:05 PM EDT

Unknown

TOP

livebaseballscorecards.com

Batter	1	2	3	4	5	6	7	8	9	AB	R	H	RBI	BB	SO	LOB
Rudy Law, L (1, 8) OBP: 0.322, SLG: 0.346	F9		F3		1B 2B	4-3		FC4-6 1-2f		5	1	1	0	0	0	1
Tom Paciorek, R (1, 3) OBP: 0.335, SLG: 0.373	F9		FC3-6 1B		HR 2-H 1B	3B 2B		F7		5	2	3	1	0	0	1
Mike Squires, L (9, 3) OBP: 0.236, SLG: 0.194										0	0	0	0	0	0	0
Harold Baines, L (1, 9) OBP: 0.357, SLG: 0.520	2B		FC3-6 1-2f		HR 1-H	3B 2-H			4-3	5	1	3	3	0	0	1
Greg Luzinski, R (1, 10) OBP: 0.349, SLG: 0.388	F4			F9	BB BB G6-4-3 1B		HR		2B 1B	5	2	3	1	0	0	1
Greg Walker, L (9, PR) OBP: 0.310, SLG: 0.484										0	0	0	0	0	0	0
Ron Kittle, R (1, 7) OBP: 0.311, SLG: 0.482		BBBB G5-4-3 BB		SSS K	BBBB G6-4-3 1-2 BB		F8		1-H 2B	3	0	1	0	2	1	0
Marc Hill, R (1, 2) OBP: 0.295, SLG: 0.397		G5-4-3 1-2f		BBBB 1B BB	BBBB 1-2 2-3 G6-4-3 BB		F7		SSS K	1	0	0	0	1	0	1
Jerry Hairston, S (5, PH) OBP: 0.426, SLG: 0.521										0	0	0	0	1	0	0
Carlton Fisk, R (5, 2) OBP: 0.294, SLG: 0.445										2	0	0	0	0	1	2
Vance Law, R (1, 5) OBP: 0.302, SLG: 0.408		1B		BBBB 1B 1-2 BB	G6-4-3 1-2f 2-3 3-H	F6				3	0	1	0	1	0	2
Jerry Dybzinski, R (1, 6) OBP: 0.343, SLG: 0.337		F6		1-2 2-3 1B	F9			6-3		4	0	1	0	0	0	2
Julio Cruz, S (1, 4) OBP: 0.265, SLG: 0.284			SSS K	SSS K		1-3		FC4-6 1B		4	0	1	0	0	2	3

Inning Stats	R: 0 E: 0 K: 0 S: 4	H: 1 LOB: 1 BB: 0 P: 4	R: 0 E: 0 K: 0 S: 3	H: 1 LOB: 1 BB: 1 P: 7	R: 0 E: 0 K: 1 S: 6	H: 1 LOB: 1 BB: 0 P: 6	R: 0 E: 0 K: 2 S: 8	H: 1 LOB: 3 BB: 2 P: 16	R: 4 E: 0 K: 0 S: 6	H: 4 LOB: 1 BB: 2 P: 14	R: 1 E: 0 K: 0 S: 4	H: 2 LOB: 1 BB: 0 P: 4	R: 1 E: 0 K: 0 S: 4	H: 1 LOB: 0 BB: 0 P: 4	R: 0 E: 0 K: 0 S: 4	H: 1 LOB: 1 BB: 0 P: 4	R: 0 E: 0 K: 1 S: 6	H: 2 LOB: 2 BB: 0 P: 6	1B: 7 2B: 4 3B: 1 HR: 2	SF: 0 SAC: 0 DP: 2 HBP: 0	WP: 0 PB: 0 SB: 0 CS: 0	PA: 42

	AB	37
	R	6
	H	14
	RBI	5
	BB	5
	SO	4
	LOB	14

PITCHER		IP	WLS	BF	H	R	ER	SO	BB	IBB	HBP	BLK	WP	HR	S	P	ERA	WHIP
Jim Deshaies, L ERA: 9.0	(1, 1)	4.0	L	22	8	4	4	3	3	0	0	0	0	1	25	37	9.00	2.750
Mike Armstrong, R ERA: 4.5	(5, 1)	1.0		4	0	0	0	0	2	0	0	0	0	0	2	10	0.00	2.000
Bob Shirley, L ERA: 4.28	(6, 1)	4.0		16	6	2	2	1	0	0	0	0	0	1	18	18	4.50	1.500

PITCHER	IP	WLS	BF	H	R	ER	SO	BB	IBB	HBP	BLK	WP	HR	S	P	ERA	WHIP

Batter	1	2	3	4	5	6	7	8	9	AB	R	H	RBI	BB	SO	LOB
Willie Randolph, R (1, 4) OBP: 0.380, SLG: 0.360	G4-6-3 1B		4-3		F8			5-3 1-2		4	0	1	0	0	0	1
Bobby Meacham, S (1, 6) OBP: 0.324, SLG: 0.357	F7		E9 4-3 1B			5-3		2-3		4	0	1	0	0	0	2
Steve Kemp, L (1, 7) OBP: 0.394, SLG: 0.437	G4-6-3 1-2f		4-3 2-3			F9			3-1	4	0	0	0	0	0	2
Dave Winfield, R (1, 9) OBP: 0.381, SLG: 0.514		BBBB 4-0 2B BB	5-3			4-3			2B 2B	3	2	1	0	1	0	1
Don Baylor, R (1, 10) OBP: 0.328, SLG: 0.490		F8 1-H 1B 2B		F7			F8		4-3 2-H 2B	4	1	2	2	0	0	0
Ken Griffey, L (1, 3) OBP: 0.315, SLG: 0.341		F8 2-3		G1-4-3			SSS K		4-3 2-3	4	0	0	0	0	1	2
Butch Wynegar, S (1, 2) OBP: 0.330, SLG: 0.336		BBBB 4-0 1B BB		6-3			G3		F7	3	0	0	0	1	0	1
Mike Pagliarulo, L (1, 5) OBP: 0.329, SLG: 0.522		G4-6-3 1-2 3-H 1B			F7			FC5-4 1B		3	0	2	1	0	0	0
Omar Moreno, L (1, 8) OBP: 0.284, SLG: 0.367		G4-6-3 1-2f			1-3			FC5-4 5-3 1-2f		3	0	0	0	0	0	3
Inning Stats	R: 0 E: 0 K: 0 S: 3 H: 1 LOB: 0 BB: 0 P: 3	R: 2 E: 0 K: 0 S: 4 H: 2 LOB: 1 BB: 2 P: 12	R: 0 E: 1 K: 0 S: 4 H: 1 LOB: 1 BB: 0 P: 4	R: 0 E: 0 K: 0 S: 3 H: 0 LOB: 0 BB: 0 P: 3	R: 0 E: 0 K: 0 S: 3 H: 0 LOB: 0 BB: 0 P: 3	R: 0 E: 0 K: 0 S: 3 H: 0 LOB: 0 BB: 0 P: 3	R: 0 E: 0 K: 1 S: 5 H: 0 LOB: 0 BB: 0 P: 5	R: 0 E: 0 K: 0 S: 4 H: 1 LOB: 1 BB: 0 P: 4	R: 1 E: 0 K: 0 S: 5 H: 2 LOB: 1 BB: 0 P: 5	1B: 4 2B: 3 3B: 0 HR: 0 SF: 0 SAC: 0 DP: 2 HBP: 0							

PITCHER		IP	WLS	BF	H	R	ER	SO	BB	IBB	HBP	BLK	WP	HR	S	P	ERA	WHIP
LaMarr Hoyt, R ERA: 4.33	(1, 1)	8.1	W	32	7	3	3	1	2	0	0	0	0	0	32	40	3.24	1.080
Juan Agosto, L ERA: 1.62	(9, 1)	0.2	S	2	0	0	0	0	0	0	0	0	0	0	2	2	0.00	0.000

PITCHER	IP	WLS	BF	H	R	ER	SO	BB	IBB	HBP	BLK	WP	HR	S	P	ERA	WHIP

BOTTOM

Chicago White Sox @ New York Yankees

Yankee Stadium, Bronx, NY

Tue Aug 07 1984, 7:05 PM EDT

Unknown

livebaseballscorecards.com

AB	32
R	3
H	7
RBI	3
BB	2
SO	1
LOB	12

Batter	1	2	3	4	5	6	7	8	9	AB	R	H	RBI	BB	SO	LOB
Rudy Law, L (1, 8) OBP: 0.322, SLG: 0.346	F7		FC6-4 1B 1-2		1-3			F8		3	0	1	0	0	0	1
Jerry Hairston, S (8, PH) OBP: 0.423, SLG: 0.515 (8, 8)										1	0	0	0	0	0	0
Carlton Fisk, R (1, 2) OBP: 0.294, SLG: 0.442	1B		FC6-4 1-2f 2-3			F7			K	4	0	1	0	0	1	2
Tom Paciorek, R (1, 9) OBP: 0.330, SLG: 0.367	K		K			F9			K	4	0	0	0	0	3	3
Greg Luzinski, R (1, 10) OBP: 0.345, SLG: 0.383	5-3			K		F8			K	4	0	0	0	0	2	1
Ron Kittle, R (1, 7) OBP: 0.308, SLG: 0.477		K		F8			K			3	0	0	0	0	2	0
Greg Walker, L (1, 3) OBP: 0.307, SLG: 0.479		K		K			6-3			3	0	0	0	0	2	0
Vance Law, R (1, 5) OBP: 0.302, SLG: 0.408		K			1B		6-3			3	0	1	0	0	1	0
Scott Fletcher, R (1, 6) OBP: 0.333, SLG: 0.307			FC6-4 1B 1B		K			F3		3	0	1	0	0	1	1
Julio Cruz, S (1, 4) OBP: 0.263, SLG: 0.281			F8		F8			K		3	0	0	0	0	1	2
Inning Stats	R: 0 H: 1 E: 0 LOB: 1 K: 1 BB: 0 S: 6 P: 6	R: 0 H: 0 E: 0 LOB: 0 K: 3 BB: 0 S: 9 P: 9	R: 0 H: 2 E: 0 LOB: 2 K: 1 BB: 0 S: 7 P: 7	R: 0 H: 0 E: 0 LOB: 0 K: 2 BB: 0 S: 7 P: 7	R: 0 H: 1 E: 0 LOB: 1 K: 1 BB: 0 S: 6 P: 6	R: 0 H: 0 E: 0 LOB: 0 K: 0 BB: 0 S: 3 P: 3	R: 0 H: 0 E: 0 LOB: 0 K: 1 BB: 0 S: 5 P: 5	R: 0 H: 0 E: 0 LOB: 0 K: 1 BB: 0 S: 5 P: 5	R: 0 H: 0 E: 0 LOB: 0 K: 3 BB: 0 S: 9 P: 9	1B: 4 SF: 0 2B: 0 SAC: 0 3B: 0 DP: 0 HR: 0 HBP: 0						

PITCHER	IP	WLS	BF	H	R	ER	SO	BB	IBB	HBP	BLK	WP	HR	S	P	ERA	WHIP
Ron Guidry, L (1, 1) ERA: 4.03	9.0	W	31	4	0	0	13	0	0	0	0	0	0	57	57	0.00	0.444

PITCHER	IP	WLS	BF	H	R	ER	SO	BB	IBB	HBP	BLK	WP	HR	S	P	ERA	WHIP

TOP

Chicago White Sox @ New York Yankees

Yankee Stadium, Bronx, NY

Tue Aug 07 1984, 7:05 PM EDT

Att. 25,422 - Unknown

livebaseballscorecards.com

AB	31
R	0
H	4
RBI	0
BB	0
SO	13
LOB	10

PA: 31

WP: 0
PB: 0
SB: 0
CS: 0

Batter	1	2	3	4	5	6	7	8	9	AB	R	H	RBI	BB	SO	LOB
Bobby Meacham, S (1, 6) OBP: 0.326, SLG: 0.358	0-0 1B E 1B	0-0 G6-4-3 1B		SSS 0-3 ① K		0-0 ③ 4-3		0-0 ③ 6-3		5	1	2	0	0	1	1
Tim Foli, R (1, 4) OBP: 0.230, SLG: 0.268	0-0 ① F8	0-0 ① G6-4-3 1-2		0-0 1B			0-0 ① F7			4	0	1	0	0	0	2
Dave Winfield, R (1, 9) OBP: 0.382, SLG: 0.522 Omar Moreno, L (8, 8) OBP: 0.284, SLG: 0.367	0-0 WP E 1-3 E 1B	0-0 ② F5		0-0 ② F9			0-0 HR			4 0	2 0	2 0	1 0	0 0	0 0	2 0
Don Baylor, R (1, 10) OBP: 0.327, SLG: 0.486	0-0 E4 E WP 1-2 1B 3-H	0-0 ③ F8		SSS 0-3 ③ K			BBBB 4-0 BB			3	1	0	1	1	1	3
Toby Harrah, R (1, 5) OBP: 0.311, SLG: 0.281 Mike Pagliarulo, L (8, 5) OBP: 0.329, SLG: 0.522	0-0 E1 1B 1-3 1B 2-H		BBBB 4-0 4-3 HR BB		0-0 ① F6		0-0 ② F8			3 0	2 0	0 0	0 0	1 0	0 0	2 0
Ken Griffey, L (1, 3) OBP: 0.314, SLG: 0.340	0-0 1B 1-2 3-H 1B		0-0 ① 4-3 1-2		0-0 ② F8		0-0 ③ F7			4	0	1	1	0	0	2
Brian Dayett, R (1, 7) OBP: 0.286, SLG: 0.414	0-0 1-2 2-H 1B		0-0 2-H HR		0-0 ③ F4			H 1-0 G3 HBP		3	1	2	3	0	0	0
Victor Mata, R (1, 8) (8, 9) OBP: 0.370, SLG: 0.538	0-0 ② F8	0-0 ② F7				0-0 G5-4-3 1B		0-0 ① G3 1-2		4	0	1	0	0	0	3
Rick Cerone, R (1, 2) OBP: 0.260, SLG: 0.300	0-0 ③ F9	0-0 ③ F5				0-0 ① ② G5-4-3 1-2f		0-0 ② L1		4	0	0	0	0	0	4
Inning Stats	R: 4 E: 2 K: 0 S: 9 / H: 4 LOB: 2 BB: 0 P: 9	R: 0 E: 0 K: 0 S: 4 / H: 1 LOB: 1 BB: 0 P: 4	R: 2 E: 0 K: 0 S: 4 / H: 1 LOB: 0 BB: 1 P: 8	R: 0 E: 0 K: 2 S: 8 / H: 1 LOB: 1 BB: 0 P: 8	R: 0 E: 0 K: 0 S: 3 / H: 0 LOB: 0 BB: 0 P: 3	R: 0 E: 0 K: 0 S: 3 / H: 1 LOB: 0 BB: 0 P: 3	R: 1 E: 0 K: 0 S: 4 / H: 1 LOB: 1 BB: 1 P: 8	R: 0 E: 0 K: 0 S: 3 / H: 0 LOB: 1 BB: 0 P: 4		1B: 7 2B: 0 3B: 0 HR: 2	SF: 0 SAC: 0 DP: 1 HBP: 1					

PITCHER		IP	WLS	BF	H	R	ER	SO	BB	IBB	HBP	BLK	WP	HR	S	P	ERA	WHIP
Jerry Don Gleaton, L ERA: 2.13	(1, 1)	1.1	L	11	5	4	1	0	0	0	0	0	1	0	11	11	6.75	3.750
Dan Spillner, R ERA: 4.74	(2, 1)	5.2		22	4	3	3	2	2	0	0	0	0	2	24	32	4.76	1.059
Bert Roberge, R ERA: 5.29	(8, 1)	1.0		4	0	0	0	0	0	0	1	0	0	0	3	4	0.00	0.000

PITCHER	IP	WLS	BF	H	R	ER	SO	BB	IBB	HBP	BLK	WP	HR	S	P	ERA	WHIP

BOTTOM

Chicago White Sox @ New York Yankees

Yankee Stadium, Bronx, NY

Tue Aug 07 1984, 7:05 PM EDT

Att. 25,422 - Unknown

livebaseballscorecards.com

AB	34
R	7
H	9
RBI	6
BB	2
SO	2
LOB	19

1B: 7	SF: 0	WP: 1	PA: 37
2B: 0	SAC: 0	PB: 0	
3B: 0	DP: 1	SB: 0	
HR: 2	HBP: 1	CS: 0	

Batter	1	2	3	4	5	6	7	8	9	AB	R	H	RBI	BB	SO	LOB
Rudy Law, L (1, 8) OBP: 0.323, SLG: 0.350	4-3	1B 1-2	FC6-4 1-2f			F8		2B		5	0	2	0	0	0	1
Jerry Hairston, S (1, 7) OBP: 0.422, SLG: 0.510	4-3 1B 1B	K	G3			1B 1B		G3		5	0	2	0	0	1	4
Harold Baines, L (1, 9) OBP: 0.361, SLG: 0.529	4-3 1-2 1B		HR	4-3		FC6-4 1-2 1B			BBBB 1B FC3-2 BB	4	1	3	1	1	0	0
Greg Walker, L (1, 10) OBP: 0.306, SLG: 0.479 Greg Luzinski, R (9, PH) OBP: 0.347, SLG: 0.385	4-3 1-2 2-3	1B 1B 2B	SSS K			FC6-4 1-2f			FC6-4 1-3 1B	4 1	1 0	1 1	0 0	0 0	1 0	4 0
Roy Smalley, S (1, 5) OBP: 0.287, SLG: 0.347 Julio Cruz, S (8, 4) OBP: 0.262, SLG: 0.280	BBBB BB	1B 1B 2-3 1B	SSS K				F7		FC6-4 1-2f FC3-2	3 1	1 0	1 0	0 0	1 0	1 0	0 2
Vance Law, R (1, 4) OBP: 0.301, SLG: 0.405 (8, 5)	F7		1B 1B 1-2 3-H 1B		F9		F9		FC3-2 1-2 FC5-4 3-H	5	1	1	1	0	0	5
Mike Squires, L (1, 3) OBP: 0.237, SLG: 0.197 Tom Paciorek, R (9, PH) OBP: 0.328, SLG: 0.365 (9, 3)		F7	1B SF7 1-3 2-H 1B		F8		E3		FC5-4 1-2f	4 1	1 0	1 0	1 0	0 0	0 0	0 2
Marc Hill, R (1, 2) OBP: 0.293, SLG: 0.392		F4	FC6-4 2-3 3-H 1B		F3			SSS K		4	0	1	1	0	1	0
Jerry Dybzinski, R (1, 6) OBP: 0.340, SLG: 0.337		1B 1B	SF7 3-H			F8		1-3		3	0	1	1	0	0	0

Inning Stats										
	R: 0	H: 2	R: 0	H: 2	R: 5	H: 6	R: 0	H: 0	R: 0	H: 0
	E: 0	LOB: 3	E: 0	LOB: 2	E: 0	LOB: 1	E: 0	LOB: 0	E: 0	LOB: 0
	K: 0	BB: 1	K: 1	BB: 0	K: 0	BB: 0	K: 2	BB: 0	K: 0	BB: 0
	S: 5	P: 9	S: 7	P: 7	S: 9	P: 9	S: 7	P: 7	S: 3	P: 3

Inning Stats										
	R: 0	H: 2	R: 0	H: 0	R: 0	H: 1	R: 0	H: 1	1B: 11	SF: 1
	E: 1	LOB: 2	E: 0	LOB: 1	E: 0	LOB: 2	E: 0	LOB: 2	2B: 2	SAC: 0
	K: 0	BB: 0	K: 1	BB: 0	K: 0	BB: 1	K: 0	BB: 1	3B: 0	DP: 0
	S: 3	P: 3	S: 6	P: 6	S: 4	P: 8			HR: 1	HBP: 0

PITCHER		IP	WLS	BF	H	R	ER	SO	BB	IBB	HBP	BLK	WP	HR	S	P	ERA	WHIP
Phil Niekro, R ERA: 2.81	(1, 1)	2.0	L	17	10	5	5	1	1	0	0	0	0	1	18	22	22.50	5.500
Bob Shirley, L ERA: 4.03	(3, 1)	5.0		17	2	0	0	2	0	0	0	0	0	0	21	21	0.00	0.400
Jay Howell, R ERA: 2.47	(8, 1)	1.0		4	1	0	0	1	0	0	0	0	0	0	6	6	0.00	1.000
Dave Righetti, L ERA: 1.93	(9, 1)	1.0		5	1	0	0	0	1	0	0	0	0	0	4	8	0.00	2.000

PITCHER	IP	WLS	BF	H	R	ER	SO	BB	IBB	HBP	BLK	WP	HR	S	P	ERA	WHIP

TOP

Chicago White Sox @ New York Yankees

Yankee Stadium, Bronx, NY

Wed Aug 08 1984, 3:33 AM EDT

Att. 22,659 - Unknown

livebaseballscorecards.com

AB	40
R	5
H	14
RBI	5
BB	2
SO	4
LOB	18

WP: 0	PA: 43
PB: 0	
SB: 0	
CS: 0	

BOTTOM

Batter	1	2	3	4	5	6	7	8	9	AB	R	H	RBI	BB	SO	LOB
Willie Randolph, R (1, 4) OBP: 0.378, SLG: 0.357	F4	FC5 2-3f			5-3		BBBB 4-0 FC4-6 1-2 BB		FC5-4 1-2f	4	0	0	0	1	0	3
Tim Foli, R (1, 6) OBP: 0.240, SLG: 0.278	HBP 1B		5-3			G5-4-3 1B	FC4-6 1-2f 2-3		SSS 0-3 K	3	0	2	0	0	0	0
Steve Kemp, L (7, PH) OBP: 0.393, SLG: 0.435										1	0	0	0	0	0	2
Mike Pagliarulo, L (8, 5) OBP: 0.324, SLG: 0.514										1	0	0	0	0	1	1
Dave Winfield, R (1, 9) OBP: 0.378, SLG: 0.516	F8		SSS K			G5-4-3 1-2f	SSS K			4	0	0	0	0	2	4
Don Baylor, R (1, 10) OBP: 0.329, SLG: 0.493	H 1-0 1-2 HBP		SSS K			6-3		HR		3	1	1	1	0	1	0
Toby Harrah, R (1, 5) OBP: 0.309, SLG: 0.280 (8, 6)	F7			SSS K			1B HR 1B	F9		4	1	1	0	0	1	2
Ken Griffey, L (1, 3) OBP: 0.313, SLG: 0.338		SSS K		4-3			1-3 HR 1B	4-3		4	1	1	0	0	1	0
Brian Dayett, R (1, 7) OBP: 0.296, SLG: 0.459		FC5 BB 1B		F6			1-H 3-H HR	6-3		4	1	2	3	0	0	0
Victor Mata, R (1, 8) OBP: 0.323, SLG: 0.467		SSS K			F7		F7		F3	4	0	0	0	0	1	1
Butch Wynegar, S (1, 2) OBP: 0.334, SLG: 0.340		BBBB 4-0 1-2 BB			F7		FC4-6 BB 1B		FC5-4 1B	3	0	2	0	1	0	0
Omar Moreno, L (9, PR) OBP: 0.284, SLG: 0.367										0	0	0	0	0	0	0
Inning Stats	R: 0 E: 0 K: 0 S: 4 H: 1 LOB: 2 BB: 0 P: 5	R: 0 E: 0 K: 2 S: 8 H: 1 LOB: 2 BB: 1 P: 12	R: 0 E: 0 K: 2 S: 7 H: 0 LOB: 0 BB: 0 P: 7	R: 0 E: 0 K: 1 S: 5 H: 0 LOB: 0 BB: 0 P: 5	R: 0 E: 0 K: 0 S: 3 H: 0 LOB: 0 BB: 0 P: 3	R: 0 E: 0 K: 0 S: 3 H: 1 LOB: 0 BB: 0 P: 3	R: 3 E: 0 K: 1 S: 9 H: 4 LOB: 2 BB: 1 P: 13	R: 1 E: 0 K: 0 S: 4 H: 1 LOB: 0 BB: 0 P: 4	R: 0 E: 0 K: 1 S: 6 H: 1 LOB: 1 BB: 0 P: 6	1B: 7 2B: 0 3B: 0 HR: 2	SF: 0 SAC: 0 DP: 1 HBP: 1						

PITCHER		IP	WLS	BF	H	R	ER	SO	BB	IBB	HBP	BLK	WP	HR	S	P	ERA	WHIP
Floyd Bannister, L ERA: 4.45	(1, 1)	6.0	W	25	6	3	3	5	1	0	1	0	0	1	33	38	4.50	1.167
Ron Reed, R ERA: 3.48	(7, 1)	3.0	S	13	3	1	1	2	1	0	0	0	0	1	16	20	3.00	1.333

PITCHER	IP	WLS	BF	H	R	ER	SO	BB	IBB	HBP	BLK	WP	HR	S	P	ERA	WHIP

Chicago White Sox @ New York Yankees

Yankee Stadium, Bronx, NY

Wed Aug 08 1984, 3:33 AM EDT

Att. 22,659 - Unknown

livebaseballscorecards.com

AB	35
R	4
H	9
RBI	4
BB	2
SO	7
LOB	13

1B: 7	SF: 0	WP: 0	PA: 38
2B: 0	SAC: 0	PB: 0	
3B: 0	DP: 1	SB: 0	
HR: 2	HBP: 1	CS: 0	

Batter	1	2	3	4	5	6	7	8	9	AB	R	H	RBI	BB	SO	LOB
Rudy Law, L (1, 8) OBP: 0.322, SLG: 0.347	4-3		F8			E3 1B 1-2 HR		BBBB 4-0 S HR BB	SSS 0-3 K	3	2	0	0	1	0	2
Roy Smalley, S (9, PH) OBP: 0.286, SLG: 0.346										1	0	0	0	0	1	2
Carlton Fisk, R (1, 2) OBP: 0.296, SLG: 0.453	6-3			SSS 0-3 K		1-2 2-3 HR 1B		1-H HR	F9	5	2	2	2	0	1	2
Harold Baines, L (1, 9) OBP: 0.360, SLG: 0.534	SSS 0-3 K			4-3		1-H 2-H 3-H HR		SSS 0-3 K		4	1	1	4	0	2	0
Greg Luzinski, R (1, 10) OBP: 0.344, SLG: 0.380		F8		6-3		4-3		E6 6-3		4	0	0	0	0	0	0
Mike Squires, L (8, PR) OBP: 0.237, SLG: 0.197										0	0	0	0	0	0	0
Ron Kittle, R (1, 7) OBP: 0.309, SLG: 0.474		SSS 0-3 K			H 1-0 S HBP	SSS 0-3 K		2-3 6-3		2	0	0	0	0	2	0
Jerry Hairston, S (8, PH) OBP: 0.419, SLG: 0.505										1	0	0	0	0	0	1
(8, 7)																
Tom Paciorek, R (1, 3) OBP: 0.323, SLG: 0.359		SSS 0-3 K			SSS 0-3 K 1-2	5-3		F7		4	0	0	0	0	2	3
Vance Law, R (1, 5) OBP: 0.300, SLG: 0.403			F8		SSS 0-3 K		F8		1B FC4-2 1B	4	0	1	0	0	1	1
Julio Cruz, S (1, 4) OBP: 0.262, SLG: 0.280			SSS 0-3 K		SSS 0-3 K		4-3		FC4-2 1-3 1B	4	0	1	0	0	2	1
Jerry Dybzinski, R (1, 6) OBP: 0.346, SLG: 0.330			BBBB 4-0 BB			BBBB 4-0 1B E HR BB	F8		FC4-2 1-2 3-H	2	1	0	0	2	0	2
Inning Stats	R: 0 E: 0 K: 1 S: 5 H: 0 LOB: 0 BB: 0 P: 5	R: 0 E: 0 K: 2 S: 7 H: 0 LOB: 0 BB: 0 P: 7	R: 0 E: 0 K: 1 S: 5 H: 0 LOB: 1 BB: 1 P: 9	R: 0 E: 0 K: 1 S: 5 H: 0 LOB: 0 BB: 0 P: 5	R: 0 E: 0 K: 3 S: 9 H: 0 LOB: 1 BB: 0 P: 10	R: 4 E: 1 K: 1 S: 8 H: 2 LOB: 0 BB: 1 P: 12	R: 0 E: 0 K: 0 S: 3 H: 0 LOB: 0 BB: 0 P: 3	R: 2 E: 1 K: 1 S: 7 H: 1 LOB: 2 BB: 1 P: 11	R: 0 E: 0 K: 1 S: 7 H: 2 LOB: 2 BB: 0 P: 7	1B: 3 2B: 0 3B: 0 HR: 2 SF: 0 SAC: 0 DP: 0 HBP: 1						

TOP

Chicago White Sox @ New York Yankees

Yankee Stadium, Bronx, NY

Thu Aug 09 1984, 7:05 PM EDT

Att. 29,771 - Unknown

livebaseballscorecards.com

AB	34
R	6
H	5
RBI	6
BB	3
SO	11
LOB	14

PITCHER		IP	WLS	BF	H	R	ER	SO	BB	IBB	HBP	BLK	WP	HR	S	P	ERA	WHIP
Dennis Rasmussen, L ERA: 4.74	(1, 1)	7.0	W	28	2	5	4	9	3	0	1	0	0	1	42	55	5.14	0.714
Jay Howell, R ERA: 2.58	(8, 1)	0.1		3	1	1	1	1	0	0	0	0	0	1	5	5	27.00	3.000
Dave Righetti, L ERA: 1.88	(8, 1)	1.2	S	7	2	0	0	1	0	0	0	0	0	0	9	9	0.00	1.200

PITCHER	IP	WLS	BF	H	R	ER	SO	BB	IBB	HBP	BLK	WP	HR	S	P	ERA	WHIP

Batter	1	2	3	4	5	6	7	8	9	AB	R	H	RBI	BB	SO	LOB
Bobby Meacham, S (1, 6) OBP: 0.328, SLG: 0.370	S S S 0-3 ① K	x 0-0 ② 2B 3-H 3B		x 0-0 FC5 2-3 1B	x 0-0 ② ③ G6-4-3 1-2f			S S S 0-3 ① K		5	2	2	1	0	2	2
Toby Harrah, R (1, 4) OBP: 0.311, SLG: 0.289 Tim Foli, R (9, 4) OBP: 0.240, SLG: 0.278	x 0-0 ② F3	x 0-0 1B 3-H 2B		x 0-0 ② FC5 1B 1-2 1B 3-H		x 0-0 FC4-6 1B		x 0-0 ② 6-3		5 0	2 0	2 0	1 0	0 0	0 0	2 0
Steve Kemp, L (1, 7) OBP: 0.396, SLG: 0.436 Brian Dayett, R (9, 7) OBP: 0.296, SLG: 0.459	B B B B 4-0 1B BB	x 0-0 ② 1B 2-H 1B		x 0-0 1B 1-3 2-H 1B		x 0-0 ① FC4-6 1B 1-2f		x 0-0 ③ 4-3		4 0	0 0	2 0	2 0	1 0	0 0	1 0
Dave Winfield, R (1, 9) OBP: 0.382, SLG: 0.519	x 0-0 1-2 1B	x 0-0 ③ F7		x 0-0 1-3 3-H 1B		x 0-0 G6-4-3 1-2 1B				4	0	3	1	0	0	1
Don Baylor, R (1, 10) OBP: 0.326, SLG: 0.487	S S S 0-3 ③ K		x 0-0 ① F8	x 0-0 ③ 5-3		x 0-0 ② ③ G6-4-3 1-2f				4	0	0	0	0	1	6
Ken Griffey, L (1, 3) OBP: 0.312, SLG: 0.335 Don Mattingly, L (8, 3) OBP: 0.377, SLG: 0.529		x 0-0 ① F8	x 0-0 ② F9		B B B 4-0 WP 1B SF8 BB		x 0-0 ① F7			3 0	1 0	0 0	0 0	1 0	0 0	0 0
Butch Wynegar, S (1, 2) OBP: 0.339, SLG: 0.341		B B B B 4-0 2B BB	x 0-0 ③ G3		x 0-0 SF8 WP 1-2 1B		B B B B 4-0 5-3 BB			2	1	1	0	2	0	0
Mike Pagliarulo, L (1, 5) OBP: 0.321, SLG: 0.493		x 0-0 ② F9		S S S 0-3 ① K	B B B B 4-0 G6-4-3 1-2 2-3 BB		x 0-0 ② 5-3 1-2			3	0	0	0	1	1	2
Omar Moreno, L (1, 8) OBP: 0.288, SLG: 0.380		x 0-0 1-H 3B 2B		x 0-0 1B FC5 2B	x 0-0 ① SF8 2-3 3-H		x 0-0 ③ F9			3	1	2	2	0	0	1
Inning Stats	R: 0 H: 1 E: 0 LOB: 2 K: 2 BB: 1 S: 8 P: 12	R: 4 H: 4 E: 0 LOB: 1 K: 0 BB: 1 S: 7 P: 11	R: 0 H: 0 E: 0 LOB: 0 K: 0 BB: 0 S: 3 P: 3	R: 2 H: 4 E: 0 LOB: 2 K: 1 BB: 0 S: 9 P: 9	R: 1 H: 1 E: 0 LOB: 1 K: 0 BB: 2 S: 3 P: 11	R: 0 H: 2 E: 0 LOB: 1 K: 0 BB: 0 S: 4 P: 4	R: 0 H: 0 E: 0 LOB: 1 K: 0 BB: 1 S: 3 P: 7	R: 0 H: 0 E: 0 LOB: 0 K: 1 BB: 0 S: 5 P: 5		1B: 8 SF: 1 2B: 3 SAC: 0 3B: 1 DP: 2 HR: 0 HBP: 0						

PITCHER		IP	WLS	BF	H	R	ER	SO	BB	IBB	HBP	BLK	WP	HR	S	P	ERA	WHIP
Tom Seaver, R ERA: 4.04	(1, 1)	3.2	L	22	9	6	6	3	2	0	0	0	0	0	26	34	14.73	3.000
Jerry Don Gleaton, L ERA: 2.51	(4, 1)	1.2		8	2	1	1	0	2	0	0	0	1	0	6	14	5.40	2.400
Bert Roberge, R ERA: 4.58	(6, 1)	2.2		9	1	0	0	1	1	0	0	0	0	0	10	14	0.00	0.750

PITCHER	IP	WLS	BF	H	R	ER	SO	BB	IBB	HBP	BLK	WP	HR	S	P	ERA	WHIP

BOTTOM

Chicago White Sox @ New York Yankees

Yankee Stadium, Bronx, NY

Thu Aug 09 1984, 7:05 PM EDT

Att. 29,771 - Unknown

livebaseballscorecards.com

AB	33
R	7
H	12
RBI	7
BB	5
SO	4
LOB	15

Batter	1	2	3	4	5	6	7	8	9	AB	R	H	RBI	BB	SO	LOB
Rick Manning, L (1, 8) OBP: 0.322, SLG: 0.365	4-3		F5			K		E3 FC1-5 SH2-4		4	0	0	0	0	1	1
Jim Gantner, L (1, 4) OBP: 0.317, SLG: 0.349	2-3			F8		F9		SH2-4 1-2		3	0	0	0	0	0	1
Robin Yount, R (1, 6) OBP: 0.365, SLG: 0.426	F9			6-3			FC6-4 1B	FC1-5 S 2-3		4	0	1	0	0	0	1
Cecil Cooper, L (1, 3) OBP: 0.297, SLG: 0.365		HR		F3			FC6-4 BB 2B 1-2f	F9 1-2		4	2	1	1	0	0	2
Ben Oglivie, L (1, 7) OBP: 0.306, SLG: 0.351		G4-6-3 BB			5-3		2B FC6-4 1-2 BB		1-3	2	1	0	0	2	0	0
Ted Simmons, S (1, 10) Willie Lozado, R (9, PR) OBP: 0.421, SLG: 0.448	G4-6-3 1-2f				6-3		FC6-4 1-3 2-H 2B		SF7 2B	4 0	0 1	2 0	1 0	0 0	0 0	1 0
Ed Romero, R (1, 5) OBP: 0.338, SLG: 0.319	6-3				F8		FC6-4 IBB		SF7 2-3 3-H	2	0	0	1	1	0	0
Bill Schroeder, R (1, 2) OBP: 0.242, SLG: 0.365			6-3			K 1B	FC6-4 1-2f 2-3 3-H		1-3	4	0	0	1	0	1	3
Dion James, L (1, 9) OBP: 0.304, SLG: 0.340			F8			1B	F1			3	0	1	0	0	0	2
Inning Stats	R: 0 E: 0 K: 0 S: 3 H: 0 LOB: 0 BB: 0 P: 3	R: 1 E: 0 K: 0 S: 3 H: 1 LOB: 0 BB: 1 P: 7	R: 0 E: 0 K: 0 S: 3 H: 0 LOB: 0 BB: 0 P: 3	R: 0 E: 0 K: 0 S: 3 H: 0 LOB: 0 BB: 0 P: 3	R: 0 E: 0 K: 0 S: 3 H: 0 LOB: 0 BB: 0 P: 3	R: 0 E: 0 K: 2 S: 8 H: 1 LOB: 1 BB: 0 P: 8	R: 2 E: 0 K: 0 S: 5 H: 2 LOB: 2 BB: 2 P: 13	R: 0 E: 1 K: 0 S: 4 H: 0 LOB: 1 BB: 0 P: 4	R: 1 E: 0 K: 0 S: 4 H: 1 LOB: 1 BB: 0 P: 4	1B: 2 2B: 2 3B: 0 HR: 1 SF: 1 SAC: 1 DP: 1 HBP: 0							

PITCHER	IP	WLS	BF	H	R	ER	SO	BB	IBB	HBP	BLK	WP	HR	S	P	ERA	WHIP
Richard Dotson, R (1, 1) ERA: 3.48	9.0	L	35	5	4	4	2	2	1	0	0	1	1	36	48	4.00	0.778

PITCHER	IP	WLS	BF	H	R	ER	SO	BB	IBB	HBP	BLK	WP	HR	S	P	ERA	WHIP

TOP

Milwaukee Brewers @ Chicago White Sox

Comiskey Park, Chicago, IL

Fri Aug 10 1984, 8:05 PM EDT

Att. 35,568 - Unknown

livebaseballscorecards.com

AB	30
R	4
H	5
RBI	4
BB	3
SO	2
LOB	11

Batter	1	2	3	4	5	6	7	8	9	AB	R	H	RBI	BB	SO	LOB
Rudy Law, L (1, 8) OBP: 0.321, SLG: 0.346	4-3		FC4-6 2B 1-2f			6-3		G6-4-3 1B		4	0	1	0	0	0	1
Carlton Fisk, R (1, 2) OBP: 0.302, SLG: 0.472	BB FC3-6		1-3 2B			HR		G6-4-3 1-2f		3	1	2	1	1	0	1
Harold Baines, L (1, 9) OBP: 0.357, SLG: 0.529	FC3-6 1-2f		F7			1-3		K		4	0	0	0	0	1	3
Greg Luzinski, R (1, 10) OBP: 0.340, SLG: 0.376	F8			F9		F9			5-3	4	0	0	0	0	0	1
Tom Paciorek, R (1, 3) OBP: 0.320, SLG: 0.355 Greg Walker, L (9, PH) OBP: 0.305, SLG: 0.478		G1-4-3		6-3			6-3		F8	3 1	0 0	0 0	0 0	0 0	0 0	0 0
Ron Kittle, R (1, 7) OBP: 0.305, SLG: 0.469		K		F8			F9		K	4	0	0	0	0	2	0
Vance Law, R (1, 5) OBP: 0.300, SLG: 0.405		F8			5-3		E7 1B 2B			3	1	1	0	0	0	0
Scott Fletcher, R (1, 6) OBP: 0.333, SLG: 0.308			5-3		6-3		FC4 3-H 1B			3	0	1	1	0	0	0
Julio Cruz, S (1, 4) OBP: 0.263, SLG: 0.281			FC4-6 1B		5-3		FC4 1-2f			3	0	1	0	0	0	1
Inning Stats	R: 0 H: 0 E: 0 LOB: 1 K: 0 BB: 1 S: 3 P: 7	R: 0 H: 0 E: 0 LOB: 0 K: 1 BB: 0 S: 5 P: 5	R: 0 H: 2 E: 0 LOB: 2 K: 0 BB: 0 S: 5 P: 5	R: 0 H: 0 E: 0 LOB: 0 K: 0 BB: 0 S: 3 P: 3	R: 0 H: 0 E: 0 LOB: 0 K: 0 BB: 0 S: 3 P: 3	R: 1 H: 1 E: 0 LOB: 0 K: 0 BB: 0 S: 4 P: 4	R: 1 H: 2 E: 1 LOB: 1 K: 0 BB: 0 S: 5 P: 5	R: 0 H: 1 E: 0 LOB: 0 K: 1 BB: 0 S: 5 P: 5	R: 0 H: 0 E: 0 LOB: 0 K: 1 BB: 0 S: 5 P: 5	1B: 3 SF: 0 2B: 2 SAC: 0 3B: 0 DP: 1 HR: 1 HBP: 0						

BOTTOM

Milwaukee Brewers @ Chicago White Sox

Comiskey Park, Chicago, IL

Fri Aug 10 1984, 8:05 PM EDT

Att. 35,568 - Unknown

livebaseballscorecards.com

AB	32
R	2
H	6
RBI	2
BB	1
SO	3
LOB	7

WP: 0 PA: 33
PB: 0
SB: 0
CS: 0

PITCHER		IP	WLS	BF	H	R	ER	SO	BB	IBB	HBP	BLK	WP	HR	S	P	ERA	WHIP
Mike Caldwell, L ERA: 4.21	(1, 1)	8.0	W	30	6	2	2	2	1	0	0	0	0	1	33	37	2.25	0.875
Tom Tellmann, R ERA: 2.54	(9, 1)	1.0	S	3	0	0	0	1	0	0	0	0	0	0	5	5	0.00	0.000

PITCHER	IP	WLS	BF	H	R	ER	SO	BB	IBB	HBP	BLK	WP	HR	S	P	ERA	WHIP

Batter	1	2	3	4	5	6	7	8	9	AB	R	H	RBI	BB	SO	LOB
Rick Manning, L (1, 8) OBP: 0.320, SLG: 0.369	F8		F8		6-3		SF7 3B		6-3 2-3	5	1	1	0	0	0	1
Jim Gantner, L (1, 4) OBP: 0.318, SLG: 0.352	3-1		F8		1B G3 2B		SF7 3-H		BB 1B 3-H 1B	4	2	2	1	0	0	0
Robin Yount, R (1, 6) OBP: 0.365, SLG: 0.424	F9		F8		G3 2-3 1B		S S S K		B B B B 1B 1-2 1B BB	4	1	1	0	1	1	0
Cecil Cooper, L (1, 3) OBP: 0.298, SLG: 0.365		F5		1B E 1B	G3 1-2 3-H			6-3	1B 1-3 2-H 1B	5	1	2	2	0	0	1
Ben Oglivie, L (1, 7) OBP: 0.310, SLG: 0.353		B B B B 2B BB		E FC4-6 1-3 1B	S S S K			3-1	1-3 3-H 1B	4	2	2	1	1	1	1
Ted Simmons, S (1, 10) OBP: 0.271, SLG: 0.312		HR 1-H 2B		E4 FC4-6 2-3 3-H		B B B B G5-4-3 BB		1B	S S S K	4	1	2	2	1	1	3
Ed Romero, R (1, 5) OBP: 0.332, SLG: 0.313		S S S K		FC4-6 1-2f 3-H	G5-4-3 1-2f			F8		4	0	0	1	0	1	4
Bill Schroeder, R (1, 2) OBP: 0.250, SLG: 0.395		HR 2-H		F9	5-3				6-3 SH1-4 WP 1B	4	2	2	2	0	0	1
Dion James, L (1, 9) OBP: 0.304, SLG: 0.340		4-3		F3			1B		SH1-4 1-2	3	0	1	0	0	0	1
Inning Stats	R: 0 H: 0 E: 0 LOB: 0 K: 0 BB: 0 S: 3 P: 3	R: 3 H: 2 E: 0 LOB: 0 K: 1 BB: 1 S: 7 P: 11	R: 0 H: 0 E: 0 LOB: 0 K: 0 BB: 0 S: 3 P: 3	R: 2 H: 2 E: 1 LOB: 1 K: 0 BB: 0 S: 6 P: 6	R: 1 H: 2 E: 0 LOB: 1 K: 1 BB: 0 S: 7 P: 7	R: 0 H: 0 E: 0 LOB: 0 K: 0 BB: 1 S: 2 P: 6	R: 1 H: 2 E: 0 LOB: 0 K: 1 BB: 0 S: 6 P: 6	R: 0 H: 1 E: 0 LOB: 1 K: 0 BB: 0 S: 4 P: 4	R: 3 H: 4 E: 0 LOB: 2 K: 1 BB: 1 S: 9 P: 13	1B: 9 SF: 1 2B: 2 SAC: 1 3B: 1 DP: 1 HR: 1 HBP: 0						WP: 1 PA: 42 PB: 0 SB: 0 CS: 0

PITCHER		IP	WLS	BF	H	R	ER	SO	BB	IBB	HBP	BLK	WP	HR	S	P	ERA	WHIP
Gene Nelson, R ERA: 4.4	(1, 1)	3.0	L	15	4	5	5	1	1	0	0	0	0	1	16	20	15.00	1.667
Dan Spillner, R ERA: 4.77	(4, 1)	1.1		6	2	1	1	0	0	0	0	0	0	0	6	6	6.75	1.500
Jerry Don Gleaton, L ERA: 2.5	(5, 1)	3.2		13	3	1	1	2	1	0	0	0	0	0	16	20	2.46	1.091
Juan Agosto, L ERA: 2.18	(9, 1)	1.0		8	4	3	3	1	1	0	0	0	1	0	9	13	27.00	5.000

PITCHER	IP	WLS	BF	H	R	ER	SO	BB	IBB	HBP	BLK	WP	HR	S	P	ERA	WHIP

TOP

Milwaukee Brewers @ Chicago White Sox

Comiskey Park, Chicago, IL

Sat Aug 11 1984, 8:05 PM EDT

Att. 34,355 - Unknown

livebaseballscorecards.com

AB	37
R	10
H	13
RBI	9
BB	3
SO	4
LOB	12

Batter	1	2	3	4	5	6	7	8	9	AB	R	H	RBI	BB	SO	LOB
Rudy Law, L (1, 8) OBP: 0.317, SLG: 0.341	F9		B2-3			4-3	5-3		F6	5	0	0	0	0	0	0
Carlton Fisk, R (1, 2) OBP: 0.300, SLG: 0.470	6-3			2B		6-3		K	F5	5	1	1	0	0	1	0
Harold Baines, L (1, 9) OBP: 0.359, SLG: 0.536	E6 2B			F7		E 1B		HR		4	1	2	1	0	0	1
Greg Luzinski, R (1, 10) OBP: 0.342, SLG: 0.380	1-H 2B			6-3		E5 1-3		FC5-4 1B		4	0	2	0	0	0	2
Greg Walker, L (1, 3) OBP: 0.306, SLG: 0.479		F8		2-H 2B		F6		1-2 FC5-4 1B		3	0	1	1	0	0	2
Tom Paciorek, R (8, PH) OBP: 0.322, SLG: 0.357 (9, 3)										1	0	1	0	0	0	0
Jerry Hairston, S (1, 7) OBP: 0.414, SLG: 0.491		4-3		F7			BBBB 4-0 HR BB	1-2f 2-3 FC5-4 FC6-4		3	1	0	0	1	0	3
Roy Smalley, S (1, 5) OBP: 0.289, SLG: 0.360	G4-1				G5-4-3 1B		1-H HR	1-2f FC6-4		4	1	2	2	0	0	2
Vance Law, R (1, 4) OBP: 0.300, SLG: 0.412			6-3		1-2f G5-4-3		F7		HR	4	1	1	1	0	0	1
Scott Fletcher, R (1, 6) OBP: 0.332, SLG: 0.306			SSS K		F3		3-1		5-3	2	0	0	0	0	1	0
Mike Squires, L (7, PH) OBP: 0.234, SLG: 0.194										1	0	0	0	0	0	0
Jerry Dybzinski, R (8, 6) OBP: 0.343, SLG: 0.326										1	0	0	0	0	0	0
Inning Stats	R: 0 E: 1 K: 0 S: 4 H: 1 LOB: 2 BB: 0 P: 4	R: 0 E: 0 K: 0 S: 3 H: 0 LOB: 0 BB: 0 P: 3	R: 0 E: 0 K: 1 S: 5 H: 0 LOB: 0 BB: 0 P: 5	R: 1 E: 0 K: 0 S: 5 H: 2 LOB: 1 BB: 0 P: 5	R: 0 E: 0 K: 0 S: 3 H: 1 LOB: 0 BB: 0 P: 3	R: 0 E: 1 K: 0 S: 5 H: 1 LOB: 2 BB: 0 P: 5	R: 2 E: 0 K: 0 S: 4 H: 1 LOB: 0 BB: 1 P: 8	R: 1 E: 0 K: 1 S: 8 H: 3 LOB: 2 BB: 0 P: 8	R: 1 E: 0 K: 0 S: 4 H: 1 LOB: 0 BB: 0 P: 4	1B: 4 2B: 3 3B: 0 HR: 3	SF: 0 SAC: 0 DP: 1 HBP: 0						

PITCHER		IP	WLS	BF	H	R	ER	SO	BB	IBB	HBP	BLK	WP	HR	S	P	ERA	WHIP
Jaime Cocanower, R ERA: 3.82	(1, 1)	7.0	W	28	6	3	3	1	1	0	0	0	0	1	29	33	3.86	1.000
Rick Waits, L ERA: 2.26	(8, 1)	2.0		10	4	2	2	1	0	0	0	0	0	2	12	12	9.00	2.000

PITCHER	IP	WLS	BF	H	R	ER	SO	BB	IBB	HBP	BLK	WP	HR	S	P	ERA	WHIP

BOTTOM

Milwaukee Brewers @ Chicago White Sox

Comiskey Park, Chicago, IL

Sat Aug 11 1984, 8:05 PM EDT

Att. 34,355 - Unknown

livebaseballscorecards.com

AB	37
R	5
H	10
RBI	5
BB	1
SO	2
LOB	11

1B: 4	SF: 0	WP: 0	PA: 38
2B: 3	SAC: 0	PB: 0	
3B: 0	DP: 1	SB: 0	
HR: 3	HBP: 0	CS: 0	

Batter	1	2	3	4	5	6	7	8	9	AB	R	H	RBI	BB	SO	LOB
Rick Manning, L (1, 8) OBP: 0.318, SLG: 0.368	F8	4-3			2B 1B	SF 1B 1-2 3-H		G6-4-3 1-2f		4	1	1	1	0	0	2
Jim Gantner, L (1, 4) OBP: 0.319, SLG: 0.355	F7		4-3		F9 1-H 1B 2B	1-3 2-H 1B			4-3	5	1	2	2	0	0	0
Robin Yount, R (1, 6) OBP: 0.364, SLG: 0.422	5-3		K		F9 2-3	K			1B 1B	5	0	1	0	0	2	3
Cecil Cooper, L (1, 3) OBP: 0.295, SLG: 0.361		F3	1-3		5-3	F8			K	5	0	0	0	0	1	4
Ben Oglivie, L (1, 7) OBP: 0.313, SLG: 0.364		F7		HR	3-H 1B		K		1-3 1B	5	1	3	2	0	1	0
Ted Simmons, S (1, 10) OBP: 0.273, SLG: 0.313		BB 2B 1B		2B 7-5 1B	F6		1-3		F8	5	1	2	0	0	0	3
Roy Howell, L (1, 5) OBP: 0.288, SLG: 0.326		1-2 2B BB		1-3 2B		1B SF BB	K			2	2	1	0	2	1	0
Bill Schroeder, R (1, 2) OBP: 0.258, SLG: 0.407		1-H 2-H 2B 2B		7-5 3-Hf	K	K		FC6-4 1B		4	1	2	2	0	1	3
Dion James, L (1, 9) OBP: 0.307, SLG: 0.346		2-H 2B		K		1-3 SF 1B 1B		FC6-4 1-2f G6-4-3		4	1	2	1	0	1	2
Inning Stats	R: 0 E: 0 K: 0 S: 3 H: 0 LOB: 0 BB: 0 P: 3	R: 3 E: 0 K: 0 S: 6 H: 3 LOB: 1 BB: 1 P: 10	R: 0 E: 0 K: 1 S: 5 H: 0 LOB: 0 BB: 0 P: 5	R: 1 E: 0 K: 1 S: 7 H: 3 LOB: 1 BB: 0 P: 7	R: 2 E: 0 K: 0 S: 6 H: 3 LOB: 1 BB: 0 P: 6	R: 2 E: 1 K: 2 S: 10 H: 2 LOB: 2 BB: 1 P: 14	R: 0 E: 0 K: 2 S: 7 H: 0 LOB: 0 BB: 0 P: 7	R: 0 E: 0 K: 0 S: 3 H: 1 LOB: 0 BB: 0 P: 3	R: 0 E: 0 K: 1 S: 7 H: 2 LOB: 2 BB: 0 P: 7	1B: 9 2B: 5 3B: 0 HR: 1 SF: 1 SAC: 0 DP: 2 HBP: 0						

TOP

Milwaukee Brewers @ Chicago White Sox

Comiskey Park, Chicago, IL

Sun Aug 12 1984, 4:33 AM EDT

Att. 34,619 - Unknown

livebaseballscorecards.com

AB	39
R	8
H	14
RBI	8
BB	2
SO	7
LOB	17

WP: 0 PB: 0 SB: 0 CS: 0 PA: 42

PITCHER		IP	WLS	BF	H	R	ER	SO	BB	IBB	HBP	BLK	WP	HR	S	P	ERA	WHIP
LaMarr Hoyt, R ERA: 4.54	(1, 1)	4.0	L	20	8	6	6	2	1	0	0	0	0	1	23	27	13.50	2.250
Bert Roberge, R ERA: 4.56	(5, 1)	4.0		17	4	2	2	4	1	0	0	0	0	0	24	28	4.50	1.250
Ron Reed, R ERA: 3.42	(9, 1)	1.0		5	2	0	0	1	0	0	0	0	0	0	7	7	0.00	2.000

PITCHER	IP	WLS	BF	H	R	ER	SO	BB	IBB	HBP	BLK	WP	HR	S	P	ERA	WHIP

BOTTOM

Milwaukee Brewers @ Chicago White Sox

Comiskey Park, Chicago, IL

Sun Aug 12 1984, 4:33 AM EDT

Att. 34,619 - Unknown

livebaseballscorecards.com

Batter	1	2	3	4	5	6	7	8	9	AB	R	H	RBI	BB	SO	LOB
Scott Fletcher, R (1, 6) (7, 4) OBP: 0.328, SLG: 0.302	5-3		6-3			5-3			F7	4	0	0	0	0	0	1
Tom Paciorek, R (1, 3) OBP: 0.321, SLG: 0.360	F9			4-3 SF9 2B		F5			5-3	4	1	1	0	0	0	0
Harold Baines, L (1, 9) OBP: 0.356, SLG: 0.532	4-3			4-3 2-3			K		4-3	3	0	0	0	0	1	1
Jerry Hairston, S (8, 9) OBP: 0.410, SLG: 0.486										1	0	0	0	0	0	0
Greg Luzinski, R (1, 10) OBP: 0.339, SLG: 0.378		F9		SF9 3-H			K			2	0	0	1	0	1	0
Ron Kittle, R (1, 7) OBP: 0.303, SLG: 0.464		F7		5-3			F8			3	0	0	0	0	0	0
Roy Smalley, S (1, 5) OBP: 0.286, SLG: 0.356		6-3			K			F6		3	0	0	0	0	1	0
Vance Law, R (1, 8) OBP: 0.300, SLG: 0.411			G6-4-3 1B		1-3			F2		3	0	1	0	0	0	0
Marc Hill, R (1, 2) OBP: 0.294, SLG: 0.386			G6-4-3 1-2f		F8			BB		2	0	0	0	1	0	1
Julio Cruz, S (1, 4) OBP: 0.264, SLG: 0.285			2B			5-3		F7		2	0	1	0	0	0	0
Jerry Dybzinski, R (7, 6) OBP: 0.339, SLG: 0.323										1	0	0	0	0	0	1
Inning Stats	R: 0 E: 0 K: 0 S: 3 H: 0 LOB: 0 BB: 0 P: 3	R: 0 E: 0 K: 0 S: 3 H: 0 LOB: 0 BB: 0 P: 3	R: 0 E: 0 K: 0 S: 4 H: 2 LOB: 1 BB: 0 P: 4	R: 1 E: 0 K: 0 S: 4 H: 1 LOB: 0 BB: 0 P: 4	R: 0 E: 0 K: 1 S: 5 H: 0 LOB: 0 BB: 0 P: 5	R: 0 E: 0 K: 0 S: 3 H: 0 LOB: 0 BB: 0 P: 3	R: 0 E: 0 K: 2 S: 7 H: 0 LOB: 0 BB: 0 P: 7	R: 0 E: 0 K: 0 S: 3 H: 0 LOB: 1 BB: 1 P: 7	R: 0 E: 0 K: 0 S: 3 H: 0 LOB: 0 BB: 0 P: 3	1B: 1 2B: 2 3B: 0 HR: 0	SF: 1 SAC: 0 DP: 1 HBP: 0						

	AB	28
	R	1
	H	3
	RBI	1
	BB	1
	SO	3
	LOB	4

WP: 0 PB: 0 SB: 0 CS: 0 PA: 30

PITCHER		IP	WLS	BF	H	R	ER	SO	BB	IBB	HBP	BLK	WP	HR	S	P	ERA	WHIP
Bob McClure, L ERA: 3.83	(1, 1)	8.0	W	27	3	1	1	3	1	0	0	0	0	0	32	36	1.12	0.500
Pete Ladd, R ERA: 5.11	(9, 1)	1.0		3	0	0	0	0	0	0	0	0	0	0	3	3	0.00	0.000

PITCHER		IP	WLS	BF	H	R	ER	SO	BB	IBB	HBP	BLK	WP	HR	S	P	ERA	WHIP

Texas Rangers @ Chicago White Sox

Comiskey Park, Chicago, IL

Mon Aug 13 1984, 8:05 PM EDT

Att. 28,922 - Unknown

TOP

livebaseballscorecards.com

Batter	1	2	3	4	5	6	7	8	9	AB	R	H	RBI	BB	SO	LOB
Bill Sample, R (1, 7) OBP: 0.284, SLG: 0.327	5-3			5-3		4-3		F8		4	0	0	0	0	0	1
Gary Ward, R (1, 8) OBP: 0.310, SLG: 0.371	F9			F7			F8		1B 1B 2B	4	1	1	0	0	0	0
Buddy Bell, R (1, 5) OBP: 0.372, SLG: 0.422	F3			F6			2B 1B		2-3 1B 1B	4	2	2	0	0	0	0
Larry Parrish, R (1, 9) OBP: 0.342, SLG: 0.493		5-3			6-3		6-3 1-H 2B		1-2 3-H 1B	4	0	2	2	0	0	0
Pete O'Brien, L (1, 3) OBP: 0.357, SLG: 0.470		F4			B B B B 4-0 BB		6-3 2-3		F5	3	0	0	0	1	0	3
George Wright, S (1, 10) OBP: 0.250, SLG: 0.319		F7			F5		5-3		S S S K	4	0	0	0	0	1	4
Donnie Scott, S (1, 2) OBP: 0.282, SLG: 0.286			S S S K		S S S K			X S 1B	1-2 2-H 1B	2	0	0	0	0	2	1
Alan Bannister, R (8, PH) (8, 4) OBP: 0.369, SLG: 0.386										2	0	2	1	0	0	0
Jeff Kunkel, R (1, 6) OBP: 0.203, SLG: 0.274			S S S K			S S S K		S S S K	F7	2	0	0	0	0	2	0
Ned Yost, R (8, PH) (8, 2) OBP: 0.181, SLG: 0.244										2	0	0	0	0	1	3
Curtis Wilkerson, S (1, 4) (8, 6) OBP: 0.286, SLG: 0.277			S S S K			S S S K		S S S K 1-2		3	0	0	0	0	3	1

Inning Stats	1	2	3	4	5	6	7	8	9
R:	0	0	0	0	0	0	1	0	2
E:	0	0	0	0	0	0	0	0	0
K:	0	0	3	0	1	2	0	2	1
S:	3	3	9	3	5	7	5	8	9
H:	0	0	0	0	0	0	2	1	4
LOB:	0	0	0	0	1	0	1	1	2
BB:	0	0	0	0	1	0	0	0	0
P:	3	3	9	3	9	7	5	8	9

AB	34	1B:	5	SF:	0	WP:	0	PA:	35
R	3	2B:	2	SAC:	0	PB:	0		
H	7	3B:	0	DP:	0	SB:	1		
RBI	3	HR:	0	HBP:	0	CS:	0		
BB	1								
SO	9								
LOB	13								

PITCHER		IP	WLS	BF	H	R	ER	SO	BB	IBB	HBP	BLK	WP	HR	S	P	ERA	WHIP
Floyd Bannister, L ERA: 4.29	(1, 1)	8.0	W	28	3	1	1	8	1	0	0	0	0	0	43	47	1.12	0.500
Ron Reed, R ERA: 3.76	(9, 1)	0.0		3	3	2	2	0	0	0	0	0	0	0	3	3	∞	∞
Juan Agosto, L ERA: 2.14	(9, 1)	1.0	S	4	1	0	0	1	0	0	0	0	0	0	6	6	0.00	1.000

PITCHER	IP	WLS	BF	H	R	ER	SO	BB	IBB	HBP	BLK	WP	HR	S	P	ERA	WHIP

Batter	1	2	3	4	5	6	7	8	9	AB	R	H	RBI	BB	SO	LOB
Rudy Law, L (1, 8) OBP: 0.319, SLG: 0.348	SH5-3 G5-6-3 2B		F8		3-1			1B 2B		4	2	2	0	0	0	1
Carlton Fisk, R (1, 2) OBP: 0.301, SLG: 0.469	SH5-3 2-3		4-3 1-2			F8		F7 1B 2-H		3	1	1	0	0	0	1
Tom Paciorek, R (1, 9) OBP: 0.317, SLG: 0.354	G5-6-3 3-H			F5		6-3		F7 2-3		4	0	0	1	0	0	1
Greg Luzinski, R (1, 10) OBP: 0.341, SLG: 0.378 Mike Squires, L (8, PR) OBP: 0.234, SLG: 0.194 (9, 3)	K			F9		BB		BB 1B 3-H		3 0	0 0	1 0	1 0	1 0	1 0	0 0
Greg Walker, L (1, 3) OBP: 0.311, SLG: 0.490 Ron Reed, R (9, 1) Juan Agosto, L (9, 1)		HR		BB		F6		BB 1-2		2 0 0	1 0 0	1 0 0	1 0 0	2 0 0	0 0 0	1 0 0
Ron Kittle, R (1, 7) OBP: 0.300, SLG: 0.459	K			F8			F7	F8		4	0	0	0	0	1	3
Roy Smalley, S (1, 5) OBP: 0.286, SLG: 0.367 Julio Cruz, S (8, 4) OBP: 0.263, SLG: 0.284		F5			HR		K	F3		3 1	1 0	1 0	1 0	0 0	1 0	0 2
Vance Law, R (1, 4) OBP: 0.300, SLG: 0.410 (8, 5)		F8			F8		1B			3	0	1	0	0	0	0
Jerry Dybzinski, R (1, 6) OBP: 0.339, SLG: 0.323			CS 1B		5-3		F6			3	0	1	0	0	0	1
Inning Stats	R: 1 H: 1 E: 0 LOB: 0 K: 1 BB: 0 S: 6 P: 6	R: 1 H: 1 E: 0 LOB: 0 K: 1 BB: 0 S: 6 P: 6	R: 0 H: 1 E: 0 LOB: 0 K: 0 BB: 0 S: 3 P: 3	R: 0 H: 0 E: 0 LOB: 1 K: 0 BB: 1 S: 3 P: 7	R: 1 H: 1 E: 0 LOB: 0 K: 0 BB: 0 S: 4 P: 4	R: 0 H: 0 E: 0 LOB: 1 K: 0 BB: 1 S: 3 P: 7	R: 0 H: 1 E: 0 LOB: 1 K: 1 BB: 0 S: 6 P: 6	R: 2 H: 3 E: 0 LOB: 2 K: 0 BB: 1 S: 6 P: 10		1B: 4 SF: 0 2B: 2 SAC: 1 3B: 0 DP: 0 HR: 2 HBP: 0						WP: 0 PA: 34 PB: 0 SB: 0 CS: 1

PITCHER		IP	WLS	BF	H	R	ER	SO	BB	IBB	HBP	BLK	WP	HR	S	P	ERA	WHIP
Danny Darwin, R ERA: 4.33	(1, 1)	7.1	L	31	8	5	5	3	2	0	0	0	0	2	35	43	6.14	1.364
Mike Mason, L ERA: 2.73	(8, 1)	0.2		3	0	0	0	0	1	0	0	0	0	0	2	6	0.00	1.500

PITCHER	IP	WLS	BF	H	R	ER	SO	BB	IBB	HBP	BLK	WP	HR	S	P	ERA	WHIP

BOTTOM

Texas Rangers @ Chicago White Sox

Comiskey Park, Chicago, IL

Mon Aug 13 1984, 8:05 PM EDT

Att. 28,922 - Unknown

livebaseballscorecards.com

AB	30
R	5
H	8
RBI	4
BB	3
SO	3
LOB	10

Texas Rangers @ Chicago White Sox

Comiskey Park, Chicago, IL

Tue Aug 14 1984, 8:05 PM EDT

Att. 31,318 - Unknown

TOP

livebaseballscorecards.com

Batter	1	2	3	4	5	6	7	8	9	AB	R	H	RBI	BB	SO	LOB
Bill Sample, R (1, 7) OBP: 0.286, SLG: 0.326	1-3		3B 1B		F8		4-3	BBB 4-0 G1-4-3 1-2 BB		4	1	1	0	1	0	0
Gary Ward, R (1, 8) OBP: 0.316, SLG: 0.388	HR		1-H SF8 3B		1B S 1B 1B		4-3 1B 1B	0-0 G1-4-3 ② ③ 1-2f		5	4	4	2	0	0	2
Buddy Bell, R (1, 5)	BBBB 4-0 BB		0-0 SF8 ② 3-H		1B 1-3 1B		0-0 4-3 ② 1-2		0-0 5-3 ①	3	0	1	1	1	0	1
Larry Parrish, R (1, 9) OBP: 0.342, SLG: 0.491	0-0 F8 ②		0-0 5-3 ③		0-0 1-2 3-H 1B		BBB 4-0 1B HR BB		0-0 5-3 ②	4	1	1	1	1	0	1
Pete O'Brien, L (1, 3) OBP: 0.357, SLG: 0.469	SSS 0-3 K ③			SH1-4 1B 6-3 1B	0-0 F9 ②		0-0 1-3 2-H HR 1B		0-0 E7	5	2	2	1	0	1	3
George Wright, S (1, 10) OBP: 0.253, SLG: 0.335		0-0 4-3 ①		SH1-4 1-2 1B	SSS 0-3 K ③		0-0 1-H 3-H HR		0-0 3-1 ③	5	1	2	3	0	1	3
Jeff Kunkel, R (1, 6) OBP: 0.194, SLG: 0.262		0-0 F9 ②		0-0 SH1-4 ① 1-2 2-3		0-0 F7 ①	0-0 4-3 ③			3	0	0	0	0	0	0
Ned Yost, R (1, 2) OBP: 0.177, SLG: 0.239		0-0 F4 ③		0-0 6-3 ② 3-H		0-0 F7 ②		0-0 6-3 ①		4	0	0	1	0	0	1
Curtis Wilkerson, S (1, 4) OBP: 0.285, SLG: 0.277			0-0 4-3 ①	0-0 4-3 ③		0-0 F7 ③		0-0 BB 1B		4	0	1	0	0	0	1

AB	37
R	9
H	12
RBI	9
BB	3
SO	2
LOB	12

Inning Stats	1	2	3	4	5	6	7	8	9
	R: 1 E: 0 K: 1 S: 6	R: 0 E: 0 K: 0 S: 3	R: 2 E: 0 K: 0 S: 5	R: 1 E: 0 K: 0 S: 5	R: 1 E: 0 K: 1 S: 8	R: 0 E: 0 K: 0 S: 3	R: 4 E: 0 K: 0 S: 6	R: 0 E: 0 K: 0 S: 3	R: 0 E: 1 K: 0 S: 4
	H: 1 LOB: 1 BB: 1 P: 10	H: 0 LOB: 0 BB: 0 P: 3	H: 2 LOB: 0 BB: 0 P: 5	H: 2 LOB: 1 BB: 0 P: 5	H: 3 LOB: 2 BB: 0 P: 8	H: 0 LOB: 0 BB: 0 P: 3	H: 3 LOB: 0 BB: 1 P: 10	H: 1 LOB: 1 BB: 1 P: 7	H: 0 LOB: 1 BB: 0 P: 4

| | | |

BOTTOM

Texas Rangers @ Chicago White Sox

Comiskey Park, Chicago, IL

Tue Aug 14 1984, 8:05 PM EDT

Att. 31,318 - Unknown

Batter	1	2	3	4	5	6	7	8	9	AB	R	H	RBI	BB	SO	LOB
Rudy Law, L (1, 8) OBP: 0.318, SLG: 0.347	F6		K		1B SF8 1B 2-3 1B	K			F4	4	1	1	0	0	2	1
Roy Smalley, S (9, PH) OBP: 0.285, SLG: 0.365										1	0	0	0	0	0	0
Carlton Fisk, R (1, 2) OBP: 0.303, SLG: 0.471	FC3-6 1B		F5		SF8 1-2 3-H		G6-4-3 1B			3	0	2	1	0	0	1
Harold Baines, L (1, 9) OBP: 0.357, SLG: 0.536	FC3-6 WP 1-2f			1B 3B	E 1B 2-3 1B		G6-4-3 1-2f			4	1	2	0	0	0	2
Greg Luzinski, R (1, 10) OBP: 0.340, SLG: 0.376	F3 2-3			F4	E 1-2 3-H 1B		F4			4	0	1	1	0	0	2
Tom Paciorek, R (1, 3) OBP: 0.316, SLG: 0.352		K		1B 1-3 3-H 1B	F5			F8		4	0	1	1	0	1	2
Ron Kittle, R (1, 7) OBP: 0.297, SLG: 0.454		F7		1-3 1-2	E5 1-2 2-3			F3		4	0	0	0	0	0	3
Vance Law, R (1, 5) OBP: 0.300, SLG: 0.409		F5		2-3 1B	5-3			F8		4	0	1	0	0	0	3
Jerry Dybzinski, R (1, 6) OBP: 0.330, SLG: 0.313			F3	5-3		F7			F3	3	0	0	0	0	0	2
Jerry Hairston, S (9, PH) OBP: 0.407, SLG: 0.481										1	0	0	0	0	0	0
Julio Cruz, S (1, 4) OBP: 0.266, SLG: 0.290			1B		1B SF8 2B	F8			K	4	1	2	0	0	1	0
Inning Stats	R: 0 E: 1 K: 0 S: 4 H: 1 LOB: 1 BB: 0 P: 4	R: 0 E: 0 K: 1 S: 5 H: 0 LOB: 0 BB: 0 P: 5	R: 0 E: 0 K: 1 S: 6 H: 1 LOB: 1 BB: 0 P: 6	R: 1 E: 0 K: 0 S: 6 H: 3 LOB: 2 BB: 0 P: 6	R: 2 E: 1 K: 0 S: 8 H: 4 LOB: 3 BB: 0 P: 8	R: 0 E: 0 K: 1 S: 5 H: 0 LOB: 0 BB: 0 P: 5	R: 0 E: 0 K: 0 S: 3 H: 1 LOB: 0 BB: 0 P: 3	R: 0 E: 0 K: 0 S: 3 H: 0 LOB: 0 BB: 0 P: 3	R: 0 E: 0 K: 1 S: 5 H: 0 LOB: 0 BB: 0 P: 5	1B: 8 2B: 1 3B: 1 HR: 0	SF: 1 SAC: 0 DP: 1 HBP: 0						

PITCHER	IP	WLS	BF	H	R	ER	SO	BB	IBB	HBP	BLK	WP	HR	S	P	ERA	WHIP
Frank Tanana, L (1, 1) ERA: 3.05	9.0	W	37	10	3	3	4	0	0	0	0	1	0	45	45	3.00	1.111

PITCHER	IP	WLS	BF	H	R	ER	SO	BB	IBB	HBP	BLK	WP	HR	S	P	ERA	WHIP

AB	36
R	3
H	10
RBI	3
BB	0
SO	4
LOB	16

1B: 8 SF: 1
2B: 1 SAC: 0
3B: 1 DP: 1
HR: 0 HBP: 0

WP: 1 PA: 37
PB: 0
SB: 0
CS: 0

livebaseballscorecards.com

Batter	1	2	3	4	5	6	7	8	9	10	AB	R	H	RBI	BB	SO	LOB
Bill Sample, R (1, 7) OBP: 0.287, SLG: 0.325	BBBB 4-0 1B 4-3 BB		x 0-0 S 1B 1B	x 0-0 ③ 6-3		x 0-0 ② F9			x 0-0 ① 6-3		4	2	1	0	1	0	0
Gary Ward, R (1, 8) OBP: 0.319, SLG: 0.391	x 0-0 ② 4-3 1-3 1B		BBBB 4-0 1B 1-2 1B BB		x 0-0 WP 1B 2B	x 0-0 ③ 6-3			x 0-0 ② 6-3		4	2	2	0	1	0	0
Buddy Bell, R (1, 5) OBP: 0.371, SLG: 0.419	x 0-0 ① 4-3 1-2 3-H		x 0-0 1B 1-3 2-H 1B		x 0-0 ① 1-3		x 0-0 ① F8		x 0-0 ③ 6-3		5	0	1	2	0	0	2
Larry Parrish, R (1, 9) OBP: 0.343, SLG: 0.496	x 0-0 ② F7		SSS 0-3 ① K		BBBB 4-0 1B WP SF7 BB		SSS 0-3 ② K			x 0-0 HR	4	2	1	1	1	2	3
Pete O'Brien, L (1, 3) OBP: 0.357, SLG: 0.465	x 0-0 ③ 4-3		4-0 1B IBB		4-0 1B 1-2 2-3 IBB		x 0-0 ③ 4-3			x 0-0 ① 4-3	3	0	0	0	2	0	1
George Wright, S (1, 10) OBP: 0.265, SLG: 0.350		x 0-0 ① 4-3	x 0-0 G6-4-3 1-2 2-3 3-H 1B		x 0-0 1-2 2-3 3-H 1B			x 0-0 FC5-5-6-4-6-4 SH1-4 1B		x 0-0 2B	5	0	4	2	0	0	0
Jeff Kunkel, R (1, 6) OBP: 0.183, SLG: 0.250		x 0-0 ② F8	x 0-0 ②③ G6-4-3 1-2f		x 0-0 ② SF7 3-H			x 0-0 ① SH1-4 1-2		x 0-0 ② 5-3	3	0	0	1	0	0	4
Donnie Scott, S (1, 2) OBP: 0.283, SLG: 0.282 Mickey Rivers, L (8, PH) OBP: 0.308, SLG: 0.365 Ned Yost, R (8, 2) OBP: 0.176, SLG: 0.238		BBBB 4-0 BB		SSS 0-3 ① K	x 0-0 ③ F7			x 0-0 ② FC6-5-6-4-6-4 2-3		x 0-0 ③ F3	2 1 1	0 0 0	0 0 0	0 0 0	1 0 0	1 0 0	2 1 1
Curtis Wilkerson, S (1, 4) OBP: 0.282, SLG: 0.274		SSS 0-3 ③ K		x 0-0 ② F8		x 0-0 ① F3		x 0-0 ③ 6-3			4	0	0	0	0	1	2
Inning Stats	R: 1 E: 0 K: 0 S: 4 H: 1 LOB: 1 BB: 1 P: 8	R: 0 E: 0 K: 1 S: 5 H: 0 LOB: 1 BB: 1 P: 9	R: 2 E: 0 K: 1 S: 7 H: 3 LOB: 2 BB: 2 P: 15	R: 0 E: 0 K: 1 S: 5 H: 0 LOB: 0 BB: 0 P: 5	R: 2 E: 0 K: 0 S: 5 H: 2 LOB: 2 BB: 2 P: 13	R: 0 E: 0 K: 0 S: 3 H: 0 LOB: 0 BB: 0 P: 3	R: 0 E: 0 K: 1 S: 5 H: 0 LOB: 0 BB: 0 P: 5	R: 0 E: 0 K: 0 S: 4 H: 1 LOB: 1 BB: 0 P: 4	R: 0 E: 0 K: 0 S: 3 H: 0 LOB: 0 BB: 0 P: 3	R: 1 E: 0 K: 0 S: 5 H: 2 LOB: 1 BB: 0 P: 5	1B: 6 2B: 2 3B: 0 HR: 1 SF: 1 SAC: 1 DP: 1 HBP: 0						

PITCHER	IP	WLS	BF	H	R	ER	SO	BB	IBB	HBP	BLK	WP	HR	S	P	ERA	WHIP
Richard Dotson, R (1, 1) ERA: 3.59	10.0	L	44	9	6	6	4	4	2	0	0	1	1	46	70	5.40	1.300

PITCHER	IP	WLS	BF	H	R	ER	SO	BB	IBB	HBP	BLK	WP	HR	S	P	ERA	WHIP

TOP

Texas Rangers @ Chicago White Sox

Comiskey Park, Chicago, IL

Wed Aug 15 1984, 8:05 PM EDT

Att. 28,982 - Unknown

livebaseballscorecards.com

AB	36
R	6
H	9
RBI	6
BB	6
SO	4
LOB	16

1B: 6 SF: 1 PA: 44
2B: 2 SAC: 1
3B: 0 DP: 1
HR: 1 HBP: 0

WP: 1
PB: 0
SB: 1
CS: 0

Batter	1	2	3	4	5	6	7	8	9	10	AB	R	H	RBI	BB	SO	LOB
Rudy Law, L (1, 8) OBP: 0.319, SLG: 0.346	FC5-4 1B		4-3		HBP		6-3		G6-3 1-2f		4	0	1	0	0	0	1
Carlton Fisk, R (1, 2) OBP: 0.305, SLG: 0.481	FC5-4 HR 1-2f		HR		5-3		4-3			5-3 1B 1B	5	2	2	1	0	0	2
Harold Baines, L (1, 9) OBP: 0.364, SLG: 0.552	HR 1-H		BB			HR 3B		1B 1B		5-3 1B 1-2	4	2	4	2	1	0	0
Greg Walker, L (1, 10) OBP: 0.310, SLG: 0.495	K		K			HR 3-H		F9		F8	5	1	1	2	0	2	4
Jerry Hairston, S (1, 7) OBP: 0.407, SLG: 0.473	CS HBP			F8		4-3		FC6-4 1B 1-2		5-3 1-2 2-3	4	0	1	0	0	0	2
Roy Smalley, S (1, 5) OBP: 0.281, SLG: 0.360	CS 1-2	4-3		F9		F3		K		F9	4	0	0	0	0	1	2
Julio Cruz, S (9, 4) OBP: 0.266, SLG: 0.290											0	0	0	0	0	0	0
Mike Squires, L (10, PH) OBP: 0.231, SLG: 0.192											1	0	0	0	0	0	2
Tom Paciorek, R (1, 3) OBP: 0.315, SLG: 0.348		F8		K		BB		FC6-4 1-2f			3	0	0	0	1	1	2
Vance Law, R (1, 4) OBP: 0.297, SLG: 0.404 (9, 5)		6-3			1-3	F9			K		4	0	0	0	0	1	1
Jerry Dybzinski, R (1, 6) OBP: 0.322, SLG: 0.304			1-3		F8		6-3		E5 G6-3		3	0	0	0	0	0	0
Greg Luzinski, R (9, PH) OBP: 0.339, SLG: 0.375											1	0	0	0	0	0	0
Scott Fletcher, R (9, PR) (10, 6) OBP: 0.328, SLG: 0.302											0	0	0	0	0	0	0

Texas Rangers @ Chicago White Sox

Comiskey Park, Chicago, IL

Wed Aug 15 1984, 8:05 PM EDT

Att. 28,982 - Unknown

BOTTOM

livebaseballscorecards.com

AB	38
R	5
H	9
RBI	5
BB	2
SO	5
LOB	16

Inning Stats	1	2	3	4	5	6	7	8	9	10
	R: 2 E: 0 K: 1 S: 6	R: 0 E: 0 K: 0 S: 3	R: 1 E: 0 K: 1 S: 6	R: 0 E: 0 K: 1 S: 5	R: 0 E: 0 K: 0 S: 3	R: 2 E: 0 K: 0 S: 5	R: 0 E: 0 K: 0 S: 3	R: 0 E: 0 K: 1 S: 7	R: 0 E: 1 K: 1 S: 5	R: 0 E: 0 K: 0 S: 5
	H: 2 LOB: 0 BB: 0 P: 7	H: 0 LOB: 0 BB: 0 P: 3	H: 1 LOB: 1 BB: 1 P: 10	H: 0 LOB: 0 BB: 0 P: 5	H: 0 LOB: 1 BB: 0 P: 4	H: 2 LOB: 1 BB: 1 P: 9	H: 0 LOB: 0 BB: 0 P: 3	H: 2 LOB: 2 BB: 0 P: 7	H: 0 LOB: 1 BB: 0 P: 5	H: 2 LOB: 2 BB: 0 P: 5

| | | | | | | | | | | |

Batter	1	2	3	4	5	6	7	8	9	AB	R	H	RBI	BB	SO	LOB
Damaso Garcia, R (1, 4) OBP: 0.319, SLG: 0.398	F7	FC6-4 1-2f			F9		F4			4	0	0	0	0	0	2
Dave Collins, S (1, 7) OBP: 0.357, SLG: 0.451	3-1		6-3		6-3 1-2			F6		4	0	0	0	0	0	1
Lloyd Moseby, L (1, 8) OBP: 0.355, SLG: 0.486	BB 1B		F7			HR		4-3		4	1	2	1	0	0	0
Willie Upshaw, L (1, 3) OBP: 0.361, SLG: 0.510	BB 1-2		K S S S			FC4-6 1B		HR		3	1	2	1	1	1	0
George Bell, R (1, 9) OBP: 0.326, SLG: 0.483	K S S S			F5		F4		F7		4	0	0	0	0	1	3
Willie Aikens, L (1, 10) OBP: 0.298, SLG: 0.356		F3		F8		F7			6-3	4	0	0	0	0	0	1
Rance Mulliniks, L (1, 5) OBP: 0.388, SLG: 0.433		1B SF9 2B		F8		FC4-6 1-2f			F4	4	1	1	0	0	0	1
Garth Iorg, R (9, 5) OBP: 0.242, SLG: 0.280										0	0	0	0	0	0	0
Ernie Whitt, L (1, 2) OBP: 0.337, SLG: 0.415		FC6-4 2-3 1B			3-1		F9		HR	4	1	2	1	0	0	0
Alfredo Griffin, S (1, 6) OBP: 0.245, SLG: 0.302		SF9 3-H			S 1B		F5		F8	3	0	1	1	0	0	0
Inning Stats	R: 0 E: 0 K: 1 S: 6 H: 1 LOB: 2 BB: 1 P: 10	R: 1 E: 0 K: 0 S: 5 H: 2 LOB: 1 BB: 0 P: 5	R: 0 E: 0 K: 1 S: 5 H: 0 LOB: 0 BB: 0 P: 5	R: 0 E: 0 K: 0 S: 3 H: 0 LOB: 0 BB: 0 P: 3	R: 0 E: 0 K: 0 S: 4 H: 1 LOB: 1 BB: 0 P: 4	R: 1 E: 0 K: 0 S: 5 H: 2 LOB: 1 BB: 0 P: 5	R: 0 E: 0 K: 0 S: 3 H: 0 LOB: 0 BB: 0 P: 3	R: 1 E: 0 K: 0 S: 4 H: 1 LOB: 0 BB: 0 P: 4	R: 1 E: 0 K: 0 S: 4 H: 1 LOB: 0 BB: 0 P: 4	1B: 4 2B: 1 3B: 0 HR: 3 SF: 1 SAC: 0 DP: 0 HBP: 0						

PITCHER	IP	WLS	BF	H	R	ER	SO	BB	IBB	HBP	BLK	WP	HR	S	P	ERA	WHIP
LaMarr Hoyt, R (1, 1) ERA: 4.52	9.0	L	36	8	4	4	2	1	0	0	0	0	3	39	43	4.00	1.000

PITCHER	IP	WLS	BF	H	R	ER	SO	BB	IBB	HBP	BLK	WP	HR	S	P	ERA	WHIP

TOP

Toronto Blue Jays @ Chicago White Sox

Comiskey Park, Chicago, IL

Fri Aug 17 1984, 8:05 PM EDT
Att. 29,941 - Unknown

livebaseballscorecards.com

AB	34
R	4
H	8
RBI	4
BB	1
SO	2
LOB	8

BOTTOM

Toronto Blue Jays @ Chicago White Sox

Comiskey Park, Chicago, IL

Fri Aug 17 1984, 8:05 PM EDT

Att. 29,941 - Unknown

Batter	1	2	3	4	5	6	7	8	9	AB	R	H	RBI	BB	SO	LOB
Rudy Law, L (1, 8) OBP: 0.321, SLG: 0.344	BBBB 4-0 G6-4-3 BB		x 0-0 ② 3-1		BBBB 4-0 S BB		x 0-0 ③ F3			2	0	0	0	2	0	1
Carlton Fisk, R (1, 2) OBP: 0.304, SLG: 0.481	x 0-0 ①② G6-4-3 1-2f		x 0-0 2B		SSS 0-3 ③ K 1-2			x 0-0 ① F7		4	0	1	0	0	1	2
Harold Baines, L (1, 9) OBP: 0.361, SLG: 0.547	x 0-0 ③ 6-3		x 0-0 ③ 4-3			x 0-0 ① F4		x 0-0 ② F1		4	0	0	0	0	0	1
Greg Luzinski, R (1, 10) OBP: 0.343, SLG: 0.379		x 0-0 HR 1B		x 0-0 G5-4-3 BB 1B		x 0-0 ② 4-3		x 0-0 1B 1B		4	1	3	0	0	0	0
Greg Walker, L (1, 3) OBP: 0.310, SLG: 0.492 Mike Squires, L (8, 3) OBP: 0.241, SLG: 0.203		x 0-0 ① F6		BBBB 4-0 G5-4-3 1-2 BB		x 0-0 ③ F5		x 0-0 1-2 1B		2 1	0 0	0 1	0 0	1 0	0 0	1 0
Ron Kittle, R (1, 7) OBP: 0.299, SLG: 0.471		x 0-0 1-H HR		x 0-0 ①② G5-4-3 1-2f 2-3			x 0-0 HR	x 0-0 ③ F7		4	2	2	3	0	0	4
Roy Smalley, S (1, 5) OBP: 0.279, SLG: 0.356 Vance Law, R (8, 5) OBP: 0.296, SLG: 0.403		x 0-0 ② F9		x 0-0 ③ F9			x 0-0 ① 4-3		x 0-0 ① 5-3	3 1	0 0	0 0	0 0	0 0	0 0	1 0
Scott Fletcher, R (1, 6) OBP: 0.325, SLG: 0.299 Tom Paciorek, R (9, PH) OBP: 0.314, SLG: 0.347		x 0-0 ③ F8			SSS 0-3 ① K		x 0-0 ② 6-3		x 0-0 ② 5-3	3 1	0 0	0 0	0 0	0 0	1 0	0 0
Julio Cruz, S (1, 4) OBP: 0.267, SLG: 0.288 Jerry Hairston, S (9, PH) OBP: 0.404, SLG: 0.469			x 0-0 ① F3		SSS 0-3 ② K		BBBB 4-0 BB		x 0-0 ③ F3	2 1	0 0	0 0	0 0	1 0	1 0	0 0
Inning Stats	R: 0 E: 0 K: 0 S: 2 H: 0 LOB: 0 BB: 1 P: 6	R: 2 E: 0 K: 0 S: 5 H: 2 LOB: 0 BB: 0 P: 5	R: 0 E: 0 K: 0 S: 4 H: 1 LOB: 1 BB: 0 P: 4	R: 0 E: 0 K: 0 S: 3 H: 1 LOB: 1 BB: 1 P: 7	R: 0 E: 0 K: 3 S: 9 H: 0 LOB: 1 BB: 1 P: 13	R: 0 E: 0 K: 0 S: 3 H: 0 LOB: 0 BB: 0 P: 3	R: 1 E: 0 K: 0 S: 4 H: 1 LOB: 1 BB: 1 P: 8	R: 0 E: 0 K: 0 S: 5 H: 2 LOB: 2 BB: 0 P: 5	R: 0 E: 0 K: 0 S: 3 H: 0 LOB: 0 BB: 0 P: 3	1B: 4 2B: 1 3B: 0 HR: 2	SF: 0 SAC: 0 DP: 2 HBP: 0					

livebaseballscorecards.com

	AB	32
	R	3
	H	7
	RBI	3
	BB	4
	SO	3
	LOB	10

PITCHER		IP	WLS	BF	H	R	ER	SO	BB	IBB	HBP	BLK	WP	HR	S	P	ERA	WHIP
Jim Clancy, R ERA: 4.63	(1, 1)	9.0	W	36	7	3	3	3	4	0	0	0	0	2	38	54	3.00	1.222

PITCHER	IP	WLS	BF	H	R	ER	SO	BB	IBB	HBP	BLK	WP	HR	S	P	ERA	WHIP

Toronto Blue Jays @ Chicago White Sox

Comiskey Park, Chicago, IL

Sat Aug 18 1984, 8:05 PM EDT

Att. 34,484 - Unknown

TOP

livebaseballscorecards.com

Batter	1	2	3	4	5	6	7	8	9	AB	R	H	RBI	BB	SO	LOB
Damaso Garcia, R (1, 4) OBP: 0.318, SLG: 0.394	x 0-0 ① F9		x 0-0 ③ 5-3		x 0-0 ③ F9		x 0-0 ① FC4-6 G3 1-2f 2-3		B B B B 4-0 G1-6-3 BB	4	0	0	0	1	0	2
Lloyd Moseby, L (1, 8) OBP: 0.352, SLG: 0.481	x 0-0 ② 4-3			x 0-0 ① F6		S S S 0-3 ① K	x 0-0 ② G3 1-2 3-H		x 0-0 ② ③ G1-6-3 1-2f	5	0	0	1	0	1	3
George Bell, R (1, 7) OBP: 0.330, SLG: 0.491	x 0-0 ③ 1-3			x 0-0 HR 1B		x 0-0 HR	H 1-0 HBP			3	2	2	1	0	0	0
Cliff Johnson, R (1, 10) OBP: 0.382, SLG: 0.519		x 0-0 ① F4		x 0-0 1-H HR		x 0-0 ② 5-3	S S S 0-3 ③ K			4	1	1	2	0	1	2
Jesse Barfield, R (1, 9) OBP: 0.356, SLG: 0.502		S S S 0-3 ② K		x 0-0 ③ FC3-6 1B		x 0-0 ③ 5-3		x 0-0 ① F3		4	0	1	0	0	1	0
Willie Upshaw, L (1, 3) OBP: 0.363, SLG: 0.508		B B B B 4-0 BB		x 0-0 ② FC3-6 1-2f			B B B B 4-0 2B 1B BB	x 0-0 ② F4		2	1	0	0	2	0	1
Buck Martinez, R (1, 2) OBP: 0.284, SLG: 0.342 Ernie Whitt, L (8, PH) OBP: 0.336, SLG: 0.413 (8, 2)		S S S 0-3 ③ K		x 0-0 ③ F4			x 0-0 1B 1-3 1B 2B	x 0-0 ③ 3-1		3 1	1 0	1 0	0 0	0 0	1 0	2 0
Garth Iorg, R (1, 5) OBP: 0.244, SLG: 0.281 Dave Collins, S (9, PH) OBP: 0.359, SLG: 0.451			S S S 0-3 ① K		x 0-0 ① F4		x 0-0 FC4-6 1B G3 2-3 3-H 1B		B B B B 4-0 4-3 BB	3 0	1 0	1 0	1 0	0 1	1 0	0 0
Tony Fernandez, S (1, 6) OBP: 0.326, SLG: 0.424			x 0-0 ② 6-3		S S S 0-3 ② K		x 0-0 FC4-6 1-2 3-H 1B		x 0-0 ① 4-3 1-2	4	0	1	1	0	1	1
Inning Stats	R: 0 E: 0 K: 0 S: 3 H: 0 LOB: 0 BB: 0 P: 3	R: 0 E: 0 K: 2 S: 7 H: 0 LOB: 1 BB: 1 P: 11	R: 0 E: 0 K: 1 S: 5 H: 0 LOB: 0 BB: 0 P: 5	R: 2 E: 0 K: 0 S: 6 H: 3 LOB: 1 BB: 0 P: 6	R: 0 E: 0 K: 1 S: 5 H: 0 LOB: 0 BB: 0 P: 5	R: 1 E: 0 K: 1 S: 6 H: 1 LOB: 0 BB: 0 P: 6	R: 3 E: 0 K: 1 S: 8 H: 3 LOB: 2 BB: 1 P: 13	R: 0 E: 0 K: 0 S: 3 H: 0 LOB: 0 BB: 0 P: 3	R: 0 E: 0 K: 0 S: 2 H: 0 LOB: 1 BB: 2 P: 10	1B: 4 2B: 1 3B: 0 HR: 2	SF: 0 SAC: 0 DP: 1 HBP: 1						

	AB	33
	R	6
	H	7
	RBI	6
	BB	4
	SO	6
	LOB	11

WP: 0 PB: 0 SB: 0 CS: 0 PA: 38

PITCHER		IP	WLS	BF	H	R	ER	SO	BB	IBB	HBP	BLK	WP	HR	S	P	ERA	WHIP
Floyd Bannister, L ERA: 4.46	(1, 1)	6.0		26	6	6	6	5	2	0	0	0	0	2	34	42	9.00	1.333
Bert Roberge, R ERA: 4.21	(7, 1)	2.0	W	9	1	0	0	1	1	0	1	0	0	0	9	14	0.00	1.000
Juan Agosto, L ERA: 2.09	(9, 1)	1.0	S	3	0	0	0	0	1	0	0	0	0	0	2	6	0.00	1.000

PITCHER		IP	WLS	BF	H	R	ER	SO	BB	IBB	HBP	BLK	WP	HR	S	P	ERA	WHIP

Batter	1	2	3	4	5	6	7	8	9	AB	R	H	RBI	BB	SO	LOB
Jerry Hairston, S (1, 8) OBP: 0.400, SLG: 0.457	B B B B 4-0 HR BB		x 0-0 F8 ①		x 0-0 F7 ②		x 0-0 F2 ②			3	1	0	0	1	0	0
Carlton Fisk, R (1, 2) OBP: 0.300, SLG: 0.474	S S S 0-3 K ①		x 0-0 F4 ②		x 0-0 F8 ③		S S S 0-3 K ③			4	0	0	0	0	2	1
Harold Baines, L (1, 9) OBP: 0.362, SLG: 0.560	x 0-0 1-H HR		x 0-0 HR			x 0-0 F5 ①		x 0-0 F3 ①		4	2	2	3	0	0	0
Greg Luzinski, R (1, 10) OBP: 0.342, SLG: 0.378	S S S 0-3 K ②		x 0-0 4-3 ③			x 0-0 1B BB E 1B		x 0-0 6-3 ②		4	1	1	0	0	1	0
Greg Walker, L (1, 3) OBP: 0.312, SLG: 0.493	S S S 0-3 K ③			x 0-0 F8 ①		B B B B 4-0 E 1-2 1B BB		x 0-0 1B 2B		3	2	1	0	1	1	0
Mike Squires, L (9, 3) OBP: 0.241, SLG: 0.203										0	0	0	0	0	0	0
Ron Kittle, R (1, 7) OBP: 0.301, SLG: 0.470		S S S 0-3 K ①		x 0-0 3-1 ②		x 0-0 E7 1-3 2-H 1B 1B		I I I 4-0 1B IBB		3	1	1	0	1	1	0
Vance Law, R (1, 5) OBP: 0.303, SLG: 0.408		x 0-0 1B		B B B B 4-0 BB		x 0-0 5-3 2-H 3-H 1B		x 0-0 ③ 1-3 2-H 1B		3	0	3	3	1	0	0
Scott Fletcher, R (1, 6) OBP: 0.323, SLG: 0.297		x 0-0 F9 ②		x 0-0 F7 ③		x 0-0 ② ③ 5-3 1-2f				3	0	0	0	0	0	3
Julio Cruz, S (1, 4) OBP: 0.264, SLG: 0.286		x 0-0 F8 ③			x 0-0 4-3 ①		x 0-0 1-3 ①			3	0	0	0	0	0	1
Inning Stats	R: 2 H: 1 E: 0 LOB: 0 K: 3 BB: 1 S: 10 P: 14	R: 0 H: 1 E: 0 LOB: 1 K: 1 BB: 0 S: 6 P: 6	R: 1 H: 1 E: 0 LOB: 0 K: 0 BB: 0 S: 4 P: 4	R: 0 H: 0 E: 0 LOB: 1 K: 0 BB: 1 S: 3 P: 7	R: 0 H: 0 E: 0 LOB: 0 K: 0 BB: 0 S: 3 P: 3	R: 3 H: 3 E: 1 LOB: 0 K: 0 BB: 1 S: 5 P: 9	R: 0 H: 0 E: 0 LOB: 0 K: 1 BB: 0 S: 5 P: 5	R: 1 H: 2 E: 0 LOB: 2 K: 0 BB: 1 S: 4 P: 8		1B: 5 SF: 0 2B: 2 SAC: 0 3B: 0 DP: 1 HR: 2 HBP: 0						

PITCHER	IP	WLS	BF	H	R	ER	SO	BB	IBB	HBP	BLK	WP	HR	S	P	ERA	WHIP
Doyle Alexander, R (1, 1) ERA: 3.42	6.0		26	6	6	5	4	3	0	0	0	0	2	31	43	7.50	1.500
Roy Lee Jackson, R (7, 1) ERA: 3.89	2.0	L	8	2	1	1	1	0	1	0	0	0	0	9	13	4.50	1.000

PITCHER	IP	WLS	BF	H	R	ER	SO	BB	IBB	HBP	BLK	WP	HR	S	P	ERA	WHIP

BOTTOM

Toronto Blue Jays @ Chicago White Sox

Comiskey Park, Chicago, IL

Sat Aug 18 1984, 8:05 PM EDT

Att. 34,484 - Unknown

livebaseballscorecards.com

AB	30
R	7
H	8
RBI	6
BB	4
SO	5
LOB	5

WP: 0 PA: 34
PB: 0
SB: 0
CS: 0

Batter	1	2	3	4	5	6	7	8	9	AB	R	H	RBI	BB	SO	LOB
Tony Fernandez, S (1, 6) OBP: 0.331, SLG: 0.434	S 1B		F8 1B 2B	F3			F9		SH3-4 1-2 2-3	4	1	2	0	0	0	1
Dave Collins, S (1, 7) OBP: 0.362, SLG: 0.458	F8 1-2		BBBB BB 1B BB		F4		1B 1B		1B 3B 2-H 3-H	4	2	2	2	1	0	1
Buck Martinez, R (9, 2) OBP: 0.284, SLG: 0.342										0	0	0	0	0	0	0
Lloyd Moseby, L (1, 8) OBP: 0.352, SLG: 0.480	SSS K		F8 2-3		4-3		S 1B 1-2		4-3 1B 1B 3-H	5	1	2	1	0	1	3
Willie Upshaw, L (1, 3) OBP: 0.361, SLG: 0.503	SSS K		BBBB 1B BB 1-2		1-3		1-3 1-2		4-3 1-2	4	0	0	0	1	1	3
Cliff Johnson, R (1, 10) OBP: 0.386, SLG: 0.519		F3	1B 1-2 2-H 3-H			BBBB FC4-6 1B FC3-2 BB		6-3	FC5-4 1B 2-H	4	0	2	3	1	0	0
George Bell, R (1, 9) OBP: 0.328, SLG: 0.488 (9, 7)	SSS K		F3			FC4-6 1B 1-2		F8	FC5-4 1-2f	5	0	1	0	0	1	3
Rance Mulliniks, L (1, 5) OBP: 0.382, SLG: 0.426	F3			SSS K		FC4-6 FC3-2 1-2f 2-3		6-3		4	0	0	0	0	1	2
Garth Iorg, R (9, 5) OBP: 0.244, SLG: 0.281										0	0	0	0	0	0	0
Ernie Whitt, L (1, 2) OBP: 0.336, SLG: 0.425			HR	E8		FC3-2 1-2 3-H			SH3-4 1B 3B 1B	3	1	1	1	0	0	2
Damaso Garcia, R (9, PH) OBP: 0.319, SLG: 0.396 (9, 4)										1	1	1	0	0	0	0
Alfredo Griffin, S (1, 4) OBP: 0.243, SLG: 0.299			6-3	F5		F9			SH3-4 1-2 3B 1B	3	0	0	0	0	0	3
Jesse Barfield, R (9, PH) OBP: 0.359, SLG: 0.504 (9, 9)										1	1	1	0	0	0	0
Inning Stats	R: 0 E: 0 K: 2 S: 8 H: 1 LOB: 1 BB: 0 P: 8	R: 0 E: 0 K: 1 S: 5 H: 0 LOB: 0 BB: 0 P: 5	R: 3 E: 0 K: 0 S: 6 H: 3 LOB: 2 BB: 2 P: 14	R: 0 E: 1 K: 1 S: 6 H: 0 LOB: 1 BB: 0 P: 6	R: 0 E: 0 K: 0 S: 3 H: 0 LOB: 0 BB: 0 P: 3	R: 0 E: 0 K: 0 S: 4 H: 1 LOB: 2 BB: 1 P: 8	R: 0 E: 0 K: 0 S: 4 H: 2 LOB: 1 BB: 0 P: 4	R: 0 E: 0 K: 0 S: 3 H: 0 LOB: 0 BB: 0 P: 3	R: 4 E: 0 K: 0 S: 8 H: 5 LOB: 1 BB: 0 P: 8	1B: 9 2B: 1 3B: 1 HR: 1 SF: 0 SAC: 1 DP: 0 HBP: 0							

PITCHER		IP	WLS	BF	H	R	ER	SO	BB	IBB	HBP	BLK	WP	HR	S	P	ERA	WHIP
Tom Seaver, R ERA: 4.17	(1, 1)	8.0		34	7	3	3	4	3	0	0	0	0	1	39	51	3.38	1.250
Juan Agosto, L ERA: 2.81	(9, 1)	0.2	L	6	4	4	4	0	0	0	0	0	0	0	6	6	54.00	6.000
Ron Reed, R ERA: 3.74	(9, 1)	0.1		2	1	0	0	0	0	0	0	0	0	0	2	2	0.00	3.000

PITCHER	IP	WLS	BF	H	R	ER	SO	BB	IBB	HBP	BLK	WP	HR	S	P	ERA	WHIP

TOP

Toronto Blue Jays @ Chicago White Sox

Comiskey Park, Chicago, IL

Sun Aug 19 1984, 4:33 AM EDT
Att. 38,839 - Unknown

livebaseballscorecards.com

AB	38
R	7
H	12
RBI	7
BB	3
SO	4
LOB	18

Batter	1	2	3	4	5	6	7	8	9	AB	R	H	RBI	BB	SO	LOB
Jerry Hairston, S (1, 8) OBP: 0.396, SLG: 0.445	F7		F8			K	BB			3	0	0	0	1	1	1
Roy Smalley, S (1, 5) OBP: 0.282, SLG: 0.356	F8		FC5-4 1B 1-3			FC5-4 BB	K			3	0	1	0	1	1	1
Jerry Dybzinski, R (8, 6) OBP: 0.322, SLG: 0.304										0	0	0	0	0	0	0
Harold Baines, L (1, 9) OBP: 0.359, SLG: 0.555	4-3		FC5-4 1-2f			FC5-4 1-2f		F5		4	0	0	0	0	0	3
Greg Luzinski, R (1, 10) OBP: 0.339, SLG: 0.374		4-3		4-3		F8		5-3		4	0	0	0	0	0	1
Greg Walker, L (1, 3) OBP: 0.314, SLG: 0.503		SF9 3B		F9			3B 2B	3-1		4	2	2	0	0	0	0
Mike Squires, L (9, 3) OBP: 0.241, SLG: 0.203										0	0	0	0	0	0	0
Ron Kittle, R (1, 7) OBP: 0.298, SLG: 0.466		SF9 3-H		6-3			F4		F7	3	0	0	1	0	0	1
Vance Law, R (1, 4) OBP: 0.302, SLG: 0.412 (8, 5)		F8			F7		HR 3B 2-H		F9	4	1	1	1	0	0	0
Marc Hill, R (1, 2) OBP: 0.297, SLG: 0.388			1B 1B		K		HR 3-H		F7	2	0	1	0	0	1	0
Rudy Law, L (7, PH) OBP: 0.323, SLG: 0.354										1	1	1	2	0	0	0
Julio Cruz, S (8, 4) OBP: 0.264, SLG: 0.285										1	0	0	0	0	0	0
Scott Fletcher, R (1, 6) OBP: 0.321, SLG: 0.295			F9		F7		1-3			2	0	0	0	0	0	1
Carlton Fisk, R (7, PH) OBP: 0.299, SLG: 0.473 (8, 2)										1	0	0	0	0	0	0
Inning Stats	R: 0 E: 0 K: 0 S: 3 H: 0 LOB: 0 BB: 0 P: 3	R: 1 E: 0 K: 0 S: 4 H: 1 LOB: 0 BB: 0 P: 4	R: 0 E: 0 K: 0 S: 5 H: 2 LOB: 2 BB: 0 P: 5	R: 0 E: 0 K: 0 S: 3 H: 0 LOB: 0 BB: 0 P: 3	R: 0 E: 0 K: 1 S: 5 H: 0 LOB: 0 BB: 0 P: 5	R: 0 E: 0 K: 1 S: 5 H: 0 LOB: 1 BB: 1 P: 9	R: 3 E: 0 K: 1 S: 8 H: 3 LOB: 1 BB: 1 P: 12	R: 0 E: 0 K: 0 S: 3 H: 0 LOB: 0 BB: 0 P: 3	R: 0 E: 0 K: 0 S: 3 H: 0 LOB: 0 BB: 0 P: 3	1B: 2 2B: 1 3B: 2 HR: 1	SF: 1 SAC: 0 DP: 0 HBP: 0					

PITCHER		IP	WLS	BF	H	R	ER	SO	BB	IBB	HBP	BLK	WP	HR	S	P	ERA	WHIP
Luis Leal, R ERA: 3.49	(1, 1)	6.1		25	5	3	2	2	1	0	0	0	0	0	28	32	2.84	0.947
Jim Gott, R ERA: 4.05	(7, 1)	0.1		3	1	1	1	0	1	0	0	0	0	1	2	6	27.00	6.000
Jimmy Key, L ERA: 5.52	(7, 1)	2.1	W	7	0	0	0	1	0	0	0	0	0	0	9	9	0.00	0.000

PITCHER	IP	WLS	BF	H	R	ER	SO	BB	IBB	HBP	BLK	WP	HR	S	P	ERA	WHIP

BOTTOM

Toronto Blue Jays @ Chicago White Sox

Comiskey Park, Chicago, IL

Sun Aug 19 1984, 4:33 AM EDT

Att. 38,839 - Unknown

livebaseballscorecards.com

AB	32
R	4
H	6
RBI	4
BB	2
SO	3
LOB	8

Batter	1	2	3	4	5	6	7	8	9	AB	R	H	RBI	BB	SO	LOB
Rudy Law, L (1, 8) OBP: 0.324, SLG: 0.353	6-3 S 1B 1B		K	BB		G3 2-3		F7 1-2		4	1	1	0	1	1	2
Carlton Fisk, R (1, 2) OBP: 0.298, SLG: 0.471	6-3 1-3		HR 2B	K		F7 3-H		F7		5	1	1	0	0	1	5
Harold Baines, L (1, 9) OBP: 0.364, SLG: 0.556	3-H 1B		HR IBB	G1-2-3 3-Hf		1B		S IBB		3	1	2	1	2	0	3
Greg Walker, L (1, 3) OBP: 0.313, SLG: 0.508 Mike Squires, L (8, 3) OBP: 0.241, SLG: 0.203	F9		1-H 2-H HR		F8	4-3		K 1-2 2-3		5 0	1 0	1 0	3 0	0 0	1 0	4 0
Jerry Hairston, S (1, 10) OBP: 0.383, SLG: 0.427	F8		F6		K		E3 FC5-4		4-3	5	0	0	0	0	1	1
Ron Kittle, R (1, 7) OBP: 0.297, SLG: 0.461		K	K		FC6-4 HBP		FC5-4 FC4 1-2f		K	4	0	0	0	0	3	1
Vance Law, R (1, 5) OBP: 0.301, SLG: 0.409		F4		1B 2B 1B	FC6-4 1-2f		F8		F9	5	1	1	0	0	0	2
Jerry Dybzinski, R (1, 6) OBP: 0.336, SLG: 0.321		1B		2B 1-3 G1-2-3 1B		E2 2B 1B	FC4 1-2f			4	1	3	0	0	0	1
Julio Cruz, S (1, 4) OBP: 0.269, SLG: 0.297		K		1-3 3-H 2B		G3 WP 2-H 2B		S S 1B		4	1	3	2	0	1	1
Inning Stats	R: 1 E: 0 K: 0 S: 5 H: 2 LOB: 1 BB: 0 P: 5	R: 0 E: 0 K: 2 S: 8 H: 1 LOB: 1 BB: 0 P: 8	R: 3 E: 0 K: 2 S: 9 H: 2 LOB: 0 BB: 1 P: 13	R: 1 E: 0 K: 1 S: 7 H: 3 LOB: 2 BB: 1 P: 11	R: 0 E: 0 K: 1 S: 5 H: 0 LOB: 1 BB: 0 P: 6	R: 2 E: 1 K: 0 S: 6 H: 3 LOB: 1 BB: 0 P: 6	R: 0 E: 1 K: 0 S: 4 H: 0 LOB: 1 BB: 0 P: 4	R: 0 E: 0 K: 1 S: 6 H: 1 LOB: 2 BB: 1 P: 10	R: 0 E: 0 K: 1 S: 5 H: 0 LOB: 0 BB: 0 P: 5	1B: 8 2B: 3 3B: 0 HR: 1	SF: 0 SAC: 0 DP: 1 HBP: 1						

TOP

Chicago White Sox @ Texas Rangers

Arlington Stadium, Arlington, TX

Mon Aug 20 1984, 8:05 PM EDT

Att. 8,653 - Unknown

livebaseballscorecards.com

AB	39
R	7
H	12
RBI	6
BB	3
SO	8
LOB	20

PITCHER		IP	WLS	BF	H	R	ER	SO	BB	IBB	HBP	BLK	WP	HR	S	P	ERA	WHIP
Charlie Hough, R ERA: 3.81	(1, 1)	5.2	L	30	11	7	7	6	1	1	1	0	1	1	39	48	11.12	2.118
Joey McLaughlin, R ERA: 4.72	(6, 1)	1.1		5	0	0	0	0	0	0	0	0	0	0	5	5	0.00	0.000
Odell Jones, R ERA: 3.67	(8, 1)	2.0		8	1	0	0	2	0	1	0	0	0	0	11	15	0.00	0.500

PITCHER	IP	WLS	BF	H	R	ER	SO	BB	IBB	HBP	BLK	WP	HR	S	P	ERA	WHIP

PITCHER	IP	WLS	BF	H	R	ER	SO	BB	IBB	HBP	BLK	WP	HR	S	P	ERA	WHIP

Batter	1	2	3	4	5	6	7	8	9	AB	R	H	RBI	BB	SO	LOB
Bill Sample, R (1, 7) OBP: 0.294, SLG: 0.336	2B SF9 1B	1-3		FC4-6 1B		F9		SH1-3 2B		5	1	3	0	0	0	1
Mickey Rivers, L (1, 10) OBP: 0.309, SLG: 0.372	SF9 1-3 2B		1B 1B 2B	FC4-6 1-2f			F7	E1 SH1-3		5	1	2	0	0	0	2
Gary Ward, R (1, 8) OBP: 0.323, SLG: 0.395	SF9 2-3 3-H		1B FC5-2 2-3 1B		F9		E BB 1B 1B	SH1-3 1-2 2-3		3	1	2	1	0	0	0
Larry Parrish, R (1, 5) OBP: 0.344, SLG: 0.496	K		FC4-6 FC5-2 1-3 3-H 1B		FC4-6 BB 1B		BBBB E 1-2 1B BB	1-3		4	1	2	1	1	1	3
Pete O'Brien, L (1, 3) OBP: 0.360, SLG: 0.468	BBBB BB		FC5-2 FC4-6 1-2 3-H		BBBB FC4-6 1-2 BB		E6 1B SF7 1-2 2-3	K		3	1	0	0	2	1	6
George Wright, S (1, 9) OBP: 0.267, SLG: 0.371	F3		FC4-6 1-2f 2-3		FC4-6 1-2f 2-3		1B 1-3 2-H 3-H 1B		4-3	5	0	1	2	0	0	6
Donnie Scott, S (1, 2) OBP: 0.279, SLG: 0.273 Marv Foley, L (7, PH) (8, 2) OBP: 0.304, SLG: 0.385		F7	SSS K		SSS K		SF7 3-H		F3	3 1	0 0	0 0	0 1	0 0	2 0	4 0
Curtis Wilkerson, S (1, 4) OBP: 0.281, SLG: 0.269		4-3		F8		6-3	1-3		4-3	5	0	1	0	0	0	0
Jeff Kunkel, R (1, 6) OBP: 0.184, SLG: 0.298		2B		4-3		5-3	SSS K			4	0	1	0	0	1	2
Inning Stats	R: 1 E: 0 K: 1 S: 7 H: 2 LOB: 2 BB: 1 P: 11	R: 0 E: 0 K: 0 S: 4 H: 1 LOB: 1 BB: 0 P: 4	R: 1 E: 0 K: 1 S: 8 H: 3 LOB: 2 BB: 0 P: 8	R: 0 E: 0 K: 0 S: 4 H: 1 LOB: 1 BB: 0 P: 4	R: 0 E: 0 K: 1 S: 6 H: 1 LOB: 2 BB: 1 P: 10	R: 0 E: 0 K: 0 S: 3 H: 0 LOB: 0 BB: 0 P: 3	R: 3 E: 1 K: 1 S: 9 H: 3 LOB: 2 BB: 1 P: 13	R: 0 E: 1 K: 1 S: 7 H: 1 LOB: 2 BB: 0 P: 7	R: 0 E: 0 K: 0 S: 3 H: 0 LOB: 0 BB: 0 P: 3	1B: 8 2B: 4 3B: 0 HR: 0 SF: 2 SAC: 1 DP: 0 HBP: 0	WP: 0 PB: 0 SB: 0 CS: 0 PA: 44					

PITCHER		IP	WLS	BF	H	R	ER	SO	BB	IBB	HBP	BLK	WP	HR	S	P	ERA	WHIP
Richard Dotson, R ERA: 3.6	(1, 1)	7.0	W	37	12	5	3	4	3	0	0	0	0	0	42	54	3.86	2.143
Britt Burns, L ERA: 4.91	(8, 1)	0.0		1	0	0	0	0	0	0	0	0	0	0	1	1	∞	∞
Ron Reed, R ERA: 3.6	(8, 1)	2.0	S	6	0	0	0	1	0	0	0	0	0	0	8	8	0.00	0.000

PITCHER	IP	WLS	BF	H	R	ER	SO	BB	IBB	HBP	BLK	WP	HR	S	P	ERA	WHIP

BOTTOM

Chicago White Sox @ Texas Rangers

Arlington Stadium, Arlington, TX

Mon Aug 20 1984, 8:05 PM EDT

Att. 8,653 - Unknown

livebaseballscorecards.com

AB	38
R	5
H	12
RBI	5
BB	3
SO	5
LOB	24

Batter	1	2	3	4	5	6	7	8	9	10	AB	R	H	RBI	BB	SO	LOB
Rudy Law, L (1, 8) OBP: 0.325, SLG: 0.356	F8 SF8 2B		F4		F8			FC1-6 1B		4-3	5	1	2	0	0	0	1
Carlton Fisk, R (1, 2) OBP: 0.296, SLG: 0.470	F8 2-3		K			F4		FC1-6 S 1B 1-2f		2B	5	1	1	0	0	1	2
Harold Baines, L (1, 9) OBP: 0.362, SLG: 0.552	SF8 3-H			3-1		K		F6		IBB	3	0	0	1	1	1	1
Greg Luzinski, R (1, 10) OBP: 0.337, SLG: 0.371	5-3			K		F9		1B 1-H		K	5	0	1	1	0	2	2
Ron Kittle, R (1, 7) OBP: 0.301, SLG: 0.463		FC5-4 BB		1B			BB 1B 1B	F3			3	1	2	0	1	0	1
Tom Paciorek, R (1, 3) OBP: 0.313, SLG: 0.343		FC5-4 1-2f		F9			1B 1-2 BB		F5		3	0	0	0	1	0	2
Vance Law, R (1, 5) OBP: 0.301, SLG: 0.407		F3			4-3		8-2-6 1-3 2-H 1B		F8		4	0	1	1	0	0	1
Scott Fletcher, R (1, 6) OBP: 0.319, SLG: 0.292		F3			F7		K		CS 1B		3	0	0	0	0	1	3
Jerry Hairston, S (9, PH) OBP: 0.387, SLG: 0.432											1	0	1	0	0	0	0
Jerry Dybzinski, R (9, PR) OBP: 0.336, SLG: 0.321 (9, 6)											0	0	0	0	0	0	0
Julio Cruz, S (1, 4) OBP: 0.269, SLG: 0.296			K		1B		8-2-6 1-2f		CS 1-2	6-3	4	0	1	0	0	1	2
Inning Stats	R: 1 E: 0 K: 0 S: 4 H: 1 LOB: 0 BB: 0 P: 4	R: 0 E: 0 K: 0 S: 3 H: 0 LOB: 1 BB: 1 P: 7	R: 0 E: 0 K: 2 S: 7 H: 0 LOB: 0 BB: 0 P: 7	R: 0 E: 0 K: 1 S: 6 H: 1 LOB: 1 BB: 0 P: 6	R: 0 E: 0 K: 0 S: 4 H: 1 LOB: 1 BB: 0 P: 4	R: 0 E: 0 K: 1 S: 5 H: 0 LOB: 0 BB: 0 P: 5	R: 1 E: 0 K: 1 S: 6 H: 2 LOB: 1 BB: 1 P: 10	R: 1 E: 0 K: 0 S: 5 H: 2 LOB: 1 BB: 0 P: 5	R: 0 E: 0 K: 0 S: 3 H: 1 LOB: 1 BB: 0 P: 3	R: 0 E: 0 K: 1 S: 6 H: 1 LOB: 2 BB: 1 P: 10	1B: 7 2B: 3 3B: 0 HR: 0	SF: 1 SAC: 0 DP: 1 HBP: 0						

PITCHER		IP	WLS	BF	H	R	ER	SO	BB	IBB	HBP	BLK	WP	HR	S	P	ERA	WHIP
Mike Mason, L ERA: 3.02	(1, 1)	8.0		32	7	3	3	5	2	0	0	0	0	0	40	48	3.38	1.125
Tom Henke, R ERA: 5.28	(9, 1)	2.0	W	8	2	0	0	1	0	1	0	0	0	0	9	13	0.00	1.000

PITCHER	IP	WLS	BF	H	R	ER	SO	BB	IBB	HBP	BLK	WP	HR	S	P	ERA	WHIP

TOP

Chicago White Sox @ Texas Rangers

Arlington Stadium, Arlington, TX

Tue Aug 21 1984, 8:05 PM EDT

Att. 14,104 - Unknown

livebaseballscorecards.com

AB	36
R	3
H	9
RBI	3
BB	3
SO	6
LOB	15

PA: 41

WP: 0 PB: 0 SB: 1 CS: 1

Batter	1	2	3	4	5	6	7	8	9	10	AB	R	H	RBI	BB	SO	LOB
Bill Sample, R (1, 7) OBP: 0.292, SLG: 0.333	5-3		6-3			F7			F6		4	0	0	0	0	0	0
Mickey Rivers, L (1, 10) OBP: 0.308, SLG: 0.370	HR 1B		F6			K			F9		4	1	1	0	0	1	0
Gary Ward, R (1, 8) OBP: 0.322, SLG: 0.400	1-H HR			K			F4		K		4	1	1	2	0	2	0
Larry Parrish, R (1, 5) OBP: 0.345, SLG: 0.496	6-3			G4-6-3 1B			F9			SH1 1B	4	1	2	0	0	0	0
Pete O'Brien, L (1, 3) OBP: 0.358, SLG: 0.465	4-3			G4-6-3 1-2f			F9			SH1 1-2	3	0	0	0	0	0	1
George Wright, S (1, 9) OBP: 0.263, SLG: 0.365		F8			4-3			F3		F3	4	0	0	0	0	0	1
Marv Foley, L (1, 2) OBP: 0.304, SLG: 0.414		F9			F9					1B IBB	3	1	1	1	0	0	0
Buddy Bell, R (10, PH) OBP: 0.373, SLG: 0.423								HR			0	0	0	0	1	0	0
Donnie Scott, S (10, PR) OBP: 0.279, SLG: 0.273											0	0	0	0	0	0	0
Curtis Wilkerson, S (1, 4) OBP: 0.279, SLG: 0.267		F7			B1-3			K			3	0	0	0	0	1	0
Alan Bannister, R (10, PH) OBP: 0.356, SLG: 0.368										1-2 2-H 1B	1	0	1	1	0	0	0
Jeff Kunkel, R (1, 6) OBP: 0.178, SLG: 0.287			F9			F9		F4			3	0	0	0	0	0	0
Inning Stats	R: 2 E: 0 K: 0 S: 5 H: 2 LOB: 0 BB: 0 P: 5	R: 0 E: 0 K: 0 S: 3 H: 0 LOB: 0 BB: 0 P: 3	R: 0 E: 0 K: 0 S: 3 H: 0 LOB: 0 BB: 0 P: 3	R: 0 E: 0 K: 1 S: 5 H: 1 LOB: 0 BB: 0 P: 5	R: 0 E: 0 K: 0 S: 3 H: 0 LOB: 0 BB: 0 P: 3	R: 0 E: 0 K: 1 S: 5 H: 0 LOB: 0 BB: 0 P: 5	R: 0 E: 0 K: 0 S: 3 H: 0 LOB: 0 BB: 0 P: 3	R: 1 E: 0 K: 1 S: 6 H: 1 LOB: 0 BB: 0 P: 6	R: 0 E: 0 K: 1 S: 5 H: 0 LOB: 0 BB: 0 P: 5	R: 1 E: 0 K: 0 S: 4 H: 2 LOB: 2 BB: 1 P: 8	1B: 4 2B: 0 3B: 0 HR: 2 SF: 0 SAC: 1 DP: 1 HBP: 0	WP: 0 PB: 0 SB: 0 CS: 0 PA: 35					

PITCHER	IP	WLS	BF	H	R	ER	SO	BB	IBB	HBP	BLK	WP	HR	S	P	ERA	WHIP
Gene Nelson, R (1, 1) ERA: 4.08	8.0		27	4	3	3	3	0	0	0	0	0	2	33	33	3.38	0.500
Bert Roberge, R (9, 1) ERA: 4.39	1.0	L	4	1	1	1	1	0	0	0	0	0	0	6	6	9.00	1.000
Juan Agosto, L (10, 1) ERA: 2.77	0.2		4	1	0	0	0	0	1	0	0	0	0	3	7	0.00	1.500

PITCHER	IP	WLS	BF	H	R	ER	SO	BB	IBB	HBP	BLK	WP	HR	S	P	ERA	WHIP

BOTTOM

Chicago White Sox @ Texas Rangers

Arlington Stadium, Arlington, TX

Tue Aug 21 1984, 8:05 PM EDT
Att. 14,104 - Unknown

livebaseballscorecards.com

AB	33
R	4
H	6
RBI	4
BB	1
SO	4
LOB	2

Chicago White Sox @ Texas Rangers

Arlington Stadium, Arlington, TX

Wed Aug 22 1984, 8:05 PM EDT

Att. 10,635 - Unknown

TOP

livebaseballscorecards.com

Batter	1	2	3	4	5	6	7	8	9	AB	R	H	RBI	BB	SO	LOB
Rudy Law, L (1, 8) OBP: 0.324, SLG: 0.353	BBBB 4-0 E S BB		x 0-0 ① F7		x 0-0 ② F3			x 0-0 E6		3	0	0	0	1	0	1
Carlton Fisk, R (1, 2) OBP: 0.292, SLG: 0.463	x 0-0 ① F4 1-3		x 0-0 ② F6		x 0-0 ③ F9			SSS 0-3 ② K		4	0	0	0	0	1	3
Harold Baines, L (1, 9) OBP: 0.361, SLG: 0.549	SSS 0-3 ② K		x 0-0 1B 1-3 1B			x 0-0 ① F7		x 0-0 ③ F9		4	0	1	0	0	1	2
Greg Walker, L (1, 3) OBP: 0.312, SLG: 0.505	x 0-0 ③ F3		x 0-0 1-3 3-H 1B			x 0-0 ② F7			x 0-0 ① F9	4	0	1	1	0	0	1
Jerry Hairston, S (1, 10) OBP: 0.384, SLG: 0.422		BBBB 4-0 BB	x 0-0 ③ F8			x 0-0 ③ F7			SSS 0-3 ② K	3	0	0	0	1	1	2
Tom Paciorek, R (1, 7) OBP: 0.309, SLG: 0.338		x 0-0 ① F4		x 0-0 ① F8			SSS 0-3 ① K		SSS 0-3 ③ K	4	0	0	0	0	2	1
Vance Law, R (1, 5) OBP: 0.299, SLG: 0.404		x 0-0 ② F8		x 0-0 ② F9			x 0-0 ② 6-3			3	0	0	0	0	0	1
Scott Fletcher, R (1, 6) OBP: 0.317, SLG: 0.291		x 0-0 ③ F3		x 0-0 ③ F9			SSS 0-3 ③ K			2	0	0	0	0	0	1
Roy Smalley, S (7, PH) (7, 6) OBP: 0.281, SLG: 0.355										1	0	0	0	0	1	0
Julio Cruz, S (1, 4) OBP: 0.269, SLG: 0.294			BBBB 4-0 1B 1B BB		x 0-0 ① B1-3			x 0-0 ① 3-1		2	1	0	0	1	0	0

	AB	30
	R	1
	H	2
	RBI	1
	BB	3
	SO	6
	LOB	12

Inning Stats	1	2	3	4	5	6	7	8	9			
	R: 0 E: 0 K: 1 S: 5	H: 0 LOB: 1 BB: 1 P: 9	R: 0 E: 0 K: 0 S: 3	H: 0 LOB: 1 BB: 1 P: 7	R: 1 E: 0 K: 0 S: 5	H: 2 LOB: 2 BB: 1 P: 9	R: 0 E: 0 K: 0 S: 3	H: 0 LOB: 0 BB: 0 P: 3	R: 0 E: 0 K: 0 S: 3	H: 0 LOB: 0 BB: 0 P: 3	R: 0 E: 0 K: 2 S: 7	H: 0 LOB: 0 BB: 0 P: 7	R: 0 E: 1 K: 1 S: 6	H: 0 LOB: 1 BB: 0 P: 6	R: 0 E: 0 K: 2 S: 7	H: 0 LOB: 0 BB: 0 P: 7	1B: 2 2B: 0 3B: 0 HR: 0	SF: 0 SAC: 0 DP: 0 HBP: 0	WP: 0 PB: 0 SB: 1 CS: 0	PA: 33

PITCHER		IP	WLS	BF	H	R	ER	SO	BB	IBB	HBP	BLK	WP	HR	S	P	ERA	WHIP
Danny Darwin, R ERA: 4.15	(1, 1)	7.1	W	28	2	1	1	3	3	0	0	0	0	0	31	43	1.23	0.682
Dave Schmidt, R ERA: 2.02	(8, 1)	1.2	S	5	0	0	0	3	0	0	0	0	0	0	11	11	0.00	0.000

PITCHER	IP	WLS	BF	H	R	ER	SO	BB	IBB	HBP	BLK	WP	HR	S	P	ERA	WHIP

Batter	1	2	3	4	5	6	7	8	9	AB	R	H	RBI	BB	SO	LOB
Bill Sample, R (1, 7) OBP: 0.289, SLG: 0.329	4-3		FC6-4 (1B) 1-2f		F4		F2			4	1	0	0	0	0	3
Mickey Rivers, L (1, 10) OBP: 0.315, SLG: 0.389	HR		2B 1-H 1B		1B 1-2			F7		4	2	3	2	0	0	0
Gary Ward, R (1, 8) OBP: 0.321, SLG: 0.401	F9		2B 2-H		K S S S			F8		4	0	1	1	0	1	1
Larry Parrish, R (1, 5) OBP: 0.342, SLG: 0.492	K S S S		K S S S			6-3		6-3		4	0	0	0	0	2	1
Pete O'Brien, L (1, 3) OBP: 0.355, SLG: 0.462		F8	3-1			5-3				3	0	0	0	0	0	1
George Wright, S (1, 9) OBP: 0.264, SLG: 0.373		3B		F8		6-3				3	0	1	0	0	0	0
Donnie Scott, S (1, 2) OBP: 0.275, SLG: 0.269		K S S S		3-1			4-3			3	0	0	0	0	1	1
Alan Bannister, R (1, 4) OBP: 0.344, SLG: 0.354		K S S S		F7			F6			3	0	0	0	0	1	1
Curtis Wilkerson, S (8, 4) OBP: 0.279, SLG: 0.267										0	0	0	0	0	0	0
Jeff Kunkel, R (1, 6) OBP: 0.204, SLG: 0.333			FC6-4 1B		CS 1B		3B			3	0	3	0	0	0	0
Inning Stats	R: 1 H: 1 E: 0 LOB: 0 K: 1 BB: 0 S: 6 P: 6	R: 0 H: 1 E: 0 LOB: 1 K: 2 BB: 0 S: 8 P: 8	R: 2 H: 3 E: 0 LOB: 1 K: 1 BB: 0 S: 8 P: 8	R: 0 H: 0 E: 0 LOB: 0 K: 0 BB: 0 S: 3 P: 3	R: 0 H: 2 E: 0 LOB: 1 K: 1 BB: 0 S: 6 P: 6	R: 0 H: 0 E: 0 LOB: 0 K: 0 BB: 0 S: 3 P: 3	R: 0 H: 1 E: 0 LOB: 1 K: 0 BB: 0 S: 4 P: 4	R: 0 H: 0 E: 0 LOB: 0 K: 0 BB: 0 S: 3 P: 3		1B: 4 SF: 0 2B: 1 SAC: 0 3B: 2 DP: 0 HR: 1 HBP: 0						

PITCHER	IP	WLS	BF	H	R	ER	SO	BB	IBB	HBP	BLK	WP	HR	S	P	ERA	WHIP
LaMarr Hoyt, R (1, 1) ERA: 4.47	8.0	L	31	8	3	3	5	0	0	0	0	0	1	41	41	3.38	1.000

PITCHER	IP	WLS	BF	H	R	ER	SO	BB	IBB	HBP	BLK	WP	HR	S	P	ERA	WHIP

BOTTOM

Chicago White Sox @ Texas Rangers

Arlington Stadium, Arlington, TX

Wed Aug 22 1984, 8:05 PM EDT

Att. 10,635 - Unknown

livebaseballscorecards.com

AB	31
R	3
H	8
RBI	3
BB	0
SO	5
LOB	8

1B: 4 SF: 0
2B: 1 SAC: 0
3B: 2 DP: 0
HR: 1 HBP: 0

WP: 0 PA: 31
PB: 0
SB: 1
CS: 1

Batter	1	2	3	4	5	6	7	8	9	AB	R	H	RBI	BB	SO	LOB
Rudy Law, L (1, 8) OBP: 0.323, SLG: 0.352	1B		F7			E6 6-3		G4-1		4	0	1	0	0	0	0
Carlton Fisk, R (1, 2) OBP: 0.295, SLG: 0.464	G6-4-3 1-2			F4		6-3 1-2			DI 1B	4	1	2	0	0	0	1
Harold Baines, L (1, 9) OBP: 0.358, SLG: 0.545	G6-4-3 1-2f			E6 FC6-4 BB		F7			F4	4	0	0	0	0	0	3
Greg Luzinski, R (1, 10) OBP: 0.336, SLG: 0.368		K		FC6-4 1-2 BB		K			K 1-2	3	0	0	0	1	3	2
Tom Paciorek, R (1, 3) OBP: 0.311, SLG: 0.338		5-3 1B		FC6-4 1-2f 2-3			F8		1B 1B BB	3	1	1	0	1	0	2
Ron Kittle, R (1, 7) OBP: 0.300, SLG: 0.460		5-3 1-2		F6			K		1B 1B 1-2 2-H	4	0	1	1	0	1	3
Vance Law, R (1, 5) OBP: 0.298, SLG: 0.403		K	5-3				F5		1B 1-2 2-H	4	0	1	1	0	1	1
Jerry Dybzinski, R (1, 6) OBP: 0.331, SLG: 0.315 Marc Hill, R (8, PH) OBP: 0.295, SLG: 0.385 Scott Fletcher, R (8, 6) OBP: 0.317, SLG: 0.291 Jerry Hairston, S (9, PH) OBP: 0.388, SLG: 0.426			1-3		5-3			4-3	FC6-4 1-2 2-3 1B	2 1 0 1	0 0 0 0	0 0 0 1	0 0 0 0	0 0 0 0	0 0 0 0	0 0 0 0
Julio Cruz, S (1, 4) OBP: 0.267, SLG: 0.292 Greg Walker, L (9, PH) OBP: 0.311, SLG: 0.503			4-3		3-1			F7	FC6-4 1-2f	3 1	0 0	0 0	0 0	0 0	0 0	0 3
Inning Stats	R: 0 E: 0 K: 0 S: 3 H: 2 LOB: 0 BB: 0 P: 3	R: 0 E: 0 K: 2 S: 8 H: 1 LOB: 1 BB: 0 P: 8	R: 0 E: 0 K: 0 S: 3 H: 0 LOB: 0 BB: 0 P: 3	R: 0 E: 1 K: 0 S: 4 H: 0 LOB: 2 BB: 1 P: 8	R: 0 E: 0 K: 0 S: 3 H: 0 LOB: 0 BB: 0 P: 3	R: 0 E: 1 K: 1 S: 6 H: 0 LOB: 1 BB: 0 P: 6	R: 0 E: 0 K: 1 S: 5 H: 0 LOB: 0 BB: 0 P: 5	R: 0 E: 0 K: 0 S: 3 H: 0 LOB: 0 BB: 0 P: 3	R: 2 E: 0 K: 1 S: 9 H: 4 LOB: 3 BB: 1 P: 13	1B: 7 2B: 0 3B: 0 HR: 0 SF: 0 SAC: 0 DP: 1 HBP: 0						

TOP

Chicago White Sox @ Kansas City Royals

Royals Stadium, Kansas City, MO

Fri Aug 24 1984, 8:05 PM EDT
Att. 31,702 - Unknown

livebaseballscorecards.com

AB	34
R	2
H	7
RBI	2
BB	2
SO	5
LOB	15

WP: 0 PB: 0 SB: 0 CS: 0 PA: 36

PITCHER		IP	WLS	BF	H	R	ER	SO	BB	IBB	HBP	BLK	WP	HR	S	P	ERA	WHIP
Bud Black, L ERA: 3.44	(1, 1)	8.2	W	34	6	2	2	5	2	0	0	0	0	0	42	50	2.08	0.923
Dan Quisenberry, R ERA: 2.72	(9, 1)	0.1	S	2	1	0	0	0	0	0	0	0	0	0	2	2	0.00	3.000

PITCHER	IP	WLS	BF	H	R	ER	SO	BB	IBB	HBP	BLK	WP	HR	S	P	ERA	WHIP

Batter	1	2	3	4	5	6	7	8	9	AB	R	H	RBI	BB	SO	LOB
Willie Wilson, S (1, 8) OBP: 0.359, SLG: 0.382	F9	K		FC6-4 1B		FC6-4 S 1-2f 2-3		F9 1-2		5	0	1	0	0	1	3
Lynn Jones, R (1, 9) OBP: 0.345, SLG: 0.370	2B BB	6-3		FC6-4 1-2f		F8 1-2				3	1	0	0	1	0	3
Frank White, R (1, 4) OBP: 0.309, SLG: 0.438	E 2B 1-H		FC5-4 1B		6-3		G6-4-3 1B			4	1	3	1	0	0	0
Hal McRae, R (1, 10) OBP: 0.357, SLG: 0.385	E7 3B 2-H		FC5-4 1-2		K		G6-4-3 1-2f			4	1	2	1	0	1	1
Darryl Motley, R (1, 7) OBP: 0.325, SLG: 0.441	K		FC5-4 1-2f 2-3		F5		FC5-4 1B			4	0	1	0	0	1	2
Steve Balboni, R (1, 3) OBP: 0.313, SLG: 0.474 John Wathan, R (8, 3) OBP: 0.294, SLG: 0.286	BB	K				K	FC5-4 1-2f			3 0	0 0	0 0	0 0	1 0	2 0	3 0
Don Slaught, R (1, 2) OBP: 0.309, SLG: 0.395	5-3	F9				1B FC 1B		F7		4	1	1	0	0	0	3
Greg Pryor, R (1, 5) OBP: 0.294, SLG: 0.376		HR		F9		FC6-4 FC 1B 1-3		F8		4	1	2	1	0	0	0
Buddy Biancalana, S (1, 6) OBP: 0.226, SLG: 0.315		K		5-3		FC FC6-4 1-2 3-H		S 1B		4	0	1	1	0	1	1
Inning Stats	R: 3 H: 2 E: 1 LOB: 1 K: 1 BB: 2 S: 7 P: 15	R: 1 H: 1 E: 0 LOB: 0 K: 2 BB: 0 S: 8 P: 8	R: 0 H: 2 E: 0 LOB: 2 K: 1 BB: 0 S: 7 P: 7	R: 0 H: 1 E: 0 LOB: 1 K: 0 BB: 0 S: 4 P: 4	R: 0 H: 0 E: 0 LOB: 0 K: 1 BB: 0 S: 5 P: 5	R: 1 H: 2 E: 0 LOB: 2 K: 1 BB: 0 S: 8 P: 8	R: 0 H: 2 E: 0 LOB: 1 K: 0 BB: 0 S: 4 P: 4	R: 0 H: 1 E: 0 LOB: 1 K: 0 BB: 0 S: 4 P: 4		1B: 8 SF: 0 2B: 1 SAC: 0 3B: 1 DP: 1 HR: 1 HBP: 0						

PITCHER	IP	WLS	BF	H	R	ER	SO	BB	IBB	HBP	BLK	WP	HR	S	P	ERA	WHIP
Floyd Bannister, L (1, 1) ERA: 4.53	5.1	L	27	8	5	4	6	2	0	0	0	0	1	37	45	6.75	1.875
Dan Spillner, R (6, 1) ERA: 4.7	2.2		10	3	0	0	0	0	0	0	0	0	0	10	10	0.00	1.125

PITCHER	IP	WLS	BF	H	R	ER	SO	BB	IBB	HBP	BLK	WP	HR	S	P	ERA	WHIP

BOTTOM

Chicago White Sox @ Kansas City Royals

Royals Stadium, Kansas City, MO

Fri Aug 24 1984, 8:05 PM EDT

Att. 31,702 - Unknown

livebaseballscorecards.com

AB	35
R	5
H	11
RBI	4
BB	2
SO	6
LOB	16

Batter	1	2	3	4	5	6	7	8	9	AB	R	H	RBI	BB	SO	LOB
Rudy Law, L (1, 8) OBP: 0.320, SLG: 0.348	K		4-3		SH1 2-3		FC3-2 1-2 3-H		4-3	4	0	0	0	0	1	2
Carlton Fisk, R (1, 2) OBP: 0.294, SLG: 0.466	6-3		1B 2B		SF9 3-H		F8			3	1	1	1	0	0	2
Harold Baines, L (1, 9) OBP: 0.358, SLG: 0.542	6-3		2-H 1B		4-3		3-1			4	0	1	1	0	0	2
Jerry Hairston, S (1, 7) OBP: 0.378, SLG: 0.414		K	F7			6-3		F7		4	0	0	0	0	1	1
Greg Walker, L (1, 10) OBP: 0.313, SLG: 0.506		S HBP 1B		2B		F6		K		4	0	2	0	0	1	0
Tom Paciorek, R (1, 3) OBP: 0.311, SLG: 0.336 Vance Law, R (7, 5) OBP: 0.300, SLG: 0.403		S 1-2 HBP		K		F9		HBP		2 0	0 0	0 0	0 0	0 0	1 0	1 0
Roy Smalley, S (1, 5) OBP: 0.281, SLG: 0.352 Mike Squires, L (7, PR) OBP: 0.238, SLG: 0.200 (7, 3)	K 1-2 2-3		F7				2B BB	F9		2 1	0 1	0 0	0 0	1 0	1 0	3 1
Jerry Dybzinski, R (1, 6) OBP: 0.328, SLG: 0.321	2-3		1-3				1B 1-3 FC3-2 2B		K	4	0	1	0	0	1	3
Julio Cruz, S (1, 4) OBP: 0.270, SLG: 0.297			F7		SH1 SF9 2B		FC3-2 2-3 3-H 1B		K	4	1	2	1	0	1	0
Inning Stats	R: 0 E: 0 K: 1 S: 5 H: 0 LOB: 0 BB: 0 P: 5	R: 0 E: 0 K: 2 S: 8 H: 1 LOB: 2 BB: 0 P: 9	R: 1 E: 0 K: 0 S: 5 H: 2 LOB: 1 BB: 0 P: 5	R: 0 E: 0 K: 1 S: 6 H: 1 LOB: 1 BB: 0 P: 6	R: 1 E: 0 K: 0 S: 4 H: 1 LOB: 0 BB: 0 P: 4	R: 0 E: 0 K: 0 S: 3 H: 0 LOB: 0 BB: 0 P: 3	R: 1 E: 0 K: 0 S: 5 H: 2 LOB: 2 BB: 1 P: 9	R: 0 E: 0 K: 1 S: 5 H: 0 LOB: 1 BB: 0 P: 6	R: 0 E: 0 K: 2 S: 7 H: 0 LOB: 0 BB: 0 P: 7	1B: 3 2B: 4 3B: 0 HR: 0 SF: 1 SAC: 1 DP: 0 HBP: 2	WP: 0 PB: 0 SB: 2 CS: 0 PA: 37					

PITCHER	IP	WLS	BF	H	R	ER	SO	BB	IBB	HBP	BLK	WP	HR	S	P	ERA	WHIP
Mark Gubicza, R (1, 1) ERA: 3.76	6.0	L	27	7	3	3	4	1	0	1	0	0	0	33	38	4.50	1.333
Mike Jones, L (7, 1) ERA: 4.79	3.0		10	0	0	0	3	0	0	1	0	0	0	15	16	0.00	0.000

PITCHER	IP	WLS	BF	H	R	ER	SO	BB	IBB	HBP	BLK	WP	HR	S	P	ERA	WHIP

TOP

Chicago White Sox @ Kansas City Royals

Royals Stadium, Kansas City, MO

Sat Aug 25 1984, 8:05 PM EDT

Att. 36,261 - Unknown

livebaseballscorecards.com

AB	32
R	3
H	7
RBI	3
BB	1
SO	7
LOB	15

BOTTOM

Chicago White Sox @ Kansas City Royals

Royals Stadium, Kansas City, MO

Sat Aug 25 1984, 8:05 PM EDT

Att. 36,261 - Unknown

livebaseballscorecards.com

Batter	1	2	3	4	5	6	7	8	9	AB	R	H	RBI	BB	SO	LOB
Willie Wilson, S (1, 8) OBP: 0.358, SLG: 0.381	K		S 1B			4-3		4-3		4	0	1	0	0	1	1
Pat Sheridan, L (1, 9) OBP: 0.336, SLG: 0.408	F7		F8 1-2			F6			6-3	4	0	0	0	0	0	1
Dane Iorg, L (1, 7) OBP: 0.280, SLG: 0.395	FC6 BB			F9			2B		F8	3	0	1	0	1	0	0
Jorge Orta, L (1, 10) OBP: 0.333, SLG: 0.452	FC6 1-2f			F3			F7		4-3	4	0	0	0	0	0	2
Frank White, R (1, 4) OBP: 0.307, SLG: 0.434		F4		6-3			F7			3	0	0	0	0	0	1
Steve Balboni, R (1, 3) OBP: 0.311, SLG: 0.470		K			F8		K			3	0	0	0	0	2	1
Don Slaught, R (1, 2) OBP: 0.309, SLG: 0.398		5-3			F4			G6-3 2B		3	0	1	0	0	0	0
Greg Pryor, R (1, 5) OBP: 0.295, SLG: 0.372			5-3		F9			BB G6-3		2	0	0	0	1	0	0
Buddy Biancalana, S (1, 6) OBP: 0.221, SLG: 0.309			K			F8		G6-3 1-2f 2-3		2	0	0	0	0	1	0
Hal McRae, R (8, PH) OBP: 0.356, SLG: 0.384										1	0	0	0	0	0	2
Bucky Dent, R (9, 6) OBP: 0.500, SLG: 0.333										0	0	0	0	0	0	0

Inning Stats	1	2	3	4	5	6	7	8	9
R	0	0	0	0	0	0	0	0	0
E	0	0	0	0	0	0	0	0	0
K	1	1	1	0	0	0	1	0	0
S	5	5	6	3	3	3	6	3	3
H	0	0	1	0	0	0	1	1	0
LOB	1	0	1	0	0	0	1	0	0
BB	1	0	0	0	0	0	0	1	0
P	9	5	6	3	3	3	6	7	3

1B	1
2B	2
3B	0
HR	0
SF	0
SAC	0
DP	1
HBP	0

WP	0
PB	0
SB	1
CS	0
PA	31

AB	29
R	0
H	3
RBI	0
BB	2
SO	4
LOB	8

PITCHER	IP	WLS	BF	H	R	ER	SO	BB	IBB	HBP	BLK	WP	HR	S	P	ERA	WHIP
Tom Seaver, R (1, 1) ERA: 3.96	9.0	W	31	3	0	0	4	2	0	0	0	0	0	37	45	0.00	0.556

PITCHER	IP	WLS	BF	H	R	ER	SO	BB	IBB	HBP	BLK	WP	HR	S	P	ERA	WHIP

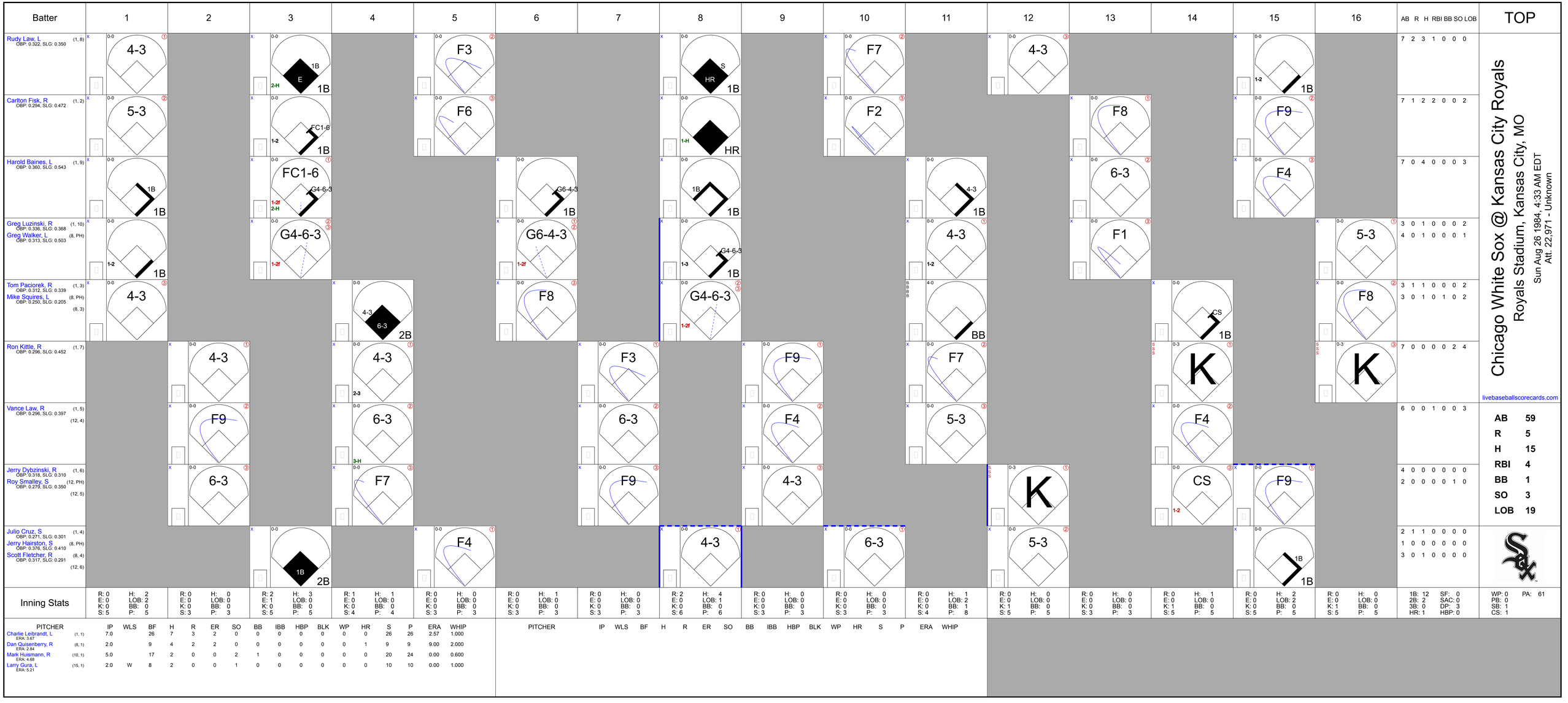
Batter
1
2
3
4
5
6
7
8
9
10
11
12
13
14
15
16
AB R H RBI BB SO LOB
TOP
Rudy Law, L (1, 8) OBP: 0.322, SLG: 0.350
4-3
7 2 3 1 0 0 0
Carlton Fisk, R (1, 2) OBP: 0.294, SLG: 0.472
5-3
F3
F6
S HR 1B
F7
F2
4-3
F8
F9
7 1 2 2 0 0 2
Harold Baines, L (1, 9) OBP: 0.360, SLG: 0.543
1B
FC1-6 G4-6-3
G6-4-3
4-3
6-3
F4
7 0 4 0 0 0 3
Greg Luzinski, R (1, 10) OBP: 0.336, SLG: 0.368
Greg Walker, L (8, PH) OBP: 0.313, SLG: 0.503
G4-6-3
F1
5-3
3 0 1 0 0 0 2
4 0 1 0 0 0 1
Tom Paciorek, R (1, 3) OBP: 0.312, SLG: 0.339
Mike Squires, L (8, PH) OBP: 0.250, SLG: 0.205 (8, 3)
4-3
F8
BB
CS
3 1 1 0 0 0 2
3 0 1 0 1 0 2
Ron Kittle, R (1, 7) OBP: 0.296, SLG: 0.452
F3
F9
F7
K
7 0 0 0 0 2 4
Vance Law, R (1, 5) OBP: 0.296, SLG: 0.397 (12, 4)
F9
6-3
F4
5-3
6 0 0 1 0 0 3
Jerry Dybzinski, R (1, 6) OBP: 0.318, SLG: 0.310
Roy Smalley, S (12, PH) OBP: 0.279, SLG: 0.350 (12, 5)
6-3
F7
F9
4-3
CS
4 0 0 0 0 0 0
2 0 0 0 0 1 0
Julio Cruz, S (1, 4) OBP: 0.271, SLG: 0.301
Jerry Hairston, S (8, PH) OBP: 0.376, SLG: 0.410
Scott Fletcher, R (8, 4) OBP: 0.317, SLG: 0.291 (12, 6)
2B
F4
4-3
6-3
5-3
1B
2 1 1 0 0 0 0
1 0 0 0 0 0 0
3 0 1 0 0 0 0
Chicago White Sox @ Kansas City Royals
Royals Stadium, Kansas City, MO
Sun Aug 26 1984, 4:33 AM EDT
Att. 22,971 - Unknown
livebaseballscorecards.com
AB 59
R 5
H 15
RBI 4
BB 1
SO 3
LOB 19
Inning Stats
R: 0 E: 0 K: 0 S: 5 H: 2 LOB: 2 BB: 0 P: 5
R: 0 E: 0 K: 0 S: 3 H: 0 LOB: 0 BB: 0 P: 3
R: 2 E: 1 K: 0 S: 5 H: 3 LOB: 0 BB: 0 P: 5
R: 1 E: 0 K: 0 S: 4 H: 1 LOB: 0 BB: 0 P: 4
R: 0 E: 0 K: 0 S: 3 H: 0 LOB: 0 BB: 0 P: 3
R: 0 E: 0 K: 0 S: 3 H: 1 LOB: 0 BB: 0 P: 3
R: 0 E: 0 K: 0 S: 3 H: 0 LOB: 0 BB: 0 P: 3
R: 2 E: 0 K: 0 S: 6 H: 4 LOB: 1 BB: 0 P: 6
R: 0 E: 0 K: 0 S: 3 H: 0 LOB: 0 BB: 0 P: 3
R: 0 E: 0 K: 0 S: 3 H: 0 LOB: 0 BB: 0 P: 3
R: 0 E: 0 K: 0 S: 4 H: 1 LOB: 2 BB: 1 P: 8
R: 0 E: 0 K: 1 S: 5 H: 0 LOB: 0 BB: 0 P: 5
R: 0 E: 0 K: 0 S: 3 H: 0 LOB: 0 BB: 0 P: 3
R: 0 E: 0 K: 1 S: 5 H: 1 LOB: 0 BB: 0 P: 5
R: 0 E: 0 K: 0 S: 5 H: 2 LOB: 2 BB: 0 P: 5
R: 0 E: 0 K: 1 S: 5 H: 0 LOB: 0 BB: 0 P: 5
1B: 12 2B: 2 3B: 0 HR: 1
SF: 0 SAC: 0 DP: 3 HBP: 0
WP: 0 PB: 0 SB: 1 CS: 1
PA: 61
PITCHER IP WLS BF H R ER SO BB IBB HBP BLK WP HR S P ERA WHIP
Charlie Leibrandt, L (1, 1) ERA: 3.67 7.0 26 7 3 2 0 0 0 0 0 0 0 26 26 2.57 1.000
Dan Quisenberry, R (8, 1) ERA: 2.84 2.0 9 4 2 2 0 0 0 0 0 0 1 9 9 9.00 2.000
Mark Huismann, R (10, 1) ERA: 4.68 5.0 17 2 0 0 2 1 0 0 0 0 0 20 24 0.00 0.600
Larry Gura, L (15, 1) ERA: 5.21 2.0 W 8 2 0 0 1 0 0 0 0 0 0 10 10 0.00 1.000
PITCHER IP WLS BF H R ER SO BB IBB HBP BLK WP HR S P ERA WHIP

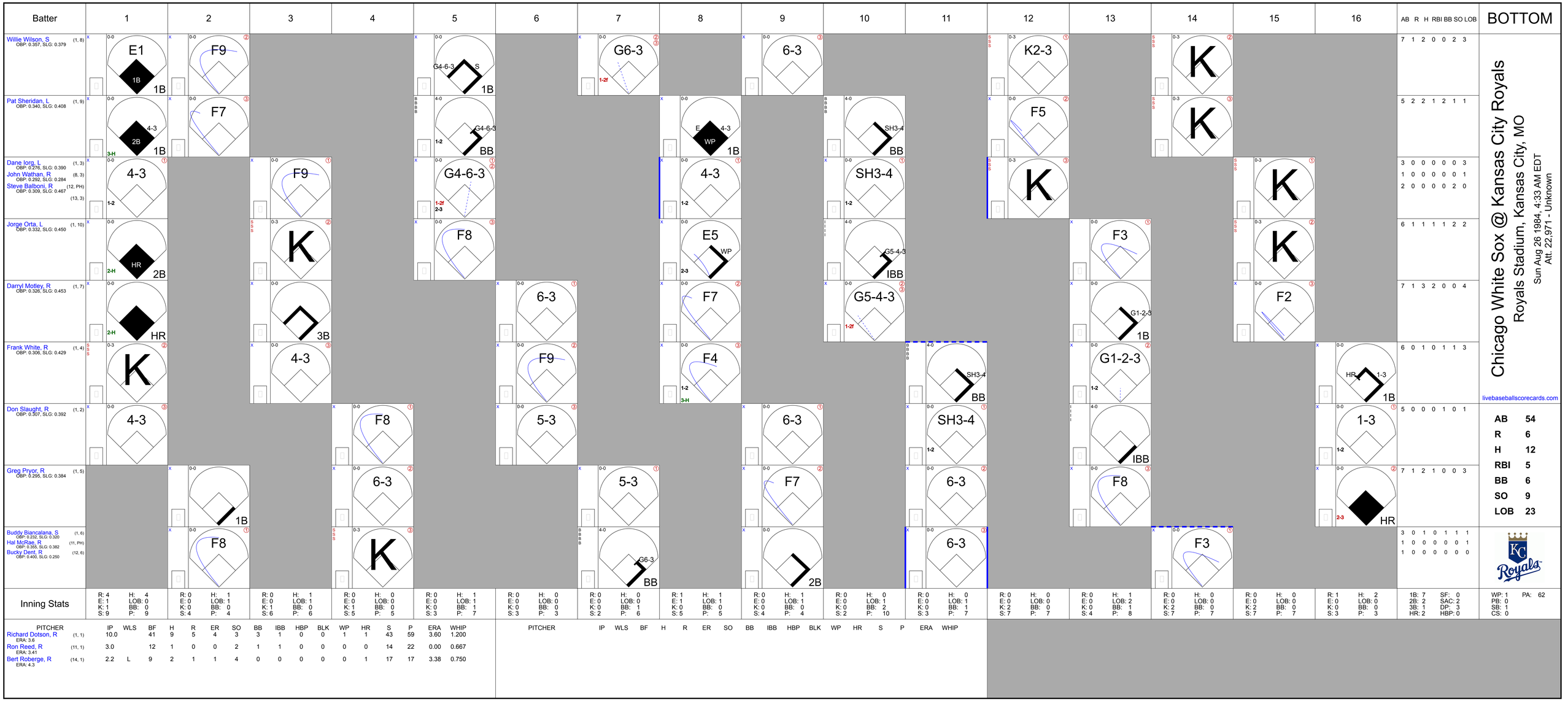
Batter
1
2
3
4
5
6
7
8
9
10
11
12
13
14
15
16
AB R H RBI BB SO LOB
BOTTOM
Willie Wilson, S (1, 8) OBP: 0.357, SLG: 0.379
E1 1B 1B
F9
G4-6-3 S 1B
6-3
K2-3
K
7 1 2 0 0 2 3
Pat Sheridan, L (1, 9) OBP: 0.340, SLG: 0.408
4-3 2B 1B 3-H
F7
G4-6-3 BB 1-2
E 4-3 WP 1B
SH3-4 BB
F5
K
5 2 2 1 2 1 1
Dane Iorg, L (1, 3) OBP: 0.276, SLG: 0.390
John Wathan, R (8, 3) OBP: 0.292, SLG: 0.284
Steve Balboni, R (12, PH) (13, 3) OBP: 0.309, SLG: 0.467
4-3 1-2
F9
G4-6-3 1-2f 2-3
4-3 1-2
SH3-4 1-2
K
K
3 0 0 0 0 0 3
1 0 0 0 0 0 1
2 0 0 0 0 2 0
Jorge Orta, L (1, 10) OBP: 0.332, SLG: 0.450
HR 2B 2-H
K
F8
E5 WP 2-3
G5-4-3 IBB
F3
K
6 1 1 1 1 2 2
Darryl Motley, R (1, 7) OBP: 0.326, SLG: 0.453
HR 2-H
3B
6-3
F7
G5-4-3 1-2f
G1-2-3 1B
F2
7 1 3 2 0 0 4
Frank White, R (1, 4) OBP: 0.306, SLG: 0.429
K
4-3
F9
F4 1-2 3-H
SH3-4 BB
G1-2-3 1-2
HR 1-3 1B
6 0 1 0 1 1 3
Don Slaught, R (1, 2) OBP: 0.307, SLG: 0.392
4-3
F8
5-3
6-3
SH3-4 1-2
IBB
1-3 1-2
5 0 0 0 1 0 1
Greg Pryor, R (1, 5) OBP: 0.295, SLG: 0.384
1B
6-3
5-3
F7
6-3
F8
HR 2-3
7 1 2 1 0 0 3
Buddy Biancalana, S (1, 6) OBP: 0.232, SLG: 0.320
Hal McRae, R (11, PH) OBP: 0.355, SLG: 0.382
Bucky Dent, R (12, 6) OBP: 0.400, SLG: 0.250
F8
K
G6-3 BB
2B
6-3
F3
3 0 1 0 1 1 1
1 0 0 0 0 0 1
1 0 0 0 0 0 0
Inning Stats
R: 4 E: 1 K: 1 S: 9 H: 4 LOB: 0 BB: 0 P: 9
R: 0 E: 0 K: 0 S: 4 H: 1 LOB: 1 BB: 0 P: 4
R: 0 E: 0 K: 1 S: 6 H: 1 LOB: 1 BB: 0 P: 6
R: 0 E: 0 K: 1 S: 5 H: 0 LOB: 0 BB: 0 P: 5
R: 0 E: 0 K: 0 S: 3 H: 1 LOB: 1 BB: 1 P: 7
R: 0 E: 0 K: 0 S: 3 H: 0 LOB: 0 BB: 0 P: 3
R: 0 E: 0 K: 0 S: 2 H: 0 LOB: 0 BB: 1 P: 6
R: 1 E: 1 K: 0 S: 5 H: 1 LOB: 1 BB: 0 P: 5
R: 0 E: 0 K: 0 S: 4 H: 1 LOB: 1 BB: 0 P: 4
R: 0 E: 0 K: 0 S: 2 H: 0 LOB: 1 BB: 2 P: 10
R: 0 E: 0 K: 0 S: 3 H: 0 LOB: 1 BB: 1 P: 7
R: 0 E: 0 K: 2 S: 7 H: 0 LOB: 0 BB: 0 P: 7
R: 0 E: 0 K: 0 S: 4 H: 1 LOB: 2 BB: 1 P: 8
R: 0 E: 0 K: 2 S: 7 H: 0 LOB: 0 BB: 0 P: 7
R: 0 E: 0 K: 2 S: 7 H: 0 LOB: 0 BB: 0 P: 7
R: 1 E: 0 K: 0 S: 3 H: 2 LOB: 0 BB: 0 P: 3
1B: 7 2B: 2 3B: 1 HR: 2
SF: 0 SAC: 2 DP: 3 HBP: 0
WP: 1 PB: 0 SB: 1 CS: 0
PA: 62
Chicago White Sox @ Kansas City Royals
Royals Stadium, Kansas City, MO
Sun Aug 26 1984, 4:33 AM EDT
Att. 22,971 - Unknown
livebaseballscorecards.com
AB 54
R 6
H 12
RBI 5
BB 6
SO 9
LOB 23
PITCHER IP WLS BF H R ER SO BB IBB HBP BLK WP HR S P ERA WHIP
Richard Dotson, R (1, 1) ERA: 3.6 10.0 41 9 5 4 3 3 1 0 0 1 1 43 59 3.60 1.200
Ron Reed, R (11, 1) ERA: 3.41 3.0 12 1 0 0 2 1 1 0 0 0 0 14 22 0.00 0.667
Bert Roberge, R (14, 1) ERA: 4.3 2.2 L 9 2 1 1 4 0 0 0 0 0 1 17 17 3.38 0.750
PITCHER IP WLS BF H R ER SO BB IBB HBP BLK WP HR S P ERA WHIP

Batter	1	2	3	4	5	6	7	8	9	AB	R	H	RBI	BB	SO	LOB
Rudy Law, L (1, 8) OBP: 0.321, SLG: 0.349	F7		4-3 2-3		4-3			2B 1B 1-2		4	1	1	0	0	0	1
Carlton Fisk, R (1, 2) OBP: 0.294, SLG: 0.472	F7		F9			F2		2B 2B 1-H 2-H		4	1	1	2	0	0	1
Harold Baines, L (1, 9) OBP: 0.358, SLG: 0.538	4-3			F3		F8		K S S S		4	0	0	0	0	1	1
Greg Luzinski, R (1, 10) OBP: 0.336, SLG: 0.365		3-1		6-3		1-3		BB B B B B		3	0	0	0	1	0	0
Greg Walker, L (1, 3) OBP: 0.317, SLG: 0.518		FC3-6 1B		HR			F8	2B 1-3 2-H		4	1	3	2	0	0	0
Tom Paciorek, R (1, 7) OBP: 0.314, SLG: 0.339 Jerry Dybzinski, R (8, 6) OBP: 0.318, SLG: 0.310		FC3-6 1-2f		BB B B B B			L4-3 1B	K S S S		3 0	0 0	1 0	0 0	1 0	1 0	3 0
Roy Smalley, S (1, 5) OBP: 0.276, SLG: 0.345		F4		F6			L4-3 1-2		4-3	4	0	0	0	0	0	3
Scott Fletcher, R (1, 6) (8, 4) OBP: 0.317, SLG: 0.291 Mike Squires, L (9, PH) OBP: 0.247, SLG: 0.203			4-3 SH5-3 1B		F8			F4	F6	3 1	0 0	1 0	0 0	0 0	0 0	0 0
Julio Cruz, S (1, 4) OBP: 0.270, SLG: 0.301 Jerry Hairston, S (8, PH) (8, 7) OBP: 0.377, SLG: 0.412			SH5-3 1-2		F8			1B 2B 1B	F7	1 2	0 1	0 1	0 0	0 0	0 0	0 0
Inning Stats	R: 0 E: 0 K: 0 S: 3 H: 0 LOB: 0 BB: 0 P: 3	R: 0 E: 0 K: 0 S: 4 H: 1 LOB: 1 BB: 0 P: 4	R: 0 E: 0 K: 0 S: 4 H: 1 LOB: 1 BB: 0 P: 4	R: 1 E: 0 K: 0 S: 4 H: 1 LOB: 1 BB: 1 P: 8	R: 0 E: 0 K: 0 S: 3 H: 0 LOB: 0 BB: 0 P: 3	R: 0 E: 0 K: 0 S: 3 H: 0 LOB: 0 BB: 0 P: 3	R: 0 E: 0 K: 0 S: 3 H: 1 LOB: 0 BB: 0 P: 3	R: 3 E: 0 K: 2 S: 11 H: 4 LOB: 2 BB: 1 P: 15	R: 0 E: 0 K: 0 S: 3 H: 0 LOB: 0 BB: 0 P: 3	1B: 5 2B: 3 3B: 0 HR: 1 SF: 0 SAC: 1 DP: 1 HBP: 0						

PITCHER		IP	WLS	BF	H	R	ER	SO	BB	IBB	HBP	BLK	WP	HR	S	P	ERA	WHIP
Bret Saberhagen, R ERA: 3.64	(1, 1)	7.0	W	25	4	1	1	0	1	0	0	0	0	1	24	28	1.29	0.714
Joe Beckwith, R ERA: 3.95	(8, 1)	0.2		6	3	3	3	1	1	0	0	0	0	0	7	11	40.50	6.000
Dan Quisenberry, R ERA: 2.81	(8, 1)	1.1	S	5	1	0	0	1	0	0	0	0	0	0	7	7	0.00	0.750

PITCHER	IP	WLS	BF	H	R	ER	SO	BB	IBB	HBP	BLK	WP	HR	S	P	ERA	WHIP

TOP

Chicago White Sox @ Kansas City Royals

Royals Stadium, Kansas City, MO

Mon Aug 27 1984, 8:05 PM EDT

Att. 23,884 - Unknown

livebaseballscorecards.com

AB	33
R	4
H	8
RBI	4
BB	2
SO	2
LOB	9

PA: 36

WP: 0 PB: 0 SB: 0 CS: 0

BOTTOM

Chicago White Sox @ Kansas City Royals

Royals Stadium, Kansas City, MO

Mon Aug 27 1984, 8:05 PM EDT

Att. 23,884 - Unknown

livebaseballscorecards.com

Batter	1	2	3	4	5	6	7	8	9	AB	R	H	RBI	BB	SO	LOB
Willie Wilson, S (1, 8) OBP: 0.359, SLG: 0.380	4-3		FC3-6 BB		S 1B		2B 1-3 1B	F9		4	1	2	0	1	0	0
Pat Sheridan, L (1, 9) OBP: 0.343, SLG: 0.411	1B FC6-4-3-2 1B		FC3-6 1-2f 2-3		BB 1-2		2B 1-H 3-H 2B	6-3		4	1	2	2	1	0	2
Darryl Motley, R (1, 7) OBP: 0.328, SLG: 0.455	FC6-4-3-2 1-2 1B		K		4-3		1B E 2-H 2B			4	1	2	1	0	1	4
Jorge Orta, L (1, 10) OBP: 0.331, SLG: 0.446	FC6-4-3-2 1-2 2-H			4-3	4-3		E BLK IBB			3	1	0	0	1	0	2
Frank White, R (1, 4) OBP: 0.311, SLG: 0.444	F8			2B	HR		E5 BLK 1-3 2-H 1B			4	2	3	1	0	0	0
Steve Balboni, R (1, 3) OBP: 0.306, SLG: 0.462	F4			F2	F8		F4 1-2 3-H			4	0	0	0	0	0	2
Greg Pryor, R (1, 5) OBP: 0.294, SLG: 0.381	F8			F7	6-3		1B 2-H			4	0	1	1	0	0	1
John Wathan, R (1, 2) OBP: 0.285, SLG: 0.276			6-3		F8		3-1 F8			4	0	0	0	0	0	1
Buddy Biancalana, S (1, 6) OBP: 0.233, SLG: 0.327			FC3-6 2B		6-3		E3 1B 2B	K		4	1	1	0	0	1	0
Inning Stats	R: 0 E: 0 K: 0 S: 4 H: 2 LOB: 1 BB: 0 P: 4	R: 0 E: 0 K: 0 S: 3 H: 0 LOB: 0 BB: 0 P: 3	R: 0 E: 0 K: 1 S: 6 H: 1 LOB: 2 BB: 1 P: 10	R: 0 E: 0 K: 0 S: 4 H: 1 LOB: 1 BB: 0 P: 4	R: 0 E: 0 K: 0 S: 4 H: 1 LOB: 2 BB: 1 P: 8	R: 1 E: 0 K: 0 S: 4 H: 1 LOB: 0 BB: 0 P: 4	R: 6 E: 2 K: 0 S: 9 H: 5 LOB: 1 BB: 1 P: 13	R: 0 E: 0 K: 1 S: 5 H: 0 LOB: 0 BB: 0 P: 5		1B: 6 2B: 5 3B: 0 HR: 1 SF: 0 SAC: 0 DP: 1 HBP: 0						

	AB	35
	R	7
	H	11
	RBI	5
	BB	3
	SO	2
	LOB	12

WP: 0 PB: 0 SB: 1 CS: 0 PA: 38

PITCHER		IP	WLS	BF	H	R	ER	SO	BB	IBB	HBP	BLK	WP	HR	S	P	ERA	WHIP
LaMarr Hoyt, R ERA: 4.51	(1, 1)	6.1	L	31	9	6	5	1	2	1	0	0	0	1	30	42	7.11	1.737
Dan Spillner, R ERA: 4.77	(7, 1)	0.2		4	2	1	0	0	0	0	0	1	0	0	4	4	0.00	3.000
Britt Burns, L ERA: 4.85	(8, 1)	1.0		3	0	0	0	1	0	0	0	0	0	0	5	5	0.00	0.000

PITCHER	IP	WLS	BF	H	R	ER	SO	BB	IBB	HBP	BLK	WP	HR	S	P	ERA	WHIP

Batter	1	2	3	4	5	6	7	8	9	10	11	AB	R	H	RBI	BB	SO	LOB
Rudy Law, L (1, 8) OBP: 0.319, SLG: 0.345	K	E3 1-3 2-H		F4			3-1 S 2B BB		4-3		FC1-6 FC5-4 1-2f	5	1	0	0	1	1	2
Jerry Hairston, S (1, 7) OBP: 0.366, SLG: 0.397	F8	G3 1-2			F9		3-1 1-3		F8		FC5-4 BB 1-2f	5	0	0	0	0	0	3
Ron Kittle, R (11, PH) OBP: 0.295, SLG: 0.451 (11, 7)												1	0	0	0	0	0	1
Harold Baines, L (1, 9) OBP: 0.361, SLG: 0.542	F7		K		2B		3-H 2B		1B BB		1-2 BB	4	0	2	1	2	1	0
Carlton Fisk, R (1, 2) OBP: 0.294, SLG: 0.469		E S 1B 1B	5-3		F8		K		1-2 1B		F8	6	1	2	0	0	1	4
Greg Walker, L (1, 10) OBP: 0.313, SLG: 0.510		K	F8		F8		4-3		K			5	0	0	0	0	2	5
Tom Paciorek, R (1, 3) OBP: 0.312, SLG: 0.340		K		F5		5-3		G3 2B		F8		5	0	1	0	0	1	1
Roy Smalley, S (1, 5) OBP: 0.278, SLG: 0.346		BB 1-H 1B 1B		HR 1B		F6		G3 2-3		K		5	2	2	1	0	1	1
Scott Fletcher, R (1, 6) OBP: 0.320, SLG: 0.293		1B 1-2 E BB		F9		1B		6-3		F4		2	1	1	0	1	0	1
Mike Squires, L (8, PH) OBP: 0.244, SLG: 0.200												1	0	0	0	0	0	1
Jerry Dybzinski, R (8, 6) OBP: 0.316, SLG: 0.308												1	0	0	0	0	0	0
Julio Cruz, S (1, 4) OBP: 0.275, SLG: 0.312		E 1-2 2-H 1B		1-H HR		G4-1		G4-1			FC1-6 BB	4	1	2	3	1	0	2
Inning Stats	R: 0 E: 0 K: 1 S: 5 H: 0 LOB: 0 BB: 0 P: 5	R: 3 E: 1 K: 2 S: 11 H: 3 LOB: 2 BB: 1 P: 15	R: 0 E: 0 K: 1 S: 5 H: 0 LOB: 0 BB: 0 P: 5	R: 2 E: 0 K: 0 S: 5 H: 2 LOB: 0 BB: 0 P: 5	R: 0 E: 0 K: 0 S: 4 H: 1 LOB: 1 BB: 0 P: 4	R: 0 E: 0 K: 0 S: 4 H: 1 LOB: 1 BB: 0 P: 4	R: 1 E: 0 K: 1 S: 6 H: 1 LOB: 1 BB: 1 P: 10	R: 0 E: 0 K: 0 S: 4 H: 1 LOB: 1 BB: 0 P: 4	R: 0 E: 0 K: 1 S: 6 H: 1 LOB: 2 BB: 1 P: 10	R: 0 E: 0 K: 1 S: 5 H: 0 LOB: 0 BB: 0 P: 5	R: 0 E: 0 K: 0 S: 3 H: 0 LOB: 2 BB: 2 P: 11	1B: 6 2B: 3 3B: 0 HR: 1 SF: 0 SAC: 0 DP: 0 HBP: 0						

WP: 0 PB: 0 SB: 3 CS: 0 PA: 49

PITCHER		IP	WLS	BF	H	R	ER	SO	BB	IBB	HBP	BLK	WP	HR	S	P	ERA	WHIP
Doyle Alexander, R ERA: 3.4	(1, 1)	8.0		36	9	6	5	5	2	0	0	0	0	1	44	52	5.62	1.375
Roy Lee Jackson, R ERA: 3.6	(9, 1)	2.0		8	1	0	0	2	1	0	0	0	0	0	11	15	0.00	1.000
Jim Gott, R ERA: 4.1	(11, 1)	0.0		1	0	0	0	0	1	0	0	0	0	0	0	4	∞	∞
Bryan Clark, L ERA: 4.67	(11, 1)	1.0	W	4	0	0	0	0	1	0	0	0	0	0	3	7	0.00	1.000

PITCHER	IP	WLS	BF	H	R	ER	SO	BB	IBB	HBP	BLK	WP	HR	S	P	ERA	WHIP

TOP

Chicago White Sox @ Toronto Blue Jays

Exhibition Stadium, Toronto, ON

Tue Aug 28 1984, 7:05 PM EDT
Att. 25,327 - Unknown

livebaseballscorecards.com

AB	44
R	6
H	10
RBI	5
BB	5
SO	7
LOB	21

Batter	1	2	3	4	5	6	7	8	9	10	11	AB	R	H	RBI	BB	SO	LOB
Damaso Garcia, R (1, 4) OBP: 0.313, SLG: 0.389	4-3	F6			F8	F9		4-3			1-H 2B	6	0	1	1	0	0	2
Dave Collins, S (1, 7) OBP: 0.365, SLG: 0.455	6-3	4-3			1B		G1-4-3		F7			5	0	1	0	0	0	0
Lloyd Moseby, L (1, 8) OBP: 0.356, SLG: 0.476	BB 1B 1B	K			K		4-3 1B 2B		4-3			4	2	1	0	1	2	1
Willie Upshaw, L (1, 3) OBP: 0.360, SLG: 0.501	1-2 1B 1B	2B			4-3		2-3 4-3		1-3			5	0	2	0	0	0	2
George Bell, R (1, 9) OBP: 0.330, SLG: 0.491	1-3 2-H 1B	F3				1B 2B	3-H HR 1B			6-3		5	2	3	2	0	0	1
Rance Mulliniks, L (1, 5) OBP: 0.396, SLG: 0.451	G3			6-3		G6-4-3 E 2-H 1B 1B	1-H HR			F8		3	1	1	1	0	0	2
Jesse Barfield, R (7, PH) OBP: 0.364, SLG: 0.500												1	1	1	2	0	0	0
Garth Iorg, R (8, 5) OBP: 0.250, SLG: 0.304												1	0	0	0	0	0	0
Willie Aikens, L (1, 10) OBP: 0.300, SLG: 0.361		G4-6-3 1B		G3		E3 1-2 G6-4-3	4-3			2-3		5	0	1	0	0	0	1
Ernie Whitt, L (1, 2) OBP: 0.341, SLG: 0.446		G4-6-3 1-2f		BB		G6-4-3 1-2f 2-3		F8			CS 1B	1	0	0	0	1	0	1
Cliff Johnson, R (6, PH) OBP: 0.389, SLG: 0.512												1	0	0	0	0	0	2
Buck Martinez, R (7, 2) OBP: 0.288, SLG: 0.342												2	0	1	0	0	0	0
Tony Fernandez, S (1, 6) OBP: 0.325, SLG: 0.401	1B			K		3-H 1B		1-3			1-2 2B 1B	5	1	3	1	0	1	1
Inning Stats	R: 1 H: 2 E: 0 LOB: 2 K: 0 BB: 1 S: 5 P: 9	R: 0 H: 2 E: 0 LOB: 1 K: 0 BB: 0 S: 4 P: 4	R: 0 H: 1 E: 0 LOB: 1 K: 1 BB: 0 S: 6 P: 6	R: 0 H: 0 E: 0 LOB: 1 K: 1 BB: 1 S: 5 P: 9	R: 0 H: 1 E: 0 LOB: 1 K: 1 BB: 0 S: 6 P: 6	R: 2 H: 3 E: 1 LOB: 1 K: 0 BB: 0 S: 6 P: 6	R: 3 H: 3 E: 0 LOB: 0 K: 0 BB: 0 S: 6 P: 6	R: 0 H: 0 E: 0 LOB: 0 K: 0 BB: 0 S: 3 P: 3	R: 0 H: 0 E: 0 LOB: 0 K: 0 BB: 0 S: 3 P: 3	R: 0 H: 0 E: 0 LOB: 0 K: 0 BB: 0 S: 3 P: 3	R: 1 H: 3 E: 0 LOB: 1 K: 0 BB: 0 S: 3 P: 3						

PITCHER		IP	WLS	BF	H	R	ER	SO	BB	IBB	HBP	BLK	WP	HR	S	P	ERA	WHIP
Gene Nelson, R ERA: 4.03	(1, 1)	5.0		25	8	3	2	3	2	0	0	0	0	0	29	37	3.60	2.000
Britt Burns, L ERA: 4.97	(6, 1)	1.2		7	3	2	2	0	0	0	0	0	0	0	7	7	10.80	1.800
Bert Roberge, R ERA: 4.26	(7, 1)	2.1		8	1	1	1	0	0	0	0	0	0	1	8	8	3.86	0.429
Ron Reed, R ERA: 3.49	(10, 1)	1.1	L	6	3	1	1	0	0	0	0	0	0	0	6	6	6.75	2.250

PITCHER	IP	WLS	BF	H	R	ER	SO	BB	IBB	HBP	BLK	WP	HR	S	P	ERA	WHIP

BOTTOM

Chicago White Sox @ Toronto Blue Jays

Exhibition Stadium, Toronto, ON

Tue Aug 28 1984, 7:05 PM EDT

Att. 25,327 - Unknown

livebaseballscorecards.com

AB	44
R	7
H	15
RBI	7
BB	2
SO	3
LOB	13

1B: 10	SF: 0	WP: 0	PA: 46
2B: 4	SAC: 0	PB: 0	
3B: 0	DP: 2	SB: 0	
HR: 1	HBP: 0	CS: 1	

Batter	1	2	3	4	5	6	7	8	9	AB	R	H	RBI	BB	SO	LOB
Rudy Law, L (1, 8) OBP: 0.320, SLG: 0.344	x 0-0 CS 1B		BBBB 4-0 3B BB	x 0-0 ② FC3-6 1-2f			x 0-0 ① F9	x 0-0 ③ F7		4	1	1	0	1	0	3
Jerry Hairston, S (1, 10) OBP: 0.367, SLG: 0.411	x 0-0 ①② F3 1-2		x 0-0 1-H 1B 3B	x 0-0 ③ F3			x 0-0 1-3 1-2 1B		x 0-0 ① F7	5	1	2	1	0	0	2
Harold Baines, L (1, 9) OBP: 0.362, SLG: 0.545	x 0-0 ③ 4-3		x 0-0 3-H 1B		x 0-0 ① 4-3		x 0-0 ② 1-3 1-2 2-3		x 0-0 3B	5	0	2	1	0	0	2
Carlton Fisk, R (1, 2) OBP: 0.293, SLG: 0.475		x 0-0 HR	x 0-0 ② F8		SSS 0-3 ② K		x 0-0 ③ 5-3		x 0-0 ② F9	5	1	1	1	0	1	4
Greg Walker, L (1, 3) OBP: 0.310, SLG: 0.506 Greg Luzinski, R (8, PH) OBP: 0.337, SLG: 0.375 Mike Squires, L (8, 3) OBP: 0.241, SLG: 0.198		x 0-0 ① F9	x 0-0 ③ 4-3		x 0-0 ③ 4-3			x 0-0 HR	SSS 0-3 ③ K	3 1 1	0 1 0	0 1 0	0 1 0	0 0 1	0 0 1	1 0 1
Tom Paciorek, R (1, 7) OBP: 0.315, SLG: 0.340		x 0-0 E3 G6-4-3		x 0-0 1B 1B 1B	SSS 0-3 ① K			BBBB 4-0 6-3 S FC6-2 BB		3	1	1	0	1	1	0
Vance Law, R (1, 5) OBP: 0.295, SLG: 0.395		x 0-0 ②③ G6-4-3 1-2f		x 0-0 1B 1-2 SF9 1B	SSS 0-3 ② K			x 0-0 ① 6-3 1-3		4	1	1	0	0	1	2
Scott Fletcher, R (1, 6) OBP: 0.322, SLG: 0.303			x 0-0 HR	x 0-0 FC3-6 1-3 2-H 1B	x 0-0 ③ F6			x 0-0 ② FC6-2 S E 3-H		4	2	2	2	0	0	1
Julio Cruz, S (1, 4) OBP: 0.277, SLG: 0.315			x 0-0 ① F3	x 0-0 ① SF9 3-H			x 0-0 1-3 1B 1B	x 0-0 ② E9 1-H 1B		3	0	2	2	0	0	0
Inning Stats	R: 0 E: 0 K: 0 S: 3 H: 1 LOB: 0 BB: 0 P: 3	R: 1 E: 1 K: 0 S: 4 H: 1 LOB: 0 BB: 0 P: 4	R: 3 E: 0 K: 0 S: 6 H: 3 LOB: 1 BB: 1 P: 10	R: 2 E: 0 K: 0 S: 6 H: 3 LOB: 1 BB: 0 P: 6	R: 0 E: 0 K: 1 S: 5 H: 0 LOB: 0 BB: 0 P: 5	R: 0 E: 0 K: 2 S: 7 H: 0 LOB: 0 BB: 0 P: 7	R: 0 E: 0 K: 0 S: 5 H: 2 LOB: 2 BB: 0 P: 5	R: 2 E: 1 K: 0 S: 5 H: 2 LOB: 1 BB: 1 P: 9	R: 0 E: 0 K: 1 S: 6 H: 1 LOB: 1 BB: 0 P: 6	1B: 8 2B: 0 3B: 2 HR: 3	SF: 1 SAC: 0 DP: 1 HBP: 0						

TOP

Chicago White Sox @ Toronto Blue Jays

Exhibition Stadium, Toronto, ON

Wed Aug 29 1984, 7:05 PM EDT
Att. 25,232 - Unknown

livebaseballscorecards.com

AB	38
R	8
H	13
RBI	8
BB	2
SO	4
LOB	16

PITCHER		IP	WLS	BF	H	R	ER	SO	BB	IBB	HBP	BLK	WP	HR	S	P	ERA	WHIP
Luis Leal, R ERA: 3.65	(1, 1)	3.0	L	17	8	6	6	0	1	0	0	0	0	2	16	20	18.00	3.000
Ron Musselman, R ERA: 1.13	(4, 1)	3.0		9	0	0	0	3	0	0	0	0	0	0	15	15	0.00	0.000
Bryan Clark, L ERA: 4.86	(7, 1)	2.1		13	5	2	2	0	1	0	0	0	0	1	12	16	7.71	2.571
Jim Gott, R ERA: 4.08	(9, 1)	0.2		2	0	0	0	1	0	0	0	0	0	0	4	4	0.00	0.000

PITCHER	IP	WLS	BF	H	R	ER	SO	BB	IBB	HBP	BLK	WP	HR	S	P	ERA	WHIP

WP: 0 PB: 0 SB: 2 CS: 1 PA: 41

Batter	1	2	3	4	5	6	7	8	9	AB	R	H	RBI	BB	SO	LOB
Damaso Garcia, R (1, 4) OBP: 0.312, SLG: 0.387	S S S 0-3 K ①		S S S 0-3 K ②		x 0-0 F8 ②		x 0-0 2B 1B	x 0-0 6-3 ③		5	0	1	0	0	2	3
Lloyd Moseby, L (1, 8) OBP: 0.355, SLG: 0.474	x 0-0 4-3 ②		x 0-0 F9 ③		x 0-0 1-2 1B		S S S 0-3 K ②		x 0-0 4-3 ①	5	0	1	0	0	1	1
George Bell, R (1, 7) OBP: 0.331, SLG: 0.494	x 0-0 2B			S S S 0-3 K ①	x 0-0 4-3 ③		x 0-0 1-3 2B		x 0-0 6-3 ②	5	0	2	0	0	1	2
Cliff Johnson, R (1, 10) OBP: 0.386, SLG: 0.507	S S S 0-3 K ③			S S S 0-3 K ②		x 0-0 E5 2B SF8	x 0-0 F8 ③		x 0-0 1B	5	1	1	0	0	2	3
Jesse Barfield, R (1, 9) OBP: 0.361, SLG: 0.498		x 0-0 F8 ①		S S S 0-3 K ③		x 0-0 SF8 1-3 1B 2B		x 0-0 F8 ①	S S S 0-3 K ③	5	1	1	0	0	2	1
Willie Upshaw, L (1, 3) OBP: 0.363, SLG: 0.510		B B B B 4-0 BB			x 0-0 HR	x 0-0 SF8 ① 2-3 3-H		x 0-0 1B 1B		2	2	2	2	1	0	0
Buck Martinez, R (1, 2) OBP: 0.293, SLG: 0.363 Ernie Whitt, L (8, PH) OBP: 0.340, SLG: 0.444 (9, 2)		x 0-0 F9 ②			x 0-0 HR	x 0-0 G5-4-3 3-H 1B		x 0-0 F8 ②		3 1	1 0	2 0	2 0	0 0	0 0	1 1
Garth Iorg, R (1, 5) OBP: 0.247, SLG: 0.300 Rance Mulliniks, L (8, PH) OBP: 0.398, SLG: 0.453 (9, 5)		x 0-0 F3 ③			x 0-0 F2 ①	x 0-0 G5-4-3 ② ③ 1-2f		x 0-0 1B 1-3 1B		3 1	0 0	0 1	0 0	0 0	0 0	2 0
Tony Fernandez, S (1, 6) OBP: 0.329, SLG: 0.404			x 0-0 4-3 ①		x 0-0 1B 1B		x 0-0 4-3 ①	x 0-0 1-2 3-H 1B		4	0	2	1	0	0	0
Inning Stats	R: 0 E: 0 K: 2 S: 8 H: 1 LOB: 1 BB: 0 P: 8	R: 0 E: 0 K: 0 S: 3 H: 0 LOB: 1 BB: 1 P: 7	R: 0 E: 0 K: 1 S: 5 H: 0 LOB: 0 BB: 0 P: 5	R: 0 E: 0 K: 3 S: 9 H: 0 LOB: 0 BB: 0 P: 9	R: 2 E: 0 K: 0 S: 7 H: 4 LOB: 2 BB: 0 P: 7	R: 2 E: 1 K: 0 S: 5 H: 2 LOB: 0 BB: 0 P: 5	R: 0 E: 0 K: 1 S: 7 H: 2 LOB: 2 BB: 0 P: 7	R: 1 E: 0 K: 0 S: 6 H: 3 LOB: 2 BB: 0 P: 6	R: 0 E: 0 K: 1 S: 6 H: 1 LOB: 1 BB: 0 P: 6	1B: 8 2B: 3 3B: 0 HR: 2	SF: 1 SAC: 0 DP: 1 HBP: 0						

PITCHER	IP	WLS	BF	H	R	ER	SO	BB	IBB	HBP	BLK	WP	HR	S	P	ERA	WHIP
Floyd Bannister, L (1, 1) ERA: 4.52	6.0	W	26	7	4	3	6	1	0	0	0	0	2	37	41	4.50	1.333
Dan Spillner, R (7, 1) ERA: 4.71	3.0	S	15	6	1	1	2	0	0	0	0	0	0	19	19	3.00	2.000

PITCHER	IP	WLS	BF	H	R	ER	SO	BB	IBB	HBP	BLK	WP	HR	S	P	ERA	WHIP

BOTTOM

Chicago White Sox @ Toronto Blue Jays

Exhibition Stadium, Toronto, ON

Wed Aug 29 1984, 7:05 PM EDT

Att. 25,232 - Unknown

livebaseballscorecards.com

AB	39
R	5
H	13
RBI	5
BB	1
SO	8
LOB	14

1B: 8 2B: 3 3B: 0 HR: 2 SF: 1 SAC: 0 DP: 1 HBP: 0

WP: 0 PB: 0 SB: 0 CS: 0 PA: 41

Toronto Blue Jays @ Chicago White Sox

Comiskey Park, Chicago, IL

Thu Aug 30 1984, 8:05 PM EDT

Att. 22,800 - Unknown

TOP

livebaseballscorecards.com

Batter	1	2	3	4	5	6	7	8	9	AB	R	H	RBI	BB	SO	LOB
Damaso Garcia, R (1, 4) OBP: 0.314, SLG: 0.388	6-3 S 1B 1B		4-3		S 1-3 1B			F9		4	1	2	0	0	0	0
Dave Collins, S (1, 7) OBP: 0.364, SLG: 0.453	F7		S 1B		F5 1-2			3-1		4	0	1	0	0	0	3
Rance Mulliniks, L (1, 5) OBP: 0.393, SLG: 0.447 Garth Iorg, R (9, 5) OBP: 0.247, SLG: 0.300	6-3 1-3		K 1-2			F7			6-3	4 0	0 0	0 0	0 0	0 0	1 0	2 0
Willie Upshaw, L (1, 3) OBP: 0.364, SLG: 0.510	FC5-4 3-H 1B			F8		F8			1B 1B 1B	4	1	2	1	0	0	0
George Bell, R (1, 9) OBP: 0.330, SLG: 0.492	FC5-4 1-2f			F7		F5			G3 1B 1-2 1B 1B	4	1	1	0	0	0	1
Willie Aikens, L (1, 10) OBP: 0.299, SLG: 0.359 Rick Leach, L (9, PR) OBP: 0.309, SLG: 0.378		K		3-1			K		G3 1-2 2-H 1B 1B	4 0	0 1	1 0	1 0	0 0	2 0	0 0
Ernie Whitt, L (1, 2) OBP: 0.336, SLG: 0.438		K			4-3		F4		G3 1-2 2-3	4	0	0	0	0	1	2
Jesse Barfield, R (1, 8) OBP: 0.361, SLG: 0.494 Lloyd Moseby, L (9, PH) OBP: 0.356, SLG: 0.475 (9, 8)		6-3			1B BB		6-3		S 2-H 3-H 1B	2 1	0 0	0 1	0 2	1 0	0 0	0 0
Alfredo Griffin, S (1, 6) OBP: 0.235, SLG: 0.289 Cliff Johnson, R (9, PH) OBP: 0.385, SLG: 0.505 Tony Fernandez, S (9, 6) OBP: 0.329, SLG: 0.404			F8		K			F7	5-3 1-2	3 1 0	0 0 0	0 0 0	0 0 0	1 0 0	1 0 0	1 1 0

	AB	35
	R	4
	H	8
	RBI	4
	BB	1
	SO	5
	LOB	10

Inning Stats	1	2	3	4	5	6	7	8	9	1B: 8	SF: 0	WP: 0	PA: 36
	R: 1 E: 0 K: 0 S: 5	R: 0 E: 0 K: 2 S: 7	R: 0 E: 0 K: 1 S: 6	R: 0 E: 0 K: 0 S: 3	R: 0 E: 0 K: 1 S: 6	R: 0 E: 0 K: 0 S: 3	R: 0 E: 0 K: 1 S: 5	R: 0 E: 0 K: 0 S: 3	R: 3 E: 0 K: 0 S: 7	2B: 0 3B: 0 HR: 0	SAC: 0 DP: 0 HBP: 0	PB: 0 SB: 4 CS: 0	
	H: 2 LOB: 1 BB: 0 P: 5	H: 0 LOB: 0 BB: 0 P: 7	H: 1 LOB: 1 BB: 0 P: 6	H: 0 LOB: 0 BB: 0 P: 3	H: 1 LOB: 2 BB: 1 P: 10	H: 0 LOB: 0 BB: 0 P: 3	H: 0 LOB: 0 BB: 0 P: 5	H: 0 LOB: 0 BB: 0 P: 3	H: 4 LOB: 2 BB: 0 P: 7				

PITCHER	IP	WLS	BF	H	R	ER	SO	BB	IBB	HBP	BLK	WP	HR	S	P	ERA	WHIP
Tom Seaver, R (1, 1) ERA: 3.97	9.0	L	36	8	4	4	5	1	0	0	0	0	0	45	49	4.00	1.000

PITCHER	IP	WLS	BF	H	R	ER	SO	BB	IBB	HBP	BLK	WP	HR	S	P	ERA	WHIP

Batter	1	2	3	4	5	6	7	8	9	AB	R	H	RBI	BB	SO	LOB
Rudy Law, L (1, 8) OBP: 0.321, SLG: 0.343	FC3-6 BB 1B	1-2 BB		4-3		F8	4-3			4	0	1	0	1	0	4
Jerry Hairston, S (1, 10) OBP: 0.374, SLG: 0.409	1-2 FC3-6 BB	K		BB		1-3 FC4-6 1B		F8		3	0	1	0	2	1	2
Harold Baines, L (1, 9) OBP: 0.360, SLG: 0.542	FC3-6 1-2f 2-3		K	1-2 BB		FC4-6 1-2f 3-H		F8		2	0	0	0	0	1	2
Tom Paciorek, R (4, PH) (5, 9) OBP: 0.315, SLG: 0.338										2	0	0	1	1	0	1
Carlton Fisk, R (1, 2) OBP: 0.289, SLG: 0.467	F4	F2		F7		F7		6-3		5	0	0	0	0	0	5
Greg Walker, L (1, 3) OBP: 0.313, SLG: 0.506	3-1	1B PB 1B			F6		CS 1B		K	4	1	2	0	0	0	2
Mike Squires, L (7, PR) (8, 3) OBP: 0.241, SLG: 0.198										0	0	0	0	0	0	0
Greg Luzinski, R (9, PH) OBP: 0.336, SLG: 0.374										1	0	0	0	0	1	0
Ron Kittle, R (1, 7) OBP: 0.298, SLG: 0.459		HR	1-3 PB 1B		BB		F2		K	4	1	2	1	1	1	1
Vance Law, R (1, 5) OBP: 0.299, SLG: 0.395	F7	1-2 3-H BB			K		1-2 BB 1B		1B	3	0	1	0	2	1	1
Scott Fletcher, R (1, 6) OBP: 0.323, SLG: 0.303	S BB	3-1			F8		BB 1B		F6	4	0	1	0	1	0	4
Julio Cruz, S (1, 4) OBP: 0.277, SLG: 0.312	K		3-1			E6 1B FC4-6	1-2 2-3 BB			3	1	0	0	1	1	1
Inning Stats	R: 0 E: 0 K: 0 S: 4 H: 1 LOB: 2 BB: 1 P: 8	R: 1 E: 0 K: 2 S: 8 H: 1 LOB: 2 BB: 2 P: 16	R: 1 E: 0 K: 1 S: 7 H: 2 LOB: 2 BB: 1 P: 11	R: 0 E: 0 K: 0 S: 3 H: 0 LOB: 2 BB: 2 P: 11	R: 0 E: 0 K: 1 S: 5 H: 0 LOB: 1 BB: 1 P: 9	R: 1 E: 1 K: 0 S: 5 H: 1 LOB: 1 BB: 0 P: 5	R: 0 E: 0 K: 0 S: 4 H: 2 LOB: 3 BB: 2 P: 12	R: 0 E: 0 K: 0 S: 3 H: 0 LOB: 0 BB: 0 P: 3	R: 0 E: 0 K: 2 S: 8 H: 1 LOB: 1 BB: 0 P: 8	1B: 7 2B: 0 3B: 0 HR: 1 SF: 0 SAC: 0 DP: 0 HBP: 0							

PITCHER		IP	WLS	BF	H	R	ER	SO	BB	IBB	HBP	BLK	WP	HR	S	P	ERA	WHIP
Jim Clancy, R ERA: 4.82	(1, 1)	6.2		36	7	3	1	4	9	0	0	0	0	1	35	71	1.35	2.400
Jim Gott, R ERA: 4.02	(7, 1)	1.1	W	4	0	0	0	0	0	0	0	0	0	0	4	4	0.00	0.000
Jimmy Key, L ERA: 5.18	(9, 1)	1.0	S	4	1	0	0	2	0	0	0	0	0	0	8	8	0.00	1.000

PITCHER	IP	WLS	BF	H	R	ER	SO	BB	IBB	HBP	BLK	WP	HR	S	P	ERA	WHIP

BOTTOM

Toronto Blue Jays @ Chicago White Sox

Comiskey Park, Chicago, IL

Thu Aug 30 1984, 8:05 PM EDT

Att. 22,800 - Unknown

livebaseballscorecards.com

AB	35
R	3
H	8
RBI	2
BB	9
SO	6
LOB	23

Batter	1	2	3	4	5	6	7	8	9	AB	R	H	RBI	BB	SO	LOB
Willie Wilson, S (1, 8) OBP: 0.358, SLG: 0.393	0-0 1B 4-3 2B		0-0 4-3		BBB 4-0 4-3 BB		0-0 SF8 3B		0-0 E6 2-H	4	2	2	0	1	0	0
Pat Sheridan, L (1, 9) OBP: 0.345, SLG: 0.407	0-0 F7 4-3 2-3 1B		0-0 6-3 1B		0-0 4-3 1-2		0-0 F6		0-0 F5	5	0	2	0	0	0	3
Dane Iorg, L (1, 3) OBP: 0.269, SLG: 0.377 John Wathan, R (9, 3) OBP: 0.286, SLG: 0.291	0-0 4-3 1-2 3-H		0-0 6-3 1-2		SSS 0-3 K		0-0 SF8 3-H		0-0 4-3	4 0	0 0	0 0	2 0	0 0	1 0	4 0
Jorge Orta, L (1, 10) OBP: 0.340, SLG: 0.458	0-0 F7 2-3		BBBB 4-0 BB		SSS 0-3 K		0-0 1-3			3	0	0	0	1	1	2
Darryl Motley, R (1, 7) OBP: 0.323, SLG: 0.443	BBBB 4-0 BB		0-0 F3			0-0 6-3		0-0 5-3		3	0	0	0	1	0	2
Frank White, R (1, 4) OBP: 0.306, SLG: 0.433	SSS 0-3 K			0-0 F8		0-0 6-3		0-0 F8		4	0	0	0	0	1	2
Don Slaught, R (1, 2) OBP: 0.304, SLG: 0.383		0-0 1-3		BBBB 4-0 BB		0-0 BB 1B		0-0 6-3		3	0	1	0	1	0	0
Greg Pryor, R (1, 5) OBP: 0.301, SLG: 0.377		0-0 G6-3 1B		0-0 F9		BBBB 4-0 1-2 BB			0-0 SH1-4 E 1B	3	1	2	0	1	0	1
Buddy Biancalana, S (1, 6) OBP: 0.237, SLG: 0.309		0-0 G6-3 1-2f		0-0 4-3		0-0 F8			0-0 SH1-4 1-2	3	0	0	0	0	0	4
Inning Stats	R: 1 H: 2 E: 0 LOB: 2 K: 1 BB: 1 S: 7 P: 11	R: 0 H: 1 E: 0 LOB: 0 K: 0 BB: 0 S: 3 P: 3	R: 0 H: 1 E: 0 LOB: 2 K: 0 BB: 1 S: 4 P: 8	R: 0 H: 0 E: 0 LOB: 1 K: 0 BB: 1 S: 3 P: 7	R: 0 H: 0 E: 0 LOB: 1 K: 2 BB: 1 S: 7 P: 11	R: 0 H: 1 E: 0 LOB: 2 K: 0 BB: 1 S: 4 P: 8	R: 1 H: 1 E: 0 LOB: 0 K: 0 BB: 0 S: 4 P: 4	R: 0 H: 0 E: 0 LOB: 0 K: 0 BB: 0 S: 3 P: 3	R: 1 H: 1 E: 1 LOB: 1 K: 0 BB: 0 S: 5 P: 5	1B: 5 SF: 1 2B: 1 SAC: 1 3B: 1 DP: 1 HR: 0 HBP: 0							WP: 0 PA: 39 PB: 0 SB: 0 CS: 0

PITCHER	IP	WLS	BF	H	R	ER	SO	BB	IBB	HBP	BLK	WP	HR	S	P	ERA	WHIP
Richard Dotson, R (1, 1) ERA: 3.53	9.0	L	39	7	3	2	3	5	0	0	0	0	0	40	60	2.00	1.333

PITCHER	IP	WLS	BF	H	R	ER	SO	BB	IBB	HBP	BLK	WP	HR	S	P	ERA	WHIP

TOP

Kansas City Royals @ Chicago White Sox

Comiskey Park, Chicago, IL

Fri Aug 31 1984, 8:05 PM EDT

Att. 21,828 - Unknown

livebaseballscorecards.com

AB	32
R	3
H	7
RBI	2
BB	5
SO	3
LOB	18

Batter	1	2	3	4	5	6	7	8	9	AB	R	H	RBI	BB	SO	LOB
Rudy Law, L (1, 8) OBP: 0.322, SLG: 0.342	F7		HBP S BB		K		BB 1B		6-3	4	0	1	0	1	1	0
Tom Paciorek, R (1, 9) OBP: 0.314, SLG: 0.334	6-3		K 1-2		6-3		4-0 BB 1-2			3	0	0	0	1	1	1
Greg Walker, L (1, 3) OBP: 0.315, SLG: 0.504	2B 1B		4-0 HBP BB		K		F5			3	1	1	0	1	1	2
Carlton Fisk, R (1, 2) OBP: 0.289, SLG: 0.468	1-H 2B		K			K	1-3			4	0	1	1	0	2	4
Greg Luzinski, R (1, 10) OBP: 0.336, SLG: 0.372 Jerry Hairston, S (8, PH) OBP: 0.372, SLG: 0.407	F1		1-0 1-2 2-3 HBP			K		K		2 1	0 0	0 0	0 0	0 0	1 1	1 0
Ron Kittle, R (1, 7) OBP: 0.298, SLG: 0.457		F9	4-3			1B 1B		F9		4	0	1	0	0	0	3
Vance Law, R (1, 5) OBP: 0.298, SLG: 0.393		K		5-3		1-2 1B		K		4	0	1	0	0	2	0
Scott Fletcher, R (1, 6) OBP: 0.323, SLG: 0.306 (8, 4) Mike Squires, L (9, PH) OBP: 0.239, SLG: 0.195		2B		5-3		F7			G1-4-3	3 1	0 0	1 0	0 0	0 0	0 0	2 0
Julio Cruz, S (1, 4) OBP: 0.275, SLG: 0.309 Jerry Dybzinski, R (8, 6) OBP: 0.316, SLG: 0.308 Roy Smalley, S (9, PH) OBP: 0.277, SLG: 0.345		5-3		6-3			K		4-3	3 0 1	0 0 0	0 0 0	0 0 0	0 0 0	1 0 0	1 0 0
Inning Stats	R: 1 H: 2 E: 0 LOB: 1 K: 0 BB: 0 S: 5 P: 5	R: 0 H: 1 E: 0 LOB: 1 K: 1 BB: 0 S: 6 P: 6	R: 0 H: 0 E: 0 LOB: 3 K: 2 BB: 2 S: 7 P: 16	R: 0 H: 0 E: 0 LOB: 0 K: 0 BB: 0 S: 3 P: 3	R: 0 H: 0 E: 0 LOB: 0 K: 2 BB: 0 S: 7 P: 7	R: 0 H: 2 E: 0 LOB: 2 K: 2 BB: 0 S: 9 P: 9	R: 0 H: 1 E: 0 LOB: 2 K: 1 BB: 1 S: 6 P: 10	R: 0 H: 0 E: 0 LOB: 0 K: 2 BB: 0 S: 7 P: 7	R: 0 H: 0 E: 0 LOB: 0 K: 0 BB: 0 S: 3 P: 3	1B: 4 SF: 0 2B: 2 SAC: 0 3B: 0 DP: 0 HR: 0 HBP: 1						WP: 0 PA: 37 PB: 0 SB: 1 CS: 0	

PITCHER	IP	WLS	BF	H	R	ER	SO	BB	IBB	HBP	BLK	WP	HR	S	P	ERA	WHIP
Charlie Leibrandt, L (1, 1) ERA: 3.53	6.2	W	30	6	1	1	8	3	0	1	0	0	0	42	55	1.35	1.350
Dan Quisenberry, R (7, 1) ERA: 2.74	2.1	S	7	0	0	0	2	0	0	0	0	0	0	11	11	0.00	0.000

PITCHER	IP	WLS	BF	H	R	ER	SO	BB	IBB	HBP	BLK	WP	HR	S	P	ERA	WHIP

BOTTOM

Kansas City Royals @ Chicago White Sox

Comiskey Park, Chicago, IL

Fri Aug 31 1984, 8:05 PM EDT

Att. 21,828 - Unknown

livebaseballscorecards.com

AB	33
R	1
H	6
RBI	1
BB	3
SO	10
LOB	14

Batter	1	2	3	4	5	6	7	8	9	AB	R	H	RBI	BB	SO	LOB
Willie Wilson, S (1, 8) OBP: 0.357, SLG: 0.394	F7		6-3			F9		1-3, 3-H, 2B		4	0	1	1	0	0	0
Pat Sheridan, L (1, 9) OBP: 0.342, SLG: 0.403	K			F7		K		F4		4	0	0	0	0	2	2
Dane Iorg, L (1, 3) OBP: 0.265, SLG: 0.370	F3			F8			F4	4-3		4	0	0	0	0	0	2
Jorge Orta, L (1, 10) OBP: 0.339, SLG: 0.459		2B		F8			4-3		K	4	0	1	0	0	1	0
Darryl Motley, R (1, 7) OBP: 0.322, SLG: 0.441		6-3			5-3		1B		K	4	0	1	0	0	1	1
Frank White, R (1, 4) OBP: 0.303, SLG: 0.429		F9			F6		K		3-1	4	0	0	0	0	1	2
Don Slaught, R (1, 2) OBP: 0.307, SLG: 0.392		F8			2B			1B, 2B		3	1	2	0	0	0	1
Greg Pryor, R (1, 5) OBP: 0.301, SLG: 0.376			6-3		F8			2B, 2-3		3	0	1	0	0	0	1
Buddy Biancalana, S (1, 6) OBP: 0.233, SLG: 0.304			4-3			4-3		K		2	0	0	0	0	0	0
Hal McRae, R (8, PH) OBP: 0.355, SLG: 0.399										1	0	0	0	0	1	2
Bucky Dent, R (8, 6) OBP: 0.400, SLG: 0.250										0	0	0	0	0	0	0
Inning Stats	R: 0 E: 0 K: 1 S: 5 H: 0 LOB: 0 BB: 0 P: 5	R: 0 E: 0 K: 0 S: 4 H: 1 LOB: 1 BB: 0 P: 4	R: 0 E: 0 K: 0 S: 3 H: 0 LOB: 0 BB: 0 P: 3	R: 0 E: 0 K: 0 S: 3 H: 0 LOB: 0 BB: 0 P: 3	R: 0 E: 0 K: 0 S: 4 H: 1 LOB: 1 BB: 0 P: 4	R: 0 E: 0 K: 1 S: 5 H: 0 LOB: 0 BB: 0 P: 5	R: 0 E: 0 K: 1 S: 6 H: 1 LOB: 1 BB: 0 P: 6	R: 1 E: 0 K: 1 S: 8 H: 3 LOB: 2 BB: 0 P: 8	R: 0 E: 0 K: 2 S: 7 H: 0 LOB: 0 BB: 0 P: 7	1B: 2 2B: 4 3B: 0 HR: 0	SF: 0 SAC: 0 DP: 0 HBP: 0					

PITCHER		IP	WLS	BF	H	R	ER	SO	BB	IBB	HBP	BLK	WP	HR	S	P	ERA	WHIP
LaMarr Hoyt, R ERA: 4.35	(1, 1)	9.0	W	33	6	1	1	6	0	0	0	0	0	0	45	45	1.00	0.667

PITCHER	IP	WLS	BF	H	R	ER	SO	BB	IBB	HBP	BLK	WP	HR	S	P	ERA	WHIP

TOP

Kansas City Royals @ Chicago White Sox

Comiskey Park, Chicago, IL

Sat Sep 01 1984, 8:05 PM EDT

Att. 24,509 - Unknown

livebaseballscorecards.com

AB	33
R	1
H	6
RBI	1
BB	0
SO	6
LOB	11

Batter	1	2	3	4	5	6	7	8	9	AB	R	H	RBI	BB	SO	LOB
Rudy Law, L (1, 8) OBP: 0.321, SLG: 0.340	S S S 0-3 K ①		x 0-0 3B 1B ③	x 0-0 F7 ③		x 0-0 F8 ③		x 0-0 F7 ③		5	1	1	0	0	1	4
Jerry Hairston, S (1, 10) OBP: 0.369, SLG: 0.416	x 0-0 4-3 ②		x 0-0 1-H 1B 3B		S S S 0-3 K ①		x 0-0 F3 ①			4	1	1	1	0	1	0
Greg Walker, L (1, 3) OBP: 0.319, SLG: 0.507 Mike Squires, L (8, 3) OBP: 0.239, SLG: 0.195	x 0-0 2B 1B		x 0-0 HR 3-H 1B		S S S 0-3 K ②		x 0-0 WP 1B			4 0	2 0	3 0	1 0	0 0	1 0	0 0
Carlton Fisk, R (1, 2) OBP: 0.291, SLG: 0.470	x 0-0 1-H 2B		x 0-0 F7 ②		B B B B 4-0 BB		x 0-0 6-3 ② 1-2			3	0	1	1	1	0	2
Roy Smalley, S (1, 5) OBP: 0.277, SLG: 0.353 Vance Law, R (8, 5) OBP: 0.298, SLG: 0.393	x 0-0 3-1 ③		x 0-0 1-H HR		x 0-0 F7 ③		x 0-0 5-3 ③			4 0	1 0	1 0	2 0	0 0	0 0	3 0
Ron Kittle, R (1, 7) OBP: 0.297, SLG: 0.457		x 0-0 6-3 ①	x 0-0 F7 ③			S S S 0-3 K ①		x 0-0 1B 2B		4	1	1	0	0	1	0
Daryl Boston, L (1, 9) OBP: 0.233, SLG: 0.310		x 0-0 F7 ②		x 0-0 6-3 ①		x 0-0 F8 ②		x 0-0 B1 ①		4	0	0	0	0	0	1
Scott Fletcher, R (1, 6) OBP: 0.323, SLG: 0.304 Tom O'Malley, L (8, PH) OBP: 0.179, SLG: 0.115 Jerry Dybzinski, R (9, 6) OBP: 0.316, SLG: 0.308		x 0-0 5-3 ③		x 0-0 F8 ②		B B B B 4-0 S BB		S S S 0-3 K ②		2 1 0	0 0 0	0 0 0	0 0 0	1 0 0	0 1 0	0 1 0
Julio Cruz, S (1, 4) OBP: 0.279, SLG: 0.313			x 0-0 F7 ①	x 0-0 1B		B B B B 4-0 1-2 BB		x 0-0 2-H 1B		3	0	2	1	1	0	0
Inning Stats	R: 1 E: 0 K: 1 S: 7 H: 2 LOB: 1 BB: 0 P: 7	R: 0 E: 0 K: 0 S: 3 H: 0 LOB: 0 BB: 0 P: 3	R: 4 E: 0 K: 0 S: 7 H: 4 LOB: 0 BB: 0 P: 7	R: 0 E: 0 K: 0 S: 4 H: 1 LOB: 1 BB: 0 P: 4	R: 0 E: 0 K: 2 S: 7 H: 0 LOB: 1 BB: 1 P: 11	R: 0 E: 0 K: 1 S: 5 H: 0 LOB: 2 BB: 2 P: 13	R: 0 E: 0 K: 0 S: 4 H: 1 LOB: 1 BB: 0 P: 4	R: 1 E: 0 K: 1 S: 7 H: 2 LOB: 1 BB: 0 P: 7		1B: 6 2B: 2 3B: 1 HR: 1	SF: 0 SAC: 0 DP: 0 HBP: 0					

PITCHER		IP	WLS	BF	H	R	ER	SO	BB	IBB	HBP	BLK	WP	HR	S	P	ERA	WHIP
Bret Saberhagen, R ERA: 3.89	(1, 1)	2.2	L	14	6	5	5	1	0	0	0	0	0	1	16	16	16.88	2.250
Larry Gura, L ERA: 5.11	(3, 1)	3.1		14	1	0	0	3	3	0	0	0	0	0	17	29	0.00	1.200
Joe Beckwith, R ERA: 3.9	(7, 1)	1.0		4	1	0	0	0	0	0	0	0	1	0	4	4	0.00	1.000
Frank Wills, R ERA: 6.59	(8, 1)	1.0		5	2	1	1	1	0	0	0	0	0	0	7	7	9.00	2.000

PITCHER	IP	WLS	BF	H	R	ER	SO	BB	IBB	HBP	BLK	WP	HR	S	P	ERA	WHIP

BOTTOM

Kansas City Royals @ Chicago White Sox

Comiskey Park, Chicago, IL

Sat Sep 01 1984, 8:05 PM EDT

Att. 24,509 - Unknown

livebaseballscorecards.com

AB	34
R	6
H	10
RBI	6
BB	3
SO	5
LOB	11

WP: 1 PA: 37
PB: 0
SB: 1
CS: 0

Batter	1	2	3	4	5	6	7	8	9	10	AB	R	H	RBI	BB	SO	LOB
Willie Wilson, S (1, 8) OBP: 0.358, SLG: 0.399	K		E8 6-3 2B	2B			5-3		FC6 1-2f		5	1	2	1	0	1	1
Pat Sheridan, L (1, 9) OBP: 0.338, SLG: 0.399	F6		6-3 3-H	K			K			F7	4	0	0	1	0	2	1
Lynn Jones, R (10, PH) OBP: 0.349, SLG: 0.373 (10, 9)											1	0	0	0	0	0	0
Darryl Motley, R (1, 7) OBP: 0.328, SLG: 0.452	2B 1B		HR		F7			4-3 1B		FC5 1B 1B	5	1	4	1	0	0	0
Jorge Orta, L (1, 10) OBP: 0.343, SLG: 0.464	1-3 2B		3B 1B		F4			4-3 1-2		FC5 1-2 1B	5	2	3	0	0	0	1
Frank White, R (1, 4) OBP: 0.302, SLG: 0.431	6-3		1-H 3B		K			F9		FC5 1B 1-2 2-3f 1B	5	1	1	1	0	1	5
Dane Iorg, L (1, 3) OBP: 0.262, SLG: 0.366		K	F3			K		F8		1B 1-3 2-H 1B	3	0	0	0	0	2	1
John Wathan, R (7, 3) OBP: 0.284, SLG: 0.289											1	0	0	0	0	0	1
George Brett, L (10, PH) OBP: 0.344, SLG: 0.464											1	0	1	1	0	0	0
Bret Saberhagen, R (10, PR)											0	0	0	0	0	0	0
Steve Balboni, R (10, 3) OBP: 0.307, SLG: 0.461											0	0	0	0	0	0	0
Don Slaught, R (1, 2) OBP: 0.306, SLG: 0.389		6-3	5-3			K			K	1-2 3-H 1B	5	0	1	1	0	2	1
Greg Pryor, R (1, 5) OBP: 0.295, SLG: 0.368		F7		6-3		6-3			K	F7	5	0	0	0	0	1	2
Buddy Biancalana, S (1, 6) OBP: 0.235, SLG: 0.304			E 1B	K			4-3		FC6 1B		3	1	1	0	0	1	0
Hal McRae, R (9, PH) OBP: 0.356, SLG: 0.401											1	0	1	0	0	0	0
Bucky Dent, R (9, PR) OBP: 0.400, SLG: 0.250 (9, 6)											0	0	0	0	0	0	0

Inning Stats										
	R: 0 E: 0 K: 1 S: 7	H: 2 LOB: 2 BB: 0 P: 7	R: 0 E: 0 K: 1 S: 5	H: 0 LOB: 0 BB: 0 P: 5	R: 4 E: 1 K: 0 S: 8	H: 5 LOB: 1 BB: 0 P: 8	R: 0 E: 0 K: 2 S: 8	H: 1 LOB: 1 BB: 0 P: 8	R: 0 E: 0 K: 1 S: 5	H: 0 LOB: 0 BB: 0 P: 5
	R: 0 E: 0 K: 2 S: 7	H: 0 LOB: 0 BB: 0 P: 7	R: 0 E: 0 K: 1 S: 5	H: 0 LOB: 0 BB: 0 P: 5	R: 0 E: 0 K: 0 S: 4	H: 1 LOB: 1 BB: 0 P: 4	R: 0 E: 0 K: 2 S: 8	H: 1 LOB: 1 BB: 0 P: 8	R: 2 E: 0 K: 0 S: 7	H: 4 LOB: 2 BB: 0 P: 7

PITCHER	IP	WLS	BF	H	R	ER	SO	BB	IBB	HBP	BLK	WP	HR	S	P	ERA	WHIP
Gene Nelson, R (1, 1) ERA: 4.48	2.1		13	6	4	4	2	0	0	0	0	0	1	17	17	15.43	2.571
Bert Roberge, R (3, 1) ERA: 4.05	1.2		7	2	0	0	2	0	0	0	0	0	0	11	11	0.00	1.200
Britt Burns, L (5, 1) ERA: 4.87	5.1	L	20	4	2	2	6	0	0	0	0	0	0	32	32	3.38	0.750
Ron Reed, R (10, 1) ERA: 3.45	0.2		4	2	0	0	0	0	0	0	0	0	0	4	4	0.00	3.000

PITCHER	IP	WLS	BF	H	R	ER	SO	BB	IBB	HBP	BLK	WP	HR	S	P	ERA	WHIP

TOP

Kansas City Royals @ Chicago White Sox

Comiskey Park, Chicago, IL

Sun Sep 02 1984, 4:33 AM EDT
Att. 23,314 - Unknown

livebaseballscorecards.com

AB	44
R	6
H	14
RBI	6
BB	0
SO	10
LOB	13

1B: 9	SF: 0	WP: 0	PA: 44
2B: 3	SAC: 0	PB: 0	
3B: 1	DP: 0	SB: 0	
HR: 1	HBP: 0	CS: 0	

Batter	1	2	3	4	5	6	7	8	9	10	AB	R	H	RBI	BB	SO	LOB
Scott Fletcher, R (1, 6) OBP: 0.325, SLG: 0.310	6-3 2B		1B 1B		F7 ②		G3 2B		F9 ①	F8 ③	3	1	2	0	0	0	0
Jerry Hairston, S (7, PH) OBP: 0.368, SLG: 0.420 (8, 8)											3	0	1	0	0	0	2
Tom Paciorek, R (1, 9) OBP: 0.318, SLG: 0.342	K ①		F8 1B 1-2 1B		1B 2B		G3 ② 2-3		E4 FC5 1B		5	1	3	0	0	1	2
Greg Walker, L (1, 3) OBP: 0.323, SLG: 0.507	6-3 ② 2-3		1-2 2-H 1B		2-H 1B		F7 ③		IBB		4	0	2	2	1	0	2
Carlton Fisk, R (1, 2) OBP: 0.290, SLG: 0.465	6-3 ③		F8 ② 2-3		K ③			1B 2B 1B	F8 ②		5	1	1	0	0	1	6
Ron Kittle, R (1, 7) OBP: 0.296, SLG: 0.454		F6 ①	F9 ③			K ①		1-3 2B 1B	FC5 ③ 2-3f		5	1	1	0	0	1	4
Greg Luzinski, R (1, 10) OBP: 0.337, SLG: 0.373		S BB		F4 ①		2B		F8 ①		F7 ①	4	0	1	0	1	0	2
Vance Law, R (1, 5) OBP: 0.297, SLG: 0.391	5-3 ② 1-2			6-3 ②		K ②		1B 1-H 3-H 2B		F3 ②	2	0	0	0	0	0	1
Roy Smalley, S (6, PH) (7, 5) (9, 6) OBP: 0.277, SLG: 0.356											3	0	1	2	0	1	1
Daryl Boston, L (1, 8) OBP: 0.212, SLG: 0.281	3-1 ③			F8 ③		K2-3 ③		K ②		E3 BB	3	0	0	0	0	1	2
Jerry Dybzinski, R (8, 6) OBP: 0.316, SLG: 0.308											0	0	0	0	0	0	0
Rudy Law, L (8, PH) OBP: 0.320, SLG: 0.340											1	0	0	0	0	1	1
Tom O'Malley, L (9, 5) OBP: 0.172, SLG: 0.111											1	0	0	0	0	0	0
Julio Cruz, S (1, 4) OBP: 0.281, SLG: 0.312			6-3 ①		K ①		5-3 ①	2-3 1B		1-2 BB	4	0	1	0	1	1	0
Inning Stats	R: 0 E: 0 K: 1 S: 6 H: 1 LOB: 1 BB: 0 P: 6	R: 0 E: 0 K: 0 S: 3 H: 0 LOB: 1 BB: 1 P: 7	R: 1 E: 0 K: 0 S: 6 H: 3 LOB: 2 BB: 0 P: 6	R: 0 E: 0 K: 0 S: 3 H: 0 LOB: 0 BB: 0 P: 3	R: 1 E: 0 K: 2 S: 9 H: 2 LOB: 1 BB: 0 P: 9	R: 0 E: 0 K: 3 S: 10 H: 1 LOB: 1 BB: 0 P: 10	R: 0 E: 0 K: 0 S: 4 H: 1 LOB: 1 BB: 0 P: 4	R: 2 E: 0 K: 1 S: 8 H: 4 LOB: 2 BB: 0 P: 8	R: 0 E: 1 K: 0 S: 4 H: 1 LOB: 2 BB: 1 P: 8	R: 0 E: 1 K: 0 S: 4 H: 0 LOB: 2 BB: 1 P: 8	1B: 8 2B: 5 3B: 0 HR: 0	SF: 0 SAC: 0 DP: 0 HBP: 0						

PITCHER	IP	WLS	BF	H	R	ER	SO	BB	IBB	HBP	BLK	WP	HR	S	P	ERA	WHIP
Mike Jones, L (1, 1) ERA: 4.32	5.1		24	7	2	2	4	1	0	0	0	0	0	31	35	3.38	1.500
Joe Beckwith, R (6, 1) ERA: 3.87	0.2		2	0	0	0	2	0	0	0	0	0	0	6	6	0.00	0.000
Dan Quisenberry, R (7, 1) ERA: 2.83	3.0	W	15	6	2	2	1	0	1	0	0	0	0	16	20	6.00	2.000
Mark Huismann, R (10, 1) ERA: 4.45	1.0	S	5	0	0	0	0	1	0	0	0	0	0	4	8	0.00	1.000

PITCHER	IP	WLS	BF	H	R	ER	SO	BB	IBB	HBP	BLK	WP	HR	S	P	ERA	WHIP

BOTTOM

Kansas City Royals @ Chicago White Sox

Comiskey Park, Chicago, IL

Sun Sep 02 1984, 4:33 AM EDT

Att. 23,314 - Unknown

livebaseballscorecards.com

AB	43
R	4
H	13
RBI	4
BB	3
SO	7
LOB	23

WP: 0 PB: 0 SB: 1 CS: 0 PA: 46

Batter	1	2	3	4	5	6	7	8	9	AB	R	H	RBI	BB	SO	LOB
Rickey Henderson, R (1, 7) OBP: 0.400, SLG: 0.469	BBBB 4-0 S 6-3 1B BB	x 0-0 2B			BBBB 4-0 2B 5-3 BB	BBBB 4-0 1-2 HR BB		SSS 0-3 ② K		2	3	1	0	3	1	0
Carney Lansford, R (1, 5) OBP: 0.336, SLG: 0.427	x 0-0 ① F7	x 0-0 ③ F3			x 0-0 5-3 1-3 2B 2B	x 0-0 1-H 2-H HR		SSS 0-3 ③ K		5	2	2	3	0	1	2
Dwayne Murphy, L (1, 8) OBP: 0.335, SLG: 0.467	x 0-0 ② 6-3 1-2	x 0-0 ① 6-3			SSS 0-3 ① K	x 0-0 FC5-4 1B			x 0-0 ① F8	5	0	1	0	0	1	3
Dave Kingman, R (1, 10) OBP: 0.331, SLG: 0.538	H 1-0 1B 2-3 HBP	x 0-0 ② F7			4-0 5-3 2B IBB	x 0-0 ② FC5-4 1-2f			x 0-0 ② F8	3	1	0	0	1	0	1
Mike Heath, R (1, 9) OBP: 0.281, SLG: 0.387	x 0-0 1-2 3-H 1B	x 0-0 ③ F8			x 0-0 ② 5-3 1-2 2-3 3-H	x 0-0 ③ 3-1			x 0-0 2B 1B	5	0	2	2	0	0	3
Bill Almon, R (1, 3) OBP: 0.235, SLG: 0.325 Dan Meyer, L (1, 3) OBP: 0.600, SLG: 1.000	SSS 0-3 ③ K			x 0-0 ① F8	x 0-0 2-H 3-H 2B		x 0-0 ① 4-3		x 0-0 1-3 2B	1 4	0 0	0 2	0 2	0 0	1 0	2 0
Jim Essian, R (1, 2) OBP: 0.358, SLG: 0.366		x 0-0 ① F8		x 0-0 1B	SSS 0-3 ③ K		SSS 0-3 ② K		x 0-0 ③ F8	5	0	1	0	0	2	3
Steve Kiefer, R (1, 6) OBP: 0.250, SLG: 0.750		x 0-0 SF7 3B		SSS 0-3 ② K		x 0-0 ① F6	SSS 0-3 ③ K			4	1	1	0	0	2	1
Tony Phillips, S (1, 4) OBP: 0.317, SLG: 0.338		x 0-0 ② SF7 3-H		SSS 0-3 ③ K		BBBB 4-0 BB HR BB		x 0-0 ① F9		2	1	0	1	1	1	1
Inning Stats	R: 1 E: 0 K: 1 S: 6 H: 1 LOB: 2 BB: 1 P: 11	R: 1 E: 0 K: 0 S: 5 H: 2 LOB: 1 BB: 0 P: 5	R: 0 E: 0 K: 0 S: 3 H: 0 LOB: 0 BB: 0 P: 3	R: 0 E: 0 K: 2 S: 8 H: 1 LOB: 1 BB: 0 P: 8	R: 3 E: 0 K: 2 S: 9 H: 2 LOB: 1 BB: 2 P: 17	R: 3 E: 0 K: 0 S: 5 H: 2 LOB: 1 BB: 2 P: 13	R: 0 E: 0 K: 2 S: 7 H: 0 LOB: 0 BB: 0 P: 7	R: 0 E: 0 K: 2 S: 7 H: 0 LOB: 0 BB: 0 P: 7	R: 0 E: 0 K: 0 S: 5 H: 2 LOB: 2 BB: 0 P: 5	1B: 4 2B: 4 3B: 1 HR: 1 SF: 1 SAC: 0 DP: 0 HBP: 1						

PITCHER		IP	WLS	BF	H	R	ER	SO	BB	IBB	HBP	BLK	WP	HR	S	P	ERA	WHIP
Floyd Bannister, L ERA: 4.65	(1, 1)	4.2	L	24	6	5	5	4	2	1	1	0	0	0	28	41	9.64	1.714
Dan Spillner, R ERA: 4.83	(5, 1)	3.1		14	2	3	3	5	2	0	0	0	0	1	22	30	8.10	1.200
Juan Agosto, L ERA: 2.72	(9, 1)	1.0		5	2	0	0	0	0	0	0	0	0	0	5	5	0.00	2.000

PITCHER	IP	WLS	BF	H	R	ER	SO	BB	IBB	HBP	BLK	WP	HR	S	P	ERA	WHIP

TOP

Oakland Athletics @ Chicago White Sox

Comiskey Park, Chicago, IL

Mon Sep 03 1984, 4:33 AM EDT

Att. 22,382 - Unknown

livebaseballscorecards.com

AB	36
R	8
H	10
RBI	8
BB	5
SO	9
LOB	16

WP: 0 PB: 0 SB: 1 CS: 0 PA: 43

Batter	1	2	3	4	5	6	7	8	9	AB	R	H	RBI	BB	SO	LOB
Rudy Law, L (1, 8) OBP: 0.317, SLG: 0.336	3-1	4-3		6-3			G4-6-3 (1-2f)			4	0	0	0	0	0	3
Jerry Hairston, S (1, 10) OBP: 0.361, SLG: 0.410	E3 HR	K	4-3			F2				4	1	0	0	0	1	0
Greg Walker, L (1, 3) OBP: 0.325, SLG: 0.514	HR (2-H)	BB (6-3)			G3	3-1				3	1	1	2	1	0	0
Carlton Fisk, R (1, 2) OBP: 0.290, SLG: 0.463 Marc Hill, R (8, 2) OBP: 0.293, SLG: 0.382	BB (S)	6-3 (1-2)			F7	6-3				2 1	0 0	0 0	0 0	1 0	0 0	1 0
Roy Smalley, S (1, 5) OBP: 0.280, SLG: 0.356	F7 (1-2)		BB			K			4-3 BB 1B	3	0	1	0	1	1	1
Ron Kittle, R (1, 7) OBP: 0.294, SLG: 0.449	5-3		K			K			K	4	0	0	0	0	3	4
Vance Law, R (1, 4) OBP: 0.299, SLG: 0.391		1B		F3		5-3			4-3 BB (1-2)	3	0	1	0	1	0	0
Daryl Boston, L (1, 9) OBP: 0.216, SLG: 0.257		F3		BB (S)			F8		4-3 (1-2 2-3)	3	0	0	0	1	0	2
Scott Fletcher, R (1, 6) OBP: 0.328, SLG: 0.315 Tom O'Malley, L (9, PH) OBP: 0.167, SLG: 0.107	2B			F9 (1-2)			G4-6-3 1B		F9	3 1	0 0	2 0	0 0	0 0	0 0	1 2
Inning Stats	R: 2 E: 1 K: 0 S: 5 H: 1 LOB: 1 BB: 1 P: 9	R: 0 E: 0 K: 0 S: 4 H: 2 LOB: 1 BB: 0 P: 4	R: 0 E: 0 K: 2 S: 7 H: 0 LOB: 2 BB: 2 P: 15	R: 0 E: 0 K: 0 S: 3 H: 0 LOB: 1 BB: 1 P: 7	R: 0 E: 0 K: 0 S: 3 H: 0 LOB: 0 BB: 0 P: 3	R: 0 E: 0 K: 2 S: 7 H: 0 LOB: 0 BB: 0 P: 7	R: 0 E: 0 K: 0 S: 3 H: 1 LOB: 0 BB: 0 P: 3	R: 0 E: 0 K: 0 S: 3 H: 0 LOB: 0 BB: 0 P: 3	R: 0 E: 0 K: 1 S: 6 H: 1 LOB: 2 BB: 1 P: 10	1B: 3 2B: 1 3B: 0 HR: 1	SF: 0 SAC: 0 DP: 1 HBP: 0			WP: 0 PB: 0 SB: 2 CS: 0	PA: 36		

PITCHER		IP	WLS	BF	H	R	ER	SO	BB	IBB	HBP	BLK	WP	HR	S	P	ERA	WHIP
Chris Codiroli, R ERA: 7.02	(1, 1)	7.0	W	28	4	2	1	4	4	0	0	0	0	1	32	48	1.29	1.143
Chuck Rainey, R ERA: 4.54	(8, 1)	2.0		8	1	0	0	1	1	0	0	0	0	0	9	13	0.00	1.000

PITCHER	IP	WLS	BF	H	R	ER	SO	BB	IBB	HBP	BLK	WP	HR	S	P	ERA	WHIP

BOTTOM

Oakland Athletics @ Chicago White Sox

Comiskey Park, Chicago, IL

Mon Sep 03 1984, 4:33 AM EDT

Att. 22,382 - Unknown

livebaseballscorecards.com

AB	31
R	2
H	5
RBI	2
BB	5
SO	5
LOB	14

Batter	1	2	3	4	5	6	7	8	9	AB	R	H	RBI	BB	SO	LOB
Rickey Henderson, R (1, 7) OBP: 0.401, SLG: 0.469	0-0 1B		0-0 5-3 ①		0-0 E9 SF 1-H 1B		0-0 F8 ①		0-0 F7 ③	4	1	2	0	0	0	0
Donnie Hill, S (7, 6) OBP: 0.234, SLG: 0.281										1	0	0	0	0	0	0
Carney Lansford, R (1, 5) OBP: 0.337, SLG: 0.427	0-0 1-2 1B		B B B B 4-0 BB		0-0 SF 3-H		0-0 5-3 ②			2	0	1	1	1	0	0
Steve Kiefer, R (7, 5) OBP: 0.250, SLG: 0.750										0	0	0	0	0	0	0
Joe Morgan, L (1, 4) OBP: 0.360, SLG: 0.355	0-0 F9 ①		B B B B 4-0 1-2 BB		S S S 0-3 K ①		S S S 0-3 K ③			3	0	0	0	1	2	3
Garry Hancock, L (7, 7) OBP: 0.184, SLG: 0.204										0	0	0	0	0	0	0
Dave Kingman, R (1, 10) OBP: 0.330, SLG: 0.537	0-0 F7 ②		S S S 0-3 K ②		0-0 F4 ②			0-0 F8 FC5-2 2B		4	0	1	0	0	1	5
Mark Wagner, R (8, PR) OBP: 0.273, SLG: 0.309										0	0	0	0	0	0	0
Dwayne Murphy, L (1, 8) OBP: 0.332, SLG: 0.463	S S S 0-3 K ③		0-0 4-3 ③		0-0 4-3 ③			0-0 F8 ① 2-3		4	0	0	0	0	1	6
Bill Almon, R (8, 9) OBP: 0.235, SLG: 0.325										0	0	0	0	0	0	0
Mike Heath, R (1, 2) OBP: 0.281, SLG: 0.385		0-0 4-6-3 1B		0-0 4-3 ①		0-0 F3 ①		0-0 FC5-2 FC4-6 ② 3-H		4	0	1	0	0	0	2
Bruce Bochte, L (1, 3) OBP: 0.333, SLG: 0.342		0-0 4-6-3 ① 1-2		0-0 4-3 ②		B B B B 4-0 4-3 BB		0-0 FC4-6 ③ 1-2f		2	0	0	0	1	0	1
Dan Meyer, L (8, PH) OBP: 0.500, SLG: 0.833										1	0	0	0	0	0	2
(8, 3)																
Mike Davis, L (1, 9) OBP: 0.264, SLG: 0.335		0-0 F9 ②		0-0 F7 ③		0-0 4-3 ② 1-2			0-0 F9 ①	4	0	0	0	0	0	2
(8, 8)																
Tony Phillips, S (1, 6) OBP: 0.317, SLG: 0.338		S S S 0-3 K ③			0-0 E 1B 1B	S S S 0-3 K ③			0-0 F5 ②	4	1	1	0	0	2	2
(7, 4)																
Inning Stats	R: 0 H: 2 E: 0 LOB: 2 K: 1 BB: 0 S: 7 P: 7	R: 0 H: 1 E: 0 LOB: 1 K: 1 BB: 0 S: 6 P: 6	R: 0 H: 0 E: 0 LOB: 2 K: 1 BB: 2 S: 5 P: 13	R: 0 H: 0 E: 0 LOB: 0 K: 0 BB: 0 S: 3 P: 3	R: 2 H: 2 E: 2 LOB: 1 K: 1 BB: 0 S: 8 P: 8	R: 0 H: 0 E: 0 LOB: 1 K: 1 BB: 1 S: 5 P: 9	R: 0 H: 0 E: 0 LOB: 0 K: 1 BB: 0 S: 5 P: 5	R: 0 H: 1 E: 0 LOB: 2 K: 0 BB: 0 S: 4 P: 4	R: 0 H: 0 E: 0 LOB: 0 K: 0 BB: 0 S: 3 P: 3	1B: 5 SF: 1 2B: 1 SAC: 0 3B: 0 DP: 0 HR: 0 HBP: 0						WP: 0 PA: 37 PB: 0 SB: 0 CS: 0	

Oakland Athletics @ Chicago White Sox

Comiskey Park, Chicago, IL

Tue Sep 04 1984, 8:05 PM EDT

Att. 18,564 - Unknown

TOP

livebaseballscorecards.com

AB	33
R	2
H	6
RBI	1
BB	3
SO	6
LOB	23

PITCHER		IP	WLS	BF	H	R	ER	SO	BB	IBB	HBP	BLK	WP	HR	S	P	ERA	WHIP
Tom Seaver, R ERA: 3.85	(1, 1)	8.0	W	34	6	2	1	6	3	0	0	0	0	0	43	55	1.12	1.125
Bert Roberge, R ERA: 3.93	(9, 1)	1.0		3	0	0	0	0	0	0	0	0	0	0	3	3	0.00	0.000

PITCHER	IP	WLS	BF	H	R	ER	SO	BB	IBB	HBP	BLK	WP	HR	S	P	ERA	WHIP

Batter	1	2	3	4	5	6	7	8	9	AB	R	H	RBI	BB	SO	LOB
Rudy Law, L (1, 8) OBP: 0.315, SLG: 0.333	F7	F5		F8	F8		HR 1B	4-3		4	0	0	0	0	0	2
Ron Kittle, R (7, PH) (8, 7) OBP: 0.295, SLG: 0.450										2	1	1	0	0	0	2
Jerry Hairston, S (1, 10) OBP: 0.367, SLG: 0.418	4-3	HR BB		WP 1B 2B	F2		1-2 HR 1B			4	3	2	0	1	0	1
Greg Walker, L (1, 3) OBP: 0.331, SLG: 0.533	1B BB	1-H 3-H HR		F8	1-3 1B		1-H 2-H HR			4	3	3	6	1	0	1
Carlton Fisk, R (1, 2) OBP: 0.292, SLG: 0.464	1-3 1B BB 1B	6-3		2-H E 1B	F9		F8			1	0	1	0	0	0	0
Marc Hill, R (1, PR) (2, 2) OBP: 0.292, SLG: 0.378										4	1	1	1	0	0	2
Roy Smalley, S (1, 5) OBP: 0.284, SLG: 0.368	1-2 1B BB	F8	1-2 E 1B			HR	6-3			4	2	2	1	1	0	0
Tom Paciorek, R (1, 7) (8, 9) OBP: 0.320, SLG: 0.346	1-2 2-3 3-H 1B	1-3 1B 2B	1-H 2-H E9			6-3		5-3		5	1	2	1	0	0	0
Daryl Boston, L (1, 9) (8, 8) OBP: 0.214, SLG: 0.231	K	1-3 2-3	FC6 BB			6-3		F8		4	0	0	0	1	1	4
Scott Fletcher, R (1, 6) OBP: 0.331, SLG: 0.322	G3 HR 2B	3-H 1B	1-2f FC6			4-3		1B		5	1	3	1	0	0	2
Julio Cruz, S (1, 4) OBP: 0.283, SLG: 0.311	G3	F9		1B BB			G1-6-3	1-2 1B		4	0	1	0	1	0	2
Inning Stats	R: 1 E: 0 K: 1 S: 7 H: 2 LOB: 3 BB: 2 P: 15	R: 3 E: 0 K: 0 S: 5 H: 2 LOB: 0 BB: 1 P: 9	R: 1 E: 0 K: 0 S: 5 H: 2 LOB: 1 BB: 0 P: 5	R: 3 E: 1 K: 0 S: 7 H: 3 LOB: 2 BB: 1 P: 11	R: 0 E: 0 K: 0 S: 4 H: 1 LOB: 2 BB: 1 P: 8	R: 1 E: 0 K: 0 S: 4 H: 1 LOB: 0 BB: 0 P: 4	R: 3 E: 0 K: 0 S: 6 H: 3 LOB: 0 BB: 0 P: 6	R: 0 E: 0 K: 0 S: 5 H: 2 LOB: 2 BB: 0 P: 5		1B: 10 2B: 3 3B: 0 HR: 3 SF: 0 SAC: 0 DP: 0 HBP: 0						

BOTTOM

Oakland Athletics @ Chicago White Sox

Comiskey Park, Chicago, IL

Tue Sep 04 1984, 8:05 PM EDT

Att. 18,564 - Unknown

livebaseballscorecards.com

AB	41
R	12
H	16
RBI	10
BB	5
SO	1
LOB	16

PITCHER		IP	WLS	BF	H	R	ER	SO	BB	IBB	HBP	BLK	WP	HR	S	P	ERA	WHIP
Steve McCatty, R ERA: 4.77	(1, 1)	2.2	L	17	6	5	5	1	3	0	0	0	0	1	16	28	16.88	3.375
Bill Krueger, L ERA: 5.15	(3, 1)	2.0		13	4	3	1	0	2	0	0	0	1	0	11	19	4.50	3.000
Jeff Jones, R ERA: 2.9	(5, 1)	1.1		5	1	1	1	0	0	0	0	0	0	1	5	5	6.75	0.750
Dave Leiper, L ERA: 27.0	(7, 1)	1.0		6	3	3	3	0	0	0	0	0	0	1	6	6	27.00	3.000
Rick Langford, R ERA:	(8, 1)	1.0		5	2	0	0	0	0	0	0	0	0	0	5	5	0.00	2.000

PITCHER	IP	WLS	BF	H	R	ER	SO	BB	IBB	HBP	BLK	WP	HR	S	P	ERA	WHIP

WP: 1 PB: 0 SB: 0 CS: 0 PA: 46

Oakland Athletics @ Chicago White Sox

Comiskey Park, Chicago, IL

Wed Sep 05 1984, 8:05 PM EDT

Att. 15,207 - Unknown

TOP

livebaseballscorecards.com

Batter	1	2	3	4	5	6	7	8	9	AB	R	H	RBI	BB	SO	LOB
Rickey Henderson, R (1, 7) OBP: 0.399, SLG: 0.470	4-3		4-3		9-2 3-Hf		5-3		1B 3B	5	1	1	0	0	0	3
Carney Lansford, R (1, 5) OBP: 0.336, SLG: 0.424	6-3			6-3		4-3		6-3	1B HBP	4	0	0	0	0	0	0
Joe Morgan, L (1, 4) OBP: 0.364, SLG: 0.361	F8			2B		1B		BB 1B 1B BB	1-2 3-H 1B	3	0	2	0	1	0	0
Steve Kiefer, R (8, PR) OBP: 0.250, SLG: 0.750										0	1	0	0	0	0	0
Mike Heath, R (8, 2) OBP: 0.282, SLG: 0.387										1	0	1	1	0	0	0
Dave Kingman, R (1, 10) OBP: 0.330, SLG: 0.535		F4		F4		F8		1B BB 1-2 1B	F8	4	0	1	0	0	0	2
Bill Almon, R (8, PR) OBP: 0.235, SLG: 0.325										0	0	0	0	0	0	0
Donnie Hill, S (9, PH) OBP: 0.233, SLG: 0.279										1	0	0	0	0	0	2
Dwayne Murphy, L (1, 8) OBP: 0.333, SLG: 0.461		F9		BB		4-3		1B BB 1-2 2-3	K	3	0	0	0	2	1	3
Bruce Bochte, L (1, 3) OBP: 0.335, SLG: 0.351		HR		F8			F7	G6-3 1B 1-2 2-3 3-H		4	1	2	2	0	0	2
Jim Essian, R (1, 2) OBP: 0.358, SLG: 0.365		5-3			1B 9-2 1B		K	G6-3 1-2f		3	0	1	0	0	1	0
Dan Meyer, L (8, PH) OBP: 0.429, SLG: 0.714										1	0	0	0	0	0	3
Mark Wagner, R (8, 6) OBP: 0.273, SLG: 0.309										0	0	0	0	0	0	0
Mike Davis, L (1, 9) OBP: 0.267, SLG: 0.337			3-1		1-3 1B		E4 S E		CS 1B	4	1	2	0	0	0	0
Tony Phillips, S (1, 6) OBP: 0.318, SLG: 0.347 (8, 4)			K		K		E8 1-H 1B		1-2 HR	4	1	2	2	0	2	2

	AB	37
	R	5
	H	12
	RBI	5
	BB	3
	SO	4
	LOB	17

Inning Stats	1	2	3	4	5	6	7	8	9	1B: 8	SF: 0	WP: 0	PA: 41
R:	0	1	0	0	0	0	1	1	2	2B: 2	SAC: 0	PB: 0	
E:	0	0	0	0	0	0	2	0	0	3B: 1	DP: 2	SB: 1	
K:	0	0	1	0	1	0	1	0	1	HR: 2	HBP: 1	CS: 1	
S:	3	4	5	4	6	4	7	4	8				
H:	0	1	0	1	2	1	1	2	4				
LOB:	0	0	0	0	1	1	1	3	2				
BB:	0	0	0	1	0	0	0	2	0				
P:	3	4	5	8	6	4	7	12	9				

PITCHER		IP	WLS	BF	H	R	ER	SO	BB	IBB	HBP	BLK	WP	HR	S	P	ERA	WHIP
Richard Dotson, R ERA: 3.56	(1, 1)	8.1	L	37	11	5	4	3	3	0	0	0	0	2	40	52	4.32	1.680
Ron Reed, R ERA: 3.41	(9, 1)	0.2		4	1	0	0	1	0	0	1	0	0	0	5	6	0.00	1.500

PITCHER		IP	WLS	BF	H	R	ER	SO	BB	IBB	HBP	BLK	WP	HR	S	P	ERA	WHIP

Batter	1	2	3	4	5	6	7	8	9	AB	R	H	RBI	BB	SO	LOB
Rudy Law, L (1, 8) OBP: 0.313, SLG: 0.332	F2	F9 1-2 2-3			F5	4-3 1-2 3-H			S S FC 1B	5	1	1	1	0	0	3
Jerry Hairston, S (1, 10) OBP: 0.363, SLG: 0.412	BB 1B		4-3		F5	F6			F8 1-2	5	0	1	0	0	0	2
Greg Walker, L (1, 3) OBP: 0.334, SLG: 0.532	G6-4-3 1-2 BB		K		E7 1B		F4		S BB	3	0	1	0	2	1	0
Roy Smalley, S (1, 5) OBP: 0.284, SLG: 0.364 Vance Law, R (8, 5) OBP: 0.299, SLG: 0.391 Steve Christmas, L (9, PH) OBP: 0.500, SLG: 0.750	G6-4-3 1-2f	F9			BB	F8			F6	3 0 1	0 0 0	0 0 0	0 0 0	1 0 0	0 0 0	2 0 2
Tom Paciorek, R (1, 7) OBP: 0.318, SLG: 0.344 Jerry Dybzinski, R (9, PR) OBP: 0.316, SLG: 0.308		FC6 1B 1B		F7	F3		F7		FC 1-2 2-H	5 0	1 0	1 0	1 0	0 0	0 0	3 0
Marc Hill, R (1, 2) OBP: 0.284, SLG: 0.367 Ron Kittle, R (9, PH) OBP: 0.294, SLG: 0.449		F8		F4		K		F9	K	4 1	0 0	0 0	0 0	0 0	1 1	1 2
Daryl Boston, L (1, 9) OBP: 0.261, SLG: 0.302		FC6 1-2 1B		1B 1B		1B 2B		K		4	1	3	0	0	1	0
Scott Fletcher, R (1, 6) OBP: 0.335, SLG: 0.326		FC6 WP 1-2f 2-H		1-3 1B		1B 4-3 2-H 1B		1B		4	1	3	1	0	0	1
Julio Cruz, S (1, 4) OBP: 0.285, SLG: 0.311		WP BB		F6		4-3 2-3 1B		4-3		3	0	1	0	1	0	3
Inning Stats	R: 0 E: 0 K: 0 S: 3 H: 1 LOB: 1 BB: 1 P: 7	R: 1 E: 1 K: 0 S: 5 H: 2 LOB: 2 BB: 1 P: 9	R: 0 E: 0 K: 1 S: 5 H: 0 LOB: 0 BB: 0 P: 5	R: 0 E: 0 K: 0 S: 5 H: 2 LOB: 2 BB: 0 P: 5	R: 0 E: 1 K: 0 S: 4 H: 1 LOB: 2 BB: 1 P: 8	R: 2 E: 0 K: 1 S: 8 H: 3 LOB: 1 BB: 0 P: 8	R: 0 E: 0 K: 0 S: 3 H: 0 LOB: 0 BB: 0 P: 3	R: 0 E: 0 K: 1 S: 6 H: 1 LOB: 1 BB: 0 P: 6	R: 1 E: 0 K: 1 S: 7 H: 1 LOB: 2 BB: 1 P: 11	1B: 10 2B: 1 3B: 0 HR: 0 SF: 0 SAC: 0 DP: 1 HBP: 0						

PITCHER	IP	WLS	BF	H	R	ER	SO	BB	IBB	HBP	BLK	WP	HR	S	P	ERA	WHIP
Ray Burris, R (1, 1) ERA: 3.05	8.0	W	36	10	3	2	3	3	0	0	0	1	0	39	51	2.25	1.625
Bill Caudill, R (9, 1) ERA: 2.89	1.0	S	6	1	1	1	1	1	0	0	0	0	0	7	11	9.00	2.000

PITCHER	IP	WLS	BF	H	R	ER	SO	BB	IBB	HBP	BLK	WP	HR	S	P	ERA	WHIP

BOTTOM

Oakland Athletics @ Chicago White Sox

Comiskey Park, Chicago, IL

Wed Sep 05 1984, 8:05 PM EDT

Att. 15,207 - Unknown

livebaseballscorecards.com

AB	38
R	4
H	11
RBI	3
BB	4
SO	4
LOB	19

WP: 1 PA: 42
PB: 0
SB: 3
CS: 0

Batter	1	2	3	4	5	6	7	8	9	AB	R	H	RBI	BB	SO	LOB
Rickey Henderson, R (1, 7) OBP: 0.398, SLG: 0.467	4-3		BBB 5-3 BB		B1-3 2-3		5-3			3	0	0	0	1	0	2
Carney Lansford, R (1, 5) OBP: 0.335, SLG: 0.421	F9		5-3 1-2		BBB BB			F8		3	0	0	0	1	0	1
Joe Morgan, L (1, 4) OBP: 0.363, SLG: 0.360	3-1		F2		F8			E9 1B		4	0	1	0	0	0	3
Dave Kingman, R (1, 10) OBP: 0.327, SLG: 0.530		SSS K		SSS K		SSS K		SSS K		4	0	0	0	0	4	1
Dwayne Murphy, L (1, 8) OBP: 0.334, SLG: 0.467		G3 1B 1B		HR		F7		1-3		4	2	2	1	0	0	1
Bruce Bochte, L (1, 3) OBP: 0.332, SLG: 0.348		G3 1-2		G3		SSS K			4-3	4	0	0	0	0	1	1
Jim Essian, R (1, 2) OBP: 0.357, SLG: 0.364		2-H 1B		SSS K			F2		F6	3	0	1	1	0	1	0
Dan Meyer, L (9, PH) OBP: 0.375, SLG: 0.625										1	0	0	0	0	0	0
Mike Davis, L (1, 9) OBP: 0.272, SLG: 0.352			HR		BBB B1-3 F9 BB		F8 2B		F9	3	1	2	1	1	0	0
Tony Phillips, S (1, 6) OBP: 0.316, SLG: 0.344			SSS K		F9 1-2		F8 2-3			3	0	0	0	0	1	2
Inning Stats	R: 0 E: 0 K: 0 S: 3	H: 0 LOB: 0 BB: 0 P: 3	R: 1 E: 0 K: 1 S: 6	H: 2 LOB: 1 BB: 0 P: 6	R: 1 E: 0 K: 1 S: 6	H: 1 LOB: 1 BB: 1 P: 10	R: 1 E: 0 K: 2 S: 8	H: 1 LOB: 0 BB: 0 P: 8	R: 0 E: 0 K: 0 S: 3	H: 0 LOB: 2 BB: 2 P: 11	R: 0 E: 0 K: 2 S: 7	H: 0 LOB: 0 BB: 0 P: 7	R: 0 E: 0 K: 0 S: 4	H: 1 LOB: 1 BB: 0 P: 4	R: 0 E: 1 K: 1 S: 6	H: 1 LOB: 1 BB: 0 P: 6	R: 0 E: 0 K: 0 S: 3	H: 0 LOB: 0 BB: 0 P: 3	1B: 3 2B: 1 3B: 0 HR: 2	SF: 0 SAC: 0 DP: 0 HBP: 0	WP: 0 PB: 0 SB: 0 CS: 0	PA: 35

TOP

Oakland Athletics @ Chicago White Sox

Comiskey Park, Chicago, IL

Thu Sep 06 1984, 8:05 PM EDT

Att. 18,479 - Unknown

livebaseballscorecards.com

AB	32
R	3
H	6
RBI	3
BB	3
SO	7
LOB	11

PITCHER		IP	WLS	BF	H	R	ER	SO	BB	IBB	HBP	BLK	WP	HR	S	P	ERA	WHIP
LaMarr Hoyt, R ERA: 4.29	(1, 1)	9.0	W	35	6	3	3	7	3	0	0	0	0	2	46	58	3.00	1.000

PITCHER	IP	WLS	BF	H	R	ER	SO	BB	IBB	HBP	BLK	WP	HR	S	P	ERA	WHIP

BOTTOM

Oakland Athletics @ Chicago White Sox

Comiskey Park, Chicago, IL

Thu Sep 06 1984, 8:05 PM EDT

Att. 18,479 - Unknown

livebaseballscorecards.com

Batter	1	2	3	4	5	6	7	8	9	AB	R	H	RBI	BB	SO	LOB
Scott Fletcher, R (1, 6) OBP: 0.336, SLG: 0.326	FC5-4 1B (2B) 1B	BBB 1-2 BB			6-3	E6		4 2-3f		4	1	1	0	1	0	2
Tom Paciorek, R (1, 9) OBP: 0.320, SLG: 0.346	1-2 FC5-4 1B	5-3			1B (2B) 1B	F9				4	1	2	0	0	0	3
Greg Walker, L (1, 3) OBP: 0.338, SLG: 0.534 Mike Squires, L (8, 3) OBP: 0.239, SLG: 0.195	FC5-4 1-2f 2-3 (2B)		CS 1B		1-2 2B 1B		3-1 1B			4 2 3 0 0 0 2 0 0 0 0 0 0 0						
Greg Luzinski, R (1, 10) OBP: 0.338, SLG: 0.379	1-H 3-H 2B		SSS K 1-2		1-H 2-H 2B		3-1 1-2			4	1	2	4	0	1	2
Ron Kittle, R (1, 7) OBP: 0.296, SLG: 0.450	F4		F6		HR 2-H 2B		BBBB G5-4-3 BB			3	1	1	1	1	0	1
Vance Law, R (1, 5) OBP: 0.298, SLG: 0.397	F6			F8	HR 2-H		G5-4-3 1-2f			4	1	1	2	0	0	3
Marc Hill, R (1, 2) OBP: 0.289, SLG: 0.371		FC4-6 1B		F9	5-3			E FC6-2 1B		4	0	2	0	0	0	0
Julio Cruz, S (1, 4) OBP: 0.284, SLG: 0.311		F8		6-3		F7		4 1-3 E5 1B		4	0	1	0	0	0	1
Daryl Boston, L (1, 8) OBP: 0.240, SLG: 0.277		1-2f FC4-6 S			F8	F8		3-H FC6-2		4	0	0	0	0	0	3
Inning Stats	R: 2 E: 0 K: 0 S: 6 H: 3 LOB: 1 BB: 0 P: 6	R: 0 E: 0 K: 0 S: 4 H: 1 LOB: 2 BB: 1 P: 8	R: 0 E: 0 K: 1 S: 5 H: 1 LOB: 0 BB: 0 P: 5	R: 0 E: 0 K: 0 S: 3 H: 0 LOB: 0 BB: 0 P: 3	R: 5 E: 0 K: 0 S: 8 H: 5 LOB: 0 BB: 0 P: 8	R: 0 E: 1 K: 0 S: 4 H: 0 LOB: 1 BB: 0 P: 4	R: 0 E: 0 K: 0 S: 3 H: 1 LOB: 1 BB: 1 P: 7	R: 0 E: 1 K: 0 S: 4 H: 2 LOB: 1 BB: 0 P: 4		1B: 9 2B: 5 3B: 0 HR: 1 SF: 0 SAC: 0 DP: 3 HBP: 0						

	AB	35
	R	7
	H	13
	RBI	7
	BB	2
	SO	1
	LOB	17

WP: 0 PB: 0 SB: 1 CS: 1 PA: 37

PITCHER		IP	WLS	BF	H	R	ER	SO	BB	IBB	HBP	BLK	WP	HR	S	P	ERA	WHIP
Curt Young, L ERA: 4.28	(1, 1)	4.2	L	24	10	7	7	1	1	0	0	0	0	1	25	29	13.50	2.357
Lary Sorensen, R ERA: 4.91	(5, 1)	3.1		13	3	0	0	0	1	0	0	0	0	0	12	16	0.00	1.200

PITCHER	IP	WLS	BF	H	R	ER	SO	BB	IBB	HBP	BLK	WP	HR	S	P	ERA	WHIP

Batter	1	2	3	4	5	6	7	8	9	AB	R	H	RBI	BB	SO	LOB
Derrel Thomas, S (1, 5) OBP: 0.309, SLG: 0.319	E8 SH1-3	F9	2B BB		6-3	K		1-2 2-H 1B		5	2	1	1	1	1	4
Dick Schofield, R (1, 6) OBP: 0.266, SLG: 0.269	SH1-3 2-3	1B WP 1-2 2-3 BB	F8		4-3			HR	F7	4	2	1	1	1	0	3
Fred Lynn, L (1, 8) OBP: 0.381, SLG: 0.490 Gary Pettis, S (5, PH) OBP: 0.328, SLG: 0.299 (5, 8)	K	WP BB 2B 1-3 2-H 3-H 1B	1-H 3B 2B		K		K	K	K	3 3	2 0	2 0	3 0	0 0	1 3	1 2
Brian Downing, R (1, 7) OBP: 0.363, SLG: 0.462	3-H 1B	WP 2B 1-2 BB	2-H 3B			K	F9		4-3 2B	5	1	3	2	1	1	0
Juan Beniquez, R (1, 9) OBP: 0.384, SLG: 0.477 Mike Brown, R (6, 9) OBP: 0.329, SLG: 0.481	K	1B 1-H 2-H 3-H 2B	K			E3 1B 2B	6-3		4-3 2-3	4 2	2 0	1 0	2 0	0 0	2 0	2 1
Bobby Grich, R (1, 4) OBP: 0.340, SLG: 0.454 Rob Picciolo, R (8, 4) OBP: 0.205, SLG: 0.284	F9 1B 2-H			6-3 1B 2B		2B 1-2 1B		4-3 1B 1B	K	5 1	3 0	4 0	1 0	0 0	0 1	0 1
Reggie Jackson, L (1, 10) OBP: 0.310, SLG: 0.406	1B 1B 1B 1-2 1B			6-3 2-3		1-H 2-H 2B		4-3 1-2	BB	5	1	3	2	1	0	2
Darrell Miller, R (1, 3) OBP: 0.320, SLG: 0.261	BB 1B 1-3 1B 1-3			G4-3 3-H 1B		F7		1B 1B BB	F4	5	2	2	1	1	0	5
Bob Boone, R (1, 2) OBP: 0.238, SLG: 0.261	BB 1-2 1B 3-H 1B	F4	G4-3 1-2f			BB		1B 1-2 2-H 1B		4	1	2	2	1	0	1
Inning Stats	R: 1 E: 1 K: 2 S: 9 H: 1 LOB: 1 BB: 0 P: 9	R: 7 E: 0 K: 0 S: 10 H: 7 LOB: 2 BB: 2 P: 18	R: 2 E: 0 K: 1 S: 7 H: 2 LOB: 1 BB: 1 P: 11	R: 1 E: 0 K: 0 S: 4 H: 2 LOB: 0 BB: 0 P: 4	R: 0 E: 0 K: 1 S: 5 H: 0 LOB: 0 BB: 0 P: 5	R: 2 E: 1 K: 2 S: 10 H: 2 LOB: 2 BB: 1 P: 14	R: 1 E: 0 K: 1 S: 6 H: 1 LOB: 0 BB: 0 P: 6	R: 2 E: 0 K: 1 S: 8 H: 3 LOB: 2 BB: 1 P: 12	R: 0 E: 0 K: 1 S: 6 H: 1 LOB: 2 BB: 1 P: 10	1B: 12 2B: 5 3B: 1 HR: 1 SF: 0 SAC: 1 DP: 1 HBP: 0						

TOP

California Angels @ Chicago White Sox

Comiskey Park, Chicago, IL

Fri Sep 07 1984, 8:05 PM EDT

Att. 26,086 - Unknown

livebaseballscorecards.com

AB	46
R	16
H	19
RBI	15
BB	6
SO	9
LOB	22

WP: 1 PA: 53
PB: 0
SB: 0
CS: 0

PITCHER	IP	WLS	BF	H	R	ER	SO	BB	IBB	HBP	BLK	WP	HR	S	P	ERA	WHIP
Britt Burns, L (1, 1) ERA: 5.36	1.2	L	13	5	7	6	2	2	0	0	0	0	0	15	23	32.40	4.200
Gene Nelson, R (2, 1) ERA: 4.84	1.0		9	5	3	3	0	1	0	0	0	1	0	8	12	27.00	6.000
Dan Spillner, R (3, 1) ERA: 4.89	4.1		19	5	4	3	5	1	0	0	0	0	1	28	32	6.23	1.385
Bert Roberge, R (8, 1) ERA: 4.33	1.0		7	3	2	2	1	1	0	0	0	0	0	8	12	18.00	4.000
Juan Agosto, L (9, 1) ERA: 2.66	1.0		5	1	0	0	1	1	0	0	0	0	0	6	10	0.00	2.000

PITCHER	IP	WLS	BF	H	R	ER	SO	BB	IBB	HBP	BLK	WP	HR	S	P	ERA	WHIP

Batter	1	2	3	4	5	6	7	8	9	AB	R	H	RBI	BB	SO	LOB
Scott Fletcher, R (1, 6) OBP: 0.335, SLG: 0.325	F7	F3			G4-6-3 1B		F7	E 1B 1-2 2-H 3-H		4	0	1	0	0	0	1
Tom O'Malley, L (8, PH) OBP: 0.194, SLG: 0.138 (9, 5)										1	0	1	2	0	0	0
Tom Paciorek, R (1, 9) OBP: 0.318, SLG: 0.347	2B		F9		G4-6-3 1-2f			K E4 1-2 2-H		5	0	1	0	0	1	2
Greg Walker, L (1, 3) OBP: 0.339, SLG: 0.531	1B		F3		4-3			BB 1B BB 4-3		4	1	1	0	1	0	2
Greg Luzinski, R (1, 10) OBP: 0.337, SLG: 0.377	F7		1B			K		K	6-3	5	0	1	0	0	2	3
Ron Kittle, R (1, 7) OBP: 0.295, SLG: 0.446	F8		F9			K		BB 1B BB 1-2	F2	4	1	0	0	1	1	3
Vance Law, R (1, 5) OBP: 0.304, SLG: 0.405 (9, 4)		2B 2B		F9 SF8 2B		FC6-4 1B		1B 2B BB 1-2 2-3	K	4	3	3	0	1	1	0
Marc Hill, R (1, 2) OBP: 0.295, SLG: 0.381		4-3 2-H 2B		F9 2-3		FC6-4 1-2f		2B 1B 1B 1-3 2-H 3-H		4	1	2	3	0	0	2
Joel Skinner, R (9, 2) OBP: 0.254, SLG: 0.250										0	0	0	0	0	0	0
Julio Cruz, S (1, 4) OBP: 0.282, SLG: 0.309		4-3 2-3		SF8 3-H			6-3	1B 2B 2-3 3-H		2	0	0	1	0	0	1
Jerry Dybzinski, R (8, 6) OBP: 0.321, SLG: 0.322										1	1	1	1	0	0	0
Rudy Law, L (1, 8) OBP: 0.312, SLG: 0.330		K		1-3			K	E 1B BB		2	0	0	0	0	1	1
Jerry Hairston, S (7, PH) OBP: 0.364, SLG: 0.409 (8, 8)										1	1	0	0	1	1	0
Inning Stats	R: 0 E: 0 K: 0 S: 5 H: 2 LOB: 2 BB: 0 P: 5	R: 1 E: 0 K: 1 S: 7 H: 2 LOB: 1 BB: 0 P: 7	R: 0 E: 0 K: 0 S: 4 H: 1 LOB: 1 BB: 0 P: 4	R: 1 E: 0 K: 0 S: 4 H: 1 LOB: 0 BB: 0 P: 4	R: 0 E: 0 K: 0 S: 3 H: 1 LOB: 0 BB: 0 P: 3	R: 0 E: 0 K: 2 S: 8 H: 1 LOB: 1 BB: 0 P: 8	R: 0 E: 0 K: 1 S: 5 H: 0 LOB: 0 BB: 0 P: 5	R: 6 E: 1 K: 2 S: 11 H: 3 LOB: 2 BB: 4 P: 27	R: 0 E: 0 K: 1 S: 5 H: 0 LOB: 0 BB: 0 P: 5	1B: 6 2B: 5 3B: 0 HR: 0 SF: 1 SAC: 0 DP: 1 HBP: 0							

PITCHER	IP	WLS	BF	H	R	ER	SO	BB	IBB	HBP	BLK	WP	HR	S	P	ERA	WHIP
Geoff Zahn, L (1, 1) ERA: 3.45	7.2	W	35	10	7	7	6	3	0	0	0	0	0	44	56	8.22	1.696
Doug Corbett, R (8, 1) ERA: 2.21	1.1		7	1	1	0	1	1	0	0	0	0	0	8	12	0.00	1.500

PITCHER	IP	WLS	BF	H	R	ER	SO	BB	IBB	HBP	BLK	WP	HR	S	P	ERA	WHIP

BOTTOM

California Angels @ Chicago White Sox

Comiskey Park, Chicago, IL

Fri Sep 07 1984, 8:05 PM EDT

Att. 26,086 - Unknown

livebaseballscorecards.com

AB	37
R	8
H	11
RBI	7
BB	4
SO	7
LOB	15

Batter	1	2	3	4	5	6	7	8	9	AB	R	H	RBI	BB	SO	LOB
Derrel Thomas, S (1, 5) (7, 6) OBP: 0.303, SLG: 0.312	4-3		5-3		4-3	G6-4-3 (1-2f)		F7		5	0	0	0	0	0	3
Dick Schofield, R (1, 6) OBP: 0.269, SLG: 0.275	FC4-6 1B		K		2B		F5	F8		3	0	2	0	0	1	0
Rob Wilfong, L (7, PH) (7, 4) OBP: 0.315, SLG: 0.382										2	0	0	0	0	0	1
Fred Lynn, L (1, 8) (9, 9) OBP: 0.379, SLG: 0.493	FC4-6 (1-2f) 2B			F2	K		HR		F7	5	2	1	1	0	1	2
Brian Downing, R (1, 7) OBP: 0.363, SLG: 0.462	2B (1-H)			F6	BB		4-3		F3	4	0	1	1	1	0	0
Juan Beniquez, R (1, 9) OBP: 0.385, SLG: 0.475	K			HR 1B	4-3		1B 1B		4-3	5	2	2	0	0	1	3
Gary Pettis, S (9, 8) OBP: 0.328, SLG: 0.299										0	0	0	0	0	0	0
Bobby Grich, R (1, 4) (7, 5) OBP: 0.345, SLG: 0.466		4-3		HR (1-H)		WP E BB	1B (1-H)			3	2	2	3	1	0	0
Reggie Jackson, L (1, 10) OBP: 0.311, SLG: 0.407		4-3		1B 1B		E7 1B (1-H)	F7			4	0	2	0	0	0	1
Darrell Miller, R (1, 3) OBP: 0.310, SLG: 0.259		F9		1-2 1B		K		F9		4	0	1	0	0	1	1
Bob Boone, R (1, 2) OBP: 0.238, SLG: 0.261			F9	K		E6 G6-4-3		1B		4	0	1	0	0	1	3
Inning Stats	R: 1 E: 0 K: 1 S: 7 H: 2 LOB: 1 BB: 0 P: 7	R: 0 E: 0 K: 0 S: 3 H: 0 LOB: 0 BB: 0 P: 3	R: 0 E: 0 K: 1 S: 5 H: 0 LOB: 0 BB: 0 P: 5	R: 2 E: 0 K: 1 S: 9 H: 4 LOB: 2 BB: 0 P: 9	R: 0 E: 0 K: 1 S: 6 H: 1 LOB: 2 BB: 1 P: 10	R: 1 E: 2 K: 1 S: 6 H: 1 LOB: 1 BB: 1 P: 10	R: 2 E: 0 K: 0 S: 6 H: 3 LOB: 1 BB: 0 P: 6	R: 0 E: 0 K: 0 S: 4 H: 1 LOB: 1 BB: 0 P: 4	R: 0 E: 0 K: 0 S: 3 H: 0 LOB: 0 BB: 0 P: 3	1B: 8 2B: 2 3B: 0 HR: 2	SF: 0 SAC: 0 DP: 1 HBP: 0						

PITCHER		IP	WLS	BF	H	R	ER	SO	BB	IBB	HBP	BLK	WP	HR	S	P	ERA	WHIP
Floyd Bannister, L ERA: 4.7	(1, 1)	6.0		28	8	4	4	5	2	0	0	0	1	1	36	44	6.00	1.667
Ron Reed, R ERA: 3.53	(7, 1)	3.0	L	13	4	2	2	0	0	0	0	0	0	1	13	13	6.00	1.333

PITCHER	IP	WLS	BF	H	R	ER	SO	BB	IBB	HBP	BLK	WP	HR	S	P	ERA	WHIP

TOP

California Angels @ Chicago White Sox

Comiskey Park, Chicago, IL

Sat Sep 08 1984, 4:33 AM EDT

Att. 30,511 - Unknown

livebaseballscorecards.com

AB	39
R	6
H	12
RBI	5
BB	2
SO	5
LOB	14

1B: 8	SF: 0	WP: 1	PA: 41
2B: 2	SAC: 0	PB: 0	
3B: 0	DP: 1	SB: 0	
HR: 2	HBP: 0	CS: 0	

Batter	1	2	3	4	5	6	7	8	9	AB	R	H	RBI	BB	SO	LOB
Scott Fletcher, R (1, 6) OBP: 0.339, SLG: 0.327	BBBB 4-0 G3-6-3 BB		x 0-0 WP 1B		x 0-0 1B 1B 1B	SSS 0-3 K ③			SSS 0-3 K ②	3	1	2	0	1	1	1
Carlton Fisk, R (9, PH) OBP: 0.291, SLG: 0.463										1	0	0	0	0	1	0
Jerry Hairston, S (1, 7) OBP: 0.360, SLG: 0.403	x 0-0 G3-6-3 ①② 1-2f		x 0-0 F3 ③ 1-2		x 0-0 1B 1-3 1B		x 0-0 3-1 ①		x 0-0 F6 ③	5	0	1	0	0	0	2
Harold Baines, L (1, 9) OBP: 0.361, SLG: 0.541	SSS 0-3 K ③			BBBB 4-0 HR BB	x 0-0 G4-6-3 1-2 3-H 1B		x 0-0 F3 ②			3	1	1	1	1	1	0
Greg Walker, L (1, 3) OBP: 0.341, SLG: 0.539		x 0-0 1B		x 0-0 1-H HR	x 0-0 G4-6-3 ②③ 1-2f		x 0-0 F7 ③			4	1	2	2	0	0	2
Roy Smalley, S (1, 10) OBP: 0.284, SLG: 0.361		x 0-0 F7 ①		BBBB 4-0 BB		x 0-0 F8 ①		x 0-0 F9 ①		3	0	0	0	1	0	1
Tom O'Malley, L (1, 5) OBP: 0.182, SLG: 0.129	SSS 0-3 K ②		x 0-0 F8 ①		x 0-0 HR 1B		x 0-0 1B			2	0	0	0	0	1	2
Vance Law, R (6, PH) OBP: 0.307, SLG: 0.407 (7, 5)										2	1	2	0	0	0	0
Daryl Boston, L (1, 8) OBP: 0.231, SLG: 0.265	x 0-0 F3 ③		x 0-0 F5 ②		x 0-0 1-H HR			x 0-0 F7 ②		2	0	0	0	0	0	2
Ron Kittle, R (6, PH) OBP: 0.296, SLG: 0.455										1	1	1	2	0	0	0
Rudy Law, L (7, 8) OBP: 0.311, SLG: 0.330										1	0	0	0	0	0	1
Marc Hill, R (1, 2) OBP: 0.296, SLG: 0.380			SSS 0-3 K ①	x 0-0 F8 ③		x 0-0 1B		x 0-0 F7 ③		3	0	1	0	0	1	1
Steve Christmas, L (8, PH) OBP: 0.400, SLG: 0.600										1	0	0	0	0	0	1
Joel Skinner, R (9, 2) OBP: 0.254, SLG: 0.250										0	0	0	0	0	0	0
Julio Cruz, S (1, 4) OBP: 0.280, SLG: 0.306			x 0-0 4-3 ②		x 0-0 4-3 ①	x 0-0 F6 ②			x 0-0 4-3 ①	3	0	0	0	0	0	1
Tom Paciorek, R (9, PH) OBP: 0.317, SLG: 0.346										1	0	0	0	0	0	0

BOTTOM

California Angels @ Chicago White Sox

Comiskey Park, Chicago, IL

Sat Sep 08 1984, 4:33 AM EDT

Att. 30,511 - Unknown

livebaseballscorecards.com

AB	35
R	5
H	10
RBI	5
BB	3
SO	5
LOB	14

Inning Stats	1	2	3	4	5	6	7	8	9	1B	SF	WP	PA
R	0	0	0	2	1	2	0	0	0	8	0	1	38
E	0	0	0	0	0	0	0	0	0	2B 0	SAC 0	PB 0	
K	1	1	1	0	0	1	0	1	1	3B 0	DP 2	SB 0	
S	4	6	6	4	5	8	3	4	5	HR 2	HBP 0	CS 0	
H	0	1	1	1	3	3	0	1	0				
LOB	0	1	1	1	1	1	0	1	0				
BB	1	0	0	2	0	1	0	0	0				
P	8	6	6	12	5	8	3	4	5				

PITCHER		IP	WLS	BF	H	R	ER	SO	BB	IBB	HBP	BLK	WP	HR	S	P	ERA	WHIP
Jim Slaton, R ERA: 5.15	(1, 1)	4.1		20	5	3	3	3	3	0	0	0	1	1	23	35	6.23	1.846
John Curtis, L ERA: 4.76	(5, 1)	1.0		4	2	1	1	0	0	0	0	0	0	0	4	4	9.00	2.000
Luis Sanchez, R ERA: 2.7	(6, 1)	3.2	W	14	3	1	1	2	0	0	0	0	0	1	18	18	2.46	0.818

PITCHER	IP	WLS	BF	H	R	ER	SO	BB	IBB	HBP	BLK	WP	HR	S	P	ERA	WHIP

Batter	1	2	3	4	5	6	7	8	9	AB	R	H	RBI	BB	SO	LOB
Derrel Thomas, S (1, 9) OBP: 0.299, SLG: 0.307	6-3		FC4-6 1-2f			F5		1-3		4	0	0	0	0	0	1
Rob Wilfong, L (1, 4) OBP: 0.310, SLG: 0.377	F7			6-3		9-3		F4		4	0	0	0	0	0	0
Fred Lynn, L (1, 8) OBP: 0.378, SLG: 0.490	G3			BBBB 4-0 FC6-4 BB		1-3		F4		3	0	0	0	1	0	0
Brian Downing, R (1, 7) OBP: 0.360, SLG: 0.458		6-3		SSS 0-3 K			F7		SSS 0-3 K	4	0	0	0	0	2	1
Reggie Jackson, L (1, 10) OBP: 0.309, SLG: 0.404		F7		0-0 FC6-4 1-2f			F9		F8	4	0	0	0	0	0	1
Bobby Grich, R (1, 5) OBP: 0.350, SLG: 0.467		6-3			0-0 G4-6-3 1B		BBBB 4-0 2B E BB		BBBB 4-0 1B BB	2	1	1	0	2	0	0
Daryl Sconiers, L (1, 3) OBP: 0.311, SLG: 0.365			F3		0-0 G4-6-3 1-2f		0-0 E 1-3 2B		0-0 1-2 1B	4	1	2	0	0	0	1
Bob Boone, R (1, 2) OBP: 0.239, SLG: 0.262 Jerry Narron, L (7, PH) OBP: 0.283, SLG: 0.338 (7, 2)			6-3		1B		E3 2-H 3-H		5-3	2 2	0 0	1 0	0 0	0 0	0 0	0 2
Dick Schofield, R (1, 6) OBP: 0.268, SLG: 0.274 Rod Carew, L (7, PH) OBP: 0.369, SLG: 0.361 Rob Picciolo, R (7, 6) OBP: 0.205, SLG: 0.284			E4 FC4-6		4-3		4-3			2 1 0	0 0 0	0 0 0	0 0 0	0 0 0	0 0 0	1 1 0
Inning Stats	R: 0 E: 0 K: 0 S: 3 H: 0 LOB: 0 BB: 0 P: 3	R: 0 E: 0 K: 0 S: 3 H: 0 LOB: 0 BB: 0 P: 3	R: 0 E: 1 K: 0 S: 4 H: 0 LOB: 1 BB: 0 P: 4	R: 0 E: 0 K: 1 S: 5 H: 0 LOB: 1 BB: 1 P: 9	R: 0 E: 0 K: 0 S: 4 H: 2 LOB: 1 BB: 0 P: 4	R: 0 E: 0 K: 0 S: 3 H: 0 LOB: 0 BB: 0 P: 3	R: 2 E: 1 K: 0 S: 5 H: 1 LOB: 1 BB: 1 P: 9	R: 0 E: 0 K: 0 S: 3 H: 0 LOB: 0 BB: 0 P: 3	R: 0 E: 0 K: 1 S: 6 H: 1 LOB: 2 BB: 1 P: 10	1B: 3 2B: 1 3B: 0 HR: 0 SF: 0 SAC: 0 DP: 1 HBP: 0						

PITCHER	IP	WLS	BF	H	R	ER	SO	BB	IBB	HBP	BLK	WP	HR	S	P	ERA	WHIP
Tom Seaver, R (1, 1) ERA: 3.68	9.0	W	35	4	2	0	2	3	0	0	0	0	0	36	48	0.00	0.778

PITCHER	IP	WLS	BF	H	R	ER	SO	BB	IBB	HBP	BLK	WP	HR	S	P	ERA	WHIP

TOP

California Angels @ Chicago White Sox

Comiskey Park, Chicago, IL

Sun Sep 09 1984, 8:05 PM EDT

Att. 23,698 - Unknown

livebaseballscorecards.com

AB	32
R	2
H	4
RBI	0
BB	3
SO	2
LOB	8

PA: 35

WP: 0
PB: 0
SB: 0
CS: 0

Batter	1	2	3	4	5	6	7	8	9	AB	R	H	RBI	BB	SO	LOB
Scott Fletcher, R (1, 6) OBP: 0.338, SLG: 0.329	S S S 0-3 ① K		x 0-0 4-3 1-H 2B		x 0-0 ②③ F9 1-2	x 0-0 ③ 6-3				4	0	1	1	0	1	3
Jerry Hairston, S (1, 7) OBP: 0.358, SLG: 0.406	x 0-0 ② 4-3		x 0-0 ② 4-3 2-3			x 0-0 ① F8	x 0-0 F7 SF7 2B			4	1	1	0	0	0	1
Harold Baines, L (1, 9) OBP: 0.360, SLG: 0.538	x 0-0 ③ F8		x 0-0 ③ 1-3			B B B B 4-0 BB 1B 1B BB	x 0-0 ① F7 2-3			3	1	0	0	1	0	2
Greg Walker, L (1, 3) OBP: 0.345, SLG: 0.548 Mike Squires, L (8, 3) OBP: 0.239, SLG: 0.195		x 0-0 ① 5-3		x 0-0 HR		x 0-0 BB 1-2 1B 1B	4-0 IBB			3 0	2 0	2 0	1 0	1 0	0 0	0 0
Roy Smalley, S (1, 10) OBP: 0.283, SLG: 0.358		x 0-0 ② 4-3		x 0-0 ① 4-3		B B B B 4-0 FC6-4 1B 2B 1-2 2-3 BB	x 0-0 ② SF7 3-H			2	1	0	1	1	0	0
Vance Law, R (1, 5) OBP: 0.306, SLG: 0.406		x 0-0 ③ 6-3		x 0-0 ② 1-3		x 0-0 FC6-4 1-2 2-H 3-H 1B	x 0-0 ③ F3			4	0	1	2	0	0	1
Daryl Boston, L (1, 8) OBP: 0.232, SLG: 0.283			x 0-0 SH3-4 1B 2B	S S S 0-3 ③ K		x 0-0 ② FC6-4 WP 1-2f 2-3 2B		x 0-0 ① 4-3		4	2	1	0	0	1	2
Marc Hill, R (1, 2) OBP: 0.296, SLG: 0.386			x 0-0 ① SH3-4 2-3		x 0-0 ① 6-3	x 0-0 1-H 3-H 2B		x 0-0 ② F8		3	0	1	2	0	0	0
Julio Cruz, S (1, 4) OBP: 0.285, SLG: 0.307			x 0-0 S 2B 3-H 1B		B B B B 4-0 CS BB	B B B B 4-0 BB		x 0-0 ③ 4-3		2	1	1	1	2	0	0
Inning Stats	R: 0 E: 0 K: 1 S: 5 H: 0 LOB: 0 BB: 0 P: 5	R: 0 E: 0 K: 0 S: 3 H: 0 LOB: 0 BB: 0 P: 3	R: 2 E: 0 K: 0 S: 6 H: 3 LOB: 1 BB: 0 P: 6	R: 1 E: 0 K: 1 S: 6 H: 1 LOB: 0 BB: 0 P: 6	R: 0 E: 0 K: 0 S: 2 H: 0 LOB: 0 BB: 1 P: 6	R: 4 E: 0 K: 0 S: 6 H: 3 LOB: 2 BB: 3 P: 18	R: 1 E: 0 K: 0 S: 4 H: 1 LOB: 1 BB: 1 P: 8	R: 0 E: 0 K: 0 S: 3 H: 0 LOB: 0 BB: 0 P: 3		1B: 3 2B: 4 3B: 0 HR: 1	SF: 1 SAC: 1 DP: 0 HBP: 0		WP: 1 PB: 0 SB: 1 CS: 1	PA: 36		

PITCHER		IP	WLS	BF	H	R	ER	SO	BB	IBB	HBP	BLK	WP	HR	S	P	ERA	WHIP
Mike Witt, R ERA: 3.75	(1, 1)	5.1	L	24	6	7	7	2	3	0	0	0	0	1	25	37	11.81	1.688
Tommy John, L ERA: 4.49	(6, 1)	0.1		3	1	0	0	0	1	0	0	0	1	0	2	6	0.00	6.000
Doug Corbett, R ERA: 2.26	(6, 1)	2.1		9	1	1	1	0	0	1	0	0	0	0	8	12	3.86	0.429

PITCHER	IP	WLS	BF	H	R	ER	SO	BB	IBB	HBP	BLK	WP	HR	S	P	ERA	WHIP

BOTTOM

California Angels @ Chicago White Sox

Comiskey Park, Chicago, IL

Sun Sep 09 1984, 8:05 PM EDT

Att. 23,698 - Unknown

livebaseballscorecards.com

AB	29
R	8
H	8
RBI	8
BB	5
SO	2
LOB	9

Batter	1	2	3	4	5	6	7	8	9	AB	R	H	RBI	BB	SO	LOB
Rudy Law, L (1, 7) OBP: 0.309, SLG: 0.327	F3	4-3			F4			F7		4	0	0	0	0	0	2
Jerry Hairston, S (1, 10) OBP: 0.356, SLG: 0.402	BB, 1B		4-3			F8			F9	4	0	1	0	0	0	0
Harold Baines, L (1, 9) OBP: 0.360, SLG: 0.535	F9		K			G4-6-3, 1B			4-3	4	0	1	0	0	1	1
Greg Walker, L (1, 3) OBP: 0.346, SLG: 0.546	BB		F5			G4-6-3 (1-2f)			1B	3	0	1	0	1	0	1
Roy Smalley, S (1, 5) OBP: 0.280, SLG: 0.354	K			4-3			K		G3	4	0	0	0	0	2	3
Daryl Boston, L (1, 8) OBP: 0.220, SLG: 0.268		F5		F3			K			3	0	0	0	0	1	0
Marc Hill, R (1, 2) OBP: 0.299, SLG: 0.383		FC3-6, WP, HBP		F8			K			1	0	0	0	0	0	0
Ron Kittle, R (7, PH) OBP: 0.296, SLG: 0.453										1	0	0	0	0	1	0
Joel Skinner, R (7, 2) OBP: 0.254, SLG: 0.250										0	0	0	0	0	0	0
Scott Fletcher, R (1, 6) (8, 4) OBP: 0.338, SLG: 0.327		FC3-6, BB (1-2)			F9			F6		2	0	0	0	1	0	0
Julio Cruz, S (1, 4) OBP: 0.283, SLG: 0.306		FC3-6 (1-2f, 2-3)			4-3			K		2	0	0	0	0	0	2
Greg Luzinski, R (8, PH) OBP: 0.336, SLG: 0.376										1	0	0	0	0	1	0
Jerry Dybzinski, R (8, 6) OBP: 0.321, SLG: 0.322										0	0	0	0	0	0	0
Inning Stats	R: 0 E: 0 K: 1 S: 6 H: 1 LOB: 2 BB: 1 P: 10	R: 0 E: 0 K: 0 S: 3 H: 0 LOB: 2 BB: 1 P: 8	R: 0 E: 0 K: 1 S: 5 H: 0 LOB: 0 BB: 0 P: 5	R: 0 E: 0 K: 0 S: 3 H: 0 LOB: 0 BB: 0 P: 3	R: 0 E: 0 K: 0 S: 3 H: 0 LOB: 0 BB: 0 P: 3	R: 0 E: 0 K: 0 S: 3 H: 1 LOB: 0 BB: 0 P: 3	R: 0 E: 0 K: 3 S: 9 H: 0 LOB: 0 BB: 0 P: 9	R: 0 E: 0 K: 1 S: 5 H: 0 LOB: 0 BB: 0 P: 5	R: 0 E: 0 K: 0 S: 4 H: 1 LOB: 1 BB: 0 P: 4	1B: 3 2B: 0 3B: 0 HR: 0 SF: 0 SAC: 0 DP: 1 HBP: 1						

PITCHER	IP	WLS	BF	H	R	ER	SO	BB	IBB	HBP	BLK	WP	HR	S	P	ERA	WHIP
Ray Burris, R (1, 1) ERA: 2.91	8.2	W	31	3	0	0	6	2	0	1	0	1	0	40	49	0.00	0.577
Bill Caudill, R (9, 1) ERA: 2.85	0.1	S	1	0	0	0	0	0	0	0	0	0	0	1	1	0.00	0.000

PITCHER	IP	WLS	BF	H	R	ER	SO	BB	IBB	HBP	BLK	WP	HR	S	P	ERA	WHIP

TOP

Chicago White Sox @ Oakland Athletics

Oakland-Alameda County Coliseum, Oakland, CA

Mon Sep 10 1984, 7:05 PM PDT

Att. 9,385 - Unknown

livebaseballscorecards.com

AB	29
R	0
H	3
RBI	0
BB	2
SO	6
LOB	9

PA: 32

WP: 1
PB: 0
SB: 0
CS: 0

BOTTOM

Chicago White Sox @ Oakland Athletics

Oakland-Alameda County Coliseum, Oakland, CA

Mon Sep 10 1984, 7:05 PM PDT

Att. 9,385 - Unknown

livebaseballscorecards.com

Batter	1	2	3	4	5	6	7	8	9	AB	R	H	RBI	BB	SO	LOB
Rickey Henderson, R (1, 7) OBP: 0.396, SLG: 0.460	F9		BB	K		4-3				3	1	0	0	1	1	3
Carney Lansford, R (1, 5) OBP: 0.340, SLG: 0.431	6-3		F9		4-3		BB, 1B			4	0	1	0	0	0	1
Dwayne Murphy, L (1, 8) OBP: 0.341, SLG: 0.468	1B		BB, HBP		1B		F7			2	0	1	0	2	0	1
Dave Kingman, R (1, 10) OBP: 0.326, SLG: 0.529	F8		BB, HBP		G4-6-3, 1B		F4			1	0	0	0	0	0	1
Garry Hancock, L (3, PR) OBP: 0.196, SLG: 0.216										1	0	1	0	0	0	0
Mike Heath, R (7, PH) OBP: 0.284, SLG: 0.393										1	0	0	0	0	0	1
Bruce Bochte, L (1, 3) OBP: 0.329, SLG: 0.343		F3	FC3-6		G4-6-3		FC4-6			2	0	0	1	1	0	2
Bill Almon, R (7, PH) OBP: 0.238, SLG: 0.333										0	0	0	0	1	0	0
(8, 3)																
Donnie Hill, S (1, 6) OBP: 0.227, SLG: 0.291		F7	FC3-6			F3	FC4-6			3	0	0	0	0	0	3
Jeff Burroughs, R (7, PH) OBP: 0.379, SLG: 0.324										0	0	0	0	0	0	0
Dan Meyer, L (7, PH) OBP: 0.455, SLG: 0.818										1	0	0	0	0	0	2
Mark Wagner, R (8, 6) OBP: 0.281, SLG: 0.317										0	0	0	0	0	0	0
Mickey Tettleton, S (1, 2) OBP: 0.222, SLG: 0.152		BB		K		F7		K		3	0	0	0	1	2	0
Mike Davis, L (1, 9) OBP: 0.270, SLG: 0.353		4-3		3B		BB, 1B		K		4	0	2	0	0	1	1
Tony Phillips, S (1, 4) OBP: 0.318, SLG: 0.344			F3	F7		BB		K		3	0	0	0	1	1	1
Inning Stats	R: 0 E: 0 K: 0 S: 4 H: 1 LOB: 1 BB: 0 P: 4	R: 0 E: 0 K: 0 S: 3 H: 0 LOB: 1 BB: 1 P: 7	R: 1 E: 0 K: 0 S: 3 H: 0 LOB: 3 BB: 3 P: 16	R: 0 E: 0 K: 2 S: 8 H: 1 LOB: 1 BB: 0 P: 8	R: 0 E: 0 K: 0 S: 3 H: 1 LOB: 1 BB: 1 P: 7	R: 0 E: 0 K: 0 S: 4 H: 1 LOB: 2 BB: 1 P: 8	R: 0 E: 0 K: 0 S: 4 H: 1 LOB: 2 BB: 1 P: 8	R: 0 E: 0 K: 3 S: 9 H: 0 LOB: 0 BB: 0 P: 9		1B: 4 2B: 0 3B: 1 HR: 0	SF: 0 SAC: 0 DP: 1 HBP: 1		WP: 0 PB: 0 SB: 1 CS: 0	PA: 36			

	AB	28
	R	1
	H	5
	RBI	1
	BB	7
	SO	5
	LOB	16

PITCHER		IP	WLS	BF	H	R	ER	SO	BB	IBB	HBP	BLK	WP	HR	S	P	ERA	WHIP
Richard Dotson, R ERA: 3.5	(1, 1)	6.0	L	29	5	1	1	2	6	0	1	0	0	0	26	51	1.50	1.833
Juan Agosto, L ERA: 2.63	(7, 1)	0.2		3	0	0	0	0	1	0	0	0	0	0	2	6	0.00	1.500
Ron Reed, R ERA: 3.46	(7, 1)	1.1		4	0	0	0	3	0	0	0	0	0	0	10	10	0.00	0.000

PITCHER	IP	WLS	BF	H	R	ER	SO	BB	IBB	HBP	BLK	WP	HR	S	P	ERA	WHIP

Chicago White Sox @ Oakland Athletics

Oakland-Alameda County Coliseum, Oakland, CA

Tue Sep 11 1984, 7:05 PM PDT

Att. 6,607 - Unknown

TOP

livebaseballscorecards.com

Batter	1	2	3	4	5	6	7	8	9	AB	R	H	RBI	BB	SO	LOB
Scott Fletcher, R (1, 6) (8, 4) OBP: 0.335, SLG: 0.324	F9		F9			F7		F8		4	0	0	0	0	0	0
Tom Paciorek, R (1, 9) OBP: 0.319, SLG: 0.348	E6		F9			S 1B		FC6-4 1B		4	0	2	0	0	0	0
Daryl Boston, L (8, PR) (8, 8) OBP: 0.220, SLG: 0.268										0	0	0	0	0	0	0
Harold Baines, L (1, 8) (8, 9) OBP: 0.357, SLG: 0.531	F8			6-3		F7		FC6-4 1-2f		4	0	0	0	0	0	3
Greg Luzinski, R (1, 10) OBP: 0.334, SLG: 0.373	F4			F8		F9 1-2			F9	3	0	0	0	0	0	2
Jerry Hairston, S (9, PH) OBP: 0.355, SLG: 0.400										1	0	0	0	0	0	0
Ron Kittle, R (1, 7) OBP: 0.295, SLG: 0.451		G1-6-3 1B		F6			F7		F9	4	0	1	0	0	0	0
Greg Walker, L (1, 3) OBP: 0.348, SLG: 0.548		G1-6-3 1-2f			WP FC5-2 2B		1B		F8	4	0	2	0	0	0	1
Vance Law, R (1, 5) OBP: 0.309, SLG: 0.413		HR			B B B FC5-2 2-3 BB		F8			2	1	1	1	1	0	1
Marc Hill, R (1, 2) OBP: 0.293, SLG: 0.376		1-3			FC5-2 G6-3 1-2 3-H		F9			3	0	0	0	0	0	3
Julio Cruz, S (1, 4) OBP: 0.282, SLG: 0.304			4-3		G6-3 1-2f			3-1		2	0	0	0	0	0	2
Carlton Fisk, R (8, PH) OBP: 0.290, SLG: 0.462										1	0	0	0	0	0	0
Jerry Dybzinski, R (8, 6) OBP: 0.321, SLG: 0.322										0	0	0	0	0	0	0

	AB	32
	R	1
	H	6
	RBI	1
	BB	1
	SO	0
	LOB	12

Inning Stats	1	2	3	4	5	6	7	8	9
	R: 0 E: 1 K: 0 S: 4	H: 0 LOB: 1 BB: 0 P: 4	R: 1 E: 0 K: 0 S: 4	H: 2 LOB: 0 BB: 0 P: 4	R: 0 E: 0 K: 0 S: 3	H: 0 LOB: 0 BB: 0 P: 3	R: 0 E: 0 K: 0 S: 3	H: 0 LOB: 0 BB: 0 P: 3	R: 0 E: 0 K: 0 S: 3	H: 1 LOB: 1 BB: 1 P: 7	R: 0 E: 0 K: 0 S: 4	H: 1 LOB: 1 BB: 0 P: 4	R: 0 E: 0 K: 0 S: 4	H: 1 LOB: 1 BB: 0 P: 4	R: 0 E: 0 K: 0 S: 4	H: 1 LOB: 1 BB: 0 P: 4	R: 0 E: 0 K: 0 S: 3	H: 0 LOB: 0 BB: 0 P: 3

	1B: 4	SF: 0	WP: 1	PA: 33
	2B: 1	SAC: 0	PB: 0	
	3B: 0	DP: 2	SB: 1	
	HR: 1	HBP: 0	CS: 0	

PITCHER		IP	WLS	BF	H	R	ER	SO	BB	IBB	HBP	BLK	WP	HR	S	P	ERA	WHIP
Curt Young, L ERA: 4.02	(1, 1)	8.0	W	30	6	1	1	0	1	0	0	0	1	1	29	33	1.12	0.875
Bill Caudill, R ERA: 2.81	(9, 1)	1.0	S	3	0	0	0	0	0	0	0	0	0	0	3	3	0.00	0.000

PITCHER		IP	WLS	BF	H	R	ER	SO	BB	IBB	HBP	BLK	WP	HR	S	P	ERA	WHIP

Batter	1	2	3	4	5	6	7	8	9	AB	R	H	RBI	BB	SO	LOB
Bill Almon, R (1, 7) (9, 3) OBP: 0.238, SLG: 0.331	K		6-3		1-2 2-H 1B		F6			4	0	1	1	0	1	1
Carney Lansford, R (1, 5) OBP: 0.339, SLG: 0.430	1B 1B 1B		F7		F6			F8		4	1	1	0	0	0	2
Joe Morgan, L (1, 4) OBP: 0.360, SLG: 0.355	1-2 1B		F7		4-3			2B 1B		4	0	2	0	0	0	2
Tony Phillips, S (8, PR) (9, 4) OBP: 0.318, SLG: 0.344										0	1	0	0	0	0	0
Dave Kingman, R (1, 10) OBP: 0.328, SLG: 0.530	1-3 2-H			F6		G6-4-3		1-3		3	0	2	1	0	0	0
Steve Kiefer, R (6, PR) OBP: 0.300, SLG: 0.375										0	0	0	0	0	0	0
Dan Meyer, L (8, PH) OBP: 0.455, SLG: 0.818										0	0	0	0	0	0	0
Mike Heath, R (8, PH) OBP: 0.286, SLG: 0.397										1	1	1	0	0	0	0
Dwayne Murphy, L (1, 8) OBP: 0.340, SLG: 0.465	F9			4-3		F8		IBB		3	0	0	0	1	0	3
Bruce Bochte, L (1, 3) OBP: 0.327, SLG: 0.341	K			K		G6-4-3 1-2f		1-3 1-2 2-H 3-H 1B		3	0	0	0	0	2	3
Jeff Burroughs, R (8, PH) OBP: 0.379, SLG: 0.324										0	0	0	0	0	0	0
Garry Hancock, L (8, PH) OBP: 0.212, SLG: 0.231										1	0	1	2	0	0	0
Rickey Henderson, R (9, 7) OBP: 0.396, SLG: 0.460										0	0	0	0	0	0	0
Mickey Tettleton, S (1, 2) OBP: 0.225, SLG: 0.162		K			1B 1B 1B		F8	1-3 1-2f		4	1	1	0	0	1	2
Mike Davis, L (1, 9) OBP: 0.270, SLG: 0.353		4-3			K		E 1B			3	0	1	0	0	1	1
Donnie Hill, S (1, 6) OBP: 0.229, SLG: 0.291		K			1-2 1B		K 1-2			3	0	1	0	0	2	1
Inning Stats	R: 1 E: 0 K: 2 S: 10 H: 3 LOB: 2 BB: 0 P: 10	R: 0 E: 0 K: 2 S: 7 H: 0 LOB: 0 BB: 0 P: 7	R: 0 E: 0 K: 0 S: 3 H: 0 LOB: 0 BB: 0 P: 3	R: 0 E: 0 K: 1 S: 5 H: 0 LOB: 0 BB: 0 P: 5	R: 1 E: 0 K: 1 S: 8 H: 3 LOB: 2 BB: 0 P: 8	R: 0 E: 0 K: 0 S: 3 H: 1 LOB: 1 BB: 0 P: 3	R: 0 E: 1 K: 1 S: 6 H: 1 LOB: 1 BB: 0 P: 6	R: 2 E: 0 K: 0 S: 5 H: 3 LOB: 2 BB: 1 P: 9		1B: 10 2B: 2 3B: 0 HR: 0	SF: 0 SAC: 0 DP: 2 HBP: 0						

PITCHER	IP	WLS	BF	H	R	ER	SO	BB	IBB	HBP	BLK	WP	HR	S	P	ERA	WHIP
LaMarr Hoyt, R (1, 1) ERA: 4.27	7.1	L	30	9	3	3	7	0	0	0	0	0	0	44	44	3.68	1.227
Juan Agosto, L (8, 1) ERA: 2.81	0.0		2	1	0	0	0	0	1	0	0	0	0	1	5	∞	∞
Bert Roberge, R (8, 1) ERA: 4.25	0.2		2	1	1	1	0	0	0	0	0	0	0	2	2	13.50	1.500

PITCHER	IP	WLS	BF	H	R	ER	SO	BB	IBB	HBP	BLK	WP	HR	S	P	ERA	WHIP

BOTTOM

Chicago White Sox @ Oakland Athletics

Oakland-Alameda County Coliseum, Oakland, CA

Tue Sep 11 1984, 7:05 PM PDT

Att. 6,607 - Unknown

livebaseballscorecards.com

AB	33
R	4
H	11
RBI	4
BB	1
SO	7
LOB	15

1B: 10	SF: 0	WP: 0	PA: 34
2B: 2	SAC: 0	PB: 0	
3B: 0	DP: 2	SB: 0	
HR: 0	HBP: 0	CS: 0	

Chicago White Sox @ Oakland Athletics

Oakland-Alameda County Coliseum, Oakland, CA

Wed Sep 12 1984, 3:33 AM PDT

Att. 6,540 - Unknown

TOP

livebaseballscorecards.com

Batter	1	2	3	4	5	6	7	8	9	AB	R	H	RBI	BB	SO	LOB
Scott Fletcher, R (1, 4) (9, 6) OBP: 0.334, SLG: 0.323	F9		F9		SF8, 1-3, 2-H, 1B		6-3			4	0	1	1	0	0	1
Tom Paciorek, R (1, 9) OBP: 0.316, SLG: 0.345	5-3		K		SF8, 1-2, 3-H			6-3		3	0	0	1	0	1	0
Daryl Boston, L (8, 8) OBP: 0.220, SLG: 0.268										0	0	0	0	0	0	0
Harold Baines, L (1, 8) (8, 9) OBP: 0.354, SLG: 0.527	F5		K		4-3			K		4	0	0	0	0	2	1
Greg Luzinski, R (1, 10) OBP: 0.331, SLG: 0.370		E4, HR		1-3		F3		6-3		4	1	0	0	0	0	0
Ron Kittle, R (1, 7) OBP: 0.295, SLG: 0.457		1-H, HR		F8		5-3			K	4	1	1	2	0	1	0
Rudy Law, L (9, 7) OBP: 0.309, SLG: 0.327										0	0	0	0	0	0	0
Greg Walker, L (1, 3) OBP: 0.349, SLG: 0.546		BB, CS		CS, 1B		F5			1-3	3	0	1	0	1	0	0
Mike Squires, L (9, 3) OBP: 0.239, SLG: 0.195										0	0	0	0	0	0	0
Vance Law, R (1, 5) OBP: 0.310, SLG: 0.415		K, 1-2		CS, 1-2	6-3		6-3, 2B		BB, 1B	3	0	1	0	1	1	1
Joel Skinner, R (1, 2) OBP: 0.282, SLG: 0.269		BB			E, 1B, 1B		B2		1-2, 1B	3	1	2	0	1	0	1
Jerry Dybzinski, R (1, 6) OBP: 0.314, SLG: 0.314		F3			E6, 1B, 1-2, SF8		6-3, 2-3		F8	3	1	0	0	0	0	3
Jerry Hairston, S (9, PH) OBP: 0.353, SLG: 0.398										1	0	0	0	0	0	2
Julio Cruz, S (9, 4) OBP: 0.282, SLG: 0.304										0	0	0	0	0	0	0
Inning Stats	R: 0 E: 0 K: 0 S: 3 H: 0 LOB: 0 BB: 0 P: 3	R: 2 E: 1 K: 1 S: 6 H: 1 LOB: 1 BB: 2 P: 14	R: 0 E: 0 K: 2 S: 7 H: 0 LOB: 0 BB: 0 P: 7	R: 0 E: 0 K: 0 S: 3 H: 1 LOB: 0 BB: 0 P: 3	R: 2 E: 1 K: 0 S: 6 H: 2 LOB: 1 BB: 0 P: 6	R: 0 E: 0 K: 0 S: 3 H: 0 LOB: 0 BB: 0 P: 3	R: 0 E: 0 K: 0 S: 4 H: 1 LOB: 1 BB: 0 P: 4	R: 0 E: 0 K: 1 S: 5 H: 0 LOB: 0 BB: 0 P: 5	R: 0 E: 0 K: 1 S: 6 H: 1 LOB: 2 BB: 1 P: 10	1B: 4 2B: 1 3B: 0 HR: 1	SF: 1 SAC: 0 DP: 0 HBP: 0						

	AB	32
	R	4
	H	6
	RBI	4
	BB	3
	SO	5
	LOB	9

WP: 0 PB: 0 SB: 0 CS: 2 PA: 37

PITCHER	IP	WLS	BF	H	R	ER	SO	BB	IBB	HBP	BLK	WP	HR	S	P	ERA	WHIP
Tim Conroy, L (1, 1) ERA: 4.79	8.2	L	35	6	4	1	5	3	0	0	0	0	1	42	54	1.04	1.038
Keith Atherton, R (9, 1) ERA: 4.37	0.1		1	0	0	0	0	0	0	0	0	0	0	1	1	0.00	0.000

PITCHER	IP	WLS	BF	H	R	ER	SO	BB	IBB	HBP	BLK	WP	HR	S	P	ERA	WHIP

BOTTOM

Chicago White Sox @ Oakland Athletics

Oakland-Alameda County Coliseum, Oakland, CA

Wed Sep 12 1984, 3:33 AM PDT

Att. 6,540 - Unknown

livebaseballscorecards.com

Batter	1	2	3	4	5	6	7	8	9	AB	R	H	RBI	BB	SO	LOB
Bill Almon, R (1, 7) OBP: 0.240, SLG: 0.348 Garry Hancock, L (8, PH) OBP: 0.208, SLG: 0.226 (9, 7)	HR		F9		F9			F7		3	1	1	1	0	0	1
										1	0	0	0	0	0	0
Carney Lansford, R (1, 5) OBP: 0.340, SLG: 0.436	F9		5-3			1B		HR		4	1	2	1	0	0	0
Dwayne Murphy, L (1, 8) OBP: 0.338, SLG: 0.461	K			F8		F8		F3		4	0	0	0	0	1	1
Dave Kingman, R (1, 10) OBP: 0.329, SLG: 0.529 Mark Wagner, R (9, PR) OBP: 0.281, SLG: 0.317	F3			FC4-6 1B		F8			1B	4	0	2	0	0	0	1
										0	0	0	0	0	0	0
Mike Heath, R (1, 9) OBP: 0.284, SLG: 0.393		F9		F8		F9			K	4	0	0	0	0	1	3
Bruce Bochte, L (1, 3) OBP: 0.327, SLG: 0.340 Rickey Henderson, R (9, PR) OBP: 0.396, SLG: 0.460		F5		FC4-6 1-2f			4-3		G1-6-3 1B 1-2	4	0	1	0	0	0	1
										0	0	0	0	0	0	0
Mickey Tettleton, S (1, 2) OBP: 0.233, SLG: 0.154 Dan Meyer, L (9, PH) OBP: 0.417, SLG: 0.750	BB				F8		K		G1-6-3 1-2f	2	0	0	0	1	1	0
										1	0	0	0	0	0	2
Steve Kiefer, R (1, 6) OBP: 0.231, SLG: 0.273		F8			F8		K			3	0	0	0	0	1	1
Tony Phillips, S (1, 4) OBP: 0.318, SLG: 0.344			F3		1B			K		3	0	1	0	0	1	0

	AB	33
	R	2
	H	7
	RBI	2
	BB	1
	SO	5
	LOB	10

Inning Stats	1	2	3	4	5	6	7	8	9
	R: 1 H: 1 E: 0 LOB: 0 K: 1 BB: 0 S: 6 P: 6	R: 0 H: 0 E: 0 LOB: 1 K: 0 BB: 1 S: 3 P: 7	R: 0 H: 0 E: 0 LOB: 0 K: 0 BB: 0 S: 3 P: 3	R: 0 H: 1 E: 0 LOB: 1 K: 0 BB: 0 S: 4 P: 4	R: 0 H: 1 E: 0 LOB: 1 K: 0 BB: 0 S: 4 P: 4	R: 0 H: 1 E: 0 LOB: 1 K: 0 BB: 0 S: 4 P: 4	R: 0 H: 0 E: 0 LOB: 0 K: 2 BB: 0 S: 7 P: 7	R: 1 H: 1 E: 0 LOB: 0 K: 1 BB: 0 S: 6 P: 6	R: 0 H: 2 E: 0 LOB: 2 K: 1 BB: 0 S: 6 P: 6

	1B: 5	SF: 0	WP: 0	PA: 34
	2B: 0	SAC: 0	PB: 0	
	3B: 0	DP: 1	SB: 0	
	HR: 2	HBP: 0	CS: 0	

PITCHER		IP	WLS	BF	H	R	ER	SO	BB	IBB	HBP	BLK	WP	HR	S	P	ERA	WHIP
Britt Burns, L ERA: 5.08	(1, 1)	7.0	W	26	4	1	1	3	1	0	0	0	0	1	31	35	1.29	0.714
Gene Nelson, R ERA: 4.91	(8, 1)	1.0		4	1	1	1	1	0	0	0	0	0	1	6	6	9.00	1.000
Ron Reed, R ERA: 3.41	(9, 1)	1.0	S	4	2	0	0	1	0	0	0	0	0	0	6	6	0.00	2.000

PITCHER	IP	WLS	BF	H	R	ER	SO	BB	IBB	HBP	BLK	WP	HR	S	P	ERA	WHIP

Batter	1	2	3	4	5	6	7	8	9	AB	R	H	RBI	BB	SO	LOB
Scott Fletcher, R (1, 4) OBP: 0.333, SLG: 0.323	5-3		K			FC5-4 1B		6-3		4	0	1	0	0	1	1
Tom Paciorek, R (1, 9) (7, 7) OBP: 0.312, SLG: 0.340	F1			6-3		FC5-4 FC4-6 1-2f			F5	4	0	0	0	0	0	1
Harold Baines, L (1, 8) (7, 9) OBP: 0.354, SLG: 0.525	4-3			F6		FC4-6 1-2f			1B	4	0	1	0	0	0	1
Ron Kittle, R (1, 7) OBP: 0.295, SLG: 0.458 Daryl Boston, L (7, PR) (7, 8) OBP: 0.220, SLG: 0.268 Carlton Fisk, R (9, PH) OBP: 0.290, SLG: 0.460		K		F6			FC6-5 2B		F9	3 0 1	0 0 0	1 0 0	0 0 0	0 0 0	1 0 0	0 0 1
Greg Walker, L (1, 3) OBP: 0.346, SLG: 0.541		K			F6		FC6-5 1B 2-3		F6	4	0	0	0	0	1	2
Greg Luzinski, R (1, 10) OBP: 0.335, SLG: 0.371		BB			1B BB		CS 1B 1-2			1	0	1	0	2	0	0
Vance Law, R (1, 5) OBP: 0.310, SLG: 0.415		4-3			3 1-2 1B		K 1-2			3	0	1	0	0	1	3
Marc Hill, R (1, 2) OBP: 0.288, SLG: 0.369			F9		3 1-2f			F8		3	0	0	0	0	0	2
Jerry Dybzinski, R (1, 6) OBP: 0.314, SLG: 0.315			K 1B			F9		6-3		3	0	1	0	0	0	0
Inning Stats	R: 0 E: 0 K: 0 S: 3 H: 0 LOB: 0 BB: 0 P: 3	R: 0 E: 0 K: 2 S: 7 H: 0 LOB: 1 BB: 1 P: 11	R: 0 E: 0 K: 1 S: 5 H: 1 LOB: 0 BB: 0 P: 5	R: 0 E: 0 K: 0 S: 3 H: 0 LOB: 0 BB: 0 P: 3	R: 0 E: 0 K: 0 S: 3 H: 1 LOB: 1 BB: 1 P: 7	R: 0 E: 0 K: 0 S: 4 H: 1 LOB: 1 BB: 0 P: 4	R: 0 E: 0 K: 1 S: 6 H: 2 LOB: 2 BB: 0 P: 6	R: 0 E: 0 K: 0 S: 3 H: 0 LOB: 0 BB: 0 P: 3	R: 0 E: 0 K: 0 S: 4 H: 1 LOB: 1 BB: 0 P: 4	1B: 5 2B: 3 3B: 0 HR: 0 SF: 0 SAC: 0 DP: 2 HBP: 0						

TOP

Chicago White Sox @ California Angels

Anaheim Stadium, Anaheim, CA

Fri Sep 14 1984, 10:05 PM EDT

Att. 28,376 - Unknown

livebaseballscorecards.com

AB	30
R	0
H	6
RBI	0
BB	2
SO	4
LOB	11

PITCHER		IP	WLS	BF	H	R	ER	SO	BB	IBB	HBP	BLK	WP	HR	S	P	ERA	WHIP
Geoff Zahn, L ERA: 3.27	(1, 1)	9.0	W	32	6	0	0	4	2	0	0	0	0	0	38	46	0.00	0.889

PITCHER	IP	WLS	BF	H	R	ER	SO	BB	IBB	HBP	BLK	WP	HR	S	P	ERA	WHIP

BOTTOM

Chicago White Sox @ California Angels

Anaheim Stadium, Anaheim, CA

Fri Sep 14 1984, 10:05 PM EDT

Att. 28,376 - Unknown

livebaseballscorecards.com

Batter	1	2	3	4	5	6	7	8	9	AB	R	H	RBI	BB	SO	LOB
Juan Beniquez, R (1, 9) (9, 7) OBP: 0.383, SLG: 0.472	CS 1B		G5-4-3 1-2f		F3		F3			4	0	1	0	0	0	1
Daryl Sconiers, L (1, 3) OBP: 0.309, SLG: 0.362	K 1-2			1-3	F4		1B			4	0	1	0	0	1	1
Fred Lynn, L (1, 8) (9, 9) OBP: 0.380, SLG: 0.500	BB			K	F3		1-3			3	0	0	0	1	1	1
Doug DeCinces, R (1, 5) OBP: 0.323, SLG: 0.436	1-3			HR BB		5-3		HR		3	2	1	1	1	0	1
Brian Downing, R (1, 7) OBP: 0.363, SLG: 0.462		F3		HR 1B		BB 1B		BB G4-6-3		3	1	2	0	1	0	0
Gary Pettis, S (8, PR) (9, 8) OBP: 0.328, SLG: 0.299										0	0	0	0	0	0	0
Reggie Jackson, L (1, 10) OBP: 0.308, SLG: 0.406		K		HR 1-H 2-H		F3		G4-6-3 1-2f		4	1	1	3	0	1	2
Bobby Grich, R (1, 4) OBP: 0.349, SLG: 0.465		F3		HR		BB 1-2		1B		3	1	2	1	1	0	0
Bob Boone, R (1, 2) OBP: 0.240, SLG: 0.262			F8	1B		F8		6-3		4	0	1	0	0	0	3
Dick Schofield, R (1, 6) OBP: 0.264, SLG: 0.270			G5-4-3 1B	K			F5			3	0	1	0	0	1	1
Inning Stats	R: 0 H: 1 E: 0 LOB: 1 K: 1 BB: 1 S: 5 P: 9	R: 0 H: 0 E: 0 LOB: 0 K: 1 BB: 0 S: 5 P: 5	R: 0 H: 1 E: 0 LOB: 0 K: 0 BB: 0 S: 3 P: 3	R: 4 H: 4 E: 0 LOB: 1 K: 2 BB: 1 S: 11 P: 15	R: 0 H: 0 E: 0 LOB: 0 K: 0 BB: 0 S: 3 P: 3	R: 0 H: 1 E: 0 LOB: 2 K: 0 BB: 1 S: 4 P: 8	R: 0 H: 1 E: 0 LOB: 1 K: 0 BB: 0 S: 4 P: 4	R: 1 H: 2 E: 0 LOB: 1 K: 0 BB: 1 S: 4 P: 8		1B: 7 SF: 0 2B: 1 SAC: 0 3B: 0 DP: 3 HR: 3 HBP: 0						

	AB	31
	R	5
	H	10
	RBI	5
	BB	4
	SO	4
	LOB	10

WP: 0 PA: 35
PB: 0
SB: 0
CS: 1

PITCHER		IP	WLS	BF	H	R	ER	SO	BB	IBB	HBP	BLK	WP	HR	S	P	ERA	WHIP
Floyd Bannister, L ERA: 4.76	(1, 1)	7.0	L	31	9	5	5	4	3	0	0	0	0	3	36	48	6.43	1.714
Dan Spillner, R ERA: 4.89	(8, 1)	0.0		1	0	0	0	0	1	0	0	0	0	0	0	4	∞	∞
Randy Niemann, L ERA:	(8, 1)	1.0		3	1	0	0	0	0	0	0	0	0	0	3	3	0.00	1.000

PITCHER	IP	WLS	BF	H	R	ER	SO	BB	IBB	HBP	BLK	WP	HR	S	P	ERA	WHIP

Chicago White Sox @ California Angels

Anaheim Stadium, Anaheim, CA

Sat Sep 15 1984, 6:33 AM EDT

Att. 31,555 - Unknown

TOP

livebaseballscorecards.com

Batter	1	2	3	4	5	6	7	8	9	AB	R	H	RBI	BB	SO	LOB
Rudy Law, L (1, 7) OBP: 0.308, SLG: 0.330	4-3 3B		4-3		G6-3 1-2f			K		4	1	1	0	0	1	2
Daryl Boston, L (1, 8) OBP: 0.222, SLG: 0.267	4-3 3-H		F8			F8		1B		4	0	1	1	0	0	0
Harold Baines, L (1, 9) OBP: 0.353, SLG: 0.523	F8			G6-4-3 1B		K		K		4	0	1	0	0	2	1
Greg Walker, L (1, 3) OBP: 0.345, SLG: 0.538	K			G6-4-3 1-2f		BB 1B		4-3		4	0	1	0	0	1	2
Ron Kittle, R (1, 10) OBP: 0.295, SLG: 0.455		4-3		K		1-2 BB			6-3	3	0	0	0	1	1	0
Roy Smalley, S (1, 5) OBP: 0.280, SLG: 0.351		F7			1B E BB	K			F4	3	1	0	0	1	1	2
Scott Fletcher, R (1, 6) OBP: 0.334, SLG: 0.326					K		G4-6-3 BB		K	2	0	1	0	0	1	1
Jerry Hairston, S (7, PH) OBP: 0.356, SLG: 0.398		2B								0	0	0	0	1	0	0
Jerry Dybzinski, R (7, 6) OBP: 0.314, SLG: 0.315										0	0	0	0	0	0	0
Tom Paciorek, R (9, PH) OBP: 0.311, SLG: 0.339										1	0	0	0	0	1	0
Marc Hill, R (1, 2) OBP: 0.291, SLG: 0.370		K			E 1-2 1B		G4-6-3 1-2f			2	0	1	0	0	1	1
Tom O'Malley, L (7, PH) OBP: 0.176, SLG: 0.125										1	0	0	0	0	0	1
Joel Skinner, R (7, 2) OBP: 0.282, SLG: 0.269										0	0	0	0	0	0	0
Julio Cruz, S (1, 4) OBP: 0.280, SLG: 0.302			5-3		E3 G6-3 1-2 2-H		4-3			3	0	0	0	0	0	1

	AB	31
	R	2
	H	6
	RBI	1
	BB	3
	SO	9
	LOB	11

Inning Stats																								
	R: 1 E: 0 K: 1 S: 6	H: 1 LOB: 0 BB: 0 P: 6	R: 0 E: 0 K: 1 S: 6	H: 1 LOB: 1 BB: 0 P: 6	R: 0 E: 0 K: 0 S: 3	H: 0 LOB: 0 BB: 0 P: 3	R: 0 E: 0 K: 1 S: 5	H: 1 LOB: 0 BB: 0 P: 5	R: 1 E: 1 K: 1 S: 6	H: 1 LOB: 1 BB: 1 P: 10	R: 0 E: 0 K: 2 S: 8	H: 1 LOB: 2 BB: 1 P: 12	R: 0 E: 0 K: 0 S: 2	H: 0 LOB: 0 BB: 1 P: 6	R: 0 E: 0 K: 2 S: 8	H: 1 LOB: 1 BB: 0 P: 8	R: 0 E: 0 K: 1 S: 5	H: 0 LOB: 0 BB: 0 P: 5	1B: 4 2B: 1 3B: 1 HR: 0	SF: 0 SAC: 0 DP: 3 HBP: 0	WP: 0 PB: 0 SB: 0 CS: 0	PA: 34				

PITCHER		IP	WLS	BF	H	R	ER	SO	BB	IBB	HBP	BLK	WP	HR	S	P	ERA	WHIP
Mike Witt, R ERA: 3.67	(1, 1)	7.0	W	27	5	2	1	6	3	0	0	0	0	0	36	48	1.29	1.143
Luis Sanchez, R ERA: 2.68	(8, 1)	2.0		7	1	0	0	3	0	0	0	0	0	0	13	13	0.00	0.500

PITCHER	IP	WLS	BF	H	R	ER	SO	BB	IBB	HBP	BLK	WP	HR	S	P	ERA	WHIP

BOTTOM

Chicago White Sox @ California Angels

Anaheim Stadium, Anaheim, CA

Sat Sep 15 1984, 6:33 AM EDT

Att. 31,555 - Unknown

livebaseballscorecards.com

Batter	1	2	3	4	5	6	7	8	9	AB	R	H	RBI	BB	SO	LOB
Juan Beniquez, R (1, 9) (8, 7) OBP: 0.380, SLG: 0.468	6-3		F9		F7	G4-6-3 1B	F7			5	0	1	0	0	0	2
Daryl Sconiers, L (1, 3) OBP: 0.306, SLG: 0.356	F7		1B		F9	G4-6-3 1-2f		1-3		5	0	1	0	0	0	1
Fred Lynn, L (1, 8) OBP: 0.379, SLG: 0.504	F5		F9		HR	4-3		5-3		4	1	1	1	0	0	1
Derrel Thomas, S (8, 9) OBP: 0.300, SLG: 0.306										1	0	0	0	0	0	0
Doug DeCinces, R (1, 5) OBP: 0.328, SLG: 0.445		BBBB 5-3 2B BB		BBBB HR BB	BB E 1B		HR	SSS K		2	4	2	1	2	0	0
Rob Wilfong, L (8, PH) (9, 4) OBP: 0.304, SLG: 0.375										1	0	0	0	0	1	0
Brian Downing, R (1, 7) OBP: 0.364, SLG: 0.462		F8		F7	BBBB E 1-2 1B BB		1B 1B			3	1	1	0	1	0	2
Gary Pettis, S (7, PR) (8, 8) OBP: 0.328, SLG: 0.299										0	1	0	0	0	0	0
Reggie Jackson, L (1, 10) OBP: 0.311, SLG: 0.415		5-3 1-2		1-H HR	E8 1-3 2-H 1B 1B		F7 1B 1-3 6-3 1B			4	3	3	3	0	0	1
Bobby Grich, R (1, 4) (9, 5) OBP: 0.356, SLG: 0.483		2-H 2B		HR	E 1B IBB		6-3 1-2 3-H 1B			3	1	3	3	1	0	0
Bob Boone, R (1, 2) OBP: 0.240, SLG: 0.262		F3		F3	E8 FC6-4 1-3 2-H 3-H 1B		F7 2-3			4	0	1	2	0	0	3
Jerry Narron, L (8, 2) OBP: 0.282, SLG: 0.336										0	0	0	0	0	0	0
Dick Schofield, R (1, 6) OBP: 0.261, SLG: 0.267			SSS K	F8	FC6-4 1-2f		6-3 1-2 3-H			4	0	0	1	0	1	3

Inning Stats																							
	R: 0	H: 0	R: 1	H: 1	R: 0	H: 1	R: 3	H: 2	R: 4	H: 4	R: 0	H: 1	R: 3	H: 4	R: 0	H: 0	1B: 8	SF: 0	WP: 0	PA: 40
	E: 0	LOB: 0	E: 0	LOB: 1	E: 0	LOB: 1	E: 0	LOB: 0	E: 2	LOB: 2	E: 0	LOB: 0	E: 0	LOB: 0	E: 0	LOB: 0	2B: 1	SAC: 0	PB: 0	
	K: 0	BB: 0	K: 0	BB: 1	K: 1	BB: 0	K: 0	BB: 1	K: 0	BB: 2	K: 0	BB: 0	K: 0	BB: 0	K: 1	BB: 0	3B: 0	DP: 1	SB: 0	
	S: 3	P: 3	S: 4	P: 8	S: 6	P: 6	S: 5	P: 9	S: 7	P: 15	S: 3	P: 3	S: 7	P: 7	S: 5	P: 5	HR: 4	HBP: 0	CS: 0	

	AB	36
	R	11
	H	13
	RBI	11
	BB	4
	SO	2
	LOB	13

PITCHER		IP	WLS	BF	H	R	ER	SO	BB	IBB	HBP	BLK	WP	HR	S	P	ERA	WHIP
Tom Seaver, R ERA: 3.9	(1, 1)	4.2	L	23	6	7	7	1	3	0	0	0	0	3	22	34	13.50	1.929
Randy Niemann, L ERA: 9.0	(5, 1)	0.0		2	1	0	0	0	0	1	0	0	0	0	1	5	∞	∞
Gene Nelson, R ERA: 5.15	(5, 1)	2.1		12	6	4	4	0	0	0	0	0	0	1	12	12	15.43	2.571
Juan Agosto, L ERA: 2.75	(8, 1)	1.0		3	0	0	0	1	0	0	0	0	0	0	5	5	0.00	0.000

PITCHER	IP	WLS	BF	H	R	ER	SO	BB	IBB	HBP	BLK	WP	HR	S	P	ERA	WHIP

Batter	1	2	3	4	5	6	7	8	9	AB	R	H	RBI	BB	SO	LOB
Rudy Law, L (1, 7) OBP: 0.311, SLG: 0.333	CS 1B		1B 1B		F7		1-2 1B			5	0	3	0	0	0	0
Daryl Boston, L (1, 8) OBP: 0.221, SLG: 0.262	K 1-2		1-3 1B		F8		K		K	5	0	1	0	0	3	2
Harold Baines, L (1, 9) OBP: 0.350, SLG: 0.517	6-3		F6		F7		F9			5	0	0	0	0	0	3
Greg Walker, L (1, 3) OBP: 0.346, SLG: 0.540		F5		HBP SF8 1B 1B		1B SF9 2B				4	2	2	0	0	0	0
Ron Kittle, R (1, 10) OBP: 0.299, SLG: 0.456		K		SF8 HBP 1-2 1B		WP 2-3 1B		BBBB 1B 1B BB		3	0	2	0	1	1	0
Vance Law, R (1, 5) OBP: 0.310, SLG: 0.417 Jerry Hairston, S (8, PH) OBP: 0.359, SLG: 0.401 Jerry Dybzinski, R (8, 6) OBP: 0.314, SLG: 0.315		2B		F8		SF9 3-H		1B 1-2 1B		2 1 0	0 0 0	1 1 0	1 0 0	0 0 0	0 0 0	2 0 0
Scott Fletcher, R (1, 6) OBP: 0.334, SLG: 0.324 Tom O'Malley, L (8, PH) OBP: 0.171, SLG: 0.121 (8, 5)		K		S HBP 1-2 2-3		F3 1-2		K		2 1	0 0	0 0	0 0	0 0	1 1	2 2
Joel Skinner, R (1, 2) OBP: 0.274, SLG: 0.265 Roy Smalley, S (6, PH) OBP: 0.279, SLG: 0.350 Marc Hill, R (6, 2) OBP: 0.291, SLG: 0.370 Tom Paciorek, R (8, PH) OBP: 0.313, SLG: 0.341 Steve Christmas, L (8, 2) OBP: 0.400, SLG: 0.600		K		SF8 2-3 3-H		F7		FC4-6 1-2 2-3 1B		1 1 0 1 0	0 0 0 0 0	0 0 0 1 0	1 0 0 0 0	0 0 0 0 0	1 0 0 0 0	0 1 0 0 0
Julio Cruz, S (1, 4) OBP: 0.280, SLG: 0.301		K		F7 1-2			CS 1B	FC4-6 1-2f		4	0	1	0	0	1	5
Inning Stats	R: 0 H: 1 E: 0 LOB: 0 K: 1 BB: 0 S: 5 P: 5	R: 0 H: 1 E: 0 LOB: 1 K: 2 BB: 0 S: 8 P: 8	R: 0 H: 2 E: 0 LOB: 2 K: 2 BB: 0 S: 9 P: 9	R: 1 H: 2 E: 0 LOB: 2 K: 0 BB: 0 S: 5 P: 6	R: 0 H: 0 E: 0 LOB: 0 K: 0 BB: 0 S: 3 P: 3	R: 1 H: 2 E: 0 LOB: 1 K: 0 BB: 0 S: 5 P: 5	R: 0 H: 2 E: 0 LOB: 1 K: 1 BB: 0 S: 6 P: 6	R: 0 H: 2 E: 0 LOB: 3 K: 1 BB: 1 S: 7 P: 11	R: 0 H: 0 E: 0 LOB: 0 K: 1 BB: 0 S: 5 P: 5	1B: 10 SF: 2 2B: 2 SAC: 0 3B: 0 DP: 0 HR: 0 HBP: 1						

TOP

Chicago White Sox @ California Angels

Anaheim Stadium, Anaheim, CA

Sun Sep 16 1984, 6:33 AM EDT

Att. 26,931 - Unknown

livebaseballscorecards.com

AB	35
R	2
H	12
RBI	2
BB	1
SO	8
LOB	17

WP: 1 PA: 39
PB: 0
SB: 1
CS: 2

PITCHER		IP	WLS	BF	H	R	ER	SO	BB	IBB	HBP	BLK	WP	HR	S	P	ERA	WHIP
Ron Romanick, R ERA: 3.83	(1, 1)	6.0	W	26	8	2	2	5	0	0	1	0	1	0	35	36	3.00	1.333
Doug Corbett, R ERA: 2.16	(7, 1)	1.1		7	3	0	0	1	1	0	0	0	0	0	8	12	0.00	3.000
Don Aase, R ERA: 1.45	(8, 1)	1.2	S	6	1	0	0	2	0	0	0	0	0	0	10	10	0.00	0.600

PITCHER	IP	WLS	BF	H	R	ER	SO	BB	IBB	HBP	BLK	WP	HR	S	P	ERA	WHIP

Batter	1	2	3	4	5	6	7	8	9	AB	R	H	RBI	BB	SO	LOB
Juan Beniquez, R (1, 9) (9, 7) OBP: 0.376, SLG: 0.462	F8		K 1-2		FC 4-3 1-2 2-3		F9			4	0	0	0	0	1	3
Daryl Sconiers, L (1, 3) OBP: 0.304, SLG: 0.374	F7		F9		4-3 1-2 2-3 3-H		HR			4	1	1	2	0	0	3
Fred Lynn, L (1, 8) (9, 9) OBP: 0.378, SLG: 0.502	K			G6-4-3 1B	F3		K			4	0	1	0	0	2	2
Doug DeCinces, R (1, 5) OBP: 0.327, SLG: 0.443		1B		G6-4-3 1-2f		K				4	0	1	0	0	1	1
Brian Downing, R (1, 7) Gary Pettis, S (8, PR) (9, 8) OBP: 0.365, SLG: 0.462 OBP: 0.328, SLG: 0.299		F3		5-3		2B 1B		S 1B		4 0	0 0	2 0	0 0	0 0	0 0	0 0
Reggie Jackson, L (1, 10) OBP: 0.310, SLG: 0.412		F8			S 1B BB	F5		K 1-2		3	1	0	0	1	1	2
Bobby Grich, R (1, 4) OBP: 0.363, SLG: 0.491			1B FC4-6 1B		FC 4-3 1-H 1B	1-3 2B		IBB		3	2	3	1	1	0	0
Bob Boone, R (1, 2) OBP: 0.240, SLG: 0.262			FC4-6 1-3 1B		K	K		K		4	0	1	0	0	3	5
Dick Schofield, R (1, 6) OBP: 0.262, SLG: 0.265			FC4-6 S 1-2f 3-H		4-3 FC BB		4-3			2	0	0	1	1	0	1
Inning Stats	R: 0 H: 0 E: 0 LOB: 0 K: 1 BB: 0 S: 5 P: 5	R: 0 H: 1 E: 0 LOB: 0 K: 0 BB: 0 S: 3 P: 3	R: 1 H: 2 E: 0 LOB: 1 K: 1 BB: 0 S: 7 P: 7	R: 0 H: 1 E: 0 LOB: 0 K: 0 BB: 0 S: 3 P: 3	R: 2 H: 1 E: 0 LOB: 2 K: 1 BB: 2 S: 7 P: 15	R: 0 H: 2 E: 0 LOB: 2 K: 2 BB: 0 S: 9 P: 9	R: 1 H: 1 E: 0 LOB: 0 K: 1 BB: 0 S: 6 P: 6	R: 0 H: 1 E: 0 LOB: 2 K: 2 BB: 1 S: 8 P: 12		1B: 7 SF: 0 2B: 1 SAC: 0 3B: 0 DP: 1 HR: 1 HBP: 0						

PITCHER	IP	WLS	BF	H	R	ER	SO	BB	IBB	HBP	BLK	WP	HR	S	P	ERA	WHIP
Richard Dotson, R (1, 1) ERA: 3.54	8.0	L	35	9	4	4	8	2	1	0	0	0	1	48	60	4.50	1.375

PITCHER	IP	WLS	BF	H	R	ER	SO	BB	IBB	HBP	BLK	WP	HR	S	P	ERA	WHIP

BOTTOM

Chicago White Sox @ California Angels

Anaheim Stadium, Anaheim, CA

Sun Sep 16 1984, 6:33 AM EDT

Att. 26,931 - Unknown

livebaseballscorecards.com

AB	32
R	4
H	9
RBI	4
BB	3
SO	8
LOB	17

Batter	1	2	3	4	5	6	7	8	9	AB	R	H	RBI	BB	SO	LOB
Rudy Law, L (1, 8) OBP: 0.309, SLG: 0.330	4-3	F3		F4		F8	F6		4-3	4	0	0	0	0	0	3
Tom Paciorek, R (7, PH) OBP: 0.313, SLG: 0.340										1	0	0	0	0	0	3
Daryl Boston, L (7, 8) OBP: 0.217, SLG: 0.258										1	0	0	0	0	0	2
Jerry Hairston, S (1, 7) OBP: 0.360, SLG: 0.395	K		2B BB	4-3			HR BB	5-3		3	2	0	0	2	1	1
Harold Baines, L (1, 9) OBP: 0.354, SLG: 0.537	HR		F8		HR		1-H HR	FC6-4 BB		4	3	3	4	1	0	1
Greg Walker, L (1, 3) OBP: 0.347, SLG: 0.540	2B	F9		6-3			BB HBP BB BB	FC6-4 1-2f		4	1	1	0	1	0	2
Mike Squires, L (9, 3) OBP: 0.239, SLG: 0.195										0	0	0	0	0	0	0
Roy Smalley, S (1, 5) OBP: 0.282, SLG: 0.354	BB	1B 2B	1-H	F9			K	F5		2	1	1	1	1	0	0
Vance Law, R (7, PH) OBP: 0.309, SLG: 0.415										2	0	0	0	0	1	2
(7, 5)																
Ron Kittle, R (1, 10) OBP: 0.302, SLG: 0.457	K		2-H 1B	5-3			BB BB 1-2 HBP		BB 1B	4	0	2	1	0	1	2
Scott Fletcher, R (1, 6) OBP: 0.330, SLG: 0.321		6-3	F9			6-3	F3		F9	5	0	0	0	0	0	4
Joel Skinner, R (1, 2) OBP: 0.282, SLG: 0.264		4-3 1B		1-3		5-3	BB 1-2 2-3 BB		F9	4	0	1	0	1	0	1
Julio Cruz, S (1, 4) OBP: 0.283, SLG: 0.302		4-3 1-2		E1		1B	1-2 2-3 3-H BB		1-2 BB	3	0	1	1	2	0	1
Inning Stats	R: 1 E: 0 K: 2 S: 9 H: 2 LOB: 2 BB: 1 P: 13	R: 0 E: 0 K: 0 S: 4 H: 1 LOB: 1 BB: 0 P: 4	R: 2 E: 0 K: 0 S: 5 H: 2 LOB: 1 BB: 1 P: 9	R: 0 E: 1 K: 0 S: 4 H: 0 LOB: 1 BB: 0 P: 4	R: 1 E: 0 K: 0 S: 4 H: 1 LOB: 0 BB: 0 P: 4	R: 0 E: 0 K: 0 S: 4 H: 1 LOB: 1 BB: 0 P: 4	R: 3 E: 0 K: 1 S: 6 H: 1 LOB: 3 BB: 4 P: 23	R: 0 E: 0 K: 0 S: 3 H: 0 LOB: 1 BB: 1 P: 7	R: 0 E: 0 K: 0 S: 4 H: 1 LOB: 2 BB: 1 P: 8	1B: 4 2B: 2 3B: 0 HR: 3 SF: 0 SAC: 0 DP: 0 HBP: 1							

TOP

Chicago White Sox @ Minnesota Twins

Hubert H. Humphrey Metrodome, Minneapolis, MN

Mon Sep 17 1984, 8:05 PM EDT

Att. 17,052 - Unknown

livebaseballscorecards.com

AB	37
R	7
H	9
RBI	7
BB	8
SO	3
LOB	22

WP: 0 PB: 0 SB: 0 CS: 0 PA: 46

PITCHER		IP	WLS	BF	H	R	ER	SO	BB	IBB	HBP	BLK	WP	HR	S	P	ERA	WHIP
John Butcher, R ERA: 3.2	(1, 1)	5.2	L	27	7	4	4	2	2	0	0	0	0	2	29	37	6.35	1.588
Ed Hodge, L ERA: 4.78	(6, 1)	0.2		6	1	3	3	1	2	0	1	0	0	1	5	14	40.50	4.500
Jack O'Connor, L ERA: 1.93	(7, 1)	1.2		8	0	0	0	0	3	0	0	0	0	0	5	17	0.00	1.800
Ken Schrom, R ERA: 4.29	(9, 1)	1.0		5	1	0	0	0	1	0	0	0	0	0	4	8	0.00	2.000

PITCHER	IP	WLS	BF	H	R	ER	SO	BB	IBB	HBP	BLK	WP	HR	S	P	ERA	WHIP

Batter	1	2	3	4	5	6	7	8	9	AB	R	H	RBI	BB	SO	LOB
Kirby Puckett, R (1, 8) OBP: 0.312, SLG: 0.326	G3		G3			3B			F4	4	0	1	0	0	0	0
Mickey Hatcher, R (1, 7) OBP: 0.348, SLG: 0.408	F9			G3-6-3 1B		5-3			HR 2B	4	1	2	0	0	0	1
Kent Hrbek, L (1, 3) OBP: 0.391, SLG: 0.528	K			G3-6-3 1-2f			4-3		2-H HR	4	1	1	2	0	1	1
Randy Bush, L (1, 10) OBP: 0.302, SLG: 0.389		1B SF8 1B		G3			F8		1-3	4	1	1	0	0	0	0
Tom Brunansky, R (1, 9) OBP: 0.324, SLG: 0.472		G5-4-3 1-3 1B			6-3		K		F8	4	0	1	0	0	1	0
Gary Gaetti, R (1, 5) OBP: 0.314, SLG: 0.353		SF8 3-H			6-3			6-3		2	0	0	1	0	0	0
Tim Teufel, R (1, 4) OBP: 0.357, SLG: 0.413		G5-4-3 1-2f			4-3			F7		3	0	0	0	0	0	1
Chris Speier, R (1, 6) OBP: 0.235, SLG: 0.278			5-3			6-3		1B		3	0	1	0	0	0	0
Tim Laudner, R (1, 2) OBP: 0.240, SLG: 0.358			K			K		F7		2	0	0	0	0	2	0
Darrell Brown, S (8, PH) OBP: 0.310, SLG: 0.346										1	0	0	0	0	0	1
Jeff Reed, L (9, 2) OBP: 0.238, SLG: 0.316										0	0	0	0	0	0	0
Inning Stats	R: 0 E: 0 K: 1 S: 5 H: 0 LOB: 0 BB: 0 P: 5	R: 1 E: 0 K: 0 S: 4 H: 2 LOB: 0 BB: 0 P: 4	R: 0 E: 0 K: 1 S: 5 H: 0 LOB: 0 BB: 0 P: 5	R: 0 E: 0 K: 0 S: 3 H: 1 LOB: 0 BB: 0 P: 3	R: 0 E: 0 K: 0 S: 3 H: 0 LOB: 0 BB: 0 P: 3	R: 0 E: 0 K: 1 S: 6 H: 1 LOB: 1 BB: 0 P: 6	R: 0 E: 0 K: 1 S: 5 H: 0 LOB: 0 BB: 0 P: 5	R: 0 E: 0 K: 0 S: 4 H: 1 LOB: 1 BB: 0 P: 4	R: 2 E: 0 K: 0 S: 5 H: 2 LOB: 0 BB: 0 P: 5	1B: 4 2B: 1 3B: 1 HR: 1	SF: 1 SAC: 0 DP: 2 HBP: 0						

PITCHER	IP	WLS	BF	H	R	ER	SO	BB	IBB	HBP	BLK	WP	HR	S	P	ERA	WHIP
LaMarr Hoyt, R (1, 1) ERA: 4.23	8.2	W	31	7	3	3	4	0	0	0	0	0	1	39	39	3.12	0.808
Ron Reed, R (9, 1) ERA: 3.39	0.1		1	0	0	0	0	0	0	0	0	0	0	1	1	0.00	0.000

PITCHER	IP	WLS	BF	H	R	ER	SO	BB	IBB	HBP	BLK	WP	HR	S	P	ERA	WHIP

BOTTOM

Chicago White Sox @ Minnesota Twins

Hubert H. Humphrey Metrodome, Minneapolis, MN

Mon Sep 17 1984, 8:05 PM EDT

Att. 17,052 - Unknown

livebaseballscorecards.com

AB	31
R	3
H	7
RBI	3
BB	0
SO	4
LOB	4

Batter	1	2	3	4	5	6	7	8	9	AB	R	H	RBI	BB	SO	LOB
Scott Fletcher, R (1, 6) OBP: 0.330, SLG: 0.318	F8		6-3		5-3		E2 1-H 3B BB		4-3 1-2f	3	1	0	0	1	0	0
Jerry Hairston, S (9, PH) OBP: 0.358, SLG: 0.393										1	0	0	0	0	0	2
Jerry Dybzinski, R (9, 6) OBP: 0.314, SLG: 0.315										0	0	0	0	0	0	0
Tom Paciorek, R (1, 9) OBP: 0.315, SLG: 0.348	BB 1B		F8		F7		1-H 3B		K	4	0	2	1	0	0	0
Daryl Boston, L (7, 8) OBP: 0.214, SLG: 0.254										1	0	0	0	0	1	1
Harold Baines, L (1, 8) OBP: 0.357, SLG: 0.542	K			HR BB	HR		G6-4-3 IBB			2	2	1	1	2	1	1
(7, 9)																
Ron Kittle, R (1, 7) OBP: 0.303, SLG: 0.463	1-2 BB			1-H HR	5-3		G6-4-3 1-2f			3	1	1	2	1	0	2
Rudy Law, L (8, 7) OBP: 0.309, SLG: 0.330										0	0	0	0	0	0	0
Greg Luzinski, R (1, 10) OBP: 0.333, SLG: 0.368	F9			F8		K2-3		1-3		4	0	0	0	0	1	2
Greg Walker, L (1, 3) OBP: 0.346, SLG: 0.537		5-3		S 1B		F4		4-3		4	0	1	0	0	0	0
Vance Law, R (1, 5) OBP: 0.309, SLG: 0.413		F9		1-2 FC5-4 BB		F7		5-3		3	0	0	0	1	0	0
Joel Skinner, R (1, 2) OBP: 0.280, SLG: 0.253		6-3		K			F5		1B BB	3	0	0	0	1	1	2
Mike Squires, L (9, PR) OBP: 0.239, SLG: 0.195										0	0	0	0	0	0	0
Marc Hill, R (9, 2) OBP: 0.291, SLG: 0.370										0	0	0	0	0	0	0
Julio Cruz, S (1, 4) OBP: 0.285, SLG: 0.304			F8	FC5-4 1-2f			BB WP 1B		1-2 4-3 1B	4	1	2	0	0	0	2

TOP

Chicago White Sox @ Minnesota Twins

Hubert H. Humphrey Metrodome, Minneapolis, MN

Tue Sep 18 1984, 8:05 PM EDT

Att. 15,493 - Unknown

livebaseballscorecards.com

AB	32
R	5
H	7
RBI	4
BB	6
SO	4
LOB	12

Inning Stats	1	2	3	4	5	6	7	8	9
	R: 0 E: 0 K: 1 S: 6	H: 1 LOB: 2 BB: 1 P: 10	R: 0 E: 0 K: 0 S: 3	H: 0 LOB: 0 BB: 0 P: 3	R: 0 E: 0 K: 0 S: 3	H: 0 LOB: 0 BB: 0 P: 3	R: 2 E: 0 K: 1 S: 7	H: 2 LOB: 2 BB: 2 P: 15	R: 1 E: 0 K: 0 S: 4	H: 1 LOB: 0 BB: 0 P: 4	R: 0 E: 0 K: 1 S: 5	H: 0 LOB: 0 BB: 0 P: 5	R: 2 E: 1 K: 0 S: 4	H: 2 LOB: 1 BB: 2 P: 12	R: 0 E: 0 K: 0 S: 3	H: 0 LOB: 0 BB: 0 P: 3	R: 0 E: 0 K: 1 S: 5	H: 1 LOB: 1 BB: 1 P: 9

| | | | | | | | | | | | | | | | |

BOTTOM

Chicago White Sox @ Minnesota Twins

Hubert H. Humphrey Metrodome, Minneapolis, MN

Tue Sep 18 1984, 8:05 PM EDT

Att. 15,493 - Unknown

livebaseballscorecards.com

Batter	1	2	3	4	5	6	7	8	9	AB	R	H	RBI	BB	SO	LOB
Kirby Puckett, R (1, 8) OBP: 0.313, SLG: 0.327	0-0 1B 2B 1B	0-0 1B		0-0 ② FC6-4 1-2f 2-3			0-0 ① F8 1-2			4	1	2	0	0	0	3
Ron Washington, R (1, 10) OBP: 0.285, SLG: 0.435 Randy Bush, L (4, PH) OBP: 0.300, SLG: 0.386	0-0 2B 1B 1-2	0-0 ③ F9		0-3 ③ K			0-3 ② K			2 2	1 0	1 0	0 0	0 0	0 2	1 3
Mickey Hatcher, R (1, 7) OBP: 0.347, SLG: 0.408	0-0 ① F8		0-0 F9 SF9 2B		0-0 ① F3		0-0 ③ 5-3			4	1	1	0	0	0	3
Kent Hrbek, L (1, 3) OBP: 0.388, SLG: 0.524	0-3 ② K		0-0 ① F9 2-3		0-3 ② K			0-3 ① K		4	0	0	0	0	3	3
Tom Brunansky, R (1, 9) OBP: 0.324, SLG: 0.473	0-0 2B 1-H 2-H		0-0 ② SF9 3-H		0-3 ③ K			0-0 ② F7		3	0	1	3	0	1	0
Gary Gaetti, R (1, 5) OBP: 0.314, SLG: 0.351	4-0 BB		0-0 ③ F7			0-3 ① K		0-0 ③ 5-3		3	0	0	0	1	1	0
Tim Teufel, R (1, 4) OBP: 0.356, SLG: 0.416	0-0 ③ F9			0-0 FC5-2 3B		0-0 ② 5-3			0-0 ① F6	4	0	1	0	0	0	2
Dave Engle, R (1, 2) OBP: 0.308, SLG: 0.353 Tim Laudner, R (4, PH) OBP: 0.242, SLG: 0.357 (5, 2) Andre David, L (9, PH) OBP: 0.364, SLG: 0.370		0-0 ① F7		4-0 FC6-4 FC5-2 BB		0-0 ③ 6-3			0-0 ② 3-1	1 1 1	0 0 0	0 0 0	0 0 0	0 1 0	0 0 0	0 0 0
Chris Speier, R (1, 6) OBP: 0.233, SLG: 0.275 Darrell Brown, S (7, PH) OBP: 0.312, SLG: 0.349 Houston Jimenez, R (8, 6) OBP: 0.238, SLG: 0.245 Pat Putnam, L (9, PH) OBP: 0.239, SLG: 0.247		0-0 ② F2		0-0 ① FC5-2 FC6-4 1-2 3-H			0-0 WP 1B		0-0 ③ F9	2 1 0 1	0 0 0 0	0 1 0 0	0 0 0 0	0 0 0 0	0 0 0 0	2 0 0 0
Inning Stats	R: 2 E: 0 K: 1 S: 8 H: 3 LOB: 2 BB: 1 P: 12	R: 0 E: 0 K: 0 S: 4 H: 1 LOB: 1 BB: 0 P: 4	R: 1 E: 0 K: 0 S: 4 H: 1 LOB: 0 BB: 0 P: 4	R: 0 E: 0 K: 1 S: 6 H: 1 LOB: 2 BB: 1 P: 10	R: 0 E: 0 K: 2 S: 7 H: 0 LOB: 0 BB: 0 P: 7	R: 0 E: 0 K: 1 S: 5 H: 0 LOB: 0 BB: 0 P: 5	R: 0 E: 0 K: 1 S: 6 H: 1 LOB: 1 BB: 0 P: 6	R: 0 E: 0 K: 1 S: 5 H: 0 LOB: 0 BB: 0 P: 5	R: 0 E: 0 K: 0 S: 3 H: 0 LOB: 0 BB: 0 P: 3	1B: 4 2B: 2 3B: 1 HR: 0	SF: 1 SAC: 0 DP: 0 HBP: 0			WP: 1 PB: 0 SB: 0 CS: 0	PA: 36		

	AB	33
	R	3
	H	7
	RBI	3
	BB	2
	SO	7
	LOB	17

PITCHER		IP	WLS	BF	H	R	ER	SO	BB	IBB	HBP	BLK	WP	HR	S	P	ERA	WHIP
Britt Burns, L ERA: 5.19	(1, 1)	3.0		17	6	3	3	1	2	0	0	0	0	0	17	25	9.00	2.667
Gene Nelson, R ERA: 4.71	(4, 1)	6.0	W	19	1	0	0	6	0	0	0	0	1	0	31	31	0.00	0.167

PITCHER	IP	WLS	BF	H	R	ER	SO	BB	IBB	HBP	BLK	WP	HR	S	P	ERA	WHIP

Chicago White Sox @ Minnesota Twins

Hubert H. Humphrey Metrodome, Minneapolis, MN

Wed Sep 19 1984, 8:05 PM EDT

Att. 18,442 - Unknown

TOP

livebaseballscorecards.com

Batter	1	2	3	4	5	6	7	8	9	AB	R	H	RBI	BB	SO	LOB
Rudy Law, L (1, 8) (7, 7) OBP: 0.310, SLG: 0.340	F5		F5			HR	2B			4	1	2	2	0	0	0
Jerry Hairston, S (1, 7) OBP: 0.358, SLG: 0.392	1B		F8			F8	K			3	1	1	0	0	0	0
Tom Paciorek, R (7, PH) OBP: 0.314, SLG: 0.347										1	0	0	0	0	1	2
Joel Skinner, R (7, 2) OBP: 0.280, SLG: 0.253										0	0	0	0	0	0	0
Harold Baines, L (1, 9) OBP: 0.356, SLG: 0.540	1-2			F9		4-3		F5		4	1	1	0	0	0	0
Greg Walker, L (1, 3) OBP: 0.347, SLG: 0.539	K 1-H 2-H			4-3			S HR	F7		4	1	2	2	0	0	0
Mike Squires, L (8, 3) OBP: 0.239, SLG: 0.195										0	0	0	0	0	0	0
Ron Kittle, R (1, 10) OBP: 0.301, SLG: 0.459	K 2-3			K			K	K		4	0	0	0	0	4	2
Vance Law, R (1, 5) OBP: 0.306, SLG: 0.409		K			5-3		K		6-3	4	0	0	0	0	2	1
Scott Fletcher, R (1, 6) OBP: 0.328, SLG: 0.317		5-3			3-1		4-0 1-2 HR		F4	2	0	0	0	0	0	0
Roy Smalley, S (7, PH) OBP: 0.284, SLG: 0.354							IBB			0	0	0	0	1	0	0
Jerry Dybzinski, R (7, PR) OBP: 0.312, SLG: 0.312										1	1	0	0	0	0	0
(7, 6)																
Marc Hill, R (1, 2) OBP: 0.287, SLG: 0.366		K			5-3		1-H 2-H HR		F7	2	0	0	0	0	1	0
Steve Christmas, L (7, PH) OBP: 0.500, SLG: 1.167										1	1	1	3	0	0	0
Daryl Boston, L (7, 8) OBP: 0.211, SLG: 0.250										1	0	0	0	0	0	0
Julio Cruz, S (1, 4) OBP: 0.286, SLG: 0.309			F8			F6	2B 3B			3	1	1	0	0	0	0
Inning Stats	R: 2 E: 0 K: 1 S: 7 H: 3 LOB: 0 BB: 0 P: 7	R: 0 E: 0 K: 2 S: 7 H: 0 LOB: 0 BB: 0 P: 7	R: 0 E: 0 K: 0 S: 3 H: 0 LOB: 0 BB: 0 P: 3	R: 0 E: 0 K: 1 S: 5 H: 0 LOB: 0 BB: 0 P: 5	R: 0 E: 0 K: 0 S: 3 H: 0 LOB: 0 BB: 0 P: 3	R: 1 E: 0 K: 0 S: 4 H: 1 LOB: 0 BB: 0 P: 4	R: 4 E: 0 K: 3 S: 13 H: 4 LOB: 2 BB: 1 P: 17	R: 0 E: 0 K: 1 S: 5 H: 0 LOB: 0 BB: 0 P: 5	R: 0 E: 0 K: 0 S: 3 H: 0 LOB: 0 BB: 0 P: 3	1B: 3 2B: 2 3B: 1 HR: 2 SF: 0 SAC: 0 DP: 0 HBP: 0						

	AB	34
	R	7
	H	8
	RBI	7
	BB	1
	SO	8
	LOB	5

WP: 0 PB: 0 SB: 1 CS: 0 PA: 35

PITCHER		IP	WLS	BF	H	R	ER	SO	BB	IBB	HBP	BLK	WP	HR	S	P	ERA	WHIP
Mike Smithson, R ERA: 3.79	(1, 1)	6.2	L	28	8	7	7	6	0	1	0	0	0	2	39	43	9.45	1.200
Ed Hodge, L ERA: 4.66	(7, 1)	2.1		7	0	0	0	2	0	0	0	0	0	0	11	11	0.00	0.000

PITCHER	IP	WLS	BF	H	R	ER	SO	BB	IBB	HBP	BLK	WP	HR	S	P	ERA	WHIP

BOTTOM

Chicago White Sox @ Minnesota Twins

Hubert H. Humphrey Metrodome, Minneapolis, MN

Wed Sep 19 1984, 8:05 PM EDT

Att. 18,442 - Unknown

livebaseballscorecards.com

Batter	1	2	3	4	5	6	7	8	9	AB	R	H	RBI	BB	SO	LOB
Kirby Puckett, R (1, 8) OBP: 0.313, SLG: 0.327	4-3		S 1B		F8		F7			4	0	1	0	0	0	1
Ron Washington, R (1, 10) OBP: 0.290, SLG: 0.433	K		F5 1-2			G5-4-3 1B		BBBB G6-3 BB		3	0	1	0	1	1	1
Mickey Hatcher, R (1, 3) OBP: 0.345, SLG: 0.405	F9			F8		G5-4-3 1-2f		G6-3 1-2f		4	0	0	0	0	0	2
Tom Brunansky, R (1, 9) OBP: 0.323, SLG: 0.477		F8		F7		HR		6-3		4	1	1	1	0	0	0
Gary Gaetti, R (1, 5) OBP: 0.313, SLG: 0.349		5-3		F9		BBBB BB			6-3	3	0	0	0	1	0	0
Tim Teufel, R (1, 4) OBP: 0.355, SLG: 0.413		BBBB BB			F4	F8			5-3	3	0	0	0	1	0	1
Dave Meier, R (1, 7) OBP: 0.264, SLG: 0.293 Randy Bush, L (9, PH) OBP: 0.299, SLG: 0.385		F8			6-3		5-3		F4	3 1	0 0	0 0	0 0	0 0	0 0	1 0
Chris Speier, R (1, 6) OBP: 0.234, SLG: 0.272			F7		BBBB HR BB		F3			2	1	0	0	1	0	0
Tim Laudner, R (1, 2) OBP: 0.247, SLG: 0.378			F9		1-H HR		2B			3	1	2	2	0	0	0
Inning Stats	R: 0 E: 0 K: 1 S: 5 H: 0 LOB: 0 BB: 0 P: 5	R: 0 E: 0 K: 0 S: 3 H: 0 LOB: 1 BB: 1 P: 7	R: 0 E: 0 K: 0 S: 4 H: 1 LOB: 1 BB: 0 P: 4	R: 0 E: 0 K: 0 S: 3 H: 0 LOB: 0 BB: 0 P: 3	R: 2 E: 0 K: 0 S: 4 H: 1 LOB: 0 BB: 1 P: 8	R: 1 E: 0 K: 0 S: 4 H: 2 LOB: 1 BB: 1 P: 8	R: 0 E: 0 K: 0 S: 4 H: 1 LOB: 1 BB: 0 P: 4	R: 0 E: 0 K: 0 S: 2 H: 0 LOB: 0 BB: 1 P: 6	R: 0 E: 0 K: 0 S: 3 H: 0 LOB: 0 BB: 0 P: 3	1B: 2 2B: 1 3B: 0 HR: 2 SF: 0 SAC: 0 DP: 2 HBP: 0						

	AB	30
	R	3
	H	5
	RBI	3
	BB	4
	SO	1
	LOB	6

PITCHER		IP	WLS	BF	H	R	ER	SO	BB	IBB	HBP	BLK	WP	HR	S	P	ERA	WHIP
Floyd Bannister, L ERA: 4.73	(1, 1)	7.0	W	29	5	3	3	1	4	0	0	0	0	2	27	43	3.86	1.286
Ron Reed, R ERA: 3.29	(8, 1)	2.0		5	0	0	0	0	0	0	0	0	0	0	5	5	0.00	0.000

PITCHER	IP	WLS	BF	H	R	ER	SO	BB	IBB	HBP	BLK	WP	HR	S	P	ERA	WHIP

Batter	1	2	3	4	5	6	7	8	9	10	11	12	13	AB	R	H	RBI	BB	SO	LOB
Scott Fletcher, R (1, 6) OBP: 0.329, SLG: 0.316	BBB 4-0 1B WP 6-3 BB		x 0-0 ② F8		x 0-0 ③ 4-3			x 0-0 HR			x 0-0 ① F8		SSS 0-3 ① K 1-2	1	1	0	0	1	0	0
Jerry Dybzinski, R (4, 6) OBP: 0.310, SLG: 0.310														1	0	0	0	0	0	0
Carlton Fisk, R (8, PH) OBP: 0.291, SLG: 0.471														1	1	1	1	0	0	0
Tom O'Malley, L (8, 5) OBP: 0.162, SLG: 0.114														2	0	0	0	0	1	2
Tom Paciorek, R (1, 9) OBP: 0.313, SLG: 0.346	x 0-0 S 1-3 1B		SSS 0-3 ③ K			x 0-0 ① F9		x 0-0 ② F3			x 0-0 ② 4-3		SSS 0-3 ② K	4	0	1	0	0	1	0
Daryl Boston, L (8, 8) OBP: 0.208, SLG: 0.246														1	0	0	0	0	0	0
Roy Smalley, S (13, PH) OBP: 0.283, SLG: 0.353														1	0	0	0	0	1	3
Joel Skinner, R (13, 2) OBP: 0.280, SLG: 0.253														0	0	0	0	0	0	0
Harold Baines, L (1, 8) OBP: 0.356, SLG: 0.540	x 0-0 ① 6-3 3-H			x 0-0 WP 3B		x 0-0 ② F7		x 0-0 ③ F7			x 0-0 ③ F7		4-0 IBB	5	1	1	1	1	0	1
(8, 9)																				
Ron Kittle, R (1, 7) OBP: 0.299, SLG: 0.462	SSS 0-3 ② K 2-3			x 0-0 ① F6		x 0-0 HR			SSS 0-3 ① K			SSS 0-3 ① K	x 0-0 ③ F9	6	1	1	1	0	3	5
Greg Walker, L (1, 3) OBP: 0.346, SLG: 0.534	SSS 0-3 ③ K			BBBB 4-0 BB		x 0-0 ③ F7			x 0-0 ② 4-3			x 0-0 ② F8		4	0	0	0	1	1	1
Greg Luzinski, R (1, 10) OBP: 0.330, SLG: 0.364		x 0-0 ① F3		x 0-0 ② F9 3-H			x 0-0 ① F7		x 0-0 ③ F3			BBBB 4-0 FC6 BB		4	0	0	0	0	0	1
Jerry Hairston, S (12, PH) OBP: 0.361, SLG: 0.392														0	0	0	0	1	0	0
Vance Law, R (1, 5) OBP: 0.303, SLG: 0.404		x 0-0 ② F7		x 0-0 ③ F9			x 0-0 ② F8			x 0-0 ① F8		x 0-0 ③ FC6 1-2f		5	0	0	0	0	0	2
(8, 6)																				
Marc Hill, R (1, 2) OBP: 0.281, SLG: 0.357		x 0-0 ③ 6-3			x 0-0 ① F2		x 0-0 ③ F2				x 0-0 ② 1-3		x 0-0 1B	4	0	0	0	0	0	0
Steve Christmas, L (13, PH) OBP: 0.571, SLG: 1.143														1	0	1	0	0	0	0
Rudy Law, L (13, PR) OBP: 0.310, SLG: 0.340														0	0	0	0	0	0	0
(13, 8)																				
Julio Cruz, S (1, 4) OBP: 0.285, SLG: 0.308			x 0-0 ① F7		x 0-0 ② 4-3			SSS 0-3 ① K			SSS 0-3 ③ K		x 0-0 S 1-3 1B	5	0	1	0	0	2	0
Inning Stats	R: 1 E: 0 K: 2 S: 8 H: 1 LOB: 1 BB: 1 P: 12	R: 0 E: 0 K: 0 S: 3 H: 0 LOB: 0 BB: 0 P: 3	R: 0 E: 0 K: 1 S: 5 H: 0 LOB: 0 BB: 0 P: 5	R: 1 E: 0 K: 0 S: 4 H: 1 LOB: 1 BB: 1 P: 8	R: 0 E: 0 K: 0 S: 3 H: 0 LOB: 0 BB: 0 P: 3	R: 1 E: 0 K: 0 S: 4 H: 1 LOB: 0 BB: 0 P: 4	R: 0 E: 0 K: 0 S: 3 H: 0 LOB: 0 BB: 0 P: 3	R: 1 E: 0 K: 1 S: 6 H: 1 LOB: 0 BB: 0 P: 6	R: 0 E: 0 K: 1 S: 5 H: 0 LOB: 0 BB: 0 P: 5	R: 0 E: 0 K: 1 S: 5 H: 0 LOB: 0 BB: 0 P: 5	R: 0 E: 0 K: 0 S: 3 H: 0 LOB: 0 BB: 0 P: 3	R: 0 E: 0 K: 1 S: 5 H: 0 LOB: 1 BB: 1 P: 9	R: 0 E: 0 K: 2 S: 9 H: 2 LOB: 3 BB: 1 P: 13	1B: 3 2B: 0 3B: 1 HR: 2 SF: 0 SAC: 0 DP: 0 HBP: 0		WP: 2 PB: 0 SB: 2 CS: 0 PA: 49				

TOP

Chicago White Sox @ Minnesota Twins

Hubert H. Humphrey Metrodome, Minneapolis, MN

Thu Sep 20 1984, 4:33 AM EDT

Att. 16,306 - Unknown

livebaseballscorecards.com

AB	45
R	4
H	6
RBI	3
BB	4
SO	9
LOB	15

PITCHER		IP	WLS	BF	H	R	ER	SO	BB	IBB	HBP	BLK	WP	HR	S	P	ERA	WHIP
Frank Viola, L ERA: 3.03	(1, 1)	10.0		36	4	4	4	6	2	0	0	0	2	2	46	54	3.60	0.600
Ed Hodge, L ERA: 4.61	(11, 1)	1.0		3	0	0	0	0	0	0	0	0	0	0	3	3	0.00	0.000
Ron Davis, R ERA: 4.56	(12, 1)	2.0	W	10	2	0	0	3	1	1	0	0	0	0	14	22	0.00	1.500

PITCHER		IP	WLS	BF	H	R	ER	SO	BB	IBB	HBP	BLK	WP	HR	S	P	ERA	WHIP

Batter	1	2	3	4	5	6	7	8	9	10	11	12	13	AB	R	H	RBI	BB	SO	LOB
Kirby Puckett, R (1, 8) OBP: 0.316, SLG: 0.329	BBBB 4-0 3-1 2B BB		x 0-0 ① 4-3 2-3		x 0-0 S 2-H 1B	x 0-0 1-3 2-H 1B			x 0-0 G6-4-3 1B		x 0-0 ② F7			5	1	3	2	1	0	2
Ron Washington, R (1, 6) OBP: 0.280, SLG: 0.419	x 0-0 ① F6		x 0-0 ② SF9 3-H		x 0-0 ① 5-3 1-2	x 0-0 ③ F9			x 0-0 ①② G6-4-3 1-2f		x 0-0 ③ 6-3			5	0	0	1	0	0	6
Mickey Hatcher, R (1, 7) OBP: 0.343, SLG: 0.401	x 0-0 ② 3-1 1-2		BBBBB 4-0 BB		x 0-0 ② 5-3		x 0-0 ① 6-3		x 0-0 ③ 6-3			x 0-0 ① F8		5	0	0	0	1	0	2
Kent Hrbek, L (1, 3) OBP: 0.388, SLG: 0.523	x 0-0 2-H 2B		x 0-0 ③ F9		BBBB 4-0 BB		SSS 0-3 ② K			x 0-0 ① F3		x 0-0 ② F5		5	0	1	1	1	1	1
Pat Putnam, L (1, 10) OBP: 0.236, SLG: 0.244 Randy Bush, L (7, PH) OBP: 0.296, SLG: 0.381	x 0-0 ③ G3			x 0-0 ① 1-3	SSS 0-3 ③ K		x 0-0 ③ 3-1			x 0-0 ② F3		SSS 0-3 ③ K		3 3	0 0	0 0	0 0	1 0	3 1	3 0
Tom Brunansky, R (1, 9) OBP: 0.325, SLG: 0.475	SSS 0-3 ① K	x 0-0 FC6-4 1B	SSS 0-3 ① K			x 0-0 ① F8		BBBB 4-0 FC6-4 BB		BBBB 4-0 PB WP SH1-3 BB				4	1	1	0	2	2	0
Gary Gaetti, R (1, 5) OBP: 0.312, SLG: 0.348	x 0-0 ② F7	x 0-0 ② FC6-4 1-2f	x 0-0 1B 1B 1B			x 0-0 ② F8			x 0-0 ③ FC6-4 1-2f		x 0-0 ① SH1-3 1-2			5	1	1	0	0	0	2
Tim Teufel, R (1, 4) OBP: 0.356, SLG: 0.413	x 0-0 ③ F6	x 0-0 ③ 6-3	x 0-0 1B 1-2 1B			x 0-0 1B				x 0-0 ① F8		x 0-0 WP 2-H		6	0	2	0	0	0	1
Tim Laudner, R (1, 2) OBP: 0.251, SLG: 0.389 Darrell Brown, S (11, PH) OBP: 0.315, SLG: 0.349 Jeff Reed, L (12, 2) OBP: 0.238, SLG: 0.316			x 0-0 4-3 SF9 2B		x 0-0 1B 2B	SSS 0-3 ② K		SSS 0-3 ③ K		BBBB 4-0 BB				4 0 0	2 0 0	2 0 0	0 0 0	0 1 0	2 0 0	3 0 0
Inning Stats	R: 1 H: 1 E: 0 LOB: 1 K: 0 BB: 1 S: 4 P: 8	R: 0 H: 0 E: 0 LOB: 0 K: 1 BB: 0 S: 5 P: 5	R: 1 H: 1 E: 0 LOB: 1 K: 0 BB: 1 S: 4 P: 8	R: 0 H: 1 E: 0 LOB: 1 K: 0 BB: 0 S: 4 P: 4	R: 1 H: 2 E: 0 LOB: 2 K: 1 BB: 1 S: 7 P: 11	R: 1 H: 3 E: 0 LOB: 2 K: 2 BB: 0 S: 10 P: 10	R: 0 H: 0 E: 0 LOB: 0 K: 1 BB: 0 S: 5 P: 5	R: 0 H: 1 E: 0 LOB: 1 K: 1 BB: 0 S: 6 P: 6	R: 0 H: 1 E: 0 LOB: 0 K: 0 BB: 0 S: 3 P: 3	R: 0 H: 0 E: 0 LOB: 1 K: 0 BB: 1 S: 3 P: 7	R: 0 H: 0 E: 0 LOB: 1 K: 0 BB: 1 S: 3 P: 7	R: 0 H: 0 E: 0 LOB: 0 K: 1 BB: 0 S: 5 P: 5	R: 1 H: 0 E: 0 LOB: 0 K: 0 BB: 1 S: 1 P: 5	1B: 7 2B: 3 3B: 0 HR: 0	SF: 1 SAC: 1 DP: 1 HBP: 0	WP: 1 PB: 1 SB: 1 CS: 0	PA: 53			

PITCHER		IP	WLS	BF	H	R	ER	SO	BB	IBB	HBP	BLK	WP	HR	S	P	ERA	WHIP
Tom Seaver, R ERA: 3.89	(1, 1)	10.0		43	10	4	4	6	4	0	0	0	0	0	51	67	3.60	1.400
Ron Reed, R ERA: 3.2	(11, 1)	2.0		7	0	0	0	1	1	0	0	0	0	0	8	12	0.00	0.500
Bert Roberge, R ERA: 4.21	(13, 1)	0.1	L	3	0	1	0	0	1	0	0	0	1	0	1	5	0.00	3.000

PITCHER	IP	WLS	BF	H	R	ER	SO	BB	IBB	HBP	BLK	WP	HR	S	P	ERA	WHIP

BOTTOM

Chicago White Sox @ Minnesota Twins

Hubert H. Humphrey Metrodome, Minneapolis, MN

Thu Sep 20 1984, 4:33 AM EDT

Att. 16,306 - Unknown

livebaseballscorecards.com

AB	45
R	5
H	10
RBI	4
BB	6
SO	7
LOB	20

Batter	1	2	3	4	5	6	7	8	9	AB	R	H	RBI	BB	SO	LOB
Jack Perconte, L (1, 4) OBP: 0.350, SLG: 0.334	F7		6-3 1-2		F6		F6		WP BB	4	0	0	0	1	0	1
Phil Bradley, R (1, 9) OBP: 0.376, SLG: 0.365	K		K			F8		6-3	6-3 1-2	5	0	0	0	0	2	2
Alvin Davis, L (1, 3) OBP: 0.394, SLG: 0.507	1B			SH1-3 SF8 BB 1B		3B BB		5-3		3	2	2	0	1	0	0
Ken Phelps, L (1, 10) OBP: 0.383, SLG: 0.540		K		SF8 SH1-3 1-2 BB		K		HR		3	1	1	1	1	2	1
Barry Bonnell, R (1, 7) OBP: 0.305, SLG: 0.380		K		SH1-3 1-2 2-3		1-H 3B		E 1B		3	1	2	1	0	1	0
Danny Tartabull, R (1, 6) OBP: 0.333, SLG: 0.429		F7		SF8 2-3 3-H		BB		1-H E6 2B		2	0	1	2	1	0	0
Jim Presley, R (1, 5) OBP: 0.247, SLG: 0.403			5-3 S 1B 1B	5-3		F8		F7		4	1	1	0	0	0	4
Bob Kearney, R (1, 2) OBP: 0.261, SLG: 0.338			5-3 1-3		5-3		5-3		F4	4	0	0	0	0	0	1
John Moses, S (1, 8) OBP: 0.400, SLG: 0.464			6-3 3-H 1B		B3		B1-3		K	4	0	1	1	0	1	0
Inning Stats	R: 0 E: 0 K: 1 S: 5 H: 1 LOB: 1 BB: 0 P: 5	R: 0 E: 0 K: 2 S: 7 H: 0 LOB: 0 BB: 0 P: 7	R: 1 E: 0 K: 1 S: 7 H: 2 LOB: 1 BB: 0 P: 7	R: 1 E: 0 K: 0 S: 4 H: 1 LOB: 1 BB: 1 P: 8	R: 0 E: 0 K: 0 S: 3 H: 0 LOB: 0 BB: 0 P: 3	R: 1 E: 0 K: 1 S: 6 H: 1 LOB: 2 BB: 2 P: 14	R: 0 E: 0 K: 0 S: 3 H: 0 LOB: 0 BB: 0 P: 3	R: 2 E: 1 K: 0 S: 6 H: 3 LOB: 1 BB: 0 P: 6	R: 0 E: 0 K: 1 S: 5 H: 0 LOB: 1 BB: 1 P: 9	1B: 5 2B: 1 3B: 1 HR: 1 SF: 1 SAC: 1 DP: 0 HBP: 0	WP: 1 PB: 0 SB: 1 CS: 0 PA: 38					

PITCHER	IP	WLS	BF	H	R	ER	SO	BB	IBB	HBP	BLK	WP	HR	S	P	ERA	WHIP
Richard Dotson, R (1, 1) ERA: 3.61	7.2	L	33	8	5	5	5	3	0	0	0	0	1	40	52	5.87	1.435
Gene Nelson, R (8, 1) ERA: 4.69	0.1		1	0	0	0	0	0	0	0	0	0	0	1	1	0.00	0.000
Randy Niemann, L (9, 1) ERA: 4.5	1.0		4	0	0	0	1	1	0	0	0	1	0	5	9	0.00	1.000

PITCHER	IP	WLS	BF	H	R	ER	SO	BB	IBB	HBP	BLK	WP	HR	S	P	ERA	WHIP

TOP

Seattle Mariners @ Chicago White Sox

Comiskey Park, Chicago, IL

Fri Sep 21 1984, 8:05 PM EDT

Att. 21,061 - Unknown

livebaseballscorecards.com

AB	32
R	5
H	8
RBI	5
BB	4
SO	6
LOB	9

BOTTOM

Seattle Mariners @ Chicago White Sox

Comiskey Park, Chicago, IL

Fri Sep 21 1984, 8:05 PM EDT

Att. 21,061 - Unknown

livebaseballscorecards.com

Batter	1	2	3	4	5	6	7	8	9	AB	R	H	RBI	BB	SO	LOB
Rudy Law, L (1, 8) OBP: 0.310, SLG: 0.346	HR		K		FC6-5-6-3-4 2-3			6-3		4	1	1	1	0	1	1
Jerry Hairston, S (1, 7) OBP: 0.359, SLG: 0.389	4-3		K			6-3			G4-3-6 1B	4	0	1	0	0	1	0
Harold Baines, L (1, 9) OBP: 0.355, SLG: 0.538	G4-3 1B			K		K			G4-3-6 1-2f	4	0	1	0	0	2	1
Greg Walker, L (1, 3) OBP: 0.345, SLG: 0.533	G4-3 1-2f			2B		K			K	4	0	1	0	0	2	1
Roy Smalley, S (1, 5) OBP: 0.284, SLG: 0.350		K		BB			4-3			2	0	0	0	1	1	0
Ron Kittle, R (1, 10) OBP: 0.297, SLG: 0.458		K		F7			4-3			3	0	0	0	0	1	2
Vance Law, R (1, 4) OBP: 0.303, SLG: 0.404		FC6-4 1B		K			F4			3	0	1	0	0	1	2
Marc Hill, R (1, 2) OBP: 0.283, SLG: 0.359		FC6-4 1-2f			SH3 1B			F5		2	0	1	0	0	0	1
Tom O'Malley, L (8, PH) OBP: 0.158, SLG: 0.111										1	0	0	0	0	0	0
Jerry Dybzinski, R (9, 6) OBP: 0.310, SLG: 0.310										0	0	0	0	0	0	0
Scott Fletcher, R (1, 6) OBP: 0.328, SLG: 0.315			F3		SH3 1-2			K		1	0	0	0	0	0	0
Steve Christmas, L (8, PH) OBP: 0.500, SLG: 1.000										1	0	0	0	0	1	0
Joel Skinner, R (9, 2) OBP: 0.280, SLG: 0.253										0	0	0	0	0	0	0

Inning Stats	R: 1 E: 0 K: 0 S: 4	H: 2 LOB: 0 BB: 0 P: 4	R: 0 E: 0 K: 2 S: 8	H: 1 LOB: 1 BB: 0 P: 8	R: 0 E: 0 K: 2 S: 7	H: 0 LOB: 0 BB: 0 P: 7	R: 0 E: 0 K: 2 S: 8	H: 1 LOB: 2 BB: 1 P: 12	R: 0 E: 0 K: 0 S: 3	H: 1 LOB: 0 BB: 0 P: 3	R: 0 E: 0 K: 2 S: 7	H: 0 LOB: 0 BB: 0 P: 7	R: 0 E: 0 K: 0 S: 3	H: 0 LOB: 0 BB: 0 P: 3	R: 0 E: 0 K: 1 S: 5	H: 0 LOB: 0 BB: 0 P: 5	R: 0 E: 0 K: 1 S: 5	H: 1 LOB: 0 BB: 0 P: 5	1B: 4 2B: 2 3B: 0 HR: 1	SF: 0 SAC: 1 DP: 3 HBP: 0	WP: 0 PB: 0 SB: 0 CS: 0	PA: 31
---	---	---	---	---	---	---	---	---	---	---	---	---	---	---	---	---	---	---	---	---	---	---	---	---

	AB	29
	R	1
	H	6
	RBI	1
	BB	1
	SO	10
	LOB	8

PITCHER	IP	WLS	BF	H	R	ER	SO	BB	IBB	HBP	BLK	WP	HR	S	P	ERA	WHIP
Jim Beattie, R (1, 1) ERA: 3.5	9.0	W	31	6	1	1	10	1	0	0	0	0	1	50	54	1.00	0.778

PITCHER	IP	WLS	BF	H	R	ER	SO	BB	IBB	HBP	BLK	WP	HR	S	P	ERA	WHIP

Batter	1	2	3	4	5	6	7	8	9	AB	R	H	RBI	BB	SO	LOB
Jack Perconte, L (1, 4) OBP: 0.352, SLG: 0.338	S 1B		SH 2B 1B	F9		6-3 2-H 3-H 2B		G3 1-2 2-3		5	1	3	2	0	0	2
Phil Bradley, R (1, 9) OBP: 0.372, SLG: 0.360	F9 1-2		SH 1-2 2B		4-3	6-3 2-3		5-3		4	1	0	0	0	0	4
Alvin Davis, L (1, 3) OBP: 0.395, SLG: 0.507	BB		1-H 2-H 1B 2B		F5	3-1			1B PB E BB	3	2	1	2	2	0	1
Ken Phelps, L (1, 10) OBP: 0.386, SLG: 0.540	K		2-H 1B		1B 1B		CS BB		F9	4	0	2	1	1	1	3
Steve Henderson, R (1, 7) OBP: 0.346, SLG: 0.419	K		F7		1-2 1B		K 1-2		E 1-3 1B	5	0	2	0	0	2	4
Danny Tartabull, R (1, 6) OBP: 0.286, SLG: 0.583		HR	K		F3		1-3		F1	5	1	1	1	0	1	5
Jim Presley, R (1, 5) OBP: 0.246, SLG: 0.398		K	F6			2B 2B 1B		3-1	E1 1-3 3-H	5	1	1	0	0	1	2
Dave Valle, R (1, 2) OBP: 0.250, SLG: 0.300		4-3		F4		1-3 2B 2B		G3 1B 1B	5-3	5	1	2	0	0	0	2
John Moses, S (1, 8) OBP: 0.382, SLG: 0.438		K		1-3		K		G3 1-2 1B		4	0	1	0	0	2	2
Inning Stats	R: 0 E: 0 K: 2 S: 8 H: 1 LOB: 2 BB: 1 P: 12	R: 1 E: 0 K: 2 S: 8 H: 1 LOB: 0 BB: 0 P: 8	R: 3 E: 1 K: 1 S: 9 H: 3 LOB: 1 BB: 0 P: 9	R: 0 E: 0 K: 0 S: 3 H: 0 LOB: 0 BB: 0 P: 3	R: 0 E: 0 K: 0 S: 5 H: 2 LOB: 2 BB: 0 P: 5	R: 2 E: 0 K: 1 S: 8 H: 3 LOB: 1 BB: 0 P: 8	R: 0 E: 0 K: 1 S: 4 H: 0 LOB: 0 BB: 1 P: 8	R: 0 E: 0 K: 0 S: 5 H: 2 LOB: 2 BB: 0 P: 5	R: 1 E: 1 K: 0 S: 5 H: 1 LOB: 2 BB: 1 P: 9	1B: 9 2B: 4 3B: 0 HR: 1 SF: 0 SAC: 1 DP: 1 HBP: 0						

TOP

Seattle Mariners @ Chicago White Sox

Comiskey Park, Chicago, IL

Sat Sep 22 1984, 8:05 PM EDT

Att. 24,192 - Unknown

livebaseballscorecards.com

AB	40
R	7
H	13
RBI	6
BB	3
SO	7
LOB	25

PITCHER		IP	WLS	BF	H	R	ER	SO	BB	IBB	HBP	BLK	WP	HR	S	P	ERA	WHIP
LaMarr Hoyt, R ERA: 4.33	(1, 1)	5.0	L	26	9	6	5	5	1	0	0	0	0	1	35	39	9.00	2.000
Randy Niemann, L ERA: 2.08	(6, 1)	2.1		9	2	0	0	2	1	0	0	0	0	0	12	16	0.00	1.286
Juan Agosto, L ERA: 2.67	(8, 1)	1.2		9	2	1	0	0	1	0	0	0	0	0	8	12	0.00	1.800

PITCHER	IP	WLS	BF	H	R	ER	SO	BB	IBB	HBP	BLK	WP	HR	S	P	ERA	WHIP

WP: 0 PB: 1 SB: 1 CS: 1 PA: 44

Batter	1	2	3	4	5	6	7	8	9	AB	R	H	RBI	BB	SO	LOB
Scott Fletcher, R (1, 6) OBP: 0.328, SLG: 0.313	F9			4-3		BBBB 4-0 CS 1-2 BB		5-3		3	0	0	0	1	0	0
Tom Paciorek, R (1, 3) OBP: 0.310, SLG: 0.342	K			6-3		SSS 0-3 K 1-2 2-3		F9		4	0	0	0	0	2	2
Harold Baines, L (1, 9) OBP: 0.356, SLG: 0.537	F8			BBBB 4-0 1B BB		0-0 1B 3-H			F6	3	0	1	1	1	0	0
Carlton Fisk, R (1, 10) OBP: 0.291, SLG: 0.468		K		0-0 1-3 1B		0-0 F2			5-3	4	0	1	0	0	1	1
Ron Kittle, R (1, 7) OBP: 0.295, SLG: 0.454		K		F9			F7		F3	4	0	0	0	0	1	2
Vance Law, R (1, 5) OBP: 0.301, SLG: 0.401		K	K		K		6-3			3	0	0	0	0	2	0
Jerry Hairston, S (1, 8) OBP: 0.358, SLG: 0.393			5-3		F9		2B			3	0	1	0	0	0	0
Joel Skinner, R (1, 2) OBP: 0.271, SLG: 0.244			F9		K		K			3	0	0	0	0	2	1
Julio Cruz, S (1, 4) OBP: 0.285, SLG: 0.306			K			BBBB 4-0 CS BB 1B BB		F8		2	1	0	0	1	1	0
Inning Stats	R: 0 E: 0 K: 1 S: 5 H: 0 LOB: 0 BB: 0 P: 5	R: 0 E: 0 K: 3 S: 9 H: 0 LOB: 0 BB: 0 P: 9	R: 0 E: 0 K: 1 S: 5 H: 0 LOB: 0 BB: 0 P: 5	R: 0 E: 0 K: 0 S: 4 H: 1 LOB: 2 BB: 1 P: 8	R: 0 E: 0 K: 2 S: 7 H: 0 LOB: 0 BB: 0 P: 7	R: 1 E: 0 K: 1 S: 5 H: 1 LOB: 1 BB: 2 P: 13	R: 0 E: 0 K: 1 S: 6 H: 1 LOB: 1 BB: 0 P: 6	R: 0 E: 0 K: 0 S: 3 H: 0 LOB: 0 BB: 0 P: 3	R: 0 E: 0 K: 0 S: 3 H: 0 LOB: 0 BB: 0 P: 3	1B: 2 2B: 1 3B: 0 HR: 0	SF: 0 SAC: 0 DP: 0 HBP: 0						

PITCHER	IP	WLS	BF	H	R	ER	SO	BB	IBB	HBP	BLK	WP	HR	S	P	ERA	WHIP
Matt Young, L (1, 1) ERA: 6.07	9.0	W	32	3	1	1	9	3	0	0	0	0	0	47	59	1.00	0.667

PITCHER	IP	WLS	BF	H	R	ER	SO	BB	IBB	HBP	BLK	WP	HR	S	P	ERA	WHIP

BOTTOM

Seattle Mariners @ Chicago White Sox

Comiskey Park, Chicago, IL

Sat Sep 22 1984, 8:05 PM EDT

Att. 24,192 - Unknown

livebaseballscorecards.com

AB	29
R	1
H	3
RBI	1
BB	3
SO	9
LOB	6

1B: 2	SF: 0	WP: 0	PA: 32
2B: 1	SAC: 0	PB: 0	
3B: 0	DP: 0	SB: 0	
HR: 0	HBP: 0	CS: 2	

Batter	1	2	3	4	5	6	7	8	9	AB	R	H	RBI	BB	SO	LOB
Harold Reynolds, S (1, 4) OBP: 0.400, SLG: 0.333	F8			F7		FC6-4 1B 1-2f		F8		3	0	0	0	0	0	1
Danny Tartabull, R (8, PH) OBP: 0.267, SLG: 0.538										1	0	0	0	0	0	1
(8, 4)																
Phil Bradley, R (1, 9) OBP: 0.373, SLG: 0.359	K			F8		1B 1-2			BBBB FC3-6 BB 4-0	3	0	1	0	1	1	0
Alvin Davis, L (1, 3) OBP: 0.393, SLG: 0.504	4-3			K		F8			F9	4	0	0	0	0	1	3
Dave Henderson, R (1, 8) OBP: 0.313, SLG: 0.468		K			4-3		F9		FC3-6 BB 1-2f	4	0	0	0	0	1	1
Steve Henderson, R (1, 10) OBP: 0.348, SLG: 0.422		F8			2B		F3		BBBB 1-2 BB 4-0	3	0	1	0	1	0	0
Barry Bonnell, R (1, 7) OBP: 0.303, SLG: 0.376		4-3			F9		F8		K	3	0	0	0	0	0	1
Ken Phelps, L (9, PH) OBP: 0.385, SLG: 0.538										1	0	0	0	0	1	2
Darnell Coles, R (1, 5) OBP: 0.271, SLG: 0.206			F7		F9			F8		3	0	0	0	0	0	1
Bob Kearney, R (1, 2) OBP: 0.260, SLG: 0.337			F7			K		F8		2	0	0	0	0	1	0
Larry Milbourne, S (8, PH) OBP: 0.300, SLG: 0.305										1	0	0	0	0	0	0
Dave Valle, R (8, 2) OBP: 0.250, SLG: 0.300										0	0	0	0	0	0	0
Spike Owen, S (1, 6) OBP: 0.312, SLG: 0.333			1-3			BBBB FC6-4 BB 4-0		1B		2	0	1	0	1	0	0
Inning Stats	R: 0 E: 0 K: 1 S: 5 H: 0 LOB: 0 BB: 0 P: 5	R: 0 E: 0 K: 1 S: 5 H: 0 LOB: 0 BB: 0 P: 5	R: 0 E: 0 K: 0 S: 3 H: 0 LOB: 0 BB: 0 P: 3	R: 0 E: 0 K: 1 S: 5 H: 0 LOB: 0 BB: 0 P: 5	R: 0 E: 0 K: 0 S: 4 H: 1 LOB: 1 BB: 0 P: 4	R: 0 E: 0 K: 1 S: 6 H: 1 LOB: 2 BB: 1 P: 10	R: 0 E: 0 K: 0 S: 3 H: 0 LOB: 0 BB: 0 P: 3	R: 0 E: 0 K: 0 S: 4 H: 1 LOB: 1 BB: 0 P: 4	R: 0 E: 0 K: 1 S: 5 H: 0 LOB: 2 BB: 2 P: 13	1B: 2 2B: 1 3B: 0 HR: 0	SF: 0 SAC: 0 DP: 0 HBP: 0						

TOP

Seattle Mariners @ Chicago White Sox

Comiskey Park, Chicago, IL

Sun Sep 23 1984, 4:33 AM EDT

Att. 21,557 - Unknown

livebaseballscorecards.com

AB	30
R	0
H	3
RBI	0
BB	3
SO	5
LOB	10

PITCHER		IP	WLS	BF	H	R	ER	SO	BB	IBB	HBP	BLK	WP	HR	S	P	ERA	WHIP
Britt Burns, L ERA: 4.79	(1, 1)	8.2	W	32	3	0	0	4	3	0	0	0	0	0	37	49	0.00	0.692
Ron Reed, R ERA: 3.18	(9, 1)	0.1	S	1	0	0	0	1	0	0	0	0	0	0	3	3	0.00	0.000

PITCHER	IP	WLS	BF	H	R	ER	SO	BB	IBB	HBP	BLK	WP	HR	S	P	ERA	WHIP

Batter	1	2	3	4	5	6	7	8	9	AB	R	H	RBI	BB	SO	LOB
Rudy Law, L (1, 8) OBP: 0.308, SLG: 0.344	F8		F8		4-3		2B 1-H 2-H			3	0	0	0	0	0	2
Ron Kittle, R (7, PH) OBP: 0.296, SLG: 0.458										1	0	1	2	0	0	0
Daryl Boston, L (7, PR) OBP: 0.208, SLG: 0.246 (8, 8)										0	0	0	0	0	0	0
Jerry Hairston, S (1, 7) OBP: 0.357, SLG: 0.390	G4-6-3 1B		K 1-2			F6	F9			4	0	1	0	0	1	2
Harold Baines, L (1, 9) OBP: 0.355, SLG: 0.535	G4-6-3 1-2f			F3		K		3-1 BB 1B		4	0	1	0	0	1	1
Greg Walker, L (1, 3) OBP: 0.348, SLG: 0.534		4-3		CS 1B		FC5-4 1B		L4-6 3-1 1-2 BB		3	0	2	0	1	0	0
Mike Squires, L (9, 3) OBP: 0.239, SLG: 0.195										0	0	0	0	0	0	0
Carlton Fisk, R (1, 10) OBP: 0.291, SLG: 0.468		1B 2B		F4		FC5-4 1-2f		3-1 1-2 2-3		4	1	1	0	0	0	4
Vance Law, R (1, 5) OBP: 0.307, SLG: 0.412	S 2-H 1B			CS 1-2	HR		SH2-4 2B 1B	BB		3	2	3	2	1	0	0
Scott Fletcher, R (1, 6) OBP: 0.326, SLG: 0.311	K 1-3				K		SH2-4 1-2	L4-6 2-3		3	0	0	0	0	2	4
Marc Hill, R (1, 2) OBP: 0.279, SLG: 0.353	F9				E6 WP		K			3	0	0	0	0	1	2
Julio Cruz, S (1, 4) OBP: 0.288, SLG: 0.307			K 1B		K 1-2		2B BB			2	1	1	0	1	1	1
Inning Stats	R: 0 H: 1 E: 0 LOB: 0 K: 0 BB: 0 S: 3 P: 3	R: 1 H: 2 E: 0 LOB: 1 K: 1 BB: 0 S: 7 P: 7	R: 0 H: 1 E: 0 LOB: 0 K: 1 BB: 0 S: 5 P: 5	R: 0 H: 1 E: 0 LOB: 0 K: 0 BB: 0 S: 3 P: 3	R: 1 H: 1 E: 1 LOB: 1 K: 2 BB: 0 S: 9 P: 9	R: 0 H: 1 E: 0 LOB: 1 K: 1 BB: 0 S: 6 P: 6	R: 2 H: 2 E: 0 LOB: 1 K: 1 BB: 1 S: 7 P: 11	R: 0 H: 1 E: 0 LOB: 2 K: 0 BB: 2 S: 3 P: 11		1B: 7 SF: 0 2B: 3 SAC: 1 3B: 0 DP: 2 HR: 1 HBP: 0						

PITCHER	IP	WLS	BF	H	R	ER	SO	BB	IBB	HBP	BLK	WP	HR	S	P	ERA	WHIP
Mike Moore, R (1, 1) ERA: 5.04	6.2	L	27	8	4	4	6	1	0	0	0	1	1	38	42	5.40	1.350
Ed Vande Berg, L (7, 1) ERA: 4.81	0.0		1	1	0	0	0	0	0	0	0	0	0	1	1	∞	∞
Paul Mirabella, L (7, 1) ERA: 4.3	0.1		3	1	0	0	0	1	0	0	0	0	0	2	6	0.00	6.000
Ed Nunez, R (8, 1) ERA: 3.32	1.0		3	0	0	0	0	1	0	0	0	0	0	2	6	0.00	1.000

PITCHER	IP	WLS	BF	H	R	ER	SO	BB	IBB	HBP	BLK	WP	HR	S	P	ERA	WHIP

BOTTOM

Seattle Mariners @ Chicago White Sox

Comiskey Park, Chicago, IL

Sun Sep 23 1984, 4:33 AM EDT

Att. 21,557 - Unknown

livebaseballscorecards.com

AB	30
R	4
H	10
RBI	4
BB	3
SO	6
LOB	16
WP	1
PB	0
SB	2
CS	1
PA	35

Minnesota Twins @ Chicago White Sox

Comiskey Park, Chicago, IL

Mon Sep 24 1984, 8:05 PM EDT

Att. 15,805 - Unknown

livebaseballscorecards.com

Batter	1	2	3	4	5	6	7	8	9	AB	R	H	RBI	BB	SO	LOB
Kirby Puckett, R (1, 8) OBP: 0.318, SLG: 0.332	G6-4-3 1B		4-3			FC4-6 SH HR 1B; G5-4-3 1B			2-3	5	1	3	0	0	0	1
Ron Washington, R (1, 6) OBP: 0.294, SLG: 0.429	G6-4-3 1-2f			6-3		SH FC4-6; G5-4-3 1-2f			WP 1B	4	0	1	0	0	0	3
Mickey Hatcher, R (1, 10) OBP: 0.342, SLG: 0.405	F2			F3		FC4-6 HR 1-2f 2-3	F7		F7 1-2	5	1	0	0	0	0	3
Kent Hrbek, L (1, 3) OBP: 0.388, SLG: 0.533		4-3		F9		HR 1-H 3-H	4-3			4	1	1	3	0	0	0
Tom Brunansky, R (1, 9) OBP: 0.327, SLG: 0.473		6-3			4-3	2B 1B 1B	6-3			4	1	1	0	0	0	0
Gary Gaetti, R (1, 5) OBP: 0.315, SLG: 0.349		F8			BB BB BB 4-0 2B BB	1-3 1B 2B		6-3		3	2	1	0	1	0	0
Tim Teufel, R (1, 4) OBP: 0.352, SLG: 0.407			6-3		SSS 0-3 K	1B 1B IBB		1-3		3	1	0	0	1	1	1
Dave Meier, R (1, 7) OBP: 0.276, SLG: 0.313			1B		1-H 2B	1-3 2-H 3-H 1B 1B		F3		4	1	3	3	0	0	0
Tim Laudner, R (1, 2) OBP: 0.249, SLG: 0.381			F5		SSS 0-3 K	1B 2-H 3-H 1B			1-3	4	0	1	2	0	1	2

Inning Stats	1	2	3	4	5	6	7	8	9	1B	SF	WP	PA
	R: 0 E: 0 K: 0 S: 3	H: 1 LOB: 0 BB: 0 P: 3	R: 0 E: 0 K: 0 S: 3	H: 0 LOB: 0 BB: 0 P: 3	R: 0 E: 0 K: 0 S: 4	H: 1 LOB: 1 BB: 0 P: 4	R: 0 E: 0 K: 0 S: 3	H: 0 LOB: 0 BB: 0 P: 3	R: 1 E: 0 K: 2 S: 8	H: 1 LOB: 1 BB: 1 P: 12	R: 7 E: 1 K: 0 S: 10	H: 7 LOB: 1 BB: 1 P: 14	R: 0 E: 0 K: 0 S: 3	H: 0 LOB: 0 BB: 0 P: 3	R: 0 E: 0 K: 0 S: 3	H: 0 LOB: 0 BB: 0 P: 3	R: 0 E: 0 K: 0 S: 4	H: 1 LOB: 1 BB: 0 P: 4	1B: 8 2B: 2 3B: 0 HR: 1	SF: 0 SAC: 1 DP: 2 HBP: 0	WP: 1 PB: 0 SB: 0 CS: 0	PA: 39

PITCHER		IP	WLS	BF	H	R	ER	SO	BB	IBB	HBP	BLK	WP	HR	S	P	ERA	WHIP
Floyd Bannister, L ERA: 4.91	(1, 1)	5.1	L	26	8	8	7	2	1	1	0	0	0	1	28	36	11.81	1.688
Gene Nelson, R ERA: 4.65	(6, 1)	0.2		3	2	0	0	0	0	0	0	0	0	0	3	3	0.00	3.000
Bert Roberge, R ERA: 3.89	(7, 1)	3.0		10	1	0	0	0	0	0	0	0	1	0	10	10	0.00	0.333

PITCHER	IP	WLS	BF	H	R	ER	SO	BB	IBB	HBP	BLK	WP	HR	S	P	ERA	WHIP

Batter	1	2	3	4	5	6	7	8	9	AB	R	H	RBI	BB	SO	LOB
Scott Fletcher, R (1, 6) OBP: 0.324, SLG: 0.310	4-3		F9			F9	FC6-4 1-2f		1-3 3-H 1B	5	0	1	1	0	0	2
Tom Paciorek, R (1, 3) OBP: 0.309, SLG: 0.341 Greg Walker, L (9, PH) OBP: 0.348, SLG: 0.533	2B 1B		F6			6-3		F8	4-3	4 1	0 0	1 0	0 0	0 0	0 0	0 2
Harold Baines, L (1, 9) OBP: 0.358, SLG: 0.540	1-3 2B			F8			F9 FC 2B	1B		4	1	3	0	0	0	0
Carlton Fisk, R (1, 10) OBP: 0.288, SLG: 0.463	F5			F7			F9 2-3	F8		4	0	0	0	0	0	4
Ron Kittle, R (1, 7) OBP: 0.296, SLG: 0.455	F9			K			1B FC SF7 BB	F6		3	1	0	0	1	1	3
Vance Law, R (1, 5) OBP: 0.305, SLG: 0.408		K			F3		FC 1B 1B 1-2 3-H		F8	4	1	0	1	0	1	1
Jerry Hairston, S (1, 8) OBP: 0.363, SLG: 0.391		F4			L6-3 BB		1B 1B 1-2 2-3		1B 1B BB	2	1	1	0	2	0	0
Marc Hill, R (1, 2) OBP: 0.276, SLG: 0.349 Greg Luzinski, R (7, PH) OBP: 0.329, SLG: 0.364 Joel Skinner, R (8, 2) OBP: 0.267, SLG: 0.241	6-3				L6-3 1-2		SF7 3-H		F9	2 0 1	0 0 0	0 0 0	0 1 0	0 0 0	0 0 0	1 0 1
Julio Cruz, S (1, 4) OBP: 0.289, SLG: 0.309		F4				K	FC6-4 1-3 2-H 1B		1B 1-3 1B	4	0	2	1	0	1	0
Inning Stats	R: 0 E: 0 K: 0 S: 5 H: 2 LOB: 2 BB: 0 P: 5	R: 0 E: 0 K: 1 S: 5 H: 0 LOB: 0 BB: 0 P: 5	R: 0 E: 0 K: 0 S: 3 H: 0 LOB: 0 BB: 0 P: 3	R: 0 E: 0 K: 1 S: 5 H: 0 LOB: 0 BB: 0 P: 5	R: 0 E: 0 K: 0 S: 2 H: 0 LOB: 0 BB: 1 P: 6	R: 0 E: 0 K: 1 S: 5 H: 0 LOB: 0 BB: 0 P: 5	R: 3 E: 0 K: 0 S: 7 H: 3 LOB: 2 BB: 1 P: 11	R: 0 E: 0 K: 0 S: 4 H: 1 LOB: 1 BB: 0 P: 4	R: 1 E: 0 K: 0 S: 5 H: 2 LOB: 2 BB: 1 P: 9	1B: 6 2B: 3 3B: 0 HR: 0 SF: 1 SAC: 0 DP: 1 HBP: 0						

PITCHER		IP	WLS	BF	H	R	ER	SO	BB	IBB	HBP	BLK	WP	HR	S	P	ERA	WHIP
Frank Viola, L ERA: 3.07	(1, 1)	8.2	W	37	8	4	4	3	3	0	0	0	0	0	40	52	4.15	1.269
Rick Lysander, R ERA: 3.5	(9, 1)	0.1	S	1	0	0	0	0	0	0	0	0	0	0	1	1	0.00	0.000

PITCHER	IP	WLS	BF	H	R	ER	SO	BB	IBB	HBP	BLK	WP	HR	S	P	ERA	WHIP

BOTTOM

Minnesota Twins @ Chicago White Sox

Comiskey Park, Chicago, IL

Mon Sep 24 1984, 8:05 PM EDT

Att. 15,805 - Unknown

livebaseballscorecards.com

AB	34
R	4
H	8
RBI	4
BB	3
SO	3
LOB	14

Batter	1	2	3	4	5	6	7	8	9	AB	R	H	RBI	BB	SO	LOB
Kirby Puckett, R (1, 8) OBP: 0.318, SLG: 0.333	F9		FC4-6, 1B 1-2 2-3 3-H	5-3			4-3		1B, 1B	5	0	2	1	0	0	2
Ron Washington, R (1, 6) OBP: 0.302, SLG: 0.434	5-3		FC4-6 1-2f 2-3 3-H		F9, 5-3, 1B		1B		FC6, 1B 1-2	5	0	3	1	0	0	2
Mickey Hatcher, R (1, 7) OBP: 0.339, SLG: 0.403	4-3		SF9 3-H		5-3 1-2		F9		FC6 1-2f	4	0	0	1	0	0	4
Kent Hrbek, L (1, 3) OBP: 0.385, SLG: 0.529		F9	F3		F9 2-3			6-3		4	0	0	0	0	0	2
Randy Bush, L (1, 10) OBP: 0.295, SLG: 0.393		K		HR	K			1B		4	1	2	1	0	2	1
Tom Brunansky, R (1, 9) OBP: 0.326, SLG: 0.473		5-3		2B		6-3		F8		4	0	1	0	0	0	1
Gary Gaetti, R (1, 5) OBP: 0.315, SLG: 0.349			2B, 1B, 1B	F6		5-3		F4		4	1	1	0	0	0	2
Tim Teufel, R (1, 4) OBP: 0.353, SLG: 0.408			1B, FC4-6, 2B 1-3	BB		F8			F8	3	1	1	0	1	0	0
Tim Laudner, R (1, 2) OBP: 0.251, SLG: 0.379			FC4-6, 1B, SF9, BB	F3			F4		K	1	1	0	0	1	0	2
Darrell Brown, S (7, PH) OBP: 0.314, SLG: 0.348										1	0	0	0	0	0	0
Jeff Reed, L (7, 2) OBP: 0.227, SLG: 0.300										1	0	0	0	0	1	0

TOP

Minnesota Twins @ Chicago White Sox

Comiskey Park, Chicago, IL

Tue Sep 25 1984, 8:05 PM EDT

Att. 15,958 - Unknown

livebaseballscorecards.com

AB	36
R	4
H	10
RBI	4
BB	2
SO	3
LOB	16

Inning Stats	1	2	3	4	5	6	7	8	9							
R:	0	0	3	1	0	0	0	0	0	1B:	7	SF:	1	WP:	0	PA: 39
E:	0	0	0	0	0	0	0	0	0	2B:	2	SAC:	0	PB:	0	
K:	0	1	0	0	1	0	0	0	1	3B:	0	DP:	0	SB:	0	
S:	3	5	6	5	6	3	4	4	7	HR:	1	HBP:	0	CS:	0	
H:	0	0	3	2	1	0	1	1	2							
LOB:	0	0	1	2	1	0	1	1	2							
BB:	0	0	1	1	0	0	0	0	0							
P:	3	5	10	9	6	3	4	4	7							

PITCHER		IP	WLS	BF	H	R	ER	SO	BB	IBB	HBP	BLK	WP	HR	S	P	ERA	WHIP
Tom Seaver, R ERA: 3.9	(1, 1)	8.2	W	38	10	4	4	3	2	0	0	0	0	1	42	50	4.15	1.385
Ron Reed, R ERA: 3.17	(9, 1)	0.1	S	1	0	0	0	0	0	0	0	0	0	0	1	1	0.00	0.000

PITCHER	IP	WLS	BF	H	R	ER	SO	BB	IBB	HBP	BLK	WP	HR	S	P	ERA	WHIP

Batter	1	2	3	4	5	6	7	8	9	AB	R	H	RBI	BB	SO	LOB
Rudy Law, L (1, 7) OBP: 0.308, SLG: 0.346	4-3	1B 2B 1-H 2-H 3-H	FC6-4 1-2f		F4			5-3 1-2		3	1	1	2	0	0	1
Ron Kittle, R (5, PH) (6, 7) OBP: 0.295, SLG: 0.453										2	0	0	0	0	0	3
Jerry Hairston, S (1, 10) OBP: 0.364, SLG: 0.392	BB 1B	S HR 1B 2-H		F5	F4			F7 2-3		5	1	2	1	0	0	3
Harold Baines, L (1, 9) OBP: 0.360, SLG: 0.545	G4-6-3 BB 1-2	1B HR 1-H		FC6-4 1B		F7		4-3		4	1	2	2	1	0	1
Greg Walker, L (1, 3) OBP: 0.347, SLG: 0.533	G4-6-3 1-2f	1B 2B		K		5-3				4	1	1	0	0	1	3
Roy Smalley, S (1, 5) OBP: 0.286, SLG: 0.355		1B 2B 2-H 1B		FC6-4 1-2f		F9				4	1	2	1	0	0	1
Daryl Boston, L (1, 8) OBP: 0.211, SLG: 0.236	K F3				F3		6-3 S 8-2 BB			3	0	0	0	1	1	2
Marc Hill, R (1, 2) OBP: 0.280, SLG: 0.365	1B 1B 2B HBP	F2			HR		6-3 1-3			3	2	1	1	0	0	1
Scott Fletcher, R (1, 6) OBP: 0.328, SLG: 0.312	1B 2B 1-2 2-H 1B	FC6-4 BB			BB 1B		8-2 3-Hf			3	1	2	1	1	0	1
Julio Cruz, S (1, 4) OBP: 0.293, SLG: 0.310	2B 1-2 2-3 1B	F9			1-2 BB			F7 5-3 BB		2	0	1	0	2	0	1
Inning Stats	R: 0 E: 0 K: 0 S: 3 H: 1 LOB: 1 BB: 1 P: 7	R: 7 E: 0 K: 1 S: 12 H: 8 LOB: 1 BB: 0 P: 13	R: 0 E: 0 K: 0 S: 3 H: 0 LOB: 1 BB: 1 P: 7	R: 0 E: 0 K: 1 S: 6 H: 1 LOB: 1 BB: 0 P: 6	R: 1 E: 0 K: 0 S: 5 H: 2 LOB: 2 BB: 1 P: 9	R: 0 E: 0 K: 0 S: 3 H: 0 LOB: 0 BB: 0 P: 3	R: 0 E: 0 K: 0 S: 2 H: 0 LOB: 0 BB: 1 P: 6	R: 0 E: 0 K: 0 S: 3 H: 0 LOB: 1 BB: 1 P: 7		1B: 7 2B: 4 3B: 0 HR: 2 SF: 0 SAC: 0 DP: 2 HBP: 1						

PITCHER		IP	WLS	BF	H	R	ER	SO	BB	IBB	HBP	BLK	WP	HR	S	P	ERA	WHIP
John Butcher, R ERA: 3.33	(1, 1)	1.2	L	11	6	5	5	1	1	0	1	0	0	0	11	16	27.00	4.200
Ed Hodge, L ERA: 4.77	(2, 1)	4.1		21	6	3	3	1	2	0	0	0	0	2	21	29	6.23	1.846
Bobby Castillo, R ERA: 1.78	(7, 1)	2.0		7	0	0	0	0	2	0	0	0	0	0	5	13	0.00	1.000

PITCHER	IP	WLS	BF	H	R	ER	SO	BB	IBB	HBP	BLK	WP	HR	S	P	ERA	WHIP

BOTTOM

Minnesota Twins @ Chicago White Sox

Comiskey Park, Chicago, IL

Tue Sep 25 1984, 8:05 PM EDT

Att. 15,958 - Unknown

livebaseballscorecards.com

AB	33
R	8
H	12
RBI	8
BB	5
SO	2
LOB	17

Batter	1	2	3	4	5	6	7	8	9	AB	R	H	RBI	BB	SO	LOB
Kirby Puckett, R (1, 8) OBP: 0.321, SLG: 0.334	F8		5-3 1B		F4		1B BB		1B	4	0	2	0	1	0	0
Ron Washington, R (1, 6) OBP: 0.299, SLG: 0.428	K		5-3 1-2		5-3		FC4-6 1B 1-2 2-H		K	5	0	1	1	0	2	2
Mickey Hatcher, R (1, 7) OBP: 0.338, SLG: 0.401	BB 2B 1B		F8		3-1		FC4-6 1-2f			4	1	1	0	0	0	3
Kent Hrbek, L (1, 3) OBP: 0.384, SLG: 0.526	1-2 2B BB		K			F6		F8		3	1	0	0	1	1	1
Randy Bush, L (1, 10) OBP: 0.297, SLG: 0.398	1-H 2-H 2B			K		F5		1B		4	0	2	2	0	1	0
Tom Brunansky, R (1, 9) OBP: 0.324, SLG: 0.470	F7			5-3		6-3		F8		4	0	0	0	0	0	2
Gary Gaetti, R (1, 5) OBP: 0.316, SLG: 0.351		F8		BB 1B			1B 2B	5-3		4	1	2	0	0	0	1
Tim Teufel, R (1, 4) OBP: 0.353, SLG: 0.406		5-3		1-2 BB			F4		F9	3	0	0	0	1	0	1
Tim Laudner, R (1, 2) OBP: 0.249, SLG: 0.376		K		F9			F9		F7	2	0	0	0	0	1	2
Darrell Brown, S (7, PH) OBP: 0.313, SLG: 0.346										1	0	0	0	0	0	1
Jeff Reed, L (7, 2) OBP: 0.217, SLG: 0.286										1	0	0	0	0	0	0
Inning Stats	R: 2 E: 0 K: 1 S: 7 H: 2 LOB: 1 BB: 1 P: 11	R: 0 E: 0 K: 1 S: 5 H: 0 LOB: 0 BB: 0 P: 5	R: 0 E: 0 K: 1 S: 6 H: 1 LOB: 1 BB: 0 P: 6	R: 0 E: 0 K: 1 S: 6 H: 1 LOB: 2 BB: 1 P: 10	R: 0 E: 0 K: 0 S: 3 H: 0 LOB: 0 BB: 0 P: 3	R: 0 E: 0 K: 0 S: 3 H: 0 LOB: 0 BB: 0 P: 3	R: 1 E: 0 K: 0 S: 5 H: 2 LOB: 2 BB: 1 P: 9	R: 0 E: 0 K: 0 S: 4 H: 1 LOB: 1 BB: 0 P: 4	R: 0 E: 0 K: 1 S: 6 H: 1 LOB: 1 BB: 0 P: 6	1B: 6 2B: 2 3B: 0 HR: 0 SF: 0 SAC: 0 DP: 0 HBP: 0						

TOP

Minnesota Twins @ Chicago White Sox

Comiskey Park, Chicago, IL

Wed Sep 26 1984, 8:05 PM EDT

Att. 14,322 - Unknown

livebaseballscorecards.com

AB	35
R	3
H	8
RBI	3
BB	3
SO	5
LOB	13

WP: 0 PB: 0 SB: 0 CS: 0 PA: 38

PITCHER		IP	WLS	BF	H	R	ER	SO	BB	IBB	HBP	BLK	WP	HR	S	P	ERA	WHIP
Richard Dotson, R ERA: 3.59	(1, 1)	9.0	W	38	8	3	3	5	3	0	0	0	0	0	45	57	3.00	1.222
Richard Dotson, R ERA: 3.59	(9, 1)	9.0	W	38	8	3	3	5	3	0	0	0	0	0	45	57	3.00	1.222

PITCHER	IP	WLS	BF	H	R	ER	SO	BB	IBB	HBP	BLK	WP	HR	S	P	ERA	WHIP

BOTTOM

Minnesota Twins @ Chicago White Sox

Comiskey Park, Chicago, IL

Wed Sep 26 1984, 8:05 PM EDT

Att. 14,322 - Unknown

livebaseballscorecards.com

Batter	1	2	3	4	5	6	7	8	9	AB	R	H	RBI	BB	SO	LOB
Rudy Law, L (1, 8) OBP: 0.309, SLG: 0.346 (8, 7)	F9 ①		1B HR 1-2 2-H 1B		1B BB E 1B		F6 ①	G6-3 ②③ 1-2f		5	2	2	1	0	0	1
Jerry Hairston, S (1, 7) OBP: 0.363, SLG: 0.388	4-3 ②		F5 ②		BBBB 4-0 E 1-2 BB		0-0 HR			2	0	0	0	1	0	2
Tom Paciorek, R (7, PH) OBP: 0.311, SLG: 0.351										1	1	1	1	0	0	0
Daryl Boston, L (8, 8) OBP: 0.211, SLG: 0.236										0	0	0	0	0	0	0
Harold Baines, L (1, 9) OBP: 0.361, SLG: 0.544	SSS 0-3 K ③		0-0 HR 1-2 2-H 1B		SSS 0-3 K ①		BBBB 4-0 BB			3	1	1	1	1	2	2
Greg Walker, L (1, 3) OBP: 0.346, SLG: 0.537		0-0 F3 ①	0-0 HR 1-H 2-H		SSS 0-3 K ②		0-0 F5 ②			4	1	1	3	0	1	3
Roy Smalley, S (1, 5) OBP: 0.286, SLG: 0.355	SSS 0-3 K ②		0-0 F4 ③		0-0 E5 1-2 2-H 1B		0-0 F6 ③			3	0	1	0	0	1	0
Vance Law, R (7, PH) OBP: 0.304, SLG: 0.407 (8, 5)										1	0	0	0	0	0	1
Ron Kittle, R (1, 10) OBP: 0.295, SLG: 0.450	SSS 0-3 K ③			0-0 F9 ①	SSS 0-3 K ③			BBBB 4-0 HR BB		3	0	0	0	1	2	2
Jerry Dybzinski, R (8, PR) OBP: 0.310, SLG: 0.310 (9, 6)										0	1	0	0	0	0	0
Marc Hill, R (1, 2) OBP: 0.285, SLG: 0.390			0-0 1B FC3-2 2B	0-0 F7 ②		SSS 0-3 K ①		0-0 1-H HR		4	1	2	2	0	1	0
Scott Fletcher, R (1, 6) OBP: 0.329, SLG: 0.314 (9, 4)			0-0 FC3-2 2-3 1B 1B	0-0 1B		0-0 F8 ②		0-0 F4 ①		4	1	2	0	0	0	1
Julio Cruz, S (1, 4) OBP: 0.293, SLG: 0.309			0-0 FC3-2 ① 1B 1-2 3-H 1B	0-0 F7 ③		0-0 F9 ③		0-0 G6-3 1B		4	1	1	0	0	0	3
Richard Dotson, R (9, 1)										0	0	0	0	0	0	0
Inning Stats	R: 0 E: 0 K: 1 S: 5 H: 0 LOB: 0 BB: 0 P: 5	R: 0 E: 0 K: 2 S: 7 H: 0 LOB: 0 BB: 0 P: 7	R: 5 E: 0 K: 0 S: 8 H: 5 LOB: 0 BB: 0 P: 8	R: 0 E: 0 K: 0 S: 4 H: 1 LOB: 1 BB: 0 P: 4	R: 1 E: 1 K: 3 S: 11 H: 2 LOB: 2 BB: 1 P: 15	R: 0 E: 0 K: 1 S: 5 H: 0 LOB: 0 BB: 0 P: 5	R: 1 E: 0 K: 0 S: 4 H: 1 LOB: 1 BB: 1 P: 8	R: 2 E: 0 K: 0 S: 4 H: 2 LOB: 1 BB: 1 P: 8		1B: 7 2B: 1 3B: 0 HR: 3	SF: 0 SAC: 0 DP: 1 HBP: 0						

	AB	34
	R	9
	H	11
	RBI	8
	BB	3
	SO	7
	LOB	15

WP: 0 PB: 0 SB: 0 CS: 0 PA: 37

PITCHER		IP	WLS	BF	H	R	ER	SO	BB	IBB	HBP	BLK	WP	HR	S	P	ERA	WHIP
Ken Schrom, R ERA: 4.37	(1, 1)	4.0	L	20	7	6	5	3	1	0	0	0	0	1	25	29	11.25	2.000
Pete Filson, L ERA: 4.14	(5, 1)	3.0		12	2	1	1	4	1	0	0	0	0	1	19	23	3.00	1.000
Albert Williams, R ERA: 5.77	(8, 1)	1.0		5	2	2	2	0	1	0	0	0	0	1	4	8	18.00	3.000

PITCHER	IP	WLS	BF	H	R	ER	SO	BB	IBB	HBP	BLK	WP	HR	S	P	ERA	WHIP

Batter	1	2	3	4	5	6	7	8	9	AB	R	H	RBI	BB	SO	LOB
Scott Fletcher, R (1, 4) OBP: 0.327, SLG: 0.311	S S S 0-3 ① K		x 0-0 ② 6-3			x 0-0 ② 4-3		x 0-0 ① F7	x 0-0 ③ 6-3	4	0	0	0	0	1	1
Greg Walker, L (9, PH) OBP: 0.345, SLG: 0.536										1	0	0	0	0	0	2
Vance Law, R (1, 8) OBP: 0.305, SLG: 0.407	x 0-0 1B		x 0-0 ③ F9			B B B B 4-0 1B BB		S S S 0-3 ② K 1-2		3	0	1	0	1	1	1
Harold Baines, L (1, 9) OBP: 0.362, SLG: 0.544	S S S 0-3 ② K			x 0-0 ① 6-3		x 0-0 1-3 1B		x 0-0 2-3 1B		4	0	2	0	0	1	1
Carlton Fisk, R (1, 10) OBP: 0.285, SLG: 0.458	S S S 0-3 ③ K			x 0-0 ② F8		x 0-0 ③ F5		S S S 0-3 ③ K		4	0	0	0	0	2	5
Tom Paciorek, R (1, 3) OBP: 0.313, SLG: 0.364		x 0-0 ① F4		x 0-0 ③ F9			x 0-0 HR		x 0-0 2B 2B	4	2	2	1	0	0	0
Roy Smalley, S (1, 5) OBP: 0.286, SLG: 0.352		B B B B 4-0 L6 1B BB			x 0-0 ① 6-3		x 0-0 ① G3		x 0-0 ① 5-3	3	0	0	0	1	0	1
Jerry Hairston, S (1, 7) OBP: 0.365, SLG: 0.394		x 0-0 1-2 1B			x 0-0 ② F9		x 0-0 ② F8		x 0-0 2-H 5-3 2B	4	0	2	1	0	0	0
Marc Hill, R (1, 2) OBP: 0.281, SLG: 0.384		x 0-0 ② ③ L6 2-3			x 0-0 ③ F9		S S S 0-3 ③ K		B B B B 4-0 5-3 BB	3	0	0	0	0	1	2
Joel Skinner, R (7, 2) OBP: 0.276, SLG: 0.241										0	0	0	0	1	0	0
Jerry Dybzinski, R (1, 6) OBP: 0.310, SLG: 0.310			x 0-0 ① 6-3			x 0-0 ① 4-3		x 0-0 1B BLK 1B	x 0-0 ② 5-3 1-2 2-3	3	0	1	0	0	0	0
Steve Christmas, L (9, PH) OBP: 0.444, SLG: 0.889										1	0	0	0	0	0	2
Inning Stats	R: 0 E: 0 K: 3 S: 10 H: 1 LOB: 1 BB: 0 P: 10	R: 0 E: 0 K: 0 S: 3 H: 1 LOB: 1 BB: 1 P: 7	R: 0 E: 0 K: 0 S: 3 H: 0 LOB: 0 BB: 0 P: 3	R: 0 E: 0 K: 0 S: 3 H: 0 LOB: 0 BB: 0 P: 3	R: 0 E: 0 K: 0 S: 3 H: 0 LOB: 0 BB: 0 P: 3	R: 0 E: 0 K: 0 S: 4 H: 1 LOB: 2 BB: 1 P: 8	R: 1 E: 0 K: 1 S: 6 H: 1 LOB: 0 BB: 0 P: 6	R: 0 E: 0 K: 2 S: 9 H: 2 LOB: 2 BB: 0 P: 9	R: 1 E: 0 K: 0 S: 5 H: 2 LOB: 2 BB: 1 P: 9	1B: 5 2B: 3 3B: 0 HR: 1	SF: 0 SAC: 0 DP: 1 HBP: 0						

TOP

Chicago White Sox @ Seattle Mariners

The Kingdome, Seattle, WA

Thu Sep 27 1984, 10:05 PM EDT

Att. 4,104 - Unknown

livebaseballscorecards.com

AB	34
R	2
H	8
RBI	2
BB	3
SO	6
LOB	15

PITCHER		IP	WLS	BF	H	R	ER	SO	BB	IBB	HBP	BLK	WP	HR	S	P	ERA	WHIP
Matt Young, L ERA: 5.72	(1, 1)	8.0	W	31	6	1	1	6	2	0	0	1	0	1	41	49	1.12	1.000
Dave Geisel, L ERA: 4.19	(9, 1)	0.1		4	2	1	1	0	1	0	0	0	0	0	3	7	27.00	9.000
Ed Nunez, R ERA: 3.29	(9, 1)	0.2		2	0	0	0	0	0	0	0	0	0	0	2	2	0.00	0.000

PITCHER	IP	WLS	BF	H	R	ER	SO	BB	IBB	HBP	BLK	WP	HR	S	P	ERA	WHIP

Batter	1	2	3	4	5	6	7	8	9	AB	R	H	RBI	BB	SO	LOB
Jack Perconte, L (1, 4) OBP: 0.357, SLG: 0.345	FC6-4 1B		1B 1B 1-2		S 1B	1B 1B BB		BB 2B		4	1	4	0	1	0	0
Phil Bradley, R (1, 7) John Moses, S (7, 7) OBP: 0.376, SLG: 0.367 OBP: 0.400, SLG: 0.438	K		F4 1-2		F9 1B 1-3			BB BB		4 0	0 0	2 0	0 0	0 1	1 0	2 0
Alvin Davis, L (1, 3) OBP: 0.395, SLG: 0.505	FC6-4 1-2f		F6			1B 1B 1-2 3-H 1B		1-2 2-3 BB		4	1	2	1	1	0	4
Ken Phelps, L (1, 10) Steve Henderson, R (8, PH) OBP: 0.379, SLG: 0.526 OBP: 0.343, SLG: 0.415	K		F4			1B 1B 1-3 F9 2-3		K		4 1	1 0	1 0	0 0	0 0	1 1	6 3
Al Cowens, R (1, 9) OBP: 0.311, SLG: 0.435		6-3		6-3		1B 1B 2-3 3-H K		K		5	1	1	1	0	2	5
Dave Henderson, R (1, 8) OBP: 0.313, SLG: 0.459		F7		4-3		1B HR 1-2 3-H 1B		G5-4-3 BB F8		4	1	1	1	1	0	3
Jim Presley, R (1, 5) OBP: 0.246, SLG: 0.393		6-3		K		HR 1-3 2-H 1B		G5-4-3 1-2f		4	1	1	1	0	1	1
Dave Valle, R (1, 2) OBP: 0.333, SLG: 0.478			1B 1B 1B		F7	HR 1-H 3-H		FC4-6 BB		3	1	2	3	1	0	0
Spike Owen, S (1, 6) OBP: 0.310, SLG: 0.329			F8		G3	6-3		FC4-6 1-2f		4	0	0	0	0	0	2
Inning Stats	R: 0 H: 1 E: 0 LOB: 1 K: 2 BB: 0 S: 8 P: 8	R: 0 H: 0 E: 0 LOB: 0 K: 0 BB: 0 S: 3 P: 3	R: 0 H: 3 E: 0 LOB: 3 K: 0 BB: 0 S: 6 P: 6	R: 0 H: 0 E: 0 LOB: 0 K: 1 BB: 0 S: 5 P: 5	R: 0 H: 1 E: 0 LOB: 1 K: 0 BB: 0 S: 4 P: 4	R: 7 H: 8 E: 0 LOB: 2 K: 1 BB: 1 S: 13 P: 17	R: 0 H: 0 E: 0 LOB: 1 K: 0 BB: 2 S: 2 P: 10	R: 0 H: 1 E: 0 LOB: 3 K: 2 BB: 2 S: 8 P: 16		1B: 12 SF: 0 2B: 1 SAC: 0 3B: 0 DP: 1 HR: 1 HBP: 0						WP: 0 PA: 42 PB: 0 SB: 1 CS: 0

BOTTOM

Chicago White Sox @ Seattle Mariners

The Kingdome, Seattle, WA

Thu Sep 27 1984, 10:05 PM EDT

Att. 4,104 - Unknown

livebaseballscorecards.com

AB	37
R	7
H	14
RBI	7
BB	5
SO	6
LOB	26

PITCHER		IP	WLS	BF	H	R	ER	SO	BB	IBB	HBP	BLK	WP	HR	S	P	ERA	WHIP
LaMarr Hoyt, R ERA: 4.47	(1, 1)	5.0	L	26	11	6	6	3	0	0	0	0	0	1	32	32	10.80	2.200
Juan Agosto, L ERA: 2.8	(6, 1)	0.2		5	2	1	1	0	1	0	0	0	0	0	4	8	13.50	4.500
Gene Nelson, R ERA: 4.56	(6, 1)	1.1		5	0	0	0	1	2	0	0	0	0	0	5	13	0.00	1.500
Randy Niemann, L ERA: 1.69	(8, 1)	1.0		6	1	0	0	2	2	0	0	0	0	0	8	16	0.00	3.000

PITCHER	IP	WLS	BF	H	R	ER	SO	BB	IBB	HBP	BLK	WP	HR	S	P	ERA	WHIP

Batter	1	2	3	4	5	6	7	8	9	AB	R	H	RBI	BB	SO	LOB
Rudy Law, L (1, 7) OBP: 0.310, SLG: 0.346	K		4-3		BB		K		1B	4	0	1	0	1	2	0
Jerry Hairston, S (1, 10) OBP: 0.366, SLG: 0.395	1B		K		F9		F5		DI	5	0	2	0	0	1	2
Harold Baines, L (1, 9) OBP: 0.362, SLG: 0.542	F7		K			BB	1B		F7	4	1	1	0	1	1	3
Greg Walker, L (1, 3) OBP: 0.347, SLG: 0.535	1B			K		BB	6-3			4	0	2	0	0	1	1
Roy Smalley, S (1, 5) OBP: 0.286, SLG: 0.349	K			4-3		BB		F8		3	0	0	0	1	1	2
Vance Law, R (1, 4) OBP: 0.307, SLG: 0.405		BB		6-3		BB		5-3		2	0	0	1	2	0	0
Daryl Boston, L (1, 8) OBP: 0.200, SLG: 0.224		FC3-6			K	F5		K		4	0	0	0	0	2	4
Marc Hill, R (1, 2) OBP: 0.278, SLG: 0.380		F8			5-3	K			6-3	2	0	0	0	0	0	1
Steve Christmas, L (6, PH) OBP: 0.400, SLG: 0.800										1	0	0	0	0	1	3
Joel Skinner, R (6, 2) OBP: 0.273, SLG: 0.238										1	0	0	0	0	0	0
Scott Fletcher, R (1, 6) OBP: 0.327, SLG: 0.312		K			BB	K			6-3	2	0	1	0	0	1	1
Tom O'Malley, L (6, PH) OBP: 0.154, SLG: 0.108										1	0	0	0	0	1	3
Jerry Dybzinski, R (6, 6) OBP: 0.310, SLG: 0.310										0	0	0	0	0	0	0
Tom Paciorek, R (9, PH) OBP: 0.312, SLG: 0.363										1	0	0	0	0	0	0
Inning Stats	R: 0 E: 0 K: 2 S: 9 H: 2 LOB: 2 BB: 0 P: 9	R: 0 E: 0 K: 1 S: 5 H: 0 LOB: 1 BB: 1 P: 9	R: 0 E: 0 K: 2 S: 7 H: 0 LOB: 0 BB: 0 P: 7	R: 0 E: 0 K: 1 S: 5 H: 0 LOB: 0 BB: 0 P: 5	R: 0 E: 0 K: 1 S: 6 H: 1 LOB: 2 BB: 1 P: 10	R: 1 E: 0 K: 2 S: 8 H: 1 LOB: 3 BB: 3 P: 20	R: 0 E: 0 K: 1 S: 6 H: 1 LOB: 1 BB: 0 P: 6	R: 0 E: 0 K: 1 S: 5 H: 0 LOB: 0 BB: 0 P: 5	R: 0 E: 0 K: 0 S: 5 H: 2 LOB: 2 BB: 0 P: 5	1B: 7 2B: 0 3B: 0 HR: 0	SF: 0 SAC: 0 DP: 0 HBP: 0	WP: 0 PB: 0 SB: 1 CS: 0	PA: 39				

TOP

Chicago White Sox @ Seattle Mariners

The Kingdome, Seattle, WA

Fri Sep 28 1984, 10:05 PM EDT

Att. 7,961 - Unknown

livebaseballscorecards.com

AB	34
R	1
H	7
RBI	1
BB	5
SO	11
LOB	20

PITCHER		IP	WLS	BF	H	R	ER	SO	BB	IBB	HBP	BLK	WP	HR	S	P	ERA	WHIP
Mike Moore, R ERA: 4.97	(1, 1)	5.0	W	24	4	1	1	7	5	0	0	0	0	0	33	53	1.80	1.800
Karl Best, R ERA: 3.0	(6, 1)	3.2		14	3	0	0	4	0	0	0	0	0	0	22	22	0.00	0.818
Dave Geisel, L ERA: 4.15	(9, 1)	0.1		1	0	0	0	0	0	0	0	0	0	0	1	1	0.00	0.000

PITCHER	IP	WLS	BF	H	R	ER	SO	BB	IBB	HBP	BLK	WP	HR	S	P	ERA	WHIP

BOTTOM

Chicago White Sox @ Seattle Mariners

The Kingdome, Seattle, WA

Fri Sep 28 1984, 10:05 PM EDT

Att. 7,961 - Unknown

Batter	1	2	3	4	5	6	7	8	9	AB	R	H	RBI	BB	SO	LOB
Jack Perconte, L (1, 4) OBP: 0.359, SLG: 0.347	F7		S, 1B		E9, HR		BB, 1B	FC4-6 1-2f		5	3	3	0	0	0	1
Barry Bonnell, R (1, 7) OBP: 0.312, SLG: 0.390	K		1-H		3-H		K	K		5	1	2	3	0	3	2
Alvin Davis, L (1, 3) OBP: 0.394, SLG: 0.503	6-3		2B, 1B		K		F8			4	1	1	0	0	1	1
Al Cowens, R (1, 9) OBP: 0.314, SLG: 0.438		K	1-3, 1B		WP		1B 1-2, 1B, BB			3	2	2	0	1	1	0
Dave Henderson, R (1, 8) OBP: 0.318, SLG: 0.462		BB	2-H 3-H, 1B		F8		1-3 2-H, 1B			4	0	3	3	0	0	1
Steve Henderson, R (1, 10) OBP: 0.344, SLG: 0.414		1-2, BB	K		1-2, K		1-2 3-H, 1B			3	0	1	1	1	2	2
Darnell Coles, R (1, 5) OBP: 0.261, SLG: 0.197		K	F8		F6		K			4	0	0	0	0	2	4
Dave Valle, R (1, 2) OBP: 0.321, SLG: 0.444		5-3	F4		6-3			FC4-6, 1B		4	0	1	0	0	0	2
Spike Owen, S (1, 6) OBP: 0.308, SLG: 0.326			F9		K		F8	FC4-6 FC4-6 1-2f		4	0	0	0	0	1	1
Inning Stats	R: 0 E: 0 K: 1 S: 5 H: 0 LOB: 0 BB: 0 P: 5	R: 0 E: 0 K: 2 S: 8 H: 1 LOB: 2 BB: 1 P: 12	R: 3 E: 0 K: 1 S: 9 H: 5 LOB: 1 BB: 0 P: 9	R: 0 E: 0 K: 1 S: 5 H: 0 LOB: 0 BB: 0 P: 5	R: 2 E: 1 K: 2 S: 10 H: 3 LOB: 1 BB: 0 P: 10	R: 0 E: 0 K: 0 S: 3 H: 0 LOB: 0 BB: 0 P: 3	R: 2 E: 0 K: 2 S: 10 H: 3 LOB: 2 BB: 1 P: 14	R: 0 E: 0 K: 1 S: 6 H: 1 LOB: 1 BB: 0 P: 6		1B: 11 2B: 1 3B: 0 HR: 1 SF: 0 SAC: 0 DP: 0 HBP: 0						

livebaseballscorecards.com

AB	36
R	7
H	13
RBI	7
BB	2
SO	10
LOB	14

WP: 1 PB: 0 SB: 1 CS: 0 PA: 38

PITCHER		IP	WLS	BF	H	R	ER	SO	BB	IBB	HBP	BLK	WP	HR	S	P	ERA	WHIP
Britt Burns, L ERA: 5.0	(1, 1)	4.1	L	21	8	5	5	6	1	0	0	0	0	1	32	36	10.38	2.077
Gene Nelson, R ERA: 4.46	(5, 1)	1.2		6	1	0	0	1	0	0	0	0	1	0	8	8	0.00	0.600
Juan Agosto, L ERA: 3.09	(7, 1)	0.2		4	1	2	2	1	1	0	0	0	0	0	5	9	27.00	3.000
Bert Roberge, R ERA: 3.76	(7, 1)	1.1		7	3	0	0	2	0	0	0	0	0	0	11	11	0.00	2.250

PITCHER	IP	WLS	BF	H	R	ER	SO	BB	IBB	HBP	BLK	WP	HR	S	P	ERA	WHIP

Chicago White Sox @ Seattle Mariners

The Kingdome, Seattle, WA

Sat Sep 29 1984, 10:05 PM EDT

Att. 27,041 - Unknown

TOP

livebaseballscorecards.com

Batter	1	2	3	4	5	6	7	8	9	AB	R	H	RBI	BB	SO	LOB
Daryl Boston, L (1, 8) OBP: 0.212, SLG: 0.235	4-3		G3 BB 1B		G3	K		WP E 1B		5	1	2	0	0	1	2
LaMarr Hoyt, R (1, 7) Jerry Hairston, S (1, PH) (1, 7) OBP: 0.375, SLG: 0.404 Julio Cruz, S (7, 4) OBP: 0.295, SLG: 0.311	WP 1B 2B		G3 BB		3B 1B		WP 1B BB	E3 1B		0 2 1	0 3 0	0 2 1	0 0 0	0 2 0	0 0 0	0 0 0
Harold Baines, L (1, 9) OBP: 0.364, SLG: 0.545	BB 1B BB		F9		1B 3B		G3 1B	F7		4	1	2	2	1	0	3
Greg Walker, L (1, 3) OBP: 0.347, SLG: 0.533	1B BB		G3		1B		G3	F7		4	0	1	1	1	0	3
Ron Kittle, R (1, 10) OBP: 0.294, SLG: 0.447 Jerry Dybzinski, R (9, PR) OBP: 0.310, SLG: 0.310	F6		F4		K		K	FC4-6 1B		5 0	0 0	1 0	0 0	0 0	2 0	7 0
Tom O'Malley, L (1, 5) OBP: 0.167, SLG: 0.125 Tom Paciorek, R (7, PH) OBP: 0.311, SLG: 0.362 Rudy Law, L (7, 7) OBP: 0.309, SLG: 0.345	1B			4-3		F9	F8		FC4-6 FC6-4	3 1 1	0 0 0	1 0 0	1 0 0	0 0 0	0 0 0	0 1 1
Vance Law, R (1, 4) OBP: 0.308, SLG: 0.405 (7, 5)		K				4-3		6-3 WP SH1-4 1B	FC6-4	5	1	2	0	0	1	1
Marc Hill, R (1, 2) OBP: 0.279, SLG: 0.379		4-3		F8		1B		SH1-4		3	0	1	0	0	0	0
Scott Fletcher, R (1, 6) OBP: 0.327, SLG: 0.311		1-3			6-3	1B		6-3		4	0	1	0	0	0	1

	AB	38
	R	6
	H	14
	RBI	4
	BB	4
	SO	4
	LOB	19

Inning Stats																				
	R: 1	H: 2	R: 0	H: 0	R: 0	H: 1	R: 0	H: 1	R: 2	H: 3	R: 0	H: 2	R: 1	H: 1	R: 2	H: 3	R: 0	H: 1	1B: 12	SF: 0	WP: 4	PA: 43
	E: 0	LOB: 2	E: 0	LOB: 0	E: 0	LOB: 2	E: 0	LOB: 0	E: 0	LOB: 1	E: 1	LOB: 2	E: 0	LOB: 1	E: 1	LOB: 1	E: 0	LOB: 1	2B: 1	SAC: 1	PB: 0	
	K: 0	BB: 2	K: 1	BB: 0	K: 0	BB: 1	K: 0	BB: 0	K: 1	BB: 0	K: 1	BB: 0	K: 1	BB: 1	K: 0	BB: 0	K: 0	BB: 0	3B: 1	DP: 0	SB: 0	
	S: 4	P: 12	S: 5	P: 5	S: 4	P: 8	S: 3	P: 3	S: 8	P: 8	S: 7	P: 7	S: 6	P: 10	S: 6	P: 6	S: 4	P: 4	HR: 0	HBP: 0	CS: 0	

PITCHER		IP	WLS	BF	H	R	ER	SO	BB	IBB	HBP	BLK	WP	HR	S	P	ERA	WHIP
Salome Barojas, R ERA: 4.14	(1, 1)	0.0	L	0	0	0	0	0	0	0	0	0	0	0	0	0	∞	∞
Lee Guetterman, L ERA: 4.15	(6, 1)	0.2		4	1	1	1	1	1	0	0	0	1	0	5	9	13.50	3.000
Bob Stoddard, R ERA: 5.13	(7, 1)	0.1		1	0	0	0	1	0	0	0	0	0	0	3	3	0.00	0.000
Paul Mirabella, L ERA: 4.37	(7, 1)	1.0		6	3	2	1	0	0	0	0	0	2	0	6	6	9.00	3.000
Ed Vande Berg, L ERA: 4.76	(8, 1)	1.1		5	1	0	0	0	0	0	0	0	0	0	5	5	0.00	0.750

PITCHER	IP	WLS	BF	H	R	ER	SO	BB	IBB	HBP	BLK	WP	HR	S	P	ERA	WHIP

BOTTOM

Chicago White Sox @ Seattle Mariners

The Kingdome, Seattle, WA

Sat Sep 29 1984, 10:05 PM EDT

Att. 27,041 - Unknown

Batter	1	2	3	4	5	6	7	8	9	AB	R	H	RBI	BB	SO	LOB
Jack Perconte, L (1, 4) OBP: 0.357, SLG: 0.345	F7		F2		F8		F9			4	0	0	0	0	0	3
Barry Bonnell, R (1, 7) OBP: 0.316, SLG: 0.396	BB, G3			4-3, 1B, 2B		L6, 1B, 1B		4-3		3	1	2	0	1	0	0
Alvin Davis, L (1, 3) OBP: 0.393, SLG: 0.501	G3			K		WP, E, 1B		4-3		4	1	1	0	0	1	2
Al Cowens, R (1, 9) OBP: 0.312, SLG: 0.435	F9			4-3		L6		F7		4	0	0	0	0	0	4
Dave Henderson, R (1, 8) OBP: 0.320, SLG: 0.466		K		3-H, 1B		E8, 1-H, 2B			6-3	4	0	2	2	0	1	0
Steve Henderson, R (1, 10) OBP: 0.341, SLG: 0.409		1-3		1-3		K			K	4	0	0	0	0	2	2
Jim Presley, R (1, 5) OBP: 0.247, SLG: 0.393		K	K			2B, 1B	F8			3	0	1	0	0	2	0
Darnell Coles, R (7, PR) (8, 5) OBP: 0.259, SLG: 0.196										1	0	0	0	0	0	0
Bob Kearney, R (1, 2) OBP: 0.255, SLG: 0.330			K		K					2	0	0	0	0	2	0
Larry Milbourne, S (7, PH) OBP: 0.304, SLG: 0.313										1	0	1	0	0	0	0
Dave Valle, R (8, 2) OBP: 0.321, SLG: 0.444						1-H, 2B				0	0	0	0	0	0	0
Spike Owen, S (1, 6) OBP: 0.308, SLG: 0.326			1-6-3		1B		F9			3	0	1	0	0	0	2
Inning Stats	R: 0 H: 0 E: 0 LOB: 1 K: 0 BB: 1 S: 3 P: 7	R: 0 H: 0 E: 0 LOB: 0 K: 2 BB: 0 S: 7 P: 7	R: 0 H: 0 E: 0 LOB: 0 K: 1 BB: 0 S: 5 P: 5	R: 1 H: 2 E: 0 LOB: 1 K: 1 BB: 0 S: 7 P: 7	R: 0 H: 1 E: 0 LOB: 1 K: 2 BB: 0 S: 8 P: 8	R: 1 H: 3 E: 1 LOB: 1 K: 1 BB: 0 S: 7 P: 7	R: 0 H: 2 E: 0 LOB: 2 K: 0 BB: 0 S: 4 P: 4	R: 0 H: 0 E: 0 LOB: 0 K: 0 BB: 0 S: 3 P: 3	R: 0 H: 0 E: 0 LOB: 0 K: 1 BB: 0 S: 5 P: 5	1B: 5 SF: 0 2B: 4 SAC: 0 3B: 0 DP: 1 HR: 0 HBP: 0							

AB	33
R	2
H	8
RBI	2
BB	1
SO	8
LOB	13

WP: 1 PA: 34
PB: 0
SB: 0
CS: 0

livebaseballscorecards.com

PITCHER		IP	WLS	BF	H	R	ER	SO	BB	IBB	HBP	BLK	WP	HR	S	P	ERA	WHIP
Floyd Bannister, L ERA: 4.83	(1, 1)	7.0	W	28	8	2	2	7	1	0	0	0	1	0	41	45	2.57	1.286
Ron Reed, R ERA: 3.08	(8, 1)	2.0		6	0	0	0	1	0	0	0	0	0	0	8	8	0.00	0.000

PITCHER	IP	WLS	BF	H	R	ER	SO	BB	IBB	HBP	BLK	WP	HR	S	P	ERA	WHIP

Batter	1	2	3	4	5	6	7	8	9	AB	R	H	RBI	BB	SO	LOB
Scott Fletcher, R (1, 4) OBP: 0.328, SLG: 0.311	F4	BB 1-2 2-3 1B		F9			BB		K	3	0	1	0	1	0	0
Greg Walker, L (9, PH) OBP: 0.346, SLG: 0.532										1	0	0	0	0	1	0
Vance Law, R (1, 5) OBP: 0.309, SLG: 0.403	BB FC6-4 1-2 2-3 3-H				K		K 1-3			2	0	0	1	2	2	1
Harold Baines, L (1, 9) OBP: 0.361, SLG: 0.541	K 1-2	FC6-4 1-2f			K		F7			4	0	0	0	0	2	5
Carlton Fisk, R (1, 10) OBP: 0.289, SLG: 0.468	BB		E 1B		F3			HR		3	1	2	1	1	0	0
Tom Paciorek, R (1, 3) OBP: 0.308, SLG: 0.358	K		E5 G5-4-3 1-2			F3		F8		4	0	0	0	0	1	3
Ron Kittle, R (1, 7) OBP: 0.295, SLG: 0.453		BB 1B 1B	F7			HR		F4		3	2	1	1	1	0	2
Marc Hill, R (1, 2) OBP: 0.275, SLG: 0.373		F8	G5-4-3 1-2f			K		F5		3	0	0	0	0	1	3
Steve Christmas, L (8, PH) OBP: 0.364, SLG: 0.727										1	0	0	0	0	0	0
Joel Skinner, R (8, 2) OBP: 0.273, SLG: 0.238										0	0	0	0	0	0	0
Jerry Dybzinski, R (1, 6) OBP: 0.311, SLG: 0.311		BB 1B 1-2 1B		6-3		K			F6	3	0	1	0	0	1	0
Tom O'Malley, L (9, PH) OBP: 0.163, SLG: 0.122										1	0	0	0	0	0	0
Daryl Boston, L (1, 8) OBP: 0.207, SLG: 0.229		K		F6			K		K	2	0	0	0	0	1	2
Jerry Hairston, S (7, PH) OBP: 0.373, SLG: 0.401										2	0	0	0	0	2	0
(7, 8)																
Inning Stats	R: 0 E: 0 K: 2 S: 7 H: 0 LOB: 2 BB: 2 P: 15	R: 1 E: 0 K: 1 S: 7 H: 2 LOB: 3 BB: 2 P: 15	R: 0 E: 1 K: 0 S: 4 H: 1 LOB: 1 BB: 0 P: 4	R: 0 E: 0 K: 0 S: 3 H: 0 LOB: 0 BB: 0 P: 3	R: 0 E: 0 K: 2 S: 7 H: 0 LOB: 0 BB: 0 P: 7	R: 1 E: 0 K: 2 S: 8 H: 1 LOB: 0 BB: 0 P: 8	R: 0 E: 0 K: 2 S: 7 H: 0 LOB: 1 BB: 1 P: 11	R: 1 E: 0 K: 0 S: 4 H: 1 LOB: 0 BB: 0 P: 4	R: 0 E: 0 K: 2 S: 7 H: 0 LOB: 0 BB: 0 P: 7	1B: 3 2B: 0 3B: 0 HR: 2 SF: 0 SAC: 0 DP: 1 HBP: 0	WP: 0 PB: 0 SB: 2 CS: 0 PA: 37					

PITCHER	IP	WLS	BF	H	R	ER	SO	BB	IBB	HBP	BLK	WP	HR	S	P	ERA	WHIP
Mark Langston, L (1, 1) ERA: 3.4	7.0	W	31	5	3	3	9	5	0	0	0	0	2	44	64	3.86	1.429
Ed Nunez, R (8, 1) ERA: 3.19	2.0	S	6	0	0	0	2	0	0	0	0	0	0	10	10	0.00	0.000

PITCHER	IP	WLS	BF	H	R	ER	SO	BB	IBB	HBP	BLK	WP	HR	S	P	ERA	WHIP

TOP

Chicago White Sox @ Seattle Mariners

The Kingdome, Seattle, WA

Sun Sep 30 1984, 6:33 AM EDT

Att. 5,821 - Unknown

livebaseballscorecards.com

AB	32
R	3
H	5
RBI	3
BB	5
SO	11
LOB	16

BOTTOM

Chicago White Sox @ Seattle Mariners

The Kingdome, Seattle, WA

Sun Sep 30 1984, 6:33 AM EDT

Att. 5,821 - Unknown

livebaseballscorecards.com

Batter	1	2	3	4	5	6	7	8	9	AB	R	H	RBI	BB	SO	LOB
Jack Perconte, L (1, 4) OBP: 0.357, SLG: 0.346	BBBB 4-0 SH3 S 1B BB	SSS 0-3 ① K		x 0-0 FC4-2 1-3 2B		x 0-0 ③ 6-3				3	1	1	0	1	1	0
Phil Bradley, R (1, 9) OBP: 0.373, SLG: 0.363	x 0-0 ① SH3 1-3	x 0-0 ② 4-3		x 0-0 ② FC4-2 2-3 3-H			x 0-0 ① F7			3	0	0	0	0	0	2
Alvin Davis, L (1, 3) OBP: 0.391, SLG: 0.497	x 0-0 ② F6	SSS 0-3 ③ K		x 0-0 ③ F7			x 0-0 ② 4-3			4	0	0	0	0	1	3
Ken Phelps, L (1, 10) OBP: 0.378, SLG: 0.521	BBBB 4-0 1B HR BB		SSS 0-3 ① K		x 0-0 ① F9		x 0-0 ③ 4-3			3	1	0	0	1	1	0
Barry Bonnell, R (1, 7) OBP: 0.315, SLG: 0.394	x 0-0 1-2 HR 3-H 1B	x 0-0 ② F8		x 0-0 ② F7				x 0-0 E6 S		4	1	1	1	0	0	0
Danny Tartabull, R (1, 6) OBP: 0.375, SLG: 0.650	x 0-0 1-H 2-H HR	H 1-0 FC6-4 HBP		BBBB 4-0 BB				SSS 0-3 ① K		2	1	1	3	1	1	1
Jim Presley, R (1, 5) OBP: 0.247, SLG: 0.402	x 0-0 HR	x 0-0 ③ FC6-4 1-2f		x 0-0 ③ F6				x 0-0 ② F9 1-2		4	1	1	1	0	0	3
Bob Kearney, R (1, 2) OBP: 0.257, SLG: 0.334	x 0-0 1B 2B			x 0-0 2B FC4-2 1B		SSS 0-3 ① K		x 0-0 ③ 5-3		4	0	2	0	0	1	1
John Moses, S (1, 8) OBP: 0.395, SLG: 0.429	x 0-0 ③ 2-H 1B			x 0-0 ① F8		x 0-0 ② G3				3	0	1	0	0	0	1

AB	30
R	5
H	7
RBI	5
BB	3
SO	5
LOB	11

Inning Stats	1	2	3	4	5	6	7	8	9
	R: 5 E: 0 K: 0 S: 7	R: 0 E: 0 K: 2 S: 7	R: 0 E: 0 K: 1 S: 5	R: 0 E: 0 K: 0 S: 5	R: 0 E: 0 K: 0 S: 3	R: 0 E: 0 K: 1 S: 5	R: 0 E: 0 K: 0 S: 3	R: 0 E: 1 K: 1 S: 6	
	H: 5 LOB: 2 BB: 2 P: 15	H: 0 LOB: 0 BB: 0 P: 7	H: 0 LOB: 1 BB: 0 P: 6	H: 2 LOB: 2 BB: 0 P: 5	H: 0 LOB: 1 BB: 1 P: 7	H: 0 LOB: 0 BB: 0 P: 5	H: 0 LOB: 0 BB: 0 P: 3	H: 0 LOB: 1 BB: 0 P: 6	

1B: 3	SF: 0
2B: 2	SAC: 1
3B: 0	DP: 0
HR: 2	HBP: 1

WP: 0	PA: 35
PB: 0	
SB: 2	
CS: 0	

PITCHER	IP	WLS	BF	H	R	ER	SO	BB	IBB	HBP	BLK	WP	HR	S	P	ERA	WHIP
Tom Seaver, R (1, 1) ERA: 3.95	8.0	L	35	7	5	5	5	3	0	1	0	0	2	41	54	5.62	1.250

PITCHER	IP	WLS	BF	H	R	ER	SO	BB	IBB	HBP	BLK	WP	HR	S	P	ERA	WHIP